

Philadelphia Phillies - 1968

Batter	1	2	3	4	5	6	7	8	9	AB R H RBI BB SO LOB	TOP		
Tony Taylor, R (1, 5) X	0-0 P4-3		0-0 P4-3			4-0 CS BB			0-0 P4-3	3 0 0 0 1 0 0	Philadelphia Phillies @ Los Angeles Dodgers Dodger Stadium, Los Angeles, CA Wed Apr 10 1968, 6:05 PM PST Att. 28,138 - Unknown livebaseballscorecards.com		
Cookie Rojas, R (1, 4) X OBP: 0.250, SLG: 0.250	0-0 G5-6-3 1B			0-0 6-3		0-0 CS 1-2	0-0 6-3		0-0 L6	4 0 1 0 0 0 0			
Johnny Callison, L (1, 9) X OBP: 0.250, SLG: 0.250	0-0 G5-6-3 1-2f			0-0 6-3			0-0 P3		2-2 2B 1B	4 0 1 0 0 0 1			
Dick Allen, R (1, 7) X OBP: 0.250, SLG: 0.500		0-0 P4-3		0-0 6-3			0-0 F8		0-2 1-3 2B	4 0 1 0 0 0 0			
Bill White, L (1, 3) X OBP: 0.250, SLG: 0.250		0-0 1B FC6-4 1B			0-0 3-1			0-0 P5	0-3 K	4 1 1 0 0 1 2			
Larry Hisle, R (1, 8) X OBP: 0.667, SLG: 0.667		1-2 FC6-4 1B			1-2 6-3			0-0 2B 1B		3 1 2 0 0 0 0			
Don Money, R (1, 6) X OBP: 0.333, SLG: 0.667		3-2 FC6-4 CS 1-2f 3-H			0-0 5-3			0-0 1-H 2B		3 0 1 2 0 0 1			
Mike Ryan, R (1, 2) X		0-0 CS 1-2	0-0 1-3			0-0 L9		0-0 1-3		3 0 0 0 0 0 1			
Chris Short, R (1, 1) X			0-0 1-3			0-0 6-3		0-0 6-3		3 0 0 0 0 0 1			
Inning Stats	R: 0 H: 1 E: 0 LOB: 0 K: 0 BB: 0 S: 3 P: 3	R: 1 H: 2 E: 0 LOB: 0 K: 0 BB: 0 S: 8 P: 12	R: 0 H: 0 E: 0 LOB: 0 K: 0 BB: 0 S: 3 P: 3	R: 0 H: 0 E: 0 LOB: 0 K: 0 BB: 0 S: 3 P: 3	R: 0 H: 0 E: 0 LOB: 0 K: 0 BB: 0 S: 6 P: 7	R: 0 H: 0 E: 0 LOB: 0 K: 0 BB: 1 S: 2 P: 6	R: 0 H: 0 E: 0 LOB: 0 K: 0 BB: 0 S: 3 P: 3	R: 1 H: 2 E: 0 LOB: 1 K: 0 BB: 0 S: 5 P: 5	R: 0 H: 2 E: 0 LOB: 2 K: 1 BB: 0 S: 11 P: 13	1B: 5 SF: 0 2B: 2 SAC: 0 3B: 0 DP: 1 HR: 0 HBP: 0	WP: 0 PA: 34 PB: 0 SB: 0 CS: 2		
PITCHER	IP WLS BF H R ER SO BB IBB HBP BLK WP HR S P ERA WHIP											PITCHER	IP WLS BF H R ER SO BB IBB HBP BLK WP HR S P ERA WHIP
Claude Osteen, L (1, 1) ERA: 2.25	8.0 L 27 5 2 2 0 1 0 0 0 0 0 0 33 42 2.25 0.750												
Jim Brewer, L (9, 1) ERA:	1.0 5 2 0 0 0 1 0 0 0 0 0 0 11 13 0.00 2.000												



Batter	1	2	3	4	5	6	7	8	9	AB	R	H	RBI	BB	SO	LOB
Willie Davis, L (1, 8) X	0-0 P3 ①		0-3 K ③			0-0 G3 ①		0-1 L8 ③		4	0	0	0	0	1	0
Zoilo Versalles, R (1, 6) X	0-0 F5 ②			0-0 L5 ①		0-3 K ②			0-0 F9 ①	4	0	0	0	0	1	0
Wes Parker, S (1, 3) X OBP: 0.500, SLG: 0.750	0-0 2B			0-0 F8 ②		0-0 FC5-4 1B			0-3 K ②	4	0	2	0	0	1	0
Al Ferrara, R (1, 7) S S S	0-3 K ③			0-0 1B		0-0 FC5-4 1-2f			0-0 F9 ③	4	0	1	0	0	1	2
Bob Bailey, R (1, 5) X		0-0 2-3 ①		0-3 K ③				0-0 F7 ①		3	0	0	0	0	1	1
Ron Fairly, L (1, 9) S S S		0-3 K ②			0-3 K ①			0-3 K ②		3	0	0	0	0	3	0
Paul Popovich, S (1, 4) X		0-0 P8 ③			0-0 F3 ②			0-0 P5-3 ③		3	0	0	0	0	0	0
Tom Haller, L (1, 2) X OBP: 0.333, SLG: 0.333			0-0 P3 ①		0-0 1B			0-3 K ①		3	0	1	0	0	1	0
Claude Osteen, L (1, 1) X			0-0 L6 ②		0-3 1B ③			0-0 5-3 ②		2	0	0	0	0	1	1
Rocky Colavito, R (8, PH)										1	0	0	0	0	0	0
Jim Brewer, L (9, 1)										0	0	0	0	0	0	0

Inning Stats	R: 0 E: 0 K: 1 S: 6	H: 1 LOB: 1 BB: 0 P: 6	R: 0 E: 0 K: 1 S: 5	H: 0 LOB: 0 BB: 0 P: 5	R: 0 E: 0 K: 1 S: 5	H: 0 LOB: 0 BB: 0 P: 5	R: 0 E: 0 K: 1 S: 6	H: 1 LOB: 1 BB: 0 P: 6	R: 0 E: 0 K: 2 S: 8	H: 1 LOB: 1 BB: 0 P: 8	R: 0 E: 0 K: 1 S: 6	H: 1 LOB: 1 BB: 0 P: 6	R: 0 E: 0 K: 1 S: 5	H: 0 LOB: 0 BB: 0 P: 5	R: 0 E: 0 K: 1 S: 6	H: 0 LOB: 0 BB: 0 P: 6	R: 0 E: 0 K: 1 S: 5	H: 0 LOB: 0 BB: 0 P: 5	R: 0 E: 0 K: 1 S: 5	H: 0 LOB: 0 BB: 0 P: 5	1B: 3 2B: 1 3B: 0 HR: 0	SF: 0 SAC: 0 DP: 0 HBP: 0	WP: 0 PB: 0 SB: 0 CS: 0	PA: 31	
PITCHER Chris Short, L (1, 1) ERA:	IP 9.0	WLS W	BF 31	H 4	R 0	ER 0	SO 10	BB 0	IBB 0	HBP 0	BLK 0	WP 0	HR 0	S 52	P 52	ERA 0.00	WHIP 0.444								
PITCHER	IP	WLS	BF	H	R	ER	SO	BB	IBB	HBP	BLK	WP	HR	S	P	ERA	WHIP								

BOTTOM

Philadelphia Phillies @ Los Angeles Dodgers
 Dodger Stadium, Los Angeles, CA

Wed Apr 10 1968, 6:05 PM PST
 Att. 28,138 - Unknown

livebaseballscorecards.com

AB	31
R	0
H	4
RBI	0
BB	0
SO	10
LOB	4



Batter	1	2	3	4	5	6	7	8	9	AB R H RBI BB SO LOB	TOP	
Tony Taylor, R OBP: 0.222, SLG: 0.125 (1, 5) X	0-0 F7 1B	0-0 1B 2-H 1B			0-3 K 1B		0-0 F3 1B		0-0 4-3	5 0 1 1 0 1 1		
Cookie Rojas, R OBP: 0.250, SLG: 0.250 (1, 4) X	0-0 F7 1B	0-0 1B 1-3 1B			0-0 6-3 1B		0-0 L7 1B			4 0 1 0 0 0 0		
Johnny Callison, L OBP: 0.375, SLG: 0.286 (1, 9) B B B	4-0 1B S BB	0-3 K 1B			0-0 1B 1B		0-0 F9 1B			3 2 1 0 0 1 1 2		
Dick Allen, R OBP: 0.375, SLG: 0.429 (1, 7) B B B	4-0 WP 1B 1-2 BB			0-0 6-3 1B		0-0 1B 1-2 1B		0-0 F7 1B		3 0 1 0 0 1 0 0		
Tony Gonzalez, L OBP: 0.500, SLG: 0.500 (1, 8) X	0-0 WP 1B 1-2 2-H			0-0 G3 1B		0-0 1B 1-3 2-H		0-0 F7 1B		4 0 2 2 0 0 0 0		
Bill White, L OBP: 0.125, SLG: 0.125 (1, 3) S S S	0-3 K 1-2 2-3			0-0 F2 1B		0-0 F2 1B		0-0 F3 1B		4 0 0 0 0 1 4		
Don Money, R OBP: 0.286, SLG: 0.571 (1, 6) X		0-0 1B 2B		0-3 K 1B		0-0 F7 1B		0-0 E6 1B		4 1 1 0 0 0 1 0		
Mike Ryan, R John Briggs, L (9, PH)		0-0 6-3 1B		0-0 F3 1B		0-0 P5 1B		0-0 F4 1B		3 0 0 0 0 0 0 1 1 0 0 0 0 0 0 1		
Larry Jackson, R Gary Sutherland, R Gary Wagner, R Dick Hall, R Rick Joseph, R John Boozer, R Don Lock, R		0-3 K 1B		0-0 5-3 1B		0-0 P2 1B		0-0 F8 1B		1 0 0 0 0 0 1 1 1 0 1 0 0 0 0 0 0 0 0 0 0 0 0 0 0 0 1 0 0 0 0 0 0 1		
Inning Stats	R: 1 H: 1 E: 0 LOB: 2 K: 1 BB: 2 S: 6 P: 14	R: 1 H: 3 E: 0 LOB: 2 K: 2 BB: 0 S: 10 P: 10	R: 0 H: 0 E: 0 LOB: 0 K: 0 BB: 0 S: 3 P: 3	R: 0 H: 0 E: 0 LOB: 0 K: 1 BB: 0 S: 5 P: 5	R: 1 H: 3 E: 0 LOB: 2 K: 1 BB: 0 S: 8 P: 8	R: 0 H: 0 E: 0 LOB: 0 K: 0 BB: 0 S: 3 P: 3	R: 0 H: 0 E: 0 LOB: 0 K: 0 BB: 0 S: 3 P: 3	R: 0 H: 0 E: 0 LOB: 0 K: 0 BB: 0 S: 3 P: 3	R: 0 H: 0 E: 1 LOB: 1 K: 0 BB: 0 S: 4 P: 4	1B: 6 SF: 0 2B: 1 SAC: 0 3B: 0 DP: 0 HR: 0 HBP: 0	WP: 1 PA: 37 PB: 0 SB: 1 CS: 0	
PITCHER Don Wilson, R (1, 1) ERA: 3.0	IP WLS BF H R ER SO BB IBB HBP BLK WP HR S P ERA WHIP	9.0 W 37 7 3 3 5 2 0 0 0 1 0 45 53 3.00 1.000										

Philadelphia Phillies @ Houston Astros
Astrodome, Houston, TX
Thu Apr 11 1968, 7:05 PM EST
Att. 11,972 - Unknown

livebaseballscorecards.com

AB	35
R	3
H	7
RBI	3
BB	2
SO	5
LOB	11



Batter	1	2	3	4	5	6	7	8	9	AB R H RBI BB SO LOB
Ron Davis, R OBP: 0.222, SLG: 0.125 (1, 8)	0-0 1B 1B	0-3 K		0-0 5-3	0-0 F9		1-0 WP HBP			4 1 1 0 0 1 1
Joe Morgan, L OBP: 0.333, SLG: 0.250 (1, 4)	0-0 1B 2B 1B	0-0 P6		4-0 1B 2B BB		0-0 F7	0-3 K 1-2			4 2 1 0 1 1 2
Hal King, L OBP: 0.667, SLG: 0.857 (1, 2)	0-0 2B 1-2 1B		0-0 4-3	0-0 2B 1-3 1B		4-0 2B BB		0-0 G6-4-3 E 1B		4 2 3 1 1 0 0
Rusty Staub, L OBP: 0.556, SLG: 0.778 (1, 3)	0-0 F8		0-0 WP 2B 1B	0-0 1B 1-3 2B		0-0 1-H 2B		0-0 E4 G6-4-3 1-2		5 1 3 2 0 0 3
Jimmy Wynn, R OBP: 0.222, SLG: 0.125 (1, 7)	0-3 K		0-0 L7 1-2	0-0 CS 1B		0-3 K		0-0 G6-4-3 1-2 2-3		5 0 1 1 0 2 6
Norm Miller, L OBP: 0.375, SLG: 1.000 (1, 9)	0-0 2B		0-0 1B 2B	0-3 K 1-2		0-0 3-1		0-0 1-3		5 1 2 2 0 1 4
Bob Aspromonte, R OBP: 0.625, SLG: 1.000 (1, 5)	4-0 IBB		4-0 1B IBB		0-0 3-1 SH3-4 1B		0-0 4-3 2B			2 0 2 0 2 0 0
Hector Torres, R OBP: 0.167, SLG: 0.167 (1, 6)	0-3 K		0-0 1B		0-0 SH3-4		0-0 4-3			3 0 1 1 0 1 4
Don Wilson, R (1, 1)		0-3 K	0-0 4-3		0-0 3-1		0-0 L9			4 0 0 0 0 1 4

Inning Stats	R: 2 E: 0 K: 2 S: 11	H: 4 LOB: 3 BB: 1 P: 15	R: 0 E: 0 K: 2 S: 7	H: 0 LOB: 0 BB: 0 P: 7	R: 2 E: 0 K: 0 S: 6	H: 3 LOB: 2 BB: 1 P: 10	R: 2 E: 0 K: 1 S: 7	H: 3 LOB: 1 BB: 1 P: 11	R: 0 E: 0 K: 0 S: 4	H: 1 LOB: 1 BB: 0 P: 4	R: 1 E: 0 K: 1 S: 6	H: 1 LOB: 1 BB: 1 P: 10	R: 0 E: 0 K: 1 S: 6	H: 1 LOB: 2 BB: 0 P: 7	R: 0 E: 1 K: 0 S: 4	H: 1 LOB: 1 BB: 0 P: 4
--------------	-------------------------------	----------------------------------	------------------------------	---------------------------------	------------------------------	----------------------------------	------------------------------	----------------------------------	------------------------------	---------------------------------	------------------------------	----------------------------------	------------------------------	---------------------------------	------------------------------	---------------------------------


PITCHER	IP	WLS	BF	H	R	ER	SO	BB	IBB	HBP	BLK	WP	HR	S	P	ERA	WHIP
Larry Jackson, R ERA: 12.0 (1, 1)	3.0	L	18	7	4	4	4	0	0	0	0	1	0	24	32	12.00	2.333
Gary Wagner, R ERA: 54.0 (4, 1)	0.1		5	3	2	2	0	1	0	0	0	0	0	4	8	54.00	12.000
Dick Hall, R ERA: (4, 1)	1.2		5	1	0	0	1	0	0	0	0	0	0	7	7	0.00	0.600
John Boozer, R ERA: 3.0 (6, 1)	3.0		14	3	1	1	2	1	0	1	0	1	0	16	21	3.00	1.333

BOTTOM

Philadelphia Phillies @ Houston Astros
Astrodome, Houston, TX

Thu Apr 11 1968, 7:05 PM EST
Att. 11,972 - Unknown

AB	36
R	7
H	14
RBI	7
BB	4
SO	7
LOB	24



1B	2B	3B	HR	SF	SAC	DP	HBP	WP	HR	S	P	ERA	WHIP
9	5	0	0	0	1	1	1	2	0	0	0	3.00	1.333

Batter	1	2	3	4	5	6	7	8	9	AB R H RBI BB SO LOB	TOP		
Tony Taylor, R (1, 5) OBP: 0.385, SLG: 0.273 Tony Gonzalez, L (8, PH) OBP: 0.400, SLG: 0.400 Bobby Wine, R (8, 5)	4-0 2B 1B BB	0-0 1B 1B		0-0 1B 1B			0-0 F9	0-0 3-1		3 1 2 0 1 0 0 1 0 0 0 0 0 3 0 0 0 0 0 0 0			
Cookie Rojas, R (1, 4) OBP: 0.462, SLG: 0.538	0-0 1B 1-3 FC4 2B	0-0 1-2 1B		0-0 1-3 1B			0-0 1B		0-0 6-3	5 1 4 0 0 0 0			
Johnny Callison, L (1, 9) OBP: 0.308, SLG: 0.182	4-0 FC4 1B BB	0-0 P6		0-0 F8			0-0 P4		0-0 L7	4 0 0 0 1 0 4			
Dick Allen, R (1, 7) OBP: 0.385, SLG: 0.417	0-0 FC4 1-2 2-3 3-H 1B		0-0 P4		0-0 G6-4-3 1B		0-0 5-3		0-3 K	5 0 2 1 0 1 1			
Bill White, L (1, 3) OBP: 0.083, SLG: 0.083	0-3 K		0-0 E1 2B		0-0 G6-4-3 1-2f			0-0 G3		4 0 0 0 0 1 4			
Larry Hisle, R (1, 8) OBP: 0.571, SLG: 0.714	0-0 FC4 1-2f 2-3 3-H		0-0 1-3 2B		0-3 K			0-0 BB 1B 1B		4 0 2 1 0 1 2			
Don Money, R (1, 6) OBP: 0.273, SLG: 0.400	0-3 K		4-0 G6-4-3 IBB		0-0 6-3			0-0 F3		3 0 0 0 1 1 3			
Mike Ryan, R (1, 2) OBP: 0.100, SLG: 0.100			0-0 F8		0-0 G6-4-3 1-2f		0-0 5-3		0-0 BB 1-2 1B	4 0 1 0 0 0 3			
Woodie Fryman, R (1, 1) Turk Farrell, R (5, 1) Don Lock, R (8, PH) John Boozer, R (8, 1)		0-3 K		0-0 4-3		0-0 5-3		4-0 BB 1-2 2-3 BB		2 0 0 0 0 1 0 1 0 0 0 0 0 0 0 0 0 0 1 0 0 0 0 0 0 0 0 0			
Inning Stats	R: 2 H: 2 E: 0 LOB: 2 K: 2 BB: 2 S: 9 P: 17	R: 0 H: 2 E: 0 LOB: 2 K: 1 BB: 0 S: 7 P: 7	R: 0 H: 1 E: 1 LOB: 2 K: 0 BB: 1 S: 4 P: 8	R: 0 H: 2 E: 0 LOB: 1 K: 0 BB: 0 S: 4 P: 4	R: 0 H: 1 E: 0 LOB: 0 K: 1 BB: 0 S: 5 P: 5	R: 0 H: 0 E: 0 LOB: 0 K: 0 BB: 0 S: 3 P: 3	R: 0 H: 1 E: 0 LOB: 1 K: 0 BB: 0 S: 4 P: 4	R: 0 H: 2 E: 0 LOB: 3 K: 0 BB: 1 S: 5 P: 9	R: 0 H: 0 E: 0 LOB: 0 K: 1 BB: 0 S: 5 P: 5	1B: 9 SF: 0 2B: 2 SAC: 0 3B: 0 DP: 2 HR: 0 HBP: 0	WP: 0 PA: 40 PB: 0 SB: 0 CS: 0		
PITCHER Denny Lemaster, L (1, 1) ERA: 2.35 John Buzhardt, R (8, 1) ERA:	IP WLS BF H R ER SO BB IBB HBP BLK WP HR S P ERA WHIP	7.2 W 36 11 2 2 4 3 1 0 0 0 0 40 56 2.35 1.826	1.1 S 4 0 0 0 1 0 0 0 0 0 0 0 6 6 0.00 0.000										

Philadelphia Phillies @ Houston Astros
Astrodome, Houston, TX
Fri Apr 12 1968, 7:05 PM EST
Att. 16,415 - Unknown

AB	36
R	2
H	11
RBI	2
BB	4
SO	5
LOB	20



Batter	1	2	3	4	5	6	7	8	9	AB R H RBI BB SO LOB
Ron Davis, R OBP: 0.308, SLG: 0.333 (1, 8)	0-0 6-3		0-0 P4		0-0 2B 1B	0-0 2B				4 1 2 2 0 0 1
Joe Morgan, L OBP: 0.462, SLG: 0.545 (1, 4)	0-0 3B		0-0 1B		4-0 2B BB	0-3 K				3 1 2 0 1 1 1
Jimmy Wynn, R OBP: 0.231, SLG: 0.091 (1, 7)	0-3 K		0-3 K		4-0 2B BB	0-0 6-3				3 1 0 0 1 2 4
Rusty Staub, L OBP: 0.462, SLG: 0.692 (1, 3)	0-0 F7			0-0 F8	0-0 2B BB		0-0 6-3			4 0 1 2 0 0 1
Bob Aspromonte, R OBP: 0.583, SLG: 0.778 (1, 5)		0-0 1B G4-6-3		0-0 P3	4-0 BB BB		0-0 P6			3 0 1 0 1 0 0
John Bateman, R (1, 2) Hal King, L (5, PH) OBP: 0.636, SLG: 0.750 (6, 2)		0-0 1-2f G4-6-3		0-3 K	4-0 FC1-6 BB		0-0 F8			2 0 0 0 0 1 1 1 0 0 1 1 0 0
Ivan Murrell, R (1, 9) Norm Miller, L (8, 9) OBP: 0.250, SLG: 0.250 OBP: 0.444, SLG: 1.000		0-0 P4			1-3 FC1-6 1-2f		4-0 BB G5-4-3			3 0 0 0 0 0 3 0 0 0 0 1 0 0
Hector Torres, R OBP: 0.400, SLG: 0.400 (1, 6)			0-0 1B FC1-6		0-0 1B SH3-4	0-0 1B SH3-4		0-0 F9		4 2 3 0 0 0 1
Denny Lemaster, R (1, 1) John Buzhardt, R (8, 1)			0-0 1B FC1-6 1-2f		0-0 1B SH3-4	0-0 1B SH3-4		0-0 G5-4-3 1-2f		1 0 0 0 0 0 1 1 0 0 0 0 0 1

Inning Stats	R: 0	H: 1	E: 0	LOB: 1	K: 1	P: 6	R: 0	H: 1	E: 0	LOB: 0	K: 0	P: 3	R: 0	H: 2	E: 0	LOB: 2	K: 1	P: 7	R: 0	H: 0	E: 0	LOB: 0	K: 1	P: 5	R: 4	H: 3	E: 0	LOB: 3	K: 0	P: 22	R: 1	H: 2	E: 0	LOB: 1	K: 1	P: 7	R: 0	H: 0	E: 0	LOB: 0	K: 0	P: 3	R: 0	H: 0	E: 0	LOB: 0	K: 0	P: 6	
	6	1	0	0	0	0	1	2	0	0	0	3	0	0	0	2	0	7	0	0	0	0	0	0	0	0	3	2	0	4	1	0	0	0	0	0	0	0	0	0	0	0	0	0	0	0	0	0	0


PITCHER	IP	WLS	BF	H	R	ER	SO	BB	IBB	HBP	BLK	WP	HR	S	P	ERA	WHIP
Woody Fryman, L (1, 1) ERA: 7.71	4.2	L	22	7	4	4	3	2	0	0	0	0	0	26	34	7.71	1.929
Turk Farrell, R (5, 1) ERA: 3.86	2.1		11	2	1	1	1	2	0	0	0	0	0	11	19	3.86	1.714
John Boozer, R (8, 1) ERA: 2.25	1.0		3	0	0	0	0	1	0	0	0	0	0	2	6	0.00	1.000

BOTTOM

Philadelphia Phillies @ Houston Astros
Astrodome, Houston, TX

Fri Apr 12 1968, 7:05 PM EST
Att. 16,415 - Unknown

AB	29
R	5
H	9
RBI	5
BB	5
SO	4
LOB	14



WP: 0	PA: 36
PB: 0	SB: 0
CS: 0	

WP	HR	S	P	ERA	WHIP
0	0	0	0	0	0

Batter	1	2	3	4	5	6	7	8	9	AB R H RBI BB SO LOB	TOP
Tony Taylor, R OBP: 0.412, SLG: 0.333 (1, 5) X	0-0 S 1B		0-0 F9			0-0 1-2 1B		0-0 1-3		4 0 2 0 0 0 1	
Cookie Rojas, R OBP: 0.353, SLG: 0.412 (1, 4) X	0-0 F7 1-2			0-0 6-3		0-0 F7			0-0 6-3	4 0 0 0 0 0 3	
Johnny Callison, L OBP: 0.294, SLG: 0.200 (1, 9) X	0-0 P5			0-3 K		0-0 G3			0-0 BB HR 1B	4 1 1 0 0 1 3	
Dick Allen, R OBP: 0.294, SLG: 0.313 (1, 7) S S	0-3 K			0-3 K					0-3 K	4 0 0 0 0 4 2	
Tony Gonzalez, L OBP: 0.333, SLG: 0.250 (1, 8)		0-3 K			0-0 F7				0-3 K	3 1 0 0 1 2 0	
Bill White, L OBP: 0.125, SLG: 0.313 (1, 3)		0-3 K			0-0 1-3				0-0 K	4 1 1 3 0 1 0	
Clay Dalrymple, L (1, 2) Don Lock, R (8, PH) Jeff James, R (8, 1) Rick Joseph, R (9, PH)		0-3 K			0-3 K				0-0 1-3	2 0 0 0 0 2 0	
Bobby Wine, R OBP: 0.333, SLG: 0.333 (1, 6)			0-0 1-3			0-0 L8			0-0 1B	3 0 1 0 0 0 0	
Grant Jackson, S (1, 1) Dick Hall, R (5, 1) Gary Sutherland, R (6, PH) Gary Wagner, R (6, 1) John Briggs, L (8, PH) Mike Ryan, R (8, 2)			0-3 K			0-0 1B 1B			0-3 K	1 0 0 0 0 1 0 0 0 0 0 0 0 0 1 0 1 0 0 0 0 0 0 0 0 0 0 0 1 0 0 0 0 1 1 0 0 0 0 0 0 0	
Inning Stats	R: 0 H: 1 E: 0 LOB: 1 K: 1 BB: 0 S: 6 P: 6	R: 0 H: 0 E: 0 LOB: 0 K: 3 BB: 0 S: 9 P: 9	R: 0 H: 0 E: 0 LOB: 0 K: 1 BB: 0 S: 5 P: 5	R: 0 H: 0 E: 0 LOB: 0 K: 2 BB: 0 S: 7 P: 7	R: 0 H: 0 E: 0 LOB: 0 K: 1 BB: 0 S: 5 P: 5	R: 0 H: 2 E: 0 LOB: 2 K: 0 BB: 0 S: 5 P: 5	R: 0 H: 0 E: 0 LOB: 0 K: 2 BB: 0 S: 7 P: 7	R: 0 H: 1 E: 0 LOB: 1 K: 1 BB: 0 S: 6 P: 6	R: 3 H: 2 E: 0 LOB: 0 K: 2 BB: 1 S: 9 P: 13	1B: 5 SF: 0 2B: 0 SAC: 0 3B: 0 DP: 0 HR: 1 HBP: 0	WP: 0 PA: 34 PB: 0 SB: 1 CS: 0
PITCHER Dave Giusti, R (1, 1) ERA: 3.0	IP WLS BF H R ER SO BB IBB HBP BLK WP HR S P ERA WHIP										

Philadelphia Phillies @ Houston Astros
Astrodome, Houston, TX
Sat Apr 13 1968, 4:33 AM EST
Att. 13,164 - Unknown

livebaseballscorecards.com

AB	33
R	3
H	6
RBI	3
BB	1
SO	13
LOB	10



Batter	1	2	3	4	5	6	7	8	9
Ron Davis, R OBP: 0.235, SLG: 0.250 (1, 8)	0-3 K		0-3 K		0-3 K	0-0 P4			
Joe Morgan, L OBP: 0.529, SLG: 0.500 (1, 4)	0-0 P6			4-0 1B BB	4-0 1B BB		4-0 S BB		
Jimmy Wynn, R OBP: 0.176, SLG: 0.067 (1, 7)	0-0 P4			0-0 1-2 1-6-3	0-0 F3		0-3 K		
Rusty Staub, L OBP: 0.471, SLG: 0.625 (1, 3)		0-3 K		0-0 2-H 1B 1B	0-0 1-2 E6 1B		4-0 G6-4-3 IBB		
Bob Aspromonte, R OBP: 0.500, SLG: 0.615 (1, 5)		0-0 4-3		0-0 6-3	0-0 1-3 2-H 3-H 1B		0-0 G6-4-3		
John Bateman, R OBP: 0.333, SLG: 0.333 (1, 2)		0-0 1B		0-0 2-H 1B 1B	0-0 P5		0-3 K		
Ivan Murrell, R OBP: 0.250, SLG: 0.250 (1, 9)		0-0 F9		0-0 1-2 1B		0-0 4-3		0-3 K	
Hector Torres, R OBP: 0.357, SLG: 0.308 (1, 6)			0-0 5-3	0-0 5-3		4-0 BB		0-0 5-3	
Dave Giusti, R OBP: 0.333, SLG: 0.667 (1, 1)			0-0 4-3		0-0 E 1B 2B		0-3 K		

Inning Stats	R: 0	H: 0	E: 0	K: 1	S: 5	R: 0	H: 1	E: 0	K: 1	S: 6	R: 0	H: 0	E: 0	K: 1	S: 5	R: 2	H: 3	E: 0	K: 0	S: 6	R: 2	H: 2	E: 1	K: 1	S: 8	R: 0	H: 0	E: 0	K: 1	S: 5	R: 0	H: 0	E: 0	K: 2	S: 7	R: 0	H: 0	E: 0	K: 2	S: 7	R: 0	H: 0	E: 0	K: 1	S: 4
	LOB: 0	BB: 5	LOB: 1	BB: 0	P: 6	LOB: 0	BB: 0	LOB: 2	BB: 0	P: 5	LOB: 2	BB: 1	LOB: 2	BB: 1	P: 12	LOB: 1	BB: 1	LOB: 1	BB: 2	P: 12	LOB: 0	BB: 1	LOB: 0	BB: 0	P: 7	LOB: 0	BB: 0	LOB: 0	BB: 0	P: 7	LOB: 0	BB: 0	LOB: 0	BB: 0	P: 7	LOB: 0	BB: 0	LOB: 0	BB: 0	P: 7	LOB: 0	BB: 0	LOB: 0	BB: 0	P: 7

AB	R	H	RBI	BB	SO	LOB
4	0	0	0	0	3	2
1	2	0	0	3	0	0
4	0	0	0	0	1	4
3	1	1	1	1	1	2
4	0	1	2	0	0	3
4	0	2	1	0	1	2
4	0	1	0	0	1	1
3	0	0	0	1	0	2
3	1	1	0	0	1	1

BOTTOM

Philadelphia Phillies @ Houston Astros
Astrodome, Houston, TX
Sat Apr 13 1968, 4:33 AM EST
Att. 13,164 - Unknown

livebaseballscorecards.com

AB	30
R	4
H	6
RBI	4
BB	5
SO	8
LOB	17



PITCHER	IP	WLS	BF	H	R	ER	SO	BB	IBB	HBP	BLK	WP	HR	S	P	ERA	WHIP
Grant Jackson, L ERA: 3.86 (1, 1)	4.2	L	23	6	4	2	4	2	0	0	0	0	0	29	37	3.86	1.714
Dick Hall, R ERA: (5, 1)	0.1		1	0	0	0	0	0	0	0	0	0	0	1	1	0.00	0.000
Gary Wagner, R ERA: 7.71 (6, 1)	2.0		8	0	0	0	2	2	1	0	0	0	0	9	21	0.00	1.000
Jeff James, R ERA: (8, 1)	1.0		3	0	0	0	2	0	0	0	0	0	0	7	7	0.00	0.000

WP	HR	S	P	ERA	WHIP
0	0	0	35		

Batter	1	2	3	4	5	6	7	8	9	AB R H RBI BB SO LOB	TOP											
Tony Taylor, R OBP: 0.333, SLG: 0.263 (1, 5)	0-0 5-3		0-0 F8			0-0 G6-3		0-3 K		4 0 0 0 0 1 3												
Cookie Rojas, R OBP: 0.333, SLG: 0.381 (1, 4)	0-3 K			0-0 3-1 WP 1B		0-3 K		0-3 K	4 1 1 0 0 3 0													
Johnny Callison, L OBP: 0.238, SLG: 0.158 (1, 9)	0-3 K			0-0 3-1			0-0 F9		0-0 F7	4 0 0 0 0 1 1												
Dick Allen, R OBP: 0.286, SLG: 0.300 (1, 7)		0-3 K		0-0 3-6-3 1B			0-3 K		0-0 F5	4 0 1 1 0 2 0												
Tony Gonzalez, L OBP: 0.250, SLG: 0.182 Gary Wagner, R (7, 1)		0-0 4-3		0-0 G3-6-3			0-0 L3			3 0 0 0 0 0 1 0 0 0 0 0 0 0												
Bill White, L OBP: 0.105, SLG: 0.263 (1, 3)		0-0 F3			0-3 K			0-0 1-3		3 0 0 0 0 1 0												
Clay Dalrymple, L OBP: 0.200, SLG: 0.200 (1, 2)			0-0 3-1		0-0 F8			0-0 2B 1B		3 1 1 0 0 0 0												
Bobby Wine, R OBP: 0.333, SLG: 0.500 (1, 6)			0-0 6-3		0-0 F2			0-0 1-H 2B		3 0 1 1 0 0 0												
Rick Wise, R OBP: 1.000, SLG: 1.000 Dick Hall, R (5, 1)			0-0			0-0 G6-3 1B		0-3 K		1 0 1 0 0 0 0 0 0 0 0 0 0 0												
John Briggs, L OBP: 0.333, SLG: 0.333 Jeff James, R (6, 1)										1 0 1 0 0 0 0 0 0 0 0 0 0 0												
Don Lock, R (7, 8)										0 0 0 0 0 0 0 1 0 0 0 0 1 1												
Inning Stats	R: 0 E: 0 K: 2 S: 7	H: 0 LOB: 0 BB: 0 P: 7	R: 0 E: 0 K: 1 S: 5	H: 0 LOB: 0 BB: 0 P: 5	R: 0 E: 0 K: 0 S: 4	H: 1 LOB: 1 BB: 0 P: 4	R: 1 E: 0 K: 0 S: 4	H: 2 LOB: 0 BB: 0 P: 4	R: 0 E: 0 K: 1 S: 5	H: 0 LOB: 0 BB: 0 P: 5	R: 0 E: 0 K: 1 S: 5	H: 0 LOB: 0 BB: 0 P: 5	R: 1 E: 0 K: 2 S: 9	H: 2 LOB: 1 BB: 0 P: 9	R: 0 E: 0 K: 1 S: 5	H: 0 LOB: 0 BB: 0 P: 5	1B: 5 2B: 1 3B: 0 HR: 0	SF: 0 SAC: 0 DP: 2 HBP: 0	WP: 1 PB: 0 SB: 0 CS: 0	PA: 31		
PITCHER Juan Marichal, R ERA: 3.18 (1, 1)	IP 9.0	WLS W	BF 31	H 6	R 2	ER 2	SO 9	BB 0	IBB 0	HBP 0	BLK 0	WP 1	HR 0	S 49	P 49	ERA 2.00	WHIP 0.667					PITCHER IP WLS BF H R ER SO BB IBB HBP BLK WP HR S P ERA WHIP

Philadelphia Phillies @ San Francisco Giants
Candlestick Park, San Francisco, CA
Sun Apr 14 1968, 6:33 AM EST
Unknown

livebaseballscorecards.com

AB	31
R	2
H	6
RBI	2
BB	0
SO	9
LOB	6



Batter	1	2	3	4	5	6	7	8	9	AB	R	H	RBI	BB	SO	LOB
Ron Hunt, R Nate Oliver, R	0-0 6-3		0-0 P4				0-0 5-3	0-0		4	2	1	0	0	0	0
Jim Davenport, R Frank Johnson, R	0-0 G5-4-3 1B		0-0 5-3				0-0 1B 2B 1B	0-0 6-3 2B		4	1	3	0	0	0	0
Willie Mays, R Ty Cline, L	0-0 G5-4-3 1-2f		0-0 1B				0-0 2B HR 1B	1-0 HBP		5	2	4	4	0	0	1
Willie McCovey, L		1-0 WP 2B HBP	0-0 1B				0-0 HR 2B	0-0 3-1		5	3	3	1	0	0	4
Jim Ray Hart, R Ollie Brown, R		0-0 5-3	0-0 P4				0-0 1B 2B 1B HR			5	2	2	3	0	0	3
Jack Hiatt, R		4-0 2B BB		0-3 K			0-0 1B 2B 1B	0-0 5-3		3	1	1	1	2	1	0
Jesus Alou, R		0-0 1-3 2B		0-0 1-3			0-0 1B 2B	0-0 E1		5	1	3	3	0	0	0
Hal Lanier, R		0-0 6-3		0-0 PB 1B			0-0 F7	0-0 P3		5	0	1	0	0	0	6
Juan Marichal, R		0-0 F9		0-0 F2			0-0 1B HBP 1B	0-3 K		5	1	1	1	0	1	3

Inning Stats	R: 0	H: 1	E: 0	LOB: 0	K: 0	S: 3	P: 3	R: 1	H: 1	E: 0	LOB: 2	K: 0	S: 4	P: 9	R: 0	H: 2	E: 0	LOB: 2	K: 0	S: 5	R: 0	H: 1	E: 0	LOB: 1	K: 1	S: 6	R: 8	H: 9	E: 0	LOB: 2	K: 0	S: 12	R: 0	H: 0	E: 1	LOB: 1	K: 0	S: 4	R: 4	H: 5	E: 0	LOB: 2	K: 1	S: 10	R: 0	H: 1	E: 0	LOB: 2	K: 0	S: 4
--------------	------	------	------	--------	------	------	------	------	------	------	--------	------	------	------	------	------	------	--------	------	------	------	------	------	--------	------	------	------	------	------	--------	------	-------	------	------	------	--------	------	------	------	------	------	--------	------	-------	------	------	------	--------	------	------


PITCHER	IP	WLS	BF	H	R	ER	SO	BB	IBB	HBP	BLK	WP	HR	S	P	ERA	WHIP
Rick Wise, R	(1, 1)	4.1	L	23	9	5	5	1	1	0	0	1	0	23	28	10.38	2.308
Dick Hall, R	(5, 1)	0.2		8	5	4	0	0	0	1	0	0	0	7	8	54.00	7.500
Jeff James, R	(6, 1)	1.2		12	5	4	1	1	0	0	0	0	1	13	17	21.60	3.600
Gary Wagner, R	(7, 1)	1.1		6	1	0	0	0	0	1	0	0	0	5	6	0.00	0.750

BOTTOM

Philadelphia Phillies @ San Francisco Giants
Candlestick Park, San Francisco, CA

Sun Apr 14 1968, 6:33 AM EST
Unknown

AB	43
R	13
H	20
RBI	13
BB	2
SO	2
LOB	18



1B	2B	3B	HR	SF	SAC	DP	HBP	WP	HR	S	P	ERA	WHIP
13	5	0	2	0	1	1	3	1	0	0	0	4.91	

Batter	1	2	3	4	5	6	7	8	9	AB R H RBI BB SO LOB	TOP									
Tony Taylor, R OBP: 0.292, SLG: 0.227 (1, 5) X	0-0 1-3		0-0 SH5-3		0-0 L8			0-3 K		3 0 0 0 0 1 0	Philadelphia Phillies @ San Francisco Giants Candlestick Park, San Francisco, CA Sun Apr 14 1968, 6:38 AM EST Att: 18,314 - Unknown livebaseballscorecards.com									
Cookie Rojas, R OBP: 0.400, SLG: 0.440 (1, 4) X	0-0 1B		0-0 1B		0-0 6-3			0-0 1B		4 0 3 0 0 0 0										
Dick Allen, R OBP: 0.240, SLG: 0.261 (1, 7) X	0-0 F3		0-0 SF8		0-0 F3			0-3 K		3 0 0 1 0 1 2										
Don Lock, R (1, 9) X	0-0 P6		0-3 K		0-0 F7			0-3 K		4 0 0 0 0 2 3										
Larry Hise, R OBP: 0.455, SLG: 0.500 (1, 8) SSS		0-3 K		0-3 K		0-3 K		4-0 BB		3 0 0 0 1 3 0										
Don Money, R OBP: 0.333, SLG: 0.385 (1, 6) BBBB		4-0 BB		0-0 G3 1B		0-3 K		0-3 K		3 0 1 0 1 2 1										
Rick Joseph, R OBP: 0.333, SLG: 0.200 (1, 3) X		0-0 F9		0-0 G3 1B		4-0 G6-4-3		0-3 K		3 0 1 0 1 1 2										
Mike Ryan, R OBP: 0.077, SLG: 0.077 (1, 2) X		0-0 P4		0-0 G3		0-0 G6-4-3		0-0 L7		3 0 0 0 0 0 4										
Johnny Callison, L OBP: 0.227, SLG: 0.150 (9, PH) X				1-2 2-3		1-2 2-3				1 0 0 0 0 0 1										
Chris Short, R OBP: 0.200, SLG: 0.200 (1, 1) X			0-0 1B SH5-3		0-0 P6					2 1 1 0 0 0 2										
Gary Sutherland, R OBP: 0.333, SLG: 0.333 (7, PH) X			SF8							1 0 0 0 0 0 0										
Turk Farrell, R (7, 1) X			1B							0 0 0 0 0 0 0										
Inning Stats	R: 0 E: 0 K: 0 S: 4	H: 1 LOB: 1 BB: 0 P: 4	R: 0 E: 0 K: 1 S: 5	H: 0 LOB: 1 BB: 1 P: 9	R: 1 E: 0 K: 1 S: 7	H: 2 LOB: 1 BB: 0 P: 7	R: 0 E: 0 K: 1 S: 7	H: 2 LOB: 2 BB: 0 P: 7	R: 0 E: 0 K: 2 S: 7	H: 0 LOB: 0 BB: 0 P: 7	R: 0 E: 0 K: 0 S: 2	H: 0 LOB: 0 BB: 1 P: 6	R: 0 E: 0 K: 3 S: 10	H: 1 LOB: 1 BB: 0 P: 10	R: 0 E: 0 K: 2 S: 7	H: 0 LOB: 1 BB: 1 P: 11	1B: 6 2B: 0 3B: 0 HR: 0	SF: 1 SAC: 1 DP: 1 HBP: 0	WP: 0 PB: 0 SB: 0 CS: 0	PA: 35
PITCHER Ray Sadecki, L ERA: 1.0 (1, 1)	IP: 9.0 WLS: W BF: 35 H: 6 R: 1 ER: 1 SO: 10 BB: 3 IBB: 0 HBP: 0 BLK: 0 WP: 0 HR: 0 S: 52 P: 64 ERA: 1.00 WHIP: 1.000																			



Batter	1	2	3	4	5	6	7	8	9
Ron Hunt, R OBP: 0.292, SLG: 0.286 (1, 4)	0-0 F9		0-0 F2		0-0 6-3			1-0 SH1-4 HBP	
Jim Davenport, R OBP: 0.273, SLG: 0.238 (1, 5)	0-0 5-3			4-0 HR BB		0-0 F9		0-0 SH1-4 1-2	
Willie McCovey, L OBP: 0.333, SLG: 0.455 (1, 3)	0-3 K			0-3 K		0-0 F9		4-0 5-3 IBB	
Jim Ray Hart, R OBP: 0.318, SLG: 0.727 (1, 7)		0-0 HR		0-0 HR 1-H		0-0 1B		0-0 5-3 1-2 2-3	
Jack Hiatt, R OBP: 0.500, SLG: 0.333 (1, 2)		0-0 FC5-4 1B		4-0 BB		0-3 K		0-0 6-3	
Jesus Alou, R OBP: 0.238, SLG: 0.381 (1, 9)		0-0 FC5-4 G6-4-3 1-2f		0-0 F7			0-0 4-3		
Frank Johnson, R OBP: 0.200, SLG: 0.200 (1, 8)		0-0 G6-4-3		0-0 F9			0-0 FC4-3 1B		
Willie Mays, R OBP: 0.526, SLG: 0.647 (8, 8)									
Hal Lanier, R OBP: 0.063, SLG: 0.063 (1, 6)			0-0 P6		0-0 1-3		0-0 FC4-3 1-2f		
Ray Sadecki, L (1, 1)			0-0 P4		0-3 K		0-3 K		

AB	R	H	RBI	BB	SO	LOB
3	0	0	0	0	0	0
2	1	0	0	1	0	0
3	0	0	0	1	2	1
4	2	3	3	0	0	2
3	0	1	0	1	1	3
3	0	0	0	0	0	2
3	0	1	0	0	0	2
0	0	0	0	0	0	0
3	0	0	0	0	0	1
3	0	0	0	0	2	1

BOTTOM

Philadelphia Phillies @ San Francisco Giants
Candlestick Park, San Francisco, CA
Sun Apr 14 1968, 6:38 AM EST
Att. 18,314 - Unknown

livebaseballscores.com

AB	27
R	3
H	5
RBI	3
BB	3
SO	5
LOB	12



Inning Stats	R: 0	H: 0	E: 0	K: 1	S: 5	R: 1	H: 2	E: 0	K: 0	S: 4	R: 0	H: 0	E: 0	K: 0	S: 3	R: 2	H: 1	E: 0	K: 1	S: 6	R: 0	H: 0	E: 0	K: 1	S: 5	R: 0	H: 1	E: 0	K: 1	S: 6	R: 0	H: 1	E: 0	K: 1	S: 6	R: 0	H: 0	E: 0	K: 0	S: 3	R: 0	H: 0	E: 0	K: 0	S: 3					

PITCHER	IP	WLS	BF	H	R	ER	SO	BB	IBB	HBP	BLK	WP	HR	S	P	ERA	WHIP
Chris Short, L (1, 1) ERA: 1.8	6.0	L	23	4	3	3	4	2	0	0	0	0	2	29	37	4.50	1.000
Turk Farrell, R (7, 1) ERA: 2.08	2.0		9	1	0	0	1	0	1	1	0	0	0	9	14	0.00	0.500

PITCHER	IP	WLS	BF	H	R	ER	SO	BB	IBB	HBP	BLK	WP	HR	S	P	ERA	WHIP

WP	PA	CS
0	32	0

Batter	1	2	3	4	5	6	7	8	9	AB R H RBI BB SO LOB	TOP
Tony Taylor, R OBP: 0.345, SLG: 0.296 (1, 5) (8, 3)	0-0 4-3		0-0 F9			0-0 FC6-4 1B		0-0 1B 1B	0-0 1B	5 1 3 0 0 0 0	Philadelphia Phillies @ Los Angeles Dodgers Dodger Stadium, Los Angeles, CA Tue Apr 16 1968, 6:05 PM PST Att: 16,571 - Unknown
Cookie Rojas, R OBP: 0.333, SLG: 0.367 (1, 4)	0-0 E5		0-0 1-3			0-0 FC6-4 FC4-6 1-2f		0-3 K	0-0 P6	5 0 0 0 0 1 5	
Johnny Callison, L OBP: 0.269, SLG: 0.217 (1, 9)	0-0 F7				0-0 1B 9-2 2B	0-0 FC4-6 1-2f		4-0 1B 1-2 2-3 BB		3 1 1 0 1 0 2	
Dick Allen, R OBP: 0.276, SLG: 0.296 (1, 7)	0-0 F9				0-0 2-3 1B	0-3 K		0-0 1-3 2-H 3-H 1B		4 0 2 2 0 1 2	
Don Lock, R OBP: 0.182, SLG: 0.100 Tony Gonzalez, L OBP: 0.231, SLG: 0.182 (1, 8) (8, PH) (8, 8)		0-0 4-3 SH1-4 1B		0-0 9-2		0-0 F9		0-0 SF7		3 0 1 0 0 0 2 0 0 0 1 0 0 0	
Bill White, L OBP: 0.136, SLG: 0.273 Grant Jackson, S (1, 3) (8, 1)		0-0 SH1-4 1-2		0-0 3-H F7		0-0 1B		0-3 K		3 0 1 0 0 1 2 0 0 0 0 0 0 0	
Bobby Wine, R OBP: 0.200, SLG: 0.300 (1, 6)		0-0 4-3 2-3			0-0 6-3		0-0 F9		0-0 F8	4 0 0 0 0 0 2	
Mike Ryan, R OBP: 0.063, SLG: 0.063 Larry Hisle, R OBP: 0.417, SLG: 0.455 (1, 2) (9, PH)		0-0 F8			0-3 K		0-0 F8		0-0 L8	3 0 0 0 0 1 2 1 0 0 0 0 0 0	
Larry Jackson, R Gary Sutherland, R OBP: 0.600, SLG: 0.600 (1, 1) (8, PH) (8, 5)			0-3 K		0-0 5-3			0-0 BB 1B 1B	0-0 1B	2 0 0 0 0 1 0 2 1 2 0 0 0 0	
Inning Stats	R: 0 E: 1 K: 0 S: 4 H: 0 LOB: 1 BB: 0 P: 4	R: 0 E: 0 K: 0 S: 4 H: 1 LOB: 1 BB: 0 P: 4	R: 0 E: 0 K: 1 S: 5 H: 0 LOB: 0 BB: 0 P: 5	R: 0 E: 0 K: 0 S: 4 H: 2 LOB: 1 BB: 0 P: 4	R: 0 E: 0 K: 1 S: 5 H: 0 LOB: 0 BB: 0 P: 5	R: 0 E: 0 K: 1 S: 6 H: 1 LOB: 1 BB: 0 P: 6	R: 0 E: 0 K: 0 S: 4 H: 1 LOB: 1 BB: 0 P: 4	R: 3 E: 0 K: 2 S: 10 H: 3 LOB: 1 BB: 1 P: 14	R: 0 E: 0 K: 0 S: 5 H: 2 LOB: 2 BB: 0 P: 5	1B: 9 2B: 2 3B: 0 HR: 0 SF: 1 SAC: 1 DP: 1 HBP: 0	
PITCHER	IP WLS BF H R ER SO BB IBB HBP BLK WP HR S P ERA WHIP	IP WLS BF H R ER SO BB IBB HBP BLK WP HR S P ERA WHIP	IP WLS BF H R ER SO BB IBB HBP BLK WP HR S P ERA WHIP	IP WLS BF H R ER SO BB IBB HBP BLK WP HR S P ERA WHIP	IP WLS BF H R ER SO BB IBB HBP BLK WP HR S P ERA WHIP	IP WLS BF H R ER SO BB IBB HBP BLK WP HR S P ERA WHIP	IP WLS BF H R ER SO BB IBB HBP BLK WP HR S P ERA WHIP	IP WLS BF H R ER SO BB IBB HBP BLK WP HR S P ERA WHIP	IP WLS BF H R ER SO BB IBB HBP BLK WP HR S P ERA WHIP	IP WLS BF H R ER SO BB IBB HBP BLK WP HR S P ERA WHIP	IP WLS BF H R ER SO BB IBB HBP BLK WP HR S P ERA WHIP
Mike Kekich, L ERA: 2.57 (1, 1)	7.0 W 28 7 2 2 3 0 0 0 0 0 0 34 34 2.57 1.000										
Phil Regan, R ERA: 6.75 (8, 1)	0.1 S 3 1 0 0 1 1 0 0 0 0 0 4 8 0.00 6.000										
Hank Aguirre, L ERA: (8, 1)	1.2 S 7 2 1 1 1 0 0 0 0 0 0 9 9 5.40 1.200										

livebaseballscorecards.com

AB	35
R	3
H	10
RBI	3
BB	1
SO	5
LOB	17



Batter	1	2	3	4	5	6	7	8	9	AB	R	H	RBI	BB	SO	LOB
--------	---	---	---	---	---	---	---	---	---	----	---	---	-----	----	----	-----

Wes Parker, S (1, 3) <small>OBP: 0.375, SLG: 0.522</small>	0-0 6-3			0-0 2B 1B	0-0 E7 6-3 2B		4-0 BB 1-2			3	2	2	1	1	0	0
Zoilo Versalles, R (1, 6) <small>OBP: 0.125, SLG: 0.130</small>	0-0 P6			0-0 2B 1-H	0-0 6-3		0-3 K			4	1	1	2	0	1	1
Willie Davis, L (1, 8) <small>OBP: 0.167, SLG: 0.208</small>	0-0 3-1			0-0 1B 3-1 2-H	0-0 P6			0-0 F9		4	1	1	1	0	0	0
Ron Fairly, L (1, 9) <small>OBP: 0.167, SLG: 0.294</small>		0-0 3-1		0-0 3-1 2-3		0-0 4-3		0-0 P4		4	0	0	0	0	0	1
Jim Lefebvre, S (1, 4) <small>OBP: 0.250, SLG: 0.500</small>		0-0 G3		0-0 G3		0-0 1B		0-0 L7		4	0	1	0	0	0	1
Tom Haller, L (1, 2) <small>OBP: 0.444, SLG: 0.333</small>		0-0 5-3		0-0 1B 3-H		0-0 F7				3	0	1	1	0	0	1
Rocky Colavito, R (1, 7) <small>OBP: 0.200, SLG: 0.077</small>			0-0 L7	0-0 1-3		0-0 F8				3	0	0	0	0	0	2
Luis Alcaraz, R (1, 5) <small>OBP: 0.429, SLG: 0.333</small> Paul Popovich, S (8, 5)			0-0 F5		0-0 SH4 E 1B		0-0 CS 1B			3	1	2	0	0	0	0
Mike Kekich, R (1, 1) Phil Regan, R (8, 1) Hank Aguirre, R (8, 1)			0-0 2-3		0-0 SH4 1-2		0-3 K			0	0	0	0	0	0	0

Inning Stats	R: 0	H: 0	E: 0	LOB: 0	K: 0	BB: 0	S: 3	P: 3	R: 0	H: 0	E: 0	LOB: 0	K: 0	BB: 0	S: 3	P: 3	R: 3	H: 4	E: 0	LOB: 1	K: 0	BB: 0	S: 7	P: 7	R: 2	H: 2	E: 1	LOB: 0	K: 0	BB: 0	S: 5	P: 5	R: 0	H: 1	E: 0	LOB: 1	K: 0	BB: 0	S: 4	P: 4	R: 0	H: 1	E: 0	LOB: 1	K: 2	BB: 1	S: 7	P: 11	R: 0	H: 0	E: 0	LOB: 0	K: 0	BB: 0	S: 3	P: 3
--------------	------	------	------	--------	------	-------	------	------	------	------	------	--------	------	-------	------	------	------	------	------	--------	------	-------	------	------	------	------	------	--------	------	-------	------	------	------	------	------	--------	------	-------	------	------	------	------	------	--------	------	-------	------	-------	------	------	------	--------	------	-------	------	------

PITCHER	IP	WLS	BF	H	R	ER	SO	BB	IBB	HBP	BLK	WP	HR	S	P	ERA	WHIP
Larry Jackson, R (1, 1) <small>ERA: 7.2</small>	7.0	L	29	8	5	4	2	1	0	0	0	0	0	32	36	5.14	1.286
Grant Jackson, L (8, 1) <small>ERA: 3.18</small>	1.0		3	0	0	0	0	0	0	0	0	0	0	3	3	0.00	0.000

BOTTOM

Philadelphia Phillies @ Los Angeles Dodgers
 Dodger Stadium, Los Angeles, CA
 Tue Apr 16 1968, 6:05 PM PST
 Att. 16,571 - Unknown

AB	30
R	5
H	8
RBI	5
BB	1
SO	2
LOB	7



WP	PA	3B	SF	SAC	DP	HBP
0	32	0	0	1	0	0

Batter	1	2	3	4	5	6	7	8	9	AB R H RBI BB SO LOB	TOP																						
Willie Davis, L (1, 8) OBP: 0.179, SLG: 0.321	0-3 K		0-0 L9		0-0 HR			0-3 K		4 1 1 2 0 2 1	Los Angeles Dodgers @ Philadelphia Phillies Connie Mack Stadium, Philadelphia, PA Wed Apr 17 1968, 6:05 PM EST Att: 15,817 - Unknown																						
Zoilo Versalles, R (1, 6) OBP: 0.179, SLG: 0.222	0-0 L1		0-0 F7		0-0 2B			0-0 BB 1B		4 0 2 0 0 0 1																							
Wes Parker, S (1, 3) OBP: 0.357, SLG: 0.462	0-0 5-3			0-0 P4	0-3 K			4-0 BB 1-2 BB		3 0 0 0 1 1 1																							
Jim Lefebvre, S (1, 4) OBP: 0.200, SLG: 0.400		0-0 6-3		0-3 K		0-0 F9		0-0 F8		4 0 0 0 0 1 2																							
Rocky Colavito, R (1, 7) OBP: 0.278, SLG: 0.133 Len Gabrielson, L (8, PH)	0-0 5-3			0-0 1B 1B		4-0 BB G1-4-3 BB		0-3 K		2 0 1 0 1 0 0 1 0 0 0 0 1 2																							
Ron Fairly, L (1, 9) OBP: 0.227, SLG: 0.300		4-0 BLK BB		0-0 1B		0-0 G1-4-3			0-0 4-3	3 0 1 0 1 0 1																							
Luis Alcaraz, R (1, 5) OBP: 0.364, SLG: 0.300		0-3 K			0-0 FC6-2 1B		0-0 6-3		0-0 F8	4 0 1 0 0 1 1																							
Jeff Torborg, R (1, 2) Tom Haller, L (9, PH) OBP: 0.474, SLG: 0.333			0-0 P3		0-3 K		0-0 5-3		4-0 BB	3 0 0 0 0 1 1 0 0 0 0 1 0 0																							
Don Drysdale, R (1, 1) OBP: 0.167, SLG: 0.167 Jim Brewer, L (8, 1) Jim Fairey, L (9, PH)			0-0 1B		0-0 FC6-2 HR		0-3 K		0-0 P4	3 1 1 0 0 1 1 0 0 0 0 0 0 0 1 0 0 0 0 0 1																							
Inning Stats	R: 0 E: 0 K: 1 S: 5	H: 0 LOB: 0 BB: 0 P: 5	R: 0 E: 0 K: 1 S: 5	H: 0 LOB: 1 BB: 1 P: 9	R: 0 E: 0 K: 0 S: 4	H: 1 LOB: 1 BB: 0 P: 4	R: 0 E: 0 K: 1 S: 6	H: 2 LOB: 1 BB: 0 P: 6	R: 2 E: 0 K: 2 S: 10	H: 3 LOB: 1 BB: 0 P: 10		R: 0 E: 0 K: 0 S: 2	H: 0 LOB: 0 BB: 1 P: 6	R: 0 E: 0 K: 1 S: 5	H: 0 LOB: 0 BB: 0 P: 5	R: 0 E: 0 K: 2 S: 8	H: 1 LOB: 2 BB: 1 P: 12	R: 0 E: 0 K: 0 S: 3	H: 0 LOB: 1 BB: 1 P: 7	1B: 5 2B: 1 3B: 0 HR: 1	SF: 0 SAC: 0 DP: 1 HBP: 0	WP: 0 PB: 0 SB: 1 CS: 0	PA: 36										
PITCHER Woodie Fryman, L (1, 1) ERA: 4.38 Turk Farrell, R (8, 1) ERA: 1.59	IP 7.2	WLS W	BF 31	H 7	R 2	ER 2	SO 7	BB 3	IBB 0	HBP 0	BLK 1	WP 0	HR 1	S 42	P 54	ERA 2.35	WHIP 1.304																
											PITCHER	IP	WLS	BF	H	R	ER	SO	BB	IBB	HBP	BLK	WP	HR	S	P	ERA	WHIP					

livebaseballscorecards.com

AB	32
R	2
H	7
RBI	2
BB	4
SO	8
LOB	12



Batter	1	2	3	4	5	6	7	8	9	AB	R	H	RBI	BB	SO	LOB
Tony Taylor, R OBP: 0.364, SLG: 0.323 (1, 5)	0-0 P4		0-0 FC1-4 1-2 1B		0-0 HR 1B		0-0 P3			4	1	2	0	0	0	0
Cookie Rojas, R OBP: 0.324, SLG: 0.441 (1, 4)	0-0 F7		0-0 FC1-4 1-2f 2-3 WP		0-0 HR 1-H			0-0 6-3		4	1	1	2	0	0	2
Johnny Callison, L OBP: 0.300, SLG: 0.231 (1, 9)	4-0 BB		0-3 K 1-2 3-H		0-0 F8			0-0 FC5-4 1B		3	0	1	0	1	1	1
Dick Allen, R OBP: 0.242, SLG: 0.258 (1, 7)	0-3 K		0-0 P5			0-3 K		0-0 FC5-4 1-2f BB		4	0	0	0	0	2	3
Larry Hisle, R OBP: 0.417, SLG: 0.455 (9, 8)										0	0	0	0	0	0	0
Tony Gonzalez, L OBP: 0.235, SLG: 0.143 (1, 8)		0-0 5-3		0-0 G3		0-0 E4 G3		4-0 BB 1-2		3	0	0	0	1	0	0
Bill White, L OBP: 0.115, SLG: 0.231 (1, 3)		0-0 F8		0-3 K		0-0 G3		0-0 F3		4	0	0	0	0	1	3
Clay Dalrymple, L OBP: 0.250, SLG: 0.143 (1, 2)		4-0 BB		0-0 P4		0-3 K				2	0	0	0	1	1	1
Bobby Wine, R OBP: 0.154, SLG: 0.231 (1, 6)		0-3 K			0-0 L8		0-0 L5			3	0	0	0	0	1	1
Woodie Fryman, R OBP: 0.200, SLG: 0.200 (1, 1)			0-0 FC1-4 1B WP 1B			0-0 6-3		0-0 4-3		3	1	1	0	0	0	0
Turk Farrell, R (8, 1)										0	0	0	0	0	0	0

Inning Stats	R: 0	H: 0	E: 0	K: 1	S: 5	LOB: 1	BB: 1	P: 9	R: 0	H: 0	E: 0	K: 1	S: 5	LOB: 1	BB: 1	P: 9	R: 1	H: 2	E: 0	K: 1	S: 7	LOB: 1	BB: 0	P: 7	R: 0	H: 0	E: 0	K: 1	S: 5	LOB: 0	BB: 0	P: 5	R: 2	H: 2	E: 0	K: 0	S: 5	LOB: 0	BB: 0	P: 5	R: 0	H: 0	E: 1	K: 2	S: 8	LOB: 1	BB: 0	P: 8	R: 0	H: 0	E: 0	K: 0	S: 3	LOB: 0	BB: 0	P: 3	R: 0	H: 1	E: 0	K: 0	S: 4	LOB: 2	BB: 1	P: 8
PITCHER	IP	WLS	BF	H	R	ER	SO	BB	IBB	HBP	BLK	WP	HR	S	P	ERA	WHIP																																															
Don Drysdale, R (1, 1)	7.2	L	32	5	3	3	6	3	0	0	0	1	1	41	53	3.52	1.043																																															
Jim Brewer, L (8, 1)	0.1		1	0	0	0	0	0	0	0	0	0	0	1	1	0.00	0.000																																															

BOTTOM

Los Angeles Dodgers @ Philadelphia Phillies
 Connie Mack Stadium, Philadelphia, PA
 Wed Apr 17 1968, 6:05 PM EST
 Att. 15,817 - Unknown

livebaseballscores.com

AB	30
R	3
H	5
RBI	2
BB	3
SO	6
LOB	11



WP: 1	PA: 33
PB: 0	
SB: 0	
CS: 0	

WP	HR	S	P	ERA	WHIP

Batter	1	2	3	4	5	6	7	8	9	AB R H RBI BB SO LOB	TOP	
Ron Davis, R (1, 8) OBP: 0.211, SLG: 0.171 Ivan Murrell, R (8, 7) OBP: 0.182, SLG: 0.182	0-0 P6		0-3 K			0-0 6-3			0-0 2-3	3 0 0 0 0 1 0 1 0 0 0 0 0 0	Houston Astros @ Philadelphia Phillies Connie Mack Stadium, Philadelphia, PA Fri Apr 19 1968, 6:05 PM EST Att. 6,671 - Unknown livebaseballscorecards.com	
Denis Menke, R (1, 4) (8, 3)	0-0 F8				0-0 P4	0-0 F3			0-3 K	4 0 0 0 0 1 0		
Jimmy Wynn, R (1, 7) OBP: 0.231, SLG: 0.091 (8, 8)	1-0 HBP				0-3 K				0-3 K	3 0 0 0 0 3 0		
Rusty Staub, L (1, 9) OBP: 0.368, SLG: 0.429	0-3 K				0-3 K				4-0 BB	2 0 0 0 1 2 1		
Bob Aspromonte, R (1, 5) OBP: 0.324, SLG: 0.313					0-0 1B				0-0 G6-4-3	3 0 1 0 0 0 1		
Doug Rader, R (1, 3) OBP: 0.167, SLG: 0.167 Danny Coombs, R (8, 1)					0-0 1B				0-0 4-3	3 0 1 0 0 0 0 0 0 0 0 0 0 0		
John Bateman, R (1, 2) OBP: 0.400, SLG: 0.667					0-0 F8				0-0 HR	3 1 1 1 0 0 2		
Hector Torres, R (1, 6) OBP: 0.364, SLG: 0.387					0-0 F7				0-0 5-3	3 0 0 0 0 0 2		
Dave Giusti, R (1, 1) OBP: 0.200, SLG: 0.400 Julio Gotay, R (8, PH) OBP: 0.267, SLG: 0.267 (8, 4)					0-3 K				0-3 K	2 0 0 0 0 1 0 1 0 0 0 0 1 0		
Inning Stats	R: 0 H: 0 E: 0 LOB: 1 K: 1 BB: 0 S: 5 P: 6	R: 0 H: 0 E: 0 LOB: 0 K: 0 BB: 0 S: 3 P: 3	R: 0 H: 0 E: 0 LOB: 0 K: 2 BB: 0 S: 7 P: 7	R: 0 H: 0 E: 0 LOB: 0 K: 2 BB: 0 S: 7 P: 7	R: 0 H: 2 E: 0 LOB: 1 K: 0 BB: 0 S: 4 P: 4	R: 0 H: 0 E: 0 LOB: 0 K: 0 BB: 0 S: 3 P: 3	R: 0 H: 0 E: 0 LOB: 0 K: 1 BB: 1 S: 4 P: 8	R: 1 H: 1 E: 0 LOB: 0 K: 1 BB: 0 S: 6 P: 6	R: 0 H: 0 E: 0 LOB: 0 K: 2 BB: 0 S: 7 P: 7	1B: 2 SF: 0 2B: 0 SAC: 0 3B: 0 DP: 2 HR: 1 HBP: 1		WP: 0 PA: 30 PB: 0 SB: 0 CS: 0
PITCHER Chris Short, L (1, 1) ERA: 1.5	IP WLS BF H R ER SO BB IBB HBP BLK WP HR S P ERA WHIP	9.0 W 30 3 1 1 9 1 0 1 0 0 0 1 46 51 1.00 0.444										

Houston Astros @ Philadelphia Phillies
Connie Mack Stadium, Philadelphia, PA
 Fri Apr 19 1968, 6:05 PM EST
 Att. 6,671 - Unknown

AB	28
R	1
H	3
RBI	1
BB	1
SO	9
LOB	6



Batter	1	2	3	4	5	6	7	8	9
Tony Taylor, R OBP: 0.378, SLG: 0.324 (1, 5)	0-0 1B		0-0 F8		4-0 BB		0-0 F8		
Cookie Rojas, R OBP: 0.316, SLG: 0.421 (1, 4)	0-3 K		0-0 6-3		0-0 P3		0-0 1B		
Johnny Callison, L OBP: 0.265, SLG: 0.200 (1, 9)	0-0 F9		0-3 K		0-0 4-3		0-0 4-3		
Dick Allen, R OBP: 0.243, SLG: 0.343 (1, 7)	0-0 6-3			0-0 1-3		0-0 HR		0-0 6-3	
Tony Gonzalez, L OBP: 0.286, SLG: 0.176 (1, 8)		0-0 6-3		0-0 1B		4-0 BB		0-0 6-3	
Bill White, L OBP: 0.133, SLG: 0.233 (1, 3)		0-0 1B		0-0 F5		0-0 G3-6-3		0-0 L7	
Clay Dalrymple, L OBP: 0.182, SLG: 0.100 (1, 2)		0-0 P5		0-3 K		0-0 L9			
Bobby Wine, R OBP: 0.313, SLG: 0.533 (1, 6)		0-0 1B			4-0 BB		0-0 HR		
Chris Short, R OBP: 0.125, SLG: 0.125 (1, 1)		0-0 P3			0-3 K		0-0 L3		

Inning Stats	R: 0 E: 0 K: 1 S: 6	H: 1 LOB: 1 BB: 0 P: 6	R: 0 E: 0 K: 0 S: 5	H: 2 LOB: 2 BB: 0 P: 5	R: 0 E: 0 K: 1 S: 5	H: 0 LOB: 0 BB: 0 P: 5	R: 0 E: 0 K: 1 S: 6	H: 1 LOB: 1 BB: 0 P: 6	R: 0 E: 0 K: 1 S: 5	H: 0 LOB: 2 BB: 2 P: 13	R: 1 E: 0 K: 0 S: 3	H: 1 LOB: 0 BB: 1 P: 7	R: 1 E: 0 K: 0 S: 5	H: 2 LOB: 1 BB: 0 P: 5	R: 0 E: 0 K: 0 S: 3	H: 0 LOB: 0 BB: 0 P: 3
	1B: 5 2B: 0 3B: 0 HR: 2	SF: 0 SAC: 0 DP: 1 HBP: 0	WP: 0 PA: 33													

PITCHER	IP	WLS	BF	H	R	ER	SO	BB	IBB	HBP	BLK	WP	HR	S	P	ERA	WHIP
Dave Giusti, R ERA: 2.81 (1, 1)	7.0	L	30	7	2	2	4	3	0	0	0	0	2	35	47	2.57	1.429
Danny Coombs, L ERA: 1.5 (8, 1)	1.0		3	0	0	0	0	0	0	0	0	0	0	3	3	0.00	0.000

BOTTOM

Houston Astros @ Philadelphia Phillies
Connie Mack Stadium, Philadelphia, PA

Fri Apr 19 1968, 6:05 PM EST
 Att. 6,671 - Unknown

livebaseballscorecards.com

AB	30
R	2
H	7
RBI	2
BB	3
SO	4
LOB	15



Batter	1	2	3	4	5	6	7	8	9	AB R H RBI BB SO LOB	TOP	
Joe Morgan, L (1, 7) OBP: 0.478, SLG: 0.412 Julio Gotay, R (6, 4) OBP: 0.250, SLG: 0.250	0-0 4-3		0-0 F7			0-0 L9		0-0 F9		3 0 0 0 0 0 0 1 0 0 0 0 0 0		
Denis Menke, R (1, 4) OBP: 0.444, SLG: 0.750	0-0 HR			0-0 FC6-4 1B 1B		0-0 BB 1B		4-0 BB		3 1 3 1 1 0 0		
Lee Thomas, L (1, 3) OBP: 0.286, SLG: 0.429	0-0 3-1		0-0 F7		0-0 F8		0-0 F9			4 0 0 0 0 0 3		
Rusty Staub, L (1, 9) OBP: 0.381, SLG: 0.421	0-0 F7		0-0 FC6-4 1-2 1B		4-0 BB			0-0 1-3		3 0 1 0 1 0 0		
Hal King, L (1, 2) OBP: 0.313, SLG: 0.296		0-0 4-3		0-0 FC6-4 FC6-4 1-2f 2-3		0-3 K		4-0 BB 1B		3 0 0 0 1 1 4		
Bob Aspromonte, R (1, 5) OBP: 0.341, SLG: 0.333		0-0 F4		0-0 FC6-4 1-2f		0-0 G6-4-3 1B		0-0 1-2 1B		4 0 2 0 0 0 2		
Ivan Murrell, R (1, 8) OBP: 0.133, SLG: 0.133		0-0 F8			0-0 4-3		0-0 G6-4-3 1-2f		0-0 L8	4 0 0 0 0 0 3		
Hector Torres, R (1, 6) OBP: 0.351, SLG: 0.371			0-3 K		0-0 G6-4-3 1B		0-3 K		0-0 F8	4 0 1 0 0 2 2		
Larry Dierker, R (1, 1) Danny Walton, R (5, PH) Jim Ray, R (5, 1) Jimmy Wynn, R (8, PH) Tom Dukes, R (8, 1)			0-3 K		0-0 G6-4-3 1-2f		0-3 K			1 0 0 0 0 1 0 1 0 0 0 0 0 1 0 0 0 0 0 0 0 1 0 0 0 0 1 0 0 0 0 0 0 0 0		
Inning Stats	R: 1 H: 1 E: 0 LOB: 0 K: 0 BB: 0 S: 4 P: 4	R: 0 H: 0 E: 0 LOB: 0 K: 0 BB: 0 S: 3 P: 3	R: 0 H: 0 E: 0 LOB: 0 K: 2 BB: 0 S: 7 P: 7	R: 0 H: 2 E: 0 LOB: 2 K: 0 BB: 0 S: 5 P: 5	R: 0 H: 1 E: 0 LOB: 0 K: 0 BB: 0 S: 3 P: 3	R: 0 H: 1 E: 0 LOB: 2 K: 1 BB: 1 S: 6 P: 10	R: 0 H: 1 E: 0 LOB: 0 K: 1 BB: 0 S: 5 P: 5	R: 0 H: 0 E: 0 LOB: 1 K: 1 BB: 1 S: 5 P: 9	R: 0 H: 1 E: 0 LOB: 2 K: 0 BB: 1 S: 4 P: 8	1B: 6 SF: 0 2B: 0 SAC: 0 3B: 0 DP: 2 HR: 1 HBP: 0	WP: 0 PA: 35 PB: 0 SB: 0 CS: 0	
PITCHER Larry Jackson, R (1, 1) ERA: 4.26	IP WLS BF H R ER SO BB IBB HBP BLK WP HR S P ERA WHIP	9.0 W 35 7 1 1 5 3 0 0 0 0 0 1 42 54 1.00 1.111										

Houston Astros @ Philadelphia Phillies
 Connie Mack Stadium, Philadelphia, PA
 Sat Apr 20 1968, 3:33 AM EST
 Att. 3,738 - Unknown

livebaseballscorecards.com

AB	32
R	1
H	7
RBI	1
BB	3
SO	5
LOB	15



Batter	1	2	3	4	5	6	7	8	9	AB R H RBI BB SO LOB	TOP
Julio Gotay, R (1, 4) OBP: 0.250, SLG: 0.250	0-0 B1-3 1B		0-0 F8			0-0 F9			0-0 F9	4 0 1 0 0 0 2	
Lee Thomas, L (1, 7) OBP: 0.200, SLG: 0.300 Danny Walton, R (9, PH)	0-0 B1-3 1-2f			0-0 F5		0-0 F7			0-3 K	3 0 0 0 0 0 2 1 0 0 0 0 1 0	
Bob Aspromonte, R (1, 5) OBP: 0.311, SLG: 0.300	0-0 F9			0-0 6-3			0-0 F3		0-3 K	4 0 0 0 0 1 0	
Denis Menke, R (1, 3) OBP: 0.333, SLG: 0.545		0-0 F3		0-0 F8			0-0 F8			3 0 0 0 0 0 0	
Rusty Staub, L (1, 9) OBP: 0.356, SLG: 0.390		0-0 G3			0-0 F8		0-0 P5			3 0 0 0 0 0 0	
John Bateman, R (1, 2) OBP: 0.385, SLG: 0.545		0-0 5-3			0-0 F8			4-0 FC6-4 BB		2 0 0 0 1 0 0	
Ivan Murrell, R (1, 8) OBP: 0.111, SLG: 0.111			0-0 F8		0-3 K			0-0 P6		3 0 0 0 0 1 1	
Hector Torres, R (1, 6) OBP: 0.325, SLG: 0.342			0-0 P4			0-0 6-3		0-0 FC6-4 1-2f		3 0 0 0 0 0 1	
Don Wilson, R (1, 1) OBP: 0.143, SLG: 0.143 Wade Blasingame, L (4, 1) Jimmy Wynn, R (8, PH) OBP: 0.220, SLG: 0.086 John Buzhardt, R (8, 1)			0-0 1B			4-0 BB		0-0 P4		1 0 1 0 0 0 0 0 0 0 0 1 0 0 1 0 0 0 0 0 1 0 0 0 0 0 0 0	
Inning Stats	R: 0 H: 1 E: 0 LOB: 0 K: 0 BB: 0 S: 3 P: 3	R: 0 H: 0 E: 0 LOB: 0 K: 0 BB: 0 S: 3 P: 3	R: 0 H: 1 E: 0 LOB: 1 K: 0 BB: 0 S: 4 P: 4	R: 0 H: 0 E: 0 LOB: 0 K: 0 BB: 0 S: 3 P: 3	R: 0 H: 0 E: 0 LOB: 0 K: 1 BB: 0 S: 5 P: 5	R: 0 H: 0 E: 0 LOB: 1 K: 0 BB: 1 S: 3 P: 7	R: 0 H: 0 E: 0 LOB: 0 K: 0 BB: 0 S: 3 P: 3	R: 0 H: 0 E: 0 LOB: 1 K: 0 BB: 1 S: 3 P: 7	R: 0 H: 0 E: 0 LOB: 0 K: 2 BB: 0 S: 7 P: 7	1B: 2 SF: 0 2B: 1 SAC: 0 3B: 0 DP: 1 HR: 0 HBP: 0	WP: 0 PA: 30 PB: 0 SB: 0 CS: 0
PITCHER Woodie Fryman, L (1, 1) ERA: 2.53	IP WLS BF H R ER SO BB IBB HBP BLK WP HR S P ERA WHIP										
	9.0 W 30 2 0 0 3 2 0 0 0 0 0 0 34 42 0.00 0.444										

Houston Astros @ Philadelphia Phillies
 Connie Mack Stadium, Philadelphia, PA

Sun Apr 21 1968, 3:33 AM EST
 Att. 5,634 - Unknown

livebaseballscorecards.com

AB	28
R	0
H	2
RBI	0
BB	2
SO	3
LOB	7



Batter	1	2	3	4	5	6	7	8	9	AB R H RBI BB SO LOB
Tony Taylor, R (1, 5) OBP: 0.391, SLG: 0.419	0-0 SH5-3 1B 2B		0-0 L6	0-0 2B		0-0 4-3				4 1 2 2 0 0 0
Cookie Rojas, R (1, 4) OBP: 0.283, SLG: 0.356	0-0 SH5-3 2-3		0-0 F8	0-0 6-3			0-0 E5 HR			3 1 0 0 0 0 1
Johnny Callison, L (1, 9) OBP: 0.302, SLG: 0.282	0-0 E 1B		0-0 2B		0-3 K		0-0 F9			4 2 2 1 0 1 1
Dick Allen, R (1, 7) OBP: 0.311, SLG: 0.535	0-0 E8 1B		0-0 2B		0-0 6-3		0-0 HR			4 1 3 4 0 0 0
Larry Hisle, R (9, 8) OBP: 0.417, SLG: 0.455	0-0 1B		0-0 2B		0-0 6-3		0-0 HR			0 0 0 0 0 0 0
Tony Gonzalez, L (1, 8) OBP: 0.310, SLG: 0.208	0-0 P4		0-0 P6		0-0 WP 1B		0-0 P4			4 0 1 0 0 0 2
Bill White, L (1, 3) OBP: 0.237, SLG: 0.371	0-0 PO	0-0 G3 SH3 2B		4-0 2B BB	4-0 1-2 BB		0-0 1-3			2 2 1 0 2 0 0
Clay Dalrymple, L (1, 2) OBP: 0.211, SLG: 0.176		0-0 G3		0-0 P4	0-0 G3		0-0 F9			4 0 0 0 0 0 4
Bobby Wine, R (1, 6) OBP: 0.318, SLG: 0.500		0-0 SH3		0-0 2B		0-0 F8		0-0 6-3		3 1 1 1 0 0 0
Woodie Fryman, R (1, 1) OBP: 0.111, SLG: 0.111		0-3 K		0-0 G3		0-0 P4		0-3 K		4 0 0 0 0 2 2

Inning Stats	R: 2 E: 1 K: 0 S: 5	H: 3 LOB: 0 BB: 0 P: 5	R: 1 E: 0 K: 1 S: 6	H: 1 LOB: 0 BB: 0 P: 6	R: 1 E: 0 K: 0 S: 5	H: 2 LOB: 1 BB: 0 P: 5	R: 2 E: 0 K: 0 S: 5	H: 2 LOB: 1 BB: 1 P: 9	R: 0 E: 0 K: 1 S: 6	H: 1 LOB: 2 BB: 1 P: 10	R: 0 E: 0 K: 0 S: 3	H: 0 LOB: 0 BB: 0 P: 3	R: 2 E: 1 K: 0 S: 5	H: 1 LOB: 0 BB: 0 P: 5	R: 0 E: 0 K: 1 S: 5	H: 0 LOB: 0 BB: 0 P: 5
--------------	------------------------------	---------------------------------	------------------------------	---------------------------------	------------------------------	---------------------------------	------------------------------	---------------------------------	------------------------------	----------------------------------	------------------------------	---------------------------------	------------------------------	---------------------------------	------------------------------	---------------------------------

PITCHER	IP	WLS	BF	H	R	ER	SO	BB	IBB	HBP	BLK	WP	HR	S	P	ERA	WHIP
Don Wilson, R (1, 1) ERA: 3.8	3.1	L	17	7	6	6	1	1	0	0	0	0	0	18	22	16.20	2.400
Wade Blasingame, L (4, 1) ERA: 1.17	3.2		16	3	2	1	1	1	0	0	0	1	1	17	21	2.46	1.091
John Buzhardt, R (8, 1) ERA: 1.59	1.0		3	0	0	0	1	0	0	0	0	0	0	5	5	0.00	0.000

BOTTOM

Houston Astros @ Philadelphia Phillies
Connie Mack Stadium, Philadelphia, PA
 Sun Apr 21 1968, 3:33 AM EST
 Att. 5,634 - Unknown

AB	32
R	8
H	10
RBI	8
BB	2
SO	3
LOB	10



1B: 3	SF: 0	WP: 1	PA: 37
2B: 6	SAC: 2	PB: 0	
3B: 0	DP: 0	SB: 1	
HR: 1	HBP: 0	CS: 0	

livebaseballscores.com

Batter	1	2	3	4	5	6	7	8	9	10	AB	R	H	RBI	BB	SO	LOB	TOP							
Nate Oliver, R (1, 4) OBP: 0.200, SLG: 0.240 Ty Cline, L (8, PH) Frank Johnson, R (8, 4) OBP: 0.222, SLG: 0.222	0-0 4-3		0-0 1-3		0-0 1-3			0-0 L6		0-0 5-3	3	0	0	0	0	0	1								
Jim Davenport, R (1, 5) OBP: 0.244, SLG: 0.190	0-0 5-3 1B		0-0 5-3		0-0 F8			0-0 6-3		0-0 5-3	5	0	1	0	0	0	1								
Willie Mays, R (1, 8) OBP: 0.375, SLG: 0.579	0-0 5-3 1-2			0-0 6-3		0-3 K		0-0 4-3		0-0 F8	5	0	0	0	0	1	1								
Willie McCovey, L (1, 3) OBP: 0.298, SLG: 0.381	0-0 F8			0-0 4-3		0-0 F3			0-0 F9		4	0	0	0	0	0	1								
Jim Ray Hart, R (1, 7) OBP: 0.391, SLG: 0.707		0-0 FC4-6 1B		4-0 1B BB		0-3 K			0-0 1B 1B		3	1	2	0	1	1	0								
Jesus Alou, R (1, 9) OBP: 0.233, SLG: 0.302		0-0 F9		0-0 FC4-6 1B			0-0 F9		0-0 FC5 1B 1B		4	0	2	0	0	0	1								
Hal Lanier, R (1, 6) OBP: 0.120, SLG: 0.120 Ollie Brown, R (9, PH) (9, 9)		0-0 FC4-6 1-2f		0-0 FC4-6 1-2f			0-0 6-3		0-3 K		3	0	0	0	0	0	3								
Bob Barton, R (1, 2) OBP: 0.286, SLG: 0.286 Jack Hiatt, R (9, PH) OBP: 0.423, SLG: 0.286 Frank Linzy, R (9, 1)		0-0 5-3			0-0 SH1-4 1B		0-0 1B		0-0 1B		3	0	2	0	0	0	1								
Gaylord Perry, R (1, 1) OBP: 0.143, SLG: 0.143 Dave Marshall, L (7, PH) OBP: 0.167, SLG: 0.167 Joe Gibbon, R (7, 1) Dick Dietz, R (9, PH) (9, 2)			0-3 K		0-0 SH1-4 1-2		0-0 K		0-3 FC5		1	0	0	0	0	1	0								
Inning Stats	R: 0 E: 0 K: 0 S: 4	H: 1 LOB: 1 BB: 0 P: 4	R: 0 E: 0 K: 0 S: 4	H: 1 LOB: 1 BB: 0 P: 4	R: 0 E: 0 K: 1 S: 5	H: 0 LOB: 0 BB: 0 P: 5	R: 0 E: 0 K: 0 S: 4	H: 1 LOB: 2 BB: 1 P: 8	R: 0 E: 0 K: 0 S: 4	H: 1 LOB: 1 BB: 0 P: 4	R: 0 E: 0 K: 2 S: 7	H: 0 LOB: 0 BB: 0 P: 7	R: 0 E: 0 K: 1 S: 6	H: 1 LOB: 1 BB: 0 P: 6	R: 0 E: 0 K: 0 S: 3	H: 0 LOB: 0 BB: 0 P: 3	R: 1 E: 0 K: 1 S: 8	H: 3 LOB: 2 BB: 0 P: 8	R: 0 E: 0 K: 0 S: 3	H: 0 LOB: 0 BB: 0 P: 3	1B: 8 2B: 0 3B: 0 HR: 0	SF: 0 SAC: 1 DP: 0 HBP: 0	WP: 0 PB: 0 SB: 0 CS: 0	PA: 39	
PITCHER Rick Wise, R (1, 1) ERA: 3.77	IP 10.0	WLS W	BF 39	H 8	R 1	ER 1	SO 5	BB 1	IBB 0	HBP 0	BLK 0	WP 0	HR 0	S 48	P 52	ERA 0.90	WHIP 0.900								

San Francisco Giants @ Philadelphia Phillies
 Connie Mack Stadium, Philadelphia, PA
 Mon Apr 22 1968 6:05 PM EST
 Att: 4,231 - Unknown

livebaseballscores.com

AB	37
R	1
H	8
RBI	1
BB	1
SO	5
LOB	14



BOTTOM

San Francisco Giants @ Philadelphia Phillies
Connie Mack Stadium, Philadelphia, PA

Mon Apr 22 1968, 6:05 PM EST
Att. 4,231 - Unknown

livebaseballscorecards.com

AB	34
R	2
H	9
RBI	2
BB	3
SO	4
LOB	9



WP:	0	PA:	38
PB:	0		
SB:	1		
CS:	0		

AB R H RBI BB SO LOB

5	0	1	0	0	1	1
5	1	2	1	0	0	0
3	0	1	0	1	0	0
4	0	2	1	0	0	1
4	0	1	0	0	0	3
4	0	1	0	0	0	2
3	0	0	0	1	2	0
4	0	1	0	0	1	2
2	0	0	0	0	0	0
0	1	0	0	1	0	0
1B:	8	SF:	0			
2B:	1	SAC:	1			
3B:	0	DP:	2			
HR:	0	HBP:	0			

Batter	1	2	3	4	5	6	7	8	9	10
Tony Taylor, R OBP: 0.373, SLG: 0.396 (1, 5)	0-0 P4		0-0 4-3		0-0 F7		0-3 K			0-0 1B
Cookie Rojas, R OBP: 0.294, SLG: 0.360 (1, 4)	0-0 5-3		0-0 1B		0-0 6-3			0-0 6-3		0-0 1B
Johnny Callison, L OBP: 0.319, SLG: 0.286 (1, 9)	0-0 F8		0-0 1B		4-0 FC4-6			0-0 6-3		0-0 1B
Tony Gonzalez, L OBP: 0.333, SLG: 0.250 (1, 8)		0-0 G1-6-3	0-0 1B		0-0 FC4-6			0-0 6-3		
John Briggs, L OBP: 0.286, SLG: 0.150 (1, 7)		0-0 G1-6-3	0-0 6-3		0-0 G6-3			0-0 4-1		
Bill White, L OBP: 0.238, SLG: 0.385 (1, 3)		0-0 2B		0-0 G3		0-0 G6-3		0-0 4-3		
Clay Dalrymple, L OBP: 0.217, SLG: 0.150 (1, 2)		4-0 IBB		0-3 K			0-0 G3	0-3 K		
Bobby Wine, R OBP: 0.308, SLG: 0.458 (1, 6)		0-0 F8		0-3 K			0-0 SH3-4		0-0 4-3	
Rick Wise, R OBP: 0.333, SLG: 0.333 (1, 1)			0-0 F9		0-0 F9		0-0 SH3-4		4-0 1B	
Dick Allen, R OBP: 0.326, SLG: 0.535 (10, PH)									BBB	4-0 1B

Inning Stats	R: 0	H: 0	E: 0	K: 0	S: 3	P: 3	R: 0	H: 2	E: 0	K: 0	S: 4	P: 8	R: 1	H: 3	E: 0	K: 0	S: 6	R: 0	H: 0	E: 0	K: 2	S: 7	P: 7	R: 0	H: 1	E: 0	K: 0	S: 3	P: 7	R: 0	H: 1	E: 0	K: 1	S: 6	P: 6	R: 0	H: 0	E: 0	K: 0	S: 3	P: 3	R: 0	H: 0	E: 0	K: 0	S: 5	P: 5	R: 0	H: 2	E: 0	K: 0	S: 3	P: 7	1B: 8	SF: 0	2B: 1	SAC: 1	3B: 0	DP: 2	HR: 0	HBP: 0	WP: 0	PA: 38
--------------	------	------	------	------	------	------	------	------	------	------	------	------	------	------	------	------	------	------	------	------	------	------	------	------	------	------	------	------	------	------	------	------	------	------	------	------	------	------	------	------	------	------	------	------	------	------	------	------	------	------	------	------	------	-------	-------	-------	--------	-------	-------	-------	--------	-------	--------

PITCHER	IP	WLS	BF	H	R	ER	SO	BB	IBB	HBP	BLK	WP	HR	S	P	ERA	WHIP
Gaylord Perry, R ERA: 2.01 (1, 1)	6.0		24	6	1	1	2	1	1	0	0	0	0	26	34	1.50	1.167
Joe Gibbon, L ERA: (7, 1)	2.0		7	1	0	0	1	0	0	0	0	0	0	9	9	0.00	0.500
Frank Linzy, R ERA: 2.45 (9, 1)	1.1	L	7	2	1	1	1	1	0	0	0	0	0	8	12	6.75	2.250

Batter	1	2	3	4	5	6	7	8	9	AB R H RBI BB SO LOB	TOP
Jesus Alou, R OBP: 0.250, SLG: 0.333 (1, 9) X	0-0 F9		0-0 F9			0-0 SH1-4 HR 1B	0-0 5-3		0-0 1B 2B	5 2 2 1 0 0 0	
Ron Hunt, R OBP: 0.333, SLG: 0.263 (1, 4) B B B	4-0 BB 1B BB		0-0 E6			0-0 SH1-4 1-2		0-0 5-3	0-3 K	3 0 0 0 1 1 1	
Willie McCovey, L OBP: 0.327, SLG: 0.404 (1, 3) X	0-0 BB 1-2 1B		0-3 K			0-0 F8		0-0 1B 1B	0-0 2-H 1B	5 1 3 1 0 1 2	
Willie Mays, R OBP: 0.400, SLG: 0.561 (1, 8) B B B Ollie Brown, R (9, 8) B	4-0 G5-4-3 1-2 2-3 BB				0-0 G6-4-3 1B	4-0 1B HR IBB		0-0 F9	0-0 F9	3 1 1 0 2 0 2 0 0 0 0 0 0 0	
Jim Ray Hart, R OBP: 0.400, SLG: 0.689 (1, 7) X	0-0 G5-4-3 1-2f				0-0 G6-4-3 1-2f	0-0 1-2 2-3 HR 1B		0-0 1-3 1B 1B		4 1 2 0 0 0 4	
Jim Davenport, R OBP: 0.265, SLG: 0.283 (1, 5) X		0-0 F7			0-0 F9	0-0 1-2 2-3 3-H HR		0-0 1-2 3-H 1B		4 1 2 5 0 0 0	
Bob Barton, R OBP: 0.222, SLG: 0.222 (1, 2) S S S		0-3 K				0-0 F8	0-3 K			4 0 0 0 0 2 2	
Hal Lanier, R OBP: 0.138, SLG: 0.138 (1, 6) X		0-0 5-3				0-0 5-3		0-0 5-3		4 1 1 0 0 0 0	
Juan Marichal, R OBP: 0.067, SLG: 0.067 (1, 1) X			0-0 L8			0-0 4-3		0-0 P4	0-0 L8	4 0 0 0 0 0 1	
Inning Stats	R: 0 H: 1 E: 0 LOB: 2 K: 0 BB: 2 S: 3 P: 11	R: 0 H: 0 E: 0 LOB: 0 K: 1 BB: 0 S: 5 P: 5	R: 0 H: 0 E: 1 LOB: 1 K: 1 BB: 0 S: 6 P: 6	R: 0 H: 1 E: 0 LOB: 0 K: 0 BB: 0 S: 3 P: 3	R: 0 H: 0 E: 0 LOB: 0 K: 0 BB: 0 S: 3 P: 3	R: 4 H: 3 E: 0 LOB: 0 K: 1 BB: 1 S: 8 P: 12	R: 0 H: 0 E: 0 LOB: 0 K: 0 BB: 0 S: 3 P: 3	R: 1 H: 3 E: 0 LOB: 2 K: 0 BB: 0 S: 6 P: 6	R: 2 H: 3 E: 0 LOB: 1 K: 1 BB: 0 S: 8 P: 8	1B: 9 SF: 0 2B: 1 SAC: 1 3B: 0 DP: 2 HR: 1 HBP: 0	WP: 0 PA: 40 PB: 0 SB: 0 CS: 0
PITCHER	IP WLS BF H R ER SO BB IBB HBP BLK WP HR S P ERA WHIP										
Chris Short, L ERA: 2.32 (1, 1)	7.0 L 28 5 4 4 3 2 1 0 0 0 0 1 31 43 5.14 1.000										
John Boozer, R ERA: 6.0 (8, 1)	2.0 12 6 3 3 1 0 0 0 0 0 0 0 14 14 13.50 3.000										

San Francisco Giants @ Philadelphia Phillies
 Connie Mack Stadium, Philadelphia, PA

Tue Apr 23 1968, 6:05 PM EST
 Att. 8,618 - Unknown

livebaseballscorecards.com

AB	36
R	7
H	11
RBI	7
BB	3
SO	4
LOB	12



Batter	1	2	3	4	5	6	7	8	9	AB	R	H	RBI	BB	SO	LOB
Tony Taylor, R (1, 5) OBP: 0.357, SLG: 0.377	0-0 1B	0-0 FC6-4 1-2f			0-0 F8		0-0 1-3		0-0 5-3	5	0	1	0	0	0	2
Cookie Rojas, R (1, 4) OBP: 0.273, SLG: 0.333	0-0 F7		0-0 6-3		0-0 F3		0-0 F7			4	0	0	0	0	0	1
Johnny Callison, L (1, 9) OBP: 0.333, SLG: 0.304	0-0 1-3 1B		0-3 K		0-0 5-3			0-0 2B 1B		4	1	2	0	0	1	0
Tony Gonzalez, L (1, 8) OBP: 0.324, SLG: 0.250	0-3 K		0-3 K			0-0 FC6-4 1B		0-0 F9		4	0	1	0	0	2	3
John Briggs, L (1, 7) OBP: 0.182, SLG: 0.182	0-0 3-1			0-0 6-3		0-0 FC6-4 FC4-6 1-2f 1B		0-3 K		4	0	0	0	0	1	4
Bill White, L (1, 3) OBP: 0.283, SLG: 0.442		0-3 K		0-0 1B 1B		0-0 FC4-6 1-2 1B		0-0 E 1-H 2B		4	0	3	1	0	1	0
Clay Dalrymple, L (1, 2) OBP: 0.259, SLG: 0.208		0-0 1B 1B		0-0 FC6 1-2 1B		0-0 FC4-6 1-2f 2-3		0-0 L7 2-3		4	0	2	0	0	0	3
Bobby Wine, R (1, 6) OBP: 0.321, SLG: 0.462		0-0 FC6-4 1-2 1B		0-3 K		0-3 K			0-0 6-3	2	0	1	0	0	1	2
Dick Allen, R (6, PH) OBP: 0.319, SLG: 0.523										1	0	0	0	0	1	2
Gary Sutherland, R (7, 6) OBP: 0.500, SLG: 0.500										1	0	0	0	0	0	0
Chris Short, R (1, 1) OBP: 0.100, SLG: 0.100		0-0 B2			0-0 FC6 1-2f				0-0 6-3	2	0	0	0	0	0	4
Rick Joseph, R (7, PH) OBP: 0.286, SLG: 0.167										1	0	0	0	0	1	0
John Boozer, R (8, 1)										0	0	0	0	0	0	0
Don Lock, R (9, PH) OBP: 0.167, SLG: 0.091										1	0	0	0	0	0	0

BOTTOM																	
San Francisco Giants @ Philadelphia Phillies Connie Mack Stadium, Philadelphia, PA Tue Apr 23 1968, 6:05 PM EST Att. 8,618 - Unknown																	
AB	37																
R	1																
H	10																
RBI	1																
BB	0																
SO	8																
LOB	21																
WP: 0	PA: 37	1B: 9	SF: 0	PB: 0	SAC: 0	SB: 0	3B: 0	DP: 0	CS: 0	HR: 0	HBP: 0						
PITCHER	IP	WLS	BF	H	R	ER	SO	BB	IBB	HBP	BLK	WP	HR	S	P	ERA	WHIP
Juan Marichal, R (1, 1) ERA: 2.31	9.0	W	37	10	1	1	8	0	0	0	0	0	0	53	53	1.00	1.111



livebaseballscorecards.com

Batter	1	2	3	4	5	6	7	8	9	AB R H RBI BB SO LOB	TOP
Tony Taylor, R (1, 5) OBP: 0.333, SLG: 0.351	0-3 K		0-3 K		0-0 6-3			0-0 5-3		4 0 0 0 0 2 1	Philadelphia Phillies @ Atlanta Braves Atlanta Stadium, Atlanta, GA Fri Apr 26 1968, 6:05 PM EST Att. 10,614 - Unknown
Cookie Rojas, R (1, 4) OBP: 0.271, SLG: 0.316	4-0 BB		0-0 E6		0-0 1-3			0-0 F9		3 0 0 0 1 0 1	
Johnny Callison, L (1, 9) OBP: 0.327, SLG: 0.286 Turk Farrell, R (8, 1)	4-0 BB		0-0 F9					0-0 L3		3 0 0 0 1 0 2 0 0 0 0 0 0 0	
Dick Allen, R (1, 7) OBP: 0.314, SLG: 0.500	0-0 P5		0-3 K					0-0 6-3		4 0 1 0 0 1 2	
Tony Gonzalez, L (1, 8) OBP: 0.317, SLG: 0.250		0-0 1B SF9 1B		0-3 K				0-0 6-3		4 1 1 0 0 2 1	
Bill White, L (1, 3) OBP: 0.300, SLG: 0.447		0-0 1B		0-0 F9		0-0 CS	0-0 6-3	0-0 1B		4 0 2 0 0 0 0	
Clay Dalrymple, L (1, 2) OBP: 0.258, SLG: 0.222		0-0 SF9		0-0 1B			0-0 F3	0-0 4-3		3 0 1 1 0 0 1	
Bobby Wine, R (1, 6) OBP: 0.290, SLG: 0.414		0-3 K		0-0 F3			0-3 K			3 0 0 0 0 2 2	
Larry Jackson, R (1, 1) OBP: 0.111, SLG: 0.111 Chris Short, R (7, 1) OBP: 0.100, SLG: 0.100 John Briggs, L (8, PH) OBP: 0.250, SLG: 0.250		0-3 K			0-0 4-3			0-0 1B		2 0 0 0 0 1 1 0 0 0 0 0 0 0 1 0 1 0 0 0 0	
Inning Stats	R: 0 H: 0 E: 0 LOB: 1 K: 1 BB: 2 S: 4 P: 12	R: 1 H: 2 E: 0 LOB: 1 K: 2 BB: 0 S: 9 P: 9	R: 0 H: 0 E: 1 LOB: 1 K: 2 BB: 0 S: 8 P: 8	R: 0 H: 1 E: 0 LOB: 1 K: 1 BB: 0 S: 6 P: 6	R: 0 H: 0 E: 0 LOB: 0 K: 0 BB: 0 S: 3 P: 3	R: 0 H: 1 E: 0 LOB: 0 K: 1 BB: 0 S: 5 P: 5	R: 0 H: 0 E: 0 LOB: 0 K: 1 BB: 0 S: 5 P: 5	R: 0 H: 1 E: 0 LOB: 1 K: 0 BB: 0 S: 4 P: 4	R: 0 H: 1 E: 0 LOB: 1 K: 0 BB: 0 S: 4 P: 4	1B: 6 SF: 1 2B: 0 SAC: 0 3B: 0 DP: 0 HR: 0 HBP: 0	WP: 0 PA: 35 PB: 0 SB: 0 CS: 2
PITCHER Pat Jarvis, R (1, 1) ERA: 1.89	IP WLS BF H R ER SO BB IBB HBP BLK WP HR S P ERA WHIP										

livebaseballscorecards.com

AB	31
R	1
H	6
RBI	1
BB	2
SO	8
LOB	11



Batter	1	2	3	4	5	6	7	8	9	AB R H RBI BB SO LOB	TOP	
Tony Taylor, R OBP: 0.323, SLG: 0.328 (1, 5) X	0-0 6-3		0-0 5-3		0-0 F8		0-0 BB 4-0 1-2 BB		0-0 6-3	4 0 0 0 1 0 1		
Cookie Rojas, R OBP: 0.266, SLG: 0.306 (1, 4) X	0-0 P4			0-0 1B HR 1B	0-0 F3		0-0 FC5 2-3f		0-3 K	5 1 1 0 0 1 2		
Johnny Callison, L OBP: 0.339, SLG: 0.358 (1, 9) X	0-0 4-3			0-0 1-3 HR 1B	0-3 K			0-0 HR		4 2 2 1 0 1 0		
Dick Allen, R OBP: 0.309, SLG: 0.538 (1, 7) X		0-0 F8		0-0 1-H 3-H HR		0-0 L8		0-3 K		4 1 1 3 0 1 0		
Don Lock, R OBP: 0.200, SLG: 0.143 (1, 8) Tony Gonzalez, L OBP: 0.333, SLG: 0.270 (8, PH) (8, 8)	0-0 P6			0-0 G5-4-3 BB 1B		0-0 6-3		0-0 FC9-4 1B		3 0 1 0 0 0 0 1 0 1 0 0 0 0		
Bill White, L OBP: 0.315, SLG: 0.429 (1, 3) X	0-0 3-1			4-0 1-2 G5-4-3 BB		0-0 6-3		4-0 FC9-4 IBB		2 0 0 0 2 0 0		
Bobby Wine, R OBP: 0.257, SLG: 0.364 (1, 6) X			0-0 F2	0-0 G5-4-3 1-2f 2-3		0-0 F2		0-0 FC9-4 1-2f 2-3		4 0 0 0 0 0 4		
Mike Ryan, R OBP: 0.150, SLG: 0.105 (1, 2) X			0-0 SH1-4 1B	4-0 IBB		0-0 P6		0-0 F9		3 0 1 0 1 0 2		
Woodie Fryman, R OBP: 0.167, SLG: 0.167 (1, 1) X			0-0 SH1-4 1-2	0-3 K		0-0 FC5 BB 1B			0-0 B1-3	3 0 1 0 0 1 2		
Inning Stats	R: 0 E: 0 K: 0 S: 3 H: 0 LOB: 0 BB: 0 P: 3	R: 0 E: 0 K: 0 S: 3 H: 0 LOB: 0 BB: 0 P: 3	R: 0 E: 0 K: 0 S: 4 H: 1 LOB: 1 BB: 0 P: 4	R: 3 E: 0 K: 1 S: 8 H: 4 LOB: 2 BB: 2 P: 16	R: 0 E: 0 K: 1 S: 5 H: 0 LOB: 0 BB: 0 P: 5	R: 0 E: 0 K: 0 S: 3 H: 0 LOB: 0 BB: 0 P: 3	R: 0 E: 0 K: 0 S: 4 H: 1 LOB: 2 BB: 1 P: 8	R: 1 E: 1 K: 1 S: 7 H: 2 LOB: 2 BB: 1 P: 11	R: 0 E: 0 K: 1 S: 5 H: 0 LOB: 0 BB: 0 P: 5	1B: 6 2B: 0 3B: 0 HR: 2 SF: 0 SAC: 1 DP: 1 HBP: 0	WP: 0 PB: 0 SB: 0 CS: 0 PA: 38	
PITCHER	IP WLS BF H R ER SO BB IBB HBP BLK WP HR S P ERA WHIP											
Dick Kelley, L ERA: 6.57 (1, 1)	3.0 L 15 5 3 3 0 1 0 0 0 0 1 14 18 9.00 2.000											
Clay Carroll, R ERA: 2.0 (4, 1)	4.0 14 1 0 0 2 1 1 0 0 0 0 16 24 0.00 0.500											
Cecil Upshaw, R ERA: 4.66 (8, 1)	2.0 9 2 1 1 2 0 1 0 0 0 0 1 12 16 4.50 1.000											

Philadelphia Phillies @ Atlanta Braves
Atlanta Stadium, Atlanta, GA
Sat Apr 27 1968, 6:05 PM EST
Att. 14,207 - Unknown

AB	33
R	4
H	8
RBI	4
BB	4
SO	4
LOB	11



Batter	1	2	3	4	5	6	7	8	9	AB R H RBI BB SO LOB	TOP
Tony Taylor, R OBP: 0.314, SLG: 0.318 (1, 5) X	0-0 1-3 ①		0-0 5-3 ①		0-0 E6 1B			0-0 WP SH1-4 1B	0-3 K ③	5 1 1 0 0 1 1	Philadelphia Phillies @ Atlanta Braves Atlanta Stadium, Atlanta, GA Sun Apr 28 1968, 3:33 AM EDT Att. 13,442 - Unknown livebaseballscorecards.com
Cookie Rojas, R OBP: 0.284, SLG: 0.323 (1, 4) X	0-0 BB 1B		0-0 6-3 ②		0-0 CS 1B			0-0 SH1-4 1-2		3 1 2 0 0 0 0	
Johnny Callison, L OBP: 0.349, SLG: 0.368 (1, 9) X	0-0 F2		0-0 3-1 ③		0-0 CS 1-2	0-0 FC4-6 1B		0-0 1B		4 0 2 1 0 0 1	
Dick Allen, R OBP: 0.305, SLG: 0.509 (1, 7) B B B	4-0 1B 1-2 BB			0-3 K ①		0-0 L6		0-0 F8 ②		3 0 0 0 1 1 2	
Tony Gonzalez, L OBP: 0.326, SLG: 0.268 (1, 8) X	0-0 1-2 2-H 1B			0-0 F8 ②		0-0 L8 ②		0-0 G3 ③		4 0 1 1 0 0 2	
Bill White, L OBP: 0.310, SLG: 0.472 (1, 3) X	0-0 F9 ③			0-0 HR		0-0 FC4-6 1-2f		0-0 F7 ①		4 1 1 1 0 0 3	
Clay Dalrymple, L OBP: 0.257, SLG: 0.258 (1, 2) X		0-0 3-1 ①		0-0 4-3 ③			0-0 3-1 ①		0-0 2B 2B	4 1 1 0 0 0 0	
Bobby Wine, R OBP: 0.231, SLG: 0.324 (1, 6) 0.0.0.0		0-3 K ②			0-0 F7 ①		0-0 F8 ②		0-0 6-3 ②	4 0 0 0 0 1 1	
Rick Wise, R OBP: 0.286, SLG: 0.429 (1, 1)		0-0 6-3 ③			0-3 K ②		0-0 6-3 ③		0-0 2B 2-H	4 0 1 1 0 1 0	
Turk Farrell, R (9, 1)										0 0 0 0 0 0 0	
Inning Stats	R: 1 H: 2 E: 0 LOB: 2 K: 0 BB: 1 S: 5 P: 9	R: 0 H: 0 E: 0 LOB: 0 K: 1 BB: 0 P: 5	R: 0 H: 0 E: 0 LOB: 0 K: 1 BB: 0 P: 3	R: 1 H: 1 E: 0 LOB: 0 K: 1 BB: 0 P: 6	R: 0 H: 1 E: 1 LOB: 1 K: 1 BB: 0 P: 6	R: 0 H: 1 E: 0 LOB: 1 K: 0 BB: 0 P: 4	R: 0 H: 0 E: 0 LOB: 0 K: 0 BB: 0 P: 3	R: 1 H: 2 E: 0 LOB: 1 K: 0 BB: 0 P: 5	R: 1 H: 2 E: 0 LOB: 1 K: 1 BB: 0 P: 7	1B: 6 SF: 0 2B: 2 SAC: 1 3B: 0 DP: 0 HR: 1 HBP: 0	WP: 1 PA: 38 PB: 0 SB: 0 CS: 1
PITCHER	IP WLS BF H R ER SO BB IBB HBP BLK WP HR S P ERA WHIP										
Phil Niekro, R (1, 1) ERA: 3.67	8.0 L 32 7 3 3 3 1 0 0 0 0 1 1 37 41 3.38 1.000										
Claude Raymond, R (9, 1) ERA: 1.69	1.0 5 2 1 1 1 0 0 0 0 0 0 0 7 7 9.00 2.000										

Philadelphia Phillies @ Atlanta Braves
Atlanta Stadium, Atlanta, GA
Sun Apr 28 1968, 3:33 AM EDT
Att. 13,442 - Unknown

AB	35
R	4
H	9
RBI	4
BB	1
SO	4
LOB	10



Batter	1	2	3	4	5	6	7	8	9	AB	R	H	RBI	BB	SO	LOB
--------	---	---	---	---	---	---	---	---	---	----	---	---	-----	----	----	-----

Felipe Alou, R <small>OBP: 0.358, SLG: 0.578</small> (1, 8)	0-0 F7 		0-0 			0-0 			0-0 	4	2	3	1	0	0	0
Sonny Jackson, L <small>OBP: 0.211, SLG: 0.221</small> (1, 6)	0-0 6-3 		0-0 CS 	0-0 F2 		0-0 			0-0 F6 	4	0	1	0	0	0	1
Hank Aaron, R <small>OBP: 0.418, SLG: 0.717</small> (1, 9)	0-0 F5 			0-0 F9 		0-0 6-3 			0-0 	4	1	1	2	0	0	1
Sandy Valdespino, L <small>OBP: 0.438, SLG: 0.425</small> (1, 7)		0-0 4-3 		0-3 K 			0-0 3-1 		0-0 	4	0	1	0	0	1	0
Deron Johnson, R <small>OBP: 0.188, SLG: 0.186</small> (1, 3)		0-0 6-3 		0-3 K 			0-0 L5 		0-3 	4	0	0	0	0	2	1
Felix Millan, R <small>OBP: 0.302, SLG: 0.259</small> (1, 4)		0-0 		0-0 F7 			0-0 F8 		0-3 K2-3 	4	0	1	0	0	1	1
Bob Tillman, R <small>OBP: 0.217, SLG: 0.326</small> (1, 2)		0-3 K 		0-0 L6 				0-0 P6 		3	0	0	0	0	1	1
Woody Woodward, R (1, 5) Tito Francona, L (8, PH) Clete Boyer, R <small>OBP: 0.177, SLG: 0.276</small> (9, 5)			0-0 5-3 			0-3 K 		0-0 F7 		2	0	0	0	0	1	0
Phil Niekro, R <small>OBP: 0.111, SLG: 0.444</small> (1, 1) Mike Lum, L (8, PH) Claude Raymond, R (9, 1)			0-0 4-3 		0-3 K 			0-3 K 		2	0	0	0	0	1	0

Inning Stats	R: 0	H: 0	E: 0	K: 0	S: 3	P: 3	R: 0	H: 1	E: 0	K: 1	S: 6	P: 6	R: 0	H: 1	E: 0	K: 0	S: 3	P: 3	R: 0	H: 0	E: 0	K: 1	S: 5	P: 5	R: 0	H: 0	E: 0	K: 1	S: 5	P: 5	R: 1	H: 2	E: 0	K: 2	S: 9	P: 9	R: 0	H: 0	E: 0	K: 0	S: 3	P: 3	R: 0	H: 0	E: 0	K: 1	S: 5	P: 5	R: 2	H: 3	E: 0	K: 2	S: 10	P: 10	1B: 3	2B: 2	3B: 0	HR: 2	SF: 0	SAC: 0	DP: 0	HBP: 0	WP: 1	PA: 34
--------------	------	------	------	------	------	------	------	------	------	------	------	------	------	------	------	------	------	------	------	------	------	------	------	------	------	------	------	------	------	------	------	------	------	------	------	------	------	------	------	------	------	------	------	------	------	------	------	------	------	------	------	------	-------	-------	-------	-------	-------	-------	-------	--------	-------	--------	-------	--------

PITCHER	IP	WLS	BF	H	R	ER	SO	BB	IBB	HBP	BLK	WP	HR	S	P	ERA	WHIP
Rick Wise, R <small>ERA: 3.57</small> (1, 1)	8.1	W	31	7	3	3	6	0	0	0	0	0	2	43	43	3.24	0.840
Turk Farrell, R <small>ERA: 1.23</small> (9, 1)	0.2	S	2	0	0	0	2	0	0	0	0	1	0	6	6	0.00	0.000

BOTTOM

Philadelphia Phillies @ Atlanta Braves
 Atlanta Stadium, Atlanta, GA
 Sun Apr 28 1968, 3:33 AM EDT
 Att. 13,442 - Unknown

livebaseballscorecards.com

AB	33
R	3
H	7
RBI	3
BB	0
SO	8
LOB	5



Batter	1	2	3	4	5	6	7	8	9	AB R H RBI BB SO LOB	TOP											
Tony Taylor, R (1, 5) OBP: 0.324, SLG: 0.329	1-3 K		0-0 1B			0-0 5-3			0-2 1B 1B	4 0 2 0 0 1 0	Philadelphia Phillies @ New York Mets Shea Stadium, Flushing, NY Tue Apr 30 1968, 3:33 AM EDT Att. 3,771 - Unknown livebaseballscorecards.com											
Cookie Rojas, R (1, 4) OBP: 0.268, SLG: 0.304	0-0 5-3		0-1 P6			0-0 P4			1-3 K	4 0 0 0 0 1 2												
Johnny Callison, L (1, 9) OBP: 0.343, SLG: 0.377	3-1 4-3				0-0 2B	0-0 1-3			0-0 P6	4 0 1 0 0 0 1												
Tony Gonzalez, L (1, 8) OBP: 0.320, SLG: 0.267		2-1 1-3			0-2 F7			0-0 6-3	2-0 1B	4 0 1 0 0 0 1												
John Briggs, L (1, 7) OBP: 0.188, SLG: 0.188		3-1 4-3			3-2 P6			0-0 F8	2-1 L9	4 0 0 0 0 0 3												
Bill White, L (1, 3) OBP: 0.311, SLG: 0.482		0-1 2B			3-2 4-3			0-0 4-3		3 0 1 0 0 0 1												
Clay Dalrymple, L (1, 2) OBP: 0.237, SLG: 0.235		0-0 F7				0-0 1-3			0-0 F3	3 0 0 0 0 0 1												
Bobby Wine, R (1, 6) OBP: 0.220, SLG: 0.308			1-0 5-3			0-0 1-3			2-2 P3	2 0 0 0 0 0 0												
Don Lock, R (8, PH) OBP: 0.188, SLG: 0.133										1 0 0 0 0 0 0												
Roberto Pena, R (8, 6)										0 0 0 0 0 0 0												
Chris Short, R (1, 1) OBP: 0.083, SLG: 0.083			0-0 P6			0-3 K			2-1 F9	2 0 0 0 0 1 0												
Dick Allen, R (8, PH) OBP: 0.300, SLG: 0.500										1 0 0 0 0 0 0												
Turk Farrell, R (8, 1)										0 0 0 0 0 0 0												
Inning Stats	R: 0 E: 0 K: 1 S: 6	H: 0 LOB: 0 BB: 0 P: 10	R: 0 E: 0 K: 0 S: 7	H: 1 LOB: 1 BB: 0 P: 12	R: 0 E: 0 K: 0 S: 5	H: 1 LOB: 1 BB: 0 P: 6	R: 0 E: 0 K: 0 S: 12	H: 1 LOB: 1 BB: 0 P: 18	R: 0 E: 0 K: 1 S: 5	H: 0 LOB: 0 BB: 0 P: 5	R: 0 E: 0 K: 0 S: 3	H: 0 LOB: 0 BB: 0 P: 3	R: 0 E: 0 K: 0 S: 3	H: 0 LOB: 0 BB: 0 P: 3	R: 0 E: 0 K: 0 S: 6	H: 0 LOB: 0 BB: 0 P: 10	R: 0 E: 0 K: 1 S: 11	H: 2 LOB: 2 BB: 0 P: 16	1B: 3 2B: 2 3B: 0 HR: 0	SF: 0 SAC: 0 DP: 0 HBP: 0	WP: 0 PB: 0 SB: 0 CS: 0	PA: 32
PITCHER Don Cardwell, R (1, 1) ERA: 2.01	IP: 9.0 WLS: W BF: 32 H: 5 R: 0 ER: 0 SO: 3 BB: 0 IBB: 0 HBP: 0 BLK: 0 WP: 0 HR: 0 S: 58 P: 83 ERA: 0.00 WHIP: 0.556											PITCHER	IP: WLS: BF: H: R: ER: SO: BB: IBB: HBP: BLK: WP: HR: S: P: ERA: WHIP:									



Batter	1	2	3	4	5	6	7	8	9	AB	R	H	RBI	BB	SO	LOB
Tommie Agee, R OBP: 0.120, SLG: 0.102 (1, 8) S B X	2-2 F7		0-0 L8		1-3 K			1-3 K		4	0	0	0	0	2	1
Ken Boswell, L OBP: 0.264, SLG: 0.400 (1, 4) X	0-0 P1		1-1 F9			0-0 4-3				3	0	0	0	0	0	1
Cleon Jones, R OBP: 0.291, SLG: 0.442 (1, 7) X	0-0 P6			0-1 4-3		0-0 F3				3	0	0	0	0	0	0
Ron Swoboda, R OBP: 0.371, SLG: 0.617 (1, 9) B X		1-1 HR		4-2 1B BB		3-3 K				2	1	1	1	1	1	0
Greg Goossen, R OBP: 0.375, SLG: 0.400 (1, 3) Don Bosch, S (7, PR)		0-3 K		0-3 K			1-2 F8-3 1B			3	0	1	0	0	2	1
Ed Kranepool, L OBP: 0.275, SLG: 0.289 (8, 3)										0	0	0	0	0	0	0
Ed Charles, R OBP: 0.267, SLG: 0.296 (1, 5) X		0-0 L8		0-0 1B		0-0 F8-3				3	0	1	0	0	0	1
Jerry Grote, R OBP: 0.418, SLG: 0.354 (1, 2) X		0-0 F9		0-3 K		0-0 L9				3	0	0	0	0	1	3
Bud Harrelson, S OBP: 0.186, SLG: 0.214 (1, 6) X			0-0 L8 2B		0-0 5-3			0-0 F8		3	0	1	0	0	0	0
Don Cardwell, R OBP: 0.143, SLG: 0.571 (1, 1) S			0-3 K		0-3 K			0-0 F9		3	0	0	0	0	2	1

Inning Stats	R: 0	H: 0	E: 0	K: 0	S: 5	R: 1	H: 1	E: 0	K: 1	S: 7	R: 0	H: 1	E: 0	K: 1	S: 7	R: 0	H: 1	E: 0	K: 2	S: 13	R: 0	H: 0	E: 0	K: 2	S: 7	R: 0	H: 1	E: 0	K: 0	S: 6	R: 0	H: 1	E: 0	K: 0	S: 5	R: 0	H: 0	E: 0	K: 1	S: 6	R: 0	H: 0	E: 0	K: 1	S: 6	1B: 2	2B: 2	3B: 0	HR: 1	SF: 0	SAC: 0	DP: 1	HBP: 0	WP: 0	PB: 0	SB: 0	CS: 0	PA: 28
--------------	------	------	------	------	------	------	------	------	------	------	------	------	------	------	------	------	------	------	------	-------	------	------	------	------	------	------	------	------	------	------	------	------	------	------	------	------	------	------	------	------	------	------	------	------	------	-------	-------	-------	-------	-------	--------	-------	--------	-------	-------	-------	-------	--------


PITCHER	IP	WLS	BF	H	R	ER	SO	BB	IBB	HBP	BLK	WP	HR	S	P	ERA	WHIP
Chris Short, L ERA: 2.09 (1, 1)	7.0	L	25	4	1	1	7	1	0	0	0	0	1	50	63	1.29	0.714
Turk Farrell, R ERA: 1.08 (8, 1)	1.0		3	0	0	0	1	0	0	0	0	0	0	6	7	0.00	0.000

BOTTOM

Philadelphia Phillies @ New York Mets
Shea Stadium, Flushing, NY
Tue Apr 30 1968, 3:33 AM EDT
Att. 3,771 - Unknown

livebaseballscorecards.com

AB	27
R	1
H	4
RBI	1
BB	1
SO	8
LOB	8



Batter	1	2	3	4	5	6	7	8	9	10	11	AB R H RBI BB SO LOB	TOP												
Tony Taylor, R (1, 5) OBP: 0.350, SLG: 0.382	1-2 G3		X 0-0 6-3 S 1B		X 0-1 L8		X 0-0 F8 E 1B		X 0-0 G6-4-3 1B		X 0-1 2B 3B	6 1 4 3 0 0 0													
Cookie Rojas, R (1, 4) OBP: 0.273, SLG: 0.297	3-2 1B		S 2-1 6-3		F 2-1 F7		S 0-1 E6		B 1-0 SAFE G6-4-3		F 4-2 2B SF7 BB	5 1 1 0 1 0 3													
Johnny Callison, L (1, 9) OBP: 0.342, SLG: 0.379	1-3 K		B 4-2 BB		X 0-0 4-3		X 0-0 F8		X 0-0 3-1		X 0-0 SF7 2B	5 0 1 1 1 1 3													
Dick Allen, R (1, 7) OBP: 0.281, SLG: 0.467	3-3 K		S 0-3 K		S 0-3 K		S 1-3 K		S 3-3 K		S 0-3 K	4 0 0 0 0 4 5													
Don Lock, R (9, 7) OBP: 0.167, SLG: 0.118												2 0 0 0 0 2 3													
Tony Gonzalez, L (1, 8) OBP: 0.304, SLG: 0.260		X 0-0 4-3		S 0-3 K		X 0-0 5-3		X 0-0 3-1		X 0-0 1B	X 0-0 SF7	5 0 1 1 0 1 0													
Bill White, L (1, 3) OBP: 0.328, SLG: 0.525		B 3-2 HR		X 0-0 4-3		B 4-0 3B BB		X 0-0 1B		F 0-3 K	S 0-3 K	5 2 2 1 1 2 3													
Clay Dalrymple, L (1, 2) OBP: 0.302, SLG: 0.324		C 1-2 P9		B 4-1 1B BB		X 0-0 1B		X 0-0 1B		B 4-0 BB 3B BB	X 4-0 BB 3B BB	3 0 2 1 2 0 0													
Roberto Pena, R (11, PR)		B 1-2 P9		S 4-1 1B BB		X 0-0 3B		X 1-2 1B		S 0-3 K	S 0-3 K	0 1 0 0 0 0 0													
Mike Ryan, R (11, 2) OBP: 0.150, SLG: 0.105		B 1-1 6-3		F 1-1 1B		C 1-3 K		S 1-2 L7		B 1-2 1B	B 4-1 BB 3B BB	0 0 0 0 0 0 0													
Bobby Wine, R (1, 6) OBP: 0.239, SLG: 0.302		B 1-1 6-3		F 1-1 1B		C 1-3 K		S 1-2 L7		B 1-2 1B	B 4-1 BB 3B BB	4 1 1 0 1 1 2													
Larry Jackson, R (1, 1) OBP: 0.077, SLG: 0.077			X 0-0 1-3		F 0-0 F8		B 2-3 K		X 0-0 6-3		C 4-2 3B BB	4 0 0 0 0 1 2													
John Briggs, L (11, PH) OBP: 0.188, SLG: 0.188											B 1-2 2-3 3B BB	0 0 0 0 0 0 0													
Rick Joseph, R (11, PH) OBP: 0.375, SLG: 0.167												0 1 0 0 1 0 0													
Grant Jackson, S (11, 1)												0 0 0 0 0 0 0													
Inning Stats	R: 0 E: 0 S: 12	H: 1 LOB: 1 BB: 0 P: 20	R: 1 E: 0 S: 9	H: 1 LOB: 0 BB: 0 P: 14	R: 0 E: 0 S: 9	H: 1 LOB: 2 BB: 1 P: 15	R: 0 E: 0 S: 9	H: 1 LOB: 2 BB: 1 P: 15	R: 0 E: 0 S: 5	H: 0 LOB: 0 BB: 0 P: 7	R: 1 E: 0 S: 8	H: 1 LOB: 1 BB: 1 P: 13	R: 0 E: 1 S: 12	H: 1 LOB: 2 BB: 0 P: 15	R: 0 E: 0 S: 6	H: 2 LOB: 1 BB: 0 P: 7	R: 0 E: 0 S: 3	H: 1 LOB: 0 BB: 0 P: 4	R: 0 E: 0 S: 9	H: 1 LOB: 1 BB: 0 P: 12	R: 5 E: 0 S: 15	H: 2 LOB: 2 BB: 4 P: 31	1B: 8 2B: 1 3B: 2 HR: 1	SF: 1 SAC: 0 DP: 1 HBP: 0	WP: 0 PA: 51
PITCHER	IP	WLS	BF	H	R	ER	SO	BB	IBB	HBP	BLK	WP	HR	S	P	ERA	WHIP								
Tom Seaver, R (1, 1) ERA: 1.71	8.0		35	8	2	2	8	3	0	0	0	0	1	70	106	2.25	1.375								
Cal Koonce, R (9, 1) ERA:	2.0		7	2	0	0	2	0	0	0	0	0	0	12	16	0.00	1.000								
Ron Taylor, R (11, 1) ERA: 4.15	0.0	L	2	0	2	2	0	2	0	0	0	0	0	1	9	∞	∞								
Bill Short, L (11, 1) ERA: 12.0	0.0		1	0	0	0	0	1	0	0	0	0	0	2	6	∞	∞								
Danny Frisella, R (11, 1) ERA: 2.19	1.0		6	2	3	3	2	1	0	0	0	0	0	12	16	27.00	3.000								

Philadelphia Phillies @ New York Mets
 Shea Stadium, Flushing, NY
 Wed May 01 1968 7:05 PM EDT
 Att. 11,450 - Unknown

AB	43
R	7
H	12
RBI	7
BB	7
SO	12
LOB	21



Batter	1	2	3	4	5	6	7	8	9	10	11	AB R H RBI BB SO LOB	BOTTOM
Bud Harrelson, S OBP: 0.188, SLG: 0.213 (1, 6)	L6		L9			K			2B 1B	K		5 1 1 0 0 2 2	Philadelphia Phillies @ New York Mets Shea Stadium, Flushing, NY Wed May 01 1968, 7:05 PM EDT Att. 11,450 - Unknown
Ken Boswell, L OBP: 0.241, SLG: 0.364 (1, 4)	4-3			4-3		4-3			1-3		P5	5 0 0 0 0 0 1	
Tommie Agee, R OBP: 0.145, SLG: 0.113 (1, 8)	1-3			PB 1B		K			1-3		BB BB	4 0 1 0 1 1 1	
Art Shamsky, L OBP: 0.300, SLG: 0.311 Don Bosch, S (9, PR) (10, 7)	P7			K		L9			L9		BB BB	4 0 1 1 0 1 1 0 1 0 0 1 0 0	
Ron Swoboda, R OBP: 0.373, SLG: 0.600 (1, 9)	P5			K		K			1B		G6-4-3 BB	5 0 2 1 0 1 3	
Ed Kranepool, L OBP: 0.295, SLG: 0.310 (1, 3)	6-3								1B		G6-4-3	4 0 2 0 0 0 1	
Jerry Grote, R OBP: 0.407, SLG: 0.365 (1, 2)									1B			4 0 1 0 0 1 2	
Ed Charles, R OBP: 0.258, SLG: 0.286 Al Weis, S (8, PH) (9, 5)									F2		F8	2 0 0 0 0 1 1 2 0 0 0 0 0 0	
Tom Seaver, R OBP: 0.200, SLG: 0.143 Cleon Jones, R OBP: 0.286, SLG: 0.434 Cal Koonce, R (8, PH) Jerry Buchek, R OBP: 0.286, SLG: 0.286 Ron Taylor, R (11, 1) Bill Short, L (11, 1) Danny Frisella, L (11, 1)									G3		G3	2 0 0 0 0 1 1 1 0 0 0 0 0 0 0 0 0 0 0 0 0 1 0 1 0	
									1-3		CS 1B	2 0 0 0 0 1 1 1 0	
Inning Stats	R: 0 H: 0 E: 0 LOB: 0 K: 0 BB: 0 S: 5 P: 6	R: 0 H: 0 E: 0 LOB: 0 K: 0 BB: 0 S: 9 P: 11	R: 0 H: 1 E: 0 LOB: 1 K: 0 BB: 0 S: 8 P: 10	R: 0 H: 1 E: 0 LOB: 1 K: 2 BB: 0 S: 10 P: 17	R: 0 H: 1 E: 0 LOB: 0 K: 2 BB: 0 S: 10 P: 13	R: 0 H: 0 E: 0 LOB: 0 K: 2 BB: 0 S: 7 P: 10	R: 0 H: 1 E: 0 LOB: 1 K: 1 BB: 0 S: 9 P: 14	R: 0 H: 0 E: 0 LOB: 0 K: 0 BB: 0 S: 5 P: 6	R: 2 H: 4 E: 0 LOB: 2 K: 0 BB: 0 S: 12 P: 16	R: 0 H: 1 E: 0 LOB: 1 K: 1 BB: 0 S: 7 P: 12	R: 0 H: 0 E: 0 LOB: 1 K: 0 BB: 2 S: 6 P: 18	1B: 7 SF: 0 2B: 3 SAC: 0 3B: 0 DP: 2 HR: 0 HBP: 0	
PITCHER	IP WLS BF H R ER SO BB IBB HBP BLK WP HR S P ERA WHIP												
Larry Jackson, R ERA: 3.31 Grant Jackson, L ERA: 2.7	(1, 1) (11, 1)	10.0 W 37 9 2 2 8 0 0 0 0 0 0 82 115 1.80 0.900											
		1.0 S 4 0 0 0 0 2 0 0 0 0 0 6 18 0.00 2.000											

livebaseballscores.com

AB	39
R	2
H	9
RBI	2
BB	2
SO	8
LOB	13



Batter	1	2	3	4	5	6	7	8	9	AB R H RBI BB SO LOB	TOP											
Tony Taylor, R (1, 5) OBP: 0.357, SLG: 0.380	4-2 BB		1-3 K		0-0 G5-4-3 1B		2-3 K			3 0 1 0 1 2 3												
Cookie Rojas, R (1, 4) OBP: 0.259, SLG: 0.282	2-3 K		2-2 F7		0-0 G5-4-3 1-2f			0-0 5-3		4 0 0 0 0 1 4												
Johnny Callison, L (1, 9) OBP: 0.325, SLG: 0.357	3-3 K		0-3 K			2-3 K		0-0 3-1		4 0 0 0 0 3 2												
Dick Allen, R (1, 7) OBP: 0.324, SLG: 0.467	4-1 BB			4-1 F8 BB		4-0 G6-4-3 BB		4-0 BB		0 0 0 0 4 0 0												
Tony Gonzalez, L (1, 8) OBP: 0.283, SLG: 0.241	3-3 K			2-2 F8		0-2 G6-4-3 1-2f		0-0 F8		4 0 0 0 0 1 5												
Bill White, L (1, 3) OBP: 0.310, SLG: 0.492		2-3 K		0-2 G3		2-2 P6		0-0 L7		4 0 0 0 0 1 1												
Clay Dalrymple, L (1, 2) OBP: 0.319, SLG: 0.325			3-1 G4-6-3 1B		3-1 F9		4-1 1B BB		0-0 3-1	3 0 1 0 1 0 1												
Bobby Wine, R (1, 6) OBP: 0.250, SLG: 0.295			3-2 G4-6-3		4-1 1B BB		2-2 1B		0-0 4-3	1 0 0 0 1 0 1												
John Briggs, L (7, PH) OBP: 0.235, SLG: 0.235			1-2f				1-2 1B			1 0 1 0 0 0 0												
Roberto Pena, R (7, 6)							1-3 K			1 0 0 0 0 0 0												
Woodie Fryman, R (1, 1) OBP: 0.214, SLG: 0.154				4-0 WP BB		1-3 K				1 0 0 0 1 1 1												
Don Lock, R (7, PH) OBP: 0.158, SLG: 0.111										1 0 0 0 0 1 2												
John Boozer, R (7, 1)										0 0 0 0 0 0 0												
Dick Hall, R (7, 1)										0 0 0 0 0 0 0												
Inning Stats	R: 0 E: 0 K: 3 S: 15	H: 0 LOB: 2 BB: 2 P: 31	R: 0 E: 0 K: 1 S: 9	H: 1 LOB: 0 BB: 0 P: 17	R: 0 E: 0 K: 2 S: 10	H: 0 LOB: 1 BB: 1 P: 17	R: 0 E: 0 K: 0 S: 11	H: 0 LOB: 1 BB: 1 P: 20	R: 0 E: 0 K: 1 S: 7	H: 1 LOB: 1 BB: 1 P: 12	R: 0 E: 0 K: 1 S: 6	H: 0 LOB: 0 BB: 1 P: 12	R: 0 E: 0 K: 2 S: 15	H: 1 LOB: 2 BB: 1 P: 26	R: 0 E: 0 K: 0 S: 3	H: 0 LOB: 1 BB: 1 P: 7	R: 0 E: 0 K: 0 S: 3	H: 0 LOB: 0 BB: 0 P: 3	1B: 3 2B: 0 3B: 0 HR: 0	SF: 0 SAC: 0 DP: 3 HBP: 0	WP: 1 PB: 0 SB: 1 CS: 0	PA: 35
PITCHER	IP WLS BF H R ER SO BB IBB HBP BLK WP HR S P ERA WHIP																					
Nolan Ryan, R (1, 1) ERA: 1.03	7.0 W 28 3 0 0 10 7 0 0 0 1 0 73 135 0.00 1.429																					
Ron Taylor, R (8, 1) ERA: 2.84	2.0 S 7 0 0 0 0 1 0 0 0 0 0 6 10 0.00 0.500																					

Philadelphia Phillies @ New York Mets
Shea Stadium, Flushing, NY
Thu May 02 1968, 7:05 PM EDT
Att. 9,795 - Unknown

livebaseballscorecards.com

AB	27
R	0
H	3
RBI	0
BB	8
SO	10
LOB	20



Batter	1	2	3	4	5	6	7	8	9
Tommie Agee, R OBP: 0.153, SLG: 0.123 (1, 8)	0-0 4-3		1-3 K		0-0 1B		0-3 K		
Phil Linz, R (1, 4)	0-1 L4		1-2 5-3		1-0 F7			0-0 F3	
Cleon Jones, R OBP: 0.263, SLG: 0.421 (1, 7)	1-2 WP 1B		1-3 K		0-0 L8			0-2 L8	
Ron Swoboda, R OBP: 0.367, SLG: 0.574 (1, 9)	1-0 6-3 1-2			4-1 1B E BB		1-0 6-3		0-3 K	
Greg Goossen, R OBP: 0.368, SLG: 0.444 (1, 3)		1-1		1-3 K		1-1 F2			
Ed Kranepool, L OBP: 0.295, SLG: 0.310 (7, 3)									
Jerry Grote, R OBP: 0.419, SLG: 0.370 (1, 2)		0-2 E5		0-0 E8 1-H 1B		4-2 BB			
Ed Charles, R OBP: 0.262, SLG: 0.339 (1, 5)		1-3 K		2-2 2-H HR		0-0 L8			
Bud Harrelson, S OBP: 0.176, SLG: 0.200 (1, 6)		3-3 K		0-0 F9			3-2 1-3		
Nolan Ryan, R (1, 1)		0-3 K		2-3 K			0-2 F9		
Ken Boswell, L OBP: 0.237, SLG: 0.357 (7, PH)									
Ron Taylor, R (8, 1)									


Inning Stats	R: 0	H: 1	E: 0	LOB: 1	K: 0	BB: 0	S: 7	P: 9
	R: 0	H: 1	E: 1	LOB: 2	K: 3	BB: 0	S: 15	P: 20
	R: 0	H: 0	E: 0	LOB: 0	K: 2	BB: 0	S: 9	P: 12
	R: 3	H: 2	E: 1	LOB: 0	K: 2	BB: 1	S: 15	P: 24
	R: 0	H: 1	E: 0	LOB: 0	K: 0	BB: 0	S: 3	P: 4
	R: 0	H: 0	E: 0	LOB: 1	K: 0	BB: 1	S: 6	P: 12
	R: 0	H: 0	E: 0	LOB: 0	K: 1	BB: 0	S: 9	P: 12
	R: 0	H: 0	E: 0	LOB: 0	K: 1	BB: 0	S: 7	P: 7

PITCHER	IP	WLS	BF	H	R	ER	SO	BB	IBB	HBP	BLK	WP	HR	S	P	ERA	WHIP
Woodie Fryman, L ERA: 2.23 (1, 1)	6.0	L	25	5	3	3	7	2	0	0	0	1	1	55	81	4.50	1.167
John Boozer, R ERA: 6.0 (7, 1)	0.0		0	0	0	0	0	0	0	0	0	0	0	0	0	∞	∞
Dick Hall, R ERA: 7.71 (7, 1)	2.0		6	0	0	0	2	0	0	0	0	0	0	16	19	0.00	0.000

BOTTOM

Philadelphia Phillies @ New York Mets
Shea Stadium, Flushing, NY
Thu May 02 1968, 7:05 PM EDT
Att. 9,795 - Unknown

AB	29
R	3
H	5
RBI	2
BB	2
SO	9
LOB	10



4	0	1	0	0	2	0
4	0	0	0	0	0	0
4	0	1	0	0	1	0
3	1	0	0	1	1	1
3	0	1	0	0	1	1
0	0	0	0	0	0	0
2	1	1	0	1	0	1
3	1	1	2	0	1	3
3	0	0	0	0	1	2
2	0	0	0	0	2	2
1	0	0	0	0	0	0
0	0	0	0	0	0	0

1B:	3	SF:	0
2B:	1	SAC:	0
3B:	0	DP:	0
HR:	1	HBP:	0
WP:	1	PA:	31
PB:	0	SB:	0
CS:	0		

Batter	1	2	3	4	5	6	7	8	9	AB R H RBI BB SO LOB	TOP
Maury Wills, S (1, 5) OBP: 0.333, SLG: 0.316	4-0 CS S BB		0-0 3B		0-0 F7		0-0 BB 1B 1B		0-0 L6	4 0 2 0 1 0 1	Pittsburgh Pirates @ Philadelphia Phillies Connie Mack Stadium, Philadelphia, PA Fri May 03 1968, 7:05 PM EDT Att. 9,433 - Unknown
Gene Alley, R (1, 6) OBP: 0.293, SLG: 0.347	0-3 K 1-2		4-0 BB			0-0 FC6-4 1B	0-0 BB 1B		0-0 2B	4 0 3 0 1 1 1	
Manny Mota, R (1, 9) OBP: 0.385, SLG: 0.389	0-0 1B		0-0 F9			0-0 FC6-4 1B 1-2f	0-0 P3		4-0 BB	4 1 1 0 1 0 5	
Willie Stargell, L (1, 7) OBP: 0.291, SLG: 0.329 Jose Pagan, R (7, PR) (7, 7)	0-3 K			0-0 3-1		0-0 S E 1B	4-0 FC6-4 BB		0-3 K	3 1 1 0 1 1 1 1 0 0 0 0 1 2	
Donn Clendenon, R (1, 3) OBP: 0.342, SLG: 0.406		0-3 K		0-3 K		0-3 K 1-H 3-H	0-0 FC6-4		0-0 1-3	5 0 0 0 0 3 5	
Matty Alou, L (1, 8) OBP: 0.455, SLG: 0.378		0-0 F7		0-0 5-3		0-0 1B 1B		0-0 4-3 SH2-4 1B		4 0 2 0 0 0 0	
Bill Mazerowski, R (1, 4) OBP: 0.257, SLG: 0.292		0-3 K			0-0 CS 1B	0-0 1-3 1B		0-0 SH2-4		3 0 2 0 0 1 0	
Jerry May, R (1, 2) OBP: 0.338, SLG: 0.302			0-3 K		0-0 1-2 1B	0-0 4-3		0-0 4-3		4 0 1 0 0 1 3	
Steve Blass, R (1, 1) Manny Jimenez, L (8, PH) Ron Kline, R (8, 1) Juan Pizarro, L (9, 1)			0-3 K		0-3 K		0-0 5-3	0-0 F9		3 0 0 0 0 2 1 1 0 0 0 0 0 1 0 0 0 0 0 0 0 0 0 0 0 0 0 0	
Inning Stats	R: 0 H: 1 E: 0 LOB: 1 K: 2 BB: 1 S: 7 P: 11	R: 0 H: 0 E: 0 LOB: 0 K: 2 BB: 0 S: 7 P: 7	R: 0 H: 1 E: 0 LOB: 2 K: 2 BB: 1 S: 8 P: 12	R: 0 H: 0 E: 0 LOB: 0 K: 1 BB: 0 S: 5 P: 5	R: 0 H: 2 E: 0 LOB: 1 K: 1 BB: 0 S: 6 P: 6	R: 2 H: 4 E: 1 LOB: 2 K: 1 BB: 0 S: 9 P: 9	R: 0 H: 2 E: 0 LOB: 3 K: 0 BB: 1 S: 5 P: 9	R: 0 H: 1 E: 0 LOB: 1 K: 0 BB: 0 S: 4 P: 4	R: 0 H: 1 E: 0 LOB: 2 K: 1 BB: 1 S: 6 P: 10	1B: 10 SF: 0 2B: 1 SAC: 1 3B: 1 DP: 0 HR: 0 HBP: 0	
PITCHER Rick Wise, R (1, 1) ERA: 3.34 Turk Farrell, R (8, 1) ERA: 0.87	IP WLS BF H R ER SO BB IBB HBP BLK WP HR S P ERA WHIP										

livebaseballscorecards.com

AB	36
R	2
H	12
RBI	0
BB	4
SO	10
LOB	20



Batter	1	2	3	4	5	6	7	8	9	AB	R	H	RBI	BB	SO	LOB
Tony Taylor, R OBP: 0.360, SLG: 0.381 (1, 5)	0-0 BB 1B		0-0 1-3	0-0 CS 1B		0-0 5-3		0-0 F9		5	0	2	0	0	0	3
Cookie Rojas, R OBP: 0.256, SLG: 0.289 (1, 4)	0-0 L9		0-0 F7	0-0 CS 1-2		0-0 F8 2B		0-0 F3		5	0	1	0	0	0	2
Johnny Callison, L OBP: 0.317, SLG: 0.338 (1, 9)	0-0 P6		4-0 1B BB			0-0 F8 2-3		0-0 G3		4	1	0	0	1	0	2
Dick Allen, R OBP: 0.356, SLG: 0.476 (1, 7)	4-0 1-2 BB		0-0 BB BB 1B			4-0 IBB IBB		0-3 K		3	1	2	0	2	1	0
Tony Gonzalez, L OBP: 0.279, SLG: 0.236 John Briggs, L OBP: 0.333, SLG: 0.450 (1, 8) (3, PH) (4, 8)	0-0 F8		4-0 BB BB 1-2 BB			0-0 F9		0-0 HR		1	0	0	0	0	0	2
Bill White, L OBP: 0.342, SLG: 0.485 (1, 3)			4-0 BB			4-0 1-2 IBB		0-0 1-3		1	0	0	1	4	0	0
Clay Dalrymple, L OBP: 0.314, SLG: 0.318 Roberto Pena, R (8, PR) Mike Ryan, R OBP: 0.190, SLG: 0.150 (9, 2)			0-3 K			0-0 F8				4	0	1	0	0	1	7
Bobby Wine, R OBP: 0.255, SLG: 0.298 (1, 6)			0-3 K			0-0 F8				0	0	0	0	0	0	0
Rick Wise, R OBP: 0.222, SLG: 0.333 Turk Farrell, R (8, 1)			0-3 K			0-0 6-3				1	0	1	1	0	0	0
			0-0 F8			0-3 K				3	0	1	0	0	1	1
			0-0 SH2-4 1B			0-0 SH5-4 1B				2	0	0	0	0	1	1
			0-0 F9 1B			0-0 SH5-4 1-2				1	0	0	0	0	0	2

BOTTOM	
Pittsburgh Pirates @ Philadelphia Phillies	AB 33
Connie Mack Stadium, Philadelphia, PA	R 3
	H 10
	RBI 3
	BB 8
	SO 4
	LOB 22
	WP: 0 PA: 44
	PB: 0
	SB: 0
	CS: 1

PITCHER		IP	WLS	BF	H	R	ER	SO	BB	IBB	HBP	BLK	WP	HR	S	P	ERA	WHIP
Steve Blass, R ERA: 1.84 (1, 1)	7.0		33	6	2	2	4	5	2	0	0	0	0	1	34	62	2.57	1.571
Ron Kline, R ERA: 1.23 (8, 1)	1.2	L	8	3	1	1	0	0	0	0	0	0	0	8	8	5.40	1.800	
Juan Pizarro, L ERA: 3.86 (9, 1)	0.0		2	1	0	0	0	1	0	0	0	0	0	1	5	∞	∞	



livebaseballscorecards.com

Pittsburgh Pirates @ Philadelphia Phillies
 Connie Mack Stadium, Philadelphia, PA
 Fri May 03 1968, 7:05 PM EDT
 Att. 9,433 - Unknown

Batter	1	2	3	4	5	6	7	8	9	AB R H RBI BB SO LOB	TOP															
Maury Wills, S OBP: 0.330, SLG: 0.305 (1, 5) X	0-0 1-3		0-0 1-3			0-0 SH3-4 1-2	4-0 BB		0-0 FC6-4 1-2f	3 0 0 0 1 0 2	Pittsburgh Pirates @ Philadelphia Phillies Connie Mack Stadium, Philadelphia, PA Sat May 04 1968, 7:05 PM EDT Att: 15,834 - Unknown															
Gene Alley, R OBP: 0.291, SLG: 0.333 (1, 6) X	0-0 5-3			0-0 5-3		4-0 FC1-5 1B BB	0-0 4-3			3 1 0 0 1 0 3																
Roberto Clemente, R OBP: 0.266, SLG: 0.378 (1, 9) X	0-0 5-3			0-0 1-3		0-0 FC1-5 1B 1-2 2-3f		0-0 L6-4-3 1B		4 0 1 0 0 0 2																
Donn Clendenon, R OBP: 0.373, SLG: 0.472 (1, 3)		0-0 HR		4-0 FC5-4 BB		0-0 1B 1-3 2-H		0-0 L6-4-3 1B		3 1 3 2 1 0 0																
Manny Mota, R OBP: 0.349, SLG: 0.350 (1, 8) (8, 7)		0-0 5-3		0-0 FC5-4 1-2f		0-0 F9		0-0 L6-4-3 1-2 2-3		4 0 0 0 0 0 5																
Bill Mazeroski, R OBP: 0.256, SLG: 0.290 (1, 4)		0-0 P3			0-0 F2		0-0 5-3		0-0 FC4-6 SH1-4 1B	4 0 1 0 0 0 0																
Jose Pagan, R OBP: 0.111, SLG: 0.111 Matty Alou, L OBP: 0.455, SLG: 0.378 (1, 7) (8, 8)		0-0 5-3			0-0 P5		0-0 1B 1B		0-0 SH1-4 1-2	3 0 1 0 0 0 0 0 0 0 0 0 0 0																
Jerry May, R OBP: 0.347, SLG: 0.303 (1, 2)			0-0 P6		0-0 F8		0-0 BB 1B 1-3		4-0 FC4-6 BB	3 0 1 0 1 0 0																
Tommie Sisk, R OBP: 0.250, SLG: 0.143 Carl Taylor, R (7, PH) Roy Face, R (7, 1) Juan Pizarro, L (9, 1)			0-3 K			0-0 FC1-5 SH3-4 1B	0-3 K		0-0 FC4-6 FC6-4 1-2f 2-3	2 0 1 0 0 1 0 1 0 0 0 0 1 2 1 0 0 0 0 0 2 0 0 0 0 0 0 0																
Inning Stats	R: 0 E: 0 K: 0 S: 3	H: 0 LOB: 0 BB: 0 P: 3	R: 1 E: 0 K: 0 S: 4	H: 1 LOB: 0 BB: 0 P: 4	R: 0 E: 0 K: 1 S: 5	H: 0 LOB: 0 BB: 0 P: 5	R: 0 E: 0 K: 0 S: 3	H: 0 LOB: 1 BB: 1 P: 7	R: 0 E: 0 K: 0 S: 3	H: 0 LOB: 0 BB: 0 P: 3		R: 1 E: 0 K: 0 S: 5	H: 2 LOB: 2 BB: 1 P: 9	R: 0 E: 0 K: 1 S: 7	H: 2 LOB: 3 BB: 1 P: 11	R: 0 E: 0 K: 0 S: 3	H: 2 LOB: 0 BB: 0 P: 3	R: 0 E: 0 K: 0 S: 4	H: 1 LOB: 2 BB: 1 P: 8	1B: 7 2B: 0 3B: 1 HR: 1	SF: 0 SAC: 2 DP: 0 HBP: 0	WP: 0 PB: 0 SB: 0 CS: 0	PA: 37			
PITCHER Chris Short, L ERA: 2.11 Dick Hall, R ERA: 6.75	IP 8.1	WLS 34	H 8	R 2	ER 2	SO 2	BB 3	IBB 0	HBP 0	BLK 0	WP 0	HR 1	S 35	P 47	ERA 2.16	WHIP 1.320							ERA 6.75	WHIP 1.500		

livebaseballscorecards.com

AB	31
R	2
H	8
RBI	2
BB	4
SO	2
LOB	16



Batter	1	2	3	4	5	6	7	8	9	AB R H RBI BB SO LOB
Tony Taylor, R OBP: 0.355, SLG: 0.375 (1, 5)	0-0 1-3		0-0 6-3			0-0 L8			0-0 1B SH 1-2 E 1B	4 1 1 0 0 0 0
Cookie Rojas, R OBP: 0.270, SLG: 0.302 (1, 4)	0-0 4-3 1B			0-0 G4-6-3 1B		0-3 K			0-0 SH 1-2 BB 2-3	3 1 2 0 0 1 0
Johnny Callison, L OBP: 0.302, SLG: 0.325 (1, 9)	0-0 4-3 1-2			0-0 G4-6-3 1-2f			0-0 G3		0-0 SF8 3-H	3 0 0 1 0 0 2
Dick Allen, R OBP: 0.364, SLG: 0.493 (1, 7)	0-0 F9			0-0 2B			0-0 P4		0-0 BB E 1-2 1B 2-3	4 0 2 0 0 0 1
John Briggs, L OBP: 0.280, SLG: 0.375 (1, 8)		0-0 4-3		0-3 K			0-0 F9		0-0 E2 1-2 BB 2-3	4 0 0 0 0 1 3
Bill White, L OBP: 0.375, SLG: 0.493 (1, 3)		4-0 BB BB FC3-6 BB			4-0 BB BB G5-4-3 BB			0-0 G5-4-3 1B	4-0 1-2 BB 2-3 3-H	1 0 1 1 3 0 0
Clay Dalrymple, L OBP: 0.296, SLG: 0.298 (1, 2)		0-0 FC3-6 CS 1-2f		0-3 K				0-3 K		3 0 0 0 0 2 3
Bobby Wine, R OBP: 0.241, SLG: 0.280 (1, 6)		0-0 CS 1-2	0-0 5-3		0-0 G5-4-3 1-2f			0-0 G5-4-3 1-2f		3 0 0 0 0 0 2
Chris Short, R OBP: 0.071, SLG: 0.071 (1, 1)			0-0 6-3			0-0 F2			4-0 SH 1B SF8 BB	2 0 0 0 0 0 0
Dick Hall, R (9, 1)										0 0 0 0 0 0 0
Don Lock, R (9, PH)										0 1 0 0 1 0 0

BOTTOM

Pittsburgh Pirates @ Philadelphia Phillies
 Connie Mack Stadium, Philadelphia, PA

Sat May 04 1968, 7:05 PM EDT
 Att. 15,834 - Unknown

livebaseballscores.com

AB	27
R	3
H	6
RBI	2
BB	4
SO	4
LOB	11



Inning Stats	R: 0	H: 1	E: 0	K: 0	S: 4	H: 0	LOB: 1	BB: 0	P: 4	R: 0	H: 0	E: 0	K: 0	S: 2	R: 0	H: 0	E: 0	K: 0	S: 3	R: 0	H: 2	E: 0	K: 1	S: 6	R: 0	H: 0	E: 0	K: 1	S: 4	R: 0	H: 0	E: 0	K: 1	S: 5	R: 0	H: 0	E: 0	K: 0	S: 3	R: 0	H: 1	E: 2	K: 0	S: 5	R: 3	H: 2	E: 2	K: 0	S: 5	1B: 5	SF: 1	2B: 1	SAC: 1	3B: 0	DP: 3	HR: 0	HBP: 0	WP: 0	PA: 34
--------------	------	------	------	------	------	------	--------	-------	------	------	------	------	------	------	------	------	------	------	------	------	------	------	------	------	------	------	------	------	------	------	------	------	------	------	------	------	------	------	------	------	------	------	------	------	------	------	------	------	------	-------	-------	-------	--------	-------	-------	-------	--------	-------	--------

PITCHER	IP	WLS	BF	H	R	ER	SO	BB	IBB	HBP	BLK	WP	HR	S	P	ERA	WHIP
Tommie Sisk, R ERA: 2.95 (1, 1)	6.0		20	3	0	0	3	2	0	0	0	0	0	24	32	0.00	0.833
Roy Face, R ERA: 4.15 (7, 1)	2.1	L	12	3	3	1	1	1	0	0	0	0	0	13	17	3.86	1.714
Juan Pizarro, L ERA: 3.86 (9, 1)	0.0		1	0	0	0	0	1	0	0	0	0	0	0	4	∞	∞

Batter	1	2	3	4	5	6	7	8	9	AB R H RBI BB SO LOB	TOP		
Maury Wills, S OBP: 0.333, SLG: 0.322 (1, 5) X	0-0 5-3 ①		0-0 G3 ②			0-0 G6-4-3 1B		0-0 1B 2B	0-0 F2 ③	5 1 2 1 0 0 1	Pittsburgh Pirates @ Philadelphia Phillies Connie Mack Stadium, Philadelphia, PA Sun May 05 1968, 3:33 AM EDT Att. 9,407 - Unknown		
Gene Alley, R OBP: 0.289, SLG: 0.329 (1, 6) X	0-0 5-3 ②		0-0 4-3 ③			0-0 G6-4-3 ① ② 1-2f		0-0 1B 2B		4 0 1 2 0 0 1			
Roberto Clemente, R OBP: 0.277, SLG: 0.385 (1, 9) X	0-0 FC6-4 1B			0-0 F9 ①		0-0 1B		0-0 FC5-4 CS		4 0 2 0 0 0 1			
Donn Clendenon, R OBP: 0.356, SLG: 0.447 (1, 3) X	0-0 FC6-4 1-2f			0-0 6-3 ②		0-3 K ③		0-3 K ② ③ 1-2		4 0 0 0 0 2 3			
Manny Mota, R OBP: 0.362, SLG: 0.364 (1, 7) X		0-0 6-3 ①		0-0 E8 1B			0-0 G6-4-3 1B		0-0 4-3 ①	4 0 2 0 0 0 0			
Matty Alou, L OBP: 0.438, SLG: 0.366 (1, 8) X		0-0 G3 ②		0-0 P6 ③			0-0 F9 ①		0-0 S 2B 1B	4 1 1 0 0 0 2			
Bill Mazerowski, R OBP: 0.268, SLG: 0.292 (1, 4) X		0-0 FC6-4 1B			0-0 3-1 ①		0-0 G6-4-3 ② ③ 1-2f		4-0 BB BB BB 2B BB	3 1 1 0 1 0 1			
Jerry May, R OBP: 0.355, SLG: 0.343 (1, 2) X	0-0 FC6-4 1-2f				0-0 F2 ②			0-0 1B 2B 2B	0-0 F9 1-H 2-H 2B	4 1 2 2 0 0 1			
Luke Walker, L (1, 1) Dave Wickersham, R (7, 1) Chuck Hiller, L (8, PH) Bob Moose, R (8, 1)			0-3 K ①		0-3 K ③			0-0 2B 1B 1B	0-0 F9 ②	2 0 0 0 0 2 0 0 0 0 0 0 0 0 1 1 1 0 0 0 0 1 0 0 0 0 0 1			
Inning Stats	R: 0 H: 1 E: 0 LOB: 1 K: 0 BB: 0 S: 4 P: 4	R: 0 H: 1 E: 0 LOB: 1 K: 0 BB: 0 S: 4 P: 4	R: 0 H: 0 E: 0 LOB: 0 K: 1 BB: 0 S: 5 P: 5	R: 0 H: 1 E: 1 LOB: 1 K: 0 BB: 0 S: 4 P: 4	R: 0 H: 0 E: 0 LOB: 0 K: 1 BB: 0 S: 5 P: 5	R: 0 H: 2 E: 0 LOB: 1 K: 1 BB: 0 S: 6 P: 6	R: 0 H: 1 E: 0 LOB: 0 K: 0 BB: 0 S: 3 P: 3	R: 3 H: 4 E: 0 LOB: 1 K: 1 BB: 0 S: 8 P: 8	R: 2 H: 2 E: 0 LOB: 1 K: 0 BB: 1 S: 5 P: 9	1B: 9 SF: 0 2B: 4 SAC: 0 3B: 0 DP: 3 HR: 0 HBP: 0		WP: 0 PA: 37 PB: 0 SB: 1 CS: 1	
PITCHER	IP WLS BF H R ER SO BB IBB HBP BLK WP HR S P ERA WHIP											PITCHER	IP WLS BF H R ER SO BB IBB HBP BLK WP HR S P ERA WHIP
Larry Jackson, R (1, 1) ERA: 3.4	7.0 L 29 10 3 3 3 0 0 0 0 0 0 0 35 35 3.86 1.429												
Turk Farrell, R (8, 1) ERA: 0.79	1.0 2 0 0 0 1 0 0 0 0 0 0 0 4 4 0.00 0.000												
John Boozer, R (9, 1) ERA: 7.71	1.0 6 2 2 2 0 1 0 0 0 0 0 0 5 9 18.00 3.000												

livebaseballscorecards.com

AB	36
R	5
H	12
RBI	5
BB	1
SO	4
LOB	11



Batter	1	2	3	4	5	6	7	8	9	AB	R	H	RBI	BB	SO	LOB
Tony Taylor, R OBP: 0.347, SLG: 0.366 (1, 5)	0-3 K	0-0 FC5-4		0-0 F9				0-3 K		5	1	1	0	0	2	6
Cookie Rojas, R OBP: 0.287, SLG: 0.311 (1, 4)	0-0 3B		0-0 F8		4-0 G6-4-3		0-0 BB	0-3 K		4	1	2	0	1	1	0
Dick Allen, R OBP: 0.354, SLG: 0.471 (1, 7)	0-3 K		0-0 F9		4-0 G6-4-3		0-0 SF7	0-3 K		3	0	0	1	1	2	1
Don Lock, R OBP: 0.217, SLG: 0.238 John Briggs, L OBP: 0.296, SLG: 0.360 (1, 8) (7, PH) (8, 8)	0-0 3B		0-0 F9		0-0 G6-4-3		4-0 BB	0-0 P4		3	0	1	1	0	0	2
Rick Joseph, R OBP: 0.455, SLG: 0.250 Bill White, L OBP: 0.370, SLG: 0.485 (1, 3) (7, PH) (8, 3)	4-0 BB			0-0 FC1-5		0-0 1-3	0-0 F9			2	0	1	0	1	0	1
Johnny Callison, L OBP: 0.292, SLG: 0.313 (1, 9)	0-0 FC4-6		0-0 SH5-4			0-0 3-1	0-0 G3			3	0	0	0	0	0	4
Mike Ryan, R OBP: 0.200, SLG: 0.167 Roberto Pena, R John Boozer, R (1, 2) (8, PR) (9, 1)		0-0 F9		0-0 FC1-5		0-0 FC2-4	0-0 E5			4	0	1	0	0	0	1
Bobby Wine, R OBP: 0.246, SLG: 0.269 (1, 6)		0-0 4-3		4-0 1B		0-0 FC2-4	0-0 SH3-4			2	0	0	0	1	0	1
Larry Jackson, R OBP: 0.188, SLG: 0.188 Turk Farrell, R Clay Dalrymple, L OBP: 0.291, SLG: 0.292 (1, 1) (8, 1) (8, PH) (9, 2)		0-0 FC5-4		0-0 1B		0-0 6-3	0-0 F8			3	0	2	0	0	0	1

Inning Stats	R: 1	H: 2	E: 0	K: 2	S: 9	LOB: 2	BB: 1	P: 13	R: 0	H: 1	E: 0	K: 0	S: 4	LOB: 1	BB: 0	P: 4	R: 0	H: 0	E: 0	K: 0	S: 3	LOB: 0	BB: 0	P: 3	R: 0	H: 2	E: 0	K: 0	S: 5	LOB: 3	BB: 1	P: 9	R: 0	H: 1	E: 0	K: 0	S: 4	LOB: 1	BB: 0	P: 4	R: 1	H: 2	E: 0	K: 0	S: 5	LOB: 2	BB: 1	P: 9	R: 0	H: 0	E: 1	K: 1	S: 6	LOB: 2	BB: 0	P: 6	R: 0	H: 0	E: 0	K: 2	S: 7	LOB: 0	BB: 0	P: 7	1B: 7	2B: 0	3B: 1	HR: 0	SF: 1	SAC: 2	DP: 1	HBP: 0	WP: 1	PB: 0	SB: 0	CS: 0	PA: 40
--------------	------	------	------	------	------	--------	-------	-------	------	------	------	------	------	--------	-------	------	------	------	------	------	------	--------	-------	------	------	------	------	------	------	--------	-------	------	------	------	------	------	------	--------	-------	------	------	------	------	------	------	--------	-------	------	------	------	------	------	------	--------	-------	------	------	------	------	------	------	--------	-------	------	-------	-------	-------	-------	-------	--------	-------	--------	-------	-------	-------	-------	--------

PITCHER	IP	WLS	BF	H	R	ER	SO	BB	IBB	HBP	BLK	WP	HR	S	P	ERA	WHIP
Luke Walker, L ERA: 2.35 (1, 1)	6.0		29	8	2	2	2	4	0	0	0	1	0	29	45	3.00	2.000
Dave Wickersham, R ERA: (7, 1)	1.0	W	4	0	0	0	0	1	0	0	0	0	0	3	7	0.00	1.000
Bob Moose, R ERA: 4.66 (8, 1)	2.0	S	7	0	0	0	3	0	0	0	0	0	0	13	13	0.00	0.000

BOTTOM

Pittsburgh Pirates @ Philadelphia Phillies
 Connie Mack Stadium, Philadelphia, PA
 Sun May 05 1968, 3:33 AM EDT
 Att. 9,407 - Unknown

livebaseballscores.com

AB	32
R	2
H	8
RBI	2
BB	5
SO	5
LOB	21



Batter	1	2	3	4	5	6	7	8	9	AB R H RBI BB SO LOB	TOP																													
Tony Taylor, R OBP: 0.340, SLG: 0.367 (1, 5) X	0-0 6-3	0-0 4-3		0-0 F9		0-0 L9		0-0 2B		5 0 1 0 0 0 5																														
Cookie Rojas, R OBP: 0.293, SLG: 0.309 (1, 4) X	0-0 F9		4-0 SH2-4 1B BB	0-0 F9		0-0 1-2 1B		0-0 P6		4 0 1 0 1 0 3																														
Johnny Callison, L OBP: 0.298, SLG: 0.310 (1, 9) B B B	4-0 FC6-4 BB		0-0 SH2-4 1-2 1B	0-0 F9		0-0 F8		0-0 G3		4 0 1 0 1 0 5																														
Dick Allen, R OBP: 0.349, SLG: 0.459 (1, 7) X	0-0 FC6-4 1-2f		0-0 SH2-4 1-2 2-3		0-3 K		0-0 1B 1B		0-3 K	4 0 1 0 0 2 1																														
John Briggs, L OBP: 0.313, SLG: 0.345 (1, 8)		0-0 P5	0-3 K		0-0 4-3		0-0 1-3 1B		4-0 BB	4 0 1 0 1 1 2																														
Bill White, L OBP: 0.394, SLG: 0.486 (1, 3) X		0-0 1B FC6 1B	4-0 IBB		0-0 FC6-4 1B		0-0 P4		0-0 F8	4 1 2 0 1 0 3																														
Mike Ryan, R OBP: 0.200, SLG: 0.172 (1, 2) X		0-0 G1 FC6 1-3 1B	0-0 4-3		0-0 FC6-4 1-2f		0-3 K		0-3 K	5 0 1 0 0 2 7																														
Bobby Wine, R OBP: 0.262, SLG: 0.273 (1, 6) X		0-0 FC6 G1 1-2 3-H		0-0 1B 1B		4-0 1B BB		0-3 K		3 0 1 1 1 1 3																														
Woodie Fryman, R OBP: 0.250, SLG: 0.143 (1, 1)		0-0 G1		0-0 1B		0-3 K		0-0 F7		1 0 0 0 0 0 2																														
Roberto Pena, R OBP: 0.500, SLG: 0.500 (4, PH)										1 0 1 0 0 0 0																														
Gary Wagner, R OBP: 0.417, SLG: 0.222 (6, PH)										0 0 0 0 0 0 0																														
Rick Joseph, R OBP: 0.429, SLG: 0.429 (6, 1)										1 0 0 0 0 0 1 1																														
Larry Colton, L OBP: 0.429, SLG: 0.429 (8, PH)										0 0 0 0 0 0 0 0																														
Gary Sutherland, R OBP: 0.429, SLG: 0.429 (8, PH)										1 0 0 0 0 0 0 0																														
John Boozer, R OBP: 0.429, SLG: 0.429 (8, 1)										0 0 0 0 0 0 0 0																														
Inning Stats	R: 0 E: 0 K: 0 S: 3	H: 0 LOB: 1 BB: 1 P: 7	R: 1 E: 0 K: 0 S: 6	H: 2 LOB: 2 BB: 0 P: 6	R: 0 E: 0 K: 1 S: 6	H: 1 LOB: 3 BB: 2 P: 14	R: 0 E: 0 K: 0 S: 5	H: 2 LOB: 2 BB: 0 P: 5	R: 0 E: 0 K: 1 S: 6	H: 1 LOB: 1 BB: 0 P: 6	R: 0 E: 0 K: 1 S: 6	H: 1 LOB: 2 BB: 1 P: 10	R: 0 E: 0 K: 2 S: 9	H: 2 LOB: 2 BB: 0 P: 9	R: 0 E: 0 K: 0 S: 4	H: 1 LOB: 1 BB: 0 P: 4	R: 0 E: 0 K: 2 S: 7	H: 0 LOB: 1 BB: 1 P: 11	1B: 9 2B: 1 3B: 0 HR: 0	SF: 0 SAC: 1 DP: 0 HBP: 0	WP: 0 PB: 0 SB: 0 CS: 0	PA: 43																		
PITCHER George Culver, R ERA: 1.64 (1, 1)	IP 9.0	WLS W	BF 43	H 10	R 1	ER 1	SO 7	BB 4	IBB 1	HBP 0	BLK 0	WP 0	HR 0	S 52	P 72	ERA 1.00	WHIP 1.556						PITCHER	IP 9.0	WLS W	BF 43	H 10	R 1	ER 1	SO 7	BB 4	IBB 1	HBP 0	BLK 0	WP 0	HR 0	S 52	P 72	ERA 1.00	WHIP 1.556

Philadelphia Phillies @ Cincinnati Reds
Crosley Field, Cincinnati, OH
Mon May 06 1968, 7:05 PM EDT
Att. 3,991 - Unknown

livebaseballscorecards.com

AB	37
R	1
H	10
RBI	1
BB	5
SO	7
LOB	32



Batter	1	2	3	4	5	6	7	8	9	AB R H RBI BB SO LOB
Pete Rose, S (1, 9) OBP: 0.450, SLG: 0.596	0-3 K	0-0 1-3		0-0 1-3		0-0 G3 2B		0-0 HR		5 1 2 1 0 1 1
Alex Johnson, R (1, 7) OBP: 0.362, SLG: 0.391	4-0 F8 BB BB		0-0 1B E 1B	0-0 1B		0-0 G3 2-3		0-0 BB 1B 1B		4 2 3 0 1 0 1
Vada Pinson, L (1, 8) OBP: 0.295, SLG: 0.379	4-0 1-2 BB		0-3 K	0-0 G3		0-3 K		4-0 1-2 BB BB		3 1 0 0 2 2 3
Tony Perez, R (1, 5) OBP: 0.321, SLG: 0.421	0-0 F8 2-3		0-0 E7 2B 1B		0-0 6-3	0-0 6-3		0-0 F8		5 1 1 0 0 0 5
Lee May, R (1, 3) OBP: 0.352, SLG: 0.432	0-0 5-3		0-0 HR 2B		0-0 5-3		0-0 4-3 1B 2B	0-0 F7		5 2 2 1 0 0 4
Johnny Bench, R (1, 2) OBP: 0.238, SLG: 0.378		0-0 WP 1B 2B	0-0 HR		0-0 2B 1B		0-0 4-3	4-0 1B 1-2 2-3 BB		4 3 3 2 1 0 1
Tommy Helms, R (1, 4) OBP: 0.319, SLG: 0.396		0-0 4-3	0-0 L6		0-0 2B		0-0 FC3-6 1B	0-0 1-3 2-H 3-H 1B		5 0 3 4 0 0 1
Leo Cardenas, R (1, 6) OBP: 0.234, SLG: 0.227		0-0 SH2-4 1B	0-0 P6		4-0 IBB		0-0 FC3-6 1-2f	0-0 P5		4 0 1 1 1 0 3
George Culver, R (1, 1) OBP: 0.083, SLG: 0.167		0-0 SH2-4		0-3 K	0-0 1-3		0-3 K			3 0 0 0 0 2 3

Inning Stats	R: 0	H: 0	E: 0	K: 1	S: 5	L: 0	LOB: 2	BB: 2	P: 13	R: 1	H: 2	E: 0	K: 0	S: 5	R: 4	H: 4	E: 1	K: 1	S: 9	R: 0	H: 1	E: 0	K: 1	S: 6	R: 1	H: 2	E: 0	K: 0	S: 5	R: 0	H: 1	E: 0	K: 1	S: 6	R: 1	H: 2	E: 0	K: 1	S: 7	R: 3	H: 3	E: 0	K: 0	S: 6	R: 0	H: 0	E: 0	K: 0	S: 0
--------------	------	------	------	------	------	------	--------	-------	-------	------	------	------	------	------	------	------	------	------	------	------	------	------	------	------	------	------	------	------	------	------	------	------	------	------	------	------	------	------	------	------	------	------	------	------	------	------	------	------	------

PITCHER	IP	WLS	BF	H	R	ER	SO	BB	IBB	HBP	BLK	WP	HR	S	P	ERA	WHIP
Woodie Fryman, L (1, 1) ERA: 3.2	3.0	L	17	6	5	5	2	2	0	0	0	1	1	19	27	15.00	2.667
Gary Wagner, R (4, 1) ERA: 4.76	2.0		10	3	1	1	1	0	1	0	0	0	0	11	15	4.50	1.500
Larry Colton, R (6, 1) ERA: 4.5	2.0		9	3	1	1	2	0	0	0	0	0	0	13	13	4.50	1.500
John Boozer, R (8, 1) ERA: 10.13	1.0		8	3	3	3	0	2	0	0	0	0	1	6	14	27.00	5.000


BOTTOM

Philadelphia Phillies @ Cincinnati Reds
Crosley Field, Cincinnati, OH

Mon May 06 1968, 7:05 PM EDT
Att. 3,991 - Unknown

AB	38
R	10
H	15
RBI	9
BB	5
SO	5
LOB	22

livebaseballscores.com



1B	8	SF	0	WP	1	PA	44
2B	5	SAC	1	PB	0		
3B	0	DP	0	SB	0		
HR	2	HBP	0	CS	0		

Batter	1	2	3	4	5	6	7	8	9	AB R H RBI BB SO LOB	TOP											
Tony Taylor, R OBP: 0.327, SLG: 0.353 (1, 5)	0-3 K		0-0 F9			0-3 K	0-0 6-3			4 0 0 0 0 2 0	Philadelphia Phillies @ Cincinnati Reds Crosley Field, Cincinnati, OH Tue May 07 1968, 7:05 PM EDT Att. 4,953 - Unknown											
Cookie Rojas, R OBP: 0.301, SLG: 0.337 (1, 4)	0-0 1B 2B		0-0 L7			0-0 1B 2B		0-0 P6		4 2 2 0 0 0 0												
Johnny Callison, L OBP: 0.306, SLG: 0.310 (1, 9)	0-0 3-1			4-0 BB		0-0 G6-3 1B		0-3 K		3 0 1 1 1 1 1												
Dick Allen, R OBP: 0.344, SLG: 0.449 (1, 7)	0-0 1B			0-3 K		0-0 G6-3 1-2f		0-0 L7		4 0 1 1 0 1 2												
Bill White, L OBP: 0.378, SLG: 0.474 (1, 3)	0-0 4-3			0-0 F7			0-0 2B 3B 1B		0-0 4-3	4 1 1 0 0 0 2												
John Briggs, L OBP: 0.333, SLG: 0.394 (1, 8)		0-0 G6-4-3 1B		0-0 P3			0-0 3B 2B		0-3 K	4 1 2 0 0 1 1												
Mike Ryan, R OBP: 0.206, SLG: 0.242 (1, 2)		0-0 G6-4-3 1-2f			0-3 K		0-0 WP 3B		0-0 6-3	4 1 1 2 0 1 1												
Bobby Wine, R OBP: 0.250, SLG: 0.259 (1, 6)		0-3 K			0-0 6-3		0-0 F8			3 0 0 0 0 1 0												
Rick Wise, R OBP: 0.167, SLG: 0.250 Turk Farrell, R (7, 1)			0-0 L6		0-0 4-3		0-0 4-3			3 0 0 0 0 0 0 0 0 0 0 0 0 0												
Inning Stats	R: 1 E: 0 K: 1 S: 7	H: 2 LOB: 1 BB: 0 P: 7	R: 0 E: 0 K: 1 S: 5	H: 1 LOB: 0 BB: 0 P: 5	R: 0 E: 0 K: 0 S: 3	H: 0 LOB: 0 BB: 0 P: 3	R: 0 E: 0 K: 1 S: 5	H: 0 LOB: 1 BB: 1 P: 9	R: 0 E: 0 K: 1 S: 5	H: 0 LOB: 0 BB: 0 P: 5	R: 1 E: 0 K: 1 S: 6	H: 2 LOB: 0 BB: 0 P: 6	R: 3 E: 0 K: 0 S: 6	H: 3 LOB: 0 BB: 0 P: 6	R: 0 E: 0 K: 1 S: 5	H: 0 LOB: 0 BB: 0 P: 5	R: 0 E: 0 K: 1 S: 5	H: 0 LOB: 0 BB: 0 P: 5	1B: 4 2B: 3 3B: 1 HR: 0	SF: 0 SAC: 0 DP: 2 HBP: 0	WP: 1 PB: 0 SB: 0 CS: 0	PA: 34
PITCHER Jim Maloney, R ERA: 4.74 Billy McCool, L ERA: 3.6 Bob Lee, R ERA: 1.9	IP WLS BF H R ER SO BB IBB HBP BLK WP HR S P ERA WHIP	(1, 1) 6.0 L 25 8 5 5 5 1 0 0 0 0 0 34 38 7.50 1.500	(7, 1) 1.0 3 0 0 0 0 0 0 0 0 0 1 0 3 3 0.00 0.000	(8, 1) 2.0 6 0 0 0 0 2 0 0 0 0 0 0 10 10 0.00 0.000	PITCHER IP WLS BF H R ER SO BB IBB HBP BLK WP HR S P ERA WHIP	(1, 1) 6.0 L 25 8 5 5 5 1 0 0 0 0 0 34 38 7.50 1.500	(7, 1) 1.0 3 0 0 0 0 0 0 0 0 0 1 0 3 3 0.00 0.000	(8, 1) 2.0 6 0 0 0 0 2 0 0 0 0 0 0 10 10 0.00 0.000														

livebaseballscorecards.com

AB	33
R	5
H	8
RBI	4
BB	1
SO	7
LOB	7



Batter	1	2	3	4	5	6	7	8	9	AB	R	H	RBI	BB	SO	LOB
Pete Rose, S OBP: 0.442, SLG: 0.583 (1, 9) X	0-0 F8 ①		0-0 1B 1B ①		0-3 K ③		0-3 K ③			4	0	1	0	0	2	3
Alex Johnson, R OBP: 0.357, SLG: 0.385 (1, 7) X	0-0 5-3 ②		0-0 1B ①			0-0 4-3 ①		0-0 4-3 ①		4	0	1	1	0	0	0
Vada Pinson, L OBP: 0.284, SLG: 0.364 (1, 8) X	0-0 1-3 ③		0-0 L4 ③			0-3 K ②		0-0 F9 ②		4	0	0	0	0	1	2
Tony Perez, R OBP: 0.327, SLG: 0.434 (1, 5) X		0-0 G5-4-3 1B ①		0-0 F9 ①		0-0 L9 ③		0-0 2B ②		4	0	2	0	0	0	0
Lee May, R OBP: 0.359, SLG: 0.459 (1, 3) X		0-0 G5-4-3 1-2f ① ②		0-0 1B 2B ②			0-0 FC5-2 2B ②	0-0 F8 ③		4	1	2	0	0	0	2
Johnny Bench, R OBP: 0.262, SLG: 0.410 (1, 2) X		0-3 K ③		0-0 2-H 1B ②			0-0 FC5-2 2B ②		0-0 G5-4-3 1B ③	4	0	3	1	0	1	0
Tommy Helms, R OBP: 0.306, SLG: 0.379 (1, 4) X			0-0 F9 ①	0-3 K ③			0-0 1-3 ①		0-0 F9 ①	4	0	0	0	0	1	3
Leo Cardenas, R OBP: 0.224, SLG: 0.217 (1, 6) X			0-0 F8 ②		0-0 4-3 ①		0-0 FC5-2 BB ②		0-0 G5-4-3 ② ③	4	0	0	0	0	0	3
Jim Maloney, L OBP: 0.111, SLG: 0.111 (1, 1) X			0-0 1B 1B ①		0-0 3-1 ②		0-0 1-2 BB ②			2	1	1	0	0	0	0
Billy McCool, R (7, 1) X										0	0	0	0	0	0	0
Mack Jones, L OBP: 0.348, SLG: 0.176 (7, PH) X										0	0	0	0	1	0	0
Bob Lee, R (8, 1) X										0	0	0	0	0	0	0

Inning Stats	R: 0	H: 0	R: 0	H: 1	R: 1	H: 3	R: 0	H: 0	R: 0	H: 0	R: 0	H: 1	R: 0	H: 1	R: 0	H: 1	1B: 6	SF: 0	WP: 0	PA: 35
	E: 0	LOB: 0	E: 0	LOB: 0	E: 0	LOB: 2	E: 0	LOB: 0	E: 0	LOB: 0	E: 0	LOB: 3	E: 0	LOB: 1	E: 0	LOB: 0	2B: 4	SAC: 0	PB: 0	
	K: 0	BB: 0	K: 1	BB: 0	K: 0	BB: 0	K: 1	BB: 0	K: 1	BB: 0	K: 1	BB: 1	K: 0	BB: 0	K: 0	BB: 0	3B: 0	DP: 2	SB: 0	
	S: 3	P: 3	S: 5	P: 5	S: 6	P: 6	S: 6	P: 6	S: 5	P: 5	S: 7	P: 11	S: 4	P: 4	S: 3	P: 3	HR: 0	HBP: 0	CS: 0	

PITCHER	IP	WLS	BF	H	R	ER	SO	BB	IBB	HBP	BLK	WP	HR	S	P	ERA	WHIP
Rick Wise, R ERA: 3.28 (1, 1)	6.0	W	24	8	2	2	4	0	0	0	0	0	0	32	32	3.00	1.333
Turk Farrell, R ERA: 0.63 (7, 1)	3.0	S	11	2	0	0	1	1	0	0	0	0	0	12	16	0.00	1.000


BOTTOM

Philadelphia Phillies @ Cincinnati Reds
Crosley Field, Cincinnati, OH

Tue May 07 1968, 7:05 PM EDT
Att. 4,953 - Unknown

livebaseballscorecards.com

AB	34
R	2
H	10
RBI	2
BB	1
SO	5
LOB	13



Batter	1	2	3	4	5	6	7	8	9	AB R H RBI BB SO LOB	TOP					
Tony Taylor, R OBP: 0.321, SLG: 0.355 (1, 5) X	0-0 F9 WP 2B		0-0 1-6-3			0-0 4-3		0-0 F9	0-0 5-3	5 1 1 0 0 0 2						
Cookie Rojas, R OBP: 0.290, SLG: 0.324 (1, 4) X	0-0 F9 2-3		0-0 5-3			0-0 1-3		0-3 K		4 0 0 0 0 1 3						
Johnny Callison, L OBP: 0.314, SLG: 0.352 (1, 9) S S S	0-3 K 3-H		0-3 K			0-0 FC6-4 1B			0-0 HR	4 1 2 1 0 2 1						
Dick Allen, R OBP: 0.351, SLG: 0.444 (1, 7) B B B	4-0 BB			0-0 F9		0-0 FC6-4 1-2f			0-0 BB 1B	3 1 1 0 1 0 1						
Don Lock, R OBP: 0.222, SLG: 0.208 (1, 8) X	0-0 F8			0-0 P3			4-0 CS BB		0-0 F7	3 0 0 0 1 0 2						
Bill White, L OBP: 0.383, SLG: 0.462 (1, 3) B B B		4-0 G4-6-3 BB		0-0 4-3			0-0 F7		4-0 1B HR BB	2 1 0 0 2 0 1						
Mike Ryan, R OBP: 0.211, SLG: 0.243 (1, 2) X		0-0 G4-6-3 1-2f			0-0 F8		0-0 6-3 1-2		0-0 HR 1B	4 1 1 1 0 0 2						
Bobby Wine, R OBP: 0.250, SLG: 0.306 (1, 6) S S S		0-3 K			0-3 K			0-0 6-3	0-0 HR 1-H 2-H	4 1 1 3 0 2 0						
Chris Short, R OBP: 0.125, SLG: 0.125 (1, 1) X			0-0 1-6-3 1B			0-0 G3		0-0 1B	0-0 F7	2 0 1 0 0 0 0 2 0 1 0 0 0 0						
Dick Hall, R OBP: 0.500, SLG: 0.500 (7, 1) X																
Inning Stats	R: 1 E: 0 K: 1 S: 6 H: 1 LOB: 1 BB: 1 P: 10	R: 0 E: 0 K: 1 S: 4 H: 0 LOB: 0 BB: 1 P: 8	R: 0 E: 0 K: 1 S: 6 H: 1 LOB: 1 BB: 0 P: 6	R: 0 E: 0 K: 0 S: 3 H: 0 LOB: 0 BB: 0 P: 3	R: 0 E: 0 K: 1 S: 5 H: 0 LOB: 0 BB: 0 P: 5	R: 0 E: 0 K: 0 S: 4 H: 1 LOB: 1 BB: 0 P: 4	R: 0 E: 0 K: 0 S: 2 H: 0 LOB: 0 BB: 1 P: 6	R: 0 E: 0 K: 1 S: 6 H: 1 LOB: 1 BB: 0 P: 6	R: 5 E: 0 K: 0 S: 7 H: 4 LOB: 0 BB: 1 P: 11	1B: 5 2B: 1 3B: 0 HR: 2 SF: 0 SAC: 0 DP: 1 HBP: 0	WP: 1 PB: 0 SB: 0 CS: 1 PA: 37					
PITCHER	IP WLS BF H R ER SO BB IBB HBP BLK WP HR S P ERA WHIP															
Gerry Arrigo, L ERA: 1.34 (1, 1)	7.0	25	3	1	1	4	3	0	0	0	1	0	30	42	1.29	0.857
Bob Lee, R ERA: 2.52 (8, 1)	1.1	L	7	3	2	1	0	0	0	0	0	1	9	9	13.50	2.250
Ted Davidson, L ERA: 6.0 (9, 1)	0.2		5	2	3	3	0	1	0	0	0	1	4	8	40.50	4.500

Philadelphia Phillies @ Cincinnati Reds
Crosley Field, Cincinnati, OH
Wed May 08 1968, 7:05 PM EDT
Att. 3,535 - Unknown

AB	33
R	6
H	8
RBI	5
BB	4
SO	5
LOB	12



livebaseballscorecards.com

Batter	1	2	3	4	5	6	7	8	9	AB	R	H	RBI	BB	SO	LOB
Pete Rose, S OBP: 0.427, SLG: 0.561 (1, 9) X	0-0 1-3 ①		0-0 1-6-3 ①		0-0 6-3 ③		0-3 K ③			4	0	0	0	0	1	2
Alex Johnson, R OBP: 0.363, SLG: 0.400 (1, 7) X	0-0 S 1B		0-0 6-3 ②			0-0 4-3 ①		0-0 1B 2B		4	1	2	0	0	0	0
Mack Jones, L OBP: 0.296, SLG: 0.143 (1, 8) S S	0-3 K ②		0-3 K ③			0-3 K ②		0-0 F7 ①		4	0	0	0	0	3	2
Tony Perez, R OBP: 0.342, SLG: 0.447 (1, 5) X	0-0 F9 ③			0-0 1B		0-0 1B		0-0 2B 1B		4	1	3	1	0	0	1
Lee May, R OBP: 0.354, SLG: 0.461 (1, 3) X		0-0 F9 ①		0-0 L7 ②		0-0 F8 ③		0-0 1B 2B		4	0	1	1	0	0	1
Johnny Bench, R OBP: 0.273, SLG: 0.407 (1, 2) S S		0-3 K ②		0-0 1B		4-0 FC4-6 E BB		0-0 5-3 ③		3	0	1	0	1	1	0
Tommy Helms, R OBP: 0.304, SLG: 0.384 (1, 4) X		0-0 2B		0-0 P6 ③		0-0 F3 ①			0-0 6-3 ①	4	0	1	0	0	0	2
Leo Cardenas, R OBP: 0.225, SLG: 0.211 (1, 6) S S		4-0 IBB			0-0 4-3 ①		0-0 FC1 ②		0-0 1-3 ②	3	0	0	0	1	0	1
Gerry Arrigo, L OBP: 0.167, SLG: 0.273 (1, 1) S S		0-3 K ③			0-0 4-3 ②		0-0 FC4-6 ②		0-0 P4 ③	2	0	0	0	0	1	2
Fred Whitfield, L OBP: 0.160, SLG: 0.160 (7, PH) S S							1-2 2-3			1	0	0	0	0	0	2
Bob Lee, R (8, 1) S S										0	0	0	0	0	0	0
Ted Davidson, R (9, 1) S S										0	0	0	0	0	0	0
Giraldo Ruiz, S OBP: 0.462, SLG: 0.364 (9, PH) S S										1	0	0	0	0	0	0

Inning Stats	R: 0	H: 1	E: 0	LOB: 1	K: 1	BB: 0	S: 6	P: 6	R: 0	H: 1	E: 0	LOB: 2	K: 2	BB: 1	S: 8	R: 0	H: 0	E: 0	LOB: 0	K: 1	BB: 0	S: 5	R: 0	H: 2	E: 0	LOB: 1	K: 0	BB: 0	S: 4	R: 0	H: 0	E: 0	LOB: 0	K: 0	BB: 0	S: 3	R: 0	H: 1	E: 0	LOB: 1	K: 1	BB: 0	S: 6	R: 0	H: 0	E: 1	LOB: 2	K: 1	BB: 1	S: 6	R: 2	H: 3	E: 0	LOB: 0	K: 0	BB: 0	S: 5	R: 0	H: 0	E: 0	LOB: 0	K: 0	BB: 0	S: 3	1B: 5	SF: 0	2B: 3	SAC: 0	3B: 0	DP: 0	HR: 0	HBP: 0	WP: 0	PA: 36
--------------	------	------	------	--------	------	-------	------	------	------	------	------	--------	------	-------	------	------	------	------	--------	------	-------	------	------	------	------	--------	------	-------	------	------	------	------	--------	------	-------	------	------	------	------	--------	------	-------	------	------	------	------	--------	------	-------	------	------	------	------	--------	------	-------	------	------	------	------	--------	------	-------	------	-------	-------	-------	--------	-------	-------	-------	--------	-------	--------


PITCHER	IP	WLS	BF	H	R	ER	SO	BB	IBB	HBP	BLK	WP	HR	S	P	ERA	WHIP
Chris Short, L ERA: 1.87 (1, 1) S S	6.0		24	5	0	0	5	1	1	0	0	0	0	32	40	0.00	1.000
Dick Hall, R ERA: 6.48 (7, 1) S S	3.0	W	12	3	2	2	1	0	0	0	0	0	0	14	14	6.00	1.000

BOTTOM

Philadelphia Phillies @ Cincinnati Reds
Crosley Field, Cincinnati, OH
Wed May 08 1968, 7:05 PM EDT
Att. 3,535 - Unknown

livebaseballscorecards.com

AB	34
R	2
H	8
RBI	2
BB	2
SO	6
LOB	13



Batter	1	2	3	4	5	6	7	8	9	AB R H RBI BB SO LOB	TOP	
Tony Taylor, R OBP: 0.342, SLG: 0.364 (1, 5) BBB	4-0 1B 3B BB		x 0-0 S HR 1B		x 0-0 1B		x 0-0 P4		BBB 4-0 2-3 HR BB	3 3 2 0 2 0 0		
Cookie Rojas, R OBP: 0.295, SLG: 0.355 (1, 4) x	0-0 1-3 3B 1B		x 0-0 F3		x 0-0 F7		x 0-0 L6		x 0-0 1-H 3-H HR	5 2 2 3 0 0 2		
Johnny Callison, L OBP: 0.327, SLG: 0.427 (1, 9) x	0-0 1-H 3-H 3B		x 0-0 1-H HR		x 0-0 F7			x 0-0 4-3	x 0-0 2B	5 1 3 4 0 0 1		
Dick Allen, R OBP: 0.333, SLG: 0.419 (1, 7) SSS	0-3 K		SSS 0-3 K		SSS 0-3 K		SSS 0-3 K	SSS 0-3 K	SSS 0-0 P3	5 0 0 0 0 4 2		
Bill White, L OBP: 0.388, SLG: 0.457 (1, 3) SSS	0-3 K		x 0-0 F7		BBB 4-0 1B BB			x 0-0 1B		3 0 1 0 1 1 1		
John Briggs, L OBP: 0.308, SLG: 0.361 (1, 8) Don Lock, R OBP: 0.214, SLG: 0.200 (8, PH) (8, 8)	0-0 G3		x 0-0 G3		x 0-0 F9		SSS 0-3 K			3 0 0 0 0 0 2 1 0 0 0 0 1 1		
Mike Ryan, R OBP: 0.214, SLG: 0.244 (1, 2) SSS		SSS 0-3 K		SSS 0-3 K		x 0-0 1-3 1B			x 0-0 4-3	4 0 1 0 0 2 0		
Bobby Wine, R OBP: 0.250, SLG: 0.318 (1, 6) x		SSS 0-0 6-3		SSS 0-3 K		x 0-0 1-3			x 0-0 E HR 2B	4 1 1 0 0 1 2		
Larry Jackson, R OBP: 0.150, SLG: 0.150 (1, 1) Turk Farrell, R (9, 1) x		SSS 0-0 L3		x 0-0 5-3		x 0-0 F4		SSS 0-3 K		4 0 0 0 0 1 1 0 0 0 0 0 0 0		
Inning Stats	R: 2 H: 2 E: 0 LOB: 1 K: 2 BB: 1 S: 9 P: 13	R: 0 H: 0 E: 0 LOB: 0 K: 1 BB: 0 S: 5 P: 5	R: 2 H: 2 E: 0 LOB: 0 K: 1 BB: 0 S: 7 P: 7	R: 0 H: 0 E: 0 LOB: 0 K: 2 BB: 0 S: 7 P: 7	R: 0 H: 1 E: 0 LOB: 1 K: 0 BB: 0 S: 4 P: 4	R: 0 H: 1 E: 0 LOB: 2 K: 1 BB: 1 S: 6 P: 10	R: 0 H: 0 E: 0 LOB: 0 K: 0 BB: 0 S: 3 P: 3	R: 0 H: 1 E: 0 LOB: 1 K: 2 BB: 0 S: 8 P: 8	R: 3 H: 3 E: 1 LOB: 1 K: 1 BB: 1 S: 8 P: 12	1B: 5 SF: 0 2B: 2 SAC: 0 3B: 1 DP: 0 HR: 2 HBP: 0	WP: 0 PA: 40 PB: 0 SB: 1 CS: 0	
PITCHER Milt Pappas, R ERA: 4.47 (1, 1) Billy McCool, L ERA: 6.43 (8, 1)	IP WLS BF H R ER SO BB IBB HBP BLK WP HR S P ERA WHIP	7.0 L 29 6 4 4 7 2 0 0 0 0 0 1 41 49 5.14 1.143	2.0 11 4 3 3 3 1 0 0 0 0 0 1 16 20 13.50 2.500	PITCHER IP WLS BF H R ER SO BB IBB HBP BLK WP HR S P ERA WHIP								

Philadelphia Phillies @ Cincinnati Reds
Crosley Field, Cincinnati, OH
Thu May 09 1968, 7:05 PM EDT
Att. 3,735 - Unknown

AB	37
R	7
H	10
RBI	7
BB	3
SO	10
LOB	12



WP	0	PA	40
PB	0		
SB	1		
CS	0		

livebaseballscorecards.com

Batter	1	2	3	4	5	6	7	8	9	AB R H RBI BB SO LOB	BOTTOM
Pete Rose, S (1, 9) OBP: 0.421, SLG: 0.550	0-0 F8		0-3 K		0-3 K			0-0 1B		4 0 1 0 0 2 0	Philadelphia Phillies @ Cincinnati Reds Crosley Field, Cincinnati, OH Thu May 09 1968, 7:05 PM EDT Att. 3,735 - Unknown
Alex Johnson, R (1, 7) OBP: 0.368, SLG: 0.404	0-0 FC4-6 1B		0-0 WP 1B		0-0 6-3			0-0 F3		4 0 2 0 0 0 1	
Mack Jones, L (1, 8) OBP: 0.290, SLG: 0.160	0-0 FC4-6 E 1-2f 1B		0-0 L9			0-0 FC5-4 1B		0-0 P6		4 1 1 0 0 0 3	
Tony Perez, R (1, 5) OBP: 0.339, SLG: 0.434	0-0 E5 1-3 1B		4-0 BB		0-0 F7			0-0 G3		3 1 0 0 1 0 3	
Lee May, R (1, 3) OBP: 0.360, SLG: 0.457	0-0 2-H 3-H 1B		0-0 F5		0-3 K			4-0 2B BB		3 1 1 2 1 1 3	
Johnny Bench, R (1, 2) OBP: 0.283, SLG: 0.424	0-0 F9			0-0 G6-4-3 1B		0-0 FC5-4 1-2f		0-0 2B		4 0 2 1 0 0 2	
Tommy Helms, R (1, 4) OBP: 0.292, SLG: 0.369		0-0 4-3		0-0 G6-4-3 1-2f		0-0 5-3		0-0 P4		4 0 0 0 0 0 2	
Leo Cardenas, R (1, 6) OBP: 0.219, SLG: 0.204 Vada Pinson, L (9, PH) OBP: 0.282, SLG: 0.360		0-0 1-3		0-0 6-3		0-0 6-3		0-0 F9		3 0 0 0 0 0 0 1 0 0 0 0 0 1	
Milt Pappas, R (1, 1) OBP: 0.077, SLG: 0.077 Giraldo Ruiz, S (7, PH) OBP: 0.429, SLG: 0.333 Billy McCool, R (8, 1) Fred Whitfield, L (9, PH) OBP: 0.154, SLG: 0.154		0-0 5-3		0-0 5-3		0-0 5-3		0-3 K		2 0 0 0 0 0 0 1 0 0 0 0 0 0 0 0 0 0 0 0 0 1 0 0 0 0 1 1	
Inning Stats	R: 2 H: 2 E: 1 LOB: 1 K: 0 BB: 0 S: 6 P: 6	R: 0 H: 0 E: 0 LOB: 0 K: 0 BB: 0 S: 3 P: 3	R: 0 H: 1 E: 0 LOB: 2 K: 1 BB: 1 S: 6 P: 10	R: 0 H: 1 E: 0 LOB: 0 K: 0 BB: 0 S: 3 P: 3	R: 0 H: 0 E: 0 LOB: 0 K: 1 BB: 0 S: 5 P: 5	R: 0 H: 1 E: 0 LOB: 1 K: 1 BB: 0 S: 6 P: 6	R: 0 H: 0 E: 0 LOB: 0 K: 0 BB: 0 S: 3 P: 3	R: 0 H: 1 E: 0 LOB: 1 K: 0 BB: 0 S: 4 P: 4	R: 1 H: 1 E: 0 LOB: 1 K: 1 BB: 1 S: 6 P: 10	1B: 6 SF: 0 2B: 1 SAC: 0 3B: 0 DP: 1 HR: 0 HBP: 0	
PITCHER Larry Jackson, R (1, 1) ERA: 3.04 Turk Farrell, R (9, 1) ERA: 0.59	IP WLS BF H R ER SO BB IBB HBP BLK WP HR S P ERA WHIP 8.0 W 33 7 3 1 3 2 0 0 0 1 0 0 5 5 1.12 1.125										

AB	34
R	3
H	7
RBI	3
BB	2
SO	4
LOB	16



Batter	1	2	3	4	5	6	7	8	9	AB R H RBI BB SO LOB	TOP		
Tony Taylor, R OBP: 0.331, SLG: 0.351 (1, 5) X	0-0 4-3		0-0 6-3			0-0 5-3		0-0 6-3		4 0 0 0 0 0 0			
Cookie Rojas, R OBP: 0.302, SLG: 0.349 (1, 4) B B B	4-0 1B BB			0-0 F9		4-0 BB		0-0 P3		2 0 0 0 2 0 0			
Johnny Callison, L OBP: 0.324, SLG: 0.420 (1, 9) X	0-0 1-2 1B			0-3 K		0-3 K		0-0 1-3		4 0 1 0 0 2 1			
Dick Allen, R OBP: 0.340, SLG: 0.422 (1, 7) X	0-0 P6			0-0 1B		0-0 F8		0-0 1B 1B		4 1 2 0 0 0 1			
Don Lock, R OBP: 0.250, SLG: 0.241 (1, 8) X		0-0 CS 1B		0-3 K		0-0 BB 1B 1B		0-3 K		4 0 2 0 0 2 2			
Bill White, L OBP: 0.392, SLG: 0.459 (1, 3) S S S		0-3 K			0-0 4-3		0-0 BB 1B		0-0 1B 1B	4 0 2 0 0 1 1 0 0 0 0 0 0 0			
Grant Jackson, S (9, PR)													
Mike Ryan, R OBP: 0.200, SLG: 0.227 (1, 2) X		0-0 5-3			0-3 K		0-0 L8		0-3 K	3 0 0 0 0 1 3 1 0 0 0 0 1 2			
John Briggs, L (9, PH) OBP: 0.300, SLG: 0.351													
Bobby Wine, R OBP: 0.243, SLG: 0.309 (1, 6) S S S			0-3 K		0-3 K		4-0 FC4 BB		0-0 1-3 1B	2 0 0 0 0 2 0 1 0 1 1 1 0 0			
Roberto Pena, R OBP: 0.750, SLG: 0.667 (7, PH) (7, 6)									1-3 3-H 1B				
Woodie Fryman, R OBP: 0.176, SLG: 0.125 (1, 1) X		0-0 6-3				0-0 4-3		0-0 FC4		2 0 0 0 0 0 0 1 0 0 0 0 0 3 0 0 0 0 0 0 0 1 0 0 0 0 1 2			
Gary Sutherland, R OBP: 0.375, SLG: 0.375 (7, PH)									0-3 K				
Dick Hall, R OBP: 0.500, SLG: 0.500 (7, 1)													
Clay Dalrymple, L (9, PH) OBP: 0.286, SLG: 0.286													
Inning Stats	R: 0 H: 1 E: 0 LOB: 1 K: 0 BB: 1 S: 3 P: 7	R: 0 H: 1 E: 0 LOB: 0 K: 1 BB: 0 S: 5 P: 5	R: 0 H: 0 E: 0 LOB: 0 K: 1 BB: 0 S: 5 P: 5	R: 0 H: 1 E: 0 LOB: 1 K: 2 BB: 0 S: 8 P: 8	R: 0 H: 0 E: 0 LOB: 0 K: 2 BB: 0 S: 7 P: 7	R: 0 H: 0 E: 0 LOB: 1 K: 1 BB: 1 S: 5 P: 9	R: 0 H: 2 E: 0 LOB: 3 K: 0 BB: 1 S: 5 P: 9	R: 0 H: 0 E: 0 LOB: 0 K: 0 BB: 0 S: 3 P: 3	R: 1 H: 3 E: 0 LOB: 2 K: 3 BB: 0 S: 12 P: 12	1B: 8 SF: 0 2B: 0 SAC: 0 3B: 0 DP: 0 HR: 0 HBP: 0	WP: 0 PA: 36 PB: 0 SB: 0 CS: 1		
PITCHER	IP WLS BF H R ER SO BB IBB HBP BLK WP HR S P ERA WHIP											PITCHER	IP WLS BF H R ER SO BB IBB HBP BLK WP HR S P ERA WHIP
Bob Veale, L ERA: 1.65 (1, 1)	8.1 W 33 7 1 1 8 3 0 0 0 0 0 0 46 58 1.08 1.200												
Roy Face, R ERA: 3.48 (9, 1)	0.2 S 3 1 0 0 2 0 0 0 0 0 0 0 7 7 0.00 1.500												

Philadelphia Phillies @ Pittsburgh Pirates
 Forbes Field, Pittsburgh, PA
 Fri May 10 1968, 7:05 PM EDT
 Att. 9,397 - Unknown

livebaseballscorecards.com

AB	33
R	1
H	8
RBI	1
BB	3
SO	10
LOB	15



Batter	1	2	3	4	5	6	7	8	9	AB	R	H	RBI	BB	SO	LOB
Maury Wills, S OBP: 0.310, SLG: 0.294 (1, 5)	0-0 4-3		0-0 P6		0-3 K		0-0 CS 1B			4	0	1	0	0	1	0
Bill Mazeroski, R OBP: 0.255, SLG: 0.275 (1, 4)	0-0 BB 1B		0-0 F8			0-0 4-3	0-3 K			4	0	1	0	0	1	1
Manny Mota, R OBP: 0.319, SLG: 0.348 (1, 8) (7, 9)	0-0 F9		0-0 1B			0-0 6-3	0-0 2B			4	0	2	0	0	0	1
Donn Clendenon, R OBP: 0.382, SLG: 0.440 (1, 3)	4-0 1-2 BB		0-3 K			4-0 1B BB	0-3 K			2	1	0	0	2	2	2
Willie Stargell, L OBP: 0.286, SLG: 0.318 (1, 7)	0-0 2-3			0-3 K		0-0 1B 1B		0-0 3-1		4	1	1	0	0	1	2
Jerry May, R OBP: 0.344, SLG: 0.326 (1, 2)		0-0 L9		0-0 L7		0-0 HBP 1B 1B		0-0 G5-4-3 1B		4	0	2	1	0	0	0
Carl Taylor, R OBP: 0.500, SLG: 0.500 (1, 9) Matty Alou, L OBP: 0.397, SLG: 0.345 (7, 8)		0-0 1B		0-0 6-3		0-0 HBP 1B		0-0 G5-4-3		3	0	2	1	0	0	0
Gene Alley, R OBP: 0.271, SLG: 0.289 (1, 6)		0-3 K			0-0 G3	1-0 HBP				2	0	0	0	0	1	1
Bob Veale, S OBP: 0.063, SLG: 0.063 (1, 1) Roy Face, R (9, 1)		0-3 K			0-3 K	0-0 5-3				3	0	0	0	0	2	4

Inning Stats	R: 0	H: 1	R: 0	H: 1	R: 0	H: 1	R: 0	H: 0	R: 0	H: 0	R: 2	H: 3	R: 0	H: 2	R: 0	H: 1
	E: 0	LOB: 2	E: 0	LOB: 1	E: 0	LOB: 0	E: 0	LOB: 0	E: 0	LOB: 3	E: 0	LOB: 3	E: 0	LOB: 1	E: 0	LOB: 0
	K: 0	BB: 1	K: 2	BB: 0	K: 1	BB: 0	K: 2	BB: 0	K: 0	BB: 1	K: 2	BB: 1	K: 0	BB: 0	K: 0	BB: 0
	S: 4	P: 8	S: 8	P: 8	S: 5	P: 5	S: 7	P: 7	S: 6	P: 11	S: 8	P: 8	S: 3	P: 3		

PITCHER	IP	WLS	BF	H	R	ER	SO	BB	IBB	HBP	BLK	WP	HR	S	P	ERA	WHIP
Woody Fryman, L ERA: 3.18 (1, 1)	6.0	L	27	6	2	2	6	2	0	1	0	0	0	36	45	3.00	1.333
Dick Hall, R ERA: 5.23 (7, 1)	2.0		7	3	0	0	2	0	0	0	0	0	0	11	11	0.00	1.500

BOTTOM

Philadelphia Phillies @ Pittsburgh Pirates
 Forbes Field, Pittsburgh, PA
 Fri May 10 1968, 7:05 PM EDT
 Att. 9,397 - Unknown

AB	31
R	2
H	9
RBI	2
BB	2
SO	8
LOB	12



1B	SF	WP	PA
8	0	0	34
2B	SAC	PB	
1	0	0	
3B	DP	SB	
0	1	0	
HR	HBP	CS	
0	1	1	

Batter	1	2	3	4	5	6	7	8	9	AB R H RBI BB SO LOB	TOP											
Tony Taylor, R OBP: 0.331, SLG: 0.345 (1, 5) X	0-0 6-3		4-0 BB G4-6-3			0-0 F9		0-0 SH3-4 1-2		2 0 0 0 1 0 0												
Cookie Rojas, R OBP: 0.300, SLG: 0.345 (1, 4) X	0-0 1B 1B		0-0 G4-6-3 1-2			0-0 5-3		0-3 K		4 0 1 0 0 1 2												
Johnny Callison, L OBP: 0.313, SLG: 0.404 (1, 9) X	0-0 F8		0-0 F7			0-0 P6		0-0 G3		4 0 0 0 0 0 2												
Bill White, L OBP: 0.396, SLG: 0.461 (1, 3) X	0-0 1-2 1B			0-3 K			0-0 1B 1B		0-0 L8	4 1 2 0 0 1 0												
Dick Allen, R OBP: 0.336, SLG: 0.415 (1, 7) X	0-0 5-3			0-3 K			0-0 F9		0-0 1B	4 0 1 0 0 1 3												
John Briggs, L OBP: 0.318, SLG: 0.366 (1, 8) X		0-0 4-3 G1 1B		0-0 4-3			0-0 1B 1-2 1B		0-3 K	4 0 2 0 0 1 1												
Mike Ryan, R OBP: 0.204, SLG: 0.229 (1, 2) X					0-3 K		0-0 1-3 2-H 1B		0-0 F9	4 0 1 1 0 1 2												
Bobby Wine, R OBP: 0.237, SLG: 0.300 (1, 6) X					0-0 6-3					2 0 0 0 0 0 1												
Don Lock, R OBP: 0.242, SLG: 0.233 (7, PH) X										1 0 0 0 0 0 1												
Turk Farrell, R (7, 1) X										0 0 0 0 0 0 0												
Jeff James, R (1, 1) X										2 0 0 0 0 0 1												
Roberto Pena, R OBP: 0.800, SLG: 0.667 (7, 6) X								4-0 SH3-4 BB		0 0 0 0 1 0 0												
Inning Stats	R: 0 E: 0 K: 0 S: 5	H: 2 LOB: 2 BB: 0 P: 5	R: 0 E: 0 K: 0 S: 4	H: 1 LOB: 1 BB: 0 P: 4	R: 0 E: 0 K: 0 S: 2	H: 0 LOB: 0 BB: 1 P: 6	R: 0 E: 0 K: 2 S: 7	H: 0 LOB: 0 BB: 0 P: 7	R: 0 E: 0 K: 1 S: 5	H: 0 LOB: 0 BB: 0 P: 5	R: 0 E: 0 K: 0 S: 3	H: 0 LOB: 0 BB: 0 P: 3	R: 1 E: 0 K: 0 S: 5	H: 3 LOB: 1 BB: 0 P: 5	R: 0 E: 0 K: 1 S: 5	H: 0 LOB: 1 BB: 1 P: 9	R: 0 E: 0 K: 1 S: 6	H: 1 LOB: 1 BB: 0 P: 6	1B: 7 2B: 0 3B: 0 HR: 0	SF: 0 SAC: 1 DP: 1 HBP: 0	WP: 0 PB: 0 SB: 0 CS: 0	PA: 34
PITCHER Al McBean, R (1, 1) ERA: 1.59	IP: 9.0 WLS: W BF: 34 H: 7 R: 1 ER: 1 SO: 5 BB: 2 IBB: 0 HBP: 0 BLK: 0 WP: 0 HR: 0 S: 42 P: 50 ERA: 1.00 WHIP: 1.000											PITCHER	IP: 9.0 WLS: W BF: 34 H: 7 R: 1 ER: 1 SO: 5 BB: 2 IBB: 0 HBP: 0 BLK: 0 WP: 0 HR: 0 S: 42 P: 50 ERA: 1.00 WHIP: 1.000									

Philadelphia Phillies @ Pittsburgh Pirates
 Forbes Field, Pittsburgh, PA
 Sun May 12 1968, 3:33 AM EDT
 Att. 12,203 - Unknown

livebaseballscorecards.com

AB	31
R	1
H	7
RBI	1
BB	2
SO	5
LOB	13



Batter	1	2	3	4	5	6	7	8	9	AB R H RBI BB SO LOB	TOP													
Felipe Alou, R (1, 8) OBP: 0.366, SLG: 0.496	0-0 1-4-3		0-0 P6		0-0 6-3			0-0 5-3	4-0 SF9 BB 1-2 2-3 BB	4 0 0 0 1 0 1														
Felix Millan, R (1, 4) Tito Francona, L (9, PH) Mike Lum, L (9, PR) Woody Woodward, R (9, 4)	0-0 F5		0-0 F3			0-0 F9		0-0 F7	4-0 BB BB 1-2 2-3 BB	4 0 0 0 0 0 0 0 0 0 1 1 0 0 0 0 0 0 0 0 0 0 0 0 0 0 0 0														
Hank Aaron, R (1, 9) OBP: 0.381, SLG: 0.546	0-3 K		0-3 K			0-0 F7		4-0 BB S BB	0-0 SF9 2-3 3-H	3 0 0 1 1 2 0														
Deron Johnson, R (1, 3) OBP: 0.188, SLG: 0.206		0-0 HR 3B		0-0 6-3		0-0 6-3		4-0 BB 1-2 BB	0-0 P5	4 1 1 0 1 0 2														
Tommie Aaron, R (1, 7) OBP: 0.397, SLG: 0.446		0-0 HR		4-0 G5-4-3 BB			0-3 K	4-0 BB 1-2 2-3 BB		2 1 1 2 2 1 0														
Clete Boyer, R (1, 5) OBP: 0.238, SLG: 0.270		0-3 K		0-0 G5-4-3 1-2f			0-0 5-3	0-0 4-3		4 0 0 0 0 1 4														
Bob Tillman, R (1, 2) OBP: 0.209, SLG: 0.288		0-0 5-3			0-0 F9		4-0 1B BB		0-0 P4	3 0 0 0 1 0 0														
Sonny Jackson, L (1, 6) OBP: 0.286, SLG: 0.277		4-0 BB			0-0 SH5-4 1B		0-0 1B		4-0 BB 1B BB	2 1 2 0 2 0 0														
Phil Niekro, R (1, 1) OBP: 0.133, SLG: 0.333		0-3 K			0-0 SH5-4 1-2		0-3 K		0-0 BB BB 1-2 SF9 1B	3 1 1 0 0 2 3														
Inning Stats	R: 0 E: 0 K: 1 S: 5	H: 0 LOB: 0 BB: 0 P: 5	R: 2 E: 0 K: 2 S: 9	H: 2 LOB: 1 BB: 1 P: 13	R: 0 E: 0 K: 1 S: 5	H: 0 LOB: 0 BB: 0 P: 5	R: 0 E: 0 K: 0 S: 2	H: 0 LOB: 0 BB: 1 P: 6	R: 0 E: 0 K: 0 S: 4	H: 1 LOB: 1 BB: 0 P: 4	R: 0 E: 0 K: 0 S: 3	H: 0 LOB: 0 BB: 0 P: 3	R: 0 E: 0 K: 2 S: 8	H: 1 LOB: 2 BB: 1 P: 12	R: 0 E: 0 K: 0 S: 3	H: 0 LOB: 3 BB: 3 P: 15	R: 2 E: 0 K: 0 S: 4	H: 1 LOB: 2 BB: 3 P: 16	1B: 3 2B: 0 3B: 1 HR: 1	SF: 1 SAC: 1 DP: 1 HBP: 0	WP: 0 PB: 0 SB: 1 CS: 0	PA: 40		
PITCHER	IP WLS BF H R ER SO BB IBB HBP BLK WP HR S P ERA WHIP	IP WLS BF H R ER SO BB IBB HBP BLK WP HR S P ERA WHIP	IP WLS BF H R ER SO BB IBB HBP BLK WP HR S P ERA WHIP	IP WLS BF H R ER SO BB IBB HBP BLK WP HR S P ERA WHIP	IP WLS BF H R ER SO BB IBB HBP BLK WP HR S P ERA WHIP	IP WLS BF H R ER SO BB IBB HBP BLK WP HR S P ERA WHIP	IP WLS BF H R ER SO BB IBB HBP BLK WP HR S P ERA WHIP	IP WLS BF H R ER SO BB IBB HBP BLK WP HR S P ERA WHIP	IP WLS BF H R ER SO BB IBB HBP BLK WP HR S P ERA WHIP	IP WLS BF H R ER SO BB IBB HBP BLK WP HR S P ERA WHIP	IP WLS BF H R ER SO BB IBB HBP BLK WP HR S P ERA WHIP	IP WLS BF H R ER SO BB IBB HBP BLK WP HR S P ERA WHIP	IP WLS BF H R ER SO BB IBB HBP BLK WP HR S P ERA WHIP	IP WLS BF H R ER SO BB IBB HBP BLK WP HR S P ERA WHIP	IP WLS BF H R ER SO BB IBB HBP BLK WP HR S P ERA WHIP	IP WLS BF H R ER SO BB IBB HBP BLK WP HR S P ERA WHIP	IP WLS BF H R ER SO BB IBB HBP BLK WP HR S P ERA WHIP	IP WLS BF H R ER SO BB IBB HBP BLK WP HR S P ERA WHIP	IP WLS BF H R ER SO BB IBB HBP BLK WP HR S P ERA WHIP	IP WLS BF H R ER SO BB IBB HBP BLK WP HR S P ERA WHIP	IP WLS BF H R ER SO BB IBB HBP BLK WP HR S P ERA WHIP	IP WLS BF H R ER SO BB IBB HBP BLK WP HR S P ERA WHIP	IP WLS BF H R ER SO BB IBB HBP BLK WP HR S P ERA WHIP	IP WLS BF H R ER SO BB IBB HBP BLK WP HR S P ERA WHIP
Chris Short, L (1, 1) ERA: 2.2	8.1 L 36 5 4 4 6 7 0 0 0 0 1 41 69 4.32 1.440	8.1 L 36 5 4 4 6 7 0 0 0 0 1 41 69 4.32 1.440	8.1 L 36 5 4 4 6 7 0 0 0 0 1 41 69 4.32 1.440	8.1 L 36 5 4 4 6 7 0 0 0 0 1 41 69 4.32 1.440	8.1 L 36 5 4 4 6 7 0 0 0 0 1 41 69 4.32 1.440	8.1 L 36 5 4 4 6 7 0 0 0 0 1 41 69 4.32 1.440	8.1 L 36 5 4 4 6 7 0 0 0 0 1 41 69 4.32 1.440	8.1 L 36 5 4 4 6 7 0 0 0 0 1 41 69 4.32 1.440	8.1 L 36 5 4 4 6 7 0 0 0 0 1 41 69 4.32 1.440	8.1 L 36 5 4 4 6 7 0 0 0 0 1 41 69 4.32 1.440	8.1 L 36 5 4 4 6 7 0 0 0 0 1 41 69 4.32 1.440	8.1 L 36 5 4 4 6 7 0 0 0 0 1 41 69 4.32 1.440	8.1 L 36 5 4 4 6 7 0 0 0 0 1 41 69 4.32 1.440	8.1 L 36 5 4 4 6 7 0 0 0 0 1 41 69 4.32 1.440	8.1 L 36 5 4 4 6 7 0 0 0 0 1 41 69 4.32 1.440	8.1 L 36 5 4 4 6 7 0 0 0 0 1 41 69 4.32 1.440	8.1 L 36 5 4 4 6 7 0 0 0 0 1 41 69 4.32 1.440	8.1 L 36 5 4 4 6 7 0 0 0 0 1 41 69 4.32 1.440	8.1 L 36 5 4 4 6 7 0 0 0 0 1 41 69 4.32 1.440	8.1 L 36 5 4 4 6 7 0 0 0 0 1 41 69 4.32 1.440	8.1 L 36 5 4 4 6 7 0 0 0 0 1 41 69 4.32 1.440	8.1 L 36 5 4 4 6 7 0 0 0 0 1 41 69 4.32 1.440	8.1 L 36 5 4 4 6 7 0 0 0 0 1 41 69 4.32 1.440	8.1 L 36 5 4 4 6 7 0 0 0 0 1 41 69 4.32 1.440
Turk Farrell, R (9, 1) ERA: 0.5	0.2 4 0 0 0 0 2 0 0 0 0 0 2 10 0.00 3.000	0.2 4 0 0 0 0 2 0 0 0 0 0 2 10 0.00 3.000	0.2 4 0 0 0 0 2 0 0 0 0 0 2 10 0.00 3.000	0.2 4 0 0 0 0 2 0 0 0 0 0 2 10 0.00 3.000	0.2 4 0 0 0 0 2 0 0 0 0 0 2 10 0.00 3.000	0.2 4 0 0 0 0 2 0 0 0 0 0 2 10 0.00 3.000	0.2 4 0 0 0 0 2 0 0 0 0 0 2 10 0.00 3.000	0.2 4 0 0 0 0 2 0 0 0 0 0 2 10 0.00 3.000	0.2 4 0 0 0 0 2 0 0 0 0 0 2 10 0.00 3.000	0.2 4 0 0 0 0 2 0 0 0 0 0 2 10 0.00 3.000	0.2 4 0 0 0 0 2 0 0 0 0 0 2 10 0.00 3.000	0.2 4 0 0 0 0 2 0 0 0 0 0 2 10 0.00 3.000	0.2 4 0 0 0 0 2 0 0 0 0 0 2 10 0.00 3.000	0.2 4 0 0 0 0 2 0 0 0 0 0 2 10 0.00 3.000	0.2 4 0 0 0 0 2 0 0 0 0 0 2 10 0.00 3.000	0.2 4 0 0 0 0 2 0 0 0 0 0 2 10 0.00 3.000	0.2 4 0 0 0 0 2 0 0 0 0 0 2 10 0.00 3.000	0.2 4 0 0 0 0 2 0 0 0 0 0 2 10 0.00 3.000	0.2 4 0 0 0 0 2 0 0 0 0 0 2 10 0.00 3.000	0.2 4 0 0 0 0 2 0 0 0 0 0 2 10 0.00 3.000	0.2 4 0 0 0 0 2 0 0 0 0 0 2 10 0.00 3.000	0.2 4 0 0 0 0 2 0 0 0 0 0 2 10 0.00 3.000	0.2 4 0 0 0 0 2 0 0 0 0 0 2 10 0.00 3.000	0.2 4 0 0 0 0 2 0 0 0 0 0 2 10 0.00 3.000

Atlanta Braves @ Philadelphia Phillies
 Connie Mack Stadium, Philadelphia, PA
 Mon May 13 1968, 7:05 PM EDT
 Att. 3,126 - Unknown

livebaseballscorecards.com

AB 29
 R 4
 H 5
 RBI 4
 BB 9
 SO 6
 LOB 10



Batter	1	2	3	4	5	6	7	8	9	AB	R	H	RBI	BB	SO	LOB
Tony Taylor, R OBP: 0.328, SLG: 0.342 (1, 5)	0-0 6-3		0-0 G4-6-3		0-0 1B		0-0 4-3			4	0	1	0	0	0	2
Cookie Rojas, R OBP: 0.290, SLG: 0.333 (1, 4)	0-0 6-3			0-0 F7	0-0 5-3		0-0 P6			4	0	0	0	0	0	2
Johnny Callison, L OBP: 0.311, SLG: 0.393 (1, 9)	0-3 K			4-0 WP 1B BB		0-0 L1		0-0 F8		3	1	0	0	1	1	0
Bill White, L OBP: 0.409, SLG: 0.456 (1, 3)		0-0 4-3		4-0 WP 1B BB		4-0 FC5-4 BB		4-0 G1-4-3 BB		1	1	0	0	3	0	0
Dick Allen, R OBP: 0.333, SLG: 0.402 (1, 7)		4-0 CS BB		0-3 K		0-0 FC5-4 S		0-0 G1-4-3		3	0	0	0	1	1	4
John Briggs, L OBP: 0.354, SLG: 0.386 (1, 8)		0-0 1B		0-0 1B		4-0 1-2 BB		0-3 K		3	0	2	2	1	1	0
Mike Ryan, R OBP: 0.189, SLG: 0.212 (1, 2)		0-0 F7		0-0 4-3		0-3 K		0-0 1-3		4	0	0	0	0	1	4
Roberto Pena, R OBP: 0.556, SLG: 0.333 (1, 6)			0-0 4-3		0-0 L8		4-0 SH5-4 BB		0-0 G3		3	0	0	0	1	0
Chris Short, R OBP: 0.118, SLG: 0.118 (1, 1)			0-1 CI		0-3 K		0-0 SH5-4			1	0	0	0	0	1	0
Turk Farrell, R (9, 1)										0	0	0	0	0	0	0

Inning Stats	R: 0 E: 0 K: 1 S: 5	H: 0 LOB: 0 BB: 0 P: 5	R: 0 E: 0 K: 0 S: 3	H: 1 LOB: 1 BB: 1 P: 7	R: 0 E: 1 K: 0 S: 3	H: 0 LOB: 0 BB: 0 P: 3	R: 2 E: 0 K: 1 S: 6	H: 1 LOB: 1 BB: 2 P: 14	R: 0 E: 0 K: 1 S: 6	H: 1 LOB: 1 BB: 0 P: 6	R: 0 E: 0 K: 1 S: 5	H: 0 LOB: 2 BB: 2 P: 13	R: 0 E: 0 K: 0 S: 3	H: 0 LOB: 1 BB: 1 P: 7	R: 0 E: 0 K: 0 S: 2	H: 0 LOB: 0 BB: 1 P: 6	R: 0 E: 0 K: 1 S: 5	H: 0 LOB: 0 BB: 0 P: 5	1B: 3 2B: 0 3B: 0 HR: 0	SF: 0 SAC: 1 DP: 2 HBP: 0	WP: 1 PB: 0 SB: 1 CS: 1	PA: 35												
PITCHER Phil Niekro, R ERA: 3.83 (1, 1)	IP 9.0	WLS W	BF 35	H 3	R 2	ER 2	SO 5	BB 7	IBB 0	HBP 0	BLK 0	WP 1	HR 0	S 38	P 66	ERA 2.00	WHIP 1.111																	
																	PITCHER	IP	WLS	BF	H	R	ER	SO	BB	IBB	HBP	BLK	WP	HR	S	P	ERA	WHIP

BOTTOM

Atlanta Braves @ Philadelphia Phillies
Connie Mack Stadium, Philadelphia, PA

Mon May 13 1968, 7:05 PM EDT
 Att. 3,126 - Unknown

livebaseballscorecards.com

AB	26
R	2
H	3
RBI	2
BB	7
SO	5
LOB	12



Batter	1	2	3	4	5	6	7	8	9	AB R H RBI BB SO LOB	TOP											
Sonny Jackson, L (1, 6) OBP: 0.283, SLG: 0.274	0-3 K		0-0 4-3 1B		0-0 F8		0-3 K		0-0 4-3	5 0 1 0 0 2 1												
Mike Lum, L (1, 7) OBP: 0.324, SLG: 0.355	4-0 2B FC5-3 BB		0-0 4-3 1-2		4-0 HR BB		4-0 BB			1 1 0 0 3 0 1												
Hank Aaron, R (1, 9) OBP: 0.392, SLG: 0.582	0-0 1-3 2B		4-0 IBB		0-0 1-H HR		0-0 P5			3 1 2 2 1 0 1												
Tito Francona, L (1, 3) OBP: 0.450, SLG: 0.500 Tommie Aaron, R (8, PH) OBP: 0.391, SLG: 0.439 (8, 3)	0-0 FC5-3 3-H		0-0 F8		0-0 FC6-4 1B		0-0 1-3		0-0 1-3	3 0 1 0 0 0 4 1 0 0 0 0 0 0												
Felipe Alou, R (1, 8) OBP: 0.363, SLG: 0.489		0-0 4-3 1B 1B	0-0 1-3		0-0 FC6-4 1-2f		0-0 F3		0-0 F3	4 1 1 0 0 0 3												
Clete Boyer, R (1, 5) OBP: 0.231, SLG: 0.262		0-0 4-3 1-2		0-0 1-3		0-0 5-3		0-0 L6		4 0 0 0 0 0 1												
Felix Millan, R (1, 4) OBP: 0.313, SLG: 0.306		0-0 FC3-6 2-H 1B		0-0 5-3		0-0 6-3			4-0 SH1-4 BB	3 0 1 1 1 0 0												
Bob Tillman, R (1, 2) OBP: 0.202, SLG: 0.277		0-0 FC3-6 1-2f		0-3 K		0-0 L7			0-0 SH1-4 1-2	3 0 0 0 0 1 1												
Ron Reed, R (1, 1) OBP: 0.250, SLG: 0.200		0-3 K			0-0 F9		0-0 6-3		0-3 K	4 0 0 0 0 2 2												
Inning Stats	R: 0 E: 0 K: 1 S: 5	H: 1 LOB: 1 BB: 1 P: 9	R: 1 E: 0 K: 1 S: 7	H: 2 LOB: 1 BB: 0 P: 7	R: 0 E: 0 K: 0 S: 4	H: 1 LOB: 2 BB: 1 P: 8	R: 0 E: 0 K: 1 S: 5	H: 0 LOB: 0 BB: 0 P: 5	R: 2 E: 0 K: 0 S: 5	H: 2 LOB: 1 BB: 1 P: 9	R: 0 E: 0 K: 0 S: 3	H: 0 LOB: 0 BB: 0 P: 3	R: 0 E: 0 K: 1 S: 5	H: 0 LOB: 1 BB: 1 P: 9	R: 0 E: 0 K: 1 S: 5	H: 0 LOB: 1 BB: 1 P: 9	R: 0 E: 0 K: 1 S: 5	H: 0 LOB: 1 BB: 1 P: 9	1B: 4 2B: 2 3B: 0 HR: 1	SF: 0 SAC: 1 DP: 1 HBP: 0	WP: 0 PB: 0 SB: 0 CS: 0	PA: 37
PITCHER	IP WLS BF H R ER SO BB IBB HBP BLK WP HR S P ERA WHIP																					
Larry Jackson, R (1, 1) ERA: 3.2	6.0 L 26 6 3 3 3 2 1 0 0 0 1 29 41 4.50 1.333																					
Grant Jackson, L (7, 1) ERA: 2.08	2.0 7 0 0 0 1 1 0 0 0 0 0 8 12 0.00 0.500																					
Gary Wagner, R (9, 1) ERA: 4.05	1.0 4 0 0 0 1 1 0 0 0 0 0 5 9 0.00 1.000																					

Atlanta Braves @ Philadelphia Phillies
 Connie Mack Stadium, Philadelphia, PA
 Tue May 14 1968, 7:05 PM EDT
 Att. 4,531 - Unknown

livebaseballscorecards.com

AB	31
R	3
H	6
RBI	3
BB	5
SO	5
LOB	14



Batter	1	2	3	4	5	6	7	8	9	10	AB	R	H	RBI	BB	SO	LOB	TOP						
Lou Brock, L (1, 7) OBP: 0.268, SLG: 0.375	0-3 K		0-3 K			0-3 K		0-0 L7		0-0 6-3	5	0	0	0	0	3	0							
Julian Javier, R (1, 4) OBP: 0.310, SLG: 0.383	0-0 4-3		0-0 FC5-4 1B			0-0 1B		0-0 1B		0-0 1B	5	0	4	0	0	0	0							
Curt Flood, R (1, 8) OBP: 0.418, SLG: 0.481	0-3 K		0-0 FC5-4 1-2f			0-0 L7		0-0 F9		0-0 6-3	5	0	0	0	0	1	4							
Orlando Cepeda, R (1, 3) OBP: 0.311, SLG: 0.388		0-0 F3		0-0 P6		0-0 L7		0-0 F2			4	0	0	0	0	0	2							
Mike Shannon, R (1, 5) OBP: 0.295, SLG: 0.438		0-0 FC5 2B		0-0 P4			4-0 FC5 BB BB		0-0 E6		3	0	1	0	1	0	0							
Tim McCarver, L (1, 2) OBP: 0.296, SLG: 0.333		0-3 K		0-0 F7			0-0 L4		0-3 K		4	0	0	0	0	2	3							
Dick Simpson, R (1, 9) OBP: 0.348, SLG: 0.410		4-0 BB		0-0 6-3			4-0 1-2 BB		0-0 P5		2	0	0	0	2	0	1							
Dal Maxvill, R (1, 6) OBP: 0.286, SLG: 0.289		0-0 FC5 2-3f		0-0 4-3			0-0 F8		0-0 5-3		4	0	0	0	0	0	5							
Bob Gibson, R (1, 1) OBP: 0.174, SLG: 0.136		0-3 K		0-3 K			0-0 FC5 2-3f		0-3 K		4	0	0	0	0	3	2							
Inning Stats	R: 0 E: 0 K: 2 S: 7	H: 0 LOB: 0 BB: 0 P: 7	R: 0 E: 0 K: 1 S: 6	H: 1 LOB: 2 BB: 1 P: 10	R: 0 E: 0 K: 2 S: 8	H: 1 LOB: 1 BB: 0 P: 8	R: 0 E: 0 K: 0 S: 3	H: 0 LOB: 0 BB: 0 P: 3	R: 0 E: 0 K: 1 S: 5	H: 0 LOB: 0 BB: 0 P: 5	R: 0 E: 0 K: 1 S: 6	H: 1 LOB: 1 BB: 0 P: 6	R: 0 E: 0 K: 0 S: 3	H: 0 LOB: 2 BB: 2 P: 11	R: 0 E: 0 K: 0 S: 4	H: 1 LOB: 1 BB: 0 P: 4	R: 0 E: 1 K: 1 S: 6	H: 0 LOB: 1 BB: 0 P: 6	R: 0 E: 0 K: 1 S: 6	H: 1 LOB: 1 BB: 0 P: 6	1B: 4 2B: 1 3B: 0 HR: 0	SF: 0 SAC: 0 DP: 0 HBP: 0	WP: 0 PB: 0 SB: 0 CS: 0	PA: 39
PITCHER Woodie Fryman, L (1, 1) ERA: 2.6	IP 10.0	WLS W	BF 39	H 5	R 0	ER 0	SO 9	BB 3	IBB 0	HBP 0	BLK 0	WP 0	HR 0	S 54	P 66	ERA 0.00	WHIP 0.800							

St. Louis Cardinals @ Philadelphia Phillies
 Connie Mack Stadium, Philadelphia, PA
 Fri May 17 1968, 3:33 AM EDT
 Att. 17,034 - Unknown

livebaseballscorecards.com

AB 36
 R 0
 H 5
 RBI 0
 BB 3
 SO 9
 LOB 17



Batter	1	2	3	4	5	6	7	8	9	AB R H RBI BB SO LOB	TOP														
Lou Brock, L (1, 7) OBP: 0.261, SLG: 0.365	0-0 F7		0-3 K		0-0 L8			0-3 K		4 0 0 0 0 2 1															
Curt Flood, R (1, 8) OBP: 0.420, SLG: 0.481	0-0 6-3			0-0 FC4-6 1B		0-0 CS 1B		0-0 F8		4 0 2 0 0 0 1															
Roger Maris, L (1, 9) OBP: 0.309, SLG: 0.392	0-0 FC6-4 1B			0-0 FC4-6 1-3 1B		0-3 K			0-0 F7	4 1 1 0 0 1 2															
Orlando Cepeda, R (1, 3) OBP: 0.309, SLG: 0.408	0-0 FC6-4 1-2f			0-0 1-3 1-2		0-0 P6			0-0 HR	4 1 1 1 0 0 2															
Tim McCarver, L (1, 2) OBP: 0.294, SLG: 0.324		0-0 4-3		4-0 1B IBB			0-0 3-1		0-0 4-3	3 0 0 0 1 0 0															
Mike Shannon, R (1, 5) OBP: 0.301, SLG: 0.440		0-0 G6-4-3 1B		0-0 FC5-4 1-3 2-H 1B			0-0 6-3		0-0 6-3	4 0 2 1 0 0 0															
Julian Javier, R (1, 4) OBP: 0.302, SLG: 0.374		0-0 G6-4-3 1-2f		0-0 FC5-4 1-2f			0-0 L9			3 0 0 0 0 0 3															
Dal Maxvill, R (1, 6) OBP: 0.280, SLG: 0.283			0-0 6-3		0-0 4-3			0-0 F7		2 0 0 0 0 0 0															
Dave Ricketts, S (8, PH) OBP: 0.286, SLG: 0.286										1 0 0 0 0 0 0															
Dick Schofield, S (8, 6) OBP: 0.375, SLG: 0.522										0 0 0 0 0 0 0															
Nelson Briles, R (1, 1) OBP: 0.095, SLG: 0.050			0-0 5-3		0-3 K			0-0 1B		2 0 0 0 0 1 0															
Bobby Tolan, L (8, PH) OBP: 0.185, SLG: 0.222										1 0 1 0 0 0 0															
Joe Hoerner, R (8, 1)										0 0 0 0 0 0 0															
Inning Stats	R: 0 E: 0 K: 0 S: 4	H: 1 LOB: 1 BB: 0 P: 4	R: 0 E: 0 K: 0 S: 3	H: 1 LOB: 0 BB: 0 P: 3	R: 0 E: 0 K: 1 S: 5	H: 0 LOB: 0 BB: 0 P: 5	R: 1 E: 0 K: 0 S: 5	H: 2 LOB: 2 BB: 1 P: 9	R: 0 E: 0 K: 1 S: 5	H: 0 LOB: 0 BB: 0 P: 5	R: 0 E: 0 K: 1 S: 5	H: 1 LOB: 0 BB: 0 P: 5	R: 0 E: 0 K: 0 S: 3	H: 0 LOB: 0 BB: 0 P: 3	R: 0 E: 0 K: 1 S: 6	H: 1 LOB: 1 BB: 0 P: 6	R: 1 E: 0 K: 0 S: 4	H: 1 LOB: 0 BB: 0 P: 4	1B: 6 2B: 1 3B: 0 HR: 1	SF: 0 SAC: 0 DP: 2 HBP: 0	WP: 0 PB: 0 SB: 0 CS: 1	PA: 33			
PITCHER Larry Jackson, R (1, 1) ERA: 3.03	IP 9.0	WLS W	BF 33	H 7	R 2	ER 2	SO 4	BB 0	IBB 1	HBP 0	BLK 0	WP 0	HR 1	S 40	P 44	ERA 2.00	WHIP 0.778								

St. Louis Cardinals @ Philadelphia Phillies
 Connie Mack Stadium, Philadelphia, PA

Sat May 18 1968, 7:05 PM EDT
 Att: 12,941 - Unknown

livebaseballscorecards.com

AB 32
 R 2
 H 7
 RBI 2
 BB 1
 SO 4
 LOB 9



Batter	1	2	3	4	5	6	7	8	9
Tony Gonzalez, L (1, 7) OBP: 0.300, SLG: 0.281	0-0 4-3 SH1-4 1B		0-0 F7			0-0 2B SF8 1B	0-0 4-3		
Cookie Rojas, R (1, 4) OBP: 0.272, SLG: 0.318	0-0 SH1-4 1-2			0-0 F9		0-0 SF8 E 2B		0-3 K	
Johnny Callison, L (1, 9) OBP: 0.326, SLG: 0.385	0-0 4-3 2-3			0-3 K		4-0 E IBB		0-3 K	
Bill White, L (1, 3) OBP: 0.382, SLG: 0.422	0-0 P6			0-3 K		0-0 SF8		0-0 F9	
John Briggs, L (1, 8) OBP: 0.345, SLG: 0.346		4-0 CS BB			0-0 F5	0-0 E3			
Tony Taylor, R (1, 5) OBP: 0.309, SLG: 0.321		0-3 K			0-0 F9	0-3 K			
Roberto Pena, R (1, 6) OBP: 0.444, SLG: 0.231		0-3 K			4-0 BB	0-0 4-3			
Mike Ryan, R (1, 2) OBP: 0.159, SLG: 0.177			0-0 F9		0-3 K		0-3 K		
Larry Jackson, R (1, 1) OBP: 0.167, SLG: 0.167			0-0 P4			0-0 1B 2B 1B	0-0 6-3		

Inning Stats	R: 0	H: 1	E: 0	K: 0	S: 4	R: 0	H: 0	E: 0	K: 2	S: 6	R: 0	H: 0	E: 0	K: 0	S: 3	R: 0	H: 0	E: 0	K: 2	S: 7	R: 0	H: 0	E: 0	K: 1	S: 5	R: 3	H: 3	E: 1	K: 1	S: 9	R: 0	H: 0	E: 0	K: 1	S: 5	R: 0	H: 0	E: 0	K: 2	S: 7			
	LOB: 1	BB: 0	P: 4	LOB: 1	BB: 1	P: 10	LOB: 0	BB: 0	P: 3	LOB: 0	BB: 0	P: 7	LOB: 1	BB: 1	P: 9	LOB: 2	BB: 1	P: 13	LOB: 0	BB: 0	P: 5	LOB: 0	BB: 0	P: 7	LOB: 0	SAC: 1	DP: 1	HBP: 0	WP: 0	HR: 0	S: 31	ERA: 3.86	WHIP: 0.857	1B: 3	SF: 1	2B: 2	3B: 0	HR: 0	1B: 3	SF: 1	2B: 2	3B: 0	HR: 0

PITCHER	IP	WLS	BF	H	R	ER	SO	BB	IBB	HBP	BLK	WP	HR	S	P	ERA	WHIP
Nelson Briles, R (1, 1) ERA: 2.44	7.0	L	28	4	3	3	7	2	1	0	0	0	0	39	51	3.86	0.857
Joe Hoerner, L (8, 1) ERA: 1.04	1.0		3	0	0	0	2	0	0	0	0	0	0	7	7	0.00	0.000


BOTTOM

St. Louis Cardinals @ Philadelphia Phillies
 Connie Mack Stadium, Philadelphia, PA

Sat May 18 1968, 7:05 PM EDT
 Att. 12,941 - Unknown

livebaseballscorecards.com

AB	26
R	3
H	4
RBI	3
BB	3
SO	9
LOB	10



WP: 0	PA: 31
PB: 0	SB: 0
CS: 1	

Batter	1	2	3	4	5	6	7	8	9	AB R H RBI BB SO LOB	TOP									
Phil Gagliano, R (1, 7) OBP: 0.182, SLG: 0.200 Lou Brock, L (9, 7) OBP: 0.261, SLG: 0.365	0-0 E6		0-0 FC1-6 1B		0-0 6-3			0-0 G4-6-3		4 1 0 0 0 0 3 0 0 0 0 0 0 0										
Julian Javier, R (1, 4) OBP: 0.308, SLG: 0.373	0-0 L5		0-0 1B 1-2			0-0 L9			4-0 3B BB	3 1 1 0 1 0 1										
Curt Flood, R (1, 8) OBP: 0.422, SLG: 0.496	0-0 F2		0-0 1B 1-3 2-H			0-0 F7			0-0 1B 3B 1-H	4 1 2 2 0 0 1										
Orlando Cepeda, R (1, 3) OBP: 0.301, SLG: 0.395	0-3 K		0-0 F8			0-3 K			0-0 P4	4 0 0 0 0 2 4										
Mike Shannon, R (1, 5) OBP: 0.292, SLG: 0.426		0-0 F8		0-0 F7			0-3 K		0-3 K	4 0 0 0 0 2 1										
Tim McCarver, L (1, 2) OBP: 0.293, SLG: 0.321		0-3 K		0-0 1-3			0-0 F9		0-0 1B 3-H	4 0 1 1 0 1 0										
Ed Spiezio, R (1, 9) OBP: 0.375, SLG: 0.167 Roger Maris, L (9, PH) OBP: 0.305, SLG: 0.387		0-0 P6		0-0 F8			0-0 5-3		0-0 P2	3 0 0 0 0 0 0 1 0 0 0 0 0 1										
Dal Maxvill, R (1, 6) OBP: 0.291, SLG: 0.294			0-0 5-3		0-0 CS SH5-4 1B			0-0 G4-6-3 1B		3 0 2 0 0 0 0										
Steve Carlton, L (1, 1) OBP: 0.190, SLG: 0.190 Dick Schofield, S (8, PH) OBP: 0.360, SLG: 0.500 Ron Willis, R (8, 1) Joe Hoerner, R (9, 1) Hal Gilson, R (9, 1)			0-0 FC1-6 1B		0-0 SH5-4			0-3 K		1 0 1 0 0 0 0 1 0 0 0 0 1 1 0										
Inning Stats	R: 0 E: 1 K: 1 S: 6	H: 0 LOB: 1 BB: 0 P: 6	R: 0 E: 0 K: 1 S: 5	H: 0 LOB: 0 BB: 0 P: 5	R: 1 E: 0 K: 0 S: 6	H: 3 LOB: 2 BB: 0 P: 6	R: 0 E: 0 K: 0 S: 3	H: 0 LOB: 0 BB: 0 P: 3	R: 0 E: 0 K: 1 S: 5	H: 1 LOB: 0 BB: 0 P: 3	R: 0 E: 0 K: 1 S: 5	H: 0 LOB: 0 BB: 0 P: 5	R: 0 E: 0 K: 1 S: 5	H: 1 LOB: 0 BB: 0 P: 5	R: 2 E: 0 K: 1 S: 7	H: 2 LOB: 1 BB: 1 P: 11	1B: 6 2B: 0 3B: 1 HR: 0	SF: 0 SAC: 1 DP: 1 HBP: 0	WP: 0 PB: 0 SB: 0 CS: 1	PA: 34
PITCHER	IP WLS BF H R ER SO BB IBB HBP BLK WP HR S P ERA WHIP																			
Chris Short, L (1, 1) ERA: 2.34 Turk Farrell, R (9, 1) ERA: 0.47	8.0 30 6 3 3 5 1 0 0 0 0 0 0 39 43 3.38 0.875																			
	1.0 4 1 0 0 1 0 0 0 0 0 0 0 6 6 0.00 1.000																			

St. Louis Cardinals @ Philadelphia Phillies
 Connie Mack Stadium, Philadelphia, PA
 Sun May 19 1968, 3:33 AM EDT
 Att: 27,725 - Unknown

livebaseballscorecards.com

AB	32
R	3
H	7
RBI	3
BB	1
SO	6
LOB	12



BOTTOM

St. Louis Cardinals @ Philadelphia Phillies
Connie Mack Stadium, Philadelphia, PA

Sun May 19 1968, 3:33 AM EDT
 Att. 27,725 - Unknown

livebaseballscorecards.com

AB	30
R	4
H	7
RBI	4
BB	4
SO	6
LOB	9



WP: 0	PA: 36
PB: 0	
SB: 0	
CS: 0	

AB	R	H	RBI	BB	SO	LOB
4	1	2	1	0	0	0
4	0	0	0	0	0	2
3	1	2	0	0	1	0
0	0	0	0	0	0	0
3	0	1	0	1	1	1
3	0	1	1	0	0	0
3	0	0	0	0	2	2
0	1	0	0	1	0	0
2	1	0	0	2	0	0
4	0	0	0	0	1	3
3	0	0	0	0	1	1
0	0	0	0	0	0	0
1	0	1	2	0	0	0

Batter	1	2	3	4	5	6	7	8	9
Cookie Rojas, R (1, 4) OBP: 0.279, SLG: 0.346	0-0 F8		0-0 HR		0-0 1B			0-0 6-3	
Johnny Callison, L (1, 9) OBP: 0.316, SLG: 0.372	0-0 4-3		0-0 F9		0-0 L9			0-0 4-3	
Dick Allen, R (1, 7) OBP: 0.345, SLG: 0.404	1-0 BB 1B HBP		0-3 K			0-0 SH1-3 K 1B 1B		0-0 1B	
Tony Gonzalez, L (9, 7) OBP: 0.300, SLG: 0.281								0-0 1B	
Don Lock, R (1, 8) OBP: 0.270, SLG: 0.242	4-0 1B 1-2 BB			0-0 6-3		0-0 SH1-3 1B		0-3 K	
Tony Taylor, R (1, 5) OBP: 0.310, SLG: 0.321	0-0 1B 1-3 2-H			0-0 L8		0-0 SH1-3		0-0 F8	
Bill White, L (1, 3) OBP: 0.373, SLG: 0.410		0-0 1-3		0-3 K		0-3 K		4-0 BB 2B BB	
Rick Joseph, R (9, PH) OBP: 0.429, SLG: 0.200									
Roberto Pena, R (1, 6) OBP: 0.455, SLG: 0.200		0-0 L8			4-0 1B BB		0-0 6-3	4-0 2B BB	
Mike Ryan, R (1, 2) OBP: 0.149, SLG: 0.167		0-0 4-3			0-0 F8		0-0 F9	0-3 K	
Chris Short, R (1, 1) OBP: 0.100, SLG: 0.100			0-0 5-3		0-3 K		0-0 5-3	0-0 2B 1-H 2-H	
Turk Farrell, R (9, 1) OBP: 0.444, SLG: 0.556									
Gary Sutherland, R (9, PH) OBP: 0.444, SLG: 0.556									

Inning Stats	R: 1	H: 1	E: 0	K: 0	S: 3	R: 0	H: 0	E: 0	K: 0	S: 3	R: 1	H: 1	E: 0	K: 1	S: 6	R: 0	H: 0	E: 0	K: 1	S: 5	R: 0	H: 1	E: 0	K: 1	S: 6	R: 0	H: 2	E: 0	K: 1	S: 6	R: 0	H: 0	E: 0	K: 0	S: 3	R: 0	H: 1	E: 0	K: 1	S: 6	R: 2	H: 1	E: 0	K: 1	S: 5	1B: 5	SF: 0	2B: 1	SAC: 1	3B: 0	DP: 0	HR: 1	HBP: 1	WP: 0	PA: 36
--------------	------	------	------	------	------	------	------	------	------	------	------	------	------	------	------	------	------	------	------	------	------	------	------	------	------	------	------	------	------	------	------	------	------	------	------	------	------	------	------	------	------	------	------	------	------	-------	-------	-------	--------	-------	-------	-------	--------	-------	--------

PITCHER	IP	WLS	BF	H	R	ER	SO	BB	IBB	HBP	BLK	WP	HR	S	P	ERA	WHIP
Steve Carlton, L (1, 1) ERA: 2.57	7.0		27	5	2	2	4	2	0	0	0	0	1	32	41	2.57	1.000
Ron Willis, R (8, 1) ERA: 5.4	1.1		5	1	0	0	1	0	0	0	0	0	0	7	7	0.00	0.750
Joe Hoerner, L (9, 1) ERA: 3.12	0.0	L	2	0	0	0	0	2	0	0	0	0	0	0	8	∞	∞
Hal Gilson, L (9, 1) ERA:	0.1		2	1	2	2	1	0	0	0	0	0	0	4	4	54.00	3.000

Batter	1	2	3	4	5	6	7	8	9	AB R H RBI BB SO LOB	TOP
Cookie Rojas, R (1, 4) <small>OBP: 0.283, SLG: 0.370</small> (9, 2)	0-3 		0-0 1B		0-0 		0-0 		0-0 1-H 2-H	5 1 2 3 0 1 1	Philadelphia Phillies @ Chicago Cubs Wrigley Field, Chicago, IL Tue May 21 1968, 3:33 AM CDT Att. 4,422 - Unknown
Johnny Callison, L (1, 9) <small>OBP: 0.305, SLG: 0.357</small> Turk Farrell, R (9, 1)	0-0 		0-0 			0-0 		0-0 	0-3 	5 0 0 0 0 1 1 0 0 0 0 0 0 0	
Dick Allen, R (1, 7) <small>OBP: 0.350, SLG: 0.435</small> (9, 8)	0-0 		0-3 			0-0 		0-3 		4 1 2 1 0 2 1	
Don Lock, R (1, 8) <small>OBP: 0.244, SLG: 0.216</small> (9, 7)	0-0 			0-0 		0-0 		0-0 		4 0 0 0 0 0 1	
Tony Taylor, R (1, 5) <small>OBP: 0.308, SLG: 0.319</small> (9, 4)		0-0 		0-0 		0-0 			0-0 	4 0 1 0 0 0 0	
Rick Joseph, R (1, 3) <small>OBP: 0.444, SLG: 0.357</small> (9, 5)		0-0 		0-0 		0-0 			0-0 2B	4 1 2 0 0 0 1	
Roberto Pena, R (1, 6) <small>OBP: 0.462, SLG: 0.263</small>		0-0 		0-0 			0-0 		0-0 HR 2-3 1B	4 1 2 0 0 0 1	
Mike Ryan, R (1, 2) <small>OBP: 0.145, SLG: 0.162</small> Bobby Wine, R (7, PH) <small>OBP: 0.234, SLG: 0.296</small> Dick Hall, R (7, 1) <small>OBP: 0.500, SLG: 0.500</small> Tony Gonzalez, L (9, PH) <small>OBP: 0.310, SLG: 0.292</small> (9, 9)		0-0 			0-0 		0-3 		0-0 1-2 3-H 1B	2 0 0 0 0 0 1 1 0 0 0 0 1 0 0 0 0 0 0 0 0 1 1 1 1 0 0 0	
Rick Wise, R (1, 1) <small>OBP: 0.154, SLG: 0.231</small> Gary Sutherland, R (5, PH) <small>OBP: 0.400, SLG: 0.500</small> Jeff James, R (5, 1) John Briggs, L (7, PH) <small>OBP: 0.356, SLG: 0.377</small> Clay Dalrymple, L (7, 2) <small>OBP: 0.286, SLG: 0.286</small> Bill White, L (9, PH) <small>OBP: 0.370, SLG: 0.406</small> (9, 3)			0-3 		0-0 		0-0 		0-3 	1 0 0 0 0 1 0 1 0 0 0 0 0 0 0 0 0 0 0 0 0 1 0 1 0 0 0 0 0 0 0 0 0 0 0 1 0 0 0 0 1 2	
Inning Stats	R: 0 H: 1 E: 0 LOB: 1 K: 1 BB: 0 S: 6 P: 6	R: 0 H: 1 E: 0 LOB: 1 K: 0 BB: 0 S: 4 P: 4	R: 0 H: 1 E: 0 LOB: 1 K: 2 BB: 0 S: 8 P: 8	R: 0 H: 1 E: 0 LOB: 1 K: 0 BB: 0 S: 4 P: 4	R: 0 H: 0 E: 0 LOB: 0 K: 0 BB: 0 S: 3 P: 3	R: 1 H: 2 E: 0 LOB: 1 K: 0 BB: 0 S: 5 P: 5	R: 0 H: 1 E: 0 LOB: 1 K: 1 BB: 0 S: 6 P: 6	R: 0 H: 0 E: 0 LOB: 0 K: 1 BB: 0 S: 5 P: 5	R: 4 H: 4 E: 0 LOB: 0 K: 2 BB: 0 S: 11 P: 11	1B: 7 SF: 0 2B: 2 SAC: 0 3B: 0 DP: 0 HR: 2 HBP: 0	
PITCHER Rich Nye, L (1, 1) <small>ERA: 4.21</small>	IP WLS BF H R ER SO BB IBB HBP BLK WP HR S P ERA WHIP 9.0 W 38 11 5 5 7 0 0 0 0 0 2 52 52 5.00 1.222										

livebaseballscorecards.com

AB	38
R	5
H	11
RBI	5
BB	0
SO	7
LOB	9



Batter	1	2	3	4	5	6	7	8	9	AB	R	H	RBI	BB	SO	LOB
Don Kessinger, S OBP: 0.333, SLG: 0.338 (1, 6)	0-3 K	0-0 F7		0-0 1B		0-3 K		0-0 1B		5	0	2	2	0	2	1
Glenn Beckert, R OBP: 0.286, SLG: 0.340 (1, 4)	0-0 1B		4-0 BB	0-0 1-3			0-3 K	0-0 1-3		4	1	1	0	1	1	4
Billy Williams, L OBP: 0.345, SLG: 0.490 (1, 7)	0-0 1-3		0-0 FC1-6		0-0 L8		0-0 1B		0-0 PB	5	1	2	0	0	0	2
Ron Santo, R OBP: 0.350, SLG: 0.436 (1, 5)	4-0 1B		4-0 BB	1-2 BB		0-0 1-3	0-3 K		4-0 IBB	2	1	0	0	3	1	1
14 Ernie Banks, R OBP: 0.289, SLG: 0.443 (1, 3)	0-0 1B		0-0 G5-4-3		0-3 K		0-0 F9		0-0 SH1-4	4	0	1	0	0	1	3
Al Spangler, L OBP: 0.359, SLG: 0.400 Lou Johnson, R OBP: 0.286, SLG: 0.405 (1, 9) (1, PR) (2, 9)	0-0 2B		0-0 SH1-3	0-0 FC5-2		0-3 K		0-3 K	0-0 PB	1	0	1	2	0	0	0
Randy Hundley, R OBP: 0.275, SLG: 0.317 (1, 2)	0-0 F7		0-0 SH1-3	0-0 2B		0-0 FC6		0-0 L8		3	1	1	0	0	0	2
Adolfo Phillips, R OBP: 0.270, SLG: 0.350 Jose Arcia, R OBP: 0.211, SLG: 0.316 (1, 8) (7, 8)		0-0 5-3		0-0 1B		1-0 FC6		0-0 E3		2	1	0	0	0	0	1
Rich Nye, L OBP: 0.300, SLG: 0.300 (1, 1)		0-3 K		0-0 1B		0-0 FC6		0-0 1B		1	1	0	0	0	0	0

Inning Stats	R: 2	H: 3	E: 0	K: 1	S: 8	H: 0	LOB: 2	BB: 1	P: 12	R: 0	H: 0	E: 0	K: 1	S: 5	R: 0	H: 0	E: 0	K: 0	S: 2	R: 1	H: 3	E: 0	K: 0	S: 6	R: 0	H: 0	E: 0	K: 1	S: 5	R: 1	H: 1	E: 1	K: 2	S: 8	R: 0	H: 1	E: 0	K: 2	S: 8	R: 1	H: 2	E: 1	K: 1	S: 8	R: 1	H: 1	E: 0	K: 0	S: 2	1B: 7	2B: 3	3B: 1	HR: 0	SF: 0	SAC: 2	DP: 1	HBP: 1	WP: 1	PB: 1	SB: 0	CS: 0	PA: 42
--------------	------	------	------	------	------	------	--------	-------	-------	------	------	------	------	------	------	------	------	------	------	------	------	------	------	------	------	------	------	------	------	------	------	------	------	------	------	------	------	------	------	------	------	------	------	------	------	------	------	------	------	-------	-------	-------	-------	-------	--------	-------	--------	-------	-------	-------	-------	--------

PITCHER	IP	WLS	BF	H	R	ER	SO	BB	IBB	HBP	BLK	WP	HR	S	P	ERA	WHIP
Rick Wise, R ERA: 3.63 (1, 1)	4.0		20	6	3	3	2	3	0	0	0	1	0	21	33	6.75	2.250
Jeff James, R ERA: 5.91 (5, 1)	2.0		8	1	1	1	3	0	0	1	0	0	0	13	14	4.50	0.500
Dick Hall, R ERA: 4.38 (7, 1)	2.0		10	3	1	0	3	0	0	0	0	0	0	16	16	0.00	1.500
Turk Farrell, R ERA: 0.47 (9, 1)	0.1	L	4	1	1	0	0	0	1	0	0	0	0	2	6	0.00	3.000

BOTTOM

Philadelphia Phillies @ Chicago Cubs
Wrigley Field, Chicago, IL
Tue May 21 1968, 3:33 AM CDT
Att. 4,422 - Unknown

livebaseballscorecards.com

AB	35
R	6
H	11
RBI	5
BB	4
SO	8
LOB	16



Batter	1	2	3	4	5	6	7	8	9	AB R H RBI BB SO LOB	TOP												
Bud Harrelson, S (1, 6) OBP: 0.229, SLG: 0.230	0-2 6-3			0-0 1-3		3-2 F3		3-2 F8		4 0 0 0 0 0 2													
Don Bosch, S (1, 7)	1-3 K			1-2 F8		4-1 FC3-6 1-2 BB		2-3 K		3 0 0 0 1 2 1													
Ken Boswell, L (1, 4) OBP: 0.263, SLG: 0.351	3-2 F8			1-3 K		0-1 FC3-6 FC4 1-2f 2-3			1-1 L6	4 0 0 0 0 1 2													
Ron Swoboda, R (1, 9) OBP: 0.331, SLG: 0.442		0-0 G6-4-3 1B		0-0 6-3		1-1 FC4 1-2f			2-3 K	4 0 1 0 0 1 2													
Jerry Grote, R (1, 2) OBP: 0.368, SLG: 0.379		0-0 F9		2-0 FC6-4 1B		0-0 P9			0-1 1-3	4 0 1 0 0 0 1													
Greg Goossen, R (1, 3) OBP: 0.343, SLG: 0.339		2-2 G6-4-3 1-2f		0-0 E5 1-2 FC6-4		0-0 1-3				3 0 0 0 0 0 2													
Ed Charles, R (1, 5) OBP: 0.287, SLG: 0.424			0-3 K2-3	2-2 FC6-4 1-2f 2-3		3-3 K				3 0 0 0 0 2 2													
Tommie Agee, R (1, 8) OBP: 0.174, SLG: 0.207			3-3 K	0-0 L8				1-2 1B		3 0 1 0 0 1 2													
Don Cardwell, R (1, 1) OBP: 0.067, SLG: 0.267			3-3 K			2-3 K FC3-6 BB		0-1 L8		1 0 0 0 0 1 0													
Bill Short, L (5, 1)										1 0 0 0 0 1 0													
Phil Linz, R (8, PH)										1 0 0 0 0 0 1													
Danny Frisella, L (8, 1)										0 0 0 0 0 0 0													
Inning Stats	R: 0 E: 0 K: 1 S: 10	H: 0 LOB: 0 BB: 0 P: 14	R: 0 E: 0 K: 0 S: 5	H: 1 LOB: 0 BB: 0 P: 7	R: 0 E: 0 K: 3 S: 9	H: 0 LOB: 0 BB: 0 P: 15	R: 0 E: 0 K: 1 S: 7	H: 0 LOB: 0 BB: 0 P: 9	R: 0 E: 1 K: 0 S: 8	H: 1 LOB: 2 BB: 0 P: 12	R: 0 E: 0 K: 1 S: 11	H: 0 LOB: 2 BB: 1 P: 21	R: 0 E: 0 K: 1 S: 5	H: 0 LOB: 0 BB: 0 P: 8	R: 0 E: 0 K: 1 S: 13	H: 1 LOB: 1 BB: 0 P: 19	R: 0 E: 0 K: 1 S: 7	H: 0 LOB: 0 BB: 0 P: 10	1B: 3 2B: 0 3B: 0 HR: 0	SF: 0 SAC: 0 DP: 1 HBP: 0	WP: 0 PB: 1 SB: 0 CS: 0	PA: 32	
PITCHER Woodie Fryman, L (1, 1) ERA: 2.24	IP 9.0	WLS W	BF 32	H 3	R 0	ER 0	SO 9	BB 1	IBB 0	HBP 0	BLK 0	WP 0	HR 0	S 75	P 115	ERA 0.00	WHIP 0.444						PITCHER IP WLS BF H R ER SO BB IBB HBP BLK WP HR S P ERA WHIP

New York Mets @ Philadelphia Phillies
Connie Mack Stadium, Philadelphia, PA
 Wed May 22 1968, 7:05 PM EDT
 Att. 5,717 - Unknown

livebaseballscorecards.com

AB	31
R	0
H	3
RBI	0
BB	1
SO	9
LOB	15



Batter	1	2	3	4	5	6	7	8	9
Tony Gonzalez, L OBP: 0.316, SLG: 0.343 (1, 7)	0-0 4-3		0-0 4-3		0-1 HR	0-0 WP 1B 1-3 3-H 1B		1-1 4-3	
Johnny Callison, L OBP: 0.322, SLG: 0.377 (1, 9)	4-0 HR BB		2-2 HR 1B		0-0 FC6-5 2B	0-0 WP 1-2 3-H 1B		1-2 F5	
Dick Allen, R OBP: 0.362, SLG: 0.495 (1, 5)	0-0 1-H HR		1-1 1-H HR		4-2 FC6-5 BB	1-3 K 1-2 2-3			
Bill White, L OBP: 0.359, SLG: 0.391 (1, 3)	0-0 G3		1-2 F9		0-0 FC6-5 FC6-4	2-3 K			
John Briggs, L OBP: 0.365, SLG: 0.364 (1, 8)	2-2 G3			4-1 1B SH1-3 BB	0-3 K		4-0 FC5-4 BB		
Tony Taylor, R OBP: 0.300, SLG: 0.310 (1, 4)		0-0 F2		0-0 L8	1-1 FC6-4		0-0 FC5-4		
Clay Dalrymple, L OBP: 0.283, SLG: 0.283 (1, 2)		1-2 F3		0-0 SH1-3 1B		0-1 1-3	0-3 K		
Roberto Pena, R OBP: 0.448, SLG: 0.273 (1, 6)		2-1 F9		1-0 SH1-3		0-0 1B 1B	1-0 4-3		
Woodie Fryman, R OBP: 0.208, SLG: 0.174 (1, 1)			3-2 G3	0-0 6-3		1-2 1B 1B	0-3 K		

Inning Stats	R: 2 E: 0 K: 0 S: 6	H: 1 LOB: 0 BB: 1 P: 12	R: 0 E: 0 K: 0 S: 6	H: 0 LOB: 0 BB: 0 P: 9	R: 2 E: 0 K: 0 S: 12	H: 2 LOB: 0 BB: 0 P: 19	R: 1 E: 0 K: 0 S: 5	H: 1 LOB: 1 BB: 1 P: 10	R: 1 E: 0 K: 1 S: 11	H: 2 LOB: 2 BB: 1 P: 16	R: 2 E: 0 K: 2 S: 14	H: 4 LOB: 2 BB: 0 P: 18	R: 0 E: 1 K: 1 S: 5	H: 0 LOB: 1 BB: 1 P: 10	R: 0 E: 0 K: 1 S: 8	H: 0 LOB: 0 BB: 0 P: 10
--------------	------------------------------	----------------------------------	------------------------------	---------------------------------	-------------------------------	----------------------------------	------------------------------	----------------------------------	-------------------------------	----------------------------------	-------------------------------	----------------------------------	------------------------------	----------------------------------	------------------------------	----------------------------------

PITCHER	IP	WLS	BF	H	R	ER	SO	BB	IBB	HBP	BLK	WP	HR	S	P	ERA	WHIP
Don Cardwell, R ERA: 2.77 (1, 1)	4.0	L	19	5	6	6	0	2	0	0	0	0	3	31	52	13.50	1.750
Bill Short, L ERA: 9.0 (5, 1)	3.0		16	5	2	2	4	2	0	0	0	1	0	28	42	6.00	2.333
Danny Frisella, R ERA: 2.95 (8, 1)	1.0		3	0	0	0	1	0	0	0	0	0	0	8	10	0.00	0.000

BOTTOM

New York Mets @ Philadelphia Phillies
Connie Mack Stadium, Philadelphia, PA

Wed May 22 1968, 7:05 PM EDT
 Att. 5,717 - Unknown

AB	R	H	RBI	BB	SO	LOB
5	1	2	2	0	0	0
4	2	3	1	1	0	0
3	2	2	4	1	1	2
4	0	0	0	0	1	4
2	1	0	0	2	1	2
4	0	0	0	0	0	4
4	0	1	0	0	1	1
3	1	1	1	0	0	1
4	1	1	0	0	1	1

AB	33
R	8
H	10
RBI	8
BB	4
SO	5
LOB	15

WP: 1 PA: 38
 PB: 0
 SB: 0
 CS: 0



1B	2B	3B	HR	SF	SAC	DP	HBP
6	1	0	3	0	1	0	0

Batter	1	2	3	4	5	6	7	8	9	AB R H RBI BB SO LOB	TOP									
Gary Sutherland, R (1, 7) OBP: 0.357, SLG: 0.429	0-0 5-3		0-0 1B		0-3 K			0-0 L7		4 0 1 0 0 1 0										
Johnny Callison, L (1, 9) OBP: 0.320, SLG: 0.373	0-0 FC4-6 1B		0-3 K		0-0 4-3			0-0 3-1		4 0 1 0 0 1 1										
Dick Allen, R (1, 5) OBP: 0.359, SLG: 0.482	0-0 FC4-6 E 1-2f		0-3 K			4-0 L4-3 BB		0-0 P4		3 1 0 0 1 1 2										
Don Lock, R (1, 8) OBP: 0.222, SLG: 0.195	0-0 E6 1-H		0-0 F3			0-0 L4-3 1-2		0-0 P6		4 0 0 0 0 0 2										
Tony Taylor, R (1, 4) OBP: 0.305, SLG: 0.310	4-0 BB			0-0 F9		0-0 4-3		0-0 FC5-4 1B		3 0 1 0 1 0 0										
Rick Joseph, R (1, 3) OBP: 0.364, SLG: 0.278	0-0 F9			0-0 E3			0-0 F3		0-0 FC5-4 1-2f	4 0 0 0 0 0 3										
Roberto Pena, R (1, 6) OBP: 0.406, SLG: 0.240		0-0 5-3		0-3 K			0-3 K			3 0 0 0 0 2 1										
Mike Ryan, R (1, 2) OBP: 0.139, SLG: 0.155		0-0 5-3		0-0 F3			0-3 K			3 0 0 0 0 1 1										
Chris Short, R (1, 1) OBP: 0.091, SLG: 0.091			0-3 K			0-0 5-3		0-3 K		2 0 0 0 0 1 0										
Grant Jackson, S (7, 1)										0 0 0 0 0 0 0										
John Briggs, L (8, PH) OBP: 0.359, SLG: 0.357										1 0 0 0 0 1 0										
Gary Wagner, R (8, 1)										0 0 0 0 0 0 0										
Inning Stats	R: 1 E: 1 K: 0 S: 5	H: 1 LOB: 2 BB: 1 P: 9	R: 0 E: 0 K: 1 S: 5	H: 0 LOB: 0 BB: 0 P: 5	R: 0 E: 0 K: 2 S: 8	H: 1 LOB: 1 BB: 0 P: 8	R: 0 E: 1 K: 1 S: 6	H: 0 LOB: 1 BB: 0 P: 6	R: 0 E: 0 K: 1 S: 5	H: 0 LOB: 0 BB: 0 P: 5	R: 0 E: 0 K: 2 S: 7	H: 0 LOB: 0 BB: 0 P: 7	R: 0 E: 0 K: 1 S: 5	H: 0 LOB: 0 BB: 0 P: 5	R: 0 E: 0 K: 0 S: 4	H: 1 LOB: 1 BB: 0 P: 4	1B: 3 2B: 1 3B: 0 HR: 0	SF: 0 SAC: 0 DP: 1 HBP: 0	WP: 0 PB: 0 SB: 0 CS: 0	PA: 33
PITCHER Steve Carlton, L (1, 1) ERA: 2.25	IP: 9.0 WLS: W BF: 33 H: 3 R: 1 ER: 0 SO: 8 BB: 2 IBB: 0 HBP: 0 BLK: 0 WP: 0 HR: 0 S: 47 P: 55 ERA: 0.00 WHIP: 0.556																			

Philadelphia Phillies @ St. Louis Cardinals
 Busch Stadium, St. Louis, MO
 Fri May 24 1968, 7:05 PM CDT
 Att: 34,515 - Unknown

livebaseballscorecards.com

AB	31
R	1
H	3
RBI	0
BB	2
SO	8
LOB	10



Batter	1	2	3	4	5	6	7	8	9	AB R H RBI BB SO LOB	TOP		
Gary Sutherland, R (1, 4) OBP: 0.278, SLG: 0.333	0-0 F7		0-0 L9			0-0 F8	0-0 F9			4 0 0 0 0 0 1	Philadelphia Phillies @ St. Louis Cardinals Busch Stadium, St. Louis, MO Sat May 25 1968, 7:05 PM CDT Att: 19,432 - Unknown		
Johnny Callison, L (1, 9) OBP: 0.325, SLG: 0.384	0-0 4-3		0-0 2B			0-0 E SF8 1B		0-0 1-3		4 1 2 0 0 0 0			
Dick Allen, R (1, 7) OBP: 0.370, SLG: 0.487	4-0 FC6-4 BB		0-0 P6			0-0 SF8 1B		0-0 F8 1B		3 0 2 0 1 0 1			
Don Lock, R (1, 8) OBP: 0.229, SLG: 0.209 Tony Gonzalez, L (8, PH) OBP: 0.312, SLG: 0.338 (8, 8)	0-0 FC6-4 1-2f			0-0 G5-4-3 1B		0-0 SF8 2-3 3-H		0-0 F8 1-2		2 0 1 1 0 0 1 1 0 0 0 0 0 1			
Tony Taylor, R (1, 5) OBP: 0.304, SLG: 0.304		0-0 6-3		0-0 G5-4-3 1-2f		4-0 IBB		0-0 P4		3 0 0 0 1 0 2			
Bill White, L (1, 3) OBP: 0.356, SLG: 0.381		4-0 1B BB		0-0 F2		0-0 1-3		0-0 L7		3 0 0 0 1 0 2			
Roberto Pena, R (1, 6) OBP: 0.389, SLG: 0.241		0-0 G5-4-3 1B 1-2			0-0 F7		0-0 F2		0-0 F9	4 0 1 0 0 0 0			
Mike Ryan, R (1, 2) OBP: 0.145, SLG: 0.173		0-0 G5-4-3 1-2f			0-0 F7		0-0 2B		0-0 5-3	4 0 1 0 0 0 2			
Larry Jackson, R (1, 1) OBP: 0.148, SLG: 0.148 Turk Farrell, R (9, 1)			0-0 F8			0-0 F9		0-0 P4		3 0 0 0 0 0 1 0 0 0 0 0 0 0			
Inning Stats	R: 0 H: 0 E: 0 LOB: 1 K: 0 BB: 1 S: 3 P: 7	R: 0 H: 1 E: 0 LOB: 1 K: 0 BB: 1 S: 3 P: 7	R: 0 H: 1 E: 0 LOB: 1 K: 0 BB: 0 S: 4 P: 4	R: 0 H: 1 E: 0 LOB: 0 K: 0 BB: 0 S: 3 P: 3	R: 0 H: 0 E: 0 LOB: 0 K: 0 BB: 0 S: 3 P: 3	R: 1 H: 2 E: 1 LOB: 2 K: 0 BB: 1 S: 5 P: 9	R: 0 H: 1 E: 0 LOB: 1 K: 0 BB: 0 S: 4 P: 4	R: 0 H: 1 E: 0 LOB: 1 K: 0 BB: 0 S: 4 P: 4	R: 0 H: 0 E: 0 LOB: 0 K: 0 BB: 0 S: 3 P: 3	1B: 5 SF: 1 2B: 2 SAC: 0 3B: 0 DP: 2 HR: 0 HBP: 0	WP: 0 PA: 35 PB: 0 SB: 0 CS: 0		
PITCHER	IP WLS BF H R ER SO BB IBB HBP BLK WP HR S P ERA WHIP											PITCHER	IP WLS BF H R ER SO BB IBB HBP BLK WP HR S P ERA WHIP
Larry Jaster, L (1, 1) ERA: 1.24	7.1 L 30 7 1 1 0 2 2 1 0 0 0 0 27 39 1.23 1.227												
Ron Willis, R (8, 1) ERA: 4.85	0.2 2 0 0 0 0 0 0 0 0 0 0 0 2 2 0.00 0.000												
Joe Hoerner, L (9, 1) ERA: 2.53	1.0 3 0 0 0 0 0 0 0 0 0 0 0 3 3 0.00 0.000												

livebaseballscorecards.com

AB	31
R	1
H	7
RBI	1
BB	3
SO	0
LOB	11



Batter	1	2	3	4	5	6	7	8	9	AB R H RBI BB SO LOB
Tony Gonzalez, L (1, 7) OBP: 0.338, SLG: 0.356 Don Lock, R (5, 8) OBP: 0.260, SLG: 0.209	0-0 1B HR 1B		0-0 1B		4-0 BB 1B FC6-4 BB	4-0 BB			4-0 1B BB	2 2 2 0 1 0 0 0 1 0 0 2 0 0
Johnny Callison, L (1, 9) OBP: 0.333, SLG: 0.392	0-0 1-3 HR 1B		0-0 F2 1B		0-0 FC6-4 BB 1-2 SF7 1B	0-0 F7 1B			0-0 F8 1B 1B	5 3 3 0 0 0 3
Dick Allen, R (1, 5) OBP: 0.379, SLG: 0.512	0-0 1-H 3-H HR		0-3 K 1B		4-0 1-2 2-3 FC6-4 BB		0-0 F5 1B		0-0 1-2 3-H BB 1B	4 2 2 4 1 1 1
Bill White, L (1, 3) OBP: 0.343, SLG: 0.364	0-0 P6 1B		0-0 F9 1B		0-0 1-2 2-3 3-H FC6-4 SF7 1B		0-0 G3 1B		0-0 2-3 F8 1B	5 1 0 1 0 0 5
John Briggs, L (1, 8) OBP: 0.343, SLG: 0.345 Gary Sutherland, R (5, 4) OBP: 0.300, SLG: 0.316	0-3 K 1B		0-3 K 1B		0-0 1-2 3-H SF7 1B		0-0 6-3 1B		4-0 WP 1B 1-2 BB	2 0 0 1 0 2 0 1 0 0 0 1 0 0
Tony Taylor, R (1, 4) OBP: 0.313, SLG: 0.314	0-0 1-3 1B		0-0 S 1B		0-0 2-H CS 1B			0-3 K 1B	0-0 1-2 2-H 3-H WP 1B	5 0 3 3 0 1 0
Clay Dalrymple, L (1, 2) OBP: 0.277, SLG: 0.263		0-3 K 1B		4-0 1-2 IBB 1B	0-0 1-2 1B	0-0 F8 1B		0-3 K 1B	0-3 1-2 2-3 K 1B	5 0 0 0 1 3 3
Roberto Pena, R (1, 6) OBP: 0.375, SLG: 0.219		0-0 1-3 1B		0-0 F8 1B		4-0 SH1 BB		0-3 K 1B		3 0 0 0 1 1 2
Woodie Fryman, R (1, 1) OBP: 0.185, SLG: 0.154		0-3 K 1B		0-0 G3 1B		0-0 SH1 1B		0-0 1-3 1B		3 0 0 0 0 1 2

TOP		Philadelphia Phillies @ St. Louis Cardinals Busch Stadium, St. Louis, MO Sun May 26 1968, 3:33 AM CDT Att. 42,446 - Unknown															
AB	35																
R	9																
H	10																
RBI	9																
BB	7																
SO	9																
LOB	16																
WP	1	PA	44														
PB	0																
SB	1																
CS	1																
1B	9	SF	1														
2B	0	SAC	1														
3B	0	DP	0														
HR	1	HBP	0														

Inning Stats																																	
R	H	E	K	S	R	H	E	K	S	R	H	E	K	S	R	H	E	K	S	R	H	E	K	S	R	H	E	K	S				
3	3	0	1	8	0	0	0	7	0	0	0	0	6	3	2	0	0	4	0	0	0	0	9	3	0	0	0	0	0	0	0		
LOB	0	LOB	0	LOB	0	LOB	0	LOB	0	LOB	0	LOB	0	LOB	0	LOB	0	LOB	0	LOB	0	LOB	0	LOB	0	LOB	0	LOB	0	LOB	0	LOB	0
P	8	P	7	P	6	P	10	P	12	P	11	P	3	P	3	P	9	P	9	P	16	P	9	P	16	P	12	P	2	P	2	P	2

PITCHER																
IP	WLS	BF	H	R	ER	SO	BB	IBB	HBP	BLK	WP	HR	S	P	ERA	WHIP
4.0		18	5	3	3	5	0	1	0	0	0	1	27	31	6.75	1.250
0.0	L	2	1	2	2	0	1	0	0	0	0	0	1	5	∞	∞
1.2		9	1	1	1	0	3	0	0	0	0	0	5	17	5.40	2.400
0.1		1	0	0	0	0	0	0	0	0	0	0	1	1	0.00	0.000
3.0		14	3	3	3	4	2	0	0	0	1	0	20	28	9.00	1.667



BOTTOM

Philadelphia Phillies @ St. Louis Cardinals
Busch Stadium, St. Louis, MO
Sun May 26 1968, 3:33 AM CDT
Att. 42,446 - Unknown

livebaseballscorecards.com

AB 38
R 3
H 10
RBI 1
BB 1
SO 6
LOB 19



WP: 1 PA: 39
PB: 1
SB: 0
CS: 0

AB R H RBI BB SO LOB

5	0	1	1	0	0	2
5	0	2	0	0	0	2
4	0	2	0	1	0	1
4	0	0	0	0	2	5
4	1	1	0	0	2	3
4	1	1	0	0	1	1
4	0	1	0	0	1	2
4	1	2	0	0	0	1
1	0	0	0	0	0	0
1	0	0	0	0	0	1
0	0	0	0	0	0	0
0	0	0	0	0	0	0
0	0	0	0	0	0	0
0	0	0	0	0	0	0
1	0	0	0	0	0	1
0	0	0	0	0	0	0
1	0	0	0	0	0	0

1B: 10 SF: 0
2B: 0 SAC: 0
3B: 0 DP: 0
HR: 0 HBP: 0

Batter	1	2	3	4	5	6	7	8	9										
Tim McCarver, L OBP: 0.272, SLG: 0.296 (1, 2)	0-0 1B 1B		0-0 6-3	0-0 FC4-6 1-2f 3-H		0-0 F9			0-0 4-3										
Julian Javier, R OBP: 0.298, SLG: 0.364 (1, 4)	0-0 F8		0-0 1B 1B	0-0 F9			0-0 5-3		0-0 FC6-4 1B										
Curt Flood, R OBP: 0.395, SLG: 0.467 (1, 8)	0-0 1-2 1B		0-0 1-3 1B		4-0 WP BB		0-0 F9		0-0 FC6-4 1-2f										
Orlando Cepeda, R OBP: 0.327, SLG: 0.397 (1, 3)	0-0 P3		0-3 K		0-0 F2 1-2		0-3 K												
Mike Shannon, R OBP: 0.279, SLG: 0.393 (1, 5)	0-3 K			0-0 1B E 1B 1B	0-3 K		0-0 5-3												
Dick Simpson, R OBP: 0.340, SLG: 0.395 (1, 9)		0-3 K		0-0 1-2 E 1B 1B	0-0 P4		0-0 5-3												
Ed Spiezio, R OBP: 0.238, SLG: 0.158 (1, 7)		0-0 F8		0-3 K		0-0 6-3		0-0 1B											
Dal Maxvill, R OBP: 0.282, SLG: 0.309 (1, 6)		0-0 5-3		0-0 E FC4-6 1-2 2-3 1B		0-0 PB 1B		0-0 5-3											
Ray Washburn, R Phil Gagliano, R Hal Gilson, R Mike Torrez, R Joe Hoerner, R Johnny Edwards, L Dick Hughes, R Dick Schofield, S OBP: 0.345, SLG: 0.464 (1, 1) (4, PH) (5, 1) (5, 1) (6, 1) (6, PH) (7, 1) (9, PH)			0-0 F3	0-0 E5 FC4-6 1-3 2-H 3-H		0-0 F7 1-2			0-0 L4										
Inning Stats	R: 0 E: 0 K: 1 S: 7	H: 2 LOB: 2 BB: 0 P: 7	R: 0 E: 0 K: 1 S: 5	H: 0 LOB: 0 BB: 0 P: 5	R: 0 E: 0 K: 1 S: 7	H: 2 LOB: 2 BB: 0 P: 7	R: 3 E: 1 K: 1 S: 9	H: 3 LOB: 1 BB: 0 P: 9	R: 0 E: 0 K: 1 S: 5	H: 0 LOB: 1 BB: 1 P: 9	R: 0 E: 0 K: 1 S: 4	H: 1 LOB: 1 BB: 0 P: 4	R: 0 E: 0 K: 1 S: 5	H: 0 LOB: 0 BB: 0 P: 5	R: 0 E: 0 K: 0 S: 4	H: 1 LOB: 1 BB: 0 P: 4	R: 0 E: 0 K: 0 S: 4	H: 1 LOB: 1 BB: 0 P: 4	
PITCHER Woodie Fryman, L ERA: 1.96 (1, 1)	IP 9.0	WLS W	BF 39	H 10	R 3	ER 0	SO 6	BB 1	IBB 0	HBP 0	BLK 0	WP 1	HR 0	S 50	P 54	ERA 0.00	WHIP 1.222		
PITCHER		IP	WLS	BF	H	R	ER	SO	BB	IBB	HBP	BLK	WP	HR	S	P	ERA	WHIP	

Batter	1	2	3	4	5	6	7	8	9	AB R H RBI BB SO LOB	TOP											
Don Kessinger, S (1, 6) OBP: 0.326, SLG: 0.335	0-0 F3		0-0 E5 1B		0-0 E8 4-3 1B	0-0 4-3		0-0 FC4-6 1-2f		5 2 1 0 0 0 1												
Glenn Beckert, R (1, 4) OBP: 0.273, SLG: 0.327	0-0 F7		0-0 2-H 1B		0-0 4-3	0-0 F8			0-0 1B 3B	5 1 2 1 0 0 1												
Billy Williams, L (1, 7) OBP: 0.342, SLG: 0.483	0-0 HR		0-0 4-3		0-0 F5	0-0 F8			4-0 14 SH3 1B IBB	4 2 1 1 1 0 2												
Ron Santo, R (1, 5) OBP: 0.362, SLG: 0.472	0-0 2-3			0-0 F8	0-0 14 WP 14 E E 1B		0-0 F9		0-0 14 SH3 1B 1B	5 2 2 2 0 0 0												
14 Ernie Banks, R (1, 3) OBP: 0.308, SLG: 0.475 Dick Nen, L (9, 3) OBP: 0.111, SLG: 0.294		0-0 F8	0-3 K	0-0 E6 2B	0-0 E6 1B BB		0-0 P3		0-0 SH3 1B 1B	3 1 0 0 1 1 0 0 0 0 0 0 0 0												
Lou Johnson, R (1, 9) OBP: 0.294, SLG: 0.390		0-0 F7	0-0 K	0-0 E6 2B	0-0 E6 1B BB		0-3 K		0-0 1B	5 1 1 2 0 1 1												
Randy Hundley, R (1, 2) OBP: 0.297, SLG: 0.366		0-3 K	0-0 K	0-0 1-H 2B	0-0 2-3 3-H 1B			0-0 FC3-6 1B	0-0 P5	5 0 3 2 0 1 1												
Jim Hickman, R (1, 8) Adolfo Phillips, R (9, 8) OBP: 0.283, SLG: 0.331			0-3 K	4-0 IBB	4-0 1-2 BB		0-0 P3	0-0 P6	0-0 P6	3 0 0 0 2 1 2 0 0 0 0 0 0 0												
Ken Holtzman, R (1, 1) OBP: 0.100, SLG: 0.100			0-0 4-3	0-0 F3	0-3 K		0-0 FC3-6 1-2f			4 0 0 0 0 1 6												
Inning Stats	R: 1 E: 0 K: 0 S: 4	H: 1 LOB: 0 BB: 0 P: 4	R: 0 E: 0 K: 1 S: 5	H: 0 LOB: 0 BB: 0 P: 5	R: 1 E: 1 K: 1 S: 7	H: 1 LOB: 1 BB: 0 P: 7	R: 1 E: 1 K: 1 S: 7	H: 1 LOB: 2 BB: 1 P: 11	R: 3 E: 3 K: 1 S: 9	H: 3 LOB: 3 BB: 2 P: 17	R: 0 E: 0 K: 0 S: 3	H: 0 LOB: 0 BB: 0 P: 3	R: 0 E: 0 K: 1 S: 5	H: 0 LOB: 0 BB: 0 P: 5	R: 0 E: 0 K: 0 S: 4	H: 1 LOB: 1 BB: 0 P: 4	R: 3 E: 0 K: 0 S: 6	H: 3 LOB: 1 BB: 1 P: 10	1B: 7 2B: 1 3B: 1 HR: 1	SF: 0 SAC: 1 DP: 0 HBP: 0	WP: 1 PB: 0 SB: 0 CS: 0	PA: 44
PITCHER	IP WLS BF H R ER SO BB IBB HBP BLK WP HR S P ERA WHIP																					
Chris Short, L (1, 1) ERA: 2.69	4.2 L 22 5 5 1 3 0 1 0 0 0 0 1 27 31 1.93 1.071																					
Jeff James, R (5, 1) ERA: 5.91	0.0 4 1 1 0 0 2 0 0 0 1 0 2 10 ∞ ∞																					
Dick Hall, R (5, 1) ERA: 4.86	4.1 18 4 3 3 2 0 1 0 0 0 0 0 21 25 6.23 0.923																					

Chicago Cubs @ Philadelphia Phillies
 Connie Mack Stadium, Philadelphia, PA
 Wed May 29 1968, 7:05 PM EDT
 Unknown

AB	39
R	9
H	10
RBI	8
BB	4
SO	5
LOB	14



WP: 1	PA: 44
PB: 0	
SB: 0	
CS: 0	

PITCHER	IP	WLS	BF	H	R	ER	SO	BB	IBB	HBP	BLK	WP	HR	S	P	ERA	WHIP
Chris Short, L	4.2	L	22	5	5	1	3	0	1	0	0	0	1	27	31	1.93	1.071
Jeff James, R	0.0		4	1	1	0	0	2	0	0	0	1	0	2	10	∞	∞
Dick Hall, R	4.1		18	4	3	3	2	0	1	0	0	0	0	21	25	6.23	0.923

Batter	1	2	3	4	5	6	7	8	9	AB R H RBI BB SO LOB
Roberto Pena, R OBP: 0.372, SLG: 0.206 (1, 6)	4-0 WP 1B 1B BB		0-0 SH3 1-2		0-0 1-3			0-0 4-3		2 1 0 0 1 0 0
Tony Taylor, R OBP: 0.311, SLG: 0.312 (1, 5)	0-0 WP 1B 1-2		0-0 P3		0-0 F9			0-0 F9		4 1 1 0 0 0 1
Dick Allen, R OBP: 0.375, SLG: 0.500 (1, 7)	0-3 K 1-2 2-3		4-0 BB IBB		0-0 P5			0-0 6-3		3 0 0 0 1 1 2
Don Lock, R OBP: 0.278, SLG: 0.217 (1, 8)	0-0 CS 1B 2-H 3-H		4-0 BB 1-2 2-3		0-0 5-3			0-0 5-3		3 0 1 2 1 0 0
Rick Joseph, R OBP: 0.308, SLG: 0.227 (1, 3)	0-3 K 1-2		0-0 5-3		0-0 5-3			0-0 F7		4 0 0 0 0 1 4
Gary Sutherland, R OBP: 0.250, SLG: 0.261 (1, 4)		0-0 6-3		0-3 K		0-0 1-5-3		0-0 5-3		4 0 0 0 0 1 0
Johnny Callison, L OBP: 0.333, SLG: 0.386 (1, 9)		0-3 K		4-0 BB 6-3			0-0 G3			2 0 0 0 1 1 0
Mike Ryan, R OBP: 0.139, SLG: 0.167 (1, 2)		0-3 K		0-0 6-3 1-2			0-0 F8			3 0 0 0 0 1 1
Chris Short, R OBP: 0.125, SLG: 0.087 Jeff James, R Dick Hall, R OBP: 0.333, SLG: 0.333 (5, 1)			4-0 BB SH3 BB		0-0 6-3		0-3 K			1 0 0 0 1 0 1 0 0 0 0 0 0 0 1 0 0 0 0 1 0


Inning Stats	R: 2	H: 2	E: 0	LOB: 1	K: 2	S: 8	P: 12	R: 0	H: 0	E: 0	LOB: 0	K: 2	S: 7	P: 7	R: 0	H: 0	E: 0	LOB: 3	K: 0	S: 3	P: 15	R: 0	H: 0	E: 0	LOB: 1	K: 1	S: 5	P: 9	R: 0	H: 0	E: 0	LOB: 0	K: 0	S: 3	P: 3	R: 0	H: 0	E: 0	LOB: 0	K: 1	S: 5	P: 5	R: 0	H: 0	E: 0	LOB: 0	K: 0	S: 3	P: 3	R: 0	H: 0	E: 0	LOB: 0	K: 0	S: 3	P: 3	R: 0	H: 0	E: 0	LOB: 0	K: 0	S: 3	P: 3	1B: 2	2B: 1	3B: 0	HR: 0	SF: 0	SAC: 1	DP: 1	HBP: 0	WP: 1	PB: 0	SB: 0	CS: 1	PA: 33
PITCHER Ken Holtzman, L ERA: 4.56 (1, 1)	IP	WLS	BF	H	R	ER	SO	BB	IBB	HBP	BLK	WP	HR	S	P	ERA	WHIP																																																											
																		PITCHER	IP	WLS	BF	H	R	ER	SO	BB	IBB	HBP	BLK	WP	HR	S	P	ERA	WHIP																																									

BOTTOM

Chicago Cubs @ Philadelphia Phillies
Connie Mack Stadium, Philadelphia, PA
 Wed May 29 1968, 7:05 PM EDT
 Unknown

livebaseballscorecards.com

AB	27
R	2
H	2
RBI	2
BB	5
SO	6
LOB	9



Batter	1	2	3	4	5	6	7	8	9	AB R H RBI BB SO LOB	TOP	
Don Kessinger, S (1, 6) OBP: 0.319, SLG: 0.328	0-3 K	0-3 K			0-0 G3			0-0 4-3		4 0 0 0 0 2 2		
Glenn Beckert, R (1, 4) OBP: 0.267, SLG: 0.320	0-0 P4		0-0 L8			0-0 F3		0-0 F9		4 0 0 0 0 0 0		
Billy Williams, L (1, 7) OBP: 0.335, SLG: 0.472	0-0 G3		0-0 5-3			0-0 F7		0-0 P6		4 0 0 0 0 0 0		
Ron Santo, R (1, 5) OBP: 0.360, SLG: 0.463		4-0 14 1B 1B BB	0-0 P6			0-0 F9			0-0 6-3	3 1 0 0 1 0 0		
14 Ernie Banks, R (1, 3) OBP: 0.314, SLG: 0.484 Jose Arcia, R (7, PR) OBP: 0.217, SLG: 0.304 Dick Nen, L (7, 3) OBP: 0.105, SLG: 0.278		0-0 BB 1B 1B		0-3 K			0-0 SH5-4 2B 2B		0-0 F8	3 1 2 0 0 1 0 0 1 0 0 0 0 0 1 0 0 0 0 0 0		
Lou Johnson, R (1, 9) OBP: 0.288, SLG: 0.381		0-0 P4		0-0 1-3			0-0 SH5-4 2-3		0-0 5-3	3 0 0 0 0 0 2		
Randy Hundley, R (1, 2) OBP: 0.298, SLG: 0.361		4-0 1B BB		0-0 L4			0-0 F2			2 0 0 0 1 0 2		
Jim Hickman, R (1, 8) OBP: 0.444, SLG: 0.429		0-0 1B		0-0 5-3			0-0 2B			3 0 2 3 0 0 0		
Rich Nye, L (1, 1) OBP: 0.261, SLG: 0.261 Phil Regan, R (8, 1) OBP: 0.250, SLG: 0.250		0-3 K		0-3 K			0-0 G3			3 0 0 0 0 2 3 0 0 0 0 0 0 0		
Inning Stats	R: 0 H: 0 E: 0 LOB: 0 K: 1 BB: 0 S: 5 P: 5	R: 2 H: 2 E: 0 LOB: 2 K: 2 BB: 2 S: 9 P: 17	R: 0 H: 0 E: 0 LOB: 0 K: 0 BB: 0 S: 3 P: 3	R: 0 H: 0 E: 0 LOB: 0 K: 1 BB: 0 S: 5 P: 5	R: 0 H: 0 E: 0 LOB: 0 K: 1 BB: 0 S: 5 P: 5	R: 0 H: 0 E: 0 LOB: 0 K: 0 BB: 0 S: 3 P: 3	R: 1 H: 2 E: 0 LOB: 1 K: 0 BB: 0 S: 5 P: 5	R: 0 H: 0 E: 0 LOB: 0 K: 0 BB: 0 S: 3 P: 3	R: 0 H: 0 E: 0 LOB: 0 K: 0 BB: 0 S: 3 P: 3	1B: 2 SF: 0 2B: 2 SAC: 1 3B: 0 DP: 0 HR: 0 HBP: 0	WP: 0 PA: 33 PB: 0 SB: 0 CS: 0	
PITCHER Rick Wise, R (1, 1) ERA: 3.51	IP WLS BF H R ER SO BB IBB HBP BLK WP HR S P ERA WHIP	9.0 W 33 4 3 3 5 2 0 0 0 0 0 0 41 49 3.00 0.667										

Chicago Cubs @ Philadelphia Phillies
 Connie Mack Stadium, Philadelphia, PA
 Wed May 29 1968, 7:05 PM EDT
 Att. 18,128 - Unknown

livebaseballscorecards.com

AB	30
R	3
H	4
RBI	3
BB	2
SO	5
LOB	9



Batter	1	2	3	4	5	6	7	8	9
Tony Taylor, R OBP: 0.314, SLG: 0.311 (1, 5)	0-0 P3 S BLK 1B		4-0 G6-3 BB		0-0 F9		0-0 L8	0-0 F9	
Cookie Rojas, R OBP: 0.282, SLG: 0.366 (1, 4)	0-0 P3 1-3		0-0 G6-3 1-2f		0-0 1B		0-0 F8		
Dick Allen, R OBP: 0.377, SLG: 0.496 (1, 7)	4-0 1B BB		0-3 K		0-0 F8			0-0 HR 1B	
Gary Sutherland, R OBP: 0.269, SLG: 0.280 (4, 7)	3-H								
Don Lock, R OBP: 0.293, SLG: 0.240 (1, 8)	0-0 F4			0-0 FC4-6 1B		0-0 FC4-6 1B		0-3 K	
Rick Joseph, R OBP: 0.345, SLG: 0.280 (1, 3)	0-0			0-0 FC4-6 2B		0-0 FC4-6 1B		0-0 F9	
Bill White, L OBP: 0.340, SLG: 0.361 (8, PH)	1-2 1B			1-2f		1-2			
Roberto Pena, R OBP: 0.370, SLG: 0.243 (1, 6)	0-0 G3			0-0 4-3 1-H S 2B		0-0 F8		0-0 1-H HR	
Johnny Callison, L OBP: 0.337, SLG: 0.411 (8, PH)									
Tony Gonzalez, L OBP: 0.333, SLG: 0.351 (1, 9)		0-0 P6		0-0 4-3 2-3		0-0 FC4-6 1-2f 2-3		0-0 1B E 1B	
Clay Dalrymple, L OBP: 0.290, SLG: 0.267 (1, 2)		4-0 G3-6-1 BB		0-3 K		0-3 K		0-0 1-3 E 1B	
Rick Wise, R OBP: 0.176, SLG: 0.294 (1, 1)		0-0 G3-6-1 1-2f		3-H		0-0 5-3		0-0 P4 1-H 3-H E6 2B	

Inning Stats	R: 1	H: 2	E: 0	LOB: 2	K: 0	BB: 1	S: 5	P: 9
	R: 0	H: 0	E: 0	LOB: 0	K: 0	BB: 1	S: 2	P: 6
	R: 0	H: 0	E: 0	LOB: 0	K: 1	BB: 1	S: 4	P: 8
	R: 2	H: 2	E: 0	LOB: 0	K: 1	BB: 0	S: 7	P: 7
	R: 0	H: 1	E: 0	LOB: 1	K: 0	BB: 0	S: 4	P: 4
	R: 0	H: 2	E: 0	LOB: 2	K: 1	BB: 0	S: 7	P: 7
	R: 0	H: 0	E: 0	LOB: 0	K: 0	BB: 0	S: 3	P: 3
	R: 5	H: 5	E: 1	LOB: 0	K: 1	BB: 0	S: 10	P: 10

PITCHER	IP	WLS	BF	H	R	ER	SO	BB	IBB	HBP	BLK	WP	HR	S	P	ERA	WHIP
Rich Nye, L ERA: 4.32 (1, 1)	7.0	L	30	8	4	4	3	3	0	0	1	0	0	33	45	5.14	1.571
Phil Regan, R ERA: 3.73 (8, 1)	1.0		7	4	4	3	1	0	0	0	0	0	1	9	9	27.00	4.000


BOTTOM

Chicago Cubs @ Philadelphia Phillies
Connie Mack Stadium, Philadelphia, PA

Wed May 29 1968, 7:05 PM EDT
 Att. 18,128 - Unknown

AB	34
R	8
H	12
RBI	5
BB	3
SO	4
LOB	17

livebaseballscorecards.com



1B	2B	3B	HR	SF	SAC	DP	HBP	WP	PA
9	2	0	1	0	2	0	0	0	37

WP	HR	S	P	ERA	WHIP
0	1	3	1	5.14	1.571

Batter	1	2	3	4	5	6	7	8	9	AB R H RBI BB SO LOB	TOP																		
Pete Rose, S (1, 9) OBP: 0.421, SLG: 0.524	0-0 1-3		0-0 4-3		0-3 K		0-0 SH5-4 1B		4-0 L1-3 BB	4 1 1 0 1 1 2																			
Giraldo Ruiz, S (1, 4) OBP: 0.462, SLG: 0.364	0-0 CS 1B		0-0 6-3			0-0 E 1B	0-0 SH5-4		0-0 L1-3	4 1 2 0 0 0 1																			
Vada Pinson, L (1, 8) OBP: 0.332, SLG: 0.415	0-3 K		0-0 F9			0-0 E3 9-6-4 1B	4-0 1B CS IBB			3 0 0 0 1 1 2																			
Alex Johnson, R (1, 7) OBP: 0.365, SLG: 0.403		0-0 6-3 3B		0-0 1-3		0-0 1B 1B	0-3 K			4 2 2 1 0 1 3																			
Fred Whitfield, L (1, 3) OBP: 0.208, SLG: 0.174		0-3 K		0-0 1-3		0-0 9-6-4	0-0 1B			4 0 1 2 0 1 3																			
Billy McCool, R (7, 1)						2-3f	1-3 2-H 3-H 1B			0 0 0 0 0 0 0																			
George Culver, R (9, 1) OBP: 0.050, SLG: 0.100										0 0 0 0 0 0 0																			
Tony Perez, R (1, 5) OBP: 0.308, SLG: 0.376		0-0 6-3		0-0 6-3		0-0 1B 1B	0-0 CS	0-0 L6		4 0 1 1 0 0 0																			
Johnny Bench, R (1, 2) OBP: 0.299, SLG: 0.429		0-0 2B			0-0 1B CS 2B	0-0 1B 1B		0-0 5-3		4 0 3 1 0 0 0																			
Leo Cardenas, R (1, 6) OBP: 0.225, SLG: 0.204		4-0 IBB			0-0 1B	0-0 FC5-4		0-0 F9		3 0 1 0 1 0 2																			
Gary Nolan, R (1, 1)		0-3 K			0-3 K		0-0 E6 SH5-4 1B		0-3 K	2 0 0 0 0 2 4																			
Bob Johnson, R (7, PH) OBP: 0.357, SLG: 0.308										1 1 0 0 0 0 0																			
Lee May, R (7, 3) OBP: 0.315, SLG: 0.390										1 0 0 0 0 1 0																			
Inning Stats	R: 0 E: 0 K: 1 S: 5	H: 1 LOB: 0 BB: 0 P: 5	R: 1 E: 0 K: 2 S: 9	H: 2 LOB: 2 BB: 1 P: 13	R: 0 E: 0 K: 0 S: 3	H: 0 LOB: 0 BB: 0 P: 3	R: 0 E: 0 K: 2 S: 8	H: 2 LOB: 2 BB: 0 P: 8	R: 2 E: 1 K: 0 S: 7	H: 4 LOB: 2 BB: 0 P: 7	R: 2 E: 1 K: 1 S: 7	H: 2 LOB: 1 BB: 1 P: 11	R: 0 E: 0 K: 0 S: 3	H: 0 LOB: 0 BB: 0 P: 3	R: 0 E: 0 K: 1 S: 4	H: 0 LOB: 0 BB: 1 P: 8	1B: 8 2B: 5 3B: 1 HR: 0	SF: 0 SAC: 1 DP: 3 HBP: 0	WP: 0 PB: 0 SB: 0 CS: 3	PA: 39									
PITCHER	IP WLS BF H R ER SO BB IBB HBP BLK WP HR S P ERA WHIP																												
Larry Jackson, R (1, 1) ERA: 2.61	5.2		25	9	3	1	5	0	1	0	0	0	0	0	34	38	1.59	1.588											
Turk Farrell, R (6, 1) ERA: 0.4	2.1	L	10	2	2	0	1	0	1	0	0	0	0	11	15	0.00	0.857												
Jeff James, R (9, 1) ERA: 5.4	1.0		3	0	0	0	1	1	0	0	0	0	0	4	8	0.00	1.000												

Cincinnati Reds @ Philadelphia Phillies
Connie Mack Stadium, Philadelphia, PA
 Fri May 31 1968, 7:05 PM EDT
 Att. 9,112 - Unknown

livebaseballscorecards.com

AB	34
R	5
H	11
RBI	5
BB	3
SO	7
LOB	17



Batter	1	2	3	4	5	6	7	8	9	AB	R	H	RBI	BB	SO	LOB
Cookie Rojas, R OBP: 0.281, SLG: 0.363 (1, 4)	0-3 K		0-0 F7			0-0 6-3		0-0 BB 1B		4	0	1	0	0	1	0
John Briggs, L OBP: 0.338, SLG: 0.339 (1, 8) Mike Ryan, R OBP: 0.139, SLG: 0.167 (9, 2)	0-3 K			0-0 HR 1B		0-3 K		0-3 K		4	1	1	0	0	3	2
Tony Gonzalez, L OBP: 0.341, SLG: 0.342 (1, 7)	4-0 CS BB			0-0 F9		0-0 F7		4-0 BB 1-2 2-3		2	0	0	0	2	0	1
Johnny Callison, L OBP: 0.335, SLG: 0.427 (1, 9) Jeff James, R (9, 1)	0-0 CS	0-0 HR		0-0 P6		0-0 F7		0-0 4-3		4	1	1	1	0	0	4
Bill White, L OBP: 0.345, SLG: 0.385 (1, 3)		4-0 CS BB		0-0 HR		0-0 4-3		0-0 F8		3	1	1	2	1	0	0
Tony Taylor, R OBP: 0.307, SLG: 0.303 (1, 5)		0-0 F2		0-0 F5		0-0 5-3		0-0 4-3		4	0	0	0	0	0	1
Clay Dalrymple, L OBP: 0.282, SLG: 0.258 (1, 2) Gary Sutherland, R OBP: 0.286, SLG: 0.333 (8, PH) (9, 9)		0-3 K		0-0 F3		0-0 F3		0-0 BB 2B	0-0 P4	2	0	0	0	0	1	1
Roberto Pena, R OBP: 0.367, SLG: 0.250 (1, 6)		0-0 CS	0-0 F2		0-0 6-3		0-0 BB 1B			3	0	1	1	0	0	0
Larry Jackson, R OBP: 0.138, SLG: 0.138 (1, 1) Turk Farrell, R (6, 1) Don Lock, R OBP: 0.288, SLG: 0.235 (8, PH) (9, 8)			0-0 4-3		0-0 5-3		0-3 K			2	0	0	0	0	0	0

Inning Stats	R: 0	H: 0	E: 0	K: 2	S: 6	LOB: 0	BB: 1	P: 10	R: 1	H: 1	E: 0	K: 1	S: 5	LOB: 0	BB: 1	P: 9	R: 0	H: 0	E: 0	K: 0	S: 3	LOB: 0	BB: 0	P: 3	R: 2	H: 2	E: 0	K: 0	S: 5	LOB: 0	BB: 0	P: 5	R: 0	H: 0	E: 0	K: 0	S: 3	LOB: 0	BB: 0	P: 3	R: 0	H: 0	E: 0	K: 1	S: 5	LOB: 0	BB: 0	P: 5	R: 0	H: 0	E: 0	K: 0	S: 3	LOB: 0	BB: 0	P: 3	R: 1	H: 3	E: 0	K: 2	S: 10	LOB: 3	BB: 1	P: 14	R: 0	H: 0	E: 0	K: 0	S: 3	LOB: 0	BB: 0	P: 3	R: 0	H: 0	E: 0	K: 0	S: 3	LOB: 0	BB: 0	P: 3	R: 0	H: 0	E: 0	K: 0	S: 3	LOB: 0	BB: 0	P: 3
--------------	------	------	------	------	------	--------	-------	-------	------	------	------	------	------	--------	-------	------	------	------	------	------	------	--------	-------	------	------	------	------	------	------	--------	-------	------	------	------	------	------	------	--------	-------	------	------	------	------	------	------	--------	-------	------	------	------	------	------	------	--------	-------	------	------	------	------	------	-------	--------	-------	-------	------	------	------	------	------	--------	-------	------	------	------	------	------	------	--------	-------	------	------	------	------	------	------	--------	-------	------

PITCHER	IP	WLS	BF	H	R	ER	SO	BB	IBB	HBP	BLK	WP	HR	S	P	ERA	WHIP
Gary Nolan, R ERA: 3.0 (1, 1)	6.0	W	21	3	3	2	4	2	0	0	0	0	0	27	35	3.00	0.833
Billy McCool, L ERA: 3.65 (7, 1)	2.1		11	3	1	1	2	1	0	0	0	0	0	14	18	3.86	1.714
George Culver, R ERA: 2.28 (9, 1)	0.2	S	2	0	0	0	0	0	0	0	0	0	0	2	2	0.00	0.000

BOTTOM

Cincinnati Reds @ Philadelphia Phillies
Connie Mack Stadium, Philadelphia, PA

Fri May 31 1968, 7:05 PM EDT
 Att. 9,112 - Unknown

AB	31
R	4
H	6
RBI	4
BB	3
SO	6
LOB	10

WP: 0 PA: 36
 PB: 0
 SB: 1
 CS: 2



PITCHER	IP	WLS	BF	H	R	ER	SO	BB	IBB	HBP	BLK	WP	HR	S	P	ERA	WHIP
---------	----	-----	----	---	---	----	----	----	-----	-----	-----	----	----	---	---	-----	------

Batter	1	2	3	4	5	6	7	8	9	AB R H RBI BB SO LOB	TOP	
Pete Rose, S OBP: 0.423, SLG: 0.521 (1, 9) (3, 8)	0-0 PB E 1B		0-0 6-3			4-0 FC6-4 1B BB		0-0 1-3		3 0 1 0 1 0 0		
Giraldo Ruiz, S OBP: 0.433, SLG: 0.346 (1, 4)	0-0 F3		0-0 5-3			0-0 1-2 FC6-4 1B		0-0 5-3		4 0 1 0 0 0 1		
Vada Pinson, L OBP: 0.328, SLG: 0.410 Bill Kelso, R (3, 1) Bob Johnson, R OBP: 0.333, SLG: 0.286 (7, 6)	0-3 K		0-3 K			0-0 F8		0-0 F8		2 0 0 0 0 2 1 1 0 0 0 0 0 2 1 0 0 0 0 0 0		
Alex Johnson, R OBP: 0.362, SLG: 0.400 (1, 7)	0-0 E5 FC5 PB 1-2				0-0 F9		0-0 FC6-4 1-2f 2-3		0-0 1B	4 0 1 0 0 0 3		
Tony Perez, R OBP: 0.307, SLG: 0.370 (1, 5)	4-0 1-2 2-3 BB				0-0 4-3		0-0 P4		0-0 P6	3 0 0 0 1 0 3		
Johnny Bench, R OBP: 0.292, SLG: 0.419 (1, 2)	0-0 FC5 2-3f				0-0 L7		0-3 K		0-0 F9	4 0 0 0 0 1 4		
Lee May, R OBP: 0.316, SLG: 0.389 (1, 3) (3, 9)		0-3 K			0-0 G6-4-3 1B		0-3 K			3 0 1 0 0 2 0		
Leo Cardenas, R OBP: 0.222, SLG: 0.200 Gerry Arrigo, L OBP: 0.136, SLG: 0.150 Ted Abernathy, R (8, 1)		0-0 P4			0-0 G6-4-3 1-2f		0-0 6-3			3 0 0 0 0 0 1 0 0 0 0 0 0 0 0 0 0 0 0 0 0		
Milt Pappas, R OBP: 0.071, SLG: 0.071 Ted Davidson, R (1, 1) Bob Lee, R (2, 1) Don Pavletich, R OBP: 0.136, SLG: 0.136 (3, 3)		0-3 K			0-3 K			0-3 K		0 0 0 0 0 0 0 1 0 0 0 0 1 0 0 0 0 0 0 0 0 2 0 0 0 0 2 0		
Inning Stats	R: 0 E: 1 K: 1 S: 7 H: 1 LOB: 3 BB: 1 P: 11	R: 0 E: 0 K: 2 S: 7 H: 0 LOB: 0 BB: 0 P: 7	R: 0 E: 0 K: 1 S: 5 H: 0 LOB: 0 BB: 0 P: 5	R: 0 E: 0 K: 0 S: 3 H: 0 LOB: 0 BB: 0 P: 3	R: 0 E: 0 K: 1 S: 5 H: 1 LOB: 0 BB: 0 P: 5	R: 0 E: 0 K: 0 S: 4 H: 1 LOB: 2 BB: 1 P: 8	R: 0 E: 0 K: 2 S: 7 H: 0 LOB: 0 BB: 0 P: 7	R: 0 E: 0 K: 1 S: 5 H: 0 LOB: 0 BB: 0 P: 5	R: 0 E: 0 K: 0 S: 4 H: 1 LOB: 1 BB: 0 P: 4	1B: 4 2B: 0 3B: 0 HR: 0 SF: 0 SAC: 0 DP: 1 HBP: 0	WP: 0 PB: 1 SB: 0 CS: 0 PA: 33	
PITCHER Woodie Fryman, L ERA: 1.75 (1, 1)	IP WLS BF H R ER SO BB IBB HBP BLK WP HR S P ERA WHIP	9.0 W 33 4 0 0 8 2 0 0 0 0 0 0 47 55 0.00 0.667										

Cincinnati Reds @ Philadelphia Phillies
 Connie Mack Stadium, Philadelphia, PA
 Sat Jun 01 1968, 7:05 PM EDT
 Att. 10,566 - Unknown

AB	31
R	0
H	4
RBI	0
BB	2
SO	8
LOB	15



Batter	1	2	3	4	5	6	7	8	9	AB	R	H	RBI	BB	SO	LOB
John Briggs, L OBP: 0.338, SLG: 0.328 (1, 8)	4-3		4-3	1B		K		FC6-4 BB		5	0	1	0	1	1	3
Cookie Rojas, R OBP: 0.289, SLG: 0.388 (1, 4)	1B HR	1B 2B 1B	HR	F8			5-3	FC6-4 1-2f		6	3	3	1	0	0	2
Tony Gonzalez, L OBP: 0.366, SLG: 0.361 (1, 7)	1-2 HR	2B FC4-2 1B	BB HBP SF8 1B		1-0 2B HBP		E7 1B			4	3	3	0	0	0	0
Johnny Callison, L OBP: 0.347, SLG: 0.461 Don Lock, R OBP: 0.311, SLG: 0.283 (1, 9) (4, 9)	HR	FC4-2 1B 2B	BB HBP		0-0 2B		3-1 E 1B			2	2	2	4	0	0	0
Bill White, L OBP: 0.347, SLG: 0.389 (1, 3)	1B 2B	FC4-2 1B	1-2 2-3 BB		0-0 F3		3-1			4	2	1	0	1	0	5
Tony Taylor, R OBP: 0.315, SLG: 0.305 (1, 5)	1B IBB	1B SF9 IBB	SF8		0-3 K		E6 1B			2	1	1	1	2	1	2
Clay Dalrymple, L OBP: 0.276, SLG: 0.254 (1, 2)	F7	1-3 2-H 3-H 1B	F5		0-0 4-3		K			5	0	1	2	0	1	7
Roberto Pena, R OBP: 0.352, SLG: 0.250 (1, 6)	1-3 2-H 1B	SF9	K		0-3 K		G3	4-3		4	0	1	2	0	1	0
Woodie Fryman, R OBP: 0.188, SLG: 0.133 (1, 1)	BB	5-3	6-3		0-3 K		K	K		4	0	0	0	1	2	1

Inning Stats	R: 4	H: 5	E: 0	LOB: 3	K: 0	S: 8	P: 16	R: 4	H: 4	E: 0	LOB: 1	K: 0	S: 7	P: 11	R: 2	H: 2	E: 0	LOB: 2	K: 0	S: 5	P: 10	R: 0	H: 1	E: 0	LOB: 1	K: 1	S: 6	P: 7	R: 0	H: 0	E: 0	LOB: 0	K: 2	S: 7	P: 7	R: 2	H: 2	E: 2	LOB: 1	K: 1	S: 8	P: 8	R: 0	H: 0	E: 0	LOB: 1	K: 1	S: 5	P: 9
PITCHER	IP	WLS	BF	H	R	ER	SO	BB	IBB	HBP	BLK	WP	HR	S	P	ERA	WHIP																																
Milt Pappas, R ERA: 6.26 (1, 1)	0.2	L	8	5	4	4	0	0	1	0	0	0	0	3	7	54.00	7.500																																
Ted Davidson, L ERA: 6.23 (1, 1)	0.1		4	2	2	2	0	1	0	0	0	0	0	3	7	54.00	9.000																																
Bob Lee, R ERA: 4.42 (2, 1)	1.1		11	4	4	4	0	1	1	1	0	0	1	8	17	27.00	3.750																																
Bill Kelso, R ERA: 2.77 (3, 1)	3.2		14	2	0	0	4	0	0	1	0	0	0	21	22	0.00	0.545																																
Gerry Arrijo, L ERA: 2.1 (7, 1)	1.0		6	2	2	0	1	0	0	0	0	0	0	8	8	0.00	2.000																																
PITCHER	IP	WLS	BF	H	R	ER	SO	BB	IBB	HBP	BLK	WP	HR	S	P	ERA	WHIP																																
Ted Abemathy, R ERA: 0.61 (8, 1)	1.0		4	0	0	0	1	0	0	0	0	0	0	5	9	0.00	1.000																																


BOTTOM

Cincinnati Reds @ Philadelphia Phillies
 Connie Mack Stadium, Philadelphia, PA

Sat Jun 01 1968, 7:05 PM EDT
 Att. 10,566 - Unknown

livebaseballscorecards.com

AB	38
R	12
H	15
RBI	11
BB	5
SO	6
LOB	20



1B: 10	SF: 2	WP: 0	PA: 47
2B: 3	SAC: 0	PB: 0	
3B: 0	DP: 0	SB: 0	
HR: 2	HBP: 2	CS: 0	

Batter	1	2	3	4	5	6	7	8	9	AB R H RBI BB SO LOB	TOP	
Pete Rose, S (1, 9) OBP: 0.422, SLG: 0.518	0-0 1B 1B		0-0 P6		0-0 F8	0-0 5-3			0-0 G4-6-3 1B	5 1 2 0 0 0 2		
Giraldo Ruiz, S (1, 4) OBP: 0.457, SLG: 0.367	0-0 1B 1-2 1B		0-0 3-1		0-0 2B 1B			0-0 G6-4-3 BB	0-0 G4-6-3 1-2f	4 1 2 0 1 0 3		
Vada Pinson, L (1, 8) OBP: 0.332, SLG: 0.418	0-0 P6		0-0 FC6 1B		0-0 1B 2B			0-3 K		4 1 2 2 0 1 3		
Alex Johnson, R (1, 7) OBP: 0.365, SLG: 0.402	0-0 G1-6-3 1-3 2-H 1B		0-0 FC6 1-2f		0-0 1B 1B			0-0 G6-4-3 1-2f		4 1 2 2 0 0 2		
Fred Whitfield, L (1, 3) OBP: 0.220, SLG: 0.188 Lee May, R (5, PH) OBP: 0.318, SLG: 0.390	0-0 G1-6-3 1-2f				0-0 FC6 1B	0-0 2-H 1B		0-0 L8		2 0 1 0 0 0 2 2 0 1 1 0 0 0		
Tony Perez, R (1, 5) OBP: 0.301, SLG: 0.362		0-0 6-3		0-0 F7	0-0 F9			0-0 6-3		4 0 0 0 0 0 2		
Johnny Bench, R (1, 2) OBP: 0.286, SLG: 0.409		0-0 F9		0-0 F9		0-0 G1		0-0 6-3		4 0 0 0 0 0 1		
Leo Cardenas, R (1, 6) OBP: 0.222, SLG: 0.201		0-0 5-3		0-0 FC6 1-2f		0-0 L7		0-0 1B 1B		4 0 1 0 0 0 1		
Jim Maloney, L (1, 1) OBP: 0.273, SLG: 0.286			0-0 3-1 1B 2B		0-0 3-1	0-0 1B		0-3 K		4 1 2 0 0 1 1		
Inning Stats	R: 1 E: 0 K: 0 S: 5 H: 3 LOB: 1 BB: 0 P: 5	R: 0 E: 0 K: 0 S: 3 H: 0 LOB: 0 BB: 0 P: 3	R: 1 E: 0 K: 0 S: 5 H: 2 LOB: 1 BB: 0 P: 5	R: 0 E: 0 K: 0 S: 4 H: 1 LOB: 1 BB: 0 P: 4	R: 3 E: 0 K: 0 S: 7 H: 4 LOB: 1 BB: 0 P: 7	R: 0 E: 0 K: 1 S: 4 H: 1 LOB: 1 BB: 0 P: 4	R: 0 E: 0 K: 1 S: 4 H: 0 LOB: 0 BB: 1 P: 8	R: 0 E: 0 K: 0 S: 3 H: 0 LOB: 0 BB: 0 P: 3	R: 0 E: 0 K: 1 S: 6 H: 2 LOB: 1 BB: 0 P: 6	1B: 11 2B: 2 3B: 0 HR: 0 SF: 0 SAC: 0 DP: 3 HBP: 0	WP: 0 PB: 0 SB: 0 CS: 0 PA: 38	
PITCHER	IP WLS BF H R ER SO BB IBB HBP BLK WP HR S P ERA WHIP											
Rick Wise, R (1, 1) ERA: 4.05	4.2 L 22 9 5 5 0 0 0 0 0 0 0 0 22 22 9.64 1.929											
Grant Jackson, L (5, 1) ERA: 1.54	2.1 9 2 0 0 1 1 0 0 0 0 0 0 10 14 0.00 1.286											
Jeff James, R (8, 1) ERA: 4.61	2.0 7 2 0 0 1 0 0 0 0 0 0 0 9 9 0.00 1.000											

Cincinnati Reds @ Philadelphia Phillies
 Connie Mack Stadium, Philadelphia, PA
 Sun Jun 02 1968, 3:33 AM EDT
 Att. 6,662 - Unknown

livebaseballscorecards.com

AB	37
R	5
H	13
RBI	5
BB	1
SO	2
LOB	17



Batter	1	2	3	4	5	6	7	8	9	AB	R	H	RBI	BB	SO	LOB	BOTTOM						
John Briggs, L OBP: 0.354, SLG: 0.319 (1, 8)	4-0 2B SF8 BB	4-0 FC5-2 BB		0-3 K			0-0 F2		4-0 BB 1-2 2-3 BB	2	1	0	0	3	1	0	Cincinnati Reds @ Philadelphia Phillies Connie Mack Stadium, Philadelphia, PA Sun Jun 02 1968, 3:33 AM EDT Att. 6,662 - Unknown						
Cookie Rojas, R OBP: 0.287, SLG: 0.389 (1, 4)	0-0 SF8 1-3 2B	0-0 FC5-2 FC6-4 BB			0-0 6-3		0-0 L5		0-0 L8	5	1	1	0	0	0	6							
Tony Gonzalez, L OBP: 0.351, SLG: 0.349 (1, 7)	0-0 SF8 2-3 3-H	0-0 FC6-4			0-0 F8			0-0 G3		3	0	0	1	0	0	3							
Johnny Callison, L OBP: 0.351, SLG: 0.455 (1, 9)	4-0 BB		4-0 1B G4-6-3 BB		0-0 L9			0-0 F6		2	1	0	0	2	0	0							
Bill White, L OBP: 0.344, SLG: 0.388 (1, 3)	0-0 SF8 3-H		0-0 G4-6-3 1B		0-0 P6			0-0 L8		3	0	1	1	0	0	0							
Tony Taylor, R OBP: 0.314, SLG: 0.310 (1, 5)	0-0 6-3		0-0 G4-6-3		0-0 2B				0-0 6-3	4	0	1	0	0	0	2							
Clay Dalrymple, L OBP: 0.275, SLG: 0.254 (1, 2)		0-0 BB FC5-2 1B	0-0 4-3		0-0 P5				0-0 E4 BB 1B	4	0	1	0	0	0	1							
Roberto Pena, R OBP: 0.362, SLG: 0.255 (1, 6)		4-0 FC5-2 BB 1-2 BB		0-0 L8		0-0 6-3			0-0 BB 1-2 1B	3	0	1	0	1	0	1							
Rick Wise, R OBP: 0.158, SLG: 0.263 (5, 1)		0-3 K		0-0 L7			0-3 K		0-0 F2	2	0	0	0	0	1	2							
Grant Jackson, S (7, PH)										0	0	0	0	0	0	0							
Gary Sutherland, R OBP: 0.276, SLG: 0.321 (8, 1)										1	0	0	0	0	1	0							
Jeff James, R (9, PH)										0	0	0	0	0	0	0							
Don Lock, R OBP: 0.306, SLG: 0.278 (9, PH)										1	0	0	0	0	0	2							
Inning Stats	R: 2 E: 0 K: 0 S: 4	H: 1 LOB: 1 BB: 2 P: 12	R: 0 E: 0 K: 1 S: 6	H: 1 LOB: 3 BB: 2 P: 14	R: 1 E: 0 K: 0 S: 3	H: 1 LOB: 0 BB: 1 P: 7	R: 0 E: 0 K: 1 S: 5	H: 0 LOB: 0 BB: 0 P: 5	R: 0 E: 0 K: 0 S: 3	H: 0 LOB: 0 BB: 0 P: 3	R: 0 E: 0 K: 1 S: 5	H: 0 LOB: 1 BB: 0 P: 4	R: 0 E: 0 K: 1 S: 5	H: 0 LOB: 0 BB: 0 P: 5	R: 0 E: 0 K: 0 S: 3	H: 0 LOB: 0 BB: 0 P: 3		R: 0 E: 1 K: 0 S: 5	H: 1 LOB: 3 BB: 1 P: 9	1B: 3 2B: 2 3B: 0 HR: 0	SF: 2 SAC: 0 DP: 1 HBP: 0	WP: 0 PB: 0 SB: 0 CS: 0	PA: 38
PITCHER Jim Maloney, R ERA: 3.44 (1, 1)	IP: 9.0 WLS: W BF: 38 H: 5 R: 3 ER: 3 SO: 3 BB: 6 IBB: 0 HBP: 0 BLK: 0 WP: 0 HR: 0 S: 38 P: 62 ERA: 3.00 WHIP: 1.222											PITCHER IP: 9.0 WLS: W BF: 38 H: 5 R: 3 ER: 3 SO: 3 BB: 6 IBB: 0 HBP: 0 BLK: 0 WP: 0 HR: 0 S: 38 P: 62 ERA: 3.00 WHIP: 1.222	ERA: 3.00 WHIP: 1.222										

AB	30
R	3
H	5
RBI	2
BB	6
SO	3
LOB	17



WP: 0	PA: 38
PB: 0	
SB: 0	
CS: 0	

ERA: 3.00	WHIP: 1.222
-----------	-------------

Batter	1	2	3	4	5	6	7	8	9	AB R H RBI BB SO LOB	TOP	
Tony Gonzalez, L (1, 7) OBP: 0.337, SLG: 0.333	0-0 E1 G6-4-3		0-0 F8			0-0 F2		0-0 3-1		4 0 0 0 0 0 1	Philadelphia Phillies @ San Francisco Giants Candlestick Park, San Francisco, CA Mon Jun 03 1968, 6:33 AM EDT Att. 3,609 - Unknown livebaseballscorecards.com	
Cookie Rojas, R (1, 4) OBP: 0.286, SLG: 0.385	0-0 G6-4-3 1-2f			0-0 5-3		0-0 F3 1B		0-0 F3		4 0 1 0 0 0 1		
Johnny Callison, L (1, 9) OBP: 0.348, SLG: 0.446	0-0 F9			4-0 WP BB		0-0 F9		0-0 F5		3 0 0 0 1 0 1		
Don Lock, R (1, 8) OBP: 0.288, SLG: 0.259		0-0 F8		0-0 F7		0-0 F6		0-0 6-3		4 0 0 0 0 0 2		
Bill White, L (1, 3) OBP: 0.348, SLG: 0.391		0-0 4-3		0-0 4-3 1-2		0-0 FC1-4 1B		0-0 PB 1B		4 0 2 0 0 0 1		
Tony Taylor, R (1, 5) OBP: 0.307, SLG: 0.303		0-0 B1-3		0-3 K		0-0 FC1-4 PB 1B		0-0 6-3 1-3		4 1 0 0 0 1 2		
Roberto Pena, R (1, 6) OBP: 0.371, SLG: 0.275			0-0 F9		0-0 1B		0-0 1-H 1B		0-0 4-3			4 0 2 1 0 0 1
Mike Ryan, R (1, 2) OBP: 0.134, SLG: 0.160			0-3 K		0-0 F8 1-1		0-3 K			3 0 0 0 0 2 2		
Chris Short, R (1, 1) OBP: 0.148, SLG: 0.115			0-0 1B		0-0 6-3		0-0 P4			3 0 1 0 0 0 2		
Inning Stats	R: 0 H: 0 E: 1 LOB: 0 K: 0 BB: 0 S: 3 P: 3	R: 0 H: 0 E: 0 LOB: 0 K: 0 BB: 0 S: 3 P: 3	R: 0 H: 1 E: 0 LOB: 1 K: 1 BB: 0 S: 6 P: 6	R: 0 H: 0 E: 0 LOB: 1 K: 0 BB: 1 S: 3 P: 7	R: 0 H: 1 E: 1 LOB: 1 K: 1 BB: 0 S: 6 P: 6	R: 0 H: 1 E: 0 LOB: 1 K: 0 BB: 0 S: 4 P: 4	R: 1 H: 2 E: 0 LOB: 1 K: 1 BB: 0 S: 7 P: 7	R: 0 H: 0 E: 0 LOB: 0 K: 0 BB: 0 S: 3 P: 3	R: 0 H: 1 E: 0 LOB: 1 K: 0 BB: 0 S: 4 P: 4	1B: 6 SF: 0 2B: 0 SAC: 0 3B: 0 DP: 1 HR: 0 HBP: 0	WP: 1 PA: 34 PB: 3 SB: 0 CS: 0	
PITCHER	IP WLS BF H R ER SO BB IBB HBP BLK WP HR S P ERA WHIP											
Ray Sadecki, L (1, 1) ERA: 2.21	7.0 L 27 5 1 0 3 1 0 0 0 1 0 32 36 0.00 0.857											
Joe Gibbon, L (8, 1) ERA: 0.82	2.0 7 1 0 0 0 0 0 0 0 0 0 7 7 0.00 0.500											

Philadelphia Phillies @ San Francisco Giants
Candlestick Park, San Francisco, CA
Mon Jun 03 1968, 6:33 AM EDT
Att. 3,609 - Unknown

AB	33
R	1
H	6
RBI	1
BB	1
SO	3
LOB	13



Batter	1	2	3	4	5	6	7	8	9	AB	R	H	RBI	BB	SO	LOB					
Ron Hunt, R OBP: 0.343, SLG: 0.300 (1, 4)	4-0 E1 BB		0-0 WP 2B			0-0 FC1-6 1B		0-0 F7		3	0	2	0	1	0	0					
Frank Johnson, R OBP: 0.310, SLG: 0.318 (1, 5)	0-0 5-3 1-2		0-0 5-3			0-0 FC1-6 BB 1-2f		4-0 G1-6-3 BB		3	0	0	0	1	0	3					
Willie McCovey, L OBP: 0.396, SLG: 0.545 (1, 3)	0-0 E1 BB 1B 2-H		0-3 K 2-3			4-0 BB 1-2 BB		0-0 G1-6-3 1-2f		3	0	0	0	1	1	3					
Willie Mays, R OBP: 0.344, SLG: 0.491 (1, 8)	4-0 1B 1-2 BB			0-0 4-3		4-0 1-2 2-3 BB		0-3 K		2	0	0	0	2	1	0					
Jim Ray Hart, R OBP: 0.345, SLG: 0.483 (1, 7)	0-0 1-2 2-H 1B			0-0 6-3		0-3 K		0-0 HBP 1B		4	0	2	0	0	1	3					
Ollie Brown, R OBP: 0.246, SLG: 0.208 (1, 9)		0-0 G4-6-3 1B		0-3 K		0-0 5-3		1-0 G6-4-3 HBP		3	0	1	0	0	1	3					
Dick Dietz, R OBP: 0.306, SLG: 0.367 (1, 2)		0-0 L8			0-0 6-3		0-3 K		0-0 G6-4-3 1-2f	4	0	0	0	0	1	3					
Hal Lanier, R OBP: 0.222, SLG: 0.257 (1, 6)		0-0 G4-6-3 1-2f			0-0 F9		0-3 K2-3			3	0	0	0	0	1	1					
Ray Sadecki, L OBP: 0.182, SLG: 0.167 (1, 1)			0-3 K		0-3 K		0-3 K			2	0	0	0	0	2	0					
Jack Hiatt, R OBP: 0.355, SLG: 0.344 (7, PH)										1	0	0	0	0	1	0					
Joe Gibbon, R (8, 1)										0	0	0	0	0	0	0					
Inning Stats	R: 0 E: 1 K: 0 S: 3	H: 1 LOB: 3 BB: 2 P: 11	R: 0 E: 0 K: 0 S: 3	H: 1 LOB: 0 BB: 0 P: 3	R: 0 E: 0 K: 2 S: 8	H: 1 LOB: 1 BB: 0 P: 8	R: 0 E: 0 K: 1 S: 5	H: 0 LOB: 0 BB: 0 P: 5	R: 0 E: 0 K: 1 S: 6	H: 1 LOB: 3 BB: 2 P: 14	R: 0 E: 0 K: 3 S: 9	H: 0 LOB: 0 BB: 0 P: 9	R: 0 E: 0 K: 0 S: 2	H: 0 LOB: 0 BB: 1 P: 6	R: 0 E: 0 K: 1 S: 5	H: 1 LOB: 1 BB: 0 P: 6	1B: 4 2B: 1 3B: 0 HR: 0	SF: 0 SAC: 0 DP: 3 HBP: 1	WP: 1 PB: 0 SB: 0 CS: 0	PA: 34	
PITCHER Chris Short, L ERA: 2.42 (1, 1)	IP 9.0	WLS W	BF 34	H 5	R 0	ER 0	SO 9	BB 5	IBB 0	HBP 1	BLK 0	WP 1	HR 0	S 46	P 67	ERA 0.00	WHIP 1.111				

BOTTOM

Philadelphia Phillies @ San Francisco Giants
Candlestick Park, San Francisco, CA
Mon Jun 03 1968, 6:33 AM EDT
Att. 3,609 - Unknown

livebaseballscorecards.com

AB	28
R	0
H	5
RBI	0
BB	5
SO	9
LOB	16



Batter	1	2	3	4	5	6	7	8	9	AB R H RBI BB SO LOB	TOP											
Tony Gonzalez, L (1, 7) OBP: 0.333, SLG: 0.330	0-0 P6	0-0 P4			0-3 K			0-0 2B 1B		4 1 1 0 0 1 1												
Cookie Rojas, R (1, 4) OBP: 0.291, SLG: 0.394	0-0 HR 1B		0-0 L7			0-0 1-3		0-0 E 2B		4 2 2 1 0 0 0												
Johnny Callison, L (1, 9) OBP: 0.352, SLG: 0.463	0-0 HR		0-3 K			0-0 6-3		4-0 E L9-2-5 IBB		3 1 1 2 1 1 0												
Don Lock, R (1, 8) OBP: 0.271, SLG: 0.242	0-3 K		0-0 F9			0-0 3-1		0-0 E3		4 0 0 0 0 1 1												
Bill White, L (1, 3) OBP: 0.340, SLG: 0.380	0-0 4-3				0-0 4-3		0-0 3-1	0-0 L9-2-5		4 0 0 0 0 0 2												
Tony Taylor, R (1, 5) OBP: 0.316, SLG: 0.313		0-0 SH3-4 E 1B			0-0 F9		0-0 F8-4 S 1B		0-0 FC6-4 1B	4 1 3 0 0 0 0												
Roberto Pena, R (1, 6) OBP: 0.369, SLG: 0.264		0-0 SH3-4			0-0 1-6-3		4-0 1-2 IBB		0-0 FC6-4	2 0 0 0 1 0 1												
Mike Ryan, R (1, 2) OBP: 0.128, SLG: 0.153		0-3 K			0-0 5-3		0-0 F8-4		0-3 K	4 0 0 0 0 2 4												
Larry Jackson, R (1, 1) OBP: 0.121, SLG: 0.121		0-0 E6			0-3 K			0-0 6-3	0-0 G3	4 0 0 0 0 1 1												
Inning Stats	R: 2 E: 0 K: 1 S: 7	H: 2 LOB: 0 BB: 0 P: 7	R: 1 E: 1 K: 1 S: 7	H: 1 LOB: 1 BB: 0 P: 7	R: 0 E: 0 K: 1 S: 5	H: 0 LOB: 0 BB: 0 P: 5	R: 0 E: 0 K: 0 S: 3	H: 0 LOB: 0 BB: 0 P: 3	R: 0 E: 0 K: 2 S: 7	H: 0 LOB: 0 BB: 0 P: 7	R: 0 E: 0 K: 0 S: 3	H: 0 LOB: 0 BB: 0 P: 3	R: 0 E: 0 K: 0 S: 3	H: 1 LOB: 1 BB: 1 P: 7	R: 2 E: 1 K: 0 S: 5	H: 2 LOB: 1 BB: 1 P: 9	R: 0 E: 0 K: 1 S: 6	H: 1 LOB: 1 BB: 0 P: 6	1B: 5 2B: 3 3B: 0 HR: 1	SF: 0 SAC: 1 DP: 2 HBP: 0	WP: 0 PB: 0 SB: 1 CS: 0	PA: 36
PITCHER	IP WLS BF H R ER SO BB IBB HBP BLK WP HR S P ERA WHIP																					
Mike McCormick, L (1, 1) ERA: 3.39	7.0 L 26 4 3 2 5 0 1 0 0 0 0 1 35 39 2.57 0.571																					
Bobby Bolin, R (8, 1) ERA: 2.57	0.1 5 2 2 1 0 0 0 1 0 0 0 0 4 8 27.00 6.000																					
Bill Henry, L (8, 1) ERA: 4.15	0.2 1 0 0 0 0 0 0 0 0 0 0 0 1 1 0.00 0.000																					
Ron Herbel, R (9, 1) ERA: 2.79	1.0 4 1 0 0 0 1 0 0 0 0 0 0 6 6 0.00 1.000																					

Philadelphia Phillies @ San Francisco Giants
Candlestick Park, San Francisco, CA
Tue Jun 04 1968, 10:05 PM EDT
Att. 4,870 - Unknown

AB	33
R	5
H	7
RBI	3
BB	2
SO	6
LOB	10



BOTTOM

Philadelphia Phillies @ San Francisco Giants
Candlestick Park, San Francisco, CA
Tue Jun 04 1968, 10:05 PM EDT
Att. 4,870 - Unknown

livebaseballscorecards.com

AB	29
R	1
H	4
RBI	1
BB	3
SO	2
LOB	11



WP:	0	PA:	33
PB:	0	SB:	0
CS:	0		

AB	R	H	RBI	BB	SO	LOB
3	0	0	0	1	0	0
4	0	0	0	0	0	2
4	0	1	0	0	0	0
3	1	1	1	1	0	1
3	0	1	0	0	0	1
4	0	0	0	0	0	4
3	0	1	0	0	0	0
2	0	0	0	0	0	1
0	0	0	0	1	0	0
0	0	0	0	0	0	0
2	0	0	0	0	2	1
1	0	0	0	0	0	1
0	0	0	0	0	0	0
0	0	0	0	0	0	0
0	0	0	0	0	0	0

Batter	1	2	3	4	5	6	7	8	9
Ron Hunt, R OBP: 0.341, SLG: 0.295 (1, 4)	0-0 6-3		0-0 1-3		4-0 BB			0-0 6-3	
Ty Cline, L OBP: 0.238, SLG: 0.241 (1, 8)	0-0 L6			0-0 L3	0-0 F2			0-0 L1-3	
Dave Marshall, L OBP: 0.307, SLG: 0.294 (1, 9)	0-0 4-3			0-0 G3		0-0 E8 3-1 1B		0-0 5-3	
Willie McCovey, L OBP: 0.399, SLG: 0.563 (1, 3)		0-0 HR		4-0 HBP BB		0-0 3-1		0-0 F8	
Jim Ray Hart, R OBP: 0.349, SLG: 0.480 (1, 7)		0-0 6-3		1-0 HBP		0-0 L4		0-0 L4-3 1B	
Frank Johnson, R OBP: 0.293, SLG: 0.300 (1, 5)		0-0 6-3		0-0 6-3		0-0 L8		0-0 L4-3 1-2	
Dick Dietz, R OBP: 0.307, SLG: 0.378 (1, 2)		0-0 P4			0-0 4-3 2B		0-0 1-3		
Hal Lanier, R OBP: 0.219, SLG: 0.253 (1, 6)			0-0 6-3		0-0 4-3	4-0 G4-6-3 BB			
Jim Davenport, R OBP: 0.284, SLG: 0.243 (7, PH)					0-3 K		0-0 G4-6-3 1-2f		
Nate Oliver, R OBP: 0.200, SLG: 0.229 (8, 6)									
Mike McCormick, L OBP: 0.143, SLG: 0.080 (1, 1)			0-3 K						
Jack Hiatt, R OBP: 0.352, SLG: 0.341 (7, PH)									
Bobby Bolin, R (8, 1)									
Bill Henry, L (8, 1)									
Ron Herbel, R (9, 1)									

Inning Stats	R	H	E	K	S	R	H	E	K	S	R	H	E	K	S	R	H	E	K	S	R	H	E	K	S	R	H	E	K	S	R	H	E	K	S
	0	0	0	0	3	1	1	0	0	4	0	0	0	1	5	0	0	0	0	3	0	0	0	0	2	1	0	1	0	3	0	0	0	1	0

PITCHER	IP	WLS	BF	H	R	ER	SO	BB	IBB	HBP	BLK	WP	HR	S	P	ERA	WHIP
Larry Jackson, R ERA: 2.45 (1, 1)	9.0	W	33	4	1	1	2	3	0	1	0	0	1	33	46	1.00	0.778

Batter	1	2	3	4	5	6	7	8	9	AB R H RBI BB SO LOB	TOP
Cookie Rojas, R OBP: 0.290, SLG: 0.391 (1, 4) X	0-0 4-3 S SF7 1B	0-0 F7			0-0 P6			0-0 3-1		4 1 1 0 0 0 0	
John Briggs, L OBP: 0.360, SLG: 0.319 (1, 8) X	0-0 4-3 1-3		4-0 G4-6-3 1B BB		0-0 CS 1B			0-0 P6		3 0 1 0 1 0 1	
Tony Gonzalez, L OBP: 0.339, SLG: 0.333 (1, 7) X	0-0 SF7 3-H		0-0 G4-6-3 1B		0-0 CS 1-2	0-0 4-3		4-0 1B BB		2 0 1 1 1 0 0	
Johnny Callison, L OBP: 0.355, SLG: 0.463 (1, 9) X	0-0 1B E 1B		0-0 G4-6-3 1-2f 2-3		0-0 E6 FC4-6			0-0 1-2 1B		4 1 2 0 0 0 2	
Bill White, L OBP: 0.337, SLG: 0.376 (1, 3) X	0-0 1-2 E 1B		0-0 G3		0-0 FC4-6 1-2f			0-0 3-1		4 0 1 0 0 0 4	
Tony Taylor, R OBP: 0.310, SLG: 0.306 (1, 5) X	0-0 E4 1-2 2-H		0-0 4-3		0-0 5-3			0-0 4-3		4 0 0 0 0 0 2	
Clay Dalrymple, L OBP: 0.262, SLG: 0.240 (1, 2) X	0-0 4-3		0-3 K		0-3 K			0-0 L8		4 0 0 0 0 2 2	
Roberto Pena, R OBP: 0.348, SLG: 0.246 (1, 6) X		0-0 4-3	0-0 4-3		0-0 1-3			0-0 F3		4 0 0 0 0 0 0	
Woodie Fryman, R OBP: 0.171, SLG: 0.121 (1, 1) X		0-3 K	0-3 K		0-3 K					3 0 0 0 0 3 0	
Inning Stats	R: 2 H: 3 E: 1 LOB: 2 K: 0 BB: 0 S: 7 P: 7	R: 0 H: 0 E: 0 LOB: 0 K: 1 BB: 0 S: 5 P: 5	R: 0 H: 1 E: 0 LOB: 1 K: 0 BB: 1 S: 3 P: 7	R: 0 H: 0 E: 0 LOB: 0 K: 1 BB: 0 S: 5 P: 5	R: 0 H: 1 E: 0 LOB: 0 K: 1 BB: 0 S: 5 P: 5	R: 0 H: 0 E: 1 LOB: 1 K: 0 BB: 0 S: 4 P: 4	R: 0 H: 0 E: 0 LOB: 0 K: 2 BB: 0 S: 7 P: 7	R: 0 H: 1 E: 0 LOB: 2 K: 0 BB: 1 S: 4 P: 8	R: 0 H: 0 E: 0 LOB: 0 K: 0 BB: 0 S: 3 P: 3	1B: 6 SF: 1 2B: 0 SAC: 0 3B: 0 DP: 1 HR: 0 HBP: 0	WP: 0 PA: 36 PB: 0 SB: 1 CS: 1
PITCHER	IP WLS BF H R ER SO BB IBB HBP BLK WP HR S P ERA WHIP										
Gaylord Perry, R ERA: 2.72 (1, 1)	8.0 L 32 6 2 1 5 2 0 0 0 0 0 0 40 48 1.12 1.000										
Frank Linzy, R ERA: 2.63 (9, 1)	1.0 3 0 0 0 0 0 0 0 0 0 0 0 3 3 0.00 0.000										

Philadelphia Phillies @ San Francisco Giants
 Candlestick Park, San Francisco, CA
 Wed Jun 05 1968, 6:33 AM EDT
 Att. 3,018 - Unknown

livebaseballscorecards.com

AB	32
R	2
H	6
RBI	1
BB	2
SO	5
LOB	11



Batter	1	2	3	4	5	6	7	8	9	AB R H RBI BB SO LOB	TOP																								
Cookie Rojas, R OBP: 0.289, SLG: 0.387 (1, 4)	0-0 F7		0-0 1B		0-0 L8			0-0 L8		4 1 1 1 0 0 0																									
John Briggs, L OBP: 0.367, SLG: 0.320 (1, 8)	0-3 K		0-0 1B		0-0 3-1			4-0 BB		3 0 1 0 1 1 0																									
Tony Gonzalez, L OBP: 0.354, SLG: 0.370 (1, 7)	0-0 3B		0-0 1B		0-0 CS 1B			0-0 F9		4 0 3 1 0 0 1																									
Johnny Callison, L OBP: 0.347, SLG: 0.452 (1, 9)	0-3 K		0-0 FC3-2-5-1		0-0 F5			0-3 K		4 0 0 0 0 2 4																									
Bill White, L OBP: 0.335, SLG: 0.379 (1, 3)		0-3 K	0-3 K		0-3 K			0-0 2B		4 0 1 0 0 3 3																									
Tony Taylor, R OBP: 0.308, SLG: 0.305 (1, 5)		0-0 5-3		0-0 F5 S 1B			0-0 6-3	0-0 P4		4 0 1 0 0 0 1																									
Clay Dalrymple, L OBP: 0.250, SLG: 0.228 (1, 2)		0-0 4-3		0-0 F5			0-0 P5	0-0 F9		4 0 0 0 0 0 2																									
Roberto Pena, R OBP: 0.333, SLG: 0.233 Turk Farrell, R (7, 1)			0-0 E6 4-3 1B		0-0 F9		0-3 K			3 1 0 0 0 1 0 0 0 0 0 0 0 0																									
Rick Wise, R OBP: 0.158, SLG: 0.263 Gary Wagner, R Howie Bedell, L Jeff James, R Grant Jackson, S Gary Sutherland, R (1, 1) (2, 1) (3, PH) (3, 1) (7, 1) (7, 6)			0-0 4-3		0-3 K			0-0 F3		0 0 0 0 0 0 0 0 0 0 0 0 0 0 1 0 0 0 0 0 1 1 0 0 0 0 0 1 0 0 0 0 0 0 0 1 0 0 0 0 0 0																									
Inning Stats	R: 0 E: 0 K: 2 S: 8	H: 1 LOB: 1 BB: 0 P: 8	R: 0 E: 0 K: 1 S: 5	H: 0 LOB: 0 BB: 0 P: 5	R: 2 E: 1 K: 1 S: 9	H: 3 LOB: 2 BB: 0 P: 9	R: 0 E: 0 K: 0 S: 3	H: 1 LOB: 0 BB: 0 P: 3	R: 0 E: 0 K: 1 S: 5	H: 0 LOB: 0 BB: 0 P: 5	R: 0 E: 0 K: 1 S: 5	H: 1 LOB: 1 BB: 0 P: 5	R: 0 E: 0 K: 1 S: 5	H: 0 LOB: 0 BB: 0 P: 5	R: 0 E: 0 K: 0 S: 3	H: 0 LOB: 1 BB: 1 P: 7	R: 0 E: 0 K: 1 S: 6	H: 1 LOB: 1 BB: 0 P: 6	1B: 5 2B: 2 3B: 1 HR: 0	SF: 0 SAC: 0 DP: 1 HBP: 0	WP: 0 PB: 0 SB: 1 CS: 1	PA: 34													
PITCHER Juan Marichal, R ERA: 2.78 (1, 1)	IP 9.0	WLS W	BF 34	H 7	R 2	ER 1	SO 8	BB 1	IBB 0	HBP 0	BLK 0	WP 0	HR 0	S 49	P 53	ERA 1.00	WHIP 0.889	PITCHER	IP 9.0	WLS W	BF 34	H 7	R 2	ER 1	SO 8	BB 1	IBB 0	HBP 0	BLK 0	WP 0	HR 0	S 49	P 53	ERA 1.00	WHIP 0.889

Philadelphia Phillies @ San Francisco Giants
Candlestick Park, San Francisco, CA

Thu Jun 06 1968, 6:33 AM EDT
Att. 3,758 - Unknown

livebaseballscorecards.com

AB	33
R	2
H	7
RBI	2
BB	1
SO	8
LOB	12



Batter	1	2	3	4	5	6	7	8	9	AB	R	H	RBI	BB	SO	LOB
Ron Hunt, R OBP: 0.336, SLG: 0.291 (1, 4)	0-0 1-3	0-0 FC4-6			0-0 1B	0-0 F9		0-0 F8		5	0	1	1	0	0	3
Frank Johnson, R OBP: 0.289, SLG: 0.295 (1, 5)	0-0 L7	0-0 F8			0-0 1B		0-0 HR			4	1	2	0	0	0	1
Willie Mays, R OBP: 0.350, SLG: 0.503 (1, 8)	0-0 HR		0-3 K		0-3 K		4-0 HR			3	2	1	0	1	2	2
Willie McCovey, L OBP: 0.398, SLG: 0.545 (1, 3)	4-0 HR		0-0 G1		4-0 L6-3		0-3 K			2	1	0	0	2	1	2
Jim Ray Hart, R OBP: 0.345, SLG: 0.506 (1, 7)	0-0 HR		0-0 P4		0-0 L6-3		0-0 HR			4	2	2	6	0	0	3
Dave Marshall, L OBP: 0.304, SLG: 0.292 (1, 9)	0-3 K			0-0 SH3-4		0-0 4-3		0-0 4-3		4	0	1	0	0	1	0
Nate Oliver, R OBP: 0.220, SLG: 0.225 (1, 6)		0-0 F9		0-0 SH3-4		4-0 1B		0-0 F8		2	0	0	0	1	0	0
Bob Barton, R OBP: 0.267, SLG: 0.241 (1, 2)		0-0 FC4-6		0-0 1-3		0-0 1B		0-0 6-3		4	1	2	0	0	0	1
Juan Marichal, R OBP: 0.125, SLG: 0.146 (1, 1)		0-0 E1		0-3 K		0-3 K		0-0 P6		4	0	0	0	0	2	4

Inning Stats	R: 3	H: 2	E: 0	K: 1	S: 7	LOB: 0	BB: 1	P: 11	R: 1	H: 1	E: 1	K: 0	S: 5	LOB: 1	BB: 0	P: 5	R: 0	H: 0	E: 0	K: 1	S: 5	LOB: 0	BB: 0	P: 5	R: 0	H: 2	E: 0	K: 1	S: 6	LOB: 2	BB: 1	P: 10	R: 0	H: 1	E: 0	K: 1	S: 6	LOB: 2	BB: 1	P: 10	R: 3	H: 2	E: 0	K: 1	S: 7	LOB: 0	BB: 1	P: 11	R: 0	H: 0	E: 0	K: 0	S: 3	LOB: 0	BB: 0	P: 3
--------------	------	------	------	------	------	--------	-------	-------	------	------	------	------	------	--------	-------	------	------	------	------	------	------	--------	-------	------	------	------	------	------	------	--------	-------	-------	------	------	------	------	------	--------	-------	-------	------	------	------	------	------	--------	-------	-------	------	------	------	------	------	--------	-------	------

PITCHER	IP	WLS	BF	H	R	ER	SO	BB	IBB	HBP	BLK	WP	HR	S	P	ERA	WHIP
Rick Wise, R ERA: 4.45 (1, 1)	1.1	L	8	3	4	3	1	1	0	0	0	0	1	9	13	20.25	3.000
Gary Wagner, R ERA: 3.24 (2, 1)	0.2		3	0	0	0	0	0	0	0	0	0	0	3	3	0.00	0.000
Jeff James, R ERA: 4.58 (3, 1)	4.0		19	5	2	2	4	2	1	0	0	0	0	24	36	4.50	1.750
Grant Jackson, L ERA: 1.5 (7, 1)	0.1		1	0	0	0	1	0	0	0	0	0	0	3	3	0.00	0.000
Turk Farrell, R ERA: 0.75 (7, 1)	1.2		6	1	1	1	0	0	0	0	0	0	1	6	6	5.40	0.600


BOTTOM

Philadelphia Phillies @ San Francisco Giants
Candlestick Park, San Francisco, CA

Thu Jun 06 1968, 6:33 AM EDT
Att. 3,758 - Unknown

AB	32
R	7
H	9
RBI	7
BB	4
SO	6
LOB	16

livebaseballscorecards.com

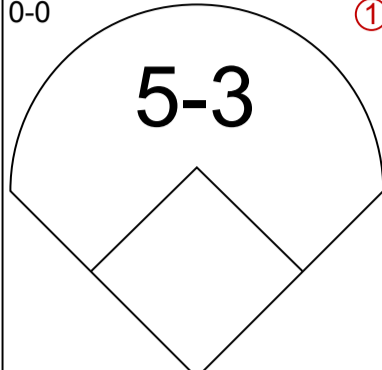
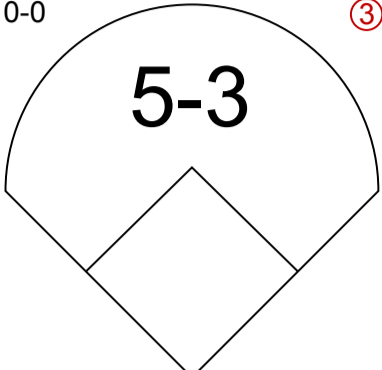
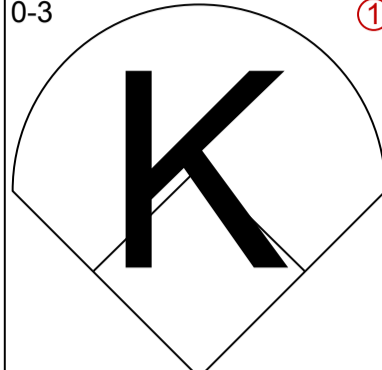
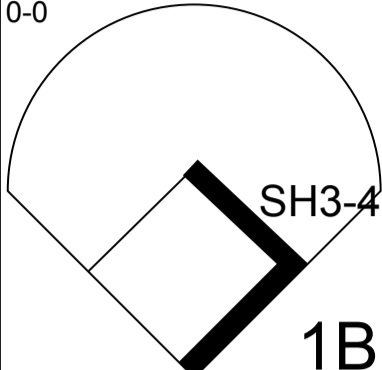


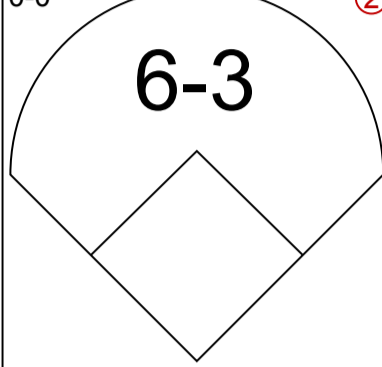
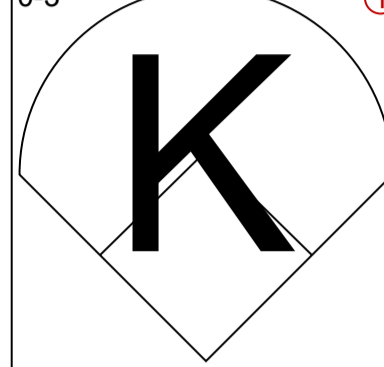
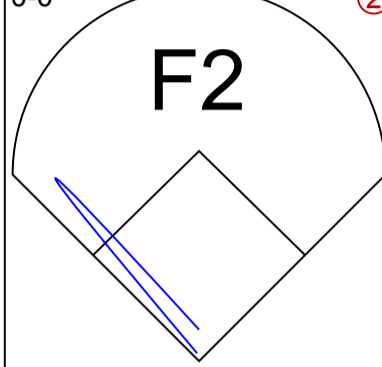
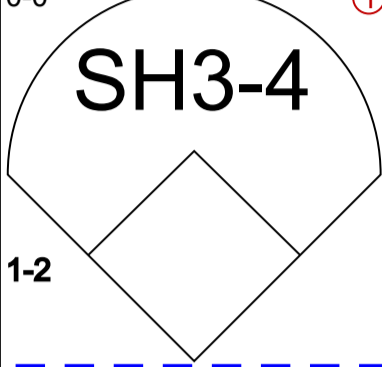
1B:	7	SF:	0	WP:	0	PA:	37
2B:	1	SAC:	1	PB:	0		
3B:	0	DP:	1	SB:	0		
HR:	2	HBP:	0	CS:	0		

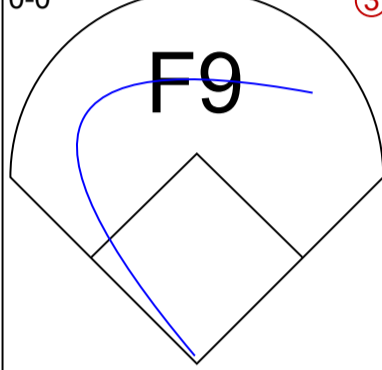
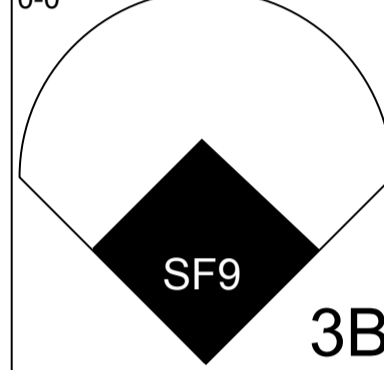
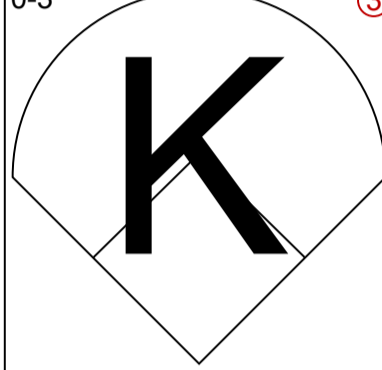
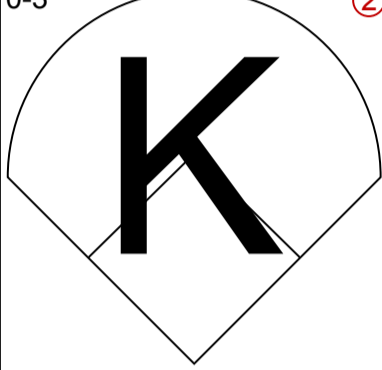
Batter	1	2	3	4	5	6	7	8	9	AB R H RBI BB SO LOB	TOP							
Tony Gonzalez, L (1, 7) OBP: 0.342, SLG: 0.356	0-3 K		0-0 P4-3			0-0 P4-3			0-0 P4	4 0 0 0 0 1 0	Philadelphia Phillies @ Los Angeles Dodgers Dodger Stadium, Los Angeles, CA Fri Jun 07 1968, 7:05 PM PDT Att: 18,249 - Unknown livebaseballscorecards.com							
Cookie Rojas, R (1, 4) OBP: 0.288, SLG: 0.384	0-0 P8			0-0 F9		0-0 5-3		0-0 CS 1B	4 0 1 0 0 0 0									
Johnny Callison, L (1, 9) OBP: 0.345, SLG: 0.448	0-3 K			0-0 P4-3			0-0 P6	0-0 1B	4 0 1 0 0 1 0									
Don Lock, R (1, 8) OBP: 0.260, SLG: 0.231		0-3 K		0-0 P4-3			0-0 F8	0-0 CS	3 0 0 0 0 1 0									
Bill White, L (1, 3) OBP: 0.329, SLG: 0.372		0-0 1-3			0-0 P4-3		0-0 P4-3		3 0 0 0 0 0 0									
Tony Taylor, R (1, 5) OBP: 0.309, SLG: 0.305		0-0 1B			0-0 1-3			0-0 1-3	3 0 1 0 0 0 0									
Roberto Pena, R (1, 6) OBP: 0.333, SLG: 0.238		0-3 K			0-0 FC6-4 1B			0-0 F9	3 0 1 0 0 1 1									
Mike Ryan, R (1, 2) OBP: 0.124, SLG: 0.148			0-0 F8		0-0 FC6-4 1-2f			0-0 6-3	3 0 0 0 0 0 1									
Chris Short, R (1, 1) OBP: 0.138, SLG: 0.107			0-0 P4-3			0-0 P4-3		0-0 L9	2 0 0 0 0 0 0									
Gary Wagner, R (8, 1)									0 0 0 0 0 0 0									
Rick Joseph, R (9, PH) OBP: 0.333, SLG: 0.269									1 0 0 0 0 0 0									
Inning Stats	R: 0 E: 0 K: 2 S: 7	H: 0 LOB: 0 BB: 0 P: 7	R: 0 E: 0 K: 2 S: 8	H: 1 LOB: 1 BB: 0 P: 8	R: 0 E: 0 K: 0 S: 3	H: 0 LOB: 0 BB: 0 P: 3	R: 0 E: 0 K: 0 S: 3	H: 0 LOB: 0 BB: 0 P: 3	R: 0 E: 0 K: 0 S: 4	H: 0 LOB: 0 BB: 0 P: 3	R: 0 E: 0 K: 0 S: 3	H: 0 LOB: 0 BB: 0 P: 3	R: 0 E: 0 K: 0 S: 4	H: 2 LOB: 1 BB: 0 P: 4	1B: 4 2B: 0 3B: 0 HR: 0	SF: 0 SAC: 0 DP: 0 HBP: 0	WP: 0 PB: 0 SB: 0 CS: 1	PA: 31
PITCHER Claude Osteen, L (1, 1) ERA: 3.13	IP: 9.0 WLS: W BF: 30 H: 4 R: 0 ER: 0 SO: 4 BB: 0 IBB: 0 HBP: 0 BLK: 0 WP: 0 HR: 0 S: 38 P: 38 ERA: 0.00 WHIP: 0.444											PITCHER	IP: WLS: BF: H: R: ER: SO: BB: IBB: HBP: BLK: WP: HR: S: P: ERA: WHIP:					

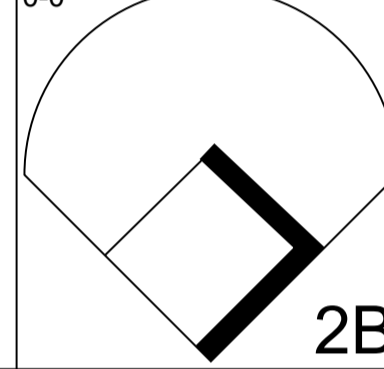



Batter	1	2	3	4	5	6	7	8	9	AB R H RBI BB SO LOB	BOTTOM
--------	---	---	---	---	---	---	---	---	---	----------------------	--------

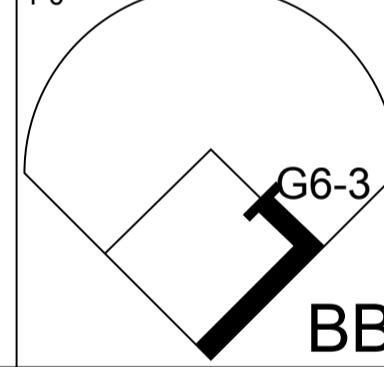
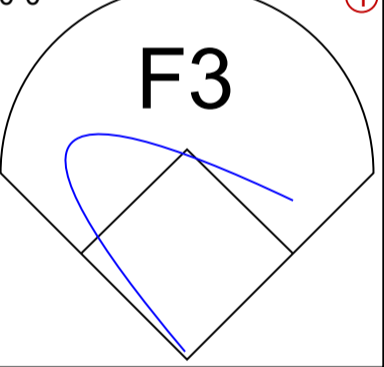
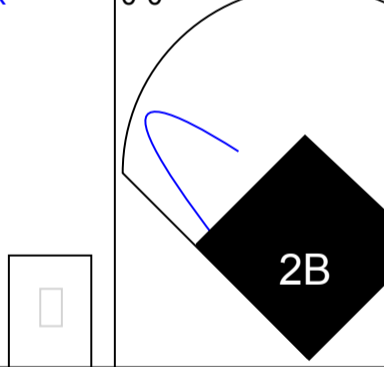
Wes Parker, S <small>OBP: 0.349, SLG: 0.351</small> <small>(1, 8)</small> 										4 0 1 0 0 1 0	Philadelphia Phillies @ Los Angeles Dodgers Dodger Stadium, Los Angeles, CA Fri Jun 07 1968, 7:05 PM PDT Att. 18,249 - Unknown
---	--	--	---	--	--	---	--	---	--	---------------	---

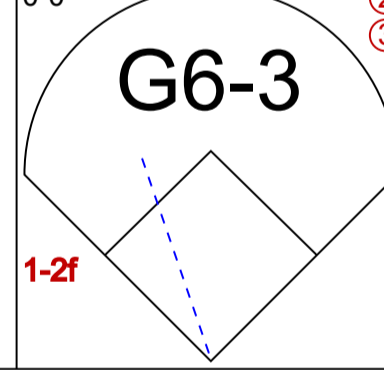
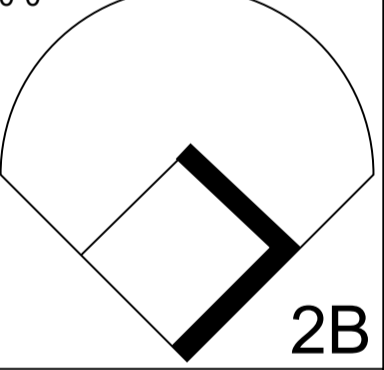
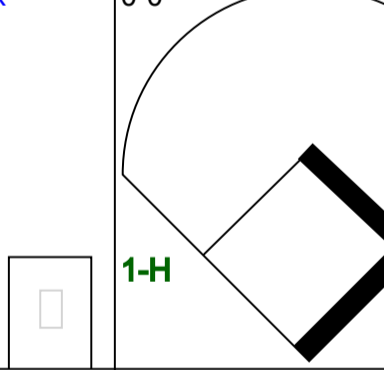
Zoilo Versalles, R <small>OBP: 0.238, SLG: 0.262</small> <small>(1, 6)</small> 										3 0 0 0 0 1 0
--	--	--	--	---	--	---	--	---	--	---------------

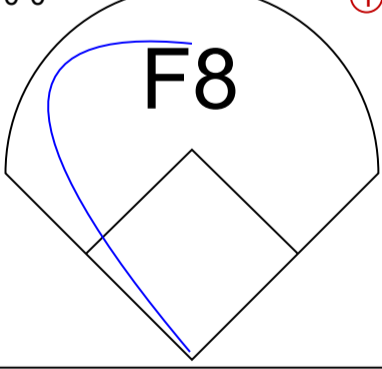
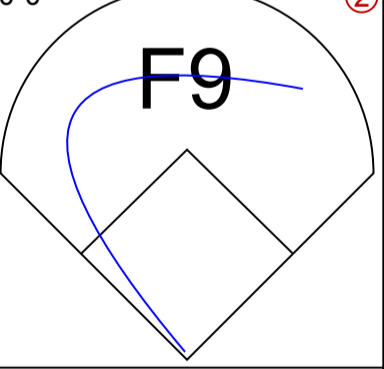
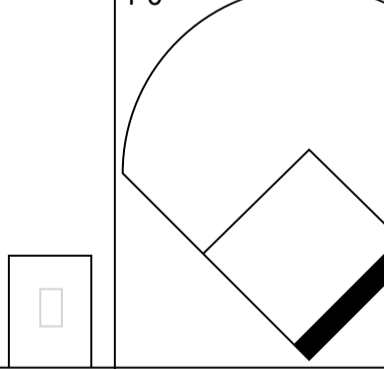
Bob Bailey, R <small>OBP: 0.347, SLG: 0.362</small> <small>(1, 5)</small> 										4 1 1 0 0 2 1
---	--	--	--	---	--	---	--	---	--	---------------

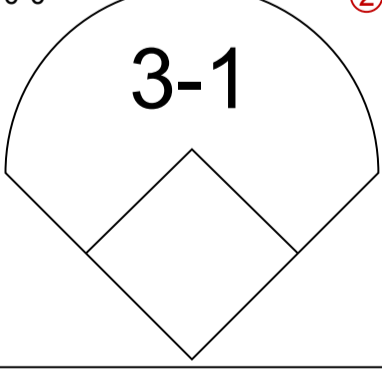
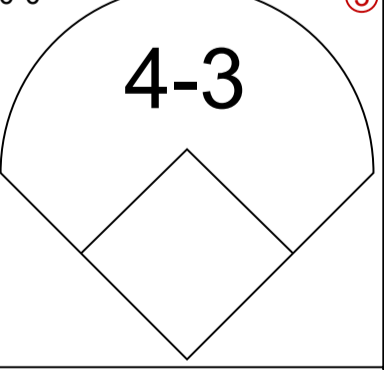
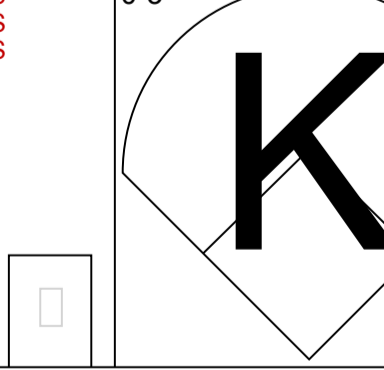
Ken Boyer, R <small>OBP: 0.326, SLG: 0.304</small> <small>(1, 3)</small>										3 0 1 1 0 2 1
---	--	---	--	---	--	---	--	---	--	---------------

Rocky Colavito, R <small>OBP: 0.288, SLG: 0.303</small> <small>(1, 9)</small>										3 0 0 0 0 1 1
Ron Fairly, L <small>OBP: 0.258, SLG: 0.219</small> <small>(8, 9)</small>										0 0 0 0 0 0 0

Paul Popovich, S <small>OBP: 0.294, SLG: 0.273</small> <small>(1, 4)</small>										2 1 1 0 1 0 0
---	--	---	--	--	---	--	---	--	--	---------------

Ted Savage, R <small>OBP: 0.235, SLG: 0.258</small> <small>(1, 7)</small>										3 0 2 1 0 0 2
--	--	---	--	--	---	--	---	--	--	---------------

Jeff Torborg, R <small>OBP: 0.275, SLG: 0.194</small> <small>(1, 2)</small>										2 0 0 0 1 0 1
--	--	--	---	--	---	--	---	--	--	---------------

Claude Osteen, L <small>OBP: 0.214, SLG: 0.286</small> <small>(1, 1)</small>										3 0 0 0 0 1 3
---	--	--	---	--	---	--	---	--	--	---------------

Inning Stats	R: 0 H: 0 E: 0 LOB: 0 K: 0 BB: 0 S: 3 P: 3	R: 0 H: 1 E: 0 LOB: 1 K: 1 BB: 1 S: 5 P: 9	R: 0 H: 0 E: 0 LOB: 0 K: 0 BB: 0 S: 3 P: 3	R: 1 H: 1 E: 0 LOB: 0 K: 1 BB: 0 S: 6 P: 6	R: 0 H: 1 E: 0 LOB: 1 K: 0 BB: 0 S: 4 P: 4	R: 0 H: 0 E: 0 LOB: 0 K: 2 BB: 0 S: 7 P: 7	R: 1 H: 2 E: 0 LOB: 2 K: 2 BB: 1 S: 9 P: 13	R: 0 H: 1 E: 0 LOB: 1 K: 2 BB: 0 S: 8 P: 8	1B: 2 SF: 1 2B: 3 SAC: 1 3B: 1 DP: 1 HR: 0 HBP: 0	WP: 0 PA: 31 PB: 0 SB: 0 CS: 0
---------------------	---	---	---	---	---	---	--	---	--	---

	PITCHER	IP	WLS	BF	H	R	ER	SO	BB	IBB	HBP	BLK	WP	HR	S	P	ERA	WHIP		PITCHER	IP	WLS	BF	H	R	ER	SO	BB	IBB	HBP	BLK	WP	HR	S	P	ERA	WHIP
	Chris Short, L <small>ERA: 2.42</small> <small>(1, 1)</small>	7.1	L	29	6	2	2	6	1	1	0	0	0	0	39	47	2.46	0.955																			
	Gary Wagner, R <small>ERA: 3.0</small> <small>(8, 1)</small>	0.2		2	0	0	0	2	0	0	0	0	0	0	6	6	0.00	0.000																			

livebaseballscorecards.com

AB	27
R	2
H	6
RBI	2
BB	2
SO	8
LOB	9



Batter	1	2	3	4	5	6	7	8	9	AB R H RBI BB SO LOB	TOP		
Cookie Rojas, R (1, 4) OBP: 0.291, SLG: 0.385	0-0 L8		0-3 K		0-0 1B		0-0 E9		0-0 L8	5 0 2 1 0 1 1			
John Briggs, L (1, 8) OBP: 0.386, SLG: 0.312 Gary Sutherland, R (7, PH) OBP: 0.258, SLG: 0.300 Turk Farrell, R (7, 1)	4-0 FC6-4 BB		0-3 K		0-0 F8		0-0 P6			2 0 0 0 1 1 3 1 0 0 0 0 0 2 0 0 0 0 0 0 0			
Tony Gonzalez, L (1, 7) OBP: 0.331, SLG: 0.343	0-0 FC6-4			0-0 P4-3		0-0 2-3	0-0 F5			4 0 0 0 0 0 3			
Johnny Callison, L (1, 9) OBP: 0.343, SLG: 0.440	0-0 L8			0-0 G3		0-3 K		4-0 FC6-4 BB		3 0 0 0 1 1 1			
Bill White, L (1, 3) OBP: 0.328, SLG: 0.388		0-0 G3		0-0 3-1		0-0 HR		0-3 K		4 1 1 1 0 1 1			
Tony Taylor, R (1, 5) OBP: 0.308, SLG: 0.304		0-0 P4-3			0-0 1B SF7	0-0 1B		0-0 FC6-4		4 1 1 0 0 0 1			
Clay Dalrymple, L (1, 2) OBP: 0.264, SLG: 0.235 Dick Allen, R (8, PH) OBP: 0.374, SLG: 0.492 Mike Ryan, R (8, 2) OBP: 0.124, SLG: 0.148		0-3 K			0-0 1B	1-3 1B	4-0 FC6-4 E 1B BB	0-0 FC6-4		2 1 1 0 1 1 0 1 0 0 0 0 0 1 0 0 0 0 0 0 0			
Roberto Pena, R (1, 6) OBP: 0.316, SLG: 0.224			0-0 5-3		0-3 K		0-0 E6		0-0 6-3	4 0 0 0 0 1 3			
Larry Jackson, R (1, 1) OBP: 0.147, SLG: 0.147 Howie Bedell, L (5, PH) Grant Jackson, S (5, 1) Don Lock, R (7, PH) OBP: 0.253, SLG: 0.224			0-0 1B		0-0 SF7		0-0 FC6-4		0-3 K	1 0 1 0 0 0 0 0 0 0 1 0 0 0 0 0 0 0 0 0 0 2 0 0 0 0 1 2			
Inning Stats	R: 0 H: 0 E: 0 LOB: 1 K: 0 BB: 1 S: 3 P: 7	R: 0 H: 0 E: 0 LOB: 0 K: 1 BB: 0 S: 5 P: 5	R: 0 H: 1 E: 0 LOB: 1 K: 2 BB: 0 S: 8 P: 8	R: 0 H: 0 E: 0 LOB: 0 K: 0 BB: 0 S: 3 P: 3	R: 1 H: 3 E: 0 LOB: 2 K: 1 BB: 0 S: 8 P: 8	R: 1 H: 1 E: 0 LOB: 0 K: 1 BB: 0 S: 6 P: 6	R: 1 H: 1 E: 2 LOB: 2 K: 0 BB: 1 S: 5 P: 9	R: 0 H: 0 E: 0 LOB: 1 K: 1 BB: 1 S: 5 P: 9	R: 0 H: 0 E: 0 LOB: 0 K: 1 BB: 0 S: 5 P: 5	1B: 5 SF: 1 2B: 0 SAC: 0 3B: 0 DP: 0 HR: 1 HBP: 0	WP: 0 PA: 37 PB: 0 SB: 0 CS: 0		
PITCHER	IP WLS BF H R ER SO BB IBB HBP BLK WP HR S P ERA WHIP											PITCHER	IP WLS BF H R ER SO BB IBB HBP BLK WP HR S P ERA WHIP
Don Drysdale, R (1, 1) ERA: 1.31	6.1 W 28 6 3 2 5 2 0 0 0 0 0 1 36 44 2.84 1.263												
Hank Aguirre, L (7, 1) ERA: 0.59	2.2 S 9 0 0 0 2 1 0 0 0 0 0 0 12 16 0.00 0.375												

Philadelphia Phillies @ Los Angeles Dodgers
Dodger Stadium, Los Angeles, CA

Sat Jun 08 1968, 7:05 PM PDT
Att: 50,060 - Unknown

livebaseballscorecards.com

AB	33
R	3
H	6
RBI	3
BB	3
SO	7
LOB	18



Batter	1	2	3	4	5	6	7	8	9	AB	R	H	RBI	BB	SO	LOB
Wes Parker, S (1, 3) OBP: 0.351, SLG: 0.368	0-0 FC4-6 1B		0-0 4-3	0-0 3-1			0-0 HR			4	1	2	1	0	0	1
Willie Davis, L (1, 8) OBP: 0.264, SLG: 0.318	0-0 FC4-6 1B		0-0 F9		0-0 1-3		0-3 K			4	1	0	0	0	1	1
Len Gabrielson, L (1, 7) OBP: 0.292, SLG: 0.387 Jim Fairey, L (7, PR) OBP: 0.259, SLG: 0.306 (8, 7)	0-3 K		0-0 F7		0-3 K		0-0 1B 1B			4	0	1	0	0	2	1
Tom Haller, L (1, 2) OBP: 0.354, SLG: 0.379	4-0 1B 1-2 IBB			0-0 1B FC4 2B	0-0 1B		0-0 1-2 1B			3	1	3	0	1	0	0
Ken Boyer, R (1, 5) OBP: 0.333, SLG: 0.313	0-0 1-3 2-H 1B			0-0 FC4 E 1B	0-0 F8		0-0 4-3			4	1	2	1	0	0	3
Ron Fairly, L (1, 9) OBP: 0.258, SLG: 0.220	0-0 F7			0-0 FC4 E SF7		0-0 3-1		0-0 CS 1B		4	1	1	1	0	0	3
Paul Popovich, S (1, 4) OBP: 0.293, SLG: 0.272		0-0 G5-4-3 1B		0-0 P6 6-3		0-0 F2		0-0 P7		4	0	1	0	0	0	2
Zoilo Versalles, R (1, 6) OBP: 0.234, SLG: 0.258		0-0 G5-4-3 1-2f		0-0 SF7		0-3 K		0-0 F9 1-2		3	0	0	1	0	1	2
Don Drysdale, R (1, 1) OBP: 0.222, SLG: 0.250 Hank Aguirre, R (7, 1)		0-0 5-3		0-0 6-3		0-0 2-3				2	0	0	0	0	0	1
				1-2						1	0	0	0	0	0	0

BOTTOM	
Philadelphia Phillies @ Los Angeles Dodgers Dodger Stadium, Los Angeles, CA	
Sat Jun 08 1968, 7:05 PM PDT Att. 50,060 - Unknown	
AB 33	
R 5	
H 10	
RBI 4	
BB 1	
SO 4	
LOB 14	
WP: 0 PA: 35 PB: 0 SB: 1 CS: 1	

Inning Stats	R: 1	H: 2	E: 0	K: 1	S: 7	R: 0	H: 1	E: 0	K: 0	S: 3	R: 0	H: 0	E: 0	K: 0	S: 3	R: 3	H: 2	E: 1	K: 0	S: 7	R: 0	H: 1	E: 0	K: 1	S: 6	R: 0	H: 0	E: 0	K: 1	S: 5	R: 1	H: 3	E: 0	K: 1	S: 8	R: 0	H: 1	E: 0	K: 0	S: 3
Larry Jackson, R (1, 1) ERA: 2.63	IP	WLS	BF	H	R	ER	SO	BB	IBB	HBP	BLK	WP	HR	S	P	ERA	WHIP																							
Grant Jackson, L (5, 1) ERA: 1.29	2.0	L	7	1	0	0	2	0	0	0	0	0	0	11	11	0.00	0.500																							
Turk Farrell, R (7, 1) ERA: 1.04	2.0		9	4	1	1	1	0	0	0	0	0	1	11	11	4.50	2.000																							
PITCHER	IP	WLS	BF	H	R	ER	SO	BB	IBB	HBP	BLK	WP	HR	S	P	ERA	WHIP																							

Batter	1	2	3	4	5	6	7	8	9	AB R H RBI BB SO LOB	TOP											
Cookie Rojas, R (1, 4) <small>OBP: 0.295, SLG: 0.384</small>	4-0 	0-0 			0-0 			0-0 		3 1 1 2 1 0 0												
John Briggs, L (1, 8) <small>OBP: 0.354, SLG: 0.300</small> Don Lock, R (8, PH) <small>OBP: 0.250, SLG: 0.221</small> (8, 8)	0-3 	0-0 			0-0 			0-3 		3 0 0 0 0 1 2 1 0 0 0 0 1 0												
Tony Gonzalez, L (1, 7) <small>OBP: 0.336, SLG: 0.348</small>	0-0 		0-0 			0-0 		0-0 		4 0 2 1 0 0 0												
Johnny Callison, L (1, 9) <small>OBP: 0.342, SLG: 0.433</small>	4-0 		0-0 			0-0 		0-0 		3 0 0 0 1 0 1												
Bill White, L (1, 3) <small>OBP: 0.326, SLG: 0.381</small>	0-0 		0-3 			0-3 		4-0 		3 0 0 0 1 2 2												
Tony Taylor, R (1, 5) <small>OBP: 0.307, SLG: 0.299</small>		4-0 		0-0 			0-0 	0-0 		3 1 0 0 1 0 1												
Clay Dalrymple, L (1, 2) <small>OBP: 0.253, SLG: 0.224</small>		0-0 		0-0 			0-0 	0-0 		4 0 0 0 0 0 2												
Roberto Pena, R (1, 6) <small>OBP: 0.329, SLG: 0.232</small>		0-0 		0-0 			4-0 			2 1 1 0 1 0 0												
Woodie Fryman, R (1, 1) <small>OBP: 0.162, SLG: 0.114</small> Grant Jackson, S (9, 1)		0-0 		0-3 			0-3 			2 0 0 0 0 2 1 0 0 0 0 0 0 0												
Inning Stats	R: 1 E: 0 K: 1 S: 5	H: 1 LOB: 1 BB: 2 P: 13	R: 2 E: 0 K: 0 S: 5	H: 2 LOB: 1 BB: 1 P: 9	R: 0 E: 0 K: 1 S: 5	H: 0 LOB: 0 BB: 0 P: 5	R: 0 E: 0 K: 0 S: 3	H: 0 LOB: 0 BB: 0 P: 3	R: 0 E: 0 K: 1 S: 5	H: 1 LOB: 0 BB: 0 P: 5	R: 0 E: 0 K: 1 S: 5	H: 0 LOB: 1 BB: 1 P: 9	R: 0 E: 0 K: 1 S: 5	H: 0 LOB: 0 BB: 0 P: 5	R: 0 E: 0 K: 0 S: 3	H: 0 LOB: 1 BB: 1 P: 7	1B: 4 2B: 0 3B: 0 HR: 0	SF: 0 SAC: 1 DP: 1 HBP: 0	WP: 0 PB: 1 SB: 0 CS: 0	PA: 34		
PITCHER	IP WLS BF H R ER SO BB IBB HBP BLK WP HR S P ERA WHIP																					
Bill Singer, R (1, 1) <small>ERA: 1.85</small>	5.0		20	3	3	2	3	3	0	0	0	0	0	23	35	3.60	1.200					
Mike Kekich, L (6, 1) <small>ERA: 3.69</small>	2.0		7	1	0	0	2	1	0	0	0	0	0	10	14	0.00	1.000					
Jim Brewer, L (8, 1) <small>ERA: 2.28</small>	2.0	W	7	0	0	0	1	1	0	0	0	0	0	8	12	0.00	0.500					

Philadelphia Phillies @ Los Angeles Dodgers
 Dodger Stadium, Los Angeles, CA
 Sun Jun 09 1968, 3:33 AM PDT
 Att. 18,781 - Unknown

livebaseballscorecards.com

AB	28
R	3
H	4
RBI	3
BB	5
SO	6
LOB	9



Batter	1	2	3	4	5	6	7	8	9	AB R H RBI BB SO LOB
Willie Davis, L (1, 8) OBP: 0.267, SLG: 0.322	0-0 1B 2B		4-0 1B BB		0-0 4-3		0-0 4-3		0-0 SF	3 0 1 1 1 0 0
Wes Parker, S (1, 7) OBP: 0.350, SLG: 0.366	0-0 1-6-3		0-0 1-2 1B			0-3 K		0-0 F9		4 0 1 0 0 1 1
Bob Bailey, R (1, 5) OBP: 0.344, SLG: 0.359	0-0 G5-4-3 2-3 1B		0-0 P5			0-0 E8 E		0-0 E6		4 1 1 0 0 0 2
Ken Boyer, R (1, 3) OBP: 0.330, SLG: 0.310	0-0 G5-4-3 1-2f			0-0 F2		0-0 E8 6-3 1B		0-3 K		4 1 1 1 0 1 3
Ted Savage, R (1, 9) OBP: 0.237, SLG: 0.314		0-3 K		0-0 3B		0-0 6-3		0-0 1-3		4 0 1 1 0 1 1
Paul Popovich, S (1, 4) OBP: 0.299, SLG: 0.305		0-0 P7		0-3 K		0-0 3-H 1B			HR	4 1 2 1 0 1 1
Zoilo Versalles, R (1, 6) OBP: 0.230, SLG: 0.253		0-0 6-3		0-3 K		0-3 K			P3	4 0 0 0 0 2 2
Jeff Torborg, R (1, 2) OBP: 0.273, SLG: 0.179			0-0 6-3		0-0 L6		0-0 F8		4-0 1B SF BB	3 0 0 0 1 0 0 0 1 0 0 0 0 0
Jim Fairey, L (9, PR) OBP: 0.259, SLG: 0.306					0-0 P6		0-3 K		0-0 SF 1B	1 0 0 0 0 0 1 0 1 0 0 0 0 0 0 0 0 0 0 0 0 0 1 0 0 0 0 0 0 0 0 0 1 0 1 0 0 0 0 0
Bill Singer, R (1, 1) OBP: 0.167, SLG: 0.207			0-3 K							
Luis Alcaraz, R (5, PH) OBP: 0.229, SLG: 0.229										
Mike Keelich, R (6, 1) OBP: 0.222, SLG: 0.125										
Rocky Colavito, R (7, PH) OBP: 0.286, SLG: 0.300										
Jim Brewer, L (8, 1) OBP: 0.500, SLG: 0.500										
Len Gabrielson, L (9, PH) OBP: 0.303, SLG: 0.397										

Inning Stats	R: 0 E: 0 K: 0 S: 4	H: 2 LOB: 1 BB: 0 P: 4	R: 0 E: 0 K: 1 S: 5	H: 0 LOB: 0 BB: 0 P: 5	R: 0 E: 0 K: 1 S: 6	H: 1 LOB: 2 BB: 1 P: 10	R: 0 E: 0 K: 2 S: 8	H: 1 LOB: 1 BB: 0 P: 8	R: 0 E: 0 K: 0 S: 3	H: 0 LOB: 0 BB: 0 P: 3	R: 2 E: 2 K: 2 S: 10	H: 2 LOB: 1 BB: 0 P: 10	R: 0 E: 0 K: 1 S: 5	H: 0 LOB: 0 BB: 0 P: 5	R: 0 E: 1 K: 1 S: 6	H: 0 LOB: 1 BB: 0 P: 6	R: 2 E: 1 K: 0 S: 4	H: 2 LOB: 2 BB: 1 P: 8	1B: 5 2B: 1 3B: 1 HR: 1	SF: 1 SAC: 0 DP: 1 HBP: 0	WP: 0 PB: 0 SB: 0 CS: 0	PA: 37
--------------	------------------------------	---------------------------------	------------------------------	---------------------------------	------------------------------	----------------------------------	------------------------------	---------------------------------	------------------------------	---------------------------------	-------------------------------	----------------------------------	------------------------------	---------------------------------	------------------------------	---------------------------------	------------------------------	---------------------------------	----------------------------------	------------------------------------	----------------------------------	--------

PITCHER	IP	WLS	BF	H	R	ER	SO	BB	IBB	HBP	BLK	WP	HR	S	P	ERA	WHIP
Woodie Fryman, L (1, 1) ERA: 1.72	8.1	L	36	8	4	2	8	2	0	0	0	0	1	50	58	2.16	1.200
Grant Jackson, L (9, 1) ERA: 1.29	0.0		1	0	0	0	0	0	0	0	0	0	0	1	1	∞	∞

BOTTOM

Philadelphia Phillies @ Los Angeles Dodgers
Dodger Stadium, Los Angeles, CA

Sun Jun 09 1968, 3:33 AM PDT
Att. 18,781 - Unknown

AB	34
R	4
H	8
RBI	4
BB	2
SO	8
LOB	10

livebaseballscorecards.com

Batter	1	2	3	4	5	6	7	8	9	AB R H RBI BB SO LOB	TOP		
Ron Davis, R OBP: 0.275, SLG: 0.293 (1, 8) X	0-0 6-3	0-0 SF8		0-3 K			0-3 K		0-0 F9	4 0 0 1 0 2 1			
Denis Menke, R OBP: 0.356, SLG: 0.331 (1, 6) X	0-0 2B 1B	4-0 2B BB			4-0 3-4-1 BB		4-0 BB			1 1 1 0 3 0 0			
Rusty Staub, L OBP: 0.385, SLG: 0.433 (1, 3) X	0-0 L7	0-0 2B			0-3 K		0-0 F9			4 0 1 2 0 1 3			
Lee Thomas, L OBP: 0.299, SLG: 0.346 (1, 9) X	0-0 2B	0-0 F7			0-0 3-4-1		0-0 F9			4 0 1 0 0 0 2			
Jimmy Wynn, R OBP: 0.361, SLG: 0.393 Bob Watson, R OBP: 0.205, SLG: 0.220 (1, 7) (9, 7)		0-3 K	0-3 K		0-0 F8		0-0 F9			4 0 0 0 0 2 1 0 0 0 0 0 0 0			
Bob Aspromonte, R OBP: 0.312, SLG: 0.290 (1, 5)		4-0 2B BB	0-0 4-3			0-0 6-3		0-0 F7		3 1 0 0 1 0 0			
Julio Gotay, R OBP: 0.260, SLG: 0.266 (1, 4)		0-0 2B 1B 1B	0-3 K			0-3 K		0-3 K		4 1 1 0 0 3 0			
John Bateman, R OBP: 0.260, SLG: 0.323 (1, 2)		0-0 1B SF8 2B			0-0 F9		0-0 6-3		0-0 F3	4 1 1 1 0 0 0			
Larry Dierker, R OBP: 0.091, SLG: 0.063 (1, 1)		0-0 2B BB 1B			0-3 K		0-3 K		0-0 E3	4 1 1 1 0 2 0			
Inning Stats	R: 0 E: 0 K: 0 S: 4 H: 2 LOB: 2 BB: 0 P: 4	R: 5 E: 0 K: 1 S: 9 H: 4 LOB: 1 BB: 2 P: 17	R: 0 E: 0 K: 2 S: 7 H: 0 LOB: 0 BB: 0 P: 7	R: 0 E: 0 K: 2 S: 7 H: 0 LOB: 0 BB: 0 P: 7	R: 0 E: 0 K: 1 S: 5 H: 0 LOB: 1 BB: 1 P: 9	R: 0 E: 0 K: 1 S: 5 H: 0 LOB: 0 BB: 0 P: 5	R: 0 E: 0 K: 2 S: 7 H: 0 LOB: 1 BB: 1 P: 11	R: 0 E: 0 K: 0 S: 3 H: 0 LOB: 0 BB: 0 P: 3	R: 0 E: 1 K: 1 S: 6 H: 0 LOB: 1 BB: 0 P: 6	1B: 3 2B: 3 3B: 0 HR: 0 SF: 1 SAC: 0 DP: 0 HBP: 0	WP: 0 PB: 0 SB: 1 CS: 0 PA: 37		
PITCHER	IP WLS BF H R ER SO BB IBB HBP BLK WP HR S P ERA WHIP											PITCHER	IP WLS BF H R ER SO BB IBB HBP BLK WP HR S P ERA WHIP
Rick Wise, R ERA: 4.98 (1, 1)	1.1 L 9 5 4 4 1 1 0 0 0 0 0 0 10 14 27.00 4.500												
Gary Wagner, R ERA: 3.38 (2, 1)	1.2 7 1 1 1 2 1 0 0 0 0 0 0 10 14 5.40 1.200												
Jeff James, R ERA: 4.12 (4, 1)	2.0 7 0 0 0 3 1 0 0 0 0 0 0 12 16 0.00 0.500												
Turk Farrell, R ERA: 0.93 (6, 1)	3.0 10 0 0 0 3 1 0 0 0 0 0 0 15 19 0.00 0.333												
Dick Hall, R ERA: 4.58 (9, 1)	1.0 4 0 0 0 1 0 0 0 0 0 0 0 6 6 0.00 0.000												

Houston Astros @ Philadelphia Phillies
 Connie Mack Stadium, Philadelphia, PA
 Tue Jun 11 1968, 7:05 PM EDT
 Att. 5,243 - Unknown

livebaseballscorecards.com

AB	32
R	5
H	6
RBI	5
BB	4
SO	10
LOB	7



Batter	1	2	3	4	5	6	7	8	9	AB	R	H	RBI	BB	SO	LOB	BOTTOM																		
Cookie Rojas, R OBP: 0.289, SLG: 0.376 (1, 4)	0-0 F8		0-0 F7		0-0 FC6-4			0-3 K		4	0	0	0	0	1	4	Houston Astros @ Philadelphia Phillies Connie Mack Stadium, Philadelphia, PA Tue Jun 11 1968, 7:05 PM EDT Att. 5,243 - Unknown																		
Tony Gonzalez, L OBP: 0.326, SLG: 0.336 (1, 8)	0-0 4-3		0-0 G3-6			0-3 K		0-0 F9		4	0	0	0	0	1	2																			
Dick Allen, R OBP: 0.371, SLG: 0.508 (1, 7)	0-0 HR			0-3 K		0-0 F9			0-0 F2	4	1	1	1	0	1	0																			
Johnny Callison, L OBP: 0.335, SLG: 0.423 (1, 9)	0-0 4-3			0-0 F2		0-3 K			0-3 K	4	0	0	0	0	2	0																			
Bill White, L OBP: 0.319, SLG: 0.371 (1, 3)		0-3 K		0-0 5-3				0-3 K	0-3 K	4	0	0	0	0	3	0																			
Tony Taylor, R OBP: 0.307, SLG: 0.300 (1, 5)		0-3 K			0-0 2B 7-3-5 1B		0-3 K			3	0	1	0	0	2	0																			
Clay Dalrymple, L OBP: 0.265, SLG: 0.250 (1, 2)		0-0 FC6-4 1B			0-0 1B 1-3 2B		0-0 6-3			3	0	2	0	0	0	0																			
Roberto Pena, R OBP: 0.318, SLG: 0.222 (1, 6)		0-0 FC6-4			0-0 7-3-5			0-3 K		3	0	0	0	0	1	3																			
Rick Wise, R OBP: 0.158, SLG: 0.263 (1, 1)			0-0 G3-6		0-0 3-HF			0-0		0	0	0	0	0	0	0																			
Gary Wagner, R (2, 1)					0-0 FC6-4 1B			0-0		0	0	0	0	0	0	0																			
Howie Bedell, L OBP: 0.333, SLG: 0.500 (3, PH)										1	0	1	0	0	0	0																			
Jeff James, R (4, 1)										0	0	0	0	0	0	0																			
John Briggs, L OBP: 0.291, SLG: 0.309 (5, PH)										1	0	1	0	0	0	0																			
Turk Farrell, R (6, 1)										0	0	0	0	0	0	0																			
Don Lock, R OBP: 0.260, SLG: 0.246 (8, PH)										1	0	1	0	0	0	0																			
Dick Hall, R OBP: 0.333, SLG: 0.333 (9, 1)										0	0	0	0	0	0	0																			
Inning Stats	R: 1 E: 0 K: 0 S: 4	H: 1 LOB: 0 BB: 0 P: 4	R: 0 E: 0 K: 2 S: 8	H: 1 LOB: 1 BB: 0 P: 8	R: 0 E: 0 K: 0 S: 3	H: 1 LOB: 0 BB: 0 P: 3	R: 0 E: 0 K: 1 S: 5	H: 0 LOB: 0 BB: 0 P: 5	R: 0 E: 0 K: 0 S: 5	H: 3 LOB: 2 BB: 0 P: 5	R: 0 E: 0 K: 2 S: 7	H: 0 LOB: 0 BB: 0 P: 7	R: 0 E: 0 K: 2 S: 7	H: 0 LOB: 0 BB: 0 P: 7	R: 0 E: 0 K: 2 S: 8	H: 1 LOB: 1 BB: 0 P: 8	R: 0 E: 0 K: 2 S: 7	H: 0 LOB: 0 BB: 0 P: 7	1B: 4 2B: 3 3B: 0 HR: 1	SF: 0 SAC: 0 DP: 2 HBP: 0	WP: 0 PB: 0 SB: 0 CS: 0	PA: 32													
PITCHER Larry Dierker, R ERA: 2.69 (1, 1)	IP 9.0	WLS W	BF 32	H 7	R 1	ER 1	SO 11	BB 0	IBB 0	HBP 0	BLK 0	WP 0	HR 1	S 54	P 54	ERA 1.00	WHIP 0.778	PITCHER	IP 9.0	WLS W	BF 32	H 7	R 1	ER 1	SO 11	BB 0	IBB 0	HBP 0	BLK 0	WP 0	HR 1	S 54	P 54	ERA 1.00	WHIP 0.778

livebaseballscorecards.com

AB 32
R 1
H 7
RBI 1
BB 0
SO 11
LOB 9



Batter	1	2	3	4	5	6	7	8	9	AB R H RBI BB SO LOB	TOP											
Ron Davis, R (1, 8) OBP: 0.270, SLG: 0.287	0-0 5-3		0-0 1-3			0-0 L8		0-0 F8		4 0 0 0 0 0 1												
Denis Menke, R (1, 6) Hector Torres, R (8, 6) OBP: 0.351, SLG: 0.326 OBP: 0.250, SLG: 0.260	0-0 F8		0-0 F8			0-0 F8		0-0 F8	3 0 0 0 0 0 0 1 0 0 0 0 0 0													
Rusty Staub, L (1, 3) OBP: 0.387, SLG: 0.435	0-0 1-3			0-0 G4-6-3 1B		0-0 4-3			4 0 2 0 0 0 0													
Bob Aspromonte, R (1, 5) OBP: 0.316, SLG: 0.291		4-0 1B E BB		0-0 G4-6-3 1-2f		0-0 1-3		0-0 1B G4-6-3	3 1 1 0 1 0 1													
Bob Watson, R (1, 7) Lee Thomas, L (9, PH) OBP: 0.234, SLG: 0.318 OBP: 0.295, SLG: 0.341		0-0 E4 1-H 1B		0-0 HR		0-0 P6		0-0 G4-6-3 1-2f	3 1 2 1 0 0 0 1 0 0 0 0 0 2													
Julio Gotay, R (1, 4) OBP: 0.253, SLG: 0.258		0-0 P3		0-0 6-3		0-0 4-3			3 0 0 0 0 0 1													
Ivan Murrell, R (1, 9) OBP: 0.096, SLG: 0.100		0-3 K		0-3 K				0-0 2B	3 0 1 0 0 2 1													
John Bateman, R (1, 2) OBP: 0.252, SLG: 0.313		0-0 5-3				0-0 F8		0-3 K	3 0 0 0 0 1 2													
Dave Giusti, R (1, 1) Pat House, L (8, 1) OBP: 0.057, SLG: 0.086			0-0 F9			0-0 F9		0-0 F9	3 0 0 0 0 0 1 0 0 0 0 0 0 0													
Inning Stats	R: 0 E: 0 K: 0 S: 3	H: 0 LOB: 0 BB: 0 P: 3	R: 1 E: 1 K: 1 S: 6	H: 1 LOB: 1 BB: 1 P: 10	R: 0 E: 0 K: 0 S: 3	H: 0 LOB: 0 BB: 0 P: 3	R: 1 E: 0 K: 0 S: 4	H: 2 LOB: 0 BB: 0 P: 4	R: 0 E: 0 K: 1 S: 5	H: 0 LOB: 0 BB: 0 P: 5	R: 0 E: 0 K: 0 S: 3	H: 0 LOB: 0 BB: 0 P: 3	R: 0 E: 0 K: 0 S: 3	H: 0 LOB: 0 BB: 0 P: 3	R: 0 E: 0 K: 1 S: 6	H: 1 LOB: 1 BB: 0 P: 6	R: 0 E: 0 K: 0 S: 4	H: 2 LOB: 1 BB: 0 P: 4	1B: 4 2B: 1 3B: 0 HR: 1	SF: 0 SAC: 0 DP: 2 HBP: 0	WP: 0 PB: 0 SB: 0 CS: 0	PA: 32
PITCHER	IP WLS BF H R ER SO BB IBB HBP BLK WP HR S P ERA WHIP																					
Chris Short, L (1, 1) ERA: 2.31	8.1 W 31 6 2 1 3 1 0 0 0 0 1 36 40 1.08 0.840																					
Turk Farrell, R (9, 1) ERA: 0.91	0.2 S 1 0 0 0 0 0 0 0 0 0 0 1 1 0.00 0.000																					

Houston Astros @ Philadelphia Phillies
 Connie Mack Stadium, Philadelphia, PA
 Thu Jun 13 1968, 7:05 PM EDT
 Att. 4,542 - Unknown

livebaseballscorecards.com

AB	31
R	2
H	6
RBI	1
BB	1
SO	3
LOB	9



Batter	1	2	3	4	5	6	7	8	9
Cookie Rojas, R (1, 4) OBP: 0.285, SLG: 0.370	0-3 K		0-0 SH1-4	0-0 FC5			0-0 F7		
John Briggs, L (1, 8) OBP: 0.347, SLG: 0.294	0-3 K		0-3 K				0-0 F8		
Dick Allen, R (1, 7) OBP: 0.368, SLG: 0.507	0-0 F2		0-0 2B					0-3 K	
Tony Gonzalez, L (1, 9) OBP: 0.338, SLG: 0.345		0-0 1B	4-0 BB			0-0 6-3		0-0 1B	
Bill White, L (1, 3) OBP: 0.317, SLG: 0.368		0-0 1B	0-0 P4			0-0 G3		0-3 K	
Tony Taylor, R (1, 5) OBP: 0.306, SLG: 0.299		0-0 6-3		0-0 6-3		0-0 6-3		0-0 1B	
Clay Dalrymple, L (1, 2) OBP: 0.284, SLG: 0.297		4-0 IBB		0-0 FC5		0-0 HR		0-0 G3	
Roberto Pena, R (1, 6) OBP: 0.318, SLG: 0.227		0-0 F9		0-0 1B		0-3 K			
Chris Short, R (1, 1) OBP: 0.156, SLG: 0.129			0-0 SH1-4	0-3 K			0-3 K		
Turk Farrell, R (9, 1)									

AB	R	H	RBI	BB	SO	LOB
3	0	0	0	0	1	2
4	0	0	0	0	3	1
4	0	1	1	0	1	0
3	1	2	0	1	0	0
4	0	1	0	0	1	3
4	0	1	1	0	0	1
3	1	2	1	1	0	1
3	0	1	0	0	1	2
3	1	1	0	0	2	2
0	0	0	0	0	0	0

BOTTOM	
AB	31
R	3
H	9
RBI	3
BB	2
SO	9
LOB	12

WP	PA
0	34

1B	SF	WP	PA
7	0	0	34
2B	SAC	PB	
1	1	0	
3B	DP	SB	
0	0	1	
HR	HBP	CS	
1	0	0	

Inning Stats		R	H	E	K	S	P	ERA	WHIP									
1	2	0	0	0	2	7	5	3.52	1.304									
2	2	0	0	0	8	7	0.00	0.000										
3	2	0	0	0	11	7												
4	2	0	0	0	7	7												
5	0	0	0	0	5	5												
6	1	1	0	0	6	6												
7	0	0	0	0	5	5												
8	1	2	0	0	9	9												
PITCHER		IP	WLS	BF	H	R	ER	SO	BB	IBB	HBP	BLK	WP	HR	S	P	ERA	WHIP
Dave Giusti, R (1, 1) ERA: 2.1	(1, 1)	7.2	L	33	9	3	3	9	1	1	0	0	0	1	49	57	3.52	1.304
Pat House, L (8, 1) ERA:	(8, 1)	0.1		1	0	0	0	0	0	0	0	0	0	0	1	1	0.00	0.000

Houston Astros @ Philadelphia Phillies
 Connie Mack Stadium, Philadelphia, PA
 Thu Jun 13 1968, 7:05 PM EDT
 Att. 4,542 - Unknown

livebaseballscores.com



Batter	1	2	3	4	5	6	7	8	9	AB R H RBI BB SO LOB	TOP									
Wes Parker, S (1, 3) OBP: 0.344, SLG: 0.358	0-0 F8		0-0 2B 1B 1B		0-3 K			0-0 SH1-3 2B 1B		4 2 2 0 0 1 0	Los Angeles Dodgers @ Philadelphia Phillies Connie Mack Stadium, Philadelphia, PA Fri Jun 14 1968, 7:05 PM EDT Unknown									
Willie Davis, L (1, 8) OBP: 0.256, SLG: 0.308	0-0 4-3		0-0 SF9		0-0 F8			0-0 SH1-3		2 0 0 1 0 0 0										
Len Gabrielson, L (1, 7) OBP: 0.284, SLG: 0.385	0-0 F8		0-0 1B 2B		0-0 P4			0-0 2B		4 1 2 1 0 0 0										
Tom Haller, L (1, 2) OBP: 0.355, SLG: 0.379		0-0 K 1B 1B	0-0 2B 1B		0-0 F9			0-0 F8		4 0 2 2 0 0 1										
Ron Fairly, L (1, 9) OBP: 0.258, SLG: 0.225		0-0 E 1B	0-0 L8		0-0 P3			0-0 F8		4 1 1 0 0 0 2										
Bob Bailey, R (1, 5) OBP: 0.335, SLG: 0.348		0-3 K 2-3	0-0 5-3		0-0 P3			0-0 L7		4 0 0 0 0 1 3										
Paul Popovich, S (1, 4) OBP: 0.291, SLG: 0.305		0-0 E6 3B		0-3 K		0-0 P3		0-0 P7		4 1 1 1 0 1 0										
Zoilo Versalles, R (1, 6) OBP: 0.227, SLG: 0.249		0-0 P4		0-3 K		0-0 F8		0-0 6-3		4 0 0 0 0 1 0										
Bill Singer, R (1, 1) OBP: 0.182, SLG: 0.250			0-0 1B SF9 2B		0-0 6-3		0-3 K			3 1 1 0 0 1 0										
Inning Stats	R: 0 E: 0 K: 0 S: 3	H: 0 LOB: 0 BB: 0 P: 3	R: 2 E: 1 K: 1 S: 7	H: 3 LOB: 0 BB: 0 P: 7	R: 3 E: 0 K: 0 S: 7	H: 4 LOB: 1 BB: 0 P: 7	R: 0 E: 0 K: 2 S: 7	H: 0 LOB: 0 BB: 0 P: 7	R: 0 E: 0 K: 1 S: 5	H: 0 LOB: 0 BB: 0 P: 5	R: 0 E: 0 K: 1 S: 5	H: 0 LOB: 0 BB: 0 P: 5	R: 1 E: 0 K: 0 S: 5	H: 2 LOB: 1 BB: 0 P: 5	R: 0 E: 0 K: 0 S: 3	H: 0 LOB: 0 BB: 0 P: 3	1B: 5 2B: 3 3B: 1 HR: 0	SF: 1 SAC: 1 DP: 0 HBP: 0	WP: 0 PB: 0 SB: 0 CS: 0	PA: 35
PITCHER	IP WLS BF H R ER SO BB IBB HBP BLK WP HR S P ERA WHIP																			
Jeff James, R (1, 1) ERA: 5.32	2.1 L 12 6 5 4 1 0 0 0 0 0 0 0 0 14 14 15.43 2.571																			
Grant Jackson, L (3, 1) ERA: 1.15	1.2 6 1 0 0 2 0 0 0 0 0 0 0 0 10 10 0.00 0.600																			
John Boozer, R (5, 1) ERA: 7.36	3.0 9 0 0 0 2 0 0 0 0 0 0 0 0 13 13 0.00 0.000																			
Dick Hall, R (8, 1) ERA: 4.58	2.0 8 2 1 1 0 0 0 0 0 0 0 0 0 8 8 4.50 1.000																			

livebaseballscorecards.com

AB	33
R	6
H	9
RBI	5
BB	0
SO	5
LOB	6



Batter	1	2	3	4	5	6	7	8	9	AB	R	H	RBI	BB	SO	LOB
Cookie Rojas, R OBP: 0.279, SLG: 0.362 (1, 4)	0-0 F7		0-0 5-3			0-0 P6		0-0 P4		4	0	0	0	0	0	1
Johnny Callison, L OBP: 0.333, SLG: 0.425 (1, 9)	0-0 F8			0-0 G3		0-0 2B		0-0 P4		4	0	1	0	0	0	0
Dick Allen, R OBP: 0.358, SLG: 0.493 (1, 7) (3, 5)	0-0 F9			0-0 F9		0-0 6-3		0-0 5-3		4	0	0	0	0	0	1
Tony Gonzalez, L OBP: 0.336, SLG: 0.341 (1, 8)		0-0 F8		0-0 1B 1B		0-0 P6		0-0 F8		4	0	1	0	0	0	1
Bill White, L OBP: 0.326, SLG: 0.377 (1, 3)		0-0 P6		0-0 1-2 1B		0-0 1B 1B		0-0 1B		4	0	3	0	0	0	0
Gary Sutherland, R OBP: 0.250, SLG: 0.290 Grant Jackson, S OBP: 0.250, SLG: 0.333 Howie Bedell, L OBP: 0.250, SLG: 0.333 John Boozer, R OBP: 0.323, SLG: 0.259 Rick Joseph, R OBP: 0.333, SLG: 0.333 Dick Hall, R OBP: 0.333, SLG: 0.333 Tony Taylor, R OBP: 0.305, SLG: 0.298		0-3 K		0-0 P4-3		0-0 F8		0-0 F8		1	0	0	0	0	1	0
Clay Dalrymple, L OBP: 0.292, SLG: 0.305 (1, 2)			0-0 3-1		0-0 P4-3 9-2 1B		0-0 1-3 1B		0-0 G3		4	0	2	0	0	1
Roberto Pena, R OBP: 0.308, SLG: 0.218 (1, 6)			0-3 K		0-0 P4-3		0-0 1-3				3	0	0	0	0	1
Jeff James, R (1, 1)			4-0 BB		0-0 9-2		0-3 K				0	0	0	0	0	0
Don Lock, R OBP: 0.263, SLG: 0.239 (3, 7)					3-HF						2	0	0	0	1	1

Inning Stats	R: 0	H: 0	E: 0	K: 0	S: 3	R: 0	H: 0	E: 0	K: 1	S: 5	R: 0	H: 2	E: 0	K: 0	S: 5	R: 0	H: 1	E: 0	K: 0	S: 3	R: 0	H: 1	E: 0	K: 1	S: 7	R: 0	H: 0	E: 0	K: 0	S: 3	R: 0	H: 1	E: 0	K: 0	S: 4	R: 0	H: 2	E: 0	K: 1	S: 7	R: 0	H: 0	E: 0	K: 0	S: 3	R: 0	H: 1	E: 0	K: 0	S: 4	1B: 6	SF: 0	2B: 2	SAC: 0	3B: 0	DP: 1	HR: 0	HBP: 0	WP: 1	PA: 34
--------------	------	------	------	------	------	------	------	------	------	------	------	------	------	------	------	------	------	------	------	------	------	------	------	------	------	------	------	------	------	------	------	------	------	------	------	------	------	------	------	------	------	------	------	------	------	------	------	------	------	------	-------	-------	-------	--------	-------	-------	-------	--------	-------	--------

PITCHER	IP	WLS	BF	H	R	ER	SO	BB	IBB	HBP	BLK	WP	HR	S	P	ERA	WHIP
Bill Singer, R ERA: 1.7 (1, 1)	9.0	W	34	7	0	0	3	1	0	0	0	1	0	39	43	0.00	0.889

BOTTOM

Los Angeles Dodgers @ Philadelphia Phillies
 Connie Mack Stadium, Philadelphia, PA
 Fri Jun 14 1968, 7:05 PM EDT
 Unknown

livebaseballscorecards.com

AB	33
R	0
H	7
RBI	0
BB	1
SO	3
LOB	14



Batter	1	2	3	4	5	6	7	8	9	AB R H RBI BB SO LOB	TOP									
Willie Davis, L (1, 8) OBP: 0.252, SLG: 0.303	0-0 F7		0-0 6-3			0-0 F3		0-3 K		4 0 0 0 0 1 0	Los Angeles Dodgers @ Philadelphia Phillies Connie Mack Stadium, Philadelphia, PA Fri Jun 14 1968, 7:05 PM EDT Att: 19,716 - Unknown									
Wes Parker, S (1, 7) OBP: 0.342, SLG: 0.356	0-3 K		0-0 F9			0-0 1B 1B		0-0 5-3		4 1 1 0 0 1 0										
Bob Bailey, R (1, 5) OBP: 0.339, SLG: 0.347	4-0 BB		0-0 F7			0-0 1B 1-2 1B		0-0 F8		3 0 1 0 1 0 0										
Ken Boyer, R (1, 3) OBP: 0.330, SLG: 0.305	0-0 F8			0-0 G4-6-3 1B		0-0 1-2 2-H 1B		0-0 F8		4 0 2 1 0 0 1										
Paul Popovich, S (1, 4) OBP: 0.297, SLG: 0.311		0-0 1B 1B		0-0 L8		0-0 P4-6-3 1-2f		0-0 FC4 1B		4 0 2 0 0 0 3										
Ted Savage, R (1, 9) OBP: 0.233, SLG: 0.300		0-0 1-2 1B		0-0 G4-6-3 1-2f			0-0 F8		0-0 FC4 1-2f	4 0 1 0 0 0 2										
Jeff Torborg, R (1, 2) OBP: 0.255, SLG: 0.167		0-3 K			0-0 6-3		0-0 F8			3 0 0 0 0 1 2										
Zoilo Versalles, R (1, 6) OBP: 0.224, SLG: 0.246		0-3 K			0-0 B3		0-0 F9			3 0 0 0 0 1 2										
Mike Kekich, R (1, 1) OBP: 0.167, SLG: 0.091		0-3 K			0-0 6-3			0-0 P4		3 0 0 0 0 1 2	Dodgers									
Jim Brewer, L (8, 1) OBP: 0.500, SLG: 0.500										0 0 0 0 0 0 0										
Inning Stats	R: 0 E: 0 K: 1 S: 5	H: 0 LOB: 1 BB: 1 P: 9	R: 0 E: 0 K: 3 S: 11	H: 2 LOB: 2 BB: 0 P: 11	R: 0 E: 0 K: 0 S: 3	H: 0 LOB: 0 BB: 0 P: 3	R: 0 E: 0 K: 0 S: 3	H: 0 LOB: 0 BB: 0 P: 3	R: 1 E: 0 K: 0 S: 5	H: 3 LOB: 1 BB: 0 P: 5	R: 0 E: 0 K: 0 S: 3	H: 0 LOB: 0 BB: 0 P: 3	R: 0 E: 0 K: 1 S: 5	H: 0 LOB: 0 BB: 0 P: 5	R: 0 E: 0 K: 0 S: 4	H: 1 LOB: 1 BB: 0 P: 4	1B: 7 2B: 0 3B: 0 HR: 0	SF: 0 SAC: 0 DP: 2 HBP: 0	WP: 0 PB: 0 SB: 0 CS: 0	PA: 33
PITCHER Woodie Fryman, L (1, 1) ERA: 1.66	IP: 9.0 WLS: W BF: 33 H: 7 R: 1 ER: 1 SO: 5 BB: 1 IBB: 0 HBP: 0 BLK: 0 WP: 0 HR: 0 S: 42 P: 46 ERA: 1.00 WHIP: 0.889																			

AB	32
R	1
H	7
RBI	1
BB	1
SO	5
LOB	12

WP	0
PA	33
PB	0
SB	0
CS	0

PITCHER	IP	WLS	BF	H	R	ER	SO	BB	IBB	HBP	BLK	WP	HR	S	P	ERA	WHIP
----------------	----	-----	----	---	---	----	----	----	-----	-----	-----	----	----	---	---	-----	------

Batter	1	2	3	4	5	6	7	8	9	AB R H RBI BB SO LOB
Cookie Rojas, R OBP: 0.274, SLG: 0.355 (1, 4)	0-0 P3		0-0 P5			0-0 F9		0-0 6-3		4 0 0 0 0 0 2
Gary Sutherland, R OBP: 0.250, SLG: 0.265 (1, 5)	0-0 P4-3			0-3 K			0-0 F7		4-0 SH1-4 1B BB	3 1 0 0 1 1 0
Dick Allen, R OBP: 0.362, SLG: 0.507 (1, 7)	0-3 K			0-0 E6 P5-4-3			0-0 SF9 3B		0-0 1B SH1-4 1B	4 1 2 0 0 1 0
Don Lock, R OBP: 0.253, SLG: 0.233 (1, 8)		0-0 F3		0-0 P5-4-3 1-2f			0-0 SF9		0-0 SH1-4	2 0 0 1 0 0 1
Rick Joseph, R OBP: 0.343, SLG: 0.241 (1, 3)		4-0 FC6-4 BB			0-3 K		0-3 K		4-0 1B IBB	2 0 0 0 2 2 0
Tony Gonzalez, L OBP: 0.340, SLG: 0.341 (1, 9)		0-0 FC6-4 1-2f			0-3 K			4-0 1B BB	0-0 1B	3 0 1 1 1 1 1
Roberto Pena, R OBP: 0.309, SLG: 0.222 (1, 6)		0-3 K			0-0 6-3			0-0 1B	1-2 2-3 3-H	3 0 1 0 0 1 1
Mike Ryan, R OBP: 0.120, SLG: 0.143 (1, 2)			0-0 F3			0-3 K		0-3 K		3 0 0 0 0 2 2
Woodie Fryman, R OBP: 0.150, SLG: 0.105 (1, 1)			0-0 P4-3			0-0 6-3		0-3 K		3 0 0 0 0 1 2

Inning Stats	R: 0	H: 0	E: 0	K: 1	S: 5	R: 0	H: 0	E: 0	K: 1	S: 5	R: 0	H: 0	E: 1	K: 1	S: 5	R: 0	H: 0	E: 0	K: 2	S: 7	R: 0	H: 0	E: 0	K: 1	S: 5	R: 1	H: 1	E: 0	K: 1	S: 6	R: 0	H: 1	E: 0	K: 2	S: 8	R: 1	H: 2	E: 0	K: 0	S: 3	1B: 3	SF: 1	2B: 0	3B: 1	HR: 0	WP: 0	PA: 33									
PITCHER	IP	WLS	BF	H	R	ER	SO	BB	IBB	HBP	BLK	WP	HR	S	P	ERA	WHIP													PITCHER	IP	WLS	BF	H	R	ER	SO	BB	IBB	HBP	BLK	WP	HR	S	P	ERA	WHIP									
Mike Kekich, L ERA: 3.26 (1, 1)	7.0		25	2	1	1	7	2	0	0	0	0	0	37	45	1.29	0.571																																							
Jim Brewer, L ERA: 2.45 (8, 1)	1.1	L	8	2	1	1	2	1	1	0	0	0	0	10	18	6.75	2.250																																							


BOTTOM

Los Angeles Dodgers @ Philadelphia Phillies
 Connie Mack Stadium, Philadelphia, PA

Fri Jun 14 1968, 7:05 PM EDT
 Att. 19,716 - Unknown

livebaseballscorecards.com

AB	27
R	2
H	4
RBI	2
BB	4
SO	9
LOB	9



Batter	1	2	3	4	5	6	7	8	9	AB R H RBI BB SO LOB	TOP									
Wes Parker, S OBP: 0.337, SLG: 0.350 (1, 3)	0-3 K		0-0 L9			0-3 K		0-0 B5-3		4 0 0 0 0 2 1	Los Angeles Dodgers @ Philadelphia Phillies Connie Mack Stadium, Philadelphia, PA Sat Jun 15 1968, 7:05 PM EDT Att. 11,868 - Unknown livebaseballscorecards.com									
Willie Davis, L OBP: 0.252, SLG: 0.302 (1, 8)	0-0 4-3		0-0 P5			0-3 K		0-0 1B		4 0 1 0 0 1 0										
Len Gabrielson, L OBP: 0.294, SLG: 0.439 (1, 7)	0-0 1B 2B				0-0 5-3		0-0 HR	0-0 1-3		4 2 2 1 0 0 2										
Tom Haller, L OBP: 0.358, SLG: 0.381 (1, 2)	0-0 1B				0-0 CS 1B		0-0 4-3		0-0 P6	4 0 2 1 0 0 0										
Ron Fairly, L OBP: 0.258, SLG: 0.225 (1, 9)	0-0 F8				0-3 K		0-0 4-3		0-0 1B HR 1B	4 1 1 0 0 1 2										
Paul Popovich, S OBP: 0.302, SLG: 0.317 (1, 4)		0-0 P4-3			0-0 CS	0-0 P7		0-0 FC6-4 1B	0-0 1-2 HR 1B	4 1 2 0 0 0 0										
Bob Bailey, R OBP: 0.337, SLG: 0.365 (1, 5)		0-0 5-3				0-3 K		0-0 FC6-4	0-0 1-2 HR	4 1 1 3 0 1 1										
Zoilo Versalles, R OBP: 0.220, SLG: 0.242 (1, 6)		0-0 L9				0-3 K		0-0 L8	0-3 K	4 0 0 0 0 2 0										
Don Sutton, R OBP: 0.259, SLG: 0.250 (1, 1)			0-0 6-3			0-3 K		0-0 1B B5-3 1B	0-3 K	2 0 0 0 0 1 0										
Jack Billingham, R (6, 1)										0 0 0 0 0 0 0										
Jim Fairey, L (8, PH)										1 0 1 0 0 0 0										
Hank Aguirre, R (8, 1)										1 0 0 0 0 1 0										
Inning Stats	R: 1 E: 0 K: 1 S: 7	H: 2 LOB: 1 BB: 0 P: 7	R: 0 E: 0 K: 0 S: 3	H: 0 LOB: 0 BB: 0 P: 3	R: 0 E: 0 K: 0 S: 3	H: 1 LOB: 0 BB: 0 P: 5	R: 0 E: 0 K: 1 S: 5	H: 0 LOB: 0 BB: 0 P: 7	R: 0 E: 0 K: 3 S: 9	H: 0 LOB: 0 BB: 0 P: 9	R: 1 E: 0 K: 0 S: 5	H: 2 LOB: 1 BB: 0 P: 5	R: 0 E: 0 K: 0 S: 5	H: 2 LOB: 2 BB: 0 P: 5	R: 3 E: 0 K: 2 S: 10	H: 3 LOB: 0 BB: 0 P: 10	1B: 7 2B: 1 3B: 0 HR: 2	SF: 0 SAC: 0 DP: 0 HBP: 0	WP: 0 PB: 0 SB: 0 CS: 1	PA: 37
PITCHER Larry Jackson, R (1, 1) ERA: 2.77 Turk Farrell, R (9, 1) ERA: 1.19	IP: 8.1 WLS: W BF: 33 H: 9 R: 4 ER: 4 SO: 7 BB: 0 IBB: 0 HBP: 0 BLK: 0 WP: 0 HR: 1 S: 47 P: 47 ERA: 4.32 WHIP: 1.080	IP: 0.2 WLS: W BF: 3 H: 1 R: 1 ER: 1 SO: 2 BB: 0 IBB: 0 HBP: 0 BLK: 0 WP: 0 HR: 1 S: 7 P: 7 ERA: 13.50 WHIP: 1.500																		



Batter	1	2	3	4	5	6	7	8	9	AB R H RBI BB SO LOB
Cookie Rojas, R (1, 4) OBP: 0.268, SLG: 0.346	0-0 6-3		0-0 L8			0-3 K	0-0 P4		0-0 E1	5 0 0 0 0 1 1
Johnny Callison, L (1, 9) OBP: 0.336, SLG: 0.437	0-0 6-3		0-0 P6			0-0 1B SF7	0-0 3B			4 1 2 0 0 0 0
Dick Allen, R (1, 7) OBP: 0.359, SLG: 0.500	0-3 K		0-3 K			0-0 1B 2B	0-3 K			4 1 1 0 0 3 1
Tony Gonzalez, L (1, 8) OBP: 0.338, SLG: 0.341		0-0 P9-4-3 1B		0-0 P4		0-0 SF7	0-0 F8			3 0 1 1 0 0 1
Bill White, L (1, 3) OBP: 0.325, SLG: 0.374		0-0 P9-4-3 1-2f		0-3 K		0-0 2B 1B		0-0 P4-3		4 1 1 0 0 1 1
Tony Taylor, R (1, 5) OBP: 0.308, SLG: 0.303		1-0 1B HBP		0-0 F9		0-0 1B 2B		0-0 P4-3		3 2 1 1 0 0 0
Clay Dalrymple, L (1, 2) OBP: 0.300, SLG: 0.306		0-0 1B			0-3 K	0-0 1B IBB		0-0 L8		3 0 1 0 1 1 0
Roberto Pena, R (1, 6) OBP: 0.327, SLG: 0.247		0-0 1B			0-0 6-3	0-0 1B		0-0 E 1B		4 1 3 3 0 0 0
Larry Jackson, R (1, 1) OBP: 0.135, SLG: 0.135		0-3 K			0-3 K	0-0 L9		0-0 FC1		3 0 0 0 0 2 4
Turk Farrell, R (9, 1)										0 0 0 0 0 0 0
Gary Sutherland, R (9, PH) OBP: 0.243, SLG: 0.257										1 0 0 0 0 0 1

Inning Stats	R: 0 E: 0 K: 1 S: 5	H: 0 LOB: 0 BB: 0 P: 5	R: 1 E: 0 K: 1 S: 7	H: 3 LOB: 2 BB: 0 P: 8	R: 0 E: 0 K: 1 S: 5	H: 0 LOB: 0 BB: 0 P: 5	R: 0 E: 0 K: 1 S: 5	H: 0 LOB: 0 BB: 0 P: 5	R: 0 E: 0 K: 2 S: 7	H: 0 LOB: 0 BB: 0 P: 7	R: 4 E: 0 K: 1 S: 10	H: 5 LOB: 2 BB: 1 P: 14	R: 0 E: 0 K: 1 S: 6	H: 1 LOB: 1 BB: 0 P: 6	R: 0 E: 0 K: 0 S: 3	H: 0 LOB: 0 BB: 0 P: 3	R: 1 E: 2 K: 0 S: 3	H: 1 LOB: 2 BB: 0 P: 3	1B: 8 2B: 2 3B: 1 HR: 0	SF: 1 SAC: 0 DP: 1 HBP: 1	WP: 0 PB: 0 SB: 0 CS: 0	PA: 37
--------------	------------------------------	---------------------------------	------------------------------	---------------------------------	------------------------------	---------------------------------	------------------------------	---------------------------------	------------------------------	---------------------------------	-------------------------------	----------------------------------	------------------------------	---------------------------------	------------------------------	---------------------------------	------------------------------	---------------------------------	----------------------------------	------------------------------------	----------------------------------	--------

PITCHER	IP	WLS	BF	H	R	ER	SO	BB	IBB	HBP	BLK	WP	HR	S	P	ERA	WHIP
Don Sutton, R (1, 1) ERA: 3.26	5.2		23	6	4	4	7	0	0	1	0	0	0	36	37	6.35	1.059
Jack Billingham, R (6, 1) ERA: 2.37	1.1		8	3	1	1	1	0	1	0	0	0	0	9	13	6.75	2.250
Hank Aguirre, L (8, 1) ERA: 0.55	1.0	L	6	1	1	0	0	0	0	0	0	0	0	6	6	0.00	1.000


BOTTOM

Los Angeles Dodgers @ Philadelphia Phillies
 Connie Mack Stadium, Philadelphia, PA
 Sat Jun 15 1968, 7:05 PM EDT
 Att. 11,868 - Unknown

livebaseballscorecards.com

AB	34
R	6
H	10
RBI	5
BB	1
SO	8
LOB	9



Batter	1	2	3	4	5	6	7	8	9	AB R H RBI BB SO LOB	TOP
Wes Parker, S OBP: 0.338, SLG: 0.357 (1, 3) ^H	1-0 FC4-6 1B FC5-2 HBP		0-0 SF7 3B	0-3 K			0-0 4-3		0-0 F3	4 1 1 0 0 1 3	
Willie Davis, L OBP: 0.252, SLG: 0.302 (1, 8) ^X	0-0 FC4-6 1-2 1B		0-0 P6	0-0 F8			0-0 3-4-1			4 0 1 0 0 0 2	
Len Gabrielson, L OBP: 0.281, SLG: 0.424 (1, 7) ^X	0-0 FC4-6 FC5-2 1-2f 2-3		0-0 SF7				0-0 F5		0-3 K	3 0 0 1 0 1 2	
Tom Haller, L OBP: 0.356, SLG: 0.378 (1, 2) ^X	0-0 FC5-2 1-2 3-H		0-0 1B 1B				0-0 G3		0-3 K	4 0 1 0 0 1 2	
Ron Fairly, L OBP: 0.258, SLG: 0.226 (1, 9) ^X	0-0 1-3		0-0 1B				0-0 F8		0-3 K	4 0 1 0 0 1 2	
Paul Popovich, S OBP: 0.301, SLG: 0.315 (1, 4) ^X		0-0 P9	0-0 P4-3				0-0 P3-1		0-0 F7 PB FC4-2 1B	4 0 1 0 0 0 2	
Bob Bailey, R OBP: 0.341, SLG: 0.364 (1, 5) ^X		0-0 6-3		0-0 1B PB 1B			0-0 F8		4-0 FC4-2 F7 1-2 IBB	3 1 1 0 1 0 0	AB 34 R 2 H 8 RBI 1 BB 1 SO 4 LOB 20
Zoilo Versalles, R OBP: 0.225, SLG: 0.250 (1, 6) ^X		0-0 2B		0-0 PB 1-3 1B			0-0 4-3		0-0 F7 1-2 2-3	4 0 2 0 0 0 2	
Claude Osteen, L OBP: 0.182, SLG: 0.242 (1, 1) ^X		0-0 6-3		0-0 G3			0-0 F9		0-0 FC4-2 2-3 3-H	3 0 0 0 0 0 3	
John Purdin, R OBP: 0.500, SLG: 0.500 (7, 1) ^X										0 0 0 0 0 0 0	
Jim Brewer, L OBP: 0.333, SLG: 0.333 (7, 1) ^X										1 0 0 0 0 0 2	
Inning Stats	R: 0 H: 1 E: 0 LOB: 2 K: 0 BB: 0 S: 4 P: 5	R: 0 H: 1 E: 0 LOB: 1 K: 0 BB: 0 S: 4 P: 4	R: 1 H: 3 E: 0 LOB: 2 K: 0 BB: 0 S: 6 P: 6	R: 1 H: 2 E: 0 LOB: 1 K: 1 BB: 0 S: 7 P: 7	R: 0 H: 0 E: 0 LOB: 0 K: 0 BB: 0 S: 3 P: 3	R: 0 H: 0 E: 0 LOB: 0 K: 0 BB: 0 S: 3 P: 3	R: 0 H: 0 E: 0 LOB: 0 K: 3 BB: 0 S: 9 P: 9	R: 0 H: 1 E: 0 LOB: 2 K: 0 BB: 1 S: 4 P: 8	1B: 6 SF: 1 2B: 1 SAC: 0 3B: 1 DP: 0 HR: 0 HBP: 1	WP: 0 PA: 37 PB: 2 SB: 0 CS: 0	
PITCHER Rick Wise, R ERA: 4.57 (1, 1) Grant Jackson, L ERA: 1.02 (8, 1)	IP WLS BF H R ER SO BB IBB HBP BLK WP HR S P ERA WHIP	7.0 L 29 7 2 1 1 0 0 1 0 0 0 0 30 31 1.29 1.000	2.0 8 1 0 0 3 0 1 0 0 0 0 0 13 17 0.00 0.500	PITCHER IP WLS BF H R ER SO BB IBB HBP BLK WP HR S P ERA WHIP							

Los Angeles Dodgers @ Philadelphia Phillies
 Connie Mack Stadium, Philadelphia, PA
 Sun Jun 16 1968, 3:33 AM EDT
 Att. 29,084 - Unknown

livebaseballscorecards.com

Batter	1	2	3	4	5	6	7	8	9	AB R H RBI BB SO LOB
Cookie Rojas, R (1, 4) OBP: 0.271, SLG: 0.349	0-0 6-3 ①		0-0 FC6-4 ① FC6 1-2f		0-0 P4-3 ① 2B		4-0 BB ①		0-0 6-3 ③	4 0 1 0 1 0 1
Johnny Callison, L (1, 9) OBP: 0.330, SLG: 0.428	0-0 6-3 ②		0-0 F8 ②		0-0 P4-3 ② 2-3		0-0 F5 ②			4 0 0 0 0 0 5
Dick Allen, R (1, 7) OBP: 0.357, SLG: 0.493	0-0 1B ③		0-0 FC6 ③ 1-2f		0-0 6-3 ③		0-3 K ③			4 0 1 0 0 1 5
Rick Joseph, R (1, 3) OBP: 0.308, SLG: 0.212	0-0 F3 ③			0-0 6-3 ①		0-3 K ①		0-3 K ①		4 0 0 0 0 2 1
Tony Gonzalez, L (1, 8) OBP: 0.342, SLG: 0.348		1-0 FC1-6 1B HBP		0-0 2B ②		0-0 F2 ②		0-0 F8 ②		3 0 1 0 0 0 0
Tony Taylor, R (1, 5) OBP: 0.311, SLG: 0.307		0-0 FC1-6 1B ① 1-2		0-0 F9 ②		0-3 K ③		0-0 1B ③		4 0 2 0 0 1 1
Roberto Pena, R (1, 6) OBP: 0.314, SLG: 0.236		0-0 FC1-6 1B ① 1-2f 2-3		0-0 P3 ③			0-0 P4-3 ①	0-0 F7 ③		4 0 0 0 0 0 4
Mike Ryan, R (1, 2) OBP: 0.125, SLG: 0.147		0-0 P6-4-3 ② ③ 1-2f			0-0 F9 ①		0-0 2B 1B ①		0-3 K ①	4 0 1 0 0 1 2
Rick Wise, R (1, 1) OBP: 0.238, SLG: 0.450			4-0 FC6-4 ①		0-0 HR ①		0-0 2B ①		0-0 L4 ②	1 1 1 1 1 0 0
Don Lock, R (7, PH) OBP: 0.262, SLG: 0.257							1-3 2B ①			1 0 1 0 0 0 0
Grant Jackson, S (8, 1)										0 0 0 0 0 0 0
Gary Sutherland, R (9, PH) OBP: 0.237, SLG: 0.250										1 0 0 0 0 0 0

Inning Stats	R: 0 E: 0 K: 0 S: 4	H: 1 LOB: 1 BB: 0 P: 4	R: 0 E: 0 K: 0 S: 3	H: 1 LOB: 1 BB: 0 P: 4	R: 0 E: 0 K: 0 S: 3	H: 0 LOB: 1 BB: 1 P: 7	R: 0 E: 0 K: 0 S: 4	H: 1 LOB: 1 BB: 0 P: 4	R: 1 E: 0 K: 0 S: 5	H: 2 LOB: 1 BB: 0 P: 5	R: 0 E: 0 K: 2 S: 7	H: 0 LOB: 0 BB: 0 P: 7	R: 0 E: 0 K: 1 S: 7	H: 2 LOB: 3 BB: 1 P: 11	R: 0 E: 0 K: 1 S: 6	H: 1 LOB: 1 BB: 0 P: 6	R: 0 E: 0 K: 1 S: 5	H: 0 LOB: 0 BB: 0 P: 5	1B: 4 2B: 3 3B: 0 HR: 1	SF: 0 SAC: 0 DP: 1 HBP: 1
--------------	------------------------------	---------------------------------	------------------------------	---------------------------------	------------------------------	---------------------------------	------------------------------	---------------------------------	------------------------------	---------------------------------	------------------------------	---------------------------------	------------------------------	----------------------------------	------------------------------	---------------------------------	------------------------------	---------------------------------	----------------------------------	------------------------------------

PITCHER	IP	WLS	BF	H	R	ER	SO	BB	IBB	HBP	BLK	WP	HR	S	P	ERA	WHIP
Claude Osteen, L (1, 1) ERA: 2.9	6.1	W	27	7	1	1	2	1	0	0	0	0	1	29	34	1.42	1.263
John Purdin, R (7, 1) ERA: 1.39	0.0		1	0	0	0	0	1	0	0	0	0	0	4	4	∞	∞
Jim Brewer, L (7, 1) ERA: 2.22	2.2	S	9	1	0	0	3	0	0	0	0	0	0	15	15	0.00	0.375

BOTTOM

Los Angeles Dodgers @ Philadelphia Phillies
 Connie Mack Stadium, Philadelphia, PA

Sun Jun 16 1968, 3:33 AM EDT
 Att. 29,084 - Unknown

AB	34
R	1
H	8
RBI	1
BB	2
SO	5
LOB	19

WP: 0 PA: 37
 PB: 0 SB: 0
 CS: 0



PITCHER	IP	WLS	BF	H	R	ER	SO	BB	IBB	HBP	BLK	WP	HR	S	P	ERA	WHIP
---------	----	-----	----	---	---	----	----	----	-----	-----	-----	----	----	---	---	-----	------

Batter	1	2	3	4	5	6	7	8	9	AB R H RBI BB SO LOB	TOP	
Jesus Alou, R (1, 9) OBP: 0.268, SLG: 0.309	0-0 P5		0-0 P3		0-0 5-3		0-0 P3		0-0 P3	5 0 0 0 0 0 1	San Francisco Giants @ Philadelphia Phillies Connie Mack Stadium, Philadelphia, PA Tue Jun 18 1968, 7:05 PM EDT Unknown livebaseballscorecards.com	
Jim Davenport, R (1, 5) Nate Oliver, R (6, 5) OBP: 0.274, SLG: 0.230 OBP: 0.205, SLG: 0.209	0-0 FC3-6 1B		0-0 L4		0-0 1B 1B		0-0 F7			3 0 2 0 0 0 0 1 0 0 0 0 0 0		
Willie McCovey, L (1, 3) OBP: 0.408, SLG: 0.606	0-0 FC3-6 1-2f		0-0 HR		0-0 1B 1-2 1B			0-0 FC6-4 1B		4 1 3 1 0 0 1		
Willie Mays, R (1, 8) Ollie Brown, R (6, 8) OBP: 0.356, SLG: 0.511 OBP: 0.259, SLG: 0.260	4-0 BB		0-0 F3		0-0 F8			0-0 F8		2 0 0 0 1 0 2 1 0 0 0 0 0 1		
Jim Ray Hart, R (1, 7) OBP: 0.341, SLG: 0.495	0-0 P3			0-0 HR	0-0 FC6-4 1-2f			0-0 FC6-4 1-2f 1B		4 1 1 1 0 0 5		
Jack Hiatt, R (1, 2) OBP: 0.358, SLG: 0.366		0-0 5-3		0-0 L8		0-0 6-3		0-0 F8		4 0 0 0 0 0 1		
Hal Lanier, R (1, 6) OBP: 0.227, SLG: 0.259			0-0 F9		0-0 4-3		0-0 F8		0-0 4-3	4 0 0 0 0 0 0		
Ron Hunt, R (1, 4) OBP: 0.355, SLG: 0.290		4-0 BB BB BB BB	4-0 FC5-4 BB		4-0 BB		0-0 F8		0-0 F9	2 0 0 0 2 0 0		
Gaylord Perry, R (1, 1) Joe Gibbon, R (2, 1) Frank Johnson, R (4, PH) Ron Herbel, R (4, 1) Lindy McDaniel, R (5, 1) Dick Dietz, R (9, PH) OBP: 0.132, SLG: 0.132 OBP: 0.291, SLG: 0.236 OBP: 0.320, SLG: 0.392			0-0 FC5-4 1-2f		0-0 P3		0-3 K		0-0 1B	1 0 0 0 0 0 0 1 0 0 0 0 0 0 0 0 1 0 0 0 0 0 0 1 0 0 0 0 0 0 0 0 1 0 0 0 0 0 1 0 1 0 1 0 0 0 0 0		
Inning Stats	R: 0 H: 1 E: 1 LOB: 2 K: 0 BB: 1 S: 4 P: 8	R: 0 H: 0 E: 0 LOB: 1 K: 0 BB: 1 S: 3 P: 7	R: 1 H: 1 E: 0 LOB: 0 K: 0 BB: 0 S: 4 P: 4	R: 1 H: 1 E: 0 LOB: 1 K: 0 BB: 1 S: 4 P: 8	R: 0 H: 2 E: 0 LOB: 2 K: 0 BB: 0 S: 5 P: 5	R: 0 H: 0 E: 0 LOB: 0 K: 0 BB: 0 S: 3 P: 3	R: 0 H: 0 E: 0 LOB: 0 K: 1 BB: 0 S: 5 P: 5	R: 0 H: 1 E: 0 LOB: 1 K: 0 BB: 0 S: 4 P: 4	R: 0 H: 1 E: 0 LOB: 1 K: 0 BB: 0 S: 4 P: 4	1B: 5 SF: 0 2B: 0 SAC: 0 3B: 0 DP: 0 HR: 2 HBP: 0	WP: 0 PA: 37 PB: 0 SB: 0 CS: 0	
PITCHER Chris Short, L (1, 1) ERA: 2.29	IP WLS BF H R ER SO BB IBB HBP BLK WP HR S P ERA WHIP	9.0 W 37 7 2 2 1 3 0 0 0 0 2 36 48 2.00 1.111										



Batter	1	2	3	4	5	6	7	8	9	AB	R	H	RBI	BB	SO	LOB
Cookie Rojas, R OBP: 0.269, SLG: 0.360 (1, 4)	0-0 L6	0-0 G3		0-3 K	0-0 HR		0-0 FC5-4			5	1	1	2	0	1	1
Johnny Callison, L OBP: 0.323, SLG: 0.417 (1, 9)	0-3 K		0-3 K2-3	0-0 P6	0-0 L8			0-0 4-3		5	0	0	0	0	2	0
Dick Allen, R OBP: 0.369, SLG: 0.548 (1, 7)	0-0 HR		0-0 HR		0-0 E6	0-0 2B		0-0 FC5-4		5	3	4	2	0	0	0
Don Lock, R OBP: 0.262, SLG: 0.257 (8, PR) (9, 7)					1B	6-4		1B		0	0	0	0	0	0	0
Tony Gonzalez, L OBP: 0.357, SLG: 0.356 (1, 8)	4-0 FC4-6		0-0 6-3	6-3 HBP	1B	WP	6-4	FC5-4		3	1	2	0	2	0	1
Bill White, L OBP: 0.327, SLG: 0.371 (1, 3)	0-0 FC4-6		1-0 6-3	1-2 HBP	1B	6-4		F9		4	1	1	1	0	0	4
Tony Taylor, R OBP: 0.315, SLG: 0.307 (1, 5)		0-0 1B	0-0 6-3	1-2 2-3	1B	1-3				3	2	1	0	1	0	3
Roberto Pena, R OBP: 0.321, SLG: 0.239 (1, 6)		0-0 2B	4-0		1B	2-3				3	1	1	0	1	0	3
Clay Dalrymple, L OBP: 0.298, SLG: 0.314 (1, 2)		1-2 2B	0-0		1B					4	0	1	3	0	1	5
Chris Short, R OBP: 0.194, SLG: 0.171 (1, 1)		0-0 6-3	0-0		6-3					4	1	2	2	0	0	0


Inning Stats	R: 1	H: 1	E: 0	K: 1	S: 6	R: 2	H: 3	E: 0	K: 0	S: 5	R: 1	H: 2	E: 0	K: 1	S: 7	R: 0	H: 0	E: 0	K: 1	S: 5	R: 6	H: 4	E: 1	K: 0	S: 8	R: 0	H: 1	E: 0	K: 0	S: 3	R: 0	H: 1	E: 0	K: 1	S: 6	R: 0	H: 1	E: 0	K: 0	S: 4
	LOB: 1	BB: 1	LOB: 0	BB: 0	P: 10	LOB: 3	BB: 0	LOB: 0	BB: 1	P: 12	LOB: 0	BB: 0	LOB: 0	BB: 1	P: 5	LOB: 1	BB: 1	LOB: 1	BB: 0	P: 7	LOB: 1	BB: 0	LOB: 1	BB: 0	P: 4	LOB: 1	BB: 1	LOB: 1	BB: 0	P: 4	LOB: 0	BB: 0	LOB: 1	BB: 0	P: 4	LOB: 0	BB: 0	LOB: 1	BB: 0	P: 4

PITCHER	IP	WLS	BF	H	R	ER	SO	BB	IBB	HBP	BLK	WP	HR	S	P	ERA	WHIP
Gaylord Perry, R ERA: 3.4 (1, 1)	1.0	L	7	3	3	3	1	1	0	0	0	0	1	8	12	27.00	4.000
Joe Gibbon, L ERA: 1.1 (2, 1)	2.0		10	3	1	1	1	0	1	1	0	0	1	10	15	4.50	1.500
Ron Herbel, R ERA: 2.93 (4, 1)	1.2		11	4	6	0	1	0	1	0	0	0	1	12	16	0.00	2.400
Lindy McDaniel, R ERA: 7.79 (5, 1)	3.1		13	3	0	0	1	1	0	0	0	1	0	14	18	0.00	1.200

BOTTOM

San Francisco Giants @ Philadelphia Phillies
 Connie Mack Stadium, Philadelphia, PA
 Tue Jun 18 1968, 7:05 PM EDT
 Unknown

AB	36
R	10
H	13
RBI	10
BB	4
SO	4
LOB	17



1B	8	SF	0	WP	1	PA	41
2B	3	SAC	0	PB	0		
3B	0	DP	1	SB	0		
HR	3	HBP	1	CS	0		

Batter	1	2	3	4	5	6	7	8	9	AB R H RBI BB SO LOB	TOP											
Frank Johnson, R (1, 8) OBP: 0.261, SLG: 0.229	0-0 F8		0-0 F8		0-0 P3			4-0 FC4-6 BB		3 0 0 0 1 0 2												
Jim Davenport, R (1, 5) OBP: 0.268, SLG: 0.224	0-0 6-3			0-0 F7		0-0 6-3		0-0 FC4-6 1-2f		4 0 0 0 0 0 1												
Willie McCovey, L (1, 3) OBP: 0.401, SLG: 0.592	0-0 G3			0-0 5-3		0-0 F9		0-0 F5		4 0 0 0 0 0 1												
Jim Ray Hart, R (1, 7) OBP: 0.352, SLG: 0.525		0-0 FC6-4 1B		0-0 2B		0-0 FC5-4 1B		0-0 HR		4 1 4 1 0 0 0												
Jack Hiatt, R (1, 2) OBP: 0.348, SLG: 0.353		0-0 FC6-4 1-2f		0-3 K		0-0 FC5-4 1-2f		0-3 K		4 0 0 0 0 2 3												
Ollie Brown, R (1, 9) OBP: 0.271, SLG: 0.263		0-3 K			4-0 1-3 BB		0-0 5-3	0-0 FC5-4 1B		3 0 1 0 1 1 1												
Hal Lanier, R (1, 6) OBP: 0.222, SLG: 0.253		0-0 FC6-4 1-2f			0-0 1-3		0-0 1-3	0-0 FC5-4 1B 1-2f		4 0 0 0 0 0 3												
Ron Hunt, R (1, 4) OBP: 0.355, SLG: 0.288			0-0 F9		1-0 HBP		0-0 F3	0-0 1B		2 0 0 0 0 0 0												
Ron Herbel, R (7, 1)										0 0 0 0 0 0 0												
Jesus Alou, R (9, PH) OBP: 0.272, SLG: 0.313								1-2 1B		1 0 1 0 0 0 0												
Mike McCormick, L (1, 1) OBP: 0.143, SLG: 0.065			0-0 4-3		0-3 K			0-0 P3	0-3 K	2 0 0 0 0 1 2												
Nate Oliver, R (7, 4) OBP: 0.196, SLG: 0.200										2 0 0 0 0 1 2												
Inning Stats	R: 0 E: 0 K: 0 S: 3	H: 0 LOB: 0 BB: 0 P: 3	R: 0 E: 0 K: 1 S: 6	H: 1 LOB: 1 BB: 0 P: 6	R: 0 E: 0 K: 0 S: 3	H: 0 LOB: 0 BB: 0 P: 3	R: 0 E: 0 K: 1 S: 6	H: 1 LOB: 1 BB: 0 P: 6	R: 0 E: 0 K: 1 S: 5	H: 0 LOB: 2 BB: 1 P: 10	R: 0 E: 0 K: 0 S: 4	H: 1 LOB: 1 BB: 0 P: 4	R: 0 E: 0 K: 0 S: 3	H: 0 LOB: 0 BB: 0 P: 3	R: 0 E: 0 K: 0 S: 3	H: 0 LOB: 1 BB: 1 P: 7	R: 1 E: 0 K: 2 S: 10	H: 3 LOB: 2 BB: 0 P: 10	1B: 4 2B: 1 3B: 0 HR: 1	SF: 0 SAC: 0 DP: 0 HBP: 1	WP: 0 PB: 0 SB: 0 CS: 0	PA: 36
PITCHER Woodie Fryman, L (1, 1) ERA: 1.61	IP: 9.0 WLS: W BF: 36 H: 6 R: 1 ER: 1 SO: 5 BB: 2 IBB: 0 HBP: 1 BLK: 0 WP: 0 HR: 1 S: 43 P: 52 ERA: 1.00 WHIP: 0.889											PITCHER	IP: 9.0 WLS: W BF: 36 H: 6 R: 1 ER: 1 SO: 5 BB: 2 IBB: 0 HBP: 1 BLK: 0 WP: 0 HR: 1 S: 43 P: 52 ERA: 1.00 WHIP: 0.889									

San Francisco Giants @ Philadelphia Phillies
 Connie Mack Stadium, Philadelphia, PA

Tue Jun 18 1968, 7:05 PM EDT
 Att. 22,184 - Unknown

livebaseballscores.com

AB	33
R	1
H	6
RBI	1
BB	2
SO	5
LOB	15



Batter	1	2	3	4	5	6	7	8	9	AB	R	H	RBI	BB	SO	LOB	BOTTOM			
Cookie Rojas, R OBP: 0.276, SLG: 0.384 (1, 4)	0-0 2B		0-0 HR		0-0 1B	0-0 F9	0-0 F8			5	2	3	1	0	0	2	San Francisco Giants @ Philadelphia Phillies Connie Mack Stadium, Philadelphia, PA Tue Jun 18 1968, 7:05 PM EDT Att. 22,184 - Unknown livebaseballscorecards.com			
Johnny Callison, L OBP: 0.322, SLG: 0.419 (1, 9)	0-0 P2		0-0 2B		0-0 SH1-3	0-0 G3		0-0 F8		4	0	1	0	0	0	1				
Dick Allen, R OBP: 0.383, SLG: 0.551 (1, 7)	4-0 IBB		4-0 IBB		4-0 IBB		0-0 FC6-4	0-0 F8		1	1	1	0	3	0	0				
Don Lock, R OBP: 0.259, SLG: 0.253 (7, PR) (8, 7)										1	0	0	0	0	0	0				
Rick Joseph, R OBP: 0.318, SLG: 0.237 (1, 3)	0-0 F7		0-0 F8		0-0 3B		0-0 FC6-4	0-0 1B		5	2	2	1	0	0	5				
Tony Gonzalez, L OBP: 0.358, SLG: 0.371 (1, 8)	0-3 K		0-0 F7		0-0 3B		0-0 1B	0-0 1-3		5	2	2	2	0	1	5				
Tony Taylor, R OBP: 0.318, SLG: 0.311 (1, 5)		0-0 L8		0-0 2-3		0-0 1B		0-0 1B		4	1	2	2	0	0	0				
Roberto Pena, R OBP: 0.318, SLG: 0.240 (1, 6)		0-0 L5		0-0 F2		0-0 P6		0-0 2B		4	1	1	1	0	0	1				
Mike Ryan, R OBP: 0.130, SLG: 0.143 (1, 2)		0-0 F2		4-0 BB		0-0 F8		0-0 F8		3	0	0	0	1	0	3				
Woodie Fryman, R OBP: 0.159, SLG: 0.143 (1, 1)			0-0 6-3		0-0 P4		0-0 F3	0-0 2B		4	0	1	2	0	0	1				
Inning Stats	R: 0 E: 0 K: 1 S: 6	H: 1 LOB: 2 BB: 1 P: 10	R: 0 E: 0 K: 0 S: 3	H: 0 LOB: 0 BB: 0 P: 3	R: 1 E: 0 K: 0 S: 5	H: 2 LOB: 2 BB: 1 P: 9	R: 0 E: 0 K: 0 S: 3	H: 0 LOB: 1 BB: 1 P: 7	R: 4 E: 0 K: 0 S: 7	H: 4 LOB: 1 BB: 1 P: 11	R: 0 E: 0 K: 0 S: 3	H: 0 LOB: 0 BB: 0 P: 3	R: 4 E: 0 K: 0 S: 8	H: 5 LOB: 2 BB: 0 P: 8	R: 0 E: 0 K: 0 S: 4	H: 1 LOB: 1 BB: 0 P: 4	1B: 8 2B: 3 3B: 1 HR: 1	SF: 0 SAC: 1 DP: 0 HBP: 0	WP: 0 PB: 0 SB: 0 CS: 0	PA: 41
PITCHER	IP WLS L	WLS L	IP WLS L	IP WLS L	IP WLS L	IP WLS L	IP WLS L	IP WLS L	IP WLS L	IP WLS L	IP WLS L	IP WLS L	IP WLS L	IP WLS L	IP WLS L	IP WLS L	ERA WHIP	ERA WHIP		
Mike McCormick, L ERA: 4.02 (1, 1)	6.1		6.1		6.1		6.1		6.1		6.1		6.1		6.1		11.37	1.737		
Ron Herbel, R ERA: 3.18 (7, 1)	1.2		1.2		1.2		1.2		1.2		1.2		1.2		1.2		5.40	1.800		

AB	36
R	9
H	13
RBI	9
BB	4
SO	1
LOB	18



Batter	1	2	3	4	5	6	7	8	9	AB R H RBI BB SO LOB	TOP											
Ty Cline, L (1, 9) OBP: 0.231, SLG: 0.241	0-0 L3		0-0 L1-3			0-3 K	0-3 K		0-0 L8	5 0 0 0 0 2 4												
Jim Davenport, R (1, 5) OBP: 0.266, SLG: 0.224	0-0 6-3			0-0 L7		0-0 5-3		0-0 3B 1B	0-3 K	5 1 1 0 0 1 1												
Willie Mays, R (1, 8) OBP: 0.359, SLG: 0.529	0-0 L8			0-0 L8			0-0 1B 3B	0-0 1B 3B		4 2 2 1 0 0 0												
Willie McCovey, L (1, 3) OBP: 0.398, SLG: 0.583		0-0 3-1		0-0 4-3			4-0 F9 1B 2B IBB	0-0 P3		3 1 0 0 1 0 1												
Jim Ray Hart, R (1, 7) OBP: 0.359, SLG: 0.525		0-0 6-3			4-0 1B 1B BB		0-0 2B 1B	4-0 1B IBB		2 1 1 1 2 0 0												
Jack Hiatt, R (1, 2) OBP: 0.359, SLG: 0.361		1-0 HBP			0-0 1B 1B		0-3 K	0-0 1B		3 0 2 1 0 1 2												
Hal Lanier, R (1, 6) OBP: 0.222, SLG: 0.253		0-0 5-3			0-0 CS 1B		0-0 F9	0-0 G6-4-3		4 0 1 1 0 0 5												
Nate Oliver, R (1, 4) OBP: 0.200, SLG: 0.224			0-0 6-3		0-0 5-3		0-0 2B		0-0 6-3	4 0 1 1 0 0 1												
Juan Marichal, R (1, 1) OBP: 0.172, SLG: 0.164			0-3 K			0-3 K	4-0 BB		0-0 1B	3 0 1 0 1 2 0												
Inning Stats	R: 0 E: 0 K: 0 S: 3	H: 0 LOB: 0 BB: 0 P: 3	R: 0 E: 0 K: 0 S: 3	H: 0 LOB: 1 BB: 0 P: 4	R: 0 E: 0 K: 1 S: 5	H: 0 LOB: 0 BB: 0 P: 5	R: 0 E: 0 K: 0 S: 3	H: 0 LOB: 0 BB: 0 P: 3	R: 1 E: 0 K: 0 S: 3	H: 2 LOB: 0 BB: 1 P: 7	R: 0 E: 0 K: 2 S: 7	H: 0 LOB: 0 BB: 0 P: 7	R: 2 E: 0 K: 2 S: 10	H: 3 LOB: 3 BB: 2 P: 18	R: 2 E: 0 K: 0 S: 5	H: 3 LOB: 1 BB: 1 P: 9	R: 0 E: 0 K: 1 S: 6	H: 1 LOB: 1 BB: 0 P: 6	1B: 6 2B: 1 3B: 2 HR: 0	SF: 0 SAC: 0 DP: 1 HBP: 1	WP: 0 PB: 0 SB: 0 CS: 1	PA: 38
PITCHER	IP WLS BF H R ER SO BB IBB HBP BLK WP HR S P ERA WHIP																					
Larry Jackson, R (1, 1) ERA: 2.87	6.0 L 23 4 3 3 3 1 1 1 0 0 0 0 26 35 4.50 0.833																					
Turk Farrell, R (7, 1) ERA: 1.71	1.1 10 4 2 2 2 1 1 0 0 0 0 12 20 13.50 3.750																					
Gary Wagner, R (8, 1) ERA: 3.18	0.2 1 0 0 0 0 0 0 0 0 0 0 1 1 0.00 0.000																					
Dick Hall, R (9, 1) ERA: 4.35	1.0 4 1 0 0 0 1 0 0 0 0 0 0 6 6 0.00 1.000																					

San Francisco Giants @ Philadelphia Phillies
 Connie Mack Stadium, Philadelphia, PA

Wed Jun 19 1968, 7:05 PM EDT
 Att. 15,520 - Unknown

livebaseballscorecards.com

AB	33
R	5
H	9
RBI	5
BB	4
SO	6
LOB	14



Batter	1	2	3	4	5	6	7	8	9	AB	R	H	RBI	BB	SO	LOB
--------	---	---	---	---	---	---	---	---	---	----	---	---	-----	----	----	-----

Cookie Rojas, R <small>OBP: 0.280, SLG: 0.387</small> (1, 4) X	0-0 2B		0-0 P5		4-0 WP BB			0-0 6-3		3	0	1	0	1	0	1
Johnny Callison, L <small>OBP: 0.320, SLG: 0.415</small> (1, 9) X	0-0 1B			0-3 K	0-0 4-3			0-0 E3 G6-4-3		4	0	1	0	0	1	2
Dick Allen, R <small>OBP: 0.386, SLG: 0.566</small> (1, 7) X	0-0 F8			0-0 HR		4-0 FC1-6 BB		0-0 G6-4-3 1-2f		3	1	1	1	1	0	3
Tony Gonzalez, L <small>OBP: 0.350, SLG: 0.361</small> (1, 8) X	0-0 F7			0-0 F8		0-0 FC1-6 G3-6-1 1-2f		0-0 4-3		4	0	0	0	0	0	2
Bill White, L <small>OBP: 0.325, SLG: 0.369</small> (1, 3) X		0-0 F2		0-0 1B		0-0 G3-6-1 1-2f		0-0 F8		4	0	1	0	0	0	1
Tony Taylor, R <small>OBP: 0.317, SLG: 0.309</small> (1, 5) X		0-0 6-3		0-0 FC6-4 1B		0-0 L9		0-3 K		4	0	1	0	0	1	0
Roberto Pena, R <small>OBP: 0.319, SLG: 0.242</small> (1, 6) X		0-0 P6		0-0 FC6-4 1-2f		0-0 G4-6-3 1B				3	0	1	0	0	0	2
Clay Dalrymple, L <small>OBP: 0.291, SLG: 0.305</small> (1, 2) X			0-0 P6		0-0 1-3		0-0 G4-6-3 1-2f			3	0	0	0	0	0	1
Larry Jackson, R <small>OBP: 0.128, SLG: 0.128</small> (7, 1) S			0-3 K		0-0 F3			0-0 E 2B		2	0	0	0	0	1	0
Turk Farrell, R (7, 1) S										0	0	0	0	0	0	0
Gary Wagner, R (8, 1) S										0	0	0	0	0	0	0
John Briggs, L <small>OBP: 0.353, SLG: 0.314</small> (8, PH) S										1	0	1	0	0	0	0
Dick Hall, R <small>OBP: 0.333, SLG: 0.333</small> (9, 1) S										0	0	0	0	0	0	0

Inning Stats	R: 0	H: 2	E: 0	LOB: 1	K: 0	BB: 0	S: 4	P: 4	R: 0	H: 0	E: 0	LOB: 0	K: 0	BB: 0	S: 3	P: 3	R: 0	H: 0	E: 0	LOB: 0	K: 1	BB: 0	S: 5	P: 5	R: 1	H: 3	E: 0	LOB: 2	K: 1	BB: 0	S: 8	P: 8	R: 0	H: 0	E: 0	LOB: 1	K: 0	BB: 1	S: 3	P: 7	R: 0	H: 0	E: 0	LOB: 0	K: 0	BB: 1	S: 2	P: 6	R: 0	H: 1	E: 0	LOB: 0	K: 0	BB: 0	S: 3	P: 3	R: 0	H: 1	E: 1	LOB: 1	K: 0	BB: 0	S: 4	P: 4	R: 0	H: 0	E: 0	LOB: 0	K: 1	BB: 0	S: 5	P: 5	1B: 4	SF: 0	2B: 2	SAC: 0	3B: 0	DP: 3	HR: 1	HBP: 0	WP: 1	PA: 33
--------------	------	------	------	--------	------	-------	------	------	------	------	------	--------	------	-------	------	------	------	------	------	--------	------	-------	------	------	------	------	------	--------	------	-------	------	------	------	------	------	--------	------	-------	------	------	------	------	------	--------	------	-------	------	------	------	------	------	--------	------	-------	------	------	------	------	------	--------	------	-------	------	------	------	------	------	--------	------	-------	------	------	-------	-------	-------	--------	-------	-------	-------	--------	-------	--------

PITCHER	IP	WLS	BF	H	R	ER	SO	BB	IBB	HBP	BLK	WP	HR	S	P	ERA	WHIP
Juan Marichal, R <small>ERA: 2.58</small>	(1, 1)	9.0	33	7	1	1	3	2	0	0	0	1	1	37	45	1.00	1.000

BOTTOM

San Francisco Giants @ Philadelphia Phillies
 Connie Mack Stadium, Philadelphia, PA
 Wed Jun 19 1968, 7:05 PM EDT
 Att. 15,520 - Unknown

livebaseballscorecards.com

AB	31
R	1
H	7
RBI	1
BB	2
SO	3
LOB	12



Batter	1	2	3	4	5	6	7	8	9	AB R H RBI BB SO LOB	TOP
Nate Oliver, R OBP: 0.204, SLG: 0.226 (1, 4) X	0-0 CS 1B		0-0 E3 L6-3		0-0 4-3			0-0 F8		4 0 1 0 0 0 1	
Ty Cline, L OBP: 0.231, SLG: 0.241 (1, 7) X	0-0 L7 1-2		0-0 L6-3 1-2			0-0 G4-6-3 1B 1B		0-0 L5-3		4 1 1 0 0 0 2	
Willie Mays, R OBP: 0.361, SLG: 0.526 (1, 8) B B B	4-0 BB			0-0 5-3		0-0 G4-6-3 1B 1-2		0-0 P6		3 0 1 0 1 0 0	
Willie McCovey, L OBP: 0.391, SLG: 0.571 (1, 3) X	0-0 F8			0-0 4-3		0-0 G4-6-3 1-2f 2-3		0-0 F9		4 0 0 0 0 0 3	
Jim Ray Hart, R OBP: 0.362, SLG: 0.524 (1, 5) X		0-0 1-6-3		0-0 1B		0-0 1B		0-0 4-3		4 0 2 1 0 0 0	
Jack Hiatt, R OBP: 0.356, SLG: 0.352 (1, 2) B B B B		4-0 5-3 BB		0-0 F5		0-3 K		0-0 P4		3 0 0 0 1 1 2	
Ollie Brown, R OBP: 0.273, SLG: 0.265 (1, 9) X		0-0 5-3 1-2			0-0 1B		0-0 5-3			3 0 1 0 0 0 1	
Hal Lanier, R OBP: 0.219, SLG: 0.249 (1, 6) X		0-0 6-3			0-0 L9		0-0 6-3			3 0 0 0 0 0 2	
Ray Sadecki, L OBP: 0.156, SLG: 0.143 (1, 1) S S S			0-3 K		0-3 K		0-3 K			3 0 0 0 0 3 1	
Inning Stats	R: 0 E: 0 K: 0 S: 3 H: 1 LOB: 1 BB: 1 P: 7	R: 0 E: 0 K: 0 S: 3 H: 0 LOB: 1 BB: 1 P: 7	R: 0 E: 1 K: 1 S: 5 H: 0 LOB: 0 BB: 0 P: 5	R: 0 E: 0 K: 0 S: 4 H: 1 LOB: 1 BB: 0 P: 4	R: 0 E: 0 K: 1 S: 6 H: 1 LOB: 1 BB: 0 P: 6	R: 1 E: 0 K: 1 S: 7 H: 3 LOB: 1 BB: 0 P: 7	R: 0 E: 0 K: 1 S: 5 H: 0 LOB: 0 BB: 0 P: 5	R: 0 E: 0 K: 0 S: 3 H: 0 LOB: 0 BB: 0 P: 3	R: 0 E: 0 K: 0 S: 3 H: 0 LOB: 0 BB: 0 P: 3	1B: 6 2B: 0 3B: 0 HR: 0 SF: 0 SAC: 0 DP: 2 HBP: 0	WP: 0 PB: 0 SB: 0 CS: 1 PA: 33
PITCHER Rick Wise, R ERA: 4.13 (1, 1)	IP 9.0 WLS W BF 33 H 6 R 1 ER 1 SO 4 BB 2 IBB 0 HBP 0 BLK 0 WP 0 HR 0 S 39 P 47 ERA 1.00 WHIP 0.889										

San Francisco Giants @ Philadelphia Phillies
 Connie Mack Stadium, Philadelphia, PA

Thu Jun 20 1968, 7:05 PM EDT
 Att. 12,656 - Unknown

livebaseballscorecards.com

AB	31
R	1
H	6
RBI	1
BB	2
SO	4
LOB	12



Batter	1	2	3	4	5	6	7	8	9
Cookie Rojas, R (1, 4) OBP: 0.280, SLG: 0.389	0-0 G3 WP 2B	0-0 P6			0-0 6-3			0-0 5-3	
Johnny Callison, L (1, 9) OBP: 0.323, SLG: 0.422	0-0 G3 2-3		0-0 F9 2B		0-0 G5-4-3 1B			0-3 K	
Dick Allen, R (1, 7) OBP: 0.388, SLG: 0.559 Don Lock, R (9, 7) OBP: 0.259, SLG: 0.253	4-0 WP 1B IBB		0-0 F9 2-3		0-0 G5-4-3 1-2f			4-0 BB	
Tony Gonzalez, L (1, 8) OBP: 0.341, SLG: 0.351	0-0 P6 1-2 3-H		0-0 1-6-3		0-0 4-3			0-0 F5	
Tony Taylor, R (1, 5) OBP: 0.317, SLG: 0.310	0-0 S 2-H 1B		0-0 4-3		0-3 K				
Bill White, L (1, 3) OBP: 0.321, SLG: 0.363	0-0 F8 1-2			0-0 F3		0-0 F8			
Roberto Pena, R (1, 6) OBP: 0.319, SLG: 0.245		0-0 G5-4-3 1B		0-3 K2-3		0-0 6-3			
Mike Ryan, R (1, 2) OBP: 0.126, SLG: 0.139		0-0 G5-4-3 1-2f		0-0 E5		0-0 5-3			
Rick Wise, R (1, 1) OBP: 0.250, SLG: 0.522		0-0 3B		0-0 5-3		0-3 K			

BOTTOM

San Francisco Giants @ Philadelphia Phillies
 Connie Mack Stadium, Philadelphia, PA
 Thu Jun 20 1968, 7:05 PM EDT
 Att. 12,656 - Unknown

livebaseballscorecards.com

AB	29
R	2
H	6
RBI	1
BB	2
SO	4
LOB	11



Inning Stats	R: 2	H: 2	E: 0	LOB: 1	K: 0	BB: 1	S: 5	P: 9	R: 0	H: 2	E: 0	LOB: 1	K: 0	BB: 0	S: 4	P: 4	R: 0	H: 1	E: 0	LOB: 1	K: 0	BB: 0	S: 4	P: 4	R: 0	H: 0	E: 1	LOB: 1	K: 1	BB: 0	S: 6	P: 6	R: 0	H: 1	E: 0	LOB: 0	K: 0	BB: 0	S: 3	P: 3	R: 0	H: 0	E: 0	LOB: 0	K: 1	BB: 0	S: 5	P: 5	R: 0	H: 0	E: 0	LOB: 0	K: 1	BB: 0	S: 5	P: 5	R: 0	H: 0	E: 0	LOB: 1	K: 1	BB: 1	S: 5	P: 9
PITCHER Ray Sadecki, L (1, 1) ERA: 2.55	IP	WLS	BF	H	R	ER	SO	BB	IBB	HBP	BLK	WP	HR	S	P	ERA	WHIP																																															
	8.0	L	31	6	2	2	4	1	1	0	0	1	0	37	45	2.25	0.875																																															

1B: 3	SF: 0	WP: 1	PA: 31
2B: 2	SAC: 0	PB: 0	
3B: 1	DP: 2	SB: 1	
HR: 0	HBP: 0	CS: 0	

Batter	1	2	3	4	5	6	7	8	9	AB R H RBI BB SO LOB	TOP	
Cookie Rojas, R (1, 4) <small>OBP: 0.279, SLG: 0.387</small>	0-0 		0-0 		0-0 			0-0 		4 0 1 0 0 0 1	Philadelphia Phillies @ Houston Astros Astrodome, Houston, TX Fri Jun 21 1968, 8:05 PM EDT Att. 19,274 - Dome	
Johnny Callison, L (1, 9) <small>OBP: 0.322, SLG: 0.423</small>	0-0 		0-0 		0-3 			0-0 		4 1 1 0 0 1 2		
Dick Allen, R (1, 7) Grant Jackson, S (8, 1)	0-3 		0-0 			0-3 		0-0 		4 0 1 0 0 2 1 0 0 0 0 0 0 0		
Tony Gonzalez, L (1, 8) <small>OBP: 0.333, SLG: 0.342</small>		0-3 	0-3 			0-0 			0-0 	4 0 0 0 0 2 1		
Tony Taylor, R (1, 5) <small>OBP: 0.312, SLG: 0.304</small>		0-0 		0-0 		0-0 			0-0 	4 0 0 0 0 0 0		
Bill White, L (1, 3) Rick Joseph, R (9, PH) <small>OBP: 0.333, SLG: 0.256</small>		0-0 		0-3 			0-0 		0-0 	3 0 1 0 0 1 0 1 0 1 0 0 0 0		
Roberto Pena, R (1, 6) <small>OBP: 0.317, SLG: 0.245</small>		0-0 		0-3 			0-0 		0-0 	4 0 1 0 0 1 1		
Mike Ryan, R (1, 2) <small>OBP: 0.123, SLG: 0.135</small>		0-3 			0-3 			0-3 		3 0 0 0 0 3 2		
Jeff James, R (1, 1) Don Lock, R (8, PH) <small>OBP: 0.256, SLG: 0.250</small>			0-3 		0-3 			0-0 		2 0 0 0 0 2 0 1 0 0 0 0 0 0		
Inning Stats	R: 0 H: 0 E: 0 LOB: 0 K: 1 BB: 0 S: 5 P: 5	R: 0 H: 2 E: 0 LOB: 2 K: 2 BB: 0 S: 9 P: 9	R: 1 H: 2 E: 1 LOB: 1 K: 2 BB: 0 S: 9 P: 9	R: 0 H: 0 E: 0 LOB: 0 K: 2 BB: 0 S: 7 P: 7	R: 0 H: 1 E: 0 LOB: 1 K: 3 BB: 0 S: 10 P: 10	R: 0 H: 0 E: 0 LOB: 0 K: 1 BB: 0 S: 5 P: 5	R: 0 H: 0 E: 0 LOB: 0 K: 1 BB: 0 S: 5 P: 5	R: 0 H: 0 E: 1 LOB: 1 K: 0 BB: 0 S: 4 P: 4	R: 0 H: 1 E: 0 LOB: 1 K: 0 BB: 0 S: 4 P: 4	1B: 5 SF: 0 2B: 1 SAC: 0 3B: 0 DP: 0 HR: 0 HBP: 0	WP: 0 PA: 34 PB: 0 SB: 0 CS: 0	
PITCHER Mike Cuellar, L (1, 1) <small>ERA: 1.68</small>	IP: 9.0 WLS: W BF: 34 H: 6 R: 1 ER: 0 SO: 12 BB: 0 IBB: 0 HBP: 0 BLK: 0 WP: 0 HR: 0 S: 58 P: 58 ERA: 0.00 WHIP: 0.667											PITCHER IP: WLS: BF: H: R: ER: SO: BB: IBB: HBP: BLK: WP: HR: S: P: ERA: WHIP

livebaseballscorecards.com

AB	34
R	1
H	6
RBI	0
BB	0
SO	12
LOB	8



Batter	1	2	3	4	5	6	7	8	9	AB	R	H	RBI	BB	SO	LOB
Dick Simpson, R OBP: 0.333, SLG: 0.351 (1, 8)	4-0 S 2B BB	0-0 F8			H 1-0 SH1-4 1B HBP		0-3 K			2	2	0	0	1	1	2
Hector Torres, R OBP: 0.272, SLG: 0.281 (1, 6)	0-0 5-3 1-2		S S 0-3 K		X 0-0 SH1-4 1-2		X 0-0 L9			3	0	0	0	0	1	1
Rusty Staub, L OBP: 0.391, SLG: 0.431 (1, 3)	0-0 2-H 2B		X 0-0 6-3		X 0-0 G3-6-1 1B			X 0-0 F8		4	0	2	2	0	0	0
Lee Thomas, L OBP: 0.261, SLG: 0.288 (1, 9)	0-0 P4		B B B 0-0 BB		X 0-0 G3-6-1 1-2f			X 0-0 E1 BB E		3	0	0	0	1	0	2
Doug Rader, R OBP: 0.296, SLG: 0.403 (1, 5)	0-3 K		X 0-0 6-3		X 0-0 6-3			X 0-0 E6 BB		4	0	0	0	0	1	3
Denis Menke, R OBP: 0.342, SLG: 0.313 (1, 4)		X 0-0 1B 2B		X 0-0 F8		X 0-0 1-3		B B B B 0-0 1-2 2-3 BB		3	0	1	0	1	0	0
Bob Watson, R OBP: 0.217, SLG: 0.266 (1, 7)		X 0-0 5-3		X 0-0 1-3		B B B B 0-0 BB		S S S 0-3 K		3	0	0	0	1	1	4
John Bateman, R OBP: 0.242, SLG: 0.304 (1, 2)		X 0-0 2-3 1B		X 0-0 2B		X 0-0 P4		X 0-0 6-3		4	0	2	0	0	0	4
Mike Cuellar, L OBP: 0.217, SLG: 0.391 (1, 1)		X 0-0 P3		S S S 0-3 K			S S S 0-3 K			3	0	0	0	0	2	3
Inning Stats	R: 1 E: 0 K: 1 S: 6	H: 1 LOB: 1 BB: 1 P: 10	R: 0 E: 0 K: 0 S: 5	H: 2 LOB: 2 BB: 0 P: 5	R: 0 E: 0 K: 1 S: 5	H: 0 LOB: 1 BB: 1 P: 9	R: 0 E: 0 K: 1 S: 6	H: 1 LOB: 1 BB: 0 P: 6	R: 1 E: 0 K: 0 S: 3	H: 1 LOB: 0 BB: 0 P: 4	R: 0 E: 0 K: 2 S: 7	H: 0 LOB: 0 BB: 0 P: 7	R: 0 E: 2 K: 1 S: 7	H: 0 LOB: 3 BB: 1 P: 11	1B: 2 2B: 3 3B: 0 HR: 0	SF: 0 SAC: 1 DP: 1 HBP: 1

BOTTOM

Philadelphia Phillies @ Houston Astros
Astrodome, Houston, TX
Fri Jun 21 1968, 8:05 PM EDT
Att. 19,274 - Dome

livebaseballscorecards.com

AB	29
R	2
H	5
RBI	2
BB	4
SO	6
LOB	19



PITCHER	IP	WLS	BF	H	R	ER	SO	BB	IBB	HBP	BLK	WP	HR	S	P	ERA	WHIP
Jeff James, R ERA: 4.66 (1, 1)	7.0	L	29	5	2	2	5	3	0	1	0	0	0	35	48	2.57	1.143
Grant Jackson, L ERA: 0.96 (8, 1)	1.0		6	0	0	0	1	1	0	0	0	0	0	7	11	0.00	1.000

WP: 0	PA: 35
PB: 0	SB: 1
CS: 0	

Batter	1	2	3	4	5	6	7	8	9	AB R H RBI BB SO LOB	TOP																
Cookie Rojas, R (1, 4) OBP: 0.278, SLG: 0.383	0-0 6-3		0-0 L7		0-0 FC6-4 1B		0-0 E5	0-0 6-3		5 0 1 1 0 0 1																	
Johnny Callison, L (1, 9) OBP: 0.324, SLG: 0.420	0-0 4-3		0-0 FC5-4 1B		0-0 P4		0-0 F9		4-0 S 1B BB	4 1 1 0 1 0 2																	
Dick Allen, R (1, 7) OBP: 0.386, SLG: 0.582	0-0 HR		0-0 FC5-4 1-2f		0-0 FC6-4 1-2f				0-3 S S S S 1 HR	5 2 2 2 0 1 3																	
Tony Gonzalez, L (1, 8) OBP: 0.335, SLG: 0.350	0-0 1B			0-0 6-3		0-0 4-3		0-0 1B 2B	0-0 5-3 1-2	5 1 2 0 0 0 1																	
Bill White, L (1, 3) OBP: 0.323, SLG: 0.374	0-0 G3			0-0 F9		0-0 3B		0-3 S S S S K	0-0 2-H 1B	5 0 2 1 0 1 2																	
Tony Taylor, R (1, 5) OBP: 0.313, SLG: 0.306		0-0 5-3		0-0 S 1B		0-3 S S S S K		0-0 2-H 3B 1B	0-3 S S S S K	5 1 2 1 0 2 2																	
Clay Dalrymple, L (1, 2) OBP: 0.289, SLG: 0.296		0-3 K		0-0 1-2 6-3		0-3 S S S S K		1-0 H 1-2 3B HBP		3 1 0 0 0 2 2																	
Roberto Pena, R (1, 6) OBP: 0.323, SLG: 0.273		0-0 6-3			0-0 WP 1B 1B		0-0 1-4-3		0-0 1-H 2-H 3B	4 1 2 2 0 0 0																	
Chris Short, R (1, 1) OBP: 0.184, SLG: 0.162			0-3 K			0-3 K				2 0 0 0 0 2 1																	
John Briggs, L (7, PH) OBP: 0.350, SLG: 0.310										1 0 0 0 0 0 0																	
Gary Wagner, R (7, 1)										1 0 0 0 0 0 1																	
Grant Jackson, S (9, 1)										0 0 0 0 0 0 0																	
Turk Farrell, R (9, 1)										0 0 0 0 0 0 0																	
Inning Stats	R: 1 E: 0 K: 0 S: 5	H: 2 LOB: 1 BB: 0 P: 5	R: 0 E: 0 K: 1 S: 5	H: 0 LOB: 0 BB: 0 P: 5	R: 0 E: 0 K: 1 S: 6	H: 1 LOB: 1 BB: 0 P: 6	R: 0 E: 0 K: 0 S: 4	H: 1 LOB: 1 BB: 0 P: 4	R: 1 E: 0 K: 1 S: 7	H: 2 LOB: 1 BB: 0 P: 7	R: 0 E: 0 K: 2 S: 8	H: 1 LOB: 1 BB: 0 P: 8	R: 0 E: 1 K: 0 S: 4	H: 0 LOB: 1 BB: 0 P: 4	R: 4 E: 0 K: 1 S: 9	H: 4 LOB: 1 BB: 0 P: 10	R: 1 E: 0 K: 2 S: 8	H: 1 LOB: 1 BB: 1 P: 12	1B: 7 2B: 1 3B: 2 HR: 2	SF: 0 SAC: 0 DP: 0 HBP: 1	WP: 1 PB: 0 SB: 2 CS: 0	PA: 42					
PITCHER	IP WLS BF H R ER SO BB IBB HBP BLK WP HR S P ERA WHIP																										
Dave Giusti, R (1, 1) ERA: 2.36	7.0		30	8	3	3	5	0	0	0	0	1	2	40	40	3.86	1.143										
Wade Blasingame, L (8, 1) ERA: 5.25	0.1	L	2	1	0	0	1	0	0	0	0	0	0	4	4	0.00	3.000										
Fred Gladding, R (8, 1) ERA: 18.0	0.2		5	2	3	3	0	0	0	1	0	0	0	4	5	40.50	3.000										
Danny Coombs, L (9, 1) ERA: 5.11	1.0		5	1	1	1	2	1	0	0	0	0	0	8	12	9.00	2.000										

Philadelphia Phillies @ Houston Astros
Astrodome, Houston, TX
Sat Jun 22 1968, 8:05 PM EDT
Att. 21,015 - Dome

livebaseballscorecards.com

AB 40
R 7
H 12
RBI 7
BB 1
SO 8
LOB 15



Batter	1	2	3	4	5	6	7	8	9	AB	R	H	RBI	BB	SO	LOB	BOTTOM						
Dick Simpson, R OBP: 0.316, SLG: 0.329 (1, 8) (5, 9)	0-3 K		0-0 F9	0-3 K			0-3 K		0-3 K	5	0	0	0	0	4	2							
Hector Torres, R OBP: 0.275, SLG: 0.281 (1, 6)	0-3 K		0-0 5-3		0-0 G4-6-3 1B		0-0 P4		4-0 1B BB	4	1	1	0	1	1	0							
Rusty Staub, L OBP: 0.392, SLG: 0.429 (1, 3)	0-0 3-1		0-0 FC5-4 1B		0-0 G4-6-3 1-2f			4-0 2B BB	0-0 F9	4	0	1	0	1	0	3							
Doug Rader, R OBP: 0.302, SLG: 0.388 (1, 5)		0-0 6-3	0-0 FC5-4 1-2f		4-0 BB			0-0 L7	4-0 1B BB	3	0	0	0	2	0	2							
Denis Menke, R OBP: 0.348, SLG: 0.330 (1, 4)		0-0 6-3		0-0 2B	0-3 K			0-0 1B 2B	0-0 1B	5	2	3	2	0	1	1							
Bob Watson, R OBP: 0.216, SLG: 0.261 (1, 7)		0-0 BB 1B		0-0 F3		0-0 6-3		0-0 FC6-2-5-1-5 1B	0-0 4-3	5	1	1	0	0	0	5							
John Bateman, R OBP: 0.258, SLG: 0.322 (1, 2)		4-0 1B		0-0 1B 2B		0-0 F9		0-0 1B		3	1	2	2	1	0	0							
Ron Brand, R OBP: 0.262, SLG: 0.143 (8, PR) (9, 2)		1-2 BB		2-H 1B 2B		0-0 F9		1-3 2-H 1B		0	0	0	0	0	0	0							
Ivan Murrell, R OBP: 0.117, SLG: 0.153 (1, 9)		0-0 1B		0-3 K		0-0 6-3		0-3 K		2	0	1	1	0	1	1							
Jimmy Wynn, R OBP: 0.355, SLG: 0.397 (5, 8)		1-2 2-H 1B								2	0	0	0	0	1	2							
Dave Giusti, R OBP: 0.122, SLG: 0.146 (1, 1)		0-0 F7		0-0 1B		0-0 5-3			4-0 BB 1B BB	3	0	1	1	0	0	2							
Wade Blasingame, L (8, 1)										0	0	0	0	0	0	0							
Fred Gladding, L (8, 1)										0	0	0	0	0	0	0							
Danny Coombs, R (9, 1)										0	0	0	0	0	0	0							
Lee Thomas, L OBP: 0.268, SLG: 0.288 (9, PH)				2-H 1B						0	1	0	0	1	0	0							
Inning Stats	R: 0 E: 0 K: 2 S: 7	H: 0 LOB: 0 BB: 0 P: 7	R: 1 E: 0 K: 0 S: 5	H: 2 LOB: 2 BB: 1 P: 9	R: 0 E: 0 K: 0 S: 4	H: 1 LOB: 1 BB: 0 P: 4	R: 2 E: 0 K: 2 S: 10	H: 3 LOB: 1 BB: 0 P: 10	R: 0 E: 0 K: 1 S: 5	H: 1 LOB: 1 BB: 1 P: 9	R: 0 E: 0 K: 0 S: 3	H: 0 LOB: 0 BB: 0 P: 3	R: 0 E: 0 K: 1 S: 5	H: 0 LOB: 0 BB: 0 P: 5	R: 1 E: 0 K: 1 S: 7	H: 2 LOB: 2 BB: 1 P: 11	R: 2 E: 0 K: 1 S: 6	H: 1 LOB: 2 BB: 3 P: 18	1B: 7 2B: 3 3B: 0 HR: 0	SF: 0 SAC: 0 DP: 1 HBP: 0	WP: 0 PB: 0 SB: 0 CS: 0	PA: 42	ERA WHIP
PITCHER	IP	WLS	BF	H	R	ER	SO	BB	IBB	HBP	BLK	WP	HR	S	P	ERA	WHIP						
Chris Short, L ERA: 2.4 (1, 1)	6.0		26	7	3	3	5	2	0	0	0	0	0	34	42	4.50	1.500						
Gary Wagner, R ERA: 4.61 (7, 1)	2.1	W	12	2	3	3	3	3	0	0	0	0	0	15	27	11.57	2.143						
Grant Jackson, L ERA: 0.95 (9, 1)	0.1		3	1	0	0	0	1	0	0	0	0	0	2	6	0.00	6.000						
Turk Farrell, R ERA: 1.69 (9, 1)	0.1	S	1	0	0	0	0	0	0	0	0	0	0	1	1	0.00	0.000						

Philadelphia Phillies @ Houston Astros

Astrodome, Houston, TX

Sat Jun 22 1968, 8:05 PM EDT

Att. 21,015 - Dome

livebaseballscorecards.com

AB	36
R	6
H	10
RBI	6
BB	6
SO	8
LOB	18



Batter	1	2	3	4	5	6	7	8	9	AB R H RBI BB SO LOB	TOP											
Cookie Rojas, R (1, 4) <small>OBP: 0.280, SLG: 0.383</small> Chris Short, R (9, PR) <small>OBP: 0.184, SLG: 0.162</small>	0-0 BB 1B	0-0 FC1-2 1-2 2-3 3-H		0-3 K			0-0 L9		0-0 1B 2B 1B	5 0 2 0 0 1 4 0 1 0 0 0 0 0												
Johnny Callison, L (1, 9) <small>OBP: 0.321, SLG: 0.415</small>	0-0 F8	0-3 K			0-0 4-3		0-0 F9		0-0 2B 1-2 6-3 1B	5 1 1 0 0 1 5												
Dick Allen, R (1, 7) <small>OBP: 0.396, SLG: 0.601</small>	4-0 1-2 BB		0-0 HR		0-0 1B		4-0 1-2 BB		0-3 K	3 1 2 1 2 1 2												
Rick Joseph, R (1, 3) <small>OBP: 0.320, SLG: 0.273</small>	0-0 F8		0-0 5-3		0-0 F8		0-0 P4		0-0 6-3 1-3 2-H 2B	5 0 1 1 0 0 5												
Tony Taylor, R (1, 5) <small>OBP: 0.311, SLG: 0.304</small>	0-0 6-3		0-0 2B 1B		0-0 1-3			0-0 F9	0-0 6-3 2-3 3-H	5 1 1 1 0 0 5												
Tony Gonzalez, L (1, 8) <small>OBP: 0.331, SLG: 0.346</small>		0-0 F7	0-0 F7		0-0 F7			0-0 FC6-4 1B	0-0 4-3	5 0 1 0 0 0 3												
Roberto Pena, R (1, 6) <small>OBP: 0.328, SLG: 0.289</small>		0-0 BB FC1-2 1B	0-0 1-H 2B		0-3 K			0-0 FC6-4 1B 1-2f		4 0 2 1 0 1 1												
Mike Ryan, R (1, 2) <small>OBP: 0.127, SLG: 0.139</small>		0-0 E5 FC1-2 BB 1-2		0-0 F3		0-0 6-3		0-0 1-2 1B		4 0 1 0 0 0 1												
Woodie Fryman, R (1, 1) <small>OBP: 0.174, SLG: 0.140</small> Gary Sutherland, R (7, PH) <small>OBP: 0.256, SLG: 0.270</small> Dick Hall, R (7, 1) <small>OBP: 0.333, SLG: 0.333</small> Don Lock, R (8, PH) <small>OBP: 0.253, SLG: 0.247</small> John Boozer, R (8, 1)		4-0 1-2 2-3 BB FC1-2		0-3 K			0-0 BB 1B	0-0 F7		1 0 0 0 1 1 0 1 0 1 0 0 0 0 0 0 0 0 0 0 0 1 0 0 0 0 0 2 0 0 0 0 0 0 0												
Inning Stats	R: 0 E: 0 K: 0 S: 4	H: 1 LOB: 2 BB: 1 P: 8	R: 0 E: 1 K: 1 S: 7	H: 1 LOB: 3 BB: 1 P: 11	R: 2 E: 0 K: 0 S: 5	H: 3 LOB: 1 BB: 0 P: 5	R: 0 E: 0 K: 2 S: 7	H: 0 LOB: 0 BB: 0 P: 7	R: 0 E: 0 K: 0 S: 4	H: 1 LOB: 1 BB: 0 P: 4	R: 0 E: 0 K: 1 S: 5	H: 0 LOB: 0 BB: 0 P: 5	R: 0 E: 0 K: 0 S: 4	H: 1 LOB: 2 BB: 1 P: 8	R: 0 E: 0 K: 0 S: 5	H: 2 LOB: 2 BB: 0 P: 5	R: 2 E: 0 K: 1 S: 8	H: 3 LOB: 2 BB: 0 P: 8	1B: 9 2B: 2 3B: 0 HR: 1	SF: 0 SAC: 0 DP: 0 HBP: 0	WP: 0 PB: 0 SB: 0 CS: 0	PA: 42
PITCHER	IP WLS BF H R ER SO BB IBB HBP BLK WP HR S P ERA WHIP																					
Denny Lemaster, L (1, 1) <small>ERA: 3.17</small> Fred Gladding, R (9, 1) <small>ERA: 13.5</small>	8.0 W 38 11 4 4 4 3 0 0 0 0 0 1 43 55 4.50 1.750																					
	1.0 S 4 1 0 0 1 0 0 0 0 0 0 0 6 6 0.00 1.000																					

Philadelphia Phillies @ Houston Astros
Astrodome, Houston, TX
Sun Jun 23 1968, 4:33 AM EDT
Att. 15,876 - Dome

livebaseballscorecards.com

AB	39
R	4
H	12
RBI	4
BB	3
SO	5
LOB	28



Batter	1	2	3	4	5	6	7	8	9	AB	R	H	RBI	BB	SO	LOB
Dick Simpson, R OBP: 0.324, SLG: 0.365 (1, 9)	0-0 HR	0-0 P6 2-3 3-H			H 1-0 G4-6-3 HBP		0-0 F8			3	1	1	1	0	0	1
Hector Torres, R OBP: 0.275, SLG: 0.280 (1, 6)	0-0 L8		0-0 3-1		0-0 G4-6-3 1-2f		0-0 2B 1B 1B			4	1	1	0	0	0	2
Rusty Staub, L OBP: 0.390, SLG: 0.430 (1, 3)	0-0 P3		0-0 F5			0-0 3-1	0-0 1B 2B			4	1	1	0	0	0	0
Jimmy Wynn, R OBP: 0.357, SLG: 0.401 (1, 8)	0-0 F8		0-0 G3			0-0 WP 1B 2B	4-0 1B IBB			3	1	1	0	1	0	0
Denis Menke, R OBP: 0.355, SLG: 0.332 (1, 4)		4-0 1B BB		0-0 6-3		4-0 E FC6-4 BB	0-0 1-2 2-H 3-H 1B			2	2	1	2	2	0	0
Doug Rader, R OBP: 0.311, SLG: 0.393 (1, 5)		0-0 5-3 1-2		0-0 CS 1B		0-0 E1 FC6-4 1B	0-0 G3			4	0	2	1	0	0	3
Bob Watson, R OBP: 0.218, SLG: 0.260 (1, 7)		0-0 SH3-4 BLK 1B 2-H		0-3 K 1-2		0-0 FC6-4 FC6-4 1-2f 3-H		0-0 1-3		4	1	1	2	0	1	2
John Bateman, R OBP: 0.258, SLG: 0.319 (1, 2)		0-0 BLK SH3-4 1-2 1B			0-0 F7	0-0 FC6-4 1-2f		0-0 6-3		4	0	1	0	0	0	1
Denny Lemaster, R OBP: 0.086, SLG: 0.030 (1, 1)		0-0 SH3-4 1-2 2-3			4-0 HBP BB			0-3 K		2	0	0	0	1	2	0
Fred Gladding, L (9, 1)								0-3 K		0	0	0	0	0	0	0

Inning Stats	R: 1	H: 1	E: 0	K: 0	S: 4	LOB: 0	BB: 0	P: 4	R: 2	H: 2	E: 0	K: 0	S: 5	LOB: 1	BB: 1	P: 9	R: 0	H: 0	E: 0	K: 0	S: 3	LOB: 0	BB: 0	P: 3	R: 0	H: 1	E: 0	K: 1	S: 5	LOB: 1	BB: 1	P: 7	R: 2	H: 2	E: 1	K: 0	S: 5	LOB: 1	BB: 1	P: 9	R: 2	H: 3	E: 0	K: 1	S: 8	LOB: 2	BB: 1	P: 12	R: 0	H: 0	E: 0	K: 1	S: 5	LOB: 0	BB: 0	P: 5
--------------	------	------	------	------	------	--------	-------	------	------	------	------	------	------	--------	-------	------	------	------	------	------	------	--------	-------	------	------	------	------	------	------	--------	-------	------	------	------	------	------	------	--------	-------	------	------	------	------	------	------	--------	-------	-------	------	------	------	------	------	--------	-------	------

PITCHER	IP	WLS	BF	H	R	ER	SO	BB	IBB	HBP	BLK	WP	HR	S	P	ERA	WHIP
Woody Fryman, L (1, 1) ERA: 1.82	6.0	L	26	6	5	4	1	3	0	1	1	1	1	24	37	6.00	1.500
Dick Hall, R (7, 1) ERA: 4.98	1.0		7	3	2	2	1	0	1	0	0	0	0	8	12	18.00	3.000
John Boozer, R (8, 1) ERA: 6.75	1.0		3	0	0	0	1	0	0	0	0	0	0	5	5	0.00	0.000


BOTTOM

Philadelphia Phillies @ Houston Astros
Astrodome, Houston, TX

Sun Jun 23 1968, 4:33 AM EDT
Att. 15,876 - Dome

livebaseballscorecards.com

AB	30
R	7
H	9
RBI	6
BB	4
SO	3
LOB	9



1B: 6	SF: 0	WP: 1	PA: 36
2B: 3	SAC: 1	PB: 0	
3B: 0	DP: 2	SB: 0	
HR: 1	HBP: 1	CS: 1	

Batter	1	2	3	4	5	6	7	8	9	AB R H RBI BB SO LOB	TOP									
Tony Gonzalez, L (1, 8) OBP: 0.341, SLG: 0.352	0-0 1B		0-0 FC6-4 1-2f			1-0 FC6-4 HBP		0-0 1B		3 0 2 0 0 0 1	Philadelphia Phillies @ Atlanta Braves Atlanta Stadium, Atlanta, GA Tue Jun 25 1968, 7:05 PM EDT Att: 11,876 - Unknown livebaseballscorecards.com									
Cookie Rojas, R (1, 4) OBP: 0.276, SLG: 0.377	0-3 K		0-0 5-3			0-0 F9		0-0 F8		4 0 0 0 0 1 4										
Dick Allen, R (1, 7) OBP: 0.388, SLG: 0.588	0-3 K					0-0 FC6-4 1-2f		0-0 F9		4 0 0 0 0 2 3										
Johnny Callison, L (1, 9) OBP: 0.316, SLG: 0.408	0-0 P4					0-3 K			0-3 K	4 0 0 0 0 3 2										
Bill White, L (1, 3) OBP: 0.317, SLG: 0.366		0-3 K				0-0 F8			0-3 K	4 0 0 0 0 3 0										
Tony Taylor, R (1, 5) OBP: 0.310, SLG: 0.316		0-3 K				0-0 6-3			0-0 F3	4 1 1 1 0 1 0										
Roberto Pena, R (1, 6) OBP: 0.328, SLG: 0.291		0-0 6-3				0-0 6-3 1B				3 0 1 0 0 0 0										
Clay Dalrymple, L (1, 2) OBP: 0.282, SLG: 0.288			0-0 F3			0-0 F7				3 0 0 0 0 0 1										
Larry Jackson, R (1, 1) OBP: 0.125, SLG: 0.125			0-0 E6			0-0 1-3			0-0 F9	1 0 0 0 0 0 0										
John Boozer, R (3, 1) Howie Bedell, L (5, PH) Turk Farrell, R (5, 1) John Briggs, L (8, PH) Jeff James, R (8, 1)										0 0 0 0 0 0 0 0 0 0 0 0 0 0 1 0 0 0 0 0 1 0 0 0 0 0 0 0 1 0 0 0 0 0 0 0 0 0 0 0 0 0										
Inning Stats	R: 0 E: 0 K: 2 S: 8	H: 1 LOB: 1 BB: 0 P: 8	R: 0 E: 0 K: 2 S: 7	H: 0 LOB: 0 BB: 0 P: 7	R: 0 E: 1 K: 0 S: 4	H: 0 LOB: 1 BB: 0 P: 4	R: 0 E: 0 K: 0 S: 4	H: 1 LOB: 1 BB: 0 P: 4	R: 0 E: 0 K: 1 S: 5	H: 0 LOB: 1 BB: 0 P: 6	R: 1 E: 0 K: 1 S: 6	H: 1 LOB: 0 BB: 0 P: 6	R: 0 E: 0 K: 0 S: 4	H: 1 LOB: 1 BB: 0 P: 4	R: 0 E: 0 K: 2 S: 7	H: 0 LOB: 0 BB: 0 P: 7	1B: 3 2B: 0 3B: 0 HR: 1	SF: 0 SAC: 0 DP: 0 HBP: 1	WP: 0 PB: 0 SB: 0 CS: 0	PA: 33
PITCHER Ron Reed, R (1, 1) ERA: 2.85	IP: 9.0 WLS: W BF: 33 H: 4 R: 1 ER: 1 SO: 10 BB: 0 IBB: 0 HBP: 1 BLK: 0 WP: 0 HR: 1 S: 52 P: 53 ERA: 1.00 WHIP: 0.444											PITCHER	IP: WLS: BF: H: R: ER: SO: BB: IBB: HBP: BLK: WP: HR: S: P: ERA: WHIP:							



Batter	1	2	3	4	5	6	7	8	9	AB	R	H	RBI	BB	SO	LOB
Felipe Alou, R OBP: 0.350, SLG: 0.440 (1, 8) X	0-0 1-3 X	0-0 6-3 X		0-0 L7 X		0-0 1B X				4	0	1	0	0	0	0
Sonny Jackson, L OBP: 0.280, SLG: 0.266 (1, 6) X	0-0 1B S 1B X		0-0 1B 1B X	0-0 P5 X		0-0 1-3 X				4	2	2	0	0	0	2
Hank Aaron, R OBP: 0.316, SLG: 0.460 (1, 9) X	0-0 1B S 1B 1-H X		0-0 1B 1B 1-3 X	0-0 6-3 X				0-0 4-3 X		4	2	2	1	0	0	0
Joe Torre, R OBP: 0.349, SLG: 0.462 (1, 2) X	0-0 1B SF9 1-H X		0-0 1B 1B 1-2 3-H X		0-0 F3 X			0-0 1B X		4	2	3	2	0	0	0
Tito Francona, L OBP: 0.433, SLG: 0.432 (1, 7) X	0-0 SF9 1-3 X		0-0 1B 1B 1-2 2-H X		0-3 K X			0-0 P6 X		4	0	2	1	0	1	1
Mike Lum, L OBP: 0.253, SLG: 0.270 (8, 7) X										0	0	0	0	0	0	0
Deron Johnson, R OBP: 0.285, SLG: 0.301 (1, 3) X	0-0 SF9 1-2 3-H X		0-3 K X		0-3 K X			0-3 K X		3	0	0	1	0	3	3
Clete Boyer, R OBP: 0.264, SLG: 0.294 (1, 5) S S S X	0-3 K X		0-0 1B 1-2 2-H X			0-0 FC4-6 1B X			0-0 6-3 X	4	0	2	1	0	1	1
Marty Martinez, S OBP: 0.301, SLG: 0.272 (1, 4) X		0-0 6-3 X	0-0 F8 X			0-0 FC4-6 FC3-6 1-2f X		0-3 K X		4	0	0	0	0	1	3
Ron Reed, R OBP: 0.194, SLG: 0.147 (1, 1) X		0-0 6-3 X	0-3 K X			0-0 FC3-6 1B 1-2f X		0-0 1-3 X		4	0	0	0	0	1	3

Inning Stats	R: 3	H: 4	E: 0	K: 1	S: 9	LOB: 1	BB: 0	P: 9	R: 0	H: 0	E: 0	K: 0	S: 3	LOB: 0	BB: 0	P: 3	R: 3	H: 5	E: 0	K: 2	S: 12	LOB: 2	BB: 0	P: 12	R: 0	H: 0	E: 0	K: 0	S: 3	LOB: 0	BB: 0	P: 3	R: 0	H: 2	E: 1	K: 0	S: 5	LOB: 2	BB: 0	P: 5	R: 0	H: 1	E: 0	K: 1	S: 6	LOB: 1	BB: 0	P: 6	R: 0	H: 0	E: 0	K: 1	S: 5	LOB: 0	BB: 0	P: 5
--------------	------	------	------	------	------	--------	-------	------	------	------	------	------	------	--------	-------	------	------	------	------	------	-------	--------	-------	-------	------	------	------	------	------	--------	-------	------	------	------	------	------	------	--------	-------	------	------	------	------	------	------	--------	-------	------	------	------	------	------	------	--------	-------	------

PITCHER	IP	WLS	BF	H	R	ER	SO	BB	IBB	HBP	BLK	WP	HR	S	P	ERA	WHIP
Larry Jackson, R ERA: 3.31 (1, 1)	2.0	L	14	8	6	6	1	0	0	0	0	0	0	16	16	27.00	4.000
John Boozer, R ERA: 5.79 (3, 1)	2.0		7	1	0	0	2	0	0	0	0	0	0	11	11	0.00	0.500
Turk Farrell, R ERA: 1.54 (5, 1)	3.0		12	3	0	0	3	0	0	0	0	0	0	18	18	0.00	1.000
Jeff James, R ERA: 4.5 (8, 1)	1.0		3	0	0	0	1	0	0	0	0	0	0	5	5	0.00	0.000

BOTTOM

Philadelphia Phillies @ Atlanta Braves
Atlanta Stadium, Atlanta, GA

Tue Jun 25 1968, 7:05 PM EDT
Att. 11,876 - Unknown

AB	35
R	6
H	12
RBI	6
BB	0
SO	7
LOB	13

WP: 0 PA: 36
PB: 0
SB: 2
CS: 0



PITCHER	IP	WLS	BF	H	R	ER	SO	BB	IBB	HBP	BLK	WP	HR	S	P	ERA	WHIP
---------	----	-----	----	---	---	----	----	----	-----	-----	-----	----	----	---	---	-----	------

Batter	1	2	3	4	5	6	7	8	9	10	11	AB R H RBI BB SO LOB	TOP	
Tony Gonzalez, L (1, 8) OBP: 0.337, SLG: 0.347	0-0 6-3			0-0 6-3		0-0 G6-4-3		0-3 K			0-0 G6-4-3 1B	5 0 1 1 0 1 2	Philadelphia Phillies @ Atlanta Braves Atlanta Stadium, Atlanta, GA Wed Jun 26 1968, 7:05 PM EDT Att. 10,128 - Unknown	
Cookie Rojas, R (1, 4) OBP: 0.270, SLG: 0.369	0-0 5-3			0-0 F7			0-0 5-3		0-0 F9		0-0 G6-4-3	5 0 0 0 0 0 1		
Dick Allen, R (1, 7) OBP: 0.386, SLG: 0.586	0-3 K			0-0 6-3			0-0 2B		0-0 L8			4 0 1 0 0 1 0		
Johnny Callison, L (1, 9) OBP: 0.315, SLG: 0.405		0-0 L9			0-0 1B G6-4-3 1B		0-0 3-1		0-0 P4			4 1 1 0 0 0 1		
John Briggs, L (1, 3) OBP: 0.343, SLG: 0.304		0-0 F8			0-0 G6-4-3 1B		0-0 F2		0-0 F7			4 0 1 0 0 0 1		
Tony Taylor, R (1, 5) OBP: 0.309, SLG: 0.315		0-0 1-4-3			0-0 G6-4-3			0-0 SH1-4 3B 1B		0-0 5-3		4 1 1 0 0 0 1		
Roberto Pena, R (1, 6) OBP: 0.321, SLG: 0.283			0-0 F9		0-0 P6			0-0 SH1-4		0-0 5-3		3 0 0 0 0 0 0		
Clay Dalrymple, L (1, 2) OBP: 0.281, SLG: 0.296			0-3 K			0-0 L9		0-0 L9			0-0 1B 2B	4 1 1 0 0 1 1		
Rick Wise, R (1, 1) OBP: 0.269, SLG: 0.520			0-0 L5			0-0 G6-4-3 1B		0-0 3B			0-0 1-3	2 0 1 0 0 0 0		
Bill White, L (8, PH) OBP: 0.320, SLG: 0.379												1 0 1 1 0 0 0		
John Boozer, R (8, 1)												0 0 0 0 0 0 0		
Howie Bedell, L (11, PH) OBP: 0.167, SLG: 0.200												1 0 0 0 0 0 1		
Turk Farrell, R (11, 1)												0 0 0 0 0 0 0		
Inning Stats	R: 0 H: 0 E: 0 LOB: 0 K: 1 BB: 0 S: 5 P: 5	R: 0 H: 0 E: 0 LOB: 0 K: 0 BB: 0 S: 3 P: 3	R: 0 H: 0 E: 0 LOB: 0 K: 1 BB: 0 S: 5 P: 5	R: 0 H: 0 E: 0 LOB: 0 K: 0 BB: 0 S: 3 P: 3	R: 1 H: 2 E: 0 LOB: 0 K: 0 BB: 0 S: 4 P: 4	R: 0 H: 1 E: 0 LOB: 0 K: 0 BB: 0 S: 3 P: 3	R: 0 H: 1 E: 0 LOB: 1 K: 0 BB: 0 S: 4 P: 4	R: 1 H: 2 E: 0 LOB: 1 K: 1 BB: 0 S: 7 P: 7	R: 0 H: 0 E: 0 LOB: 0 K: 0 BB: 0 S: 3 P: 3	R: 0 H: 0 E: 0 LOB: 0 K: 0 BB: 0 S: 3 P: 3	R: 1 H: 2 E: 0 LOB: 0 K: 0 BB: 0 S: 4 P: 4	1B: 5 SF: 0 2B: 2 SAC: 1 3B: 1 DP: 3 HR: 0 HBP: 0	WP: 0 PA: 38 PB: 0 SB: 0 CS: 0	
PITCHER	IP WLS BF H R ER SO BB IBB HBP BLK WP HR S P ERA WHIP													
Phil Niekro, R (1, 1) ERA: 3.81	7.2		6	2	2	2	0	0	0	0	0		2.35	0.783
Jim Britton, R (8, 1) ERA: 2.63	3.1	L	11	2	1	1	1	0	0	0	0		2.70	0.600

livebaseballscorecards.com

AB 37
R 3
H 8
RBI 2
BB 0
SO 3
LOB 8



Batter	1	2	3	4	5	6	7	8	9	10	11	AB R H RBI BB SO LOB	BOTTOM																				
Felipe Alou, R OBP: 0.348, SLG: 0.436 (1, 8)	0-0 6-3		0-0 F9			0-0 1B		0-0 F7		0-0 F5		5 0 1 0 0 0 0	Philadelphia Phillies @ Atlanta Braves Atlanta Stadium, Atlanta, GA Wed Jun 26 1968, 7:05 PM EDT Att. 10,128 - Unknown																				
Sonny Jackson, L OBP: 0.286, SLG: 0.270 (1, 6)	4-0 BB		0-0 CS 1B			0-0 P3		0-0 1B 1B		0-0 F5		4 0 2 0 1 0 1																					
Hank Aaron, R OBP: 0.315, SLG: 0.455 (1, 9)	0-0 F3		0-0 CS	0-0 L8		0-0 F9		0-0 1-2 1B		0-0 5-3		5 0 1 0 0 0 2																					
Joe Torre, R OBP: 0.338, SLG: 0.445 (1, 3) (8, 2)	0-0 F8			0-0 6-3		0-0 5-3		0-3 K		0-0 F3		5 0 0 0 0 1 4																					
Tito Francona, L OBP: 0.425, SLG: 0.422 Deron Johnson, R OBP: 0.282, SLG: 0.298 (1, 7) (8, 3)		0-0 F8		0-0 1-3		0-0 F8		0-3 K		0-0 5-3		3 0 0 0 0 0 0 2 0 0 0 0 1 2																					
Clete Boyer, R OBP: 0.273, SLG: 0.304 (1, 5)		4-0 E S BB			0-0 4-3 2B		0-0 HR 1B		0-0 5-3			3 1 2 0 1 0 0																					
Bob Tillman, R OBP: 0.226, SLG: 0.280 Mike Lum, L OBP: 0.272, SLG: 0.320 (1, 2) (7, PH) (8, 7)		0-0 L9			0-0 5-3		0-0 1-H HR		4-0 CS BB			2 0 0 0 0 0 2 1 1 1 2 1 0 0																					
Marty Martinez, S OBP: 0.290, SLG: 0.260 (1, 4)		0-0 L9			0-0 4-3		0-0 F8		0-0 F8			4 0 0 0 0 0 3																					
Phil Niekro, R OBP: 0.111, SLG: 0.222 Jim Britton, R OBP: 0.222, SLG: 0.222 (1, 1) (8, 1)			0-3 K		0-3 K		0-0 6-3		0-0 CS	0-3 K		3 0 0 0 0 2 1 1 0 0 0 0 1 0																					
Inning Stats	R: 0 E: 0 K: 0 S: 3	H: 0 LOB: 1 BB: 1 P: 7	R: 0 E: 0 K: 0 S: 3	H: 0 LOB: 1 BB: 1 P: 7	R: 0 E: 0 K: 1 S: 5	H: 1 LOB: 0 BB: 0 P: 5	R: 0 E: 0 K: 0 S: 3	H: 0 LOB: 0 BB: 0 P: 3	R: 0 E: 0 K: 1 S: 6	H: 1 LOB: 1 BB: 0 P: 6	R: 0 E: 0 K: 0 S: 4	H: 1 LOB: 1 BB: 0 P: 4		R: 2 E: 0 K: 0 S: 5	H: 2 LOB: 0 BB: 0 P: 5	R: 0 E: 0 K: 2 S: 9	H: 2 LOB: 2 BB: 0 P: 9	R: 0 E: 0 K: 0 S: 2	H: 0 LOB: 0 BB: 1 P: 6	R: 0 E: 0 K: 1 S: 5	H: 0 LOB: 0 BB: 0 P: 5	R: 0 E: 0 K: 0 S: 3	H: 0 LOB: 0 BB: 0 P: 3	1B: 5 2B: 1 3B: 0 HR: 1	SF: 0 SAC: 0 DP: 0 HBP: 0	WP: 0 PB: 0 SB: 1 CS: 2	PA: 43						
PITCHER	IP WLS BF H R ER SO BB IBB HBP BLK WP HR S P ERA WHIP																																
Rick Wise, R ERA: 3.99 (1, 1)	7.0	27	5	2	2	2	2	2	0	0	0	0	0	0	1	29	37	2.57	1.000														
John Boozer, R ERA: 4.76 (8, 1)	3.0	W	11	2	0	0	3	1	0	0	0	0	0	0	0	16	20	0.00	1.000														
Turk Farrell, R ERA: 1.5 (11, 1)	1.0	S	3	0	0	0	0	0	0	0	0	0	0	0	0	3	3	0.00	0.000														

livebaseballscorecards.com

AB	38
R	2
H	7
RBI	2
BB	3
SO	5
LOB	15



Batter	1	2	3	4	5	6	7	8	9	AB R H RBI BB SO LOB	TOP
Tony Gonzalez, L (1, 8) OBP: 0.333, SLG: 0.339	0-0 6-3	0-0 4-3		0-0 G3			0-0 F7		1-0 HBP	4 0 0 0 0 0 4	Philadelphia Phillies @ Atlanta Braves Atlanta Stadium, Atlanta, GA Thu Jun 27 1968, 7:05 PM EDT Att. 12,347 - Unknown
Cookie Rojas, R (1, 4) OBP: 0.269, SLG: 0.366	0-0 6-3 1B		0-0 6-3		0-0 L7	0-0 P6	0-0 P6	0-3 K	5 0 1 0 0 1 3		
Dick Allen, R (1, 7) OBP: 0.381, SLG: 0.575	0-0 6-3 1-2		0-0 4-3 1B		0-0 F3	0-0 F8	0-0 F8	0-0 4-3	5 0 1 0 0 0 4		
Johnny Callison, L (1, 9) OBP: 0.310, SLG: 0.398	0-0 F9		0-0 4-3 1-2		0-0 5-3		0-0 F8		4 0 0 0 0 0 2		
John Briggs, L (1, 3) OBP: 0.339, SLG: 0.302		0-0 1B 2B 1B	0-0 F5		0-0 3-1		0-3 K		4 1 1 0 0 1 1		
Tony Taylor, R (1, 5) Rick Joseph, R (2, 5) OBP: 0.312, SLG: 0.317 OBP: 0.302, SLG: 0.255		0-0 2B SF9 1B		0-0 6-3		0-3 K	0-0 5-3		1 1 1 0 0 0 0 3 0 0 0 0 1 0		
Roberto Pena, R (1, 6) OBP: 0.341, SLG: 0.315		0-0 1-3 3-H 2B		0-0 1B 1B		0-0 1B		0-0 4-3 1B 1B	4 1 4 1 0 0 0		
Clay Dalrymple, L (1, 2) OBP: 0.273, SLG: 0.266		0-0 L6		0-0 P3		0-0 F9		0-0 4-3 1-2	4 0 0 0 0 0 5		
Chris Short, R (1, 1) Howie Bedell, L (7, PH) Dick Hall, R (7, 1) Bill White, L (9, PH) Grant Jackson, S (9, PR) OBP: 0.200, SLG: 0.184 OBP: 0.286, SLG: 0.200 OBP: 0.333, SLG: 0.333 OBP: 0.323, SLG: 0.383		0-0 SF9 3-H		0-0 1B 1-2		4-0 BB		0-0 HBP 2-H 1B	1 0 1 1 0 0 0 0 0 0 0 1 0 0 0 0 0 0 0 0 0 1 0 1 1 0 0 0 0 0 0 0 0 0 0		
Inning Stats	R: 0 H: 1 E: 0 LOB: 1 K: 0 BB: 0 S: 4 P: 4	R: 2 H: 3 E: 0 LOB: 1 K: 0 BB: 0 S: 6 P: 6	R: 0 H: 1 E: 0 LOB: 1 K: 0 BB: 0 S: 4 P: 4	R: 0 H: 2 E: 0 LOB: 2 K: 0 BB: 0 S: 5 P: 5	R: 0 H: 0 E: 0 LOB: 0 K: 0 BB: 0 S: 3 P: 3	R: 0 H: 1 E: 0 LOB: 1 K: 1 BB: 0 S: 6 P: 6	R: 0 H: 0 E: 0 LOB: 1 K: 0 BB: 1 S: 3 P: 7	R: 0 H: 0 E: 0 LOB: 0 K: 1 BB: 0 S: 5 P: 5	R: 1 H: 2 E: 0 LOB: 2 K: 1 BB: 0 S: 7 P: 8	1B: 9 SF: 1 2B: 1 SAC: 0 3B: 0 DP: 0 HR: 0 HBP: 1	
PITCHER	IP WLS BF H R ER SO BB IBB HBP BLK WP HR S P ERA WHIP										
Pat Jarvis, R (1, 1) ERA: 2.34	8.0 W 34 9 3 3 2 1 0 0 0 0 0 0 37 41 3.38 1.250										
Cecil Upshaw, R (9, 1) ERA: 2.4	1.0 S 5 1 0 0 1 0 0 0 1 0 0 0 6 7 0.00 1.000										

livebaseballscorecards.com

AB	36
R	3
H	10
RBI	3
BB	1
SO	3
LOB	19



Batter	1	2	3	4	5	6	7	8	9	AB	R	H	RBI	BB	SO	LOB
Felipe Alou, R OBP: 0.346, SLG: 0.430 (1, 8)	0-3 K	0-3 K			0-0 1-3	4-0 S BB		0-0 5-3		4	0	0	0	1	2	2
Clete Boyer, R OBP: 0.272, SLG: 0.303 (1, 5)	0-0 F3	0-0 F9			0-0 HBP 1B	0-0 L7				4	1	1	0	0	0	3
Hank Aaron, R OBP: 0.317, SLG: 0.465 (1, 9)	0-0 HR				1-0 1B HBP			0-0 P4		3	2	1	1	0	1	0
Joe Torre, R OBP: 0.342, SLG: 0.447 (1, 2)	0-0 2B 1B				0-0 1B	0-0 1B		0-3 K		4	0	2	1	0	1	0
Deron Johnson, R OBP: 0.286, SLG: 0.313 (1, 3)	0-0 1-3 2B				0-3 K			0-0 1B 2B		4	1	2	0	0	1	2
Tommie Aaron, R OBP: 0.325, SLG: 0.321 (1, 7)	0-0 6-3				0-0 F8	0-0 FC4-6 1B		0-0 2-H 1B		4	0	2	2	0	0	2
Mike Lum, L OBP: 0.272, SLG: 0.320 (8, 7)										0	0	0	0	0	0	0
Marty Martinez, S OBP: 0.297, SLG: 0.270 (1, 4)					0-0 1B	0-0 1B		0-0 FC4-6 F5		4	0	2	0	0	0	3
Sonny Jackson, L OBP: 0.286, SLG: 0.270 (1, 6)					0-3 K			0-0 F7		4	0	1	0	0	1	1
Pat Jarvis, R OBP: 0.152, SLG: 0.114 (1, 1)					0-0 SH1-4 1B											
Cecil Upshaw, R OBP: 0.333, SLG: 0.250 (9, 1)					0-0 P5			0-3 K		3	0	0	0	0	2	1
										0	0	0	0	0	0	0

Inning Stats	R: 1	H: 3	E: 0	K: 1	S: 8	H: 3	LOB: 2	BB: 0	P: 8	R: 0	H: 2	E: 0	K: 1	S: 7	H: 2	LOB: 2	BB: 0	P: 7	R: 0	H: 0	E: 0	K: 1	S: 5	R: 0	H: 3	E: 0	K: 1	S: 8	H: 0	LOB: 1	BB: 1	P: 9	R: 1	H: 2	E: 0	K: 1	S: 7	H: 0	LOB: 0	BB: 0	P: 5	R: 0	H: 0	E: 0	K: 1	S: 5	R: 0	H: 0	E: 0	K: 1	S: 5
--------------	------	------	------	------	------	------	--------	-------	------	------	------	------	------	------	------	--------	-------	------	------	------	------	------	------	------	------	------	------	------	------	--------	-------	------	------	------	------	------	------	------	--------	-------	------	------	------	------	------	------	------	------	------	------	------

PITCHER	IP	WLS	BF	H	R	ER	SO	BB	IBB	HBP	BLK	WP	HR	S	P	ERA	WHIP
Chris Short, L ERA: 2.5 (1, 1)	6.0	L	29	9	3	3	6	1	0	1	0	0	1	39	44	4.50	1.667
Dick Hall, R ERA: 4.94 (7, 1)	2.0		8	2	1	1	2	0	0	0	0	0	0	12	12	4.50	1.000

BOTTOM

Philadelphia Phillies @ Atlanta Braves
Atlanta Stadium, Atlanta, GA

Thu Jun 27 1968, 7:05 PM EDT
Att. 12,347 - Unknown

AB	34
R	4
H	11
RBI	4
BB	1
SO	8
LOB	14

livebaseballscorecards.com



WP: 0	PA: 37
PB: 0	SB: 1
CS: 0	

Batter	1	2	3	4	5	6	7	8	9	AB R H RBI BB SO LOB	TOP											
Maury Wills, S OBP: 0.334, SLG: 0.328 (1, 5) X	0-0 6-3		0-0 FC6-2-4-3 2-3 3-H		0-0 1-3	4-0 BB 1-2			0-0 1B 1B	4 1 1 0 1 0 2	Pittsburgh Pirates @ Philadelphia Phillies Connie Mack Stadium, Philadelphia, PA Fri Jun 28 1968, 7:05 PM EDT Att. 18,994 - Unknown											
Gene Alley, R OBP: 0.302, SLG: 0.336 (1, 4) X	0-0 L8		0-0 L9		0-0 P2	0-0 G3			0-0 BB 1B 1B	5 1 1 0 0 0 3												
Roberto Clemente, R OBP: 0.305, SLG: 0.467 (1, 9) X	0-0 L8			0-0 E6 1B FC4-6		0-0 SH 1B	0-0 6-3		0-3 K 1B	5 2 1 0 0 1 2												
Manny Mota, R OBP: 0.333, SLG: 0.320 (1, 7) X		0-0 6-3		0-0 6-3 1-2		0-0 SH 2B 1B	0-0 1B		0-0 1B BB 1B	5 2 3 1 0 0 1												
Matty Alou, L OBP: 0.406, SLG: 0.438 (1, 8) X		0-0 4-3		0-0 FC4-6 1B		0-0 SH 2B 1B	0-0 G5-4-3 1B		0-0 F8	4 1 2 0 0 0 2												
Donn Clendenon, R OBP: 0.305, SLG: 0.333 (1, 3) X		0-0 6-3		0-0 FC4-6 FC5 1B		0-0 1B 2B	0-0 G5-4-3 1B		4-0 1B BB	4 2 1 2 1 0 3												
Freddie Patek, R OBP: 0.391, SLG: 0.439 (1, 6) X			0-0 PB S 2B 1B	0-0 1-2 1B		0-0 5-3		0-3 K	0-0 1B 1B	5 1 3 1 0 1 2												
Jerry May, R OBP: 0.321, SLG: 0.279 (1, 2) X			4-0 2B FC6-2-4-3 BB	0-0 FC5		0-3 K		0-0 6-3	0-0 FC4-6 1B	4 0 1 2 1 1 4												
Al McBean, R OBP: 0.262, SLG: 0.244 (9, PR) X			1-3 FC6-2-4-3 BB	2-3f					1-3 2-H 3-H	0 0 0 0 0 0 0												
Carl Taylor, R OBP: 0.333, SLG: 0.300 (9, 2) X										0 0 0 0 0 0 0												
Jim Bunning, R OBP: 0.118, SLG: 0.147 (1, 1) X			0-0 FC6-2-4-3 1-3 3-H 2B		0-3 K	0-0 BB 1B		0-3 K	0-0 FC4-6 1B	5 0 2 3 0 2 2												
Inning Stats	R: 0 E: 0 K: 0 S: 3	H: 0 LOB: 0 BB: 0 P: 3	R: 0 E: 0 K: 0 S: 3	H: 0 LOB: 0 BB: 0 P: 3	R: 1 E: 0 K: 0 S: 4	H: 2 LOB: 1 BB: 1 P: 8	R: 1 E: 1 K: 0 S: 6	H: 2 LOB: 2 BB: 0 P: 6	R: 0 E: 0 K: 1 S: 5	H: 0 LOB: 0 BB: 0 P: 5	R: 4 E: 1 K: 1 S: 10	H: 4 LOB: 2 BB: 1 P: 14	R: 0 E: 0 K: 0 S: 4	H: 2 LOB: 1 BB: 0 P: 4	R: 0 E: 0 K: 2 S: 7	H: 0 LOB: 0 BB: 0 P: 7	R: 4 E: 0 K: 1 S: 10	H: 5 LOB: 2 BB: 1 P: 14	1B: 13 2B: 3 3B: 0 HR: 0	SF: 0 SAC: 1 DP: 2 HBP: 0	WP: 0 PB: 1 SB: 1 CS: 0	PA: 45
PITCHER	IP WLS BF H R ER SO BB IBB HBP BLK WP HR S P ERA WHIP											PITCHER	IP WLS BF H R ER SO BB IBB HBP BLK WP HR S P ERA WHIP									
Woodie Fryman, L ERA: 1.96 (1, 1)	5.0 L 24 7 6 3 1 1 0 0 0 0 0 25 29 5.40 1.600																					
Gary Wagner, R ERA: 4.02 (6, 1)	2.0 9 3 0 0 1 1 0 0 0 0 0 10 14 0.00 2.000																					
Paul Brown, R ERA: 18.0 (8, 1)	2.0 12 5 4 4 3 1 0 0 0 0 0 17 21 18.00 3.000																					

AB	41
R	10
H	15
RBI	9
BB	3
SO	5
LOB	21



Batter	1	2	3	4	5	6	7	8	9	AB	R	H	RBI	BB	SO	LOB
Tony Gonzalez, L (1, 8) OBP: 0.335, SLG: 0.337	0-0 4-3		0-0 F8		4-0 FC6-4 BB		0-0 1B 1-2		0-0 F9	4	0	1	0	1	0	0
Cookie Rojas, R (1, 4) OBP: 0.268, SLG: 0.363	0-0 6-3		0-0 6-3		0-0 FC6-4 1-2f		0-0 1B 1-2 2-3		0-0 L7	5	0	1	0	0	0	3
Dick Allen, R (1, 5) OBP: 0.379, SLG: 0.568	0-3 K			0-0 6-3		0-0 1B		0-0 F3		4	0	1	0	0	1	3
Bill White, L (1, 3) OBP: 0.317, SLG: 0.375		0-0 G3		0-0 F8		0-0 F3		0-0 G3		4	0	0	0	0	0	1
John Briggs, L (1, 7) OBP: 0.345, SLG: 0.303		0-0 1B S		0-3 K		0-3 K		4-0 2B BB		3	1	1	0	1	2	1
Johnny Callison, L (1, 9) OBP: 0.309, SLG: 0.396		0-0 P6 1-2			0-0 FC1-5 1B		0-0 F9		0-3 K	4	0	1	0	0	1	3
Roberto Pena, R (1, 6) OBP: 0.352, SLG: 0.331		4-0 BB			0-0 SH3-4 FC1-5 1B 1-2		0-0 L8		0-0 2B 1-H	3	0	2	1	1	0	0
Mike Ryan, R (1, 2) OBP: 0.132, SLG: 0.143		0-3 K			0-0 FC1-5 SH3-4 1-2 2-3f		0-0 1B 1B 1B		0-0 F9	4	0	1	0	0	1	5
Woody Fryman, R (1, 1) OBP: 0.170, SLG: 0.136			0-3 K		0-0 SH3-4		0-0 F9		0-3 K	1	0	0	0	0	1	0
Gary Wagner, R (6, 1)										0	0	0	0	0	0	0
Howie Bedell, L (7, PH) OBP: 0.250, SLG: 0.167										1	0	0	0	0	0	1
Paul Brown, R (8, 1)										0	0	0	0	0	0	0
Don Lock, R (9, PH) OBP: 0.250, SLG: 0.244										1	0	0	0	0	1	0

BOTTOM

Pittsburgh Pirates @ Philadelphia Phillies
 Connie Mack Stadium, Philadelphia, PA

Fri Jun 28 1968, 7:05 PM EDT
 Att. 18,994 - Unknown

livebaseballscorecards.com

AB	34
R	1
H	8
RBI	1
BB	3
SO	7
LOB	17



Inning Stats	R: 0	H: 0	E: 0	K: 1	S: 5	R: 0	H: 1	E: 0	K: 1	S: 6	R: 0	H: 0	E: 0	K: 1	S: 5	R: 0	H: 0	E: 0	K: 1	S: 5	R: 0	H: 2	E: 0	K: 0	S: 5	R: 0	H: 1	E: 0	K: 1	S: 6	R: 0	H: 3	E: 0	K: 0	S: 6	R: 1	H: 1	E: 0	K: 1	S: 6	R: 0	H: 0	E: 0	K: 1	S: 5	1B: 7	2B: 1	3B: 0	HR: 0	SF: 0	SAC: 1	DP: 0	HBP: 0	WP: 0	PA: 38
PITCHER Jim Bunning, R (1, 1) ERA: 3.45	IP: 9.0	WLS: W	BF: 38	H: 8	R: 1	ER: 1	SO: 7	BB: 3	IBB: 0	HBP: 0	BLK: 0	WP: 0	HR: 0	S: 49	P: 61	ERA: 1.00	WHIP: 1.222																																						
																		PITCHER	IP	WLS	BF	H	R	ER	SO	BB	IBB	HBP	BLK	WP	HR	S	P	ERA	WHIP																				

Batter	1	2	3	4	5	6	7	8	9	AB R H RBI BB SO LOB	TOP
Maury Wills, S OBP: 0.333, SLG: 0.326 (1, 5) X	0-0 6-3 ①		0-0 4-3 ③			0-0 G3 ③			0-0 SH3-4 E 1B	4 1 1 0 0 0 1	Pittsburgh Pirates @ Philadelphia Phillies Connie Mack Stadium, Philadelphia, PA Sat Jun 29 1968, 7:05 PM EDT Att: 17,052 - Unknown livebaseballscorecards.com
Gene Alley, R OBP: 0.302, SLG: 0.336 (1, 4) X (9, 6)	0-0 L4		0-3 K ①			0-0 FC6-4 1B			0-0 SH3-4 1-2	3 0 1 0 0 0 1 0	
Roberto Clemente, R OBP: 0.304, SLG: 0.461 (1, 9) X	0-0 3-1 ③		0-0 F8			0-0 FC6-4 1-2f			4-0 E IBB	3 0 0 0 1 0 1	
Willie Stargell, L OBP: 0.317, SLG: 0.485 (1, 3) X Donn Clendenon, R OBP: 0.305, SLG: 0.333 (9, 3)		0-0 5-3 ①	0-0 G3 ③			0-0 F5			0-0 F7 ②	4 0 0 0 0 0 3 0 0 0 0 0 0 0	
Matty Alou, L OBP: 0.399, SLG: 0.430 (1, 8) X		0-3 K ②			0-0 L8				0-0 E3 1-3 2-H	4 0 0 0 0 1 2	
Manny Mota, R OBP: 0.337, SLG: 0.320 (1, 7) X		0-0 L3 ③			0-0 6-3 ②				4-0 FC1-4-5 SH2-4 1B IBB	3 0 1 0 1 0 0	
Freddie Patek, R OBP: 0.375, SLG: 0.419 (1, 6) X Manny Jimenez, L OBP: 0.474, SLG: 0.355 (9, PH) Bill Mazerowski, R OBP: 0.297, SLG: 0.268 (9, 4)			0-0 4-3 ①			0-0 3-1 ③			0-0 SH2-4 1-2	2 0 0 0 0 0 0 1 0 0 0 0 1 3 0 0 0 0 0 0 0	
Jerry May, R OBP: 0.321, SLG: 0.284 (1, 2) X			0-0 2B			0-0 L6			0-0 FC1-4-5 2-3	3 0 1 0 0 0 1	
Bob Moose, R OBP: 0.100, SLG: 0.053 (1, 1) X			0-0 L9 ②			0-0 4-3 ②			0-0 4-3 ③	3 0 0 0 0 0 2	
Inning Stats	R: 0 H: 0 E: 0 LOB: 0 K: 0 BB: 0 S: 3 P: 3	R: 0 H: 0 E: 0 LOB: 0 K: 1 BB: 0 S: 5 P: 5	R: 0 H: 1 E: 0 LOB: 1 K: 0 BB: 0 S: 4 P: 4	R: 0 H: 0 E: 0 LOB: 0 K: 1 BB: 0 S: 5 P: 5	R: 0 H: 0 E: 0 LOB: 0 K: 0 BB: 0 S: 3 P: 3	R: 0 H: 0 E: 0 LOB: 0 K: 0 BB: 0 S: 3 P: 3	R: 0 H: 1 E: 0 LOB: 1 K: 0 BB: 0 S: 4 P: 4	R: 0 H: 1 E: 0 LOB: 1 K: 0 BB: 0 S: 4 P: 4	R: 1 H: 1 E: 1 LOB: 3 K: 1 BB: 2 S: 7 P: 15	1B: 3 SF: 0 2B: 1 SAC: 2 3B: 0 DP: 0 HR: 0 HBP: 0	
PITCHER Larry Jackson, R ERA: 3.06 (1, 1)	IP WLS BF H R ER SO BB IBB HBP BLK WP HR S P ERA WHIP										

AB	30
R	1
H	4
RBI	0
BB	2
SO	3
LOB	13



Batter	1	2	3	4	5	6	7	8	9	AB R H RBI BB SO LOB
Cookie Rojas, R OBP: 0.264, SLG: 0.357 (1, 4)	0-0 5-3		0-0 F9			0-0 F9		0-0 FC5-4		4 0 0 0 0 0 2
Roberto Pena, R OBP: 0.349, SLG: 0.328 (1, 6)	0-0 6-3			0-0 F8		0-0 1B			0-0 6-3	4 0 1 0 0 0 0
Tony Gonzalez, L OBP: 0.333, SLG: 0.331 (1, 8)	4-0 BB			0-0 4-3		0-0 4-3			0-0 L9	3 0 0 0 1 0 2
Dick Allen, R OBP: 0.372, SLG: 0.557 (1, 5)	0-3 K			0-3 K			0-3 K		0-3 K	4 0 0 0 0 4 1
John Briggs, L OBP: 0.336, SLG: 0.294 (1, 7)		0-3 K			0-3 K		0-0 P6			3 0 0 0 0 2 0
Johnny Callison, L OBP: 0.306, SLG: 0.391 (1, 9)		0-0 1-3		0-0 4-3		0-0 F9				3 0 0 0 0 0 0
Bill White, L OBP: 0.313, SLG: 0.369 (1, 3)		0-0 6-3		0-0 4-3				0-0 4-3		3 0 0 0 0 0 0
Mike Ryan, R OBP: 0.137, SLG: 0.148 (1, 2)			0-0 1-3			0-0 FC1-6 1B		0-0 E5 FC5-4		3 0 1 0 0 0 0
Larry Jackson, R OBP: 0.116, SLG: 0.116 (1, 1)			0-3 K			0-0 FC1-6 1B		0-3 K		3 0 0 0 0 2 2

Inning Stats	R: 0 E: 0 K: 1 S: 5	H: 0 LOB: 1 BB: 1 P: 9	R: 0 E: 0 K: 1 S: 5	H: 0 LOB: 0 BB: 0 P: 5	R: 0 E: 0 K: 1 S: 5	H: 0 LOB: 0 BB: 0 P: 5	R: 0 E: 0 K: 1 S: 5	H: 0 LOB: 0 BB: 0 P: 5	R: 0 E: 0 K: 1 S: 5	H: 2 LOB: 2 BB: 0 P: 5	R: 0 E: 0 K: 1 S: 5	H: 0 LOB: 0 BB: 0 P: 5	R: 0 E: 1 K: 1 S: 6	H: 0 LOB: 1 BB: 0 P: 6	R: 0 E: 0 K: 1 S: 5	H: 0 LOB: 0 BB: 0 P: 5	1B: 2 2B: 0 3B: 0 HR: 0	SF: 0 SAC: 0 DP: 0 HBP: 0	
PITCHER Bob Moose, R ERA: 2.51 (1, 1)	IP 9.0	WLS W	BF 31	H 2	R 0	ER 0	SO 8	BB 1	IBB 0	HBP 0	BLK 0	WP 0	HR 0	S 46	P 50	ERA 0.00	WHIP 0.333	WP: 0 PB: 0 SB: 0 CS: 0	PA: 31 ERA WHIP


BOTTOM

Pittsburgh Pirates @ Philadelphia Phillies
 Connie Mack Stadium, Philadelphia, PA

Sat Jun 29 1968, 7:05 PM EDT
 Att. 17,052 - Unknown

livebaseballscorecards.com

AB	30
R	0
H	2
RBI	0
BB	1
SO	8
LOB	7



Batter	1	2	3	4	5	6	7	8	9	AB	R	H	RBI	BB	SO	LOB	TOP										
Maury Wills, S (1, 5) OBP: 0.328, SLG: 0.321	0-0 F7		0-0 4-3			0-0 1-3	0-0 F9	0-0 F8		5	0	0	0	0	0	6											
Gene Alley, R (1, 4) (7, 6) OBP: 0.296, SLG: 0.329	0-0 1-3			0-0 F9		0-0 P4		0-3 K	0-0 6-3	5	0	0	0	0	1	0											
Roberto Clemente, R (1, 9) OBP: 0.310, SLG: 0.462	4-0 BB			0-3 K			0-0 2B	0-0 HR	0-0 L3	4	2	2	0	1	1	0											
Willie Stargell, L (1, 3) OBP: 0.319, SLG: 0.502	0-0 L6			0-3 K			0-0 1B	0-0 HR	0-3 K	5	2	2	3	0	2	1											
Matty Alou, L (1, 8) OBP: 0.396, SLG: 0.427		0-0 F8			0-0 G3		0-0 E1	0-0 P4		4	0	1	0	0	0	1											
Manny Mota, R (1, 7) OBP: 0.341, SLG: 0.331		0-0 F8			0-0 1B		0-0 P3	0-0 1B		4	1	2	0	0	0	3											
Freddie Patek, R (1, 6) OBP: 0.360, SLG: 0.400 Donn Clendenon, R (7, PH) OBP: 0.308, SLG: 0.336 Bill Mazerowski, R (7, 4) OBP: 0.300, SLG: 0.268		0-0 FC5-2			0-0 FC1-4-6		0-0 E2	4-0 1B		2	0	0	0	0	0	2											
Jerry May, R (1, 2) OBP: 0.318, SLG: 0.282 Carl Taylor, R (6, 2) OBP: 0.371, SLG: 0.323		0-0 CS		0-0 P4		0-0 1-3	4-0 BB	0-0 1B		2	0	0	0	0	0	1											
Bob Veale, S (1, 1) OBP: 0.114, SLG: 0.116			0-0 F8			0-3 K	0-3 K	0-0 1B		1	0	1	1	1	0	0											
Inning Stats	R: 0 E: 0 K: 0 S: 3	H: 0 LOB: 1 BB: 1 P: 7	R: 0 E: 0 K: 0 S: 3	H: 1 LOB: 0 BB: 0 P: 3	R: 0 E: 0 K: 0 S: 3	H: 0 LOB: 0 BB: 0 P: 3	R: 0 E: 0 K: 2 S: 7	H: 0 LOB: 0 BB: 0 P: 7	R: 0 E: 0 K: 1 S: 5	H: 1 LOB: 1 BB: 0 P: 4	R: 2 E: 2 K: 1 S: 9	H: 3 LOB: 3 BB: 1 P: 13	R: 3 E: 0 K: 1 S: 10	H: 5 LOB: 3 BB: 1 P: 14	R: 0 E: 0 K: 1 S: 5	H: 0 LOB: 0 BB: 0 P: 5	1B: 7 2B: 2 3B: 0 HR: 1	SF: 0 SAC: 0 DP: 0 HBP: 0	WP: 0 PB: 0 SB: 2 CS: 1	PA: 41							
PITCHER	IP	WLS	BF	H	R	ER	SO	BB	IBB	HBP	BLK	WP	HR	S	P	ERA	WHIP										
Jeff James, R (1, 1) ERA: 4.21	6.1		25	5	2	2	3	1	0	0	0	0	0	30	34	2.84	0.947										
John Boozer, R (7, 1) ERA: 4.58	0.2		3	0	0	0	1	1	0	0	0	0	0	4	8	0.00	1.500										
Turk Farrell, R (8, 1) ERA: 2.21	0.2	L	8	5	3	3	1	0	1	0	0	0	1	9	13	40.50	7.500										
Grant Jackson, L (8, 1) ERA: 0.89	1.1		4	0	0	0	1	0	0	0	0	0	0	6	6	0.00	0.000										

Pittsburgh Pirates @ Philadelphia Phillies
 Connie Mack Stadium, Philadelphia, PA

Sun Jun 30 1968, 3:33 AM EDT
 Att. 8,884 - Unknown

livebaseballscorecards.com

AB	37
R	5
H	10
RBI	5
BB	3
SO	6
LOB	17



Batter	1	2	3	4	5	6	7	8	9	AB R H RBI BB SO LOB	BOTTOM
Cookie Rojas, R (1, 4) <small>OBP: 0.259, SLG: 0.351</small>	0-0 F3 		0-0 4-3 		0-0 6-3 		0-0 F9 		0-0 L6 	5 0 0 0 0 0 2	Pittsburgh Pirates @ Philadelphia Phillies Connie Mack Stadium, Philadelphia, PA Sun Jun 30 1968, 3:33 AM EDT Att. 8,884 - Unknown
Roberto Pena, R (1, 6) <small>OBP: 0.351, SLG: 0.331</small>	0-0 6-3 		0-0 FC4 1B 		0-3 K 		0-0 F9 1B 	0-0 F9 	5 0 2 1 0 1 1		
Tony Gonzalez, L (1, 8) <small>OBP: 0.337, SLG: 0.332</small>	0-0 1B 		0-0 FC4 1-2f 			4-0 E S BB 	0-0 L8 1-2 		3 0 1 0 1 0 2		
Dick Allen, R (1, 7) <small>OBP: 0.370, SLG: 0.561</small>	0-0 F3 			0-0 SF7-2-4 3B 		0-0 P4 		0-0 1-3 	4 1 1 0 0 0 2		
Don Lock, R (1, 9) <small>OBP: 0.261, SLG: 0.238</small>		4-0 BB 		4-0 SF7-2-4 BB 		0-3 K 1-3 		0-0 F8 	2 0 0 0 2 1 1		
Rick Joseph, R (1, 5) <small>OBP: 0.316, SLG: 0.265</small>		0-0 P4 		0-0 SF7-2-4 1-2 3-H 		4-0 IBB 		0-0 1B 	2 0 1 1 1 0 1		
Bill White, L (1, 3) <small>OBP: 0.312, SLG: 0.364</small>		0-3 K 		4-0 BB 		0-3 K2-3 		0-0 P4 	3 0 0 0 1 2 4		
Mike Ryan, R (1, 2) <small>OBP: 0.149, SLG: 0.145</small>		0-3 K 		0-0 F7 		4-0 F9 SH1-4 1B BB 		4-0 4-3 BB 	2 1 0 0 2 1 2		
Jeff James, R (1, 1) John Boozer, R (7, 1) Gary Sutherland, R (7, PH) Turk Farrell, R (8, 1) Grant Jackson, S (8, 1) Johnny Callison, L (9, PH) <small>OBP: 0.256, SLG: 0.270</small>			0-3 K 		0-0 L9 		0-0 SH1-4 1-2 	0-0 4-3 1-2 	2 0 0 0 0 0 1 0 1 0 0 0 0 0 0 1		
Inning Stats	R: 0 H: 1 E: 0 LOB: 1 K: 0 BB: 0 S: 4 P: 4	R: 0 H: 0 E: 0 LOB: 1 K: 2 BB: 1 S: 7 P: 11	R: 0 H: 1 E: 0 LOB: 1 K: 1 BB: 0 S: 6 P: 6	R: 1 H: 1 E: 0 LOB: 1 K: 0 BB: 2 S: 3 P: 11	R: 0 H: 0 E: 0 LOB: 0 K: 1 BB: 0 S: 5 P: 5	R: 0 H: 0 E: 0 LOB: 2 K: 2 BB: 2 S: 7 P: 15	R: 1 H: 1 E: 0 LOB: 1 K: 0 BB: 1 S: 4 P: 8	R: 0 H: 1 E: 0 LOB: 1 K: 0 BB: 0 S: 4 P: 4	R: 0 H: 0 E: 0 LOB: 1 K: 0 BB: 1 S: 3 P: 7	1B: 4 SF: 1 2B: 1 SAC: 1 3B: 1 DP: 1 HR: 0 HBP: 0	WP: 0 PA: 38 PB: 0 SB: 2 CS: 0
PITCHER Bob Veale, L (1, 1) <small>ERA: 1.96</small>	IP 9.0 WLS W BF 38 H 5 R 2 ER 2 SO 6										ERA 2.00 WHIP 1.222

livebaseballscorecards.com

AB	29
R	2
H	5
RBI	2
BB	7
SO	6
LOB	16



Batter	1	2	3	4	5	6	7	8	9	AB R H RBI BB SO LOB	TOP		
Cookie Rojas, R (1, 4) OBP: 0.261, SLG: 0.349	0-0 6-3	0-0 E5 WP		0-0 4-3			4-0 SH2-4 1B BB	0-0 1B 1B		4 2 1 0 1 0 2			
Roberto Pena, R (1, 6) OBP: 0.355, SLG: 0.336	0-0 1B E 1B	0-0 4-3			0-0 6-3		0-0 SH2-4 1-2	0-0 1B 1B		4 1 2 0 0 0 1			
Tony Gonzalez, L (1, 8) OBP: 0.338, SLG: 0.333	0-0 F7		0-0 4-3		0-0 CS 1B		0-3 K	0-0 FC6-4 1B		5 0 2 1 0 1 2			
Dick Allen, R (1, 7) OBP: 0.375, SLG: 0.559	0-0 E8 1-H 1B		4-0 BB		0-0 P3		0-0 S 1B	0-0 FC6-4 1-2f		4 1 2 1 1 0 3			
Don Lock, R (1, 9) OBP: 0.278, SLG: 0.241	4-0 BB		0-0 F8		0-0 CS 1-2	0-0 G3 E 1B	4-0 1B 1-2 BB		0-0 6-3	3 1 1 0 2 0 1			
Rick Joseph, R (1, 5) OBP: 0.306, SLG: 0.259	0-0 F8		0-0 1-3			0-0 G3 1-2	0-0 1-3 2-H 1B		0-0 P3	5 0 1 1 0 0 4			
John Briggs, L (1, 3) OBP: 0.323, SLG: 0.280		0-0 4-3		0-0 F7		0-0 E3 2-H	0-3 K		0-0 4-3	5 0 0 0 0 1 2			
Mike Ryan, R (1, 2) OBP: 0.168, SLG: 0.174		0-0 E WP 2B		0-0 SH1-4 1B		0-0 P3		0-0 G1-6-4 1B		4 1 3 0 0 0 1			
Chris Short, R (1, 1) OBP: 0.186, SLG: 0.171		0-0 F8		0-0 SH1-4 1-2		0-0 6-3		0-0 G1-6-4 1-2f		3 0 0 0 0 0 3			
Gary Wagner, R (9, 1)										0 0 0 0 0 0 0			
John Boozer, R (9, 1)										0 0 0 0 0 0 0			
Inning Stats	R: 1 E: 1 K: 0 S: 5 H: 2 LOB: 2 BB: 1 P: 9	R: 1 E: 1 K: 0 S: 5 H: 1 LOB: 1 BB: 0 P: 5	R: 0 E: 0 K: 0 S: 3 H: 0 LOB: 1 BB: 1 P: 7	R: 0 E: 0 K: 0 S: 4 H: 1 LOB: 1 BB: 0 P: 4	R: 0 E: 0 K: 0 S: 3 H: 1 LOB: 0 BB: 0 P: 3	R: 1 E: 1 K: 0 S: 5 H: 1 LOB: 1 BB: 0 P: 5	R: 2 E: 0 K: 2 S: 9 H: 2 LOB: 2 BB: 2 P: 17	R: 1 E: 0 K: 0 S: 6 H: 4 LOB: 2 BB: 0 P: 6	R: 0 E: 0 K: 0 S: 3 H: 0 LOB: 0 BB: 0 P: 3	1B: 11 2B: 1 3B: 0 HR: 0 SF: 0 SAC: 2 DP: 1 HBP: 0	WP: 1 PB: 0 SB: 1 CS: 1 PA: 44		
PITCHER	IP WLS BF H R ER SO BB IBB HBP BLK WP HR S P ERA WHIP											PITCHER	IP WLS BF H R ER SO BB IBB HBP BLK WP HR S P ERA WHIP
Rich Nye, L (1, 1) ERA: 3.77	6.0 L 27 6 3 0 0 2 0 0 0 0 1 0 25 33 0.00 1.333												
Gary Ross, R (7, 1) ERA: 10.13	0.2 6 2 2 2 1 2 0 0 0 0 0 0 6 14 27.00 6.000												
Darcy Fast, L (7, 1) ERA:	0.1 1 0 0 0 1 0 0 0 0 0 0 0 3 3 0.00 0.000												
Jack Lamabe, R (8, 1) ERA: 5.11	2.0 9 4 1 1 0 0 0 0 0 0 0 0 9 9 4.50 2.000												

Philadelphia Phillies @ Chicago Cubs
Wrigley Field, Chicago, IL
Mon Jul 01 1968, 3:33 AM CDT
Att. 9,614 - Unknown

AB	37
R	6
H	12
RBI	3
BB	4
SO	2
LOB	19



WP	1	PA	44
PB	0		
SB	1		
CS	1		

livebaseballscorecards.com


Batter	1	2	3	4	5	6	7	8	9	AB	R	H	RBI	BB	SO	LOB
Don Kessinger, S (1, 6) OBP: 0.308, SLG: 0.309	0-0 1B		0-3 K			0-0 G3 1B 1-2 3-H		0-3 K	4-0 BB 1-2 2-3	4	0	2	1	1	2	0
Glenn Beckert, R (1, 4) OBP: 0.295, SLG: 0.340	0-0 F7			0-0 G3		0-0 G3 1B 1-2 2-3		0-0 5-3	0-0 4-3	5	0	1	0	0	0	4
Billy Williams, L (1, 7) OBP: 0.316, SLG: 0.428	0-0 P6			0-0 F9		0-0 G3 1-2 2-3 3-H		0-0 G3		4	0	0	1	0	0	3
Ron Santo, R (1, 5) OBP: 0.344, SLG: 0.446	0-0 F7			0-0 F7		0-3 K			0-0 6-3	4	0	0	0	0	1	4
14 Ernie Banks, R (1, 3) OBP: 0.290, SLG: 0.439		0-0 F8			0-0 P6	0-0 F9			0-0 BB 1B 1B	4	1	1	0	0	0	3
Randy Hundley, R (1, 2) OBP: 0.294, SLG: 0.344		0-0 5-3			0-3 K		0-0 F9		0-0 BB 1B 1B	4	1	1	0	0	1	0
Jim Hickman, R (1, 9) OBP: 0.300, SLG: 0.444		0-0 F3			0-3 K		0-0 F9		4-0 BB 1B 1-2 2-3	3	0	0	0	1	1	0
Adolfo Phillips, R (1, 8) OBP: 0.328, SLG: 0.388			0-3 K			0-0 1B 1B 1B	1-0 HBP		0-3 K	3	1	1	0	0	2	3
Rich Nye, L (1, 1) Gene Oliver, R (6, PH) Jose Arzoo, R (6, PH) Gary Ross, R (7, 1) Darcy Fast, L (7, 1) Lee Eila, R (7, PH) Jack Lamabe, R (8, 1) Willie Smith, L (9, PH)			0-3 K			0-0 1B 1B 1B	0-0 L5		0-0 BB 1B 1-2 2-H 3-H	1	0	0	0	0	1	0

Inning Stats	R: 0	H: 1	E: 0	K: 0	S: 4	LOB: 1	BB: 0	P: 4	R: 0	H: 0	E: 0	K: 0	S: 3	LOB: 0	BB: 0	P: 3	R: 0	H: 0	E: 0	K: 3	S: 9	LOB: 0	BB: 0	P: 9	R: 0	H: 0	E: 0	K: 2	S: 7	LOB: 0	BB: 0	P: 7	R: 2	H: 4	E: 0	K: 1	S: 9	LOB: 3	BB: 0	P: 9	R: 0	H: 0	E: 0	K: 0	S: 3	LOB: 1	BB: 0	P: 4	R: 0	H: 0	E: 0	K: 1	S: 5	LOB: 0	BB: 0	P: 5	R: 2	H: 3	E: 0	K: 1	S: 8	LOB: 3	BB: 2	P: 16	1B: 8	SF: 0	2B: 0	3B: 0	HR: 0	SAC: 0	DP: 0	HBP: 1	WP: 0	PA: 38
--------------	------	------	------	------	------	--------	-------	------	------	------	------	------	------	--------	-------	------	------	------	------	------	------	--------	-------	------	------	------	------	------	------	--------	-------	------	------	------	------	------	------	--------	-------	------	------	------	------	------	------	--------	-------	------	------	------	------	------	------	--------	-------	------	------	------	------	------	------	--------	-------	-------	-------	-------	-------	-------	-------	--------	-------	--------	-------	--------

PITCHER	IP	WLS	BF	H	R	ER	SO	BB	IBB	HBP	BLK	WP	HR	S	P	ERA	WHIP
Chris Short, L (1, 1) ERA: 2.61	8.1	W	34	7	4	4	7	1	0	1	0	0	0	46	51	4.32	0.960
Gary Wagner, R (9, 1) ERA: 3.94	0.1	S	3	1	0	0	1	1	0	0	0	0	0	4	8	0.00	6.000
John Boozer, R (9, 1) ERA: 4.5	0.1	S	1	0	0	0	0	0	0	0	0	0	0	1	1	0.00	0.000

Philadelphia Phillies @ Chicago Cubs
Wrigley Field, Chicago, IL
Mon Jul 01 1968, 3:33 AM CDT
Att. 9,614 - Unknown

AB	35
R	4
H	8
RBI	4
BB	2
SO	8
LOB	18



Batter	1	2	3	4	5	6	7	8	9	AB R H RBI BB SO LOB	TOP											
Cookie Rojas, R (1, 4) OBP: 0.260, SLG: 0.350	0-0 4-3 2B	0-0 6-3			0-3 K		0-0 5-3		0-0 L1	5 1 1 0 0 1 2												
Roberto Pena, R (1, 6) OBP: 0.346, SLG: 0.326	0-0 4-3	0-0 1-3			0-0 4-3			0-0 4-3		4 0 0 0 0 0 2												
Tony Gonzalez, L (1, 8) OBP: 0.341, SLG: 0.333	4-0 2B BB		0-0 1B		0-0 L8			0-0 4-3		3 0 1 0 1 0 0												
Dick Allen, R (1, 7) OBP: 0.369, SLG: 0.549	0-3 K		0-0 F8		0-3 K			0-0 6-3		4 0 0 0 0 2 3												
Johnny Callison, L (1, 9) OBP: 0.311, SLG: 0.403	0-0 1-3 2B		0-3 K		0-0 1B			0-0 HR 2B		4 1 3 1 0 1 1												
John Briggs, L (1, 3) OBP: 0.328, SLG: 0.309	4-0 3-H IBB		0-0 G1		0-0 F3			0-0 HR 2-H		3 1 1 2 1 0 2												
Rick Joseph, R (1, 5) OBP: 0.303, SLG: 0.259	0-0 F9			0-3 K		0-0 F2		0-0 1B		4 0 1 0 0 1 4												
Mike Ryan, R (1, 2) OBP: 0.171, SLG: 0.176		0-0 SH1-4 1B		0-0 L8		0-0 5-3		0-0 F6		4 0 1 0 0 0 1												
Woodie Fryman, R (1, 1) OBP: 0.167, SLG: 0.133		0-0 SH1-4		0-3 K		0-0 P6		0-0 F7		1 0 0 0 0 1 0												
Gary Wagner, R (5, 1)										0 0 0 0 0 0 0												
Bill White, L (7, PH) OBP: 0.311, SLG: 0.362										1 0 0 0 0 0 0												
Turk Farrell, R (7, 1)										0 0 0 0 0 0 0												
Clay Dalrymple, L (9, PH) OBP: 0.271, SLG: 0.283										1 0 0 0 0 0 1												
Inning Stats	R: 1 E: 0 K: 1 S: 7	H: 2 LOB: 3 BB: 2 P: 15	R: 0 E: 0 K: 0 S: 4	H: 1 LOB: 1 BB: 0 P: 4	R: 0 E: 0 K: 1 S: 6	H: 1 LOB: 1 BB: 0 P: 6	R: 0 E: 0 K: 2 S: 7	H: 0 LOB: 0 BB: 0 P: 7	R: 0 E: 0 K: 1 S: 5	H: 0 LOB: 0 BB: 0 P: 5	R: 0 E: 0 K: 1 S: 6	H: 1 LOB: 1 BB: 0 P: 6	R: 0 E: 0 K: 0 S: 3	H: 0 LOB: 0 BB: 0 P: 3	R: 0 E: 0 K: 0 S: 3	H: 0 LOB: 0 BB: 0 P: 3	R: 2 E: 0 K: 0 S: 6	H: 3 LOB: 1 BB: 0 P: 6	1B: 4 2B: 3 3B: 0 HR: 1	SF: 0 SAC: 1 DP: 0 HBP: 0	WP: 0 PB: 0 SB: 0 CS: 0	PA: 37
PITCHER Fergie Jenkins, R (1, 1) ERA: 2.69	IP: 9.0 WLS: W BF: 37 H: 8 R: 3 ER: 3 SO: 6 BB: 1 IBB: 1 HBP: 0 BLK: 0 WP: 0 HR: 1 S: 47 P: 55 ERA: 3.00 WHIP: 1.000											PITCHER	IP: WLS: BF: H: R: ER: SO: BB: IBB: HBP: BLK: WP: HR: S: P: ERA: WHIP:									

Philadelphia Phillies @ Chicago Cubs
Wrigley Field, Chicago, IL
Tue Jul 02 1968, 3:33 AM CDT
Att: 10,932 - Unknown

livebaseballscores.com

AB	34
R	3
H	8
RBI	3
BB	2
SO	6
LOB	16



Batter	1	2	3	4	5	6	7	8	9	AB R H RBI BB SO LOB	TOP
Cookie Rojas, R OBP: 0.259, SLG: 0.348 (1, 4) X	0-0 F9		0-3 K		0-0 1B		0-0 P4		0-0 F9	5 0 1 0 0 1 1	
Roberto Pena, R OBP: 0.348, SLG: 0.324 (1, 6) X	0-0 2B 1B		0-0 F2		0-0 F9		4-0 BB		0-0 F3	4 1 1 0 1 0 1	
Tony Gonzalez, L OBP: 0.339, SLG: 0.337 (1, 8) X	0-0 2B 2B		0-3 K		0-0 F7		0-3 K			4 1 1 1 0 2 3	
Dick Allen, R OBP: 0.371, SLG: 0.552 (1, 7) X	0-0 2B				0-0 F8				0-0 FC6-4 1B	4 0 2 1 0 1 1	
Don Lock, R OBP: 0.287, SLG: 0.253 (1, 9) X	0-0 L8				0-0 1B 1B		0-0 1-3		0-0 FC6-4 1B	4 1 2 0 0 0 1	
Rick Joseph, R OBP: 0.286, SLG: 0.242 (1, 5) X	0-0 F9				0-3 K		0-0 P3		0-0 FC6-4	4 0 0 0 0 1 4	
John Briggs, L OBP: 0.326, SLG: 0.307 (1, 3)			0-3 K		0-0 1B 1B		0-0 L9		0-3 K	4 0 1 0 0 2 2	
Mike Ryan, R OBP: 0.180, SLG: 0.186 (1, 2)			0-3 K		0-0 1B				0-3 K	4 0 2 1 0 2 2	
Larry Jackson, R OBP: 0.109, SLG: 0.109 (1, 1)			0-3 K		1-3 2-H 1B				0-0 WP SH1-4 1B		
Chris Short, R OBP: 0.186, SLG: 0.171 (9, 1)			0-3 K		0-0 L4		0-0 SH1-4		0-0 G3	3 0 0 0 0 1 2	
										0 0 0 0 0 0 0	
Inning Stats	R: 2 H: 3 E: 0 LOB: 1 K: 0 BB: 0 S: 6 P: 6	R: 0 H: 0 E: 0 LOB: 0 K: 3 BB: 0 S: 9 P: 9	R: 0 H: 0 E: 0 LOB: 0 K: 2 BB: 0 S: 7 P: 7	R: 1 H: 3 E: 0 LOB: 2 K: 1 BB: 0 S: 8 P: 8	R: 0 H: 1 E: 0 LOB: 1 K: 1 BB: 0 S: 6 P: 6	R: 0 H: 0 E: 0 LOB: 0 K: 0 BB: 0 S: 3 P: 3	R: 0 H: 1 E: 0 LOB: 2 K: 1 BB: 1 S: 6 P: 10	R: 0 H: 2 E: 0 LOB: 2 K: 2 BB: 0 S: 9 P: 9	R: 0 H: 0 E: 0 LOB: 0 K: 0 BB: 0 S: 3 P: 3	1B: 8 SF: 0 2B: 2 SAC: 1 3B: 0 DP: 0 HR: 0 HBP: 0	WP: 1 PA: 38 PB: 0 SB: 0 CS: 0
PITCHER	IP WLS BF H R ER SO BB IBB HBP BLK WP HR S P ERA WHIP										
Ken Holtzman, L ERA: 4.2 (1, 1)	7.0 L 30 8 3 3 8 1 0 0 0 1 0 45 49 3.86 1.286										
Jack Lamabe, R ERA: 4.73 (8, 1)	2.0 8 2 0 0 2 0 0 0 0 0 0 12 12 0.00 1.000										

Philadelphia Phillies @ Chicago Cubs
Wrigley Field, Chicago, IL
Wed Jul 03 1968, 3:33 AM CDT
Att. 9,179 - Unknown

livebaseballscorecards.com

AB 36
R 3
H 10
RBI 3
BB 1
SO 10
LOB 17



Batter	1	2	3	4	5	6	7	8	9	AB	R	H	RBI	BB	SO	LOB
Don Kessinger, S (1, 6) OBP: 0.311, SLG: 0.312	0-0 4-3 1-3 1B		0-0 6-3		0-0 1-3 1B		0-3 K		0-3 K	5	0	2	0	0	2	4
Glenn Beckert, R (1, 4) OBP: 0.293, SLG: 0.340	0-0 1-3 1-2		0-0 6-3		0-0 P4		0-0 1-3		0-0 1-3 2-H 3-H 1B	5	0	1	2	0	0	4
Billy Williams, L (1, 9) OBP: 0.307, SLG: 0.415	0-0 4-3 2-3		0-0 3-1		0-3 K		0-3 K		0-3 K	5	0	0	0	0	3	5
Ron Santo, R (1, 5) OBP: 0.351, SLG: 0.451	0-0 6-3			0-0 14 FC5-4 1B		0-0 5-3		4-0 14 G6-3 BB		3	0	1	0	1	0	1
14 Ernie Banks, R (1, 3) OBP: 0.286, SLG: 0.433		0-0 L7		0-0 FC5-4 L6 BB 1-2f		0-0 P6		0-0 G6-3 1-2f		4	0	0	0	0	0	2
Willie Smith, L (1, 7) OBP: 0.323, SLG: 0.389		0-0 3B		4-0 1-2 BB		4-0 BB		0-0 BB 1B 1B		2	1	2	0	2	0	0
Randy Hundley, R (1, 2) OBP: 0.290, SLG: 0.338		0-0 P6		0-0 L6 2-3		0-0 F7		0-0 F9		4	0	0	0	0	0	5
Adolfo Phillips, R (1, 8) OBP: 0.344, SLG: 0.398		4-0 S BB		0-0 1B 1B		0-3 K		0-0 1B 1B		3	1	2	0	1	1	0
Ken Holtzman, R (1, 1) Al Spangler, L (7, PH) Jack Lamabe, R (8, 1) Dick Nen, L (9, PH) Gene Oliver, R (9, PH) Jose Arcia, R (9, PR) OBP: 0.143, SLG: 0.143 OBP: 0.337, SLG: 0.387 OBP: 0.250, SLG: 0.250 OBP: 0.194, SLG: 0.294 OBP: 0.256, SLG: 0.184 OBP: 0.167, SLG: 0.250		0-3 K		0-0 F2		0-0 3B		4-0 1B 2-3 BB		2	0	0	0	0	1	3

Inning Stats	R: 0	H: 1	E: 0	LOB: 1	K: 0	BB: 0	S: 4	P: 4	R: 0	H: 1	E: 0	LOB: 2	K: 1	BB: 1	S: 6	P: 10	R: 0	H: 0	E: 0	LOB: 0	K: 0	BB: 0	S: 3	P: 3	R: 0	H: 1	E: 0	LOB: 1	K: 0	BB: 1	S: 3	P: 7	R: 0	H: 2	E: 0	LOB: 2	K: 1	BB: 0	S: 7	P: 7	R: 0	H: 0	E: 0	LOB: 1	K: 0	BB: 1	S: 3	P: 7	R: 0	H: 1	E: 0	LOB: 1	K: 2	BB: 0	S: 8	P: 8	R: 0	H: 0	E: 0	LOB: 0	K: 1	BB: 1	S: 4	P: 8	R: 2	H: 3	E: 0	LOB: 2	K: 2	BB: 1	S: 10	P: 14	1B: 7	SF: 0	2B: 1	SAC: 0	3B: 2	DP: 2	HR: 0	HBP: 0	WP: 0	PA: 39
--------------	------	------	------	--------	------	-------	------	------	------	------	------	--------	------	-------	------	-------	------	------	------	--------	------	-------	------	------	------	------	------	--------	------	-------	------	------	------	------	------	--------	------	-------	------	------	------	------	------	--------	------	-------	------	------	------	------	------	--------	------	-------	------	------	------	------	------	--------	------	-------	------	------	------	------	------	--------	------	-------	-------	-------	-------	-------	-------	--------	-------	-------	-------	--------	-------	--------

PITCHER	IP	WLS	BF	H	R	ER	SO	BB	IBB	HBP	BLK	WP	HR	S	P	ERA	WHIP
Larry Jackson, R (1, 1) ERA: 3.0	8.1	W	35	8	2	2	5	4	0	0	0	0	0	41	57	2.16	1.440
Chris Short, L (9, 1) ERA: 2.6	0.2	S	4	1	0	0	2	1	0	0	0	0	0	7	11	0.00	3.000

Philadelphia Phillies @ Chicago Cubs
Wrigley Field, Chicago, IL
Wed Jul 03 1968, 3:33 AM CDT
Att. 9,179 - Unknown

AB	34
R	2
H	9
RBI	2
BB	5
SO	7
LOB	24

Batter	1	2	3	4	5	6	7	8	9	AB	R	H	RBI	BB	SO	LOB	TOP										
Cookie Rojas, R OBP: 0.255, SLG: 0.341 (1, 4)	0-0 L7		0-0 1-3	0-0 FC6-2 FC6-4 2-3 3-H		0-0 4-3		0-0 F9		5	0	0	0	0	0	2											
Roberto Pena, R OBP: 0.349, SLG: 0.327 (1, 6)	0-0 5-3		0-0 FC6-4 1B	0-0 FC6-4 1-2f			0-0 1B FC6-4 1B		0-0 6-3	5	1	2	0	0	0	2											
Tony Gonzalez, L OBP: 0.332, SLG: 0.328 (1, 8)	0-0 5-3		0-0 FC6-4 1B 1-2f		0-0 F7		0-0 L8		0-0 6-3	5	0	0	0	0	0	2											
Dick Allen, R OBP: 0.376, SLG: 0.553 (1, 7) (7, 5)		0-0 6-3	0-0 1-3 1B		0-0 BB 1B		0-0 FC6-4 1B		0-3 K	5	0	3	0	0	1	0											
Johnny Callison, L OBP: 0.310, SLG: 0.401 (1, 9)		0-0 2-3 1B 1B	0-0 4-1		0-3 K		0-0 FC6-4 1B 1-2f			4	0	1	1	0	1	4											
John Briggs, L OBP: 0.338, SLG: 0.316 (1, 3) (7, 7)		0-0 1-2 1B		0-0 F7	4-0 BB 1B		0-0 1-2 1B			3	0	2	0	1	0	0											
Rick Joseph, R OBP: 0.288, SLG: 0.246 Bill White, L OBP: 0.309, SLG: 0.361 (1, 5) (7, PH) (7, 3)		0-0 2-3		0-0 2B E 1B	0-0 P3		0-0 1-3			3	1	1	0	0	0	4											
Mike Ryan, R OBP: 0.190, SLG: 0.197 (1, 2)		4-0 IBB		0-0 E FC6-2 2B		0-0 4-3		0-0 F8		3	0	1	0	1	0	0											
Grant Jackson, S OBP: 0.333, SLG: 0.333 Howie Bedell, L OBP: 0.222, SLG: 0.143 Gary Wagner, R Clay Dalrymple, L OBP: 0.269, SLG: 0.281 Turk Farrell, R (1, 1) (6, PH) (6, 1) (8, PH) (8, 1)		0-3 K		0-0 E9 FC6-2 1B 2-3 3-H		0-0 B3		0-3 K		2	0	1	1	0	1	3											
Inning Stats	R: 0 E: 0 K: 0 S: 3	H: 0 LOB: 0 BB: 0 P: 3	R: 0 E: 0 K: 1 S: 7	H: 2 LOB: 3 BB: 1 P: 11	R: 0 E: 0 K: 0 S: 5	H: 2 LOB: 2 BB: 0 P: 5	R: 1 E: 1 K: 0 S: 6	H: 3 LOB: 2 BB: 0 P: 6	R: 0 E: 0 K: 1 S: 6	H: 1 LOB: 2 BB: 1 P: 10	R: 0 E: 0 K: 0 S: 3	H: 0 LOB: 0 BB: 0 P: 3	R: 1 E: 0 K: 0 S: 6	H: 3 LOB: 2 BB: 0 P: 6	R: 0 E: 0 K: 1 S: 5	H: 0 LOB: 0 BB: 0 P: 5	R: 0 E: 0 K: 1 S: 5	H: 0 LOB: 0 BB: 0 P: 5	1B: 10 2B: 1 3B: 0 HR: 0	SF: 0 SAC: 0 DP: 0 HBP: 0	WP: 0 PB: 0 SB: 0 CS: 0	PA: 40					
PITCHER	IP	WLS	BF	H	R	ER	SO	BB	IBB	HBP	BLK	WP	HR	S	P	ERA	WHIP										
Joe Niekro, R ERA: 5.1 Phil Regan, R ERA: 2.57 (1, 1) (7, 1)	6.2	W	33	11	2	2	2	1	1	0	0	0	0	35	43	2.70	1.800										

Philadelphia Phillies @ Chicago Cubs
Wrigley Field, Chicago, IL
Thu Jul 04 1968, 3:33 AM CDT
Unknown

livebaseballscores.com

AB	38
R	2
H	11
RBI	2
BB	2
SO	4
LOB	19



Batter	1	2	3	4	5	6	7	8	9	AB	R	H	RBI	BB	SO	LOB
Don Kessinger, S OBP: 0.307, SLG: 0.308 (1, 6)	0-0 6-3		0-0 3-1	0-3 K			0-0 4-3			4	0	0	0	0	1	4
Glenn Beckert, R OBP: 0.292, SLG: 0.339 (1, 4)	0-0 P3		0-0 F9		0-0 B3		0-0 1B			4	0	1	0	0	0	2
Billy Williams, L OBP: 0.309, SLG: 0.426 (1, 7)	0-0 G3			0-0 FC1-5 1B	0-0 HR		0-0 F8			4	1	2	1	0	0	1
Ron Santo, R OBP: 0.350, SLG: 0.446 (1, 5)		0-0 F8		0-0 E5 1B	0-0 F5		4-0 WP HR BB			3	2	0	0	1	0	1
Gene Oliver, R OBP: 0.298, SLG: 0.195 (1, 3) Dick Nen, L OBP: 0.216, SLG: 0.400 (8, PH) (9, 3)		0-0 G5-4-3 1B		0-0 FC1-5 1B PB	0-0 L7		0-0 1-H HR			3	1	1	0	0	0	2
Randy Hundley, R OBP: 0.290, SLG: 0.337 (1, 2)		0-0 G5-4-3		0-0 PB 1B		0-0 6-3		0-3 K		4	1	1	1	0	1	1
Jim Hickman, R OBP: 0.297, SLG: 0.412 (1, 9)			0-0 3-1 1B	0-0 SH1-4 BB 1B		0-0 6-3		0-3 K		4	0	2	1	0	1	0
Adolfo Phillips, R OBP: 0.343, SLG: 0.393 (1, 8)			0-0 L9	4-0 SH1-4 BB 1B		0-0 6-3		0-3 K		3	0	0	0	1	1	1
Joe Niekro, R OBP: 0.176, SLG: 0.125 (1, 1) Phil Regan, R OBP: 0.111, SLG: 0.111 (7, 1)			0-0 3-1 1B	0-0 SH1-4		0-3 K				1	0	1	0	0	0	0
			1-2 3-1 1B	1-2 2-3						1	0	0	0	0	1	0

Inning Stats	R: 0	H: 0	E: 0	K: 0	S: 3	H: 0	LOB: 0	BB: 0	P: 3	R: 0	H: 1	E: 0	K: 0	S: 3	H: 1	LOB: 0	BB: 0	P: 3	R: 0	H: 1	E: 0	K: 1	S: 6	H: 1	LOB: 1	BB: 0	P: 6	R: 2	H: 1	E: 0	K: 3	S: 10	H: 1	LOB: 0	BB: 1	P: 14		


PITCHER	IP	WLS	BF	H	R	ER	SO	BB	IBB	HBP	BLK	WP	HR	S	P	ERA	WHIP
Grant Jackson, L ERA: 1.42 (1, 1)	5.0	L	23	7	4	2	1	1	0	0	0	0	1	24	28	3.60	1.600
Gary Wagner, R ERA: 3.15 (6, 1)	2.0		7	1	0	0	1	0	0	0	0	0	0	9	9	0.00	0.500
Turk Farrell, R ERA: 2.95 (8, 1)	1.0		5	1	2	2	3	1	0	0	0	1	1	10	14	18.00	2.000

BOTTOM

Philadelphia Phillies @ Chicago Cubs
Wrigley Field, Chicago, IL
Thu Jul 04 1968, 3:33 AM CDT
Unknown

AB	32
R	6
H	9
RBI	5
BB	2
SO	5
LOB	12

livebaseballscorecards.com



WP: 1	PA: 35
PB: 1	
SB: 0	
CS: 0	

Batter	1	2	3	4	5	6	7	8	9	AB R H RBI BB SO LOB	TOP						
Cookie Rojas, R OBP: 0.257, SLG: 0.342 (1, 4)	 0-0		 0-0		 0-0		 0-0	 0-3		5 1 2 0 0 1 0							
Roberto Pena, R OBP: 0.356, SLG: 0.342 (1, 6)	 0-0			 0-0	 0-0		 0-0	 0-3		5 2 3 1 0 1 1							
Tony Gonzalez, L OBP: 0.333, SLG: 0.324 (1, 8)	 0-0			 4-0	 4-0		 0-0	 0-0		3 1 0 0 2 0 2							
Dick Allen, R OBP: 0.376, SLG: 0.548 (1, 5)	 0-0			 0-0	 0-0		 4-0	 0-3		4 2 1 1 1 1 3							
Johnny Callison, L OBP: 0.312, SLG: 0.402 (1, 9)		 0-3		 0-0	 0-0		 0-0	 0-0		4 0 2 2 0 1 2							
John Briggs, L OBP: 0.340, SLG: 0.322 (1, 7)		 0-0		 4-0		 0-0	 0-0	 0-0		4 1 1 1 1 0 1							
Bill White, L OBP: 0.313, SLG: 0.360 (1, 3)		 0-0		 0-3	 0-0	 0-0	 4-0			3 0 1 0 1 1 3							
Clay Dalrymple, L OBP: 0.288, SLG: 0.288 (1, 2)			 0-3	 0-0	 0-0	 0-3	 0-0			4 0 1 2 0 2 3							
Jeff James, R John Boozer, R (1, 1) (8, 1)			 0-0	 0-3		 0-3	 0-0			4 0 0 0 0 2 5 0 0 0 0 0 0 0							
Inning Stats	R: 0 E: 0 K: 0 S: 4 H: 1 LOB: 1 BB: 0 P: 4	R: 0 E: 0 K: 1 S: 5 H: 0 LOB: 0 BB: 0 P: 5	R: 0 E: 0 K: 1 S: 5 H: 0 LOB: 0 BB: 0 P: 5	R: 3 E: 0 K: 2 S: 10 H: 3 LOB: 2 BB: 2 P: 18	R: 0 E: 0 K: 0 S: 4 H: 1 LOB: 2 BB: 1 P: 8	R: 0 E: 0 K: 2 S: 8 H: 1 LOB: 1 BB: 0 P: 8	R: 4 E: 0 K: 0 S: 7 H: 4 LOB: 2 BB: 2 P: 15	R: 0 E: 0 K: 2 S: 7 H: 0 LOB: 0 BB: 0 P: 7	R: 0 E: 0 K: 1 S: 5 H: 1 LOB: 0 BB: 0 P: 5	1B: 8 2B: 3 3B: 0 HR: 0 SF: 1 SAC: 0 DP: 0 HBP: 0	WP: 0 PB: 0 SB: 1 CS: 1 PA: 42						
PITCHER	IP WLS BF H R ER SO BB IBB HBP BLK WP HR S P ERA WHIP																
Bill Hands, R ERA: 2.79 (1, 1)	3.0		15	4	3	3	2	2	0	0	0	0	0	17	25	9.00	2.000
Darcy Fast, L ERA: 6.35 (4, 1)	3.2	L	18	5	4	4	4	2	0	0	0	0	0	24	32	9.82	1.909
Jack Lamabe, R ERA: 4.67 (7, 1)	0.1		3	1	0	0	0	0	1	0	0	0	0	2	6	0.00	3.000
Gary Ross, R ERA: 5.79 (8, 1)	2.0		6	1	0	0	3	0	0	0	0	0	0	12	12	0.00	0.500

Philadelphia Phillies @ Chicago Cubs
Wrigley Field, Chicago, IL
Thu Jul 04 1968, 3:38 AM CDT
Att. 21,516 - Unknown

AB	36
R	7
H	11
RBI	7
BB	5
SO	9
LOB	20



Batter	1	2	3	4	5	6	7	8	9	AB R H RBI BB SO LOB	TOP											
Phil Linz, R (1, 4) OBP: 0.242, SLG: 0.188 Cal Koonce, R (8, 1)	1-0 F3		2-2 L9			0-0 G4-3		0-2 G5-3 2-3f		4 0 0 0 0 0 3 0 0 0 0 0 0 0												
Cleon Jones, R (1, 7) OBP: 0.302, SLG: 0.467	0-0 F9				1-3 K	0-0 F7			3-3 K	4 0 0 0 0 2 0												
Ron Swoboda, R (1, 9) OBP: 0.335, SLG: 0.412	0-3 K				2-2 G1-6-3 HBP		1-3 K		0-1 F9	3 0 0 0 0 2 0												
Ed Charles, R (1, 5) OBP: 0.343, SLG: 0.472		3-2 F9			0-0 G1-6-3 1-2f		0-0 6-3		0-0 P4	4 0 0 0 0 0 1												
Jerry Grote, R (1, 2) OBP: 0.361, SLG: 0.341		0-0 6-3				2-3 K		3-3 K		3 0 0 0 0 2 0												
Greg Goossen, R (1, 3) OBP: 0.304, SLG: 0.286		0-0 F3				1-1 1B		1-2 P6		3 0 1 0 0 0 0												
Tommie Agee, R (1, 8) OBP: 0.220, SLG: 0.254			2-3 K			2-3 K		0-0 1B 1B		3 1 1 0 0 2 1												
Al Weis, S (1, 6) OBP: 0.245, SLG: 0.225			1-0 E S 1B			2-3 K		0-0 G5-3 1B 1B		3 0 2 0 0 1 1												
Tom Seaver, R (1, 1) OBP: 0.132, SLG: 0.135 Jerry Buchek, R (8, PH) OBP: 0.253, SLG: 0.244 (8, 4)			0-3 K			0-3 K		1-1 1B 1-2 2-H		2 0 0 0 0 2 1 1 0 1 1 0 0 0												
Inning Stats	R: 0 E: 0 K: 1 S: 7	H: 0 LOB: 0 BB: 0 P: 8	R: 0 E: 0 K: 0 S: 5	H: 0 LOB: 0 BB: 0 P: 8	R: 0 E: 0 K: 2 S: 14	H: 1 LOB: 1 BB: 0 P: 19	R: 0 E: 0 K: 1 S: 6	H: 0 LOB: 0 BB: 0 P: 9	R: 0 E: 0 K: 3 S: 11	H: 1 LOB: 1 BB: 0 P: 18	R: 0 E: 0 K: 1 S: 5	H: 0 LOB: 0 BB: 0 P: 5	R: 0 E: 0 K: 2 S: 7	H: 0 LOB: 0 BB: 0 P: 11	R: 1 E: 0 K: 0 S: 12	H: 3 LOB: 1 BB: 0 P: 14	R: 0 E: 0 K: 1 S: 7	H: 0 LOB: 0 BB: 0 P: 10	1B: 5 2B: 0 3B: 0 HR: 0	SF: 0 SAC: 0 DP: 2 HBP: 1	WP: 0 PB: 0 SB: 1 CS: 0	PA: 31
PITCHER Chris Short, L (1, 1) ERA: 2.5	IP: 9.0 WLS: W BF: 31 H: 5 R: 1 ER: 1 SO: 11 BB: 0 IBB: 0 HBP: 1 BLK: 0 WP: 0 HR: 0 S: 74 P: 102 ERA: 1.00 WHIP: 0.556											PITCHER	IP: 0 WLS: 0 BF: 0 H: 0 R: 0 ER: 0 SO: 0 BB: 0 IBB: 0 HBP: 0 BLK: 0 WP: 0 HR: 0 S: 0 P: 0 ERA: 0.00 WHIP: 0.000									

New York Mets @ Philadelphia Phillies
 Connie Mack Stadium, Philadelphia, PA

livebaseballscorecards.com

AB	30
R	1
H	5
RBI	1
BB	0
SO	11
LOB	7



Fri Jul 05 1968, 7:05 PM EDT
 Att: 10,084 - Unknown

Batter	1	2	3	4	5	6	7	8	9
Cookie Rojas, R (1, 4) OBP: 0.258, SLG: 0.340	2-3 K			4-0 G4-6-3 BB		0-1 SH2-4	1-2 F7		
Roberto Pena, R (1, 6) OBP: 0.360, SLG: 0.354	0-2 F7			1-2 P4		0-0 1B		4-2 FC6-4 BB	
Tony Gonzalez, L (1, 8) OBP: 0.336, SLG: 0.324	4-2 CS HBP			1-1 G4-6-3 1-2f		2-1 1B		2-1 FC6-4 CS	
Dick Allen, R (1, 7) OBP: 0.378, SLG: 0.556	0-2 CS		0-0 5-3		2-1 SF9	2-0 1B		2-0 F7	
Johnny Callison, L (1, 9) OBP: 0.309, SLG: 0.398			0-3 K		1-2 5-3	1-0 3-1		0-0 CS	
Tony Taylor, R (1, 5) OBP: 0.309, SLG: 0.315			0-1 F9		0-0 SF9	1-3 K			
John Briggs, L (1, 3) OBP: 0.340, SLG: 0.323			0-3 K		0-0 1B			0-0 3-1	
Mike Ryan, R (1, 2) OBP: 0.193, SLG: 0.200			0-3 K		0-0 1-3			0-0 SH1-4 1B	
Chris Short, R (1, 1) OBP: 0.200, SLG: 0.186			0-3 K			0-0 SH2-4 3B		0-0 SH1-4	

AB R H RBI BB SO LOB

2	0	0	0	1	1	1
3	1	1	1	1	0	1
3	0	1	1	0	0	2
4	1	2	0	0	0	1
3	0	0	0	0	1	3
2	0	0	1	0	1	2
3	0	1	0	0	1	0
3	0	1	0	0	1	1
2	1	1	0	0	1	0

1B: 5	SF: 1	WP: 0	PA: 33
2B: 0	SAC: 2	PB: 0	
3B: 2	DP: 1	SB: 0	
HR: 0	HBP: 1	CS: 2	

WP	HR	S	P	ERA	WHIP
----	----	---	---	-----	------


Inning Stats	R: 0	H: 0	E: 0	K: 1	S: 11	LOB: 0	BB: 0	P: 17									
Tom Seaver, R (1, 1) ERA: 2.0	IP: 7.0	WLS: L	BF: 28	H: 7	R: 3	ER: 3	SO: 6	BB: 1	IBB: 0	HBP: 1	BLK: 0	WP: 0	HR: 0	S: 58	P: 80	ERA: 3.86	WHIP: 1.143
Cal Koonce, R (8, 1) ERA: 1.02	IP: 1.0	WLS: L	BF: 3	H: 0	R: 0	ER: 0	SO: 0	BB: 1	IBB: 0	HBP: 0	BLK: 0	WP: 0	HR: 0	S: 5	P: 13	ERA: 0.00	WHIP: 1.000

New York Mets @ Philadelphia Phillies
Connie Mack Stadium, Philadelphia, PA

Fri Jul 05 1968, 7:05 PM EDT
 Att. 10,084 - Unknown

AB	25
R	3
H	7
RBI	3
BB	2
SO	6
LOB	11



Batter	1	2	3	4	5	6	7	8	9	AB R H RBI BB SO LOB	TOP											
Phil Linz, R OBP: 0.278, SLG: 0.242 (1, 4)	0-0 F9 1B	3-2 1B 2B		0-0 5-3	0-0 1B			0-0 1B WP	0-0 2B 1B	6 3 5 3 0 0 0												
Cleon Jones, R OBP: 0.310, SLG: 0.476 (1, 7) (3, 8) (9, 7)	1-0 1B	3-2 1B		0-0 5-3	0-3 K			0-0 1B WP SF8	0-0 2B	6 1 4 3 0 1 2												
Ron Swoboda, R OBP: 0.331, SLG: 0.406 (1, 9)	0-0 F9	0-0 FC6-4		0-0 F9			0-0 SH2-3 1B	1-1 1B 1-3	0-0 F9	6 0 1 0 0 0 5												
Ed Charles, R OBP: 0.348, SLG: 0.472 Kevin Collins, L OBP: 0.236, SLG: 0.254 (1, 5) (5, PR) (5, 5)	0-2 L6		0-0 1B 1B SF8 1B		1-0 SH2-4 1B FC6 HBP		0-0 SH2-3	0-0 SF8		2 1 1 0 0 0 2 0 1 0 1 0 0 0												
Jerry Grote, R OBP: 0.366, SLG: 0.343 (1, 2)	4-2 1B BB		0-0 1B 1B 1B		0-0 FC6 SH2-4 1B 1B		0-0 6-3	0-0 F8		4 1 2 0 1 0 1												
Greg Goossen, R OBP: 0.302, SLG: 0.284 (1, 3)	0-3 K		0-0 1B 1B		0-0 SH2-4		0-0 5-3		0-0 5-3	4 0 1 0 0 1 4												
Tommie Agee, R OBP: 0.218, SLG: 0.253 Art Shamsky, L OBP: 0.285, SLG: 0.407 (1, 8) (3, PH) (3, 7) Don Bosch, S OBP: 0.243, SLG: 0.287 (9, PR) (9, 8)		3-1 P6	0-0 SF8		4-0 FC6 IBB		0-3 K		0-0 1B 2B	1 0 0 0 0 0 0 2 0 1 1 1 1 0 0 1 0 0 0 0 0	AB 40 R 11 H 18 RBI 10 BB 3 SO 3 LOB 21											
Al Weis, S OBP: 0.249, SLG: 0.225 (1, 6)		0-0 1-3	0-0 G4-6-3 1B		0-0 FC6 1B		1-0 L8		4-2 1B 2B BB	4 2 1 1 1 0 2												
Al Jackson, L OBP: 0.294, SLG: 0.294 Ron Taylor, R Bill Short, L Ed Kranepool, L OBP: 0.272, SLG: 0.275 Cal Koonce, R (1, 1) (8, 1) (8, 1) (9, PH) (9, 1)		1-0 2B 1B	0-0 G4-6-3		0-0 1B		0-0 F9		0-0 F7	4 1 2 1 0 0 3 0 0 0 0 0 0 0 0 0 0 0 0 0 0 1 0 0 0 0 0 2 0 0 0 0 0 0 0												
Inning Stats	R: 0 E: 0 K: 1 S: 15	H: 2 LOB: 3 BB: 1 P: 20	R: 2 E: 0 K: 0 S: 14	H: 3 LOB: 1 BB: 0 P: 24	R: 1 E: 0 K: 0 S: 6	H: 4 LOB: 2 BB: 0 P: 6	R: 0 E: 0 K: 0 S: 3	H: 0 LOB: 0 BB: 0 P: 3	R: 3 E: 0 K: 1 S: 8	H: 3 LOB: 2 BB: 1 P: 13	R: 0 E: 0 K: 0 S: 4	H: 1 LOB: 1 BB: 0 P: 4	R: 0 E: 0 K: 1 S: 5	H: 0 LOB: 0 BB: 0 P: 6	R: 2 E: 0 K: 0 S: 6	H: 2 LOB: 0 BB: 0 P: 7	R: 3 E: 0 K: 0 S: 8	H: 3 LOB: 1 BB: 1 P: 12	1B: 15 2B: 3 3B: 0 HR: 0	SF: 2 SAC: 2 DP: 1 HBP: 1	WP: 2 PB: 0 SB: 0 CS: 0	PA: 48
PITCHER Woody Fryman, L ERA: 2.14 Gary Wagner, R ERA: 3.97 Dick Hall, R ERA: 4.88 Paul Brown, R ERA: 9.0 Turk Farrell, R ERA: 3.32	IP WLS BF H R ER SO BB IBB HBP BLK WP HR S P ERA WHIP	2.0 L 15 8 3 3 1 1 0 0 0 0 0 32 47 13.50 4.500	2.2 13 4 3 3 0 0 0 1 1 0 0 0 11 16 10.12 1.500	0.1 1 0 0 0 0 1 0 0 0 0 0 0 3 3 0.00 0.000	2.0 7 1 0 0 1 0 0 0 0 0 0 0 9 10 0.00 0.500	1.0 5 2 2 2 0 0 0 0 0 0 1 0 6 7 18.00 2.000	PITCHER Jeff James, R ERA: 4.84 (9, 1)	IP WLS BF H R ER SO BB IBB HBP BLK WP HR S P ERA WHIP	1.0 7 7 3 3 3 0 1 0 0 0 0 0 11 12 27.00 4.000													

New York Mets @ Philadelphia Phillies
Connie Mack Stadium, Philadelphia, PA
 Sat Jul 06 1968, 3:33 AM EDT
 Att. 4,032 - Sunny

livebaseballscorecards.com

Batter	1	2	3	4	5	6	7	8	9	AB	R	H	RBI	BB	SO	LOB
Cookie Rojas, R (1, 4) Paul Brown, R (6, 1) Rick Joseph, R (7, PH) Turk Farrell, R (8, 1) Johnny Callison, L (8, PH) Jeff James, R (9, 1)	0-2 F9		0-0 F7		0-0 B1-3		0-0 G5-4-3	1-0 3-1		3	0	0	0	0	0	1
Roberto Pena, R (1, 6) OBP: 0.361, SLG: 0.355	0-0 L6		0-0 FC1-6 1B		0-0 6-3			0-0 2B 1B	0-0 F3	5	1	2	0	0	0	1
Tony Gonzalez, L (1, 8) OBP: 0.338, SLG: 0.335	0-0 2B		0-0 FC1-6 1-2f				0-0 3-1	0-0 1B 2B	0-0 F7	5	2	2	0	0	0	1
Dick Allen, R (1, 7) OBP: 0.378, SLG: 0.549	4-0 2B		0-0 4-3				2-1 F9	2-2 1-3	4-1 CS BB	3	1	0	0	2	0	3
Don Lock, R (1, 9) OBP: 0.305, SLG: 0.286	0-0 2B			0-0 1-3			0-0 1B 1B	0-0 1B 4-3	0-0 CS	4	1	3	4	0	0	0
Tony Taylor, R (1, 5) OBP: 0.311, SLG: 0.318	0-0 F9			0-0 F7			0-0 1-2 1B	0-0 1B 4-3		4	1	2	0	0	0	1
John Briggs, L (1, 3) OBP: 0.331, SLG: 0.313		2-0 4-3		0-0 G3			0-3 K	0-0 4-3		4	0	0	1	0	1	3
Mike Ryan, R (1, 2) OBP: 0.201, SLG: 0.209		0-0 L7			0-0 FC4 1B		0-0 L8	0-0 1B 1B		4	0	2	0	0	0	0
Woodie Fryman, R (1, 1) OBP: 0.163, SLG: 0.130 Gary Wagner, R (3, 1) Dick Hall, R (5, 1) Gary Sutherland, R (5, PH) OBP: 0.286, SLG: 0.300		0-0 4-3			0-0 FC4 B1-3		0-0 G5-4-3 1B	0-0 1-2 3-H 1B		1	0	0	0	0	0	0

Inning Stats	R: 2	H: 2	E: 0	K: 0	S: 7	LOB: 1	BB: 11	P: 11	R: 0	H: 0	E: 0	K: 0	S: 3	LOB: 0	BB: 0	P: 5	R: 0	H: 1	E: 0	K: 0	S: 4	LOB: 1	BB: 0	P: 4	R: 0	H: 2	E: 0	K: 1	S: 8	LOB: 2	BB: 0	P: 10	R: 0	H: 1	E: 0	K: 0	S: 3	LOB: 0	BB: 0	P: 3	R: 4	H: 6	E: 0	K: 0	S: 11	LOB: 2	BB: 0	P: 14	R: 0	H: 0	E: 0	K: 0	S: 3	LOB: 0	BB: 1	P: 7	1B: 10	2B: 3	3B: 0	HR: 0	SF: 0	SAC: 0	DP: 1	HBP: 0	WP: 0	PA: 41
--------------	------	------	------	------	------	--------	--------	-------	------	------	------	------	------	--------	-------	------	------	------	------	------	------	--------	-------	------	------	------	------	------	------	--------	-------	-------	------	------	------	------	------	--------	-------	------	------	------	------	------	-------	--------	-------	-------	------	------	------	------	------	--------	-------	------	--------	-------	-------	-------	-------	--------	-------	--------	-------	--------


PITCHER	IP	WLS	BF	H	R	ER	SO	BB	IBB	HBP	BLK	WP	HR	S	P	ERA	WHIP
Al Jackson, L (1, 1) ERA: 2.79	7.0		30	9	4	4	1	0	0	0	0	0	0	34	42	5.14	1.286
Ron Taylor, R (8, 1) ERA: 3.19	0.2		6	4	2	2	0	0	0	0	0	0	0	8	10	27.00	6.000
Bill Short, L (8, 1) ERA: 4.73	0.1		1	0	0	0	0	0	0	0	0	0	0	1	2	0.00	0.000
Cal Koonce, R (9, 1) ERA: 1.0	1.0	S	3	0	0	0	0	1	0	0	0	0	0	3	7	0.00	1.000

BOTTOM

New York Mets @ Philadelphia Phillies
 Connie Mack Stadium, Philadelphia, PA

Sat Jul 06 1968, 3:33 AM EDT
 Att: 4,032 - Sunny

AB	38
R	6
H	13
RBI	6
BB	2
SO	1
LOB	14



Batter	1	2	3	4	5	6	7	8	9	AB R H RBI BB SO LOB	TOP																										
Phil Linz, R (1, 4) OBP: 0.277, SLG: 0.242	1-0 1B		3-2 5-3			0-0 F3		1-3 K		4 0 1 0 0 1 2																											
Art Shamsky, L (1, 7) OBP: 0.284, SLG: 0.404 Tommy Agee, R (8, 8) OBP: 0.218, SLG: 0.253	3-2 F8			3-1 4-3		0-0 3-1		0-0 1B		4 0 1 1 0 0 1 0 0 0 0 0 0 0																											
Cleon Jones, R (1, 8) OBP: 0.309, SLG: 0.472	2-0 F3			0-0 1B		0-0 P6		0-0 5-3		4 0 1 0 0 0 2																											
J.C. Martin, L (1, 2) OBP: 0.345, SLG: 0.314 Al Jackson, L (9, PR) OBP: 0.294, SLG: 0.294 Greg Goossen, R (9, 3) OBP: 0.302, SLG: 0.284	3-1 F7			0-0 1B		2-2 L9		0-0 2B		4 0 2 0 0 0 1 0 0 0 0 0 0 0 0 0 0 0 0 0 0																											
Ron Swoboda, R (1, 9) OBP: 0.330, SLG: 0.408		2-1 P4		0-1 G6-4-3		0-0 6-3		0-0 2B		4 0 1 0 0 0 2																											
Ed Kranepool, L (1, 3) OBP: 0.273, SLG: 0.277 Jerry Grote, R (9, PH) OBP: 0.368, SLG: 0.343		0-0 6-3			0-0 1B		0-0 P6		4-0 IBB	3 1 1 0 0 0 0 0 0 0 0 1 0 0																											
Kevin Collins, L (1, 5) OBP: 0.250, SLG: 0.268		0-3 K			0-0 1B			0-0 1B		4 1 2 0 0 2 3																											
Al Weis, S (1, 6) OBP: 0.249, SLG: 0.226			0-0 F7		3-2 G4-3		0-2 1B		0-3 K	4 1 1 0 0 1 4																											
Dick Selma, R (1, 1) OBP: 0.235, SLG: 0.265 Ron Taylor, R (8, 1)			0-0 F8		0-3 K		0-0 1B		0-3 K	3 0 1 1 0 1 0 1 0 0 0 0 1 3																											
Inning Stats	R: 0 E: 0 K: 0 S: 8	H: 1 LOB: 1 BB: 0 P: 17	R: 0 E: 0 K: 1 S: 6	H: 0 LOB: 0 BB: 0 P: 8	R: 0 E: 0 K: 0 S: 5	H: 0 LOB: 0 BB: 0 P: 8	R: 0 E: 0 K: 0 S: 6	H: 2 LOB: 1 BB: 0 P: 9	R: 1 E: 0 K: 1 S: 8	H: 2 LOB: 0 BB: 0 P: 11	R: 0 E: 0 K: 0 S: 3	H: 0 LOB: 0 BB: 0 P: 3	R: 0 E: 0 K: 0 S: 5	H: 0 LOB: 0 BB: 0 P: 7	R: 2 E: 0 K: 1 S: 10	H: 4 LOB: 1 BB: 0 P: 11	R: 0 E: 0 K: 3 S: 11	H: 2 LOB: 3 BB: 1 P: 15	1B: 10 2B: 1 3B: 0 HR: 0	SF: 0 SAC: 0 DP: 2 HBP: 0	WP: 0 PB: 0 SB: 0 CS: 0	PA: 36															
PITCHER	IP WLS BF H R ER SO BB IBB HBP BLK WP HR S P ERA WHIP																					PITCHER	IP WLS BF H R ER SO BB IBB HBP BLK WP HR S P ERA WHIP														
Rick Wise, R (1, 1) ERA: 3.98	7.0		27	8	3	3	2	0	0	0	0	0	0	46	68	3.86	1.143																				
John Boozer, R (8, 1) ERA: 3.92	1.0		3	1	0	0	1	0	0	0	0	0	0	5	6	0.00	1.000																				
Grant Jackson, L (9, 1) ERA: 1.42	0.0		3	2	0	0	0	0	1	0	0	0	0	2	6	∞	∞																				
Dick Hall, R (9, 1) ERA: 4.68	1.0	W	3	0	0	0	3	0	0	0	0	0	0	9	9	0.00	0.000																				

New York Mets @ Philadelphia Phillies
 Connie Mack Stadium, Philadelphia, PA
 Sun Jul 07 1968, 3:33 AM EDT
 Unknown

livebaseballscorecards.com

AB	35
R	3
H	11
RBI	2
BB	1
SO	6
LOB	18



Batter	1	2	3	4	5	6	7	8	9	AB R H RBI BB SO LOB
Cookie Rojas, R OBP: 0.258, SLG: 0.338 (1, 4)	0-0 L1		3-1 1B		0-0 1B		0-0 F9		0-2 F7	5 0 2 0 0 0 0
Roberto Pena, R OBP: 0.367, SLG: 0.363 (1, 6)	3-2 L3		0-0 4-3		0-0 1B		0-0 1B		0-0 1B HR	5 1 3 0 0 0 1
Tony Gonzalez, L OBP: 0.343, SLG: 0.338 (1, 8)	4-1 BB				0-0 1B		2-0 F7		3-2 1B HR	4 1 2 0 1 0 3
Dick Allen, R OBP: 0.379, SLG: 0.557 (1, 7)	2-1 F3				4-1 1B		2-2 FC6-4		3-2 1B HR	4 1 1 3 1 0 4
Johnny Callison, L OBP: 0.307, SLG: 0.405 (1, 9)			0-0 4-3		0-0 P4		0-0 F2		1-2 HR	4 1 1 1 0 0 2
Tony Taylor, R OBP: 0.310, SLG: 0.317 (1, 5)			0-0 CS 1B		0-3 K		0-0 F9		0-0 P4	4 0 1 0 0 1 2
John Briggs, L OBP: 0.342, SLG: 0.310 (1, 3)			1-3 K		4-0 BB		4-2 BB		4-2 BB	1 0 0 0 3 1 1
Mike Ryan, R OBP: 0.204, SLG: 0.211 (1, 2)					0-0 5-3		1-0 1B		1-3 K	3 0 1 0 0 1 3
Bill White, L OBP: 0.311, SLG: 0.358 (8, PH)					2-3 K		1-2 1B			1 0 0 0 0 1 1
Grant Jackson, S OBP: 0.333, SLG: 0.333 (9, 1)										0 0 0 0 0 0 0
Dick Hall, R OBP: 0.333, SLG: 0.333 (9, 1)										0 0 0 0 0 0 0
Rick Wise, R OBP: 0.241, SLG: 0.464 (1, 1)			0-0 L9		0-0 F2		1-3 K		0-3 K	3 0 0 0 0 1 2
John Boozer, R (8, 1)										0 0 0 0 0 0 0
Clay Dalrymple, L OBP: 0.266, SLG: 0.286 (8, PH)										1 0 0 0 0 1 1

Inning Stats	R: 0 E: 0 K: 0 S: 7	H: 0 LOB: 1 BB: 1 P: 16	R: 0 E: 0 K: 1 S: 5	H: 1 LOB: 0 BB: 0 P: 6	R: 0 E: 0 K: 0 S: 5	H: 1 LOB: 1 BB: 0 P: 8	R: 0 E: 0 K: 2 S: 9	H: 1 LOB: 3 BB: 2 P: 19	R: 0 E: 0 K: 0 S: 8	H: 2 LOB: 2 BB: 0 P: 11	R: 0 E: 0 K: 1 S: 8	H: 1 LOB: 2 BB: 1 P: 14	R: 0 E: 0 K: 0 S: 4	H: 1 LOB: 1 BB: 0 P: 6	R: 1 E: 0 K: 2 S: 12	H: 1 LOB: 1 BB: 1 P: 18	R: 3 E: 0 K: 0 S: 10	H: 3 LOB: 0 BB: 0 P: 16	1B: 9 2B: 0 3B: 0 HR: 2	SF: 0 SAC: 0 DP: 0 HBP: 0
--------------	------------------------------	----------------------------------	------------------------------	---------------------------------	------------------------------	---------------------------------	------------------------------	----------------------------------	------------------------------	----------------------------------	------------------------------	----------------------------------	------------------------------	---------------------------------	-------------------------------	----------------------------------	-------------------------------	----------------------------------	----------------------------------	------------------------------------


BOTTOM

New York Mets @ Philadelphia Phillies
Connie Mack Stadium, Philadelphia, PA

Sun Jul 07 1968, 3:33 AM EDT
 Unknown

livebaseballscorecards.com

AB	35
R	4
H	11
RBI	4
BB	5
SO	6
LOB	20



PITCHER	IP	WLS	BF	H	R	ER	SO	BB	IBB	HBP	BLK	WP	HR	S	P	ERA	WHIP
Dick Selma, R ERA: 2.18 (1, 1)	7.0		32	8	1	1	4	4	0	0	0	0	1	49	84	1.29	1.714
Ron Taylor, R ERA: 3.9 (8, 1)	1.1	L	8	3	3	3	2	1	0	0	0	0	1	19	30	20.25	3.000

Batter	1	2	3	4	5	6	7	8	9	AB R H RBI BB SO LOB	TOP	
Phil Linz, R OBP: 0.283, SLG: 0.250 (1, 4)	0-0 G4-3 1B	0-0 1-3 2-H 3-H 1B			0-0 P8		0-1 6-3		0-0 4-3	5 0 2 2 0 0 0		
Art Shamsky, L OBP: 0.288, SLG: 0.406 Tommie Agee, R OBP: 0.217, SLG: 0.251 (7, 7) (7, 8)	0-0 G4-3 1B	1-0 F5			0-0 F8		0-0 1B		0-3 K	4 0 2 0 0 0 2 1 0 0 0 0 1 0		
Cleon Jones, R OBP: 0.307, SLG: 0.465 (1, 8) (7, 7)	0-0 G4-3 1-2f 2-3				0-0 F8		0-0 F3		4-0 S BB	4 0 0 0 1 0 3		
J.C. Martin, L OBP: 0.347, SLG: 0.327 (1, 2)	0-0 6-3				0-0 G4-6-3 1B		0-0 1-3		0-0 1-3	5 1 2 0 0 0 2		
Ron Swoboda, R OBP: 0.332, SLG: 0.407 (1, 9)		4-1 1B 1B 1B BB			0-0 G4-6-3 1-2f		0-0 FC3-6 1B		0-3 K	3 1 1 0 1 1 2		
Ed Kranepool, L OBP: 0.286, SLG: 0.297 (1, 3)		0-0 1B 1B			0-0 FC3-6 1B		0-0 FC3-6 BB		0-0 E 2B	4 2 3 1 0 0 1		
Kevin Collins, L OBP: 0.275, SLG: 0.274 (1, 5)		0-1 1B 1-2 2-3 1B			0-0 FC3-6 1-2f		4-2 1-2 BB		4-0 E IBB	2 0 1 0 2 0 1		
Bud Harrelson, S OBP: 0.257, SLG: 0.240 (1, 6)		2-3 K			0-3 K		0-0 3-1		0-0 E6 G4-6-3 1-3 2-H	4 0 0 0 0 2 7		
Danny Frisella, L OBP: 0.111, SLG: 0.111 Jerry Koosman, R OBP: 0.104, SLG: 0.106 Tom Seaver, R OBP: 0.132, SLG: 0.135 (1, 1) (9, 1) (9, 1)		2-3 K			0-3 K		0-3 K		0-0 G4-6-3 1-2f	4 0 0 0 0 3 6 0 0 0 0 0 0 0 0 0 0 0 0 0 0		
Inning Stats	R: 0 E: 0 K: 0 S: 4 H: 2 LOB: 1 BB: 0 P: 4	R: 2 E: 0 K: 2 S: 12 H: 3 LOB: 2 BB: 1 P: 21	R: 0 E: 0 K: 0 S: 3 H: 1 LOB: 0 BB: 0 P: 3	R: 0 E: 0 K: 2 S: 8 H: 1 LOB: 1 BB: 0 P: 8	R: 0 E: 0 K: 0 S: 3 H: 0 LOB: 0 BB: 0 P: 3	R: 0 E: 0 K: 0 S: 6 H: 1 LOB: 2 BB: 1 P: 10	R: 0 E: 0 K: 1 S: 7 H: 1 LOB: 1 BB: 0 P: 7	R: 2 E: 1 K: 1 S: 7 H: 2 LOB: 1 BB: 1 P: 11	R: 0 E: 0 K: 1 S: 5 H: 0 LOB: 1 BB: 1 P: 9	1B: 9 2B: 2 3B: 0 HR: 0 SF: 0 SAC: 0 DP: 3 HBP: 0	WP: 0 PB: 0 SB: 1 CS: 0 PA: 40	
PITCHER Larry Jackson, R ERA: 3.04 Chris Short, L ERA: 2.47 (1, 1) (8, 1)	IP 7.1 WLS L BF 35 H 11 R 4 ER 3 SO 6 BB 2 IBB 1 HBP 0 BLK 0 WP 0 HR 0 S 49 P 66 ERA 3.68 WHIP 1.773	IP 1.2 WLS L BF 5 H 0 R 0 ER 0 SO 1 BB 1 IBB 0 HBP 0 BLK 0 WP 0 HR 0 S 6 P 10 ERA 0.00 WHIP 0.600										

New York Mets @ Philadelphia Phillies
 Connie Mack Stadium, Philadelphia, PA

Sun Jul 07 1968, 3:38 AM EDT
 Att. 14,478 - Unknown

livebaseballscorecards.com

AB	36
R	4
H	11
RBI	3
BB	4
SO	7
LOB	24



Batter	1	2	3	4	5	6	7	8	9	AB	R	H	RBI	BB	SO	LOB
Cookie Rojas, R OBP: 0.255, SLG: 0.333 (1, 4)	0-0 F7		0-0 1-3		0-0 F8			0-0 F9		4	0	0	0	0	0	1
Roberto Pena, R OBP: 0.365, SLG: 0.360 (1, 6)	0-0 F9			0-0 1B		0-0 6-3		0-0 G3		4	1	1	0	0	0	1
Tony Gonzalez, L OBP: 0.349, SLG: 0.352 (1, 8)	0-0 WP			0-0 1B		0-0 4-3		3-2 HBP		3	1	2	0	0	0	0
Dick Allen, R OBP: 0.373, SLG: 0.547 (1, 7)	3-3 K			3-0 P4		2-0 6-3		0-3 HBP		4	0	0	0	0	2	3
Johnny Callison, L OBP: 0.303, SLG: 0.399 (1, 9)		0-0 4-3		1-2 P9		0-0 6-3		2-1 F8		4	0	0	0	0	0	3
Tony Taylor, R OBP: 0.310, SLG: 0.316 (1, 5)		0-0 6-3		3-2 1B		0-0 6-3		0-1 F7		4	0	1	1	0	0	1
John Briggs, L OBP: 0.335, SLG: 0.303 (1, 3)		0-0 1-3		0-0 4-1		0-0 4-3				3	0	0	0	0	0	2
Chris Short, R OBP: 0.200, SLG: 0.186 (8, 1)										0	0	0	0	0	0	0
Clay Dalrymple, L OBP: 0.261, SLG: 0.279 (1, 2)			0-0 L3		0-0 F8			0-0 G3		3	0	0	0	0	0	0
Larry Jackson, R OBP: 0.104, SLG: 0.104 (1, 1)			0-3 K		0-0 6-3			4-0 BB		2	0	0	0	0	1	0
Bill White, L OBP: 0.314, SLG: 0.358 (8, 3)										0	0	0	0	1	0	0

Inning Stats	R: 1	H: 1	E: 0	LOB: 0	K: 1	BB: 0	S: 6	P: 9	R: 0	H: 0	E: 0	LOB: 0	K: 0	BB: 0	S: 3	P: 3	R: 0	H: 0	E: 0	LOB: 0	K: 1	BB: 0	S: 5	P: 5	R: 1	H: 3	E: 0	LOB: 2	K: 0	BB: 0	S: 10	P: 17	R: 0	H: 0	E: 0	LOB: 0	K: 0	BB: 0	S: 3	P: 3	R: 0	H: 0	E: 0	LOB: 0	K: 0	BB: 0	S: 3	P: 5	R: 0	H: 0	E: 0	LOB: 0	K: 0	BB: 0	S: 3	P: 3	R: 0	H: 0	E: 0	LOB: 1	K: 0	BB: 1	S: 3	P: 7	R: 0	H: 0	E: 0	LOB: 1	K: 1	BB: 0	S: 9	P: 14	1B: 3	SF: 0	2B: 0	SAC: 0	3B: 1	DP: 0	HR: 0	HBP: 1
PITCHER	IP	WLS	BF	H	R	ER	SO	BB	IBB	HBP	BLK	WP	HR	S	P	ERA	WHIP																																																															
Danny Frisella, R ERA: 2.97 (1, 1)	8.0	W	29	4	2	2	2	1	0	0	0	1	0	36	52	2.25	0.625																																																															
Jerry Koosman, L ERA: 1.94 (9, 1)	0.0		1	0	0	0	0	0	0	1	0	0	0	2	5	∞	∞																																																															
Tom Seaver, R ERA: 1.98 (9, 1)	1.0	S	3	0	0	0	1	0	0	0	0	0	0	7	9	0.00	0.000																																																															

BOTTOM

New York Mets @ Philadelphia Phillies
 Connie Mack Stadium, Philadelphia, PA

Sun Jul 07 1968, 3:38 AM EDT
 Att. 14,478 - Unknown

livebaseballscores.com

AB	31
R	2
H	4
RBI	1
BB	1
SO	3
LOB	11



WP: 1	PA: 33
PB: 0	SB: 0
CS: 0	

Batter	1	2	3	4	5	6	7	8	9	AB R H RBI BB SO LOB	TOP											
Cookie Rojas, R (1, 4) OBP: 0.254, SLG: 0.331	0-0 1B SF9 1B	0-0 F2			0-0 6-3		0-0 6-3		0-0 4-3	5 1 1 0 0 0 2												
Roberto Pena, R (1, 6) OBP: 0.365, SLG: 0.361	0-0 FC5-4 1-3 1B		0-0 L9		0-0 F9		0-0 4-3		0-0 BB 1B	5 1 2 0 0 0 0												
Tony Gonzalez, L (1, 8) OBP: 0.354, SLG: 0.354	0-0 F8		0-0 S 1B		0-3 K		0-0 1B 1B		4-0 1-2 BB	4 0 2 0 1 1 2												
Dick Allen, R (1, 7) OBP: 0.377, SLG: 0.555	0-0 SF9		0-0 P4		0-0 1B 2B		0-0 FC5-4 1B		0-0 1-2 2-H 1B	4 1 3 2 0 0 1												
Don Lock, R (1, 9) OBP: 0.300, SLG: 0.281	0-0 FC5-4 1-2f		0-0 F8		0-0 E 1B		0-0 FC5-4		0-3 K	5 1 1 1 0 1 6												
Tony Taylor, R (1, 5) OBP: 0.309, SLG: 0.318		0-0 L9		0-0 6-3		0-0 E6 1-H 2B		0-0 4-3		4 1 1 1 0 0 0												
John Briggs, L (1, 3) OBP: 0.340, SLG: 0.299		4-0 E BB		0-0 L6		4-0 SH1-3 BB		0-0 4-3		2 0 0 0 2 0 0												
Mike Ryan, R (1, 2) OBP: 0.200, SLG: 0.207		0-0 F9		0-0 F8		0-0 SH1-3		0-0 P5		3 0 0 0 0 0 1												
Larry Jackson, R (1, 1) OBP: 0.096, SLG: 0.096		0-0 E4 1-3		0-0 F9		0-0 5-3		0-3 K		4 0 0 0 0 1 2												
Inning Stats	R: 1 E: 0 K: 0 S: 5	H: 2 LOB: 1 BB: 0 P: 5	R: 0 E: 1 K: 0 S: 4	H: 0 LOB: 2 BB: 1 P: 8	R: 0 E: 0 K: 0 S: 4	H: 1 LOB: 1 BB: 0 P: 4	R: 0 E: 0 K: 0 S: 3	H: 0 LOB: 0 BB: 0 P: 3	R: 0 E: 0 K: 0 S: 3	H: 0 LOB: 0 BB: 0 P: 3	R: 3 E: 1 K: 1 S: 8	H: 3 LOB: 1 BB: 1 P: 12	R: 0 E: 0 K: 0 S: 5	H: 2 LOB: 2 BB: 0 P: 5	R: 0 E: 0 K: 0 S: 3	H: 0 LOB: 0 BB: 0 P: 3	R: 1 E: 0 K: 2 S: 9	H: 2 LOB: 2 BB: 1 P: 13	1B: 8 2B: 2 3B: 0 HR: 0	SF: 1 SAC: 1 DP: 0 HBP: 0	WP: 0 PB: 0 SB: 1 CS: 0	PA: 41
PITCHER	IP WLS BF H R ER SO BB IBB HBP BLK WP HR S P ERA WHIP																					
Bob Veale, L (1, 1) ERA: 2.02	5.1 L 25 6 4 3 1 2 0 0 0 0 0 0 25 33 5.06 1.500																					
Tommie Sisk, R (6, 1) ERA: 3.8	1.2 7 2 0 0 0 0 0 0 0 0 0 0 7 7 0.00 1.200																					
Ron Kline, R (8, 1) ERA: 1.52	2.0 9 2 1 1 2 1 0 0 0 0 0 0 12 16 4.50 1.500																					

Philadelphia Phillies @ Pittsburgh Pirates
 Forbes Field, Pittsburgh, PA
 Thu Jul 11 1968, 7:05 PM EDT
 Unknown

livebaseballscorecards.com

AB 36
 R 5
 H 10
 RBI 4
 BB 3
 SO 3
 LOB 14



Batter	1	2	3	4	5	6	7	8	9	AB R H RBI BB SO LOB	TOP											
Cookie Rojas, R (1, 4) OBP: 0.253, SLG: 0.332	0-0 L4			0-0 L6		0-0 3-1		0-0 1B 2B	0-0 6-3	5 1 1 1 0 0 2												
Roberto Pena, R (1, 6) OBP: 0.363, SLG: 0.355	0-0 F9			0-0 F8		0-3 K		4-0 1B FC6-4 BB		3 1 0 0 1 1 0												
Tony Gonzalez, L (1, 8) OBP: 0.353, SLG: 0.352	0-0 6-3			0-0 F7			0-0 4-3	0-0 1B FC6-4		4 0 1 1 0 0 0												
Dick Allen, R (1, 7) OBP: 0.375, SLG: 0.562		0-3 K		0-3 K			0-0 HR	0-0 FC6-4 CS		4 1 1 2 0 2 2												
Johnny Callison, L (1, 9) OBP: 0.302, SLG: 0.401		0-3 K		0-0 1B 2B			0-3 K	0-0 F8		4 0 1 0 0 2 2												
Tony Taylor, R (1, 5) OBP: 0.311, SLG: 0.319		0-0 F9		0-3 K			0-0 S 1B		4-0 SH5-4 BB	3 0 1 0 1 1 1												
John Briggs, L (1, 3) OBP: 0.350, SLG: 0.301			0-0 E1		0-0 1B		4-0 1-2 IBB		4-0 SH5-4 BB	2 0 1 0 2 0 0												
Clay Dalrymple, L (1, 2) OBP: 0.262, SLG: 0.260			0-0 G5-6-4 1B		0-0 F8		0-0 F7		0-0 SH5-4	3 0 1 0 0 0 4												
Chris Short, R (1, 1) OBP: 0.191, SLG: 0.178			0-0 G5-6-4		0-0 F9			0-0 2B 2B	0-3 K	2 0 0 0 0 0 1												
Bill White, L (8, PH) OBP: 0.317, SLG: 0.366										1 0 1 0 0 0 0												
Gary Sutherland, R (8, PR) OBP: 0.286, SLG: 0.300										0 1 0 0 0 0 0												
John Boozer, R (8, 1)										1 0 0 0 0 1 2												
Inning Stats	R: 0 E: 0 K: 0 S: 3	H: 0 LOB: 0 BB: 0 P: 3	R: 0 E: 0 K: 2 S: 7	H: 0 LOB: 0 BB: 0 P: 7	R: 0 E: 1 K: 0 S: 3	H: 1 LOB: 0 BB: 0 P: 3	R: 0 E: 0 K: 0 S: 3	H: 0 LOB: 0 BB: 0 P: 3	R: 0 E: 0 K: 2 S: 9	H: 2 LOB: 2 BB: 0 P: 9	R: 0 E: 0 K: 1 S: 5	H: 0 LOB: 0 BB: 0 P: 5	R: 1 E: 0 K: 1 S: 7	H: 2 LOB: 2 BB: 1 P: 11	R: 3 E: 0 K: 0 S: 5	H: 3 LOB: 1 BB: 1 P: 9	R: 0 E: 0 K: 1 S: 5	H: 0 LOB: 2 BB: 2 P: 13	1B: 4 2B: 3 3B: 0 HR: 1	SF: 0 SAC: 1 DP: 1 HBP: 0	WP: 0 PB: 0 SB: 1 CS: 1	PA: 37
PITCHER	IP WLS BF H R ER SO BB IBB HBP BLK WP HR S P ERA WHIP																					
Bob Moose, R (1, 1) ERA: 2.44	7.0 L 28 7 3 3 6 0 1 0 0 0 0 1 39 43 3.86 1.000																					
Dock Ellis, R (8, 1) ERA: 3.86	0.0 1 0 0 0 0 1 0 0 0 0 0 0 0 4 ∞ ∞																					
Luke Walker, L (8, 1) ERA: 1.48	2.0 8 1 1 1 1 2 0 0 0 0 0 0 8 16 4.50 1.500																					

Philadelphia Phillies @ Pittsburgh Pirates
 Forbes Field, Pittsburgh, PA
 Thu Jul 11 1968, 7:05 PM EDT
 Att. 15,371 - Unknown

livebaseballscorecards.com

AB	32
R	4
H	8
RBI	4
BB	4
SO	7
LOB	14



Batter	1	2	3	4	5	6	7	8	9	AB R H RBI BB SO LOB	TOP	
Cookie Rojas, R OBP: 0.256, SLG: 0.338 (1, 4)	0-0 1B 2B	0-0 F8		0-3 K			0-0 1B			4 1 2 0 0 1 1		
Roberto Pena, R OBP: 0.366, SLG: 0.358 (1, 6)	0-0 FC5 1B 2-H		0-0 6-3	0-0 6-3			0-0 1B G6-4-3			4 0 2 1 0 0 0		
Tony Gonzalez, L OBP: 0.351, SLG: 0.355 (1, 8)	0-0 F7		0-0 1B 2B		0-0 6-3		0-0 G6-4-3 1-2f			4 1 1 0 0 0 3		
Dick Allen, R OBP: 0.377, SLG: 0.561 (1, 7)	0-0 1-2 1B		0-0 2B 1B 2-H		0-0 L3		0-3 K			4 1 2 1 0 1 0		
Johnny Callison, L OBP: 0.301, SLG: 0.402 (1, 9)	0-0 F9		0-0 1-H 2B		0-3 K		0-0 4-3			4 0 1 1 0 1 2		
Tony Taylor, R OBP: 0.307, SLG: 0.314 (1, 5)	0-0 FC5 2-3f		0-0 F9		0-0 5-3		0-0 F9			4 0 0 0 0 0 3		
John Briggs, L OBP: 0.347, SLG: 0.295 (1, 3)		0-3 K	4-0 IBB		0-0 G3		0-3 K			3 0 0 0 1 2 0		
Mike Ryan, R OBP: 0.201, SLG: 0.208 (1, 2)		0-0 FC3-6 1B	0-0 P6		0-3 K		0-0 6-3			4 0 1 0 0 1 2		
Jeff James, R (1, 1) John Boozer, R (9, 1)		0-0 FC3-6 1-2f		0-0 6-3		0-0 4-3		0-0 F8		4 0 0 0 0 0 1 0 0 0 0 0 0 0		
Inning Stats	R: 1 E: 0 K: 0 S: 6 H: 3 LOB: 2 BB: 0 P: 6	R: 0 E: 0 K: 1 S: 6 H: 1 LOB: 1 BB: 0 P: 6	R: 2 E: 0 K: 0 S: 6 H: 3 LOB: 2 BB: 1 P: 10	R: 0 E: 0 K: 1 S: 5 H: 0 LOB: 0 BB: 0 P: 5	R: 0 E: 0 K: 1 S: 5 H: 0 LOB: 0 BB: 0 P: 5	R: 0 E: 0 K: 1 S: 5 H: 0 LOB: 0 BB: 0 P: 5	R: 0 E: 0 K: 0 S: 4 H: 2 LOB: 1 BB: 0 P: 4	R: 0 E: 0 K: 1 S: 5 H: 0 LOB: 0 BB: 0 P: 5	R: 0 E: 0 K: 1 S: 5 H: 0 LOB: 0 BB: 0 P: 5	1B: 6 2B: 3 3B: 0 HR: 0 SF: 0 SAC: 0 DP: 1 HBP: 0	WP: 0 PB: 0 SB: 0 CS: 0 PA: 36	
PITCHER	IP WLS BF H R ER SO BB IBB HBP BLK WP HR S P ERA WHIP											
Jim Bunning, R (1, 1) ERA: 3.54	2.1 L 14 7 3 3 1 0 0 0 0 0 0 0 16 16 11.57 3.000											
Dock Ellis, R (3, 1) ERA: 3.24	2.2 9 0 0 0 2 0 1 0 0 0 0 0 12 16 0.00 0.000											
Tommie Sisk, R (6, 1) ERA: 3.58	3.0 10 2 0 0 2 0 0 0 0 0 0 0 14 14 0.00 0.667											
Roy Face, R (9, 1) ERA: 3.6	1.0 3 0 0 0 1 0 0 0 0 0 0 0 5 5 0.00 0.000											

Philadelphia Phillies @ Pittsburgh Pirates
 Forbes Field, Pittsburgh, PA
 Fri Jul 12 1968, 7:05 PM EDT
 Att. 9,206 - Unknown

livebaseballscorecards.com

AB 35
 R 3
 H 9
 RBI 3
 BB 1
 SO 6
 LOB 12



Batter	1	2	3	4	5	6	7	8	9	AB R H RBI BB SO LOB	TOP	
Cookie Rojas, R OBP: 0.257, SLG: 0.335 (1, 4) X	0-0 6-3 ①		0-1 F9 ②		0-1 CS 1B		0-0 1-2 3-H 2-0 1B ③			4 0 2 1 0 0 1	Philadelphia Phillies @ New York Mets Shea Stadium, Flushing, NY Sun Jul 14 1968, 3:33 AM EDT Unknown	
Roberto Pena, R OBP: 0.361, SLG: 0.354 (1, 6) C C B C	1-3 K ②		1-1 1B 2B 1B		1-0 6-3 1-2		6-3 ③			4 1 1 0 0 1 3		
Tony Gonzalez, L OBP: 0.348, SLG: 0.351 (1, 8) S X	0-1 L5 ③		1-2 2B 1B		1-3 K ①		1-0 F7 ①			4 1 1 1 0 1 0		
Dick Allen, R OBP: 0.380, SLG: 0.580 (1, 7) B S X		1-1 HR	3-2 1-H 2-H 2B		1-3 K ②		1-1 F8 ②			4 1 2 3 0 1 0		
Don Lock, R OBP: 0.289, SLG: 0.270 (1, 9) X		0-0 5-3 ①	3-3 K ③		1-3 K ③		1-2 L8 ③			4 0 0 0 0 2 1		
Tony Taylor, R OBP: 0.309, SLG: 0.309 (1, 5) B C X		1-1 4-3 ②		0-3 K ①		0-1 6-3 ①		3-2 1-3 ①		4 0 0 0 0 1 0		
Rick Joseph, R OBP: 0.291, SLG: 0.254 (1, 3) X		0-0 P6 ③		0-0 F8 ②		3-0 1B 1B		2-2 5-3 ②		4 1 1 0 0 0 0		
Clay Dalrymple, L OBP: 0.268, SLG: 0.287 (1, 2) B C C X			1-2 1B 1B S 1B		0-0 P3 ③		0-0 1B 1B		2-3 K ③	4 1 2 0 0 1 0		
Rick Wise, R OBP: 0.219, SLG: 0.419 (1, 1) M M B S			1-3 K ①		1-3 K ①		1-3 K ②			3 0 0 0 0 3 3		
Inning Stats	R: 0 E: 0 K: 1 S: 6 H: 0 LOB: 0 BB: 0 P: 7	R: 1 E: 0 K: 0 S: 6 H: 1 LOB: 0 BB: 0 P: 8	R: 3 E: 0 K: 2 S: 21 H: 4 LOB: 1 BB: 0 P: 31	R: 0 E: 0 K: 1 S: 5 H: 0 LOB: 0 BB: 0 P: 5	R: 0 E: 0 K: 1 S: 6 H: 1 LOB: 0 BB: 0 P: 8	R: 0 E: 0 K: 3 S: 11 H: 0 LOB: 0 BB: 0 P: 14	R: 1 E: 0 K: 1 S: 9 H: 3 LOB: 2 BB: 0 P: 15	R: 0 E: 0 K: 0 S: 6 H: 0 LOB: 0 BB: 0 P: 9	R: 0 E: 0 K: 1 S: 11 H: 0 LOB: 0 BB: 0 P: 18	1B: 7 2B: 1 3B: 0 HR: 1 SF: 0 SAC: 0 DP: 0 HBP: 0	WP: 0 PB: 0 SB: 1 CS: 1 PA: 35	
PITCHER	IP WLS BF H R ER SO BB IBB HBP BLK WP HR S P ERA WHIP											
Al Jackson, L ERA: 3.24 (1, 1)	6.2 L 28 9 5 5 9 0 0 0 0 0 0 1 63 85 6.75 1.350											
Ron Taylor, R ERA: 3.67 (7, 1)	1.1 4 0 0 0 0 0 0 0 0 0 0 0 7 12 0.00 0.000											
Bill Short, L ERA: 4.4 (9, 1)	1.0 3 0 0 0 0 1 0 0 0 0 0 0 0 11 18 0.00 0.000											

livebaseballscorecards.com

AB	35
R	5
H	9
RBI	5
BB	0
SO	10
LOB	8



Batter	1	2	3	4	5	6	7	8	9	AB R H RBI BB SO LOB
Phil Linz, R OBP: 0.268, SLG: 0.242 (1, 4)	2-3 K		0-0 L1			0-1 F2		3-2 6-3		4 0 0 0 0 1 1
Kevin Collins, L OBP: 0.274, SLG: 0.307 (1, 5)	3-3 K		2-1 1-3			1-0 1B		1-0 1B		4 1 2 1 0 1 0
Art Shamsky, L OBP: 0.265, SLG: 0.389 (1, 7)	2-1 F9				1-3 K	2-2 1B		1-0 4-3		4 0 1 1 0 1 1
J.C. Martin, L OBP: 0.323, SLG: 0.302 (1, 2)		1-3 K			0-1 F9	2-2 F8		0-0 G3		4 0 0 0 0 1 1
Ed Kranepool, L OBP: 0.282, SLG: 0.317 (1, 3)		2-0 HR			1-0 F9	2-2 4-3		1-2 BB		4 1 2 1 0 0 1
Dick Selma, R OBP: 0.243, SLG: 0.270 (9, PR)								1B		0 0 0 0 0 0 0
Ron Swoboda, R OBP: 0.329, SLG: 0.394 (1, 9)		0-0 1B			3-3 K			3-1 6-3		4 0 1 0 0 1 1
Tommie Agee, R OBP: 0.220, SLG: 0.245 (1, 8)		2-3 K			2-3 K			2-2 F9		3 0 0 0 0 2 1
Jerry Grote, R OBP: 0.380, SLG: 0.373 (9, PH)								1-2 BB		0 0 0 0 1 0 0
Al Weis, S OBP: 0.243, SLG: 0.220 (1, 6)		1-2 4-3			0-0 F9			1-1 F8		3 0 0 0 0 0 1
Jerry Buchek, R OBP: 0.250, SLG: 0.241 (9, PH)										1 0 0 0 0 0 2
Al Jackson, L OBP: 0.316, SLG: 0.368 (1, 1)			2-3 K			0-1 3B		3-2 5-3		2 1 1 0 0 1 0
Ron Taylor, R (7, 1)										0 0 0 0 0 0 0
Ed Charles, R OBP: 0.347, SLG: 0.468 (8, PH)										1 0 0 0 0 0 0
Bill Short, L (9, 1)										0 0 0 0 0 0 0

Philadelphia Phillies @ New York Mets
Shea Stadium, Flushing, NY
Sun Jul 14 1968, 3:33 AM EDT
Unknown

AB	34
R	3
H	7
RBI	3
BB	1
SO	8
LOB	9



Inning Stats	R: 0	H: 0	E: 0	K: 2	S: 11	R: 1	H: 2	E: 0	K: 2	S: 11	R: 0	H: 0	E: 0	K: 1	S: 6	R: 0	H: 0	E: 0	K: 1	S: 6	R: 0	H: 0	E: 0	K: 2	S: 7	R: 2	H: 3	E: 0	K: 0	S: 20	R: 0	H: 0	E: 0	K: 0	S: 8	R: 0	H: 1	E: 0	K: 0	S: 9	R: 0	H: 1	E: 0	K: 0	S: 9	R: 0	H: 1	E: 0	K: 0	S: 9	1B: 4	SF: 0	2B: 1	SAC: 0	3B: 1	DP: 0	HR: 1	HBP: 0	WP: 0	PA: 35
PITCHER Rick Wise, R ERA: 3.88 (1, 1)	IP	WLS	BF	H	R	ER	SO	BB	IBB	HBP	BLK	WP	HR	S	P	ERA	WHIP																																											
														PITCHER	IP	WLS	BF	H	R	ER	SO	BB	IBB	HBP	BLK	WP	HR	S	P	ERA	WHIP																													

Batter	1	2	3	4	5	6	7	8	9	AB	R	H	RBI	BB	SO	LOB
--------	---	---	---	---	---	---	---	---	---	----	---	---	-----	----	----	-----

Don Bosch, S <small>OBP: 0.234, SLG: 0.276</small> (1, 8)	3-3 		0-0 		0-3 			0-0 		4	0	0	0	0	2	0
Phil Linz, R <small>OBP: 0.267, SLG: 0.250</small> (1, 4)	2-1 		0-0 		0-0 			0-0 		4	1	1	0	0	0	0
Jerry Grote, R <small>OBP: 0.385, SLG: 0.377</small> (1, 2)	0-0 		4-0 					0-0 		3	1	2	1	1	1	0
Ed Charles, R <small>OBP: 0.345, SLG: 0.468</small> (1, 5)	3-1 		0-0 					0-0 		4	0	1	1	0	0	2
Greg Goossen, R <small>OBP: 0.288, SLG: 0.284</small> (1, 3)	0-0 		0-0 					0-0 		3	0	1	0	1	0	2
Jerry Buchek, R <small>OBP: 0.241, SLG: 0.232</small> Don Cardwell, R <small>OBP: 0.067, SLG: 0.167</small> Bill Short, L <small>OBP: 0.252, SLG: 0.235</small> (9, PH)		2-3 		0-3 		1-3 		0-3 		3	0	0	0	0	3	1
Tommie Agee, R <small>OBP: 0.216, SLG: 0.240</small> (1, 9)		2-3 		2-3 				0-0 		4	0	0	0	0	3	1
Al Weis, S <small>OBP: 0.243, SLG: 0.221</small> (1, 6)		2-1 		0-0 				0-3 		4	0	1	0	0	1	1
Danny Frisella, L <small>OBP: 0.091, SLG: 0.091</small> Ron Swoboda, R <small>OBP: 0.328, SLG: 0.392</small> (7, 7)		2-3 		0-3 				0-0 		2	0	0	0	0	2	1

Inning Stats	R: 1	H: 2	E: 0	K: 1	S: 9	LOB: 1	BB: 0	P: 17	R: 0	H: 1	E: 0	K: 3	S: 11	LOB: 1	BB: 0	P: 19	R: 1	H: 1	E: 0	K: 0	S: 4	LOB: 1	BB: 1	P: 8	R: 0	H: 0	E: 0	K: 2	S: 7	LOB: 0	BB: 0	P: 9	R: 0	H: 0	E: 0	K: 2	S: 7	LOB: 0	BB: 0	P: 7	R: 0	H: 0	E: 0	K: 1	S: 5	LOB: 1	BB: 1	P: 15	R: 0	H: 0	E: 0	K: 1	S: 5	LOB: 0	BB: 0	P: 5	R: 0	H: 1	E: 0	K: 2	S: 8	LOB: 1	BB: 0	P: 8	R: 0	H: 1	E: 0	K: 2	S: 8	LOB: 1	BB: 0	P: 8
--------------	------	------	------	------	------	--------	-------	-------	------	------	------	------	-------	--------	-------	-------	------	------	------	------	------	--------	-------	------	------	------	------	------	------	--------	-------	------	------	------	------	------	------	--------	-------	------	------	------	------	------	------	--------	-------	-------	------	------	------	------	------	--------	-------	------	------	------	------	------	------	--------	-------	------	------	------	------	------	------	--------	-------	------

PITCHER	IP	WLS	BF	H	R	ER	SO	BB	IBB	HBP	BLK	WP	HR	S	P	ERA	WHIP
Grant Jackson, L <small>ERA: 1.57</small>	(1, 1)	9.0	W	35	6	2	2	13	2	0	0	0	0	62	92	2.00	0.889

BOTTOM

Philadelphia Phillies @ New York Mets Shea Stadium, Flushing, NY Sun Jul 14 1968, 3:38 AM EDT Att. 57,011 - Unknown
--

AB 33 R 2 H 6 RBI 2 BB 2 SO 13 LOB 9



WP	PA	ERA	WHIP
0	35		

Batter	1	2	3	4	5	6	7	8	9	AB R H RBI BB SO LOB	TOP
Cookie Rojas, R OBP: 0.249, SLG: 0.326 (1, 4)	2-3 K	1-2 CS	0-3 K		1-3 K		0-3 K		0-0 P6	5 0 0 0 0 4 2	
Roberto Pena, R OBP: 0.358, SLG: 0.351 (1, 6)	1-3 K		0-0 G3		0-0 L9-6			0-0 4-3	1-2 FC4	5 0 0 0 0 1 2	
Tony Gonzalez, L OBP: 0.351, SLG: 0.352 (1, 8)	4-2 HR BB		0-0 F7			1-0 3-1		1-1 1B		3 1 1 0 1 0 0	
Dick Allen, R OBP: 0.383, SLG: 0.614 (1, 7)	0-1 HR			0-0 HR		0-1 FC2-6 1B		0-3 K		4 2 3 3 0 1 1	
Johnny Callison, L OBP: 0.296, SLG: 0.388 (1, 9)	3-2 E2			0-3 K		0-0 FC2-6 BB		0-0 G3		4 0 0 0 0 1 2	
Tony Taylor, R OBP: 0.316, SLG: 0.315 (1, 5)	0-0 4-3			4-0 BB		4-0 1-2 BB			0-0 2B 1B	2 1 1 0 2 0 1	
John Briggs, L OBP: 0.348, SLG: 0.342 (1, 3)			0-3 K		0-0 F9		0-0 4-3		1-1 2B 2B	4 1 1 1 0 1 3	
Clay Dalrymple, L OBP: 0.274, SLG: 0.299 (1, 2)			0-2 P9		0-0 F9			0-0 4-3	2-2 FC2-5 2B	4 0 1 1 0 0 1	
Larry Jackson, R OBP: 0.145, SLG: 0.148 John Boozer, R (7, 1)			4-2 CS BB		0-0 L9-6 2B		0-0 1B		0-1 FC2-5 FC4	2 0 2 0 1 0 0 1 0 0 0 0 0 1	
Inning Stats	R: 2 H: 1 E: 1 LOB: 1 K: 2 BB: 1 S: 15 P: 25	R: 0 H: 0 E: 0 LOB: 0 K: 1 BB: 1 S: 14 P: 19	R: 0 H: 0 E: 0 LOB: 0 K: 1 BB: 0 S: 5 P: 5	R: 1 H: 1 E: 0 LOB: 1 K: 1 BB: 1 S: 6 P: 10	R: 0 H: 1 E: 0 LOB: 0 K: 1 BB: 0 S: 5 P: 6	R: 0 H: 1 E: 0 LOB: 2 K: 0 BB: 1 S: 5 P: 10	R: 0 H: 1 E: 0 LOB: 0 K: 1 BB: 0 S: 5 P: 5	R: 0 H: 1 E: 0 LOB: 1 K: 1 BB: 0 S: 7 P: 8	R: 2 H: 3 E: 0 LOB: 1 K: 0 BB: 0 S: 14 P: 18	1B: 4 SF: 0 2B: 4 SAC: 0 3B: 0 DP: 1 HR: 2 HBP: 0	WP: 0 PA: 39 PB: 0 SB: 0 CS: 1
PITCHER Nolan Ryan, R ERA: 3.16 Cal Koonce, R ERA: 1.45	IP WLS BF H R ER SO BB IBB HBP BLK WP HR S P ERA WHIP										
	(1, 1) 7.0 L 28 5 3 3 7 4 0 0 0 0 0 2 55 80 3.86 1.286										
	(8, 1) 2.0 10 4 2 2 1 0 0 0 0 0 0 0 21 26 9.00 2.000										

Philadelphia Phillies @ New York Mets
Shea Stadium, Flushing, NY
Mon Jul 15 1968, 7:05 PM EDT
Att. 20,628 - Unknown

AB	34
R	5
H	9
RBI	5
BB	4
SO	8
LOB	13



Batter	1	2	3	4	5	6	7	8	9	AB R H RBI BB SO LOB
Phil Linz, R (1, 4) OBP: 0.261, SLG: 0.244 Ed Charles, R (7, PH) OBP: 0.347, SLG: 0.473 (8, 5)	0-0 6-3		0-1 5-3			0-0 F9	1-3 K		0-0 1-H 2B	3 0 0 0 0 0 1 2 0 1 1 0 1 1
Kevin Collins, L (1, 5) OBP: 0.280, SLG: 0.333 (8, 4)	0-3 K			0-0 L6		0-0 1B 3B	0-0 1B		0-0 L3	5 1 2 0 0 1 1
Cleon Jones, R (1, 8) OBP: 0.310, SLG: 0.454	0-0 F8			1-2 P4		1-2 1B E 1B	0-0 L8			4 1 1 1 0 0 2
Art Shamsky, L (1, 7) OBP: 0.284, SLG: 0.387		0-0 1-3		1-1 3-1		2-2 1B E 1B		0-1 F8		4 0 1 0 0 0 0
Ed Kranepool, L (1, 3) OBP: 0.287, SLG: 0.321		0-0 CS 1B			2-2 FC4-6 E 1B	2-2 E5		2-1 F7		4 0 2 0 0 0 1
Jerry Grote, R (1, 2) OBP: 0.380, SLG: 0.371		3-3 K 1-2			2-3 K	0-1 F7		3-1 5-3		4 0 0 0 0 2 4
Ron Swoboda, R (1, 9) OBP: 0.327, SLG: 0.390			1-1 1B 1-3		0-0 E5 FC4-6 1-2	2-3 K			0-3 K	4 0 1 0 0 2 3
Al Weis, S (1, 6) OBP: 0.240, SLG: 0.219 J.C. Martin, L (7, PH) OBP: 0.328, SLG: 0.308 Dick Selma, R (7, PR) OBP: 0.243, SLG: 0.270 Cal Koonce, R (8, 1) Greg Goossen, R (9, PH) OBP: 0.296, SLG: 0.282	2-0 1-3				0-0 FC4-6		0-0 1B 1B		2-3 K	2 0 0 0 0 0 3 1 0 1 0 0 0 0 0 0 0 0 0 0 0 1 0 0 0 0 1 0
Nolan Ryan, R (1, 1) OBP: 0.154, SLG: 0.108 Bud Harrelson, S (7, PH) OBP: 0.255, SLG: 0.238 (8, 6)	2-1 4-3				0-3 K		2-3 K		0-0 2B 1B	2 0 0 0 0 1 3 2 1 1 0 0 1 1

Inning Stats	R: 0 E: 0 K: 1 S: 5	H: 0 LOB: 0 BB: 0 P: 5	R: 0 E: 0 K: 1 S: 5	H: 1 LOB: 1 BB: 0 P: 8	R: 0 E: 0 K: 0 S: 7	H: 1 LOB: 1 BB: 0 P: 12	R: 0 E: 0 K: 0 S: 6	H: 0 LOB: 0 BB: 0 P: 8	R: 0 E: 1 K: 2 S: 11	H: 1 LOB: 2 BB: 0 P: 15	R: 2 E: 1 K: 1 S: 16	H: 3 LOB: 2 BB: 0 P: 23	R: 0 E: 0 K: 2 S: 11	H: 2 LOB: 2 BB: 0 P: 14	R: 0 E: 0 K: 0 S: 6	H: 0 LOB: 0 BB: 0 P: 11	R: 1 E: 0 K: 2 S: 9	H: 2 LOB: 1 BB: 0 P: 11	1B: 8 2B: 2 3B: 1 HR: 0	SF: 0 SAC: 0 DP: 1 HBP: 0	WP: 0 PB: 0 SB: 0 CS: 1	PA: 38
PITCHER	IP	WLS	BF	H	R	ER	SO	BB	IBB	HBP	BLK	WP	HR	S	P	ERA	WHIP					
Larry Jackson, R (1, 1) ERA: 2.79	6.0	W	26	7	2	1	5	0	0	0	0	0	0	51	72	1.50	1.167					
John Boozer, R (7, 1) ERA: 3.33	3.0	S	12	3	1	1	4	0	0	0	0	0	0	25	35	3.00	1.000					


BOTTOM

Philadelphia Phillies @ New York Mets
Shea Stadium, Flushing, NY

Mon Jul 15 1968, 7:05 PM EDT
Att. 20,628 - Unknown

livebaseballscorecards.com

AB	38
R	3
H	10
RBI	2
BB	0
SO	9
LOB	20



Batter	1	2	3	4	5	6	7	8	9	10	11	12	AB	R	H	RBI	BB	SO	LOB	TOP								
Don Kessinger, S OBP: 0.283, SLG: 0.281 (1, 6)	0-0 4-3			0-0 F8		0-0 F8		0-0 F7		0-0 G3		0-3 K	6	0	0	0	0	1	2									
Glenn Beckert, R OBP: 0.313, SLG: 0.359 (1, 4)	0-0 F4			0-0 L4		0-0 1B		0-0 1B		0-0 F8		0-0 2B	6	1	3	2	0	0	0									
Billy Williams, L OBP: 0.321, SLG: 0.432 (1, 7) (10, 9)	0-0 F2			0-0 1-3		0-0 L3		0-0 F8		0-0 1B		4-0 1B	5	0	1	0	1	0	2									
Ron Santo, R OBP: 0.355, SLG: 0.433 (1, 5)		4-0 BB					0-3 K		0-0 F9		0-0 1B	4-0 1B	4	0	2	1	2	1	0									
14 Ernie Banks, R OBP: 0.286, SLG: 0.423 (1, 3)		0-3 BB					0-0 L7		0-0 F8		0-0 1B	4-0 BB	4	0	1	0	0	1	2									
Dick Nen, L OBP: 0.245, SLG: 0.412 (9, 3)		0-0 K					0-0 L7		BB BB 1B		0-0 F8	0-0 BB	1	0	0	0	0	0	2									
Gene Oliver, R OBP: 0.315, SLG: 0.196 (12, PH)							0-0 L7		BB BB 1B		0-0 F8	0-0 BB	1	0	0	0	0	0	3									
Joe Niekro, R OBP: 0.184, SLG: 0.139 (12, 1)							0-0 L7		BB BB 1B		0-0 F8	0-0 BB	0	0	0	0	0	0	0									
Randy Hundley, R OBP: 0.285, SLG: 0.316 (1, 2)		0-0 G6-4-3					0-0 F9		0-3 K		0-0 F2		5	0	0	0	0	1	2									
Jim Hickman, R OBP: 0.269, SLG: 0.361 (1, 9)							0-0 F9		0-3 K		0-0 F2		3	1	1	0	1	0	0									
Willie Smith, L OBP: 0.309, SLG: 0.341 (10, 7) (12, 3)				0-0 1-3			0-0 1-3		0-0 F9		0-0 L8		1	0	0	0	0	0	0									
Jose Arcia, R OBP: 0.231, SLG: 0.340 (1, 8) (12, 7)				0-0 1-3			0-0 1-3		0-0 F9		0-0 L8		4	0	1	0	1	0	1									
Ken Holtzman, R OBP: 0.136, SLG: 0.159 (1, 1)				0-0 1-3			0-0 1-3		0-0 F9		0-0 L8		4	0	1	0	1	0	1									
Phil Regan, R OBP: 0.182, SLG: 0.273 (9, 1)				0-0 1-3			0-0 1-3		0-0 F9		0-0 L8		0	0	0	0	0	0	0									
Al Spangler, L OBP: 0.352, SLG: 0.375 (12, PH)				0-0 L6			0-0 L6		0-0 F9		0-0 L8		0	0	0	0	1	0	0									
Adolfo Phillips, R OBP: 0.329, SLG: 0.375 (12, PR) (12, 8)				0-0 L6			0-0 L6		0-0 F9		0-0 L8		0	1	0	0	0	0	0									
Inning Stats	R: 0 E: 0 K: 0 S: 3	H: 0 LOB: 0 BB: 0 P: 3	R: 0 E: 0 K: 1 S: 4	H: 0 LOB: 0 BB: 1 P: 8	R: 0 E: 0 K: 0 S: 3	H: 0 LOB: 0 BB: 0 P: 3	R: 0 E: 0 K: 0 S: 3	H: 0 LOB: 0 BB: 0 P: 3	R: 0 E: 0 K: 1 S: 5	H: 0 LOB: 0 BB: 0 P: 5	R: 2 E: 0 K: 0 S: 6	H: 3 LOB: 1 BB: 0 P: 6	R: 0 E: 0 K: 2 S: 8	H: 1 LOB: 3 BB: 2 P: 16	R: 1 E: 0 K: 0 S: 5	H: 2 LOB: 1 BB: 0 P: 5	R: 0 E: 0 K: 0 S: 4	H: 1 LOB: 1 BB: 0 P: 4	R: 0 E: 0 K: 0 S: 5	H: 0 LOB: 0 BB: 0 P: 3	R: 0 E: 0 K: 0 S: 3	H: 0 LOB: 0 BB: 0 P: 3	R: 1 E: 1 K: 1 S: 5	H: 1 LOB: 2 BB: 3 P: 17	1B: 7 2B: 2 3B: 1 HR: 0	SF: 0 SAC: 0 DP: 2 HBP: 0	WP: 0 PB: 0 SB: 1 CS: 0	PA: 50
PITCHER	IP	WLS	BF	H	R	ER	SO	BB	IBB	HBP	BLK	WP	HR	S	P	ERA	WHIP											
Chris Short, L ERA: 2.32 (1, 1)	7.0		27	4	2	2	4	3	0	0	0	0	0	32	44	2.57	1.000											
Turk Farrell, R ERA: 3.38 (8, 1)	2.0		9	3	1	1	0	0	0	0	0	0	0	9	9	4.50	1.500											
John Boozer, R ERA: 3.1 (10, 1)	2.0		8	2	0	0	0	0	0	0	0	0	0	8	8	0.00	1.000											
Gary Wagner, R ERA: 3.67 (12, 1)	0.1	L	5	1	1	1	1	2	1	0	0	0	0	4	16	27.00	9.000											
Grant Jackson, L ERA: 1.54 (12, 1)	0.2		1	0	0	0	0	0	0	0	0	0	0	1	1	0.00	0.000											

Chicago Cubs @ Philadelphia Phillies
 Connie Mack Stadium, Philadelphia, PA
 Tue Jul 16 1968, 7:05 PM EDT
 Att: 11,980 - Unknown

AB	44
R	4
H	10
RBI	4
BB	6
SO	5
LOB	18




WP	0	PA	50
PB	0		
SB	1		
CS	0		

livebaseballscorecards.com

Batter	1	2	3	4	5	6	7	8	9	10	11	12	AB	R	H	RBI	BB	SO	LOB	BOTTOM
Cookie Rojas, R OBP: 0.248, SLG: 0.323 (1, 4)	0-3 K	0-0 F5		0-0 4-3			0-0 F8		0-0 1B		0-0 F3		6	0	1	1	0	1	5	<p>Chicago Cubs @ Philadelphia Phillies Connie Mack Stadium, Philadelphia, PA Tue Jul 16 1968, 7:05 PM EDT Att: 11,980 - Unknown</p>
Roberto Pena, R OBP: 0.353, SLG: 0.346 (1, 6)	0-0 BB 1B	0-0 4-3		0-0 6-3			0-0 F4		0-0 F9			0-0 F3	6	0	1	0	0	0	4	
Tony Gonzalez, L OBP: 0.351, SLG: 0.349 (1, 8)	4-0 FC5-4 BB		0-0 WP 6-3 1B			0-0 4-3		0-0 5-3		0-0 F7		0-0 4-3	5	1	1	0	1	0	0	
Dick Allen, R OBP: 0.376, SLG: 0.600 (1, 7)	0-3 K		0-3 K			0-0 F8		0-3 K		0-3 K		0-0 L8	6	0	0	0	0	4	3	
Don Lock, R OBP: 0.275, SLG: 0.255 (1, 9)	0-0 FC5-4		0-0 6-3			0-0 F8		0-0 6-3		0-3 K			5	0	0	0	0	1	3	
Tony Taylor, R OBP: 0.321, SLG: 0.318 (1, 5)		4-0 2B BB	4-0 E 1B BB			0-0 6-3			0-0 E 2B		0-0 5-3		3	1	1	0	2	0	0	
John Briggs, L OBP: 0.349, SLG: 0.350 (1, 3)		0-0 2B	0-0 E7 1B			0-0 4-3			0-0 1-3		0-0 F3		5	0	2	1	0	0	1	
Clay Dalrymple, L OBP: 0.275, SLG: 0.295 (1, 2)		4-0 BB	4-0 K			0-3 K			0-0 E9 1B		0-0 1B 1B		2	0	0	0	1	2	2	
Rick Joseph, R OBP: 0.288, SLG: 0.250 (9, PH)									0-3 K				1	1	0	0	0	0	0	
John Sullivan, L OBP: 0.500, SLG: 0.500 (10, 2)													1	0	1	0	0	0	0	
Chris Short, R OBP: 0.180, SLG: 0.187 (7, PH)		0-0 L9		0-0 6-3			0-0 F3				0-0 1B		2	0	0	0	0	0	3	
Gary Sulzberg, R OBP: 0.270, SLG: 0.293 (8, 1)													1	0	0	0	0	0	0	
Turk Farrell, R OBP: 0.295, SLG: 0.387 (9, PH)													0	0	0	0	0	0	0	
Johnny Callison, L OBP: 0.295, SLG: 0.387 (10, 1)													1	0	0	0	0	1	1	
John Boccia, R OBP: 0.318, SLG: 0.387 (11, PH)													0	0	0	0	0	0	0	
Bill White, L OBP: 0.318, SLG: 0.387 (12, 1)													1	0	1	0	0	0	0	
Gary Wagner, R OBP: 0.145, SLG: 0.143 (12, 1)													0	0	0	0	0	0	0	
Grant Jackson, S OBP: 0.145, SLG: 0.143 (12, 1)													0	0	0	0	0	0	0	

Inning Stats	R: 0	H: 1	E: 0	K: 2	S: 8	LOB: 2	BB: 1	P: 12	R: 0	H: 1	E: 0	K: 0	S: 4	LOB: 3	BB: 2	P: 12	R: 1	H: 2	E: 1	K: 2	S: 9	LOB: 2	BB: 1	P: 13	R: 0	H: 0	E: 0	K: 0	S: 3	LOB: 0	BB: 0	P: 3	R: 0	H: 0	E: 0	K: 1	S: 5	LOB: 0	BB: 0	P: 5	R: 0	H: 0	E: 0	K: 0	S: 3	LOB: 0	BB: 0	P: 3	R: 0	H: 0	E: 0	K: 1	S: 5	LOB: 0	BB: 0	P: 5	R: 0	H: 0	E: 0	K: 1	S: 5	LOB: 0	BB: 0	P: 5	R: 2	H: 2	E: 1	K: 1	S: 8	LOB: 1	BB: 0	P: 8	R: 0	H: 0	E: 0	K: 2	S: 7	LOB: 0	BB: 0	P: 7	R: 0	H: 2	E: 0	K: 0	S: 5	LOB: 2	BB: 0	P: 5	R: 0	H: 0	E: 0	K: 0	S: 3	LOB: 0	BB: 0	P: 3	1B: 6	SF: 0	2B: 2	SAC: 0	3B: 0	DP: 0	HR: 0	HBP: 0	WP: 1	PA: 49
PITCHER	IP	WLS	BF	H	R	ER	SO	BB	IBB	HBP	BLK	WP	HR	S	P	ERA	WHIP																																																																																									
Ken Holtzman, L ERA: 3.97 (1, 1)	8.2		36	5	3	1	7	4	0	0	0	1	0	46	62	1.04	1.038																																																																																									
Phil Regan, R ERA: 2.24 (9, 1)	2.1	W	10	3	0	0	2	0	0	0	0	0	0	14	14	0.00	1.286																																																																																									
Joe Niekro, R ERA: 4.7 (12, 1)	1.0	S	3	0	0	0	0	0	0	0	0	0	0	3	3	0.00	0.000																																																																																									



Batter	1	2	3	4	5	6	7	8	9	AB R H RBI BB SO LOB	TOP											
Don Kessinger, S (1, 6) OBP: 0.286, SLG: 0.285	0-3 K	0-0 1B		0-3 K		0-0 1B 2B		4-0 1B SF7 BB	0-0 F7	5 1 2 0 1 2 2												
Glenn Beckert, R (1, 4) OBP: 0.317, SLG: 0.362	0-0 E 1B 1B 14 HR	0-0 F7			0-0 14 CS 1B 1B	0-0 F5		0-0 SF7 1B BB 14 1B		5 2 3 0 0 0 3												
Billy Williams, L (1, 7) OBP: 0.324, SLG: 0.433	0-0 E8 1B 14 HR		0-3 K		0-3 K	0-0 BB 1B		4-0 14 1B BB		4 1 2 0 1 2 1												
Ron Santo, R (1, 5) OBP: 0.356, SLG: 0.432	0-0 F3		0-0 6-3		0-0 14 HR 1B	4-0 BB		0-0 SF7		3 1 1 1 1 0 2												
14 Ernie Banks, R (1, 3) OBP: 0.291, SLG: 0.446	0-0		0-0 F7		0-0 HR	0-0 F8		0-0 1B		5 2 3 6 0 0 3												
Adolfo Phillips, R (8, PR) OBP: 0.329, SLG: 0.375										0 0 0 0 0 0 0												
Dick Nen, L (8, 3) OBP: 0.245, SLG: 0.412	2-H 3-H HR				1-H 2-3 HR			1-2 3-H 1B		0 0 0 0 0 0 0												
Randy Hundley, R (1, 2) OBP: 0.287, SLG: 0.315	0-0 6-3			0-0 F9	4-0 BB		0-0 SH1-4 1B	0-0 F8		4 0 1 0 1 0 2												
Jim Hickman, R (1, 9) OBP: 0.268, SLG: 0.355		0-0 6-3		0-0 1B 1B	0-0 P6		0-0 SH1-4	0-3 K		4 0 1 0 0 1 3	AB 39 R 8 H 16 RBI 7 BB 4 SO 8 LOB 20											
Jose Arcia, R (1, 8) OBP: 0.246, SLG: 0.345		0-0 6-3		0-0 1B		0-0 E 1B	0-0 P4	0-0 5-3		5 1 2 0 0 0 1												
Bill Hands, R (1, 1) OBP: 0.091, SLG: 0.048		0-0		0-3 K		0-0 SH5-4	0-3 K	0-3 K		3 0 1 0 0 2 3												
Darcy Fast, L (8, 1)										0 0 0 0 0 0 0												
Phil Regan, R (8, 1) OBP: 0.167, SLG: 0.250		0-0 1B								1 0 0 0 0 1 0												
Inning Stats	R: 3 E: 1 K: 1 S: 8	H: 3 LOB: 0 BB: 0 P: 8	R: 0 E: 0 K: 0 S: 5	H: 2 LOB: 2 BB: 0 P: 5	R: 0 E: 0 K: 1 S: 5	H: 0 LOB: 0 BB: 0 P: 5	R: 0 E: 0 K: 2 S: 9	H: 2 LOB: 2 BB: 0 P: 9	R: 2 E: 0 K: 1 S: 7	H: 3 LOB: 1 BB: 1 P: 11	R: 1 E: 1 K: 0 S: 6	H: 3 LOB: 3 BB: 1 P: 10	R: 0 E: 0 K: 1 S: 6	H: 1 LOB: 1 BB: 0 P: 6	R: 2 E: 0 K: 1 S: 7	H: 2 LOB: 2 BB: 2 P: 15	R: 0 E: 0 K: 1 S: 5	H: 0 LOB: 0 BB: 0 P: 5	1B: 13 2B: 1 3B: 0 HR: 2	SF: 1 SAC: 2 DP: 0 HBP: 0	WP: 0 PB: 0 SB: 0 CS: 1	PA: 46
PITCHER	IP WLS BF H R ER SO BB IBB HBP BLK WP HR S P ERA WHIP																					
Woody Fryman, L (1, 1) ERA: 2.29	4.1 L 22 9 5 5 5 0 0 0 0 0 1 32 32 10.38 2.077																					
Turk Farrell, R (5, 1) ERA: 3.57	2.2 14 5 1 1 1 2 0 0 0 0 1 14 22 3.38 2.625																					
Jerry Johnson, R (8, 1) ERA: 18.0	1.0 7 2 2 2 1 2 0 0 0 0 0 7 15 18.00 4.000																					
Dick Hall, R (9, 1) ERA: 4.5	1.0 3 0 0 0 1 0 0 0 0 0 0 5 5 0.00 0.000																					

Chicago Cubs @ Philadelphia Phillies
 Connie Mack Stadium, Philadelphia, PA
 Wed Jul 17 1968, 7:05 PM EDT
 Unknown

livebaseballscores.com

Batter	1	2	3	4	5	6	7	8	9	AB R H RBI BB SO LOB	BOTTOM
--------	---	---	---	---	---	---	---	---	---	----------------------	--------

Cookie Rojas, R <small>(1, 4) OBP: 0.247, SLG: 0.321</small>										5 1 1 0 0 1 1	Chicago Cubs @ Philadelphia Phillies Connie Mack Stadium, Philadelphia, PA Wed Jul 17 1968, 7:05 PM EDT Unknown livebaseballscorecards.com
Roberto Pena, R <small>(1, 6) OBP: 0.350, SLG: 0.342</small>										5 0 1 0 0 1 2	
Tony Gonzalez, L <small>(1, 8) OBP: 0.345, SLG: 0.342</small>										5 0 0 0 0 1 2	
Dick Allen, R <small>(1, 7) OBP: 0.371, SLG: 0.593 (3, 5)</small>										3 0 0 1 0 1 0	
Johnny Callison, L <small>(1, 9) OBP: 0.300, SLG: 0.390</small>										3 2 2 0 1 0 1	
Tony Taylor, R <small>(1, 5) OBP: 0.320, SLG: 0.317</small>										0 0 0 0 0 0 0	
Bill White, L <small>(2, PH) OBP: 0.323, SLG: 0.390 (3, 3)</small>										4 1 2 2 0 2 1	
John Briggs, L <small>(1, 3) OBP: 0.353, SLG: 0.356 (3, 7)</small>										3 0 1 0 1 1 0	
Clay Dalrymple, L <small>(1, 2) OBP: 0.276, SLG: 0.295</small>										3 0 1 0 0 0 1	
Rick Joseph, R <small>(8, PH) OBP: 0.288, SLG: 0.250</small>										0 0 0 0 0 0 0	
John Sullivan, L <small>(8, PH) OBP: 0.667, SLG: 0.667 (9, 2)</small>										1 0 1 1 0 0 0	
Woodie Fryman, R <small>(1, 1) OBP: 0.151, SLG: 0.120</small>										1 0 0 0 0 0 1	
Turk Farrell, R <small>(5, 1)</small>										1 0 0 0 0 1 0	
Don Lock, R <small>(7, PH) OBP: 0.273, SLG: 0.252</small>										1 0 0 0 0 0 1	
Jerry Johnson, R <small>(8, 1)</small>										0 0 0 0 0 0 0	
Gary Sutherland, R <small>(8, PH) OBP: 0.223, SLG: 0.296</small>										1 0 0 0 0 0 3	
Dick Hall, R <small>(9, 1) OBP: 0.333, SLG: 0.333</small>										0 0 0 0 0 0 0	

Inning Stats	R: 1 H: 2 E: 0 K: 5 S: 5	H: 2 LOB: 1 BB: 0 P: 5	R: 0 H: 1 E: 0 K: 1 S: 6	L: 1 LOB: 1 BB: 0 P: 6	R: 0 H: 0 E: 0 K: 0 S: 3	H: 0 LOB: 0 BB: 0 P: 3	R: 2 H: 2 E: 0 K: 1 S: 7	H: 2 LOB: 0 BB: 0 P: 7	R: 0 H: 0 E: 0 K: 2 S: 7	H: 0 LOB: 0 BB: 0 P: 7	R: 0 H: 1 E: 0 K: 3 S: 10	H: 1 LOB: 1 BB: 0 P: 10	R: 0 H: 1 E: 1 K: 0 S: 5	H: 1 LOB: 2 BB: 0 P: 5	R: 1 H: 2 E: 0 K: 0 S: 5	H: 2 LOB: 3 BB: 2 P: 13	R: 0 H: 0 E: 0 K: 1 S: 5	H: 0 LOB: 0 BB: 0 P: 5	1B: 6 SF: 1 2B: 2 SAC: 0 3B: 0 DP: 0 HR: 1 HBP: 0	WP: 0 PA: 39 PB: 0 SB: 0 CS: 0
--------------	--------------------------	------------------------	--------------------------	------------------------	--------------------------	------------------------	--------------------------	------------------------	--------------------------	------------------------	---------------------------	-------------------------	--------------------------	------------------------	--------------------------	-------------------------	--------------------------	------------------------	--	---

PITCHER	Bill Hands, R <small>(1, 1) ERA: 2.63</small>	Darcy Fast, L <small>(8, 1) ERA: 6.35</small>	Phil Regan, R <small>(8, 1) ERA: 2.2</small>	IP WLS BF H R ER SO BB IBB HBP BLK WP HR S P ERA WHIP 7.2 1 33 8 4 4 7 1 0 0 0 0 0 0 4 4.70 1.174 0.0 1 0 0 0 0 1 0 0 0 0 0 0 0 4 ∞ ∞ 1.1 S 5 1 0 0 1 0 0 0 0 0 0 0 0 7 0.00 0.750	<th>PITCHER</th> <td> IP WLS BF H R ER SO BB IBB HBP BLK WP HR S P ERA WHIP </td>	PITCHER	IP WLS BF H R ER SO BB IBB HBP BLK WP HR S P ERA WHIP
---------	---	---	--	---	--	---------	---



Batter	1	2	3	4	5	6	7	8	9	AB R H RBI BB SO LOB	TOP	
Don Kessinger, S (1, 6) OBP: 0.286, SLG: 0.283	4-0 FC3-2 1B BB		0-0 6-3		0-0 F8			0-0 4-3		3 0 0 0 1 0 1		
Glenn Beckert, R (1, 4) OBP: 0.316, SLG: 0.361	0-0 FC3-2 1-3 1B		0-0 5-3		0-0 F8			0-0 F7		4 0 1 0 0 0 1		
Billy Williams, L (1, 9) OBP: 0.323, SLG: 0.431	0-0 FC3-2 1-2 FC6-4 3-H		0-0 F5							4 0 1 0 0 0 2		
Ron Santo, R (1, 5) OBP: 0.352, SLG: 0.427	0-0 P4			0-3 K						4 0 0 0 0 1 3		
14 Ernie Banks, R (1, 3) OBP: 0.287, SLG: 0.440	0-0 FC6-4 1-2f			0-0 5-3						4 0 0 0 0 1 2		
Willie Smith, L (1, 7) OBP: 0.309, SLG: 0.352		0-3 K		0-0 2B						3 0 1 0 0 1 0		
Randy Hundley, R (1, 2) OBP: 0.290, SLG: 0.314		4-0 BB BB		0-0 P3						1 0 0 0 2 0 1		
Jose Arcia, R (1, 8) OBP: 0.237, SLG: 0.333		0-3 K								2 0 0 0 0 1 1		
Al Spangler, L (7, PH) OBP: 0.348, SLG: 0.370					0-0 6-3					1 0 0 0 0 0 1		
Rich Nye, L (1, 1) OBP: 0.176, SLG: 0.176		0-3 K								1 0 0 0 0 1 1		
Gary Ross, R (2, 1) OBP: 0.125, SLG: 0.125										1 0 1 0 0 0 0		
Bill Stoneman, R (6, 1)										0 0 0 0 0 0 0		
Dick Nen, L (8, PH) OBP: 0.241, SLG: 0.404										1 0 0 0 0 0 0		
Jack Lamabe, R (8, 1) OBP: 0.200, SLG: 0.200										0 0 0 0 0 0 0		
Inning Stats	R: 0 H: 1 E: 0 LOB: 2 K: 0 BB: 1 S: 4 P: 8	R: 0 H: 0 E: 0 LOB: 1 K: 3 BB: 1 S: 9 P: 13	R: 0 H: 0 E: 0 LOB: 0 K: 3 BB: 0 S: 3 P: 3	R: 0 H: 1 E: 0 LOB: 1 K: 1 BB: 0 S: 6 P: 6	R: 0 H: 1 E: 0 LOB: 1 K: 0 BB: 0 S: 4 P: 4	R: 0 H: 0 E: 0 LOB: 0 K: 1 BB: 0 S: 5 P: 5	R: 0 H: 0 E: 0 LOB: 0 K: 0 BB: 1 S: 2 P: 6	R: 0 H: 0 E: 0 LOB: 0 K: 0 BB: 0 S: 3 P: 3	R: 0 H: 1 E: 0 LOB: 0 K: 0 BB: 0 S: 3 P: 3	1B: 3 SF: 0 2B: 2 SAC: 0 3B: 0 DP: 2 HR: 0 HBP: 0	WP: 0 PA: 32 PB: 0 SB: 0 CS: 0	
PITCHER Jeff James, R (1, 1) ERA: 3.77	IP WLS BF H R ER SO BB IBB HBP BLK WP HR S P ERA WHIP	9.0 W 32 4 0 0 5 3 0 0 0 0 0 0 39 51 0.00 0.778										

Chicago Cubs @ Philadelphia Phillies
 Connie Mack Stadium, Philadelphia, PA

Wed Jul 17 1968, 7:05 PM EDT
 Att: 17,920 - Unknown

livebaseballscorecards.com

AB	29
R	0
H	4
RBI	0
BB	3
SO	5
LOB	13



BOTTOM

Chicago Cubs @ Philadelphia Phillies
Connie Mack Stadium, Philadelphia, PA

Wed Jul 17 1968, 7:05 PM EDT
Att. 17,920 - Unknown

livebaseballscorecards.com

AB	33
R	8
H	10
RBI	8
BB	5
SO	8
LOB	16



WP:	0	PA:	39
PB:	1	SB:	0
CS:	1		

AB R H RBI BB SO LOB

5 1 2 3 0 0 2

4 1 1 0 1 0 0

5 0 1 1 0 1 4

2 1 0 0 1 2 2

1 1 1 1 0 0 0

4 2 2 2 0 1 1

4 0 1 0 0 0 0

4 0 1 1 0 3 3

1B:	5	SF:	0
2B:	2	SAC:	0
3B:	0	DP:	1
HR:	3	HBP:	1

Batter	1	2	3	4	5	6	7	8	9
Cookie Rojas, R (1, 4) OBP: 0.249, SLG: 0.331	F8	G5-4-3			4-3	BB 1B		HR	
Roberto Pena, R (1, 6) OBP: 0.351, SLG: 0.345	6-3		E3		1B 2B	BB BB		F8	
Tony Gonzalez, L (1, 8) OBP: 0.342, SLG: 0.340	6-3		K		PB 1B	BB BB		G3	
Dick Allen, R (1, 7) OBP: 0.371, SLG: 0.589 Johnny Callison, L (6, 9) OBP: 0.302, SLG: 0.402		HR BB	K		K			HR	
Don Lock, R (1, 9) OBP: 0.280, SLG: 0.288 (6, 7)		HR	L6			1B 1B		K	
Rick Joseph, R (1, 5) OBP: 0.286, SLG: 0.250					4-3	FC4-6 1B		6-3	
John Briggs, L (1, 3) OBP: 0.361, SLG: 0.364		1B 2B			CS BB	FC4-6 BB 1B		HBP	
John Sullivan, L (1, 2) OBP: 0.571, SLG: 0.400		1B BB			K	BB 1B BB		G3	
Jeff James, R (1, 1) OBP: 0.053, SLG: 0.053		G5-4-3 1B			K	K		K	

Inning Stats	R: 0	H: 0	E: 0	K: 0	S: 3	LOB: 0	BB: 0	P: 3	R: 3	H: 3	E: 0	K: 0	S: 5	LOB: 1	BB: 2	P: 13	R: 0	H: 0	E: 1	K: 2	S: 8	LOB: 1	BB: 0	P: 8	R: 0	H: 0	E: 0	K: 1	S: 4	LOB: 0	BB: 1	P: 8	R: 1	H: 2	E: 0	K: 2	S: 9	LOB: 1	BB: 0	P: 9	R: 2	H: 3	E: 0	K: 1	S: 8	LOB: 3	BB: 2	P: 16	R: 1	H: 1	E: 0	K: 1	S: 6	LOB: 1	BB: 0	P: 7	R: 1	H: 1	E: 0	K: 1	S: 6	LOB: 0	BB: 0	P: 6
--------------	------	------	------	------	------	--------	-------	------	------	------	------	------	------	--------	-------	-------	------	------	------	------	------	--------	-------	------	------	------	------	------	------	--------	-------	------	------	------	------	------	------	--------	-------	------	------	------	------	------	------	--------	-------	-------	------	------	------	------	------	--------	-------	------	------	------	------	------	------	--------	-------	------

PITCHER	IP	WLS	BF	H	R	ER	SO	BB	IBB	HBP	BLK	WP	HR	S	P	ERA	WHIP
Rich Nye, L (1, 1) ERA: 4.2	1.1	L	9	3	3	3	0	2	0	0	0	0	1	7	15	20.25	3.750
Gary Ross, R (2, 1) ERA: 3.2	4.1		20	5	3	3	6	3	0	0	0	0	0	29	41	6.23	1.846
Bill Stoneman, R (6, 1) ERA: 4.91	1.1		6	1	1	1	1	0	0	1	0	0	0	7	8	6.75	0.750
Jack Lamabe, R (8, 1) ERA: 4.24	1.0		4	1	1	1	1	0	0	0	0	0	0	6	6	9.00	1.000

PITCHER	IP	WLS	BF	H	R	ER	SO	BB	IBB	HBP	BLK	WP	HR	S	P	ERA	WHIP
---------	----	-----	----	---	---	----	----	----	-----	-----	-----	----	----	---	---	-----	------

Batter	1	2	3	4	5	6	7	8	9	AB R H RBI BB SO LOB	TOP		
Cookie Rojas, R (1, 4) OBP: 0.252, SLG: 0.332	0-0 CS 1B		0-0 F9		0-0 P6		0-0 FC5-4 1B			4 0 2 0 0 0 2	Philadelphia Phillies @ Cincinnati Reds Crosley Field, Cincinnati, OH Fri Jul 19 1968, 7:05 PM EDT Att. 12,400 - Unknown livebaseballscorecards.com		
Roberto Pena, R (1, 6) OBP: 0.346, SLG: 0.339	0-3 K 1-2		0-0 L3		0-0 FC3-6		0-0 FC5-4			4 0 0 0 0 1 4			
Tony Gonzalez, L (1, 8) OBP: 0.344, SLG: 0.346	0-0 2B			0-0 BB 1B	0-0 5-3		0-0 1-3			4 1 2 0 0 0 2			
Dick Allen, R (1, 5) OBP: 0.369, SLG: 0.583	0-3 K			0-0 L9		4-0 BB 1B FC3-6 BB		0-3 K		3 1 0 0 1 2 2			
Johnny Callison, L (1, 9) OBP: 0.305, SLG: 0.401		0-3 K		4-0 BB 1B 1-2 BB		0-0 FC3-6 1B		0-0 F7		3 0 1 0 1 1 0			
Bill White, L (1, 3) OBP: 0.321, SLG: 0.387		0-0 4-3		0-0 1-3 2-H 1B		0-0 FC3-6		0-0 4-3		4 0 1 2 0 0 1			
John Briggs, L (1, 7) OBP: 0.359, SLG: 0.361		0-0 P4		0-0 P4		0-0 P4				4 0 1 0 0 0 3			
Clay Dalrymple, L (1, 2) OBP: 0.277, SLG: 0.303			0-0 2B		0-0 F7		0-3 K			3 0 1 0 0 1 3			
Rick Wise, R (1, 1) OBP: 0.235, SLG: 0.406			0-3 K		4-0 BB BB FC3-6 BB		0-0 L7			1 0 0 0 1 1 1			
John Boozer, R (6, 1)								0-3 K		0 0 0 0 0 0 0			
John Sullivan, L (6, 2) OBP: 0.444, SLG: 0.286										2 0 0 0 0 1 0			
Don Lock, R (9, PH) OBP: 0.278, SLG: 0.286										1 0 0 0 0 0 1			
Inning Stats	R: 0 H: 2 E: 0 LOB: 1 K: 2 BB: 0 S: 8 P: 8	R: 0 H: 0 E: 0 LOB: 0 K: 1 BB: 0 S: 5 P: 5	R: 0 H: 1 E: 0 LOB: 1 K: 1 BB: 0 S: 6 P: 6	R: 1 H: 2 E: 0 LOB: 2 K: 0 BB: 1 S: 5 P: 9	R: 0 H: 0 E: 0 LOB: 1 K: 0 BB: 1 S: 3 P: 7	R: 1 H: 1 E: 0 LOB: 1 K: 1 BB: 1 S: 6 P: 10	R: 0 H: 1 E: 0 LOB: 1 K: 0 BB: 0 S: 4 P: 4	R: 0 H: 0 E: 0 LOB: 0 K: 1 BB: 0 S: 5 P: 5	R: 0 H: 1 E: 0 LOB: 0 K: 1 BB: 0 S: 5 P: 5	1B: 6 SF: 0 2B: 2 SAC: 0 3B: 0 DP: 1 HR: 0 HBP: 0	WP: 0 PA: 36 PB: 0 SB: 0 CS: 1		
PITCHER	IP WLS BF H R ER SO BB IBB HBP BLK WP HR S P ERA WHIP											PITCHER	IP WLS BF H R ER SO BB IBB HBP BLK WP HR S P ERA WHIP
George Culver, R (1, 1) ERA: 3.16	5.0 W 22 5 2 2 4 3 0 0 0 0 0 0 27 39 3.60 1.600												
Clay Carroll, R (6, 1) ERA: 3.4	4.0 S 14 3 0 0 3 0 0 0 0 0 0 0 20 20 0.00 0.750												



Batter	1	2	3	4	5	6	7	8	9
Giraldo Ruiz, S OBP: 0.316, SLG: 0.271 (1, 4)	F9	FC4-6		G4-3 1B		F9		E5 HR	
Alex Johnson, R OBP: 0.339, SLG: 0.379 (1, 7)	K	F3		G4-3		1-3		K	
Vada Pinson, L OBP: 0.319, SLG: 0.400 (1, 8)	F8		F8		P4		G3	HR	
Lee May, R OBP: 0.332, SLG: 0.429 (1, 9)		5-3		1B 4-3 1B	5-3		1B 2B	2B	
Johnny Bench, R OBP: 0.299, SLG: 0.415 (1, 2)		HR 2B		4-3	5-3		FC6-4 1B	2B	
Tony Perez, R OBP: 0.320, SLG: 0.381 (1, 5)		HR		BB 1B		1-3 E 1B	F8	F7	
Don Pavletich, R OBP: 0.271, SLG: 0.327 (1, 3)		E5 1B FC4-6		BB		E 1-3 1B	FC6-4		
Leo Cardenas, R OBP: 0.262, SLG: 0.240 (1, 6)		FC4-6 1B		F2		1-3		P4	
George Culver, R OBP: 0.079, SLG: 0.105 (1, 1)						FC4			
Clay Carroll, R OBP: 0.125, SLG: 0.125 (6, 1)		FC4-6 1B		K				HR 1B	

Inning Stats	R: 0	H: 0	E: 0	K: 1	S: 5	R: 3	H: 4	E: 1	K: 0	S: 8	R: 0	H: 2	E: 0	K: 0	S: 5	R: 0	H: 0	E: 0	K: 0	S: 3	R: 1	H: 2	E: 1	K: 0	S: 6	R: 1	H: 2	E: 0	K: 0	S: 5	R: 4	H: 4	E: 1	K: 1	S: 10
	LOB: 0	BB: 0	P: 5	ER: 2	SO: 2	LOB: 2	BB: 0	P: 8	LOB: 3	BB: 1	LOB: 0	BB: 0	P: 9	LOB: 0	BB: 0	LOB: 0	BB: 0	P: 3	LOB: 2	BB: 0	LOB: 1	BB: 0	P: 6	LOB: 1	BB: 0	LOB: 1	BB: 0	P: 10	SF: 0	SAC: 0	DP: 1	HBP: 0	HR: 2		

PITCHER	IP	WLS	BF	H	R	ER	SO	BB	IBB	HBP	BLK	WP	HR	S	P	ERA	WHIP
Rick Wise, R ERA: 3.87 (1, 1)	5.0	L	25	9	4	2	2	1	0	0	0	0	1	28	32	3.60	2.000
John Boozer, R ERA: 3.09 (6, 1)	3.0		17	6	5	1	1	0	0	0	0	0	1	19	19	3.00	2.000

AB R H RBI BB SO LOB

5	1	1	1	0	0	5
5	0	0	0	0	2	7
5	1	1	3	0	0	0
5	2	3	0	0	0	0
5	1	3	2	0	0	1
5	2	3	2	0	0	2
3	1	1	0	1	0	1
4	0	1	0	0	0	5
2	0	1	0	0	1	0
2	1	1	0	0	0	1

AB	R	H	RBI	BB	SO	LOB
41	9	15	8	1	3	22



Philadelphia Phillies @ Cincinnati Reds
Crosley Field, Cincinnati, OH
Fri Jul 19 1968, 7:05 PM EDT
Att. 12,400 - Unknown

livebaseballscores.com

AB	R	H	RBI	BB	SO	LOB
41	9	15	8	1	3	22



WP	PA	ERA	WHIP
0	42		

Batter	1	2	3	4	5	6	7	8	9	AB R H RBI BB SO LOB	TOP											
Cookie Rojas, R (1, 4) OBP: 0.251, SLG: 0.331	0-0 5-3	0-0 L7			0-0 G6-4-3 1B		0-0 4-3		0-0 F9	5 0 1 0 0 0 3												
Roberto Pena, R (1, 6) OBP: 0.340, SLG: 0.333	0-0 1-3		0-0 F8		0-0 G6-4-3 1-2f			0-0 1-3		4 0 0 0 0 0 1												
Tony Gonzalez, L (1, 8) OBP: 0.346, SLG: 0.352	0-0 BB 3B 1B		0-0 2B		0-0 L5			0-0 5-3		4 1 2 0 0 0 0												
Dick Allen, R (1, 7) OBP: 0.371, SLG: 0.580	4-0 1-2 3B BB		0-3 K		0-0 F9			0-0 1B		3 1 1 0 1 1 1												
Don Lock, R (1, 9) OBP: 0.285, SLG: 0.336	0-0 1-H 2-H 3B		0-0 P6		0-0 HR			0-0 F8		4 1 2 3 0 0 2												
Rick Joseph, R (1, 5) OBP: 0.276, SLG: 0.241	0-0 F9		0-0 F9		0-0 6-3			0-0 G3		3 0 0 0 0 0 1												
Bill White, L (9, PH) OBP: 0.320, SLG: 0.386										1 0 0 0 0 0 0												
John Briggs, L (1, 3) OBP: 0.366, SLG: 0.363		4-0 BB		0-0 1B		0-3 K		4-0 BB BB		2 0 1 0 2 1 0												
Mike Ryan, R (1, 2) OBP: 0.201, SLG: 0.214		0-0 F9		0-0 F7		0-0 4-3		0-3 K		3 0 0 0 0 0 2												
John Sullivan, L (9, PH) OBP: 0.400, SLG: 0.250										1 0 0 0 0 1 1												
Larry Jackson, R (1, 1) OBP: 0.140, SLG: 0.143		0-0 B2		0-3 K		0-0 6-3		4-0 BB		2 0 0 0 0 0 1 2												
Dick Hall, R (6, 1) OBP: 0.333, SLG: 0.333										0 0 0 0 0 0 0 0												
Gary Sutherland, R (7, PH) OBP: 0.297, SLG: 0.279										1 0 0 0 0 0 0 0												
Turk Farrell, R (7, 1) OBP: 0.143, SLG: 0.143										0 0 0 0 0 0 0 0												
Grant Jackson, S (7, 1) OBP: 0.143, SLG: 0.143										0 0 0 0 0 0 0 0												
Jerry Johnson, R (8, 1) OBP: 0.307, SLG: 0.401								1-2 BB		0 0 0 0 0 1 0 0												
Johnny Callison, L (9, PH) OBP: 0.307, SLG: 0.401										0 0 0 0 0 1 0 0												
Inning Stats	R: 2 E: 0 K: 0 S: 5	H: 2 LOB: 1 BB: 1 P: 9	R: 0 E: 0 K: 0 S: 3	H: 0 LOB: 1 BB: 1 P: 7	R: 0 E: 0 K: 1 S: 6	H: 1 LOB: 1 BB: 0 P: 6	R: 0 E: 0 K: 1 S: 6	H: 1 LOB: 1 BB: 0 P: 6	R: 0 E: 0 K: 0 S: 3	H: 1 LOB: 0 BB: 0 P: 3	R: 1 E: 0 K: 1 S: 6	H: 1 LOB: 0 BB: 0 P: 6	R: 0 E: 0 K: 0 S: 3	H: 0 LOB: 0 BB: 0 P: 3	R: 0 E: 0 K: 0 S: 4	H: 1 LOB: 1 BB: 0 P: 4	R: 0 E: 0 K: 1 S: 5	H: 0 LOB: 2 BB: 2 P: 13	1B: 4 2B: 1 3B: 1 HR: 1	SF: 0 SAC: 0 DP: 1 HBP: 0	WP: 0 PB: 0 SB: 0 CS: 0	PA: 37
PITCHER	IP WLS BF H R ER SO BB IBB HBP BLK WP HR S P ERA WHIP																					
Gerry Arrigo, L (1, 1) ERA: 2.92	6.0 W 25 6 3 3 3 2 0 0 0 0 1 29 37 4.50 1.333																					
Ted Abernathy, R (7, 1) ERA: 0.76	3.0 S 12 1 0 0 1 2 0 0 0 0 0 0 12 20 0.00 1.000																					

Philadelphia Phillies @ Cincinnati Reds
 Crosley Field, Cincinnati, OH
 Sat Jul 20 1968, 7:05 PM EDT
 Att. 13,256 - Unknown

livebaseballscorecards.com

AB	33
R	3
H	7
RBI	3
BB	4
SO	4
LOB	13



BOTTOM

Philadelphia Phillies @ Cincinnati Reds
Crosley Field, Cincinnati, OH

livebaseballscorecards.com

AB	35
R	9
H	12
RBI	9
BB	4
SO	3
LOB	16



WP	0	PA	41
PB	0		
SB	0		
CS	0		

Sat Jul 20 1968, 7:05 PM EDT
Att. 13,256 - Unknown

Batter	1	2	3	4	5	6	7	8	9
Alex Johnson, R OBP: 0.345, SLG: 0.386 (1, 7)	0-0 F9		4-0 1B BB		0-0 1B	0-0 1B	0-0 2B		
Tommy Helms, R OBP: 0.321, SLG: 0.390 (1, 4)	0-0 F9		0-0 1B G4-6-3		0-0 L9	0-0 1B	0-0 6-3		
Vada Pinson, L OBP: 0.314, SLG: 0.394 (1, 8)	0-0 4-3		0-0 G4-6-3		0-0 L7	0-0 P6		0-0 L9	
Lee May, R OBP: 0.330, SLG: 0.434 (1, 9)		0-0 HR		0-3 K	0-0 F9	0-0 L8		0-0 P4	
Johnny Bench, R OBP: 0.298, SLG: 0.411 (1, 2)		0-3 K		0-0 1B		0-0 F9	0-0 5-3	0-0 F5	
Tony Perez, R OBP: 0.322, SLG: 0.382 (1, 5)		0-0 5-3		0-0 1B		0-0 1B	0-0 E5		
Don Pavletich, R OBP: 0.270, SLG: 0.322 (1, 3)		0-3 K		0-0 P4		0-0 1B	0-0 2B	0-0 1B	
Leo Cardenas, R OBP: 0.269, SLG: 0.243 (1, 6)			0-0 1B	4-0 1B	0-0 1B	4-0 1B	0-0 SF9		
Gerry Arrigo, L OBP: 0.147, SLG: 0.129 (1, 1)			0-0 SH5-3	0-0 4-3		0-0 1B	4-0 2B		
Mack Jones, L OBP: 0.359, SLG: 0.383 (6, PH)			0-0 SH5-3			0-0 1B			
George Culver, R OBP: 0.079, SLG: 0.105 (6, PR)						0-0 1B			
Ted Abernathy, R (7, 1)			1-2			1-3 2B			

Inning Stats	R: 0	H: 0	R: 1	H: 1	R: 1	H: 2	R: 0	H: 2	R: 0	H: 1	R: 3	H: 2	R: 0	H: 0
	E: 0	LOB: 0	E: 0	LOB: 0	E: 0	LOB: 1	E: 0	LOB: 3	E: 1	LOB: 1	E: 1	LOB: 1	E: 0	LOB: 0
	K: 0	BB: 0	K: 2	BB: 0	K: 1	BB: 1	K: 0	BB: 1	K: 0	BB: 0	K: 0	BB: 1	K: 0	BB: 0
	S: 3	P: 3	S: 8	P: 8	S: 4	P: 8	S: 7	P: 11	S: 4	P: 4	S: 6	P: 10	S: 3	P: 3

PITCHER	IP	WLS	BF	H	R	ER	SO	BB	IBB	HBP	BLK	WP	HR	S	P	ERA	WHIP
Larry Jackson, R ERA: 2.99 (1, 1)	5.1	L	27	8	6	5	3	2	1	0	0	0	1	30	42	8.44	1.875
Dick Hall, R ERA: 4.4 (6, 1)	0.2		4	2	0	0	0	0	0	0	0	0	0	4	4	0.00	3.000
Turk Farrell, R ERA: 3.52 (7, 1)	0.2		6	2	3	0	0	1	0	0	0	0	0	5	9	0.00	4.500
Grant Jackson, L ERA: 1.53 (7, 1)	0.1		1	0	0	0	0	0	0	0	0	0	0	1	1	0.00	0.000
Jerry Johnson, R ERA: 9.0 (8, 1)	1.0		3	0	0	0	0	0	0	0	0	0	0	3	3	0.00	0.000

1B: 10	SF: 1
2B: 1	SAC: 1
3B: 0	DP: 1
HR: 1	HBP: 0

Batter	1	2	3	4	5	6	7	8	9	AB R H RBI BB SO LOB	TOP											
Cookie Rojas, R (1, 4) OBP: 0.253, SLG: 0.332	0-0 1B	0-0 1B		0-0 6-3		0-0 F9		0-0 SF8		4 1 2 2 0 0 0												
Roberto Pena, R (1, 6) OBP: 0.341, SLG: 0.335	0-0 1B	0-0 1B		0-0 F2		0-0 1-3		0-0 5-3		5 0 2 1 0 0 1												
Tony Gonzalez, L (1, 8) OBP: 0.341, SLG: 0.345	0-3 K	0-0 4-3			0-0 L6		0-0 4-3		0-0 F9	5 0 0 0 0 1 3												
Dick Allen, R (1, 7) OBP: 0.368, SLG: 0.577	0-3 K		0-3 K		0-0 HR		0-3 K		0-3 K	5 1 1 0 0 4 2												
Johnny Callison, L (1, 9) OBP: 0.311, SLG: 0.406	4-0 1B		0-0 2B		0-0 F8		0-0 F8		0-0 1B	4 0 2 0 1 0 1												
John Briggs, L (1, 3) OBP: 0.367, SLG: 0.382	0-0 F8		0-0 F8		0-0 HR			0-0 2B	0-0 3-1	5 2 2 2 0 0 5												
Tony Taylor, R (1, 5) OBP: 0.328, SLG: 0.320		0-0 1B	4-0 IBB		4-0 BB			4-0 2B		1 2 1 0 3 0 0												
Mike Ryan, R (1, 2) OBP: 0.198, SLG: 0.210		0-3 K	0-0 6-3		0-0 P3			0-3 K		3 0 0 0 0 1 4												
Jerry Johnson, R (8, 1)										0 0 0 0 0 0 0												
Chris Short, R (1, 1) OBP: 0.173, SLG: 0.160		0-0 L4		0-0 G3				0-0 2B		2 0 0 0 0 0 1												
Jeff James, R (5, 1) OBP: 0.053, SLG: 0.053										0 0 0 0 0 0 0												
Clay Dalrymple, L (5, 2) OBP: 0.280, SLG: 0.312										2 0 1 1 0 0 0												
Bill White, L (8, PH) OBP: 0.319, SLG: 0.384										1 0 0 0 0 1 2												
Inning Stats	R: 0 E: 0 K: 2 S: 9	H: 2 LOB: 3 BB: 1 P: 13	R: 2 E: 0 K: 1 S: 8	H: 3 LOB: 1 BB: 0 P: 8	R: 0 E: 0 K: 1 S: 6	H: 1 LOB: 2 BB: 1 P: 10	R: 0 E: 0 K: 0 S: 3	H: 0 LOB: 0 BB: 0 P: 3	R: 2 E: 0 K: 0 S: 5	H: 2 LOB: 1 BB: 0 P: 9	R: 0 E: 0 K: 0 S: 3	H: 0 LOB: 0 BB: 0 P: 3	R: 0 E: 0 K: 1 S: 5	H: 0 LOB: 0 BB: 0 P: 5	R: 2 E: 0 K: 1 S: 7	H: 2 LOB: 1 BB: 1 P: 11	R: 0 E: 0 K: 1 S: 6	H: 1 LOB: 1 BB: 0 P: 6	1B: 7 2B: 3 3B: 0 HR: 1	SF: 1 SAC: 0 DP: 0 HBP: 0	WP: 0 PB: 0 SB: 1 CS: 0	PA: 42
PITCHER	IP WLS BF H R ER SO BB IBB HBP BLK WP HR S P ERA WHIP																					
Tony Cloninger, R (1, 1) ERA: 6.49	7.0 W 32 8 4 4 5 2 1 0 0 0 1 39 51 5.14 1.429																					
Ted Abernathy, R (8, 1) ERA: 0.96	2.0 S 10 3 2 2 2 1 0 0 0 0 0 0 13 17 9.00 2.000																					

Philadelphia Phillies @ Cincinnati Reds
Crosley Field, Cincinnati, OH

Sun Jul 21 1968, 3:33 AM EDT
Att: 10,885 - Unknown

AB	37
R	6
H	11
RBI	6
BB	4
SO	7
LOB	19



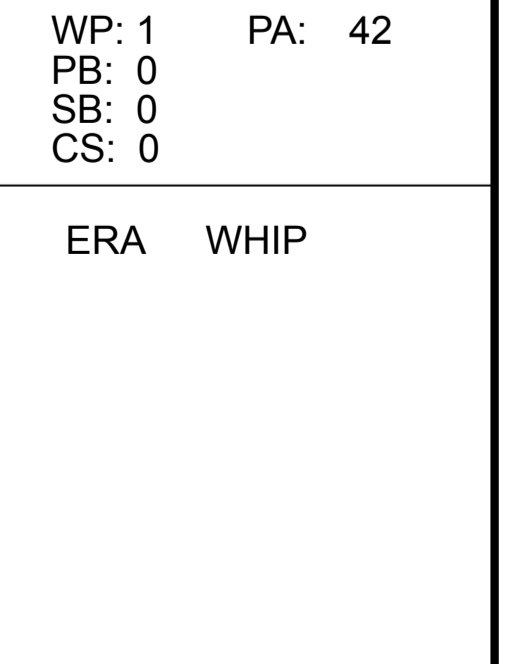
Batter	1	2	3	4	5	6	7	8	9	AB R H RBI BB SO LOB
Alex Johnson, R OBP: 0.345, SLG: 0.386 (1, 7) X	0-0 2B 1B	0-0 2-3		0-0 6-3	0-0 FC6-4 1-2f		0-0 1B WP 1-3 2-H			5 1 2 1 0 0 1
Tommy Helms, R OBP: 0.322, SLG: 0.393 (1, 4) X	0-0 1-3 2B		0-0 F8	0-0 5-3		0-0 F9	0-0 1-H 3-H 1B			5 0 2 1 0 0 0
Lee May, R OBP: 0.331, SLG: 0.446 (1, 9) X	0-0 6-3		0-0 HR	0-0 2B		0-0 5-3	0-0 F7			5 1 2 1 0 0 3
Tony Perez, R OBP: 0.318, SLG: 0.376 (1, 5) S S S	0-3 K		0-0 6-3	0-0 F9		0-0 6-3		0-0 F8		5 0 0 0 0 1 3
Johnny Bench, R OBP: 0.300, SLG: 0.415 (1, 2) X Pat Corrales, R (8, 2)	0-0 F7		0-0 HR 1B		0-0 1B 2B		0-3 K	0-0 5-3		4 2 2 0 0 1 2 1 0 0 0 0 0 0
Jim Beauchamp, R OBP: 0.273, SLG: 0.500 (1, 8) Ted Abernathy, R (8, 1)		0-0 1-3	0-0 1-H HR		4-0 1B SF9 BB		0-3 K	0-3 K		3 2 1 2 1 1 0 1 0 0 0 0 1 0
Don Pavletich, R OBP: 0.299, SLG: 0.355 (1, 3) X		0-0 F7	1-0 3B HBP		0-0 1-3 2-H FC6-4 1B		0-0 2B			3 2 2 1 0 0 0
Leo Cardenas, R OBP: 0.276, SLG: 0.263 (1, 6) X		0-0 HR 1B	0-0 1-H 3B		0-0 SF9		0-0 1B 2B			3 2 3 3 0 0 0
Tony Cloninger, R OBP: 0.278, SLG: 0.667 (1, 1) X Vada Pinson, L OBP: 0.316, SLG: 0.394 (7, PH) (8, 8)		0-0 1-H HR	0-0 P3		0-0 F2		4-0 1B WP IBB			3 1 1 2 0 0 2 0 1 0 0 1 0 0

Inning Stats	R: 0 E: 0 K: 1 S: 7	H: 2 LOB: 2 BB: 0 P: 7	R: 2 E: 0 K: 0 S: 5	H: 2 LOB: 0 BB: 0 P: 5	R: 4 E: 0 K: 0 S: 7	H: 4 LOB: 1 BB: 0 P: 8	R: 0 E: 0 K: 0 S: 4	H: 1 LOB: 1 BB: 0 P: 4	R: 2 E: 0 K: 0 S: 5	H: 2 LOB: 1 BB: 1 P: 9	R: 0 E: 0 K: 0 S: 3	H: 0 LOB: 0 BB: 0 P: 3	R: 4 E: 0 K: 2 S: 11	H: 4 LOB: 1 BB: 1 P: 15	R: 0 E: 0 K: 1 S: 5	H: 0 LOB: 0 BB: 0 P: 5	1B: 6 2B: 5 3B: 1 HR: 3	SF: 1 SAC: 0 DP: 0 HBP: 1	WP: 1 PB: 0 SB: 0 CS: 0	PA: 42
--------------	------------------------------	---------------------------------	------------------------------	---------------------------------	------------------------------	---------------------------------	------------------------------	---------------------------------	------------------------------	---------------------------------	------------------------------	---------------------------------	-------------------------------	----------------------------------	------------------------------	---------------------------------	----------------------------------	------------------------------------	----------------------------------	--------

PITCHER															PITCHER																					
IP	WLS	BF	H	R	ER	SO	BB	IBB	HBP	BLK	WP	HR	S	P	ERA	WHIP	IP	WLS	BF	H	R	ER	SO	BB	IBB	HBP	BLK	WP	HR	S	P	ERA	WHIP			
Chris Short, L ERA: 2.65 (1, 1)	4.0	L	23	10	7	7	1	0	0	0	0	3	24	25	15.75	2.500																				
Jeff James, R ERA: 4.29 (5, 1)	3.0		16	5	5	5	2	1	1	0	1	0	18	26	15.00	2.000																				
Jerry Johnson, R ERA: 6.0 (8, 1)	1.0		3	0	0	0	1	0	0	0	0	0	5	5	0.00	0.000																				

Philadelphia Phillies @ Cincinnati Reds
Crosley Field, Cincinnati, OH
Sun Jul 21 1968, 3:33 AM EDT
Att. 10,885 - Unknown

AB	38
R	12
H	15
RBI	11
BB	2
SO	4
LOB	11



Batter	1	2	3	4	5	6	7	8	9	AB R H RBI BB SO LOB	TOP																												
Cookie Rojas, R (1, 4) OBP: 0.251, SLG: 0.329	0-0 F3			X 0-0 F8		X 0-0 L8		X 0-0 5-3		4 0 0 0 0 0 0	Philadelphia Phillies @ St. Louis Cardinals Busch Stadium, St. Louis, MO Mon Jul 22 1968, 7:05 PM CDT Att: 17,619 - Unknown																												
Roberto Pena, R (1, 6) OBP: 0.344, SLG: 0.350	0-0 P6			X 0-0 HR		X 0-0 F8		X 0-0 G5-4-3 1B		4 1 2 1 0 0 0																													
Tony Gonzalez, L (1, 8) OBP: 0.340, SLG: 0.344	0-0 4-3			X 0-0 1-3		X 0-0 BB HR 1B		X 0-0 G5-4-3 1-2f		4 1 1 0 0 0 1																													
Dick Allen, R (1, 7) OBP: 0.370, SLG: 0.573		BB BB BB BB BB BB		X 0-0 6-3		X 4-0 1-2 HR BB		SS SS SS SS SS SS	0-3 K	2 1 0 0 2 1 0																													
Don Lock, R (1, 9) OBP: 0.291, SLG: 0.367		SS SS SS SS SS SS			X 0-0 F9 BB 1B	X 0-0 1-H 2-H HR		SS SS SS SS SS SS	0-3 K	4 1 2 3 0 2 1																													
Tony Taylor, R (1, 5) OBP: 0.327, SLG: 0.319		X			X 0-0 L9	X 0-0 4-3		X	0-0 1B	4 0 1 0 0 0 2																													
John Briggs, L (1, 3) OBP: 0.365, SLG: 0.375				X 0-0 CS 1-2		X 4-0 1-2 BB		X	0-0 F8	3 0 0 0 1 0 1																													
Mike Ryan, R (1, 2) OBP: 0.200, SLG: 0.207				X 0-0 5-3		X 0-0 F9 2-3		X	4-0 CS BB	2 0 0 0 1 0 2																													
Woodie Fryman, R (1, 1) OBP: 0.143, SLG: 0.113 John Boozer, R (9, 1) Grant Jackson, S (9, 1) OBP: 0.143, SLG: 0.143				SS SS SS SS SS SS		X 0-3 K	X	0-0 4-3 1-2	3 0 0 0 0 2 3 0 0 0 0 0 0 0 0 0 0 0 0 0 0																														
Inning Stats	R: 0 E: 0 K: 0 S: 3	H: 0 LOB: 0 BB: 0 P: 3	R: 0 E: 0 K: 1 S: 4	H: 0 LOB: 0 BB: 1 P: 8	R: 0 E: 0 K: 1 S: 5	H: 0 LOB: 0 BB: 0 P: 5	R: 1 E: 0 K: 0 S: 4	H: 1 LOB: 0 BB: 0 P: 4	R: 0 E: 0 K: 1 S: 6	H: 1 LOB: 2 BB: 1 P: 10	R: 3 E: 0 K: 0 S: 5	H: 2 LOB: 0 BB: 1 P: 9	R: 0 E: 0 K: 0 S: 2	H: 0 LOB: 0 BB: 1 P: 6	R: 0 E: 0 K: 0 S: 3	H: 1 LOB: 0 BB: 0 P: 3	R: 0 E: 0 K: 2 S: 8	H: 1 LOB: 1 BB: 0 P: 8	1B: 4 2B: 0 3B: 0 HR: 2	SF: 0 SAC: 0 DP: 1 HBP: 0	WP: 0 PB: 0 SB: 0 CS: 2	PA: 35																	
PITCHER	IP WLS BF H R ER SO BB IBB HBP BLK WP HR S P ERA WHIP																					PITCHER	IP WLS BF H R ER SO BB IBB HBP BLK WP HR S P ERA WHIP																
Steve Carlton, L (1, 1) ERA: 2.95	6.0		24	4	4	4	3	3	0	0	0	0	0	2	27	39	6.00	1.167																					
Ron Willis, R (7, 1) ERA: 2.95	2.0		6	1	0	0	0	1	0	0	0	0	0	0	5	9	0.00	1.000																					
Wayne Granger, R (9, 1) ERA: 2.1	1.0	W	4	1	0	0	2	0	0	0	0	0	0	0	8	8	0.00	1.000																					

AB	30
R	4
H	6
RBI	4
BB	4
SO	5
LOB	10



livebaseballscorecards.com

BOTTOM

Philadelphia Phillies @ St. Louis Cardinals
 Busch Stadium, St. Louis, MO
 Mon Jul 22 1968, 7:05 PM CDT
 Att. 17,619 - Unknown

livebaseballscorecards.com

AB	29
R	5
H	10
RBI	5
BB	1
SO	4
LOB	9



WP: 0	PA: 35
PB: 0	
SB: 0	
CS: 2	

AB	R	H	RBI	BB	SO	LOB
4	1	1	0	0	0	1
3	2	1	0	1	0	2
3	1	2	1	0	0	1
3	0	1	0	0	1	1
1	1	1	1	0	0	0
3	0	2	2	0	1	0
3	0	0	1	0	1	2
3	0	1	0	0	1	2
3	0	0	0	0	0	0
1	0	0	0	0	0	0
1	0	1	0	0	0	0
0	0	0	0	0	0	0
1	0	0	0	0	0	0
0	0	0	0	0	0	0

Batter	1	2	3	4	5	6	7	8	9
Ron Davis, R (1, 7) OBP: 0.265, SLG: 0.293	0-0 SF8 3B		0-0 F7			0-0 FC4 1-2f		0-0 6-3	
Julian Javier, R (1, 4) OBP: 0.283, SLG: 0.334	0-0 5-3			4-0 1B SF8 BB		0-0 G4-6-3 1-2f		0-0 1B 1B	
Curt Flood, R (1, 8) OBP: 0.349, SLG: 0.394	0-0 SF8			0-0 F9			0-0 1B 1B	0-0 1B 2B 1B	
Orlando Cepeda, R (1, 3) OBP: 0.331, SLG: 0.406 Lou Brock, L (9, PH) OBP: 0.326, SLG: 0.443	0-0 F2			0-0 CS 1B			0-3 K	0-0 2B SF8 1B	
Mike Shannon, R (1, 5) OBP: 0.336, SLG: 0.453		0-3 K		0-0 SF8			0-0 1B	0-0 1B 2B	
Tim McCarver, L (1, 2) OBP: 0.282, SLG: 0.339		0-0 F7		0-0 CS 1-2	0-0 5-3		0-3 K	0-0 SF8	
Bobby Tolan, L (1, 9) OBP: 0.288, SLG: 0.377		0-0 CS 1B			0-0 L9		0-3 K		
Dal Maxvill, R (1, 6) OBP: 0.295, SLG: 0.280		0-0 CS 1-2	0-0 F8		0-0 4-3			0-0 F9	
Steve Carlton, L (1, 1) OBP: 0.188, SLG: 0.292 Ed Spiezio, R (6, PH) OBP: 0.244, SLG: 0.175 Ron Willis, R (7, 1) Phil Gagliano, R (8, PH) OBP: 0.286, SLG: 0.233 Wayne Granger, R (9, 1) OBP: 0.200, SLG: 0.200			0-0 4-3			0-0 FC4 1B		0-0 F8	

Inning Stats	R: 1	H: 1	E: 0	K: 0	S: 4	LOB: 0	BB: 0	P: 4	R: 0	H: 1	E: 0	K: 1	S: 5	LOB: 0	BB: 0	P: 5	R: 0	H: 0	E: 0	K: 0	S: 3	LOB: 0	BB: 0	P: 3	R: 1	H: 1	E: 0	K: 0	S: 3	LOB: 0	BB: 1	P: 7	R: 0	H: 0	E: 0	K: 0	S: 3	LOB: 0	BB: 0	P: 3	R: 0	H: 1	E: 0	K: 0	S: 3	LOB: 0	BB: 0	P: 3	R: 0	H: 2	E: 0	K: 3	S: 11	LOB: 2	BB: 0	P: 11	R: 0	H: 0	E: 0	K: 0	S: 3	LOB: 0	BB: 0	P: 3	R: 3	H: 4	E: 0	K: 0	S: 5	LOB: 1	BB: 0	P: 5	1B: 8	SF: 3	2B: 1	SAC: 0	3B: 1	DP: 1	HR: 0	HBP: 0	WP: 0	PA: 35
--------------	------	------	------	------	------	--------	-------	------	------	------	------	------	------	--------	-------	------	------	------	------	------	------	--------	-------	------	------	------	------	------	------	--------	-------	------	------	------	------	------	------	--------	-------	------	------	------	------	------	------	--------	-------	------	------	------	------	------	-------	--------	-------	-------	------	------	------	------	------	--------	-------	------	------	------	------	------	------	--------	-------	------	-------	-------	-------	--------	-------	-------	-------	--------	-------	--------

PITCHER	IP	WLS	BF	H	R	ER	SO	BB	IBB	HBP	BLK	WP	HR	S	P	ERA	WHIP
Woodie Fryman, L (1, 1) ERA: 2.35	8.0		29	7	3	3	4	1	0	0	0	0	0	36	40	3.38	1.000
John Boozer, R (9, 1) ERA: 3.66	0.0	L	3	3	1	1	0	0	0	0	0	0	0	3	3	∞	∞
Grant Jackson, L (9, 1) ERA: 1.51	0.1		1	0	1	1	0	0	0	0	0	0	0	1	1	27.00	0.000

Batter	1	2	3	4	5	6	7	8	9	AB	R	H	RBI	BB	SO	LOB	TOP					
Cookie Rojas, R (1, 4) OBP: 0.253, SLG: 0.332	0-0 2B	0-0 F3		0-0 F7		0-0 FC6-4 1B		0-0 L1		5	1	2	0	0	0	4						
Roberto Pena, R (1, 6) OBP: 0.351, SLG: 0.360 Gary Sutherland, R (4, 6) OBP: 0.255, SLG: 0.267	0-0 2B	4-0 BB		0-0 1B		0-0 FC6-4 G6-3 1-2f		0-0 5-3		2	1	2	2	1	0	0						
Tony Gonzalez, L (1, 8) OBP: 0.341, SLG: 0.345	0-3 K	0-0 F2		0-0 1B		0-0 G6-3 1-2f			0-0 1B	5	0	2	2	0	1	5						
Dick Allen, R (1, 7) OBP: 0.364, SLG: 0.563	0-0 6-3		0-0 4-3	0-0 F9				0-0 F8	0-3 K	5	0	0	0	0	1	3						
Don Lock, R (1, 9) OBP: 0.302, SLG: 0.371	0-0 5-3		4-0 FC5-4 BB		0-0 FC4-6 1B			0-0 BB 1B	0-0 F9	4	0	2	0	1	0	2						
Tony Taylor, R (1, 5) OBP: 0.325, SLG: 0.317		0-0 1B BB 1B	0-0 FC5-4	0-0 FC4-6		0-0 FC4-6		0-0 B2	0-0 L7	5	1	1	0	0	0	4						
John Briggs, L (1, 3) OBP: 0.367, SLG: 0.374		0-0 BB 1B 1B	0-0 F8		0-0 F7			4-0 1-2 BB		3	0	1	0	1	0	2						
Mike Ryan, R (1, 2) OBP: 0.201, SLG: 0.208		0-0 F9		0-0 1B 1B		0-0 F5		0-3 K		4	1	1	0	0	1	5						
Rick Wise, R (1, 1) OBP: 0.235, SLG: 0.406 Jeff James, R (1, 1) OBP: 0.100, SLG: 0.100 Jerry Johnson, R (3, 1) OBP: 0.284, SLG: 0.288 Rick Joseph, R (6, PH) OBP: 0.284, SLG: 0.288 Gary Wagner, R (6, 1) OBP: 0.318, SLG: 0.382 Bill White, L (8, PH) OBP: 0.318, SLG: 0.382 Turk Farrell, R (8, 1)		0-0 1-2 2-3 BB 1B	0-3 K		0-0 HR			0-0 F5		0	0	0	0	0	0	0						
Inning Stats	R: 1 E: 0 K: 1 S: 7	H: 2 LOB: 1 BB: 0 P: 7	R: 1 E: 0 K: 0 S: 6	H: 3 LOB: 3 BB: 1 P: 10	R: 0 E: 1 K: 0 S: 3	H: 0 LOB: 1 BB: 1 P: 7	R: 2 E: 0 K: 1 S: 8	H: 3 LOB: 1 BB: 0 P: 8	R: 0 E: 0 K: 0 S: 4	H: 1 LOB: 1 BB: 0 P: 4	R: 1 E: 0 K: 0 S: 4	H: 2 LOB: 0 BB: 0 P: 4	R: 0 E: 0 K: 1 S: 6	H: 1 LOB: 2 BB: 1 P: 10	R: 0 E: 0 K: 0 S: 3	H: 0 LOB: 0 BB: 0 P: 3	R: 0 E: 0 K: 1 S: 6	H: 1 LOB: 1 BB: 0 P: 6	1B: 10 2B: 2 3B: 0 HR: 1	SF: 0 SAC: 0 DP: 1 HBP: 0	WP: 0 PB: 0 SB: 0 CS: 0	PA: 42
PITCHER Larry Jaster, L (1, 1) ERA: 2.28 Dick Hughes, R (6, 1) ERA: 5.13	IP: 5.0 WLS: W BF: 27 H: 10 R: 5 ER: 5 SO: 2 BB: 2 IBB: 0 HBP: 0 BLK: 0 WP: 0 HR: 1 S: 29 P: 37 ERA: 9.00 WHIP: 2.400	IP: 4.0 WLS: S BF: 15 H: 3 R: 0 ER: 0 SO: 2 BB: 1 IBB: 0 HBP: 0 BLK: 0 WP: 0 HR: 0 S: 18 P: 22 ERA: 0.00 WHIP: 1.000																				

Philadelphia Phillies @ St. Louis Cardinals
 Busch Stadium, St. Louis, MO
 Tue Jul 23 1968, 7:05 PM CDT
 Att: 26,199 - Unknown

AB	39
R	5
H	13
RBI	5
BB	3
SO	4
LOB	27



BOTTOM

Philadelphia Phillies @ St. Louis Cardinals
Busch Stadium, St. Louis, MO
Tue Jul 23 1968, 7:05 PM CDT
Att. 26,199 - Unknown

livebaseballscorecards.com

AB	38
R	11
H	14
RBI	10
BB	8
SO	4
LOB	24



WP: 1	PA: 47
PB: 0	
SB: 1	
CS: 0	

AB R H RBI BB SO LOB

4 2 1 2 2 0 3

5 1 1 0 1 0 5

5 1 3 4 0 1 2

5 3 2 0 0 0 2

5 0 1 1 0 1 5

5 1 2 2 0 0 2

3 1 2 1 2 1 2

3 1 1 0 2 0 1

2 1 1 0 0 1 2

1 0 0 0 1 0 0

1B: 9	SF: 0
2B: 4	SAC: 1
3B: 1	DP: 0
HR: 0	HBP: 0

Batter	1	2	3	4	5	6	7	8	9
Lou Brock, L OBP: 0.329, SLG: 0.441 (1, 7)									
Curt Flood, R OBP: 0.349, SLG: 0.392 (1, 8)									
Roger Maris, L OBP: 0.317, SLG: 0.393 (1, 9)									
Orlando Cepeda, R OBP: 0.332, SLG: 0.408 (1, 3)									
Johnny Edwards, L OBP: 0.298, SLG: 0.366 (1, 2)									
Mike Shannon, R OBP: 0.337, SLG: 0.459 (1, 5)									
Dick Schofield, S OBP: 0.326, SLG: 0.385 (1, 4)									
Dal Maxvill, R OBP: 0.300, SLG: 0.281 (1, 6)									
Larry Jaster, L OBP: 0.125, SLG: 0.097 Dick Hughes, R (6, 1)									

Inning Stats	R: 5	H: 5	LOB: 2	K: 12	S: 2	R: 1	H: 1	LOB: 1	K: 1	S: 7	R: 4	H: 3	LOB: 1	K: 0	S: 6	R: 0	H: 0	LOB: 3	K: 0	S: 3	R: 0	H: 2	LOB: 2	K: 1	S: 7	R: 0	H: 1	LOB: 2	K: 0	S: 4	R: 1	H: 2	LOB: 1	K: 0	S: 5	R: 0	H: 0	LOB: 0	K: 0	S: 3
PITCHER	IP	WLS	BF	H	R	ER	SO	BB	IBB	HBP	BLK	WP	HR	S	P	ERA	WHIP																							
Rick Wise, R ERA: 4.31 (1, 1)	0.1	L	8	5	5	5	1	2	0	0	0	0	0	15	23	18.00	3.000																							
Jeff James, R ERA: 4.7 (1, 1)	2.0		13	4	5	4	2	2	0	0	0	0	0	12	24	0.00	1.500																							
Jerry Johnson, R ERA: 3.18 (3, 1)	2.2		13	2	0	0	1	2	1	0	0	0	0	9	13	4.50	2.000																							
Gary Wagner, R ERA: 3.72 (6, 1)	2.0		10	3	1	1	0	1	0	0	0	1	0	3	3	0.00	0.000																							
Turk Farrell, R ERA: 3.45 (8, 1)	1.0		3	0	0	0	0	0	0	0	0	0	0	3	3	0.00	0.000																							

Batter	1	2	3	4	5	6	7	8	9	AB R H RBI BB SO LOB	TOP
Cookie Rojas, R (1, 4) <small>OBP: 0.255, SLG: 0.332</small>	0-3 		4-0 			0-0 		0-0 		3 0 1 0 1 1 0	
Roberto Pena, R (1, 6) <small>OBP: 0.350, SLG: 0.355</small>	4-0 		0-0 			0-0 		0-0 		3 1 0 0 1 0 2	
John Briggs, L (1, 8) Don Lock, R (9, PH) <small>OBP: 0.362, SLG: 0.368</small> <small>OBP: 0.300, SLG: 0.368</small>	0-0 		0-0 			0-0 		0-0 		3 0 0 0 0 0 2 1 0 0 0 0 0 0	
Dick Allen, R (1, 7) <small>OBP: 0.360, SLG: 0.557</small>	0-0 			0-3 			0-0 		0-3 	3 0 0 1 0 2 0	
Johnny Callison, L (1, 9) <small>OBP: 0.311, SLG: 0.404</small>	0-0 			0-0 			0-0 		0-0 	4 0 1 0 0 0 1	
Bill White, L (1, 3) <small>OBP: 0.314, SLG: 0.377</small>		0-0 		0-3 			0-0 			3 0 0 0 0 1 1	
Tony Taylor, R (1, 5) <small>OBP: 0.325, SLG: 0.317</small>			0-0 		0-0 		0-0 			3 0 1 0 0 0 0	
Mike Ryan, R (1, 2) <small>OBP: 0.198, SLG: 0.205</small>			0-0 		0-0 		0-0 			3 0 0 0 0 0 2	
Larry Jackson, R (1, 1) <small>OBP: 0.136, SLG: 0.138</small> Tony Gonzalez, L (8, PH) <small>OBP: 0.340, SLG: 0.344</small> Grant Jackson, S (8, 1) <small>OBP: 0.143, SLG: 0.143</small>			0-0 		0-0 			0-3 		2 0 0 0 0 0 0 1 0 0 0 0 1 0 0 0 0 0 0 0 0	
Inning Stats	R: 1 H: 0 E: 1 LOB: 1 K: 1 BB: 1 S: 6 P: 10	R: 0 H: 0 E: 0 LOB: 0 K: 0 BB: 0 S: 3 P: 3	R: 0 H: 0 E: 0 LOB: 1 K: 0 BB: 1 S: 3 P: 7	R: 0 H: 0 E: 0 LOB: 0 K: 2 BB: 0 S: 7 P: 7	R: 0 H: 0 E: 0 LOB: 0 K: 0 BB: 0 S: 3 P: 3	R: 0 H: 1 E: 0 LOB: 0 K: 0 BB: 0 S: 3 P: 3	R: 0 H: 2 E: 0 LOB: 2 K: 0 BB: 0 S: 5 P: 5	R: 0 H: 0 E: 0 LOB: 0 K: 1 BB: 0 S: 5 P: 5	R: 0 H: 0 E: 0 LOB: 0 K: 1 BB: 0 S: 5 P: 5	1B: 3 SF: 1 2B: 0 SAC: 0 3B: 0 DP: 1 HR: 0 HBP: 0	WP: 0 PA: 32 PB: 0 SB: 0 CS: 0
PITCHER Ray Washburn, R (1, 1) <small>ERA: 2.89</small> Joe Hoerner, L (9, 1) <small>ERA: 1.55</small>	IP WLS BF H R ER SO BB IBB HBP BLK WP HR S P ERA WHIP 8.0 W 29 3 1 0 4 2 0 0 0 0 0 0 35 43 0.00 0.625 1.0 S 3 0 0 0 1 0 0 0 0 0 0 0 5 5 0.00 0.000										

Philadelphia Phillies @ St. Louis Cardinals
 Busch Stadium, St. Louis, MO
 Wed Jul 24 1968, 7:05 PM CDT
 Att: 23,828 - Unknown

livebaseballscorecards.com

AB	29
R	1
H	3
RBI	1
BB	2
SO	5
LOB	8



Batter	1	2	3	4	5	6	7	8	9	AB	R	H	RBI	BB	SO	LOB
Lou Brock, L OBP: 0.328, SLG: 0.437 (1, 7)	0-0 1-3	0-3 K		0-0 L8			4-0 2-3 BB			3	0	0	0	1	1	4
Curt Flood, R OBP: 0.348, SLG: 0.391 (1, 8)	0-0 1-3	0-0 1B			0-3 K		0-0 2-3			4	0	1	2	0	1	2
Roger Maris, L OBP: 0.321, SLG: 0.388 (1, 9)	4-0 BB	0-0 P1			0-0 P6		4-0 IBB			2	0	0	0	2	0	2
Orlando Cepeda, R OBP: 0.328, SLG: 0.404 (1, 3)	0-0 F3		0-3 K		0-0 L9		0-0 L7			4	0	0	0	0	1	4
Johnny Edwards, L OBP: 0.296, SLG: 0.357 (1, 2)		4-0 1B BB		0-0 F8		0-0 4-3		0-0 F7		3	1	0	0	1	0	0
Mike Shannon, R OBP: 0.336, SLG: 0.456 (1, 5)		0-0 1B 1B 1B		0-0 F9		0-0 L7		0-3 K		4	1	1	0	0	1	0
Dick Schofield, S OBP: 0.322, SLG: 0.378 (1, 4)		0-0 1B 1B		0-3 K		0-0 F9		0-0 F8		4	1	1	1	0	1	0
Dal Maxvill, R OBP: 0.301, SLG: 0.282 (1, 6)		0-0 1B 1B		0-0 L3		0-0 5-3				3	0	1	0	0	0	0
Ray Washburn, R OBP: 0.167, SLG: 0.063 (1, 1)		0-3 K		0-0 1B		0-0 2-3 BB 1B				3	0	2	0	0	1	3
Joe Hoerner, R (9, 1)										0	0	0	0	0	0	0

Inning Stats	R: 0	H: 0	E: 0	K: 0	S: 3	R: 3	H: 4	E: 0	K: 2	S: 11	R: 0	H: 0	E: 0	K: 1	S: 5	R: 0	H: 0	E: 0	K: 1	S: 6	R: 0	H: 1	E: 0	K: 1	S: 6	R: 0	H: 0	E: 0	K: 0	S: 3	R: 0	H: 1	E: 0	K: 0	S: 4	R: 0	H: 0	E: 0	K: 1	S: 5	R: 0	H: 0	E: 0	K: 1	S: 5
	LOB: 1	BB: 1	P: 7	LOB: 2	BB: 1	P: 15	LOB: 0	BB: 0	P: 5	LOB: 1	BB: 0	P: 6	LOB: 0	BB: 0	P: 5	LOB: 0	BB: 0	P: 3	LOB: 3	BB: 2	P: 12	LOB: 0	BB: 0	P: 5	LOB: 0	BB: 0	P: 5	LOB: 0	BB: 0	P: 5	LOB: 0	BB: 0	P: 5	LOB: 0	BB: 0	P: 5	LOB: 0	BB: 0	P: 5	LOB: 0	BB: 0	P: 5			
PITCHER	IP	WLS	BF	H	R	ER	SO	BB	IBB	HBP	BLK	WP	HR	S	P	ERA	WHIP																												
Larry Jackson, R (1, 1) ERA: 3.02	7.0	L	31	6	3	3	5	3	1	0	0	0	0	37	53	3.86	1.286																												
Grant Jackson, L (8, 1) ERA: 1.47	1.0		3	0	0	0	1	0	0	0	0	0	0	5	5	0.00	0.000																												

BOTTOM

Philadelphia Phillies @ St. Louis Cardinals
Busch Stadium, St. Louis, MO

Wed Jul 24 1968, 7:05 PM CDT
Att. 23,828 - Unknown

livebaseballscores.com

AB	30
R	3
H	6
RBI	3
BB	4
SO	6
LOB	15



WP: 0	PA: 34
PB: 0	SB: 0
CS: 0	

Batter	1	2	3	4	5	6	7	8	9	AB R H RBI BB SO LOB	TOP	
Cookie Rojas, R (1, 4) <small>OBP: 0.260, SLG: 0.337</small>	0-0 		0-0 		0-0 			0-0 		4 0 3 0 0 0 1	Philadelphia Phillies @ St. Louis Cardinals Busch Stadium, St. Louis, MO Thu Jul 25 1968, 7:05 PM CDT Att. 28,147 - Unknown	
Roberto Pena, R (1, 6) <small>OBP: 0.348, SLG: 0.351</small>	0-3 		0-0 			4-0 		0-3 		3 0 0 0 1 2 3		
John Briggs, L (1, 8) <small>OBP: 0.356, SLG: 0.360</small>	0-0 		0-0 			0-0 		0-0 		4 0 0 0 0 0 4		
Dick Allen, R (1, 7) <small>OBP: 0.356, SLG: 0.550</small>	0-0 			0-3 		0-3 		0-0 		4 0 0 0 0 2 2		
Johnny Callison, L (1, 9) <small>OBP: 0.307, SLG: 0.399</small>		0-0 		0-3 		0-0 		0-0 		4 0 0 0 0 1 1		
Bill White, L (1, 3) <small>OBP: 0.317, SLG: 0.381</small>		1-0 		0-0 		0-0 		0-0 		3 0 1 0 0 0 0		
Tony Taylor, R (1, 5) <small>OBP: 0.322, SLG: 0.314</small>		0-0 			0-0 		0-0 			3 0 0 0 0 0 2		
Clay Dalrymple, L (1, 2) <small>OBP: 0.281, SLG: 0.312</small>		0-3 			0-0 		0-0 			3 0 1 0 0 1 2		
Chris Short, R (1, 1) <small>OBP: 0.167, SLG: 0.154</small> Tony Gonzalez, L (7, PH) <small>OBP: 0.339, SLG: 0.343</small> Turk Farrell, R (7, 1)			0-0 		0-0 		0-0 			2 0 0 0 0 0 1		
Inning Stats	R: 0 H: 1 E: 0 LOB: 1 K: 1 BB: 0 S: 6 P: 6	R: 0 H: 0 E: 0 LOB: 1 K: 1 BB: 0 S: 5 P: 6	R: 0 H: 1 E: 0 LOB: 1 K: 0 BB: 0 S: 4 P: 4	R: 0 H: 0 E: 0 LOB: 0 K: 2 BB: 0 S: 7 P: 7	R: 0 H: 1 E: 1 LOB: 1 K: 0 BB: 0 S: 4 P: 4	R: 0 H: 0 E: 0 LOB: 1 K: 1 BB: 1 S: 5 P: 9	R: 0 H: 1 E: 0 LOB: 1 K: 0 BB: 0 S: 4 P: 4	R: 0 H: 1 E: 0 LOB: 0 K: 1 BB: 0 S: 5 P: 5	R: 0 H: 0 E: 0 LOB: 0 K: 0 BB: 0 S: 3 P: 3	1B: 4 SF: 0 2B: 2 SAC: 0 3B: 0 DP: 1 HR: 0 HBP: 1	WP: 0 PA: 33 PB: 0 SB: 0 CS: 1	
PITCHER Bob Gibson, R (1, 1) <small>ERA: 0.96</small>	IP 9.0 WLS W BF 33 H 5 R 0 ER 0 SO 6 BB 1 IBB 0 HBP 1 BLK 0 WP 0 HR 0 S 43 P 48 ERA 0.00 WHIP 0.667											PITCHER IP WLS BF H R ER SO BB IBB HBP BLK WP HR S P ERA WHIP

AB	31
R	0
H	5
RBI	0
BB	1
SO	6
LOB	17



Batter	1	2	3	4	5	6	7	8	9
Lou Brock, L OBP: 0.326, SLG: 0.437 (1, 7)	0-0 L9 2B		0-3 K 2-3		0-0 4-3	0-0 FC6-4 1-2f		0-0 F2	
Julian Javier, R OBP: 0.283, SLG: 0.331 (1, 4)	0-0 L9 2-3		0-0 L7		0-3 K		4-0 F8 SH1-4 BB		
Curt Flood, R OBP: 0.348, SLG: 0.390 (1, 8)	0-0 6-3			0-0 E6 G3 1B 1B	0-0 2B 1B		0-0 SH1-4 1-2		
Orlando Cepeda, R OBP: 0.328, SLG: 0.405 (1, 3)	0-0 P3			0-3 K	0-0 1B 2B		0-0 F8 2-3		
Mike Shannon, R OBP: 0.338, SLG: 0.457 (1, 5)		0-0 F9		0-0 1B 1B	0-0 1B		0-0 5-3		
Ron Davis, R OBP: 0.264, SLG: 0.300 (1, 9)		0-0 3B		0-0 G3 1-2 2-3	0-3 K		0-0 6-3		
Johnny Edwards, L OBP: 0.295, SLG: 0.354 (1, 2)		0-0 G3		0-0 1B 1B 2-H 3-H		0-0 F8		0-0 F7	
Dal Maxvill, R OBP: 0.303, SLG: 0.282 (1, 6)		0-0 4-3		0-0 FC6-4 1B		0-0 4-3		4-0 2B BB	
Bob Gibson, R OBP: 0.222, SLG: 0.224 (1, 1)			0-0 CS 2B		0-0 FC6-4	0-3 K FC6-4		0-0 2B	

Inning Stats	R: 0	H: 1	E: 0	LOB: 1	K: 0	BB: 0	S: 4	P: 4
	R: 0	H: 1	E: 0	LOB: 1	K: 0	BB: 0	S: 4	P: 4
	R: 0	H: 1	E: 0	LOB: 0	K: 1	BB: 0	S: 5	P: 5
	R: 2	H: 3	E: 1	LOB: 2	K: 1	BB: 0	S: 9	P: 9
	R: 2	H: 3	E: 0	LOB: 1	K: 2	BB: 0	S: 10	P: 10
	R: 0	H: 0	E: 1	LOB: 1	K: 1	BB: 0	S: 6	P: 6
	R: 0	H: 0	E: 0	LOB: 1	K: 0	BB: 1	S: 3	P: 7
	R: 1	H: 1	E: 0	LOB: 1	K: 0	BB: 1	S: 4	P: 8

PITCHER	IP	WLS	BF	H	R	ER	SO	BB	IBB	HBP	BLK	WP	HR	S	P	ERA	WHIP
Chris Short, L ERA: 2.66 (1, 1)	6.0	L	28	9	4	2	5	0	0	0	0	0	0	38	38	3.00	1.500
Turk Farrell, R ERA: 3.49 (7, 1)	2.0		9	1	1	1	0	2	0	0	0	0	0	7	15	4.50	1.500

BOTTOM

AB	R	H	RBI	BB	SO	LOB
5	0	1	0	0	1	3
3	0	0	0	1	1	1
3	2	1	0	0	0	1
4	1	1	1	0	1	3
4	1	2	1	0	0	1
4	0	1	0	0	1	3
4	0	1	2	0	0	1
3	1	1	0	1	0	1
4	0	2	1	0	1	2

AB	34
R	5
H	10
RBI	5
BB	2
SO	5
LOB	16



WP	PA	3B	HR	S	P	ERA	WHIP
0	37	0	0	0	0	0	0
0	0	1	0	0	0	0	0
0	0	0	0	0	0	0	0
0	0	0	0	0	0	0	0

Philadelphia Phillies @ St. Louis Cardinals
 Busch Stadium, St. Louis, MO
 Thu Jul 25 1968, 7:05 PM CDT
 Att. 28,147 - Unknown

livebaseballscorecards.com

Batter	1	2	3	4	5	6	7	8	9	AB R H RBI BB SO LOB	TOP																
Felipe Alou, R OBP: 0.339, SLG: 0.402 (1, 8)	0-0 F7		0-0 1B 1B		0-0 2B			0-0 P3	0-3 K 1B HR	5 1 2 0 0 1 0																	
Felix Millan, R OBP: 0.334, SLG: 0.355 (1, 4)	0-0 4-3		0-0 1B		0-0 5-3			0-0 FC6-4 1B	0-0 1B HR	5 1 3 0 0 0 1																	
Hank Aaron, R OBP: 0.323, SLG: 0.479 (1, 9)	0-3 K		0-0 P6					0-0 FC6-4 2B	0-0 1B HR	5 2 1 3 0 1 3																	
Joe Torre, R OBP: 0.337, SLG: 0.404 (1, 2)		0-0 6-3		0-0 P3				0-0 K	0-0 6-3	5 1 1 1 0 1 0																	
Tommie Aaron, R OBP: 0.324, SLG: 0.321 (1, 3) (8, 7)		0-0 L9		0-0 F5				0-0 L7		4 0 1 1 0 0 0																	
Bob Johnson, R OBP: 0.328, SLG: 0.349 (1, 5)		0-0 1B		0-0 1B				0-0 1B		4 0 3 0 0 0 0																	
Mike Lum, L OBP: 0.271, SLG: 0.337 (1, 7) Deron Johnson, R OBP: 0.286, SLG: 0.311 (8, PH) (8, 3)		0-3 K		0-3 K				0-0 1B 2B	0-0 F8	3 0 1 0 0 2 2 1 0 0 0 0 0 2																	
Marty Martinez, S OBP: 0.280, SLG: 0.229 (1, 6)			0-0 CS 1B		0-0 F7			0-0 G6-4-3 1B	0-0 P6	4 0 2 0 0 0 0																	
Ken Johnson, R OBP: 0.125, SLG: 0.129 (1, 1) Mike Page, L OBP: 0.250, SLG: 0.143 (7, PH) George Stone, L OBP: 0.333, SLG: 0.333 (7, 1) Bob Tillman, R OBP: 0.234, SLG: 0.280 (9, PH) Claude Raymond, R OBP: 0.167, SLG: 0.167 (9, 1)			0-3 K		0-0 P6			0-0 G6-4-3	0-0 L9	2 0 0 0 0 1 1 1 0 0 0 0 0 2 0 0 0 0 0 0 0 1 0 0 0 0 0 0 0 0 0 0 0 0 0																	
Inning Stats	R: 0 E: 0 K: 1 S: 5	H: 0 LOB: 0 BB: 0 P: 5	R: 0 E: 0 K: 1 S: 6	H: 1 LOB: 1 BB: 0 P: 6	R: 0 E: 0 K: 1 S: 7	H: 3 LOB: 2 BB: 0 P: 7	R: 0 E: 0 K: 1 S: 6	H: 1 LOB: 1 BB: 0 P: 6	R: 0 E: 0 K: 0 S: 4	H: 1 LOB: 1 BB: 0 P: 4	R: 0 E: 0 K: 1 S: 5	H: 0 LOB: 0 BB: 0 P: 5	R: 0 E: 0 K: 0 S: 4	H: 2 LOB: 1 BB: 0 P: 4	R: 2 E: 0 K: 0 S: 7	H: 4 LOB: 2 BB: 0 P: 7	R: 3 E: 0 K: 1 S: 8	H: 2 LOB: 0 BB: 0 P: 8	1B: 10 2B: 3 3B: 0 HR: 1	SF: 0 SAC: 0 DP: 1 HBP: 0	WP: 1 PB: 1 SB: 0 CS: 1	PA: 40					
PITCHER	IP WLS BF H R ER SO BB IBB HBP BLK WP HR S P ERA WHIP																										
Rick Wise, R ERA: 4.17 (1, 1)	7.2		33	12	2	2	5	0	0	0	0	1	0	43	43	2.35	1.565										
Grant Jackson, L ERA: 1.42 (8, 1)	1.1	L	7	2	3	0	1	0	0	0	0	0	1	9	9	0.00	1.500										

Atlanta Braves @ Philadelphia Phillies
 Connie Mack Stadium, Philadelphia, PA
 Fri Jul 26 1968, 7:05 PM EDT
 Unknown

livebaseballscores.com

AB 40
 R 5
 H 14
 RBI 5
 BB 0
 SO 6
 LOB 11



Batter	1	2	3	4	5	6	7	8	9	AB R H RBI BB SO LOB
Tony Taylor, R (1, 5) OBP: 0.324, SLG: 0.315	0-0 L3-6 S 1B		0-0 1B		0-3 K		0-0 6-3		0-0 6-3	5 0 2 0 0 1 0
Cookie Rojas, R (1, 4) OBP: 0.260, SLG: 0.336	0-0 F7		0-0 P4		0-0 6-3			0-0 BB SH1 1B		4 0 1 0 0 0 2
Roberto Pena, R (1, 6) OBP: 0.348, SLG: 0.351	0-0 L3-6 1-3			0-0 F8		0-0 1B 1B		0-0 SH1 1-2		3 0 1 0 0 0 1
Dick Allen, R (1, 7) OBP: 0.354, SLG: 0.545		0-0 P5		0-0 5-3		0-3 K		4-0 FC5 BB IBB		3 0 0 0 1 1 1
Johnny Callison, L (1, 9) OBP: 0.306, SLG: 0.397		0-0 F9		0-0 3-1		0-0 G1-6-3 1B		0-3 K		4 0 1 0 0 1 2
Bill White, L (1, 3) OBP: 0.320, SLG: 0.380		0-0 1B			0-3 K	0-0 G1-6-3 1-2f		4-0 BB 1-2 2-3 BB		3 0 1 0 1 1 2
Don Lock, R (1, 8) OBP: 0.306, SLG: 0.395		0-0 F3			0-0 1B HR		0-0 HR	0-0 FC5 2-3f		4 2 2 1 0 0 4
Clay Dalrymple, L (1, 2) OBP: 0.280, SLG: 0.311			0-0 4-3		0-0 HR 1B		0-0 F8		0-0 P4	4 1 1 0 0 0 0
Rick Wise, R (1, 1) OBP: 0.243, SLG: 0.486			0-3 K		0-0 HR		0-0 F9		0-0 P4	3 1 1 3 0 1 0
Grant Jackson, S (8, 1) OBP: 0.143, SLG: 0.143										0 0 0 0 0 0 0
John Briggs, L (9, PH) OBP: 0.354, SLG: 0.358										1 0 0 0 0 0 0

Inning Stats	R: 0 E: 0 K: 0 S: 3	H: 1 LOB: 0 BB: 0 P: 3	R: 0 E: 0 K: 0 S: 4	H: 1 LOB: 1 BB: 0 P: 4	R: 0 E: 0 K: 1 S: 6	H: 1 LOB: 1 BB: 0 P: 6	R: 0 E: 0 K: 0 S: 3	H: 0 LOB: 0 BB: 0 P: 3	R: 3 E: 0 K: 2 S: 10	H: 3 LOB: 0 BB: 0 P: 10	R: 0 E: 0 K: 1 S: 6	H: 2 LOB: 1 BB: 0 P: 6	R: 1 E: 0 K: 0 S: 4	H: 1 LOB: 0 BB: 0 P: 4	R: 0 E: 0 K: 1 S: 6	H: 1 LOB: 3 BB: 2 P: 14	R: 0 E: 0 K: 0 S: 3	H: 0 LOB: 0 BB: 0 P: 3	1B: 8 2B: 1 3B: 0 HR: 2	SF: 0 SAC: 1 DP: 2 HBP: 0
--------------	------------------------------	---------------------------------	------------------------------	---------------------------------	------------------------------	---------------------------------	------------------------------	---------------------------------	-------------------------------	----------------------------------	------------------------------	---------------------------------	------------------------------	---------------------------------	------------------------------	----------------------------------	------------------------------	---------------------------------	----------------------------------	------------------------------------

BOTTOM

Atlanta Braves @ Philadelphia Phillies
Connie Mack Stadium, Philadelphia, PA
 Fri Jul 26 1968, 7:05 PM EDT
 Unknown

AB	34
R	4
H	10
RBI	4
BB	2
SO	5
LOB	12



PITCHER	IP	WLS	BF	H	R	ER	SO	BB	IBB	HBP	BLK	WP	HR	S	P	ERA	WHIP
Ken Johnson, R (1, 1) ERA: 2.71	6.0		24	8	3	3	4	0	0	0	0	0	1	32	32	4.50	1.333
George Stone, L (7, 1) ERA: 3.55	2.0	W	10	2	1	1	1	1	1	0	0	0	1	10	18	4.50	1.500
Claude Raymond, R (9, 1) ERA: 2.97	1.0	S	3	0	0	0	0	0	0	0	0	0	0	3	3	0.00	0.000

Batter	1	2	3	4	5	6	7	8	9	AB R H RBI BB SO LOB	TOP											
Felipe Alou, R (1, 8) OBP: 0.339, SLG: 0.401	0-3 K	0-3 K			0-0 6-3		0-0 1B			4 0 1 0 0 2 2												
Felix Millan, R (1, 4) OBP: 0.333, SLG: 0.353	0-0 1B		0-0 5-3		0-0 F8		0-0 G3			4 0 1 0 0 0 3												
Tito Francona, L (1, 7) OBP: 0.405, SLG: 0.371 Tommie Aaron, R (9, 7) OBP: 0.324, SLG: 0.321	0-0 G6-3		0-3 K		0-3 K		0-0 F7			4 0 0 0 0 2 1 0 0 0 0 0 0 0												
Joe Torre, R (1, 3) OBP: 0.339, SLG: 0.422		0-0 1B	0-0 4-3		0-3 K		0-0 HR			4 2 2 1 0 1 0												
Bob Johnson, R (1, 5) OBP: 0.324, SLG: 0.343 Deron Johnson, R (9, 5) OBP: 0.286, SLG: 0.311		0-0 1-3		0-0 1B	0-3 K		0-0 6-3			4 0 1 0 0 1 1 0 0 0 0 0 0 0												
Mike Pae, L (1, 9) OBP: 0.333, SLG: 0.273		0-0 1B	0-3 K		0-0 1B		0-0 F7			4 1 2 1 0 1 1												
Bob Tillman, R (1, 2) OBP: 0.234, SLG: 0.275		4-0 1B	0-0 F7		0-3 K		0-0 5-3			3 0 0 0 1 1 2												
Marty Martinez, S (1, 6) OBP: 0.279, SLG: 0.229		0-0 L8	0-0 L5		0-0 1B		0-0 6-3			4 0 1 0 0 0 3												
Milt Pappas, R (1, 1) OBP: 0.179, SLG: 0.148 Mike Lum, L (7, PH) OBP: 0.269, SLG: 0.333 Dick Kelley, R (7, 1) OBP: 0.182, SLG: 0.053 Cecil Upshaw, R (8, 1) OBP: 0.231, SLG: 0.167		0-0 1B	0-3 K		0-0 P4		0-0 5-3			2 0 1 1 0 1 0 1 0 0 0 0 0 2 0 0 0 0 0 0 0 1 0 0 0 0 0 0												
Inning Stats	R: 0 E: 0 K: 1 S: 5	H: 1 LOB: 0 BB: 0 P: 5	R: 2 E: 0 K: 1 S: 8	H: 3 LOB: 2 BB: 1 P: 12	R: 0 E: 0 K: 1 S: 5	H: 0 LOB: 0 BB: 0 P: 5	R: 0 E: 0 K: 1 S: 6	H: 1 LOB: 1 BB: 0 P: 6	R: 0 E: 0 K: 1 S: 5	H: 0 LOB: 0 BB: 0 P: 5	R: 0 E: 0 K: 3 S: 9	H: 0 LOB: 0 BB: 0 P: 9	R: 0 E: 0 K: 1 S: 8	H: 3 LOB: 3 BB: 0 P: 8	R: 1 E: 0 K: 0 S: 4	H: 1 LOB: 0 BB: 0 P: 4	R: 0 E: 0 K: 0 S: 3	H: 0 LOB: 0 BB: 0 P: 3	1B: 7 2B: 1 3B: 0 HR: 1	SF: 0 SAC: 0 DP: 1 HBP: 0	WP: 0 PB: 0 SB: 0 CS: 0	PA: 36
PITCHER	IP WLS BF H R ER SO BB IBB HBP BLK WP HR S P ERA WHIP																					
Jeff James, R (1, 1) ERA: 4.56	8.0 L 33 9 3 3 9 1 0 0 0 0 0 1 50 54 3.38 1.250																					
John Boozer, R (9, 1) ERA: 3.55	1.0 3 0 0 0 0 0 0 0 0 0 0 0 3 3 0.00 0.000																					

Atlanta Braves @ Philadelphia Phillies
 Connie Mack Stadium, Philadelphia, PA

Fri Jul 26 1968, 7:05 PM EDT
 Att. 16,334 - Unknown

livebaseballscorecards.com

AB 35
 R 3
 H 9
 RBI 3
 BB 1
 SO 9
 LOB 15



Batter	1	2	3	4	5	6	7	8	9	AB	R	H	RBI	BB	SO	LOB
--------	---	---	---	---	---	---	---	---	---	----	---	---	-----	----	----	-----

Tony Taylor, R <small>OBP: 0.329, SLG: 0.321</small> (1, 5) X	0-0 6-3 		0-0 E8 			0-0 		0-0 		4	0	3	0	0	0	0
Cookie Rojas, R <small>OBP: 0.257, SLG: 0.332</small> (1, 4) S S S	0-3 K 		0-0 1-3 			0-0 B2 		0-0 G4-6-3 		4	0	0	0	0	1	5
Roberto Pena, R <small>OBP: 0.343, SLG: 0.345</small> (1, 6) X	0-0 1-3 			0-0 5-3 		0-0 P6 			0-0 4-3 	4	0	0	0	0	0	1
Dick Allen, R <small>OBP: 0.356, SLG: 0.554</small> (1, 7) X		0-0 F9 		0-0 		0-0 1-3 			0-0 	4	2	2	1	0	0	1
Johnny Callison, L <small>OBP: 0.306, SLG: 0.401</small> (1, 9) S S S		0-3 K 		0-0 L4 			0-3 K 		0-0 	4	0	1	1	0	2	0
Bill White, L <small>OBP: 0.315, SLG: 0.374</small> (1, 3) X		0-0 F7 		0-0 F7 			0-3 K 		0-0 F3 	4	0	0	0	0	1	1
Don Lock, R <small>OBP: 0.297, SLG: 0.383</small> (1, 8) S S S			0-3 K 		0-3 K 		0-3 K 		0-3 K 	4	0	0	0	0	4	1
John Sullivan, L <small>OBP: 0.417, SLG: 0.300</small> Mike Ryan, R <small>OBP: 0.197, SLG: 0.203</small> (8, PH) (9, 2) S S S			0-0 		0-0 F5 			0-3 K 		2	0	1	0	0	0	0
Jeff James, R <small>OBP: 0.091, SLG: 0.091</small> Rick Joseph, R <small>OBP: 0.292, SLG: 0.296</small> (8, PH) John Boozer, R (9, 1) S S S			0-0 FC1-6 		0-3 K 			0-0 		2	0	0	0	0	1	1
			0-0 E 						0-0 		1	0	1	0	0	0
			0-0 							0	0	0	0	0	0	0

Inning Stats	R: 0 E: 0 K: 1 S: 5	H: 0 LOB: 0 BB: 0 P: 5	R: 0 E: 0 K: 1 S: 5	H: 0 LOB: 0 BB: 0 P: 5	R: 0 E: 1 K: 1 S: 7	H: 2 LOB: 2 BB: 0 P: 7	R: 1 E: 0 K: 0 S: 4	H: 1 LOB: 0 BB: 0 P: 4	R: 0 E: 0 K: 2 S: 7	H: 0 LOB: 0 BB: 0 P: 7	R: 0 E: 0 K: 0 S: 4	H: 1 LOB: 1 BB: 0 P: 4	R: 0 E: 0 K: 3 S: 9	H: 0 LOB: 0 BB: 0 P: 9	R: 0 E: 0 K: 1 S: 6	H: 2 LOB: 1 BB: 0 P: 6	R: 1 E: 0 K: 1 S: 7	H: 2 LOB: 1 BB: 0 P: 7	1B: 6 2B: 0 3B: 1 HR: 1	SF: 0 SAC: 0 DP: 1 HBP: 0	WP: 0 PB: 0 SB: 0 CS: 0	PA: 34
--------------	------------------------------	---------------------------------	------------------------------	---------------------------------	------------------------------	---------------------------------	------------------------------	---------------------------------	------------------------------	---------------------------------	------------------------------	---------------------------------	------------------------------	---------------------------------	------------------------------	---------------------------------	------------------------------	---------------------------------	----------------------------------	------------------------------------	----------------------------------	--------

PITCHER	IP	WLS	BF	H	R	ER	SO	BB	IBB	HBP	BLK	WP	HR	S	P	ERA	WHIP
Milt Pappas, R <small>ERA: 4.49</small>	(1, 1)	6.0	22	4	1	1	5	0	0	0	0	0	0	14	14	0.00	1.500
Dick Kelley, L <small>ERA: 3.07</small>	(7, 1)	1.1	6	2	0	0	4	0	0	0	0	0	0	8	8	5.40	1.200
Cecil Upshaw, R <small>ERA: 2.32</small>	(8, 1)	1.2	S	6	2	1	1	0	0	0	0	0	0	8	8	5.40	1.200

BOTTOM

Atlanta Braves @ Philadelphia Phillies
 Connie Mack Stadium, Philadelphia, PA
 Fri Jul 26 1968, 7:05 PM EDT
 Att. 16,334 - Unknown

livebaseballscorecards.com

AB	34
R	2
H	8
RBI	2
BB	0
SO	10
LOB	10



Batter	1	2	3	4	5	6	7	8	9	AB R H RBI BB SO LOB	TOP	
Felipe Alou, R OBP: 0.336, SLG: 0.397 (1, 8) X	0-0 F3		X 0-0 E4		X 0-0 5-3			X 0-0 6-3		4 0 0 0 0 0 1		
Felix Millan, R OBP: 0.332, SLG: 0.350 (1, 4) B B B	4-0 BB BB		X 0-0 G5-4-3			X 0-0 L4		X 0-0 6-3		3 0 0 0 1 0 1		
Hank Aaron, R OBP: 0.320, SLG: 0.474 (1, 9) X	0-0 F8			X 0-0 6-3		X 0-0 L8		X 0-0 L7		4 0 0 0 0 0 1		
Joe Torre, R OBP: 0.345, SLG: 0.425 (1, 3) B B B	4-0 1-2 BB			X 0-0 PB 1B		X 0-0 FC6-4 1B		X 0-0 4-3		3 0 2 0 1 0 0		
Bob Johnson, R OBP: 0.306, SLG: 0.324 (1, 5) S S S	0-3 K			X 0-0 F3		X 0-0 FC6-4		X 0-0 F8		4 0 0 0 0 1 4		
Tommie Aaron, R OBP: 0.327, SLG: 0.321 (1, 7) B B B B		4-0 G6-4-3 BB		X 0-0 1-6-3		X 0-0 1B		X 0-0 P3		3 0 1 0 1 0 1		
Bob Tillman, R OBP: 0.236, SLG: 0.276 (1, 2) X		0-0 G6-4-3		X 0-0 1B		X 0-0 F8				3 0 1 0 0 0 2		
Marty Martinez, S OBP: 0.275, SLG: 0.225 (1, 6) X		0-0 6-3			X 0-3 K		X 0-3 K			3 0 0 0 0 2 2		
Jim Britton, R OBP: 0.150, SLG: 0.150 (1, 1) X			0-0 5-3		X 0-3 K		X 0-0 F9			2 0 0 0 0 1 1		
Deron Johnson, R OBP: 0.285, SLG: 0.310 (7, PH)										1 0 0 0 0 0 1		
Claude Raymond, R OBP: 0.167, SLG: 0.167 (7, 1)										0 0 0 0 0 0 0		
Inning Stats	R: 0 E: 0 K: 1 S: 5 H: 0 LOB: 2 BB: 2 P: 13	R: 0 E: 0 K: 0 S: 2 H: 0 LOB: 0 BB: 1 P: 6	R: 0 E: 1 K: 0 S: 3 H: 0 LOB: 0 BB: 0 P: 3	R: 0 E: 0 K: 0 S: 4 H: 1 LOB: 1 BB: 0 P: 4	R: 0 E: 0 K: 2 S: 8 H: 1 LOB: 1 BB: 0 P: 8	R: 0 E: 0 K: 0 S: 4 H: 1 LOB: 1 BB: 0 P: 4	R: 0 E: 0 K: 1 S: 6 H: 1 LOB: 1 BB: 0 P: 6	R: 0 E: 0 K: 0 S: 3 H: 0 LOB: 0 BB: 0 P: 3	R: 0 E: 0 K: 0 S: 3 H: 0 LOB: 0 BB: 0 P: 3	1B: 4 2B: 0 3B: 0 HR: 0 SF: 0 SAC: 0 DP: 2 HBP: 0	WP: 0 PB: 1 SB: 0 CS: 0 PA: 33	
PITCHER Woodie Fryman, L ERA: 2.22 (1, 1)	IP WLS BF H R ER SO BB IBB HBP BLK WP HR S P ERA WHIP	9.0 W 33 4 0 0 4 3 0 0 0 0 0 0 38 50 0.00 0.778										

Atlanta Braves @ Philadelphia Phillies
 Connie Mack Stadium, Philadelphia, PA

Sat Jul 27 1968, 7:05 PM EDT
 Att. 12,020 - Unknown

AB	30
R	0
H	4
RBI	0
BB	3
SO	4
LOB	14



Batter	1	2	3	4	5	6	7	8	9
Tony Taylor, R OBP: 0.328, SLG: 0.323 (1, 5)	0-0 F9 SF7 2B		0-0 1-3		0-0 L9			0-3 K	
Cookie Rojas, R OBP: 0.260, SLG: 0.334 (1, 4)	0-0 F9 2-3		0-0 G1-6-3 1B			0-0 6-3		0-0 1B 1B	
Roberto Pena, R OBP: 0.342, SLG: 0.345 (1, 6)	0-0 SF7		0-0 G1-6-3 1-2f			0-0 5-3		0-0 G6-4-3 1B	
Dick Allen, R OBP: 0.352, SLG: 0.547 (1, 7)	0-3 K			0-0 6-3		0-0 P6		0-0 G6-4-3 1-2f	
Johnny Callison, L OBP: 0.309, SLG: 0.405 (1, 9)		0-0 2B		4-0 BB		0-0 G3			
Bill White, L OBP: 0.315, SLG: 0.373 (1, 3)		0-3 K		0-0 F5		0-0 BB 1B			
Don Lock, R OBP: 0.298, SLG: 0.378 (1, 8)		0-0 1-3		0-3 K		4-0 BB BB BB 1-2 BB			
Clay Dalrymple, L OBP: 0.281, SLG: 0.307 (1, 2)		4-0 IBB			0-3 K		0-3 K		
Woodie Fryman, R OBP: 0.136, SLG: 0.107 (1, 1)		0-0 F9			0-0 1-3		0-3 K		

AB R H RBI BB SO LOB

4	1	1	0	0	1	0
4	0	2	0	0	0	1
3	0	1	1	0	0	1
4	0	0	0	0	1	2
2	0	1	0	1	0	0
3	0	1	0	0	1	2
2	0	0	0	1	1	2
2	0	0	0	1	2	2
3	0	0	0	0	1	4

1B:	4	SF:	1	WP:	0	PA:	31
2B:	2	SAC:	0	PB:	0	SB:	0
3B:	0	DP:	2	CS:	0		
HR:	0	HBP:	0				

ERA	WHIP	ERA	WHIP
1.50	0.667	0.00	2.000

Atlanta Braves @ Philadelphia Phillies
 Connie Mack Stadium, Philadelphia, PA

Sat Jul 27 1968, 7:05 PM EDT
 Att. 12,020 - Unknown

livebaseballscorecards.com

AB	27
R	1
H	6
RBI	1
BB	3
SO	7
LOB	14



Inning Stats	R: 1	H: 1	E: 0	K: 1	S: 6	R: 0	H: 1	E: 0	K: 1	S: 6	R: 0	H: 1	E: 0	K: 0	S: 3	R: 0	H: 0	E: 0	K: 1	S: 5	R: 0	H: 0	E: 0	K: 1	S: 5	R: 0	H: 0	E: 0	K: 2	S: 8	R: 0	H: 2	E: 0	K: 1	S: 6
	LOB: 0	BB: 0	P: 6	LOB: 2	BB: 1	P: 10	LOB: 0	BB: 0	P: 3	LOB: 1	BB: 1	P: 9	LOB: 0	BB: 0	P: 5	LOB: 0	BB: 0	P: 3	LOB: 2	BB: 1	P: 12	LOB: 1	BB: 0	P: 6											
PITCHER	IP	WLS	BF	H	R	ER	SO	BB	IBB	HBP	BLK	WP	HR	S	P	ERA	WHIP	PITCHER	IP	WLS	BF	H	R	ER	SO	BB	IBB	HBP	BLK	WP	HR	S	P	ERA	WHIP
Jim Britton, R ERA: 2.55 (1, 1)	6.0	L	22	3	1	1	4	1	1	0	0	0	0	28	36	1.50	0.667	Claude Raymond, R ERA: 2.82 (7, 1)	2.0		9	3	0	0	3	1	0	0	0	0	14	18	0.00	2.000	

Batter	1	2	3	4	5	6	7	8	9	AB R H RBI BB SO LOB	TOP											
Felipe Alou, R (1, 8) OBP: 0.335, SLG: 0.396	0-0 6-3			0-0 E5		0-0 1B			0-0 F8	4 0 1 0 0 0 0	Atlanta Braves @ Philadelphia Phillies Connie Mack Stadium, Philadelphia, PA Sun Jul 28 1968, 3:33 AM EDT Att. 8,173 - Unknown AB 30 R 0 H 3 RBI 0 BB 0 SO 4 LOB 6											
Felix Millan, R (1, 4) OBP: 0.329, SLG: 0.346	0-3 K			0-0 6-3		0-0 L3			0-0 1-3	4 0 0 0 0 1 2												
Hank Aaron, R (1, 9) OBP: 0.317, SLG: 0.469	0-3 K			0-0 F7				0-0 6-3	0-0 6-3	4 0 0 0 0 1 1												
Joe Torre, R (1, 2) OBP: 0.342, SLG: 0.420		0-0 L9		0-0 6-3				0-0 6-3		3 0 0 0 0 0 1												
Tito Francona, L (1, 7) OBP: 0.404, SLG: 0.370		0-3 K			0-0 3-1			0-0 1B		3 0 1 0 0 1 0												
Bob Johnson, R (1, 5) OBP: 0.293, SLG: 0.311		0-0 5-3			0-0 4-3			0-0 4-3		3 0 0 0 0 0 1												
Tommie Aaron, R (1, 3) OBP: 0.327, SLG: 0.321			0-0 F5		0-3 K			0-0 G6-3 1B		3 0 1 0 0 1 0												
Sonny Jackson, L (1, 6) OBP: 0.302, SLG: 0.285			0-0 G3			0-0 L8		0-0 G6-3 1-2f		3 0 0 0 0 0 1												
Pat Jarvis, R (1, 1) OBP: 0.167, SLG: 0.155			0-0 F8			0-0 6-3		0-0 L6		1 0 0 0 0 0 0												
Mike Page, L (6, PH) OBP: 0.308, SLG: 0.250										1 0 0 0 0 0 0												
George Stone, L (6, 1) OBP: 0.333, SLG: 0.333										0 0 0 0 0 0 0												
Mike Lum, L (8, PH) OBP: 0.266, SLG: 0.330										1 0 0 0 0 0 0												
Ted Davidson, R (8, 1)										0 0 0 0 0 0 0												
Inning Stats	R: 0 E: 0 K: 2 S: 7	H: 0 LOB: 0 BB: 0 P: 7	R: 0 E: 0 K: 1 S: 5	H: 0 LOB: 0 BB: 0 P: 5	R: 0 E: 0 K: 0 S: 3	H: 0 LOB: 0 BB: 0 P: 3	R: 0 E: 1 K: 0 S: 4	H: 0 LOB: 1 BB: 0 P: 4	R: 0 E: 0 K: 1 S: 5	H: 0 LOB: 0 BB: 0 P: 5	R: 0 E: 0 K: 0 S: 4	H: 1 LOB: 1 BB: 0 P: 4	R: 0 E: 0 K: 0 S: 4	H: 1 LOB: 1 BB: 0 P: 4	R: 0 E: 0 K: 0 S: 3	H: 1 LOB: 0 BB: 0 P: 3	R: 0 E: 0 K: 0 S: 3	H: 0 LOB: 0 BB: 0 P: 3	1B: 3 2B: 0 3B: 0 HR: 0	SF: 0 SAC: 0 DP: 1 HBP: 0	WP: 0 PB: 0 SB: 0 CS: 0	PA: 30
PITCHER Larry Jackson, R (1, 1) ERA: 2.86	IP 9.0	WLS W	BF 30	H 3	R 0	ER 0	SO 4	BB 0	IBB 0	HBP 0	BLK 0	WP 0	HR 0	S 38	P 38	ERA 0.00	WHIP 0.333					

livebaseballscorecards.com



Batter	1	2	3	4	5	6	7	8	9	AB	R	H	RBI	BB	SO	LOB
Tony Taylor, R OBP: 0.332, SLG: 0.337 (1, 5)	0-0 E9 FC5-2-5-2 2B		0-0 1B 2B		0-0 1B 2B SF8		0-0 6-3			4	2	3	0	0	0	0
Cookie Rojas, R OBP: 0.262, SLG: 0.336 (1, 4)	0-0 B5-3		0-0 1B 2B SF9		0-0 1B		0-0 F7			4	1	2	1	0	0	1
Roberto Pena, R OBP: 0.340, SLG: 0.345 (1, 6)	0-0 FC5-2-5-2 PB		0-0 1B 2B BB		0-0 1B		0-0 F9			3	0	1	1	0	0	1
Dick Allen, R OBP: 0.348, SLG: 0.541 (1, 7)	0-0 1-3		0-0 1B 2B SF9		0-0 1B		0-0 F8			3	0	0	1	0	0	2
Johnny Callison, L OBP: 0.308, SLG: 0.401 (1, 9)		0-3 K	4-0 1B 2B BB		0-0 1B		0-0 L4			3	0	0	0	1	1	1
Bill White, L OBP: 0.312, SLG: 0.369 (1, 3)		0-3 K	0-0 F2		0-0 1B		0-0 G3			3	0	0	0	0	1	2
Don Lock, R OBP: 0.299, SLG: 0.372 (1, 8)		4-0 BB			0-0 1B		0-0 L5			2	0	0	0	1	0	0
Clay Dalrymple, L OBP: 0.276, SLG: 0.301 (1, 2)		0-3 K			0-0 1B		0-3 K			3	0	0	0	0	2	1
Larry Jackson, R OBP: 0.129, SLG: 0.131 (1, 1)			0-3 K		0-0 1B		0-0 F8			3	0	0	0	0	1	0

Inning Stats	R: 0	H: 1	E: 1	K: 0	S: 4	H: 0	LOB: 1	BB: 0	P: 4	R: 0	H: 0	E: 0	K: 3	S: 9	H: 0	LOB: 1	BB: 1	P: 13	R: 2	H: 3	E: 0	K: 1	S: 8	H: 0	LOB: 2	BB: 1	P: 12	R: 0	H: 0	E: 0	K: 0	S: 3	R: 1	H: 2	E: 0	K: 0	S: 5	H: 0	LOB: 0	BB: 0	P: 5	R: 0	H: 0	E: 0	K: 1	S: 5	H: 0	LOB: 0	BB: 0	P: 5	R: 0	H: 0	E: 0	K: 0	S: 3	R: 0	H: 0	E: 0	K: 0	S: 3	R: 0	H: 0	E: 0	K: 0	S: 3
--------------	------	------	------	------	------	------	--------	-------	------	------	------	------	------	------	------	--------	-------	-------	------	------	------	------	------	------	--------	-------	-------	------	------	------	------	------	------	------	------	------	------	------	--------	-------	------	------	------	------	------	------	------	--------	-------	------	------	------	------	------	------	------	------	------	------	------	------	------	------	------	------

PITCHER	IP	WLS	BF	H	R	ER	SO	BB	IBB	HBP	BLK	WP	HR	S	P	ERA	WHIP
Pat Jarvis, R ERA: 2.35 (1, 1)	5.0	L	23	6	3	3	4	2	0	0	0	0	0	29	37	5.40	1.600
George Stone, L ERA: 3.07 (6, 1)	2.0		6	0	0	0	1	0	0	0	0	0	0	8	8	0.00	0.000
Ted Davidson, L ERA: 6.35 (8, 1)	1.0		3	0	0	0	0	0	0	0	0	0	0	3	3	0.00	0.000

BOTTOM

Atlanta Braves @ Philadelphia Phillies
Connie Mack Stadium, Philadelphia, PA

Sun Jul 28 1968, 3:33 AM EDT
Att. 8,173 - Unknown

livebaseballscorecards.com

AB	28
R	3
H	6
RBI	3
BB	2
SO	5
LOB	8



WP: 0	PA: 32
PB: 1	SB: 0
CS: 0	

Batter	1	2	3	4	5	6	7	8	9	AB R H RBI BB SO LOB	TOP																	
Pete Rose, S OBP: 0.390, SLG: 0.452 (1, 9) X	0-0 FC4-6 1B		0-0 G1-6-3 1-2f	0-0 F7			0-3 K		0-0 SF7 3B	5 1 2 0 0 1 3	Cincinnati Reds @ Philadelphia Phillies Connie Mack Stadium, Philadelphia, PA Mon Jul 29 1968, 7:05 PM EDT Unknown livebaseballscorecards.com																	
Vada Pinson, L OBP: 0.309, SLG: 0.384 (1, 8) X	0-0 F5		0-0 WP E HBP 1B		0-0 F7		0-0 5-3	0-0 SF7 3-H	4 1 1 1 0 0 1																			
Mack Jones, L OBP: 0.375, SLG: 0.409 (1, 7) X	0-0 FC4-6 1-2f		1-0 WP E HBP 1B		0-0 6-3		1-0 CS HBP	0-0 P5	3 1 0 0 0 0 1																			
Lee May, R OBP: 0.339, SLG: 0.476 (1, 3) X	0-0 L5		0-0 E6 1-H 2-H		0-3 K		0-0 CS 1-2	0-0 HR F7	5 1 1 1 0 1 1																			
Tony Perez, R OBP: 0.325, SLG: 0.398 (1, 5) X		0-0 5-4-3 1B	0-3 K		0-0 2B 3B		0-3 K		4 1 2 0 0 2 1																			
Johnny Bench, R OBP: 0.301, SLG: 0.412 (1, 2) X		0-0 5-4-3 1-2		0-0 P6		0-0 1B 2B 3-H	0-0 2B 1B		4 2 2 1 0 0 1																			
Tommy Helms, R OBP: 0.329, SLG: 0.397 (1, 4) X		0-0 P4		0-0 FC3-5 1B 1B		0-0 3-1 CS 1B 2-H	0-0 2B 1-H		4 0 3 2 0 0 1																			
Woody Woodward, R OBP: 0.287, SLG: 0.244 (1, 6) X		0-3 K		0-0 FC3-5 1-2 1B		0-0 3-1 2-3	0-3 K 2		4 0 1 0 0 2 3																			
Gary Nolan, R OBP: 0.269, SLG: 0.273 (1, 1) X Ted Abernathy, R (6, 1) X			4-0 G1-6-3 BB	0-0 FC3-5 1-2 2-3f		0-0 1-3 3-H	0-0 6-3 3		2 0 0 0 1 0 3 1 0 0 0 0 0 1																			
Inning Stats	R: 0 E: 0 K: 0 S: 4	H: 1 LOB: 1 BB: 0 P: 4	R: 0 E: 0 K: 1 S: 6	H: 1 LOB: 1 BB: 0 P: 6	R: 2 E: 1 K: 1 S: 6	H: 1 LOB: 1 BB: 1 P: 11	R: 0 E: 0 K: 0 S: 5	H: 2 LOB: 2 BB: 0 P: 5	R: 0 E: 0 K: 1 S: 5	H: 0 LOB: 0 BB: 0 P: 5	R: 2 E: 0 K: 0 S: 5	H: 3 LOB: 0 BB: 0 P: 5	R: 0 E: 0 K: 1 S: 4	H: 0 LOB: 0 BB: 0 P: 5	R: 2 E: 0 K: 2 S: 10	H: 3 LOB: 1 BB: 0 P: 10	R: 1 E: 0 K: 0 S: 4	H: 1 LOB: 0 BB: 0 P: 4	1B: 7 2B: 2 3B: 2 HR: 1	SF: 1 SAC: 0 DP: 1 HBP: 2	WP: 1 PA: 41 PB: 0 SB: 0 CS: 2							
PITCHER	IP WLS BF H R ER SO BB IBB HBP BLK WP HR S P ERA WHIP												PITCHER	IP WLS BF H R ER SO BB IBB HBP BLK WP HR S P ERA WHIP														
Jerry Johnson, R ERA: 3.38 (1, 1)	5.0		25	8	4	2	3	1	0	1	0	1	0	29	34	3.60	1.800											
Gary Wagner, R ERA: 3.48 (6, 1)	2.0		5	0	0	0	1	0	0	1	0	0	0	6	7	0.00	0.000											
John Boozer, R ERA: 4.05 (8, 1)	0.1		4	3	2	2	1	0	0	0	0	1	6	6	54.00	9.000												
Turk Farrell, R ERA: 3.55 (8, 1)	1.2	L	6	1	1	1	1	0	0	0	0	0	8	8	5.40	0.600												

Cincinnati Reds @ Philadelphia Phillies
 Connie Mack Stadium, Philadelphia, PA
 Mon Jul 29 1968, 7:05 PM EDT
 Unknown

AB	36
R	7
H	12
RBI	5
BB	1
SO	6
LOB	16



Batter	1	2	3	4	5	6	7	8	9	AB	R	H	RBI	BB	SO	LOB
Tony Taylor, R OBP: 0.331, SLG: 0.335 (1, 5)	0-0 F7	0-0 FC5-4			0-0 G4-3		0-0 1B	0-3 K		5	0	1	0	0	1	4
Cookie Rojas, R OBP: 0.261, SLG: 0.334 (1, 4)	0-0 2B				0-0 5-3		0-0 F7		0-0 F9	5	1	1	0	0	1	2
Roberto Pena, R OBP: 0.338, SLG: 0.346 (1, 6)	0-0 2B				0-0 F3		0-0 F8		0-0 P6	5	0	1	1	0	0	2
Dick Allen, R OBP: 0.352, SLG: 0.553 (1, 7)	0-0 F3				0-0 F3		4-0 1B WP		0-0 1B	4	2	2	1	1	0	1
Johnny Callison, L OBP: 0.312, SLG: 0.413 (1, 9)	0-0 F9				0-0 HR		0-0 1B		0-0 G3	5	1	3	2	0	0	1
Bill White, L OBP: 0.314, SLG: 0.368 (1, 3)					0-0 F5		0-3 K		0-0 HR	3	0	1	0	1	1	1
Rick Joseph, R OBP: 0.292, SLG: 0.296 (8, PR)					0-0 FC1-6		0-0 1B		0-0 1B	0	1	0	0	0	0	0
Don Lock, R OBP: 0.297, SLG: 0.390 (1, 8)					0-0 L6		0-0 1-3		0-0 HR	4	1	1	2	0	0	2
John Sullivan, L OBP: 0.375, SLG: 0.286 (1, 2)					0-0 P6		0-0 6-3		0-0 G1	4	0	1	0	0	0	1
Jerry Johnson, R Gary Wagner, R Tony Gonzalez, L John Boozer, R Turk Farrell, R					0-0 FC1-5		0-0 1B		0-0 1B	1	0	0	0	1	0	2
					0-0 FC1-5		0-0 1B		0-0 1B	0	0	0	0	0	0	0
					0-0 FC5-4		0-0 G4-3		0-0 1B	1	0	1	0	0	0	0
					0-0 BB		0-0 1B		0-0 1B	0	0	0	0	0	0	0

Inning Stats	R: 1	H: 2	E: 0	K: 0	S: 5	H: 2	LOB: 1	BB: 0	P: 5	R: 0	H: 1	E: 0	K: 0	S: 4	H: 0	LOB: 2	BB: 1	P: 8	R: 0	H: 0	E: 0	K: 1	S: 5	H: 0	LOB: 0	BB: 0	P: 5	R: 1	H: 1	E: 0	K: 0	S: 4	H: 0	LOB: 0	BB: 0	P: 4	R: 0	H: 0	E: 0	K: 0	S: 2	H: 0	LOB: 0	BB: 1	P: 6	R: 1	H: 1	E: 0	K: 1	S: 6	H: 1	LOB: 1	BB: 1	P: 10	R: 0	H: 2	E: 0	K: 0	S: 5	H: 2	LOB: 2	BB: 0	P: 5	R: 3	H: 4	E: 0	K: 1	S: 9	H: 4	LOB: 1	BB: 0	P: 9	R: 0	H: 2	E: 0	K: 0	S: 4	H: 2	LOB: 2	BB: 0	P: 4	1B: 8	SF: 0	2B: 2	SAC: 0	3B: 0	DP: 1	HR: 3	HBP: 0
--------------	------	------	------	------	------	------	--------	-------	------	------	------	------	------	------	------	--------	-------	------	------	------	------	------	------	------	--------	-------	------	------	------	------	------	------	------	--------	-------	------	------	------	------	------	------	------	--------	-------	------	------	------	------	------	------	------	--------	-------	-------	------	------	------	------	------	------	--------	-------	------	------	------	------	------	------	------	--------	-------	------	------	------	------	------	------	------	--------	-------	------	-------	-------	-------	--------	-------	-------	-------	--------

PITCHER	IP	WLS	BF	H	R	ER	SO	BB	IBB	HBP	BLK	WP	HR	S	P	ERA	WHIP
Gary Nolan, R ERA: 2.49 (1, 1)	5.1		22	4	3	3	3	1	3	0	0	0	1	21	33	5.06	1.312
Ted Abernathy, R ERA: 1.36 (6, 1)	3.2	W	19	9	3	3	2	0	0	0	0	1	2	23	23	7.36	2.455

BOTTOM

Cincinnati Reds @ Philadelphia Phillies
 Connie Mack Stadium, Philadelphia, PA
 Mon Jul 29 1968, 7:05 PM EDT
 Unknown

livebaseballscorecards.com

AB	38
R	6
H	13
RBI	6
BB	3
SO	3
LOB	16



WP: 1	PA: 41
PB: 0	
SB: 0	
CS: 0	

Batter	1	2	3	4	5	6	7	8	9	AB R H RBI BB SO LOB	TOP
Pete Rose, S OBP: 0.390, SLG: 0.451 (1, 8) X	0-0 E5 FC3-6		0-0 2B 1B	0-0 1B 1B	0-3 K			0-0 1-3		5 2 2 0 0 1 0	Cincinnati Reds @ Philadelphia Phillies Connie Mack Stadium, Philadelphia, PA Mon Jul 29 1968, 7:05 PM EDT Att. 14,083 - Unknown
Tommy Helms, R OBP: 0.330, SLG: 0.397 (1, 4) X	0-0 FC3-6 FC5-4 1-2f		0-0 F9	0-0 BB 1B 1B		0-0 2B FC6-2 1B		0-0 5-3		5 1 2 0 0 0 2	
Alex Johnson, R OBP: 0.347, SLG: 0.388 (1, 7) X	0-0 FC5-4 1B 1-2f		0-0 BB 1B 2B 1-H	0-0 BB 1B 1B 1-2 2-H		0-0 1-3 2B		1-0 S HBP		4 2 3 2 0 0 1	
Lee May, R OBP: 0.339, SLG: 0.473 (1, 9) X	0-0 1-2 1B		0-0 5-3	4-0 1B 2-3 BB		0-0 FC6-2		0-3 K 1-2		4 0 1 0 1 1 4	
Tony Perez, R OBP: 0.324, SLG: 0.394 (1, 5) S S S	0-3 K		4-0 BB 1B BB	0-3 K		0-0 F9		0-0 P4		4 1 0 0 1 2 7	
Don Pavletich, R OBP: 0.342, SLG: 0.375 (1, 3) X		0-0 F9	4-0 1B BB 1-2 2-3	0-0 1-3 2-H 3-H 1B		0-0 P4		0-0 1B		4 0 2 2 1 0 2	
Pat Corrales, R OBP: 0.167, SLG: 0.167 (1, 2) X		0-0 1B	0-0 1-2 2-H 3-H 1B	0-0 5-3		0-3 K		0-3 K		5 0 2 2 0 2 3	
Woody Woodward, R OBP: 0.273, SLG: 0.231 (1, 6) X	0-0 F7	0-0 G3		0-0 F3		0-0 F9		0-0 6-3		5 0 0 0 0 0 4	
George Culver, R OBP: 0.089, SLG: 0.111 (1, 1) S S S	0-3 K		0-3 K	0-0 2-3		0-0 G3				4 0 0 0 0 2 1	
Inning Stats	R: 0 E: 1 K: 1 S: 7 H: 1 LOB: 2 BB: 0 P: 7	R: 0 E: 0 K: 1 S: 6 H: 1 LOB: 1 BB: 0 P: 6	R: 3 E: 0 K: 0 S: 6 H: 3 LOB: 2 BB: 2 P: 14	R: 3 E: 0 K: 2 S: 11 H: 4 LOB: 2 BB: 1 P: 15	R: 0 E: 0 K: 1 S: 5 H: 0 LOB: 0 BB: 0 P: 5	R: 0 E: 0 K: 0 S: 5 H: 2 LOB: 2 BB: 0 P: 5	R: 0 E: 0 K: 1 S: 5 H: 0 LOB: 0 BB: 0 P: 5	R: 0 E: 0 K: 1 S: 5 H: 0 LOB: 1 BB: 0 P: 6	R: 0 E: 0 K: 1 S: 6 H: 1 LOB: 1 BB: 0 P: 6	1B: 10 2B: 2 3B: 0 HR: 0 SF: 0 SAC: 0 DP: 0 HBP: 1	WP: 0 PB: 0 SB: 1 CS: 0 PA: 44
PITCHER	IP WLS BF H R ER SO BB IBB HBP BLK WP HR S P ERA WHIP										
Chris Short, L ERA: 2.91 (1, 1)	3.2 L 24 9 6 6 4 3 0 0 0 0 0 0 29 41 14.73 3.273										
Gary Wagner, R ERA: 3.06 (4, 1)	4.1 16 2 0 0 3 0 0 1 0 0 0 0 21 22 0.00 0.462										
Turk Farrell, R ERA: 3.48 (9, 1)	1.0 4 1 0 0 1 0 0 0 0 0 0 0 6 6 0.00 1.000										

livebaseballscorecards.com

AB	40
R	6
H	12
RBI	6
BB	3
SO	8
LOB	24



Batter	1	2	3	4	5	6	7	8	9	AB	R	H	RBI	BB	SO	LOB
Tony Taylor, R OBP: 0.330, SLG: 0.332 (1, 5)	0-0 6-3		0-0 FC5-4			0-0 F9		4-0 FC1-8		3	0	0	0	1	0	1
Roberto Pena, R OBP: 0.333, SLG: 0.341 (1, 6)	0-3 K		0-0 4-3			0-0 P4		0-0 FC1-6		4	0	0	0	0	1	3
Johnny Callison, L OBP: 0.311, SLG: 0.410 (1, 9)	0-0 F3		0-0 4-3			4-0 BB		0-0 P5		3	0	0	0	1	0	3
Dick Allen, R OBP: 0.351, SLG: 0.548 (1, 7)		0-0 E5		0-0 F9		4-0 BB		0-0 4-3		3	1	0	0	1	0	2
Bill White, L OBP: 0.310, SLG: 0.363 (1, 3)		0-0 G3		0-0 G3		0-3 K			0-0 G3	4	0	0	0	0	1	3
Don Lock, R OBP: 0.296, SLG: 0.382 (1, 8)		4-0 BB		0-0 5-3			0-0 1-3		0-0 1-3	3	0	0	0	1	0	0
Cookie Rojas, R OBP: 0.259, SLG: 0.332 (1, 4)		0-0 SF9		0-0 F7			0-0 6-3		0-0 P3	3	0	0	1	0	0	0
Clay Dalrymple, L OBP: 0.272, SLG: 0.296 (1, 2)		0-0 4-3		0-3 K			0-0 P1			3	0	0	0	0	1	1
Chris Short, R OBP: 0.167, SLG: 0.154 (1, 1)			0-1 CI		0-3 K			4-0 FC1-6		0	0	0	0	0	0	0
Gary Wagner, R (4, 1)								BB		1	0	0	0	0	1	0
Tony Gonzalez, L (8, PH)								BB		0	0	0	0	1	0	0
Turk Farrell, R (9, 1)								BB		0	0	0	0	0	0	0

Inning Stats	R: 0	H: 0	E: 0	K: 1	S: 5	R: 1	H: 0	E: 1	K: 0	S: 4	R: 0	H: 0	E: 1	K: 0	S: 4	R: 0	H: 0	E: 0	K: 0	S: 3	R: 0	H: 0	E: 0	K: 2	S: 7	R: 0	H: 0	E: 0	K: 1	S: 5	R: 0	H: 0	E: 0	K: 0	S: 3	R: 0	H: 0	E: 0	K: 0	S: 3	R: 0	H: 0	E: 0	K: 0	S: 3	R: 0	H: 0	E: 0	K: 0	S: 3
George Culver, R (1, 1) ERA: 2.84	9.0	WLS	BF	H	R	ER	SO	BB	IBB	HBP	BLK	WP	HR	S	P	ERA	WHIP																																	

BOTTOM

Cincinnati Reds @ Philadelphia Phillies
Connie Mack Stadium, Philadelphia, PA

Mon Jul 29 1968, 7:05 PM EDT
 Att. 14,083 - Unknown

AB	27
R	1
H	0
RBI	1
BB	5
SO	4
LOB	13



WP	PA	ERA	WHIP
0	34	0.00	0.556

Batter	1	2	3	4	5	6	7	8	9	AB R H RBI BB SO LOB	TOP											
Pete Rose, S (1, 9) OBP: 0.393, SLG: 0.453	0-0 1-3		0-0 G1-6-3 1B		4-0 1B SF8 BB		0-0 7-4 1B			3 1 2 0 1 0 0	Cincinnati Reds @ Philadelphia Phillies Connie Mack Stadium, Philadelphia, PA Tue Jul 30 1968, 7:05 PM EDT Att. 7,213 - Unknown livebaseballscorecards.com											
Vada Pinson, L (1, 8) OBP: 0.309, SLG: 0.382	0-0 G3		0-0 G1-6-3 1-2f		0-0 1-3 2-H 1B SF8		0-0 7-4 1-2f			4 1 1 1 0 0 2												
Mack Jones, L (1, 7) OBP: 0.364, SLG: 0.398	0-3 K		0-0 6-3		0-0 1-2 3-H SF8		0-0 P5			3 0 0 1 0 1 0												
Lee May, R (1, 3) OBP: 0.339, SLG: 0.471		0-0 P4		0-0 5-3	0-0 2-H CS 1B		0-3 K			4 0 1 1 0 1 0												
Johnny Bench, R (1, 2) OBP: 0.301, SLG: 0.419		0-0 5-3		0-0 HR	0-0 1-2 CS	0-0 F5	0-3 K			4 1 1 1 0 1 0												
Tommy Helms, R (1, 4) OBP: 0.332, SLG: 0.396		1-0 1B HBP		0-0 F7		0-0 1B	0-0 F7			3 1 1 0 0 0 0												
Giraldo Ruiz, S (1, 5) OBP: 0.318, SLG: 0.278		0-0 1B 1-2 1B		0-0 6-3		0-0 P6	0-0 4-3			4 0 1 0 0 0 1												
Woody Woodward, R (1, 6) OBP: 0.282, SLG: 0.242		0-0 1-3 2-H 1B			0-0 S SH2-4 1B 1B	0-3 K	0-0 5-3			4 1 2 1 0 1 1												
Tony Cloninger, R (1, 1) OBP: 0.227, SLG: 0.545 Clay Carroll, R (8, 1) OBP: 0.167, SLG: 0.167		0-0 1-3		0-0 SH2-4		0-0 G3				2 0 0 0 0 0 2 0 0 0 0 0 0 0												
Inning Stats	R: 0 E: 0 K: 1 S: 5	H: 0 LOB: 0 BB: 0 P: 5	R: 1 E: 0 K: 0 S: 5	H: 2 LOB: 2 BB: 0 P: 6	R: 0 E: 0 K: 0 S: 3	H: 1 LOB: 0 BB: 0 P: 3	R: 1 E: 0 K: 0 S: 4	H: 1 LOB: 0 BB: 0 P: 4	R: 3 E: 0 K: 0 S: 5	H: 3 LOB: 0 BB: 1 P: 9	R: 0 E: 0 K: 1 S: 6	H: 1 LOB: 1 BB: 0 P: 6	R: 0 E: 0 K: 0 S: 3	H: 1 LOB: 0 BB: 0 P: 3	R: 0 E: 0 K: 2 S: 7	H: 0 LOB: 0 BB: 0 P: 7	R: 0 E: 0 K: 0 S: 3	H: 0 LOB: 0 BB: 0 P: 3	1B: 8 2B: 1 3B: 0 HR: 1	SF: 1 SAC: 1 DP: 2 HBP: 1	WP: 0 PB: 0 SB: 0 CS: 1	PA: 36
PITCHER	IP WLS BF H R ER SO BB IBB HBP BLK WP HR S P ERA WHIP																					
Rick Wise, R (1, 1) ERA: 4.38	5.0 L 22 7 5 5 1 1 0 1 0 0 0 1 22 27 9.00 1.600																					
Dick Hall, R (6, 1) ERA: 4.11	2.0 7 2 0 0 1 0 0 0 0 0 0 0 9 9 0.00 1.000																					
Turk Farrell, R (8, 1) ERA: 3.35	2.0 6 0 0 0 2 0 0 0 0 0 0 0 10 10 0.00 0.000																					



Batter	1	2	3	4	5	6	7	8	9	AB R H RBI BB SO LOB
Tony Taylor, R (1, 5) OBP: 0.332, SLG: 0.332	0-0 L5		0-0 6-3		4-0 G6-4-3 BB			0-0 PB E 4-3 1B		3 1 1 0 1 0 0
Roberto Pena, R (1, 6) OBP: 0.329, SLG: 0.336	0-0 F7		0-0 4-3		0-0 G6-4-3 1-2f			0-0 E6 4-3 PB 4-3		4 1 0 0 0 0 3
Johnny Callison, L (1, 9) OBP: 0.319, SLG: 0.410	4-0 BB		4-0 BB			4-0 FC5-4 BB		4-0 4-3 4-3 BB 1-2 2-3		0 0 0 0 4 0 0
Dick Allen, R (1, 7) OBP: 0.347, SLG: 0.542	0-0 F9		0-3 K			0-0 FC5-4 1-2f		0-0 4-3 1-2 2-3 3-H		4 0 0 1 0 1 5
Bill White, L (1, 3) OBP: 0.309, SLG: 0.361		0-0 3-4-1 PB 1B		0-3 K		0-0 F7		0-0 4-3 2-3 3-H		4 0 1 1 0 1 2
Tony Gonzalez, L (1, 8) OBP: 0.338, SLG: 0.340		0-0 F6 1-2		0-0 6-3		0-3 K		0-0 6-3		4 0 0 0 0 1 3
Cookie Rojas, R (1, 4) OBP: 0.259, SLG: 0.331		0-0 3-4-1 1B		0-0 F8			0-0 P3			4 0 1 0 0 0 0
Clay Dalrymple, L (1, 2) OBP: 0.266, SLG: 0.289		0-0 3-4-1 1-2 2-3		0-0 3-1		0-0 3-1		0-3 K		4 0 0 0 0 2 2
Rick Wise, R (1, 1) OBP: 0.237, SLG: 0.472 Rick Joseph, R (5, PH) OBP: 0.300, SLG: 0.317 Dick Hall, R (6, 1) OBP: 0.333, SLG: 0.333 Gary Sutherland, R (7, PH) OBP: 0.250, SLG: 0.261 Turk Farrell, R (8, 1) OBP: 0.250, SLG: 0.250 John Sullivan, L (9, PH) OBP: 0.353, SLG: 0.267		0-0 F8		0-0 2B		0-0 F9		0-0 6-3		1 0 0 0 0 0 2 1 0 1 0 0 0 0 0 0 0 0 0 0 0 1 0 0 0 0 0 0 0 0 0 0 0 0 0 1 0 0 0 0 0 0

Inning Stats	R: 0 E: 0 K: 3	H: 0 LOB: 1 BB: 1 P: 7	R: 0 E: 0 K: 0 S: 5	H: 2 LOB: 2 BB: 0 P: 5	R: 0 E: 0 K: 1 S: 5	H: 0 LOB: 1 BB: 1 P: 9	R: 0 E: 0 K: 1 S: 5	H: 0 LOB: 0 BB: 0 P: 5	R: 0 E: 0 K: 0 S: 3	H: 1 LOB: 1 BB: 1 P: 7	R: 0 E: 0 K: 1 S: 5	H: 0 LOB: 1 BB: 1 P: 9	R: 0 E: 0 K: 1 S: 5	H: 0 LOB: 0 BB: 0 P: 5	R: 2 E: 1 K: 0 S: 5	H: 1 LOB: 1 BB: 1 P: 9	R: 0 E: 0 K: 1 S: 5	H: 0 LOB: 0 BB: 0 P: 5	1B: 3 2B: 1 3B: 0 HR: 0	SF: 0 SAC: 0 DP: 1 HBP: 0
--------------	----------------------	---------------------------------	------------------------------	---------------------------------	------------------------------	---------------------------------	------------------------------	---------------------------------	------------------------------	---------------------------------	------------------------------	---------------------------------	------------------------------	---------------------------------	------------------------------	---------------------------------	------------------------------	---------------------------------	----------------------------------	------------------------------------

PITCHER	IP	WLS	BF	H	R	ER	SO	BB	IBB	HBP	BLK	WP	HR	S	P	ERA	WHIP
Tony Cloninger, R (1, 1) ERA: 5.4	7.0	W	29	4	2	0	4	4	0	0	0	0	0	33	49	0.00	1.143
Clay Carroll, R (8, 1) ERA: 2.84	2.0	S	7	0	0	0	1	1	0	0	0	0	0	8	12	0.00	0.500

BOTTOM

Cincinnati Reds @ Philadelphia Phillies
Connie Mack Stadium, Philadelphia, PA


Tue Jul 30 1968, 7:05 PM EDT
Att. 7,213 - Unknown

livebaseballscorecards.com

AB	31
R	2
H	4
RBI	2
BB	5
SO	5
LOB	17



WP	PA	ERA	WHIP
0	36	0.00	0.500

Batter	1	2	3	4	5	6	7	8	9	AB R H RBI BB SO LOB	TOP	
Lou Brock, L (1, 7) OBP: 0.324, SLG: 0.435	0-3 K		0-3 K		0-0 FC6-4 1B		0-0 G1-3 1B			4 1 2 1 0 2 0		
Julian Javier, R (1, 4) OBP: 0.288, SLG: 0.336	0-0 5-3			0-0 4-3	0-0 FC6-4		0-0 G1-3			4 0 0 1 0 0 1		
Curt Flood, R (1, 8) OBP: 0.347, SLG: 0.385	0-0 1B			0-0 2B 1B		0-0 5-3	0-0 F9			4 1 2 0 0 0 0		
Orlando Cepeda, R (1, 3) OBP: 0.326, SLG: 0.396	0-0 6-3			0-0 F9		0-0 BB 1B 1B	0-0 F8			4 0 1 0 0 0 2		
Mike Shannon, R (1, 5) OBP: 0.333, SLG: 0.444		0-0 F9		0-0 1-H 2B		0-0 F2	0-3 K			4 0 1 1 0 1 1		
Tim McCarver, L (1, 2) OBP: 0.286, SLG: 0.342		0-0 P5		0-3 K		0-0 BB 1B	0-0 G3			4 0 1 0 0 1 1		
Ron Davis, R (1, 9) OBP: 0.264, SLG: 0.297		0-0 6-3			0-0 L4	4-0 1-2 2-3 BB		0-3 K		3 0 0 0 1 1 0	AB 33 R 3 H 7 RBI 3 BB 2 SO 7 LOB 8	
Dal Maxvill, R (1, 6) OBP: 0.305, SLG: 0.292			0-3 K		4-0 SH1-4 1B BB	0-0 6-3		0-0 6-3		3 1 0 0 1 1 3		
Nelson Briles, R (1, 1) OBP: 0.150, SLG: 0.109			0-0 L8		0-0 SH1-4		0-3 K		0-0 4-3	3 0 0 0 0 1 0		
Inning Stats	R: 0 E: 0 K: 1 S: 6 H: 1 LOB: 1 BB: 0 P: 6	R: 0 E: 0 K: 0 S: 3 H: 0 LOB: 0 BB: 0 P: 3	R: 0 E: 0 K: 2 S: 7 H: 0 LOB: 0 BB: 0 P: 7	R: 1 E: 0 K: 1 S: 7 H: 2 LOB: 1 BB: 0 P: 7	R: 1 E: 0 K: 0 S: 4 H: 1 LOB: 1 BB: 1 P: 8	R: 0 E: 0 K: 0 S: 5 H: 2 LOB: 3 BB: 1 P: 9	R: 1 E: 0 K: 1 S: 6 H: 1 LOB: 0 BB: 0 P: 6	R: 0 E: 0 K: 1 S: 5 H: 0 LOB: 0 BB: 0 P: 5	R: 0 E: 0 K: 1 S: 5 H: 0 LOB: 0 BB: 0 P: 5	1B: 6 2B: 1 3B: 0 HR: 0 SF: 0 SAC: 1 DP: 0 HBP: 0	WP: 0 PB: 0 SB: 1 CS: 0 PA: 36	
PITCHER Woodie Fryman, L (1, 1) ERA: 2.29 Gary Wagner, R (8, 1) ERA: 2.89	IP WLS BF H R ER SO BB IBB HBP BLK WP HR S P ERA WHIP											PITCHER IP WLS BF H R ER SO BB IBB HBP BLK WP HR S P ERA WHIP

St. Louis Cardinals @ Philadelphia Phillies
 Connie Mack Stadium, Philadelphia, PA

Wed Jul 31 1968, 7:05 PM EDT
 Att. 14,811 - Unknown

livebaseballscorecards.com

BOTTOM

St. Louis Cardinals @ Philadelphia Phillies
Connie Mack Stadium, Philadelphia, PA

Wed Jul 31 1968, 7:05 PM EDT
Att. 14,811 - Unknown

livebaseballscorecards.com

AB	32
R	2
H	7
RBI	2
BB	3
SO	4
LOB	14



WP: 0	PA: 36
PB: 0	
SB: 0	
CS: 0	

Batter	1	2	3	4	5	6	7	8	9	AB	R	H	RBI	BB	SO	LOB
Tony Taylor, R (1, 5) OBP: 0.331, SLG: 0.331	0-0 L8		0-0 1B			0-0 6-3		0-0 6-3		4	0	1	0	0	0	0
Roberto Pena, R (1, 6) OBP: 0.328, SLG: 0.332	0-0 6-3		0-0 5-3			4-0 BB		0-3 K		3	0	0	0	1	1	1
Johnny Callison, L (1, 9) OBP: 0.318, SLG: 0.414	0-0 L8			0-0 F7		0-3 K		0-0 1B 3B		4	1	1	0	0	1	1
Dick Allen, R (1, 7) OBP: 0.348, SLG: 0.540		4-0 L5 1B BB		0-3 K		0-0 L3		0-0 1B		3	0	1	1	1	1	1
Bill White, L (1, 3) OBP: 0.305, SLG: 0.355		0-0 P6		0-3 K			0-0 4-3	0-0 4-3		4	0	0	0	0	1	2
Tony Gonzalez, L (1, 8) OBP: 0.343, SLG: 0.350		0-0 1-2 1B			0-0 SF9 3B		4-0 1B BB		0-0 F7	3	1	2	0	1	0	0
Cookie Rojas, R (1, 4) OBP: 0.261, SLG: 0.333		0-0 L5 2-3			0-0 P4		0-0 1-2 1B		0-0 E7 1B	4	0	2	0	0	0	3
Clay Dalrymple, L (1, 2) OBP: 0.260, SLG: 0.284			0-0 3-1		0-0 SF9		0-0 F8		0-0 F9	3	0	0	1	0	0	3
Woodie Fryman, R (1, 1) OBP: 0.131, SLG: 0.103 John Sullivan, L (7, PH) OBP: 0.333, SLG: 0.250 Gary Wagner, R (8, 1) Don Lock, R (9, PH) OBP: 0.294, SLG: 0.379			0-0 4-3		0-0 F9		0-0 F8		0-0 P4	2	0	0	0	0	0	0
										1	0	0	0	0	0	2
										0	0	0	0	0	0	0
										1	0	0	0	0	0	1

Inning Stats

R: 0 E: 0 K: 0 S: 3	H: 0 LOB: 0 BB: 0 P: 3	R: 0 E: 0 K: 0 S: 3	H: 1 LOB: 1 BB: 1 P: 7	R: 0 E: 0 K: 0 S: 4	H: 1 LOB: 1 BB: 0 P: 4	R: 0 E: 0 K: 2 S: 7	H: 0 LOB: 0 BB: 0 P: 7	R: 1 E: 0 K: 0 S: 4	H: 1 LOB: 0 BB: 0 P: 4	R: 0 E: 0 K: 1 S: 5	H: 0 LOB: 1 BB: 1 P: 9	R: 0 E: 0 K: 0 S: 4	H: 1 LOB: 2 BB: 1 P: 8	R: 1 E: 0 K: 1 S: 7	H: 2 LOB: 1 BB: 0 P: 7	R: 0 E: 1 K: 0 S: 4	H: 1 LOB: 1 BB: 0 P: 4	1B: 5 2B: 1 3B: 2 HR: 0	SF: 1 SAC: 0 DP: 1 HBP: 0	WP: 0 PB: 0 SB: 0 CS: 0	PA: 36
------------------------------	---------------------------------	------------------------------	---------------------------------	------------------------------	---------------------------------	------------------------------	---------------------------------	------------------------------	---------------------------------	------------------------------	---------------------------------	------------------------------	---------------------------------	------------------------------	---------------------------------	------------------------------	---------------------------------	----------------------------------	------------------------------------	----------------------------------	--------

PITCHER Nelson Briles, R (1, 1) ERA: 2.57	IP: 9.0 WLS: W BF: 36 H: 7 R: 2 ER: 2 SO: 4 BB: 3 IBB: 0 HBP: 0 BLK: 0 WP: 0 HR: 0 S: 41 P: 53 ERA: 2.00 WHIP: 1.111
---	--

PITCHER	IP	WLS	BF	H	R	ER	SO	BB	IBB	HBP	BLK	WP	HR	S	P	ERA	WHIP
---------	----	-----	----	---	---	----	----	----	-----	-----	-----	----	----	---	---	-----	------

Batter	1	2	3	4	5	6	7	8	9	AB R H RBI BB SO LOB	TOP	
Lou Brock, L (1, 7) x OBP: 0.326, SLG: 0.438	0-0 F8		4-0 2B BB		0-0 F9			0-0 3B		3 1 1 0 1 0 0		
Curt Flood, R (1, 8) x	0-0 6-3		0-0 L9			0-0 1B G6-3				3 1 1 0 0 0 1		
Roger Maris, L (1, 9) x	0-0 1B		0-0 2B			0-0 1B G6-3				3 0 3 1 0 0 0		
Orlando Cepeda, R (1, 3) x	0-0 F3		0-3 K			0-0 1B G6-3				3 0 0 0 0 1 3		
Tim McCarver, L (1, 2) x		4-0 CS BB BB		0-0 F7		0-0 L4				2 0 0 0 1 0 0		
Mike Shannon, R (1, 5) x		0-3 K		0-0 P5			0-0 F5			3 0 0 0 0 1 1		
Dick Schofield, S (1, 4) x		4-0 CS BB		0-0 4-3			0-0 F9			2 0 0 0 1 0 0		
Dal Maxvill, R (1, 6) x	0-0 6-3				0-0 4-3		0-0 L8			3 0 0 0 0 0 2		
Steve Carlton, L (1, 1) x			0-0 6-3		0-0 P5			0-0 F9		3 0 0 0 0 0 0		
Inning Stats	R: 0 H: 1 E: 0 LOB: 1 K: 0 BB: 0 S: 4 P: 4	R: 0 H: 0 E: 0 LOB: 1 K: 1 BB: 2 S: 4 P: 12	R: 1 H: 1 E: 0 LOB: 1 K: 1 BB: 1 S: 6 P: 10	R: 0 H: 0 E: 0 LOB: 0 K: 0 BB: 0 S: 3 P: 3	R: 0 H: 0 E: 0 LOB: 0 K: 0 BB: 0 S: 3 P: 3	R: 1 H: 2 E: 0 LOB: 0 K: 0 BB: 0 S: 4 P: 4	R: 0 H: 0 E: 0 LOB: 0 K: 0 BB: 0 S: 3 P: 3	R: 0 H: 1 E: 0 LOB: 1 K: 0 BB: 0 S: 2 P: 2		1B: 3 SF: 0 2B: 1 SAC: 0 3B: 1 DP: 1 HR: 0 HBP: 0	WP: 0 PA: 28 PB: 0 SB: 1 CS: 2	
PITCHER Larry Jackson, R (1, 1) ERA: 2.85	IP WLS BF H R ER SO BB IBB HBP BLK WP HR S P ERA WHIP											PITCHER IP WLS BF H R ER SO BB IBB HBP BLK WP HR S P ERA WHIP

St. Louis Cardinals @ Philadelphia Phillies
 Connie Mack Stadium, Philadelphia, PA
 Thu Aug 01 1968, 7:05 PM EDT
 Att. 12,674 - Unknown

livebaseballscorecards.com

AB	25
R	2
H	5
RBI	1
BB	3
SO	2
LOB	7



Batter	1	2	3	4	5	6	7	8	9	AB R H RBI BB SO LOB
--------	---	---	---	---	---	---	---	---	---	----------------------

Tony Taylor, R <small>OBP: 0.328, SLG: 0.328</small> (1, 5) X	0-0 ① 		0-0 ③ 			0-0 ① 				3 0 0 0 0 0 1
Roberto Pena, R <small>OBP: 0.325, SLG: 0.329</small> (1, 6) X	0-0 ② 			0-0 ① 		0-0 ② 				3 0 0 0 0 0 0
Johnny Callison, L <small>OBP: 0.318, SLG: 0.422</small> (1, 9) X	0-0 ③ 			0-0 		0-0 ③ 				3 1 1 1 0 0 0
Dick Allen, R <small>OBP: 0.348, SLG: 0.536</small> (1, 7)		4-0 		0-3 ② 		0-3 ① 				2 0 0 0 1 2 0
Don Lock, R <small>OBP: 0.295, SLG: 0.378</small> (1, 8)		0-0 ① ② 		0-0 		0-0 ② 				3 0 1 0 0 0 1
Cookie Rojas, R <small>OBP: 0.259, SLG: 0.330</small> (1, 4)		0-0 ③ 		0-0 ③ 		0-0 ③ 				3 0 0 0 0 0 1
Bill White, L <small>OBP: 0.303, SLG: 0.352</small> (1, 3)			0-0 ① 		0-0 ① 					2 0 0 0 0 0 0
Mike Ryan, R <small>OBP: 0.194, SLG: 0.201</small> (1, 2)			0-3 ② 		0-0 ② 					2 0 0 0 0 1 0
Larry Jackson, R <small>OBP: 0.141, SLG: 0.129</small> (1, 1)			4-0 		0-3 ③ 					1 0 0 0 1 1 0

Inning Stats	R: 0 H: 0 E: 0 LOB: 0 K: 0 BB: 0 S: 3 P: 3	R: 0 H: 0 E: 0 LOB: 0 K: 0 BB: 1 S: 2 P: 6	R: 0 H: 0 E: 0 LOB: 1 K: 1 BB: 1 S: 5 P: 9	R: 1 H: 2 E: 0 LOB: 1 K: 1 BB: 0 S: 7 P: 7	R: 0 H: 0 E: 0 LOB: 0 K: 1 BB: 0 S: 5 P: 5	R: 0 H: 0 E: 0 LOB: 0 K: 0 BB: 0 S: 3 P: 3	R: 0 H: 0 E: 0 LOB: 0 K: 1 BB: 0 S: 5 P: 5
--------------	---	---	---	---	---	---	---

PITCHER Steve Carlton, L <small>ERA: 2.73</small> (1, 1)	IP 7.0 WLS W BF 24 H 2 R 1 ER 1 SO 4 BB 2 IBB 0 HBP 0 BLK 0 WP 0 HR 1 S 30 P 38 ERA 1.29 WHIP 0.571	PITCHER IP WLS BF H R ER SO BB IBB HBP BLK WP HR S P ERA WHIP
---	---	---

BOTTOM

St. Louis Cardinals @ Philadelphia Phillies
Connie Mack Stadium, Philadelphia, PA
 Thu Aug 01 1968, 7:05 PM EDT
 Att. 12,674 - Unknown

AB	22
R	1
H	2
RBI	1
BB	2
SO	4
LOB	3



1B: 1 SF: 0 2B: 0 SAC: 0 3B: 0 DP: 1 HR: 1 HBP: 0	WP: 0 PA: 24 PB: 0 SB: 1 CS: 0
--	---

livebaseballscorecards.com

Batter	1	2	3	4	5	6	7	8	9	AB R H RBI BB SO LOB	TOP					
Tony Taylor, R (1, 5) OBP: 0.326, SLG: 0.327	0-0 HBP 1B	0-3 K			0-0 F9		0-0 F9		0-0 6-3	5 0 1 0 0 1 3						
Roberto Pena, R (1, 6) OBP: 0.329, SLG: 0.331	1-0 HBP 1-2 HBP	0-0 1-2 2-H 3-H 1B			0-0 3-1		0-0 FC6-4 1B		0-0 4-3	4 0 2 2 0 0 0						
Johnny Callison, L (1, 9) OBP: 0.315, SLG: 0.417	0-3 K	0-0 F8			0-0 F2		0-0 P6			4 0 0 0 0 1 5						
Dick Allen, R (1, 7) OBP: 0.347, SLG: 0.533	0-0 L9				0-0 F9		0-0 2B SF9 1B		0-0 FC6-4 1-2f	4 1 1 0 0 0 3						
Bill White, L (1, 3) OBP: 0.305, SLG: 0.358	0-3 K				0-0 L7		0-0 SF9 1-3 2B		0-0 FC6-4 1B	4 0 2 0 0 1 2						
Tony Gonzalez, L (1, 8) OBP: 0.345, SLG: 0.348		4-0 1B S 1B BB			0-0 F9		4-0 FC6-4 IBB		0-0 FC6-4 FC6-4 1-2f	2 1 0 0 2 0 1						
Cookie Rojas, R (1, 4) OBP: 0.257, SLG: 0.327					0-0 L9		0-0 F2		0-0 FC6-4	4 0 0 0 0 0 5						
Clay Dalrymple, L (1, 2) OBP: 0.260, SLG: 0.281		4-0 1B 1B IBB			0-0 P4		0-0 SF9		0-0 P4	2 1 0 1 1 0 1						
Jeff James, R (1, 1) OBP: 0.120, SLG: 0.120		0-0 1B			0-0 4-3		0-0 FC6-4			3 0 1 0 0 0 2						
Grant Jackson, S (7, 1) OBP: 0.143, SLG: 0.143										0 0 0 0 0 0 0						
John Sullivan, L (9, PH) OBP: 0.316, SLG: 0.235		1-2 2-3 1B							0-3 K	1 0 0 0 0 1 0						
Inning Stats	R: 0 E: 0 K: 2 S: 8 H: 1 LOB: 2 BB: 0 P: 9	R: 2 E: 0 K: 1 S: 7 H: 2 LOB: 2 BB: 2 P: 15	R: 0 E: 0 K: 0 S: 3 H: 0 LOB: 0 BB: 0 P: 3	R: 0 E: 0 K: 0 S: 3 H: 0 LOB: 0 BB: 0 P: 3	R: 0 E: 0 K: 0 S: 3 H: 0 LOB: 0 BB: 0 P: 3	R: 0 E: 0 K: 0 S: 3 H: 0 LOB: 0 BB: 0 P: 3	R: 1 E: 0 K: 0 S: 5 H: 2 LOB: 2 BB: 1 P: 9	R: 0 E: 0 K: 0 S: 4 H: 1 LOB: 1 BB: 0 P: 4	R: 0 E: 0 K: 1 S: 5 H: 1 LOB: 1 BB: 0 P: 4	R: 0 E: 0 K: 1 S: 5 H: 0 LOB: 0 BB: 0 P: 5	1B: 6 2B: 1 3B: 0 HR: 0 SF: 1 SAC: 0 DP: 0 HBP: 1	WP: 0 PB: 0 SB: 1 CS: 0 PA: 38				
PITCHER	IP WLS BF H R ER SO BB IBB HBP BLK WP HR S P ERA WHIP															
Larry Dierker, R (1, 1) ERA: 3.28	7.0	31	6	3	3	3	1	2	1	0	0	0	33	46	3.86	1.000
Pat House, L (8, 1) ERA: 6.75	1.0	W	4	1	0	0	0	0	0	0	0	0	4	4	0.00	1.000
Steve Shea, R (9, 1) ERA: 4.82	1.0	S	3	0	0	0	1	0	0	0	0	0	5	5	0.00	0.000

Philadelphia Phillies @ Houston Astros
Astrodome, Houston, TX
Fri Aug 02 1968, 8:05 PM EDT
Att. 12,957 - Dome

livebaseballscorecards.com

AB	33
R	3
H	7
RBI	3
BB	3
SO	4
LOB	22



Batter	1	2	3	4	5	6	7	8	9	AB	R	H	RBI	BB	SO	LOB
Norm Miller, L (1, 9) OBP: 0.281, SLG: 0.340	0-3 K ①		0-0 6-3 ③		0-3 K ②		0-0 P4 ②			4	0	0	0	0	2	2
Hector Torres, R (1, 6) OBP: 0.264, SLG: 0.255	0-3 K ②			0-0 F8 ①	0-0 P3 ③		0-0 1-2 1B ③			4	0	1	0	0	1	1
Rusty Staub, L (1, 3) OBP: 0.383, SLG: 0.404	0-0 G3 ③			0-0 FC5-4 1B 2B		0-0 3B 1B	0-0 P4 ③			4	2	2	0	0	0	2
Jimmy Wynn, R (1, 8) OBP: 0.363, SLG: 0.427		4-0 G6-4-3 BB		4-0 FC5-4 BB		0-3 K ①		0-0 SH1-4 2B 1B		2	1	1	0	2	1	1
Denis Menke, R (1, 4) OBP: 0.329, SLG: 0.342		0-0 G6-4-3 ① ②		0-0 FC5-4 1B ②		0-0 1-2 2-3 3B ①		0-0 SH1-4 ①		3	0	1	1	0	0	3
Doug Rader, R (1, 5) OBP: 0.300, SLG: 0.322		0-0 1B		0-0 FC4 1B		0-3 K ②		0-0 1B 2B		4	1	3	2	0	1	1
John Bateman, R (1, 2) OBP: 0.295, SLG: 0.341		0-0 6-3 ③		0-0 FC4 1-2f		0-0 6-3 ③		0-0 1B		4	0	1	1	0	0	4
Dick Simpson, R (1, 7) OBP: 0.274, SLG: 0.291			0-3 K ①		0-0 SH1-4 1B		0-0 6-3 ①	0-0 F9 ②		4	0	1	0	0	1	1
Larry Dierker, R (1, 1) OBP: 0.098, SLG: 0.100			0-0 F8 ②		0-0 SH1-4 ①		0-0 1B 1B	0-0 F9 ③		1	0	0	0	0	0	0
Julio Gotay, R (7, PH) OBP: 0.261, SLG: 0.277										1	0	1	0	0	0	0
Pat House, L (8, 1)										0	0	0	0	0	0	0
Bob Aspromonte, R (8, PH) OBP: 0.307, SLG: 0.282										1	0	0	0	0	0	1
Steve Shea, R (9, 1)										0	0	0	0	0	0	0


Inning Stats	R: 0	H: 0	E: 0	K: 2	S: 7	R: 0	H: 1	E: 0	K: 0	S: 3	R: 0	H: 0	E: 0	K: 1	S: 5	R: 1	H: 2	E: 0	K: 0	S: 5	R: 0	H: 1	E: 0	K: 1	S: 6	R: 1	H: 2	E: 0	K: 2	S: 9	R: 0	H: 2	E: 0	K: 0	S: 5	R: 2	H: 3	E: 0	K: 0	S: 6	R: 0	H: 0	E: 0	K: 0	S: 0					
	0	0	0	2	7	0	1	0	0	3	0	0	0	1	5	1	2	0	0	5	0	1	0	1	0	6	2	2	0	1	9	0	2	0	5	2	3	0	0	6	0	0	0	0	0	0	0	0	0	0

BOTTOM

Philadelphia Phillies @ Houston Astros
Astrodome, Houston, TX

Fri Aug 02 1968, 8:05 PM EDT
Att. 12,957 - Dome

AB	32
R	4
H	11
RBI	4
BB	2
SO	6
LOB	16



1B	8	SF	0	WP	0	PA	36
2B	2	SAC	2	PB	0		
3B	1	DP	1	SB	0		
HR	0	HBP	0	CS	0		

PITCHER	IP	WLS	BF	H	R	ER	SO	BB	IBB	HBP	BLK	WP	HR	S	P	ERA	WHIP
Jeff James, R (1, 1) ERA: 4.41	6.2		29	8	2	2	6	2	0	0	0	0	0	39	47	2.70	1.500
Grant Jackson, L (7, 1) ERA: 1.83	1.1	L	7	3	2	2	0	0	0	0	0	0	0	7	7	13.50	2.250

Batter	1	2	3	4	5	6	7	8	9	AB R H RBI BB SO LOB	TOP																
Tony Taylor, R OBP: 0.326, SLG: 0.328 (1, 5) X	0-0 L4		0-3 K		0-0 4-1		0-0 4-3		0-0 K 2-H 1B	5 0 1 1 0 1 2																	
Cookie Rojas, R OBP: 0.256, SLG: 0.326 (1, 4) X	0-0 6-3		0-0 WP 1B		0-0 SF9			0-0 FC5-4 SH1-4 1B	0-3 K	4 0 2 1 0 1 1																	
Johnny Callison, L OBP: 0.312, SLG: 0.420 (1, 9) S S S	0-3 K		0-3 K		0-0 P6			0-0 SH1-4		3 0 0 0 0 2 2																	
Don Lock, R OBP: 0.299, SLG: 0.374 (1, 7) (8, 8)		0-0 1B 1B	0-3 K		0-0 P5			4-0 FC5-4 BB		3 1 1 0 1 1 2																	
Bill White, L OBP: 0.306, SLG: 0.356 Dick Allen, R OBP: 0.343, SLG: 0.525 (8, PH) (8, 7)	0-0 P4			4-0 BB		0-0 F7		0-0 FC5-4 FC6-4		2 0 0 0 1 0 1 1 0 0 0 0 0 2																	
Tony Gonzalez, L OBP: 0.348, SLG: 0.351 Rick Joseph, R OBP: 0.297, SLG: 0.313 (8, PH) (8, 3)	0-0 1B 1B			0-0 L4		0-0 WP 1B		0-0 FC6-4		3 0 2 0 0 0 1 1 0 0 0 0 0 2																	
Gary Sutherland, R OBP: 0.255, SLG: 0.250 (1, 6)	0-0 G5-4-3 1B			0-0 F8		0-0 F8			0-0 4-3	4 0 1 1 0 0 2																	
Mike Ryan, R OBP: 0.187, SLG: 0.193 (1, 2)	0-0 G5-4-3			0-3 K			0-0 4-3		0-3 K	4 0 0 0 0 2 3																	
Rick Wise, R OBP: 0.286, SLG: 0.538 (1, 1)			4-0 WP 1B BB		0-0 4-1 SF9 2B		0-0 5-3		0-0 1B 2B	3 2 2 0 1 0 0																	
Inning Stats	R: 0 E: 0 K: 1 S: 5	H: 0 LOB: 0 BB: 0 P: 5	R: 1 E: 0 K: 0 S: 5	H: 3 LOB: 1 BB: 0 P: 5	R: 0 E: 0 K: 3 S: 10	H: 1 LOB: 2 BB: 1 P: 14	R: 0 E: 0 K: 1 S: 5	H: 0 LOB: 1 BB: 1 P: 9	R: 1 E: 0 K: 0 S: 4	H: 1 LOB: 0 BB: 0 P: 4	R: 0 E: 0 K: 0 S: 3	H: 0 LOB: 0 BB: 0 P: 3	R: 0 E: 0 K: 0 S: 4	H: 1 LOB: 2 BB: 1 P: 8	R: 1 E: 0 K: 2 S: 9	H: 2 LOB: 1 BB: 0 P: 9	1B: 7 2B: 2 3B: 0 HR: 0	SF: 1 SAC: 1 DP: 1 HBP: 0	WP: 2 PB: 0 SB: 0 CS: 0	PA: 38							
PITCHER	IP WLS BF H R ER SO BB IBB HBP BLK WP HR S P ERA WHIP																										
Don Wilson, R ERA: 3.49 (1, 1)	7.1		31	7	2	2	5	3	0	0	0	2	0	38	50	2.46	1.364										
Pat House, L ERA: 5.91 (8, 1)	0.1		1	0	0	0	0	0	0	0	0	0	0	1	1	0.00	0.000										
Steve Shea, R ERA: 5.06 (8, 1)	1.1	L	6	2	1	1	2	0	0	0	0	0	0	10	10	6.75	1.500										

Philadelphia Phillies @ Houston Astros
Astrodome, Houston, TX
Sun Aug 04 1968, 4:33 AM EDT
Att. 15,003 - Dome

AB	33
R	3
H	9
RBI	3
BB	3
SO	7
LOB	18




Batter	1	2	3	4	5	6	7	8	9	AB	R	H	RBI	BB	SO	LOB
Denis Menke, R (1, 4) OBP: 0.327, SLG: 0.338	0-0 G1-6-3 1B		0-0 F7			0-0 6-3	0-0 5-3			4	0	1	0	0	0	3
Hector Torres, R (1, 6) OBP: 0.263, SLG: 0.255	0-0 G1-6-3 1-2f			0-0 4-3		0-0 6-3		0-0 6-3		4	0	0	0	0	0	1
Norm Miller, L (1, 9) OBP: 0.283, SLG: 0.340	0-0 6-3			0-0 4-3		0-0 2B 1B		0-0 1B		4	1	2	0	0	0	0
Rusty Staub, L (1, 3) OBP: 0.381, SLG: 0.403		0-0 G3		0-0 F9		0-0 2B 1-H		0-0 F7		4	0	1	1	0	0	1
Bob Aspromonte, R (1, 7) OBP: 0.307, SLG: 0.279		0-0 E6 G5-4-3			4-0 FC5-4 BB	0-3 K		0-3 K		3	0	0	0	1	2	2
Doug Rader, R (1, 5) OBP: 0.295, SLG: 0.316		0-0 G5-4-3 1-2f			0-0 FC5-4 6-3 1B 1-2f		0-0 5-3		0-0 5-3	4	1	0	0	0	0	2
John Bateman, R (1, 2) OBP: 0.291, SLG: 0.335			0-3 K		0-0 6-3 2-3		0-0 6-3		0-0 6-3	4	0	0	0	0	1	1
Dick Simpson, R (1, 8) OBP: 0.287, SLG: 0.300			4-0 SH1-4 BB		0-0 1B 3-H		1-0 1B HBP		0-0 2B	2	0	2	1	1	0	0
Don Wilson, R (1, 1) OBP: 0.265, SLG: 0.277			0-0 SH1-4		0-0 P6		0-0 1B		0-0 P6	2	0	1	0	0	0	1
Pat House, L (8, 1)										0	0	0	0	0	0	0
Steve Shea, R (8, 1)										0	0	0	0	0	0	0
Lee Thomas, L (9, PH) OBP: 0.228, SLG: 0.236			1-2				1-3 1B			1	0	0	0	0	0	1

Inning Stats	R: 0	H: 1	E: 0	K: 0	S: 3	R: 0	H: 0	E: 1	K: 0	S: 3	R: 0	H: 0	E: 0	K: 1	S: 5	R: 0	H: 0	E: 0	K: 0	S: 3	R: 1	H: 1	E: 1	K: 0	S: 4	R: 1	H: 2	E: 0	K: 1	S: 7	R: 0	H: 1	E: 0	K: 0	S: 4	R: 0	H: 1	E: 0	K: 1	S: 6	R: 0	H: 1	E: 0	K: 0	S: 4	R: 0	H: 1	E: 0	K: 0	S: 4
	LOB: 0	BB: 0	LOB: 0	BB: 0	P: 3	LOB: 1	BB: 1	LOB: 0	BB: 0	P: 3	LOB: 1	BB: 1	LOB: 1	BB: 1	P: 8	LOB: 1	BB: 0	LOB: 2	BB: 0	P: 5	LOB: 1	BB: 0	LOB: 1	BB: 0	P: 6	LOB: 1	BB: 0	LOB: 1	BB: 0	P: 4	1B: 5	SF: 0	2B: 2	SAC: 1	3B: 0	DP: 2	HR: 0	HBP: 1	WP: 0	PA: 36	ERA: 1.00	WHIP: 1.000	ERA: 1.00	WHIP: 1.000						

Philadelphia Phillies @ Houston Astros
Astrodome, Houston, TX

Sun Aug 04 1968, 4:33 AM EDT
Att. 15,003 - Dome

AB	32
R	2
H	7
RBI	2
BB	2
SO	3
LOB	12



TOP

Philadelphia Phillies @ San Francisco Giants
Candlestick Park, San Francisco, CA
Mon Aug 05 1968, 6:33 AM EDT
Att: 5,429 - Unknown

livebaseballscorecards.com

AB	37
R	6
H	9
RBI	5
BB	5
SO	6
LOB	20



WP: 0	PA: 43
PB: 1	
SB: 1	
CS: 0	

Batter	1	2	3	4	5	6	7	8	9	10	AB	R	H	RBI	BB	SO	LOB							
Tony Taylor, R (1, 5) OBP: 0.327, SLG: 0.329	0-0 7-4-1-3 1B		0-0 F9	0-0 6-3			0-0 6-3		0-0 2-H 1B		5	0	2	1	0	0	2							
Roberto Pena, R (1, 6) OBP: 0.330, SLG: 0.330	0-0 F7-4-1-3 1-2		4-0 G4-6-3 BB			0-0 F8 1B	0-0 F7		0-0 3-1 1-2		4	0	1	0	1	0	2							
Johnny Callison, L (1, 9) OBP: 0.308, SLG: 0.414	0-0 4-3		0-0 G4-6-3 1-2f			0-0 F9	0-0 G3			0-3 K	5	0	0	0	0	1	2							
Dick Allen, R (1, 7) OBP: 0.349, SLG: 0.526		0-0 BB 1B		4-0 1B E BB		0-0 1-2 1B		0-0 5-3		4-0 FC6-4 BB	3	2	2	0	2	0	0							
Bill White, L (1, 3) OBP: 0.302, SLG: 0.350		0-3 K		0-3 K		0-0 F8 2-3		0-0 F8		0-0 FC6-4 PB 1-2f HR	4	0	0	0	0	2	4							
Rick Joseph, R (10, PH) OBP: 0.293, SLG: 0.310											1	1	0	0	0	0	1							
Tony Gonzalez, L (1, 8) OBP: 0.352, SLG: 0.363		4-0 1B 1-2 BB		0-0 1-3 E 1B		0-0 4-3		0-0 F4		0-0 1-H HR	4	2	2	2	1	0	2							
Cookie Rojas, R (1, 4) OBP: 0.258, SLG: 0.325		0-0 1-2 2-H 1B		4-0 1-2 E BB		0-0 F8		0-0 F6		0-0 L6-3	4	0	1	1	1	0	0							
Clay Dalrymple, L (1, 2) OBP: 0.260, SLG: 0.280		0-3 K		0-0 E4 1-2 2-H 3-H		0-3 K		0-0 SH1-4 1B 1B			4	1	1	1	0	2	3							
Woodie Fryman, R (1, 1) OBP: 0.127, SLG: 0.100		0-0 F4		0-0 B1		0-3 K		0-0 SH1-4 1-2			2	0	0	0	0	0	4							
John Boozer, R (4, 1)											1	0	0	0	0	1	0							
Dick Hall, R (9, 1) OBP: 0.333, SLG: 0.333											0	0	0	0	0	0	0							
Inning Stats	R: 0 E: 0 K: 0 S: 3	H: 1 LOB: 0 BB: 0 P: 3	R: 1 E: 0 K: 2 S: 9	H: 2 LOB: 2 BB: 1 P: 13	R: 0 E: 0 K: 0 S: 2	H: 0 LOB: 0 BB: 1 P: 6	R: 2 E: 1 K: 1 S: 7	H: 1 LOB: 2 BB: 2 P: 15	R: 0 E: 0 K: 0 S: 5	H: 2 LOB: 2 BB: 0 P: 5	R: 0 E: 0 K: 2 S: 7	H: 0 LOB: 0 BB: 0 P: 7	R: 0 E: 0 K: 0 S: 3	H: 0 LOB: 0 BB: 0 P: 3	R: 0 E: 0 K: 0 S: 3	H: 0 LOB: 0 BB: 0 P: 3	R: 1 E: 0 K: 0 S: 5	H: 2 LOB: 1 BB: 0 P: 5	R: 2 E: 0 K: 1 S: 6	H: 1 LOB: 0 BB: 1 P: 10	1B: 8 2B: 1 3B: 0 HR: 1	SF: 0 SAC: 1 DP: 2 HBP: 0	WP: 0 PB: 1 SB: 1 CS: 0	PA: 43
PITCHER Juan Marichal, R (1, 1) ERA: 2.16	IP	WLS	BF	H	R	ER	SO	BB	IBB	HBP	BLK	WP	HR	S	P	ERA	WHIP							
Mike McCormick, L (10, 1) ERA: 3.97	1.0	L	5	1	2	2	1	1	0	0	0	0	1	6	10	18.00	2.000							

Batter	1	2	3	4	5	6	7	8	9	10	AB	R	H	RBI	BB	SO	LOB
Bobby Bonds, R OBP: 0.371, SLG: 0.415 (1, 9)	4-0 SH1-4 BB	0-0 BB 1-2 1B		4-0 BB BB		0-0 6-3			0-0 SH3-4 1B		3	1	2	1	2	0	0
Ron Hunt, R OBP: 0.363, SLG: 0.279 (1, 4)	0-0 SH1-4 1-2	4-0 BB 1-2 2-3		4-0 BB 1-2 2-3			0-0 5-3		0-0 SH3-4 1-2		1	0	0	0	2	0	0
Willie McCovey, L OBP: 0.371, SLG: 0.562 (1, 3)	0-0 F5	0-3 K		0-3 K			0-3 K		0-0 F8		2	0	0	0	0	1	4
Jack Hiatt, R OBP: 0.333, SLG: 0.320 (4, PH)											2	0	0	0	0	2	3
Jim Ray Hart, R OBP: 0.343, SLG: 0.488 (9, PH)											1	0	0	0	0	0	1
Mike McCormick, L OBP: 0.173, SLG: 0.133 (10, 1)											0	0	0	0	0	0	0
Willie Mays, R OBP: 0.356, SLG: 0.455 (1, 8)	4-0 BB		0-0 G6-4-3 1B		0-0 5-3 SF9 2B				0-0 1B		4	1	3	1	1	1	0
Dick Dietz, R OBP: 0.371, SLG: 0.466 (1, 2)	0-0 F3		0-3 K		0-0 5-3			0-3 K	0-0 F4		5	0	0	0	0	2	5
Jesus Alou, R OBP: 0.280, SLG: 0.337 (1, 7)		0-0 1B SF7 1B	0-0 G6-4-3		0-0 SF9			0-0 5-3 1B		0-3 K	4	1	2	1	0	1	1
Jim Davenport, R OBP: 0.272, SLG: 0.236 (1, 5)		0-0 BB 1B 1B		4-0 BB SH1-4 BB	0-0 5-3			0-0 5-3		0-3 K	4	0	1	0	1	1	1
Hal Lanier, R OBP: 0.209, SLG: 0.227 (1, 6)		0-0 SF7		0-3 K		0-0 4-3		0-0 F4		0-3 K	2	0	0	1	0	1	1
Dave Marshall, L OBP: 0.345, SLG: 0.344 (8, PH)											1	0	0	0	0	0	1
Frank Johnson, R OBP: 0.242, SLG: 0.207 (9, 5)		3-H F3		0-0 SH1-4		0-0 F5			0-0 1B 2B		1	0	0	0	0	1	0
Juan Marichal, R OBP: 0.181, SLG: 0.176 (1, 1)											2	0	0	0	0	0	1
Ty Cline, L OBP: 0.256, SLG: 0.257 (9, PH)											1	1	1	0	0	0	0
Dick Hall, R OBP: 0.256, SLG: 0.257 (10, 3)																	

BOTTOM

Philadelphia Phillies @ San Francisco Giants
Candlestick Park, San Francisco, CA
Mon Aug 05 1968, 6:33 AM EDT
Att. 5,429 - Unknown

livebaseballscorecards.com

AB	33
R	4
H	9
RBI	4
BB	6
SO	10
LOB	18



Inning Stats	R: 0	H: 0	E: 0	K: 0	S: 3	P: 11	R: 1	H: 3	E: 0	K: 1	S: 8	P: 12	R: 0	H: 1	E: 0	K: 1	S: 5	R: 0	H: 0	E: 0	K: 2	S: 7	P: 19	R: 1	H: 1	E: 0	K: 0	S: 4	P: 4	R: 0	H: 0	E: 0	K: 0	S: 3	P: 3	R: 0	H: 0	E: 0	K: 2	S: 7	P: 7	R: 0	H: 1	E: 0	K: 1	S: 6	P: 6	R: 2	H: 3	E: 0	K: 0	S: 6	P: 6	R: 0	H: 0	E: 0	K: 3	S: 9	P: 9	1B: 7	2B: 2	3B: 0	HR: 0	SF: 2	SAC: 3	DP: 1	HBP: 0	WP: 0	PA: 44
PITCHER	IP	WLS	BF	H	R	ER	SO	BB	IBB	HBP	BLK	WP	HR	S	P	ERA	WHIP																																																				
Woodie Fryman, L ERA: 2.29 (1, 1)	3.2		20	4	1	1	3	6	0	0	0	0	0	20	44	2.46	2.727																																																				
John Boozer, R ERA: 4.06 (4, 1)	4.1		16	3	2	2	4	0	0	0	0	0	0	24	24	4.15	0.692																																																				
Dick Hall, R ERA: 4.13 (9, 1)	2.0	W	8	2	1	1	3	0	0	0	0	0	0	14	14	4.50	1.000																																																				

Batter	1	2	3	4	5	6	7	8	9	AB R H RBI BB SO LOB	TOP							
Tony Taylor, R OBP: 0.329, SLG: 0.329 (1, 5) X	0-0 5-3 ①			4-0 G3 BB		0-0 S 1B			0-0 4-3 ①	3 0 1 0 1 0 0	Philadelphia Phillies @ San Francisco Giants Candlestick Park, San Francisco, CA Tue Aug 06 1968, 10:05 PM EDT Att. 6,246 - Unknown livebaseballscorecards.com							
Roberto Pena, R OBP: 0.326, SLG: 0.325 (1, 6) X	0-0 F9 ②			0-0 G3 ① 1-2		0-0 1-3 ③ 1-2			0-0 F9 ②	4 0 0 0 0 0 2								
Johnny Callison, L OBP: 0.307, SLG: 0.411 (1, 9) S S S	0-3 K ③			0-0 4-3 ②					0-0 SH1-3 1B BB ③	3 1 0 0 1 1 1								
Dick Allen, R OBP: 0.347, SLG: 0.523 (1, 7) S S S		0-3 K ①		0-0 1-3 ③					0-0 SH1-3 ① 1-2	2 0 0 0 0 1 1								
Bill White, L OBP: 0.305, SLG: 0.354 (1, 3) X		0-0 4-3 ②			0-0 G6-4-3 1B				0-0 G6-4-3 2-H 1B	3 0 2 1 0 0 0								
Tony Gonzalez, L OBP: 0.349, SLG: 0.359 (1, 8) X		0-0 1-3 ③			0-0 G6-4-3 ① ② 1-2f				0-0 G6-4-3 ② ③ 1-2f	3 0 0 0 0 0 2								
Cookie Rojas, R OBP: 0.256, SLG: 0.323 (1, 4) X			0-0 4-3 ①		0-0 F4 ③				0-0 6-3 ①	3 0 0 0 0 0 0								
Mike Ryan, R OBP: 0.184, SLG: 0.190 (1, 2) X			0-0 6-3 ②			0-0 4-3 ①			0-0 G3 ②	3 0 0 0 0 0 0								
Larry Jackson, R OBP: 0.134, SLG: 0.123 (1, 1) S S S			0-3 K ③			0-3 K ②			0-3 K ③	3 0 0 0 0 3 0								
Inning Stats	R: 0 E: 0 K: 1 S: 5	H: 0 LOB: 0 BB: 0 P: 5	R: 0 E: 0 K: 1 S: 5	H: 0 LOB: 0 BB: 0 P: 5	R: 0 E: 0 K: 1 S: 5	H: 0 LOB: 1 BB: 1 P: 7	R: 0 E: 0 K: 0 S: 3	H: 1 LOB: 0 BB: 0 P: 3	R: 1 E: 0 K: 0 S: 3	H: 1 LOB: 0 BB: 1 P: 7	R: 0 E: 0 K: 1 S: 5	H: 0 LOB: 0 BB: 0 P: 5	R: 0 E: 0 K: 0 S: 3	H: 0 LOB: 0 BB: 0 P: 3	1B: 3 2B: 0 3B: 0 HR: 0	SF: 0 SAC: 1 DP: 2 HBP: 0	WP: 0 PB: 0 SB: 1 CS: 0	PA: 30
PITCHER Gaylord Perry, R (1, 1) ERA: 2.57	IP: 9.0 WLS: W BF: 30 H: 3 R: 1 ER: 1 SO: 5 BB: 2 IBB: 0 HBP: 0 BLK: 0 WP: 0 HR: 0 S: 38 P: 46 ERA: 1.00 WHIP: 0.556											PITCHER	IP: WLS: BF: H: R: ER: SO: BB: IBB: HBP: BLK: WP: HR: S: P: ERA: WHIP:					

AB	27
R	1
H	3
RBI	1
BB	2
SO	5
LOB	6



Batter	1	2	3	4	5	6	7	8	9	AB R H RBI BB SO LOB
--------	---	---	---	---	---	---	---	---	---	----------------------

Bobby Bonds, R OBP: 0.376, SLG: 0.442 (1, 8) X	0-0 PB 3B		0-0 1-3			0-0 5-3		0-0 E7 1B		4 2 2 1 0 0 0
Ron Hunt, R OBP: 0.364, SLG: 0.278 (1, 4) X	0-0 5-3			4-0 3-1 BB		0-0 5-3		4-0 1B BB		2 1 0 0 2 0 1
Dave Marshall, L OBP: 0.342, SLG: 0.341 (1, 7) S S S	0-3 K			0-0 3-1 1-2		0-3 K		0-0 1B 1B		4 0 1 1 0 2 2
Willie McCovey, L OBP: 0.372, SLG: 0.560 (1, 3) X	0-0 3-1 3-H			4-0 G6-4-3 BB		0-0 G1		0-0 1B		3 0 1 1 1 0 0
Dick Dietz, R OBP: 0.365, SLG: 0.458 (1, 2) S S S		0-3 K		0-0 G6-4-3 1-2f		0-3 K				3 0 0 0 0 2 2
Jesus Alou, R OBP: 0.277, SLG: 0.333 (1, 9) X		0-0 G3			0-0 6-3		0-0 F9			3 0 0 0 0 0 0
Jim Davenport, R OBP: 0.273, SLG: 0.238 (1, 5) X		0-0 F9			0-0 6-3			0-0 FC2-6 1B		3 0 1 0 0 0 0
Hal Lanier, R OBP: 0.207, SLG: 0.224 (1, 6) X			0-0 4-3		0-0 E6 FC6-4		0-0 FC2-6 SH1-4 1-2f			3 1 0 0 0 0 1
Gaylord Perry, R OBP: 0.141, SLG: 0.127 (1, 1) S S S			0-3 K		0-0 FC6-4 1-2f		0-0 SH1-4 1-2			2 0 0 0 0 1 1

Inning Stats	R: 1 E: 0 K: 1 S: 6	H: 1 LOB: 0 BB: 0 P: 6	R: 0 E: 0 K: 1 S: 5	H: 0 LOB: 0 BB: 0 P: 5	R: 0 E: 0 K: 1 S: 5	H: 0 LOB: 0 BB: 0 P: 5	R: 0 E: 0 K: 0 S: 2	H: 0 LOB: 1 BB: 2 P: 10	R: 0 E: 1 K: 0 S: 4	H: 0 LOB: 1 BB: 0 P: 4	R: 0 E: 0 K: 1 S: 5	H: 0 LOB: 0 BB: 0 P: 5	R: 0 E: 0 K: 1 S: 5	H: 0 LOB: 0 BB: 0 P: 5	R: 3 E: 1 K: 0 S: 6	H: 4 LOB: 2 BB: 1 P: 10
--------------	------------------------------	---------------------------------	------------------------------	---------------------------------	------------------------------	---------------------------------	------------------------------	----------------------------------	------------------------------	---------------------------------	------------------------------	---------------------------------	------------------------------	---------------------------------	------------------------------	----------------------------------

PITCHER	IP	WLS	BF	H	R	ER	SO	BB	IBB	HBP	BLK	WP	HR	S	P	ERA	WHIP
Larry Jackson, R ERA: 2.87 (1, 1)	8.0	L	31	5	4	3	5	3	0	0	0	0	0	38	50	3.38	1.000

BOTTOM


4 2 2 1 0 0 0
2 1 0 0 2 0 1
4 0 1 1 0 2 2
3 0 1 1 1 0 0
3 0 0 0 0 2 2
3 0 0 0 0 0 0
3 0 1 0 0 0 0
3 1 0 0 0 0 1
2 0 0 0 0 1 1

AB 27	WP: 0	PA: 31
R 4	PB: 1	
H 5	SB: 0	
RBI 3	CS: 0	
BB 3		
SO 5		
LOB 7		



Philadelphia Phillies @ San Francisco Giants
Candlestick Park, San Francisco, CA
Tue Aug 06 1968, 10:05 PM EDT
Att. 6,246 - Unknown

livebaseballscores.com

Batter	1	2	3	4	5	6	7	8	9	AB R H RBI BB SO LOB	TOP																	
Tony Taylor, R (1, 5) OBP: 0.325, SLG: 0.324	0-3 K		0-0 4-3		0-0 F3		0-0 6-3		0-0 4-3	5 0 0 0 0 1 0	<p>Philadelphia Phillies @ San Francisco Giants Candlestick Park, San Francisco, CA</p> <p>Wed Aug 07 1968, 6:33 AM EDT Att. 5,109 - Unknown</p> <p>livebaseballscorecards.com</p> <table border="1"> <tr><td>AB</td><td>35</td></tr> <tr><td>R</td><td>3</td></tr> <tr><td>H</td><td>9</td></tr> <tr><td>RBI</td><td>3</td></tr> <tr><td>BB</td><td>4</td></tr> <tr><td>SO</td><td>7</td></tr> <tr><td>LOB</td><td>12</td></tr> </table> 	AB	35	R	3	H	9	RBI	3	BB	4	SO	7	LOB	12			
AB	35																											
R	3																											
H	9																											
RBI	3																											
BB	4																											
SO	7																											
LOB	12																											
Roberto Pena, R (1, 6) OBP: 0.327, SLG: 0.327	0-0 3-4-1 1B		0-0 6-3		0-0 F3			0-0 F8 1B 4-3 1B	0-0 1-3	5 1 2 0 0 0 0																		
Johnny Callison, L (1, 9) OBP: 0.307, SLG: 0.409	0-0 3-4-1			0-0 1-3		0-0 L7		0-0 4-3	0-0 5-3	1 0 0 0 0 0 1 4 0 0 0 0 0 1																		
Tony Gonzalez, L (1, 8) OBP: 0.345, SLG: 0.355	1-2							1-2																				
Dick Allen, R (1, 7) OBP: 0.348, SLG: 0.522	0-3 K			0-0 2B 1B		4-0 BB 1B BB		0-0 F8		3 1 1 0 1 1 2																		
Don Lock, R (1, 8) OBP: 0.303, SLG: 0.384		0-3 K		0-0 1-H 2B		0-3 K		0-0 1B 1B		4 1 2 2 0 2 1																		
Rick Joseph, R (1, 3) OBP: 0.302, SLG: 0.310		0-0 1-3		0-3 K		4-0 1B BB		0-0 1B 1B		3 0 1 0 1 1 1																		
Cookie Rojas, R (1, 4) OBP: 0.262, SLG: 0.327		0-0 1B		4-0 IBB		0-0 1B		0-0 1B		3 0 3 1 1 0 0																		
Mike Ryan, R (1, 2) OBP: 0.181, SLG: 0.187		0-0 F8		0-0 F8			0-0 6-3	4-0 IBB		3 0 0 0 0 0 3 0 0 0 0 1 0 0 0 0 0 0 0 0 0																		
Bill White, L (8, PH) OBP: 0.308, SLG: 0.354																												
Dick Hall, R (8, 1) OBP: 0.333, SLG: 0.333																												
Jeff James, R (1, 1) OBP: 0.111, SLG: 0.111		0-3 K			0-0 4-3		0-3 K	0-0 6-3		2 0 0 0 0 1 0 1 0 0 0 0 1 0 0 0 0 0 0 0 0 1 0 0 0 0 0 3																		
Gary Sutherland, R (7, PH) OBP: 0.250, SLG: 0.245																												
Gary Wagner, R (7, 1)																												
John Sullivan, L (8, PH) OBP: 0.300, SLG: 0.222																												
Inning Stats	R: 0 H: 1 E: 0 LOB: 1 K: 2 BB: 0 S: 8 P: 8	R: 0 H: 1 E: 0 LOB: 1 K: 1 BB: 0 S: 6 P: 6	R: 0 H: 0 E: 0 LOB: 0 K: 1 BB: 0 S: 5 P: 5	R: 1 H: 2 E: 0 LOB: 2 K: 1 BB: 1 S: 7 P: 11	R: 0 H: 0 E: 0 LOB: 0 K: 0 BB: 0 S: 3 P: 3	R: 0 H: 1 E: 0 LOB: 3 K: 1 BB: 2 S: 5 P: 13	R: 0 H: 0 E: 0 LOB: 0 K: 1 BB: 0 S: 5 P: 5	R: 2 H: 4 E: 0 LOB: 3 K: 0 BB: 1 S: 7 P: 11	R: 0 H: 0 E: 0 LOB: 0 K: 0 BB: 0 S: 3 P: 3	1B: 8 SF: 0 2B: 1 SAC: 0 3B: 0 DP: 0 HR: 0 HBP: 0	WP: 0 PA: 39 PB: 0 SB: 0 CS: 0																	
PITCHER	IP WLS BF H R ER SO BB IBB HBP BLK WP HR S P ERA WHIP																											
Ray Sadecki, L (1, 1) ERA: 2.83	7.2	33	8	3	3	7	2	1	0	0	0	0	0	44	56	3.52	1.304											
Frank Linzy, R (8, 1) ERA: 3.07	1.1	W	6	1	0	0	0	1	0	0	0	0	0	5	9	0.00	0.750											

Batter	1	2	3	4	5	6	7	8	9
Bobby Bonds, R OBP: 0.371, SLG: 0.433 (1, 8)	0-3 1-3 1B	0-3 1-3 1B			0-0 1-3 1B		0-0 6-3		
Ron Hunt, R OBP: 0.366, SLG: 0.279 (1, 4)	0-0 1B		0-0 3-H		0-0 3-H		4-0 BB		
Ty Cline, L OBP: 0.251, SLG: 0.251 (1, 7)	0-0 1-2f		0-0 1-2		0-0 1-2		0-0 1-2f		
Willie McCovey, L OBP: 0.376, SLG: 0.578 (1, 3)	4-0 1-2		0-3 1-2		0-0 1-2		0-0 1-2		
Jim Ray Hart, R OBP: 0.343, SLG: 0.486 Jim Davenport, R OBP: 0.272, SLG: 0.237 (1, 5) (6, PR) (7, 5)	0-0 1-2		0-0 1-2		0-0 1B		0-0 1-2		
Dick Dietz, R OBP: 0.370, SLG: 0.458 (1, 2)		4-0 BB		0-0 1B		0-0 1-2		0-0 1-2	
Jesus Alou, R OBP: 0.273, SLG: 0.328 Willie Mays, R OBP: 0.356, SLG: 0.455 (1, 9) (9, 8)		0-0 1-2		0-0 1-2f		0-0 2-3		0-0 1-2	
Hal Lanier, R OBP: 0.212, SLG: 0.229 (1, 6)		0-0 2-H F9 1B		0-0 1B		0-3 1-2			
Ray Sadecki, L OBP: 0.121, SLG: 0.111 Frank Linzy, R (8, 1)		0-0 2-3			0-3 1-2		0-3 1-2		

AB	R	H	RBI	BB	SO	LOB
4	0	1	0	0	2	1
2	0	1	1	1	0	0
4	0	0	0	0	0	3
3	2	2	2	1	1	0
3	0	1	0	0	0	2
1	0	0	0	0	0	0
2	1	1	0	1	0	0
4	0	0	0	0	0	4
0	0	0	0	0	0	0
3	1	2	1	0	1	2
3	0	0	0	0	2	2
0	0	0	0	0	0	0

1B: 6	SF: 1	WP: 0	PA: 34
2B: 0	SAC: 1	PB: 0	
3B: 0	DP: 1	SB: 1	
HR: 2	HBP: 0	CS: 0	

BOTTOM

Philadelphia Phillies @ San Francisco Giants
Candlestick Park, San Francisco, CA
Wed Aug 07 1968, 6:33 AM EDT
Att: 5,109 - Unknown

livebaseballscorecards.com

AB	29
R	4
H	8
RBI	4
BB	3
SO	6
LOB	14



Inning	R	H	E	K	S	P
1	0	1	0	1	10	
2	1	1	1	1	10	
3	0	0	0	1	5	
4	0	1	0	0	3	
5	1	2	0	1	7	
6	1	2	0	1	7	
7	0	0	0	1	9	
8	1	1	0	0	4	

PITCHER	IP	WLS	BF	H	R	ER	SO	BB	IBB	HBP	BLK	WP	HR	S	P	ERA	WHIP
Jeff James, R ERA: 4.41 (1, 1)	6.0		26	7	3	3	5	2	0	0	0	0	1	34	42	4.50	1.500
Gary Wagner, R ERA: 2.82 (7, 1)	1.0		4	0	0	0	1	1	0	0	0	0	5	9	0.00	1.000	
Dick Hall, R ERA: 4.28 (8, 1)	1.0	L	4	1	1	1	0	0	0	0	0	0	1	4	4	9.00	1.000

Batter	1	2	3	4	5	6	7	8	9	AB R H RBI BB SO LOB	TOP							
Tony Taylor, R (1, 5) OBP: 0.324, SLG: 0.324	0-0 G3		0-0 P4-3		0-0 E6			0-0 G3-6-3 1B		4 0 1 0 0 0 0	Philadelphia Phillies @ Los Angeles Dodgers Dodger Stadium, Los Angeles, CA Thu Aug 08 1968, 7:05 PM PDT Att: 14,198 - Unknown							
Roberto Pena, R (1, 6) OBP: 0.323, SLG: 0.322	0-3 K		0-0 6-3		0-0 F9			0-0 G3-6-3 1-2f		4 0 0 0 0 1 2								
Tony Gonzalez, L (1, 8) OBP: 0.341, SLG: 0.350	0-0 1-3		0-0 1-3		0-0 1-3			0-0 F8		4 0 0 0 0 0 0								
Dick Allen, R (1, 7) OBP: 0.347, SLG: 0.527		0-0 1-3		0-0 P4				0-0 HR		4 1 1 1 0 0 0								
Bill White, L (1, 3) OBP: 0.313, SLG: 0.355		0-0 WP 1B 1B		4-0 BB				4-0 P6-4-3 BB		2 0 1 0 2 0 0								
Don Lock, R (1, 9) OBP: 0.297, SLG: 0.374		0-0 F3		0-0 F2				0-3 K		4 0 0 0 0 2 3								
Cookie Rojas, R (1, 4) OBP: 0.265, SLG: 0.329		0-0 WP 1B		0-0 F9				0-0 S 1B		4 0 2 0 0 0 2								
Clay Dalrymple, L (1, 2) OBP: 0.261, SLG: 0.277		4-0 1-2 2-3 IBB		0-0 5-3				0-3 K		2 0 0 0 1 1 1								
Rick Wise, R (1, 1) OBP: 0.267, SLG: 0.500		0-0 L9		0-3 K				0-3 K 1-2		3 0 0 0 0 2 4								
Inning Stats	R: 0 E: 0 K: 1 S: 5	H: 0 LOB: 0 BB: 0 P: 5	R: 0 E: 0 K: 0 S: 5	H: 2 LOB: 3 BB: 1 P: 9	R: 0 E: 0 K: 0 S: 3	H: 0 LOB: 1 BB: 1 P: 7	R: 0 E: 1 K: 1 S: 6	H: 0 LOB: 1 BB: 0 P: 6	R: 0 E: 0 K: 3 S: 10	H: 1 LOB: 1 BB: 0 P: 10	R: 0 E: 0 K: 0 S: 3	H: 1 LOB: 0 BB: 0 P: 3	R: 1 E: 0 K: 1 S: 5	H: 1 LOB: 0 BB: 1 P: 9	1B: 4 2B: 0 3B: 0 HR: 1	SF: 0 SAC: 0 DP: 2 HBP: 0	WP: 1 PB: 0 SB: 1 CS: 0	PA: 34
PITCHER Bill Singer, R (1, 1) ERA: 2.52	IP 9.0 WLS L BF 34 H 5 R 1 ER 1 SO 6 BB 2 IBB 1 HBP 0 BLK 0 WP 1 HR 1 S 43 P 55 ERA 1.00 WHIP 0.778											PITCHER	IP WLS BF H R ER SO BB IBB HBP BLK WP HR S P ERA WHIP					

livebaseballscorecards.com

AB	31
R	1
H	5
RBI	1
BB	3
SO	6
LOB	12



Batter	1	2	3	4	5	6	7	8	9	AB R H RBI BB SO LOB
Willie Crawford, L (1, 7) OBP: 0.278, SLG: 0.281	0-0 1-3 ①		4-0 BB 1-2 BB			4-0 CS BB			0-3 K ②	2 0 0 0 2 1 0
Jim Fairey, L (1, 9) OBP: 0.234, SLG: 0.287	0-0 4-3 ②		0-0 5-3 ③			0-0 1-3 ② ③			0-0 F7 ③	4 0 0 0 0 0 3
Willie Davis, L (1, 8) OBP: 0.272, SLG: 0.348	0-0 4-3 ③			0-0 F8 ①			0-0 F8 ①			3 0 0 0 0 0 0
Tom Haller, L (1, 2) OBP: 0.346, SLG: 0.387		0-3 K ①		0-3 K ②			0-0 P6 ②			3 0 0 0 0 2 0
Ron Fairly, L (1, 3) OBP: 0.280, SLG: 0.284		0-0 F7 ②		0-0 1-3 ③			0-0 4-3 ③			3 0 0 0 0 0 0
Bob Bailey, R (1, 5) OBP: 0.322, SLG: 0.351		0-0 5-3 ③			0-0 L1 ①			0-0 6-3 ①		3 0 0 0 0 0 0
Paul Popovich, S (1, 4) OBP: 0.290, SLG: 0.273			0-0 P8 ①		0-0 P4-3 ②			0-0 P7 ②		3 0 0 0 0 0 0
Bart Shirley, R (1, 6) OBP: 0.261, SLG: 0.304			0-0 BB 1B ②		0-0 6-3 ③			0-3 K ③		3 0 1 0 0 1 0
Bill Singer, R (1, 1) OBP: 0.167, SLG: 0.207 Len Gabrielson, L (9, PH) OBP: 0.318, SLG: 0.427			0-3 K ②			0-0 4-3 ①			0-0 P4 ①	2 0 0 0 0 1 1 1 0 0 0 0 0 0

Inning Stats	R: 0	H: 0	E: 0	K: 0	S: 3	R: 0	H: 0	E: 0	K: 1	S: 5	R: 0	H: 1	E: 0	K: 1	S: 6	R: 0	H: 0	E: 0	K: 1	S: 5	R: 0	H: 0	E: 0	K: 0	S: 3	R: 0	H: 0	E: 0	K: 0	S: 2	R: 0	H: 0	E: 0	K: 0	S: 3	R: 0	H: 0	E: 0	K: 1	S: 5	R: 0	H: 0	E: 0	K: 1	S: 5	R: 0	H: 0	E: 0	K: 1	S: 5	1B: 1	2B: 0	3B: 0	HR: 0	SF: 0	SAC: 0	DP: 0	HBP: 0	WP: 0	PB: 0	SB: 0	CS: 1	PA: 29
PITCHER Rick Wise, R (1, 1) ERA: 3.85	IP	WLS	BF	H	R	ER	SO	BB	IBB	HBP	BLK	WP	HR	S	P	ERA	WHIP																			IP	WLS	BF	H	R	ER	SO	BB	IBB	HBP	BLK	WP	HR	S	P	ERA	WHIP											

BOTTOM

Philadelphia Phillies @ Los Angeles Dodgers
 Dodger Stadium, Los Angeles, CA

Thu Aug 08 1968, 7:05 PM PDT
 Att. 14,198 - Unknown

livebaseballscorecards.com

AB	27
R	0
H	1
RBI	0
BB	2
SO	5
LOB	4



Batter	1	2	3	4	5	6	7	8	9	AB R H RBI BB SO LOB	TOP											
Tony Taylor, R (1, 5) OBP: 0.322, SLG: 0.321	0-0 6-3			0-0 F9		0-0 6-3		0-0 SH1-4		3 0 0 0 0 0 0	Philadelphia Phillies @ Los Angeles Dodgers Dodger Stadium, Los Angeles, CA Fri Aug 09 1968, 7:05 PM PDT Att: 15,150 - Unknown											
Cookie Rojas, R (1, 4) OBP: 0.264, SLG: 0.328	0-0 F7			0-0 1B 1B		0-0 L8		0-0 6-3		4 0 1 0 0 0 2												
Roberto Pena, R (1, 6) OBP: 0.325, SLG: 0.325	0-3 K			0-0 P6-4-3 1B		0-0 BB E 1B 1B		0-0 P5		4 1 2 0 0 1 2												
Dick Allen, R (1, 7) OBP: 0.346, SLG: 0.523		4-0 BB BB BB BB		0-0 P4-6-3 BB		0-0 E6 BB 1B		0-3 K		3 1 0 0 1 1 3												
Don Lock, R (1, 9) OBP: 0.301, SLG: 0.373				0-0 P4-6-3 1-2f		4-0 6-3		0-0 FC6-4 CS BB 1B		3 0 1 0 1 0 1												
Rick Joseph, R (1, 3) OBP: 0.310, SLG: 0.352				0-3 K		0-0 HR		0-0 F5		4 1 2 3 0 1 1												
Tony Gonzalez, L (1, 8) OBP: 0.337, SLG: 0.346				0-0 1-3		0-0 F7		0-0 FC6-4 1B		4 0 0 0 0 0 3												
Mike Ryan, R (1, 2) OBP: 0.179, SLG: 0.184				0-0 P4-3		0-0 6-3		0-3 K		3 0 0 0 0 1 2												
Chris Short, R (1, 1) OBP: 0.167, SLG: 0.140				0-0 5-3		0-0 5-3		0-0 CS		2 0 0 0 0 0 0												
Larry Jackson, R (8, PR) OBP: 0.134, SLG: 0.123								1-0 6-3 SH1-4 HBP		0 0 0 0 0 0 0												
Gary Wagner, R (8, 1)										0 0 0 0 0 0 0												
Inning Stats	R: 0 E: 0 K: 1 S: 5	H: 0 LOB: 0 BB: 0 P: 5	R: 0 E: 0 K: 1 S: 4	H: 0 LOB: 0 BB: 1 P: 8	R: 0 E: 0 K: 0 S: 3	H: 0 LOB: 0 BB: 0 P: 3	R: 0 E: 0 K: 0 S: 4	H: 2 LOB: 1 BB: 0 P: 4	R: 1 E: 0 K: 0 S: 4	H: 1 LOB: 0 BB: 0 P: 4	R: 0 E: 0 K: 0 S: 3	H: 0 LOB: 0 BB: 0 P: 3	R: 2 E: 1 K: 1 S: 7	H: 2 LOB: 1 BB: 1 P: 11	R: 0 E: 0 K: 0 S: 3	H: 0 LOB: 2 BB: 0 P: 4	R: 0 E: 0 K: 1 S: 6	H: 1 LOB: 1 BB: 0 P: 6	1B: 5 2B: 0 3B: 0 HR: 1	SF: 0 SAC: 1 DP: 2 HBP: 1	WP: 0 PB: 0 SB: 0 CS: 1	PA: 35
PITCHER	IP WLS BF H R ER SO BB IBB HBP BLK WP HR S P ERA WHIP																					
Claude Osteen, L (1, 1) ERA: 3.14	6.0 L 23 4 3 2 2 2 0 0 0 0 0 1 25 33 3.00 1.000																					
Jim Brewer, L (7, 1) ERA: 2.24	1.0 3 1 0 0 1 0 0 0 0 0 0 0 5 5 0.00 1.000																					
Jack Billingham, R (8, 1) ERA: 1.76	2.0 8 1 0 0 1 0 0 1 0 0 0 0 9 10 0.00 0.500																					

AB	30
R	3
H	6
RBI	3
BB	2
SO	4
LOB	14



Batter	1	2	3	4	5	6	7	8	9	AB	R	H	RBI	BB	SO	LOB
Zoilo Versalles, R OBP: 0.239, SLG: 0.266 (1, 6)	0-0 6-3 ①		0-3 K ①		0-0 F7 ①		0-0 FC6-4 1B ①			4	0	1	0	0	1	0
Wes Parker, S OBP: 0.309, SLG: 0.321 (1, 7)	0-0 6-3 ②		0-0 6-3 ②		0-0 5-3 ②		0-0 FC6-4 1-2f ③			4	0	0	0	0	0	1
Willie Davis, L OBP: 0.273, SLG: 0.350 (1, 8)	4-0 HR BB ③		0-0 2B ③		0-3 K ③		0-3 K ③			3	1	1	0	1	2	0
Ken Boyer, R OBP: 0.314, SLG: 0.340 (1, 3)	0-0 HR ③		0-0 6-3 ③		0-0 5-3 ①		0-0 5-3 ②			4	1	1	2	0	0	1
Bob Bailey, R OBP: 0.328, SLG: 0.354 (1, 5)	0-0 FC1-6 1B ③			0-0 CS 1B ①		4-0 BB ②		0-3 K ③		3	0	2	0	1	1	0
Ron Fairly, L OBP: 0.283, SLG: 0.287 Willie Crawford, L OBP: 0.278, SLG: 0.281 (1, 9) (9, PR)	0-0 FC1-6 1-2f ③			0-0 2B 1B ①		0-3 K ②		0-0 G3 1B ①		4	0	2	0	0	1	2
Paul Popovich, S OBP: 0.290, SLG: 0.277 (1, 4)		0-0 P4-3 ①		0-0 2B ①		0-0 P5 ③		0-3 K ①		4	0	1	0	0	1	2
Jeff Torborg, R OBP: 0.235, SLG: 0.177 Len Gabrielson, L OBP: 0.317, SLG: 0.425 (1, 2) (9, PH)		0-0 G3 ②		4-0 IBB ③		0-0 F9 ①		0-0 G3 1-2 ②		2	0	0	0	1	0	0
Claude Osteen, L OBP: 0.164, SLG: 0.213 Jim Brewer, L OBP: 0.200, SLG: 0.200 Ted Savage, R OBP: 0.239, SLG: 0.302 Jack Billingham, R Tom Haller, L OBP: 0.345, SLG: 0.386 (1, 1) (7, 1) (7, PH) (8, 1) (9, PH)		0-3 K ③		0-0 G6-4-3 ③		0-0 F8 ②		0-0 4-3 ③		2	0	0	0	0	1	3

Inning Stats	R: 2	H: 2	E: 0	K: 5	S: 5	LOB: 1	BB: 1	P: 9	R: 0	H: 0	E: 0	K: 1	S: 5	LOB: 0	BB: 0	P: 5	R: 0	H: 1	E: 0	K: 1	S: 6	LOB: 1	BB: 0	P: 6	R: 0	H: 3	E: 0	K: 0	S: 4	LOB: 2	BB: 1	P: 8	R: 0	H: 0	E: 0	K: 1	S: 5	LOB: 0	BB: 0	P: 5	R: 0	H: 0	E: 0	K: 1	S: 5	LOB: 1	BB: 1	P: 9	R: 0	H: 1	E: 0	K: 0	S: 4	LOB: 1	BB: 0	P: 4	R: 0	H: 0	E: 0	K: 2	S: 7	LOB: 0	BB: 0	P: 7	R: 0	H: 1	E: 0	K: 1	S: 6	LOB: 2	BB: 0	P: 6	1B: 5	2B: 2	3B: 0	HR: 1	SF: 0	SAC: 0	DP: 1	HBP: 0	WP: 0	PB: 0	SB: 0	CS: 1	PA: 36
--------------	------	------	------	------	------	--------	-------	------	------	------	------	------	------	--------	-------	------	------	------	------	------	------	--------	-------	------	------	------	------	------	------	--------	-------	------	------	------	------	------	------	--------	-------	------	------	------	------	------	------	--------	-------	------	------	------	------	------	------	--------	-------	------	------	------	------	------	------	--------	-------	------	------	------	------	------	------	--------	-------	------	-------	-------	-------	-------	-------	--------	-------	--------	-------	-------	-------	-------	--------


PITCHER	IP	WLS	BF	H	R	ER	SO	BB	IBB	HBP	BLK	WP	HR	S	P	ERA	WHIP
Chris Short, L ERA: 2.81 (1, 1)	7.0	W	29	7	2	2	4	2	1	0	0	0	1	34	46	2.57	1.286
Gary Wagner, R ERA: 2.68 (8, 1)	2.0	S	7	1	0	0	3	0	0	0	0	0	0	13	13	0.00	0.500

BOTTOM

Philadelphia Phillies @ Los Angeles Dodgers
Dodger Stadium, Los Angeles, CA

Fri Aug 09 1968, 7:05 PM PDT
Att. 15,150 - Unknown

AB	33
R	2
H	8
RBI	2
BB	3
SO	7
LOB	12



Batter	1	2	3	4	5	6	7	8	9	10	11	12	13	14	AB R H RBI BB SO LOB	TOP																				
Tony Taylor, R OBP: 0.324, SLG: 0.321 (1, 5)	P4-3	1-3			1B	P4-3			P4-3		L7			BB	6 1 2 0 1 0 5																					
Cookie Rojas, R OBP: 0.281, SLG: 0.323 (1, 4)	P4-3		P4		F5		F5		P4-3		F9			P4	7 0 0 0 0 0 4																					
Roberto Pena, R OBP: 0.324, SLG: 0.324 (1, 6)	3B		F7		1B		K		F8		F9			G3	7 1 2 0 0 1 3																					
Dick Allen, R OBP: 0.349, SLG: 0.528 (1, 7)	1H		K		1B		FC5-4		K		K			K	6 0 3 2 0 3 0																					
Don Lock, R OBP: 0.292, SLG: 0.360 (1, 9)	K			K	F5		FC5-4		K		K			F3	6 0 0 0 0 3 4																					
Rick Joseph, R OBP: 0.311, SLG: 0.337 (1, 3)		P4-3		P6		5-3		5-3-5	SH3-4		K			K	4 0 0 0 1 2 0																					
Tony Gonzalez, L OBP: 0.338, SLG: 0.345 (1, 8)		P4-3			1B		SH3-4		SH3-4		P4-3			P4-3	4 0 1 0 1 0 1																					
Mike Ryan, R OBP: 0.185, SLG: 0.187 Clay Dalrymple, L OBP: 0.263, SLG: 0.276 (11, PH)		1-2			1B		SH1-4		SH1-4		5-3-5			5-3	3 0 1 0 1 0 2																					
Woodie Fryman, R OBP: 0.121, SLG: 0.095 Bill White, L OBP: 0.312, SLG: 0.354 Gary Wagner, R OBP: 0.250, SLG: 0.250 (13, 1)		BB		5-3		SH1-4		2-3f			BB			BB	1 0 0 0 0 1 1																					
		B2			K		SH1-4		K		K			BB	0 0 0 0 0 0 0																					
														1B	1 0 1 0 0 0 0																					
Inning Stats	R: 1 E: 0 K: 1 S: 7	H: 2 LOB: 1 BB: 0 P: 7	R: 0 E: 0 K: 0 S: 3	H: 0 LOB: 2 BB: 1 P: 8	R: 0 E: 0 K: 1 S: 5	H: 0 LOB: 0 BB: 0 P: 5	R: 0 E: 0 K: 1 S: 6	H: 1 LOB: 1 BB: 0 P: 6	R: 0 E: 0 K: 1 S: 4	H: 1 LOB: 2 BB: 0 P: 8	R: 0 E: 0 K: 0 S: 2	H: 0 LOB: 0 BB: 1 P: 6	R: 0 E: 0 K: 1 S: 5	H: 0 LOB: 1 BB: 0 P: 9	R: 0 E: 0 K: 1 S: 5	H: 0 LOB: 0 BB: 0 P: 5	R: 0 E: 0 K: 1 S: 5	H: 0 LOB: 0 BB: 0 P: 5	R: 0 E: 0 K: 0 S: 4	H: 0 LOB: 0 BB: 0 P: 8	R: 0 E: 0 K: 0 S: 4	H: 1 LOB: 2 BB: 1 P: 8	1B: 9 2B: 1 3B: 1 HR: 0	SF: 0 SAC: 2 DP: 1 HBP: 1	WP: 0 PB: 0 CS: 0	PA: 57										
PITCHER	IP WLS BF H R ER SO BB IBB HBP BLK WP HR S P ERA WHIP																																			
Mike Kekich, L ERA: 2.95 (1, 1)	7.0	32	8	2	2	5	2	0	1	0	0	0	0	0	0	2.57	1.429																			
Jim Brewer, L ERA: 2.11 (8, 1)	3.0	10	1	0	0	4	1	0	0	0	0	0	0	0	0	0.00	0.667																			
Jack Billingham, R ERA: 1.7 (11, 1)	2.0	7	0	0	0	2	1	0	0	0	0	0	0	0	0	0.00	0.500																			
Hank Aguirre, L ERA: 0.62 (13, 1)	2.0	W 8	1	0	0	1	1	0	0	0	0	0	0	0	0	0.00	1.000																			

Philadelphia Phillies @ Los Angeles Dodgers
 Dodger Stadium, Los Angeles, CA
 Sat Aug 10 1968, 7:05 PM PDT
 Att. 15,559 - Unknown

livebaseballscores.com

AB	49
R	2
H	10
RBI	2
BB	5
SO	12
LOB	22



Batter	1	2	3	4	5	6	7	8	9	10	11	12	13	14	AB	R	H	RBI	BB	SO	LOB
Zoilo Versalles, R (1, 6) OBP: 0.240, SLG: 0.265	L8		K			FC4 1B		F9		5-3		FC6-4 1B		1B BB	6	0	1	0	1	1	1
Wes Parker, S (1, 7) OBP: 0.307, SLG: 0.319	K		K			FC4 HR		K		K		1B		K	6	1	1	0	0	4	1
Hank Aguirre, R (13, 1)	K		K			1-2 HR		K		K		1-3 1B		K	0	0	0	0	0	0	0
Mudcat Grant, R (14, PH) OBP: 0.167, SLG: 0.333	K		K			1-2 HR		K		K		1-3 1B		K	1	0	0	0	0	1	2
Willie Davis, L (1, 8) OBP: 0.274, SLG: 0.356	K		K			1-2 HR		K		K		G3		P6	7	1	2	2	0	1	4
Ken Boyer, R (1, 3) OBP: 0.324, SLG: 0.350		BB 1B			5-3	K		FC5-4 1B		FC5-4 1B		BB 1B		BB 1B	7	0	4	1	0	1	1
Bob Bailey, R (1, 5) OBP: 0.328, SLG: 0.349		BB BB BB		4-0	BB	5-3		5-3		4-3		K		FC3-6 FC1-6	4	0	0	0	2	1	2
Len Gabrielson, L (1, 9) OBP: 0.317, SLG: 0.424		BB		1-2	BB	5-3		5-3		4-3		K		FC3-6 FC1-6	3	0	1	0	0	1	3
Willie Crawford, L (7, PR) OBP: 0.282, SLG: 0.265		F9		BB	BB	5-3		5-3		4-3		K		FC3-6 FC1-6	2	0	0	0	1	0	1
Paul Popovich, S (1, 4) OBP: 0.292, SLG: 0.279		F3		BB	BB	5-3		5-3		4-3		K		FC3-6 FC1-6	5	0	2	0	0	0	4
Jeff Torborg, R (1, 2) OBP: 0.222, SLG: 0.167		6-3		BB	BB	5-3		5-3		4-3		K		FC3-6 FC1-6	4	0	0	0	0	0	5
Tom Haller, L (12, PH) OBP: 0.343, SLG: 0.384		6-3		BB	BB	5-3		5-3		4-3		K		FC3-6 FC1-6	2	0	0	0	0	1	2
Mike Kekich, R (11, 11) OBP: 0.128, SLG: 0.100		6-3		BB	BB	5-3		5-3		4-3		K		FC3-6 FC1-6	2	0	0	0	0	1	0
Ted Savage, R (7, PH) OBP: 0.297, SLG: 0.299		6-3		BB	BB	5-3		5-3		4-3		K		FC3-6 FC1-6	1	0	0	0	0	0	2
Jim Brewer, L (8, 11) OBP: 0.200, SLG: 0.200		6-3		BB	BB	5-3		5-3		4-3		K		FC3-6 FC1-6	0	0	0	0	0	0	0
Bart Shirley, R (10, PH) OBP: 0.280, SLG: 0.292		6-3		BB	BB	5-3		5-3		4-3		K		FC3-6 FC1-6	1	0	0	0	0	0	0
Jack Billingham, R (11, 11) OBP: 0.284, SLG: 0.288		6-3		BB	BB	5-3		5-3		4-3		K		FC3-6 FC1-6	0	0	0	0	0	0	0
Ron Fairly, L (12, PH) OBP: 0.284, SLG: 0.288		6-3		BB	BB	5-3		5-3		4-3		K		FC3-6 FC1-6	2	1	1	0	0	0	0

Inning Stats	R: 0	H: 0	E: 0	K: 2	S: 7	H: 1	LOB: 2	E: 0	K: 0	S: 4	R: 0	H: 0	E: 0	K: 2	S: 7	H: 0	LOB: 0	E: 0	K: 1	S: 5	R: 0	H: 0	E: 0	K: 1	S: 5	R: 2	H: 2	E: 0	K: 1	S: 7	H: 1	LOB: 2	E: 0	K: 0	S: 4	R: 0	H: 1	E: 0	K: 1	S: 6	R: 0	H: 1	E: 0	K: 1	S: 4	R: 0	H: 0	E: 0	K: 1	S: 5	R: 0	H: 1	E: 0	K: 1	S: 6	R: 0	H: 1	E: 0	K: 1	S: 6	R: 0	H: 1	E: 0	K: 1	S: 5	R: 0	H: 1	E: 0	K: 1	S: 5	R: 0	H: 1	E: 0	K: 1	S: 7	R: 0	H: 2	E: 0	K: 1	S: 7	R: 1	H: 2	E: 0	K: 1	S: 6	R: 0	H: 2	E: 0	K: 1	S: 6	R: 0	H: 2	E: 0	K: 1	S: 6	R: 0	H: 1	E: 0	K: 1	S: 5	R: 0	H: 1	E: 0	K: 1	S: 5	R: 0	H: 1	E: 0	K: 1	S: 5	R: 0	H: 2	E: 0	K: 1	S: 7	R: 0	H: 2	E: 0	K: 1	S: 6	R: 0	H: 2	E: 0	K: 1	S: 6
WOODIE FRYMAN, L (1, 1) ERA: 2.26	IP	WLS	BF	H	R	ER	SO	BB	IBB	HBP	BLK	WP	HR	S	P	ERA	WHIP																																																																																																												
GARY WAGNER, R (11, 1) ERA: 2.51	2.2		14	4	0	0	1	1	0	0	0	0	0	15	19	0.00	1.875																																																																																																												
GRANT JACKSON, L (13, 1) ERA: 2.01	1.0	L	6	2	1	1	2	1	0	0	0	1	0	9	13	9.00	3.000																																																																																																												

Philadelphia Phillies @ Los Angeles Dodgers
Dodger Stadium, Los Angeles, CA
 Sat Aug 10 1968, 7:05 PM PDT
 Att. 15,559 - Unknown

AB	53
R	3
H	12
RBI	3
BB	4
SO	12
LOB	28

WP: 1 PA: 58
 PB: 0
 SB: 0
 CS: 0

Batter	1	2	3	4	5	6	7	8	9	AB R H RBI BB SO LOB	TOP
Tony Taylor, R OBP: 0.321, SLG: 0.318 (1, 5) X	0-0 6-3 ①			X 0-0 P5 ①			X 0-0 P4-3 ①		0-3 K ②	4 0 0 0 0 1 0	Philadelphia Phillies @ Los Angeles Dodgers Dodger Stadium, Los Angeles, CA Sun Aug 11 1968, 3:33 AM PDT Att: 13,365 - Unknown livebaseballscorecards.com
Roberto Pena, R OBP: 0.321, SLG: 0.320 (1, 6) X	0-0 6-3 ②			X 0-0 P4 ②			X 0-0 P3 ②		0-0 F7 ③	4 0 0 0 0 0 0	
Johnny Callison, L OBP: 0.307, SLG: 0.409 (1, 9) S S S Don Lock, R OBP: 0.292, SLG: 0.360 (7, PR) (7, 9)	0-3 K ③			S S S 0-3 K ③			X 0-0 1B			3 0 1 0 0 2 0 0 0 0 0 0 0 0	
Dick Allen, R OBP: 0.346, SLG: 0.523 (1, 7)		S S S 0-3 K ①			X 0-0 5-3 ①		X 0-0 F8 ③			3 0 0 0 0 1 1	
Bill White, L OBP: 0.309, SLG: 0.350 (1, 3)		X 0-0 F2 ②			X 0-0 F7 ②			X 0-0 P4-3 ①		3 0 0 0 0 0 0	
Tony Gonzalez, L OBP: 0.338, SLG: 0.345 (1, 8)		X 0-0 1-3 ③			S S S 0-3 K ③			X 0-0 1B		3 0 1 0 0 1 0	
Cookie Rojas, R OBP: 0.263, SLG: 0.325 (1, 4)			X 0-0 CS 1B			X 0-0 1B		X 0-0 F9 ②		3 0 2 0 0 0 1	
Clay Dalrymple, L OBP: 0.260, SLG: 0.271 (1, 2)			S S S 0-3 K ①			X 0-0 P4-3 ②		S S S 0-3 K ③		3 0 0 0 0 2 2	
Larry Jackson, R OBP: 0.130, SLG: 0.119 (1, 1) Doug Clemens, L (9, PH)			S S S 0-3 K ② ③			X 0-0 F9 ③		X 0-0 G3 ①		2 0 0 0 0 1 1 1 0 0 0 0 0 0	
Inning Stats	R: 0 H: 0 E: 0 LOB: 0 K: 1 BB: 0 S: 5 P: 5	R: 0 H: 0 E: 0 LOB: 0 K: 1 BB: 0 S: 5 P: 5	R: 0 H: 1 E: 0 LOB: 1 K: 2 BB: 0 S: 7 P: 7	R: 0 H: 0 E: 0 LOB: 0 K: 1 BB: 0 S: 5 P: 5	R: 0 H: 0 E: 0 LOB: 0 K: 1 BB: 0 S: 5 P: 5	R: 0 H: 1 E: 0 LOB: 0 K: 0 BB: 0 S: 3 P: 3	R: 0 H: 1 E: 0 LOB: 1 K: 0 BB: 0 S: 4 P: 4	R: 0 H: 1 E: 0 LOB: 1 K: 1 BB: 0 S: 6 P: 6	R: 0 H: 0 E: 0 LOB: 0 K: 1 BB: 0 S: 5 P: 5	1B: 4 SF: 0 2B: 1 SAC: 0 3B: 0 DP: 1 HR: 0 HBP: 0	
PITCHER Don Drysdale, R (1, 1) ERA: 1.79	IP WLS BF H R ER SO BB IBB HBP BLK WP HR S P ERA WHIP										
	9.0 W 29 4 0 0 8 0 0 0 0 0 0 0 45 45 0.00 0.444										

AB	29
R	0
H	4
RBI	0
BB	0
SO	8
LOB	5



Batter	1	2	3	4	5	6	7	8	9	AB R H RBI BB SO LOB
Willie Crawford, L OBP: 0.302, SLG: 0.289 (1, 7) X	0-0 G1		X 0-0 4-3 1B	X 0-0 4-3			X 0-0 FC4-6 1B			4 0 2 0 0 0 2
Jim Fairey, L OBP: 0.227, SLG: 0.278 (1, 9) X	0-0 P6		X 0-0 F2		X 0-0 4-3		X 0-0 P6			4 0 0 0 0 0 2
Willie Davis, L OBP: 0.273, SLG: 0.355 (1, 8) X	0-0 2B 1B		X 0-0 4-3 1-2		X 0-0 4-3		X 0-0 FC4-6 1-2f			4 0 1 0 0 0 2
Tom Haller, L OBP: 0.342, SLG: 0.385 (1, 2) X	0-0 1-3 2B		X 0-0 3-1		X 0-0 F3		X 0-0 F8			4 0 1 0 0 0 1
Ron Fairly, L OBP: 0.284, SLG: 0.266 (1, 3) X	4-0 IBB			X 0-0 4-3		X 0-0 4-3	X 0-0 L8			3 0 0 0 1 0 0
Bob Bailey, R OBP: 0.330, SLG: 0.349 (1, 5) X	0-0 1-3			BB BB BB BB 4-0 FC4-6 1B BB		X 0-0 5-3	X 0-0 1B			3 1 1 0 1 0 3
Paul Popovich, S OBP: 0.295, SLG: 0.263 (1, 4) X		X 0-0 P4-3		X 0-0 FC4-6 1B 1-2		X 0-0 1B	X 0-0 P8			4 0 2 0 0 0 1
Bart Shirley, R OBP: 0.222, SLG: 0.259 (1, 6) X		X 0-0 F9		X 0-0 FC4-6 1B 1-2f 2-3		X 0-0 4-3				3 0 0 0 0 0 3
Don Drysdale, R OBP: 0.153, SLG: 0.167 (1, 1) X		X 0-0 6-3		X 0-0 1B 1-3 3-H		X 0-0 5-3				3 0 1 1 0 0 0


Inning Stats	R: 0 E: 0 K: 0 S: 5	H: 2 LOB: 3 BB: 1 P: 9	R: 0 E: 0 K: 0 S: 3	H: 0 LOB: 0 BB: 0 P: 3	R: 0 E: 0 K: 0 S: 4	H: 1 LOB: 1 BB: 0 P: 4	R: 1 E: 0 K: 0 S: 5	H: 2 LOB: 2 BB: 1 P: 9	R: 0 E: 0 K: 0 S: 3	H: 0 LOB: 0 BB: 0 P: 3	R: 0 E: 0 K: 0 S: 4	H: 1 LOB: 1 BB: 0 P: 4	R: 0 E: 0 K: 0 S: 4	H: 1 LOB: 1 BB: 0 P: 4	R: 0 E: 0 K: 0 S: 4	H: 1 LOB: 1 BB: 0 P: 4
1B: 7 2B: 1 3B: 0 HR: 0	SF: 0 SAC: 0 DP: 0 HBP: 0	WP: 0 PB: 0 SB: 0 CS: 0														

PITCHER	IP	WLS	BF	H	R	ER	SO	BB	IBB	HBP	BLK	WP	HR	S	P	ERA	WHIP
Larry Jackson, R ERA: 2.8 (1, 1)	8.0	L	34	8	1	1	0	1	1	0	0	0	0	32	40	1.12	1.125

BOTTOM

Philadelphia Phillies @ Los Angeles Dodgers
 Dodger Stadium, Los Angeles, CA
 Sun Aug 11 1968, 3:33 AM PDT
 Att. 13,365 - Unknown

AB	32
R	1
H	8
RBI	1
BB	2
SO	0
LOB	14



Batter	1	2	3	4	5	6	7	8	9	AB R H RBI BB SO LOB	TOP
Norm Miller, L (1, 9) OBP: 0.283, SLG: 0.341	4-0 BB 4-3		0-0 4-3		0-0 5-3		0-0 F8		0-0 6-3	4 0 0 0 1 0 0	
Hector Torres, R (1, 6) OBP: 0.264, SLG: 0.257	0-0 4-3 1-2		0-0 F8			0-0 WP 1B 1B	0-0 5-3			4 1 1 0 0 0 1	
Rusty Staub, L (1, 3) OBP: 0.377, SLG: 0.393	0-0 P7			0-0 F9 HR 1B		0-0 F7	0-0 1B			4 1 2 0 0 0 2	
Jimmy Wynn, R (1, 7) OBP: 0.360, SLG: 0.417	0-0 F7			0-0 F9 1-3		0-0 WP 1B	0-3 K			4 1 1 0 0 1 3	
Doug Rader, R (1, 5) OBP: 0.317, SLG: 0.392		0-0 F8		0-0 HR		4-0 1B 1B IBB		0-0 F3		3 2 1 2 1 0 0	
Denis Menke, R (1, 4) OBP: 0.340, SLG: 0.359		0-0 P3		0-0 F8		0-0 FC6-4 1B 1B		0-0 L8		4 0 1 2 0 0 0	
John Bateman, R (1, 2) OBP: 0.290, SLG: 0.332		0-0 FC5-4 1B		0-0 L9		0-0 FC6-4 1B		0-0 4-3		4 0 2 1 0 0 0	
Dick Simpson, R (1, 8) OBP: 0.295, SLG: 0.322		0-0 FC5-4			0-0 L6	0-0 FC6-4			0-0 F8	4 0 0 0 0 0 3	
Don Wilson, R (1, 1) OBP: 0.245, SLG: 0.255			0-3 K		0-0 F7	0-0 F7			0-3 K	4 0 0 0 0 2 2	
Inning Stats	R: 0 E: 0 K: 0 S: 3 H: 0 LOB: 1 BB: 1 P: 7	R: 0 E: 0 K: 0 S: 4 H: 1 LOB: 1 BB: 0 P: 4	R: 0 E: 0 K: 1 S: 5 H: 0 LOB: 0 BB: 0 P: 5	R: 2 E: 0 K: 0 S: 5 H: 2 LOB: 0 BB: 0 P: 5	R: 0 E: 0 K: 0 S: 3 H: 0 LOB: 0 BB: 0 P: 3	R: 3 E: 0 K: 0 S: 7 H: 4 LOB: 2 BB: 1 P: 11	R: 0 E: 0 K: 1 S: 6 H: 1 LOB: 1 BB: 0 P: 6	R: 0 E: 0 K: 0 S: 3 H: 0 LOB: 0 BB: 0 P: 3	R: 0 E: 0 K: 1 S: 5 H: 0 LOB: 0 BB: 0 P: 5	1B: 7 2B: 0 3B: 0 HR: 1 SF: 0 SAC: 0 DP: 0 HBP: 0	WP: 1 PB: 1 SB: 0 CS: 0 PA: 37
PITCHER	IP WLS BF H R ER SO BB IBB HBP BLK WP HR S P ERA WHIP										
Rick Wise, R (1, 1) ERA: 4.03	5.1 L 24 6 5 5 1 1 1 0 0 0 1 1 24 32 8.44 1.312										
Turk Farrell, R (6, 1) ERA: 3.2	2.2 10 2 0 0 1 0 0 0 0 0 0 0 12 12 0.00 0.750										
Jerry Johnson, R (9, 1) ERA: 3.09	1.0 3 0 0 0 0 1 0 0 0 0 0 0 5 5 0.00 0.000										

Houston Astros @ Philadelphia Phillies
 Connie Mack Stadium, Philadelphia, PA
 Tue Aug 13 1968, 7:05 PM EDT
 Unknown

livebaseballscorecards.com

AB	35
R	5
H	8
RBI	5
BB	2
SO	3
LOB	11



Batter	1	2	3	4	5	6	7	8	9	AB R H RBI BB SO LOB
Tony Taylor, R OBP: 0.320, SLG: 0.317 (1, 5)	0-0 F9		0-0 F9		0-0 P4			0-0 1B		4 0 1 0 0 0 1
Roberto Pena, R OBP: 0.317, SLG: 0.316 (1, 6)	0-0 F7		0-3 K			0-3 K		0-3 K		4 0 0 0 0 3 2
John Briggs, L OBP: 0.352, SLG: 0.353 (1, 3)	0-0 P3			0-0 F7		4-0 BB		0-0 4-3		3 0 0 0 1 0 1
Dick Allen, R OBP: 0.348, SLG: 0.522 (1, 7)		0-0 1B		4-0 1B BB		0-3 K		0-0 4-3		3 0 1 0 1 1 1
Don Lock, R OBP: 0.291, SLG: 0.354 (1, 9)		0-3 K		0-3 K		0-0 F9		4-0 BB		3 0 0 0 1 2 3
Tony Gonzalez, L OBP: 0.337, SLG: 0.343 (1, 8)		0-3 K		0-0 1-2 1B		0-0 F7		0-3 K		4 0 1 0 0 2 2
Cookie Rojas, R OBP: 0.261, SLG: 0.323 (1, 4)		0-0 F3		0-0 6-3		0-0 P6		0-0 P6		4 0 0 0 0 0 4
Clay Dalrymple, L OBP: 0.256, SLG: 0.267 (1, 2)			0-0 F9		0-0 4-3		0-3 K			3 0 0 0 0 1 0
Rick Wise, R OBP: 0.277, SLG: 0.500 (1, 1)			0-0 1B		0-0 P3			0-0 F2		2 0 1 0 0 0 0
Turk Farrell, R OBP: 0.250, SLG: 0.250 (6, 1)										0 0 0 0 0 0 0
Doug Clemens, L (8, PH)										1 0 0 0 0 0 0
Jerry Johnson, R (9, 1)										0 0 0 0 0 0 0

Inning Stats	R: 0	H: 0	E: 0	K: 0	S: 3	R: 0	H: 1	E: 0	K: 2	S: 8	R: 0	H: 1	E: 0	K: 1	S: 6	R: 0	H: 0	E: 0	K: 0	S: 3	R: 0	H: 0	E: 0	K: 2	S: 7	R: 0	H: 0	E: 0	K: 1	S: 5	R: 0	H: 1	E: 0	K: 1	S: 6	R: 0	H: 0	E: 0	K: 1	S: 5	R: 0	H: 0	E: 0	K: 1	S: 9	1B: 4	2B: 0	3B: 0	HR: 0	SF: 0	SAC: 0	DP: 0	HBP: 0	WP: 0	PA: 34
PITCHER Don Wilson, R ERA: 3.28 (1, 1)	IP	WLS	BF	H	R	ER	SO	BB	IBB	HBP	BLK	WP	HR	S	P	ERA	WHIP	IP	WLS	BF	H	R	ER	SO	BB	IBB	HBP	BLK	WP	HR	S	P	ERA	WHIP																					

BOTTOM

Houston Astros @ Philadelphia Phillies
Connie Mack Stadium, Philadelphia, PA

Tue Aug 13 1968, 7:05 PM EDT
Unknown

livebaseballscorecards.com

AB	31
R	0
H	4
RBI	0
BB	3
SO	9
LOB	14

Batter	1	2	3	4	5	6	7	8	9	AB R H RBI BB SO LOB	TOP											
Norm Miller, L (1, 9) OBP: 0.281, SLG: 0.337	0-0 3-1	0-0 1-2 1B		0-0 L8			0-0 3-1		0-0 L8	5 0 1 0 0 0 3												
Hector Torres, R (1, 6) OBP: 0.263, SLG: 0.265	0-0 4-3	0-0 P4		0-0 F7			0-0 HR		0-0 FC6-4	5 1 1 1 0 0 5												
Rusty Staub, L (1, 3) OBP: 0.378, SLG: 0.394	0-0 2B 1B		0-0 4-3		0-0 G5-4-3 1B		0-0 F8			4 0 2 0 0 0 0												
Jimmy Wynn, R (1, 7) OBP: 0.362, SLG: 0.419	0-0 FC5 1-3 2B		0-0 L9		0-0 G5-4-3		4-0 CS BB			3 0 1 0 1 0 1												
Doug Rader, R (1, 5) OBP: 0.316, SLG: 0.387	4-0 BB		0-0 4-3		0-0 6-3		0-0 CS	0-0 E6		3 0 0 0 1 0 0												
Denis Menke, R (1, 4) OBP: 0.336, SLG: 0.355	0-0 FC5		0-0 4-3		0-3 K		0-0 G5-4-3		0-0 G5-4-3	4 0 0 0 0 1 4												
John Bateman, R (1, 2) OBP: 0.289, SLG: 0.331		0-0 F8		0-0 1B 1B		0-0 F8		0-0 1-3		4 1 1 0 0 0 0												
Dick Simpson, R (1, 8) OBP: 0.298, SLG: 0.325		0-0 F9		0-0 1B 1-3 1B		0-0 1B			0-0 6-3	4 0 2 0 0 0 0												
Mike Cuellar, L (1, 1) OBP: 0.227, SLG: 0.318 Lee Thomas, L (9, PH) OBP: 0.231, SLG: 0.233		0-0 1B		0-0 1B 1-3 3-H 1B		0-3 K			0-0 FC6-4 1B	3 0 2 1 0 1 1 1 0 1 0 0 0 0												
Inning Stats	R: 0 E: 0 K: 0 S: 5	H: 2 LOB: 3 BB: 1 P: 9	R: 0 E: 0 K: 0 S: 5	H: 2 LOB: 2 BB: 0 P: 5	R: 0 E: 0 K: 0 S: 3	H: 0 LOB: 0 BB: 0 P: 3	R: 1 E: 0 K: 0 S: 6	H: 3 LOB: 2 BB: 0 P: 6	R: 0 E: 0 K: 0 S: 3	H: 1 LOB: 0 BB: 0 P: 3	R: 0 E: 0 K: 2 S: 8	H: 1 LOB: 1 BB: 0 P: 8	R: 1 E: 0 K: 0 S: 3	H: 1 LOB: 0 BB: 1 P: 7	R: 0 E: 1 K: 0 S: 3	H: 0 LOB: 0 BB: 0 P: 3	R: 0 E: 0 K: 0 S: 4	H: 1 LOB: 1 BB: 0 P: 4	1B: 9 2B: 1 3B: 0 HR: 1	SF: 0 SAC: 0 DP: 2 HBP: 0	WP: 0 PB: 0 SB: 0 CS: 1	PA: 39
PITCHER	IP WLS BF H R ER SO BB IBB HBP BLK WP HR S P ERA WHIP																					
Jeff James, R (1, 1) ERA: 4.28	7.0 W 31 10 2 2 2 2 2 0 0 0 0 1 33 41 2.57 1.714																					
Gary Wagner, R (8, 1) ERA: 2.4	2.0 S 7 1 0 0 0 0 0 0 0 0 0 0 7 7 0.00 0.500																					

Houston Astros @ Philadelphia Phillies
 Connie Mack Stadium, Philadelphia, PA

Tue Aug 13 1968, 7:05 PM EDT
 Att. 7,021 - Unknown

livebaseballscorecards.com

AB	36
R	2
H	11
RBI	2
BB	2
SO	2
LOB	14



Batter	1	2	3	4	5	6	7	8	9	AB R H RBI BB SO LOB	TOP	
Denis Menke, R (1, 4) OBP: 0.342, SLG: 0.356	4-0 BB G1-6-3		0-0 1B		4-0 BB		1-0 HBP 1-2 2-3		0-0 1-3	2 0 1 0 2 0 0		
Hector Torres, R (1, 6) OBP: 0.261, SLG: 0.262	0-0 G1-6-3 1-2f		0-0 F9		0-0 F7		0-3 K			4 0 0 0 0 1 7		
Rusty Staub, L (1, 3) OBP: 0.375, SLG: 0.390	0-0 3-1		0-0 F7			0-0 F5	0-0 4-3			4 0 0 0 0 0 4		
Jimmy Wynn, R (1, 8) OBP: 0.363, SLG: 0.426		0-0 1-3		0-0 5-3		0-0 HR		4-0 1B BB		3 1 1 1 1 0 0		
Doug Rader, R (1, 5) OBP: 0.319, SLG: 0.393		0-0 HR 2B		0-0 CS 1B		0-0 F9		0-3 K		4 1 2 0 0 1 1		
Bob Aspromonte, R (1, 7) OBP: 0.310, SLG: 0.282		0-3 K		0-3 K 1-2		0-0 6-3		0-0 1-3 1B		4 0 1 0 0 2 2		
John Bateman, R (1, 2) OBP: 0.292, SLG: 0.348		0-0 2-H HR		0-0 CS 2B		0-0 F9		0-3 K		4 1 2 2 0 1 1		
Dick Simpson, R (1, 9) OBP: 0.301, SLG: 0.329		0-0 6-3		0-0 SH1-4 1B		0-0 HBP 1B		0-0 6-3		4 0 2 0 0 0 0		
Denny Lemaster, R (1, 1) OBP: 0.069, SLG: 0.018			0-0 F4		0-0 SH1-4		0-0 HBP 1B		0-0 4-3	1 0 0 0 0 0 0		
Julio Gotay, R (7, PH) OBP: 0.267, SLG: 0.282										1 0 1 0 0 0 0		
Jim Ray, R (7, 1) OBP: 0.100, SLG: 0.100										0 0 0 0 0 0 0		
Norm Miller, L (9, PH) OBP: 0.279, SLG: 0.335										1 0 0 0 0 0 0		
Inning Stats	R: 0 H: 0 E: 0 LOB: 0 K: 0 BB: 1 S: 2 P: 6	R: 2 H: 2 E: 0 LOB: 0 K: 1 BB: 0 S: 7 P: 7	R: 0 H: 1 E: 0 LOB: 1 K: 0 BB: 0 S: 4 P: 4	R: 0 H: 1 E: 0 LOB: 1 K: 1 BB: 0 S: 5 P: 5	R: 0 H: 2 E: 0 LOB: 2 K: 0 BB: 1 S: 4 P: 8	R: 1 H: 1 E: 0 LOB: 0 K: 0 BB: 0 S: 4 P: 4	R: 0 H: 2 E: 0 LOB: 3 K: 1 BB: 0 S: 7 P: 8	R: 0 H: 1 E: 0 LOB: 1 K: 2 BB: 1 S: 7 P: 11	R: 0 H: 0 E: 0 LOB: 0 K: 0 BB: 0 S: 3 P: 3	1B: 6 SF: 0 2B: 3 SAC: 1 3B: 0 DP: 2 HR: 2 HBP: 1	WP: 0 PA: 37 PB: 0 SB: 0 CS: 2	
PITCHER	IP WLS BF H R ER SO BB IBB HBP BLK WP HR S P ERA WHIP											
Chris Short, L (1, 1) ERA: 2.85	6.1 W 27 9 3 3 2 2 0 0 0 0 0 2 29 37 4.26 1.737											
Gary Wagner, R (7, 1) ERA: 2.27	2.2 S 10 1 0 0 3 1 0 1 0 0 0 0 14 19 0.00 0.750											

Houston Astros @ Philadelphia Phillies
 Connie Mack Stadium, Philadelphia, PA
 Wed Aug 14 1968, 7:05 PM EDT
 Att. 4,040 - Unknown

livebaseballscorecards.com

AB	32
R	3
H	10
RBI	3
BB	3
SO	5
LOB	15



Batter	1	2	3	4	5	6	7	8	9	AB	R	H	RBI	BB	SO	LOB
Tony Gonzalez, L (1, 8) OBP: 0.333, SLG: 0.339	0-0 L7		0-0 P6		0-0 G3		0-0 F2			4	0	0	0	0	0	2
Cookie Rojas, R (1, 4) OBP: 0.259, SLG: 0.319	0-0 5-3		0-0 F9		0-0 5-3		0-0 1B			4	0	1	0	0	0	1
Roberto Pena, R (1, 6) OBP: 0.321, SLG: 0.321	0-0 2B		4-0 HR BB		0-0 1B		0-3 K			3	1	2	0	1	1	2
Dick Allen, R (1, 7) OBP: 0.350, SLG: 0.526	0-0 F9		4-0 HR BB		0-0 CS		0-0 6-3			2	1	0	0	2	0	1
Don Lock, R (1, 9) OBP: 0.289, SLG: 0.366		0-0 1B	0-0 HR		0-0 FC6-4		0-0 K			4	1	2	4	0	1	1
Rick Joseph, R (1, 5) OBP: 0.298, SLG: 0.314		0-3 K	0-0 P4		0-0 P4		0-3 K			4	0	0	0	0	2	2
John Briggs, L (1, 3) OBP: 0.350, SLG: 0.347		0-0 1B			0-0 L8		0-0 P4			3	0	1	0	0	0	1
Mike Ryan, R (1, 2) OBP: 0.187, SLG: 0.189		0-0 G6-4-3			0-0 F7		0-0 1B			3	0	1	0	0	0	2
Chris Short, R (1, 1) Gary Wagner, R (7, 1) OBP: 0.177, SLG: 0.153			0-0 HR		0-0 4-3		0-3 K			2	1	1	0	0	0	0
			0-0 1B							1	0	0	0	0	1	1

Inning Stats	R: 0	H: 1	E: 0	LOB: 1	K: 0	BB: 0	S: 4	P: 4
	R: 0	H: 2	E: 0	LOB: 1	K: 1	BB: 0	S: 6	P: 6
	R: 4	H: 2	E: 0	LOB: 0	K: 0	BB: 2	S: 5	P: 13
	R: 0	H: 0	E: 0	LOB: 0	K: 0	BB: 0	S: 3	P: 3
	R: 0	H: 1	E: 0	LOB: 0	K: 0	BB: 0	S: 3	P: 3
	R: 0	H: 0	E: 0	LOB: 1	K: 0	BB: 1	S: 3	P: 7
	R: 0	H: 2	E: 0	LOB: 2	K: 2	BB: 0	S: 9	P: 9
	R: 0	H: 0	E: 0	LOB: 0	K: 2	BB: 0	S: 7	P: 7

PITCHER	IP	WLS	BF	H	R	ER	SO	BB	IBB	HBP	BLK	WP	HR	S	P	ERA	WHIP
Denny Lemaster, L (1, 1) ERA: 2.98	6.0	L	25	6	4	4	1	3	0	0	0	1	1	24	36	6.00	1.500
Jim Ray, R (7, 1) ERA: 2.57	2.0		8	2	0	0	4	0	0	0	0	0	0	16	16	0.00	1.000

BOTTOM

Houston Astros @ Philadelphia Phillies
Connie Mack Stadium, Philadelphia, PA

Wed Aug 14 1968, 7:05 PM EDT
 Att. 4,040 - Unknown

livebaseballscorecards.com

AB	30
R	4
H	8
RBI	4
BB	3
SO	5
LOB	13



WP: 1	PA: 34
PB: 0	
SB: 0	
CS: 1	

Batter	1	2	3	4	5	6	7	8	9	AB R H RBI BB SO LOB	TOP	
Julio Gotay, R (1, 4) OBP: 0.260, SLG: 0.274 Rusty Staub, L (9, 3) OBP: 0.375, SLG: 0.390	0-0 4-3		0-0 5-3		0-0 6-3		0-0 G6-4-3			4 0 0 0 0 0 3 0 0 0 0 0 0 0		
Hector Torres, R (1, 6) OBP: 0.266, SLG: 0.267	0-0 F9			0-0 1B		0-0 HR 1B		0-0 2B 1B		4 2 3 0 0 0 0		
Jimmy Wynn, R (1, 8) OBP: 0.362, SLG: 0.431	0-0 P4			0-0 P6		0-0 HR		0-3 K		4 1 1 2 0 1 2		
Doug Rader, R (1, 5) OBP: 0.322, SLG: 0.399		0-3 K		0-0 F9		0-0 FC9-6 1B		0-0 2B		4 0 2 1 0 1 1		
Denis Menke, R (1, 3) OBP: 0.339, SLG: 0.352 (9, 4)		0-0 F8		0-0 F9		0-0 FC9-6 1B		0-0 F8		4 0 0 0 0 0 3		
Bob Aspromonte, R (1, 7) OBP: 0.313, SLG: 0.282		4-0 BB			0-0 5-3		0-0 G6-4-3 1B		0-0 6-3	3 0 1 0 1 0 1		
John Bateman, R (1, 2) OBP: 0.288, SLG: 0.343		0-0 F9			0-0 P6		0-0 G6-4-3		0-0 F8	4 0 0 0 0 0 3		
Norm Miller, L (1, 9) OBP: 0.278, SLG: 0.330			0-3 K		4-0 WP HBP BB		0-0 F7		0-0 4-3	3 0 0 0 1 1 0		
Dave Giusti, R (1, 1) OBP: 0.212, SLG: 0.215 Danny Coombs, R (9, 1) OBP: 0.571, SLG: 0.571			0-0 L7		1-0 WP HBP		0-0 G6-4-3 1B		0-3 K	3 0 1 0 0 1 0 0 0 0 0 0 0 0		
Inning Stats	R: 0 H: 0 E: 0 LOB: 0 K: 0 BB: 0 S: 3 P: 3	R: 0 H: 0 E: 0 LOB: 1 K: 1 BB: 1 S: 5 P: 9	R: 0 H: 0 E: 0 LOB: 0 K: 1 BB: 0 S: 5 P: 5	R: 0 H: 1 E: 0 LOB: 1 K: 0 BB: 0 S: 4 P: 4	R: 0 H: 0 E: 0 LOB: 2 K: 0 BB: 1 S: 3 P: 8	R: 2 H: 4 E: 0 LOB: 1 K: 0 BB: 0 S: 6 P: 6	R: 0 H: 1 E: 0 LOB: 0 K: 0 BB: 0 S: 3 P: 3	R: 1 H: 2 E: 0 LOB: 1 K: 1 BB: 0 S: 7 P: 7	R: 0 H: 0 E: 0 LOB: 0 K: 1 BB: 0 S: 5 P: 5	1B: 6 SF: 0 2B: 1 SAC: 0 3B: 0 DP: 2 HR: 1 HBP: 1	WP: 1 PA: 36 PB: 0 SB: 0 CS: 0	
PITCHER Woodie Fryman, L (1, 1) ERA: 2.29 Turk Farrell, R (6, 1) ERA: 3.2 Dick Hall, R (9, 1) ERA: 4.15	IP WLS BF H R ER SO BB IBB HBP BLK WP HR S P ERA WHIP											PITCHER IP WLS BF H R ER SO BB IBB HBP BLK WP HR S P ERA WHIP
	5.1 24 5 2 2 2 2 2 0 1 0 1 1 25 34 3.38 1.312											
	2.2 L 9 3 1 1 1 0 0 0 0 0 0 0 11 11 3.38 1.125											
	1.0 3 0 0 0 0 1 0 0 0 0 0 0 5 5 0.00 0.000											

Houston Astros @ Philadelphia Phillies
 Connie Mack Stadium, Philadelphia, PA
 Thu Aug 15 1968, 7:05 PM EDT
 Att. 3,217 - Unknown

livebaseballscorecards.com

AB	33
R	3
H	8
RBI	3
BB	2
SO	4
LOB	13



Batter	1	2	3	4	5	6	7	8	9	AB	R	H	RBI	BB	SO	LOB
Tony Taylor, R (1, 5) OBP: 0.319, SLG: 0.319	0-0 6-3 2B		0-0 5-3		0-0 L9			0-0 5-3		4	1	1	0	0	0	0
Roberto Pena, R (1, 6) OBP: 0.318, SLG: 0.317	0-0 6-3 2-3		0-0 6-3		0-3 K			0-0 4-3		4	0	0	0	0	1	1
John Briggs, L (1, 3) OBP: 0.357, SLG: 0.360	0-0 S 2B			0-0 1B SF9				0-0 L8-3 1B		4	1	3	1	0	0	0
Dick Allen, R (1, 7) OBP: 0.354, SLG: 0.527	4-0 S BB			0-0 1-3 BB 1B				0-0 L8-3 1-2		3	0	2	0	1	0	1
Don Lock, R (1, 9) OBP: 0.288, SLG: 0.364	0-3 K 1-3 2-3			0-3 K				0-0 L8		4	0	1	0	0	2	4
Tony Gonzalez, L (1, 8) OBP: 0.333, SLG: 0.337		0-0 G3		4-0 1-2 BB				0-0 6-3		2	0	0	0	1	0	0
Rick Joseph, R (9, PH) OBP: 0.296, SLG: 0.311									0-0 F9	1	0	0	0	0	0	2
Cookie Rojas, R (1, 4) OBP: 0.257, SLG: 0.317		0-0 F9		0-0 SF9				0-0 F3		3	0	0	1	0	1	2
Clay Dalrymple, L (1, 2) OBP: 0.253, SLG: 0.260		0-0 G3		0-0 4-3				0-3 K		3	0	0	0	0	1	2
Woody Fryman, R (1, 1) OBP: 0.118, SLG: 0.092			0-3 K		0-0 4-3			0-0 F9		2	0	0	0	0	1	0
Turk Farrell, R (6, 1) OBP: 0.250, SLG: 0.250										0	0	0	0	0	0	0
Doug Clemens, L (8, PH) OBP: 0.167, SLG: 0.167										1	0	0	0	0	0	0
Dick Hall, R (9, 1) OBP: 0.333, SLG: 0.333										0	0	0	0	0	0	0

Inning Stats	R: 1	H: 2	E: 0	K: 1	S: 6	R: 0	H: 0	E: 0	K: 0	S: 3	R: 0	H: 0	E: 0	K: 1	S: 5	R: 1	H: 2	E: 0	K: 1	S: 7	R: 0	H: 0	E: 0	K: 1	S: 5	R: 0	H: 1	E: 0	K: 0	S: 3	R: 0	H: 0	E: 0	K: 1	S: 5	R: 0	H: 0	E: 0	K: 0	S: 3	R: 0	H: 2	E: 0	K: 1	S: 7	1B: 5	2B: 4	3B: 0	HR: 0	SF: 1	SAC: 0	DP: 2	HBP: 0	WP: 1	PA: 34
PITCHER	IP	WLS	BF	H	R	ER	SO	BB	IBB	HBP	BLK	WP	HR	S	P	ERA	WHIP																																						
Dave Giusti, R (1, 1) ERA: 3.05	8.1	W	32	7	2	2	5	2	0	0	0	0	0	40	48	2.16	1.080																																						
Danny Coombs, L (9, 1) ERA: 4.02	0.2	S	2	0	0	0	1	0	0	0	0	1	0	4	4	0.00	0.000																																						

BOTTOM

Houston Astros @ Philadelphia Phillies
Connie Mack Stadium, Philadelphia, PA

Thu Aug 15 1968, 7:05 PM EDT
 Att. 3,217 - Unknown

AB	31
R	2
H	7
RBI	2
BB	2
SO	6
LOB	12

livebaseballscorecards.com

Batter	1	2	3	4	5	6	7	8	9	AB R H RBI BB SO LOB	TOP						
Bobby Bonds, R (1, 9) OBP: 0.338, SLG: 0.389	4-0 E S 1B BB		0-3 K			4-0 L1-3 4-3 1B BB	0-0 6-3		0-0 2B 1B	3 3 1 0 2 1 0							
Ron Hunt, R (1, 4) OBP: 0.365, SLG: 0.278	0-0 G5-4-3 1H 1B		0-0 4-3			0-0 4-3 1-2		0-0 6-3 1-2	0-0 2B 1-2 2H	5 0 2 3 0 0 1							
Willie Mays, R (1, 8) OBP: 0.355, SLG: 0.449	0-0 G5-4-3 1-2f			0-3 K		4-0 L1-3 1B BB		0-0 FC3-6 E 1B	4-0 FC6-4 IBB	3 1 1 0 2 1 1							
Willie McCovey, L (1, 3) Ty Cline, L (4, 3) OBP: 0.379, SLG: 0.583 OBP: 0.241, SLG: 0.237	0-0 4-3		0-0 4-3		0-0 L1-3 1-2 2-3	0-0 L1-3 1-2 2-3		0-0 L4 1-2 FC3-8	0-0 L7	2 0 0 0 0 0 0 3 0 0 0 0 0 5							
Jim Ray Hart, R (1, 5) Frank Johnson, R (3, 5) OBP: 0.335, SLG: 0.474 OBP: 0.243, SLG: 0.213		0-0 F3		0-3 K		0-0 BB 1B 2-H 3-H		0-0 FC3-6 1-2f 2-3	0-0 FC6-4 1-2f	1 0 0 0 0 0 0 4 0 1 2 0 1 4							
Dick Dietz, R (1, 2) Bob Barton, R (9, 2) OBP: 0.385, SLG: 0.471 OBP: 0.316, SLG: 0.289		0-0 1B			0-0 HR	4-0 1-2 BB		0-0 5-3		3 1 2 1 1 0 2 0 0 0 0 0 0 0							
Dave Marshall, L (1, 7) OBP: 0.344, SLG: 0.343		0-3 K		0-0 F8		0-3 K			0-0 E FC6-4 1B	4 1 1 0 0 2 3	AB 36 R 7 H 8 RBI 7 BB 5 SO 8 LOB 19						
Hal Lanier, R (1, 6) Jim Davenport, R (9, PH) OBP: 0.209, SLG: 0.218 OBP: 0.273, SLG: 0.236		0-3 K		0-0 F6		0-0 L1-4			0-0 E6 1-3 FC6-4	3 0 0 0 0 0 1 1 1 0 0 0 0 0 1							
Ray Sadecki, L (1, 1) Ron Herbel, R (2, 1) Mike McCormick, L (5, 1) Frank Linzy, R (6, 1) Bob Schroder, L (7, PH) Joe Gibson, R (7, 1) Jesus Alou, R (9, PH) Bill Monbouquette, R (9, 1) OBP: 0.129, SLG: 0.119 OBP: 0.179, SLG: 0.204 OBP: 0.290, SLG: 0.308 OBP: 0.271, SLG: 0.318 OBP: 0.179, SLG: 0.154			0-3 K		0-3 K	0-0 6-3			0-0 FC6-4 1B 2B 1-2f 3-H	0 0 0 0 0 0 0 0 2 0 0 0 0 0 2 0 0 0 0 0 0 0 0 0 0 0 0 0 0 0 0 0 1 0 0 0 0 0 0 0 0 0 0 0 0 0 0 0 1 1 0 1 0 0 0 1 0 0 0 0 0 0 0 0	GIANTS						
Inning Stats	R: 1 H: 1 E: 0 LOB: 0 K: 0 BB: 1 S: 3 P: 7	R: 0 H: 1 E: 0 LOB: 1 K: 2 BB: 0 S: 8 P: 8	R: 0 H: 0 E: 0 LOB: 0 K: 2 BB: 0 S: 7 P: 7	R: 0 H: 0 E: 0 LOB: 0 K: 2 BB: 0 S: 7 P: 7	R: 1 H: 1 E: 0 LOB: 0 K: 1 BB: 0 S: 6 P: 6	R: 2 H: 1 E: 0 LOB: 2 K: 1 BB: 3 S: 6 P: 18	R: 0 H: 0 E: 0 LOB: 0 K: 0 BB: 0 S: 3 P: 3	R: 0 H: 1 E: 1 LOB: 2 K: 0 BB: 0 S: 5 P: 5	R: 3 H: 3 E: 1 LOB: 2 K: 0 BB: 1 S: 7 P: 11	1B: 6 SF: 0 2B: 1 SAC: 0 3B: 0 DP: 1 HR: 1 HBP: 0	WP: 0 PA: 41 PB: 0 SB: 1 CS: 0						
PITCHER	IP WLS BF H R ER SO BB IBB HBP BLK WP HR S P ERA WHIP																
Jerry Johnson, R (1, 1) ERA: 3.79	7.1	31	5	4	4	8	4	0	0	0	0	0	1	43	59	4.91	1.227
Gary Wagner, R (8, 1) ERA: 2.55	1.2	L	10	3	3	2	0	0	1	0	0	0	0	9	13	10.80	1.800

San Francisco Giants @ Philadelphia Phillies
 Connie Mack Stadium, Philadelphia, PA
 Fri Aug 16 1968, 7:05 PM EDT
 Att: 18,586 - Unknown

livebaseballscorecards.com

Batter	1	2	3	4	5	6	7	8	9	AB	R	H	RBI	BB	SO	LOB
Tony Taylor, R OBP: 0.318, SLG: 0.318 (1, 5)	0-0 L6-3 1B	0-3 K		0-0 FC1-6 E S 1B		0-0 L6-3	0-0 L5-3			5	1	1	0	0	1	4
Roberto Pena, R OBP: 0.321, SLG: 0.319 (1, 6)	0-0 L6-3 1-2		4-0 WP 1B BB	0-0 CS 1B		0-0 BB WP 1B		0-0 L1-3		4	2	2	1	1	0	1
Johnny Callison, L OBP: 0.305, SLG: 0.404 (1, 9)	0-0 4-3		0-3 K	4-0 S BB	4-0 S BB	0-0 F7 1-2	0-0 F7			4	0	0	0	1	1	2
Dick Allen, R OBP: 0.362, SLG: 0.527 (1, 7)		4-0 1B BB	4-0 BB 1B IBB	4-0 FC6-4 IBB		4-0 BB 1B IBB		4-0 CS BB		0	2	0	0	5	0	0
Don Lock, R OBP: 0.286, SLG: 0.356 (1, 8)		0-3 K	0-3 K	0-0 FC6-4 1-2f		4-0 1B BB		0-0 CS 1-2	0-3 K	4	0	0	0	1	3	5
Cookie Rojas, R OBP: 0.262, SLG: 0.324 (1, 4)		0-0 FC1-4 1B 1-2	0-0 BB 1B 1-2 2-H		0-0 2B	0-0 1B 1-2 2-H 3-H			0-0 L6-3	5	0	4	3	0	0	0
John Briggs, L OBP: 0.358, SLG: 0.358 (1, 3)		0-0 FC1-4 1B 1-2 2-H	4-0 BB 1B 1-2 2-3		0-3 K	0-0 F7			0-0 L3-1	4	0	1	1	1	1	3
Mike Ryan, R OBP: 0.184, SLG: 0.185 (1, 2)		0-0 FC1-4 BB 1-2f 2-3	0-0 F9		0-3 K			0-0 L6-3		4	0	0	0	0	1	6
Jerry Johnson, R OBP: 0.429, SLG: 0.200 (1, 1)		4-0 BB 1B 1-2		0-0 FC1-6 1B		0-0 F5		0-0 L1-3		3	0	1	0	1	0	1
Gary Wagner, R (8, 1)										0	0	0	0	0	0	0

BOTTOM	
San Francisco Giants @ Philadelphia Phillies Connie Mack Stadium, Philadelphia, PA	
AB 33	
R 5	
H 9	
RBI 5	
BB 10	
SO 7	
LOB 22	
WP: 2 PA: 44	
PB: 0	
SB: 2	
CS: 2	

PITCHER	
Ray Sadecki, L (1, 1) ERA: 2.77	IP 1.2 WLS 9 BF 3 H 3 R 1 ER 1 SO 1 BB 2 IBB 0 HBP 0 BLK 0 WP 0 HR 0 S 9 P 17 ERA 5.40 WHIP 3.000
Ron Herbel, R (2, 1) ERA: 3.24	2.1 15 4 2 2 3 3 2 0 0 1 0 16 36 7.71 3.000
Mike McCormick, L (5, 1) ERA: 3.8	1.2 8 1 2 2 2 1 1 0 0 1 0 10 18 10.80 1.200
Frank Linzy, R (6, 1) ERA: 2.9	0.1 2 1 0 0 0 0 0 0 0 0 0 2 2 0.00 3.000
Joe Gibbon, L (7, 1) ERA: 1.55	2.0 W 6 0 0 0 0 1 0 0 0 0 0 0 5 9 0.00 0.500
PITCHER	
Bill Monbouquette, R (9, 1) ERA: 4.31	IP 1.0 WLS 3 BF 0 H 0 R 0 ER 0 SO 1 BB 0 IBB 0 HBP 0 BLK 0 WP 0 HR 0 S 5 P 8 ERA 0.00 WHIP 0.000



Fri Aug 16 1968, 7:05 PM EDT
Att. 18,586 - Unknown

livebaseballscorecards.com

Batter	1	2	3	4	5	6	7	8	9	AB R H RBI BB SO LOB	TOP	
Bobby Bonds, R (1, 9) OBP: 0.347, SLG: 0.392	0-0 G4-6-3 1B		4-0 2B BB		0-0 FC5-2 L3-1 1B	0-0 F9			0-3 K	4 2 2 0 1 1 1		
Ron Hunt, R (1, 4) OBP: 0.368, SLG: 0.282	0-0 G4-6-3 1-2f		0-0 1B 2B		1-0 L3-1 FC5-2 1B HBP		0-0 CS 1B		0-3 K	4 2 2 1 0 1 1		
Willie Mays, R (1, 8) OBP: 0.355, SLG: 0.451	0-0 1B		0-0 F4		0-0 FC5-2 L3-1		0-0 3B 2B		0-3 K	5 1 2 0 0 1 4		
Willie McCovey, L (1, 3) Ty Cline, L (2, 3) OBP: 0.378, SLG: 0.581 OBP: 0.247, SLG: 0.252	0-0 G3		0-0 1B		0-0 L3-1		0-0 SF7 3B			1 0 0 0 0 0 1 3 1 2 3 0 0 2		
Dick Dietz, R (1, 2) OBP: 0.382, SLG: 0.469		0-3 K	0-0 F8		0-0 1B		0-0 SF7			3 0 1 2 0 1 1		
Dave Marshall, L (1, 7) Jesus Alou, R (8, 7) OBP: 0.342, SLG: 0.340 OBP: 0.271, SLG: 0.318		0-0 6-3		0-0 FC1-6 1B	0-0 4-3		0-3 K			4 0 1 0 0 1 2 0 0 0 0 0 0 0		
Frank Johnson, R (1, 5) OBP: 0.249, SLG: 0.220		0-0 1B		0-0 FC1-6 G4-6-3 1-2f		0-0 SH3-4 1B		0-0 F9		4 0 2 0 0 0 1		
Hal Lanier, R (1, 6) OBP: 0.207, SLG: 0.216		0-3 K		0-0 G4-6-3 1-2f		0-0 B3		0-3 K		4 0 0 0 0 2 3		
Juan Marichal, R (1, 1) Joe Gibbon, R (6, 1) Frank Linzy, R (6, 1)			0-0 4-3		0-0 1B FC5-2 2B		0-0 SH3-4		0-3 K	2 0 1 0 0 0 0 0 0 0 0 0 0 0 1 0 0 0 0 1 0		
Inning Stats	R: 0 E: 0 K: 0 S: 4 H: 2 LOB: 1 BB: 0 P: 4	R: 0 E: 0 K: 2 S: 8 H: 1 LOB: 1 BB: 0 P: 8	R: 2 E: 0 K: 0 S: 5 H: 2 LOB: 1 BB: 1 P: 9	R: 0 E: 0 K: 0 S: 3 H: 1 LOB: 0 BB: 0 P: 3	R: 2 E: 0 K: 0 S: 6 H: 3 LOB: 2 BB: 0 P: 7	R: 0 E: 0 K: 0 S: 4 H: 1 LOB: 1 BB: 0 P: 4	R: 2 E: 0 K: 1 S: 7 H: 3 LOB: 0 BB: 0 P: 7	R: 0 E: 0 K: 2 S: 7 H: 0 LOB: 0 BB: 0 P: 7	R: 0 E: 0 K: 3 S: 9 H: 0 LOB: 0 BB: 0 P: 9	1B: 9 2B: 3 3B: 1 HR: 0 SF: 1 SAC: 1 DP: 2 HBP: 1	WP: 0 PB: 0 SB: 0 CS: 1 PA: 39	
PITCHER	IP WLS BF H R ER SO BB IBB HBP BLK WP HR S P ERA WHIP											
Rick Wise, R (1, 1) ERA: 4.14	5.0 L 24 9 4 4 2 1 0 0 0 0 0 0 26 31 7.20 2.000											
Dick Hall, R (6, 1) ERA: 4.42	2.0 9 4 2 2 1 0 0 0 0 0 0 0 11 11 9.00 2.000											
John Boozer, R (8, 1) ERA: 3.86	2.0 6 0 0 0 0 5 0 0 0 0 0 0 16 16 0.00 0.000											

San Francisco Giants @ Philadelphia Phillies
 Connie Mack Stadium, Philadelphia, PA
 Sat Aug 17 1968, 3:33 AM EDT
 Att. 9,526 - Unknown

livebaseballscorecards.com

AB	35
R	6
H	13
RBI	6
BB	1
SO	8
LOB	16



BOTTOM

San Francisco Giants @ Philadelphia Phillies
 Connie Mack Stadium, Philadelphia, PA

Sat Aug 17 1968, 3:33 AM EDT
 Att. 9,526 - Unknown

livebaseballscores.com

AB	35
R	4
H	11
RBI	4
BB	2
SO	5
LOB	15



WP:	1	PA:	38
PB:	0		
SB:	0		
CS:	1		

Batter	1	2	3	4	5	6	7	8	9	AB	R	H	RBI	BB	SO	LOB
Tony Taylor, R OBP: 0.317, SLG: 0.316 (1, 5)	0-0 5-3		0-0 F3		0-0 FC6-4 1B		0-0 F7		0-0 F8	5	0	1	0	0	0	1
Roberto Pena, R OBP: 0.320, SLG: 0.318 (1, 6)	0-0 CS 1B		0-0 L2-3		0-0 FC6-4 1-2f		0-3 K		0-0 L3	5	0	1	0	0	1	2
Johnny Callison, L OBP: 0.306, SLG: 0.404 Doug Clemens, L OBP: 0.143, SLG: 0.143 (1, 9) (6, PR) (7, 9)	0-3 K 1-2			0-0 L6-3		0-0 SH5-3 1B 1B		0-0 L1-3		3	0	1	0	0	1	1
John Boozer, R (8, 1)										1	0	0	0	0	0	1
Dick Allen, R OBP: 0.365, SLG: 0.528 (1, 7)		0-0 L6-3		4-0 1B BB		0-0 1-2 SH5-3 1B		0-0 3B 1B		3	1	2	0	1	0	0
John Briggs, L OBP: 0.366, SLG: 0.377 (1, 3) (8, 9)		0-0 F9 1B WP 1B		0-0 1-3 L6-3 1B		0-0 1-2 2-3 SH5-3		0-0 1-H L6-3 3B		3	2	3	1	0	0	0
Tony Gonzalez, L OBP: 0.330, SLG: 0.333 (1, 8)		0-0 F9		0-0 1-2 L6-3		0-0 L1-3		0-0 L6-3		4	0	0	1	0	0	6
Cookie Rojas, R OBP: 0.264, SLG: 0.324 (1, 4)		0-0 3-H 1B		0-0 1-2 L1-3		0-0 FC4-6 IBB L1-3		0-0 L6-3		3	0	1	1	1	0	0
Clay Dalrymple, L OBP: 0.251, SLG: 0.258 Gary Sutherland, R OBP: 0.259, SLG: 0.255 Mike Ryan, R OBP: 0.183, SLG: 0.184 (1, 2) (6, PH) (7, 2)		0-3 K		0-3 K		0-0 FC4-6 1-2f		0-0 L4-3		2	0	0	0	0	2	1
Rick Wise, R OBP: 0.271, SLG: 0.489 Rick Joseph, R OBP: 0.302, SLG: 0.346 Dick Hall, R OBP: 0.333, SLG: 0.333 Bill White, L OBP: 0.311, SLG: 0.351 (1, 1) (5, PH) (6, 1) (7, PH) (8, 3)		0-3 K		0-0 HR				0-0 1B		1	0	0	0	0	1	0
										1	1	1	1	0	0	0
										0	0	0	0	0	0	0
										2	0	1	0	0	0	0

Inning Stats	R:	H:	E:	K:	S:	LOB:	BB:	P:	R:	H:	E:	K:	S:	LOB:	BB:	P:
	0	1	0	1	5	0	0	5	1	2	0	1	7	1	0	7
	0	2	0	1	7	1	0	7	0	1	0	1	7	0	0	7
	0	0	0	1	5	0	0	5	0	0	0	1	5	0	0	5
	0	2	0	1	7	0	0	7	1	2	0	1	7	0	0	7
	0	1	0	1	5	0	0	5	0	0	0	1	5	0	0	5
	0	2	0	1	7	0	0	7	0	0	0	1	7	0	0	7
	0	0	0	1	5	0	0	5	0	0	0	1	5	0	0	5
	0	2	0	1	7	0	0	7	0	0	0	1	7	0	0	7
	0	1	0	1	5	0	0	5	0	0	0	1	5	0	0	5
	0	2	0	1	7	0	0	7	0	0	0	1	7	0	0	7
	0	0	0	1	5	0	0	5	0	0	0	1	5	0	0	5
	0	2	0	1	7	0	0	7	0	0	0	1	7	0	0	7
	0	1	0	1	5	0	0	5	0	0	0	1	5	0	0	5

PITCHER	IP	WLS	BF	H	R	ER	SO	BB	IBB	HBP	BLK	WP	HR	S	P	ERA	WHIP
Juan Marichal, R ERA: 2.11 (1, 1)	5.0	W	22	8	2	2	4	1	0	0	0	1	1	29	33	3.60	1.800
Joe Gibbon, L ERA: 1.52 (6, 1)	0.2		3	0	0	0	0	0	1	0	0	0	0	2	6	0.00	0.000
Frank Linzy, R ERA: 3.03 (6, 1)	3.1	S	13	3	2	2	1	0	0	0	0	0	0	15	15	5.40	0.900

Batter	1	2	3	4	5	6	7	8	9	AB R H RBI BB SO LOB	TOP														
Bobby Bonds, R OBP: 0.355, SLG: 0.400 (1, 9) X	0-0 1B S 1B		0-3 K			X 0-0 HBP 1B	X 0-0 S 1B		X 0-0 1-3	5 1 3 1 0 1 1															
Ron Hunt, R OBP: 0.367, SLG: 0.280 (1, 4) S S S	0-3 K 1-2		0-0 F8			H 1-0 1B 1-2 2-3 HBP	X 0-0 F9			3 0 0 0 0 1 2															
Willie Mays, R OBP: 0.354, SLG: 0.449 (1, 8) S S S	0-3 K				S S S 0-3 K	S S S 0-3 K		X 0-0 SH3-4 1B		4 0 1 0 0 3 4															
Jim Ray Hart, R OBP: 0.335, SLG: 0.471 (1, 7) B B B	4-0 1B BB				S S S 0-3 K	S S S 0-3 K		X 0-0 SH3-4		2 0 0 0 1 2 3 0 0 0 0 0 0 0															
Ty Cline, L OBP: 0.247, SLG: 0.252 (8, 7) B B B								X 1-2																	
Dick Dietz, R OBP: 0.385, SLG: 0.470 (1, 2) X	0-0 1-2 2-3 1B				S S S 0-3 K	X 0-0 1-3 2-H 3-H 1B		X 0-0 F5		4 0 2 2 0 1 1															
Jack Hiatt, R OBP: 0.327, SLG: 0.312 (1, 3) X			0-0 F5		S S S 0-3 K	S S S 0-3 K		X 0-0 6-3		4 0 0 0 0 2 3															
Frank Johnson, R OBP: 0.249, SLG: 0.221 (1, 5) X			0-0 6-3		S S S 0-3 K		X 0-0 SH3-4 1B 1B	X 0-0 5-3		4 1 1 0 0 1 0															
Hal Lanier, R OBP: 0.206, SLG: 0.214 (1, 6) X			0-0 4-3		X 0-0 F9		X 0-0 SH3-4	X 0-0 4-3		2 0 0 0 0 0 0 1 0 0 0 0 0 0															
Jesus Alou, R OBP: 0.270, SLG: 0.317 (9, PH) X																									
Gaylord Perry, R OBP: 0.151, SLG: 0.127 (1, 1) X			0-0 F3			X 0-0 HBP 1B 1B	X 0-0 F3	X 0-0 1B		2 1 1 0 0 0 0 0 0 0 0 0 0 0 1 0 0 0 0 0 1 0 0 0 0 0 0 0 0 0 0 0 0 0 0 1 0 1 0 0 0 0															
Mike McCormick, L OBP: 0.179, SLG: 0.204 (6, 1) X																									
Jim Davenport, R OBP: 0.272, SLG: 0.235 (7, PH) X																									
Bill Monbouquette, R OBP: 0.179, SLG: 0.154 (7, 1) X																									
Joe Gibbon, R OBP: 0.179, SLG: 0.154 (8, 1) X																									
Willie McCovey, L OBP: 0.380, SLG: 0.582 (9, PH) X																									
Inning Stats	R: 0 E: 0 K: 2 S: 8	H: 2 LOB: 2 BB: 1 P: 12	R: 0 E: 0 K: 0 S: 3	H: 0 LOB: 0 BB: 0 P: 3	R: 0 E: 0 K: 1 S: 5	H: 0 LOB: 0 BB: 0 P: 5	R: 0 E: 0 K: 3 S: 9	H: 0 LOB: 0 BB: 0 P: 9	R: 0 E: 0 K: 2 S: 7	H: 0 LOB: 0 BB: 0 P: 7	R: 2 E: 0 K: 3 S: 12	H: 3 LOB: 2 BB: 0 P: 13	R: 1 E: 0 K: 0 S: 5	H: 2 LOB: 1 BB: 0 P: 5	R: 0 E: 0 K: 0 S: 4	H: 1 LOB: 1 BB: 0 P: 4	R: 0 E: 0 K: 0 S: 4	H: 1 LOB: 1 BB: 0 P: 4	1B: 9 2B: 0 3B: 0 HR: 0	SF: 0 SAC: 2 DP: 0 HBP: 1	WP: 0 PB: 0 SB: 2 CS: 0	PA: 37			
PITCHER	IP WLS BF H R ER SO BB IBB HBP BLK WP HR S P ERA WHIP																								
Chris Short, L ERA: 2.89 (1, 1)	7.0	29	7	3	3	11	1	0	1	0	0	0	0	49	54	3.86	1.143								
Gary Wagner, R ERA: 2.45 (8, 1)	2.0	W	8	2	0	0	0	0	0	0	0	0	0	8	8	0.00	1.000								

San Francisco Giants @ Philadelphia Phillies
 Connie Mack Stadium, Philadelphia, PA
 Sun Aug 18 1968, 3:33 AM EDT
 Att: 11,562 - Unknown

livebaseballscorecards.com

AB	33
R	3
H	9
RBI	3
BB	1
SO	11
LOB	15



Batter	1	2	3	4	5	6	7	8	9	AB	R	H	RBI	BB	SO	LOB
Tony Taylor, R OBP: 0.314, SLG: 0.313 (1, 5)	0-0 6-3	0-0 F3			0-0 5-3		0-0 3-1			4	0	0	0	0	0	3
Gary Sutherland, R OBP: 0.242, SLG: 0.237 (1, 6)	0-0 6-3		0-3 K		0-0 1-3		0-0 5-3			4	0	0	0	0	1	1
John Briggs, L OBP: 0.368, SLG: 0.379 (1, 9)	0-0 6-3		0-0 CS 1B			0-0 1B 1B		0-0 F8		4	1	2	0	0	0	0
Dick Allen, R OBP: 0.369, SLG: 0.541 (1, 7)		0-0 HR 2B	0-3 K			0-0 S 1B 1B		0-0 HR		4	2	3	1	0	1	1
Bill White, L OBP: 0.313, SLG: 0.374 (1, 3)		0-0 HR 2-H	0-0 CS	0-0 4-3		0-0 F5		0-0 HR		4	2	2	3	0	0	2
Cookie Rojas, R OBP: 0.264, SLG: 0.324 (1, 4)		0-0 F4		0-0 6-3		0-0 S 1B		0-0 F9		4	0	1	1	0	0	0
Tony Gonzalez, L OBP: 0.329, SLG: 0.332 (1, 8)		0-0 SH3-4 1B 1B		0-0 4-3		0-3 K 1-2 2-3		0-0 F9		4	0	1	0	0	1	2
Clay Dalrymple, L OBP: 0.257, SLG: 0.264 (1, 2)		0-0 SH3-4 1B			0-0 SH1-4 1B		0-0 F9			3	0	2	0	0	0	2
Chris Short, R OBP: 0.177, SLG: 0.153 (1, 1)		0-0 SH3-4			0-0 SH1-4		0-0 3-1			0	0	0	0	0	0	0
Johnny Callison, L OBP: 0.305, SLG: 0.403 (7, PH)										1	0	0	0	0	0	0
Gary Wagner, R (8, 1)										0	0	0	0	0	0	0

BOTTOM

San Francisco Giants @ Philadelphia Phillies
 Connie Mack Stadium, Philadelphia, PA

Sun Aug 18 1968, 3:33 AM EDT
 Att. 11,562 - Unknown

livebaseballscorecards.com

AB	32
R	5
H	11
RBI	5
BB	0
SO	3
LOB	11



Inning Stats	R: 0	H: 0	E: 0	K: 0	S: 3	H: 0	LOB: 0	BB: 0	P: 3	R: 2	H: 4	E: 0	K: 0	S: 7	R: 0	H: 1	E: 0	K: 2	S: 7	R: 0	H: 0	E: 0	K: 0	S: 3	R: 0	H: 1	E: 0	K: 0	S: 4	R: 1	H: 3	E: 0	K: 1	S: 8	R: 0	H: 0	E: 0	K: 0	S: 3	R: 2	H: 2	E: 0	K: 0	S: 5
--------------	------	------	------	------	------	------	--------	-------	------	------	------	------	------	------	------	------	------	------	------	------	------	------	------	------	------	------	------	------	------	------	------	------	------	------	------	------	------	------	------	------	------	------	------	------

PITCHER	IP	WLS	BF	H	R	ER	SO	BB	IBB	HBP	BLK	WP	HR	S	P	ERA	WHIP
Gaylord Perry, R ERA: 2.49 (1, 1)	5.1		24	9	3	3	2	0	0	0	0	0	1	28	28	5.06	1.688
Mike McCormick, L ERA: 3.78 (6, 1)	0.2		2	0	0	0	1	0	0	0	0	0	0	4	4	0.00	0.000
Bill Montbouquette, R ERA: 4.34 (7, 1)	1.1	L	5	1	1	1	0	0	0	0	0	0	1	5	5	6.75	0.750
Joe Gibbon, L ERA: 1.78 (8, 1)	0.2		3	1	1	1	0	0	0	0	0	0	1	3	3	13.50	1.500

WP: 0	PA: 35
PB: 0	
SB: 2	
CS: 1	

PITCHER	IP	WLS	BF	H	R	ER	SO	BB	IBB	HBP	BLK	WP	HR	S	P	ERA	WHIP
---------	----	-----	----	---	---	----	----	----	-----	-----	-----	----	----	---	---	-----	------

Batter	1	2	3	4	5	6	7	8	9	AB R H RBI BB SO LOB	TOP									
Lou Brock, L (1, 7) OBP: 0.328, SLG: 0.434	0-3 K		0-0 S 1B		0-0 CS 2B		0-0 FC6-4 S 1-2f 2-3		0-0 F8	5 0 2 0 0 1 3	St. Louis Cardinals @ Philadelphia Phillies Connie Mack Stadium, Philadelphia, PA Mon Aug 19 1968, 7:05 PM EDT Att: 12,278 - Unknown									
Julian Javier, R (1, 4) OBP: 0.279, SLG: 0.327	0-0 6-3		0-0 6-3 1-2		0-0 2-3 1B		0-0 4-3 1-2		0-0 F7	5 0 1 0 0 0 4										
Phil Gagliano, R (1, 9) OBP: 0.264, SLG: 0.255 Bobby Tolan, L (8, PR) OBP: 0.291, SLG: 0.366	0-0 6-3		0-0 6-3		0-0 L9				0-0 P3	4 0 1 0 0 0 2 1 1 0 0 0 0 1										
Orlando Cepeda, R (1, 3) OBP: 0.316, SLG: 0.381		0-0 4-3	0-0 3-1			0-0 4-3		0-0 P4		4 0 0 0 0 0 2										
Mike Shannon, R (1, 5) OBP: 0.333, SLG: 0.443		4-0 BB 1B BB		0-0 P5		0-0 4-3		0-0 G3		3 1 0 0 1 0 1										
Tim McCarver, L (1, 2) OBP: 0.290, SLG: 0.331		0-0 1B 1-2 1B		0-0 FC6-4 1B		0-0 4-3		4-0 1B IBB		3 0 2 0 1 0 0										
Ron Davis, R (1, 8) OBP: 0.270, SLG: 0.302		0-0 1-2 2-H 1B		0-3 K		0-0 FC6-4 SH3 1B		0-0 1-3 3-H 1B		4 0 3 2 0 1 1										
Dal Maxvill, R (1, 6) OBP: 0.318, SLG: 0.296		0-0 L8		0-0 FC6-4 1-2f		0-0 SH3 1-2		0-0 1-3		3 0 0 0 0 0 5										
Bob Gibson, R (1, 1) OBP: 0.256, SLG: 0.247		0-0 F7		0-3 K		4-0 FC6-4 BB		0-0 1B		3 0 1 0 1 1 2										
Inning Stats	R: 0 E: 0 K: 1 S: 5	H: 0 LOB: 0 BB: 0 P: 5	R: 1 E: 0 K: 0 S: 5	H: 2 LOB: 2 BB: 1 P: 9	R: 0 E: 0 K: 0 S: 4	H: 1 LOB: 1 BB: 0 P: 4	R: 0 E: 0 K: 1 S: 6	H: 2 LOB: 1 BB: 0 P: 6	R: 0 E: 0 K: 0 S: 3	H: 0 LOB: 0 BB: 0 P: 3		R: 0 E: 0 K: 0 S: 4	H: 1 LOB: 2 BB: 1 P: 8	R: 1 E: 0 K: 0 S: 5	H: 2 LOB: 2 BB: 1 P: 9	R: 0 E: 0 K: 0 S: 4	H: 1 LOB: 1 BB: 0 P: 4	1B: 8 2B: 1 3B: 1 HR: 0	SF: 0 SAC: 1 DP: 0 HBP: 0	WP: 0 PB: 0 SB: 2 CS: 1
PITCHER	IP WLS BF H R ER SO BB IBB HBP BLK WP HR S P ERA WHIP																			
Woody Fryman, L (1, 1) ERA: 2.32	2.0 L 9 2 1 1 1 1 1 0 0 0 0 0 0 10 14 4.50 1.500																			
John Boozer, R (3, 1) ERA: 3.55	6.0 26 7 1 1 2 1 1 0 0 0 0 0 28 36 1.50 1.333																			
Turk Farrell, R (9, 1) ERA: 3.15	1.0 4 1 0 0 0 0 0 0 0 0 0 0 0 4 4 0.00 1.000																			

AB	35
R	2
H	10
RBI	2
BB	3
SO	3
LOB	21



Batter	1	2	3	4	5	6	7	8	9	AB R H RBI BB SO LOB	TOP																								
Lou Brock, L (1, 7) OBP: 0.327, SLG: 0.432	0-0 G3		0-0 4-3			0-0 2B 1B		0-0 FC1-6 S 1-2f 2-3		4 1 1 0 0 0 3																									
Bobby Tolan, L (1, 8) OBP: 0.290, SLG: 0.369	0-3 K			0-0 1-3		0-0 1-H 2B		0-3 K		4 0 1 1 0 2 2																									
Roger Maris, L (1, 9) OBP: 0.323, SLG: 0.385	0-0 5-3			0-0 P6		0-0 3-1		0-0 3-1 1-2		4 0 0 0 0 0 3																									
Orlando Cepeda, R (1, 3) OBP: 0.313, SLG: 0.378		0-0 5-3		0-0 4-3			0-0 F5		0-0 5-3	4 0 0 0 0 0 0																									
Tim McCarver, L (1, 2) OBP: 0.295, SLG: 0.342		0-0 G3-6-3 1B			0-0 4-3		0-0 3B		0-0 4-3 1B	4 1 3 0 0 0 0																									
Mike Shannon, R (1, 5) OBP: 0.330, SLG: 0.439		0-0 G3-6-3 1-2f			0-3 K		0-0 F9		0-0 4-3 1-2	4 0 0 0 0 1 3																									
Julian Javier, R (1, 4) OBP: 0.280, SLG: 0.328 Phil Gagliano, R (5, 4) OBP: 0.273, SLG: 0.265			0-0 1-3 1B		0-0 6-3		0-3 K		0-0 1B 2-H	2 0 1 0 0 0 0 2 0 1 1 0 1 1																									
Dal Maxvill, R (1, 6) OBP: 0.318, SLG: 0.295 Dick Schofield, S (4, 6) OBP: 0.311, SLG: 0.336			0-0 L9			0-3 K		0-0 FC1-6 1B	0-0 1-2 1B	1 0 0 0 0 0 1 3 0 2 0 0 1 0																									
Nelson Briles, R (1, 1) OBP: 0.167, SLG: 0.134 Mel Nelson, R (4, 1) OBP: 0.273, SLG: 0.200 Johnny Edwards, L (8, PH) OBP: 0.294, SLG: 0.352 Wayne Granger, R (8, 1) OBP: 0.200, SLG: 0.200 Dave Ricketts, S (9, PH) OBP: 0.111, SLG: 0.111			0-0 1-3			0-0 F7		0-0 FC1-6 1B	0-0 F5	1 0 0 0 0 0 1 1 0 0 0 0 0 0 1 0 1 0 0 0 0 0 0 0 0 0 0 0 1 0 0 0 0 0 2																									
Inning Stats	R: 0 E: 0 K: 1 S: 5	H: 0 LOB: 0 BB: 0 P: 5	R: 0 E: 0 K: 0 S: 3	H: 1 LOB: 0 BB: 0 P: 3	R: 0 E: 0 K: 0 S: 4	H: 1 LOB: 1 BB: 0 P: 4	R: 0 E: 0 K: 0 S: 3	H: 0 LOB: 0 BB: 0 P: 3	R: 0 E: 0 K: 1 S: 5	H: 0 LOB: 0 BB: 0 P: 5	R: 1 E: 0 K: 1 S: 7	H: 2 LOB: 1 BB: 0 P: 7	R: 0 E: 0 K: 1 S: 6	H: 1 LOB: 1 BB: 0 P: 6	R: 0 E: 0 K: 1 S: 7	H: 2 LOB: 2 BB: 0 P: 7	R: 1 E: 0 K: 0 S: 6	H: 3 LOB: 2 BB: 0 P: 6	1B: 8 2B: 1 3B: 1 HR: 0	SF: 0 SAC: 0 DP: 1 HBP: 0	WP: 0 PB: 0 SB: 1 CS: 0	PA: 36													
PITCHER Larry Jackson, R (1, 1) ERA: 2.76	IP 9.0	WLS W	BF 36	H 10	R 2	ER 2	SO 5	BB 0	IBB 0	HBP 0	BLK 0	WP 0	HR 0	S 46	P 46	ERA 2.00	WHIP 1.111	PITCHER	IP 9.0	WLS W	BF 36	H 10	R 2	ER 2	SO 5	BB 0	IBB 0	HBP 0	BLK 0	WP 0	HR 0	S 46	P 46	ERA 2.00	WHIP 1.111

St. Louis Cardinals @ Philadelphia Phillies
 Connie Mack Stadium, Philadelphia, PA

Tue Aug 20 1968, 7:05 PM EDT
 Att. 9,379 - Unknown

livebaseballscorecards.com

AB	36
R	2
H	10
RBI	2
BB	0
SO	5
LOB	16



Batter	1	2	3	4	5	6	7	8	9	AB	R	H	RBI	BB	SO	LOB
Tony Taylor, R OBP: 0.310, SLG: 0.309 (1, 5)	0-0 F9	0-0 P3		0-0 FC1-4-6 1B		0-0 F9		0-0 6-3		5	0	1	0	0	0	2
Cookie Rojas, R OBP: 0.262, SLG: 0.327 (1, 4)	0-0 4-3	0-0 HR		0-0 F8			0-0 F8			4	1	1	1	0	0	1
John Briggs, L OBP: 0.368, SLG: 0.373 (1, 9)	0-0 2B 1B	4-0 P3-4 BB		0-0 P4			0-0 4-3			3	1	1	0	1	0	1
Dick Allen, R OBP: 0.364, SLG: 0.535 (1, 7)	0-0 1B 2B	0-0 P3-4		0-0 FC1-4-6 1-2f			0-0 F8			4	1	1	1	0	0	2
Bill White, L OBP: 0.309, SLG: 0.368 (1, 3)	0-0 1B 1B			0-0 F8		0-0 4-3		0-0 G3		4	1	1	1	0	0	0
Tony Gonzalez, L OBP: 0.331, SLG: 0.330 (1, 8)	4-0 1B BB			0-0 6-3 HR 1B		0-0 L7		4-0 1B BB		2	3	1	0	2	0	0
Gary Sutherland, R OBP: 0.246, SLG: 0.242 (1, 6)	0-0 E8 1B			0-0 6-3		0-0 4-3		0-0 E 1B 1B		4	0	2	1	0	0	1
Clay Dalrymple, L OBP: 0.262, SLG: 0.277 (1, 2)	4-0 FC6-4 IBB			0-0 2-H HR		0-0 P5		0-3 K		3	1	1	2	1	1	2
Larry Jackson, R OBP: 0.137, SLG: 0.127 (1, 1)	0-0 FC6-4 1-2f			0-3 K		0-0 G3		0-0 E8 1B		4	0	1	1	0	1	2


Inning Stats	R: 4	H: 4	E: 1	K: 0	S: 7	LOB: 2	BB: 2	P: 15	R: 1	H: 1	E: 0	K: 0	S: 3	LOB: 0	BB: 1	P: 7	R: 2	H: 2	E: 0	K: 1	S: 7	LOB: 0	BB: 0	P: 7	R: 0	H: 1	E: 0	K: 0	S: 4	LOB: 1	BB: 0	P: 4	R: 0	H: 0	E: 0	K: 0	S: 3	LOB: 0	BB: 0	P: 3	R: 0	H: 0	E: 0	K: 0	S: 3	LOB: 0	BB: 0	P: 3	R: 0	H: 0	E: 1	K: 1	S: 7	LOB: 2	BB: 1	P: 11
--------------	------	------	------	------	------	--------	-------	-------	------	------	------	------	------	--------	-------	------	------	------	------	------	------	--------	-------	------	------	------	------	------	------	--------	-------	------	------	------	------	------	------	--------	-------	------	------	------	------	------	------	--------	-------	------	------	------	------	------	------	--------	-------	-------

PITCHER	IP	WLS	BF	H	R	ER	SO	BB	IBB	HBP	BLK	WP	HR	S	P	ERA	WHIP
Nelson Bries, R ERA: 2.56 (1, 1)	3.0	L	18	7	7	6	1	2	1	0	0	0	2	17	29	18.00	3.000
Mel Nelson, L ERA: 2.37 (4, 1)	4.0		13	1	0	0	0	0	0	0	0	0	0	13	13	0.00	0.250
Wayne Granger, R ERA: 2.29 (8, 1)	1.0		6	2	1	1	1	1	0	0	0	0	0	7	11	9.00	3.000

BOTTOM

St. Louis Cardinals @ Philadelphia Phillies
 Connie Mack Stadium, Philadelphia, PA
 Tue Aug 20 1968, 7:05 PM EDT
 Att. 9,379 - Unknown

AB	33
R	8
H	10
RBI	7
BB	4
SO	2
LOB	11



1B: 7	SF: 0	WP: 0	PA: 37
2B: 2	SAC: 0	PB: 0	
3B: 0	DP: 1	SB: 0	
HR: 2	HBP: 0	CS: 0	

PITCHER	IP	WLS	BF	H	R	ER	SO	BB	IBB	HBP	BLK	WP	HR	S	P	ERA	WHIP
---------	----	-----	----	---	---	----	----	----	-----	-----	-----	----	----	---	---	-----	------

Batter	1	2	3	4	5	6	7	8	9	AB	R	H	RBI	BB	SO	LOB	TOP								
Lou Brock, L (1, 7) OBP: 0.326, SLG: 0.431 Phil Gagliano, R (4, 7) OBP: 0.293, SLG: 0.308	0-0 4-3		0-0 4-3		0-0 1B 1B		0-0 F8	0-0 PB 2B		2	0	0	0	0	0	1									
Bobby Tolan, L (1, 8) OBP: 0.297, SLG: 0.374	0-0 CS 1B			0-0 4-3	0-0 F8 1B		0-0 1B 1B	0-0 P5		5	1	3	1	0	0	1									
Roger Maris, L (1, 9) OBP: 0.324, SLG: 0.390	0-0 4-3			0-0 1B 2B	0-0 1B		0-3 K		0-0 F9	5	1	2	1	0	1	2									
Orlando Cepeda, R (1, 3) OBP: 0.314, SLG: 0.377		0-0 F7		0-0 F8	0-0 F8		0-0 FC5 1B		4-0 S 1B BB	4	1	1	0	1	0	3									
Tim McCarver, L (1, 2) OBP: 0.299, SLG: 0.344		0-0 P6		0-0 1B	0-0 4-3		0-0 1B		4-0 1B SF9 BB	4	1	2	2	1	0	2									
Mike Shannon, R (1, 5) OBP: 0.329, SLG: 0.437		0-3 K		0-0 P4		0-0 F8	0-0 FC5		0-0 1B	5	0	1	1	0	1	3									
Julian Javier, R (1, 4) OBP: 0.282, SLG: 0.328			4-0 G6-3 BB		0-0 1B 1B	0-0 L6		0-0 F8	0-0 SF9	3	1	1	1	1	0	0									
Dal Maxvill, R (1, 6) OBP: 0.321, SLG: 0.299			0-0 G6-3		0-0 1B 1B	0-0 1B		0-0 SH3 2B 1B	0-0 F3	5	2	3	0	0	0	2									
Steve Carlton, L (1, 1) OBP: 0.190, SLG: 0.328 Dick Hughes, R (4, 1) Joe Hoerner, R (9, 1)			0-0 1B		0-3 K	0-3 K		0-0 SH3		1	0	1	0	0	0	0									
Inning Stats	R: 0 E: 0 K: 0 S: 3	H: 1 LOB: 0 BB: 0 P: 3	R: 0 E: 0 K: 1 S: 5	H: 0 LOB: 0 BB: 0 P: 5	R: 0 E: 0 K: 0 S: 3	H: 1 LOB: 1 BB: 1 P: 7	R: 1 E: 0 K: 0 S: 5	H: 2 LOB: 1 BB: 0 P: 5	R: 3 E: 0 K: 1 S: 10	H: 5 LOB: 2 BB: 0 P: 10	R: 0 E: 0 K: 1 S: 6	H: 1 LOB: 1 BB: 0 P: 6	R: 1 E: 0 K: 1 S: 8	H: 3 LOB: 2 BB: 0 P: 8	R: 1 E: 0 K: 0 S: 5	H: 2 LOB: 1 BB: 0 P: 5	R: 2 E: 0 K: 0 S: 4	H: 1 LOB: 1 BB: 2 P: 12	1B: 14 2B: 2 3B: 0 HR: 0	SF: 1 SAC: 1 DP: 1 HBP: 0	WP: 0 PB: 1 SB: 1 CS: 1	PA: 44			
PITCHER	IP	WLS	BF	H	R	ER	SO	BB	IBB	HBP	BLK	WP	HR	S	P	ERA	WHIP								
Jerry Johnson, R (1, 1) ERA: 4.63	4.1	L	20	8	4	4	2	1	0	0	0	0	0	23	27	8.31	2.077								
Grant Jackson, L (5, 1) ERA: 2.09	2.2		13	5	1	1	2	0	0	0	0	0	0	17	17	3.38	1.875								
Turk Farrell, R (8, 1) ERA: 3.52	1.1		7	2	2	2	0	1	0	0	0	0	0	6	10	13.50	2.250								
Dick Hall, R (9, 1) ERA: 4.34	0.2		4	1	1	1	0	1	0	0	0	0	0	3	7	13.50	3.000								

St. Louis Cardinals @ Philadelphia Phillies
 Connie Mack Stadium, Philadelphia, PA
 Wed Aug 21 1968, 7:05 PM EDT
 Att. 9,500 - Unknown

livebaseballscorecards.com

AB	39
R	8
H	16
RBI	8
BB	3
SO	4
LOB	17



Batter	1	2	3	4	5	6	7	8	9	AB	R	H	RBI	BB	SO	LOB
Tony Taylor, R (1, 5) OBP: 0.309, SLG: 0.308	0-0 1B		0-0 F8		0-0 P4			0-3 K		4	0	1	0	0	1	0
Cookie Rojas, R (1, 4) OBP: 0.262, SLG: 0.326	0-0 L3			0-0 CS 1B	0-0 3-1			0-0 L5		4	1	1	0	0	0	1
Roberto Pena, R (1, 6) OBP: 0.322, SLG: 0.320	0-3 K			0-0 1B E 1B	0-3 K			0-0 1B		4	1	2	1	0	2	1
Dick Allen, R (1, 7) OBP: 0.363, SLG: 0.532	0-3 K			0-0 1B E 1B		0-0 5-3		0-0 F9		4	1	1	0	0	1	2
Don Lock, R (1, 8) OBP: 0.286, SLG: 0.354		0-3 K		0-3 K		0-0 F8			0-0 BB 1B	4	0	1	0	0	2	2
Rick Joseph, R (1, 3) OBP: 0.292, SLG: 0.333		0-0 5-3		0-0 E1 E 1B		0-3 K		0-3 K		4	0	0	0	0	2	2
John Briggs, L (1, 9) OBP: 0.366, SLG: 0.371		0-0 3-1		0-0 E9 S 1B			0-0 F9		0-0 F2	4	0	1	1	0	0	1
Mike Ryan, R (1, 2) OBP: 0.181, SLG: 0.182			0-0 F2	0-3 K			0-0 F9		4-0 BB	2	0	0	0	0	1	2
Clay Dalrymple, L (7, PH) OBP: 0.264, SLG: 0.275									1-2 BB	1	0	0	0	1	0	0
Jerry Johnson, R (1, 1) OBP: 0.333, SLG: 0.143			0-3 K	0-0 F8				0-3 K		2	0	0	0	0	1	2
Grant Jackson, S (5, 1) OBP: 0.250, SLG: 0.250										0	0	0	0	0	0	0
Doug Clemens, L (7, PH) OBP: 0.125, SLG: 0.125										1	0	0	0	0	1	0
Turk Farrell, R (8, 1) OBP: 0.250, SLG: 0.250										0	0	0	0	0	0	0
Dick Hall, R (9, 1) OBP: 0.333, SLG: 0.333										0	0	0	0	0	0	0
Bill White, L (9, PH) OBP: 0.308, SLG: 0.367										1	0	0	0	0	1	2

BOTTOM

St. Louis Cardinals @ Philadelphia Phillies
 Connie Mack Stadium, Philadelphia, PA

Wed Aug 21 1968, 7:05 PM EDT
 Att. 9,500 - Unknown

livebaseballscorecards.com

AB	35
R	3
H	7
RBI	2
BB	1
SO	12
LOB	15



Inning	R	H	E	K	S	P	BB	IBB	HBP	BLK	WP	HR	S	P	ERA	WHIP
1	0	1	0	2	8	5	0	0	0	0	0	0	26	26	0.00	1.500
2	0	0	0	1	5	3	0	0	0	0	0	0	30	30	0.00	0.375
3	0	0	0	5	8	1	0	0	0	0	0	0	3	7	0.00	3.000

PITCHER	IP	WLS	BF	H	R	ER	SO	BB	IBB	HBP	BLK	WP	HR	S	P	ERA	WHIP
Steve Carlton, L (1, 1) ERA: 3.01	3.1		16	5	3	0	5	0	0	0	0	0	0	26	26	0.00	1.500
Dick Hughes, R (4, 1) ERA: 3.66	5.1	W	18	2	0	0	6	0	0	0	0	0	0	30	30	0.00	0.375
Joe Hoerner, L (9, 1) ERA: 1.51	0.1	S	2	0	0	0	1	1	0	0	0	0	0	3	7	0.00	3.000

WP	0	PA	36
PB	0		
SB	2		
CS	1		

Batter	1	2	3	4	5	6	7	8	9	AB R H RBI BB SO LOB	TOP											
Ron Davis, R (1, 9) OBP: 0.266, SLG: 0.296	0-0 F2	0-3 K			0-3 K2-3		0-3 K		0-0 6-3	5 0 0 0 0 3 2												
Julian Javier, R (1, 4) OBP: 0.286, SLG: 0.334	0-0 2B		0-0 1B		0-0 1B			0-0 5-3		4 0 3 0 0 0 0												
Curt Flood, R (1, 8) OBP: 0.331, SLG: 0.361	0-0 5-3		0-0 L8		0-0 1B			0-0 1B		4 0 2 0 0 0 2												
Orlando Cepeda, R (1, 3) OBP: 0.314, SLG: 0.374	0-0 F9		1-0 HBP		0-3 K			0-0 F7		3 0 0 0 0 1 4												
Mike Shannon, R (1, 5) OBP: 0.328, SLG: 0.435		0-0 1B	0-0 G5-4-3		0-0 4-3			0-0 F8		4 1 1 0 0 0 3												
Phil Gagliano, R (1, 7) OBP: 0.306, SLG: 0.321		0-0 3B		0-0 F8		0-0 F9		0-0 2B		4 2 2 0 0 0 0												
Tim McCarver, L (1, 2) OBP: 0.298, SLG: 0.347		0-0 SF4		0-0 F8		0-0 F8		0-0 2B		3 0 1 2 0 0 0												
Dal Maxvill, R (1, 6) OBP: 0.320, SLG: 0.304		0-0 3B		0-3 K			0-0 F9		0-0 F9	4 0 1 1 0 1 1												
Larry Jaster, L (1, 1) OBP: 0.171, SLG: 0.225		0-0 5-3			0-3 K		0-0 L5		0-0 L4	2 0 0 0 0 1 1												
Ed Spiezio, R (7, PH) OBP: 0.229, SLG: 0.163										1 0 0 0 0 0 0												
Ron Willis, R (7, 1)										0 0 0 0 0 0 0												
Dick Schofield, S (9, PH) OBP: 0.308, SLG: 0.333										1 0 0 0 0 0 1												
Inning Stats	R: 0 E: 0 K: 0 S: 4	H: 1 LOB: 1 BB: 0 P: 4	R: 2 E: 0 K: 1 S: 8	H: 3 LOB: 1 BB: 0 P: 8	R: 0 E: 0 K: 0 S: 3	H: 1 LOB: 1 BB: 0 P: 4	R: 0 E: 0 K: 1 S: 5	H: 0 LOB: 0 BB: 0 P: 5	R: 0 E: 0 K: 3 S: 11	H: 2 LOB: 2 BB: 0 P: 11	R: 0 E: 0 K: 0 S: 3	H: 0 LOB: 0 BB: 0 P: 3	R: 0 E: 0 K: 1 S: 5	H: 0 LOB: 0 BB: 0 P: 5	R: 0 E: 0 K: 0 S: 4	H: 1 LOB: 1 BB: 0 P: 4	R: 1 E: 0 K: 0 S: 5	H: 2 LOB: 1 BB: 0 P: 5	1B: 7 2B: 2 3B: 1 HR: 0	SF: 1 SAC: 0 DP: 1 HBP: 1	WP: 0 PB: 0 SB: 0 CS: 0	PA: 37
PITCHER Chris Short, L (1, 1) ERA: 2.89	IP: 9.0 WLS: W BF: 37 H: 10 R: 3 ER: 3 SO: 6 BB: 0 IBB: 0 HBP: 1 BLK: 0 WP: 0 HR: 0 S: 48 P: 49 ERA: 3.00 WHIP: 1.111											PITCHER	IP: WLS: BF: H: R: ER: SO: BB: IBB: HBP: BLK: WP: HR: S: P: ERA: WHIP:									

St. Louis Cardinals @ Philadelphia Phillies
 Connie Mack Stadium, Philadelphia, PA

Thu Aug 22 1968, 7:05 PM EDT
 Att: 10,193 - Unknown

livebaseballscorecards.com

AB	35
R	3
H	10
RBI	3
BB	0
SO	6
LOB	14



Batter	1	2	3	4	5	6	7	8	9	AB R H RBI BB SO LOB	TOP									
Tony Taylor, R OBP: 0.308, SLG: 0.306 (1, 5) X	0-0 P4		0-0 L9			0-0 5-3		0-3 K		4 0 0 0 0 1 2	Philadelphia Phillies @ Atlanta Braves Atlanta Stadium, Atlanta, GA Fri Aug 23 1968, 7:05 PM EDT Att: 23,408 - Unknown livebaseballscorecards.com									
Cookie Rojas, R OBP: 0.261, SLG: 0.325 (1, 4) X	0-0 FC5-4 1B		0-0 FC6-4 1-2f			0-0 F2		0-0 P6		4 0 1 0 0 0 2										
Roberto Pena, R OBP: 0.317, SLG: 0.314 (1, 6) X	0-0 F2				0-0 6-3		0-3 K		0-0 5-3	4 0 0 0 0 1 1										
Dick Allen, R OBP: 0.363, SLG: 0.543 (1, 7) X	0-0 FC5-4 1-2f				0-0 6-3		0-0 6-3		0-0 L7	4 0 0 0 0 0 1										
Bill White, L OBP: 0.308, SLG: 0.365 (1, 3) X		0-0 4-3			0-0 5-3		0-0 FC5-4 1B		0-0 4-3	4 0 1 0 0 0 0										
Doug Clemens, L OBP: 0.182, SLG: 0.100 (1, 9) X		0-0 P4			4-0 G3-6-1 1B BB		0-3 K			2 0 0 0 1 1 1										
Don Lock, R OBP: 0.290, SLG: 0.356 (1, 8) X		0-3 K			0-0 G3-6-1 1-2 1B		0-0 FC5-4 1-2f			3 0 1 0 0 1 1										
Clay Dalrymple, L OBP: 0.261, SLG: 0.271 (1, 2) X			0-0 4-3		0-0 G3-6-1 1-2f 2-3			0-0 L9		3 0 0 0 0 0 2										
Rick Wise, R OBP: 0.280, SLG: 0.489 (1, 1) X			0-0		0-0 5-3			0-0		2 0 1 0 0 0 1										
Grant Jackson, S OBP: 0.250, SLG: 0.250 (7, 1)										0 0 0 0 0 0 0										
Gary Sutherland, R OBP: 0.257, SLG: 0.254 (8, PH)										1 0 1 0 0 0 0										
John Boozer, R OBP: 0.200, SLG: 0.200 (8, 1)										0 0 0 0 0 0 0										
Inning Stats	R: 0 E: 0 K: 0 S: 4	H: 1 LOB: 1 BB: 0 P: 4	R: 0 E: 0 K: 1 S: 5	H: 0 LOB: 0 BB: 0 P: 5	R: 0 E: 0 K: 0 S: 4	H: 1 LOB: 1 BB: 0 P: 4	R: 0 E: 0 K: 0 S: 3	H: 0 LOB: 0 BB: 0 P: 3	R: 0 E: 0 K: 1 S: 5	H: 1 LOB: 1 BB: 0 P: 7	R: 0 E: 0 K: 1 S: 6	H: 0 LOB: 0 BB: 0 P: 6	R: 0 E: 0 K: 1 S: 6	H: 1 LOB: 1 BB: 0 P: 6	R: 0 E: 0 K: 0 S: 3	H: 0 LOB: 0 BB: 0 P: 3	1B: 5 2B: 0 3B: 0 HR: 0	SF: 0 SAC: 0 DP: 1 HBP: 0	WP: 0 PB: 0 SB: 0 CS: 0	PA: 32
PITCHER Pat Jarvis, R ERA: 2.41 (1, 1)	IP 9.0 WLS W BF 32 H 5 R 0 ER 0 SO 4 BB 1 IBB 0 HBP 0 BLK 0 WP 0 HR 0 S 39 P 43 ERA 0.00 WHIP 0.667																			



Batter	1	2	3	4	5	6	7	8	9	AB	R	H	RBI	BB	SO	LOB
Felipe Alou, R OBP: 0.361, SLG: 0.429 (1, 8)	0-0 G5-4-3 1B		0-0 FC6-4 1B		0-3 K	0-0 P6		4-0 BB		4	0	2	0	1	1	3
Felix Millan, R OBP: 0.332, SLG: 0.357 (1, 4)	0-0 G5-4-3 1-2f		0-0 FC6-4 1B		0-0 HR 1B		0-0 SF9 3B	0-0 F8		5	2	3	0	0	0	3
Hank Aaron, R OBP: 0.328, SLG: 0.474 (1, 9)	0-0 F7		0-0 FC6-4		0-0 HR		0-0 6-3			4	1	1	4	0	0	3
Joe Torre, R OBP: 0.345, SLG: 0.395 (1, 2)		0-0 1B	0-0 4-3		0-0 F8		4-0 FC4-6 IBB			3	0	1	0	1	0	2
Tito Francona, L OBP: 0.411, SLG: 0.372 (1, 3)		0-0 F5		0-0 G3	0-0 F5		0-0 SF9			3	0	0	0	0	0	1
Deron Johnson, R OBP: 0.285, SLG: 0.303 (7, PH) (8, 3)										0	0	0	1	0	0	0
Mike Lum, L OBP: 0.256, SLG: 0.311 (1, 7)		0-0 F8		0-0 E8 1B		0-0 F9	0-0 FC4-6			4	1	0	0	0	0	2
Bob Johnson, R OBP: 0.299, SLG: 0.306 (1, 5)		0-0 1-3		0-0 G6-4-3 1B		0-0 4-3 1B		0-0 1-3		4	0	2	1	0	0	1
Marty Martinez, S OBP: 0.304, SLG: 0.252 (1, 6)			0-0 6-3	0-0 G6-4-3 1-2f		0-0 4-3 1B		0-0 SH1-4 1B		4	0	2	0	0	0	1
Pat Jarvis, R OBP: 0.194, SLG: 0.188 (1, 1)			4-0 1B FC6-4 BB		0-0 HR 1B	0-0 4-3		0-0 SH1-4		2	2	1	0	1	0	2

Inning Stats	R: 0	H: 1	E: 0	LOB: 0	K: 0	BB: 0	S: 3	P: 3	R: 0	H: 1	E: 0	LOB: 1	K: 0	BB: 0	S: 4	P: 4	R: 1	H: 2	E: 0	LOB: 2	K: 0	BB: 1	S: 5	P: 9	R: 1	H: 1	E: 1	LOB: 0	K: 0	BB: 0	S: 4	P: 4	R: 3	H: 3	E: 0	LOB: 0	K: 1	BB: 0	S: 8	P: 8	R: 0	H: 2	E: 0	LOB: 2	K: 0	BB: 0	S: 5	P: 5	R: 1	H: 1	E: 0	LOB: 1	K: 0	BB: 1	S: 4	P: 8	R: 0	H: 1	E: 0	LOB: 2	K: 0	BB: 1	S: 4	P: 8
--------------	------	------	------	--------	------	-------	------	------	------	------	------	--------	------	-------	------	------	------	------	------	--------	------	-------	------	------	------	------	------	--------	------	-------	------	------	------	------	------	--------	------	-------	------	------	------	------	------	--------	------	-------	------	------	------	------	------	--------	------	-------	------	------	------	------	------	--------	------	-------	------	------

PITCHER	IP	WLS	BF	H	R	ER	SO	BB	IBB	HBP	BLK	WP	HR	S	P	ERA	WHIP
Rick Wise, R ERA: 4.27 (1, 1)	6.1	L	31	11	6	5	1	1	1	0	0	0	1	31	39	7.11	1.895
Grant Jackson, L ERA: 2.06 (7, 1)	0.2		2	0	0	0	0	0	0	0	0	0	0	2	2	0.00	0.000
John Boozer, R ERA: 3.47 (8, 1)	1.0		5	1	0	0	0	1	0	0	0	0	0	4	8	0.00	2.000

BOTTOM

Philadelphia Phillies @ Atlanta Braves
Atlanta Stadium, Atlanta, GA

Fri Aug 23 1968, 7:05 PM EDT
Att. 23,408 - Unknown

AB	33
R	6
H	12
RBI	6
BB	3
SO	1
LOB	18

WP: 0 PA: 38
PB: 0
SB: 0
CS: 0



WP	HR	S	P	ERA	WHIP
0	0	0	0	0.00	0.000

Batter	1	2	3	4	5	6	7	8	9	AB R H RBI BB SO LOB	TOP											
Tony Taylor, R OBP: 0.309, SLG: 0.310 (1, 5) X	0-0 5-3 1B	0-0 FC6-5 1B		0-0 6-3			0-0 G3 S 2B		0-0 6-3	5 2 2 0 0 0 2												
Cookie Rojas, R OBP: 0.262, SLG: 0.325 (1, 4) X	0-0 5-3	0-0 FC4-6 1B			0-0 L7		0-0 G3			2 0 1 0 0 0 1												
Doug Clemens, L OBP: 0.154, SLG: 0.083 (2, 9)	1-2	1-2					2-3			2 0 0 0 0 0 1												
Roberto Pena, R OBP: 0.319, SLG: 0.315 (1, 6) B B B	4-0 1B WP BB	0-0 FC4-6			0-0 L7		0-0			3 1 1 0 1 0 2												
Dick Allen, R OBP: 0.365, SLG: 0.541 (1, 7) X	0-0 WP CS 1-3 2-H 1B		4-0 1B 6-3 BB		0-3 K		0-3 K			3 0 1 1 1 2 1												
Don Lock, R OBP: 0.289, SLG: 0.351 (1, 8) S S S	0-3 K 1-2		0-0 6-3		4-0 S BB		0-0 5-3			3 0 0 0 1 1 3												
Rick Joseph, R OBP: 0.297, SLG: 0.330 (1, 3) B B B	4-0		0-0		0-0 F7		0-3 K			3 0 1 0 1 1 1												
Gary Sutherland, R OBP: 0.243, SLG: 0.239 (1, 9) (2, 4)	2-3 3-H BB	0-0 CS	0-0 E5 SH1-4 2B	0-0 G4-3	0-3 K		0-0 F9			4 1 0 0 0 1 3												
Mike Ryan, R OBP: 0.194, SLG: 0.195 (1, 2) X		0-0 SH1-4		0-0 F8		0-0 L4			0-0	3 0 1 0 0 0 1												
Jerry Johnson, R OBP: 0.333, SLG: 0.300 (1, 1)									0-3	3 0 1 1 0 1 0												
Gary Wagner, R (8, 1)		0-0 FC6-5 2B		0-0 5-3			0-3 K		0-3 K	1 0 0 0 0 1 1												
Inning Stats	R: 2 E: 0 K: 1 S: 6	H: 2 LOB: 1 BB: 2 P: 14	R: 1 E: 1 K: 0 S: 6	H: 2 LOB: 2 BB: 0 P: 6	R: 0 E: 0 K: 0 S: 3	H: 1 LOB: 1 BB: 1 P: 7	R: 0 E: 0 K: 0 S: 3	H: 0 LOB: 0 BB: 0 P: 3	R: 0 E: 0 K: 1 S: 5	H: 0 LOB: 0 BB: 0 P: 5	R: 0 E: 0 K: 1 S: 5	H: 0 LOB: 1 BB: 1 P: 9	R: 1 E: 0 K: 2 S: 9	H: 2 LOB: 1 BB: 0 P: 9	R: 0 E: 0 K: 1 S: 5	H: 0 LOB: 0 BB: 0 P: 5	R: 0 E: 0 K: 1 S: 5	H: 1 LOB: 0 BB: 0 P: 5	1B: 6 2B: 2 3B: 0 HR: 0	SF: 0 SAC: 1 DP: 1 HBP: 0	WP: 1 PB: 0 SB: 3 CS: 2	PA: 38
PITCHER	IP WLS BF H R ER SO BB IBB HBP BLK WP HR S P ERA WHIP																					
George Stone, L (1, 1) ERA: 3.6	0.1 L 3 1 2 2 0 1 0 0 0 0 0 0 2 6 54.00 6.000																					
Cecil Upshaw, R (1, 1) ERA: 2.5	6.2 28 6 2 1 5 3 0 0 0 1 0 35 47 1.35 1.350																					
Claude Raymond, R (8, 1) ERA: 2.81	2.0 6 1 0 0 2 0 0 0 0 0 0 10 10 0.00 0.500																					

Philadelphia Phillies @ Atlanta Braves
 Atlanta Stadium, Atlanta, GA
 Sat Aug 24 1968, 7:05 PM EDT
 Att. 9,053 - Unknown

livebaseballscorecards.com

AB	32
R	4
H	8
RBI	2
BB	4
SO	7
LOB	16



BOTTOM

Philadelphia Phillies @ Atlanta Braves
Atlanta Stadium, Atlanta, GA

livebaseballscorecards.com

AB 36
R 3
H 9
RBI 3
BB 3
SO 3
LOB 18



WP: 0 PA: 40
PB: 0
SB: 1
CS: 0
ERA
WHIP

Sat Aug 24 1968, 7:05 PM EDT
Att. 9,053 - Unknown

AB R H RBI BB SO LOB

5 0 1 1 0 0 1

5 0 3 1 0 0 1

4 0 2 0 1 0 2

4 1 0 0 1 2 4

4 0 2 0 0 0 0

3 0 0 1 0 1 2

2 1 0 0 1 0 1

0 0 0 0 0 0 0

1 0 0 0 0 0 1

0 0 0 0 0 0 0

1 0 0 0 0 0 1

5 0 3 1 0 0 1

4 0 2 0 1 0 2

4 1 0 0 1 2 4

4 0 2 0 0 0 0

3 0 0 1 0 1 2

2 1 0 0 1 0 1

0 0 0 0 0 0 0

1 0 0 0 0 0 1

0 0 0 0 0 0 0

1 0 0 0 0 0 1

1 0 0 0 0 0 1

4 1 0 0 1 2 4

4 0 2 0 0 0 0

4 0 2 0 0 0 0

3 0 0 1 0 1 2

2 1 0 0 1 0 1

0 0 0 0 0 0 0

1 0 0 0 0 0 1

0 0 0 0 0 0 0

1 0 0 0 0 0 1

1 0 0 0 0 0 1

4 0 2 0 1 0 2

4 1 0 0 1 2 4

4 0 2 0 0 0 0

3 0 0 1 0 1 2

2 1 0 0 1 0 1

0 0 0 0 0 0 0

1 0 0 0 0 0 1

0 0 0 0 0 0 0

1 0 0 0 0 0 1

1 0 0 0 0 0 1

Table with columns for Batter, Inning (1-9), and Inning Stats. Each cell contains a batting order diagram (diamond) and a statistics table for that batter. Batter names include Felipe Alou, Felix Millan, Hank Aaron, Joe Torre, Tito Francona, Mike Lum, Bob Johnson, Wayne Causey, Marty Martinez, George Stone, Cecil Upshaw, Mike Page, Claude Raymond, and Tommie Aaron. Inning stats include R, H, E, K, S, BB, P, SO, and LOB.

PITCHER statistics table with columns for IP, WLS, BF, H, R, ER, SO, BB, IBB, HBP, BLK, WP, HR, S, P, ERA, WHIP. Pitchers listed include Jerry Johnson and Gary Wagner.

Batter	1	2	3	4	5	6	7	8	9	AB R H RBI BB SO LOB	TOP		
Tony Taylor, R OBP: 0.312, SLG: 0.311 (1, 5) X	0-0 4-3 1B		0-0 G6-3 1B		0-0 1B 1B		0-0 6-3		4-0 1B BB	4 1 2 0 1 0 0			
Roberto Pena, R OBP: 0.325, SLG: 0.321 (1, 6) X	0-0 6-3 1B		0-0 G6-3 1-2f		0-0 1B 1B		0-0 BB 1B SF7-5-4-5-4		0-0 BB 1B	5 1 4 0 0 0 2			
Johnny Callison, L OBP: 0.311, SLG: 0.416 (1, 9) X Doug Clemens, L OBP: 0.214, SLG: 0.083 (7, PR) (7, 9)	0-0 6-3 1-2			0-0 HR	0-0 FC6 BB 1B		0-0 SF7-5-4-5-4 BB 1B		4-0 BB BB	4 1 3 2 0 0 1 0 0 0 0 1 0 0			
Dick Allen, R OBP: 0.367, SLG: 0.539 (1, 7) X	0-0 F3			0-0 1B G4-6-3	0-0 FC6 BB		4-0 BB BB		0-3 K	3 1 1 0 2 1 4			
Bill White, L OBP: 0.306, SLG: 0.364 (1, 3) X		0-0 4-3		0-0 1B G4-6-3	0-0 FC6		0-0 SF7-5-4-5-4		0-0 4-3	4 0 1 1 0 0 5			
Tony Gonzalez, L OBP: 0.327, SLG: 0.327 (1, 8) X		0-0 4-3		0-0 1B G4-6-3	0-0 G3				0-3 K	4 0 0 0 0 1 3			
Cookie Rojas, R OBP: 0.262, SLG: 0.325 (1, 4) X Gary Sutherland, R OBP: 0.243, SLG: 0.239 (8, 4)		0-0 6-3		0-0 1B 1B		0-3 K		0-0 F8		4 0 1 0 0 1 0 0 0 0 0 0 0 0	AB 36 R 4 H 14 RBI 3 BB 4 SO 5 LOB 17		
Mike Ryan, R OBP: 0.195, SLG: 0.196 (1, 2) X			0-0 6-3	0-0 FC5-4 1B		0-0 4-3		0-0 P4		4 0 1 0 0 0 0			
Larry Jackson, R OBP: 0.143, SLG: 0.133 (1, 1) X			0-0 1B 1B	0-0 FC5-4		0-3 K		0-3 K		4 0 1 0 0 2 2			
Inning Stats	R: 0 E: 0 K: 0 S: 4 H: 1 LOB: 1 BB: 0 P: 4	R: 0 E: 0 K: 0 S: 3 H: 0 LOB: 0 BB: 0 P: 3	R: 0 E: 0 K: 0 S: 4 H: 2 LOB: 1 BB: 0 P: 4	R: 2 E: 0 K: 0 S: 7 H: 5 LOB: 2 BB: 0 P: 7	R: 1 E: 0 K: 0 S: 5 H: 3 LOB: 2 BB: 1 P: 9	R: 0 E: 0 K: 2 S: 7 H: 0 LOB: 0 BB: 0 P: 7	R: 1 E: 0 K: 0 S: 4 H: 2 LOB: 1 BB: 1 P: 8	R: 0 E: 0 K: 1 S: 5 H: 0 LOB: 0 BB: 0 P: 5	R: 0 E: 0 K: 2 S: 8 H: 1 LOB: 3 BB: 2 P: 16	1B: 13 2B: 1 3B: 0 HR: 1 SF: 1 SAC: 0 DP: 3 HBP: 0	WP: 0 PB: 0 SB: 0 CS: 0 PA: 41		
PITCHER	IP WLS BF H R ER SO BB IBB HBP BLK WP HR S P ERA WHIP											PITCHER	IP WLS BF H R ER SO BB IBB HBP BLK WP HR S P ERA WHIP
Phil Niekro, R ERA: 2.88 (1, 1)	4.0 L 20 10 3 3 0 0 0 0 0 0 0 1 20 20 6.75 2.500												
Dick Kelley, L ERA: 2.77 (5, 1)	4.0 15 3 1 1 3 2 0 0 0 0 0 0 19 27 2.25 1.250												
Jim Britton, R ERA: 2.56 (9, 1)	1.0 6 1 0 0 2 2 0 0 0 0 0 0 8 16 0.00 3.000												

Philadelphia Phillies @ Atlanta Braves
Atlanta Stadium, Atlanta, GA
Sun Aug 25 1968, 3:33 AM EDT
Att. 8,049 - Unknown

livebaseballscorecards.com



Batter	1	2	3	4	5	6	7	8	9	AB R H RBI BB SO LOB	TOP																
Tony Taylor, R (1, 5) OBP: 0.311, SLG: 0.313	0-0 1-3		0-0 HR 2B		0-0 4-3			0-0 F3		4 1 1 1 0 0 0	Philadelphia Phillies @ Cincinnati Reds Crosley Field, Cincinnati, OH Mon Aug 26 1968, 7:05 PM EDT Att. 6,221 - Unknown																
Roberto Pena, R (1, 6) OBP: 0.322, SLG: 0.318	0-3 K		0-3 K		0-0 4-3			0-0 4-3		4 0 0 0 0 2 2																	
Johnny Callison, L (1, 9) OBP: 0.312, SLG: 0.415	0-0 F8		4-0 HR BB		0-3 K2-3			0-0 F7		1 1 0 0 1 0 0																	
Doug Clemens, L (3, 9) OBP: 0.188, SLG: 0.071										2 0 0 0 0 1 0																	
Dick Allen, R (1, 7) OBP: 0.368, SLG: 0.546		0-0 F9	0-0 HR		0-0 L3 1B			0-3 K		4 1 2 4 0 1 0																	
John Briggs, L (1, 3) OBP: 0.359, SLG: 0.362		0-0 4-3	0-0 3-1		0-0 L3			0-0 4-3		4 0 0 0 0 0 1																	
Cookie Rojas, R (1, 4) OBP: 0.262, SLG: 0.324		0-0 F8		0-3 K		0-0 6-3		0-0 FC4-6 1B		4 0 1 0 0 1 0																	
Grant Jackson, S (9, PR) OBP: 0.250, SLG: 0.250										0 0 0 0 0 0 0																	
Tony Gonzalez, L (1, 8) OBP: 0.329, SLG: 0.327			0-0 E 2B 1B	0-0 F7		4-0 FC1-6 BB		0-0 FC4-6		3 1 1 0 1 0 1																	
Mike Ryan, R (1, 2) OBP: 0.196, SLG: 0.194			0-0 E5 2B HR	4-0 BB		0-0 FC1-6 G4-6-3		0-0 FC4-6		2 1 0 0 1 0 2																	
Chris Short, R (1, 1) OBP: 0.182, SLG: 0.145			0-3 K	0-0 1-4-3		0-0 G4-6-3				2 0 0 0 0 1 3																	
Turk Farrell, R (4, 1) OBP: 0.250, SLG: 0.250										0 0 0 0 0 0 0																	
Bill White, L (7, PH) OBP: 0.305, SLG: 0.363										1 0 0 0 0 0 1																	
Gary Wagner, R (7, 1)										0 0 0 0 0 0 0																	
Inning Stats	R: 0 E: 0 K: 1 S: 5	H: 0 LOB: 0 BB: 0 P: 5	R: 0 E: 0 K: 0 S: 3	H: 0 LOB: 0 BB: 0 P: 3	R: 5 E: 1 K: 2 S: 11	H: 3 LOB: 0 BB: 1 P: 15	R: 0 E: 0 K: 1 S: 5	H: 0 LOB: 1 BB: 1 P: 9	R: 0 E: 0 K: 1 S: 5	H: 0 LOB: 0 BB: 0 P: 5	R: 0 E: 0 K: 0 S: 3	H: 1 LOB: 0 BB: 0 P: 3	R: 0 E: 0 K: 0 S: 2	H: 0 LOB: 0 BB: 1 P: 6	R: 0 E: 0 K: 0 S: 3	H: 0 LOB: 0 BB: 0 P: 3	R: 0 E: 0 K: 1 S: 6	H: 1 LOB: 1 BB: 0 P: 6	1B: 3 2B: 2 3B: 0 HR: 1	SF: 0 SAC: 0 DP: 2 HBP: 0	WP: 0 PB: 0 SB: 0 CS: 0	PA: 34					
PITCHER	IP WLS BF H R ER SO BB IBB HBP BLK WP HR S P ERA WHIP																										
Jim Maloney, R (1, 1) ERA: 3.82	3.0		14	3	5	1	3	1	0	0	0	0	1	19	23	3.00	1.333										
Jay Ritchie, R (4, 1) ERA: 4.75	1.0		4	0	0	0	1	1	0	0	0	0	0	5	9	0.00	1.000										
Clay Carroll, R (5, 1) ERA: 2.8	5.0	W	16	2	0	0	2	1	0	0	0	0	0	19	23	0.00	0.600										

AB	31
R	5
H	5
RBI	5
BB	3
SO	6
LOB	10



Batter	1	2	3	4	5	6	7	8	9
Pete Rose, S OBP: 0.402, SLG: 0.486 (1, 9) X	0-0 F8 ①		0-0 P4 ② X	0-0 1B 1B		0-3 K ②		0-0 1-3 1B	
Tommy Helms, R OBP: 0.309, SLG: 0.365 (1, 4) X	0-0 G6-4-3 1B		0-0 P5 ③ X	0-0 1-2 2-H 1B		0-0 L7 ③		0-0 1-3 1-2	
Lee May, R OBP: 0.332, SLG: 0.469 (1, 7) X	0-0 G6-4-3 1-2f ② ③			0-0 1B 1B			0-0 6-3 ① ② ③	0-3 K ③	
Tony Perez, R OBP: 0.344, SLG: 0.448 (1, 5) X		0-0 2B		0-0 1-2 3B 1B	0-0 5-3 2B		0-0 1B 3B		
Johnny Bench, R OBP: 0.311, SLG: 0.429 (1, 2) X		0-3 K2-3 ①		0-0 1-H 2-H HR 3B	0-0 5-3 ①		0-3 K ②		
Jim Beauchamp, R OBP: 0.353, SLG: 0.581 (1, 8) X		0-0 5-3 ②		0-0 3-H HR	0-3 K ②		0-0 1B 1B		
Don Pavletich, R OBP: 0.337, SLG: 0.375 (1, 3) X		4-0 BB		0-3 K ① ② ③	4-0 BB		0-0 1-2 1B		
Leo Cardenas, R OBP: 0.296, SLG: 0.312 (1, 6) X	0-0 F7 ③			0-0 6-3 ② X	0-0 F8 ③		0-0 L4 ③		
Jim Maloney, L OBP: 0.304, SLG: 0.426 (1, 1) X			0-3 K ①	4-0 1B 1B		0-0 F7 ①		0-0 F7 ①	
Woody Woodward, R OBP: 0.274, SLG: 0.231 (3, PH)									
Jay Ritchie, R (4, 1)									
Tony Cloninger, R OBP: 0.182, SLG: 0.375 (4, PH)									
Clay Carroll, R OBP: 0.238, SLG: 0.200 (5, 1)									

Inning Stats	R: 0 E: 0 K: 0 S: 3	H: 1 LOB: 0 BB: 0 P: 3	R: 0 E: 0 K: 1 S: 6	H: 1 LOB: 2 BB: 1 P: 10	R: 0 E: 0 K: 1 S: 5	H: 0 LOB: 0 BB: 0 P: 5	R: 5 E: 0 K: 2 S: 13	H: 6 LOB: 2 BB: 1 P: 17	R: 0 E: 0 K: 1 S: 6	H: 1 LOB: 2 BB: 1 P: 10	R: 0 E: 0 K: 1 S: 5	H: 0 LOB: 0 BB: 0 P: 5	R: 1 E: 0 K: 1 S: 8	H: 3 LOB: 2 BB: 0 P: 8	R: 0 E: 0 K: 1 S: 6	H: 1 LOB: 1 BB: 0 P: 6
1B: 8 2B: 2 3B: 2 HR: 1	SF: 0 SAC: 0 DP: 1 HBP: 0	WP: 0 PA: 39														

PITCHER	IP	WLS	BF	H	R	ER	SO	BB	IBB	HBP	BLK	WP	HR	S	P	ERA	WHIP
Chris Short, L ERA: 3.02 (1, 1)	3.0		15	6	4	4	2	1	0	0	0	0	1	18	22	12.00	2.333
Turk Farrell, R ERA: 3.5 (4, 1)	3.0		14	3	1	1	4	2	0	0	0	0	0	20	28	3.00	1.667
Gary Wagner, R ERA: 2.62 (7, 1)	2.0	L	10	4	1	1	2	0	0	0	0	0	0	14	14	4.50	2.000

BOTTOM

Philadelphia Phillies @ Cincinnati Reds
Crosley Field, Cincinnati, OH
Mon Aug 26 1968, 7:05 PM EDT
Att. 6,221 - Unknown

livebaseballscorecards.com

AB	36
R	6
H	13
RBI	6
BB	3
SO	8
LOB	16



1B: 8	SF: 0	WP: 0	PA: 39
2B: 2	SAC: 0	PB: 0	
3B: 2	DP: 1	SB: 0	
HR: 1	HBP: 0	CS: 0	

Batter	1	2	3	4	5	6	7	8	9	AB R H RBI BB SO LOB	TOP																													
Tony Taylor, R (1, 5) OBP: 0.308, SLG: 0.310	0-0 F8		0-3 K		0-0 4-3		0-0 4-3			4 0 0 0 0 1 2																														
Roberto Pena, R (1, 6) OBP: 0.321, SLG: 0.317	0-3 K		0-3 K		0-3 K			0-0 1B		4 0 1 0 0 3 1																														
John Briggs, L (1, 9) OBP: 0.361, SLG: 0.359	4-0 S BB		4-0 1-2 BB		0-0 P6		0-0 F9			2 0 0 0 2 0 1																														
Dick Allen, R (1, 7) OBP: 0.367, SLG: 0.542	4-0 1-2 BB		0-3 K		0-3 K		0-3 K			3 0 0 0 1 3 3																														
Bill White, L (1, 3) OBP: 0.307, SLG: 0.362	0-0 6-3			0-0 1B	4-0 BB		0-3 K			3 0 1 0 1 1 3																														
Cookie Rojas, R (1, 4) OBP: 0.260, SLG: 0.322		0-0 4-1		0-0 L7	0-0 1-3			0-0 F8		4 0 0 0 0 0 2																														
Tony Gonzalez, L (1, 8) OBP: 0.328, SLG: 0.326		0-0 4-3		0-3 K		0-0 F8 G3 1B		0-0 3-1		4 0 1 0 0 1 1																														
Clay Dalrymple, L (1, 2) OBP: 0.256, SLG: 0.266		0-0 P6		0-0 G3		0-0 G3		0-3 K		4 0 0 0 0 1 2																														
Rick Wise, R (1, 1) OBP: 0.294, SLG: 0.500 Dick Hall, R (4, 1) OBP: 0.333, SLG: 0.333 Rick Joseph, R (5, PH) OBP: 0.295, SLG: 0.328 Grant Jackson, S (5, 1) OBP: 0.250, SLG: 0.250 Doug Clemens, L (7, PH) OBP: 0.176, SLG: 0.067 John Goozner, R (7, 1) OBP: 0.200, SLG: 0.200			0-0 WP 1B		0-3 K		0-0 F8			1 0 1 0 0 0 0 0 0 0 0 0 0 0 1 0 0 0 0 1 0 0 0 0 0 0 0 0 1 0 0 0 0 0 1 0 0 0 0 0 0 0																														
Inning Stats	R: 0 E: 0 K: 1 S: 5	H: 0 LOB: 2 BB: 2 P: 13	R: 0 E: 0 K: 0 S: 3	H: 0 LOB: 0 BB: 0 P: 3	R: 0 E: 0 K: 3 S: 10	H: 1 LOB: 2 BB: 1 P: 14	R: 0 E: 0 K: 1 S: 6	H: 1 LOB: 1 BB: 0 P: 6	R: 0 E: 0 K: 2 S: 7	H: 0 LOB: 0 BB: 0 P: 7	R: 0 E: 0 K: 1 S: 5	H: 0 LOB: 1 BB: 1 P: 9	R: 0 E: 0 K: 0 S: 4	H: 1 LOB: 1 BB: 0 P: 4	R: 0 E: 0 K: 2 S: 8	H: 1 LOB: 1 BB: 0 P: 8	R: 0 E: 0 K: 1 S: 5	H: 0 LOB: 0 BB: 0 P: 5	1B: 4 2B: 0 3B: 0 HR: 0	SF: 0 SAC: 0 DP: 0 HBP: 0	WP: 1 PB: 0 SB: 1 CS: 0	PA: 35																		
PITCHER Tony Cloninger, R (1, 1) ERA: 4.18	IP 9.0	WLS W	BF 35	H 4	R 0	ER 0	SO 11	BB 4	IBB 0	HBP 0	BLK 0	WP 1	HR 0	S 53	P 69	ERA 0.00	WHIP 0.889						PITCHER	IP 9.0	WLS W	BF 35	H 4	R 0	ER 0	SO 11	BB 4	IBB 0	HBP 0	BLK 0	WP 1	HR 0	S 53	P 69	ERA 0.00	WHIP 0.889

Philadelphia Phillies @ Cincinnati Reds
Crosley Field, Cincinnati, OH
Tue Aug 27 1968, 7:05 PM EDT
Att. 6,623 - Unknown

livebaseballscorecards.com

AB	31
R	0
H	4
RBI	0
BB	4
SO	11
LOB	16



Batter	1	2	3	4	5	6	7	8	9
Pete Rose, S (1, 9) OBP: 0.405, SLG: 0.492	0-0 1B		0-0 F7	0-0 1B		0-0 1B		0-0 2B	
Tommy Helms, R (1, 4) OBP: 0.308, SLG: 0.365	0-0 F9		0-0 F8	0-0 1B		0-0 F8		0-0 2B	
Mack Jones, L (1, 8) OBP: 0.338, SLG: 0.418	0-3 K			0-0 1B	0-0 HR	0-0 FC4-6		0-0 F3	
Tony Perez, R (1, 5) OBP: 0.343, SLG: 0.446	0-3 K			0-0 1B	0-0 4-3		0-3 K		
Fred Whitfield, L (1, 3) Giraldo Ruiz, S (9, 3) OBP: 0.323, SLG: 0.438 OBP: 0.294, SLG: 0.253		0-0 F5		0-0 2B	0-0 HR		4-0 BB		
Johnny Bench, R (1, 2) OBP: 0.310, SLG: 0.430		0-3 K		0-0 2B	0-0 F2		0-0 7-6-3		
Lee May, R (1, 7) OBP: 0.333, SLG: 0.467		0-3 K		0-0 2B	4-0 BB			0-0 F7	
Leo Cardenas, R (1, 6) Woody Woodward, R (5, 6) OBP: 0.294, SLG: 0.310 OBP: 0.277, SLG: 0.236			0-3 K	0-0 F7	0-3 K			0-0 2B	
Tony Cloninger, R (1, 1) OBP: 0.216, SLG: 0.417			0-0 1B	0-0 1B		0-0 F8		0-0 L9	

Inning Stats	R: 0	H: 1	E: 0	K: 2	S: 8	LOB: 1	BB: 0	P: 8	R: 0	H: 0	E: 0	K: 2	S: 7	LOB: 0	BB: 0	P: 7	R: 0	H: 1	E: 0	K: 1	S: 6	LOB: 1	BB: 0	P: 6	R: 6	H: 6	E: 0	K: 0	S: 8	LOB: 0	BB: 1	P: 12	R: 2	H: 2	E: 0	K: 1	S: 7	LOB: 1	BB: 1	P: 11	R: 0	H: 1	E: 0	K: 0	S: 4	LOB: 1	BB: 0	P: 4	R: 0	H: 0	E: 0	K: 1	S: 4	LOB: 0	BB: 1	P: 8	R: 2	H: 3	E: 0	K: 0	S: 6	LOB: 1	BB: 0	P: 6
--------------	------	------	------	------	------	--------	-------	------	------	------	------	------	------	--------	-------	------	------	------	------	------	------	--------	-------	------	------	------	------	------	------	--------	-------	-------	------	------	------	------	------	--------	-------	-------	------	------	------	------	------	--------	-------	------	------	------	------	------	------	--------	-------	------	------	------	------	------	------	--------	-------	------


AB	R	H	RBI	BB	SO	LOB	
5	1	4	1	0	0	1	
5	0	1	2	0	0	4	
5	2	2	0	0	1	3	
4	1	1	0	0	2	2	
3	2	2	3	1	0	0	
0	0	0	0	0	0	0	
4	1	1	1	0	1	1	
2	1	0	0	2	1	0	
2	0	0	0	0	1	3	
2	1	1	0	0	1	1	
4	1	2	3	0	0	1	
1B: 8	SF: 0	2B: 7	SAC: 0	3B: 0	DP: 2	HR: 1	HBP: 0

BOTTOM

Philadelphia Phillies @ Cincinnati Reds
 Crosley Field, Cincinnati, OH
 Tue Aug 27 1968, 7:05 PM EDT
 Att. 6,623 - Unknown

livebaseballscorecards.com

AB	36
R	10
H	14
RBI	10
BB	3
SO	7
LOB	16



WP: 0	PA: 39
PB: 0	ERA
SB: 0	WHIP
CS: 0	

PITCHER	IP	WLS	BF	H	R	ER	SO	BB	IBB	HBP	BLK	WP	HR	S	P	ERA	WHIP
Rick Wise, R (1, 1) ERA: 4.53	3.1	L	18	7	6	6	5	0	1	0	0	0	0	27	31	16.20	2.100
Dick Hall, R (4, 1) ERA: 4.26	0.2		2	1	0	0	0	0	0	0	0	0	0	2	2	0.00	1.500
Grant Jackson, L (5, 1) ERA: 2.36	2.0		10	3	2	2	1	1	0	0	0	0	1	11	15	9.00	2.000
John Boozer, R (7, 1) ERA: 3.7	2.0		9	3	2	2	1	1	0	0	0	0	0	10	14	9.00	2.000

Batter	1	2	3	4	5	6	7	8	9	AB R H RBI BB SO LOB	TOP		
Felipe Alou, R OBP: 0.369, SLG: 0.433 (1, 8) X	0-0 1B 1B	0-0 FC6-4 1-2f			0-0 SH5-3 2B 1B		0-0 F3	0-0 2B 1B	1-0 HBP	5 3 3 1 0 0 1			
Felix Millan, R OBP: 0.332, SLG: 0.361 (1, 4) X	0-0 P6		0-0 CS 1B		0-0 SH5-3 1-2		0-0 5-3	0-0 2B	0-0 FC5 2-3f	5 0 2 2 0 0 4			
Hank Aaron, R OBP: 0.337, SLG: 0.484 (1, 9) X	0-0 1B 1-2 1B		0-0 P4		0-0 CS 2B		0-0 2B	0-0 P6		5 0 3 1 0 0 2			
Deron Johnson, R OBP: 0.286, SLG: 0.314 (1, 3) X	0-0 G5-3 1-3 2-H 1B		0-0 F9		0-3 K 2-3		0-0 F8		0-0 HR	5 1 2 2 0 1 3			
Tommie Aaron, R OBP: 0.303, SLG: 0.302 Mike Lum, L OBP: 0.267, SLG: 0.329 (1, 7) B (8, 7) B	4-0 1-2 BB		0-0 CS	0-0 WP SF9 1B 1B		0-0 F8		0-0 6-3	0-0 BB 1B 1B	3 1 1 0 1 0 0 1 1 1 0 0 0 0			
Marty Martinez, S OBP: 0.310, SLG: 0.270 (1, 5) X	0-0 G5-3 2-3f			0-0 F9		0-0 CS 1B		0-0 2B FC4-2 1B	0-0 L8	5 0 2 0 0 0 5			
Bob Tillman, R OBP: 0.263, SLG: 0.287 (1, 2) H		1-0 FC6-4 HBP		0-0 WP 1B 1B		4-0 1-2 BB		0-0 FC4-2 1B 2B	4-0 HBP 1B BB	2 1 2 0 2 0 0			
Gil Garrido, R OBP: 0.188, SLG: 0.200 (1, 6) S		0-3 K		0-0 SF9 1-2 2-H		0-0 1B		0-0 FC4-2 1B	0-0 F7	4 1 1 1 0 1 5			
George Stone, L OBP: 0.444, SLG: 0.412 (1, 1) S		0-3 K		0-3 K		0-3 K		0-0 2B 1B	0-0 FC5 HBP 1B	5 1 2 2 0 3 4			
Inning Stats	R: 1 E: 0 K: 0 S: 5 H: 3 LOB: 2 BB: 1 P: 9	R: 0 E: 0 K: 2 S: 7 H: 0 LOB: 1 BB: 0 P: 8	R: 0 E: 0 K: 0 S: 3 H: 1 LOB: 0 BB: 0 P: 3	R: 1 E: 0 K: 1 S: 7 H: 2 LOB: 1 BB: 0 P: 7	R: 1 E: 0 K: 1 S: 6 H: 2 LOB: 0 BB: 0 P: 6	R: 0 E: 0 K: 1 S: 6 H: 2 LOB: 2 BB: 1 P: 10	R: 0 E: 0 K: 0 S: 4 H: 1 LOB: 1 BB: 0 P: 4	R: 4 E: 0 K: 0 S: 8 H: 5 LOB: 1 BB: 0 P: 8	R: 2 E: 0 K: 0 S: 6 H: 3 LOB: 3 BB: 1 P: 11	1B: 14 2B: 4 3B: 0 HR: 1 SF: 1 SAC: 1 DP: 1 HBP: 2	WP: 1 PB: 0 SB: 0 CS: 3 PA: 48		
PITCHER	IP WLS BF H R ER SO BB IBB HBP BLK WP HR S P ERA WHIP											PITCHER	IP WLS BF H R ER SO BB IBB HBP BLK WP HR S P ERA WHIP
Woody Fryman, L ERA: 2.38 (1, 1)	6.0 L 27 10 3 3 5 2 0 1 0 1 0 34 43 4.50 2.000												
John Boozer, R ERA: 4.11 (7, 1)	1.2 9 4 3 3 0 0 0 0 0 0 0 9 9 16.20 2.400												
Turk Farrell, R ERA: 3.86 (8, 1)	1.0 10 5 3 3 0 1 0 1 0 0 1 8 13 27.00 6.000												
Dick Hall, R ERA: 4.23 (9, 1)	0.1 1 0 0 0 0 0 0 0 0 0 0 1 1 0.00 0.000												

Atlanta Braves @ Philadelphia Phillies
 Connie Mack Stadium, Philadelphia, PA
 Wed Aug 28 1968, 7:05 PM EDT
 Unknown

livebaseballscorecards.com

AB 40
 R 9
 H 19
 RBI 9
 BB 3
 SO 5
 LOB 24



Batter	1	2	3	4	5	6	7	8	9	AB R H RBI BB SO LOB
Tony Taylor, R (1, 5) OBP: 0.305, SLG: 0.307	0-0 6-3		0-0 F2	0-3 K			0-0 4-3		0-3 K	5 0 0 0 0 2 2
Cookie Rojas, R (1, 4) OBP: 0.261, SLG: 0.323	0-3 K		0-0 2B 1B			0-0 F8	0-0 FC6-4 1B		0-0 F9	5 1 2 0 0 1 0
Roberto Pena, R (1, 6) OBP: 0.323, SLG: 0.320	4-0 BB		0-0 BB 2B			0-0 6-3	0-0 F9			3 0 1 2 1 0 1
Dick Allen, R (1, 7) OBP: 0.366, SLG: 0.538	0-0 3-1		4-0 BB IBB			0-3 K	0-0 FC6-4 1-2f			3 0 0 0 1 1 2
Don Lock, R (1, 9) OBP: 0.289, SLG: 0.346		0-0 P6	4-0 1-2 2-3 BB			0-0 5-3		0-0 F8		3 0 0 0 1 0 0
John Briggs, L (1, 3) OBP: 0.356, SLG: 0.353		0-3 K	0-0 1-3			0-0 1-3		0-0 L8		4 0 0 0 0 1 3
Tony Gonzalez, L (1, 8) OBP: 0.333, SLG: 0.327		0-0 6-3		0-0 4-3 1B		4-0 1B BB		4-0 BB		2 0 1 0 2 0 0
Mike Ryan, R (1, 2) OBP: 0.197, SLG: 0.195			0-0 L9	0-0 4-3		0-0 1-2 1B		0-3 K		4 0 1 0 0 1 2
Woodie Fryman, R (1, 1) OBP: 0.150, SLG: 0.104 Rick Joseph, S (6, PH) OBP: 0.262, SLG: 0.325 John Gozdzior, R (7, 1) OBP: 0.200, SLG: 0.200 Turk Farrell, R (8, 1) OBP: 0.250, SLG: 0.250 Dick Hall, R (9, 1) OBP: 0.333, SLG: 0.333 Gary Sutherland, R (9, PH) OBP: 0.240, SLG: 0.236			0-0 1B 2B 1B	0-0 5-3		0-3 K		0-0 P4		2 1 1 0 0 0 1 1 0 0 0 0 1 2 0 1 0 0 0 0 0 0

Inning Stats	R: 0 E: 0 K: 1 S: 5	H: 0 LOB: 1 BB: 1 P: 9	R: 0 E: 0 K: 1 S: 5	H: 0 LOB: 0 BB: 0 P: 5	R: 2 E: 0 K: 0 S: 6	H: 3 LOB: 3 BB: 2 P: 14	R: 0 E: 0 K: 1 S: 6	H: 1 LOB: 1 BB: 0 P: 6	R: 0 E: 0 K: 1 S: 5	H: 0 LOB: 0 BB: 0 P: 5	R: 0 E: 0 K: 1 S: 6	H: 1 LOB: 2 BB: 1 P: 10	R: 0 E: 0 K: 0 S: 4	H: 1 LOB: 1 BB: 0 P: 4	R: 0 E: 0 K: 1 S: 5	H: 0 LOB: 1 BB: 1 P: 9	R: 0 E: 0 K: 1 S: 5	H: 0 LOB: 0 BB: 0 P: 5	1B: 5 2B: 1 3B: 0 HR: 0	SF: 0 SAC: 0 DP: 0 HBP: 0	WP: 0 PB: 0 SB: 0 CS: 0	PA: 38
--------------	------------------------------	---------------------------------	------------------------------	---------------------------------	------------------------------	----------------------------------	------------------------------	---------------------------------	------------------------------	---------------------------------	------------------------------	----------------------------------	------------------------------	---------------------------------	------------------------------	---------------------------------	------------------------------	---------------------------------	----------------------------------	------------------------------------	----------------------------------	--------

PITCHER	IP	WLS	BF	H	R	ER	SO	BB	IBB	HBP	BLK	WP	HR	S	P	ERA	WHIP
George Stone, L (1, 1) ERA: 3.31	9.0	W	38	6	2	2	7	4	1	0	0	0	0	47	67	2.00	1.111

BOTTOM

Atlanta Braves @ Philadelphia Phillies
Connie Mack Stadium, Philadelphia, PA
 Wed Aug 28 1968, 7:05 PM EDT
 Unknown

livebaseballscorecards.com

AB	33
R	2
H	6
RBI	2
BB	5
SO	7
LOB	13



Batter	1	2	3	4	5	6	7	8	9	AB R H RBI BB SO LOB	TOP
Felipe Alou, R OBP: 0.370, SLG: 0.435 (1, 8) X	0-0 4-3		0-0 E 1B		0-0 G6-3 1-2f			0-0 1B 2B		4 1 2 0 0 0 1	
Felix Millan, R OBP: 0.329, SLG: 0.358 (1, 4) S S	0-3 K		0-0 E6 G6-4-3 1-3			0-0 5-3		0-0 5-3		4 0 0 0 0 1 2	
Hank Aaron, R OBP: 0.340, SLG: 0.491 (1, 3) X (8, 9)	0-0 S 1B		0-0 G6-4-3 1-2f			0-0 HR		4-0 PB 1B IBB		3 1 2 1 1 0 2	
Deron Johnson, R OBP: 0.288, SLG: 0.316 (1, 5) X (8, 3)	0-0 5-3 1-2			0-0 6-3		0-0 G4-6-3 1B		0-0 PB 1B		4 0 2 1 0 0 1	
Tito Francona, L OBP: 0.401, SLG: 0.368 (1, 7) X Gil Garrido, R OBP: 0.188, SLG: 0.200 (8, 6)		0-0 4-3		0-0 1B 1B		0-0 G4-6-3 1-2f		0-0 1-3 1-2 2-3		4 0 1 0 0 0 3 0 0 0 0 0 0 0	
Mike Lum, L OBP: 0.272, SLG: 0.329 (1, 9) H (8, 7)		1-0 FC5-6-4 HBP		0-0 G5-4-3 1-2 1B		0-0 4-3		0-0 F9		3 0 1 0 0 0 0	
Bob Tillman, R OBP: 0.262, SLG: 0.283 (1, 2) X		0-0 FC5-6-4 1-2f		0-0 G5-4-3 1-2f		4-0 G1-6-3 BB		0-0 6-3		3 0 0 0 1 0 3	
Marty Martinez, S OBP: 0.306, SLG: 0.266 (1, 6) X (8, 5)		0-0 6-3			0-0 6-3		0-0 G1-6-3 1-2f		0-0 4-3	4 0 0 0 0 0 2	
Pat Jarvis, R OBP: 0.200, SLG: 0.183 (1, 1) X			0-0 F8		4-0 G6-3 BB		0-0 F8			2 0 0 0 1 0 0	
Inning Stats	R: 0 E: 0 K: 1 S: 6 H: 1 LOB: 1 BB: 0 P: 6	R: 0 E: 0 K: 0 S: 3 H: 0 LOB: 1 BB: 0 P: 4	R: 0 E: 1 K: 0 S: 4 H: 1 LOB: 1 BB: 0 P: 4	R: 0 E: 0 K: 0 S: 4 H: 2 LOB: 1 BB: 0 P: 4	R: 0 E: 0 K: 0 S: 2 H: 0 LOB: 0 BB: 1 P: 6	R: 1 E: 0 K: 0 S: 4 H: 2 LOB: 0 BB: 0 P: 4	R: 0 E: 0 K: 0 S: 2 H: 0 LOB: 0 BB: 1 P: 6	R: 1 E: 0 K: 0 S: 5 H: 2 LOB: 2 BB: 1 P: 9	R: 0 E: 0 K: 0 S: 3 H: 0 LOB: 0 BB: 0 P: 3	1B: 6 2B: 1 3B: 0 HR: 1 SF: 0 SAC: 0 DP: 5 HBP: 1	WP: 0 PB: 1 SB: 1 CS: 0 PA: 35
PITCHER Jerry Johnson, R ERA: 3.49 (1, 1) Gary Wagner, R ERA: 2.57 (9, 1)	IP 8.0 WLS L BF 32 H 8 R 2 ER 2 SO 1 BB 2 IBB 1 HBP 1 BLK 0 WP 0 HR 1 S 30 P 43 ERA 2.25 WHIP 1.250						PITCHER IP 1.0 WLS 3 BF 0 H 0 R 0 ER 0 SO 0 BB 0 IBB 0 HBP 0 BLK 0 WP 0 HR 0 S 3 P 3 ERA 0.00 WHIP 0.000				

Atlanta Braves @ Philadelphia Phillies
 Connie Mack Stadium, Philadelphia, PA
 Wed Aug 28 1968, 7:05 PM EDT
 Att. 6,713 - Unknown

AB	31
R	2
H	8
RBI	2
BB	3
SO	1
LOB	14



livebaseballscorecards.com

Batter	1	2	3	4	5	6	7	8	9	AB R H RBI BB SO LOB
Tony Taylor, R OBP: 0.307, SLG: 0.313 (1, 5)	0-0 G3 1B		0-0 SF8 3B			0-3 K			0-0 6-3	4 1 2 0 0 1 0
Roberto Pena, R OBP: 0.322, SLG: 0.320 (1, 6)	0-0 G3 1-2		0-0 SF8 3-H			0-0 CS 1B			0-3 K	3 0 1 1 0 1 1
John Briggs, L OBP: 0.355, SLG: 0.349 (1, 9)	4-0 BB		0-0 4-3			0-3 K 1-2			0-0 F8	3 0 0 0 1 1 1
Dick Allen, R OBP: 0.364, SLG: 0.535 (1, 7)	0-3 K			0-0 5-3			0-0 F8			3 0 0 0 0 1 2
Bill White, L OBP: 0.305, SLG: 0.359 (1, 3)	0-3 K			0-3 K			0-3 K			3 0 0 0 0 3 2
Cookie Rojas, R OBP: 0.260, SLG: 0.321 (1, 4)		0-0 L9		0-0 5-3			0-0 6-3			3 0 0 0 0 0 0
Tony Gonzalez, L OBP: 0.330, SLG: 0.324 (1, 8)		0-0 4-3			0-0 3-1			0-3 K		3 0 0 0 0 1 0
Clay Dalrymple, L OBP: 0.253, SLG: 0.263 (1, 2)		0-0 P4			0-0 6-3			0-0 F8		3 0 0 0 0 0 0
Jerry Johnson, R OBP: 0.286, SLG: 0.250 (1, 1)			0-0 F7			0-0 F3		0-0 1-3		2 0 0 0 0 0 0
Doug Clemens, L OBP: 0.167, SLG: 0.063 (8, PH)										1 0 0 0 0 0 0
Gary Wagner, R (9, 1)										0 0 0 0 0 0 0
Inning Stats	R: 0 H: 1 E: 0 LOB: 2 K: 2 BB: 1 S: 8 P: 12	R: 0 H: 0 E: 0 LOB: 0 K: 0 BB: 0 S: 3 P: 3	R: 1 H: 1 E: 0 LOB: 0 K: 0 BB: 0 S: 4 P: 4	R: 0 H: 0 E: 0 LOB: 0 K: 1 BB: 0 S: 5 P: 5	R: 0 H: 0 E: 0 LOB: 0 K: 0 BB: 0 S: 3 P: 3	R: 0 H: 1 E: 0 LOB: 1 K: 2 BB: 0 S: 7 P: 7	R: 0 H: 0 E: 0 LOB: 0 K: 1 BB: 0 S: 5 P: 5	R: 0 H: 0 E: 0 LOB: 0 K: 1 BB: 0 S: 5 P: 5	R: 0 H: 0 E: 0 LOB: 0 K: 1 BB: 0 S: 5 P: 5	1B: 2 SF: 1 2B: 1 SAC: 0 3B: 1 DP: 1 HR: 0 HBP: 0
PITCHER Pat Jarvis, R ERA: 2.35 (1, 1)	IP 9.0 WLS W BF 30 H 3 R 1 ER 1 SO 8 BB 1 IBB 0 HBP 0 BLK 0 WP 0 HR 0 S 45 P 49 ERA 1.00 WHIP 0.444									WP: 0 PA: 30 PB: 0 SB: 0 CS: 1

BOTTOM

Atlanta Braves @ Philadelphia Phillies
Connie Mack Stadium, Philadelphia, PA

Wed Aug 28 1968, 7:05 PM EDT
 Att. 6,713 - Unknown

livebaseballscorecards.com

AB 28
R 1
H 3
RBI 1
BB 1
SO 8
LOB 6



Batter	1	2	3	4	5	6	7	8	9	AB R H RBI BB SO LOB	TOP									
Felipe Alou, R OBP: 0.370, SLG: 0.440 (1, 8) X	0-0 HR		0-0 P5		0-0 1B 1B		0-0 L7		0-0 F3	5 2 2 3 0 0 0										
Felix Millan, R OBP: 0.326, SLG: 0.354 (1, 4) X	0-0 1-3		0-0 4-3		0-0 1-3		0-0 P6		0-3 K	5 0 0 0 0 1 1										
Hank Aaron, R OBP: 0.342, SLG: 0.498 (1, 9) X	0-0 HR			0-0 F6	0-0 1B 1B		0-0 1B		0-0 4-3	5 1 3 2 0 0 0										
Tito Francona, L OBP: 0.399, SLG: 0.366 Mike Lum, L OBP: 0.272, SLG: 0.329 (1, 7) X (7, 7)	0-0 G3		0-0 6-3	0-0 1B	0-0 1B		0-0 F9			4 0 1 0 0 0 1 0 0 0 0 0 0 0										
Deron Johnson, R OBP: 0.291, SLG: 0.327 (1, 3) X	0-0 L6		4-0 BB	0-3 K			0-0 HR			3 1 1 1 1 1 2										
Marty Martinez, S OBP: 0.302, SLG: 0.262 (1, 5) X		0-0 F9	0-0 G3		0-0 F9		0-3 K			4 0 0 0 0 1 1										
Bob Tillman, R OBP: 0.267, SLG: 0.287 (1, 2) X		0-0 P4		0-0 1B 1B	0-3 K		0-0 FC5-4 1B			4 1 2 0 0 1 0										
Gil Garrido, R OBP: 0.200, SLG: 0.211 (1, 6) X		0-0 5-3		0-0 1B SH2-4 1B	0-0 E5 WP		0-0 P3			4 1 1 0 0 0 1										
Phil Niekro, R OBP: 0.098, SLG: 0.213 (1, 1) X			0-0 F8	0-0 SH2-4	0-0 P4		0-0 FC5-4			3 0 0 0 0 0 2										
Inning Stats	R: 2 E: 0 K: 0 S: 5	H: 2 LOB: 0 BB: 0 P: 5	R: 0 E: 0 K: 0 S: 3	H: 0 LOB: 0 BB: 0 P: 3	R: 0 E: 0 K: 0 S: 3	H: 0 LOB: 1 BB: 1 P: 7	R: 3 E: 0 K: 1 S: 10	H: 5 LOB: 2 BB: 0 P: 10	R: 0 E: 1 K: 1 S: 6	H: 0 LOB: 1 BB: 0 P: 6	R: 0 E: 0 K: 0 S: 4	H: 1 LOB: 1 BB: 0 P: 4	R: 1 E: 0 K: 1 S: 7	H: 2 LOB: 1 BB: 0 P: 7	R: 0 E: 0 K: 1 S: 5	H: 0 LOB: 0 BB: 0 P: 5	1B: 7 2B: 0 3B: 0 HR: 3	SF: 0 SAC: 1 DP: 0 HBP: 0	WP: 1 PB: 0 SB: 0 CS: 0	PA: 39
PITCHER	IP WLS BF H R ER SO BB IBB HBP BLK WP HR S P ERA WHIP																			
Larry Jackson, R ERA: 2.84 (1, 1)	4.2 L 21 6 5 5 0 1 0 0 0 0 0 2 20 24 9.64 1.500																			
Grant Jackson, L ERA: 2.3 (5, 1)	1.1 6 1 0 0 2 0 0 0 0 0 1 0 10 10 0.00 0.750																			
Dick Hall, R ERA: 4.24 (7, 1)	2.0 9 3 1 1 1 0 0 0 0 0 0 1 11 11 4.50 1.500																			
John Boozer, R ERA: 4.03 (9, 1)	1.0 3 0 0 0 0 1 0 0 0 0 0 0 5 5 0.00 0.000																			

Atlanta Braves @ Philadelphia Phillies
 Connie Mack Stadium, Philadelphia, PA

Thu Aug 29 1968, 7:05 PM EDT
 Att. 4,396 - Unknown

livebaseballscorecards.com

AB	37
R	6
H	10
RBI	6
BB	1
SO	4
LOB	8



Batter	1	2	3	4	5	6	7	8	9	AB	R	H	RBI	BB	SO	LOB			
Tony Taylor, R OBP: 0.304, SLG: 0.310 (1, 5)	0-0 6-3			0-0 5-3		0-0 FC6		0-0 F8		4	0	0	0	0	0	2			
Roberto Pena, R OBP: 0.319, SLG: 0.317 (1, 6)	0-0 P4			0-0 1-3		0-3 K			0-0 P4	4	0	0	0	0	1	1			
John Briggs, L OBP: 0.353, SLG: 0.347 (1, 9)	0-0 G3			0-0 1B		0-0 G3			0-0 F7	4	0	1	0	0	0	1			
Dick Allen, R OBP: 0.363, SLG: 0.531 (1, 7)		4-0 BB		0-3 K			0-0 L4		0-0 P6	3	0	0	0	1	1	1			
Bill White, L OBP: 0.302, SLG: 0.356 (1, 3)		0-0 F7			0-3 K		0-0 P3			3	0	0	0	0	1	1			
Cookie Rojas, R OBP: 0.258, SLG: 0.319 (1, 4)		0-0 G6-3			0-0 F9		0-0 P5			3	0	0	0	0	0	1			
Tony Gonzalez, L OBP: 0.331, SLG: 0.323 (1, 8)			0-0 1-3		4-0 BB			0-0 FC1-4		1	0	0	0	1	0	0			
Dick Hall, R OBP: 0.333, SLG: 0.333 (7, 1)										0	0	0	0	0	0	0			
Gary Sutherland, R OBP: 0.250, SLG: 0.247 (8, PH)										1	0	1	0	0	0	0			
John Boozer, R OBP: 0.200, SLG: 0.200 (9, 1)										0	0	0	0	0	0	0			
Mike Ryan, R OBP: 0.195, SLG: 0.193 (1, 2)			0-0 4-3		0-0 F9			0-0 FC1-4		3	0	0	0	0	0	2			
Larry Jackson, R OBP: 0.141, SLG: 0.132 (1, 1)						4-0 FC6			0-0 FC6-4	1	0	0	0	0	1	0			
Grant Jackson, S OBP: 0.250, SLG: 0.250 (5, 1)										0	0	0	0	0	0	0			
Don Lock, R OBP: 0.291, SLG: 0.344 (6, PH)										1	0	0	0	1	0	1			
Inning Stats	R: 0 E: 0 K: 0 S: 3	H: 0 LOB: 0 BB: 0 P: 3	R: 0 E: 0 K: 0 S: 2	H: 0 LOB: 0 BB: 1 P: 6	R: 0 E: 0 K: 1 S: 5	H: 0 LOB: 0 BB: 0 P: 5	R: 0 E: 0 K: 1 S: 6	H: 1 LOB: 1 BB: 0 P: 6	R: 0 E: 0 K: 1 S: 5	H: 0 LOB: 1 BB: 1 P: 9	R: 0 E: 0 K: 0 S: 3	H: 0 LOB: 0 BB: 0 P: 3	R: 0 E: 0 K: 0 S: 4	H: 1 LOB: 1 BB: 0 P: 4	R: 0 E: 0 K: 0 S: 3	H: 0 LOB: 0 BB: 0 P: 3	1B: 2 2B: 0 3B: 0 HR: 0	SF: 0 SAC: 0 DP: 1 HBP: 0	
PITCHER Phil Niekro, R ERA: 2.76 (1, 1)	IP 9.0	WLS W	BF 31	H 2	R 0	ER 0	SO 4	BB 3	IBB 0	HBP 0	BLK 0	WP 0	HR 0	S 36	P 48	ERA 0.00	WHIP 0.556		
PITCHER	IP	WLS	BF	H	R	ER	SO	BB	IBB	HBP	BLK	WP	HR	S	P	ERA	WHIP		

BOTTOM

Atlanta Braves @ Philadelphia Phillies
Connie Mack Stadium, Philadelphia, PA

Thu Aug 29 1968, 7:05 PM EDT
 Att. 4,396 - Unknown

livebaseballscorecards.com

AB	28
R	0
H	2
RBI	0
BB	3
SO	4
LOB	10



WP: 0	PA: 31
PB: 0	
SB: 0	
CS: 0	

Batter	1	2	3	4	5	6	7	8	9	AB R H RBI BB SO LOB	TOP
Pete Rose, S OBP: 0.400, SLG: 0.484 (1, 9) (7, 4)	0-0 6-3		0-0 2B			0-0 F7		0-0 E1 2B 1B	0-0 5-3 1-2 2-3	5 1 2 0 0 0 2	Cincinnati Reds @ Philadelphia Phillies Connie Mack Stadium, Philadelphia, PA Fri Aug 30 1968, 7:05 PM EDT Att. 6,614 - Unknown livebaseballscorecards.com
Alex Johnson, R OBP: 0.358, SLG: 0.414 (1, 7) S S S	0-3 K		0-0 F9			0-0 1B 1B		0-0 6-3	0-0 1B 2-H 3-H	5 0 2 2 0 1 2	
Lee May, R OBP: 0.337, SLG: 0.469 (1, 3) X	0-0 FC6-4 1B		0-0 F9			0-0 1-2 G5-4-3 1B		0-0 5-3	0-3 K	5 0 2 0 0 1 3	
Tony Perez, R OBP: 0.337, SLG: 0.438 (1, 5) X	0-0 FC6-4 1-2f					0-0 1-2f G5-4-3		4-0 2B BB		3 1 0 0 1 1 3	
Johnny Bench, R OBP: 0.310, SLG: 0.427 (1, 2) B B B B		4-0 6-3 BB				0-0 F8		0-0 4-3 1-H 2-H		3 0 1 2 1 0 0	
Jim Beauchamp, R OBP: 0.333, SLG: 0.513 (1, 8) Vada Pinson, L OBP: 0.311, SLG: 0.391 (7, PH) (7, 8)		0-0 6-3 1-2				0-3 K		0-0 L8	0-0 F8	2 0 0 0 0 1 1 2 0 0 0 0 0 1	
Tommy Helms, R OBP: 0.306, SLG: 0.362 (1, 4) (7, 6)		0-0 F9				0-0 5-3		0-0 E6 1B	0-0 5-3	4 0 0 0 0 0 1	
Woody Woodward, R OBP: 0.295, SLG: 0.268 (1, 6) Jay Ritchie, R (7, 1) Fred Whitfield, L OBP: 0.325, SLG: 0.441 (9, PH)		0-0 F8				0-0 B1		0-0 1-2 1B	0-0 5-3 1B 2B	3 0 1 0 0 0 1 0 0 0 0 0 0 0 1 1 1 0 0 0 0	
Jim Maloney, L OBP: 0.293, SLG: 0.411 (1, 1) Billy McCool, R OBP: 0.125, SLG: 0.125 (6, 1) Mack Jones, L OBP: 0.333, SLG: 0.406 (7, PH) (7, 9)			0-0 1-3			0-0 4-3		0-0 F7	4-0 5-3 1B BB	2 0 0 0 0 0 0 0 0 0 0 0 0 0 1 1 0 0 1 0 2	
Inning Stats	R: 0 E: 0 K: 1 S: 6 H: 1 LOB: 1 BB: 0 P: 6	R: 0 E: 0 K: 0 S: 3 H: 0 LOB: 1 BB: 1 P: 7	R: 0 E: 0 K: 0 S: 4 H: 1 LOB: 1 BB: 0 P: 4	R: 0 E: 0 K: 2 S: 7 H: 0 LOB: 0 BB: 0 P: 7	R: 0 E: 0 K: 0 S: 3 H: 0 LOB: 0 BB: 0 P: 3	R: 0 E: 0 K: 0 S: 4 H: 2 LOB: 1 BB: 0 P: 4	R: 0 E: 1 K: 0 S: 5 H: 1 LOB: 2 BB: 0 P: 5	R: 2 E: 1 K: 0 S: 5 H: 2 LOB: 1 BB: 1 P: 9	R: 2 E: 0 K: 1 S: 7 H: 2 LOB: 1 BB: 1 P: 11	1B: 6 2B: 3 3B: 0 HR: 0 SF: 0 SAC: 0 DP: 1 HBP: 0	
PITCHER Chris Short, L ERA: 2.95 (1, 1) Gary Wagner, R ERA: 3.02 (6, 1) Turk Farrell, R ERA: 3.84 (9, 1)	IP WLS BF H R ER SO BB IBB HBP BLK WP HR S P ERA WHIP										
	5.0 W 18 2 0 0 3 1 0 0 0 0 0 0 23 27 0.00 0.600										
	3.2 20 7 4 4 0 2 0 0 0 0 0 0 18 26 9.82 2.455										
	0.1 S 1 0 0 0 1 0 0 0 0 0 0 0 3 3 0.00 0.000										



Batter	1	2	3	4	5	6	7	8	9
Tony Taylor, R OBP: 0.304, SLG: 0.310 (1, 5)	0-0 L8	0-0 CS 2-H 3-H 1B			0-0 G5-4-3 1-2f		0-3 K		
Roberto Pena, R OBP: 0.323, SLG: 0.321 (1, 6)	0-0 3-1	0-0 CS 1-2	0-0 CS 1B			0-0 BB SF8 1B	0-0 FC5-4 1B		
John Briggs, L OBP: 0.352, SLG: 0.343 (1, 8)	4-0 FC5-4 BB		0-3 K 1-2			0-0 F3	0-0 FC5-4 PB		
Dick Allen, R OBP: 0.362, SLG: 0.527 (1, 7)	0-0 FC5-4 1-2f		0-3 K			4-0 WP 1-2 HR BB	0-3 K		
Bill White, L OBP: 0.304, SLG: 0.355 (1, 3)		0-0 BB 1B 1B		0-3 K		4-0 WP 1-2 HR 2-3 BB	0-3 K		
Cookie Rojas, R OBP: 0.261, SLG: 0.321 (1, 4)		0-0 BB 1B		0-0 G3 1B		0-0 SF8	4-0 1B FC1-2-5 BB		
Gary Sutherland, R OBP: 0.256, SLG: 0.247 (5, 4)		1-2 BB 1B		0-0 G3 1B		0-0 3-H			
Doug Clemens, L OBP: 0.273, SLG: 0.316 (1, 9)		4-0 1-6-3 1-2 2-3 1B BB		0-0 G3 1-2		0-0 1-H 2-H HR	0-0 FC1-2-5 1B		
Mike Ryan, R OBP: 0.200, SLG: 0.195 (1, 2)		0-0 1-6-3 1-2 3-H 1B		0-3 K		4-0 BB	0-0 FC1-2-5		
Chris Short, R OBP: 0.179, SLG: 0.143 (1, 1)		0-0 1-6-3 1B		0-0 K		0-3 K	0-3 K		
Larry Jackson, R OBP: 0.152, SLG: 0.143 (5, PH)		1-6-3		0-0 G5-4-3 1B					
Gary Wagner, R (6, 1)									
Turk Farrell, R OBP: 0.250, SLG: 0.250 (9, 1)		1-2 2-3							

AB	R	H	RBI	BB	SO	LOB
4	0	1	2	0	1	1
4	1	3	0	0	0	0
3	0	0	0	1	1	3
3	1	0	0	1	2	2
3	2	1	0	1	2	0
2	0	2	0	0	0	0
0	0	0	1	1	0	0
3	2	2	3	1	0	1
3	1	1	1	1	1	2
1	0	0	0	0	0	2
1	0	1	0	0	0	0
2	0	0	0	0	2	3
0	0	0	0	0	0	0

AB	R	H	RBI	BB	SO	LOB
29	7	11	7	6	9	14

Inning	R	H	E	K	S	BB	IBB	HBP	BLK	WP	HR	S	P	ERA	WHIP
1	0	0	0	0	3	0	0	0	0	0	0	27	39	8.44	2.062
2	3	4	0	2	5	0	0	0	0	0	1	5	13	27.00	4.500
3	0	1	0	1	7	0	0	0	0	0	0	16	20	0.00	1.500

WP	PA	ERA	WHIP
1	37		

Cincinnati Reds @ Philadelphia Phillies
 Connie Mack Stadium, Philadelphia, PA
 Fri Aug 30 1968, 7:05 PM EDT
 Att. 6,614 - Unknown

livebaseballscorecards.com



Batter	1	2	3	4	5	6	7	8	9	AB R H RBI BB SO LOB	TOP		
Pete Rose, S OBP: 0.401, SLG: 0.488 (1, 9) X	0-0 1B 1B		0-0 F7			0-0 3B 3B		0-0 F8		4 1 2 0 0 0 0			
Vada Pinson, L OBP: 0.315, SLG: 0.400 (1, 8) X	0-0 1-3 1B			0-0 P3		0-0 3-H 3B 3B		0-0 CS 1B		4 1 3 1 0 0 0			
Alex Johnson, R OBP: 0.357, SLG: 0.413 (1, 7) X	0-0 L4			0-0 5-3		0-0 6-3		0-0 1-2 1B		4 0 1 1 0 0 1			
Tony Perez, R OBP: 0.335, SLG: 0.435 (1, 5) X	0-0 F8			0-0 F7		0-0 3-H P4		0-0 F4		4 0 0 0 0 0 2			
Fred Whitfield, L OBP: 0.317, SLG: 0.429 (1, 3)		0-0 F8			0-0 F8		0-0 F7		0-0 5-3	4 0 0 0 0 0 1			
Giraldo Ruiz, S OBP: 0.292, SLG: 0.253 (9, 3)										0 0 0 0 0 0 0			
Johnny Bench, R OBP: 0.312, SLG: 0.429 (1, 2)		0-0 CS 1B			0-0 1B		0-0 5-3			3 0 2 0 0 0 0			
Tommy Helms, R OBP: 0.304, SLG: 0.360 (1, 4)		0-0 5-3 1-2			0-0 F9		0-0 F9			3 0 0 0 0 0 2			
Woody Woodward, R OBP: 0.289, SLG: 0.262 (1, 6)			0-0 F8		0-3 K			0-0 4-3		3 0 0 0 0 1 1			
Tony Cloninger, R OBP: 0.205, SLG: 0.395 (1, 1)			0-0 L3				0-0 F8		0-0 4-3	2 0 0 0 0 0 0			
Clay Carroll, R OBP: 0.227, SLG: 0.190 (6, 1)										1 0 0 0 0 0 0			
Inning Stats	R: 0 E: 0 K: 0 S: 4 H: 2 LOB: 1 BB: 0 P: 4	R: 0 E: 0 K: 0 S: 3 H: 1 LOB: 0 BB: 0 P: 3	R: 0 E: 0 K: 0 S: 3 H: 0 LOB: 0 BB: 0 P: 3	R: 0 E: 0 K: 0 S: 3 H: 0 LOB: 0 BB: 0 P: 3	R: 0 E: 0 K: 1 S: 6 H: 1 LOB: 1 BB: 0 P: 6	R: 2 E: 0 K: 0 S: 5 H: 2 LOB: 0 BB: 0 P: 5	R: 0 E: 0 K: 0 S: 3 H: 0 LOB: 0 BB: 0 P: 3	R: 0 E: 0 K: 0 S: 3 H: 0 LOB: 0 BB: 0 P: 3	R: 0 E: 0 K: 0 S: 4 H: 2 LOB: 1 BB: 0 P: 4	1B: 6 2B: 0 3B: 2 HR: 0 SF: 0 SAC: 0 DP: 0 HBP: 0	WP: 0 PB: 0 SB: 0 CS: 2 PA: 32		
PITCHER	IP WLS BF H R ER SO BB IBB HBP BLK WP HR S P ERA WHIP											PITCHER	IP WLS BF H R ER SO BB IBB HBP BLK WP HR S P ERA WHIP
Rick Wise, R ERA: 4.42 (1, 1)	8.0 28 6 2 2 1 0 0 0 0 0 0 0 30 30 2.25 0.750												
Turk Farrell, R ERA: 3.78 (9, 1)	1.0 W 4 2 0 0 0 0 0 0 0 0 0 0 4 4 0.00 2.000												

Cincinnati Reds @ Philadelphia Phillies
 Connie Mack Stadium, Philadelphia, PA
 Sat Aug 31 1968, 7:05 PM EDT
 Att. 6,629 - Unknown

livebaseballscorecards.com

AB	32
R	2
H	8
RBI	2
BB	0
SO	1
LOB	7



Batter	1	2	3	4	5	6	7	8	9	AB	R	H	RBI	BB	SO	LOB
Tony Taylor, R OBP: 0.306, SLG: 0.310 (1, 5)	0-0 F8			0-0 1B		4-0 BB		0-0 FC6-4		3	1	1	0	1	0	1
Roberto Pena, R OBP: 0.320, SLG: 0.318 (1, 6)	0-0 F9			0-3 K		0-0 F8			0-0 E3	4	1	0	0	0	1	2
John Briggs, L OBP: 0.350, SLG: 0.341 (1, 8)	0-3 K			0-0 P4		0-0 6-3			0-0 2B	4	1	1	0	0	1	2
Dick Allen, R OBP: 0.363, SLG: 0.527 (1, 7)		0-0 F9		0-0 1B			0-0 P1-3		0-3 K	4	0	2	1	0	1	2
Bill White, L OBP: 0.304, SLG: 0.357 (1, 3)		0-0 F2		0-0 P5			0-0 P1-3		0-0 2B	4	0	1	2	0	0	2
Doug Clemens, L OBP: 0.240, SLG: 0.273 (1, 9)		0-0 4-3			0-0 F8		0-0 G3			3	0	0	0	0	0	0
Gary Sutherland, R OBP: 0.259, SLG: 0.250 (1, 4)			0-0 1-4-3		0-0 5-3			0-0 FC5-6		3	0	1	0	0	0	0
Mike Ryan, R OBP: 0.197, SLG: 0.192 (1, 2)			0-0 6-3		0-0 F8			0-0 FC5-6		3	0	0	0	0	0	1
Rick Wise, R OBP: 0.283, SLG: 0.480 (1, 1)			0-0 5-3			0-0 P4		0-0 L4		2	0	0	0	0	0	0
Don Lock, R OBP: 0.289, SLG: 0.343 (8, PH)										1	0	0	0	0	0	1
Turk Farrell, R OBP: 0.250, SLG: 0.250 (9, 1)										0	0	0	0	0	0	0

Inning Stats	R: 0	H: 0	E: 0	K: 1	S: 5	LOB: 0	BB: 0	P: 5	R: 0	H: 0	E: 0	K: 0	S: 3	LOB: 0	BB: 0	P: 3	R: 0	H: 0	E: 0	K: 0	S: 3	LOB: 0	BB: 0	P: 3	R: 1	H: 2	E: 0	K: 1	S: 7	LOB: 1	BB: 0	P: 7	R: 0	H: 0	E: 0	K: 0	S: 3	LOB: 0	BB: 0	P: 3	R: 0	H: 1	E: 0	K: 0	S: 3	LOB: 0	BB: 0	P: 3	R: 0	H: 1	E: 0	K: 0	S: 4	LOB: 1	BB: 0	P: 4	R: 2	H: 2	E: 1	K: 1	S: 6	LOB: 1	BB: 0	P: 6	1B: 5	SF: 0	2B: 2	SAC: 0	3B: 0	DP: 1	HR: 0	HBP: 0	WP: 0	PA: 32
--------------	------	------	------	------	------	--------	-------	------	------	------	------	------	------	--------	-------	------	------	------	------	------	------	--------	-------	------	------	------	------	------	------	--------	-------	------	------	------	------	------	------	--------	-------	------	------	------	------	------	------	--------	-------	------	------	------	------	------	------	--------	-------	------	------	------	------	------	------	--------	-------	------	-------	-------	-------	--------	-------	-------	-------	--------	-------	--------

PITCHER	IP	WLS	BF	H	R	ER	SO	BB	IBB	HBP	BLK	WP	HR	S	P	ERA	WHIP
Tony Cloninger, R ERA: 4.06 (1, 1)	5.1		18	2	1	1	2	0	0	0	0	0	0	22	22	1.69	0.375
Clay Carroll, R ERA: 2.77 (6, 1)	3.0	L	14	4	2	1	1	1	0	0	0	0	0	15	19	3.00	1.667

BOTTOM

Cincinnati Reds @ Philadelphia Phillies
Connie Mack Stadium, Philadelphia, PA

Sat Aug 31 1968, 7:05 PM EDT
 Att. 6,629 - Unknown

AB	31
R	3
H	6
RBI	3
BB	1
SO	3
LOB	11

livebaseballscorecards.com

Batter	1	2	3	4	5	6	7	8	9	AB R H RBI BB SO LOB
Tony Taylor, R OBP: 0.303, SLG: 0.307 (1, 5)	0-0 F8	0-0 F9			0-0 FC5-4		0-3 K		0-0 4-3	5 0 0 0 0 1 2
Gary Sutherland, R OBP: 0.267, SLG: 0.263 (1, 4)	0-0 F7		0-0 1-3		4-0 BB		0-0 1-3		0-0 1B 2B	4 1 1 0 1 0 0
Roberto Pena, R OBP: 0.323, SLG: 0.321 (1, 6)	0-0 FC6-4 1B		0-0 5-3		0-0 5-3		0-0 WP 1B		0-0 1B	5 0 3 1 0 0 2
Dick Allen, R OBP: 0.362, SLG: 0.523 (1, 7)	0-0 FC6-4		0-3 K		0-3 K		4-0 FC5-4 IBB		0-0 1B	3 0 0 0 1 2 1
Don Lock, R OBP: 0.293, SLG: 0.350 (1, 8)		0-0 1-3 1B 2B		0-0 P4		0-0 1B 1B		0-0 FC5-4		4 2 2 0 0 0 2
Rick Joseph, R OBP: 0.299, SLG: 0.325 (1, 3)		4-0 1-3 1B BB		0-0 P3		0-0 1B CS 1B		0-0 6-3		3 1 1 0 1 0 0
John Briggs, L OBP: 0.349, SLG: 0.340 (1, 9)		0-0 1-3		0-3 K		0-0 BB 1B		0-0 P5		4 0 1 1 0 1 2
Mike Ryan, R OBP: 0.207, SLG: 0.198 (1, 2)		0-0 SH1-4 1B			0-0 FC5-4 1B		4-0 BB		0-0 6-3	3 0 2 2 1 0 0
Jerry Johnson, R OBP: 0.235, SLG: 0.200 (1, 1)		0-0 SH1-4			0-0 B3		0-3 K		0-0 F9	3 0 0 0 0 1 3

Inning Stats	R: 0 E: 0 K: 0 S: 4	H: 1 LOB: 1 BB: 0 P: 4	R: 2 E: 0 K: 0 S: 5	H: 2 LOB: 1 BB: 1 P: 9	R: 0 E: 0 K: 1 S: 5	H: 0 LOB: 0 BB: 0 P: 5	R: 0 E: 0 K: 1 S: 5	H: 0 LOB: 0 BB: 0 P: 5	R: 0 E: 0 K: 0 S: 4	H: 1 LOB: 2 BB: 1 P: 8	R: 1 E: 0 K: 2 S: 9	H: 3 LOB: 2 BB: 1 P: 13	R: 0 E: 0 K: 1 S: 6	H: 1 LOB: 2 BB: 1 P: 10	R: 0 E: 0 K: 0 S: 3	H: 0 LOB: 0 BB: 0 P: 3	R: 1 E: 0 K: 0 S: 4	H: 2 LOB: 1 BB: 0 P: 4	1B: 8 2B: 2 3B: 0 HR: 0	SF: 0 SAC: 1 DP: 0 HBP: 0
--------------	------------------------------	---------------------------------	------------------------------	---------------------------------	------------------------------	---------------------------------	------------------------------	---------------------------------	------------------------------	---------------------------------	------------------------------	----------------------------------	------------------------------	----------------------------------	------------------------------	---------------------------------	------------------------------	---------------------------------	----------------------------------	------------------------------------

PITCHER	IP	WLS	BF	H	R	ER	SO	BB	IBB	HBP	BLK	WP	HR	S	P	ERA	WHIP
Gerry Arrigo, L ERA: 3.09 (1, 1)	5.1		25	7	3	3	3	2	0	0	0	0	0	29	37	5.06	1.688
Clay Carroll, R ERA: 2.7 (6, 1)	2.2		10	1	0	0	2	1	1	0	0	1	0	12	20	0.00	0.750
Ted Abernathy, R ERA: 2.07 (9, 1)	0.2	L	4	2	1	1	0	0	0	0	0	0	0	4	4	13.50	3.000

BOTTOM

Cincinnati Reds @ Philadelphia Phillies
Connie Mack Stadium, Philadelphia, PA
 Sun Sep 01 1968, 3:33 AM EDT
 Att. 4,381 - Unknown

livebaseballscorecards.com

AB	34
R	4
H	10
RBI	4
BB	4
SO	5
LOB	12



WP: 1	PA: 39
PB: 0	
SB: 1	
CS: 1	

Batter	1	2	3	4	5	6	7	8	9	AB R H RBI BB SO LOB	TOP																
Willie Crawford, L (1, 7) OBP: 0.325, SLG: 0.314	0-3 K	4-0 G6-3 BB		0-0 G3		0-3 K			0-0 2B	4 0 1 0 1 2 2																	
Willie Davis, L (1, 8) OBP: 0.285, SLG: 0.359	4-0 S 1B BB	0-0 G6-3 1-2f			0-0 L9		0-0 4-3		0-0 P6	4 1 0 0 1 0 2																	
Tom Haller, L (1, 2) OBP: 0.345, SLG: 0.388	0-0 E 1B BB 1B		0-0 F8		0-0 2B 2B		0-0 6-3			4 2 2 1 0 0 0																	
Len Gabrielson, L (1, 9) OBP: 0.330, SLG: 0.429	0-0 E8 BB SF8 1B		0-0 F9		0-0 F9		0-3 K			4 1 2 0 0 1 1																	
Ron Fairly, L (1, 3) OBP: 0.292, SLG: 0.284	4-0 BB BB		0-0 F8		0-0 2B		0-0 3-1			3 0 1 1 1 0 1																	
Jim Lefebvre, S (1, 5) OBP: 0.279, SLG: 0.295	4-0 BB		0-0 P6		0-0 L3		0-0 6-3			3 0 0 1 1 0 2																	
Paul Popovich, S (1, 4) OBP: 0.262, SLG: 0.256	0-0 SF8		0-0 P8		0-3 K		0-0 P3-1			3 0 0 1 0 1 0																	
Bart Shirley, R (1, 6) OBP: 0.291, SLG: 0.208	0-3 K		0-0 1B		0-0 6-3			0-0 B3		3 0 1 0 0 1 2																	
Jim Fairey, L (9, PH) OBP: 0.221, SLG: 0.270										1 0 0 0 0 0 0																	
Joe Moeller, R (1, 1)		0-3 K		0-3 K		0-0 1B			0-0 L4	2 0 0 0 0 2 1																	
John Purdin, R (4, 1) OBP: 0.500, SLG: 0.500										1 0 1 0 0 0 0																	
Hank Aguirre, R (8, 1)										0 0 0 0 0 0 0																	
Ken Boyer, R (9, PH) OBP: 0.306, SLG: 0.364										1 0 0 0 0 0 0																	
Inning Stats	R: 3 E: 1 K: 2 S: 9	H: 2 LOB: 2 BB: 3 P: 21	R: 0 E: 0 K: 1 S: 4	H: 0 LOB: 0 BB: 1 P: 8	R: 0 E: 0 K: 0 S: 4	H: 1 LOB: 1 BB: 0 P: 4	R: 0 E: 0 K: 1 S: 6	H: 1 LOB: 1 BB: 0 P: 6	R: 1 E: 0 K: 0 S: 5	H: 2 LOB: 1 BB: 0 P: 5	R: 0 E: 0 K: 2 S: 8	H: 1 LOB: 1 BB: 0 P: 8	R: 0 E: 0 K: 1 S: 5	H: 0 LOB: 0 BB: 0 P: 5	R: 0 E: 0 K: 0 S: 3	H: 0 LOB: 0 BB: 0 P: 3	R: 0 E: 0 K: 0 S: 4	H: 1 LOB: 1 BB: 0 P: 4	1B: 5 2B: 3 3B: 0 HR: 0	SF: 1 SAC: 0 DP: 1 HBP: 0	WP: 0 PB: 0 SB: 1 CS: 0	PA: 38					
PITCHER	IP WLS BF H R ER SO BB IBB HBP BLK WP HR S P ERA WHIP																										
Jeff James, R (1, 1) ERA: 4.55	0.1		6	2	3	3	1	3	0	0	0	0	0	5	17	81.00	15.000										
John Boozer, R (1, 1) ERA: 3.79	5.2	W	22	5	1	1	5	1	0	0	0	0	0	31	35	1.59	1.059										
Gary Wagner, R (7, 1) ERA: 2.87	3.0	S	10	1	0	0	1	0	0	0	0	0	0	12	12	0.00	0.333										

Los Angeles Dodgers @ Philadelphia Phillies
 Connie Mack Stadium, Philadelphia, PA
 Mon Sep 02 1968, 7:05 PM EDT
 Unknown

livebaseballscorecards.com

AB	33
R	4
H	8
RBI	4
BB	4
SO	7
LOB	11



Batter	1	2	3	4	5	6	7	8	9	AB R H RBI BB SO LOB	BOTTOM
--------	---	---	---	---	---	---	---	---	---	----------------------	--------

Tony Taylor, R <small>OBP: 0.304, SLG: 0.309</small> (1, 5)	0-0 1B		0-0 1B	0-0 SF8		0-0 F8				3 0 2 1 0 0 1	Los Angeles Dodgers @ Philadelphia Phillies Connie Mack Stadium, Philadelphia, PA Mon Sep 02 1968, 7:05 PM EDT Unknown
Roberto Pena, R <small>OBP: 0.320, SLG: 0.318</small> (1, 6)	0-3 K		0-0 FC6-4	0-3 K			0-0 6-3			4 0 0 0 0 2 4	
John Briggs, L <small>OBP: 0.344, SLG: 0.335</small> (1, 8)	0-0 F9		0-0 G3		0-3 K		0-3 K			4 0 0 0 0 2 2	
Dick Allen, R <small>OBP: 0.361, SLG: 0.520</small> (1, 7)	0-3 K			4-0 1B	0-0 1-3		0-0 F8			3 1 0 0 1 1 1	
Bill White, L <small>OBP: 0.306, SLG: 0.357</small> (1, 3)		0-3 K		0-0 E8	0-0 L9		4-0 SH1-4			3 2 1 0 1 1 0	
Gary Sutherland, R <small>OBP: 0.270, SLG: 0.265</small> (1, 4)		0-0 1-3		0-0 SH	0-0 P5		0-0 SH1-4			3 1 1 1 0 0 1	
Doug Clemens, L <small>OBP: 0.276, SLG: 0.360</small> (1, 9)		0-0 P4-6-3		0-0 SF9		0-0 1B	0-0 F2			3 1 2 2 0 0 1	
Clay Dalrymple, L <small>OBP: 0.257, SLG: 0.264</small> (1, 2)		0-0 P4-6-3		0-0 SH	0-3 K		4-0 IBB			3 0 1 0 1 1 2	
Jeff James, R <small>OBP: 0.103, SLG: 0.103</small> (1, 1)			0-0 P4-3	0-0 SH	0-0 1B		0-3 K			0 0 0 0 0 0 0	
John Boozer, R <small>OBP: 0.167, SLG: 0.167</small> (1, 1)				1-2 1B		2-H 1B				1 0 0 0 0 0 0	
Don Lock, R <small>OBP: 0.296, SLG: 0.353</small> (6, PH)										1 0 1 1 0 0 0	
Gary Wagner, R <small>OBP: 0.296, SLG: 0.353</small> (7, 1)				1-2 1B		2-H 1B				1 0 0 0 0 1 2	

Inning Stats R: 0 H: 1 E: 0 K: 2 S: 8 H: 1 LOB: 1 BB: 0 P: 8 R: 1 E: 0 K: 1 S: 6 H: 1 LOB: 0 BB: 0 P: 6 R: 0 H: 1 E: 0 K: 0 S: 4 H: 1 LOB: 1 BB: 0 P: 4 R: 3 E: 1 K: 1 S: 9 H: 3 LOB: 2 BB: 1 P: 13 R: 0 H: 0 E: 0 K: 1 S: 5 H: 0 LOB: 0 BB: 0 P: 5 R: 1 E: 0 K: 1 S: 7 H: 2 LOB: 1 BB: 0 P: 7 R: 0 H: 0 E: 0 K: 1 S: 5 H: 0 LOB: 0 BB: 0 P: 5 R: 0 H: 0 E: 0 K: 1 S: 5 H: 0 LOB: 2 BB: 2 P: 13	1B: 7 SF: 2 2B: 1 SAC: 2 3B: 0 DP: 1 HR: 0 HBP: 0	WP: 0 PA: 36 PB: 1 SB: 0 CS: 0
PITCHER Joe Moeller, R <small>ERA: 8.1</small> (1, 1) John Purdin, R <small>ERA: 2.7</small> (4, 1) Hank Aguirre, L <small>ERA: 0.73</small> (8, 1)	IP WLS BF H R ER SO BB IBB HBP BLK WP HR S P ERA WHIP 3.1 0 17 6 4 3 3 1 0 0 0 0 0 22 26 8.10 2.100 4.0 L 16 2 1 1 4 1 0 0 0 0 0 0 23 27 2.25 0.750 0.2 3 0 0 0 0 1 0 1 0 0 0 0 4 8 0.00 0.000	PITCHER IP WLS BF H R ER SO BB IBB HBP BLK WP HR S P ERA WHIP 3.1 0 17 6 4 3 3 1 0 0 0 0 0 22 26 8.10 2.100 4.0 L 16 2 1 1 4 1 0 0 0 0 0 0 23 27 2.25 0.750 0.2 3 0 0 0 0 1 0 1 0 0 0 0 4 8 0.00 0.000

livebaseballscorecards.com

AB	29
R	5
H	8
RBI	5
BB	3
SO	8
LOB	14



Batter	1	2	3	4	5	6	7	8	9	AB R H RBI BB SO LOB	TOP
Wes Parker, S (1, 8) OBP: 0.303, SLG: 0.314	0-0 F8		0-0 6-3			0-0 FC3-6 1B	0-0 F3		0-3 K	5 0 1 0 0 1 2	Los Angeles Dodgers @ Philadelphia Phillies Connie Mack Stadium, Philadelphia, PA Mon Sep 02 1968, 7:05 PM EDT Att. 5,240 - Unknown
Tom Haller, L (1, 2) OBP: 0.344, SLG: 0.385	4-0 4-3 BB		0-3 K			0-0 FC3-6 1B 1-2f	0-0 F8			3 1 0 0 1 1 1	
Ted Savage, R (1, 9) OBP: 0.244, SLG: 0.313	0-0 4-3 1-2		0-0 5-3			0-0 BB 1-3 1B 1B		0-0 5-3		4 1 1 0 0 0 1	
Ken Boyer, R (1, 3) (6, 5) OBP: 0.305, SLG: 0.362	0-0 1-3			0-0 6-3		0-0 BB 1-2 3-H 1B		0-0 1-3		4 1 1 1 0 0 1	
Jim Lefebvre, S (1, 7) (6, 4) OBP: 0.282, SLG: 0.292		0-0 F8		4-0 G6-4-3 BB		4-0 1B FC6-4 BB		0-3 K		2 1 0 0 2 1 0	
Bob Bailey, R (1, 5) (6, 6) OBP: 0.309, SLG: 0.350		0-0 HR		0-0 G6-4-3 1-2f		0-0 FC6-4 1B		0-0 F7		4 1 2 3 0 0 1	
Paul Popovich, S (1, 4) Ron Fairly, L (6, PH) OBP: 0.283, SLG: 0.283		0-0 5-3 1B			0-0 P8	0-0 FC6-4 1-2f 3-H		0-0 P6		2 0 1 0 0 0 0 2 0 0 1 0 0 1	
Bart Shirley, R (1, 6) Len Gabrielson, L (6, PH) OBP: 0.281, SLG: 0.200 OBP: 0.331, SLG: 0.427		0-0 5-3 1-2			0-0 6-3	0-0 K		4-0 1B BB		2 0 0 0 0 0 1 1 0 0 0 1 1 1	
Mike Kekich, R (1, 1) Jack Billingham, R (3, 1) Jim Fairey, L (7, PH) Hank Aguirre, R (7, 1) Willie Davis, L (9, PH) OBP: 0.114, SLG: 0.088 OBP: 0.220, SLG: 0.268 OBP: 0.286, SLG: 0.360		0-0 1-6-3			0-3 K		0-3 K	0-0 1-2 1B		1 0 0 0 0 0 1 1 0 0 0 0 1 0 1 0 0 0 0 1 0 0 0 0 0 0 0 0 1 0 1 0 0 0 0	
Inning Stats	R: 0 H: 0 E: 0 LOB: 1 K: 0 BB: 1 S: 3 P: 7	R: 1 H: 2 E: 0 LOB: 1 K: 0 BB: 0 S: 5 P: 5	R: 0 H: 0 E: 0 LOB: 0 K: 1 BB: 0 S: 5 P: 5	R: 0 H: 0 E: 0 LOB: 0 K: 0 BB: 1 S: 2 P: 6	R: 0 H: 0 E: 0 LOB: 0 K: 1 BB: 0 S: 5 P: 5	R: 4 H: 4 E: 0 LOB: 1 K: 1 BB: 1 S: 9 P: 13	R: 0 H: 0 E: 0 LOB: 0 K: 1 BB: 0 S: 5 P: 5	R: 0 H: 0 E: 0 LOB: 0 K: 1 BB: 0 S: 5 P: 5	R: 0 H: 1 E: 0 LOB: 2 K: 1 BB: 1 S: 6 P: 10	1B: 6 SF: 0 2B: 0 SAC: 0 3B: 0 DP: 1 HR: 1 HBP: 0	
PITCHER Woody Fryman, L (1, 1) ERA: 2.54 Turk Farrell, R (6, 1) ERA: 3.58	IP WLS BF H R ER SO BB IBB HBP BLK WP HR S P ERA WHIP	5.1 W 24 6 5 5 2 3 0 0 0 0 1 25 37 8.44 1.688	3.2 S 13 1 0 0 4 1 0 0 0 0 0 0 20 24 0.00 0.545	PITCHER IP WLS BF H R ER SO BB IBB HBP BLK WP HR S P ERA WHIP							

livebaseballscorecards.com

AB	33
R	5
H	7
RBI	5
BB	4
SO	6
LOB	10



Batter	1	2	3	4	5	6	7	8	9	AB	R	H	RBI	BB	SO	LOB
Tony Taylor, R OBP: 0.308, SLG: 0.313 (1, 5)	4-0 S 1B BB		0-0 1B 2B	0-0 WP 1B		0-3 K				3	2	2	0	1	1	0
Gary Sutherland, R OBP: 0.269, SLG: 0.256 (1, 4)	0-0 F7 1-2		4-0 1B BB	0-0 L8 1-2			0-0 E6 L4-3			3	1	0	0	1	0	2
Roberto Pena, R OBP: 0.319, SLG: 0.318 (1, 6)	0-3 K		0-0 BB BB G5-3 1B	0-0 F9			0-0 L4-3 1-2			4	1	1	1	0	1	3
Dick Allen, R OBP: 0.363, SLG: 0.518 (1, 7)	0-0 FC4 1B 2-H		4-0 G5-3 BB 1-2	0-3 K			0-0 G3			3	0	1	1	1	1	1
Don Lock, R OBP: 0.295, SLG: 0.349 (1, 8)	0-0 FC4 1-2f		4-0 E G5-3 1B BB 1-2 2-3 3-H		0-0 F7		0-3 K			3	1	0	1	1	1	1
Rick Joseph, R OBP: 0.290, SLG: 0.315 (1, 3)		0-0 L8	0-0 G5-3 1-2 2-3f 3-H		0-3 K		0-0 5-3			4	0	0	0	0	1	2
John Briggs, L OBP: 0.346, SLG: 0.337 (1, 9)		0-0 P4-3	0-0 E 1B 2-H		0-0 F8		0-0 1B			4	1	2	1	0	0	0
Mike Ryan, R OBP: 0.211, SLG: 0.220 (1, 2)		0-0 HR	0-0 E6 1-H 2B			0-0 F8		0-0 4-3		4	1	2	2	0	0	1
Woodie Fryman, R OBP: 0.125, SLG: 0.101 Turk Farrell, R OBP: 0.200, SLG: 0.200 (6, 1)		0-3 K	0-0 6-3			0-0 4-3				2	0	0	0	0	1	1
										1	0	0	0	0	0	0

Inning Stats	R: 1	H: 1	R: 1	H: 1	R: 5	H: 4	R: 0	H: 1	R: 0	H: 0	R: 0	H: 0	R: 0	H: 1	R: 0	H: 1
	E: 0	LOB: 1	E: 0	LOB: 0	E: 2	LOB: 1	E: 0	LOB: 1	E: 0	LOB: 0	E: 1	LOB: 0	E: 0	LOB: 1	E: 0	LOB: 1
	K: 1	BB: 1	K: 1	BB: 0	K: 0	BB: 3	K: 1	BB: 0	K: 1	BB: 0	K: 0	BB: 0	K: 1	BB: 0	K: 1	BB: 0
	S: 6	P: 10	S: 6	P: 6	S: 6	P: 18	S: 6	P: 6	S: 5	P: 5	S: 3	P: 3	S: 6	P: 6	S: 6	P: 6

PITCHER	IP	WLS	BF	H	R	ER	SO	BB	IBB	HBP	BLK	WP	HR	S	P	ERA	WHIP
Mike Kekich, L ERA: 3.9 (1, 1)	2.0	L	13	4	6	6	2	3	0	0	0	0	1	14	26	27.00	3.500
Jack Billingham, R ERA: 2.09 (3, 1)	4.0		15	3	1	1	3	1	0	0	0	1	0	20	24	2.25	1.000
Hank Aguirre, L ERA: 0.69 (7, 1)	2.0		7	1	0	0	1	0	0	0	0	0	0	9	9	0.00	0.500

BOTTOM

Los Angeles Dodgers @ Philadelphia Phillies
 Connie Mack Stadium, Philadelphia, PA
 Mon Sep 02 1968, 7:05 PM EDT
 Att. 5,240 - Unknown

livebaseballscores.com

AB	31
R	7
H	8
RBI	6
BB	4
SO	6
LOB	11



WP: 1	PA: 35
PB: 0	
SB: 1	
CS: 0	

Batter	1	2	3	4	5	6	7	8	9	AB	R	H	RBI	BB	SO	LOB
Tony Taylor, R OBP: 0.310, SLG: 0.317 (1, 5)	0-0 1-3		0-3 K			0-0 1B		0-0 E8 FC5-4 1B		4	1	2	2	1	1	0
Gary Sutherland, R OBP: 0.286, SLG: 0.267 (1, 4)	0-3 K			0-0 G5-4-3 1B	0-0 1B	0-0 FC5-4 1-2f		0-0 FC5-4 BB		4	0	2	2	1	1	1
Roberto Pena, R OBP: 0.318, SLG: 0.316 (1, 6)	0-0 6-3			0-0 G5-4-3 1-2f	0-0 FC5-4 1B			0-0 FC5-4 1-2f		5	0	1	0	0	0	4
Dick Allen, R OBP: 0.359, SLG: 0.512 (1, 7)		0-0 4-3		0-3 K	0-0 FC5-4 1-2f			0-3 K		5	0	0	0	0	3	2
Don Lock, R OBP: 0.301, SLG: 0.369 (1, 8)		0-3 K			4-0 1B BB	0-0 1B 2B		0-3 K		4	3	2	1	1	2	0
Rick Joseph, R OBP: 0.301, SLG: 0.326 (1, 3)		0-0 1B			0-0 1B SF7	0-3 K		0-0 3-1 BB 1B		5	2	3	0	0	1	1
John Briggs, L OBP: 0.344, SLG: 0.335 (1, 9)		0-0 4-3			0-0 2B SH5-4 1-3 2-H	0-0 F2		0-3 K		5	1	1	1	0	1	3
Mike Ryan, R OBP: 0.216, SLG: 0.223 (1, 2)			0-0 F8		0-0 SF7	4-0 1B IBB		0-0 BB 3-1 1B		2	1	1	1	1	0	0
Grant Jackson, S OBP: 0.300, SLG: 0.300 (1, 1)			0-0 4-3		0-0 SH5-4	0-0 E 1-2 2-H		0-0 3-1		2	1	1	1	0	0	0
Dick Hall, R OBP: 0.333, SLG: 0.333 (8, 1)										0	0	0	0	0	0	0
Gary Wagner, R (8, 1)										0	0	0	0	0	0	0
Cookie Rojas, R OBP: 0.260, SLG: 0.321 (8, PH)										1	0	0	0	0	0	2
John Boozer, R OBP: 0.167, SLG: 0.167 (9, 1)										0	0	0	0	0	0	0

Inning Stats	R: 0	H: 0	E: 0	K: 1	S: 5	H: 0	LOB: 0	BB: 0	P: 5	R: 0	H: 1	E: 0	K: 1	S: 6	H: 1	LOB: 1	BB: 0	P: 6	R: 0	H: 0	E: 0	K: 1	S: 5	H: 0	LOB: 0	BB: 0	P: 5	R: 0	H: 1	E: 0	K: 1	S: 5	R: 4	H: 5	E: 0	K: 0	S: 8	R: 3	H: 3	E: 1	K: 1	S: 8	R: 0	H: 0	E: 0	K: 2	S: 7	R: 1	H: 2	E: 0	K: 1	S: 7	R: 1	H: 1	E: 0	K: 1	S: 6	R: 1	H: 1	E: 0	K: 1	S: 6	1B: 10	SF: 1	2B: 2	SAC: 1	3B: 0	DP: 1	HR: 1	HBP: 0	WP: 0	PA: 43
--------------	------	------	------	------	------	------	--------	-------	------	------	------	------	------	------	------	--------	-------	------	------	------	------	------	------	------	--------	-------	------	------	------	------	------	------	------	------	------	------	------	------	------	------	------	------	------	------	------	------	------	------	------	------	------	------	------	------	------	------	------	------	------	------	------	------	--------	-------	-------	--------	-------	-------	-------	--------	-------	--------

PITCHER	IP	WLS	BF	H	R	ER	SO	BB	IBB	HBP	BLK	WP	HR	S	P	ERA	WHIP
Claude Osteen, L ERA: 3.27 (1, 1)	5.2		27	9	7	6	5	1	1	0	0	0	0	35	43	9.53	1.765
Mudcat Grant, R ERA: 2.47 (6, 1)	1.1		5	1	0	0	2	0	0	0	0	0	0	9	9	0.00	0.750
Jim Brewer, L ERA: 2.58 (8, 1)	2.0	W	11	3	2	2	2	1	1	0	0	0	1	13	21	9.00	2.000

BOTTOM

Los Angeles Dodgers @ Philadelphia Phillies
 Connie Mack Stadium, Philadelphia, PA

Tue Sep 03 1968, 7:05 PM EDT
 Att. 2,812 - Unknown

livebaseballscores.com

AB	37
R	9
H	13
RBI	8
BB	4
SO	9
LOB	13



Batter	1	2	3	4	5	6	7	8	9	AB R H RBI BB SO LOB	TOP											
Willie Crawford, L (1, 7) OBP: 0.339, SLG: 0.360	0-3 K		0-0 P5		0-0 FC4-6 1B		0-0 4-3		0-0 CS 1B	5 0 2 1 0 1 2												
Willie Davis, L (1, 8) OBP: 0.289, SLG: 0.367	0-0 F9			0-0 1B 1B	0-0 FC4-6			0-0 1B 3B	0-0 CS	4 2 2 0 0 0 1												
Tom Haller, L (1, 2) OBP: 0.346, SLG: 0.387	0-0 4-3			0-0 BB 1B 1-2	0-0 1-4-3			0-0 FC3-6 1B		4 0 2 1 0 0 1												
Len Gabrielson, L (1, 9) OBP: 0.331, SLG: 0.427		0-3 K		0-0 P4		0-0 3-1		0-0 FC3-6 BB 1-2f		4 0 0 0 0 1 3												
Ron Fairly, L (1, 3) OBP: 0.295, SLG: 0.287		0-0 4-3		0-0 BB 1B 1-2 2-H		0-0 L7		4-0 G4-6-3 BB 1-2		3 0 1 1 1 0 0												
Jim Lefebvre, S (1, 4) OBP: 0.276, SLG: 0.282		0-3 K		0-0 F3		0-0 3-1		0-0 G4-6-3 1-2f		4 0 0 0 0 1 4												
Bill Sudakis, S (1, 5) OBP: 0.556, SLG: 1.143			0-0 SH1-4 1B	4-0 BB BB BB 1-2 2-3 BB		0-3 K		0-0 1B 3B		3 1 2 0 1 1 0												
Paul Popovich, S (1, 6) OBP: 0.259, SLG: 0.254			0-3 K	0-0 P8		0-0 P4-3		0-0 P4-3		4 0 0 0 0 1 5												
Don Sutton, R (1, 1) OBP: 0.231, SLG: 0.208			0-0 SH1-4		0-3 K		0-0 1B		0-3 K	3 0 1 0 0 2 1												
Inning Stats	R: 0 E: 0 K: 1 S: 5	H: 0 LOB: 0 BB: 0 P: 5	R: 0 E: 0 K: 2 S: 7	H: 0 LOB: 0 BB: 0 P: 7	R: 0 E: 0 K: 1 S: 6	H: 1 LOB: 1 BB: 0 P: 6	R: 1 E: 0 K: 0 S: 6	H: 3 LOB: 3 BB: 1 P: 10	R: 0 E: 0 K: 1 S: 6	H: 1 LOB: 1 BB: 0 P: 6	R: 0 E: 0 K: 0 S: 3	H: 0 LOB: 0 BB: 0 P: 3	R: 0 E: 0 K: 1 S: 6	H: 1 LOB: 1 BB: 0 P: 6	R: 1 E: 0 K: 0 S: 4	H: 2 LOB: 1 BB: 1 P: 8	R: 1 E: 0 K: 1 S: 6	H: 2 LOB: 0 BB: 0 P: 6	1B: 8 2B: 0 3B: 2 HR: 0	SF: 0 SAC: 1 DP: 1 HBP: 0	WP: 0 PB: 0 SB: 0 CS: 1	PA: 38
PITCHER	IP WLS BF H R ER SO BB IBB HBP BLK WP HR S P ERA WHIP																					
Larry Jackson, R (1, 1) ERA: 2.79	7.0 L 28 6 1 1 6 1 0 0 0 0 0 0 39 43 1.29 1.000																					
Turk Farrell, R (8, 1) ERA: 3.73	2.0 9 4 2 2 1 1 0 0 0 0 0 0 10 14 9.00 2.500																					

Los Angeles Dodgers @ Philadelphia Phillies
 Connie Mack Stadium, Philadelphia, PA
 Wed Sep 04 1968, 7:05 PM EDT
 Att. 3,282 - Unknown

livebaseballscorecards.com

AB	34
R	3
H	10
RBI	3
BB	2
SO	7
LOB	17



Batter	1	2	3	4	5	6	7	8	9	AB	R	H	RBI	BB	SO	LOB				
Tony Taylor, R OBP: 0.308, SLG: 0.314 (1, 5)	0-3 K		0-3 K			0-0 P6-3		0-0 P6-3		4	0	0	0	0	2	0				
Roberto Pena, R OBP: 0.317, SLG: 0.315 (1, 6)	0-0 1B			0-0 F9		0-0 4-3		0-0 F9		4	0	1	0	0	0	0				
John Briggs, L OBP: 0.349, SLG: 0.336 (1, 8)	0-0 F7			4-0 FC6-4 BB		0-0 1B		4-0 BB		2	0	1	0	2	0	1				
Dick Allen, R OBP: 0.356, SLG: 0.508 (1, 7)	0-3 K			0-0 FC6-4 FC5 BB 1-2f		0-0 5-3		0-3 K		4	0	0	0	0	2	4				
Bill White, L OBP: 0.305, SLG: 0.354 (1, 3)		0-3 K		4-0 1-2 BB		0-0 4-3		0-3 K		3	0	0	0	1	2	0				
Gary Sutherland, R OBP: 0.284, SLG: 0.266 (1, 4)		0-0 5-3		0-0 FC5 2-3f		0-0 BB 1B		0-3 K		4	0	1	0	0	1	2				
Doug Clemens, L OBP: 0.273, SLG: 0.321 (1, 9)		0-3 K		0-0 4-3		4-0 1-2 BB		0-0 F7		3	0	0	0	1	1	0				
Mike Ryan, R OBP: 0.213, SLG: 0.220 (1, 2)			0-3 K		0-0 P6-3		0-3 K			3	0	0	0	0	2	2				
Larry Jackson, R OBP: 0.148, SLG: 0.139 (1, 1)			0-0 B2		0-3 K		0-3 K			2	0	0	0	0	1	0				
Cookie Rojas, R OBP: 0.260, SLG: 0.320 (7, PH)										1	0	0	0	0	1	2				
Turk Farrell, R OBP: 0.200, SLG: 0.200 (8, 1)										0	0	0	0	0	0	0				
Inning Stats	R: 0 E: 0 K: 2 S: 8	H: 1 LOB: 1 BB: 0 P: 8	R: 0 E: 0 K: 2 S: 7	H: 0 LOB: 0 BB: 0 P: 7	R: 0 E: 0 K: 2 S: 7	H: 0 LOB: 2 BB: 2 P: 11	R: 0 E: 0 K: 1 S: 5	H: 0 LOB: 0 BB: 0 P: 5	R: 0 E: 0 K: 0 S: 4	H: 1 LOB: 1 BB: 0 P: 4	R: 0 E: 0 K: 2 S: 8	H: 1 LOB: 2 BB: 1 P: 12	R: 0 E: 0 K: 1 S: 5	H: 0 LOB: 1 BB: 1 P: 9	R: 0 E: 0 K: 2 S: 7	H: 0 LOB: 0 BB: 0 P: 7	1B: 3 2B: 0 3B: 0 HR: 0	SF: 0 SAC: 0 DP: 0 HBP: 0	WP: 0 PB: 0 SB: 0 CS: 0	PA: 34
PITCHER Don Sutton, R ERA: 2.88 (1, 1)	IP: 9.0 WLS: W BF: 34 H: 3 R: 0 ER: 0 SO: 12 BB: 4 IBB: 0 HBP: 0 BLK: 0 WP: 0 HR: 0 S: 54 P: 70 ERA: 0.00 WHIP: 0.778																			

BOTTOM

Los Angeles Dodgers @ Philadelphia Phillies
 Connie Mack Stadium, Philadelphia, PA
 Wed Sep 04 1968, 7:05 PM EDT
 Att. 3,282 - Unknown

livebaseballscores.com

AB	30
R	0
H	3
RBI	0
BB	4
SO	12
LOB	11



Batter	1	2	3	4	5	6	7	8	9	AB R H RBI BB SO LOB	TOP
Tony Taylor, R OBP: 0.309, SLG: 0.322 (1, 5) X	0-0 1-3 ①		0-0 5-3 ③			0-0 1-H HR		0-0 P3 1B		4 1 2 2 0 0 0	
Roberto Pena, R OBP: 0.315, SLG: 0.312 (1, 6) X	0-0 F7				0-0 F9 ①	0-0 G3 ①		0-0 P3 ② ③		4 0 0 0 0 0 1	
John Briggs, L OBP: 0.351, SLG: 0.349 (1, 9) X	0-0 FC6-4 1B			0-3 K		0-0 F9 ②			0-0 HR	4 1 2 1 0 1 0	
Dick Allen, R OBP: 0.356, SLG: 0.508 (1, 7) X	0-0 FC6-4 1-2f			0-0 F9 ③		0-3 K ③			0-0 G3 1B 2B	4 1 1 0 0 1 1	
Bill White, L OBP: 0.305, SLG: 0.352 (1, 3) X		0-0 4-3 ①			0-0 1B FC5-2-5 1B		0-0 3-1 ①		0-0 G3 ①	4 0 1 0 0 0 1	
Tony Gonzalez, L OBP: 0.333, SLG: 0.325 (1, 8) X		0-0 1-3 ②			0-0 1-3 FC5-2-5 1B		0-0 4-3 ②		0-0 1B 1B	4 1 2 1 0 0 0	
Cookie Rojas, R OBP: 0.262, SLG: 0.322 (1, 4) X		0-0 6-3 ③			0-0 FC5-2-5 G5-4-3 1-2 3-H		0-0 FC6-4 1B		0-0 1B	4 0 2 1 0 0 2	
Mike Ryan, R OBP: 0.210, SLG: 0.216 (1, 2) X			0-0 5-3 ①		0-0 G5-4-3 1-2f		0-0 FC6-4 1-2f		0-0 F7 ②	4 0 0 0 0 0 4	
Rick Wise, R OBP: 0.281, SLG: 0.463 (1, 1) X			0-0 5-3 ②			0-0 HR 1B		0-0 5-3 ①	0-0 5-3 ③	4 1 1 0 0 0 1	
Inning Stats	R: 0 H: 1 E: 0 LOB: 1 K: 0 BB: 0 S: 4 P: 4	R: 0 H: 0 E: 0 LOB: 0 K: 0 BB: 0 S: 3 P: 3	R: 0 H: 0 E: 0 LOB: 0 K: 0 BB: 0 S: 3 P: 3	R: 0 H: 0 E: 0 LOB: 0 K: 1 BB: 0 S: 5 P: 5	R: 0 H: 2 E: 0 LOB: 1 K: 0 BB: 0 S: 4 P: 4	R: 2 H: 2 E: 0 LOB: 0 K: 1 BB: 0 S: 7 P: 7	R: 0 H: 1 E: 0 LOB: 1 K: 0 BB: 0 S: 4 P: 4	R: 0 H: 1 E: 0 LOB: 0 K: 0 BB: 0 S: 3 P: 3	R: 3 H: 4 E: 0 LOB: 1 K: 0 BB: 0 S: 7 P: 7	1B: 8 SF: 0 2B: 1 SAC: 0 3B: 0 DP: 1 HR: 2 HBP: 0	WP: 0 PA: 36 PB: 0 SB: 0 CS: 0
PITCHER Bill Hands, R (1, 1) ERA: 2.99 Phil Regan, R (9, 1) ERA: 2.18	IP WLS BF H R ER SO BB IBB HBP BLK WP HR S P ERA WHIP										
	8.1 L 34 11 5 5 2 0 0 0 0 0 0 2 38 38 5.40 1.320										
	0.2 2 0 0 0 0 0 0 0 0 0 0 0 2 2 0.00 0.000										

Philadelphia Phillies @ Chicago Cubs
Wrigley Field, Chicago, IL
Fri Sep 06 1968, 3:33 AM CDT
Att. 2,621 - Unknown

livebaseballscorecards.com

AB	36
R	5
H	11
RBI	5
BB	0
SO	2
LOB	10



Batter	1	2	3	4	5	6	7	8	9	AB	R	H	RBI	BB	SO	LOB
Don Kessinger, S OBP: 0.288, SLG: 0.296 (1, 6)	0-0 L7 ①		4-0 1B 1B BB ②		0-0 SF7 ②		0-0 4-3 ③			2	0	0	1	1	0	0
Glenn Beckert, R OBP: 0.324, SLG: 0.371 (1, 4)	0-0 1B 1B		0-0 1B 1-H ②		0-0 5-3 ③			0-0 4-3 ①		4	0	2	0	0	0	1
Billy Williams, L OBP: 0.333, SLG: 0.476 (1, 9)	0-0 1-3 1B		0-0 L4 ③			0-0 F7 ①		0-3 K ②		4	0	1	0	0	1	1
Ron Santo, R OBP: 0.358, SLG: 0.426 (1, 5)	0-0 P4 ②			0-0 6-3 ①		0-3 K ②		0-0 F9 ③		4	0	0	0	0	1	2
14 Ernie Banks, R OBP: 0.293, SLG: 0.481 (1, 3)	0-0 P3 ③			0-0 L7 ②		0-0 HR ③			0-0 P5 ①	4	1	1	1	0	0	2
Willie Smith, L OBP: 0.303, SLG: 0.396 (1, 7)		0-3 K ①		0-3 K ③		0-0 E6 ③			0-0 2B ②	4	0	1	0	0	2	0
Randy Hundley, R OBP: 0.288, SLG: 0.325 (1, 2)		0-0 6-3 ②			0-0 SH2-4 1B SF7 1B ③		0-0 F9 ③			0-0 6-3 ②	4	1	1	0	0	2
Adolfo Phillips, R OBP: 0.330, SLG: 0.393 (1, 8)		0-0 6-3 ③			0-0 SH2-4 1B ①		0-0 5-3 ①			0-0 5-3 ③	4	0	1	0	0	1
Bill Hands, R OBP: 0.110, SLG: 0.071 Phil Regan, R OBP: 0.190, SLG: 0.200 (1, 1) (9, 1)			0-3 K ①		0-0 SH2-4 ①		0-3 K ②				2	0	0	0	0	2
					1-2 2-3					0	0	0	0	0	0	0


Inning Stats	R: 0	H: 2	E: 0	K: 0	S: 5	R: 0	H: 0	E: 0	K: 1	S: 5	R: 0	H: 0	E: 0	K: 1	S: 5	R: 1	H: 1	E: 1	K: 1	S: 7	R: 0	H: 0	E: 0	K: 1	S: 5	R: 0	H: 0	E: 0	K: 1	S: 5	R: 0	H: 1	E: 0	K: 0	S: 4
	LOB: 2	BB: 0	P: 5			LOB: 0	BB: 0	P: 5			LOB: 1	BB: 1	P: 9			LOB: 1	BB: 0	P: 5			LOB: 0	BB: 0	P: 5			LOB: 0	BB: 0	P: 5			LOB: 1	BB: 0	P: 4		
PITCHER Rick Wise, R ERA: 4.29 (1, 1)	IP: 9.0	WLS: W	BF: 35	H: 7	R: 2	ER: 2	SO: 6	BB: 1	IBB: 0	HBP: 0	BLK: 0	WP: 0	HR: 1	S: 46	P: 50	ERA: 2.00	WHIP: 0.889																		

BOTTOM

Philadelphia Phillies @ Chicago Cubs
Wrigley Field, Chicago, IL
Fri Sep 06 1968, 3:33 AM CDT
Att. 2,621 - Unknown

livebaseballscorecards.com

AB	32
R	2
H	7
RBI	2
BB	1
SO	6
LOB	9



WP: 0	PA: 35
PB: 0	
SB: 0	
CS: 0	

Batter	1	2	3	4	5	6	7	8	9	AB R H RBI BB SO LOB	TOP											
Tony Taylor, R (1, 5) OBP: 0.308, SLG: 0.321	0-3 K		0-0 6-3		0-0 E6		0-0 F9		0-0 FC4-6 1B	5 0 1 0 0 1 1												
Roberto Pena, R (1, 6) OBP: 0.313, SLG: 0.309	4-0 BB BB		0-0 P6		0-0 P3			0-0 F9	0-0 F2	4 0 0 0 1 0 3												
John Briggs, L (1, 9) OBP: 0.355, SLG: 0.360	4-0 BB BB		0-3 K					4-0 FC5-4 BB	0-0 FC4-6 1-2f	3 1 1 1 2 1 1												
Dick Allen, R (1, 7) OBP: 0.353, SLG: 0.503	0-3 K			0-3 K		0-0 F3		0-0 FC5-4 1B 1-2f		4 0 0 0 0 2 3												
Bill White, L (1, 3) OBP: 0.304, SLG: 0.351	0-0 4-3			0-0 P4		0-3 K		0-0 1B 1-2		4 0 1 0 0 1 2												
Tony Gonzalez, L (1, 8) OBP: 0.332, SLG: 0.332		0-0 4-3		0-0 6-3		0-0 HR		0-0 L7		4 1 1 1 0 0 2												
Cookie Rojas, R (1, 4) OBP: 0.261, SLG: 0.321			0-0 E4		0-3 K	0-0 F8			0-0 HR 1B	4 1 1 0 0 1 0												
Mike Ryan, R (1, 2) OBP: 0.211, SLG: 0.217		0-3 K			0-0 FC1-6 1B		0-0 6-3		0-0 F2	4 0 1 0 0 1 2												
Jerry Johnson, R (1, 1) OBP: 0.200, SLG: 0.167		0-3 K			0-0 FC1-6 E		0-0 F8		0-0 HR	3 0 0 0 0 1 2												
Chris Short, R (8, 1) OBP: 0.179, SLG: 0.143										0 0 0 0 0 0 0												
Doug Clemens, L (9, PH) OBP: 0.294, SLG: 0.448										1 1 1 2 0 0 0												
Gary Wagner, R (9, 1)										0 0 0 0 0 0 0												
Inning Stats	R: 0 E: 0 K: 2 S: 7	H: 0 LOB: 2 BB: 2 P: 15	R: 0 E: 1 K: 2 S: 8	H: 0 LOB: 1 BB: 0 P: 8	R: 0 E: 0 K: 1 S: 5	H: 0 LOB: 0 BB: 0 P: 5	R: 0 E: 0 K: 1 S: 5	H: 0 LOB: 0 BB: 0 P: 5	R: 0 E: 1 K: 1 S: 7	H: 1 LOB: 2 BB: 0 P: 7	R: 2 E: 0 K: 1 S: 7	H: 2 LOB: 0 BB: 0 P: 7	R: 0 E: 0 K: 0 S: 3	H: 0 LOB: 0 BB: 0 P: 3	R: 0 E: 0 K: 0 S: 4	H: 1 LOB: 2 BB: 1 P: 8	R: 2 E: 0 K: 0 S: 6	H: 3 LOB: 1 BB: 0 P: 6	1B: 4 2B: 0 3B: 0 HR: 3	SF: 0 SAC: 0 DP: 0 HBP: 0	WP: 0 PB: 0 SB: 0 CS: 0	PA: 39
PITCHER Fergie Jenkins, R (1, 1) ERA: 2.72	IP: 9.0 WLS: L BF: 39 H: 7 R: 4 ER: 4 SO: 8 BB: 3 IBB: 0 HBP: 0 BLK: 0 WP: 0 HR: 3 S: 52 P: 64 ERA: 4.00 WHIP: 1.111											PITCHER	IP: WLS: BF: H: R: ER: SO: BB: IBB: HBP: BLK: WP: HR: S: P: ERA: WHIP:									

Philadelphia Phillies @ Chicago Cubs
Wrigley Field, Chicago, IL
Sat Sep 07 1968, 3:33 AM CDT
Att. 13,578 - Unknown

livebaseballscorecards.com

AB 36
R 4
H 7
RBI 4
BB 3
SO 8
LOB 16



Batter	1	2	3	4	5	6	7	8	9	AB	R	H	RBI	BB	SO	LOB
Adolfo Phillips, R OBP: 0.331, SLG: 0.394 (1, 8)	F8		FC1-5-4 2B	K		G6-4-3 1-2f		BB		4	0	1	0	1	1	3
Glenn Beckert, R OBP: 0.325, SLG: 0.371 (1, 4)	FC6-4 1B		FC1-5-4 1B 14 1B 2-3		1B 1B		L8	G3		5	2	2	0	0	0	4
Billy Williams, L OBP: 0.335, SLG: 0.477 (1, 9)	FC6-4 1-2f		14 1B 1-3 1B		1B 1B		1B		L8	5	0	3	0	0	0	1
14 Ernie Banks, R OBP: 0.292, SLG: 0.478 (1, 3)	F9		1-3 3-H 1B		K		L7		5-3	5	0	1	1	0	1	4
Jimmy McMath, L OBP: 0.200, SLG: 0.200 (1, 7)		F8	4-3			1-2 3-H 1B		5-3		5	0	1	1	0	0	3
Ron Santo, R OBP: 0.356, SLG: 0.423 (1, 5)		6-3		F6	F9			K		4	0	0	0	0	1	2
Randy Bobb, R OBP: 0.250, SLG: 0.143 (1, 2)		4-0 BB		G3	G3			5-3		2	0	0	0	1	0	2
Willie Smith, L OBP: 0.301, SLG: 0.394 (8, PH)										1	0	0	0	0	0	0
Randy Hundley, R OBP: 0.288, SLG: 0.325 (9, 2)										0	0	0	0	0	0	0
Don Kessinger, S OBP: 0.291, SLG: 0.296 (1, 6)		1-3		1B BB		G6-4-3 BB		2B BB		1	0	0	0	3	0	1
Fergie Jenkins, R OBP: 0.237, SLG: 0.264 (1, 1)			6-3	1-3 1B		K		1-3 2B		4	0	2	0	0	1	1

Inning Stats	R: 0	H: 1	E: 0	K: 0	S: 4	H: 0	LOB: 1	BB: 0	P: 4	R: 0	H: 0	E: 0	K: 0	S: 3	R: 1	H: 3	E: 0	K: 0	S: 6	R: 0	H: 1	E: 0	K: 1	S: 6	R: 1	H: 3	E: 0	K: 1	S: 8	R: 0	H: 0	E: 0	K: 1	S: 4	R: 0	H: 1	E: 0	K: 0	S: 4	R: 0	H: 1	E: 0	K: 1	S: 6	R: 0	H: 1	E: 0	K: 1	S: 6	R: 0	H: 0	E: 0	K: 0	S: 3	R: 0	H: 0	E: 0	K: 0	S: 3	1B: 8	SF: 0	2B: 2	3B: 0	HR: 0	SAC: 0	DP: 1	HBP: 0	WP: 0	PA: 41
--------------	------	------	------	------	------	------	--------	-------	------	------	------	------	------	------	------	------	------	------	------	------	------	------	------	------	------	------	------	------	------	------	------	------	------	------	------	------	------	------	------	------	------	------	------	------	------	------	------	------	------	------	------	------	------	------	------	------	------	------	------	-------	-------	-------	-------	-------	--------	-------	--------	-------	--------

PITCHER	IP	WLS	BF	H	R	ER	SO	BB	IBB	HBP	BLK	WP	HR	S	P	ERA	WHIP
Jerry Johnson, R ERA: 3.25 (1, 1)	7.2		36	10	2	2	4	4	0	0	0	0	0	40	56	2.35	1.826
Chris Short, L ERA: 2.95 (8, 1)	0.1	W	2	0	0	0	0	1	0	0	0	0	0	1	5	0.00	3.000
Gary Wagner, R ERA: 2.95 (9, 1)	1.0	S	3	0	0	0	0	0	0	0	0	0	0	3	3	0.00	0.000


BOTTOM

Philadelphia Phillies @ Chicago Cubs
Wrigley Field, Chicago, IL
Sat Sep 07 1968, 3:33 AM CDT
Att. 13,578 - Unknown

livebaseballscorecards.com

AB	36
R	2
H	10
RBI	2
BB	5
SO	4
LOB	21



Batter	1	2	3	4	5	6	7	8	9	AB R H RBI BB SO LOB	TOP	
Tony Taylor, R (1, 5) OBP: 0.310, SLG: 0.322 Dick Hall, R (7, 1) OBP: 0.333, SLG: 0.333	0-0 1B		0-0 1B			0-0 F2	0-3 K			4 0 2 0 0 1 2 0 0 0 0 0 0 0		
Cookie Rojas, R (1, 4) OBP: 0.263, SLG: 0.324	0-0 L4		0-0 1B			0-0 2B		0-0 F9		4 0 2 0 0 0 1		
Roberto Pena, R (1, 6) OBP: 0.313, SLG: 0.309	0-0 L7		0-0 1B			0-0 F9		0-0 HR		4 1 1 0 0 0 4		
Dick Allen, R (1, 7) OBP: 0.350, SLG: 0.499	0-3 K		0-0 G4-6-3		0-0 6-3	0-0 F2		0-0 F9		4 0 0 0 0 1 3		
Don Lock, R (1, 8) OBP: 0.304, SLG: 0.385		0-3 K		0-0 5-3		0-0 F2	0-0 2B	0-0 HR		4 2 2 2 0 1 0		
Rick Joseph, R (1, 3) OBP: 0.299, SLG: 0.331		0-3 K		0-0 F5		0-0 WP	0-0 1B	0-0 HR		4 0 1 1 0 1 0		
John Briggs, L (1, 9) OBP: 0.357, SLG: 0.357		4-0 BB			0-3 K	4-0 WP			0-0 F8	2 0 0 0 2 1 0	AB 33 R 3 H 8 RBI 3 BB 3 SO 6 LOB 16	
Mike Ryan, R (1, 2) OBP: 0.211, SLG: 0.214		0-0 6-3			0-0 F8	0-0 F8			4-0 BB	3 0 0 0 1 0 3		
Woodie Fryman, R (1, 1) OBP: 0.125, SLG: 0.101 John Dozzler, R (2, 1) OBP: 0.143, SLG: 0.143 Doug Clemens, L (5, PH) OBP: 0.289, SLG: 0.433 Jeff James, R (5, 1) OBP: 0.163, SLG: 0.193 Gary Sutherland, R (7, PH) OBP: 0.279, SLG: 0.260			0-0 6-3		0-0 F5	0-0 F5	0-3 K		0-0 G5-4-3	0 0 0 0 0 0 0 1 0 0 0 0 0 0 1 0 0 0 0 0 0 0 0 0 0 0 0 0 2 0 0 0 0 1 3		
Inning Stats	R: 0 H: 1 E: 0 LOB: 1 K: 1 BB: 0 S: 6 P: 6	R: 0 H: 0 E: 0 LOB: 1 K: 2 BB: 1 S: 7 P: 11	R: 0 H: 2 E: 0 LOB: 1 K: 0 BB: 0 S: 4 P: 4	R: 0 H: 0 E: 0 LOB: 0 K: 0 BB: 0 S: 3 P: 3	R: 0 H: 0 E: 0 LOB: 0 K: 1 BB: 0 S: 5 P: 5	R: 0 H: 1 E: 0 LOB: 1 K: 0 BB: 0 S: 4 P: 4	R: 1 H: 2 E: 0 LOB: 2 K: 2 BB: 1 S: 9 P: 13	R: 2 H: 2 E: 0 LOB: 0 K: 0 BB: 0 S: 5 P: 5	R: 0 H: 0 E: 0 LOB: 0 K: 0 BB: 1 S: 2 P: 6	1B: 5 SF: 0 2B: 2 SAC: 0 3B: 0 DP: 2 HR: 1 HBP: 0	WP: 1 PA: 36 PB: 0 SB: 0 CS: 0	
PITCHER Ken Holtzman, L (1, 1) ERA: 3.39	IP WLS BF H R ER SO BB IBB HBP BLK WP HR S P ERA WHIP											
	9.0 W 36 8 3 3 6 3 0 0 0 1 1 45 57 3.00 1.222											

Philadelphia Phillies @ Chicago Cubs
Wrigley Field, Chicago, IL
Sun Sep 08 1968, 3:33 AM CDT
Att: 15,789 - Unknown

livebaseballscorecards.com

Batter	1	2	3	4	5	6	7	8	9	AB	R	H	RBI	BB	SO	LOB
Adolfo Phillips, R OBP: 0.327, SLG: 0.389 (1, 8) X	0-0 1-3	0-3 K		0-3 K	0-0 FC6-4		0-0 F5			5	0	0	0	0	2	5
Glenn Beckert, R OBP: 0.325, SLG: 0.371 (1, 4) X	0-0 4-3	0-0 HR 1B		0-0 F8		0-0 5-3		0-0 1B 1B		5	1	2	1	0	0	1
Billy Williams, L OBP: 0.339, SLG: 0.492 (1, 7) X	0-0 1B 1B	0-0 HR			0-0 HR		0-0 2B		0-0 F8	5	2	4	4	0	0	1
14 Ernie Banks, R OBP: 0.293, SLG: 0.483 (1, 3) X	0-0 1B	0-0 P4			0-0 HR		0-0 L5		0-0 F7	5	1	2	1	0	0	2
Ron Santo, R OBP: 0.356, SLG: 0.422 (1, 5) S	0-3 K		0-0 P3		4-0 BB		0-3 K		0-0 E4 FC6-4 1B	4	0	1	0	1	2	3
Randy Hundley, R OBP: 0.289, SLG: 0.327 (1, 2) X		0-0 SH1-4 1B 1B	0-0 L3		0-0 G6-4-3		0-0 HR 2B		0-0 FC6-4	5	2	2	0	0	0	3
Jim Hickman, R OBP: 0.298, SLG: 0.386 (1, 9) B		4-0 1B SH1-4 1B BB	0-0 5-3		4-0 WP 1B BB		0-0 HR			2	3	1	2	2	0	0
Don Kessinger, S OBP: 0.292, SLG: 0.298 (1, 6) X		0-0 SH1-4		0-0 2B	4-0 1B BB		0-0 L6			2	0	1	0	1	0	0
Ken Holtzman, R OBP: 0.135, SLG: 0.149 (1, 1) S		0-0 HR 1B		0-3 K	0-0 FC6-4 1B		0-0 G3			4	1	2	2	0	1	1


Inning Stats	R: 0	H: 2	E: 0	LOB: 2	K: 1	BB: 0	S: 7	R: 5	H: 4	E: 0	LOB: 0	K: 1	BB: 1	S: 9	R: 0	H: 0	E: 0	LOB: 0	K: 0	BB: 0	S: 3	R: 0	H: 1	E: 0	LOB: 1	K: 2	BB: 0	S: 8	R: 3	H: 3	E: 0	LOB: 2	K: 0	BB: 3	S: 5	R: 0	H: 1	E: 0	LOB: 1	K: 1	BB: 0	S: 6	R: 2	H: 2	E: 0	LOB: 0	K: 0	BB: 0	S: 5	R: 0	H: 2	E: 1	LOB: 2	K: 0	BB: 0	S: 5
--------------	------	------	------	--------	------	-------	------	------	------	------	--------	------	-------	------	------	------	------	--------	------	-------	------	------	------	------	--------	------	-------	------	------	------	------	--------	------	-------	------	------	------	------	--------	------	-------	------	------	------	------	--------	------	-------	------	------	------	------	--------	------	-------	------

PITCHER	IP	WLS	BF	H	R	ER	SO	BB	IBB	HBP	BLK	WP	HR	S	P	ERA	WHIP
Woodie Fryman, L ERA: 2.74 (1, 1)	1.2	L	12	6	5	5	2	1	0	0	0	0	1	15	19	27.00	4.200
John Boozer, R ERA: 4.03 (2, 1)	2.1		8	1	0	0	2	0	0	0	0	0	0	12	12	0.00	0.429
Jeff James, R ERA: 4.73 (5, 1)	2.0		12	4	3	3	1	3	0	0	0	1	2	11	23	13.50	3.500
Dick Hall, R ERA: 5.23 (7, 1)	2.0		10	4	2	2	0	0	0	0	0	0	1	10	10	9.00	2.000

BOTTOM

Philadelphia Phillies @ Chicago Cubs
Wrigley Field, Chicago, IL
Sun Sep 08 1968, 3:33 AM CDT
Att. 15,789 - Unknown

AB	37
R	10
H	15
RBI	10
BB	4
SO	5
LOB	16



1B: 8	SF: 0	WP: 1	PA: 42
2B: 3	SAC: 1	PB: 0	
3B: 0	DP: 1	SB: 0	
HR: 4	HBP: 0	CS: 0	

livebaseballscores.com

Batter	1	2	3	4	5	6	7	8	9	10	11	12	13	14	15	AB	R	H	RBI	BB	SO	LOB	TOP		
Tony Taylor, R OBP: 0.308, SLG: 0.320 (1, 5)	0-0 6-3	0-0 PO	0-0 6-3	0-0 2B 1B		0-0 1-3			0-0 SH3			0-0 FC3-6		0-0 4-3		6	1	1	0	0	0	1			
Roberto Pena, R OBP: 0.312, SLG: 0.308 (1, 6)	0-0 BB 1B 1B		0-0 1B 1B	0-0 F9			0-0 L7		0-3 K			0-0 F8		0-0 F8		7	2	2	0	0	1	3			
John Briggs, L OBP: 0.361, SLG: 0.364 (1, 3)	0-3 K		0-0 FC4-6 1B 1B	0-0 2B			0-0 F9			0-0 G5-4-3 1B		0-0 F7			4-0 BB SH2-4 BB	6	2	3	1	1	1	2			
Johnny Callison, L OBP: 0.314, SLG: 0.415 (1, 9)	4-0 E 1B BB		0-0 FC4-6 1B	0-3 K			0-3 K			0-0 G5-4-3			0-0 F8		0-0 SH2-4	2	0	1	1	1	1	1			
Don Lock, R OBP: 0.301, SLG: 0.380 (4, 9)	1-2 E 1B BB		1-2 FC4-6 1B							1-2 G5-4-3			1-2 F8		1-2 SH2-4	3	0	0	0	0	1	1			
Cookie Rojas, R OBP: 0.262, SLG: 0.322 (1, 4)	0-0 E2 1B		0-0 FC4-6 2B				0-0 3-1		0-0 F7			0-0 L7		0-0 E8		0-0 F2	7	1	1	1	0	0	3		
Tony Gonzalez, L OBP: 0.336, SLG: 0.339 (1, 8)	0-0 4-3		0-0 1B 2B				0-0 4-3		0-0 2B			0-3 K		4-0 IBB		4-0 BB 1B IBB	5	2	2	2	2	1	2		
Doug Clemens, L OBP: 0.310, SLG: 0.400 (1, 7)		0-0 G6-4-3 1B	4-0 1B IBB				0-3 K2-3		0-0 F7			0-0 F9		0-0 P6		4-0 1B BB	5	0	1	0	2	1	3		
Mike Ryan, R OBP: 0.211, SLG: 0.214 (1, 2)		0-0 G6-4-3	0-0 IBB						0-3 F8			0-3 K		0-3 K		0-0 1B BB	5	0	1	1	0	2	2		
Dick Allen, R OBP: 0.350, SLG: 0.498 (13, PH)		1-2 G6-4-3	1-3 2H 1B						0-3 K					0-3 K		1-2 2-3 BB	1	0	0	0	0	1	2		
Clay Dalrymple, L OBP: 0.260, SLG: 0.267 (13, 2)		1-2 G6-4-3	1-3 2H 1B						0-3 K					1-3 2H 3H 1B		1-3 2H 3H 1B	1	0	1	2	0	0	0		
Larry Jackson, R OBP: 0.167, SLG: 0.148 (1, 1)		0-0 PO 1B		4-0 1B BB					0-0 4-3			0-0 FC3-6 1B			0-0 6-3	2	0	1	0	1	0	0			
Gary Wagner, R OBP: 0.111, SLG: 0.111 (7, 1)																1	0	1	0	0	0	0			
Chris Short, R OBP: 0.186, SLG: 0.152 (9, 1)																3	0	1	0	0	1	2			
Inning Stats	R: 1 E: 1 K: 1 S: 7	H: 2 LOB: 2 BB: 1 P: 11	R: 0 E: 0 K: 0 S: 3	H: 2 LOB: 0 BB: 0 P: 3	R: 4 E: 0 K: 0 S: 7	H: 5 LOB: 2 BB: 1 P: 11	R: 1 E: 1 K: 1 S: 6	H: 2 LOB: 1 BB: 1 P: 10	R: 0 E: 0 K: 0 S: 5	H: 0 LOB: 0 BB: 0 P: 5	R: 0 E: 0 K: 1 S: 5	H: 1 LOB: 1 BB: 0 P: 6	R: 0 E: 0 K: 2 S: 7	H: 1 LOB: 1 BB: 0 P: 7	R: 0 E: 1 K: 1 S: 6	H: 0 LOB: 2 BB: 1 P: 10	R: 0 E: 0 K: 0 S: 3	H: 0 LOB: 0 BB: 0 P: 3	R: 2 E: 0 K: 1 S: 6	H: 1 LOB: 2 BB: 3 P: 18	1B: 13 2B: 3 3B: 0 HR: 0	SF: 0 SAC: 2 DP: 2 HBP: 0	WP: 0 PB: 0 SB: 0 CS: 0	PA: 64	
PITCHER	IP	WLS	BF	H	R	ER	SO	BB	IBB	HBP	BLK	WP	HR	S	P	ERA	WHIP								
Bob Moose, R ERA: 3.01 (1, 1)	2.2		15	8	5	5	1	1	0	0	0	0	0	16	20	16.88	3.375								
Tommie Sisk, R ERA: 3.34 (3, 1)	0.1		2	1	0	0	0	0	1	0	0	0	0	1	5	0.00	3.000								
Al McBean, R ERA: 3.48 (4, 1)	4.0		14	2	1	0	3	1	0	0	0	0	0	19	23	0.00	0.750								
Ron Kline, R ERA: 1.52 (8, 1)	2.0		7	2	0	0	2	0	0	0	0	0	0	11	11	0.00	1.000								
Bruce Dal Canton, R ERA: 2.0 (10, 1)	6.0	L	25	3	2	2	4	2	2	0	0	0	0	29	45	3.00	0.833								

Philadelphia Phillies @ Pittsburgh Pirates
 Forbes Field, Pittsburgh, PA
 Mon Sep 09 1968; 7:05 PM EDT
 Att. 2,664 - Unknown

livebaseballscorecards.com


AB	54
R	8
H	16
RBI	8
BB	7
SO	10
LOB	22



Batter	1	2	3	4	5	6	7	8	9	10	11	12	13	14	15	AB	R	H	RBI	BB	SO	LOB				
Freddie Patek, R OBP: 0.326, SLG: 0.366	0-0 E 5-3 1B		0-0 6-3			0-0 F5	4-0 BB 1-2 BB		4-0 PB 1B BB		0-0 F9		0-3 K			5	2	1	0	2	1	0				
Matty Alou, L OBP: 0.368, SLG: 0.397	0-0 5-3		0-0 FC4-6 1B			0-0 P6	4-0 BB 1-2 BB		4-0 PB 1B BB		0-0 FC6-4 1B			4-0 G6-3 BB		4	1	2	2	3	0	1				
Roberto Clements, R OBP: 0.339, SLG: 0.456	0-0 E5 1B		0-0 FC4-6 1-2f			0-0 BB 1B	0-0 4-3		0-0 FC3-6 1B		0-0 FC6-4 1-2f			0-0 G6-3 1-2f		7	0	2	2	0	0	7				
Willie Stargell, L OBP: 0.307, SLG: 0.439	0-0 E8 G6-4-3 1B			0-0 G3		4-0 BB 1-2		4-0 G4-6-3 BB	0-0 FC3-6 1-2f			0-3 K		0-3 K		5	0	1	1	2	2	1				
Donn Clendenon, R OBP: 0.309, SLG: 0.390	0-0 G6-4-3 1-2f			0-0 1-3		0-3 K		0-3 K	0-3 K			4-0 FC4-6 BB		0-0 F9		6	0	0	0	1	3	6				
Bill Mazaroski, R OBP: 0.298, SLG: 0.301		4-0 G1-6-3 BB		0-3 K		0-0 6-3		0-0 G4-6-3 1-2f		0-0 4-3		0-0 FC4-6 1-2f		0-0 3B 1B		6	1	1	0	1	1	2				
Jose Pagan, R OBP: 0.271, SLG: 0.351		0-3 K			0-0 5-3		0-0 BB 3B		4-0 BB BB BB	0-0 L8		0-0 F9		0-0 L7		6	2	1	0	1	1	3				
Jerry May, R OBP: 0.299, SLG: 0.264		0-0 G1-6-3			0-3 K		0-0 P5		4-0 BB BB BB	0-3 K2-3			0-3 K		0-0 3B		2	0	0	0	0	1	1			
Manny Jimenez, L OBP: 0.413, SLG: 0.406									1-2 PB BB							1	0	0	0	0	0	1				
Ron Kline, R OBP: 0.321, SLG: 0.338									0-3 K							0	0	0	0	0	0	0				
Manny Mota, R OBP: 0.327, SLG: 0.435																3	0	1	1	0	2	0				
Chris Cannizzaro, R OBP: 0.327, SLG: 0.435																										
Bob Mazon, R Tommy Sisk, R Carl Taylor, R Al MacDonell, R Gary Kuhn, R Gene Alley, R Bruce Olden, R Maury Wills, S			0-0 6-3		0-3 K		4-0 BB BB BB		0-3 K		0-0 4-3		0-0 6-3		0-3 K		0	0	0	0	0	0	0			
Inning Stats	R: 1 E: 2 K: 0 S: 5	H: 2 LOB: 1 BB: 0 P: 5	R: 0 E: 0 K: 1 S: 4	H: 0 LOB: 0 BB: 1 P: 8	R: 0 E: 0 K: 1 S: 5	H: 0 LOB: 0 BB: 0 P: 5	R: 0 E: 0 K: 2 S: 7	H: 0 LOB: 0 BB: 0 P: 7	R: 0 E: 0 K: 1 S: 4	H: 0 LOB: 0 BB: 1 P: 8	R: 0 E: 0 K: 1 S: 5	H: 0 LOB: 0 BB: 0 P: 5	R: 0 E: 0 K: 1 S: 5	H: 0 LOB: 1 BB: 1 P: 9	R: 0 E: 0 K: 2 S: 7	H: 0 LOB: 0 BB: 0 P: 7	R: 0 E: 0 K: 1 S: 4	H: 0 LOB: 0 BB: 1 P: 8	R: 0 E: 0 K: 1 S: 7	H: 2 LOB: 1 BB: 0 P: 7	1B: 7 2B: 0 3B: 2 HR: 0	SF: 0 SAC: 0 DP: 4 HBP: 0	WP: 0 PB: 1 SB: 0 CS: 0	PA: 63		
PITCHER	IP	WLS	BF	H	R	ER	SO	BB	IBB	HBP	BLK	WP	HR	S	P	ERA	WHIP									
Larry Jackson, R ERA: 2.79	6.2		29	5	2	2	5	5	0	0	0	0	0	34	54	2.70	1.500									
Gary Wagner, R ERA: 3.17	7.1	1.1	6	0	2	2	3	0	0	0	0	0	0	5	17	13.50	2.250									
Chris Short, L ERA: 2.93	9.1	7.0	W	28	4	3	2	8	4	0	0	0	0	40	56	2.57	1.143									

Philadelphia Phillies @ Pittsburgh Pirates
Forbes Field, Pittsburgh, PA
 Mon Sep 09 1968, 7:05 PM EDT
 Att. 2,664 - Unknown

AB	51
R	7
H	9
RBI	6
BB	12
SO	14
LOB	25



Batter	1	2	3	4	5	6	7	8	9	10	11	12	AB R H RBI BB SO LOB	TOP														
Tony Taylor, R OBP: 0.310, SLG: 0.321 (1, 5)	K	PO	G6-4-3 BB	E8 1B			G6-3 1B	G6-3 1-2f			F9		5 0 2 2 1 1 3	Philadelphia Phillies @ Pittsburgh Pirates Forbes Field, Pittsburgh, PA Wed Sep 11 1968, 7:05 PM EDT Unknown														
Roberto Pena, R OBP: 0.310, SLG: 0.306 (1, 6)	1-3		G6-4-3 1-2f	F9 1B			BB 1B				K		6 0 1 0 0 1 2															
John Briggs, L OBP: 0.367, SLG: 0.372 (1, 3) (2, 8)			K				G6-4-3 BB					1B SH1-4 1B	5 1 3 0 1 2 0															
Johnny Callison, L OBP: 0.312, SLG: 0.412 Don Lock, R OBP: 0.298, SLG: 0.377 (1, 9) (6, 9)	P6			L9 1B			L1 1B				F8	SH1-4 1-2	3 0 0 0 0 0 1 2 0 0 0 0 0 4															
Cookie Rojas, R OBP: 0.264, SLG: 0.326 (1, 4)		WP BLK 2B		1B FC5-4 1B			G6-4-3 1-2f				P4 1-2	1B 2-3 2B 1B	6 3 3 0 0 1 4															
Tony Gonzalez, L OBP: 0.335, SLG: 0.338 Bill White, L OBP: 0.305, SLG: 0.352 (1, 8) (2, 3)	6-3			FC5-4 E 1B			6-3				F2	2B 1B	1 0 0 0 0 0 1 5 2 2 1 0 1 0															
Doug Clemens, L OBP: 0.319, SLG: 0.400 Dick Allen, R OBP: 0.349, SLG: 0.497 (1, 7) (12, PH) (12, 7)	K			FC5-4 1B			K				4-3	K	5 0 2 0 0 2 1 1 0 0 0 0 1 2															
Clay Dalrymple, L OBP: 0.267, SLG: 0.274 Gary Sutherland, R OBP: 0.286, SLG: 0.278 Mike Ryan, R OBP: 0.211, SLG: 0.214 (1, 2) (12, PH) (12, 2)	PC BB 1B			FC5-4 E BB			WP 1B				F7		5 1 3 1 0 0 2 1 0 1 2 0 0 0 0 0 0 0 0 0 0															
Grant Jackson, S OBP: 0.364, SLG: 0.300 Rick Joseph, R OBP: 0.304, SLG: 0.331 John Boozer, R OBP: 0.111, SLG: 0.111 Woodie Fryman, R OBP: 0.125, SLG: 0.101 Gary Wagner, R OBP: 0.091, SLG: 0.091 Turk Farrell, R OBP: 0.200, SLG: 0.200 (1, 1) (4, PH) (4, 1) (8, 1) (8, 1) (12, 1)		4-0 BB		4-0 E BB			K 1-2				E3 G6-3	K	0 0 0 0 1 0 0 0 1 0 0 1 0 0 2 0 0 0 0 1 3 2 0 0 0 0 0 0 2 0 0 0 0 2 1 0 0 0 0 0 0 0															
Inning Stats	R: 0 E: 0 K: 1 S: 6	H: 1 LOB: 1 BB: 0 P: 6	R: 1 E: 0 K: 1 S: 6	H: 2 LOB: 1 BB: 1 P: 10	R: 0 E: 0 K: 1 S: 4	H: 0 LOB: 0 BB: 1 P: 8	R: 4 E: 1 K: 0 S: 7	H: 4 LOB: 1 BB: 1 P: 11	R: 0 E: 0 K: 2 S: 8	H: 1 LOB: 1 BB: 0 P: 8	R: 0 E: 0 K: 0 S: 4	H: 2 LOB: 2 BB: 1 P: 8	R: 0 E: 1 K: 1 S: 7		H: 2 LOB: 2 BB: 0 P: 7	R: 0 E: 0 K: 0 S: 4	H: 1 LOB: 1 BB: 0 P: 4	R: 0 E: 0 K: 2 S: 3	H: 0 LOB: 0 BB: 0 P: 3	R: 0 E: 0 K: 2 S: 7	H: 0 LOB: 0 BB: 0 P: 7	R: 3 E: 0 K: 2 S: 11	H: 4 LOB: 1 BB: 0 P: 11	1B: 14 2B: 3 3B: 0 HR: 0	SF: 0 SAC: 1 DP: 3 HBP: 0	WP: 2 PA: 55 PB: 0 SB: 1 CS: 0		
PITCHER	IP WLS BF H R ER LOB SO ERA WHIP																											
Dock Ellis, R ERA: 2.87 (1, 1)	3.2		18	6	5	4	3	3	0	0	0	0	9.82		2.455													
Ron Kline, R ERA: 1.51 (4, 1)	0.1		2	1	0	0	0	0	0	0	0	0	0.00	3.000														
Luke Walker, L ERA: 1.95 (5, 1)	2.0		7	1	0	0	4	0	0	0	0	1	0.00	0.500														
Tommie Sisk, R ERA: 3.26 (7, 1)	2.0		10	4	0	0	1	1	0	0	0	0	0.00	2.500														
Al McBean, R ERA: 3.56 (9, 1)	3.1	L	14	4	3	3	2	0	0	0	0	0	8.10	1.200														

livebaseballscorecards.com


AB	49
R	8
H	17
RBI	6
BB	4
SO	12
LOB	24



Batter	1	2	3	4	5	6	7	8	9	10	11	12	AB	R	H	RBI	BB	SO	LOB	BOTTOM								
Freddie Patek, R (1, 6) OBP: 0.325, SLG: 0.364 Willie Stargell, L (8, PH) OBP: 0.308, SLG: 0.439 Al McBean, R (9, 1) OBP: 0.197, SLG: 0.231 Bob Veale, S (12, 1) OBP: 0.117, SLG: 0.107	F9	WP 1B		K		F9		F9 BB		4-3			4	1	1	0	0	1	2	Philadelphia Phillies @ Pittsburgh Pirates Forbes Field, Pittsburgh, PA Wed Sep 11 1968, 7:05 PM EDT Unknown								
Matty Alou, L (1, 8) OBP: 0.367, SLG: 0.399	1B	WP 1B 3B		1B			P6	P6			5-3			7	1	2	0	0	0		6							
Roberto Clemente, R (1, 9) OBP: 0.341, SLG: 0.455	1B SF9			F3			1B	L7			6-3			5	1	2	1	1	0		5							
Donn Clendenon, R (1, 3) OBP: 0.309, SLG: 0.393	1B	1-3-2					5-3	F8						6	0	2	0	0	1		3							
Manny Mota, R (1, 7) OBP: 0.319, SLG: 0.335	SF9			F8			1-3				6-3			5	0	1	1	0	0		1							
Bill Mazerowski, R (1, 4) OBP: 0.300, SLG: 0.304	FC6-4 BB			F9			P6	1-3						5	1	2	0	1	0		2							
Jose Pagan, R (1, 5) OBP: 0.280, SLG: 0.365	FC6-4			F7										6	1	3	1	0	0		3							
Chris Cannizzaro, R (1, 2) OBP: 0.339, SLG: 0.440 Carl Taylor, R (8, PR) OBP: 0.313, SLG: 0.229 Jerry May, R (9, 2) OBP: 0.300, SLG: 0.263		1B E 1B		K			F3				4-3			4	1	2	0	0	1		1							
Dock Ellis, S (1, 1) OBP: 0.091, SLG: 0.136 Ron Kline, R (4, 1) OBP: 0.301, SLG: 0.339 Gary Kolb, L (4, PH) OBP: 0.197, SLG: 0.231 Luke Walker, L (5, 1) OBP: 0.197, SLG: 0.231 Manny Jimenez, L (6, PH) OBP: 0.408, SLG: 0.400 Tommie Sisk, R (7, 1) OBP: 0.154, SLG: 0.083 Gene Alley, R (8, PH) OBP: 0.254, SLG: 0.295		K		K				F5			L1			1	0	0	0	0	1		1							
Inning Stats	R: 2 E: 0 K: 0 S: 6	H: 3 LOB: 2 BB: 1 P: 10	R: 2 E: 1 K: 1 S: 7	H: 2 LOB: 1 BB: 1 P: 11	R: 0 E: 0 K: 0 S: 3	H: 0 LOB: 0 BB: 0 P: 3	R: 0 E: 0 K: 2 S: 8	H: 1 LOB: 2 BB: 1 P: 12	R: 0 E: 0 K: 0 S: 3	H: 0 LOB: 0 BB: 0 P: 3	R: 0 E: 0 K: 1 S: 6	H: 1 LOB: 1 BB: 0 P: 6	R: 0 E: 0 K: 0 S: 5	H: 2 LOB: 2 BB: 0 P: 5	R: 0 E: 0 K: 0 S: 5	H: 2 LOB: 3 BB: 1 P: 9	R: 1 E: 0 K: 1 S: 6	H: 2 LOB: 1 BB: 0 P: 6	R: 0 E: 0 K: 0 S: 3		H: 0 LOB: 0 BB: 0 P: 3	R: 0 E: 0 K: 0 S: 4	H: 1 LOB: 1 BB: 0 P: 4	R: 0 E: 1 K: 1 S: 7	H: 2 LOB: 2 BB: 1 P: 11	1B: 12 2B: 3 3B: 2 HR: 0	SF: 1 SAC: 0 DP: 1 HBP: 0	WP: 1 PA: 56
PITCHER	IP	WLS	BF	H	R	ER	SO	BB	IBB	HBP	BLK	WP	HR	S	P	ERA	WHIP											
Grant Jackson, L (1, 1) ERA: 2.68	3.0		16	5	4	3	1	1	1	0	0	1	0	16	24	9.00	2.000											
John Boozer, R (4, 1) ERA: 3.76	4.1		20	6	0	0	3	1	0	0	0	0	0	25	29	0.00	1.615											
Woodie Fryman, L (8, 1) ERA: 2.74	0.1		2	0	0	0	0	1	0	0	0	0	0	1	5	0.00	3.000											
Gary Wagner, R (8, 1) ERA: 3.26	3.2	W	15	4	2	2	1	1	0	0	0	0	0	16	20	4.91	1.364											
Turk Farrell, R (12, 1) ERA: 3.7	0.2	S	3	1	0	0	1	0	0	0	0	0	0	5	5	0.00	1.500											

livebaseballscorecards.com

AB	50
R	6
H	16
RBI	4
BB	5
SO	6
LOB	29



Batter	1	2	3	4	5	6	7	8	9	AB R H RBI BB SO LOB	TOP											
Tony Taylor, R (1, 5) OBP: 0.308, SLG: 0.318	0-0 E6		0-0 6-3		0-3 K	0-0 FC6-4			0-3 K	5 0 0 0 0 2 3												
Roberto Pena, R (1, 6) OBP: 0.309, SLG: 0.304	0-3 K		0-0 4-1		0-0 G3		0-0 F3		4-0 FC5-4 BB	4 0 0 1 1 1 2												
John Briggs, L (1, 8) OBP: 0.367, SLG: 0.370	4-0 BB			0-3 K	0-0 1B 2B 1B		0-0 P6		0-3 K	4 1 1 1 1 2 1												
Johnny Callison, L (1, 9) OBP: 0.315, SLG: 0.414 Jeff James, R (5, PR) OBP: 0.103, SLG: 0.103 Don Lock, R (7, PH) OBP: 0.287, SLG: 0.375 Turk Farrell, R (7, 1) OBP: 0.260, SLG: 0.200 Dick Allen, R (9, PH) OBP: 0.348, SLG: 0.496	0-3 K		0-0 1B 1B	0-0 1B 1B	0-0 2B 1B	0-3 K		0-0 FC5-4	3 0 2 0 0 1 2 0 0 0 0 0 0 0 1 0 0 0 0 0 1 0 0 0 0 0 0 0 1 0 0 0 0 0 1													
Bill White, L (1, 3) OBP: 0.310, SLG: 0.359	0-0 F8			0-0 1B	0-0 1B 2B			0-0 G3 1B 4-3 1B		4 1 3 1 0 0 2												
Cookie Rojas, R (1, 4) OBP: 0.264, SLG: 0.325		0-3 K		0-3 K	0-0 F8			0-0 4-3 G3 1B		4 0 1 0 0 2 5												
Doug Clemens, L (1, 7) OBP: 0.300, SLG: 0.372 Gary Sutherland, R (8, PH) OBP: 0.283, SLG: 0.276		0-0 3-1		0-0 4-3		0-3 K		0-0 G3		3 0 0 0 0 1 2 1 0 0 0 0 0 2												
Clay Dalrymple, L (1, 2) OBP: 0.267, SLG: 0.274		0-0 3-1			0-0 2B G3 1B	0-0 1-3		0-0 4-3		4 1 1 1 0 0 1												
Rick Wise, R (1, 1) OBP: 0.276, SLG: 0.455 Rick Joseph, R (5, PH) OBP: 0.311, SLG: 0.341			0-3 K		0-0 G3 1B 2B	4-0 FC6-4 BB		0-3 K		1 0 0 0 0 1 0 2 1 1 0 1 1 1												
Inning Stats	R: 0 E: 1 K: 2 S: 8	H: 0 LOB: 2 BB: 1 P: 12	R: 0 E: 0 K: 1 S: 5	H: 0 LOB: 0 BB: 0 P: 5	R: 0 E: 0 K: 1 S: 5	H: 0 LOB: 0 BB: 0 P: 5	R: 0 E: 0 K: 2 S: 9	H: 2 LOB: 2 BB: 0 P: 9	R: 3 E: 0 K: 1 S: 10	H: 5 LOB: 3 BB: 0 P: 10	R: 0 E: 0 K: 1 S: 5	H: 0 LOB: 1 BB: 1 P: 9	R: 0 E: 0 K: 1 S: 5	H: 0 LOB: 0 BB: 0 P: 5	R: 1 E: 0 K: 1 S: 7	H: 2 LOB: 1 BB: 0 P: 7	R: 0 E: 0 K: 2 S: 7	H: 0 LOB: 1 BB: 1 P: 11	1B: 7 2B: 2 3B: 0 HR: 0	SF: 0 SAC: 0 DP: 0 HBP: 0	WP: 0 PB: 0 SB: 1 CS: 0	PA: 40
PITCHER	IP WLS BF H R ER SO BB IBB HBP BLK WP HR S P ERA WHIP																					
Steve Blass, R (1, 1) ERA: 2.31	7.0 W 33 9 4 4 9 2 0 0 0 0 0 0 49 57 5.14 1.571																					
Luke Walker, L (8, 1) ERA: 1.89	2.0 S 7 0 0 0 3 1 0 0 0 0 0 0 0 12 16 0.00 0.500																					

Philadelphia Phillies @ Pittsburgh Pirates
 Forbes Field, Pittsburgh, PA
 Wed Sep 11 1968, 7:05 PM EDT
 Att. 2,789 - Unknown

livebaseballscorecards.com

AB	37
R	4
H	9
RBI	4
BB	3
SO	12
LOB	22



Batter	1	2	3	4	5	6	7	8	9
Matty Alou, L OBP: 0.366, SLG: 0.397 (1, 8)	0-3 K		0-0 1-3	0-0 FC4-2 SH5-4 1-2 3-H 1B		0-3 K		0-0 F7	
Freddie Patek, R OBP: 0.323, SLG: 0.361 (1, 6)	0-0 5-3		0-0 2B 1B	0-0 SH5-4 1-2 2-3		0-0 L6		0-3 K	
Willie Stargell, L OBP: 0.305, SLG: 0.434 Manny Mota, R OBP: 0.319, SLG: 0.335 (1, 7) (9, 7)	0-0 F8		0-3 K	0-0 FC4-2 2-3 3-H		0-3 K			
Roberto Clemente, R OBP: 0.343, SLG: 0.457 (1, 9)		4-0 2B BB	0-0 1B 2B	0-0 6-3		0-0 1-3			
Donn Clendenon, R OBP: 0.312, SLG: 0.395 (1, 3)		0-3 K	0-0 1B		0-0 E6 S 1B		4-0 BB BB		
Jose Pagan, R OBP: 0.286, SLG: 0.360 (1, 5)		4-0 2B S BB	0-0 F9		0-3 K		4-0 1-2 BB		
Bill Mazaroski, R OBP: 0.300, SLG: 0.306 (1, 4)		0-0 S 1-3 2-H 2B		0-0 E5 2B 1B		0-3 K		0-0 F7	
Jerry May, R OBP: 0.302, SLG: 0.268 (1, 2)		0-0 4-3		0-0 1B 1-3 2B		0-0 1-3		0-0 SH1-4 1B	
Steve Blass, R OBP: 0.139, SLG: 0.145 Luke Walker, L (8, 1)		0-3 K		0-0 SH5-4 FC4-2 1B 2-3 3-H 1B		0-0 G3		0-0 SH1-4	

Inning Stats	R: 0	H: 0	E: 0	K: 1	S: 5	LOB: 0	BB: 0	P: 5	R: 2	H: 1	E: 0	K: 2	S: 8	LOB: 1	BB: 2	P: 16	R: 2	H: 3	E: 0	K: 1	S: 8	LOB: 2	BB: 0	P: 8	R: 0	H: 1	E: 1	K: 2	S: 8	LOB: 1	BB: 0	P: 8	R: 0	H: 0	E: 0	K: 1	S: 5	LOB: 0	BB: 0	P: 5	R: 0	H: 0	E: 0	K: 1	S: 5	LOB: 2	BB: 2	P: 13	R: 0	H: 1	E: 0	K: 1	S: 6	LOB: 1	BB: 0	P: 6
--------------	------	------	------	------	------	--------	-------	------	------	------	------	------	------	--------	-------	-------	------	------	------	------	------	--------	-------	------	------	------	------	------	------	--------	-------	------	------	------	------	------	------	--------	-------	------	------	------	------	------	------	--------	-------	-------	------	------	------	------	------	--------	-------	------

AB	R	H	RBI	BB	SO	LOB
5	0	1	1	0	2	1
4	1	1	0	0	1	1
4	0	0	0	0	2	3
0	0	0	0	0	0	0
3	2	1	1	1	0	2
3	0	2	1	1	1	1
2	1	0	0	2	1	2
4	1	1	1	0	1	3
4	1	2	0	0	0	2
3	0	1	1	0	1	1
0	0	0	0	0	0	0

BOTTOM

Philadelphia Phillies @ Pittsburgh Pirates
Forbes Field, Pittsburgh, PA

Wed Sep 11 1968, 7:05 PM EDT
Att. 2,789 - Unknown

AB	32
R	6
H	9
RBI	5
BB	4
SO	9
LOB	16



PITCHER	IP	WLS	BF	H	R	ER	SO	BB	IBB	HBP	BLK	WP	HR	S	P	ERA	WHIP
Rick Wise, R ERA: 4.45 (1, 1)	4.0	L	22	7	6	5	4	2	0	0	0	0	0	28	36	11.25	2.250
Jeff James, R ERA: 4.64 (5, 1)	2.0		7	1	0	0	3	0	0	0	0	0	0	13	13	0.00	0.500
Turk Farrell, R ERA: 3.6 (7, 1)	2.0		9	1	0	0	2	2	0	0	0	0	0	11	19	0.00	1.500

Batter	1	2	3	4	5	6	7	8	9	AB R H RBI BB SO LOB	TOP										
Don Kessinger, S (1, 6) <small>OBP: 0.291, SLG: 0.296</small> Phil Regan, R (8, 1) <small>OBP: 0.190, SLG: 0.200</small>	0-0 P4			0-0 P3		0-0 F7		0-0 FC4-6 1-2f		4 0 0 0 0 0 1 0 0 0 0 0 0 0											
Glenn Beckert, R (1, 4) <small>OBP: 0.327, SLG: 0.375</small>	0-0 5-3			0-0 6-3		0-0 6-3			0-0 HR	4 1 1 1 0 0 0											
Billy Williams, L (1, 7) <small>OBP: 0.337, SLG: 0.503</small>	0-0 3-1			0-0 P4		0-3 K			0-3 K	4 0 0 0 0 2 0											
14 Ernie Banks, R (1, 3) <small>OBP: 0.291, SLG: 0.484</small>		0-0 F2			0-0 1-3 2B		0-0 P6		0-0 6-3	4 0 1 0 0 0 0											
Ron Santo, R (1, 5) <small>OBP: 0.353, SLG: 0.416</small>		0-0 P4		0-0 P4		0-0 P4		0-0 P4	0-3 K	4 0 0 0 0 1 1											
Randy Hundley, R (1, 2) <small>OBP: 0.286, SLG: 0.322</small>		0-0 F2		4-0 1-3 BB		0-0 6-3				2 0 0 0 1 0 0											
Jim Hickman, R (1, 9) <small>OBP: 0.292, SLG: 0.377</small>			0-3 K2-3		0-0 1-3			0-3 K		3 0 0 0 0 2 2											
Adolfo Phillips, R (1, 8) <small>OBP: 0.328, SLG: 0.385</small>			0-0 B1		4-0 1-2 2-3 IBB			0-0 F7		2 0 0 0 1 0 0											
Ken Holtzman, R (1, 1) <small>OBP: 0.132, SLG: 0.145</small> Lee Elia, R (8, PH) <small>OBP: 0.222, SLG: 0.176</small> Jose Arcia, R (8, PR) <small>OBP: 0.211, SLG: 0.290</small> Victor LaRose, R (8, 6)			0-0 F9		0-0 6-3			1-0 FC4-6 HBP		2 0 0 0 0 0 3 0											
Inning Stats	R: 0 E: 0 K: 0 S: 3	H: 0 LOB: 0 BB: 0 P: 3	R: 0 E: 0 K: 0 S: 3	H: 0 LOB: 0 BB: 0 P: 3	R: 0 E: 0 K: 1 S: 5	H: 0 LOB: 0 BB: 0 P: 5	R: 0 E: 0 K: 0 S: 4	H: 1 LOB: 3 BB: 2 P: 12	R: 0 E: 0 K: 1 S: 5	H: 0 LOB: 0 BB: 0 P: 5	R: 0 E: 0 K: 0 S: 3	H: 0 LOB: 0 BB: 0 P: 3	R: 0 E: 0 K: 1 S: 5	H: 0 LOB: 1 BB: 0 P: 6	R: 1 E: 0 K: 2 S: 8	H: 1 LOB: 0 BB: 0 P: 8	1B: 0 2B: 1 3B: 0 HR: 1	SF: 0 SAC: 0 DP: 0 HBP: 1	WP: 0 PB: 0 SB: 0 CS: 0	PA: 32	
PITCHER Chris Short, L (1, 1) <small>ERA: 2.86</small>	IP: 9.0 WLS: W BF: 32 H: 2 R: 1 ER: 1 SO: 5 BB: 1 IBB: 1 HBP: 1 BLK: 0 WP: 0 HR: 1 S: 39 P: 48 ERA: 1.00 WHIP: 0.333																				

Chicago Cubs @ Philadelphia Phillies
 Connie Mack Stadium, Philadelphia, PA
 Fri Sep 13 1968, 7:05 PM EDT
 Unknown

livebaseballscorecards.com

AB	29
R	1
H	2
RBI	1
BB	2
SO	5
LOB	7



Batter	1	2	3	4	5	6	7	8	9
Tony Taylor, R OBP: 0.307, SLG: 0.316 (1, 5) X	0-0 1-3 ①		4-0 FC3-6 BB 1-2		0-0 1-3 ②		0-0 6-3 ③		
Cookie Rojas, R OBP: 0.262, SLG: 0.323 (1, 4) X	0-0 6-3 ②		0-0 FC3-6 1-2f 2-3 ②		0-0 6-3 ③			0-0 6-3 ①	
Roberto Pena, R OBP: 0.311, SLG: 0.305 (1, 6) X	0-0 FC5-4 1B		0-0 F8 ③			0-0 G3 ①		0-0 HR 1B	
Dick Allen, R OBP: 0.351, SLG: 0.511 (1, 7) X	0-0 FC5-4 1-2f			0-0 BB 1B		0-0 HR		0-0 HR 1-H	
Don Lock, R OBP: 0.293, SLG: 0.369 (1, 8)		0-0 F9 ①		0-3 K ①		0-3 K ②		0-0 F8 ②	
Gary Sutherland, R OBP: 0.284, SLG: 0.270 (1, 9) X		0-0 F3 ②		0-3 K ②		4-0 BB		0-0 E6 CS	
John Briggs, L OBP: 0.366, SLG: 0.369 (6, PR) (7, 9)		0-0 F3 ②		0-3 K ②		4-0 BB		0-0 E6 CS	
Rick Joseph, R OBP: 0.312, SLG: 0.336 (1, 3) X		0-0 6-3 ③		4-0 FC6-4 BB 1-2		0-3 K ③		0-0 CS 1-2	
Mike Ryan, R OBP: 0.209, SLG: 0.212 (1, 2) X			0-0 L6 ①	0-0 FC6-4 1-2f			0-0 5-3 ①		
Chris Short, R OBP: 0.192, SLG: 0.159 (1, 1) X			0-0 FC3-6 BB 1B		0-0 5-3 ①		0-0 6-3 ②		

Inning Stats	R: 0	H: 1	E: 0	LOB: 1	K: 0	BB: 0	S: 4	P: 4
	R: 0	H: 0	E: 0	LOB: 0	K: 0	BB: 0	S: 3	P: 3
	R: 0	H: 1	E: 0	LOB: 2	K: 0	BB: 1	S: 4	P: 8
	R: 0	H: 1	E: 0	LOB: 2	K: 2	BB: 1	S: 8	P: 12
	R: 0	H: 0	E: 0	LOB: 0	K: 0	BB: 0	S: 3	P: 3
	R: 1	H: 1	E: 0	LOB: 1	K: 2	BB: 1	S: 8	P: 12
	R: 0	H: 0	E: 0	LOB: 0	K: 0	BB: 0	S: 3	P: 3
	R: 2	H: 2	E: 1	LOB: 0	K: 0	BB: 0	S: 5	P: 5

PITCHER	IP	WLS	BF	H	R	ER	SO	BB	IBB	HBP	BLK	WP	HR	S	P	ERA	WHIP
Ken Holtzman, L ERA: 3.31 (1, 1)	7.0	L	28	4	1	1	4	3	0	0	0	0	1	33	45	1.29	1.000
Phil Regan, R ERA: 2.31 (8, 1)	1.0		5	2	2	2	0	0	0	0	0	0	1	5	5	18.00	2.000

BOTTOM


Chicago Cubs @ Philadelphia Phillies
Connie Mack Stadium, Philadelphia, PA
 Fri Sep 13 1968, 7:05 PM EDT
 Unknown

AB	R	H	RBI	BB	SO	LOB
3	0	0	0	1	0	0
4	0	0	0	0	0	2
4	1	2	0	0	0	2
4	2	3	3	0	0	1
4	0	0	0	0	2	1
2	0	0	0	1	1	1
1	0	0	0	0	0	0
2	0	0	0	1	1	1
3	0	0	0	0	0	2
3	0	1	0	0	0	0

AB	30
R	3
H	6
RBI	3
BB	3
SO	4
LOB	10

livebaseballscorecards.com

WP	PA
0	34



Batter	1	2	3	4	5	6	7	8	9	AB	R	H	RBI	BB	SO	LOB	TOP										
Don Kessinger, S (1, 6) <small>OBP: 0.291, SLG: 0.296</small> Jose Arcia, R (5, PR) <small>OBP: 0.205, SLG: 0.282</small> (5, 6)	0-0 G3	0-0 FC4-6			0-0 1B	0-3 K2-3	0-0 5-3			3	0	1	0	0	0	2											
Glenn Beckert, R (1, 4) <small>OBP: 0.327, SLG: 0.374</small>	0-0 6-3		0-0 E3		0-0 14 BB		4-0 14 S	0-0 5-3		4	3	1	0	1	0	0											
Billy Williams, L (1, 9) <small>OBP: 0.336, SLG: 0.505</small> (7, 7)	0-0 HR		0-0 F9		0-0 P4		0-0 L7	0-0 4-3		5	1	1	1	0	0	4											
14 Ernie Banks, R (1, 3) <small>OBP: 0.294, SLG: 0.490</small> Dick Nen, L (7, 3) <small>OBP: 0.196, SLG: 0.273</small>	0-0 1B		0-0 HR		4-0 1B	1-2 BB	0-0 E5	0-0 4-3		3	2	2	2	1	0	1											
Ron Santo, R (1, 5) <small>OBP: 0.352, SLG: 0.416</small>	0-3 K		0-0 1-3		0-3 K		0-0 E		0-0 F7	5	1	1	2	0	2	4											
Willie Smith, L (1, 7) <small>OBP: 0.306, SLG: 0.393</small> Jim Hickman, R (7, PR) <small>OBP: 0.291, SLG: 0.375</small> (7, 9)		0-3 K	0-0 E6		0-0 1B		4-0 E		0-0 P3	3	0	1	2	1	1	0											
Randy Hundley, R (1, 2) <small>OBP: 0.285, SLG: 0.320</small>		0-0 FC5-4	0-0 PO	0-0 5-3	0-0 G3		0-0 E6		0-0 F8	5	0	1	1	0	0	3											
Adolfo Phillips, R (1, 8) <small>OBP: 0.328, SLG: 0.383</small>		0-0 1B					0-0 F8		0-0 1B	4	0	1	1	0	0	1											
Rich Nye, L (1, 1) <small>OBP: 0.182, SLG: 0.186</small>		0-0 FC4-6		0-3 K			0-0 P4		0-3 K	4	0	1	0	0	2	2											
Inning Stats	R: 1 E: 0 K: 1 S: 7	H: 2 LOB: 1 BB: 0 P: 7	R: 0 E: 0 K: 1 S: 7	H: 2 LOB: 2 BB: 0 P: 7	R: 2 E: 2 K: 0 S: 5	H: 1 LOB: 0 BB: 0 P: 5	R: 0 E: 0 K: 1 S: 5	H: 0 LOB: 0 BB: 0 P: 5	R: 2 E: 0 K: 1 S: 8	H: 3 LOB: 2 BB: 1 P: 12	R: 0 E: 0 K: 1 S: 5	H: 0 LOB: 0 BB: 0 P: 5	R: 4 E: 2 K: 1 S: 9	H: 2 LOB: 2 BB: 2 P: 17	R: 0 E: 0 K: 0 S: 3	H: 0 LOB: 0 BB: 0 P: 3	R: 0 E: 0 K: 0 S: 3	H: 0 LOB: 0 BB: 0 P: 3	1B: 7 2B: 1 3B: 0 HR: 2	SF: 0 SAC: 0 DP: 0 HBP: 0	WP: 0 PB: 0 SB: 1 CS: 0	PA: 44					
PITCHER	IP	WLS	BF	H	R	ER	SO	BB	IBB	HBP	BLK	WP	HR	S	P	ERA	WHIP										
Jerry Johnson, R (1, 1) ERA: 3.62	4.1	L	22	7	5	4	3	1	0	0	0	0	2	27	31	8.31	1.846										
John Boozer, R (5, 1) ERA: 3.72	0.2		3	1	0	0	1	0	0	0	0	0	0	5	5	0.00	1.500										
Jeff James, R (6, 1) ERA: 4.59	3.0		15	2	4	1	2	2	0	0	0	0	0	17	25	3.00	1.333										
Dick Hall, R (9, 1) ERA: 5.11	1.0		3	0	0	0	0	0	0	0	0	0	0	3	3	0.00	0.000										

Chicago Cubs @ Philadelphia Phillies
 Connie Mack Stadium, Philadelphia, PA

Fri Sep 13 1968, 7:05 PM EDT
 Att. 5,253 - Unknown

livebaseballscorecards.com

AB	40
R	9
H	10
RBI	9
BB	3
SO	6
LOB	19



Batter	1	2	3	4	5	6	7	8	9	AB R H RBI BB SO LOB	TOP																					
Adolfo Phillips, R (1, 8) OBP: 0.325, SLG: 0.380	0-0 5-3	0-0 F7			0-3 K		0-0 6-3			4 0 0 0 0 1 1																						
Glenn Beckert, R (1, 4) OBP: 0.327, SLG: 0.373	4-0 2B G3 BB		0-0 F8		0-0 6-3			0-0 L6		3 1 0 0 1 0 0																						
Billy Williams, L (1, 9) OBP: 0.336, SLG: 0.505	0-0 G3 1-3 2B		0-3 K		0-3 K			0-0 G3		4 0 1 0 0 2 0																						
14 Ernie Banks, R (1, 3) OBP: 0.294, SLG: 0.488	4-0 G3 BB		0-0 P4			0-0 5-3		0-0 5-3		3 0 0 0 1 0 0																						
Willie Smith, L (1, 7) OBP: 0.310, SLG: 0.395	0-0 G3			0-0 5-3 1B		0-0 1B		0-0 4-3		4 0 2 1 0 0 2																						
Ron Santo, R (1, 5) OBP: 0.351, SLG: 0.414	0-0 2-3			0-0 1-2 5-3 1B		0-3 K		0-0 6-3		4 0 1 0 0 1 3																						
Randy Hundley, R (1, 2) OBP: 0.283, SLG: 0.318		0-0 4-3		0-0 1-2 2-3 5-3		0-0 4-3		0-3 K		4 0 0 0 0 1 3																						
Victor LaRose, R (1, 6) OBP: 0.101, SLG: 0.066		H 1-0 FC2-6 HBP		0-3 K			0-0 6-3			2 0 0 0 0 1 2																						
Bill Hands, R (1, 1) OBP: 0.101, SLG: 0.066		X 0-0 FC2-6		0-3 K			0-3 K			3 0 0 0 0 2 3																						
Joe Niekro, R (7, 1) OBP: 0.159, SLG: 0.102										0 0 0 0 0 0 0																						
Inning Stats	R: 1 E: 0 K: 0 S: 4	H: 1 LOB: 2 BB: 2 P: 12	R: 0 E: 0 K: 0 S: 3	H: 0 LOB: 1 BB: 0 P: 4	R: 0 E: 0 K: 1 S: 5	H: 0 LOB: 0 BB: 0 P: 5	R: 0 E: 0 K: 2 S: 9	H: 2 LOB: 2 BB: 0 P: 9	R: 0 E: 0 K: 1 S: 6	H: 1 LOB: 1 BB: 0 P: 6	R: 0 E: 0 K: 1 S: 5	H: 0 LOB: 0 BB: 0 P: 5	R: 0 E: 0 K: 0 S: 3	H: 0 LOB: 0 BB: 0 P: 3	R: 0 E: 0 K: 1 S: 5	H: 0 LOB: 0 BB: 0 P: 5	1B: 3 2B: 1 3B: 0 HR: 0	SF: 0 SAC: 0 DP: 0 HBP: 1	WP: 0 PB: 0 SB: 0 CS: 0	PA: 34												
PITCHER Larry Jackson, R (1, 1) ERA: 2.72	IP 9.0	WLS W	BF 34	H 4	R 1	ER 1	SO 8	BB 2	IBB 0	HBP 1	BLK 0	WP 0	HR 0	S 47	P 56	ERA 1.00	WHIP 0.667															
											PITCHER	IP	WLS	BF	H	R	ER	SO	BB	IBB	HBP	BLK	WP	HR	S	P	ERA	WHIP				

Chicago Cubs @ Philadelphia Phillies
 Connie Mack Stadium, Philadelphia, PA

Sat Sep 14 1968, 3:33 AM EDT
 Att. 2,251 - Unknown

livebaseballscorecards.com

AB	31
R	1
H	4
RBI	1
BB	2
SO	8
LOB	14



Batter	1	2	3	4	5	6	7	8	9	AB R H RBI BB SO LOB
Tony Taylor, R OBP: 0.306, SLG: 0.314 (1, 5)	0-0 L9		0-0 6-3			0-3 K	4-0 1B BB			3 0 0 0 1 1 0
Roberto Pena, R OBP: 0.312, SLG: 0.307 (1, 6)	0-0 1B 1B		0-0 6-3			0-0 F7	0-0 1B			4 0 2 1 0 0 0
John Briggs, L OBP: 0.364, SLG: 0.366 (1, 8)	0-0 P5			0-0 1-3		0-0 P5	0-3 K			4 0 0 0 0 1 4
Dick Allen, R OBP: 0.353, SLG: 0.514 (1, 7)	0-0 1-2 1B			0-0 F8			4-0 1B BB	0-0 SF8 3B		3 2 2 0 1 0 0
Johnny Callison, L OBP: 0.316, SLG: 0.413 Don Lock, R OBP: 0.287, SLG: 0.361 (1, 9) (7, PR) (8, 9)	0-0 L4			0-0 1B			4-0 1B SF7 BB	0-0 P4		2 0 1 0 1 0 2 1 1 0 0 0 0 1
Bill White, L OBP: 0.309, SLG: 0.359 (1, 3)		0-0 L9		0-3 K			0-0 FC6-4 1B	0-0 SF8		3 0 1 2 0 1 1
Cookie Rojas, R OBP: 0.259, SLG: 0.319 (1, 4)		0-0 5-3			0-0 L5		0-0 SF7	0-0 F5		3 0 0 1 0 0 0
Mike Ryan, R OBP: 0.215, SLG: 0.218 (1, 2)		0-0 1-3			0-0 5-3		0-0 FC6-4 BB 1B			3 1 0 0 0 0 1
Larry Jackson, R OBP: 0.172, SLG: 0.155 (1, 1)			0-0 F9		0-0 G3		0-0 1B BB			3 0 1 0 0 0 0

Inning Stats	R: 0 E: 0 K: 0 S: 5	H: 2 LOB: 2 BB: 0 P: 5	R: 0 E: 0 K: 0 S: 3	H: 0 LOB: 0 BB: 0 P: 3	R: 0 E: 0 K: 0 S: 3	H: 0 LOB: 0 BB: 0 P: 3	R: 0 E: 0 K: 1 S: 6	H: 1 LOB: 1 BB: 0 P: 6	R: 0 E: 0 K: 0 S: 3	H: 0 LOB: 0 BB: 0 P: 3	R: 0 E: 0 K: 1 S: 5	H: 0 LOB: 0 BB: 0 P: 5	R: 3 E: 0 K: 1 S: 8	H: 3 LOB: 3 BB: 3 P: 20	R: 1 E: 0 K: 0 S: 4	H: 1 LOB: 0 BB: 0 P: 4	1B: 6 2B: 0 3B: 1 HR: 0	SF: 2 SAC: 0 DP: 0 HBP: 0	WP: 0 PB: 0 SB: 0 CS: 0	PA: 34
--------------	------------------------------	---------------------------------	------------------------------	---------------------------------	------------------------------	---------------------------------	------------------------------	---------------------------------	------------------------------	---------------------------------	------------------------------	---------------------------------	------------------------------	----------------------------------	------------------------------	---------------------------------	----------------------------------	------------------------------------	----------------------------------	--------

PITCHER	IP	WLS	BF	H	R	ER	SO	BB	IBB	HBP	BLK	WP	HR	S	P	ERA	WHIP
Bill Hands, R ERA: 2.94 (1, 1)	6.2	L	27	5	3	3	2	2	0	0	0	0	0	29	37	4.05	1.050
Joe Niekro, R ERA: 4.19 (7, 1)	1.1		7	2	1	1	1	1	0	0	0	0	0	8	12	6.75	2.250


BOTTOM

Chicago Cubs @ Philadelphia Phillies
Connie Mack Stadium, Philadelphia, PA

Sat Sep 14 1968, 3:33 AM EDT
 Att. 2,251 - Unknown

livebaseballscorecards.com

AB	29
R	4
H	7
RBI	4
BB	3
SO	3
LOB	9



Batter	1	2	3	4	5	6	7	8	9	AB R H RBI BB SO LOB	TOP									
Don Kessinger, S (1, 6) <small>OBP: 0.291, SLG: 0.294</small> 	4-0 	0-0 L7 			0-0 6-3 			0-0 6-3 		3 1 0 0 1 0 0										
Glenn Beckert, R (1, 4) <small>OBP: 0.328, SLG: 0.373</small> 	0-0 		0-0 6-3 		0-0 P4 			0-0 		4 2 2 0 0 0 0										
Billy Williams, L (1, 7) <small>OBP: 0.337, SLG: 0.507</small> 	0-0 		0-0 F9 		0-0 3-1 			0-0 E8 		4 0 2 2 0 0 0										
14 Ernie Banks, R (1, 3) <small>OBP: 0.295, SLG: 0.488</small> 	0-0 		0-0 		0-0 5-3 			0-0 F2 		4 0 2 0 0 0 1										
Ron Santo, R (1, 5) <small>OBP: 0.350, SLG: 0.413</small> 	0-0 		0-0 1-3 		0-0 4-3 			0-0 F3 		4 0 1 0 0 0 2										
Randy Hundley, R (1, 2) <small>OBP: 0.283, SLG: 0.317</small> 	0-0 			0-0 G6-4-3 		0-0 3-1 		0-0 F9 		4 0 1 0 0 0 2										
Jim Hickman, R (1, 9) <small>OBP: 0.295, SLG: 0.374</small> 		0-0 F5 		4-0 		0-0 L7 		0-0 E7 		3 0 1 0 1 0 0										
Adolfo Phillips, R (1, 8) <small>OBP: 0.327, SLG: 0.388</small> 		0-0 		0-0 G6-4-3 		0-0 		0-0 5-3 		4 1 2 1 0 0 3										
Fergie Jenkins, R (1, 1) <small>OBP: 0.224, SLG: 0.250</small> 		0-3 K 		0-3 K 		0-0 6-3 		0-3 K 		4 0 0 0 0 3 3										
Inning Stats	R: 2 E: 0 K: 0 S: 5	H: 4 LOB: 1 BB: 1 P: 9	R: 1 E: 0 K: 1 S: 6	H: 1 LOB: 0 BB: 0 P: 6	R: 0 E: 0 K: 0 S: 4	H: 1 LOB: 1 BB: 0 P: 4	R: 0 E: 0 K: 1 S: 5	H: 1 LOB: 1 BB: 1 P: 9	R: 0 E: 0 K: 0 S: 3	H: 0 LOB: 0 BB: 0 P: 3	R: 0 E: 0 K: 0 S: 3	H: 1 LOB: 0 BB: 0 P: 3	R: 1 E: 1 K: 0 S: 5	H: 2 LOB: 1 BB: 0 P: 5	R: 0 E: 1 K: 1 S: 6	H: 1 LOB: 1 BB: 0 P: 6	1B: 9 2B: 1 3B: 0 HR: 1	SF: 0 SAC: 0 DP: 2 HBP: 0	WP: 0 PB: 0 SB: 0 CS: 1	PA: 36
PITCHER	IP WLS BF H R ER SO BB IBB HBP BLK WP HR S P ERA WHIP																			
Grant Jackson, L (1, 1) <small>ERA: 2.98</small>	0.1 L 5 4 2 2 0 1 0 0 0 0 0 0 4 8 54.00 15.000																			
Jeff James, R (1, 1) <small>ERA: 4.39</small>	6.2 22 4 1 1 2 1 0 0 0 0 1 25 29 1.35 0.750																			
Turk Farrell, R (8, 1) <small>ERA: 3.51</small>	2.0 9 3 1 0 1 0 0 0 0 0 0 0 11 11 0.00 1.500																			

Chicago Cubs @ Philadelphia Phillies
 Connie Mack Stadium, Philadelphia, PA
 Sun Sep 15 1968, 3:33 AM EDT
 Att. 4,015 - Unknown

livebaseballscorecards.com

AB	34
R	4
H	11
RBI	3
BB	2
SO	3
LOB	11



Batter	1	2	3	4	5	6	7	8	9	AB	R	H	RBI	BB	SO	LOB																							
Tony Taylor, R OBP: 0.304, SLG: 0.311 (1, 5)	0-0 P4		0-0 6-3		0-0 B1		0-0 F9			4	0	0	0	0	0	0																							
Roberto Pena, R OBP: 0.316, SLG: 0.313 (1, 6)	0-0 BB 1B		0-0 BB 1B		0-3 K			0-0 1B 2B		4	0	3	0	0	1	0																							
John Briggs, L OBP: 0.368, SLG: 0.367 (1, 8)	4-0 BB 1-2		4-0 BB 1-2		0-0 FC4-6 1B			0-3 K		2	0	1	0	2	1	1																							
Dick Allen, R OBP: 0.351, SLG: 0.509 (1, 7)	0-0 P4		0-0 F8		0-0 P4			0-0 6-3		4	0	0	0	0	0	6																							
Johnny Callison, L OBP: 0.316, SLG: 0.412 (1, 9)	0-0 F9			0-0 1-3		0-0 FC4-6 1B		0-0 1B 2-3		4	0	1	0	0	0	3																							
Bill White, L OBP: 0.311, SLG: 0.364 (1, 3)		0-0 4-3		0-0 2B		0-0 1B 1-2		0-0 4-3		4	0	2	0	0	0	2																							
Cookie Rojas, R OBP: 0.259, SLG: 0.318 (1, 4)		0-0 F9		0-0 L9		0-0 F3			0-0 B5-3 1B	4	0	1	0	0	0	3																							
Mike Ryan, R OBP: 0.213, SLG: 0.216 (1, 2)		0-0 P4		0-0 F7			0-0 F5		0-0 B5-3	3	0	0	0	0	0	1																							
Rick Joseph, R OBP: 0.308, SLG: 0.331 (9, PH)									0-0 F2	1	0	0	0	0	0	1																							
Grant Jackson, S OBP: 0.364, SLG: 0.300 (1, 1)			0-0 5-3		0-3 K					0	0	0	0	0	0	0																							
Jeff James, R OBP: 0.097, SLG: 0.097 (1, 1)										2	0	0	0	0	1	0																							
Doug Clemens, L OBP: 0.294, SLG: 0.364 (7, PH)										1	0	0	0	0	1	0																							
Turk Farrell, R OBP: 0.200, SLG: 0.200 (8, 1)										0	0	0	0	0	0	0																							
Gary Sutherland, R OBP: 0.281, SLG: 0.267 (9, PH)										1	0	0	0	0	0	0																							
Inning Stats	R: 0 E: 0 K: 0 S: 4	H: 1 LOB: 2 BB: 1 P: 8	R: 0 E: 0 K: 0 S: 3	H: 0 LOB: 0 BB: 0 P: 3	R: 0 E: 0 K: 0 S: 4	H: 1 LOB: 2 BB: 1 P: 8	R: 0 E: 0 K: 0 S: 4	H: 1 LOB: 1 BB: 0 P: 4	R: 0 E: 0 K: 2 S: 7	H: 0 LOB: 0 BB: 0 P: 7	R: 0 E: 0 K: 1 S: 5	H: 2 LOB: 2 BB: 0 P: 5	R: 0 E: 0 K: 1 S: 5	H: 0 LOB: 0 BB: 0 P: 5	R: 0 E: 0 K: 1 S: 7	H: 2 LOB: 2 BB: 0 P: 7	R: 0 E: 0 K: 0 S: 3	H: 1 LOB: 0 BB: 0 P: 3	1B: 6 2B: 3 3B: 0 HR: 0	SF: 0 SAC: 0 DP: 1 HBP: 0	WP: 0 PB: 0 SB: 0 CS: 0	PA: 36																	
PITCHER Fergie Jenkins, R ERA: 2.58 (1, 1)	IP 9.0	WLS W	BF 36	H 8	R 0	ER 0	SO 4	BB 2	IBB 0	HBP 0	BLK 0	WP 0	HR 0	S 42	P 50	ERA 0.00	WHIP 1.111					PITCHER	IP 9.0	WLS W	BF 36	H 8	R 0	ER 0	SO 4	BB 2	IBB 0	HBP 0	BLK 0	WP 0	HR 0	S 42	P 50	ERA 0.00	WHIP 1.111

Chicago Cubs @ Philadelphia Phillies
Connie Mack Stadium, Philadelphia, PA
 Sun Sep 15 1968, 3:33 AM EDT
 Att. 4,015 - Unknown

AB	34
R	0
H	8
RBI	0
BB	2
SO	4
LOB	17



Batter	1	2	3	4	5	6	7	8	9	AB R H RBI BB SO LOB	TOP	
Maury Wills, S OBP: 0.328, SLG: 0.317 (1, 5) X	0-0 4-3 ①	0-3 K ③		0-0 1-3 ③		0-0 1B ②		0-0 F9 ③		5 0 1 1 0 1 1		
Gene Alley, R OBP: 0.299, SLG: 0.301 (1, 6) X	0-0 1B 1B		0-0 1-3 1B		0-0 FC6-4 1B	0-0 F9 ②		0-0 BB 1B 1B		5 2 4 0 0 0 2		
Matty Alou, L OBP: 0.363, SLG: 0.395 (1, 8) X	0-0 1B 1B		0-3 K ①		0-0 F7 ①	0-0 F7 ③		0-0 BB 1B		5 2 2 0 0 1 4		
Roberto Clemente, R OBP: 0.346, SLG: 0.473 Manny Mota, R OBP: 0.320, SLG: 0.332 (1, 9) X (7, 9)	0-0 1B 1B		0-0 1-3 ②		0-0 FC6-4 BB ②		0-0 F8 ①		0-3 K ①	4 0 1 1 0 0 2 1 0 0 0 0 1 2		
Willie Stargell, L OBP: 0.312, SLG: 0.433 (1, 7) S S S	0-3 K ②		0-3 K ③		4-0 BB ③		4-0 BB		0-3 K ②	3 0 0 0 2 3 5		
Donn Clendenon, R OBP: 0.309, SLG: 0.393 (1, 3) X	0-0 1B ②			0-0 HR	0-0 P3 ③		0-3 K ②		4-0 1B BB	4 1 2 2 1 1 3		
Bill Mazerowski, R OBP: 0.304, SLG: 0.311 (1, 4) X	0-0 L8 ③			0-0 P3 ①		0-0 SH 1B	0-0 P6 ③		0-0 1B	5 1 2 2 0 0 3		
Jerry May, R OBP: 0.297, SLG: 0.266 (1, 2) X		0-0 6-3 ①		0-0 4-3 2B		0-0 P6 ①		0-0 F8 ①	0-3 K ③	5 0 1 0 0 1 3		
Dock Ellis, S OBP: 0.080, SLG: 0.120 (1, 1) X		0-0 1-3 ②		0-0 4-3 ②		0-0 SH 1B		0-3 K ②		3 0 0 0 0 1 1		
Inning Stats	R: 2 H: 4 E: 0 LOB: 2 K: 1 BB: 0 S: 9 P: 9	R: 0 H: 0 E: 0 LOB: 0 K: 1 BB: 0 S: 5 P: 5	R: 0 H: 1 E: 0 LOB: 1 K: 2 BB: 0 S: 8 P: 8	R: 1 H: 2 E: 0 LOB: 1 K: 0 BB: 0 S: 5 P: 5	R: 0 H: 1 E: 0 LOB: 2 K: 0 BB: 1 S: 4 P: 8	R: 1 H: 2 E: 0 LOB: 2 K: 0 BB: 0 S: 6 P: 6	R: 0 H: 0 E: 0 LOB: 1 K: 1 BB: 1 S: 5 P: 9	R: 0 H: 0 E: 0 LOB: 0 K: 1 BB: 0 S: 5 P: 5	R: 2 H: 3 E: 0 LOB: 2 K: 3 BB: 1 S: 12 P: 16	1B: 11 SF: 0 2B: 1 SAC: 1 3B: 0 DP: 0 HR: 1 HBP: 0	WP: 0 PA: 44 PB: 0 SB: 1 CS: 0	
PITCHER Rick Wise, R ERA: 4.52 (1, 1) Turk Farrell, R ERA: 3.43 (6, 1) Woodie Fryman, L ERA: 2.8 (8, 1)	IP WLS BF H R ER SO BB IBB HBP BLK WP HR S P ERA WHIP											PITCHER IP WLS BF H R ER SO BB IBB HBP BLK WP HR S P ERA WHIP
	5.1 L 28 10 4 4 4 1 0 0 0 0 0 1 35 39 6.75 2.062											

Pittsburgh Pirates @ Philadelphia Phillies
 Connie Mack Stadium, Philadelphia, PA
 Mon Sep 16 1968, 7:05 PM EDT
 Att. 2,087 - Unknown

livebaseballscorecards.com

AB 40
 R 6
 H 13
 RBI 6
 BB 3
 SO 9
 LOB 26



Batter	1	2	3	4	5	6	7	8	9	AB	R	H	RBI	BB	SO	LOB
Tony Taylor, R OBP: 0.304, SLG: 0.316 (1, 5)	0-0 3-1		0-0 HR		0-0 G5-4-3			0-0 4-3		4	1	1	1	0	0	1
Roberto Pena, R OBP: 0.315, SLG: 0.311 (1, 6)	0-0 F7		0-0 3-1		0-0 L3			4-0 FC3-6 BB		3	0	0	0	1	0	0
John Briggs, L OBP: 0.369, SLG: 0.366 (1, 8)	4-0 BB		0-0 BB 1B				0-0 F7	0-0 FC3-6		3	0	1	0	1	0	1
Dick Allen, R OBP: 0.350, SLG: 0.506 (1, 7)	0-0 1-4-3		4-0 BB				0-3 K	0-3 K		3	0	0	0	1	2	2
Johnny Callison, L OBP: 0.315, SLG: 0.409 (1, 9)		0-0 G3	0-0 F8				4-0 BB		0-0 G3	3	0	0	0	1	0	2
Bill White, L OBP: 0.311, SLG: 0.361 (1, 3)		4-0 BB		0-0 4-3		0-0 P3			0-0 P4	3	0	0	0	1	0	1
Cookie Rojas, R OBP: 0.257, SLG: 0.316 (1, 4)		0-3 K		0-0 6-3				0-0 F8	0-0 5-3	4	0	0	0	0	1	1
Mike Ryan, R OBP: 0.211, SLG: 0.213 (1, 2)		0-0 1-3		0-0 6-3				0-0 4-3		3	0	0	0	0	0	1
Rick Wise, R OBP: 0.283, SLG: 0.456 (1, 1)			0-0 F8				0-0 G5-4-3 1B		0-0 6-3	2	0	1	0	0	0	0
Turk Farrell, R OBP: 0.200, SLG: 0.200 (6, 1)										0	0	0	0	0	0	0
Gary Sutherland, R OBP: 0.278, SLG: 0.264 (7, PH)										1	0	0	0	0	0	0
Woodie Fryman, R OBP: 0.125, SLG: 0.101 (8, 1)										0	0	0	0	0	0	0

BOTTOM

Pittsburgh Pirates @ Philadelphia Phillies
 Connie Mack Stadium, Philadelphia, PA

Mon Sep 16 1968, 7:05 PM EDT
 Att. 2,087 - Unknown

livebaseballscorecards.com

AB	29
R	1
H	3
RBI	1
BB	5
SO	3
LOB	9



Inning Stats	R: 0 H: 0 E: 0 LOB: 1 K: 0 BB: 1 S: 3 P: 7	R: 0 H: 0 E: 0 LOB: 1 K: 1 BB: 1 S: 5 P: 9	R: 1 H: 2 E: 0 LOB: 2 K: 0 BB: 1 S: 5 P: 9	R: 0 H: 0 E: 0 LOB: 0 K: 0 BB: 0 S: 3 P: 3	R: 0 H: 1 E: 0 LOB: 0 K: 0 BB: 0 S: 3 P: 3	R: 0 H: 0 E: 0 LOB: 1 K: 1 BB: 1 S: 5 P: 9	R: 0 H: 0 E: 0 LOB: 0 K: 0 BB: 0 S: 3 P: 3	R: 0 H: 0 E: 0 LOB: 1 K: 1 BB: 1 S: 5 P: 9	R: 0 H: 0 E: 0 LOB: 0 K: 0 BB: 0 S: 3 P: 3	R: 0 H: 0 E: 0 LOB: 1 K: 1 BB: 1 S: 5 P: 9	R: 0 H: 0 E: 0 LOB: 0 K: 0 BB: 0 S: 3 P: 3	R: 0 H: 0 E: 0 LOB: 0 K: 0 BB: 0 S: 3 P: 3	R: 0 H: 0 E: 0 LOB: 0 K: 0 BB: 0 S: 3 P: 3	1B: 2 SF: 0 2B: 0 SAC: 0 3B: 0 DP: 1 HR: 1 HBP: 0	WP: 0 PA: 34 PB: 0 SB: 0 CS: 0
---------------------	---	---	---	---	---	---	---	---	---	---	---	---	---	--	---

PITCHER Dock Ellis, R ERA: 2.68 (1, 1)	IP 9.0 WLS W BF 34 H 3 R 1 ER 1 SO 3 BB 5 IBB 0 HBP 0 BLK 0 WP 0 HR 1 S 35 P 55 ERA 1.00 WHIP 0.889	PITCHER	IP WLS BF H R ER SO BB IBB HBP BLK WP HR S P ERA WHIP
---	---	----------------	---

Batter	1	2	3	4	5	6	7	8	9	AB R H RBI BB SO LOB	TOP		
Maury Wills, S (1, 5) OBP: 0.329, SLG: 0.316	0-0 L4		4-0 CS BB		0-0 CS 1B		0-0 E6		0-0 F7	4 0 1 0 1 0 0			
Gene Alley, R (1, 6) OBP: 0.302, SLG: 0.312	0-0 G3 2B		0-0 F9		0-0 CS 1-2	0-0 HR	0-0 G6-4-3 BB		0-0 5-3	4 2 2 1 1 0 1			
Roberto Clemente, R (1, 9) OBP: 0.344, SLG: 0.470	0-0 G3 2-3		0-0 4-3			0-0 E 1B 1B	0-0 G6-4-3 1-2f		0-0 6-3	5 0 1 0 0 0 4			
Donn Clendenon, R (1, 3) OBP: 0.310, SLG: 0.396	0-0 1B 2B 3-H		0-0 F8			0-3 K		0-0 1B SH1-4 FC6 1B		4 2 2 1 0 1 2			
Manny Mota, R (1, 8) OBP: 0.323, SLG: 0.335	0-0 2-H 1B			0-0 F9		0-0 E1 1-3 1B		0-0 SH1-4		3 0 2 1 0 0 0			
Bill Mazerowski, R (1, 4) OBP: 0.305, SLG: 0.311	0-0 L8			0-0 6-3		4-0 BB		0-0 FC6 HBP 1B		3 0 1 0 1 0 1			
Jose Pagan, R (1, 7) OBP: 0.274, SLG: 0.342		0-0 L5		0-0 5-3		0-3 K		1-0 FC6 HBP		3 0 0 0 0 1 3			
Willie Stargell, L (8, PH) OBP: 0.313, SLG: 0.433								1-2 HBP		0 0 0 0 0 0 0			
Jerry May, R (1, 2) OBP: 0.285, SLG: 0.264		0-0 5-3			0-0 F8	0-0 F8		0-0 FC6 1-2f 2-3 3-H		4 0 0 1 0 0 5			
Bob Moose, R (1, 1) OBP: 0.100, SLG: 0.082			0-0 3-1		0-0 F7		0-3 K	0-0 4-3		4 0 0 0 0 1 2			
Luke Walker, L (8, 1)										0 0 0 0 0 0 0			
Bruce Dal Canton, R (8, 1)										0 0 0 0 0 0 0			
Inning Stats	R: 2 E: 0 K: 0 S: 6 H: 3 LOB: 1 BB: 0 P: 6	R: 0 E: 0 K: 0 S: 3 H: 0 LOB: 0 BB: 0 P: 3	R: 0 E: 0 K: 0 S: 3 H: 0 LOB: 1 BB: 1 P: 7	R: 0 E: 0 K: 0 S: 3 H: 0 LOB: 0 BB: 0 P: 3	R: 0 E: 0 K: 0 S: 3 H: 1 LOB: 0 BB: 0 P: 3	R: 1 E: 1 K: 2 S: 10 H: 3 LOB: 3 BB: 1 P: 14	R: 0 E: 1 K: 1 S: 5 H: 0 LOB: 1 BB: 1 P: 9	R: 1 E: 0 K: 0 S: 5 H: 2 LOB: 2 BB: 0 P: 6	R: 0 E: 0 K: 0 S: 3 H: 0 LOB: 0 BB: 0 P: 3	1B: 6 2B: 2 3B: 0 HR: 1 SF: 0 SAC: 1 DP: 1 HBP: 1	WP: 0 PB: 0 SB: 1 CS: 2 PA: 40		
PITCHER	IP WLS BF H R ER SO BB IBB HBP BLK WP HR S P ERA WHIP											PITCHER	IP WLS BF H R ER SO BB IBB HBP BLK WP HR S P ERA WHIP
Chris Short, L (1, 1) ERA: 2.89	7.0 L 30 7 3 3 3 3 0 0 0 0 0 1 33 45 3.86 1.429												
John Boozer, R (8, 1) ERA: 3.84	0.1 4 2 1 1 0 0 0 0 1 0 0 0 3 4 27.00 6.000												
Gary Wagner, R (8, 1) ERA: 3.18	1.2 5 0 0 0 0 0 0 0 0 0 0 0 5 5 0.00 0.000												

Pittsburgh Pirates @ Philadelphia Phillies
 Connie Mack Stadium, Philadelphia, PA

Tue Sep 17 1968, 7:05 PM EDT
 Att. 2,576 - Unknown

livebaseballscorecards.com

AB	34
R	4
H	9
RBI	4
BB	3
SO	3
LOB	18



Batter	1	2	3	4	5	6	7	8	9	AB	R	H	RBI	BB	SO	LOB
Tony Taylor, R (1, 5) OBP: 0.305, SLG: 0.315	0-0 1-3 		0-0 P3 		0-0 5-3 		0-0 BB 		1-0 HBP 	3	0	0	0	1	0	1
Roberto Pena, R (1, 6) OBP: 0.312, SLG: 0.307	0-0 6-3 		0-0 4-3 		0-0 5-3 		0-0 L6 		0-0 F9 	5	0	0	0	0	0	3
John Briggs, L (1, 8) OBP: 0.370, SLG: 0.373	0-0 3-1 			0-0 1B 2B 		0-3 K 		0-0 E 2B 	0-3 K 	5	1	2	0	0	2	1
Dick Allen, R (1, 7) OBP: 0.349, SLG: 0.506		0-0 4-3 		0-3 K 		0-0 1B 2B 		0-0 E4 BB 		4	1	1	0	0	1	1
Johnny Callison, L (1, 9) OBP: 0.317, SLG: 0.408		1-0 		4-0 1B BB 		0-3 K 		0-0 F8 		1	0	0	0	1	1	1
Don Lock, R (8, PH) OBP: 0.286, SLG: 0.360 (9, 9)		FC6-4 HBP 		1B BB 		0-3 K 		0-0 F8 		1	0	0	0	0	0	1
Bill White, L (1, 3) OBP: 0.313, SLG: 0.363		0-3 K 		0-0 1-2 2-3 1B 		0-0 1B 		4-0 1-2 BB 		3	0	2	1	0	1	1
Rick Joseph, R (8, PH) OBP: 0.313, SLG: 0.331 (9, 3)		0-3 K 		1-2 2-3 1B 		0-0 1B 		4-0 1-2 BB 		0	0	0	0	1	0	0
Cookie Rojas, R (1, 4) OBP: 0.255, SLG: 0.314		0-0 FC6-4 1-2 		0-3 K 		0-3 K 		0-0 P6 		4	0	0	0	0	2	7
Mike Ryan, R (1, 2) OBP: 0.211, SLG: 0.214		0-0 6-3 1B 		0-0 F3 		0-0 K 		0-0 P5 		4	0	1	0	0	1	5
Chris Short, R (1, 1) OBP: 0.187, SLG: 0.155		0-0 6-3 		0-0 4-3 		0-0 G3 		0-0 L7 		2	0	0	0	0	0	1
Doug Clemens, L (7, PH) OBP: 0.288, SLG: 0.356		1-2 								1	0	0	0	0	0	0
John Boozer, R (8, 1) OBP: 0.111, SLG: 0.111										0	0	0	0	0	0	0
Gary Wagner, R (8, 1) OBP: 0.091, SLG: 0.091										0	0	0	0	0	0	0
Gary Sutherland, R (9, PH) OBP: 0.276, SLG: 0.262										1	0	0	0	0	0	0

Inning Stats	R: 0	H: 0	E: 0	LOB: 0	K: 0	S: 3	P: 3	R: 0	H: 0	E: 0	LOB: 1	K: 1	BB: 0	S: 5	P: 6	R: 0	H: 1	E: 0	LOB: 1	K: 0	BB: 0	S: 4	P: 4	R: 0	H: 2	E: 0	LOB: 3	K: 2	BB: 1	S: 9	P: 13	R: 0	H: 0	E: 0	LOB: 0	K: 0	BB: 0	S: 3	P: 3	R: 1	H: 2	E: 0	LOB: 1	K: 3	BB: 0	S: 11	P: 11	R: 0	H: 0	E: 0	LOB: 1	K: 1	BB: 1	S: 5	P: 9	R: 1	H: 1	E: 1	LOB: 2	K: 0	BB: 1	S: 5	P: 9	R: 0	H: 0	E: 0	LOB: 1	K: 1	BB: 0	S: 5	P: 6
1B: 3	SF: 0	2B: 3	SAC: 0	3B: 0	DP: 0	HR: 0	HBP: 2	WP: 0	PA: 39	ERA	WHIP	WP: 0	PA: 39	ERA	WHIP																																																								
PITCHER	IP	WLS	BF	H	R	ER	SO	BB	IBB	HBP	BLK	WP	HR	S	P	ERA	WHIP	PITCHER	IP	WLS	BF	H	R	ER	SO	BB	IBB	HBP	BLK	WP	HR	S	P	ERA	WHIP																																				
Bob Moose, R (1, 1) ERA: 2.92	7.0	W	31	6	2	2	7	2	0	0	0	0	0	42	51	2.57	1.143	Bob Moose, R (1, 1) ERA: 2.92	7.0	W	31	6	2	2	7	2	0	0	0	0	42	51	2.57	1.143																																					
Luke Walker, L (8, 1) ERA: 1.88	0.1		2	0	0	0	0	1	0	0	0	0	0	1	5	0.00	3.000	Luke Walker, L (8, 1) ERA: 1.88	0.1		2	0	0	0	0	1	0	0	0	1	5	0.00	3.000																																						
Bruce Dal Canton, R (8, 1) ERA: 1.89	1.2	S	6	0	0	0	1	0	0	1	0	0	0	7	8	0.00	0.000	Bruce Dal Canton, R (8, 1) ERA: 1.89	1.2	S	6	0	0	0	1	0	0	1	0	7	8	0.00	0.000																																						

BOTTOM

Pittsburgh Pirates @ Philadelphia Phillies
 Connie Mack Stadium, Philadelphia, PA

Tue Sep 17 1968, 7:05 PM EDT
 Att. 2,576 - Unknown

livebaseballscores.com

AB	34
R	2
H	6
RBI	1
BB	3
SO	8
LOB	22



Batter	1	2	3	4	5	6	7	8	9	AB R H RBI BB SO LOB	TOP																						
Maury Wills, S OBP: 0.326, SLG: 0.314 (1, 5) X	0-0 6-3 ①		0-0 G4-3 ② ③ 1-2f			0-0 4-3 ①			0-0 G3 ①	4 0 0 0 0 0 1	Pittsburgh Pirates @ Philadelphia Phillies Connie Mack Stadium, Philadelphia, PA Wed Sep 18 1968, 7:05 PM EDT Att. 2,463 - Unknown																						
Gene Alley, R OBP: 0.302, SLG: 0.311 (1, 6) X	0-0 6-3 ②			0-0 F9 ①		0-0 F9 ②		0-0 FC6-4 1B ②	4 0 1 0 0 0 0																								
Matty Alou, L OBP: 0.362, SLG: 0.393 (1, 8) X	0-0 5-3 ③			0-0 WP 1B ①		0-0 5-3 ③		0-0 FC6-4 1B ② 1-2f	4 1 1 0 0 0 1																								
Donn Clendenon, R OBP: 0.313, SLG: 0.400 (1, 3)		0-3 K ①		0-0 1B ① 1-H		0-0 L3-6 2B ①		0-0 1B ③ 1-3	4 0 3 1 0 1 0																								
Willie Stargell, L OBP: 0.314, SLG: 0.432 (1, 7)		0-0 1B ②		0-0 F8 ②		0-0 L3-6 ① ② 2-3			3 0 1 0 0 0 2																								
Bill Mazaroski, R OBP: 0.304, SLG: 0.309 (1, 4)		0-0 F3 ②		0-0 P4 ③		0-0 F8 ③			3 0 0 0 0 0 2																								
Gary Kolb, L OBP: 0.294, SLG: 0.330 (1, 9)		0-0 1-3 ③			0-0 E6 ①			0-0 3-1 ①	3 0 0 0 0 0 1																								
Jerry May, R OBP: 0.285, SLG: 0.264 (1, 2)			0-0 6-3 ①		0-0 G6-4-3 1B ②			0-0 4-3 ②	3 0 1 0 0 0 0																								
Bob Veale, S OBP: 0.120, SLG: 0.111 Manny Jimenez, L (8, PH) OBP: 0.403, SLG: 0.394 Ron Kline, R (8, 1)			0-0 G4-3 1B ② ③		0-0 G6-4-3 ② ③ 1-2f			0-3 K ③	2 0 1 0 0 0 1 1 0 0 0 0 1 0 0 0 0 0 0 0 0																								
Inning Stats	R: 0 E: 0 K: 0 S: 3	H: 0 LOB: 0 BB: 0 P: 3	R: 0 E: 0 K: 1 S: 6	H: 1 LOB: 1 BB: 0 P: 6	R: 0 E: 0 K: 0 S: 3	H: 1 LOB: 0 BB: 0 P: 3	R: 1 E: 0 K: 0 S: 5	H: 2 LOB: 1 BB: 0 P: 5	R: 0 E: 1 K: 0 S: 3	H: 1 LOB: 0 BB: 0 P: 3		R: 0 E: 0 K: 0 S: 3	H: 0 LOB: 0 BB: 0 P: 3	R: 0 E: 0 K: 0 S: 3	H: 1 LOB: 0 BB: 0 P: 3	R: 0 E: 0 K: 1 S: 5	H: 0 LOB: 0 BB: 0 P: 5	R: 0 E: 0 K: 0 S: 4	H: 2 LOB: 2 BB: 0 P: 4	1B: 7 2B: 2 3B: 0 HR: 0	SF: 0 SAC: 0 DP: 3 HBP: 0	WP: 1 PB: 0 SB: 0 CS: 0	PA: 31										
PITCHER Jerry Johnson, R (1, 1) ERA: 3.38 Gary Wagner, R (8, 1) ERA: 3.1	IP 7.0	WLS W	BF 24	H 6	R 1	ER 1	SO 1	BB 0	IBB 0	HBP 0	BLK 0	WP 1	HR 0	S 26	P 26	ERA 1.29	WHIP 0.857																
											PITCHER	IP	WLS	BF	H	R	ER	SO	BB	IBB	HBP	BLK	WP	HR	S	P	ERA	WHIP					

livebaseballscorecards.com

AB	31
R	1
H	8
RBI	1
BB	0
SO	2
LOB	8



Batter	1	2	3	4	5	6	7	8	9
John Briggs, L OBP: 0.369, SLG: 0.372 (1, 8)	0-0 P6		0-0 L8		0-0 5-3		0-0 2-H 1B		
Cookie Rojas, R OBP: 0.255, SLG: 0.314 (1, 4)	0-0 F9		0-0 CS 1B			0-0 G3	0-0 F2		
Roberto Pena, R OBP: 0.311, SLG: 0.307 (1, 6)	0-0 L9		0-0 4-3			0-3 K		0-0 G6-3 1B	
Dick Allen, R OBP: 0.350, SLG: 0.508 (1, 7)		0-0 F9		0-0 2B		0-0 1B		0-3 K	
Rick Joseph, R OBP: 0.305, SLG: 0.322 (1, 3)		0-0 L7		0-0 F9		0-0 5-3		0-0 G6-3	
Gary Sutherland, R OBP: 0.286, SLG: 0.273 (1, 5)		0-0 BB 1B		0-3 K			0-0 FC3-6 1B		
Don Lock, R OBP: 0.287, SLG: 0.357 (1, 9)		4-0 BB 1B		0-0 L7			0-0 FC3-6 1B		
Mike Ryan, R OBP: 0.212, SLG: 0.215 (1, 2)		0-0 FC6-4			0-0 P5		0-0 G4 1B		
Jerry Johnson, R OBP: 0.174, SLG: 0.143 (1, 1)			0-0 4-3				0-0 G4 1B		
Tony Taylor, R OBP: 0.304, SLG: 0.314 (7, PH)					0-0 6-3				
Gary Wagner, R OBP: 0.091, SLG: 0.091 (8, 1)							0-0 G4		

Inning Stats	R: 0	H: 0	E: 0	K: 0	S: 3	R: 0	H: 1	E: 0	K: 0	S: 4	R: 0	H: 1	E: 0	K: 1	S: 6	R: 0	H: 0	E: 0	K: 0	S: 3	R: 0	H: 1	E: 0	K: 1	S: 6	R: 2	H: 3	E: 0	K: 0	S: 6	R: 0	H: 1	E: 0	K: 1	S: 5
	LOB: 0	BB: 0	P: 3	LOB: 2	BB: 1	P: 8	LOB: 1	BB: 0	P: 4	LOB: 0	BB: 0	P: 6	LOB: 1	BB: 0	P: 3	LOB: 1	BB: 0	P: 5	LOB: 0	BB: 0	P: 3	LOB: 0	BB: 0	P: 6	LOB: 1	BB: 0	P: 6	LOB: 1	BB: 0	P: 5	LOB: 0	BB: 0	P: 5		

PITCHER	IP	WLS	BF	H	R	ER	SO	BB	IBB	HBP	BLK	WP	HR	S	P	ERA	WHIP
Bob Veale, L ERA: 2.03 (1, 1)	7.0	L	29	7	2	2	2	1	0	0	0	0	0	32	36	2.57	1.143
Ron Kline, R ERA: 1.5 (8, 1)	1.0		3	1	0	0	1	0	0	0	0	0	0	5	5	0.00	1.000

BOTTOM

Pittsburgh Pirates @ Philadelphia Phillies
 Connie Mack Stadium, Philadelphia, PA
 Wed Sep 18 1968, 7:05 PM EDT
 Att. 2,463 - Unknown

AB	31
R	2
H	8
RBI	2
BB	1
SO	3
LOB	12



1B	2B	3B	HR	SF	SAC	DP	HBP	WP	PA
7	1	0	0	0	1	0	0	0	32

PITCHER	IP	WLS	BF	H	R	ER	SO	BB	IBB	HBP	BLK	WP	HR	S	P	ERA	WHIP
Bob Veale, L ERA: 2.03 (1, 1)	7.0	L	29	7	2	2	2	1	0	0	0	0	0	32	36	2.57	1.143
Ron Kline, R ERA: 1.5 (8, 1)	1.0		3	1	0	0	1	0	0	0	0	0	0	5	5	0.00	1.000

TOP

New York Mets @ Philadelphia Phillies
Connie Mack Stadium, Philadelphia, PA

Fri Sep 20 1968, 7:05 PM EDT
 Unknown

AB	32
R	3
H	9
RBI	3
BB	0
SO	11
LOB	15



WP: 0	PA: 35
PB: 0	
SB: 0	
CS: 3	

AB	R	H	RBI	BB	SO	LOB
3	1	2	0	0	0	1
4	0	2	1	0	0	2
4	1	1	0	0	1	3
3	0	0	1	0	1	2
3	0	1	0	0	1	0
1	0	0	0	0	0	1
4	0	2	1	0	2	1
3	0	0	0	0	2	2
1	0	0	0	0	1	1
0	0	0	0	0	0	0
3	0	0	0	0	2	2
3	1	1	0	0	1	0
1B: 7	SF: 0					
2B: 2	SAC: 1					
3B: 0	DP: 1					
HR: 0	HBP: 1					

Batter	1	2	3	4	5	6	7	8	9										
Tommie Agee, R OBP: 0.246, SLG: 0.297 (1, 8)	2-2 1B FC4-6 1B		0-0 G5-4-3 1B			0-1 1-3 1-2		1-0 CS HBP											
Phil Linz, R OBP: 0.247, SLG: 0.241 (1, 4)	0-0 1-3 FC4-6 1B		1-2 G5-4-3 1-2f			0-0 4-3 2-H 2B		1-1 SAFE 4-3 1-2											
Cleon Jones, R OBP: 0.335, SLG: 0.434 (1, 7)	2-3 K			0-0 P4		0-0 4-3 2-3		0-0 3-1 SH3-4 1B											
Ed Charles, R OBP: 0.324, SLG: 0.420 (1, 5)	0-1 FC4-6 1-2f 3-H			3-3 K		0-0 L5		2-1 SH3-4 1-2											
Ron Swoboda, R OBP: 0.319, SLG: 0.365 Larry Stahl, L OBP: 0.312, SLG: 0.346 (9, PH) (9, 9)	0-0 CS 1-2	0-0 5-3 2B		3-3 K		0-0 F8		0-1 3-1 2-3											
Jerry Grote, R OBP: 0.356, SLG: 0.347 (1, 2)				0-0 K CS 1B		2-3 K		3-1 K 3-H 1B											
Al Weis, S OBP: 0.234, SLG: 0.204 Art Shamsky, L OBP: 0.277, SLG: 0.408 Bud Harrelson, S OBP: 0.275, SLG: 0.253 (9, PH) (9, 6)				0-0 5-3 2-3 K		0-3 K		2-3 K											
Ed Kranepool, L OBP: 0.276, SLG: 0.301 (1, 3)				0-3 K		1-3 K 1-2		0-0 2-3											
Tom Seaver, R OBP: 0.174, SLG: 0.169 (1, 1)				0-3 K		0-0 1-3 2B 1B		3-2 5-3											
Inning Stats	R: 1 E: 0 K: 1 S: 9	H: 2 LOB: 0 BB: 0 P: 13	R: 0 E: 0 K: 2 S: 8	H: 1 LOB: 1 BB: 0 P: 8	R: 0 E: 0 K: 1 S: 7	H: 1 LOB: 0 BB: 0 P: 8	R: 0 E: 0 K: 2 S: 9	H: 0 LOB: 0 BB: 0 P: 15	R: 0 E: 0 K: 2 S: 7	H: 1 LOB: 0 BB: 0 P: 8	R: 1 E: 0 K: 0 S: 6	H: 2 LOB: 1 BB: 0 P: 6	R: 0 E: 0 K: 2 S: 7	H: 0 LOB: 0 BB: 0 P: 9	R: 0 E: 0 K: 0 S: 6	H: 0 LOB: 1 BB: 0 P: 11	R: 1 E: 0 K: 1 S: 10	H: 2 LOB: 1 BB: 0 P: 17	
PITCHER Woodie Fryman, L ERA: 2.78 Gary Wagner, R ERA: 3.18	IP: 8.0 WLS: 1 BF: 29 H: 7 R: 2 ER: 2 SO: 10 BB: 0 IBB: 0 HBP: 1 BLK: 0 WP: 0 HR: 0 S: 59 P: 78 ERA: 2.25 WHIP: 0.875	IP: 1.0 WLS: 0 BF: 5 H: 2 R: 1 ER: 1 SO: 1 BB: 0 IBB: 0 HBP: 0 BLK: 0 WP: 0 HR: 0 S: 10 P: 17 ERA: 9.00 WHIP: 2.000																	

Batter	1	2	3	4	5	6	7	8	9	AB	R	H	RBI	BB	SO	LOB
Tony Taylor, R OBP: 0.303, SLG: 0.312 (1, 5)	F9			6-3	F3			SH1-4		3	0	0	0	0	0	2
Roberto Pena, R OBP: 0.311, SLG: 0.305 (1, 6)	6-3			2B BB		P4		4-3		3	1	0	0	1	0	1
Tony Gonzalez, L OBP: 0.339, SLG: 0.347 (1, 8)	F5			1-H 2B		4-3 2B		1B 1B		4	0	3	2	0	0	0
Dick Allen, R OBP: 0.350, SLG: 0.506 (1, 7)			K	K		4-3		1B 1B		4	0	1	0	0	2	2
John Briggs, L OBP: 0.365, SLG: 0.367 (1, 9)			K	P6		K		4-3		4	0	0	0	0	2	4
Bill White, L OBP: 0.313, SLG: 0.362 (1, 3)																
Grant Jackson, S OBP: 0.364, SLG: 0.300 (9, PR)	F7				G3			F8		4	0	1	0	0	0	0
Cookie Rojas, R OBP: 0.255, SLG: 0.313 (1, 4)				6-3	2B FC3-5 1B			F7		0	0	0	0	0	0	0
Mike Ryan, R OBP: 0.214, SLG: 0.220 (1, 2)										4	0	1	0	0	0	1
Johnny Callison, L OBP: 0.317, SLG: 0.407 (9, PH)	F8				2B			K		3	0	1	0	0	1	0
Woody Fryman, R OBP: 0.122, SLG: 0.099 (1, 1)										1	0	0	0	0	0	1
Doug Clemens, L OBP: 0.302, SLG: 0.370 (8, PH)										3	0	1	0	0	1	0
Gary Wagner, R OBP: 0.091, SLG: 0.091 (9, 1)										1	0	0	0	0	0	1
Clay Dalrymple, L OBP: 0.266, SLG: 0.273 (9, PH)				P9	FC3-5			4-3 1B SH1-4 1B		2	0	0	0	0	0	2
										1	1	1	0	0	0	0
										0	0	0	0	0	0	0
										1	0	0	0	0	0	2

Inning Stats	R: 0	H: 0	R: 0	H: 0	R: 0	H: 0	R: 0	H: 2	R: 0	H: 1	R: 0	H: 0	R: 1	H: 3	R: 0	H: 1	1B: 5	SF: 0
	E: 0	LOB: 0	E: 0	LOB: 0	E: 0	LOB: 0	E: 0	LOB: 2	E: 0	LOB: 1	E: 0	LOB: 0	E: 0	LOB: 2	E: 0	LOB: 2	2B: 3	SAC: 1
	K: 0	BB: 0	K: 2	BB: 0	K: 0	BB: 0	K: 0	BB: 0	K: 1	BB: 0	K: 1	BB: 0	K: 0	BB: 0	K: 0	BB: 0	3B: 0	DP: 0
	S: 8	P: 11	S: 9	P: 15	S: 4	P: 6	S: 7	P: 10	S: 8	P: 10	S: 5	P: 5	S: 11	P: 14	S: 9	P: 11	HR: 0	HBP: 0


PITCHER	IP	WLS	BF	H	R	ER	SO	BB	IBB	HBP	BLK	WP	HR	S	P	ERA	WHIP
Tom Seaver, R ERA: 2.2 (1, 1)	9.0	W	36	8	2	2	5	1	0	0	0	0	0	75	103	2.00	1.000

BOTTOM

New York Mets @ Philadelphia Phillies
Connie Mack Stadium, Philadelphia, PA

Fri Sep 20 1968, 7:05 PM EDT
 Unknown

AB	34
R	2
H	8
RBI	2
BB	1
SO	5
LOB	15



livebaseballscores.com

Batter	1	2	3	4	5	6	7	8	9	AB R H RBI BB SO LOB	TOP														
Bud Harrelson, S (1, 6) OBP: 0.274, SLG: 0.253	1-3 		0-0 			0-0 	3-3 			4 1 1 0 0 2 1															
Ken Boswell, L (1, 4) OBP: 0.298, SLG: 0.345	0-0 			0-0 		0-0 		0-0 		4 1 2 0 0 0 1															
Cleon Jones, R (1, 7) OBP: 0.338, SLG: 0.443	0-0 			0-0 		0-0 		0-0 		4 2 3 1 0 0 1															
Art Shamsky, L (1, 9) OBP: 0.279, SLG: 0.409	0-0 			1-0 		0-3 		1-2 		4 0 2 2 0 1 2															
J.C. Martin, L (1, 2) OBP: 0.303, SLG: 0.330		0-0 		2-1 		0-3 		0-0 		4 0 0 0 0 1 3															
Ed Kranepool, L (1, 3) OBP: 0.274, SLG: 0.298		0-0 		2-0 			0-0 	0-0 		4 0 0 0 0 0 1															
Jerry Buchek, R (1, 5) OBP: 0.240, SLG: 0.225		0-3 			0-0 		0-3 		0-3 	4 0 0 0 0 3 0															
Tommie Agee, R (1, 8) OBP: 0.249, SLG: 0.299			0-0 		0-0 		0-0 		0-0 	4 1 2 0 0 0 0															
Don Cardwell, R (1, 1) OBP: 0.053, SLG: 0.105			0-0 		0-3 		3-2 		0-0 	0 0 0 0 0 0 0															
Kevin Collins, L (3, PH) OBP: 0.233, SLG: 0.279										1 0 0 0 0 0 0															
Nolan Ryan, R (3, 1) OBP: 0.152, SLG: 0.114										1 0 0 0 0 0 1															
Don Shaw, L (5, 1)										0 0 0 0 0 0 0															
Ed Charles, R (7, PH) OBP: 0.326, SLG: 0.422										1 0 1 1 0 0 0															
Al Jackson, L (7, PR) OBP: 0.250, SLG: 0.296										0 0 0 0 0 0 0															
Cal Koonce, R (7, 1)										1 0 0 0 0 0 1															
Inning Stats	R: 0 E: 0 K: 1 S: 6	H: 1 LOB: 1 BB: 0 P: 7	R: 0 E: 0 K: 1 S: 5	H: 0 LOB: 0 BB: 0 P: 5	R: 0 E: 0 K: 0 S: 3	H: 0 LOB: 0 BB: 0 P: 3	R: 2 E: 0 K: 0 S: 6	H: 3 LOB: 0 BB: 0 P: 11	R: 0 E: 0 K: 1 S: 5	H: 0 LOB: 0 BB: 0 P: 5	R: 1 E: 0 K: 2 S: 9	H: 2 LOB: 1 BB: 0 P: 9	R: 1 E: 0 K: 2 S: 11	H: 2 LOB: 1 BB: 0 P: 17	R: 1 E: 0 K: 0 S: 7	H: 2 LOB: 1 BB: 0 P: 8	R: 0 E: 0 K: 1 S: 5	H: 1 LOB: 0 BB: 0 P: 5	1B: 9 2B: 1 3B: 1 HR: 0	SF: 0 SAC: 0 DP: 2 HBP: 0	WP: 0 PB: 0 SB: 1 CS: 0	PA: 36			
PITCHER	IP	WLS	BF	H	R	ER	SO	BB	IBB	HBP	BLK	WP	HR	S	P	ERA	WHIP								
Larry Jackson, R (1, 1) ERA: 2.77	5.1		21	6	3	3	3	0	0	0	0	0	0	28	34	5.06	1.125								
Turk Farrell, R (6, 1) ERA: 3.57	2.0	L	10	4	2	2	4	0	0	0	0	0	0	22	29	9.00	2.000								
Grant Jackson, L (8, 1) ERA: 2.95	0.2		2	0	0	0	0	0	0	0	0	0	0	2	2	0.00	0.000								
Gary Wagner, R (9, 1) ERA: 3.13	1.0		3	1	0	0	1	0	0	0	0	0	0	5	5	0.00	1.000								

New York Mets @ Philadelphia Phillies
Connie Mack Stadium, Philadelphia, PA

livebaseballscorecards.com

AB	36
R	5
H	11
RBI	4
BB	0
SO	8
LOB	10



Fri Sep 20 1968, 7:05 PM EDT
 Att. 4,443 - Unknown

BOTTOM

New York Mets @ Philadelphia Phillies
Connie Mack Stadium, Philadelphia, PA

Fri Sep 20 1968, 7:05 PM EDT
Att. 4,443 - Unknown

AB	29
R	4
H	5
RBI	3
BB	8
SO	2
LOB	19



WP	0	PA	39
PB	1		
SB	1		
CS	0		

AB R H RBI BB SO LOB


5	0	1	0	0	0	2
4	1	1	0	1	0	2
2	1	0	0	3	0	0
2	1	1	1	2	0	2
3	1	1	1	1	0	4
3	0	0	1	0	0	7
3	0	0	0	1	1	0
4	0	1	0	0	1	1
1	0	0	0	0	0	1
1	0	0	0	0	0	0
0	0	0	0	0	0	0
1	0	0	0	0	0	0
0	0	0	0	0	0	0

Batter	1	2	3	4	5	6	7	8	9
Tony Taylor, R OBP: 0.302, SLG: 0.311 (1, 5)	0-0 FC4-6 1B	0-2 4-3		0-0 F8			0-0 4-3		1-0 F8
Roberto Pena, R OBP: 0.312, SLG: 0.304 (1, 6)	0-0 FC4-6 2B	0-0 6-3			4-0 PB FC4-2 BB		0-0 BB S 1B		1-1 P6
Tony Gonzalez, L OBP: 0.342, SLG: 0.345 (1, 8)	4-0 2B 1-2 E BB		0-0 3-1		4-0 FC4-2 1-2 G5-2-3 BB		4-2 1-2 BB BB		0-1 4-3
Dick Allen, R OBP: 0.353, SLG: 0.508 (1, 7)	0-2 E4 1-H 2-H 2B		4-0 BB		4-0 FC4-2 1-2 2-3 IBB		2-2 F2		
John Briggs, L OBP: 0.366, SLG: 0.367 (1, 3)	0-0 E8 2-H SF8 1B		0-0 F9		1-0 FC4-2 1-2 2-3 3-H		4-2 1-2 2-3 FC4-6 BB		
Cookie Rojas, R OBP: 0.254, SLG: 0.312 (1, 4)	0-0 SF8		0-0 4-3		0-0 G5-2-3		2-2 FC4-6 1-2 BB		
Doug Clemens, L OBP: 0.298, SLG: 0.347 (1, 9)	0-0 F7			4-0 BB		0-0 3-1		1-3 K	
Clay Dalrymple, L OBP: 0.265, SLG: 0.272 (1, 2)		0-0 SH1-4 1B		0-0 F9		0-3 K		0-0 3-1	
Larry Jackson, R OBP: 0.170, SLG: 0.153 (1, 1)		0-0 SH1-4		0-0 P6		0-0 4-3		3-2 F2	
Turk Farrell, R OBP: 0.167, SLG: 0.167 (6, 1)									
Grant Jackson, S OBP: 0.364, SLG: 0.300 (8, 1)									
Bill White, L OBP: 0.312, SLG: 0.361 (8, PH)		1-2							
Gary Wagner, R OBP: 0.091, SLG: 0.091 (9, 1)									

Inning Stats	R: 4	H: 3	E: 2	K: 0	S: 8	LOB: 0	BB: 1	P: 12	R: 0	H: 1	E: 0	K: 0	S: 6	LOB: 1	BB: 0	P: 6	R: 0	H: 0	E: 0	K: 0	S: 3	LOB: 1	BB: 1	P: 7	R: 0	H: 0	E: 0	K: 0	S: 3	LOB: 1	BB: 1	P: 7	R: 0	H: 0	E: 0	K: 1	S: 5	LOB: 0	BB: 0	P: 5	R: 0	H: 1	E: 0	K: 0	S: 14	LOB: 3	BB: 2	P: 26	R: 0	H: 0	E: 0	K: 1	S: 8	LOB: 0	BB: 0	P: 12	R: 0	H: 0	E: 0	K: 0	S: 5	LOB: 0	BB: 0	P: 7	1B: 4	SF: 1	2B: 1	SAC: 1	3B: 0	DP: 1	HR: 0	HBP: 0	WP: 0	PA: 39
--------------	------	------	------	------	------	--------	-------	-------	------	------	------	------	------	--------	-------	------	------	------	------	------	------	--------	-------	------	------	------	------	------	------	--------	-------	------	------	------	------	------	------	--------	-------	------	------	------	------	------	-------	--------	-------	-------	------	------	------	------	------	--------	-------	-------	------	------	------	------	------	--------	-------	------	-------	-------	-------	--------	-------	-------	-------	--------	-------	--------

PITCHER	IP	WLS	BF	H	R	ER	SO	BB	IBB	HBP	BLK	WP	HR	S	P	ERA	WHIP
Don Cardwell, R ERA: 3.03 (1, 1)	2.0		11	4	4	3	0	1	0	0	0	0	0	14	18	13.50	2.500
Nolan Ryan, R ERA: 3.09 (3, 1)	2.0		11	0	0	0	0	4	1	0	0	0	0	6	26	0.00	2.000
Don Shaw, L ERA: 0.9 (5, 1)	2.0		5	0	0	0	1	0	0	0	0	0	0	7	8	0.00	0.000
Cal Koonce, R ERA: 2.02 (7, 1)	3.0	W	12	1	0	0	1	2	0	0	0	0	0	27	45	0.00	1.000

PITCHER	IP	WLS	BF	H	R	ER	SO	BB	IBB	HBP	BLK	WP	HR	S	P	ERA	WHIP
Don Cardwell, R ERA: 3.03 (1, 1)	2.0		11	4	4	3	0	1	0	0	0	0	0	14	18	13.50	2.500
Nolan Ryan, R ERA: 3.09 (3, 1)	2.0		11	0	0	0	0	4	1	0	0	0	0	6	26	0.00	2.000
Don Shaw, L ERA: 0.9 (5, 1)	2.0		5	0	0	0	1	0	0	0	0	0	0	7	8	0.00	0.000
Cal Koonce, R ERA: 2.02 (7, 1)	3.0	W	12	1	0	0	1	2	0	0	0	0	0	27	45	0.00	1.000

Batter	1	2	3	4	5	6	7	8	9	AB R H RBI BB SO LOB	TOP			
Tommie Agee, R (1, 8) OBP: 0.255, SLG: 0.307 Art Shamsky, L (9, PH) OBP: 0.278, SLG: 0.407	0-0 HR 2B		0-0 L9			0-0 4-3 1B		0-0 4-3 1B	1-1 FC4-6 1-2f	4 1 3 0 0 0 0 1 0 0 0 0 0 3				
Phil Linz, R (1, 4) OBP: 0.244, SLG: 0.237 Ron Taylor, R (8, 1)	0-3 K		2-2 6-3			3-2 4-3 1-2		2-1 4-3 1-2		4 0 0 0 0 1 3 0 0 0 0 0 0 0				
Cleon Jones, R (1, 7) OBP: 0.335, SLG: 0.439	0-3 K		0-0 F8			2-3 K 1-2		2-0 F9		4 0 0 0 0 2 3				
Ed Charles, R (1, 5) OBP: 0.328, SLG: 0.430	0-0 2-H HR			0-3 K		1-3 K		4-2 FC5 WP BB		3 1 1 2 1 2 1				
Ron Swoboda, R (1, 9) OBP: 0.320, SLG: 0.364	0-0 1B			4-0 L1-3 BB		0-3 K		1-3 K		3 0 1 0 1 2 1				
Bob Heise, R (1, 6) (8, 4)	0-0 1-4-3			0-0 L1-3 1-2		0-0 P9		4-1 BB FC5 BB		3 1 0 0 1 0 2				
Duffy Dyer, R (1, 2) OBP: 0.500, SLG: 0.333 Tom Seaver, R (9, PR) OBP: 0.174, SLG: 0.169			1-3 K		0-0 G3-6-3 1B	4-2 BB		0-1 FC5 BB BB		3 0 1 0 1 1 2 0 0 0 0 0 0 0	AB 31			
Ed Kranepool, L (1, 3) OBP: 0.272, SLG: 0.296 Ken Boswell, L (9, PH) OBP: 0.301, SLG: 0.345			0-3 K		0-0 G3-6-3 1-2f	0-0 4-3		4-2 BB 1-2 2-3		3 0 0 0 0 1 2 0 0 0 0 1 0 0	R 3			
Dick Selma, R (1, 1) OBP: 0.207, SLG: 0.241 Al Jackson, L (1, 1) OBP: 0.241, SLG: 0.286 Jerry Buchek, R (5, PH) OBP: 0.230, SLG: 0.223 Bill Short, L (5, 1) Jerry Grote, R (8, PH) OBP: 0.355, SLG: 0.346 Bud Harrison, S (8, 6) OBP: 0.274, SLG: 0.253 J.C. Martin, L (9, PH) OBP: 0.306, SLG: 0.330			0-3 K		0-0 1-3	0-3 K		4-1 FC4-6 BB 1-2 2-3 3-H		0 0 0 0 0 0 0 1 0 0 0 0 0 1 1 0 0 0 0 0 0 0 0 0 0 0 0 0 1 0 0 0 0 1 0 0 0 0 0 0 0 0 0 0 0 1 1 0 0	H 6			
Inning Stats	R: 2 H: 3 E: 0 LOB: 1 K: 2 BB: 0 S: 10 P: 10	R: 0 H: 0 E: 0 LOB: 0 K: 3 BB: 0 S: 9 P: 10	R: 0 H: 0 E: 0 LOB: 0 K: 0 BB: 0 S: 5 P: 7	R: 0 H: 0 E: 0 LOB: 0 K: 1 BB: 1 S: 4 P: 8	R: 0 H: 1 E: 0 LOB: 0 K: 0 BB: 0 S: 3 P: 3	R: 0 H: 1 E: 0 LOB: 1 K: 2 BB: 0 S: 10 P: 16	R: 0 H: 0 E: 0 LOB: 1 K: 1 BB: 1 S: 7 P: 11	R: 0 H: 1 E: 0 LOB: 3 K: 1 BB: 4 S: 14 P: 32	1B: 4 SF: 0 2B: 2 SAC: 0 3B: 0 DP: 2 HR: 1 HBP: 0	WP: 1 PA: 37 PB: 0 SB: 0 CS: 0				
PITCHER	IP WLS BF H R ER SO BB IBB HBP BLK WP HR S P ERA WHIP												PITCHER	IP WLS BF H R ER SO BB IBB HBP BLK WP HR S P ERA WHIP
Chris Short, L (1, 1) ERA: 2.9	8.2 W 36 6 3 3 11 6 0 0 0 1 1 67 105 3.12 1.385													
Gary Wagner, R (9, 1) ERA: 3.12	0.1 S 1 0 0 0 0 0 0 0 0 0 0 2 3 0.00 0.000													

New York Mets @ Philadelphia Phillies
Connie Mack Stadium, Philadelphia, PA
 Sat Sep 21 1968, 3:33 AM EDT
 Att. 1,854 - Unknown

livebaseballscorecards.com

Batter	1	2	3	4	5	6	7	8	9	AB R H RBI BB SO LOB	TOP
Cookie Rojas, R OBP: 0.249, SLG: 0.306 (1, 4) X	0-0 P4		0-0 4-3		0-0 4-3			0-0 6-3		4 0 0 0 0 0 0	Philadelphia Phillies @ St. Louis Cardinals Busch Stadium, St. Louis, MO Tue Sep 24 1968, 7:05 PM CDT Att: 10,530 - Unknown
Roberto Pena, R OBP: 0.307, SLG: 0.298 (1, 6) B B B	4-0 1B 4-3 BB		0-0 5-3		0-3 K			0-0 L5		3 1 0 0 1 1 0	
Tony Gonzalez, L OBP: 0.341, SLG: 0.343 (1, 8) X	0-0 4-3 1-3 1B		1-0 HBP		0-3 K			0-0 F9		3 0 1 0 0 1 0	
Dick Allen, R OBP: 0.349, SLG: 0.508 (1, 7) X	0-0 4-3 2-3 3-H		0-3 K		0-3 K			0-3 K		4 0 0 1 0 3 2	
John Briggs, L OBP: 0.365, SLG: 0.365 (1, 9) X	0-0 F2			0-0 3-1		0-0 F8		0-0 E 2B S 1B		4 1 1 0 0 0 1	
Bill White, L OBP: 0.314, SLG: 0.366 (1, 3) X		0-0 F8		0-0 2B		0-0 G3		4-0 2B 1-3 IBB		3 0 1 0 1 0 0	
Gary Sutherland, R OBP: 0.318, SLG: 0.325 (1, 5) X		0-0 FC6-4 1B		0-0 L5		0-0 6-3		0-0 1-3 3-H 2B		4 0 2 1 0 0 1	
Mike Ryan, R OBP: 0.212, SLG: 0.218 (1, 2) X		0-0 L8		0-0 5-3		0-3 K		0-0 G1		4 0 0 0 0 1 4	
Jerry Johnson, R OBP: 0.154, SLG: 0.125 (1, 1) X		0-0 FC6-4 1-2f		0-3 K				0-0 G3		3 0 0 0 0 1 1	
Inning Stats	R: 1 H: 1 E: 0 LOB: 1 K: 0 BB: 1 S: 4 P: 8	R: 0 H: 1 E: 0 LOB: 1 K: 0 BB: 0 S: 4 P: 4	R: 0 H: 0 E: 0 LOB: 1 K: 1 BB: 0 S: 5 P: 6	R: 0 H: 1 E: 0 LOB: 1 K: 0 BB: 0 S: 4 P: 4	R: 0 H: 0 E: 0 LOB: 0 K: 2 BB: 0 S: 7 P: 7	R: 0 H: 0 E: 0 LOB: 0 K: 2 BB: 0 S: 7 P: 7	R: 0 H: 0 E: 0 LOB: 0 K: 1 BB: 0 S: 5 P: 5	R: 0 H: 0 E: 0 LOB: 0 K: 0 BB: 0 S: 3 P: 3	R: 1 H: 2 E: 0 LOB: 2 K: 1 BB: 1 S: 7 P: 11	1B: 3 SF: 0 2B: 2 SAC: 0 3B: 0 DP: 0 HR: 0 HBP: 1	WP: 0 PA: 35 PB: 0 SB: 1 CS: 0
PITCHER Ray Washburn, R (1, 1) ERA: 2.27	IP WLS BF H R ER SO BB IBB HBP BLK WP HR S P ERA WHIP										
	9.0 L 35 5 2 2 7 1 1 1 0 0 0 46 55 2.00 0.667										

livebaseballscores.com

AB	32
R	2
H	5
RBI	2
BB	2
SO	7
LOB	9



Batter	1	2	3	4	5	6	7	8	9	AB R H RBI BB SO LOB
--------	---	---	---	---	---	---	---	---	---	----------------------

Lou Brock, L (1, 7) OBP: 0.329, SLG: 0.418 BB 	4-0 		0-0 6-3 		0-0 F8 			0-0 4-3 		3 0 0 0 1 0 1
Curt Flood, R (1, 8) OBP: 0.337, SLG: 0.364 	0-0 F9 		0-0 6-3 			0-0 4-3 		0-3 K 		4 0 0 0 0 1 1
Joe Hague, L (1, 9) OBP: 0.353, SLG: 0.467 	0-0 G6-4-3 1-3 1B 			0-0 4-3 		0-0 F7 		0-0 1B 		4 0 2 0 0 0 0
Orlando Cepeda, R (1, 3) OBP: 0.304, SLG: 0.378 	0-0 G6-4-3 1-2f 			0-0 5-3 		0-0 F8 		0-0 F7 		4 0 0 0 0 0 3
Tim McCarver, L (1, 2) OBP: 0.293, SLG: 0.350 		0-0 		0-0 F8 			0-0 F8 		0-0 3-1 	4 0 1 0 0 0 0
Mike Shannon, R (1, 5) OBP: 0.306, SLG: 0.398 		0-3 K 			0-0 F9 		0-0 F8 1B 		0-0 F3 	4 0 1 0 0 1 1
Julian Javier, R (1, 4) OBP: 0.291, SLG: 0.341 		0-0 5-3 			0-0 1B 2B 		0-0 1B 		0-0 1B 	4 1 3 0 0 0 1
Dal Maxvill, R (1, 6) Johnny Edwards, L (9, PH) OBP: 0.289, SLG: 0.329 		0-3 K 			0-0 2-H 1B 		0-0 F8 2-3 		0-0 4-3 	3 0 1 1 0 1 3 1 0 0 0 0 0 1
Ray Washburn, R (1, 1) OBP: 0.182, SLG: 0.119 			0-3 K 		0-3 K 		0-0 P4 			3 0 0 0 0 2 3

Inning Stats	R: 0	H: 1	E: 0	LOB: 1	K: 0	BB: 1	S: 3	P: 7	R: 0	H: 1	E: 0	LOB: 1	K: 2	BB: 0	S: 8	P: 8	R: 0	H: 0	E: 0	LOB: 0	K: 1	BB: 0	S: 5	P: 5	R: 0	H: 0	E: 0	LOB: 0	K: 0	BB: 0	S: 3	P: 3	R: 1	H: 2	E: 0	LOB: 1	K: 1	BB: 0	S: 7	P: 7	R: 0	H: 0	E: 0	LOB: 0	K: 0	BB: 0	S: 3	P: 3	R: 0	H: 2	E: 0	LOB: 2	K: 0	BB: 0	S: 5	P: 5	R: 0	H: 1	E: 0	LOB: 1	K: 1	BB: 0	S: 6	P: 6	R: 0	H: 1	E: 0	LOB: 1	K: 0	BB: 0	S: 4	P: 4	R: 0	H: 1	E: 0	LOB: 1	K: 0	BB: 0	S: 4	P: 4	1B: 6	SF: 0	2B: 1	SAC: 0	3B: 1	DP: 1	HR: 0	HBP: 0	WP: 0	PA: 35
--------------	------	------	------	--------	------	-------	------	------	------	------	------	--------	------	-------	------	------	------	------	------	--------	------	-------	------	------	------	------	------	--------	------	-------	------	------	------	------	------	--------	------	-------	------	------	------	------	------	--------	------	-------	------	------	------	------	------	--------	------	-------	------	------	------	------	------	--------	------	-------	------	------	------	------	------	--------	------	-------	------	------	------	------	------	--------	------	-------	------	------	-------	-------	-------	--------	-------	-------	-------	--------	-------	--------

PITCHER	IP	WLS	BF	H	R	ER	SO	BB	IBB	HBP	BLK	WP	HR	S	P	ERA	WHIP
Jerry Johnson, R (1, 1) ERA: 3.09	9.0	W	35	8	1	1	5	1	0	0	0	0	0	44	48	1.00	1.000

BOTTOM

Philadelphia Phillies @ St. Louis Cardinals
 Busch Stadium, St. Louis, MO
 Tue Sep 24 1968, 7:05 PM CDT
 Att. 10,530 - Unknown

livebaseballscorecards.com

AB	34
R	1
H	8
RBI	1
BB	1
SO	5
LOB	14



Batter	1	2	3	4	5	6	7	8	9	AB R H RBI BB SO LOB	TOP											
Cookie Rojas, R OBP: 0.249, SLG: 0.307 (1, 4)	0-0 4-3 SF8 2B	0-0 F7		0-0 4-3			0-0 F8			4 1 1 0 0 0 3												
Roberto Pena, R OBP: 0.304, SLG: 0.295 (1, 6)	0-0 4-3 2-3	0-0 F8			0-0 5-3			0-0 F8		4 0 0 0 0 0 3												
Tony Gonzalez, L OBP: 0.338, SLG: 0.341 (1, 8)	0-0 SF8 3-H		0-0 F7		0-0 6-3			0-0 L7		3 0 0 1 0 0 0												
Dick Allen, R OBP: 0.348, SLG: 0.506 (1, 7)	0-0 3-H 1B		0-0 6-3		0-3 K			0-0 F8		4 0 1 0 0 1 0												
John Briggs, L OBP: 0.361, SLG: 0.361 (1, 9)	0-3 K2-3		0-3 K		0-0 4-3			0-0 4-3		4 0 0 0 0 2 1												
Bill White, L OBP: 0.314, SLG: 0.364 (1, 3)		0-0 1B 1B		0-0 4-3		0-0 P6		0-3 K		4 1 1 0 0 1 0												
Gary Sutherland, R OBP: 0.331, SLG: 0.339 (1, 5)		0-0 1B 1-2 1B		0-0 2B 1B		0-0 6-3		0-0 3B 1B		4 2 3 0 0 0 0												
Mike Ryan, R OBP: 0.216, SLG: 0.220 (1, 2)		0-0 1-3 2-H 1B		0-0 P4		4-0 BB G4-6-3		0-0 3B		2 0 1 1 1 0 1												
Doug Clemens, L OBP: 0.297, SLG: 0.375 (9, PH)		0-3 K		0-0 1-H 2B		0-0 1-2f G4-6-3		0-0 P9		1 0 1 1 0 0 0												
Chris Short, R OBP: 0.188, SLG: 0.171 (1, 1)		0-3 K								2 0 1 1 0 1 2												
Johnny Callison, L OBP: 0.318, SLG: 0.406 (7, PH)										1 0 0 0 0 0 1												
John Boozer, R OBP: 0.111, SLG: 0.111 (7, 1)										0 0 0 0 0 0 0												
Clay Dalrymple, L OBP: 0.262, SLG: 0.270 (9, PH)										0 0 0 0 0 0 0												
Rick Joseph, R OBP: 0.303, SLG: 0.320 (9, PH)										1 0 0 0 0 0 1												
Inning Stats	R: 1 E: 0 K: 1 S: 7	H: 2 LOB: 1 BB: 0 P: 7	R: 1 E: 0 K: 1 S: 8	H: 3 LOB: 2 BB: 0 P: 8	R: 0 E: 0 K: 1 S: 5	H: 0 LOB: 0 BB: 0 P: 5	R: 1 E: 0 K: 0 S: 5	H: 2 LOB: 1 BB: 0 P: 5	R: 0 E: 0 K: 1 S: 5	H: 0 LOB: 0 BB: 0 P: 5	R: 0 E: 0 K: 0 S: 3	H: 0 LOB: 0 BB: 0 P: 3	R: 0 E: 0 K: 0 S: 2	H: 0 LOB: 0 BB: 1 P: 6	R: 0 E: 0 K: 0 S: 3	H: 0 LOB: 0 BB: 0 P: 3	R: 1 E: 0 K: 1 S: 7	H: 2 LOB: 1 BB: 0 P: 7	1B: 6 2B: 2 3B: 1 HR: 0	SF: 1 SAC: 0 DP: 1 HBP: 0	WP: 0 PB: 0 SB: 0 CS: 0	PA: 36
PITCHER	IP WLS BF H R ER SO BB IBB HBP BLK WP HR S P ERA WHIP																					
Nelson Briles, R ERA: 2.81 (1, 1)	8.2 W 35 9 4 4 5 1 0 0 0 0 0 0 44 48 4.15 1.154																					
Joe Hoerner, L ERA: 1.5 (9, 1)	0.1 S 1 0 0 0 0 0 0 0 0 0 0 0 1 1 0.00 0.000																					

Philadelphia Phillies @ St. Louis Cardinals
 Busch Stadium, St. Louis, MO
 Wed Sep 25 1968, 7:05 PM CDT
 Att: 10,992 - Unknown

livebaseballscorecards.com

AB	34
R	4
H	9
RBI	4
BB	1
SO	5
LOB	12



Batter	1	2	3	4	5	6	7	8	9
Lou Brock, L OBP: 0.328, SLG: 0.417 (1, 7)	0-0 1-3		0-3 K		0-0 FC2-4-2 1B		0-0 4-3		
Julian Javier, R OBP: 0.291, SLG: 0.341 (1, 4)	0-0 P4		0-0 1B		0-0 FC2-4-2 1B		0-0 P4		
Curt Flood, R OBP: 0.337, SLG: 0.363 (1, 8)	0-0 6-3		0-0 5-3		0-0 6-3		0-0 1B		
Orlando Cepeda, R OBP: 0.305, SLG: 0.379 (1, 3)		0-0 G5-4-3 1B		0-0 F7		0-0 4-3 BB SF7 1B	0-3 K		
Mike Shannon, R OBP: 0.306, SLG: 0.396 (1, 5)		0-0 G5-4-3 1-2f		0-0 1-3		4-0 BB BB BB E 4-3 BB	0-0 F8		
Tim McCarver, L OBP: 0.290, SLG: 0.347 (1, 2)		0-0 P4		0-0 P4		0-0 4-3	0-0 G3		
Ron Davis, R OBP: 0.252, SLG: 0.281 (1, 9)			0-0 6-3		4-0 BB BB BB 1B S 2B BB	0-0 SF7	0-0 4-3		
Dal Maxvill, R OBP: 0.328, SLG: 0.299 (1, 6)			0-0 E 2B		0-0 2B 1-3 1B	4-0 4-0 IBB			
Nelson Briles, R OBP: 0.186, SLG: 0.163 (1, 1)			0-0 E7 1B		0-0 1B FC2-4-2 2B	0-3 K			
Joe Hoerner, R (9, 1)			2-H 1B		1-3 3-H 2B				

Inning Stats	R: 0	H: 0	E: 0	K: 0	S: 3	LOB: 0	BB: 0	P: 3	R: 0	H: 1	E: 0	K: 0	S: 3	LOB: 0	BB: 0	P: 3	R: 2	H: 3	E: 1	K: 1	S: 8	LOB: 1	BB: 0	P: 8	R: 0	H: 0	E: 0	K: 0	S: 3	LOB: 0	BB: 0	P: 3	R: 2	H: 3	E: 0	K: 0	S: 5	LOB: 1	BB: 1	P: 9	R: 1	H: 1	E: 1	K: 1	S: 6	LOB: 2	BB: 2	P: 14	R: 0	H: 1	E: 0	K: 1	S: 6	LOB: 1	BB: 0	P: 6	R: 0	H: 0	E: 0	K: 0	S: 3	LOB: 0	BB: 0	P: 3
--------------	------	------	------	------	------	--------	-------	------	------	------	------	------	------	--------	-------	------	------	------	------	------	------	--------	-------	------	------	------	------	------	------	--------	-------	------	------	------	------	------	------	--------	-------	------	------	------	------	------	------	--------	-------	-------	------	------	------	------	------	--------	-------	------	------	------	------	------	------	--------	-------	------


PITCHER	IP	WLS	BF	H	R	ER	SO	BB	IBB	HBP	BLK	WP	HR	S	P	ERA	WHIP
Chris Short, L ERA: 2.97 (1, 1)	6.0	L	27	8	5	4	2	2	1	0	0	0	0	28	40	6.00	1.667
John Boozer, R ERA: 3.72 (7, 1)	2.0		7	1	0	0	1	0	0	0	0	0	0	9	9	0.00	0.500

BOTTOM

Philadelphia Phillies @ St. Louis Cardinals
 Busch Stadium, St. Louis, MO
 Wed Sep 25 1968, 7:05 PM CDT
 Att. 10,992 - Unknown

AB	R	H	RBI	BB	SO	LOB
4	0	1	1	0	1	1
4	0	1	1	0	0	2
4	0	1	0	0	0	2
4	1	2	0	0	1	1
3	0	0	0	1	0	1
4	0	0	0	0	0	2
2	1	0	1	1	0	0
2	2	2	0	1	0	0
3	1	2	2	0	1	2
0	0	0	0	0	0	0

AB	30
R	5
H	9
RBI	5
BB	3
SO	3
LOB	11



WP: 0	PA: 34
PB: 0	
SB: 2	
CS: 0	

WP	HR	S	P	ERA	WHIP
0	0	2	2	0.00	0.500

Batter	1	2	3	4	5	6	7	8	9	10	11	AB R H RBI BB SO LOB	TOP		
Cookie Rojas, R (1, 4) <small>OBP: 0.248, SLG: 0.306</small> Larry Jackson, R (11, PR) <small>OBP: 0.170, SLG: 0.153</small> Turk Farrell, R (11, 1) <small>OBP: 0.167, SLG: 0.167</small>												6 0 1 1 0 0 3 0 0 0 0 0 0 0 0 0 0 0 0 0 0			
Roberto Pena, R (1, 6) <small>OBP: 0.306, SLG: 0.300</small>												6 1 3 0 0 0 3			
Tony Gonzalez, L (1, 8) <small>OBP: 0.339, SLG: 0.342</small>												5 0 2 0 0 0 1			
Dick Allen, R (1, 7) <small>OBP: 0.350, SLG: 0.505</small>												3 1 1 1 2 2 0			
John Briggs, L (1, 9) <small>OBP: 0.364, SLG: 0.363</small>												4 0 2 0 1 1 3			
Bill White, L (1, 3) <small>OBP: 0.311, SLG: 0.361</small> Rick Joseph, R (8, PH) <small>OBP: 0.299, SLG: 0.315</small>												3 0 0 0 0 1 4 2 0 0 0 0 1 4			
Gary Sutherland, R (1, 5) <small>OBP: 0.326, SLG: 0.341</small>												5 1 1 0 0 1 5	AB 42 R 3 H 11 RBI 2 BB 4 SO 9 LOB 27		
Mike Ryan, R (1, 2) <small>OBP: 0.217, SLG: 0.218</small> Tony Taylor, R (9, PR) <small>OBP: 0.303, SLG: 0.311</small> Clay Dalrymple, L (9, 2) <small>OBP: 0.261, SLG: 0.269</small>												3 0 0 0 1 1 1 0 0 0 0 0 0 0 1 0 0 0 0 0 1			
Jeff James, R (1, 1) <small>OBP: 0.121, SLG: 0.121</small> Gary Wagner, R (8, 1) <small>OBP: 0.083, SLG: 0.083</small> Doug Clemens, L (11, PH) <small>OBP: 0.292, SLG: 0.368</small>												2 0 1 0 0 1 0 1 0 0 0 0 1 1 1 0 0 0 0 0 1			
Inning Stats	R: 0 H: 0 E: 0 LOB: 0 K: 4 BB: 7 S: 4 P: 7	R: 0 H: 0 E: 0 LOB: 0 K: 2 BB: 0 S: 7 P: 10	R: 0 H: 0 E: 0 LOB: 0 K: 2 BB: 0 S: 9 P: 9	R: 1 H: 3 E: 0 LOB: 2 K: 0 BB: 1 S: 9 P: 18	R: 0 H: 0 E: 1 LOB: 1 K: 1 BB: 0 S: 7 P: 8	R: 1 H: 2 E: 0 LOB: 2 K: 1 BB: 1 S: 13 P: 20	R: 0 H: 1 E: 0 LOB: 0 K: 0 BB: 0 S: 3 P: 3	R: 0 H: 2 E: 0 LOB: 3 K: 1 BB: 1 S: 9 P: 16	R: 0 H: 0 E: 1 LOB: 2 K: 1 BB: 1 S: 7 P: 14	R: 0 H: 1 E: 0 LOB: 1 K: 1 BB: 0 S: 6 P: 8	R: 1 H: 2 E: 0 LOB: 1 K: 0 BB: 0 S: 8 P: 9	1B: 9 SF: 0 2B: 2 SAC: 1 3B: 0 DP: 4 HR: 0 HBP: 0	WP: 1 PA: 47 PB: 0 SB: 1 CS: 0		
PITCHER	IP WLS BF H R ER SO BB IBB HBP BLK WP HR S P ERA WHIP Jim McAndrew, R (1, 1) <small>ERA: 2.28</small> Don Cardwell, R (4, 1) <small>ERA: 2.95</small> Cal Koonce, R (8, 1) <small>ERA: 1.98</small> Don Shaw, L (8, 1) <small>ERA: 0.75</small> Ron Taylor, R (10, 1) <small>ERA: 2.59</small>													PITCHER	IP WLS BF H R ER SO BB IBB HBP BLK WP HR S P ERA WHIP

Philadelphia Phillies @ New York Mets
 Shea Stadium, Flushing, NY
 Fri Sep 27 1968, 7:05 PM EDT
 Att. 11,169 - Unknown

livebaseballscorecards.com

Batter	1	2	3	4	5	6	7	8	9	10	11	AB R H RBI BB SO LOB	BOTTOM			
Ken Boswell, L (1, 4) OBP: 0.299, SLG: 0.344	2-1 2B		2-1 G3		0-0 P6		0-0 G3		1-0 L4-3			5 0 1 0 0 0 3	Philadelphia Phillies @ New York Mets Shea Stadium, Flushing, NY Fri Sep 27 1968, 7:05 PM EDT Att. 11,169 - Unknown			
Cleon Jones, R (1, 7) OBP: 0.341, SLG: 0.450	0-0 L8		0-0 S 1B		0-0 CS 1B			0-0 BB 1B		0-0 L1		5 0 3 1 0 0 1				
Art Shamsky, L (1, 3) OBP: 0.287, SLG: 0.405	2-3 K		2-2 3-H 1B		0-2 CS 1-2	2-0 F5		4-2 BB 1B		0-0 3-1		3 0 0 0 1 1 1				
Ed Charles, R (1, 5) OBP: 0.329, SLG: 0.438	0-0 6-3		1-3 K			0-0 BB 1B		0-1 F7		0-0 1B		5 0 2 0 0 1 5				
J.C. Martin, L (1, 2) OBP: 0.298, SLG: 0.316		0-0 F7		4-0 2B BB		0-0 F2		0-0 L9		3-1 F7		4 1 0 0 1 0 4				
Ron Swoboda, R (1, 9) OBP: 0.323, SLG: 0.364		3-2 6-3		0-0 1-H 2B		4-0 1-2 BB		1-2 5-3			4-2 SH5-4 BB	3 0 1 1 2 0 2				
Tommie Agee, R (1, 8) OBP: 0.257, SLG: 0.310		0-0 F9		0-3 K		0-0 2-3			0-2 SH1-4 1B		0-1 SH5-4	4 0 1 0 0 1 2				
Bob Heise, R (1, 6) OBP: 0.200, SLG: 0.143			0-0 P3		0-0 F9		0-0 F5		0-0 SH1-4		2-3 K	3 0 0 0 0 0 0				
Ed Kranepool, L (11, PH) OBP: 0.271, SLG: 0.295											1-2 K	1 0 0 0 0 1 1				
Jim McAndrew, R (1, 1) OBP: 0.087, SLG: 0.045 Don Cardwell, R (4, 1) OBP: 0.049, SLG: 0.098 Cal Koontz, R (8, 1) Don Shaw, L (8, 1) Larry Stahl, L (9, PH) OBP: 0.316, SLG: 0.344 Ron Taylor, R (10, 1) Mike Jorgensen, L (11, PH) OBP: 0.143, SLG: 0.214			1-0 G3 BLK 1B			2-0 4-3		0-3 K		4-0 L4-3 BB		1 1 1 0 0 0 0 2 0 0 0 0 0 1 0 0 0 0 0 0 0 0 0 0 0 0 0 0 0 0 0 0 0 1 0 0 0 0 0 0 0 0 1 0 0 0 0 1 1				
Inning Stats	R: 0 H: 1 E: 0 LOB: 1 K: 1 BB: 0 S: 7 P: 11	R: 0 H: 0 E: 0 LOB: 0 K: 0 BB: 0 S: 5 P: 8	R: 1 H: 2 E: 0 LOB: 2 K: 1 BB: 0 S: 10 P: 16	R: 1 H: 1 E: 0 LOB: 0 K: 1 BB: 1 S: 5 P: 9	R: 0 H: 1 E: 0 LOB: 0 K: 0 BB: 0 S: 5 P: 7	R: 0 H: 1 E: 0 LOB: 2 K: 0 BB: 1 S: 4 P: 10	R: 0 H: 0 E: 0 LOB: 0 K: 1 BB: 0 S: 5 P: 5	R: 0 H: 1 E: 0 LOB: 2 K: 0 BB: 1 S: 15 P: 20	R: 0 H: 1 E: 0 LOB: 1 K: 0 BB: 1 S: 5 P: 10	R: 0 H: 1 E: 0 LOB: 1 K: 2 BB: 1 S: 5 P: 8	R: 0 H: 0 E: 0 LOB: 1 K: 2 BB: 1 S: 11 P: 18	1B: 7 SF: 0 2B: 3 SAC: 2 3B: 0 DP: 1 HR: 0 HBP: 1		WP: 0 PA: 46 PB: 0 SB: 1 CS: 1		
PITCHER	IP WLS BF H R ER SO BB IBB HBP BLK WP HR S P ERA WHIP															
Jeff James, R (1, 1) ERA: 4.28	7.0	30	7	2	2	4	3	0	1	1	0	0	49	78	2.57	1.429
Gary Wagner, R (8, 1) ERA: 3.0	3.0	11	2	0	0	0	1	0	0	0	0	0	17	26	0.00	1.000
Turk Farrell, R (11, 1) ERA: 3.48	1.0	4	0	0	0	2	1	0	0	0	0	0	11	18	0.00	1.000



Batter	1	2	3	4	5	6	7	8	9	AB R H RBI BB SO LOB	TOP											
Tony Gonzalez, L (1, 8) OBP: 0.338, SLG: 0.341	2-2 3-1		2-1 1B			0-0 G3		0-1 G6-4-3		4 0 1 0 0 0 2												
Gary Sutherland, R (1, 4) OBP: 0.317, SLG: 0.331	0-1 F7		0-1 L6			0-0 L8			3-3 K	4 0 0 0 0 1 1												
Roberto Pena, R (1, 6) OBP: 0.308, SLG: 0.302	4-1 BB			3-2 4-3		3-2 1-3			1-1 FC8-5 2B	3 0 1 0 1 0 0												
Dick Allen, R (1, 7) OBP: 0.348, SLG: 0.501	0-3 K			2-2 F9			3-3 K		3-2 FC8-5 2-3	4 0 0 0 0 2 2												
Rick Joseph, R (1, 5) OBP: 0.294, SLG: 0.309		0-3 K		0-3 K			0-3 K			3 0 0 0 0 3 0												
Don Lock, R (1, 9) OBP: 0.283, SLG: 0.351		0-0 F8			1-1 F8		0-0 6-3			3 0 0 0 0 0 0												
John Briggs, L (1, 3) OBP: 0.361, SLG: 0.359		1-1 1-3			0-0 4-3			0-0 P8		3 0 0 0 0 0 0												
Mike Ryan, R (1, 2) OBP: 0.218, SLG: 0.216			3-2 P3		0-1 6-3			4-0 E BB		2 0 0 0 1 0 0												
Jerry Johnson, R (1, 1) OBP: 0.148, SLG: 0.120			0-3 K			0-0 HR		0-0 E5		1 0 0 0 0 0 1 0												
Johnny Callison, L (8, PH) OBP: 0.319, SLG: 0.415										1 1 1 1 0 0 0 0												
Dick Hall, R (8, 1) OBP: 0.333, SLG: 0.333										0 0 0 0 0 0 0 0												
Bill White, L (8, PH) OBP: 0.311, SLG: 0.361										1 0 0 0 0 0 0 1												
Tony Taylor, R (8, PR) OBP: 0.303, SLG: 0.311										0 0 0 0 0 0 0 0												
John Gozzer, R (8, 1) OBP: 0.111, SLG: 0.111										0 0 0 0 0 0 0 0												
Inning Stats	R: 0 E: 0 K: 1 S: 9	H: 0 LOB: 1 BB: 1 P: 15	R: 0 E: 0 K: 1 S: 6	H: 0 LOB: 0 BB: 0 P: 7	R: 0 E: 0 K: 1 S: 12	H: 1 LOB: 1 BB: 0 P: 17	R: 0 E: 0 K: 1 S: 11	H: 0 LOB: 0 BB: 0 P: 16	R: 0 E: 0 K: 0 S: 5	H: 0 LOB: 0 BB: 0 P: 6	R: 1 E: 0 K: 0 S: 6	H: 1 LOB: 0 BB: 0 P: 9	R: 0 E: 0 K: 2 S: 7	H: 0 LOB: 0 BB: 0 P: 10	R: 0 E: 1 K: 0 S: 4	H: 0 LOB: 2 BB: 1 P: 8	R: 0 E: 0 K: 1 S: 10	H: 1 LOB: 0 BB: 0 P: 17	1B: 1 2B: 2 3B: 0 HR: 1	SF: 0 SAC: 0 DP: 2 HBP: 0	WP: 0 PB: 0 SB: 0 CS: 0	PA: 31
PITCHER Jerry Koosman, L (1, 1) ERA: 2.08	IP: 9.0 WLS: W BF: 31 H: 3 R: 1 ER: 1 SO: 7 BB: 2 IBB: 0 HBP: 0 BLK: 0 WP: 0 HR: 1 S: 70 P: 105 ERA: 1.00 WHIP: 0.556											PITCHER	IP: 9.0 WLS: W BF: 31 H: 3 R: 1 ER: 1 SO: 7 BB: 2 IBB: 0 HBP: 0 BLK: 0 WP: 0 HR: 1 S: 70 P: 105 ERA: 1.00 WHIP: 0.556									

Philadelphia Phillies @ New York Mets
Shea Stadium, Flushing, NY
Sat Sep 28 1968, 3:33 AM EDT
Att. 9,140 - Unknown

livebaseballscorecards.com

AB	29
R	1
H	3
RBI	1
BB	2
SO	7
LOB	6



Batter	1	2	3	4	5	6	7	8	9	AB R H RBI BB SO LOB
Ken Boswell, L (1, 4) OBP: 0.302, SLG: 0.344	2-0 FC3-6 1B	0-0 1-3			4-0 1B 5-3 BB		0-0 F5			3 1 1 0 1 0 0
Bob Heise, R (1, 6) OBP: 0.211, SLG: 0.167	0-0 FC3-6 1B 1-2f	0-3 K			0-0 G3 5-3 1B		0-0 P4			4 1 1 0 0 1 1
Cleon Jones, R (1, 7) OBP: 0.343, SLG: 0.454	3-2 1B 1B 1-H				0-0 5-3		0-0 3B			4 1 2 2 0 1 1
Art Shamsky, L (1, 3) OBP: 0.290, SLG: 0.405	1-1 1B 1-3 FC1-2 1B				0-0 3-1		4-0 G3 2-3			3 0 1 0 1 0 1
Ron Swoboda, R (1, 9) OBP: 0.327, SLG: 0.371	2-1 FC1-2 1B 1-3 3-H				0-0 3B		4-0 BB 2-2 P4			3 0 2 1 1 0 2
Jerry Grote, R (1, 2) OBP: 0.357, SLG: 0.346	4-1 FC5 FC1-2 1B 1-2 BB				0-3 K		2-3 K			3 0 1 0 1 2 3
Tommie Agee, R (1, 8) OBP: 0.255, SLG: 0.308	1-0 FC1-2 1-2 2-3 3-Hf				0-0 1-3		0-3 K			3 0 0 0 0 1 3
Jerry Buchek, R (1, 5) OBP: 0.234, SLG: 0.219	1-0 FC5 2-3f				0-3 K B1-6-4		0-0 F9			4 0 0 0 0 2 4
Jerry Koosman, R (1, 1) OBP: 0.106, SLG: 0.121		0-3 K			0-0 B1-6-4 1-2f		0-3 K			4 0 0 0 0 2 2

Inning Stats	R: 2 E: 0 K: 0 S: 14	H: 4 LOB: 3 BB: 1 P: 28	R: 0 E: 0 K: 2 S: 7	H: 0 LOB: 0 BB: 0 P: 7	R: 0 E: 0 K: 2 S: 8	H: 1 LOB: 1 BB: 0 P: 8	R: 0 E: 0 K: 1 S: 5	H: 0 LOB: 0 BB: 0 P: 5	R: 1 E: 0 K: 1 S: 6	H: 1 LOB: 2 BB: 2 P: 16	R: 0 E: 0 K: 2 S: 7	H: 0 LOB: 0 BB: 0 P: 7	R: 0 E: 0 K: 1 S: 6	H: 1 LOB: 2 BB: 1 P: 12	R: 0 E: 0 K: 1 S: 6	H: 1 LOB: 1 BB: 0 P: 9	1B: 6 2B: 0 3B: 2 HR: 0	SF: 0 SAC: 1 DP: 1 HBP: 0	WP: 1 PB: 1 SB: 0 CS: 0	PA: 36
--------------	-------------------------------	----------------------------------	------------------------------	---------------------------------	------------------------------	---------------------------------	------------------------------	---------------------------------	------------------------------	----------------------------------	------------------------------	---------------------------------	------------------------------	----------------------------------	------------------------------	---------------------------------	----------------------------------	------------------------------------	----------------------------------	--------


PITCHER	IP	WLS	BF	H	R	ER	SO	BB	IBB	HBP	BLK	WP	HR	S	P	ERA	WHIP
Jerry Johnson, R (1, 1) ERA: 3.24	5.0	L	24	6	3	3	6	3	0	0	0	0	0	40	64	5.40	1.800
Dick Hall, R (6, 1) ERA: 4.89	2.0		8	1	0	0	2	0	1	0	0	0	0	13	19	0.00	0.500
John Boozer, R (8, 1) ERA: 3.67	1.0		4	1	0	0	1	0	0	0	0	1	0	6	9	0.00	1.000

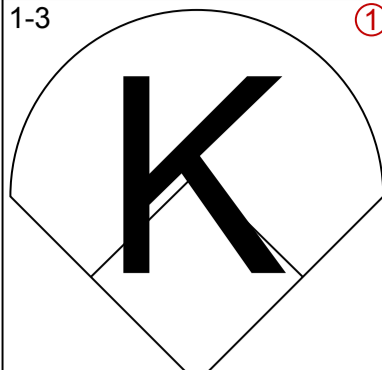
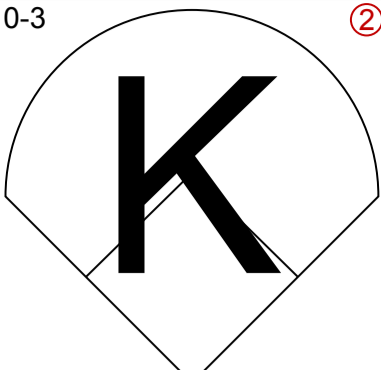
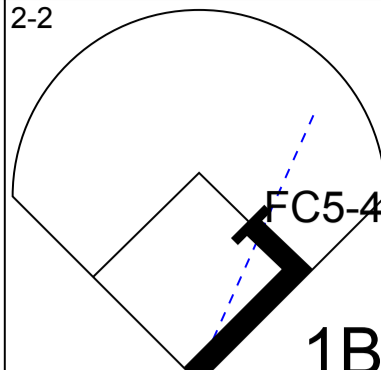
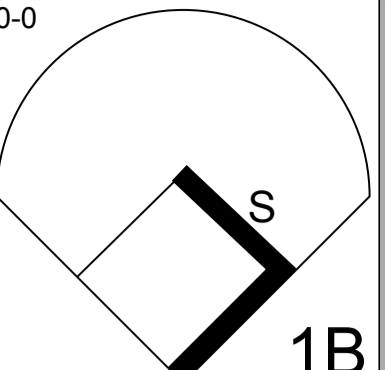
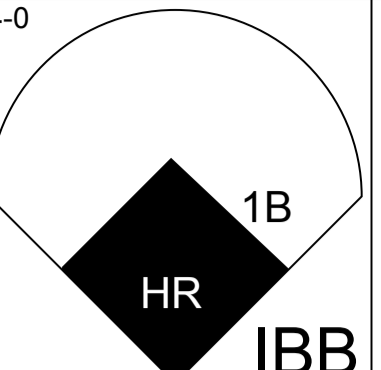
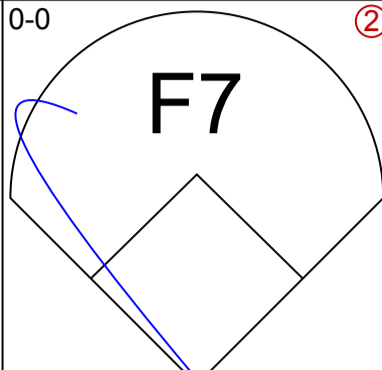
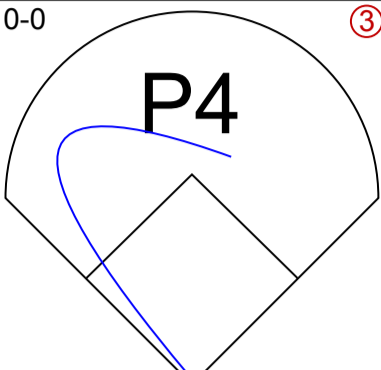
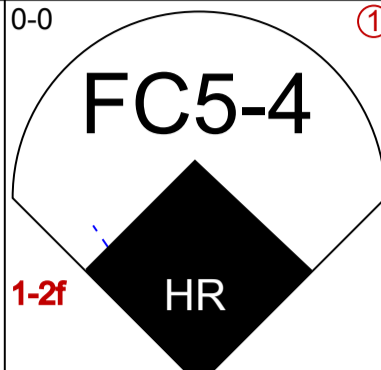
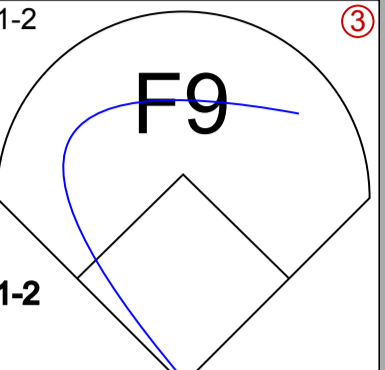
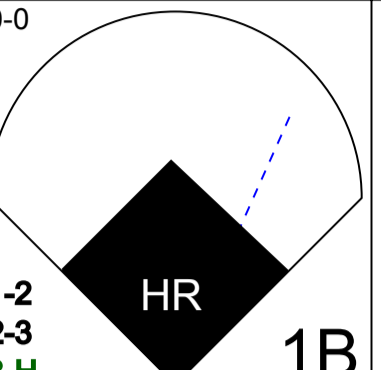
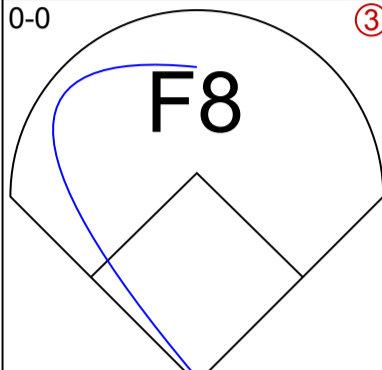
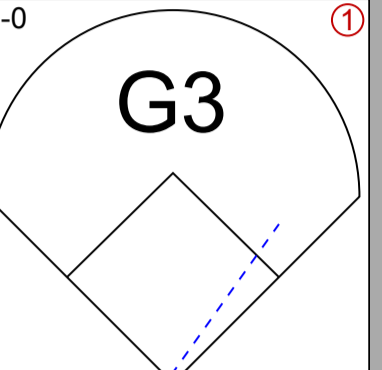
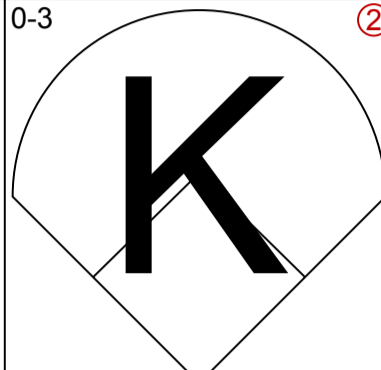
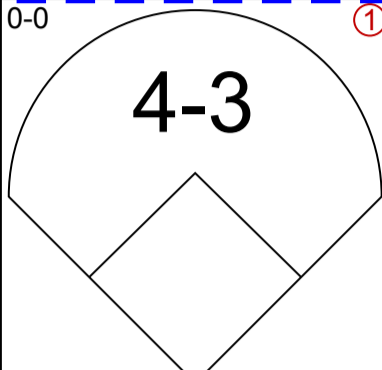
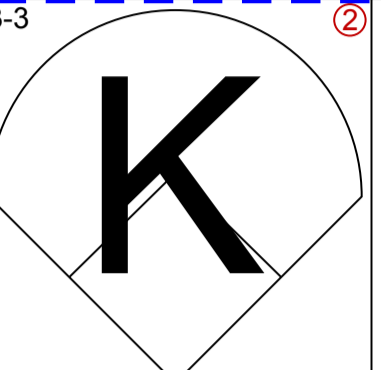
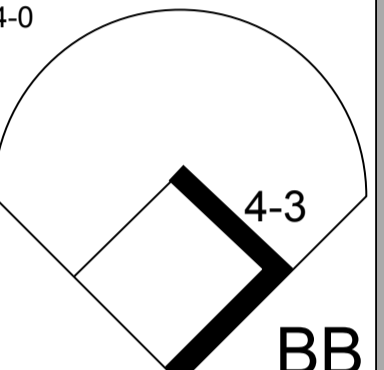
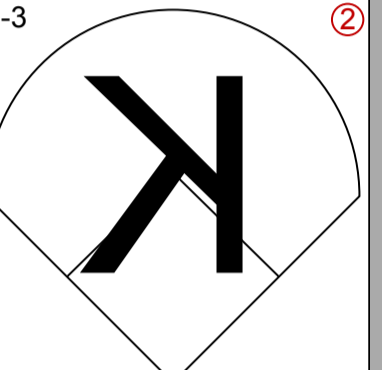
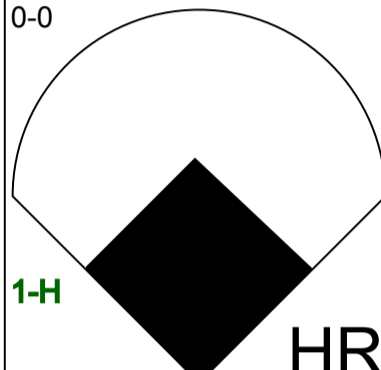
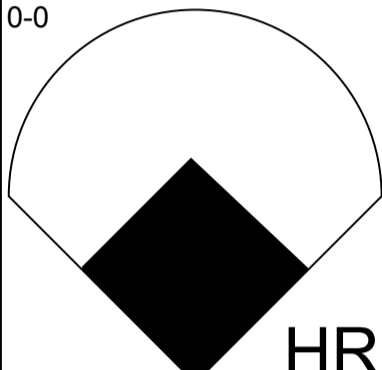
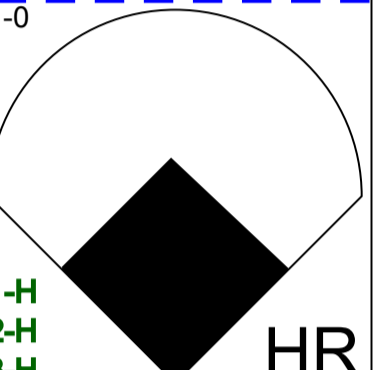
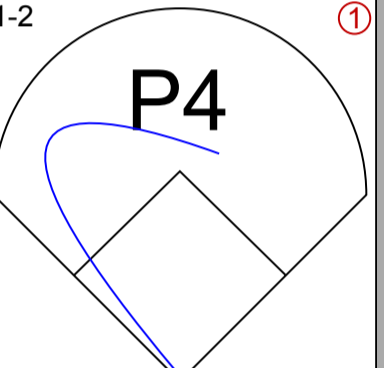
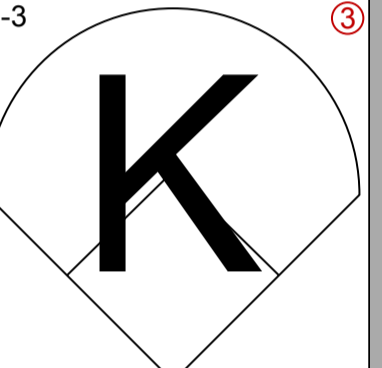
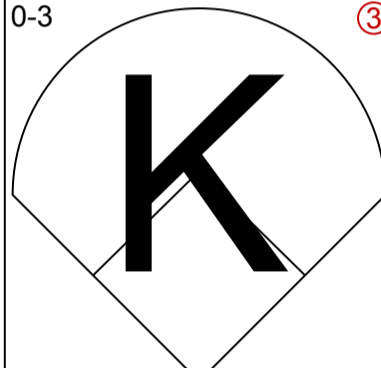
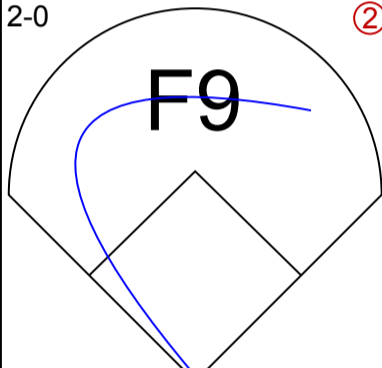
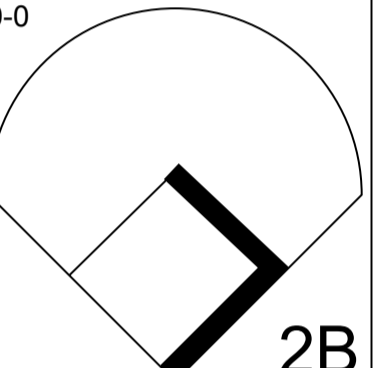
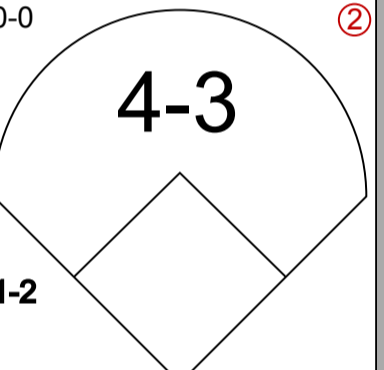
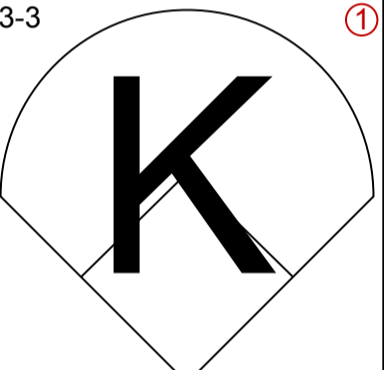
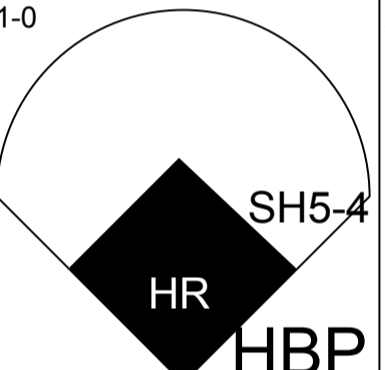
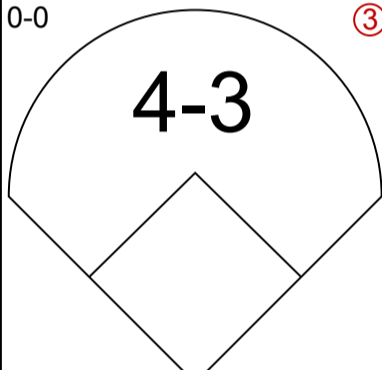
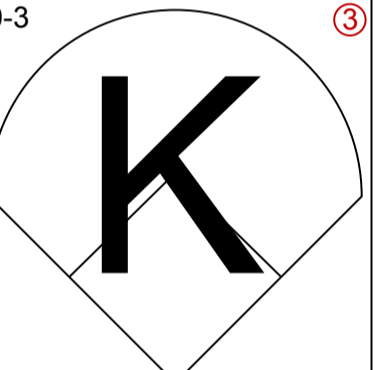
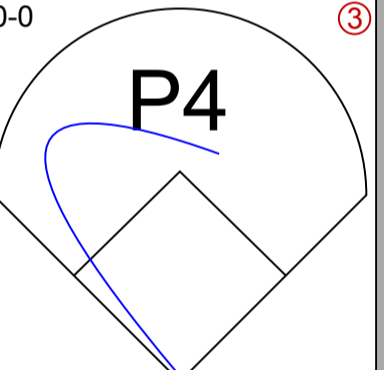

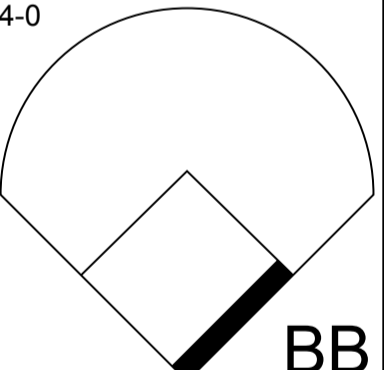
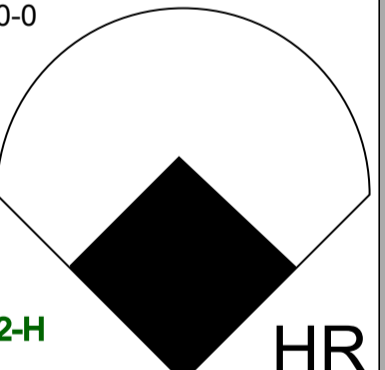
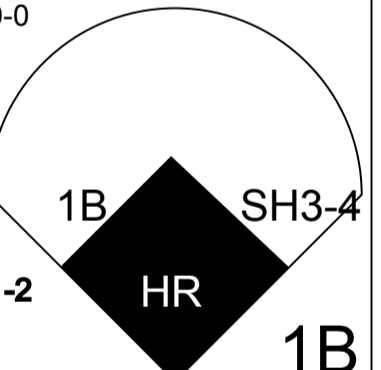
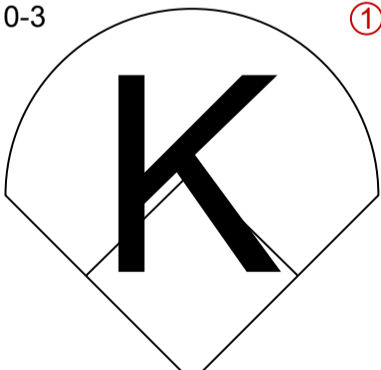
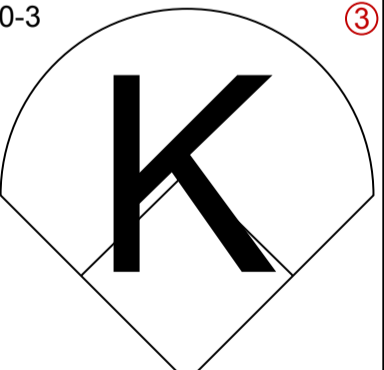
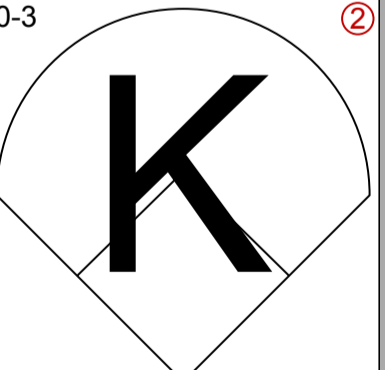
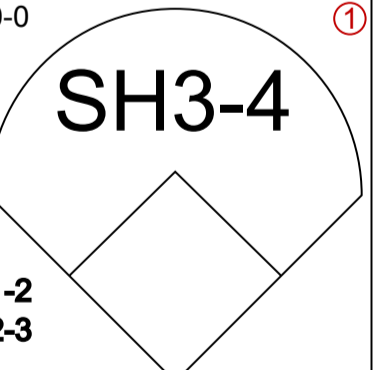
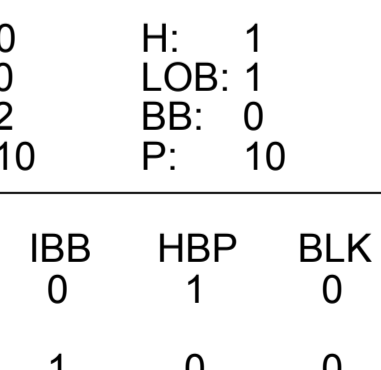
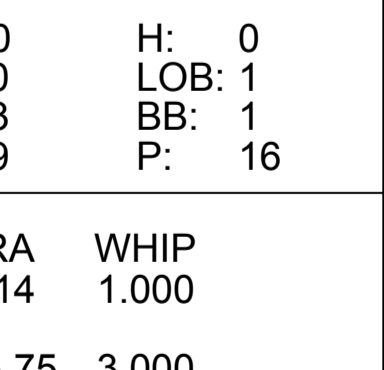
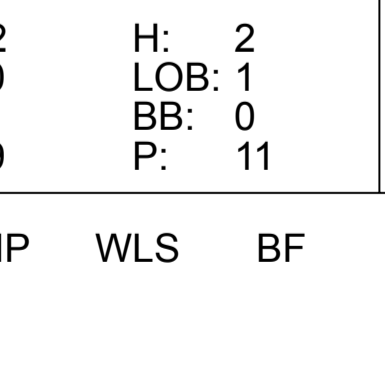
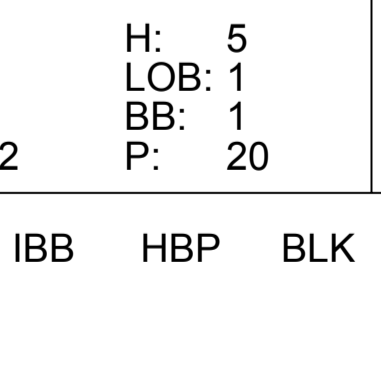
BOTTOM

Philadelphia Phillies @ New York Mets
 Shea Stadium, Flushing, NY
 Sat Sep 28 1968, 3:33 AM EDT
 Att. 9,140 - Unknown

livebaseballscorecards.com

AB	31
R	3
H	8
RBI	3
BB	4
SO	9
LOB	17



Batter	1	2	3	4	5	6	7	8	9	AB R H RBI BB SO LOB	TOP											
John Briggs, L (1, 9) OBP: 0.364, SLG: 0.361	1-3 		0-3 			2-2 	0-0 		4-0 	4 1 2 0 1 2 1												
Gary Sutherland, R (1, 6) OBP: 0.313, SLG: 0.326	0-0 		0-0 			0-0 	1-2 		0-0 	5 2 1 1 0 0 3												
Tony Gonzalez, L (1, 8) OBP: 0.335, SLG: 0.337	0-0 			0-0 		0-3 		0-0 	0-0 	5 0 0 0 0 2 4												
Dick Allen, R (1, 7) OBP: 0.352, SLG: 0.520		4-0 		3-3 		0-0 		0-0 	1-0 	4 3 3 7 1 1 0												
Bill White, L (1, 3) OBP: 0.309, SLG: 0.361		1-2 		2-3 		0-3 		2-0 	0-0 	5 0 1 0 0 2 1												
Cookie Rojas, R (1, 4) OBP: 0.248, SLG: 0.306		0-0 			3-3 		1-0 	0-0 	0-3 	0 0 0 0 0 0 0												
Tony Taylor, R (2, PH) OBP: 0.302, SLG: 0.311										1 0 0 0 0 0 1												
Roberto Pena, R (4, 6) OBP: 0.307, SLG: 0.300		1-2 								3 1 0 0 0 2 1												
Rick Joseph, R (1, 5) OBP: 0.295, SLG: 0.310		0-0 			0-3 		0-0 		0-0 	3 1 1 0 0 1 1												
Clay Dalrymple, L (1, 2) OBP: 0.272, SLG: 0.290			0-2 		4-0 		0-0 		0-0 	3 2 3 2 1 0 0												
Chris Short, R (1, 1) OBP: 0.181, SLG: 0.165			0-3 		0-3 		0-3 		0-0 	3 0 0 0 0 3 2												
Inning Stats	R: 0 E: 0 K: 1 S: 5	H: 0 LOB: 0 BB: 0 P: 6	R: 0 E: 0 K: 0 S: 5	H: 0 LOB: 1 BB: 1 P: 10	R: 0 E: 0 K: 2 S: 10	H: 1 LOB: 1 BB: 0 P: 10	R: 0 E: 0 K: 2 S: 7	H: 0 LOB: 0 BB: 0 P: 12	R: 0 E: 0 K: 3 S: 9	H: 0 LOB: 1 BB: 1 P: 16	R: 2 E: 0 K: 2 S: 11	H: 2 LOB: 0 BB: 0 P: 13	R: 2 E: 0 K: 1 S: 9	H: 2 LOB: 1 BB: 0 P: 11	R: 1 E: 0 K: 0 S: 4	H: 1 LOB: 0 BB: 0 P: 6	R: 5 E: 0 K: 2 S: 12	H: 5 LOB: 1 BB: 1 P: 20	1B: 6 2B: 1 3B: 0 HR: 4	SF: 0 SAC: 2 DP: 0 HBP: 1	WP: 0 PB: 0 SB: 1 CS: 0	PA: 42
PITCHER	IP WLS BF H R ER SO BB IBB HBP BLK WP HR S P ERA WHIP																					
Tom Seaver, R (1, 1) ERA: 2.2	7.0 L 29 5 4 4 11 2 0 1 0 0 0 2 56 78 5.14 1.000																					
Cal Koonce, R (8, 1) ERA: 2.42	1.1 9 4 5 5 0 0 0 1 0 0 0 1 8 14 33.75 3.000																					
Bill Short, L (9, 1) ERA: 4.85	0.1 1 0 0 0 1 0 0 0 0 0 0 0 3 6 0.00 0.000																					
Ron Taylor, R (9, 1) ERA: 2.7	0.1 3 2 1 1 1 0 0 0 0 0 0 1 5 6 27.00 6.000																					

Philadelphia Phillies @ New York Mets
Shea Stadium, Flushing, NY
Sun Sep 29 1968, 3:33 AM EDT
Att. 29,302 - Unknown

AB	36
R	10
H	11
RBI	10
BB	3
SO	13
LOB	14



