

Philadelphia Phillies - 1969

Batter	1	2	3	4	5	6	7	8	9	10	11	AB	R	H	RBI	BB	SO	LOB	TOP				
Larry Hisle, R OBP: 0.200, SLG: 0.200 (1, 8)												5	1	1	0	0	3	1					
Ron Stone, L (1, 7)												4	0	0	0	0	2	1					
Dick Allen, R (1, 3)												5	0	0	0	0	1	3					
Deron Johnson, R OBP: 0.500, SLG: 0.500 Tony Taylor, R (4, 5)												2	0	1	1	0	1	0					
Johnny Callison, L OBP: 0.600, SLG: 0.600 (1, 9)												5	2	3	0	0	0	2					
Cookie Rojas, R OBP: 0.500, SLG: 0.500 (1, 4)												4	1	2	0	0	0	2					
Don Money, R OBP: 0.600, SLG: 2.000 (1, 6)												5	2	3	5	0	0	2					
Mike Ryan, R (1, 2)												5	0	0	0	0	2	3					
Chris Short, R Terry Harmon, R OBP: 1.000, SLG: 1.000 Bill Wilson, R (5, 1) John Briggs, L (7, PH) Barry Lersch, S (7, 1)												1	0	0	0	0	1	0					
Inning Stats	R: 1 E: 1 K: 1 S: 8	H: 2 LOB: 2 BB: 0 P: 8	R: 0 E: 0 K: 2 S: 7	H: 0 LOB: 0 BB: 0 P: 7	R: 0 E: 0 K: 0 S: 3	H: 0 LOB: 0 BB: 0 P: 3	R: 0 E: 0 K: 1 S: 7	H: 2 LOB: 2 BB: 0 P: 7	R: 0 E: 0 K: 2 S: 8	H: 1 LOB: 1 BB: 0 P: 8	R: 0 E: 0 K: 0 S: 3	H: 0 LOB: 0 BB: 0 P: 3	R: 1 E: 0 K: 1 S: 5	H: 3 LOB: 0 BB: 0 P: 5	R: 0 E: 0 K: 0 S: 3	H: 0 LOB: 0 BB: 0 P: 3	R: 1 E: 0 K: 0 S: 5	H: 2 LOB: 1 BB: 0 P: 5	1B: 8 2B: 1 3B: 0 HR: 2	SF: 0 SAC: 2 DP: 0 HBP: 0	WP: 0 PB: 0 SB: 0 CS: 0	PA: 45	
PITCHER	IP WLS BF H R ER SO BB IBB HBP BLK WP HR S P ERA WHIP																						
Fergie Jenkins, R ERA: 5.63 Phil Regan, R ERA: 3.0	(1, 1) 8.0 3.0 W 11 2 1 1 2 0 0 0 0 0 0 15 15 3.00 0.667																						

Philadelphia Phillies @ Chicago Cubs
Wrigley Field, Chicago, IL
Tue Apr 08 1969, 3:33 AM CST
Att: 40,796 - Cloudy - 65 F

livebaseballscores.com

AB 43
R 6
H 11
RBI 6
BB 0
SO 11
LOB 15

Batter	1	2	3	4	5	6	7	8	9	10	11	AB	R	H	RBI	BB	SO	LOB	BOTTOM				
Don Kessinger, S OBP: 0.250, SLG: 0.250 (1, 6)												4	0	1	0	0	0	1					
Glenn Beckert, R OBP: 0.400, SLG: 0.400 (1, 4)												5	1	2	0	0	0	2					
Billy Williams, L OBP: 0.400, SLG: 0.250 (1, 7)												4	1	1	0	1	2	1					
Ron Santo, R OBP: 0.200, SLG: 0.200 (1, 5)												5	1	1	0	0	0	3					
14 Ernie Banks, R OBP: 0.600, SLG: 1.600 (1, 3)												5	2	3	5	0	0	1					
Randy Hundley, R OBP: 0.400, SLG: 0.250 (1, 2)												4	1	1	0	0	0	2					
Jim Hickman, R Willie Smith, L OBP: 1.000, SLG: 4.000 (11, PH) (9, 1)												4	0	0	0	0	1	3					
Don Young, R (1, 8)												3	0	0	0	1	0	0					
Fergie Jenkins, R Phil Regan, R	(1, 1) 4.0 2.0 7 1 6 5 0 3 1 0 0 0 0 1 18 18 4.15 0.923																						
PITCHER	IP WLS BF H R ER SO BB IBB HBP BLK WP HR S P ERA WHIP																						
Chris Short, L ERA: 11.25 Bill Wilson, R ERA: Barry Lersch, R ERA: 4.15	(1, 1) 4.0 2.0 7 1 6 5 0 3 1 0 0 0 0 1 18 18 4.15 0.923																						
Inning Stats	R: 3 E: 1 K: 0 S: 6	H: 2 LOB: 1 BB: 1 P: 10	R: 0 E: 0 K: 0 S: 3	H: 1 LOB: 2 BB: 1 P: 7	R: 2 E: 0 K: 0 S: 4	H: 2 LOB: 0 BB: 0 P: 5	R: 0 E: 0 K: 0 S: 4	H: 1 LOB: 1 BB: 0 P: 4	R: 0 E: 0 K: 1 S: 6	H: 0 LOB: 0 BB: 0 P: 10	R: 0 E: 0 K: 0 S: 3	H: 1 LOB: 0 BB: 0 P: 3	R: 0 E: 0 K: 0 S: 4	H: 1 LOB: 1 BB: 0 P: 4	R: 0 E: 0 K: 0 S: 5	H: 0 LOB: 0 BB: 0 P: 5	R: 2 E: 0 K: 0 S: 3	H: 2 LOB: 0 BB: 0 P: 3	1B: 8 2B: 0 3B: 0 HR: 3	SF: 0 SAC: 1 DP: 1 HBP: 1	WP: 0 PB: 0 SB: 0 CS: 1	PA: 43	

Philadelphia Phillies @ Chicago Cubs
Wrigley Field, Chicago, IL
Tue Apr 08 1969, 3:33 AM CST
Att: 40,796 - Cloudy - 65 F

livebaseballscores.com

AB 38
R 7
H 11
RBI 7
BB 3
SO 4
LOB 14

Batter	1	2	3	4	5	6	7	8	9	AB	R	H	RBI	BB	SO	LOB	TOP	
Tony Taylor, R OBP: 0.417, SLG: 0.417 (1, 5)										5	2	3	0	0	0	1	Philadelphia Phillies @ Chicago Cubs Wrigley Field, Chicago, IL Thu Apr 10 1969, 3:33 AM CST Att: 5,422 - Sunny - 50 F	
Don Money, R OBP: 0.462, SLG: 1.000 (1, 6)										3	0	1	0	1	0	2		
Ron Stone, L OBP: 0.167, SLG: 0.333 (1, 7)										4	0	0	0	0	1	5		
Dick Allen, R OBP: 0.385, SLG: 0.417 (1, 3)										3	0	3	2	1	0	0		
Larry Hisle, R OBP: 0.231, SLG: 0.167 (1, 8)										4	0	1	0	0	1	4		
Cookie Rojas, R OBP: 0.250, SLG: 0.250 (1, 4)										4	0	1	0	0	0	3		
Johnny Callison, L OBP: 0.231, SLG: 0.231 (1, 9)										4	0	0	0	0	2	1		
Mike Ryan, R OBP: 0.250, SLG: 0.333 (1, 2)										4	0	2	0	0	0	1		
Woodie Fryman, R Bill Wilson, R Don Lock, R Barry Lersch, S Turk Farrell, R Rick Joseph, R (1, 1) (6, 1) (7, PH) (7, 1) (8, 1) (8, PH)										2	0	0	0	0	1	2		
Inning Stats	R: 1 E: 0 K: 0 S: 5	H: 2 LOB: 1 BB: 0 P: 5	R: 0 E: 0 K: 1 S: 6	H: 1 LOB: 1 BB: 1 P: 6	R: 0 E: 0 K: 1 S: 6	H: 1 LOB: 2 BB: 1 P: 10	R: 0 E: 0 K: 1 S: 6	H: 1 LOB: 0 BB: 0 P: 6	R: 0 E: 0 K: 1 S: 5	H: 1 LOB: 0 BB: 0 P: 5	R: 0 E: 0 K: 1 S: 6	H: 4 LOB: 2 BB: 0 P: 6	R: 0 E: 0 K: 0 S: 4	H: 1 LOB: 1 BB: 0 P: 4	1B: 10 2B: 1 3B: 0 HR: 0	SF: 0 SAC: 0 DP: 2 HBP: 0		WP: 1 PB: 0 SB: 2 CS: 0
PITCHER Ken Holtzman, L ERA: 2.0 (1, 1)	IP: 9.0 WLS: W BF: 37 H: 11 R: 2 ER: 2 SO: 5 BB: 2 IBB: 0 HBP: 0 BLK: 0 WP: 1 HR: 0 S: 45 P: 53 ERA: 2.00 WHIP: 1.444											PITCHER	IP: 9.0 WLS: W BF: 37 H: 11 R: 2 ER: 2 SO: 5 BB: 2 IBB: 0 HBP: 0 BLK: 0 WP: 1 HR: 0 S: 45 P: 53 ERA: 2.00 WHIP: 1.444					

Batter	1	2	3	4	5	6	7	8	9	AB	R	H	RBI	BB	SO	LOB	BOTTOM			
Don Kessinger, S OBP: 0.357, SLG: 0.538 (1, 6)										5	0	2	2	0	0	3	Philadelphia Phillies @ Chicago Cubs Wrigley Field, Chicago, IL Thu Apr 10 1969, 3:33 AM CST Att: 5,422 - Sunny - 50 F			
Glenn Beckert, R OBP: 0.467, SLG: 0.462 (1, 4)										3	0	0	0	2	0	1				
Billy Williams, L OBP: 0.467, SLG: 0.692 (1, 7)										5	0	0	0	0	1	7				
Ron Santo, R OBP: 0.429, SLG: 0.846 (1, 5)										4	3	3	2	0	0	1				
14 Ernie Banks, R OBP: 0.429, SLG: 0.857 (1, 3)										4	0	0	0	0	0	1				
Randy Hundley, R OBP: 0.250, SLG: 0.455 (1, 2)										3	1	1	1	0	0	0				
Jim Hickman, R Willie Smith, L Jim Qualls, S OBP: 0.167, SLG: 0.167 OBP: 1.000, SLG: 4.000 OBP: 1.000, SLG: 1.000 (1, 9) (6, PH) (6, FR) (7, 8)										2	0	1	0	0	0	0				
Don Young, R Al Spangler, L OBP: 0.364, SLG: 0.250 OBP: 0.714, SLG: 0.600 (1, 8) (6, PH) (7, 9)										1	1	0	0	1	0	0				
Ken Holtzman, R (1, 1)										4	0	0	0	0	2	7				
Inning Stats	R: 0 E: 1 K: 0 S: 4	H: 0 LOB: 1 BB: 0 P: 4	R: 0 E: 0 K: 0 S: 3	H: 0 LOB: 0 BB: 0 P: 3	R: 0 E: 0 K: 1 S: 5	H: 0 LOB: 0 BB: 0 P: 5	R: 1 E: 0 K: 1 S: 6	H: 1 LOB: 0 BB: 0 P: 6	R: 2 E: 0 K: 0 S: 5	H: 3 LOB: 2 BB: 2 P: 13	R: 1 E: 1 K: 0 S: 5	H: 1 LOB: 3 BB: 1 P: 10	R: 1 E: 0 K: 0 S: 4	H: 1 LOB: 0 BB: 0 P: 4	R: 1 E: 0 K: 1 S: 8	H: 3 LOB: 3 BB: 1 P: 12	1B: 5 2B: 1 3B: 0 HR: 3	SF: 0 SAC: 1 DP: 1 HBP: 1	WP: 0 PB: 0 SB: 0 CS: 0	PA: 39
PITCHER Woodie Fryman, L ERA: 5.06 Bill Wilson, R ERA: Barry Lersch, R ERA: 6.0 Turk Farrell, R ERA: (1, 1) (6, 1) (7, 1) (8, 1)	IP: 5.1 WLS: L BF: 24 H: 5 R: 4 ER: 3 SO: 2 BB: 2 IBB: 0 HBP: 0 BLK: 0 WP: 0 HR: 2 S: 26 P: 34 ERA: 5.06 WHIP: 1.312											PITCHER	IP: 5.1 WLS: L BF: 24 H: 5 R: 4 ER: 3 SO: 2 BB: 2 IBB: 0 HBP: 0 BLK: 0 WP: 0 HR: 2 S: 26 P: 34 ERA: 5.06 WHIP: 1.312							

Batter	1	2	3	4	5	6	7	8	9	AB	R	H	RBI	BB	SO	LOB	TOP			
Tony Taylor, R OBP: 0.375, SLG: 0.375 (1, 5)										4	0	1	0	0	0	1	Philadelphia Phillies @ Pittsburgh Pirates Forbes Field, Pittsburgh, PA Fri Apr 11 1969, 6:05 PM EST Att: 31,641 - Unknown			
Cookie Rojas, R OBP: 0.250, SLG: 0.250 (1, 4)										4	0	1	0	0	0	1				
Ron Stone, L OBP: 0.125, SLG: 0.250 (1, 7)										4	0	0	0	0	3	3				
Dick Allen, R OBP: 0.294, SLG: 0.313 (1, 3)										4	0	0	0	0	2	2				
Johnny Callison, L OBP: 0.235, SLG: 0.412 (1, 9)										4	1	1	1	0	0	0				
Don Money, R OBP: 0.412, SLG: 0.800 (1, 6)										3	0	0	0	1	1	0				
Larry Hisle, R OBP: 0.250, SLG: 0.200 (1, 8)										3	0	1	0	0	2	1				
Mike Ryan, R OBP: 0.200, SLG: 0.267 (1, 2)										3	0	0	0	0	0	2				
Jerry Johnson, R (1, 1)										2	0	0	0	0	1	2				
Gary Wagner, R (6, 1)										0	0	0	0	0	0	0				
John Briggs, L OBP: 0.500, SLG: 0.500 (8, PH)										1	0	1	0	0	0	0				
Luis Peraza, R (8, 1)										0	0	0	0	0	0	0				
Inning Stats	R: 0 E: 0 K: 1 S: 5	H: 0 LOB: 0 BB: 0 P: 5	R: 1 E: 1 K: 2 S: 9	H: 1 LOB: 2 BB: 1 P: 13	R: 0 E: 0 K: 1 S: 5	H: 0 LOB: 0 BB: 0 P: 5	R: 0 E: 0 K: 1 S: 5	H: 0 LOB: 0 BB: 0 P: 5	R: 0 E: 0 K: 2 S: 7	H: 2 LOB: 1 BB: 0 P: 7	R: 0 E: 0 K: 1 S: 6	H: 1 LOB: 1 BB: 0 P: 6	R: 0 E: 0 K: 1 S: 6	H: 1 LOB: 1 BB: 0 P: 6	R: 0 E: 0 K: 0 S: 3	H: 0 LOB: 0 BB: 0 P: 3	1B: 4 2B: 0 3B: 0 HR: 1	SF: 0 SAC: 0 DP: 1 HBP: 0	WP: 0 PB: 0 CS: 0	PA: 33
PITCHER Bob Moose, R ERA: 1.0 (1, 1)	IP: 9.0 WLS: W BF: 33	H: 5 R: 1 ER: 1 SO: 9	BB: 1 IBB: 0 HBP: 0 BLK: 0	WP: 0 HR: 1 S: 50 P: 54	ERA: 1.00 WHIP: 0.667											ERA: 1.00 WHIP: 0.667				

Batter	1	2	3	4	5	6	7	8	9	AB	R	H	RBI	BB	SO	LOB	BOTTOM			
Matty Alou, L OBP: 0.409, SLG: 0.524 (1, 8)										4	1	2	2	0	0	1	Philadelphia Phillies @ Pittsburgh Pirates Forbes Field, Pittsburgh, PA Fri Apr 11 1969, 6:05 PM EST Att: 31,641 - Unknown			
Richie Hebner, L OBP: 0.471, SLG: 0.438 (1, 5)										5	1	2	1	0	0	2				
Al Oliver, L OBP: 0.500, SLG: 0.333 (1, 9)										3	1	1	0	1	0	2				
Willie Stargell, L OBP: 0.500, SLG: 0.765 (1, 7)										4	1	2	1	0	0	0				
Bob Robertson, R OBP: 0.214, SLG: 0.154 (1, 3)										3	0	1	1	1	2	0				
Bill Mazeroski, R OBP: 0.197, SLG: 0.125 (1, 4)										3	0	0	1	0	0	3				
Jerry May, R OBP: 0.333, SLG: 0.722 (1, 2)										4	2	2	1	0	1	0				
Freddie Patek, R OBP: 0.333, SLG: 0.250 (1, 6)										3	1	1	0	1	1	1				
Bob Moose, R OBP: 0.333, SLG: 0.333 (1, 1)										3	0	1	0	0	1	1				
Inning Stats	R: 0 E: 0 K: 0 S: 3	H: 0 LOB: 0 BB: 0 P: 3	R: 0 E: 0 K: 1 S: 5	H: 0 LOB: 0 BB: 0 P: 5	R: 1 E: 0 K: 1 S: 8	H: 3 LOB: 2 BB: 0 P: 8	R: 0 E: 0 K: 1 S: 5	H: 0 LOB: 0 BB: 0 P: 5	R: 1 E: 0 K: 1 S: 7	H: 2 LOB: 1 BB: 0 P: 7	R: 2 E: 0 K: 0 S: 5	H: 3 LOB: 0 BB: 0 P: 5	R: 2 E: 0 K: 0 S: 6	H: 3 LOB: 3 BB: 2 P: 14	R: 1 E: 0 K: 1 S: 6	H: 1 LOB: 1 BB: 1 P: 10		1B: 10 2B: 1 3B: 0 HR: 1	SF: 2 SAC: 1 DP: 0 HBP: 0	WP: 0 PB: 1 CS: 0
PITCHER Jerry Johnson, R ERA: 6.75 (1, 1)	IP: 5.1 WLS: L BF: 23	H: 8 R: 4 ER: 4 SO: 4	BB: 0 IBB: 0 HBP: 0 BLK: 0	WP: 0 HR: 1 S: 31 P: 31	ERA: 6.75 WHIP: 1.500											ERA: 6.75 WHIP: 1.500				
Gary Wagner, R ERA: 16.0 (6, 1)	IP: 1.2 WLS: 10	H: 3 R: 2 ER: 2 SO: 0	BB: 2 IBB: 0 HBP: 0 BLK: 0	WP: 0 HR: 0 S: 8 P: 16	ERA: 10.80 WHIP: 3.000											ERA: 10.80 WHIP: 3.000				
Luis Peraza, R ERA: 16.2 (8, 1)	IP: 1.0 WLS: 5	H: 1 R: 1 ER: 1 SO: 1	BB: 1 IBB: 0 HBP: 0 BLK: 0	WP: 0 HR: 0 S: 6 P: 10	ERA: 9.00 WHIP: 2.000											ERA: 9.00 WHIP: 2.000				

Batter	1	2	3	4	5	6	7	8	9	AB	R	H	RBI	BB	SO	LOB	TOP																			
Tony Taylor, R OBP: 0.286, SLG: 0.286 (1,4)	1-3	6-3		G3		1-3		P2		5	0	0	0	0	0	4	Philadelphia Phillies @ Pittsburgh Pirates Forbes Field, Pittsburgh, PA Sat Apr 12 1969, 3:33 AM EST Att: 12,474 - Unknown																			
John Briggs, L OBP: 0.286, SLG: 0.286 (1,7)	4-3		2B		F6		L8	P5		5	1	1	0	0	0	3																				
Dick Allen, R OBP: 0.318, SLG: 0.381 (1,3)	2B		F8		5-3		K		F7	5	2	2	1	0	1	0																				
Johnny Callison, L OBP: 0.318, SLG: 0.476 (1,9)	3B		F8		3-1				BB	4	3	2	0	1	0	1																				
Deron Johnson, R OBP: 0.667, SLG: 0.500 Terry Harmon, R OBP: 0.667, SLG: 0.500 (8, PR) (8,4)	3B		SF9		1B			2B	1B	0	1	0	1	3	0	0																				
Don Money, R OBP: 0.500, SLG: 0.950 (1,6)	3B		3H		5-3			1B	BB	0	1	0	0	1	0	0																				
Don Money, R OBP: 0.500, SLG: 0.950 (1,6)	3B		3H		5-3			1B	BB	5	0	4	5	0	0	0																				
Larry Hisle, R OBP: 0.286, SLG: 0.211 (1,8)	K				1-3			1B	9-2	4	0	1	0	1	2	5																				
Mike Ryan, R OBP: 0.156, SLG: 0.211 (1,2)					4-3			L8		4	0	0	0	0	1	4																				
Grant Jackson, S OBP: 0.500, SLG: 0.500 (1,1)	F5				1B			1-3		4	0	2	1	0	0	0																				
Inning Stats	R: 3 E: 0 K: 1 S: 8	H: 3 LOB: 1 BB: 1 P: 12	R: 0 E: 0 K: 0 S: 3	H: 0 LOB: 0 BB: 0 P: 3	R: 2 E: 0 K: 0 S: 5	H: 2 LOB: 0 BB: 0 P: 5	R: 0 E: 0 K: 0 S: 4	H: 2 LOB: 1 BB: 0 P: 4	R: 1 E: 0 K: 1 S: 6	H: 1 LOB: 2 BB: 2 P: 14	R: 0 E: 0 K: 0 S: 3	H: 0 LOB: 0 BB: 0 P: 3	R: 0 E: 0 K: 1 S: 5	H: 0 LOB: 0 BB: 0 P: 5	R: 1 E: 0 K: 1 S: 7	H: 2 LOB: 2 BB: 2 P: 15	R: 1 E: 0 K: 0 S: 4	H: 2 LOB: 1 BB: 1 P: 8	1B: 8 2B: 4 3B: 1 HR: 0	SF: 1 SAC: 0 DP: 1 HBP: 0	WP: 0 PB: 0 SB: 1 CS: 0	PA: 43														
PITCHER	IP	WLS	BF	H	R	ER	SO	BB	IBB	HBP	BLK	WP	HR	S	P	ERA	WHIP	PITCHER		IP	WLS	BF	H	R	ER	SO	BB	IBB	HBP	BLK	WP	HR	S	P	ERA	WHIP
Jim Bunning, R ERA: 22.5 (1,1)	2.0	L	12	5	5	5	1	1	0	0	0	0	0	13	17	22.50	3.000	Ron Kline, R ERA: (9,1)		0.2		1	0	0	0	0	0	0	0	0	0	1	1	0.00	0.000	
Chuck Hartenstein, R ERA: (3,1)	1.0		3	0	0	0	0	0	0	0	0	0	0	3	3	0.00	0.000																			
Jim Shellenback, L ERA: 3.0 (4,1)	3.0		13	3	1	1	1	2	0	0	0	0	0	13	21	3.00	1.667																			
Luke Walker, L ERA: 4.5 (7,1)	2.0		10	2	1	1	2	1	1	0	0	0	0	12	20	4.50	1.500																			
Bruce Dal Canton, R ERA: 6.75 (9,1)	0.1		4	2	1	1	0	1	0	0	0	0	0	3	7	27.00	9.000																			




Batter	1	2	3	4	5	6	7	8	9	AB	R	H	RBI	BB	SO	LOB	BOTTOM																			
Matty Alou, L OBP: 0.423, SLG: 0.520 (1,8)	F9		4-3			G4-6-3		FC6-4		4	0	2	0	0	0	1	Philadelphia Phillies @ Pittsburgh Pirates Forbes Field, Pittsburgh, PA Sat Apr 12 1969, 3:33 AM EST Att: 12,474 - Unknown																			
Richie Hebner, L OBP: 0.429, SLG: 0.368 (1,5)	K				P6	G4-6-3		F9		3	0	0	0	1	1	2																				
Roberto Clemente, R OBP: 0.250, SLG: 0.222 (1,9)	F7				F8	G4-6-3		FC6-4		4	0	0	0	0	0	4																				
Willie Stargell, L OBP: 0.409, SLG: 0.619 (1,7)					F7			K		4	0	0	0	0	2	1																				
Bob Robertson, R OBP: 0.250, SLG: 0.200 Al Oliver, L OBP: 0.400, SLG: 0.250 (6,3)					K			F8		2	0	1	0	0	1	0																				
Al Oliver, L OBP: 0.400, SLG: 0.250 (6,3)					K			F8		2	0	0	0	0	0	0																				
Bill Mazerowski, R OBP: 0.136, SLG: 0.100 (1,4)					6-3			1-3		4	0	0	0	0	0	1																				
Jerry May, R OBP: 0.286, SLG: 0.619 (1,2)					6-3			5-3		3	0	0	0	0	0	1																				
Freddie Patek, R OBP: 0.381, SLG: 0.278 (1,6)								L7		2	0	1	0	1	0	1																				
Jim Bunning, R Chuck Hartenstein, R Carl Taylor, R Jim Shellenback, L Joe Pagan, R Luke Walker, L Jose Martinez, R Bruce Dal Canton, R Ron Kline, R								K		0	0	0	0	0	0	0																				
Inning Stats	R: 0 E: 0 K: 1 S: 5	H: 0 LOB: 0 BB: 0 P: 5	R: 0 E: 0 K: 1 S: 5	H: 0 LOB: 0 BB: 0 P: 5	R: 0 E: 0 K: 1 S: 6	H: 1 LOB: 1 BB: 0 P: 6	R: 0 E: 0 K: 0 S: 3	H: 0 LOB: 0 BB: 0 P: 3	R: 0 E: 0 K: 0 S: 4	H: 1 LOB: 1 BB: 0 P: 4	R: 1 E: 0 K: 1 S: 6	H: 2 LOB: 1 BB: 1 P: 10	R: 0 E: 0 K: 0 S: 3	H: 0 LOB: 0 BB: 0 P: 3	R: 0 E: 0 K: 1 S: 6	H: 1 LOB: 2 BB: 1 P: 10	R: 0 E: 0 K: 1 S: 5	H: 0 LOB: 0 BB: 0 P: 5	1B: 5 2B: 0 3B: 0 HR: 0	SF: 0 SAC: 0 DP: 1 HBP: 0	WP: 0 PB: 0 SB: 0 CS: 0	PA: 33														
PITCHER	IP	WLS	BF	H	R	ER	SO	BB	IBB	HBP	BLK	WP	HR	S	P	ERA	WHIP	PITCHER		IP	WLS	BF	H	R	ER	SO	BB	IBB	HBP	BLK	WP	HR	S	P	ERA	WHIP
Grant Jackson, L ERA: 1.0 (1,1)	9.0	W	33	5	1	1	6	2	0	0	0	0	0	43	51	1.00	0.778																			



Batter	1	2	3	4	5	6	7	8	9	AB	R	H	RBI	BB	SO	LOB	TOP										
Tony Taylor, R (1,4) OBP: 0.280, SLG: 0.280 (8,5)	1-3		G3		6-3												4 0 1 0 0 0 1										
John Briggs, L (1,7) OBP: 0.273, SLG: 0.200	1-3			K													3 0 0 0 1 1 2										
Dick Allen, R (1,3) OBP: 0.346, SLG: 0.458	F9			3B													3 2 1 0 1 0 2										
Johnny Callison, L (1,9) OBP: 0.346, SLG: 0.542			K	HR													3 2 1 1 1 2 0										
Deron Johnson, R (1,5) OBP: 0.600, SLG: 1.000 Terry Harmon, R (8, PR) OBP: 0.667, SLG: 0.500 (8,4)	F8			HR													4 1 2 2 0 0 3 0 0 0 0 0 0 0										
Don Money, R (1,6) OBP: 0.423, SLG: 0.792	5-3			P6													4 0 0 0 0 0 1										
Larry Hisle, R (1,8) OBP: 0.280, SLG: 0.182				K													3 0 0 0 1 2 1										
Mike Ryan, R (1,2) OBP: 0.130, SLG: 0.174			P6														4 0 0 0 0 0 1										
Rick Wise, R (1,1) Bill Wilson, R (7,1) Turk Farrell, R (8,1) Don Lock, R (9, PH)			K														2 0 0 0 1 2 1 0 0 0 0 0 0 0 0 0 0 0 0 0 0 1 0 0 0 0 0 0										
Inning Stats	R: 0 E: 0 K: 0 S: 3	H: 0 LOB: 0 BB: 0 P: 3	R: 0 E: 0 K: 1 S: 5	H: 0 LOB: 0 BB: 0 P: 5	R: 0 E: 0 K: 1 S: 5	H: 0 LOB: 1 BB: 1 P: 9	R: 3 E: 0 K: 2 S: 10	H: 3 LOB: 0 BB: 0 P: 10	R: 0 E: 0 K: 1 S: 5	H: 0 LOB: 0 BB: 0 P: 5	R: 2 E: 1 K: 0 S: 5	H: 0 LOB: 1 BB: 3 P: 17	R: 0 E: 0 K: 0 S: 4	H: 1 LOB: 2 BB: 1 P: 8	R: 0 E: 1 K: 1 S: 5	H: 1 LOB: 1 BB: 0 P: 5	R: 0 E: 0 K: 0 S: 3	H: 0 LOB: 0 BB: 0 P: 3	1B: 2 2B: 0 3B: 2 HR: 1	SF: 0 SAC: 0 DP: 1 HBP: 0	WP: 1 PB: 0 SB: 0 CS: 1	PA: 37					
PITCHER	IP	WLS	BF	H	R	ER	SO	BB	IBB	HBP	BLK	WP	HR	S	P	ERA	WHIP										
Steve Blass, R (1,1) ERA: 3.75	5.0		21	3	5	3	5	3	0	0	0	0	1	28	40	5.40	1.200										
Luke Walker, L (6,1) ERA: 2.25	2.0		9	1	0	0	1	2	0	0	0	1	0	9	17	0.00	1.500										
Ron Kline, R (8,1) ERA:	2.0	W	6	1	0	0	1	0	0	0	0	0	0	8	8	0.00	0.500										

Philadelphia Phillies @ Pittsburgh Pirates
Forbes Field, Pittsburgh, PA
Sun Apr 13 1969, 3:33 AM EST
Att: 14,981 - Unknown


AB 31
R 5
H 5
RBI 3
BB 5
SO 7
LOB 12

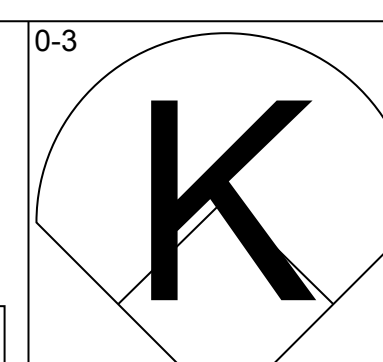
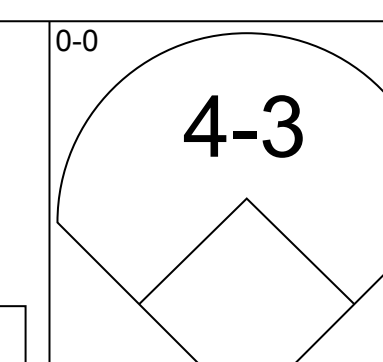
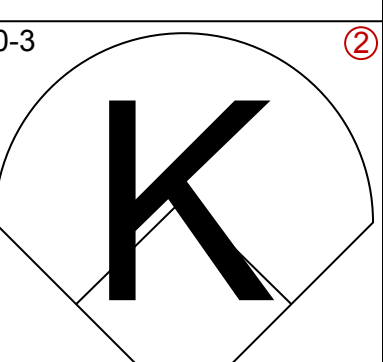
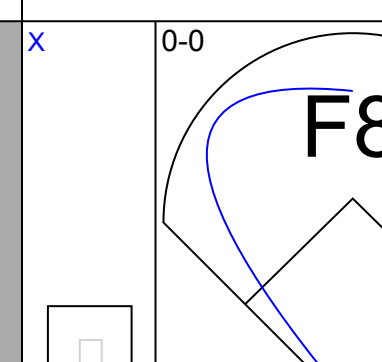
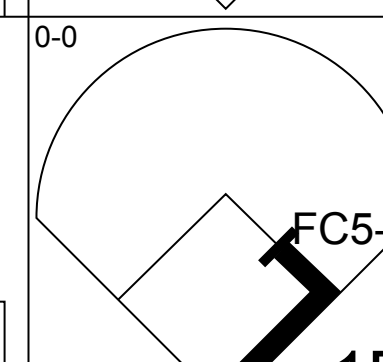
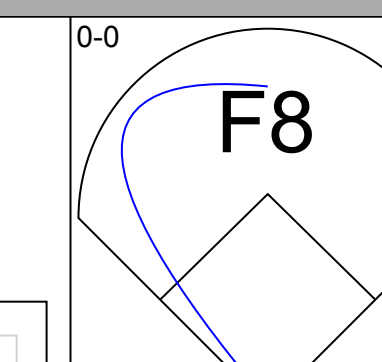
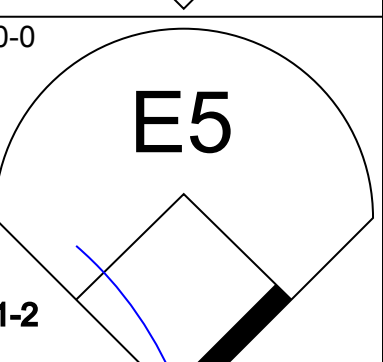
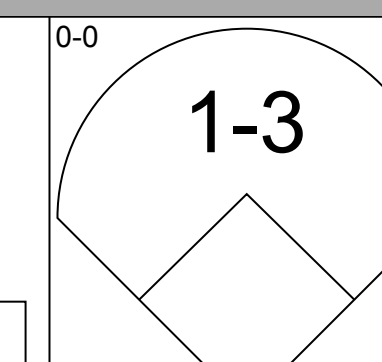
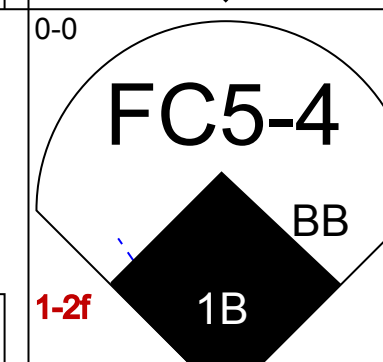
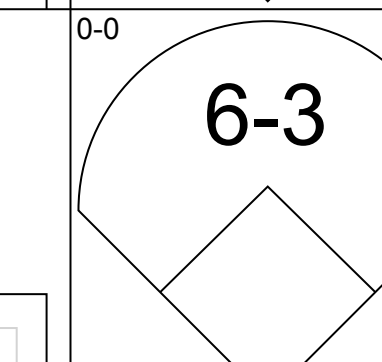
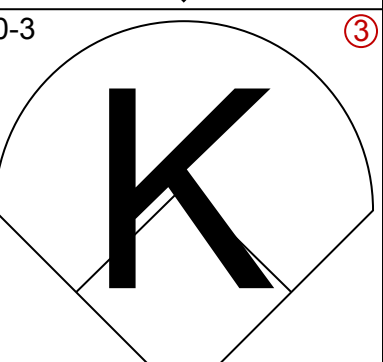
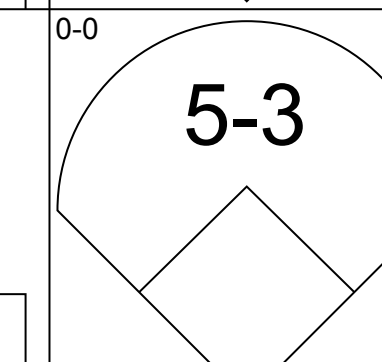
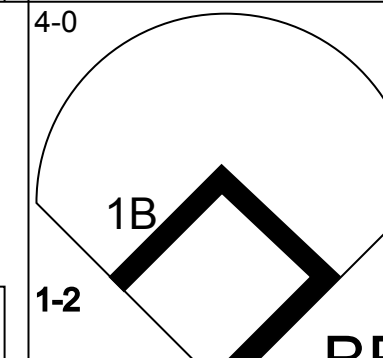
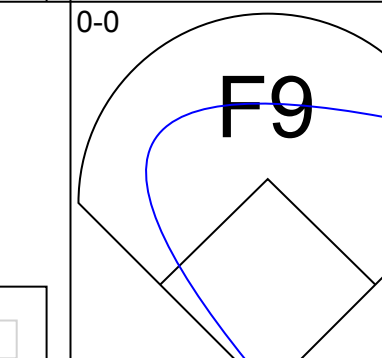
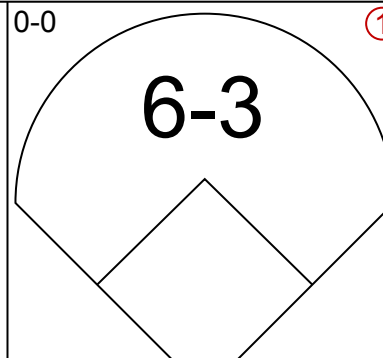
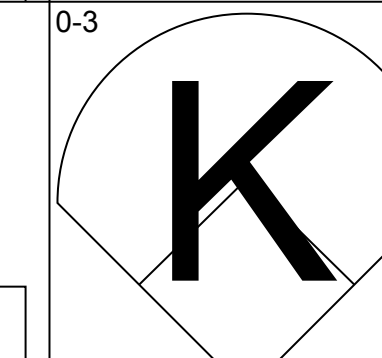
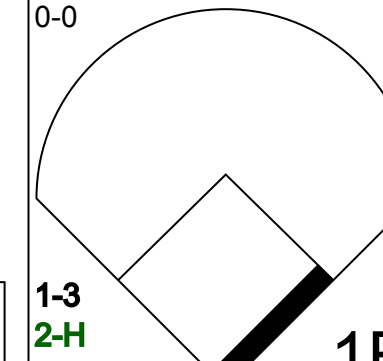

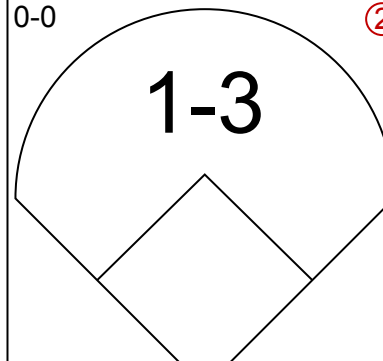
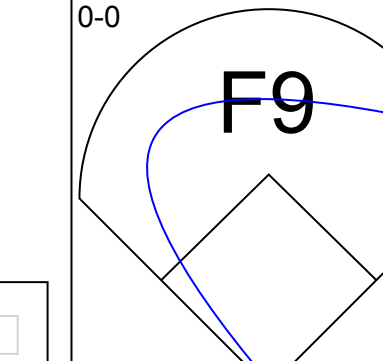
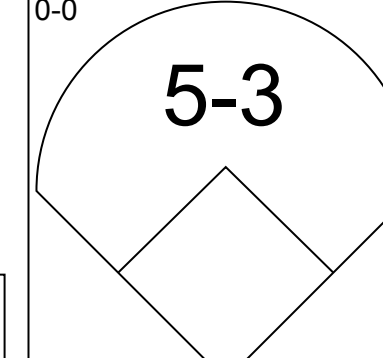
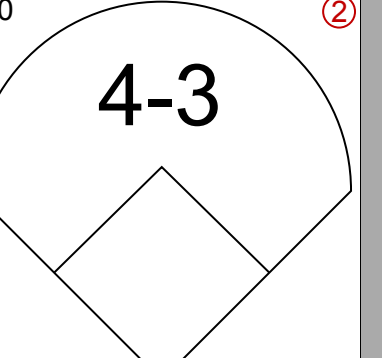
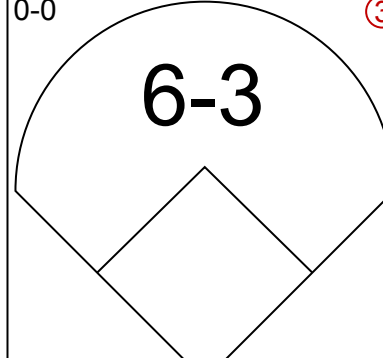
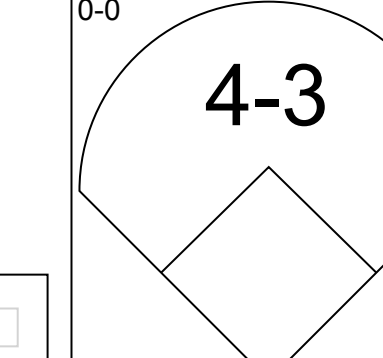
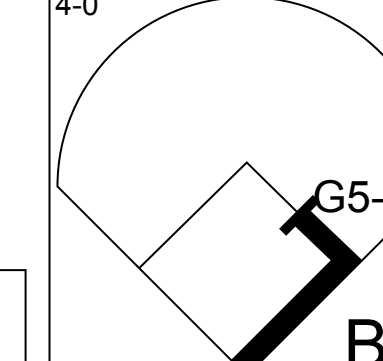
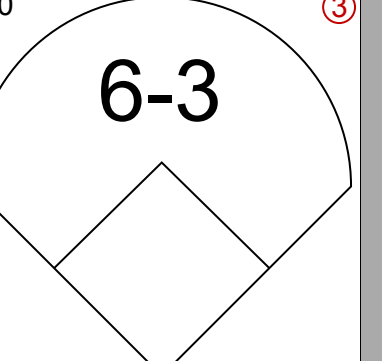
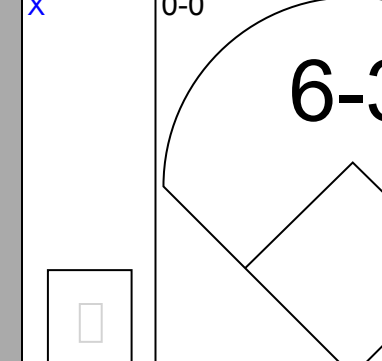
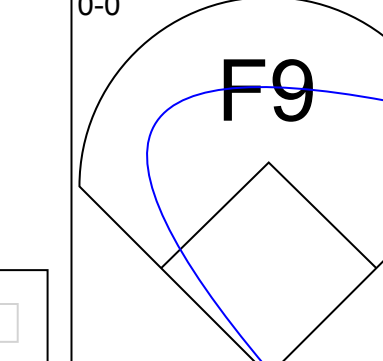
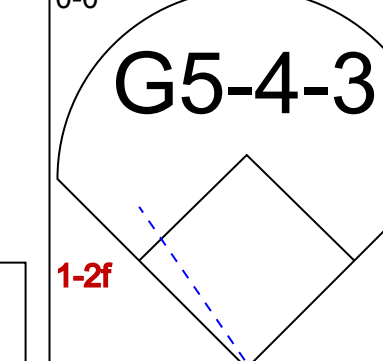
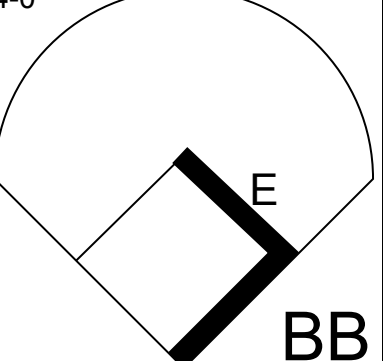
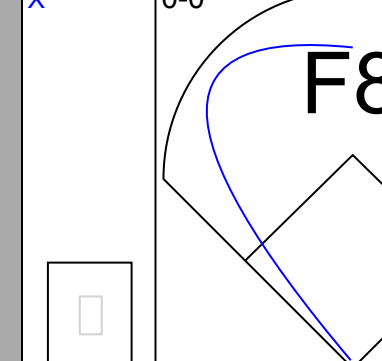
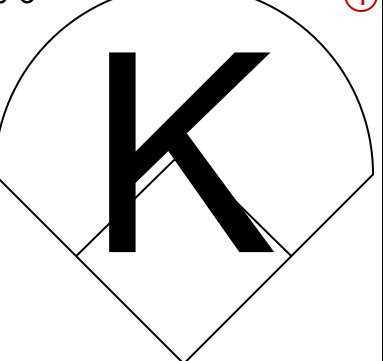
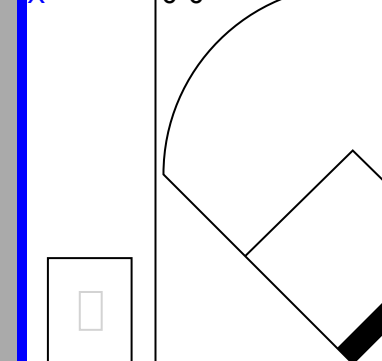


Batter	1	2	3	4	5	6	7	8	9	AB	R	H	RBI	BB	SO	LOB	BOTTOM										
Matty Alou, L (1,8) OBP: 0.419, SLG: 0.517	G3		F7		F8												4 0 1 1 1 0 2										
Rchie Hebner, L (1,5) OBP: 0.423, SLG: 0.375	P6																5 0 2 0 0 0 6										
Roberto Clemente, R (1,9) OBP: 0.250, SLG: 0.190	K																3 1 0 0 1 1 2										
Willie Stargell, L (1,7) OBP: 0.462, SLG: 0.880																	4 2 3 3 0 0 0										
Al Oliver, L (1,3) OBP: 0.429, SLG: 0.333	F5																4 1 2 0 0 0 1										
Manny Sanguillen, R (1,2) OBP: 0.500, SLG: 0.500	F9																3 1 1 0 0 0 1										
Bill Mazerowski, R (1,4) OBP: 0.115, SLG: 0.083	1-4-3																4 0 0 0 0 0 2										
Freddie Patek, R (1,6) OBP: 0.400, SLG: 0.364			F9														4 1 2 1 0 0 1										
Steve Blass, R (1,1) OBP: 0.200, SLG: 0.200 Luke Walker, L (6,1)	5-3																2 0 1 0 0 0 0 0 0 0 0 0 0 0 1 0 0 0 0 0 1 0 0 0 0 0 0 0 1 0 0 0 0 0 1										
Bob Robertson, R (7, PH) OBP: 0.235, SLG: 0.188 Carl Taylor, R (7, PR) Ron Kline, R (8,1)																	2 0 1 0 0 0 0 0 0 0 0 0 0 0 1 0 0 0 0 0 1 0 0 0 0 0 0 0 1 0 0 0 0 0 1										
Inning Stats	R: 0 E: 0 K: 1 S: 5	H: 0 LOB: 0 BB: 0 P: 5	R: 1 E: 0 K: 0 S: 4	H: 1 LOB: 0 BB: 0 P: 4	R: 0 E: 0 K: 0 S: 3	H: 0 LOB: 0 BB: 0 P: 3	R: 0 E: 0 K: 0 S: 4	H: 2 LOB: 1 BB: 0 P: 4	R: 0 E: 0 K: 0 S: 5	H: 2 LOB: 1 BB: 0 P: 5	R: 0 E: 0 K: 0 S: 3	H: 1 LOB: 0 BB: 0 P: 3	R: 2 E: 1 K: 0 S: 7	H: 3 LOB: 3 BB: 0 P: 7	R: 3 E: 1 K: 1 S: 9	H: 3 LOB: 3 BB: 2 P: 17	1B: 8 2B: 2 3B: 0 HR: 2	SF: 0 SAC: 1 DP: 2 HBP: 0	WP: 0 PB: 0 SB: 1 CS: 0	PA: 38							
PITCHER	IP	WLS	BF	H	R	ER	SO	BB	IBB	HBP	BLK	WP	HR	S	P	ERA	WHIP										
Rick Wise, R (1,1) ERA: 3.09	6.2		28	9	3	2	1	0	0	0	0	0	1	30	30	2.70	1.350										
Bill Wilson, R (7,1) ERA: 6.75	0.1	L	4	2	3	3	0	1	0	0	0	0	1	3	7	81.00	9.000										
Turk Farrell, R (8,1) ERA:	1.0		6	1	0	0	1	0	1	0	0	0	0	7	11	0.00	1.000										

Philadelphia Phillies @ Pittsburgh Pirates
Forbes Field, Pittsburgh, PA
Sun Apr 13 1969, 3:33 AM EST
Att: 14,981 - Unknown

AB 35
R 6
H 12
RBI 5
BB 2
SO 2
LOB 18

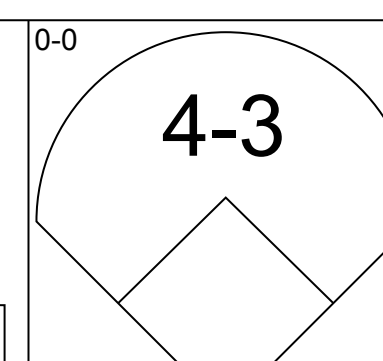
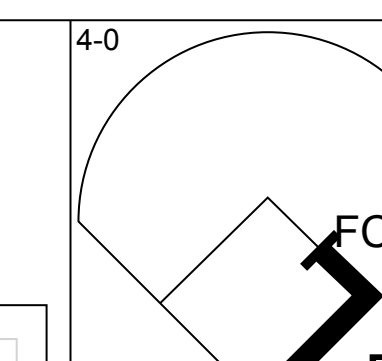
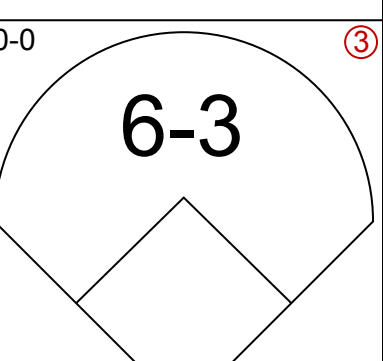
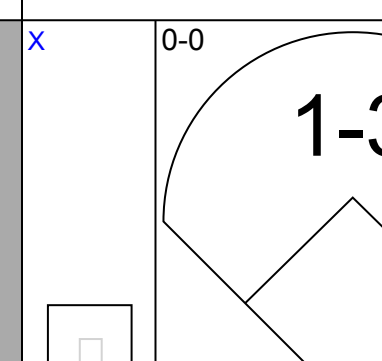
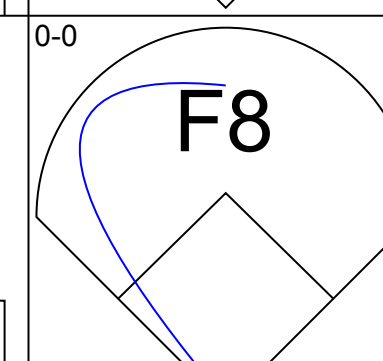
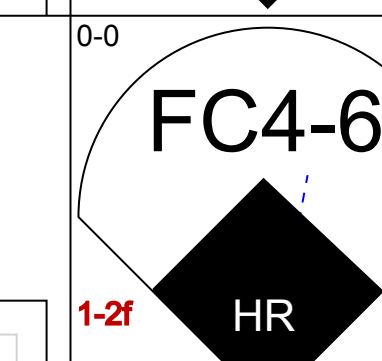
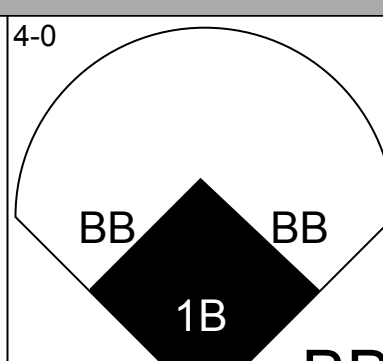
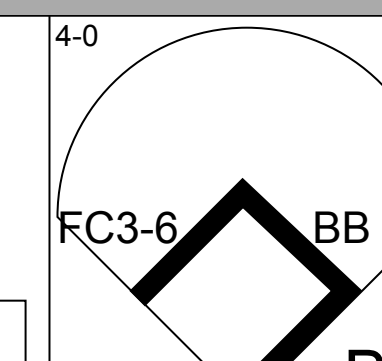
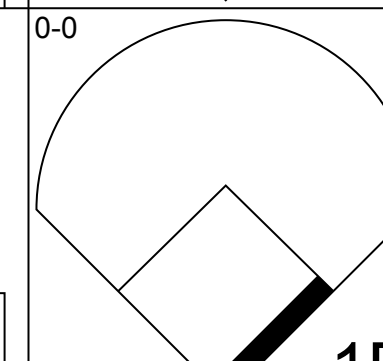
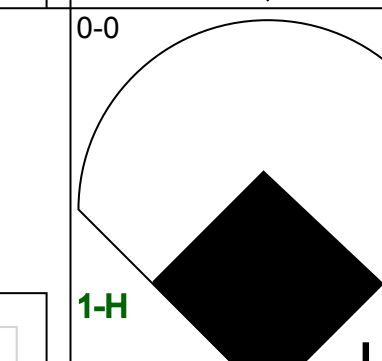
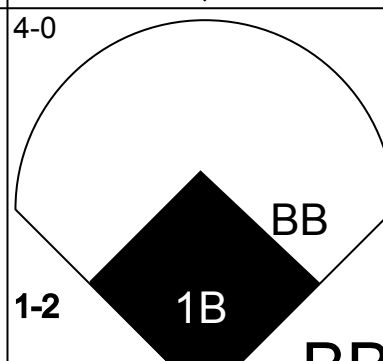
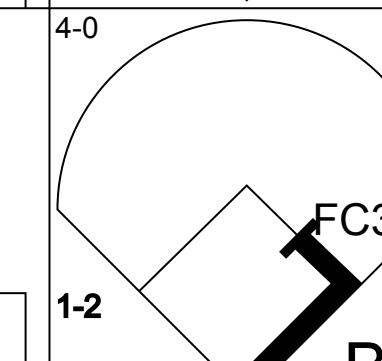
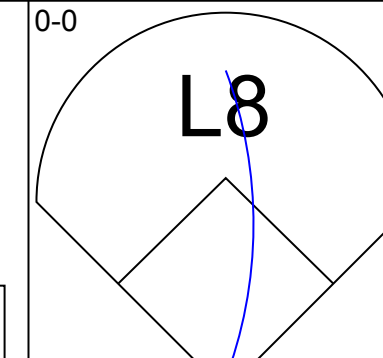
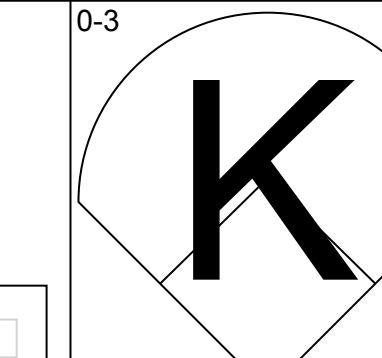
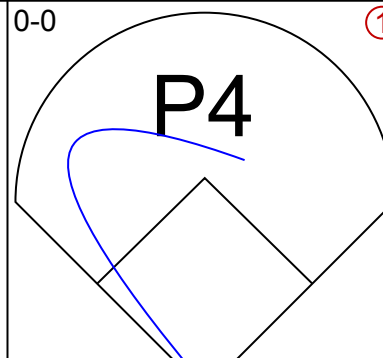
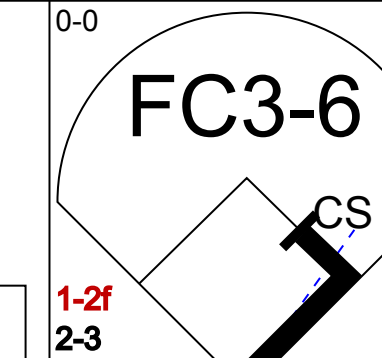
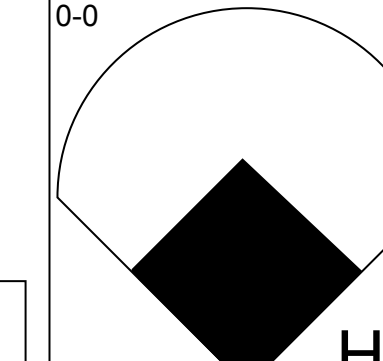
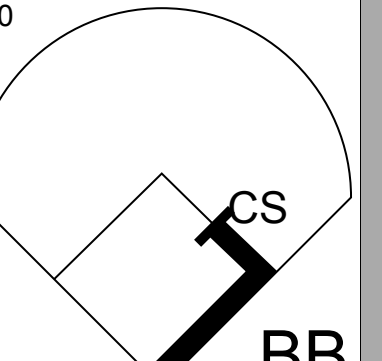
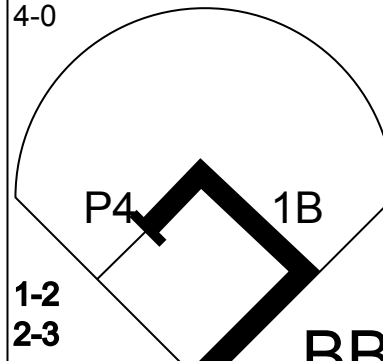
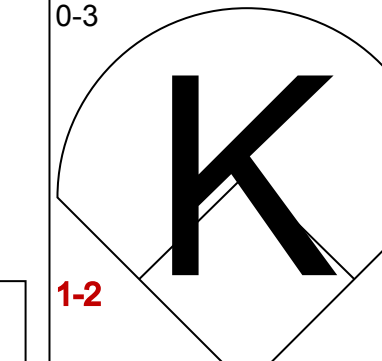


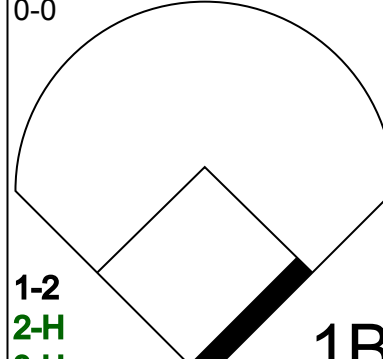

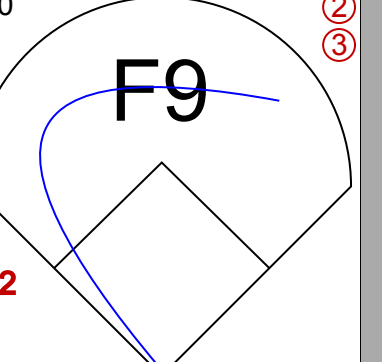
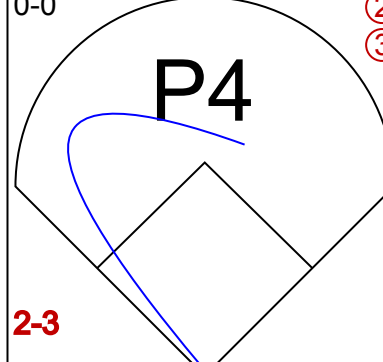

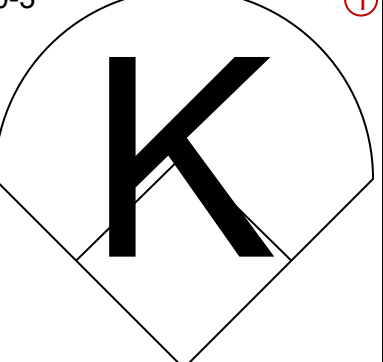
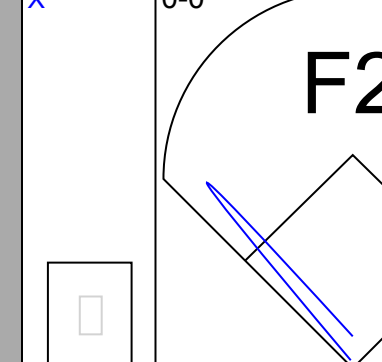
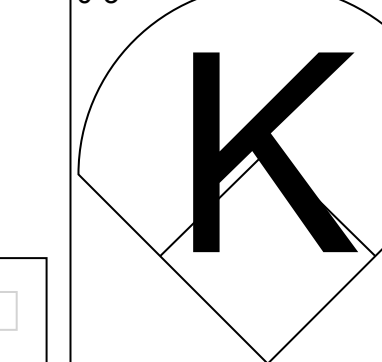
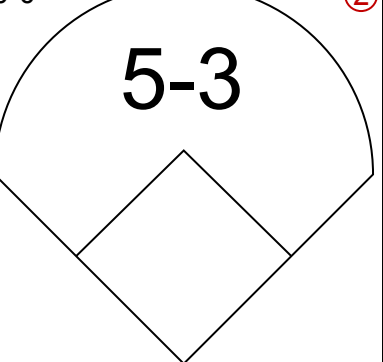
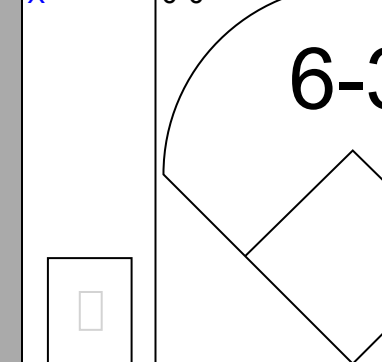


Batter	1	2	3	4	5	6	7	8	9	AB	R	H	RBI	BB	SO	LOB	TOP				
Tommy Agee, R OBP: 0.290, SLG: 0.433										4	0	0	0	0	2	3					
Rod Gaspar, S OBP: 0.375, SLG: 0.321										4	0	1	0	0	0	1					
Cleon Jones, R OBP: 0.452, SLG: 0.556										4	1	0	0	0	1	3					
Ed Charles, R OBP: 0.290, SLG: 0.231										3	0	0	0	1	1	0					
Ron Swoboda, R OBP: 0.417, SLG: 0.417										4	0	1	1	0	1	0					
Jerry Grote, R OBP: 0.250, SLG: 0.240										4	0	0	0	0	0	2					
Al Weis, S										3	0	0	0	1	0	0					
Bud Harrelson, S OBP: 0.364, SLG: 0.235										2	0	0	0	1	0	1					
Jim McAndrew, R OBP: 0.333, SLG: 0.667										2	0	1	0	0	1	1					
Ron Taylor, R OBP: 0.500, SLG: 0.500										0	0	0	0	0	0	0					
Amos Otis, R OBP: 0.500, SLG: 0.500										1	0	1	0	0	0	0					
Nolan Ryan, R										0	0	0	0	0	0	0					
Inning Stats	R: 1 E: 0 K: 1 S: 7	H: 2 LOB: 2 BB: 1 P: 11	R: 0 E: 0 K: 0 S: 3	H: 1 LOB: 1 BB: 1 P: 7	R: 0 E: 0 K: 0 S: 3	H: 0 LOB: 0 BB: 0 P: 3	R: 0 E: 0 K: 1 S: 5	H: 0 LOB: 0 BB: 0 P: 5	R: 0 E: 1 K: 3 S: 10	H: 2 LOB: 2 BB: 1 P: 14	R: 0 E: 0 K: 0 S: 3	H: 0 LOB: 0 BB: 0 P: 3	R: 0 E: 0 K: 0 S: 4	H: 1 LOB: 1 BB: 0 P: 4	R: 0 E: 0 K: 1 S: 5	H: 0 LOB: 0 BB: 0 P: 3	R: 0 E: 0 K: 0 S: 3	H: 0 LOB: 0 BB: 0 P: 3	1B: 3 2B: 1 3B: 0 HR: 0	SF: 0 SAC: 0 DP: 1 HBP: 0	WP: 0 PA: 34 CS: 0
PITCHER Woodie Fryman, L ERA: 2.51	IP: 9.0 WLS: W BF: 34 H: 4 R: 1 ER: 1 SO: 6 BB: 3 IBB: 0 HBP: 0 BLK: 0 WP: 0 HR: 0 S: 43 P: 55 ERA: 1.00 WHIP: 0.778															PITCHER					

New York Mets @ Philadelphia Phillies
Connie Mack Stadium, Philadelphia, PA
 Mon Apr 14 1969, 6:05 PM EST
 Att: 13,070 - Unknown

AB	31
R	1
H	4
RBI	1
BB	3
SO	6
LOB	11



Batter	1	2	3	4	5	6	7	8	9	AB	R	H	RBI	BB	SO	LOB	BOTTOM				
Tony Taylor, R OBP: 0.276, SLG: 0.250										3	0	0	0	1	0	0					
John Briggs, L OBP: 0.333, SLG: 0.167										2	2	0	0	2	0	1					
Dick Allen, R OBP: 0.433, SLG: 0.615										2	2	2	2	2	0	0					
Johnny Callison, L OBP: 0.300, SLG: 0.464										4	0	0	0	0	1	5					
Deron Johnson, R OBP: 0.643, SLG: 1.250										2	1	1	1	2	1	2					
Don Money, R OBP: 0.414, SLG: 0.741										3	0	1	2	0	2	1					
Larry Hisle, R OBP: 0.250, SLG: 0.160										3	0	0	0	0	0	3					
Mike Ryan, R OBP: 0.115, SLG: 0.154										3	0	0	0	0	2	0					
Woodie Fryman, R										3	0	0	0	0	1	0					
Inning Stats	R: 0 E: 0 K: 0 S: 4	H: 1 LOB: 1 BB: 0 P: 4	R: 1 E: 0 K: 2 S: 8	H: 1 LOB: 0 BB: 0 P: 8	R: 2 E: 0 K: 2 S: 8	H: 1 LOB: 0 BB: 1 P: 12	R: 0 E: 0 K: 1 S: 4	H: 0 LOB: 0 BB: 1 P: 8	R: 0 E: 0 K: 1 S: 5	H: 0 LOB: 0 BB: 0 P: 5	R: 2 E: 0 K: 0 S: 3	H: 1 LOB: 1 BB: 3 P: 15	R: 0 E: 0 K: 0 S: 3	H: 0 LOB: 0 BB: 0 P: 3	R: 0 E: 0 K: 1 S: 4	H: 0 LOB: 2 BB: 2 P: 12	R: 0 E: 0 K: 1 S: 4	H: 0 LOB: 2 BB: 2 P: 12	1B: 2 2B: 1 3B: 0 HR: 2	SF: 0 SAC: 0 DP: 1 HBP: 0	WP: 0 PA: 32 CS: 2
PITCHER Jim McAndrew, R ERA: 12.27	IP: 5.1 WLS: L BF: 24 H: 4 R: 5 ER: 5 SO: 6 BB: 5 IBB: 0 HBP: 0 BLK: 0 WP: 2 HR: 2 S: 31 P: 51 ERA: 8.44 WHIP: 1.688															PITCHER					
Ron Taylor, R ERA: 2.7	IP: 0.2 WLS: 1 BF: 1 H: 0 R: 0 ER: 0 SO: 0 BB: 0 IBB: 0 HBP: 0 BLK: 0 WP: 0 HR: 0 S: 1 P: 1 ERA: 0.00 WHIP: 0.000															PITCHER					
Nolan Ryan, R ERA: 2.45	IP: 2.0 WLS: 7 BF: 7 H: 0 R: 0 ER: 0 SO: 1 BB: 2 IBB: 0 HBP: 0 BLK: 0 WP: 0 HR: 0 S: 7 P: 15 ERA: 0.00 WHIP: 1.000															PITCHER					

New York Mets @ Philadelphia Phillies
Connie Mack Stadium, Philadelphia, PA
 Mon Apr 14 1969, 6:05 PM EST
 Att: 13,070 - Unknown


AB	25
R	5
H	4
RBI	5
BB	7
SO	7
LOB	12



Batter	1	2	3	4	5	6	7	8	9	AB	R	H	RBI	BB	SO	LOB	TOP					
Tommie Agee, R OBP: 0.270, SLG: 0.412	4-0 BB		0-0 P4				0-0 BB 1B	0-3 K	0-0 L6		4	0	1	1	1	1	3					
Rod Gaspar, S OBP: 0.351, SLG: 0.281	0-0 1-3-6-2-6-4 1-2			0-0 5-3			0-0 BB 1B	0-0 L8	0-0 4-3		4	0	0	0	1	0	2					
Ken Boswell, L OBP: 0.478, SLG: 0.550	0-0 3-1			0-0 3-1			0-0 F7		0-0 F7		5	0	1	0	0	0	3					
Cleon Jones, R OBP: 0.444, SLG: 0.531		0-0 2-3 1B		0-0 6-3			0-0 K		0-0 5-3		5	0	2	0	0	1	3					
Amos Otis, R OBP: 0.429, SLG: 0.429		0-0 P6					0-0 2B 1B	0-0 5-3			3	2	1	0	0	0	1					
Ron Swoboda, R OBP: 0.375, SLG: 0.438 Kevin Collins, L		0-0 2-3					0-0 1B 2B	0-3 K			4	2	1	0	0	1	4					
Jerry Grote, R OBP: 0.219, SLG: 0.207		0-3 K					0-0 6-3	0-3 K			4	1	0	0	0	2	6					
Bud Harrelson, S OBP: 0.423, SLG: 0.333			0-0 6-3				0-0 1B 1B		0-0 E6		4	1	3	3	0	0	0					
Gary Gentry, R Ed Kranepool, L Cal Koonce, R			0-3 K				0-0 FC 1B		0-0 SH3-4		2	0	0	0	0	1	1					
Inning Stats	R: 0 E: 0 K: 0 S: 2	H: 0 LOB: 0 BB: 1 P: 6	R: 0 E: 0 K: 1 S: 6	H: 1 LOB: 1 BB: 0 P: 6	R: 0 E: 0 K: 1 S: 5	H: 0 LOB: 0 BB: 0 P: 5	R: 0 E: 0 K: 0 S: 3	H: 0 LOB: 0 BB: 0 P: 3	R: 3 E: 0 K: 1 S: 10	H: 4 LOB: 3 BB: 1 P: 14	R: 0 E: 0 K: 2 S: 7	H: 0 LOB: 0 BB: 0 P: 7	R: 0 E: 1 K: 1 S: 6	H: 1 LOB: 1 BB: 0 P: 6	R: 3 E: 1 K: 0 S: 8	H: 4 LOB: 2 BB: 0 P: 8	R: 0 E: 0 K: 0 S: 3	H: 0 LOB: 0 BB: 0 P: 3	1B: 8 2B: 3 3B: 0 HR: 0	SF: 0 SAC: 2 DP: 1 HBP: 0	WP: 0 PB: 0 SB: 0 CS: 0	PA: 40
PITCHER	IP	WLS	BF	H	R	ER	SO	BB	IBB	HBP	BLK	WP	HR	S	P	ERA	WHIP					
Chris Short, L ERA: 7.2	6.0		25	5	3	3	5	2	0	0	0	0	0	33	41	4.50	1.167					
Gary Wagner, R ERA: 9.0	3.0	L	15	5	3	0	1	0	0	0	0	0	0	17	17	0.00	1.667					

New York Mets @ Philadelphia Phillies
 Connie Mack Stadium, Philadelphia, PA
 Tue Apr 15 1969, 6:05 PM EST
 Att: 2,880 - Unknown


AB	36
R	6
H	10
RBI	6
BB	2
SO	6
LOB	23



Batter	1	2	3	4	5	6	7	8	9	AB	R	H	RBI	BB	SO	LOB	BOTTOM				
Tony Taylor, R OBP: 0.353, SLG: 0.313	0-0 BB 1B	4-0 S BB		0-0 1B			0-0 FC3-6 1B		0-0 6-3		4	1	3	0	1	0	0				
John Briggs, L OBP: 0.300, SLG: 0.125	0-3 K	4-0 BB		0-0 F8			0-0 FC3-6 2B		0-0 G2		4	0	0	0	1	1	3				
Dick Allen, R OBP: 0.441, SLG: 0.621	4-0 BB 1B BB	0-3 K					0-0 6-3		0-0 1B 2B		3	1	1	0	1	1	2				
Johnny Callison, L OBP: 0.294, SLG: 0.438	0-0 F7		0-0 G3				0-0 P4		0-0 P4		4	0	1	1	0	0	2				
Deron Johnson, R OBP: 0.611, SLG: 1.000	0-0 BB 1B		0-0 1B				0-0 4-3		0-0 F8		4	0	2	1	0	0	1				
Don Money, R OBP: 0.424, SLG: 0.800	4-0 BB		0-0 F2				0-0 HR		0-0 5-3		3	1	1	1	1	0	1				
Larry Hise, R OBP: 0.219, SLG: 0.138	0-3 K		0-0 4-3				0-3 K		0-0 1-3		4	0	0	0	0	2	4				
Mike Ryan, R OBP: 0.100, SLG: 0.133		0-0 F8		0-0 P3			0-0 L4		0-0 6-3		4	0	0	0	0	0	0				
Chris Short, R Ron Stone, L Gary Wagner, R Rick Joseph, R		0-3 K		0-0 6-3			0-0 F9		0-3 K		2	0	0	0	0	1	0				
Inning Stats	R: 1 E: 0 K: 2 S: 9	H: 2 LOB: 3 BB: 2 P: 17	R: 0 E: 0 K: 2 S: 7	H: 0 LOB: 2 BB: 2 P: 15	R: 0 E: 0 K: 0 S: 4	H: 1 LOB: 1 BB: 0 P: 4	R: 0 E: 0 K: 0 S: 4	H: 1 LOB: 1 BB: 0 P: 4	R: 0 E: 0 K: 1 S: 6	H: 0 LOB: 0 BB: 0 P: 6	R: 1 E: 0 K: 0 S: 5	H: 3 LOB: 1 BB: 0 P: 5	R: 0 E: 0 K: 0 S: 3	H: 0 LOB: 0 BB: 0 P: 3	R: 0 E: 0 K: 1 S: 5	H: 0 LOB: 0 BB: 0 P: 5	1B: 6 2B: 1 3B: 0 HR: 1	SF: 0 SAC: 0 DP: 0 HBP: 0	WP: 0 PB: 0 SB: 1 CS: 0	PA: 38	
PITCHER	IP	WLS	BF	H	R	ER	SO	BB	IBB	HBP	BLK	WP	HR	S	P	ERA	WHIP				
Gary Gentry, R ERA: 2.87	7.0	W	32	8	3	3	5	4	0	0	0	0	0	38	54	3.86	1.714				
Cal Koonce, R ERA: 5.06	2.0	S	6	0	0	0	1	0	0	0	0	0	0	8	8	0.00	0.000				

New York Mets @ Philadelphia Phillies
 Connie Mack Stadium, Philadelphia, PA
 Tue Apr 15 1969, 6:05 PM EST
 Att: 2,880 - Unknown

AB	34
R	3
H	8
RBI	3
BB	4
SO	6
LOB	13



Batter	1	2	3	4	5	6	7	8	9	AB	R	H	RBI	BB	SO	LOB	TOP					
Don Bosch, S (1.8) OBP: 0.231, SLG: 0.269	0-3 K		0-0 E4		0-0 G3		0-0 6-3		0-0 SH	4	1	0	0	0	1	1						
Maury Wills, S (1.6) OBP: 0.250, SLG: 0.244	0-0 1-3		0-0 G6-3			0-0 6-3	0-0 6-3		0-0 2B	5	1	1	0	0	0	2						
Rusty Staub, L (1.9) OBP: 0.500, SLG: 0.879	0-0 4-3								0-0 WP	5	2	4	3	0	0	0						
Mack Jones, L (1.7) OBP: 0.463, SLG: 0.706		0-0 6-3							0-0 K	4	0	0	0	1	3	3						
Bob Bailey, R (1.3) OBP: 0.333, SLG: 0.500		0-0 2B							4-0 K	1	0	1	0	0	0	0						
Ty Cline, L (2.3) OBP: 0.600, SLG: 0.333									4-0 WP	3	1	2	1	1	0	2						
John Bateman, R (1.2) OBP: 0.300, SLG: 0.265		0-3 K							0-3 K	4	0	1	0	1	2	3						
Coco Laboy, R (1.5) OBP: 0.462, SLG: 0.639									0-3 K	5	1	4	1	0	1	2						
Gary Sutherland, R (1.4) OBP: 0.100, SLG: 0.103									0-3 K	3	0	0	0	1	0	2						
Bill Stoneman, R (1.1) OBP: 0.250, SLG: 0.143									4-0 SH	3	1	0	0	1	3	5						
Inning Stats	R: 0 E: 0 K: 1 S: 5	H: 0 LOB: 0 BB: 0 P: 5	R: 0 E: 0 K: 1 S: 5	H: 1 LOB: 0 BB: 0 P: 5	R: 1 E: 2 K: 1 S: 7	H: 1 LOB: 1 BB: 0 P: 7	R: 1 E: 0 K: 1 S: 7	H: 3 LOB: 2 BB: 0 P: 7	R: 0 E: 0 K: 1 S: 5	H: 0 LOB: 0 BB: 0 P: 5	R: 2 E: 1 K: 2 S: 10	H: 3 LOB: 3 BB: 2 P: 18	R: 0 E: 0 K: 0 S: 4	H: 1 LOB: 2 BB: 1 P: 8	R: 0 E: 0 K: 0 S: 3	H: 2 LOB: 0 BB: 0 P: 3	R: 3 E: 0 K: 3 S: 12	H: 2 LOB: 2 BB: 2 P: 20	1B: 8 2B: 4 3B: 0 HR: 1	SF: 0 SAC: 1 DP: 2 HBP: 0	WP: 2 PB: 2 CS: 1	PA: 43
PITCHER	IP	WLS	BF	H	R	ER	SO	BB	IBB	HBP	BLK	WP	HR	S	P	ERA	WHIP					
Jerry Johnson, R (1.1) ERA: 4.73	8.0	L	35	11	4	3	7	2	1	0	0	1	1	46	58	3.38	1.625					
Bill Wilson, R (9.1) ERA: 13.5	0.0		4	2	3	3	0	1	0	0	0	0	0	3	7	∞	∞					
Turk Farrell, R (9.1) ERA:	1.0		4	0	0	0	3	0	1	0	0	1	0	9	13	0.00	0.000					

Montreal Expos @ Philadelphia Phillies
 Connie Mack Stadium, Philadelphia, PA
 Thu Apr 17 1969, 6:05 PM EST
 Att: 6,496 - Unknown

AB	37
R	7
H	13
RBI	5
BB	5
SO	10
LOB	20



Batter	1	2	3	4	5	6	7	8	9	AB	R	H	RBI	BB	SO	LOB	BOTTOM					
Tony Taylor, R (1.4) OBP: 0.342, SLG: 0.286	4-0 BB		0-0 L9						0-0 L6-4-3	3	0	0	0	1	0	1						
Ron Stone, L (1.7) OBP: 0.095, SLG: 0.190	0-0 F8								0-3 K	4	0	0	0	0	1	1						
John Briggs, L (1.3) OBP: 0.292, SLG: 0.105	0-3 K								0-3 K	3	0	0	0	1	3	1						
Deron Johnson, R (1.5) OBP: 0.500, SLG: 0.750	0-3 K								0-0 L6-3	4	0	0	0	0	1	2						
Johnny Callison, L (1.9) OBP: 0.297, SLG: 0.412		0-0 F2							4-0 BB	2	0	0	0	1	1	1						
Don Money, R (1.6) OBP: 0.386, SLG: 0.727	0-0 F8								0-0 FC4-6	3	0	0	0	0	0	1						
Larry Hisle, R (1.8) OBP: 0.229, SLG: 0.129	0-0 L4-3								4-0 BB	2	0	0	0	1	0	1						
Mike Ryan, R (1.2) OBP: 0.091, SLG: 0.121									0-3 K	3	0	0	0	0	1	1						
Bill Wilson, R (9.1)									0-0 K	0	0	0	0	0	0	0						
Turk Farrell, R (9.1)									0-0 K	0	0	0	0	0	0	0						
Jerry Johnson, R (1.1)									4-0 BB	2	0	0	0	0	1	1						
Vic Roznovsky, L (8, PH) (9.2)									0-0 L6-4-3	0	0	0	0	1	0	0						
Inning Stats	R: 0 E: 0 K: 2 S: 7	H: 0 LOB: 1 BB: 1 P: 11	R: 0 E: 0 K: 0 S: 3	H: 0 LOB: 0 BB: 0 P: 3	R: 0 E: 0 K: 1 S: 5	H: 0 LOB: 0 BB: 0 P: 5	R: 0 E: 0 K: 1 S: 5	H: 0 LOB: 1 BB: 1 P: 9	R: 0 E: 0 K: 0 S: 3	H: 0 LOB: 1 BB: 1 P: 7	R: 0 E: 0 K: 1 S: 5	H: 0 LOB: 0 BB: 0 P: 5	R: 0 E: 0 K: 0 S: 3	H: 0 LOB: 1 BB: 1 P: 7	R: 0 E: 0 K: 1 S: 4	H: 0 LOB: 0 BB: 1 P: 8	R: 0 E: 0 K: 2 S: 7	H: 0 LOB: 0 BB: 0 P: 7	1B: 0 2B: 0 3B: 0 HR: 0	SF: 0 SAC: 0 DP: 1 HBP: 0	WP: 0 PB: 1 CS: 0	PA: 31
PITCHER	IP	WLS	BF	H	R	ER	SO	BB	IBB	HBP	BLK	WP	HR	S	P	ERA	WHIP					
Bill Stoneman, R (1.1) ERA: 2.5	9.0	W	31	0	0	0	8	5	0	0	0	0	0	42	62	0.00	0.556					

Montreal Expos @ Philadelphia Phillies
 Connie Mack Stadium, Philadelphia, PA
 Thu Apr 17 1969, 6:05 PM EST
 Att: 6,496 - Unknown


AB	26
R	0
H	0
RBI	0
BB	5
SO	8
LOB	10



Batter	1	2	3	4	5	6	7	8	9	AB	R	H	RBI	BB	SO	LOB	TOP				
Matty Alou, L OBP: 0.377, SLG: 0.383 Ron Davis, R OBP: 0.444, SLG: 0.625 (7, PH)	L1		2H 1B		HBP		1B 1B	K		2	0	1	1	0	0	0					
Al Oliver, L OBP: 0.429, SLG: 0.600	1-3		K		G6-3		F2		HR	5	1	1	1	0	1	6					
Roberto Clemente, R OBP: 0.290, SLG: 0.341	F9				1B		F8	SF9	5-3	4	0	1	1	0	0	0					
Willie Stargell, L OBP: 0.409, SLG: 0.683		4-3			1B		K	BB	F5	5	1	2	1	0	1	0					
Jose Pagan, R OBP: 0.368, SLG: 0.526 Richie Hebner, L OBP: 0.457, SLG: 0.345 (7, PH)	6-3				K		F9	1B	4-3	3	0	0	0	0	1	2					
Bill Mazerowski, R OBP: 0.228, SLG: 0.222	F7				G6-4-3					4	1	2	2	0	0	2					
Jerry May, R OBP: 0.324, SLG: 0.500			L4							3	1	0	0	1	1	2					
Freddie Patek, R OBP: 0.419, SLG: 0.333			SH2-4					L7		2	2	1	0	2	0	0					
Steve Blass, R OBP: 0.296, SLG: 0.296 Bruce Dal Canton, R (8, 1)			SH2-4					1-3		2	1	1	1	0	0	0					
Inning Stats	R: 0 E: 0 K: 0 S: 3	H: 0 LOB: 0 BB: 0 P: 3	R: 0 E: 0 K: 0 S: 3	H: 0 LOB: 0 BB: 0 P: 3	R: 1 E: 0 K: 1 S: 6	H: 1 LOB: 1 BB: 1 P: 10	R: 0 E: 0 K: 1 S: 6	H: 2 LOB: 1 BB: 0 P: 6	R: 0 E: 0 K: 1 S: 5	H: 0 LOB: 2 BB: 1 P: 10	R: 6 E: 0 K: 0 S: 9	H: 6 LOB: 2 BB: 2 P: 17	R: 0 E: 0 K: 1 S: 5	H: 0 LOB: 0 BB: 0 P: 5	R: 1 E: 0 K: 0 S: 4	H: 1 LOB: 0 BB: 0 P: 4	1B: 9 2B: 0 3B: 0 HR: 1	SF: 1 SAC: 2 DP: 1 HBP: 1	WP: 1 PB: 0 SB: 0 CS: 0	PA: 41	
PITCHER	IP	WLS	BF	H	R	ER	SO	BB	IBB	HBP	BLK	WP	HR	S	P	ERA	WHIP				
Grant Jackson, L ERA: 4.6	(1, 1)	6.2	L	31	8	7	7	4	3	0	1	0	0	35	48	9.45	1.650				
Turk Farrell, R ERA	(7, 1)	0.1		3	1	0	0	0	1	0	0	0	0	2	6	0.00	6.000				
Gary Wagner, R ERA: 7.88	(8, 1)	2.0		7	1	1	1	1	0	0	0	0	0	1	9	4.50	0.500				

Pittsburgh Pirates @ Philadelphia Phillies
 Connie Mack Stadium, Philadelphia, PA
 Sat Apr 19 1969, 6:05 PM EST
 Att: 3,953 - Unknown


AB	33
R	8
H	10
RBI	8
BB	4
SO	5
LOB	12



Batter	1	2	3	4	5	6	7	8	9	AB	R	H	RBI	BB	SO	LOB	BOTTOM					
Tony Taylor, R OBP: 0.326, SLG: 0.275	K	4-3			6-3			BB	4-3	5	1	1	0	0	1	2						
Terry Harmon, R OBP: 0.500, SLG: 0.200	2B		1-3			4-3		1B	6-3	3	2	0	0	2	0	0						
Ron Stone, L OBP: 0.120, SLG: 0.240	1H		3-1			4-3		P4		4	0	1	1	0	0	2						
Deron Johnson, R OBP: 0.500, SLG: 0.667	G3-6-1		F3			BB		F8		2	0	0	0	2	0	2						
Johnny Callison, L OBP: 0.317, SLG: 0.405	G3-6-1				F5		FC5-4	1B		3	1	1	1	1	0	2						
Don Money, R OBP: 0.375, SLG: 0.676		6-3			F8		FC5-4	HR		4	1	1	0	0	0	2						
Mike Ryan, R OBP: 0.135, SLG: 0.222		SH1-4			P6			HR		3	1	1	4	1	0	0						
Larry Hisle, R OBP: 0.231, SLG: 0.143		SH1-4			K			F9		4	0	1	0	0	2	0						
Grant Jackson, S OBP: 0.400, SLG: 0.400 Turk Farrell, R (7, 1) Don Lock, R (7, PH) Gary Wagner, R (8, 1) Vic Roznovsky, L (9, PH)		SH1-4			K			K		1	0	0	0	0	1	0						
Inning Stats	R: 1 E: 0 K: 1 S: 5	H: 1 LOB: 1 BB: 2 P: 13	R: 0 E: 0 K: 0 S: 4	H: 1 LOB: 2 BB: 1 P: 8	R: 0 E: 0 K: 0 S: 3	H: 0 LOB: 0 BB: 0 P: 3	R: 0 E: 0 K: 0 S: 3	H: 0 LOB: 0 BB: 0 P: 3	R: 0 E: 0 K: 2 S: 7	H: 0 LOB: 0 BB: 0 P: 7	R: 0 E: 0 K: 0 S: 3	H: 0 LOB: 2 BB: 2 P: 11	R: 0 E: 0 K: 2 S: 7	H: 0 LOB: 0 BB: 0 P: 7	R: 5 E: 0 K: 0 S: 7	H: 4 LOB: 0 BB: 1 P: 11	R: 0 E: 0 K: 1 S: 5	H: 0 LOB: 0 BB: 0 P: 5	1B: 4 2B: 1 3B: 0 HR: 1	SF: 0 SAC: 1 DP: 1 HBP: 0	WP: 0 PB: 0 SB: 0 CS: 0	PA: 38
PITCHER	IP	WLS	BF	H	R	ER	SO	BB	IBB	HBP	BLK	WP	HR	S	P	ERA	WHIP					
Steve Blass, R ERA: 5.03	(1, 1)	7.2	W	34	6	6	6	5	6	0	0	0	0	38	62	7.04	1.565					
Bruce Dal Canton, R ERA: 1.8	(8, 1)	1.1	S	4	0	0	0	1	0	0	0	0	0	6	6	0.00	0.000					

Pittsburgh Pirates @ Philadelphia Phillies
 Connie Mack Stadium, Philadelphia, PA
 Sat Apr 19 1969, 6:05 PM EST
 Att: 3,953 - Unknown


AB	31
R	6
H	6
RBI	6
BB	6
SO	6
LOB	10



Batter	1	2	3	4	5	6	7	8	9	AB	R	H	RBI	BB	SO	LOB	TOP			
Matty Alou, L OBP: 0.368, SLG: 0.373 (1, 8)	E6 G3 S 4-3		1B			5-3		F3		4	1	1	0	0	0	2				
Richie Hebner, L OBP: 0.410, SLG: 0.303 (1, 5)	G3		F7			4-3		K		4	0	0	0	0	1	4				
Roberto Clemente, R OBP: 0.294, SLG: 0.318 (1, 9)	4-3			6-3			F2		G3 BB	3	0	0	1	1	0	0				
Willie Stargell, L OBP: 0.396, SLG: 0.636 (1, 7)	P4			F8			BB		G3 1-2	3	0	0	0	1	0	1				
Al Oliver, L OBP: 0.375, SLG: 0.517 (1, 3)		G3		4-3			F7		F7	4	0	0	0	0	0	2				
Bill Mazerowski, R OBP: 0.212, SLG: 0.204 (1, 4)	4-3				K		1-3		F3	4	0	0	0	0	1	2				
Jerry May, R OBP: 0.300, SLG: 0.459 (1, 2)	L5				F9			K		3	0	0	0	0	1	0				
Freddie Patek, R OBP: 0.413, SLG: 0.333 (1, 6)			6-3			P4		1B 1B		3	0	1	0	0	0	0				
Bob Veale, S Chuck Hartenstein, R Gary Kolb, L Jim Shellenback, L Manny Sanguillen, R Luke Walker, L			K		6-3			1-3 1B		0	0	0	0	0	0	0				
Inning Stats	R: 1 E: 1 K: 0 S: 4	H: 0 LOB: 0 BB: 0 P: 4	R: 0 E: 0 K: 0 S: 3	H: 0 LOB: 2 BB: 0 P: 3	R: 0 E: 0 K: 1 S: 6	H: 1 LOB: 1 BB: 0 P: 6	R: 0 E: 0 K: 0 S: 3	H: 0 LOB: 0 BB: 0 P: 3	R: 0 E: 0 K: 1 S: 5	H: 0 LOB: 0 BB: 0 P: 5	R: 0 E: 0 K: 0 S: 3	H: 0 LOB: 1 BB: 1 P: 7	R: 0 E: 0 K: 2 S: 9	H: 2 LOB: 2 BB: 0 P: 9	R: 0 E: 0 K: 0 S: 3	H: 0 LOB: 1 BB: 1 P: 7	1B: 3 2B: 0 3B: 0 HR: 0	SF: 0 SAC: 0 DP: 0 HBP: 0	WP: 0 PB: 0 SB: 1 CS: 0	PA: 33
PITCHER	IP	WLS	BF	H	R	ER	SO	BB	IBB	HBP	BLK	WP	HR	S	P	ERA	WHIP			
Rick Wise, R ERA: 1.89 Barry Lersch, R ERA: 4.7	7.1	W	27	3	1	0	3	1	0	0	0	0	0	32	36	0.00	0.545			
	1.2	S	6	0	0	0	1	1	0	0	0	0	0	7	11	0.00	0.600			

Pittsburgh Pirates @ Philadelphia Phillies
 Connie Mack Stadium, Philadelphia, PA
 Sun Apr 20 1969, 3:33 AM EST
 Att: 4,930 - Unknown

AB 31
 R 1
 H 3
 RBI 1
 BB 2
 SO 4
 LOB 11



Batter	1	2	3	4	5	6	7	8	9	AB	R	H	RBI	BB	SO	LOB	BOTTOM			
Tony Taylor, R OBP: 0.292, SLG: 0.244 (1, 4)	K	FC4-6 1B 2B		1-3		L9		1-3		5	1	0	0	0	1	4				
Terry Harmon, R OBP: 0.538, SLG: 0.333 (1, 6)	1B FC4-6 BB	1B 2B 1B		1-3		6-3		1B		4	2	2	2	1	0	1				
Johnny Callison, L OBP: 0.348, SLG: 0.452 (1, 9)	FC4-6 1B 1-2	1B 2B					4-3	4-3		5	1	3	2	0	0	1				
Deron Johnson, R OBP: 0.533, SLG: 0.714 (1, 3)	FC4-6 1B 1-2 2-3	1B BB		4-3			1B 2B			3	1	2	0	1	0	1				
Rick Joseph, R OBP: 0.333, SLG: 0.333 (1, 5)	FC4-6 1-2 2-3 3-H	1B			5-3		4-3 1B			4	0	2	3	0	0	2				
Don Lock, R Ron Stone, L OBP: 0.107, SLG: 0.214 (1, 7) (2, FH) (3, 7)	5-3			4-3		4-3		4-3		1	0	0	0	0	0	2				
Mike Ryan, R OBP: 0.171, SLG: 0.231 (1, 2)		FC4-6 1B 1B			F3		6-3			3	1	1	0	0	0	1				
Larry Hisle, R OBP: 0.256, SLG: 0.158 (1, 8)		K	G1-6-3			SH1-4 1B		S 1B BB		3	1	1	0	1	1	2				
Rick Wise, R OBP: 0.333, SLG: 0.200 Barry Lersch, S (1, 1) (8, 1)		FC4-6 1B			F8		SH1-4		K	2	0	1	0	0	0	0				
Inning Stats	R: 1 E: 0 K: 1 S: 7	H: 2 LOB: 2 BB: 1 P: 11	R: 4 E: 0 K: 1 S: 10	H: 5 LOB: 2 BB: 1 P: 14	R: 0 E: 0 K: 0 S: 2	H: 0 LOB: 0 BB: 0 P: 3	R: 0 E: 0 K: 0 S: 4	H: 1 LOB: 1 BB: 0 P: 4	R: 0 E: 0 K: 0 S: 3	H: 0 LOB: 0 BB: 0 P: 3	R: 0 E: 0 K: 0 S: 4	H: 1 LOB: 1 BB: 0 P: 4	R: 1 E: 0 K: 0 S: 5	H: 2 LOB: 1 BB: 0 P: 5	R: 1 E: 0 K: 1 S: 6	H: 1 LOB: 1 BB: 1 P: 10	1B: 10 2B: 2 3B: 0 HR: 0	SF: 0 SAC: 1 DP: 1 HBP: 1	WP: 0 PB: 0 SB: 1 CS: 0	PA: 39
PITCHER	IP	WLS	BF	H	R	ER	SO	BB	IBB	HBP	BLK	WP	HR	S	P	ERA	WHIP			
Bob Veale, L ERA: 7.5 Chuck Hartenstein, R ERA: Jim Shellenback, L ERA: 2.9 Luke Walker, L ERA: 3.6	1.2	L	13	6	5	5	2	2	0	0	0	0	0	15	23	27.00	4.800			
	3.1		12	2	0	0	0	0	0	1	0	0	0	11	12	0.00	0.600			
	2.0		9	3	1	1	0	0	0	0	0	0	0	9	9	4.50	1.500			
	1.0		5	1	1	1	1	1	0	0	0	0	0	6	10	9.00	2.000			

Pittsburgh Pirates @ Philadelphia Phillies
 Connie Mack Stadium, Philadelphia, PA
 Sun Apr 20 1969, 3:33 AM EST
 Att: 4,930 - Unknown

AB 34
 R 7
 H 12
 RBI 7
 BB 3
 SO 3
 LOB 18




Batter	1	2	3	4	5	6	7	8	9	10	11	AB	R	H	RBI	BB	SO	LOB						
Tony Taylor, R OBP: 0.296, SLG: 0.275 (1.5)	K		K	L7		K			6-3		K	6	0	2	1	0	2	2						
Terry Harmon, R OBP: 0.526, SLG: 0.250 (1.4)	FC3-6 BB		BB			F8		G6-4-3 BB	5-3		F8	3	0	0	0	3	0	2						
Johnny Callison, L OBP: 0.333, SLG: 0.447 (1.9)	FC3-6 1B		K			K		K	F8			5	0	1	0	0	2	4						
Deron Johnson, R OBP: 0.514, SLG: 0.640 (1.3)			F9			2B		G6-4-3			P4	4	0	1	0	1	0	3						
John Briggs, L OBP: 0.241, SLG: 0.083 (1.7)	P3		P4			P6			F9		3-1	5	0	0	0	0	0	6						
Don Money, R OBP: 0.378, SLG: 0.634 (1.6)			P4			K			F9		F8	4	0	1	0	1	1	2						
Mike Ryan, R OBP: 0.196, SLG: 0.233 (1.2)			1-3						4-3			4	0	1	0	1	0	1						
Larry Hisle, R OBP: 0.292, SLG: 0.262 (1.8)			K			K			4-3			4	2	2	1	1	2	2						
Woodie Fryman, R OBP: 0.125, SLG: 0.125 (1.1)			K						WP IBB		BB 1B	3	0	1	0	0	1	3						
Ron Stone, L OBP: 0.138, SLG: 0.214 (11, PH)						SH1-4			G3		1B CS BB	0	0	0	0	1	0	0						
Barry Lersch, S OBP: 0.138, SLG: 0.214 (11, 1)									1-2 2-3			0	0	0	0	0	0	0						
Inning Stats	R: 0 E: 0 K: 1 S: 6	H: 1 LOB: 2 BB: 1 P: 10	R: 0 E: 0 K: 2 S: 6	H: 0 LOB: 1 BB: 2 P: 14	R: 0 E: 0 K: 1 S: 6	H: 1 LOB: 2 BB: 1 P: 10	R: 1 E: 0 K: 0 S: 5	H: 2 LOB: 1 BB: 0 P: 5	R: 0 E: 0 K: 1 S: 6	H: 1 LOB: 2 BB: 0 P: 10	R: 0 E: 0 K: 2 S: 8	H: 0 LOB: 0 BB: 1 P: 8	R: 0 E: 0 K: 0 S: 4	H: 0 LOB: 0 BB: 1 P: 8	R: 0 E: 0 K: 0 S: 3	H: 0 LOB: 0 BB: 0 P: 3	R: 0 E: 0 K: 0 S: 3	H: 0 LOB: 0 BB: 0 P: 3	R: 1 E: 0 K: 0 S: 4	H: 2 LOB: 1 BB: 1 P: 8	1B: 6 2B: 2 3B: 0 HR: 1	SF: 0 SAC: 1 DP: 1 HBP: 0	WP: 1 PB: 0 SB: 0 CS: 1	PA: 47
PITCHER	IP ERA WLS BF H R ER SO BB IBB HBP BLK WP HR S P ERA WHIP	9.0 2.15 2.0 L 8 2 1 1 0 1 0 0 0 0 0 7 11 4.50 1.500																						

Philadelphia Phillies @ New York Mets
Shea Stadium, Flushing, NY
Mon Apr 21 1969, 6:05 PM EST
Att: 9,286 - Unknown

livebaseballscores.com

AB 38
R 2
H 9
RBI 2
BB 8
SO 8
LOB 25




Batter	1	2	3	4	5	6	7	8	9	10	11	AB	R	H	RBI	BB	SO	LOB						
Bud Harrelson, S OBP: 0.326, SLG: 0.222 (1.6)	F5		F7			K			6-3		K	4	0	0	0	0	1	0						
Wayne Garrett, L OBP: 0.455, SLG: 0.375 (11, PH)												1	0	0	0	0	1	0						
Ken Boswell, L OBP: 0.356, SLG: 0.400 (1.4)	P6		F7			F8			K		G3	5	0	0	0	0	1	0						
Amos Otis, R OBP: 0.286, SLG: 0.333 (1.8)	K		K						F9			4	0	1	0	1	2	0						
Cleon Jones, R OBP: 0.466, SLG: 0.529 (1.7)						P4			6-3		BB	4	1	1	0	0	1	1						
Ed Charles, R OBP: 0.286, SLG: 0.233 (1.5)						4-3			6-3		K	4	0	1	0	0	0	2						
Ron Taylor, R OBP: 0.455, SLG: 0.375 (10, 1)						FC5-4 HBP			6-3			0	0	0	0	0	0	0						
Ron Swoboda, R OBP: 0.400, SLG: 0.429 (1.9)						1-3					SH1-4 1B	4	0	2	1	0	0	0						
Jerry Grote, R OBP: 0.273, SLG: 0.300 (1.2)									6-3			3	0	0	0	0	0	2						
Ed Kranepool, L OBP: 0.368, SLG: 0.457 (1.3)						4-3			F8		F8	3	0	0	0	1	0	1						
Gary Gentry, R OBP: 0.231, SLG: 0.538 (1.1)						K					K	3	0	0	0	0	3	2						
Kevin Collins, L OBP: 0.231, SLG: 0.538 (10, 5)									K			1	0	0	0	0	1	1						
Inning Stats	R: 0 E: 0 K: 1 S: 5	H: 0 LOB: 0 BB: 0 P: 5	R: 1 E: 0 K: 1 S: 7	H: 3 LOB: 2 BB: 1 P: 11	R: 0 E: 0 K: 1 S: 5	H: 0 LOB: 0 BB: 0 P: 5	R: 0 E: 0 K: 0 S: 3	H: 0 LOB: 0 BB: 0 P: 3	R: 0 E: 0 K: 1 S: 6	H: 1 LOB: 2 BB: 0 P: 7	R: 0 E: 0 K: 0 S: 3	H: 0 LOB: 0 BB: 0 P: 3	R: 0 E: 0 K: 0 S: 7	H: 0 LOB: 0 BB: 0 P: 7	R: 0 E: 0 K: 0 S: 3	H: 0 LOB: 0 BB: 0 P: 3	R: 0 E: 0 K: 1 S: 6	H: 1 LOB: 1 BB: 0 P: 6	R: 0 E: 0 K: 2 S: 7	H: 0 LOB: 1 BB: 1 P: 11	1B: 4 2B: 1 3B: 0 HR: 0	SF: 0 SAC: 1 DP: 0 HBP: 1	WP: 0 PB: 0 SB: 0 CS: 1	PA: 40
PITCHER	IP ERA WLS BF H R ER SO BB IBB HBP BLK WP HR S P ERA WHIP	10.0 1.85 1.0 S 4 0 0 0 2 1 0 0 0 0 0 7 11 0.00 1.000																						

Philadelphia Phillies @ New York Mets
Shea Stadium, Flushing, NY
Mon Apr 21 1969, 6:05 PM EST
Att: 9,286 - Unknown

livebaseballscores.com

AB 36
R 1
H 5
RBI 1
BB 2
SO 10
LOB 9



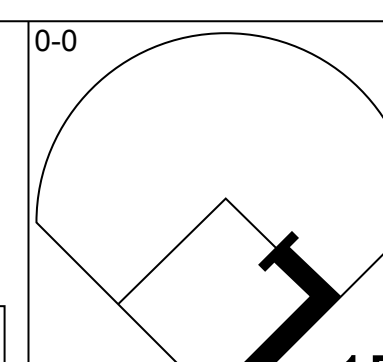
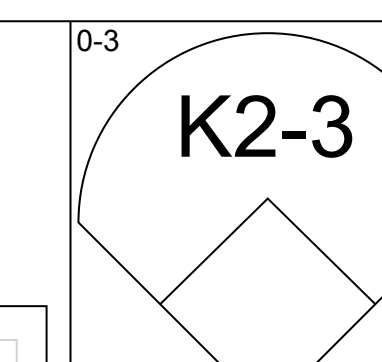
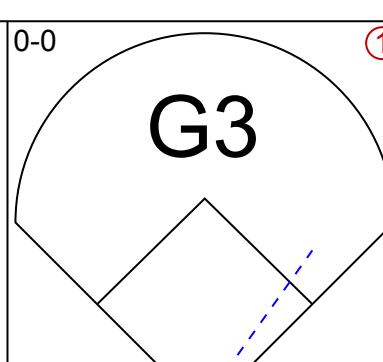
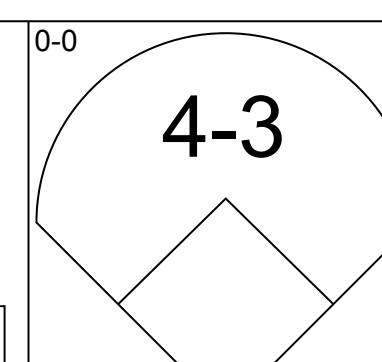
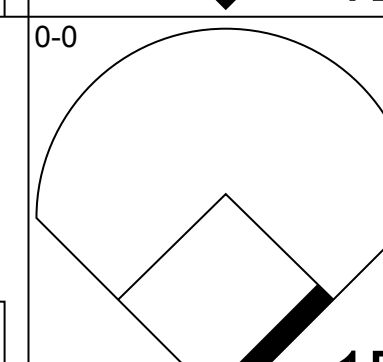
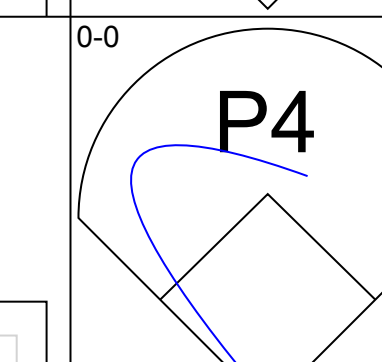
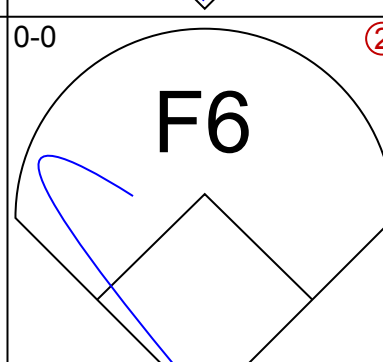
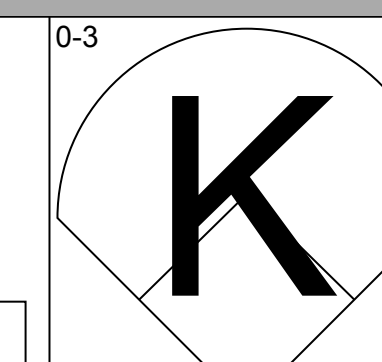
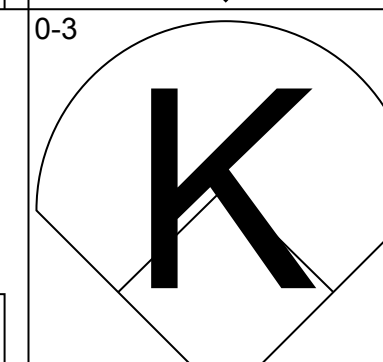
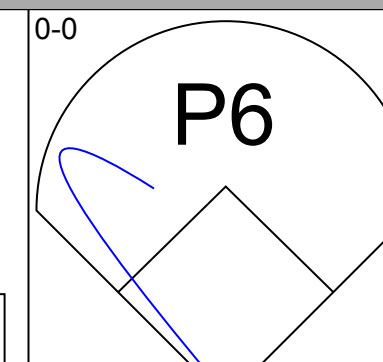
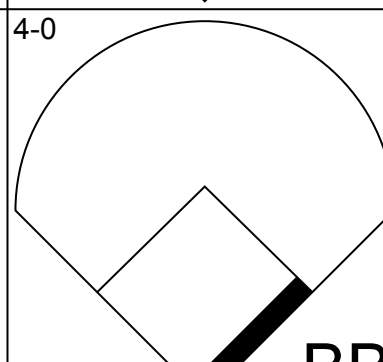
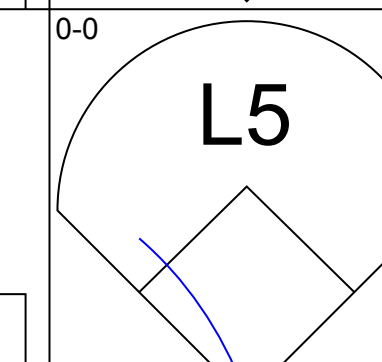
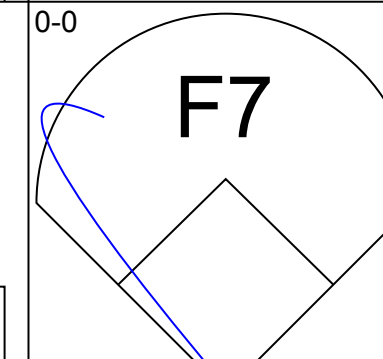
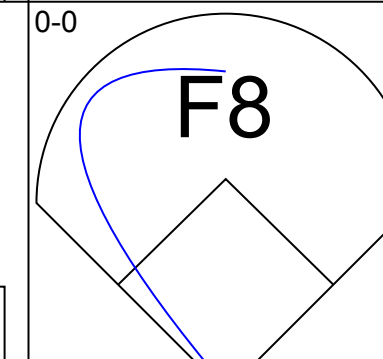
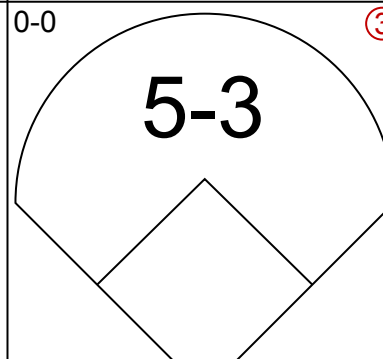
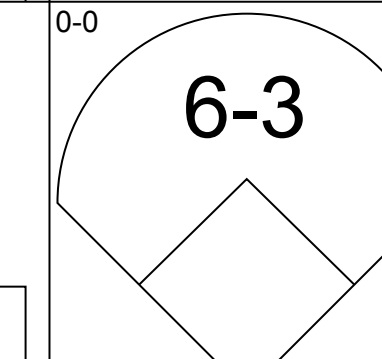
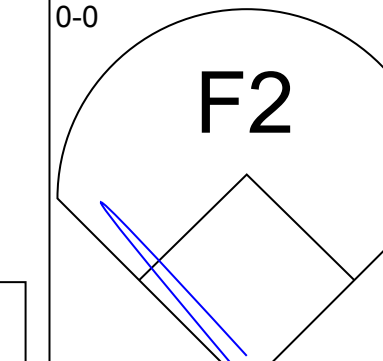
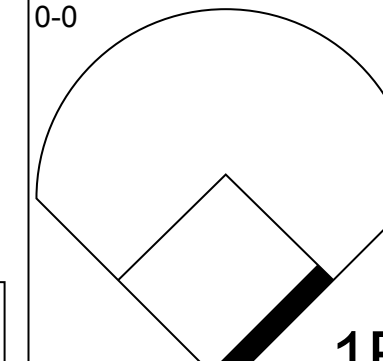
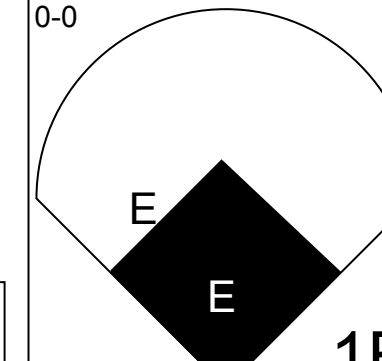
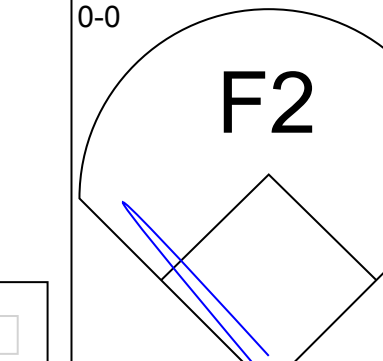
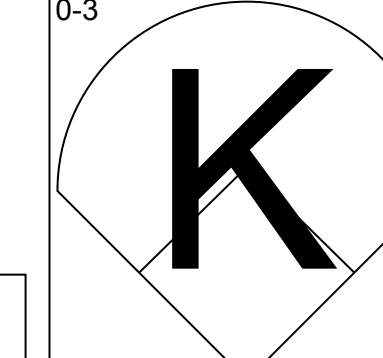
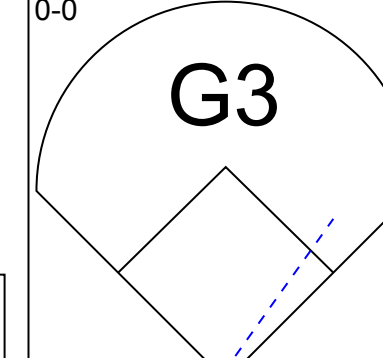
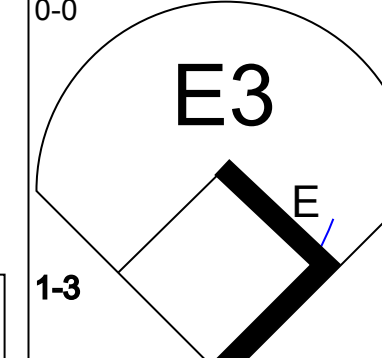
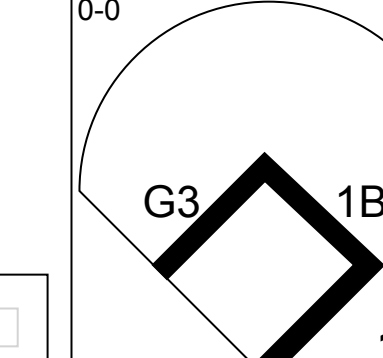
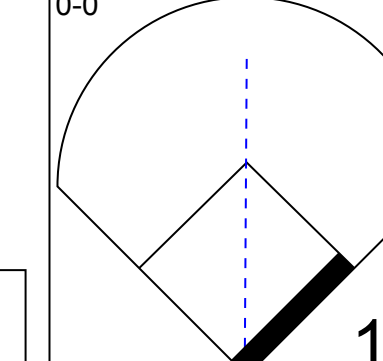
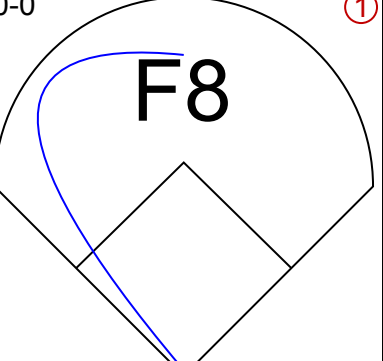
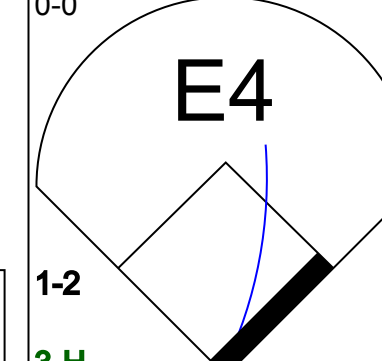
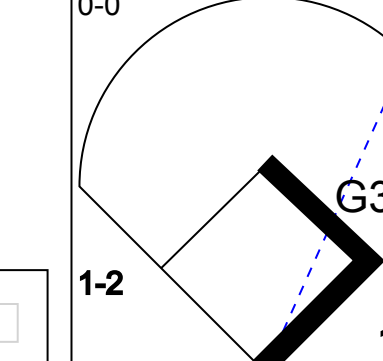
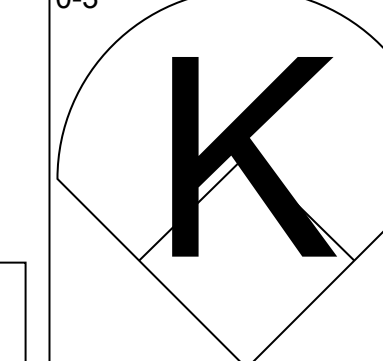
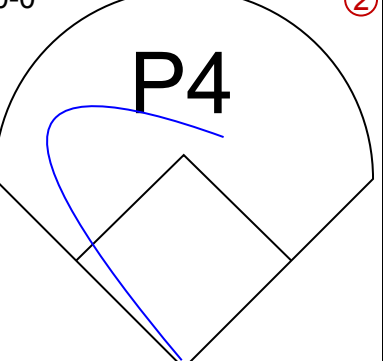
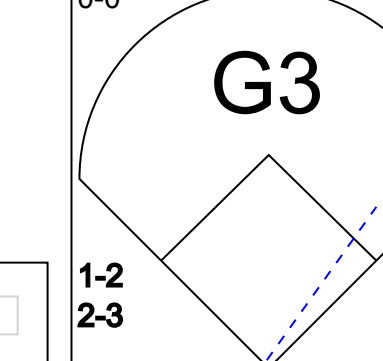
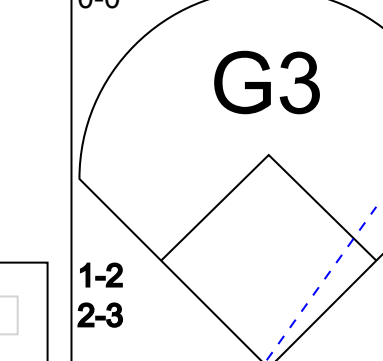
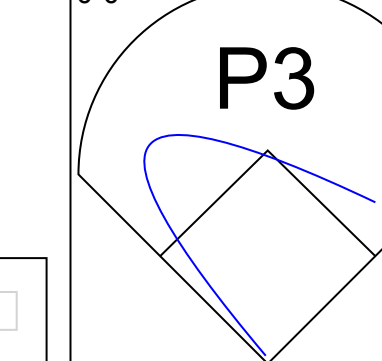
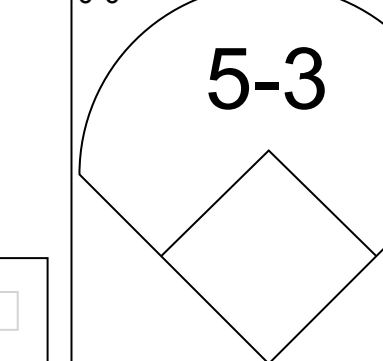
Batter	1	2	3	4	5	6	7	8	9	AB	R	H	RBI	BB	SO	LOB	TOP											
Tony Taylor, R OBP: 0.288, SLG: 0.273	1-3	1-2 2-H 1B					2-3		SF8	4	0	1	2	0	1	1	Philadelphia Phillies @ Montreal Expos Jarry Park, Montreal, QB Thu Apr 24 1969, 6:05 PM EST Att. 5,116 - Overcast											
Terry Harmon, R OBP: 0.417, SLG: 0.176	F7	6-3			1-3			L8	E1	5	0	0	0	0	0	2												
Johnny Callison, L OBP: 0.339, SLG: 0.431					3-1			F5	K	4	0	1	0	1	1	1												
Deron Johnson, R OBP: 0.450, SLG: 0.533	6-3				L6			L8	K	5	0	0	0	0	1	3												
Ron Stone, L OBP: 0.182, SLG: 0.281					FC5-4			6-3		4	2	2	0	0	0	1												
Don Money, R OBP: 0.375, SLG: 0.614					L8			F4	SH	3	2	1	0	0	0	1												
Mike Ryan, R OBP: 0.220, SLG: 0.277					K			F9	1B	4	1	2	1	0	1	0												
Larry Hisle, R OBP: 0.288, SLG: 0.261					G3			L8	SH	4	1	1	1	0	0	3												
Rick Wise, R OBP: 0.400, SLG: 0.286					5-3				E	2	1	1	1	1	0	0												
Inning Stats	R: 0 E: 0 K: 0 S: 3	H: 0 LOB: 1 BB: 1 P: 7	R: 2 E: 0 K: 0 S: 7	H: 4 LOB: 2 BB: 0 P: 7	R: 0 E: 0 K: 0 S: 4	H: 1 LOB: 1 BB: 0 P: 4	R: 0 E: 0 K: 1 S: 5	H: 0 LOB: 0 BB: 0 P: 5	R: 0 E: 0 K: 0 S: 3	H: 0 LOB: 0 BB: 0 P: 3	R: 0 E: 0 K: 0 S: 4	H: 1 LOB: 1 BB: 0 P: 4	R: 0 E: 0 K: 0 S: 3	H: 0 LOB: 0 BB: 0 P: 3	R: 5 E: 3 K: 2 S: 12	H: 3 LOB: 1 BB: 1 P: 16	1B: 7 2B: 2 3B: 0 HR: 0	SF: 2 SAC: 1 DP: 0 HBP: 0	WP: 0 PB: 0 SB: 1 CS: 0	PA: 40								
PITCHER	IP	WLS	BF	H	R	ER	SO	BB	IBB	HBP	BLK	WP	HR	S	P	ERA	WHIP											
Mudcat Grant, R ERA: 4.43	(1, 1)	8.0	L	31	6	2	2	2	1	0	0	0	0	0	34	38	2.25	0.875										
Carroll Sembera, R ERA: 2.53	(9, 1)	0.0		3	2	3	2	0	0	0	0	0	0	0	3	3	∞	∞										
Jerry Robertson, R ERA: 1.69	(9, 1)	1.0		6	1	2	0	2	1	0	0	0	0	0	9	13	0.00	2.000										

AB	35
R	7
H	9
RBI	5
BB	2
SO	4
LOB	12



Batter	1	2	3	4	5	6	7	8	9	AB	R	H	RBI	BB	SO	LOB	BOTTOM										
Ty Cline, L OBP: 0.474, SLG: 0.286					L8					3	0	2	0	1	0	0	Philadelphia Phillies @ Montreal Expos Jarry Park, Montreal, QB Thu Apr 24 1969, 6:05 PM EST Att. 5,116 - Overcast										
Maury Wills, S OBP: 0.242, SLG: 0.213	G5-4-3				F3					4	0	1	0	0	0	2											
Rusty Staub, L OBP: 0.433, SLG: 0.618	F7									4	0	2	0	0	0	2											
Mack Jones, L OBP: 0.424, SLG: 0.603					F5				FC4-6	4	0	0	0	0	2	2											
Donn Clendenon, R OBP: 0.227, SLG: 0.300										3	1	1	0	1	0	0											
Coco Laboy, R OBP: 0.425, SLG: 0.667										4	0	1	1	0	1	2											
Gary Sutherland, R OBP: 0.169, SLG: 0.172					F9					4	0	0	0	0	0	3											
John Bateman, R OBP: 0.259, SLG: 0.275					F3					3	0	0	0	0	0	1											
Mudcat Grant, R OBP: 0.125, SLG: 0.125										2	0	0	0	0	1	0											
Floyd Wicker, L OBP: 0.250, SLG: 0.250					6-3					1	0	0	0	0	1	0											
Carroll Sembera, R										0	0	0	0	0	0	0											
Jerry Robertson, S										0	0	0	0	0	0	0											
Inning Stats	R: 0 E: 0 K: 0 S: 3	H: 1 LOB: 0 BB: 0 P: 3	R: 0 E: 0 K: 1 S: 5	H: 0 LOB: 0 BB: 0 P: 5	R: 0 E: 0 K: 0 S: 3	H: 0 LOB: 0 BB: 0 P: 3	R: 0 E: 0 K: 0 S: 4	H: 1 LOB: 1 BB: 0 P: 4	R: 0 E: 0 K: 1 S: 5	H: 0 LOB: 0 BB: 0 P: 5	R: 0 E: 0 K: 0 S: 7	H: 2 LOB: 2 BB: 0 P: 7	R: 1 E: 0 K: 0 S: 5	H: 2 LOB: 1 BB: 0 P: 5	R: 0 E: 0 K: 1 S: 4	H: 0 LOB: 0 BB: 1 P: 8	R: 0 E: 0 K: 1 S: 6	H: 1 LOB: 2 BB: 1 P: 10	1B: 6 2B: 0 3B: 1 HR: 0	SF: 0 SAC: 0 DP: 1 HBP: 0	WP: 0 PB: 0 SB: 0 CS: 0	PA: 34					
PITCHER	IP	WLS	BF	H	R	ER	SO	BB	IBB	HBP	BLK	WP	HR	S	P	ERA	WHIP										
Rick Wise, R ERA: 1.61	(1, 1)	9.0	W	34	7	1	1	5	2	0	0	0	0	42	50	1.00	1.000										

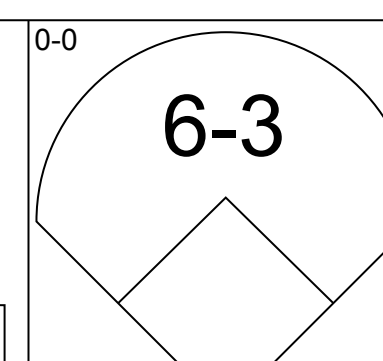
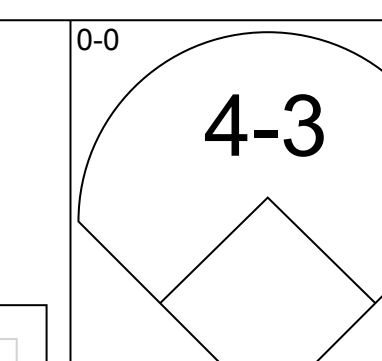
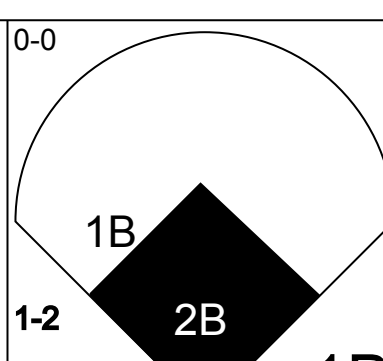
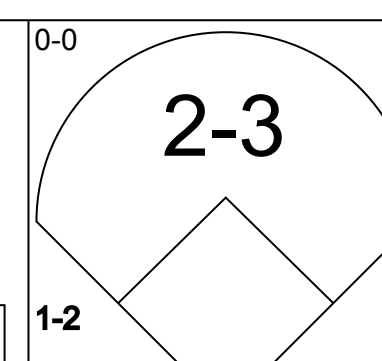
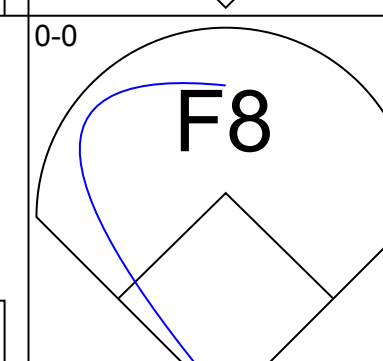
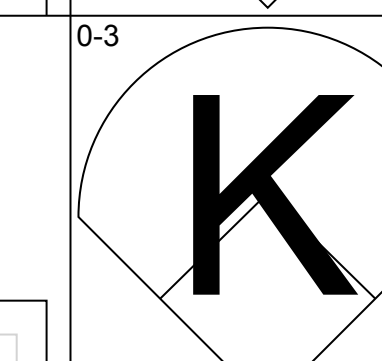
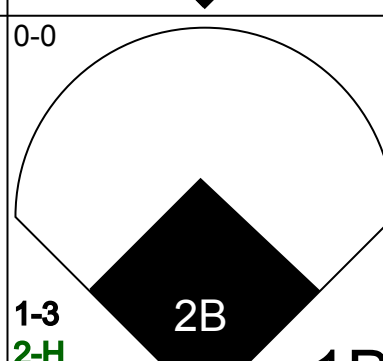
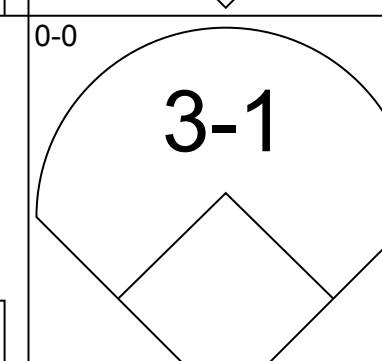
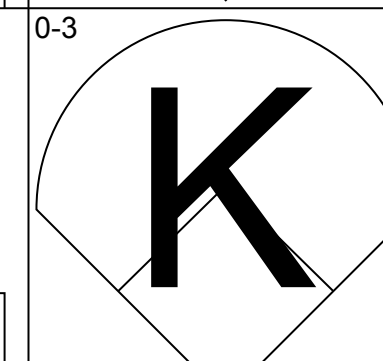
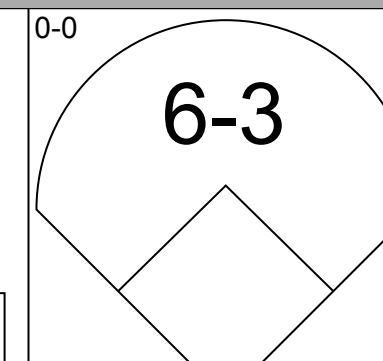
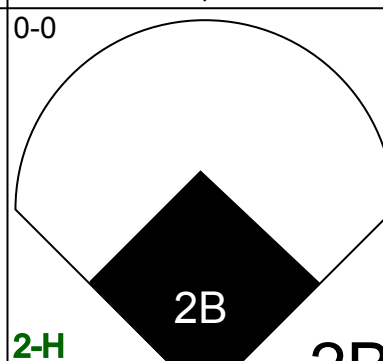
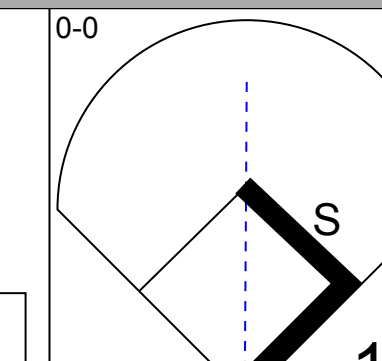

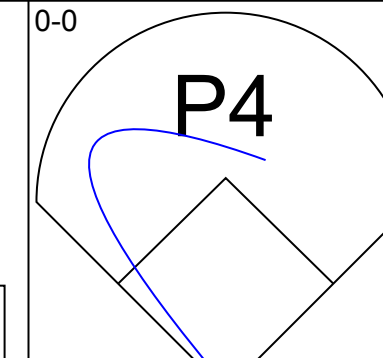
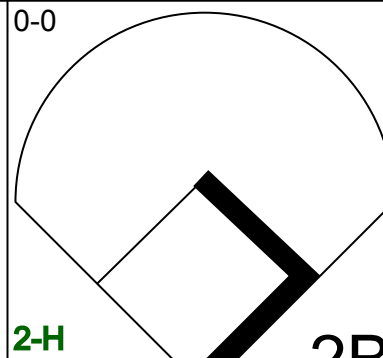
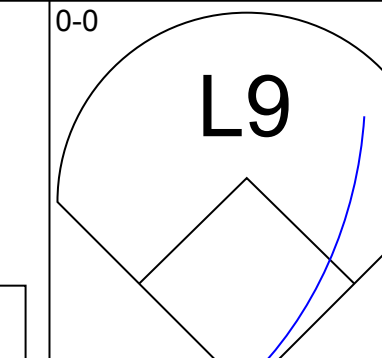
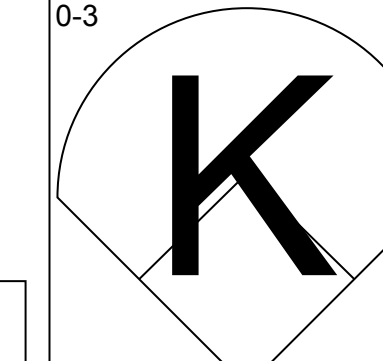
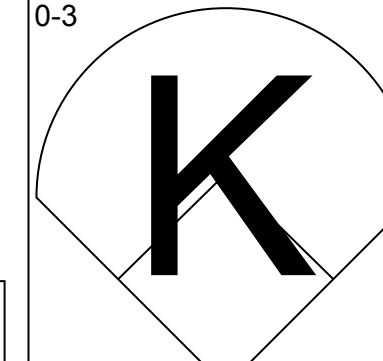
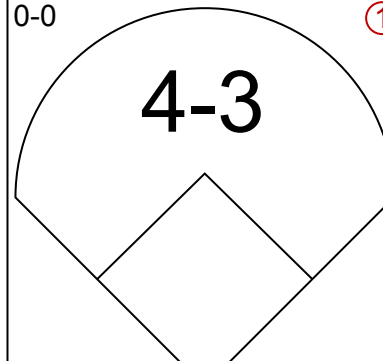
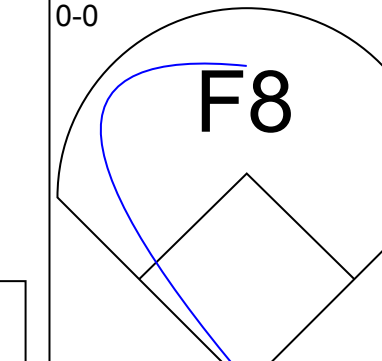
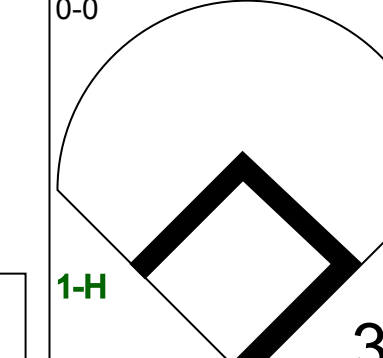

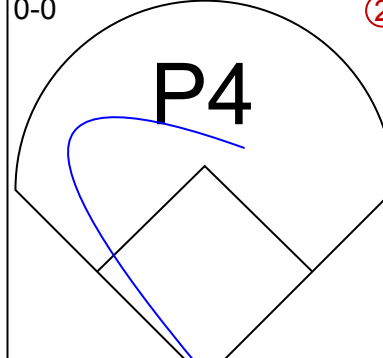
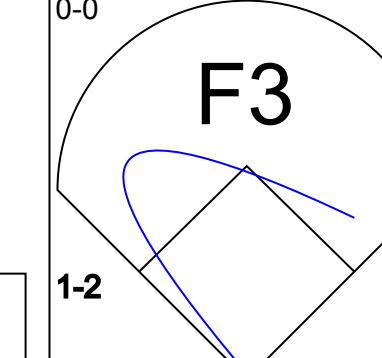
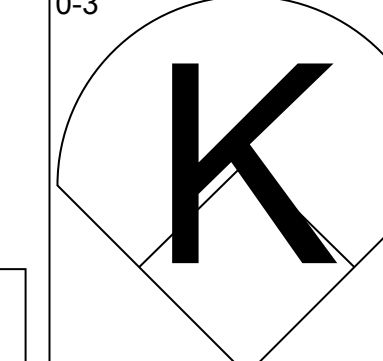
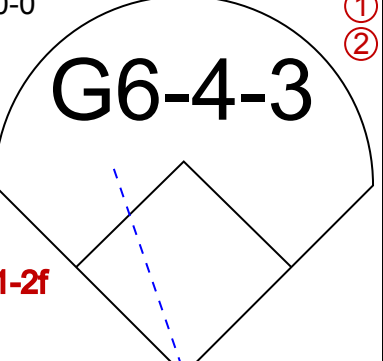
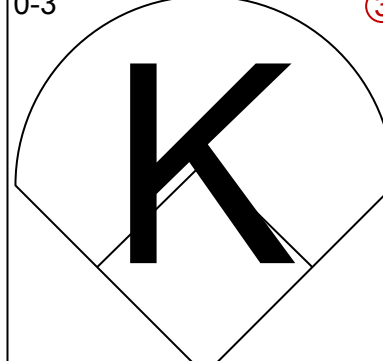

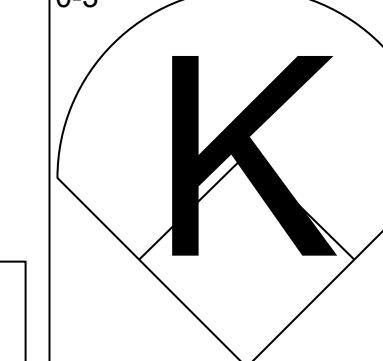
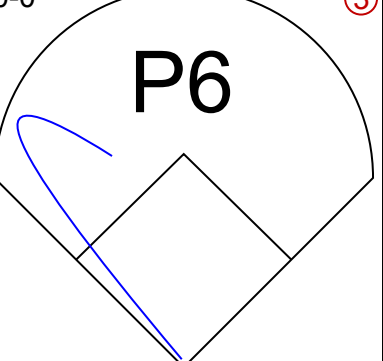



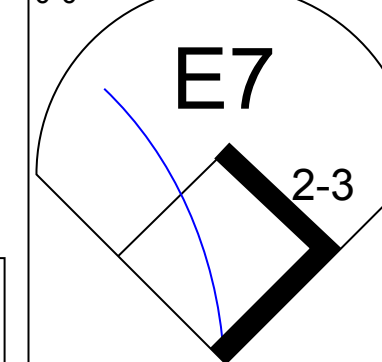
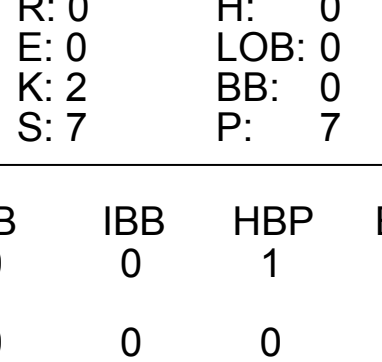
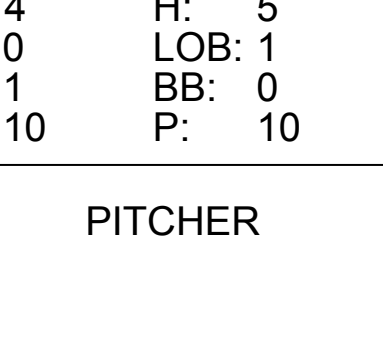
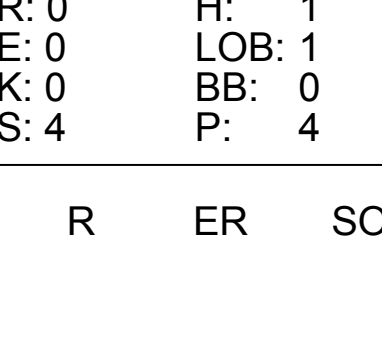


Batter	1	2	3	4	5	6	7	8	9	AB	R	H	RBI	BB	SO	LOB	TOP				
Lou Brock, L OBP: 0.159, SLG: 0.221 (1, 7)										4	0	1	0	0	0	1	2				
Julian Javier, R OBP: 0.346, SLG: 0.313 (1, 4)										4	0	1	0	0	0	1	0				
Curt Flood, R OBP: 0.282, SLG: 0.303 (1, 8)										3	0	0	0	0	1	1	1				
Joe Torre, R OBP: 0.319, SLG: 0.452 (1, 3)										4	0	0	0	0	0	0	2				
Mike Shannon, R OBP: 0.288, SLG: 0.381 (1, 5)										4	1	2	0	0	0	0	0				
Tim McCarver, L OBP: 0.277, SLG: 0.283 (1, 2)										4	0	1	0	0	0	1	2				
Vada Pinson, L OBP: 0.353, SLG: 0.492 (1, 9)											4	0	2	1	0	0	1				
Dal Maxvill, R OBP: 0.321, SLG: 0.313 (1, 6)										3	0	0	0	0	0	2	3				
Jim Hicks, R (9, PH)										1	0	0	0	0	0	0	2				
Bob Gibson, R OBP: 0.250, SLG: 0.333 (1, 1)										2	0	0	0	0	0	0	0				
Phil Gagliano, R (7, PH)										1	0	0	0	0	0	0	2				
Gary Waslewski, R (7, 1)										0	0	0	0	0	0	0	0				
Bob Johnson, R (9, PH)										1	0	0	0	0	0	0	2				
Inning Stats	R: 0 E: 0 K: 1 S: 6	H: 2 LOB: 1 BB: 0 P: 6	R: 0 E: 0 K: 2 S: 8	H: 1 LOB: 1 BB: 0 P: 8	R: 0 E: 0 K: 1 S: 5	H: 0 LOB: 0 BB: 0 P: 5	R: 0 E: 0 K: 0 S: 4	H: 1 LOB: 1 BB: 0 P: 4	R: 0 E: 0 K: 0 S: 3	H: 0 LOB: 0 BB: 0 P: 3	R: 0 E: 0 K: 0 S: 3	H: 0 LOB: 1 BB: 1 P: 7	R: 1 E: 2 K: 1 S: 8	H: 1 LOB: 2 BB: 0 P: 8	R: 0 E: 0 K: 1 S: 5	H: 0 LOB: 0 BB: 0 P: 5	R: 0 E: 0 K: 0 S: 5	H: 2 LOB: 2 BB: 0 P: 5	1B: 7 2B: 0 3B: 0 HR: 0	SF: 0 SAC: 0 DP: 0 HBP: 0	WP: 0 PA: 36 PB: 0 SB: 0 CS: 0
PITCHER Grant Jackson, L ERA: 2.92 (1, 1)	IP: 9.0 WLS: W BF: 36 H: 7 R: 1 ER: 0 SO: 6 BB: 1 IBB: 0 HBP: 0 BLK: 0 WP: 0 HR: 0 S: 47 P: 51 ERA: 0.00 WHIP: 0.889																				

St. Louis Cardinals @ Philadelphia Phillies
 Connie Mack Stadium, Philadelphia, PA
 Fri Apr 25 1969, 6:05 PM EST
 Att: 7,710 - Unknown

AB 35
 R 1
 H 7
 RBI 1
 BB 1
 SO 6
 LOB 17

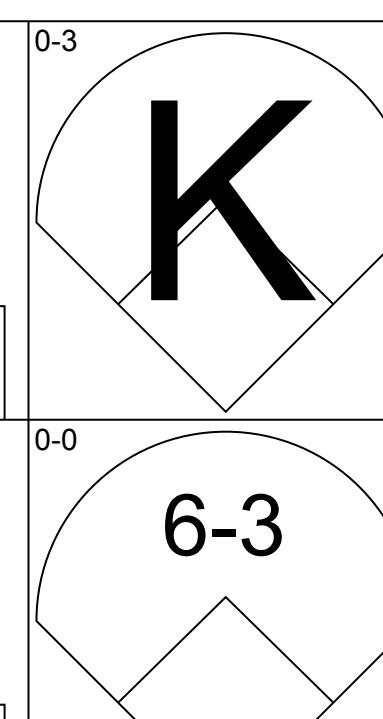
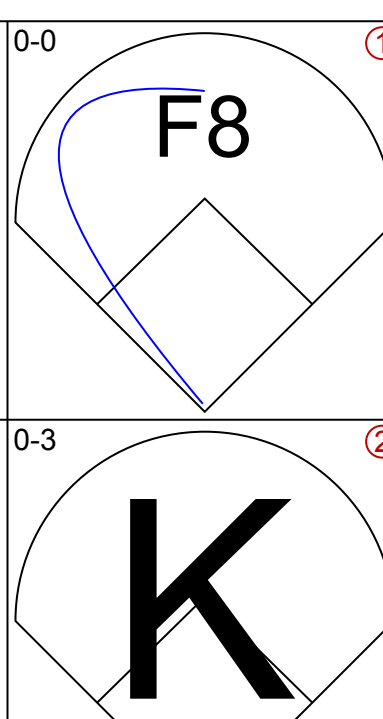
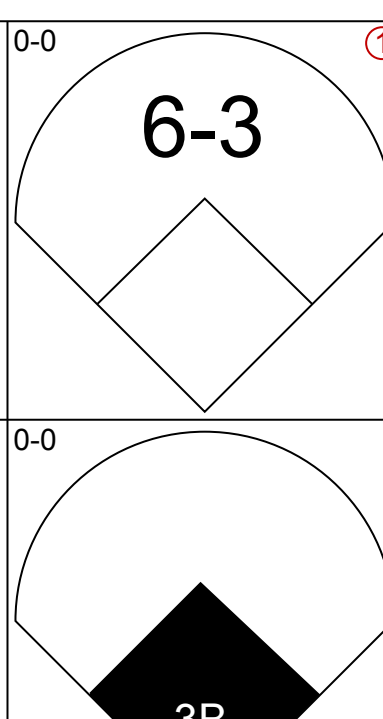
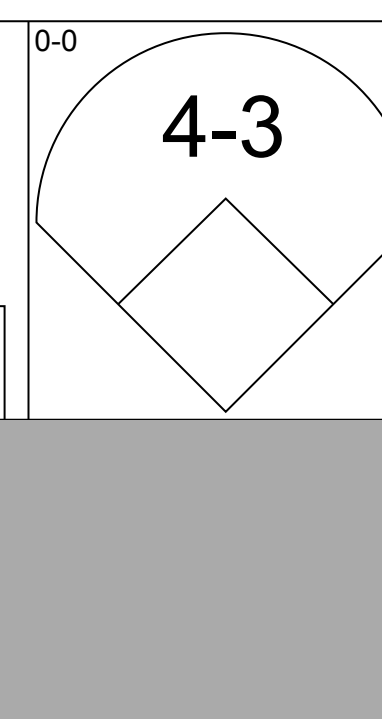
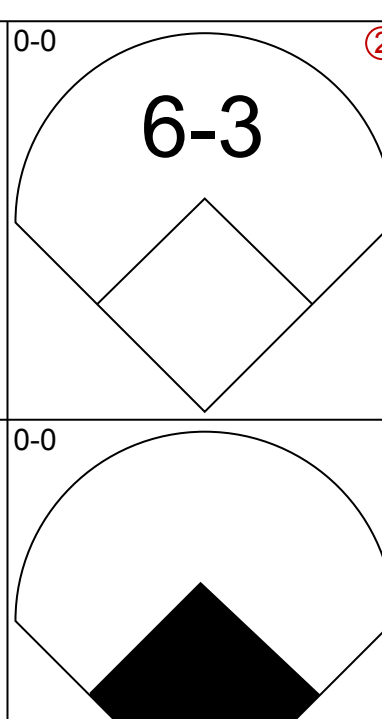
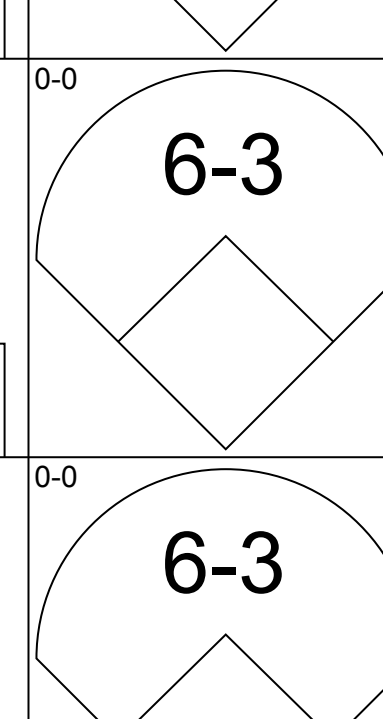
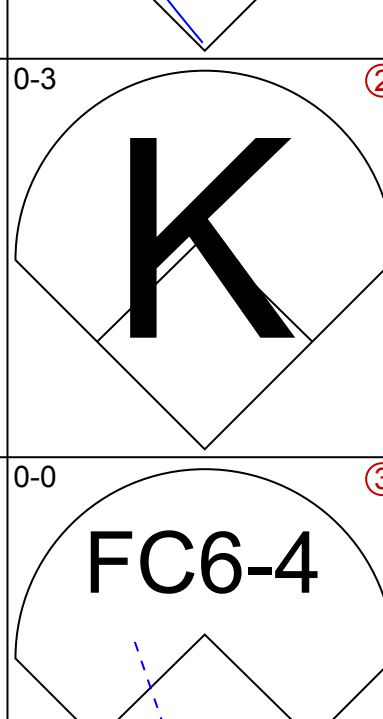
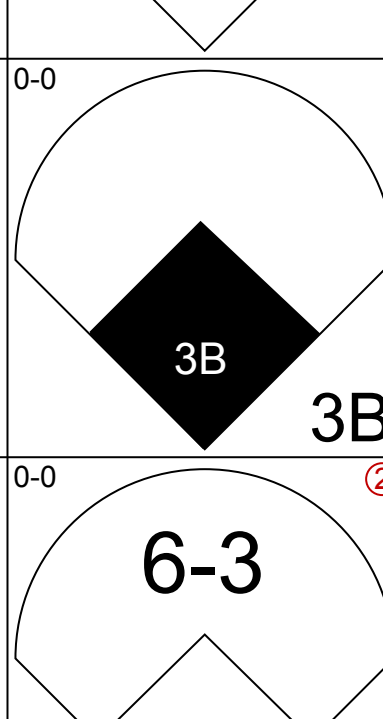
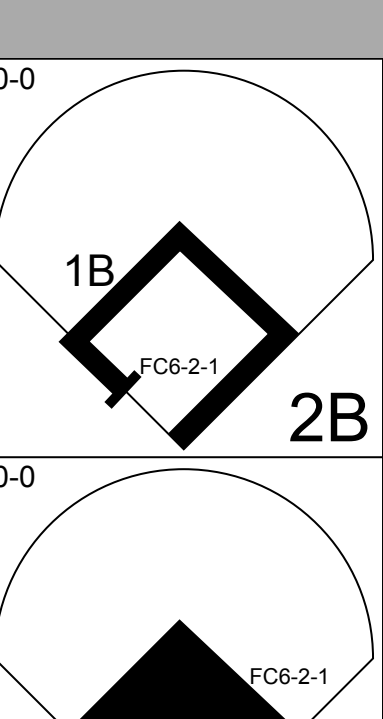
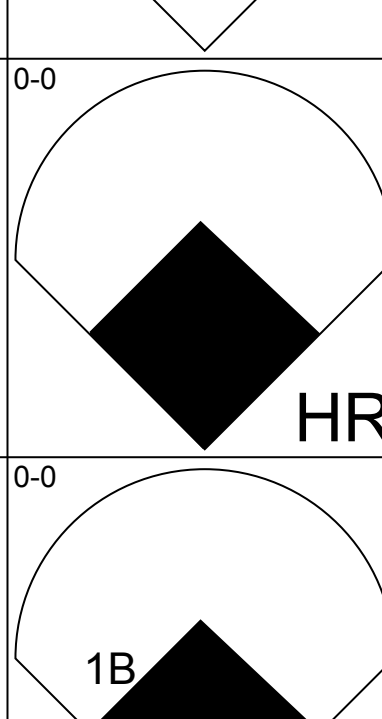
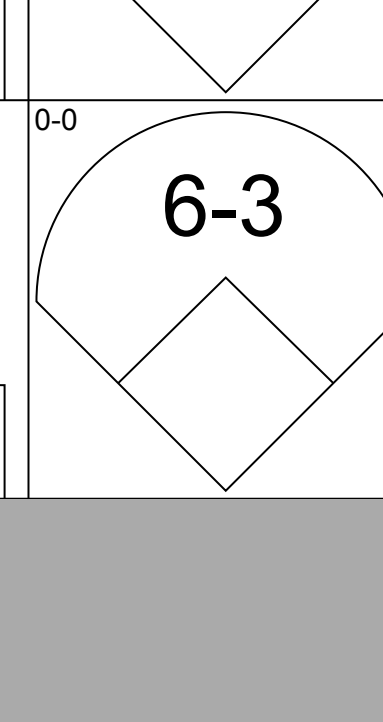
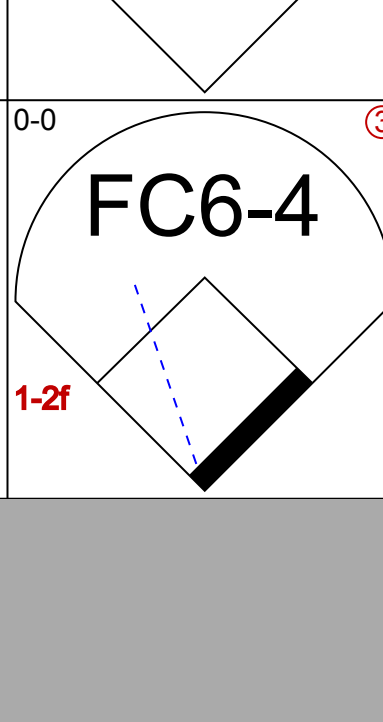
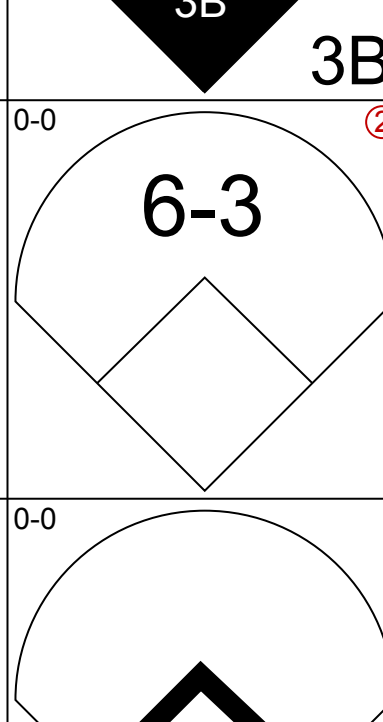
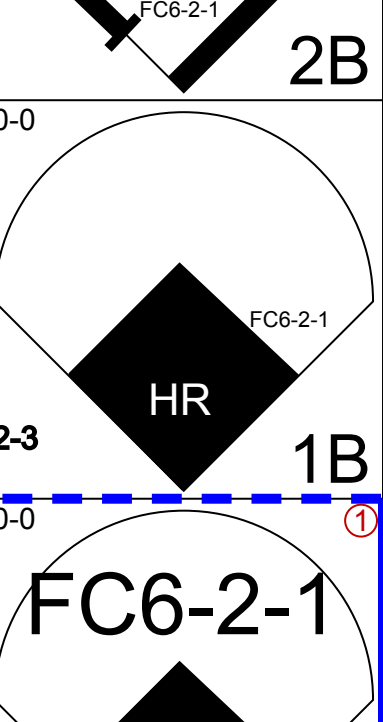
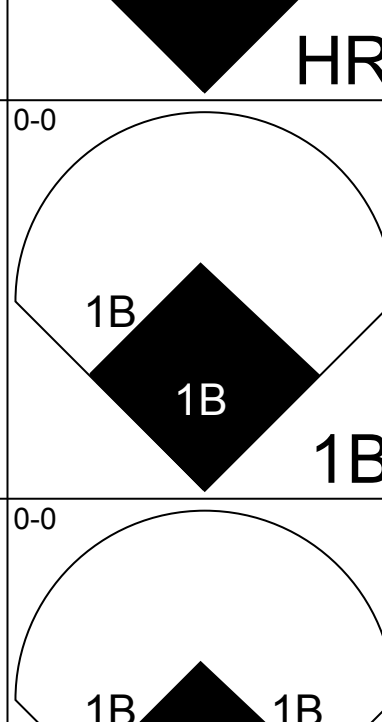
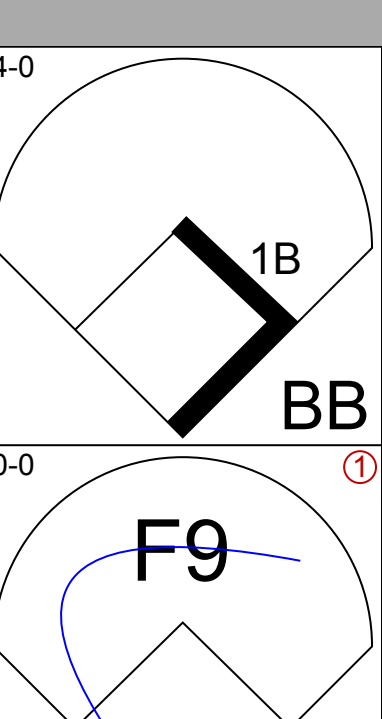
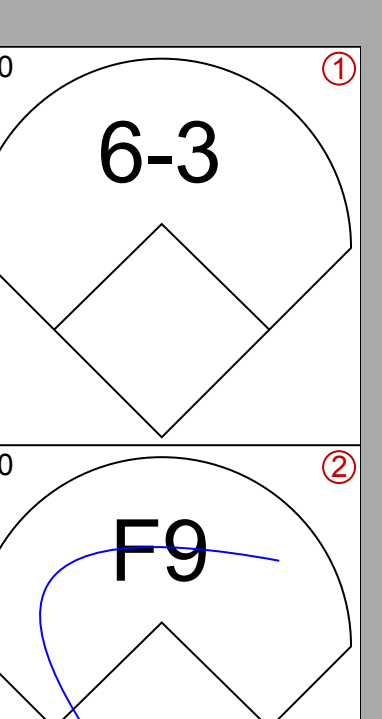
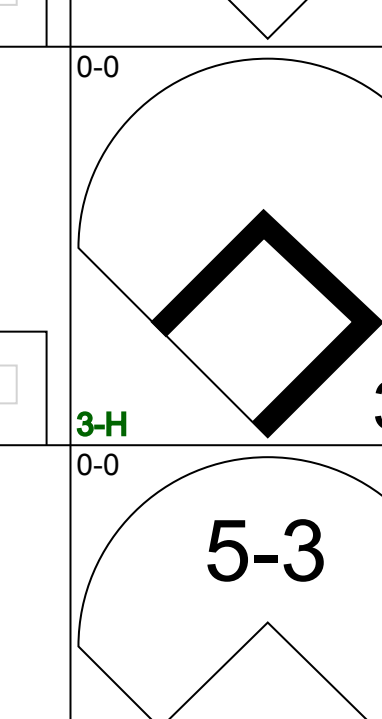
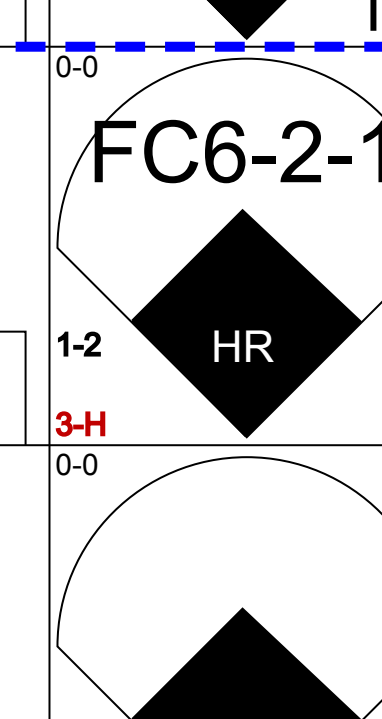
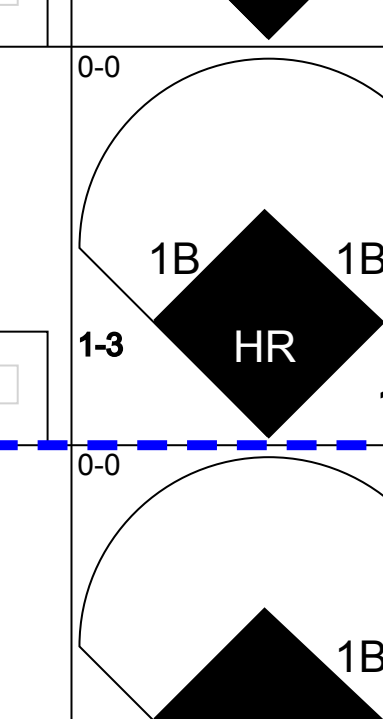
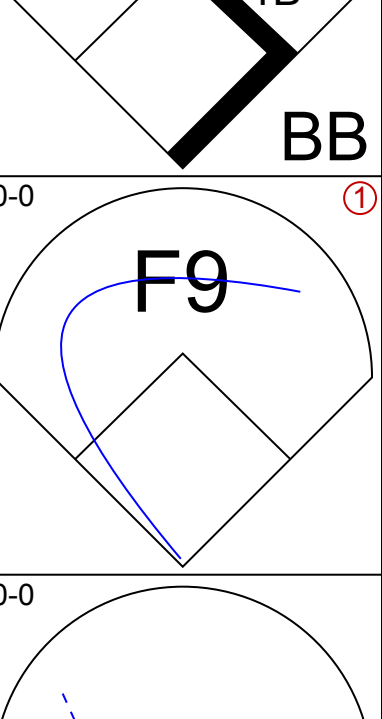
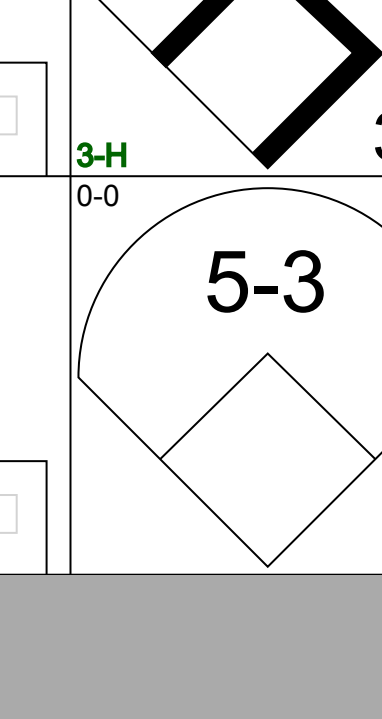
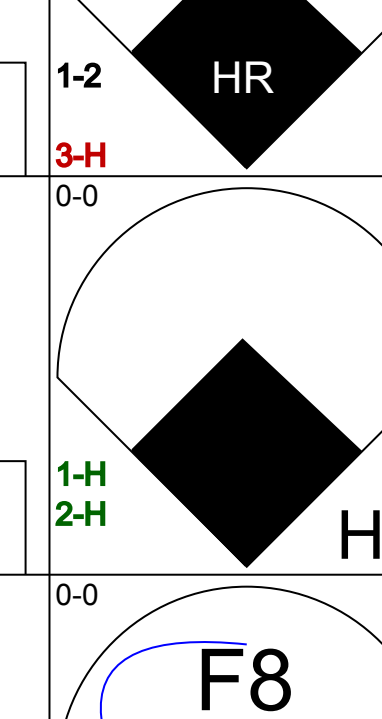
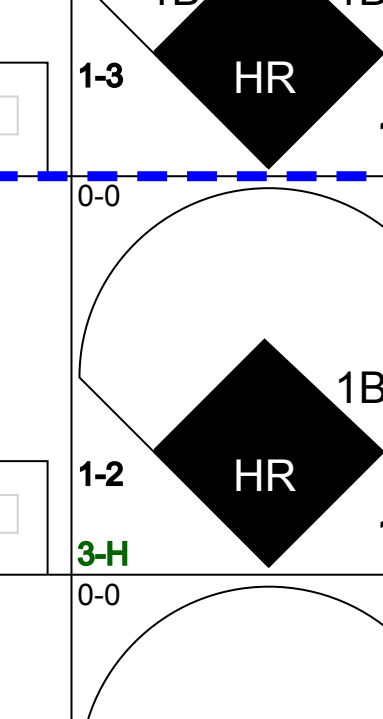
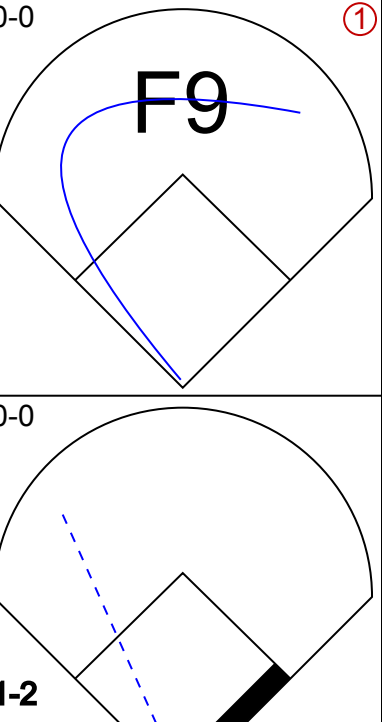
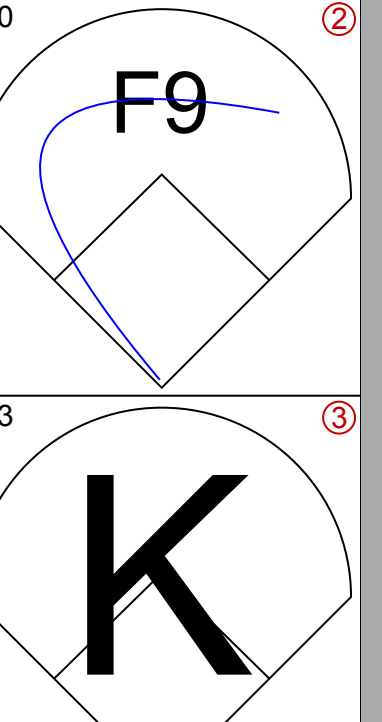
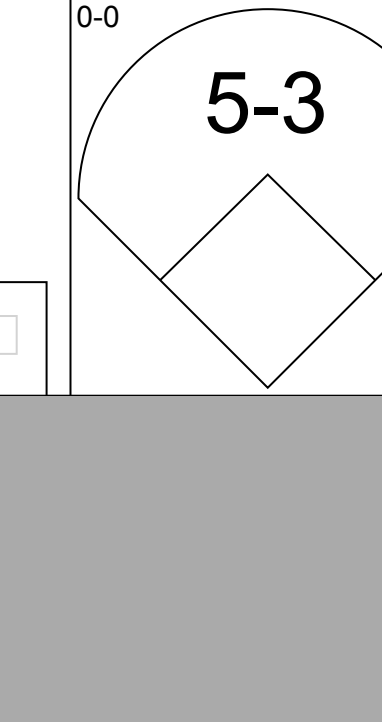
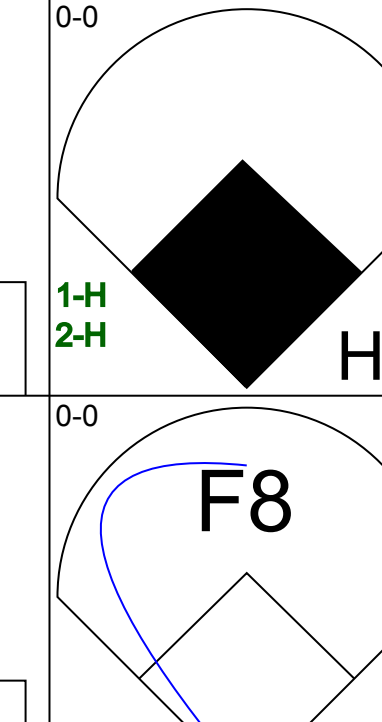
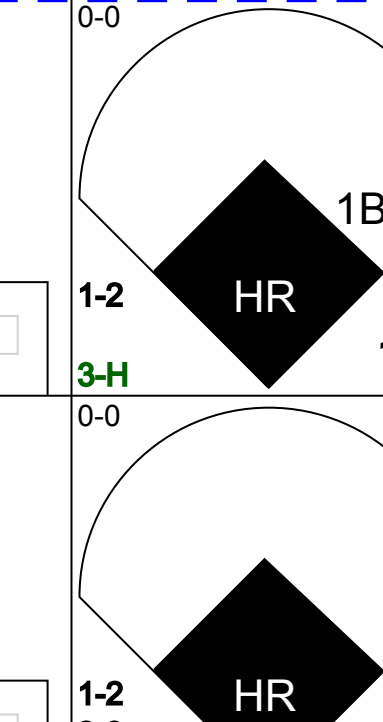
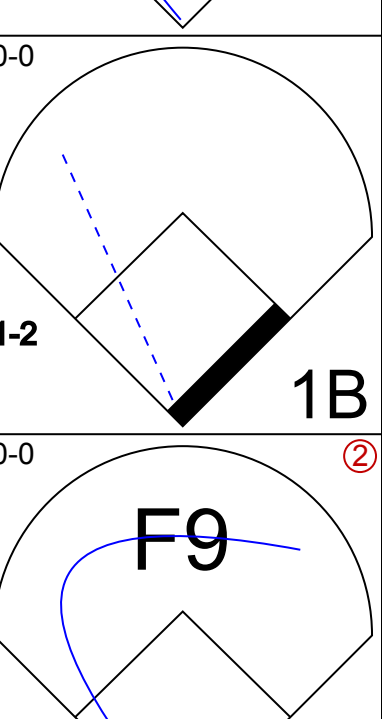
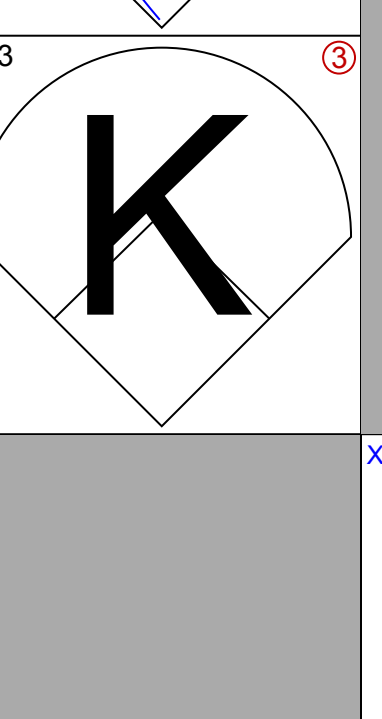
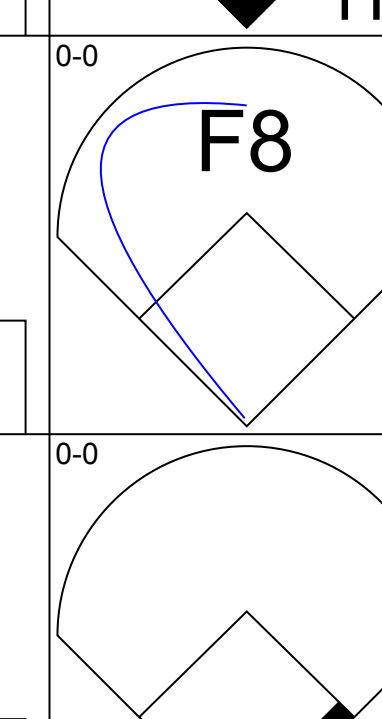
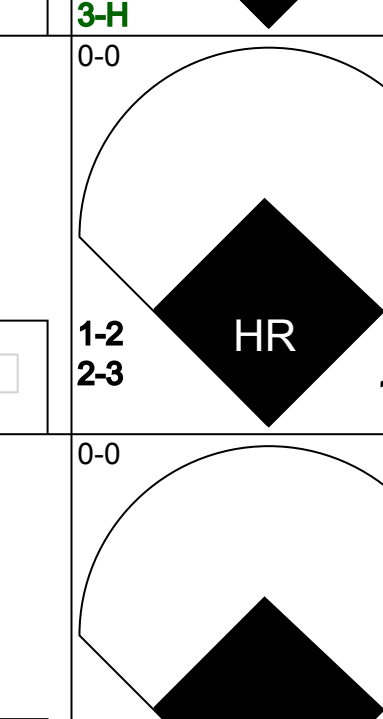
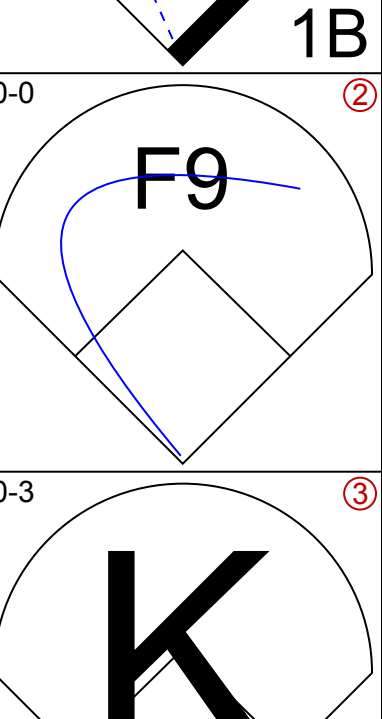
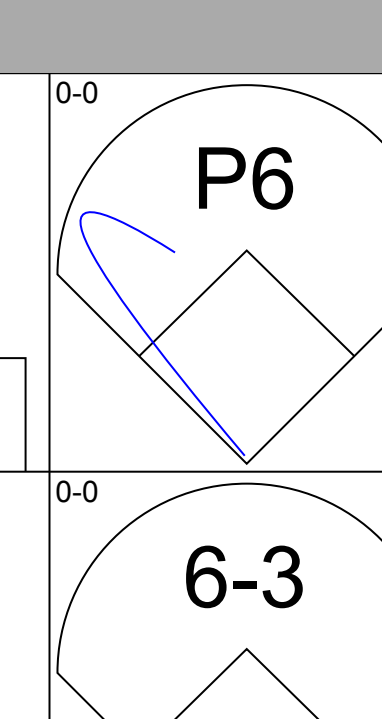
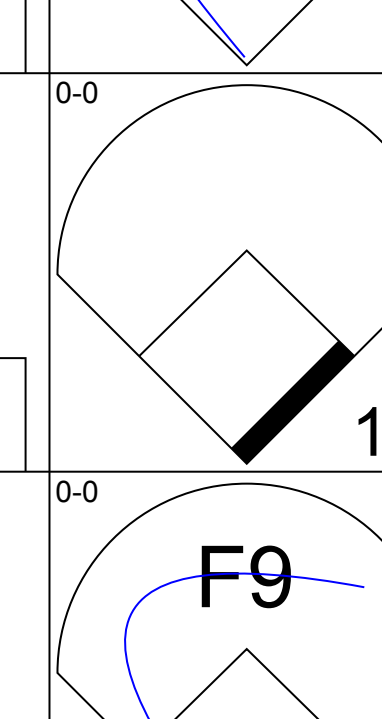
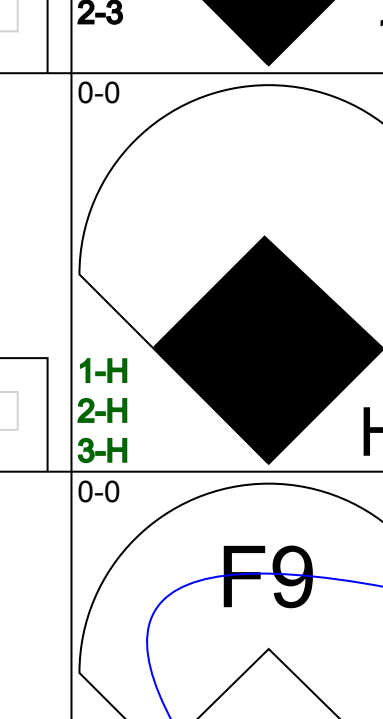
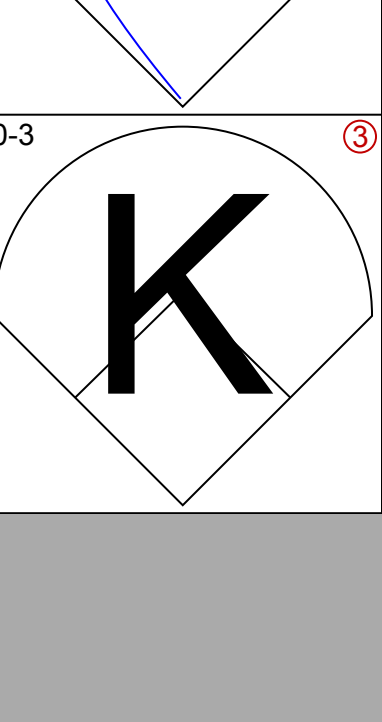
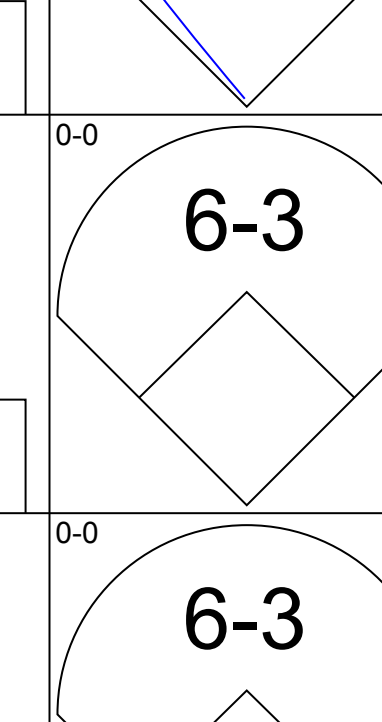
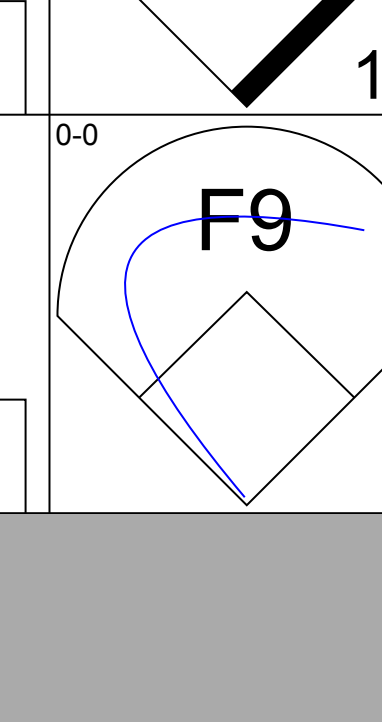
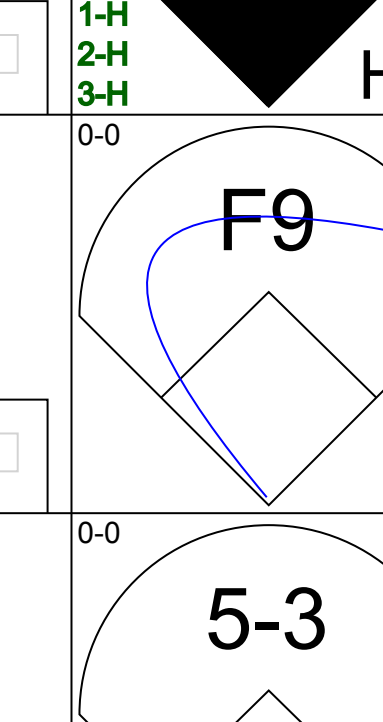
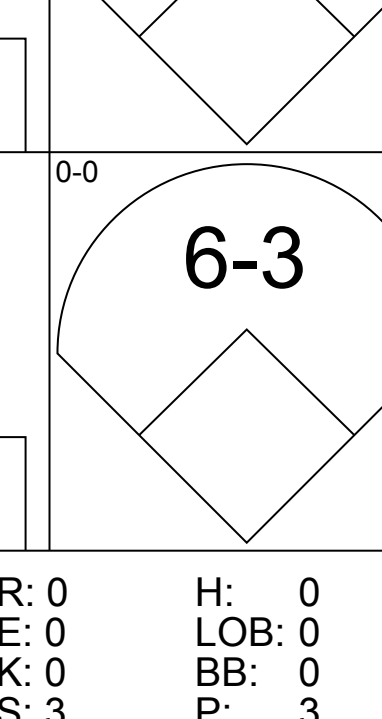
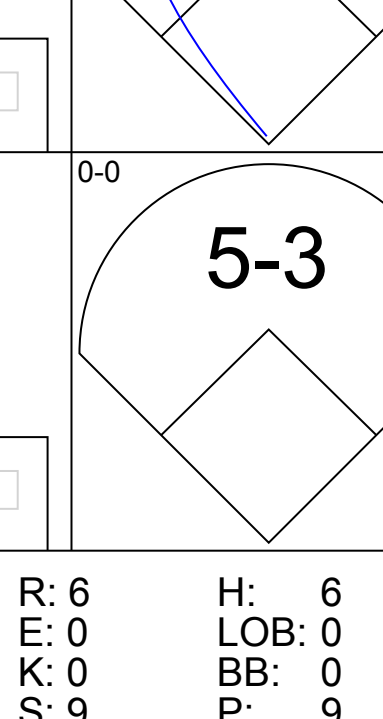
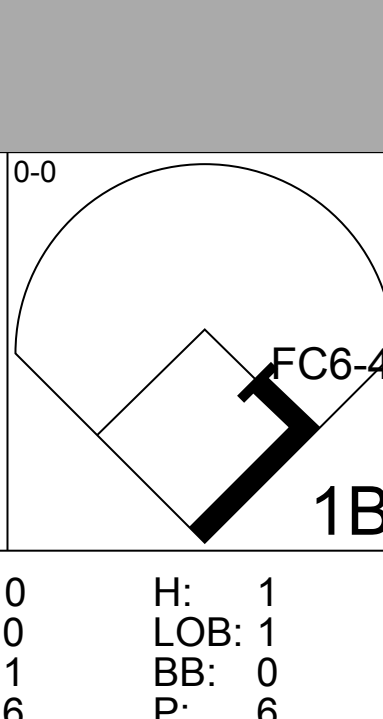
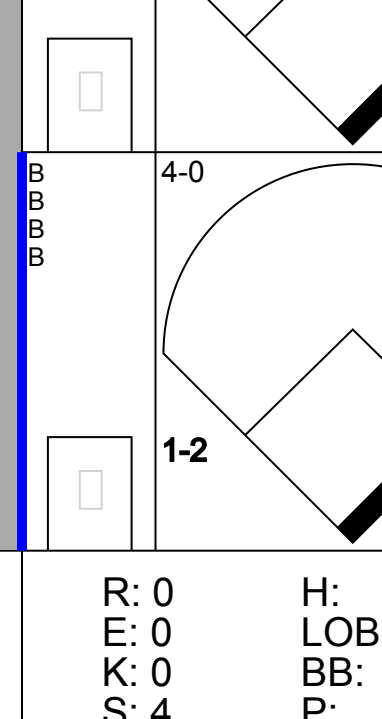


Batter	1	2	3	4	5	6	7	8	9	AB	R	H	RBI	BB	SO	LOB	BOTTOM		
Tony Taylor, R OBP: 0.286, SLG: 0.271 (1, 4) (7, 5)										4	1	1	0	0	0	1	1		
Ron Stone, L OBP: 0.189, SLG: 0.278 (1, 7)										4	1	1	1	0	1	1	1		
Dick Allen, R OBP: 0.432, SLG: 0.625 (1, 3)										3	1	1	2	0	1	0	1		
Terry Harmon, R OBP: 0.440, SLG: 0.222 (7, 4)										1	0	1	0	0	0	0	0		
Johnny Callison, L OBP: 0.350, SLG: 0.444 (1, 9)										3	1	1	1	0	0	1	1		
Deron Johnson, R OBP: 0.409, SLG: 0.471 (1, 5) (7, 3)										4	0	0	0	0	0	2	3		
Don Money, R OBP: 0.385, SLG: 0.646 (1, 6)										4	0	2	1	0	0	2	2		
Mike Ryan, R OBP: 0.208, SLG: 0.260 (1, 2)										3	0	0	0	0	0	2	3		
Larry Hisle, R OBP: 0.273, SLG: 0.245 (1, 8)										3	0	0	0	0	0	1	1		
Grant Jackson, S OBP: 0.375, SLG: 0.375 (1, 1)										3	1	1	0	0	1	0	1		
Inning Stats	R: 0 E: 0 K: 1 S: 5	H: 0 LOB: 0 BB: 0 P: 5	R: 1 E: 0 K: 3 S: 10	H: 1 LOB: 1 BB: 0 P: 11	R: 0 E: 0 K: 2 S: 7	H: 0 LOB: 0 BB: 0 P: 7	R: 0 E: 0 K: 1 S: 5	H: 0 LOB: 0 BB: 0 P: 5	R: 0 E: 0 K: 0 S: 3	H: 1 LOB: 0 BB: 0 P: 3	R: 4 E: 0 K: 1 S: 10	H: 5 LOB: 1 BB: 0 P: 10	R: 0 E: 1 K: 0 S: 4	H: 0 LOB: 1 BB: 0 P: 4	R: 0 E: 0 K: 0 S: 4	H: 1 LOB: 1 BB: 0 P: 4	1B: 5 2B: 2 3B: 1 HR: 0	SF: 0 SAC: 0 DP: 1 HBP: 1	WP: 0 PA: 33 PB: 0 SB: 2 CS: 0
PITCHER Bob Gibson, R ERA: 2.73 (1, 1)	IP: 6.0 WLS: L BF: 25 H: 7 R: 5 ER: 5 SO: 8 BB: 0 IBB: 0 HBP: 1 BLK: 0 WP: 0 HR: 0 S: 40 P: 41 ERA: 7.50 WHIP: 1.167																		
Gary Waslewski, R ERA: 4.66 (7, 1)	IP: 2.0 WLS: L BF: 8 H: 1 R: 0 ER: 0 SO: 0 BB: 0 IBB: 0 HBP: 0 BLK: 0 WP: 0 HR: 0 S: 8 P: 8 ERA: 0.00 WHIP: 0.500																		

St. Louis Cardinals @ Philadelphia Phillies
 Connie Mack Stadium, Philadelphia, PA
 Fri Apr 25 1969, 6:05 PM EST
 Att: 7,710 - Unknown

AB 32
 R 5
 H 8
 RBI 5
 BB 0
 SO 8
 LOB 12

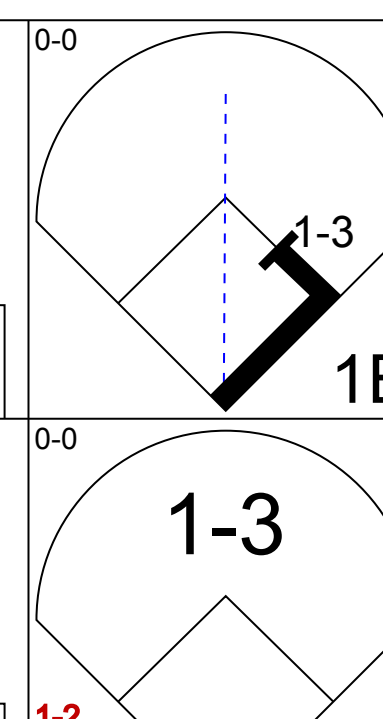
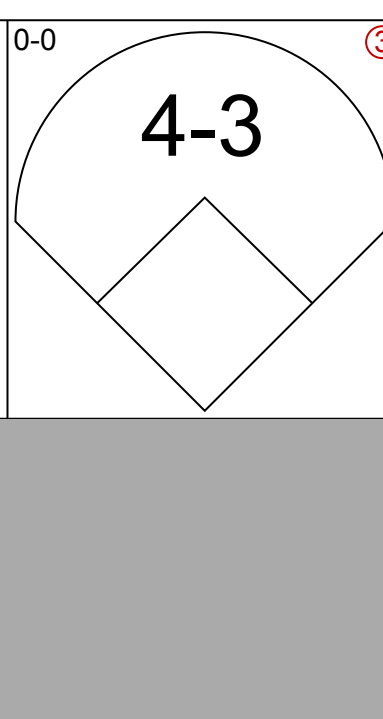
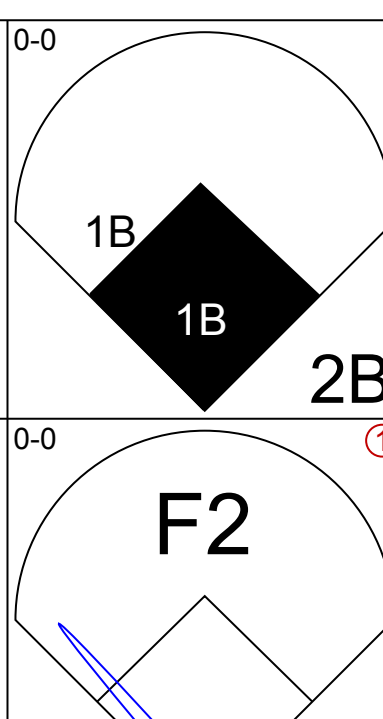

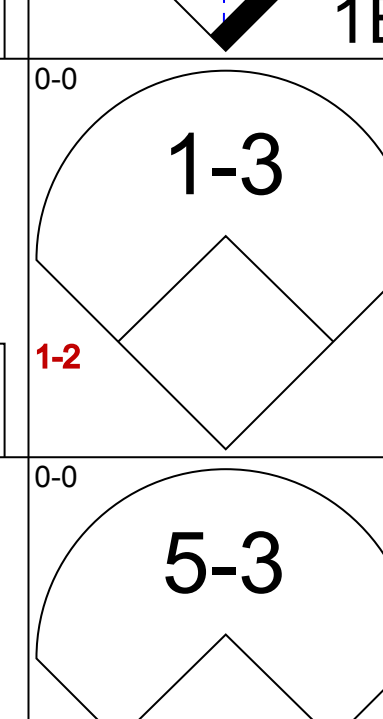
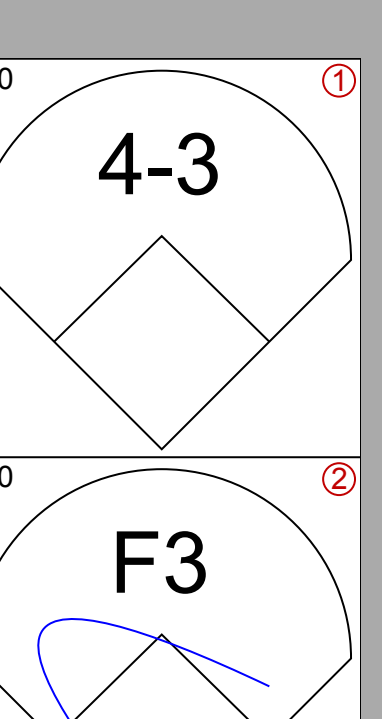
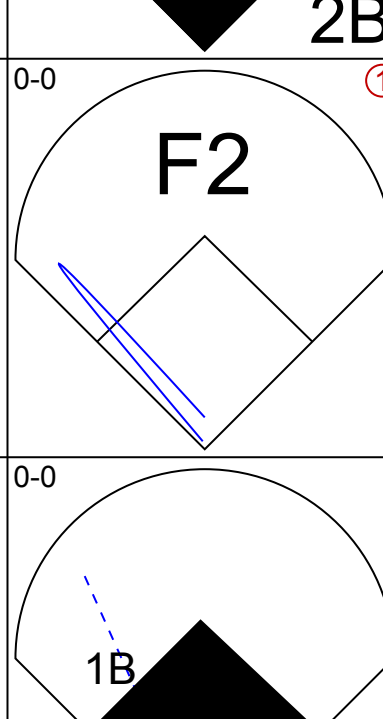
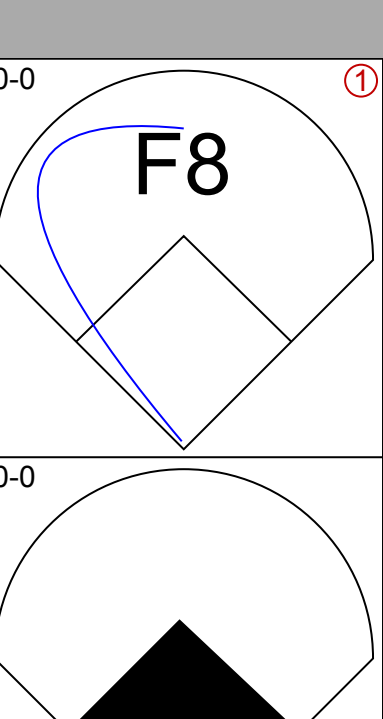
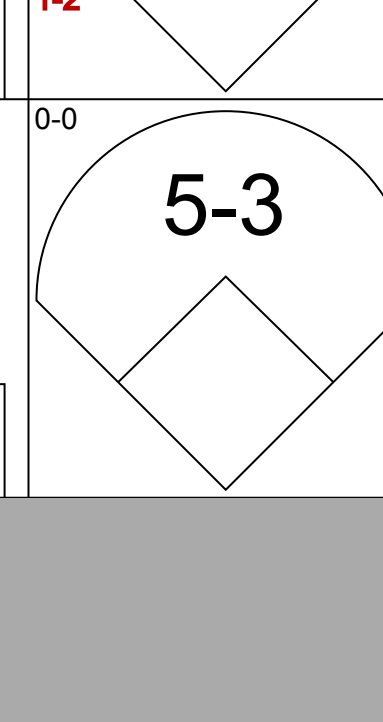
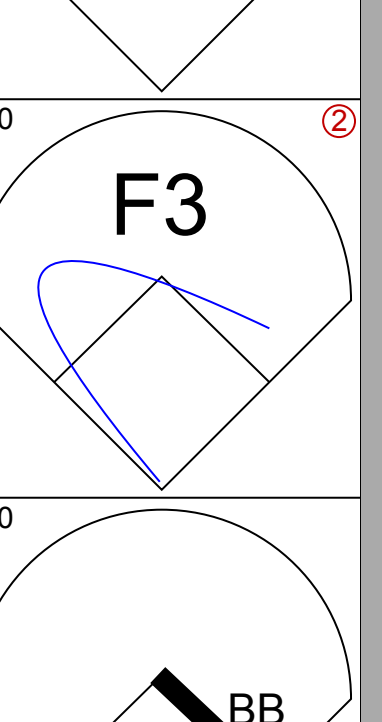
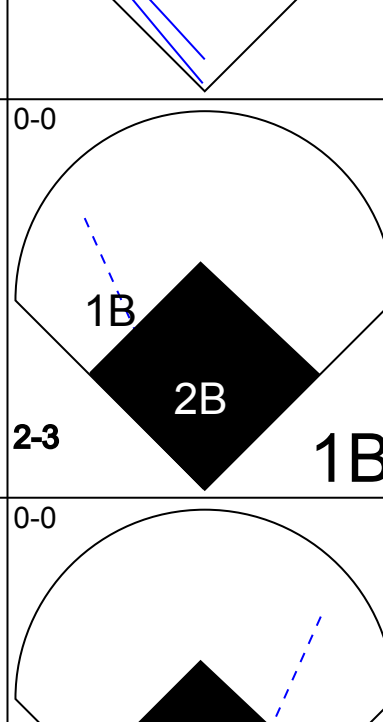
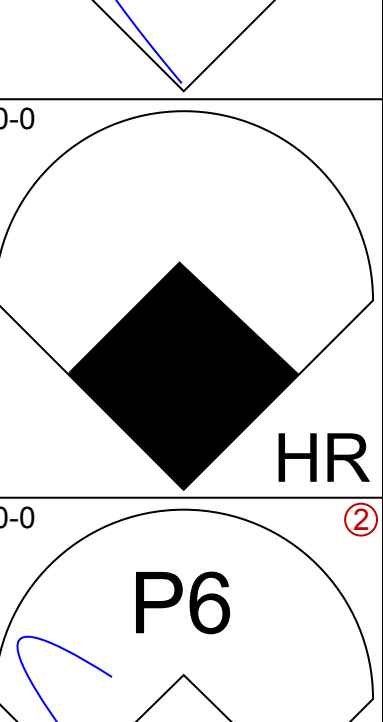
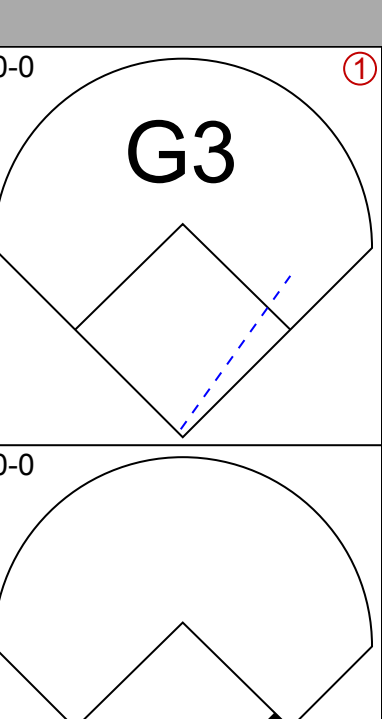
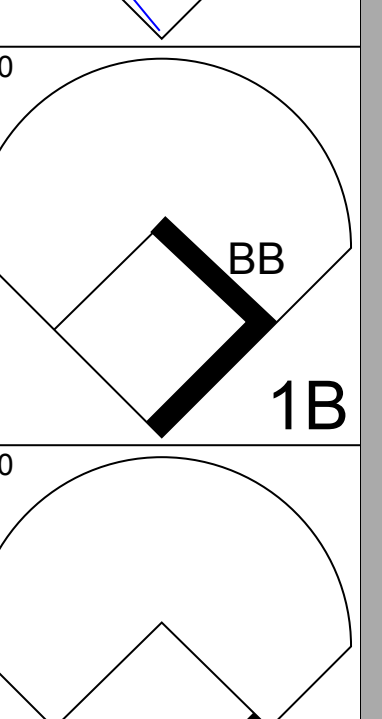
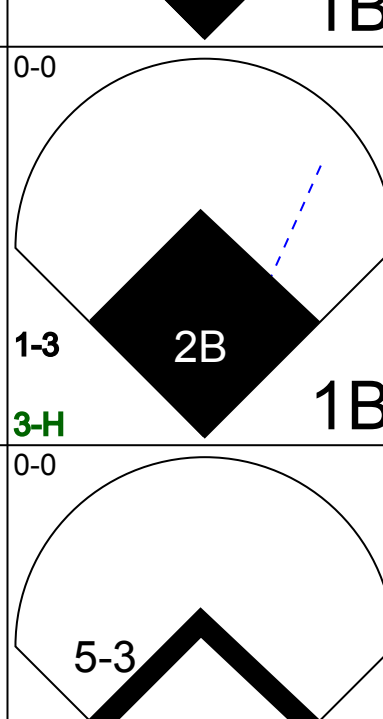
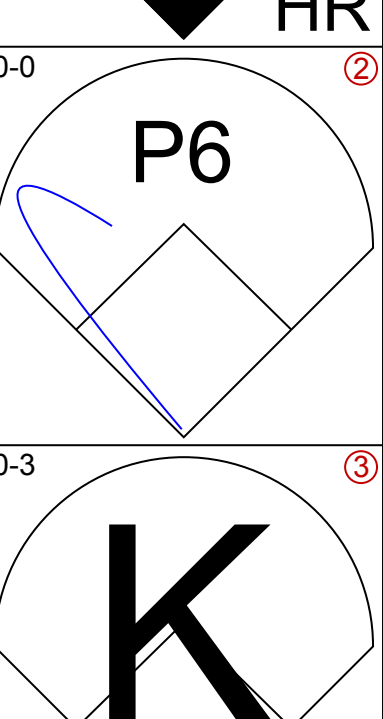
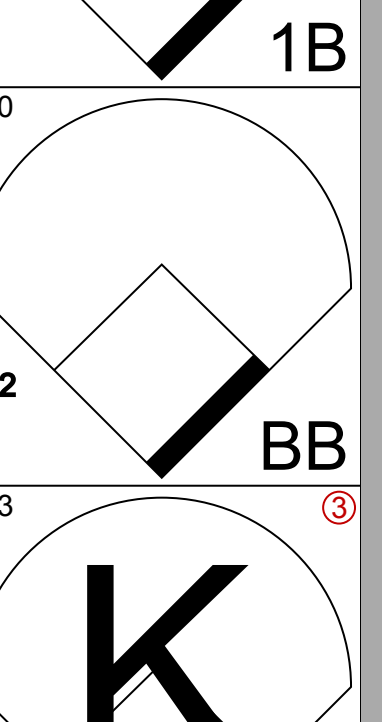
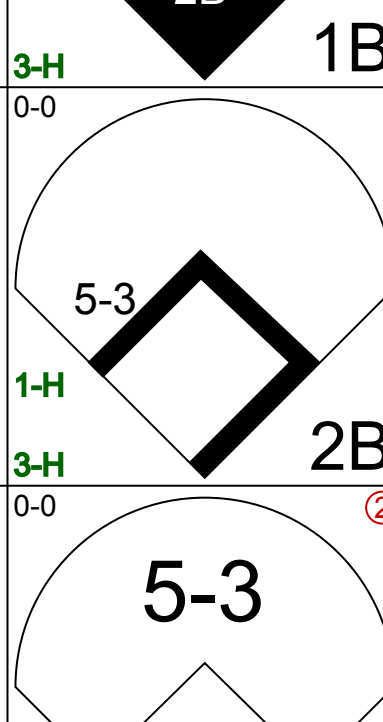
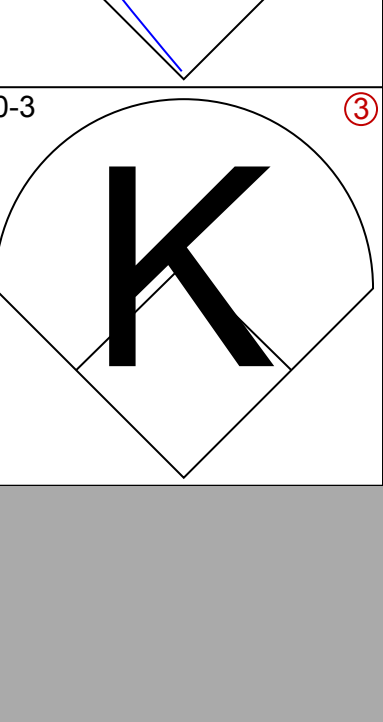
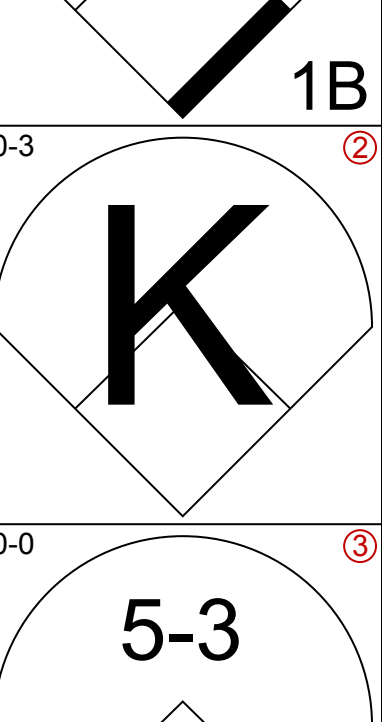
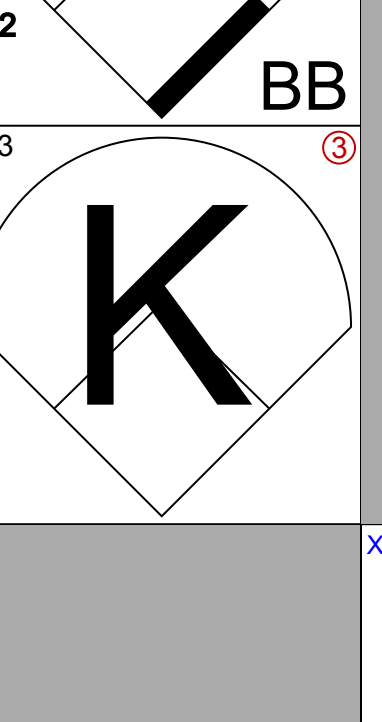
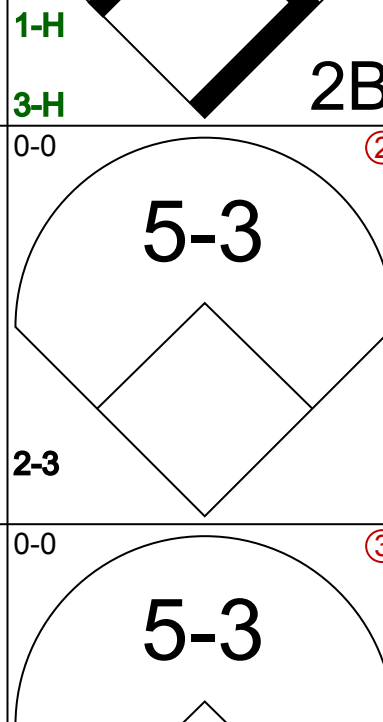
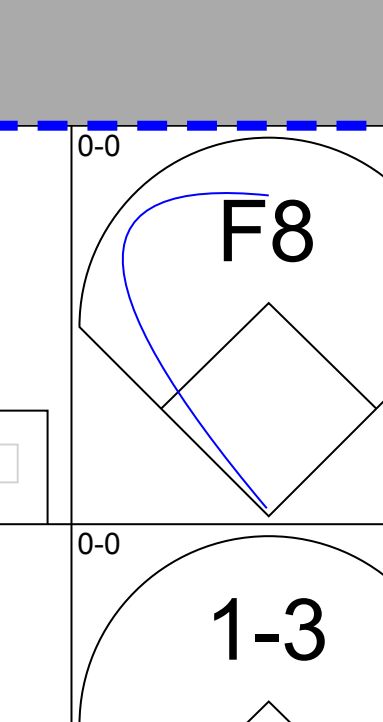
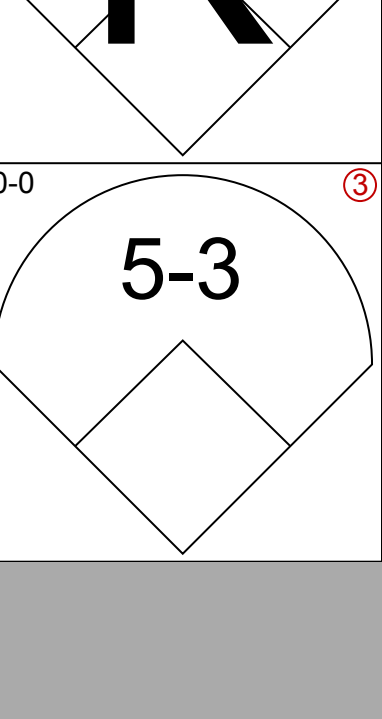
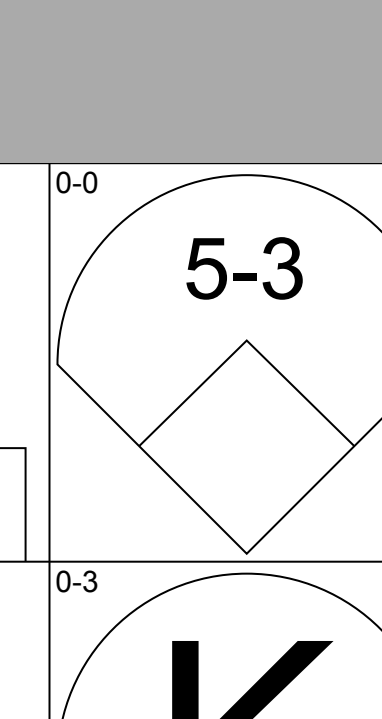
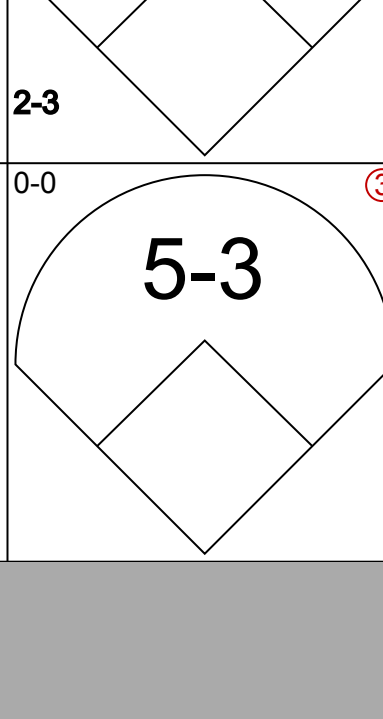
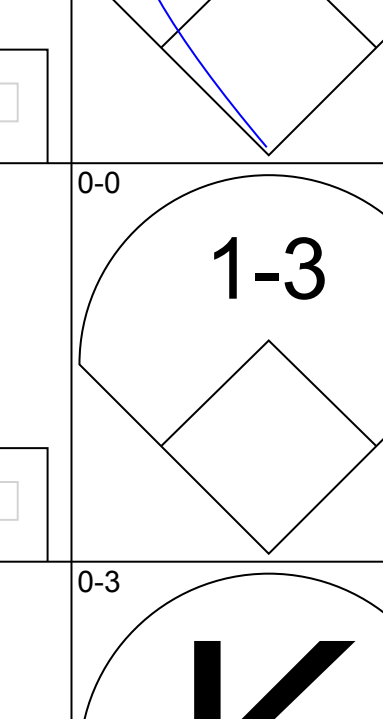
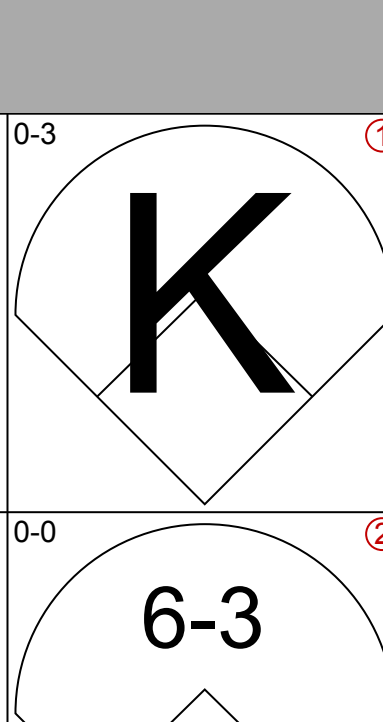
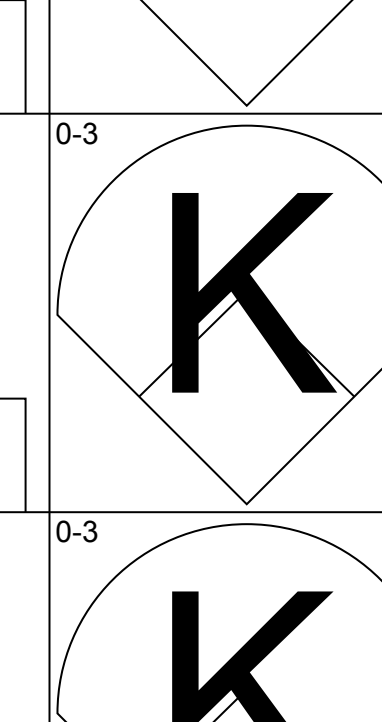
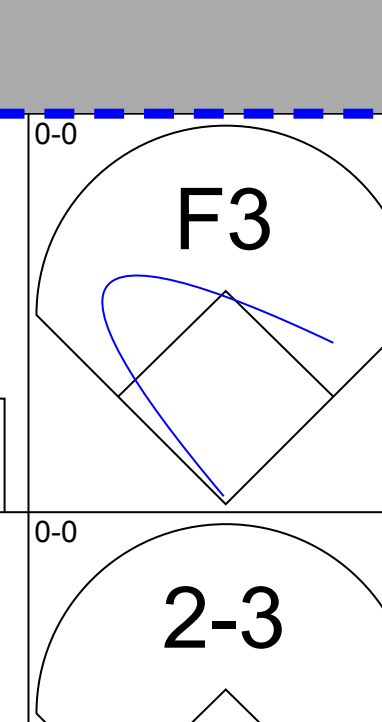
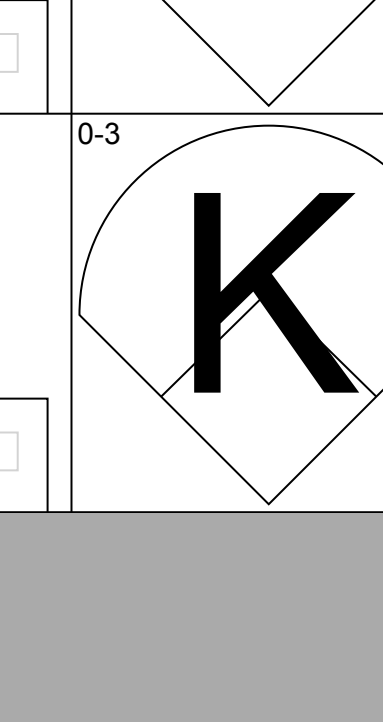
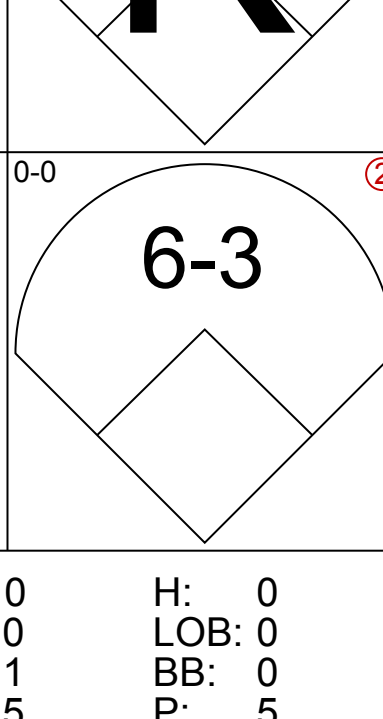
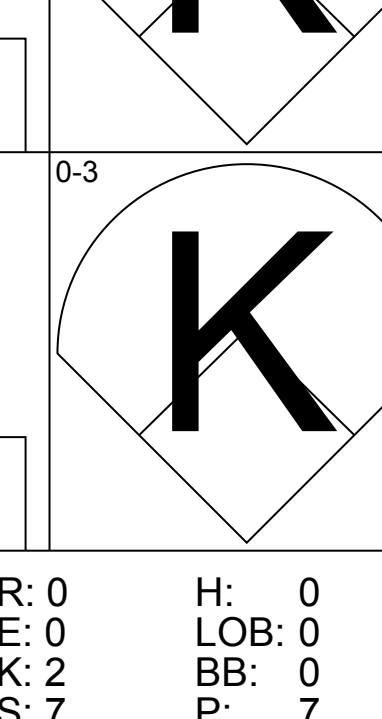
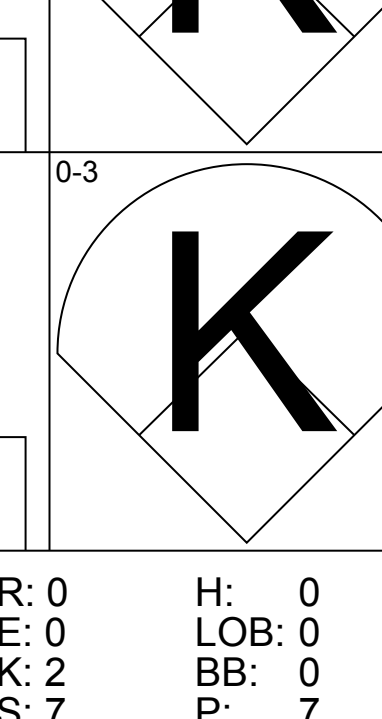
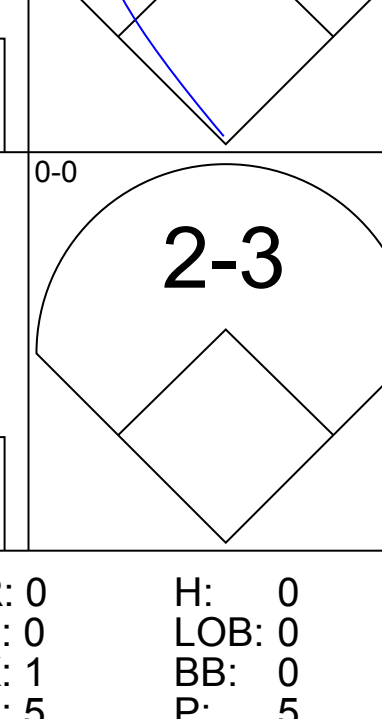


Batter	1	2	3	4	5	6	7	8	9	AB	R	H	RBI	BB	SO	LOB	TOP				
Julian Javier, R (1,4) OBP: 0.316, SLG: 0.283										5	0	0	0	0	1	3					
Lou Brock, L (1,7) OBP: 0.185, SLG: 0.329										5	2	3	1	0	1	1					
Curt Flood, R (1,8) OBP: 0.289, SLG: 0.310										5	2	2	0	0	0	2					
Joe Torre, R (1,3) OBP: 0.329, SLG: 0.477										3	0	1	1	1	0	2					
Jim Hicks, R (8, PR) Bill White, L (8, 3) OBP: 0.222, SLG: 0.125										0	1	0	0	0	0	0					
Mike Shannon, R (1,5) OBP: 0.296, SLG: 0.426										5	2	2	4	0	0	2					
Vada Pinson, L (1,9) OBP: 0.356, SLG: 0.485										5	1	2	0	0	1	1					
Tim McCarver, L (1,2) OBP: 0.286, SLG: 0.338										5	1	2	4	0	0	2					
Dal Maxvill, R (1,6) OBP: 0.311, SLG: 0.302										5	0	1	0	0	1	3					
Nelson Briles, R (1,1) OBP: 0.143, SLG: 0.143										2	0	1	0	0	0	0					
Phil Gagliano, R (7, PH) Ron Willis, R (7, 1) Joe Hague, L (8, PH) Joe Hoerner, R (9, 1)										0	0	0	0	1	0	0					
Inning Stats	R: 0 E: 0 K: 1 S: 5	H: 0 LOB: 0 BB: 0 P: 5	R: 0 E: 0 K: 1 S: 6	H: 1 LOB: 2 BB: 1 P: 10	R: 0 E: 0 K: 1 S: 6	H: 1 LOB: 1 BB: 0 P: 6	R: 0 E: 0 K: 1 S: 5	H: 0 LOB: 0 BB: 0 P: 5	R: 0 E: 0 K: 0 S: 3	H: 0 LOB: 0 BB: 0 P: 3	R: 1 E: 0 K: 0 S: 5	H: 2 LOB: 1 BB: 0 P: 5	R: 0 E: 0 K: 0 S: 4	H: 1 LOB: 2 BB: 1 P: 8	R: 3 E: 0 K: 0 S: 7	H: 4 LOB: 1 BB: 0 P: 7	R: 6 E: 0 K: 0 S: 9	H: 6 LOB: 0 BB: 0 P: 9	1B: 9 2B: 1 3B: 2 HR: 3	SF: 0 SAC: 0 DP: 0 HBP: 0	WP: 0 PA: 44 PB: 0 SB: 0 CS: 0
PITCHER	IP WLS BF H R ER SO BB IBB HBP BLK WP HR S P ERA WHIP																				
Woodie Fryman, L (1,1) ERA: 2.3	7.0	30	7	3	3	4	2	0	0	0	0	0	0	0	0	36	44	3.86	1.286		
Barry Lersch, R (8,1) ERA: 8.97	1.2	L	10	5	4	4	0	0	0	0	0	0	0	0	2	10	10	21.60	3.000		
Gary Wagner, R (9,1) ERA: 10.8	0.1		4	3	3	3	0	0	0	0	0	0	0	0	1	4	4	81.00	9.000		

St. Louis Cardinals @ Philadelphia Phillies
 Connie Mack Stadium, Philadelphia, PA
 Sat Apr 26 1969, 6:05 PM EST
 Att: 8,942 - Unknown

AB 42
 R 10
 H 15
 RBI 10
 BB 2
 SO 4
 LOB 16



Batter	1	2	3	4	5	6	7	8	9	AB	R	H	RBI	BB	SO	LOB	BOTTOM			
Tony Taylor, R (1,4) OBP: 0.299, SLG: 0.302										4	1	2	0	0	1	0				
Ron Stone, L (1,7) OBP: 0.171, SLG: 0.250										4	0	0	0	0	0	2				
Dick Allen, R (1,3) OBP: 0.439, SLG: 0.694										4	2	2	1	0	0	0				
Johnny Callison, L (1,9) OBP: 0.359, SLG: 0.448										4	1	2	1	0	0	0				
Deron Johnson, R (1,5) OBP: 0.438, SLG: 0.514										3	0	2	2	1	1	0				
Don Money, R (1,6) OBP: 0.357, SLG: 0.596										4	0	0	0	0	2	4				
Mike Ryan, R (1,2) OBP: 0.193, SLG: 0.241										4	0	0	0	0	0	2				
Larry Hisle, R (1,8) OBP: 0.254, SLG: 0.226										4	0	0	0	0	3	0				
Woodie Fryman, R (1,1) OBP: 0.091, SLG: 0.091										3	0	0	0	0	1	0				
Barry Lersch, S (8,1) Gary Wagner, R (9,1)										0	0	0	0	0	0	0				
Inning Stats	R: 0 E: 0 K: 0 S: 3	H: 1 LOB: 0 BB: 0 P: 3	R: 0 E: 0 K: 1 S: 6	H: 1 LOB: 0 BB: 0 P: 6	R: 0 E: 0 K: 1 S: 6	H: 1 LOB: 2 BB: 1 P: 10	R: 0 E: 0 K: 2 S: 7	H: 0 LOB: 0 BB: 0 P: 7	R: 3 E: 0 K: 0 S: 7	H: 4 LOB: 1 BB: 0 P: 7	R: 0 E: 0 K: 1 S: 5	H: 0 LOB: 0 BB: 0 P: 5	R: 1 E: 0 K: 1 S: 6	H: 1 LOB: 0 BB: 0 P: 6	R: 0 E: 0 K: 1 S: 5	H: 0 LOB: 0 BB: 0 P: 5	1B: 5 2B: 2 3B: 0 HR: 1	SF: 0 SAC: 0 DP: 0 HBP: 0	WP: 0 PA: 35 PB: 0 SB: 0 CS: 0	
PITCHER	IP WLS BF H R ER SO BB IBB HBP BLK WP HR S P ERA WHIP																			
Nelson Briles, R (1,1) ERA: 9.5	6.0	25	7	3	3	5	1	0	0	0	0	0	0	0	34	38	4.50	1.333		
Ron Willis, R (7,1) ERA: 2.45	2.0	W	7	1	1	1	2	0	0	0	0	0	0	1	11	11	4.50	0.500		
Joe Hoerner, L (9,1) ERA: 2.08	1.0	S	3	0	0	0	1	0	0	0	0	0	0	5	5	0.00	0.000			

St. Louis Cardinals @ Philadelphia Phillies
 Connie Mack Stadium, Philadelphia, PA
 Sat Apr 26 1969, 6:05 PM EST
 Att: 8,942 - Unknown

AB 34
 R 4
 H 8
 RBI 4
 BB 1
 SO 8
 LOB 8

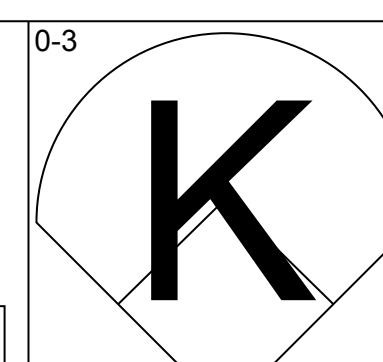
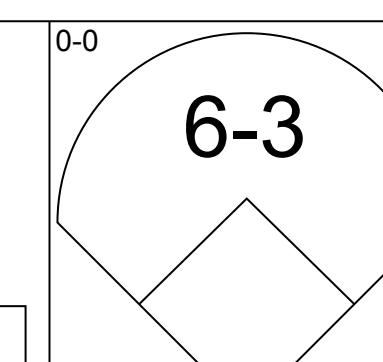
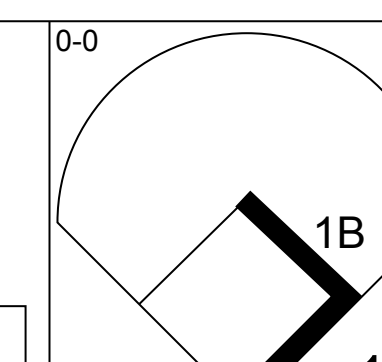
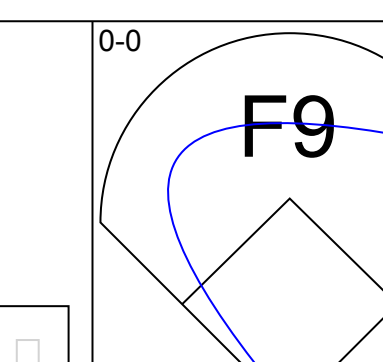
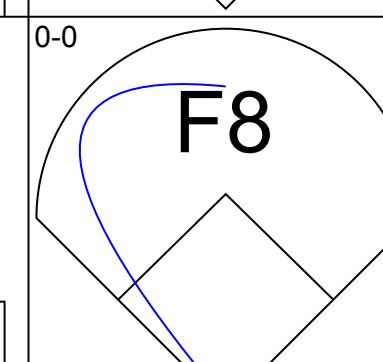
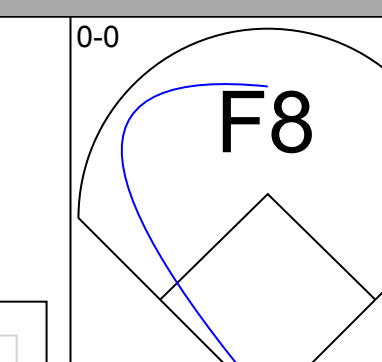
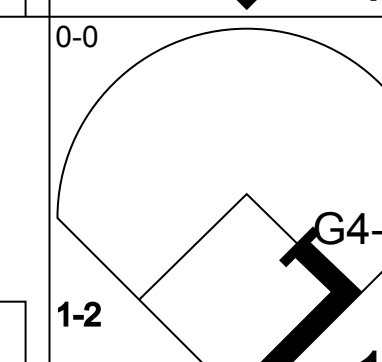
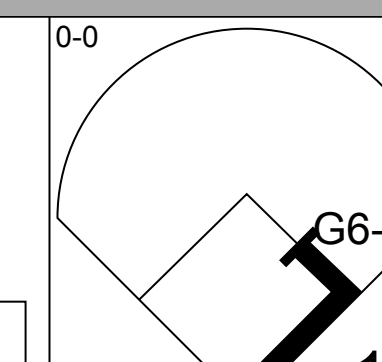
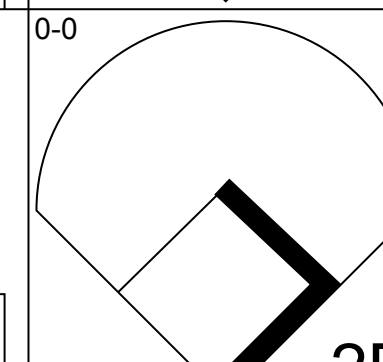
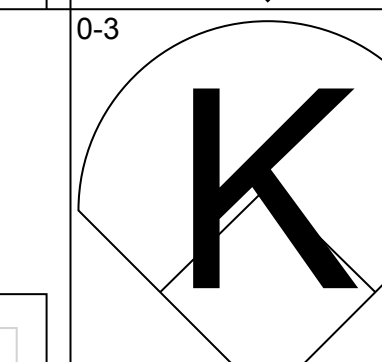
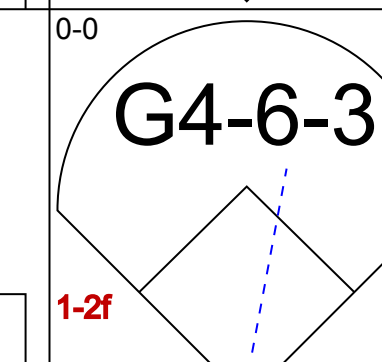
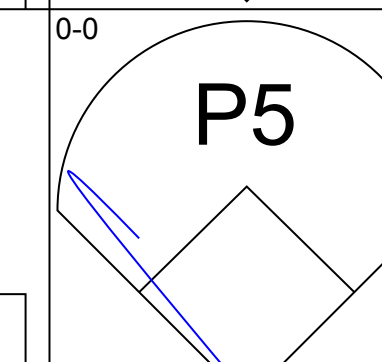
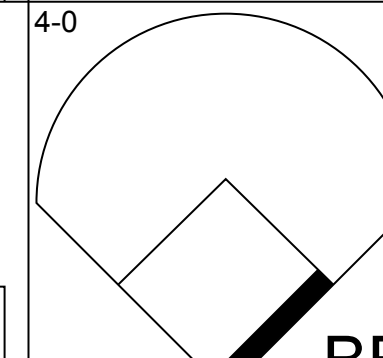
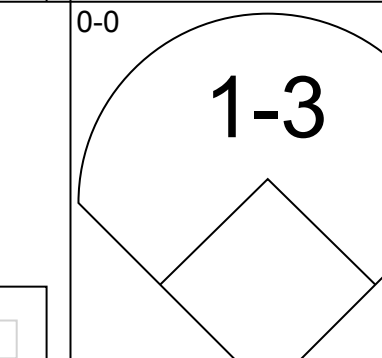

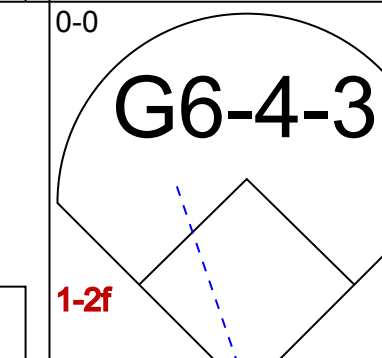
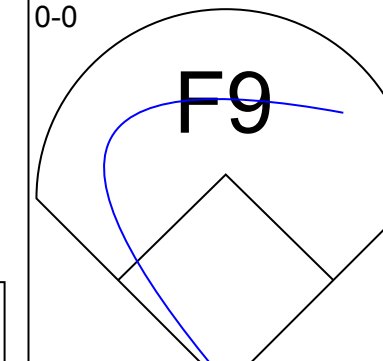
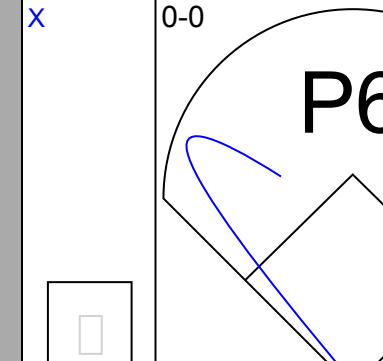
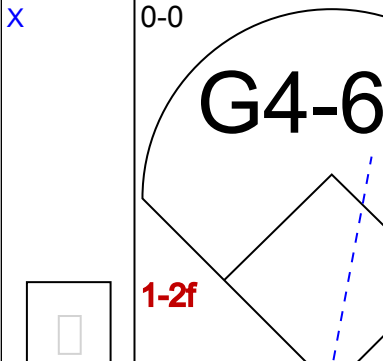
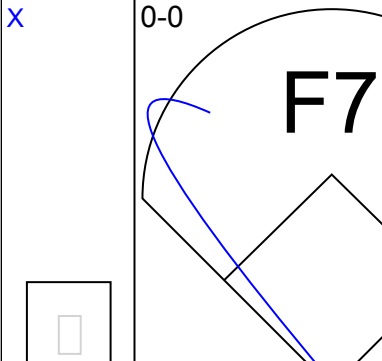
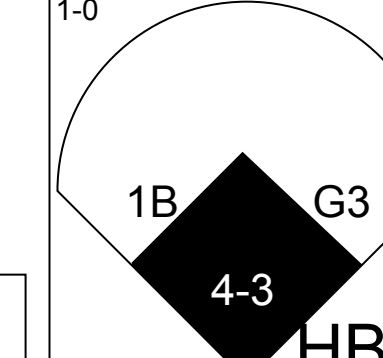
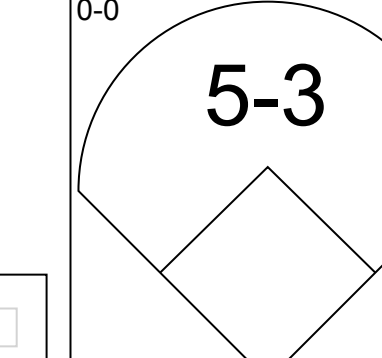
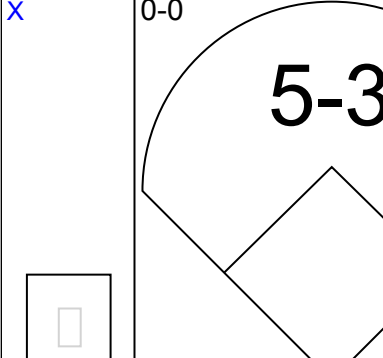
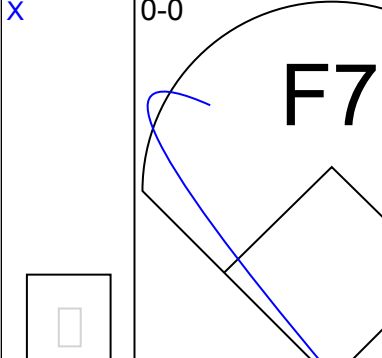
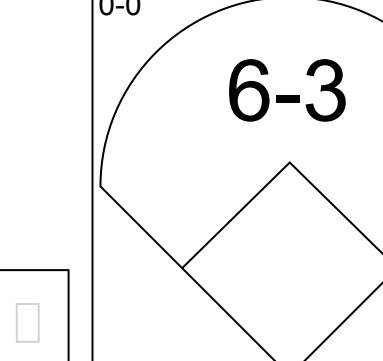
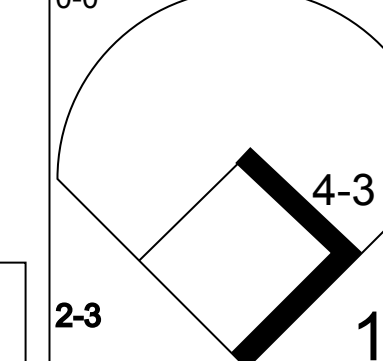
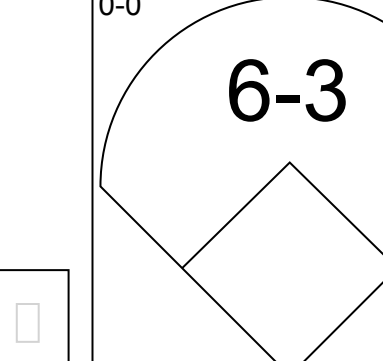
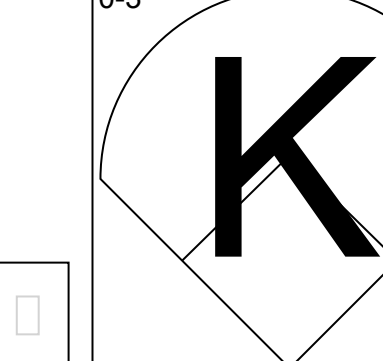
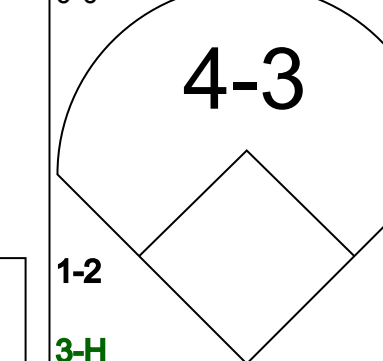
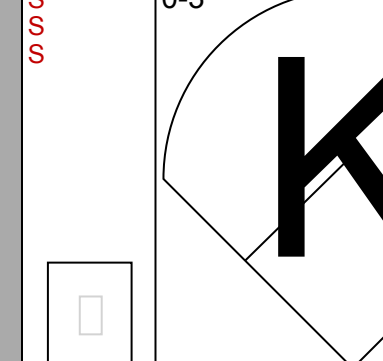
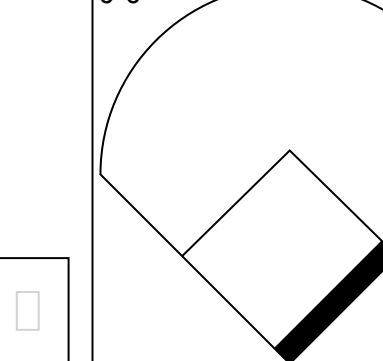


Batter	1	2	3	4	5	6	7	8	9	AB	R	H	RBI	BB	SO	LOB	TOP			
Lou Brock, L OBP: 0.192, SLG: 0.338 (1, 7)	0-0 4-3		0-0 2B		0-0 1-3			0-0 P4		4	0	1	0	0	0	0	St. Louis Cardinals @ Philadelphia Phillies Connie Mack Stadium, Philadelphia, PA Sun Apr 27 1969, 3:33 AM EDT Att: 7,565 - Unknown livebaseballscorecards.com			
Curt Flood, R OBP: 0.286, SLG: 0.297 (1, 8)	0-0 F8		0-0 6-3		1-0 HBP			0-0 P4		3	0	0	0	0	0	1				
Vada Pinson, L OBP: 0.338, SLG: 0.457 (1, 9)	0-3 K		0-0 5-3		0-0 5-3			0-0 L3		4	0	0	0	0	1	2				
Joe Torre, R OBP: 0.312, SLG: 0.449 (1, 3)		0-0 F8		0-0 5-3		0-0 F2			0-0 4-3	4	0	0	0	0	0	0				
Tim McCarver, L OBP: 0.297, SLG: 0.338 (1, 2)		4-0 FC5-4 1B BB		0-0 E 1B		0-0 F7			0-0 F8	3	0	1	0	1	0	0				
Mike Shannon, R OBP: 0.307, SLG: 0.431 (1, 5)		0-0 FC5-4 1B		0-0 E7 1B		0-0 L8			0-0 6-3	4	0	2	0	0	0	0				
Julian Javier, R OBP: 0.300, SLG: 0.268 (1, 4)		0-0 FC5-4 1-2 2-3		0-3 K		0-0 5-3				3	0	0	0	0	1	4				
Dal Maxvill, R OBP: 0.297, SLG: 0.286 (1, 6)		0-0 1-3		0-0 P4		0-0 F9				3	0	0	0	0	0	4				
Ray Washburn, R (1, 1)			0-3 K		0-3 K		0-0 F2			3	0	0	0	0	2	0				
Inning Stats	R: 0 E: 0 K: 1 S: 5	H: 0 LOB: 0 BB: 0 P: 5	R: 0 E: 0 K: 0 S: 4	H: 1 LOB: 2 BB: 1 P: 8	R: 0 E: 0 K: 1 S: 6	H: 1 LOB: 1 BB: 0 P: 6	R: 0 E: 1 K: 1 S: 7	H: 2 LOB: 2 BB: 0 P: 7	R: 0 E: 0 K: 0 S: 5	H: 0 LOB: 0 BB: 0 P: 3	R: 0 E: 0 K: 0 S: 3	H: 0 LOB: 0 BB: 0 P: 3	R: 0 E: 0 K: 0 S: 3	H: 0 LOB: 0 BB: 0 P: 3	R: 0 E: 0 K: 0 S: 3	H: 0 LOB: 0 BB: 0 P: 3	1B: 3 2B: 1 3B: 0 HR: 0	SF: 0 SAC: 0 DP: 0 HBP: 1	WP: 0 PB: 0 SB: 0 CS: 0	PA: 33
PITCHER Jerry Johnson, R ERA: 2.82 (1, 1)	IP: 9.0 WLS: W BF: 33 H: 4 R: 0 ER: 0 SO: 4 BB: 1 IBB: 0 HBP: 1 BLK: 0 WP: 0 HR: 0 S: 39 P: 44 ERA: 0.00 WHIP: 0.556																			

Batter	1	2	3	4	5	6	7	8	9	AB	R	H	RBI	BB	SO	LOB	BOTTOM	
Tony Taylor, R OBP: 0.324, SLG: 0.328 (1, 4)	0-3 K		0-0 1-2 1B		0-0 1-2 2-3 1B			0-0 S 1B		4	1	3	0	0	1	0	St. Louis Cardinals @ Philadelphia Phillies Connie Mack Stadium, Philadelphia, PA Sun Apr 27 1969, 3:33 AM EDT Att: 7,565 - Unknown livebaseballscorecards.com	
John Briggs, L OBP: 0.212, SLG: 0.071 (1, 8)	0-3 K		0-0 L8		0-0 F8			0-3 K		4	0	0	0	0	2	6		
Dick Allen, R OBP: 0.400, SLG: 0.625 (1, 3)	0-3 K			0-3 K		0-0 1-3		0-3 K		4	0	0	0	0	3	1		
Johnny Callison, L OBP: 0.353, SLG: 0.426 (1, 9)		0-3 K		0-0 F3		0-0 L4		4-0 1B IBB		3	0	0	0	1	1	0		
Deron Johnson, R OBP: 0.442, SLG: 0.512 (1, 5)		0-0 E6 G4-3		0-0 P6		0-0 1B		0-0 1-2 2-H 1B		4	0	2	1	0	0	0		
Don Money, R OBP: 0.333, SLG: 0.554 (1, 6)		0-0 G4-3		0-0 F8		0-3 K		0-3 K		4	0	0	0	0	2	4		
Ron Stone, L OBP: 0.159, SLG: 0.233 (1, 7)			0-0 4-3		0-0 4-3		0-0 4-3			3	0	0	0	0	0	0		
Mike Ryan, R OBP: 0.200, SLG: 0.246 (1, 2)			0-0 5-3		0-0 1B BB 1B		0-0 1-3			3	0	1	0	0	0	0		
Jerry Johnson, R OBP: 0.286, SLG: 0.167 (1, 1)			0-0 1B 1B		4-0 1B 1B		0-0 L6			2	0	1	0	1	0	0		
Inning Stats	R: 0 E: 0 K: 3 S: 9	H: 0 LOB: 0 BB: 0 P: 9	R: 0 E: 1 K: 1 S: 5	H: 0 LOB: 0 BB: 0 P: 5	R: 0 E: 0 K: 0 S: 5	H: 2 LOB: 2 BB: 0 P: 5	R: 0 E: 0 K: 1 S: 5	H: 0 LOB: 0 BB: 0 P: 5	R: 0 E: 0 K: 0 S: 6	H: 1 LOB: 1 BB: 0 P: 6	R: 0 E: 0 K: 0 S: 3	H: 0 LOB: 0 BB: 0 P: 3	R: 1 E: 0 K: 3 S: 11	H: 2 LOB: 2 BB: 1 P: 15	1B: 7 2B: 0 3B: 0 HR: 0	SF: 0 SAC: 0 DP: 1 HBP: 0	WP: 0 PB: 0 SB: 1 CS: 0	PA: 33
PITCHER Ray Washburn, R ERA: 2.25 (1, 1)	IP: 8.0 WLS: L BF: 33 H: 7 R: 1 ER: 1 SO: 9 BB: 1 IBB: 1 HBP: 0 BLK: 0 WP: 0 HR: 0 S: 49 P: 57 ERA: 1.12 WHIP: 1.000																	

Batter	1	2	3	4	5	6	7	8	9	10	AB	R	H	RBI	BB	SO	LOB	TOP									
Don Kessinger, S OBP: 0.380, SLG: 0.407 (1, 6)	G2-3		4-3			1B	5-3			SH1-3 1B	5	1	1	1	0	0	3	Chicago Cubs @ Philadelphia Phillies Mon Apr 28 1969, 7:05 PM EDT Att: 4,438 - Unknown - 65 F Connie Mack Stadium, Philadelphia, PA livebaseballscorecards.com									
Glenn Beckert, R OBP: 0.310, SLG: 0.278 (1, 4)	6-3			F9		F2				SH1-3	4	0	1	0	0	0	1										
Billy Williams, L OBP: 0.337, SLG: 0.413 (1, 7)	K			G6-4-3 BB		BB				2B	3	0	1	0	2	1	1										
Ron Santo, R OBP: 0.372, SLG: 0.370 (1, 5)		5-3		G6-4-3						F8	4	0	1	1	1	0	2										
14 Ernie Banks, R OBP: 0.352, SLG: 0.392 (1, 3)										1B	4	0	1	0	1	2	5										
Randy Hundley, R OBP: 0.352, SLG: 0.387 (1, 2)										1B	4	0	0	0	1	0	5										
Al Spangler, L OBP: 0.397, SLG: 0.418 Adolfo Phillips, R OBP: 0.500, SLG: 0.167 (10, 9)											4	0	1	0	0	0	1										
Don Young, R OBP: 0.343, SLG: 0.344 (1, 8)											0	0	0	0	0	0	0										
Ken Holtzman, R Ted Abernathy, R (9, 1)											3	1	2	0	0	0	0										
											0	0	0	0	0	0	0										
Inning Stats	R: 0 E: 0 K: 1 S: 5	H: 0 LOB: 0 BB: 0 P: 5	R: 0 E: 0 K: 0 S: 4	H: 1 LOB: 1 BB: 0 P: 4	R: 0 E: 0 K: 1 S: 5	H: 1 LOB: 0 BB: 0 P: 5	R: 0 E: 0 K: 1 S: 5	H: 0 LOB: 0 BB: 1 P: 6	R: 0 E: 0 K: 1 S: 5	H: 0 LOB: 0 BB: 0 P: 5	R: 1 E: 0 K: 0 S: 6	H: 3 LOB: 3 BB: 1 P: 10	R: 0 E: 0 K: 1 S: 6	H: 1 LOB: 2 BB: 1 P: 10	R: 0 E: 0 K: 0 S: 4	H: 1 LOB: 2 BB: 1 P: 8	R: 0 E: 0 K: 1 S: 5	H: 0 LOB: 0 BB: 0 P: 5	R: 1 E: 1 K: 0 S: 7	H: 1 LOB: 2 BB: 1 P: 11	1B: 6 2B: 2 3B: 0 HR: 0	SF: 0 SAC: 3 DP: 1 HBP: 0	WP: 0 PB: 0 SB: 0 CS: 1	PA: 42			
PITCHER Rick Wise, R ERA: 1.42 (1, 1)	IP 10.0	WLS L	BF 42	H 8	R 2	ER 1	SO 6	BB 3	IBB 2	HBP 0	BLK 0	WP 0	HR 0	S 49	P 69	ERA 0.90	WHIP 1.100										

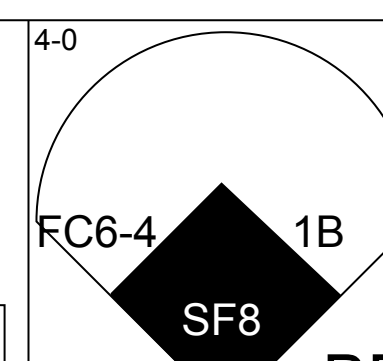
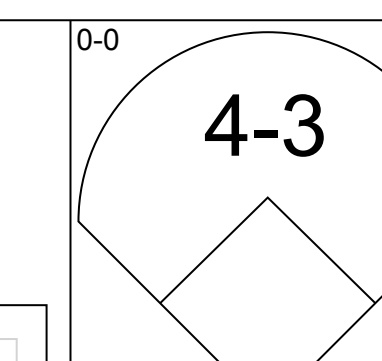
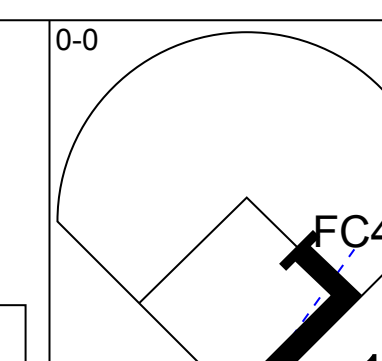
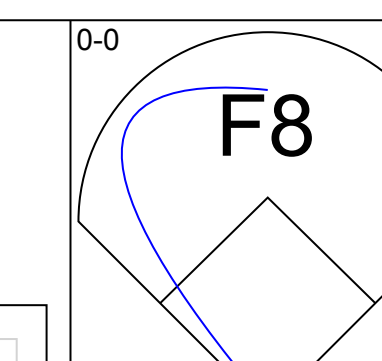
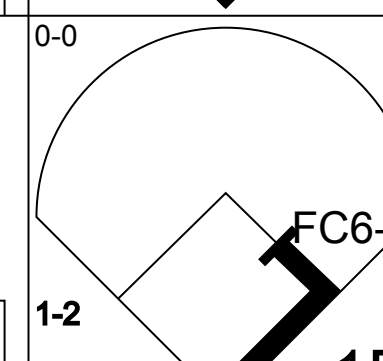
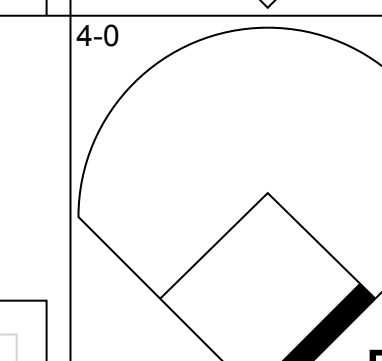
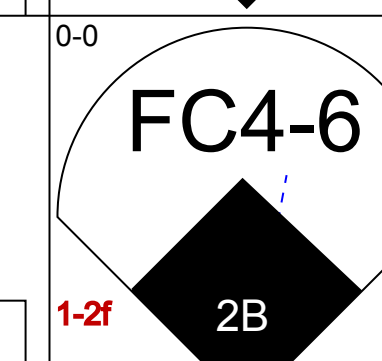
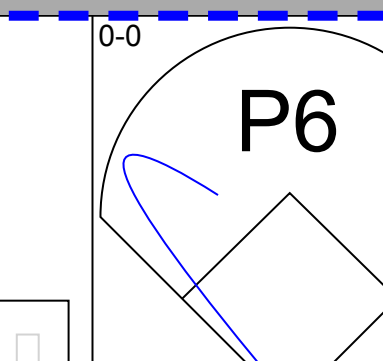
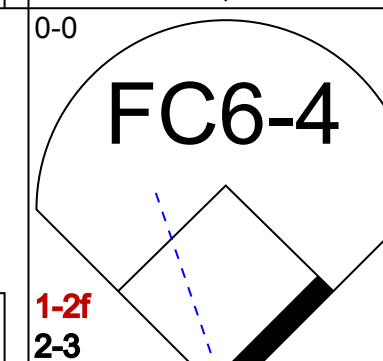
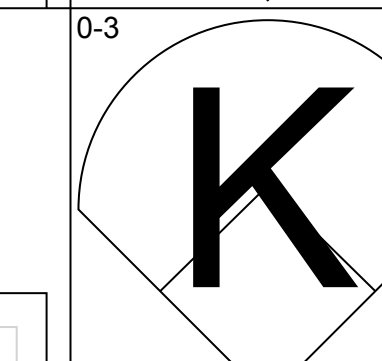
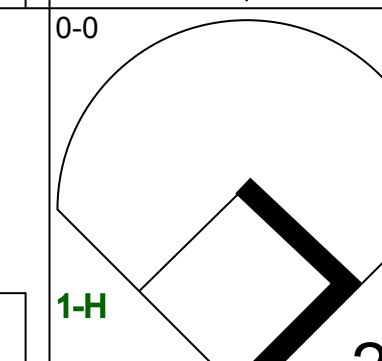
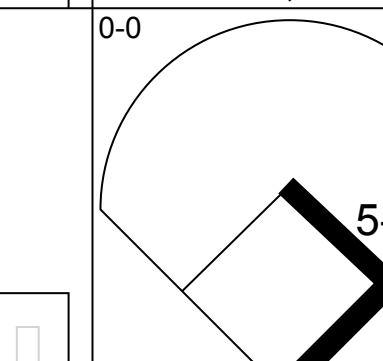
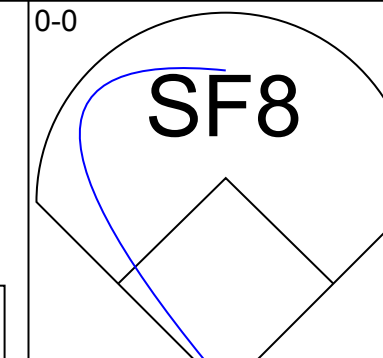
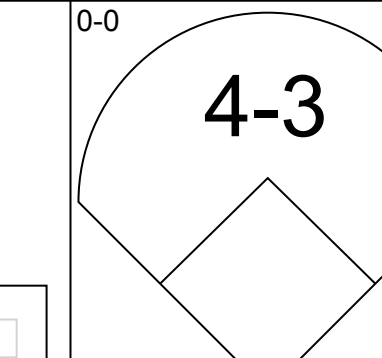
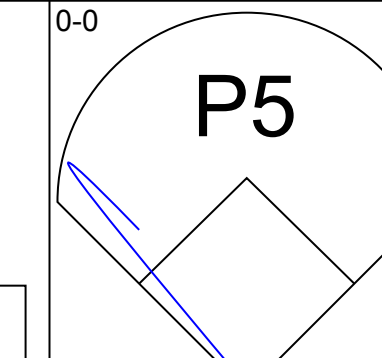
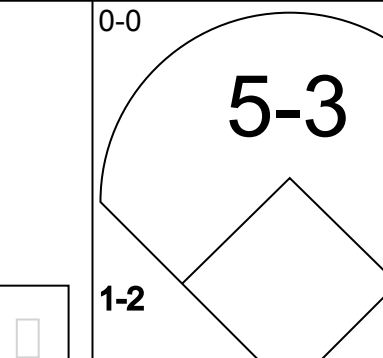
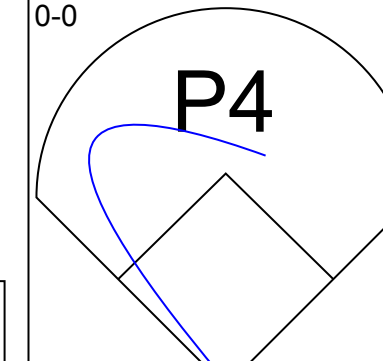
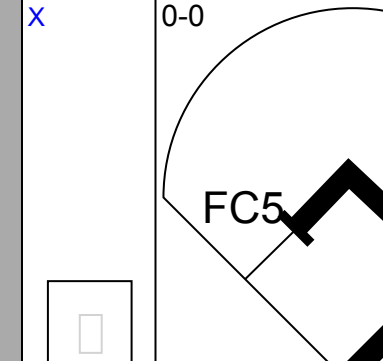
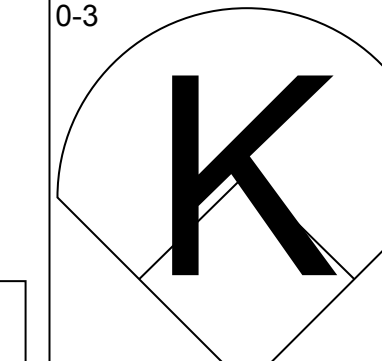
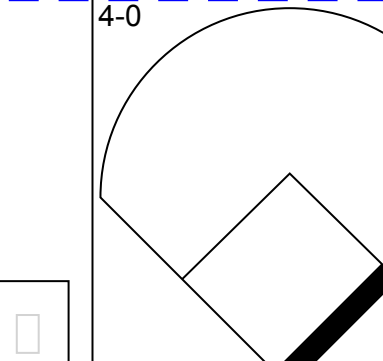
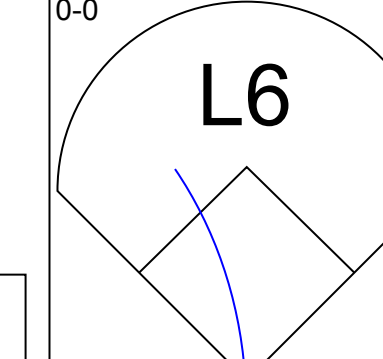
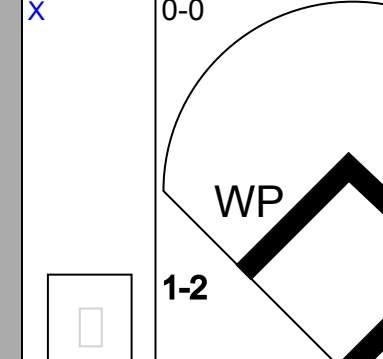
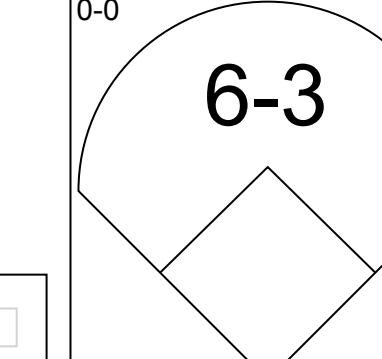
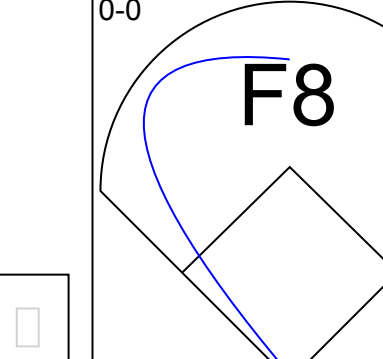
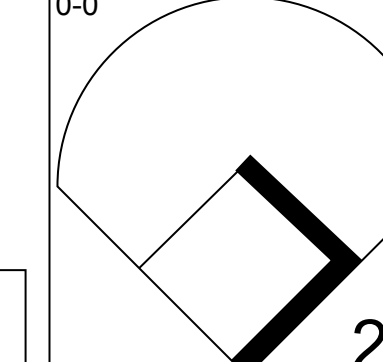
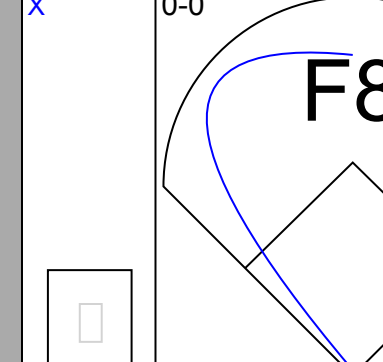
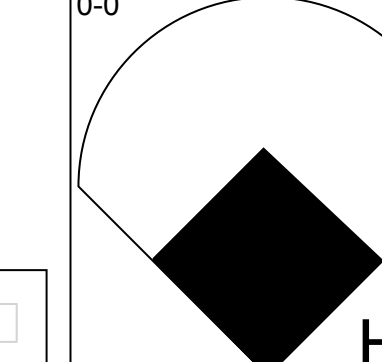
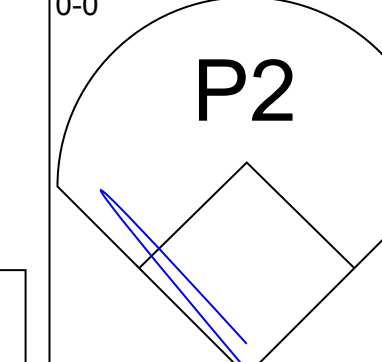
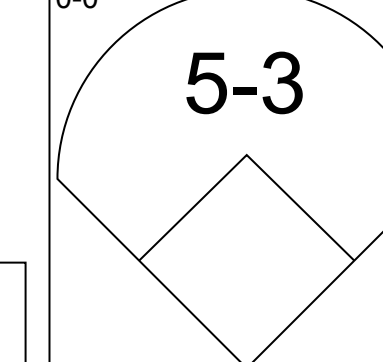
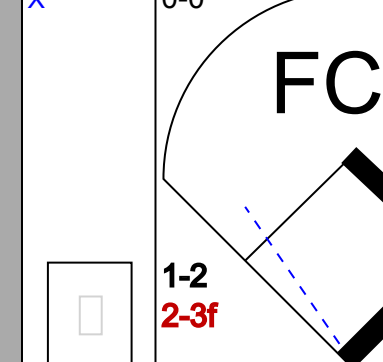
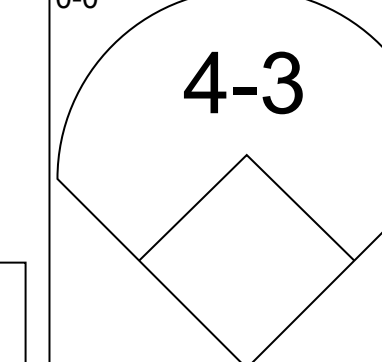
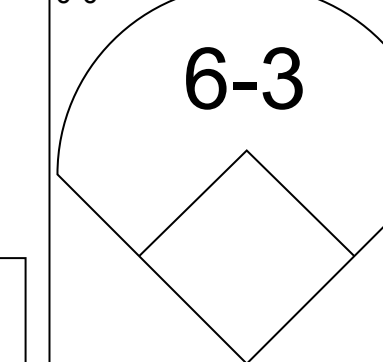
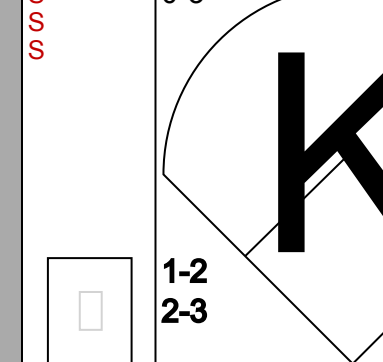
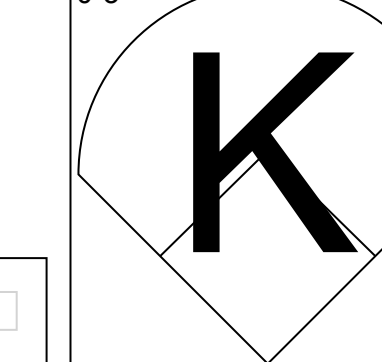
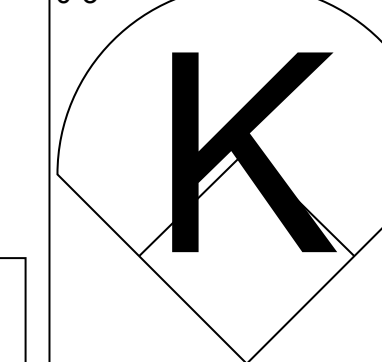
Batter	1	2	3	4	5	6	7	8	9	10	AB	R	H	RBI	BB	SO	LOB	BOTTOM									
Tony Taylor, R OBP: 0.320, SLG: 0.314 (1, 4)	K			L4		F9					3	0	0	0	1	1	0	Chicago Cubs @ Philadelphia Phillies Mon Apr 28 1969, 7:05 PM EDT Att: 4,438 - Unknown - 65 F Connie Mack Stadium, Philadelphia, PA livebaseballscorecards.com									
Johnny Callison, L OBP: 0.347, SLG: 0.415 (1, 9)	P4			K							4	0	1	0	0	1	0										
Dick Allen, R OBP: 0.368, SLG: 0.659 (1, 3)	F9			F8							4	1	1	1	0	0	2										
Deron Johnson, R OBP: 0.429, SLG: 0.489 Terry Harmon, R OBP: 0.440, SLG: 0.222 (10, PR)											4	0	1	0	0	2	0										
Don Money, R OBP: 0.326, SLG: 0.533 (1, 6)											0	0	0	0	0	0	0										
Cookie Rojas, R OBP: 0.300, SLG: 0.283 (1, 7)											4	0	1	0	0	1	0										
Mike Ryan, R OBP: 0.190, SLG: 0.233 John Briggs, L OBP: 0.206, SLG: 0.069 (10, PH)											3	0	0	0	0	1	1										
Larry Hisle, R OBP: 0.242, SLG: 0.214 Ron Stone, L OBP: 0.156, SLG: 0.227 (10, PH)											1	0	0	0	0	0	3										
Rick Wise, R OBP: 0.308, SLG: 0.200 Rick Joseph, R OBP: 0.286, SLG: 0.286 (10, PH)											3	0	0	0	0	0	0										
											1	0	0	0	0	0	3										
Inning Stats	R: 0 E: 0 K: 1 S: 5	H: 0 LOB: 0 BB: 0 P: 5	R: 0 E: 0 K: 2 S: 7	H: 0 LOB: 0 BB: 0 P: 7	R: 0 E: 0 K: 2 S: 7	H: 0 LOB: 0 BB: 0 P: 7	R: 0 E: 0 K: 1 S: 5	H: 0 LOB: 0 BB: 0 P: 5	R: 0 E: 0 K: 2 S: 8	H: 1 LOB: 1 BB: 0 P: 8	R: 0 E: 0 K: 0 S: 3	H: 0 LOB: 0 BB: 3 P: 3	R: 1 E: 0 K: 0 S: 4	H: 1 LOB: 0 BB: 0 P: 4	R: 0 E: 0 K: 1 S: 5	H: 0 LOB: 0 BB: 0 P: 5	R: 0 E: 0 K: 0 S: 3	H: 1 LOB: 1 BB: 1 P: 7	R: 0 E: 1 K: 0 S: 5	H: 2 LOB: 3 BB: 1 P: 9	1B: 4 2B: 0 3B: 0 HR: 1	SF: 0 SAC: 0 DP: 1 HBP: 0	WP: 0 PB: 0 SB: 0 CS: 0	PA: 36			
PITCHER Ken Holtzman, L ERA: 2.29 Ted Abernathy, R ERA: (9, 1)	IP 8.1	WLS R	BF 29	H 3	R 1	ER 1	SO 9	BB 1	IBB 0	HBP 0	BLK 0	WP 0	HR 1	S 46	P 50	ERA 1.08	WHIP 0.480										

Batter	1	2	3	4	5	6	7	8	9	AB	R	H	RBI	BB	SO	LOB	TOP					
Don Kessinger, S OBP: 0.394, SLG: 0.436										4	0	1	0	0	1	2						
Glenn Beckert, R OBP: 0.326, SLG: 0.314										4	0	2	0	0	0	0						
Billy Williams, L OBP: 0.336, SLG: 0.436										4	0	1	0	0	1	3						
Ron Santo, R OBP: 0.379, SLG: 0.410										2	0	0	0	2	0	1						
14 Ernie Banks, R OBP: 0.330, SLG: 0.356										4	0	0	0	0	0	3						
Randy Hundley, R OBP: 0.361, SLG: 0.386										3	1	1	0	0	0	0						
Jim Hickman, R OBP: 0.194, SLG: 0.152										4	0	0	0	0	0	2						
Don Young, R OBP: 0.338, SLG: 0.328										3	0	1	0	0	2	1						
Bill Hands, R Gene Oliver, R Nate Oliver, R Hank Aguirre, R Phil Regan, R										2	0	0	1	0	0	1						
Inning Stats	R: 0 E: 0 K: 1 S: 6	H: 1 LOB: 2 BB: 1 P: 10	R: 1 E: 0 K: 0 S: 4	H: 1 LOB: 1 BB: 0 P: 5	R: 0 E: 0 K: 1 S: 5	H: 0 LOB: 0 BB: 0 P: 5	R: 0 E: 0 K: 1 S: 6	H: 1 LOB: 1 BB: 0 P: 6	R: 0 E: 0 K: 0 S: 4	H: 2 LOB: 1 BB: 0 P: 4	R: 0 E: 0 K: 0 S: 2	H: 0 LOB: 0 BB: 1 P: 6	R: 0 E: 0 K: 1 S: 6	H: 1 LOB: 1 BB: 0 P: 6	R: 0 E: 0 K: 0 S: 3	H: 1 LOB: 0 BB: 0 P: 3	R: 0 E: 0 K: 0 S: 3	H: 0 LOB: 0 BB: 0 P: 3	1B: 6 2B: 1 3B: 0 HR: 0	SF: 0 SAC: 0 DP: 3 HBP: 1	WP: 0 PB: 0 SB: 0 CS: 0	PA: 34
PITCHER Woodie Fryman, L ERA: 2.01	IP: 9.0 WLS: W BF: 34 H: 7 R: 1 ER: 1 SO: 4 BB: 2 IBB: 0 HBP: 1 BLK: 0 WP: 0 HR: 0 S: 39 P: 48 ERA: 1.00 WHIP: 1.000															PITCHER						

Chicago Cubs @ Philadelphia Phillies
 Connie Mack Stadium, Philadelphia, PA
 Wed Apr 30 1969, 7:05 PM EDT
 Att: 2,930 - Unknown

AB 31
 R 1
 H 7
 RBI 1
 BB 2
 SO 4
 LOB 13



Batter	1	2	3	4	5	6	7	8	9	AB	R	H	RBI	BB	SO	LOB	BOTTOM			
Tony Taylor, R OBP: 0.313, SLG: 0.299										3	1	1	0	1	0	1				
John Briggs, L OBP: 0.256, SLG: 0.121										3	1	1	0	1	0	1				
Dick Allen, R OBP: 0.404, SLG: 0.673										4	0	2	1	0	1	3				
Johnny Callison, L OBP: 0.313, SLG: 0.375										3	0	0	1	0	0	3				
Deron Johnson, R OBP: 0.413, SLG: 0.451										3	0	1	0	1	1	2				
Don Money, R OBP: 0.306, SLG: 0.485										4	0	1	0	0	0	2				
Mike Ryan, R OBP: 0.229, SLG: 0.318										4	1	2	1	0	0	2				
Larry Hisle, R OBP: 0.232, SLG: 0.206										4	0	1	0	0	0	3				
Woodie Fryman, R OBP: 0.067, SLG: 0.067										4	0	0	0	0	3	4				
Inning Stats	R: 1 E: 0 K: 0 S: 4	H: 1 LOB: 1 BB: 1 P: 8	R: 0 E: 0 K: 0 S: 4	H: 1 LOB: 0 BB: 0 P: 4	R: 0 E: 0 K: 1 S: 5	H: 0 LOB: 1 BB: 1 P: 9	R: 0 E: 0 K: 1 S: 7	H: 2 LOB: 2 BB: 0 P: 7	R: 1 E: 0 K: 1 S: 7	H: 2 LOB: 1 BB: 0 P: 7	R: 1 E: 0 K: 1 S: 7	H: 2 LOB: 1 BB: 0 P: 7	R: 0 E: 0 K: 0 S: 4	H: 1 LOB: 2 BB: 1 P: 8	R: 0 E: 0 K: 1 S: 5	H: 0 LOB: 0 BB: 0 P: 5	1B: 6 2B: 2 3B: 0 HR: 1	SF: 1 SAC: 0 DP: 0 HBP: 0	WP: 1 PB: 0 SB: 0 CS: 0	PA: 36
PITCHER Bill Hands, R Hank Aguirre, L Phil Regan, R	IP: 6.0 WLS: L BF: 28 H: 8 R: 3 ER: 3 SO: 4 BB: 2 IBB: 0 HBP: 0 BLK: 0 WP: 1 HR: 1 S: 34 P: 42 ERA: 4.50 WHIP: 1.667															PITCHER				

Chicago Cubs @ Philadelphia Phillies
 Connie Mack Stadium, Philadelphia, PA
 Wed Apr 30 1969, 7:05 PM EDT
 Att: 2,930 - Unknown

AB 32
 R 3
 H 9
 RBI 3
 BB 3
 SO 5
 LOB 21



Batter	1	2	3	4	5	6	7	8	9	AB	R	H	RBI	BB	SO	LOB	TOP					
Tony Taylor, R (1, 5) OBP: 0.326, SLG: 0.313 Rick Joseph, R (4, FR) OBP: 0.300, SLG: 0.400										3	1	2	2	0	0	1	Philadelphia Phillies @ St. Louis Cardinals Busch Stadium, St. Louis, MO Fri May 02 1969, 7:05 PM CDT Att: 17,916 - Unknown					
Cookie Rojas, R (1, 4) OBP: 0.321, SLG: 0.296										5	0	3	0	0	0	2						
John Briggs, L (1, 7) OBP: 0.227, SLG: 0.105										5	0	0	0	0	1	6						
Deron Johnson, R (1, 3) OBP: 0.412, SLG: 0.436										4	1	1	1	1	1	2						
Johnny Callison, L (1, 9) OBP: 0.306, SLG: 0.364										5	0	1	0	0	1	2						
Don Money, R (1, 6) OBP: 0.299, SLG: 0.466										5	1	1	0	0	0	3						
Mike Ryan, R (1, 2) OBP: 0.230, SLG: 0.314										4	2	1	1	0	0	1						
Larry Hisle, R (1, 8) OBP: 0.274, SLG: 0.269										4	2	4	2	0	0	0						
Jerry Johnson, R (1, 1) OBP: 0.222, SLG: 0.125 Turk Farrell, R (7, 1)										2	0	0	0	0	1	2						
										0	0	0	0	0	0	0						
Inning Stats	R: 1 E: 0 K: 0 S: 5	H: 2 LOB: 1 BB: 0 P: 5	R: 2 E: 1 K: 0 S: 6	H: 2 LOB: 1 BB: 0 P: 6	R: 0 E: 0 K: 1 S: 5	H: 0 LOB: 1 BB: 1 P: 9	R: 1 E: 0 K: 1 S: 8	H: 3 LOB: 2 BB: 0 P: 8	R: 2 E: 0 K: 0 S: 6	H: 4 LOB: 1 BB: 0 P: 6	R: 0 E: 0 K: 1 S: 4	H: 1 LOB: 1 BB: 0 P: 4	R: 0 E: 0 K: 1 S: 5	H: 0 LOB: 0 BB: 0 P: 5	R: 1 E: 0 K: 0 S: 5	H: 2 LOB: 1 BB: 0 P: 5	R: 0 E: 0 K: 1 S: 5	H: 0 LOB: 0 BB: 0 P: 5	1B: 12 2B: 2 3B: 0 HR: 0	SF: 0 SAC: 2 DP: 1 HBP: 0	WP: 0 PB: 0 SB: 2 CS: 0	PA: 42
PITCHER	IP WLS BF H R ER SO BB IBB HBP BLK WP HR S P ERA WHIP																					
Ray Washburn, R (1, 1) ERA: 2.5	4.0 L 21 7 4 2 2 2 1 0 0 0 0 0 0 24 28 4.50 2.000																					
Mike Torrez, R (5, 1) ERA: 4.15	2.0 10 5 2 2 0 0 0 0 0 0 0 0 10 10 9.00 2.500																					
Gary Waslewski, R (7, 1) ERA: 4.63	2.0 8 2 1 1 1 0 0 0 0 0 0 0 10 10 4.50 1.000																					
Mel Nelson, L (9, 1) ERA: 18.0	1.0 3 0 0 0 1 0 0 0 0 0 0 0 5 5 0.00 0.000																					

Batter	1	2	3	4	5	6	7	8	9	AB	R	H	RBI	BB	SO	LOB	BOTTOM					
Lou Brock, L (1, 7) OBP: 0.216, SLG: 0.337										5	0	1	0	0	2	2	Philadelphia Phillies @ St. Louis Cardinals Busch Stadium, St. Louis, MO Fri May 02 1969, 7:05 PM CDT Att: 17,916 - Unknown					
Curt Flood, R (1, 8) OBP: 0.311, SLG: 0.337										5	1	3	0	0	0	1						
Tim McCarver, L (1, 2) OBP: 0.347, SLG: 0.365										3	0	0	0	2	1	2						
Joe Torre, R (1, 3) OBP: 0.340, SLG: 0.472										5	0	2	1	0	0	4						
Mike Shannon, R (1, 5) OBP: 0.289, SLG: 0.376										4	0	0	0	1	0	7						
Joe Hague, L (1, 9) OBP: 0.188, SLG: 0.071										5	0	1	0	0	1	4						
Julian Javier, R (1, 4) OBP: 0.303, SLG: 0.333										4	1	3	1	0	0	2						
Dal Maxvill, R (1, 6) OBP: 0.325, SLG: 0.286										4	0	1	0	0	0	3						
Ray Washburn, R (1, 1) ERA: 2.5 Bill White, L (4, PH) OBP: 0.192, SLG: 0.100 Mike Torrez, R (5, 1) ERA: 4.15 Vada Pinson, L (6, PH) OBP: 0.291, SLG: 0.476 Gary Waslewski, R (7, 1) ERA: 4.63 Phil Gagliano, R (8, PH) OBP: 0.309, SLG: 0.125 Mel Nelson, R (9, 1) ERA: 18.0										1	0	0	0	0	0	3						
										1	0	0	0	0	0	1						
										0	0	0	0	0	0	0						
										0	0	0	0	0	0	2						
										0	0	0	0	0	0	0						
										0	0	0	0	0	0	0						
										0	0	0	0	0	0	0						
Inning Stats	R: 0 E: 0 K: 1 S: 5	H: 0 LOB: 0 BB: 0 P: 5	R: 0 E: 1 K: 0 S: 5	H: 1 LOB: 3 BB: 1 P: 9	R: 0 E: 0 K: 1 S: 7	H: 2 LOB: 2 BB: 0 P: 7	R: 0 E: 0 K: 0 S: 4	H: 1 LOB: 1 BB: 0 P: 4	R: 1 E: 0 K: 0 S: 5	H: 2 LOB: 1 BB: 0 P: 5	R: 0 E: 0 K: 0 S: 5	H: 2 LOB: 2 BB: 0 P: 5	R: 0 E: 0 K: 1 S: 6	H: 1 LOB: 2 BB: 1 P: 10	R: 1 E: 0 K: 1 S: 6	H: 1 LOB: 0 BB: 0 P: 6	R: 0 E: 0 K: 0 S: 4	H: 1 LOB: 2 BB: 1 P: 8	1B: 9 2B: 1 3B: 0 HR: 1	SF: 0 SAC: 0 DP: 0 HBP: 0	WP: 0 PB: 0 SB: 0 CS: 0	PA: 42
PITCHER	IP WLS BF H R ER SO BB IBB HBP BLK WP HR S P ERA WHIP																					
Jerry Johnson, R (1, 1) ERA: 2.54	6.0 W 30 9 1 1 2 2 1 0 0 0 0 0 1 32 40 1.50 1.833																					
Turk Farrell, R (7, 1) ERA: 1.99	3.0 S 12 2 1 1 2 1 0 0 0 0 0 1 15 19 3.00 1.000																					

Batter	1	2	3	4	5	6	7	8	9	AB	R	H	RBI	BB	SO	LOB	TOP																	
Larry Hisle, R OBP: 0.282, SLG: 0.268 (1, 8)										4	1	1	0	1	1	1	Philadelphia Phillies @ St. Louis Cardinals Busch Stadium, St. Louis, MO Sat May 03 1969, 3:33 AM CDT Att: 16,796 - Unknown																	
Cookie Rojas, R OBP: 0.273, SLG: 0.250 (1, 4)										5	0	0	0	0	0	2																		
Johnny Callison, L OBP: 0.311, SLG: 0.363 (1, 9)										3	0	1	1	1	0	0																		
Deron Johnson, R OBP: 0.384, SLG: 0.400 (1, 3)										5	0	0	0	0	2	4																		
Don Money, R OBP: 0.317, SLG: 0.474 (1, 6)										3	2	1	0	2	1	1																		
Rick Joseph, R OBP: 0.429, SLG: 0.500 (1, 5)										2	0	2	1	1	0	0																		
Dave Watkins, R OBP: 0.350, SLG: 0.333 John Briggs, L OBP: 0.244, SLG: 0.128 (8, PH) (8, 7)										2	0	1	1	1	1	2																		
Mike Ryan, R OBP: 0.218, SLG: 0.297 (1, 2)									4	0	0	0	0	0	7																			
Rick Wise, R OBP: 0.294, SLG: 0.214 (1, 1)										4	0	1	1	0	1	0																		
Inning Stats	R: 0 E: 0 K: 0 S: 3	H: 0 LOB: 0 BB: 2 P: 3	R: 0 E: 0 K: 1 S: 5	H: 0 LOB: 2 BB: 2 P: 13	R: 0 E: 0 K: 0 S: 3	H: 0 LOB: 0 BB: 0 P: 3	R: 1 E: 1 K: 0 S: 5	H: 2 LOB: 2 BB: 1 P: 9	R: 1 E: 1 K: 2 S: 8	H: 0 LOB: 1 BB: 1 P: 12	R: 0 E: 0 K: 0 S: 3	H: 1 LOB: 1 BB: 1 P: 7	R: 0 E: 0 K: 1 S: 7	H: 2 LOB: 2 BB: 0 P: 7	R: 2 E: 0 K: 1 S: 8	H: 3 LOB: 1 BB: 0 P: 8		R: 0 E: 0 K: 1 S: 5	H: 0 LOB: 1 BB: 1 P: 9	1B: 7 2B: 1 3B: 0 HR: 0	SF: 2 SAC: 0 DP: 1 HBP: 0	WP: 0 PB: 2 SB: 0 CS: 0	PA: 41											
PITCHER	IP WLS BF H R ER SO BB IBB HBP BLK WP HR S P ERA WHIP																																	
Steve Carlton, L ERA: 1.18 Ron Willis, R ERA: 3.45	(1, 1) (8, 1)	7.0 L	31 31	5 3	2 2	1 2	4 2	5 1	0 0	0 0	0 0	0 0	0 0	0 13	34 17	54 17	1.29 9.00	1.429 2.000																

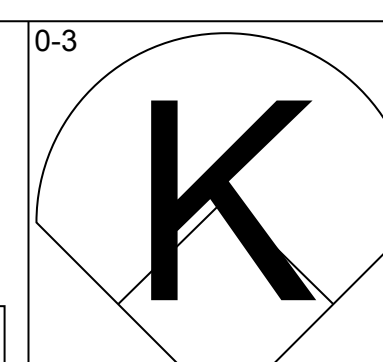
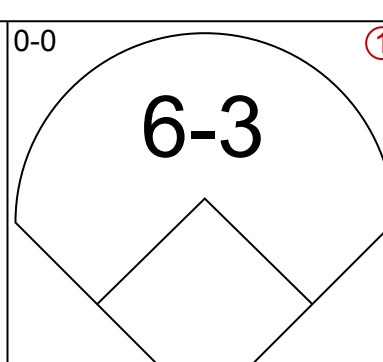
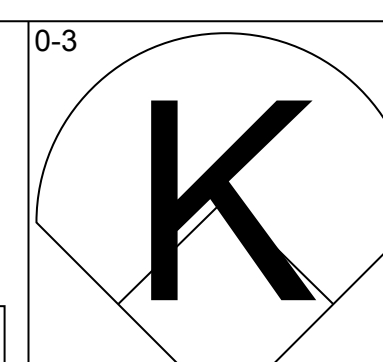
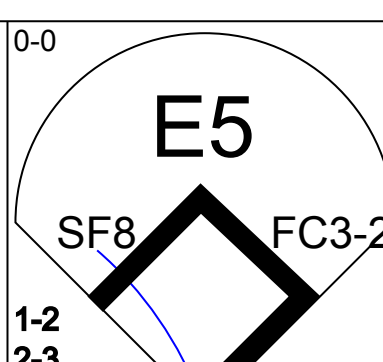
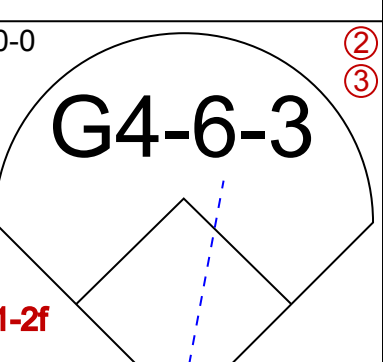
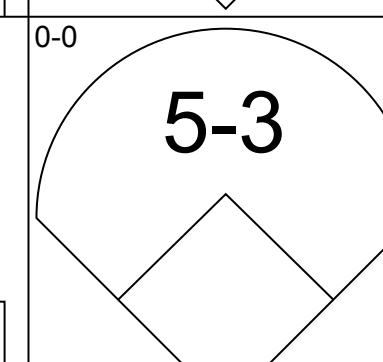
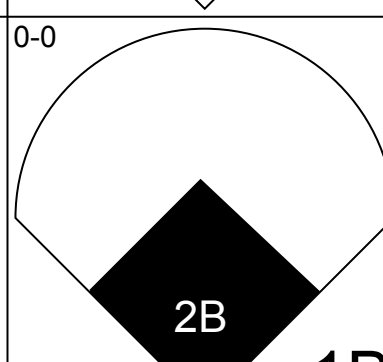
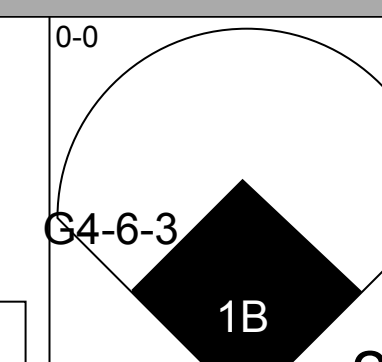
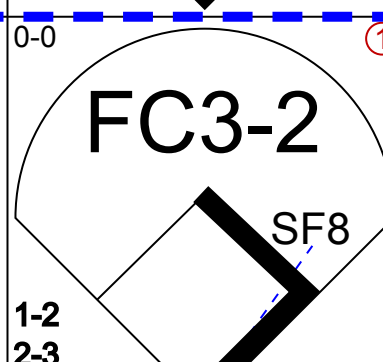
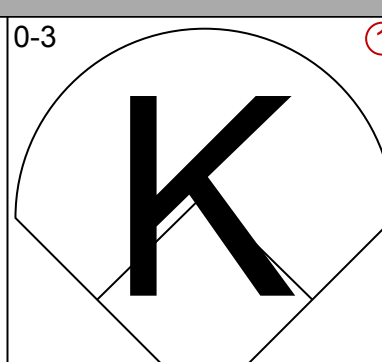
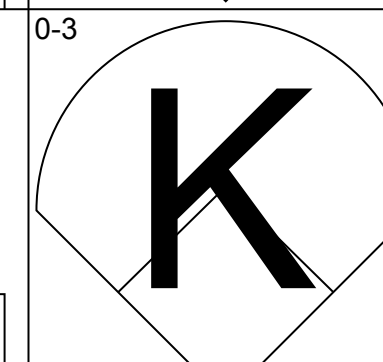
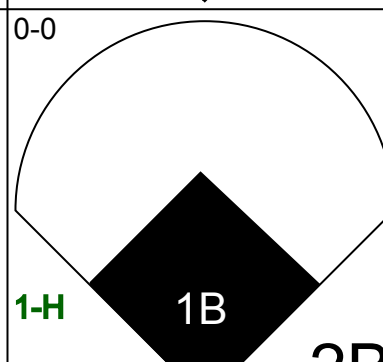
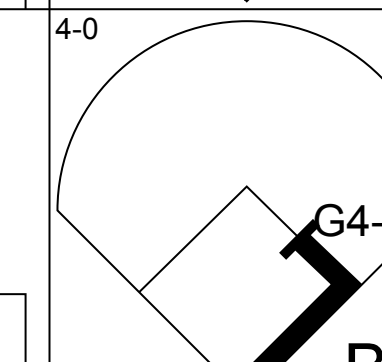
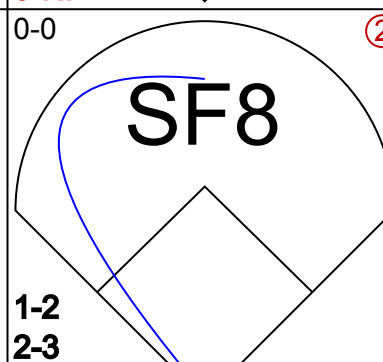
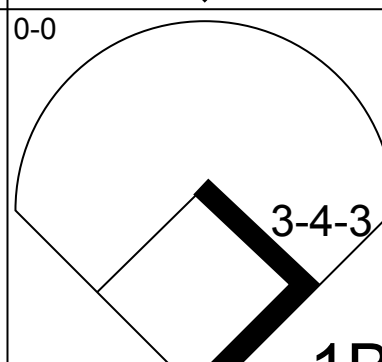
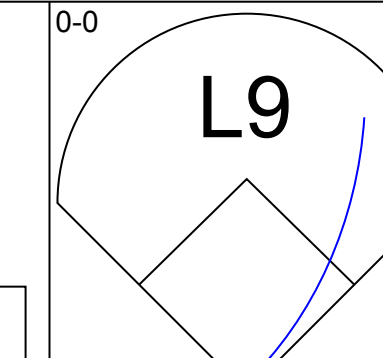
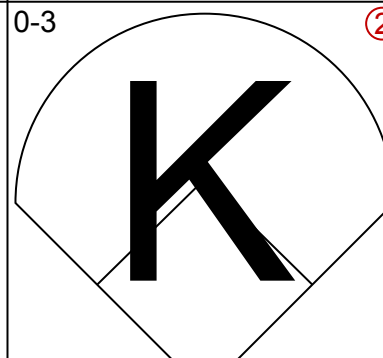
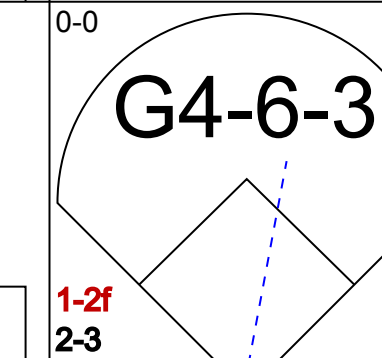
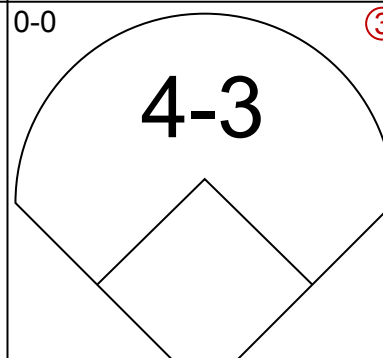
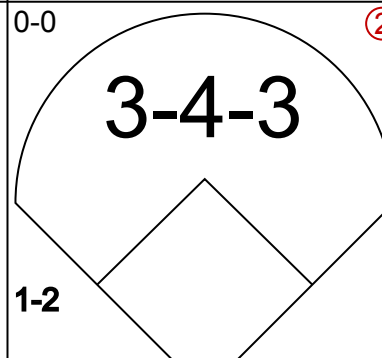
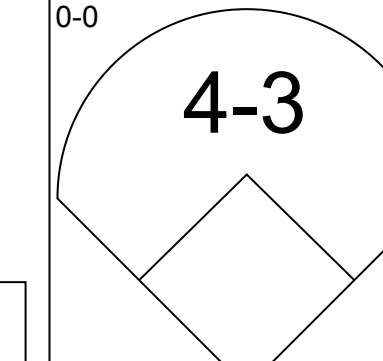
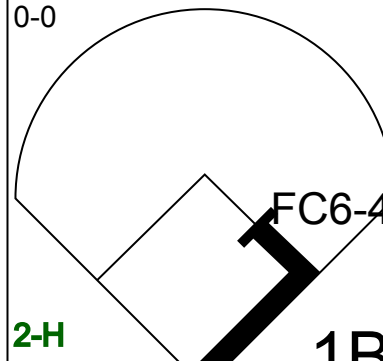
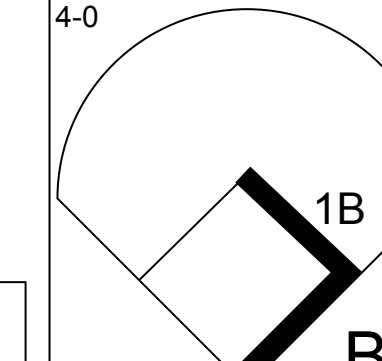
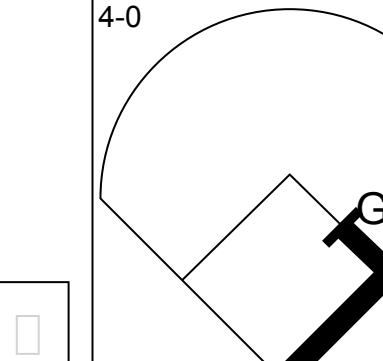
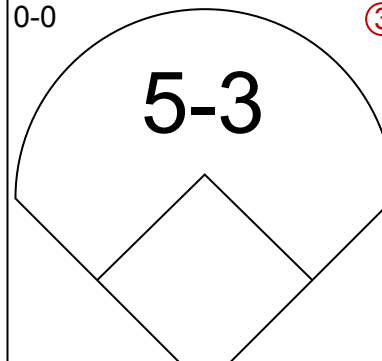
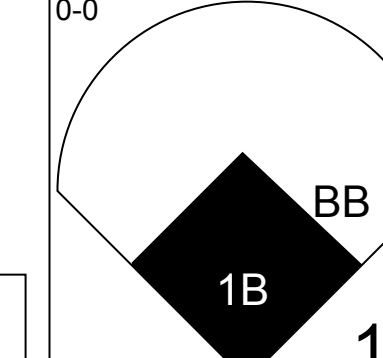
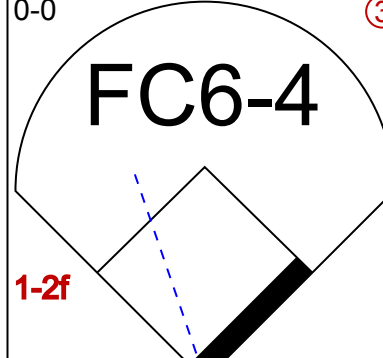
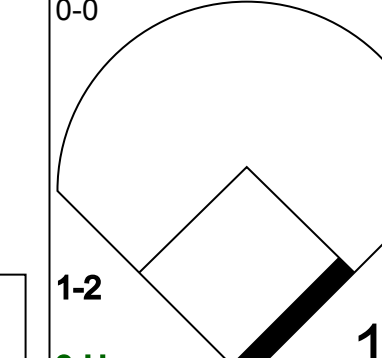
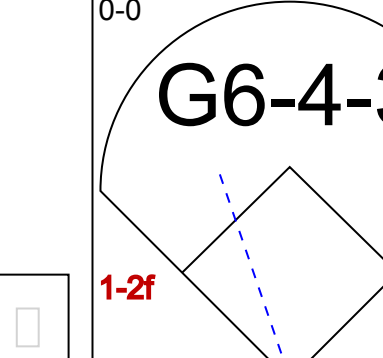
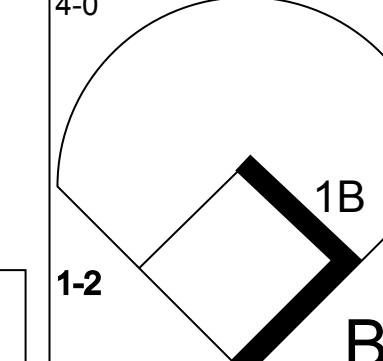
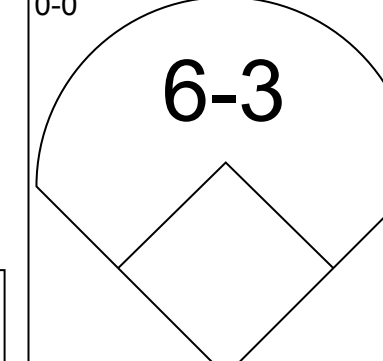
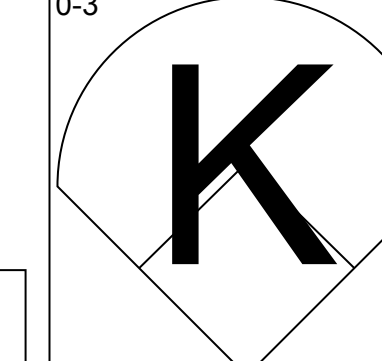

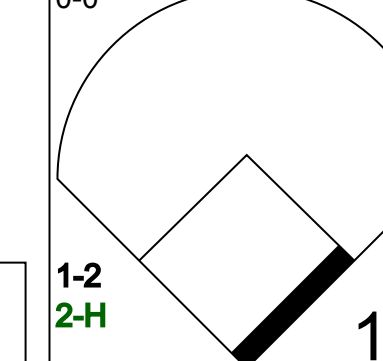
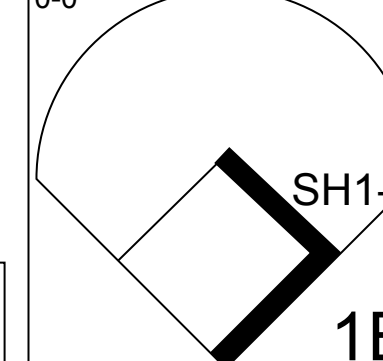
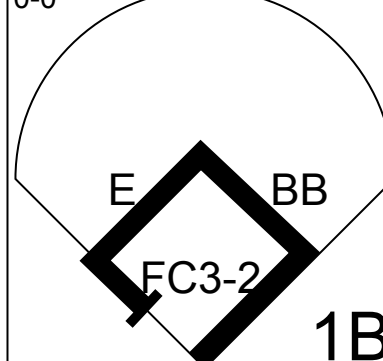
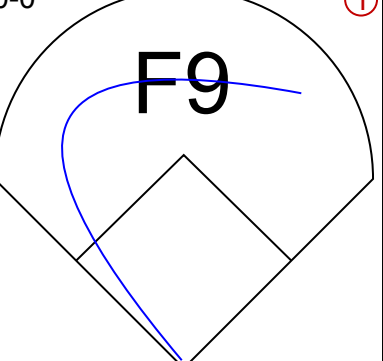
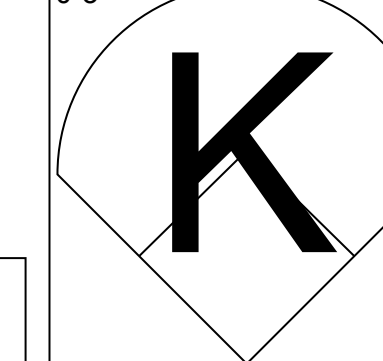
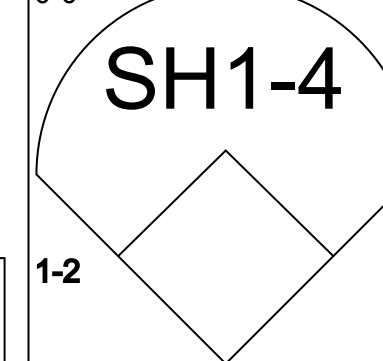
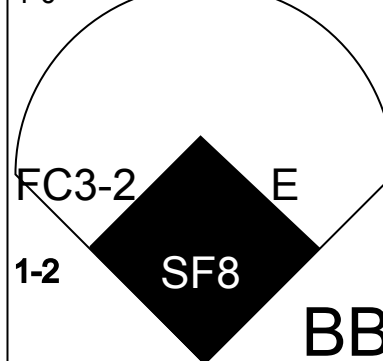
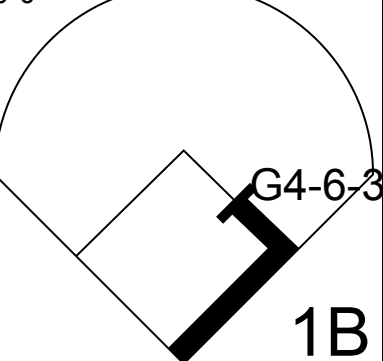
AB	33
R	4
H	8
RBI	4
BB	6
SO	6
LOB	17

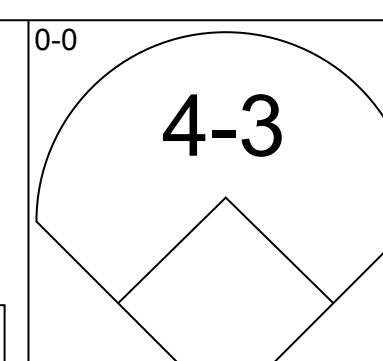
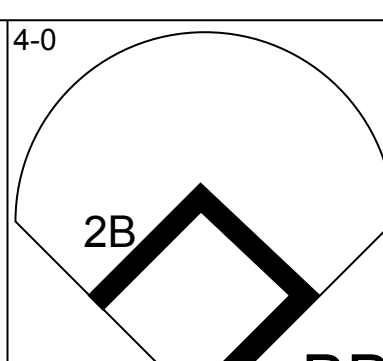
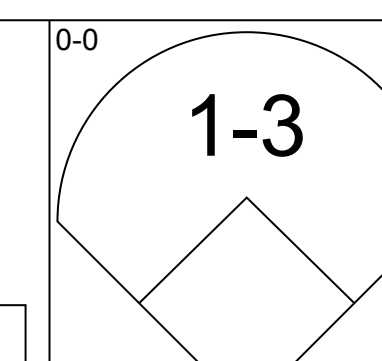
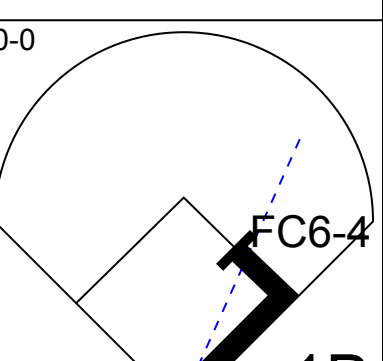
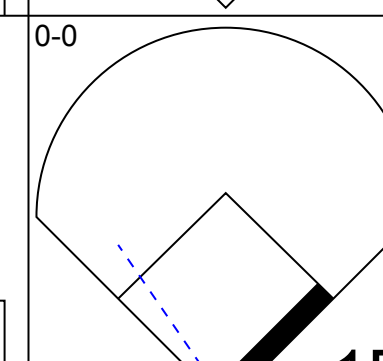
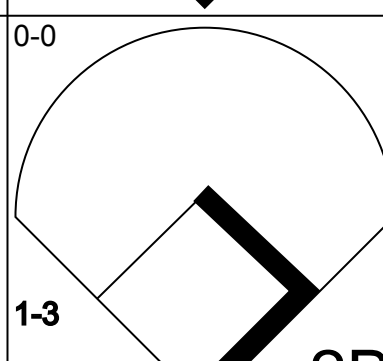
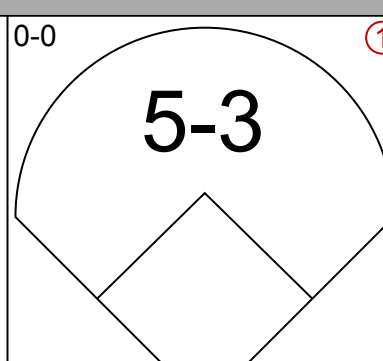
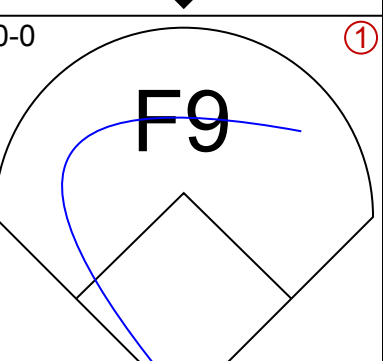
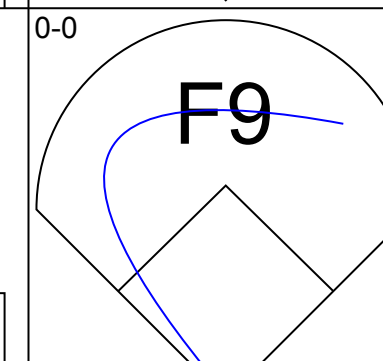
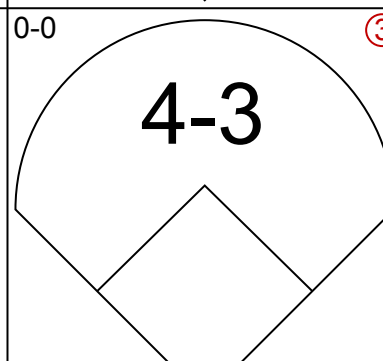
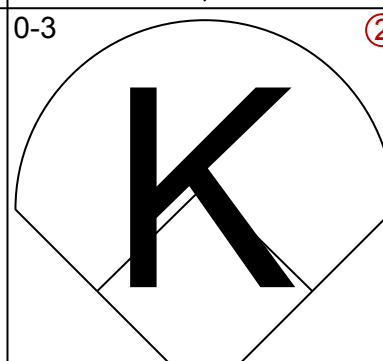
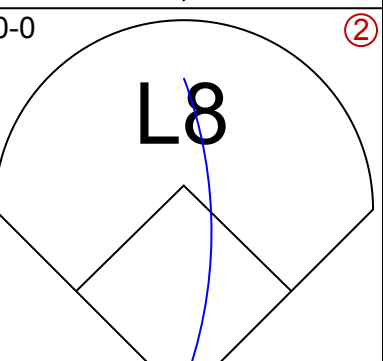
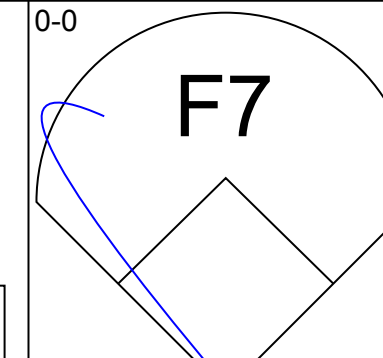
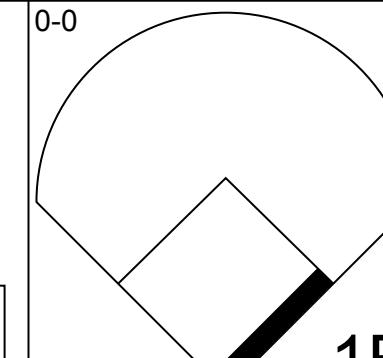
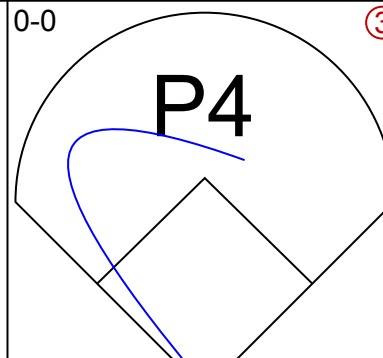
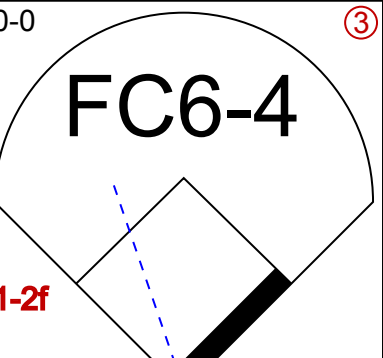
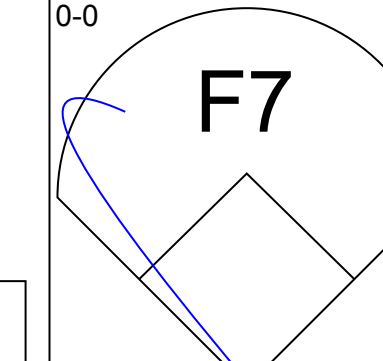
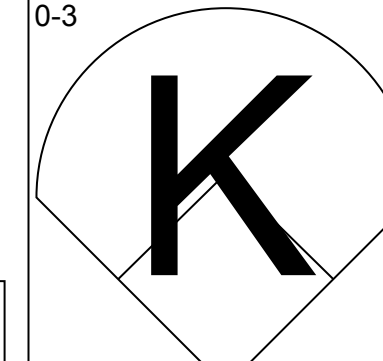
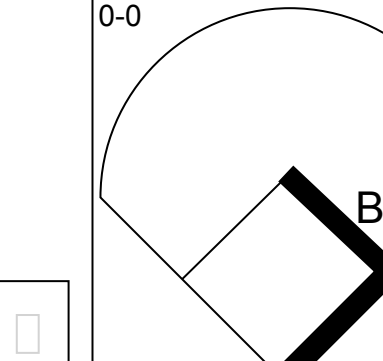
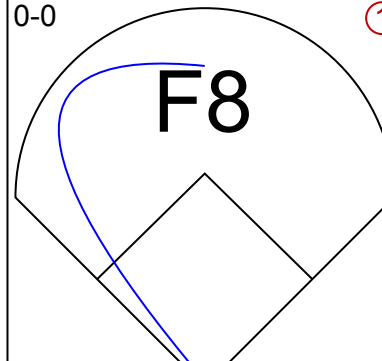
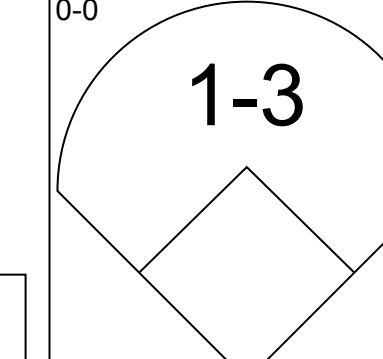
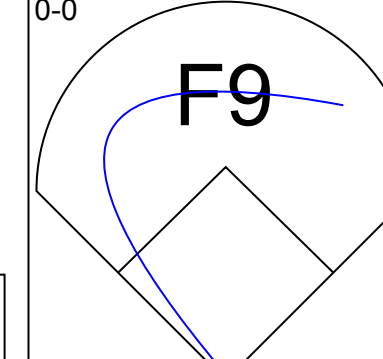

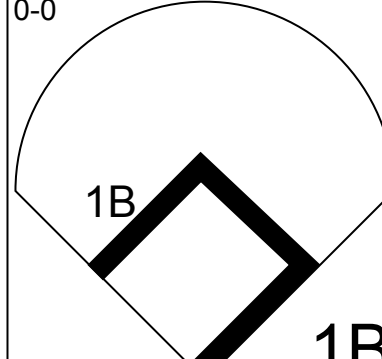
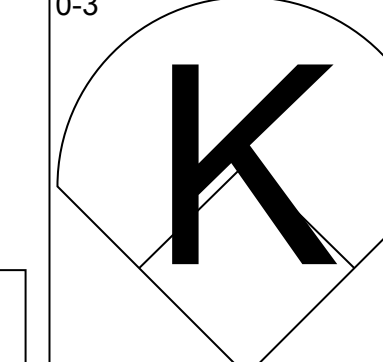
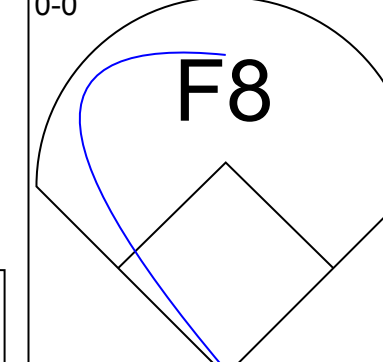

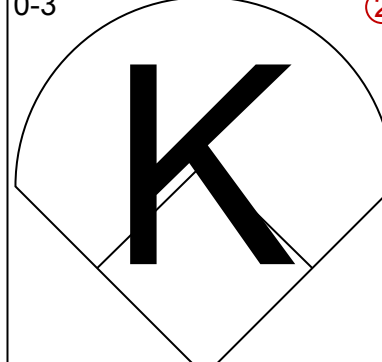
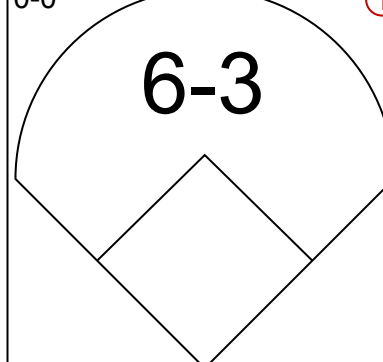
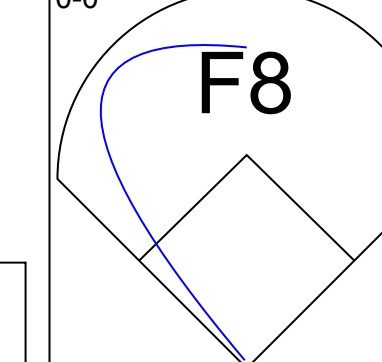
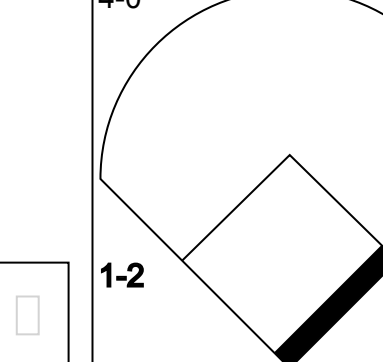
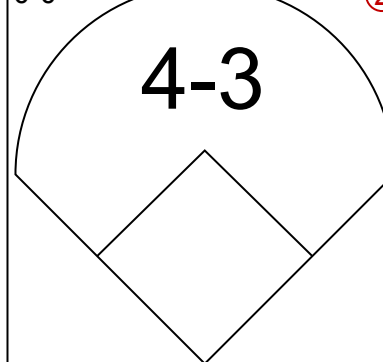
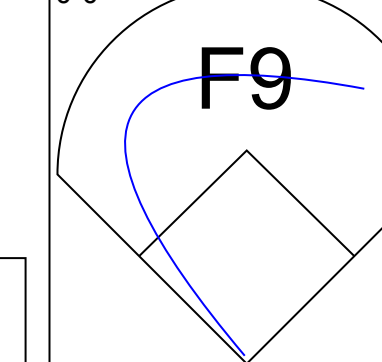
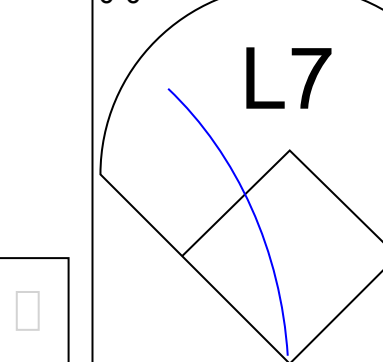


Batter	1	2	3	4	5	6	7	8	9	AB	R	H	RBI	BB	SO	LOB	BOTTOM														
Lou Brock, L OBP: 0.215, SLG: 0.330 (1, 7)										5	0	1	0	0	1	1	Philadelphia Phillies @ St. Louis Cardinals Busch Stadium, St. Louis, MO Sat May 03 1969, 3:33 AM CDT Att: 16,796 - Unknown														
Curt Flood, R OBP: 0.318, SLG: 0.330 (1, 8)										2	1	0	0	2	0	1															
Tim McCarver, L OBP: 0.343, SLG: 0.360 (1, 2)										4	0	1	0	0	0	2															
Joe Torre, R OBP: 0.346, SLG: 0.484 (1, 3)										4	0	2	1	0	0	3															
Mike Shannon, R OBP: 0.277, SLG: 0.361 (1, 5)										4	0	0	0	0	0	3															
Joe Hague, L OBP: 0.150, SLG: 0.056 (1, 9)										4	0	0	0	0	2	2															
Julian Javier, R OBP: 0.288, SLG: 0.316 (1, 4)										4	0	0	0	0	0	0															
Dal Maxvill, R OBP: 0.322, SLG: 0.284 (1, 6)										4	0	1	0	0	0	0															
Steve Carlton, L OBP: 0.357, SLG: 0.429 Bill White, L OBP: 0.167, SLG: 0.091 Ron Willis, R OBP: 0.316, SLG: 0.316 (7, PH) (8, 1) Dave Ricketts, S (8, PH)										2	0	0	0	0	0	0															
Inning Stats	R: 0 E: 0 K: 0 S: 4	H: 1 LOB: 1 BB: 0 P: 4	R: 0 E: 0 K: 1 S: 5	H: 0 LOB: 0 BB: 0 P: 5	R: 0 E: 0 K: 0 S: 4	H: 1 LOB: 1 BB: 0 P: 4	R: 0 E: 0 K: 0 S: 3	H: 0 LOB: 0 BB: 0 P: 3	R: 0 E: 0 K: 0 S: 4	H: 1 LOB: 2 BB: 1 P: 8	R: 0 E: 1 K: 0 S: 5	H: 1 LOB: 2 BB: 0 P: 5	R: 1 E: 1 K: 1 S: 7	H: 1 LOB: 2 BB: 1 P: 11	R: 0 E: 0 K: 1 S: 5	H: 0 LOB: 1 BB: 1 P: 9		1B: 4 2B: 1 3B: 0 HR: 0	SF: 0 SAC: 0 DP: 0 HBP: 0	WP: 0 PB: 0 SB: 1 CS: 0	PA: 37										
PITCHER	IP WLS BF H R ER SO BB IBB HBP BLK WP HR S P ERA WHIP																														
Rick Wise, R ERA: 1.15	(1, 1)	9.0 W	37 37	5 5	1 1	0 0	3 3	3 3	0 0	0 0	0 0	0 0	0 40	52 52	0.00 0.889																

AB	34
R	1
H	5
RBI	1
BB	3
SO	3
LOB	14



Batter	1	2	3	4	5	6	7	8	9	AB	R	H	RBI	BB	SO	LOB	TOP		
Larry Hisle, R OBP: 0.295, SLG: 0.250 (1, 8)			6-3 			E5 SF8 FC3-2 		G4-6-3 		5	0	0	0	0	2	4	Philadelphia Phillies @ St. Louis Cardinals Busch Stadium, St. Louis, MO Sun May 04 1969, 3:33 AM CDT Att: 15,511 - Unknown		
John Briggs, L OBP: 0.280, SLG: 0.182 (1, 7)	5-3 		2B 1B 		G4-6-3 1B 2B 	FC3-2 SF8 			K 	5	2	2	0	0	1	3			
Dick Allen, R OBP: 0.419, SLG: 0.691 (1, 3)			1B 2B 		G4-6-3 BB 	SF8 				3	1	2	2	1	1	0			
Johnny Callison, L OBP: 0.295, SLG: 0.341 (1, 9)		L9 	K 		G4-6-3 	4-3 			3-4-3 	5	0	0	0	0	1	6			
Deron Johnson, R OBP: 0.397, SLG: 0.397 (1, 5)	4-3 		FC6-4 1B 		1B BB 			G6-4-3 BB 	5-3 	3	0	1	1	2	0	1			
Cookie Rojas, R OBP: 0.297, SLG: 0.278 (1, 4)	BB 1B 	FC6-4 			1-2 3-H 1B 			G6-4-3 		4	1	2	1	0	0	2			
Don Money, R OBP: 0.314, SLG: 0.456 (1, 6)	1B BB 		6-3 		K 			K 		3	0	0	0	1	2	2			
Mike Ryan, R OBP: 0.244, SLG: 0.321 (1, 2)	1-2 2-H 1B 		SH1-4 1B 		FC3-2 1B 			F9 		4	0	3	1	0	0	0			
Grant Jackson, S OBP: 0.417, SLG: 0.364 (1, 1)			SH1-4 		FC3-2 SF8 BB 			G4-6-3 1B 		2	1	1	0	1	1	2			
Inning Stats	R: 0 E: 0 K: 2 S: 7	H: 0 LOB: 0 BB: 0 P: 7	R: 1 E: 0 K: 1 S: 7	H: 2 LOB: 2 BB: 1 P: 11	R: 2 E: 0 K: 1 S: 8	H: 3 LOB: 1 BB: 0 P: 8	R: 0 E: 0 K: 1 S: 6	H: 1 LOB: 1 BB: 0 P: 6	R: 1 E: 0 K: 0 S: 5	H: 2 LOB: 2 BB: 2 P: 14	R: 0 E: 0 K: 1 S: 4	H: 0 LOB: 0 BB: 1 P: 8	R: 0 E: 0 K: 0 S: 3	H: 1 LOB: 1 BB: 0 P: 3	R: 0 E: 0 K: 1 S: 6	H: 1 LOB: 1 BB: 0 P: 6	1B: 9 2B: 2 3B: 0 HR: 0	SF: 1 SAC: 1 DP: 3 HBP: 0	WP: 0 PA: 41 PB: 0 SB: 0 CS: 0
PITCHER	IP WLS BF H R ER SO BB IBB HBP BLK WP HR S P ERA WHIP	IP WLS BF H R ER SO BB IBB HBP BLK WP HR S P ERA WHIP																	
Dave Giusti, R ERA: 2.63 (1, 1)	5.0 L 28 9 5 4 6 4 0 0 0 0 0 36 52 7.20 2.600																		
Mel Nelson, L ERA: 9.0 (6, 1)	2.0 6 0 0 0 1 1 0 0 0 0 0 7 11 0.00 0.500																		
Joe Hoerner, L ERA: 1.69 (8, 1)	2.0 7 2 0 0 1 0 0 0 0 0 0 9 9 0.00 1.000																		

Batter	1	2	3	4	5	6	7	8	9	AB	R	H	RBI	BB	SO	LOB	BOTTOM				
Lou Brock, L OBP: 0.225, SLG: 0.330 (1, 7)	4-3 		2B BB 		1-3 			FC6-4 1B 		3	0	1	0	1	0	0	Philadelphia Phillies @ St. Louis Cardinals Busch Stadium, St. Louis, MO Sun May 04 1969, 3:33 AM CDT Att: 15,511 - Unknown				
Julian Javier, R OBP: 0.298, SLG: 0.338 (1, 4)	1B 		1-3 2B 			5-3 		F9 		4	0	2	0	0	0	1					
Curt Flood, R OBP: 0.306, SLG: 0.317 (1, 8)	F9 		4-3 			K 		L8 		4	0	0	0	0	1	4					
Joe Torre, R OBP: 0.343, SLG: 0.474 (1, 2)	F7 			1B 		P4 		FC6-4 		4	0	1	0	0	0	2					
Mike Shannon, R OBP: 0.276, SLG: 0.356 (1, 5)	F7 			K 			BB 1B 		F8 	4	0	1	0	0	1	1					
Phil Gaetano, R OBP: 0.286, SLG: 0.167 (1, 3)	1-3 			F9 		P4 		1B 1B 		4	0	1	0	0	0	2					
Jim Hicks, R OBP: 0.125, SLG: 0.375 (1, 9)	K 			F8 			F9 		K 	4	0	0	0	0	2	3					
Dal Maxvill, R OBP: 0.330, SLG: 0.286 (1, 6)			6-3 			F8 		BB 1B 		3	0	1	0	1	0	0					
Dave Giusti, R OBP: 0.385, SLG: 0.364 (1, 1)	4-3 					F9 		L7 		2	0	0	0	0	0	0					
Mel Nelson, R (6, 1)										0	0	0	0	0	0	0					
Bob Johnson, R (7, PH)										1	0	0	0	0	0	2					
Joe Hoerner, R (8, 1)										0	0	0	0	0	0	0					
Steve HUNTZ, S OBP: 0.091, SLG: 0.091 (9, PH)										1	0	0	0	0	1	2					
Inning Stats	R: 0 E: 0 K: 0 S: 4	H: 1 LOB: 1 BB: 0 P: 4	R: 0 E: 0 K: 1 S: 5	H: 0 LOB: 0 BB: 0 P: 5	R: 0 E: 0 K: 0 S: 4	H: 1 LOB: 2 BB: 1 P: 8	R: 0 E: 0 K: 1 S: 6	H: 1 LOB: 0 BB: 0 P: 6	R: 0 E: 0 K: 0 S: 3	H: 0 LOB: 0 BB: 0 P: 3	R: 0 E: 0 K: 1 S: 5	H: 0 LOB: 0 BB: 0 P: 5	R: 0 E: 0 K: 0 S: 4	H: 1 LOB: 2 BB: 1 P: 8	R: 0 E: 0 K: 0 S: 4	H: 1 LOB: 1 BB: 0 P: 4	R: 0 E: 0 K: 2 S: 9	H: 2 LOB: 2 BB: 0 P: 9	1B: 6 2B: 1 3B: 0 HR: 0	SF: 0 SAC: 0 DP: 0 HBP: 0	WP: 0 PA: 36 PB: 0 SB: 0 CS: 0
PITCHER	IP WLS BF H R ER SO BB IBB HBP BLK WP HR S P ERA WHIP	IP WLS BF H R ER SO BB IBB HBP BLK WP HR S P ERA WHIP																			
Grant Jackson, L ERA: 3.19 (1, 1)	9.0 W 36 7 0 0 5 2 0 0 0 0 0 44 52 0.00 1.000																				

Batter	1	2	3	4	5	6	7	8	9	AB	R	H	RBI	BB	SO	LOB	TOP			
Joe Morgan, L OBP: 0.362, SLG: 0.321 (1, 4)	4-3		FC6-4	FC4-6			G4-6-3	1-3		5	0	0	0	0	0	8	Houston Astros @ Philadelphia Phillies Connie Mack Stadium, Philadelphia, PA Tue May 06 1969, 7:05 PM EDT Att. 3,544 - Unknown - 74 F			
Norm Miller, L OBP: 0.379, SLG: 0.319 (1, 9)	F7				F5			1B BLK 1B	FC6-4 1B	4	1	2	0	1	0	0				
Jimmy Wynn, R OBP: 0.303, SLG: 0.400 (1, 8)			F8		L7			1B 2B	FC6-4 G5-4-3 1-2	4	1	1	0	1	0	2				
Doug Rader, R OBP: 0.302, SLG: 0.368 (1, 5)	F9			FC5-4 1B	F8			K	G5-4-3 1-2	5	1	1	0	0	1	4				
Denis Menke, R OBP: 0.448, SLG: 0.447 (1, 6)		K				P4		2B 1B		3	1	1	1	1	1	0				
Jesus Alou, R OBP: 0.214, SLG: 0.262 (1, 7)	E5			FC5-4 1B		F9		F8		4	0	0	0	0	0	4				
Curt Blefary, L OBP: 0.363, SLG: 0.343 (1, 3)		FC4-6				4-3		BB 2B		4	0	2	3	0	0	1				
Don Bryant, R OBP: 0.250, SLG: 0.333 (7, PR)										2	0	1	0	1	1	1				
Cesar Geronimo, L OBP: 0.250, SLG: 0.500 (7, 1)		K								0	0	0	0	0	0	0				
Johnny Edwards, L OBP: 0.195, SLG: 0.141 (8, PH)										0	0	0	0	0	1	0				
Don Wilson, R OBP: 0.222, SLG: 0.071 (4, PH)										0	0	0	0	1	0	0				
Julio Gotro, R OBP: 0.206, SLG: 0.500 (4, 1)										0	0	0	0	0	0	0				
Jim Ray, R OBP: 0.206, SLG: 0.500 (4, 1)										0	0	0	0	0	0	0				
Marty Martinez, S OBP: 0.206, SLG: 0.500 (7, PH)										0	0	0	0	0	0	0				
Dooley Womack, L OBP: 0.206, SLG: 0.500 (8, 1)										0	0	0	0	0	0	0				
Inning Stats	R: 0 E: 0 K: 0 S: 3	H: 0 LOB: 1 BB: 1 P: 7	R: 0 E: 1 K: 2 S: 8	H: 0 LOB: 1 BB: 0 P: 8	R: 0 E: 0 K: 0 S: 2	H: 0 LOB: 1 BB: 2 P: 10	R: 1 E: 0 K: 1 S: 7	H: 2 LOB: 3 BB: 2 P: 15	R: 0 E: 0 K: 0 S: 3	H: 0 LOB: 0 BB: 0 P: 3	R: 0 E: 0 K: 0 S: 3	H: 1 LOB: 1 BB: 0 P: 3	R: 0 E: 0 K: 1 S: 9	H: 4 LOB: 3 BB: 2 P: 17	R: 0 E: 0 K: 0 S: 3	H: 1 LOB: 0 BB: 0 P: 3	1B: 7 2B: 1 3B: 0 HR: 0	SF: 0 SAC: 0 DP: 2 HBP: 0	WP: 0 PB: 0 SB: 1 CS: 1	PA: 40
PITCHER	IP WLS BF H R ER SO BB IBB HBP BLK WP HR S P ERA WHIP																			
Woodie Fryman, L ERA: 2.45 (1, 1)	7.1	32	6	4	4	4	5	0	0	0	1	0	0	35	55	4.91	1.500			
Turk Farrell, R ERA: 1.23 (8, 1)	1.2	W 8	2	0	0	0	1	1	0	0	0	0	0	6	14	0.00	1.800			

AB	33
R	4
H	8
RBI	4
BB	7
SO	4
LOB	24



Batter	1	2	3	4	5	6	7	8	9	AB	R	H	RBI	BB	SO	LOB	BOTTOM					
Larry Hise, R OBP: 0.276, SLG: 0.275 (1, 8)				K			K			4	2	2	0	0	2	0	Houston Astros @ Philadelphia Phillies Connie Mack Stadium, Philadelphia, PA Tue May 06 1969, 7:05 PM EDT Att. 3,544 - Unknown - 74 F					
John Briggs, L OBP: 0.296, SLG: 0.234 (1, 7)							5-3			3	1	2	1	1	0	0						
Dick Allen, R OBP: 0.394, SLG: 0.644 (1, 3)							K			4	0	0	0	0	3	4						
Johnny Callison, L OBP: 0.293, SLG: 0.330 (1, 9)										3	1	0	0	1	1	2						
Deron Johnson, R OBP: 0.390, SLG: 0.388 (1, 5)										4	0	1	2	0	1	2						
Cookie Rojas, R OBP: 0.317, SLG: 0.282 (1, 4)										3	0	1	0	1	0	0						
Don Money, R OBP: 0.333, SLG: 0.512 (1, 6)										3	1	2	2	0	0	1						
Mike Ryan, R OBP: 0.235, SLG: 0.309 (1, 2)										3	0	0	0	0	1	2						
Woodie Fryman, R OBP: 0.056, SLG: 0.056 (1, 1)										3	0	0	0	0	2	2						
Turk Farrell, R ERA: 1.13 (8, 1)										0	0	0	0	0	0	0						
Inning Stats	R: 1 E: 0 K: 3 S: 11	H: 2 LOB: 1 BB: 0 P: 11	R: 0 E: 0 K: 1 S: 5	H: 0 LOB: 0 BB: 0 P: 6	R: 3 E: 0 K: 0 S: 5	H: 4 LOB: 2 BB: 2 P: 13	R: 0 E: 0 K: 2 S: 7	H: 0 LOB: 0 BB: 0 P: 7	R: 0 E: 0 K: 1 S: 5	H: 0 LOB: 1 BB: 1 P: 9	R: 0 E: 0 K: 1 S: 6	H: 1 LOB: 0 BB: 0 P: 6	R: 0 E: 0 K: 2 S: 7	H: 0 LOB: 0 BB: 0 P: 7	R: 0 E: 0 K: 0 S: 3	H: 0 LOB: 0 BB: 0 P: 3	R: 1 E: 0 K: 0 S: 1	H: 1 LOB: 0 BB: 0 P: 1	1B: 4 2B: 3 3B: 0 HR: 1	SF: 0 SAC: 0 DP: 0 HBP: 1	WP: 0 PB: 1 SB: 1 CS: 0	PA: 34
PITCHER	IP WLS BF H R ER SO BB IBB HBP BLK WP HR S P ERA WHIP																					
Don Wilson, R ERA: 4.03 (1, 1)	3.0	16	6	4	4	4	1	1	1	0	0	21	30	12.00	2.333							
Jim Ray, R ERA: 2.81 (4, 1)	3.0	11	1	0	0	4	1	0	0	0	0	18	22	0.00	0.667							
Jack Billingham, R ERA: 3.57 (7, 1)	1.0	3	0	0	0	2	0	0	0	0	0	7	7	0.00	0.000							
Dooley Womack, R ERA: 1.13 (8, 1)	1.0	L 4	1	1	1	0	0	0	0	0	1	4	4	9.00	1.000							

AB	30
R	5
H	8
RBI	5
BB	3
SO	10
LOB	13



Batter	1	2	3	4	5	6	7	8	9	AB	R	H	RBI	BB	SO	LOB	TOP																																								
Joe Morgan, L (1,4) OBP: 0.364, SLG: 0.342										5	1	1	1	0	0	0	Houston Astros @ Philadelphia Phillies Connie Mack Stadium, Philadelphia, PA Thu May 08 1969, 7:05 PM EDT Att: 2,113 - Cloudy - 76 F																																								
Norm Miller, L (1,9) OBP: 0.402, SLG: 0.358 Cesar Geronimo, L (9, FR) OBP: 0.250, SLG: 0.500				1B						5	1	2	0	0	0	0																																									
Jimmy Wynn, R (1,8) OBP: 0.303, SLG: 0.450										5	1	1	2	0	2	1																																									
Curt Blefary, L (1,3) OBP: 0.390, SLG: 0.352										3	1	1	0	2	0	2																																									
Denis Menke, R (1,6) OBP: 0.444, SLG: 0.437										5	1	2	0	0	0	3																																									
Doug Radler, R (1,5) OBP: 0.317, SLG: 0.374										4	2	1	0	1	0	3																																									
Jesus Alou, R (1,7) OBP: 0.231, SLG: 0.286										5	1	3	3	0	0	0																																									
Johnny Edwards, L (1,2) OBP: 0.207, SLG: 0.150										5	0	2	2	0	0	1																																									
Tom Griffin, R (1,1) Julio Gotay, R (6, PH) Doolley Womack, L (6,1) Skip Guinn, R (7,1) Gary Geiger, L (8, PH) Jack Billingham, R (8,1) Fred Gladding, L (9,1)										2	0	0	0	0	0	0																																									
Inning Stats	R: 1 E: 0 K: 1 S: 8	H: 3 LOB: 2 BB: 0 P: 8	R: 0 E: 0 K: 0 S: 3	H: 0 LOB: 0 BB: 0 P: 3	R: 2 E: 0 K: 0 S: 5	H: 2 LOB: 1 BB: 1 P: 9	R: 0 E: 0 K: 0 S: 3	H: 0 LOB: 0 BB: 0 P: 3	R: 0 E: 1 K: 0 S: 4	H: 2 LOB: 2 BB: 0 P: 5	R: 0 E: 0 K: 0 S: 4	H: 0 LOB: 0 BB: 0 P: 4	R: 3 E: 1 K: 0 S: 6	H: 3 LOB: 0 BB: 0 P: 6	R: 3 E: 0 K: 1 S: 8	H: 3 LOB: 2 BB: 2 P: 16		1B: 10 2B: 1 3B: 0 HR: 2	SF: 1 SAC: 0 DP: 0 HBP: 0	WP: 0 PB: 0 SB: 0 CS: 1	PA: 46																																				
PITCHER	IP: 7.0 WLS: 2 BF: 34 ERA: 2.0	IP: 2.0 WLS: L BF: 11 ERA: 11.32																	PITCHER	IP: 7.0 WLS: 2 BF: 34 ERA: 2.0	IP: 2.0 WLS: L BF: 11 ERA: 11.32																	IP: 7.0 WLS: 2 BF: 34 ERA: 2.0	IP: 2.0 WLS: L BF: 11 ERA: 11.32																	IP: 7.0 WLS: 2 BF: 34 ERA: 2.0	IP: 2.0 WLS: L BF: 11 ERA: 11.32

AB	41
R	9
H	13
RBI	9
BB	3
SO	2
LOB	14



Batter	1	2	3	4	5	6	7	8	9	AB	R	H	RBI	BB	SO	LOB	BOTTOM																															
Larry Hise, R (1,8) OBP: 0.269, SLG: 0.267 Ron Stone, L (4, PH) OBP: 0.163, SLG: 0.229										2	1	1	0	0	1	0	Houston Astros @ Philadelphia Phillies Connie Mack Stadium, Philadelphia, PA Thu May 08 1969, 7:05 PM EDT Att: 2,113 - Cloudy - 76 F																															
John Briggs, L (1,7) OBP: 0.270, SLG: 0.200										4	1	0	0	1	2	3																																
Dick Allen, R (1,3) OBP: 0.378, SLG: 0.642										4	1	2	5	0	0	0																																
Johnny Callison, L (1,9) OBP: 0.290, SLG: 0.354										4	0	0	0	0	0	2																																
Deron Johnson, R (1,5) OBP: 0.382, SLG: 0.370										3	1	0	0	1	1	0																																
Cookie Rojas, R (1,4) OBP: 0.313, SLG: 0.304										4	1	1	1	0	0	0																																
Don Money, R (1,6) OBP: 0.330, SLG: 0.506										4	1	1	0	0	0	1																																
Mike Ryan, R (1,2) OBP: 0.228, SLG: 0.295										4	0	1	1	0	1	1																																
Rick Wise, R (1,1) OBP: 0.300, SLG: 0.235 Gary Wagner, R (8,1)										3	1	1	0	0	1	2																																
Tony Taylor, R (9, PH) OBP: 0.333, SLG: 0.321										1	0	1	0	0	0	0																																
Inning Stats	R: 0 E: 0 K: 2 S: 7	H: 0 LOB: 0 BB: 0 P: 7	R: 0 E: 0 K: 1 S: 5	H: 0 LOB: 0 BB: 0 P: 5	R: 4 E: 0 K: 1 S: 8	H: 3 LOB: 0 BB: 1 P: 12	R: 2 E: 1 K: 1 S: 7	H: 2 LOB: 1 BB: 1 P: 11	R: 0 E: 0 K: 0 S: 3	H: 0 LOB: 0 BB: 0 P: 3	R: 1 E: 0 K: 1 S: 8	H: 3 LOB: 2 BB: 0 P: 8	R: 0 E: 0 K: 0 S: 3	H: 0 LOB: 0 BB: 0 P: 3	R: 0 E: 0 K: 0 S: 4	H: 1 LOB: 1 BB: 0 P: 4	1B: 7 2B: 1 3B: 0 HR: 1	SF: 0 SAC: 0 DP: 0 HBP: 0	WP: 0 PB: 0 SB: 1 CS: 0	PA: 38																												
PITCHER	IP: 5.0 WLS: 5 BF: 22 ERA: 3.94	IP: 1.2 WLS: 8 BF: 3 ERA: 1.4	IP: 0.1 WLS: 1 BF: 0 ERA: 7.59	IP: 1.1 WLS: W BF: 5 ERA: 3.32	IP: 0.2 WLS: S BF: 2 ERA: 1.46																	PITCHER	IP: 5.0 WLS: 5 BF: 22 ERA: 3.94	IP: 1.2 WLS: 8 BF: 3 ERA: 1.4	IP: 0.1 WLS: 1 BF: 0 ERA: 7.59	IP: 1.1 WLS: W BF: 5 ERA: 3.32	IP: 0.2 WLS: S BF: 2 ERA: 1.46																	IP: 5.0 WLS: 5 BF: 22 ERA: 3.94	IP: 1.2 WLS: 8 BF: 3 ERA: 1.4	IP: 0.1 WLS: 1 BF: 0 ERA: 7.59	IP: 1.1 WLS: W BF: 5 ERA: 3.32	IP: 0.2 WLS: S BF: 2 ERA: 1.46

AB	36
R	7
H	9
RBI	7
BB	2
SO	6
LOB	11



Batter	1	2	3	4	5	6	7	8	9	AB	R	H	RBI	BB	SO	LOB	TOP										
Felipe Alou, R OBP: 0.374, SLG: 0.439 (1, 8)										4	0	0	0	0	0	0	Atlanta Braves @ Philadelphia Phillies Connie Mack Stadium, Philadelphia, PA Sat May 10 1969, 7:05 PM EDT Att: 7,313 - Unknown										
Felix Milan, R OBP: 0.350, SLG: 0.450 (1, 4)										4	1	1	0	1	0	2											
Hank Aaron, R OBP: 0.500, SLG: 0.649 (1, 9)										3	2	1	1	2	1	1											
Orlando Cepeda, R OBP: 0.342, SLG: 0.510 (1, 3)										4	1	2	3	1	1	2											
Bob Aspromonte, R OBP: 0.313, SLG: 0.391 (1, 7)										5	0	3	1	0	0	1											
Cecil Upshaw, R OBP: 0.333, SLG: 0.333 (9, 1)										0	0	0	0	0	0	0											
Clete Boyer, R OBP: 0.310, SLG: 0.340 (1, 5)										4	0	0	0	1	1	3											
Bob Tillman, R OBP: 0.208, SLG: 0.174 (1, 2)										4	0	2	0	0	0	4											
Sonny Jackson, L OBP: 0.324, SLG: 0.380 (1, 6)										4	1	2	0	0	0	1											
Pat Jarvis, R OBP: 0.143, SLG: 0.143 (1, 1)										3	0	0	0	0	1	2											
Rico Carty, R OBP: 0.250, SLG: 0.333 (9, PH)										1	0	1	0	0	0	0											
Mike Lum, L OBP: 0.400, SLG: 0.286 (9, PR)										0	1	0	0	0	0	0											
Inning Stats	R: 0 E: 0 K: 2 S: 8	H: 1 LOB: 1 BB: 0 P: 8	R: 0 E: 0 K: 0 S: 5	H: 2 LOB: 2 BB: 0 P: 5	R: 2 E: 0 K: 0 S: 5	H: 2 LOB: 0 BB: 0 P: 13	R: 0 E: 0 K: 1 S: 5	H: 0 LOB: 0 BB: 0 P: 5	R: 0 E: 0 K: 0 S: 2	H: 1 LOB: 1 BB: 2 P: 10	R: 0 E: 0 K: 0 S: 3	H: 0 LOB: 0 BB: 0 P: 3	R: 0 E: 0 K: 1 S: 7	H: 2 LOB: 2 BB: 0 P: 7	R: 4 E: 0 K: 0 S: 7	H: 4 LOB: 1 BB: 1 P: 11	1B: 10 2B: 1 3B: 0 HR: 1	SF: 0 SAC: 1 DP: 1 HBP: 0	WP: 0 PB: 1 SB: 0 CS: 1	PA: 42							
PITCHER	IP	WLS	BF	H	R	ER	SO	BB	IBB	HBP	BLK	WP	HR	S	P	ERA	WHIP										
Grant Jackson, L ERA: 3.43 (1, 1)	8.0	L	36	10	4	4	4	4	0	0	0	0	0	40	56	4.50	1.750										
Jerry Johnson, R ERA: 3.31 (9, 1)	1.0	S	6	2	2	2	0	0	1	0	0	0	1	5	9	18.00	2.000										

Batter	1	2	3	4	5	6	7	8	9	AB	R	H	RBI	BB	SO	LOB	BOTTOM										
Larry Hise, R OBP: 0.276, SLG: 0.267 (1, 8)										4	2	1	0	1	3	1	Atlanta Braves @ Philadelphia Phillies Connie Mack Stadium, Philadelphia, PA Sat May 10 1969, 7:05 PM EDT Att: 7,313 - Unknown										
John Briggs, L OBP: 0.279, SLG: 0.190 (1, 7)										3	1	0	0	2	1	1											
Dick Allen, R OBP: 0.380, SLG: 0.634 (1, 3)										4	0	1	1	1	1	3											
Johnny Callison, L OBP: 0.304, SLG: 0.367 (1, 9)										2	0	1	2	2	0	0											
Deron Johnson, R OBP: 0.387, SLG: 0.368 (1, 5)										3	0	1	0	1	2	4											
Tony Taylor, R OBP: 0.333, SLG: 0.321 (7, PR)										0	0	0	0	0	0	0											
Cookie Rojas, R OBP: 0.288, SLG: 0.280 (1, 4)										4	0	0	0	0	0	4											
Don Money, R OBP: 0.317, SLG: 0.484 (1, 6)										4	0	0	0	0	3	1											
Mike Ryan, R OBP: 0.240, SLG: 0.304 (1, 2)										4	0	2	0	0	0	0											
Grant Jackson, S OBP: 0.313, SLG: 0.267 (1, 1)										4	0	0	0	0	2	3											
Jerry Johnson, R OBP: 0.200, SLG: 0.111 (9, 1)										0	0	0	0	0	0	0											
Inning Stats	R: 1 E: 0 K: 0 S: 2	H: 0 LOB: 0 BB: 2 P: 10	R: 0 E: 0 K: 1 S: 7	H: 2 LOB: 0 BB: 0 P: 7	R: 1 E: 0 K: 2 S: 8	H: 1 LOB: 1 BB: 1 P: 12	R: 0 E: 0 K: 1 S: 5	H: 0 LOB: 0 BB: 0 P: 5	R: 0 E: 0 K: 1 S: 5	H: 0 LOB: 0 BB: 0 P: 5	R: 1 E: 0 K: 2 S: 9	H: 2 LOB: 3 BB: 2 P: 17	R: 0 E: 0 K: 2 S: 8	H: 1 LOB: 1 BB: 0 P: 8	R: 0 E: 0 K: 1 S: 5	H: 0 LOB: 0 BB: 0 P: 5	1B: 4 2B: 2 3B: 0 HR: 0	SF: 1 SAC: 0 DP: 0 HBP: 0	WP: 1 PB: 0 SB: 1 CS: 1	PA: 41							
PITCHER	IP	WLS	BF	H	R	ER	SO	BB	IBB	HBP	BLK	WP	HR	S	P	ERA	WHIP										
Pat Jarvis, R ERA: 5.75 (1, 1)	8.0	W	37	6	3	3	11	5	2	0	0	0	0	5	80	3.38	1.375										
Cecil Upshaw, R ERA: 1.45 (9, 1)	1.0	S	3	0	0	0	1	0	0	0	0	0	0	5	5	0.00	0.000										



Batter	1	2	3	4	5	6	7	8	9	AB	R	H	RBI	BB	SO	LOB	TOP										
Pete Rose, S OBP: 0.374, SLG: 0.437 (1, 8)	4-3		K		E4		L8		SF8	4	0	0	1	0	1	2	Cincinnati Reds @ Philadelphia Phillies Connie Mack Stadium, Philadelphia, PA Tue May 13 1969, 7:05 PM EDT Att: 4,474 - Unknown										
Bobby Tolan, L OBP: 0.321, SLG: 0.515 (1, 9)	F8			1B	F7				F3	5	1	2	0	0	0	5											
Alex Johnson, R OBP: 0.358, SLG: 0.543 (1, 7)	5-3			5-3		WP			G4-6-3	3	1	0	0	0	0	2											
Tony Perez, R OBP: 0.376, SLG: 0.566 (1, 5)		5-3		G5-4-3		HR			HR	3	2	2	3	1	0	0											
Lee May, R OBP: 0.311, SLG: 0.453 (1, 3)	K			G5-4-3		HR			BB	4	1	1	2	0	1	1											
Tommy Helms, R OBP: 0.300, SLG: 0.297 (1, 4)									HR	4	0	2	0	0	0	0											
Pat Corrales, R OBP: 0.500, SLG: 0.545 (1, 2)	5-3								HR	3	1	1	0	1	0	1											
Darrel Chaney, S OBP: 0.333, SLG: 0.338 (1, 6)			4-3		K		F2		1B	4	0	1	0	0	1	2											
Jack Fisher, R OBP: 0.236, SLG: 0.143 (6, 1)			L4		K		F2		FC3-6	2	0	0	0	0	1	2											
Clay Carroll, R OBP: 0.500, SLG: 0.500 (7, 1)									FC3-6	1	0	0	0	0	0	0											
Fred Whitfield, R OBP: 0.353, SLG: 0.176 (9, PH)									SF8	0	0	0	0	0	0	2											
Gary Nolan, R OBP: 0.353, SLG: 0.176 (9, PH)										0	0	0	0	0	0	0											
George Culver, R OBP: 0.353, SLG: 0.176 (9, 1)										0	0	0	0	0	0	0											
Inning Stats	R: 0 E: 0 K: 0 S: 3	H: 0 LOB: 0 BB: 0 P: 3	R: 0 E: 0 K: 1 S: 6	H: 1 LOB: 1 BB: 0 P: 6	R: 0 E: 0 K: 1 S: 5	H: 0 LOB: 0 BB: 0 P: 5	R: 1 E: 0 K: 0 S: 4	H: 2 LOB: 0 BB: 0 P: 4	R: 0 E: 1 K: 2 S: 9	H: 1 LOB: 3 BB: 1 P: 13	R: 2 E: 0 K: 0 S: 4	H: 1 LOB: 0 BB: 0 P: 5	R: 0 E: 0 K: 0 S: 3	H: 0 LOB: 0 BB: 0 P: 3	R: 2 E: 0 K: 0 S: 4	H: 2 LOB: 2 BB: 1 P: 8	R: 1 E: 0 K: 0 S: 5	H: 2 LOB: 2 BB: 0 P: 5	1B: 5 2B: 1 3B: 1 HR: 2	SF: 1 SAC: 0 DP: 2 HBP: 1	WP: 1 PA: 38 PB: 0 SB: 0 CS: 0						
PITCHER	IP	WLS	BF	H	R	ER	SO	BB	IBB	HBP	BLK	WP	HR	S	P	ERA	WHIP										
Gary Wagner, R ERA: 8.79 (1, 1)	4.0		16	4	1	1	2	1	0	0	0	0	0	19	23	2.25	1.250										
Barry Lersch, R ERA: 7.53 (5, 1)	2.0		9	1	2	2	2	0	0	1	0	1	1	12	13	9.00	0.500										
Turk Farrell, R ERA: 3.65 (7, 1)	3.0	L	13	4	3	3	0	1	0	0	0	0	1	12	16	9.00	1.667										

AB 34
R 6
H 9
RBI 6
BB 2
SO 4
LOB 17



Batter	1	2	3	4	5	6	7	8	9	AB	R	H	RBI	BB	SO	LOB	BOTTOM										
Tony Taylor, R OBP: 0.333, SLG: 0.314 (1, 5)	5-3		F9		WP		B3		SH2-4	4	0	1	0	1	0	2	Cincinnati Reds @ Philadelphia Phillies Connie Mack Stadium, Philadelphia, PA Tue May 13 1969, 7:05 PM EDT Att: 4,474 - Unknown										
Don Money, R OBP: 0.321, SLG: 0.465 (1, 6)	K				L6		E4		SH2-4	3	1	0	0	1	1	1											
Dick Allen, R OBP: 0.348, SLG: 0.580 (1, 3)	6-3				F3		HR		K	5	1	1	1	0	2	5											
Johnny Callison, L OBP: 0.339, SLG: 0.423 (1, 9)		K			1B					3	2	2	2	2	1	0											
Deron Johnson, R OBP: 0.376, SLG: 0.357 (1, 7)					1B				HR	4	0	1	0	0	1	2											
Ron Stone, L OBP: 0.173, SLG: 0.220 (8, 7)	6-3				F3		K		L4	1	0	0	0	0	0	2											
Cookie Rojas, R OBP: 0.311, SLG: 0.293 (1, 4)	F7				E7				P6	4	0	2	1	1	0	0											
Mike Ryan, R OBP: 0.257, SLG: 0.310 (1, 2)					F9					5	0	2	0	0	1	4											
Terry Harmon, R OBP: 0.440, SLG: 0.222 (9, PH)					K				1B	0	0	0	0	0	0	0											
Larry Hisle, R OBP: 0.278, SLG: 0.293 (1, 8)					K				K	4	0	1	0	1	3	4											
Gary Wagner, R OBP: 0.311, SLG: 0.293 (1, 4)					K				K	4	0	1	0	1	3	4											
Barry Lersch, S OBP: 0.311, SLG: 0.293 (1, 4)					K				F9	2	0	0	0	0	2	4											
John Briggs, L OBP: 0.274, SLG: 0.206 (6, PH)					K					0	0	0	0	0	0	0											
Turk Farrell, R OBP: 0.311, SLG: 0.293 (1, 4)					K					1	0	0	0	0	1	1											
Gene Stone, L OBP: 0.311, SLG: 0.293 (1, 4)					K					1	0	0	0	0	1	3											
Gene Stone, L OBP: 0.311, SLG: 0.293 (9, PH)					K					1	0	0	0	0	1	0											
Inning Stats	R: 0 E: 0 K: 1 S: 5	H: 0 LOB: 0 BB: 0 P: 5	R: 0 E: 0 K: 1 S: 5	H: 0 LOB: 0 BB: 0 P: 5	R: 0 E: 0 K: 2 S: 9	H: 2 LOB: 3 BB: 1 P: 13	R: 1 E: 1 K: 3 S: 12	H: 3 LOB: 2 BB: 0 P: 12	R: 0 E: 0 K: 0 S: 4	H: 1 LOB: 2 BB: 1 P: 8	R: 0 E: 0 K: 2 S: 7	H: 0 LOB: 1 BB: 1 P: 11	R: 3 E: 2 K: 2 S: 12	H: 3 LOB: 3 BB: 1 P: 16	R: 0 E: 0 K: 1 S: 5	H: 0 LOB: 2 BB: 2 P: 13	R: 0 E: 0 K: 1 S: 6	H: 1 LOB: 1 BB: 0 P: 6	1B: 8 2B: 1 3B: 0 HR: 1	SF: 0 SAC: 1 DP: 0 HBP: 0	WP: 1 PA: 45 PB: 0 SB: 0 CS: 0						
PITCHER	IP	WLS	BF	H	R	ER	SO	BB	IBB	HBP	BLK	WP	HR	S	P	ERA	WHIP										
Jim Maloney, R ERA: 1.5 (1, 1)	5.0		24	6	1	1	7	2	1	0	0	0	0	10	10	6.75	0.750										
Jack Fisher, R ERA: 3.08 (6, 1)	1.1		6	1	2	1	2	0	0	0	0	0	0	10	10	6.75	0.750										
Clay Carroll, R ERA: 3.16 (7, 1)	1.2	W	11	2	1	1	3	2	1	0	0	0	1	14	26	5.40	2.400										
George Culver, R ERA: 2.15 (9, 1)	1.0	S	4	1	0	0	1	0	0	0	0	0	0	6	6	0.00	1.000										

AB 38
R 4
H 10
RBI 4
BB 6
SO 13
LOB 29



Batter	1	2	3	4	5	6	7	8	9	AB	R	H	RBI	BB	SO	LOB	TOP			
Pete Rose, S OBP: 0.375, SLG: 0.444 (1, 8)										5	1	2	1	0	0	2	Cincinnati Reds @ Philadelphia Phillies Connie Mack Stadium, Philadelphia, PA Wed May 14, 1969, 7:05 PM EDT Att: 4,532 - Unknown			
Bobby Tolan, L OBP: 0.317, SLG: 0.504 (1, 9)										5	0	1	1	0	1	2				
Alex Johnson, R OBP: 0.360, SLG: 0.561 Ted Savage, R OBP: 0.429, SLG: 0.429 (9, 7)										5	1	2	1	0	0	1				
Tony Perez, R OBP: 0.370, SLG: 0.551 (1, 5)										5	0	1	0	0	1	2				
Lee May, R OBP: 0.325, SLG: 0.486 (1, 3)										3	1	2	1	1	0	1				
Tommy Helms, R OBP: 0.289, SLG: 0.286 (1, 4)										4	0	0	0	0	0	3				
Pat Corrales, R OBP: 0.500, SLG: 0.533 (1, 2)										4	1	2	0	0	1	2				
Darrel Chaney, S OBP: 0.329, SLG: 0.333 (1, 6)										4	0	1	0	0	1	3				
Jim Merritt, L OBP: 0.267, SLG: 0.214 George Culver, R (9, 1)										3	0	0	0	1	2	2				
Inning Stats	R: 1 E: 0 K: 0 S: 5	H: 2 LOB: 1 BB: 0 P: 5	R: 1 E: 0 K: 1 S: 8	H: 3 LOB: 2 BB: 0 P: 8	R: 1 E: 0 K: 1 S: 8	H: 3 LOB: 0 BB: 0 P: 7	R: 0 E: 0 K: 2 S: 7	H: 0 LOB: 0 BB: 0 P: 7	R: 0 E: 0 K: 0 S: 3	H: 0 LOB: 1 BB: 1 P: 7	R: 0 E: 0 K: 1 S: 5	H: 1 LOB: 1 BB: 0 P: 4	R: 1 E: 0 K: 0 S: 5	H: 2 LOB: 2 BB: 1 P: 9	R: 0 E: 0 K: 1 S: 5	H: 0 LOB: 0 BB: 0 P: 5		1B: 8 2B: 1 3B: 0 HR: 2	SF: 0 SAC: 0 DP: 0 HBP: 0	WP: 0 PB: 1 CS: 2 CS: 0
PITCHER	IP WLS BF H R ER SO BB IBB HBP BLK WP HR S P ERA WHIP																			
Grant Jackson, L ERA: 3.48 Jerry Johnson, R ERA: 3.35	(1, 1)	7.0 L 31 9 3 3 5 1 0 0 0 0 1 40 44 3.86 1.429	(8, 1)	2.0 9 2 1 1 1 1 0 0 0 0 1 10 14 4.50 1.500																

Batter	1	2	3	4	5	6	7	8	9	AB	R	H	RBI	BB	SO	LOB	BOTTOM			
Tony Taylor, R OBP: 0.320, SLG: 0.300 (1, 5)										4	0	0	0	0	0	1	Cincinnati Reds @ Philadelphia Phillies Connie Mack Stadium, Philadelphia, PA Wed May 14, 1969, 7:05 PM EDT Att: 4,532 - Unknown			
Don Money, R OBP: 0.316, SLG: 0.456 (1, 6)										4	1	1	0	0	1	0				
Dick Allen, R OBP: 0.344, SLG: 0.560 (1, 3)										3	1	0	0	1	1	0				
Deron Johnson, R OBP: 0.381, SLG: 0.368 (1, 7)										3	0	1	2	1	1	0				
Johnny Callison, L OBP: 0.344, SLG: 0.444 (1, 9)										4	0	2	0	0	0	1				
Cookie Rojas, R OBP: 0.308, SLG: 0.290 Terry Harmon, R OBP: 0.440, SLG: 0.222 (9, FR)										4	0	1	0	0	1	3				
Mike Ryan, R OBP: 0.266, SLG: 0.320 Dave Watkins, R OBP: 0.500, SLG: 0.333 (9, PR)										3	0	1	0	1	0	0				
Larry Hisle, R OBP: 0.270, SLG: 0.284 John Briggs, L OBP: 0.270, SLG: 0.203 (9, PH)										3	0	0	0	0	3	1				
Grant Jackson, S OBP: 0.278, SLG: 0.235 Rick Joseph, R OBP: 0.400, SLG: 0.462 Jerry Johnson, R OBP: 0.200, SLG: 0.111 Ron Stone, L OBP: 0.170, SLG: 0.216 (9, PH)										2	0	0	0	0	0	1				
Inning Stats	R: 2 E: 0 K: 1 S: 7	H: 2 LOB: 1 BB: 1 P: 11	R: 0 E: 0 K: 1 S: 5	H: 0 LOB: 0 BB: 0 P: 5	R: 0 E: 0 K: 0 S: 3	H: 0 LOB: 0 BB: 0 P: 3	R: 0 E: 0 K: 1 S: 6	H: 1 LOB: 1 BB: 0 P: 6	R: 0 E: 0 K: 1 S: 6	H: 1 LOB: 2 BB: 1 P: 10	R: 0 E: 0 K: 1 S: 5	H: 0 LOB: 0 BB: 0 P: 5	R: 0 E: 0 K: 0 S: 3	R: 1 E: 0 K: 0 S: 7	H: 2 LOB: 3 BB: 1 P: 11	1B: 2 2B: 4 3B: 0 HR: 0		SF: 0 SAC: 0 DP: 0 HBP: 0	WP: 0 PB: 0 CS: 0	PA: 36
PITCHER	IP WLS BF H R ER SO BB IBB HBP BLK WP HR S P ERA WHIP																			
Jim Merritt, L ERA: 4.19 George Culver, R ERA: 2.1	(1, 1)	8.1 W 33 6 2 2 7 2 0 0 0 0 0 45 53 2.16 0.960	(9, 1)	0.2 S 3 0 0 0 0 1 0 0 0 0 0 0 2 6 0.00 1.500																

Batter	1	2	3	4	5	6	7	8	9	AB	R	H	RBI	BB	SO	LOB	TOP					
Pete Rose, S OBP: 0.372, SLG: 0.433 (1,8)										3	0	0	0	1	0	0	Cincinnati Reds @ Philadelphia Phillies Connie Mack Stadium, Philadelphia, PA Thu May 15 1969, 7:05 PM EDT Att: 3,294 - Unknown livebaseballscorecards.com					
Bobby Tolan, L OBP: 0.322, SLG: 0.503 (1,9)										4	0	2	0	0	0	1						
Alex Johnson, R OBP: 0.357, SLG: 0.551 (1,7)										4	0	1	0	0	1	2						
Tony Perez, R OBP: 0.359, SLG: 0.534 (1,5)										4	0	0	0	0	1	3						
Lee May, R OBP: 0.315, SLG: 0.469 (1,3)										4	0	0	0	0	0	0						
Tommy Helms, R OBP: 0.291, SLG: 0.287 (1,4)										3	0	1	0	0	0	0						
Pat Corrales, R OBP: 0.500, SLG: 0.500 (7, PH)										1	0	0	0	1	0	0						
Fred Whitfield, L OBP: 0.318, SLG: 0.167 (7, PH)										1	0	0	0	0	0	1						
Giraldo Ruiz, S OBP: 0.308, SLG: 0.250 (7, 6)										2	0	1	0	0	1	1						
Darrel Chaney, S OBP: 0.333, SLG: 0.338 (7, PH)										1	0	0	0	0	0	1						
Johnny Bench, R OBP: 0.326, SLG: 0.400 (7, 2)										2	0	0	0	0	1	1						
Tony Cloninger, R OBP: 0.176, SLG: 0.313 (6, 1)										2	0	0	0	0	1	1						
Clay Carroll, R OBP: 0.600, SLG: 0.500 (8, PH)										0	0	0	0	0	0	0						
Jimmy Stewart, S OBP: 0.294, SLG: 0.154 (8, 1)										1	0	0	0	0	0	0						
John Noriega, R OBP: 0.308, SLG: 0.250 (8, 1)										0	0	0	0	0	0	0						
Inning Stats	R: 0 E: 0 K: 1 S: 5	H: 0 LOB: 1 BB: 1 P: 9	R: 0 E: 0 K: 1 S: 5	H: 0 LOB: 1 BB: 1 P: 9	R: 0 E: 0 K: 1 S: 5	H: 1 LOB: 0 BB: 0 P: 5	R: 0 E: 0 K: 0 S: 3	H: 1 LOB: 0 BB: 0 P: 3	R: 0 E: 0 K: 0 S: 4	H: 1 LOB: 0 BB: 0 P: 4	R: 0 E: 0 K: 1 S: 6	H: 1 LOB: 1 BB: 0 P: 6	R: 0 E: 0 K: 0 S: 4	H: 1 LOB: 1 BB: 0 P: 4	R: 0 E: 0 K: 0 S: 3	H: 0 LOB: 0 BB: 0 P: 3	R: 0 E: 0 K: 0 S: 3	H: 0 LOB: 0 BB: 0 P: 3	1B: 5 2B: 0 3B: 0 HR: 0	SF: 0 SAC: 0 DP: 1 HBP: 0	WP: 0 PB: 0 SB: 1 CS: 1	PA: 33
PITCHER Rick Wise, R ERA: 1.71 (1, 1)	IP: 9.0 WLS: W BF: 32	H: 5 R: 0 ER: 0 SO: 4	BB: 2 IBB: 0 HBP: 0 BLK: 0	WP: 0 HR: 0 S: 38 P: 46	ERA: 0.00 WHIP: 0.778											ERA: 0.00 WHIP: 0.778						

Batter	1	2	3	4	5	6	7	8	9	AB	R	H	RBI	BB	SO	LOB	BOTTOM				
Tony Taylor, R OBP: 0.333, SLG: 0.309 (1,5)										4	1	2	0	1	0	4	Cincinnati Reds @ Philadelphia Phillies Connie Mack Stadium, Philadelphia, PA Thu May 15 1969, 7:05 PM EDT Att: 3,294 - Unknown livebaseballscorecards.com				
John Briggs, L OBP: 0.276, SLG: 0.194 (1,8)										3	1	0	0	2	2	1					
Dick Allen, R OBP: 0.378, SLG: 0.614 (1,3)										4	4	4	2	1	0	0					
Johnny Callison, L OBP: 0.346, SLG: 0.446 (1,9)										4	0	1	0	1	0	5					
Deron Johnson, R OBP: 0.391, SLG: 0.385 (1,7)										4	1	2	2	1	0	4					
Cookie Rojas, R OBP: 0.308, SLG: 0.290 (1,4)										0	0	0	0	0	0	0					
Ron Stone, L OBP: 0.207, SLG: 0.236 (1,7)										4	0	2	1	0	1	1					
Don Money, R OBP: 0.322, SLG: 0.443 (1,6)										3	0	0	0	2	1	5					
Mike Ryan, R OBP: 0.257, SLG: 0.308 (1,2)										4	0	0	0	0	1	3					
Rick Wise, R OBP: 0.261, SLG: 0.200 (1,1)										3	0	0	0	0	1	1					
Inning Stats	R: 0 E: 0 K: 0 S: 3	H: 1 LOB: 2 BB: 2 P: 11	R: 0 E: 0 K: 1 S: 5	H: 0 LOB: 2 BB: 1 P: 10	R: 1 E: 0 K: 1 S: 7	H: 2 LOB: 1 BB: 0 P: 7	R: 0 E: 0 K: 1 S: 5	H: 0 LOB: 1 BB: 1 P: 9	R: 2 E: 0 K: 1 S: 8	H: 2 LOB: 1 BB: 0 P: 8	R: 3 E: 0 K: 1 S: 8	H: 3 LOB: 3 BB: 3 P: 20	R: 0 E: 0 K: 1 S: 5	H: 0 LOB: 1 BB: 1 P: 9	R: 1 E: 0 K: 0 S: 5	H: 3 LOB: 1 BB: 0 P: 5		1B: 8 2B: 3 3B: 0 HR: 1	SF: 0 SAC: 1 DP: 3 HBP: 1	WP: 1 PB: 0 SB: 3 CS: 0	PA: 43
PITCHER Tony Cloninger, R ERA: 5.31 (1, 1)	IP: 5.2 WLS: L BF: 29	H: 6 R: 5 ER: 4 SO: 4	BB: 5 IBB: 0 HBP: 1 BLK: 0	WP: 0 HR: 0 S: 31 P: 52	ERA: 6.35 WHIP: 1.941											ERA: 6.35 WHIP: 1.941					
Clay Carroll, R ERA: 3.31 (6, 1)	IP: 1.1 WLS: L BF: 9	H: 2 R: 1 ER: 1 SO: 2	BB: 2 IBB: 1 HBP: 0 BLK: 0	WP: 1 HR: 0 S: 10 P: 22	ERA: 6.75 WHIP: 3.000											ERA: 6.75 WHIP: 3.000					
John Noriega, R ERA: 2.7 (8, 1)	IP: 1.0 WLS: L BF: 5	H: 3 R: 1 ER: 1 SO: 0	BB: 0 IBB: 0 HBP: 0 BLK: 0	WP: 0 HR: 1 S: 5 P: 5	ERA: 9.00 WHIP: 3.000											ERA: 9.00 WHIP: 3.000					

Batter	1	2	3	4	5	6	7	8	9	AB	R	H	RBI	BB	SO	LOB	TOP				
Bobby Bonds, R OBP: 0.357, SLG: 0.421 (1, 9)	0-0 6-3		0-0 5-3		4-0 FC4 BB		0-0 2B		4-0 6-3 BB	3	0	1	0	2	0	0	San Francisco Giants @ Philadelphia Phillies Connie Mack Stadium, Philadelphia, PA Fri May 16 1969, 7:05 PM EDT Att: 12,587 - Unknown				
Ron Hunt, R OBP: 0.327, SLG: 0.207 (1, 4)	1-0 HBP		0-0 F9		0-0 FC4 1-2		0-0 F9		0-0 6-3 1-2	4	0	0	0	0	0	4					
Willie Mays, R OBP: 0.409, SLG: 0.505 (1, 8)	0-0 F8			0-0 HR		1-0 1B HBP		4-0 BB	0-0 5-3	3	1	1	1	1	0	2					
Willie McCovey, L OBP: 0.417, SLG: 0.604 (1, 3)	0-3 K			0-0 6-3		0-0 1B		0-0 F7		4	0	1	0	0	1	3					
Jim Ray Hart, R OBP: 0.337, SLG: 0.293 Don Mason, L OBP: 0.393, SLG: 0.333 (8, PR) (8, 5)		0-0 5-3 1B		0-3 K		0-3 K		0-0 E3 CS		4	0	1	0	0	2	2					
Ken Henderson, S OBP: 0.333, SLG: 0.548 (1, 7)		0-0 5-3 1-2		0-0 6-3		0-3 K		0-3 K 1-2		4	0	0	0	0	2	4					
Dick Dietz, R OBP: 0.353, SLG: 0.351 (1, 2)		0-0 5-3			0-0 SH5-4 1B		4-0 IBB		4-0 BB	2	0	1	0	2	0	1					
Hal Lanier, R OBP: 0.231, SLG: 0.231 Jim Davenport, R OBP: 0.291, SLG: 0.361 (8, PH) (8, 6)		0-0 1-3			0-0 F8		0-0 F4		0-0 F4	3	0	0	0	0	0	5					
Mike McCormick, L OBP: 0.400, SLG: 1.000 Jack Hiatt, R OBP: 0.341, SLG: 0.394 Frank Linzy, R (7, PH) Cesar Gutierrez, R OBP: 0.393, SLG: 0.273 (8, PH)			0-3 K		0-0 SH5-4 1-2			0-3 K		0-0 F2	1	0	0	0	0	1		0			
Inning Stats	R: 0 E: 0 K: 1 S: 5	H: 0 LOB: 1 BB: 0 P: 6	R: 0 E: 0 K: 0 S: 4	H: 1 LOB: 1 BB: 0 P: 4	R: 0 E: 0 K: 1 S: 5	H: 0 LOB: 0 BB: 0 P: 5	R: 1 E: 0 K: 1 S: 6	H: 1 LOB: 0 BB: 0 P: 6	R: 0 E: 0 K: 2 S: 8	H: 1 LOB: 3 BB: 1 P: 13	R: 0 E: 0 K: 1 S: 6	H: 1 LOB: 2 BB: 1 P: 10	R: 0 E: 1 K: 1 S: 5	H: 0 LOB: 1 BB: 1 P: 9	R: 0 E: 0 K: 0 S: 3	H: 0 LOB: 1 BB: 1 P: 7		1B: 3 2B: 2 3B: 0 HR: 1	SF: 0 SAC: 1 DP: 1 HBP: 2	WP: 0 PB: 0 SB: 0 CS: 1	PA: 39
PITCHER Woodie Fryman, L ERA: 2.26 (1, 1)	IP: 9.0 WLS: W BF: 39 H: 5 R: 1 ER: 1 SO: 7 BB: 4 IBB: 1 HBP: 2 BLK: 0 WP: 0 HR: 1 S: 46 P: 68 ERA: 1.00 WHIP: 1.000															PITCHER					

Batter	1	2	3	4	5	6	7	8	9	AB	R	H	RBI	BB	SO	LOB	BOTTOM				
Tony Taylor, R OBP: 0.321, SLG: 0.296 (1, 5)	0-0 5-3		0-0 6-3		0-0 6-3		0-0 B1-3			4	0	0	0	0	0	0	San Francisco Giants @ Philadelphia Phillies Connie Mack Stadium, Philadelphia, PA Fri May 16 1969, 7:05 PM EDT Att: 12,587 - Unknown				
Don Money, R OBP: 0.320, SLG: 0.436 (1, 6)	0-3 K		0-0 L6		0-0 HR 1B			0-0 4-3		4	1	1	0	0	1	0					
Dick Allen, R OBP: 0.392, SLG: 0.648 (1, 3)	4-0 BB		0-3 K		0-0 HR 1B			0-0 1B 1B		3	2	2	2	1	1	0					
Deron Johnson, R OBP: 0.395, SLG: 0.383 John Briggs, L OBP: 0.276, SLG: 0.194 (8, PR) (9, 7)	4-0 BB			0-3 K	0-3 K			0-0 4-3 1B		3	0	1	0	1	2	0					
Johnny Callison, L OBP: 0.343, SLG: 0.440 (1, 9)	0-0 4-3			0-0 1-3		0-3 K		0-0 4-3 1B		4	0	1	1	0	1	2					
Cookie Rojas, R OBP: 0.304, SLG: 0.277 (1, 4)		0-0 6-3		4-0 1B BB		0-0 6-3		0-0 4-3		3	0	0	0	1	0	2					
Mike Ryan, R OBP: 0.265, SLG: 0.309 (1, 2)		4-0 WP BB		0-0 1-2 1B		0-0 4-3		0-0 F8		3	0	1	0	1	0	3					
Larry Hisle, R OBP: 0.263, SLG: 0.276 (1, 8)		0-0 F9		0-3 K			0-0 6-3			3	0	0	0	0	1	3					
Woodie Fryman, R OBP: 0.043, SLG: 0.043 (1, 1)		0-0 5-3 1-2			0-0 6-3		0-0 5-3			3	0	0	0	0	0	1					
Inning Stats	R: 0 E: 0 K: 1 S: 5	H: 0 LOB: 2 BB: 2 P: 13	R: 0 E: 0 K: 0 S: 3	H: 0 LOB: 1 BB: 1 P: 7	R: 0 E: 0 K: 1 S: 5	H: 0 LOB: 0 BB: 0 P: 5	R: 0 E: 0 K: 2 S: 8	H: 1 LOB: 2 BB: 1 P: 12	R: 2 E: 0 K: 1 S: 7	H: 2 LOB: 0 BB: 0 P: 7	R: 0 E: 0 K: 1 S: 5	H: 0 LOB: 0 BB: 0 P: 5	R: 0 E: 0 K: 0 S: 3	H: 0 LOB: 0 BB: 0 P: 3	R: 1 E: 0 K: 0 S: 6	H: 3 LOB: 3 BB: 0 P: 6		1B: 5 2B: 0 3B: 0 HR: 1	SF: 0 SAC: 0 DP: 0 HBP: 0	WP: 1 PB: 0 SB: 0 CS: 0	PA: 34
PITCHER Mike McCormick, L ERA: 3.68 Frank Linzy, R ERA: 2.95 (7, 1)	IP: 6.0 WLS: L BF: 25 H: 3 R: 2 ER: 2 SO: 6 BB: 4 IBB: 0 HBP: 0 BLK: 0 WP: 1 HR: 1 S: 33 P: 49 ERA: 3.00 WHIP: 1.167															PITCHER					

AB	31
R	1
H	5
RBI	1
BB	5
SO	7
LOB	22



AB	30
R	3
H	6
RBI	3
BB	4
SO	6
LOB	11

Batter	1	2	3	4	5	6	7	8	9	AB	R	H	RBI	BB	SO	LOB	TOP								
Bobby Bonds, R OBP: 0.359, SLG: 0.420 (1, 9)										5	3	2	0	0	1	4	San Francisco Giants @ Philadelphia Phillies Connie Mack Stadium, Philadelphia, PA Sat May 17 1969, 7:05 PM EDT Att: 12,514 - Unknown								
Ron Hunt, R OBP: 0.339, SLG: 0.247 (1, 4)										5	1	3	2	0	0	1									
Willie Mays, R OBP: 0.400, SLG: 0.491 (1, 8)										5	0	1	1	0	1	3									
Willie McCovey, L OBP: 0.423, SLG: 0.633 Bob Burda, L OBP: 0.333, SLG: 0.417 (6, 3)										2	1	1	1	1	1	0									
Jim Davenport, R OBP: 0.289, SLG: 0.355 (1, 5)										4	0	1	1	0	0	1									
Ken Henderson, S OBP: 0.324, SLG: 0.500 (1, 7)										3	0	0	0	1	1	2									
Dick Dietz, R OBP: 0.347, SLG: 0.344 (1, 2)										4	0	1	0	0	0	3									
Hal Lanier, R OBP: 0.224, SLG: 0.223 (1, 6)										4	0	0	0	0	1	2									
Gaylord Perry, R OBP: 0.172, SLG: 0.143 (1, 1)										4	0	1	0	0	0	1									
Inning Stats	R: 2 E: 0 K: 1 S: 8	H: 3 LOB: 2 BB: 1 P: 12	R: 1 E: 1 K: 0 S: 5	H: 1 LOB: 1 BB: 0 P: 5	R: 0 E: 0 K: 1 S: 5	H: 0 LOB: 0 BB: 0 P: 5	R: 0 E: 1 K: 1 S: 6	H: 1 LOB: 1 BB: 0 P: 6	R: 1 E: 0 K: 0 S: 4	H: 1 LOB: 0 BB: 0 P: 4	R: 0 E: 0 K: 1 S: 6	H: 1 LOB: 2 BB: 1 P: 10	R: 0 E: 0 K: 0 S: 3	H: 0 LOB: 0 BB: 0 P: 3	R: 0 E: 0 K: 0 S: 3	H: 0 LOB: 0 BB: 0 P: 3	R: 1 E: 0 K: 0 S: 5	H: 2 LOB: 1 BB: 0 P: 5	1B: 7 2B: 2 3B: 0 HR: 1	SF: 0 SAC: 0 DP: 0 HBP: 0	WP: 0 PB: 0 SB: 1 CS: 0	PA: 40			
PITCHER	IP	WLS	BF	H	R	ER	SO	BB	IBB	HBP	BLK	WP	HR	S	P	ERA	WHIP								
Gary Wagner, R ERA: 7.91 (1, 1)	5.0	L	23	6	4	3	3	1	0	0	0	0	1	28	32	5.40	1.400								
Barry Lersch, R ERA: 8.75 (6, 1)	2.0		9	2	0	0	2	1	0	0	0	0	0	12	16	0.00	1.500								
Al Raffo, R ERA: 4.5 (8, 1)	2.0		8	2	1	1	0	0	0	0	0	0	0	8	8	4.50	1.000								

AB 38
R 5
H 10
RBI 5
BB 2
SO 5
LOB 19



Batter	1	2	3	4	5	6	7	8	9	AB	R	H	RBI	BB	SO	LOB	BOTTOM								
Tony Taylor, R OBP: 0.324, SLG: 0.301 (1, 5)										5	0	2	0	0	0	1	San Francisco Giants @ Philadelphia Phillies Connie Mack Stadium, Philadelphia, PA Sat May 17 1969, 7:05 PM EDT Att: 12,514 - Unknown								
John Briggs, L OBP: 0.286, SLG: 0.211 (1, 8)										4	0	1	0	1	2	3									
Dick Allen, R OBP: 0.383, SLG: 0.625 (1, 3)										5	0	1	0	0	1	6									
Johnny Callison, L OBP: 0.341, SLG: 0.433 (1, 9)										4	0	1	0	0	1	3									
Deron Johnson, R OBP: 0.398, SLG: 0.402 (1, 7)										3	0	1	0	1	2	2									
Cookie Rojas, R OBP: 0.288, SLG: 0.261 (1, 4)										4	0	0	0	0	2	4									
Don Money, R OBP: 0.325, SLG: 0.434 (1, 6)										3	0	1	0	1	1	2									
Mike Ryan, R OBP: 0.256, SLG: 0.298 (1, 2)										4	0	0	0	0	0	5									
Gary Wagner, R Gene Stone, L Barry Lersch, S Vic Roznovsky, L Al Raffo, R Ron Stone, L (1, 1) (5, PH) (6, 1) (7, PH) (8, 1) (9, PH)										1	0	0	0	0	0	0									
Inning Stats	R: 0 E: 0 K: 1 S: 6	H: 1 LOB: 0 BB: 0 P: 6	R: 0 E: 0 K: 2 S: 8	H: 1 LOB: 0 BB: 0 P: 8	R: 0 E: 0 K: 1 S: 5	H: 0 LOB: 0 BB: 0 P: 5	R: 0 E: 0 K: 2 S: 9	H: 2 LOB: 3 BB: 1 P: 13	R: 0 E: 0 K: 1 S: 7	H: 2 LOB: 2 BB: 0 P: 7	R: 0 E: 0 K: 1 S: 5	H: 0 LOB: 1 BB: 1 P: 9	R: 0 E: 0 K: 0 S: 4	H: 1 LOB: 0 BB: 0 P: 4	R: 0 E: 0 K: 1 S: 6	H: 1 LOB: 0 BB: 0 P: 6	R: 0 E: 0 K: 0 S: 3	H: 0 LOB: 2 BB: 2 P: 11	1B: 6 2B: 1 3B: 1 HR: 0	SF: 0 SAC: 0 DP: 0 HBP: 0	WP: 0 PB: 0 SB: 0 CS: 0	PA: 39			
PITCHER	IP	WLS	BF	H	R	ER	SO	BB	IBB	HBP	BLK	WP	HR	S	P	ERA	WHIP								
Gaylord Perry, R ERA: 2.54 (1, 1)	9.0	W	39	8	0	0	9	4	0	0	0	0	0	53	69	0.00	1.333								



Batter	1	2	3	4	5	6	7	8	9	AB	R	H	RBI	BB	SO	LOB	TOP					
Bobby Bonds, R OBP: 0.365, SLG: 0.423 (1, 8)										4	1	1	0	2	2	4	San Francisco Giants @ Philadelphia Phillies Connie Mack Stadium, Philadelphia, PA Sun May 18 1969, 3:33 AM EDT Att: 17,534 - Unknown					
Ron Hunt, R OBP: 0.358, SLG: 0.287 (1, 4)										4	1	3	1	1	1	1						
Jim Davenport, R OBP: 0.273, SLG: 0.333 (1, 5)										5	0	0	0	0	1	5						
Willie McCovey, L OBP: 0.433, SLG: 0.647 Cesar Gutierrez, R OBP: 0.379, SLG: 0.261 (7, 6)										4	2	3	1	0	0	0						
Dick Dietz, R OBP: 0.338, SLG: 0.323 (1, 2)										4	1	0	0	1	1	2						
Ken Henderson, S OBP: 0.341, SLG: 0.500 (9, 7)										4	1	2	1	0	1	0						
Dave Marshall, L OBP: 0.318 Bobby Bolin, R OBP: 0.294, SLG: 0.214 (9, 1)									4	1	2	1	0	1	3							
Hal Lanier, R OBP: 0.228, SLG: 0.228 Bob Burda, L OBP: 0.341, SLG: 0.500 (7, 3)									2	0	1	0	0	0	0							
Juan Marichal, R OBP: 0.286, SLG: 0.346 Frank Linzy, R (7, 1) Joe Gibbon, R (7, 1) Willie Mays, R OBP: 0.405, SLG: 0.491 (9, 8)									3	0	1	1	0	0	1							
Inning Stats	R: 2 E: 0 K: 2 S: 10	H: 3 LOB: 2 BB: 1 P: 14	R: 0 E: 0 K: 1 S: 6	H: 1 LOB: 2 BB: 1 P: 10	R: 0 E: 0 K: 0 S: 3	H: 0 LOB: 0 BB: 0 P: 3	R: 1 E: 0 K: 1 S: 4	H: 2 LOB: 2 BB: 1 P: 8	R: 1 E: 0 K: 2 S: 7	H: 2 LOB: 1 BB: 0 P: 7	R: 0 E: 0 K: 1 S: 7	H: 2 LOB: 2 BB: 0 P: 7	R: 4 E: 1 K: 1 S: 9	H: 3 LOB: 1 BB: 1 P: 13	R: 0 E: 0 K: 0 S: 3	H: 0 LOB: 0 BB: 0 P: 3		R: 0 E: 0 K: 1 S: 6	H: 1 LOB: 2 BB: 1 P: 10	1B: 8 2B: 4 3B: 1 HR: 1	SF: 2 SAC: 2 DP: 0 HBP: 0	WP: 1 PB: 0 SB: 1 CS: 0
PITCHER	IP WLS BF H R ER SO BB IBB HBP BLK WP HR S P ERA WHIP																					
Grant Jackson, L ERA: 3.9	(1, 1) 6.0 31 11 5 5 5 3 0 0 0 0 0 0 38 50 7.50 2.333																					
Jerry Johnson, R ERA: 3.79	(7, 1) 0.2 6 2 3 2 0 1 0 0 0 0 0 1 5 9 27.00 4.500																					
Luis Peraza, R ERA: 13.5	(7, 1) 0.1 1 0 0 0 1 0 0 0 0 0 0 0 3 3 0.00 0.000																					
Turk Farrell, R ERA: 3.14	(8, 1) 2.0 W 8 1 0 0 1 0 0 1 0 0 1 0 9 13 0.00 0.500																					

Batter	1	2	3	4	5	6	7	8	9	AB	R	H	RBI	BB	SO	LOB	BOTTOM					
Tony Taylor, R OBP: 0.319, SLG: 0.306 (1, 5)										5	0	1	0	0	0	5	San Francisco Giants @ Philadelphia Phillies Connie Mack Stadium, Philadelphia, PA Sun May 18 1969, 3:33 AM EDT Att: 17,534 - Unknown					
Don Money, R OBP: 0.321, SLG: 0.424 (1, 6)										5	1	1	0	0	1	2						
Dick Allen, R OBP: 0.254, SLG: 0.650 John Briggs, L OBP: 0.286, SLG: 0.211 (9, 7)										4	2	2	2	1	2	0						
Johnny Callison, L OBP: 0.343, SLG: 0.456 (1, 9)										5	2	2	1	0	0	1						
Deron Johnson, R OBP: 0.390, SLG: 0.392 (9, 3)										5	1	1	1	0	2	0						
Cookie Rojas, R OBP: 0.295, SLG: 0.270 (1, 4)										5	1	2	0	0	1	0						
Mike Ryan, R OBP: 0.333, SLG: 0.331 Dave Watkins, R OBP: 0.600, SLG: 0.500 (7, PR)										4	1	2	2	0	0	2						
Larry Hisle, R OBP: 0.286, SLG: 0.309 (1, 8)										5	0	4	2	0	1	2						
Grant Jackson, S OBP: 0.333, SLG: 0.263 Jerry Johnson, R OBP: 0.290, SLG: 0.111 Luis Peraza, R OBP: 0.302, SLG: 0.429 Gene Stone, L OBP: 0.302, SLG: 0.500 Rick Joseph, R OBP: 0.302, SLG: 0.429 Turk Farrell, R OBP: 0.302, SLG: 0.429 (8, 1)										2	0	1	1	1	0	1						
Inning Stats	R: 2 E: 0 K: 1 S: 7	H: 3 LOB: 0 BB: 0 P: 7	R: 1 E: 1 K: 1 S: 8	H: 3 LOB: 0 BB: 0 P: 8	R: 0 E: 0 K: 1 S: 5	H: 0 LOB: 0 BB: 0 P: 5	R: 1 E: 0 K: 0 S: 5	H: 2 LOB: 1 BB: 0 P: 5	R: 1 E: 0 K: 2 S: 8	H: 1 LOB: 0 BB: 0 P: 8	R: 0 E: 0 K: 0 S: 4	H: 1 LOB: 2 BB: 1 P: 8	R: 3 E: 0 K: 1 S: 10	H: 5 LOB: 2 BB: 0 P: 10	R: 0 E: 0 K: 0 S: 3	H: 0 LOB: 1 BB: 1 P: 7		R: 1 E: 0 K: 1 S: 6	H: 2 LOB: 1 BB: 0 P: 6	1B: 12 2B: 2 3B: 0 HR: 3	SF: 0 SAC: 0 DP: 0 HBP: 0	WP: 0 PB: 0 SB: 2 CS: 0
PITCHER	IP WLS BF H R ER SO BB IBB HBP BLK WP HR S P ERA WHIP																					
Juan Marichal, R ERA: 2.44	(1, 1) 6.1 31 12 7 7 6 1 0 0 0 0 0 0 42 46 9.95 2.053																					
Frank Linzy, R ERA: 3.32	(7, 1) 0.1 4 3 1 1 0 0 0 0 0 0 0 0 4 4 27.00 9.000																					
Joe Gibbon, L ERA: 1.93	(7, 1) 1.1 5 0 0 0 0 1 0 0 0 0 0 0 4 8 0.00 0.750																					
Bobby Bolin, R ERA: 4.33	(9, 1) 0.2 L 4 2 1 1 1 0 0 0 0 0 0 0 6 6 13.50 3.000																					

Batter	1	2	3	4	5	6	7	8	9	AB	R	H	RBI	BB	SO	LOB	TOP
Tony Taylor, R OBP: 0.308, SLG: 0.295 (1,5)										4	0	0	0	0	0	2	
Don Money, R OBP: 0.313, SLG: 0.413 (1,6)										3	0	0	0	0	0	0	
Dick Allen, R OBP: 0.383, SLG: 0.631 (1,3)										3	0	0	0	0	0	0	
Johnny Callison, L OBP: 0.342, SLG: 0.449 (1,9)										2	0	0	0	1	0	0	
Deron Johnson, R OBP: 0.381, SLG: 0.381 (1,7)										3	0	0	0	0	0	1	
Cookie Rojas, R OBP: 0.284, SLG: 0.260 (1,4)										3	0	0	0	0	0	0	
Mike Ryan, R OBP: 0.266, SLG: 0.339 (1,2)										3	0	1	0	0	0	0	
Larry Hisle, R OBP: 0.287, SLG: 0.310 (1,8)										3	0	1	0	0	0	1	
Rick Wise, R OBP: 0.240, SLG: 0.182 (1,1)										2	0	0	0	0	1	2	
John Briggs, L OBP: 0.282, SLG: 0.208 (9, PH)										1	0	0	0	0	1	0	
Inning Stats	R: 0 E: 0 K: 0 S: 3	H: 0 LOB: 0 BB: 0 P: 3	R: 0 E: 0 K: 0 S: 2	H: 0 LOB: 0 BB: 1 P: 6	R: 0 E: 0 K: 1 S: 6	H: 1 LOB: 1 BB: 0 P: 6	R: 0 E: 0 K: 0 S: 3	H: 0 LOB: 0 BB: 0 P: 3	R: 0 E: 0 K: 0 S: 3	H: 0 LOB: 0 BB: 0 P: 3	R: 0 E: 0 K: 0 S: 3	H: 0 LOB: 0 BB: 0 P: 3	R: 0 E: 0 K: 1 S: 5	H: 0 LOB: 0 BB: 0 P: 5	1B: 1 2B: 1 3B: 0 HR: 0	SF: 0 SAC: 0 DP: 2 HBP: 0	WP: 0 PA: 28 PB: 0 SB: 0 CS: 0
PITCHER Tony Cloninger, R ERA: 4.35 (1,1)	IP: 9.0 WLS: W BF: 28 H: 2 R: 0 ER: 0 SO: 2 BB: 1 IBB: 0 HBP: 0 BLK: 0 WP: 0 HR: 0 S: 31 P: 35 ERA: 0.00 WHIP: 0.333																

Philadelphia Phillies @ Cincinnati Reds
Crosley Field, Cincinnati, OH
Tue May 20 1969, 7:05 PM EDT
Att: 4,191 - Unknown

AB	27
R	0
H	2
RBI	0
BB	1
SO	2
LOB	6





Batter	1	2	3	4	5	6	7	8	9	AB	R	H	RBI	BB	SO	LOB	BOTTOM		
Pete Rose, S OBP: 0.366, SLG: 0.424 (1,8)										3	1	1	0	1	0	0			
Bobby Tolan, L OBP: 0.319, SLG: 0.484 (1,9)										4	0	1	1	0	0	1			
Alex Johnson, R OBP: 0.369, SLG: 0.557 (1,7)										4	1	2	0	0	0	1			
Tony Perez, R OBP: 0.357, SLG: 0.542 (1,5)										3	1	1	2	0	1	1			
Lee May, R OBP: 0.324, SLG: 0.492 (1,3)										3	0	0	0	0	0	0			
Johnny Bench, R OBP: 0.357, SLG: 0.468 (1,2)										3	1	2	0	0	0	0			
Tommy Helms, R OBP: 0.298, SLG: 0.289 (1,4)										2	0	0	1	0	0	1			
Darrel Chaney, S OBP: 0.312, SLG: 0.313 (1,6)										3	0	0	0	0	1	0			
Tony Cloninger, R OBP: 0.150, SLG: 0.263 (1,1)										3	0	0	0	0	3	0			
Inning Stats	R: 0 E: 0 K: 0 S: 3	H: 0 LOB: 0 BB: 0 P: 3	R: 0 E: 0 K: 1 S: 5	H: 0 LOB: 0 BB: 0 P: 5	R: 0 E: 0 K: 1 S: 5	H: 0 LOB: 0 BB: 0 P: 5	R: 0 E: 0 K: 0 S: 4	H: 1 LOB: 1 BB: 0 P: 4	R: 1 E: 1 K: 1 S: 6	H: 1 LOB: 0 BB: 0 P: 6	R: 3 E: 0 K: 1 S: 8	H: 4 LOB: 0 BB: 0 P: 8	R: 0 E: 0 K: 0 S: 3	H: 1 LOB: 0 BB: 0 P: 3	R: 0 E: 0 K: 1 S: 5	H: 0 LOB: 1 BB: 1 P: 9	1B: 4 2B: 2 3B: 0 HR: 1	SF: 0 SAC: 1 DP: 1 HBP: 0	WP: 0 PA: 30 PB: 0 SB: 1 CS: 1
PITCHER Rick Wise, R ERA: 1.9 (1,1)	IP: 8.0 WLS: L BF: 30 H: 7 R: 4 ER: 3 SO: 5 BB: 1 IBB: 0 HBP: 0 BLK: 0 WP: 0 HR: 1 S: 39 P: 43 ERA: 3.38 WHIP: 1.000																		

Philadelphia Phillies @ Cincinnati Reds
Crosley Field, Cincinnati, OH
Tue May 20 1969, 7:05 PM EDT
Att: 4,191 - Unknown

AB	28
R	4
H	7
RBI	4
BB	1
SO	5
LOB	4



Batter	1	2	3	4	5	6	7	8	9	AB	R	H	RBI	BB	SO	LOB	TOP								
Tony Taylor, R OBP: 0.320, SLG: 0.310 (1, 5)	4-0 BB BB		0-0 F7		0-0 2B		0-0 WP 1B 1B		0-0 4-3	4	1	2	1	1	0	1	Philadelphia Phillies @ Cincinnati Reds Crosley Field, Cincinnati, OH Wed May 21 1969, 7:05 PM EDT Att.: 4,811 - Unknown AB 34 R 5 H 9 RBI 4 BB 2 SO 2 LOB 14 								
Don Money, R OBP: 0.317, SLG: 0.408 (1, 6)	4-0 1-2 BB		0-0 6-3		0-0 F3		0-0 WP 1B 1B		0-0 F9	4	1	1	0	1	0	1									
Dick Allen, R OBP: 0.378, SLG: 0.617 (1, 3)	0-0 F3		0-0 F7		0-0 6-3		0-0 1-2 1B 1B		0-0 3-H	4	0	1	2	0	0	3									
Deron Johnson, R OBP: 0.377, SLG: 0.376 John Briggs, L OBP: 0.292, SLG: 0.208 (1, 7) (9, 7)	0-0 P5				0-0 1B SF9 1B		0-0 5-3		0-0 4-3	4	1	1	0	0	0	3									
Johnny Callison, L OBP: 0.340, SLG: 0.443 (1, 9)	0-0 3-1				0-0 1-3 1B SF9		0-0 F2		0-0 6-3	4	0	1	0	0	0	2									
Cookie Rojas, R OBP: 0.271, SLG: 0.250 (1, 4)		0-0 6-3			0-0 1-2 3-H 0-0 SF9		0-0 F8		0-0 F8	3	0	0	1	0	0	0									
Mike Ryan, R OBP: 0.258, SLG: 0.328 (1, 2)		0-0 P6			0-0 5-3		0-0 F8		0-0 6-3	4	0	0	0	0	0	1									
Larry Hisle, R OBP: 0.302, SLG: 0.342 (1, 8)		0-0 2B			0-3 K		0-0 1B 2B		0-0 4-3 SH1-4 WP 1B	4	2	3	0	0	1	1									
Woodie Fryman, R OBP: 0.042, SLG: 0.042 Bill Wilson, R (4, 1)	0-0 5-3				0-3 K		0-0 1-3		0-0 SH1-4	1	0	0	0	0	0	1									
Rick Joseph, R OBP: 0.353, SLG: 0.400 Jerry Johnson, R OBP: 0.200, SLG: 0.111 (7, PH) (7, 1)									1-2	1	0	0	0	0	0	1									
Inning Stats	R: 0 E: 0 K: 0 S: 3	H: 0 LOB: 2 BB: 2 P: 11	R: 0 E: 0 K: 0 S: 4	H: 1 LOB: 1 BB: 0 P: 4	R: 0 E: 0 K: 0 S: 3	H: 0 LOB: 0 BB: 0 P: 3	R: 1 E: 0 K: 1 S: 7	H: 2 LOB: 1 BB: 0 P: 7	R: 0 E: 0 K: 0 S: 6	H: 0 LOB: 0 BB: 0 P: 3	R: 3 E: 0 K: 0 S: 7	H: 4 LOB: 1 BB: 0 P: 7	R: 0 E: 0 K: 0 S: 3	H: 0 LOB: 0 BB: 0 P: 3	R: 1 E: 0 K: 0 S: 4	H: 1 LOB: 0 BB: 0 P: 4	1B: 6 2B: 3 3B: 0 HR: 0	SF: 1 SAC: 1 DP: 0 HBP: 0	WP: 2 PB: 0 SB: 0 CS: 0	PA: 38					
PITCHER	IP	WLS	BF	H	R	ER	SO	BB	IBB	HBP	BLK	WP	HR	S	P	ERA	WHIP								
Jim Merritt, L ERA: 4.26 (1, 1)	6.2		30	8	4	4	2	2	0	0	0	1	0	32	40	5.40	1.500								
George Culver, R ERA: 3.55 (7, 1)	1.1		4	0	0	0	0	0	0	0	0	0	0	4	4	0.00	0.000								
Clay Carroll, R ERA: 3.43 (9, 1)	1.0	W	4	1	1	1	0	0	0	0	0	1	0	4	4	9.00	1.000								

Batter	1	2	3	4	5	6	7	8	9	AB	R	H	RBI	BB	SO	LOB	BOTTOM								
Pete Rose, S OBP: 0.380, SLG: 0.434 (1, 8)	0-0 FC4-6 1B					0-0 L5				4	1	3	0	1	0	0	Philadelphia Phillies @ Cincinnati Reds Crosley Field, Cincinnati, OH Wed May 21 1969, 7:05 PM EDT Att.: 4,811 - Unknown AB 35 R 6 H 14 RBI 6 BB 6 SO 5 LOB 23 								
Bobby Tolan, L OBP: 0.317, SLG: 0.478 (1, 9)	0-0 F8	0-0 F2			0-0 SH3-4		0-0 FC1-4 1B		0-3 K	4	0	1	0	0	1	5									
Alex Johnson, R OBP: 0.364, SLG: 0.545 (1, 7)	0-0 FC4-6 1B 1-2	0-3 K			0-0 SF8-6 1B		0-0 FC1-4 1-2		0-0 5-3	5	1	1	0	0	1	3									
Tony Perez, R OBP: 0.365, SLG: 0.548 Giraldo Ruiz, S OBP: 0.294, SLG: 0.250 (1, 5) (9, PR)	0-0 BB 1B		0-0 FC4 1B		0-0 SF8-6		0-0 P4		0-0 E 1B	4	2	3	1	0	0	1									
Lee May, R OBP: 0.333, SLG: 0.488 (1, 3)	4-0 1B 1B		0-0 FC4 1B		4-0 G6-4-3 BB		0-0 F9		0-0 E5 1B BB	3	1	1	0	2	0	2									
Johnny Bench, R OBP: 0.366, SLG: 0.474 (1, 2)	0-0 1B		0-0 FC4 1B		0-0 G6-4-3		0-0 G3 SH4 1B		0-0 BB IBB 1B	5	0	3	3	0	0	3									
Tommy Helms, R OBP: 0.313, SLG: 0.299 (1, 4)	1-2 2-H 3-H 1B		0-0 1-2 2-3 3-H 1B		0-0 6-3		0-0 SH4		4-0 BB IBB	3	0	2	1	1	0	0									
Darrel Chaney, S OBP: 0.302, SLG: 0.302 Fred Whitfield, L OBP: 0.360, SLG: 0.158 Woody Woodward, R OBP: 0.207, SLG: 0.148 (1, 6) (8, PH) (8, PR) (8, 6)	0-0 G3		0-0 F8		0-3 K		4-0 G3 BB		4-0 BB	3	0	0	0	0	1	5									
Ted Savage, R OBP: 0.444, SLG: 0.375 (9, PH)					0-3 K		0-0 G3 BB		1-2 2-3 3-H BB	0	0	0	1	1	0	0									
Jim Merritt, L OBP: 0.222, SLG: 0.176 George Culver, R (7, 1)		0-3 K			0-0 F9		0-0 K		0-0 G3	3	0	0	0	0	2	2									
Jimmy Stewart, S OBP: 0.300, SLG: 0.375 Clay Carroll, R OBP: 0.571, SLG: 0.400 (8, PH) (9, 1)									1-2 2-3	1	0	0	0	0	0	2									
Inning Stats	R: 2 E: 0 K: 0 S: 7	H: 4 LOB: 3 BB: 1 P: 11	R: 0 E: 0 K: 2 S: 8	H: 1 LOB: 0 BB: 0 P: 8	R: 1 E: 0 K: 0 S: 6	H: 3 LOB: 2 BB: 0 P: 6	R: 1 E: 0 K: 0 S: 4	H: 2 LOB: 0 BB: 0 P: 4	R: 0 E: 0 K: 0 S: 2	H: 0 LOB: 0 BB: 1 P: 6	R: 0 E: 0 K: 2 S: 7	H: 0 LOB: 0 BB: 0 P: 7	R: 0 E: 0 K: 0 S: 4	H: 1 LOB: 1 BB: 0 P: 4	R: 0 E: 0 K: 1 S: 6	H: 1 LOB: 3 BB: 2 P: 14	R: 2 E: 1 K: 0 S: 4	H: 2 LOB: 3 BB: 2 P: 12	1B: 14 2B: 1 3B: 0 HR: 0	SF: 1 SAC: 2 DP: 2 HBP: 0	WP: 0 PB: 0 SB: 0 CS: 0	PA: 44			
PITCHER	IP	WLS	BF	H	R	ER	SO	BB	IBB	HBP	BLK	WP	HR	S	P	ERA	WHIP								
Woodie Fryman, L ERA: 2.69 (1, 1)	3.1		20	9	4	4	2	1	0	0	0	0	0	23	27	10.80	3.000								
Bill Wilson, R ERA: 7.57 (4, 1)	2.2		8	1	0	0	2	1	0	0	0	0	0	11	15	0.00	0.750								
Jerry Johnson, R ERA: 3.79 (7, 1)	2.1	L	16	4	2	1	1	2	2	0	0	0	0	14	30	3.86	2.571								

Batter	1	2	3	4	5	6	7	8	9	AB	R	H	RBI	BB	SO	LOB	TOP					
Tony Taylor, R OBP: 0.313, SLG: 0.312										5	2	2	0	0	0	2	Philadelphia Phillies @ Atlanta Braves Atlanta Stadium, Atlanta, GA Sat May 24 1969, 7:05 PM EDT Att: 20,610 - Unknown					
Cookie Rojas, R OBP: 0.290, SLG: 0.264										3	2	1	0	1	0	1						
Dick Allen, R OBP: 0.375, SLG: 0.626										4	1	1	0	1	1	2						
Johnny Callison, L OBP: 0.352, SLG: 0.464										4	2	3	4	1	0	0						
Deron Johnson, R OBP: 0.378, SLG: 0.384										3	0	2	2	0	0	0						
Don Money, R OBP: 0.313, SLG: 0.409										4	0	1	1	0	1	3						
Mike Ryan, R OBP: 0.248, SLG: 0.313										5	0	0	0	0	0	6						
Larry Hisle, R OBP: 0.291, SLG: 0.323										4	0	0	0	0	3	0						
Rick Wise, R OBP: 0.286, SLG: 0.240										3	1	2	0	0	1	0	Phillies					
Bill Wilson, R (6, 1)										1	0	0	0	0	0	0						
Inning Stats	R: 3 E: 1 K: 2 S: 9	H: 2 LOB: 0 BB: 1 P: 13	R: 0 E: 0 K: 1 S: 6	H: 1 LOB: 1 BB: 0 P: 6	R: 1 E: 0 K: 0 S: 4	H: 1 LOB: 0 BB: 0 P: 4	R: 0 E: 0 K: 1 S: 5	H: 0 LOB: 0 BB: 0 P: 5	R: 2 E: 1 K: 0 S: 7	H: 3 LOB: 3 BB: 1 P: 11	R: 0 E: 0 K: 1 S: 5	H: 0 LOB: 0 BB: 0 P: 5	R: 2 E: 0 K: 0 S: 5	H: 2 LOB: 1 BB: 1 P: 9	R: 0 E: 0 K: 1 S: 6	H: 1 LOB: 1 BB: 0 P: 6	R: 0 E: 0 K: 0 S: 5	H: 2 LOB: 2 BB: 0 P: 5	1B: 9 2B: 2 3B: 0 HR: 1	SF: 3 SAC: 1 DP: 0 HBP: 0	WP: 0 PB: 0 SB: 0 CS: 0	PA: 43
PITCHER	IP WLS BF H R ER SO BB IBB HBP BLK WP HR S P ERA WHIP																					
Ron Reed, R ERA: 3.77	(1, 1) 4.1 L 22 6 6 4 4 1 1 0 0 0 1 28 36 8.31 1.615																					
Ken Johnson, R ERA: 5.57	(5, 1) 2.2 3 2 2 1 0 1 0 0 0 0 0 13 17 6.75 1.125																					
Claude Raymond, R ERA: 4.76	(8, 1) 1.0 4 1 0 0 1 0 0 0 0 0 0 6 6 0.00 1.000																					
Cecil Upshaw, R ERA: 1.93	(9, 1) 1.0 5 2 0 0 0 0 0 0 0 0 0 5 5 0.00 2.000																					

Batter	1	2	3	4	5	6	7	8	9	AB	R	H	RBI	BB	SO	LOB	BOTTOM			
Felipe Alou, R OBP: 0.359, SLG: 0.446										5	1	2	0	0	0	2	Philadelphia Phillies @ Atlanta Braves Atlanta Stadium, Atlanta, GA Sat May 24 1969, 7:05 PM EDT Att: 20,610 - Unknown			
Felix Milan, R OBP: 0.341, SLG: 0.434										4	1	3	1	1	0	1				
Hank Aaron, R OBP: 0.488, SLG: 0.684										5	0	2	1	0	1	5				
Orlando Cepeda, R OBP: 0.333, SLG: 0.474										4	0	0	0	0	1	5				
Clete Boyer, R OBP: 0.353, SLG: 0.424										3	1	1	0	1	0	0				
Bob Aspromonte, R OBP: 0.319, SLG: 0.353										3	0	0	0	1	1	1				
Bob Tillman, R OBP: 0.274, SLG: 0.281										4	0	0	0	0	2	3				
Sonny Jackson, L OBP: 0.345, SLG: 0.404										4	0	0	1	0	1	2				
Ron Reed, R OBP: 0.348, SLG: 0.448	(1, 1) 5.0 W 23 7 3 3 2 2 0 0 0 0 0 25 33 5.40 1.800																			
Ken Johnson, R OBP: 0.290, SLG: 0.264	(5, 1) 2.2 S 16 2 0 0 5 2 0 0 0 0 0 24 32 0.00 1.000																			
Mike Lum, L OBP: 0.336, SLG: 0.395	(7, PH) 0.0 0 0 0 0 0 0 0 0 0 0 0 0 0 0 0 0																			
Claude Raymond, R OBP: 0.378, SLG: 0.384	(8, 1) 1.0 4 1 0 0 1 0 0 0 0 0 0 6 6 0.00 1.000																			
Cecil Upshaw, R OBP: 0.313, SLG: 0.409	(9, PH) 1.0 5 2 0 0 0 0 0 0 0 0 0 5 5 0.00 2.000																			
Rico Carly, R OBP: 0.350, SLG: 1.000	(9, PH) 0.0 0 0 0 0 0 0 0 0 0 0 0 0 0 0 0 0																			
Inning Stats	R: 0 E: 0 K: 0 S: 4	H: 1 LOB: 1 BB: 0 P: 4	R: 0 E: 0 K: 0 S: 3	H: 0 LOB: 0 BB: 0 P: 3	R: 2 E: 0 K: 1 S: 8	H: 3 LOB: 1 BB: 0 P: 8	R: 1 E: 0 K: 0 S: 4	H: 1 LOB: 1 BB: 1 P: 8	R: 0 E: 0 K: 3 S: 9	H: 0 LOB: 1 BB: 1 P: 13	R: 0 E: 0 K: 1 S: 6	H: 1 LOB: 2 BB: 1 P: 10	R: 0 E: 0 K: 1 S: 5	H: 0 LOB: 0 BB: 0 P: 5	R: 0 E: 0 K: 0 S: 4	H: 1 LOB: 2 BB: 1 P: 8	1B: 7 2B: 2 3B: 0 HR: 0	SF: 0 SAC: 0 DP: 1 HBP: 0	WP: 0 PB: 0 SB: 0 CS: 0	PA: 39
PITCHER	IP WLS BF H R ER SO BB IBB HBP BLK WP HR S P ERA WHIP																			
Rick Wise, R ERA: 2.13	(1, 1) 5.0 W 23 7 3 3 2 2 0 0 0 0 0 25 33 5.40 1.800																			
Bill Wilson, R ERA: 4.97	(6, 1) 4.0 S 16 2 0 0 5 2 0 0 0 0 0 24 32 0.00 1.000																			

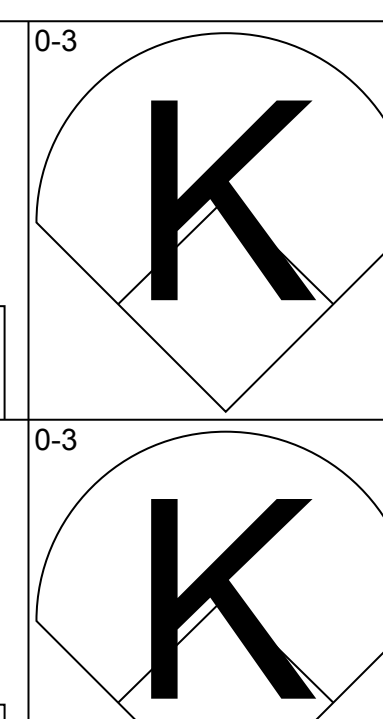
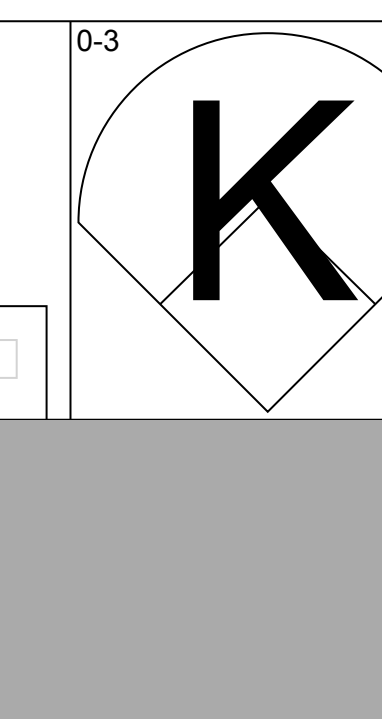
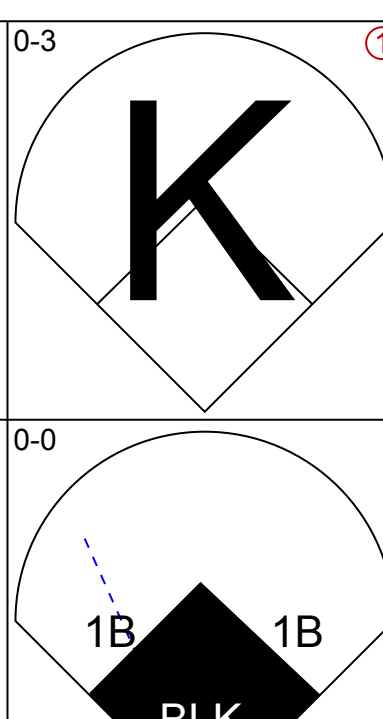
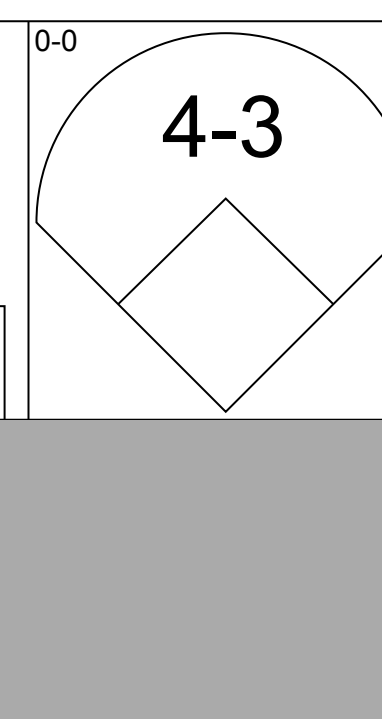
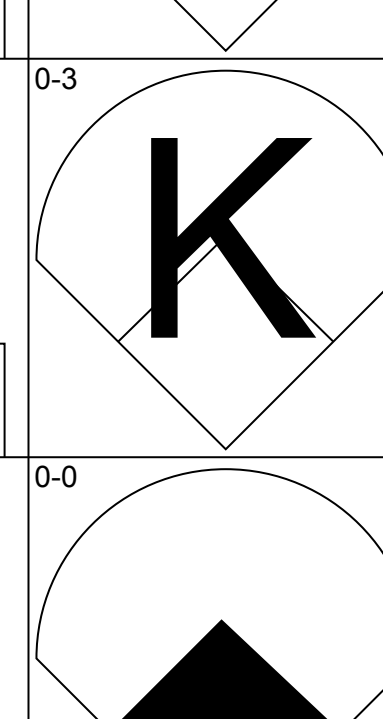
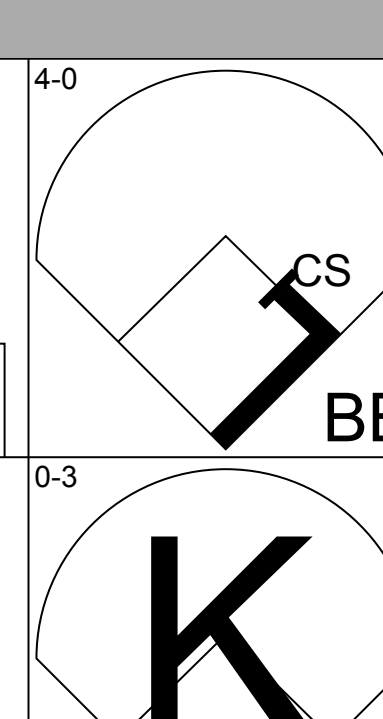
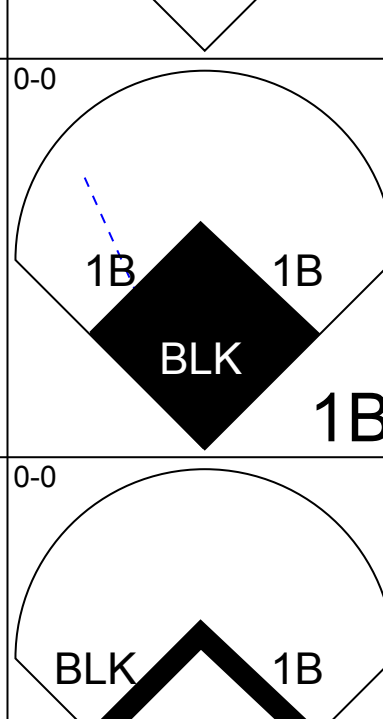
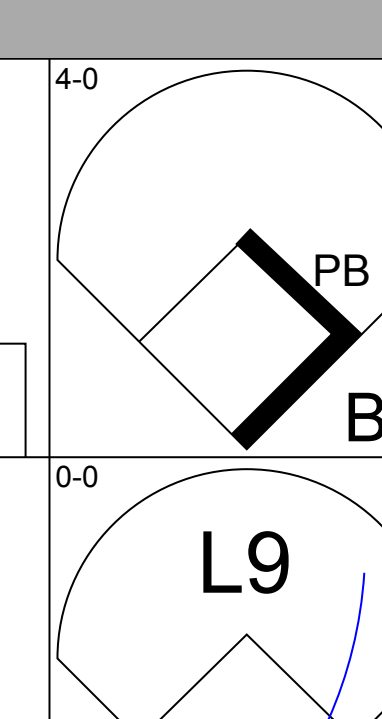
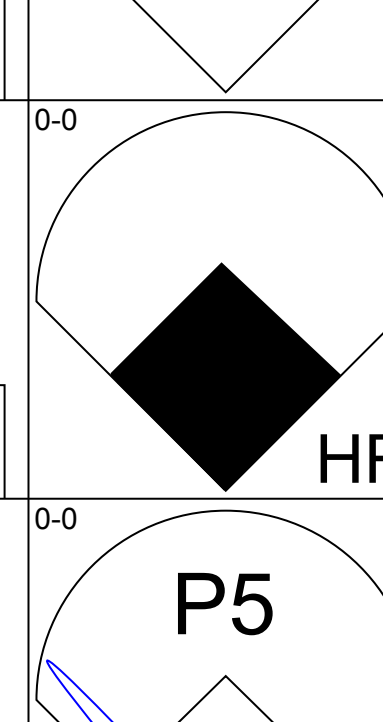
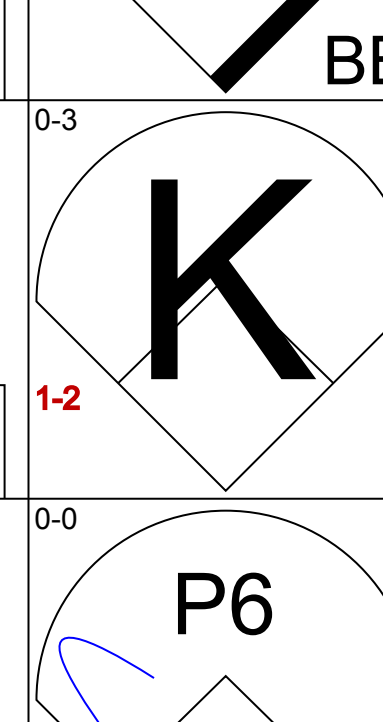
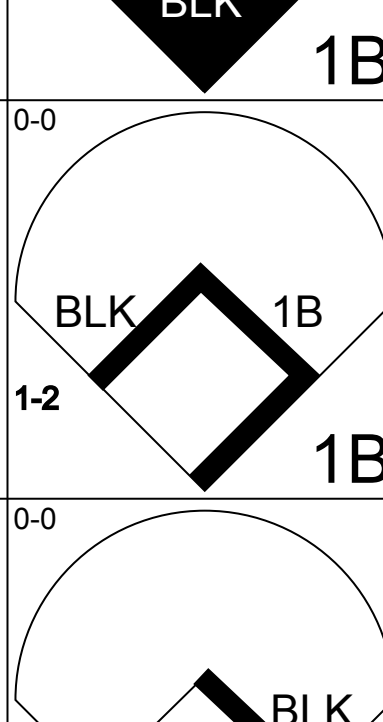
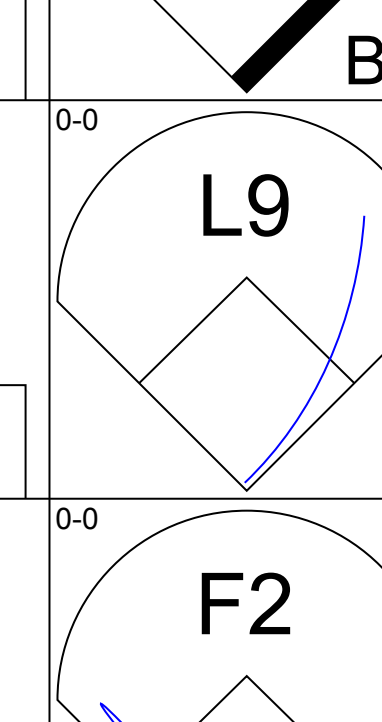
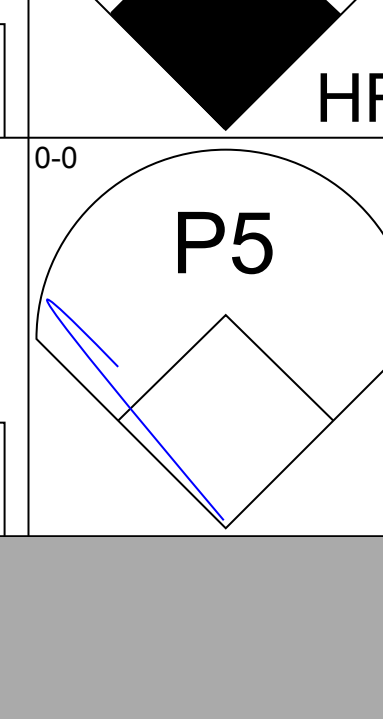
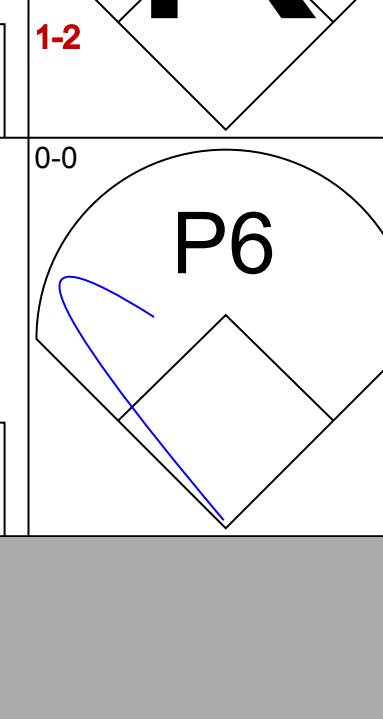
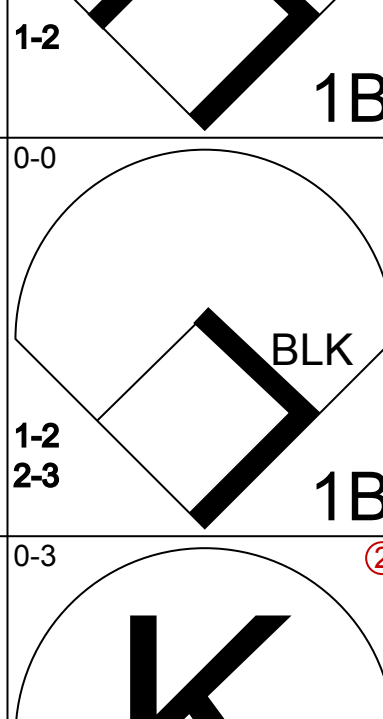
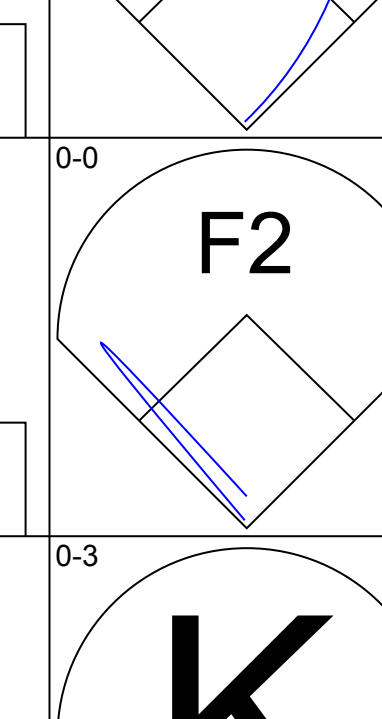
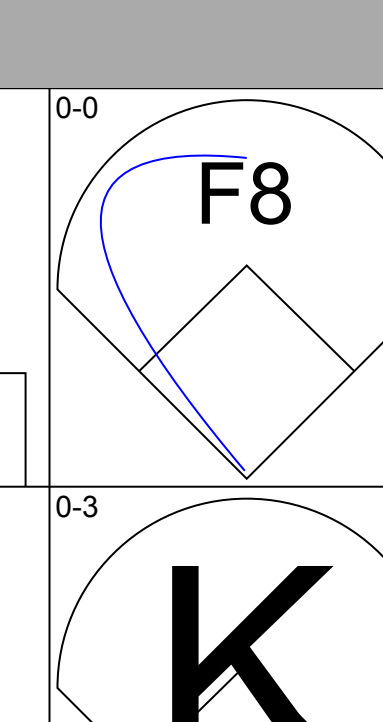
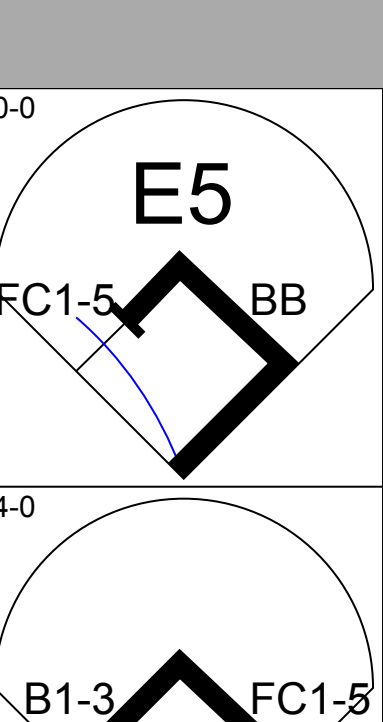
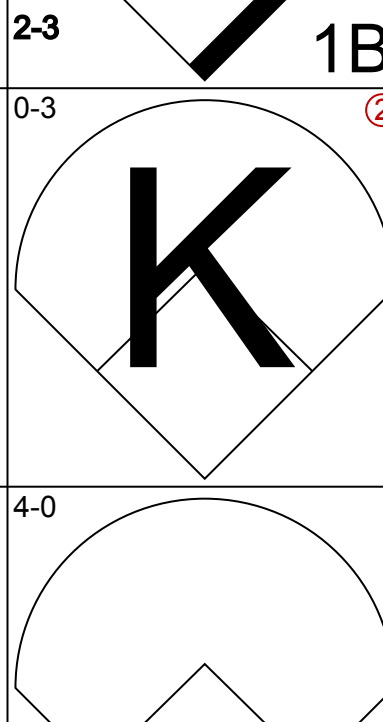
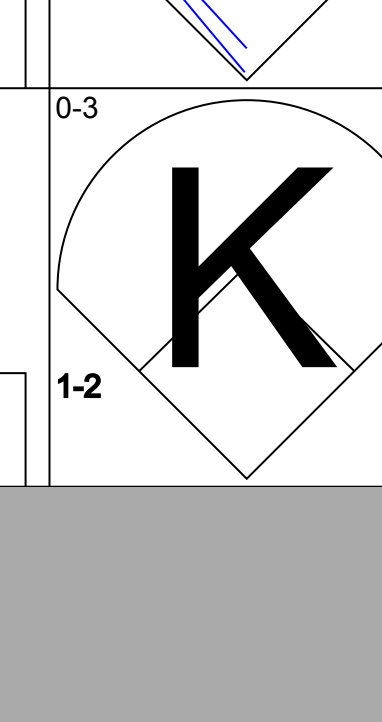

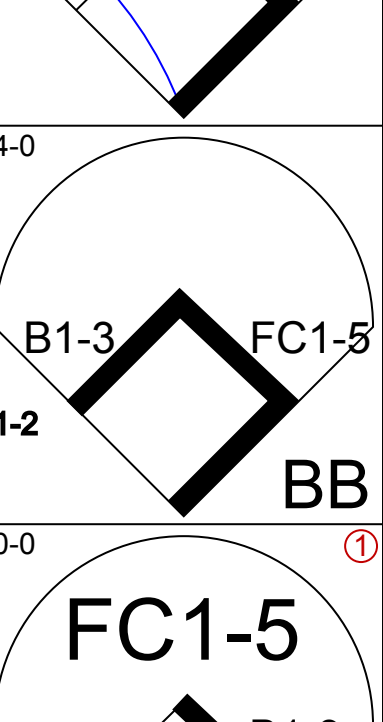
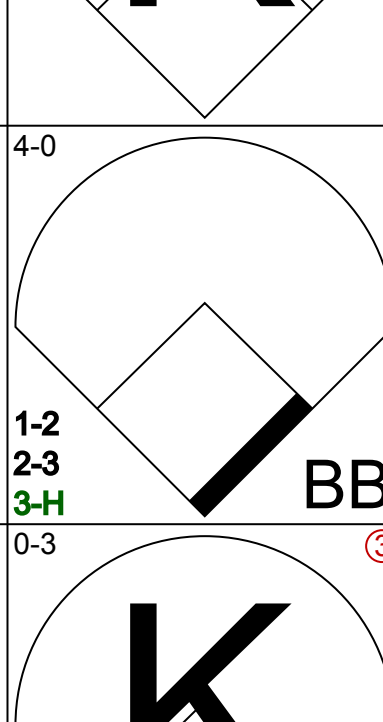
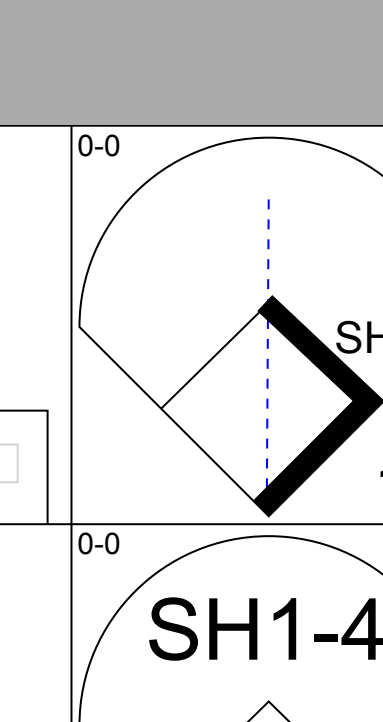

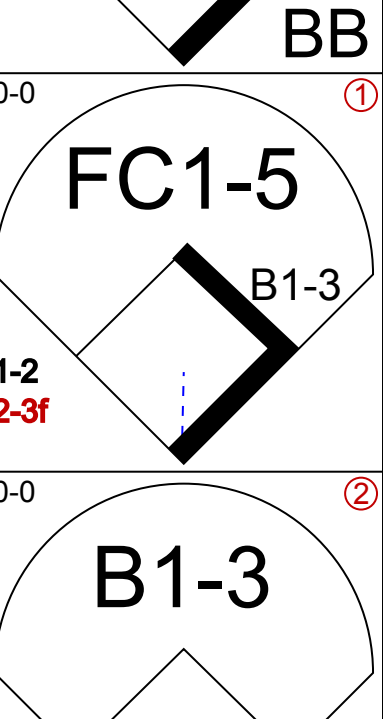
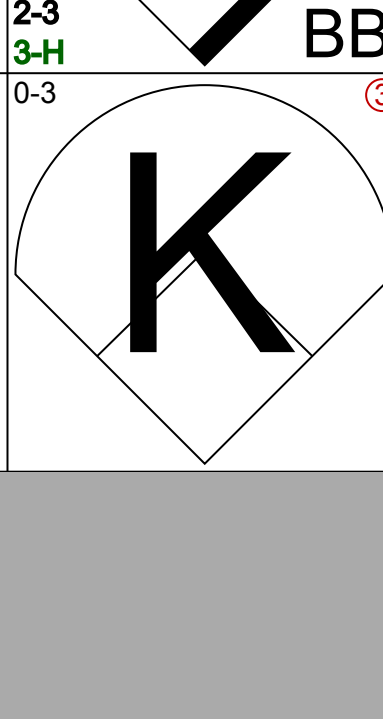
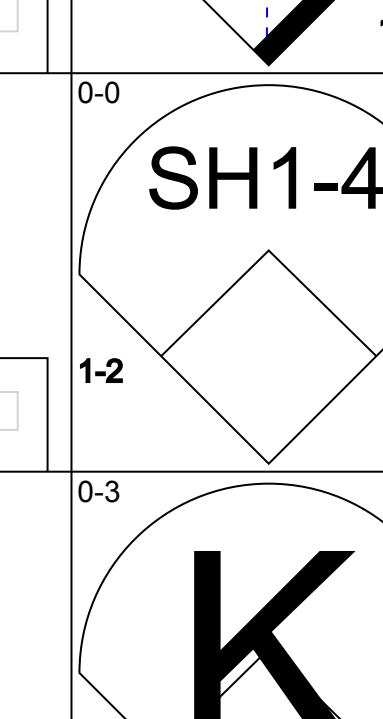
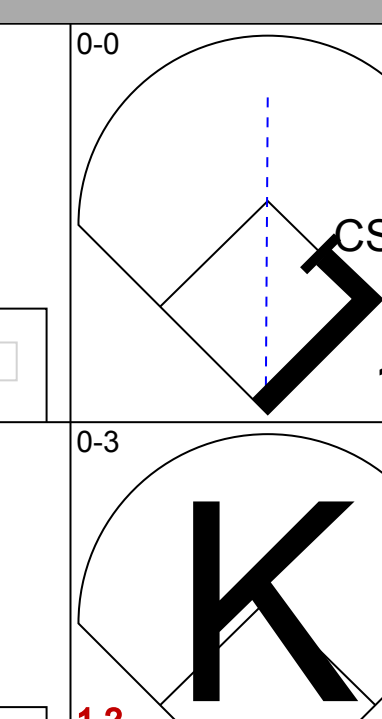
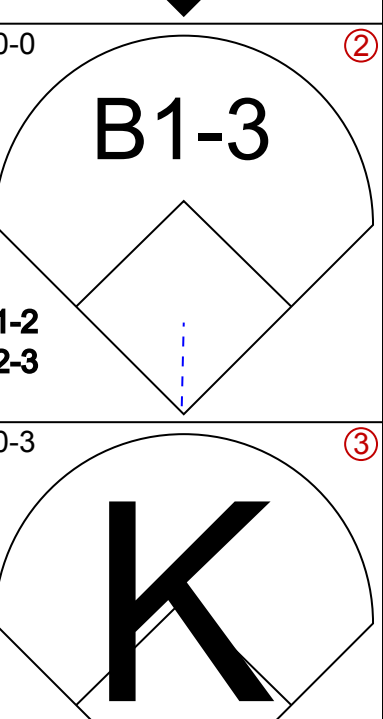
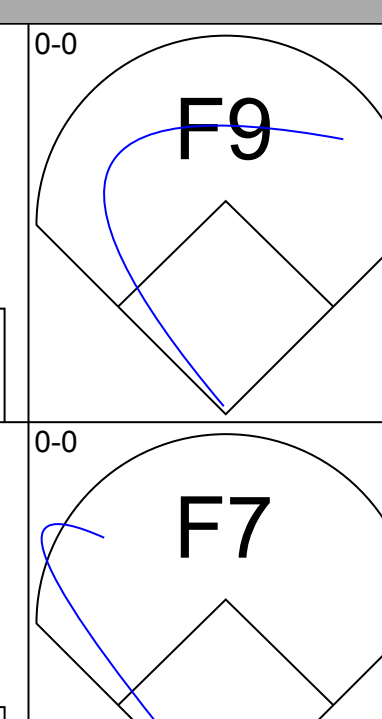
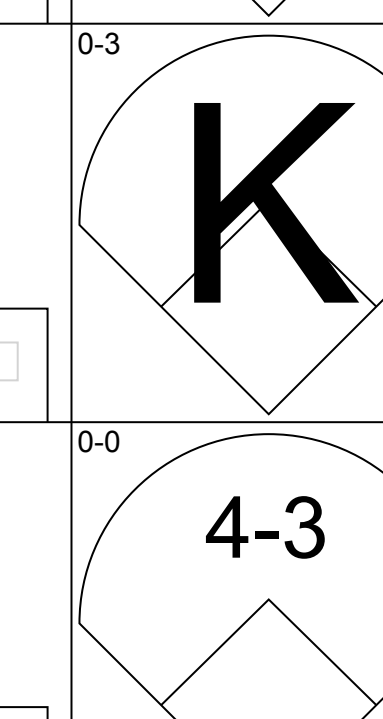
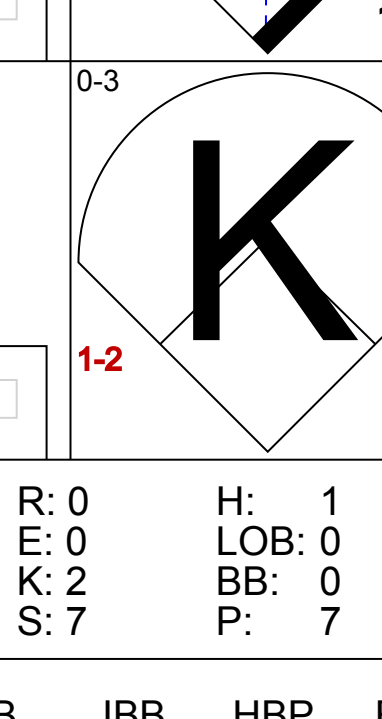
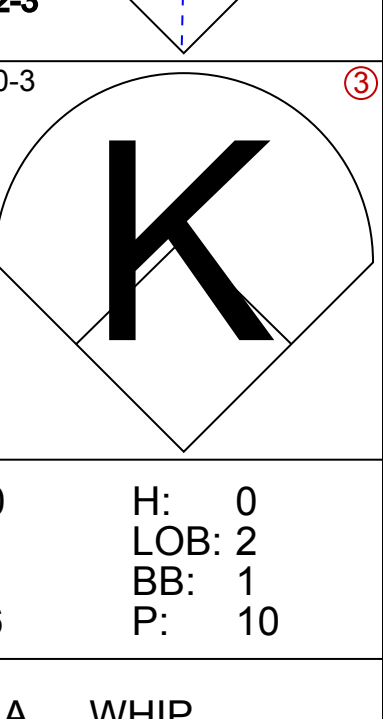
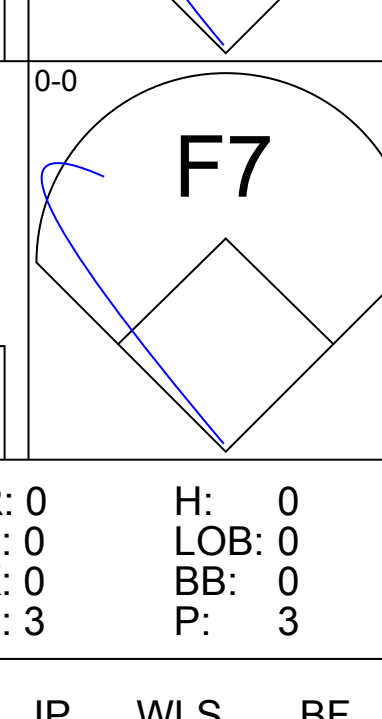
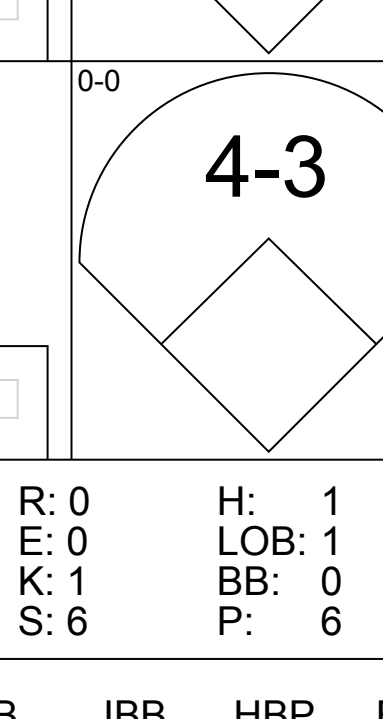


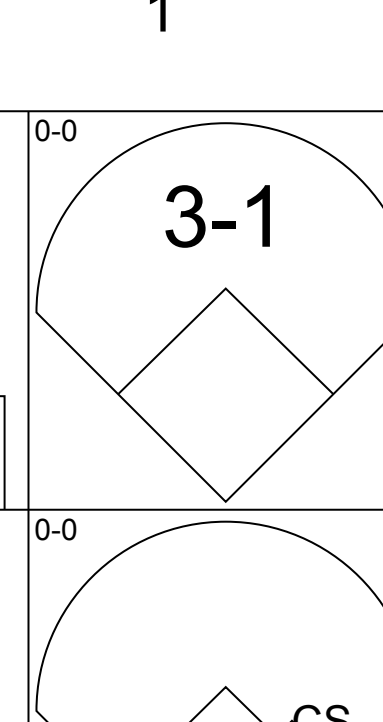
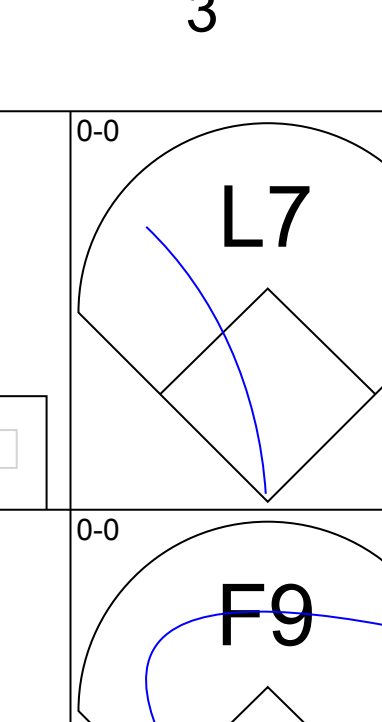
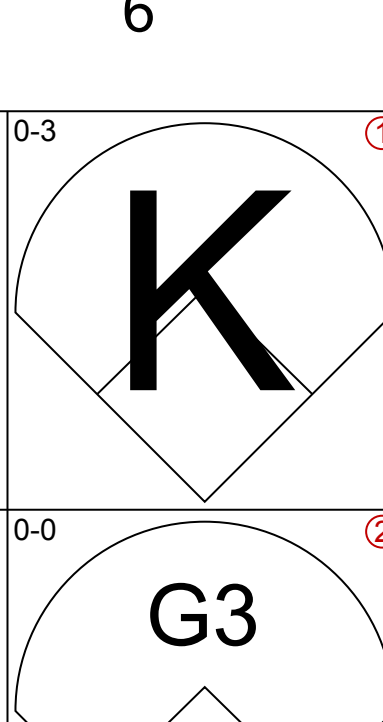
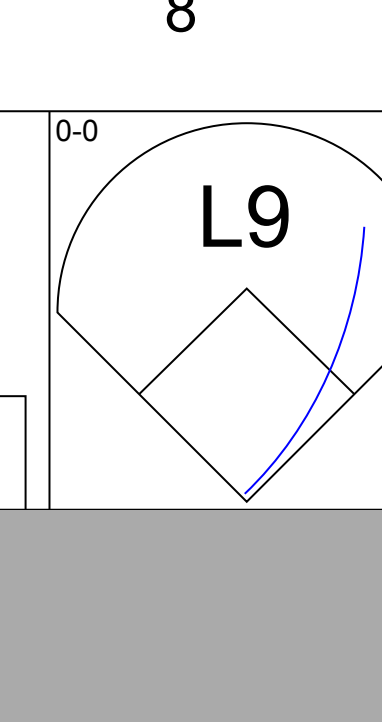
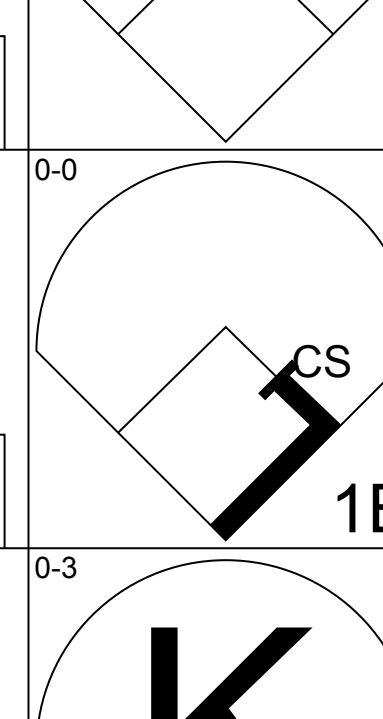
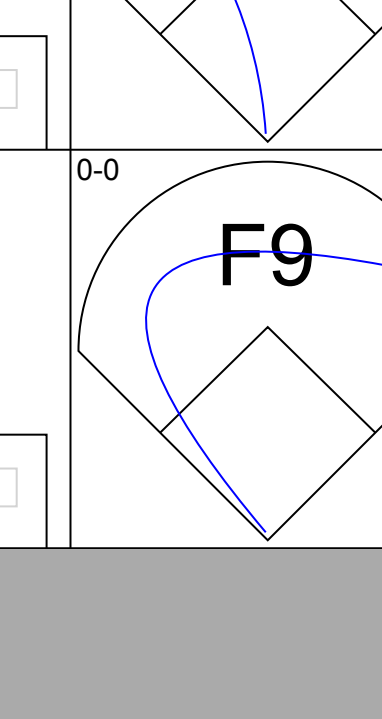
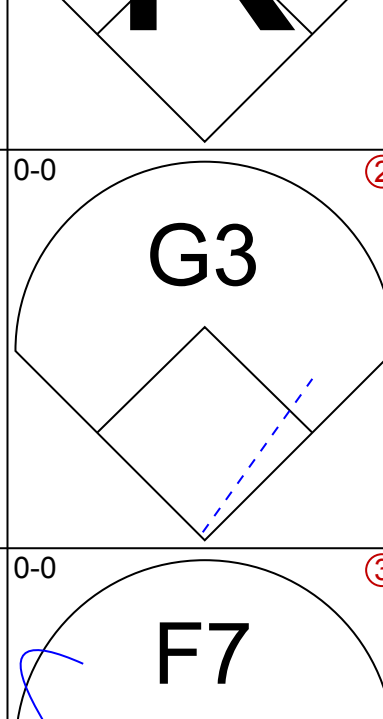
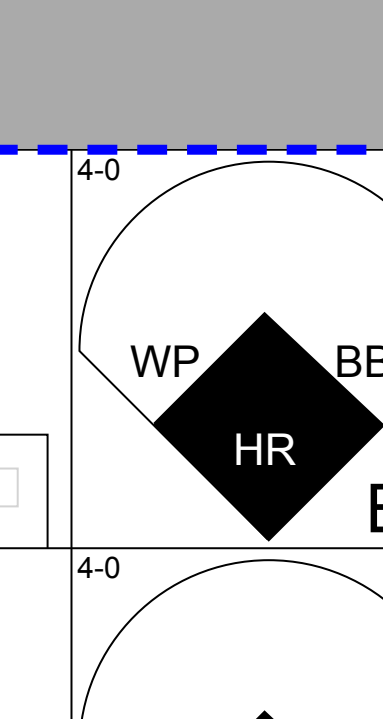
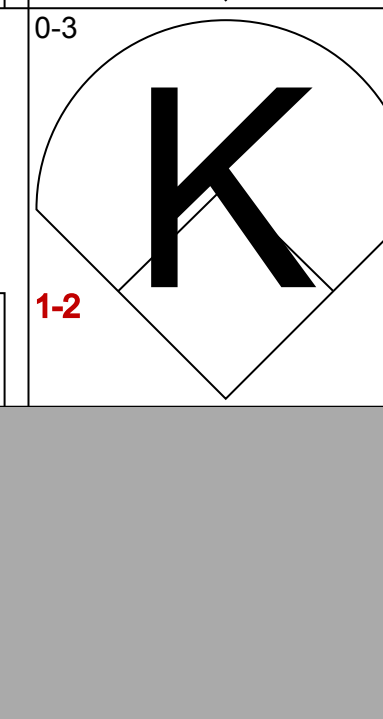
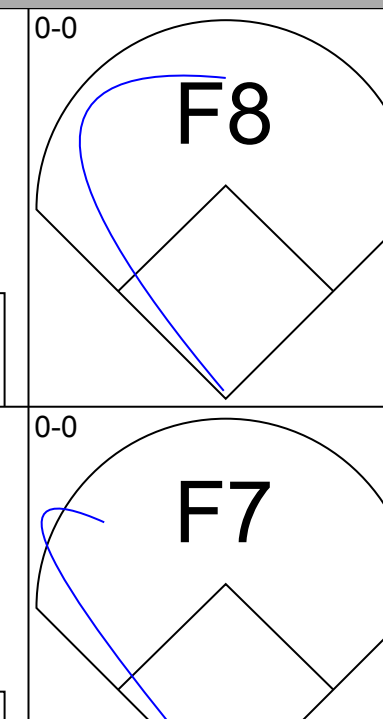
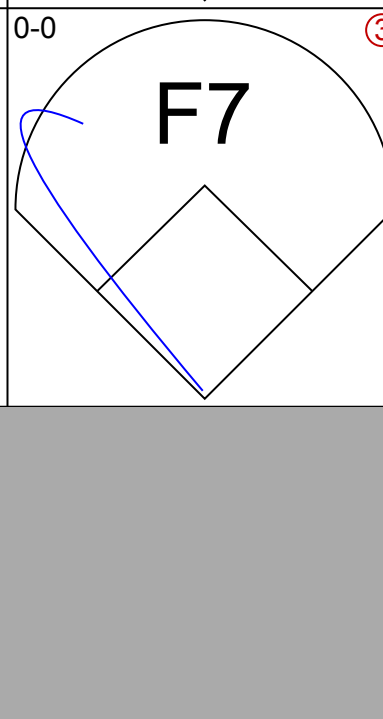
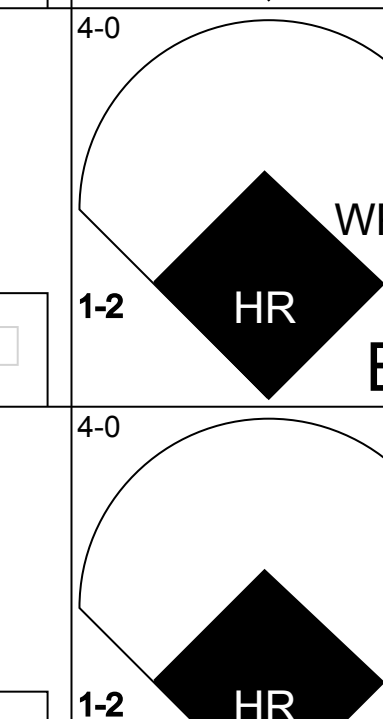
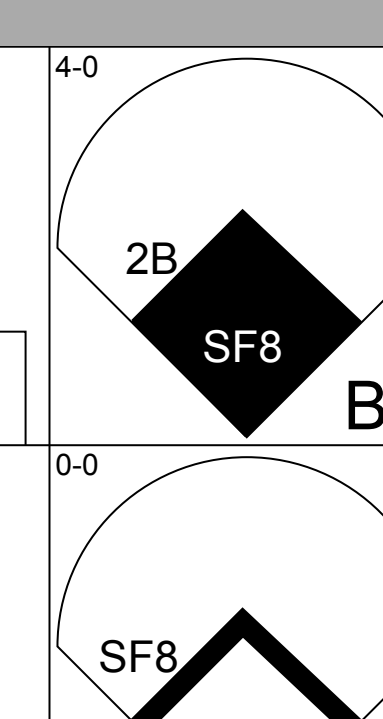
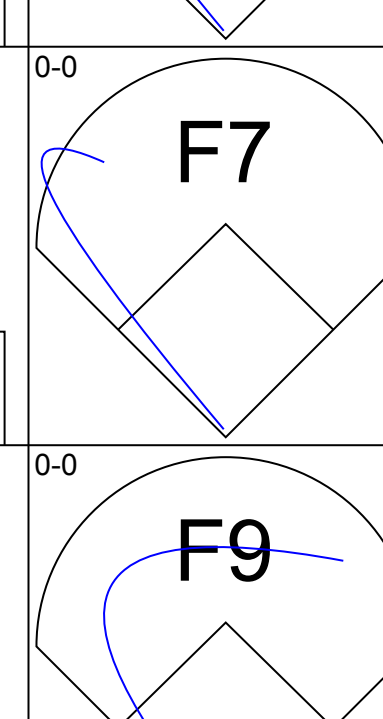
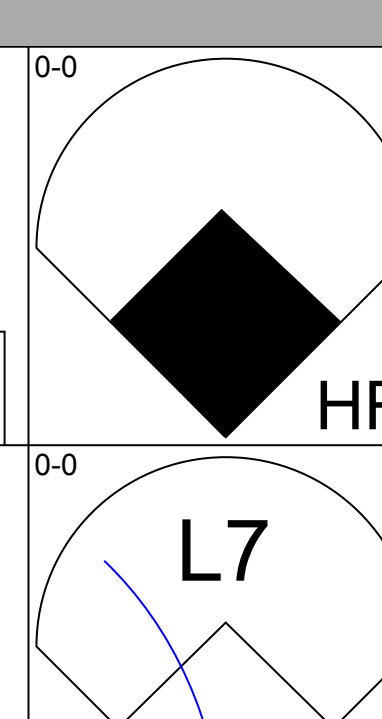
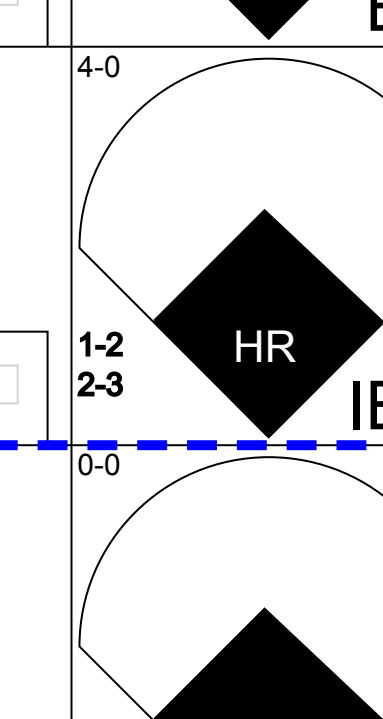
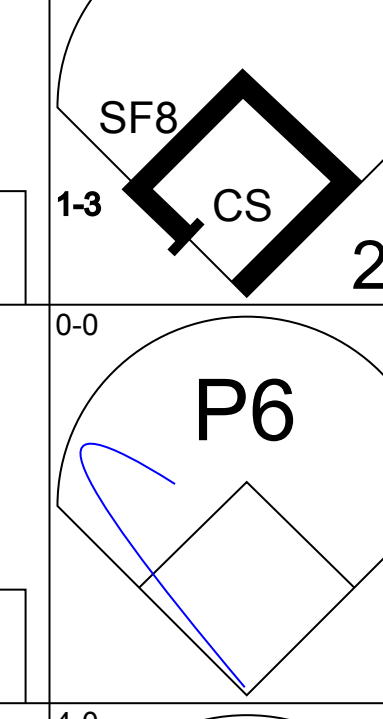
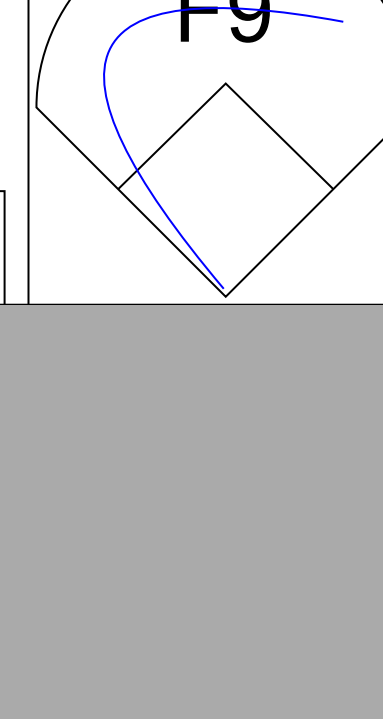
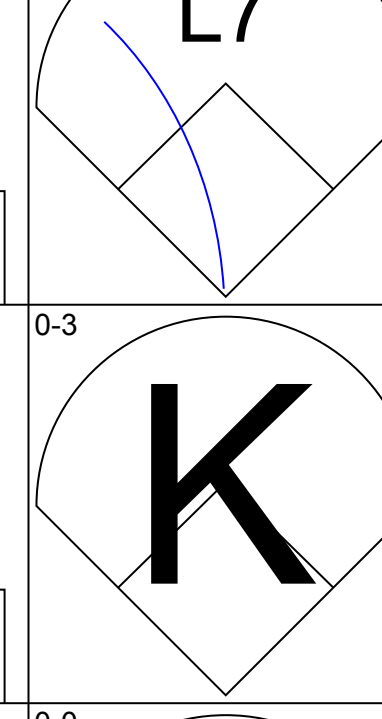
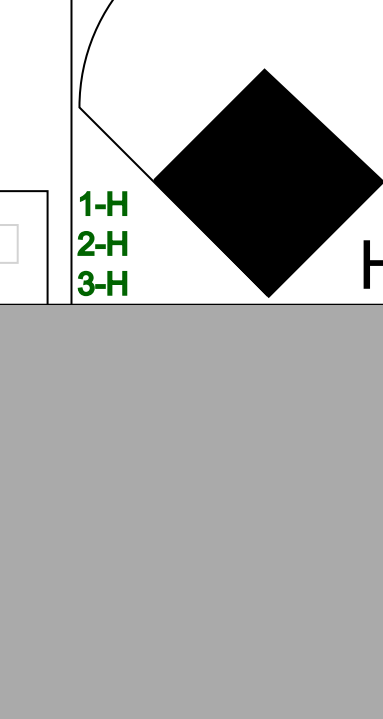
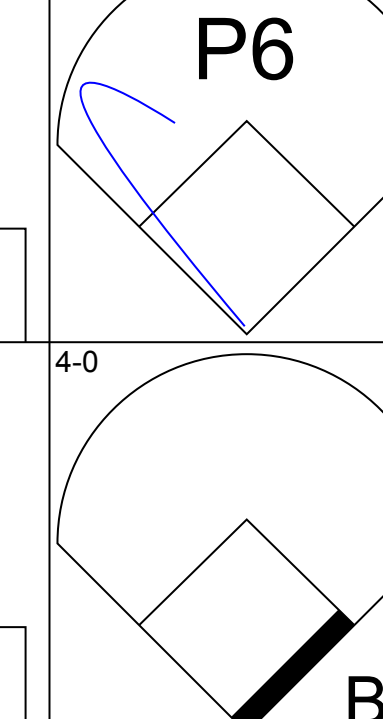
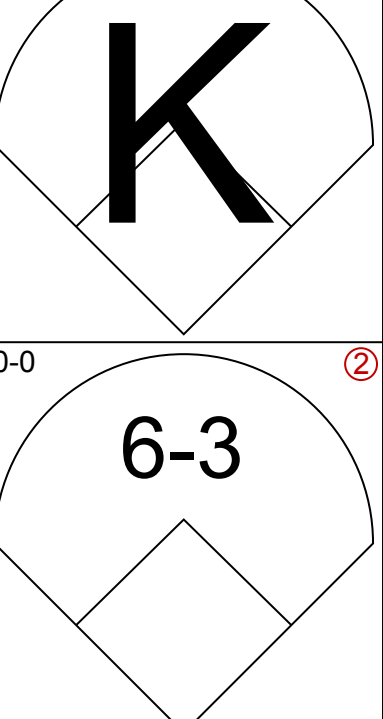
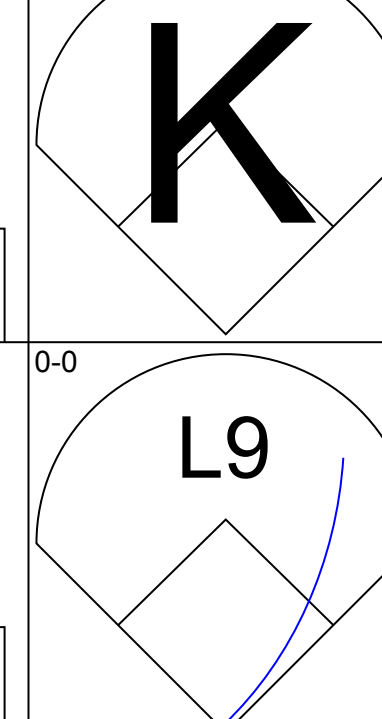
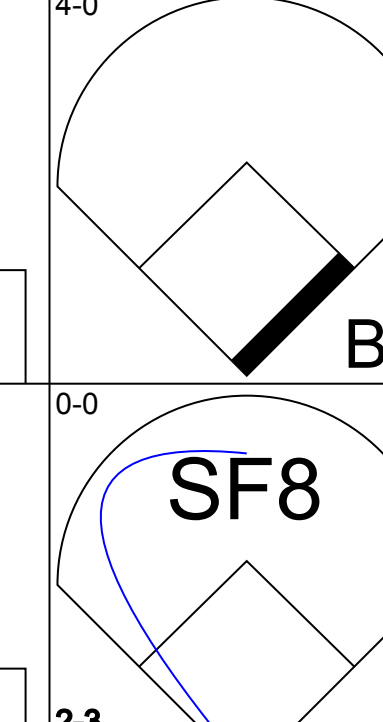
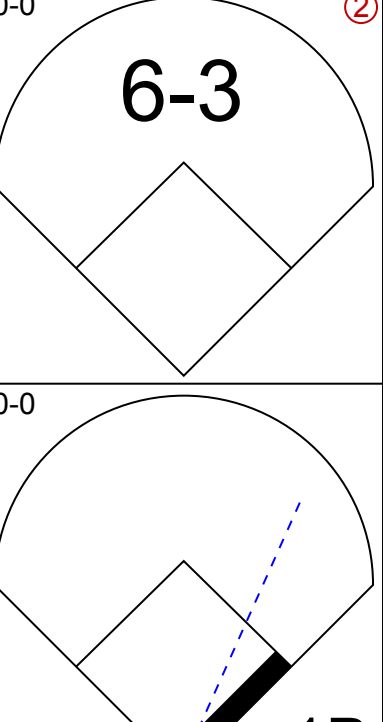
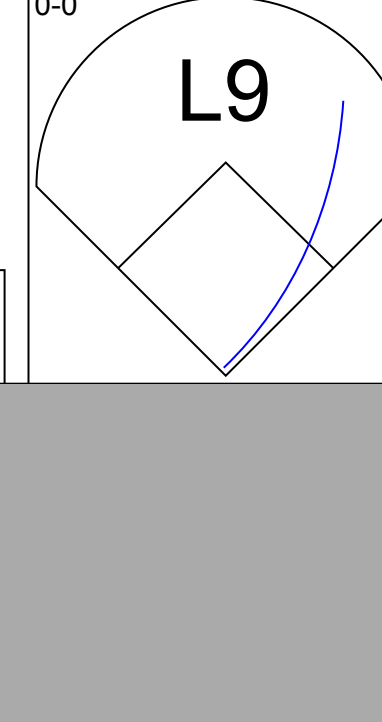
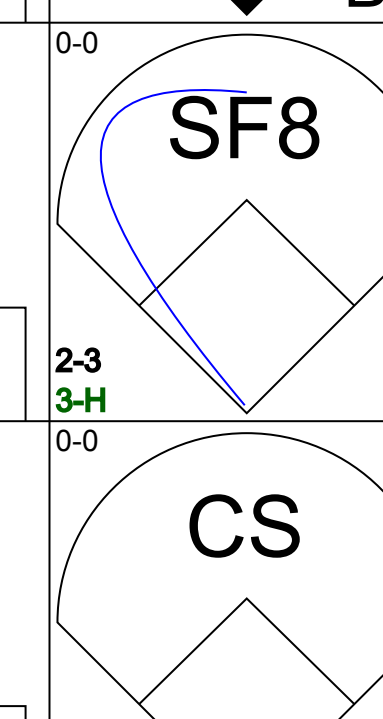
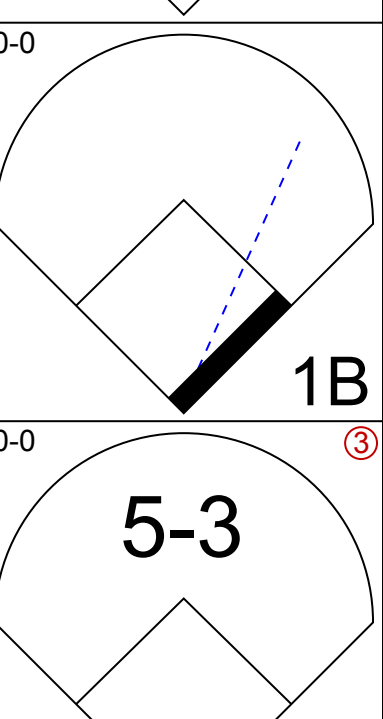
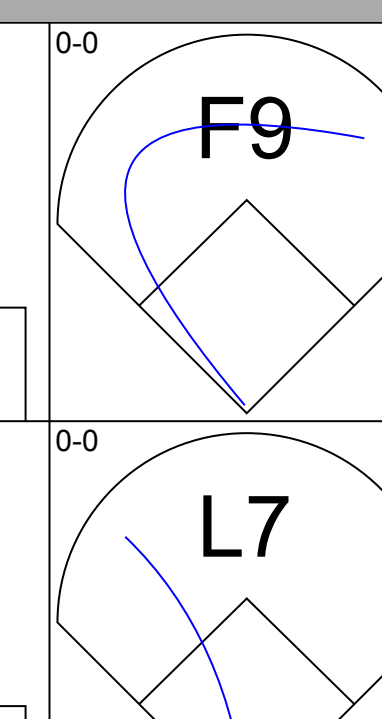
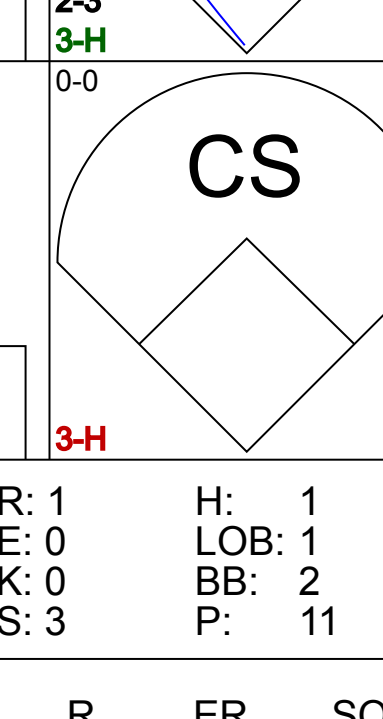
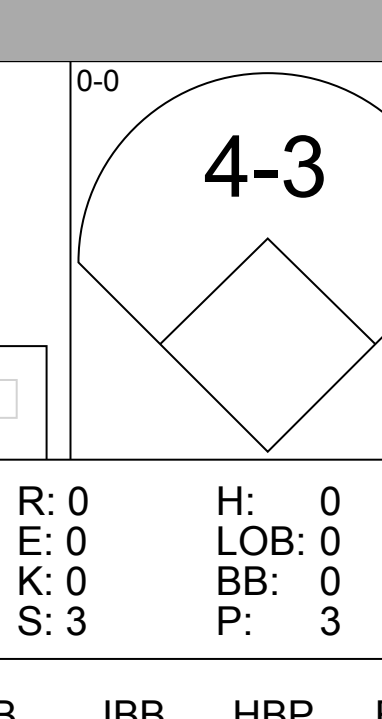
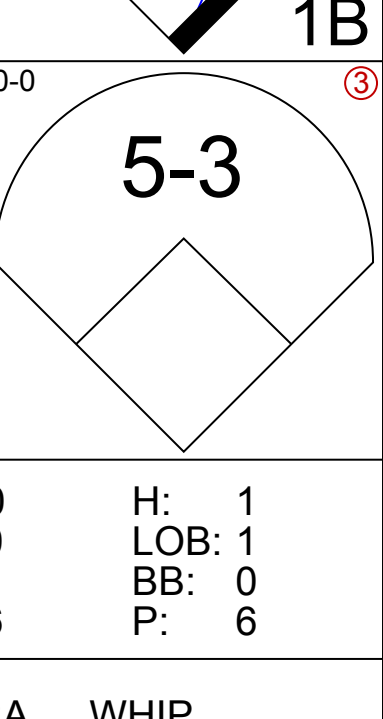
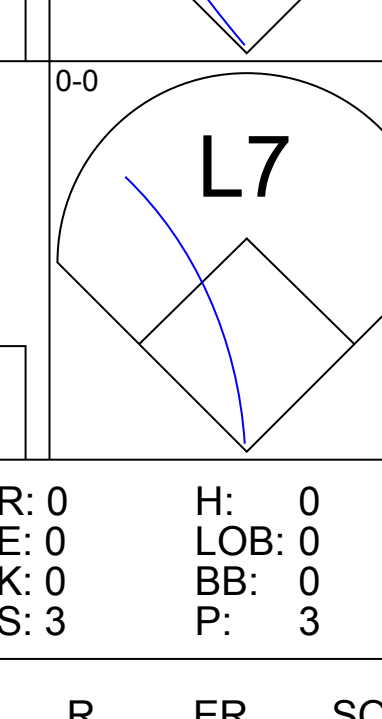
Batter	1	2	3	4	5	6	7	8	9	AB	R	H	RBI	BB	SO	LOB	TOP										
Tony Taylor, R OBP: 0.312, SLG: 0.310 (1, 5)	L6		6-3			1B		B3		4	0	1	0	0	0	0	Philadelphia Phillies @ Atlanta Braves Atlanta Stadium, Atlanta, GA Sun May 25 1969, 3:33 AM EDT Att: 35,172 - Unknown										
Cookie Rojas, R OBP: 0.289, SLG: 0.264 (1, 4)	1-3			F3		6-3		1B		4	0	1	0	0	0	1											
Dick Allen, R OBP: 0.386, SLG: 0.624 (1, 3)	K			G5-4-3 BB				1B		2	0	1	0	2	1	0											
Deron Johnson, R OBP: 0.374, SLG: 0.388 (1, 7)		SH5-3 SF9 2B		G5-4-3 1-2		F9		FC6-4		4	1	1	0	0	0	5											
Johnny Callison, L OBP: 0.352, SLG: 0.457 (1, 9)		SH5-3 2-3			F9		G6-4-3 BB		K	2	0	0	0	1	1	0											
Don Money, R OBP: 0.316, SLG: 0.403 (1, 6)		CS BB			BB		G6-4-3 1-2		L8	2	0	0	0	2	0	1											
Mike Ryan, R OBP: 0.248, SLG: 0.314 (1, 2)		SF9			F5				4-3	3	0	1	1	0	0	1											
Larry Hisle, R OBP: 0.285, SLG: 0.315 (1, 8)	CS 1-2		K		F3					3	0	0	0	0	2	2											
Jerry Johnson, R OBP: 0.182, SLG: 0.100 (1, 1)										1	0	0	0	0	0	0											
Dave Watkins, R OBP: 0.500, SLG: 0.400 (6, PH)										1	0	0	0	0	0	0											
Luis Peraza, R (6, PH)										0	0	0	0	0	0	0											
John Briggs, L OBP: 0.300, SLG: 0.224 (8, PH)										1	0	0	0	0	0	0											
Turk Farrell, R (8, 1)										0	0	0	0	0	0	0											
Inning Stats	R: 0 E: 0 K: 1 S: 5	H: 0 LOB: 0 BB: 0 P: 5	R: 1 E: 0 K: 0 S: 3	H: 1 LOB: 0 BB: 1 P: 7	R: 0 E: 0 K: 1 S: 5	H: 0 LOB: 0 BB: 0 P: 5	R: 0 E: 0 K: 0 S: 2	H: 0 LOB: 0 BB: 1 P: 6	R: 0 E: 0 K: 0 S: 3	H: 0 LOB: 1 BB: 1 P: 7	R: 0 E: 0 K: 1 S: 4	H: 1 LOB: 2 BB: 1 P: 8	R: 0 E: 0 K: 1 S: 5	H: 1 LOB: 1 BB: 1 P: 9	R: 0 E: 0 K: 0 S: 5	H: 2 LOB: 2 BB: 0 P: 5	R: 0 E: 0 K: 1 S: 5	H: 0 LOB: 0 BB: 0 P: 5	1B: 4 2B: 1 3B: 0 HR: 0	SF: 1 SAC: 1 DP: 2 HBP: 0	WP: 0 PB: 0 SB: 1 CS: 1	PA: 35					
PITCHER	IP	WLS	BF	H	R	ER	SO	BB	IBB	HBP	BLK	WP	HR	S	P	ERA	WHIP										
George Stone, L ERA: 3.6 (1, 1)	6.0	W	23	2	1	1	2	5	0	0	0	0	0	22	42	1.50	1.167										
Cecil Upshaw, R ERA: 1.71 (7, 1)	3.0	S	11	3	0	0	2	0	0	0	0	0	0	15	15	0.00	1.000										

Batter	1	2	3	4	5	6	7	8	9	AB	R	H	RBI	BB	SO	LOB	BOTTOM										
Felipe Alou, R OBP: 0.369, SLG: 0.454 (1, 8)	1B 1B				6-3					4	1	3	0	0	0	0	Philadelphia Phillies @ Atlanta Braves Atlanta Stadium, Atlanta, GA Sun May 25 1969, 3:33 AM EDT Att: 35,172 - Unknown										
Felix Milan, R OBP: 0.345, SLG: 0.432 (1, 4)	G6-4-3 1-2 1B		F8			CS BB		F8		3	0	1	0	1	0	2											
Hank Aaron, R OBP: 0.482, SLG: 0.671 (1, 9)	G6-4-3 1-2 2-H 1B		5-3			K		P6		4	0	1	1	0	1	2											
Orlando Cepeda, R OBP: 0.333, SLG: 0.493 (1, 3)	G6-4-3 1-2 2-3					HR		6-3		3	1	1	1	0	0	2											
Clete Boyer, R OBP: 0.346, SLG: 0.415 (1, 5)	5-3					F9		P6		3	0	0	0	0	0	1											
Sonny Jackson, L OBP: 0.338, SLG: 0.396 (1, 6)		3-1				F7		F8		3	0	0	0	0	0	0											
Bob Didier, S OBP: 0.256, SLG: 0.282 (1, 2)		F9				6-3		K		3	0	0	0	0	1	0											
Mike Lum, L OBP: 0.349, SLG: 0.351 (1, 7)								F8		3	1	1	1	0	0	0											
George Stone, L (1, 1)										2	0	0	0	0	1	0											
Cecil Upshaw, R OBP: 0.400, SLG: 1.000 (7, 1)										1	1	1	1	0	0	0											
Inning Stats	R: 1 E: 0 K: 0 S: 5	H: 3 LOB: 1 BB: 0 P: 5	R: 1 E: 0 K: 1 S: 6	H: 1 LOB: 0 BB: 0 P: 6	R: 0 E: 0 K: 0 S: 3	H: 1 LOB: 0 BB: 0 P: 3	R: 1 E: 0 K: 0 S: 4	H: 1 LOB: 0 BB: 0 P: 4	R: 0 E: 0 K: 1 S: 3	H: 0 LOB: 0 BB: 0 P: 3	R: 0 E: 0 K: 1 S: 4	H: 0 LOB: 1 BB: 1 P: 8	R: 0 E: 0 K: 1 S: 5	H: 0 LOB: 0 BB: 0 P: 5	R: 1 E: 0 K: 0 S: 5	H: 2 LOB: 1 BB: 0 P: 5	R: 0 E: 0 K: 0 S: 5	H: 0 LOB: 0 BB: 0 P: 5	1B: 5 2B: 1 3B: 0 HR: 3	SF: 0 SAC: 0 DP: 2 HBP: 0	WP: 0 PB: 0 SB: 0 CS: 2	PA: 30					
PITCHER	IP	WLS	BF	H	R	ER	SO	BB	IBB	HBP	BLK	WP	HR	S	P	ERA	WHIP										
Jerry Johnson, R ERA: 3.97 (1, 1)	5.0	L	19	6	3	3	1	0	0	0	0	0	0	21	21	5.40	1.200										
Luis Peraza, R ERA: 6.75 (6, 1)	2.0		6	0	0	0	2	1	0	0	0	0	0	9	13	0.00	0.500										
Turk Farrell, R ERA: 3.52 (8, 1)	1.0		5	2	1	1	0	0	0	0	0	0	1	5	5	9.00	2.000										

AB	27
R	1
H	5
RBI	1
BB	5
SO	4
LOB	10




Batter	1	2	3	4	5	6	7	8	9	AB	R	H	RBI	BB	SO	LOB	TOP			
Tony Taylor, R OBP: 0.303, SLG: 0.301 (1, 5)										4	0	0	0	0	3	0	Philadelphia Phillies @ Houston Astros Astrodome, Houston, TX Tue May 27 1969, 8:05 PM EDT Att: 13,188 - Dome			
Cookie Rojas, R OBP: 0.307, SLG: 0.269 (1, 4)										2	1	1	0	2	1	0				
Dick Allen, R OBP: 0.390, SLG: 0.645 (1, 3)										4	1	2	1	0	1	2				
Johnny Callison, L OBP: 0.349, SLG: 0.451 (1, 9)										4	0	1	0	0	0	1				
Deron Johnson, R OBP: 0.364, SLG: 0.375 (1, 7)										4	0	0	0	0	2	4				
Don Money, R OBP: 0.329, SLG: 0.404 (1, 6)										2	0	1	0	2	1	0				
Mike Ryan, R OBP: 0.243, SLG: 0.307 (1, 2)										3	0	0	0	0	2	5				
Larry Hisle, R OBP: 0.284, SLG: 0.313 (1, 8)										4	0	1	0	0	1	3				
Grant Jackson, S OBP: 0.286, SLG: 0.346 (1, 1)										3	0	0	0	0	2	3				
John Briggs, L OBP: 0.297, SLG: 0.221 (9, PH)										1	0	0	0	0	0	1				
Bill Wilson, R (9, 1)										0	0	0	0	0	0	0				
Luis Peraza, R (9, 1)										0	0	0	0	0	0	0				
Inning Stats	R: 1 E: 0 K: 2 S: 8	H: 1 LOB: 0 BB: 0 P: 8	R: 0 E: 0 K: 2 S: 7	H: 0 LOB: 0 BB: 0 P: 7	R: 0 E: 0 K: 1 S: 7	H: 1 LOB: 0 BB: 0 P: 7	R: 0 E: 0 K: 1 S: 4	H: 0 LOB: 0 BB: 1 P: 8	R: 0 E: 1 K: 3 S: 6	H: 3 LOB: 3 BB: 1 P: 16	R: 0 E: 0 K: 0 S: 3	H: 0 LOB: 0 BB: 0 P: 3	R: 0 E: 0 K: 1 S: 5	H: 0 LOB: 1 BB: 0 P: 9	R: 0 E: 0 K: 1 S: 6	H: 1 LOB: 1 BB: 0 P: 6	1B: 5 2B: 1 3B: 0 HR: 1	SF: 0 SAC: 1 DP: 1 HBP: 0	WP: 0 PB: 1 SB: 0 CS: 2	PA: 36
PITCHER Don Wilson, R ERA: 3.65 (1, 1)	IP: 9.0 WLS: W BF: 36 H: 6 R: 2 ER: 2 SO: 13 BB: 4 IBB: 0 HBP: 0 BLK: 1 WP: 0 HR: 1 S: 58 P: 74 ERA: 2.00 WHIP: 1.111															PITCHER				

Batter	1	2	3	4	5	6	7	8	9	AB	R	H	RBI	BB	SO	LOB	BOTTOM			
Curt Blefary, L OBP: 0.356, SLG: 0.358 (1, 3)										4	0	0	0	0	1	0	Philadelphia Phillies @ Houston Astros Astrodome, Houston, TX Tue May 27 1969, 8:05 PM EDT Att: 13,188 - Dome			
Joe Morgan, L OBP: 0.350, SLG: 0.323 (1, 4)										3	1	1	0	1	0	0				
Jimmy Wynn, R OBP: 0.353, SLG: 0.510 (1, 8)										3	1	0	0	1	1	1				
Denis Menke, R OBP: 0.435, SLG: 0.490 (1, 6)										2	3	1	1	2	0	0				
Doug Rader, R OBP: 0.306, SLG: 0.339 (1, 5)										4	1	2	4	0	0	0				
Norm Miller, L OBP: 0.391, SLG: 0.418 (1, 9)										3	0	0	0	0	2	2				
Jesus Alou, R OBP: 0.237, SLG: 0.297 (1, 7)										2	0	0	0	1	0	0				
Johnny Edwards, L OBP: 0.269, SLG: 0.223 (1, 2)										2	0	1	1	0	0	0				
Don Wilson, R OBP: 0.160, SLG: 0.048 (1, 1)										3	0	0	0	0	0	1				
Inning Stats	R: 0 E: 0 K: 1 S: 5	H: 1 LOB: 1 BB: 2 P: 5	R: 1 E: 0 K: 0 S: 3	H: 1 LOB: 1 BB: 2 P: 11	R: 0 E: 0 K: 0 S: 3	H: 0 LOB: 0 BB: 0 P: 3	R: 0 E: 0 K: 0 S: 3	H: 0 LOB: 0 BB: 0 P: 3	R: 0 E: 0 K: 1 S: 6	H: 1 LOB: 1 BB: 0 P: 6	R: 1 E: 0 K: 1 S: 6	H: 1 LOB: 0 BB: 0 P: 6	R: 0 E: 0 K: 0 S: 3	H: 0 LOB: 0 BB: 0 P: 3	R: 4 E: 0 K: 0 S: 1	H: 1 LOB: 0 BB: 3 P: 13		1B: 2 2B: 2 3B: 0 HR: 2	SF: 1 SAC: 0 DP: 1 HBP: 0	WP: 1 PB: 0 SB: 0 CS: 2
PITCHER Grant Jackson, L ERA: 3.5 (1, 1)	IP: 8.0 WLS: L BF: 3 H: 4 R: 2 ER: 2 SO: 4 BB: 2 IBB: 0 HBP: 0 BLK: 0 WP: 1 HR: 0 S: 34 P: 42 ERA: 2.25 WHIP: 0.750															PITCHER				
Bill Wilson, R ERA: 7.11 (9, 1)	0.0	L	3	0	3	3	0	2	1	0	0	0	1	0	0	12	∞	∞		
Luis Peraza, R ERA: 9.0 (9, 1)	0.0	1	1	1	1	0	0	0	0	0	0	0	0	1	1	1	∞	∞		

Batter	1	2	3	4	5	6	7	8	9	AB	R	H	RBI	BB	SO	LOB	TOP					
Bill Russell, R OBP: 0.360, SLG: 0.387 Willie Crawford, L OBP: 0.335, SLG: 0.426	0-0 1B 2B 2B		4-0 F8 BB FC6-4 BB		0-0 5-3	0-0 F7		0-0 4-3	2 2 1 0 1 0 0 2 0 0 0 0 0 1													
Willie Davis, L OBP: 0.360, SLG: 0.455	0-0 F8		4-0 FC6-4 BB		0-0 F5		0-0 P6	0-0 4-3	4 0 0 0 1 0 1													
Wes Parker, S OBP: 0.375, SLG: 0.467	0-0 2B 1B		0-0 F8		0-0 HR 1B		0-0 3-1		4 2 2 0 0 0 2													
Andy Kosco, R OBP: 0.315, SLG: 0.497	0-0 1-H 3-H 2B		0-0 FC6-4		0-0 HR		0-0 F7		4 1 2 5 0 0 1													
Jim Lefebvre, S OBP: 0.377, SLG: 0.262	0-0 L4		0-0 K		0-3 K			4-0 FC1-4 BB	3 0 0 0 1 2 2													
Bill Sudakis, S OBP: 0.305, SLG: 0.380	0-0 6-3			0-0 G6-4-3 1B		0-0 1B		0-0 F5	4 0 2 0 0 0 2													
Ted Sizemore, R OBP: 0.311, SLG: 0.319		0-0 L6		0-0 G6-4-3 1-2		0-0 1B		0-0 FC1-4	4 1 1 0 0 0 2								AB 35 R 6 H 10 RBI 6 BB 3 SO 4 LOB 14					
Jeff Torborg, R OBP: 0.267, SLG: 0.267 Tom Haller, L OBP: 0.352, SLG: 0.404		0-0 P4		0-0 1B		0-0 F8		0-3 K	2 0 1 0 0 0 0 2 0 0 0 0 1 2													
Alan Foster, R Joe Moeller, R John Purdin, R Len Gabrielson, L Pete Mikkelsen, R Ron Fairly, L	0-0 K	0-3 K	0-0 6-3		0-0 6-3		0-0 1B	0-0 F9	0 0 0 0 0 0 0 1 0 0 0 0 1 0 1 0 0 0 0 0 1 1 0 0 1 1 0 0 0 0 0 0 0 0 0 0 0 1 0 0 0 0 0 0 0													
Inning Stats	R: 2 E: 0 K: 0 S: 6	H: 3 LOB: 1 BB: 0 P: 6	R: 0 E: 0 K: 1 S: 5	H: 0 LOB: 0 BB: 0 P: 5	R: 1 E: 0 K: 1 S: 5	H: 0 LOB: 1 BB: 2 P: 13	R: 0 E: 0 K: 0 S: 4	H: 2 LOB: 1 BB: 0 P: 4	R: 2 E: 0 K: 1 S: 7	H: 2 LOB: 0 BB: 0 P: 7	R: 1 E: 0 K: 0 S: 5	H: 3 LOB: 1 BB: 0 P: 5	R: 0 E: 0 K: 0 S: 3	H: 0 LOB: 0 BB: 0 P: 3	R: 0 E: 0 K: 1 S: 5	H: 0 LOB: 1 BB: 1 P: 9	R: 0 E: 0 K: 0 S: 3	H: 0 LOB: 0 BB: 0 P: 3	1B: 7 2B: 2 3B: 0 HR: 1	SF: 0 SAC: 0 DP: 1 HBP: 0	WP: 0 PB: 0 SB: 0 CS: 0	PA: 38
PITCHER	IP WLS BF H R ER SO BB IBB HBP BLK WP HR S P ERA WHIP	IP WLS BF H R ER SO BB IBB HBP BLK WP HR S P ERA WHIP															IP WLS BF H R ER SO BB IBB HBP BLK WP HR S P ERA WHIP					
Woodie Fryman, L ERA: 3.24 Al Razzo, R ERA: 2.79	(1, 1) 5.1 W 25 9 6 6 3 2 0 0 0 0 1 29 37 10.12 2.062	(6, 1) 3.2 S 13 1 0 0 1 1 0 0 0 0 0 14 18 0.00 0.545																				

Los Angeles Dodgers @ Philadelphia Phillies
 Connie Mack Stadium, Philadelphia, PA
 Fri May 30 1969, 7:05 PM EDT
 Att: 10,737 - Unknown

livebaseballscores.com



Batter	1	2	3	4	5	6	7	8	9	AB	R	H	RBI	BB	SO	LOB	BOTTOM			
Tony Taylor, R OBP: 0.301, SLG: 0.294	0-0 K		0-0 F7		0-0 F9			0-0 4-3 HR 1B	4 2 1 0 0 1 3											
Cookie Rojas, R OBP: 0.324, SLG: 0.301	0-0 HR 1B	0-0 WP 1B 2B	0-0 F2			0-0 E 1B		0-0 4-3	5 3 3 0 0 0 1											
Dick Allen, R OBP: 0.404, SLG: 0.692	0-0 1-H 3-H HR	0-3 K		0-0 F3		0-0 E6 FC5-4 1B		4-0 HR IBB	4 2 1 3 1 1 2											
Johnny Callison, L OBP: 0.352, SLG: 0.464	0-0 1B E 1B	4-0 1B BB		0-0 F7		0-0 F7		0-3 K	4 1 1 0 1 1 4											
Deron Johnson, R OBP: 0.359, SLG: 0.388	0-0 P4	0-0 G5-4-3 1B		0-3 K		0-0 FC5-4		0-0 HR	5 1 2 4 0 1 2											
Don Money, R OBP: 0.321, SLG: 0.386	0-0 E7 2B 1B	0-0 G5-4-3			4-0 SH1-4 S BB	0-0 F9		0-0 6-3	4 1 1 0 1 0 3											
Mike Ryan, R OBP: 0.250, SLG: 0.338	0-0 WP 1B 2B		0-0 HR		0-0 P6		0-0 F8		4 2 2 2 0 0 1								AB 35 R 13 H 13 RBI 11 BB 4 SO 7 LOB 16			
Larry Hisle, R OBP: 0.300, SLG: 0.341	0-0 SH1-4 2H 1B		0-0 HR		4-0 SH1-4 IBB		0-3 K		3 1 2 2 1 1 0											
Woodie Fryman, R ERA: 5.82 Joe Moeller, R ERA: 3.05 John Purdin, R ERA: 7.71 Pete Mikkelsen, R ERA: 3.88	0-0 SH1-4		0-3 K		0-0 SH1-4		0-3 K		1 0 0 0 0 1 0 1 0 0 0 0 1 0											
Inning Stats	R: 6 E: 1 K: 1 S: 11	H: 6 LOB: 1 BB: 0 P: 12	R: 1 E: 0 K: 1 S: 6	H: 2 LOB: 1 BB: 1 P: 10	R: 2 E: 0 K: 1 S: 7	H: 2 LOB: 0 BB: 0 P: 7	R: 0 E: 0 K: 1 S: 5	H: 0 LOB: 0 BB: 0 P: 5	R: 0 E: 2 K: 0 S: 5	H: 1 LOB: 1 BB: 0 P: 5	R: 0 E: 0 K: 2 S: 7	H: 0 LOB: 0 BB: 0 P: 7	R: 3 E: 0 K: 1 S: 7	H: 2 LOB: 0 BB: 1 P: 11	R: 0 E: 0 K: 0 S: 7	H: 0 LOB: 0 BB: 0 P: 11	1B: 7 2B: 2 3B: 0 HR: 4	SF: 0 SAC: 2 DP: 1 HBP: 1	WP: 2 PB: 0 SB: 1 CS: 0	PA: 42
PITCHER	IP WLS BF H R ER SO BB IBB HBP BLK WP HR S P ERA WHIP	IP WLS BF H R ER SO BB IBB HBP BLK WP HR S P ERA WHIP															IP WLS BF H R ER SO BB IBB HBP BLK WP HR S P ERA WHIP			
Alan Foster, R ERA: 5.82 Joe Moeller, R ERA: 3.05 John Purdin, R ERA: 7.71 Pete Mikkelsen, R ERA: 3.88	(1, 1) 0.1 L 4 2 1 1 1 0 0 0 0 1 0 6 6 13.50 3.000	(2, 1) 4.0 18 4 3 3 3 2 1 0 0 1 2 21 33 6.75 1.500	(6, 1) 3.0 14 3 4 3 3 0 1 0 0 0 1 19 23 9.00 1.000																	

Los Angeles Dodgers @ Philadelphia Phillies
 Connie Mack Stadium, Philadelphia, PA
 Fri May 30 1969, 7:05 PM EDT
 Att: 10,737 - Unknown

livebaseballscores.com



Batter	1	2	3	4	5	6	7	8	9	AB	R	H	RBI	BB	SO	LOB	TOP
Tommy Dean, R OBP: 0.258, SLG: 0.243 (1, 6)	0-0 6-3		2-1 5-3	1-3 K		1-2 2B		0-0 5-3		5	0	1	2	0	1	3	
John Sign, R OBP: 0.333, SLG: 0.553 (1, 4)	1-2 P4		0-0 4-3 WP HR 1B		0-0 6-3	0-0 SF7		0-0 L7		4	1	1	1	0	0	0	
Ollie Brown, R OBP: 0.301, SLG: 0.421 (1, 9)	4-2 FC5-4 BB		1-2 4-3	1-3 K	0-3 K	0-0 5-3		0-3 K		4	0	0	0	1	2	2	
Nate Colbert, R OBP: 0.383, SLG: 0.624 (1, 3)	0-0 FC5-4		0-0 HR		0-3 K		0-3 K		0-0 K	5	1	2	2	0	2	1	
Al Ferrara, R OBP: 0.382, SLG: 0.571 Cito Gaston, R OBP: 0.275, SLG: 0.299 (7, 8)		0-0 1B 2B	0-3 K		4-0 1B 1B BB		0-0 5-3		0-3 K	3	1	1	0	1	1	0	
Tony Gonzalez, L OBP: 0.306, SLG: 0.277 (1, 8) (7, 7)		2-2 L8		0-3 K		0-0 F8		0-0 F9		4	0	0	0	0	1	2	
Ed Spiezio, R OBP: 0.309, SLG: 0.301 (1, 5)		0-0 6-3		0-0 1B 1B		0-0 1B 2B 1B		0-0 2B		4	1	3	0	0	0	1	
Chris Cannizzaro, R OBP: 0.367, SLG: 0.386 (1, 2)		2-2 L5		0-0 L5		4-0 1B 2B BB		0-3 K		3	1	1	0	1	1	2	
Al Santorini, R OBP: 0.263, SLG: 0.222 Gary Ross, R (6, 1)		0-3 K		0-0 1B		1-2 2B BB		0-0 P4		3	1	2	1	0	1	2	
Inning Stats	R: 0 E: 0 K: 0 S: 8	H: 0 LOB: 1 BB: 1 P: 13	R: 0 E: 0 K: 1 S: 11	H: 2 LOB: 2 BB: 0 P: 15	R: 2 E: 0 K: 1 S: 10	H: 2 LOB: 0 BB: 0 P: 13	R: 0 E: 0 K: 2 S: 9	H: 2 LOB: 2 BB: 0 P: 10	R: 0 E: 0 K: 0 S: 7	H: 0 LOB: 0 BB: 0 P: 7	R: 0 E: 0 K: 1 S: 5	H: 1 LOB: 1 BB: 0 P: 6	R: 0 E: 0 K: 1 S: 8	H: 1 LOB: 1 BB: 0 P: 8	1B: 6 2B: 3 3B: 1 HR: 1	SF: 1 SAC: 0 DP: 0 HBP: 0	WP: 1 PA: 41 PB: 0 SB: 0 CS: 0
PITCHER	IP WLS BF H R ER SO BB IBB HBP BLK WP HR S P ERA WHIP																
Jerry Johnson, R ERA: 4.62 (1, 1)	5.1 L 28 9 6 6 6 3																
Al Raffo, R ERA: 2.92 (6, 1)	0.2 2 0 0 0 0 0 0																
Turk Farrell, R ERA: 2.57 (7, 1)	3.0 11 2 0 0 0 4 0																

San Diego Padres @ Philadelphia Phillies
 Connie Mack Stadium, Philadelphia, PA
 Mon Jun 02 1969, 7:05 PM EDT
 Att: 3,292 - Unknown

AB	37
R	6
H	11
RBI	6
BB	3
SO	10
LOB	15



Batter	1	2	3	4	5	6	7	8	9	AB	R	H	RBI	BB	SO	LOB	BOTTOM		
Tony Taylor, R OBP: 0.310, SLG: 0.331 (1, 5)	0-0 5-3	3-1 F8			0-0 F3		0-3 K		0-1 3B	5	0	1	1	0	1	2			
Cookie Rojas, R OBP: 0.320, SLG: 0.298 (1, 4)	4-0 FC6-4 BB	0-0 6-3			2-2 P5		1-2 F7		1-1 F7	4	0	0	0	1	0	3			
Dick Allen, R OBP: 0.411, SLG: 0.712 Ron Stone, L OBP: 0.210, SLG: 0.224 (1, 3) (4, 7)	4-2 FC6-4 BB		0-3 K		0-0 4-3		0-0 F7			1	0	0	0	1	1	0			
Johnny Callison, L OBP: 0.354, SLG: 0.470 (1, 9)	1-2 FC6-4		4-0 L9-3 BB		2-1 1B 1B		1-2 F7		1-3 K	3	1	1	0	1	0	2			
Deron Johnson, R OBP: 0.361, SLG: 0.397 (1, 7) (4, 3)	1-1 G3		0-0 L9-3		4-1 1B BB		1-3 K		1-3 K	3	1	0	0	1	1	3			
Don Money, R OBP: 0.315, SLG: 0.376 (1, 6)		3-1 E 1B		0-0 6-3		2-3 K		0-0 L9		4	1	1	0	0	1	2			
Mike Ryan, R OBP: 0.269, SLG: 0.363 (1, 2)		0-1 E6 1B		4-0 5-3 BB		1-1 E8 1B		3-2 G3		3	0	1	1	1	0	1			
Larry Hisle, R OBP: 0.294, SLG: 0.327 (1, 8)		2-2 F3		0-0 5-3		3-3 K		1-2 3B 1B		4	1	1	0	0	1	4			
Jerry Johnson, R OBP: 0.231, SLG: 0.167 Al Raffo, R (6, 1)		0-0 E6 1B		2-2 P4		1-3 K		1-3 K		2	0	1	1	0	0	1			
Gene Stone, L OBP: 0.200, SLG: 0.200 Turk Farrell, R (7, 1)										1	0	0	0	0	1	1			
Rick Joseph, R OBP: 0.300, SLG: 0.333 (9, PH)		1-2 2H 1B								0	0	0	0	0	0	0			
Inning Stats	R: 0 E: 0 K: 0 S: 9	H: 0 LOB: 2 BB: 2 P: 19	R: 1 E: 1 K: 0 S: 11	H: 2 LOB: 0 BB: 0 P: 19	R: 0 E: 0 K: 1 S: 4	H: 0 LOB: 1 BB: 1 P: 8	R: 0 E: 0 K: 0 S: 6	H: 0 LOB: 1 BB: 1 P: 12	R: 0 E: 0 K: 3 S: 14	H: 2 LOB: 1 BB: 1 P: 27	R: 0 E: 0 K: 1 S: 7	H: 0 LOB: 0 BB: 0 P: 8	R: 0 E: 0 K: 1 S: 7	H: 0 LOB: 0 BB: 0 P: 9	R: 1 E: 0 K: 1 S: 14	H: 2 LOB: 1 BB: 0 P: 20	1B: 5 2B: 1 3B: 1 HR: 0	SF: 0 SAC: 0 DP: 1 HBP: 0	WP: 0 PA: 38 PB: 0 SB: 0 CS: 0
PITCHER	IP WLS BF H R ER SO BB IBB HBP BLK WP HR S P ERA WHIP																		
Al Santorini, R ERA: 2.03 (1, 1)	5.1 W 25 4 3 1 2 5																		
Gary Ross, R ERA: 4.3 (6, 1)	3.2 S 13 2 1 1 5 0																		

San Diego Padres @ Philadelphia Phillies
 Connie Mack Stadium, Philadelphia, PA
 Mon Jun 02 1969, 7:05 PM EDT
 Att: 3,292 - Unknown

AB	33
R	4
H	6
RBI	3
BB	5
SO	7
LOB	20



Batter	1	2	3	4	5	6	7	8	9	AB	R	H	RBI	BB	SO	LOB	TOP										
John Spin, R OBP: 0.313, SLG: 0.500 (1, 4)	L8-6-1-3			5-3		K	FC6-4		K	6	0	1	0	0	2	3											
Roberto Pena, R OBP: 0.288, SLG: 0.281 Tommy Dean, R OBP: 0.258, SLG: 0.243 (1, 6) (8, 6)	P6	P6		E7		E		5-3		4	2	1	1	1	0	3											
Ollie Brown, R OBP: 0.308, SLG: 0.438 (1, 9)	1B	1-3		1B		E8	FC6-4	WP	PB	4	2	2	2	1	0	4											
Nate Colbert, R OBP: 0.384, SLG: 0.617 (1, 3)	2B			F5		K	FC6-4	K		5	1	2	1	0	2	1											
Al Ferrara, R OBP: 0.383, SLG: 0.574 Jose Arcia, R OBP: 0.256, SLG: 0.222 (1, 7) (8, PR) (8, 7)	2B			E6		1B	FC6-4	K	FC6-4	5	0	2	2	0	1	3											
Ed Spiezio, R OBP: 0.300, SLG: 0.292 (1, 5)	K			F7		F9	5-3	FC6-4		5	0	0	0	0	1	7											
Cito Gaston, R OBP: 0.279, SLG: 0.302 (1, 8)		1B		F9		FC5-4	1B	6-3		5	0	2	0	0	0	1											
Chris Cannizzaro, R OBP: 0.374, SLG: 0.389 (1, 2)	1B	1B		1B		E	5-3	1B		4	1	2	0	1	1	2											
Clay Kirby, R OBP: 0.042, SLG: 0.042 Ivan Murrell, R OBP: 0.242, SLG: 0.233 Tommie Sisk, R OBP: 0.143, SLG: 0.286 Jack Baldschun, R OBP: 0.250, SLG: 0.250 Billy McCool, R (1, 1) (7, PH) (7, 1) (9, 1) (9, 1)	F2			K		K	FC5-4	FC6-4		3	0	0	0	0	1	5											
Inning Stats	R: 2 E: 0 K: 1 S: 9	H: 2 LOB: 1 BB: 1 P: 20	R: 0 E: 0 K: 0 S: 10	H: 3 LOB: 3 BB: 0 P: 14	R: 0 E: 1 K: 0 S: 5	H: 0 LOB: 1 BB: 0 P: 8	R: 3 E: 1 K: 2 S: 13	H: 3 LOB: 0 BB: 0 P: 14	R: 0 E: 0 K: 1 S: 8	H: 2 LOB: 2 BB: 0 P: 11	R: 1 E: 1 K: 1 S: 9	H: 1 LOB: 2 BB: 1 P: 14	R: 0 E: 0 K: 0 S: 5	H: 0 LOB: 1 BB: 1 P: 10	R: 0 E: 0 K: 2 S: 10	H: 1 LOB: 2 BB: 0 P: 12	R: 0 E: 0 K: 2 S: 8	H: 0 LOB: 1 BB: 1 P: 14	1B: 10 2B: 1 3B: 0 HR: 1	SF: 0 SAC: 0 DP: 0 HBP: 0	WP: 1 PB: 1 CS: 0 SB: 0	PA: 46					
PITCHER	IP	WLS	BF	H	R	ER	SO	BB	IBB	HBP	BLK	WP	HR	S	P	ERA	WHIP										
Woodie Fryman, L ERA: 3.66 John Boozer, R ERA Al Raffo, R ERA: 2.51 (1, 1) (5, 1) (8, 1)	4.0	L	22	8	5	5	3	1	0	0	0	0	1	37	56	11.25	2.250										

San Diego Padres @ Philadelphia Phillies
 Connie Mack Stadium, Philadelphia, PA
 Tue Jun 03 1969, 7:05 PM EDT
 Att: 3,646 - Unknown

AB	42
R	6
H	12
RBI	6
BB	4
SO	9
LOB	30



Batter	1	2	3	4	5	6	7	8	9	AB	R	H	RBI	BB	SO	LOB	BOTTOM										
Tony Taylor, R OBP: 0.318, SLG: 0.346 (1, 5)	6-3		G6-4-3		F9		5-3		2B	5	1	3	0	0	0	1											
Cookie Rojas, R OBP: 0.323, SLG: 0.311 (1, 4)	1B		F7		CS		5-3		K	5	1	2	0	0	1	2											
Johnny Callison, L OBP: 0.351, SLG: 0.462 (1, 9)	1B			P6	F9		4-3		F8	5	0	1	0	0	0	4											
Deron Johnson, R OBP: 0.359, SLG: 0.394 (1, 3)	SF7			2B	SF9		6-3			1	1	0	2	1	0	0											
John Briggs, L OBP: 0.310, SLG: 0.271 (1, 7)	4-3			E	CS		1-3		1B	4	2	2	0	0	0	1											
Mike Ryan, R OBP: 0.275, SLG: 0.363 Dave Watkins, R OBP: 0.429, SLG: 0.333 (1, 2) (8, PR) (9, 2)	F7			K		L4		B1-3		3	0	1	1	1	1	2											
Larry Hisle, R OBP: 0.293, SLG: 0.325 (1, 8)	B1-3			E6		1B		B1-3		4	0	1	0	0	0	2											
Terry Harmon, R OBP: 0.400, SLG: 0.217 (1, 6)	K			1B		L4		F3		4	0	1	1	0	1	4											
Woodie Fryman, R ERA: 3.66 Gene Stone, L ERA: 4.59 John Boozer, R ERA: 2.51 Ron Stone, L ERA: 4.59 Al Raffo, R ERA: 2.51 Rick Joseph, R ERA: 5.52 (1, 1) (4, PH) (5, 1) (7, PH) (8, 1) (9, PH)	F7		G6-4-3	4-3		4-3		F7		0	0	0	0	1	0	0											
Inning Stats	R: 1 E: 0 K: 0 S: 15	H: 2 LOB: 1 BB: 0 P: 20	R: 0 E: 0 K: 1 S: 5	H: 0 LOB: 0 BB: 0 P: 6	R: 0 E: 0 K: 0 S: 6	H: 0 LOB: 1 BB: 1 P: 10	R: 2 E: 1 K: 1 S: 13	H: 2 LOB: 1 BB: 1 P: 20	R: 1 E: 0 K: 0 S: 7	H: 2 LOB: 0 BB: 0 P: 10	R: 0 E: 0 K: 0 S: 6	H: 1 LOB: 1 BB: 1 P: 13	R: 0 E: 0 K: 0 S: 5	H: 1 LOB: 1 BB: 0 P: 5	R: 1 E: 0 K: 0 S: 9	H: 2 LOB: 2 BB: 0 P: 16	R: 0 E: 0 K: 1 S: 9	H: 1 LOB: 1 BB: 0 P: 11	1B: 7 2B: 5 3B: 0 HR: 0	SF: 2 SAC: 0 DP: 2 HBP: 0	WP: 0 PB: 0 CS: 1	PA: 40					
PITCHER	IP	WLS	BF	H	R	ER	SO	BB	IBB	HBP	BLK	WP	HR	S	P	ERA	WHIP										
Clay Kirby, R ERA: 3.57 Tommie Sisk, R ERA: 4.59 Jack Baldschun, R ERA: 2.48 Billy McCool, L ERA: 5.52 (1, 1) (7, 1) (9, 1) (9, 1)	2.1		11	4	1	1	0	0	0	0	0	0	0	17	24	3.86	1.714										

San Diego Padres @ Philadelphia Phillies
 Connie Mack Stadium, Philadelphia, PA
 Tue Jun 03 1969, 7:05 PM EDT
 Att: 3,646 - Unknown

AB	34
R	5
H	11
RBI	4
BB	3
SO	3
LOB	18



Batter	1	2	3	4	5	6	7	8	9	AB	R	H	RBI	BB	SO	LOB	TOP				
John Spin, R OBP: 0.283, SLG: 0.449 (1, 4)	2-2 4-3		2-0 F8		1-3 K		0-3 K		0-0 F2	5	0	0	0	0	2	3					
Roberto Pena, R OBP: 0.283, SLG: 0.282 (1, 6)	4-2 1B		3-2 5-3		0-0 1B				0-1 1-3	3	1	1	0	1	0	0					
Jose Arcia, R OBP: 0.256, SLG: 0.222 (8, 6)	1B BB				1-2 1B					0	0	0	0	0	0	0					
Ollie Brown, R OBP: 0.312, SLG: 0.439 (1, 9)	0-0 1B		1-1 1B		3-3 K				0-0 L8	4	0	2	0	0	1	2					
Nate Colbert, R OBP: 0.375, SLG: 0.601 (1, 3)	1-2 P4		3-2 F7		0-0 6-3				0-0 F8	4	0	0	0	0	0	3					
Al Ferrara, R OBP: 0.376, SLG: 0.556 (1, 7)	0-1 FC5-4			2-1 P6		0-1 6-3			1-2 P4	4	0	1	1	0	0	0					
Ivan Murrell, R OBP: 0.242, SLG: 0.233 (9, 7)	1-2 2-H 1B			0-0 P5		0-1 6-3			2-2 BB	0	0	0	0	0	0	0					
Ed Spiezio, R OBP: 0.299, SLG: 0.291 (1, 5)	2-2 FC5-4			0-1 L9					2-2 BB	4	1	1	0	0	0	2					
Cito Gaston, R OBP: 0.278, SLG: 0.296 (1, 8)		0-1 G6-3		0-0 F8		0-0 FC1-6		1-3 K	4-2 BB	3	1	0	0	1	1	0					
Chris Cannizzaro, R OBP: 0.376, SLG: 0.392 (1, 2)		1-0 F8		0-0 1B		0-0 FC1-6		0-0 1B	1-3 K	4	0	2	0	0	1	2					
Dick Kelley, R OBP: 0.190, SLG: 0.238 (1, 1)		2-3 K		0-0 1B		0-0 FC1-6		2-2 B1	0-0 2B	4	0	1	2	0	1	2					
Jack Baldschun, R OBP: 0.250, SLG: 0.250 (9, 1)									1-1 2-H	0	0	0	0	0	0	0					
Billy McCool, R OBP: 0.250, SLG: 0.250 (9, 1)										0	0	0	0	0	0	0					
Inning Stats	R: 1 H: 2 E: 0 K: 0 S: 19	H: 2 LOB: 2 BB: 1 P: 28	R: 0 H: 0 E: 0 K: 1 S: 8	H: 0 LOB: 0 BB: 0 P: 11	R: 0 H: 1 E: 0 K: 0 S: 9	H: 1 LOB: 1 BB: 0 P: 18	R: 0 H: 0 E: 0 K: 0 S: 5	H: 0 LOB: 0 BB: 0 P: 7	R: 0 H: 2 E: 0 K: 2 S: 9	H: 2 LOB: 2 BB: 0 P: 13	R: 0 H: 0 E: 0 K: 0 S: 5	H: 0 LOB: 0 BB: 0 P: 5	R: 0 H: 1 E: 0 K: 2 S: 12	H: 1 LOB: 1 BB: 0 P: 15	R: 0 H: 0 E: 0 K: 0 S: 4	H: 0 LOB: 0 BB: 0 P: 4	R: 2 H: 2 E: 0 K: 1 S: 14	H: 2 LOB: 1 BB: 1 P: 22	1B: 7 2B: 1 3B: 0 HR: 0	SF: 0 SAC: 0 DP: 0 HBP: 0	WP: 0 PA: 37 PB: 0 SB: 0 CS: 0
PITCHER	IP	WLS	BF	H	R	ER	SO	BB	IBB	HBP	BLK	WP	HR	S	P	ERA	WHIP				
Bill Champion, R ERA: 1.13 (1, 1)	8.0	L	31	6	1	1	5	1	0	0	0	0	0	71	101	1.12	0.875				
Turk Farrell, R ERA: 3.27 (9, 1)	1.0		6	2	2	2	1	1	0	0	0	0	0	14	22	18.00	3.000				

San Diego Padres @ Philadelphia Phillies
 Connie Mack Stadium, Philadelphia, PA
 Wed Jun 04 1969, 7:05 PM EDT
 Att: 3,428 - Unknown


AB 35
 R 3
 H 8
 RBI 3
 BB 2
 SO 6
 LOB 14



Batter	1	2	3	4	5	6	7	8	9	AB	R	H	RBI	BB	SO	LOB	BOTTOM				
Tony Taylor, R OBP: 0.316, SLG: 0.339 (1, 5)	4-0 BB			0-1 B1-3		2-3 K			2-2 L8	3	0	0	0	1	1	0					
Cookie Rojas, R OBP: 0.321, SLG: 0.303 (1, 4)	2-1 G4-6-3			0-1 4-3			0-0 F3		4-2 1B	3	0	0	0	1	0	1					
Dick Allen, R OBP: 0.401, SLG: 0.692 (1, 3)	0-3 K			2-1 P6			0-1 F7		3-2 P5	4	0	0	0	0	1	1					
Deron Johnson, R OBP: 0.356, SLG: 0.390 (1, 7)		2-3 K			1-3 K		1-1 P6		1-1 1B	4	0	1	0	0	2	0					
Johnny Callison, L OBP: 0.354, SLG: 0.462 (1, 9)		1-0 F8			0-1 5-3			0-0 FC4-6	1-1 F9	4	0	2	0	0	0	2					
Mike Ryan, R OBP: 0.270, SLG: 0.356 (1, 2)		1-0 5-3			2-2 5-3			0-0 B5		3	0	0	0	0	0	2					
Larry Hisle, R OBP: 0.293, SLG: 0.325 (1, 8)			3-3 K		2-3 K			2-2 FC4-6	1-2 1B	3	0	1	0	0	2	1					
Terry Harmon, R OBP: 0.364, SLG: 0.192 (1, 6)			2-0 G3-1			2-1 1-3		2-2 FC4-6	1-2 2-3	3	0	0	0	0	0	2					
Bill Champion, R ERA: 4.35 (8, PH)			1-2 G3-1			1-3 K		0-0 G6-3		2	0	0	0	0	1	0					
Rick Joseph, R ERA: 2.45 (9, 1)										1	0	0	0	0	0	2					
Turk Farrell, R ERA: 5.4 (9, 1)										0	0	0	0	0	0	0					
Inning Stats	R: 0 H: 0 E: 0 K: 1 S: 5	H: 0 LOB: 0 BB: 1 P: 11	R: 0 H: 0 E: 0 K: 1 S: 5	H: 0 LOB: 0 BB: 0 P: 9	R: 0 H: 0 E: 0 K: 1 S: 7	H: 0 LOB: 0 BB: 0 P: 13	R: 0 H: 0 E: 0 K: 0 S: 6	H: 0 LOB: 0 BB: 0 P: 8	R: 0 H: 1 E: 0 K: 2 S: 15	H: 1 LOB: 1 BB: 0 P: 20	R: 0 H: 0 E: 0 K: 2 S: 8	H: 0 LOB: 0 BB: 0 P: 13	R: 0 H: 0 E: 0 K: 0 S: 5	H: 0 LOB: 0 BB: 0 P: 6	R: 0 H: 2 E: 0 K: 0 S: 9	H: 2 LOB: 2 BB: 0 P: 13	R: 0 H: 1 E: 0 K: 0 S: 12	H: 1 LOB: 2 BB: 1 P: 23	1B: 4 2B: 0 3B: 0 HR: 0	SF: 0 SAC: 0 DP: 1 HBP: 0	WP: 0 PA: 32 PB: 0 SB: 0 CS: 0
PITCHER	IP	WLS	BF	H	R	ER	SO	BB	IBB	HBP	BLK	WP	HR	S	P	ERA	WHIP				
Dick Kelley, L ERA: 4.35 (1, 1)	8.1	W	29	3	0	0	7	2	0	0	0	0	0	65	104	0.00	0.600				
Jack Baldschun, R ERA: 2.45 (9, 1)	0.1		2	1	0	0	0	0	0	0	0	0	0	5	9	0.00	3.000				
Billy McCool, L ERA: 5.4 (9, 1)	0.1	S	1	0	0	0	0	0	0	0	0	0	0	2	3	0.00	0.000				

San Diego Padres @ Philadelphia Phillies
 Connie Mack Stadium, Philadelphia, PA
 Wed Jun 04 1969, 7:05 PM EDT
 Att: 3,428 - Unknown

AB 30
 R 0
 H 4
 RBI 0
 BB 2
 SO 7
 LOB 11



Batter	1	2	3	4	5	6	7	8	9	AB	R	H	RBI	BB	SO	LOB	TOP					
Tony Taylor, R (1,5) OBP: 0.315, SLG: 0.337	0-0 1-3			0-0 6-3		0-0 5-3			0-0 G6-3 1B	4	0	1	0	0	0	0						
Cookie Rojas, R (1,4) OBP: 0.312, SLG: 0.294	0-0 5-3			0-0 F7		0-0 6-3			0-0 G6-3 1-2	4	0	0	0	0	0	1						
Dick Allen, R (1,3) OBP: 0.398, SLG: 0.680	0-0 6-3			0-3 K					0-0 F7 1B 1B	4	0	1	0	0	1	0						
Johnny Callison, L (1,9) OBP: 0.361, SLG: 0.472		1-0 G6-4-3 HBP			0-0 F9				0-0 2B 1-2 1B	3	0	2	0	0	0	0						
Deron Johnson, R (1,7) OBP: 0.354, SLG: 0.393		0-3 K			0-0 2B				0-0 F4	4	0	1	0	0	2	4						
Don Money, R (1,6) OBP: 0.305, SLG: 0.369		0-0 G6-4-3 1-2			0-0 6-3					3	0	0	0	0	1	3						
Mike Ryan, R (1,2) OBP: 0.271, SLG: 0.352				0-0 5-3		4-0 BB			0-0 F4	2	0	0	0	1	0	0						
Larry Hisle, R (1,8) OBP: 0.288, SLG: 0.318				0-0 F9		0-3 K			0-0 G3	3	0	0	0	0	1	2						
Rick Wise, R (1,1) OBP: 0.323, SLG: 0.286				0-0 6-3					0-0 F4	1	0	0	0	0	0	0						
Ron Stone, L (6,PH) OBP: 0.203, SLG: 0.217				6-3						1	0	0	0	0	0	0						
Al Rafto, R (6,PH)										0	0	0	0	0	0	0						
John Briggs, L (8,PH) OBP: 0.307, SLG: 0.267										1	0	0	0	0	0	0						
John Boozer, R (8,1)										0	0	0	0	0	0	0						
Inning Stats	R: 0 E: 0 K: 0 S: 3	H: 0 LOB: 0 BB: 0 P: 3	R: 0 E: 0 K: 1 S: 4	H: 0 LOB: 0 BB: 0 P: 5	R: 0 E: 0 K: 0 S: 3	H: 0 LOB: 0 BB: 0 P: 3	R: 0 E: 0 K: 1 S: 5	H: 0 LOB: 0 BB: 0 P: 5	R: 0 E: 0 K: 1 S: 6	H: 1 LOB: 2 BB: 1 P: 10	R: 0 E: 0 K: 0 S: 3	H: 0 LOB: 0 BB: 0 P: 3	R: 0 E: 0 K: 2 S: 8	H: 1 LOB: 1 BB: 0 P: 8	R: 0 E: 0 K: 0 S: 3	H: 0 LOB: 0 BB: 0 P: 3	R: 0 E: 0 K: 0 S: 5	H: 3 LOB: 2 BB: 0 P: 5	1B: 3 2B: 2 3B: 0 HR: 0	SF: 0 SAC: 0 DP: 2 HBP: 1	WP: 0 PB: 0 SB: 0 CS: 0	PA: 32
PITCHER Gaylord Perry, R (1,1) ERA: 2.35	IP: 9.0 WLS: W BF: 32 H: 5 R: 0 ER: 0 SO: 5 BB: 1 IBB: 0 HBP: 1 BLK: 0 WP: 0 HR: 0 S: 40 P: 45 ERA: 0.00 WHIP: 0.667															PITCHER						

Philadelphia Phillies @ San Francisco Giants
Candlestick Park, San Francisco, CA
Fri Jun 06 1969, 10:05 PM EDT
Att: 6,355 - Unknown

AB 30
R 0
H 5
RBI 0
BB 1
SO 5
LOB 10



Batter	1	2	3	4	5	6	7	8	9	AB	R	H	RBI	BB	SO	LOB	BOTTOM			
Don Mason, L (1,4) OBP: 0.346, SLG: 0.261	0-0 F6		4-0 BB		0-0 1B 1B		0-0 F4			3	1	1	0	1	0	1				
Bobby Bonds, R (1,9) OBP: 0.394, SLG: 0.428	0-0 F6		0-0 F9		0-0 1B 1H 1B			4-0 G5-4-3 BB		3	0	1	1	1	0	1				
Willie Mays, R (1,8) OBP: 0.388, SLG: 0.493	0-0 5-3			0-0 HR	0-0 F5			0-3 K		4	1	1	1	0	1	2				
Willie McCovey, L (1,3) OBP: 0.453, SLG: 0.776		0-0 HR		0-0 HR		0-0 F8		0-0 G5-4-3 1-2		4	2	2	2	0	0	1				
Ken Henderson, S (1,5) OBP: 0.287, SLG: 0.349		0-0 F7		0-0 F7		0-0 4-3				3	0	0	0	0	0	0				
Dave Marshall, L (1,7) OBP: 0.316, SLG: 0.284		0-3 K		0-0 F8		0-0 F8				2	0	0	0	0	1	0				
Jim Davenport, R (6,5) OBP: 0.282, SLG: 0.324				0-0 K		0-0 F6				1	0	0	0	0	0	0				
Jack Hiatt, R (1,2) OBP: 0.342, SLG: 0.365		0-0 6-3		0-0 F6			0-0 F9			3	0	0	0	0	0	0				
Hal Lanier, R (1,6) OBP: 0.254, SLG: 0.253			0-3 K		0-0 6-3		0-0 1B			3	0	1	0	0	1	0				
Gaylord Perry, R (1,1) OBP: 0.179, SLG: 0.135			0-3 K		0-3 K		0-3 K			3	0	0	0	0	3	1				
Inning Stats	R: 0 E: 0 K: 0 S: 3	H: 0 LOB: 0 BB: 0 P: 3	R: 1 E: 0 K: 1 S: 6	H: 1 LOB: 0 BB: 0 P: 6	R: 0 E: 0 K: 2 S: 7	H: 0 LOB: 1 BB: 1 P: 11	R: 2 E: 0 K: 0 S: 5	H: 2 LOB: 0 BB: 0 P: 5	R: 1 E: 0 K: 1 S: 7	H: 2 LOB: 1 BB: 0 P: 7	R: 0 E: 0 K: 0 S: 3	H: 0 LOB: 0 BB: 0 P: 3	R: 0 E: 0 K: 1 S: 6	H: 1 LOB: 1 BB: 0 P: 6	R: 0 E: 0 K: 1 S: 4	H: 0 LOB: 0 BB: 1 P: 8	1B: 3 2B: 0 3B: 0 HR: 3	SF: 0 SAC: 0 DP: 1 HBP: 0	WP: 0 PB: 0 SB: 1 CS: 0	PA: 31
PITCHER Rick Wise, R (1,1) ERA: 2.97	IP: 5.0 WLS: L BF: 21 H: 5 R: 4 ER: 4 SO: 4 BB: 1 IBB: 0 HBP: 0 BLK: 0 WP: 0 HR: 3 S: 28 P: 32 ERA: 7.20 WHIP: 1.200															PITCHER				
Al Rafto, R (6,1) ERA: 2.2	IP: 2.0 WLS: 7 BF: 1 H: 0 R: 0 ER: 0 SO: 1 BB: 0 IBB: 0 HBP: 0 BLK: 0 WP: 0 HR: 9 S: 9 P: 9 ERA: 0.00 WHIP: 0.500															PITCHER				
John Boozer, R (8,1) ERA:	IP: 1.0 WLS: 3 BF: 0 H: 0 R: 0 ER: 0 SO: 1 BB: 1 IBB: 0 HBP: 0 BLK: 0 WP: 0 HR: 4 S: 8 P: 8 ERA: 0.00 WHIP: 1.000															PITCHER				

Philadelphia Phillies @ San Francisco Giants
Candlestick Park, San Francisco, CA
Fri Jun 06 1969, 10:05 PM EDT
Att: 6,355 - Unknown

AB 29
R 4
H 6
RBI 4
BB 2
SO 6
LOB 6



Batter	1	2	3	4	5	6	7	8	9	AB	R	H	RBI	BB	SO	LOB	TOP			
Tony Taylor, R (1, 5) OBP: 0.314, SLG: 0.335										4	0	1	0	0	1	1	Philadelphia Phillies @ San Francisco Giants Candlestick Park, San Francisco, CA Sat Jun 07 1969, 6:33 AM EDT Att: 7,522 - Unknown			
John Briggs, L (1, 8) OBP: 0.305, SLG: 0.258										3	0	0	0	1	1	2				
Dick Allen, R (1, 3) OBP: 0.400, SLG: 0.673										3	1	1	0	1	1	3				
Johnny Callison, L (1, 9) OBP: 0.354, SLG: 0.461										4	0	0	0	0	2	6				
Deron Johnson, R (1, 7) OBP: 0.346, SLG: 0.383										4	0	0	0	0	0	3				
Cookie Rojas, R (1, 4) OBP: 0.310, SLG: 0.292										4	0	1	1	0	0	0				
Don Money, R (1, 6) OBP: 0.304, SLG: 0.362										3	0	0	0	0	1	0				
Mike Ryan, R (1, 2) OBP: 0.267, SLG: 0.345										3	0	0	0	0	0	0				
Grant Jackson, S (1, 1) OBP: 0.258, SLG: 0.310										2	0	0	0	0	1	0				
Gene Stone, L (8, PH) OBP: 0.286, SLG: 0.167										0	0	0	0	1	0	0				
Turk Farrell, R (8, 1)										0	0	0	0	0	0	0				
Inning Stats	R: 0 E: 1 K: 2 S: 9	H: 1 LOB: 2 BB: 0 P: 9	R: 0 E: 0 K: 0 S: 3	H: 0 LOB: 0 BB: 0 P: 3	R: 0 E: 0 K: 1 S: 5	H: 1 LOB: 0 BB: 0 P: 5	R: 0 E: 0 K: 0 S: 3	H: 0 LOB: 0 BB: 0 P: 3	R: 0 E: 1 K: 0 S: 4	H: 0 LOB: 2 BB: 1 P: 8	R: 0 E: 0 K: 1 S: 5	H: 0 LOB: 0 BB: 0 P: 5	R: 0 E: 0 K: 0 S: 3	H: 0 LOB: 1 BB: 1 P: 7	R: 1 E: 0 K: 0 S: 3	H: 1 LOB: 1 BB: 1 P: 7	1B: 3 2B: 1 3B: 0 HR: 0	SF: 0 SAC: 0 DP: 1 HBP: 0	WP: 0 PB: 0 SB: 1 CS: 1	PA: 33
PITCHER Juan Marichal, R (1, 1) ERA: 2.3	IP: 9.0 WLS: W BF: 33 H: 3 R: 1 ER: 1 SO: 7 BB: 3 IBB: 0 HBP: 0 BLK: 0 WP: 0 HR: 0 S: 44 P: 56 ERA: 1.00 WHIP: 0.667															PITCHER				

AB 30
R 1
H 3
RBI 1
BB 3
SO 7
LOB 15



Batter	1	2	3	4	5	6	7	8	9	AB	R	H	RBI	BB	SO	LOB	BOTTOM			
Don Mason, L (1, 4) OBP: 0.336, SLG: 0.253										3	0	0	0	0	1	1	Philadelphia Phillies @ San Francisco Giants Candlestick Park, San Francisco, CA Sat Jun 07 1969, 6:33 AM EDT Att: 7,522 - Unknown			
Bobby Bonds, R (1, 9) OBP: 0.387, SLG: 0.426										3	0	1	1	1	0	1				
Willie Mays, R (1, 8) OBP: 0.379, SLG: 0.481										4	0	0	0	0	1	3				
Willie McCovey, L (1, 3) OBP: 0.454, SLG: 0.774										3	1	1	0	1	1	0				
Ken Henderson, S (1, 7) OBP: 0.296, SLG: 0.389										4	1	2	2	0	1	2				
Jim Davenport, R (1, 5) OBP: 0.289, SLG: 0.318										2	0	0	0	2	0	0				
Jack Hiatt, R (1, 2) OBP: 0.331, SLG: 0.350										4	0	0	0	0	2	3				
Hal Lanier, R (1, 6) OBP: 0.260, SLG: 0.265										4	1	2	0	0	0	2				
Juan Marichal, R (1, 1) OBP: 0.273, SLG: 0.300										2	0	0	0	1	0	2				
Inning Stats	R: 0 E: 0 K: 1 S: 5	H: 0 LOB: 2 BB: 2 P: 13	R: 0 E: 0 K: 1 S: 6	H: 1 LOB: 1 BB: 0 P: 6	R: 0 E: 0 K: 0 S: 3	H: 0 LOB: 0 BB: 0 P: 3	R: 0 E: 0 K: 2 S: 7	H: 0 LOB: 1 BB: 1 P: 11	R: 1 E: 0 K: 2 S: 9	H: 2 LOB: 1 BB: 0 P: 9	R: 0 E: 0 K: 0 S: 4	H: 1 LOB: 2 BB: 1 P: 8	R: 0 E: 1 K: 0 S: 3	H: 0 LOB: 1 BB: 1 P: 7	R: 2 E: 0 K: 0 S: 5	H: 2 LOB: 0 BB: 0 P: 5	1B: 3 2B: 2 3B: 0 HR: 1	SF: 0 SAC: 1 DP: 0 HBP: 0	WP: 0 PB: 0 SB: 1 CS: 0	PA: 35
PITCHER Grant Jackson, L (1, 1) ERA: 3.65	IP: 7.0 WLS: L BF: 30 H: 4 R: 1 ER: 1 SO: 6 BB: 5 IBB: 0 HBP: 0 BLK: 0 WP: 0 HR: 0 S: 37 P: 57 ERA: 1.29 WHIP: 1.286															PITCHER				
Turk Farrell, R (8, 1) ERA: 3.91	IP: 1.0 WLS: L BF: 5 H: 2 R: 2 ER: 2 SO: 0 BB: 0 IBB: 0 HBP: 0 BLK: 0 WP: 0 HR: 1 S: 5 P: 5 ERA: 18.00 WHIP: 2.000															PITCHER				

AB 29
R 3
H 6
RBI 3
BB 5
SO 6
LOB 14



Batter	1	2	3	4	5	6	7	8	9	AB	R	H	RBI	BB	SO	LOB	TOP			
Tony Taylor, R (1.5) OBP: 0.313, SLG: 0.333	F8		1B		1B			6-3		4	0	2	0	0	0	0	Philadelphia Phillies @ Los Angeles Dodgers Dodger Stadium, Los Angeles, CA Tue Jun 10 1969, 7:05 PM PDT Att: 13,166 - Unknown			
Cookie Rojas, R (1.4) OBP: 0.316, SLG: 0.300	CS		5-3		CS	P4		L8	4	0	1	0	0	0	2					
Dick Allen, R (1.3) OBP: 0.400, SLG: 0.692	K			1B SF9				K	4	1	1	0	0	3	1					
Johnny Callison, L (1.9) OBP: 0.353, SLG: 0.460		L1-3			F8			F5	4	0	1	0	0	0	1					
Deron Johnson, R (1.7) OBP: 0.344, SLG: 0.385		L1-3						6-3	3	0	1	0	0	0	1					
John Briggs, L (7.7) OBP: 0.299, SLG: 0.253									0	0	0	0	0	0	0					
Don Money, R (1.6) OBP: 0.297, SLG: 0.353		E6			SF9			K	2	0	0	1	0	1	0					
Mike Ryan, R (1.2) OBP: 0.261, SLG: 0.352			CS	F3	P4			5-3	3	0	0	0	0	0	1					
Larry Hisle, R (1.8) OBP: 0.287, SLG: 0.333				1B SH3-4				K	3	0	1	0	0	2	0					
Woodie Fryman, R (1.1) OBP: 0.071, SLG: 0.037				SH3-4				K	2	0	0	0	0	1	0					
Inning Stats	R: 0 E: 0 K: 1 S: 5	H: 1 LOB: 1 BB: 0 P: 5	R: 0 E: 1 K: 0 S: 3	H: 1 LOB: 0 BB: 0 P: 3	R: 0 E: 0 K: 0 S: 5	H: 2 LOB: 2 BB: 0 P: 5	R: 1 E: 0 K: 0 S: 5	H: 2 LOB: 1 BB: 0 P: 5	R: 0 E: 0 K: 1 S: 5	H: 1 LOB: 0 BB: 0 P: 5	R: 0 E: 0 K: 1 S: 5	H: 0 LOB: 0 BB: 0 P: 5	R: 0 E: 0 K: 1 S: 7	H: 0 LOB: 0 BB: 0 P: 7	R: 0 E: 0 K: 1 S: 5	H: 0 LOB: 0 BB: 0 P: 5	1B: 7 2B: 2 3B: 0 HR: 0	SF: 1 SAC: 1 DP: 2 HBP: 0	WP: 0 PB: 0 SB: 0 CS: 3	PA: 33
PITCHER Don Sutton, R (1.1) ERA: 2.38	IP: 9.0 WLS: W BF: 31 H: 7 R: 1 ER: 1 SO: 7 BB: 0 IBB: 0 HBP: 0 BLK: 0 WP: 0 HR: 0 S: 45 P: 45 ERA: 1.00 WHIP: 0.778																			

Batter	1	2	3	4	5	6	7	8	9	AB	R	H	RBI	BB	SO	LOB	BOTTOM					
Bill Russell, R (1.8) OBP: 0.372, SLG: 0.458	5-3		FC5-4		BB				FC6-2	4	0	2	1	1	0	4	Philadelphia Phillies @ Los Angeles Dodgers Dodger Stadium, Los Angeles, CA Tue Jun 10 1969, 7:05 PM PDT Att: 13,166 - Unknown					
Ted Sizemore, R (1.6) OBP: 0.313, SLG: 0.317	2B	5-3	4-3		F3		FC5		1B	5	0	1	1	0	6							
Wes Parker, S (1.3) OBP: 0.388, SLG: 0.458	5-3				F9		6-3		F9	4	0	0	0	0	1							
Andy Kosco, R (1.9) OBP: 0.298, SLG: 0.469					K2-3		P5		K	4	0	0	0	3	1							
Bill Sudakis, S (1.5) OBP: 0.300, SLG: 0.388					E5		1-3		6-3	4	0	1	0	0	0							
Jim Lefebvre, S (1.4) OBP: 0.343, SLG: 0.271					5-3				F8	4	0	0	0	0	2							
John Miller, R (1.7) OBP: 0.366, SLG: 0.389									K	4	0	2	0	0	1							
Willie Crawford, L (9. PR) OBP: 0.318, SLG: 0.396									BB FC6-2	0	0	0	0	0	0							
Jeff Torborg, R (1.2) OBP: 0.379, SLG: 0.393					FC4-6		1B		FC6-2	3	2	2	0	1	0							
Don Sutton, R (1.1) OBP: 0.190, SLG: 0.171									1B FC6-2	2	0	1	0	0	1							
Ken Boyer, R (9. PH) OBP: 0.222, SLG: 0.125									1B FC6-2	0	0	0	0	1	0							
Billy Grabarkewitz, R (9. PR) OBP: 0.154, SLG: 0.180									1B FC6-2	0	0	0	0	0	0							
Inning Stats	R: 0 E: 0 K: 1 S: 6	H: 1 LOB: 1 BB: 0 P: 6	R: 0 E: 0 K: 0 S: 3	H: 1 LOB: 0 BB: 0 P: 3	R: 0 E: 0 K: 1 S: 6	H: 1 LOB: 1 BB: 0 P: 6	R: 0 E: 1 K: 1 S: 6	H: 0 LOB: 1 BB: 0 P: 6	R: 0 E: 0 K: 0 S: 4	H: 1 LOB: 2 BB: 1 P: 8	R: 0 E: 0 K: 0 S: 3	H: 0 LOB: 0 BB: 0 P: 3	R: 1 E: 0 K: 1 S: 8	H: 3 LOB: 2 BB: 0 P: 8	R: 0 E: 0 K: 1 S: 5	H: 0 LOB: 0 BB: 0 P: 5	R: 1 E: 0 K: 0 S: 4	H: 2 LOB: 2 BB: 2 P: 12	1B: 7 2B: 2 3B: 0 HR: 0	SF: 0 SAC: 1 DP: 1 HBP: 0	WP: 0 PB: 0 SB: 0 CS: 0	PA: 38
PITCHER Woodie Fryman, L (1.1) ERA: 3.49	IP: 8.2 WLS: L BF: 38 H: 9 R: 2 ER: 2 SO: 5 BB: 2 IBB: 1 HBP: 0 BLK: 0 WP: 0 HR: 0 S: 45 P: 57 ERA: 2.08 WHIP: 1.269																					

Batter	1	2	3	4	5	6	7	8	9	AB	R	H	RBI	BB	SO	LOB	TOP	
John Briggs, L (1, 7) OBP: 0.297, SLG: 0.245										3	1	0	0	1	0	0	Philadelphia Phillies @ Los Angeles Dodgers Dodger Stadium, Los Angeles, CA Wed Jun 11 1969, 7:05 PM PDT Att: 13,249 - Unknown	
Tony Taylor, R (1, 4) OBP: 0.312, SLG: 0.332										4	1	1	0	0	1	0		
Johnny Callison, L (1, 9) OBP: 0.356, SLG: 0.466										4	1	2	1	0	0	0		
Dick Allen, R (1, 3) OBP: 0.391, SLG: 0.675										4	0	0	0	0	3	3		
Deron Johnson, R (1, 5) OBP: 0.347, SLG: 0.390										3	0	1	1	1	1	0		
Don Money, R (1, 6) OBP: 0.296, SLG: 0.351										4	0	1	1	0	0	1		
Mike Ryan, R (1, 2) OBP: 0.257, SLG: 0.346										3	0	0	0	0	0	3		
Larry Hisle, R (1, 8) OBP: 0.282, SLG: 0.327										3	0	0	0	0	1	0		
Bill Champion, R (1, 1)										3	0	0	0	0	1	0		
Inning Stats	R: 2 H: 3 E: 0 K: 0 S: 5	H: 3 LOB: 2 BB: 2 P: 13	R: 0 H: 0 E: 0 K: 1 S: 5	H: 0 LOB: 0 BB: 0 P: 5	R: 0 H: 0 E: 0 K: 2 S: 7	H: 0 LOB: 0 BB: 0 P: 5	R: 0 H: 0 E: 0 K: 1 S: 5	H: 0 LOB: 0 BB: 0 P: 5	R: 1 H: 2 E: 0 K: 0 S: 7	H: 1 LOB: 1 BB: 0 P: 7	R: 0 H: 0 E: 0 K: 0 S: 3	H: 0 LOB: 0 BB: 0 P: 3	R: 0 H: 0 E: 0 K: 1 S: 5	H: 0 LOB: 0 BB: 0 P: 5	1B: 3 2B: 2 3B: 0 HR: 0	SF: 0 SAC: 0 DP: 1 HBP: 0		WP: 0 PB: 0 SB: 0 CS: 0
PITCHER	IP WLS BF H R ER SO BB IBB HBP BLK WP HR S P ERA WHIP																	
Claude Osteen, L (1, 1) ERA: 2.8	8.0 L 30 5 3 3 6 1 0 0 0 0 0 40 48 3.38 0.750																	
Al McBean, R (9, 1) ERA: 3.0	1.0 3 0 0 0 1 0 0 0 0 0 0 5 5 0.00 0.000																	

Batter	1	2	3	4	5	6	7	8	9	AB	R	H	RBI	BB	SO	LOB	BOTTOM	
Maury Wills, S (1, 6) OBP: 0.294, SLG: 0.238										4	0	1	0	0	0	0	Philadelphia Phillies @ Los Angeles Dodgers Dodger Stadium, Los Angeles, CA Wed Jun 11 1969, 7:05 PM PDT Att: 13,249 - Unknown	
Ted Sizemore, R (1, 4) OBP: 0.312, SLG: 0.320										4	0	1	0	0	0	1		
Wes Parker, S (1, 3) OBP: 0.385, SLG: 0.449										3	0	0	0	1	0	1		
Andy Kosco, R (1, 9) OBP: 0.292, SLG: 0.460										4	0	0	0	0	0	2		
Tom Haller, L (1, 2) OBP: 0.339, SLG: 0.382										4	0	1	0	0	0	1		
Bill Sudakis, S (1, 5) OBP: 0.303, SLG: 0.387										3	0	1	0	1	0	0		
Willie Crawford, L (1, 7) OBP: 0.317, SLG: 0.399										4	0	1	0	0	1	2		
Bill Russell, R (1, 8) OBP: 0.364, SLG: 0.446										3	0	0	0	0	1	2		
Claude Osteen, L (1, 1) OBP: 0.263, SLG: 0.243										2	0	0	0	0	1	0		
Manny Mota, R (8, PH) OBP: 0.354, SLG: 0.344										1	0	0	0	0	0	0		
Al McBean, R (9, 1) OBP: 0.250, SLG: 0.250										0	0	0	0	0	0	0		
Inning Stats	R: 0 H: 1 E: 0 K: 0 S: 3	H: 0 LOB: 0 BB: 0 P: 3	R: 0 H: 0 E: 0 K: 1 S: 5	H: 0 LOB: 0 BB: 0 P: 5	R: 0 H: 0 E: 1 K: 0 S: 4	H: 0 LOB: 0 BB: 0 P: 4	R: 0 H: 1 E: 0 K: 0 S: 4	H: 1 LOB: 1 BB: 0 P: 4	R: 0 H: 1 E: 0 K: 1 S: 6	H: 1 LOB: 2 BB: 1 P: 10	R: 0 H: 0 E: 0 K: 0 S: 3	H: 0 LOB: 0 BB: 0 P: 3	R: 0 H: 2 E: 0 K: 1 S: 7	H: 2 LOB: 2 BB: 0 P: 7	1B: 3 2B: 2 3B: 0 HR: 0	SF: 0 SAC: 0 DP: 1 HBP: 0	WP: 0 PB: 0 SB: 1 CS: 0	PA: 34
PITCHER	IP WLS BF H R ER SO BB IBB HBP BLK WP HR S P ERA WHIP																	
Bill Champion, R (1, 1) ERA: 0.53	9.0 W 34 5 0 0 3 2 0 0 0 0 0 38 46 0.00 0.778																	

Batter	1	2	3	4	5	6	7	8	9	AB	R	H	RBI	BB	SO	LOB	TOP									
John Briggs, L OBP: 0.296, SLG: 0.276 (1, 7)										4	1	1	1	0	2	1	Philadelphia Phillies @ Los Angeles Dodgers Dodger Stadium, Los Angeles, CA Thu Jun 12 1969, 7:05 PM PDT Att: 13,846 - Unknown									
Cookie Rojas, R OBP: 0.308, SLG: 0.292 (1, 4)										4	0	0	0	0	2	1										
Dick Allen, R OBP: 0.399, SLG: 0.687 (1, 3)										3	0	2	0	1	1	1										
Johnny Callison, L OBP: 0.354, SLG: 0.459 (1, 9)										3	0	0	0	1	0	2										
Deron Johnson, R OBP: 0.340, SLG: 0.381 (1, 5)										4	0	0	0	0	1	3										
Don Money, R OBP: 0.290, SLG: 0.343 (1, 6)											4	0	0	0	0	1		1								
Mike Ryan, R OBP: 0.253, SLG: 0.341 (1, 2)										3	0	0	0	0	2	0										
Larry Hisle, R OBP: 0.277, SLG: 0.322 (1, 8)										3	0	0	0	0	1	0										
Grant Jackson, S OBP: 0.265, SLG: 0.313 (1, 1)										3	0	1	0	0	2	0										
Inning Stats	R: 1 E: 0 K: 1 S: 6	H: 1 LOB: 1 BB: 1 P: 10	R: 0 E: 0 K: 1 S: 5	H: 0 LOB: 0 BB: 0 P: 5	R: 0 E: 0 K: 2 S: 7	H: 1 LOB: 1 BB: 0 P: 6	R: 0 E: 0 K: 1 S: 6	H: 0 LOB: 0 BB: 0 P: 7	R: 0 E: 0 K: 1 S: 7	H: 1 LOB: 2 BB: 1 P: 10	R: 0 E: 0 K: 1 S: 5	H: 0 LOB: 0 BB: 0 P: 5	R: 0 E: 0 K: 2 S: 8	H: 1 LOB: 1 BB: 0 P: 8	R: 0 E: 0 K: 1 S: 5	H: 0 LOB: 0 BB: 0 P: 5	1B: 2 2B: 1 3B: 1 HR: 1	SF: 0 SAC: 0 DP: 1 HBP: 0	WP: 0 PB: 0 SB: 0 CS: 0	PA: 33						
PITCHER Bill Singer, R ERA: 2.11 (1, 1)	IP: 9.0 WLS: L BF: 33	H: 4 R: 1 ER: 1 SO: 12	BB: 2 IBB: 0 HBP: 0 BLK: 0	WP: 0 HR: 1 S: 55 P: 63	ERA: 1.00 WHIP: 0.667											ERA: 1.00 WHIP: 0.667										

Batter	1	2	3	4	5	6	7	8	9	AB	R	H	RBI	BB	SO	LOB	BOTTOM									
Maury Wills, S OBP: 0.289, SLG: 0.234 (1, 6)										4	0	0	0	0	3	1	Philadelphia Phillies @ Los Angeles Dodgers Dodger Stadium, Los Angeles, CA Thu Jun 12 1969, 7:05 PM PDT Att: 13,846 - Unknown									
Ted Sizemore, R OBP: 0.313, SLG: 0.321 (1, 4)										3	0	1	0	0	0	0										
Jim Lefebvre, S OBP: 0.340, SLG: 0.267 (7, 4)										1	0	0	0	0	0	0										
Wes Parker, S OBP: 0.382, SLG: 0.441 (1, 3)										3	0	0	0	1	1	1										
Andy Kosco, R OBP: 0.300, SLG: 0.463 (1, 9)										3	0	2	0	1	1	0										
Willie Crawford, L OBP: 0.317, SLG: 0.359 (9, PR)										0	0	0	0	0	0	0										
Manny Mota, R OBP: 0.360, SLG: 0.351 (1, 7)										4	0	2	0	0	1	3										
Bill Sudakis, S OBP: 0.298, SLG: 0.380 (1, 5)										4	0	0	0	0	2	6										
Jeff Torborg, R OBP: 0.375, SLG: 0.387 (1, 2)										3	0	1	0	0	0	2										
Bill Russell, R OBP: 0.364, SLG: 0.444 (1, 8)										3	0	1	0	0	2	1										
Bill Singer, R OBP: 0.146, SLG: 0.103 (1, 1)										3	0	0	0	0	1	1										
Inning Stats	R: 0 E: 0 K: 1 S: 5	H: 0 LOB: 0 BB: 0 P: 5	R: 0 E: 0 K: 0 S: 5	H: 3 LOB: 0 BB: 0 P: 5	R: 0 E: 0 K: 1 S: 6	H: 1 LOB: 1 BB: 0 P: 6	R: 0 E: 0 K: 2 S: 7	H: 1 LOB: 1 BB: 0 P: 7	R: 0 E: 0 K: 1 S: 6	H: 1 LOB: 1 BB: 0 P: 6	R: 0 E: 0 K: 2 S: 8	H: 0 LOB: 0 BB: 0 P: 7	R: 0 E: 0 K: 2 S: 7	H: 0 LOB: 0 BB: 0 P: 7	R: 0 E: 0 K: 0 S: 2	H: 0 LOB: 1 BB: 1 P: 6	1B: 7 2B: 1 3B: 0 HR: 0	SF: 0 SAC: 0 DP: 2 HBP: 0	WP: 0 PB: 0 SB: 0 CS: 1	PA: 33						
PITCHER Grant Jackson, L ERA: 3.32 (1, 1)	IP: 9.0 WLS: W BF: 33	H: 7 R: 0 ER: 0 SO: 11	BB: 2 IBB: 0 HBP: 0 BLK: 0	WP: 0 HR: 0 S: 53 P: 61	ERA: 0.00 WHIP: 1.000											ERA: 0.00 WHIP: 1.000										

Batter	1	2	3	4	5	6	7	8	9	AB	R	H	RBI	BB	SO	LOB	TOP					
John Briggs, L OBP: 0.300, SLG: 0.282 (1, 7)										5	0	2	0	0	2	1	Philadelphia Phillies @ San Diego Padres San Diego Stadium, San Diego, CA Fri Jun 13 1969, 10:05 PM EDT Att: 5,018 - Unknown					
Tony Taylor, R OBP: 0.309, SLG: 0.339 (1, 4)										5	0	1	0	0	1	2						
Johnny Callison, L OBP: 0.351, SLG: 0.468 (1, 9)										5	1	1	1	0	0	2						
Dick Allen, R OBP: 0.401, SLG: 0.700 (1, 3)										4	1	2	1	0	2	1						
Deron Johnson, R OBP: 0.338, SLG: 0.378 (1, 5)										4	1	1	0	0	0	1						
Mike Ryan, R OBP: 0.256, SLG: 0.366 (1, 2)										4	2	2	2	0	0	1						
Larry Hisle, R OBP: 0.287, SLG: 0.331 (1, 8)										4	0	3	0	0	0	1						
Terry Harmon, R OBP: 0.351, SLG: 0.200 (1, 6)										4	1	1	1	0	2	4						
Rick Wise, R OBP: 0.314, SLG: 0.281 (1, 1)										4	0	1	0	0	1	0						
Inning Stats	R: 0 E: 0 K: 1 S: 5	H: 0 LOB: 0 BB: 0 P: 9	R: 3 E: 1 K: 0 S: 10	H: 3 LOB: 0 BB: 0 P: 16	R: 0 E: 0 K: 1 S: 6	H: 1 LOB: 1 BB: 0 P: 7	R: 2 E: 0 K: 2 S: 10	H: 4 LOB: 1 BB: 0 P: 15	R: 0 E: 0 K: 1 S: 9	H: 0 LOB: 0 BB: 0 P: 13	R: 0 E: 0 K: 0 S: 5	H: 1 LOB: 1 BB: 0 P: 7	R: 0 E: 0 K: 2 S: 7	H: 1 LOB: 1 BB: 0 P: 8	R: 1 E: 0 K: 1 S: 10	H: 3 LOB: 2 BB: 0 P: 12	R: 0 E: 0 K: 0 S: 8	H: 1 LOB: 1 BB: 0 P: 9	1B: 9 2B: 1 3B: 1 HR: 3	SF: 0 SAC: 0 DP: 0 HBP: 0	WP: 1 PB: 0 SB: 2 CS: 0	PA: 39
PITCHER	IP WLS BF H R ER SO BB IBB HBP BLK WP HR S P ERA WHIP																					
Johnny Podres, L ERA: 3.82	(1, 1) 3.0 L 15 6 5 4 2 0 0 0 0 0 1 2 23 34 12.00 2.000																					
Gary Ross, R ERA: 4.12	(4, 1) 3.0 11 3 0 0 3 0 0 0 0 0 0 0 22 33 0.00 1.000																					
Frank Reberger, R ERA: 5.06	(7, 1) 2.0 9 4 1 1 3 0 0 0 0 0 0 0 17 20 4.50 2.000																					
Jack Baldschun, R ERA: 3.31	(9, 1) 1.0 4 1 0 0 0 0 0 0 0 0 0 0 8 9 0.00 1.000																					

Batter	1	2	3	4	5	6	7	8	9	AB	R	H	RBI	BB	SO	LOB	BOTTOM					
Tommy Dean, R OBP: 0.241, SLG: 0.245 (1, 6)										3	0	0	0	0	0	0	Philadelphia Phillies @ San Diego Padres San Diego Stadium, San Diego, CA Fri Jun 13 1969, 10:05 PM EDT Att: 5,018 - Unknown					
Ivan Murrell, R OBP: 0.256, SLG: 0.250 (8, PH) (9, 3)										1	0	0	0	0	3							
Roberto Pena, R OBP: 0.286, SLG: 0.276 (1, 3) (9, 6)										4	0	0	0	0	0							
Ollie Brown, R OBP: 0.315, SLG: 0.421 (1, 9)										3	0	0	0	1	1							
Al Ferrara, R OBP: 0.377, SLG: 0.489 (1, 7)										4	0	0	0	0	1							
Ed Spiezio, R OBP: 0.327, SLG: 0.402 (1, 5)										2	0	0	0	1	0							
Chris Cannizzaro, R OBP: 0.363, SLG: 0.369 (1, 2)										3	0	0	0	0	1							
Cito Gaston, R OBP: 0.269, SLG: 0.294 (1, 8)										3	1	2	0	0	1							
John Sipin, R OBP: 0.222, SLG: 0.325 (1, 4)										3	0	1	1	0	0							
Johnny Podres, L ERA: 3.82 (4, 1) Van Kelly, L (8, PH) Frank Reberger, L (7, 1) Larry Stahl, L (8, PH) Jack Baldschun, R (9, 1)										1	0	0	0	0	0							
Inning Stats	R: 0 E: 0 K: 0 S: 5	H: 0 LOB: 0 BB: 0 P: 7	R: 0 E: 0 K: 0 S: 3	H: 0 LOB: 0 BB: 0 P: 3	R: 1 E: 0 K: 1 S: 6	H: 1 LOB: 0 BB: 0 P: 6	R: 0 E: 0 K: 0 S: 6	H: 0 LOB: 0 BB: 1 P: 14	R: 0 E: 0 K: 1 S: 5	H: 0 LOB: 0 BB: 0 P: 5	R: 0 E: 0 K: 0 S: 4	H: 0 LOB: 0 BB: 0 P: 5	R: 0 E: 0 K: 1 S: 5	H: 0 LOB: 0 BB: 0 P: 6	R: 0 E: 0 K: 1 S: 10	H: 2 LOB: 3 BB: 1 P: 19	R: 0 E: 0 K: 0 S: 5	H: 0 LOB: 0 BB: 0 P: 5	1B: 2 2B: 0 3B: 1 HR: 0	SF: 0 SAC: 0 DP: 1 HBP: 0	WP: 0 PB: 0 SB: 0 CS: 0	PA: 31
PITCHER	IP WLS BF H R ER SO BB IBB HBP BLK WP HR S P ERA WHIP																					
Rick Wise, R ERA: 2.78	(1, 1) 9.0 W 31 3 1 1 4 2 0 0 0 0 0 0 49 70 1.00 0.556																					

AB	39
R	6
H	14
RBI	5
BB	0
SO	8
LOB	13



Batter	1	2	3	4	5	6	7	8	9	AB	R	H	RBI	BB	SO	LOB	TOP									
John Briggs, L OBP: 0.306, SLG: 0.276 (1, 7)	G3		K							2	1	0	0	2	1	1	Philadelphia Phillies @ San Diego Padres San Diego Stadium, San Diego, CA Sat Jun 14 1969, 10:05 PM EDT Att: 6,127 - Unknown livebaseballscorecards.com									
Tony Taylor, R OBP: 0.308, SLG: 0.337 (1, 4)	6-3		4-3							4	1	1	0	0	0	2										
Dick Allen, R OBP: 0.408, SLG: 0.718 (1, 3)	HR									4	3	3	1	0	0	2										
Johnny Callison, L OBP: 0.353, SLG: 0.471 (1, 9)	G3-1									3	1	1	0	1	0	1										
Deron Johnson, R OBP: 0.337, SLG: 0.392 (1, 5)										4	1	1	2	0	1	1										
Mike Ryan, R OBP: 0.252, SLG: 0.358 (1, 2)										4	0	0	0	0	1	0										
Larry Hisle, R OBP: 0.281, SLG: 0.324 (1, 8)										4	0	0	0	0	2	0										
Terry Harmon, R OBP: 0.317, SLG: 0.176 (1, 6)										4	0	0	0	0	0	0										
Jerry Johnson, R OBP: 0.222, SLG: 0.125 Turk Farrell, R (9, 1)										3	0	0	0	1	2	0										
Inning Stats	R: 1 E: 0 K: 0 S: 6	H: 1 LOB: 0 BB: 0 P: 8	R: 0 E: 0 K: 1 S: 8	H: 0 LOB: 0 BB: 0 P: 10	R: 0 E: 0 K: 1 S: 8	H: 0 LOB: 1 BB: 1 P: 16	R: 3 E: 1 K: 0 S: 9	H: 3 LOB: 0 BB: 0 P: 12	R: 2 E: 0 K: 1 S: 9	H: 1 LOB: 1 BB: 2 P: 20	R: 0 E: 0 K: 1 S: 7	H: 0 LOB: 0 BB: 0 P: 8	R: 0 E: 0 K: 0 S: 4	H: 0 LOB: 0 BB: 1 P: 11	R: 1 E: 1 K: 0 S: 4	H: 1 LOB: 0 BB: 0 P: 5		R: 0 E: 0 K: 2 S: 7	H: 0 LOB: 0 BB: 0 P: 7	1B: 3 2B: 2 3B: 0 HR: 2	SF: 0 SAC: 0 DP: 1 HBP: 0	WP: 4 PB: 0 SB: 0 CS: 0	PA: 36			
PITCHER	IP	WLS	BF	H	R	ER	SO	BB	IBB	HBP	BLK	WP	HR	S	P	ERA	WHIP									
Al Santorini, R ERA: 2.88 Tommie Sisk, R ERA: 4.25 Billy McCool, L ERA: 4.3	(1, 1)	5.0	L	23	5	6	6	4	2	1	0	0	2	2	40	66	10.80	1.400								
	(6, 1)	2.0		6	0	0	0	1	1	0	0	0	0	0	11	19	0.00	0.500								
	(8, 1)	2.0		7	1	1	0	2	0	0	0	0	0	0	11	12	0.00	0.500								

Batter	1	2	3	4	5	6	7	8	9	AB	R	H	RBI	BB	SO	LOB	BOTTOM									
Tommy Dean, R OBP: 0.241, SLG: 0.245 (1, 6)	K									4	0	1	0	0	1	0	Philadelphia Phillies @ San Diego Padres San Diego Stadium, San Diego, CA Sat Jun 14 1969, 10:05 PM EDT Att: 6,127 - Unknown livebaseballscorecards.com									
Roberto Pena, R OBP: 0.291, SLG: 0.277 (1, 3)	E									3	1	1	0	1	2	1										
Ollie Brown, R OBP: 0.322, SLG: 0.431 (1, 9)	E3									4	2	3	1	0	0	1										
Al Ferrara, R OBP: 0.373, SLG: 0.510 (1, 7)	5-3									4	1	1	2	0	0	3										
Ed Spiezio, R OBP: 0.326, SLG: 0.415 (1, 5)	5-3									4	1	1	1	1	0	0										
Chris Cannizzaro, R OBP: 0.361, SLG: 0.367 (1, 2)										4	0	1	0	0	1	0										
Cito Gaston, R OBP: 0.288, SLG: 0.304 (1, 8)										4	0	1	0	0	0	1										
John Sipin, R OBP: 0.212, SLG: 0.309 (1, 4)										4	0	0	0	0	2	2										
Al Santorini, R ERA: 2.17, SLG: 0.152 Van Kelly, L ERA: 3.25, SLG: 0.243 Tommie Sisk, R ERA: 4.25, SLG: 0.243 Ivan Murrell, R ERA: 3.75, SLG: 0.154 Billy McCool, R ERA: 4.3	(1, 1)	(5, PH)	(8, 1)	(7, PH)	(8, 1)	(9, 1)	(9, PH)			1	0	0	0	0	1	1										
	(5, PH)	(8, 1)	(7, PH)	(8, 1)	(9, 1)	(9, PH)				1	0	0	0	0	0	0										
	(8, 1)	(7, PH)	(8, 1)	(9, 1)	(9, PH)					1	0	0	0	0	1	1										
Inning Stats	R: 2 E: 1 K: 1 S: 6	H: 1 LOB: 0 BB: 1 P: 10	R: 0 E: 0 K: 1 S: 9	H: 1 LOB: 0 BB: 0 P: 13	R: 0 E: 0 K: 1 S: 6	H: 2 LOB: 1 BB: 0 P: 7	R: 0 E: 0 K: 0 S: 5	H: 0 LOB: 0 BB: 0 P: 9	R: 0 E: 0 K: 1 S: 5	H: 0 LOB: 0 BB: 0 P: 8	R: 2 E: 0 K: 2 S: 11	H: 2 LOB: 0 BB: 0 P: 18	R: 0 E: 0 K: 1 S: 7	H: 0 LOB: 0 BB: 0 P: 7	R: 0 E: 0 K: 0 S: 5	H: 1 LOB: 1 BB: 0 P: 5	R: 1 E: 0 K: 2 S: 12	H: 2 LOB: 1 BB: 0 P: 20	1B: 5 2B: 1 3B: 1 HR: 2	SF: 0 SAC: 0 DP: 1 HBP: 0	WP: 0 PB: 0 SB: 0 CS: 0	PA: 36				
PITCHER	IP	WLS	BF	H	R	ER	SO	BB	IBB	HBP	BLK	WP	HR	S	P	ERA	WHIP									
Jerry Johnson, R ERA: 4.96 Turk Farrell, R ERA: 3.75	(1, 1)	8.0	W	32	8	5	4	7	1	0	0	0	0	2	57	83	4.50	1.125								
	(9, 1)	1.0	S	4	1	0	0	2	0	0	0	0	0	9	14	0.00	1.000									

Batter	1	2	3	4	5	6	7	8	9	10	AB	R	H	RBI	BB	SO	LOB	TOP					
John Briggs, L OBP: 0.302, SLG: 0.266 (1, 7)	F8		K	IBB			4-3		K		4	0	0	0	1	2	1	Philadelphia Phillies @ San Diego Padres San Diego Stadium, San Diego, CA Sun Jun 15 1969, 6:33 AM EDT Att: 7,311 - Unknown					
Tony Taylor, R OBP: 0.305, SLG: 0.330 (1, 4)	HBP		G3	6-3			6-3		FC4-6		4	0	0	0	0	0	4						
Dick Allen, R OBP: 0.408, SLG: 0.708 (1, 3)					L5				CS	F2	4	1	1	0	1	1	0						
Johnny Callison, L OBP: 0.350, SLG: 0.464 (1, 9)	F8			1B	F5					F7	5	1	1	0	0	0	2						
Deron Johnson, R OBP: 0.338, SLG: 0.404 Rick Joseph, R OBP: 0.320, SLG: 0.348 (4, PR) (4, 5)	F8			1B						1B	2	0	1	2	0	0	2						
Mike Ryan, R OBP: 0.256, SLG: 0.364 (1, 2)				3B	K					1B	3	2	2	0	0	1	0						
Larry Hittle, R OBP: 0.289, SLG: 0.341 (1, 8)				HR	5-3					1B	5	0	2	0	0	1	1						
Terry Harmon, R OBP: 0.348, SLG: 0.256 (1, 6)				1B						1B	3	1	1	2	2	0	0						
Woodie Fryman, R OBP: 0.063, SLG: 0.032 John Boozer, R (10, 1)				1B	4-3					4-3	4	0	0	0	0	1	4						
Inning Stats	R: 0 E: 0 K: 0 S: 7	H: 0 LOB: 2 BB: 1 P: 19	R: 0 E: 0 K: 1 S: 7	H: 0 LOB: 0 BB: 0 P: 8	R: 0 E: 0 K: 1 S: 7	H: 0 LOB: 0 BB: 0 P: 13	R: 4 E: 0 K: 0 S: 17	H: 5 LOB: 3 BB: 1 P: 29	R: 0 E: 0 K: 1 S: 7	H: 0 LOB: 0 BB: 0 P: 9	R: 0 E: 0 K: 1 S: 8	H: 1 LOB: 1 BB: 0 P: 11	R: 0 E: 0 K: 1 S: 6	H: 0 LOB: 0 BB: 0 P: 8	R: 0 E: 0 K: 0 S: 6	H: 2 LOB: 2 BB: 1 P: 11	R: 0 E: 1 K: 1 S: 9		H: 0 LOB: 0 BB: 0 P: 10	R: 1 E: 0 K: 0 S: 13	H: 3 LOB: 3 BB: 1 P: 20	1B: 7 2B: 2 3B: 1 HR: 1	SF: 0 SAC: 1 DP: 1 HBP: 1
PITCHER	IP 9.2	WLS L	BF 42	H 10	R 5	ER 5	SO 6	BB 1	IBB 2	HBP 1	BLK 0	WP 0	HR 1	S 79	P 125	ERA 4.66	WHIP 1.138						
Clay Kirby, R ERA: 3.97 Jack Baldschun, R ERA: 3.27 (10, 1)	0.1	3	1	0	0	0	0	1	0	0	0	0	0	8	13	0.00	6.000						

AB	39
R	5
H	11
RBI	5
BB	4
SO	6
LOB	17



Batter	1	2	3	4	5	6	7	8	9	10	AB	R	H	RBI	BB	SO	LOB	BOTTOM			
Tommy Dean, R OBP: 0.234, SLG: 0.237 (1, 6)	E2		K		P3					K	5	0	0	0	0	3	0	Philadelphia Phillies @ San Diego Padres San Diego Stadium, San Diego, CA Sun Jun 15 1969, 6:33 AM EDT Att: 7,311 - Unknown			
Roberto Pena, R OBP: 0.288, SLG: 0.275 (1, 3)	FC3-6		L7		K					1B	5	1	1	0	0	1	1				
Ollie Brown, R OBP: 0.328, SLG: 0.432 (1, 9)	2B			HR	1B					1B	4	2	2	0	1	1	0				
Al Ferrara, R OBP: 0.374, SLG: 0.510 (1, 7)	2B			K						F3	4	0	1	2	0	1	3				
Ed Spiezio, R OBP: 0.329, SLG: 0.429 (1, 5)	K			HR						L8	3	1	1	2	0	1	1				
Cito Gaston, R OBP: 0.268, SLG: 0.299 (1, 8)			K	F9						K	3	0	0	0	1	2	0				
John Sipin, R OBP: 0.225, SLG: 0.310 Jose Arcia, R OBP: 0.268, SLG: 0.237 (9, PR) (10, 4)	F7									FC5-4	3	0	1	0	1	0	2				
Sonny Ruberto, R OBP: 0.167, SLG: 0.167 Chris Cannizzaro, R OBP: 0.359, SLG: 0.355 (9, PH) (10, 2)	K2-3				5-3					CS	0	0	0	0	0	0	0				
Clay Kirby, R OBP: 0.069, SLG: 0.036 Jack Baldschun, R OBP: 0.250, SLG: 0.250 Ivan Murrell, R OBP: 0.244, SLG: 0.237 (10, PH)			K							G3	3	0	0	0	0	2	0				
Inning Stats	R: 2 E: 1 K: 1 S: 8	H: 2 LOB: 0 BB: 0 P: 11	R: 0 E: 0 K: 2 S: 10	H: 0 LOB: 0 BB: 0 P: 13	R: 0 E: 0 K: 2 S: 8	H: 0 LOB: 0 BB: 0 P: 10	R: 2 E: 0 K: 1 S: 9	H: 2 LOB: 1 BB: 1 P: 13	R: 0 E: 0 K: 2 S: 7	H: 0 LOB: 0 BB: 0 P: 11	R: 0 E: 0 K: 1 S: 6	H: 0 LOB: 0 BB: 0 P: 6	R: 0 E: 0 K: 0 S: 8	H: 0 LOB: 1 BB: 0 P: 17	R: 0 E: 0 K: 1 S: 7	H: 1 LOB: 1 BB: 0 P: 10	R: 0 E: 0 K: 1 S: 9		H: 1 LOB: 2 BB: 1 P: 17	1B: 4 2B: 0 3B: 0 HR: 1	SF: 0 SAC: 0 DP: 0 HBP: 2
PITCHER	IP 9.2	WLS W	BF 39	H 6	R 4	ER 3	SO 12	BB 3	IBB 0	HBP 2	BLK 0	WP 0	HR 1	S 78	P 120	ERA 2.79	WHIP 0.931				
Woodie Fryman, L ERA: 3.42 John Boozer, R ERA: 1.46 (10, 1)	0.1	S	1	0	0	0	0	0	0	0	0	0	0	1	2	0.00	0.000				

AB	35
R	4
H	6
RBI	4
BB	3
SO	12
LOB	9



Batter	1	2	3	4	5	6	7	8	9	AB	R	H	RBI	BB	SO	LOB	TOP			
Bud Harrelson, S (1, 6) OBP: 0.335, SLG: 0.285	F7		F7		G3			6-3		4	0	0	0	0	0	1	New York Mets @ Philadelphia Phillies Connie Mack Stadium, Philadelphia, PA Tue Jun 17 1969, 7:05 PM EDT Unknown			
Tommie Agee, R (1, 8) OBP: 0.322, SLG: 0.506	K		P4				K	L8		4	0	0	0	0	2	0				
Wayne Garrett, L (1, 5) OBP: 0.360, SLG: 0.375	K			F8		F8		4-3		4	0	0	0	0	1	0				
Cleon Jones, R (1, 7) OBP: 0.415, SLG: 0.531		1B BB				K		4-3		3	0	1	0	1	1	0				
Art Shamsky, L (1, 9) OBP: 0.375, SLG: 0.400	F8									2	0	1	0	2	0	1				
Al Weis, S (9, PR) OBP: 0.196, SLG: 0.192				1B				FC3-6 BB		0	0	0	0	0	0	0				
Ed Kranepool, L (1, 3) OBP: 0.311, SLG: 0.413	P4			F8		SH5-3-5-3-1		FC3-6 1B		3	0	0	0	0	0	3				
Ken Boswell, L (1, 4) OBP: 0.324, SLG: 0.355					4-3					3	1	2	0	1	0	0				
Rod Gaspar, S (9, 9) OBP: 0.310, SLG: 0.313		1B				BLK 1B BB		1-2 1B		0	0	0	0	0	0	0				
J.C. Martin, L (1, 2) OBP: 0.256, SLG: 0.361	P5							F5		3	0	1	1	1	0	4				
Gary Gentry, R (1, 1) OBP: 0.185, SLG: 0.154			K			SH3-2-4				2	0	0	0	0	1	1				
Inning Stats	R: 0 E: 0 K: 2 S: 7	H: 0 LOB: 0 BB: 0 P: 7	R: 0 E: 0 K: 0 S: 4	H: 1 LOB: 2 BB: 1 P: 8	R: 0 E: 0 K: 1 S: 5	H: 0 LOB: 0 BB: 0 P: 5	R: 0 E: 0 K: 0 S: 4	H: 2 LOB: 1 BB: 0 P: 4	R: 0 E: 0 K: 0 S: 3	H: 0 LOB: 1 BB: 1 P: 7	R: 1 E: 0 K: 0 S: 3	H: 1 LOB: 1 BB: 2 P: 11	R: 0 E: 0 K: 0 S: 3	H: 0 LOB: 0 BB: 0 P: 3	R: 0 E: 0 K: 0 S: 4	H: 1 LOB: 2 BB: 1 P: 8	1B: 5 2B: 1 3B: 0 HR: 0	SF: 0 SAC: 2 DP: 1 HBP: 0	WP: 0 PB: 0 SB: 1 CS: 0	PA: 35
PITCHER	IP	WLS	BF	H	R	ER	SO	BB	IBB	HBP	BLK	WP	HR	S	P	ERA	WHIP			
Bill Champion, R (1, 1) ERA: 0.72	8.0	L	30	4	1	1	5	4	0	0	1	0	0	36	52	1.12	1.000			
John Boozer, R (9, 1) ERA: 1.35	1.0		5	1	0	0	0	1	0	0	0	0	0	4	8	0.00	2.000			

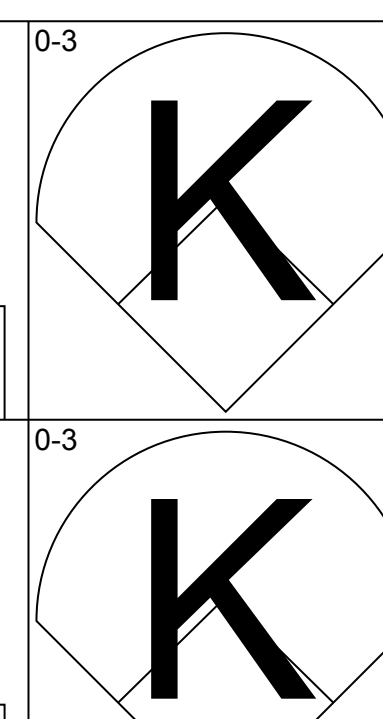
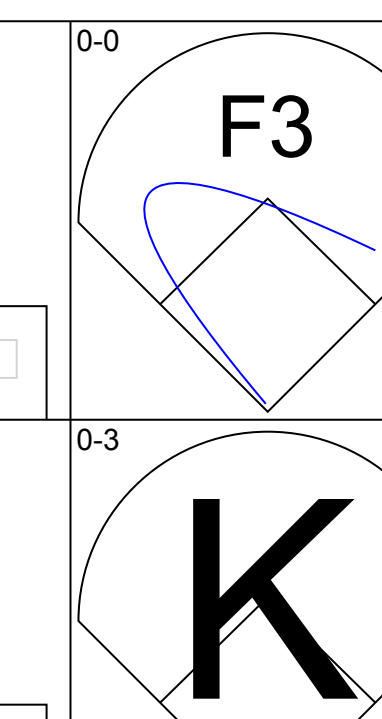
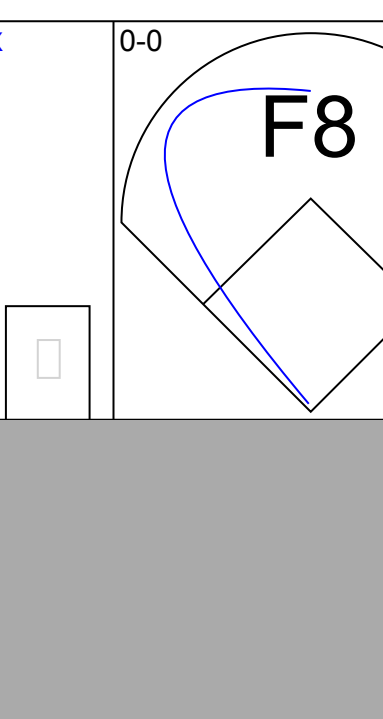
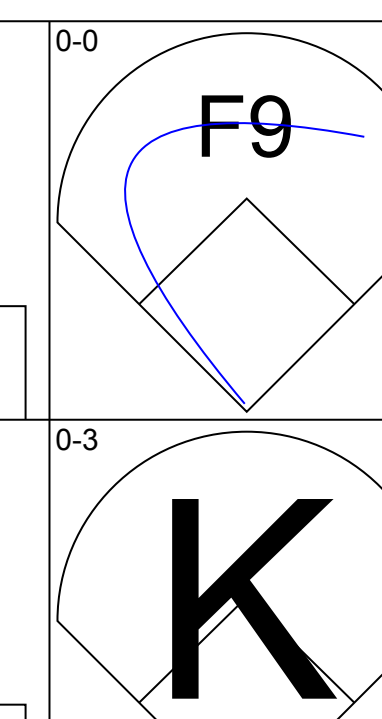
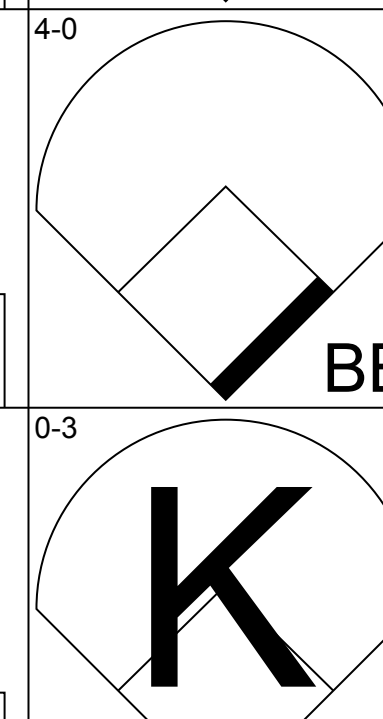

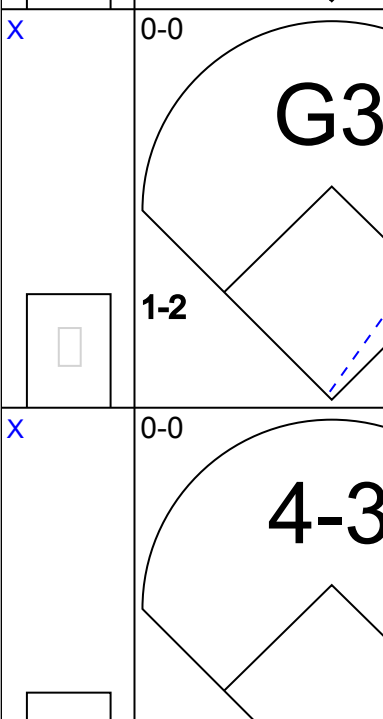
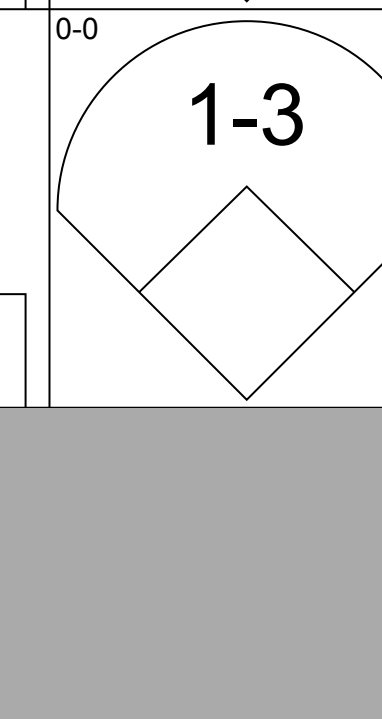

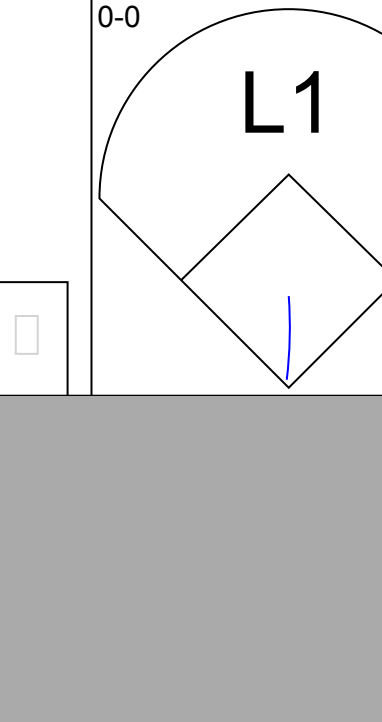
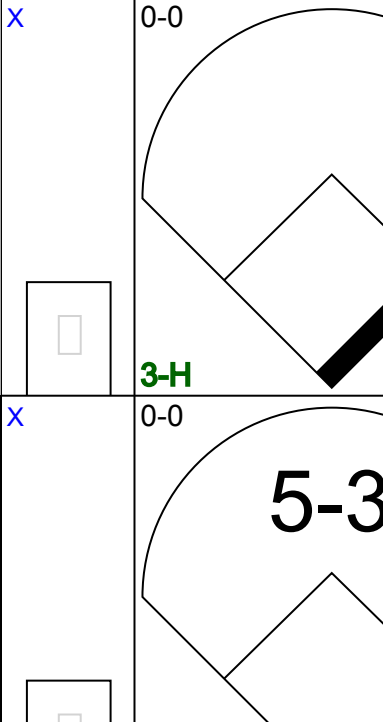




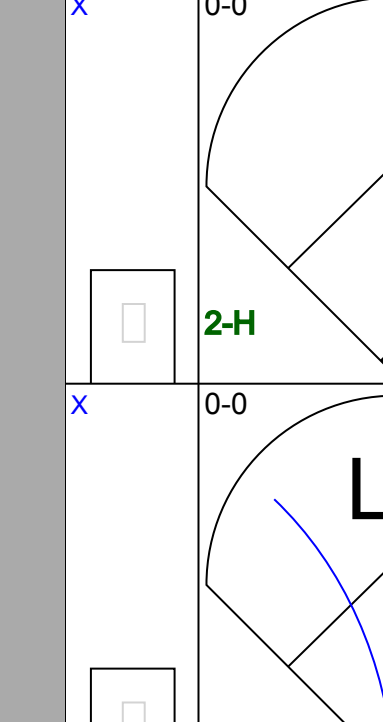
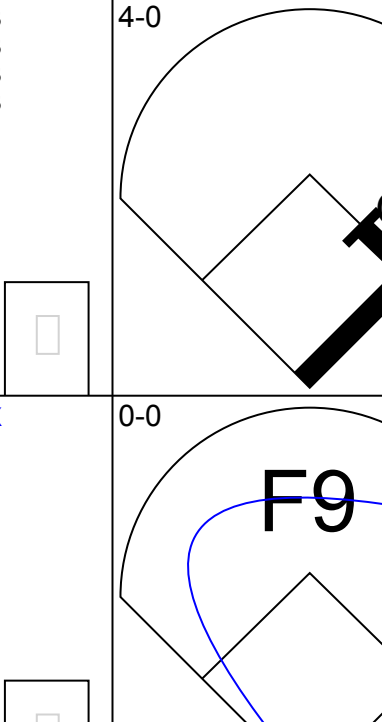
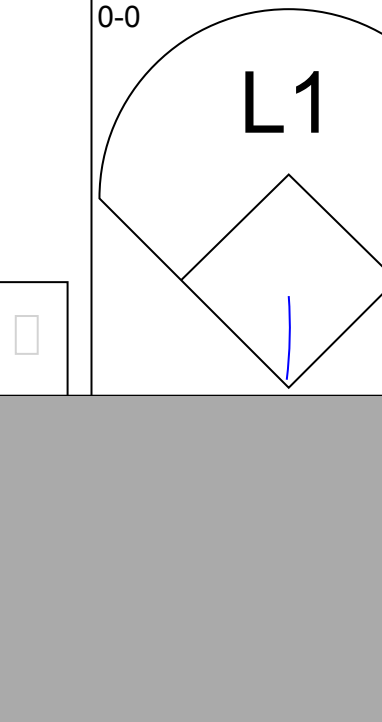
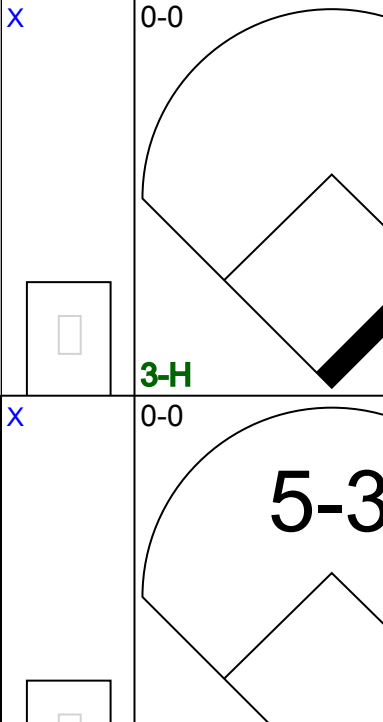
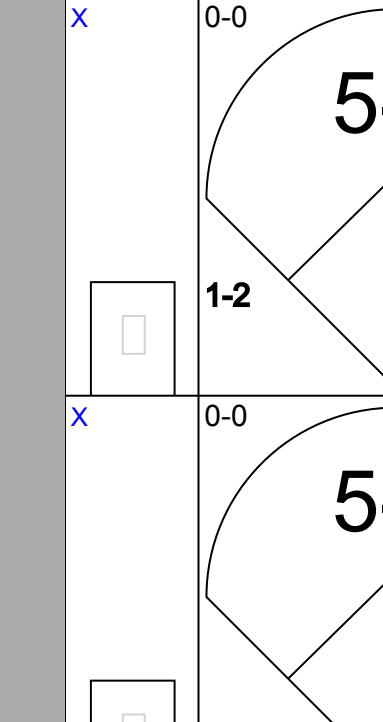
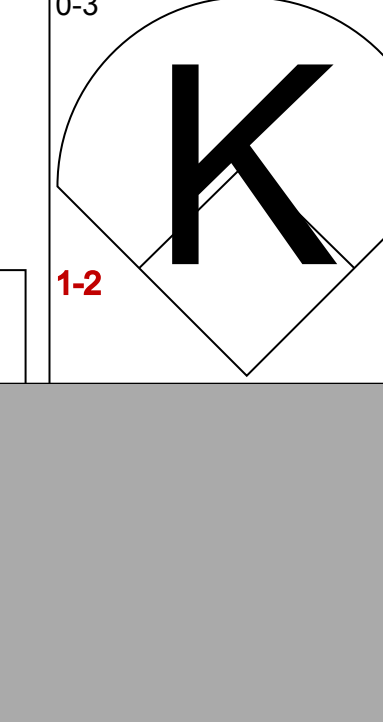
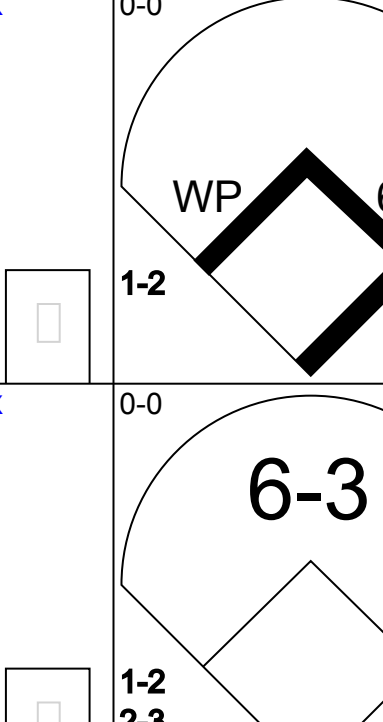

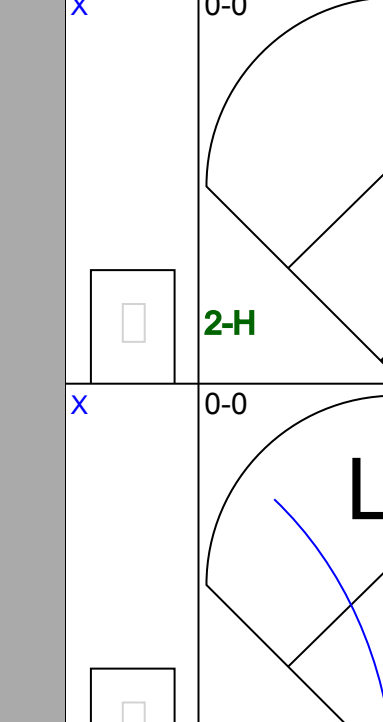

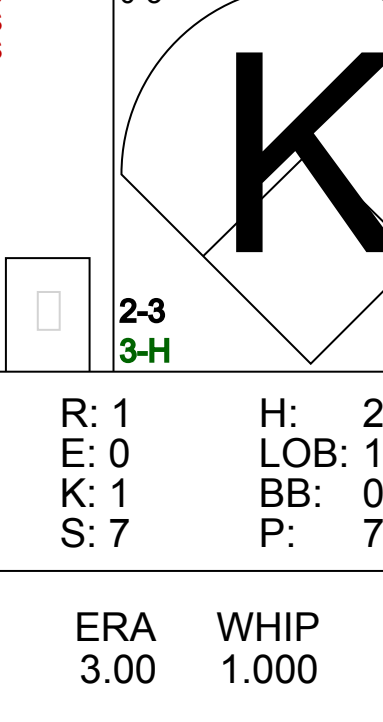
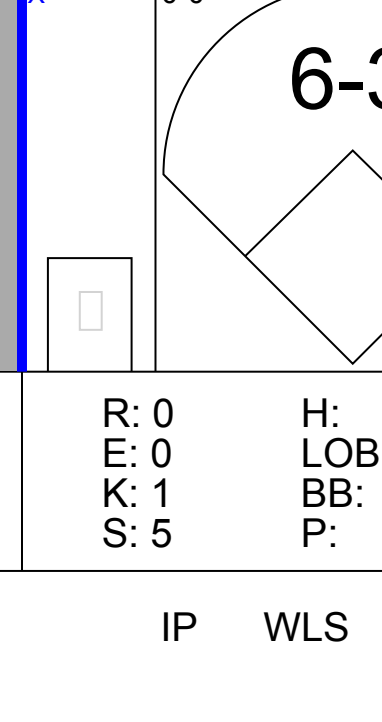

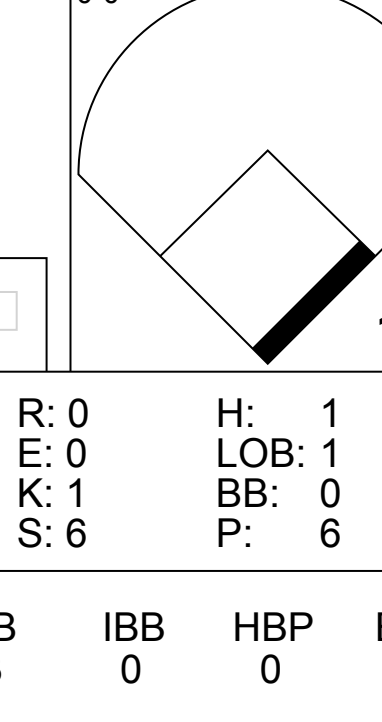
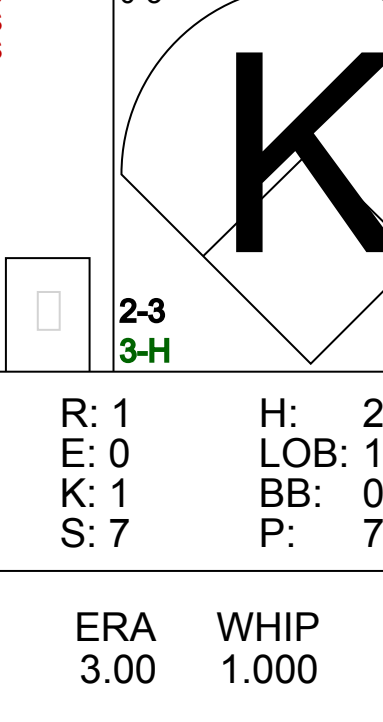
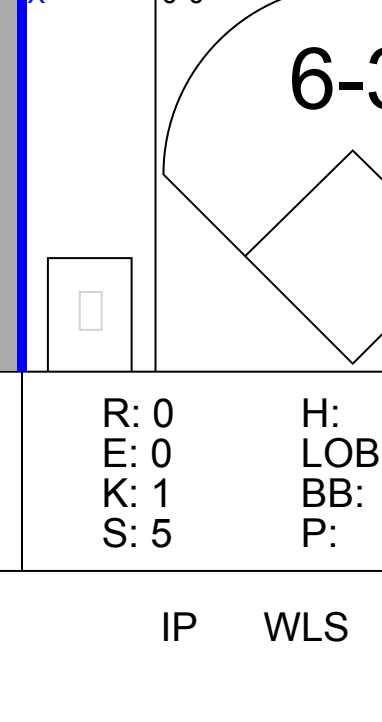

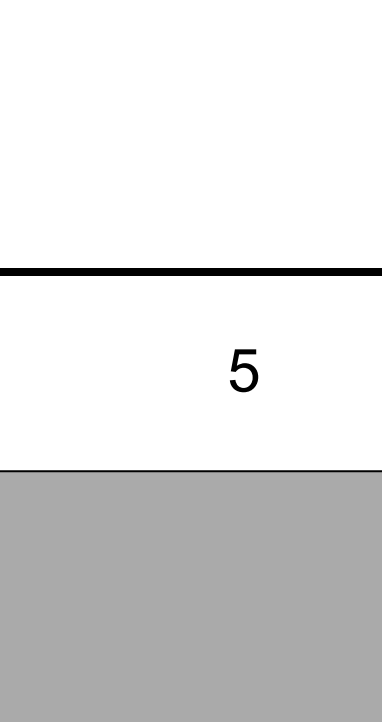
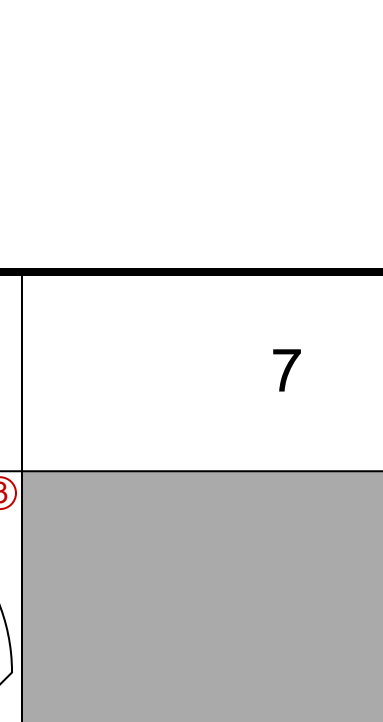
AB	28
R	1
H	5
RBI	1
BB	5
SO	5
LOB	10



Batter	1	2	3	4	5	6	7	8	9	AB	R	H	RBI	BB	SO	LOB	BOTTOM					
John Briggs, L (1, 7) OBP: 0.293, SLG: 0.257	P6			P5		4-3			4-3	4	0	0	0	0	0	1	New York Mets @ Philadelphia Phillies Connie Mack Stadium, Philadelphia, PA Tue Jun 17 1969, 7:05 PM EDT Unknown					
Tony Taylor, R (1, 4) OBP: 0.304, SLG: 0.325	F8			6-3			FC BB	4-3		3	0	0	0	1	0	0						
Dick Allen, R (1, 3) OBP: 0.400, SLG: 0.692	K			K			FC 1B	K		4	0	0	0	0	3	1						
Johnny Callison, L (1, 9) OBP: 0.350, SLG: 0.462		5-3			P6					3	0	1	0	0	0	0						
Rick Joseph, R (1, 5) OBP: 0.286, SLG: 0.308		P6			K			K		3	0	0	0	0	2	2						
Mike Ryan, R (1, 2) OBP: 0.252, SLG: 0.359		F2			K			1-3		3	0	0	0	0	1	2						
Larry Hisle, R (1, 8) OBP: 0.290, SLG: 0.341				6-3						3	0	1	0	0	0	0						
Terry Harmon, R (1, 6) OBP: 0.327, SLG: 0.238				K					FC1-6	3	0	0	0	0	1	1						
Bill Champion, R (1, 1) Gene Stone, L (8, PH) John Boozer, R (9, 1)				K					P3	2	0	0	0	0	1	1						
Inning Stats	R: 0 E: 0 K: 1 S: 5	H: 0 LOB: 0 BB: 0 P: 5	R: 0 E: 0 K: 0 S: 3	H: 0 LOB: 0 BB: 0 P: 3	R: 0 E: 0 K: 2 S: 7	H: 0 LOB: 0 BB: 0 P: 7	R: 0 E: 0 K: 1 S: 5	H: 0 LOB: 0 BB: 0 P: 5	R: 0 E: 0 K: 2 S: 7	H: 0 LOB: 0 BB: 0 P: 7	R: 0 E: 0 K: 0 S: 4	H: 1 LOB: 1 BB: 0 P: 4	R: 0 E: 0 K: 1 S: 6	H: 1 LOB: 2 BB: 1 P: 10	R: 0 E: 0 K: 1 S: 5	H: 0 LOB: 0 BB: 0 P: 5		R: 0 E: 0 K: 1 S: 5	H: 0 LOB: 0 BB: 0 P: 5	1B: 2 2B: 0 3B: 0 HR: 0	SF: 0 SAC: 0 DP: 0 HBP: 0	WP: 0 PB: 0 SB: 0 CS: 0
PITCHER	IP	WLS	BF	H	R	ER	SO	BB	IBB	HBP	BLK	WP	HR	S	P	ERA	WHIP					
Gary Gentry, R (1, 1) ERA: 3.41	9.0	W	30	2	0	0	9	1	0	0	0	0	0	47	51	0.00	0.333					

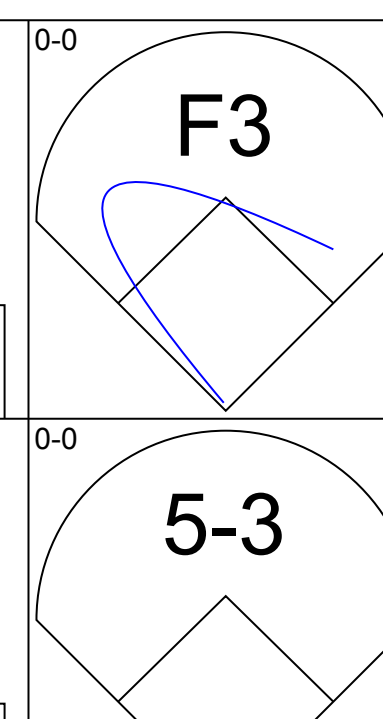
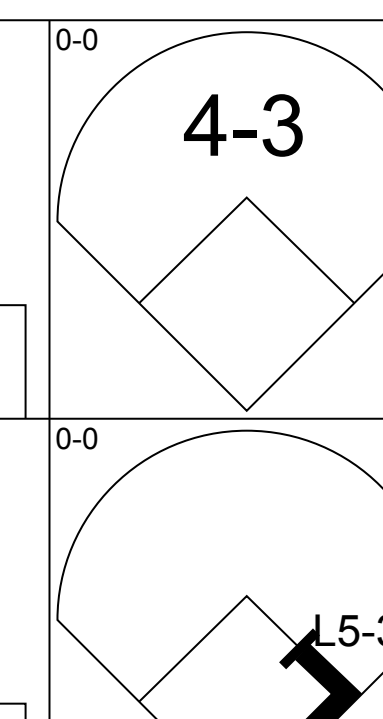
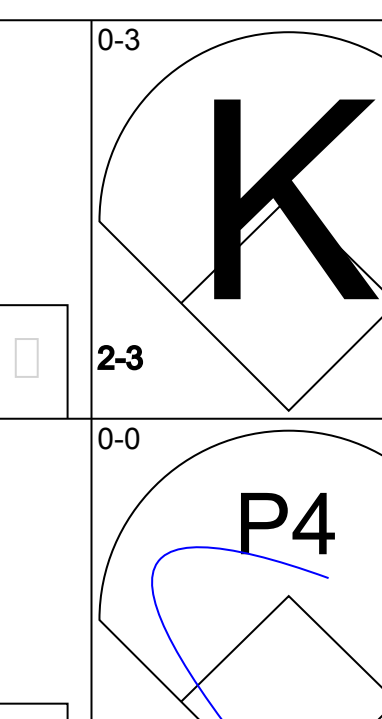
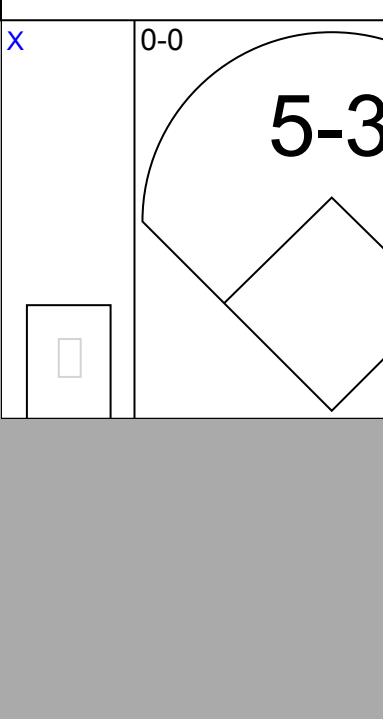
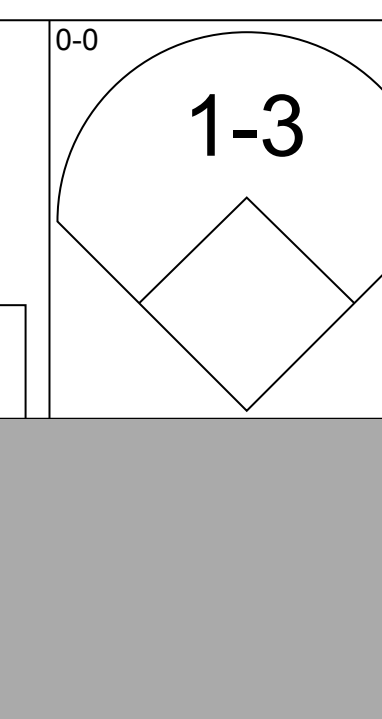
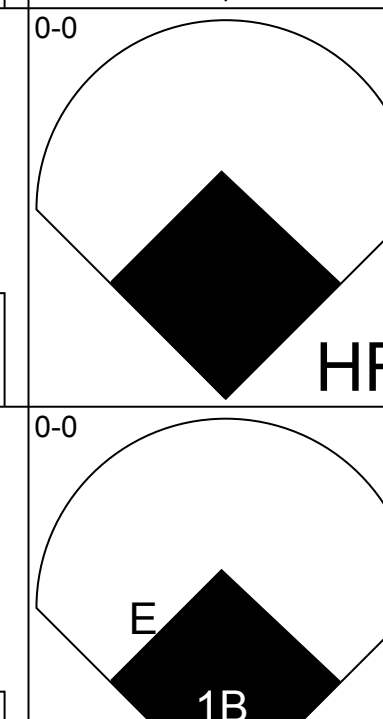
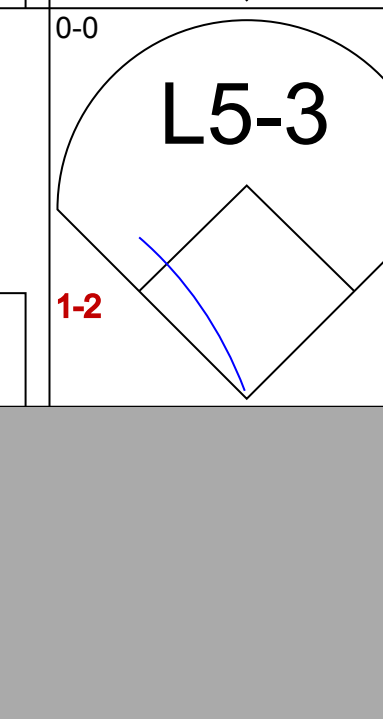
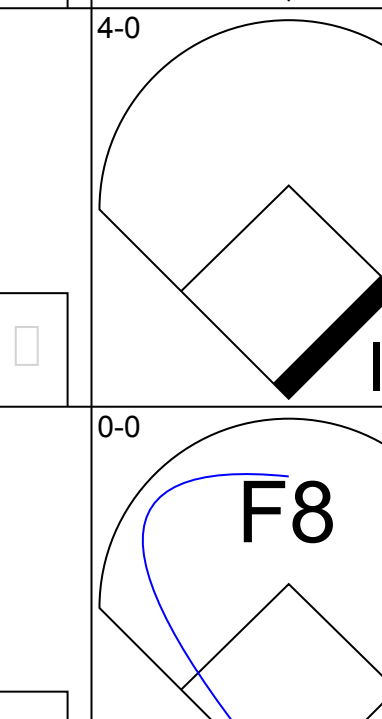

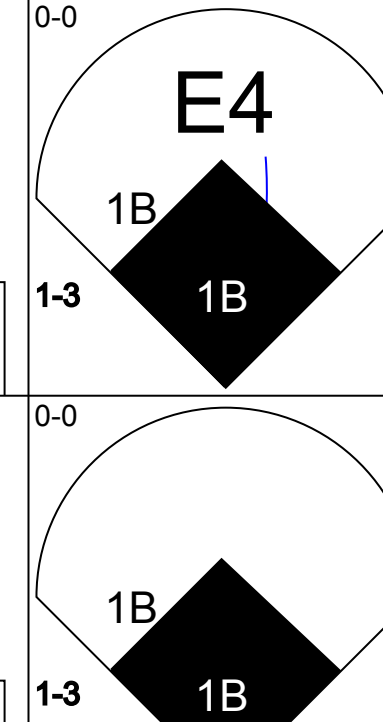



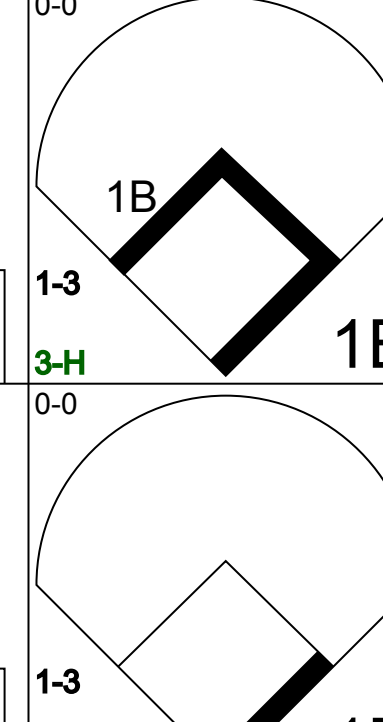
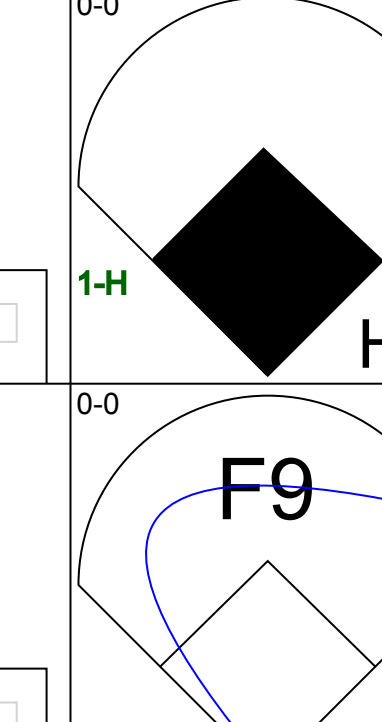


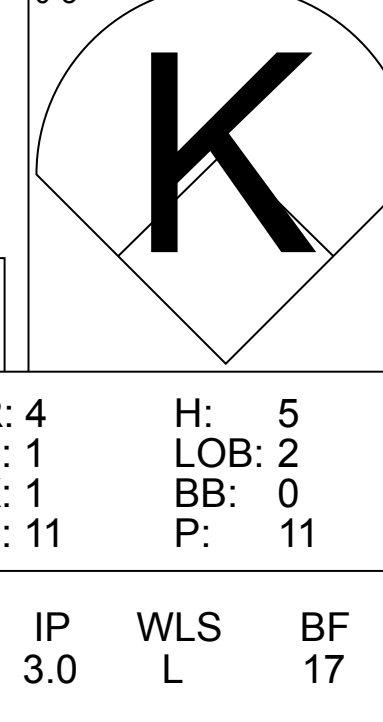
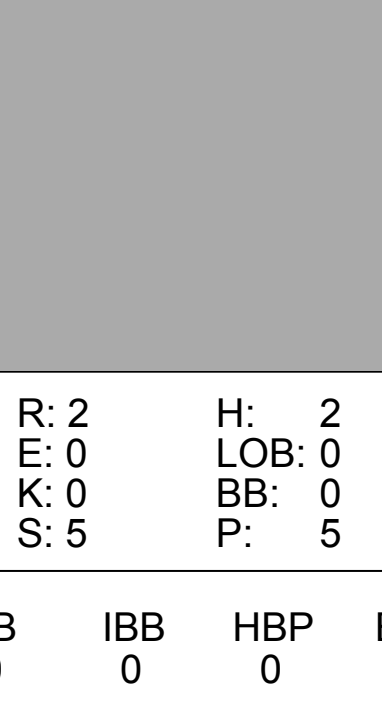
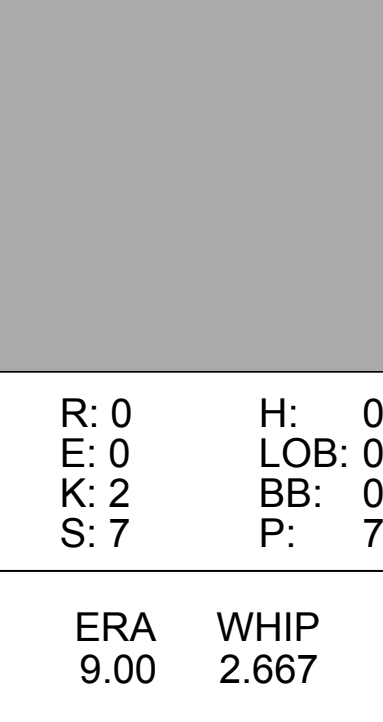
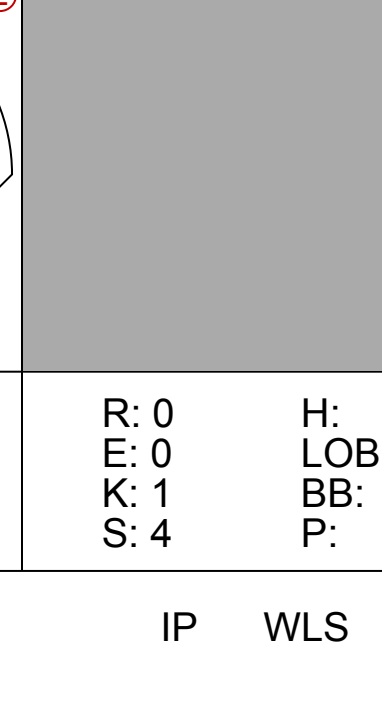


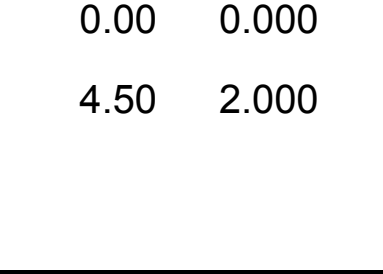

AB	29
R	0
H	2
RBI	0
BB	1
SO	9
LOB	8



Batter	1	2	3	4	5	6	7	8	9	AB	R	H	RBI	BB	SO	LOB	TOP		
Bud Harrelson, S OBP: 0.328, SLG: 0.278 (1, 6)										4	0	0	0	0	1	2	New York Mets @ Philadelphia Phillies Connie Mack Stadium, Philadelphia, PA Tue Jun 17 1969, 7:05 PM EDT Att: 17,259 - Unknown		
Tommie Agee, R OBP: 0.321, SLG: 0.497 (1, 8)										3	1	0	0	1	3	1			
Cleon Jones, R OBP: 0.412, SLG: 0.524 (1, 7)										3	0	0	0	1	0	1			
Donn Clendenon, R OBP: 0.271, SLG: 0.391 (1, 3)										4	1	1	0	0	2	2			
Ed Charles, R OBP: 0.282, SLG: 0.281 (1, 5)										3	0	1	1	1	0	1			
Ron Swoboda, R OBP: 0.292, SLG: 0.349 (1, 9)										4	1	1	0	0	0	3			
Jerry Grote, R OBP: 0.288, SLG: 0.317 (1, 2)										4	0	2	1	0	2	1			
Al Weis, S OBP: 0.183, SLG: 0.179 (1, 4)										4	0	0	0	0	0	3			
Don Cardwell, R OBP: 0.282, SLG: 0.409 (1, 1)										1	0	1	0	0	0	0			
Cal Koonce, R OBP: 0.267, SLG: 0.687 (4, 1)										0	0	0	0	0	0	0			
Duffy Dyer, R OBP: 0.302, SLG: 0.714 (5, 1)										0	0	0	0	0	1	1			
Nolan Ryan, R OBP: 0.332, SLG: 0.714 (5, 1)										0	0	0	0	0	0	0			
Rod Gaspar, S OBP: 0.396, SLG: 0.370 (7, 1)										1	0	0	0	0	0	0			
Jim McAndrew, R OBP: 0.426, SLG: 0.500 (7, 1)										0	0	0	0	0	0	0			
Inning Stats	R: 0 E: 0 K: 3 S: 9	H: 0 LOB: 1 BB: 1 P: 13	R: 0 E: 0 K: 1 S: 4	H: 0 LOB: 1 BB: 1 P: 8	R: 0 E: 0 K: 1 S: 6	H: 1 LOB: 1 BB: 0 P: 6	R: 0 E: 0 K: 1 S: 5	H: 0 LOB: 0 BB: 0 P: 5	R: 1 E: 0 K: 1 S: 7	H: 2 LOB: 1 BB: 0 P: 7	R: 1 E: 0 K: 0 S: 4	H: 1 LOB: 1 BB: 1 P: 8	R: 0 E: 0 K: 1 S: 5	H: 0 LOB: 0 BB: 0 P: 5	R: 1 E: 0 K: 0 S: 5	H: 2 LOB: 1 BB: 0 P: 5	1B: 6 2B: 1 3B: 0 HR: 0	SF: 0 SAC: 0 DP: 1 HBP: 0	WP: 1 PA: 35 PB: 0 CS: 1
PITCHER Grant Jackson, L ERA: 3.29 (1, 1)	IP: 9.0 WLS: W BF: 35 H: 6 R: 3 ER: 3 SO: 9 BB: 3 IBB: 0 HBP: 0 BLK: 0 WP: 1 HR: 0 S: 50 P: 62 ERA: 3.00 WHIP: 1.000															PITCHER IP: WLS: BF: H: R: ER: SO: BB: IBB: HBP: BLK: WP: HR: S: P: ERA: WHIP			


AB 32
R 3
H 6
RBI 2
BB 3
SO 9
LOB 15




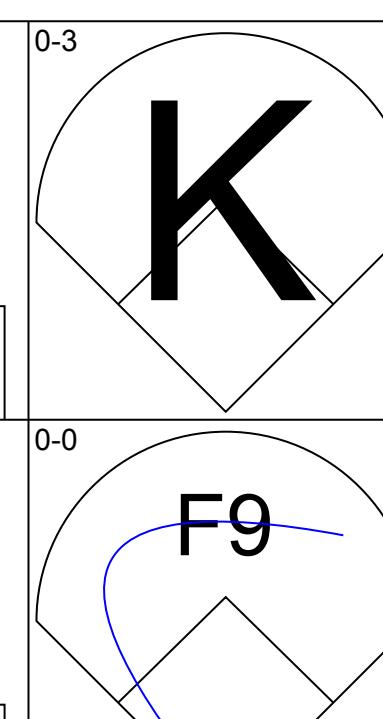
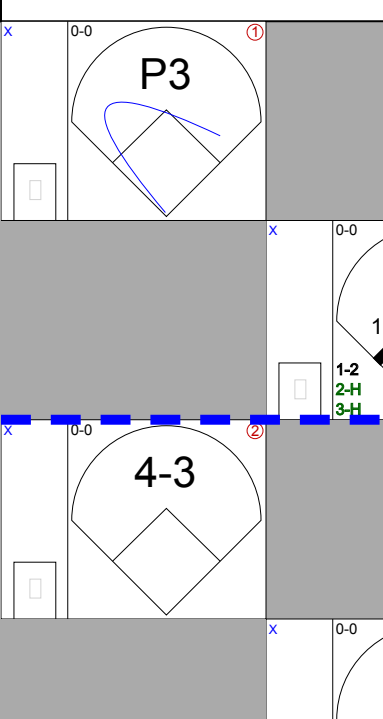
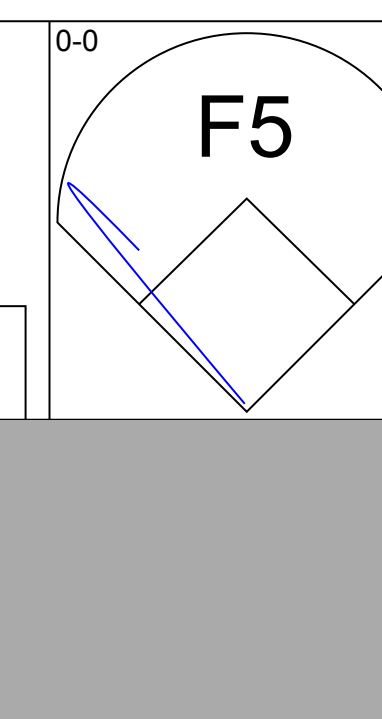
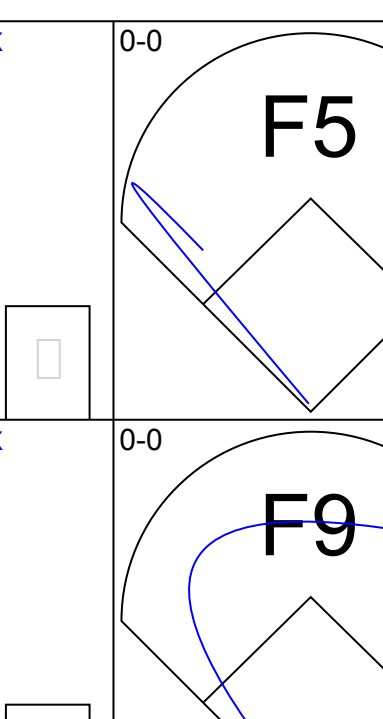
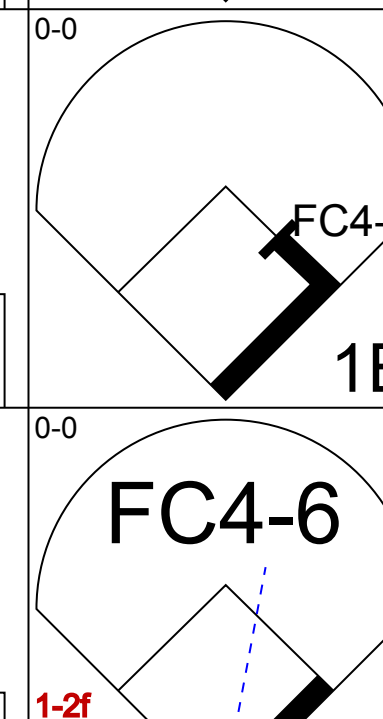
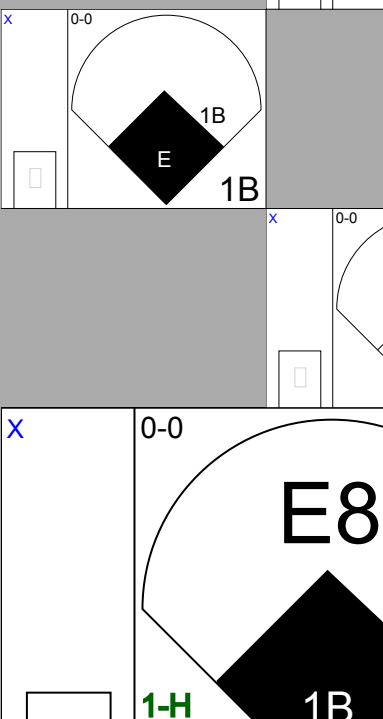
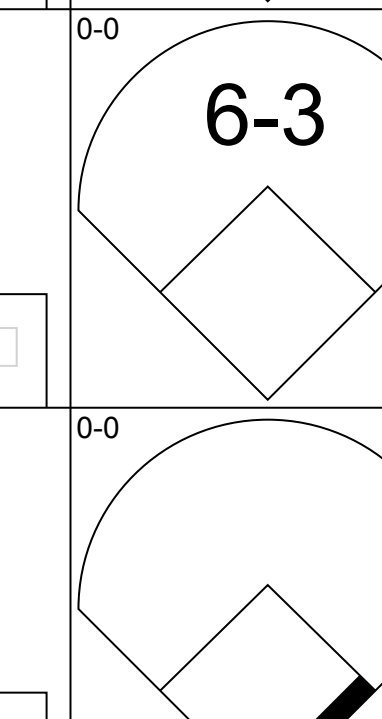


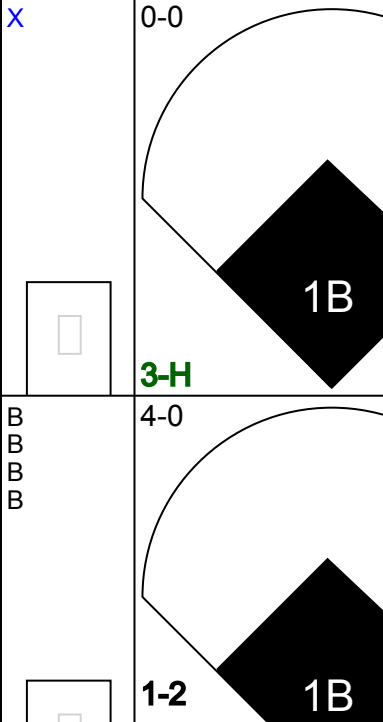

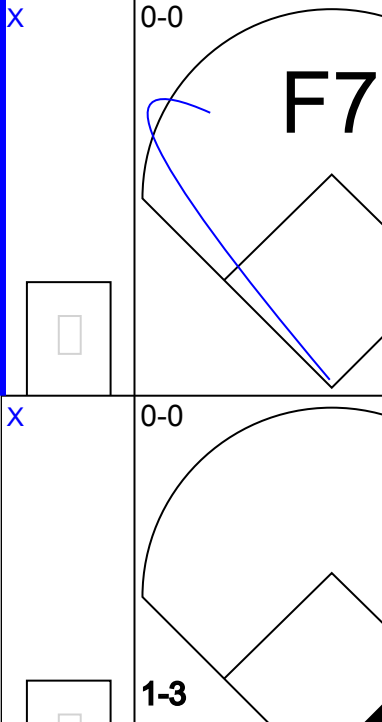

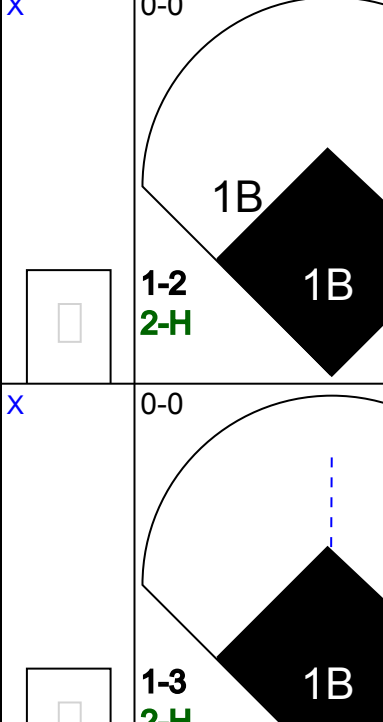
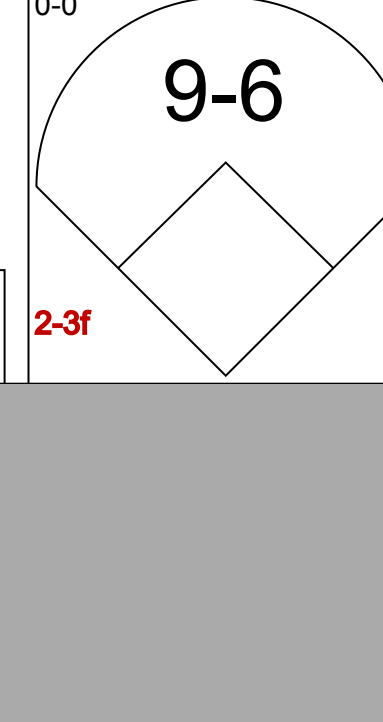
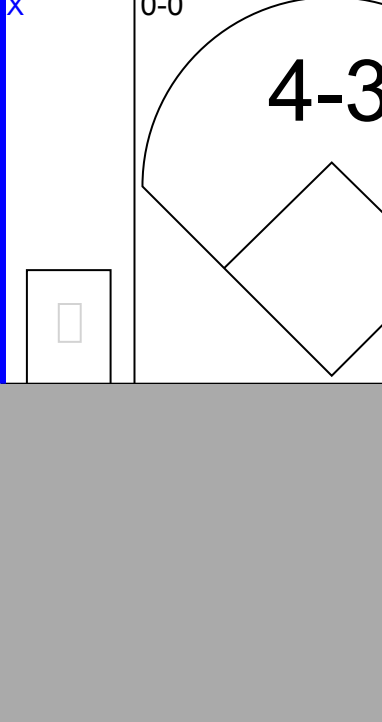
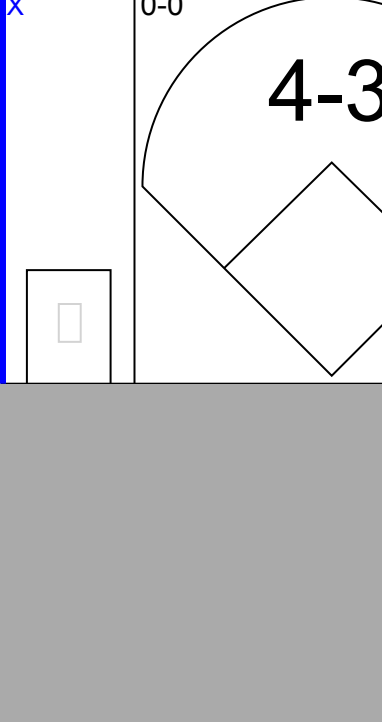
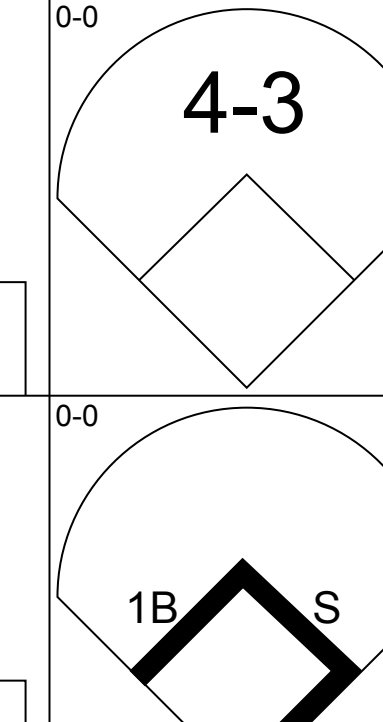
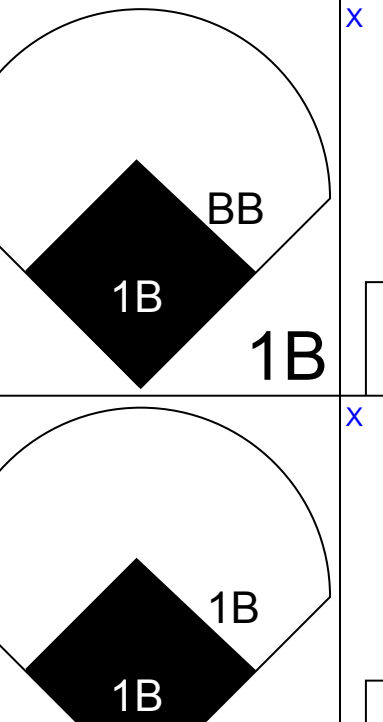
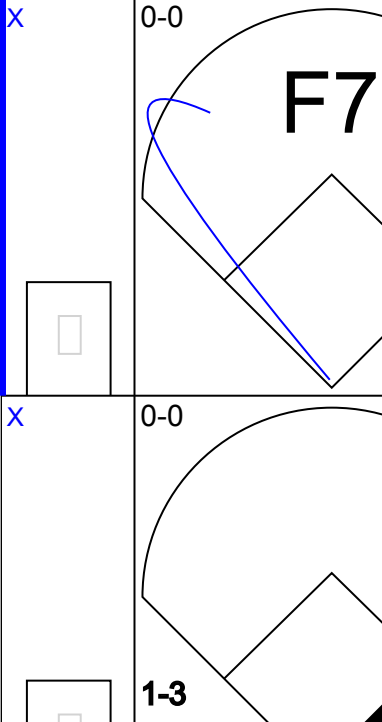
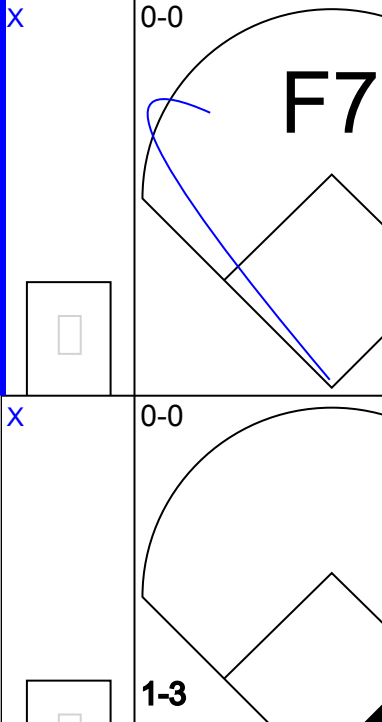
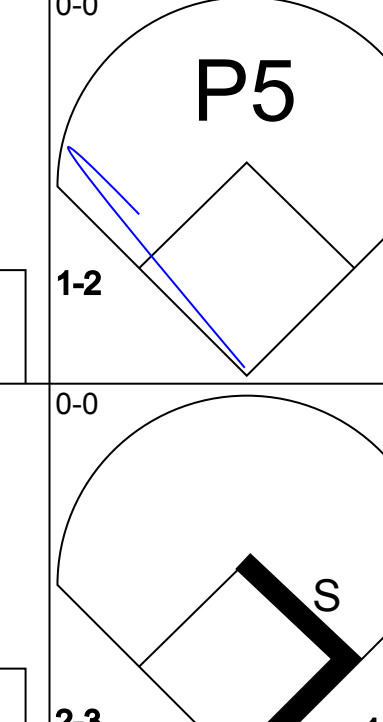
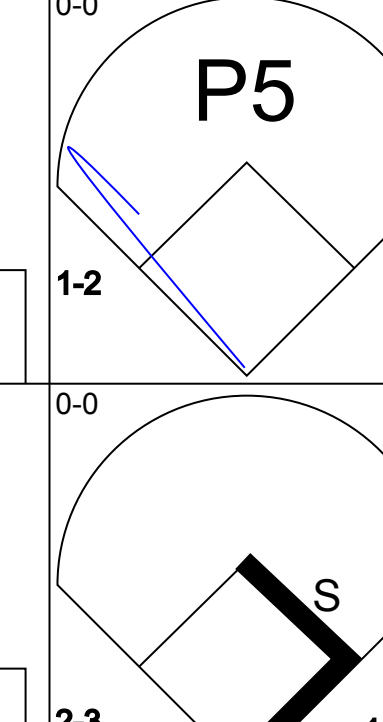
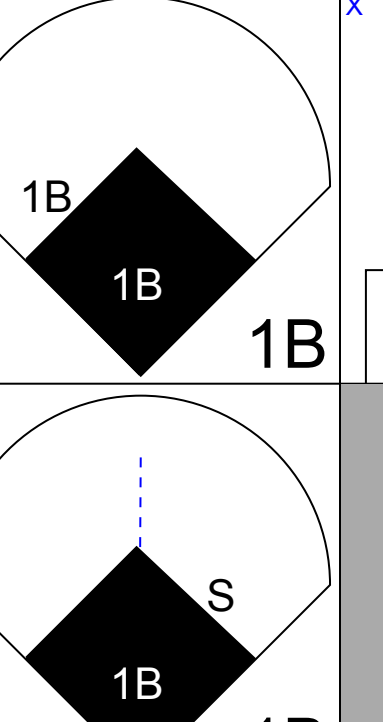
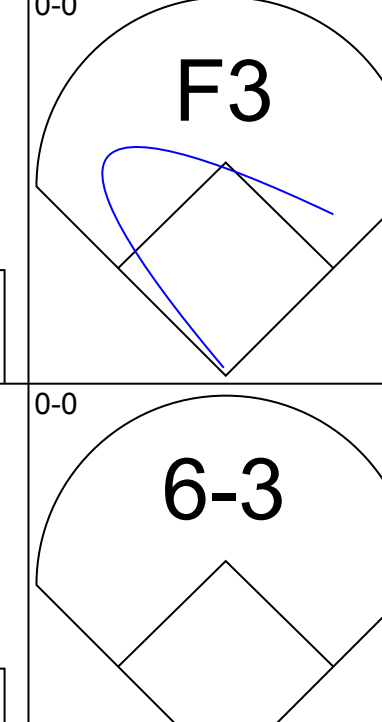

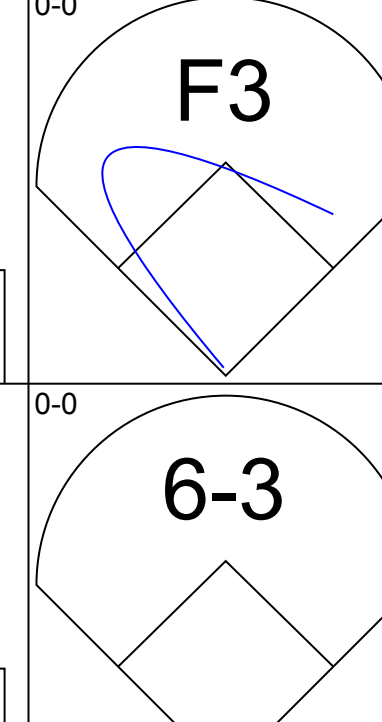


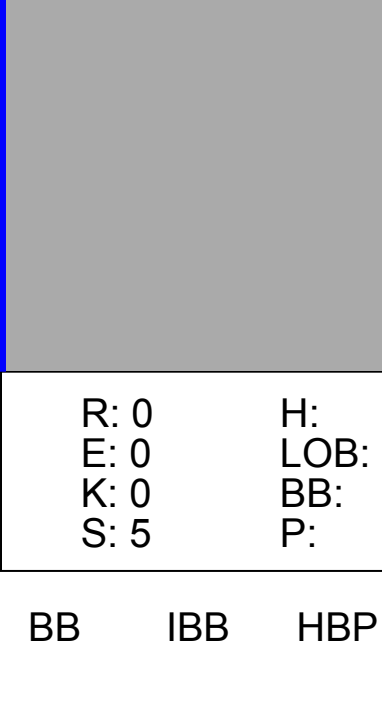

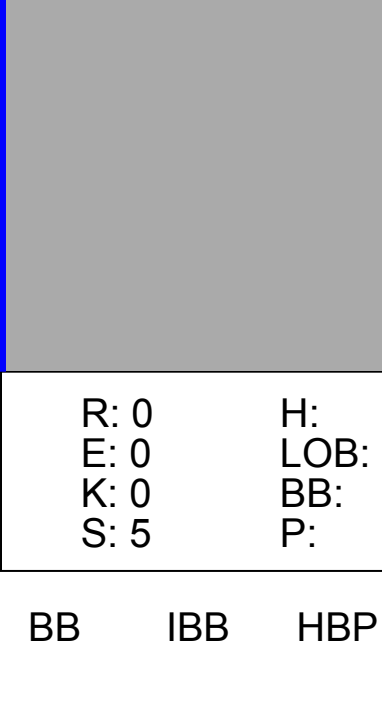
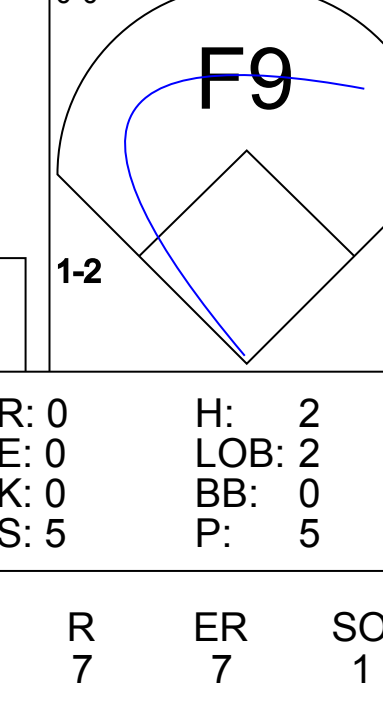
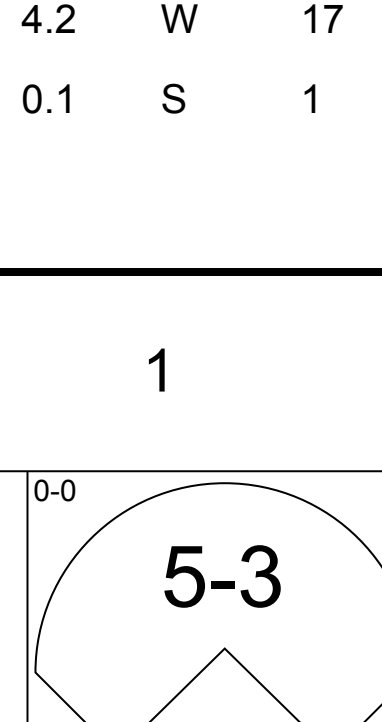
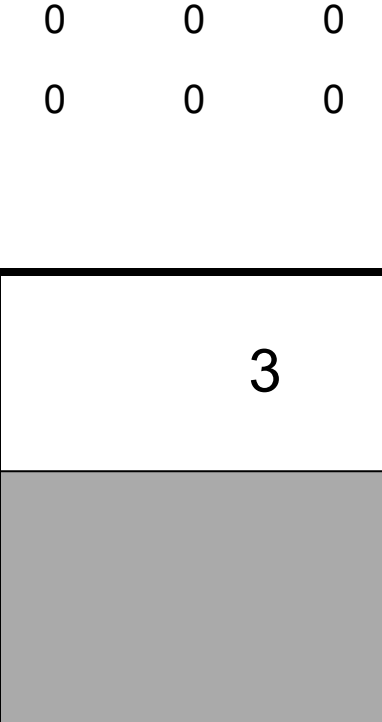

Batter	1	2	3	4	5	6	7	8	9	AB	R	H	RBI	BB	SO	LOB	BOTTOM													
Tony Taylor, R OBP: 0.297, SLG: 0.317 (1, 5)										5	0	0	0	0	1	1	New York Mets @ Philadelphia Phillies Connie Mack Stadium, Philadelphia, PA Tue Jun 17 1969, 7:05 PM EDT Att: 17,259 - Unknown													
Cookie Rojas, R OBP: 0.313, SLG: 0.293 (1, 4)										3	0	1	0	1	0	1														
Dick Allen, R OBP: 0.402, SLG: 0.703 (1, 3)										3	1	1	1	1	1	2														
Johnny Callison, L OBP: 0.352, SLG: 0.460 (1, 9)										3	1	1	0	1	0	2														
John Briggs, L OBP: 0.292, SLG: 0.250 (1, 7)										3	1	0	0	1	1	1														
Mike Ryan, R OBP: 0.257, SLG: 0.361 (1, 2)										4	2	2	1	0	0	3														
Larry Hisle, R OBP: 0.299, SLG: 0.381 (1, 8)										4	2	3	4	0	1	0														
Terry Harmon, R OBP: 0.321, SLG: 0.239 (1, 6)										4	0	1	1	0	1	0														
Grant Jackson, S OBP: 0.263, SLG: 0.333 (1, 1)										4	0	1	0	0	2	2														
Inning Stats	R: 4 E: 1 K: 1 S: 11	H: 5 LOB: 2 BB: 0 P: 11	R: 0 E: 0 K: 0 S: 3	H: 1 LOB: 0 BB: 0 P: 3	R: 2 E: 0 K: 0 S: 5	H: 2 LOB: 0 BB: 0 P: 5	R: 0 E: 0 K: 1 S: 6	H: 1 LOB: 2 BB: 1 P: 10	R: 0 E: 0 K: 2 S: 7	H: 0 LOB: 0 BB: 0 P: 7	R: 0 E: 0 K: 2 S: 7	H: 0 LOB: 0 BB: 0 P: 7	R: 0 E: 0 K: 1 S: 4	H: 0 LOB: 2 BB: 3 P: 16	R: 1 E: 0 K: 0 S: 4	H: 1 LOB: 0 BB: 0 P: 4	1B: 6 2B: 2 3B: 0 HR: 3	SF: 0 SAC: 0 DP: 2 HBP: 0	WP: 2 PA: 37 PB: 0 CS: 0											
PITCHER Don Cardwell, R ERA: 3.31 (1, 1)	IP: 3.0 WLS: L BF: 17 H: 8 R: 6 ER: 3 SO: 1 BB: 0 IBB: 0 HBP: 0 BLK: 0 WP: 1 HR: 0 S: 19 P: 19 ERA: 9.00 WHIP: 2.667															PITCHER IP: WLS: BF: H: R: ER: SO: BB: IBB: HBP: BLK: WP: HR: S: P: ERA: WHIP														
Cal Koonce, R ERA: 5.12 (4, 1)	1.0	5	1	0	0	1	0	1	0	6	10	0.00	1.000																	
Nolan Ryan, R ERA: 1.96 (5, 1)	2.0	6	0	0	0	4	0	0	0	14	14	0.00	0.000																	
Jim McAndrew, R ERA: 6.48 (7, 1)	2.0	9	1	1	1	1	3	0	0	0	1	1	8	20	4.50	2.000														

AB 33
R 7
H 10
RBI 7
BB 4
SO 7
LOB 12



Batter	1	2	3	4	5	6	7	8	9	AB R H RBI BB SO LOB	TOP											
Tommie Agee, R OBP: 0.323, SLG: 0.494 (1, 8)	0-0 1B		0-0 6-3		0-0 5-3		0-0 E7 F8 1B		0-0 6-3	5 1 2 0 0 0 0	New York Mets @ Philadelphia Phillies Connie Mack Stadium, Philadelphia, PA Wed Jun 18 1969, 7:05 PM EDT Att: 5,608 - Unknown AB 35 R 2 H 10 RBI 2 BB 4 SO 7 LOB 20 											
Ken Boswell, L OBP: 0.320, SLG: 0.350 (1, 4)	0-0 L9		0-0 F8		0-0 G6-4-3 1B		0-0 F8		0-0 F9	5 0 1 0 0 0 2												
Wayne Garrett, L OBP: 0.362, SLG: 0.376 (1, 5)	0-3 K		0-0 FC6-4 1B		0-0 G6-4-3 1-2		0-0 1B		0-0 P6	5 0 2 1 0 1 2												
Cleon Jones, R OBP: 0.414, SLG: 0.528 (1, 7)	0-0 6-3		0-0 FC6-4 1-2		0-0 3-1 1B		0-0 1-2 1B			4 1 2 0 0 0 2												
Art Shamsky, L OBP: 0.383, SLG: 0.415 Rod Gaspar, S OBP: 0.308, SLG: 0.310 (9, 9)		0-0 1B 2B		4-0 CS BB		0-0 3-1 2-3		0-3 K		3 0 1 0 1 1 3 0 0 0 0 0 0 0												
Ed Kranepool, L OBP: 0.310, SLG: 0.409 (1, 3)		0-3 K		0-0 P6 1-2		0-0 BB 1B		0-0 F8		4 0 1 1 0 1 4												
J.C. Martin, L OBP: 0.296, SLG: 0.355 (1, 2)		0-0 2H 1B		0-0 E4 BB		0-3 K		0-0 F9		4 0 1 0 0 1 1												
Bud Harrelson, S OBP: 0.337, SLG: 0.277 (1, 6)		4-0 BB		4-0 1-2 BB		4-0 1-2 BB		0-0 1-3		1 0 0 0 3 0 0												
Jerry Koosman, R OBP: 0.040, SLG: 0.040 (1, 1)		0-3 K		0-3 K		0-3 K		0-0 1-3		4 0 0 0 0 3 6												
Inning Stats	R: 0 E: 0 K: 1 S: 6	H: 1 LOB: 1 BB: 0 P: 6	R: 0 E: 0 K: 2 S: 8	H: 2 LOB: 2 BB: 1 P: 12	R: 0 E: 0 K: 0 S: 4	H: 1 LOB: 1 BB: 0 P: 4	R: 0 E: 1 K: 1 S: 5	H: 0 LOB: 2 BB: 2 P: 13	R: 0 E: 0 K: 0 S: 3	H: 1 LOB: 0 BB: 0 P: 3		R: 1 E: 0 K: 2 S: 9	H: 2 LOB: 2 BB: 1 P: 13	R: 1 E: 1 K: 1 S: 8	H: 3 LOB: 2 BB: 0 P: 8	R: 0 E: 0 K: 0 S: 3	H: 0 LOB: 0 BB: 0 P: 3	R: 0 E: 0 K: 0 S: 3	H: 0 LOB: 0 BB: 0 P: 3	1B: 8 2B: 2 3B: 0 HR: 0	SF: 0 SAC: 0 DP: 1 HBP: 0	WP: 0 PB: 0 SB: 1 CS: 1
PITCHER	IP WLS BF H R ER SO BB IBB HBP BLK WP HR S P ERA WHIP											IP WLS BF H R ER SO BB IBB HBP BLK WP HR S P ERA WHIP										
Rick Wise, R ERA: 2.79 Al Razzo, R ERA: 2.14 Turk Farrell, R ERA: 3.6 (1, 1) (7, 1) (9, 1)	6.1 L 31 10 2 2 6 4 0 0 0 0 0 0 39 55 2.84 2.211																					

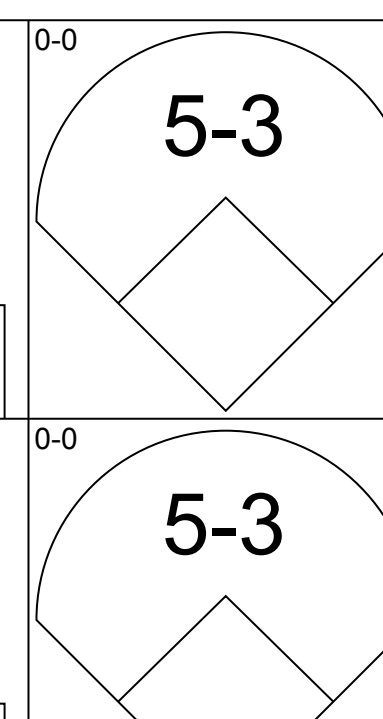
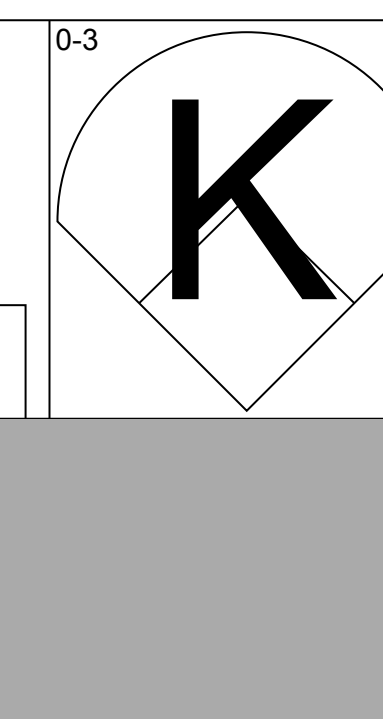
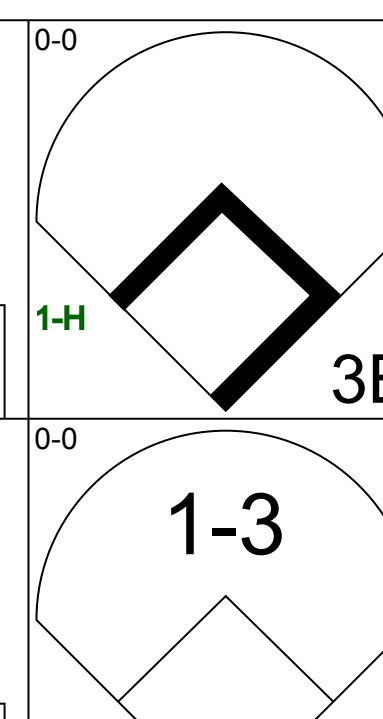
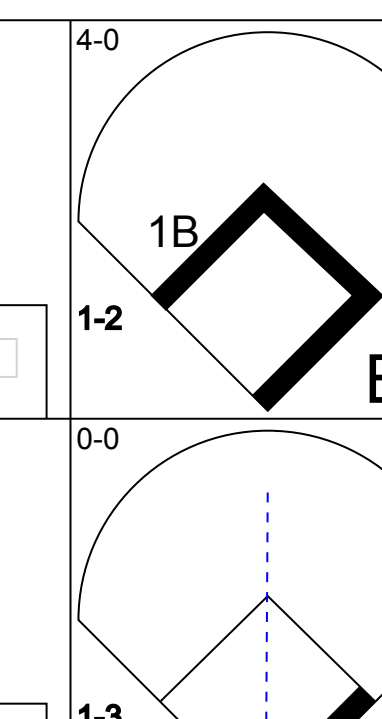
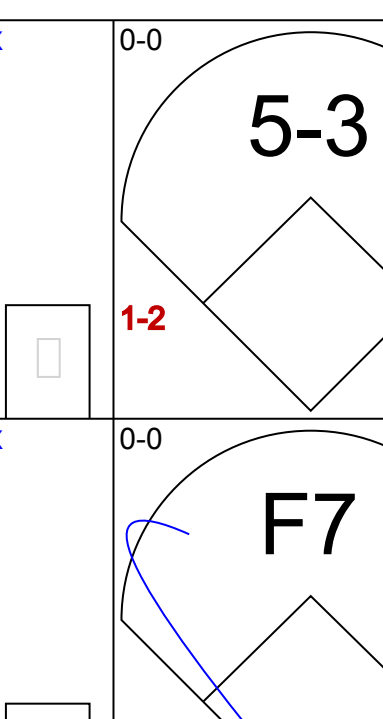
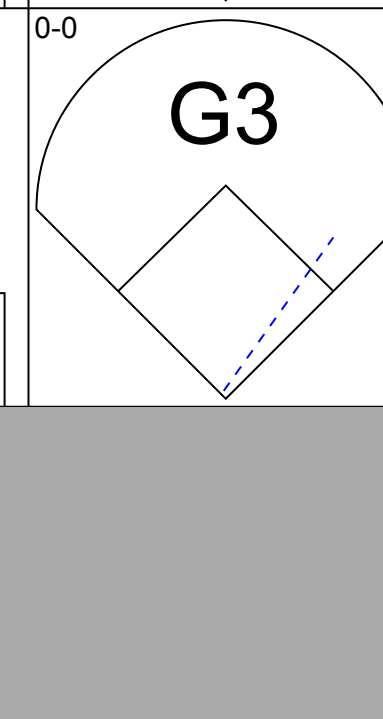
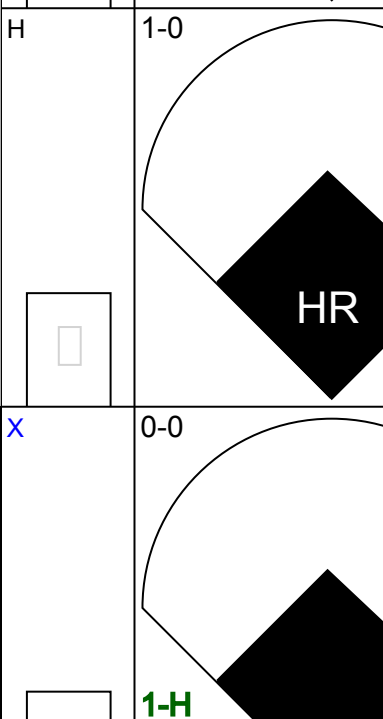
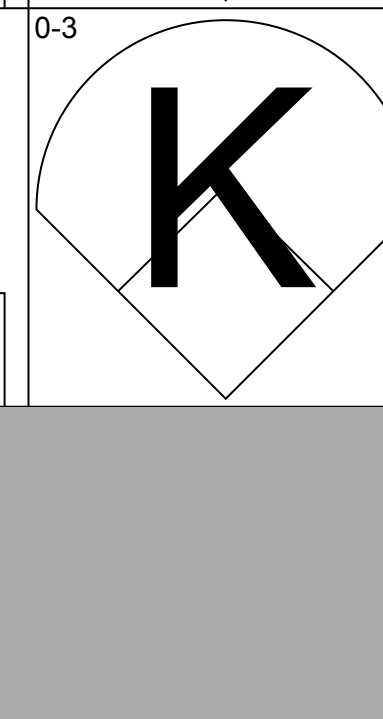
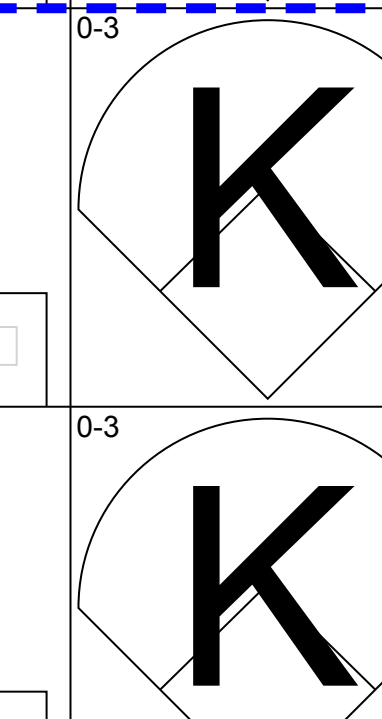


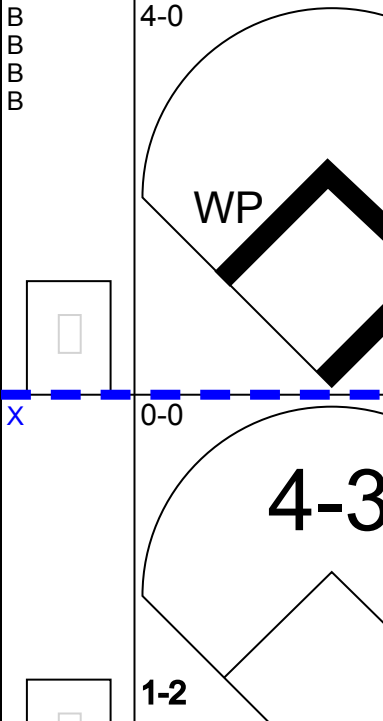


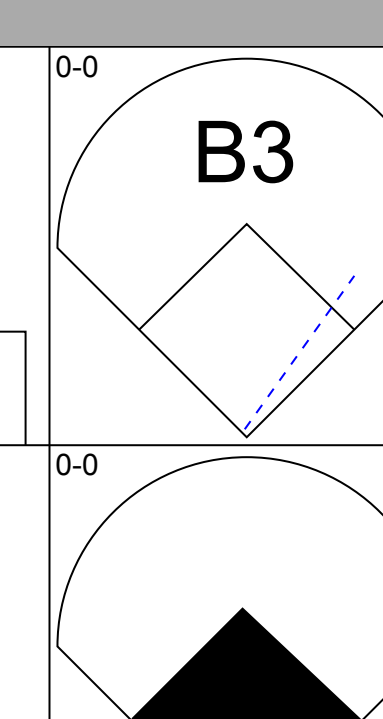
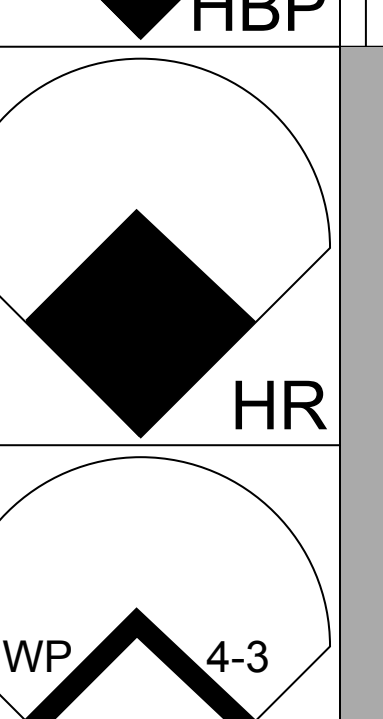
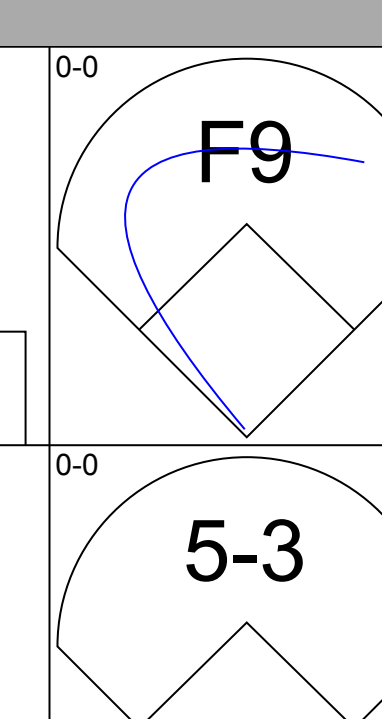
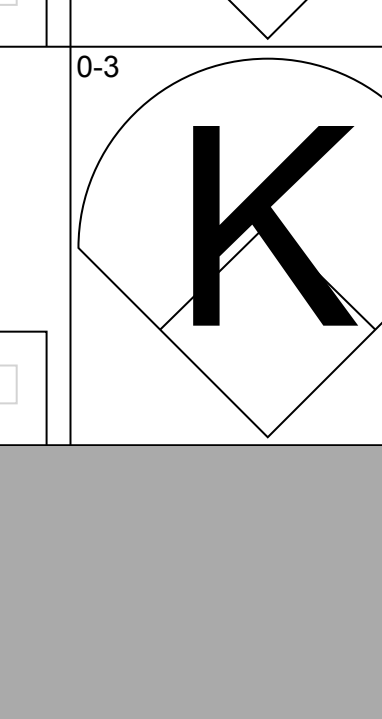
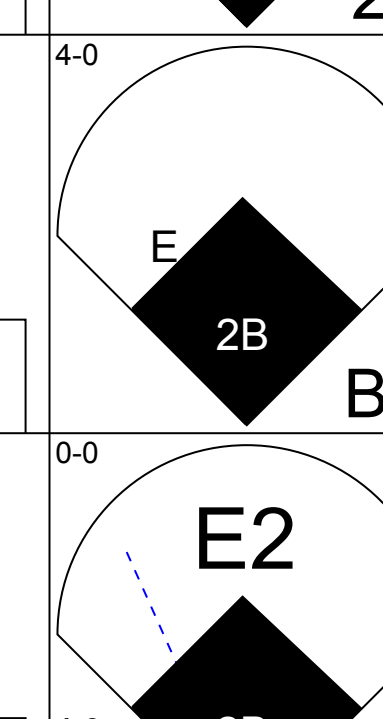
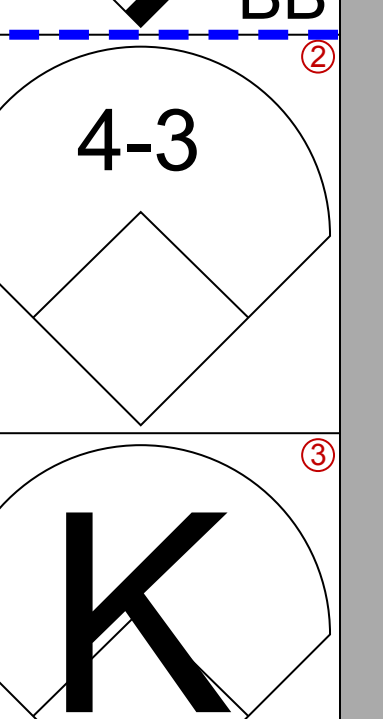

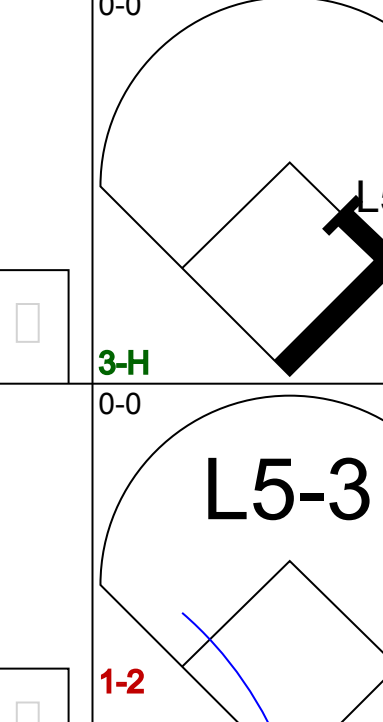
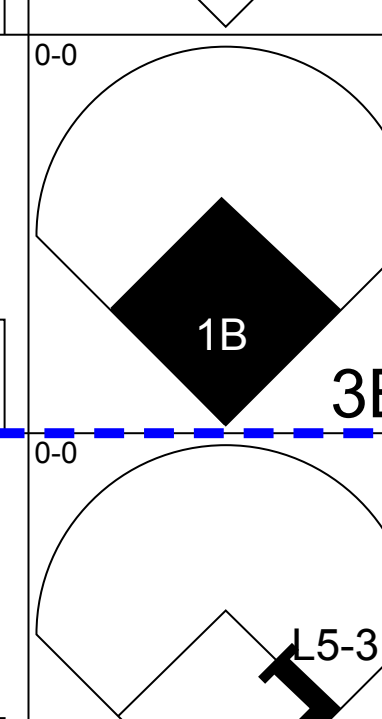
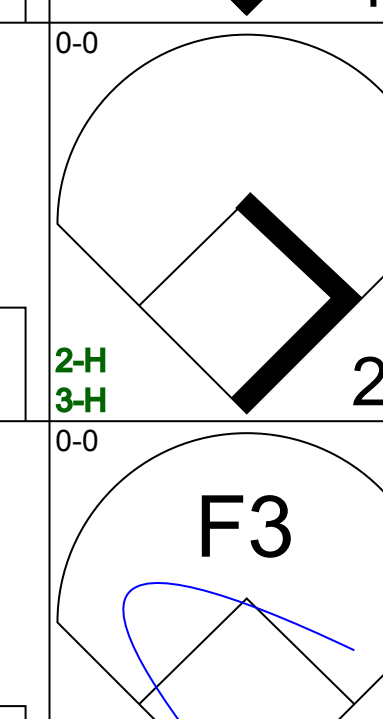
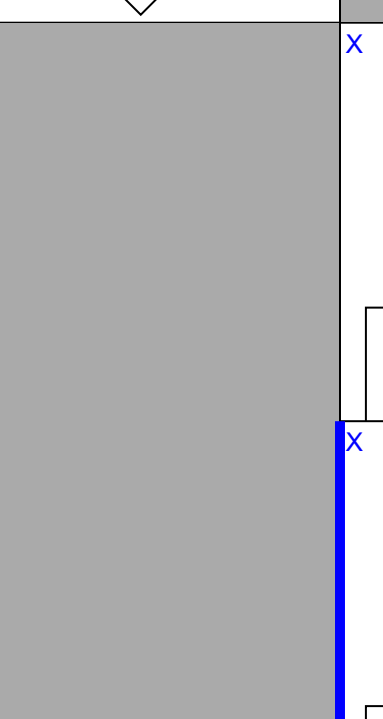
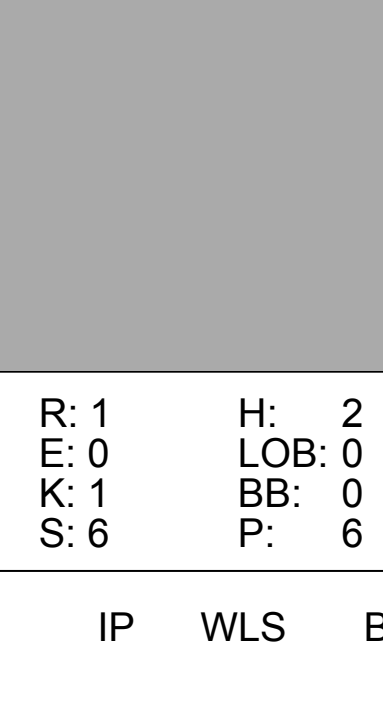
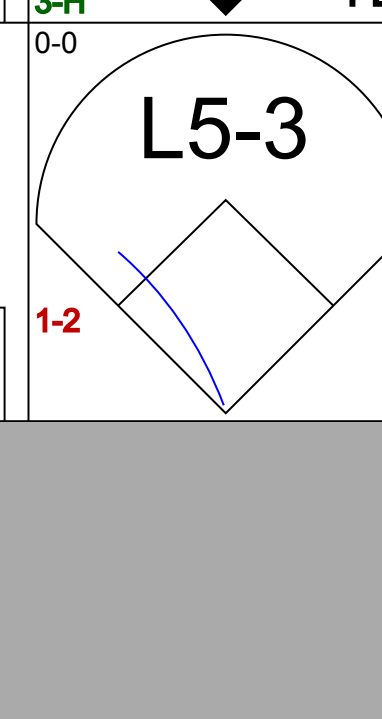
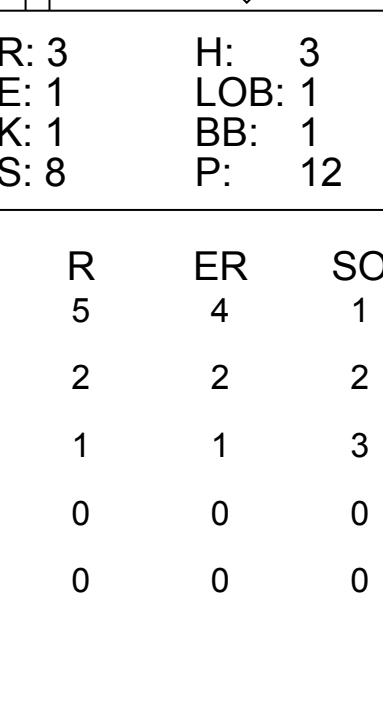
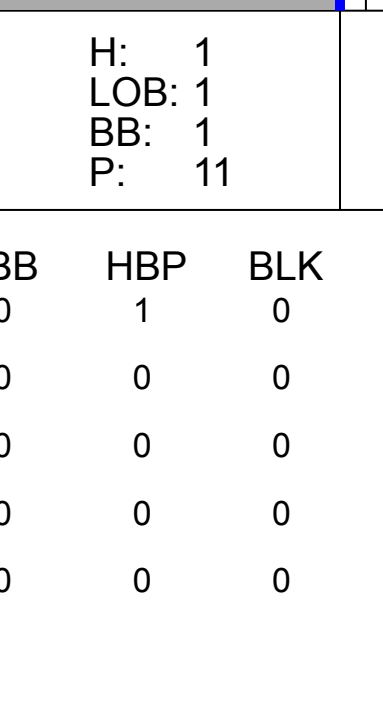
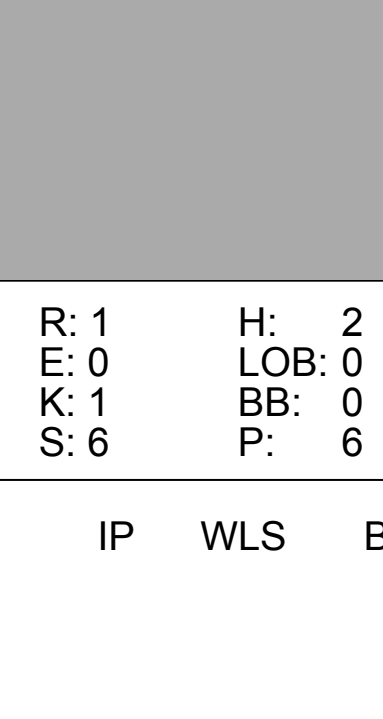
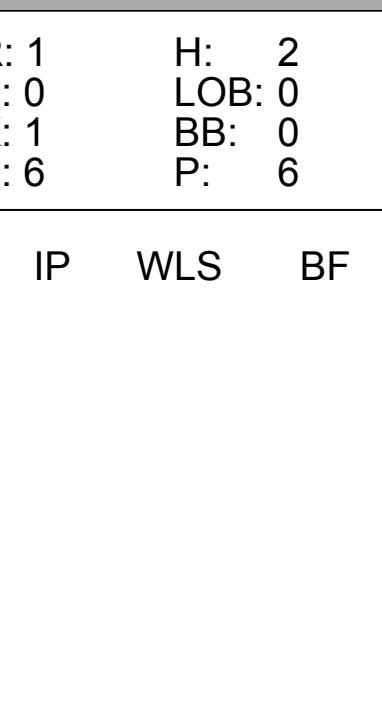
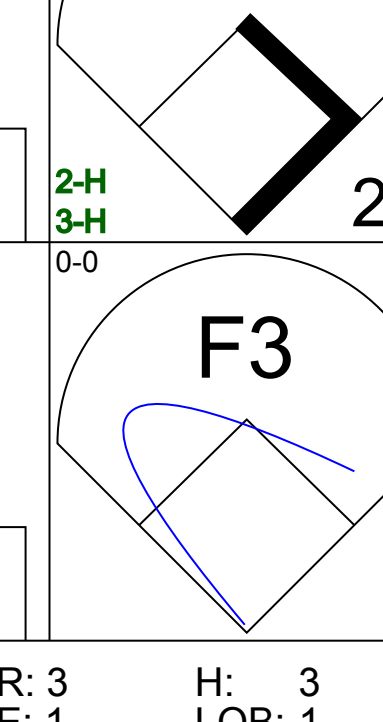


Batter	1	2	3	4	5	6	7	8	9	AB R H RBI BB SO LOB	BOTTOM											
Tony Taylor, R OBP: 0.296, SLG: 0.316 (1, 5)	0-0 6-3		0-0 L9			0-0 F7			0-0 1B	4 0 1 0 0 0 1	New York Mets @ Philadelphia Phillies Connie Mack Stadium, Philadelphia, PA Wed Jun 18 1969, 7:05 PM EDT Att: 5,608 - Unknown AB 30 R 0 H 4 RBI 0 BB 1 SO 6 LOB 7 											
Cookie Rojas, R OBP: 0.311, SLG: 0.291 (1, 4)	0-0 5-3			0-0 4-3		0-0 1B			0-0 L9	4 0 1 0 0 0 1												
Johnny Callison, L OBP: 0.351, SLG: 0.461 (1, 9)	0-0 1-3			0-0 2B		0-0 L8			0-0 F7	4 0 1 0 0 0 2												
Dick Allen, R OBP: 0.399, SLG: 0.691 (1, 3)		0-0 F3		4-0 G6-4-3 IBB		0-3 K			0-0 P3	3 0 0 0 1 1 1												
Larry Hisle, R OBP: 0.295, SLG: 0.375 (1, 8)		0-3 K		0-0 G6-4-3 1-2		0-0 F9			0-0 F9	3 0 0 0 0 1 2												
Mike Ryan, R OBP: 0.253, SLG: 0.356 (1, 2)		0-0 F8			0-3 K				0-0 P3	3 0 0 0 0 1 0												
John Briggs, L OBP: 0.286, SLG: 0.244 (1, 7)			0-3 K		0-0 P6				0-0 F2	3 0 0 0 0 1 0												
Terry Harmon, R OBP: 0.304, SLG: 0.224 (1, 6)			0-0 F8		0-0 6-3				0-3 K	3 0 0 0 0 1 0												
Rick Wise, R OBP: 0.324, SLG: 0.324 Al Razzo, R OBP: 0.276, SLG: 0.296 Turk Farrell, R (1, 1) (7, 1) (9, 1)				0-0 2B		0-3 K			0-0 L9	2 0 1 0 0 1 0 0 0 0 0 0 0 0 1 0 0 0 0 0 0 0 0 0 0 0 0 0												
Inning Stats	R: 0 E: 0 K: 0 S: 3	H: 0 LOB: 0 BB: 0 P: 3	R: 0 E: 0 K: 1 S: 5	H: 0 LOB: 0 BB: 0 P: 5	R: 0 E: 0 K: 1 S: 6	H: 1 LOB: 1 BB: 0 P: 6	R: 0 E: 0 K: 0 S: 3	H: 1 LOB: 1 BB: 1 P: 7	R: 0 E: 0 K: 1 S: 5	H: 0 LOB: 0 BB: 0 P: 5		R: 0 E: 0 K: 1 S: 6	H: 1 LOB: 1 BB: 0 P: 6	R: 0 E: 0 K: 1 S: 5	H: 0 LOB: 0 BB: 0 P: 5	R: 0 E: 0 K: 1 S: 5	H: 0 LOB: 0 BB: 0 P: 5	R: 0 E: 0 K: 0 S: 4	H: 1 LOB: 1 BB: 0 P: 4	1B: 2 2B: 2 3B: 0 HR: 0	SF: 0 SAC: 0 DP: 1 HBP: 0	WP: 0 PB: 0 SB: 0 CS: 0
PITCHER	IP WLS BF H R ER SO BB IBB HBP BLK WP HR S P ERA WHIP											IP WLS BF H R ER SO BB IBB HBP BLK WP HR S P ERA WHIP										
Jerry Koosman, L ERA: 1.59 (1, 1)	9.0 W 31 4 0 0 6 0 0 1 0 0 0 0 42 46 0.00 0.444																					

Batter	1	2	3	4	5	6	7	8	9	AB	R	H	RBI	BB	SO	LOB	TOP																
Matty Alou, L OBP: 0.396, SLG: 0.484 (1, 8)										5	0	1	2	0	1	0																	
Richie Hebner, L OBP: 0.376, SLG: 0.456 (1, 5)										5	0	1	1	0	0	0																	
Roberto Clemente, R OBP: 0.400, SLG: 0.537 (1, 9)										5	1	2	0	0	0	2																	
Manny Sanguillen, R OBP: 0.381, SLG: 0.443 (1, 2)										4	1	3	0	1	0	1																	
Jose Pagan, R OBP: 0.287, SLG: 0.409 Johnny Jeter, R (7, 7)										4	1	1	1	0	1	2																	
Willie Stargell, L OBP: 0.404, SLG: 0.557 (9, PH)										0	0	0	0	0	0	0																	
Al Oliver, L OBP: 0.318, SLG: 0.399 (1, 3)										4	1	3	0	1	0	0																	
Jose Martinez, R OBP: 0.283, SLG: 0.304 Bill Mazerowski, R OBP: 0.282, SLG: 0.296 (9, PH)										4	1	1	1	0	0	3																	
Freddie Patek, R OBP: 0.313, SLG: 0.269 (1, 6)										4	1	2	1	0	0	0																	
Jim Bunning, R OBP: 0.117, SLG: 0.246 Chuck Hartenstein, R OBP: 0.225, SLG: 0.322 Lou Marone, R OBP: 0.225, SLG: 0.322 Gene Garber, R OBP: 0.225, SLG: 0.322 Carl Taylor, R OBP: 0.225, SLG: 0.322 Bruce Dal Canton, R OBP: 0.225, SLG: 0.322 (1, 1)										1	0	0	0	1	0	2																	
Inning Stats	R: 0 E: 0 K: 1 S: 6	H: 1 LOB: 1 BB: 0 P: 6	R: 0 E: 0 K: 0 S: 5	H: 2 LOB: 2 BB: 0 P: 5	R: 7 E: 1 K: 0 S: 10	H: 7 LOB: 2 BB: 2 P: 18	R: 0 E: 0 K: 0 S: 3	H: 1 LOB: 1 BB: 1 P: 7	R: 0 E: 0 K: 0 S: 3	H: 0 LOB: 0 BB: 0 P: 3	R: 0 E: 0 K: 1 S: 6	H: 1 LOB: 0 BB: 0 P: 6	R: 0 E: 0 K: 0 S: 3	H: 0 LOB: 0 BB: 0 P: 3	R: 0 E: 0 K: 1 S: 5	H: 0 LOB: 0 BB: 0 P: 5	R: 0 E: 0 K: 0 S: 5	H: 2 LOB: 2 BB: 0 P: 5	1B: 14 2B: 1 3B: 0 HR: 0	SF: 0 SAC: 0 DP: 1 HBP: 0	WP: 0 PB: 0 SB: 3 CS: 0	PA: 43											
PITCHER	IP WLS BF H R ER SO BB IBB HBP BLK WP HR S P ERA WHIP																																
Woodie Fryman, L ERA: 3.98 Al Raffo, R ERA: 2.92 Bill Wilson, R ERA: 5.24 John Boozer, R ERA: 1.32	(1, 1) (3, 1) (5, 1) (9, 1)	2.2 1.1 4.2 0.1	19 6 17 1	9 2 3 0	7 0 0 0	7 0 2 0	1 0 2 0	2 1 0 0	0 0 0 0	0 0 0 0	0 0 0 0	0 0 21 1	19 9 21 1	27 9 21 1	0.00 0.00 0.643 0.00	4.125 2.250 0.643 0.000																	

Pittsburgh Pirates @ Philadelphia Phillies
 Connie Mack Stadium, Philadelphia, PA
 Fri Jun 20 1969, 7:05 PM EDT
 Att: 10,669 - Unknown

AB 40
 R 7
 H 14
 RBI 6
 BB 3
 SO 3
 LOB 13



Batter	1	2	3	4	5	6	7	8	9	AB	R	H	RBI	BB	SO	LOB	BOTTOM																
Larry Hise, R OBP: 0.292, SLG: 0.375 (1, 8)										4	0	1	1	1	1	2																	
Cookie Rojas, R OBP: 0.310, SLG: 0.317 (1, 4)										5	0	1	1	0	0	1																	
Johnny Callison, L OBP: 0.350, SLG: 0.451 (1, 9)										3	1	0	0	0	2	3																	
John Briggs, L OBP: 0.295, SLG: 0.270 (1, 7)										4	1	1	2	0	1	2																	
Mike Ryan, R OBP: 0.262, SLG: 0.382 (1, 2)										3	1	1	0	1	1	0																	
Gene Stone, L OBP: 0.444, SLG: 0.467 (1, 3)										3	2	2	0	1	0	1																	
Rick Joseph, R OBP: 0.343, SLG: 0.364 (1, 5)										4	1	2	2	0	1	2																	
Terry Harmon, R OBP: 0.344, SLG: 0.286 (1, 6)										3	1	2	2	1	0	1																	
Woodie Fryman, R OBP: 0.061, SLG: 0.031 Al Raffo, R Ron Stone, L OBP: 0.212, SLG: 0.213 Bill Wilson, R John Boozer, R	(1, 1) (3, 1) (4, PH) (5, 1) (9, 1)	0.061 0.212 0.212 0.212 0.212	14 4 1 2 3	4 1 1 0 0	5 2 0 0 0	4 1 0 0 0	2 0 0 0 0	0 0 0 0 0	0 0 0 0 0	0 0 0 0 0	0 0 0 0 0	0 0 0 0 0	0 0 0 0 0	0 0 0 0 0	0 0 0 0 0	0 0 0 0 0																	
Inning Stats	R: 3 E: 1 K: 1 S: 8	H: 3 LOB: 1 BB: 1 P: 12	R: 2 E: 0 K: 1 S: 6	H: 1 LOB: 1 BB: 1 P: 11	R: 1 E: 0 K: 1 S: 7	H: 2 LOB: 1 BB: 0 P: 7	R: 0 E: 0 K: 0 S: 4	H: 1 LOB: 1 BB: 0 P: 4	R: 1 E: 0 K: 2 S: 8	H: 1 LOB: 2 BB: 2 P: 16	R: 1 E: 0 K: 1 S: 6	H: 2 LOB: 0 BB: 0 P: 6	R: 0 E: 1 K: 0 S: 3	H: 0 LOB: 0 BB: 0 P: 3	R: 0 E: 0 K: 0 S: 3	H: 0 LOB: 0 BB: 0 P: 3	1B: 5 2B: 3 3B: 2 HR: 1	SF: 0 SAC: 0 DP: 1 HBP: 1	WP: 1 PB: 0 SB: 0 CS: 1	PA: 38													
PITCHER	IP WLS BF H R ER SO BB IBB HBP BLK WP HR S P ERA WHIP																																
Jim Bunning, R ERA: 3.67 Chuck Hartenstein, R ERA: 3.63 Lou Marone, L ERA: 2.25 Gene Garber, R ERA: 5.4 Bruce Dal Canton, R ERA: 3.0	(1, 1) (3, 1) (6, 1) (7, 1) (8, 1)	2.1 3.0 1.0 0.2 1.0	14 15 4 2 3	4 2 1 1 0	5 2 1 0 0	4 2 0 0 0	1 2 0 0 0	0 0 0 0 0	0 0 0 0 0	0 0 0 0 0	0 0 0 0 0	0 0 0 0 0	1 17 10 2 3	25 25 10 2 3	6.00 6.00 9.00 0.00 0.00	2.000 2.000 1.000 1.500 0.000																	

Pittsburgh Pirates @ Philadelphia Phillies
 Connie Mack Stadium, Philadelphia, PA
 Fri Jun 20 1969, 7:05 PM EDT
 Att: 10,669 - Unknown

AB 33
 R 8
 H 10
 RBI 8
 BB 4
 SO 6
 LOB 15



Batter	1	2	3	4	5	6	7	8	9	AB	R	H	RBI	BB	SO	LOB	TOP					
Matty Alou, L OBP: 0.393, SLG: 0.483 (1, 8)	F7		K		F8		F8	F8		5	0	1	2	0	1	4						
Richie Hebner, L OBP: 0.372, SLG: 0.450 (1, 5)	K			F8		F8	F7		G1 1B	5	1	1	0	0	1	1						
Roberto Clemente, R OBP: 0.493, SLG: 0.544 (1, 9)	6-3			K				F7 1B	G1 1B	5	2	3	0	0	1	0						
Willie Stargell, L OBP: 0.400, SLG: 0.548 Johnny Jeter, R (9, 7)		K		2B 1B		F8		F7	G1	5	0	1	0	0	1	4						
Al Oliver, L OBP: 0.324, SLG: 0.403 (1, 7) (9, 3)	F5			1B		F8			1B	3	2	1	0	2	0	1						
Jerry May, R OBP: 0.268, SLG: 0.362 (1, 2)	K			F4			K	K	K	5	0	0	0	0	4	7						
Jose Martinez, R OBP: 0.314, SLG: 0.333 (1, 4)			F8		K		L9 1B	1B	1B	5	2	3	3	0	1	0						
Freddie Patek, R OBP: 0.320, SLG: 0.275 (1, 6)			4-3		F8		2B 1B	1B	1B	4	1	2	1	1	0	0						
Bob Veale, S OBP: 0.100, SLG: 0.036 Manny Sanguillen, R OBP: 0.376, SLG: 0.440 Bruce Dal Canton, R OBP: 0.500, SLG: 0.714 (7, PH) (7, 1)				BB			L9	1B	FC6-4	0	0	0	0	2	0	0						
Inning Stats	R: 0 E: 0 K: 1 S: 5	H: 0 LOB: 0 BB: 0 P: 5	R: 0 E: 0 K: 2 S: 7	H: 0 LOB: 0 BB: 0 P: 7	R: 0 E: 0 K: 1 S: 5	H: 0 LOB: 1 BB: 1 P: 9	R: 0 E: 0 K: 1 S: 7	H: 2 LOB: 2 BB: 0 P: 7	R: 0 E: 0 K: 1 S: 5	H: 1 LOB: 1 BB: 1 P: 9	R: 0 E: 0 K: 0 S: 4	H: 1 LOB: 1 BB: 0 P: 4	R: 2 E: 0 K: 1 S: 8	H: 3 LOB: 1 BB: 0 P: 8	R: 3 E: 0 K: 1 S: 8	H: 3 LOB: 2 BB: 2 P: 16	R: 3 E: 0 K: 1 S: 9	H: 4 LOB: 2 BB: 1 P: 13	1B: 10 2B: 3 3B: 0 HR: 0	SF: 0 SAC: 0 DP: 0 HBP: 0	WP: 0 PB: 0 SB: 0 CS: 0	PA: 45
PITCHER	IP	WLS	BF	H	R	ER	SO	BB	IBB	HBP	BLK	WP	HR	S	P	ERA	WHIP					
Lowell Palmer, R ERA: 5.87 (1, 1)	7.2	L	36	9	5	5	8	3	1	0	0	0	0	48	64	5.87	1.565					
Al Raffo, R ERA: 2.79 (8, 1)	0.1		1	0	0	0	0	0	0	0	0	0	0	1	1	0.00	0.000					
John Boozer, R ERA: 3.07 (9, 1)	1.0		8	4	3	3	1	0	1	0	0	0	0	9	13	27.00	4.000					

Pittsburgh Pirates @ Philadelphia Phillies
 Connie Mack Stadium, Philadelphia, PA
 Sat Jun 21 1969, 3:33 AM EDT
 Att: 5,469 - Unknown


AB 40
 R 8
 H 13
 RBI 8
 BB 5
 SO 9
 LOB 21



Batter	1	2	3	4	5	6	7	8	9	AB	R	H	RBI	BB	SO	LOB	BOTTOM				
Larry Hise, R OBP: 0.294, SLG: 0.385 (1, 8)	6-3	FC6		2B		F9			2B	5	0	2	1	0	0	3					
Cookie Rojas, R OBP: 0.307, SLG: 0.313 (1, 4)	G3		2B FC5-2	F7			F7		F7	5	0	1	0	0	0	2					
Johnny Callison, L OBP: 0.347, SLG: 0.450 (1, 9)	F2		FC5-2	F9			F7		F7	5	0	1	0	0	0	2					
Dick Allen, R OBP: 0.404, SLG: 0.702 (1, 3)		HR	FC5-2 IBB	K2-3			1B BB		K	3	1	1	1	2	2	1					
Mike Ryan, R OBP: 0.262, SLG: 0.380 (1, 2)		5-3	FC5-2	6-3			1B			4	0	1	0	0	0	3					
Rick Joseph, R OBP: 0.359, SLG: 0.405 (1, 5)		BB FC1-2	F3	2B			P6			4	0	2	0	0	0	5					
Dave Watkins, R OBP: 0.333, SLG: 0.200 (1, 7)		FC1-2 BB	F7	K				K		3	0	0	0	1	2	4					
Terry Harmon, R OBP: 0.338, SLG: 0.271 (1, 6)		FC1-2 BB	F9	4-3			4-3		L1	3	0	0	0	1	0	0					
Lowell Palmer, R (1, 1)		FC1-2		2B BB			K		K	2	1	0	0	1	1	3					
Al Raffo, R (8, 1)		FC1-2								0	0	0	0	0	0	0					
Gene Stone, L OBP: 0.421, SLG: 0.438 (8, PH)		FC6								1	0	0	0	0	1	0					
John Boozer, R (9, 1)		1-2 2-3 3-H		2B BB						0	0	0	0	0	0	0					
Inning Stats	R: 0 E: 0 K: 0 S: 3	H: 2 LOB: 3 BB: 2 P: 13	R: 0 E: 0 K: 0 S: 5	H: 2 LOB: 3 BB: 1 P: 9	R: 1 E: 0 K: 0 S: 4	H: 1 LOB: 1 BB: 1 P: 8	R: 0 E: 0 K: 2 S: 8	H: 0 LOB: 0 BB: 0 P: 8	R: 0 E: 0 K: 1 S: 5	H: 0 LOB: 2 BB: 1 P: 5	R: 0 E: 0 K: 0 S: 4	H: 1 LOB: 2 BB: 1 P: 8	R: 0 E: 0 K: 2 S: 7	H: 0 LOB: 0 BB: 0 P: 7	R: 0 E: 0 K: 1 S: 6	H: 1 LOB: 1 BB: 0 P: 6	1B: 3 2B: 4 3B: 0 HR: 1	SF: 0 SAC: 0 DP: 0 HBP: 0	WP: 0 PB: 0 SB: 0 CS: 0	PA: 40	
PITCHER	IP	WLS	BF	H	R	ER	SO	BB	IBB	HBP	BLK	WP	HR	S	P	ERA	WHIP				
Bob Veale, L ERA: 3.87 (1, 1)	6.0		28	6	2	2	3	3	1	0	0	0	0	17	21	0.00	1.500				
Bruce Dal Canton, R ERA: 2.8 (7, 1)	3.0	W	12	2	0	0	3	1	0	0	0	0	0	17	21	0.00	1.000				

Pittsburgh Pirates @ Philadelphia Phillies
 Connie Mack Stadium, Philadelphia, PA
 Sat Jun 21 1969, 3:33 AM EDT
 Att: 5,469 - Unknown

AB 35
 R 2
 H 8
 RBI 2
 BB 5
 SO 6
 LOB 23




Batter	1	2	3	4	5	6	7	8	9	AB	R	H	RBI	BB	SO	LOB	TOP	
Matty Alou, L OBP: 0.399, SLG: 0.491 (1, 8)										5	1	4	0	0	0	0	Pittsburgh Pirates @ Philadelphia Phillies Connie Mack Stadium, Philadelphia, PA Sun Jun 22 1969, 3:33 AM EDT Unknown	
Richie Hebner, L OBP: 0.372, SLG: 0.456 (1, 5)										4	1	2	1	0	0	2		
Roberto Clemente, R OBP: 0.499, SLG: 0.545 (1, 9)										5	2	3	1	0	0	2		
Willie Stargell, L OBP: 0.404, SLG: 0.548 Johnny Jeter, R (9, 7)										4	0	2	1	1	0	2		
Al Oliver, L OBP: 0.322, SLG: 0.398 (9, 3)										5	1	1	1	0	1	4		
Manny Sanguillen, R OBP: 0.373, SLG: 0.432 (1, 2)										5	0	1	1	0	0	4		
Jose Martinez, R OBP: 0.327, SLG: 0.345 (1, 4)										4	0	2	1	0	0	2		
Freddie Patek, R OBP: 0.319, SLG: 0.274 (1, 6)										4	1	1	0	0	0	2		
Dock Ellis, S OBP: 0.160, SLG: 0.125 (1, 1)										3	0	0	0	0	3	2		
Inning Stats	R: 3 E: 0 K: 0 S: 7	H: 5 LOB: 1 BB: 0 P: 7	R: 0 E: 0 K: 1 S: 6	H: 1 LOB: 1 BB: 0 P: 6	R: 2 E: 0 K: 1 S: 9	H: 4 LOB: 2 BB: 0 P: 9	R: 0 E: 0 K: 0 S: 4	H: 1 LOB: 1 BB: 0 P: 4	R: 0 E: 0 K: 0 S: 3	H: 0 LOB: 1 BB: 1 P: 7	R: 0 E: 0 K: 1 S: 6	H: 1 LOB: 1 BB: 0 P: 6	R: 0 E: 0 K: 1 S: 6	H: 1 LOB: 1 BB: 0 P: 6	1B: 14 2B: 2 3B: 0 HR: 0	SF: 1 SAC: 1 DP: 1 HBP: 0		WP: 0 PB: 0 SB: 0 CS: 1
PITCHER	IP WLS BF H R ER SO BB IBB HBP BLK WP HR S P ERA WHIP																	
Bill Champion, R ERA: 2.3 (1, 1)	2.1 L 16 10 5 5 1 0 0 0 0 0 0 0 18 18 19.29 4.286																	
Luis Peraza, R ERA: 6.75 (3, 1)	3.2 4 1 1 1 0 0 0 0 0 0 0 0 16 16 2.46 1.091																	
Turk Farrell, R ERA: 3.25 (7, 1)	2.0 8 1 0 0 1 1 0 0 0 0 0 0 9 13 0.00 1.000																	
Al Raffo, R ERA: 2.66 (9, 1)	1.0 4 1 0 0 1 0 0 0 0 0 0 0 6 6 0.00 1.000																	

Batter	1	2	3	4	5	6	7	8	9	AB	R	H	RBI	BB	SO	LOB	BOTTOM			
Larry Hise, R OBP: 0.298, SLG: 0.385 (1, 8)										3	0	1	0	0	1	0	Pittsburgh Pirates @ Philadelphia Phillies Connie Mack Stadium, Philadelphia, PA Sun Jun 22 1969, 3:33 AM EDT Unknown			
Cookie Rojas, R OBP: 0.306, SLG: 0.312 (1, 4)										4	0	1	0	0	0	2				
Dick Allen, R OBP: 0.396, SLG: 0.687 (1, 3)										4	0	0	0	0	3	2				
John Briggs, L OBP: 0.294, SLG: 0.264 (1, 7)										3	0	0	0	1	1	1				
Rick Joseph, R OBP: 0.326, SLG: 0.366 (1, 5)										4	0	0	0	0	1	1				
Mike Ryan, R OBP: 0.270, SLG: 0.386 (1, 2)										4	0	3	0	0	0	1				
Ron Stone, L OBP: 0.214, SLG: 0.215 (1, 9)										4	0	1	0	0	0	3				
Terry Harmon, R OBP: 0.319, SLG: 0.254 (1, 6)										4	0	0	0	0	3	4				
Bill Champion, R Luis Peraza, R Vic Roznovsky, L Turk Farrell, R Gene Stone, L Al Raffo, R (1, 1) (3, 1) (6, PH) (7, 1) (8, PH) (9, 1)										0	0	0	0	0	0	0				
Inning Stats	R: 0 E: 0 K: 1 S: 5	H: 0 LOB: 1 BB: 0 P: 6	R: 0 E: 0 K: 2 S: 8	H: 1 LOB: 1 BB: 0 P: 8	R: 0 E: 0 K: 2 S: 7	H: 0 LOB: 0 BB: 0 P: 7	R: 0 E: 0 K: 2 S: 7	H: 0 LOB: 0 BB: 0 P: 7	R: 0 E: 0 K: 0 S: 4	H: 1 LOB: 1 BB: 0 P: 4	R: 0 E: 0 K: 0 S: 4	H: 0 LOB: 1 BB: 0 P: 4	R: 0 E: 0 K: 0 S: 4	H: 1 LOB: 1 BB: 0 P: 4	R: 0 E: 0 K: 2 S: 9	H: 2 LOB: 3 BB: 1 P: 13		1B: 6 2B: 0 3B: 0 HR: 0	SF: 0 SAC: 0 DP: 1 HBP: 1	WP: 0 PB: 0 SB: 0 CS: 0
PITCHER	IP WLS BF H R ER SO BB IBB HBP BLK WP HR S P ERA WHIP																			
Dock Ellis, R ERA: 3.9 (1, 1)	9.0 W 35 6 0 0 10 1 0 0 1 0 0 0 53 58 0.00 0.778																			

Batter	1	2	3	4	5	6	7	8	9	AB	R	H	RBI	BB	SO	LOB	TOP			
Matty Alou, L (1, 8) OBP: 0.397, SLG: 0.488										4	0	1	0	0	0	0				
Jose Martinez, R (1, 4) OBP: 0.322, SLG: 0.339										4	0	1	0	0	0	1				
Roberto Clemente, R (1, 9) OBP: 0.411, SLG: 0.555										4	1	2	0	0	0	1				
Willie Stargell, L (1, 3) OBP: 0.406, SLG: 0.560										4	1	2	2	0	0	2				
Johnny Jeter, R (9, PR)										0	0	0	0	0	0	0				
Jose Pagan, R (1, 5) OBP: 0.296, SLG: 0.413										4	0	2	0	0	0	0				
Al Oliver, L (1, 7) OBP: 0.320, SLG: 0.395										4	0	1	0	0	0	4				
Jerry May, R (1, 2) OBP: 0.262, SLG: 0.354										3	0	0	0	0	2	1				
Manny Sanguillen, R (9, PH) OBP: 0.370, SLG: 0.429										1	0	0	0	0	0	2				
Freddie Patek, R (1, 6) OBP: 0.319, SLG: 0.275										3	0	1	0	0	0	0				
Steve Blass, R (1, 1) OBP: 0.286, SLG: 0.324										3	0	0	0	0	2	1				
Inning Stats	R: 2 E: 0 K: 0 S: 5	H: 3 LOB: 0 BB: 0 P: 5	R: 0 E: 0 K: 2 S: 8	H: 2 LOB: 1 BB: 0 P: 8	R: 0 E: 0 K: 1 S: 4	H: 1 LOB: 1 BB: 0 P: 4	R: 0 E: 0 K: 1 S: 5	H: 0 LOB: 0 BB: 0 P: 5	R: 0 E: 0 K: 0 S: 3	H: 2 LOB: 0 BB: 0 P: 5	R: 0 E: 0 K: 1 S: 5	H: 0 LOB: 0 BB: 0 P: 5	R: 0 E: 0 K: 0 S: 3	H: 0 LOB: 2 BB: 0 P: 4	R: 0 E: 0 K: 0 S: 4	H: 2 LOB: 2 BB: 0 P: 4	1B: 8 2B: 0 3B: 1 HR: 1	SF: 0 SAC: 0 DP: 2 HBP: 0	WP: 1 PB: 0 SB: 0 CS: 0	PA: 34
PITCHER Grant Jackson, L (1, 1) ERA: 3.18	IP: 9.0 WLS: W BF: 34 H: 10 R: 2 ER: 2 SO: 4 BB: 0 IBB: 0 HBP: 0 BLK: 0 WP: 1 HR: 1 S: 42 P: 42 ERA: 2.00 WHIP: 1.111															PITCHER	IP: 9.0 WLS: W BF: 34 H: 10 R: 2 ER: 2 SO: 4 BB: 0 IBB: 0 HBP: 0 BLK: 0 WP: 1 HR: 1 S: 42 P: 42 ERA: 2.00 WHIP: 1.111			

Pittsburgh Pirates @ Philadelphia Phillies
 Connie Mack Stadium, Philadelphia, PA
 Sun Jun 22 1969, 3:38 AM EDT
 Att: 33,712 - Unknown


AB 34
 R 2
 H 10
 RBI 2
 BB 0
 SO 4
 LOB 12



Batter	1	2	3	4	5	6	7	8	9	AB	R	H	RBI	BB	SO	LOB	BOTTOM			
Larry Hise, R (1, 8) OBP: 0.301, SLG: 0.401										4	1	2	2	0	1	0				
Cookie Rojas, R (1, 4) OBP: 0.310, SLG: 0.316										4	1	2	0	0	0	1				
Dick Allen, R (1, 3) OBP: 0.396, SLG: 0.682										3	0	1	0	0	1	1				
John Briggs, L (1, 7) OBP: 0.295, SLG: 0.260										2	0	0	0	1	1	0				
Mike Ryan, R (1, 2) OBP: 0.267, SLG: 0.381										3	0	0	0	0	1	3				
Rick Joseph, R (1, 5) OBP: 0.304, SLG: 0.341										3	0	0	1	0	0	2				
Ron Stone, L (1, 9) OBP: 0.219, SLG: 0.221										3	1	1	0	0	0	0				
Terry Harmon, R (1, 6) OBP: 0.311, SLG: 0.246										2	0	0	0	0	0	1				
Grant Jackson, S (1, 1) OBP: 0.244, SLG: 0.308										3	0	0	0	0	3	1				
Inning Stats	R: 1 E: 0 K: 1 S: 6	H: 1 LOB: 0 BB: 0 P: 6	R: 0 E: 0 K: 0 S: 3	H: 0 LOB: 0 BB: 0 P: 3	R: 0 E: 0 K: 1 S: 5	H: 0 LOB: 0 BB: 0 P: 5	R: 1 E: 0 K: 1 S: 6	H: 2 LOB: 1 BB: 1 P: 10	R: 0 E: 0 K: 1 S: 5	H: 1 LOB: 0 BB: 0 P: 5	R: 0 E: 0 K: 1 S: 5	H: 0 LOB: 0 BB: 0 P: 5	R: 0 E: 0 K: 1 S: 7	H: 2 LOB: 1 BB: 0 P: 7	R: 1 E: 1 K: 1 S: 7	H: 2 LOB: 1 BB: 0 P: 7	1B: 5 2B: 2 3B: 0 HR: 1	SF: 0 SAC: 1 DP: 3 HBP: 0	WP: 1 PB: 0 SB: 0 CS: 0	PA: 29
PITCHER Steve Blass, R (1, 1) ERA: 5.11	IP: 8.0 WLS: L BF: 29 H: 6 R: 3 ER: 3 SO: 7 BB: 1 IBB: 0 HBP: 0 BLK: 0 WP: 1 HR: 1 S: 42 P: 46 ERA: 3.38 WHIP: 0.875															PITCHER	IP: 8.0 WLS: L BF: 29 H: 6 R: 3 ER: 3 SO: 7 BB: 1 IBB: 0 HBP: 0 BLK: 0 WP: 1 HR: 1 S: 42 P: 46 ERA: 3.38 WHIP: 0.875			

Pittsburgh Pirates @ Philadelphia Phillies
 Connie Mack Stadium, Philadelphia, PA
 Sun Jun 22 1969, 3:38 AM EDT
 Att: 33,712 - Unknown

AB 27
 R 3
 H 6
 RBI 3
 BB 1
 SO 7
 LOB 9



Batter	1	2	3	4	5	6	7	8	9	AB	R	H	RBI	BB	SO	LOB	TOP			
Larry Hise, R OBP: 0.305, SLG: 0.417 (1, 8)	0-0 6-3 1B		0-0 F8		0-0 HR		0-3 K			4	1	2	1	0	1	2	Philadelphia Phillies @ New York Mets Shea Stadium, Flushing, NY Tue Jun 24 1969, 7:05 PM EDT Unknown			
Cookie Rojas, R OBP: 0.304, SLG: 0.309 (1, 4)	0-0 6-3		0-0 FC6-4		0-0 6-3			0-3 K		4	0	0	0	0	1	2				
Johnny Callison, L OBP: 0.350, SLG: 0.449 (1, 9)	0-0 1-3			0-0 F5		0-0 PB 1B		4-0 BB		3	0	1	0	1	0	0				
John Briggs, L OBP: 0.288, SLG: 0.252 (1, 7)		0-3 K		0-0 F8		0-0 6-3		0-3 K		4	0	0	0	0	2	2				
Gene Stone, L OBP: 0.375, SLG: 0.381 (1, 3)		0-3 K		0-0 1B 1B		0-3 K		0-0 4-3		4	0	1	0	0	2	2				
Mike Ryan, R OBP: 0.271, SLG: 0.381 (1, 2)	1-0 HBP			0-0 1B		0-0 F8			0-0 F7	3	0	1	0	0	0	1				
Rick Joseph, R OBP: 0.300, SLG: 0.333 (1, 5)	0-3 K			0-3 K			0-0 E 1B		0-0 4-3	4	0	1	0	0	2	3				
Terry Harmon, R OBP: 0.308, SLG: 0.261 (1, 6)			0-0 FC2-5-6 2B		0-3 K		0-0 E6 1B		0-0 G3	4	0	1	0	0	1	1				
Woodie Fryman, R OBP: 0.057, SLG: 0.029 (1, 1)			0-0 FC2-5-6-5 FC6-4 2-3		0-0 6-3		0-0 SH3-4-5 1-2 2-H			2	0	0	0	0	0	1				
Inning Stats	R: 0 E: 0 K: 0 S: 3	H: 1 LOB: 0 BB: 0 P: 3	R: 0 E: 0 K: 3 S: 9	H: 0 LOB: 1 BB: 0 P: 10	R: 0 E: 0 K: 0 S: 4	H: 1 LOB: 1 BB: 0 P: 4	R: 0 E: 0 K: 1 S: 7	H: 2 LOB: 2 BB: 0 P: 7	R: 1 E: 0 K: 1 S: 6	H: 1 LOB: 0 BB: 0 P: 6	R: 0 E: 0 K: 1 S: 6	H: 1 LOB: 1 BB: 0 P: 6	R: 0 E: 1 K: 2 S: 7	H: 0 LOB: 1 BB: 0 P: 11	R: 0 E: 0 K: 0 S: 3	H: 0 LOB: 0 BB: 0 P: 3	1B: 5 2B: 2 3B: 0 HR: 1	SF: 0 SAC: 1 DP: 1 HBP: 1	WP: 0 PB: 1 SB: 0 CS: 0	PA: 35
PITCHER Tom Seaver, R ERA: 2.53 (1, 1)	IP: 9.0 WLS: W BF: 35 H: 7 R: 1 ER: 1 SO: 9 BB: 1 IBB: 0 HBP: 1 BLK: 0 WP: 0 HR: 1 S: 51 P: 56 ERA: 1.00 WHIP: 0.889															PITCHER				

livebaseballscorecards.com

AB	32
R	1
H	7
RBI	1
BB	1
SO	9
LOB	14



Batter	1	2	3	4	5	6	7	8	9	AB	R	H	RBI	BB	SO	LOB	BOTTOM			
Bud Harrelson, S OBP: 0.356, SLG: 0.314 (1, 6)	0-0 CS 1B		0-0 1B 2H 3B		0-0 F8			0-0 F9		4	1	2	1	0	0	0	Philadelphia Phillies @ New York Mets Shea Stadium, Flushing, NY Tue Jun 24 1969, 7:05 PM EDT Unknown			
Tommie Agee, R OBP: 0.321, SLG: 0.483 (1, 8)	0-3 K		0-0 6-3			0-3 K		0-0 6-3		4	0	0	0	0	2	2				
Cleon Jones, R OBP: 0.422, SLG: 0.521 (1, 7)	0-0 1B		0-0 1B 3H			0-3 K				3	0	2	1	0	1	0				
Donn Clendenon, R OBP: 0.275, SLG: 0.379 (1, 3)	0-3 K		0-0 F7			0-3 K				3	0	0	0	0	2	2				
Ron Swoboda, R OBP: 0.288, SLG: 0.341 (1, 9)		0-3 K		0-0 G6-4-3 1B			0-0 F9			3	0	1	0	0	1	0				
Ed Charles, R OBP: 0.274, SLG: 0.265 (1, 5)	0-0 1-3		0-0 G6-4-3 1-2			4-0 S BB				2	0	0	0	1	0	1				
Jerry Grote, R OBP: 0.282, SLG: 0.308 (1, 2)	0-0 1-3		0-0 SH1-4 3B 1B		0-3 K		0-3 K			3	0	0	0	0	2	1				
Al Weis, S OBP: 0.200, SLG: 0.197 (1, 4)			0-0 SH1-4 3B 1B		0-0 F2		0-3 K			3	1	1	0	0	1	1				
Tom Seaver, R OBP: 0.190, SLG: 0.081 (1, 1)			0-0 SH1-4		0-3 K			0-0 L8		2	0	0	0	0	1	0				
Inning Stats	R: 0 E: 0 K: 2 S: 8	H: 2 LOB: 1 BB: 0 P: 8	R: 0 E: 0 K: 1 S: 5	H: 0 LOB: 0 BB: 0 P: 5	R: 2 E: 0 K: 0 S: 6	H: 3 LOB: 1 BB: 0 P: 6	R: 0 E: 0 K: 1 S: 5	H: 1 LOB: 0 BB: 0 P: 5	R: 0 E: 0 K: 1 S: 5	H: 0 LOB: 0 BB: 0 P: 5	R: 0 E: 0 K: 3 S: 9	H: 0 LOB: 0 BB: 0 P: 9	R: 0 E: 0 K: 2 S: 7	H: 0 LOB: 1 BB: 1 P: 11	R: 0 E: 0 K: 0 S: 3	H: 0 LOB: 0 BB: 0 P: 3	1B: 5 2B: 1 3B: 1 HR: 0	SF: 0 SAC: 1 DP: 2 HBP: 0	WP: 0 PB: 0 SB: 1 CS: 1	PA: 29
PITCHER Woodie Fryman, L ERA: 3.84 (1, 1)	IP: 8.0 WLS: L BF: 29 H: 6 R: 2 ER: 2 SO: 10 BB: 1 IBB: 0 HBP: 0 BLK: 0 WP: 0 HR: 0 S: 48 P: 52 ERA: 2.25 WHIP: 0.875															PITCHER				

AB	27
R	2
H	6
RBI	2
BB	1
SO	10
LOB	7



Batter	1	2	3	4	5	6	7	8	9	AB	R	H	RBI	BB	SO	LOB	TOP										
Larry Hisle, R OBP: 0.300, SLG: 0.409	F8			P4		K			K	4	0	0	0	0	2	2											
Cookie Rojas, R OBP: 0.297, SLG: 0.302	F9			F9		P6			4-3	4	0	0	0	0	0	2											
Johnny Callison, L OBP: 0.347, SLG: 0.445	L4			4-3						2	0	0	0	0	0	0											
Ron Stone, L OBP: 0.216, SLG: 0.217										1	0	0	0	0	0	0											
John Briggs, L OBP: 0.282, SLG: 0.246		P4			5-3					3	0	0	0	0	0	0											
Gene Stone, L OBP: 0.333, SLG: 0.333		6-3			F2					3	0	0	0	0	0	0											
Mike Ryan, R OBP: 0.287, SLG: 0.376					5-3					3	0	0	0	0	1	0											
Rick Joseph, R OBP: 0.283, SLG: 0.314				G3		F8				3	0	0	0	0	0	0											
Terry Harmon, R OBP: 0.309, SLG: 0.264				F3		1B	1B			3	0	1	0	0	0	0											
Jerry Johnson, R OBP: 0.190, SLG: 0.105				5-3						1	0	0	0	0	0	0											
Al Raffa, R										0	0	0	0	0	0	0											
Vic Roznovsky, L OBP: 0.428, SLG: 0.333										1	0	1	0	0	0	0											
Turk Farrell, R										0	0	0	0	0	0	0											
Dave Watkins, R OBP: 0.308, SLG: 0.182						1-3	1B			1	0	0	0	0	1	0											
Inning Stats	R: 0 E: 0 K: 0 S: 3	H: 0 LOB: 0 BB: 0 P: 3	R: 0 E: 0 K: 1 S: 5	H: 0 LOB: 0 BB: 0 P: 5	R: 0 E: 0 K: 0 S: 3	H: 0 LOB: 0 BB: 0 P: 3	R: 0 E: 0 K: 0 S: 3	H: 0 LOB: 0 BB: 0 P: 3	R: 0 E: 0 K: 1 S: 7	H: 2 LOB: 2 BB: 0 P: 7	R: 0 E: 0 K: 0 S: 3	H: 0 LOB: 0 BB: 0 P: 3	R: 0 E: 0 K: 0 S: 3	H: 0 LOB: 0 BB: 0 P: 3	R: 0 E: 0 K: 2 S: 7	H: 0 LOB: 0 BB: 0 P: 7	1B: 2 2B: 0 3B: 0 HR: 0	SF: 0 SAC: 0 DP: 0 HBP: 0	WP: 0 PB: 0 SB: 0 CS: 0	PA: 29							
PITCHER	IP	WLS	BF	H	R	ER	SO	BB	IBB	HBP	BLK	WP	HR	S	P	ERA	WHIP										
Jim McAndrew, R ERA: 5.24	(1, 1)	8.0	W	26	2	0	0	2	0	0	0	0	0	30	30	0.00	0.250										
Ron Taylor, R ERA: 2.45	(9, 1)	1.0	S	3	0	0	0	2	0	0	0	0	0	7	7	0.00	0.000										

Philadelphia Phillies @ New York Mets
Shea Stadium, Flushing, NY
Tue Jun 24 1969, 7:05 PM EDT
Att: 39,843 - Unknown

AB	29
R	0
H	2
RBI	0
BB	0
SO	4
LOB	4



Batter	1	2	3	4	5	6	7	8	9	AB	R	H	RBI	BB	SO	LOB	BOTTOM										
Bud Harrelson, S OBP: 0.349, SLG: 0.308	4-3		F8	G1-2-3					4-3	4	0	0	0	0	0	3											
Tommie Agee, R OBP: 0.329, SLG: 0.502	1B			E6						4	2	3	1	0	0	0											
Ken Boswell, L OBP: 0.323, SLG: 0.360	4-3			1B						4	1	1	0	0	0	2											
Art Shamsky, L OBP: 0.400, SLG: 0.543	F8			1B						3	1	1	1	1	0	1											
Wayne Garrett, L OBP: 0.358, SLG: 0.355				1B						4	1	2	1	0	2	1											
Ed Kranepool, L OBP: 0.288, SLG: 0.378		6-3		SF9						3	0	0	1	0	0	2											
J.C. Martin, L OBP: 0.277, SLG: 0.349				1B						3	0	1	0	0	0	0											
Rod Gaspar, S OBP: 0.326, SLG: 0.314				F5						2	0	1	0	1	0	0											
Jim McAndrew, R OBP: 0.400, SLG: 0.375				1B						2	0	0	1	1	1	0											
Ron Taylor, R				L3						0	0	0	0	0	0	0											
Inning Stats	R: 0 E: 0 K: 0 S: 4	H: 1 LOB: 1 BB: 0 P: 4	R: 0 E: 0 K: 1 S: 5	H: 0 LOB: 0 BB: 0 P: 5	R: 4 E: 1 K: 0 S: 7	H: 4 LOB: 2 BB: 2 P: 15	R: 0 E: 0 K: 0 S: 3	H: 1 LOB: 0 BB: 0 P: 3	R: 0 E: 0 K: 1 S: 5	H: 1 LOB: 0 BB: 0 P: 5	R: 1 E: 0 K: 1 S: 6	H: 1 LOB: 1 BB: 1 P: 10	1B: 8 2B: 0 3B: 0 HR: 1	SF: 1 SAC: 0 DP: 2 HBP: 0	WP: 0 PB: 0 SB: 0 CS: 1	PA: 33											
PITCHER	IP	WLS	BF	H	R	ER	SO	BB	IBB	HBP	BLK	WP	HR	S	P	ERA	WHIP										
Jerry Johnson, R ERA: 5.05	(1, 1)	3.1	L	18	5	4	3	1	1	0	0	0	0	18	26	8.10	1.800										
Al Raffa, R ERA: 2.49	(4, 1)	1.2		4	1	0	0	0	0	0	0	0	0	4	4	0.00	0.600										
Turk Farrell, R ERA: 3.23	(6, 1)	3.0		11	3	1	1	2	1	0	0	0	1	14	18	3.00	1.333										

Philadelphia Phillies @ New York Mets
Shea Stadium, Flushing, NY
Tue Jun 24 1969, 7:05 PM EDT
Att: 39,843 - Unknown

AB	29
R	5
H	9
RBI	5
BB	3
SO	3
LOB	9



Batter	1	2	3	4	5	6	7	8	9	AB	R	H	RBI	BB	SO	LOB	TOP	
Tony Taylor, R OBP: 0.305, SLG: 0.318 (1, 3)										4	1	2	0	0	1	1	Philadelphia Phillies @ Montreal Expos Jarry Park, Montreal, QB Fri Jun 27 1969, 7:05 PM EDT Att: 16,847 - Unknown	
Cookie Rojas, R OBP: 0.291, SLG: 0.297 (1, 4)										4	1	1	1	1	0	1		
John Briggs, L OBP: 0.288, SLG: 0.253 (1, 9)										5	1	1	0	0	2	3		
Rick Joseph, R OBP: 0.303, SLG: 0.323 (1, 5)										3	2	1	2	1	1	0		
Larry Hisle, R OBP: 0.307, SLG: 0.433 (1, 8)										4	1	2	4	0	1	1		
Mike Ryan, R OBP: 0.282, SLG: 0.361 (1, 2)										4	0	0	0	1	1	1		
Dave Watkins, R OBP: 0.333, SLG: 0.450 (1, 7)										2	1	0	0	1	0	2		
Terry Harmon, R OBP: 0.312, SLG: 0.268 (1, 6)										4	0	0	0	0	0	3		
Bill Champion, R OBP: 0.182, SLG: 0.273 Bill Wilson, R (8, 1)										4	1	2	1	0	0	0		
										0	0	0	0	0	0	0		
Inning Stats	R: 1 E: 0 K: 0 S: 4	H: 1 LOB: 1 BB: 1 P: 8	R: 3 E: 0 K: 0 S: 5	H: 2 LOB: 1 BB: 1 P: 10	R: 3 E: 1 K: 0 S: 7	H: 4 LOB: 2 BB: 1 P: 11	R: 0 E: 0 K: 1 S: 5	H: 0 LOB: 0 BB: 0 P: 5	R: 0 E: 0 K: 1 S: 6	H: 0 LOB: 1 BB: 0 P: 6	R: 0 E: 0 K: 2 S: 7	H: 1 LOB: 0 BB: 0 P: 3	R: 0 E: 0 K: 2 S: 7	H: 0 LOB: 1 BB: 0 P: 8	1B: 6 2B: 2 3B: 0 HR: 1	SF: 1 SAC: 1 DP: 1 HBP: 2	WP: 0 PB: 0 SB: 4 CS: 0	PA: 42
PITCHER	IP: 2.1 WLS: L BF: 14 ERA: 19.29	H: 4 R: 5 ER: 5 SO: 0	BB: 3 IBB: 0 HBP: 0 BLK: 0	WP: 0 HR: 1 S: 11 P: 23	ERA: 19.29 WHIP: 3.000	IP: 0.1 WLS: 1 BF: 1 ERA: 3.98	H: 0 R: 0 ER: 0 SO: 1	BB: 0 IBB: 0 HBP: 0 BLK: 0	WP: 0 HR: 0 S: 3 P: 3	ERA: 0.00 WHIP: 0.000								
Steve Renko, R ERA: 19.29 Dick Radatz, R ERA: 4.57 Gary Waslewski, R ERA: 3.86 Roy Face, R ERA: 3.44 Larry Jaster, L ERA: 5.03	(1, 1) (3, 1) (5, 1) (7, 1) (9, 1)					Howie Reed, R ERA: 3.98 (9, 1)												

Batter	1	2	3	4	5	6	7	8	9	AB	R	H	RBI	BB	SO	LOB	BOTTOM	
Gary Sutherland, R OBP: 0.277, SLG: 0.289 (1, 4)										4	2	0	0	1	0	0	Philadelphia Phillies @ Montreal Expos Jarry Park, Montreal, QB Fri Jun 27 1969, 7:05 PM EDT Att: 16,847 - Unknown	
Mack Jones, L OBP: 0.372, SLG: 0.507 (1, 7)										5	2	2	4	0	2	0		
Rusty Staub, L OBP: 0.419, SLG: 0.491 (1, 9)										3	1	1	0	1	0	0		
Ron Fairly, L OBP: 0.370, SLG: 0.463 (1, 8)										4	0	1	1	0	0	1		
Bob Bailey, R OBP: 0.336, SLG: 0.468 (1, 3)										3	1	2	0	1	1	0		
Coco Laboy, R OBP: 0.316, SLG: 0.456 (1, 5)										4	1	2	1	0	1	3		
Ron Brand, R OBP: 0.317, SLG: 0.271 Roy Face, R OBP: 0.500, SLG: 0.500 Ty Cline, L OBP: 0.326, SLG: 0.211 Larry Jaster, L OBP: 0.467, SLG: 0.500 Howie Reed, R OBP: 0.333, SLG: 0.800 Bobby Wine, R OBP: 0.221, SLG: 0.226 (1, 1) (3, 1) (4, PH) (5, 1) (5, PH) (7, 2)										3	0	0	0	0	0	1		
										0	0	0	0	0	0	0		
										1	0	1	1	0	0	0		
										0	0	0	0	0	0	0		
										0	0	0	0	0	0	0		
										4	0	0	0	0	1	2		
										1	0	0	0	0	0	0		
										0	0	0	0	0	0	0		
										0	0	0	0	0	0	0		
										2	0	0	0	0	1	0		
Inning Stats	R: 2 E: 0 K: 1 S: 6	H: 2 LOB: 1 BB: 2 P: 14	R: 0 E: 0 K: 1 S: 5	H: 0 LOB: 0 BB: 0 P: 5	R: 1 E: 0 K: 0 S: 5	H: 2 LOB: 2 BB: 1 P: 9	R: 0 E: 0 K: 1 S: 5	H: 0 LOB: 0 BB: 0 P: 5	R: 2 E: 0 K: 1 S: 7	H: 3 LOB: 1 BB: 0 P: 6	R: 0 E: 0 K: 2 S: 7	H: 0 LOB: 0 BB: 0 P: 7	R: 2 E: 0 K: 0 S: 6	H: 0 LOB: 0 BB: 0 P: 5	1B: 5 2B: 2 3B: 0 HR: 2	SF: 0 SAC: 0 DP: 1 HBP: 0	WP: 0 PB: 0 SB: 0 CS: 0	PA: 39
PITCHER	IP: 7.2 WLS: W BF: 33 ERA: 3.34	H: 8 R: 7 ER: 6 SO: 6	BB: 3 IBB: 0 HBP: 0 BLK: 0	WP: 0 HR: 2 S: 42 P: 54	ERA: 7.04 WHIP: 1.435	IP: 1.1 WLS: S BF: 5 ERA: 4.28	H: 1 R: 0 ER: 0 SO: 1	BB: 0 IBB: 0 HBP: 0 BLK: 0	WP: 0 HR: 0 S: 7 P: 7	ERA: 0.00 WHIP: 0.750								
Bill Champion, R ERA: 3.34 Bill Wilson, R ERA: 4.28	(1, 1) (8, 1)																	



Batter	1	2	3	4	5	6	7	8	9	AB	R	H	RBI	BB	SO	LOB	TOP					
Tony Taylor, R OBP: 0.303, SLG: 0.310										4	1	0	0	1	0	0						
Cookie Rojas, R OBP: 0.304, SLG: 0.312										5	1	2	0	0	0	0						
John Briggs, L OBP: 0.316, SLG: 0.293										3	0	1	0	1	1	2						
Rick Joseph, R OBP: 0.303, SLG: 0.361										4	0	1	1	0	0	3						
Larry Hisle, R OBP: 0.314, SLG: 0.438										3	0	3	1	1	0	0						
Mike Ryan, R OBP: 0.260, SLG: 0.353										4	0	1	0	0	2	6						
Ron Stone, L OBP: 0.253, SLG: 0.229										3	0	0	0	1	1	6						
Terry Harmon, R OBP: 0.314, SLG: 0.258										4	0	0	0	0	1	4						
Lowell Palmer, R (1, 1)										4	0	0	0	0	1	0						
Inning Stats	R: 2 E: 0 K: 2 S: 10	H: 3 LOB: 2 BB: 1 P: 14	R: 0 E: 0 K: 1 S: 5	H: 0 LOB: 0 BB: 0 P: 5	R: 0 E: 0 K: 1 S: 7	H: 2 LOB: 3 BB: 1 P: 11	R: 0 E: 0 K: 1 S: 5	H: 0 LOB: 0 BB: 0 P: 5	R: 0 E: 0 K: 0 S: 3	H: 1 LOB: 1 BB: 0 P: 6	R: 0 E: 0 K: 0 S: 3	H: 0 LOB: 0 BB: 0 P: 3	R: 0 E: 0 K: 0 S: 4	H: 2 LOB: 2 BB: 2 P: 12	R: 0 E: 0 K: 0 S: 3	H: 0 LOB: 0 BB: 0 P: 3	1B: 7 2B: 1 3B: 0 HR: 0	SF: 0 SAC: 0 DP: 0 HBP: 0	WP: 0 PB: 0 SB: 0 CS: 0	PA: 38		
PITCHER	IP	WLS	BF	H	R	ER	SO	BB	IBB	HBP	BLK	WP	HR	S	P	ERA	WHIP					
Jerry Robertson, R ERA: 3.74	(1, 1)	8.0	L	35	8	2	2	6	2	2	0	0	0	0	43	59	2.25	1.250				
Gary Waslewski, R ERA: 3.65	(9, 1)	1.0		3	0	0	0	0	0	0	0	0	0	3	3	0.00	0.000					

Philadelphia Phillies @ Montreal Expos
 Jarry Park, Montreal, QB
 Sun Jun 29 1969, 3:33 AM EDT
 Unknown

AB	34
R	2
H	8
RBI	2
BB	4
SO	6
LOB	21



Batter	1	2	3	4	5	6	7	8	9	AB	R	H	RBI	BB	SO	LOB	BOTTOM					
Adolfo Phillips, R OBP: 0.368, SLG: 0.337										3	0	0	0	1	2	1						
Gary Waslewski, R (9, 1)										0	0	0	0	0	0	0						
Mack Jones, L OBP: 0.382, SLG: 0.504										3	0	1	0	0	0	1						
Jose Herrera, R OBP: 0.286, SLG: 0.286										0	0	0	0	0	0	0						
Rusty Staub, L OBP: 0.419, SLG: 0.489										4	0	1	0	0	0	2						
Ron Fairly, L OBP: 0.357, SLG: 0.444										4	0	0	0	0	0	3						
Kevin Collins, L OBP: 0.238, SLG: 0.333										4	0	0	0	0	1	2						
Gary Sutherland, R OBP: 0.279, SLG: 0.289										3	0	0	0	0	1							
Ron Brand, R OBP: 0.310, SLG: 0.257										2	0	0	0	1	0	0						
Bobby Wine, R OBP: 0.215, SLG: 0.220										2	0	0	0	0	0	1						
Don Bosch, S OBP: 0.241, SLG: 0.260										1	0	1	0	0	0	0						
Jerry Robertson, S (8, PH)										2	0	0	0	0	2	0						
Ty Cline, L OBP: 0.318, SLG: 0.205										1	0	0	0	0	0	1						
Coco Laboy, R OBP: 0.316, SLG: 0.455										0	0	0	0	0	0	0						
Inning Stats	R: 0 E: 0 K: 1 S: 5	H: 0 LOB: 1 BB: 0 P: 6	R: 0 E: 0 K: 0 S: 3	H: 0 LOB: 1 BB: 1 P: 7	R: 0 E: 0 K: 1 S: 4	H: 0 LOB: 0 BB: 1 P: 8	R: 0 E: 0 K: 0 S: 3	H: 0 LOB: 0 BB: 0 P: 3	R: 0 E: 0 K: 1 S: 5	H: 0 LOB: 0 BB: 0 P: 5	R: 0 E: 0 K: 1 S: 6	H: 1 LOB: 1 BB: 0 P: 6	R: 0 E: 0 K: 1 S: 6	H: 1 LOB: 1 BB: 0 P: 6	R: 0 E: 0 K: 0 S: 4	H: 1 LOB: 1 BB: 0 P: 4	1B: 3 2B: 0 3B: 0 HR: 0	SF: 0 SAC: 0 DP: 0 HBP: 1	WP: 0 PB: 0 SB: 0 CS: 1	PA: 32		
PITCHER	IP	WLS	BF	H	R	ER	SO	BB	IBB	HBP	BLK	WP	HR	S	P	ERA	WHIP					
Lowell Palmer, R ERA: 4.29	(1, 1)	9.0	W	32	3	0	0	5	2	0	1	0	0	0	39	48	0.00	0.556				

Philadelphia Phillies @ Montreal Expos
 Jarry Park, Montreal, QB
 Sun Jun 29 1969, 3:33 AM EDT
 Unknown

AB	29
R	0
H	3
RBI	0
BB	2
SO	5
LOB	12



Batter	1	2	3	4	5	6	7	8	9	AB	R	H	RBI	BB	SO	LOB	TOP																
Tony Taylor, R OBP: 0.309, SLG: 0.316 (1, 3)										5	1	3	0	0	1	0	Philadelphia Phillies @ Montreal Expos Jarry Park, Montreal, QB Sun Jun 29 1969, 3:38 AM EDT Att: 27,169 - Unknown																
Cookie Rojas, R OBP: 0.306, SLG: 0.311 (1, 4)										4	1	1	0	1	0	2																	
John Briggs, L OBP: 0.314, SLG: 0.298 (1, 7)										4	0	1	0	0	0	3																	
Rick Joseph, R OBP: 0.313, SLG: 0.382 (1, 5)										4	2	2	1	0	0	2																	
Larry Hisle, R OBP: 0.321, SLG: 0.439 (1, 8)										2	1	1	2	2	1	0																	
Mike Ryan, R OBP: 0.280, SLG: 0.349 (1, 2)										3	0	0	0	1	2	2																	
Ron Stone, L OBP: 0.253, SLG: 0.230 (1, 9)										4	0	1	2	0	0	1																	
Terry Harmon, R OBP: 0.302, SLG: 0.247 (1, 6)										4	0	0	0	0	0	2																	
Jerry Johnson, R OBP: 0.160, SLG: 0.087 (1, 1)										4	0	0	0	0	2	2																	
Inning Stats	R: 3 E: 0 K: 1 S: 8	H: 4 LOB: 0 BB: 0 P: 8	R: 0 E: 0 K: 0 S: 3	H: 0 LOB: 0 BB: 0 P: 3	R: 0 E: 0 K: 1 S: 6	H: 1 LOB: 1 BB: 0 P: 6	R: 0 E: 0 K: 2 S: 7	H: 0 LOB: 0 BB: 0 P: 7	R: 0 E: 0 K: 1 S: 6	H: 1 LOB: 1 BB: 0 P: 6	R: 0 E: 0 K: 0 S: 5	H: 2 LOB: 2 BB: 2 P: 13	R: 0 E: 0 K: 0 S: 2	H: 0 LOB: 1 BB: 1 P: 6	R: 0 E: 0 K: 1 S: 6	H: 1 LOB: 1 BB: 0 P: 6	1B: 7 2B: 2 3B: 0 HR: 0	SF: 0 SAC: 0 DP: 1 HBP: 0	WP: 0 PB: 0 SB: 4 CS: 1	PA: 39													
PITCHER	IP WLS BF L	H R ER SO	BB IBB HBP BLK	WP HR S P	ERA WHIP	PITCHER										IP WLS BF L	H R ER SO	BB IBB HBP BLK	WP HR S P	ERA WHIP													
Mike Wegener, R ERA: 3.95 (1, 1)	7.0	8	5	5	5	3	0	0	0	0	0	0	0	38	50	6.43	1.571																
Dick Radatz, R ERA: 4.34 (8, 1)	2.0	1	0	0	1	1	0	0	0	0	0	0	0	8	12	0.00	1.000																

AB	34
R	5
H	9
RBI	5
BB	4
SO	6
LOB	14



Batter	1	2	3	4	5	6	7	8	9	AB	R	H	RBI	BB	SO	LOB	BOTTOM																
Adolfo Phillips, R OBP: 0.357, SLG: 0.324 (1, 8)										4	0	0	0	0	1	3	Philadelphia Phillies @ Montreal Expos Jarry Park, Montreal, QB Sun Jun 29 1969, 3:38 AM EDT Att: 27,169 - Unknown																
Kevin Collins, L OBP: 0.224, SLG: 0.313 (1, 4)										4	0	0	0	0	1																		
Rusty Staub, L OBP: 0.420, SLG: 0.489 (1, 9)										4	0	2	0	0	0																		
Ron Fairly, L OBP: 0.347, SLG: 0.431 (1, 7)										4	0	0	0	0	1	2																	
Bob Bailey, R OBP: 0.342, SLG: 0.466 (1, 3)										4	0	1	0	0	1	0																	
Coco Laboy, R OBP: 0.324, SLG: 0.468 (1, 5)										4	1	3	0	0	0	2																	
John Boccabella, R OBP: 0.158, SLG: 0.183 (1, 2)										4	0	0	0	0	2	3																	
Bobby Wine, R OBP: 0.227, SLG: 0.232 (1, 6)										4	0	2	1	0	0	1																	
Mike Wegener, R OBP: 0.296, SLG: 0.269 (1, 1)										2	0	2	0	0	0	0																	
Mack Jones, L OBP: 0.380, SLG: 0.502 (7, PH)										1	0	0	0	0	0	1																	
Dick Radatz, R ERA: 4.34 (8, 1)										0	0	0	0	0	0	0																	
Inning Stats	R: 0 E: 0 K: 0 S: 3	H: 0 LOB: 0 BB: 0 P: 3	R: 0 E: 0 K: 0 S: 4	H: 1 LOB: 1 BB: 0 P: 4	R: 0 E: 0 K: 0 S: 4	H: 1 LOB: 1 BB: 0 P: 4	R: 0 E: 0 K: 0 S: 4	H: 2 LOB: 1 BB: 0 P: 4	R: 0 E: 0 K: 1 S: 6	H: 2 LOB: 1 BB: 0 P: 6	R: 0 E: 0 K: 0 S: 3	H: 0 LOB: 0 BB: 0 P: 3	R: 1 E: 0 K: 2 S: 9	H: 2 LOB: 1 BB: 0 P: 9	R: 0 E: 0 K: 2 S: 8	H: 1 LOB: 1 BB: 0 P: 8	R: 0 E: 0 K: 0 S: 4	H: 1 LOB: 1 BB: 0 P: 4	1B: 8 2B: 2 3B: 0 HR: 0	SF: 0 SAC: 0 DP: 2 HBP: 0	WP: 0 PB: 0 SB: 0 CS: 0	PA: 35											
PITCHER	IP WLS BF W	H R ER SO	BB IBB HBP BLK	WP HR S P	ERA WHIP	PITCHER										IP WLS BF W	H R ER SO	BB IBB HBP BLK	WP HR S P	ERA WHIP													
Jerry Johnson, R ERA: 4.61 (1, 1)	9.0	10	1	1	5	0	0	0	0	0	0	0	0	45	45	1.00	1.111																

AB	35
R	1
H	10
RBI	1
BB	0
SO	5
LOB	13



Batter	1	2	3	4	5	6	7	8	9	AB	R	H	RBI	BB	SO	LOB	TOP			
Tony Taylor, R OBP: 0.308, SLG: 0.312 (1, 3)										3	1	0	0	1	2	1	Philadelphia Phillies @ Pittsburgh Pirates Forbes Field, Pittsburgh, PA Mon Jun 30 1969, 7:05 PM EDT Att: 17,954 - Unknown			
Cookie Rojas, R OBP: 0.301, SLG: 0.305 (1, 4)										4	0	0	0	0	0	2				
John Briggs, L OBP: 0.323, SLG: 0.309 (1, 7)										4	1	3	1	0	0	0				
Rick Joseph, R OBP: 0.321, SLG: 0.388 (1, 5)										4	0	2	1	0	1	1				
Larry Hisle, R OBP: 0.320, SLG: 0.444 (1, 8)										4	1	1	0	0	2	3				
Mike Ryan, R OBP: 0.260, SLG: 0.359 (1, 2)										4	1	1	2	0	0	0				
Ron Stone, L OBP: 0.253, SLG: 0.222 (1, 9)										3	0	0	0	1	1	0				
Terry Harmon, R OBP: 0.309, SLG: 0.258 (1, 6)										4	0	2	0	0	1	1				
Woodie Fryman, R OBP: 0.053, SLG: 0.027 (1, 1)										3	0	0	0	0	3	2				
John Boozer, R OBP: 0.333, SLG: 0.333 (9, 1)										0	0	0	0	0	0	0				
Inning Stats	R: 1 E: 1 K: 1 S: 5	H: 1 LOB: 1 BB: 1 P: 9	R: 0 E: 0 K: 1 S: 5	H: 0 LOB: 0 BB: 0 P: 5	R: 0 E: 1 K: 2 S: 8	H: 1 LOB: 1 BB: 0 P: 8	R: 2 E: 0 K: 0 S: 5	H: 2 LOB: 0 BB: 0 P: 5	R: 0 E: 0 K: 0 S: 4	H: 2 LOB: 0 BB: 0 P: 4	R: 0 E: 0 K: 2 S: 8	H: 1 LOB: 1 BB: 0 P: 8	R: 0 E: 0 K: 2 S: 9	H: 2 LOB: 2 BB: 0 P: 9	R: 0 E: 0 K: 0 S: 2	H: 0 LOB: 0 BB: 1 P: 6	1B: 7 2B: 1 3B: 1 HR: 1	SF: 0 SAC: 0 DP: 2 HBP: 0	WP: 0 PB: 0 SB: 1 CS: 1	PA: 36
PITCHER	IP WLS BF H R ER SO BB IBB HBP BLK WP HR S P ERA WHIP																			
Dock Ellis, R ERA: 4.15 (1, 1)	5.1 L 22 6 4 3 6 1 0 0 0 0 0 1 33 37 5.06 1.312																			
Chuck Hartenstein, R ERA: 3.2 (6, 1)	0.2 1 0 0 0 0 0 0 0 0 0 0 0 0 1 1 0.00 0.000																			
Bob Moose, R ERA: 4.4 (7, 1)	2.0 9 3 0 0 4 0 0 0 0 0 0 0 0 17 17 0.00 1.500																			
Bruce Dal Canton, R ERA: 3.24 (9, 1)	1.0 3 0 0 0 0 1 0 0 0 1 0 0 0 2 6 0.00 1.000																			

AB	33
R	4
H	9
RBI	4
BB	2
SO	10
LOB	10



Batter	1	2	3	4	5	6	7	8	9	AB	R	H	RBI	BB	SO	LOB	BOTTOM					
Matty Alou, L OBP: 0.387, SLG: 0.468 (1, 8)										4	0	1	0	0	0	0	Philadelphia Phillies @ Pittsburgh Pirates Forbes Field, Pittsburgh, PA Mon Jun 30 1969, 7:05 PM EDT Att: 17,954 - Unknown					
Jose Martinez, R OBP: 0.280, SLG: 0.293 (1, 4)										4	1	1	0	0	1	1						
Roberto Clemente, R OBP: 0.380, SLG: 0.518 (1, 9)										3	0	1	0	1	0	1						
Manny Sanguillen, R OBP: 0.372, SLG: 0.446 (1, 2)										4	1	1	0	0	0	2						
Jose Pagan, R OBP: 0.325, SLG: 0.450 (1, 7)										4	0	2	1	0	1	0						
Carl Taylor, R OBP: 0.415, SLG: 0.500 (1, 3)										2	0	1	0	2	1	0						
Richie Hebner, L OBP: 0.376, SLG: 0.456 (1, 5)										4	0	3	0	0	0	2						
Freddie Patek, R OBP: 0.307, SLG: 0.281 (1, 6)										3	0	1	0	0	0	3						
Willie Stargell, L OBP: 0.404, SLG: 0.550 (9, PH)										1	0	0	0	0	0	3						
Dock Ellis, S OBP: 0.183, SLG: 0.192 (1, 1)										1	0	0	0	0	1	0						
Gene Alley, R OBP: 0.277, SLG: 0.087 (6, PH)										0	0	0	0	0	0	0						
Bob Moose, R OBP: 0.299, SLG: 0.087 (7, 1)										1	0	0	0	0	0	0						
Jerry May, R OBP: 0.242, SLG: 0.342 (8, PH)										0	0	0	0	0	0	0						
Bruce Dal Canton, R OBP: 0.444, SLG: 0.625 (9, 1)										0	0	0	0	0	0	0						
Inning Stats	R: 0 E: 0 K: 0 S: 3	H: 1 LOB: 0 BB: 0 P: 3	R: 0 E: 0 K: 2 S: 7	H: 0 LOB: 0 BB: 0 P: 7	R: 0 E: 0 K: 1 S: 5	H: 1 LOB: 0 BB: 0 P: 5	R: 0 E: 0 K: 1 S: 5	H: 0 LOB: 1 BB: 1 P: 9	R: 0 E: 0 K: 0 S: 4	H: 2 LOB: 1 BB: 0 P: 4	R: 0 E: 0 K: 1 S: 5	H: 0 LOB: 0 BB: 0 P: 5	R: 1 E: 0 K: 0 S: 4	H: 2 LOB: 1 BB: 1 P: 8	R: 0 E: 0 K: 0 S: 3	H: 1 LOB: 0 BB: 0 P: 3	R: 1 E: 0 K: 0 S: 6	H: 4 LOB: 3 BB: 1 P: 10	1B: 10 2B: 1 3B: 0 HR: 0	SF: 0 SAC: 0 DP: 4 HBP: 0	WP: 0 PB: 0 SB: 0 CS: 0	PA: 36
PITCHER	IP WLS BF H R ER SO BB IBB HBP BLK WP HR S P ERA WHIP																					
Woodie Fryman, L ERA: 4.01 (1, 1)	8.2 W 34 11 2 2 5 3 0 0 0 0 0 0 0 41 53 2.08 1.615																					
John Boozer, R ERA: 2.6 (9, 1)	0.1 S 1 0 0 0 0 0 0 0 0 0 0 0 0 1 1 0.00 0.000																					



Batter	1	2	3	4	5	6	7	8	9	AB	R	H	RBI	BB	SO	LOB	TOP								
Tony Taylor, R OBP: 0.312, SLG: 0.316 (1, 3)	2-3	K			E3 L6 6-3	5-3		1B 1B		5	1	1	1	0	1	2	Philadelphia Phillies @ Pittsburgh Pirates Forbes Field, Pittsburgh, PA Wed Jul 02 1969, 7:05 PM EDT Att: 6,322 - Unknown								
Cookie Rojas, R OBP: 0.297, SLG: 0.300 (1, 4)	6-3		K		6-3		CS 1B	G3		5	0	1	0	0	1	3									
John Briggs, L OBP: 0.322, SLG: 0.322 (1, 7)	K			HR	L6		K			5	1	2	3	0	2	2									
Rick Joseph, R OBP: 0.323, SLG: 0.404 (1, 5)		3B 2B	5-3			K	F8	K		5	1	1	0	0	2	2									
Larry Hisle, R OBP: 0.331, SLG: 0.455 (1, 8)		2B 3B	K			1B 2B 1B	CS	E9 1B 1B	3B BB	4	4	3	1	1	1	0									
Mike Ryan, R OBP: 0.270, SLG: 0.379 (1, 2)		2B 1B BB			F8	2B SH1-3 1B		G3	G6-3 3B	4	3	2	1	1	0	1									
Ron Stone, L OBP: 0.287, SLG: 0.263 (1, 9)		1B 2B				SH1-3 2B		1B SH IBB	FC1 G6-3	3	2	2	2	1	0	1									
Terry Harmon, R OBP: 0.319, SLG: 0.267 (1, 6)	K				L8	SH1-3 IBB		1B SH 1B	G6-3	4	1	1	1	1	1	4									
Bill Champion, R OBP: 0.182, SLG: 0.273 (1, 1)						SH1-3		SH 1B	K	0	0	0	0	0	0	0									
Al Raffo, R OBP: 0.200, SLG: 0.200 (1, 1)								SH		2	0	1	3	0	1	1									
John Boozer, R OBP: 0.250, SLG: 0.250 (7, 1)		1B			K			1B SH		1	1	0	0	0	1	0									
Inning Stats	R: 0 E: 0 K: 1 S: 5	H: 0 LOB: 0 BB: 0 P: 5	R: 4 E: 0 K: 2 S: 10	H: 4 LOB: 1 BB: 1 P: 14	R: 1 E: 0 K: 2 S: 8	H: 1 LOB: 0 BB: 0 P: 8	R: 0 E: 0 K: 1 S: 5	H: 0 LOB: 1 BB: 0 P: 6	R: 0 E: 1 K: 0 S: 3	H: 0 LOB: 0 BB: 0 P: 3	R: 2 E: 0 K: 1 S: 8	H: 3 LOB: 2 BB: 1 P: 12	R: 0 E: 0 K: 1 S: 5	H: 1 LOB: 0 BB: 0 P: 5	R: 5 E: 2 K: 1 S: 10	H: 4 LOB: 1 BB: 1 P: 14	R: 2 E: 0 K: 1 S: 6	H: 1 LOB: 0 BB: 1 P: 10	1B: 8 2B: 4 3B: 2 HR: 1	SF: 0 SAC: 2 DP: 2 HBP: 1	WP: 0 PB: 0 SB: 0 CS: 1	PA: 46			
PITCHER	IP	WLS	BF	H	R	ER	SO	BB	IBB	HBP	BLK	WP	HR	S	P	ERA	WHIP								
Jim Bunning, R ERA: 3.88 (1, 1)	4.0	L	18	5	5	5	6	1	0	1	0	0	1	28	33	11.25	1.500								
Bruce Dal Canton, R ERA: 3.4 (5, 1)	2.0		10	3	2	2	1	0	1	0	0	0	0	11	15	9.00	1.500								
Lou Marone, L ERA: 1.8 (7, 1)	1.0		3	1	0	0	1	0	0	0	0	0	0	5	5	0.00	1.000								
Bob Moose, R ERA: 4.46 (8, 1)	1.0		9	4	5	2	1	0	1	0	0	0	0	10	14	18.00	4.000								
Joe Gibbon, L ERA: 2.8 (9, 1)	1.0		5	1	2	2	1	1	0	0	0	0	0	6	10	18.00	2.000								


AB	38
R	14
H	14
RBI	12
BB	4
SO	10
LOB	16




Batter	1	2	3	4	5	6	7	8	9	AB	R	H	RBI	BB	SO	LOB	BOTTOM								
Matty Alou, L OBP: 0.397, SLG: 0.463 (1, 8)	BB 1B BB	2B 1B		F3		1B		F7		4	1	2	0	1	0	0	Philadelphia Phillies @ Pittsburgh Pirates Forbes Field, Pittsburgh, PA Wed Jul 02 1969, 7:05 PM EDT Att: 6,322 - Unknown								
Richie Hebner, L OBP: 0.382, SLG: 0.466 (1, 5)	1B SF7 BB	2B			E 1B	F8		2B		4	2	3	0	1	0	2									
Manny Sanguillen, R OBP: 0.368, SLG: 0.443 (1, 2)	F7	F2			P5		E 1B 2B	BB		4	1	1	0	1	0	5									
Willie Stargell, L OBP: 0.404, SLG: 0.542 (1, 3)	BB 1B 1B	5-3			F5		E4 FC5-4	K		5	0	1	1	0	1	6									
Jose Pagan, R OBP: 0.331, SLG: 0.450 (1, 7)	SF7		6-3		E 1B	FC5-4 G3 1B		P4		4	0	1	1	0	0	4									
Carl Taylor, R OBP: 0.437, SLG: 0.508 (1, 9)	BB 1B		G6-4-3 HBP		6-3		G3 1B	K		4	0	2	1	0	1	1									
Jose Martinez, R OBP: 0.288, SLG: 0.291 (1, 4)	FC6-4 BB		G6-4-3			1B 1B	G3	6-3		4	0	1	0	1	0	3									
Freddie Patek, R OBP: 0.308, SLG: 0.279 (1, 6)	FC6-4			K		F7		K		4	0	0	0	1	2	4									
Jim Bunning, R OBP: 0.298, SLG: 0.333 (1, 1)										1	0	0	0	0	1	0									
Gary Kofel, L OBP: 0.298, SLG: 0.192 (4, PH)										1	0	0	0	0	0	0									
Bruce Dal Canton, R OBP: 0.344, SLG: 0.625 (5, PH)										0	0	0	0	0	0	0									
Gene Alley, R OBP: 0.244, SLG: 0.298 (6, PH)										1	0	0	0	0	1	1									
Lou Marone, R OBP: 0.215, SLG: 0.264 (7, PH)										0	0	0	0	0	0	0									
Al Oliver, L OBP: 0.215, SLG: 0.264 (7, PH)										1	0	0	0	0	3	0									
Bob Moose, R OBP: 0.222, SLG: 0.287 (8, PH)										0	0	0	0	0	0	0									
Joe Gibbon, R OBP: 0.287, SLG: 0.287 (9, PH)										0	0	0	0	0	0	0									
Inning Stats	R: 2 E: 0 K: 0 S: 5	H: 2 LOB: 3 BB: 3 P: 17	R: 0 E: 0 K: 1 S: 7	H: 2 LOB: 0 BB: 0 P: 7	R: 0 E: 0 K: 1 S: 2	H: 0 LOB: 0 BB: 0 P: 3	R: 0 E: 0 K: 1 S: 5	H: 0 LOB: 0 BB: 0 P: 5	R: 1 E: 1 K: 0 S: 5	H: 2 LOB: 1 BB: 0 P: 5	R: 0 E: 0 K: 1 S: 7	H: 2 LOB: 2 BB: 0 P: 7	R: 1 E: 1 K: 0 S: 6	H: 2 LOB: 3 BB: 1 P: 10	R: 0 E: 0 K: 1 S: 6	H: 1 LOB: 2 BB: 1 P: 10	R: 0 E: 0 K: 2 S: 7	H: 0 LOB: 0 BB: 0 P: 7	1B: 8 2B: 3 3B: 0 HR: 0	SF: 1 SAC: 0 DP: 1 HBP: 1	WP: 0 PB: 0 SB: 0 CS: 0	PA: 44			
PITCHER	IP	WLS	BF	H	R	ER	SO	BB	IBB	HBP	BLK	WP	HR	S	P	ERA	WHIP								
Bill Champion, R ERA: 3.79 (1, 1)	0.2		28	8	2	1	3	1	0	1	0	0	0	32	37	1.50	1.500								
Al Raffo, R ERA: 2.02 (1, 1)	6.0	W	28	8	2	1	3	1	0	1	0	0	0	32	37	1.50	1.500								
John Boozer, R ERA: 2.29 (7, 1)	2.1	S	9	1	0	0	3	1	0	0	0	0	0	14	18	0.00	0.857								

AB	37
R	4
H	11
RBI	3
BB	5
SO	6
LOB	29



Batter	1	2	3	4	5	6	7	8	9	AB	R	H	RBI	BB	SO	LOB	TOP			
Adolfo Phillips, R OBP: 0.364, SLG: 0.331 (1, 8)	F7	S BB		1B 1-2	K		FC6-4 1B		1B	5	0	3	0	1	1	1	Montreal Expos @ Philadelphia Phillies Connie Mack Stadium, Philadelphia, PA Fri Jul 04 1969, 7:05 PM EDT Unknown 			
Gary Sutherland, R OBP: 0.283, SLG: 0.289 (1, 4)	1B SF8 BB	F8		1B 1-3 2-H		F8	FC6-4 1B		F2	5	1	1	1	1	0	2				
Rusty Staub, L OBP: 0.427, SLG: 0.478 (1, 9)	1B SF8 1B	F5		1-3		4-0	3B BB		1B	4	2	2	0	1	0	3				
Mack Jones, L OBP: 0.388, SLG: 0.512 Don Bosch, S OBP: 0.243, SLG: 0.262 (7, 7)	SF8		F7		3B 1B	1-H 1B 3B			F7	4	2	2	2	0	0	2				
Bob Bailey, R OBP: 0.355, SLG: 0.484 Ty Cline, L OBP: 0.311, SLG: 0.200 (8, 3)	BB 1B HBP		K		1-H SF9 3B	1B 1B			F9	4	1	2	2	0	1	0				
Coco Laboy, R OBP: 0.326, SLG: 0.454 (1, 5)	1-2 2-H BB 1B		6-3		1B FC5-4 BB	3-H P3			F7	4	1	1	1	1	0	1				
Ron Brand, R OBP: 0.321, SLG: 0.286 (1, 2)	1-2 2-3 BB		5-3		3-H SF9	1-3 1B			2B	3	0	2	1	1	0	0				
Bobby Wine, R OBP: 0.235, SLG: 0.257 (1, 6)	L8		F9		1-3 FC5-4 1B	4-3			F7	5	0	1	0	0	0	6				
Jerry Robertson, S OBP: 0.042, SLG: 0.042 (1, 1)		K		1B 1B	1-2 3-H FC5-4				F9	5	1	1	1	0	2	1				
Inning Stats	R: 2 E: 0 K: 0 S: 5	H: 2 LOB: 3 BB: 2 P: 14	R: 0 E: 0 K: 1 S: 5	H: 0 LOB: 1 BB: 1 P: 9	R: 0 E: 0 K: 1 S: 5	H: 0 LOB: 0 BB: 0 P: 5	R: 1 E: 0 K: 0 S: 6	H: 3 LOB: 2 BB: 0 P: 6	R: 3 E: 0 K: 0 S: 8	H: 3 LOB: 1 BB: 1 P: 12	R: 2 E: 0 K: 0 S: 6	H: 3 LOB: 0 BB: 1 P: 10	R: 0 E: 0 K: 0 S: 4	H: 1 LOB: 0 BB: 0 P: 4	R: 0 E: 0 K: 1 S: 5	H: 1 LOB: 0 BB: 0 P: 5		1B: 12 2B: 1 3B: 2 HR: 0	SF: 2 SAC: 0 DP: 0 HBP: 1	WP: 0 PB: 0 SB: 1 CS: 0
PITCHER	IP WLS BF H R ER SO BB IBB HBP BLK WP HR S P ERA WHIP	IP WLS BF H R ER SO BB IBB HBP BLK WP HR S P ERA WHIP																		
Lowell Palmer, R ERA: 5.76 (1, 1)	4.0 L 24 7 6 6 2 4 0 0 0 0 0 0 23 40 13.50 2.750																			
Al Ruffo, R ERA: 2.55 (5, 1)	1.0 4 1 0 0 1 0 0 0 0 0 0 0 0 6 6 0.00 1.000																			
Turk Farrell, R ERA: 3.52 (6, 1)	3.0 16 6 2 2 0 1 0 0 0 0 0 0 0 15 19 6.00 2.333																			
Luis Peraza, R ERA: 6.0 (9, 1)	1.0 3 1 0 0 1 0 0 0 0 0 0 0 0 5 5 0.00 1.000																			

Batter	1	2	3	4	5	6	7	8	9	AB	R	H	RBI	BB	SO	LOB	BOTTOM					
Tony Taylor, R OBP: 0.307, SLG: 0.310 (1, 3)	F3		P6		K			K		4	0	0	0	0	2	0	Montreal Expos @ Philadelphia Phillies Connie Mack Stadium, Philadelphia, PA Fri Jul 04 1969, 7:05 PM EDT Unknown 					
Cookie Rojas, R OBP: 0.296, SLG: 0.296 (1, 4)	5-3		BB		L9		L6-3			3	0	0	0	1	0	0						
John Briggs, L OBP: 0.316, SLG: 0.315 (1, 7)	F7		P4		K		L1-3			4	0	0	0	0	1	1						
Rick Joseph, R OBP: 0.330, SLG: 0.402 (1, 5)	1B 4-3 BB		P4		5-3		HR 1B			3	2	1	0	1	0	1						
Larry Hise, R OBP: 0.337, SLG: 0.483 (1, 8)	4-3 SF8 1B		5-3		HR		HR			4	3	3	3	0	0	0						
Mike Ryan, R OBP: 0.297, SLG: 0.375 Dave Watkins, R OBP: 0.320, SLG: 0.429 (8, 2)	4-3		F7		K		P6			3	0	0	1	0	1	1						
Ron Stone, L OBP: 0.286, SLG: 0.265 (1, 9)	2-3 3-H SF8		F5		P4		1B			3	0	1	1	0	0	0						
Terry Harmon, R OBP: 0.317, SLG: 0.284 (1, 6)	3-H 3B		F7		F5		L5-3			4	0	1	0	0	0	1						
Lowell Palmer, R ERA: 5.76 (1, 1)	5-3		F5		F8					1	0	0	0	0	0	1						
Al Ruffo, R ERA: 2.55 (5, 1)	1.0 W 35 6 5 5 4 2 0 0 0 0 0 2 41 49 5.00 0.889																					
Inning Stats	R: 0 E: 0 K: 0 S: 3	H: 0 LOB: 0 BB: 0 P: 3	R: 2 E: 0 K: 0 S: 5	H: 2 LOB: 1 BB: 1 P: 9	R: 0 E: 0 K: 0 S: 3	H: 0 LOB: 1 BB: 1 P: 7	R: 0 E: 0 K: 0 S: 3	H: 0 LOB: 0 BB: 0 P: 3	R: 0 E: 0 K: 1 S: 5	H: 0 LOB: 0 BB: 0 P: 5	R: 0 E: 0 K: 1 S: 5	H: 0 LOB: 0 BB: 0 P: 5	R: 1 E: 0 K: 1 S: 6	H: 1 LOB: 0 BB: 0 P: 6	R: 0 E: 0 K: 1 S: 5	H: 0 LOB: 0 BB: 0 P: 5	R: 2 E: 0 K: 0 S: 6	H: 3 LOB: 1 BB: 0 P: 6	1B: 3 2B: 0 3B: 1 HR: 2	SF: 1 SAC: 0 DP: 0 HBP: 0	WP: 0 PB: 0 SB: 0 CS: 0	PA: 35
PITCHER	IP WLS BF H R ER SO BB IBB HBP BLK WP HR S P ERA WHIP	IP WLS BF H R ER SO BB IBB HBP BLK WP HR S P ERA WHIP																				
Jerry Robertson, R ERA: 3.89 (1, 1)	9.0 W 35 6 5 5 4 2 0 0 0 0 0 2 41 49 5.00 0.889																					

Batter	1	2	3	4	5	6	7	8	9	AB	R	H	RBI	BB	SO	LOB	TOP								
Adolfo Phillips, R (1, 8) OBP: 0.365, SLG: 0.336										4	1	1	0	1	1	1	Montreal Expos @ Philadelphia Phillies Connie Mack Stadium, Philadelphia, PA Fri Jul 04 1969, 7:05 PM EDT Att: 21,521 - Unknown								
Gary Sutherland, R (1, 4) OBP: 0.285, SLG: 0.292										4	1	1	0	1	0	3									
Rusty Staub, L (1, 9) OBP: 0.428, SLG: 0.475										2	2	0	0	2	0	1									
Mack Jones, L (1, 7) OBP: 0.389, SLG: 0.510										3	2	1	1	0	0	0									
Bob Bailey, R (1, 3) OBP: 0.358, SLG: 0.484										4	1	2	3	0	2	0									
Gary Waslewski, R (8, 1)										0	0	0	0	0	0	0									
Coco Laboy, R (1, 5) OBP: 0.326, SLG: 0.460										3	0	2	3	0	0	0									
John Bateman, R (1, 2) OBP: 0.258, SLG: 0.342										4	0	0	0	0	1	3									
Bobby Wine, R (1, 6) OBP: 0.227, SLG: 0.248										4	0	0	0	0	0	1									
Howie Reed, R (1, 1) OBP: 0.417, SLG: 0.600										2	0	0	0	0	2	0									
Ty Cline, L (8, PH) OBP: 0.315, SLG: 0.197										1	0	0	0	1	1	0									
Inning Stats	R: 0 E: 0 K: 1 S: 4	H: 0 LOB: 0 BB: 1 P: 8	R: 0 E: 0 K: 2 S: 8	H: 1 LOB: 1 BB: 0 P: 8	R: 0 E: 0 K: 1 S: 5	H: 0 LOB: 0 BB: 0 P: 5	R: 3 E: 0 K: 0 S: 6	H: 3 LOB: 1 BB: 1 P: 10	R: 0 E: 0 K: 1 S: 4	H: 0 LOB: 0 BB: 1 P: 8	R: 0 E: 0 K: 0 S: 5	H: 0 LOB: 0 BB: 0 P: 5	R: 0 E: 0 K: 0 S: 3	H: 0 LOB: 0 BB: 0 P: 3	R: 4 E: 0 K: 1 S: 8	H: 3 LOB: 1 BB: 1 P: 13	R: 0 E: 0 K: 0 S: 3	H: 0 LOB: 1 BB: 1 P: 7	1B: 4 2B: 3 3B: 0 HR: 0	SF: 1 SAC: 0 DP: 0 HBP: 1	WP: 0 PB: 0 SB: 1 CS: 1	PA: 38			
PITCHER	IP	WLS	BF	H	R	ER	SO	BB	IBB	HBP	BLK	WP	HR	S	P	ERA	WHIP								
Jerry Johnson, R (1, 1) ERA: 4.92	7.2	L	32	6	7	7	7	3	1	1	0	0	0	41	58	8.22	1.174								
Bill Wilson, R (8, 1) ERA: 3.62	1.1		6	1	0	0	0	1	0	0	0	0	0	5	9	0.00	1.500								

AB	31
R	7
H	7
RBI	7
BB	5
SO	7
LOB	9



Batter	1	2	3	4	5	6	7	8	9	AB	R	H	RBI	BB	SO	LOB	BOTTOM								
Tony Taylor, R (1, 3) OBP: 0.309, SLG: 0.316										5	1	2	0	0	0	0	Montreal Expos @ Philadelphia Phillies Connie Mack Stadium, Philadelphia, PA Fri Jul 04 1969, 7:05 PM EDT Att: 21,521 - Unknown								
Cookie Rojas, R (1, 4) OBP: 0.294, SLG: 0.298										5	0	1	1	0	1	2									
John Briggs, L (1, 7) OBP: 0.315, SLG: 0.315										3	0	1	1	0	1	0									
Rick Joseph, R (1, 5) OBP: 0.347, SLG: 0.442										3	1	2	1	1	1	0									
Larry Hisle, R (1, 8) OBP: 0.332, SLG: 0.475										4	0	0	0	0	1	3									
Mike Ryan, R (1, 2) OBP: 0.266, SLG: 0.370										3	0	0	0	1	1	1									
Ron Stone, L (1, 9) OBP: 0.284, SLG: 0.265										4	0	1	0	0	0	1									
Terry Harmon, R (1, 6) OBP: 0.317, SLG: 0.279										2	0	0	0	1	1	2									
Rich Barry, R (9, PH)										1	0	0	0	0	0	0									
Jerry Johnson, R (1, 1) OBP: 0.179, SLG: 0.115										3	1	1	0	0	1	1									
Bill Wilson, R (8, 1) ERA: 3.31										0	0	0	0	0	0	0									
Deron Johnson, R (9, PH) OBP: 0.337, SLG: 0.402										1	0	0	0	0	1	0									
Inning Stats	R: 0 E: 0 K: 2 S: 7	H: 0 LOB: 0 BB: 0 P: 7	R: 0 E: 0 K: 1 S: 7	H: 2 LOB: 2 BB: 0 P: 7	R: 0 E: 0 K: 0 S: 4	H: 2 LOB: 0 BB: 0 P: 4	R: 1 E: 0 K: 1 S: 6	H: 1 LOB: 0 BB: 0 P: 6	R: 2 E: 1 K: 1 S: 8	H: 2 LOB: 2 BB: 1 P: 12	R: 0 E: 0 K: 1 S: 5	H: 0 LOB: 0 BB: 1 P: 9	R: 0 E: 0 K: 0 S: 3	H: 0 LOB: 0 BB: 0 P: 3	R: 0 E: 0 K: 1 S: 5	H: 0 LOB: 1 BB: 1 P: 9	R: 0 E: 0 K: 1 S: 6	H: 1 LOB: 1 BB: 0 P: 6	1B: 5 2B: 2 3B: 0 HR: 1	SF: 1 SAC: 0 DP: 0 HBP: 0	WP: 0 PB: 0 SB: 0 CS: 0	PA: 38			
PITCHER	IP	WLS	BF	H	R	ER	SO	BB	IBB	HBP	BLK	WP	HR	S	P	ERA	WHIP								
Howie Reed, R (1, 1) ERA: 3.31	7.0	W	30	7	3	2	6	2	0	0	0	0	0	40	48	2.57	1.286								
Gary Waslewski, R (8, 1) ERA: 3.29	2.0	S	8	1	0	0	2	1	0	0	0	0	0	11	15	0.00	1.000								

AB	34
R	3
H	8
RBI	3
BB	3
SO	8
LOB	10

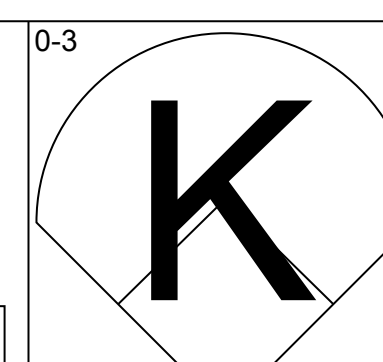
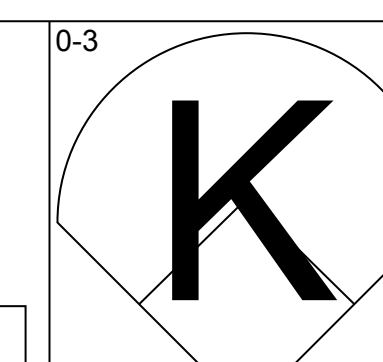
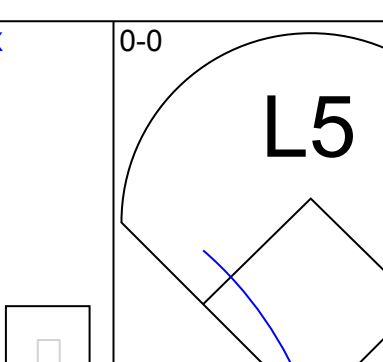
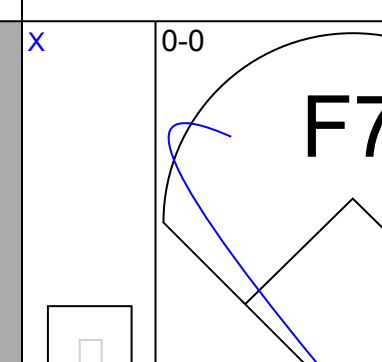
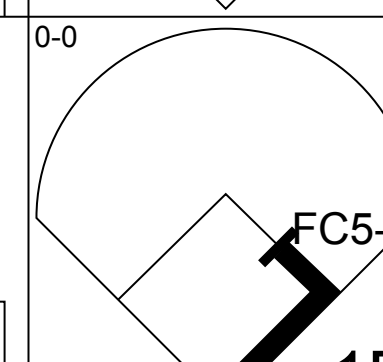
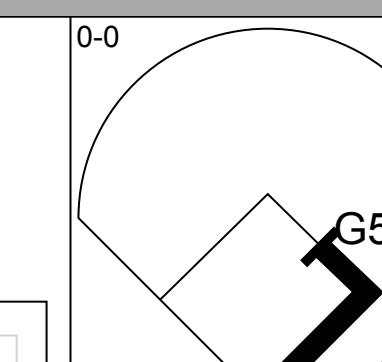
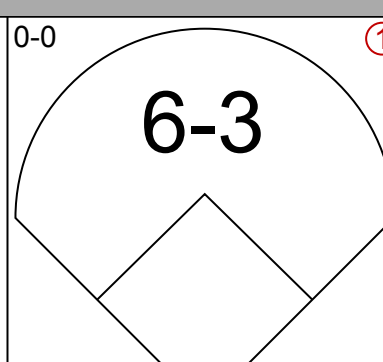
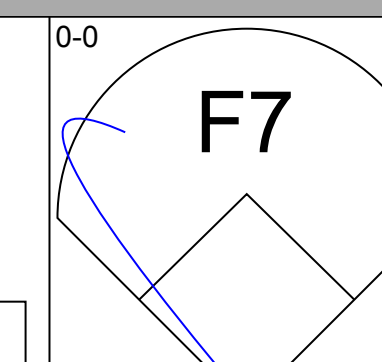
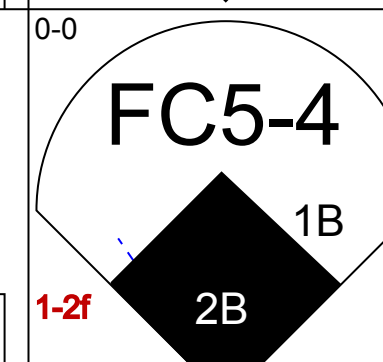
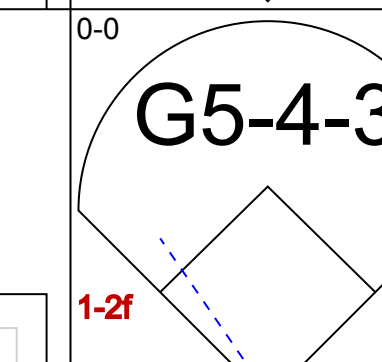
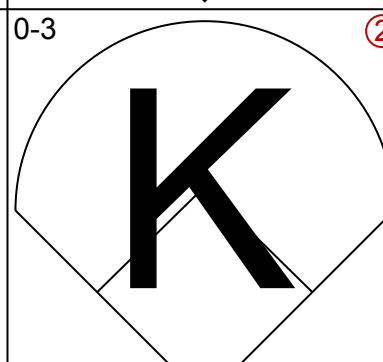
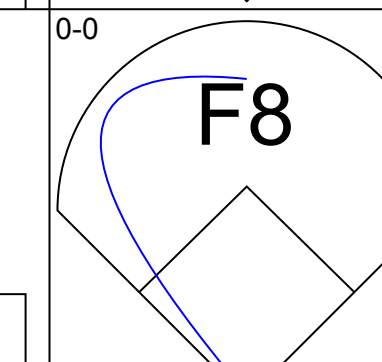
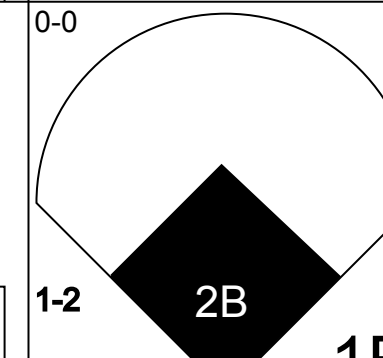
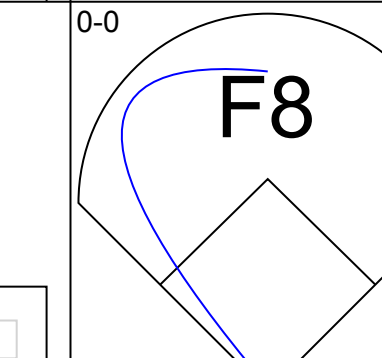
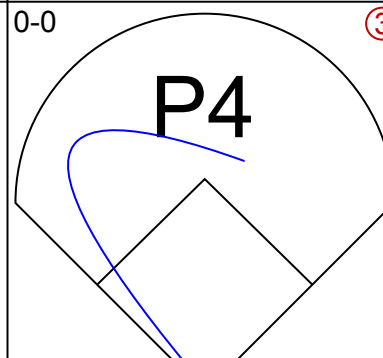
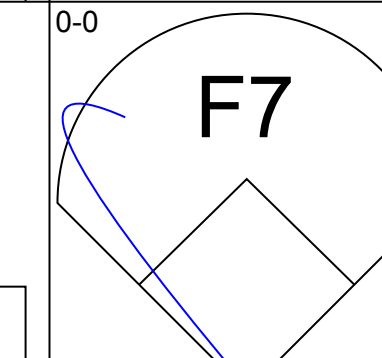
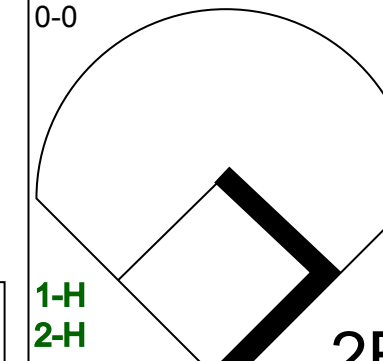
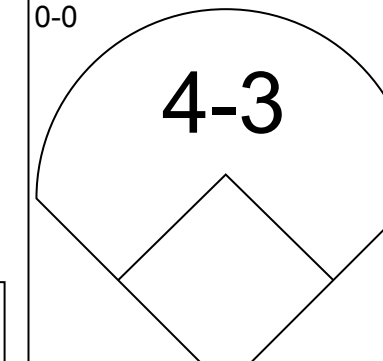
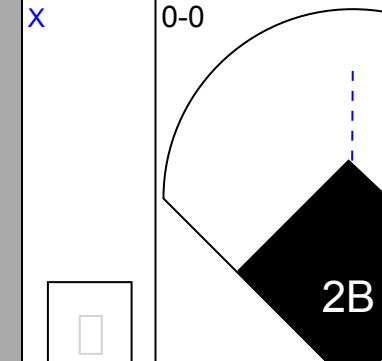
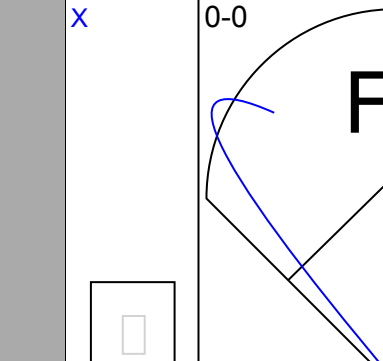
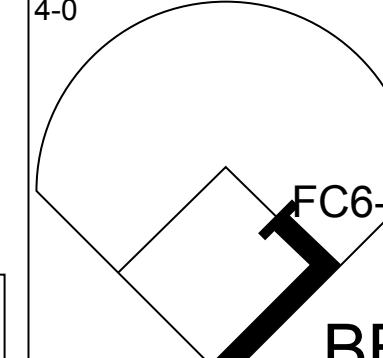
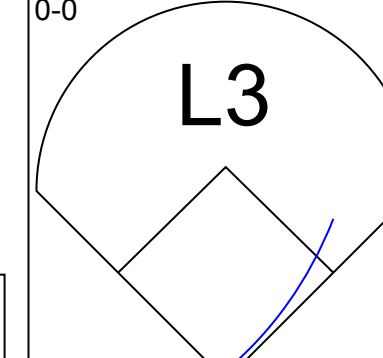
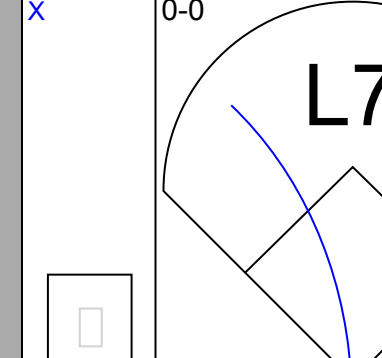
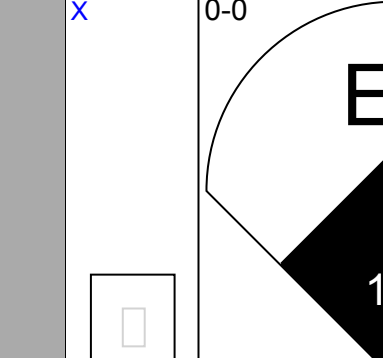
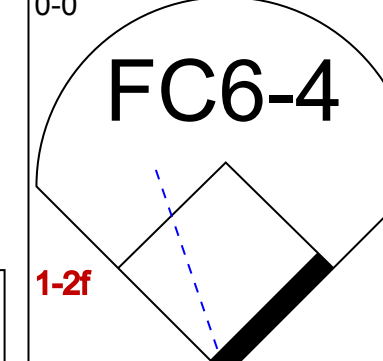
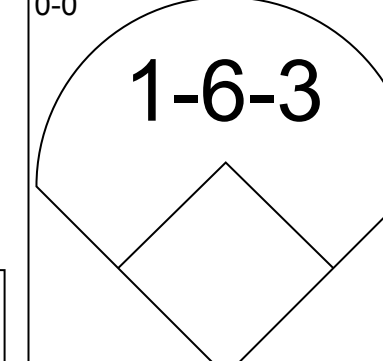
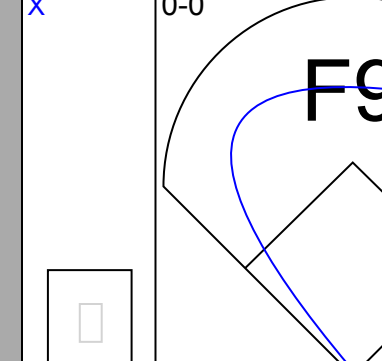
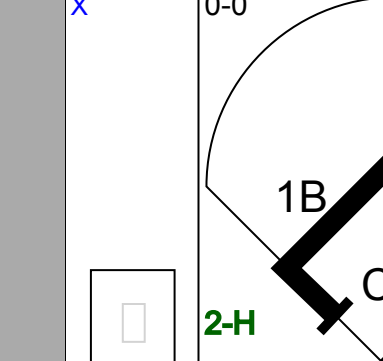
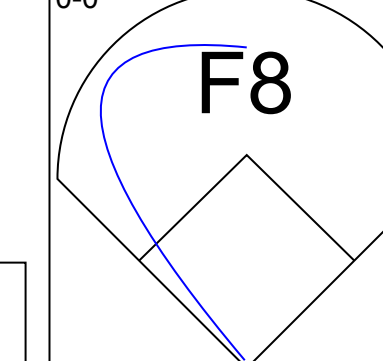
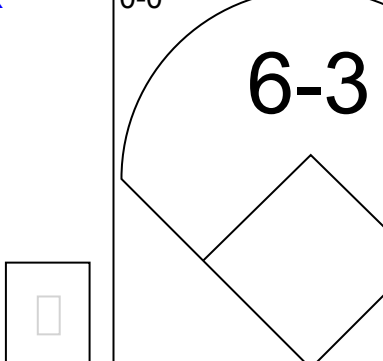
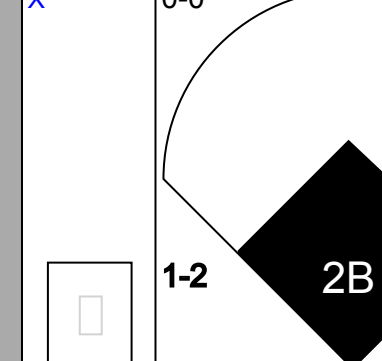
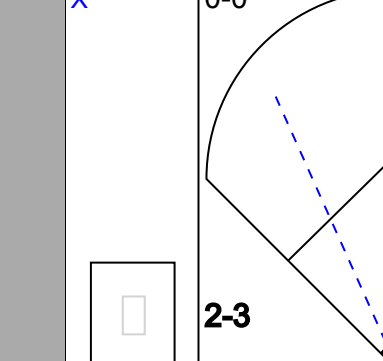
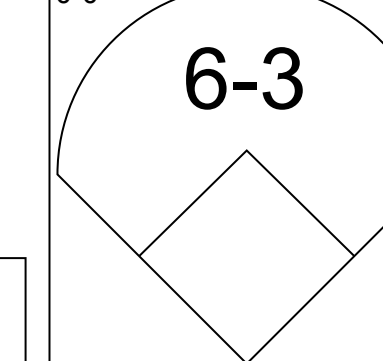
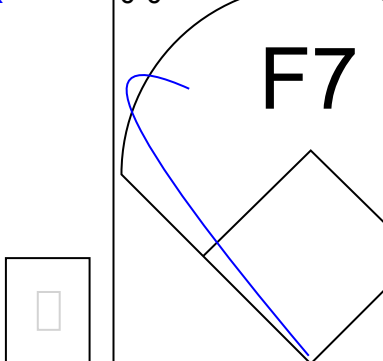
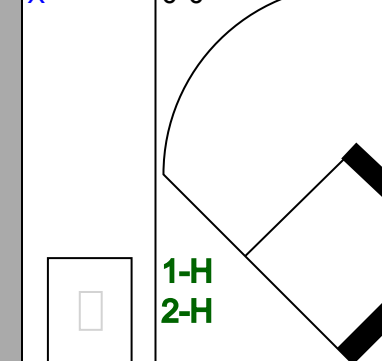
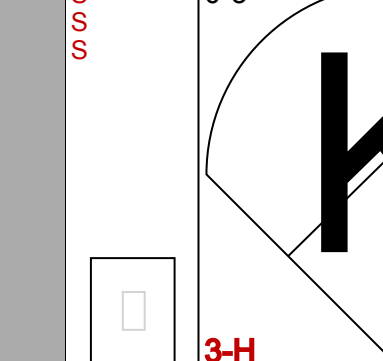


Batter	1	2	3	4	5	6	7	8	9	AB	R	H	RBI	BB	SO	LOB	TOP					
Adolfo Phillips, R OBP: 0.358, SLG: 0.324 (1, 8)										5	1	0	0	1	0	6	Montreal Expos @ Philadelphia Phillies Connie Mack Stadium, Philadelphia, PA Sat Jul 05 1969, 3:33 AM EDT Att: 3,496 - Unknown					
Rusty Staub, L OBP: 0.427, SLG: 0.469 (1, 9)										3	0	0	0	2	0	1						
Bob Bailey, R OBP: 0.359, SLG: 0.494 (1, 3)										5	1	2	1	0	1	2						
Coco Laboy, R OBP: 0.329, SLG: 0.457 (1, 5)										4	1	1	1	1	0	2						
Jose Herrera, R OBP: 0.294, SLG: 0.412 (1, 7)										5	0	1	0	0	1	3						
Gary Sutherland, R OBP: 0.293, SLG: 0.307 (1, 4)										5	2	4	1	0	0	0						
Ron Brand, R OBP: 0.351, SLG: 0.337 (1, 2)										4	1	4	2	1	0	0						
Bobby Wine, R OBP: 0.228, SLG: 0.242 (1, 6)										3	0	0	0	1	2	6						
Steve Renko, R OBP: 0.333, SLG: 0.333 (1, 1)										1	0	0	0	0	1	3						
Dan McGinn, L OBP: 0.211, SLG: 0.368 (7, PH)										2	0	1	1	0	0	1						
Ty Cline, L OBP: 0.312, SLG: 0.195 (7, 1)										1	0	0	0	0	0	2						
Dick Radatz, R (7, 1)										1	0	0	0	0	0	2						
Inning Stats	R: 3 E: 0 K: 2 S: 11	H: 4 LOB: 3 BB: 2 P: 19	R: 0 E: 0 K: 0 S: 4	H: 1 LOB: 2 BB: 1 P: 8	R: 2 E: 0 K: 0 S: 6	H: 3 LOB: 2 BB: 1 P: 10	R: 0 E: 0 K: 0 S: 3	H: 0 LOB: 0 BB: 0 P: 3	R: 0 E: 0 K: 0 S: 4	H: 1 LOB: 1 BB: 0 P: 4	R: 0 E: 0 K: 0 S: 3	H: 0 LOB: 1 BB: 1 P: 7	R: 0 E: 0 K: 1 S: 7	H: 2 LOB: 2 BB: 0 P: 7	R: 0 E: 0 K: 1 S: 5	H: 0 LOB: 0 BB: 0 P: 5	R: 1 E: 0 K: 1 S: 7	H: 2 LOB: 2 BB: 1 P: 11	1B: 8 2B: 4 3B: 1 HR: 0	SF: 0 SAC: 1 DP: 0 HBP: 0	WP: 0 PB: 0 SB: 0 CS: 0	PA: 46
PITCHER	IP WLS BF H R ER SO BB IBB HBP BLK WP HR S P ERA WHIP																					
Woodie Fryman, L ERA: 4.33 (1, 1)	2.0 L 16 7 5 5 2 3 0 0 0 0 0 0 17 29 22.50 5.000																					
Al Raffo, R ERA: 2.29 (3, 1)	4.0 16 2 0 0 0 2 0 0 0 0 0 0 14 22 0.00 1.000																					
Bill Wilson, R ERA: 3.41 (7, 1)	2.0 8 2 0 0 2 0 0 0 0 0 0 0 12 22 0.00 1.000																					
John Boozar, R ERA: 2.61 (9, 1)	1.0 6 2 1 1 1 1 0 0 0 0 0 0 7 11 9.00 3.000																					

Batter	1	2	3	4	5	6	7	8	9	AB	R	H	RBI	BB	SO	LOB	BOTTOM					
Tony Taylor, R OBP: 0.307, SLG: 0.311 (1, 3)										4	1	0	0	1	0	2	Montreal Expos @ Philadelphia Phillies Connie Mack Stadium, Philadelphia, PA Sat Jul 05 1969, 3:33 AM EDT Att: 3,496 - Unknown					
Cookie Rojas, R OBP: 0.288, SLG: 0.292 (1, 4)										5	0	0	0	0	0	3						
John Briggs, L OBP: 0.317, SLG: 0.330 (7, 9)										4	1	1	2	1	1	2						
Rick Joseph, R OBP: 0.352, SLG: 0.449 (1, 5)										3	1	1	0	1	0	1						
Larry Hisle, R OBP: 0.334, SLG: 0.474 (1, 8)										3	1	1	0	1	1	2						
Mike Ryan, R OBP: 0.266, SLG: 0.366 (1, 2)										3	0	0	0	1	1	3						
Ron Stone, L OBP: 0.286, SLG: 0.269 (1, 9)										2	0	1	0	0	0	2						
Deron Johnson, R OBP: 0.335, SLG: 0.400 (6, PH)										1	0	0	0	0	1	2						
Bill Wilson, R (7, 1)										0	0	0	0	0	0	0						
Dave Watkins, R OBP: 0.308, SLG: 0.409 (8, PH)										1	0	0	0	0	1	1						
John Boozar, R OBP: 0.250, SLG: 0.250 (9, 1)										0	0	0	0	0	0	0						
Don Money, R OBP: 0.293, SLG: 0.350 (1, 6)										4	0	2	2	0	0	1						
Woodie Fryman, R OBP: 0.051, SLG: 0.026 (1, 1)										1	0	0	0	0	1	0						
Al Raffo, R OBP: 0.167, SLG: 0.167 (3, 1)										1	0	0	0	0	0	1						
Rich Barry, R (6, PH) (7, 7)										1	0	0	0	1	0	1						
Inning Stats	R: 2 E: 0 K: 0 S: 4	H: 1 LOB: 2 BB: 3 P: 16	R: 0 E: 0 K: 1 S: 5	H: 0 LOB: 0 BB: 0 P: 5	R: 0 E: 0 K: 0 S: 3	H: 0 LOB: 1 BB: 1 P: 7	R: 0 E: 0 K: 0 S: 4	H: 1 LOB: 1 BB: 0 P: 4	R: 0 E: 0 K: 0 S: 3	H: 0 LOB: 0 BB: 0 P: 3	R: 2 E: 0 K: 2 S: 9	H: 2 LOB: 1 BB: 1 P: 13	R: 0 E: 0 K: 1 S: 5	H: 0 LOB: 0 BB: 0 P: 5	R: 0 E: 0 K: 2 S: 8	H: 1 LOB: 1 BB: 0 P: 8	R: 0 E: 0 K: 0 S: 4	H: 1 LOB: 2 BB: 1 P: 8	1B: 3 2B: 2 3B: 0 HR: 1	SF: 0 SAC: 0 DP: 0 HBP: 0	WP: 1 PB: 0 SB: 2 CS: 0	PA: 39
PITCHER	IP WLS BF H R ER SO BB IBB HBP BLK WP HR S P ERA WHIP																					
Steve Renko, R ERA: 9.58 (1, 1)	0.2 W 21 3 2 2 3 2 0 0 0 0 1 0 25 33 3.38 0.938																					
Dan McGinn, L ERA: 4.24 (7, 1)	3.0 S 12 2 0 0 3 1 0 0 0 0 0 0 17 21 0.00 1.000																					
Dick Radatz, R ERA: 3.82 (7, 1)																						

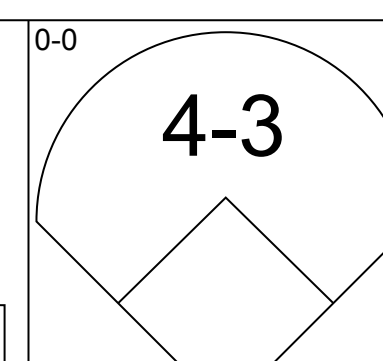
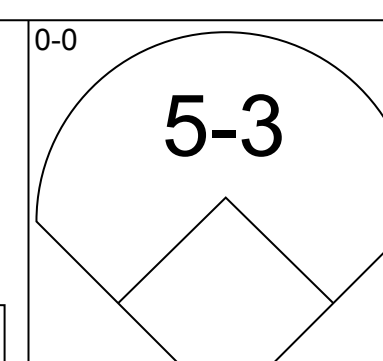
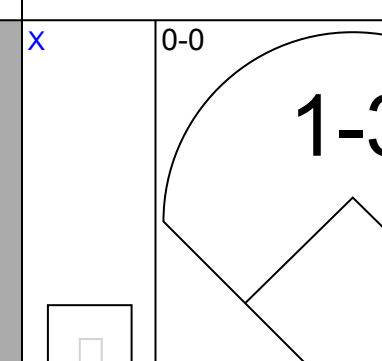
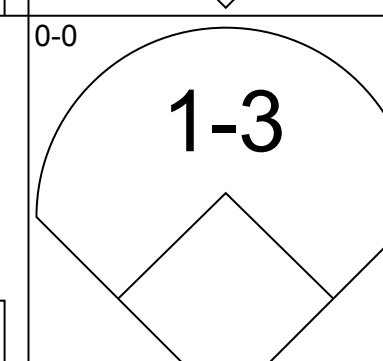
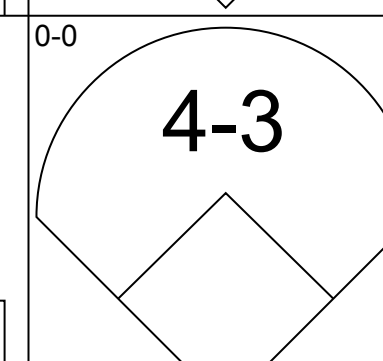
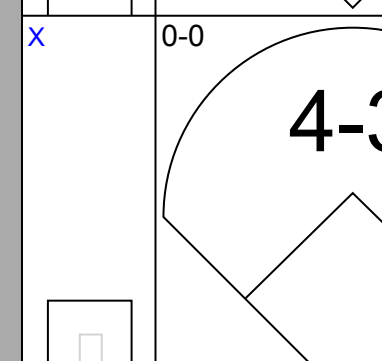
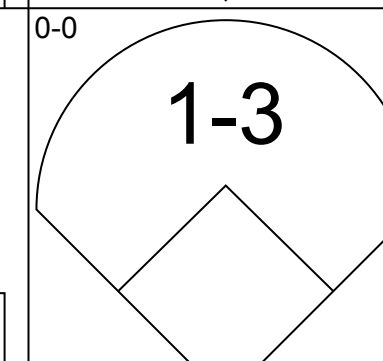
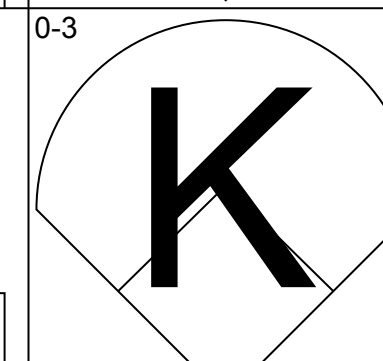
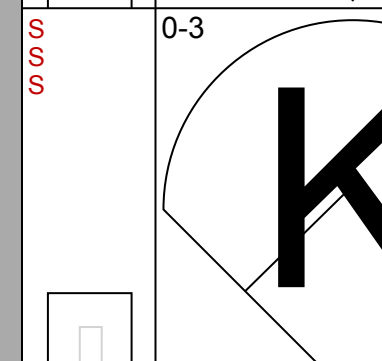
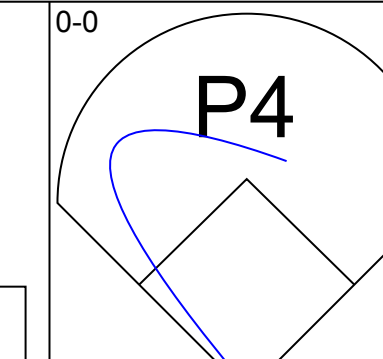
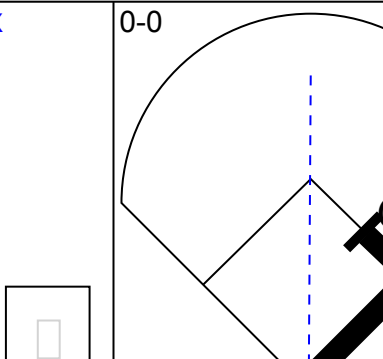
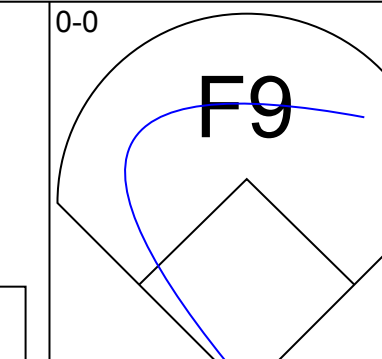
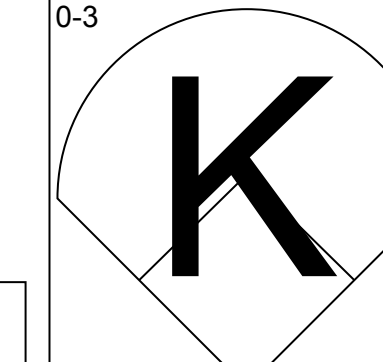
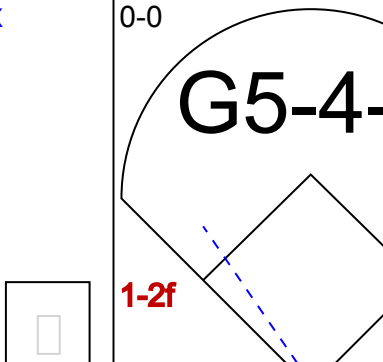
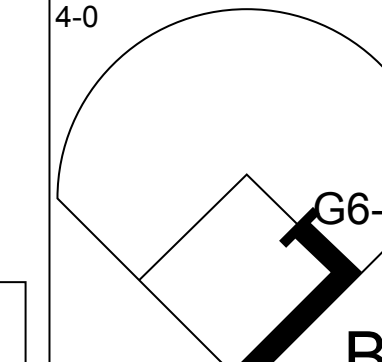
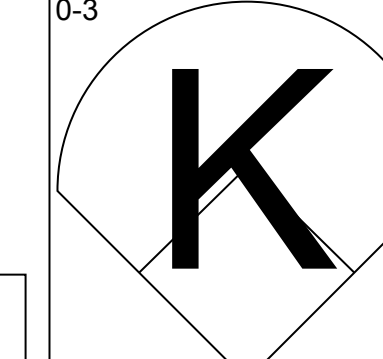
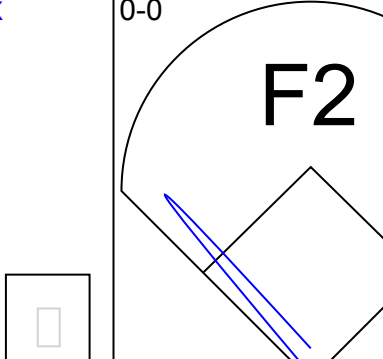
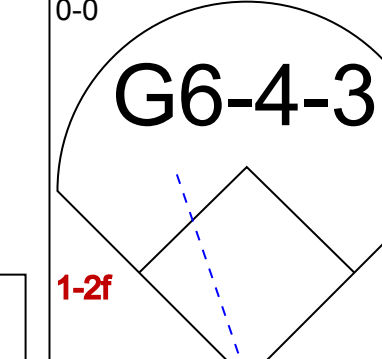
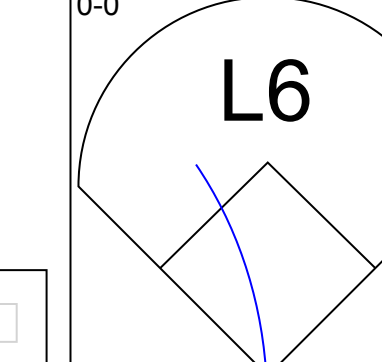
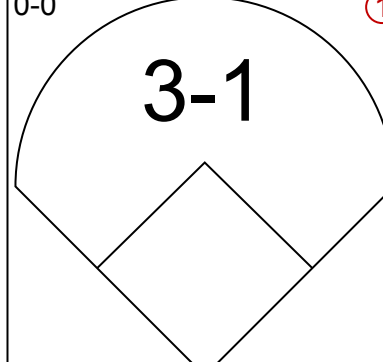
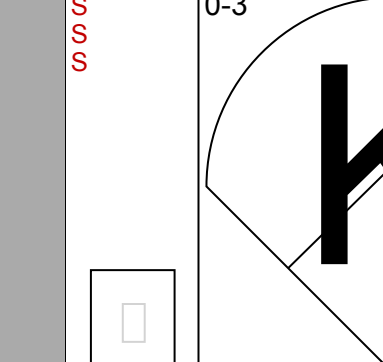
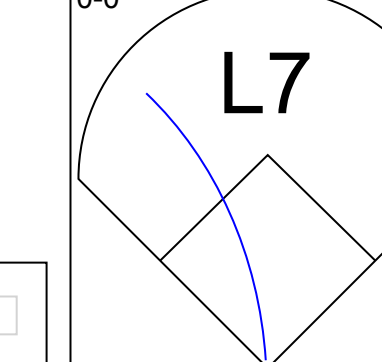
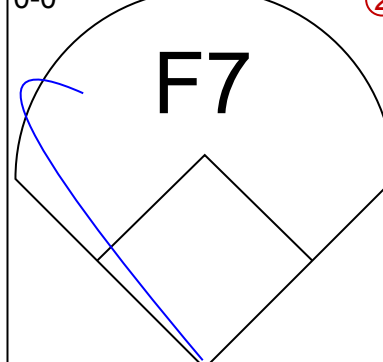
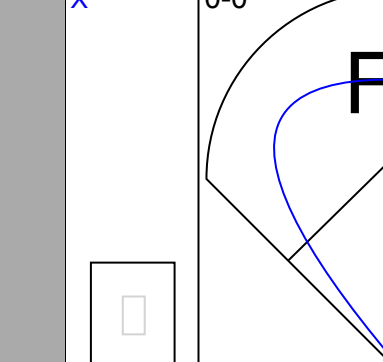
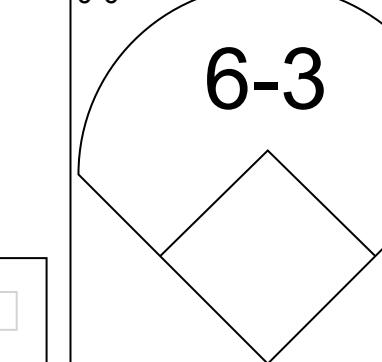
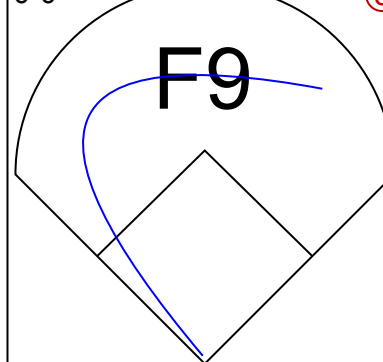
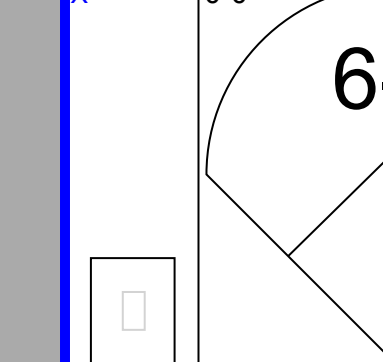
Batter	1	2	3	4	5	6	7	8	9	AB	R	H	RBI	BB	SO	LOB	TOP				
Adolfo Phillips, R OBP: 0.353, SLG: 0.319 Kevin Collins, L OBP: 0.222, SLG: 0.294	(1, 8) X F8		(1) 0-3 K		(2) 0-0 P4		(3) 4-0 P4			2	0	0	0	0	1	0	Montreal Expos @ Philadelphia Phillies Connie Mack Stadium, Philadelphia, PA Sun Jul 06 1969, 3:33 AM EDT Unknown livebaseballscorecards.com				
Gary Sutherland, R OBP: 0.291, SLG: 0.305 Don Bosch, S OBP: 0.237, SLG: 0.255	(1, 4) X F8		(2) 0-3 K		(3) 0-0 P6		(3) 0-0 F7		(1) 0-0 3-1	2	0	0	0	0	1	0					
Rusty Staub, L OBP: 0.426, SLG: 0.468 Floyd Wicker, L OBP: 0.176, SLG: 0.125	(1, 9) X 1B		(3) 0-3 K		(1) 0-0 F7		(1) 0-0 G3		(2) 0-3 K	3	0	1	0	0	1	0					
Mack Jones, L OBP: 0.393, SLG: 0.512	(1, 7) BB 1B				(2) 0-0 3-1		(2) 0-0 3-1		(1) 0-0 1B	3	1	1	0	2	0	0					
Bob Bailey, R OBP: 0.366, SLG: 0.506 Jose Herrera, R OBP: 0.400, SLG: 0.500	(1, 3) X 1B				(1) 0-0 2B		(1) 0-0 1B		(1) 0-0 1B	2	0	2	0	0	0	0					
Coco Laboy, R OBP: 0.327, SLG: 0.454 John Boccabella, R OBP: 0.165, SLG: 0.189	(1, 5) (4, 2)		(1) 0-3 K		(2) 0-0 3-1		(3) 0-0 F8		(3) 0-3 K	2	0	0	0	0	1	1					
Ron Brand, R OBP: 0.327, SLG: 0.333 Steve Renko, R OBP: 0.375, SLG: 0.375	(1, 2) (4, 1)		(1) 4-0 WP		(3) 0-0 F5		(1) 0-0 4-3			1	0	0	0	1	0	1					
Bobby Wine, R OBP: 0.220, SLG: 0.234	(1, 6)		(2) 0-0 1-3		(1) 0-3 K		(2) 0-0 L9		(2) 0-0 F9	4	0	0	0	0	1	4					
Bill Stoneman, R OBP: 0.163, SLG: 0.128 Roy Face, R OBP: 0.500, SLG: 0.500 Ty Cline, L OBP: 0.333, SLG: 0.215	(1, 1) (2, 1) (4, 3)		(3) 0-3 K		(1) 0-0 1B		(1) 4-0 BB		(1) 0-0 1B	1	0	0	0	0	1	1					
Inning Stats	R: 0 E: 0 K: 0 S: 4	H: 2 LOB: 2 BB: 1 P: 8	R: 0 E: 0 K: 2 S: 7	H: 0 LOB: 1 BB: 1 P: 11	R: 0 E: 0 K: 3 S: 9	H: 0 LOB: 0 BB: 0 P: 9	R: 0 E: 0 K: 0 S: 4	H: 1 LOB: 1 BB: 0 P: 4	R: 0 E: 0 K: 1 S: 6	H: 1 LOB: 1 BB: 0 P: 6	R: 0 E: 0 K: 0 S: 4	H: 1 LOB: 2 BB: 2 P: 11	R: 0 E: 0 K: 0 S: 8	H: 5 LOB: 3 BB: 0 P: 8	R: 0 E: 0 K: 2 S: 8	H: 1 LOB: 2 BB: 1 P: 12		1B: 9 2B: 2 3B: 0 HR: 0	SF: 0 SAC: 0 DP: 0 HBP: 0	WP: 1 PB: 0 SB: 0 CS: 0	PA: 42
PITCHER Bill Champion, R ERA: 3.43	(1, 1)	IP: 9.0 WLS: W BF: 42	H: 11 R: 2 ER: 2 SO: 8	BB: 5 IBB: 0 HBP: 0 BLK: 0	WP: 1 HR: 0 S: 53 P: 73	ERA: 2.00 WHIP: 1.778	PITCHER	IP: WLS: BF: H: R: ER: SO: BB: IBB: HBP: BLK: WP: HR: S: P: ERA: WHIP:													

Batter	1	2	3	4	5	6	7	8	9	AB	R	H	RBI	BB	SO	LOB	BOTTOM		
Tony Taylor, R OBP: 0.318, SLG: 0.328	(1, 4) X 3B		(1) 0-0 1B		(2) 0-0 L1-3					5	4	4	1	0	0	0	Montreal Expos @ Philadelphia Phillies Connie Mack Stadium, Philadelphia, PA Sun Jul 06 1969, 3:33 AM EDT Unknown livebaseballscorecards.com		
John Briggs, L OBP: 0.321, SLG: 0.349	(1, 7) X 1B		(2) 0-0 F5		(1) 0-0 SF8		(3) 0-0 F9			4	1	2	2	1	0	3			
Larry Hisle, R OBP: 0.340, SLG: 0.474 Rich Barry, R	(1, 8) BB (5, 7)		(1) 4-0 BB		(2) 0-0 L6-3		(1) 0-0 F9			2	3	1	1	2	0	0			
Rick Joseph, R OBP: 0.355, SLG: 0.456	(1, 5) X FC5-2-5-1		(2) 0-3 K		(1) 0-0 E5		(2) 0-0 F9			5	2	2	1	0	1	4			
Deron Johnson, R OBP: 0.346, SLG: 0.401	(1, 3)		(1) 4-0 BB		(3) 0-3 K		(1) 4-0 2B			2	1	1	1	3	1	0			
Don Money, R OBP: 0.300, SLG: 0.362	(1, 6) S K		(2) 0-3 K		(1) 0-0 F9		(1) 0-0 2B			5	0	3	3	0	1	3			
Ron Stone, L OBP: 0.293, SLG: 0.269	(1, 9) BB 1B		(3) 0-3 K		(2) 0-0 L3		(3) 0-0 L4-3			4	0	1	2	1	1	4			
Mike Ryan, R OBP: 0.266, SLG: 0.365 Dave Watkins, R OBP: 0.296, SLG: 0.391	(1, 2) (6, 2)		(3) 0-3 K		(3) 0-3 K					4	1	1	0	0	2	5			
Bill Champion, R OBP: 0.188, SLG: 0.250	(1, 1)		(1) 0-0 6-3		(1) 0-3 K		(1) 0-0 F9			5	1	1	0	0	2	1			
Inning Stats	R: 2 E: 0 K: 2 S: 9	H: 2 LOB: 3 BB: 3 P: 21	R: 3 E: 0 K: 2 S: 10	H: 3 LOB: 2 BB: 1 P: 15	R: 5 E: 1 K: 1 S: 10	H: 5 LOB: 2 BB: 2 P: 18	R: 3 E: 1 K: 1 S: 8	H: 3 LOB: 0 BB: 0 P: 8	R: 0 E: 0 K: 1 S: 5	H: 1 LOB: 1 BB: 0 P: 5	R: 0 E: 0 K: 0 S: 4	H: 1 LOB: 2 BB: 1 P: 8	R: 0 E: 0 K: 1 S: 6	H: 1 LOB: 1 BB: 0 P: 6	1B: 11 2B: 3 3B: 2 HR: 0	SF: 1 SAC: 0 DP: 0 HBP: 1		WP: 0 PB: 1 SB: 2 CS: 0	PA: 47
PITCHER Bill Stoneman, R ERA: 5.72 Roy Face, R ERA: 4.29 Steve Renko, R ERA: 7.63	(1, 1) (2, 1) (4, 1)	IP: 1.1 WLS: L BF: 12	H: 3 R: 5 ER: 5 SO: 5	BB: 3 IBB: 1 HBP: 0 BLK: 0	WP: 0 HR: 0 S: 11 P: 28	ERA: 33.75 WHIP: 4.500	PITCHER	IP: WLS: BF: H: R: ER: SO: BB: IBB: HBP: BLK: WP: HR: S: P: ERA: WHIP:											


Batter	1	2	3	4	5	6	7	8	9	AB	R	H	RBI	BB	SO	LOB	TOP			
Adolfo Phillips, R OBP: 0.345, SLG: 0.310 (1, 8)										4	0	0	0	0	2	1	Montreal Expos @ Philadelphia Phillies Connie Mack Stadium, Philadelphia, PA Sun Jul 06 1969, 3:38 AM EDT Att: 8,664 - Unknown			
Rusty Staub, L OBP: 0.427, SLG: 0.468 (1, 9)	 1B		 1B							4	0	2	0	0	0	0				
Bob Bailey, R OBP: 0.358, SLG: 0.494 (1, 3)	 1B 2B		 1-2							4	1	0	0	0	1	2				
Coco Laboy, R OBP: 0.326, SLG: 0.451 (1, 5)	 1B									4	1	1	0	0	0	0				
Jose Herrera, R OBP: 0.417, SLG: 0.542 (1, 7)	 1-1H 2-H						 2B 1B				4	1	2	2	0	0		0		
Gary Sutherland, R OBP: 0.294, SLG: 0.305 (1, 4)	 BB								 1B		3	1	1	0	1	0		1		
Ron Brand, R OBP: 0.350, SLG: 0.330 (1, 2)	 1-2								 CS 1B 2-H		4	0	1	1	0	0		3		
Bobby Wine, R OBP: 0.229, SLG: 0.242 (1, 6)							 1-2 1B		 2-3 1B		4	1	2	0	0	0		0		
Gary Waslewski, R OBP: 0.143, SLG: 0.286 (1, 1)							 1-1H 2-H		 3-H		4	0	1	2	0	1		2		
Inning Stats	R: 2 E: 0 K: 1 S: 8	H: 3 LOB: 2 BB: 1 P: 12	R: 0 E: 0 K: 1 S: 5	H: 0 LOB: 0 BB: 0 P: 5	R: 0 E: 0 K: 0 S: 3	H: 1 LOB: 0 BB: 0 P: 3	R: 0 E: 0 K: 0 S: 3	H: 0 LOB: 0 BB: 0 P: 3	R: 0 E: 0 K: 1 S: 5	H: 0 LOB: 0 BB: 0 P: 5	R: 2 E: 0 K: 0 S: 6	H: 3 LOB: 1 BB: 0 P: 6	R: 0 E: 0 K: 0 S: 3	H: 0 LOB: 0 BB: 0 P: 3	R: 1 E: 1 K: 1 S: 7	H: 3 LOB: 1 BB: 0 P: 7		1B: 8 2B: 2 3B: 0 HR: 0	SF: 0 SAC: 0 DP: 1 HBP: 0	WP: 0 PB: 0 SB: 0 CS: 1
PITCHER Grant Jackson, L ERA: 3.15 (1, 1)	IP: 9.0 WLS: L BF: 36	H: 10 R: 5 ER: 5 SO: 4	BB: 1 IBB: 0 HBP: 0 BLK: 0	WP: 0 HR: 0 S: 43 P: 47	ERA: 5.00 WHIP: 1.222	PITCHER														


AB	35
R	5
H	10
RBI	5
BB	1
SO	4
LOB	9



Batter	1	2	3	4	5	6	7	8	9	AB	R	H	RBI	BB	SO	LOB	BOTTOM		
Tony Taylor, R OBP: 0.315, SLG: 0.325 (1, 4)										3	0	0	0	0	0	0	Montreal Expos @ Philadelphia Phillies Connie Mack Stadium, Philadelphia, PA Sun Jul 06 1969, 3:38 AM EDT Att: 8,664 - Unknown		
John Briggs, L OBP: 0.317, SLG: 0.344 (1, 7)										3	0	0	0	0	0	0			
Larry Hise, R OBP: 0.337, SLG: 0.469 (1, 8)										3	0	0	0	0	2	0			
Rick Joseph, R OBP: 0.354, SLG: 0.453 (1, 5)		 1B			 1B					3	0	1	0	0	0	0			
Deron Johnson, R OBP: 0.346, SLG: 0.397 (1, 3)					 1-2			 G6-4-3		2	0	0	0	1	1	1			
Don Money, R OBP: 0.296, SLG: 0.356 (1, 6)								 1-2		3	0	0	0	0	1	1			
Ron Stone, L OBP: 0.286, SLG: 0.261 (1, 9)										3	0	0	0	0	1	0			
Mike Ryan, R OBP: 0.263, SLG: 0.361 (1, 2)										3	0	0	0	0	0	0			
Grant Jackson, S OBP: 0.200, SLG: 0.250 (1, 1) Rich Barry, R (9, PH)										2	0	0	0	0	0	0			
Inning Stats	R: 0 E: 0 K: 0 S: 3	H: 0 LOB: 0 BB: 0 P: 3	R: 0 E: 0 K: 2 S: 7	H: 0 LOB: 0 BB: 0 P: 7	R: 0 E: 0 K: 0 S: 3	H: 0 LOB: 0 BB: 0 P: 3	R: 0 E: 0 K: 1 S: 5	H: 0 LOB: 0 BB: 0 P: 5	R: 0 E: 0 K: 0 S: 2	H: 0 LOB: 0 BB: 1 P: 6	R: 0 E: 0 K: 1 S: 5	H: 0 LOB: 0 BB: 0 P: 5	R: 0 E: 0 K: 0 S: 5	H: 0 LOB: 0 BB: 0 P: 5	1B: 1 2B: 0 3B: 0 HR: 0	SF: 0 SAC: 0 DP: 2 HBP: 0		WP: 0 PB: 0 SB: 0 CS: 0	PA: 27
PITCHER Gary Waslewski, R ERA: 2.7 (1, 1)	IP: 9.0 WLS: W BF: 27	H: 1 R: 0 ER: 0 SO: 5	BB: 1 IBB: 0 HBP: 0 BLK: 0	WP: 0 HR: 0 S: 36 P: 40	ERA: 0.00 WHIP: 0.222	PITCHER													



Batter	1	2	3	4	5	6	7	8	9	AB R H RBI BB SO LOB	TOP											
Lou Brock, L OBP: 0.337, SLG: 0.445 (1, 7)	4-0 BB 1B	0-0 1-H 1B		0-0 1B 2B		0-0 1-3		0-3 K		4 1 2 1 1 1 0	St. Louis Cardinals @ Philadelphia Phillies Connie Mack Stadium, Philadelphia, PA Tue Jul 08 1969, 7:05 PM EDT Att: 8,522 - Unknown AB 36 R 6 H 12 RBI 6 BB 3 SO 6 LOB 13 											
Curt Flood, R OBP: 0.329, SLG: 0.340 (1, 8)	4-0 1B BB	4-0 1-2 BB		0-0 2-3 1B		0-0 5-3		0-0 6-3	3 1 1 0 2 0 0													
Vada Pinson, L OBP: 0.324, SLG: 0.420 (1, 9)	0-0 1B SF7	0-0 F5		0-0 G3		0-3 K		0-0 P6	5 1 1 1 0 1 4													
Joe Torre, R OBP: 0.349, SLG: 0.468 (1, 3)	0-0 1-3 1B	0-0 6-3			0-0 5-3		0-3 K	0-3 K	5 0 1 1 0 2 2													
Tim McCarver, L OBP: 0.353, SLG: 0.398 (1, 2)	0-0 SF7		0-0 F8		0-0 1B 1B		0-0 2B		3 1 2 1 0 0 0													
Mike Shannon, R OBP: 0.310, SLG: 0.372 (1, 5)	0-0 G6-4-3		0-0 G5-4-3 1B		0-0 F8		0-0 5-3		4 0 1 0 0 0 3													
Phil Gagliano, R OBP: 0.329, SLG: 0.303 (1, 4)		0-0 HR		0-0 G5-4-3 1B		0-0 1B 1-2 1B		0-0 5-3	4 1 2 1 0 0 2													
Steve Huntz, S OBP: 0.301, SLG: 0.195 (1, 6)		0-0 F9		0-0 P6	0-0 FC5-4 1B		0-0 G3		4 0 1 1 0 0 0													
Bob Gibson, R OBP: 0.274, SLG: 0.322 (1, 1)		0-0 S 1B		0-3 K	0-0 FC5-4 1-2		0-3 K		4 1 1 0 0 2 2													
Inning Stats	R: 3 E: 0 K: 0 S: 4	H: 2 LOB: 0 BB: 2 P: 12	R: 2 E: 0 K: 0 S: 6	H: 3 LOB: 2 BB: 1 P: 10	R: 0 E: 0 K: 0 S: 3	H: 1 LOB: 0 BB: 0 P: 3	R: 0 E: 0 K: 1 S: 7	H: 2 LOB: 2 BB: 0 P: 7	R: 1 E: 0 K: 0 S: 6	H: 3 LOB: 2 BB: 0 P: 6	R: 0 E: 0 K: 1 S: 5	H: 0 LOB: 0 BB: 0 P: 5	R: 0 E: 0 K: 1 S: 6	H: 1 LOB: 1 BB: 0 P: 6	R: 0 E: 0 K: 0 S: 7	H: 0 LOB: 0 BB: 0 P: 7	R: 0 E: 0 K: 1 S: 5	H: 0 LOB: 0 BB: 0 P: 5	1B: 9 2B: 2 3B: 0 HR: 1	SF: 1 SAC: 0 DP: 2 HBP: 0	WP: 0 PB: 0 SB: 1 CS: 0	PA: 40
PITCHER	IP WLS BF H R ER SO BB IBB HBP BLK WP HR S P ERA WHIP											PITCHER	IP WLS BF H R ER SO BB IBB HBP BLK WP HR S P ERA WHIP									
Jerry Johnson, R ERA: 5.22 (1, 1)	0.0 L 4 2 3 0 2 0 0 0 0 0 0 0 2 10 ∞ ∞																					
Al Raffa, R ERA: 2.51 (1, 1)	2.0 9 3 2 2 0 1 0 0 0 0 0 1 8 12 9.00 2.000																					
Turk Farrell, R ERA: 3.4 (3, 1)	4.0 17 6 1 1 2 0 0 0 0 0 0 0 21 21 2.25 1.500																					
Rick Wise, R ERA: 2.73 (7, 1)	2.0 7 1 0 0 3 0 0 0 0 0 0 0 13 13 0.00 0.500																					
Bill Wilson, R ERA: 3.31 (9, 1)	1.0 3 0 0 0 1 0 0 0 0 0 0 0 5 5 0.00 0.000																					

Batter	1	2	3	4	5	6	7	8	9	AB R H RBI BB SO LOB	BOTTOM									
Tony Taylor, R OBP: 0.316, SLG: 0.330 (1, 4)	0-0 G6-4-3 BB 1B	0-0 5-3		0-3 K		0-0 6-3			0-0 HBP SF7 2B	5 2 2 0 0 1 3	St. Louis Cardinals @ Philadelphia Phillies Connie Mack Stadium, Philadelphia, PA Tue Jul 08 1969, 7:05 PM EDT Att: 8,522 - Unknown AB 33 R 3 H 8 RBI 3 BB 7 SO 6 LOB 28 									
John Briggs, L OBP: 0.323, SLG: 0.344 (1, 7)	4-0 G6-4-3 BB		0-0 2B 4-3 1B		4-0 PB 1B BB		0-3 K		0-0 F7	3 1 1 0 2 1 1										
Larry Hise, R OBP: 0.341, SLG: 0.471 (1, 8)	0-0 G6-4-3		0-0 4-3 2B		0-3 K		4-0 P6-4 BB		4-0 HBP BB	3 0 1 0 2 1 3										
Rick Joseph, R OBP: 0.373, SLG: 0.464 (1, 5)	0-0 FC6-4 1B		0-0 F3		0-0 PB 1B		0-0 BB		1-0 HBP	4 0 3 1 0 0 2										
Deron Johnson, R OBP: 0.338, SLG: 0.388 (1, 3)	0-0 FC6-4		0-0 4-3		0-0 P4		0-0 P6-4		0-0 SF7	4 0 0 2 0 0 6										
Don Money, R OBP: 0.296, SLG: 0.354 (1, 6)		0-0 E6 BB	0-0 F8		4-0 1-2 2-3 BB		0-0 1B		0-0 6-3	4 0 1 0 1 0 3										
Ron Stone, L OBP: 0.285, SLG: 0.254 (1, 9)		4-0 BB		0-0 L8	0-0 F2		0-0 F5			3 0 0 0 1 0 4										
Mike Ryan, R OBP: 0.260, SLG: 0.356 (1, 2)		0-3 K		0-0 F7		0-3 K		0-0 F2		4 0 0 0 0 2 3										
Jerry Johnson, R OBP: 0.379, SLG: 0.115 (1, 1)		0-3 K		4-0 BB		0-0 F9		0-0 F3		0 0 0 0 0 0 0										
Al Raffa, R OBP: 0.167, SLG: 0.167 (2, PH)										0 0 0 0 0 0 0										
Vic Roznovsky, L OBP: 0.306, SLG: 0.222 (3, 1)										1 0 0 0 0 0 1 2										
Turk Farrell, R OBP: 0.329, SLG: 0.291 (3, 1)										1 0 0 0 0 1 0 0										
Cookie Rojas, R OBP: 0.329, SLG: 0.324 (5, PH)										1 0 0 0 0 0 0 0										
Rick Wise, R OBP: 0.329, SLG: 0.324 (7, 1)										0 0 0 0 0 0 0 0										
Rich Barry, R OBP: 0.329, SLG: 0.324 (8, PH)										1 0 0 0 0 0 0 1										
Bill Wilson, R OBP: 0.329, SLG: 0.324 (9, 1)										0 0 0 0 0 0 0 0										
Inning Stats	R: 1 E: 0 K: 0 S: 4	H: 2 LOB: 1 BB: 1 P: 8	R: 0 E: 1 K: 2 S: 8	H: 0 LOB: 2 BB: 1 P: 12	R: 1 E: 0 K: 0 S: 5	H: 2 LOB: 1 BB: 0 P: 5	R: 0 E: 0 K: 1 S: 5	H: 0 LOB: 0 BB: 0 P: 5	R: 0 E: 0 K: 1 S: 5	H: 1 LOB: 1 BB: 1 P: 9	R: 0 E: 0 K: 0 S: 4	H: 1 LOB: 1 BB: 0 P: 4	R: 0 E: 0 K: 0 S: 4	H: 1 LOB: 2 BB: 1 P: 9	R: 1 E: 0 K: 0 S: 4	H: 1 LOB: 1 BB: 1 P: 9	1B: 6 2B: 3 3B: 0 HR: 0	SF: 1 SAC: 0 DP: 2 HBP: 1	WP: 0 PB: 1 SB: 0 CS: 0	PA: 42
PITCHER	IP WLS BF H R ER SO BB IBB HBP BLK WP HR S P ERA WHIP											PITCHER	IP WLS BF H R ER SO BB IBB HBP BLK WP HR S P ERA WHIP							
Bob Gibson, R ERA: 2.28 (1, 1)	9.0 W 42 8 3 3 6 7 0 1 0 0 0 0 46 75 3.00 1.667																			

Batter	1	2	3	4	5	6	7	8	9	AB	R	H	RBI	BB	SO	LOB	TOP		
Lou Brock, L OBP: 0.338, SLG: 0.446 (1,7)										4	1	2	0	0	0	1			
Curt Flood, R OBP: 0.326, SLG: 0.338 (1,8)										4	0	1	0	0	1	2			
Vada Pinson, L OBP: 0.326, SLG: 0.419 (1,9)										3	0	1	1	1	1	1			
Joe Torre, R OBP: 0.351, SLG: 0.467 (1,3)										3	0	1	0	0	1	0			
Mike Shannon, R OBP: 0.312, SLG: 0.377 (1,5)										4	0	2	0	0	0	5			
Tim McCarver, L OBP: 0.345, SLG: 0.392 (1,2)										4	0	0	0	0	1	5			
Julian Javier, R OBP: 0.304, SLG: 0.377 (1,4)										4	0	0	0	0	0	4			
Steve Huntz, S OBP: 0.309, SLG: 0.190 (1,6)										2	0	0	0	2	0	1			
Nelson Briles, R OBP: 0.143, SLG: 0.175 (1,1)										2	0	0	0	0	2	1			
Mudcat Grant, R OBP: 0.269, SLG: 0.208 (4,1)										0	0	0	0	0	0	0			
Jim Ellis, R (7,1)										0	0	0	0	0	0	0			
Phil Gagliano, R OBP: 0.325, SLG: 0.299 (9, PH)										1	0	0	0	0	0	1			
Inning Stats	R: 0 E: 0 K: 0 S: 4	H: 2 LOB: 2 BB: 1 P: 8	R: 0 E: 0 K: 2 S: 7	H: 0 LOB: 1 BB: 1 P: 11	R: 1 E: 1 K: 0 S: 6	H: 3 LOB: 3 BB: 0 P: 7	R: 0 E: 0 K: 1 S: 5	H: 0 LOB: 0 BB: 0 P: 5	R: 0 E: 0 K: 0 S: 3	H: 1 LOB: 1 BB: 0 P: 4	R: 0 E: 0 K: 2 S: 7	H: 0 LOB: 1 BB: 0 P: 8	R: 0 E: 0 K: 1 S: 5	H: 1 LOB: 0 BB: 1 P: 5	R: 0 E: 0 K: 0 S: 2	H: 0 LOB: 0 BB: 1 P: 6	1B: 6 2B: 1 3B: 0 HR: 0	SF: 0 SAC: 0 DP: 2 HBP: 2	WP: 0 PA: 36 PB: 0 SB: 0 CS: 1
PITCHER Woodie Fryman, L ERA: 4.09 (1,1)	IP: 9.0 WLS: W BF: 36 H: 7 R: 1 ER: 1 SO: 6 BB: 3 IBB: 0 HBP: 2 BLK: 0 WP: 0 HR: 0 S: 43 P: 57 ERA: 1.00 WHIP: 1.111															PITCHER			

St. Louis Cardinals @ Philadelphia Phillies
 Connie Mack Stadium, Philadelphia, PA
 Wed Jul 09 1969, 7:05 PM EDT
 Unknown

AB 31
 R 1
 H 7
 RBI 1
 BB 3
 SO 6
 LOB 21



Batter	1	2	3	4	5	6	7	8	9	AB	R	H	RBI	BB	SO	LOB	BOTTOM		
Tony Taylor, R OBP: 0.318, SLG: 0.326 (1,4)										3	1	0	0	2	0	1			
John Briggs, L OBP: 0.323, SLG: 0.362 (1,7)										4	1	2	2	1	2	2			
Larry Hisle, R OBP: 0.339, SLG: 0.470 (1,8)										5	0	1	0	0	1	5			
Rick Joseph, R OBP: 0.390, SLG: 0.469 (1,5)										3	2	2	0	2	0	1			
Deron Johnson, R OBP: 0.335, SLG: 0.389 (1,3)										5	0	1	0	0	0	6			
Don Money, R OBP: 0.306, SLG: 0.372 (1,6)										4	2	3	1	0	0	1			
Ron Stone, L OBP: 0.306, SLG: 0.261 (1,9)										1	1	1	0	3	0	0			
Mike Ryan, R OBP: 0.260, SLG: 0.358 (1,2)										4	0	1	2	0	1	5			
Woodie Fryman, R OBP: 0.070, SLG: 0.048 (1,1)										4	0	1	0	0	0	4			
Inning Stats	R: 2 E: 0 K: 0 S: 4	H: 1 LOB: 1 BB: 2 P: 12	R: 0 E: 0 K: 0 S: 4	H: 2 LOB: 1 BB: 0 P: 4	R: 0 E: 0 K: 1 S: 6	H: 1 LOB: 1 BB: 0 P: 6	R: 2 E: 1 K: 2 S: 9	H: 1 LOB: 2 BB: 2 P: 17	R: 1 E: 0 K: 1 S: 7	H: 3 LOB: 2 BB: 1 P: 11	R: 0 E: 0 K: 0 S: 3	H: 1 LOB: 0 BB: 0 P: 3	R: 2 E: 0 K: 0 S: 5	H: 3 LOB: 1 BB: 1 P: 9	R: 0 E: 1 K: 0 S: 3	H: 0 LOB: 2 BB: 2 P: 11	1B: 6 2B: 6 3B: 0 HR: 1	SF: 0 SAC: 0 DP: 2 HBP: 0	WP: 0 PA: 42 PB: 0 SB: 0 CS: 1
PITCHER Nelson Briles, R ERA: 4.42 (1,1)	IP: 3.0 WLS: L BF: 16 H: 5 R: 4 ER: 2 SO: 1 BB: 3 IBB: 0 HBP: 0 BLK: 0 WP: 0 HR: 1 S: 15 P: 27 ERA: 6.00 WHIP: 2.667															PITCHER			
Mudcat Grant, R ERA: 4.98 (4,1)	3.1 19 7 3 3 3 1 2 0 0 0 0 22 34 8.10 2.400																		
Jim Ellis, L ERA: (7,1)	1.2 6 0 0 0 0 1 1 0 0 0 0 4 12 0.00 0.600																		

St. Louis Cardinals @ Philadelphia Phillies
 Connie Mack Stadium, Philadelphia, PA
 Wed Jul 09 1969, 7:05 PM EDT
 Unknown

AB 33
 R 7
 H 12
 RBI 5
 BB 8
 SO 4
 LOB 25



Batter	1	2	3	4	5	6	7	8	9	AB	R	H	RBI	BB	SO	LOB	TOP					
Lou Brock, L OBP: 0.339, SLG: 0.456 (1, 7)										5	1	2	2	0	1	1	St. Louis Cardinals @ Philadelphia Phillies Connie Mack Stadium, Philadelphia, PA Wed Jul 09 1969, 7:05 PM EDT Att: 13,919 - Unknown					
Curt Flood, R OBP: 0.326, SLG: 0.336 (1, 8)										5	0	1	0	0	0	3						
Vada Pinson, L OBP: 0.328, SLG: 0.430 (1, 9)										5	2	2	1	0	1	2						
Joe Torre, R OBP: 0.354, SLG: 0.478 (1, 3)										5	1	3	1	0	0	1						
Tim McCarver, L OBP: 0.347, SLG: 0.389 (1, 2)										5	0	1	1	0	0	3						
Mike Shannon, R OBP: 0.314, SLG: 0.378 (1, 5)										4	0	1	0	1	0	3						
Phil Gagliano, R Julian Javier, R OBP: 0.304, SLG: 0.377 (8, 4)										4	0	0	0	0	1	3						
Steve Huntz, S OBP: 0.317, SLG: 0.195 (1, 6)										3	0	1	0	1	1	0						
Dave Giusti, R Chuck Taylor, R Vic Davalillo, L Ray Washburn, R Bill White, L Nelson Briles, R Dane Reynolds, R Boots Day, L Joe Hoerner, R										8	0	0	0	0	0	0						
Inning Stats	R: 0 E: 0 K: 1 S: 7	H: 2 LOB: 2 BB: 0 P: 7	R: 0 E: 0 K: 2 S: 7	H: 0 LOB: 0 BB: 0 P: 7	R: 0 E: 0 K: 2 S: 8	H: 1 LOB: 1 BB: 0 P: 8	R: 1 E: 0 K: 1 S: 7	H: 2 LOB: 2 BB: 1 P: 11	R: 0 E: 0 K: 0 S: 3	H: 0 LOB: 0 BB: 0 P: 3	R: 0 E: 0 K: 0 S: 4	H: 1 LOB: 1 BB: 0 P: 4	R: 0 E: 0 K: 1 S: 5	H: 0 LOB: 1 BB: 1 P: 9	R: 1 E: 0 K: 0 S: 5	H: 2 LOB: 1 BB: 0 P: 5		R: 3 E: 1 K: 0 S: 8	H: 4 LOB: 2 BB: 0 P: 8	1B: 7 2B: 2 3B: 0 HR: 3	SF: 0 SAC: 0 DP: 0 HBP: 0	WP: 0 PB: 0 SB: 0 CS: 0
PITCHER	IP WLS BF H R ER SO BB IBB HBP BLK WP HR S P ERA WHIP																					
Lowell Palmer, R ERA: 5.35 (1, 1)	8.2 L 41 12 5 4 7 2 0 0 0 0 0 3 53 61 4.15 1.615																					
Bill Wilson, R ERA: 3.28 (9, 1)	0.1 1 0 0 0 0 0 0 0 0 0 0 0 1 1 0.00 0.000																					

Batter	1	2	3	4	5	6	7	8	9	AB	R	H	RBI	BB	SO	LOB	BOTTOM			
Tony Taylor, R OBP: 0.319, SLG: 0.322 (1, 4)										3	1	0	0	2	1	0	St. Louis Cardinals @ Philadelphia Phillies Connie Mack Stadium, Philadelphia, PA Wed Jul 09 1969, 7:05 PM EDT Att: 13,919 - Unknown			
John Briggs, L OBP: 0.335, SLG: 0.366 (1, 7)										3	0	1	2	2	1	1				
Larry Hise, R OBP: 0.337, SLG: 0.465 (1, 8)										5	0	1	0	0	2	3				
Rick Joseph, R OBP: 0.383, SLG: 0.453 (1, 5)										4	0	0	0	1	1	4				
Deron Johnson, R OBP: 0.333, SLG: 0.383 (1, 3)										3	0	0	0	1	1	2				
Don Money, R OBP: 0.314, SLG: 0.386 (1, 6)										3	0	2	0	1	0	3				
Ron Stone, L OBP: 0.312, SLG: 0.263 (1, 9)										3	1	1	0	1	0	2				
Mike Ryan, R OBP: 0.260, SLG: 0.356 (1, 2)										4	1	1	0	0	1	3				
Lowell Palmer, R Bill Wilson, R										3	0	0	0	0	3	3				
Inning Stats	R: 0 E: 0 K: 1 S: 6	H: 1 LOB: 3 BB: 2 P: 14	R: 3 E: 0 K: 0 S: 6	H: 3 LOB: 1 BB: 1 P: 10	R: 0 E: 0 K: 2 S: 8	H: 1 LOB: 2 BB: 1 P: 12	R: 0 E: 0 K: 1 S: 5	H: 0 LOB: 2 BB: 2 P: 13	R: 0 E: 0 K: 3 S: 9	H: 0 LOB: 1 BB: 1 P: 13	R: 0 E: 0 K: 0 S: 2	H: 0 LOB: 0 BB: 1 P: 6	R: 0 E: 0 K: 1 S: 5	H: 0 LOB: 0 BB: 0 P: 5	R: 0 E: 0 K: 1 S: 5	H: 0 LOB: 0 BB: 0 P: 5		1B: 3 2B: 3 3B: 0 HR: 0	SF: 0 SAC: 1 DP: 1 HBP: 0	WP: 2 PB: 0 SB: 2 CS: 0
PITCHER	IP WLS BF H R ER SO BB IBB HBP BLK WP HR S P ERA WHIP																			
Dave Giusti, R ERA: 3.83 (1, 1)	1.1 7 1 0 0 2 0 1 0 0 0 0 0 10 22 0.00 0.600																			
Chuck Taylor, R ERA: 1.59 (2, 1)	1.2 7 1 0 0 2 0 1 0 0 0 0 0 10 14 0.00 0.600																			
Ray Washburn, R ERA: 2.99 (4, 1)	3.0 13 1 0 0 5 2 1 0 0 1 0 0 20 32 0.00 1.000																			
Nelson Briles, R ERA: 4.34 (7, 1)	2.0 W 6 0 0 0 1 1 0 0 0 0 0 0 7 11 0.00 0.500																			
Joe Hoerner, L ERA: 2.23 (9, 1)	1.0 S 3 0 0 0 1 0 0 0 0 0 0 0 5 5 0.00 0.000																			

Batter	1	2	3	4	5	6	7	8	9	AB	R	H	RBI	BB	SO	LOB	TOP								
Lou Brock, L OBP: 0.340, SLG: 0.454 (1, 7)	E7 2B		4-3		F7		G6-4-3 1B		4-0 2B IBB	4	2	1	0	1	0	0	St. Louis Cardinals @ Philadelphia Phillies Connie Mack Stadium, Philadelphia, PA Thu Jul 10 1969, 7:05 PM EDT Att: 3,888 - Unknown livebaseballscorecards.com								
Curt Flood, R OBP: 0.330, SLG: 0.346 (1, 8)	PB SF7 2B		K				G6-4-3 1-2f		1-0 1B 2B	5	2	3	3	0	1	1									
Vada Pinson, L OBP: 0.329, SLG: 0.427 (1, 9)	K				4-0 2B BB				0-0 P2 1B	4	1	1	1	1	1	2									
Joe Torre, R OBP: 0.352, SLG: 0.479 (1, 3)	SF7				1-3 2B 2B				0-0 F8 F9	4	1	1	1	0	1	1									
Mike Shannon, R OBP: 0.313, SLG: 0.377 (1, 5)	6-3				F9				0-0 L8 1B	4	0	1	0	0	0	2									
Tim McCarver, L OBP: 0.345, SLG: 0.387 (1, 2)					K				0-0 E6 HR 1B	4	1	1	0	0	2	3									
Julian Javier, R OBP: 0.307, SLG: 0.393 (1, 4)					F9				0-0 4-3	4	1	2	4	0	0	0									
Steve Huntz, S OBP: 0.314, SLG: 0.188 (1, 6)					K				4-0 6-3 2B BB	3	1	0	0	1	1	1									
Mike Torrez, R OBP: 0.105, SLG: 0.158 (1, 1)					P4				0-0 6-3	3	0	0	0	0	1	0									
Mudcat Grant, R OBP: 0.259, SLG: 0.200 (7, 1)					F9				1-2 6-3	1	0	0	0	0	0	1									
Inning Stats	R: 2 E: 1 K: 1 S: 7	H: 1 LOB: 0 BB: 0 P: 7	R: 0 E: 0 K: 1 S: 5	H: 0 LOB: 0 BB: 0 P: 5	R: 0 E: 0 K: 1 S: 5	H: 0 LOB: 0 BB: 0 P: 5	R: 2 E: 0 K: 1 S: 7	H: 2 LOB: 1 BB: 1 P: 11	R: 0 E: 0 K: 0 S: 4	H: 1 LOB: 0 BB: 0 P: 4	R: 2 E: 1 K: 0 S: 5	H: 2 LOB: 0 BB: 0 P: 5	R: 0 E: 0 K: 1 S: 5	H: 1 LOB: 0 BB: 0 P: 5	R: 0 E: 0 K: 2 S: 8	H: 1 LOB: 1 BB: 0 P: 8	R: 3 E: 0 K: 0 S: 5	H: 2 LOB: 1 BB: 2 P: 13	1B: 5 2B: 4 3B: 0 HR: 1	SF: 1 SAC: 0 DP: 1 HBP: 0	WP: 0 PB: 1 SB: 0 CS: 0	PA: 40			
PITCHER	IP	WLS	BF	H	R	ER	SO	BB	IBB	HBP	BLK	WP	HR	S	P	ERA	WHIP								
Grant Jackson, L ERA: 3.17 (1, 1)	5.0	L	21	4	4	2	4	1	0	0	0	0	0	28	32	3.60	1.000								
Al Raffa, R ERA: 2.99 (6, 1)	1.0		5	2	2	2	0	0	0	0	0	0	1	5	5	18.00	2.000								
John Boozar, R ERA: 2.38 (7, 1)	2.0		7	2	0	0	3	0	0	0	0	0	0	13	13	0.00	1.000								
Bill Wilson, R ERA: 3.93 (9, 1)	1.0		7	2	3	3	0	1	1	0	0	0	0	5	13	27.00	3.000								

Batter	1	2	3	4	5	6	7	8	9	AB	R	H	RBI	BB	SO	LOB	BOTTOM								
Tony Taylor, R OBP: 0.317, SLG: 0.318 (1, 4)	6-3		4-3		3-1 1-2 2-3 BB	K		5-3		4	0	0	0	1	1	3	St. Louis Cardinals @ Philadelphia Phillies Connie Mack Stadium, Philadelphia, PA Thu Jul 10 1969, 7:05 PM EDT Att: 3,888 - Unknown livebaseballscorecards.com								
John Briggs, L OBP: 0.328, SLG: 0.357 (1, 9)	G3		G3		3-1 1-2 2-3 3-H 4-0				0-0 G3	5	0	0	1	0	0	2									
Larry Hisle, R OBP: 0.341, SLG: 0.465 (1, 8)	K		K		BB				0-0 FC5 BB 1B	4	0	2	0	1	2	0									
Rick Joseph, R OBP: 0.376, SLG: 0.443 (1, 5)		1-3 1B 1B		6-3	K				0-0 L4 L6-3	5	1	1	0	0	1	5									
Deron Johnson, R OBP: 0.332, SLG: 0.377 (1, 3)		1-3 1-2		F9					4-0 F8 1-2 BB	3	0	0	0	1	0	1									
Don Money, R OBP: 0.317, SLG: 0.393 (1, 6)				K					0-0 FC5	4	1	2	1	0	1	2									
Rich Barry, R OBP: 0.300, SLG: 0.125 (1, 7)					BB 1B 3-1 HBP	G3			0-0 P6	3	1	1	0	0	0	1									
Mike Ryan, R OBP: 0.263, SLG: 0.356 (1, 2)					3-1 1-2 BB 1B				0-0 P4	3	0	1	0	1	1	2									
Grant Jackson, S OBP: 0.198, SLG: 0.245 (5, PH)					K				0-0 E6	1	0	0	0	0	0	2									
Cookie Rojas, R OBP: 0.286, SLG: 0.289 (6, 1)									0-0 E6	1	0	0	0	0	1	2									
Al Raffa, R OBP: 0.187, SLG: 0.167 (6, PH)									0-0 E6	0	0	0	0	0	0	0									
Ron Stone, L OBP: 0.187, SLG: 0.209 (6, PH)									0-0 E6	0	0	0	0	0	0	0									
John Boozar, R OBP: 0.292, SLG: 0.250 (7, 1)									0-0 E6	0	0	0	0	0	0	0									
Dave Watkins, R OBP: 0.206, SLG: 0.375 (8, PH)									0-0 E6	0	0	0	0	0	0	0									
Bill Wilson, R OBP: 0.206, SLG: 0.375 (9, 1)									0-0 E6	0	0	0	0	0	0	0									
Inning Stats	R: 0 E: 0 K: 1 S: 5	H: 0 LOB: 0 BB: 0 P: 5	R: 1 E: 0 K: 1 S: 8	H: 3 LOB: 2 BB: 0 P: 8	R: 0 E: 0 K: 1 S: 5	H: 0 LOB: 0 BB: 0 P: 5	R: 0 E: 0 K: 1 S: 5	H: 0 LOB: 0 BB: 0 P: 5	R: 1 E: 0 K: 2 S: 8	H: 1 LOB: 3 BB: 2 P: 17	R: 1 E: 0 K: 1 S: 7	H: 2 LOB: 2 BB: 1 P: 11	R: 0 E: 0 K: 0 S: 4	H: 1 LOB: 1 BB: 1 P: 8	R: 0 E: 1 K: 0 S: 4	H: 0 LOB: 1 BB: 0 P: 4	R: 0 E: 0 K: 0 S: 3	H: 1 LOB: 0 BB: 0 P: 3	1B: 7 2B: 2 3B: 0 HR: 0	SF: 0 SAC: 0 DP: 1 HBP: 1	WP: 0 PB: 0 SB: 0 CS: 0	PA: 40			
PITCHER	IP	WLS	BF	H	R	ER	SO	BB	IBB	HBP	BLK	WP	HR	S	P	ERA	WHIP								
Mike Torrez, R ERA: 4.7 (1, 1)	6.2	W	32	7	3	3	3	4	0	1	0	0	0	41	58	4.05	1.650								
Mudcat Grant, R ERA: 4.84 (7, 1)	2.1	S	8	1	0	0	0	0	0	0	0	0	0	8	8	0.00	0.429								

Batter	1	2	3	4	5	6	7	8	9	AB	R	H	RBI	BB	SO	LOB	TOP																									
Tony Taylor, R OBP: 0.318, SLG: 0.319 (1, 5)	F9			BB 1B		F8	FC4-6		BB 1B	5	0	2	1	0	0	2	Philadelphia Phillies @ Chicago Cubs Wrigley Field, Chicago, IL Fri Jul 11 1969, 3:33 AM CDT Att: 24,509 - Sunny - 80 F																									
Cookie Rojas, R OBP: 0.288, SLG: 0.292 (1, 4)	G6-4-3 1B			F7		K		G6-4-3 1B	F5	5	0	2	0	0	1	3																										
Larry Hisle, R OBP: 0.342, SLG: 0.462 (1, 8)	G6-4-3 1-2			G4-6-3 BB		F9		K	BB 1B	4	0	1	1	1	1	2																										
Rick Joseph, R OBP: 0.370, SLG: 0.429 (1, 3)		5-3		G4-6-3 1-2			K	G6-4-3	BB	4	0	0	0	1	1	3																										
John Briggs, L OBP: 0.329, SLG: 0.387 (1, 7)		P5			5-3		HR		K	5	2	2	2	0	1	3																										
Don Money, R OBP: 0.312, SLG: 0.386 (1, 6)		6-3			F8		K		5-3	4	0	0	0	0	1	0																										
Ron Stone, L OBP: 0.329, SLG: 0.303 (1, 9)			4-3		BB 1B		WP 1B		HR	3	3	2	1	1	0	0																										
Mike Ryan, R OBP: 0.269, SLG: 0.357 (9, FR)			F3		1B		1B		1B	2	0	1	0	2	0	0																										
Terry Harmon, R OBP: 0.317, SLG: 0.279 (9, PH)					1-2 BB		1-2 BB		1B	0	1	0	0	0	0	0																										
Bill Wilson, R (9, PH)									1B	0	0	0	0	0	0	0																										
Bill Champion, R OBP: 0.222, SLG: 0.278 (1, 1)									1B	2	0	1	1	0	1	0																										
Deron Johnson, R OBP: 0.335, SLG: 0.380 (7, PH)									1B	1	0	1	1	0	0	0																										
John Boozer, R OBP: 0.250, SLG: 0.250 (9, PH)									1B	0	0	0	0	0	0	0																										
Dave Watkins, R OBP: 0.310, SLG: 0.400 (9, 2)					1-3 2-H		1-3 2-H		1B	1	1	1	0	0	0	0																										
Inning Stats	R: 0 E: 0 K: 0 S: 3	H: 1 LOB: 0 BB: 0 P: 3	R: 0 E: 0 K: 0 S: 3	H: 0 LOB: 0 BB: 0 P: 3	R: 0 E: 0 K: 1 S: 5	H: 0 LOB: 0 BB: 1 P: 5	R: 0 E: 0 K: 0 S: 3	H: 1 LOB: 1 BB: 1 P: 7	R: 1 E: 0 K: 0 S: 3	H: 1 LOB: 2 BB: 2 P: 11	R: 0 E: 0 K: 1 S: 5	H: 0 LOB: 0 BB: 0 P: 5	R: 2 E: 0 K: 2 S: 10	H: 3 LOB: 2 BB: 1 P: 14	R: 0 E: 0 K: 1 S: 5	H: 1 LOB: 0 BB: 0 P: 5	R: 4 E: 0 K: 1 S: 11	H: 6 LOB: 3 BB: 1 P: 15	1B: 10 2B: 0 3B: 0 HR: 3	SF: 0 SAC: 0 DP: 3 HBP: 0	WP: 1 PA: 41 PB: 0 SB: 0 CS: 0																					
PITCHER	IP WLS BF H R ER SO BB IBB HBP BLK WP HR S P ERA WHIP	IP WLS BF H R ER SO BB IBB HBP BLK WP HR S P ERA WHIP															IP WLS BF H R ER SO BB IBB HBP BLK WP HR S P ERA WHIP																									
Dick Selma, R ERA: 3.42 (1, 1)	6.2	25	5	3	3	4	3	0	0	0	0	0	0	0	0	42	4.05	1.200			Rich Nye, L ERA: 5.4 (9, 1)	0.1	1	0	0	0	1	0	0	0	0	0	0	0	0	0	0	0	0	0	0.00	0.000
Phil Regan, R ERA: 3.33 (7, 1)	1.1	6	2	0	0	1	1	0	0	0	0	1	0	7	11	0.00	2.250																									
Hank Aguirre, L ERA: 1.78 (9, 1)	0.0	1	1	1	0	0	0	0	0	0	0	0	1	1	1	∞	∞																									
Ted Abernathy, R ERA: 3.12 (9, 1)	0.1	L	5	4	2	2	0	0	0	0	0	0	1	5	5	54.00	12.000																									
Don Nottebart, R ERA: 7.59 (9, 1)	0.1	3	1	1	1	0	1	0	0	0	0	0	0	2	6	27.00	6.000																									

AB	36
R	7
H	13
RBI	7
BB	5
SO	6
LOB	13



Batter	1	2	3	4	5	6	7	8	9	AB	R	H	RBI	BB	SO	LOB	BOTTOM																					
Don Kessinger, S OBP: 0.357, SLG: 0.405 (1, 6)	BB 1B	F8			2B		1B	K		4	2	2	0	1	1	3	Philadelphia Phillies @ Chicago Cubs Wrigley Field, Chicago, IL Fri Jul 11 1969, 3:33 AM CDT Att: 24,509 - Sunny - 80 F																					
Glenn Beckert, R OBP: 0.346, SLG: 0.342 (1, 4)	BB 1B		1-3		2B 14 SF8 HBP		B3	1-3 2-H	1B	4	1	2	1	0	0	1																						
Billy Williams, L OBP: 0.363, SLG: 0.470 (9, 7)	L7			3B	1-3 2-H		F8		14 G5-4-3 1B	5	0	3	1	0	0	3																						
Ron Santo, R OBP: 0.403, SLG: 0.517 (1, 5)	1-2 2-3 BB			K				1B	F8	3	0	1	1	2	1	2																						
14 Ernie Banks, R OBP: 0.328, SLG: 0.427 (1, 3)	K		5-3		SF8		P6		G5-4-3	4	0	0	1	0	1	6																						
Willie Smith, L OBP: 0.356, SLG: 0.545 (1, 7)	P4				3-H				1-2	3	0	0	0	1	0	5																						
Nate Oliver, R OBP: 0.214, SLG: 0.325 (8, FR)				F9	3-1				1B	0	1	0	0	0	0	0																						
Jim Hickman, R OBP: 0.304, SLG: 0.361 (9, 9)									1B	0	0	0	0	0	0	0																						
Randy Hundley, R OBP: 0.369, SLG: 0.450 (1, 2)		6-3		5-3		K		1-2 1B	1B	4	1	1	0	0	1	0																						
Jim Qualls, S OBP: 0.263, SLG: 0.357 (1, 8)			K		F8		F8		K	4	0	0	0	0	2	2																						
Dick Selma, R OBP: 0.220, SLG: 0.250 (7, 1)									1B	3	0	1	0	0	0	0																						
Phil Regan, R (7, 1)									1-2 2-H	0	0	0	0	0	0	0																						
Paul Popovich, S OBP: 0.341, SLG: 0.333 (8, PH)					6-3		L1		1B	0	0	0	0	0	0	0																						
Hank Aguirre, R OBP: 0.341, SLG: 0.333 (8, PH)									1B	0	0	0	0	0	0	0																						
Ted Abernathy, R OBP: 0.342, SLG: 0.429 (9, 1)									1B	0	0	0	0	0	0	0																						
Don Nottebart, R OBP: 0.310, SLG: 0.400 (9, 2)									1B	0	0	0	0	0	0	0																						
Rich Nye, L OBP: 0.100, SLG: 0.100 (9, 1)									1-2 2-H	0	0	0	0	0	0	0																						
Inning Stats	R: 0 E: 0 K: 1 S: 6	H: 1 LOB: 3 BB: 2 P: 14	R: 0 E: 0 K: 1 S: 6	H: 1 LOB: 0 BB: 0 P: 6	R: 0 E: 0 K: 0 S: 3	H: 1 LOB: 1 BB: 0 P: 6	R: 0 E: 0 K: 0 S: 3	H: 0 LOB: 0 BB: 0 P: 3	R: 2 E: 0 K: 0 S: 5	H: 2 LOB: 2 BB: 1 P: 10	R: 0 E: 0 K: 1 S: 5	H: 0 LOB: 0 BB: 0 P: 5	R: 1 E: 0 K: 0 S: 5	H: 2 LOB: 1 BB: 0 P: 5	R: 2 E: 0 K: 2 S: 9	H: 3 LOB: 2 BB: 1 P: 13	R: 0 E: 0 K: 0 S: 3	H: 1 LOB: 0 BB: 0 P: 3	1B: 6 2B: 3 3B: 2 HR: 0	SF: 1 SAC: 0 DP: 1 HBP: 1	WP: 0 PA: 41 PB: 0 SB: 0 CS: 0																	
PITCHER	IP WLS BF H R ER SO BB IBB HBP BLK WP HR S P ERA WHIP	IP WLS BF H R ER SO BB IBB HBP BLK WP HR S P ERA WHIP															IP WLS BF H R ER SO BB IBB HBP BLK WP HR S P ERA WHIP																					
Bill Champion, R ERA: 3.38 (1, 1)	6.0	27	5	2	2	4	2	1	0	0	0	0	0	14	18	13.50	3.000																					
John Boozer, R ERA: 3.29 (7, 1)	2.0	W	11	5	3	3	2	1	0	0	0	0	0	3	3	0.00	1.000																					
Bill Wilson, R ERA: 3.82 (9, 1)	1.0	S	3	1	0	0	0	0	0	0	0	0	0	3	3	0.00	1.000																					

AB	35
R	5
H	11
RBI	5
BB	4
SO	6
LOB	22



Batter	1	2	3	4	5	6	7	8	9	AB	R	H	RBI	BB	SO	LOB	TOP					
Tony Taylor, R OBP: 0.323, SLG: 0.331 (1, 5)										5	0	3	0	0	0	3						
Cookie Rojas, R OBP: 0.286, SLG: 0.288 (1, 4)										3	0	0	1	1	1	1						
Larry Hisle, R OBP: 0.343, SLG: 0.459 (1, 8)										4	1	1	0	1	1	3						
Rick Joseph, R OBP: 0.373, SLG: 0.454 (1, 3)										4	2	2	1	0	2	2						
Jerry Johnson, R OBP: 0.179, SLG: 0.115 (7, 1)										0	0	0	0	0	0	0						
Dave Watkins, R OBP: 0.300, SLG: 0.385 (9, PH)										1	0	0	0	0	0	2						
John Briggs, L OBP: 0.328, SLG: 0.381 (1, 7)										3	0	0	0	1	0	1						
Don Money, R OBP: 0.307, SLG: 0.379 (1, 6)										4	0	0	0	0	1	2						
Ron Stone, L OBP: 0.333, SLG: 0.310 (1, 9)										4	0	2	0	0	1	0						
Mike Ryan, R OBP: 0.265, SLG: 0.352 (1, 2)										4	0	0	0	0	0	3						
Rick Wise, R OBP: 0.342, SLG: 0.343 (1, 1)										1	0	1	0	0	0	0						
Terry Harmon, R OBP: 0.323, SLG: 0.286 (4, PH)										1	0	1	0	0	0	0						
Al Ruffo, R OBP: 0.167, SLG: 0.167 (4, 1)										0	0	0	0	0	0	0						
Rich Barry, R OBP: 0.364, SLG: 0.222 (7, PH)										1	1	1	0	0	0	0						
Deron Johnson, R OBP: 0.333, SLG: 0.378 (7, 3)										1	0	0	0	0	0	0						
Inning Stats	R: 2 E: 1 K: 0 S: 9	H: 3 LOB: 1 BB: 0 P: 14	R: 0 E: 0 K: 1 S: 9	H: 1 LOB: 1 BB: 0 P: 14	R: 0 E: 0 K: 1 S: 8	H: 0 LOB: 1 BB: 1 P: 15	R: 0 E: 0 K: 1 S: 9	H: 2 LOB: 1 BB: 0 P: 12	R: 1 E: 0 K: 0 S: 10	H: 1 LOB: 0 BB: 0 P: 15	R: 0 E: 0 K: 0 S: 7	H: 0 LOB: 0 BB: 0 P: 11	R: 1 E: 0 K: 2 S: 16	H: 2 LOB: 1 BB: 0 P: 25	R: 0 E: 0 K: 0 S: 12	H: 1 LOB: 1 BB: 1 P: 22	R: 0 E: 0 K: 0 S: 10	H: 1 LOB: 2 BB: 1 P: 17	1B: 8 2B: 2 3B: 0 HR: 1	SF: 1 SAC: 0 DP: 2 HBP: 0	WP: 0 PB: 0 SB: 0 CS: 0	PA: 40
PITCHER	IP	WLS	BF	H	R	ER	SO	BB	IBB	HBP	BLK	WP	HR	S	P	ERA	WHIP					
Fergie Jenkins, R ERA: 2.59 (1, 1)	7.1	W	34	10	4	2	6	2	0	0	0	0	1	77	123	2.46	1.636					
Phil Regan, R ERA: 3.25 (8, 1)	1.2	S	6	1	0	0	0	1	0	0	0	0	0	13	22	0.00	1.200					

Philadelphia Phillies @ Chicago Cubs
Wrigley Field, Chicago, IL
Sat Jul 12 1969, 3:33 AM CDT
Att: 26,732 - Unknown

AB 36
R 4
H 11
RBI 2
BB 3
SO 6
LOB 17





Batter	1	2	3	4	5	6	7	8	9	AB	R	H	RBI	BB	SO	LOB	BOTTOM				
Don Kessinger, S OBP: 0.360, SLG: 0.410 (1, 6)										5	1	3	1	0	1	0					
Glenn Beckert, R OBP: 0.340, SLG: 0.335 (1, 4)										5	0	0	0	0	0	4					
Billy Williams, L OBP: 0.367, SLG: 0.479 (8, 7)										4	1	3	1	0	0	0					
Ron Santo, R OBP: 0.402, SLG: 0.514 (1, 5)										4	1	1	0	0	0	4					
14 Ernie Banks, R OBP: 0.324, SLG: 0.422 (1, 3)										4	1	0	1	0	0	1					
Willie Smith, L OBP: 0.380, SLG: 0.565 (1, 7)										3	1	1	3	1	1	0					
Jim Hickman, R OBP: 0.304, SLG: 0.361 (8, 9)										0	0	0	0	0	0	0					
Randy Hundley, R OBP: 0.367, SLG: 0.447 (1, 2)										4	1	1	0	0	1	1					
Jim Qualls, S OBP: 0.279, SLG: 0.367 (1, 8)										4	1	2	0	0	0	0					
Fergie Jenkins, R OBP: 0.174, SLG: 0.145 (1, 1)										3	0	1	1	0	2	0					
Phil Regan, R (8, 1)										1	0	0	0	0	0	0					
Inning Stats	R: 0 E: 0 K: 0 S: 9	H: 1 LOB: 1 BB: 0 P: 14	R: 2 E: 0 K: 1 S: 17	H: 4 LOB: 2 BB: 0 P: 28	R: 4 E: 1 K: 1 S: 16	H: 3 LOB: 0 BB: 0 P: 23	R: 0 E: 1 K: 1 S: 12	H: 0 LOB: 1 BB: 0 P: 20	R: 0 E: 0 K: 0 S: 6	H: 0 LOB: 0 BB: 1 P: 12	R: 1 E: 0 K: 0 S: 10	H: 3 LOB: 0 BB: 0 P: 16	R: 0 E: 0 K: 1 S: 7	H: 0 LOB: 0 BB: 0 P: 13	R: 0 E: 0 K: 0 S: 12	H: 1 LOB: 1 BB: 0 P: 16	1B: 9 2B: 1 3B: 1 HR: 1	SF: 0 SAC: 0 DP: 1 HBP: 0	WP: 0 PB: 0 SB: 0 CS: 0	PA: 38	
PITCHER	IP	WLS	BF	H	R	ER	SO	BB	IBB	HBP	BLK	WP	HR	S	P	ERA	WHIP				
Rick Wise, R ERA: 3.07 (1, 1)	3.0	L	18	8	6	5	2	0	0	0	0	0	0	28	48	3.00	1.333				
Al Ruffo, R ERA: 2.88 (4, 1)	3.0		13	3	1	1	2	1	0	0	0	0	0	19	29	0.00	0.500				
Jerry Johnson, R ERA: 5.11 (7, 1)	2.0		7	1	0	0	1	0	0	0	0	0	0	19	29	0.00	0.500				

Philadelphia Phillies @ Chicago Cubs
Wrigley Field, Chicago, IL
Sat Jul 12 1969, 3:33 AM CDT
Att: 26,732 - Unknown

AB 37
R 7
H 12
RBI 7
BB 1
SO 5
LOB 10



Batter	1	2	3	4	5	6	7	8	9	AB	R	H	RBI	BB	SO	LOB	TOP			
Tony Taylor, R OBP: 0.322, SLG: 0.328 (1, 5)	4-0 S 4-3 BB		0-0 FC5-4 1-2 G5-4-3			0-0 F3		0-0 F9		3	0	0	0	1	0	2	Philadelphia Phillies @ Chicago Cubs Wrigley Field, Chicago, IL Sun Jul 13 1969, 3:33 AM CDT Sunny - 78 F AB 30 R 0 H 4 RBI 0 BB 3 SO 7 LOB 14 			
Cookie Rojas, R OBP: 0.282, SLG: 0.283 (1, 4)	0-0 4-3 1-2		0-0 G5-4-3 1-2			0-0 E4		0-0 F7		4	0	0	0	0	0	3				
Larry Hisle, R OBP: 0.341, SLG: 0.460 (1, 8)	0-3 K 2-3			0-0 5-3		0-3 K			0-0 2B	4	0	1	0	0	2	2				
Deron Johnson, R OBP: 0.328, SLG: 0.371 (1, 7)	0-3 K			0-3 K			0-0 P5		0-0 1-3	4	0	0	0	0	2	2				
Rick Joseph, R OBP: 0.370, SLG: 0.448 (1, 3)		0-0 CS 1B		0-0 5-3			0-0 4-3		0-0 1-3	4	0	1	0	0	0	1				
Don Money, R OBP: 0.306, SLG: 0.373 (1, 6)		0-3 K 1-2			0-0 P4		4-0 BB		0-3 K	3	0	0	0	1	2	2				
John Briggs, L OBP: 0.328, SLG: 0.378 (1, 9)		4-0 BB			0-3 K		0-0 F8			2	0	0	0	1	1	1				
Mike Ryan, R OBP: 0.264, SLG: 0.350 Turk Farrell, R (8, 1)	0-0 F9				0-0 5-3			0-0 4-3		2	0	0	0	0	0	1				
Woodie Fryman, R OBP: 0.091, SLG: 0.070 Al Rafo, R OBP: 0.167, SLG: 0.167 Dave Watkins, R OBP: 0.313, SLG: 0.393 Terry Hamon, R OBP: 0.320, SLG: 0.283 (8, FH)			0-0 FC5-4 1B			0-0 5-3		0-0 1B		1	0	1	0	0	0	0				
Inning Stats	R: 0 E: 0 K: 2 S: 7	H: 0 LOB: 1 BB: 1 P: 11	R: 0 E: 0 K: 1 S: 5	H: 1 LOB: 1 BB: 1 P: 9	R: 0 E: 0 K: 0 S: 3	H: 1 LOB: 0 BB: 0 P: 3	R: 0 E: 0 K: 1 S: 5	H: 0 LOB: 0 BB: 0 P: 5	R: 0 E: 0 K: 1 S: 6	H: 0 LOB: 1 BB: 0 P: 6	R: 0 E: 0 K: 0 S: 3	H: 0 LOB: 1 BB: 1 P: 7	R: 0 E: 0 K: 0 S: 4	H: 1 LOB: 0 BB: 0 P: 4	R: 0 E: 0 K: 1 S: 6	H: 1 LOB: 1 BB: 0 P: 6		1B: 3 2B: 2 3B: 0 HR: 0	SF: 0 SAC: 0 DP: 2 HBP: 0	WP: 0 PB: 0 SB: 1 CS: 1
PITCHER Ken Holtzman, L ERA: 3.31 (1, 1)	IP: 9.0 WLS: W BF: 33 H: 4 R: 0 ER: 0 SO: 7 BB: 3 IBB: 0 HBP: 0 BLK: 0 WP: 0 HR: 0 S: 44 P: 56 ERA: 0.00 WHIP: 0.778															PITCHER				

Batter	1	2	3	4	5	6	7	8	9	AB	R	H	RBI	BB	SO	LOB	BOTTOM			
Don Kessinger, S OBP: 0.361, SLG: 0.410 (1, 6)	0-0 BB 1B	0-0 1B 2-H 3-H		0-0 FC6-5 2B 2-3		0-0 4-3		0-0 G3		5	1	2	2	0	0	1	Philadelphia Phillies @ Chicago Cubs Wrigley Field, Chicago, IL Sun Jul 13 1969, 3:33 AM CDT Sunny - 78 F AB 32 R 6 H 10 RBI 6 BB 3 SO 6 LOB 15 			
Glenn Beckert, R OBP: 0.346, SLG: 0.349 (1, 4)	0-3 K			0-0 1B 1-H		0-0 2B				4	1	3	1	0	1	1				
Billy Williams, L OBP: 0.366, SLG: 0.476 (1, 7)	0-3 K	0-0 4-3		0-0 HR 2-H		0-0 F8				4	1	1	1	0	1	4				
Ron Santo, R OBP: 0.403, SLG: 0.521 (1, 5)	4-0 BB		0-0 F9	0-0 HR 1-H		0-3 K				3	1	1	2	1	1	1				
14 Ernie Banks, R OBP: 0.320, SLG: 0.417 Willie Smith, L OBP: 0.360, SLG: 0.565 (8, 3)	0-0 F7		0-0 P4	0-0 F7		0-0 F8				4	0	0	0	0	0	2				
Randy Hundley, R OBP: 0.372, SLG: 0.452 (1, 2)		0-0 SH5-4 1B BB	4-0 FC6-4 BB		0-0 2B		0-0 6-3			3	1	2	0	1	0	0				
Jim Hickman, R OBP: 0.302, SLG: 0.352 (1, 9)		4-0 SH5-4 1B BB	0-0 FC6-4 1-2	0-0 5-3		0-3 K				3	1	0	0	1	1	2				
Don Young, R OBP: 0.332, SLG: 0.344 (1, 8)		0-0 SH5-4 1-2 2-3		0-0 FC6-5 SH2-4 1B		0-0 F6		0-0 F7		3	0	1	0	0	0	1				
Ken Holtzman, R OBP: 0.148, SLG: 0.183 (1, 1)		0-3 K		0-0 SH2-4 1-2		0-3 K		0-0 F9		3	0	0	0	0	2	3				
Inning Stats	R: 0 E: 0 K: 2 S: 8	H: 1 LOB: 2 BB: 1 P: 12	R: 2 E: 0 K: 1 S: 8	H: 3 LOB: 2 BB: 1 P: 12	R: 0 E: 0 K: 0 S: 3	H: 0 LOB: 1 BB: 1 P: 7	R: 4 E: 0 K: 0 S: 7	H: 4 LOB: 0 BB: 0 P: 7	R: 0 E: 0 K: 1 S: 6	H: 1 LOB: 1 BB: 0 P: 6	R: 0 E: 0 K: 1 S: 5	H: 0 LOB: 0 BB: 0 P: 5	R: 0 E: 0 K: 0 S: 3	H: 0 LOB: 0 BB: 0 P: 3	R: 0 E: 0 K: 0 S: 3	H: 0 LOB: 0 BB: 0 P: 3		1B: 6 2B: 3 3B: 0 HR: 1	SF: 0 SAC: 2 DP: 0 HBP: 0	WP: 0 PB: 0 SB: 0 CS: 0
PITCHER Woodie Fryman, L ERA: 4.38 Al Rafo, R ERA: 2.79 Turk Farrell, R ERA: 3.32 (8, 1)	IP: 4.0 WLS: L BF: 24 H: 9 R: 6 ER: 6 SO: 3 BB: 3 IBB: 0 HBP: 0 BLK: 0 WP: 0 HR: 1 S: 27 P: 39 ERA: 13.50 WHIP: 3.000															PITCHER				

Batter	1	2	3	4	5	6	7	8	9	AB	R	H	RBI	BB	SO	LOB	TOP	
Terry Harmon, R OBP: 0.323, SLG: 0.297	G3		1B		1-3		K			4	1	2	0	0	1	1	Philadelphia Phillies @ St. Louis Cardinals Busch Stadium, St. Louis, MO Tue Jul 15 1969, 7:05 PM CDT Att: 21,846 - Unknown	
John Briggs, L OBP: 0.340, SLG: 0.387	1B		CS		F7			F7		4	0	2	1	0	0	1		
Larry Hisle, R OBP: 0.341, SLG: 0.467	K		K		F9			1B		4	0	1	0	0	2	2		
Deron Johnson, R OBP: 0.321, SLG: 0.362	P3				G3		K	K		4	0	0	0	0	2	2		
Rick Joseph, R OBP: 0.383, SLG: 0.496		1B			HR		1B	F7		4	1	3	1	0	0	1		
Don Money, R OBP: 0.304, SLG: 0.363	F8				K		F8		BB	3	0	0	0	1	1	2		
Ron Stone, L OBP: 0.327, SLG: 0.303	G3-6-1				4-3		K	F2		4	0	1	0	0	1	1		
Mike Ryan, R OBP: 0.264, SLG: 0.349	G3-6-1				FC1-6		5-3	K		4	0	1	0	0	1	3		
Grant Jackson, S OBP: 0.189, SLG: 0.235			K		FC1-6			1-3		2	0	0	0	0	1	1		
Jerry Johnson, R OBP: 0.179, SLG: 0.115					1B					0	0	0	0	0	0	0		
Rich Barry, R OBP: 0.375, SLG: 0.308										0	0	0	0	1	0	0		
Turk Farrell, R OBP: 0.324, SLG: 0.375										1	0	0	0	0	0	1		
Dave Watkins, R OBP: 0.324, SLG: 0.375										1	0	0	0	0	0	1		
Inning Stats	R: 0 E: 0 K: 1 S: 6	H: 1 LOB: 1 BB: 0 P: 6	R: 0 E: 0 K: 0 S: 4	H: 2 LOB: 1 BB: 0 P: 4	R: 1 E: 0 K: 2 S: 8	H: 2 LOB: 1 BB: 0 P: 8	R: 1 E: 0 K: 1 S: 6	H: 1 LOB: 1 BB: 0 P: 6	R: 0 E: 0 K: 1 S: 7	H: 0 LOB: 1 BB: 1 P: 11	R: 0 E: 0 K: 1 S: 5	H: 1 LOB: 1 BB: 0 P: 9	R: 0 E: 0 K: 1 S: 5	H: 0 LOB: 1 BB: 1 P: 9	1B: 8 2B: 2 3B: 0 HR: 1	SF: 0 SAC: 0 DP: 2 HBP: 0	WP: 0 PB: 0 SB: 1 CS: 1	PA: 36
PITCHER Chuck Taylor, R ERA: 1.69	IP: 9.0 WLS: W BF: 36 H: 10 R: 2 ER: 2 SO: 9 BB: 2 IBB: 0 HBP: 0 BLK: 0 WP: 0 HR: 1 S: 52 P: 60 ERA: 2.00 WHIP: 1.333											PITCHER	IP: 9.0 WLS: W BF: 36 H: 10 R: 2 ER: 2 SO: 9 BB: 2 IBB: 0 HBP: 0 BLK: 0 WP: 0 HR: 1 S: 52 P: 60 ERA: 2.00 WHIP: 1.333					

Batter	1	2	3	4	5	6	7	8	9	AB	R	H	RBI	BB	SO	LOB	BOTTOM			
Julian Javier, R OBP: 0.316, SLG: 0.399	1B	F2		F9	FC1-6		1B	F3		6	2	3	1	0	0	2	Philadelphia Phillies @ St. Louis Cardinals Busch Stadium, St. Louis, MO Tue Jul 15 1969, 7:05 PM CDT Att: 21,846 - Unknown			
Curt Flood, R OBP: 0.339, SLG: 0.355	1B			FC1-6	1B		2B			4	1	3	1	1	0	2				
Vada Pinson, L OBP: 0.333, SLG: 0.436	1B			BB	L4		1B	FC4-6		5	0	1	1	0	1	5				
Joe Torre, R OBP: 0.349, SLG: 0.475	2B		6-3		2B		2B	FC5-4		5	1	3	1	0	0	1				
Mike Shannon, R OBP: 0.309, SLG: 0.378	P6		BB		1B		6-3	1B	BB	5	2	3	1	0	0	3				
Tim McCarver, L OBP: 0.340, SLG: 0.379	F5		L9		1B		1B	F7		4	1	1	0	1	0	4				
Byron Browne, R OBP: 0.800, SLG: 0.500	IBB		BB		1B		IBB	FC6-4		2	1	1	1	3	1	2				
Steve Huntz, S OBP: 0.319, SLG: 0.196	FC4-6		K		F2		P6	FC6-4		5	0	1	0	0	1	9				
Chuck Taylor, R OBP: 0.100, SLG: 0.100	F9			F8	FC1-6		5-3	FC6-4		5	0	1	2	0	0	2				
Inning Stats	R: 2 E: 0 K: 0 S: 7	H: 4 LOB: 3 BB: 1 P: 11	R: 0 E: 0 K: 0 S: 4	H: 1 LOB: 0 BB: 0 P: 4	R: 0 E: 0 K: 1 S: 6	H: 1 LOB: 2 BB: 1 P: 10	R: 0 E: 0 K: 1 S: 5	H: 0 LOB: 1 BB: 1 P: 9	R: 4 E: 0 K: 0 S: 9	H: 6 LOB: 2 BB: 0 P: 9	R: 0 E: 0 K: 1 S: 6	H: 1 LOB: 2 BB: 1 P: 10	R: 1 E: 0 K: 0 S: 5	H: 2 LOB: 1 BB: 0 P: 5	R: 1 E: 0 K: 0 S: 5	H: 2 LOB: 2 BB: 1 P: 9		1B: 12 2B: 5 3B: 0 HR: 0	SF: 0 SAC: 0 DP: 0 HBP: 0	WP: 0 PB: 0 SB: 0 CS: 0
PITCHER Grant Jackson, L ERA: 3.44	IP: 4.1 WLS: L BF: 27 H: 11 R: 6 ER: 6 SO: 2 BB: 2 IBB: 1 HBP: 0 BLK: 0 WP: 0 HR: 0 S: 28 P: 40 ERA: 12.46 WHIP: 3.000											PITCHER	IP: 4.1 WLS: L BF: 27 H: 11 R: 6 ER: 6 SO: 2 BB: 2 IBB: 1 HBP: 0 BLK: 0 WP: 0 HR: 0 S: 28 P: 40 ERA: 12.46 WHIP: 3.000							
Jerry Johnson, R ERA: 4.99	1.2	8	2	0	0	1	0	1	0	0	0	9	13	0.00	1.200					
Turk Farrell, R ERA: 3.57	2.0	11	4	2	2	0	1	0	0	0	0	10	14	9.00	2.500					

Batter	1	2	3	4	5	6	7	8	9	AB	R	H	RBI	BB	SO	LOB	TOP			
Tony Taylor, R (1, 5) OBP: 0.321, SLG: 0.330	F9								F9								5 0 2 0 0 0 1			
John Briggs, L (1, 9) OBP: 0.338, SLG: 0.382	K																3 0 0 0 0 1 1 2			
Larry Hisle, R (1, 8) OBP: 0.340, SLG: 0.465	5-3																4 0 1 0 0 0 3			
Rick Joseph, R (1, 3)																	4 0 1 0 0 1 1			
Rich Barry, R (1, 7) OBP: 0.350, SLG: 0.250																	3 0 0 0 0 1 1 2			
Don Money, R (1, 6) OBP: 0.307, SLG: 0.363																	3 0 1 0 1 2 2			
Mike Ryan, R (1, 2) OBP: 0.263, SLG: 0.345																	3 0 0 0 0 1 1 4			
Terry Harmon, R (1, 4) OBP: 0.314, SLG: 0.287																	4 0 0 0 0 4 1			
Bill Champion, R (1, 1) Al Ruffo, R (4, 1) Dave Williams, R (5, PH) John Booszer, R (5, 1) Cookie Rojas, R (7, PH) Turk Farrell, R (7, 1) Deron Johnson, R (9, PH)																	1 0 0 0 0 0 1 0 0 0 0 0 0 0 0 0 1 0 0 0 0 0 1 1 0 1 0 0 0 0 0 0 0			
Inning Stats	R: 0 E: 0 K: 1 S: 5	H: 0 LOB: 0 BB: 0 P: 5	R: 0 E: 0 K: 0 S: 3	H: 1 LOB: 1 BB: 1 P: 7	R: 0 E: 0 K: 2 S: 8	H: 1 LOB: 1 BB: 0 P: 8	R: 0 E: 0 K: 3 S: 10	H: 1 LOB: 3 BB: 2 P: 10	R: 0 E: 1 K: 1 S: 5	H: 0 LOB: 1 BB: 1 P: 9	R: 0 E: 0 K: 1 S: 5	H: 0 LOB: 0 BB: 0 P: 6	R: 0 E: 1 K: 1 S: 7	H: 1 LOB: 2 BB: 0 P: 7	R: 0 E: 0 K: 1 S: 5	H: 0 LOB: 0 BB: 0 P: 5	1B: 4 2B: 1 3B: 0 HR: 0	SF: 0 SAC: 0 DP: 1 HBP: 1	WP: 0 PB: 0 SB: 1 CS: 0	PA: 37
PITCHER Steve Carlton, L (1, 1) ERA: 1.65	IP: 9.0 WLS: W BF: 37 H: 5 R: 0 ER: 0 SO: 12 BB: 4 IBB: 0 HBP: 1 BLK: 0 WP: 0 HR: 0 S: 56 P: 73 ERA: 0.00 WHIP: 1.000																			

Philadelphia Phillies @ St. Louis Cardinals
 Busch Stadium, St. Louis, MO
 Wed Jul 16 1969, 7:05 PM CDT
 Att: 24,737 - Unknown

AB 32
 R 0
 H 5
 RBI 0
 BB 4
 SO 12
 LOB 17



Batter	1	2	3	4	5	6	7	8	9	AB	R	H	RBI	BB	SO	LOB	BOTTOM			
Lou Brock, L (1, 7) OBP: 0.342, SLG: 0.458	4-3																4 1 2 4 0 0 0			
Curt Flood, R (1, 8) OBP: 0.341, SLG: 0.355	1-3																3 0 1 0 1 0 2			
Vada Pinson, L (1, 9) OBP: 0.332, SLG: 0.436																	4 1 1 0 0 0 2			
Joe Torre, R (1, 3) OBP: 0.348, SLG: 0.473																	4 0 1 1 0 0 0			
Tim McCarver, L (1, 2) OBP: 0.339, SLG: 0.375																	3 0 0 0 0 1 0 1			
Mike Shannon, R (1, 5) OBP: 0.311, SLG: 0.378																	3 1 1 0 1 1 1			
Julian Javier, R (1, 4) OBP: 0.322, SLG: 0.405																	3 2 2 0 1 0 1			
Steve Huntz, S (1, 6) OBP: 0.317, SLG: 0.198																	4 0 1 0 0 0 4			
Steve Carlton, L (1, 1) OBP: 0.235, SLG: 0.265																	3 0 0 0 0 1 4			
Inning Stats	R: 1 E: 0 K: 0 S: 5	H: 2 LOB: 1 BB: 0 P: 5	R: 1 E: 0 K: 1 S: 7	H: 2 LOB: 2 BB: 1 P: 11	R: 0 E: 0 K: 0 S: 3	H: 0 LOB: 0 BB: 0 P: 3	R: 3 E: 0 K: 0 S: 5	H: 2 LOB: 1 BB: 2 P: 13	R: 0 E: 0 K: 0 S: 4	H: 1 LOB: 1 BB: 0 P: 4	R: 0 E: 0 K: 0 S: 3	H: 0 LOB: 0 BB: 0 P: 3	R: 0 E: 0 K: 1 S: 5	H: 1 LOB: 1 BB: 1 P: 9	R: 0 E: 0 K: 1 S: 5	H: 1 LOB: 1 BB: 1 P: 9	1B: 5 2B: 4 3B: 0 HR: 1	SF: 0 SAC: 0 DP: 2 HBP: 0	WP: 0 PB: 0 SB: 1 CS: 0	PA: 35
PITCHER Bill Champion, R (1, 1) ERA: 3.98 Al Ruffo, R (4, 1) ERA: 2.77 John Booszer, R (5, 1) ERA: 3.04 Turk Farrell, R (7, 1) ERA: 3.42	IP: 3.2 WLS: L BF: 20 H: 6 R: 5 ER: 5 SO: 5 BB: 3 IBB: 0 HBP: 0 BLK: 0 WP: 0 HR: 1 S: 19 P: 31 ERA: 12.27 WHIP: 2.455																			

Philadelphia Phillies @ St. Louis Cardinals
 Busch Stadium, St. Louis, MO
 Wed Jul 16 1969, 7:05 PM CDT
 Att: 24,737 - Unknown


AB 31
 R 5
 H 9
 RBI 5
 BB 4
 SO 2
 LOB 15



Batter	1	2	3	4	5	6	7	8	9	AB	R	H	RBI	BB	SO	LOB	TOP					
Tony Taylor, R OBP: 0.319, SLG: 0.326	(1, 5) 4-0 CS BB		X 0-0 L9		X 0-0 L7		X 0-0 4-3		X 0-0 6-3	4	0	0	0	1	0	1						
Terry Harmon, R OBP: 0.317, SLG: 0.286	(1, 4) 0-0 6-3		X 0-0 6-3		X 0-0 E4		X 4-0 1B		X 0-0 1B	4	0	1	0	1	0	2						
Larry Hisle, R OBP: 0.338, SLG: 0.462	(1, 8) 0-3 K									2	0	0	0	0	2	0						
Rich Barry, R OBP: 0.348, SLG: 0.263	(4, 7) 0-0 K									3	0	1	0	0	0	1						
Rick Joseph, R OBP: 0.395, SLG: 0.514	(1, 3) 4-0 BB									1	2	1	1	3	0	0						
John Briggs, L OBP: 0.341, SLG: 0.397	(1, 7) 0-0 F8									4	1	2	2	0	0	4						
Don Money, R OBP: 0.302, SLG: 0.357	(1, 6) 0-0 FC1-4-6									4	0	0	0	0	1	2						
Ron Stone, L OBP: 0.331, SLG: 0.304	(1, 9) 0-0 1B									3	0	1	0	1	0	0						
Mike Ryan, R OBP: 0.343, SLG: 0.344	(1, 2) 0-0 5-3									1	0	0	0	0	0	0						
Jerry Johnson, R OBP: 0.319, SLG: 0.115	(2, 1) 0-0 5-3									0	0	0	0	0	0	0						
Al Ruffo, R OBP: 0.265, SLG: 0.167	(3, 1) 0-0 5-3									1	0	0	0	0	0	2						
Deron Johnson, R OBP: 0.319, SLG: 0.338	(5, PH) 0-0 5-3									0	0	0	0	0	0	0						
Bill Wilson, R OBP: 0.285, SLG: 0.285	(6, PH) 0-0 5-3									1	0	0	0	0	0	0						
Cookie Rojas, R OBP: 0.285, SLG: 0.285	(8, PH) 0-0 5-3									0	0	0	0	0	0	0						
John Bozzer, R OBP: 0.250, SLG: 0.250	(8, PH) 0-0 5-3									0	0	0	0	0	0	0						
Rick Wise, R OBP: 0.342, SLG: 0.343	(1, 1) 0-3 K									0	0	0	0	0	0	0						
Dave Watkins, R OBP: 0.286, SLG: 0.324	(2, 2) 0-3 K									4	0	0	0	0	2	1						
Inning Stats	R: 0 E: 0 K: 1 S: 4	H: 0 LOB: 0 BB: 1 P: 8	R: 0 E: 0 K: 0 S: 4	H: 1 LOB: 2 BB: 1 P: 8	R: 0 E: 0 K: 1 S: 5	H: 0 LOB: 0 BB: 0 P: 5	R: 2 E: 0 K: 1 S: 6	H: 1 LOB: 0 BB: 1 P: 10	R: 0 E: 1 K: 1 S: 5	H: 0 LOB: 2 BB: 1 P: 9	R: 1 E: 0 K: 1 S: 7	H: 2 LOB: 2 BB: 1 P: 11	R: 0 E: 0 K: 0 S: 4	H: 1 LOB: 3 BB: 2 P: 12	R: 0 E: 0 K: 0 S: 3	H: 0 LOB: 0 BB: 0 P: 3	R: 0 E: 0 K: 0 S: 4	H: 1 LOB: 1 BB: 0 P: 4	1B: 4 2B: 0 3B: 0 HR: 2	SF: 0 SAC: 0 DP: 0 HBP: 0	WP: 0 PB: 0 SB: 0 CS: 1	PA: 39
PITCHER	IP WLS BF H R ER SO BB IBB HBP BLK WP HR S P ERA WHIP																					
Mike Torrez, R ERA: 4.62	(1, 1) 6.2 W 30 5 3 3 5 6 0 0 0 0 0 2 34 58 4.05 1.650																					
Ray Washburn, R ERA: 2.94	(7, 1) 2.1 S 9 1 0 0 0 1 0 0 0 0 0 0 8 12 0.00 0.857																					

Philadelphia Phillies @ St. Louis Cardinals
 Busch Stadium, St. Louis, MO
 Thu Jul 17 1969, 7:05 PM CDT
 Att: 17,814 - Unknown


AB 32
 R 3
 H 6
 RBI 3
 BB 7
 SO 5
 LOB 15



Batter	1	2	3	4	5	6	7	8	9	AB	R	H	RBI	BB	SO	LOB	BOTTOM			
Lou Brock, L OBP: 0.346, SLG: 0.458	(1, 7) 0-0 5-3 1B									2	2	1	0	2	0	0				
Byron Browne, R OBP: 0.667, SLG: 0.333	(6, 7) 0-0 1B									1	0	0	0	0	0	0				
Curt Flood, R OBP: 0.342, SLG: 0.355	(1, 8) 0-0 5-3									5	1	2	3	0	0	2				
Vada Pinson, L OBP: 0.330, SLG: 0.432	(1, 9) 0-0 2B									5	1	1	1	0	1	5				
Joe Torre, R OBP: 0.356, SLG: 0.489	(1, 3) 0-0 2B									3	1	3	3	2	0	0				
Tim McCarver, L OBP: 0.337, SLG: 0.376	(1, 2) 0-0 P4									5	0	1	0	0	0	5				
Mike Shannon, R OBP: 0.310, SLG: 0.384	(1, 5) 0-0 1-3									5	1	1	1	0	0	3				
Julian Javier, R OBP: 0.329, SLG: 0.420	(1, 4) 0-0 1B									4	3	3	1	1	1	2				
Steve Huntz, S OBP: 0.328, SLG: 0.210	(1, 6) 0-0 E5									4	2	2	0	1	1	1				
Mike Torrez, R OBP: 0.087, SLG: 0.130	(1, 1) 0-0 4-3									4	0	0	0	0	1	8				
Ray Washburn, R OBP: 0.094, SLG: 0.065	(7, 1) 0-0 4-3									0	0	0	0	0	0	0				
Inning Stats	R: 2 E: 0 K: 0 S: 6	H: 3 LOB: 1 BB: 0 P: 6	R: 4 E: 1 K: 0 S: 7	H: 4 LOB: 1 BB: 1 P: 11	R: 3 E: 1 K: 1 S: 9	H: 3 LOB: 3 BB: 2 P: 17	R: 0 E: 0 K: 0 S: 3	H: 0 LOB: 1 BB: 1 P: 7	R: 0 E: 0 K: 1 S: 6	H: 1 LOB: 3 BB: 2 P: 14	R: 0 E: 0 K: 1 S: 5	H: 0 LOB: 0 BB: 0 P: 5	R: 2 E: 0 K: 1 S: 7	H: 2 LOB: 0 BB: 0 P: 7	1B: 9 2B: 3 3B: 0 HR: 3	SF: 0 SAC: 0 DP: 1 HBP: 0	WP: 0 PB: 1 SB: 1 CS: 0	PA: 44		
PITCHER	IP WLS BF H R ER SO BB IBB HBP BLK WP HR S P ERA WHIP																			
Rick Wise, L ERA: 3.27	(1, 1) 1.2 L 13 7 6 3 0 0 0 0 0 0 1 9 17 18.00 5.000																			
Jerry Johnson, R ERA: 5.1	(2, 1) 1.0 9 3 3 2 1 2 0 0 0 0 0 1 9 17 18.00 5.000																			
Al Ruffo, R ERA: 2.65	(3, 1) 2.1 8 1 0 0 0 1 0 0 0 0 0 0 7 11 0.00 0.857																			
Bill Wilson, R ERA: 3.46	(6, 1) 2.0 9 1 0 0 2 1 1 0 0 0 0 0 11 19 0.00 1.000																			
John Bozzer, R ERA: 3.58	(8, 1) 1.0 5 2 2 2 1 0 0 0 0 0 0 2 7 7 18.00 2.000																			

Philadelphia Phillies @ St. Louis Cardinals
 Busch Stadium, St. Louis, MO
 Thu Jul 17 1969, 7:05 PM CDT
 Att: 17,814 - Unknown

AB 38
 R 11
 H 14
 RBI 9
 BB 6
 SO 4
 LOB 26



Batter	1	2	3	4	5	6	7	8	9	AB	R	H	RBI	BB	SO	LOB	TOP					
Don Kessinger, S OBP: 0.360, SLG: 0.403 (1, 6)	F8	P4		5-3			E4 1B 1B	FC5-6 2B		5	2	0	0	0	0	3						
Glenn Beckert, R OBP: 0.342, SLG: 0.344 (1, 4)	BB 14 HR		P3		F8		F7	F2		5	1	1	0	0	0	3						
Billy Williams, L OBP: 0.376, SLG: 0.492 (1, 7)	BB 14 HR		4-3		P5		F8	2B		4	1	1	2	1	0	1						
Ron Santo, R OBP: 0.397, SLG: 0.514 (1, 5)	K		14 E BB		6-3		14 E 1B	F5		4	1	1	0	1	1	3						
14 Ernie Banks, R OBP: 0.327, SLG: 0.437 (1, 3)	HR		E3 1B				F7	E9 1B	F2	5	1	2	4	0	0	0						
Jim Hickman, R OBP: 0.303, SLG: 0.375 (1, 9)	F9		FC6-4 1B				HR	K	5-3	5	1	2	1	0	1	2						
Randy Hundley, R OBP: 0.358, SLG: 0.441 (1, 2)		K	FC6-4 1B				F8		F7	5	1	1	1	0	1	2						
Don Young, R OBP: 0.339, SLG: 0.362 (1, 8)				F8				FC5-6 2B		4	1	3	0	0	0	0						
Ken Holtzman, R OBP: 0.141, SLG: 0.175 (1, 1)							F8			3	0	0	0	0	1	2						
Phil Regan, R (6, 1)		F9		K			F8	FC5-6 HBP		0	0	0	0	0	0	0						
Inning Stats	R: 3 E: 0 K: 1 S: 7	H: 2 LOB: 0 BB: 1 P: 11	R: 0 E: 0 K: 1 S: 6	H: 1 LOB: 1 BB: 0 P: 6	R: 1 E: 1 K: 0 S: 5	H: 1 LOB: 2 BB: 1 P: 9	R: 0 E: 0 K: 1 S: 5	H: 0 LOB: 0 BB: 0 P: 5	R: 0 E: 0 K: 0 S: 3	H: 0 LOB: 0 BB: 0 P: 3	R: 1 E: 0 K: 0 S: 5	H: 2 LOB: 1 BB: 0 P: 5	R: 1 E: 2 K: 1 S: 8	H: 2 LOB: 2 BB: 0 P: 8	R: 3 E: 0 K: 0 S: 6	H: 3 LOB: 1 BB: 0 P: 7	R: 0 E: 0 K: 0 S: 3	H: 0 LOB: 0 BB: 0 P: 3	1B: 5 2B: 3 3B: 0 HR: 3	SF: 0 SAC: 0 DP: 0 HBP: 1	WP: 1 PB: 0 SB: 0 CS: 0	PA: 43
PITCHER	IP	WLS	BF	H	R	ER	SO	BB	IBB	HBP	BLK	WP	HR	S	P	ERA	WHIP					
Woodie Fryman, L ERA: 4.46 (1, 1)	6.0		27	6	5	4	3	2	0	0	0	1	2	31	39	6.00	1.333					
Bill Wilson, R ERA: 3.5 (7, 1)	1.0	L	8	4	3	2	1	0	0	0	0	0	1	10	10	18.00	4.000					
Al Razzo, R ERA: 2.72 (8, 1)	2.0		8	1	1	1	0	0	0	1	0	0	0	7	8	4.50	0.500					

Chicago Cubs @ Philadelphia Phillies
 Connie Mack Stadium, Philadelphia, PA
 Fri Jul 18, 1969, 7:05 PM EDT
 Att: 16,751 - Unknown - 85 F

AB	40
R	9
H	11
RBI	8
BB	2
SO	4
LOB	16



Batter	1	2	3	4	5	6	7	8	9	AB	R	H	RBI	BB	SO	LOB	BOTTOM					
Tony Taylor, R OBP: 0.324, SLG: 0.330 (1, 5)	5-3 2B		6-3			5-3 1B			4-3	5	2	3	0	0	0	0						
Cookie Rojas, R OBP: 0.282, SLG: 0.280 (1, 4)	5-3 1-2			K		F9	K			4	0	0	0	0	2	3						
Larry Hise, R OBP: 0.337, SLG: 0.462 (1, 8)	CS 2H			L4		K	K			4	0	1	1	0	2	2						
Rick Joseph, R OBP: 0.392, SLG: 0.507 (1, 3)	K			5-3		BB WP BB	F8			4	1	1	1	0	1	2						
Deron Johnson, R OBP: 0.321, SLG: 0.372 (1, 7)		6-3				HR	BB 1B BB		6-3	3	2	1	1	1	0	0						
Don Money, R OBP: 0.302, SLG: 0.352 (1, 6)		6-3			6-3		1B BB BB	F9		3	0	0	0	1	0	0						
John Briggs, L OBP: 0.339, SLG: 0.391 (1, 9)			G1		K		1B BB	3-1		3	0	0	1	1	1	0						
Mike Ryan, R OBP: 0.265, SLG: 0.346 (1, 2)			5-3						P3	4	0	2	1	0	0	0						
Woodie Fryman, R OBP: 0.087, SLG: 0.067 (1, 1)										2	0	0	0	0	1	1						
Johnny Callison, L OBP: 0.346, SLG: 0.443 (6, PH)			F9							1	0	0	0	0	0	3						
Bill Wilson, R (7, 1)										0	0	0	0	0	0	0						
Al Razzo, R OBP: 0.286, SLG: 0.167 (8, 1)										0	0	0	0	0	0	0						
Ron Stone, L OBP: 0.329, SLG: 0.301 (9, PH)										1	0	0	0	0	1	0						
Inning Stats	R: 1 E: 0 K: 1 S: 6	H: 2 LOB: 0 BB: 0 P: 6	R: 0 E: 0 K: 0 S: 3	H: 0 LOB: 0 BB: 0 P: 3	R: 0 E: 0 K: 1 S: 5	H: 0 LOB: 0 BB: 0 P: 5	R: 0 E: 0 K: 2 S: 9	H: 2 LOB: 1 BB: 0 P: 9	R: 3 E: 0 K: 1 S: 8	H: 3 LOB: 3 BB: 3 P: 20	R: 0 E: 0 K: 2 S: 8	H: 1 LOB: 1 BB: 0 P: 8	R: 0 E: 0 K: 0 S: 3	H: 0 LOB: 0 BB: 0 P: 3	R: 0 E: 0 K: 1 S: 5	H: 0 LOB: 0 BB: 0 P: 5	1B: 6 2B: 1 3B: 0 HR: 1	SF: 0 SAC: 0 DP: 0 HBP: 0	WP: 1 PB: 0 SB: 1 CS: 1	PA: 37		
PITCHER	IP	WLS	BF	H	R	ER	SO	BB	IBB	HBP	BLK	WP	HR	S	P	ERA	WHIP					
Ken Holtzman, L ERA: 3.48 (1, 1)	5.2		25	6	5	5	5	3	0	0	0	0	0	18	44	7.94	1.588					
Phil Regan, R ERA: 3.08 (6, 1)	3.1	W	12	2	0	0	3	0	0	0	0	0	0	18	18	0.00	0.600					

Chicago Cubs @ Philadelphia Phillies
 Connie Mack Stadium, Philadelphia, PA
 Fri Jul 18, 1969, 7:05 PM EDT
 Att: 16,751 - Unknown - 85 F

AB	34
R	5
H	8
RBI	5
BB	3
SO	8
LOB	11



Batter	1	2	3	4	5	6	7	8	9	AB	R	H	RBI	BB	SO	LOB	TOP					
Don Kessinger, S (1, 6) OBP: 0.357, SLG: 0.399	0-3 K		0-3 K			0-3 K	0-0 F5			4	0	0	0	0	3	1	Chicago Cubs @ Philadelphia Phillies Connie Mack Stadium, Philadelphia, PA Sat Jul 19 1969, 3:33 AM EDT Att: 4,801 - Cloudy - 85 F					
Glenn Beckert, R (1, 4) OBP: 0.348, SLG: 0.348	0-0 4-3			0-0 1B		0-0 2B 1B		4-0 BB	3	1	2	0	1	0	0							
Billy Williams, L (1, 7) OBP: 0.377, SLG: 0.491	0-0 G4-1			0-0 1B		4-0 2B BB		0-0 P5	3	1	1	0	1	0	1							
Ron Santo, R (1, 5) OBP: 0.395, SLG: 0.514		0-0 F2		0-0 G6-4-3		0-0 2B		0-0 G4-6-3	4	0	1	2	0	0	2							
14 Ernie Banks, R (1, 3) OBP: 0.326, SLG: 0.434		0-0 F8			0-3 K	4-0 IBB			3	0	0	0	1	1	0							
Jim Hickman, R (1, 9) OBP: 0.309, SLG: 0.402		0-0 HR			0-0 E5	0-3 K			4	1	2	1	0	1	2							
Randy Hundley, R (1, 2) OBP: 0.357, SLG: 0.439		0-0 5-3			0-3 K		0-0 5-3		4	0	1	0	0	1	1							
Jim Qualls, S (1, 8) OBP: 0.288, SLG: 0.368			0-0 3-1		0-0 F7		0-0 SH1-4 1B		4	0	1	0	0	0	3							
Bill Hands, R (1, 1) OBP: 0.074, SLG: 0.020					0-0 F3		0-0 B1-3		2	0	0	0	0	0	0							
Ted Abernathy, R (8, 1) Willie Smith, L (9, PH) OBP: 0.358, SLG: 0.526							0-0 SH1-4 1-2	0-3 K	0	0	0	0	0	0	0							
Inning Stats	R: 0 E: 0 K: 1 S: 5	H: 0 LOB: 0 BB: 0 P: 5	R: 1 E: 0 K: 0 S: 4	H: 1 LOB: 0 BB: 0 P: 4	R: 0 E: 0 K: 1 S: 5	H: 0 LOB: 0 BB: 0 P: 5	R: 0 E: 0 K: 0 S: 3	H: 2 LOB: 0 BB: 0 P: 3	R: 0 E: 1 K: 2 S: 8	H: 0 LOB: 1 BB: 0 P: 8	R: 2 E: 0 K: 2 S: 9	H: 2 LOB: 2 BB: 2 P: 17	R: 0 E: 0 K: 0 S: 4	H: 1 LOB: 1 BB: 0 P: 4	R: 0 E: 0 K: 0 S: 2	H: 0 LOB: 0 BB: 1 P: 6	R: 0 E: 0 K: 1 S: 7	H: 2 LOB: 2 BB: 0 P: 7	1B: 6 2B: 1 3B: 0 HR: 1	SF: 0 SAC: 1 DP: 2 HBP: 0	WP: 0 PB: 0 SB: 0 CS: 0	PA: 36
PITCHER	IP	WLS	BF	H	R	ER	SO	BB	IBB	HBP	BLK	WP	HR	S	P	ERA	WHIP					
Lowell Palmer, R (1, 1) ERA: 5.52	7.0		28	6	3	3	6	1	1	0	0	0	1	38	46	3.86	1.000					
Rick Wise, R (8, 1) ERA: 3.21	2.0	W	8	2	0	0	1	1	0	0	0	0	0	9	13	0.00	1.500					

AB	32
R	3
H	8
RBI	3
BB	3
SO	7
LOB	12



Batter	1	2	3	4	5	6	7	8	9	AB	R	H	RBI	BB	SO	LOB	BOTTOM				
Tony Taylor, R (1, 5) OBP: 0.323, SLG: 0.329	0-0 5-3		0-0 FC5 1B		0-0 F9		0-0 F9			4	0	1	0	0	0	1	Chicago Cubs @ Philadelphia Phillies Connie Mack Stadium, Philadelphia, PA Sat Jul 19 1969, 3:33 AM EDT Att: 4,801 - Cloudy - 85 F				
Cookie Rojas, R (1, 4) OBP: 0.285, SLG: 0.284	0-0 5-3		0-0 1B			0-0 4-3 1B		0-0 F3	4	0	2	0	0	0	0						
Larry Hise, R (1, 8) OBP: 0.336, SLG: 0.466	0-3 K		0-0 FC5			0-0 4-3		0-0 HR	4	1	1	0	0	1	4						
Rick Joseph, R (1, 3) OBP: 0.382, SLG: 0.494		0-0 5-3		0-0 6-3		0-3 K		0-0 6-3	4	0	0	0	0	1	2						
John Briggs, L (1, 9) OBP: 0.342, SLG: 0.391		0-0 4-3			0-0 G5-4-3 1B		0-0 F7	4-0 HR	3	1	1	0	1	0	1						
Deron Johnson, R (1, 7) Ron Stone, L (9, 9) OBP: 0.324, SLG: 0.402 OBP: 0.329, SLG: 0.301		0-3 K		0-0 G5-4-3			0-0 HR	0-0 HR	4	2	2	4	0	1	1						
Don Money, R (1, 6) OBP: 0.301, SLG: 0.350			0-3 K		0-0 4-3		0-0 F7	0-0 FC6-4 1B	4	0	1	0	0	1	0						
Mike Ryan, R (1, 2) OBP: 0.269, SLG: 0.347			4-0 1B 1B		0-0 F9		0-0 FC4-6 1B	0-0 FC6-4	2	0	1	0	1	0	0						
Dave Watkins, R (7, PR) OBP: 0.279, SLG: 0.316								0-0 FC6-4	1	0	0	0	0	0	1						
Lowell Palmer, R (1, 1) OBP: 0.200, SLG: 0.357			0-3 K				0-0 FC4-6		2	1	1	1	0	1	1						
Johnny Callison, L (7, PH) Terry Harmon, R (7, PR) Rick Wise, R (8, 1) OBP: 0.344, SLG: 0.441 OBP: 0.317, SLG: 0.286 OBP: 0.342, SLG: 0.343							0-0 HR		0	0	0	0	0	0	0						
Inning Stats	R: 0 E: 0 K: 1 S: 5	H: 0 LOB: 0 BB: 0 P: 5	R: 0 E: 0 K: 1 S: 5	H: 0 LOB: 0 BB: 0 P: 5	R: 0 E: 0 K: 2 S: 9	H: 2 LOB: 3 BB: 1 P: 13	R: 0 E: 0 K: 0 S: 3	H: 1 LOB: 0 BB: 0 P: 3	R: 1 E: 0 K: 0 S: 4	H: 1 LOB: 0 BB: 0 P: 4	R: 0 E: 0 K: 1 S: 6	H: 1 LOB: 1 BB: 0 P: 6	R: 1 E: 0 K: 0 S: 5	H: 2 LOB: 1 BB: 0 P: 5	R: 3 E: 0 K: 0 S: 6	H: 3 LOB: 1 BB: 1 P: 10	1B: 6 2B: 0 3B: 1 HR: 3	SF: 0 SAC: 0 DP: 1 HBP: 0	WP: 0 PB: 0 SB: 0 CS: 0	PA: 35	
PITCHER	IP	WLS	BF	H	R	ER	SO	BB	IBB	HBP	BLK	WP	HR	S	P	ERA	WHIP				
Bill Hands, R (1, 1) ERA: 2.88	7.2	L	34	10	5	5	5	2	0	0	0	0	0	3	50	5.87	1.565				
Ted Abernathy, R (8, 1) ERA: 2.95	0.1		1	0	0	0	0	0	0	0	0	0	0	1	1	0.00	0.000				



Batter	1	2	3	4	5	6	7	8	9	AB R H RBI BB SO LOB	TOP									
Don Kessinger, S (1, 6) OBP: 0.358, SLG: 0.399										3 0 1 1 1 2 0	Chicago Cubs @ Philadelphia Phillies Connie Mack Stadium, Philadelphia, PA Sun Jul 20 1969, 3:33 AM EDT Unknown - 78 F									
Glenn Beckert, R (1, 4) OBP: 0.343, SLG: 0.343										4 0 0 0 0 1 2										
Billy Williams, L (1, 7) OBP: 0.376, SLG: 0.488										4 0 1 0 0 3 2										
Ron Santo, R (1, 5) OBP: 0.394, SLG: 0.510										3 0 0 0 1 0 2										
14 Ernie Banks, R (1, 3) OBP: 0.326, SLG: 0.431										4 0 1 0 0 1 0										
Jim Hickman, R (1, 9) OBP: 0.301, SLG: 0.390										4 0 0 0 0 3 2										
Randy Hundley, R (1, 2) OBP: 0.354, SLG: 0.435										3 0 0 0 0 2 0										
Don Young, R (1, 8) OBP: 0.339, SLG: 0.359										2 1 0 0 1 1 0										
Fergie Jenkins, R (1, 1) OBP: 0.169, SLG: 0.141										2 0 0 0 0 1 0										
Inning Stats	R: 0 E: 0 K: 1 S: 6	H: 1 LOB: 1 BB: 0 P: 6	R: 0 E: 0 K: 3 S: 9	H: 0 LOB: 0 BB: 0 P: 9	R: 1 E: 0 K: 2 S: 8	H: 1 LOB: 1 BB: 1 P: 12	R: 0 E: 0 K: 1 S: 5	H: 0 LOB: 0 BB: 0 P: 5	R: 0 E: 0 K: 3 S: 9	H: 0 LOB: 0 BB: 0 P: 9		R: 0 E: 0 K: 1 S: 3	H: 0 LOB: 0 BB: 0 P: 3	R: 0 E: 0 K: 1 S: 5	H: 0 LOB: 0 BB: 0 P: 5	R: 0 E: 0 K: 2 S: 8	H: 1 LOB: 2 BB: 1 P: 12	1B: 3 2B: 0 3B: 0 HR: 0	SF: 0 SAC: 1 DP: 0 HBP: 0	WP: 0 PB: 0 SB: 0 CS: 0
PITCHER	IP WLS BF H R ER SO BB IBB HBP BLK WP HR S P ERA WHIP											IP WLS BF H R ER SO BB IBB HBP BLK WP HR S P ERA WHIP								
Grant Jackson, L (1, 1) ERA: 3.32	8.0 L 28 2 1 1 12 2 0 0 0 0 0 0 50 58 1.12 0.500																			
Bill Wilson, R (9, 1) ERA: 3.71	1.0 5 1 0 0 2 1 0 0 0 0 0 0 8 12 0.00 2.000																			

AB	29
R	1
H	3
RBI	1
BB	3
SO	14
LOB	8



Batter	1	2	3	4	5	6	7	8	9	AB R H RBI BB SO LOB	BOTTOM											
Tony Taylor, R (1, 5) OBP: 0.322, SLG: 0.328										4 0 1 0 0 0 1	Chicago Cubs @ Philadelphia Phillies Connie Mack Stadium, Philadelphia, PA Sun Jul 20 1969, 3:33 AM EDT Unknown - 78 F											
Cookie Rojas, R (1, 4) OBP: 0.284, SLG: 0.283										4 0 1 0 0 0 1												
Terry Harmon, R (8, FR) OBP: 0.317, SLG: 0.286										0 0 0 0 0 0 0												
Larry Hise, R (1, 8) OBP: 0.335, SLG: 0.463										4 0 1 0 0 2 0												
Rick Joseph, R (1, 3) OBP: 0.379, SLG: 0.494										4 0 1 0 0 1 2												
John Briggs, L (1, 9) OBP: 0.344, SLG: 0.390										3 0 1 0 1 2 1												
Deron Johnson, R (1, 7) OBP: 0.320, SLG: 0.396										3 0 0 0 0 0 2												
Don Money, R (1, 6) OBP: 0.304, SLG: 0.353										4 0 2 0 0 2 2												
Mike Ryan, R (1, 2) OBP: 0.266, SLG: 0.343										4 0 0 0 0 1 3												
Grant Jackson, S (1, 1) OBP: 0.182, SLG: 0.226										2 0 0 0 0 1 1												
Johnny Callison, L (8, PH) OBP: 0.343, SLG: 0.439										1 0 0 0 0 0 0												
Bill Wilson, R (9, 1) ERA: 2.69										0 0 0 0 0 0 0												
Inning Stats	R: 0 E: 0 K: 1 S: 5	H: 0 LOB: 0 BB: 0 P: 5	R: 0 E: 0 K: 2 S: 8	H: 1 LOB: 1 BB: 0 P: 8	R: 0 E: 0 K: 0 S: 4	H: 1 LOB: 1 BB: 0 P: 4	R: 0 E: 0 K: 0 S: 3	H: 0 LOB: 1 BB: 1 P: 7	R: 0 E: 0 K: 1 S: 6	H: 1 LOB: 1 BB: 0 P: 6	R: 0 E: 0 K: 1 S: 5	H: 0 LOB: 0 BB: 0 P: 5	R: 0 E: 0 K: 1 S: 6	H: 1 LOB: 1 BB: 0 P: 6	R: 0 E: 0 K: 1 S: 7	H: 2 LOB: 2 BB: 0 P: 7	R: 0 E: 0 K: 2 S: 8	H: 1 LOB: 1 BB: 0 P: 8	1B: 6 2B: 1 3B: 0 HR: 0	SF: 0 SAC: 1 DP: 0 HBP: 0	WP: 0 PB: 0 SB: 0 CS: 0	PA: 35
PITCHER	IP WLS BF H R ER SO BB IBB HBP BLK WP HR S P ERA WHIP											IP WLS BF H R ER SO BB IBB HBP BLK WP HR S P ERA WHIP										
Fergie Jenkins, R (1, 1)	9.0 W 35 7 0 0 9 1 0 0 0 0 0 0 52 56 0.00 0.889																					

AB	33
R	0
H	7
RBI	0
BB	1
SO	9
LOB	13



Batter	1	2	3	4	5	6	7	8	9	AB	R	H	RBI	BB	SO	LOB	TOP		
Don Kessinger, S OBP: 0.361, SLG: 0.406 (1, 6)										5	2	3	0	0	0	1			
Glenn Beckert, R OBP: 0.344, SLG: 0.344 (1, 4)										5	0	2	1	0	0	1			
Billy Williams, L OBP: 0.376, SLG: 0.487 (1, 7)										5	2	2	1	0	1	3			
Ron Santo, R OBP: 0.399, SLG: 0.521 (1, 5)										4	2	3	2	1	1	1			
Willie Smith, L OBP: 0.359, SLG: 0.514 (1, 3)										3	0	0	0	2	0	3			
Al Spangler, L OBP: 0.320, SLG: 0.364 (1, 9)										4	0	2	1	1	0	1			
Jim Hickman, R OBP: 0.297, SLG: 0.379 (1, 8)										4	0	0	0	1	0	4			
Bill Heath, L OBP: 0.450, SLG: 0.429 (1, 2)										4	0	2	1	0	0	0			
Dick Selma, R OBP: 0.182, SLG: 0.227 (1, 1)										4	0	0	0	0	3	4			
Inning Stats	R: 1 E: 0 K: 0 S: 5	H: 3 LOB: 2 BB: 1 P: 9	R: 0 E: 0 K: 0 S: 4	H: 1 LOB: 1 BB: 0 P: 4	R: 2 E: 0 K: 0 S: 5	H: 2 LOB: 0 BB: 0 P: 5	R: 0 E: 0 K: 1 S: 5	H: 0 LOB: 0 BB: 0 P: 5	R: 1 E: 0 K: 0 S: 5	H: 2 LOB: 3 BB: 2 P: 13	R: 1 E: 0 K: 1 S: 7	H: 2 LOB: 2 BB: 1 P: 11	R: 0 E: 0 K: 2 S: 8	H: 1 LOB: 1 BB: 0 P: 8	R: 0 E: 0 K: 1 S: 6	H: 1 LOB: 2 BB: 1 P: 10	1B: 11 2B: 2 3B: 0 HR: 1	SF: 1 SAC: 1 DP: 0 HBP: 0	WP: 2 PA: 45
PITCHER	IP WLS BF H R ER SO BB IBB HBP BLK WP HR S P ERA WHIP																		
Bill Champion, R ERA: 4.27 (1, 1)	4.2 L 23 8 4 4 1 2 0 0 0 0 1 1 23 13 7.71 2.143																		
Turk Farrell, R ERA: 3.57 (5, 1)	1.2 10 4 2 2 0 1 0 0 0 0 0 0 9 13 10.80 3.000																		
John Boozar, R ERA: 3.49 (7, 1)	0.2 3 0 0 0 1 1 0 0 0 0 0 0 4 8 0.00 1.500																		
Al Raffo, R ERA: 2.62 (8, 1)	2.0 9 2 0 0 3 1 0 0 0 0 1 0 14 18 0.00 1.500																		

Chicago Cubs @ Philadelphia Phillies
 Connie Mack Stadium, Philadelphia, PA
 Sun Jul 20 1969, 3:38 AM EDT
 Att: 12,393 - Unknown

AB	38
R	6
H	14
RBI	6
BB	5
SO	5
LOB	18

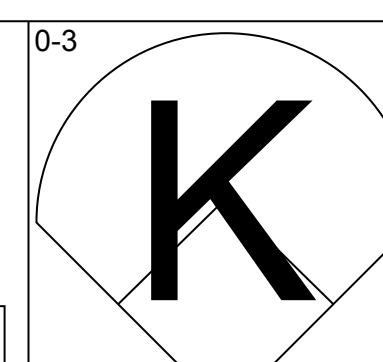
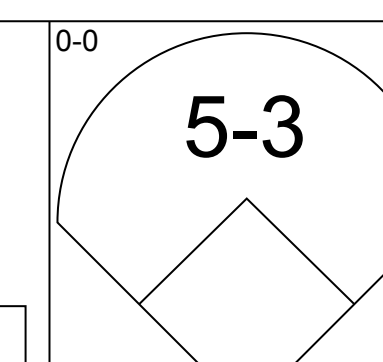
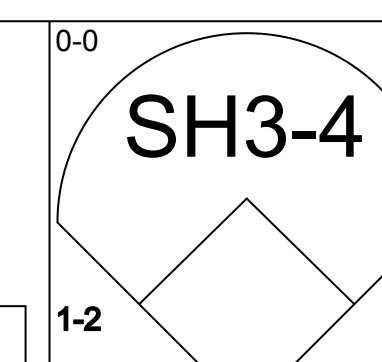
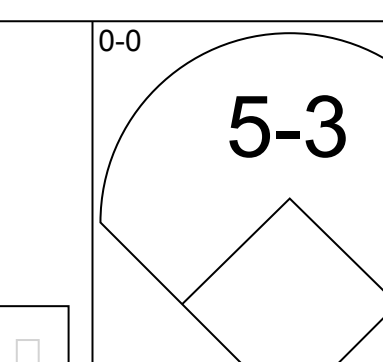
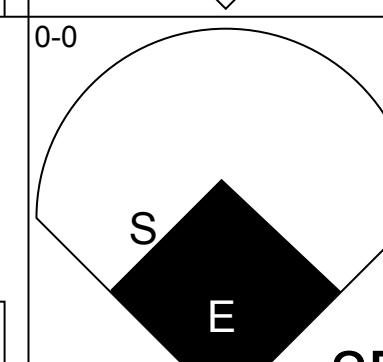
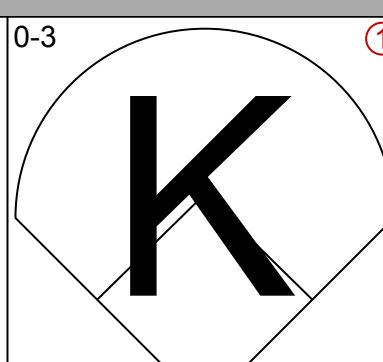
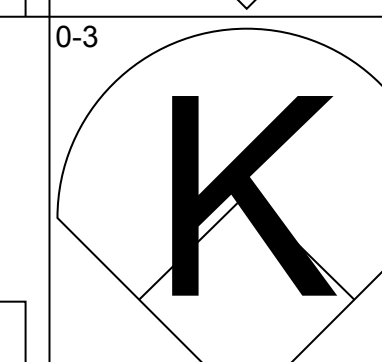
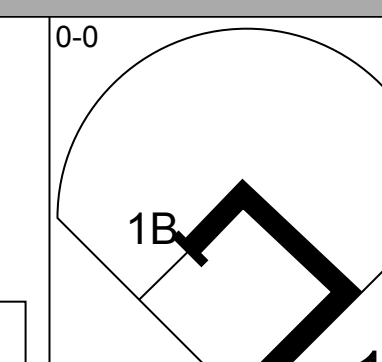
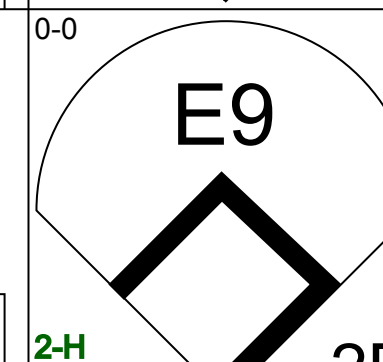
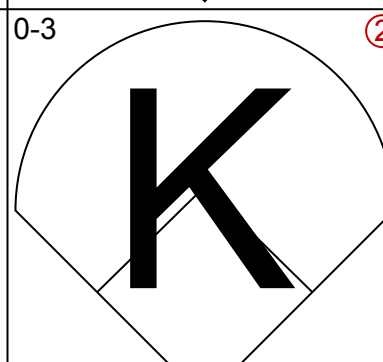
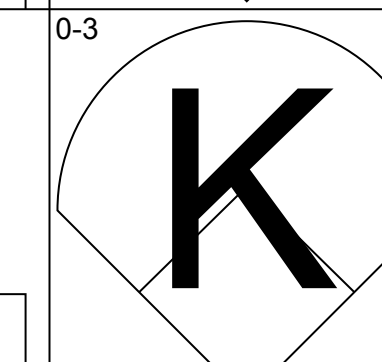
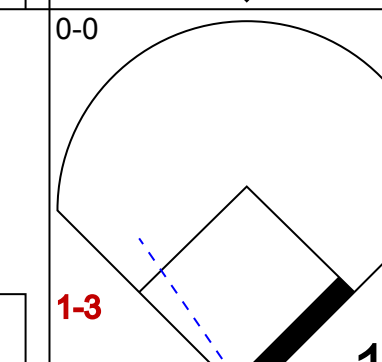
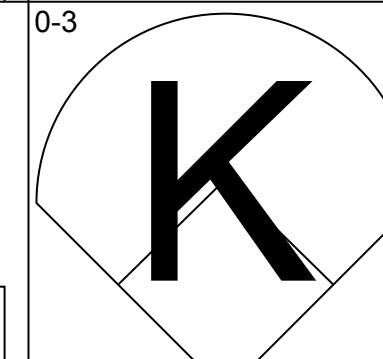
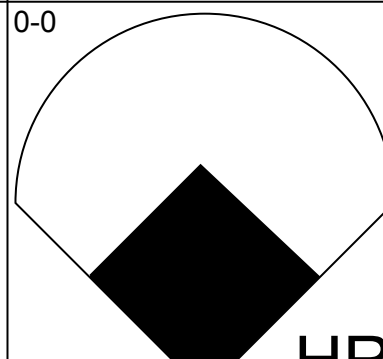
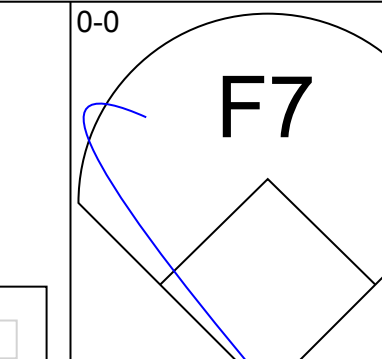
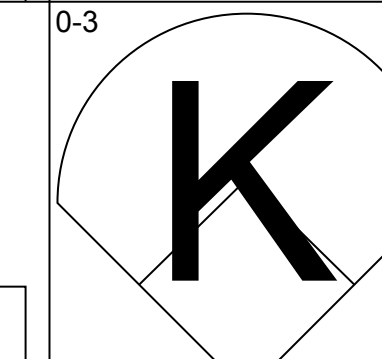
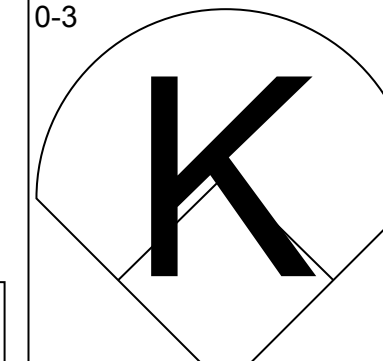
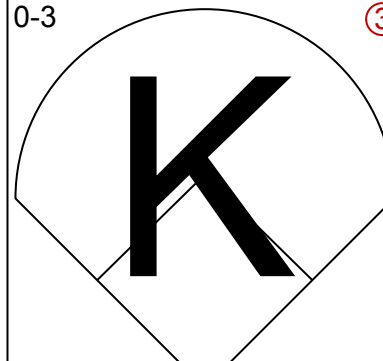
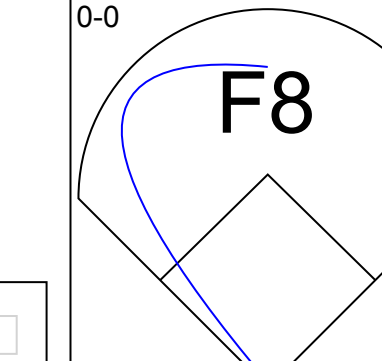
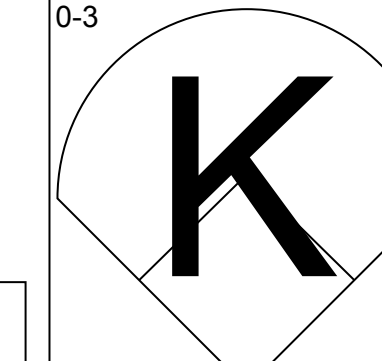
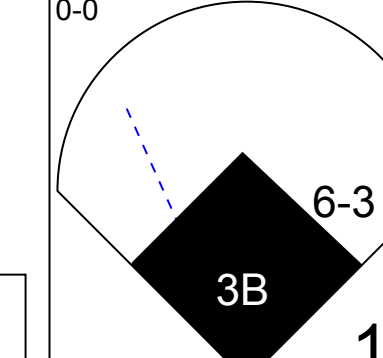
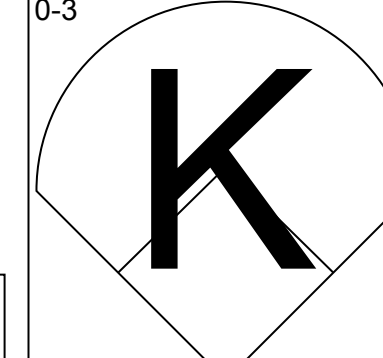
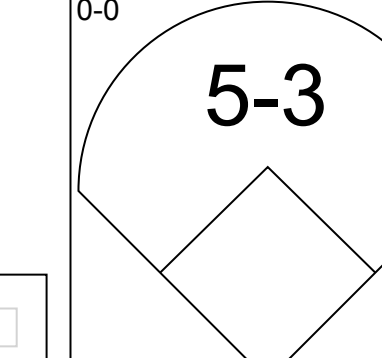
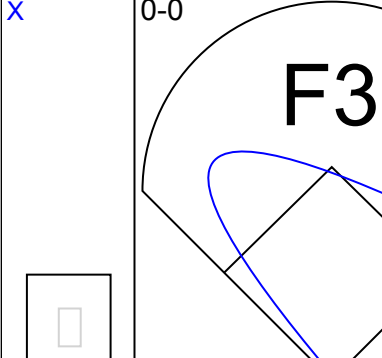
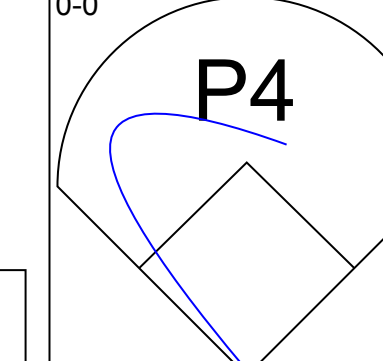
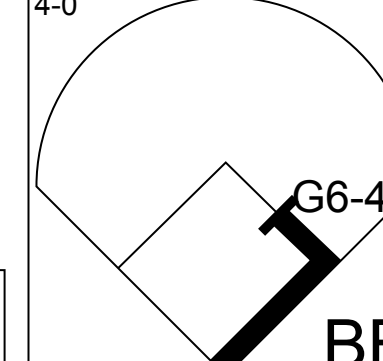
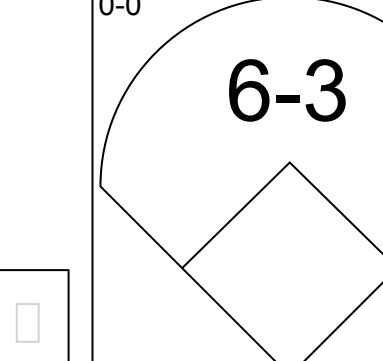
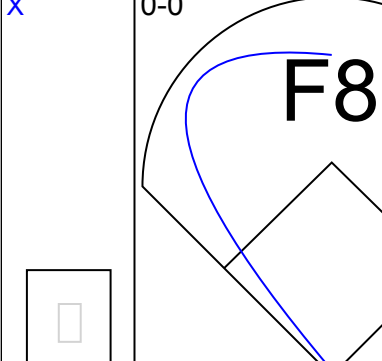
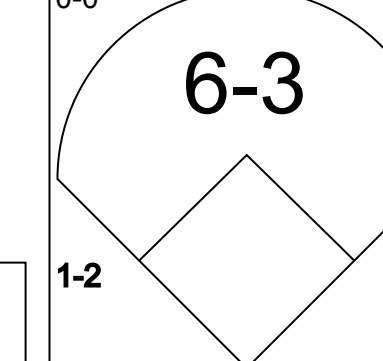
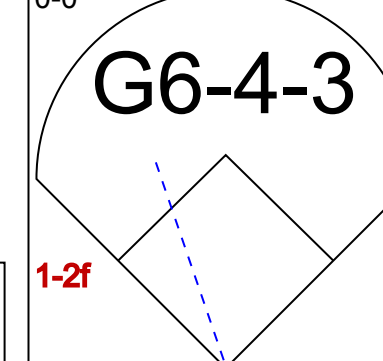
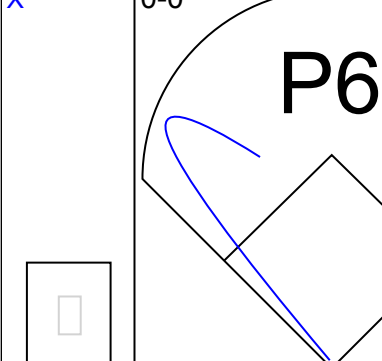


Batter	1	2	3	4	5	6	7	8	9	AB	R	H	RBI	BB	SO	LOB	BOTTOM		
Tony Taylor, R OBP: 0.321, SLG: 0.327 (1, 5)										4	0	1	0	0	0	3			
Cookie Rojas, R OBP: 0.327, SLG: 0.279 (1, 4)										4	0	0	0	0	1	1			
John Briggs, L OBP: 0.339, SLG: 0.384 (1, 9)										4	0	0	0	0	1	1			
Rick Joseph, R OBP: 0.376, SLG: 0.484 (1, 3)										3	1	0	0	1	1	1			
Deron Johnson, R OBP: 0.323, SLG: 0.398 (1, 7)										4	0	2	0	0	1	1			
Larry Hisle, R OBP: 0.334, SLG: 0.460 (1, 8)										4	0	1	0	0	2	2			
Don Money, R OBP: 0.299, SLG: 0.347 (1, 6)										4	0	0	0	0	3				
Mike Ryan, R OBP: 0.267, SLG: 0.342 (1, 2)										1	0	0	0	1	0	1			
Turk Farrell, R (5, 1)										0	0	0	0	0	0	0			
John Boozar, R OBP: 0.250, SLG: 0.250 (7, 1)										0	0	0	0	0	0	0			
Ron Stone, L OBP: 0.299, SLG: 0.299 (7, PH)										1	0	0	0	0	0	0			
Al Raffo, R OBP: 0.286, SLG: 0.167 (8, 1)										0	0	0	0	0	0	0			
Bill Champion, R OBP: 0.200, SLG: 0.250 (1, 1)										1	0	0	0	0	2				
Dave Watkins, R OBP: 0.267, SLG: 0.300 (5, 2)										2	0	0	0	1	0				
Inning Stats	R: 0 E: 0 K: 1 S: 5	H: 0 LOB: 0 BB: 0 P: 5	R: 1 E: 1 K: 1 S: 7	H: 1 LOB: 3 BB: 2 P: 15	R: 0 E: 0 K: 1 S: 5	H: 0 LOB: 0 BB: 0 P: 5	R: 0 E: 0 K: 1 S: 6	H: 1 LOB: 1 BB: 0 P: 6	R: 0 E: 0 K: 0 S: 3	H: 0 LOB: 0 BB: 0 P: 3	R: 0 E: 0 K: 0 S: 4	H: 1 LOB: 1 BB: 0 P: 4	R: 0 E: 0 K: 1 S: 5	H: 0 LOB: 0 BB: 0 P: 5	R: 0 E: 1 K: 1 S: 6	H: 0 LOB: 1 BB: 0 P: 6	1B: 4 2B: 0 3B: 0 HR: 0	SF: 0 SAC: 0 DP: 0 HBP: 0	WP: 0 PA: 34
PITCHER	IP WLS BF H R ER SO BB IBB HBP BLK WP HR S P ERA WHIP																		
Dick Selma, R ERA: 3.41 (1, 1)	9.0 W 34 4 1 0 7 2 0 0 0 0 0 0 46 54 0.00 0.667																		

Chicago Cubs @ Philadelphia Phillies
 Connie Mack Stadium, Philadelphia, PA
 Sun Jul 20 1969, 3:38 AM EDT
 Att: 12,393 - Unknown

AB	32
R	1
H	4
RBI	0
BB	2
SO	7
LOB	15

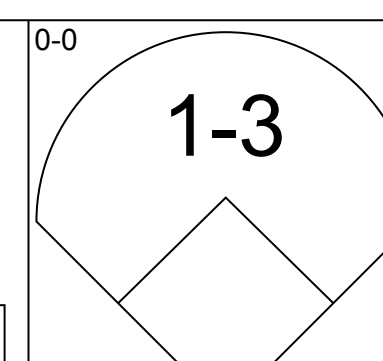
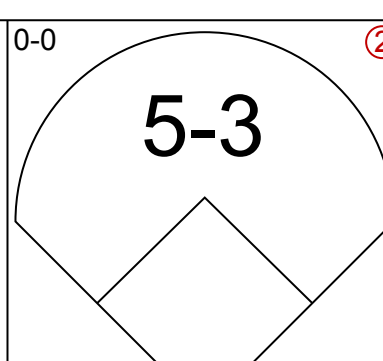
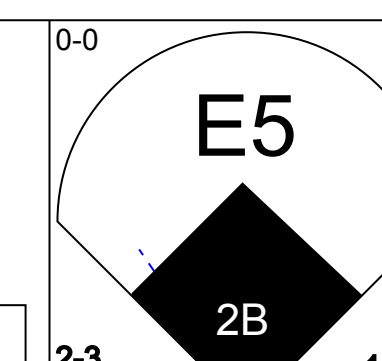
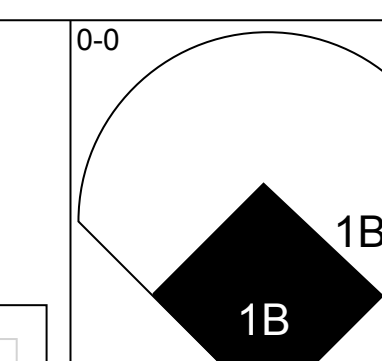
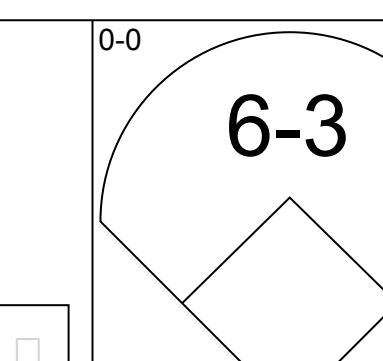
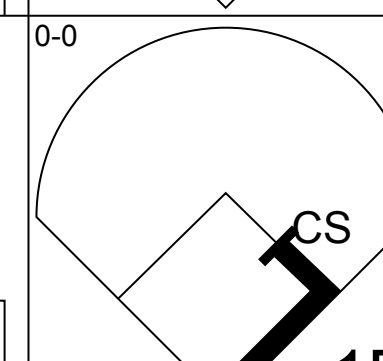
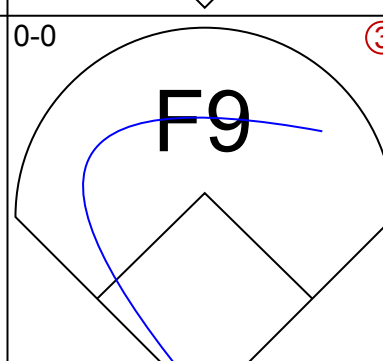
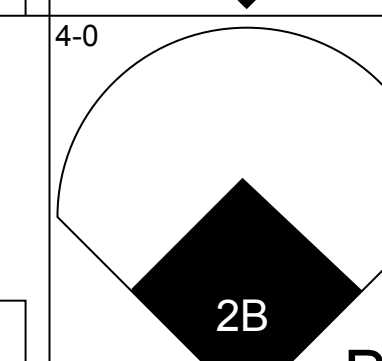
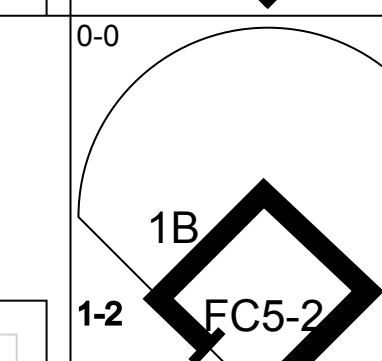
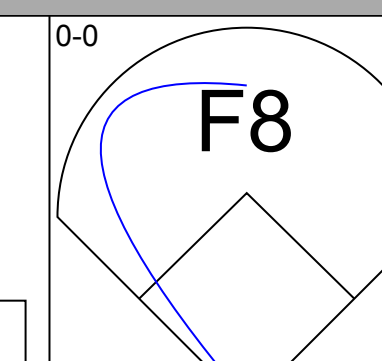
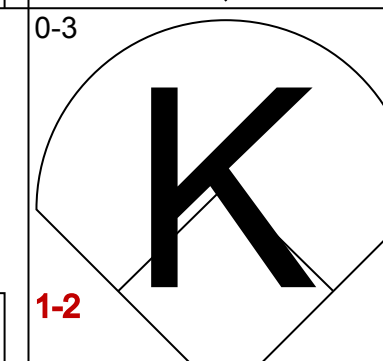
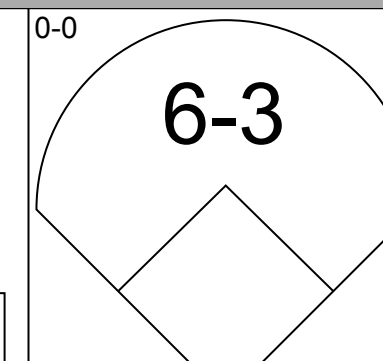
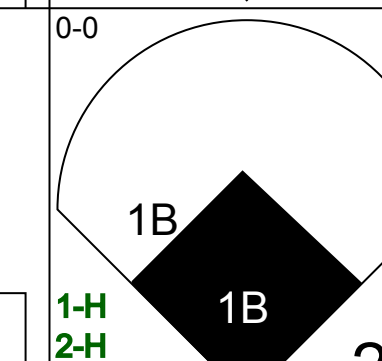
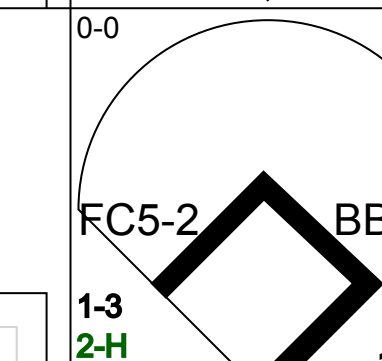

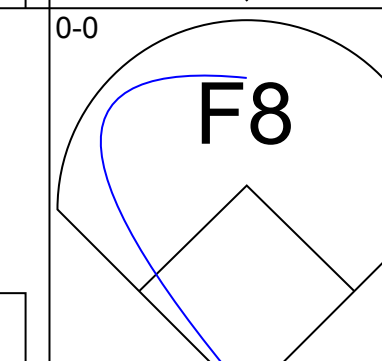
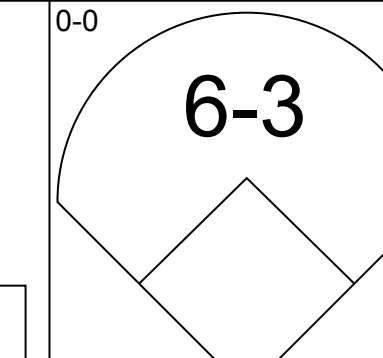
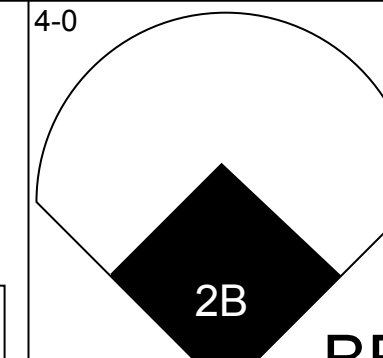
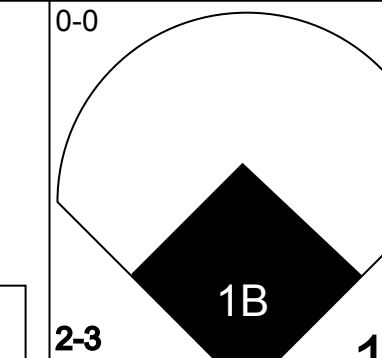
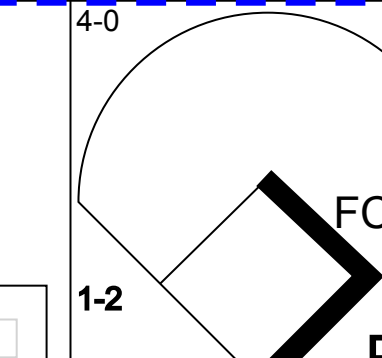

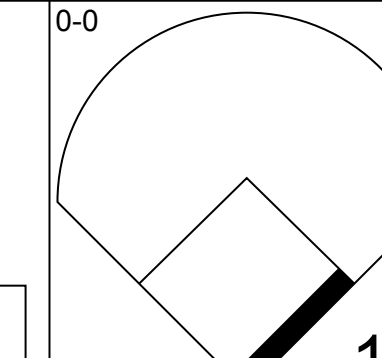
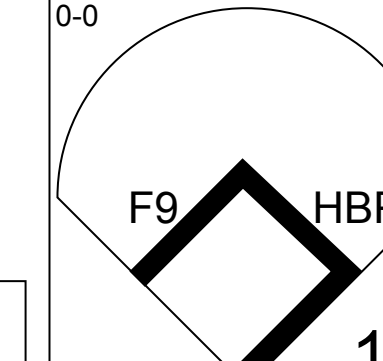
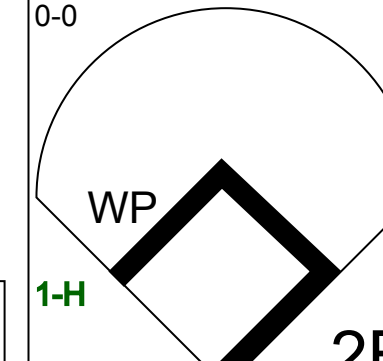
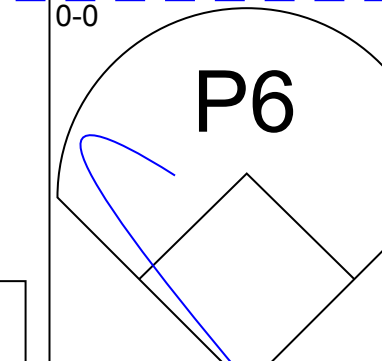
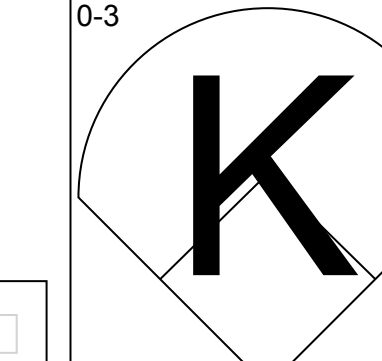
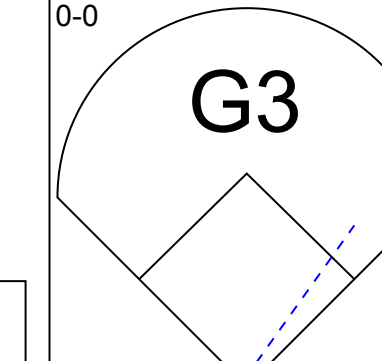
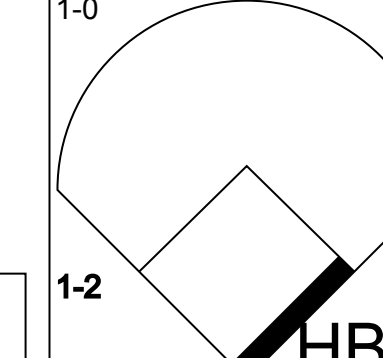
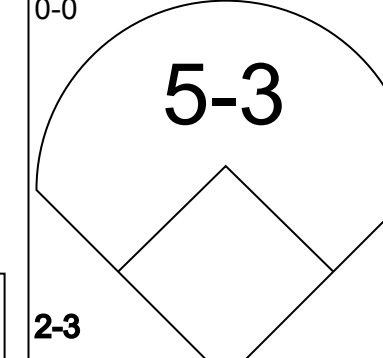
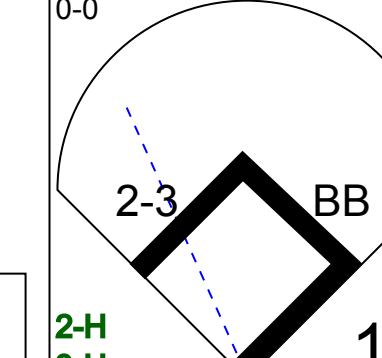
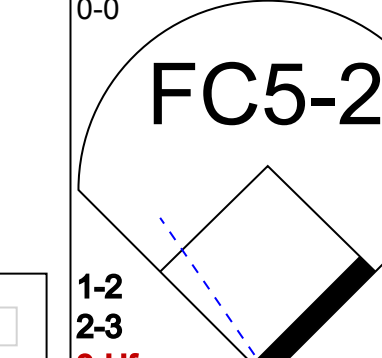
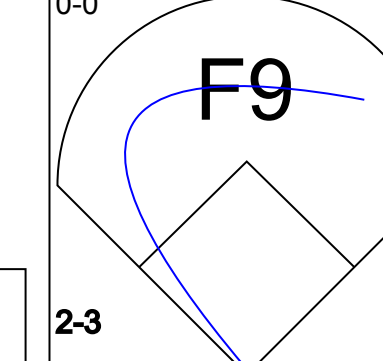
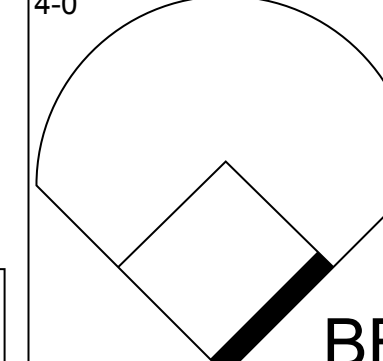
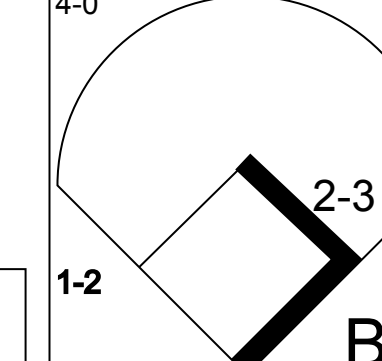
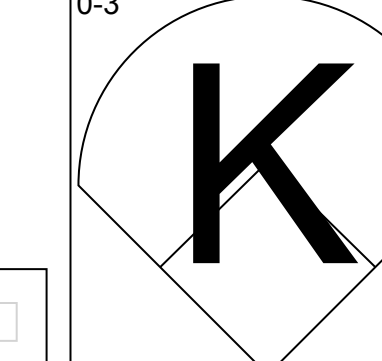
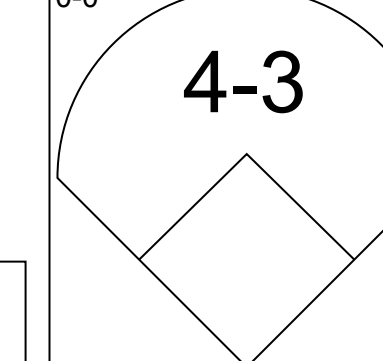
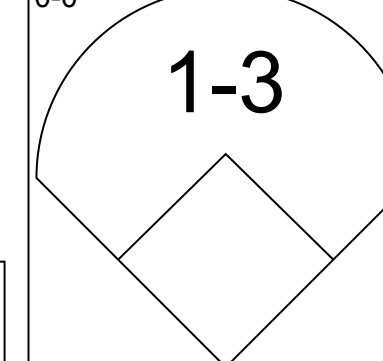
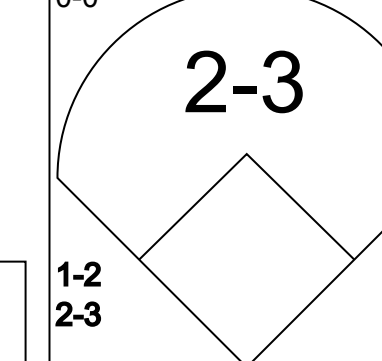
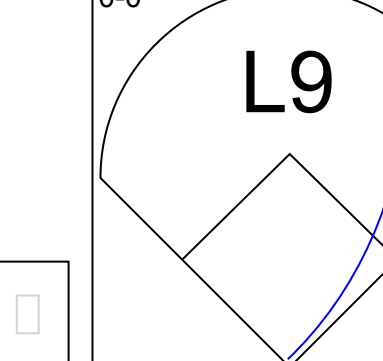
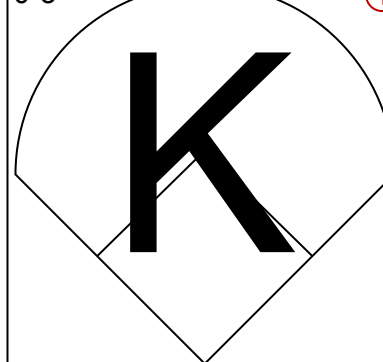
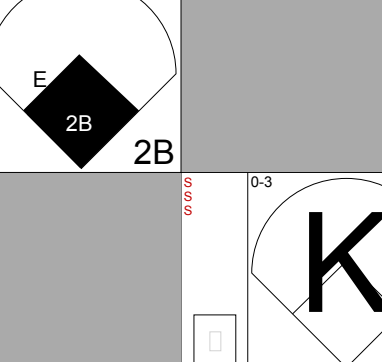
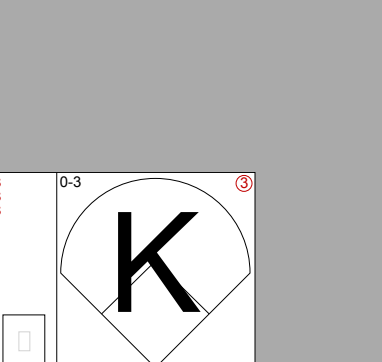
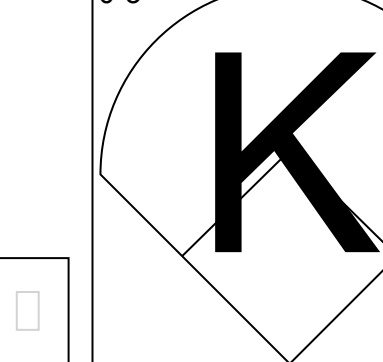


Batter	1	2	3	4	5	6	7	8	9	AB	R	H	RBI	BB	SO	LOB	TOP					
Tony Taylor, R OBP: 0.318, SLG: 0.324 (1, 4)										3	0	0	0	0	1	2						
Larry Hise, R OBP: 0.336, SLG: 0.464 (1, 8)										4	1	2	0	0	2	1						
Dick Allen, R OBP: 0.397, SLG: 0.683 (1, 3)										4	0	2	1	0	2	1						
Johnny Callison, L OBP: 0.342, SLG: 0.449 (1, 9)										4	1	1	1	0	2	2						
Deron Johnson, R OBP: 0.318, SLG: 0.391 (1, 7)										4	0	0	0	0	3	2						
Rick Joseph, R OBP: 0.374, SLG: 0.479 (1, 5)										4	1	1	0	0	1	0						
Don Money, R OBP: 0.299, SLG: 0.343 (1, 6)										3	0	0	0	1	0	1						
Mike Ryan, R OBP: 0.267, SLG: 0.338 (1, 2)										3	0	0	0	1	0	2						
Rick Wise, R OBP: 0.375, SLG: 0.432 (1, 1)										2	0	2	1	0	0	0						
Al Ruffo, R OBP: 0.286, SLG: 0.167 (5, 1)										0	0	0	0	0	0	0						
Bill Wilson, R (6, 1)										0	0	0	0	0	0	0						
Ron Stone, L OBP: 0.325, SLG: 0.297 (7, FH)										1	0	0	0	0	1	1						
Turk Farrell, R (7, 1)										0	0	0	0	0	0	0						
Inning Stats	R: 1 E: 1 K: 3 S: 11	H: 2 LOB: 1 BB: 0 P: 11	R: 1 E: 0 K: 0 S: 5	H: 2 LOB: 1 BB: 0 P: 5	R: 1 E: 0 K: 3 S: 10	H: 1 LOB: 0 BB: 0 P: 10	R: 0 E: 0 K: 1 S: 4	H: 0 LOB: 0 BB: 1 P: 8	R: 0 E: 0 K: 2 S: 8	H: 1 LOB: 1 BB: 0 P: 8	R: 0 E: 0 K: 0 S: 3	H: 0 LOB: 0 BB: 0 P: 3	R: 0 E: 0 K: 1 S: 5	H: 0 LOB: 1 BB: 1 P: 9	R: 0 E: 0 K: 2 S: 8	H: 2 LOB: 1 BB: 0 P: 8	R: 0 E: 0 K: 0 S: 3	H: 0 LOB: 0 BB: 0 P: 3	1B: 4 2B: 2 3B: 1 HR: 1	SF: 0 SAC: 1 DP: 1 HBP: 0	WP: 0 PB: 0 SB: 1 CS: 0	PA: 35
PITCHER Don Wilson, R ERA: 3.97 (1, 1)	IP: 9.0 WLS: W BF: 35 H: 8 R: 3 ER: 3 SO: 12 BB: 2 IBB: 0 HBP: 0 BLK: 0 WP: 0 HR: 1 S: 57 P: 65 ERA: 3.00 WHIP: 1.111															PITCHER						

Philadelphia Phillies @ Houston Astros
Astrodome, Houston, TX
Thu Jul 24 1969, 8:05 PM EDT
Att: 19,046 - Dome - 72 F

AB	32
R	3
H	8
RBI	3
BB	2
SO	12
LOB	12



Batter	1	2	3	4	5	6	7	8	9	AB	R	H	RBI	BB	SO	LOB	BOTTOM			
Sandy Valdespino, L OBP: 0.373, SLG: 0.338 (1, 7)										5	2	2	0	0	0	0				
Joe Morgan, L OBP: 0.404, SLG: 0.402 (1, 4)										4	1	2	0	1	0	0				
Denis Menke, R OBP: 0.396, SLG: 0.441 (1, 6)										5	1	2	4	0	1	1				
Norm Miller, L OBP: 0.377, SLG: 0.380 (1, 8)										3	2	2	0	2	0	0				
Curt Blefary, L OBP: 0.364, SLG: 0.394 (1, 3)										5	0	2	1	0	1	6				
Doug Radler, R OBP: 0.339, SLG: 0.373 (1, 5)										3	0	1	2	0	0	4				
Johnny Edwards, L OBP: 0.282, SLG: 0.312 (1, 2)										2	0	0	0	2	1	5				
Jesus Alou, R OBP: 0.236, SLG: 0.276 (1, 9)										4	0	0	0	0	0	6				
Don Wilson, R OBP: 0.246, SLG: 0.192 (1, 1)										4	1	1	0	0	3	2				
Inning Stats	R: 0 E: 0 K: 1 S: 5	H: 1 LOB: 1 BB: 0 P: 5	R: 0 E: 0 K: 0 S: 4	H: 1 LOB: 2 BB: 0 P: 5	R: 0 E: 0 K: 1 S: 5	H: 0 LOB: 0 BB: 0 P: 5	R: 1 E: 0 K: 0 S: 4	H: 1 LOB: 2 BB: 2 P: 12	R: 5 E: 1 K: 1 S: 10	H: 5 LOB: 2 BB: 2 P: 18	R: 1 E: 0 K: 2 S: 10	H: 3 LOB: 3 BB: 1 P: 14	R: 0 E: 0 K: 1 S: 5	H: 0 LOB: 0 BB: 0 P: 5	R: 0 E: 0 K: 0 S: 4	H: 1 LOB: 1 BB: 0 P: 4	1B: 9 2B: 4 3B: 0 HR: 0	SF: 0 SAC: 0 DP: 1 HBP: 1	WP: 1 PB: 0 SB: 0 CS: 1	PA: 41
PITCHER Rick Wise, R ERA: 3.57 (1, 1)	IP: 4.0 WLS: L BF: 22 H: 7 R: 6 ER: 6 SO: 2 BB: 3 IBB: 0 HBP: 0 BLK: 0 WP: 1 HR: 0 S: 22 P: 35 ERA: 13.50 WHIP: 2.500															PITCHER				
Al Ruffo, R ERA: 2.73 (5, 1)	IP: 1.0 WLS: L BF: 4 H: 4 R: 1 ER: 1 SO: 1 BB: 0 IBB: 0 HBP: 0 BLK: 0 WP: 0 HR: 0 S: 9 P: 13 ERA: 9.00 WHIP: 5.000																			
Bill Wilson, R ERA: 3.63 (6, 1)	IP: 1.0 WLS: L BF: 4 H: 0 R: 0 ER: 0 SO: 2 BB: 1 IBB: 0 HBP: 0 BLK: 0 WP: 0 HR: 0 S: 7 P: 11 ERA: 0.00 WHIP: 1.000																			
Turk Farrell, R ERA: 3.53 (7, 1)	IP: 2.0 WLS: L BF: 7 H: 1 R: 0 ER: 0 SO: 1 BB: 0 IBB: 0 HBP: 0 BLK: 0 WP: 0 HR: 0 S: 9 P: 9 ERA: 0.00 WHIP: 0.500																			

Philadelphia Phillies @ Houston Astros
Astrodome, Houston, TX
Thu Jul 24 1969, 8:05 PM EDT
Att: 19,046 - Dome - 72 F

AB	35
R	7
H	12
RBI	7
BB	5
SO	6
LOB	24



Batter	1	2	3	4	5	6	7	8	9	AB	R	H	RBI	BB	SO	LOB	TOP					
Tony Taylor, R OBP: 0.314, SLG: 0.319 (1, 4)	F9		1-3		4-3		F8	L1		5	0	0	0	0	0	3						
Larry Hisle, R OBP: 0.337, SLG: 0.464 (1, 8)	F9				6-3		F7		1B	4	2	1	0	1	0	0						
Dick Allen, R OBP: 0.393, SLG: 0.671 (1, 3)	K			5-3		K		K	1B	5	1	1	0	0	3	1						
Johnny Callison, L OBP: 0.344, SLG: 0.449 Ron Stone, L OBP: 0.329, SLG: 0.302 (8, PR) (8, 9)		E		E3		P3		1B	1B	4	1	2	0	0	0	1						
Deron Johnson, R OBP: 0.320, SLG: 0.391 (1, 7)	K			SF7		1B		2B	1B	3	2	1	1	1	2	3						
Rick Joseph, R OBP: 0.380, SLG: 0.485 (1, 5)	L6			WP		1B		BB	1B	4	0	2	1	1	1	3						
Don Money, R OBP: 0.307, SLG: 0.349 (1, 6)	L3			WP		1B		BB	1B	4	0	3	2	1	0	1						
Dave Watkins, R OBP: 0.260, SLG: 0.273 (1, 2)			P6	K2-3		FC5-4			1B	4	0	0	1	1	2	6						
Grant Jackson, S OBP: 0.169, SLG: 0.211 (1, 1)			K		4-3		K	K		4	0	0	0	0	3	3						
Inning Stats	R: 0 E: 0 K: 1 S: 5	H: 0 LOB: 0 BB: 0 P: 5	R: 0 E: 1 K: 1 S: 6	H: 1 LOB: 1 BB: 0 P: 6	R: 0 E: 0 K: 1 S: 5	H: 0 LOB: 0 BB: 0 P: 5	R: 2 E: 1 K: 1 S: 8	H: 2 LOB: 2 BB: 1 P: 12	R: 0 E: 0 K: 0 S: 3	H: 0 LOB: 0 BB: 0 P: 3	R: 1 E: 0 K: 1 S: 7	H: 2 LOB: 2 BB: 1 P: 11	R: 0 E: 0 K: 1 S: 5	H: 0 LOB: 0 BB: 0 P: 5	R: 2 E: 0 K: 2 S: 10	H: 3 LOB: 3 BB: 2 P: 18	R: 2 E: 0 K: 3 S: 12	H: 3 LOB: 2 BB: 1 P: 16	1B: 9 2B: 2 3B: 0 HR: 0	SF: 1 SAC: 0 DP: 0 HBP: 0	WP: 1 PB: 0 SB: 0 CS: 0	PA: 44
PITCHER	IP	WLS	BF	H	R	ER	SO	BB	IBB	HBP	BLK	WP	HR	S	P	ERA	WHIP					
Larry Dierker, R ERA: 2.58 (1, 1)	7.1	L	33	8	5	3	7	2	0	0	0	1	0	45	53	3.68	1.364					
Fred Gladding, R ERA: 3.53 (8, 1)	0.2		4	0	0	0	1	1	1	0	0	0	0	4	12	0.00	1.500					
Jack Billingham, R ERA: 4.56 (9, 1)	0.0		3	2	2	2	0	1	0	0	0	0	0	2	6	∞	∞					
Jim Ray, R ERA: 3.68 (9, 1)	1.0		4	1	0	0	3	0	0	0	0	0	0	10	10	0.00	1.000					

Philadelphia Phillies @ Houston Astros
Astrodome, Houston, TX
Fri Jul 25 1969, 8:05 PM EDT
Att: 18,285 - Dome - 72 F

AB 38
R 7
H 11
RBI 6
BB 5
SO 11
LOB 21



Batter	1	2	3	4	5	6	7	8	9	AB	R	H	RBI	BB	SO	LOB	BOTTOM					
Jesus Alou, R OBP: 0.236, SLG: 0.284 (1, 9)	4-3				FC6-4			F9		4	0	1	0	0	0	2						
Joe Morgan, L OBP: 0.405, SLG: 0.401 (1, 7)	K		P6			HR		1B		3	1	1	0	1	1	1						
Jimmy Wynn, R OBP: 0.431, SLG: 0.535 (1, 8)	CS			6-3		L6		K		3	0	0	0	1	1	2						
Denis Menke, R OBP: 0.394, SLG: 0.439 (1, 6)	CS	6-3		5-3		F9		F7		4	0	1	0	0	0	2						
Doug Rader, R OBP: 0.338, SLG: 0.380 (1, 5)				F8		HR		F9		4	1	1	2	0	1	1						
Julio Gotay, R OBP: 0.300, SLG: 0.292 (1, 4)	6-3					K		1B		4	1	2	0	0	1	1						
Curt Blefary, L OBP: 0.363, SLG: 0.393 (1, 3)	4-3					K		K		4	0	1	1	0	2	2						
Johnny Edwards, L OBP: 0.281, SLG: 0.309 (1, 2)			K			FC6-4		4-3		3	0	0	0	0	1	1						
Larry Dierker, R OBP: 0.167, SLG: 0.157 Fred Gladding, L (8, 1)			6-3			F9		K		3	0	0	0	0	1	2						
Jack Billingham, R (9, 1)										0	0	0	0	0	0	0						
Jim Ray, R OBP: 0.143, SLG: 0.143 Hector Torres, R OBP: 0.180, SLG: 0.220 (9, PH)										0	0	0	0	0	0	0						
										1	0	0	0	0	0	1						
Inning Stats	R: 0 E: 0 K: 1 S: 4	H: 0 LOB: 1 BB: 0 P: 8	R: 0 E: 0 K: 1 S: 6	H: 1 LOB: 1 BB: 0 P: 6	R: 0 E: 0 K: 1 S: 6	H: 1 LOB: 1 BB: 0 P: 6	R: 0 E: 0 K: 0 S: 3	H: 0 LOB: 0 BB: 0 P: 3	R: 0 E: 0 K: 1 S: 6	H: 1 LOB: 2 BB: 0 P: 7	R: 2 E: 0 K: 1 S: 6	H: 1 LOB: 0 BB: 1 P: 10	R: 0 E: 0 K: 2 S: 7	H: 0 LOB: 0 BB: 0 P: 7	R: 0 E: 0 K: 1 S: 6	H: 1 LOB: 1 BB: 0 P: 6	R: 1 E: 0 K: 0 S: 5	H: 2 LOB: 1 BB: 0 P: 5	1B: 4 2B: 1 3B: 1 HR: 1	SF: 0 SAC: 0 DP: 0 HBP: 1	WP: 1 PB: 0 SB: 0 CS: 1	PA: 37
PITCHER	IP	WLS	BF	H	R	ER	SO	BB	IBB	HBP	BLK	WP	HR	S	P	ERA	WHIP					
Grant Jackson, L ERA: 3.3 (1, 1)	9.0	W	36	7	3	3	8	2	0	1	0	1	1	49	58	3.00	1.000					

Philadelphia Phillies @ Houston Astros
Astrodome, Houston, TX
Fri Jul 25 1969, 8:05 PM EDT
Att: 18,285 - Dome - 72 F

AB 33
R 3
H 7
RBI 3
BB 2
SO 8
LOB 15



Batter	1	2	3	4	5	6	7	8	9	AB	R	H	RBI	BB	SO	LOB	TOP											
Tony Taylor, R OBP: 0.316, SLG: 0.317 (1, 4)										2	0	0	0	2	0	2	Philadelphia Phillies @ Houston Astros Astrodome, Houston, TX Sat Jul 26 1969, 8:05 PM EDT Att: 26,962 - Dome - 72 F											
Larry Hise, R OBP: 0.336, SLG: 0.460 (1, 8)										3	0	0	0	1	1	4												
Dick Allen, R OBP: 0.391, SLG: 0.662 (1, 3)										3	0	0	0	1	1	2												
Johnny Callison, L OBP: 0.339, SLG: 0.442 Al Raffo, R OBP: 0.296, SLG: 0.167 (8, 1)										4	0	0	0	0	1	3												
Deron Johnson, R OBP: 0.330, SLG: 0.411 (1, 7)										3	2	3	1	1	0	0												
Rick Joseph, R OBP: 0.372, SLG: 0.474 (1, 5)										4	0	0	0	0	1	3												
Don Money, R OBP: 0.303, SLG: 0.344 (1, 6)										4	0	0	0	0	1	3												
Dave Watkins, R OBP: 0.276, SLG: 0.277 (1, 2)										3	0	1	1	1	1	1												
Lowell Palmer, R OBP: 0.188, SLG: 0.333 John Boozer, R OBP: 0.290, SLG: 0.290 Terry Farrell, R OBP: 0.345, SLG: 0.283 Turk Farrell, R OBP: 0.351, SLG: 0.300 Ron Stone, L OBP: 0.371, SLG: 0.300 (1, 1) (5, 1) (6, PH) (6, 1) (8, PH) (8, 9)										1	0	0	0	0	1	1												
Inning Stats	R: 0 E: 0 K: 1 S: 4	H: 0 LOB: 0 BB: 1 P: 8	R: 1 E: 0 K: 2 S: 8	H: 1 LOB: 0 BB: 0 P: 8	R: 0 E: 0 K: 1 S: 4	H: 0 LOB: 0 BB: 1 P: 8	R: 0 E: 0 K: 2 S: 8	H: 1 LOB: 1 BB: 0 P: 8	R: 0 E: 1 K: 0 S: 4	H: 0 LOB: 1 BB: 0 P: 4	R: 0 E: 0 K: 0 S: 3	H: 0 LOB: 1 BB: 1 P: 7	R: 0 E: 0 K: 0 S: 3	H: 0 LOB: 3 BB: 2 P: 12	R: 1 E: 0 K: 0 S: 5	H: 2 LOB: 1 BB: 0 P: 5		1B: 3 2B: 0 3B: 0 HR: 1	SF: 0 SAC: 0 DP: 0 HBP: 1	WP: 0 PB: 0 SB: 0 CS: 2	PA: 37							
PITCHER	IP	WLS	BF	H	R	ER	SO	BB	IBB	HBP	BLK	WP	HR	S	P	ERA	WHIP											
Tom Griffin, R ERA: 3.73	(1, 1)	7.2	W	30	2	1	1	7	6	0	1	0	0	1	37	62	1.17	1.043										
Wade Blasingame, L ERA: 8.42	(8, 1)	0.1		1	0	0	0	0	0	0	0	0	0	1	1	0.00	0.000											
Fred Gladding, R ERA: 3.65	(9, 1)	1.0	S	5	2	1	1	0	0	0	0	0	0	5	5	9.00	2.000											

AB	29
R	2
H	4
RBI	2
BB	6
SO	7
LOB	20



Batter	1	2	3	4	5	6	7	8	9	AB	R	H	RBI	BB	SO	LOB	BOTTOM										
Sandy Valdespino, L OBP: 0.364, SLG: 0.321 (1, 7)										4	0	0	0	1	0	3	Philadelphia Phillies @ Houston Astros Astrodome, Houston, TX Sat Jul 26 1969, 8:05 PM EDT Att: 26,962 - Dome - 72 F										
Joe Morgan, L OBP: 0.404, SLG: 0.397 (1, 4)										3	1	0	0	1	0	0											
Denis Menke, R OBP: 0.390, SLG: 0.434 (1, 6)										4	0	0	0	0	0	3											
Norm Miller, L OBP: 0.375, SLG: 0.380 (1, 8) (9, 9)										3	1	1	1	0	1	2											
Curt Blefary, L OBP: 0.364, SLG: 0.392 (1, 3)										3	1	1	0	1	0	2											
Doug Rader, R OBP: 0.338, SLG: 0.381 (1, 5)										4	0	1	1	0	1	1											
Johnny Edwards, L OBP: 0.287, SLG: 0.310 (1, 2)										2	1	1	0	2	0	0											
Jesus Alou, R OBP: 0.241, SLG: 0.285 Fred Gladding, L ERA: 2.88 (9, 1)										3	0	1	1	1	0	2											
Tom Griffin, R OBP: 0.286, SLG: 0.361 Wade Blasingame, L ERA: 3.45 Gary Geiger, L OBP: 0.350, SLG: 0.274 (8, PH) (9, 8)										3	0	1	1	0	1	4											
Inning Stats	R: 0 E: 0 K: 1 S: 5	H: 0 LOB: 2 BB: 2 P: 13	R: 1 E: 0 K: 1 S: 6	H: 1 LOB: 1 BB: 1 P: 10	R: 1 E: 0 K: 0 S: 4	H: 0 LOB: 1 BB: 1 P: 8	R: 0 E: 0 K: 0 S: 4	H: 1 LOB: 1 BB: 0 P: 4	R: 2 E: 0 K: 1 S: 8	H: 3 LOB: 3 BB: 2 P: 16	R: 0 E: 0 K: 0 S: 3	H: 0 LOB: 0 BB: 0 P: 3	R: 0 E: 0 K: 0 S: 3	H: 0 LOB: 0 BB: 0 P: 3	R: 0 E: 0 K: 0 S: 4	H: 1 LOB: 1 BB: 0 P: 4		1B: 5 2B: 1 3B: 0 HR: 0	SF: 1 SAC: 0 DP: 0 HBP: 0	WP: 0 PB: 0 SB: 2 CS: 0	PA: 37						
PITCHER	IP	WLS	BF	H	R	ER	SO	BB	IBB	HBP	BLK	WP	HR	S	P	ERA	WHIP										
Lowell Palmer, R ERA: 5.54	(1, 1)	4.2	L	26	5	4	3	2	5	0	0	0	0	24	48	5.79	2.143										
John Boozer, R ERA: 3.45	(5, 1)	0.1		1	0	0	0	1	0	0	0	0	0	3	3	0.00	0.000										
Turk Farrell, R ERA: 3.4	(6, 1)	2.0		6	0	0	0	0	0	0	0	0	0	6	6	0.00	0.000										
Al Raffo, R ERA: 2.88	(8, 1)	1.0		4	1	0	0	0	0	0	0	0	0	4	4	0.00	1.000										



Batter	1	2	3	4	5	6	7	8	9	10	11	AB	R	H	RBI	BB	SO	LOB	TOP				
Tony Taylor, R OBP: 0.317, SLG: 0.327 (1, 4)	0-0 HR		0-0 FC3-6 1B			0-0 L9		0-0 F9			0-0 P3	5	1	2	1	0	0	0					
Johnny Callison, L OBP: 0.338, SLG: 0.443 (1, 9)	0-0 F9		0-0 FC3-6 G6-4-3			0-0 1B			0-0 L9			4	1	1	0	0	0	1					
Dick Allen, R OBP: 0.393, SLG: 0.657 (1, 3)	4-0 BB		0-0 G6-4-3			0-0 G6-4-3 1B			0-0 F8			3	0	1	1	1	0	1					
Deron Johnson, R OBP: 0.329, SLG: 0.406 (1, 7)	4-0 BB			0-0 6-3		0-0 G6-4-3			0-0 F9			3	0	0	0	1	0	1					
Rick Joseph, R OBP: 0.364, SLG: 0.483 (1, 5)	0-0 1-3			0-0 F3			0-3 K			0-0 F7		4	0	0	0	0	1	2					
Larry Hulse, R OBP: 0.335, SLG: 0.456 (1, 8)	0-3 K			0-3 K			4-0 CS BB			0-0 6-3		3	0	0	0	1	2	2					
Don Money, R OBP: 0.299, SLG: 0.338 (1, 6)		0-3 K			0-3 K		0-0 L7			0-0 F2		4	0	0	0	0	2	1					
Mike Ryan, R OBP: 0.264, SLG: 0.334 (1, 2)		0-0 F9		0-0 F7			0-0 CS	0-0 L5		0-0 F8		4	0	0	0	0	0	0					
Woodie Fryman, R OBP: 0.083, SLG: 0.064 Cookie Rojas, R OBP: 0.279, SLG: 0.278 Bill Wilson, R (8, 1)		0-3 K		0-3 K				0-0 5-3		0-0 4-3		2	0	0	0	0	2	0					
Inning Stats	R: 1 E: 0 K: 1 S: 6	H: 1 LOB: 2 BB: 2 P: 14	R: 0 E: 0 K: 2 S: 7	H: 0 LOB: 0 BB: 0 P: 7	R: 0 E: 0 K: 1 S: 5	H: 0 LOB: 0 BB: 0 P: 5	R: 0 E: 0 K: 2 S: 7	H: 0 LOB: 0 BB: 0 P: 7	R: 1 E: 0 K: 0 S: 4	H: 2 LOB: 0 BB: 0 P: 4	R: 0 E: 0 K: 1 S: 4	H: 0 LOB: 0 BB: 1 P: 8	R: 0 E: 0 K: 0 S: 3	H: 0 LOB: 0 BB: 0 P: 3	R: 0 E: 0 K: 0 S: 3	H: 0 LOB: 0 BB: 0 P: 3	R: 0 E: 0 K: 0 S: 3	H: 0 LOB: 0 BB: 0 P: 3	1B: 2 2B: 1 3B: 0 HR: 1	SF: 0 SAC: 0 DP: 2 HBP: 0	WP: 0 PB: 0 SB: 0 CS: 1	PA: 38	
PITCHER	IP 10.0	WLS 3	BF 34	H 4	R 2	ER 2	SO 7	BB 3	IBB 0	HBP 0	BLK 0	WP 0	HR 0	S 45	P 57	ERA 1.80	WHIP 0.700						
Denny Lemaster, L ERA: 3.43 Fred Gladding, R ERA: 3.57	(1, 1)	(11, 1)	1.0	W	3	0	0	0	0	0	0	0	0	0	3	3	0.00	0.000					

Philadelphia Phillies @ Houston Astros
Astrodome, Houston, TX
Sun Jul 27 1969, 4:33 AM EDT
Att: 21,183 - Dome - 72 F

AB 34
R 2
H 4
RBI 2
BB 3
SO 7
LOB 8



Batter	1	2	3	4	5	6	7	8	9	10	11	AB	R	H	RBI	BB	SO	LOB	BOTTOM					
Norm Miller, L OBP: 0.375, SLG: 0.382 (1, 9)	0-0 6-3	0-0 2B		0-0 F8		0-0 G3		0-0 FC6-4 1B			0-3 K	6	0	2	1	0	1	0						
Julio Gotay, R OBP: 0.307, SLG: 0.290 Joe Morgan, L OBP: 0.405, SLG: 0.403 (11, PH)	4-0 FC5-4 BB	0-3 K		0-0 WP BB 1B		0-0 L4		0-0 F3		0-0 FC4 1B 2B		4	0	1	0	1	1	3						
Jimmy Wynn, R OBP: 0.432, SLG: 0.535 (1, 8)	0-0 FC5-4	4-0 BB		4-0 FC4-2 WP BB		0-0 S 2B		0-3 K		0-0 F2		4	0	1	0	2	1	3						
Denris Menke, R OBP: 0.392, SLG: 0.430 (1, 6)	4-0 BB	0-3 K		0-0 FC4-2		4-0 FC5-4 BB		0-0 FC6-4		4-0 FC4 IBB		3	0	0	0	3	1	6						
Doug Rader, R OBP: 0.335, SLG: 0.376 (1, 5)	0-0 5-3		4-0 1B BB	0-0 6-3		0-0 FC5-4		0-0 4-3		0-0 FC4 1B IBB		5	0	0	0	1	0	8						
Curt Stefany, L OBP: 0.364, SLG: 0.389 (1, 3)		0-3 K	0-0 1B	0-0 1-3		0-0 3-1		0-0 K		4-0 1B IBB		5	0	1	0	1	2	0						
Jesus Alou, R OBP: 0.240, SLG: 0.280 Gary Geiger, L OBP: 0.365, SLG: 0.281 (11, PH)		1-0 1B HBP	0-3 K	0-3 K		0-0 5-3		0-0 5-3		0-0 1B		4	1	0	0	0	2	2						
Johnny Edwards, L OBP: 0.292, SLG: 0.322 (1, 2)	0-0 1B 2B 1B	0-3 K	0-3 K	0-0 1B		0-0 3B		0-0 K		0-0 4-3		5	1	3	0	0	1	2						
Denny Lemaster, R OBP: 0.224, SLG: 0.273 Sandy Valdespino, L OBP: 0.365, SLG: 0.316 Fred Gladding, L (11, 1)	0-0 2B 1B	0-0 L8		0-3 K		0-3 K		0-3 K2-3				4	0	1	1	0	2	4						
Inning Stats	R: 0 E: 0 K: 0 S: 3	H: 0 LOB: 2 BB: 2 P: 11	R: 2 E: 0 K: 3 S: 12	H: 3 LOB: 3 BB: 1 P: 17	R: 0 E: 0 K: 2 S: 8	H: 1 LOB: 2 BB: 1 P: 12	R: 0 E: 0 K: 0 S: 4	H: 1 LOB: 2 BB: 1 P: 8	R: 0 E: 0 K: 2 S: 8	H: 1 LOB: 1 BB: 0 P: 8	R: 0 E: 0 K: 1 S: 6	H: 1 LOB: 1 BB: 0 P: 6	R: 0 E: 0 K: 1 S: 6	H: 1 LOB: 1 BB: 0 P: 6	R: 0 E: 0 K: 1 S: 5	H: 0 LOB: 0 BB: 0 P: 5	R: 0 E: 0 K: 2 S: 7	H: 0 LOB: 0 BB: 0 P: 7	R: 1 E: 0 K: 0 S: 4	H: 2 LOB: 3 BB: 2 P: 12	1B: 7 2B: 3 3B: 1 HR: 0	SF: 0 SAC: 0 DP: 0 HBP: 1	WP: 1 PB: 0 SB: 2 CS: 0	PA: 52
PITCHER	IP 7.0	WLS L	BF 16	H 3	R 1	ER 1	SO 4	BB 0	IBB 0	HBP 1	BLK 0	WP 0	HR 0	S 45	P 70	ERA 2.57	WHIP 2.000							
Woodie Fryman, L ERA: 4.36 Bill Wilson, R ERA: 3.54	(1, 1)	(8, 1)	3.2	L	16	3	1	1	4	0	2	0	0	0	22	30	2.46	0.818						

Philadelphia Phillies @ Houston Astros
Astrodome, Houston, TX
Sun Jul 27 1969, 4:33 AM EDT
Att: 21,183 - Dome - 72 F

AB 43
R 3
H 11
RBI 3
BB 8
SO 12
LOB 28



Batter	1	2	3	4	5	6	7	8	9	AB	R	H	RBI	BB	SO	LOB	TOP					
Felipe Alou, R OBP: 0.349, SLG: 0.394 (1, 8)										5	1	2	1	0	1	0	Atlanta Braves @ Philadelphia Phillies Connie Mack Stadium, Philadelphia, PA Wed Jul 30 1969, 7:05 PM EDT Unknown					
Felix Milten, R OBP: 0.330, SLG: 0.373 (1, 4)										5	0	1	0	0	0	1						
Hank Aaron, R OBP: 0.418, SLG: 0.646 (1, 9)										4	1	2	1	0	0	2						
Rico Carty, R OBP: 0.433, SLG: 0.571 Mike Lum, L OBP: 0.325, SLG: 0.312 (8, 7)										3	0	0	0	1	1	2						
Orlando Cepeda, R OBP: 0.331, SLG: 0.450 (1, 3)										4	0	0	0	0	2	3						
Clete Boyer, R OBP: 0.347, SLG: 0.413 (1, 5)										4	1	1	0	0	0	0						
Bob Tillman, R OBP: 0.272, SLG: 0.404 (1, 2)										4	3	3	4	0	0	0						
Gil Garrido, R OBP: 0.274, SLG: 0.301 (1, 6)										4	0	1	0	0	1	0						
Mitt Pappas, R OBP: 0.231, SLG: 0.206 Cecil Upshaw, R OBP: 0.300, SLG: 0.600 (6, 1)										3	0	0	0	0	1	1						
										1	0	0	0	0	0	0						
Inning Stats	R: 0 E: 0 K: 1 S: 6	H: 1 LOB: 1 BB: 0 P: 6	R: 1 E: 0 K: 1 S: 7	H: 2 LOB: 1 BB: 7 P: 7	R: 1 E: 0 K: 0 S: 4	H: 1 LOB: 0 BB: 4 P: 4	R: 1 E: 0 K: 2 S: 8	H: 1 LOB: 0 BB: 0 P: 8	R: 1 E: 0 K: 1 S: 7	H: 2 LOB: 2 BB: 1 P: 11	R: 2 E: 0 K: 1 S: 7	H: 2 LOB: 0 BB: 0 P: 7	R: 0 E: 0 K: 0 S: 4	H: 1 LOB: 1 BB: 0 P: 4	R: 0 E: 0 K: 0 S: 3	H: 0 LOB: 0 BB: 0 P: 3	R: 0 E: 0 K: 0 S: 3	H: 0 LOB: 0 BB: 0 P: 3	1B: 5 2B: 0 3B: 0 HR: 5	SF: 0 SAC: 0 DP: 0 HBP: 0	WP: 0 PB: 0 SB: 1 CS: 0	PA: 38
PITCHER	IP WLS BF H R ER SO BB IBB HBP BLK WP HR S P ERA WHIP																					
Grant Jackson, L ERA: 3.52	(1, 1) 5.0 L 25 9 6 6 5 1 0 0 0 0 0 5 34 38 10.80 2.000																					
Turk Farrell, R ERA: 3.33	(6, 1) 1.0 3 0 0 0 1 0 0 0 0 0 0 0 5 5 0.00 0.000																					
Al Raffo, R ERA: 2.64	(7, 1) 1.0 4 1 0 0 0 0 0 0 0 0 0 0 4 4 0.00 1.000																					
John Boozer, R ERA: 3.23	(8, 1) 2.0 6 0 0 0 0 0 0 0 0 0 0 0 6 6 0.00 0.000																					

Batter	1	2	3	4	5	6	7	8	9	AB	R	H	RBI	BB	SO	LOB	BOTTOM			
Tony Taylor, R OBP: 0.316, SLG: 0.332 (1, 4)										4	1	1	1	0	1	0	Atlanta Braves @ Philadelphia Phillies Connie Mack Stadium, Philadelphia, PA Wed Jul 30 1969, 7:05 PM EDT Unknown			
Larry Hisle, R OBP: 0.332, SLG: 0.451 (1, 8)										4	0	0	0	0	2	1				
Dick Allen, R OBP: 0.394, SLG: 0.653 (1, 3)										3	1	1	0	1	2	0				
Johnny Callison, L OBP: 0.333, SLG: 0.436 (1, 9)										4	0	0	0	0	0	2				
Deron Johnson, R OBP: 0.327, SLG: 0.403 (1, 7)										4	0	1	1	0	0	0				
Rick Joseph, R OBP: 0.362, SLG: 0.459 (1, 5)										4	0	1	0	0	2	1				
Don Money, R OBP: 0.296, SLG: 0.335 (1, 6)										3	0	0	0	0	1	0				
Mike Ryan, R OBP: 0.262, SLG: 0.331 (1, 2)										3	0	0	0	0	1	0				
Grant Jackson, S BP: 0.187, SLG: 0.207 Turk Farrell, R OBP: 0.316, SLG: 0.451 Terry Harmon, R OBP: 0.316, SLG: 0.451 Al Raffo, R OBP: 0.316, SLG: 0.451 Rich Barry, R OBP: 0.316, SLG: 0.451 John Boozer, R OBP: 0.316, SLG: 0.451 (1, 1) (6, 1) (7, 1) (7, 1) (8, 1)										1	0	0	0	0	0	0				
										0	0	0	0	0	0	0				
Inning Stats	R: 0 E: 0 K: 1 S: 5	H: 0 LOB: 0 BB: 0 P: 5	R: 0 E: 0 K: 0 S: 3	H: 0 LOB: 0 BB: 0 P: 3	R: 0 E: 0 K: 0 S: 4	H: 1 LOB: 1 BB: 0 P: 4	R: 0 E: 0 K: 0 S: 4	H: 1 LOB: 1 BB: 0 P: 4	R: 3 E: 0 K: 2 S: 9	H: 2 LOB: 1 BB: 2 P: 17	R: 0 E: 0 K: 0 S: 3	H: 0 LOB: 0 BB: 0 P: 3	R: 0 E: 0 K: 3 S: 9	H: 0 LOB: 0 BB: 0 P: 9	R: 0 E: 0 K: 1 S: 5	H: 0 LOB: 0 BB: 0 P: 5	1B: 3 2B: 0 3B: 1 HR: 0	SF: 0 SAC: 0 DP: 0 HBP: 0	WP: 1 PB: 0 SB: 0 CS: 0	PA: 33
PITCHER	IP WLS BF H R ER SO BB IBB HBP BLK WP HR S P ERA WHIP																			
Mitt Pappas, R ERA: 3.61	(1, 1) 5.0 W 19 3 2 2 1 1 0 0 0 0 1 0 20 24 3.60 0.800																			
Cecil Upshaw, R ERA: 3.45	(6, 1) 4.0 S 14 1 1 1 6 1 0 0 0 0 1 0 25 29 2.25 0.500																			

Batter	1	2	3	4	5	6	7	8	9	AB	R	H	RBI	BB	SO	LOB	TOP										
Felipe Alou, R OBP: 0.347, SLG: 0.391 (1, 9)										5	1	1	0	0	0	4	Atlanta Braves @ Philadelphia Phillies Connie Mack Stadium, Philadelphia, PA Wed Jul 30 1969, 7:05 PM EDT Att: 9,391 - Unknown										
Tony Gonzalez, L OBP: 0.333, SLG: 0.378 (1, 8)										4	0	1	0	1	0	2											
Felix Millan, R OBP: 0.334, SLG: 0.377 (1, 4)										3	0	2	1	1	0	2											
Rico Carty, R OBP: 0.426, SLG: 0.555 (1, 7)										4	0	0	0	1	0	4											
Orlando Cepeda, R OBP: 0.334, SLG: 0.447 (1, 3)										3	0	0	0	0	1	4											
Clete Boyer, R OBP: 0.346, SLG: 0.411 (1, 5)										4	1	1	0	0	0	1											
Bob Didier, S OBP: 0.326, SLG: 0.327 (1, 2)										4	0	0	0	0	1	2											
Gil Garrido, R OBP: 0.283, SLG: 0.302 (1, 6)										3	0	1	0	1	0	0											
George Stone, L OBP: 0.162, SLG: 0.162 (1, 1)										4	1	1	1	0	0	2											
Ron Reed, R OBP: 0.176, SLG: 0.160 (8, 1)										0	0	0	0	0	0	0											
Inning Stats	R: 1 E: 0 K: 0 S: 4	H: 2 LOB: 0 BB: 0 P: 4	R: 1 E: 0 K: 0 S: 6	H: 3 LOB: 2 BB: 0 P: 6	R: 0 E: 0 K: 0 S: 3	H: 0 LOB: 1 BB: 1 P: 7	R: 0 E: 0 K: 1 S: 5	H: 0 LOB: 0 BB: 0 P: 5	R: 0 E: 0 K: 1 S: 7	H: 1 LOB: 3 BB: 1 P: 11	R: 0 E: 0 K: 0 S: 3	H: 0 LOB: 0 BB: 0 P: 3	R: 1 E: 1 K: 0 S: 5	H: 1 LOB: 1 BB: 0 P: 5	R: 0 E: 0 K: 0 S: 3	H: 0 LOB: 2 BB: 1 P: 8	R: 0 E: 0 K: 0 S: 3	H: 0 LOB: 1 BB: 1 P: 7	1B: 6 2B: 1 3B: 0 HR: 0	SF: 0 SAC: 1 DP: 1 HBP: 1	WP: 2 PB: 0 SB: 0 CS: 0	PA: 40					
PITCHER	IP	WLS	BF	H	R	ER	SO	BB	IBB	HBP	BLK	WP	HR	S	P	ERA	WHIP										
Bill Champion, R ERA: 4.03 (1, 1)	8.0	W	36	7	3	2	2	2	1	1	0	1	0	36	49	2.25	1.125										
Bill Wilson, R ERA: 3.47 (9, 1)	1.0	S	4	0	0	0	0	1	0	0	0	1	0	3	7	0.00	1.000										

Batter	1	2	3	4	5	6	7	8	9	AB	R	H	RBI	BB	SO	LOB	BOTTOM										
Tony Taylor, R OBP: 0.313, SLG: 0.329 (1, 4)										4	0	0	0	0	0	2	Atlanta Braves @ Philadelphia Phillies Connie Mack Stadium, Philadelphia, PA Wed Jul 30 1969, 7:05 PM EDT Att: 9,391 - Unknown										
Johnny Callison, L OBP: 0.336, SLG: 0.449 (1, 9)										4	2	2	1	0	0	0											
Dick Allen, R OBP: 0.396, SLG: 0.677 (1, 3)										4	2	2	3	0	1	0											
Deron Johnson, R OBP: 0.326, SLG: 0.398 (1, 7)										3	0	0	0	1	1	0											
Bill Wilson, R (9, 1)										0	0	0	0	0	0	0											
Rick Joseph, R OBP: 0.356, SLG: 0.451 (1, 5)										3	0	0	0	0	0	1											
Larry Hise, R OBP: 0.329, SLG: 0.447 (1, 8)										3	0	0	0	0	2	0											
Don Money, R OBP: 0.293, SLG: 0.331 (1, 6)										3	0	0	0	0	1	0											
Dave Watkins, R OBP: 0.281, SLG: 0.265 (1, 2)										2	0	0	0	1	1	0											
Bill Champion, R OBP: 0.227, SLG: 0.273 (1, 1)										2	0	1	0	0	0	0											
Rich Barry, R OBP: 0.320, SLG: 0.238 (8, PH)										1	0	0	0	0	1	0											
Ron Stone, L OBP: 0.331, SLG: 0.300 (9, 7)										0	0	0	0	0	0	0											
Inning Stats	R: 0 E: 0 K: 1 S: 5	H: 0 LOB: 0 BB: 0 P: 5	R: 0 E: 0 K: 1 S: 5	H: 0 LOB: 0 BB: 0 P: 5	R: 0 E: 0 K: 2 S: 7	H: 0 LOB: 0 BB: 0 P: 7	R: 2 E: 0 K: 0 S: 5	H: 2 LOB: 0 BB: 0 P: 5	R: 0 E: 0 K: 1 S: 6	H: 1 LOB: 2 BB: 1 P: 10	R: 0 E: 0 K: 0 S: 3	H: 0 LOB: 1 BB: 1 P: 7	R: 0 E: 0 K: 0 S: 3	H: 0 LOB: 0 BB: 0 P: 3	R: 2 E: 0 K: 2 S: 9	H: 2 LOB: 2 BB: 0 P: 9	R: 0 E: 0 K: 0 S: 3	H: 0 LOB: 0 BB: 0 P: 7	1B: 2 2B: 0 3B: 0 HR: 3	SF: 0 SAC: 0 DP: 0 HBP: 0	WP: 0 PB: 0 SB: 0 CS: 0	PA: 31					
PITCHER	IP	WLS	BF	H	R	ER	SO	BB	IBB	HBP	BLK	WP	HR	S	P	ERA	WHIP										
George Stone, L ERA: 3.78 (1, 1)	7.2	L	30	5	4	4	6	2	0	0	0	0	0	3	40	4.70	0.913										
Ron Reed, R ERA: 4.15 (8, 1)	0.1		1	0	0	0	1	0	0	0	0	0	0	3	3	0.00	0.000										

Atlanta Braves @ Philadelphia Phillies
 Connie Mack Stadium, Philadelphia, PA
 Wed Jul 30 1969, 7:05 PM EDT
 Att: 9,391 - Unknown

AB 34
 R 3
 H 7
 RBI 2
 BB 4
 SO 2
 LOB 21



Atlanta Braves @ Philadelphia Phillies
 Connie Mack Stadium, Philadelphia, PA
 Wed Jul 30 1969, 7:05 PM EDT
 Att: 9,391 - Unknown

AB 29
 R 4
 H 5
 RBI 4
 BB 2
 SO 7
 LOB 3



Batter	1	2	3	4	5	6	7	8	9	AB	R	H	RBI	BB	SO	LOB	TOP			
Felipe Alou, R OBP: 0.341, SLG: 0.381 (1,9)	0-0 5-3		0-0 6-3			0-0 5-3		0-0 G5-4-3		4	0	0	0	0	0	1				
Tony Gonzalez, L OBP: 0.328, SLG: 0.371 (1,8)	0-0 F5		0-0 4-3			0-0 4-3			0-0 E3	4	0	0	0	0	0	0				
Felix Millan, R OBP: 0.333, SLG: 0.376 (1,4)	0-3 K		0-0 F9			0-3 K			0-0 G6-4-3	4	0	1	0	0	2	0				
Rico Carty, R OBP: 0.428, SLG: 0.560 (1,7)		0-0 2B		0-0 6-3					0-3 K	4	0	2	0	0	1	2				
Orlando Cepeda, R OBP: 0.330, SLG: 0.442 (1,3)		0-3 K		0-0 L5					0-0 G6-4-3	4	0	0	0	0	1	4				
Clete Boyer, R OBP: 0.350, SLG: 0.410 (1,5)		0-3 K		4-0 CS					0-0 F9	2	0	0	0	0	1	2				
Bob Didier, S OBP: 0.326, SLG: 0.332 (1,2)		0-0 2B		0-0 CS		0-0 L3			0-0 F7	3	0	1	0	0	0	1				
Gil Garrido, R OBP: 0.276, SLG: 0.287 (8, PH)		4-0 BB		0-0 4-3					0-0 F8	1	0	0	0	1	0	0				
Mike Lum, L OBP: 0.323, SLG: 0.309 (8, 6)										1	0	0	0	0	0	0				
Bob Aspromonte, R OBP: 0.316, SLG: 0.363 (8, 6)										1	0	0	0	0	0	0				
Jim Britton, R OBP: 0.071, SLG: 0.071 (1, 1)		0-3 K		0-3 K						2	0	0	0	0	2	3				
Claude Raymond, R OBP: 0.286, SLG: 0.286 (6, 1)										0	0	0	0	0	0	0				
Gary Neibauer, R OBP: 0.388, SLG: 0.402 (8, PH)										1	0	1	0	0	0	0				
Tito Francona, L OBP: 0.388, SLG: 0.402 (8, 1)										0	0	0	0	0	0	0				
Paul Doyle, L OBP: 0.388, SLG: 0.402 (8, 1)										0	0	0	0	0	0	0				
Inning Stats	R: 0 E: 0 K: 1 S: 5	H: 0 LOB: 0 BB: 0 P: 5	R: 0 E: 0 K: 3 S: 11	H: 2 LOB: 3 BB: 1 P: 15	R: 0 E: 0 K: 0 S: 3	H: 0 LOB: 0 BB: 0 P: 3	R: 0 E: 0 K: 0 S: 2	H: 0 LOB: 0 BB: 1 P: 6	R: 0 E: 0 K: 1 S: 5	H: 0 LOB: 0 BB: 0 P: 5	R: 0 E: 0 K: 0 S: 4	H: 1 LOB: 1 BB: 0 P: 4	R: 0 E: 0 K: 0 S: 3	H: 1 LOB: 0 BB: 0 P: 3	R: 0 E: 1 K: 1 S: 6	H: 1 LOB: 1 BB: 0 P: 6	1B: 3 2B: 2 3B: 0 HR: 0	SF: 0 SAC: 0 DP: 2 HBP: 0	WP: 0 PB: 0 SB: 0 CS: 1	PA: 33
PITCHER Rick Wise, R ERA: 3.31 (1, 1)	IP: 9.0 WLS: W BF: 32 H: 5 R: 0 ER: 0 SO: 7 BB: 2 IBB: 0 HBP: 0 BLK: 0 WP: 0 HR: 0 S: 44 P: 52 ERA: 0.00 WHIP: 0.778																			

Atlanta Braves @ Philadelphia Phillies
 Connie Mack Stadium, Philadelphia, PA
 Thu Jul 31 1969, 7:05 PM EDT
 Att: 8,507 - Unknown

AB 30
 R 0
 H 5
 RBI 0
 BB 2
 SO 7
 LOB 13



Batter	1	2	3	4	5	6	7	8	9	AB	R	H	RBI	BB	SO	LOB	BOTTOM			
Terry Harmon, R OBP: 0.313, SLG: 0.278 (1,4)	0-0 P4		0-0 F7			0-0 F2		0-0 6-3		5	1	1	2	0	0	0				
Larry Hise, R OBP: 0.327, SLG: 0.448 (1,8)	0-0 G3		0-0 F9			0-0 BB		0-0 5-3		4	1	0	0	1	0	0				
Dick Allen, R OBP: 0.395, SLG: 0.668 (1,3)	0-0 6-3			0-0 5-3		0-0 K				3	1	0	0	1	1	1				
Johnny Callison, L OBP: 0.337, SLG: 0.446 (1,9)		0-0 4-3		0-0 L9		0-0 1B		0-0 BB		4	1	2	1	0	0	0				
Deron Johnson, R OBP: 0.324, SLG: 0.391 (1,5)		4-0 2B		0-0 L5		0-0 1B		0-0 P4		3	2	1	1	1	0	1				
Ron Stone, L OBP: 0.341, SLG: 0.315 (1,7)		0-0 2B			4-0 SH1-4	0-0 2B		0-0 F5		3	1	2	2	1	0	1				
Don Money, R OBP: 0.297, SLG: 0.336 (1,6)		0-0 P6			0-0 SH1-4	0-0 1B		4-0 BB		2	1	1	1	1	0	1				
Mike Ryan, R OBP: 0.260, SLG: 0.327 (1,2)		0-0 5-3			0-0 4-3	0-0 E6		0-0 F8		4	1	1	0	0	0	4				
Rick Wise, R OBP: 0.341, SLG: 0.390 (1, 1)			0-3 K		0-0 5-3	0-3 K		0-0 4-3		4	0	0	0	0	2	3				
Inning Stats	R: 0 E: 0 K: 0 S: 3	H: 0 LOB: 0 BB: 0 P: 3	R: 1 E: 0 K: 0 S: 4	H: 1 LOB: 1 BB: 1 P: 8	R: 0 E: 0 K: 1 S: 5	H: 0 LOB: 0 BB: 0 P: 5	R: 0 E: 0 K: 0 S: 3	H: 0 LOB: 0 BB: 0 P: 3	R: 0 E: 0 K: 0 S: 3	H: 0 LOB: 1 BB: 1 P: 7	R: 8 E: 3 K: 2 S: 14	H: 6 LOB: 1 BB: 2 P: 22	R: 0 E: 0 K: 0 S: 4	H: 1 LOB: 2 BB: 1 P: 8	R: 0 E: 0 K: 0 S: 3	H: 0 LOB: 0 BB: 0 P: 3	1B: 6 2B: 2 3B: 0 HR: 0	SF: 0 SAC: 1 DP: 0 HBP: 0	WP: 0 PB: 0 SB: 0 CS: 0	PA: 38
PITCHER Jim Britton, R ERA: 4.96 (1, 1)	IP: 5.1 WLS: L BF: 23 H: 3 R: 5 ER: 5 SO: 1 BB: 4 IBB: 0 HBP: 0 BLK: 0 WP: 0 HR: 0 S: 21 P: 37 ERA: 8.44 WHIP: 1.312																			
Claude Raymond, R ERA: 5.24 (6, 1)	0.1	5	4	3	2	1	0	0	0	0	0	7	7	54.00	12.000					
Gary Neibauer, R ERA: 3.95 (6, 1)	1.1	7	1	1	0	1	1	0	0	0	0	8	12	0.00	1.500					
Paul Doyle, L ERA: 2.91 (8, 1)	1.0	3	0	0	0	0	0	0	0	0	0	3	3	0.00	0.000					

Atlanta Braves @ Philadelphia Phillies
 Connie Mack Stadium, Philadelphia, PA
 Thu Jul 31 1969, 7:05 PM EDT
 Att: 8,507 - Unknown

AB 32
 R 9
 H 8
 RBI 7
 BB 5
 SO 3
 LOB 11



Batter	1	2	3	4	5	6	7	8	9	AB	R	H	RBI	BB	SO	LOB	TOP			
Pete Rose, S OBP: 0.413, SLG: 0.493 (1, 9)	G4-3	E 1B 1B	G4-6-3			K			G6-3	5	1	1	0	0	1	1	Cincinnati Reds @ Philadelphia Phillies Connie Mack Stadium, Philadelphia, PA Fri Aug 01 1969, 7:05 PM EDT Att: 7,412 - Unknown livebaseballscorecards.com			
Bobby Tolan, L OBP: 0.355, SLG: 0.528 (1, 8)	HR 1B	E 1B 1B		G3		K			L7	5	2	2	0	0	1	0				
Alex Johnson, R OBP: 0.382, SLG: 0.513 Jimmy Stewart, S OBP: 0.294, SLG: 0.371 (1, 7)	HR	E4 1B 2B		G6-3			G1-3		G3-1	5	2	1	2	0	0	2				
Tony Perez, R OBP: 0.382, SLG: 0.577 (1, 5)	F9	2B 1B		K			L7			4	1	1	2	0	1	0				
Lee May, R OBP: 0.360, SLG: 0.602 (1, 3)	E 2B	G3 2B			L6		P2			4	1	2	2	0	0	0				
Johnny Bench, R OBP: 0.383, SLG: 0.490 (1, 2)	E6 1B	G3		K			F8			4	0	0	0	0	1	1				
Woody Woodward, R OBP: 0.339, SLG: 0.333 (1, 6)	S 1B	G3		BB			L8			3	0	1	0	1	0	1				
Giraldo Ruiz, S OBP: 0.301, SLG: 0.278 (1, 4)	F9		G4-6-3 1B		L9			1B		4	0	2	0	0	0	3				
Tony Cloninger, R OBP: 0.224, SLG: 0.255 Clay Carroll, R OBP: 0.304, SLG: 0.350 Wayne Granger, R OBP: 0.214, SLG: 0.083 (8, 1)			K	K		K2-3		K		3	0	0	0	0	3	1				
Inning Stats	R: 3 E: 1 K: 0 S: 12	H: 4 LOB: 2 BB: 0 P: 21	R: 4 E: 1 K: 1 S: 14	H: 4 LOB: 0 BB: 0 P: 16	R: 0 E: 0 K: 1 S: 7	H: 1 LOB: 0 BB: 0 P: 7	R: 0 E: 0 K: 1 S: 6	H: 0 LOB: 0 BB: 0 P: 8	R: 0 E: 0 K: 1 S: 7	H: 0 LOB: 1 BB: 1 P: 14	R: 0 E: 0 K: 0 S: 3	H: 0 LOB: 0 BB: 0 P: 3	R: 0 E: 0 K: 1 S: 6	H: 1 LOB: 1 BB: 0 P: 8	R: 0 E: 0 K: 0 S: 7	H: 0 LOB: 0 BB: 0 P: 10	1B: 7 2B: 2 3B: 0 HR: 1	SF: 0 SAC: 0 DP: 1 HBP: 0	WP: 0 PB: 0 SB: 2 CS: 0	PA: 39
PITCHER	IP WLS BF H R ER SO BB IBB HBP BLK WP HR S P ERA WHIP																			
Woodie Fryman, L ERA: 4.64 Al Raffa, R ERA: 2.51 John Boozar, R ERA: 2.72 Turk Farrell, R ERA: 3.1 Bill Wilson, R ERA: 3.4 (1, 1)	1.1 L 13 7 7 5 1 0 0 0 0 0 0 1 19 28 33.75 5.250																			

Batter	1	2	3	4	5	6	7	8	9	AB	R	H	RBI	BB	SO	LOB	BOTTOM					
Tony Taylor, R OBP: 0.308, SLG: 0.324 (1, 4)	G5-3	SF9		K			G6-3			4	0	1	1	0	1	2	Cincinnati Reds @ Philadelphia Phillies Connie Mack Stadium, Philadelphia, PA Fri Aug 01 1969, 7:05 PM EDT Att: 7,412 - Unknown livebaseballscorecards.com					
Larry Hiele, R OBP: 0.327, SLG: 0.450 (1, 8)	1B	FC5-4			K		1B 2B		B3	5	1	2	1	0	1	2						
Dick Allen, R OBP: 0.395, SLG: 0.675 (1, 3)	L9		HR		K		1B		K	5	1	2	2	0	2	2						
Johnny Callison, L OBP: 0.331, SLG: 0.438 (1, 9)	F2		F2		K		G4-3		F5	5	0	0	0	0	1	3						
Deron Johnson, R OBP: 0.320, SLG: 0.385 (1, 5)		E5 2B	F8		L7			G6-3		4	1	0	0	0	0	0						
Don Money, R OBP: 0.300, SLG: 0.336 (1, 6)		2B 1B BB	F7		G5-3		1B 1B			3	1	1	0	1	0	0						
Rich Barry, R OBP: 0.300, SLG: 0.200 (1, 7)		K		SH3-4 BB		L3		F8		3	0	0	0	1	1	3						
Mike Ryan, R OBP: 0.265, SLG: 0.338 Rick Joseph, R OBP: 0.351, SLG: 0.444 Bill Wilson, R (1, 2)		1B 2B		P6			2B 2B		FC6-4 1B	4	2	3	1	0	0	1						
Woodie Fryman, R OBP: 0.283, SLG: 0.064 Al Raffa, R OBP: 0.299, SLG: 0.167 Ron Stone, R OBP: 0.346, SLG: 0.319 John Boozar, R OBP: 0.250, SLG: 0.299 Vic Roznovsky, L OBP: 0.250, SLG: 0.299 Turk Farrell, R OBP: 0.278, SLG: 0.260 Dave Watkins, R OBP: 0.278, SLG: 0.260 (8, 2)		FC5-4 1B		SH3-4		K		FC6-4		0	0	0	0	0	0	0						
Inning Stats	R: 0 E: 0 K: 0 S: 6	H: 1 LOB: 1 BB: 0 P: 8	R: 3 E: 1 K: 1 S: 12	H: 2 LOB: 1 BB: 1 P: 19	R: 1 E: 0 K: 0 S: 6	H: 1 LOB: 0 BB: 0 P: 9	R: 0 E: 0 K: 1 S: 7	H: 0 LOB: 1 BB: 1 P: 11	R: 0 E: 0 K: 0 S: 11	H: 0 LOB: 0 BB: 0 P: 15	R: 0 E: 0 K: 0 S: 7	H: 0 LOB: 0 BB: 0 P: 11	R: 2 E: 0 K: 1 S: 9	H: 3 LOB: 1 BB: 0 P: 11	R: 0 E: 0 K: 0 S: 11	H: 2 LOB: 2 BB: 0 P: 17	R: 0 E: 0 K: 1 S: 7	H: 1 LOB: 1 BB: 0 P: 12	1B: 6 2B: 3 3B: 0 HR: 1	SF: 1 SAC: 1 DP: 0 HBP: 0	WP: 0 PB: 0 SB: 0 CS: 0	PA: 40
PITCHER	IP WLS BF H R ER SO BB IBB HBP BLK WP HR S P ERA WHIP																					
Tony Cloninger, R ERA: 5.36 Clay Carroll, R ERA: 3.46 Wayne Granger, R ERA: 3.5 (1, 1)	6.2 W 29 6 6 4 4 2 0 0 0 0 0 0 55 79 5.40 1.200																					

Batter	1	2	3	4	5	6	7	8	9	AB	R	H	RBI	BB	SO	LOB	TOP					
Pete Rose, S OBP: 0.411, SLG: 0.488 (1, 9)	4-1 BB		2-2 G6-3		0-3 K			1-2 G1-3	1-2 G6-3	4	0	0	0	1	1	1	Cincinnati Reds @ Philadelphia Phillies Sat Aug 02 1969, 7:05 PM EDT Connie Mack Stadium, Philadelphia, PA Att: 8,615 - Unknown livebaseballscorecards.com					
Giraldo Ruiz, S OBP: 0.300, SLG: 0.271 (1, 4)	2-3 K		0-0 B4-3		0-0 P6			4-0 1B BB		3	0	0	0	1	1	1						
Alex Johnson, R OBP: 0.377, SLG: 0.506 (1, 7)	1-3 K		1-1 F9		1-0 G5-3			0-3 K		4	0	0	0	0	2	2						
Tony Perez, R OBP: 0.383, SLG: 0.584 (1, 5)	0-0 F8			0-0 HR		0-0 G6-3		0-0 1B		4	1	2	1	0	0	1						
Lee May, R OBP: 0.357, SLG: 0.596 (1, 3)		1-0 F8		0-0 F7				1-2 G6-3	1-2 L6	4	0	0	0	0	0	2						
Johnny Bench, R OBP: 0.384, SLG: 0.490 (1, 2)		1-1 E S 2B 1B		0-0 F8				0-0 F9	1-0 G1-3 1B	4	2	2	0	0	0	0						
Ted Savage, R OBP: 0.296, SLG: 0.333 (1, 8)		0-3 K		0-0 G6-3			4-1 BB BB	0-1 G1-3	1-2	3	0	0	0	1	1	2						
Woody Woodward, R OBP: 0.355, SLG: 0.357 (9, PH) Jimmy Stewart, S OBP: 0.299, SLG: 0.376		2-2 3-H 2B		0-0 G5-3			4-2 BB BB	0-0 1B	2-0 2-H 1B	2	0	1	1	1	0	0						
Jim Merritt, L OBP: 0.193, SLG: 0.216 (1, 1) Pedro Ramos, S (8, 1) Fred Whitfield, L OBP: 0.343, SLG: 0.255 (9, PH)		0-3 K		0-3 K			0-0 G4-3	0-1 P4		3	0	0	0	0	2	3						
Inning Stats	R: 0 E: 0 K: 2 S: 9	H: 0 LOB: 1 BB: 1 P: 16	R: 1 E: 0 K: 2 S: 12	H: 2 LOB: 1 BB: 0 P: 16	R: 0 E: 0 K: 0 S: 6	H: 0 LOB: 0 BB: 0 P: 9	R: 1 E: 0 K: 0 S: 4	H: 1 LOB: 0 BB: 0 P: 4	R: 0 E: 0 K: 2 S: 7	H: 0 LOB: 0 BB: 0 P: 7	R: 0 E: 0 K: 0 S: 3	H: 0 LOB: 0 BB: 0 P: 4	R: 0 E: 0 K: 0 S: 6	H: 0 LOB: 2 BB: 2 P: 14	R: 0 E: 0 K: 1 S: 12	H: 1 LOB: 2 BB: 1 P: 18		R: 1 E: 0 K: 0 S: 9	H: 2 LOB: 1 BB: 0 P: 11	1B: 4 2B: 1 3B: 0 HR: 1	SF: 0 SAC: 0 DP: 0 HBP: 0	WP: 0 PB: 0 SB: 1 CS: 0
PITCHER	IP WLS BF H R ER SO BB IBB HBP BLK WP HR S P ERA WHIP	IP WLS BF H R ER SO BB IBB HBP BLK WP HR S P ERA WHIP																				
Grant Jackson, L ERA: 3.51 (1, 1)	8.0 W 33 5 3 3 7 4 0 0 0 0 1 60 90 3.38 1.125																					
Bill Wilson, R ERA: 3.33 (9, 1)	1.0 S 4 1 0 0 0 0 0 0 0 0 0 0 8 9 0.00 1.000																					

Batter	1	2	3	4	5	6	7	8	9	AB	R	H	RBI	BB	SO	LOB	BOTTOM			
Tony Taylor, R OBP: 0.310, SLG: 0.329 (1, 4)	0-2 F8 CS 2B		3-2 G4-3		0-0 F8			0-0 1B BLK 1B		4	1	2	0	0	0	0	Cincinnati Reds @ Philadelphia Phillies Sat Aug 02 1969, 7:05 PM EDT Connie Mack Stadium, Philadelphia, PA Att: 8,615 - Unknown livebaseballscorecards.com			
Johnny Callison, L OBP: 0.330, SLG: 0.436 (1, 9)	2-2 F8		1-2 G3-1		0-0 G3		0-0 1B	1-3 1B		4	0	1	0	0	0	1				
Dick Allen, R OBP: 0.397, SLG: 0.671 (1, 3)	2-1 P6		2-0 1B		2-2 F8		4-0 S BLK 1B IBB			3	1	1	0	1	0	1				
Deron Johnson, R OBP: 0.322, SLG: 0.398 (1, 5)	1-0 CS	1-0 HR	2-2 L7		2-3 K		2-0 1B	1-H 3-H 1B		4	1	2	2	0	1	1				
Larry Hise, R OBP: 0.327, SLG: 0.448 (1, 8)		3-3 K		0-0 G5-4-3 1B		2-2 P4		2-2 G4-3		4	0	1	0	0	1	1				
Don Money, R OBP: 0.297, SLG: 0.332 (1, 6)		0-1 G5-3		1-0 P4		1-0 F8				3	0	0	0	0	0	1				
Rich Barry, R OBP: 0.303, SLG: 0.214 (1, 7) Ron Stone, L OBP: 0.345, SLG: 0.319 (9, 7)		2-1 2B 1B		0-0 G5-4-3 1-2		3-2 P2				3	1	1	0	0	0	1				
Mike Ryan, R OBP: 0.268, SLG: 0.353 (1, 2)		3-2 1-H 2B		0-0 G5-3		2-0 HR				3	1	2	2	0	0	0				
Grant Jackson, S OBP: 0.159, SLG: 0.197 (1, 1) Bill Wilson, R ERA: 4.09 (9, 1)		0-3 K2-3		0-0 F8		0-0 G6-3				3	0	0	0	0	1	1				
Inning Stats	R: 0 E: 0 K: 0 S: 8	H: 1 LOB: 0 BB: 0 P: 13	R: 2 E: 0 K: 2 S: 14	H: 3 LOB: 1 BB: 0 P: 23	R: 0 E: 0 K: 0 S: 14	H: 1 LOB: 1 BB: 0 P: 22	R: 0 E: 0 K: 0 S: 3	H: 1 LOB: 0 BB: 0 P: 4	R: 0 E: 0 K: 1 S: 7	H: 0 LOB: 0 BB: 0 P: 11	R: 0 E: 0 K: 0 S: 7	H: 0 LOB: 0 BB: 0 P: 13	R: 3 E: 0 K: 0 S: 9	H: 4 LOB: 1 BB: 1 P: 19	R: 0 E: 0 K: 0 S: 9	H: 2 LOB: 1 BB: 0 P: 11		1B: 6 2B: 2 3B: 0 HR: 2	SF: 0 SAC: 0 DP: 1 HBP: 0	WP: 0 PB: 0 SB: 1 CS: 1
PITCHER	IP WLS BF H R ER SO BB IBB HBP BLK WP HR S P ERA WHIP	IP WLS BF H R ER SO BB IBB HBP BLK WP HR S P ERA WHIP																		
Jim Merritt, L ERA: 4.33 (1, 1)	7.2 L 30 9 5 5 3 0 0 0 0 0 0 5 99 5.87 1.174																			
Pedro Ramos, R ERA: 4.09 (8, 1)	0.1 2 1 0 0 0 0 0 0 0 1 0 0 5 9 0.00 3.000																			

Batter	1	2	3	4	5	6	7	8	9	AB	R	H	RBI	BB	SO	LOB	TOP																	
Pete Rose, S OBP: 0.418, SLG: 0.499										4	3	4	4	3	0	0	Cincinnati Reds @ Philadelphia Phillies Sun Aug 03 1969, 3:33 AM EDT Att: 13,181 - Unknown Connie Mack Stadium, Philadelphia, PA livebaseballscorecards.com																	
Bobby Tolan, L OBP: 0.351, SLG: 0.524										7	1	1	0	0	0	8																		
Alex Johnson, R OBP: 0.382, SLG: 0.518										6	3	4	4	0	0	1																		
Jimmy Stewart, S OBP: 0.299, SLG: 0.376										0	0	0	0	0	0	0																		
Tony Perez, R OBP: 0.389, SLG: 0.597										5	3	4	3	1	0	0																		
Lee May, R OBP: 0.357, SLG: 0.599										6	2	2	4	0	2	4																		
Johnny Bench, R OBP: 0.392, SLG: 0.503										6	2	5	1	0	1	1																		
Woody Woodward, R OBP: 0.368, SLG: 0.387										6	2	3	2	0	0	5																		
Giraldo Ruiz, S OBP: 0.301, SLG: 0.274										6	2	2	1	0	1	3																		
Camilo Pascual, R OBP: 0.235, SLG: 0.235										0	0	0	0	0	0	0																		
Jack Fisher, R OBP: 0.105, SLG: 0.105										2	0	0	0	0	0	3																		
Clay Carroll, R OBP: 0.320, SLG: 0.364										2	1	1	0	0	1	2																		
Pedro Ramos, S OBP: 0.200, SLG: 0.077										1	0	0	0	0	0	0																		
Inning Stats	R: 1 E: 0 K: 1 S: 10	H: 1 LOB: 1 BB: 1 P: 15	R: 1 E: 0 K: 1 S: 19	H: 3 LOB: 2 BB: 0 P: 26	R: 3 E: 1 K: 1 S: 11	H: 4 LOB: 1 BB: 0 P: 16	R: 1 E: 0 K: 1 S: 12	H: 3 LOB: 3 BB: 1 P: 19	R: 10 E: 1 K: 1 S: 21	H: 9 LOB: 0 BB: 0 P: 25	R: 2 E: 0 K: 0 S: 6	H: 3 LOB: 0 BB: 0 P: 9	R: 0 E: 0 K: 0 S: 3	H: 0 LOB: 0 BB: 1 P: 7	R: 1 E: 0 K: 0 S: 5	H: 2 LOB: 1 BB: 0 P: 5	R: 0 E: 0 K: 0 S: 3	H: 0 LOB: 1 BB: 1 P: 7	1B: 16 2B: 5 3B: 0 HR: 4	SF: 0 SAC: 0 DP: 1 HBP: 0	WP: 1 PA: 56 PB: 0 SB: 0 CS: 0													
PITCHER	IP WLS BF H R ER SO BB IBB HBP BLK WP HR S P ERA WHIP																																	
Bill Champion, R ERA: 4.3	2.0	12	5	3	2	2	1	0	0	0	0	0	0	30	42	13.50	3.000																	
Al Ruffo, R ERA: 2.87	1.0	6	3	2	2	1	0	0	0	0	0	0	0	10	15	18.00	3.000																	
John Boozar, R ERA: 3.13	1.0	9	4	3	3	1	1	0	0	0	0	0	0	15	23	27.00	5.000																	
Turk Farrell, R ERA: 4.01	0.1	L	7	6	5	4	0	0	0	0	0	0	1	11	14	108.00	18.000																	
Lowell Palmer, R ERA: 6.12	1.2	10	5	5	5	1	0	0	0	0	0	0	1	2	13	16	27.00	3.000																

Batter	1	2	3	4	5	6	7	8	9	AB	R	H	RBI	BB	SO	LOB	BOTTOM																	
Tony Taylor, R OBP: 0.311, SLG: 0.340										6	1	2	5	0	1	1	Cincinnati Reds @ Philadelphia Phillies Sun Aug 03 1969, 3:33 AM EDT Att: 13,181 - Unknown Connie Mack Stadium, Philadelphia, PA livebaseballscorecards.com																	
Larry Hiele, R OBP: 0.330, SLG: 0.447										3	2	1	0	2	2	1																		
Bill Wilson, R ERA: 3.31										0	0	0	0	0	0	0																		
Terry Harmon, R OBP: 0.311, SLG: 0.276										1	0	0	0	0	0	0																		
Dick Allen, R OBP: 0.396, SLG: 0.679										6	2	2	2	0	0	3																		
Johnny Callison, L OBP: 0.340, SLG: 0.446										5	3	4	1	1	0	0																		
Deron Johnson, R OBP: 0.332, SLG: 0.412										6	2	5	2	0	0	0																		
Grant Jackson, S OBP: 0.159, SLG: 0.197										0	0	0	0	0	0	0																		
Ron Stone, L OBP: 0.345, SLG: 0.320										6	2	2	1	0	1	6																		
Don Money, R OBP: 0.295, SLG: 0.330										5	1	1	2	0	1	6																		
Mike Ryan, R OBP: 0.270, SLG: 0.360										4	2	1	1	1	0	2																		
Bill Champion, R ERA: 4.3	0.1	5	3	3	0	0	0	0	0	0	0	0	0	0	0	0	Cincinnati Reds @ Philadelphia Phillies Sun Aug 03 1969, 3:33 AM EDT Att: 13,181 - Unknown Connie Mack Stadium, Philadelphia, PA livebaseballscorecards.com																	
Al Ruffo, R ERA: 2.87	1.2	10	5	4	4	3	0	0	0	0	0	0	0	0	0	0																		
Cookie Rojas, R ERA: 3.85	3.1	18	6	6	6	2	1	1	0	0	0	0	0	0	0	0																		
John Boozar, R ERA: 3.13	1.0	9	4	3	3	1	1	0	0	0	0	0	0	0	0	0																		
Turk Farrell, R ERA: 4.01	0.1	L	7	6	5	4	0	0	0	0	0	0	0	0	0	0																		
Lowell Palmer, R ERA: 6.12	1.2	10	5	5	5	1	0	0	0	0	0	0	0	0	0	0																		
Rich Barry, R ERA: 3.39	3.0	W	12	3	0	0	0	1	0	0	0	0	0	0	0	0																		
Inning Stats	R: 3 E: 0 K: 1 S: 16	H: 3 LOB: 1 BB: 1 P: 27	R: 1 E: 0 K: 2 S: 9	H: 2 LOB: 0 BB: 0 P: 13	R: 5 E: 0 K: 1 S: 14	H: 5 LOB: 1 BB: 1 P: 27	R: 0 E: 1 K: 1 S: 6	H: 0 LOB: 1 BB: 0 P: 9	R: 0 E: 0 K: 0 S: 3	H: 1 LOB: 0 BB: 0 P: 3	R: 7 E: 0 K: 1 S: 13	H: 6 LOB: 0 BB: 1 P: 17	R: 1 E: 0 K: 0 S: 5	H: 3 LOB: 1 BB: 0 P: 8	R: 0 E: 0 K: 0 S: 3	H: 0 LOB: 0 BB: 0 P: 4			R: 0 E: 0 K: 0 S: 5	H: 1 LOB: 2 BB: 1 P: 10	1B: 13 2B: 4 3B: 1 HR: 3	SF: 0 SAC: 0 DP: 2 HBP: 0	WP: 0 PA: 51 PB: 0 SB: 1 CS: 0											
PITCHER	IP WLS BF H R ER SO BB IBB HBP BLK WP HR S P ERA WHIP																																	
Camilo Pascual, R ERA: 7.04	0.1	5	3	3	0	0	0	0	0	0	0	0	0	1	18	26			21.60	3.000														
Jack Fisher, R ERA: 5.35	1.2	10	5	4	4	3	0	0	0	0	0	0	0	1	18	26	21.60	3.000																
Clay Carroll, R ERA: 3.85	3.1	18	6	6	6	2	1	1	0	0	0	0	0	0	23	41	16.20	2.100																
Pedro Ramos, R ERA: 4.73	0.2	6	4	4	4	1	0	0	0	0	0	0	0	2	10	10	54.00	6.000																
Wayne Granger, R ERA: 3.39	3.0	W	12	3	0	0	0	1	0	0	0	0	0	0	12	21	0.00	1.333																

Batter	1	2	3	4	5	6	7	8	9	AB	R	H	RBI	BB	SO	LOB	TOP										
Dave Marshall, L OBP: 0.361, SLG: 0.321 (1, 7)	0-0 4-3	0-0 F5		0-3 K			0-3 K	0-3 K		5	0	0	0	0	3	6	San Francisco Giants @ Philadelphia Phillies Connie Mack Stadium, Philadelphia, PA Tue Aug 05 1969, 7:05 PM EDT Att: 8,712 - Unknown										
Ron Hunt, R OBP: 0.346, SLG: 0.329 (1, 4)	0-0 E5	0-0 4-3		0-0 F8			0-0 2B		0-0 BB	5	2	2	1	0	0	4											
Bobby Bonds, R OBP: 0.359, SLG: 0.491 (1, 8)	0-0 E7		0-3 K		0-3 K		0-0 1B		0-0 F6	5	1	1	1	0	2	2											
Willie McCovey, L OBP: 0.451, SLG: 0.696 Bob Burda, L OBP: 0.342, SLG: 0.480 (7, PR) (7, 3)	4-0 BB		4-0 BB		4-0 1B		0-0 1B		4-0 BB	2	0	2	1	2	0	0											
Dick Dietz, R OBP: 0.347, SLG: 0.396 Bob Barton, R OBP: 0.287, SLG: 0.241 (1, 2) (7, 2)	0-0 E5		0-0 BB		0-0 1B		0-0 F8		0-0 F9	4	0	0	1	0	0	5											
Ken Henderson, S OBP: 0.277, SLG: 0.333 (1, 9)	0-0 G4-6-3			4-0 SH1-3		0-0 5-3	0-0 F9		0-3 K	4	1	0	0	1	1	6											
Tito Fuentes, S OBP: 0.347, SLG: 0.367 Jim Davenport, R OBP: 0.317, SLG: 0.333 (1, 5) (7, 5)		0-0 1B		0-0 1B		0-0 F7		0-0 F3		3	0	2	0	0	0	0											
Hal Lanier, R OBP: 0.266, SLG: 0.265 (1, 6)		0-0 1B		0-0 SH1-3		0-0 F8		0-0 6-3		3	0	1	0	0	0	0											
Bobby Bolin, R OBP: 0.275, SLG: 0.314 Frank Linzy, R OBP: 0.333, SLG: 0.200 (1, 1) (7, 1)	0-3 K			0-0 1B			0-0 1B		0-0 1B	3	1	2	1	0	1	2											
Inning Stats	R: 1 E: 3 K: 0 S: 5	H: 0 LOB: 2 BB: 1 P: 9	R: 0 E: 0 K: 1 S: 7	H: 2 LOB: 2 BB: 0 P: 7	R: 0 E: 0 K: 1 S: 4	H: 0 LOB: 0 BB: 1 P: 8	R: 1 E: 0 K: 1 S: 7	H: 2 LOB: 2 BB: 1 P: 11	R: 0 E: 0 K: 1 S: 5	H: 1 LOB: 0 BB: 0 P: 5	R: 0 E: 0 K: 0 S: 3	H: 0 LOB: 0 BB: 0 P: 3	R: 3 E: 0 K: 1 S: 9	H: 4 LOB: 1 BB: 0 P: 9	R: 0 E: 0 K: 1 S: 6	H: 1 LOB: 1 BB: 1 P: 6		R: 0 E: 0 K: 1 S: 6	H: 1 LOB: 2 BB: 1 P: 10	1B: 10 2B: 1 3B: 0 HR: 0	SF: 0 SAC: 1 DP: 3 HBP: 0	WP: 2 PB: 1 SB: 0 CS: 0	PA: 42				
PITCHER	IP	WLS	BF	H	R	ER	SO	BB	IBB	HBP	BLK	WP	HR	S	P	ERA	WHIP										
Woodie Fryman, L ERA: 4.68 (1, 1)	6.1	L	31	9	5	4	5	3	0	0	0	2	0	38	50	5.68	1.895										
Bill Champion, R ERA: 4.25 (7, 1)	0.2		2	0	0	0	0	0	0	0	0	0	0	2	2	0.00	0.000										
Turk Farrell, R ERA: 3.88 (8, 1)	2.0		9	2	0	0	2	1	0	0	0	0	0	12	16	0.00	1.500										

AB	37
R	5
H	11
RBI	5
BB	4
SO	7
LOB	27



Batter	1	2	3	4	5	6	7	8	9	AB	R	H	RBI	BB	SO	LOB	BOTTOM										
Tony Taylor, R OBP: 0.313, SLG: 0.347 (1, 4)	0-0 F4		0-3 K		0-0 S		0-0 F6		0-0 1B	5	0	2	0	0	1	1	San Francisco Giants @ Philadelphia Phillies Connie Mack Stadium, Philadelphia, PA Tue Aug 05 1969, 7:05 PM EDT Att: 8,712 - Unknown										
Larry Hiele, R OBP: 0.333, SLG: 0.456 (1, 8)	0-0 1-3			0-0 HR	4-0 BB		0-0 2B		0-0 1B	4	1	3	2	1	0	0											
Dick Allen, R OBP: 0.394, SLG: 0.676 (1, 3)	0-3 K			0-3 K	0-0 F3		4-0 BB		0-3 K	4	0	0	0	1	3	4											
Johnny Callison, L OBP: 0.339, SLG: 0.449 (1, 9)		4-0 BB		0-0 HR		0-0 F9	0-0 F5			3	1	1	1	1	0	2											
Deron Johnson, R OBP: 0.330, SLG: 0.407 (1, 5)		0-3 K		0-0 G3		0-0 F8		0-0 1B		4	0	1	0	0	1	1											
Ron Stone, L OBP: 0.354, SLG: 0.322 (1, 7)		4-0 BB		0-0 1B		4-0 BB		0-0 G3-6		2	0	1	0	2	0	1											
Don Money, R OBP: 0.286, SLG: 0.321 (1, 6)		0-0 4-3-5-2-5		0-0 F7		0-0 FC5-4		0-0 6-3		4	0	0	0	0	0	4											
Mike Ryan, R OBP: 0.267, SLG: 0.355 (1, 2)			0-0 F8		0-3 K		0-0 2B		0-0 4-3	4	1	1	0	0	1	0											
Woodie Fryman, R OBP: 0.080, SLG: 0.061 Bill Champion, R OBP: 0.217, SLG: 0.261 Cookie Rojas, R OBP: 0.287, SLG: 0.302 Turk Farrell, R (8, 1) Rich Barry, R OBP: 0.324, SLG: 0.226 (9, PH)		0-0 6-3		0-0 1-3		0-0 5-3		0-0 5-3		2	0	0	0	0	0	0											
Inning Stats	R: 0 E: 0 K: 1 S: 5	H: 0 LOB: 0 BB: 0 P: 5	R: 0 E: 0 K: 1 S: 4	H: 0 LOB: 1 BB: 2 P: 12	R: 0 E: 0 K: 1 S: 5	H: 0 LOB: 0 BB: 0 P: 5	R: 2 E: 0 K: 1 S: 8	H: 3 LOB: 1 BB: 0 P: 8	R: 0 E: 0 K: 0 S: 3	H: 1 LOB: 2 BB: 1 P: 10	R: 0 E: 0 K: 0 S: 3	H: 0 LOB: 1 BB: 1 P: 7	R: 1 E: 0 K: 0 S: 5	H: 2 LOB: 2 BB: 1 P: 9	R: 0 E: 0 K: 0 S: 3	H: 1 LOB: 0 BB: 0 P: 3		R: 0 E: 0 K: 1 S: 7	H: 2 LOB: 2 BB: 0 P: 7	1B: 6 2B: 2 3B: 0 HR: 2	SF: 0 SAC: 0 DP: 2 HBP: 0	WP: 1 PB: 0 SB: 1 CS: 0	PA: 39				
PITCHER	IP	WLS	BF	H	R	ER	SO	BB	IBB	HBP	BLK	WP	HR	S	P	ERA	WHIP										
Bobby Bolin, R ERA: 4.54 (1, 1)	6.2	W	29	6	3	3	5	4	0	0	0	1	0	35	51	4.05	1.500										
Frank Linzy, R ERA: 3.51 (7, 1)	2.1	S	10	3	0	0	1	1	0	0	0	1	0	11	15	0.00	1.714										

AB	34
R	3
H	9
RBI	3
BB	5
SO	6
LOB	14



Batter	1	2	3	4	5	6	7	8	9	AB	R	H	RBI	BB	SO	LOB	TOP								
Bobby Bonds, R OBP: 0.355, SLG: 0.485 (1, 8)	F8		K		F4		K		K	5	0	0	0	0	0	3									
Ron Hunt, R OBP: 0.348, SLG: 0.331 (1, 4)	E		F6		WP			FC3-6		1	1	1	0	0	0	0									
Don Mason, L OBP: 0.311, SLG: 0.243 (1, 4)	1B				1-2 2-H			2B		3	0	2	1	0	0	0									
Willie Mays, R OBP: 0.363, SLG: 0.446 (1, 9)	E4		K		K			K		4	1	1	1	0	3	3									
Willie McCovey, L OBP: 0.454, SLG: 0.705 (1, 3)	1B				6-3			FC3-6		3	1	2	2	1	0	0									
Ken Henderson, S OBP: 0.273, SLG: 0.328 (1, 7)	F9				6-3			FC3-6		4	0	0	0	0	0	3									
Tito Fuentes, S OBP: 0.336, SLG: 0.356 (1, 5)	K				1-3			F6		3	0	0	0	0	1	1									
Bob Burda, L OBP: 0.339, SLG: 0.475 (8, PH)										1	0	0	0	0	2										
Bobby Etheridge, R OBP: 0.405, SLG: 0.418 (8, 5)										0	0	0	0	0	0										
Hal Lanier, R OBP: 0.263, SLG: 0.263 (1, 6)			K		F5				F7	3	0	0	0	0	1	0									
Dave Marshall, L OBP: 0.359, SLG: 0.320 (9, PH)										1	0	0	0	0	0										
Bob Barton, R OBP: 0.289, SLG: 0.235 (1, 2)			F4		1B					2	1	0	0	1	0	0									
Jim Ray Hart, R OBP: 0.375, SLG: 0.372 (9, PH)					1B			6-3		1	0	1	0	0	0	0									
Juan Marichal, R OBP: 0.158, SLG: 0.164 (1, 1)			K		1B				1B	3	0	1	0	0	1	0									
Dick Dietz, R OBP: 0.345, SLG: 0.394 (9, PH)					WP			1-3		1	0	0	0	0	0	1									
Inning Stats	R: 2 E: 1 K: 1 S: 8	H: 3 LOB: 1 BB: 0 P: 8	R: 0 E: 0 K: 2 S: 7	H: 0 LOB: 0 BB: 0 P: 7	R: 0 E: 0 K: 2 S: 7	H: 0 LOB: 0 BB: 0 P: 7	R: 0 E: 0 K: 0 S: 3	H: 0 LOB: 0 BB: 0 P: 3	R: 1 E: 0 K: 1 S: 7	H: 2 LOB: 2 BB: 1 P: 11	R: 1 E: 0 K: 0 S: 4	H: 1 LOB: 0 BB: 0 P: 4	R: 0 E: 0 K: 1 S: 5	H: 0 LOB: 0 BB: 0 P: 5	R: 0 E: 0 K: 1 S: 6	H: 1 LOB: 2 BB: 1 P: 10	R: 0 E: 0 K: 1 S: 6	H: 1 LOB: 1 BB: 0 P: 6	1B: 5 2B: 2 3B: 0 HR: 1	SF: 0 SAC: 0 DP: 0 HBP: 0	WP: 1 PB: 0 SB: 0 CS: 0	PA: 37			
PITCHER	IP	WLS	BF	H	R	ER	SO	BB	IBB	HBP	BLK	WP	HR	S	P	ERA	WHIP								
Rick Wise, R ERA: 3.41 (1, 1)	7.0	W	29	7	4	4	7	1	0	0	1	1	1	42	46	5.14	1.143								
Bill Champion, R ERA: 4.14 (8, 1)	2.0	S	8	1	0	0	2	0	1	0	0	0	0	11	15	0.00	0.500								

San Francisco Giants @ Philadelphia Phillies
 Connie Mack Stadium, Philadelphia, PA
 Wed Aug 06 1969, 7:05 PM EDT
 Att: 8,586 - Unknown

AB 35
 R 4
 H 8
 RBI 4
 BB 2
 SO 9
 LOB 13



Batter	1	2	3	4	5	6	7	8	9	AB	R	H	RBI	BB	SO	LOB	BOTTOM								
Tony Taylor, R OBP: 0.310, SLG: 0.343 (1, 5)	1-3		6-3		F8				F9	4	0	0	0	0	0	1									
Cookie Rojas, R OBP: 0.290, SLG: 0.319 (1, 4)	HR		6-3		2B			F8		4	1	2	1	0	0	0									
Dick Allen, R OBP: 0.392, SLG: 0.669 (1, 3)	5-3		6-3		K			E		4	0	1	0	0	1	1									
Johnny Callison, L OBP: 0.344, SLG: 0.471 (1, 9)	HR				HR			G3		3	2	2	2	1	0	1									
Deron Johnson, R OBP: 0.329, SLG: 0.409 (1, 7)	F9				F9			SH1-3		4	0	1	0	0	1	2									
Terry Harmon, R OBP: 0.309, SLG: 0.274 (8, PR)					K					0	0	0	0	0	0	0									
Ron Stone, L OBP: 0.354, SLG: 0.322 (9, 7)										0	0	0	0	0	0	0									
Larry Hise, R OBP: 0.330, SLG: 0.453 (1, 8)	F8				E5			SH1-3		3	1	0	0	0	0	2									
Don Money, R OBP: 0.291, SLG: 0.333 (1, 6)	F9				HR			F4		4	1	2	2	0	0	2									
Mike Ryan, R OBP: 0.272, SLG: 0.357 (1, 2)	FC6				1B			CS		3	0	2	0	1	0	1									
Rick Wise, R OBP: 0.319, SLG: 0.364 (1, 1)	FC6				F6			CS		3	0	0	0	0	0	3									
Bill Champion, R OBP: 0.217, SLG: 0.261 (8, 1)										0	0	0	0	0	0	0									
Inning Stats	R: 2 E: 0 K: 0 S: 5	H: 2 LOB: 0 BB: 0 P: 5	R: 0 E: 0 K: 0 S: 4	H: 1 LOB: 1 BB: 0 P: 4	R: 0 E: 0 K: 0 S: 3	H: 0 LOB: 0 BB: 0 P: 3	R: 3 E: 1 K: 0 S: 7	H: 3 LOB: 1 BB: 0 P: 7	R: 0 E: 0 K: 2 S: 8	H: 1 LOB: 2 BB: 1 P: 12	R: 0 E: 0 K: 0 S: 3	H: 1 LOB: 0 BB: 0 P: 3	R: 0 E: 1 K: 0 S: 4	H: 1 LOB: 1 BB: 0 P: 4	R: 0 E: 0 K: 0 S: 3	H: 1 LOB: 2 BB: 1 P: 7	1B: 4 2B: 3 3B: 0 HR: 4	SF: 0 SAC: 1 DP: 1 HBP: 0	WP: 0 PB: 0 SB: 0 CS: 1	PA: 36					
PITCHER	IP	WLS	BF	H	R	ER	SO	BB	IBB	HBP	BLK	WP	HR	S	P	ERA	WHIP								
Juan Marichal, R ERA: 2.48 (1, 1)	8.0	L	35	10	5	4	2	0	2	0	0	0	4	37	45	4.50	1.250								

San Francisco Giants @ Philadelphia Phillies
 Connie Mack Stadium, Philadelphia, PA
 Wed Aug 06 1969, 7:05 PM EDT
 Att: 8,586 - Unknown

AB 32
 R 5
 H 10
 RBI 5
 BB 2
 SO 2
 LOB 13



Batter	1	2	3	4	5	6	7	8	9	AB	R	H	RBI	BB	SO	LOB	TOP																		
Tony Taylor, R (1.5) OBP: 0.313, SLG: 0.346										5	1	3	0	0	0	0	Philadelphia Phillies @ Cincinnati Reds Crosley Field, Cincinnati, OH Fri Aug 08 1969, 7:05 PM EDT Att: 15,263 - Unknown																		
Cookie Rojas, R (1.4) OBP: 0.286, SLG: 0.314										4	0	0	1	0	0	3																			
Dick Allen, R (1.3) OBP: 0.386, SLG: 0.659										4	0	0	0	0	2	2																			
Johnny Callison, L (1.9) OBP: 0.346, SLG: 0.477										3	1	1	1	1	0	1																			
Deron Johnson, R (1.7) OBP: 0.328, SLG: 0.417										4	1	1	2	0	2	1																			
Larry Hisle, R (1.8) OBP: 0.334, SLG: 0.461										2	1	1	1	2	0	0																			
Mike Ryan, R (1.2) OBP: 0.272, SLG: 0.354										3	0	0	0	1	0	1																			
Don Money, R (1.6) OBP: 0.287, SLG: 0.329										4	0	0	0	0	0	2																			
Grant Jackson, S (1.1) OBP: 0.167, SLG: 0.203										3	1	1	0	0	1	0																			
Bill Wilson, R (6.1)										0	0	0	0	0	0	0																			
Al Raffo, R (6.1) OBP: 0.286, SLG: 0.167										0	0	0	0	0	0	0																			
John Boozar, R (7.1) OBP: 0.200, SLG: 0.200										0	0	0	0	0	0	0																			
Ron Stone, L (9. PH) OBP: 0.352, SLG: 0.320										1	0	0	0	0	0	0																			
Inning Stats	R: 0 E: 0 K: 0 S: 8	H: 1 LOB: 1 BB: 0 P: 11	R: 0 E: 0 K: 1 S: 9	H: 0 LOB: 0 BB: 0 P: 13	R: 0 E: 0 K: 1 S: 6	H: 1 LOB: 1 BB: 0 P: 6	R: 2 E: 0 K: 1 S: 7	H: 1 LOB: 1 BB: 3 P: 22	R: 2 E: 0 K: 0 S: 8	H: 3 LOB: 1 BB: 0 P: 11	R: 1 E: 0 K: 0 S: 4	H: 1 LOB: 0 BB: 0 P: 4	R: 0 E: 0 K: 1 S: 5	H: 0 LOB: 0 BB: 0 P: 5	R: 0 E: 0 K: 0 S: 7	H: 0 LOB: 1 BB: 0 P: 11	R: 0 E: 0 K: 0 S: 3	H: 0 LOB: 0 BB: 0 P: 3	1B: 4 2B: 0 3B: 1 HR: 2	SF: 0 SAC: 0 DP: 1 HBP: 0	WP: 0 PA: 37 PB: 0 SB: 1 CS: 0														
PITCHER	IP WLS BF H R ER SO BB IBB HBP BLK WP HR S P ERA WHIP																																		
Tony Cloninger, R (1.1) ERA: 5.49	5.0		24	7	5	5	3	3	0	0	0	0	0	0	2	39	64	9.00	2.000																
Jack Fisher, R (6.1) ERA: 4.89	4.0	W	13	0	0	0	2	1	0	0	0	0	0	0	0	18	22	0.00	0.250																


Batter	1	2	3	4	5	6	7	8	9	AB	R	H	RBI	BB	SO	LOB	BOTTOM																		
Pete Rose, S (1.9) OBP: 0.423, SLG: 0.534										5	2	2	1	0	0	0	Philadelphia Phillies @ Cincinnati Reds Crosley Field, Cincinnati, OH Fri Aug 08 1969, 7:05 PM EDT Att: 15,263 - Unknown																		
Ted Savage, R (1.8) OBP: 0.305, SLG: 0.385										4	2	1	1	1	1	1																			
Alex Johnson, R (1.7) OBP: 0.377, SLG: 0.514										5	2	1	1	0	1	1																			
Tony Perez, R (1.5) OBP: 0.385, SLG: 0.593										4	1	1	1	0	1	1																			
Lee May, R (1.3) OBP: 0.353, SLG: 0.592										4	2	2	3	0	0	0																			
Johnny Bench, R (1.2) OBP: 0.394, SLG: 0.519										2	2	1	1	2	0	0																			
Woody Woodward, R (1.6) OBP: 0.353, SLG: 0.392										4	1	2	1	0	0	1																			
Giraldo Ruiz, S (1.4) OBP: 0.301, SLG: 0.278										4	0	1	2	0	1	2																			
Tony Cloninger, R (1.1) OBP: 0.217, SLG: 0.246										2	0	0	0	0	0	0																			
Jack Fisher, R (6.1) OBP: 0.095, SLG: 0.095										2	0	0	0	0	1	2																			
Inning Stats	R: 1 E: 0 K: 1 S: 6	H: 1 LOB: 0 BB: 0 P: 9	R: 0 E: 0 K: 0 S: 3	H: 0 LOB: 1 BB: 1 P: 7	R: 1 E: 0 K: 0 S: 4	H: 1 LOB: 0 BB: 0 P: 4	R: 0 E: 0 K: 0 S: 3	H: 0 LOB: 0 BB: 0 P: 3	R: 0 E: 0 K: 1 S: 6	H: 0 LOB: 0 BB: 0 P: 6	R: 5 E: 2 K: 1 S: 13	H: 5 LOB: 1 BB: 0 P: 16	R: 5 E: 0 K: 2 S: 11	H: 4 LOB: 1 BB: 2 P: 19	R: 0 E: 0 K: 0 S: 3	H: 0 LOB: 0 BB: 0 P: 3	1B: 2 2B: 4 3B: 0 HR: 5	SF: 0 SAC: 0 DP: 0 HBP: 0	WP: 1 PA: 39 PB: 0 SB: 1 CS: 0																
PITCHER	IP WLS BF H R ER SO BB IBB HBP BLK WP HR S P ERA WHIP																																		
Grant Jackson, L (1.1) ERA: 3.61	5.1		22	4	5	4	2	1	0	0	0	0	0	0	2	26	33	6.75	0.938																
Bill Wilson, R (6.1) ERA: 3.64	0.0	L	2	2	2	2	0	0	0	0	0	0	0	0	2	4	7	∞	∞																
Al Raffo, R (6.1) ERA: 3.43	1.1		10	4	5	5	3	1	1	0	0	1	1	14	22	33.75	3.750																		
John Boozar, R (7.1) ERA: 3.98	1.1		5	1	0	0	0	0	0	0	0	0	0	5	5	0.00	0.750																		


AB 33
R 5
H 7
RBI 5
BB 4
SO 5
LOB 10

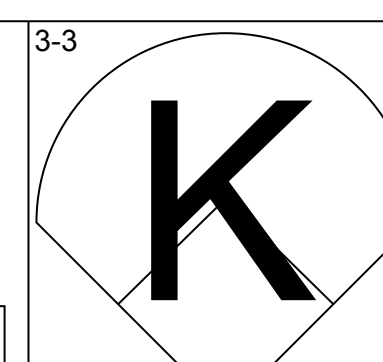
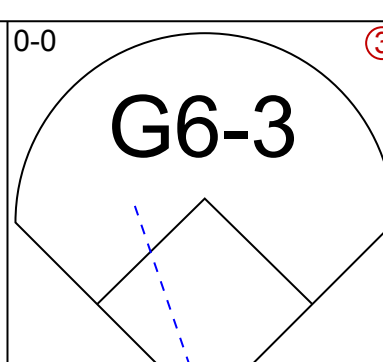
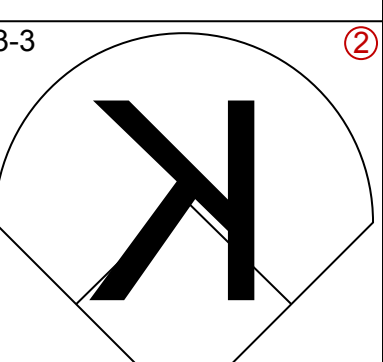
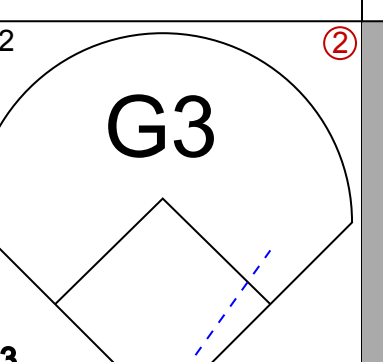
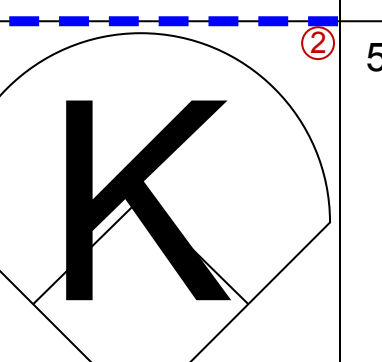
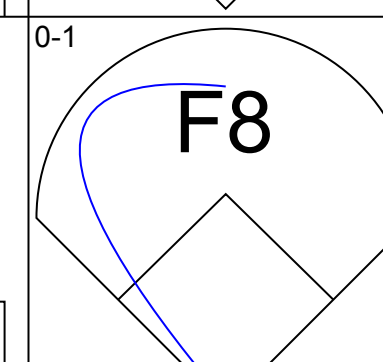
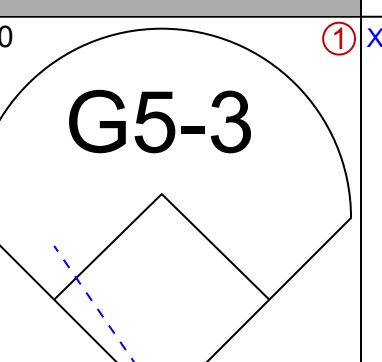
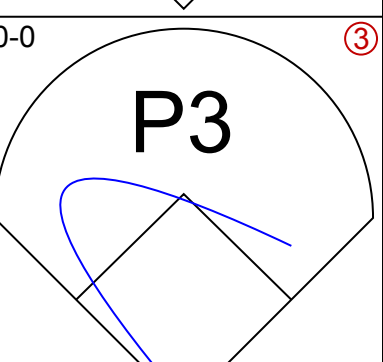
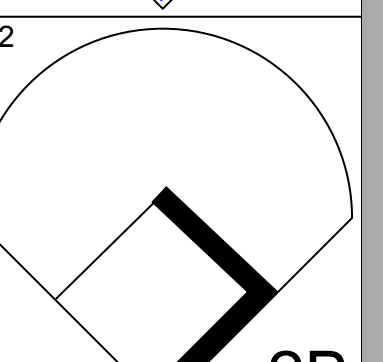
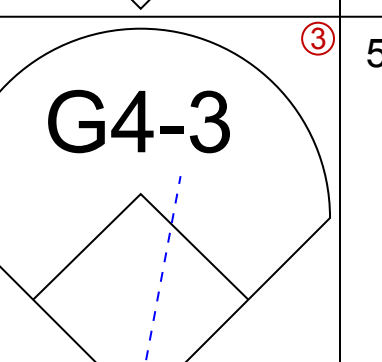
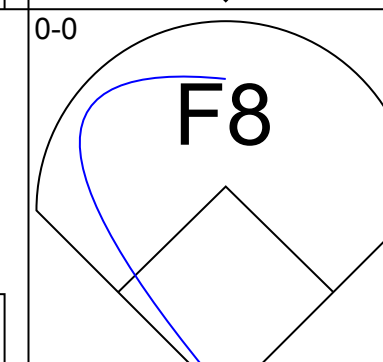
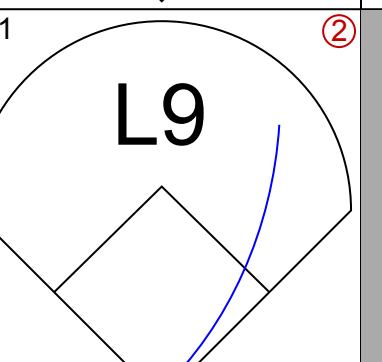
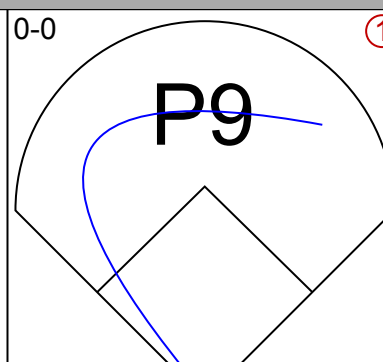
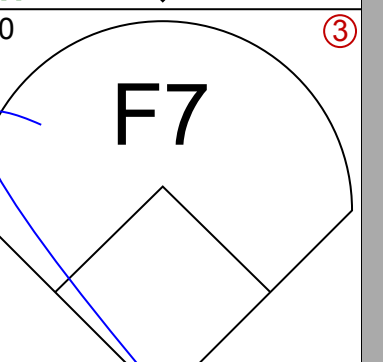
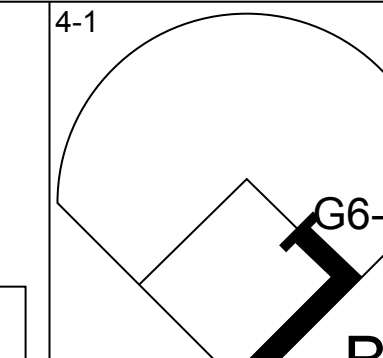
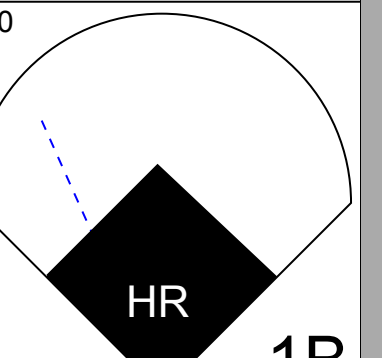
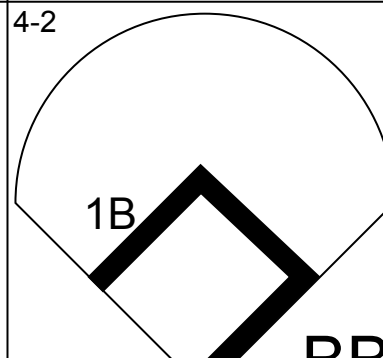
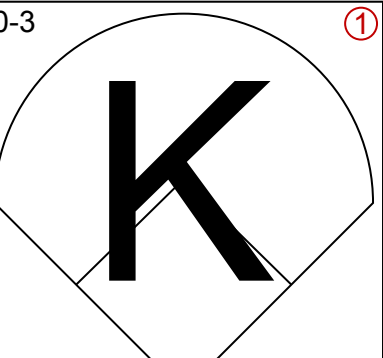
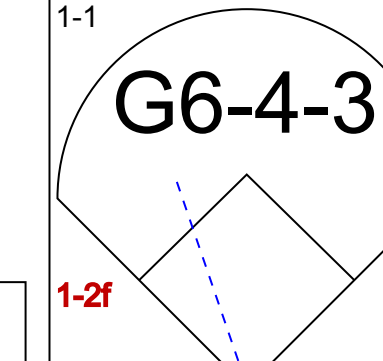
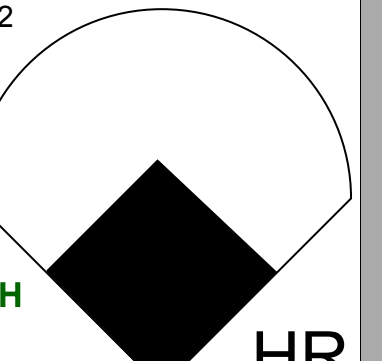
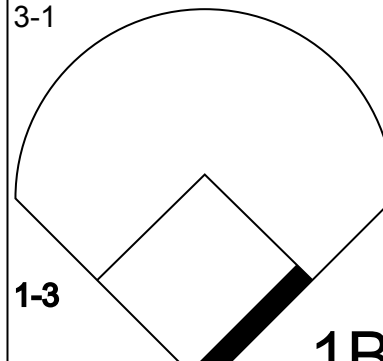
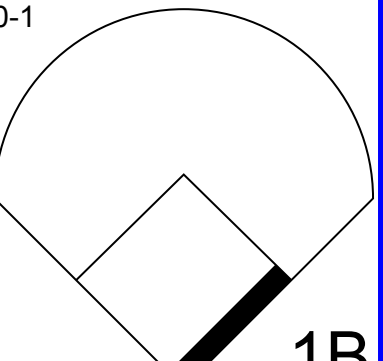

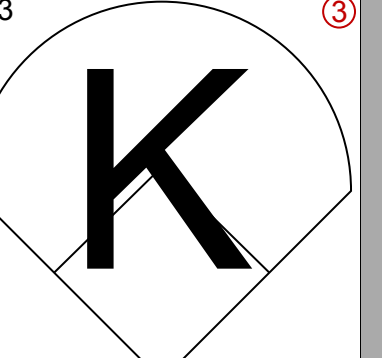
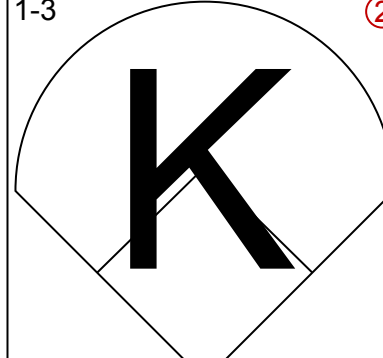
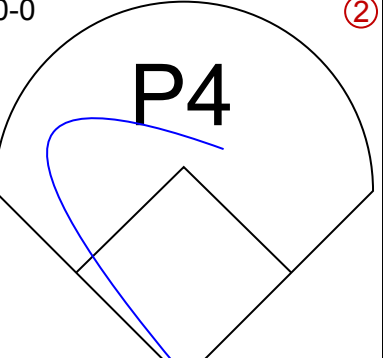
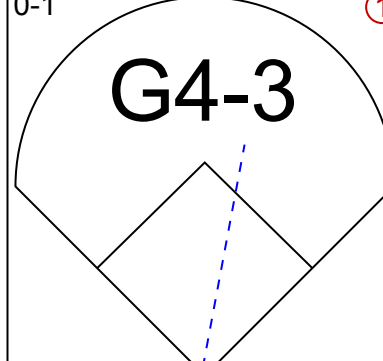
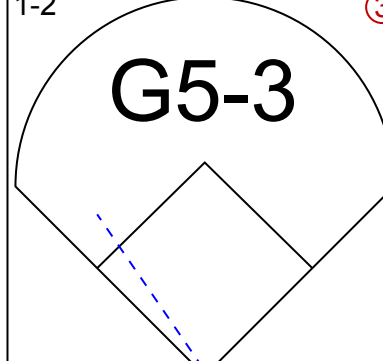


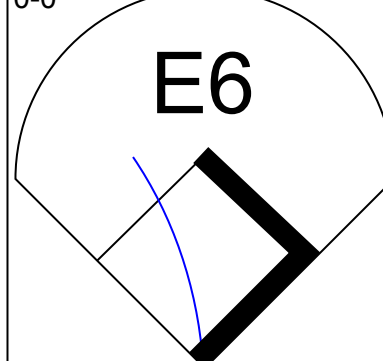

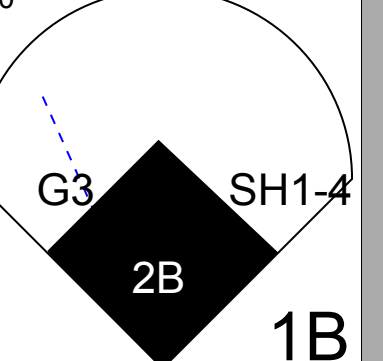
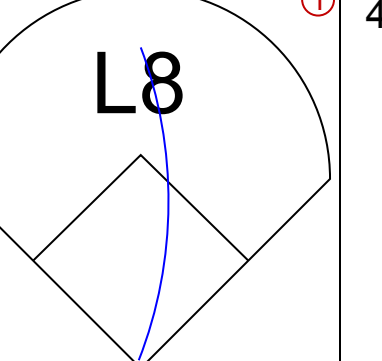


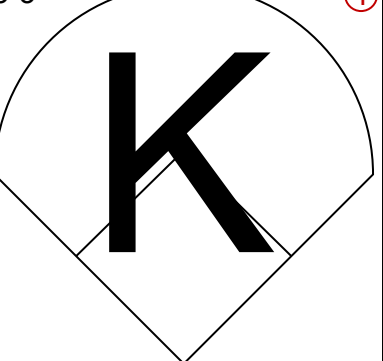
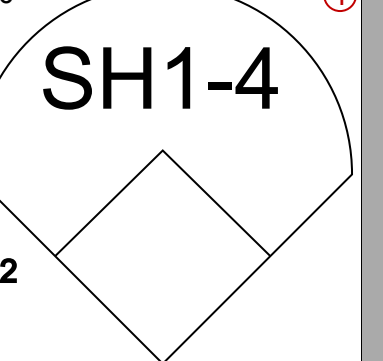
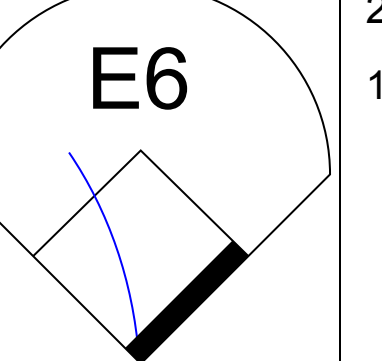


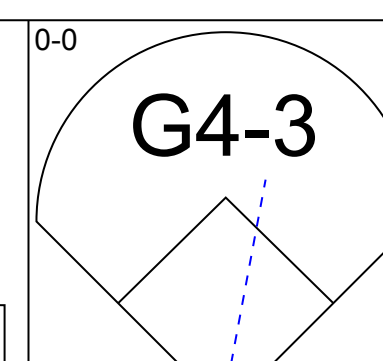
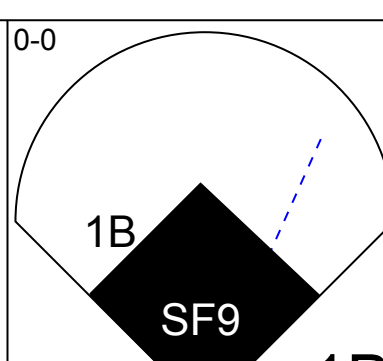
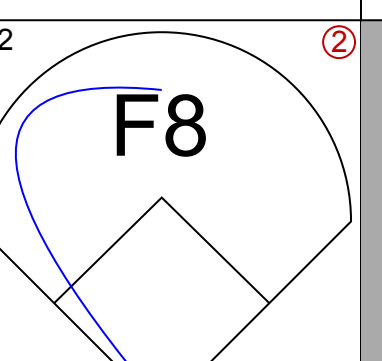
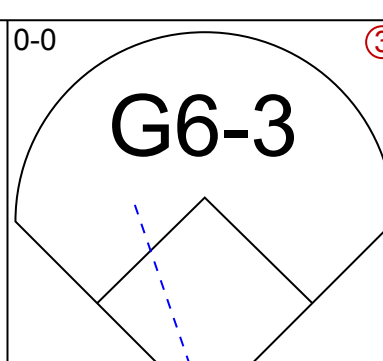
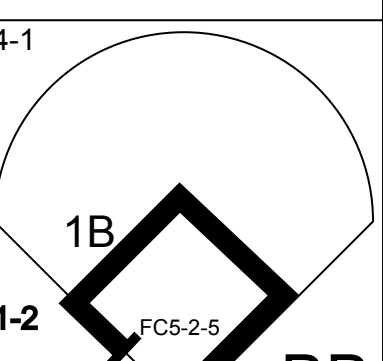
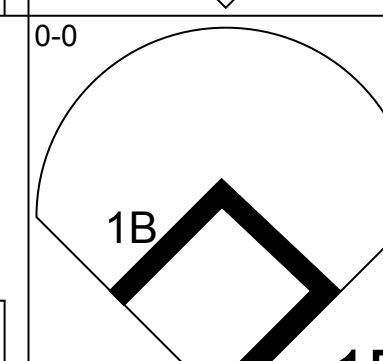
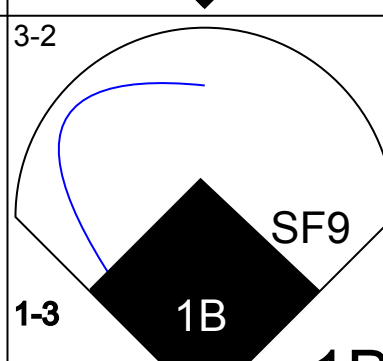
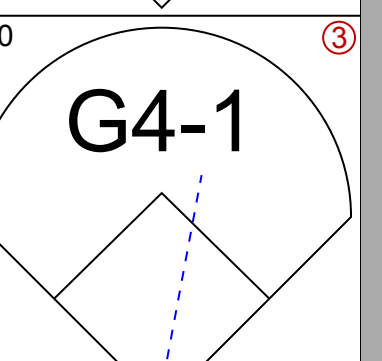
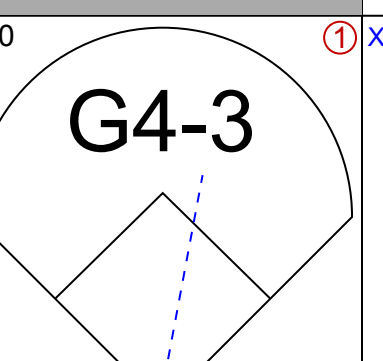

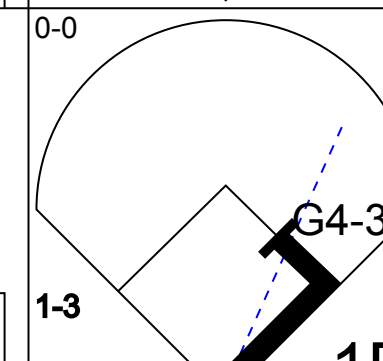
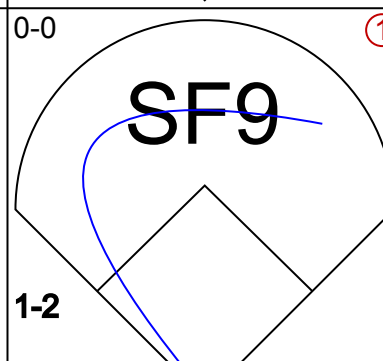
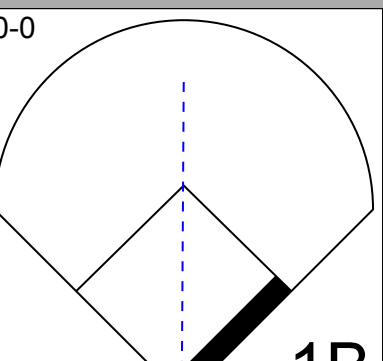
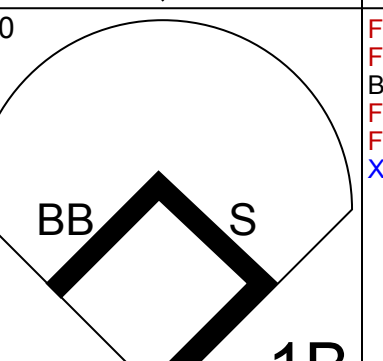

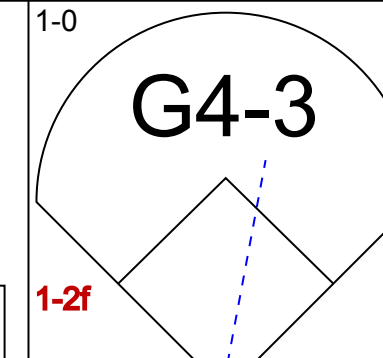
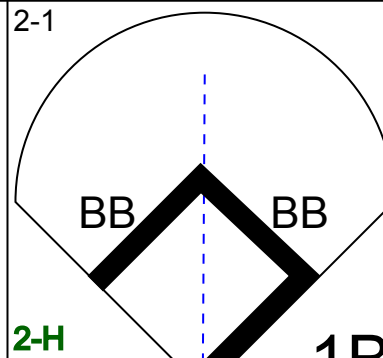
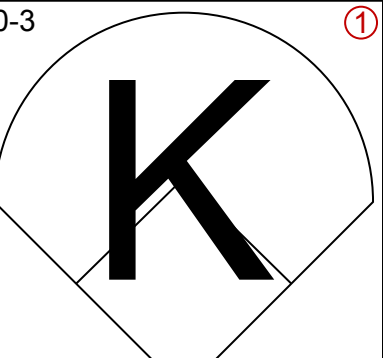
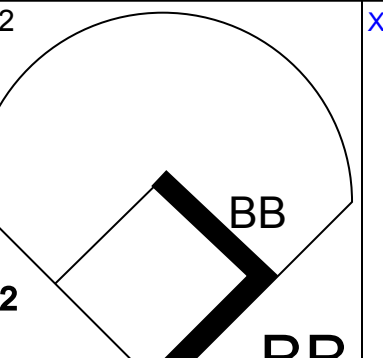

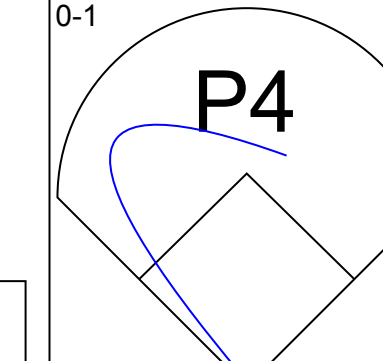
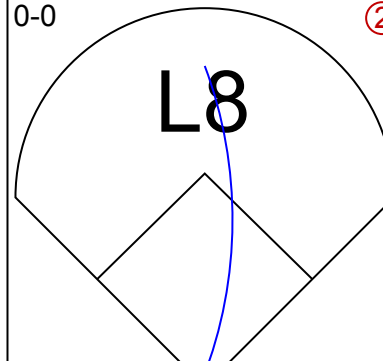
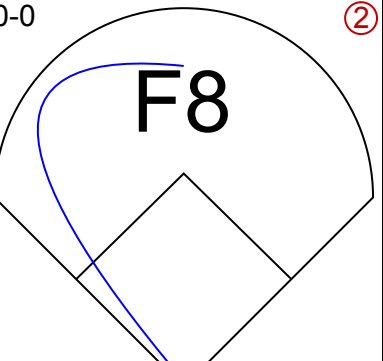
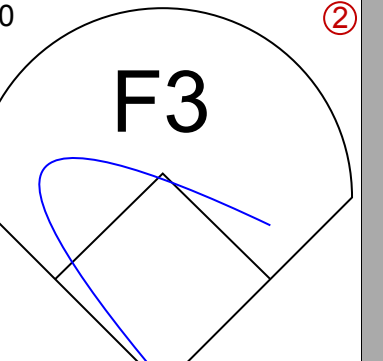
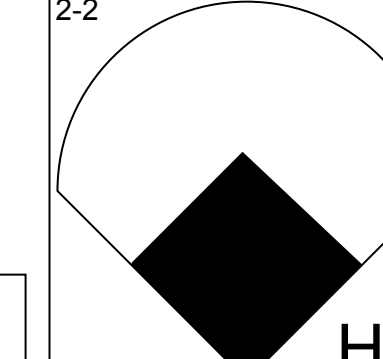
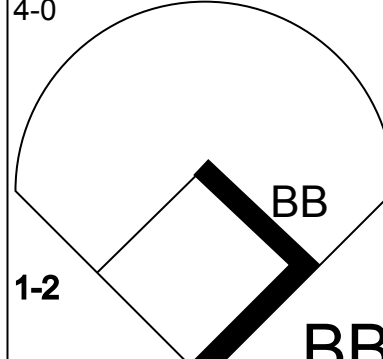
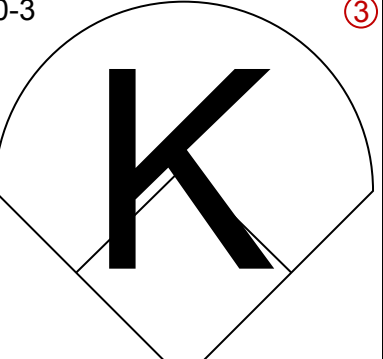
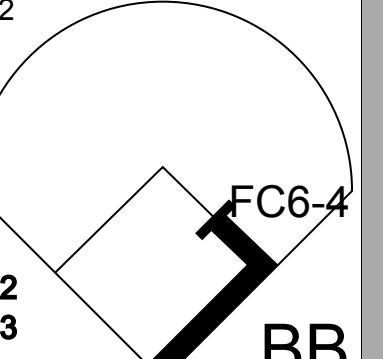
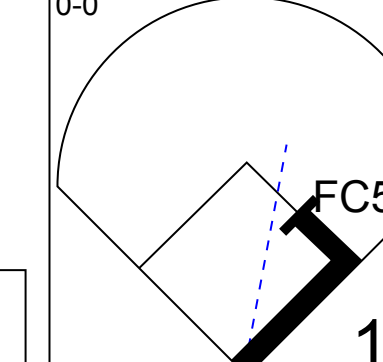
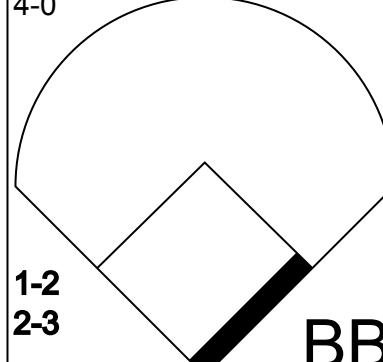
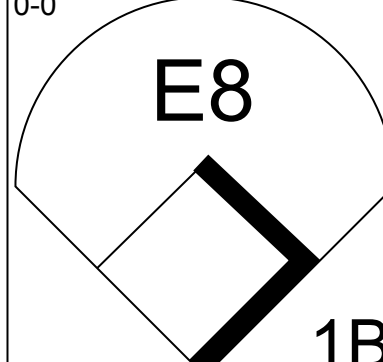
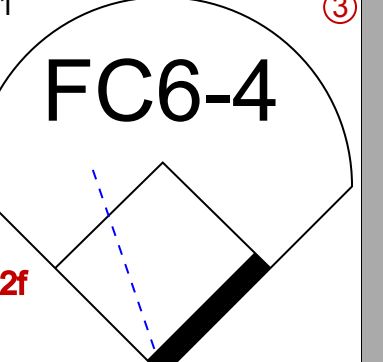
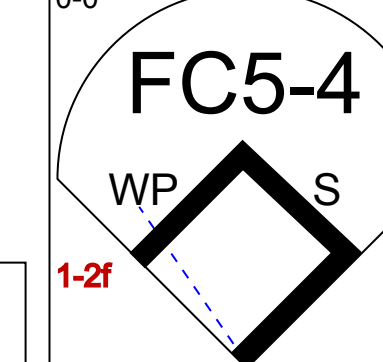
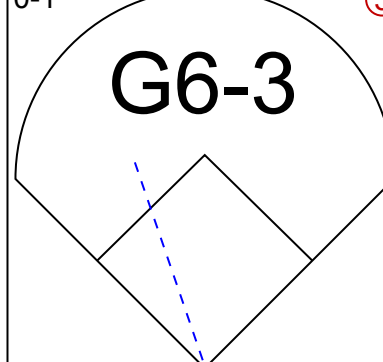
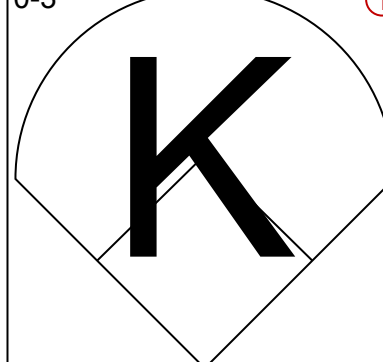
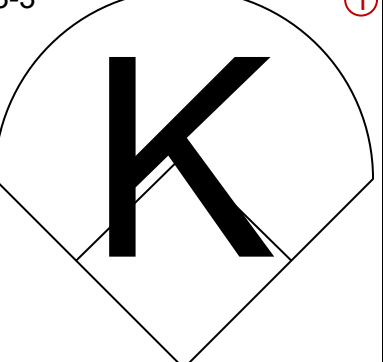


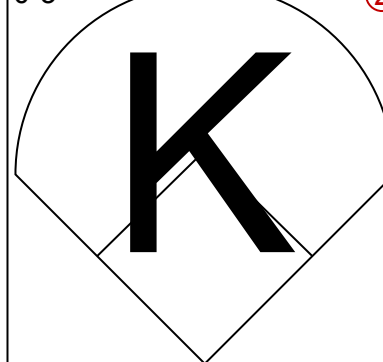
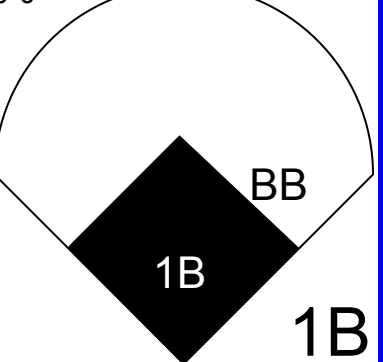
AB 36
R 12
H 11
RBI 11
BB 3
SO 5
LOB 8



Batter	1	2	3	4	5	6	7	8	9	AB	R	H	RBI	BB	SO	LOB	TOP			
Larry Hisle, R OBP: 0.333, SLG: 0.463 (1, 8)	K 0-3 ①			L6 0-1 ①			1B 1-1 ①		L5 0-0 ①	4	0	1	0	0	1	0	Philadelphia Phillies @ Cincinnati Reds Crosley Field, Cincinnati, OH Sun Aug 10 1969, 3:33 AM EDT Att: 16,589 - Unknown AB 30 R 0 H 3 RBI 0 BB 0 SO 5 LOB 6 			
Cookie Rojas, R OBP: 0.279, SLG: 0.306 (1, 4)	G4-3 0-1 ②			G4-3 0-0 ②			P4 0-1 ①		P8 0-0 ②	4	0	0	0	0	0	1				
Dick Allen, R OBP: 0.385, SLG: 0.654 (1, 3)	F9 2-2 ③			F3 3-2 ③			1B 1-2 ①		G5-3 0-0 ③	4	0	1	0	0	0	0				
Johnny Callison, L OBP: 0.341, SLG: 0.471 (1, 9)		K 0-3 ①			F3 3-2 ①				F9 0-0 ②	3	0	0	0	0	1	2				
Deron Johnson, R OBP: 0.330, SLG: 0.421 (1, 7)		P6 0-0 ②							F7 0-0 ③	3	0	0	0	0	1	2				
Rick Joseph, R OBP: 0.346, SLG: 0.437 (1, 5)		G6-3 2-1 ③							L8 0-0 ①	3	0	0	0	0	1	0				
Mike Ryan, R OBP: 0.272, SLG: 0.351 Dave Watkins, R OBP: 0.271, SLG: 0.255 (6, 2)			P5 3-2 ①				G6-3 0-0 ①		F3 0-0 ②	2	0	0	0	0	0	0				
Don Money, R OBP: 0.292, SLG: 0.331 (1, 6)			F8 0-1 ②				F8 0-0 ②			3	0	1	0	0	0	0				
Woodie Fryman, R OBP: 0.376, SLG: 0.660 Ron Stone, L OBP: 0.342, SLG: 0.310 Lowell Palmer, R OBP: 0.241, SLG: 0.333 Turk Farrell, R OBP: 0.382, SLG: 0.382 John Briggs, L OBP: 0.339, SLG: 0.382 Jerry Johnson, R OBP: 0.179, SLG: 0.115 (6, PH) (7, 1) (8, PH) (8, 1)			G6-3 0-1 ③				K 3-3 ③		F2 0-1 ③	1	0	0	0	0	0	0				
Inning Stats	R: 0 E: 0 K: 1 S: 11	H: 0 LOB: 0 BB: 0 P: 13	R: 0 E: 0 K: 1 S: 6	H: 0 LOB: 0 BB: 0 P: 8	R: 0 E: 0 K: 0 S: 9	H: 0 LOB: 0 BB: 0 P: 12	R: 0 E: 0 K: 2 S: 12	H: 0 LOB: 0 BB: 0 P: 16	R: 0 E: 0 K: 1 S: 6	H: 0 LOB: 0 BB: 0 P: 9	R: 0 E: 0 K: 0 S: 9	H: 2 LOB: 2 BB: 0 P: 12	R: 0 E: 0 K: 0 S: 5	H: 1 LOB: 1 BB: 0 P: 5	R: 0 E: 0 K: 0 S: 3	H: 0 LOB: 0 BB: 0 P: 3		1B: 3 2B: 0 3B: 0 HR: 0	SF: 0 SAC: 0 DP: 0 HBP: 0	WP: 0 PB: 0 SB: 0 CS: 0
PITCHER Gary Nolan, R ERA: 4.13 (1, 1)	IP: 9.0 WLS: W BF: 30 H: 3 R: 0 ER: 0 SO: 5 BB: 0 IBB: 0 HBP: 0 BLK: 0 WP: 0 HR: 0 S: 67 P: 87 ERA: 0.00 WHIP: 0.333															PITCHER				

Batter	1	2	3	4	5	6	7	8	9	AB	R	H	RBI	BB	SO	LOB	BOTTOM			
Pete Rose, S OBP: 0.421, SLG: 0.535 (1, 9)	G5-3 0-0 ①		K 2-3 ②		G6-3 0-0 ①	1B 1-3 2H	F5 1-1 ②			5	0	1	1	0	1	2	Philadelphia Phillies @ Cincinnati Reds Crosley Field, Cincinnati, OH Sun Aug 10 1969, 3:33 AM EDT Att: 16,589 - Unknown AB 37 R 10 H 12 RBI 10 BB 5 SO 4 LOB 19 			
Bobby Tolan, L OBP: 0.352, SLG: 0.525 (1, 8)	B1-3 0-0 ②		K 0-3 ③		G4-3 1-1 ②	P4 0-0 ②	1B 1-3 2H			5	0	1	1	0	1	2				
Alex Johnson, R OBP: 0.376, SLG: 0.598 Jim Beauchamp, R OBP: 0.265, SLG: 0.333 (8, 7)				WP 1B F9 0-0 ①	1B 3B BB 4-0 ①		F9 0-0 ③	F8 0-0 ③		4	2	2	0	1	0	4				
Tony Perez, R OBP: 0.386, SLG: 0.590 (1, 5)	G5-3 1-1 ③			F9 0-1 ①	3B 1B 1-3 ①		2B HR 1B 0-0 ①	K 0-3 ①		5	2	2	0	0	1	2				
Lee May, R OBP: 0.356, SLG: 0.603 (1, 3)		L7 0-2 ①		FC6 1B 1-1 ①	3B 1-3 3H ①		HR 2B 1-3 ①	F8 0-0 ②		5	2	2	2	0	0	1				
Johnny Bench, R OBP: 0.389, SLG: 0.518 (1, 2)		G4-3 0-1 ②		1B G4-3 1-3 ①	G4-3 0-0 ③		HR 2B 1-3 ①	F8 0-0 ③		5	2	2	4	0	0	1				
Woody Woodward, R OBP: 0.374, SLG: 0.390 (1, 6)		PB BB 4-0 ①		G4-3 1-3 3H ①		1B BB 4-0 ①	1B BB 4-0 ①			1	2	1	1	3	0	0				
Giraldo Ruiz, S OBP: 0.302, SLG: 0.276 (1, 4)		G4-3 2-1 ③		G4-3 1-1 ②		1B BB 4-2 ①	1B BB 1-2 ①			3	0	1	1	1	0	2				
Gary Nolan, R (1, 1)			K 3-3 ①		G6-3 0-0 ③		B3 0-0 ①	F9 0-0 ①		4	0	0	0	0	1	5				
Inning Stats	R: 0 E: 0 K: 0 S: 5	H: 1 LOB: 1 BB: 0 P: 6	R: 0 E: 0 K: 0 S: 7	H: 0 LOB: 1 BB: 1 P: 13	R: 0 E: 0 K: 3 S: 10	H: 0 LOB: 0 BB: 0 P: 15	R: 3 E: 0 K: 0 S: 10	H: 3 LOB: 1 BB: 0 P: 13	R: 2 E: 0 K: 0 S: 6	H: 2 LOB: 1 BB: 1 P: 11	R: 1 E: 0 K: 0 S: 6	H: 1 LOB: 2 BB: 2 P: 14	R: 4 E: 0 K: 0 S: 9	H: 5 LOB: 2 BB: 1 P: 14	R: 0 E: 0 K: 1 S: 5	H: 0 LOB: 0 BB: 0 P: 5		1B: 9 2B: 1 3B: 1 HR: 1	SF: 0 SAC: 0 DP: 0 HBP: 0	WP: 1 PB: 1 SB: 1 CS: 0
PITCHER Woodie Fryman, L ERA: 4.82 Lowell Palmer, R ERA: 6.49 Turk Farrell, R ERA: 3.82 Jerry Johnson, R ERA: 5.04 (1, 1) (6, 1) (7, 1) (8, 1)	IP: 5.0 WLS: L BF: 24 H: 6 R: 5 ER: 5 SO: 3 BB: 2 IBB: 0 HBP: 0 BLK: 0 WP: 1 HR: 1 S: 9 P: 21 ERA: 9.00 WHIP: 1.600															PITCHER				

Batter	1	2	3	4	5	6	7	8	9	AB	R	H	RBI	BB	SO	LOB	TOP				
Larry Hisle, R OBP: 0.330, SLG: 0.457 (1, 8)										5	0	0	0	0	3	5	Philadelphia Phillies @ Cincinnati Reds Crosley Field, Cincinnati, OH Mon Aug 11 1969, 7:05 PM EDT Att: 12,709 - Unknown				
Cookie Rojas, R OBP: 0.276, SLG: 0.307 (1, 4)										5	0	1	1	0	0	3					
Johnny Callison, L OBP: 0.337, SLG: 0.465 (1, 9)										4	0	0	0	0	0	1					
Dick Allen, R OBP: 0.389, SLG: 0.653 (1, 3)										2	1	1	0	2	1	0					
Deron Johnson, R OBP: 0.335, SLG: 0.435 John Briggs, L OBP: 0.338, SLG: 0.382 (8, PR) (8, 7)										4	1	3	2	0	0	1					
Tony Taylor, R OBP: 0.310, SLG: 0.342 (1, 5)										4	0	0	0	0	3	3					
Mike Ryan, R OBP: 0.272, SLG: 0.350 (1, 2)										4	0	1	0	0	0	3					
Don Money, R OBP: 0.294, SLG: 0.337 (1, 6)										4	1	2	0	0	0	0					
Rick Wise, R OBP: 0.306, SLG: 0.348 Rick Joseph, R OBP: 0.344, SLG: 0.435 (9, PH)										2	0	0	0	0	2	3					
Inning Stats	R: 0 E: 0 K: 1 S: 6	H: 0 LOB: 0 BB: 0 P: 9	R: 0 E: 0 K: 1 S: 6	H: 0 LOB: 0 BB: 1 P: 11	R: 0 E: 0 K: 1 S: 7	H: 0 LOB: 1 BB: 0 P: 7	R: 2 E: 0 K: 1 S: 10	H: 2 LOB: 2 BB: 0 P: 11	R: 0 E: 0 K: 2 S: 10	H: 1 LOB: 2 BB: 0 P: 16	R: 1 E: 0 K: 0 S: 10	H: 2 LOB: 1 BB: 0 P: 13	R: 0 E: 0 K: 1 S: 7	H: 1 LOB: 1 BB: 0 P: 7	R: 0 E: 1 K: 1 S: 7	H: 0 LOB: 1 BB: 0 P: 9	1B: 5 2B: 2 3B: 0 HR: 1	SF: 0 SAC: 1 DP: 1 HBP: 0	WP: 0 PB: 0 SB: 0 CS: 0	PA: 38	
PITCHER	IP	WLS	BF	H	R	ER	SO	BB	IBB	HBP	BLK	WP	HR	S	P	ERA	WHIP				
Jim Merritt, L ERA: 4.17 Wayne Granger, R ERA: 3.21	(1, 1)	8.1	W	36	8	3	3	8	2	0	0	0	0	1	71	98	3.24	1.200			

Batter	1	2	3	4	5	6	7	8	9	AB	R	H	RBI	BB	SO	LOB	BOTTOM			
Pete Rose, S OBP: 0.421, SLG: 0.533 (1, 9)										4	1	1	0	1	0	1	Philadelphia Phillies @ Cincinnati Reds Crosley Field, Cincinnati, OH Mon Aug 11 1969, 7:05 PM EDT Att: 12,709 - Unknown			
Jimmy Stewart, S OBP: 0.312, SLG: 0.386 (1, 8)										5	1	3	1	0	0	0				
Alex Johnson, R OBP: 0.379, SLG: 0.511 Ted Savage, R OBP: 0.323, SLG: 0.377 (9, 7)										4	0	3	1	0	0	2				
Tony Perez, R OBP: 0.386, SLG: 0.587 (1, 5)										4	0	1	1	1	1	5				
Lee May, R OBP: 0.353, SLG: 0.597 (1, 3)										4	0	0	0	0	0	4				
Johnny Bench, R OBP: 0.393, SLG: 0.527 (1, 2)										2	1	1	1	2	1	1				
Woody Woodward, R OBP: 0.389, SLG: 0.400 (4, 4)										3	0	2	0	1	0	3				
Giraldo Ruiz, S OBP: 0.298, SLG: 0.272 Darrel Chaney, S OBP: 0.263, SLG: 0.243 (4, 6)										2	0	0	0	0	0	4				
Jim Merritt, L OBP: 0.190, SLG: 0.211 Wayne Granger, R OBP: 0.188, SLG: 0.071 (9, 1)										4	1	1	0	0	3	2				
Inning Stats	R: 0 E: 0 K: 0 S: 4	H: 2 LOB: 1 BB: 0 P: 5	R: 1 E: 0 K: 1 S: 10	H: 2 LOB: 1 BB: 0 P: 15	R: 2 E: 0 K: 0 S: 10	H: 3 LOB: 3 BB: 2 P: 23	R: 0 E: 0 K: 1 S: 8	H: 0 LOB: 0 BB: 0 P: 9	R: 0 E: 0 K: 2 S: 8	H: 1 LOB: 1 BB: 0 P: 8	R: 0 E: 1 K: 2 S: 8	H: 1 LOB: 1 BB: 0 P: 8	R: 0 E: 0 K: 0 S: 11	H: 1 LOB: 3 BB: 2 P: 20	R: 1 E: 0 K: 1 S: 12	H: 2 LOB: 2 BB: 1 P: 20	1B: 11 2B: 0 3B: 0 HR: 1	SF: 1 SAC: 0 DP: 1 HBP: 0	WP: 1 PB: 0 SB: 2 CS: 0	PA: 40
PITCHER	IP	WLS	BF	H	R	ER	SO	BB	IBB	HBP	BLK	WP	HR	S	P	ERA	WHIP			
Rick Wise, R ERA: 3.47	(1, 1)	8.0	L	40	12	4	4	7	5	0	0	0	1	71	108	4.50	2.125			

Batter	1	2	3	4	5	6	7	8	9	AB	R	H	RBI	BB	SO	LOB	TOP					
Tony Taylor, R (1,5) OBP: 0.311, SLG: 0.342 Lowell Palmer, R (7,1) OBP: 0.211, SLG: 0.333	6-3		BB				1B	1B	1-3								3 0 1 0 1 0 2 0 0 0 0 0 0 0					
Cookie Rojas, R (1,4) OBP: 0.280, SLG: 0.310	6-3		F2				1B										4 1 2 0 0 0 1					
Johnny Callison, L (1,9) OBP: 0.333, SLG: 0.459	3-1		F4				L3										4 0 0 0 0 0 4					
Dick Allen, R (1,3) OBP: 0.391, SLG: 0.651			BB				P5										4 0 2 1 0 1 1					
Deron Johnson, R (1,7) OBP: 0.337, SLG: 0.444			BB				F3										3 1 1 1 1 0 1					
Larry Hisle, R (1,8) OBP: 0.329, SLG: 0.455			BB				F8										4 0 1 0 0 1 3					
Mike Ryan, R (1,2) OBP: 0.270, SLG: 0.347 Ron Stone, L (9,PH) OBP: 0.341, SLG: 0.308			P6				5-3										3 0 0 0 0 1 3 1 0 0 0 0 0 0					
Don Money, R (1,6) OBP: 0.294, SLG: 0.335			1-3				K										4 0 1 0 0 2 2					
John Boozar, R (1,1) OBP: 0.143, SLG: 0.143 John Briggs, L (7,PH) OBP: 0.336, SLG: 0.379			P4				5-3										2 0 0 0 0 0 0 2 0 0 0 0 0 2					
Inning Stats	R: 0 E: 0 K: 0 S: 3	H: 0 LOB: 0 BB: 0 P: 3	R: 0 E: 0 K: 0 S: 4	H: 1 LOB: 2 BB: 1 P: 8	R: 0 E: 0 K: 0 S: 3	H: 0 LOB: 1 BB: 1 P: 7	R: 0 E: 0 K: 1 S: 5	H: 0 LOB: 0 BB: 0 P: 5	R: 0 E: 0 K: 1 S: 5	H: 0 LOB: 0 BB: 0 P: 5	R: 0 E: 0 K: 0 S: 4	H: 2 LOB: 1 BB: 0 P: 4	R: 1 E: 0 K: 1 S: 8	H: 3 LOB: 2 BB: 0 P: 8	R: 1 E: 0 K: 1 S: 7	H: 2 LOB: 1 BB: 0 P: 7	R: 0 E: 0 K: 1 S: 5	H: 0 LOB: 0 BB: 0 P: 5	1B: 7 2B: 1 3B: 0 HR: 1	SF: 0 SAC: 0 DP: 1 HBP: 0	WP: 0 PB: 0 SB: 0 CS: 0	PA: 36
PITCHER	IP WLS BF H R ER SO BB IBB HBP BLK WP HR S P ERA WHIP																					
Mitt Pappas, R (1,1) ERA: 3.34 Cecil Upshaw, R (7,1) ERA: 3.88	6.0 W 24 5 1 1 2 2 0 0 0 0 0 1 26 34 1.50 1.167																					

Philadelphia Phillies @ Atlanta Braves
Atlanta Stadium, Atlanta, GA
Wed Aug 13 1969, 7:05 PM EDT
Unknown

AB 34
R 2
H 8
RBI 2
BB 2
SO 5
LOB 19



Batter	1	2	3	4	5	6	7	8	9	AB	R	H	RBI	BB	SO	LOB	BOTTOM					
Felix Millan, R (1,4) OBP: 0.318, SLG: 0.357	6-3		F8				F7										3 0 0 0 0 0 0					
Tony Gonzalez, L (1,8) OBP: 0.343, SLG: 0.394	L8		WP				HR										4 2 2 1 0 0 1					
Hank Aaron, R (1,9) OBP: 0.420, SLG: 0.642			HR				HR										3 2 3 3 1 0 0					
Rico Carty, R (1,7) OBP: 0.419, SLG: 0.534 Mike Lum, L (8,7) OBP: 0.311, SLG: 0.297			HR				HR										4 0 2 0 0 1 2 0 0 0 0 0 0 0					
Orlando Cepeda, R (1,3) OBP: 0.330, SLG: 0.455			HR				BB										3 0 1 0 1 0 2					
Clete Boyer, R (1,5) OBP: 0.343, SLG: 0.384			HR				HR										3 0 1 0 1 0 3					
Bob Tillman, R (1,2) OBP: 0.257, SLG: 0.399			HR				HR										3 0 0 0 1 1 2					
Gil Garrido, R (1,6) OBP: 0.270, SLG: 0.250			HR				HR										4 0 0 0 0 0 3					
Mitt Pappas, R (1,1) ERA: 4.06 Cecil Upshaw, R (7,1) ERA: 6.29			HR				HR										2 0 0 0 0 2 0 1 0 1 0 0 0 0					
Inning Stats	R: 0 E: 0 K: 0 S: 5	H: 2 LOB: 2 BB: 0 P: 5	R: 0 E: 0 K: 1 S: 4	H: 0 LOB: 0 BB: 1 P: 8	R: 2 E: 0 K: 1 S: 8	H: 3 LOB: 2 BB: 1 P: 12	R: 0 E: 0 K: 1 S: 5	H: 0 LOB: 0 BB: 0 P: 5	R: 2 E: 0 K: 1 S: 7	H: 2 LOB: 0 BB: 0 P: 7	R: 0 E: 0 K: 0 S: 3	H: 1 LOB: 0 BB: 0 P: 3	R: 0 E: 0 K: 0 S: 4	H: 1 LOB: 2 BB: 1 P: 8	R: 0 E: 0 K: 0 S: 3	H: 1 LOB: 1 BB: 1 P: 7	R: 0 E: 0 K: 0 S: 5	H: 0 LOB: 0 BB: 0 P: 5	1B: 7 2B: 0 3B: 0 HR: 3	SF: 0 SAC: 1 DP: 3 HBP: 0	WP: 2 PB: 0 SB: 0 CS: 0	PA: 35
PITCHER	IP WLS BF H R ER SO BB IBB HBP BLK WP HR S P ERA WHIP																					
John Boozar, R (1,1) ERA: 4.06 Lowell Palmer, R (7,1) ERA: 6.29	6.0 L 26 8 4 4 4 1 1 0 0 0 0 3 32 40 6.00 1.500																					

Philadelphia Phillies @ Atlanta Braves
Atlanta Stadium, Atlanta, GA
Wed Aug 13 1969, 7:05 PM EDT
Unknown

AB 30
R 4
H 10
RBI 4
BB 4
SO 4
LOB 13



Batter	1	2	3	4	5	6	7	8	9	AB	R	H	RBI	BB	SO	LOB	TOP					
Tony Taylor, R OBP: 0.316, SLG: 0.343 (1, 5)	0-0 CS 1B		4-0 5-3 BB		0-0 F3	4-0 BB			0-3 K	3	0	1	0	2	1	1	Philadelphia Phillies @ Atlanta Braves Atlanta Stadium, Atlanta, GA Thu Aug 14 1969, 7:05 PM EDT Att: 9,832 - Unknown					
Cookie Rojas, R OBP: 0.278, SLG: 0.304 (1, 4)	0-0 5-3 1-2		0-0 5-3		0-0 PB WP 1B	0-3 K			0-0 F7	5	1	1	0	0	1	3						
Dick Allen, R OBP: 0.391, SLG: 0.656 (1, 3)	0-0 WP 2B		0-3 K		0-3 K				0-0 L4	5	1	2	1	0	2	3						
Johnny Callison, L OBP: 0.332, SLG: 0.451 (1, 9)	0-0 F9 2-3		4-0 BB		4-0 PB 1B BB				0-3 K	2	1	0	0	2	1	1						
Deron Johnson, R OBP: 0.337, SLG: 0.451 (1, 7)		0-3 K	0-0 6-3		0-0 1B PB CS 1B				0-0 5-3	4	0	1	0	0	1	2						
Larry Hisle, R OBP: 0.332, SLG: 0.464 (1, 8)		4-0 E WP BB			0-0 1-3 1B				0-3 K	3	1	1	1	1	1	0						
Dave Watkins, R OBP: 0.254, SLG: 0.224 (1, 2)		0-0 6-3 1-3			0-0 F7 CS 3-H	0-3 K			0-0 F9	4	0	0	0	0	1	1						
Don Money, R OBP: 0.296, SLG: 0.332 (1, 6)		4-0 BB			0-3 K				0-0 6-3	3	0	0	0	1	1	0						
Woodie Fryman, R OBP: 0.109, SLG: 0.148 (1, 1)		0-3 K			0-0 PB WP 1B				0-3 K	4	2	2	1	0	2	1						
Inning Stats	R: 0 E: 0 K: 0 S: 4	H: 2 LOB: 1 BB: 0 P: 4	R: 1 E: 1 K: 2 S: 7	H: 0 LOB: 1 BB: 2 P: 15	R: 0 E: 0 K: 1 S: 5	H: 0 LOB: 2 BB: 2 P: 13	R: 0 E: 0 K: 1 S: 5	H: 0 LOB: 0 BB: 0 P: 5	R: 3 E: 0 K: 1 S: 8	H: 4 LOB: 1 BB: 1 P: 12	R: 1 E: 0 K: 2 S: 8	H: 1 LOB: 0 BB: 0 P: 8	R: 1 E: 0 K: 2 S: 8	H: 1 LOB: 0 BB: 0 P: 8	R: 0 E: 0 K: 1 S: 5	H: 0 LOB: 0 BB: 0 P: 5	R: 0 E: 0 K: 1 S: 5	H: 0 LOB: 0 BB: 0 P: 5	1B: 5 2B: 1 3B: 0 HR: 2	SF: 0 SAC: 0 DP: 0 HBP: 0	WP: 4 PB: 2 CS: 2	PA: 40
PITCHER	IP WLS BF H R ER SO BB IBB HBP BLK WP HR S P ERA WHIP	IP WLS BF H R ER SO BB IBB HBP BLK WP HR S P ERA WHIP																				
Phil Niekro, R ERA: 2.63 (1, 1)	4.2 L 24 6 4 2 5																					
George Stone, L ERA: 4.09 (5, 1)	1.1 5 1 1 1 2 1																					
Paul Doyle, L ERA: 2.79 (7, 1)	2.0 7 1 1 1 3 0																					
Claude Raymond, R ERA: 5.25 (9, 1)	1.0 3 0 0 0 1 0																					

AB	33
R	6
H	8
RBI	3
BB	6
SO	11
LOB	12



Batter	1	2	3	4	5	6	7	8	9	AB	R	H	RBI	BB	SO	LOB	BOTTOM			
Felipe Alou, R OBP: 0.337, SLG: 0.373 (1, 8)	0-0 P4		0-0 6-3			0-0 L6			0-0 L3	4	0	0	0	0	0	2	Philadelphia Phillies @ Atlanta Braves Atlanta Stadium, Atlanta, GA Thu Aug 14 1969, 7:05 PM EDT Att: 9,832 - Unknown			
Felix Milan, R OBP: 0.315, SLG: 0.353 (1, 4)	0-3 K				0-0 F8	0-3 K			0-0 F7	4	0	0	0	0	2	1				
Hank Aaron, R OBP: 0.417, SLG: 0.632 (1, 9)	0-0 6-3				0-3 K				4-0 FC4-6 BB	3	0	0	0	1	1	0				
Rico Carty, R OBP: 0.412, SLG: 0.520 (1, 7)		0-0 6-3			0-0 5-3				0-0 FC4-6 1B	4	0	1	0	0	0	1				
Orlando Cepeda, R OBP: 0.331, SLG: 0.453 (1, 3)		0-0 G6-4-3 1B			0-0 G5-4-3 1B				0-0 F9	4	0	2	0	0	0	2				
Clete Boyer, R OBP: 0.339, SLG: 0.379 (1, 5)		0-0 G6-4-3 1-2			0-0 G5-4-3 1-2				0-0 F8	3	0	1	0	0	0	2				
Bob Didier, S OBP: 0.319, SLG: 0.314 (1, 2)			4-0 SH2 BB		0-0 6-3				0-0 FC6-4 1B	2	0	0	0	1	0	2				
Gil Garrido, R OBP: 0.274, SLG: 0.255 (1, 6)			0-0 SH2						0-0 F9	2	0	1	0	0	0	0				
Phil Niekro, R OBP: 0.176, SLG: 0.182 (1, 1) George Stone, L OBP: 0.190, SLG: 0.190 (5, PH) Tommye Armstrong, R OBP: 0.331, SLG: 0.351 (7, 1) Paul Doyle, L OBP: 0.306, SLG: 0.327 (8, PH) Bob Aspromonte, R OBP: 0.256, SLG: 0.226 (9, 1)			0-0 1-3						0-0 FC6-4 1B	1	0	0	0	0	0	1				
			0-0 F3							1	0	0	0	0	0	0				
Inning Stats	R: 0 E: 0 K: 1 S: 5	H: 0 LOB: 0 BB: 0 P: 5	R: 0 E: 0 K: 0 S: 3	H: 1 LOB: 0 BB: 0 P: 3	R: 0 E: 0 K: 0 S: 3	H: 0 LOB: 1 BB: 1 P: 7	R: 0 E: 0 K: 1 S: 5	H: 0 LOB: 0 BB: 0 P: 5	R: 0 E: 0 K: 1 S: 6	H: 1 LOB: 0 BB: 0 P: 6	R: 0 E: 0 K: 0 S: 5	H: 2 LOB: 2 BB: 0 P: 5	R: 0 E: 0 K: 0 S: 3	H: 0 LOB: 0 BB: 0 P: 3	R: 0 E: 0 K: 0 S: 3	H: 0 LOB: 1 BB: 1 P: 7	1B: 5 2B: 0 3B: 0 HR: 0	SF: 0 SAC: 1 DP: 2 HBP: 0	WP: 0 PB: 0 SB: 0 CS: 0	PA: 32
PITCHER	IP WLS BF H R ER SO BB IBB HBP BLK WP HR S P ERA WHIP	IP WLS BF H R ER SO BB IBB HBP BLK WP HR S P ERA WHIP																		
Woodie Fryman, L ERA: 4.55 (1, 1)	9.0 W 32 5 0 0 3																			

AB	29
R	0
H	5
RBI	0
BB	2
SO	3
LOB	12



Batter	1	2	3	4	5	6	7	8	9	AB	R	H	RBI	BB	SO	LOB	TOP			
Jesus Alou, R OBP: 0.253, SLG: 0.308 (1, 9)										4	0	0	0	0	0	3	Houston Astros @ Philadelphia Phillies Connie Mack Stadium, Philadelphia, PA Fri Aug 15 1969, 7:05 PM EDT Att: 6,183 - Unknown			
Joe Morgan, L OBP: 0.395, SLG: 0.398 (1, 4)										4	0	0	0	0	1	1				
Jimmy Wynn, R OBP: 0.432, SLG: 0.526 (1, 8)										2	0	0	0	0	2	0				
Denis Menke, R OBP: 0.388, SLG: 0.426 (1, 6)										4	0	0	0	0	2	2				
Doug Rader, R OBP: 0.327, SLG: 0.372 (1, 5)										3	0	1	0	1	0	0				
Curt Blefary, L OBP: 0.395, SLG: 0.426 (1, 3)										3	0	1	0	1	0	2				
Cesar Geronimo, L (9, PR) OBP: 0.250, SLG: 0.375 (9, PR)										0	0	0	0	0	0	0				
Marty Martinez, S OBP: 0.343, SLG: 0.386 (1, 7)										4	0	2	0	0	0	3				
Gary Geiger, L (9, PR) OBP: 0.340, SLG: 0.268 (9, PR)										0	0	0	0	0	0	0				
Johnny Edwards, L OBP: 0.300, SLG: 0.339 (1, 2)										3	0	1	0	0	1	4				
Denny Lemaster, R OBP: 0.246, SLG: 0.254 (1, 1)										1	0	0	0	1	0	2				
Julio Gotay, R OBP: 0.308, SLG: 0.292 (7, PH)										1	0	0	0	0	0	2				
Jack Billingham, R (7, 1)										0	0	0	0	0	0	0				
Inning Stats	R: 0 E: 0 K: 1 S: 5	H: 0 LOB: 1 BB: 0 P: 6	R: 0 E: 0 K: 0 S: 5	H: 2 LOB: 2 BB: 0 P: 5	R: 0 E: 0 K: 1 S: 5	H: 0 LOB: 0 BB: 0 P: 5	R: 0 E: 1 K: 1 S: 6	H: 0 LOB: 2 BB: 1 P: 10	R: 0 E: 0 K: 0 S: 2	H: 0 LOB: 0 BB: 0 P: 3	R: 0 E: 0 K: 0 S: 4	H: 1 LOB: 2 BB: 1 P: 8	R: 0 E: 0 K: 1 S: 5	H: 0 LOB: 0 BB: 0 P: 5	R: 0 E: 0 K: 0 S: 4	H: 2 LOB: 2 BB: 0 P: 4	1B: 5 2B: 0 3B: 0 HR: 0	SF: 0 SAC: 1 DP: 3 HBP: 2	WP: 1 PB: 0 SB: 0 CS: 0	PA: 35
PITCHER Grant Jackson, L ERA: 3.44 (1, 1)	IP: 9.0 WLS: W BF: 35 H: 5 R: 0 ER: 0 SO: 4 BB: 3 IBB: 0 HBP: 2 BLK: 0 WP: 1 HR: 0 S: 38 P: 52 ERA: 0.00 WHIP: 0.889															PITCHER				

Batter	1	2	3	4	5	6	7	8	9	AB	R	H	RBI	BB	SO	LOB	BOTTOM			
Tony Taylor, R OBP: 0.317, SLG: 0.345 (1, 5)										4	0	2	0	0	0	3	Houston Astros @ Philadelphia Phillies Connie Mack Stadium, Philadelphia, PA Fri Aug 15 1969, 7:05 PM EDT Att: 6,183 - Unknown			
Cookie Rojas, R OBP: 0.278, SLG: 0.304 (1, 4)										4	0	1	0	0	0	1				
Johnny Callison, L OBP: 0.329, SLG: 0.446 (1, 9)										4	0	0	0	0	1	2				
Dick Allen, R OBP: 0.389, SLG: 0.650 (1, 3)										4	0	1	0	0	1	2				
Deron Johnson, R OBP: 0.339, SLG: 0.453 (1, 7)										3	0	1	0	1	0	3				
Ron Stone, L OBP: 0.342, SLG: 0.311 (9, 7)										0	0	0	0	0	0	0				
Larry Hisle, R OBP: 0.334, SLG: 0.472 (1, 8)										2	1	1	1	1	0	1				
Dave Watkins, R OBP: 0.257, SLG: 0.217 (1, 2)										2	0	0	0	1	1	3				
Don Money, R OBP: 0.296, SLG: 0.330 (1, 6)										2	0	0	0	1	0	2				
Grant Jackson, S OBP: 0.159, SLG: 0.194 (1, 1)										3	0	0	0	0	0	4				
Inning Stats	R: 0 E: 0 K: 1 S: 5	H: 1 LOB: 0 BB: 0 P: 5	R: 1 E: 0 K: 0 S: 3	H: 2 LOB: 0 BB: 1 P: 7	R: 0 E: 0 K: 0 S: 3	H: 0 LOB: 0 BB: 0 P: 3	R: 0 E: 0 K: 0 S: 3	H: 0 LOB: 0 BB: 0 P: 3	R: 0 E: 1 K: 1 S: 6	H: 0 LOB: 3 BB: 2 P: 14	R: 0 E: 0 K: 0 S: 3	H: 0 LOB: 0 BB: 0 P: 3	R: 0 E: 0 K: 0 S: 4	H: 1 LOB: 2 BB: 1 P: 8	R: 0 E: 0 K: 1 S: 7	H: 2 LOB: 2 BB: 0 P: 7	1B: 4 2B: 1 3B: 0 HR: 1	SF: 0 SAC: 0 DP: 2 HBP: 0	WP: 0 PB: 0 SB: 0 CS: 1	PA: 33
PITCHER Denny Lemaster, L ERA: 3.22 (1, 1)	IP: 6.0 WLS: L BF: 22 H: 3 R: 1 ER: 1 SO: 2 BB: 3 IBB: 0 HBP: 0 BLK: 0 WP: 0 HR: 1 S: 23 P: 35 ERA: 1.50 WHIP: 1.000															PITCHER				
Jack Billingham, R ERA: 4.06 (7, 1)	IP: 2.0 WLS: L BF: 10 H: 3 R: 0 ER: 0 SO: 1 BB: 0 IBB: 1 HBP: 0 BLK: 0 WP: 0 HR: 0 S: 11 P: 15 ERA: 0.00 WHIP: 1.500															PITCHER				

Batter	1	2	3	4	5	6	7	8	9	AB	R	H	RBI	BB	SO	LOB	TOP					
Sandy Valdespino, L OBP: 0.339, SLG: 0.262 (1,7)	F3		F7		4-3			5-3		4	0	0	0	0	0	1						
Joe Morgan, L OBP: 0.394, SLG: 0.399 (1,4)	5-3 2B		F7				L9	6-3		4	0	1	0	0	0	1						
Jimmy Wynn, R OBP: 0.432, SLG: 0.523 (1,8)	5-3			FC3-6 BB					L5	2	0	0	0	2	0	1						
Denis Menke, R OBP: 0.389, SLG: 0.425 (1,6)	4-3			FC3-6 BB			F8			3	0	1	0	1	0	2						
Curt Blefary, L OBP: 0.362, SLG: 0.422 (1,3)		K		FC3-6 BB			L8			4	0	0	0	0	1	4						
Doug Radler, R OBP: 0.326, SLG: 0.370 (1,5)		K		F3						4	0	1	0	0	2	3						
Johnny Edwards, L OBP: 0.297, SLG: 0.336 (1,2)										3	0	0	0	0	2	3						
Marty Martinez, S OBP: 0.343, SLG: 0.386 (7,2)										0	0	0	0	0	0	0						
Jesus Alou, R OBP: 0.253, SLG: 0.308 (1,9)				SH1-4 1B				G6-3		3	0	1	0	0	0	1						
Tom Griffin, R OBP: 0.260, SLG: 0.318 (1,1)										0	0	0	0	0	0	0						
Jim Ray, R OBP: 0.118, SLG: 0.118 (4,1)				SH1-4						1	0	0	0	0	0	0						
Dooley Womack, L OBP: 0.167, SLG: 0.167 (6,1)										0	0	0	0	0	0	0						
Gary Geiger, L OBP: 0.338, SLG: 0.266 (8, PH)										1	0	0	0	0	1	0						
Ron Willis, R OBP: 1.000, SLG: 1.000 (8,1)										0	0	0	0	0	0	0						
Inning Stats	R: 0 E: 0 K: 0 S: 4	H: 1 LOB: 1 BB: 0 P: 4	R: 0 E: 0 K: 2 S: 7	H: 0 LOB: 0 BB: 0 P: 7	R: 0 E: 0 K: 1 S: 4	H: 1 LOB: 1 BB: 0 P: 4	R: 0 E: 0 K: 1 S: 5	H: 0 LOB: 2 BB: 2 P: 13	R: 0 E: 0 K: 0 S: 3	H: 0 LOB: 0 BB: 0 P: 3	R: 0 E: 0 K: 0 S: 3	H: 0 LOB: 1 BB: 1 P: 7	R: 0 E: 0 K: 1 S: 5	H: 1 LOB: 0 BB: 0 P: 5	R: 0 E: 0 K: 1 S: 5	H: 0 LOB: 0 BB: 0 P: 5	R: 0 E: 0 K: 1 S: 6	H: 1 LOB: 1 BB: 0 P: 6	1B: 3 2B: 1 3B: 0 HR: 0	SF: 0 SAC: 1 DP: 1 HBP: 0	WP: 0 PB: 0 SB: 1 CS: 0	PA: 33
PITCHER Rick Wise, R ERA: 3.26 (1,1)	IP: 9.0 WLS: W BF: 33 H: 4 R: 0 ER: 0 SO: 6 BB: 3 IBB: 0 HBP: 0 BLK: 0 WP: 0 HR: 0 S: 42 P: 54 ERA: 0.00 WHIP: 0.778											PITCHER	IP: 9.0 WLS: W BF: 33 H: 4 R: 0 ER: 0 SO: 6 BB: 3 IBB: 0 HBP: 0 BLK: 0 WP: 0 HR: 0 S: 42 P: 54 ERA: 0.00 WHIP: 0.778									

Houston Astros @ Philadelphia Phillies
 Connie Mack Stadium, Philadelphia, PA
 Sat Aug 16 1969, 3:33 AM EDT
 Att: 3,113 - Unknown

AB 29
 R 0
 H 4
 RBI 0
 BB 3
 SO 6
 LOB 16



Batter	1	2	3	4	5	6	7	8	9	AB	R	H	RBI	BB	SO	LOB	BOTTOM			
Tony Taylor, R OBP: 0.319, SLG: 0.345 (1,5)	6-3		L6		SH3-4	6-3 WP BB		WP 1B		3	0	1	0	1	0	0				
Cookie Rojas, R OBP: 0.279, SLG: 0.308 (1,4)	K				F3	6-3		WP 1B		5	0	2	1	0	1	2				
Dick Allen, R OBP: 0.393, SLG: 0.659 (1,3)	HR				S 1B			K 1B		4	2	2	2	1	2	3				
Johnny Callison, L OBP: 0.327, SLG: 0.440 (1,9)	1-3		3-1		1B 2B IBB	1-3		F8		4	1	0	0	1	0	5				
Deron Johnson, R OBP: 0.341, SLG: 0.452 (1,7)		E5		FC5-4 BB	2B WP 1B			F7		3	1	1	1	1	0	0				
Larry Hiele, R OBP: 0.336, SLG: 0.475 (1,8)		F2		FC5-4 CS	WP 2B			FC6-4 1B		4	0	2	1	0	0	2				
Dave Watkins, R OBP: 0.257, SLG: 0.234 (1,2)		K		E6 2B	K			FC6-4		4	0	1	0	0	2	3				
Don Money, R OBP: 0.296, SLG: 0.329 (1,6)		5-3		E6		WP SH1-4 6-3 1B		5-3		4	1	1	0	0	0	3				
Rick Wise, R OBP: 0.327, SLG: 0.429 (1,1)				HR	SH3-4 1B			F9		3	2	2	1	0	0	0				
Inning Stats	R: 1 E: 0 K: 1 S: 6	H: 1 LOB: 0 BB: 0 P: 6	R: 0 E: 1 K: 1 S: 6	H: 0 LOB: 1 BB: 0 P: 6	R: 1 E: 0 K: 1 S: 7	H: 2 LOB: 1 BB: 0 P: 7	R: 0 E: 1 K: 0 S: 3	H: 1 LOB: 2 BB: 1 P: 7	R: 4 E: 0 K: 1 S: 9	H: 4 LOB: 1 BB: 1 P: 13	R: 1 E: 0 K: 0 S: 4	H: 1 LOB: 2 BB: 2 P: 12	R: 0 E: 0 K: 0 S: 4	H: 1 LOB: 1 BB: 0 P: 4	R: 0 E: 0 K: 1 S: 7	H: 2 LOB: 2 BB: 0 P: 7	1B: 7 2B: 3 3B: 0 HR: 2	SF: 0 SAC: 2 DP: 0 HBP: 0	WP: 3 PB: 0 SB: 1 CS: 1	PA: 40
PITCHER Tom Griffin, R ERA: 3.64 (1,1)	IP: 3.0 WLS: L BF: 13 H: 3 R: 2 ER: 2 SO: 3 BB: 0 IBB: 0 HBP: 0 BLK: 0 WP: 0 HR: 2 S: 19 P: 19 ERA: 6.00 WHIP: 1.000											PITCHER	IP: 3.0 WLS: L BF: 13 H: 3 R: 2 ER: 2 SO: 3 BB: 0 IBB: 0 HBP: 0 BLK: 0 WP: 0 HR: 2 S: 19 P: 19 ERA: 6.00 WHIP: 1.000							
Jim Ray, R ERA: 4.08 (4,1)	2.1 L 14 6 5 5 1 1 1 0 0 0 1 0 14 22 19.29 3.000																			
Dooley Womack, R ERA: 3.2 (6,1)	1.2 8 1 0 0 0 2 0 0 0 0 1 0 6 14 0.00 1.800																			
Ron Willis, R ERA: 4.05 (8,1)	1.0 5 2 0 0 1 0 0 0 0 0 1 0 7 7 0.00 2.000																			

Houston Astros @ Philadelphia Phillies
 Connie Mack Stadium, Philadelphia, PA
 Sat Aug 16 1969, 3:33 AM EDT
 Att: 3,113 - Unknown

AB 34
 R 7
 H 12
 RBI 6
 BB 4
 SO 5
 LOB 18



Batter	1	2	3	4	5	6	7	8	9	AB	R	H	RBI	BB	SO	LOB	TOP										
Sandy Valdespino, L OBP: 0.341, SLG: 0.289 (1,7)	0-0 4-3 S 2B		4-0 FC1-6 BB		0-0 4-3		0-0 4-3	0-0 FC4 1-2f		4	1	1	0	1	0	3											
Joe Morgan, L OBP: 0.389, SLG: 0.393 (1,4)	0-0 4-3 2-3		0-0 FC1-6 E S 1-2f		0-0 F9		0-0 P4		0-0 F2	5	0	0	0	0	0	2											
Jimmy Wynn, R OBP: 0.432, SLG: 0.520 (1,8)	0-3 K		0-3 K		0-0 F2		0-0		4-0 G4-6-3 BB	4	0	1	0	1	2	2											
Denis Menke, R OBP: 0.389, SLG: 0.422 (1,6)	0-0 5-3 3-H		4-0 BB		4-0 1B WP BB		0-0 P4		0-0 G4-6-3 BB 1-2f	3	1	0	0	2	0	2											
Curt Blefary, L OBP: 0.363, SLG: 0.421 (1,3)			0-0 F7		0-0 K		0-0 FC4-6 WP 1-3 1B		4-0 E FC2 BB	3	0	1	0	1	1	2											
Doug Rader, R OBP: 0.325, SLG: 0.376 (1,5)			0-0 HR		0-0 1-3		0-3 K 1-2 3-H 4-0		0-0 FC2 1-3	4	1	1	1	0	1	2											
Johanny Edwards, L OBP: 0.299, SLG: 0.336 (1,2)			0-0 F7		0-0 FC5-4 1B		0-0 FC4-6 BB		0-3 K	3	0	1	0	1	1	2											
Jesus Alou, R OBP: 0.257, SLG: 0.308 (1,9)			0-0 1B		0-0 F8		0-0 FC4-6 FC6-4 1-2f 2-3		4-0 FC4 IBB	3	0	1	0	1	0	3											
Larry Dierker, R OBP: 0.169, SLG: 0.207 (1,1)			0-0 1-3		0-0 FC5-4		0-0 FC6-4		0-3 K	4	0	0	0	0	1	7											
Fred Gladding, L OBP: 0.111, SLG: 0.111 (9,1)			0-0 1-3		0-0 FC5-4 1-2f		0-0 FC6-4 1-2f		0-0 K	0	0	0	0	0	0	0											
Inning Stats	R: 1 E: 0 K: 1 S: 6	H: 1 LOB: 0 BB: 0 P: 6	R: 1 E: 0 K: 0 S: 5	H: 2 LOB: 1 BB: 0 P: 5	R: 0 E: 0 K: 2 S: 7	H: 0 LOB: 2 BB: 2 P: 15	R: 0 E: 0 K: 0 S: 4	H: 1 LOB: 1 BB: 0 P: 4	R: 0 E: 0 K: 0 S: 3	H: 0 LOB: 0 BB: 0 P: 3	R: 1 E: 0 K: 1 S: 6	H: 1 LOB: 2 BB: 2 P: 14	R: 0 E: 0 K: 0 S: 4	H: 1 LOB: 1 BB: 0 P: 4	R: 0 E: 1 K: 2 S: 8	H: 0 LOB: 2 BB: 2 P: 16	R: 0 E: 0 K: 0 S: 2	H: 0 LOB: 0 BB: 1 P: 6	1B: 4 2B: 1 3B: 0 HR: 1	SF: 0 SAC: 0 DP: 1 HBP: 0	WP: 1 PB: 0 SB: 2 CS: 0	PA: 40					
PITCHER	IP	WLS	BF	H	R	ER	SO	BB	IBB	HBP	BLK	WP	HR	S	P	ERA	WHIP										
Bill Champion, R ERA: 3.98 (1,1)	5.0	L	23	5	3	3	3	3	0	0	0	0	1	26	38	5.40	1.600										
John Boozar, R ERA: 3.99 (6,1)	1.0		4	0	0	0	1	1	0	0	0	1	0	5	9	0.00	1.000										
Bill Wilson, R ERA: 3.55 (7,1)	2.0		10	1	0	0	2	1	1	0	0	0	0	12	20	0.00	1.000										
Turk Farrell, R ERA: 3.75 (9,1)	1.0		3	0	0	0	0	1	0	0	0	0	0	2	6	0.00	1.000										

Houston Astros @ Philadelphia Phillies
 Connie Mack Stadium, Philadelphia, PA
 Sun Aug 17 1969, 3:33 AM EDT
 Att: 4,795 - Unknown

AB	33
R	3
H	6
RBI	1
BB	7
SO	6
LOB	25



Batter	1	2	3	4	5	6	7	8	9	AB	R	H	RBI	BB	SO	LOB	BOTTOM										
Tony Taylor, R OBP: 0.318, SLG: 0.346 (1,5)	0-0 1-3			0-0 F9		0-0 E6 1-2		0-0 2B		4	0	1	1	0	0	1											
Cookie Rojas, R OBP: 0.276, SLG: 0.304 (1,4)	0-0 6-3			0-0 6-3		0-0 F8		0-0 L7		4	0	0	0	0	0	3											
Dick Allen, R OBP: 0.391, SLG: 0.663 (1,3)	0-3 K			0-3 K					0-0 HR	4	1	1	1	0	3	0											
Johnny Callison, L OBP: 0.329, SLG: 0.439 (1,9)			0-0 4-3		0-3 K		4-0 BB		0-0 1B 1B	3	0	1	0	1	1	0											
Deron Johnson, R OBP: 0.340, SLG: 0.449 (1,7)			0-0 5-3		0-0 5-3		0-0 F9		0-0 4-3 1B	4	0	1	0	0	0	1											
Grant Jackson, S OBP: 0.159, SLG: 0.194 (9, PR)			0-0 K		0-3 K		0-0 F5		0-0 4-3	1	0	0	0	0	1	0											
Larry Hiele, R OBP: 0.335, SLG: 0.473 (1,8)			0-3 K		0-3 K				0-0 4-3	3	0	0	0	0	1	2											
John Briggs, L OBP: 0.332, SLG: 0.375 (5,8)									0-0 1-2	1	0	0	0	0	1	0											
Dave Watkins, R OBP: 0.253, SLG: 0.242 (1,2)									0-0 6-3	2	0	1	0	0	1	0											
Ron Stone, L OBP: 0.340, SLG: 0.309 (6, PH)										1	0	0	0	0	0	0											
Mike Ryan, R OBP: 0.269, SLG: 0.347 (9,2)										1	0	0	0	0	0	2											
Don Money, R OBP: 0.293, SLG: 0.326 (1,6)										3	0	0	0	0	0	1											
Bill Champion, R OBP: 0.231, SLG: 0.240 (1,1)										1	0	0	0	0	0	0											
John Boozar, R OBP: 0.143, SLG: 0.143 (6, PH)										0	0	0	0	0	0	0											
Terry Harmon, R OBP: 0.116, SLG: 0.285 (6, PH)										1	0	1	0	0	0	0											
Bill Wilson, R OBP: 0.318, SLG: 0.285 (7,1)										0	0	0	0	0	0	0											
Rick Joseph, R OBP: 0.340, SLG: 0.443 (6, PH)										1	1	1	0	0	0	0											
Turk Farrell, R ERA: 3.75 (9,1)										0	0	0	0	0	0	0											
Inning Stats	R: 0 E: 0 K: 1 S: 5	H: 0 LOB: 0 BB: 0 P: 5	R: 0 E: 0 K: 1 S: 5	H: 0 LOB: 0 BB: 0 P: 5	R: 0 E: 0 K: 0 S: 3	H: 1 LOB: 0 BB: 0 P: 3	R: 0 E: 0 K: 1 S: 5	H: 0 LOB: 0 BB: 0 P: 5	R: 0 E: 0 K: 2 S: 7	H: 0 LOB: 0 BB: 0 P: 7	R: 0 E: 1 K: 1 S: 7	H: 1 LOB: 2 BB: 0 P: 7	R: 0 E: 0 K: 1 S: 5	H: 0 LOB: 1 BB: 1 P: 9	R: 1 E: 0 K: 0 S: 5	H: 2 LOB: 1 BB: 0 P: 5	R: 1 E: 0 K: 0 S: 5	H: 3 LOB: 2 BB: 0 P: 5	1B: 4 2B: 2 3B: 0 HR: 1	SF: 0 SAC: 0 DP: 1 HBP: 0	WP: 0 PB: 0 SB: 0 CS: 0	PA: 34					
PITCHER	IP	WLS	BF	H	R	ER	SO	BB	IBB	HBP	BLK	WP	HR	S	P	ERA	WHIP										
Larry Dierker, R ERA: 2.56 (1,1)	8.0	W	30	5	2	2	7	1	0	0	0	0	0	43	47	2.25	0.750										
Fred Gladding, R ERA: 2.93 (9,1)	1.0	S	4	2	0	0	0	0	0	0	0	0	0	4	4	0.00	2.000										

Houston Astros @ Philadelphia Phillies
 Connie Mack Stadium, Philadelphia, PA
 Sun Aug 17 1969, 3:33 AM EDT
 Att: 4,795 - Unknown

AB	33
R	2
H	7
RBI	2
BB	1
SO	7
LOB	10



Batter	1	2	3	4	5	6	7	8	9	AB	R	H	RBI	BB	SO	LOB	TOP			
Maury Wills, S (1, 6) OBP: 0.335, SLG: 0.333										3	1	1	0	1	0	1	Los Angeles Dodgers @ Philadelphia Phillies Connie Mack Stadium, Philadelphia, PA Tue Aug 19 1969, 7:05 PM EDT Att: 7,850 - Unknown			
Manny Mota, R (1, 7) OBP: 0.394, SLG: 0.437										4	0	2	0	0	0	1				
Willie Davis, L (1, 8) OBP: 0.353, SLG: 0.453										4	0	1	1	0	0	2				
Andy Kosco, R (1, 9) OBP: 0.277, SLG: 0.437										4	0	1	0	0	1	2				
Bill Russell, R (9, 9) OBP: 0.314, SLG: 0.368										0	0	0	0	0	0	0				
Wes Parker, S (1, 3) OBP: 0.378, SLG: 0.472										4	0	0	0	0	0	3				
Bill Sudakis, S (1, 5) OBP: 0.313, SLG: 0.415										4	1	1	1	0	0	1				
Ted Sizemore, R (1, 4) OBP: 0.325, SLG: 0.304										4	0	1	0	0	0	0				
Jeff Torborg, R (1, 2) OBP: 0.265, SLG: 0.269										3	0	1	0	0	0	2				
Jim Bunning, R (1, 1) OBP: 0.094, SLG: 0.040										3	0	0	0	0	2	1				
Jim Brewer, L (7, 1) OBP: 0.162, SLG: 0.200										0	0	0	0	0	0	0				
Inning Stats	R: 0 E: 0 K: 0 S: 3	H: 1 LOB: 0 BB: 0 P: 3	R: 0 E: 0 K: 0 S: 5	H: 2 LOB: 2 BB: 0 P: 5	R: 1 E: 0 K: 2 S: 9	H: 2 LOB: 2 BB: 1 P: 13	R: 1 E: 0 K: 0 S: 4	H: 1 LOB: 0 BB: 0 P: 4	R: 0 E: 0 K: 0 S: 3	H: 0 LOB: 0 BB: 0 P: 3	R: 0 E: 0 K: 1 S: 6	H: 1 LOB: 1 BB: 0 P: 6	R: 0 E: 0 K: 0 S: 3	H: 0 LOB: 0 BB: 0 P: 3	R: 0 E: 0 K: 0 S: 3	H: 0 LOB: 0 BB: 0 P: 3	1B: 7 2B: 0 3B: 0 HR: 1	SF: 0 SAC: 0 DP: 1 HBP: 0	WP: 1 PB: 0 SB: 1 CS: 1	PA: 34
PITCHER	IP WLS BF H R ER SO BB IBB HBP BLK WP HR S P ERA WHIP																ERA WHIP			
Woodie Fryman, L (1, 1) ERA: 4.47	7.0 L 28 7 2 2 3 1 0 0 0 1 1 33 37 2.57 1.143																			
Bill Wilson, R (8, 1) ERA: 3.43	2.0 6 1 0 0 0 0 0 0 0 0 0 6 6 0.00 0.500																			

Batter	1	2	3	4	5	6	7	8	9	AB	R	H	RBI	BB	SO	LOB	BOTTOM			
Tony Taylor, R (1, 5) OBP: 0.316, SLG: 0.343										4	0	0	0	0	0	3	Los Angeles Dodgers @ Philadelphia Phillies Connie Mack Stadium, Philadelphia, PA Tue Aug 19 1969, 7:05 PM EDT Att: 7,850 - Unknown			
Cookie Rojas, R (1, 4) OBP: 0.276, SLG: 0.304										4	0	1	0	0	1	0				
Dick Allen, R (1, 3) OBP: 0.389, SLG: 0.661										4	0	1	0	0	3	1				
Johnny Callison, L (1, 9) OBP: 0.328, SLG: 0.437										4	0	1	0	0	1	2				
Deron Johnson, R (1, 7) OBP: 0.342, SLG: 0.448										3	0	1	0	1	2	2				
Larry Hisle, R (1, 8) OBP: 0.336, SLG: 0.476										4	0	2	0	0	1	2				
Mike Ryan, R (1, 2) OBP: 0.270, SLG: 0.347										2	0	1	0	0	0	1				
John Briggs, L (7, PH) OBP: 0.331, SLG: 0.373										1	0	0	0	0	1					
Dave Watkins, R (8, 2) OBP: 0.260, SLG: 0.239										1	0	0	0	0	1	2				
Don Money, R (1, 6) OBP: 0.293, SLG: 0.329										3	0	1	0	0	0	3				
Woodie Fryman, R (1, 1) OBP: 0.123, SLG: 0.161										2	0	1	0	0	0	0				
Ron Stone, L (7, PH) OBP: 0.340, SLG: 0.309										0	0	0	0	0	0	0				
Rick Joseph, R (7, PH) OBP: 0.346, SLG: 0.440										1	0	0	0	0	1	2				
Bill Wilson, R (8, 1)										0	0	0	0	0	0	0				
Rich Barry, R (9, PH) OBP: 0.316, SLG: 0.219										1	0	0	0	0	1	2				
Inning Stats	R: 0 E: 0 K: 1 S: 6	H: 1 LOB: 1 BB: 0 P: 6	R: 0 E: 0 K: 0 S: 4	H: 2 LOB: 2 BB: 0 P: 4	R: 0 E: 0 K: 3 S: 10	H: 1 LOB: 1 BB: 0 P: 10	R: 0 E: 0 K: 0 S: 4	H: 2 LOB: 1 BB: 0 P: 4	R: 0 E: 0 K: 2 S: 8	H: 1 LOB: 1 BB: 0 P: 8	R: 0 E: 1 K: 1 S: 7	H: 1 LOB: 2 BB: 0 P: 7	R: 0 E: 0 K: 2 S: 7	H: 0 LOB: 0 BB: 0 P: 7	R: 0 E: 0 K: 2 S: 8	H: 1 LOB: 2 BB: 1 P: 12	1B: 6 2B: 3 3B: 0 HR: 0	SF: 0 SAC: 1 DP: 1 HBP: 0	WP: 0 PB: 0 SB: 0 CS: 0	PA: 36
PITCHER	IP WLS BF H R ER SO BB IBB HBP BLK WP HR S P ERA WHIP																ERA WHIP			
Jim Bunning, R (1, 1) ERA: 3.66	6.1 W 26 8 0 0 5 1 0 0 0 0 0 0 19 23 0.00 0.750																			
Jim Brewer, L (7, 1) ERA: 2.21	2.2 S 10 1 0 0 5 1 0 0 0 0 0 0 19 23 0.00 0.750																			

AB	33
R	2
H	8
RBI	2
BB	1
SO	3
LOB	13



Batter	1	2	3	4	5	6	7	8	9	AB	R	H	RBI	BB	SO	LOB	TOP			
Maury Wills, S OBP: 0.338, SLG: 0.336 (1, 6)	0-3 K	0-0 1B			4-0 BB		0-0 1B 2B	0-3 K		4	1	2	0	1	2	2	Los Angeles Dodgers @ Philadelphia Phillies Connie Mack Stadium, Philadelphia, PA Wed Aug 20 1969, 7:05 PM EDT Att: 8,232 - Unknown			
Manny Mota, R OBP: 0.394, SLG: 0.434 (1, 7)	0-0 F9	0-0 F9			0-0 FC1-4-6 FC4-6		0-0 1B 2B	4-0 FC6-2 BB		4	1	1	2	1	0	3				
Willie Davis, L OBP: 0.354, SLG: 0.452 (1, 8)	0-0 1B		0-0 F6		0-0 FC4-6		0-0 2B 1B	0-0 FC6-2 FC6-4		5	1	2	0	0	0	4				
Wes Parker, S OBP: 0.375, SLG: 0.471 (1, 3)	0-0 L8		0-0 F3		0-0 5-3		0-0 2B	0-0 FC6-4		5	0	1	2	0	0	5				
Bill Sudakis, S OBP: 0.312, SLG: 0.411 (1, 5)		4-0 2B BB	0-3 K			0-0 F5	0-0 6-3		0-3 K	4	1	0	0	1	2	0				
Andy Kesco, R OBP: 0.277, SLG: 0.434 Willie Crawford, L OBP: 0.334, SLG: 0.427 (8, 9)		0-3 K		4-0 E BB		0-0 P4		0-0 E4 1B	0-3 K	2	0	0	0	1	1	1				
Ted Sizemore, R OBP: 0.326, SLG: 0.308 (1, 4)		0-0 E4 1H 2B		0-0 E6 B1-6-4		0-0 4-3		0-0 1B FC4	0-0 F7	5	2	2	1	0	0	1				
Jeff Torborg, R OBP: 0.267, SLG: 0.263 Tom Haller, L OBP: 0.341, SLG: 0.375 (8, 2)		0-0 E5 1B SH2-4		0-0 L8			4-0 2B 1B BB	0-0 BB FC4 FC6-2 1B		2	1	0	0	1	0	2				
Don Sutton, R OBP: 0.184, SLG: 0.173 Pete Mikkelsen, R OBP: 0.349, SLG: 0.374 Bill Russell, R OBP: 0.356, SLG: 0.396 Ray Lamb, R OBP: 0.341, SLG: 0.375 Len Gabrielson, L OBP: 0.290, SLG: 0.290 Al McBean, R OBP: 0.290, SLG: 0.290 (11, 1) (5, 1) (7, PH) (7, 1) (8, PH) (8, 1)		0-0 SH2-4		0-0 B1-6-4			0-0 F9	0-0 FC4 FC6-2 BB		1	0	0	0	0	0	2				
Inning Stats	R: 0 E: 0 K: 1 S: 6	H: 1 LOB: 1 BB: 0 P: 6	R: 2 E: 2 K: 1 S: 8	H: 2 LOB: 2 BB: 1 P: 12	R: 0 E: 0 K: 1 S: 5	H: 0 LOB: 0 BB: 0 P: 5	R: 0 E: 1 K: 0 S: 3	H: 0 LOB: 1 BB: 1 P: 7	R: 0 E: 0 K: 0 S: 3	H: 0 LOB: 0 BB: 0 P: 3	R: 4 E: 0 K: 0 S: 6	H: 4 LOB: 0 BB: 1 P: 10	R: 2 E: 1 K: 1 S: 9	H: 3 LOB: 3 BB: 1 P: 13	R: 0 E: 0 K: 2 S: 7	H: 0 LOB: 0 BB: 0 P: 7		1B: 7 2B: 3 3B: 0 HR: 0	SF: 0 SAC: 1 DP: 1 HBP: 0	WP: 0 PB: 0 SB: 0 CS: 0
PITCHER	IP WLS BF H R ER SO BB IBB HBP BLK WP HR S P ERA WHIP																			
Grant Jackson, L ERA: 3.56 John Boozer, R ERA: 4.27 Bill Wilson, R ERA: 3.32	(1, 1) (7, 1) (8, 1)	6.1 0.2 2.0	L 4 9	30 3 1	6 2 0	6 2 0	5 0 3	3 0 0	4 0 1	0 0 0	0 0 0	0 0 0	0 4 14	32 4 18	48 4 18	7.11 27.00 0.00	1.579 4.500 1.000			


AB	37
R	8
H	10
RBI	7
BB	5
SO	6
LOB	22



Batter	1	2	3	4	5	6	7	8	9	AB	R	H	RBI	BB	SO	LOB	BOTTOM			
Tony Taylor, R OBP: 0.314, SLG: 0.341 (1, 5)	0-3 K	0-0 1B		0-0 6-3		0-0 L6			0-0 F9	5	0	1	1	0	1	0	Los Angeles Dodgers @ Philadelphia Phillies Connie Mack Stadium, Philadelphia, PA Wed Aug 20 1969, 7:05 PM EDT Att: 8,232 - Unknown			
Cookie Rojas, R OBP: 0.276, SLG: 0.301 Rick Joseph, R OBP: 0.349, SLG: 0.443 (1, 4)	0-0 F8	0-0 F8			0-0 5-3		4-0 BB G6-4-3		0-0 1B	3	0	0	0	1	0	1				
Dick Allen, R OBP: 0.389, SLG: 0.656 (1, 3)	0-0 4-3		0-0 1B		4-0 1B BB		0-0 BB G6-4-3		0-3 K	4	1	1	0	1	1	2				
Johnny Callison, L OBP: 0.335, SLG: 0.444 (1, 9)		0-0 HR 1B	0-0 B1-3 1B		0-0 1B		0-0 1B			4	1	4	0	0	0	0				
Deron Johnson, R OBP: 0.343, SLG: 0.458 John Briggs, L OBP: 0.331, SLG: 0.373 (1, 7)		0-0 HR	0-3 K		0-0 FC6-4 1B		0-0 P4			4	1	2	3	0	1	3				
Larry Hiele, R OBP: 0.335, SLG: 0.473 (1, 8)		4-0 B1-3 BB		0-0 B1-3		0-0 F3		0-0 6-3		3	1	0	0	1	0	4				
Mike Ryan, R OBP: 0.266, SLG: 0.345 Terry Harmon, R OBP: 0.316, SLG: 0.283 Dave Watkins, R OBP: 0.260, SLG: 0.239 (1, 2)		0-0 6-3		0-3 K		0-0 FC6-4		0-0 6-3		3	0	0	0	0	1	5				
Don Money, R OBP: 0.293, SLG: 0.328 (1, 6)		0-0 SH5-4 1B		0-3 K		0-0 K		0-0 4-3		4	1	1	1	0	2	0				
Grant Jackson, S OBP: 0.155, SLG: 0.188 John Boozer, R OBP: 0.143, SLG: 0.143 Bill Wilson, R OBP: 0.339, SLG: 0.307 (1, 1) (7, 1) (8, 1)		0-0 SH5-4		0-0 F5		0-0 F5			0-0 L7	2	0	0	0	0	0	0				
Inning Stats	R: 0 E: 0 K: 1 S: 5	H: 0 LOB: 0 BB: 0 P: 5	R: 4 E: 0 K: 0 S: 7	H: 4 LOB: 1 BB: 1 P: 11	R: 0 E: 0 K: 2 S: 9	H: 2 LOB: 2 BB: 0 P: 9	R: 0 E: 0 K: 1 S: 5	H: 0 LOB: 0 BB: 0 P: 5	R: 1 E: 0 K: 0 S: 5	H: 2 LOB: 2 BB: 1 P: 9	R: 0 E: 0 K: 1 S: 3	H: 0 LOB: 1 BB: 1 P: 7	R: 0 E: 0 K: 0 S: 3	H: 0 LOB: 0 BB: 0 P: 3	R: 0 E: 0 K: 1 S: 6	H: 1 LOB: 1 BB: 0 P: 6		1B: 9 2B: 0 3B: 0 HR: 1	SF: 0 SAC: 1 DP: 1 HBP: 0	WP: 0 PB: 0 SB: 1 CS: 0
PITCHER	IP WLS BF H R ER SO BB IBB HBP BLK WP HR S P ERA WHIP																			
Don Sutton, R ERA: 3.48 Pete Mikkelsen, R ERA: 3.15 Ray Lamb, R ERA: 1.08 Al McBean, R ERA: 3.75	(1, 1) (5, 1) (7, 1) (8, 1)	4.1 1.2 1.0 2.0	W 5 4 S	5 0 1 7	0 0 0 1	0 0 0 1	0 0 0 1	0 0 0 0	0 0 3 9	7 7 7 9	0.00 0.00 0.00 0.00	2.000 2.308								

AB	35
R	5
H	10
RBI	5
BB	3
SO	6
LOB	15



Batter	1	2	3	4	5	6	7	8	9	AB	R	H	RBI	BB	SO	LOB	TOP					
Maury Wills, S (1,6) OBP: 0.339, SLG: 0.336	F7			6-3		FC6-4 2H 1B		1B S BB		3	0	1	1	1	0	0	Los Angeles Dodgers @ Philadelphia Phillies Connie Mack Stadium, Philadelphia, PA Thu Aug 21 1969, 7:05 PM EDT Att: 8,357 - Unknown livebaseballscorecards.com					
Manny Mota, R (1,7) OBP: 0.396, SLG: 0.435	5-3			FC4-6 1B		FC6-4 1B 1-2		1B S 1-3 1B		4	0	2	0	0	0	1						
Willie Davis, L (1,8) OBP: 0.356, SLG: 0.453	4-3			L6				BB 1-3 1B		4	0	2	0	0	0	1						
Wes Parker, S (1,3)		F7		FC4-6 1-2		L6		BB 1-2 BB		3	0	0	0	1	0	3						
Bill Sudakis, S (1,5) OBP: 0.309, SLG: 0.407		L4			5-3			F9	F8	4	0	0	0	0	0	3						
Jim Brewer, L (8,1) OBP: 0.182, SLG: 0.200										0	0	0	0	0	0	0						
Willie Crawford, L (1,9) OBP: 0.330, SLG: 0.421		4-3			F8		K		1-3	4	0	0	0	0	1	0						
Tom Haller, L (1,2) OBP: 0.343, SLG: 0.376				G6-3 1B	L4				4-3	4	0	2	0	0	0	0						
Ted Sizemore, R (1,4) OBP: 0.325, SLG: 0.307				G6-3 1-2		4-3 1B			6-3	4	1	1	0	0	0	2						
Claude Osteen, L (1,1) OBP: 0.253, SLG: 0.267										2	0	0	0	0	0	1						
Len Gabrielson, L (8,PH) OBP: 0.338, SLG: 0.371				F8		4-3		K		1	0	0	0	0	1	0						
Jim Lefebvre, S (8,5) OBP: 0.338, SLG: 0.304						1-2				0	0	0	0	0	0	0						
Inning Stats	R: 0 E: 0 K: 0 S: 3	H: 0 LOB: 0 BB: 0 P: 3	R: 0 E: 0 K: 0 S: 3	H: 0 LOB: 0 BB: 0 P: 3	R: 0 E: 0 K: 0 S: 3	H: 1 LOB: 0 BB: 0 P: 3	R: 0 E: 0 K: 0 S: 4	H: 1 LOB: 1 BB: 0 P: 4	R: 0 E: 0 K: 0 S: 3	H: 0 LOB: 0 BB: 0 P: 3	R: 1 E: 0 K: 0 S: 6	H: 3 LOB: 2 BB: 0 P: 6	R: 0 E: 0 K: 1 S: 6	H: 1 LOB: 1 BB: 0 P: 6	R: 0 E: 0 K: 1 S: 6	H: 2 LOB: 2 BB: 2 P: 14	R: 0 E: 0 K: 0 S: 3	H: 0 LOB: 0 BB: 0 P: 3	1B: 8 2B: 0 3B: 0 HR: 0	SF: 0 SAC: 0 DP: 1 HBP: 0	WP: 0 PB: 0 SB: 2 CS: 0	PA: 35
PITCHER Jerry Johnson, R (1,1) ERA: 4.33	IP: 9.0 WLS: W BF: 35 H: 8 R: 1 ER: 1 SO: 2 BB: 2 IBB: 0 HBP: 0 BLK: 0 WP: 0 HR: 0 S: 37 P: 45 ERA: 1.00 WHIP: 1.111															PITCHER	IP: WLS: BF: H: R: ER: SO: BB: IBB: HBP: BLK: WP: HR: S: P: ERA: WHIP:					

Batter	1	2	3	4	5	6	7	8	9	AB	R	H	RBI	BB	SO	LOB	BOTTOM			
Tony Taylor, R (1,4) OBP: 0.312, SLG: 0.338	1-3		B3			1-3		F9		4	0	0	0	0	0	0	Los Angeles Dodgers @ Philadelphia Phillies Connie Mack Stadium, Philadelphia, PA Thu Aug 21 1969, 7:05 PM EDT Att: 8,357 - Unknown livebaseballscorecards.com			
Johnny Callison, L (1,9) OBP: 0.334, SLG: 0.442	4-3		K			5-3		1B		4	0	1	0	0	1	0				
Dick Allen, R (1,3) OBP: 0.388, SLG: 0.650	F8				F8			P4		4	1	1	0	0	0	1				
Deron Johnson, R (1,7) OBP: 0.346, SLG: 0.458					1-3					2	0	1	1	1	0	0				
John Briggs, S (8,7) OBP: 0.330, SLG: 0.372								K		1	0	0	0	0	1	1				
Rick Joseph, R (1,5) OBP: 0.344, SLG: 0.437		G6-4-3 1-2			6-3					3	0	0	0	0	0	2				
Larry Hisle, R (1,8) OBP: 0.340, SLG: 0.480										2	1	2	0	1	0	0				
Dave Watkins, R (1,2) OBP: 0.269, SLG: 0.250										1	0	1	1	0	0	0				
Don Money, R (1,6) OBP: 0.291, SLG: 0.325										3	0	0	0	0	1	3				
Jerry Johnson, R (1,1) OBP: 0.171, SLG: 0.121					6-3					3	0	0	0	0	1	2				
Inning Stats	R: 0 E: 0 K: 0 S: 3	H: 2 LOB: 1 BB: 1 P: 10	R: 1 E: 0 K: 1 S: 6	H: 2 LOB: 1 BB: 1 P: 10	R: 0 E: 0 K: 1 S: 5	H: 0 LOB: 0 BB: 0 P: 5	R: 0 E: 0 K: 0 S: 3	H: 0 LOB: 0 BB: 0 P: 3	R: 0 E: 0 K: 0 S: 4	H: 1 LOB: 1 BB: 0 P: 4	R: 1 E: 0 K: 0 S: 5	H: 2 LOB: 1 BB: 0 P: 5	R: 0 E: 0 K: 1 S: 5	H: 0 LOB: 1 BB: 1 P: 9	R: 0 E: 0 K: 1 S: 6	H: 1 LOB: 1 BB: 0 P: 6	1B: 4 2B: 2 3B: 0 HR: 0	SF: 0 SAC: 2 DP: 1 HBP: 0	WP: 1 PB: 0 SB: 0 CS: 0	PA: 31
PITCHER Claude Osteen, L (1,1) ERA: 2.62	IP: 7.0 WLS: L BF: 27 H: 5 R: 2 ER: 2 SO: 3 BB: 2 IBB: 0 HBP: 0 BLK: 0 WP: 1 HR: 0 S: 31 P: 39 ERA: 2.57 WHIP: 1.000															PITCHER	IP: WLS: BF: H: R: ER: SO: BB: IBB: HBP: BLK: WP: HR: S: P: ERA: WHIP:			
Jim Brewer, L (8,1) ERA: 2.18	1.0 L 4 1 0 0 1 0 0 0 0 0 0 6 6 0.00 1.000															PITCHER	IP: WLS: BF: H: R: ER: SO: BB: IBB: HBP: BLK: WP: HR: S: P: ERA: WHIP:			

Batter	1	2	3	4	5	6	7	8	9	AB	R	H	RBI	BB	SO	LOB	TOP										
Jose Arcia, R OBP: 0.238, SLG: 0.245 (1,4)	F8		F8		6-3			B1-3		4	0	0	0	0	0	2	San Diego Padres @ Philadelphia Phillies Connie Mack Stadium, Philadelphia, PA Fri Aug 22 1969, 7:05 PM EDT Att: 3,824 - Unknown										
Van Kelly, L OBP: 0.275, SLG: 0.365 (1,5)	K		L8			F7		K		4	0	0	0	0	2	0											
Ollie Brown, R OBP: 0.309, SLG: 0.388 (1,9)	6-3			P6		5-3		1B		4	0	1	0	0	0	0											
Al Ferrara, R OBP: 0.364, SLG: 0.473 (1,7)		6-3		6-3		F7		1B		4	0	1	0	0	0	0											
Nate Colbert, R OBP: 0.321, SLG: 0.478 (1,3)		1B		K				K		3	0	0	0	1	3	2											
Cito Gaston, R OBP: 0.269, SLG: 0.293 (1,8)		K				K				4	0	1	0	0	3	1											
Walt Hrinik, L OBP: 0.358, SLG: 0.246 (1,2)				G3				K		4	0	3	0	0	1	0											
Tommy Dean, R OBP: 0.230, SLG: 0.211 (1,6)								K		3	0	0	0	1	1	4											
Clay Kirby, R OBP: 0.148, SLG: 0.042 (1,1)										1	0	0	0	0	0	0											
John Sipin, R OBP: 0.253, SLG: 0.322 (5, PH)				1-3						1	0	0	0	0	0	2											
Frank Reberger, L OBP: 0.284, SLG: 0.343 (7, PH)										0	0	0	0	0	0	0											
Larry Stahl, L OBP: 0.284, SLG: 0.343 (7, PH)										1	0	0	0	0	0	2											
Jack Baldschun, R OBP: 0.400, SLG: 0.250 (7,1)										0	0	0	0	0	0	0											
Inning Stats	R: 0 E: 0 K: 1 S: 7	H: 0 LOB: 0 BB: 0 P: 11	R: 0 E: 0 K: 1 S: 14	H: 1 LOB: 2 BB: 1 P: 22	R: 0 E: 0 K: 0 S: 4	H: 0 LOB: 0 BB: 0 P: 5	R: 0 E: 0 K: 1 S: 6	H: 0 LOB: 0 BB: 0 P: 9	R: 0 E: 0 K: 1 S: 15	H: 1 LOB: 2 BB: 1 P: 25	R: 0 E: 0 K: 0 S: 7	H: 0 LOB: 0 BB: 0 P: 11	R: 0 E: 0 K: 1 S: 12	H: 2 LOB: 2 BB: 0 P: 17	R: 0 E: 0 K: 2 S: 10	H: 2 LOB: 2 BB: 0 P: 13	R: 0 E: 0 K: 3 S: 10	H: 0 LOB: 0 BB: 0 P: 15	1B: 6 2B: 0 3B: 0 HR: 0	SF: 0 SAC: 0 DP: 0 HBP: 0	WP: 0 PB: 0 SB: 0 CS: 0	PA: 35					
PITCHER	IP	WLS	BF	H	R	ER	SO	BB	IBB	HBP	BLK	WP	HR	S	P	ERA	WHIP										
Rick Wise, R ERA: 3.08 (1,1)	9.0	W	35	6	0	0	10	2	0	0	0	0	0	85	128	0.00	0.889										

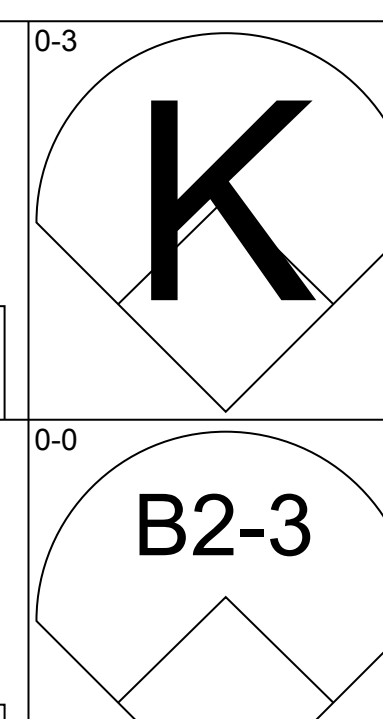
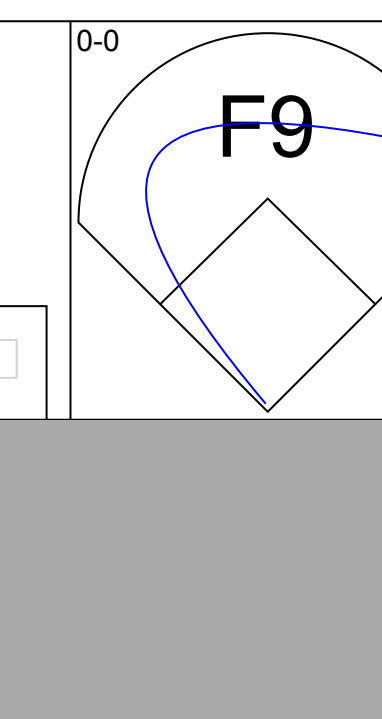
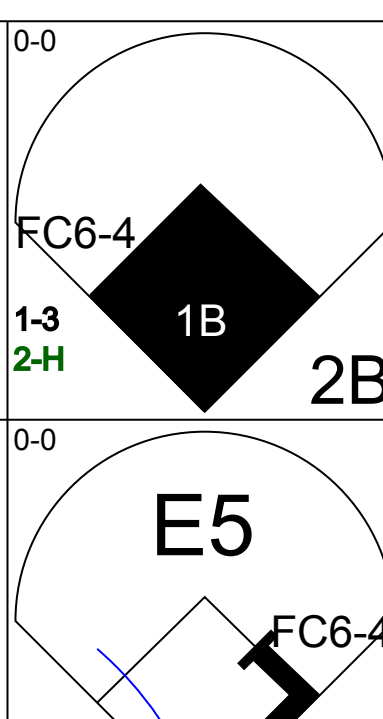
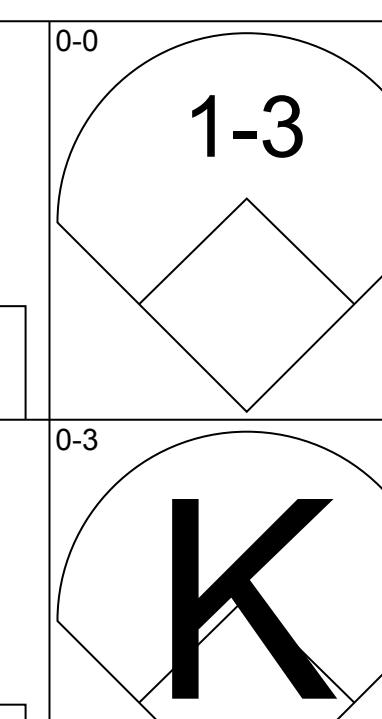
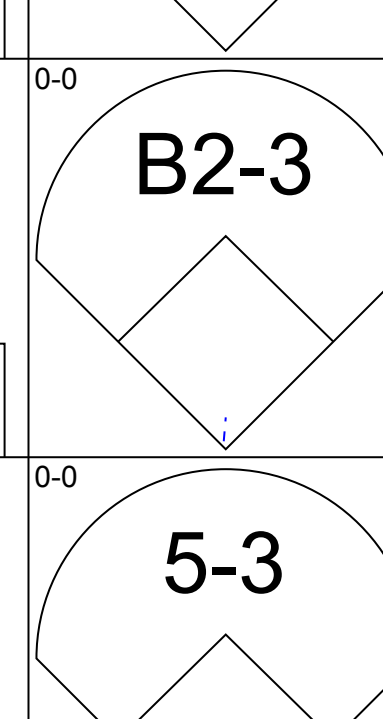
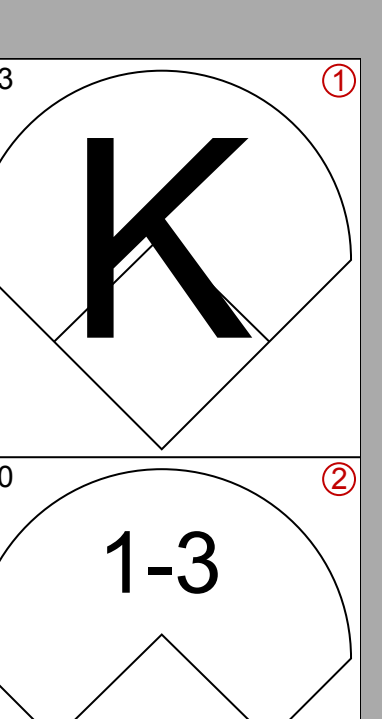
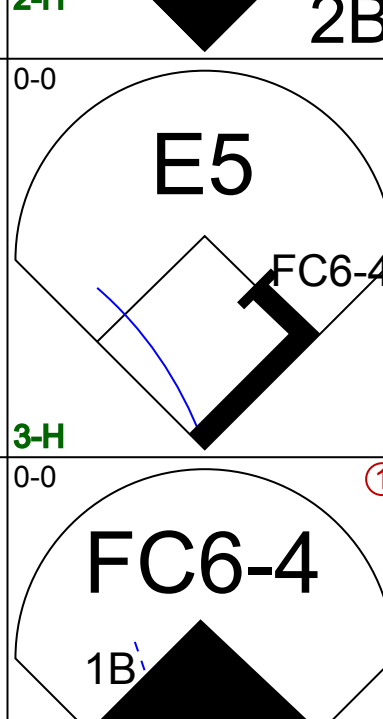
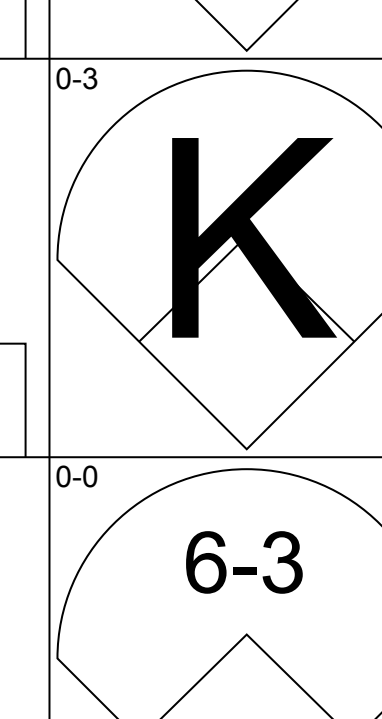
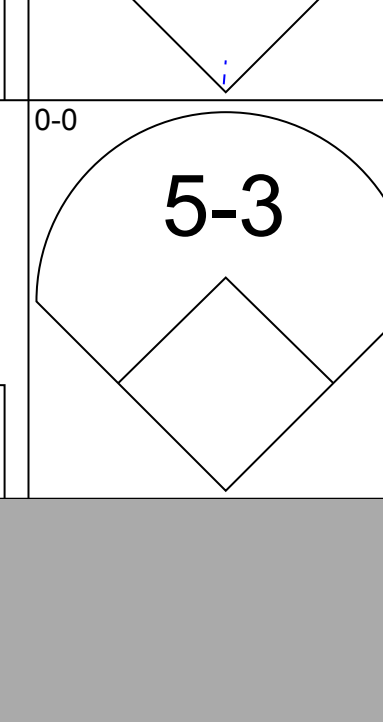
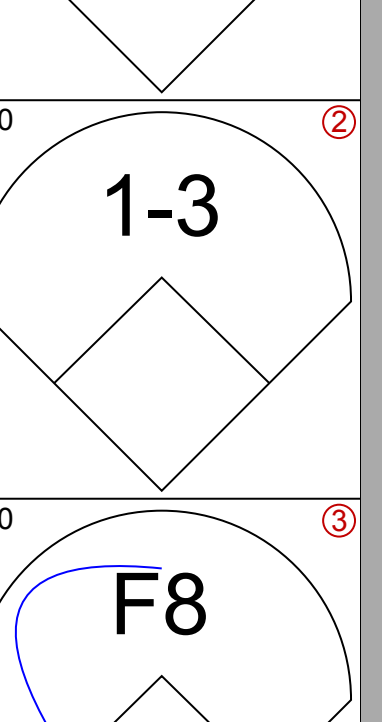
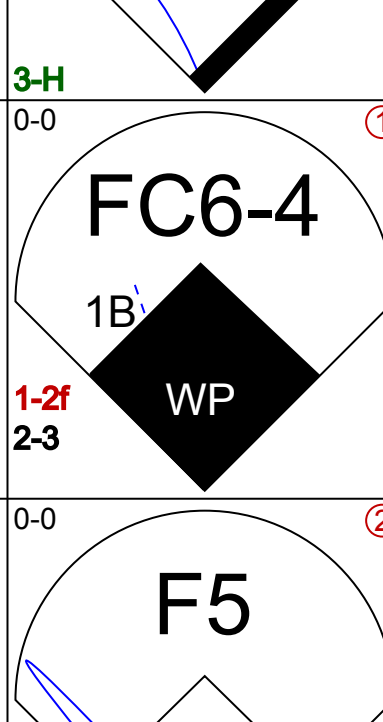
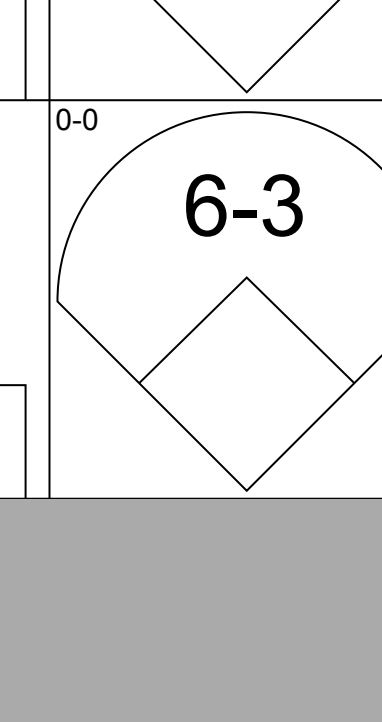
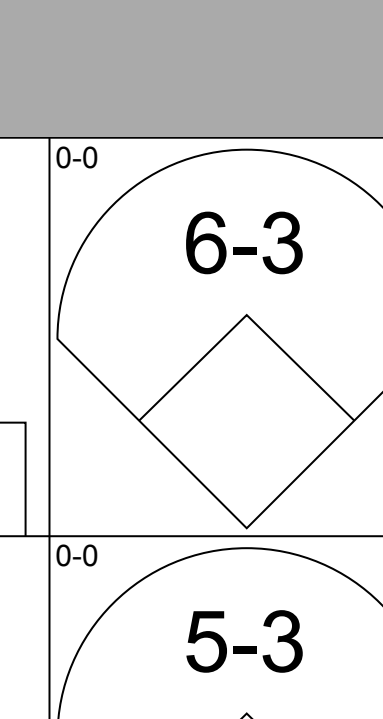
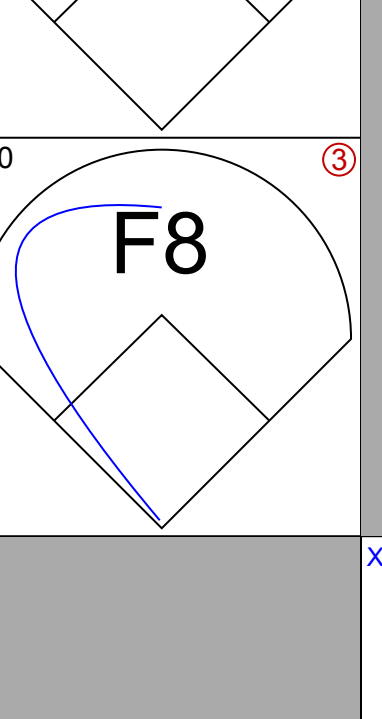
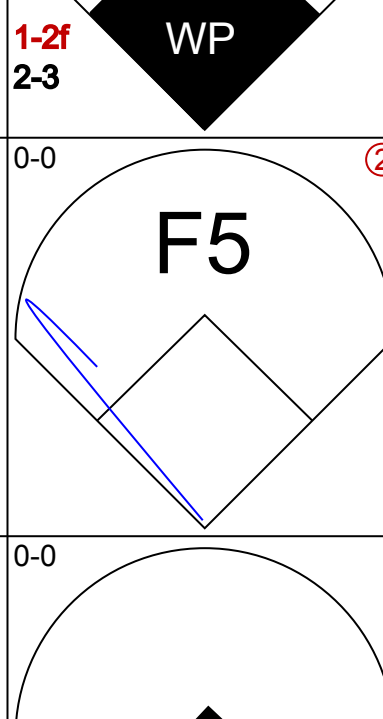
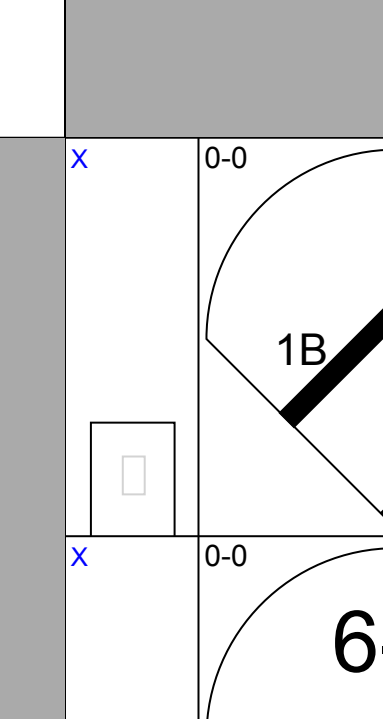
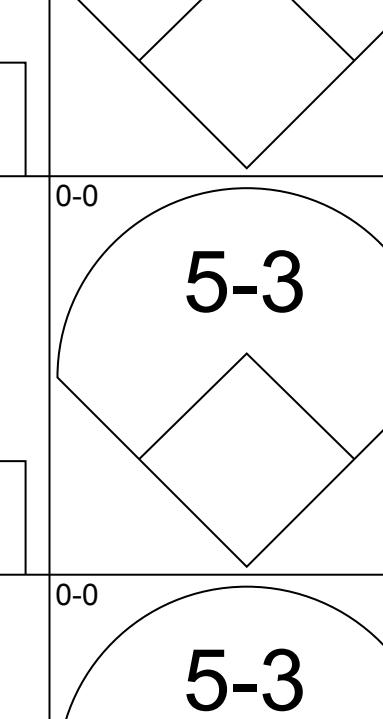
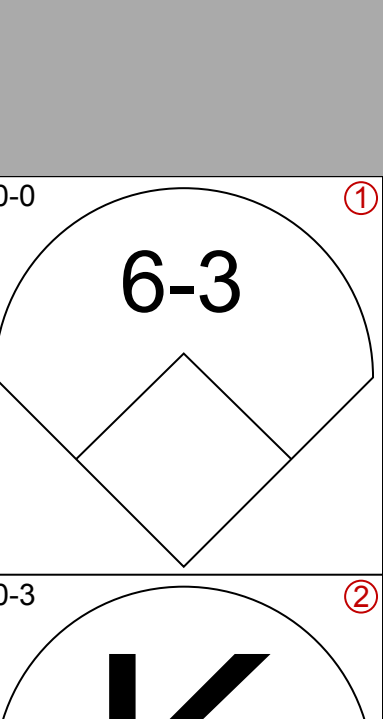
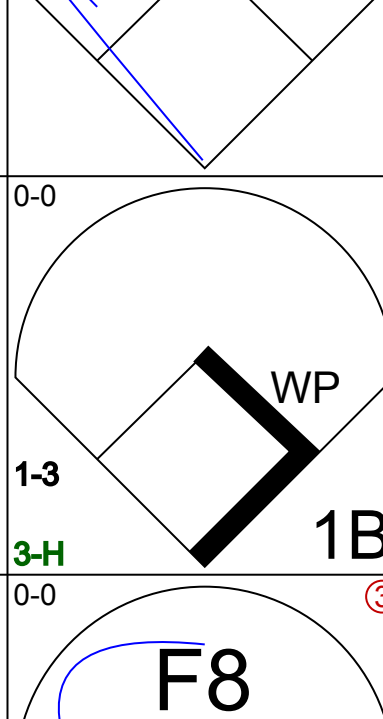
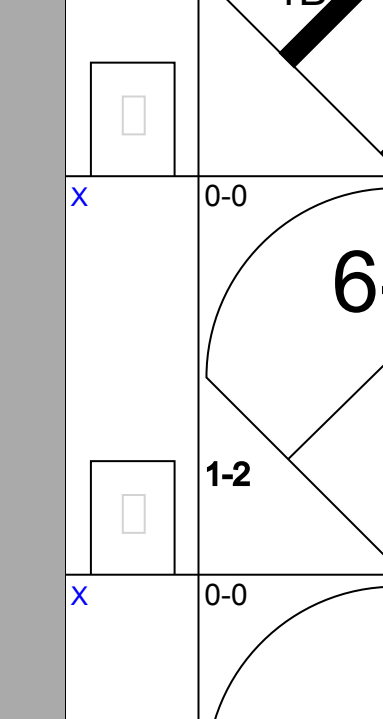
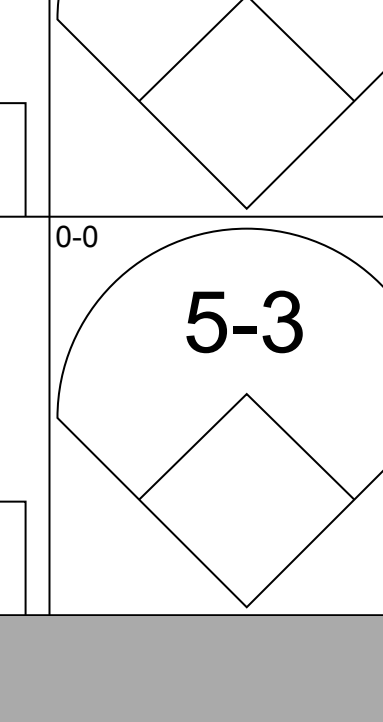
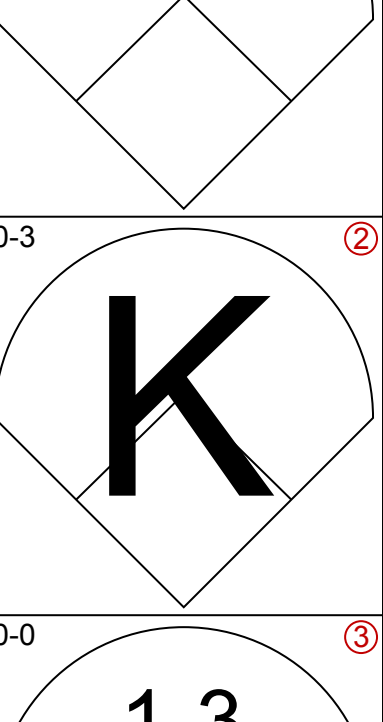
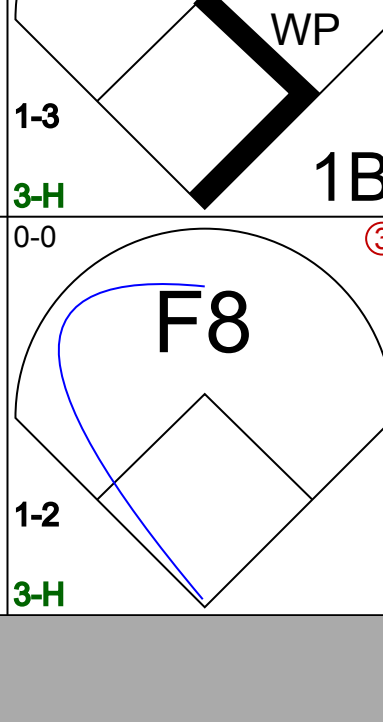
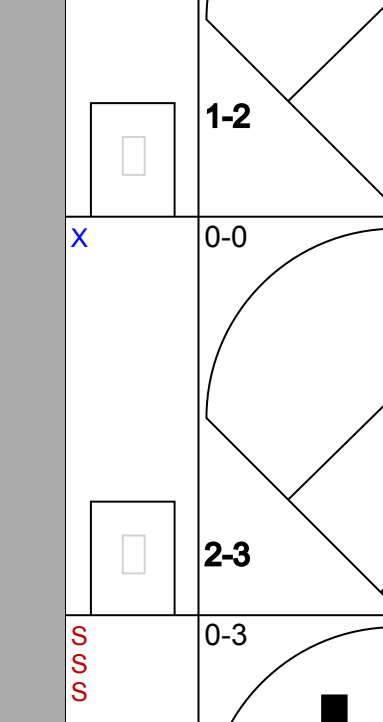
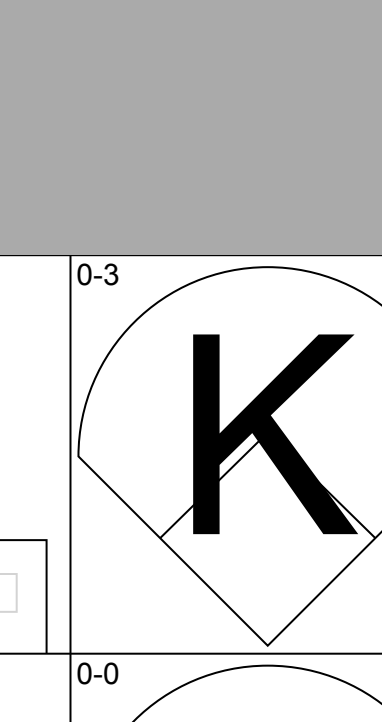
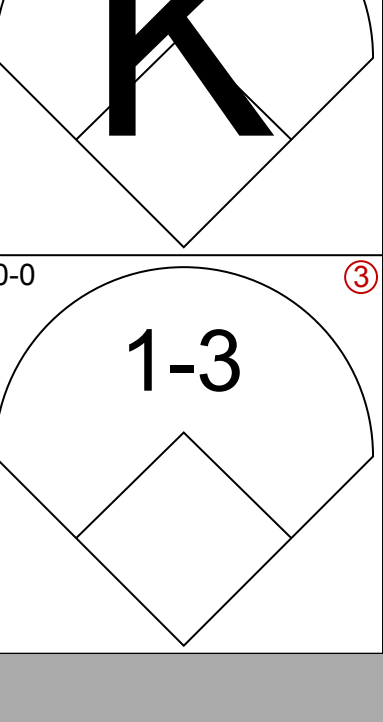
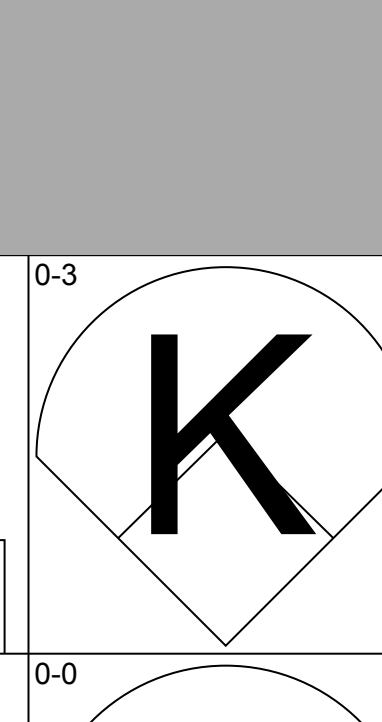
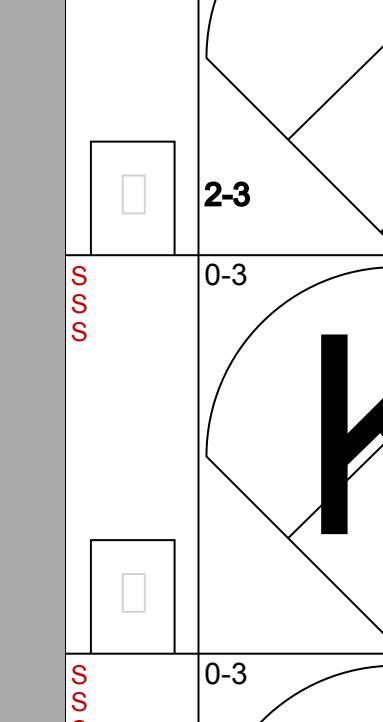
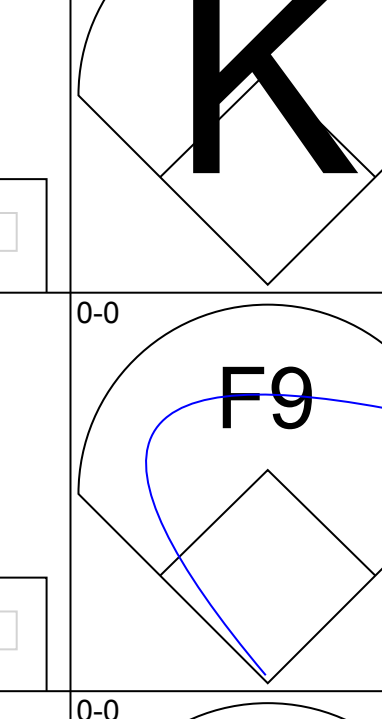
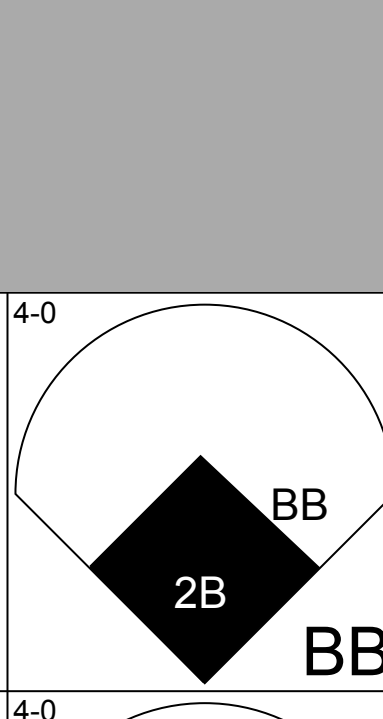
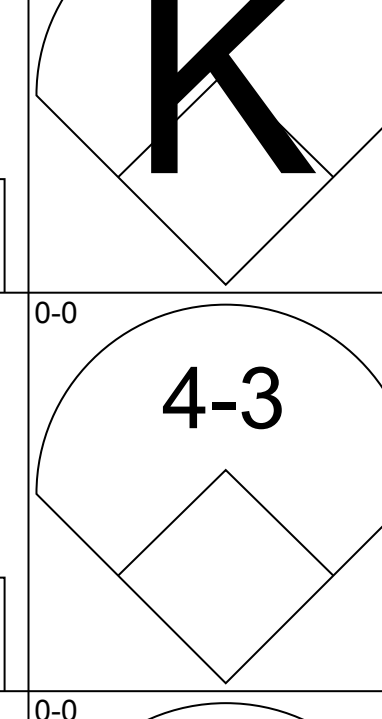
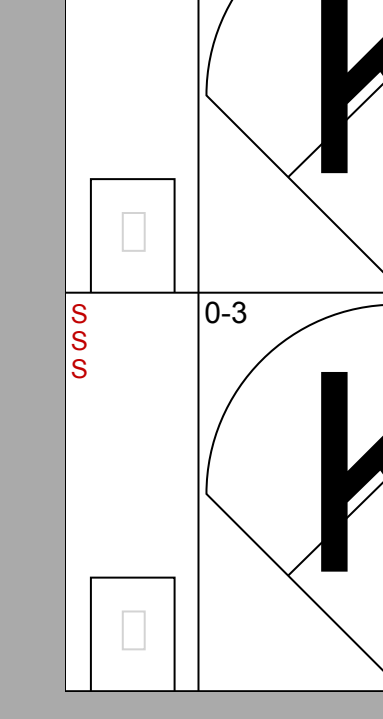
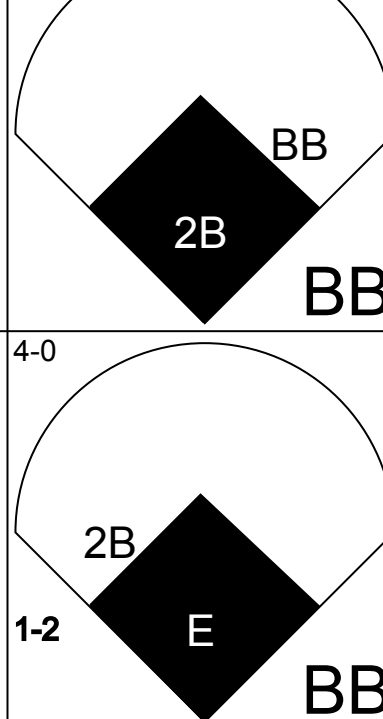
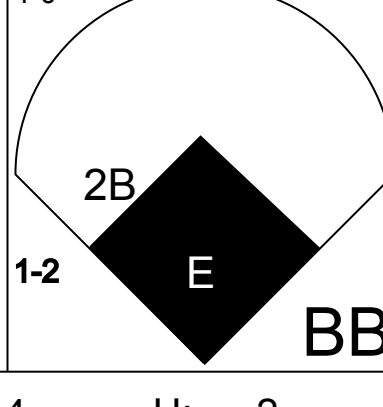
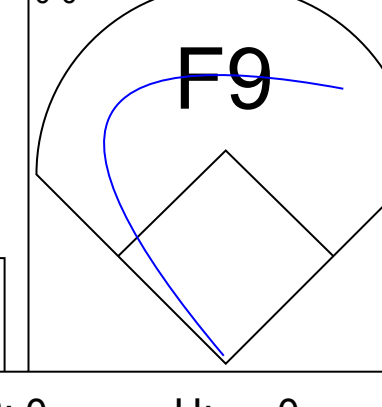
Batter	1	2	3	4	5	6	7	8	9	AB	R	H	RBI	BB	SO	LOB	BOTTOM										
Tony Taylor, R OBP: 0.315, SLG: 0.340 (1,4)	S	1B		HR		1-3		5-3		3	2	1	0	2	0	0	San Diego Padres @ Philadelphia Phillies Connie Mack Stadium, Philadelphia, PA Fri Aug 22 1969, 7:05 PM EDT Att: 3,824 - Unknown										
Larry Hiele, R OBP: 0.342, SLG: 0.488 (1,8)	F3	2B		HR			1B	K		5	3	3	3	0	1	1											
Dick Allen, R OBP: 0.653 (1,3)	K						2B			5	1	3	2	0	2	1											
Terry Harmon, R OBP: 0.316, SLG: 0.283 (9,5)	K			K			HR			0	0	0	0	0	0	0											
Johnny Callison, L OBP: 0.335, SLG: 0.442 (1,9)		K		F7			HR	K		4	1	1	1	1	2	2											
Deron Johnson, R OBP: 0.345, SLG: 0.465 (1,7)	6-3									4	1	1	3	0	0	2											
John Briggs, L OBP: 0.330, SLG: 0.372 (8,7)				F3						0	0	0	0	0	0	0											
Rick Joseph, R OBP: 0.347, SLG: 0.440 (1,5)		E				K		K		3	1	1	0	1	2	0											
Dave Watkins, R OBP: 0.268, SLG: 0.250 (1,2)		E8		F8		P5		F8		4	1	1	1	0	0	1											
Don Money, R OBP: 0.288, SLG: 0.322 (1,6)		1B								4	0	0	0	0	1	2											
Rick Wise, R OBP: 0.304, SLG: 0.396 (1,1)	K									4	0	0	0	0	2	2											
Inning Stats	R: 0 E: 0 K: 1 S: 11	H: 0 LOB: 2 BB: 2 P: 25	R: 4 E: 1 K: 3 S: 14	H: 4 LOB: 1 BB: 1 P: 25	R: 0 E: 0 K: 0 S: 7	H: 0 LOB: 1 BB: 1 P: 12	R: 2 E: 0 K: 1 S: 12	H: 2 LOB: 0 BB: 0 P: 20	R: 0 E: 0 K: 1 S: 6	H: 0 LOB: 0 BB: 0 P: 6	R: 0 E: 0 K: 0 S: 5	H: 0 LOB: 0 BB: 0 P: 5	R: 4 E: 1 K: 2 S: 14	H: 4 LOB: 1 BB: 0 P: 21	R: 0 E: 0 K: 2 S: 13	H: 1 LOB: 1 BB: 0 P: 20	1B: 5 2B: 4 3B: 0 HR: 2	SF: 0 SAC: 0 DP: 0 HBP: 0	WP: 1 PB: 0 SB: 1 CS: 0	PA: 40							
PITCHER	IP	WLS	BF	H	R	ER	SO	BB	IBB	HBP	BLK	WP	HR	S	P	ERA	WHIP										
Clay Kirby, R ERA: 4.2 (1,1)	4.0	L	22	6	6	6	5	4	0	0	0	0	0	44	82	13.50	2.500										
Frank Reberger, R ERA: 3.68 (5,1)	2.0		6	0	0	0	1	0	0	0	0	0	0	11	11	0.00	0.000										
Jack Baldschun, R ERA: 4.38 (7,1)	2.0		12	5	4	4	4	0	0	0	0	0	1	27	41	18.00	2.500										



Batter	1	2	3	4	5	6	7	8	9	AB	R	H	RBI	BB	SO	LOB	TOP			
Jose Arcia, R OBP: 0.250, SLG: 0.259 (1, 4)	4-1 PB WP 1B BB		0-0 L8 SF7 2B	0-0 1B 1B			0-0 B5-3		0-0 SH3-4	3	3	2	0	1	0	0	San Diego Padres @ Philadelphia Phillies Connie Mack Stadium, Philadelphia, PA Sat Aug 23 1969, 7:05 PM EDT Att: 4,669 - Unknown livebaseballscorecards.com			
Van Kelly, L OBP: 0.272, SLG: 0.359 (1, 5)	0-0 F8		2-2 L8	0-0 1B			0-0 F7		1-1 L9	5	0	1	1	0	0	3				
Ollie Brown, R OBP: 0.308, SLG: 0.385 (1, 9)	1-3 K		0-0 SF7	2-2 F8			0-3 K		4-2 BB	3	0	0	1	1	2	2				
Al Ferrara, R OBP: 0.366, SLG: 0.475 Ivan Murrell, R OBP: 0.299, SLG: 0.353 (8, 7)	4-1 1B BB		2-3 K		0-0 P4				0-3 K	3	0	1	0	1	1	0				
Nate Colbert, R OBP: 0.323, SLG: 0.479 (1, 3)	0-1 1B			0-0 WP 1B 1B	2-3 K			0-0 F2		4	1	2	1	0	1	1				
Cito Gaston, R OBP: 0.265, SLG: 0.292 (1, 8)	0-0 L4			0-0 1B WP 1B	0-3 K			0-3 K		4	1	1	0	0	2	3				
Chris Cannizzaro, R OBP: 0.310, SLG: 0.305 Walt Hrinjak, L OBP: 0.368, SLG: 0.246 (6, 2)		0-3 K		3-2 WP E 1B		0-0 4-3		4-0 IBB		3	1	1	1	0	1	0				
Tommy Dean, R OBP: 0.219, SLG: 0.219 Larry Stahl, L OBP: 0.342, SLG: 0.340 Gary Ross, R Frank Reberger, L Billy McCool, R Jack Baldschun, R OBP: 0.400, SLG: 0.320 (8, 1)		0-0 6-3		3-1 F2		0-3 K		1-3 K		1	0	0	0	0	0	0				
Al Santorini, R OBP: 0.140, SLG: 0.184 Roberto Pena, R OBP: 0.281, SLG: 0.294 (4, 6)		0-3 K		0-0 E2 1B		0-0 F2			0-0 SH3-4 1B	1	0	0	0	0	1	0				
Inning Stats	R: 1 E: 0 K: 1 S: 9	H: 1 LOB: 2 BB: 2 P: 18	R: 0 E: 0 K: 2 S: 7	H: 0 LOB: 0 BB: 0 P: 7	R: 1 E: 0 K: 1 S: 8	H: 1 LOB: 0 BB: 0 P: 12	R: 4 E: 1 K: 0 S: 13	H: 6 LOB: 1 BB: 0 P: 21	R: 0 E: 0 K: 2 S: 7	H: 0 LOB: 0 BB: 0 P: 9	R: 0 E: 0 K: 1 S: 5	H: 0 LOB: 0 BB: 0 P: 5	R: 0 E: 0 K: 2 S: 8	H: 1 LOB: 2 BB: 1 P: 13	R: 0 E: 0 K: 1 S: 10	H: 1 LOB: 2 BB: 1 P: 15		1B: 8 2B: 2 3B: 0 HR: 0	SF: 1 SAC: 1 DP: 0 HBP: 0	WP: 3 PB: 1 SB: 0 CS: 0
PITCHER	IP WLS BF H R ER SO BB IBB HBP BLK WP HR S P ERA WHIP																			
Bill Champion, R ERA: 4.26 John Boozar, R ERA: 4.39 Al Raffa, R ERA: 3.69 Lowell Palmer, R ERA: 5.91 Turk Farrell, R ERA: 3.69	(1, 1) (4, 1) (4, 1) (5, 1) (9, 1)	3.0 0.2 0.1 4.0 1.0	WLS 4 1 W S	BF 16 4 14 5	H 5 3 1 0	R 5 1 0 0	ER 5 0 0 0	SO 4 0 0 6	BB 2 0 0 1	IBB 0 0 0 1	HBP 0 0 0 0	BLK 0 0 0 0	WP 2 1 0 0	HR 0 0 0 0	S 29 5 8 25 10	P 45 3 5 32 15	ERA 15.00 0.00 0.00 0.00 0.00	WHIP 2.333 4.500 0.000 0.250 2.000		

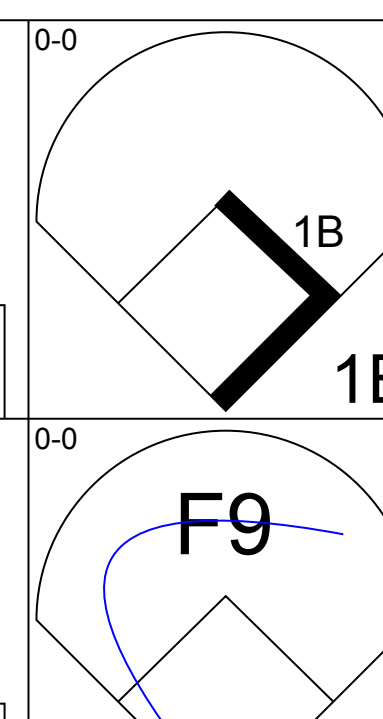
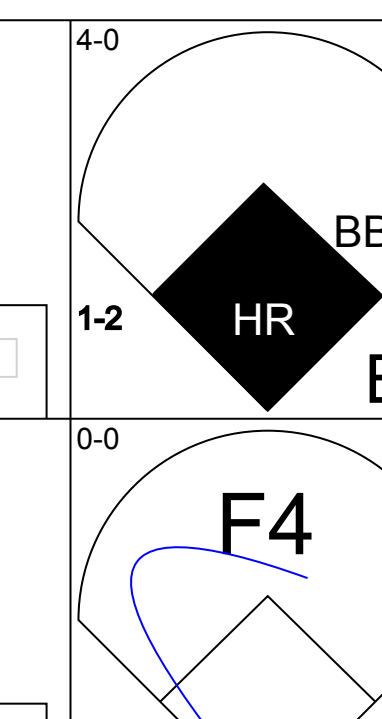
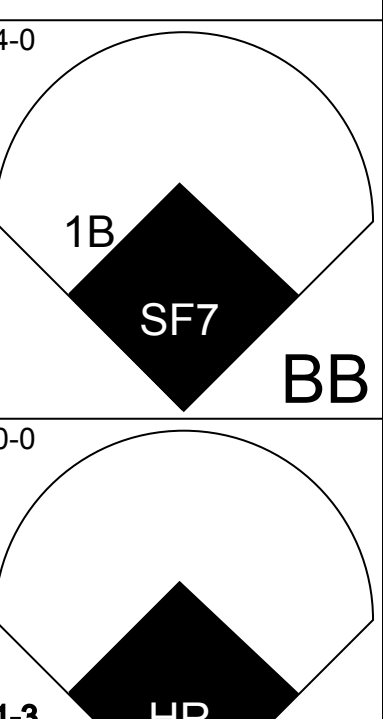
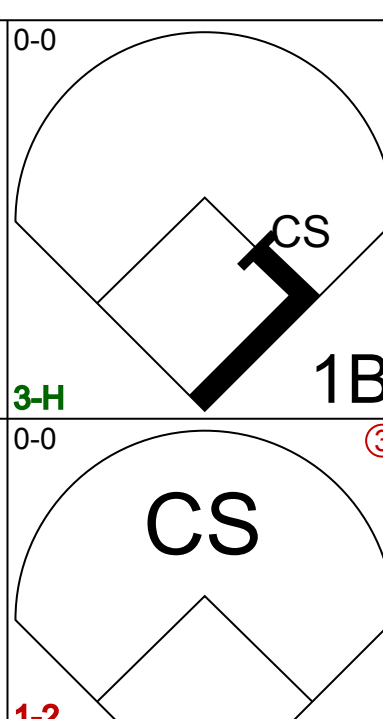
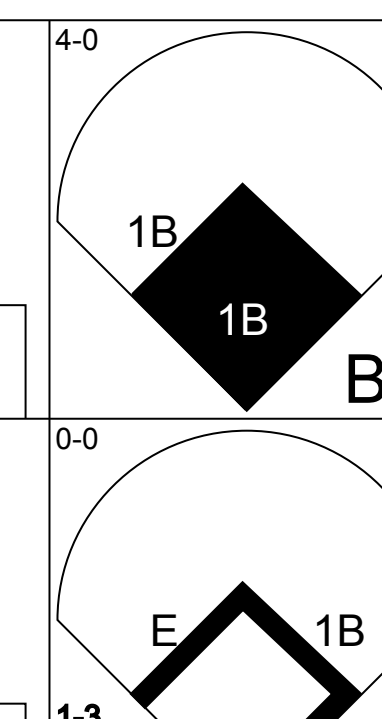
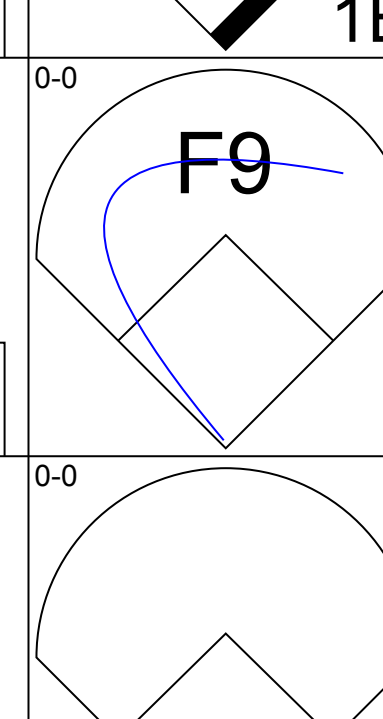
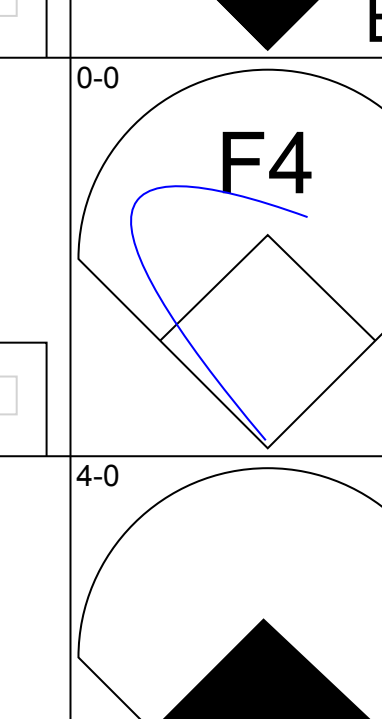
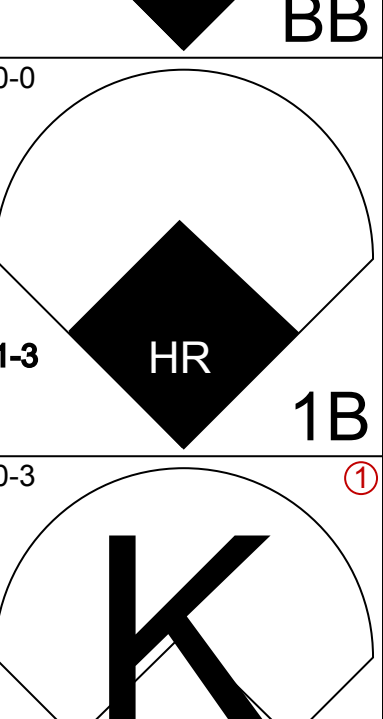
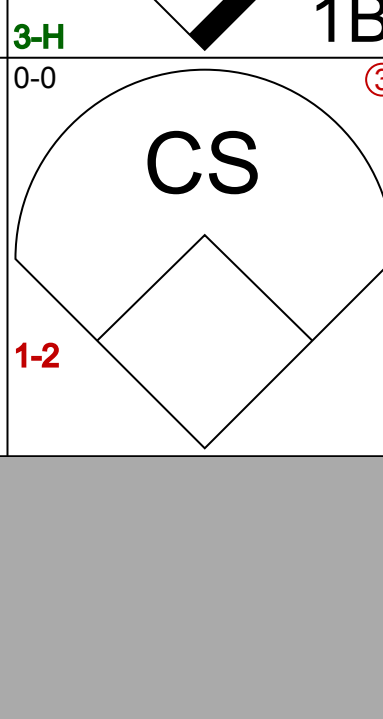
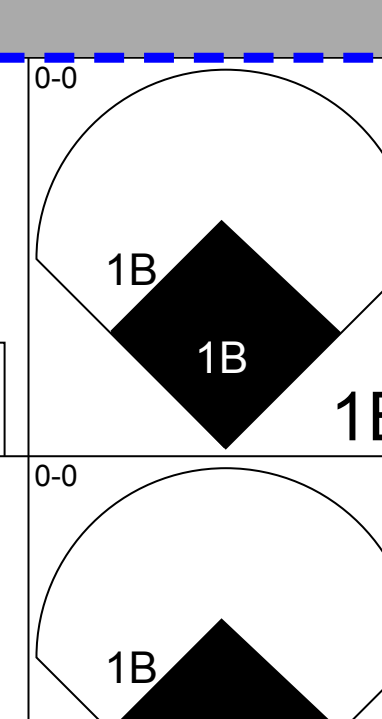
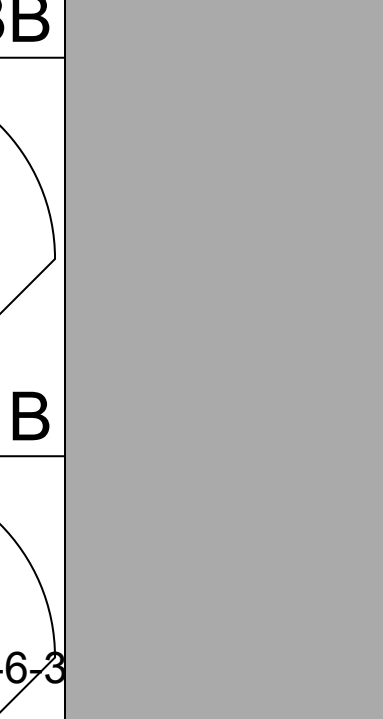
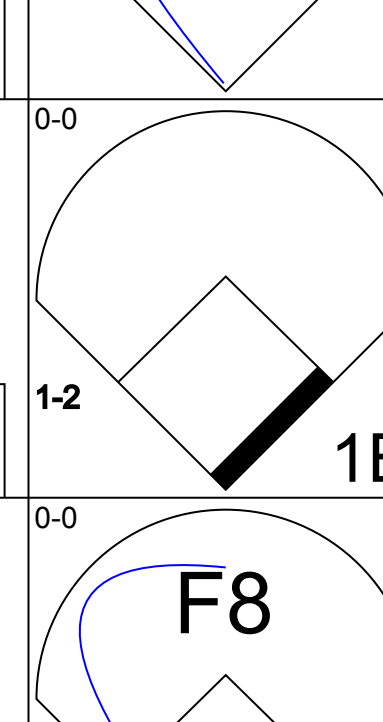
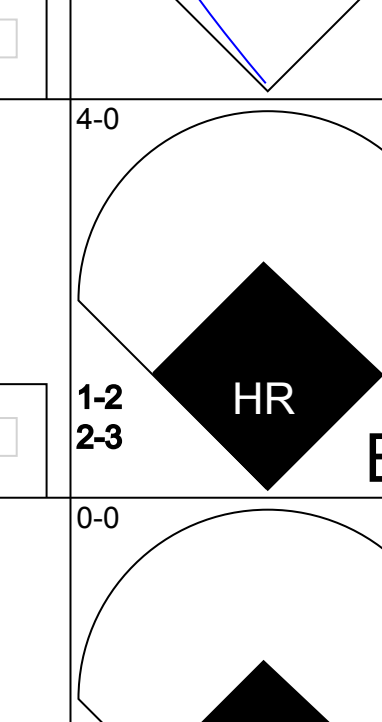
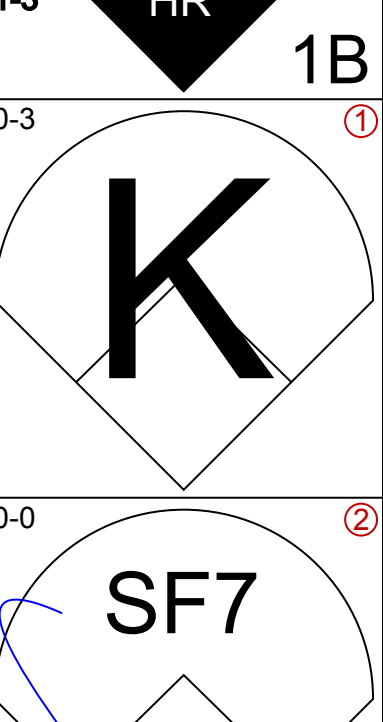
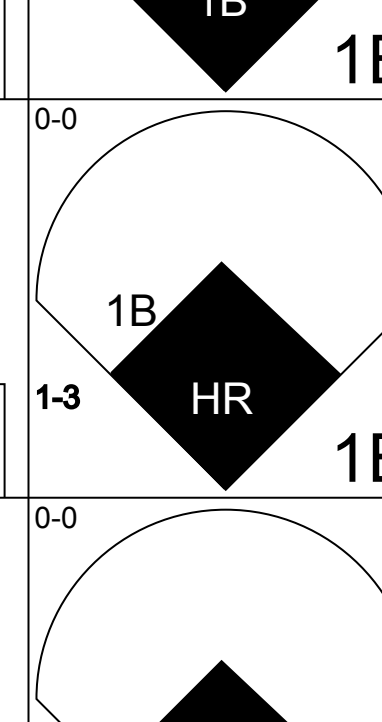
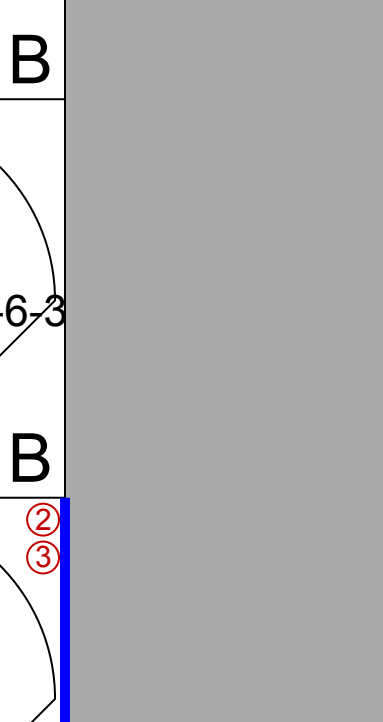
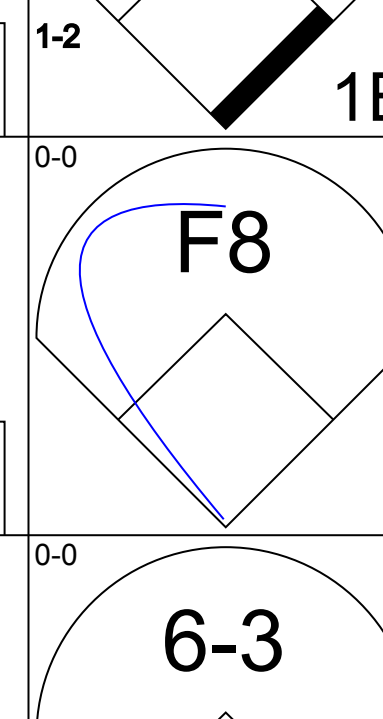
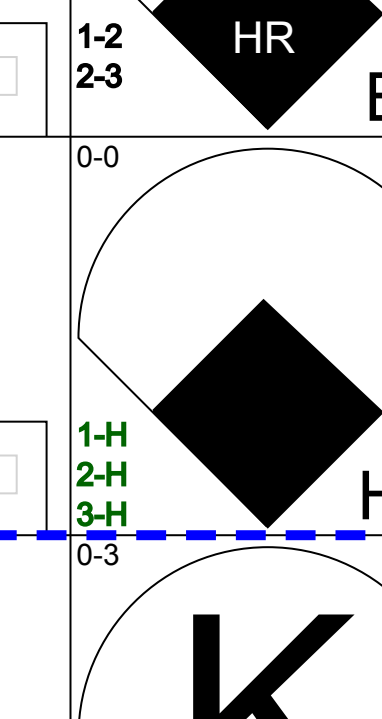
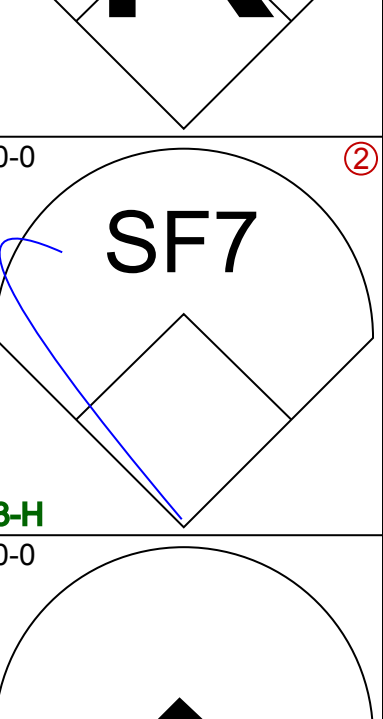
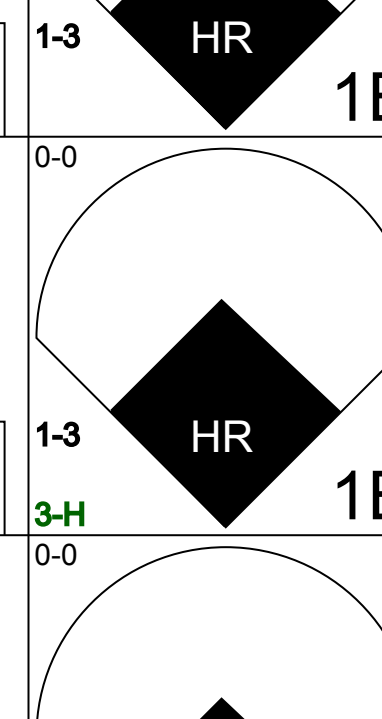
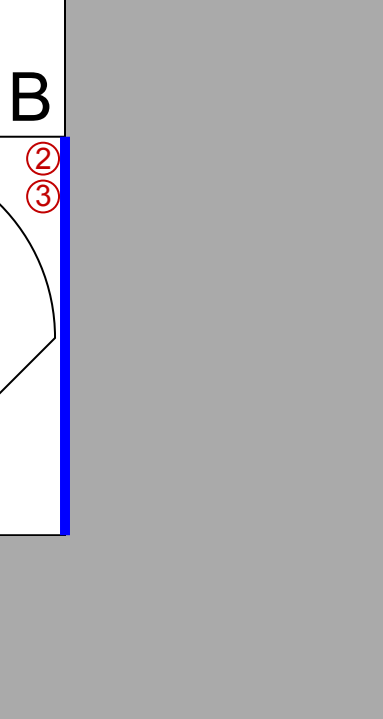
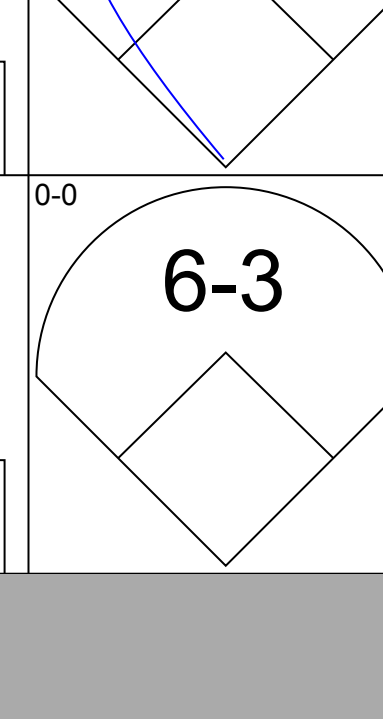
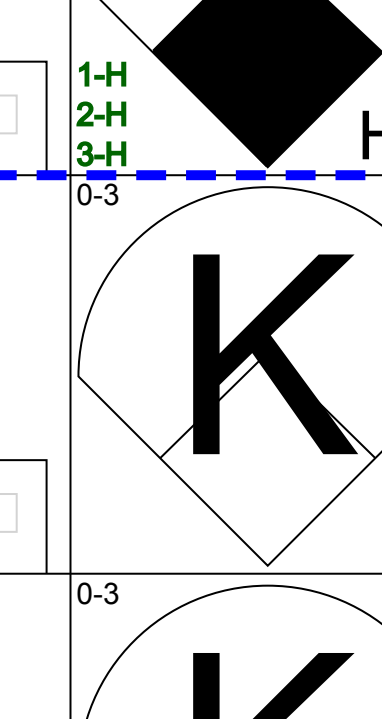
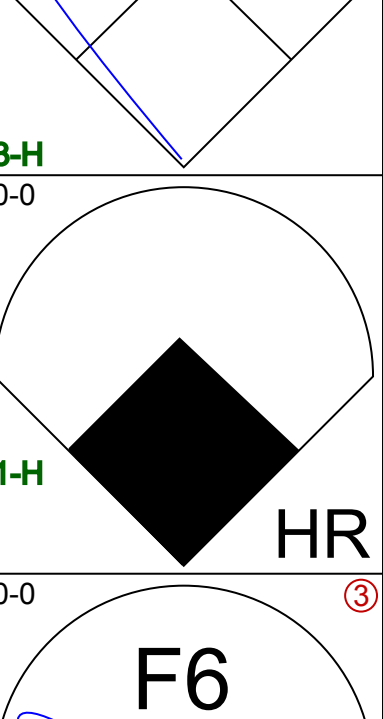
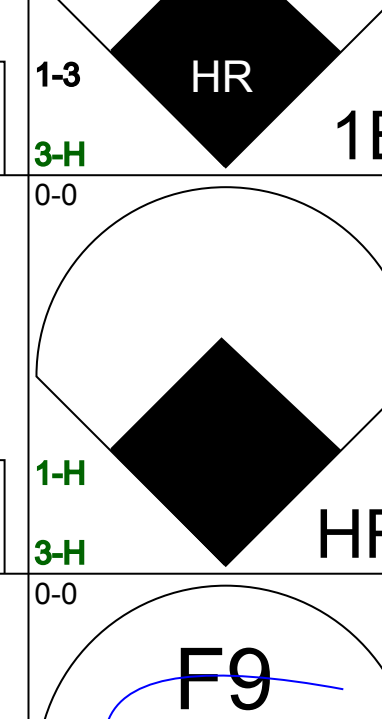

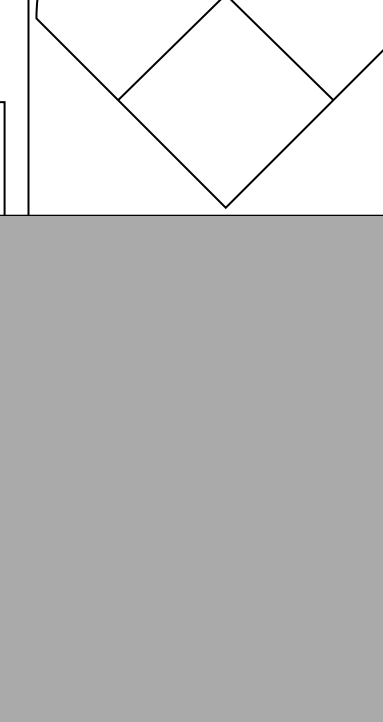
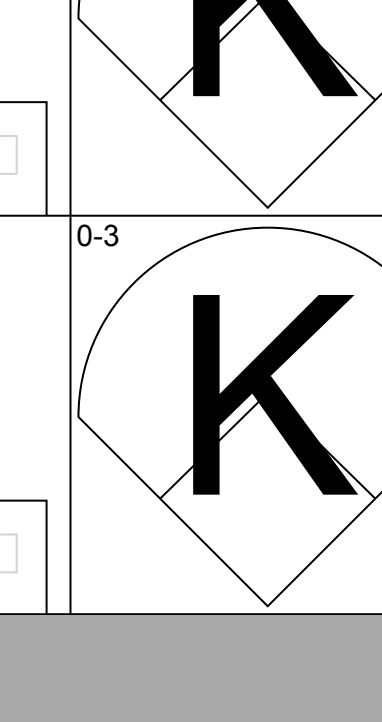
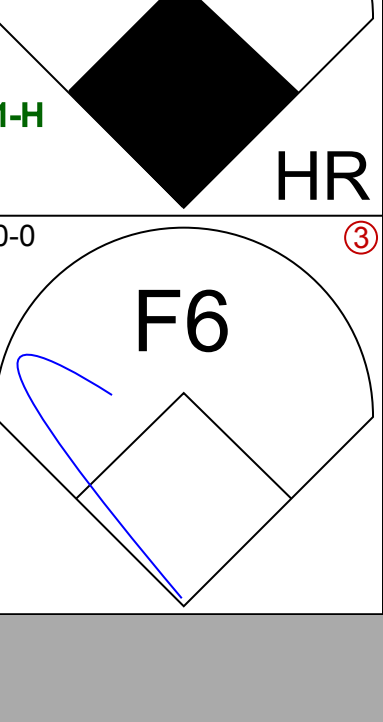
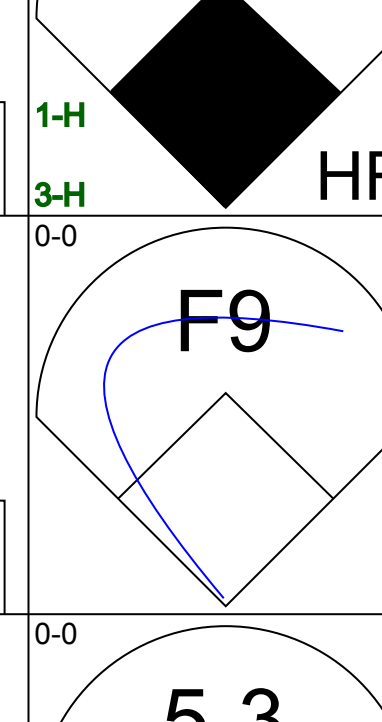


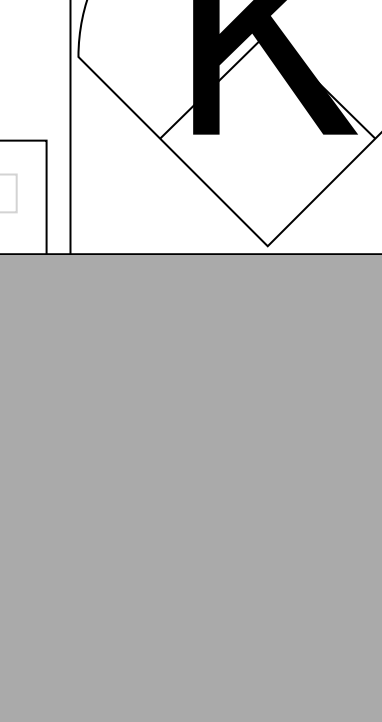
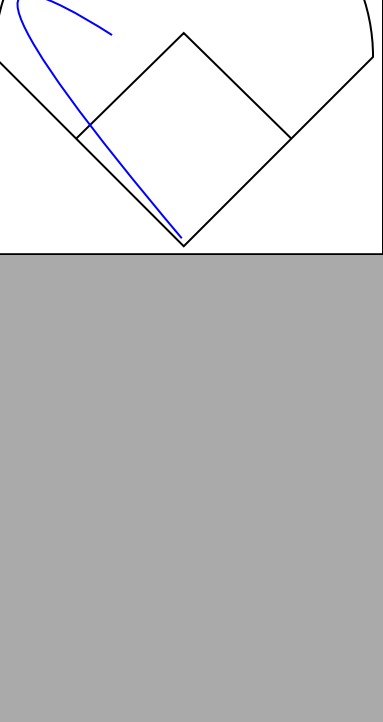
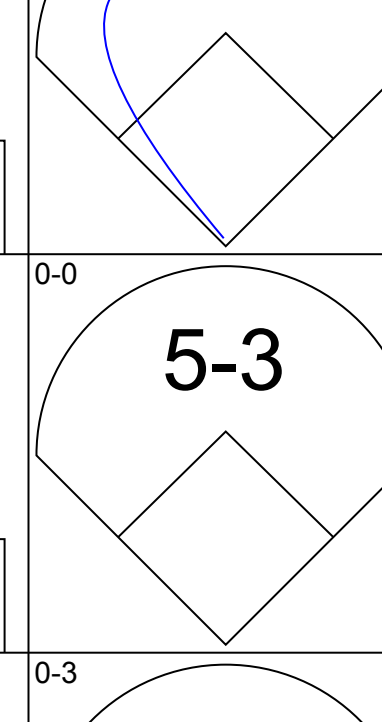
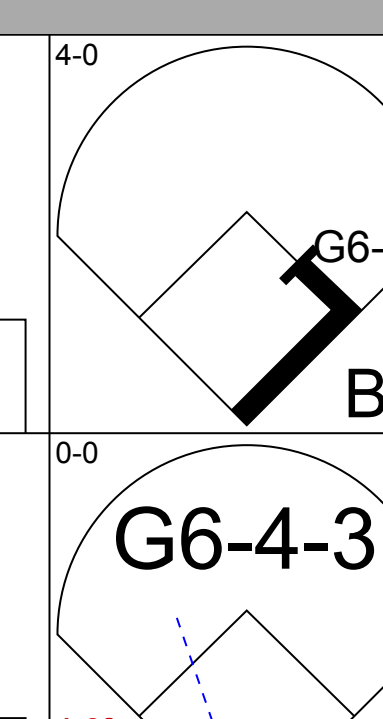
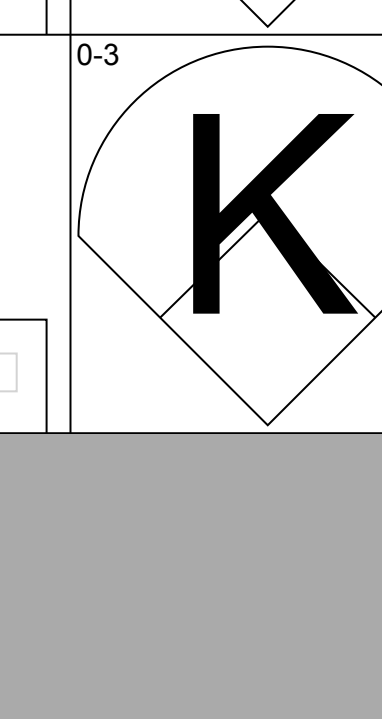

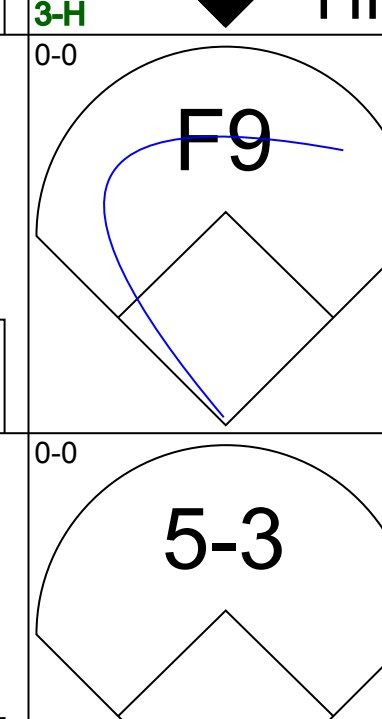
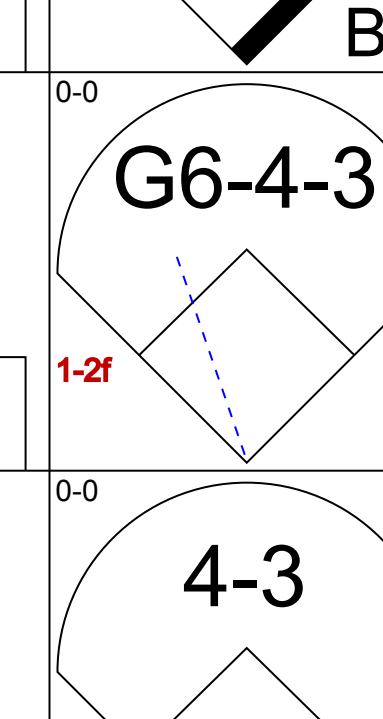
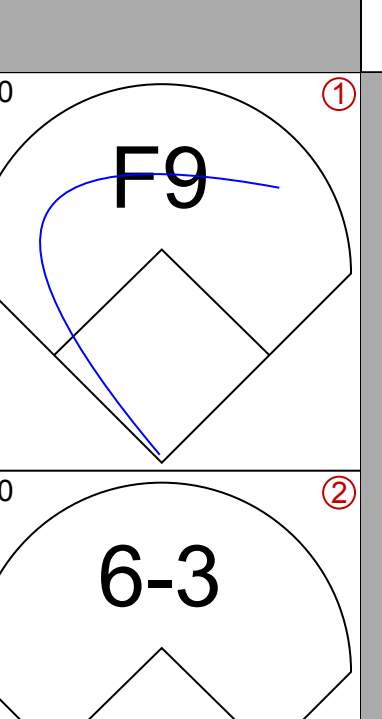
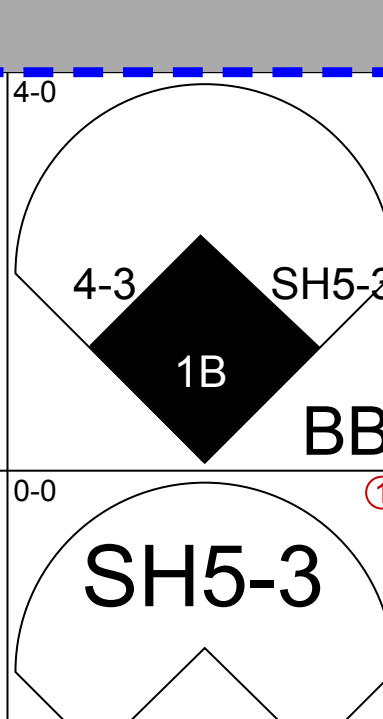
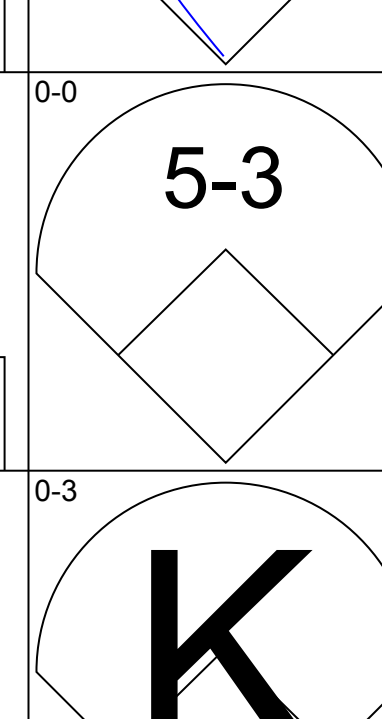
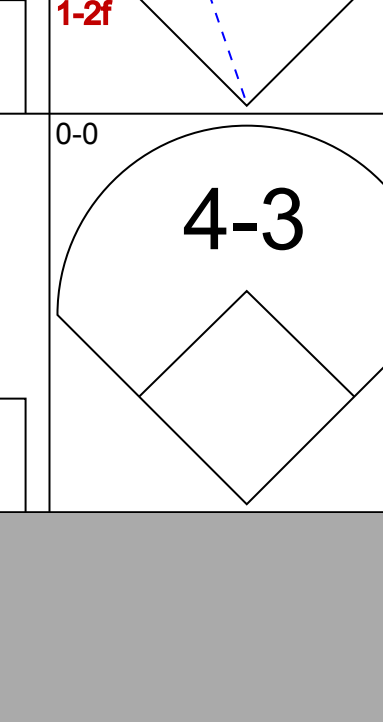
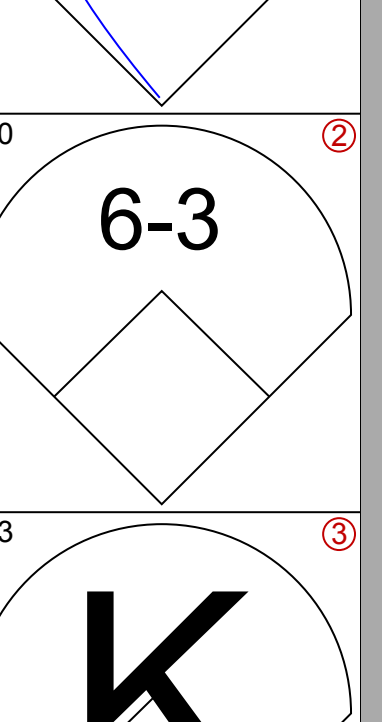
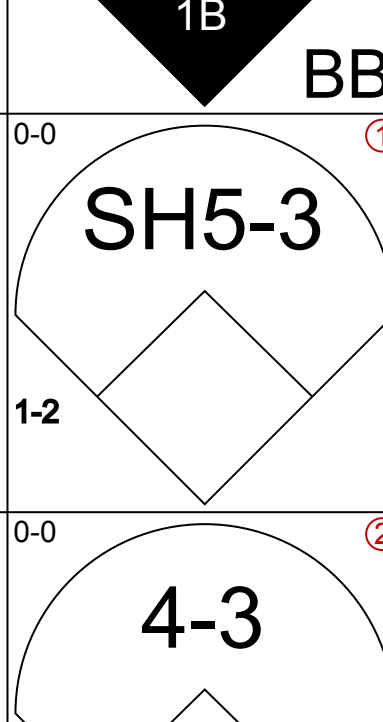
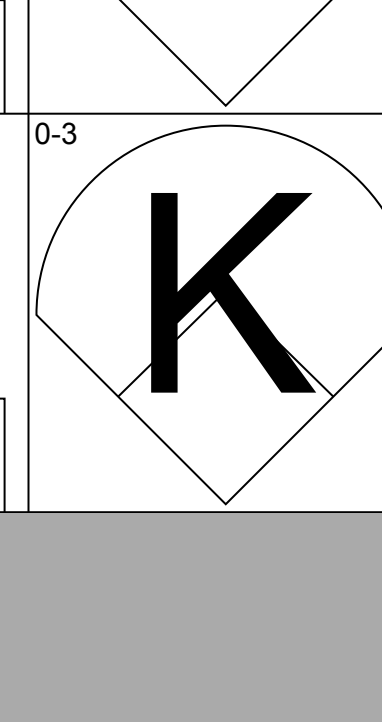
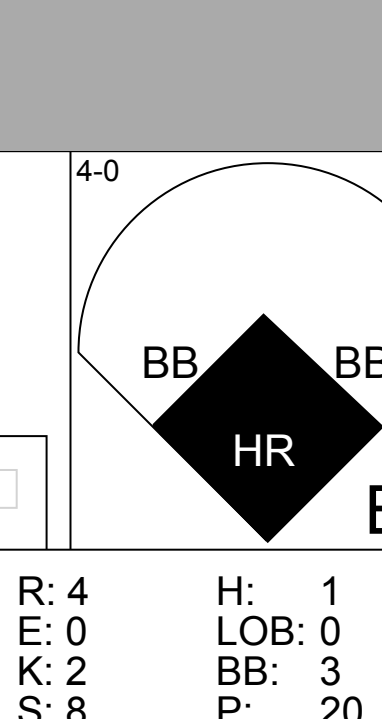
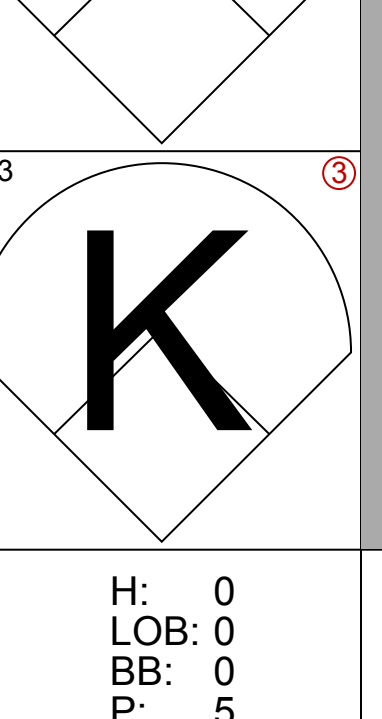
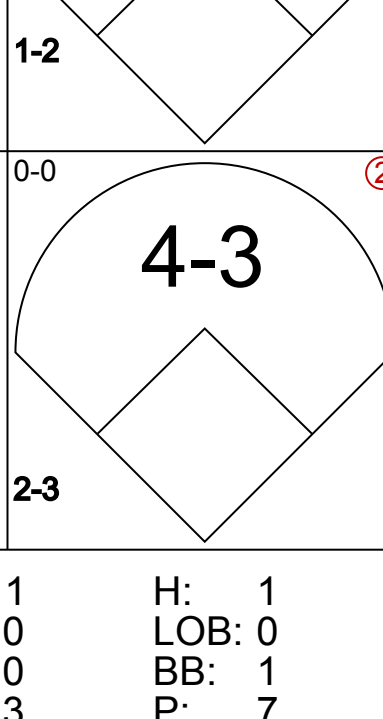
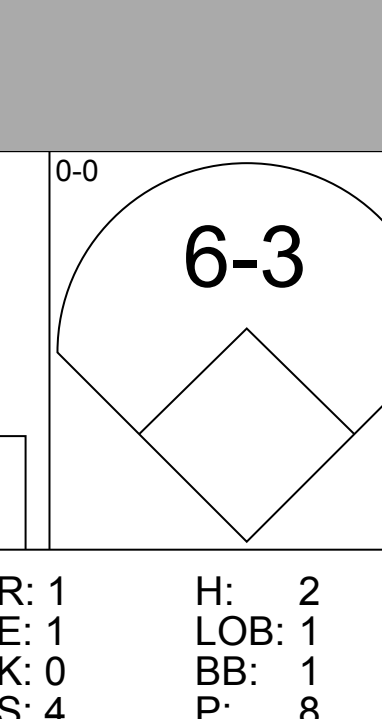
Batter	1	2	3	4	5	6	7	8	9	AB	R	H	RBI	BB	SO	LOB	BOTTOM			
Tony Taylor, R OBP: 0.317, SLG: 0.343 Lowell Palmer, R OBP: 0.200, SLG: 0.316 John Briggs, R OBP: 0.332, SLG: 0.372 (9, 7)	2-2 6-3 1B		0-0 2H 3H 1B	3-1 B2		1-1 P4		4-1 HBP BB		3	1	2	2	0	0	2	San Diego Padres @ Philadelphia Phillies Connie Mack Stadium, Philadelphia, PA Sat Aug 23 1969, 7:05 PM EDT Att: 4,669 - Unknown livebaseballscorecards.com			
Larry Hiele, R OBP: 0.343, SLG: 0.486 (1, 8)	3-2 6-3 1B		3-2 6-3	1-1 1B		2-0 6-3		1-1 1B		4	0	1	1	0	0	2				
Dick Allen, R OBP: 0.388, SLG: 0.647 (1, 3)	2-2 S 1B		0-0 E5 1B	0-3 K		3-3 K2-3		1-0 SF7		4	1	1	2	0	2	2				
Johnny Callison, L OBP: 0.336, SLG: 0.440 (1, 9)	3-3 K		0-0 FC5-4 1B	1-0 2-5	4-0 BB BB	1-1 F9		1-3 K		4	0	1	1	1	2	3				
Deron Johnson, R OBP: 0.341, SLG: 0.459 Turk Farrell, R ERA: 3.69 (9, 1)	0-3 K		0-0 FC5-4		0-1 F9		2-0 E5			4	0	0	0	0	1	3				
Rick Joseph, R OBP: 0.341, SLG: 0.431 (1, 5)		0-0 4-3		2-2 F2		0-0 P4		2-3 K5-3		4	0	0	0	0	1	3				
Dave Watkins, R OBP: 0.291, SLG: 0.307 (1, 2)		0-0 SH1-4 1B		2-3 K		4-2 BB		2-1 HR		3	2	2	1	1	1	1				
Terry Harmon, R OBP: 0.327, SLG: 0.286 (1, 6)		2-2 SH1-4 1B		4-0 BB 1B		0-3 K		4-0 HBP SH1-4 BB		2	3	1	0	2	1	2				
Bill Champion, R OBP: 0.231, SLG: 0.240 John Boozar, R OBP: 0.143, SLG: 0.143 Al Raffa, R OBP: 0.286, SLG: 0.167 Ron Stone, L OBP: 0.342, SLG: 0.307 Cookie Rojas, R OBP: 0.275, SLG: 0.300 (5, 4)		0-0 SH1-4		4-1 2-5 1B BB		3-3 K2-3		2-1 SH1-4		0	0	0	0	0	0	0				
Inning Stats	R: 1 E: 0 K: 2 S: 15	H: 2 LOB: 1 BB: 0 P: 25	R: 2 E: 0 K: 0 S: 12	H: 3 LOB: 1 BB: 0 P: 16	R: 1 E: 1 K: 1 S: 10	H: 1 LOB: 1 BB: 0 P: 14	R: 1 E: 0 K: 1 S: 8	H: 1 LOB: 2 BB: 2 P: 21	R: 0 E: 0 K: 1 S: 8	H: 0 LOB: 2 BB: 2 P: 16	R: 0 E: 0 K: 1 S: 6	H: 0 LOB: 0 BB: 0 P: 12	R: 0 E: 1 K: 2 S: 11	H: 0 LOB: 1 BB: 0 P: 19	R: 2 E: 0 K: 1 S: 10	H: 1 LOB: 2 BB: 2 P: 25		1B: 7 2B: 0 3B: 0 HR: 1	SF: 1 SAC: 2 DP: 0 HBP: 1	WP: 0 PB: 0 SB: 1 CS: 0
PITCHER	IP WLS BF H R ER SO BB IBB HBP BLK WP HR S P ERA WHIP																			
Al Santorini, R ERA: 4.08 Gary Ross, R ERA: 4.61 Frank Reberger, R ERA: 3.73 Billy McCool, L ERA: 3.96 Jack Baldschun, R ERA: 4.33	(1, 1) (4, 1) (4, 1) (8, 1) (8, 1)	3.0 0.1 4.0 0.0 0.2	WLS 1 L 0 0	BF 16 4 17 2 2	H 6 1 2 0	R 4 1 2 0	ER 3 1 2 0	SO 3 0 5 0	BB 0 0 3 1	IBB 0 0 0 0	HBP 0 0 0 1	BLK 0 0 0 0	WP 0 0 1 0	HR 0 0 0 0	S 37 5 32 2 4	P 55 17 63 7 6	ERA 9.00 27.00 4.50 ∞ 0.00	WHIP 2.000 9.000 1.000 ∞ 0.000		



Batter	1	2	3	4	5	6	7	8	9	AB	R	H	RBI	BB	SO	LOB	TOP		
Tony Taylor, R OBP: 0.318, SLG: 0.346 (1, 4)										4	1	1	1	0	1	1	Philadelphia Phillies @ San Francisco Giants Candlestick Park, San Francisco, CA Tue Aug 26 1969, 6:33 AM EDT Att: 5,208 - Unknown		
Larry Hise, R OBP: 0.340, SLG: 0.480 (1, 8)										4	0	0	1	0	2	1			
Dick Allen, R OBP: 0.385, SLG: 0.639 (1, 3)										4	1	0	0	0	0	2			
Johnny Callison, L OBP: 0.337, SLG: 0.441 (1, 9)										4	0	1	0	0	0	2			
Deron Johnson, R OBP: 0.339, SLG: 0.453 (1, 7)										4	0	1	1	0	0	1			
Rick Joseph, R OBP: 0.342, SLG: 0.434 (1, 5)										4	0	1	0	0	1	1			
Dave Watkins, R OBP: 0.283, SLG: 0.288 (7, PH)										2	0	0	0	0	1	0			
Terry Harmon, R OBP: 0.328, SLG: 0.285 (7, 2)										1	0	0	0	0	1	0			
Mike Ryan, R OBP: 0.267, SLG: 0.344 (7, 2)										1	0	0	0	0	1	2			
Don Money, R OBP: 0.287, SLG: 0.319 (1, 6)										3	1	0	0	1	1	2			
Jerry Johnson, R OBP: 0.194, SLG: 0.147 (3, 1)										1	0	1	0	0	0	0			
Lowell Palmer, R OBP: 0.290, SLG: 0.316 (6, PH)										0	0	0	0	0	0	0			
Ron Stone, L OBP: 0.346, SLG: 0.357 (6, 1)										0	0	0	0	0	0	0			
John Boozler, R OBP: 0.292, SLG: 0.143 (7, PH)										0	0	0	0	0	0	0			
Cookie Rojas, R OBP: 0.292, SLG: 0.299 (7, PH)										0	0	0	0	0	0	0			
Al Ruffo, R OBP: 0.296, SLG: 0.167 (7, 1)										0	0	0	0	0	0	0			
Inning Stats	R: 0 E: 0 K: 1 S: 5	H: 0 LOB: 0 BB: 0 P: 5	R: 0 E: 0 K: 0 S: 3	H: 0 LOB: 0 BB: 0 P: 3	R: 0 E: 0 K: 1 S: 6	H: 1 LOB: 1 BB: 0 P: 6	R: 0 E: 0 K: 1 S: 5	H: 0 LOB: 0 BB: 0 P: 5	R: 0 E: 0 K: 1 S: 5	H: 0 LOB: 0 BB: 0 P: 5	R: 4 E: 1 K: 0 S: 6	H: 2 LOB: 1 BB: 2 P: 14	R: 0 E: 0 K: 1 S: 5	H: 0 LOB: 0 BB: 0 P: 5	R: 0 E: 0 K: 2 S: 9	H: 2 LOB: 2 BB: 0 P: 9	1B: 4 2B: 1 3B: 0 HR: 0	SF: 0 SAC: 0 DP: 0 HBP: 0	WP: 1 PA: 35 PB: 0 SB: 0 CS: 0
PITCHER Gaylord Perry, R ERA: 2.66 (1, 1)	IP: 9.0 WLS: W BF: 35 H: 5 R: 4 ER: 2 SO: 8 BB: 2 IBB: 0 HBP: 0 BLK: 0 WP: 1 HR: 0 S: 49 P: 57 ERA: 2.00 WHIP: 0.778															PITCHER IP: WLS: BF: H: R: ER: SO: BB: IBB: HBP: BLK: WP: HR: S: P: ERA: WHIP			

AB	33
R	4
H	5
RBI	3
BB	2
SO	8
LOB	12



Batter	1	2	3	4	5	6	7	8	9	AB	R	H	RBI	BB	SO	LOB	BOTTOM		
Don Mason, L OBP: 0.335, SLG: 0.271 (1, 5)										2	3	2	1	3	0	0	Philadelphia Phillies @ San Francisco Giants Candlestick Park, San Francisco, CA Tue Aug 26 1969, 6:33 AM EDT Att: 5,208 - Unknown		
Ron Hunt, R OBP: 0.348, SLG: 0.325 (1, 4)										5	2	3	0	0	0	3			
Willie Mays, R OBP: 0.453, SLG: 0.453 (8, 7)										3	2	2	0	1	1	2			
Dave Marshall, L OBP: 0.356, SLG: 0.305 (8, 7)										1	0	1	1	0	0	0			
Willie McCovey, L OBP: 0.456, SLG: 0.703 (1, 3)										4	2	2	6	0	0	4			
Bob Burda, L OBP: 0.319, SLG: 0.424 (9, 3)										0	0	0	0	0	0	0			
Bobby Bonds, R OBP: 0.352, SLG: 0.498 (1, 9)										4	2	2	5	0	1	2			
Ken Henderson, S OBP: 0.293, SLG: 0.333 (1, 7)										3	0	0	0	1	1	0			
Dick Dietz, R OBP: 0.359, SLG: 0.380 (1, 2)										3	1	0	0	1	0	1			
Hal Lanier, R OBP: 0.251, SLG: 0.248 (1, 6)										3	0	0	0	0	1	0			
Gaylord Perry, R OBP: 0.168, SLG: 0.167 (1, 1)										3	1	0	0	1	1	1			
Inning Stats	R: 0 E: 0 K: 0 S: 5	H: 2 LOB: 2 BB: 0 P: 5	R: 0 E: 0 K: 0 S: 2	H: 0 LOB: 0 BB: 1 P: 6	R: 4 E: 0 K: 2 S: 8	H: 1 LOB: 0 BB: 3 P: 20	R: 0 E: 0 K: 1 S: 5	H: 0 LOB: 0 BB: 0 P: 5	R: 3 E: 0 K: 1 S: 7	H: 2 LOB: 0 BB: 1 P: 11	R: 1 E: 0 K: 0 S: 3	H: 1 LOB: 0 BB: 1 P: 7	R: 4 E: 0 K: 1 S: 9	H: 4 LOB: 0 BB: 0 P: 9	R: 1 E: 1 K: 0 S: 4	H: 2 LOB: 1 BB: 1 P: 8	1B: 9 2B: 0 3B: 0 HR: 3	SF: 1 SAC: 1 DP: 2 HBP: 0	WP: 0 PA: 41 PB: 0 SB: 0 CS: 1
PITCHER Jerry Johnson, R ERA: 4.55 (1, 1)	IP: 2.1 WLS: L BF: 13 H: 3 R: 4 ER: 4 SO: 4 BB: 4 IBB: 0 HBP: 0 BLK: 0 WP: 0 HR: 1 S: 18 P: 25 ERA: 15.43 WHIP: 3.000															PITCHER IP: WLS: BF: H: R: ER: SO: BB: IBB: HBP: BLK: WP: HR: S: P: ERA: WHIP			
Lowell Palmer, R ERA: 6.07 (3, 1)	2.2	11	2	3	3	4	1	0	0	0	0	1	18	22	10.12	1.125			
John Boozler, R ERA: 4.47 (6, 1)	1.0	4	1	1	1	0	1	0	0	0	0	0	3	7	9.00	2.000			
Al Ruffo, R ERA: 4.27 (7, 1)	2.0	12	6	5	5	1	1	0	0	0	0	1	13	17	22.50	3.500			


AB	31
R	13
H	12
RBI	13
BB	7
SO	5
LOB	13



Batter	1	2	3	4	5	6	7	8	9	AB	R	H	RBI	BB	SO	LOB	TOP										
Larry Hise, R OBP: 0.337, SLG: 0.468 (1, 8)	F9		BB					FC6-4		3	0	1	0	1	0	1	Philadelphia Phillies @ Los Angeles Dodgers Dodger Stadium, Los Angeles, CA Sat Aug 30 1969, 7:05 PM PDT Att: 35,753 - Unknown										
Johnny Callison, L OBP: 0.333, SLG: 0.447 (1, 9)	F5		1-2 BB			1B		L8		4	0	0	0	0	1	4											
Dick Allen, R OBP: 0.388, SLG: 0.644 (1, 3)	K					K				4	0	0	0	0	4	1											
Deron Johnson, R OBP: 0.337, SLG: 0.451 (8, 7)		G6-4-3 1B				K				4	0	1	0	0	1	0											
Don Money, R OBP: 0.288, SLG: 0.315 (1, 6)	G6-4-3				G3					3	0	0	0	1	0	1											
Dave Watkins, R OBP: 0.283, SLG: 0.322 (1, 2)	5-3						BB			3	0	1	0	0	1	1											
Cookie Rojas, R OBP: 0.270, SLG: 0.294 (1, 4)			L4			4-3				3	0	0	0	0	0	2											
John Briggs, L OBP: 0.332, SLG: 0.365 (8, PH)										2	0	0	0	0	1	0											
Tony Taylor, R OBP: 0.315, SLG: 0.342 (8, PH)			K			1-4-3				1	0	0	0	0	0	0											
Lowell Palmer, R OBP: 0.200, SLG: 0.316 (8, 1)								6-3		0	0	0	0	0	0	0											
Jerry Johnson, R OBP: 0.211, SLG: 0.167 (8, PH)										2	0	1	0	0	1	0											
Rick Joseph, R OBP: 0.338, SLG: 0.420 (8, 5)			BB			K		E7		1	0	0	0	0	0	0											
Inning Stats	R: 0 E: 0 K: 1 S: 5	H: 0 LOB: 0 BB: 0 P: 5	R: 0 E: 0 K: 0 S: 3	H: 1 LOB: 0 BB: 0 P: 3	R: 0 E: 0 K: 1 S: 6	H: 1 LOB: 2 BB: 1 P: 10	R: 0 E: 0 K: 2 S: 7	H: 0 LOB: 0 BB: 0 P: 7	R: 0 E: 0 K: 3 S: 10	H: 1 LOB: 1 BB: 0 P: 10	R: 0 E: 0 K: 1 S: 5	H: 0 LOB: 1 BB: 1 P: 9	R: 0 E: 1 K: 0 S: 4	H: 0 LOB: 0 BB: 0 P: 4	R: 0 E: 0 K: 1 S: 5	H: 0 LOB: 0 BB: 0 P: 5	1B: 4 2B: 0 3B: 0 HR: 0	SF: 0 SAC: 0 DP: 1 HBP: 0	WP: 0 PB: 0 SB: 0 CS: 1	PA: 32							
PITCHER	IP	WLS	BF	H	R	ER	SO	BB	IBB	HBP	BLK	WP	HR	S	P	ERA	WHIP										
Claude Osteen, L ERA: 2.45 (1, 1)	7.2	W	28	4	0	0	8	2	0	0	0	0	0	42	50	0.00	0.783										
Pete Mikkelsen, R ERA: 2.97 (8, 1)	1.1	S	4	0	0	0	1	0	0	0	0	0	0	6	6	0.00	0.000										

Batter	1	2	3	4	5	6	7	8	9	AB	R	H	RBI	BB	SO	LOB	BOTTOM										
Maury Wills, S OBP: 0.334, SLG: 0.329 (1, 6)	4-3		FC4-6							4	0	0	1	0	0	3	Philadelphia Phillies @ Los Angeles Dodgers Dodger Stadium, Los Angeles, CA Sat Aug 30 1969, 7:05 PM PDT Att: 35,753 - Unknown										
Manny Mota, R OBP: 0.374, SLG: 0.407 (1, 7)	4-3		1-3							4	0	0	0	0	0	2											
Willie Davis, L OBP: 0.371, SLG: 0.466 (1, 8)	6-3									4	0	1	0	0	0	0											
Wes Parker, S OBP: 0.379, SLG: 0.472 (1, 3)		G3 1B								3	0	1	0	0	1	0											
Willie Crawford, L OBP: 0.331, SLG: 0.415 (1, 9)		G3								3	0	0	0	0	1	2											
Jim Lefebvre, S OBP: 0.344, SLG: 0.309 (1, 5)		F5								2	1	0	0	1	0	2											
Tom Haller, L OBP: 0.339, SLG: 0.372 (1, 2)		4-3								3	0	0	0	0	0	2											
Ted Sizemore, R OBP: 0.327, SLG: 0.315 (1, 4)			F8							3	1	1	1	0	0	0											
Claude Osteen, L OBP: 0.265, SLG: 0.280 (1, 1)										3	0	2	0	0	0	1											
Pete Mikkelsen, R ERA: 5.77 (8, 1)			FC4-6							0	0	0	0	0	0	0											
Inning Stats	R: 0 E: 0 K: 0 S: 3	H: 0 LOB: 0 BB: 0 P: 3	R: 0 E: 0 K: 0 S: 4	H: 1 LOB: 1 BB: 0 P: 4	R: 0 E: 0 K: 1 S: 5	H: 0 LOB: 0 BB: 0 P: 5	R: 2 E: 0 K: 0 S: 5	H: 2 LOB: 1 BB: 1 P: 9	R: 0 E: 0 K: 1 S: 6	H: 1 LOB: 1 BB: 0 P: 6	R: 0 E: 1 K: 0 S: 4	H: 0 LOB: 1 BB: 0 P: 4	R: 0 E: 0 K: 0 S: 3	H: 0 LOB: 0 BB: 0 P: 3	R: 0 E: 0 K: 0 S: 3	H: 0 LOB: 0 BB: 0 P: 3	1B: 5 2B: 0 3B: 0 HR: 0	SF: 0 SAC: 1 DP: 0 HBP: 0	WP: 0 PB: 1 SB: 0 CS: 0	PA: 31							
PITCHER	IP	WLS	BF	H	R	ER	SO	BB	IBB	HBP	BLK	WP	HR	S	P	ERA	WHIP										
Jerry Johnson, R ERA: 4.44 (1, 1)	7.0	L	28	5	2	2	2	1	0	0	0	0	0	31	35	2.57	0.857										
Lowell Palmer, R ERA: 5.77 (8, 1)	1.0		3	0	0	0	0	0	0	0	0	0	0	3	3	0.00	0.000										

AB 30
 R 0
 H 4
 RBI 0
 BB 2
 SO 9
 LOB 10




AB 29
 R 2
 H 5
 RBI 2
 BB 1
 SO 2
 LOB 12



Batter	1	2	3	4	5	6	7	8	9	AB	R	H	RBI	BB	SO	LOB	TOP					
Terry Harmon, R OBP: 0.321, SLG: 0.277 (1, 6)	6-3			6-3		F8			5-3	4	0	0	0	0	0	1	Philadelphia Phillies @ Los Angeles Dodgers Dodger Stadium, Los Angeles, CA Sun Aug 31 1969, 3:33 AM PDT Att: 19,357 - Unknown					
John Briggs, L OBP: 0.331, SLG: 0.367 (1, 8)	P5			L9		F7			2B	4	0	1	0	0	0	1						
Dick Allen, R OBP: 0.384, SLG: 0.636 (1, 3)	K			K				L8	6-3	4	0	0	0	0	2	1						
Johnny Callison, L OBP: 0.333, SLG: 0.450 (1, 9)			L8			G3			F8	4	1	1	0	0	0	1						
Deron Johnson, R OBP: 0.337, SLG: 0.450 (1, 5)						K			3-1	3	0	1	1	0	1	0						
Ron Stone, L OBP: 0.342, SLG: 0.304 (1, 7)				G6-4-3 1B					3-1	3	0	1	0	0	0	1						
Dave Watkins, R OBP: 0.277, SLG: 0.315 (8, PH)										2	0	0	0	0	1	1						
Larry Hisle, R OBP: 0.337, SLG: 0.467 (8, 1)				K		F2			K	1	0	0	0	0	1	0						
Al Raffo, R OBP: 0.286, SLG: 0.167 (8, 1)										0	0	0	0	0	0	0						
Cookie Rojas, R OBP: 0.270, SLG: 0.294 (1, 4)						F8			P4	3	0	1	0	0	0	0						
Rick Wise, R OBP: 0.317, SLG: 0.421 (8, PH)										2	0	1	0	0	1	0						
Rick Joseph, R OBP: 0.336, SLG: 0.418 (8, 2)										1	0	0	0	0	1	1						
Mike Ryan, R OBP: 0.267, SLG: 0.345 (8, 2)										0	0	0	0	0	0	0						
Inning Stats	R: 0 E: 0 K: 1 S: 5	H: 0 LOB: 0 BB: 0 P: 5	R: 0 E: 0 K: 0 S: 3	H: 1 LOB: 0 BB: 0 P: 3	R: 0 E: 0 K: 2 S: 7	H: 0 LOB: 0 BB: 0 P: 7	R: 0 E: 0 K: 1 S: 5	H: 0 LOB: 0 BB: 0 P: 5	R: 0 E: 0 K: 2 S: 6	H: 1 LOB: 1 BB: 0 P: 6	R: 0 E: 0 K: 0 S: 4	H: 1 LOB: 0 BB: 0 P: 4	R: 1 E: 0 K: 0 S: 4	H: 1 LOB: 0 BB: 0 P: 4	R: 0 E: 0 K: 2 S: 7	H: 1 LOB: 1 BB: 0 P: 7	R: 0 E: 0 K: 0 S: 4	H: 1 LOB: 1 BB: 0 P: 4	1B: 4 2B: 2 3B: 1 HR: 0	SF: 0 SAC: 0 DP: 2 HBP: 0	WP: 0 PB: 0 SB: 0 CS: 1	PA: 31
PITCHER Bill Singer, R ERA: 1.95 (1, 1)	IP: 9.0 WLS: W BF: 31 H: 6 R: 1 ER: 1 SO: 7 BB: 0 IBB: 0 HBP: 0 BLK: 0 WP: 0 HR: 0 S: 45 P: 45 ERA: 1.00 WHIP: 0.667																					

Batter	1	2	3	4	5	6	7	8	9	AB	R	H	RBI	BB	SO	LOB	BOTTOM			
Maury Wills, S OBP: 0.337, SLG: 0.333 (1, 6)	K									4	2	3	1	0	1	0	Philadelphia Phillies @ Los Angeles Dodgers Dodger Stadium, Los Angeles, CA Sun Aug 31 1969, 3:33 AM PDT Att: 19,357 - Unknown			
Manny Mota, R OBP: 0.374, SLG: 0.406 (1, 7)	1-3									3	0	1	1	0	0	1				
Willie Davis, L OBP: 0.371, SLG: 0.466 (1, 8)	6-3									2	0	1	1	0	0	0				
Wes Parker, S OBP: 0.376, SLG: 0.468 (1, 3)										3	0	0	0	0	1	1				
Willie Crawford, L OBP: 0.331, SLG: 0.424 (1, 9)										3	1	1	1	0	0	0				
Bill Sudakis, S OBP: 0.304, SLG: 0.399 (1, 5)										3	0	0	0	0	1	0				
Tom Haller, L OBP: 0.337, SLG: 0.369 (1, 2)										3	0	0	0	0	0	0				
Ted Sizemore, R OBP: 0.331, SLG: 0.319 (1, 4)										1	1	1	0	2	0	0				
Bill Singer, R OBP: 0.101, SLG: 0.092 (1, 1)										3	0	0	0	0	1	3				
Inning Stats	R: 0 E: 0 K: 1 S: 5	H: 0 LOB: 0 BB: 0 P: 5	R: 1 E: 0 K: 0 S: 4	H: 1 LOB: 0 BB: 0 P: 4	R: 1 E: 0 K: 0 S: 4	H: 2 LOB: 0 BB: 0 P: 4	R: 0 E: 0 K: 1 S: 5	H: 1 LOB: 0 BB: 0 P: 5	R: 0 E: 0 K: 2 S: 7	H: 0 LOB: 1 BB: 1 P: 11	R: 1 E: 0 K: 0 S: 4	H: 1 LOB: 0 BB: 0 P: 4	R: 0 E: 0 K: 0 S: 3	H: 0 LOB: 0 BB: 0 P: 3	R: 1 E: 0 K: 0 S: 3	H: 2 LOB: 1 BB: 1 P: 7		1B: 5 2B: 1 3B: 0 HR: 1	SF: 1 SAC: 1 DP: 1 HBP: 0	WP: 0 PB: 1 SB: 1 CS: 2
PITCHER Rick Wise, R ERA: 3.16 Al Raffo, R ERA: 4.34 (8, 1)	IP: 7.0 WLS: L BF: 25 H: 7 R: 3 ER: 2 SO: 4 BB: 1 IBB: 0 HBP: 0 BLK: 1 WP: 0 HR: 1 S: 32 P: 36 ERA: 2.57 WHIP: 0.857																			

Batter	1	2	3	4	5	6	7	8	9	AB	R	H	RBI	BB	SO	LOB	TOP			
John Briggs, L OBP: 0.329, SLG: 0.364 (1, 7)	G3-1		L9		BB 1B		K		K	5	0	1	0	0	2	5	Philadelphia Phillies @ San Diego Padres San Diego Stadium, San Diego, CA Mon Sep 01 1969, 10:05 PM EDT Att: 2,703 - Unknown livebaseballscorecards.com			
Cookie Rojas, R OBP: 0.275, SLG: 0.297 (1, 4)	4-3				G4-3 BB		F9		F9	4	0	2	1	1	0	2				
Dick Allen, R OBP: 0.361, SLG: 0.629 (1, 3)	BB BB				G4-3 1-2f			6-3	F9	4	0	0	0	1	1	6				
Johnny Callison, L OBP: 0.333, SLG: 0.451 (1, 9)	1-2 BB								F7	4	0	1	0	1	2	4				
Deron Johnson, R OBP: 0.333, SLG: 0.445 (1, 5)	F5				F9		F8		K	4	0	0	0	0	1	3				
Larry Hisle, R OBP: 0.336, SLG: 0.466 (1, 8)		G5-4-3 BB			FC5-4 1B		6-3		6-3	3	0	1	0	1	0	1				
Mike Ryan, R OBP: 0.267, SLG: 0.352 (1, 2)	G5-4-3 1-2f				FC5-4 1-2f		F8		HR	4	1	1	1	0	0	2				
Don Money, R OBP: 0.290, SLG: 0.317 (1, 6)	P6				F9		BB 1B		BB 1B	4	1	2	0	0	0	1				
Grant Jackson, S OBP: 0.195, SLG: 0.188 John Boozer, R OBP: 0.290, SLG: 0.143 Terry Hartman, R OBP: 0.220, SLG: 0.275 Al Ruffo, R OBP: 0.320, SLG: 0.619 Ron Stone, L OBP: 0.320, SLG: 0.394 Turk Farrell, R OBP: 0.320, SLG: 0.394 Rick Joseph, R OBP: 0.320, SLG: 0.418 (1, 1) (1, 1) (5, PH) (5, 1) (7, PH) (7, 1) (9, PH)			1B BB				L7		F9 1B BB	0	0	0	0	0	0	0				
Inning Stats	R: 0 E: 0 K: 0 S: 11	H: 0 LOB: 2 BB: 2 P: 18	R: 0 E: 0 K: 0 S: 4	H: 0 LOB: 0 BB: 1 P: 11	R: 0 E: 0 K: 2 S: 12	H: 1 LOB: 2 BB: 1 P: 20	R: 0 E: 0 K: 0 S: 6	H: 1 LOB: 1 BB: 0 P: 7	R: 0 E: 0 K: 1 S: 5	H: 0 LOB: 0 BB: 0 P: 5	R: 0 E: 0 K: 1 S: 8	H: 1 LOB: 2 BB: 1 P: 15	R: 0 E: 0 K: 1 S: 9	H: 1 LOB: 1 BB: 0 P: 15	R: 2 E: 0 K: 1 S: 13	H: 3 LOB: 2 BB: 1 P: 25		1B: 6 2B: 1 3B: 0 HR: 1	SF: 0 SAC: 0 DP: 2 HBP: 0	WP: 0 PB: 0 SB: 0 CS: 0
PITCHER	IP WLS BF H R ER SO BB IBB HBP BLK WP HR S P ERA WHIP	8.0 W 36 7 2 2 5 7 0 0 0 0 1 65 112 2.25 1.750	0.1 S 2 0 0 0 0 0 0 0 0 0 0 5 9 0.00 3.000	0.2 S 2 0 0 0 0 0 0 0 0 0 0 3 7 0.00 0.000																

Batter	1	2	3	4	5	6	7	8	9	AB	R	H	RBI	BB	SO	LOB	BOTTOM				
Jose Arcia, R OBP: 0.243, SLG: 0.251 (1, 4)	1B 3B 1B	K			FC4-6 1B		6-3			4	1	2	0	0	1	0	Philadelphia Phillies @ San Diego Padres San Diego Stadium, San Diego, CA Mon Sep 01 1969, 10:05 PM EDT Att: 2,703 - Unknown livebaseballscorecards.com				
Roberto Pena, R OBP: 0.280, SLG: 0.297 Tommy Dean, R OBP: 0.237, SLG: 0.217 (1, 6) (7, PR) (8, 6)	1-2 3B 1B		4-3		K		1B			4	1	2	0	0	1	1					
Ivan Murrell, R OBP: 0.295, SLG: 0.357 (1, 9)	0-0 1H 2H 3B		6-3		FC4-6 1B 1-2f		P4		P9	4	1	1	2	0	0	2					
Al Ferrara, R OBP: 0.362, SLG: 0.460 Larry Stahl, L OBP: 0.296, SLG: 0.322 (1, 7) (8, 7)	0-0 PO BB 1B		F3		BB 1B		P9			4	0	2	0	0	0	1					
Nate Colbert, R OBP: 0.318, SLG: 0.463 (1, 3)	4-0 1-2 BB			4-0 HR BB	1-2 BB		5-3			1	1	0	0	3	0	0					
Ed Spiezio, R OBP: 0.318, SLG: 0.382 (1, 5)	0-3 K			2-2 HR	0-3 K		F7			4	1	1	2	0	2	5					
Cito Gaston, R OBP: 0.272, SLG: 0.307 (1, 8)	0-0 F9			4-0 G1-6-3 BB			1-3			3	0	1	0	1	0	2					
Chris Cannizzaro, R OBP: 0.298, SLG: 0.299 (1, 2)	0-0 PO	0-0 F9		0-0 G1-6-3 1-2f			K		K	4	0	0	0	0	2	2					
Clay Kirby, R OBP: 0.153, SLG: 0.038 Billy McCool, R OBP: 0.153, SLG: 0.038 Gary Ross, R OBP: 0.153, SLG: 0.038 (1, 1) (9, 1) (9, 1)				0-0 G3-1			P4			3	0	0	0	0	0	0					
Inning Stats	R: 3 E: 0 K: 1 S: 12	H: 4 LOB: 1 BB: 1 P: 19	R: 0 E: 0 K: 1 S: 5	H: 0 LOB: 0 BB: 0 P: 5	R: 0 E: 0 K: 0 S: 3	H: 0 LOB: 0 BB: 0 P: 3	R: 2 E: 0 K: 0 S: 5	H: 1 LOB: 2 BB: 2 P: 15	R: 0 E: 0 K: 2 S: 9	H: 2 LOB: 3 BB: 1 P: 15	R: 0 E: 0 K: 1 S: 5	H: 0 LOB: 0 BB: 0 P: 5	R: 0 E: 0 K: 0 S: 4	H: 1 LOB: 1 BB: 0 P: 4	R: 0 E: 0 K: 1 S: 6	H: 1 LOB: 1 BB: 0 P: 6		1B: 6 2B: 1 3B: 1 HR: 1	SF: 0 SAC: 0 DP: 1 HBP: 0	WP: 0 PB: 0 SB: 0 CS: 0	PA: 36
PITCHER	IP WLS BF H R ER SO BB IBB HBP BLK WP HR S P ERA WHIP	0.0 L 13 1 2 2 2 2 0 0 0 0 1 17 27 4.50 0.750	4.0 L 13 1 2 2 2 2 0 0 0 0 1 17 27 4.50 0.750	2.0 L 9 2 0 0 3 1 0 0 0 0 0 14 20 0.00 1.500	2.0 L 8 2 0 0 1 0 0 0 0 0 0 10 10 0.00 1.000																

Batter	1	2	3	4	5	6	7	8	9	AB	R	H	RBI	BB	SO	LOB	TOP										
John Briggs, L OBP: 0.331, SLG: 0.374 (1, 7)	1-1 4-3		0-0 F9			0-0 SH1-4 1B		0-0 SF9 3B		4	2	2	0	0	0	1											
Cookie Rojas, R OBP: 0.273, SLG: 0.295 (1, 4)	1-1 5-3			2-1 F7		0-0 SH1-4		0-0 SF9		2	0	0	1	0	0	0											
Dick Allen, R OBP: 0.383, SLG: 0.627 (1, 3)	2-2 F9			2-1 4-3 1B		2-2 1B 2-H CS 1B		0-0 6-3		4	0	2	1	0	0	0											
Johnny Callison, L OBP: 0.333, SLG: 0.448 (1, 9)		0-0 P6		0-0 4-3		2-1 1B		0-0 F5		4	0	1	0	0	0	1											
Deron Johnson, R OBP: 0.330, SLG: 0.440 (1, 5)		0-0 4-3		1-3 K		1-1 F5		0-3 K		4	0	0	0	0	2	3											
Larry Hisle, R OBP: 0.337, SLG: 0.465 Ron Stone, L OBP: 0.340, SLG: 0.298 (1, 8) (4, 7)		0-0 F2			0-0 4-3	2-2 CS	0-0 1-3		0-0 P6		1	0	0	0	0	0											
Mike Ryan, R OBP: 0.265, SLG: 0.349 (1, 2)			3-1 6-3		0-0 F7		0-0 P6				3	0	0	0	0	0											
Don Money, R OBP: 0.291, SLG: 0.320 (1, 6)			0-0 F8		0-0 K		0-0 L8				3	0	1	0	0	0											
Bill Champion, R OBP: 0.194, SLG: 0.200 (1, 1)			0-0 E3		0-0 F9		0-3 K				3	0	0	0	0	1											
Inning Stats	R: 0 E: 0 K: 0 S: 7	H: 0 LOB: 0 BB: 0 P: 11	R: 0 E: 0 K: 0 S: 3	H: 0 LOB: 0 BB: 0 P: 3	R: 0 E: 1 K: 0 S: 5	H: 0 LOB: 1 BB: 0 P: 8	R: 0 E: 0 K: 1 S: 8	H: 1 LOB: 1 BB: 0 P: 13	R: 0 E: 0 K: 0 S: 4	H: 1 LOB: 1 BB: 0 P: 4	R: 1 E: 0 K: 0 S: 11	H: 3 LOB: 1 BB: 0 P: 18	R: 0 E: 0 K: 0 S: 3	H: 0 LOB: 0 BB: 0 P: 3	R: 1 E: 0 K: 1 S: 6	H: 1 LOB: 0 BB: 0 P: 6	R: 0 E: 0 K: 1 S: 5	H: 0 LOB: 0 BB: 0 P: 5	1B: 4 2B: 1 3B: 1 HR: 0	SF: 1 SAC: 1 DP: 0 HBP: 0	WP: 0 PB: 0 CS: 1	PA: 34					
PITCHER	IP	WLS	BF	H	R	ER	SO	BB	IBB	HBP	BLK	WP	HR	S	P	ERA	WHIP										
Tommie Sisk, R ERA: 5.55 (1, 1)	8.0	L	30	6	2	2	2	0	0	0	0	0	0	47	66	2.25	0.750										
Dave Roberts, L ERA: 4.94 (9, 1)	1.0		3	0	0	0	1	0	0	0	0	0	0	5	5	0.00	0.000										

Philadelphia Phillies @ San Diego Padres
San Diego Stadium, San Diego, CA
Tue Sep 02 1969, 10:05 PM EDT
Att: 3,729 - Unknown

AB	31
R	2
H	6
RBI	2
BB	0
SO	3
LOB	6



Batter	1	2	3	4	5	6	7	8	9	AB	R	H	RBI	BB	SO	LOB	BOTTOM										
Jose Arcia, R OBP: 0.244, SLG: 0.249 Van Kelly, L OBP: 0.293, SLG: 0.369 (1, 4) (8, PH) (9, 4)	3-1 5-3		1-1 F7			4-2 5-3 BB		4-2 1-2 BB		2	0	0	0	1	0	1											
Roberto Pena, R OBP: 0.278, SLG: 0.294 (1, 6)	3-2 F7			1-2 4-3		0-0 5-3		2-0 F5		4	0	0	0	0	0	3											
Ivan Murrell, R OBP: 0.294, SLG: 0.355 (1, 9)	1-3 K2-3			1-3 K		3-2 F8		0-0 FC1-5 BB 1B		4	0	1	0	0	2	1											
Al Ferrara, R OBP: 0.367, SLG: 0.462 Sonny Ruberto, R OBP: 0.182, SLG: 0.143 (1, 7) (9, PR)		1-2 F9		2-2 K		0-0 G6-4-3 1B		4-1 FC1-5 BB		3	0	2	0	1	0	0											
Nate Colbert, R OBP: 0.315, SLG: 0.458 (1, 3)		1-3 K		0-3 K		0-0 G6-4-3		1-1 FC1-5		4	0	0	0	0	2	4											
Ed Spiezio, R OBP: 0.314, SLG: 0.377 (1, 5)		0-0 5-3			0-0 6-3		0-0 6-3		0-3 K		4	0	0	0	0	1	2										
Cito Gaston, R OBP: 0.270, SLG: 0.303 (1, 8)			0-0 4-3		0-0 L4		0-3 K		0-0 L6		4	0	0	0	0	1	2										
Walt Hrinik, L OBP: 0.316, SLG: 0.206 (1, 2)			0-0 1-3		0-0 6-3			0-0 4-3		3	0	0	0	0	0	0											
Tommie Sisk, R OBP: 0.231, SLG: 0.182 Larry Stahl, L OBP: 0.273, SLG: 0.322 Dave Roberts, L OBP: 0.308, SLG: 0.308 (1, 1) (8, PH) (9, 1)			4-0 K		0-3 K		1-0 HBP				1	0	0	0	1	1	0										
Inning Stats	R: 0 E: 0 K: 1 S: 8	H: 0 LOB: 0 BB: 0 P: 15	R: 0 E: 0 K: 1 S: 8	H: 0 LOB: 0 BB: 0 P: 10	R: 0 E: 0 K: 2 S: 15	H: 1 LOB: 1 BB: 0 P: 19	R: 0 E: 0 K: 0 S: 3	H: 0 LOB: 0 BB: 0 P: 3	R: 0 E: 0 K: 1 S: 9	H: 0 LOB: 1 BB: 1 P: 16	R: 0 E: 0 K: 0 S: 3	H: 1 LOB: 0 BB: 0 P: 3	R: 0 E: 0 K: 1 S: 7	H: 0 LOB: 2 BB: 1 P: 14	R: 0 E: 0 K: 1 S: 8	H: 1 LOB: 2 BB: 1 P: 13	1B: 3 2B: 0 3B: 0 HR: 0	SF: 0 SAC: 0 DP: 1 HBP: 1	WP: 0 PB: 0 CS: 0	PA: 34							
PITCHER	IP	WLS	BF	H	R	ER	SO	BB	IBB	HBP	BLK	WP	HR	S	P	ERA	WHIP										
Bill Champion, R ERA: 3.91 (1, 1)	9.0	W	34	3	0	0	7	4	0	1	0	0	0	65	102	0.00	0.778										

Philadelphia Phillies @ San Diego Padres
San Diego Stadium, San Diego, CA
Tue Sep 02 1969, 10:05 PM EDT
Att: 3,729 - Unknown

AB	29
R	0
H	3
RBI	0
BB	4
SO	7
LOB	13



Batter	1	2	3	4	5	6	7	8	9	AB	R	H	RBI	BB	SO	LOB	TOP					
John Briggs, L OBP: 0.334, SLG: 0.374 (1, 8)										5	2	2	1	1	1	5	Philadelphia Phillies @ San Diego Padres San Diego Stadium, San Diego, CA Wed Sep 03 1969, 10:05 PM EDT Att: 6,300 - Unknown					
Cookie Rojas, R OBP: 0.274, SLG: 0.294 (1, 4)										5	0	1	0	1	0	5						
Dick Allen, R OBP: 0.365, SLG: 0.624 Rick Joseph, R OBP: 0.337, SLG: 0.416 (9, PH) (9, 3)										2	2	0	1	3	1	2						
Johnny Callison, L OBP: 0.331, SLG: 0.450 (1, 9)										5	0	1	3	0	1	4						
Deron Johnson, R OBP: 0.333, SLG: 0.448 (1, 5)										5	2	3	0	0	0	3						
Ron Stone, L OBP: 0.351, SLG: 0.314 (1, 7)										4	0	3	2	1	0	1						
Mike Ryan, R OBP: 0.264, SLG: 0.346 (1, 2)										4	1	0	0	1	1	7						
Don Money, R OBP: 0.294, SLG: 0.326 (1, 6)										5	1	3	1	0	1	1						
Woodie Fryman, R OBP: 0.130, SLG: 0.162 (1, 1)										4	1	1	0	0	2	2						
Inning Stats	R: 1 E: 1 K: 0 S: 5	H: 1 LOB: 0 BB: 0 P: 6	R: 1 E: 0 K: 3 S: 13	H: 3 LOB: 2 BB: 0 P: 16	R: 0 E: 0 K: 0 S: 7	H: 1 LOB: 3 BB: 2 P: 20	R: 0 E: 0 K: 1 S: 6	H: 1 LOB: 1 BB: 0 P: 6	R: 1 E: 0 K: 1 S: 8	H: 2 LOB: 1 BB: 1 P: 15	R: 4 E: 0 K: 0 S: 11	H: 3 LOB: 1 BB: 1 P: 16	R: 1 E: 0 K: 1 S: 6	H: 1 LOB: 2 BB: 2 P: 16	R: 1 E: 0 K: 1 S: 9	H: 2 LOB: 1 BB: 0 P: 9	R: 0 E: 0 K: 1 S: 5	H: 0 LOB: 1 BB: 1 P: 9	1B: 9 2B: 4 3B: 1 HR: 0	SF: 0 SAC: 1 DP: 1 HBP: 0	WP: 3 PB: 0 SB: 1 CS: 0	PA: 48
PITCHER	IP WLS BF H R ER SO BB IBB HBP BLK WP HR S P ERA WHIP																					
Al Santorini, R ERA: 4.05 (1, 1)	5.1 L 30 10 7 6 5 2 2 0 0 0 1 0 43 71 10.12 2.250																					
Dave Roberts, L ERA: 4.99 (6, 1)	1.2 9 2 1 1 1 2 0 0 0 0 1 0 13 24 5.40 2.400																					
Jack Baldschun, R ERA: 4.61 (8, 1)	2.0 9 2 1 1 2 1 0 0 0 0 1 0 14 18 4.50 1.500																					

Batter	1	2	3	4	5	6	7	8	9	AB	R	H	RBI	BB	SO	LOB	BOTTOM					
Jose Arcia, R OBP: 0.239, SLG: 0.244 (1, 4)										4	0	0	0	0	0	0	Philadelphia Phillies @ San Diego Padres San Diego Stadium, San Diego, CA Wed Sep 03 1969, 10:05 PM EDT Att: 6,300 - Unknown					
Roberto Pena, R OBP: 0.276, SLG: 0.293 Frankie Libran, R (6, 6)										2	0	0	0	0	0	0						
Ollie Brown, R OBP: 0.310, SLG: 0.404 (1, 9)										3	0	0	0	1	0	0						
Nate Colbert, R OBP: 0.314, SLG: 0.461 (1, 3)										4	0	1	0	0	0	1						
Ivan Murrell, R OBP: 0.294, SLG: 0.353 (1, 7)										4	0	1	0	0	1	1						
Ed Spiezio, R OBP: 0.314, SLG: 0.375 (1, 5)										4	1	1	0	0	0	2						
Cito Gaston, R OBP: 0.269, SLG: 0.303 (1, 8)										4	0	1	0	0	1	3						
Chris Cannizzaro, R OBP: 0.298, SLG: 0.298 (1, 2)											4	0	1	0	0	4						
Al Santorini, R OBP: 0.125, SLG: 0.164 Dave Roberts, L OBP: 0.308, SLG: 0.308 Al Ferrara, R OBP: 0.366, SLG: 0.461 Jack Baldschun, R OBP: 0.400, SLG: 0.250 Larry Stahl, L OBP: 0.271, SLG: 0.320 (7, PH) (8, 1) (9, PH)										2	0	0	0	0	1	1						
Inning Stats	R: 0 E: 0 K: 0 S: 3	H: 0 LOB: 0 BB: 0 P: 3	R: 0 E: 0 K: 2 S: 8	H: 1 LOB: 1 BB: 0 P: 8	R: 0 E: 0 K: 0 S: 4	H: 0 LOB: 0 BB: 0 P: 5	R: 0 E: 0 K: 0 S: 4	H: 1 LOB: 1 BB: 0 P: 4	R: 0 E: 0 K: 1 S: 6	H: 1 LOB: 1 BB: 0 P: 8	R: 0 E: 0 K: 0 S: 3	H: 0 LOB: 0 BB: 0 P: 3	R: 1 E: 3 K: 1 S: 8	H: 1 LOB: 2 BB: 0 P: 10	R: 0 E: 0 K: 0 S: 3	H: 0 LOB: 1 BB: 1 P: 7	R: 0 E: 1 K: 1 S: 7	H: 1 LOB: 2 BB: 0 P: 7	1B: 4 2B: 0 3B: 1 HR: 0	SF: 0 SAC: 0 DP: 0 HBP: 0	WP: 1 PB: 0 SB: 0 CS: 0	PA: 36
PITCHER	IP WLS BF H R ER SO BB IBB HBP BLK WP HR S P ERA WHIP																					
Woodie Fryman, L ERA: 4.26 (1, 1)	9.0 W 36 5 1 0 5 1 0 0 0 1 0 46 55 0.00 0.667																					

Batter	1	2	3	4	5	6	7	8	9	AB	R	H	RBI	BB	SO	LOB	TOP			
John Briggs, L (1, 8) OBP: 0.339, SLG: 0.390										4	0	3	0	0	0	0				
Cookie Rojas, R (1, 4) OBP: 0.271, SLG: 0.291										4	0	0	0	0	0	3				
Dick Allen, R (1, 3) OBP: 0.382, SLG: 0.616										4	0	0	0	0	1	1				
Johnny Callison, L (1, 9) OBP: 0.330, SLG: 0.447										3	1	0	0	1	1	1				
Deron Johnson, R (1, 5) OBP: 0.333, SLG: 0.451										4	0	1	1	0	1	0				
Ron Stone, L (1, 7) OBP: 0.346, SLG: 0.309										3	0	0	0	0	1	1				
Mike Ryan, R (1, 2) OBP: 0.265, SLG: 0.346										3	0	1	0	0	1	0				
Don Money, R (1, 6) OBP: 0.292, SLG: 0.324										3	0	0	0	0	2	2				
Grant Jackson, S (1, 1) OBP: 0.151, SLG: 0.183										2	0	0	0	0	0	2				
Terry Harmon, R (8, PH) OBP: 0.318, SLG: 0.273										1	0	0	0	0	0	0				
John Boozer, R (8, 1) OBP: 0.250, SLG: 0.143										0	0	0	0	0	0	0				
Inning Stats	R: 0 E: 0 K: 1 S: 5	H: 1 LOB: 0 BB: 0 P: 5	R: 1 E: 0 K: 1 S: 7	H: 2 LOB: 2 BB: 1 P: 11	R: 0 E: 0 K: 0 S: 3	H: 0 LOB: 0 BB: 0 P: 3	R: 0 E: 0 K: 0 S: 3	H: 0 LOB: 0 BB: 0 P: 3	R: 0 E: 0 K: 1 S: 5	H: 1 LOB: 1 BB: 0 P: 4	R: 0 E: 0 K: 1 S: 5	H: 0 LOB: 0 BB: 0 P: 5	R: 0 E: 0 K: 1 S: 6	H: 1 LOB: 1 BB: 0 P: 6	R: 0 E: 0 K: 2 S: 7	H: 0 LOB: 0 BB: 0 P: 7	1B: 2 2B: 1 3B: 2 HR: 0	SF: 0 SAC: 0 DP: 0 HBP: 0	WP: 0 PB: 0 SB: 0 CS: 1	PA: 32
PITCHER Tom Seaver, R (1, 1) ERA: 2.48	IP: 9.0 WLS: W BF: 32	H: 5 R: 1 ER: 1 SO: 7	BB: 1 IBB: 0 HBP: 0 BLK: 0	WP: 0 HR: 0 S: 45 P: 49	ERA: 1.00 WHIP: 0.667															

Philadelphia Phillies @ New York Mets
Shea Stadium, Flushing, NY
Fri Sep 05 1969, 7:05 PM EDT
Unknown

AB	31
R	1
H	5
RBI	1
BB	1
SO	7
LOB	10



Batter	1	2	3	4	5	6	7	8	9	AB	R	H	RBI	BB	SO	LOB	BOTTOM			
Bud Harrelson, S (1, 6) OBP: 0.318, SLG: 0.287										3	0	0	0	0	0	1				
Bobby Pfeil, R (1, 5) OBP: 0.245, SLG: 0.272										4	0	0	0	0	1	2				
Tommie Agee, R (1, 8) OBP: 0.339, SLG: 0.492										4	1	1	0	0	2	2				
Donn Clendenon, R (1, 3) OBP: 0.304, SLG: 0.450										4	0	1	0	0	2	3				
Ron Swoboda, R (1, 9) OBP: 0.319, SLG: 0.365										2	1	0	0	2	1	1				
Jerry Grote, R (1, 2) OBP: 0.306, SLG: 0.347										4	2	1	2	0	1	2				
Rod Gaspar, S (1, 7) OBP: 0.304, SLG: 0.275										2	1	1	0	1	0	0				
Al Weis, S (1, 4) OBP: 0.265, SLG: 0.299										3	0	1	1	0	1	2				
Tom Seaver, R (1, 1) OBP: 0.222, SLG: 0.153										3	0	1	1	0	0	1				
Inning Stats	R: 0 E: 0 K: 2 S: 7	H: 0 LOB: 0 BB: 0 P: 7	R: 3 E: 2 K: 1 S: 7	H: 1 LOB: 1 BB: 2 P: 15	R: 0 E: 0 K: 1 S: 5	H: 1 LOB: 0 BB: 0 P: 5	R: 0 E: 0 K: 1 S: 5	H: 0 LOB: 0 BB: 1 P: 9	R: 0 E: 1 K: 1 S: 7	H: 1 LOB: 2 BB: 0 P: 7	R: 0 E: 0 K: 2 S: 8	H: 1 LOB: 1 BB: 0 P: 8	R: 0 E: 0 K: 0 S: 3	H: 0 LOB: 0 BB: 0 P: 3	R: 2 E: 0 K: 0 S: 5	H: 2 LOB: 0 BB: 0 P: 5	1B: 5 2B: 0 3B: 0 HR: 1	SF: 0 SAC: 2 DP: 0 HBP: 0	WP: 0 PB: 0 SB: 0 CS: 1	PA: 35
PITCHER Grant Jackson, L (1, 1) ERA: 3.57	IP: 7.0 WLS: L BF: 29	H: 4 R: 3 ER: 0 SO: 8	BB: 3 IBB: 0 HBP: 0 BLK: 0	WP: 0 HR: 0 S: 42 P: 54	ERA: 0.00 WHIP: 1.000															
John Boozer, R (8, 1) ERA: 4.7	IP: 1.0 WLS: L BF: 5	H: 2 R: 2 ER: 2 SO: 0	BB: 0 IBB: 0 HBP: 0 BLK: 0	WP: 0 HR: 1 S: 5 P: 5	ERA: 18.00 WHIP: 2.000															

Philadelphia Phillies @ New York Mets
Shea Stadium, Flushing, NY
Fri Sep 05 1969, 7:05 PM EDT
Unknown

AB	29
R	5
H	6
RBI	4
BB	3
SO	8
LOB	14



Batter	1	2	3	4	5	6	7	8	9	AB	R	H	RBI	BB	SO	LOB	TOP								
Terry Harmon, R OBP: 0.316, SLG: 0.273										4	1	1	0	0	1	1	Philadelphia Phillies @ New York Mets Shea Stadium, Flushing, NY Fri Sep 05 1969, 7:05 PM EDT Att: 40,450 - Unknown								
John Briggs, L OBP: 0.341, SLG: 0.392										4	0	2	1	0	0	0									
Dick Allen, R OBP: 0.360, SLG: 0.615 Rick Joseph, R OBP: 0.337, SLG: 0.416										4	1	1	0	0	2	3									
Johnny Callison, L OBP: 0.332, SLG: 0.451										3	1	2	1	0	0	0									
Deron Johnson, R OBP: 0.329, SLG: 0.447										3	0	0	1	0	0	2									
Ron Stone, L OBP: 0.344, SLG: 0.308										4	0	1	0	0	0	1									
Dave Watkins, R OBP: 0.276, SLG: 0.312										4	0	1	1	0	2	1									
Don Money, R OBP: 0.293, SLG: 0.324										3	1	1	0	0	0	0									
Rick Wise, R OBP: 0.306, SLG: 0.407										2	0	0	0	0	1	0									
Inning Stats	R: 1 E: 0 K: 1 S: 7	H: 2 LOB: 1 BB: 0 P: 7	R: 0 E: 0 K: 1 S: 5	H: 0 LOB: 0 BB: 0 P: 5	R: 0 E: 0 K: 1 S: 5	H: 0 LOB: 0 BB: 0 P: 5	R: 1 E: 0 K: 0 S: 4	H: 2 LOB: 0 BB: 0 P: 4	R: 0 E: 0 K: 0 S: 3	H: 0 LOB: 0 BB: 0 P: 3	R: 0 E: 0 K: 1 S: 5	H: 0 LOB: 0 BB: 0 P: 5	R: 1 E: 0 K: 0 S: 4	H: 2 LOB: 0 BB: 0 P: 4	R: 1 E: 0 K: 1 S: 7	H: 2 LOB: 1 BB: 0 P: 7	R: 0 E: 0 K: 1 S: 6	H: 1 LOB: 1 BB: 0 P: 6	1B: 7 2B: 3 3B: 0 HR: 0	SF: 2 SAC: 1 DP: 1 HBP: 0	WP: 0 PB: 0 SB: 1 CS: 1	PA: 35			
PITCHER	IP	WLS	BF	H	R	ER	SO	BB	IBB	HBP	BLK	WP	HR	S	P	ERA	WHIP								
Jim McAndrew, R ERA: 3.46	(1, 1)	7.0	L	25	6	3	2	4	0	0	0	0	0	33	33	2.57	0.857								
Ron Taylor, R ERA: 2.97	(8, 1)	2.0		9	3	1	1	2	0	0	0	0	0	13	13	4.50	1.500								

Batter	1	2	3	4	5	6	7	8	9	AB	R	H	RBI	BB	SO	LOB	BOTTOM								
Tommie Agee, R OBP: 0.340, SLG: 0.491										3	0	1	0	1	1	2	Philadelphia Phillies @ New York Mets Shea Stadium, Flushing, NY Fri Sep 05 1969, 7:05 PM EDT Att: 40,450 - Unknown								
Wayne Garrett, L OBP: 0.298, SLG: 0.276										3	0	0	0	1	1	1									
Donn Clendenon, R OBP: 0.300, SLG: 0.443										4	0	0	0	0	4	2									
Art Shamsky, L OBP: 0.378, SLG: 0.498 Al Weis, S OBP: 0.265, SLG: 0.299										4	0	2	0	0	1	2									
Ken Boswell, L OBP: 0.322, SLG: 0.350										4	1	1	0	0	0	2									
Ron Swoboda, R OBP: 0.325, SLG: 0.369										3	1	2	0	1	0	0									
Duffy Dyer, R OBP: 0.304, SLG: 0.442										3	0	1	1	0	1	2									
Bud Harrelson, S OBP: 0.318, SLG: 0.288										3	0	1	1	0	0	1									
Jim McAndrew, R OBP: 0.235, SLG: 0.194 J.C. Martin, L OBP: 0.268, SLG: 0.337 Ron Taylor, R OBP: 0.250, SLG: 0.250										2	0	0	0	0	2	2									
Inning Stats	R: 0 E: 0 K: 2 S: 7	H: 0 LOB: 0 BB: 0 P: 7	R: 0 E: 0 K: 1 S: 5	H: 0 LOB: 0 BB: 0 P: 5	R: 0 E: 0 K: 2 S: 7	H: 0 LOB: 0 BB: 0 P: 7	R: 0 E: 0 K: 1 S: 4	H: 0 LOB: 1 BB: 2 P: 12	R: 2 E: 0 K: 1 S: 7	H: 3 LOB: 1 BB: 1 P: 11	R: 0 E: 0 K: 1 S: 6	H: 1 LOB: 1 BB: 0 P: 6	R: 0 E: 0 K: 1 S: 6	H: 1 LOB: 1 BB: 0 P: 6	R: 0 E: 0 K: 2 S: 7	H: 1 LOB: 0 BB: 0 P: 7	R: 0 E: 0 K: 0 S: 4	H: 2 LOB: 2 BB: 0 P: 4	1B: 6 2B: 1 3B: 1 HR: 0	SF: 0 SAC: 1 DP: 2 HBP: 0	WP: 0 PB: 1 SB: 0 CS: 3	PA: 34			
PITCHER	IP	WLS	BF	H	R	ER	SO	BB	IBB	HBP	BLK	WP	HR	S	P	ERA	WHIP								
Rick Wise, R ERA: 3.1	(1, 1)	9.0	W	34	8	2	2	11	3	0	0	0	0	53	65	2.00	1.222								

Batter	1	2	3	4	5	6	7	8	9	AB	R	H	RBI	BB	SO	LOB	TOP					
Terry Harmon, R (1,4) OBP: 0.320, SLG: 0.274										3	0	1	0	1	0	1						
John Briggs, L (1,8) OBP: 0.343, SLG: 0.389										2	0	0	0	2	0	3						
Dick Allen, R (1,3) OBP: 0.377, SLG: 0.608										4	0	0	0	0	1	2						
Johnny Callison, L (1,9) OBP: 0.329, SLG: 0.447										4	0	0	0	0	2	1						
Deron Johnson, R (1,5) (7,7) OBP: 0.329, SLG: 0.445										4	0	1	0	0	1	1						
Ron Stone, L (1,7) OBP: 0.346, SLG: 0.310										2	0	1	0	0	0	0						
Tony Taylor, R (7,PH) (7,5) OBP: 0.316, SLG: 0.342										2	0	1	0	0	0	1						
Dave Watkins, R (1,2) OBP: 0.289, SLG: 0.302										3	0	0	0	0	1	2						
Don Money, R (1,6) OBP: 0.290, SLG: 0.321										3	0	0	0	0	0	2						
Jerry Johnson, R (1,1) OBP: 0.250, SLG: 0.211										2	0	2	0	0	0	0						
Rick Joseph, R (7,PH) OBP: 0.336, SLG: 0.414										1	0	0	0	0	1	1						
Lowell Palmer, R (7,1) OBP: 0.200, SLG: 0.316										0	0	0	0	0	0	0						
Inning Stats	R: 0 E: 0 K: 0 S: 2	H: 1 LOB: 0 BB: 1 P: 6	R: 0 E: 0 K: 1 S: 5	H: 0 LOB: 0 BB: 0 P: 5	R: 0 E: 0 K: 0 S: 4	H: 1 LOB: 1 BB: 0 P: 4	R: 0 E: 0 K: 0 S: 3	H: 0 LOB: 1 BB: 1 P: 7	R: 0 E: 0 K: 2 S: 5	H: 2 LOB: 3 BB: 1 P: 9	R: 0 E: 0 K: 2 S: 7	H: 0 LOB: 0 BB: 0 P: 7	R: 0 E: 0 K: 2 S: 8	H: 1 LOB: 1 BB: 0 P: 8	R: 0 E: 0 K: 0 S: 3	H: 0 LOB: 0 BB: 0 P: 3	R: 0 E: 0 K: 1 S: 5	H: 1 LOB: 0 BB: 0 P: 5	1B: 6 2B: 0 3B: 0 HR: 0	SF: 0 SAC: 0 DP: 2 HBP: 0	WP: 0 PB: 0 SB: 0 CS: 1	PA: 33
PITCHER	IP WLS BF H R ER SO BB IBB HBP BLK WP HR S P ERA WHIP																					
Don Cardwell, R (1,1) ERA: 3.11	6.0 W 23 4 0 0 3 3 0 0 0 0 0 0 26 38 0.00 1.167																					
Tug McGraw, L (7,1) ERA: 2.5	3.0 S 10 2 0 0 3 0 0 0 0 0 0 0 16 16 0.00 0.667																					

Philadelphia Phillies @ New York Mets
Shea Stadium, Flushing, NY
Sat Sep 06 1969, 3:33 AM EDT
Att: 20,477 - Unknown

AB	30
R	0
H	6
RBI	0
BB	3
SO	6
LOB	14



Batter	1	2	3	4	5	6	7	8	9	AB	R	H	RBI	BB	SO	LOB	BOTTOM					
Tommie Agee, R (1,8) OBP: 0.338, SLG: 0.488										3	0	0	0	0	0	2						
Wayne Garrett, L (1,5) OBP: 0.297, SLG: 0.274										2	0	0	1	0	0	2						
Donn Clendenon, R (1,3) OBP: 0.296, SLG: 0.437										4	0	0	0	0	1	2						
Art Shamsky, L (1,7) OBP: 0.376, SLG: 0.492										3	0	0	0	0	0	1						
Al Weis, S (8,PR) (9,4) OBP: 0.265, SLG: 0.299										0	0	0	0	0	0	0						
Ken Boswell, L (1,4) OBP: 0.324, SLG: 0.350										3	0	1	0	1	1	1						
Rod Gaspar, S (9,7) OBP: 0.304, SLG: 0.275										0	0	0	0	0	0	0						
Ron Swoboda, R (1,9) OBP: 0.324, SLG: 0.367										4	0	1	0	0	1	1						
Jerry Grote, R (1,2) OBP: 0.309, SLG: 0.357										3	1	1	1	1	1	2						
Bud Harrelson, S (1,6) OBP: 0.324, SLG: 0.300										3	2	3	0	0	0	0						
Don Cardwell, R (1,1) OBP: 0.186, SLG: 0.244										2	0	1	0	0	1	1						
Tug McGraw, R (7,1) OBP: 0.217, SLG: 0.227										1	0	1	1	0	0	0						
Inning Stats	R: 0 E: 0 K: 0 S: 3	H: 0 LOB: 0 BB: 0 P: 3	R: 0 E: 0 K: 0 S: 3	H: 0 LOB: 0 BB: 0 P: 3	R: 2 E: 0 K: 1 S: 8	H: 3 LOB: 1 BB: 0 P: 8	R: 0 E: 0 K: 1 S: 5	H: 1 LOB: 1 BB: 0 P: 5	R: 0 E: 0 K: 2 S: 8	H: 1 LOB: 1 BB: 0 P: 8	R: 0 E: 0 K: 1 S: 5	H: 0 LOB: 1 BB: 0 P: 6	R: 1 E: 1 K: 0 S: 5	H: 2 LOB: 2 BB: 1 P: 9	R: 0 E: 0 K: 0 S: 3	H: 1 LOB: 2 BB: 1 P: 8	R: 0 E: 0 K: 1 S: 3	H: 1 LOB: 1 BB: 1 P: 8	1B: 5 2B: 3 3B: 0 HR: 1	SF: 1 SAC: 1 DP: 1 HBP: 2	WP: 0 PB: 0 SB: 0 CS: 3	PA: 34
PITCHER	IP WLS BF H R ER SO BB IBB HBP BLK WP HR S P ERA WHIP																					
Jerry Johnson, R (1,1) ERA: 4.37	6.0 L 23 5 2 2 5 0 0 1 0 0 0 1 32 33 3.00 0.833																					
Lowell Palmer, R (7,1) ERA: 5.73	2.0 11 3 1 1 0 2 0 0 1 0 0 0 8 17 4.50 2.500																					

Philadelphia Phillies @ New York Mets
Shea Stadium, Flushing, NY
Sat Sep 06 1969, 3:33 AM EDT
Att: 20,477 - Unknown

AB	28
R	3
H	8
RBI	3
BB	2
SO	5
LOB	12



Batter	1	2	3	4	5	6	7	8	9	AB	R	H	RBI	BB	SO	LOB	TOP								
Terry Harmon, R OBP: 0.317, SLG: 0.272 (1, 4)	6-3		F9		F9		P4			5	0	1	0	0	0	1	Philadelphia Phillies @ New York Mets Shea Stadium, Flushing, NY Sun Sep 07 1969, 3:33 AM EDT Att: 28,937 - Unknown livebaseballscorecards.com								
Tony Taylor, R OBP: 0.316, SLG: 0.345 (1, 5)	1B 2B		K		1B 1B		6-3		K	5	2	2	0	0	2	2									
Dick Allen, R OBP: 0.378, SLG: 0.607 (1, 3)	FC5-4 2H 1B			F8	1B 1B		F8			4	0	2	2	0	0	0									
Johnny Callison, L OBP: 0.328, SLG: 0.445 (1, 9)	FC5-4 1-2			3-1	1B 2H 1B			6-3		4	0	1	1	0	0	1									
Deron Johnson, R OBP: 0.330, SLG: 0.444 Larry Hisle, R OBP: 0.337, SLG: 0.465 (8, PR) (8, 8)	F9			1B BB	F2			G3-6-3 1B		3	0	1	0	1	0	3									
Ron Stone, L OBP: 0.344, SLG: 0.309 (8, 7)		F7		1-3 1B		G3		G3-6-3 1-2		4	0	1	0	0	0	1									
Dave Watkins, R OBP: 0.299, SLG: 0.290 (1, 2)		K		P6		K			K	4	0	0	0	0	3	2									
Don Money, R OBP: 0.292, SLG: 0.321 (1, 6)		K			K				1B BB	3	0	1	0	1	2	0									
Bill Champion, R OBP: 0.206, SLG: 0.212 Turk Farrell, R (8, 1)			K				F8		K	3	1	1	0	0	1	1									
John Boozer, R OBP: 0.290, SLG: 0.143 Cookie Rojas, R OBP: 0.270, SLG: 0.290 (9, PH)				1B 1B					K	0	0	0	0	0	0	0									
Inning Stats	R: 1 E: 1 K: 0 S: 5	H: 2 LOB: 1 BB: 0 P: 5	R: 0 E: 0 K: 2 S: 7	H: 0 LOB: 0 BB: 0 P: 7	R: 0 E: 0 K: 2 S: 7	H: 0 LOB: 0 BB: 0 P: 7	R: 0 E: 0 K: 0 S: 4	H: 1 LOB: 2 BB: 1 P: 8	R: 2 E: 0 K: 1 S: 9	H: 4 LOB: 1 BB: 0 P: 9	R: 0 E: 0 K: 1 S: 6	H: 1 LOB: 1 BB: 0 P: 6	R: 0 E: 0 K: 0 S: 3	H: 0 LOB: 0 BB: 0 P: 3	R: 0 E: 0 K: 0 S: 3	H: 1 LOB: 1 BB: 0 P: 3	R: 0 E: 0 K: 3 S: 10	H: 1 LOB: 2 BB: 1 P: 14	1B: 9 2B: 1 3B: 0 HR: 0	SF: 0 SAC: 0 DP: 1 HBP: 0	WP: 0 PB: 0 SB: 0 CS: 0	PA: 38			
PITCHER	IP	WLS	BF	H	R	ER	SO	BB	IBB	HBP	BLK	WP	HR	S	P	ERA	WHIP								
Gary Gentry, R ERA: 3.79 Nolan Ryan, R ERA: 3.21	(1, 1) (7, 1)	6.0 W	27 11	8 2	3 0	3 0	6 3	1 1	0 0	0 0	0 0	0 0	0 0	38 16	42 20	4.50 0.00	1.500 1.000								

Batter	1	2	3	4	5	6	7	8	9	AB	R	H	RBI	BB	SO	LOB	BOTTOM								
Tommie Agee, R OBP: 0.343, SLG: 0.495 (1, 8)	HR	FC6-4 1-2			S BB		1B SF7 BB	BB 1B		3	3	2	3	2	0	2	Philadelphia Phillies @ New York Mets Shea Stadium, Flushing, NY Sun Sep 07 1969, 3:33 AM EDT Att: 28,937 - Unknown livebaseballscorecards.com								
Wayne Garrett, L OBP: 0.294, SLG: 0.271 Jim Gosger, L OBP: 0.194, SLG: 0.232 Bobby Pteil, R OBP: 0.249, SLG: 0.272 (8, PH) (9, 5)	G3		K		K		K	P4		4	0	0	0	0	3	2									
Donn Clendenon, R OBP: 0.301, SLG: 0.436 (1, 3)	K		S BB		K		3B 1B	1B BB		3	1	1	0	2	2	1									
Art Shamsky, L OBP: 0.374, SLG: 0.502 Rod Gaspar, S OBP: 0.267, SLG: 0.279 (8, 7)	HR		P6		F7		SF7	G5-4-3 1B		3	1	1	2	0	0	2									
Ken Boswell, L OBP: 0.329, SLG: 0.359 Al Weis, S OBP: 0.264, SLG: 0.297 (8, 4)	F8				BB		SH1-4 6-3 1B	1-3 3B	G5-4-3 1-2	3	1	2	1	1	0	0									
Ron Swoboda, R OBP: 0.327, SLG: 0.367 (1, 9)		FC6-4 BB BB	5-3			6-3 SH1-4 1B				3	0	1	0	1	1	3									
Jerry Grote, R OBP: 0.312, SLG: 0.358 (1, 2)		FC6-4 BB		L5		SH1-4		1B 1B		2	1	1	0	1	0	0									
Bud Harrelson, S OBP: 0.323, SLG: 0.300 (1, 6)		FC6-4 FC6-4 1-2 2-3		6-3		6-3		1B 1B		4	1	1	1	0	0	3									
Gary Gentry, R ERA: 4.31 J.C. Martin, L OBP: 0.267, SLG: 0.335 Nolan Ryan, R OBP: 0.087, SLG: 0.087 (6, PH) (7, 1)	K		K		K		F5	BB 1B 1B		2	0	0	0	0	2	2									
Inning Stats	R: 2 E: 0 K: 1 S: 7	H: 2 LOB: 0 BB: 0 P: 7	R: 0 E: 0 K: 1 S: 5	H: 0 LOB: 2 BB: 2 P: 13	R: 0 E: 0 K: 1 S: 5	H: 0 LOB: 0 BB: 2 P: 13	R: 0 E: 0 K: 2 S: 7	H: 0 LOB: 1 BB: 1 P: 11	R: 1 E: 0 K: 0 S: 5	H: 2 LOB: 1 BB: 0 P: 5	R: 2 E: 0 K: 2 S: 9	H: 2 LOB: 1 BB: 1 P: 13	R: 4 E: 0 K: 0 S: 7	H: 5 LOB: 1 BB: 1 P: 11	1B: 8 2B: 0 3B: 1 HR: 2	SF: 1 SAC: 1 DP: 1 HBP: 0		WP: 0 PB: 0 SB: 0 CS: 0	PA: 41						
PITCHER	IP	WLS	BF	H	R	ER	SO	BB	IBB	HBP	BLK	WP	HR	S	P	ERA	WHIP								
Bill Champion, R ERA: 4.31 Turk Farrell, R ERA: 3.5 John Boozer, R ERA: 4.65	(1, 1) (8, 1) (8, 1)	7.0 0.1 0.2	L 3 2	36 1 1	8 0 1	8 0 1	8 0 0	8 1 0	8 0 0	8 0 0	8 0 0	8 0 0	8 0 0	8 0 0	8 2 2	10.29 0.00 13.50	2.143 6.000 1.500								

Batter	1	2	3	4	5	6	7	8	9	AB	R	H	RBI	BB	SO	LOB	TOP			
Lou Brock, L OBP: 0.341, SLG: 0.429 (1, 7)										5	1	2	0	0	1	0				
Curt Flood, R OBP: 0.347, SLG: 0.375 (1, 8)										5	0	2	1	0	0	2				
Julian Javier, R OBP: 0.347, SLG: 0.428 (1, 4)										3	0	0	0	1	1	2				
Joe Torre, R OBP: 0.359, SLG: 0.458 (1, 2)										3	1	0	0	1	1	1				
Phil Gagliano, R OBP: 0.303, SLG: 0.269 (1, 3)										3	1	1	0	1	0	0				
Mike Shannon, R OBP: 0.323, SLG: 0.388 (1, 5)										4	1	1	2	0	1	1				
Byron Browne, R OBP: 0.385, SLG: 0.273 (1, 9)										4	0	1	1	0	0	0				
Jerry Davanon, R OBP: 0.203, SLG: 0.182 (1, 6)										4	0	2	0	0	0	1				
Chuck Taylor, R OBP: 0.152, SLG: 0.212 (1, 1)										3	0	0	0	0	1	1				
Mudcat Grant, R OBP: 0.265, SLG: 0.219 (8, 1)										1	0	0	0	0	0	1				
Inning Stats	R: 0 E: 0 K: 0 S: 3	H: 0 LOB: 1 BB: 1 P: 7	R: 0 E: 0 K: 1 S: 5	H: 0 LOB: 0 BB: 0 P: 5	R: 1 E: 0 K: 0 S: 5	H: 2 LOB: 1 BB: 0 P: 5	R: 1 E: 0 K: 0 S: 4	H: 2 LOB: 1 BB: 1 P: 8	R: 0 E: 0 K: 1 S: 6	H: 1 LOB: 1 BB: 0 P: 6	R: 2 E: 0 K: 1 S: 7	H: 2 LOB: 1 BB: 1 P: 11	R: 0 E: 0 K: 1 S: 5	H: 0 LOB: 0 BB: 0 P: 5	R: 0 E: 0 K: 1 S: 5	H: 2 LOB: 2 BB: 0 P: 5	1B: 6 2B: 2 HR: 1	SF: 0 SAC: 0 DP: 0 HBP: 0	WP: 0 PB: 0 SB: 0 CS: 0	PA: 38
PITCHER	IP WLS BF H R ER SO BB IBB HBP BLK WP HR S P ERA WHIP																			
Woodie Fryman, L ERA: 4.29 (1, 1)	7.0 L 30 7 4 4 4 3 0 0 0 0 1 35 47 5.14 1.429																			
John Boozer, R ERA: 4.5 (8, 1)	2.0 8 2 0 0 1 0 0 0 0 0 0 10 10 0.00 1.000																			

St. Louis Cardinals @ Philadelphia Phillies
 Connie Mack Stadium, Philadelphia, PA
 Mon Sep 08 1969, 7:05 PM EDT
 Att: 2,025 - Unknown

AB 35
 R 4
 H 9
 RBI 4
 BB 3
 SO 5
 LOB 9



Batter	1	2	3	4	5	6	7	8	9	AB	R	H	RBI	BB	SO	LOB	BOTTOM			
Tony Taylor, R OBP: 0.317, SLG: 0.343 (1, 4)										3	1	0	0	2	0	1				
John Briggs, L OBP: 0.341, SLG: 0.396 (1, 8) (4, 9) (6, 8)										5	1	1	3	0	0	1				
Dick Allen, R OBP: 0.376, SLG: 0.601 (1, 3)										4	0	0	0	1	1	1				
Johnny Callison, L OBP: 0.327, SLG: 0.444 (1, 9)										1	0	0	0	0	0	0				
Larry Hulse, R OBP: 0.339, SLG: 0.466 (4, 8)										1	0	1	0	0	0	0				
Ron Stone, L OBP: 0.345, SLG: 0.311 (6, 9)										2	0	1	0	0	0	0				
Deron Johnson, R OBP: 0.330, SLG: 0.441 (1, 7)										3	0	0	0	1	1	1				
Rick Joseph, R OBP: 0.335, SLG: 0.412 (1, 5)										4	0	1	0	0	1	3				
Dave Watkins, R OBP: 0.276, SLG: 0.287 (1, 2)										1	1	0	0	3	0	0				
Don Money, R OBP: 0.284, SLG: 0.321 (1, 6)										3	0	1	0	1	1	3				
Woodie Fryman, R OBP: 0.127, SLG: 0.157 (1, 1)										2	0	0	0	0	1	1				
Cookie Rojas, R OBP: 0.289, SLG: 0.289 (7, PH)										1	0	0	0	0	0	2				
John Boozer, R OBP: 0.250, SLG: 0.143 (8, 1)										0	0	0	0	0	0	0				
Terry Harmon, R OBP: 0.315, SLG: 0.270 (8, PH)										1	0	0	0	0	1	1				
Inning Stats	R: 0 E: 0 K: 0 S: 3	H: 1 LOB: 2 BB: 1 P: 10	R: 0 E: 0 K: 1 S: 5	H: 0 LOB: 1 BB: 1 P: 9	R: 0 E: 0 K: 0 S: 3	H: 1 LOB: 0 BB: 0 P: 3	R: 0 E: 0 K: 1 S: 6	H: 1 LOB: 1 BB: 0 P: 6	R: 0 E: 0 K: 0 S: 3	H: 0 LOB: 2 BB: 2 P: 13	R: 0 E: 0 K: 0 S: 4	H: 1 LOB: 3 BB: 2 P: 12	R: 0 E: 0 K: 2 S: 8	H: 1 LOB: 0 BB: 2 P: 16	R: 3 E: 0 K: 2 S: 8	H: 1 LOB: 0 BB: 2 P: 16	1B: 4 2B: 0 3B: 0 HR: 1	SF: 0 SAC: 0 DP: 1 HBP: 0	WP: 0 PB: 0 SB: 0 CS: 0	PA: 39
PITCHER	IP WLS BF H R ER SO BB IBB HBP BLK WP HR S P ERA WHIP																			
Chuck Taylor, R ERA: 2.11 (1, 1)	7.2 W 32 4 4 0 4 6 0 0 0 0 1 34 58 0.00 1.304																			
Mudcat Grant, R ERA: 4.39 (8, 1)	1.1 S 7 1 3 3 2 2 0 0 0 0 0 1 9 17 20.25 2.250																			

St. Louis Cardinals @ Philadelphia Phillies
 Connie Mack Stadium, Philadelphia, PA
 Mon Sep 08 1969, 7:05 PM EDT
 Att: 2,025 - Unknown

AB 31
 R 3
 H 5
 RBI 3
 BB 8
 SO 6
 LOB 14



Batter	1	2	3	4	5	6	7	8	9	AB	R	H	RBI	BB	SO	LOB	TOP			
Lou Brock, L OBP: 0.343, SLG: 0.431 (1, 7)										4	0	2	1	1	0	1				
Curt Flood, R OBP: 0.346, SLG: 0.374 (1, 8)										5	1	1	0	0	0	4				
Julian Javier, R OBP: 0.345, SLG: 0.428 (1, 4)										5	1	1	1	0	2	3				
Joe Torre, R OBP: 0.363, SLG: 0.458 (1, 2)										2	0	1	1	3	0	0				
Phil Gagliano, R OBP: 0.299, SLG: 0.266 (1, 3)										5	0	1	0	0	0	5				
Mike Shannon, R OBP: 0.321, SLG: 0.384 (1, 5)										4	1	0	0	1	2	5				
Byron Browne, R OBP: 0.333, SLG: 0.231 (1, 9)										4	1	0	0	0	0	4				
Jerry Davanon, R OBP: 0.233, SLG: 0.232 (1, 6)										3	2	2	2	1	1	0				
Nelson Briles, R OBP: 0.167, SLG: 0.162 (1, 1)																				
Mudcat Grant, R OBP: 0.265, SLG: 0.219 (9, 1)										3	0	1	1	0	0	1				
										0	0	0	0	0	0	0				
Inning Stats	R: 0 E: 0 K: 1 S: 5	H: 1 LOB: 0 BB: 0 P: 5	R: 3 E: 1 K: 0 S: 5	H: 2 LOB: 1 BB: 2 P: 13	R: 2 E: 0 K: 1 S: 8	H: 3 LOB: 1 BB: 0 P: 8	R: 1 E: 0 K: 1 S: 6	H: 1 LOB: 1 BB: 1 P: 10	R: 0 E: 0 K: 0 S: 4	H: 1 LOB: 2 BB: 1 P: 8	R: 0 E: 0 K: 1 S: 5	H: 0 LOB: 1 BB: 1 P: 9	R: 0 E: 0 K: 1 S: 5	H: 0 LOB: 0 BB: 0 P: 5	R: 0 E: 1 K: 0 S: 4	H: 0 LOB: 2 BB: 1 P: 8	1B: 5 2B: 4 3B: 0 HR: 0	SF: 0 SAC: 1 DP: 2 HBP: 0	WP: 2 PB: 0 SB: 1 CS: 0	PA: 42
PITCHER	IP	WLS	BF	H	R	ER	SO	BB	IBB	HBP	BLK	WP	HR	S	P	ERA	WHIP			
Grant Jackson, L (1, 1)	3.1	L	19	7	6	3	2	3	0	0	0	0	0	20	32	8.10	3.000			
John Boozer, R (4, 1)	3.2		15	2	0	0	2	1	1	0	0	1	0	17	25	0.00	0.818			
Lowell Palmer, R (8, 1)	2.0		8	0	0	0	1	1	0	0	0	1	0	9	13	0.00	0.500			

St. Louis Cardinals @ Philadelphia Phillies
 Connie Mack Stadium, Philadelphia, PA
 Tue Sep 09 1969, 7:05 PM EDT
 Att: 2,947 - Unknown

AB 35
 R 6
 H 9
 RBI 6
 BB 6
 SO 5
 LOB 23



Batter	1	2	3	4	5	6	7	8	9	AB	R	H	RBI	BB	SO	LOB	BOTTOM			
Tony Taylor, R OBP: 0.316, SLG: 0.341 (1, 4)										5	0	1	0	0	1	4				
Ron Stone, L OBP: 0.339, SLG: 0.304 (1, 9)										4	0	0	0	0	0	3				
Dick Allen, R OBP: 0.372, SLG: 0.594 (1, 3)										4	0	0	0	0	1	3				
John Briggs, L OBP: 0.343, SLG: 0.399 (1, 8)										3	1	1	0	1	0	0				
Deron Johnson, R OBP: 0.329, SLG: 0.438 (1, 7)										3	1	0	0	1	0	2				
Rick Joseph, R OBP: 0.337, SLG: 0.413 (1, 5)										4	0	2	1	0	2	1				
Dave Watkins, R OBP: 0.283, SLG: 0.288 (1, 2)										3	0	1	0	1	0	2				
Don Money, R OBP: 0.294, SLG: 0.321 (1, 6)										4	0	1	0	0	0	5				
Grant Jackson, S (1, 1)										1	0	0	0	0	0	1				
John Boozer, R (4, 1)										1	0	1	0	0	0	0				
Cookie Rojas, R (7, PH)										1	0	0	0	0	0	1				
Lowell Palmer, R (8, 1)										0	0	0	0	0	0	0				
Johnny Callison (9, PH)										1	0	0	1	0	0	2				
Terry Harmon, R (9, PH)										0	0	0	0	0	0	0				
Inning Stats	R: 0 E: 0 K: 1 S: 5	H: 0 LOB: 0 BB: 0 P: 5	R: 0 E: 0 K: 1 S: 5	H: 0 LOB: 1 BB: 1 P: 9	R: 0 E: 0 K: 1 S: 7	H: 2 LOB: 2 BB: 0 P: 7	R: 1 E: 0 K: 0 S: 5	H: 2 LOB: 1 BB: 0 P: 5	R: 0 E: 1 K: 0 S: 4	H: 1 LOB: 1 BB: 0 P: 4	R: 0 E: 0 K: 1 S: 5	H: 1 LOB: 1 BB: 0 P: 4	R: 0 E: 0 K: 0 S: 3	H: 0 LOB: 0 BB: 0 P: 3	R: 0 E: 0 K: 0 S: 4	H: 1 LOB: 2 BB: 2 P: 12	1B: 6 2B: 1 3B: 0 HR: 0	SF: 0 SAC: 0 DP: 0 HBP: 0	WP: 0 PB: 1 SB: 0 CS: 0	PA: 37
PITCHER	IP	WLS	BF	H	R	ER	SO	BB	IBB	HBP	BLK	WP	HR	S	P	ERA	WHIP			
Nelson Briles, R (1, 1)	8.0	W	33	7	2	2	4	2	0	0	0	0	0	39	47	2.25	1.125			
Mudcat Grant, R (9, 1)	1.0	S	4	0	0	0	0	1	0	0	0	0	0	3	7	0.00	1.000			

St. Louis Cardinals @ Philadelphia Phillies
 Connie Mack Stadium, Philadelphia, PA
 Tue Sep 09 1969, 7:05 PM EDT
 Att: 2,947 - Unknown

AB 34
 R 2
 H 7
 RBI 2
 BB 3
 SO 4
 LOB 24



Batter	1	2	3	4	5	6	7	8	9	AB	R	H	RBI	BB	SO	LOB	TOP			
Don Kessinger, S (1, 6) OBP: 0.342, SLG: 0.385										4	1	1	0	0	1	0	Chicago Cubs @ Philadelphia Phillies Connie Mack Stadium, Philadelphia, PA Wed Sep 10 1969, 7:05 PM EDT Att. 4,164 - Unknown - 60 F AB 30 R 2 H 3 RBI 2 BB 1 SO 8 LOB 8 			
Glenn Beckert, R (1, 4) OBP: 0.335, SLG: 0.356										4	1	0	0	0	1					
Billy Williams, L (1, 7) OBP: 0.361, SLG: 0.477										3	0	1	0	0	0					
Ron Santo, R (1, 5) OBP: 0.385, SLG: 0.497										3	0	0	2	0	1					
14 Ernie Banks, R (1, 3) OBP: 0.313, SLG: 0.413										4	0	1	0	0	1					
Jim Hickman, R (1, 9) OBP: 0.311, SLG: 0.458										3	0	0	0	1	2					
Randy Hundley, R (1, 2) OBP: 0.349, SLG: 0.409										3	0	0	0	0	1					
Oscar Gamble, L (1, 8) OBP: 0.324, SLG: 0.281										3	0	0	0	0	1					
Ken Holtzman, R (1, 1) OBP: 0.156, SLG: 0.205										2	0	0	0	0	1					
Willie Smith, L (8, PH) OBP: 0.329, SLG: 0.423										1	0	0	0	0	1					
Phil Regan, R (8, 1) OBP: 0.222, SLG: 0.133										0	0	0	0	0	0					
Ken Johnson, R (8, 1)										0	0	0	0	0	0					
Hank Aguirre, R (8, 1) OBP: 0.400, SLG: 0.400										0	0	0	0	0	0					
Inning Stats	R: 0 E: 0 K: 1 S: 5	H: 0 LOB: 0 BB: 0 P: 5	R: 0 E: 0 K: 2 S: 7	H: 0 LOB: 0 BB: 0 P: 7	R: 0 E: 0 K: 2 S: 7	H: 0 LOB: 0 BB: 0 P: 7	R: 1 E: 1 K: 0 S: 5	H: 1 LOB: 1 BB: 0 P: 5	R: 0 E: 0 K: 0 S: 3	H: 0 LOB: 0 BB: 0 P: 7	R: 1 E: 0 K: 1 S: 6	H: 1 LOB: 1 BB: 0 P: 7	R: 0 E: 0 K: 0 S: 3	H: 0 LOB: 0 BB: 0 P: 3	R: 0 E: 0 K: 1 S: 5	H: 1 LOB: 1 BB: 0 P: 6	1B: 2 2B: 1 3B: 0 HR: 0	SF: 1 SAC: 0 DP: 0 HBP: 1	WP: 0 PB: 0 SB: 0 CS: 0	PA: 33
PITCHER Rick Wise, R (1, 1) ERA: 3.0	IP: 9.0 WLS: W BF: 33 H: 3 R: 2 ER: 1 SO: 8	BB: 1 IBB: 0 HBP: 1 BLK: 0	WP: 0 HR: 0 S: 47 P: 52	ERA: 1.00 WHIP: 0.444	PITCHER	IP: 9.0 WLS: W BF: 33 H: 3 R: 2 ER: 1 SO: 8	BB: 1 IBB: 0 HBP: 1 BLK: 0	WP: 0 HR: 0 S: 47 P: 52	ERA: 1.00 WHIP: 0.444											

Batter	1	2	3	4	5	6	7	8	9	AB	R	H	RBI	BB	SO	LOB	BOTTOM			
Tony Taylor, R (1, 4) OBP: 0.315, SLG: 0.340										5	0	1	0	0	0	3	Chicago Cubs @ Philadelphia Phillies Connie Mack Stadium, Philadelphia, PA Wed Sep 10 1969, 7:05 PM EDT Att. 4,164 - Unknown - 60 F AB 30 R 6 H 9 RBI 6 BB 9 SO 8 LOB 20 			
John Briggs, L (1, 8) OBP: 0.346, SLG: 0.398										3	0	1	1	2	1					
Dick Allen, R (1, 3) OBP: 0.377, SLG: 0.594										2	1	1	1	3	0					
Deron Johnson, R (1, 7) OBP: 0.330, SLG: 0.442										3	0	1	1	1	4					
Ron Stone, L (8, 9) OBP: 0.336, SLG: 0.303										1	0	0	0	0	1					
Rick Joseph, R (1, 5) OBP: 0.337, SLG: 0.412										3	1	1	0	0	1					
Mike Ryan, R (1, 2) OBP: 0.265, SLG: 0.347										4	1	1	0	0	1					
Dave Watkins, R (1, 9) OBP: 0.293, SLG: 0.321										2	1	1	1	1	1					
Scott Reid, L (8, PH) (9, 7)										0	1	0	0	1	0					
Don Money, R (1, 6) OBP: 0.297, SLG: 0.324										2	1	1	0	1	1					
Johnny Callison, L (8, PH) OBP: 0.328, SLG: 0.444										1	0	1	2	0	0					
Terry Harmon, R (8, FR) (9, 6)										0	0	0	0	0	0					
Rick Wise, R (1, 1) OBP: 0.288, SLG: 0.381										4	0	0	0	3	5					
Inning Stats	R: 1 E: 0 K: 1 S: 7	H: 3 LOB: 1 BB: 0 P: 7	R: 0 E: 0 K: 2 S: 7	H: 0 LOB: 1 BB: 1 P: 11	R: 0 E: 0 K: 0 S: 2	H: 0 LOB: 1 BB: 2 P: 10	R: 1 E: 0 K: 1 S: 7	H: 2 LOB: 1 BB: 0 P: 7	R: 0 E: 0 K: 0 S: 3	H: 0 LOB: 0 BB: 0 P: 3	R: 0 E: 0 K: 1 S: 5	H: 0 LOB: 1 BB: 1 P: 9	R: 1 E: 0 K: 2 S: 8	H: 1 LOB: 2 BB: 2 P: 16	R: 3 E: 0 K: 1 S: 8	H: 3 LOB: 3 BB: 3 P: 20	1B: 5 2B: 2 3B: 1 HR: 1	SF: 0 SAC: 1 DP: 1 HBP: 0	WP: 0 PB: 0 SB: 1 CS: 1	PA: 40
PITCHER Ken Holtzman, L (1, 1) ERA: 3.55	IP: 7.0 WLS: L BF: 31 H: 6 R: 3 ER: 3 SO: 7	BB: 6 IBB: 0 HBP: 0 BLK: 0	WP: 0 HR: 1 S: 39 P: 63	ERA: 3.86 WHIP: 1.714	PITCHER	IP: 7.0 WLS: L BF: 31 H: 6 R: 3 ER: 3 SO: 7	BB: 6 IBB: 0 HBP: 0 BLK: 0	WP: 0 HR: 1 S: 39 P: 63	ERA: 3.86 WHIP: 1.714											
Phil Regan, R (8, 1) ERA: 3.68	0.0 WLS: L BF: 4 H: 3 R: 3 ER: 3 SO: 0	BB: 0 IBB: 0 HBP: 0 BLK: 0	WP: 0 HR: 0 S: 7 P: 7	ERA: 0.00 WHIP: 3.000																
Ken Johnson, R (8, 1) ERA: 3.68	0.2 WLS: L BF: 4 H: 0 R: 0 ER: 0 SO: 0	BB: 2 IBB: 0 HBP: 0 BLK: 0	WP: 0 HR: 0 S: 2 P: 10	ERA: 0.00 WHIP: 3.000																
Hank Aguirre, L (8, 1) ERA: 1.93	0.1 WLS: L BF: 1 H: 0 R: 0 ER: 0 SO: 1	BB: 0 IBB: 0 HBP: 0 BLK: 0	WP: 0 HR: 0 S: 3 P: 3	ERA: 0.00 WHIP: 0.000																

Batter	1	2	3	4	5	6	7	8	9	AB	R	H	RBI	BB	SO	LOB	TOP								
Don Kessinger, S (1, 6) OBP: 0.340, SLG: 0.381	F2	F3			L6		4-3		5-3	5	0	0	0	0	0	2	Chicago Cubs @ Philadelphia Phillies Connie Mack Stadium, Philadelphia, PA Thu Sep 11 1969, 7:05 PM EDT Att. 4,255 - Unknown - 71 F								
Glenn Beckert, R (1, 4) OBP: 0.337, SLG: 0.357	1B 14 SF8 BB				6-3		1-3			4	1	2	0	1	0	0									
Billy Williams, L (1, 7) OBP: 0.362, SLG: 0.476	14 SF8 1-3 BB	G4-1						K	P5	5	0	2	0	0	1	4									
Ron Santo, R (1, 5) OBP: 0.384, SLG: 0.494					FC5-4			L5		3	0	0	0	1	1										
14 Ernie Banks, R (1, 3) OBP: 0.313, SLG: 0.419	SF8				6-3		F7			3	1	1	2	0	0	0									
Jim Hickman, R (1, 9) OBP: 0.310, SLG: 0.453	P6				F7		5-3			3	0	0	0	1	0	2									
Randy Hundley, R (1, 2) OBP: 0.350, SLG: 0.409					5-3			FC5-4		3	0	1	0	1	0	1									
Oscar Gamble, L (1, 8) OBP: 0.325, SLG: 0.286 (9, PH)					4-3		FC4-6		P5	3	0	1	0	0	0	1									
Jimmie Hall, L (9, PH) OBP: 0.289, SLG: 0.345		1B FC1-5 1B								1	0	0	0	0	0	0									
Dick Selma, R (1, 1) OBP: 0.186, SLG: 0.224					6-3		5-3			3	0	0	0	0	0	2									
Hank Aguirre, R (8, 1) OBP: 0.400, SLG: 0.400 (9, PH)		FC1-5 1B								0	0	0	0	0	0	0									
Willie Smith, L (9, PH) OBP: 0.332, SLG: 0.443		1-2 2-3F							HR	1	1	1	1	0	0	0									
Inning Stats	R: 1 E: 0 K: 0 S: 4	H: 1 LOB: 2 BB: 2 P: 12	R: 0 E: 0 K: 0 S: 6	H: 3 LOB: 3 BB: 0 P: 6	R: 0 E: 0 K: 1 S: 5	H: 0 LOB: 0 BB: 0 P: 5	R: 0 E: 0 K: 0 S: 3	H: 0 LOB: 0 BB: 0 P: 3	R: 0 E: 0 K: 0 S: 4	H: 1 LOB: 1 BB: 0 P: 4	R: 0 E: 0 K: 0 S: 3	H: 0 LOB: 1 BB: 0 P: 7	R: 0 E: 0 K: 0 S: 3	H: 0 LOB: 0 BB: 0 P: 3	R: 1 E: 0 K: 1 S: 6	H: 1 LOB: 1 BB: 1 P: 10	R: 1 E: 0 K: 0 S: 5	H: 2 LOB: 1 BB: 0 P: 5	1B: 6 2B: 0 3B: 0 HR: 2	SF: 1 SAC: 0 DP: 0 HBP: 0	WP: 0 PB: 0 SB: 0 CS: 0	PA: 39			
PITCHER	IP	WLS	BF	H	R	ER	SO	BB	IBB	HBP	BLK	WP	HR	S	P	ERA	WHIP								
Jeff James, R (1, 1) ERA: 3.12	8.2	W	38	8	3	3	2	4	0	0	0	0	2	38	54	3.12	1.385								
Grant Jackson, L (9, 1) ERA: 3.63	0.1	S	1	0	0	0	0	0	0	0	0	0	0	1	1	0.00	0.000								

AB	34
R	3
H	8
RBI	3
BB	4
SO	2
LOB	13



Batter	1	2	3	4	5	6	7	8	9	AB	R	H	RBI	BB	SO	LOB	BOTTOM								
Tony Taylor, R (1, 4) OBP: 0.318, SLG: 0.347	1-3									4	2	3	0	0	0	0	Chicago Cubs @ Philadelphia Phillies Connie Mack Stadium, Philadelphia, PA Thu Sep 11 1969, 7:05 PM EDT Att. 4,255 - Unknown - 71 F								
John Briggs, L (1, 7) OBP: 0.348, SLG: 0.401	P6		S E 1B		2B			2B		3	1	1	1	1	0	1									
Dick Allen, R (1, 3) OBP: 0.378, SLG: 0.599	G1		E BB		3-1			HR		3	1	1	2	1	0	0									
Johnny Callison, L (1, 9) OBP: 0.328, SLG: 0.442			1-2 2-H BB				4-3	HR		4	0	1	0	0	0	2									
Deron Johnson, R (1, 5) OBP: 0.330, SLG: 0.440			F8		3-1			F7		4	0	1	0	0	0	1									
Larry Hiele, R (1, 8) OBP: 0.338, SLG: 0.463							4-3	F7		4	0	1	0	0	0	1									
Mike Ryan, R (1, 2) OBP: 0.282, SLG: 0.344							6-3	F7		3	0	0	0	1	3	2									
Don Money, R (1, 6) OBP: 0.299, SLG: 0.327										4	0	0	0	0	2	2									
Jeff James, R (1, 1) ERA: 3.54										3	0	2	0	0	0	0									
Grant Jackson, S (9, 1) ERA: 1.89										0	0	0	0	0	0	0									
Inning Stats	R: 0 E: 0 K: 0 S: 3	H: 0 LOB: 0 BB: 0 P: 3	R: 0 E: 0 K: 1 S: 6	H: 1 LOB: 1 BB: 0 P: 6	R: 1 E: 1 K: 1 S: 6	H: 1 LOB: 2 BB: 2 P: 14	R: 0 E: 0 K: 2 S: 7	H: 0 LOB: 0 BB: 0 P: 7	R: 0 E: 0 K: 1 S: 6	H: 1 LOB: 1 BB: 0 P: 6	R: 0 E: 0 K: 1 S: 5	H: 1 LOB: 0 BB: 0 P: 5	R: 0 E: 0 K: 0 S: 6	H: 1 LOB: 1 BB: 1 P: 10	R: 3 E: 0 K: 0 S: 6	H: 3 LOB: 1 BB: 1 P: 10	1B: 5 2B: 3 3B: 0 HR: 1	SF: 0 SAC: 0 DP: 2 HBP: 0	WP: 0 PB: 0 SB: 1 CS: 0	PA: 34					
PITCHER	IP	WLS	BF	H	R	ER	SO	BB	IBB	HBP	BLK	WP	HR	S	P	ERA	WHIP								
Dick Selma, R (1, 1) ERA: 3.54	7.0	L	30	9	4	3	6	2	0	0	0	0	1	40	48	3.86	1.571								
Hank Aguirre, L (8, 1) ERA: 1.89	1.0		4	0	0	0	0	1	0	0	0	0	0	3	7	0.00	1.000								

AB	31
R	4
H	9
RBI	3
BB	3
SO	6
LOB	10



Batter	1	2	3	4	5	6	7	8	9	AB	R	H	RBI	BB	SO	LOB	TOP			
Gary Sutherland, R (1.4) OBP: 0.283, SLG: 0.305										5	1	2	2	0	0	2	Montreal Expos @ Philadelphia Phillies Connie Mack Stadium, Philadelphia, PA Fri Sep 12 1969, 7:05 PM EDT Att: 2,739 - Unknown			
Jim Fairry, L (1.8) OBP: 0.231, SLG: 0.231										4	0	2	0	0	0	2				
Rusty Staub, L (1.9) OBP: 0.407, SLG: 0.499										5	1	1	0	0	0	4				
Ron Fairly, L (1.3) OBP: 0.346, SLG: 0.460										5	0	3	1	0	0	2				
Mack Jones, L (1.7) OBP: 0.376, SLG: 0.483										3	0	0	1	0	1	4				
Kevin Collins, L (1.5) OBP: 0.280, SLG: 0.360										3	0	0	0	1	0	3				
Coco Laboy, R (7.5) OBP: 0.307, SLG: 0.412										0	0	0	0	0	0	0				
John Bateman, R (1.2) OBP: 0.242, SLG: 0.297										4	1	1	0	0	0	1				
Bobby Wine, R (1.6) OBP: 0.254, SLG: 0.259										3	1	1	0	1	0	0				
Bill Stoneman, R (1.1) OBP: 0.125, SLG: 0.090										1	0	0	0	1	0	0				
Inning Stats	R: 1 E: 1 K: 1 S: 7	H: 2 LOB: 1 BB: 0 P: 7	R: 2 E: 0 K: 0 S: 6	H: 3 LOB: 1 BB: 0 P: 6	R: 1 E: 0 K: 0 S: 4	H: 1 LOB: 1 BB: 1 P: 8	R: 0 E: 0 K: 0 S: 3	H: 0 LOB: 1 BB: 1 P: 7	R: 0 E: 0 K: 0 S: 4	H: 1 LOB: 1 BB: 0 P: 4	R: 0 E: 0 K: 0 S: 5	H: 2 LOB: 2 BB: 0 P: 5	R: 0 E: 0 K: 0 S: 3	H: 0 LOB: 0 BB: 0 P: 3	R: 0 E: 0 K: 0 S: 4	H: 1 LOB: 1 BB: 0 P: 4	1B: 8 2B: 2 3B: 0 HR: 0	SF: 1 SAC: 3 DP: 0 HBP: 0	WP: 0 PB: 0 CS: 0	PA: 40
PITCHER	IP WLS BF H R ER SO BB IBB HBP BLK WP HR S P ERA WHIP																			
Bill Champion, R (1.1) ERA: 4.51	3.0 L 16 6 4 4 1 1 0 0 0 0 0 0 17 21 12.00 2.333																			
John Boozer, R (4.1) ERA: 4.0	4.0 17 3 0 0 0 2 0 0 0 0 0 0 15 23 0.00 1.250																			
Turk Farrell, R (8.1) ERA: 3.78	2.0 7 1 0 0 0 0 0 0 0 0 0 0 7 7 0.00 0.500																			


Batter	1	2	3	4	5	6	7	8	9	AB	R	H	RBI	BB	SO	LOB	BOTTOM					
Tony Taylor, R (1.4) OBP: 0.316, SLG: 0.345										4	0	0	0	0	2	4	Montreal Expos @ Philadelphia Phillies Connie Mack Stadium, Philadelphia, PA Fri Sep 12 1969, 7:05 PM EDT Att: 2,739 - Unknown					
John Briggs, L (1.7) OBP: 0.350, SLG: 0.400										3	0	1	0	1	0	1						
Dick Allen, R (1.3) OBP: 0.375, SLG: 0.593										4	0	0	0	0	2	3						
Johnny Callison, L (1.9) OBP: 0.327, SLG: 0.439										3	0	0	0	1	1	1						
Deron Johnson, R (1.5) OBP: 0.327, SLG: 0.436										4	0	0	0	0	3	2						
Larry Hisle, R (1.8) OBP: 0.339, SLG: 0.465										3	0	1	0	1	0	1						
Mike Ryan, R (1.2) OBP: 0.281, SLG: 0.342										2	0	0	0	0	2	1						
Terry Harmon, R (7. PH) OBP: 0.319, SLG: 0.280										1	0	1	0	0	0	0						
Dave Watkins, R (8.2) OBP: 0.290, SLG: 0.318										1	0	0	0	0	0	1						
Don Money, R (1.6) OBP: 0.299, SLG: 0.326										4	0	1	0	0	1	2						
Bill Champion, R (1.1) OBP: 0.296, SLG: 0.212										0	0	0	0	0	0	0						
Scott Pineda, L (3. PH)										1	0	0	0	0	1	1						
John Boozer, R (4.1) OBP: 0.440, SLG: 0.533										1	0	1	0	0	0	0						
Ron Stone, L (7. PH) OBP: 0.314, SLG: 0.309										0	0	0	0	0	1	0						
Turk Farrell, R (8.1) OBP: 0.306, SLG: 0.410										0	0	0	0	0	0	0						
Rick Joseph, R (9. PH)										1	0	0	0	0	0	1						
Inning Stats	R: 0 E: 0 K: 1 S: 6	H: 1 LOB: 1 BB: 0 P: 6	R: 0 E: 0 K: 2 S: 7	H: 0 LOB: 0 BB: 0 P: 7	R: 0 E: 0 K: 2 S: 8	H: 1 LOB: 2 BB: 1 P: 12	R: 0 E: 0 K: 2 S: 8	H: 1 LOB: 1 BB: 0 P: 8	R: 0 E: 0 K: 1 S: 6	H: 1 LOB: 1 BB: 0 P: 6	R: 0 E: 1 K: 1 S: 6	H: 0 LOB: 1 BB: 0 P: 6	R: 0 E: 0 K: 1 S: 5	H: 1 LOB: 1 BB: 1 P: 9	R: 0 E: 0 K: 2 S: 7	H: 0 LOB: 1 BB: 1 P: 11	R: 0 E: 0 K: 0 S: 3	H: 0 LOB: 1 BB: 1 P: 7	1B: 3 2B: 2 3B: 0 HR: 0	SF: 0 SAC: 0 DP: 1 HBP: 0	WP: 1 PB: 0 CS: 0	PA: 36
PITCHER	IP WLS BF H R ER SO BB IBB HBP BLK WP HR S P ERA WHIP																					
Bill Stoneman, R (1.1) ERA: 4.62	9.0 W 36 5 0 0 12 4 0 0 0 1 0 56 72 0.00 1.000																					


AB	33
R	4
H	10
RBI	4
BB	3
SO	1
LOB	18



AB	32
R	0
H	5
RBI	0
BB	4
SO	12
LOB	18



Batter	1	2	3	4	5	6	7	8	9	AB	R	H	RBI	BB	SO	LOB	TOP			
Matty Alou, L OBP: 0.366, SLG: 0.402 (1,8)	G3		L4-3 1B			G3		P5		4	0	1	0	0	0	0	Pittsburgh Pirates @ Philadelphia Phillies Connie Mack Stadium, Philadelphia, PA Mon Sep 15 1969, 7:05 PM EDT Unknown			
Manny Sanguillen, R OBP: 0.333, SLG: 0.426 (1,2)	E 1B		L4-3 1-2			K		P3		4	0	1	0	0	1	1				
Willie Stargell, L OBP: 0.389, SLG: 0.571 (1,7)	K					P5	4-3 WP 2B		K	4	1	1	0	0	2	1				
Al Oliver, L OBP: 0.330, SLG: 0.444 (1,3)	FC					F7	4-3 2-3		F8	4	0	0	0	0	0	2				
Carl Taylor, R OBP: 0.436, SLG: 0.471 (1,9)	5-3					F8	1B 1B		P4	4	0	1	0	0	0	2				
Richie Hebner, L OBP: 0.374, SLG: 0.427 (1,5)			K			F7	3-H 0-0 P6			3	0	0	0	0	1	1				
Jose Martinez, R OBP: 0.308, SLG: 0.325 (1,4)			F3			4-3	1-2 1B			3	0	1	0	0	0	0				
Freddie Patek, R OBP: 0.315, SLG: 0.297 (1,6)			5-3			1-3	4-3			3	0	0	0	0	0	2				
Bob Veale, S OBP: 0.080, SLG: 0.055 (1,1)			K			K		K		3	0	0	0	0	3	0				
Inning Stats	R: 0 E: 1 K: 1 S: 7	H: 1 LOB: 2 BB: 0 P: 7	R: 0 E: 0 K: 1 S: 5	H: 0 LOB: 0 BB: 0 P: 5	R: 0 E: 0 K: 0 S: 3	H: 1 LOB: 0 BB: 0 P: 5	R: 0 E: 0 K: 0 S: 3	H: 0 LOB: 0 BB: 0 P: 3	R: 0 E: 0 K: 2 S: 7	H: 0 LOB: 0 BB: 0 P: 7	R: 1 E: 0 K: 0 S: 6	H: 3 LOB: 2 BB: 0 P: 6	R: 0 E: 0 K: 1 S: 5	H: 0 LOB: 0 BB: 0 P: 5	R: 0 E: 0 K: 1 S: 5	H: 0 LOB: 0 BB: 0 P: 5		1B: 4 2B: 2 3B: 0 HR: 0	SF: 0 SAC: 0 DP: 1 HBP: 0	WP: 1 PB: 0 SB: 0 CS: 0
PITCHER Rick Wise, R ERA: 2.91 (1,1)	IP: 9.0 WLS: W BF: 32 H: 5 R: 1 ER: 1 SO: 7 BB: 0 IBB: 0 HBP: 0 BLK: 0 WP: 1 HR: 0 S: 46 P: 46 ERA: 1.00 WHIP: 0.556															PITCHER				

Batter	1	2	3	4	5	6	7	8	9	AB	R	H	RBI	BB	SO	LOB	BOTTOM			
Tony Taylor, R OBP: 0.315, SLG: 0.342 (1,5)	4-3		E5 1-3			6-3		6-3		4	0	0	0	0	0	1	Pittsburgh Pirates @ Philadelphia Phillies Connie Mack Stadium, Philadelphia, PA Mon Sep 15 1969, 7:05 PM EDT Unknown			
Johnny Callison, L OBP: 0.321, SLG: 0.430 (1,9)	L8		K			P6			SH1-4 1B BB	4	1	1	0	0	1	2				
Rick Joseph, R OBP: 0.332, SLG: 0.402 (1,3)	6-3					6-3			1B SH1-4 BB	3	0	0	0	1	0	0				
Deron Johnson, R OBP: 0.331, SLG: 0.437 (1,7)			F9			HR		SH5-3 BB	SH1-4	2	1	1	1	1	0	0				
Larry Hisle, R OBP: 0.336, SLG: 0.460 (7, PR) (8, 8)								SH5-3	SH1-4	0	0	0	0	0	0	0				
Don Money, R OBP: 0.297, SLG: 0.323 (1,6)	F2					K		SH5-3 1-2	K	3	0	0	0	0	2	2				
Dave Watkins, R OBP: 0.276, SLG: 0.299 (1,2)	F8					K		K		4	0	1	1	0	2	2				
Cookie Rojas, R OBP: 0.269, SLG: 0.286 (1,4)			L8					P5	2-3 3-H 1B	3	0	0	0	0	0	2				
John Briggs, L OBP: 0.351, SLG: 0.399 (8, 7) (1, 8)			E BB			K			K2-3	2	0	0	0	1	2	0				
Rick Wise, R OBP: 0.275, SLG: 0.364 (1,1)			K			K			L9	3	0	0	0	0	2	1				
Inning Stats	R: 0 E: 0 K: 0 S: 3	H: 0 LOB: 0 BB: 0 P: 3	R: 0 E: 0 K: 2 S: 8	H: 0 LOB: 1 BB: 1 P: 12	R: 1 E: 0 K: 2 S: 8	H: 1 LOB: 0 BB: 0 P: 8	R: 0 E: 0 K: 2 S: 7	H: 0 LOB: 0 BB: 0 P: 7	R: 0 E: 0 K: 1 S: 5	H: 0 LOB: 2 BB: 1 P: 9	R: 0 E: 0 K: 1 S: 5	H: 0 LOB: 2 BB: 0 P: 5	R: 1 E: 0 K: 1 S: 6	H: 2 LOB: 2 BB: 1 P: 10	R: 1 E: 0 K: 1 S: 6	H: 2 LOB: 2 BB: 1 P: 10		1B: 2 2B: 0 3B: 0 HR: 1	SF: 0 SAC: 2 DP: 0 HBP: 0	WP: 0 PB: 0 SB: 0 CS: 0
PITCHER Bob Veale, L ERA: 3.14 (1,1)	IP: 8.2 WLS: L BF: 33 H: 3 R: 2 ER: 2 SO: 9 BB: 3 IBB: 0 HBP: 0 BLK: 0 WP: 0 HR: 1 S: 48 P: 60 ERA: 2.08 WHIP: 0.692															PITCHER				

Batter	1	2	3	4	5	6	7	8	9	AB	R	H	RBI	BB	SO	LOB	TOP			
Matty Alou, L OBP: 0.367, SLG: 0.404 (1, 8)										4	0	2	0	0	0	1	Pittsburgh Pirates @ Philadelphia Phillies Connie Mack Stadium, Philadelphia, PA Mon Sep 15 1969, 7:05 PM EDT Att: 2,933 - Unknown			
Dave Cash, R Gene Alley, R OBP: 0.295, SLG: 0.357 (8, PH) (8, 4)										3	0	0	0	0	1	2				
Al Oliver, L OBP: 0.330, SLG: 0.442 (1, 3)										4	0	1	0	0	2					
Carl Taylor, R OBP: 0.438, SLG: 0.473 (8, 9)										3	1	1	0	1	0	2				
Richie Hebner, L OBP: 0.371, SLG: 0.423 (1, 5)										4	0	0	0	0	0	3				
Johnny Jeter, R Willie Stargell, L OBP: 0.383, SLG: 0.500 OBP: 0.388, SLG: 0.570 (8, PH) (8, 7)											3	1	2	0	1	0				
Jerry May, R OBP: 0.270, SLG: 0.392 (1, 2)											4	1	2	1	0	2				
Freddie Patek, R Bob Robertson, R Lou Marone, R Manny Sanguillen, R OBP: 0.313, SLG: 0.296 OBP: 0.233, SLG: 0.228 OBP: 0.388, SLG: 0.423 OBP: 0.333, SLG: 0.425 (7, PH) (7, 1) (9, PH)										2	0	0	0	0	0	2				
Bo Belinsky, L Angel Mangual, R Bruce Dal Canton, R Jose Padilla, R Jose Martinez, R OBP: 0.306, SLG: 0.323 (5, PH) (5, 1) (7, PH) (7, PH) (7, PH)										1	0	0	0	0	0	0				
Inning Stats	R: 0 E: 0 K: 0 S: 4	H: 1 LOB: 1 BB: 0 P: 4	R: 0 E: 0 K: 0 S: 4	H: 2 LOB: 1 BB: 0 P: 4	R: 0 E: 0 K: 1 S: 6	H: 1 LOB: 0 BB: 0 P: 6	R: 2 E: 0 K: 1 S: 6	H: 1 LOB: 0 BB: 0 P: 10	R: 0 E: 0 K: 0 S: 3	H: 0 LOB: 0 BB: 0 P: 3	R: 1 E: 0 K: 1 S: 7	H: 2 LOB: 1 BB: 0 P: 7	R: 0 E: 1 K: 1 S: 7	H: 1 LOB: 2 BB: 0 P: 7	R: 0 E: 0 K: 2 S: 7	H: 0 LOB: 0 BB: 0 P: 7		1B: 5 2B: 3 3B: 0 HR: 2	SF: 0 SAC: 0 DP: 2 HBP: 0	WP: 0 PB: 0 SB: 1 CS: 0
PITCHER Jeff James, R ERA: 3.06 (1, 1)	IP: 9.0 WLS: W BF: 36	H: 9 R: 3 ER: 3 SO: 6	BB: 1 IBB: 0 HBP: 0 BLK: 0	WP: 0 HR: 2 S: 47 P: 51	ERA: 3.00 WHIP: 1.111	PITCHER										IP: 9.0 WLS: W BF: 36	H: 9 R: 3 ER: 3 SO: 6	BB: 1 IBB: 0 HBP: 0 BLK: 0	WP: 0 HR: 2 S: 47 P: 51	ERA: 3.00 WHIP: 1.111

livebaseballscores.com

AB 35
R 3
H 9
RBI 3
BB 1
SO 6
LOB 14



Batter	1	2	3	4	5	6	7	8	9	AB	R	H	RBI	BB	SO	LOB	BOTTOM			
Tony Taylor, R OBP: 0.315, SLG: 0.341 (1, 5)										4	1	1	0	0	1	0	Pittsburgh Pirates @ Philadelphia Phillies Connie Mack Stadium, Philadelphia, PA Mon Sep 15 1969, 7:05 PM EDT Att: 2,933 - Unknown			
Johnny Callison, L OBP: 0.321, SLG: 0.431 (1, 9)										4	0	1	1	0	2	0				
Rick Joseph, R OBP: 0.331, SLG: 0.397 (1, 3)										3	0	0	0	1	1	1				
Deron Johnson, R Larry Hisle, R OBP: 0.328, SLG: 0.433 OBP: 0.336, SLG: 0.460 (1, 7) (9, 8)										4	0	0	0	0	2	2				
Don Money, R OBP: 0.303, SLG: 0.329 (1, 6)										2	1	2	0	2	0	0				
Mike Ryan, R OBP: 0.282, SLG: 0.340 (1, 2)										3	1	1	1	1	0	2				
Cookie Rojas, R OBP: 0.286, SLG: 0.283 (1, 4)										3	0	0	0	0	5					
John Briggs, L OBP: 0.351, SLG: 0.408 (1, 8) (9, 7)										3	1	1	2	0	1	1				
Jeff James, R (1, 1)										3	0	0	0	0	2	0				
Inning Stats	R: 1 E: 0 K: 1 S: 7	H: 2 LOB: 3 BB: 2 P: 15	R: 0 E: 0 K: 0 S: 3	H: 0 LOB: 0 BB: 0 P: 3	R: 0 E: 0 K: 2 S: 7	H: 0 LOB: 0 BB: 0 P: 7	R: 3 E: 0 K: 2 S: 10	H: 3 LOB: 0 BB: 0 P: 10	R: 0 E: 0 K: 1 S: 5	H: 0 LOB: 0 BB: 0 P: 5	R: 0 E: 0 K: 1 S: 6	H: 1 LOB: 0 BB: 0 P: 6	R: 0 E: 0 K: 2 S: 7	H: 0 LOB: 0 BB: 0 P: 7	R: 0 E: 0 K: 0 S: 2	H: 0 LOB: 1 BB: 2 P: 10		1B: 3 2B: 2 3B: 0 HR: 1	SF: 0 SAC: 0 DP: 1 HBP: 0	WP: 0 PB: 0 SB: 0 CS: 0
PITCHER Bo Belinsky, L Bruce Dal Canton, R Lou Marone, L ERA: 4.58 ERA: 3.53 ERA: 3.0 (1, 1) (5, 1) (7, 1)	IP: 4.0 WLS: L BF: 19	H: 5 R: 4 ER: 4 SO: 4	BB: 2 IBB: 0 HBP: 0 BLK: 0	WP: 0 HR: 1 S: 27 P: 35	ERA: 9.00 WHIP: 1.750	PITCHER										IP: 2.0 WLS: 7 BF: 7	H: 1 R: 0 ER: 0 SO: 2	BB: 0 IBB: 0 HBP: 0 BLK: 0	WP: 0 HR: 0 S: 9 P: 17	ERA: 0.00 WHIP: 1.000



Batter	1	2	3	4	5	6	7	8	9	AB	R	H	RBI	BB	SO	LOB	TOP					
Tony Taylor, R OBP: 0.318, SLG: 0.345	0-0 CS BB 1B		0-0 2B		0-0 E 1B		0-0 4-3	4-0 BB 1B BB		4	2	3	0	1	0	0	Philadelphia Phillies @ Chicago Cubs Wrigley Field, Chicago, IL Wed Sep 17 1969, 3:33 AM CDT Att: 6,062 - Sunny - 70 F					
Cookie Rojas, R OBP: 0.267, SLG: 0.282	0-0 F8		0-0 5-3		0-0 E2 1B 1-H		0-0 F3	0-0 P1		5	0	1	0	0	0	5						
Johnny Callison, L OBP: 0.325, SLG: 0.440	4-0 1-2 BB			0-0 E 2B		0-0 F7	0-0 BB 1B 1B	4-0 1-2 2-3 3-H BB		3	1	2	1	2	0	1						
Deron Johnson, R OBP: 0.334, SLG: 0.437	0-3 K			0-0 E8 1B 2-H		0-0 S 1B 1B	4-0 1-2 BB	0-0 1-2 2-H 3-H 1B		4	1	3	3	1	1	2						
John Briggs, L OBP: 0.345, SLG: 0.399		0-0 4-3		0-0 F8		0-3 K	0-0 1-2 2-H 1B	0-0 F5		5	0	1	0	0	1	4						
Rick Joseph, R OBP: 0.324, SLG: 0.390		0-0 F7		0-3 K		0-3 K		0-0 P6-3		5	1	1	0	0	2	2						
Mike Ryan, R OBP: 0.260, SLG: 0.338		0-0 F3		0-0 F7		0-0 S 1B		0-3 K		2	0	0	0	0	0	1						
Dick Allen, R OBP: 0.386, SLG: 0.603										1	0	1	1	0	0	0						
Dave Watkins, R OBP: 0.273, SLG: 0.289										1	0	0	0	0	1	1						
Terry Harmon, R OBP: 0.323, SLG: 0.289										1	0	0	0	0	0	0						
Don Money, R OBP: 0.306, SLG: 0.333			0-3 K		0-0 P4		4-0 1-2 IBB	0-0 E BB 2B 2-H	0-0 5-3	4	1	1	1	1	1	0						
Jerry Johnson, R OBP: 0.283, SLG: 0.195			0-0 5-3		0-0 P6-3		0-0 F9	0-0 E4 BB BB 1B 2-3		2	0	0	0	0	0	0						
Ron Stone, L OBP: 0.330, SLG: 0.296										1	0	0	0	0	0	2						
Bill Champion, R OBP: 0.226, SLG: 0.212										0	0	0	0	0	0	0						
John Boozar, R OBP: 0.260, SLG: 0.333										0	0	0	0	0	0	0						
Turk Farrell, R OBP: 0.260, SLG: 0.333										0	0	0	0	0	0	0						
Scott Reid, L OBP: 0.286, SLG: 0.167										1	1	0	0	0	0	1						
Al Ruffo, R OBP: 0.286, SLG: 0.167										0	0	0	0	0	0	0						
Inning Stats	R: 0 E: 0 K: 1 S: 5	H: 1 LOB: 1 BB: 1 P: 9	R: 0 E: 0 K: 0 S: 3	H: 0 LOB: 0 BB: 0 P: 3	R: 0 E: 0 K: 1 S: 6	H: 1 LOB: 1 BB: 0 P: 6	R: 1 E: 1 K: 1 S: 7	H: 2 LOB: 1 BB: 0 P: 7	R: 1 E: 1 K: 0 S: 5	H: 2 LOB: 1 BB: 0 P: 5	R: 1 E: 0 K: 2 S: 9	H: 2 LOB: 2 BB: 1 P: 13	R: 0 E: 0 K: 0 S: 4	H: 2 LOB: 2 BB: 1 P: 8	R: 4 E: 1 K: 1 S: 9	H: 3 LOB: 2 BB: 2 P: 17	R: 0 E: 0 K: 0 S: 3	H: 0 LOB: 0 BB: 0 P: 3	1B: 9 2B: 4 3B: 0 HR: 0	SF: 0 SAC: 0 DP: 0 HBP: 0	WP: 0 PB: 0 SB: 3 CS: 1	PA: 44
PITCHER	IP WLS BF H R ER SO BB IBB HBP BLK WP HR S P ERA WHIP																					
Fergie Jenkins, R ERA: 3.24	(1, 1) 7.1 W 37 12 7 3 6 3 1 0 0 0 0 0 45 61 3.68 2.045																					
Ken Johnson, R ERA: 3.89	(8, 1) 0.1 2 0 0 0 0 1 0 0 0 0 0 0 1 5 0.00 3.000																					
Phil Regan, R ERA: 3.61	(8, 1) 0.0 1 1 0 0 0 0 0 0 0 0 0 0 1 1 ∞ ∞																					
Rich Nye, L ERA: 4.87	(8, 1) 1.1 S 4 0 0 0 0 0 0 0 0 0 0 0 4 4 0.00 0.000																					

AB	39
R	7
H	13
RBI	6
BB	5
SO	6
LOB	19



Batter	1	2	3	4	5	6	7	8	9	AB	R	H	RBI	BB	SO	LOB	BOTTOM	
Oscar Gamble, L OBP: 0.300, SLG: 0.333	0-0 CS 1B		0-0 F9		0-0 6-3	0-3 K		0-3 K		5	0	1	0	0	2	1	Philadelphia Phillies @ Chicago Cubs Wrigley Field, Chicago, IL Wed Sep 17 1969, 3:33 AM CDT Att: 6,062 - Sunny - 70 F	
Glenn Beckert, R OBP: 0.336, SLG: 0.353	0-0 BB 14 2B 1B		0-0 P6		0-0 6-3	0-0 5-3		0-0 P4		5	1	1	0	0	0	1		
Billy Williams, L OBP: 0.359, SLG: 0.481	0-0 F4		0-0 HR 1B		0-0 HR 1B	0-0 1B 2B	0-0 HR			4	3	3	1	0	0	1		
Ron Santo, R OBP: 0.386, SLG: 0.495	4-0 14 2B BB		0-0 HR 1B		0-0 14 1B 1B	0-0 2-H 1B 1B	0-0 1B 1B	0-0 1B		3	2	3	3	1	0	0		
14 Ernie Banks, R OBP: 0.311, SLG: 0.416	0-0 1-3 2-H 2B		0-0 5-3		0-0 1B 1B 3B 1B	0-0 K	0-3 K			4	1	2	1	0	1	1		
Jim Hickman, R OBP: 0.324, SLG: 0.459	0-0 1-3		0-0 6-3		0-0 1B 1B	0-0 K	0-3 K			4	1	1	1	0	1	3		
Paul Popovich, S OBP: 0.342, SLG: 0.326		0-0 P3		0-0 F8		0-0 1-2 2-3 3B 1B	0-0 1-2 1B	0-0 1B		4	1	2	0	0	0	0		
Randy Hundley, R OBP: 0.343, SLG: 0.404		0-0 F7		0-0 6-3		0-0 P5	0-0 4-3			4	0	0	0	0	0	5		
Fergie Jenkins, R OBP: 0.174, SLG: 0.196		0-0 6-3		0-0 6-3		0-0 1-2 2-H 3-H 3B		0-3 K		3	0	1	3	0	0	0		
Ken Johnson, R OBP: 0.222, SLG: 0.133										0	0	0	0	0	0	0		
Phil Regan, R OBP: 0.222, SLG: 0.133										0	0	0	0	0	0	0		
Rich Nye, L OBP: 0.063, SLG: 0.063										1	0	0	0	0	1	0		
Inning Stats	R: 1 E: 0 K: 0 S: 5	H: 3 LOB: 2 BB: 1 P: 9	R: 0 E: 0 K: 0 S: 3	H: 0 LOB: 0 BB: 0 P: 3	R: 2 E: 0 K: 0 S: 5	H: 2 LOB: 0 BB: 0 P: 5	R: 0 E: 0 K: 0 S: 3	H: 0 LOB: 0 BB: 0 P: 3	R: 0 E: 0 K: 1 S: 11	H: 6 LOB: 1 BB: 0 P: 11	R: 1 E: 0 K: 2 S: 10	H: 3 LOB: 2 BB: 0 P: 10	R: 0 E: 0 K: 2 S: 7	H: 0 LOB: 0 BB: 0 P: 7	1B: 9 2B: 2 3B: 1 HR: 2	SF: 0 SAC: 0 DP: 0 HBP: 0		WP: 0 PB: 0 SB: 0 CS: 1
PITCHER	IP WLS BF H R ER SO BB IBB HBP BLK WP HR S P ERA WHIP																	
Jerry Johnson, R ERA: 4.35	(1, 1) 5.0 L 20 5 3 3 3 0 0 0 0 0 0 0 3 3 ∞ ∞																	
Bill Champion, R ERA: 4.75	(6, 1) 0.0 3 3 3 3 0 0 0 0 0 0 0 0 4 4 54.00 9.000																	
John Boozar, R ERA: 4.36	(6, 1) 0.1 4 3 2 2 0 0 0 0 0 0 0 0 1 14 5.40 1.800																	
Turk Farrell, R ERA: 4.09	(6, 1) 1.2 8 3 1 1 3 0 0 0 0 0 0 1 14 5.40 1.800																	
Al Ruffo, R ERA: 4.22	(8, 1) 1.0 3 0 0 0 2 0 0 0 0 0 0 0 7 7 0.00 0.000																	



Batter	1	2	3	4	5	6	7	8	9	AB	R	H	RBI	BB	SO	LOB	TOP																
Tony Taylor, R OBP: 0.321, SLG: 0.346 (1, 5)										4	0	2	0	1	0	1	Philadelphia Phillies @ Chicago Cubs Wrigley Field, Chicago, IL Thu Sep 18 1969, 3:33 AM CDT Att: 5,796 - Sunny - 63 F																
Cookie Rojas, R OBP: 0.269, SLG: 0.291 (1, 4)									5	2	2	1	0	0	2																		
Johnny Callison, L OBP: 0.327, SLG: 0.439 (1, 9)									3	1	1	0	1	1	1																		
Dick Allen, R OBP: 0.384, SLG: 0.598 (1, 3)									3	0	0	0	1	2	1																		
Deron Johnson, R OBP: 0.337, SLG: 0.439 Larry Hise, R OBP: 0.338, SLG: 0.460 (8, PR) (8, 8)									3	0	2	2	1	0	0																		
John Briggs, L OBP: 0.347, SLG: 0.397 (8, 7)									2	1	0	0	2	1	2																		
Mike Ryan, R OBP: 0.260, SLG: 0.337 (1, 2)									4	0	1	1	0	0	2																		
Don Money, R OBP: 0.303, SLG: 0.329 (1, 6)									4	0	0	0	0	1	4																		
Grant Jackson, S OBP: 0.163, SLG: 0.192 (1, 1)										4	0	1	0	0	1	0																	
Inning Stats	R: 0 E: 0 K: 1 S: 5	H: 2 LOB: 1 BB: 0 P: 5	R: 0 E: 0 K: 2 S: 7	H: 0 LOB: 2 BB: 2 P: 15	R: 2 E: 0 K: 2 S: 9	H: 2 LOB: 2 BB: 2 P: 17	R: 0 E: 0 K: 0 S: 3	H: 0 LOB: 0 BB: 0 P: 3	R: 0 E: 0 K: 1 S: 5	H: 0 LOB: 0 BB: 0 P: 5	R: 0 E: 0 K: 0 S: 4	H: 1 LOB: 1 BB: 0 P: 4	R: 3 E: 0 K: 0 S: 6	H: 4 LOB: 2 BB: 1 P: 10	R: 0 E: 0 K: 0 S: 2	H: 0 LOB: 0 BB: 1 P: 6	1B: 8 2B: 1 3B: 0 HR: 1	SF: 0 SAC: 0 DP: 3 HBP: 0	WP: 1 PB: 0 SB: 0 CS: 2	PA: 38													
PITCHER	IP WLS BF H R ER SO BB IBB HBP BLK WP HR S P ERA WHIP																																
Joe Decker, R ERA: 3.0 (1, 1)	6.0	24	4	2	2	6	4	0	0	0	0	1	0	32	48	3.00	1.333																
Ted Abernathy, R ERA: 3.42 (7, 1)	1.0	4	1	0	0	0	0	0	0	0	0	0	0	4	4	0.00	1.000																
Rich Nye, L ERA: 5.0 (8, 1)	0.0	2	2	2	2	0	0	0	0	0	0	0	1	2	2	∞	∞																
Phil Regan, R ERA: 3.75 (8, 1)	0.2	L	4	2	1	1	0	1	0	0	0	0	0	3	7	13.50	4.500																
Jim Colborn, R ERA: 3.97 (8, 1)	1.1	4	0	0	0	0	1	0	0	0	0	0	0	3	7	0.00	0.750																

Batter	1	2	3	4	5	6	7	8	9	AB	R	H	RBI	BB	SO	LOB	BOTTOM																
Paul Popovich, S OBP: 0.340, SLG: 0.320 (1, 6)										3	0	0	0	1	0	1	Philadelphia Phillies @ Chicago Cubs Wrigley Field, Chicago, IL Thu Sep 18 1969, 3:33 AM CDT Att: 5,796 - Sunny - 63 F																
Glenn Beckert, R OBP: 0.336, SLG: 0.352 (1, 4)									4	0	1	0	0	0	1																		
Billy Williams, L OBP: 0.357, SLG: 0.478 (1, 7)									4	0	0	0	0	1	2																		
Ron Santo, R OBP: 0.385, SLG: 0.494 (1, 5)										4	0	1	0	0	2	1																	
14 Ernie Banks, R OBP: 0.308, SLG: 0.413 (1, 3)									4	0	0	0	0	1	2																		
Jim Hickman, R OBP: 0.323, SLG: 0.457 (1, 9)									4	1	1	0	0	1	1																		
Randy Hundley, R OBP: 0.342, SLG: 0.401 (1, 2)										3	1	0	0	1	0	1																	
Don Young, R OBP: 0.341, SLG: 0.358 (8, 1)										3	1	1	1	0	1	0																	
Joe Decker, R Ken Rudolph, R Ted Abernathy, R John Harston, R Rich Nye, L Phil Regan, R Jim Colborn, R (1, 1) (6, PR) (7, 1) (7, PR) (8, 1) (8, 1) (8, 1) (8, 1)										1	0	0	0	0	0	0																	
Inning Stats	R: 0 E: 0 K: 1 S: 5	H: 0 LOB: 0 BB: 0 P: 5	R: 0 E: 0 K: 0 S: 4	H: 1 LOB: 1 BB: 0 P: 4	R: 0 E: 0 K: 1 S: 5	H: 0 LOB: 0 BB: 0 P: 5	R: 0 E: 0 K: 1 S: 6	H: 1 LOB: 1 BB: 0 P: 6	R: 0 E: 0 K: 0 S: 3	H: 0 LOB: 0 BB: 0 P: 3	R: 0 E: 0 K: 0 S: 3	H: 0 LOB: 1 BB: 1 P: 7	R: 3 E: 1 K: 1 S: 8	H: 3 LOB: 1 BB: 1 P: 12	R: 0 E: 0 K: 1 S: 5	H: 0 LOB: 0 BB: 0 P: 5	R: 0 E: 0 K: 1 S: 5	H: 0 LOB: 0 BB: 0 P: 5	1B: 5 2B: 0 3B: 0 HR: 0	SF: 0 SAC: 0 DP: 0 HBP: 0	WP: 0 PB: 0 SB: 0 CS: 0	PA: 34											
PITCHER	IP WLS BF H R ER SO BB IBB HBP BLK WP HR S P ERA WHIP																																
Grant Jackson, L ERA: 3.51 (1, 1)	9.0	34	5	3	1	6	2	0	0	0	0	0	0	44	52	1.00	0.778																

Philadelphia Phillies @ Chicago Cubs
Wrigley Field, Chicago, IL
Thu Sep 18 1969, 3:33 AM CDT
Att: 5,796 - Sunny - 63 F

AB 32
R 5
H 9
RBI 4
BB 6
SO 6
LOB 13

Philadelphia Phillies @ Chicago Cubs
Wrigley Field, Chicago, IL
Thu Sep 18 1969, 3:33 AM CDT
Att: 5,796 - Sunny - 63 F

AB 32
R 3
H 5
RBI 1
BB 2
SO 6
LOB 9

Batter	1	2	3	4	5	6	7	8	9	AB	R	H	RBI	BB	SO	LOB	TOP										
Tony Taylor, R OBP: 0.321, SLG: 0.345 (1, 5)										4	2	1	1	1	1	2	Philadelphia Phillies @ Montreal Expos Jarry Park, Montreal, QB Fri Sep 19 1969, 7:05 PM EDT Unknown										
Cookie Rojas, R OBP: 0.271, SLG: 0.294 (1, 4)										4	1	2	2	0	0	1											
Johnny Callison, L OBP: 0.329, SLG: 0.440 (1, 9)										3	0	1	1	2	0	1											
Dick Allen, R OBP: 0.383, SLG: 0.595 (1, 3)										4	0	1	1	0	1	3											
Deron Johnson, R OBP: 0.337, SLG: 0.437 Turk Farrell, R (7, 1)										4	0	1	1	0	3	2											
Scott Reid, L (7, 7)										3	1	0	0	1	2	2											
Dave Watkins, R OBP: 0.266, SLG: 0.280 (1, 2)										4	0	0	0	0	1	1											
Terry Harmon, R OBP: 0.322, SLG: 0.288 (1, 6)										4	1	1	0	0	1	0											
Rick Wise, R OBP: 0.292, SLG: 0.368 John Boozer, R OBP: 0.400, SLG: 0.333 Larry Hisle, R OBP: 0.338, SLG: 0.459 (7, 1)										2	1	1	0	1	0	2											
Inning Stats	R: 1 E: 0 K: 2 S: 8	H: 1 LOB: 1 BB: 1 P: 12	R: 5 E: 1 K: 1 S: 9	H: 3 LOB: 2 BB: 3 P: 21	R: 0 E: 0 K: 1 S: 6	H: 1 LOB: 1 BB: 0 P: 6	R: 0 E: 0 K: 1 S: 6	H: 2 LOB: 1 BB: 0 P: 6	R: 0 E: 0 K: 1 S: 5	H: 0 LOB: 0 BB: 0 P: 5	R: 0 E: 0 K: 1 S: 5	H: 0 LOB: 0 BB: 0 P: 5	R: 0 E: 0 K: 2 S: 7	H: 0 LOB: 0 BB: 0 P: 7	R: 0 E: 0 K: 0 S: 4	H: 1 LOB: 1 BB: 0 P: 4		1B: 7 2B: 1 3B: 0 HR: 0	SF: 1 SAC: 0 DP: 0 HBP: 0	WP: 2 PB: 0 SB: 0 CS: 1	PA: 39						
PITCHER	IP	WLS	BF	H	R	ER	SO	BB	IBB	HBP	BLK	WP	HR	S	P	ERA	WHIP										
Bob Reynolds, R ERA: 20.25 (1, 1)	1.1		11	3	6	3	2	3	0	0	0	1	0	12	24	20.25	4.500										
Dan McGinn, L ERA: 4.13 (2, 1)	0.2		4	1	0	0	1	1	0	0	0	0	0	5	9	0.00	3.000										
Gary Waslewski, R ERA: 3.27 (3, 1)	5.0	W	17	3	0	0	4	1	0	0	0	0	0	24	28	0.00	0.800										
Howie Reed, R ERA: 4.89 (8, 1)	2.0	S	7	1	0	0	2	0	0	0	0	0	0	11	11	0.00	0.500										


Batter	1	2	3	4	5	6	7	8	9	AB	R	H	RBI	BB	SO	LOB	BOTTOM										
Mary Staehle, L OBP: 0.250, SLG: 0.250 (1, 4)										4	1	1	0	0	0	2	Philadelphia Phillies @ Montreal Expos Jarry Park, Montreal, QB Fri Sep 19 1969, 7:05 PM EDT Unknown										
Jim Fairley, L OBP: 0.281, SLG: 0.391 (1, 8)										4	2	2	3	0	0	0											
Rusty Staub, L OBP: 0.411, SLG: 0.507 (1, 9)										3	2	2	3	1	0	0											
Ron Fairly, L OBP: 0.350, SLG: 0.483 (1, 3)										4	1	2	1	0	0	1											
Kevin Collins, L OBP: 0.287, SLG: 0.366 Coco Laboy, R OBP: 0.310, SLG: 0.416 (1, 5)										3	0	0	1	0	0	1											
Mack Jones, L OBP: 0.376, SLG: 0.483 Howie Reed, R OBP: 0.200, SLG: 0.250 (7, 1)										3	1	1	0	1	0	2											
Remy Hermoso, R OBP: 0.231, SLG: 0.167 Ty Cline, L OBP: 0.340, SLG: 0.324 (7, PH)										2	0	0	0	0	0	1											
John Bateman, R OBP: 0.250, SLG: 0.314 Garry Jestadt, R (7, PR)										3	0	1	1	0	0	0											
Bobby Wine, R OBP: 0.258, SLG: 0.260 (8, 6)										0	1	0	0	0	0	0											
Bob Reynolds, R (1, 1)										0	0	0	0	0	0	0											
Dan McGinn, L OBP: 0.165, SLG: 0.296 Gary Waslewski, R OBP: 0.063, SLG: 0.065 Bob Bailey, R OBP: 0.339, SLG: 0.420 John Boccabella, R OBP: 0.172, SLG: 0.165 (7, PH)										2	0	0	0	0	1	0											
Inning Stats	R: 0 E: 0 K: 0 S: 3	H: 0 LOB: 0 BB: 0 P: 3	R: 0 E: 0 K: 0 S: 3	H: 0 LOB: 0 BB: 0 P: 3	R: 0 E: 0 K: 1 S: 5	H: 0 LOB: 0 BB: 0 P: 5	R: 4 E: 0 K: 0 S: 6	H: 4 LOB: 0 BB: 1 P: 10	R: 0 E: 0 K: 0 S: 3	H: 0 LOB: 0 BB: 0 P: 3	R: 0 E: 0 K: 0 S: 3	H: 0 LOB: 0 BB: 0 P: 7	R: 6 E: 0 K: 0 S: 10	H: 7 LOB: 2 BB: 0 P: 10	R: 0 E: 0 K: 1 S: 5	H: 0 LOB: 0 BB: 0 P: 5	1B: 8 2B: 0 3B: 0 HR: 3	SF: 1 SAC: 0 DP: 1 HBP: 0	WP: 0 PB: 0 SB: 0 CS: 0	PA: 36							
PITCHER	IP	WLS	BF	H	R	ER	SO	BB	IBB	HBP	BLK	WP	HR	S	P	ERA	WHIP										
Rick Wise, R ERA: 3.13 (1, 1)	6.0	L	26	7	7	7	1	2	0	0	0	0	2	26	34	10.50	1.500										
John Boozer, R ERA: 4.7 (7, 1)	0.1		4	3	2	2	0	0	0	0	0	0	1	4	4	54.00	9.000										
Turk Farrell, R ERA: 4.0 (7, 1)	1.2		6	1	1	1	1	0	0	0	0	0	0	8	8	5.40	0.600										

AB	33
R	6
H	8
RBI	6
BB	5
SO	9
LOB	14



Batter	1	2	3	4	5	6	7	8	9	AB	R	H	RBI	BB	SO	LOB	TOP					
Tony Taylor, R (1.5) OBP: 0.323, SLG: 0.346	F8		L9			SF9 1B		1B		4	1	2	0	0	0	0	Philadelphia Phillies @ Montreal Expos Jarry Park, Montreal, QB Fri Sep 19 1969, 7:05 PM EDT Att: 17,083 - Unknown					
Cookie Rojas, R (1.4) OBP: 0.268, SLG: 0.290	F8		6-3			K		K		4	0	0	0	0	2	2						
Johnny Callison, L (1.9) OBP: 0.333, SLG: 0.442	BB			F7		FC6-4 1B		1B		3	0	2	0	1	0	0						
Dick Allen, R (1.3) OBP: 0.380, SLG: 0.590	1-3			K		SF9		F2		3	0	0	1	0	1	3						
Deron Johnson, R (1.7) OBP: 0.338, SLG: 0.436		F8				FC6-4 1B			G6-4-3 BB	3	0	1	0	1	0	1						
Scott Reid, L (1.8)		4-3		G3			G6-4-3 BB		F8	3	0	0	0	1	0	2						
Terry Harmon, R (1.6) OBP: 0.322, SLG: 0.289					6-3				G6-4-3	3	0	1	0	0	0	1						
Rick Joseph, R (8, PH) OBP: 0.322, SLG: 0.389									G6-4-3	1	0	0	0	0	0	1						
Dave Watkins, R (1.2) OBP: 0.260, SLG: 0.273					6-3					3	0	0	0	0	1	1						
Jeff James, R (1.1) OBP: 0.333, SLG: 0.295										2	0	0	0	0	2	0						
Ron Stone, L (8, PH) OBP: 0.190, SLG: 0.300									P6	1	0	0	0	0	0	0						
Lowell Palmer, R (8, 1) OBP: 0.190, SLG: 0.300										0	0	0	0	0	0	0						
Inning Stats	R: 0 E: 0 K: 0 S: 3	H: 0 LOB: 1 BB: 1 P: 7	R: 0 E: 0 K: 0 S: 4	H: 1 LOB: 1 BB: 0 P: 4	R: 0 E: 0 K: 1 S: 5	H: 0 LOB: 0 BB: 0 P: 5	R: 0 E: 0 K: 1 S: 6	H: 1 LOB: 1 BB: 0 P: 6	R: 0 E: 0 K: 1 S: 5	H: 0 LOB: 0 BB: 0 P: 5	R: 1 E: 0 K: 1 S: 7	H: 2 LOB: 1 BB: 0 P: 7	R: 0 E: 0 K: 1 S: 4	H: 0 LOB: 0 BB: 1 P: 8	R: 0 E: 0 K: 1 S: 7	H: 2 LOB: 2 BB: 0 P: 7	R: 0 E: 0 K: 0 S: 2	H: 0 LOB: 0 BB: 1 P: 6	1B: 6 2B: 0 3B: 0 HR: 0	SF: 1 SAC: 0 DP: 2 HBP: 0	WP: 0 PB: 0 SB: 0 CS: 0	PA: 34
PITCHER Steve Renko, R (1.1) ERA: 3.88	IP: 9.0 WLS: W BF: 34 H: 6 R: 1 ER: 1 SO: 6 BB: 3 IBB: 0 HBP: 0 BLK: 0 WP: 0 HR: 0 S: 43 P: 55 ERA: 1.00 WHIP: 1.000															PITCHER						

Batter	1	2	3	4	5	6	7	8	9	AB	R	H	RBI	BB	SO	LOB	BOTTOM					
Gary Sutherland, R (1.4) OBP: 0.290, SLG: 0.309	6-3		6-3		G3		K			4	0	0	0	0	1	0	Philadelphia Phillies @ Montreal Expos Jarry Park, Montreal, QB Fri Sep 19 1969, 7:05 PM EDT Att: 17,083 - Unknown					
Jim Fairley, L (1.8) OBP: 0.259, SLG: 0.346	2B WP BB		P6		F7		L9			3	1	0	0	1	0	0						
Rusty Staub, L (1.9) OBP: 0.414, SLG: 0.512	WP 1-3 1B 2B									2	1	2	0	1	0	0						
Ron Fairly, L (1.3) OBP: 0.355, SLG: 0.483	S 2H 3H 1B				4-3					2	0	1	1	2	0	1						
Coco Laboy, R (1.5) OBP: 0.308, SLG: 0.413	K		F3			K		F8		4	0	0	0	0	2	5						
Bob Bailey, R (1.7) OBP: 0.338, SLG: 0.421	5-3									4	1	1	0	0	1	3						
Ty Cline, L (9, 7) OBP: 0.340, SLG: 0.324										0	0	0	0	0	0	0						
John Bateman, R (1.2) OBP: 0.254, SLG: 0.318		F8								4	0	2	1	0	0	2						
Bobby Wine, R (1.6) OBP: 0.256, SLG: 0.257		5-3			F9					3	0	0	0	0	0	2						
Steve Renko, R (1.1) OBP: 0.212, SLG: 0.281		3-1								3	0	0	0	0	2	1						
Inning Stats	R: 2 E: 0 K: 1 S: 7	H: 2 LOB: 1 BB: 1 P: 11	R: 0 E: 0 K: 0 S: 3	H: 0 LOB: 0 BB: 0 P: 3	R: 0 E: 0 K: 0 S: 4	H: 1 LOB: 2 BB: 1 P: 8	R: 0 E: 0 K: 2 S: 8	H: 1 LOB: 0 BB: 0 P: 8	R: 0 E: 0 K: 0 S: 3	H: 0 LOB: 1 BB: 1 P: 7	R: 1 E: 0 K: 1 S: 6	H: 2 LOB: 0 BB: 0 P: 6	R: 0 E: 0 K: 2 S: 7	H: 0 LOB: 0 BB: 0 P: 7	R: 0 E: 0 K: 0 S: 3	H: 0 LOB: 2 BB: 1 P: 8	R: 0 E: 0 K: 0 S: 3	H: 0 LOB: 0 BB: 1 P: 8	1B: 3 2B: 3 3B: 0 HR: 0	SF: 0 SAC: 0 DP: 1 HBP: 1	WP: 1 PB: 0 SB: 1 CS: 0	PA: 34
PITCHER Jeff James, R (1.1) ERA: 3.28	IP: 7.0 WLS: L BF: 29 H: 6 R: 3 ER: 3 SO: 6 BB: 3 IBB: 0 HBP: 0 BLK: 0 WP: 0 HR: 0 S: 38 P: 50 ERA: 3.86 WHIP: 1.286															PITCHER						
Lowell Palmer, R (8, 1) ERA: 5.36	IP: 1.0 WLS: 5 BF: 0 H: 0 R: 0 ER: 0 SO: 0 BB: 1 IBB: 0 HBP: 1 BLK: 0 WP: 0 HR: 0 S: 3 P: 8 ERA: 0.00 WHIP: 1.000															PITCHER						



Batter	1	2	3	4	5	6	7	8	9	AB	R	H	RBI	BB	SO	LOB	TOP			
Tony Taylor, R OBP: 0.327, SLG: 0.349										5	0	2	0	0	1	0	Philadelphia Phillies @ Montreal Expos Jarry Park, Montreal, QB Sun Sep 21 1969, 3:33 AM EDT Att: 15,822 - Unknown			
Terry Harmon, R OBP: 0.324, SLG: 0.289										4	2	2	0	1	0	2				
Johnny Callison, L OBP: 0.334, SLG: 0.448										5	1	2	0	0	0	3				
Dick Allen, R OBP: 0.382, SLG: 0.596										4	1	2	3	1	2	2				
Deron Johnson, R OBP: 0.337, SLG: 0.433										4	0	1	1	0	0	0				
Scott Reid, L OBP: 0.394, SLG: 0.176										3	0	2	0	1	0	2				
Rick Joseph, R OBP: 0.321, SLG: 0.387										1	0	0	0	0	0	0				
Don Money, R OBP: 0.306, SLG: 0.338										4	1	2	1	0	1	3				
Mike Ryan, R OBP: 0.260, SLG: 0.336										4	1	1	0	0	1	1				
Bill Champion, R OBP: 0.194, SLG: 0.200										2	0	0	0	0	1	0				
Lowell Palmer, R OBP: 0.174, SLG: 0.273										2	0	0	0	0	1	1				
Inning Stats	R: 3 E: 0 K: 0 S: 7	H: 4 LOB: 1 BB: 0 P: 7	R: 0 E: 0 K: 1 S: 6	H: 1 LOB: 1 BB: 0 P: 6	R: 0 E: 0 K: 0 S: 4	H: 2 LOB: 1 BB: 0 P: 4	R: 1 E: 0 K: 1 S: 6	H: 1 LOB: 2 BB: 3 P: 17	R: 1 E: 0 K: 0 S: 8	H: 3 LOB: 2 BB: 0 P: 8	R: 0 E: 0 K: 0 S: 4	H: 2 LOB: 1 BB: 0 P: 4	R: 0 E: 0 K: 2 S: 8	H: 0 LOB: 1 BB: 0 P: 8	R: 0 E: 0 K: 1 S: 5	H: 0 LOB: 0 BB: 0 P: 5	1B: 12 2B: 0 3B: 0 HR: 2	SF: 1 SAC: 0 DP: 1 HBP: 0	WP: 1 PB: 1 SB: 0 CS: 1	PA: 42
PITCHER	IP WLS BF H R ER SO BB IBB HBP BLK WP HR S P ERA WHIP																			
Jerry Robertson, R ERA: 3.98	(1, 1) 2.1 14 7 3 3 1 0 0 0 0 0 0 1 16 16 11.57 3.000																			
Don Shaw, L ERA: 5.09	(3, 1) 2.1 10 2 2 2 1 3 0 0 0 0 0 1 9 21 7.71 2.143																			
Claude Raymond, R ERA: 4.93	(5, 1) 0.2 5 3 1 1 1 0 0 0 0 0 1 0 7 7 13.50 4.500																			
Dan McGinn, L ERA: 4.01	(6, 1) 3.2 W 13 2 0 0 4 0 0 0 0 0 0 0 21 21 0.00 0.545																			

Batter	1	2	3	4	5	6	7	8	9	AB	R	H	RBI	BB	SO	LOB	BOTTOM			
Mary Staehle, L OBP: 0.444, SLG: 0.778										5	1	3	1	0	0	2	Philadelphia Phillies @ Montreal Expos Jarry Park, Montreal, QB Sun Sep 21 1969, 3:33 AM EDT Att: 15,822 - Unknown			
Gary Sutherland, R OBP: 0.291, SLG: 0.308										0	0	0	0	0	0	0				
Jim Fairley, L OBP: 0.281, SLG: 0.355										5	0	2	2	0	1	1				
Rusty Staub, L OBP: 0.416, SLG: 0.517										4	1	1	0	1	1	4				
Ron Fairly, L OBP: 0.354, SLG: 0.475										3	1	0	0	2	1	3				
Mack Jones, L OBP: 0.375, SLG: 0.483										4	1	1	0	0	0	4				
Coco Laboy, R OBP: 0.310, SLG: 0.412										4	0	2	2	0	0	0				
John Bateman, R OBP: 0.259, SLG: 0.338										4	1	2	1	0	0	2				
Bobby Wine, R OBP: 0.261, SLG: 0.259										2	1	1	0	2	0	0				
Jerry Robertson, S OBP: 0.111, SLG: 0.094										1	0	1	0	0	0	0				
Don Shaw, L ERA: 5.01	(3, 1) 5.0 L 21 6 2 2 2 1 1 0 0 0 0 2 23 31 3.60 1.400																			
Claude Raymond, R OBP: 0.182, SLG: 0.182	(5, 1) 1 0 0 0 0 0 2																			
Dan McGinn, L OBP: 0.179, SLG: 0.286	(6, 1) 1 0 0 0 0 0 0																			
Inning Stats	R: 0 E: 0 K: 1 S: 6	H: 1 LOB: 1 BB: 0 P: 6	R: 1 E: 0 K: 0 S: 6	H: 4 LOB: 2 BB: 0 P: 6	R: 2 E: 0 K: 0 S: 4	H: 1 LOB: 1 BB: 2 P: 12	R: 2 E: 0 K: 1 S: 6	H: 2 LOB: 1 BB: 2 P: 14	R: 0 E: 0 K: 0 S: 4	H: 1 LOB: 2 BB: 1 P: 8	R: 0 E: 0 K: 0 S: 4	H: 1 LOB: 0 BB: 0 P: 4	R: 1 E: 0 K: 1 S: 6	H: 2 LOB: 0 BB: 0 P: 6	R: 1 E: 0 K: 0 S: 5	H: 0 LOB: 0 BB: 0 P: 5	1B: 9 2B: 2 3B: 0 HR: 2	SF: 0 SAC: 0 DP: 3 HBP: 0	WP: 0 PB: 0 SB: 0 CS: 0	PA: 40
PITCHER	IP WLS BF H R ER SO BB IBB HBP BLK WP HR S P ERA WHIP																			
Bill Champion, R ERA: 5.01	(1, 1) 3.0 19 7 5 5 1 4 0 0 0 0 0 2 17 33 15.00 3.667																			
Lowell Palmer, R ERA: 5.25	(4, 1) 5.0 L 21 6 2 2 2 1 1 0 0 0 0 2 23 31 3.60 1.400																			

Batter	1	2	3	4	5	6	7	8	9	AB	R	H	RBI	BB	SO	LOB	TOP					
Larry Hisle, R OBP: 0.339, SLG: 0.459 (1,8)										4	2	2	0	0	1	0	Philadelphia Phillies @ Pittsburgh Pirates Forbes Field, Pittsburgh, PA Tue Sep 23 1969, 7:05 PM EDT Att: 2,364 - Unknown					
Johnny Callison, L OBP: 0.335, SLG: 0.450 (1,9)										4	1	2	0	0	0	1						
Dick Allen, R OBP: 0.361, SLG: 0.597 (1,3)										3	0	1	2	0	2	1						
Deron Johnson, R OBP: 0.337, SLG: 0.431 John Briggs, L OBP: 0.347, SLG: 0.397 (9,7)										4	0	1	1	0	1	2						
Rick Joseph, R OBP: 0.324, SLG: 0.391 (1,5)										0	0	0	0	0	0	0						
Don Money, R OBP: 0.304, SLG: 0.335 (1,6)										3	1	1	0	1	0	1						
Mike Ryan, R OBP: 0.260, SLG: 0.336 (1,2)										4	0	0	0	0	2	3						
Terry Harmon, R OBP: 0.327, SLG: 0.298 (1,4)										4	0	1	0	0	0	1						
Grant Jackson, S OBP: 0.157, SLG: 0.185 Jerry Johnson, R OBP: 0.233, SLG: 0.195 (9,1)										4	0	2	1	0	0	0						
										4	0	2	1	0	0	0						
										3	0	0	0	0	0	2						
										0	0	0	0	0	0	0						
Inning Stats	R: 1 E: 0 K: 1 S: 7	H: 2 LOB: 2 BB: 1 P: 11	R: 0 E: 0 K: 0 S: 3	H: 2 LOB: 0 BB: 0 P: 3	R: 0 E: 0 K: 1 S: 6	H: 1 LOB: 1 BB: 0 P: 6	R: 1 E: 0 K: 1 S: 7	H: 2 LOB: 1 BB: 0 P: 7	R: 2 E: 0 K: 0 S: 5	H: 3 LOB: 0 BB: 0 P: 5	R: 0 E: 0 K: 0 S: 3	H: 0 LOB: 0 BB: 0 P: 3	R: 0 E: 0 K: 1 S: 5	H: 0 LOB: 0 BB: 0 P: 5	R: 0 E: 0 K: 2 S: 7	H: 0 LOB: 0 BB: 0 P: 7	R: 0 E: 0 K: 0 S: 3	H: 0 LOB: 0 BB: 0 P: 3	1B: 6 2B: 5 3B: 0 HR: 0	SF: 1 SAC: 0 DP: 2 HBP: 0	WP: 0 PB: 0 SB: 1 CS: 0	PA: 35
PITCHER	IP WLS BF H R ER SO BB IBB HBP BLK WP HR S P ERA WHIP																					
Bob Veale, L ERA: 3.2 (1,1)	4.1 L 21 9 4 4 3 1 0 0 0 0 0 0 26 30 8.31 2.308																					
Bruce Dal Canton, R ERA: 3.42 (5,1)	0.2 2 1 0 0 0 0 0 0 0 0 0 0 0 2 2 0.00 1.500																					
Chuck Hartenstein, R ERA: 3.63 (6,1)	2.0 6 0 0 0 1 0 0 0 0 0 0 0 8 8 0.00 0.000																					
Lou Marone, L ERA: 2.55 (8,1)	1.0 3 0 0 0 2 0 0 0 0 0 0 0 7 7 0.00 0.000																					
Joe Gibbon, L ERA: 2.46 (9,1)	1.0 3 0 0 0 0 0 0 0 0 0 0 0 3 3 0.00 0.000																					

Batter	1	2	3	4	5	6	7	8	9	AB	R	H	RBI	BB	SO	LOB	BOTTOM
Matty Alou, L OBP: 0.371, SLG: 0.411 (1,8)										4	0	2	2	1	0	0	Philadelphia Phillies @ Pittsburgh Pirates Forbes Field, Pittsburgh, PA Tue Sep 23 1969, 7:05 PM EDT Att: 2,364 - Unknown
Dave Cash, R OBP: 0.428, SLG: 0.457 (1,4)										4	0	2	0	0	0	0	
Willie Stargell, L OBP: 0.383, SLG: 0.560 (1,7)										5	0	0	0	0	2	5	
Roberto Clemente, R OBP: 0.401, SLG: 0.534 (1,9)										3	0	1	0	2	0	2	
Jose Pagan, R OBP: 0.325, SLG: 0.458 (1,5)										5	0	0	0	0	2	6	
Manny Sanguillen, R OBP: 0.332, SLG: 0.420 (1,2)										4	0	2	0	0	0	1	
Bob Robertson, R OBP: 0.260, SLG: 0.304 (1,3)										4	1	2	1	0	0	1	
Freddie Patek, R OBP: 0.316, SLG: 0.290 (1,6)										1	2	0	0	3	0	2	
Bob Veale, S OBP: 0.268, SLG: 0.351 Bruce Dal Canton, R OBP: 0.417, SLG: 0.500 Angel Mangual, R OBP: 0.296, SLG: 0.409 Chuck Hartenstein, R OBP: 0.332, SLG: 0.501 Carl Taylor, R OBP: 0.421, SLG: 0.483 Lou Marone, R OBP: 0.300, SLG: 0.478 Johnny Jeter, R OBP: 0.278, SLG: 0.478 Joe Gibbon, R OBP: 0.278, SLG: 0.478 (1,1)										1	0	0	0	0	1	0	
										0	0	0	0	0	0	1	
										0	0	0	0	0	0	1	
										0	0	0	0	0	0	1	
										0	0	0	0	0	0	1	
										0	0	0	0	0	0	1	
										0	0	0	0	0	0	1	
										0	0	0	0	0	0	1	
										0	0	0	0	0	0	1	
										0	0	0	0	0	0	1	
										0	0	0	0	0	0	1	
										0	0	0	0	0	0	1	
										0	0	0	0	0	0	1	
										0	0	0	0	0	0	1	
										0	0	0	0	0	0	1	
										0	0	0	0	0	0	1	
										0	0	0	0	0	0	1	
										0	0	0	0	0	0	1	
										0	0	0	0	0	0	1	
										0	0	0	0	0	0	1	
										0	0	0	0	0	0	1	
										0	0	0	0	0	0	1	
										0	0	0	0	0	0	1	
										0	0	0	0	0	0	1	
										0	0	0	0	0	0	1	
										0	0	0	0	0	0	1	
										0	0	0	0	0	0	1	
										0	0	0	0	0	0	1	
										0	0	0	0	0	0	1	
										0	0	0	0	0	0	1	
										0	0	0	0	0	0	1	
										0	0	0	0	0	0	1	
										0	0	0	0	0	0	1	
										0	0	0	0	0	0	1	
										0	0	0	0	0	0	1	
										0	0	0	0	0	0	1	
										0	0	0	0	0	0	1	
										0	0	0	0	0	0	1	
										0	0	0	0	0	0	1	
										0	0	0	0	0	0	1	
										0	0	0	0	0	0	1	
										0	0	0	0	0	0	1	
										0	0	0	0	0	0	1	
										0	0	0	0	0	0	1	
										0	0	0	0	0	0	1	
										0	0	0	0	0	0	1	
										0	0	0	0	0	0	1	
										0	0	0	0	0	0	1	
										0	0	0	0	0	0	1	
										0	0	0	0	0	0	1	
										0	0</						

Batter	1	2	3	4	5	6	7	8	9	AB	R	H	RBI	BB	SO	LOB	TOP					
Tony Taylor, R OBP: 0.327, SLG: 0.347 (1, 4)	4-3		6-3		F9			G6-4-3 BB		3	0	0	0	1	0	0	Philadelphia Phillies @ Pittsburgh Pirates Forbes Field, Pittsburgh, PA Thu Sep 25 1969, 7:05 PM EDT Unknown					
Johnny Callison, L OBP: 0.338, SLG: 0.455 (1, 9)	E8 1B 2B							K		4	1	3	0	0	1	2						
Dick Allen, R OBP: 0.380, SLG: 0.592 (1, 3)			K		FC4			G6-4-3		3	0	0	0	1	1	4						
Deron Johnson, R OBP: 0.336, SLG: 0.430 (1, 7)					P4					4	0	1	1	0	1	2						
Rick Joseph, R OBP: 0.326, SLG: 0.392 (1, 5)	K				6-3					4	1	2	0	0	1	2						
Don Money, R OBP: 0.301, SLG: 0.332 (1, 6)	FC4				F9					4	0	0	0	0	0	4						
Mike Ryan, R OBP: 0.259, SLG: 0.334 (1, 2)			F6		5-3					2	0	0	0	0	0	0						
Dave Watkins, R OBP: 0.276, SLG: 0.288 (4, 2)										2	1	2	0	0	0	0						
Larry Hisle, R OBP: 0.336, SLG: 0.459 (1, 8)			K							1	0	0	0	0	1	0						
John Briggs, L OBP: 0.347, SLG: 0.396 (2, 8)					K					3	0	1	2	0	1	1						
Rick Wise, R OBP: 0.284, SLG: 0.357 (1, 1)										2	0	0	0	0	1	0						
Terry Harmon, R OBP: 0.330, SLG: 0.298 (8, PH)			K							0	0	0	0	1	0	0						
John Boozer, R OBP: 0.400, SLG: 0.333 (8, 1)					P6					0	0	0	0	0	0	0						
Ron Stone, L OBP: 0.332, SLG: 0.294 (8, PH)								BB BB		1	0	0	0	0	0	1						
Inning Stats	R: 1 E: 1 K: 1 S: 7	H: 2 LOB: 2 BB: 1 P: 11	R: 0 E: 0 K: 2 S: 7	H: 0 LOB: 0 BB: 0 P: 7	R: 0 E: 0 K: 1 S: 6	H: 1 LOB: 1 BB: 0 P: 6	R: 0 E: 0 K: 0 S: 3	H: 0 LOB: 0 BB: 0 P: 3	R: 0 E: 0 K: 1 S: 5	H: 0 LOB: 0 BB: 0 P: 5	R: 0 E: 0 K: 0 S: 3	H: 1 LOB: 1 BB: 0 P: 3	R: 0 E: 0 K: 0 S: 4	H: 2 LOB: 1 BB: 0 P: 4	R: 0 E: 0 K: 1 S: 4	H: 0 LOB: 1 BB: 2 P: 12	R: 2 E: 0 K: 1 S: 8	H: 3 LOB: 1 BB: 0 P: 8	1B: 7 2B: 2 3B: 0 HR: 0	SF: 0 SAC: 0 DP: 3 HBP: 0	WP: 0 PB: 0 CS: 0	PA: 36
PITCHER Luke Walker, L ERA: 3.48 (1, 1)	IP: 9.0 WLS: W BF: 36 H: 9 R: 3 ER: 2 SO: 7 BB: 2 IBB: 1 HBP: 0 BLK: 0 WP: 0 HR: 0 S: 47 P: 59 ERA: 2.00 WHIP: 1.222															PITCHER	IP: 9.0 WLS: W BF: 36 H: 9 R: 3 ER: 2 SO: 7 BB: 2 IBB: 1 HBP: 0 BLK: 0 WP: 0 HR: 0 S: 47 P: 59 ERA: 2.00 WHIP: 1.222					

Batter	1	2	3	4	5	6	7	8	9	AB	R	H	RBI	BB	SO	LOB	BOTTOM			
Matty Alou, L OBP: 0.371, SLG: 0.412 (1, 8)	6-3				L7			G6-4-3 BB		4	0	2	1	0	0	0	Philadelphia Phillies @ Pittsburgh Pirates Forbes Field, Pittsburgh, PA Thu Sep 25 1969, 7:05 PM EDT Unknown			
Dave Cash, R OBP: 0.413, SLG: 0.436 (1, 4)	4-3		F9					G6-4-3		4	1	1	0	0	0	2				
Willie Stargell, L OBP: 0.384, SLG: 0.563 (1, 7)					F7					3	1	1	1	1	0	1				
Johnny Jeter, R OBP: 0.320, SLG: 0.478 (8, 7)										0	0	0	0	0	0	0				
Roberto Clemente, R OBP: 0.402, SLG: 0.538 (1, 9)										4	2	2	1	0	1	1				
Ron Davis, R OBP: 0.314, SLG: 0.286 (8, 9)	K				1B SF8			6-3		0	0	0	0	0	0	0				
Al Oliver, L OBP: 0.327, SLG: 0.444 (1, 3)										4	0	4	1	0	0	0				
Manny Sanguillen, R OBP: 0.369, SLG: 0.417 (1, 2)										3	0	0	1	0	0	3				
Richie Hebner, L OBP: 0.377, SLG: 0.419 (1, 5)										4	0	1	0	0	0	1				
Freddie Patek, R OBP: 0.318, SLG: 0.292 (1, 6)										4	1	2	0	0	1	2				
Luke Walker, L (1, 1)										3	0	0	0	0	2	2				
Inning Stats	R: 0 E: 0 K: 1 S: 5	H: 0 LOB: 1 BB: 1 P: 9	R: 0 E: 0 K: 0 S: 3	H: 1 LOB: 0 BB: 0 P: 3	R: 1 E: 0 K: 0 S: 5	H: 2 LOB: 1 BB: 0 P: 5	R: 1 E: 0 K: 1 S: 8	H: 3 LOB: 2 BB: 0 P: 8	R: 3 E: 0 K: 1 S: 10	H: 5 LOB: 2 BB: 0 P: 10	R: 0 E: 0 K: 1 S: 5	H: 1 LOB: 0 BB: 0 P: 5	R: 0 E: 0 K: 0 S: 4	H: 1 LOB: 1 BB: 0 P: 4	R: 0 E: 0 K: 0 S: 3	H: 0 LOB: 0 BB: 0 P: 3		1B: 11 2B: 0 3B: 2 HR: 0	SF: 1 SAC: 1 DP: 2 HBP: 0	WP: 0 PB: 0 CS: 0
PITCHER Rick Wise, R ERA: 3.24 (1, 1)	IP: 7.0 WLS: L BF: 33 H: 13 R: 5 ER: 5 SO: 4 BB: 1 IBB: 0 HBP: 0 BLK: 0 WP: 0 HR: 0 S: 40 P: 44 ERA: 6.43 WHIP: 2.000															PITCHER	IP: 7.0 WLS: L BF: 33 H: 13 R: 5 ER: 5 SO: 4 BB: 1 IBB: 0 HBP: 0 BLK: 0 WP: 0 HR: 0 S: 40 P: 44 ERA: 6.43 WHIP: 2.000			

Batter	1	2	3	4	5	6	7	8	9	AB	R	H	RBI	BB	SO	LOB	TOP					
John Briggs, L OBP: 0.349, SLG: 0.402	0-0 4-3 1B	0-0 4-3			0-0 G3	0-0 L8		4-0 G6-4-3 BB	0-3 K	5	1	2	1	1	1	6	Philadelphia Phillies @ Pittsburgh Pirates Forbes Field, Pittsburgh, PA Thu Sep 25 1969, 7:05 PM EDT Att: 2,379 - Unknown					
Tony Taylor, R OBP: 0.326, SLG: 0.345	0-0 4-3		0-0 5-3		0-0 G3		0-0 G3-6-3 1B	0-0 G6-4-3		5	0	1	0	0	0	5						
Johnny Callison, L OBP: 0.339, SLG: 0.455	0-3 K		4-0 BB		0-0 G3		0-0 G3-6-3 1-2f		0-0 1B 2B	4	1	1	0	1	1	3						
Dick Allen, R OBP: 0.380, SLG: 0.590	0-0 1B		0-3 K		0-3 K		0-3 K		0-0 1B 1B	5	1	2	2	0	3	2						
Deron Johnson, R OBP: 0.335, SLG: 0.426	0-3 K		0-3 K		0-0 1-3			4-0 1B BB	0-3 K	4	1	0	0	1	3	3						
Ron Stone, L OBP: 0.336, SLG: 0.306		0-3 K		0-0 L8		0-0 BB 2B		0-0 HBP 1B 1-2	0-0 1B 2B 1B	5	2	3	0	0	1	0						
Don Money, R OBP: 0.302, SLG: 0.333		0-0 6-3		0-0 1B		0-3 K		0-3 K	0-0 1-2 2-H 1B	5	1	2	1	0	2	3						
Dave Watkins, R OBP: 0.287, SLG: 0.289		4-0 1B BB		0-3 K		4-0 BB BB		0-0 BB HBP 1B 1-2 2-H	0-3 K	3	0	1	1	2	2	3						
Jeff James, R OBP: 0.196, SLG: 0.100		0-0 1-2 1B		0-0 4-3		4-0 1-2 2-3 BB		1-0 BB HBP	0-0 1-1 2-H 2B	2	0	1	0	0	0	1						
Inning Stats	R: 1 E: 0 K: 2 S: 9	H: 2 LOB: 1 BB: 0 P: 9	R: 0 E: 0 K: 1 S: 6	H: 1 LOB: 2 BB: 1 P: 10	R: 0 E: 0 K: 2 S: 7	H: 0 LOB: 1 BB: 1 P: 11	R: 0 E: 0 K: 1 S: 6	H: 1 LOB: 1 BB: 0 P: 6	R: 0 E: 0 K: 1 S: 6	H: 1 LOB: 3 BB: 2 P: 14	R: 0 E: 0 K: 1 S: 5	H: 1 LOB: 0 BB: 0 P: 5	R: 2 E: 0 K: 1 S: 6	H: 2 LOB: 3 BB: 2 P: 15	R: 4 E: 0 K: 3 S: 14	H: 5 LOB: 1 BB: 0 P: 14		1B: 9 2B: 5 3B: 0 HR: 0	SF: 0 SAC: 0 DP: 2 HBP: 1	WP: 0 PB: 0 SB: 0 CS: 0	PA: 46	
PITCHER	IP WLS BF H R ER SO BB IBB HBP BLK WP HR S P ERA WHIP	7.1 W 37 9 3 3 10 6 0 1 0 0 0 50 75 3.68 2.045	1.1 S 8 5 4 4 2 0 0 0 0 0 0 12 12 27.00 3.750	0.1 S 1 0 0 0 1 0 0 0 0 0 0 3 3 0.00 0.000																		

AB	39
R	7
H	14
RBI	7
BB	6
SO	13
LOB	26



Batter	1	2	3	4	5	6	7	8	9	AB	R	H	RBI	BB	SO	LOB	BOTTOM					
Matty Alou, L OBP: 0.372, SLG: 0.411	0-0 WP 1B	0-0 FC6-2 S			0-0 SH1-4 BB		0-0 FC6 1B			4	2	1	0	1	0	5	Philadelphia Phillies @ Pittsburgh Pirates Forbes Field, Pittsburgh, PA Thu Sep 25 1969, 7:05 PM EDT Att: 2,379 - Unknown					
Dave Cash, R OBP: 0.400, SLG: 0.419	0-3 K	0-0 6-3			0-0 SH1-4 1-2 2-3	0-0 F8	0-0 1B			4	0	1	0	0	1	2						
Willie Stargell, L OBP: 0.384, SLG: 0.561	0-3 K		4-0 FC4-6 BB		4-0 2B FC1-2 IBB	0-0 E3 1-3	0-0 1B			2	0	0	0	2	1	1						
Johnny Jeter, R OBP: 0.346, SLG: 0.500	2-3 K						1-2 2-H 3-H 1B			1	1	1	1	0	0	0						
Roberto Clemente, R OBP: 0.403, SLG: 0.539	4-0 1B		0-0 FC4-6 1-2f		0-0 E 2B	1-2 1B		0-0 F9		3	1	1	2	1	0	2						
Ron Davis, R OBP: 0.310, SLG: 0.281	1B BB		0-0 FC4-6 G6-3		0-0 E 2B	1-2 2B		0-0 P4		1	0	0	0	0	0	0						
Al Oliver, L OBP: 0.330, SLG: 0.446	0-0 1-3 3-H 1B		0-0 G6-3		0-0 E 1B IBB	2-H 2B		0-0 P4		4	1	2	2	1	0	1						
Manny Sanguillen, R OBP: 0.326, SLG: 0.415	0-3 K			0-0 5-3	0-0 FC1-2 1B	0-0 6-3		0-0 1B		5	1	1	0	0	1	6						
Richie Hebner, L OBP: 0.182, SLG: 0.082		0-0 1B PB 1B		0-0 6-3	0-0 1B 1B		4-0 FC6-4 BB	0-0 P2		1	1	1	0	0	0	0						
Joe Pagan, R OBP: 0.327, SLG: 0.456		0-0 PB FC6-2 1B		0-0 F8	0-0 1B IBB		0-0 FC6-4 1B E		3	0	1	2	1	0	1	1						
Freddie Patek, R OBP: 0.319, SLG: 0.292		0-0 PB FC6-2 1B		0-0 F8	0-0 1B IBB		0-0 FC6-4 1B E		3	1	1	0	1	0	1	1						
Bob Moose, R OBP: 0.182, SLG: 0.082		0-3 K			0-0 SH1-4 BB		0-3 K			3	1	1	0	1	2	3						
Inning Stats	R: 1 E: 0 K: 3 S: 11	H: 2 LOB: 2 BB: 1 P: 15	R: 1 E: 0 K: 1 S: 7	H: 2 LOB: 0 BB: 0 P: 7	R: 0 E: 0 K: 0 S: 2	H: 0 LOB: 1 BB: 1 P: 6	R: 0 E: 0 K: 0 S: 3	H: 0 LOB: 0 BB: 0 P: 3	R: 5 E: 1 K: 0 S: 6	H: 3 LOB: 3 BB: 5 P: 26	R: 1 E: 1 K: 0 S: 5	H: 1 LOB: 2 BB: 0 P: 5	R: 1 E: 1 K: 1 S: 7	H: 2 LOB: 2 BB: 1 P: 11	R: 0 E: 0 K: 0 S: 4	H: 1 LOB: 1 BB: 0 P: 4	1B: 9 2B: 2 3B: 0 HR: 0	SF: 0 SAC: 1 DP: 1 HBP: 0	WP: 1 PB: 1 SB: 2 CS: 0	PA: 43		
PITCHER	IP WLS BF H R ER SO BB IBB HBP BLK WP HR S P ERA WHIP	4.1 L 22 5 6 5 4 4 1 0 0 0 4 12 13.50 3.000	0.2 S 6 2 1 1 0 0 2 0 0 0 0 4 12 0.00 2.000	2.0 S 11 3 2 0 1 1 0 0 0 0 0 4 4 0.00 1.000																		

AB	34
R	9
H	11
RBI	7
BB	8
SO	5
LOB	22



Batter	1	2	3	4	5	6	7	8	9	AB	R	H	RBI	BB	SO	LOB	TOP								
Rod Gaspar, S OBP: 0.311, SLG: 0.277 (1, 9)	E4 G4-6-3	L6-4 2-3			K2-3	G3			6-3	5	0	0	0	0	1	1									
Bob Heise, R OBP: 0.600, SLG: 0.750 (1, 6)	G4-6-3 1-2f		K		1B 2B			G6-4-3 BB		3	1	1	0	1	1	1									
Cleon Jones, R OBP: 0.423, SLG: 0.489 (1, 7)	HR BB		L9		5-3			G6-4-3 1-2f		3	1	0	0	1	0	2									
Donn Clendenon, R OBP: 0.306, SLG: 0.441 Ed KranePOOL, L OBP: 0.307, SLG: 0.374 (1, 3) (6, 3)	HR		K		1B 1B IBB			CS 1B		2	2	1	2	1	1	0									
Amos Otis, R OBP: 0.202, SLG: 0.182 (1, 8)	1B				F3	1B 1-2 2-H		CS	K	4	0	2	1	0	1	0									
Bobby Pfeil, R OBP: 0.256, SLG: 0.271 (1, 5)	F8				WP 5-3 HBP	1-2 2-H		G5-4-3 BB		2	0	1	1	1	0	1									
Duffy Dyer, R OBP: 0.288, SLG: 0.420 (1, 2)		PB E 2B			5-3	K		G5-4-3 1-2f		4	1	1	0	0	1	4									
Al Weis, S OBP: 0.264, SLG: 0.298 (1, 4)		E5 L6-4 2-H			4-0			F9		3	0	0	0	1	0	0									
Jerry Koosman, R OBP: 0.060, SLG: 0.048 (1, 1)		2-4			4-3			K		4	0	0	0	0	1	3									
Inning Stats	R: 2 E: 1 K: 0 S: 5	H: 2 LOB: 1 BB: 1 P: 9	R: 1 E: 1 K: 0 S: 4	H: 1 LOB: 0 BB: 0 P: 4	R: 0 E: 0 K: 2 S: 7	H: 0 LOB: 0 BB: 0 P: 7	R: 0 E: 0 K: 0 S: 3	H: 0 LOB: 2 BB: 1 P: 8	R: 2 E: 0 K: 2 S: 10	H: 3 LOB: 2 BB: 1 P: 14	R: 0 E: 0 K: 1 S: 5	H: 0 LOB: 0 BB: 0 P: 5	R: 0 E: 0 K: 0 S: 2	H: 1 LOB: 0 BB: 1 P: 6	R: 0 E: 0 K: 1 S: 4	H: 0 LOB: 0 BB: 1 P: 8	R: 0 E: 0 K: 0 S: 3	H: 0 LOB: 0 BB: 0 P: 3	1B: 4 2B: 3 3B: 0 HR: 1	SF: 0 SAC: 0 DP: 4 HBP: 1	WP: 1 PB: 1 CS: 0 S: 1	PA: 38			
PITCHER	IP	WLS	BF	H	R	ER	SO	BB	IBB	HBP	BLK	WP	HR	S	P	ERA	WHIP								
Woodie Fryman, L ERA: 4.51 (1, 1)	5.0	L	25	6	5	4	4	2	1	1	0	1	1	29	42	7.20	1.600								
John Boozer, R ERA: 4.35 (6, 1)	3.0		9	1	0	0	2	2	0	0	0	0	0	11	19	0.00	1.000								
Al Raffo, R ERA: 4.11 (9, 1)	1.0		3	0	0	0	0	0	0	0	0	0	0	3	3	0.00	0.000								

New York Mets @ Philadelphia Phillies
 Connie Mack Stadium, Philadelphia, PA
 Fri Sep 26 1969, 7:05 PM EDT
 Att: 6,288 - Unknown

AB 31
 R 5
 H 7
 RBI 4
 BB 5
 SO 6
 LOB 12



Batter	1	2	3	4	5	6	7	8	9	AB	R	H	RBI	BB	SO	LOB	BOTTOM								
Tony Taylor, R OBP: 0.325, SLG: 0.343 (1, 4)	K		F9			G5-4-3 BB			5-3	3	0	0	0	1	1	2									
Johnny Callison, L OBP: 0.336, SLG: 0.451 (1, 9)	G3		K			L4			6-3	4	0	0	0	0	1	3									
Dick Allen, R OBP: 0.379, SLG: 0.586 (1, 3)	K				K	G5-4-3 1-2f			BB	3	0	0	0	1	2	1									
Deron Johnson, R OBP: 0.332, SLG: 0.422 (1, 7)		K			P5				4-3	4	0	0	0	0	1	1									
Rick Joseph, R OBP: 0.329, SLG: 0.398 (1, 5)		G6-4-3 1B			P3				L9	3	0	1	0	0	0	0									
Don Money, R OBP: 0.300, SLG: 0.330 (1, 6)		G6-4-3 1-2f			F9				L7	3	0	0	0	0	0	1									
Dave Watkins, R OBP: 0.281, SLG: 0.283 (1, 2)			K		4-3				5-3	3	0	0	0	0	1	0									
John Briggs, L OBP: 0.351, SLG: 0.405 (1, 8)			1B 1B						P5	3	0	2	0	0	0	0									
Woodie Fryman, R OBP: 0.132, SLG: 0.160 Terry Harmon, R OBP: 0.332, SLG: 0.297 John Boozer, R OBP: 0.400, SLG: 0.333 Mike Ryan, R OBP: 0.258, SLG: 0.333 Al Raffo, R OBP: 0.286, SLG: 0.167 (1, 1) (5, PH) (6, 1) (8, PH) (9, 1)			1B		K				P4	1	0	1	0	0	0	0									
Inning Stats	R: 0 E: 0 K: 2 S: 7	H: 0 LOB: 0 BB: 0 P: 7	R: 0 E: 0 K: 1 S: 5	H: 1 LOB: 0 BB: 0 P: 5	R: 0 E: 0 K: 2 S: 9	H: 2 LOB: 2 BB: 0 P: 9	R: 0 E: 0 K: 1 S: 5	H: 0 LOB: 0 BB: 0 P: 5	R: 0 E: 0 K: 1 S: 6	H: 1 LOB: 1 BB: 0 P: 6	R: 0 E: 0 K: 0 S: 2	H: 0 LOB: 0 BB: 1 P: 6	R: 0 E: 0 K: 0 S: 3	H: 0 LOB: 0 BB: 0 P: 3	R: 0 E: 0 K: 0 S: 3	H: 0 LOB: 0 BB: 0 P: 3	R: 0 E: 0 K: 0 S: 3	H: 0 LOB: 1 BB: 1 P: 7	1B: 4 2B: 0 3B: 0 HR: 0	SF: 0 SAC: 0 DP: 2 HBP: 0	WP: 0 PB: 0 CS: 0 S: 0	PA: 31			
PITCHER	IP	WLS	BF	H	R	ER	SO	BB	IBB	HBP	BLK	WP	HR	S	P	ERA	WHIP								
Jerry Koosman, L ERA: 2.21 (1, 1)	9.0	W	31	4	0	0	7	2	0	0	0	0	0	43	51	0.00	0.667								

New York Mets @ Philadelphia Phillies
 Connie Mack Stadium, Philadelphia, PA
 Fri Sep 26 1969, 7:05 PM EDT
 Att: 6,288 - Unknown

AB 29
 R 0
 H 4
 RBI 0
 BB 2
 SO 7
 LOB 9



Batter	1	2	3	4	5	6	7	8	9	AB	R	H	RBI	BB	SO	LOB	TOP				
Cleon Jones, R OBP: 0.424, SLG: 0.489 Rod Gaspar, S OBP: 0.311, SLG: 0.277	F9		BB		BB		G3		FC5 1B	4	0	2	0	1	0	1	New York Mets @ Philadelphia Phillies Connie Mack Stadium, Philadelphia, PA Sat Sep 27 1969, 3:33 AM EDT Att: 4,297 - Unknown livebaseballscorecards.com				
Bob Heise, R OBP: 0.500, SLG: 0.500	G3		F9		FC6-4			F8	1B	4	0	1	0	1	0	1					
Amos Otis, R OBP: 0.202, SLG: 0.204					F8		FC6-4	6-3	FC5	5	0	1	0	0	0	4					
Donn Clendenon, R OBP: 0.305, SLG: 0.439	K				F2		6-3	BB	1B	4	1	1	0	0	1	1					
Ron Swoboda, R OBP: 0.325, SLG: 0.364		5-3		BB	1B		K	1B	BB	2	0	0	0	2	1	0					
Bobby Pfeil, R OBP: 0.260, SLG: 0.275	F8				1B		P2	1B	1B	4	0	2	1	0	0	0					
Duffy Dyer, R OBP: 0.286, SLG: 0.411	K				5-3			1B	K	4	0	1	0	0	2	4					
Al Weis, S OBP: 0.260, SLG: 0.293			F8				6-3		K	4	0	0	0	0	2	1					
Tom Seaver, R OBP: 0.200, SLG: 0.154			5-3				6-3		F9	4	0	0	0	0	1	1					
Inning Stats	R: 0 E: 0 K: 1 S: 6	H: 1 LOB: 1 BB: 0 P: 6	R: 0 E: 0 K: 1 S: 5	H: 0 LOB: 0 BB: 0 P: 5	R: 0 E: 0 K: 0 S: 3	H: 0 LOB: 1 BB: 1 P: 7	R: 0 E: 0 K: 0 S: 4	H: 1 LOB: 2 BB: 1 P: 8	R: 0 E: 0 K: 0 S: 4	H: 0 LOB: 0 BB: 0 P: 5	R: 0 E: 0 K: 2 S: 5	H: 1 LOB: 1 BB: 0 P: 8	R: 1 E: 0 K: 1 S: 7	H: 2 LOB: 2 BB: 1 P: 11	R: 0 E: 0 K: 1 S: 7	H: 2 LOB: 2 BB: 0 P: 7	1B: 7 2B: 0 3B: 1 HR: 0	SF: 0 SAC: 0 DP: 0 HBP: 0	WP: 0 PB: 0 CS: 0	PA: 39	
PITCHER	IP	WLS	BF	H	R	ER	SO	BB	IBB	HBP	BLK	WP	HR	S	P	ERA	WHIP				
Grant Jackson, L ERA: 3.43	(1, 1)	8.0	L	34	6	1	1	6	4	0	0	0	0	42	58	1.12	1.250				
Jeff James, R ERA: 4.2	(9, 1)	1.0		5	2	0	0	1	0	0	0	0	0	7	7	0.00	2.000				

Batter	1	2	3	4	5	6	7	8	9	AB	R	H	RBI	BB	SO	LOB	BOTTOM				
John Briggs, L OBP: 0.350, SLG: 0.401	F9		FC5-4		3-1			F3		3	0	0	0	1	0	1	New York Mets @ Philadelphia Phillies Connie Mack Stadium, Philadelphia, PA Sat Sep 27 1969, 3:33 AM EDT Att: 4,297 - Unknown livebaseballscorecards.com				
Tony Taylor, R OBP: 0.323, SLG: 0.341	F7		FC5-4				4-3		P4	4	0	0	0	0	0	2					
Johnny Callison, L OBP: 0.334, SLG: 0.448	4-3				F3		F8		G3	4	0	0	0	0	0	0					
Dick Allen, R OBP: 0.378, SLG: 0.582		K			BB		5-3		5-3	3	0	0	0	1	1	0					
Deron Johnson, R OBP: 0.332, SLG: 0.422		K								3	0	1	0	0	2	1					
Larry Hisle, R OBP: 0.338, SLG: 0.459		K								0	0	0	0	0	0	0					
Rick Joseph, R OBP: 0.329, SLG: 0.398		K								0	0	0	0	0	0	0					
Ron Stone, L OBP: 0.333, SLG: 0.301	1-3				G3		F9			3	0	0	0	0	0	2					
Dave Watkins, R OBP: 0.288, SLG: 0.291			SH1-3		1B		FC2-6		G1-6-3	3	0	2	0	0	0	1					
Don Money, R OBP: 0.299, SLG: 0.328			F8		FC2-6		SH2-3		K	3	0	0	0	0	1	2					
Grant Jackson, S OBP: 0.157, SLG: 0.185			SH1-3		SH2-3				F7	0	0	0	0	0	0	0					
Scott Reid, L OBP: 0.375, SLG: 0.167										1	0	0	0	0	0	0					
Jeff James, R OBP: 0.100, SLG: 0.100										0	0	0	0	0	0	0					
Inning Stats	R: 0 E: 0 K: 0 S: 3	H: 0 LOB: 0 BB: 0 P: 3	R: 0 E: 0 K: 2 S: 7	H: 0 LOB: 0 BB: 0 P: 7	R: 0 E: 0 K: 0 S: 4	H: 1 LOB: 2 BB: 1 P: 8	R: 0 E: 0 K: 1 S: 5	H: 0 LOB: 1 BB: 1 P: 9	R: 0 E: 0 K: 0 S: 4	H: 1 LOB: 1 BB: 0 P: 4	R: 0 E: 0 K: 0 S: 3	H: 0 LOB: 0 BB: 0 P: 3	R: 0 E: 0 K: 1 S: 5	H: 0 LOB: 0 BB: 0 P: 5	R: 0 E: 0 K: 0 S: 3	H: 0 LOB: 0 BB: 0 P: 3	1B: 3 2B: 0 3B: 0 HR: 0	SF: 0 SAC: 2 DP: 1 HBP: 0	WP: 0 PB: 0 CS: 0	PA: 31	
PITCHER	IP	WLS	BF	H	R	ER	SO	BB	IBB	HBP	BLK	WP	HR	S	P	ERA	WHIP				
Tom Seaver, R ERA: 2.21	(1, 1)	9.0	W	31	3	0	0	4	2	0	0	0	0	37	45	0.00	0.556				

Batter	1	2	3	4	5	6	7	8	9	AB	R	H	RBI	BB	SO	LOB	TOP										
Cleon Jones, R (1, 7) OBP: 0.423, SLG: 0.486	4-0 BB G1-6-3	0-0 F9			0-3 K			0-0 6-3		3	0	0	0	1	1	2											
Art Shamsky, L (1, 9) OBP: 0.376, SLG: 0.492	0-0 G1-6-3		0-0 4-3			0-0 3-1		0-0 F9		4	0	0	0	0	0	1											
Rod Gaspar, S (8, 9) OBP: 0.311, SLG: 0.277	1-2									0	0	0	0	0	0	0											
Ken Boswell, L (1, 4) OBP: 0.347, SLG: 0.379	0-0 6-3		0-3 K2-3			4-0 BB G4-6-3		4-0 BB		2	0	0	0	2	1	0											
Ed Kranepool, L (1, 3) OBP: 0.307, SLG: 0.371		4-0 1B 2B BB	0-0 L6			0-0 G4-6-3 1-2		0-0 P4		3	1	0	0	1	0	2											
Wayne Garrett, L (1, 5) OBP: 0.293, SLG: 0.267		0-0 2B SF8 1B 1-2		0-0 3-1				0-0 2B		4	1	2	0	0	0	0											
Jim Gaspar, L (1, 8) OBP: 0.195, SLG: 0.243		0-0 SF8 1-3 2-H		0-0 P5				0-0 6-3		4	0	1	1	0	0	1											
J.C. Martin, L (1, 2) OBP: 0.299, SLG: 0.320		0-0 F3		0-0 6-3				4-0 BB		3	0	0	0	1	0	2											
Bob Heise, R (1, 6) OBP: 0.462, SLG: 0.400		4-0 IBB			0-0 P3			0-3 K		2	0	0	0	1	1	2											
Gary Gentry, R (1, 1) OBP: 0.105, SLG: 0.096		0-0 SF8			0-0 F9			0-3 K		1	0	0	1	0	0	0											
Nolan Ryan, R (6, 1) OBP: 0.103, SLG: 0.103										1	0	0	0	0	1	2											
Ron Taylor, R (9, 1) OBP: 0.250, SLG: 0.250		2-3 3-H								0	0	0	0	0	0	0											
Inning Stats	R: 0 E: 0 K: 0 S: 2	H: 0 LOB: 0 BB: 1 P: 6	R: 2 E: 0 K: 0 S: 5	H: 2 LOB: 2 BB: 2 P: 13	R: 0 E: 0 K: 1 S: 5	H: 0 LOB: 0 BB: 0 P: 5	R: 0 E: 0 K: 0 S: 3	H: 0 LOB: 0 BB: 0 P: 3	R: 0 E: 0 K: 1 S: 5	H: 0 LOB: 0 BB: 0 P: 5	R: 0 E: 0 K: 2 S: 8	H: 1 LOB: 2 BB: 1 P: 12	R: 0 E: 0 K: 0 S: 3	H: 0 LOB: 1 BB: 0 P: 7	R: 0 E: 0 K: 0 S: 3	H: 0 LOB: 0 BB: 0 P: 3	1B: 1 2B: 2 3B: 0 HR: 0	SF: 1 SAC: 0 DP: 2 HBP: 0	WP: 0 PB: 0 SB: 0 CS: 0	PA: 34							
PITCHER	IP	WLS	BF	H	R	ER	SO	BB	IBB	HBP	BLK	WP	HR	S	P	ERA	WHIP										
Jerry Johnson, R (1, 1) ERA: 4.28	7.0	L	27	3	2	2	4	4	1	0	0	0	0	30	50	2.57	1.000										
Lowell Palmer, R (8, 1) ERA: 5.14	2.0		7	0	0	0	0	1	0	0	0	0	0	6	10	0.00	0.500										

New York Mets @ Philadelphia Phillies
Connie Mack Stadium, Philadelphia, PA
 Sun Sep 28 1969, 3:33 AM EDT
 Att: 6,875 - Unknown

AB 27
R 2
H 3
RBI 2
BB 6
SO 4
LOB 12




Batter	1	2	3	4	5	6	7	8	9	AB	R	H	RBI	BB	SO	LOB	BOTTOM										
John Briggs, L (1, 8) OBP: 0.350, SLG: 0.399	0-0 4-3 S 1B		0-3 K			0-3 K	0-0 P6			4	0	1	0	0	2	2											
Tony Taylor, R (1, 4) OBP: 0.323, SLG: 0.340	0-3 K 1-2		0-3 K			0-0 BB 1B		0-0 5-3		4	0	1	0	0	2	2											
Johnny Callison, L (1, 9) OBP: 0.333, SLG: 0.445	0-0 4-3 2-3			0-0 1-3		4-0 BB 1-2 BB		0-3 K		3	0	0	0	1	1	1											
Dick Allen, R (1, 3) OBP: 0.375, SLG: 0.576	0-0 6-3			0-3 K		0-0 F9		0-0 5-3		4	0	0	0	0	1	3											
Deron Johnson, R (1, 5) OBP: 0.331, SLG: 0.419		0-0 F3		0-0 5-3		4-0 1-2 2-3 BB		0-0 5-3		3	0	0	0	1	0	0											
Ron Stone, L (1, 7) OBP: 0.332, SLG: 0.297		0-0 P6			0-0 3-1	0-3 K		4-0 BB		3	0	0	0	1	1	3											
Dave Watkins, R (1, 2) OBP: 0.287, SLG: 0.285		0-0 F8			0-3 K		4-0 BB G6-4-3		0-0 F8	3	0	0	0	1	1	1											
Don Money, R (1, 6) OBP: 0.298, SLG: 0.330			0-0 G3		0-0 2B		0-0 G6-4-3 1-2		0-0 F9	4	0	1	0	0	0	2											
Jerry Johnson, R (1, 1) OBP: 0.244, SLG: 0.233					0-0 F9			4-0 BB		2	0	1	0	0	0	1											
Scott Reid, L (7, PH) OBP: 0.400, SLG: 0.167										0	0	0	0	1	0	0											
Lowell Palmer, R (8, 1) OBP: 0.174, SLG: 0.273					0-0 2B					0	0	0	0	0	0	0											
Inning Stats	R: 0 E: 0 K: 1 S: 6	H: 1 LOB: 1 BB: 0 P: 6	R: 0 E: 0 K: 0 S: 3	H: 0 LOB: 0 BB: 0 P: 3	R: 0 E: 0 K: 2 S: 8	H: 1 LOB: 1 BB: 0 P: 8	R: 0 E: 0 K: 1 S: 5	H: 0 LOB: 0 BB: 0 P: 5	R: 0 E: 0 K: 1 S: 6	H: 1 LOB: 1 BB: 0 P: 6	R: 0 E: 0 K: 2 S: 8	H: 1 LOB: 3 BB: 2 P: 16	R: 0 E: 0 K: 0 S: 2	H: 0 LOB: 1 BB: 2 P: 10	R: 0 E: 0 K: 1 S: 5	H: 0 LOB: 0 BB: 0 P: 5	R: 0 E: 0 K: 0 S: 3	H: 0 LOB: 1 BB: 1 P: 7	1B: 2 2B: 2 3B: 0 HR: 0	SF: 0 SAC: 0 DP: 1 HBP: 0	WP: 0 PB: 0 SB: 1 CS: 0	PA: 35					
PITCHER	IP	WLS	BF	H	R	ER	SO	BB	IBB	HBP	BLK	WP	HR	S	P	ERA	WHIP										
Gary Gentry, R (1, 1) ERA: 3.45	5.0	W	18	3	0	0	5	0	0	0	0	0	0	28	28	0.00	0.600										
Nolan Ryan, R (6, 1) ERA: 3.88	3.0		13	1	0	0	3	4	0	0	0	0	0	15	31	0.00	1.667										
Ron Taylor, R (9, 1) ERA: 2.81	1.0	S	4	0	0	0	0	1	0	0	0	0	0	3	7	0.00	1.000										

New York Mets @ Philadelphia Phillies
Connie Mack Stadium, Philadelphia, PA
 Sun Sep 28 1969, 3:33 AM EDT
 Att: 6,875 - Unknown

AB 30
R 0
H 4
RBI 0
BB 5
SO 8
LOB 15



Batter	1	2	3	4	5	6	7	8	9	AB	R	H	RBI	BB	SO	LOB	TOP									
Tony Taylor, R (1,4) OBP: 0.322, SLG: 0.344	K		P4		HR			6-3	P4	5	1	1	2	0	1	0	Philadelphia Phillies @ St. Louis Cardinals Busch Stadium, St. Louis, MO Tue Sep 30 1969, 7:05 PM CDT Att: 9,891 - Unknown									
John Briggs, L (1,8) OBP: 0.353, SLG: 0.418	HR		2B		F6			1B	2B	4	2	3	1	0	0	0										
Johnny Callison, L (1,9) OBP: 0.335, SLG: 0.445	1B		F2					1B		4	0	2	1	0	0	1										
Dick Allen, R (1,3) OBP: 0.376, SLG: 0.577	K				L3			1B	1-3	3	0	1	0	1	1	1										
Deron Johnson, R (1,5) OBP: 0.331, SLG: 0.416	K				K			1-3	IBB	3	0	0	0	1	2	3										
Ron Stone, L (1,7) OBP: 0.335, SLG: 0.294					K			IBB		2	0	0	0	2	1	2										
Mike Ryan, R (1,2) OBP: 0.256, SLG: 0.330					F2			4-3		4	0	0	0	0	1	4										
Don Money, R (1,6) OBP: 0.296, SLG: 0.327	K				F7			5-3	5-3	4	0	0	0	0	1	0										
Rick Wise, R (1,1) OBP: 0.295, SLG: 0.378					1B			F9	K	4	1	2	0	0	1	0										
Inning Stats	R: 1 E: 0 K: 3 S: 11	H: 2 LOB: 1 BB: 0 P: 11	R: 0 E: 0 K: 1 S: 4	H: 0 LOB: 0 BB: 1 P: 8	R: 0 E: 0 K: 0 S: 4	H: 2 LOB: 1 BB: 0 P: 4	R: 0 E: 0 K: 2 S: 7	H: 0 LOB: 0 BB: 0 P: 7	R: 2 E: 0 K: 0 S: 5	H: 2 LOB: 0 BB: 0 P: 5	R: 0 E: 0 K: 0 S: 3	H: 1 LOB: 1 BB: 1 P: 7	R: 0 E: 0 K: 1 S: 5	H: 0 LOB: 0 BB: 0 P: 5	R: 1 E: 0 K: 0 S: 5	H: 2 LOB: 2 BB: 2 P: 13		R: 0 E: 0 K: 1 S: 5	H: 0 LOB: 0 BB: 0 P: 5	1B: 3 2B: 4 3B: 0 HR: 2	SF: 0 SAC: 0 DP: 2 HBP: 0	WP: 0 PB: 0 SB: 0 CS: 0	PA: 37			
PITCHER	IP	WLS	BF	H	R	ER	SO	BB	IBB	HBP	BLK	WP	HR	S	P	ERA		WHIP								
Santiago Guzman, R (1,1) ERA: 4.91	7.1	L	31	9	4	4	7	2	1	0	0	0	2	42	54	4.91		1.500								
Sal Campisi, R (8,1) ERA: 0.93	1.2		6	0	0	0	1	0	1	0	0	0	0	7	11	0.00		0.000								

Batter	1	2	3	4	5	6	7	8	9	AB	R	H	RBI	BB	SO	LOB	BOTTOM								
Jerry Davanon, R (1,6) OBP: 0.245, SLG: 0.264	BB	G6-4-3			1B			F8		3	1	1	0	1	0	1	Philadelphia Phillies @ St. Louis Cardinals Busch Stadium, St. Louis, MO Tue Sep 30 1969, 7:05 PM CDT Att: 9,891 - Unknown								
Byron Browne, R (1,8) OBP: 0.359, SLG: 0.347	BB				F9			K		3	1	1	0	1	1	1									
Joe Hague, L (1,9) OBP: 0.252, SLG: 0.231	F8				G6-3			K		4	0	0	0	0	1	3									
Joe Torre, R (1,3) OBP: 0.359, SLG: 0.442					5-3			P6		4	1	2	2	0	0	0									
Vic Davallio, L (9, PR) OBP: 0.290, SLG: 0.292	SF7				5-3			P4		0	0	0	0	0	0	0									
Ted Simmons, S (1,2) OBP: 0.182, SLG: 0.200	SF7				F8			1B		3	0	1	1	0	0	1									
Leron Lee, L (1,7) OBP: 0.292, SLG: 0.238	BB				K			F7		3	0	0	0	1	2	2									
Chip Coulter, S (1,4) OBP: 0.316, SLG: 0.294	K				K			F7		3	0	0	0	0	2	1									
Steve Huntz, S (1,5) OBP: 0.327, SLG: 0.294					F8			4-3		3	0	0	0	0	0	0									
Santiago Guzman, R (1,1) OBP: 0.333, SLG: 0.333					K			6-3		3	0	1	0	0	1	0									
Sal Campisi, R (8,1) ERA: 0.93					G6-4-3					0	0	0	0	0	0	0									
Inning Stats	R: 3 E: 0 K: 1 S: 6	H: 1 LOB: 3 BB: 3 P: 18	R: 0 E: 0 K: 0 S: 3	H: 1 LOB: 0 BB: 0 P: 3	R: 0 E: 0 K: 0 S: 3	H: 1 LOB: 0 BB: 0 P: 3	R: 0 E: 0 K: 2 S: 7	H: 0 LOB: 0 BB: 0 P: 7	R: 0 E: 0 K: 1 S: 6	H: 1 LOB: 1 BB: 0 P: 6	R: 0 E: 0 K: 0 S: 4	H: 1 LOB: 1 BB: 0 P: 4	R: 0 E: 0 K: 0 S: 3	H: 0 LOB: 0 BB: 0 P: 3	R: 0 E: 0 K: 2 S: 7	H: 0 LOB: 0 BB: 0 P: 7	R: 0 E: 0 K: 1 S: 5	H: 1 LOB: 1 BB: 0 P: 5	1B: 5 2B: 1 3B: 1 HR: 0	SF: 1 SAC: 0 DP: 3 HBP: 0	WP: 0 PB: 0 SB: 0 CS: 0	PA: 33			
PITCHER	IP	WLS	BF	H	R	ER	SO	BB	IBB	HBP	BLK	WP	HR	S	P	ERA	WHIP								
Rick Wise, R (1,1) ERA: 3.23	9.0	W	33	6	3	3	7	3	0	0	0	0	0	44	56	3.00	1.000								



Batter	1	2	3	4	5	6	7	8	9	AB	R	H	RBI	BB	SO	LOB	TOP										
Tony Taylor, R OBP: 0.321, SLG: 0.343 (1, 4)	F9	F9				L7			FC6-4	5	1	1	0	0	0	2											
John Briggs, L OBP: 0.354, SLG: 0.416 (1, 8)	1B	G3					4-3		F7	4	2	1	0	1	0	2											
Johnny Callison, L OBP: 0.333, SLG: 0.443 (1, 9)	2B						4-3		F7	5	0	1	0	0	2	3											
Dick Allen, R OBP: 0.377, SLG: 0.578 (1, 3)	1-3						K			4	1	2	3	0	1	0											
Deron Johnson, R OBP: 0.332, SLG: 0.417 Larry Hise, R OBP: 0.338, SLG: 0.459 Rick Joseph, R OBP: 0.329, SLG: 0.398 (1, 5)	K									4	0	2	0	0	1	3											
Ron Stone, L OBP: 0.331, SLG: 0.290 (1, 7)	K									3	0	0	0	0	1	3											
Mike Ryan, R OBP: 0.182, SLG: 0.332 Dave Watkins, R OBP: 0.287, SLG: 0.285 (1, 2)										4	1	1	0	0	0	3											
Terry Harmon, R OBP: 0.326, SLG: 0.291 (1, 6)										4	0	0	0	0	0	3											
Jeff James, R OBP: 0.182, SLG: 0.182 John Boozer, R OBP: 0.405, SLG: 0.333 Vic Roznovsky, L OBP: 0.286, SLG: 0.271 Woodie Fryman, L OBP: 0.325, SLG: 0.399 Scott Reid, L OBP: 0.322, SLG: 0.211 Lowell Palmer, R OBP: 0.174, SLG: 0.273 (1, 1)										1	0	1	1	0	0	0											
Inning Stats	R: 1 E: 0 K: 2 S: 10	H: 3 LOB: 2 BB: 0 P: 10	R: 1 E: 0 K: 0 S: 5	H: 2 LOB: 1 BB: 0 P: 5	R: 0 E: 0 K: 1 S: 6	H: 1 LOB: 1 BB: 0 P: 6	R: 0 E: 0 K: 0 S: 3	H: 0 LOB: 0 BB: 0 P: 3	R: 3 E: 1 K: 1 S: 8	H: 2 LOB: 1 BB: 1 P: 12	R: 0 E: 0 K: 0 S: 5	H: 0 LOB: 0 BB: 0 P: 5	R: 0 E: 0 K: 0 S: 4	H: 1 LOB: 2 BB: 0 P: 4	R: 0 E: 0 K: 0 S: 4	H: 1 LOB: 1 BB: 0 P: 4	1B: 8 2B: 2 3B: 0 HR: 0	SF: 0 SAC: 1 DP: 0 HBP: 0	WP: 1 PB: 0 SB: 1 CS: 0	PA: 39							
PITCHER	IP	WLS	BF	H	R	ER	SO	BB	IBB	HBP	BLK	WP	HR	S	P	ERA	WHIP										
Reggie Cleveland, R ERA: 9.0 (1, 1)	4.0		20	7	4	4	3	1	0	0	0	0	0	25	29	9.00	2.000										
Tom Hilgendorf, L ERA: 1.35 (5, 1)	0.1		1	0	0	0	1	0	0	0	0	0	0	3	3	0.00	0.000										
Nelson Briles, R ERA: 3.52 (5, 1)	3.2		14	2	1	0	1	0	0	0	0	0	0	16	16	0.00	0.545										
Mudcat Grant, R ERA: 4.42 (9, 1)	0.1		2	1	0	0	0	0	0	0	0	0	0	2	2	0.00	3.000										
Joe Hoerner, L ERA: 2.81 (9, 1)	0.2	W	2	0	0	0	0	0	0	0	0	0	0	2	2	0.00	0.000										

Philadelphia Phillies @ St. Louis Cardinals
 Busch Stadium, St. Louis, MO
 Wed Oct 01 1969, 7:05 PM CDT
 Att: 7,810 - Unknown

AB 37
 R 5
 H 10
 RBI 4
 BB 1
 SO 5
 LOB 19

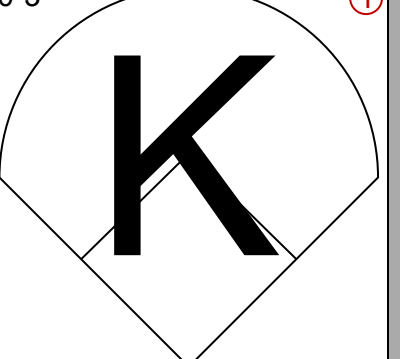
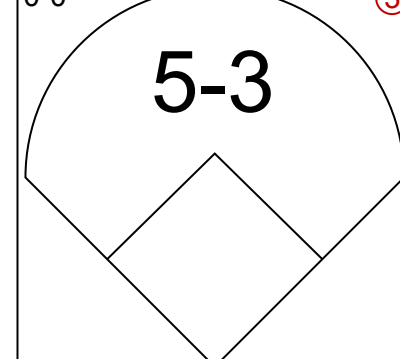
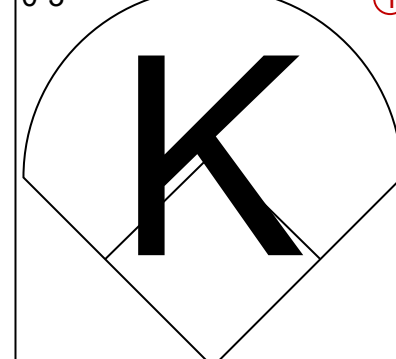
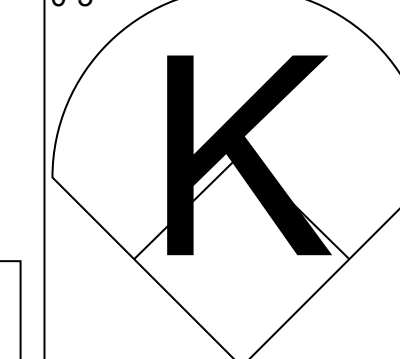
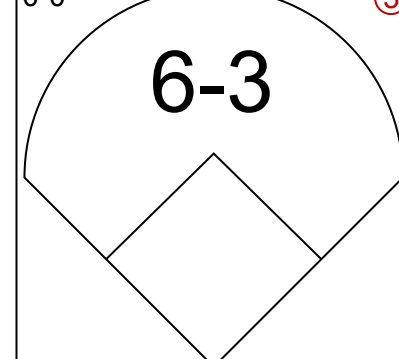
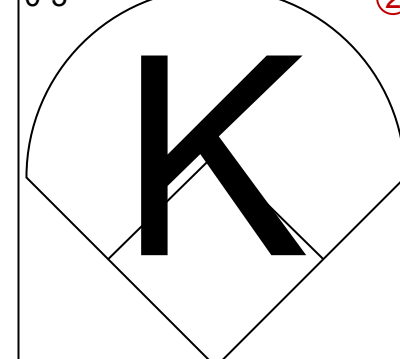
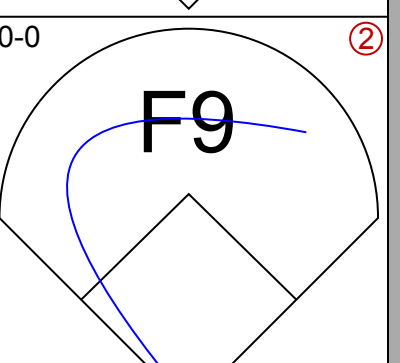
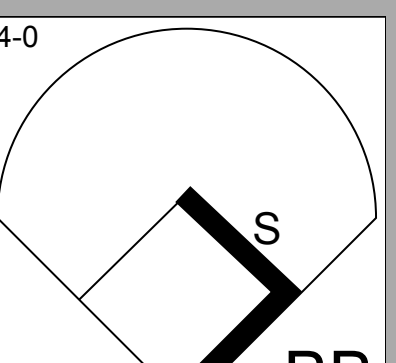
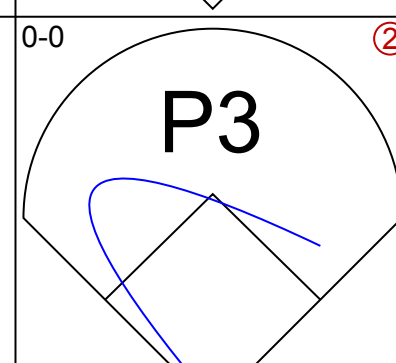
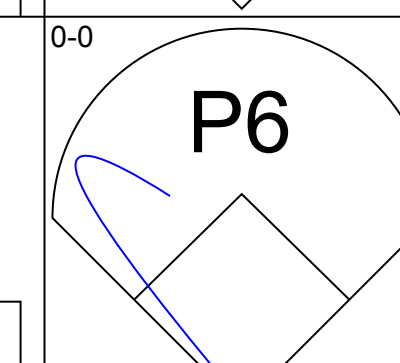
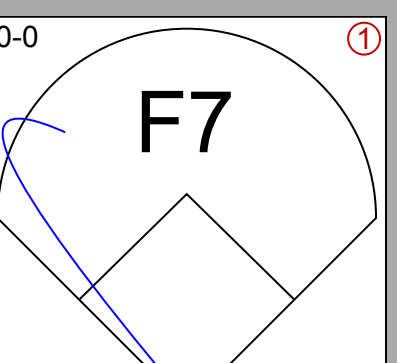
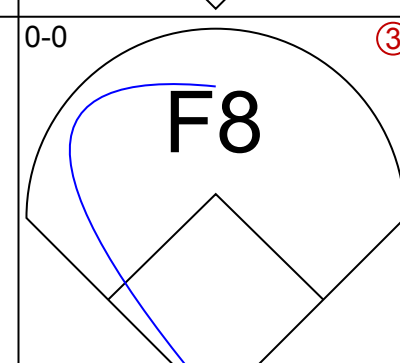
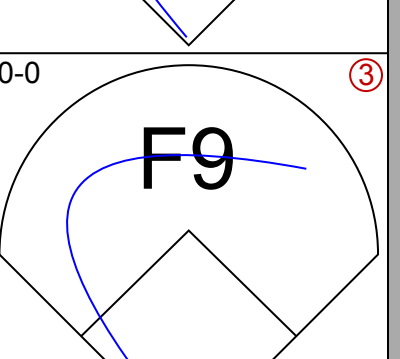
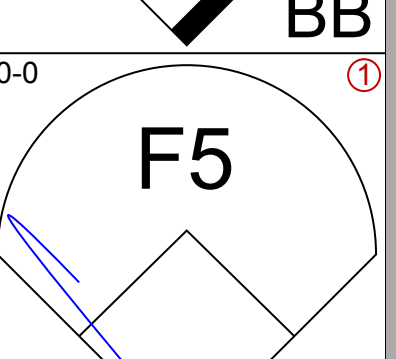
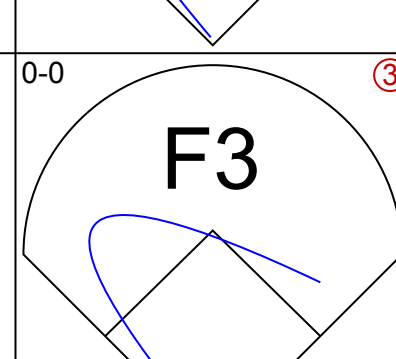
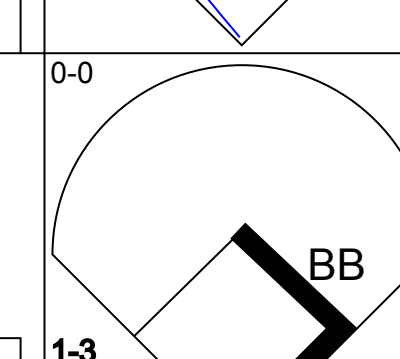

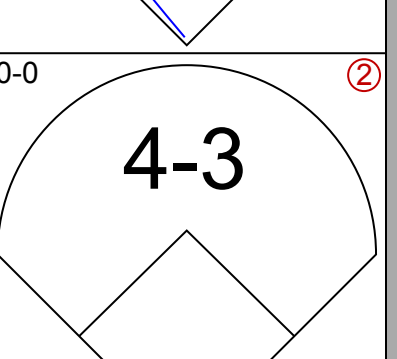
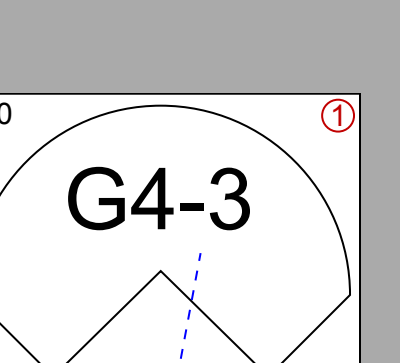
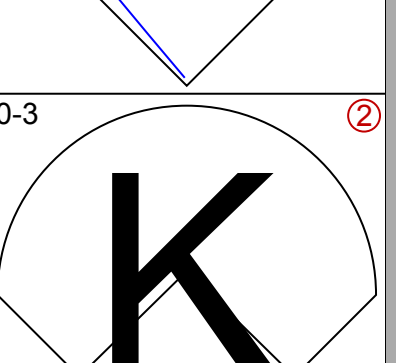
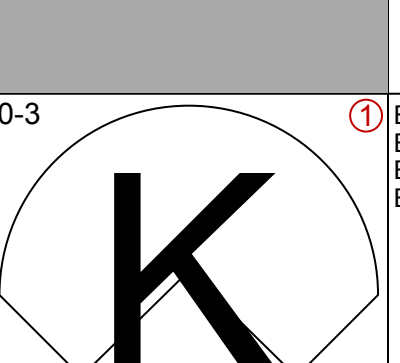
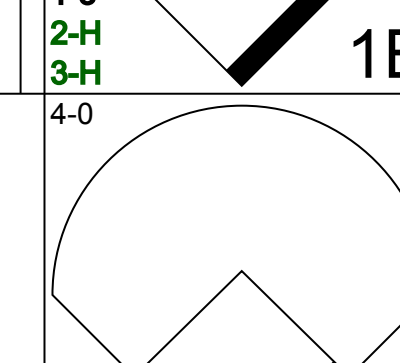
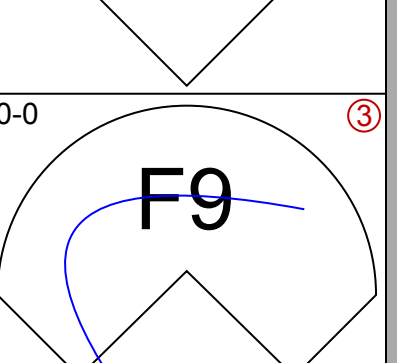
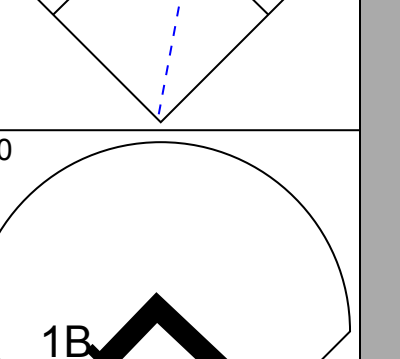
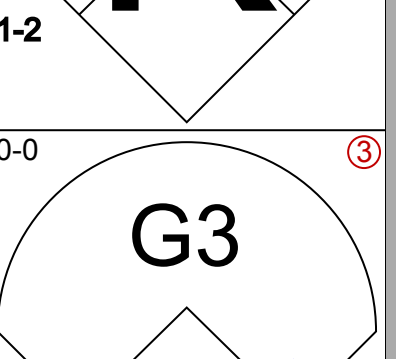
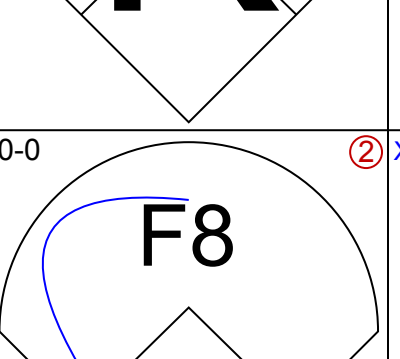
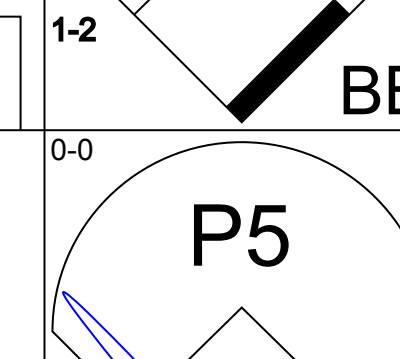
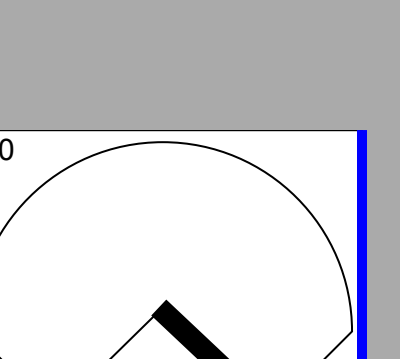
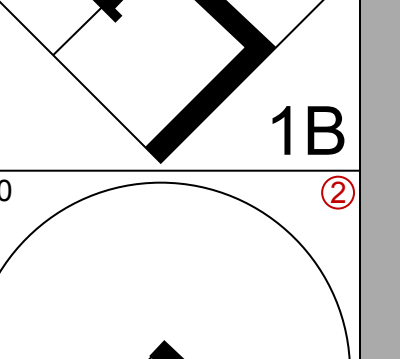
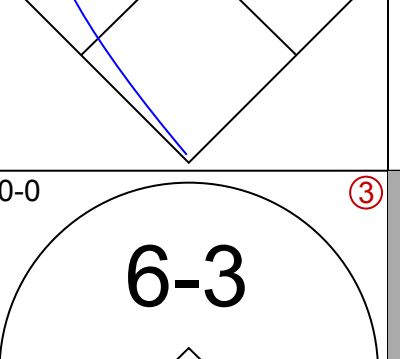
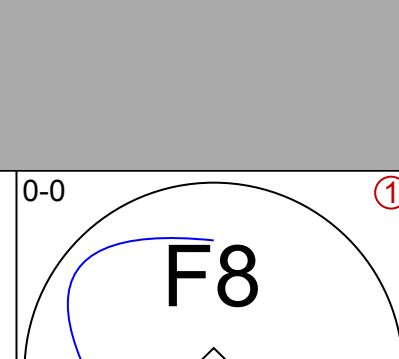
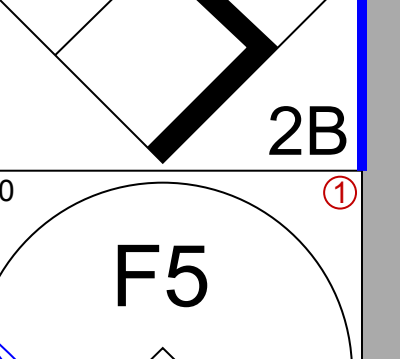
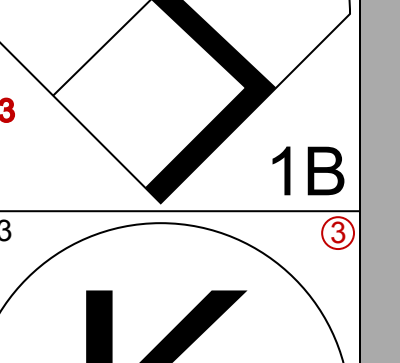
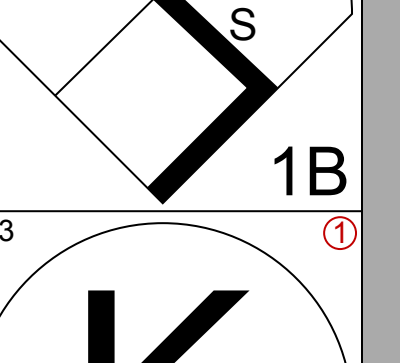
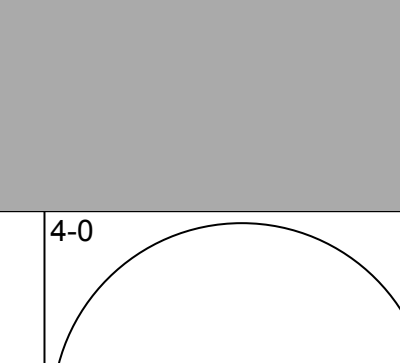
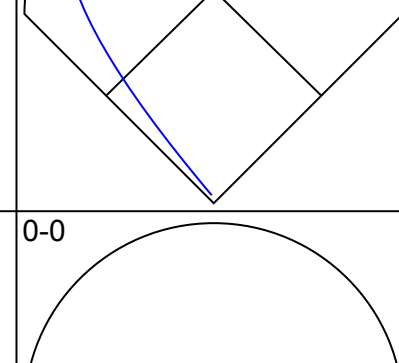
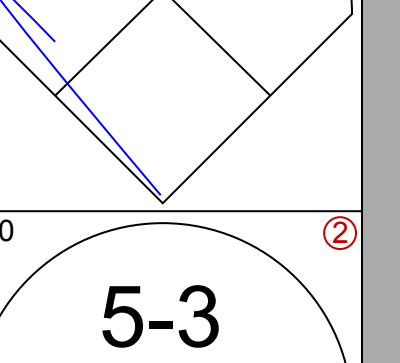
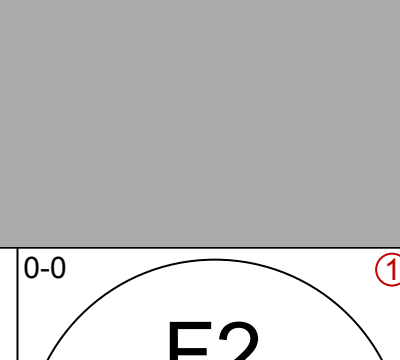
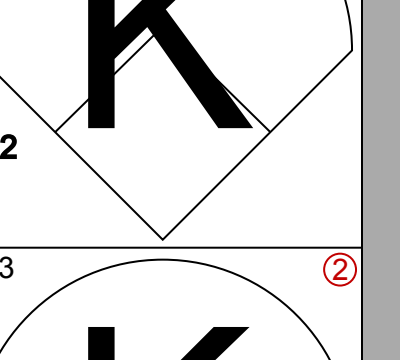
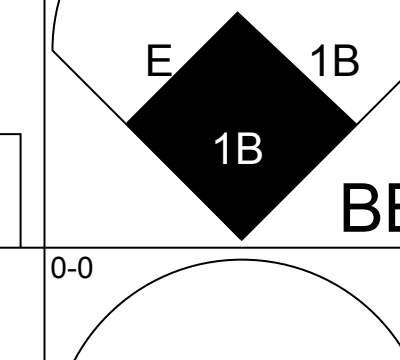
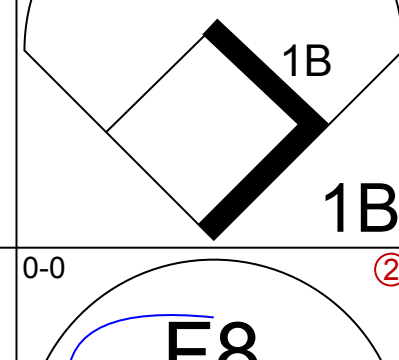
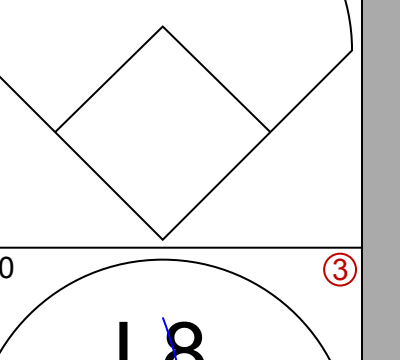
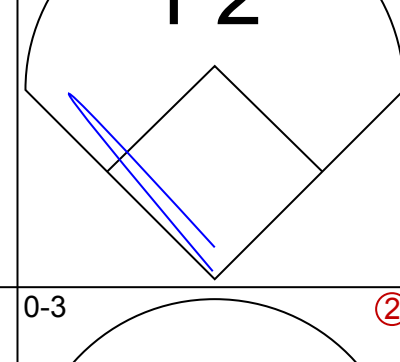
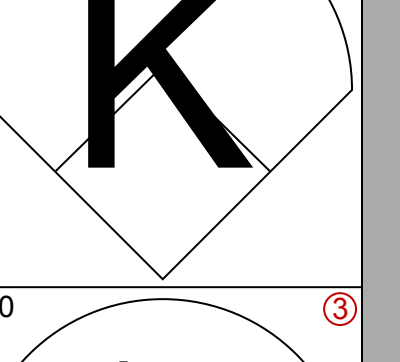
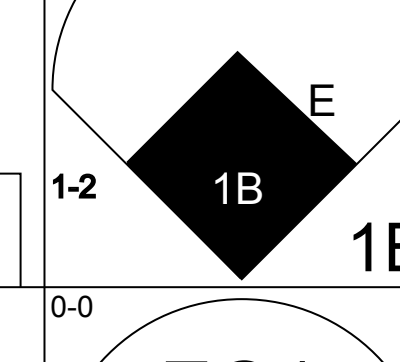
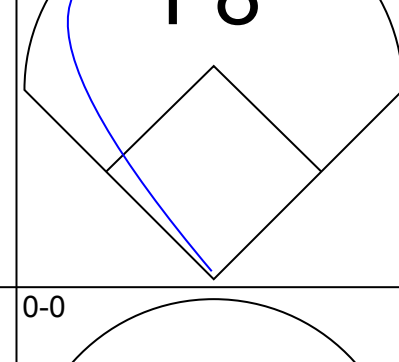
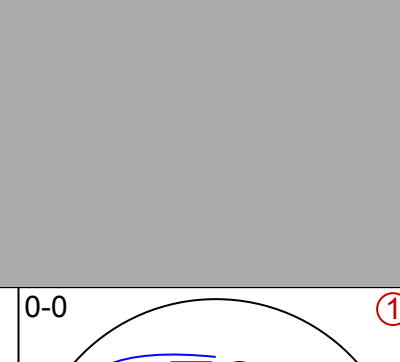


Batter	1	2	3	4	5	6	7	8	9	AB	R	H	RBI	BB	SO	LOB	BOTTOM										
Jerry Davanon, R OBP: 0.282, SLG: 0.281 (1, 6)	1B	WP								5	1	3	2	0	2	2											
Byron Browne, R OBP: 0.359, SLG: 0.321 (6, 7)	K									4	0	0	0	0	2	4											
Lou Brock, L OBP: 0.349, SLG: 0.435 (9, 7)	K									1	0	0	0	0	1	0											
Joe Hague, L OBP: 0.250, SLG: 0.260 (1, 9)	F9									5	1	1	2	0	1	1											
Joe Torre, R OBP: 0.361, SLG: 0.442 (1, 3)	1B									4	1	2	0	1	0	0											
Ted Simmons, S OBP: 0.250, SLG: 0.357 (1, 2)	4-3									4	0	1	1	1	0	3											
Leron Lee, L OBP: 0.308, SLG: 0.261 Curt Flood, R OBP: 0.342, SLG: 0.367 (5, FH)	1B									2	1	1	0	0	1	0											
Steve Huntz, S OBP: 0.325, SLG: 0.288 (1, 5)	1B									3	1	0	0	1	0	2											
Chip Coulter, S OBP: 0.381, SLG: 0.474 Julian Javier, R OBP: 0.339, SLG: 0.412 (6, FH)	1B									2	1	2	1	0	0	0											
Reggie Cleveland, R ERA: 5.4 Tom Hilgendorf, S ERA: 4.29 Nelson Briles, R OBP: 0.185, SLG: 2.000 Mike Shannon, R OBP: 0.185, SLG: 0.399 Vic Davalillo, L OBP: 0.292, SLG: 0.212 Mudcat Grant, R OBP: 0.325, SLG: 0.212 Joe Hoerner, R ERA: 5.2 (1, 1)	1B									1	0	0	0	0	0	1											
Inning Stats	R: 0 E: 0 K: 1 S: 7	H: 2 LOB: 2 BB: 0 P: 7	R: 5 E: 0 K: 1 S: 9	H: 4 LOB: 0 BB: 1 P: 13	R: 0 E: 0 K: 1 S: 5	H: 0 LOB: 0 BB: 0 P: 5	R: 0 E: 0 K: 1 S: 6	H: 1 LOB: 1 BB: 0 P: 6	R: 0 E: 0 K: 0 S: 4	H: 2 LOB: 1 BB: 0 P: 4	R: 0 E: 0 K: 0 S: 3	H: 0 LOB: 1 BB: 1 P: 7	R: 0 E: 0 K: 1 S: 6	H: 1 LOB: 2 BB: 0 P: 6	R: 0 E: 0 K: 1 S: 5	H: 1 LOB: 1 BB: 1 P: 9	1B: 9 2B: 0 3B: 2 HR: 1	SF: 0 SAC: 1 DP: 1 HBP: 0	WP: 2 PB: 0 SB: 1 CS: 0	PA: 41							
PITCHER	IP	WLS	BF	H	R	ER	SO	BB	IBB	HBP	BLK	WP	HR	S	P	ERA	WHIP										
Jeff James, R ERA: 5.4 (1, 1)	1.2		12	6	0	0	1	1	0	0	0	0	0	15	19	27.00	4.200										
John Boozer, R ERA: 4.29 (2, 1)	1.1		4	0	0	0	1	0	0	0	0	0	0	6	6	0.00	0.000										
Woodie Fryman, L ERA: 4.41 (4, 1)	5.0		21	5	0	0	3	2	0	0	0	1	0	25	33	0.00	1.400										
Lowell Palmer, R ERA: 5.2 (9, 1)	0.2	L	4	1	1	1	1	1	0	0	0	0	0	5	9	13.50	3.000										

Philadelphia Phillies @ St. Louis Cardinals
 Busch Stadium, St. Louis, MO
 Wed Oct 01 1969, 7:05 PM CDT
 Att: 7,810 - Unknown

AB 36
 R 6
 H 12
 RBI 6
 BB 4
 SO 7
 LOB 15

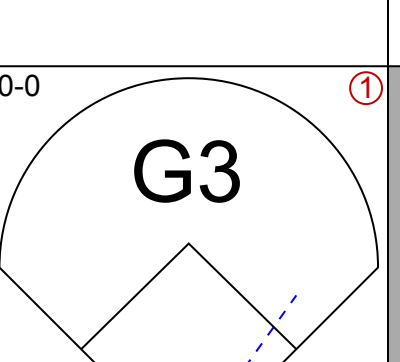
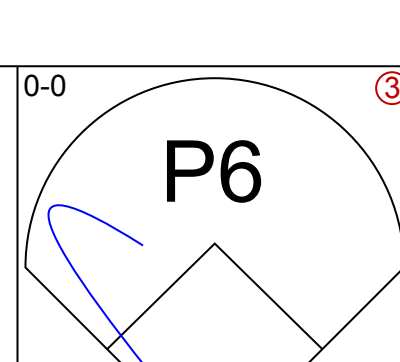
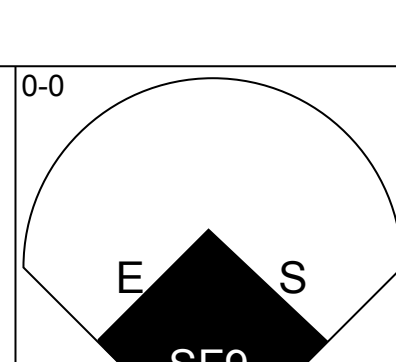
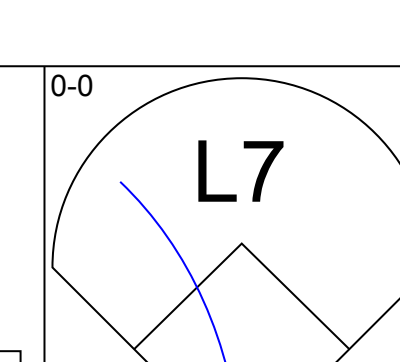
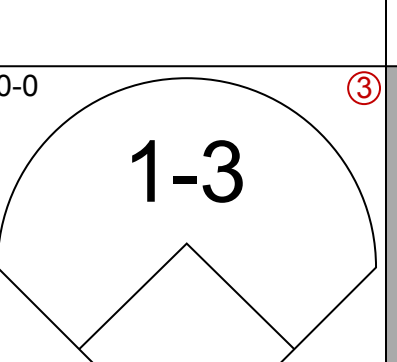
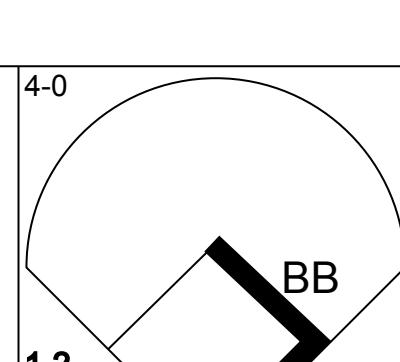
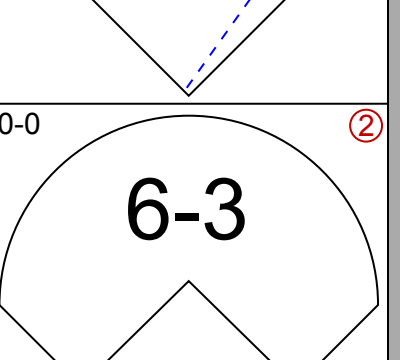
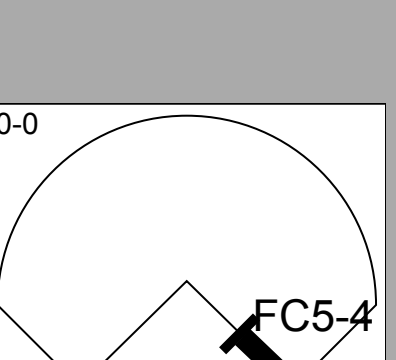
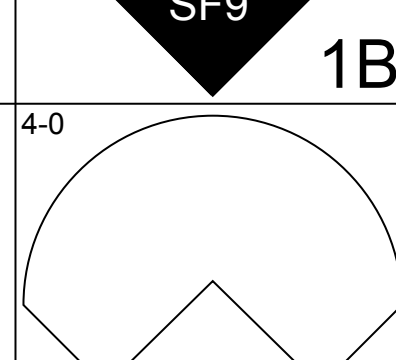
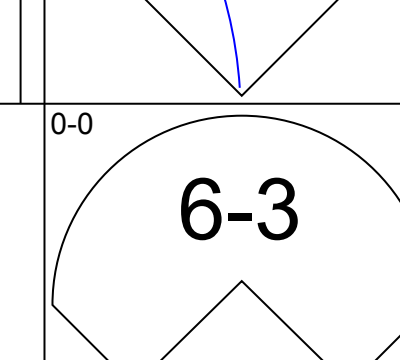

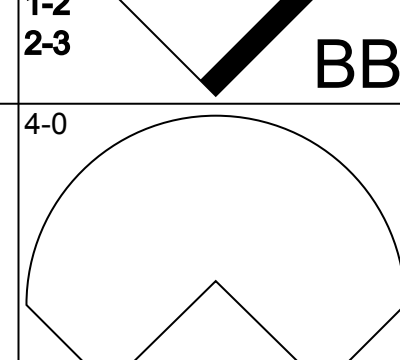
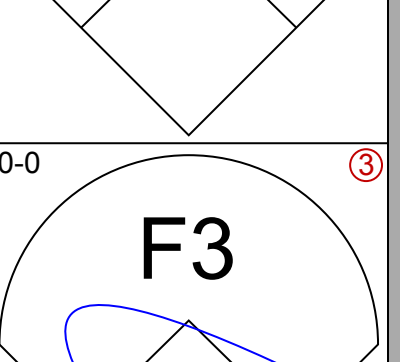
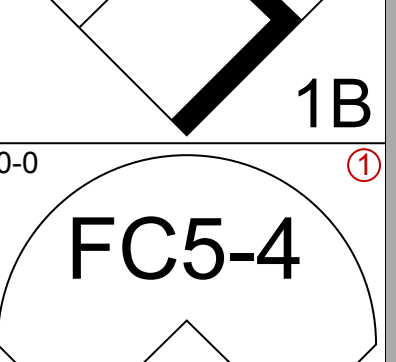
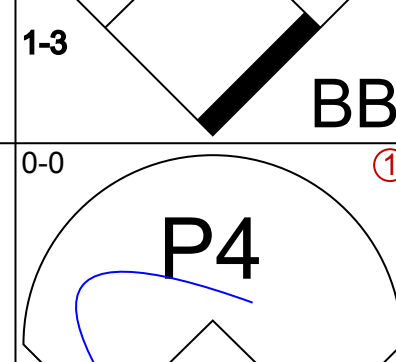
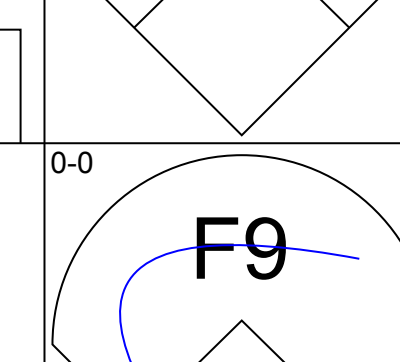

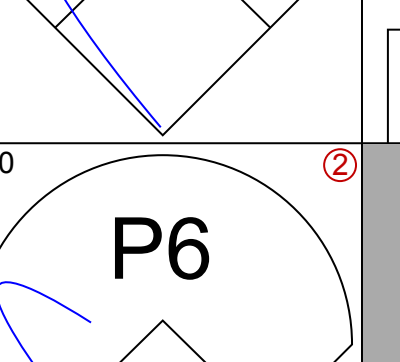
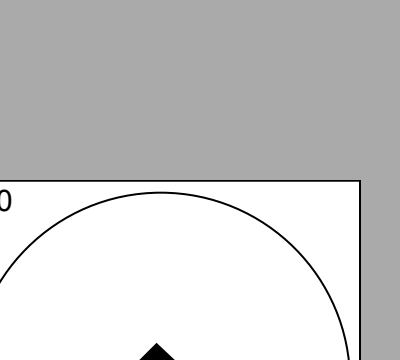
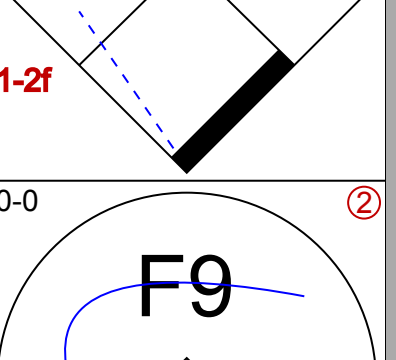
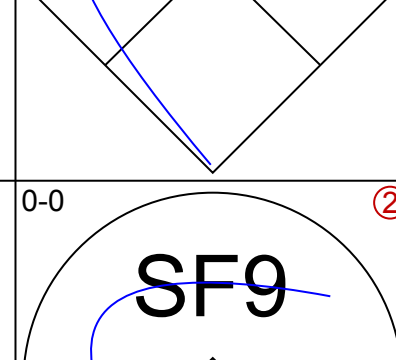
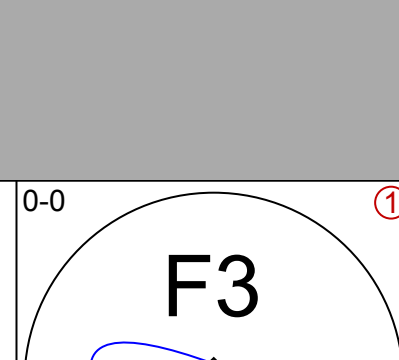
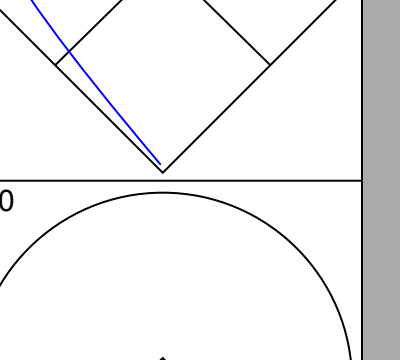
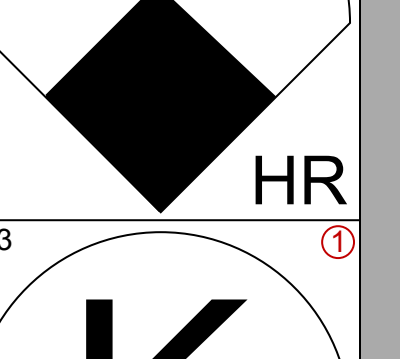
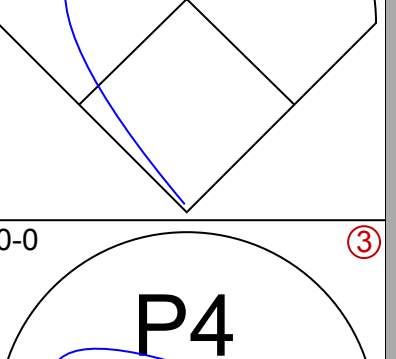
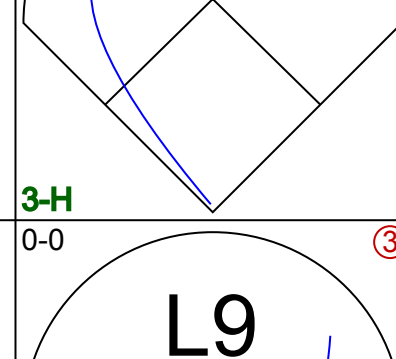
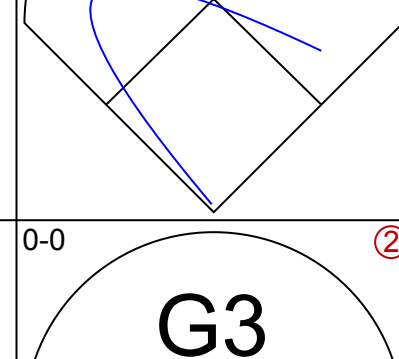
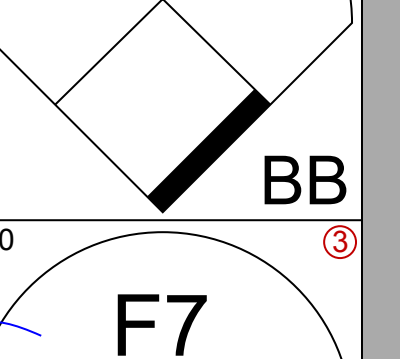
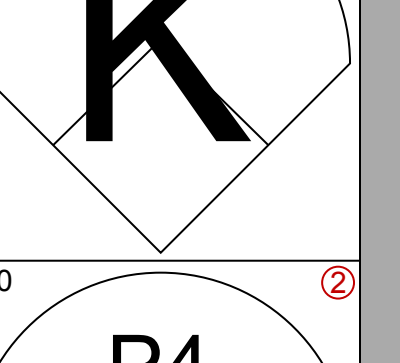
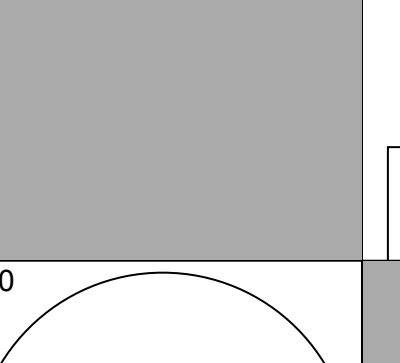
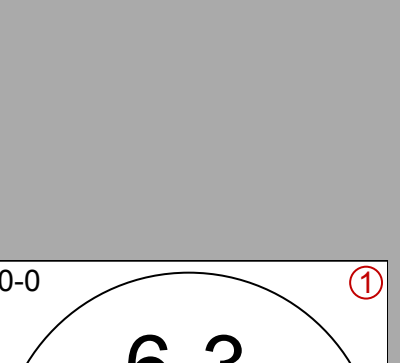
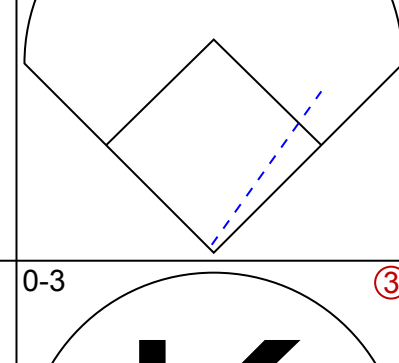
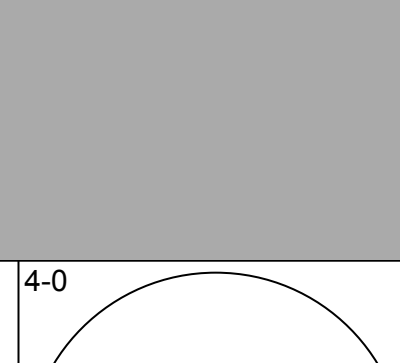
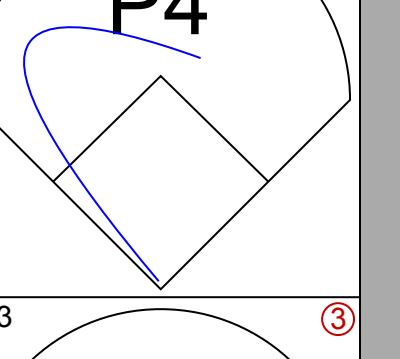
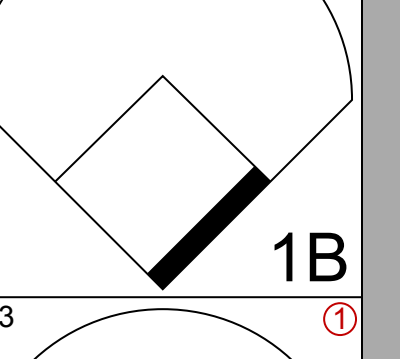
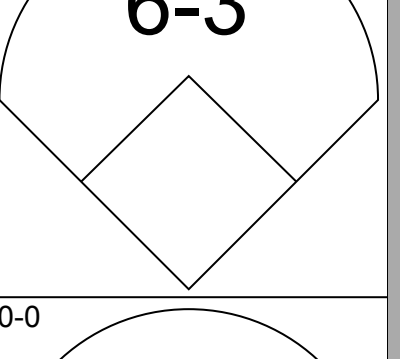

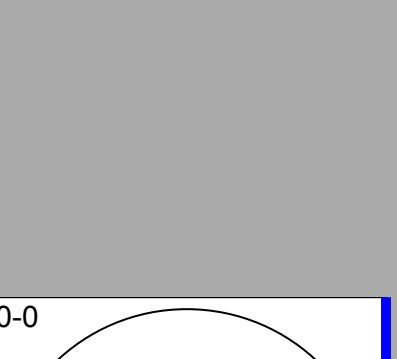

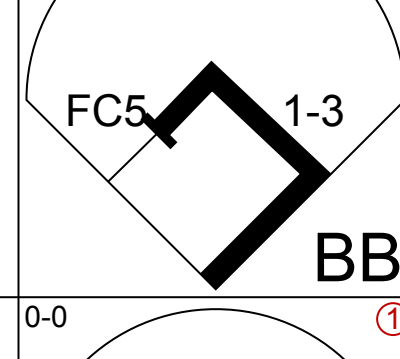

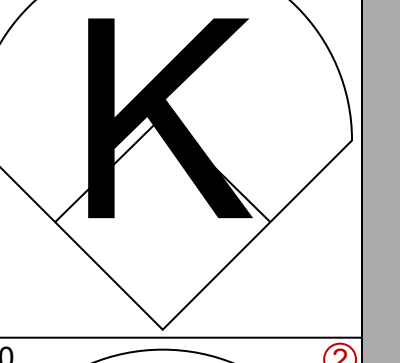
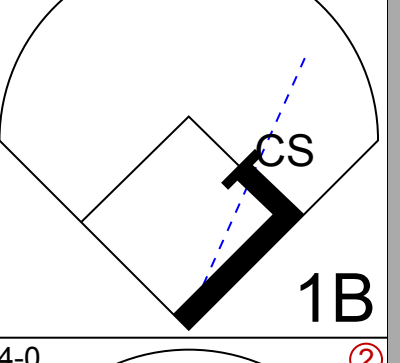

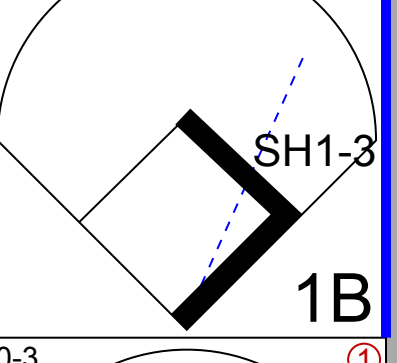
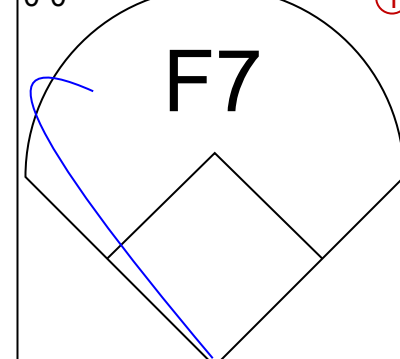
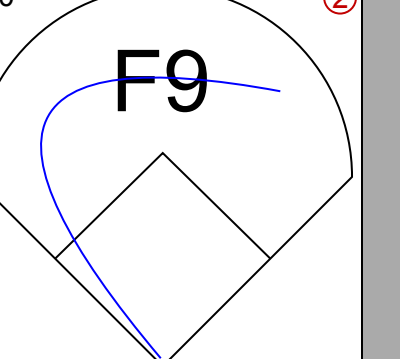
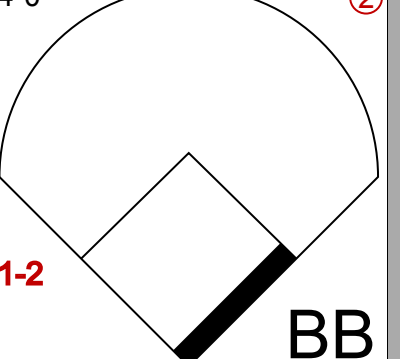
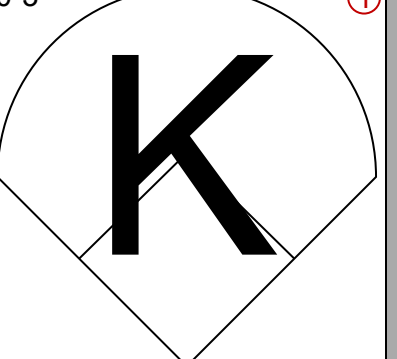
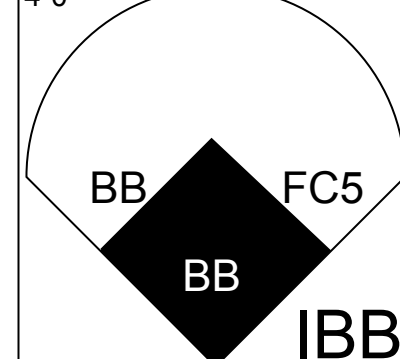


Batter	1	2	3	4	5	6	7	8	9	10	11	12	AB	R	H	RBI	BB	SO	LOB	TOP				
Tony Taylor, R OBP: 0.317, SLG: 0.339 (1.4)													6	0	0	0	0	4	5					
John Briggs, L OBP: 0.351, SLG: 0.410 (1.8)													5	0	0	0	1	0	3					
Johnny Callison, L OBP: 0.332, SLG: 0.440 (1.9)													5	0	1	2	0	0	1					
Dick Allen, R OBP: 0.375, SLG: 0.573 (1.3)													4	0	0	0	1	2	1					
Deron Johnson, R OBP: 0.333, SLG: 0.419 (1.5)													5	0	2	0	0	0	4					
Larry Hise, R OBP: 0.336, SLG: 0.459 (11, PR)													0	0	0	0	0	0	0					
Rick Joseph, R OBP: 0.329, SLG: 0.398 (11.5)													0	0	0	0	0	0	0					
Ron Stone, L OBP: 0.332, SLG: 0.293 (1.7)													5	0	2	0	0	0	1					
Dave Watkins, R OBP: 0.291, SLG: 0.284 (1.2)													4	1	1	0	1	2	3					
Terry Harmon, R OBP: 0.323, SLG: 0.289 (1.6)													5	1	1	0	0	1	3					
Grant Jackson, S OBP: 0.159, SLG: 0.186 (1.1)													5	0	1	0	0	1	3					
Inning Stats	R: 0 E: 0 K: 1 S: 5	H: 0 LOB: 0 BB: 0 P: 5	R: 0 E: 0 K: 1 S: 6	H: 2 LOB: 1 BB: 0 P: 6	R: 0 E: 0 K: 1 S: 5	H: 0 LOB: 0 BB: 0 P: 5	R: 0 E: 0 K: 1 S: 5	H: 0 LOB: 0 BB: 1 P: 9	R: 0 E: 0 K: 2 S: 8	H: 1 LOB: 1 BB: 0 P: 6	R: 0 E: 0 K: 1 S: 5	H: 0 LOB: 0 BB: 0 P: 5	R: 2 E: 1 K: 1 S: 8	H: 2 LOB: 3 BB: 2 P: 16	R: 0 E: 0 K: 0 S: 3	H: 0 LOB: 0 BB: 0 P: 3	R: 0 E: 0 K: 0 S: 4	H: 1 LOB: 1 BB: 0 P: 4	R: 0 E: 0 K: 1 S: 5	H: 0 LOB: 0 BB: 0 P: 6	1B: 7 2B: 1 3B: 0 HR: 0	SF: 0 SAC: 0 DP: 0 HBP: 0	WP: 0 PB: 0 SB: 2 CS: 0	PA: 47
PITCHER Bob Gibson, R ERA: 2.18 (1.1)	IP: 12.0 WLS: 7 BF: 47 H: 8 R: 2 ER: 0 SO: 10 BB: 3 IBB: 0 HBP: 0 BLK: 0 WP: 0 HR: 0 S: 64 P: 76 ERA: 0.00 WHIP: 0.917																							

Philadelphia Phillies @ St. Louis Cardinals
 Busch Stadium, St. Louis, MO
 Thu Oct 02 1969, 7:05 PM CDT
 Att: 11 680 - Unknown

AB	44
R	2
H	8
RBI	2
BB	3
SO	10
LOB	24



Batter	1	2	3	4	5	6	7	8	9	10	11	12	AB	R	H	RBI	BB	SO	LOB	BOTTOM				
Lou Brock, L OBP: 0.349, SLG: 0.434 (1.7)													5	1	1	0	1	0	2					
Curt Flood, R OBP: 0.344, SLG: 0.366 (1.8)													4	0	1	1	2	0	0					
Julian Javier, R OBP: 0.336, SLG: 0.408 (1.4)													5	0	0	0	0	0	3					
Joe Torre, R OBP: 0.361, SLG: 0.447 (1.3)													3	1	1	2	1	0	1					
Tim McCarver, L OBP: 0.323, SLG: 0.365 (1.2)													5	0	0	0	0	1	3					
Mike Shannon, R OBP: 0.315, SLG: 0.365 (1.5)													4	0	1	0	1	1	0					
Joe Hogue, L OBP: 0.289, SLG: 0.270 (1.9)													4	0	2	0	0	2	1					
Vic Davalillo, L OBP: 0.279, SLG: 0.290 (10, PR)													1	0	0	0	0	0	1					
Jerry Davanon, R OBP: 0.269, SLG: 0.273 (1.6)													3	1	0	0	2	1	2					
Bob Gibson, R OBP: 0.262, SLG: 0.322 (1.1)													4	0	0	0	0	1	4					
Inning Stats	R: 0 E: 0 K: 0 S: 3	H: 0 LOB: 0 BB: 0 P: 3	R: 1 E: 0 K: 2 S: 8	H: 1 LOB: 0 BB: 0 P: 8	R: 0 E: 0 K: 1 S: 5	H: 0 LOB: 0 BB: 0 P: 5	R: 0 E: 0 K: 0 S: 4	H: 1 LOB: 1 BB: 0 P: 4	R: 0 E: 0 K: 1 S: 6	H: 1 LOB: 1 BB: 0 P: 6	R: 0 E: 0 K: 0 S: 3	H: 0 LOB: 0 BB: 1 P: 7	R: 0 E: 0 K: 1 S: 5	H: 0 LOB: 0 BB: 0 P: 5	R: 0 E: 0 K: 0 S: 6	H: 1 LOB: 2 BB: 0 P: 6	R: 0 E: 0 K: 0 S: 3	H: 0 LOB: 1 BB: 1 P: 7	R: 0 E: 0 K: 0 S: 2	H: 0 LOB: 3 BB: 4 P: 18	1B: 5 2B: 0 3B: 0 HR: 1	SF: 1 SAC: 1 DP: 0 HBP: 0	WP: 0 PB: 0 SB: 1 CS: 1	PA: 47
PITCHER Grant Jackson, L ERA: 3.34 (1.1)	IP: 11.2 WLS: 7 BF: 47 H: 6 R: 3 ER: 2 SO: 6 BB: 6 IBB: 1 HBP: 0 BLK: 0 WP: 0 HR: 1 S: 52 P: 80 ERA: 1.54 WHIP: 1.029																							

Philadelphia Phillies @ St. Louis Cardinals
 Busch Stadium, St. Louis, MO
 Thu Oct 02 1969, 7:05 PM CDT
 Att: 11 680 - Unknown

AB	38
R	3
H	6
RBI	3
BB	7
SO	6
LOB	17

