Philadelphia Phillies - 1970

Batter	1	2	3	4	5	6	7	8	9	AB	R	H	RBI	BB	SO	LOB
Don Kessinger, S (1, 6) OBP: 0.500, SLG: 0.333	BBBB 4-0 G3 1B BB		x 0-0 FC5-4 1B		x 0-0 ② 5-3			x 0-0 ② P3		3	0	1	0	1	0	0
Glenn Beckert, R (1, 4) OBP: 0.250, SLG: 0.250	x 0-0 G3 1-2 1B		x 0-0 ① FC5-4 FC4-6 1-2f		x 0-0 ③ 6-3			x 0-0 ③ 4-3		4	0	1	0	0	0	1
Billy Williams, L (1, 7)	x 0-0 ① G3 1-2 2-3		x 0-0 ② FC4-6 1-2f			SSS 0-3 ① K			x 0-0 ① 3-1	4	0	0	0	0	1	3
Ron Santo, R (1, 5)	x 0-0 ② P4		SSS 0-3 ③ K			x 0-0 ② F7			x 0-0 ② F8	4	0	0	0	0	1	3
14 Ernie Banks, R (1, 3) OBP: 0.500, SLG: 0.333	BBBB 4-0 BB			x 0-0 L1-3 1B		x 0-0 ③ P3			x 0-0 ③ P4	3	0	1	0	1	0	0
Johnny Callison, L (1, 9)	x 0-0 ③ 2-3			x 0-0 ① ② L1-3 1-2			x 0-0 ① F9			3	0	0	0	0	0	4
Jim Hickman, R (1, 8) OBP: 0.667, SLG: 0.667		SSS 0-3 ① K		x 0-0 1B			x 0-0 G4-6-3 1B			3	0	2	0	0	1	0
Boots Day, L (7, PR)										0	0	0	0	0	0	0
(7, 8)																
J.C. Martin, L (1, 2)		x 0-0 ② P6		x 0-0 ③ 3-4-3			x 0-0 ② ③ G4-6-3 1-2f			3	0	0	0	0	0	2
Fergie Jenkins, R (1, 1)		x 0-0 ③ 5-3			x 0-0 ① 1-3			x 0-0 ① 6-3		2	0	0	0	0	0	0
Cleo James, R (8, PH)										1	0	0	0	0	0	0
Phil Regan, R (8, 1)										0	0	0	0	0	0	0
Inning Stats	R: 0 H: 1 E: 0 LOB: 3 K: 0 BB: 2 S: 4 P: 12	R: 0 H: 0 E: 0 LOB: 0 K: 1 BB: 0 S: 5 P: 5	R: 0 H: 1 E: 0 LOB: 1 K: 1 BB: 0 S: 6 P: 6	R: 0 H: 2 E: 0 LOB: 1 K: 0 BB: 0 S: 4 P: 4	R: 0 H: 0 E: 0 LOB: 0 K: 0 BB: 0 S: 3 P: 3	R: 0 H: 0 E: 0 LOB: 0 K: 1 BB: 0 S: 5 P: 5	R: 0 H: 1 E: 0 LOB: 1 K: 0 BB: 0 S: 3 P: 3	R: 0 H: 0 E: 0 LOB: 0 K: 0 BB: 0 S: 3 P: 3	R: 0 H: 0 E: 0 LOB: 0 K: 0 BB: 0 S: 3 P: 3	1B: 5 SF: 0 2B: 1 SAC: 0 3B: 0 DP: 2 HR: 0 HBP: 0						

PITCHER		IP	WLS	BF	H	R	ER	SO	BB	IBB	HBP	BLK	WP	HR	S	P	ERA	WHIP
Chris Short, L	(1, 1)	9.0	W	32	5	0	0	3	2	0	0	0	0	0	36	44	0.00	0.778
ERA:																		

PITCHER		IP	WLS	BF	H	R	ER	SO	BB	IBB	HBP	BLK	WP	HR	S	P	ERA	WHIP

TOP

Chicago Cubs @ Philadelphia Phillies

Shibe Park, Philadelphia, PA

Tue Apr 07 1970, 3:33 AM EST

Att. 15,918 - Sunny - 50 F

livebaseballscorecards.com

AB	30
R	0
H	5
RBI	0
BB	2
SO	3
LOB	13

Batter	1	2	3	4	5	6	7	8	9	AB	R	H	RBI	BB	SO	LOB
Larry Bowa, S (1, 6)	P6		4-3			G3		BB		3	0	0	0	1	0	1
Denny Doyle, L (1, 4) OBP: 0.750, SLG: 1.250	1B		3B 3-H			1B CS		4-3 1-2		4	0	3	1	0	0	1
Larry Hisle, R (1, 8) OBP: 0.500, SLG: 0.750	2B		6-3			1B 1-2		F9 2-3		4	0	2	0	0	0	2
Deron Johnson, R (1, 3)	P5			G5-4-3 BB		K 2-3				2	0	0	0	1	1	3
John Briggs, L (1, 9) (8, 7)		K		K			6-3			3	0	0	0	0	2	1
Tony Taylor, R (1, 7) OBP: 0.333, SLG: 0.333		F9		G5-4-3 1-2f			2B 1B			3	1	1	0	0	0	1
Byron Browne, R (8, 9)										0	0	0	0	0	0	0
Tim McCarver, L (1, 2)		P4			1-3		F7			3	0	0	0	0	0	1
Don Money, R (1, 5) OBP: 0.667, SLG: 1.333			4-3 3B 2B		6-3		1-H 2B			3	1	2	1	0	0	0
Chris Short, R (1, 1)			4-3 2-3		4-3		6-3			3	0	0	0	0	0	2
Inning Stats	R: 0 E: 0 K: 0 S: 4 H: 2 LOB: 1 BB: 0 P: 4	R: 0 E: 0 K: 1 S: 5 H: 0 LOB: 0 BB: 0 P: 5	R: 1 E: 0 K: 0 S: 5 H: 2 LOB: 1 BB: 0 P: 5	R: 0 E: 0 K: 1 S: 4 H: 0 LOB: 0 BB: 1 P: 8	R: 0 E: 0 K: 0 S: 3 H: 0 LOB: 0 BB: 0 P: 3	R: 0 E: 0 K: 1 S: 6 H: 2 LOB: 2 BB: 0 P: 6	R: 1 E: 0 K: 0 S: 5 H: 2 LOB: 1 BB: 0 P: 5	R: 0 E: 0 K: 0 S: 2 H: 0 LOB: 0 BB: 1 P: 6		1B: 4 2B: 4 3B: 1 HR: 0 SF: 0 SAC: 0 DP: 2 HBP: 0						

PITCHER		IP	WLS	BF	H	R	ER	SO	BB	IBB	HBP	BLK	WP	HR	S	P	ERA	WHIP
Fergie Jenkins, R ERA: 2.57	(1, 1)	7.0	L	27	8	2	2	3	1	0	0	0	0	0	32	36	2.57	1.286
Phil Regan, R ERA:	(8, 1)	1.0		3	0	0	0	0	1	0	0	0	0	0	2	6	0.00	1.000

PITCHER		IP	WLS	BF	H	R	ER	SO	BB	IBB	HBP	BLK	WP	HR	S	P	ERA	WHIP

BOTTOM

Chicago Cubs @ Philadelphia Phillies

Shibe Park, Philadelphia, PA

Tue Apr 07 1970, 3:33 AM EST
Att. 15,918 - Sunny - 50 F

livebaseballscorecards.com

AB	28
R	2
H	8
RBI	2
BB	2
SO	3
LOB	12

Chicago Cubs @ Philadelphia Phillies

Shibe Park, Philadelphia, PA

Thu Apr 09 1970, 6:05 PM EST
Att. 5,075 - Unknown - 70 F

TOP

livebaseballscorecards.com

Batter	1	2	3	4	5	6	7	8	9	AB	R	H	RBI	BB	SO	LOB
Don Kessinger, S (1, 6) OBP: 0.333, SLG: 0.250	L7		1B		F7		6-3		P3	5	0	1	0	0	0	1
Glenn Beckert, R (1, 4) OBP: 0.375, SLG: 0.375	6-3		F9			BB, 14, 1B		G3, 1B		4	1	2	0	0	0	1
Billy Williams, L (1, 7)	4-3			P5		F8		F9		4	0	0	0	0	0	2
Ron Santo, R (1, 5) OBP: 0.250, SLG: 0.143		F9		K		14, 1B 1-2		G3 1-2		3	0	1	0	1	1	0
Johnny Callison, L (1, 9) OBP: 0.143, SLG: 0.429		K		14, WP, 3B		F5		G3 1-2 2-3		4	1	1	0	0	1	4
14 Ernie Banks, R (1, 3) OBP: 0.500, SLG: 0.333		L6		BB 3-H		FC6-4, 1B 1-3 2-H		F2		3	0	1	1	1	0	2
Jim Hickman, R (1, 8) OBP: 0.500, SLG: 1.000			HR	K		FC6-4 1-2f			F8	3	1	1	1	0	1	3
Cleo James, R (6, 8)										1	0	0	0	0	0	0
J.C. Martin, L (1, 2)			P4		4-3		4-3		K	3	0	0	0	0	0	0
Ken Rudolph, R (9, PH)										1	0	0	0	0	1	0
Ken Holtzman, R (1, 1)			P3		4-3		F8		1B	3	0	0	0	0	0	0
Phil Regan, R (7, 1)										0	0	0	0	0	0	0
Paul Popovich, S (9, PH) OBP: 1.000, SLG: 1.000										1	0	1	0	0	0	0
Inning Stats	R: 0 E: 0 K: 0 S: 3 H: 0 LOB: 0 BB: 0 P: 3	R: 0 E: 0 K: 1 S: 5 H: 0 LOB: 0 BB: 0 P: 5	R: 1 E: 0 K: 0 S: 5 H: 2 LOB: 1 BB: 0 P: 5	R: 1 E: 0 K: 2 S: 8 H: 1 LOB: 1 BB: 1 P: 12	R: 0 E: 0 K: 0 S: 3 H: 0 LOB: 0 BB: 0 P: 3	R: 1 E: 0 K: 0 S: 5 H: 2 LOB: 2 BB: 1 P: 9	R: 0 E: 0 K: 0 S: 3 H: 0 LOB: 0 BB: 0 P: 3	R: 0 E: 0 K: 0 S: 5 H: 2 LOB: 2 BB: 0 P: 5	R: 0 E: 0 K: 1 S: 6 H: 1 LOB: 1 BB: 0 P: 6	1B: 6 2B: 0 3B: 1 HR: 1 SF: 0 SAC: 0 DP: 0 HBP: 0						

	AB	35
	R	3
	H	8
	RBI	2
	BB	2
	SO	4
	LOB	13

WP: 1 PB: 0 SB: 0 CS: 0 PA: 37

PITCHER		IP	WLS	BF	H	R	ER	SO	BB	IBB	HBP	BLK	WP	HR	S	P	ERA	WHIP
Rick Wise, R ERA: 4.76	(1, 1)	5.2		24	5	3	3	3	2	0	0	0	1	1	28	36	4.76	1.235
Bill Wilson, R ERA:	(6, 1)	1.1	W	4	0	0	0	0	0	0	0	0	0	0	4	4	0.00	0.000
Barry Lersch, R ERA:	(8, 1)	0.0		1	1	0	0	0	0	0	0	0	0	0	1	1	∞	∞
Joe Hoerner, L ERA:	(8, 1)	2.0	S	8	2	0	0	1	0	0	0	0	0	0	10	10	0.00	1.000

PITCHER		IP	WLS	BF	H	R	ER	SO	BB	IBB	HBP	BLK	WP	HR	S	P	ERA	WHIP

Batter	1	2	3	4	5	6	7	8	9	AB	R	H	RBI	BB	SO	LOB
Larry Bowa, S (1, 6) OBP: 0.333, SLG: 0.375	P8		1-B		5-3		4-3 HR 2B	FC6-4 1-2f		5	1	2	0	0	0	3
Denny Doyle, L (1, 4) OBP: 0.500, SLG: 0.714	K		K		BB		4-3			3	0	0	1	1	2	4
Larry Hisle, R (1, 8) OBP: 0.500, SLG: 0.500	PB BB		K		FC5		HR BB			2	1	0	0	2	1	5
Deron Johnson, R (1, 3) OBP: 0.429, SLG: 0.800	5-3			K		PB 1B BB	HR			3	2	1	3	1	1	1
Tony Taylor, R (1, 7) OBP: 0.143, SLG: 0.143		K		K		F9	6-3			4	0	0	0	0	2	2
Byron Browne, R (8, 9)										0	0	0	0	0	0	0
John Briggs, L (1, 9) (8, 7)		K2-3		F9		F3	3-1			4	0	0	0	0	1	2
Don Money, R (1, 5) OBP: 0.714, SLG: 1.000		5-3			SH1-4 1B BB			G4-6-3 1B		3	0	2	1	1	0	0
Tim McCarver, L (1, 2) OBP: 0.286, SLG: 0.286			FC5-4 1B		FC5 SH1-4 1B	G3		G4-6-3 1-2f		4	0	2	0	0	0	2
Rick Wise, R (1, 1) Bill Wilson, R (6, 1) Rick Joseph, R (7, PH) OBP: 1.000, SLG: 1.000 Grant Jackson, S (7, PR) Barry Lersch, S (8, 1) Joe Hoerner, R (8, 1)			FC5-4 1B 1-2f		SH1-4 1-2 2-3		2B 4-3 1B	FC6-4 BB		1 0 1 0 0 0	0 0 0 1 0 0	0 0 1 0 0 0	0 0 0 0 0 1	0 0 0 0 0 0	0 0 0 0 0 0	1 0 0 0 0 0
Inning Stats	R: 0 E: 0 K: 1 S: 5 H: 0 LOB: 1 BB: 1 P: 9	R: 0 E: 0 K: 2 S: 7 H: 0 LOB: 0 BB: 0 P: 7	R: 0 E: 0 K: 2 S: 9 H: 2 LOB: 2 BB: 0 P: 9	R: 0 E: 0 K: 2 S: 7 H: 0 LOB: 0 BB: 0 P: 7	R: 0 E: 0 K: 0 S: 4 H: 1 LOB: 3 BB: 2 P: 12	R: 1 E: 0 K: 0 S: 4 H: 1 LOB: 1 BB: 1 P: 8	R: 4 E: 0 K: 0 S: 6 H: 3 LOB: 1 BB: 1 P: 10	R: 0 E: 0 K: 0 S: 3 H: 1 LOB: 1 BB: 1 P: 7		1B: 6 2B: 1 3B: 0 HR: 1	SF: 0 SAC: 1 DP: 1 HBP: 0					

PITCHER		IP	WLS	BF	H	R	ER	SO	BB	IBB	HBP	BLK	WP	HR	S	P	ERA	WHIP
Ken Holtzman, L ERA: 4.26	(1, 1)	6.1	L	30	6	4	3	7	5	0	0	0	0	0	39	59	4.26	1.737
Phil Regan, R ERA: 3.38	(7, 1)	1.2		7	2	1	1	0	1	0	0	0	0	1	6	10	5.40	1.800

PITCHER	IP	WLS	BF	H	R	ER	SO	BB	IBB	HBP	BLK	WP	HR	S	P	ERA	WHIP

BOTTOM

Chicago Cubs @ Philadelphia Phillies

Shibe Park, Philadelphia, PA

Thu Apr 09 1970, 6:05 PM EST
Att. 5,075 - Unknown - 70 F

livebaseballscorecards.com

AB	30
R	5
H	8
RBI	5
BB	6
SO	7
LOB	20

Batter	1	2	3	4	5	6	7	8	9	AB	R	H	RBI	BB	SO	LOB
Matty Alou, L (1, 8) OBP: 0.231, SLG: 0.417	F5			G3		4-3		4-3		4	0	0	0	0	0	2
Bill Mazeroski, R (1, 4) OBP: 0.167, SLG: 0.091	K			F9			F7		K	4	0	0	0	0	2	0
Roberto Clemente, R (1, 9) OBP: 0.538, SLG: 0.455	6-3			BB			K		1B	3	0	1	0	1	1	0
Willie Stargell, L (1, 7)		3-1		K			HBP		L9	3	0	0	0	0	1	2
Jose Pagan, R (1, 5) OBP: 0.250, SLG: 0.250		K			F8		F3		1B	4	0	1	0	0	1	1
Gene Alley, R (1, 6) OBP: 0.083, SLG: 0.083		4-3			F9			L3	F4	4	0	0	0	0	0	2
Al Oliver, L (1, 3) OBP: 0.273, SLG: 0.455			6-3		K			FC4-6 1B		3	0	1	0	0	1	0
Jerry May, R (1, 2)			K			F6				2	0	0	0	0	1	0
Bob Robertson, R (8, PH) OBP: 0.500, SLG: 0.500								FC4-6		1	0	1	0	0	0	0
Freddie Patek, R (8, PR)										0	0	0	0	0	0	0
Dave Ricketts, S (8, 2)										0	0	0	0	0	0	0
Bob Veale, S (1, 1)			K			K		FC4-6		2	0	0	0	0	2	0
Johnny Jeter, R (8, PH)										1	0	0	0	0	0	2
Gene Garber, R (8, 1)										0	0	0	0	0	0	0
Inning Stats	R: 0 E: 0 K: 1 S: 5 H: 0 LOB: 0 BB: 0 P: 5	R: 0 E: 0 K: 1 S: 5 H: 0 LOB: 0 BB: 0 P: 5	R: 0 E: 0 K: 2 S: 7 H: 0 LOB: 0 BB: 0 P: 7	R: 0 E: 0 K: 1 S: 5 H: 0 LOB: 1 BB: 1 P: 9	R: 0 E: 0 K: 1 S: 5 H: 0 LOB: 0 BB: 0 P: 5	R: 0 E: 0 K: 1 S: 5 H: 0 LOB: 1 BB: 0 P: 5	R: 0 E: 0 K: 1 S: 5 H: 0 LOB: 1 BB: 0 P: 6	R: 0 E: 0 K: 0 S: 5 H: 2 LOB: 2 BB: 0 P: 5	R: 0 E: 0 K: 1 S: 7 H: 2 LOB: 2 BB: 0 P: 7	1B: 4 2B: 0 3B: 0 HR: 0 SF: 0 SAC: 0 DP: 0 HBP: 1	WP: 0 PB: 0 SB: 0 CS: 0 PA: 33					

PITCHER	IP	WLS	BF	H	R	ER	SO	BB	IBB	HBP	BLK	WP	HR	S	P	ERA	WHIP
Woodie Fryman, L (1, 1) ERA:	9.0	W	33	4	0	0	9	1	0	1	0	0	0	49	54	0.00	0.556

PITCHER	IP	WLS	BF	H	R	ER	SO	BB	IBB	HBP	BLK	WP	HR	S	P	ERA	WHIP

TOP

Pittsburgh Pirates @ Philadelphia Phillies
Shibe Park, Philadelphia, PA
Fri Apr 10 1970, 3:33 AM EST
Att. 3,663 - Unknown

livebaseballscorecards.com

AB	31
R	0
H	4
RBI	0
BB	1
SO	9
LOB	9

Batter	1	2	3	4	5	6	7	8	9	AB	R	H	RBI	BB	SO	LOB
Larry Bowa, S (1, 6) OBP: 0.231, SLG: 0.250	L9		K		FC6-4 1-2f			G3		4	0	0	0	0	1	1
Denny Doyle, L (1, 4) OBP: 0.417, SLG: 0.545	K			HR 1B		K		4-3		4	1	1	0	0	2	0
Larry Hisle, R (1, 8) OBP: 0.417, SLG: 0.333	K			K		F3		BB		3	0	0	0	1	2	1
Deron Johnson, R (1, 3) OBP: 0.455, SLG: 1.000		1-3		1-H HR		FC6-4 BB		F8		3	1	1	2	1	0	1
Tony Taylor, R (1, 7) OBP: 0.200, SLG: 0.111		CS BB		G3		FC6-4 1-2f				2	0	0	0	1	0	1
Byron Browne, R (8, 9)										0	0	0	0	0	0	0
John Briggs, L (1, 9) (8, 7)		FC5-4 1-2 BB		4-3			K			2	0	0	0	1	1	0
Don Money, R (1, 5) OBP: 0.500, SLG: 0.667		FC5-4 1-2f			K		1-3			3	0	0	0	0	1	1
Tim McCarver, L (1, 2) OBP: 0.300, SLG: 0.400			F9		F9		WP 2B			3	0	1	0	0	0	0
Woodie Fryman, R (1, 1)			5-3		E5 FC6-4		2-3			3	0	0	0	0	0	1
Inning Stats	R: 0 E: 0 K: 2 S: 7 H: 0 LOB: 0 BB: 0 P: 7	R: 0 E: 0 K: 0 S: 2 H: 0 LOB: 1 BB: 2 P: 10	R: 0 E: 0 K: 1 S: 5 H: 0 LOB: 0 BB: 0 P: 5	R: 2 E: 0 K: 1 S: 7 H: 2 LOB: 0 BB: 0 P: 7	R: 0 E: 1 K: 1 S: 6 H: 0 LOB: 1 BB: 0 P: 6	R: 0 E: 0 K: 1 S: 5 H: 0 LOB: 1 BB: 1 P: 9	R: 0 E: 0 K: 1 S: 6 H: 1 LOB: 1 BB: 0 P: 6	R: 0 E: 0 K: 0 S: 3 H: 0 LOB: 1 BB: 1 P: 7		1B: 1 2B: 1 3B: 0 HR: 1	SF: 0 SAC: 0 DP: 0 HBP: 0			WP: 1 PB: 0 SB: 0 CS: 1	PA: 31	

PITCHER		IP	WLS	BF	H	R	ER	SO	BB	IBB	HBP	BLK	WP	HR	S	P	ERA	WHIP
Bob Veale, L ERA: 2.57	(1, 1)	7.0	L	27	3	2	2	7	3	0	0	0	1	1	38	50	2.57	0.857
Gene Garber, R ERA:	(8, 1)	1.0		4	0	0	0	0	1	0	0	0	0	0	3	7	0.00	1.000

PITCHER	IP	WLS	BF	H	R	ER	SO	BB	IBB	HBP	BLK	WP	HR	S	P	ERA	WHIP

BOTTOM

Pittsburgh Pirates @ Philadelphia Phillies
Shibe Park, Philadelphia, PA

Fri Apr 10 1970, 3:33 AM EST
Att. 3,663 - Unknown

livebaseballscorecards.com

AB	27
R	2
H	3
RBI	2
BB	4
SO	7
LOB	6

Batter	1	2	3	4	5	6	7	8	9	AB	R	H	RBI	BB	SO	LOB
Matty Alou, L (1, 8) OBP: 0.278, SLG: 0.438	6-3		3B 1B	5-3			PB 1-3 1B		SF9 3-H	4	1	2	1	0	0	1
Bill Mazeroski, R (1, 4) OBP: 0.118, SLG: 0.063	F3		F7		L8		1-3 1-2		K	5	0	0	0	0	1	2
Roberto Clemente, R (1, 9) OBP: 0.529, SLG: 0.571	BB		1-H 3B		F9		K 2-3			3	0	1	1	1	1	1
Willie Stargell, L (1, 7)	K		F4		3-1		K			4	0	0	0	0	2	3
Jose Pagan, R (1, 5) OBP: 0.250, SLG: 0.625		5-3		HR		5-3		F3		4	1	1	1	0	0	0
Jose Martinez, R (8, 5)										0	0	0	0	0	0	0
Gene Alley, R (1, 6) OBP: 0.063, SLG: 0.063		F7		1-3		K		K		4	0	0	0	0	2	0
Al Oliver, L (1, 3) OBP: 0.400, SLG: 0.600		1B	1B 5-3	1B		2B		L8		4	1	3	0	0	0	0
Jerry May, R (1, 2) OBP: 0.308, SLG: 0.300		F3		5-3 1-3 1B		IBB			SH5-4 SF9 2B	3	1	2	0	1	0	1
Luke Walker, L (1, 1)			K	5-3 1-2 3-H		K			SH5-4 2-3	3	0	0	1	0	2	3
Chuck Hartenstein, R (9, 1)										0	0	0	0	0	0	0
Inning Stats	R: 0 E: 0 K: 1 S: 5 H: 0 LOB: 1 BB: 1 P: 9	R: 0 E: 0 K: 0 S: 4 H: 1 LOB: 1 BB: 0 P: 4	R: 1 E: 0 K: 1 S: 7 H: 2 LOB: 1 BB: 0 P: 7	R: 2 E: 0 K: 0 S: 6 H: 3 LOB: 1 BB: 0 P: 6	R: 0 E: 0 K: 0 S: 3 H: 0 LOB: 0 BB: 0 P: 3	R: 0 E: 0 K: 2 S: 8 H: 1 LOB: 2 BB: 1 P: 12	R: 0 E: 0 K: 2 S: 8 H: 1 LOB: 1 BB: 0 P: 8	R: 0 E: 0 K: 1 S: 5 H: 0 LOB: 0 BB: 0 P: 5	R: 1 E: 0 K: 1 S: 6 H: 1 LOB: 0 BB: 0 P: 6	1B: 5 2B: 2 3B: 1 HR: 1 SF: 1 SAC: 1 DP: 0 HBP: 0							

TOP

Pittsburgh Pirates @ Philadelphia Phillies

Shibe Park, Philadelphia, PA

Sat Apr 11 1970, 3:33 AM EST

Att. 7,673 - Unknown

livebaseballscorecards.com

	AB	R	H	RBI	BB	SO	LOB
	34	4	9	4	2	8	11

WP: 0 PB: 1 SB: 0 CS: 0 PA: 38

PITCHER	IP	WLS	BF	H	R	ER	SO	BB	IBB	HBP	BLK	WP	HR	S	P	ERA	WHIP
Grant Jackson, L (1, 1) ERA: 4.5	6.0	L	27	7	3	3	4	1	1	0	0	0	1	33	41	4.50	1.333
Dick Selma, R (7, 1) ERA:	2.0		7	1	0	0	3	0	0	0	0	0	0	13	13	0.00	0.500
Barry Lersch, R (9, 1) ERA: 9.0	1.0		4	1	1	1	1	0	0	0	0	0	0	6	6	9.00	1.000

PITCHER	IP	WLS	BF	H	R	ER	SO	BB	IBB	HBP	BLK	WP	HR	S	P	ERA	WHIP

BOTTOM

Pittsburgh Pirates @ Philadelphia Phillies
Shibe Park, Philadelphia, PA
Sat Apr 11 1970, 3:33 AM EST
Att. 7,673 - Unknown

Batter	1	2	3	4	5	6	7	8	9	AB	R	H	RBI	BB	SO	LOB
Larry Bowa, S (1, 6) OBP: 0.235, SLG: 0.200	K		F9			G4-6-3 BB 1-2			K	3	0	0	0	1	2	0
Denny Doyle, L (1, 4) OBP: 0.375, SLG: 0.600	4-3			F5		G4-6-3 1-2f			3B	4	0	1	0	0	0	2
Larry Hisle, R (1, 8) OBP: 0.500, SLG: 0.500	1B			F3			2B		G1-6-3 BB	3	0	2	0	1	0	0
Deron Johnson, R (1, 3) OBP: 0.333, SLG: 0.667	F3			6-3			L6		G1-6-3 1-2f	4	0	0	0	0	0	4
Tony Taylor, R (1, 5) OBP: 0.154, SLG: 0.083		K			4-3		K			3	0	0	0	0	2	1
John Briggs, L (1, 7) OBP: 0.154, SLG: 0.083		K			G6-4-3 1B		3-1			3	0	1	0	0	1	1
Byron Browne, R (1, 9)		K			G6-4-3 1-2f			K		3	0	0	0	0	2	1
Tim McCarver, L (1, 2) OBP: 0.231, SLG: 0.308			G3			4-3		4-3		3	0	0	0	0	0	0
Grant Jackson, S (1, 1)			L7			BB BB		5-3		1	0	0	0	0	0	0
Sam Parrilla, R (6, PH)										0	0	0	0	1	0	0
Dick Selma, R (7, 1)										0	0	0	0	0	0	0
Rick Joseph, R (8, PH) OBP: 0.500, SLG: 0.500										1	0	0	0	0	0	0
Barry Lersch, S (9, 1)										0	0	0	0	0	0	0
Inning Stats	R: 0 E: 0 K: 1 S: 6 H: 1 LOB: 1 BB: 0 P: 6	R: 0 E: 0 K: 3 S: 9 H: 0 LOB: 0 BB: 0 P: 9	R: 0 E: 0 K: 0 S: 3 H: 0 LOB: 0 BB: 0 P: 3	R: 0 E: 0 K: 0 S: 3 H: 0 LOB: 0 BB: 0 P: 3	R: 0 E: 0 K: 0 S: 3 H: 1 LOB: 0 BB: 0 P: 3	R: 0 E: 0 K: 0 S: 2 H: 0 LOB: 1 BB: 2 P: 10	R: 0 E: 0 K: 1 S: 6 H: 1 LOB: 1 BB: 0 P: 6	R: 0 E: 0 K: 1 S: 5 H: 0 LOB: 0 BB: 0 P: 5	R: 0 E: 0 K: 1 S: 5 H: 1 LOB: 1 BB: 1 P: 9	1B: 2 2B: 1 3B: 1 HR: 0	SF: 0 SAC: 0 DP: 3 HBP: 0						

livebaseballscorecards.com

	AB	28
	R	0
	H	4
	RBI	0
	BB	3
	SO	7
	LOB	9

WP: 0 PB: 0 SB: 0 CS: 0 PA: 31

PITCHER	IP	WLS	BF	H	R	ER	SO	BB	IBB	HBP	BLK	WP	HR	S	P	ERA	WHIP
Luke Walker, L (1, 1) ERA:	8.1	W	30	4	0	0	7	3	0	0	0	0	0	41	53	0.00	0.840
Chuck Hartenstein, R (9, 1) ERA: 9.0	0.2	S	1	0	0	0	0	0	0	0	0	0	0	1	1	0.00	0.000

PITCHER	IP	WLS	BF	H	R	ER	SO	BB	IBB	HBP	BLK	WP	HR	S	P	ERA	WHIP

Batter	1	2	3	4	5	6	7	8	9	10	AB	R	H	RBI	BB	SO	LOB
Matty Alou, L (1, 8) OBP: 0.348, SLG: 0.450	3-1		5-3			HBP		1B		HR	4	2	2	0	0	0	0
Bill Mazeroski, R (1, 4) OBP: 0.227, SLG: 0.300	HBP			F7		L6-4		1B		HR	4	1	2	3	0	0	1
Roberto Clemente, R (1, 9) OBP: 0.545, SLG: 0.579	F9			1B			1B		E4	FC5 E 1B	5	0	3	0	0	0	1
Willie Stargell, L (1, 7) Johnny Jeter, R (10, 7)	L4			K			F9		BB	K	4 0	0 0	0 0	0 0	1 0	2 0	4 0
Al Oliver, L (1, 3) OBP: 0.368, SLG: 0.526		4-3		1-3			1B		SH1-4	E6	4	0	1	0	0	0	2
Jose Pagan, R (1, 5) OBP: 0.250, SLG: 0.455 Jose Martinez, R (9, PR) (9, 5)		6-3			5-3		F5		IBB	FC5	3 1	0 0	0 0	0 0	1 0	0 0	2 2
Gene Alley, R (1, 6) OBP: 0.050, SLG: 0.050		F7			K		F4		K		4	0	0	0	0	2	5
Jerry May, R (1, 2) OBP: 0.235, SLG: 0.214			F7		L9			K	L7		4	0	0	0	0	1	3
Steve Blass, R (1, 1) OBP: 0.143, SLG: 0.143			K			K		6-3		5-3	4	0	0	0	0	2	0
Inning Stats	R: 0 E: 0 K: 0 S: 3 H: 0 LOB: 1 BB: 0 P: 4	R: 0 E: 0 K: 0 S: 3 H: 0 LOB: 0 BB: 0 P: 3	R: 0 E: 0 K: 1 S: 5 H: 0 LOB: 0 BB: 0 P: 5	R: 0 E: 0 K: 1 S: 6 H: 1 LOB: 1 BB: 0 P: 6	R: 0 E: 0 K: 1 S: 5 H: 0 LOB: 0 BB: 0 P: 5	R: 0 E: 0 K: 1 S: 4 H: 0 LOB: 0 BB: 0 P: 5	R: 0 E: 0 K: 0 S: 5 H: 2 LOB: 2 BB: 0 P: 5	R: 1 E: 0 K: 1 S: 6 H: 2 LOB: 1 BB: 0 P: 6	R: 0 E: 1 K: 1 S: 6 H: 0 LOB: 3 BB: 2 P: 14	R: 2 E: 1 K: 1 S: 9 H: 3 LOB: 2 BB: 0 P: 9	1B: 7 2B: 1 3B: 0 HR: 1	SF: 0 SAC: 1 DP: 1 HBP: 2					

PITCHER		IP	WLS	BF	H	R	ER	SO	BB	IBB	HBP	BLK	WP	HR	S	P	ERA	WHIP
Jim Bunning, R ERA: 2.89	(1, 1)	9.1	L	39	8	3	3	6	1	1	2	0	0	1	47	57	2.89	0.964
Joe Hoerner, L ERA:	(10, 1)	0.2		3	0	0	0	1	0	0	0	0	0	0	5	5	0.00	0.000

PITCHER	IP	WLS	BF	H	R	ER	SO	BB	IBB	HBP	BLK	WP	HR	S	P	ERA	WHIP

TOP

Pittsburgh Pirates @ Philadelphia Phillies

Shibe Park, Philadelphia, PA

Sun Apr 12 1970, 3:33 AM EST

Att. 22,395 - Unknown

livebaseballscorecards.com

AB	37
R	3
H	8
RBI	3
BB	2
SO	7
LOB	20

WP: 0	PA: 42		
PB: 0			
SB: 3			
CS: 0			

Batter	1	2	3	4	5	6	7	8	9	10	AB	R	H	RBI	BB	SO	LOB
Larry Bowa, S (1, 6) OBP: 0.227, SLG: 0.158	F5		F6			F5		CS BB		G3	4	0	0	0	1	0	2
Denny Doyle, L (1, 4) OBP: 0.286, SLG: 0.450	K		G3			G3		F7		F7	5	0	0	0	0	1	3
John Briggs, L (1, 7) OBP: 0.176, SLG: 0.067	4-3			5-3		BB		4-3			3	0	0	0	1	0	0
Deron Johnson, R (1, 3) OBP: 0.316, SLG: 0.625 Terry Harmon, R (9, PR) Rick Joseph, R (10, 3) OBP: 0.500, SLG: 0.500		5-3		6-3		5-3			L8 SF9 2B		4 0 0	0 1 0	1 0 0	0 0 0	0 0 0	0 0 0	1 0 0
Tim McCarver, L (1, 2) OBP: 0.235, SLG: 0.353		K		1-3			1B FC4-2 2B		L8 2-3		4	0	1	0	0	1	1
Larry Hisle, R (1, 8) OBP: 0.550, SLG: 0.571		BB			G6-3 1B 1B		FC4-2 2-3 1B		SF9 3-H		2	0	2	1	1	0	0
Tony Taylor, R (1, 5) OBP: 0.235, SLG: 0.133		K			G6-3 1-2 1B		FC4-2 IBB		F9		3	0	1	0	1	1	2
Byron Browne, R (1, 9) OBP: 0.286, SLG: 0.429			SH3-4 1B		G6-3 1-2f 2-3		FC4-2 G6-4-3 1-2 2-3 3-Hf			2B	4	0	2	0	0	0	5
Jim Bunning, R (1, 1) Joe Hoerner, R (10, 1) Ron Stone, L (10, PH)			SH3-4 1-2		6-3		G6-4-3 1-2f			1-3	2 0 1	0 0 0	0 0 0	0 0 0	0 0 0	0 0 0	4 0 1
Inning Stats	R: 0 H: 0 E: 0 LOB: 0 K: 1 BB: 0 S: 5 P: 5	R: 0 H: 0 E: 0 LOB: 1 K: 2 BB: 1 S: 7 P: 11	R: 0 H: 1 E: 0 LOB: 1 K: 0 BB: 0 S: 4 P: 4	R: 0 H: 0 E: 0 LOB: 0 K: 0 BB: 0 S: 3 P: 3	R: 0 H: 2 E: 0 LOB: 1 K: 0 BB: 0 S: 4 P: 4	R: 0 H: 0 E: 0 LOB: 1 K: 0 BB: 1 S: 3 P: 7	R: 0 H: 2 E: 0 LOB: 2 K: 0 BB: 1 S: 4 P: 8	R: 0 H: 0 E: 0 LOB: 0 K: 0 BB: 1 S: 2 P: 6	R: 1 H: 1 E: 0 LOB: 1 K: 0 BB: 0 S: 4 P: 4	R: 0 H: 1 E: 0 LOB: 1 K: 0 BB: 0 S: 4 P: 4	1B: 4 SF: 1 2B: 3 SAC: 1 3B: 0 DP: 2 HR: 0 HBP: 0						

PITCHER	IP	WLS	BF	H	R	ER	SO	BB	IBB	HBP	BLK	WP	HR	S	P	ERA	WHIP
Steve Blass, R (1, 1) ERA: 1.8	10.0	W	38	7	1	1	3	3	1	0	0	0	0	40	56	0.90	1.000

PITCHER	IP	WLS	BF	H	R	ER	SO	BB	IBB	HBP	BLK	WP	HR	S	P	ERA	WHIP

BOTTOM

Pittsburgh Pirates @ Philadelphia Phillies

Shibe Park, Philadelphia, PA

Sun Apr 12 1970, 3:33 AM EST
Att. 22,395 - Unknown

livebaseballscorecards.com

AB	32
R	1
H	7
RBI	1
BB	4
SO	3
LOB	19

WP: 0 PA: 38
PB: 0
SB: 0
CS: 1

Batter	1	2	3	4	5	6	7	8	9	AB	R	H	RBI	BB	SO	LOB
Larry Bowa, S (1, 6) OBP: 0.192, SLG: 0.130	F8		4-3		5-3		5-3		HR 1-H	4	0	0	0	0	0	0
Rick Joseph, R (9, PH) OBP: 0.667, SLG: 1.667										1	1	1	2	0	0	0
Denny Doyle, L (1, 4) OBP: 0.269, SLG: 0.400	K		F8		E9 1B			L7	5-3	5	0	1	0	0	1	0
Larry Hisle, R (1, 8) OBP: 0.500, SLG: 0.471	BB		K		K			5-3		3	0	0	0	1	2	1
Deron Johnson, R (1, 3) OBP: 0.261, SLG: 0.500	F8			K		4-3		5-3		4	0	0	0	0	1	1
Tony Taylor, R (1, 7) OBP: 0.286, SLG: 0.211		4-3		BB 1B		1-3			FC4-6 1B	4	0	2	0	0	0	0
Tim McCarver, L (1, 2) OBP: 0.333, SLG: 0.524		2B		1-2 BB 1B		2B			FC4-6 3B 1-2f	4	1	3	0	0	0	1
Don Money, R (1, 5) OBP: 0.500, SLG: 0.750		K		1-2 2-3 G4-6-3 BB		G3			1B 1-H	3	1	1	1	1	1	2
John Briggs, L (1, 9) OBP: 0.238, SLG: 0.111		BB		G4-6-3 1-2f			F5		HR 3-H	3	1	1	1	1	0	3
Chris Short, R (1, 1)		K			4-3		F9		K	2	0	0	0	0	1	2
Byron Browne, R (7, PH) OBP: 0.250, SLG: 0.375										1	0	0	0	0	0	0
Dick Selma, R (7, 1)										0	0	0	0	0	0	0
Lowell Palmer, R (8, 1)										0	0	0	0	0	0	0
Sam Parrilla, R (9, PH)										1	0	0	0	0	1	1
Inning Stats	R: 0 E: 0 K: 1 S: 5 H: 0 LOB: 1 BB: 1 P: 9	R: 0 E: 0 K: 2 S: 8 H: 1 LOB: 2 BB: 1 P: 12	R: 0 E: 0 K: 1 S: 5 H: 0 LOB: 0 BB: 0 P: 5	R: 0 E: 0 K: 1 S: 6 H: 2 LOB: 2 BB: 1 P: 10	R: 0 E: 1 K: 1 S: 6 H: 1 LOB: 1 BB: 0 P: 6	R: 0 E: 0 K: 0 S: 4 H: 1 LOB: 1 BB: 0 P: 4	R: 0 E: 0 K: 0 S: 3 H: 0 LOB: 0 BB: 0 P: 3	R: 0 E: 0 K: 0 S: 3 H: 0 LOB: 0 BB: 0 P: 3	R: 4 E: 0 K: 1 S: 9 H: 4 LOB: 0 BB: 0 P: 9	1B: 5 2B: 2 3B: 1 HR: 1 SF: 0 SAC: 0 DP: 1 HBP: 0						

PITCHER	IP	WLS	BF	H	R	ER	SO	BB	IBB	HBP	BLK	WP	HR	S	P	ERA	WHIP
Ken Holtzman, L (1, 1) ERA: 4.11	9.0	W	38	9	4	4	7	3	0	0	0	0	1	49	61	4.00	1.333

PITCHER	IP	WLS	BF	H	R	ER	SO	BB	IBB	HBP	BLK	WP	HR	S	P	ERA	WHIP

TOP

Philadelphia Phillies @ Chicago Cubs

Wrigley Field, Chicago, IL

Tue Apr 14 1970, 3:33 AM CST

Att. 36,316 - Sunny - 50 F

livebaseballscorecards.com

AB	35
R	4
H	9
RBI	4
BB	3
SO	7
LOB	11

WP: 0 PB: 0 SB: 0 CS: 0 PA: 38

Batter	1	2	3	4	5	6	7	8	9	AB	R	H	RBI	BB	SO	LOB
Don Kessinger, S (1, 6) OBP: 0.286, SLG: 0.300	0-0 14 2B 1B 1B	0-0 L5		0-0 F9			0-0 SH1-4 1B 2B			4	2	2	0	0	0	1
Glenn Beckert, R (1, 4) OBP: 0.368, SLG: 0.333	0-0 14 2B 1-2 2B 1B	0-0 5-3		0-0 FC6-4 1-2f			0-0 SH1-4 2-3			3	1	1	0	0	0	1
Billy Williams, L (1, 7) OBP: 0.050, SLG: 0.050	0-0 F7		0-0 4-3		SSS 0-3 K		0-0 1B 14 WP 3-H 1B			4	1	1	1	0	1	2
Ron Santo, R (1, 5) OBP: 0.300, SLG: 0.176	SSS 0-3 K		BBBB 4-0 1B 14 1B BB		SSS 0-3 K		0-0 14 WP 1-3 1B			3	0	1	0	1	2	2
14 Ernie Banks, R (1, 3) OBP: 0.368, SLG: 0.353	0-0 1-3 2-H 2B 2B		0-0 1B 1-2 1B		0-0 F9		0-0 FC6-4 1-2 3-H 1B			4	1	3	1	0	0	0
Jim Hickman, R (1, 8) OBP: 0.438, SLG: 0.733	BBBB 4-0 2B BB		0-0 1-3 2-3 1B			0-0 L7	0-0 FC6-4 1-2f			3	0	1	0	1	0	1
Johnny Callison, L (1, 9) OBP: 0.222, SLG: 0.529	0-0 1-3 2-H 3-H 2B		0-0 4-1			0-0 F7		0-0 F8		4	0	1	2	0	0	2
Randy Hundley, R (1, 2) OBP: 0.250, SLG: 0.250	0-0 P4			SSS 0-3 K		0-0 1B		0-0 6-3		4	0	1	0	0	1	2
Ken Holtzman, R (1, 1) OBP: 0.143, SLG: 0.143		SSS 0-3 K		0-0 FC6-4 1B		0-0 F8		SSS 0-3 K		4	0	1	0	0	2	1
Inning Stats	R: 3 E: 0 K: 1 S: 9 H: 4 LOB: 2 BB: 1 P: 13	R: 0 E: 0 K: 1 S: 5 H: 0 LOB: 0 BB: 0 P: 5	R: 0 E: 0 K: 0 S: 4 H: 2 LOB: 2 BB: 1 P: 8	R: 0 E: 0 K: 1 S: 6 H: 1 LOB: 1 BB: 0 P: 6	R: 0 E: 0 K: 2 S: 7 H: 0 LOB: 0 BB: 0 P: 7	R: 0 E: 0 K: 0 S: 4 H: 1 LOB: 1 BB: 0 P: 4	R: 2 E: 0 K: 0 S: 6 H: 4 LOB: 1 BB: 0 P: 6	R: 0 E: 0 K: 1 S: 5 H: 0 LOB: 0 BB: 0 P: 5		1B: 9 2B: 3 3B: 0 HR: 0	SF: 0 SAC: 1 DP: 0 HBP: 0					

PITCHER		IP	WLS	BF	H	R	ER	SO	BB	IBB	HBP	BLK	WP	HR	S	P	ERA	WHIP
Chris Short, L ERA: 1.8	(1, 1)	6.0	L	27	8	3	3	5	2	0	0	0	0	0	35	43	4.50	1.667
Dick Selma, R ERA: 6.0	(7, 1)	1.0		6	4	2	2	0	0	0	0	0	1	0	6	6	18.00	4.000
Lowell Palmer, R ERA:	(8, 1)	1.0		3	0	0	0	1	0	0	0	0	0	0	5	5	0.00	0.000

PITCHER	IP	WLS	BF	H	R	ER	SO	BB	IBB	HBP	BLK	WP	HR	S	P	ERA	WHIP

BOTTOM

Philadelphia Phillies @ Chicago Cubs

Wrigley Field, Chicago, IL

Tue Apr 14 1970, 3:33 AM CST

Att. 36,316 - Sunny - 50 F

livebaseballscorecards.com

AB	33
R	5
H	12
RBI	4
BB	2
SO	6
LOB	12

WP: 1 PA: 36
PB: 0
SB: 0
CS: 0

Batter	1	2	3	4	5	6	7	8	9	AB	R	H	RBI	BB	SO	LOB
Larry Bowa, S (1, 6) OBP: 0.167, SLG: 0.111	3-1		F7			F7			K	4	0	0	0	0	1	1
Denny Doyle, L (1, 4) OBP: 0.267, SLG: 0.379	G4-6-3 1B		L7			F9			1-3	4	0	1	0	0	0	1
John Briggs, L (1, 9) OBP: 0.240, SLG: 0.136	G4-6-3 1-2f			K		4-3			1B	4	0	1	0	0	1	1
Deron Johnson, R (1, 3) OBP: 0.259, SLG: 0.500		K		1B 2B			5-3		K	4	1	1	0	0	2	1
Tim McCarver, L (1, 2) OBP: 0.333, SLG: 0.500		1B		F9			F7			3	0	1	0	0	0	1
Larry Hisle, R (1, 8) OBP: 0.481, SLG: 0.450		K		2-H 1B			K			3	0	1	1	0	2	1
Tony Taylor, R (1, 7) OBP: 0.250, SLG: 0.182		6-3			K			1-3		3	0	0	0	0	1	1
Don Money, R (1, 5) OBP: 0.412, SLG: 0.600			6-3		P4			K		3	0	0	0	0	1	0
Rick Wise, R (1, 1) OBP: 0.333, SLG: 0.333			1B		5-3			F8		2	0	1	0	0	0	0
Barry Lersch, S (5, 1)										0	0	0	0	0	0	0
Ron Stone, L (8, PH)										1	0	0	0	0	0	0
Bill Wilson, R (8, 1)										0	0	0	0	0	0	0
Inning Stats	R: 0 E: 0 K: 0 S: 3 H: 1 LOB: 0 BB: 0 P: 3	R: 0 E: 0 K: 2 S: 8 H: 1 LOB: 1 BB: 0 P: 8	R: 0 E: 0 K: 0 S: 4 H: 1 LOB: 1 BB: 0 P: 4	R: 1 E: 0 K: 1 S: 6 H: 2 LOB: 1 BB: 0 P: 6	R: 0 E: 0 K: 1 S: 5 H: 0 LOB: 0 BB: 0 P: 5	R: 0 E: 0 K: 0 S: 3 H: 0 LOB: 0 BB: 0 P: 3	R: 0 E: 0 K: 1 S: 5 H: 0 LOB: 0 BB: 0 P: 5	R: 0 E: 0 K: 1 S: 5 H: 0 LOB: 0 BB: 0 P: 5	R: 0 E: 0 K: 2 S: 8 H: 1 LOB: 1 BB: 0 P: 8	1B: 5 2B: 1 3B: 0 HR: 0 SF: 0 SAC: 0 DP: 1 HBP: 0						

TOP

Philadelphia Phillies @ Chicago Cubs

Wrigley Field, Chicago, IL

Wed Apr 15 1970, 3:33 AM CST

Att. 7,120 - Unknown - 50 F

livebaseballscorecards.com

AB	31
R	1
H	6
RBI	1
BB	0
SO	8
LOB	7

WP: 0 PA: 31
PB: 0
SB: 0
CS: 0

PITCHER		IP	WLS	BF	H	R	ER	SO	BB	IBB	HBP	BLK	WP	HR	S	P	ERA	WHIP
Bill Hands, R ERA: 0.56	(1, 1)	9.0	W	31	6	1	1	8	0	0	0	0	0	0	47	47	1.00	0.667

PITCHER	IP	WLS	BF	H	R	ER	SO	BB	IBB	HBP	BLK	WP	HR	S	P	ERA	WHIP

Batter	1	2	3	4	5	6	7	8	9	AB	R	H	RBI	BB	SO	LOB
Don Kessinger, S (1, 6) OBP: 0.240, SLG: 0.250	G1	4-3		F8		6-3				4	0	0	0	0	0	1
Glenn Beckert, R (1, 4) OBP: 0.348, SLG: 0.318	3-1		F9 1B E 1B		5-3	G3				4	1	1	0	0	0	0
Billy Williams, L (1, 7) OBP: 0.208, SLG: 0.333	1B 1B		14 BB E 1-2 1B		S 1B 1B		HR			4	2	4	1	0	0	0
Ron Santo, R (1, 5) OBP: 0.292, SLG: 0.190	1-2 1B		F9 2-3		F9 1-2		F9			4	0	1	0	0	0	3
Johnny Callison, L (1, 9) OBP: 0.227, SLG: 0.476	4-3		E3 14 BB 1-2 3-H		14 1B 2-H 1B		G3			4	1	1	2	0	0	3
14 Ernie Banks, R (1, 3) OBP: 0.435, SLG: 0.368		BBBB 4-0 1B SF7 BB	BBBB 4-0 G6-4-3 1-2 2-3 BB		BB 2-H 1B		F2			2	1	1	1	2	0	0
Jim Hickman, R (1, 8) OBP: 0.450, SLG: 0.667		SH1-4 1-3 1B	G6-4-3 1-2f		BBBB 4-0 1-2 BB			SSS 0-3 K		3	0	1	0	1	1	3
Randy Hundley, R (1, 2) OBP: 0.125, SLG: 0.143		SF7 3-H		F2	SSS 0-3 K			L5		3	0	0	1	0	1	2
Bill Hands, R (1, 1)		SH1-4 1-2		SSS 0-3 K		6-3		F7		3	0	0	0	0	1	0
Inning Stats	R: 0 H: 2 E: 0 LOB: 2 K: 0 BB: 0 S: 5 P: 5	R: 1 H: 1 E: 0 LOB: 1 K: 0 BB: 1 S: 4 P: 8	R: 1 H: 2 E: 1 LOB: 2 K: 0 BB: 1 S: 5 P: 9	R: 0 H: 0 E: 0 LOB: 0 K: 1 BB: 0 S: 5 P: 5	R: 2 H: 3 E: 0 LOB: 2 K: 1 BB: 1 S: 8 P: 12	R: 0 H: 0 E: 0 LOB: 0 K: 0 BB: 0 S: 3 P: 3	R: 1 H: 1 E: 0 LOB: 0 K: 0 BB: 0 S: 4 P: 4	R: 0 H: 0 E: 0 LOB: 0 K: 1 BB: 0 S: 5 P: 5		1B: 8 SF: 1 2B: 0 SAC: 1 3B: 0 DP: 1 HR: 1 HBP: 0						

BOTTOM

Philadelphia Phillies @ Chicago Cubs

Wrigley Field, Chicago, IL

Wed Apr 15 1970, 3:33 AM CST

Att. 7,120 - Unknown - 50 F

livebaseballscorecards.com

AB	31
R	5
H	9
RBI	5
BB	3
SO	3
LOB	12

PITCHER		IP	WLS	BF	H	R	ER	SO	BB	IBB	HBP	BLK	WP	HR	S	P	ERA	WHIP
Rick Wise, R ERA: 6.1	(1, 1)	4.2	L	25	8	4	4	1	3	0	0	0	0	0	24	36	7.71	2.357
Barry Lersch, R ERA: 5.4	(5, 1)	2.1		8	1	1	1	1	0	0	0	0	0	1	10	10	3.86	0.429
Bill Wilson, R ERA:	(8, 1)	1.0		3	0	0	0	1	0	0	0	0	0	0	5	5	0.00	0.000

PITCHER	IP	WLS	BF	H	R	ER	SO	BB	IBB	HBP	BLK	WP	HR	S	P	ERA	WHIP

Batter	1	2	3	4	5	6	7	8	9	10	AB	R	H	RBI	BB	SO	LOB
Denny Doyle, L (1, 4) OBP: 0.306, SLG: 0.429	F8		E 1B	K		6-3		1B		P4-3 2B	6	1	3	0	0	1	2
Don Money, R (1, 5) OBP: 0.455, SLG: 0.600	6-3		E8 1-H 1B		WP HR 1B	F8		1-2 2-3 1B		B2-4	5	1	3	0	0	0	0
Joe Hoerner, R (8, 1)											1	0	0	0	0	0	1
John Briggs, L (1, 7) OBP: 0.194, SLG: 0.107	K	6-3			P3	F3		P4		P4-3 2-3	6	0	0	0	0	1	6
Deron Johnson, R (1, 3) OBP: 0.333, SLG: 0.607		1B BB	F8		1-H HR		G6-4-3 1B		K	IBB	4	1	2	2	2	1	1
Tim McCarver, L (1, 2) OBP: 0.367, SLG: 0.483		F9		1-6-3 6-3 1B BB	2B FC6-2 1B		F8		2B 1B 1B	P4-3	5	2	2	0	1	0	4
Larry Hisle, R (1, 8) OBP: 0.438, SLG: 0.440		K		6-3 1-2	BB 1-3 2B		G6-4-3 1-2f		K		5	0	1	0	0	2	4
Ron Stone, L (1, 9) OBP: 0.286, SLG: 0.429		1-2 1B		1-6-3 2-3	FC6-2 BB 3-H			G3	1B 1-3 2B		5	0	2	0	0	0	3
Larry Bowa, S (1, 6) OBP: 0.257, SLG: 0.194	1-3			BB 3-H 1B	1-2 2-3 BB			1B 1B 1B	2-3 3-H 1B		4	0	3	2	1	0	2
Woodie Fryman, R (1, 1) Lowell Palmer, R (3, 1) Byron Browne, R (4, PH) Bill Wilson, R (4, 1) Rick Joseph, R (5, PH) Barry Lersch, S (5, 1) Tony Taylor, R (8, PH) Dick Selma, R (9, 1) Sam Parrilla, R (9, PH) Terry Harmon, R (9, S)			5-3	BB 1-2	P3			F9	1-3		1 0 0 0 1 0 1 0	0 0 0 0 0 0 0 0	0 0 0 1 0 0 0 0	0 0 0 0 0 0 0 0	0 0 0 0 0 0 0 0	0 0 0 0 3 0 1 0	0 0 0 0 0 0 0 0
Inning Stats	R: 0 E: 0 K: 1 S: 5 H: 0 LOB: 0 BB: 0 P: 5	R: 0 E: 0 K: 1 S: 6 H: 1 LOB: 2 BB: 1 P: 10	R: 1 E: 1 K: 0 S: 5 H: 2 LOB: 1 BB: 0 P: 5	R: 1 E: 0 K: 1 S: 6 H: 1 LOB: 2 BB: 2 P: 14	R: 2 E: 0 K: 0 S: 7 H: 4 LOB: 3 BB: 1 P: 11	R: 0 E: 0 K: 0 S: 3 H: 0 LOB: 0 BB: 0 P: 3	R: 0 E: 0 K: 0 S: 3 H: 1 LOB: 0 BB: 0 P: 3	R: 0 E: 0 K: 0 S: 6 H: 3 LOB: 3 BB: 0 P: 6	R: 1 E: 0 K: 2 S: 10 H: 3 LOB: 2 BB: 0 P: 10	R: 0 E: 0 K: 0 S: 4 H: 1 LOB: 2 BB: 1 P: 8	1B: 12 2B: 3 3B: 0 HR: 1	SF: 0 SAC: 0 DP: 1 HBP: 0					

PITCHER		IP	WLS	BF	H	R	ER	SO	BB	IBB	HBP	BLK	WP	HR	S	P	ERA	WHIP
Joe Decker, R ERA: 7.2	(1, 1)	4.1		22	6	4	4	3	3	0	0	0	1	1	25	37	8.31	2.077
Jim Colborn, R ERA: 2.08	(5, 1)	4.1		22	9	1	1	2	1	0	0	0	0	0	25	29	2.08	2.308
Ted Abernathy, R ERA:	(9, 1)	0.1		1	0	0	0	0	0	0	0	0	0	0	1	1	0.00	0.000
Hank Aguirre, L ERA:	(10, 1)	1.0	W	5	1	0	0	0	0	1	0	0	0	0	4	8	0.00	1.000

PITCHER	IP	WLS	BF	H	R	ER	SO	BB	IBB	HBP	BLK	WP	HR	S	P	ERA	WHIP

TOP

Philadelphia Phillies @ Chicago Cubs

Wrigley Field, Chicago, IL

Thu Apr 16 1970, 3:33 AM CST

Att. 5,341 - Unknown

livebaseballscorecards.com

AB	45
R	5
H	16
RBI	4
BB	5
SO	5
LOB	29

1B: 12	SF: 0	WP: 1	PA: 50
2B: 3	SAC: 0	PB: 0	
3B: 0	DP: 1	SB: 0	
HR: 1	HBP: 0	CS: 0	

Batter	1	2	3	4	5	6	7	8	9	10	AB	R	H	RBI	BB	SO	LOB
Don Kessinger, S (1, 6) OBP: 0.300, SLG: 0.259	BBBB 4-0 FC4-6 BB		x 0-0 FC3-6 1B	x 0-0 ② P4			SSS 0-3 ① K		IIII 4-0 IBB		3	0	1	0	2	1	0
Glenn Beckert, R (1, 4) OBP: 0.296, SLG: 0.269 Paul Popovich, S (8, 4) OBP: 0.500, SLG: 0.500	x 0-0 ① F2		x 0-0 ① FC3-6 1-2f HR	x 0-0 ③ F8			x 0-0 ② F8		SSS 0-3 ② K		4 1	1 0	0 0	0 0	0 0	0 1	2 2
Billy Williams, L (1, 7) OBP: 0.241, SLG: 0.448	x 0-0 ② FC4-6 14 2B 1B 1-2f		x 0-0 1-H HR		x 0-0 6-4-3-1-6 1B		x 0-0 ③ F9		x 0-0 ③ P3		5	2	2	2	0	0	3
Ron Santo, R (1, 5) OBP: 0.310, SLG: 0.269	x 0-0 14 2B 1-2 1B		x 0-0 E6 14 1B 2B		x 0-0 ①② 6-4-3-1-6 1-3f			SSS 0-3 ① K		x 0-0 1B 1B 2B	5	2	2	0	0	1	1
14 Ernie Banks, R (1, 3) OBP: 0.500, SLG: 0.478	x 0-0 1-3 2-H 2B		x 0-0 1-2 2B 1B		x 0-0 ③ P5			x 0-0 1B		IIII 4-0 1B 1B IBB	4	1	3	1	1	0	0
Jim Hickman, R (1, 8) OBP: 0.458, SLG: 0.667 Cleo James, R (9, 8) OBP: 0.333, SLG: 0.333	x 0-0 ③ 5-3		x 0-0 G3 1-H 2-H 2B			BBBB 4-0 4-3-6-1 BB		x 0-0 ② P4		x 0-0 1B 1-2 2-3 1B	3 1	0 0	1 1	2 0	1 0	0 0	3 0
Johnny Callison, L (1, 9) OBP: 0.185, SLG: 0.385		x 0-0 ① 3-1	x 0-0 ② G3 2-3			x 0-0 ①② 4-3-6-1 1-2f		x 0-0 ③ F2		SSS 0-3 ① K	5	0	0	0	0	1	6
Randy Hundley, R (1, 2) OBP: 0.308, SLG: 0.333		x 0-0 ② F8	x 0-0 ③ P5			x 0-0 1B			x 0-0 SH3-4 1B	x 0-0 1-2 2-3 3-H 1B	5	0	3	1	0	0	1
Joe Decker, R (1, 1) Jim Colborn, R (5, 1) Ted Abernathy, R (9, 1) Ken Rudolph, R (9, PH) Hank Aguirre, R (10, 1)		SSS 0-3 ③ K		x 0-0 ① F3		SSS 0-3 ③ K			x 0-0 ① SH3-4 1-2		2 1 0 0 0	0 0 0 0 0	0 0 0 0 0	0 0 0 0 0	1 1 0 0 0	0 1 0 0 0	0 1 0 0 0
Inning Stats	R: 1 E: 0 K: 0 S: 5 H: 2 LOB: 2 BB: 1 P: 9	R: 0 E: 0 K: 1 S: 5 H: 0 LOB: 0 BB: 0 P: 5	R: 4 E: 1 K: 0 S: 8 H: 4 LOB: 1 BB: 0 P: 8	R: 0 E: 0 K: 0 S: 3 H: 0 LOB: 0 BB: 0 P: 3	R: 0 E: 0 K: 0 S: 3 H: 1 LOB: 0 BB: 0 P: 3	R: 0 E: 0 K: 1 S: 5 H: 1 LOB: 1 BB: 1 P: 9	R: 0 E: 0 K: 1 S: 5 H: 0 LOB: 0 BB: 0 P: 5	R: 0 E: 0 K: 1 S: 6 H: 1 LOB: 1 BB: 0 P: 6	R: 0 E: 0 K: 1 S: 6 H: 1 LOB: 2 BB: 1 P: 10	R: 1 E: 0 K: 1 S: 6 H: 3 LOB: 3 BB: 1 P: 10	1B: 9 2B: 5 3B: 0 HR: 1	SF: 0 SAC: 1 DP: 2 HBP: 0					

PITCHER		IP	WLS	BF	H	R	ER	SO	BB	IBB	HBP	BLK	WP	HR	S	P	ERA	WHIP
Woodie Fryman, L	(1, 1)	2.2		16	6	5	4	1	1	0	0	0	0	1	17	21	13.50	2.625
ERA: 3.09																		
Lowell Palmer, R	(3, 1)	0.1		1	0	0	0	0	0	0	0	0	0	0	1	1	0.00	0.000
ERA:																		
Bill Wilson, R	(4, 1)	1.0		3	0	0	0	0	0	0	0	0	0	0	3	3	0.00	0.000
ERA:																		
Barry Lersch, R	(5, 1)	3.0		10	2	0	0	2	1	0	0	0	0	0	13	17	0.00	1.000
ERA: 2.84																		
Dick Selma, R	(8, 1)	0.2		3	1	0	0	1	0	0	0	0	0	0	5	5	0.00	1.500
ERA: 4.91																		

PITCHER		IP	WLS	BF	H	R	ER	SO	BB	IBB	HBP	BLK	WP	HR	S	P	ERA	WHIP
Joe Hoerner, L	(8, 1)	1.2	L	11	4	1	1	2	0	2	0	0	0	0	13	21	5.40	2.400
ERA: 2.08																		

BOTTOM

Philadelphia Phillies @ Chicago Cubs

Wrigley Field, Chicago, IL

Thu Apr 16 1970, 3:33 AM CST

Att. 5,341 - Unknown

livebaseballscorecards.com

AB	39
R	6
H	13
RBI	6
BB	4
SO	6
LOB	19

1B: 9 SF: 0 PA: 44
2B: 5 SAC: 1
3B: 0 DP: 2
HR: 1 HBP: 0

WP: 0
PB: 0
SB: 0
CS: 0

Batter	1	2	3	4	5	6	7	8	9	AB	R	H	RBI	BB	SO	LOB
Denny Doyle, L (1, 4) OBP: 0.300, SLG: 0.436	0-0 2B		0-1 F9	1-3 K			0-0 F9			4	0	1	0	0	1	3
Don Money, R (1, 5) OBP: 0.423, SLG: 0.542	0-0 F8		3-2 1-3		0-0 FC4-6 1B		0-0 F8			4	0	1	0	0	0	1
John Briggs, L (1, 7) OBP: 0.229, SLG: 0.129	2-3 K		4-1 BB		0-0 FC4-6 FC6-4 1-2f			0-0 1B		3	0	1	0	1	1	2
Deron Johnson, R (1, 3) OBP: 0.297, SLG: 0.531	2-3 K		0-3 K		1-2 F8			0-0 F9		4	0	0	0	0	2	4
Tim McCarver, L (1, 2) OBP: 0.382, SLG: 0.485		0-0 1B 1B		0-0 1B 1B 1B	0-0 FC6-4 1-2f			0-0 F8		4	0	2	0	0	0	2
Mike Compton, R (8, 2)										0	0	0	0	0	0	0
Larry Hisle, R (1, 8) OBP: 0.417, SLG: 0.414		1-2 1-3 1B		1-3 K		0-0 F8		1-3 K		4	0	1	0	0	2	2
Ron Stone, L (1, 9) OBP: 0.273, SLG: 0.364		0-1 F2		2-2 1B 1-2 1B		0-0 4-3			0-0 1-3	4	0	1	0	0	0	2
Larry Bowa, S (1, 6) OBP: 0.256, SLG: 0.200		1-3 K		0-1 1-2 2-3 1B		0-0 1-3			0-0 1-3	4	0	1	0	0	1	2
Grant Jackson, S (1, 1)		0-3 K		0-1 F3			0-0 F8		0-0 F9	1	0	0	0	0	1	2
Lowell Palmer, R (3, 1)										0	0	0	0	0	0	0
Sam Parrilla, R (4, PH)										1	0	0	0	0	0	3
Bill Wilson, R (4, 1)										0	0	0	0	0	0	0
Jim Hutto, R (7, PH)										1	0	0	0	0	0	0
Dick Selma, R (7, 1)										0	0	0	0	0	0	0
Terry Harmon, R (9, PH)										1	0	0	0	0	0	0
Inning Stats	R: 0 E: 0 K: 2 S: 9 H: 1 LOB: 1 BB: 0 P: 13	R: 0 E: 0 K: 2 S: 13 H: 2 LOB: 2 BB: 0 P: 15	R: 0 E: 0 K: 1 S: 9 H: 0 LOB: 1 BB: 1 P: 16	R: 0 E: 0 K: 2 S: 15 H: 3 LOB: 3 BB: 0 P: 19	R: 0 E: 0 K: 0 S: 6 H: 1 LOB: 1 BB: 0 P: 7	R: 0 E: 0 K: 0 S: 3 H: 0 LOB: 0 BB: 0 P: 3	R: 0 E: 0 K: 0 S: 3 H: 0 LOB: 0 BB: 0 P: 3	R: 0 E: 0 K: 1 S: 6 H: 1 LOB: 1 BB: 0 P: 7	R: 0 E: 0 K: 0 S: 3 H: 0 LOB: 0 BB: 0 P: 3	1B: 7 2B: 1 3B: 0 HR: 0 SF: 0 SAC: 0 DP: 0 HBP: 0						

PITCHER		IP	WLS	BF	H	R	ER	SO	BB	IBB	HBP	BLK	WP	HR	S	P	ERA	WHIP
Tom Seaver, R ERA: 2.55	(1, 1)	9.0	W	36	8	0	0	8	1	0	0	0	0	0	67	86	0.00	1.000

PITCHER	IP	WLS	BF	H	R	ER	SO	BB	IBB	HBP	BLK	WP	HR	S	P	ERA	WHIP

TOP

Philadelphia Phillies @ New York Mets

Shea Stadium, Flushing, NY

Fri Apr 17 1970, 3:33 AM EST

Att. 5,951 - Unknown

livebaseballscorecards.com

AB	35
R	0
H	8
RBI	0
BB	1
SO	8
LOB	23

WP: 0	PA: 36
PB: 0	
SB: 0	
CS: 0	

BOTTOM

Philadelphia Phillies @ New York Mets

Shea Stadium, Flushing, NY

Fri Apr 17 1970, 3:33 AM EST

Att. 5,951 - Unknown

livebaseballscorecards.com

Batter	1	2	3	4	5	6	7	8	9	AB	R	H	RBI	BB	SO	LOB
Tommie Agee, R (1, 8) OBP: 0.256, SLG: 0.200	P6		3B 2B 2-H		SH SF8 BB 4-0	FC6 CS 0-0 ② 1-2f				3	2	1	1	1	0	1
Bud Harrelson, S (1, 6) OBP: 0.400, SLG: 0.483	1-1 HR		2B 3B 2-H		SH 1B 0-0 1-3	CS 1-0 ③ 1-2	F9 3-2 ①			3	3	2	2	0	0	0
Joe Foy, R (1, 5) OBP: 0.243, SLG: 0.188	K 2-3 ②		S 2B 3-H		F5 0-0 ①		6-3 0-0 ②			4	0	1	1	0	1	2
Cleon Jones, R (1, 7) OBP: 0.444, SLG: 0.533	K 0-3 ③		K 3-3 ② 2-3		SF8 0-0 ② 3-H		1-3 0-0 ③			3	0	0	1	0	2	1
Donn Clendenon, R (1, 3) OBP: 0.375, SLG: 0.333	K 0-3 ①		BB 4-2		1B 0-0 1-H			F7 0-0 ①		3	0	1	1	1	1	0
Ron Swoboda, R (1, 9) OBP: 0.389, SLG: 0.321	5-3 0-0 ②		6-3 0-1 ③		BB 4-0			K 0-3 ②		3	0	0	0	1	1	2
Jerry Grote, R (1, 2) OBP: 0.242, SLG: 0.393	5-3 1-2 ③			L9 0-0 ①	F5 0-0 ③			WP 2B 0-0		4	0	1	0	0	0	2
Al Weis, S (1, 4) OBP: 0.400, SLG: 0.375			E4 SH1-4 2B 1-1	5-3 0-0 ②		F8 0-0 ①		BB 4-2 2-3		3	1	0	0	1	0	0
Tom Seaver, R (1, 1) OBP: 0.300, SLG: 0.400			SH1-4 0-1 ① 1-2	1-3 0-0 ③		FC6 1B 0-0		L4 0-2 ③		3	0	1	0	0	0	2
Inning Stats	R: 1 H: 1 E: 0 LOB: 0 K: 2 BB: 0 S: 9 P: 13	R: 0 H: 0 E: 0 LOB: 0 K: 1 BB: 0 S: 7 P: 8	R: 3 H: 3 E: 1 LOB: 2 K: 1 BB: 1 S: 20 P: 35	R: 0 H: 0 E: 0 LOB: 0 K: 0 BB: 0 S: 3 P: 3	R: 2 H: 1 E: 1 LOB: 2 K: 0 BB: 2 S: 5 P: 13	R: 0 H: 1 E: 0 LOB: 0 K: 0 BB: 0 S: 3 P: 4	R: 0 H: 0 E: 0 LOB: 0 K: 0 BB: 0 S: 5 P: 8	R: 0 H: 1 E: 0 LOB: 2 K: 1 BB: 1 S: 10 P: 14		1B: 2 SF: 1 2B: 3 SAC: 2 3B: 1 DP: 0 HR: 1 HBP: 0						WP: 1 PA: 37 PB: 0 SB: 1 CS: 1

	AB	29
	R	6
	H	7
	RBI	6
	BB	4
	SO	5
	LOB	10

PITCHER		IP	WLS	BF	H	R	ER	SO	BB	IBB	HBP	BLK	WP	HR	S	P	ERA	WHIP
Grant Jackson, L ERA: 6.48	(1, 1)	2.1	L	12	4	4	3	3	0	0	0	0	0	1	27	40	11.57	1.714
Lowell Palmer, R ERA:	(3, 1)	0.2		3	0	0	0	1	1	0	0	0	0	0	9	16	0.00	1.500
Bill Wilson, R ERA:	(4, 1)	3.0		13	2	2	0	0	2	0	0	0	0	0	11	20	0.00	1.333
Dick Selma, R ERA: 3.18	(7, 1)	2.0		8	1	0	0	1	1	0	0	0	1	0	15	22	0.00	1.000

PITCHER	IP	WLS	BF	H	R	ER	SO	BB	IBB	HBP	BLK	WP	HR	S	P	ERA	WHIP

Batter	1	2	3	4	5	6	7	8	9	AB	R	H	RBI	BB	SO	LOB
Denny Doyle, L (1, 4) OBP: 0.318, SLG: 0.429	0-0 BB BB 1B	0-0 FC6-4 1-2f			4-0 BB BB		0-0 F9			3	0	1	0	1	0	3
Don Money, R (1, 5) OBP: 0.433, SLG: 0.500	4-0 BB 1-2 BB	0-0 F8			4-0 1-2 BB		0-0 G4-6-3 1-2f			2	0	0	0	2	0	3
John Briggs, L (1, 7) OBP: 0.205, SLG: 0.114	0-3 K		0-3 K		0-3 K			0-0 G3		4	0	0	0	0	3	4
Deron Johnson, R (1, 3) OBP: 0.268, SLG: 0.472	0-3 K		0-3 K		0-0 F8			0-3 K		4	0	0	0	0	3	4
Tim McCarver, L (1, 2) OBP: 0.368, SLG: 0.444	4-0 1-2 2-3 BB		0-3 K		0-3 K			0-0 G3		3	0	0	0	1	2	2
Mike Compton, R (8, 2)										0	0	0	0	0	0	0
Larry Hisle, R (1, 8) OBP: 0.375, SLG: 0.364	0-3 K			0-0 E6		0-3 K			0-0 6-3	4	0	0	0	0	2	3
Ron Stone, L (1, 9) OBP: 0.200, SLG: 0.267		0-3 K		0-0 P5		0-3 K			0-0 F7	4	0	0	0	0	2	1
Larry Bowa, S (1, 6) OBP: 0.256, SLG: 0.184		4-0 BB BB		0-3 K		0-3 K			0-0 3-1	3	0	0	0	1	2	1
Jim Bunning, R (1, 1)		4-0 FC6-4 1-2 BB		0-3 K			0-0 E5 G4-6-3			0	0	0	0	1	0	0
Barry Lersch, S (3, 1)										1	0	0	0	0	1	1
Jim Hutto, R (7, PH)										1	0	0	0	0	0	0
Lowell Palmer, R (7, 1)										0	0	0	0	0	0	0
Inning Stats	R: 0 E: 0 K: 3 S: 10 H: 1 LOB: 3 BB: 2 P: 18	R: 0 E: 0 K: 1 S: 5 H: 0 LOB: 2 BB: 2 P: 13	R: 0 E: 0 K: 3 S: 9 H: 0 LOB: 0 BB: 0 P: 9	R: 0 E: 1 K: 2 S: 8 H: 0 LOB: 1 BB: 0 P: 8	R: 0 E: 0 K: 2 S: 7 H: 0 LOB: 2 BB: 2 P: 15	R: 0 E: 0 K: 3 S: 9 H: 0 LOB: 0 BB: 0 P: 9	R: 0 E: 1 K: 0 S: 3 H: 0 LOB: 0 BB: 0 P: 3	R: 0 E: 0 K: 1 S: 5 H: 0 LOB: 0 BB: 0 P: 5	R: 0 E: 0 K: 0 S: 3 H: 0 LOB: 0 BB: 0 P: 3	1B: 1 2B: 0 3B: 0 HR: 0 SF: 0 SAC: 0 DP: 1 HBP: 0							

PITCHER	IP	WLS	BF	H	R	ER	SO	BB	IBB	HBP	BLK	WP	HR	S	P	ERA	WHIP
Nolan Ryan, R (1, 1)	9.0	W	35	1	0	0	15	6	0	0	0	0	0	59	83	0.00	0.778
ERA:																	

PITCHER	IP	WLS	BF	H	R	ER	SO	BB	IBB	HBP	BLK	WP	HR	S	P	ERA	WHIP

TOP

Philadelphia Phillies @ New York Mets

Shea Stadium, Flushing, NY

Sat Apr 18 1970, 3:33 AM EST

Att. 23,500 - Unknown

livebaseballscorecards.com

AB	29
R	0
H	1
RBI	0
BB	6
SO	15
LOB	22

PA: 35

WP: 0 PB: 0 SB: 0 CS: 0

Batter	1	2	3	4	5	6	7	8	9	AB	R	H	RBI	BB	SO	LOB
Tommie Agee, R (1, 8) OBP: 0.295, SLG: 0.308	0-0 1B E 1B	0-0 F2 ②		0-0 5-3 ①		BBBB 4-0 S BB		0-0 1-H HR		4	2	2	2	1	0	0
Bud Harrelson, S (1, 6) OBP: 0.400, SLG: 0.455	0-0 E E 1-3 1B	0-0 6-3 ③		0-0 4-3 ②		BBBB 4-0 1-2 BB		0-0 F8 ②		4	1	1	0	1	0	0
Joe Foy, R (1, 5) OBP: 0.262, SLG: 0.216	0-0 E9 E 1-H 3-H 1B		0-0 1B 2B 1B	0-0 P4 ③		0-0 P5 ③		0-0 F8 ③		5	2	2	1	0	0	2
Cleon Jones, R (1, 7) OBP: 0.425, SLG: 0.500	0-0 P4 ①		0-0 2B 1-3 1B		0-0 F9 ①		SSS 0-3 K ①			4	0	1	0	0	1	1
Art Shamsky, L (1, 3) OBP: 0.423, SLG: 0.478	0-0 FC4 3-H		0-0 1-3 3-H 2B		0-0 G3 ②		H 1-0 HBP			3	0	1	1	0	0	0
Ron Swoboda, R (1, 9) OBP: 0.375, SLG: 0.290	BBBB 4-0 FC4-6 BB		0-0 F8 ①		0-0 F8 ③		SSS 0-3 K ②			3	0	0	0	1	1	3
Ken Boswell, L (1, 4) OBP: 0.474, SLG: 0.533	0-0 F7 ②		IIII 4-0 IBB			0-0 HR	0-0 F9 ③			3	1	1	1	1	0	3
Jerry Grote, R (1, 2) OBP: 0.216, SLG: 0.344	0-0 FC4-6 ③ 1-2f		0-0 F9 ②			0-0 P6 ①		0-0 F8 ①		4	0	0	0	0	0	5
Nolan Ryan, R (1, 1) OBP: 0.250, SLG: 0.250		SSS 0-3 K ①	SSS 0-3 K ③			0-0 F7 ②		0-0 HR 1B		4	1	1	0	0	2	3
Inning Stats	R: 3 E: 2 K: 0 S: 7 H: 3 LOB: 2 BB: 1 P: 11	R: 0 E: 0 K: 1 S: 5 H: 0 LOB: 0 BB: 0 P: 5	R: 1 E: 0 K: 1 S: 8 H: 3 LOB: 3 BB: 1 P: 12	R: 0 E: 0 K: 0 S: 3 H: 0 LOB: 0 BB: 0 P: 3	R: 0 E: 0 K: 0 S: 3 H: 0 LOB: 0 BB: 0 P: 3	R: 1 E: 0 K: 0 S: 4 H: 1 LOB: 2 BB: 2 P: 12	R: 0 E: 0 K: 2 S: 7 H: 0 LOB: 1 BB: 0 P: 8	R: 2 E: 0 K: 0 S: 5 H: 2 LOB: 0 BB: 0 P: 5		1B: 6 2B: 1 3B: 0 HR: 2	SF: 0 SAC: 0 DP: 0 HBP: 1			WP: 0 PB: 0 SB: 1 CS: 0	PA: 39		

BOTTOM

Philadelphia Phillies @ New York Mets

Shea Stadium, Flushing, NY

Sat Apr 18 1970, 3:33 AM EST

Att. 23,500 - Unknown

livebaseballscorecards.com

AB	34
R	7
H	9
RBI	5
BB	4
SO	4
LOB	17

PITCHER		IP	WLS	BF	H	R	ER	SO	BB	IBB	HBP	BLK	WP	HR	S	P	ERA	WHIP
Jim Bunning, R ERA: 3.97	(1, 1)	2.0	L	14	6	4	2	1	1	0	0	0	0	0	15	19	9.00	3.500
Barry Lersch, R ERA: 2.61	(3, 1)	4.0		16	1	1	1	1	2	1	0	0	0	1	15	27	2.25	0.750
Lowell Palmer, R ERA: 4.5	(7, 1)	2.0		9	2	2	2	2	0	0	1	0	0	1	12	13	9.00	1.000

PITCHER	IP	WLS	BF	H	R	ER	SO	BB	IBB	HBP	BLK	WP	HR	S	P	ERA	WHIP

Batter	1	2	3	4	5	6	7	8	9	10	AB	R	H	RBI	BB	SO	LOB
Tony Taylor, R (1, 4) OBP: 0.300, SLG: 0.250	5-3		CS 1B		P4			SH1-4 1B		SH1-4 1B	5	1	3	0	0	0	2
Don Money, R (1, 5) OBP: 0.455, SLG: 0.517	1B		CS 1-2	4-3		BLK 1B		SH1-4 1-2		SH1-4 1-2	3	0	2	0	0	0	0
Larry Hisle, R (1, 8) OBP: 0.356, SLG: 0.342	P4			5-3		K 1-2		K		1B 2-H	5	1	1	1	0	2	3
Rick Joseph, R (1, 3) OBP: 0.222, SLG: 0.556	F8			F9		F2		F7		F8	5	0	0	0	0	0	4
Byron Browne, R (1, 9) OBP: 0.500, SLG: 0.545		P3-4 1B			1B 1B 2B	IBB			K	1B IBB	3	1	2	0	2	1	0
Sam Parrilla, R (1, 7)		P9			P3	F3			BB BB 1B	1-3 2-H 1B	3	0	0	0	0	0	4
Ron Stone, L (8, 7) OBP: 0.200, SLG: 0.267											0	0	0	0	0	0	0
Deron Johnson, R (9, PH) OBP: 0.286, SLG: 0.486											1	0	1	0	0	0	0
Larry Bowa, S (9, PR) OBP: 0.256, SLG: 0.184											0	0	0	0	0	0	0
John Briggs, L (9, 7) OBP: 0.225, SLG: 0.139											1	0	1	1	0	0	0
Terry Harmon, R (1, 6) OBP: 0.333, SLG: 0.200		P3-4 1-2f			SH1-4 1B 2-3 1B		F7		BB 1-2 BB	4-3	4	0	1	0	1	0	3
Mike Ryan, R (1, 2) OBP: 0.500, SLG: 0.333			P8		SH1-4 1-2 3-H 1B		6-3		G1-2-3 1-2 2-3 BB		3	0	1	1	1	0	0
Rick Wise, R (1, 1) OBP: 0.167, SLG: 0.167			6-3		SH1-4 1-2 2-3		4-3		G1-2-3 1-2f		3	0	0	0	0	0	3
Inning Stats	R: 0 E: 0 K: 0 S: 9 H: 1 LOB: 1 BB: 0 P: 13	R: 0 E: 0 K: 0 S: 4 H: 1 LOB: 0 BB: 0 P: 7	R: 0 E: 0 K: 0 S: 5 H: 1 LOB: 0 BB: 0 P: 8	R: 0 E: 0 K: 0 S: 3 H: 0 LOB: 0 BB: 0 P: 6	R: 1 E: 0 K: 0 S: 9 H: 3 LOB: 2 BB: 0 P: 10	R: 0 E: 0 K: 1 S: 9 H: 1 LOB: 2 BB: 1 P: 13	R: 0 E: 0 K: 0 S: 5 H: 0 LOB: 0 BB: 0 P: 7	R: 0 E: 0 K: 1 S: 7 H: 1 LOB: 1 BB: 0 P: 11	R: 0 E: 0 K: 1 S: 13 H: 1 LOB: 3 BB: 2 P: 23	R: 2 E: 0 K: 0 S: 8 H: 3 LOB: 2 BB: 1 P: 14	1B: 11 2B: 2 3B: 0 HR: 0 SF: 0 SAC: 3 DP: 2 HBP: 0						

PITCHER		IP	WLS	BF	H	R	ER	SO	BB	IBB	HBP	BLK	WP	HR	S	P	ERA	WHIP
Jerry Koosman, L ERA: 2.38	(1, 1)	9.2	L	42	12	3	3	3	2	2	0	1	0	0	71	111	2.79	1.448
Ron Taylor, R ERA: 1.5	(10, 1)	0.1		1	0	0	0	0	0	0	0	0	0	0	1	1	0.00	0.000

PITCHER	IP	WLS	BF	H	R	ER	SO	BB	IBB	HBP	BLK	WP	HR	S	P	ERA	WHIP

TOP

Philadelphia Phillies @ New York Mets

Shea Stadium, Flushing, NY

Sun Apr 19 1970, 3:33 AM EST

Unknown

livebaseballscorecards.com

AB	36
R	3
H	12
RBI	3
BB	4
SO	3
LOB	19

WP: 0 PA: 44
PB: 0
SB: 0
CS: 1

Batter	1	2	3	4	5	6	7	8	9	10	AB	R	H	RBI	BB	SO	LOB
Tommie Agee, R (1, 8) OBP: 0.286, SLG: 0.295	B B X 2-0 1B		B B S C X 2-2 ② 6-3		X 0-0 ② F3		X 0-0 ③ 6-3			B S B S X 2-2 ① F7	5	0	1	0	0	0	0
Bud Harrelson, S (1, 6) OBP: 0.422, SLG: 0.541	X 0-0 ① P6		X 0-0 E 3B		B B B B 4-0 S BB			B F X 1-1 2B		X 0-0 ② 4-3	4	1	2	0	1	0	1
Joe Foy, R (1, 5) OBP: 0.255, SLG: 0.286	B B B C X 3-1 ② F8		S B X 1-1 E5 S 3-H		S F B B X 2-2 ③ F5 1-2			L L B B B X 3-2 ① 6-3		B X 1-0 HR	5	1	1	1	0	0	3
Cleon Jones, R (1, 7) OBP: 0.378, SLG: 0.436	F B X 1-1 ③ 6-3		B S S S X 1-2 ③ G3 1-2			X 0-0 ① 6-3		F B B C F X 2-2 ② F3		B X 1-0 ③ F3	5	0	0	0	0	0	3
Art Shamsky, L (1, 9) OBP: 0.433, SLG: 0.462 Ron Swoboda, R (8, PR) OBP: 0.375, SLG: 0.290 (9, 9)		B B X 2-0 ① 1B		S S S 0-3 ① K		X 0-0 ② P3		I I I 4-0 IBB			3 0	0 0	1 0	0 0	1 0	1 0	0 0
Ken Boswell, L (1, 4) OBP: 0.478, SLG: 0.500	B C X 1-1 1B 1B			X 0-0 E3 1-3		C B B B B 4-1 BB		B B X 2-0 ③ P6			3	0	1	0	1	0	2
Ed Kranepool, L (1, 3) OBP: 0.250, SLG: 0.143	X 0-0 G6-4-3 1-2 1B			X 0-0 ② 1-3 1-2		X 0-0 ③ 4-3			B B X 2-0 ① P9		4	0	1	0	0	0	2
Duffy Dyer, R (1, 2)	X 0-0 ②③ G6-4-3 1-2f			B C B B X 3-1 ③ 6-3			X 0-0 ① 1-3		F B C B S 2-3 ② K		4	0	0	0	0	1	3
Jerry Koosman, R (1, 1) Ron Taylor, R (10, 1)			X 0-0 ① 6-3		S S S 0-3 ① K		C C S 0-3 ② K		S B S S 1-3 ③ K		4 0	0 0	0 0	0 0	0 0	3 0	0 0
Inning Stats	R: 0 H: 1 E: 0 LOB: 1 K: 0 BB: 0 S: 6 P: 12	R: 0 H: 3 E: 0 LOB: 1 K: 0 BB: 0 S: 5 P: 8	R: 1 H: 1 E: 1 LOB: 1 K: 0 BB: 0 S: 10 P: 14	R: 0 H: 0 E: 1 LOB: 1 K: 1 BB: 0 S: 7 P: 10	R: 0 H: 0 E: 0 LOB: 1 K: 1 BB: 1 S: 7 P: 13	R: 0 H: 0 E: 0 LOB: 1 K: 0 BB: 1 S: 4 P: 8	R: 0 H: 0 E: 0 LOB: 0 K: 1 BB: 0 S: 5 P: 5	R: 0 H: 1 E: 0 LOB: 2 K: 0 BB: 1 S: 10 P: 22	R: 0 H: 0 E: 0 LOB: 0 K: 2 BB: 0 S: 7 P: 12	R: 1 H: 1 E: 0 LOB: 0 K: 0 BB: 0 S: 6 P: 10	1B: 4 SF: 0 2B: 1 SAC: 0 3B: 1 DP: 1 HR: 1 HBP: 0						

PITCHER	IP	WLS	BF	H	R	ER	SO	BB	IBB	HBP	BLK	WP	HR	S	P	ERA	WHIP
Rick Wise, R (1, 1) ERA: 3.54	10.0	W	40	7	2	1	5	2	1	0	0	0	1	67	114	0.90	0.900

PITCHER	IP	WLS	BF	H	R	ER	SO	BB	IBB	HBP	BLK	WP	HR	S	P	ERA	WHIP

BOTTOM

Philadelphia Phillies @ New York Mets

Shea Stadium, Flushing, NY

Sun Apr 19 1970, 3:33 AM EST

Unknown

livebaseballscorecards.com

AB	37
R	2
H	7
RBI	1
BB	3
SO	5
LOB	14

WP: 0 PA: 40
PB: 0
SB: 2
CS: 0

Batter	1	2	3	4	5	6	7	8	9	AB	R	H	RBI	BB	SO	LOB
Denny Doyle, L (1, 4) OBP: 0.333, SLG: 0.478	C B X 1-1 ① F7			X 0-0 1B 3B		X 0-0 ③ L9			X 0-0 1B	4	1	2	0	0	0	0
Don Money, R (1, 5) OBP: 0.459, SLG: 0.606	X 0-0 ② 5-3			B B X 2-0 G6-3 3-H 1B			X 0-0 HR		X 0-0 ① F7	4	1	2	2	0	0	1
John Briggs, L (1, 7) OBP: 0.205, SLG: 0.125	L S B B B X 3-2 ③ 6-3			B B S X 2-1 ① ② G6-3 1-2f			X 0-0 ① F7		S S S 0-3 ② K	4	0	0	0	0	1	2
Deron Johnson, R (1, 3) OBP: 0.267, SLG: 0.450		X 0-0 ① 4-3		X 0-0 ③ 5-3			X 0-0 ② F7		X 0-0 ③ F9	3	0	0	0	0	0	0
Jim Hutto, R (7, 3)										1	0	0	0	0	0	1
Tim McCarver, L (1, 2) OBP: 0.341, SLG: 0.410		B X 1-0 ② F9			X 0-0 ① F8		X 0-0 ③ F9			3	0	0	0	0	0	0
Larry Hisle, R (1, 8) OBP: 0.354, SLG: 0.366		B S S X 1-2 ③ F8			X 0-0 ② 1-3			X 0-0 F9 2B		3	0	1	0	0	0	0
Byron Browne, R (1, 9) OBP: 0.438, SLG: 0.462			X 0-0 ① 4-3		X 0-0 ③ P3			X 0-0 ① F9 2-3		2	0	0	0	0	0	0
Bill Wilson, R (5, 1)										0	0	0	0	0	0	0
Dick Selma, R (6, 1)										0	0	0	0	0	0	0
Sam Parrilla, R (8, PH)										1	0	0	0	0	0	1
Joe Hoerner, R (8, 1)										0	0	0	0	0	0	0
Larry Bowa, S (1, 6) OBP: 0.239, SLG: 0.171			X 0-0 ② 6-3			X 0-0 ① B3		X 0-0 ② L9		3	0	0	0	0	0	1
Chris Short, R (1, 1)			X 0-0 ③ 4-3			X 0-0 ② F7		X 0-0 ③ 3-1		1	0	0	0	0	0	0
Ron Stone, L (5, 9) OBP: 0.176, SLG: 0.235										2	0	0	0	0	0	1
Inning Stats	R: 0 E: 0 K: 0 S: 6 H: 0 LOB: 0 BB: 0 P: 10	R: 0 E: 0 K: 0 S: 5 H: 0 LOB: 0 BB: 0 P: 7	R: 0 E: 0 K: 0 S: 3 H: 0 LOB: 0 BB: 0 P: 3	R: 1 E: 0 K: 0 S: 5 H: 2 LOB: 0 BB: 0 P: 9	R: 0 E: 0 K: 0 S: 3 H: 0 LOB: 0 BB: 0 P: 3	R: 0 E: 0 K: 0 S: 3 H: 0 LOB: 0 BB: 0 P: 3	R: 1 E: 0 K: 0 S: 4 H: 1 LOB: 0 BB: 0 P: 4	R: 0 E: 0 K: 0 S: 4 H: 1 LOB: 1 BB: 0 P: 4	R: 0 E: 0 K: 1 S: 6 H: 1 LOB: 1 BB: 0 P: 6	1B: 2 2B: 1 3B: 1 HR: 1	SF: 0 SAC: 0 DP: 1 HBP: 0						

TOP

Philadelphia Phillies @ New York Mets

Shea Stadium, Flushing, NY

Sun Apr 19 1970, 3:38 AM EST

Att. 49,898 - Unknown

livebaseballscorecards.com

AB	31
R	2
H	5
RBI	2
BB	0
SO	1
LOB	7

WP: 0 PB: 0 SB: 0 CS: 0 PA: 31

PITCHER		IP	WLS	BF	H	R	ER	SO	BB	IBB	HBP	BLK	WP	HR	S	P	ERA	WHIP
Jim McAndrew, R ERA: 7.0	(1, 1)	7.0	W	23	3	2	2	0	0	0	0	0	0	1	29	39	2.57	0.429
Ron Taylor, R ERA: 1.13	(8, 1)	2.0	S	8	2	0	0	1	0	0	0	0	0	0	10	10	0.00	1.000

PITCHER	IP	WLS	BF	H	R	ER	SO	BB	IBB	HBP	BLK	WP	HR	S	P	ERA	WHIP

BOTTOM

Philadelphia Phillies @ New York Mets

Shea Stadium, Flushing, NY

Sun Apr 19 1970, 3:38 AM EST

Att. 49,898 - Unknown

Batter	1	2	3	4	5	6	7	8	9	AB	R	H	RBI	BB	SO	LOB
Tommie Agee, R (1, 8) OBP: 0.296, SLG: 0.292	K		K2-3		2B, HBP, BB	L8, 1B				4	1	1	0	1	2	1
Bud Harrelson, S (1, 6) OBP: 0.440, SLG: 0.561	L6		1B, 3-H, 1B		HBP, BB, 1-3, 2-H, 2B	HR, BB	1-3			4	2	2	2	1	0	1
Joe Foy, R (1, 5) OBP: 0.288, SLG: 0.289	F7		1-2, 1B		BB, HBP, BB, IBB	1-2, HR, BB		6-3		3	2	1	0	2	0	0
Cleon Jones, R (1, 7) OBP: 0.367, SLG: 0.405 Dave Marshall, L (7, 7)		L4	P4		BB, BB, WP, 1-2, 2-3, 3-H, HBP	K		K		3 1	1 0	0 0	1 0	0 0	1 1	4 0
Donn Clendenon, R (1, 3) OBP: 0.381, SLG: 0.474	F8			K	WP, BB, 1B, 1-2, 2-3, 3-H, BB	1-H, 2-H, HR		1-3		4	2	1	4	1	1	0
Ron Swoboda, R (1, 9) OBP: 0.409, SLG: 0.324	1B			F9	1B, WP, 1-2, 2-3, 3-H, BB	FC4-6, 1B				3	0	2	1	1	0	0
Jerry Grote, R (1, 2) OBP: 0.195, SLG: 0.306	K			L8	K, 1-2, 2-3, 3-H	FC4-6, 1-2f				4	0	0	0	0	2	4
Al Weis, S (1, 4) OBP: 0.429, SLG: 0.500			SH2-4, 1B, 2B		P4, 2B, 1B	F8				4	1	2	1	0	0	0
Jim McAndrew, R (1, 1) OBP: 0.333, SLG: 0.667 Mike Jorgensen, L (7, PH) OBP: 0.286, SLG: 0.167 Ron Taylor, R (8, 1)			SH2-4, 2-3		2B, K	K				2 1 0	1 0 0	1 0 0	0 0 0	0 0 0	1 1 0	2 0 0

Inning Stats	1	2	3	4	5	6	7	8	9
	R: 0 E: 0 K: 1 S: 9	H: 0 LOB: 0 BB: 0 P: 13	R: 0 E: 0 K: 1 S: 7	H: 1 LOB: 1 BB: 0 P: 10	R: 1 E: 0 K: 1 S: 9	H: 3 LOB: 2 BB: 0 P: 14	R: 0 E: 0 K: 1 S: 5	H: 0 LOB: 0 BB: 0 P: 5	R: 6 E: 0 K: 2 S: 17	H: 3 LOB: 2 BB: 4 P: 37	R: 3 E: 0 K: 1 S: 7	H: 2 LOB: 1 BB: 2 P: 15	R: 0 E: 0 K: 1 S: 6	H: 1 LOB: 1 BB: 0 P: 6	R: 0 E: 0 K: 1 S: 5	H: 0 LOB: 0 BB: 0 P: 5

1B: 6	SF: 0
2B: 3	SAC: 1
3B: 0	DP: 0
HR: 1	HBP: 1
WP: 1	PA: 41
PB: 0	
SB: 0	
CS: 0	

	AB	33
	R	10
	H	10
	RBI	9
	BB	6
	SO	9
	LOB	12

livebaseballscorecards.com

PITCHER		IP	WLS	BF	H	R	ER	SO	BB	IBB	HBP	BLK	WP	HR	S	P	ERA	WHIP
Chris Short, L ERA: 4.66	(1, 1)	4.1	L	23	6	7	7	4	2	1	1	0	0	0	38	65	14.54	1.846
Bill Wilson, R ERA: 3.52	(5, 1)	1.1		9	2	3	3	3	3	0	0	0	1	1	14	27	20.25	3.750
Dick Selma, R ERA: 2.57	(6, 1)	1.1		6	2	0	0	1	0	0	0	0	0	0	8	8	0.00	1.500
Joe Hoerner, L ERA: 1.69	(8, 1)	1.0		3	0	0	0	1	0	0	0	0	0	0	5	5	0.00	0.000

PITCHER	IP	WLS	BF	H	R	ER	SO	BB	IBB	HBP	BLK	WP	HR	S	P	ERA	WHIP

Batter	1	2	3	4	5	6	7	8	9	AB	R	H	RBI	BB	SO	LOB
Bobby Bonds, R (1, 9) OBP: 0.443, SLG: 0.429	SSS 0-3 ① K		x 0-0 5-3 1B			x 0-0 G5-4-3 1B 1B	BBBB 4-0 1-2 2-3 BB			3	0	2	0	1	1	0
Ron Hunt, R (1, 4) OBP: 0.417, SLG: 0.485	BBBB 4-0 FC5 BB BB		x 0-0 ② 5-3 1-2			x 0-0 G5-4-3 1-2 1B	x 0-0 ③ F9			3	0	1	0	1	0	4
Willie Mays, R (1, 8) OBP: 0.356, SLG: 0.378	x 0-0 ② F9		SSS 0-3 ③ K			x 0-0 ① ② G5-4-3 1-2f 2-3		SSS 0-3 ① K		4	0	0	0	0	2	4
Willie McCovey, L (1, 3) OBP: 0.426, SLG: 0.458	BBBB 4-0 1-2 BB			x 0-0 ① 4-3		SSS 0-3 ③ K		SSS 0-3 ② K		3	0	0	0	1	2	1
Ken Henderson, S (1, 7) OBP: 0.571, SLG: 0.611	x 0-0 ③ FC5 2-3f			x 0-0 ② F6			x 0-0 BB 1B 1B	BBBB 4-0 BB		3	1	1	0	1	0	2
Dick Dietz, R (1, 2) OBP: 0.458, SLG: 0.791		x 0-0 ① F4		SSS 0-3 ③ K			SSS 0-3 ① K	x 0-0 ③ 5-3		4	0	0	0	0	2	2
Al Gallagher, R (1, 5) OBP: 0.420, SLG: 0.467		x 0-0 ② 1-3	x 0-0 ① F9				BBBB 4-0 BB 1B 1-2 BB		SSS 0-3 ① K	3	0	0	0	1	1	0
Bob Heise, R (1, 6) OBP: 0.333, SLG: 0.306		x 0-0 ③ G3	x 0-0 ② 1-3				x 0-0 BB 1-2 2-H 1B		SSS 0-3 ② K	4	0	1	1	0	1	0
Rich Robertson, R (1, 1) Tito Fuentes, S (7, PH) OBP: 0.297, SLG: 0.424 Frank Reberger, L (7, 1) OBP: 0.333, SLG: 0.667 Steve Whitaker, L (9, PH) OBP: 0.227, SLG: 0.211			x 0-0 ① 1-3		x 0-0 ③ F8		SSS 0-3 ② K		SSS 0-3 ③ K	2 1 0 1	0 0 0 0	0 0 0 0	0 0 0 0	0 1 0 1	0 2 0 0	0 0 0 0
Inning Stats	R: 0 E: 0 K: 1 S: 5 H: 0 LOB: 2 BB: 2 P: 13	R: 0 E: 0 K: 0 S: 3 H: 0 LOB: 0 BB: 0 P: 3	R: 0 E: 0 K: 1 S: 6 H: 1 LOB: 1 BB: 0 P: 6	R: 0 E: 0 K: 1 S: 5 H: 0 LOB: 0 BB: 0 P: 5	R: 0 E: 0 K: 0 S: 3 H: 0 LOB: 0 BB: 0 P: 3	R: 0 E: 0 K: 1 S: 6 H: 2 LOB: 1 BB: 0 P: 6	R: 1 E: 0 K: 2 S: 9 H: 2 LOB: 3 BB: 2 P: 17	R: 0 E: 0 K: 2 S: 7 H: 0 LOB: 1 BB: 1 P: 11	R: 0 E: 0 K: 3 S: 9 H: 0 LOB: 0 BB: 0 P: 9	1B: 5 2B: 0 3B: 0 HR: 0	SF: 0 SAC: 0 DP: 1 HBP: 0			WP: 0 PB: 0 SB: 0 CS: 0	PA: 36		

PITCHER		IP	WLS	BF	H	R	ER	SO	BB	IBB	HBP	BLK	WP	HR	S	P	ERA	WHIP
Woodie Fryman, L ERA: 2.45	(1, 1)	6.2	W	28	5	1	1	6	4	0	0	0	0	0	36	52	1.35	1.350
Dick Selma, R ERA: 1.93	(7, 1)	2.1	S	8	0	0	0	5	1	0	0	0	0	0	17	21	0.00	0.429

PITCHER	IP	WLS	BF	H	R	ER	SO	BB	IBB	HBP	BLK	WP	HR	S	P	ERA	WHIP

TOP

San Francisco Giants @ Philadelphia Phillies
Shibe Park, Philadelphia, PA
Wed Apr 22 1970, 3:33 AM EST
Att. 6,045 - Unknown

livebaseballscorecards.com

AB	31
R	1
H	5
RBI	1
BB	5
SO	11
LOB	15

BOTTOM

San Francisco Giants @ Philadelphia Phillies

Shibe Park, Philadelphia, PA

Wed Apr 22 1970, 3:33 AM EST

Att. 6,045 - Unknown

livebaseballscorecards.com

Batter	1	2	3	4	5	6	7	8	9	AB	R	H	RBI	BB	SO	LOB
Denny Doyle, L (1, 4) OBP: 0.321, SLG: 0.449	3-1		F9		E HR BB	1-4-3		SF8 3-H		3	1	0	1	1	0	1
Don Money, R (1, 5) OBP: 0.429, SLG: 0.541	K		5-3		E6 HR 1-3		4-3	1-2 2-3 BB		4	1	0	0	1	1	1
John Briggs, L (1, 7) OBP: 0.204, SLG: 0.200	F9		F6		1-H 3-H HR		F8	K		5	1	1	3	0	1	3
Deron Johnson, R (1, 3) OBP: 0.265, SLG: 0.432		E6 E 6-3		K	WP 1B 1B		6-3			4	1	1	0	0	1	0
Tim McCarver, L (1, 2) OBP: 0.378, SLG: 0.442		E9 FC6-4-S 2-3		1B	WP 1-2 1B			BB E 1B 1B		4	1	3	0	0	0	1
Larry Hisle, R (1, 8) OBP: 0.327, SLG: 0.333		6-3 3-H		F9	F4 1-2 2-3			E4 1B BB 1-2 SF8		4	1	0	1	0	0	5
Byron Browne, R (1, 9) OBP: 0.450, SLG: 0.438		FC6-4-5 S 2-3		5-3		FC6-4 1B		BB 1B 1-2 2-3 BB		3	0	1	0	1	0	2
Larry Bowa, S (1, 6) OBP: 0.260, SLG: 0.182		FC6-4 1-2 BB			F5	FC6-4 SH3 1-2f		BB 1-2 2-3 3-H 1B		3	0	1	1	1	0	1
Woodie Fryman, R (1, 1) Dick Selma, R (7, 1)		FC6-4 1-2f			6-3	SH3 1-2		K		2 1	0 0	0 0	0 0	0 0	0 1	2 3
Inning Stats	R: 0 E: 0 K: 1 S: 5 H: 0 LOB: 0 BB: 0 P: 5	R: 1 E: 2 K: 0 S: 5 H: 0 LOB: 2 BB: 1 P: 9	R: 0 E: 0 K: 0 S: 3 H: 0 LOB: 0 BB: 0 P: 3	R: 0 E: 0 K: 1 S: 6 H: 1 LOB: 1 BB: 0 P: 6	R: 3 E: 1 K: 0 S: 7 H: 3 LOB: 2 BB: 1 P: 11	R: 0 E: 0 K: 0 S: 4 H: 1 LOB: 1 BB: 0 P: 4	R: 0 E: 0 K: 0 S: 3 H: 0 LOB: 0 BB: 0 P: 3	R: 2 E: 1 K: 2 S: 10 H: 2 LOB: 3 BB: 2 P: 18		1B: 6 2B: 0 3B: 0 HR: 1	SF: 1 SAC: 1 DP: 0 HBP: 0					

	AB	33
	R	6
	H	7
	RBI	6
	BB	4
	SO	4
	LOB	19

WP: 1 PB: 0 SB: 1 CS: 0 PA: 39

PITCHER		IP	WLS	BF	H	R	ER	SO	BB	IBB	HBP	BLK	WP	HR	S	P	ERA	WHIP
Rich Robertson, R ERA: 5.4	(1, 1)	6.0	L	28	5	4	0	2	2	0	0	0	1	1	30	38	0.00	1.167
Frank Reberger, R ERA: 10.54	(7, 1)	2.0		11	2	2	0	2	2	0	0	0	0	0	13	21	0.00	2.000

PITCHER	IP	WLS	BF	H	R	ER	SO	BB	IBB	HBP	BLK	WP	HR	S	P	ERA	WHIP

Batter	1	2	3	4	5	6	7	8	9	AB	R	H	RBI	BB	SO	LOB
Denny Doyle, L (1, 4) OBP: 0.328, SLG: 0.434	BBBB 4-0 1B 2B BB	x 0-0 1B	x 0-0 ③ 4-3				x 0-0 ② 6-3		SSS 0-3 ① K	4	1	1	0	1	1	0
Don Money, R (1, 5) OBP: 0.447, SLG: 0.537	x 0-0 2B 1-3 1B 1B	x 0-0 ② P3			SSS 0-3 ① K		BBBB 4-0 1B E BB		x 0-0 BB 1B	4	2	2	0	1	1	1
John Briggs, L (1, 7) OBP: 0.241, SLG: 0.245	x 0-0 1B 1-3 3-H 2B	x 0-0 ③ 4-3			x 0-0 ② 4-3		x 0-0 E7 1-H 1B 1B		BBBB 4-0 1-2 BB	4	1	2	1	1	0	1
Deron Johnson, R (1, 3) OBP: 0.296, SLG: 0.500	x 0-0 ① P4		BBBB 4-0 BB		x 0-0 HR		x 0-0 3-H 1B		SSS 0-3 ② K	4	1	2	2	1	1	4
Tim McCarver, L (1, 2) OBP: 0.360, SLG: 0.404	IIII 4-0 1B IBB		x 0-0 ① F8		x 0-0 ③ 6-3		x 0-0 ③ F9		SSS 0-3 ③ K	4	0	0	0	1	1	4
Larry Hisle, R (1, 8) OBP: 0.321, SLG: 0.327	x 0-0 1-2 2-3 3-H 1B		x 0-0 ② F8			SSS 0-3 ① K		SSS 0-3 ① K		4	0	1	1	0	2	1
Byron Browne, R (1, 9) OBP: 0.417, SLG: 0.368	x 0-0 ② F2		SSS 0-3 ③ K		x 0-0 ② L9			BBBB 4-0 FC1-6 BB		3	0	0	0	1	1	4
Larry Bowa, S (1, 6) OBP: 0.241, SLG: 0.167	x 0-0 ③ L3		x 0-0 ① 1-3		x 0-0 ③ 3-1			x 0-0 ② FC1-6 1-2f		4	0	0	0	0	0	4
Grant Jackson, S (1, 1) Dick Selma, R (8, 1)		SSS 0-3 ① K	x 0-0 ② 4-3				x 0-0 ① 4-3	x 0-0 ③ F5		4 0	0 0	0 0	0 0	0 0	1 0	1 0
Inning Stats	R: 2 E: 0 K: 0 S: 6 H: 3 LOB: 3 BB: 2 P: 14	R: 0 E: 0 K: 1 S: 6 H: 1 LOB: 1 BB: 0 P: 6	R: 0 E: 0 K: 1 S: 5 H: 0 LOB: 1 BB: 1 P: 9	R: 0 E: 0 K: 0 S: 3 H: 0 LOB: 0 BB: 0 P: 3	R: 1 E: 0 K: 1 S: 6 H: 1 LOB: 0 BB: 0 P: 6	R: 0 E: 0 K: 1 S: 5 H: 0 LOB: 0 BB: 0 P: 5	R: 2 E: 1 K: 0 S: 5 H: 2 LOB: 1 BB: 1 P: 9	R: 0 E: 0 K: 1 S: 5 H: 0 LOB: 1 BB: 1 P: 9	R: 0 E: 0 K: 3 S: 10 H: 1 LOB: 2 BB: 1 P: 14	1B: 6 2B: 1 3B: 0 HR: 1 SF: 0 SAC: 0 DP: 0 HBP: 0						

PITCHER		IP	WLS	BF	H	R	ER	SO	BB	IBB	HBP	BLK	WP	HR	S	P	ERA	WHIP
Pat Dobson, R ERA: 4.97	(1, 1)	7.0	L	32	7	5	4	4	3	1	0	0	0	1	36	52	5.14	1.429
Tom Dukes, R ERA: 3.86	(8, 1)	1.1		6	1	0	0	2	1	0	0	0	0	0	9	13	0.00	1.500
Dave Roberts, L ERA: 1.13	(9, 1)	0.2		3	0	0	0	2	1	0	0	0	0	0	6	10	0.00	1.500

PITCHER	IP	WLS	BF	H	R	ER	SO	BB	IBB	HBP	BLK	WP	HR	S	P	ERA	WHIP

TOP

Philadelphia Phillies @ San Diego Padres

San Diego Stadium, San Diego, CA

Fri Apr 24 1970, 9:05 PM EST

Att. 7,398 - Unknown

livebaseballscorecards.com

AB	35
R	5
H	8
RBI	4
BB	6
SO	8
LOB	20

WP: 0 PA: 41
PB: 0
SB: 0
CS: 0

BOTTOM

Philadelphia Phillies @ San Diego Padres

San Diego Stadium, San Diego, CA

Fri Apr 24 1970, 9:05 PM EST

Att. 7,398 - Unknown

Batter	1	2	3	4	5	6	7	8	9	AB	R	H	RBI	BB	SO	LOB
Jose Arcia, R (1, 6) OBP: 0.185, SLG: 0.083	L5				F7		G5-3 1-2 2-3f		K	2	0	0	0	1	0	0
Ivan Murrell, R (7, PH) OBP: 0.300, SLG: 0.600										1	0	0	0	0	0	2
Tom Dukes, R (8, 1)										0	0	0	0	0	0	0
Dave Roberts, L (9, 1)										0	0	0	0	0	0	0
Van Kelly, L (9, PH) OBP: 0.229, SLG: 0.186										1	0	0	0	0	1	0
Jerry Morales, R (1, 7) OBP: 0.205, SLG: 0.268	E5 HR		L9 1-2		2-3			1B 3B		4	2	1	0	0	0	1
Cito Gaston, R (1, 8) OBP: 0.364, SLG: 0.540	1-H HR		3-1		6-3			1B 3-H 1B		4	1	2	3	0	0	1
Nate Colbert, R (1, 3) OBP: 0.290, SLG: 0.571	BB		F7			K		1-2 1B		3	0	1	0	1	1	1
Dave Campbell, R (1, 4) OBP: 0.317, SLG: 0.351	K			1B SF8 1B		F9		K		4	1	1	0	0	2	3
Ollie Brown, R (1, 9) OBP: 0.231, SLG: 0.308	K 1-2			1-3 1B		P6		K		4	0	1	0	0	2	3
Ed Spiezio, R (1, 5) OBP: 0.346, SLG: 0.391		P5		P6			F8	6-3		4	0	0	0	0	0	4
Chris Cannizzaro, R (1, 2) OBP: 0.289, SLG: 0.225		6-3		SF8 3-H			G5-3 BB 1B		F9	3	0	1	1	0	0	0
Pat Dobson, R (1, 1)		K		L1			1-2 G5-3 BB		K	2	0	0	0	0	1	1
Al Ferrara, R (7, PH) OBP: 0.359, SLG: 0.438										0	0	0	0	1	0	0
Ron Slocum, R (7, PR)										0	0	0	0	0	0	0
(8, 6)																
Ray Webster, L (9, PH) OBP: 0.167, SLG: 0.167										1	0	0	0	0	1	0
Inning Stats	R: 2 E: 1 K: 2 S: 9 H: 1 LOB: 1 BB: 1 P: 13	R: 0 E: 0 K: 1 S: 5 H: 0 LOB: 0 BB: 0 P: 5	R: 0 E: 0 K: 0 S: 3 H: 0 LOB: 1 BB: 1 P: 7	R: 1 E: 0 K: 0 S: 5 H: 2 LOB: 1 BB: 0 P: 5	R: 0 E: 0 K: 0 S: 3 H: 0 LOB: 0 BB: 0 P: 3	R: 0 E: 0 K: 1 S: 5 H: 0 LOB: 0 BB: 0 P: 5	R: 0 E: 0 K: 0 S: 3 H: 1 LOB: 2 BB: 1 P: 7	R: 1 E: 0 K: 2 S: 10 H: 3 LOB: 2 BB: 0 P: 10	R: 0 E: 0 K: 2 S: 7 H: 0 LOB: 0 BB: 0 P: 7	1B: 5 2B: 0 3B: 1 HR: 1 SF: 1 SAC: 0 DP: 1 HBP: 0	WP: 0 PB: 0 SB: 2 CS: 0 PA: 37					

PITCHER	IP	WLS	BF	H	R	ER	SO	BB	IBB	HBP	BLK	WP	HR	S	P	ERA	WHIP
Grant Jackson, L (1, 1) ERA: 5.28	7.0	W	30	6	4	3	4	3	0	0	0	0	1	35	47	3.86	1.286
Dick Selma, R (8, 1) ERA: 1.59	2.0	S	7	1	0	0	4	0	0	0	0	0	0	15	15	0.00	0.500

PITCHER	IP	WLS	BF	H	R	ER	SO	BB	IBB	HBP	BLK	WP	HR	S	P	ERA	WHIP

AB	33
R	4
H	7
RBI	4
BB	3
SO	8
LOB	16

livebaseballscorecards.com

Batter	1	2	3	4	5	6	7	8	9	AB	R	H	RBI	BB	SO	LOB
Denny Doyle, L (1, 4) OBP: 0.306, SLG: 0.404	4-3		6-3		G3			K		4	0	0	0	0	1	3
Don Money, R (1, 5) OBP: 0.451, SLG: 0.578	K			G6-3 1B	5-3			3B		4	0	2	0	0	1	0
John Briggs, L (1, 7) OBP: 0.241, SLG: 0.231	K			G6-3 1-2f	6-3			FC5-4 BB		3	0	0	0	1	1	1
Deron Johnson, R (1, 3) OBP: 0.310, SLG: 0.549		K		HR		BB		FC5-4 1-2f		3	1	1	1	1	1	2
Tim McCarver, L (1, 2) OBP: 0.333, SLG: 0.373		F9		L5		4-3			F7	4	0	0	0	0	0	1
Larry Hisle, R (1, 8) OBP: 0.317, SLG: 0.308		K			FC4-6 BB		F8		F7	3	0	0	0	1	1	0
Byron Browne, R (1, 9) OBP: 0.393, SLG: 0.348			F8		FC4-6 1B 1-2f		K		CS 1B	4	0	1	0	0	1	1
Larry Bowa, S (1, 6) OBP: 0.263, SLG: 0.196			S 1B		1-2 1B		L8		CS 1-2	3	0	2	0	0	0	0
Jim Bunning, R (1, 1) Dick Selma, R (9, 1)			K 1-2		F9			P3		3 0	0 0	0 0	0 0	0 0	1 0	3 0
Inning Stats	R: 0 E: 0 K: 2 S: 7 H: 0 LOB: 0 BB: 0 P: 7	R: 0 E: 0 K: 2 S: 7 H: 0 LOB: 0 BB: 0 P: 7	R: 0 E: 0 K: 1 S: 6 H: 1 LOB: 1 BB: 0 P: 6	R: 1 E: 0 K: 0 S: 4 H: 2 LOB: 0 BB: 0 P: 4	R: 0 E: 0 K: 0 S: 4 H: 1 LOB: 2 BB: 1 P: 8	R: 0 E: 0 K: 0 S: 3 H: 0 LOB: 1 BB: 1 P: 7	R: 0 E: 0 K: 1 S: 5 H: 0 LOB: 0 BB: 0 P: 5	R: 0 E: 0 K: 1 S: 6 H: 1 LOB: 2 BB: 1 P: 10	R: 0 E: 0 K: 0 S: 3 H: 1 LOB: 0 BB: 0 P: 3	1B: 4 2B: 0 3B: 1 HR: 1 SF: 0 SAC: 0 DP: 1 HBP: 0						

TOP

Philadelphia Phillies @ San Diego Padres

San Diego Stadium, San Diego, CA

Sat Apr 25 1970, 10:05 PM EST

Att. 9,144 - Unknown

livebaseballscorecards.com

AB	31
R	1
H	6
RBI	1
BB	3
SO	7
LOB	11

PITCHER		IP	WLS	BF	H	R	ER	SO	BB	IBB	HBP	BLK	WP	HR	S	P	ERA	WHIP
Al Santorini, R ERA: 2.92	(1, 1)	7.0	L	26	4	1	1	6	2	0	0	0	0	1	36	44	1.29	0.857
Ron Herbel, R ERA: 2.03	(8, 1)	2.0		8	2	0	0	1	1	0	0	0	0	0	9	13	0.00	1.500

PITCHER	IP	WLS	BF	H	R	ER	SO	BB	IBB	HBP	BLK	WP	HR	S	P	ERA	WHIP

BOTTOM

Philadelphia Phillies @ San Diego Padres

San Diego Stadium, San Diego, CA

Sat Apr 25 1970, 10:05 PM EST

Att. 9,144 - Unknown

livebaseballscorecards.com

Batter	1	2	3	4	5	6	7	8	9	AB	R	H	RBI	BB	SO	LOB
Jose Arcia, R (1, 6) OBP: 0.200, SLG: 0.077 Al Ferrara, R (8, PH) OBP: 0.350, SLG: 0.424 Ron Slocum, R (9, 6)	BBBB 4-0 CS BB			x 0-0 ① F8		x 0-0 ① F9 1-2		x 0-0 ① F8		2	0	0	0	1	0	1
										1	0	0	0	0	0	0
										0	0	0	0	0	0	0
Jerry Morales, R (1, 7) OBP: 0.208, SLG: 0.267	x 0-0 ①② 1-3 1-2			SSS 0-3 ② K		x 0-0 HBP 2-3 1B		x 0-0 ② F8		4	0	1	0	0	1	1
Cito Gaston, R (1, 8) OBP: 0.343, SLG: 0.507	x 0-0 ③ L3			x 0-0 ③ F9		x 0-0 ② P4		x 0-0 ③ 6-3		4	0	0	0	0	0	2
Nate Colbert, R (1, 3) OBP: 0.288, SLG: 0.542		x 0-0 ① 4-3			SSS 0-3 ① K	H 1-0 1-2 HBP			SSS 0-3 ① K	3	0	0	0	0	2	0
Dave Campbell, R (1, 4) OBP: 0.328, SLG: 0.350		x 0-0 ② L9			BBBB 4-0 S BB	SSS 0-3 ③ K			x 0-0 1B	3	0	1	0	1	1	3
Ollie Brown, R (1, 9) OBP: 0.214, SLG: 0.286		SSS 0-3 ③ K			x 0-0 ② P4 1-2		x 0-0 ① 6-3		x 0-0 ② F2	4	0	0	0	0	1	2
Van Kelly, L (1, 5) OBP: 0.231, SLG: 0.174			x 0-0 ① 1-3		BBBB 4-0 BB		x 0-0 ② F7		SSS 0-3 ③ K	3	0	0	0	1	1	1
Bob Barton, R (1, 2) OBP: 0.133, SLG: 0.071			x 0-0 ② F3		x 0-0 ③ F3		x 0-0 FC6-4 1B			3	0	1	0	0	0	2
Al Santorini, R (1, 1) Ray Webster, L (7, PH) OBP: 0.154, SLG: 0.154 Ron Herbel, R (8, 1)			SSS 0-3 ③ K			BBBB 4-0 1B WP BB	x 0-0 ③ FC6-4 1-2f			1	0	0	0	1	1	0
										1	0	0	0	0	0	1
										0	0	0	0	0	0	0

	AB	29
	R	0
	H	3
	RBI	0
	BB	4
	SO	7
	LOB	13

Inning Stats																																		
	R: 0	H: 0		R: 0	H: 0		R: 0	H: 0		R: 0	H: 0		R: 0	H: 0		R: 0	H: 1		R: 0	H: 1		R: 0	H: 0		R: 0	H: 1		1B: 3	SF: 0		WP: 1	PA: 34		
	E: 0	LOB: 0		E: 0	LOB: 0		E: 0	LOB: 0		E: 0	LOB: 0		E: 0	LOB: 2		K: 1	LOB: 3		E: 0	LOB: 1		E: 0	LOB: 0		E: 0	LOB: 1		2B: 0	SAC: 0		PB: 0			
	K: 0	BB: 1		K: 1	BB: 0		K: 1	BB: 0		K: 1	BB: 0		K: 1	BB: 2		S: 6	BB: 1		K: 0	BB: 0		K: 2	BB: 0		K: 2	BB: 0		3B: 0	DP: 0		SB: 1			
	S: 2	P: 6		S: 5	P: 5		S: 5	P: 5		S: 5	P: 5		S: 5	P: 13		P: 11			S: 4	P: 4		S: 3	P: 3		S: 8	P: 8		HR: 0	HBP: 1		CS: 1			

PITCHER		IP	WLS	BF	H	R	ER	SO	BB	IBB	HBP	BLK	WP	HR	S	P	ERA	WHIP
Jim Bunning, R ERA: 2.29	(1, 1)	8.1	W	32	3	0	0	6	4	0	1	0	1	0	39	56	0.00	0.840
Dick Selma, R ERA: 1.5	(9, 1)	0.2	S	2	0	0	0	1	0	0	0	0	0	0	4	4	0.00	0.000

PITCHER	IP	WLS	BF	H	R	ER	SO	BB	IBB	HBP	BLK	WP	HR	S	P	ERA	WHIP

Batter	1	2	3	4	5	6	7	8	9	AB	R	H	RBI	BB	SO	LOB
Denny Doyle, L (1, 4) OBP: 0.303, SLG: 0.393	4-3		6-3		2B 4-3 1B		P5	FC6-4 3-H 1B		4	1	1	0	0	0	0
Tony Taylor, R (8, PH) OBP: 0.323, SLG: 0.276 (8, 4)										1	0	1	1	0	0	0
Don Money, R (1, 5) OBP: 0.464, SLG: 0.592	K		FC6-4 1B 1B		4-3 1-3 2B		BB HBP	FC6-4 1-2f		4	0	2	0	0	1	2
John Briggs, L (1, 7) OBP: 0.270, SLG: 0.236	BB		FC6-4 1-2 1B		4-3 2-3 3-H		BB 1-2		F8	3	0	1	1	2	0	1
Deron Johnson, R (1, 3) OBP: 0.286, SLG: 0.500	6-3		FC6-4 1-2f 2-3		P4		K		P4	5	0	0	0	0	1	6
Tim McCarver, L (1, 2) OBP: 0.322, SLG: 0.357		FC6-4 BB 1B	F9		F7		4-3		4-3	5	0	1	0	0	0	5
Larry Hisle, R (1, 8) OBP: 0.328, SLG: 0.309		FC6-4 1-2 BB		5-3 1B		5-3		K		3	0	1	0	1	1	0
Byron Browne, R (1, 9) OBP: 0.375, SLG: 0.333		FC6-4 G3 1-2f 2-3		5-3 1-2		5-3		3B 1B		4	1	1	0	0	0	3
Larry Bowa, S (1, 6) OBP: 0.267, SLG: 0.204		G3 1-2		K		1B		1B 3B 1-H		3	0	1	0	0	1	3
Rick Joseph, R (8, PH) OBP: 0.300, SLG: 0.800										1	0	1	1	0	0	0
Terry Harmon, R (8, PR) OBP: 0.333, SLG: 0.200 (8, 6)										0	1	0	0	0	0	0
Chris Short, R (1, 1)		G2		F9		4-3		F5		3	0	0	0	0	0	4
Jim Hutto, R (8, PH)										1	0	0	0	0	0	1
Dick Selma, R (8, 1)										0	0	0	0	0	0	0
Inning Stats	R: 0 E: 0 K: 1 S: 5 H: 0 LOB: 1 BB: 1 P: 9	R: 0 E: 0 K: 0 S: 4 H: 1 LOB: 2 BB: 1 P: 8	R: 0 E: 0 K: 0 S: 5 H: 2 LOB: 2 BB: 0 P: 5	R: 0 E: 0 K: 1 S: 6 H: 1 LOB: 1 BB: 0 P: 6	R: 1 E: 0 K: 0 S: 5 H: 2 LOB: 1 BB: 0 P: 5	R: 0 E: 0 K: 0 S: 4 H: 1 LOB: 1 BB: 0 P: 4	R: 0 E: 0 K: 1 S: 5 H: 0 LOB: 2 BB: 1 P: 10	R: 2 E: 0 K: 1 S: 8 H: 3 LOB: 2 BB: 0 P: 8	R: 0 E: 0 K: 0 S: 3 H: 0 LOB: 0 BB: 0 P: 3	1B: 8 2B: 1 3B: 1 HR: 0	SF: 0 SAC: 0 DP: 0 HBP: 1			WP: 0 PB: 0 SB: 0 CS: 0	PA: 41		

PITCHER		IP	WLS	BF	H	R	ER	SO	BB	IBB	HBP	BLK	WP	HR	S	P	ERA	WHIP
Clay Kirby, R ERA: 4.24	(1, 1)	6.1		29	7	1	1	2	2	0	1	0	0	0	30	39	1.42	1.421
Dave Roberts, L ERA: 1.93	(7, 1)	2.2	L	12	3	2	2	2	1	0	0	0	0	0	15	19	6.75	1.500

PITCHER	IP	WLS	BF	H	R	ER	SO	BB	IBB	HBP	BLK	WP	HR	S	P	ERA	WHIP

TOP

Philadelphia Phillies @ San Diego Padres

San Diego Stadium, San Diego, CA

Sun Apr 26 1970, 6:33 AM EDT

Att. 14,480 - Unknown

livebaseballscorecards.com

AB	37
R	3
H	10
RBI	3
BB	3
SO	4
LOB	25

Batter	1	2	3	4	5	6	7	8	9	AB	R	H	RBI	BB	SO	LOB
Jose Arcia, R (1, 6) OBP: 0.235, SLG: 0.103	HBP	1B 1-2 3-H		6-3			6-3		BB	3	0	1	1	0	0	0
Al Ferrara, R (9, PH) OBP: 0.366, SLG: 0.424										0	0	0	0	1	0	0
Van Kelly, L (9, PR) OBP: 0.231, SLG: 0.174										0	0	0	0	0	0	0
Jerry Morales, R (1, 7) OBP: 0.208, SLG: 0.260	F8	F8			1-3		E8 1B		K	5	0	1	0	0	1	5
Cito Gaston, R (1, 8) OBP: 0.338, SLG: 0.493	F7		5-3		F8		1B 2-H			4	0	1	0	0	0	1
Nate Colbert, R (1, 3) OBP: 0.286, SLG: 0.524	F9		E5 FC6-4		CS 1B			F8		4	0	1	0	0	0	1
Dave Campbell, R (1, 4) OBP: 0.324, SLG: 0.344		2B 1B	FC6-4 CS 1-2f		CS 1-2	F6		K		4	1	1	0	0	1	1
Ollie Brown, R (1, 9) OBP: 0.233, SLG: 0.305		1B 1B 2B 1-H	BB 1-2			F9		5-3		3	1	1	1	1	0	0
Ed Spiezio, R (1, 5) OBP: 0.367, SLG: 0.385	F5	F7				FC6-4 BB			SH1-4 1B	3	0	1	0	1	0	3
Ron Slocum, R (9, PR)										0	0	0	0	0	0	0
Chris Cannizzaro, R (1, 2) OBP: 0.292, SLG: 0.233	1B 2-3			K		FC6-4 1-2f			SH1-4 1-2	3	0	1	0	0	1	1
Clay Kirby, R (1, 1) OBP: 0.125, SLG: 0.125	K			K			2-3		6-3	2	0	0	0	0	2	2
Dave Roberts, L (7, 1)										1	0	0	0	0	0	0
Ray Webster, L (9, PH) OBP: 0.143, SLG: 0.143										1	0	0	0	0	0	2
Inning Stats	R: 0 E: 0 K: 0 S: 3 H: 0 LOB: 1 BB: 0 P: 4	R: 2 E: 0 K: 1 S: 9 H: 4 LOB: 2 BB: 0 P: 9	R: 0 E: 1 K: 0 S: 4 H: 0 LOB: 2 BB: 1 P: 8	R: 0 E: 0 K: 2 S: 7 H: 0 LOB: 0 BB: 0 P: 7	R: 0 E: 0 K: 0 S: 3 H: 1 LOB: 0 BB: 0 P: 3	R: 0 E: 0 K: 0 S: 3 H: 0 LOB: 1 BB: 1 P: 7	R: 0 E: 1 K: 0 S: 4 H: 2 LOB: 2 BB: 0 P: 4	R: 0 E: 0 K: 1 S: 5 H: 0 LOB: 0 BB: 0 P: 5	R: 0 E: 0 K: 1 S: 6 H: 1 LOB: 2 BB: 1 P: 10	1B: 7 2B: 1 3B: 0 HR: 0 SF: 0 SAC: 1 DP: 0 HBP: 1	WP: 0 PB: 0 SB: 0 CS: 2 PA: 39					

PITCHER	IP	WLS	BF	H	R	ER	SO	BB	IBB	HBP	BLK	WP	HR	S	P	ERA	WHIP
Chris Short, L (1, 1) ERA: 4.1	7.0	W	30	7	2	2	3	2	0	1	0	0	0	33	42	2.57	1.286
Dick Selma, R (8, 1) ERA: 1.29	2.0	S	8	1	0	0	2	1	0	0	0	0	0	11	15	0.00	1.000

PITCHER	IP	WLS	BF	H	R	ER	SO	BB	IBB	HBP	BLK	WP	HR	S	P	ERA	WHIP

BOTTOM

Philadelphia Phillies @ San Diego Padres

San Diego Stadium, San Diego, CA

Sun Apr 26 1970, 6:33 AM EDT

Att. 14,480 - Unknown

livebaseballscorecards.com

AB	33
R	2
H	8
RBI	2
BB	3
SO	5
LOB	16

Philadelphia Phillies @ Los Angeles Dodgers

Dodger Stadium, Los Angeles, CA

Mon Apr 27 1970, 7:05 PM PDT
Att. 9,447 - Unknown

livebaseballscorecards.com

Batter	1	2	3	4	5	6	7	8	9	AB	R	H	RBI	BB	SO	LOB
Denny Doyle, L (1, 4) OBP: 0.296, SLG: 0.379	F6		1B 1B 1B 1-2	P6			FC4-6 1B 1-2f		K	5	1	1	0	0	1	2
Don Money, R (1, 5) OBP: 0.466, SLG: 0.588	E5 FC6-4		1B 1B 1-2 2-H		F8		K			2	0	1	1	0	0	0
Tony Taylor, R (3, PR) OBP: 0.303, SLG: 0.258 (3, 5)										2	0	0	0	0	1	1
John Briggs, L (1, 7) OBP: 0.284, SLG: 0.254	FC6-4 1-2f		G6-4-3 1B 1-3 2-H		L3		1B 1-3			4	0	2	1	0	0	1
Deron Johnson, R (1, 3) OBP: 0.284, SLG: 0.475	4-3		G6-4-3 1-2f		BB		K			3	0	0	0	1	1	5
Tim McCarver, L (1, 2) OBP: 0.302, SLG: 0.333		K		6-3	4-3			4-3		4	0	0	0	0	1	1
Larry Hisle, R (1, 8) OBP: 0.324, SLG: 0.305		F9		2B SF5 1B		K		P5		4	1	1	0	0	1	0
Byron Browne, R (1, 9) OBP: 0.361, SLG: 0.355		K		1B 2B 1-3		6-3		K		4	1	1	0	0	2	0
Larry Bowa, S (1, 6) OBP: 0.250, SLG: 0.193			P6	SF5 3-H		6-3			F8	3	0	0	1	0	0	0
Rick Wise, R (1, 1) OBP: 0.444, SLG: 0.375			1B 1B 1B	1B 2-H			FC4-6 BB		G3	2	1	2	1	1	0	0
Joe Hoerner, R (7, 1)										1	0	0	0	0	0	0

Inning Stats	1	2	3	4	5	6	7	8	9	AB	R	H	RBI	BB	SO	LOB
	R: 0 E: 1 K: 0 S: 4	H: 0 LOB: 1 BB: 0 P: 4	R: 0 E: 0 K: 2 S: 7	H: 0 LOB: 0 BB: 0 P: 7	R: 2 E: 0 K: 0 S: 6	H: 4 LOB: 2 BB: 0 P: 6	R: 2 E: 0 K: 0 S: 6	H: 3 LOB: 1 BB: 0 P: 6	R: 0 E: 0 K: 0 S: 3	H: 0 LOB: 1 BB: 1 P: 7	R: 0 E: 0 K: 1 S: 5	H: 0 LOB: 0 BB: 0 P: 5	R: 0 E: 0 K: 2 S: 8	H: 1 LOB: 2 BB: 1 P: 12	R: 0 E: 0 K: 1 S: 5	H: 0 LOB: 0 BB: 0 P: 5	R: 0 E: 0 K: 1 S: 5	H: 0 LOB: 0 BB: 0 P: 5

1B: 7 SF: 1
2B: 1 SAC: 0
3B: 0 DP: 1
HR: 0 HBP: 0

WP: 0 PA: 37
PB: 0
SB: 0
CS: 0

PITCHER		IP	WLS	BF	H	R	ER	SO	BB	IBB	HBP	BLK	WP	HR	S	P	ERA	WHIP
Don Sutton, R ERA: 2.7	(1, 1)	7.0	L	31	8	4	4	5	2	0	0	0	0	0	39	47	5.14	1.429
Jim Brewer, L ERA:	(8, 1)	2.0		6	0	0	0	2	0	0	0	0	0	0	10	10	0.00	0.000

PITCHER	IP	WLS	BF	H	R	ER	SO	BB	IBB	HBP	BLK	WP	HR	S	P	ERA	WHIP

Batter	1	2	3	4	5	6	7	8	9	AB	R	H	RBI	BB	SO	LOB
Maury Wills, S (1, 6) OBP: 0.373, SLG: 0.279	6-3		F7		4-3		FC4-6 1-2 1B		5-3	5	0	1	0	0	0	1
Ted Sizemore, R (1, 4) OBP: 0.319, SLG: 0.302	1-5-3		5-3		6-3		FC4-6 1-2f 2-3			4	0	0	0	0	0	2
Willie Davis, L (1, 8) OBP: 0.203, SLG: 0.227 Manny Mota, R (7, PH) OBP: 0.364, SLG: 0.263 (8, 7)	6-3			2B 2B 1B		4-3	L4			3 1	1 0	1 0	0 0	0 0	0 0	0 2
Andy Kosco, R (1, 9) OBP: 0.196, SLG: 0.413		F8		1-3 2B 2B		E3 2B E		F3		4	2	1	0	0	0	0
Willie Crawford, L (1, 7) OBP: 0.294, SLG: 0.362 (8, 8)		K		2-H 3-H 2B		F8		K		4	0	1	2	0	2	1
Wes Parker, S (1, 3) OBP: 0.338, SLG: 0.394		1B 1B		F8		E8 1-H 2B		F9		4	0	2	0	0	0	1
Billy Grabarkewitz, R (1, 5) OBP: 0.422, SLG: 0.432		1-2 1B		K		K			K	4	0	1	0	0	3	2
Jeff Torborg, R (1, 2) OBP: 0.263, SLG: 0.333 Bill Sudakis, S (9, PH) OBP: 0.308, SLG: 0.333		F7		F9			P6		L7	3 1	0 0	0 0	0 0	0 0	0 0	3 0
Don Sutton, R (1, 1) OBP: 0.333, SLG: 0.333 Bill Buckner, L (7, PH) OBP: 0.194, SLG: 0.138 Jim Brewer, L (8, 1) Steve Garvey, R (9, PH) OBP: 0.125, SLG: 0.130			G3		B3		FC4-6 1B		2B	2 1 0 1	0 0 0 0	0 1 0 1	0 0 0 0	0 0 0 0	0 0 0 0	0 0 0 0
Inning Stats	R: 0 E: 0 K: 0 S: 3 H: 0 LOB: 0 BB: 0 P: 3	R: 0 E: 0 K: 1 S: 7 H: 2 LOB: 2 BB: 0 P: 7	R: 0 E: 0 K: 0 S: 3 H: 0 LOB: 0 BB: 0 P: 3	R: 2 E: 0 K: 1 S: 8 H: 3 LOB: 1 BB: 0 P: 8	R: 0 E: 0 K: 0 S: 3 H: 0 LOB: 0 BB: 0 P: 3	R: 1 E: 2 K: 1 S: 7 H: 1 LOB: 1 BB: 0 P: 7	R: 0 E: 0 K: 0 S: 5 H: 2 LOB: 2 BB: 0 P: 5	R: 0 E: 0 K: 1 S: 5 H: 0 LOB: 0 BB: 0 P: 5	R: 0 E: 0 K: 1 S: 6 H: 1 LOB: 1 BB: 0 P: 6	1B: 5 2B: 4 3B: 0 HR: 0 SF: 0 SAC: 0 DP: 0 HBP: 0						

PITCHER	IP	WLS	BF	H	R	ER	SO	BB	IBB	HBP	BLK	WP	HR	S	P	ERA	WHIP
Rick Wise, R (1, 1) ERA: 3.38	6.1	W	28	8	3	2	3	0	0	0	0	0	0	34	34	2.84	1.263
Joe Hoerner, L (7, 1) ERA: 1.13	2.2	S	9	1	0	0	2	0	0	0	0	0	0	13	13	0.00	0.375

PITCHER	IP	WLS	BF	H	R	ER	SO	BB	IBB	HBP	BLK	WP	HR	S	P	ERA	WHIP

BOTTOM

Philadelphia Phillies @ Los Angeles Dodgers
Dodger Stadium, Los Angeles, CA
Mon Apr 27 1970, 7:05 PM PDT
Att. 9,447 - Unknown

livebaseballscorecards.com

AB	37
R	3
H	9
RBI	2
BB	0
SO	5
LOB	12

Batter	1	2	3	4	5	6	7	8	9	10	AB	R	H	RBI	BB	SO	LOB
Denny Doyle, L (1, 4) OBP: 0.289, SLG: 0.357	F8		F7		K			BB		4-3	4	0	0	0	1	1	1
Tony Taylor, R (1, 5) OBP: 0.263, SLG: 0.222	F9		K		G1-6-3 1-2f			4-3 1-3		E6	5	0	0	0	0	1	2
Joe Hoerner, R (10, 1)											0	0	0	0	0	0	0
John Briggs, L (1, 7) OBP: 0.278, SLG: 0.250	S 2B 1B		P6			F7		L9		K	5	1	1	0	0	1	2
Deron Johnson, R (1, 3) OBP: 0.282, SLG: 0.476	PB 1-H 2B			F8		P3			F8		4	0	1	1	0	0	0
Tim McCarver, L (1, 2) OBP: 0.299, SLG: 0.328	F7 2-3			BB 1B		F8			L7		4	0	1	0	0	0	1
Larry Hisle, R (1, 8) OBP: 0.333, SLG: 0.355		F8 S BB		F2			K		HR		3	1	1	1	1	1	1
Byron Browne, R (1, 9) OBP: 0.350, SLG: 0.324		F8 1-3		1-2 BB			L8		K		3	0	0	0	1	1	1
Ron Stone, L (9, 9) OBP: 0.176, SLG: 0.235											0	0	0	0	0	0	0
Larry Bowa, S (1, 6) OBP: 0.239, SLG: 0.183		P5		F2			F5			HR	3	0	0	0	0	0	3
Rick Joseph, R (10, PH) OBP: 0.364, SLG: 1.091											1	1	1	1	0	0	0
Terry Harmon, R (10, 6) OBP: 0.333, SLG: 0.200											0	0	0	0	0	0	0
Woodie Fryman, R (1, 1) OBP: 0.111, SLG: 0.111		4-3			G1-6-3 1B			P4		F5	3	0	1	0	0	0	1
Dick Selma, R (9, 1)											1	0	0	0	0	0	0
(10, 5)																	

TOP

Philadelphia Phillies @ Los Angeles Dodgers
Dodger Stadium, Los Angeles, CA
Tue Apr 28 1970, 7:05 PM PDT
Att. 22,772 - Unknown

livebaseballscorecards.com

AB	36
R	3
H	6
RBI	3
BB	3
SO	5
LOB	12

Inning Stats	1	2	3	4	5	6	7	8	9	10	1B	SF	WP	PA
R	1	0	0	0	0	0	0	0	1	1	3	0	0	39
E	0	0	0	0	0	0	0	0	0	1	2B 1	SAC 0	PB 1	
K	0	0	1	0	1	0	1	0	1	1	3B 0	DP 1	SB 3	
BB	0	1	0	1	0	0	0	1	0	0	HR 2	HBP 0	CS 0	
S	5	3	5	4	5	3	5	3	6	7				
H	2	0	0	1	1	0	0	0	1	1				
LOB	1	1	0	2	0	0	0	1	0	1				
P	5	7	5	8	5	3	5	7	6	7				

PITCHER	IP	WLS	BF	H	R	ER	SO	BB	IBB	HBP	BLK	WP	HR	S	P	ERA	WHIP
Alan Foster, R (1, 1) ERA: 2.79	9.2	L	38	6	3	3	4	3	0	0	0	0	2	43	55	2.79	0.931
Fred Norman, L (10, 1) ERA: 6.0	0.1		1	0	0	0	1	0	0	0	0	0	0	3	3	0.00	0.000

PITCHER	IP	WLS	BF	H	R	ER	SO	BB	IBB	HBP	BLK	WP	HR	S	P	ERA	WHIP

Batter	1	2	3	4	5	6	7	8	9	10	AB	R	H	RBI	BB	SO	LOB
Maury Wills, S (1, 6) OBP: 0.363, SLG: 0.273	6-3		1B S 1B		5-3			1-3		K 1-2	5	1	1	0	0	1	1
Manny Mota, R (1, 7) OBP: 0.370, SLG: 0.261	K		S 1B 1-H			4-3		K		BB	4	0	1	1	1	2	0
Willie Davis, L (1, 8) OBP: 0.230, SLG: 0.268	1B		K 1-2			G5-4-3 1B			2B	F2	5	0	3	0	0	1	3
Andy Kosco, R (1, 9) OBP: 0.180, SLG: 0.380	5-3			K		G5-4-3 1-2f			F8		4	0	0	0	0	1	3
Wes Parker, S (1, 3) OBP: 0.333, SLG: 0.377		4-3		6-3			1-3			IBB	3	0	0	0	1	0	0
Ted Sizemore, R (1, 4) OBP: 0.314, SLG: 0.283		6-3		BB			5-3		K		3	0	0	0	1	1	2
Bill Sudakis, S (1, 2) OBP: 0.250, SLG: 0.267		5-3		F9			F5		K		3	0	0	0	0	0	1
Jeff Torborg, R (9, 2) OBP: 0.263, SLG: 0.333											0	0	0	0	0	0	0
Jim Lefebvre, S (9, PH) OBP: 0.308, SLG: 0.217											1	0	0	0	0	1	2
Tom Haller, L (10, 2) OBP: 0.286, SLG: 0.364											0	0	0	0	0	0	0
Billy Grabarkewitz, R (1, 5) OBP: 0.429, SLG: 0.500			5-3		6-3			HR		BB S	3	1	1	1	1	0	0
Alan Foster, R (1, 1) OBP: 0.154, SLG: 0.083			K		K2-3			K		K	3	0	0	0	0	3	0
Fred Norman, S (10, 1)											0	0	0	0	0	0	0
Bill Buckner, L (10, PH) OBP: 0.188, SLG: 0.133											1	0	0	0	0	1	1
Inning Stats	R: 0 E: 0 K: 1 S: 6 H: 1 LOB: 1 BB: 0 P: 6	R: 0 E: 0 K: 0 S: 3 H: 0 LOB: 0 BB: 0 P: 3	R: 1 E: 0 K: 2 S: 9 H: 2 LOB: 1 BB: 0 P: 9	R: 0 E: 0 K: 1 S: 5 H: 0 LOB: 1 BB: 1 P: 9	R: 0 E: 0 K: 1 S: 5 H: 0 LOB: 0 BB: 0 P: 5	R: 0 E: 0 K: 0 S: 3 H: 1 LOB: 0 BB: 0 P: 3	R: 0 E: 0 K: 0 S: 3 H: 0 LOB: 0 BB: 0 P: 3	R: 1 E: 0 K: 2 S: 8 H: 1 LOB: 0 BB: 0 P: 8	R: 0 E: 0 K: 2 S: 8 H: 1 LOB: 2 BB: 1 P: 12	R: 0 E: 0 K: 2 S: 7 H: 0 LOB: 2 BB: 2 P: 15	1B: 4 2B: 1 3B: 0 HR: 1	SF: 0 SAC: 0 DP: 1 HBP: 0						

PITCHER		IP	WLS	BF	H	R	ER	SO	BB	IBB	HBP	BLK	WP	HR	S	P	ERA	WHIP
Woodie Fryman, L ERA: 2.39	(1, 1)	8.0		30	6	2	2	7	1	0	0	0	0	1	43	47	2.25	0.875
Dick Selma, R ERA: 1.15	(9, 1)	1.2	W	8	0	0	0	4	2	1	0	0	0	0	13	25	0.00	1.200
Joe Hoerner, L ERA: 1.08	(10, 1)	0.1	S	1	0	0	0	0	0	0	0	0	0	0	1	1	0.00	0.000

PITCHER	IP	WLS	BF	H	R	ER	SO	BB	IBB	HBP	BLK	WP	HR	S	P	ERA	WHIP

BOTTOM

Philadelphia Phillies @ Los Angeles Dodgers
Dodger Stadium, Los Angeles, CA
Tue Apr 28 1970, 7:05 PM PDT
Att. 22,772 - Unknown

livebaseballscorecards.com

AB	35
R	2
H	6
RBI	2
BB	4
SO	11
LOB	13

WP: 0 PB: 0 SB: 3 CS: 0 PA: 39

Batter	1	2	3	4	5	6	7	8	9	AB	R	H	RBI	BB	SO	LOB
Denny Doyle, L (1, 4) OBP: 0.275, SLG: 0.338	F8		4-3		K			4-3 1-2		4	0	0	0	0	1	3
Tony Taylor, R (1, 5) OBP: 0.262, SLG: 0.225	4-3			F9		G3-6-1 1B		F9 2-3		4	0	1	0	0	0	1
John Briggs, L (1, 7) OBP: 0.263, SLG: 0.235	F9			E4 G6-4-3		G3-6-1 1-2f		3-1		4	0	0	0	0	0	2
Deron Johnson, R (1, 3) OBP: 0.293, SLG: 0.470		BB 1B		G6-4-3 1-2f		PB BB			F8	3	0	1	0	1	0	1
Larry Hisle, R (1, 8) OBP: 0.342, SLG: 0.344		G6-4-3 1-2 BB			1B 1B HBP	P4 1-2			F8	2	1	0	0	1	0	1
Byron Browne, R (1, 9) OBP: 0.341, SLG: 0.316		K			FC5-4 1B 1-2 1B		6-3		6-3	4	0	1	0	0	1	2
Mike Ryan, R (1, 2) OBP: 0.429, SLG: 0.333		G6-4-3 1-2f			FC5-4 1-2 2-H 1B		5-3			3	0	1	1	0	0	2
Larry Bowa, S (1, 6) OBP: 0.229, SLG: 0.175			F8		FC5-4 1-2f 2-3		F8			3	0	0	0	0	0	2
Grant Jackson, S (1, 1)			G3		K			F9 4-3 1B		2	0	0	0	0	1	2
Barry Lersch, S (5, 1)										0	0	0	0	0	0	0
Jim Hutto, R (8, PH) OBP: 0.200, SLG: 0.200										1	0	1	0	0	0	0
Lowell Palmer, R (8, 1)										0	0	0	0	0	0	0
Inning Stats	R: 0 E: 0 K: 0 S: 3 H: 0 LOB: 0 BB: 0 P: 3	R: 0 E: 0 K: 1 S: 5 H: 1 LOB: 1 BB: 1 P: 9	R: 0 E: 0 K: 0 S: 3 H: 0 LOB: 0 BB: 0 P: 3	R: 0 E: 1 K: 0 S: 3 H: 0 LOB: 0 BB: 0 P: 3	R: 1 E: 0 K: 2 S: 9 H: 2 LOB: 2 BB: 0 P: 10	R: 0 E: 0 K: 0 S: 3 H: 1 LOB: 1 BB: 1 P: 7	R: 0 E: 0 K: 0 S: 3 H: 0 LOB: 0 BB: 0 P: 3	R: 0 E: 0 K: 0 S: 4 H: 1 LOB: 1 BB: 0 P: 4	R: 0 E: 0 K: 0 S: 3 H: 0 LOB: 0 BB: 0 P: 3	1B: 5 2B: 0 3B: 0 HR: 0	SF: 0 SAC: 0 DP: 3 HBP: 1						

PITCHER		IP	W/L/S	BF	H	R	ER	SO	BB	IBB	HBP	BLK	WP	HR	S	P	ERA	WHIP
Claude Osteen, L ERA: 2.03	(1, 1)	9.0	W	33	5	1	1	3	2	0	1	0	0	0	36	45	1.00	0.778

PITCHER		IP	W/L/S	BF	H	R	ER	SO	BB	IBB	HBP	BLK	WP	HR	S	P	ERA	WHIP

TOP

Philadelphia Phillies @ Los Angeles Dodgers
Dodger Stadium, Los Angeles, CA
Wed Apr 29 1970, 7:05 PM PDT
Att. 10,777 - Unknown

livebaseballscorecards.com

AB	30
R	1
H	5
RBI	1
BB	2
SO	3
LOB	16

PA: 33

WP: 0 PB: 1 SB: 0 CS: 0

Batter	1	2	3	4	5	6	7	8	9	AB	R	H	RBI	BB	SO	LOB
Maury Wills, S (1, 6) OBP: 0.365, SLG: 0.282	6-3		4-3 BB 3-H 1B		P5	SH1-4 1B	1-3			5	0	2	1	0	0	2
Manny Mota, R (1, 7) OBP: 0.387, SLG: 0.269	G3		BBBB 4-3 1-2 BB		HR 1B	SH1-4 1-2		4-3		3	1	1	0	1	0	0
Willie Davis, L (1, 8) OBP: 0.215, SLG: 0.250	4-3		4-3 1-2 2-3		L9	P5		L9		5	0	0	0	0	0	4
Andy Kosco, R (1, 9) OBP: 0.200, SLG: 0.436		F7	F8		1-H HR	SSS K		E4 BB 1B		5	1	2	2	0	1	3
Willie Crawford, L (8, PR) (9, 9) OBP: 0.294, SLG: 0.362										0	0	0	0	0	0	0
Wes Parker, S (1, 3) OBP: 0.338, SLG: 0.384		6-3		5-3	E 2B		4-3	BBBB BB BB		4	1	1	0	1	0	0
Bill Sudakis, S (1, 2) OBP: 0.333, SLG: 0.278		F9		F8	BBB E BB		6-3 1B 1B	BBBB 1-2 2-3 BB		3	1	1	0	2	0	0
Ted Sizemore, R (1, 4) OBP: 0.321, SLG: 0.294			1B E 1B	WP 1B	E5 BB 1-3 2-H		6-3 1-2	F7		5	1	2	0	0	0	5
Billy Grabarkewitz, R (1, 5) OBP: 0.472, SLG: 0.524			E8 1-H 1B 1B	BBBB 1-2 BB	BBBB 1-2 BB		1B 2-H 1B			2	1	2	1	2	0	0
Claude Osteen, L (1, 1) OBP: 0.167, SLG: 0.167			B1-4	3-1	SSS K		1-3 1B			4	0	1	0	0	1	6
Inning Stats	R: 0 E: 0 K: 0 S: 3 H: 0 LOB: 0 BB: 0 P: 3	R: 0 E: 0 K: 0 S: 3 H: 0 LOB: 0 BB: 0 P: 3	R: 2 E: 1 K: 0 S: 6 H: 3 LOB: 2 BB: 1 P: 10	R: 0 E: 0 K: 0 S: 4 H: 1 LOB: 2 BB: 1 P: 8	R: 3 E: 1 K: 1 S: 9 H: 3 LOB: 3 BB: 2 P: 17	R: 0 E: 0 K: 1 S: 6 H: 1 LOB: 1 BB: 0 P: 6	R: 1 E: 0 K: 0 S: 6 H: 3 LOB: 2 BB: 0 P: 6	R: 0 E: 1 K: 0 S: 4 H: 1 LOB: 3 BB: 2 P: 12		1B: 10 2B: 1 3B: 0 HR: 1 SF: 0 SAC: 1 DP: 0 HBP: 0						

PITCHER		IP	WLS	BF	H	R	ER	SO	BB	IBB	HBP	BLK	WP	HR	S	P	ERA	WHIP
Grant Jackson, L ERA: 5.85	(1, 1)	4.2	L	23	7	5	4	0	2	0	0	0	1	1	21	29	7.71	1.929
Barry Lersch, R ERA: 2.84	(5, 1)	2.1		14	4	1	1	2	2	0	0	0	0	0	16	24	3.86	2.571
Lowell Palmer, R ERA: 3.6	(8, 1)	1.0		6	1	0	0	0	2	0	0	0	0	0	4	12	0.00	3.000

PITCHER	IP	WLS	BF	H	R	ER	SO	BB	IBB	HBP	BLK	WP	HR	S	P	ERA	WHIP

BOTTOM

Philadelphia Phillies @ Los Angeles Dodgers
Dodger Stadium, Los Angeles, CA
Wed Apr 29 1970, 7:05 PM PDT
Att. 10,777 - Unknown

livebaseballscorecards.com

AB	36
R	6
H	12
RBI	4
BB	6
SO	2
LOB	20

Batter	1	2	3	4	5	6	7	8	9	AB	R	H	RBI	BB	SO	LOB
Denny Doyle, L (1, 4) OBP: 0.274, SLG: 0.346	3-1			6-3	2B			4-3		4	0	1	0	0	0	0
Don Money, R (1, 5) OBP: 0.435, SLG: 0.545	K			F3	F8			K		4	0	0	0	0	2	1
John Briggs, L (1, 7) OBP: 0.275, SLG: 0.229	F9			E4		BB		WP, 1B		2	1	0	0	2	0	0
Deron Johnson, R (1, 3) OBP: 0.304, SLG: 0.464		K		BB		F3		WP, 1B		3	0	1	0	1	1	1
Terry Harmon, R (8, PR) OBP: 0.333, SLG: 0.200										0	0	0	0	0	0	0
Jim Hutto, R (8, 3) OBP: 0.200, SLG: 0.200										0	0	0	0	0	0	0
Tim McCarver, L (1, 2) OBP: 0.296, SLG: 0.313		F5		BB		F5		F7		3	0	0	0	1	0	3
Larry Hisle, R (1, 8) OBP: 0.325, SLG: 0.324		K		E4, FC4-6		F5			F2	4	0	0	0	0	1	3
Byron Browne, R (1, 9) OBP: 0.313, SLG: 0.286			6-3	FC4-6			F3		K	4	0	0	0	0	1	3
Larry Bowa, S (1, 6) OBP: 0.219, SLG: 0.167			6-3		F7		F7		K	3	0	0	0	0	0	0
Rick Joseph, R (9, PH) OBP: 0.333, SLG: 1.000										1	0	0	0	0	1	0
Jim Bunning, R (1, 1)			K		K		K			2	0	0	0	0	2	0
Ron Stone, L (7, PH) OBP: 0.167, SLG: 0.222										1	0	0	0	0	1	0
Bill Wilson, R (7, 1)										0	0	0	0	0	0	0
Inning Stats	R: 0 E: 0 K: 1 S: 5 H: 0 LOB: 0 BB: 0 P: 5	R: 0 E: 0 K: 2 S: 7 H: 0 LOB: 0 BB: 0 P: 7	R: 0 E: 0 K: 1 S: 5 H: 0 LOB: 0 BB: 0 P: 5	R: 1 E: 2 K: 0 S: 5 H: 0 LOB: 3 BB: 2 P: 13	R: 0 E: 0 K: 1 S: 6 H: 1 LOB: 1 BB: 0 P: 6	R: 0 E: 0 K: 0 S: 3 H: 0 LOB: 1 BB: 1 P: 7	R: 0 E: 0 K: 1 S: 5 H: 0 LOB: 0 BB: 0 P: 5	R: 0 E: 0 K: 1 S: 6 H: 1 LOB: 3 BB: 1 P: 10	R: 0 E: 0 K: 2 S: 7 H: 0 LOB: 0 BB: 0 P: 7	1B: 1 2B: 1 3B: 0 HR: 0 SF: 0 SAC: 0 DP: 0 HBP: 0						

PITCHER	IP	WLS	BF	H	R	ER	SO	BB	IBB	HBP	BLK	WP	HR	S	P	ERA	WHIP
Rich Robertson, R (1, 1) ERA: 3.93	9.0	W	35	2	1	0	9	4	0	0	0	1	0	49	65	0.00	0.667

PITCHER	IP	WLS	BF	H	R	ER	SO	BB	IBB	HBP	BLK	WP	HR	S	P	ERA	WHIP

TOP

Philadelphia Phillies @ San Francisco Giants
Candlestick Park, San Francisco, CA
Fri May 01 1970, 10:05 PM EDT
Att. 5,328 - Unknown

livebaseballscorecards.com

AB	31
R	1
H	2
RBI	0
BB	4
SO	9
LOB	11

WP: 1 PA: 35
PB: 0
SB: 0
CS: 0

BOTTOM

Philadelphia Phillies @ San Francisco Giants
Candlestick Park, San Francisco, CA
Fri May 01 1970, 10:05 PM EDT
Att. 5,328 - Unknown

livebaseballscorecards.com

Batter	1	2	3	4	5	6	7	8	9	AB	R	H	RBI	BB	SO	LOB
Bobby Bonds, R (1, 9) OBP: 0.462, SLG: 0.602	S S BB 1B	1-H HR		1B 1B			F9			4	2	3	2	0	0	0
Ron Hunt, R (1, 4) OBP: 0.486, SLG: 0.533	BB F2 1-2 BB	F7		FC5-4 1-3 1B			F8			3	0	1	0	1	0	0
Willie Mays, R (1, 8) OBP: 0.371, SLG: 0.404	F2 1-2 2-3	F4		FC5-4 1-2f			K			4	0	0	0	0	1	4
Willie McCovey, L (1, 3) OBP: 0.398, SLG: 0.447	BB IBB	4-3		F6	F5					3	0	0	0	1	0	0
Ken Henderson, S (1, 7) OBP: 0.505, SLG: 0.506	1-2 2-3 3-H BB	F6		F5	F8					3	0	0	1	1	0	0
Dick Dietz, R (1, 2) OBP: 0.443, SLG: 0.700	K	1B		K	K					4	0	1	0	0	3	3
Jim Davenport, R (1, 5) OBP: 0.273, SLG: 0.250	K	F4		F6						3	0	0	0	0	1	4
Hal Lanier, R (1, 6) OBP: 0.238, SLG: 0.333		E6 FC2-6		5-3	F8					3	0	0	0	0	0	0
Rich Robertson, R (1, 1)		FC2-6 1-2f HR		K	F8					3	1	0	0	0	1	1
Inning Stats	R: 1 E: 0 K: 2 S: 8 / H: 1 LOB: 3 BB: 3 P: 20	R: 2 E: 1 K: 0 S: 5 / H: 1 LOB: 0 BB: 0 P: 5	R: 0 E: 0 K: 0 S: 4 / H: 1 LOB: 1 BB: 0 P: 4	R: 0 E: 0 K: 1 S: 7 / H: 2 LOB: 2 BB: 0 P: 7	R: 0 E: 0 K: 1 S: 5 / H: 0 LOB: 0 BB: 0 P: 5	R: 0 E: 0 K: 0 S: 3 / H: 0 LOB: 0 BB: 0 P: 3	R: 0 E: 0 K: 1 S: 5 / H: 0 LOB: 0 BB: 0 P: 5	R: 0 E: 0 K: 1 S: 5 / H: 0 LOB: 0 BB: 0 P: 5		1B: 4 2B: 0 3B: 0 HR: 1 / SF: 0 SAC: 0 DP: 0 HBP: 0						

	AB	30
	R	3
	H	5
	RBI	3
	BB	3
	SO	6
	LOB	12

PITCHER		IP	WLS	BF	H	R	ER	SO	BB	IBB	HBP	BLK	WP	HR	S	P	ERA	WHIP
Jim Bunning, R ERA: 2.45	(1, 1)	6.0	L	27	5	3	2	4	2	1	0	0	0	1	32	44	3.00	1.167
Bill Wilson, R ERA: 2.79	(7, 1)	2.0		6	0	0	0	2	0	0	0	0	0	0	10	10	0.00	0.000

PITCHER	IP	WLS	BF	H	R	ER	SO	BB	IBB	HBP	BLK	WP	HR	S	P	ERA	WHIP

Batter	1	2	3	4	5	6	7	8	9	AB	R	H	RBI	BB	SO	LOB
Denny Doyle, L (1, 4) OBP: 0.273, SLG: 0.341	G5-3, 1B 1B		L4-3 1-2			F8		K		4	0	1	0	0	1	2
Don Money, R (1, 5) OBP: 0.439, SLG: 0.593	1-2 1B			F7			HR	6-3 1-2		4	1	2	1	0	0	1
John Briggs, L (1, 7) OBP: 0.262, SLG: 0.216	K			G3			F7		F6	4	0	0	0	0	1	2
Deron Johnson, R (1, 3) OBP: 0.289, SLG: 0.438	G5-3 2-3f			F7			K		K	4	0	0	0	0	2	2
Tim McCarver, L (1, 2) OBP: 0.288, SLG: 0.304		F4			F4		FC5, BB 1B		F6	2	0	0	0	0	0	0
Mike Ryan, R (6, 2) OBP: 0.429, SLG: 0.333										0	0	0	0	0	0	0
Jim Hutto, R (7, PH) OBP: 0.286, SLG: 0.286 (7, 2)										2	0	1	0	0	0	0
Larry Hisle, R (1, 8) OBP: 0.337, SLG: 0.319		F4			G6-4-3 BB		1-2 BB			1	0	0	0	2	0	0
Byron Browne, R (1, 9) OBP: 0.300, SLG: 0.273		F9			G6-4-3 1-2f		FC5 2-3f			2	0	0	0	0	0	1
Grant Jackson, S (7, 1)										0	0	0	0	0	0	0
Larry Bowa, S (1, 6) OBP: 0.224, SLG: 0.174			L4-3 1B			5-3		F8		3	0	1	0	0	0	0
Chris Short, R (1, 1)			K			F8		PB 1B		1	0	0	0	0	1	1
Lowell Palmer, R (5, 1)										0	0	0	0	0	0	0
Ron Stone, L (5, 9) OBP: 0.200, SLG: 0.250										2	0	1	0	0	0	0
Rick Joseph, R (7, PH) OBP: 0.308, SLG: 0.923										1	0	0	0	0	0	2

TOP

Philadelphia Phillies @ San Francisco Giants
Candlestick Park, San Francisco, CA
Sat May 02 1970, 6:33 AM EDT
Att. 7,422 - Unknown

livebaseballscorecards.com

AB	30
R	1
H	6
RBI	1
BB	2
SO	5
LOB	11

Inning Stats	1	2	3	4	5	6	7	8	9
	R: 0 E: 0 K: 1 S: 6	R: 0 E: 0 K: 0 S: 3	R: 0 E: 0 K: 1 S: 5	R: 0 E: 0 K: 0 S: 3	R: 0 E: 0 K: 0 S: 2	R: 0 E: 0 K: 0 S: 3	R: 1 E: 0 K: 1 S: 7	R: 0 E: 0 K: 1 S: 6	R: 0 E: 0 K: 1 S: 5
	H: 2 LOB: 1 BB: 0 P: 6	H: 0 LOB: 0 BB: 0 P: 3	H: 1 LOB: 0 BB: 0 P: 5	H: 0 LOB: 0 BB: 0 P: 3	H: 0 LOB: 0 BB: 1 P: 6	H: 0 LOB: 0 BB: 0 P: 3	H: 2 LOB: 2 BB: 1 P: 11	H: 1 LOB: 1 BB: 0 P: 6	H: 0 LOB: 0 BB: 0 P: 5

1B: 5 SF: 0
2B: 1 SAC: 0
3B: 0 DP: 3
HR: 1 HBP: 0

WP: 0 PA: 32
PB: 1
SB: 0
CS: 0

PITCHER	IP	WLS	BF	H	R	ER	SO	BB	IBB	HBP	BLK	WP	HR	S	P	ERA	WHIP
Gaylord Perry, R (1, 1) ERA: 4.17	9.0	W	32	6	1	1	5	2	0	0	0	0	1	40	48	1.00	0.889

PITCHER	IP	WLS	BF	H	R	ER	SO	BB	IBB	HBP	BLK	WP	HR	S	P	ERA	WHIP

Batter	1	2	3	4	5	6	7	8	9	AB	R	H	RBI	BB	SO	LOB
Bobby Bonds, R (1, 9) OBP: 0.455, SLG: 0.587	5-3			K	K		PO 1B			4	0	1	0	0	2	2
Ron Hunt, R (1, 4) OBP: 0.474, SLG: 0.508	F8			HR BB HBP	K		PO 1-2	F3		3	1	0	0	0	1	2
Willie Mays, R (1, 8) OBP: 0.378, SLG: 0.400	F9			HR 1-2 BB		2B 1B		6-3		3	2	1	0	1	0	0
Willie McCovey, L (1, 3) OBP: 0.411, SLG: 0.506		K		HR 1-H 2-H		1B 1-H 2B		2B HR BB		3	2	2	4	1	1	0
Bob Burda, L (9, 3) OBP: 0.455, SLG: 0.143										0	0	0	0	0	0	0
Ken Henderson, S (1, 7) OBP: 0.505, SLG: 0.518		5-3		K		1B 2-H		HR 1-3		4	1	2	0	0	1	0
Dick Dietz, R (1, 2) OBP: 0.434, SLG: 0.716		F3		F9		K		HR 2-H 3-H		4	1	1	3	0	1	1
Al Gallagher, R (1, 5) OBP: 0.356, SLG: 0.385		5-3			6-3 1B	F4		F8		4	0	1	0	0	0	1
Hal Lanier, R (1, 6) OBP: 0.244, SLG: 0.333		5-3			6-3 1-2		F4			3	0	1	0	0	0	0
Gaylord Perry, R (1, 1) OBP: 0.100, SLG: 0.150		K			6-3 1-2 2-3		K			3	0	0	0	0	2	2
Inning Stats	R: 0 H: 0 E: 0 LOB: 0 K: 0 BB: 0 S: 3 P: 3	R: 0 H: 0 E: 0 LOB: 0 K: 1 BB: 0 S: 5 P: 5	R: 0 H: 0 E: 0 LOB: 0 K: 1 BB: 0 S: 5 P: 5	R: 3 H: 1 E: 0 LOB: 0 K: 2 BB: 1 S: 8 P: 13	R: 0 H: 2 E: 0 LOB: 2 K: 2 BB: 0 S: 9 P: 9	R: 1 H: 3 E: 0 LOB: 1 K: 1 BB: 0 S: 7 P: 7	R: 0 H: 1 E: 0 LOB: 0 K: 1 BB: 0 S: 5 P: 5	R: 3 H: 2 E: 0 LOB: 0 K: 0 BB: 1 S: 5 P: 9		1B: 5 SF: 0 2B: 2 SAC: 0 3B: 0 DP: 0 HR: 2 HBP: 1				WP: 0 PA: 35 PB: 0 SB: 0 CS: 0		

PITCHER		IP	WLS	BF	H	R	ER	SO	BB	IBB	HBP	BLK	WP	HR	S	P	ERA	WHIP
Chris Short, L ERA: 4.45	(1, 1)	4.0	L	17	3	3	3	4	1	0	1	0	0	1	23	28	6.75	1.000
Lowell Palmer, R ERA: 3.86	(5, 1)	2.0		8	3	1	1	3	0	0	0	0	0	0	14	14	4.50	1.500
Grant Jackson, L ERA: 6.55	(7, 1)	2.0		9	3	3	3	1	1	0	0	0	0	1	10	14	13.50	2.000

PITCHER	IP	WLS	BF	H	R	ER	SO	BB	IBB	HBP	BLK	WP	HR	S	P	ERA	WHIP

BOTTOM

Philadelphia Phillies @ San Francisco Giants

Candlestick Park, San Francisco, CA

Sat May 02 1970, 6:33 AM EDT

Att. 7,422 - Unknown

livebaseballscorecards.com

AB	31
R	7
H	9
RBI	7
BB	2
SO	8
LOB	8

Batter	1	2	3	4	5	6	7	8	9	10	11	12	13	AB	R	H	RBI	BB	SO	LOB
Terry Harmon, R (1, 6) OBP: 0.231, SLG: 0.167	1-3		K		6-3		K		PB S 1B		F4		F6	7	0	1	0	0	2	1
Tony Taylor, R (1, 4) OBP: 0.306, SLG: 0.244	4-3			E 2B 1B		6-3		FC6-4 1B HR BB	PB 1-2 IBB		4-3		2-H 1B	5	2	2	1	2	0	0
Larry Hisle, R (1, 8) OBP: 0.333, SLG: 0.329	K			1-H 2B		BB WP 1B		F6	K 1-2 2-3			K	K	7	1	2	1	0	4	4
Rick Joseph, R (1, 3) OBP: 0.263, SLG: 0.684		K		F8		F9		FC6-4 1-2 1B	K			K		6	0	1	0	0	3	4
Don Money, R (1, 5) OBP: 0.458, SLG: 0.594		1B		E6		WP 1-2 BB		FC6-4 1-2f HR 2-3		SH3		1B		5	1	3	0	1	0	3
Sam Parrilla, R (1, 7) OBP: 0.182, SLG: 0.100				F8		K 1-3 2-H		1-H 3-H HR		SH3 1-2		K		3	0	1	0	0	1	3
Bill Wilson, R (6, 1)														0	0	0	0	0	0	0
Deron Johnson, R (8, PH) OBP: 0.298, SLG: 0.486		G1-4-3 1-2 1B												1	1	1	3	0	0	0
Lowell Palmer, R (8, 1)														0	0	0	0	0	0	0
Joe Hoerner, R (10, 1)		1-2f												1	0	0	0	0	1	1
Byron Browne, R (1, 9) OBP: 0.283, SLG: 0.255		G1-4-3 1-2f		F7		K		F4		F8			HR	3	0	0	0	0	1	6
John Briggs, L (8, PH) OBP: 0.264, SLG: 0.260														3	1	1	1	0	0	1
(8, 9)																				
(9, 7)																				
Mike Compton, R (1, 2)			F2		F7		F3		K	3-1			SH1-4 1B 1B	3	0	0	0	0	0	0
Ron Stone, L (9, PH) OBP: 0.217, SLG: 0.261														3	1	1	0	0	1	1
(9, 9)																				
Rick Wise, R (1, 1) OBP: 0.364, SLG: 0.300			5-3		F2		F8		HR		6-3		SH1-4 1-2	2	0	0	0	0	0	0
Jim Hutto, R (6, 7) OBP: 0.300, SLG: 0.600														3	1	1	1	0	0	0
(9, 2)																				
Inning Stats	R: 0 E: 0 K: 1 S: 5 H: 0 LOB: 0 BB: 0 P: 5	R: 0 E: 0 K: 1 S: 6 H: 2 LOB: 1 BB: 0 P: 6	R: 0 E: 0 K: 1 S: 5 H: 0 LOB: 0 BB: 0 P: 5	R: 1 E: 2 K: 0 S: 6 H: 2 LOB: 2 BB: 0 P: 6	R: 0 E: 0 K: 0 S: 3 H: 0 LOB: 0 BB: 0 P: 3	R: 1 E: 1 K: 2 S: 9 H: 1 LOB: 2 BB: 1 P: 13	R: 0 E: 0 K: 1 S: 5 H: 0 LOB: 0 BB: 0 P: 5	R: 3 E: 0 K: 0 S: 5 H: 2 LOB: 0 BB: 1 P: 9	R: 1 E: 0 K: 3 S: 11 H: 2 LOB: 2 BB: 1 P: 15	R: 0 E: 0 K: 0 S: 4 H: 1 LOB: 1 BB: 0 P: 4	R: 0 E: 0 K: 0 S: 3 H: 0 LOB: 0 BB: 0 P: 3	R: 0 E: 0 K: 3 S: 10 H: 1 LOB: 1 BB: 0 P: 10	R: 2 E: 0 K: 1 S: 8 H: 3 LOB: 1 BB: 0 P: 8	1B: 10 2B: 1 3B: 0 HR: 3 SF: 0 SAC: 2 DP: 1 HBP: 0						

PITCHER		IP	WLS	BF	H	R	ER	SO	BB	IBB	HBP	BLK	WP	HR	S	P	ERA	WHIP
Mike McCormick, L ERA: 4.29	(1, 1)	7.2		33	7	5	3	6	2	0	0	0	1	1	43	51	3.52	1.174
Don McMahon, R ERA: 6.43	(8, 1)	1.1		7	2	1	1	3	0	1	0	0	0	1	12	16	6.75	1.500
Frank Linzy, R ERA: 3.38	(10, 1)	0.1		2	1	0	0	0	0	0	0	0	0	0	2	2	0.00	3.000
Ron Bryant, L ERA: 4.09	(10, 1)	3.2	L	15	4	2	2	4	0	0	0	0	0	1	23	23	4.91	1.091

PITCHER	IP	WLS	BF	H	R	ER	SO	BB	IBB	HBP	BLK	WP	HR	S	P	ERA	WHIP

TOP

Philadelphia Phillies @ San Francisco Giants

Candlestick Park, San Francisco, CA

Sun May 03 1970, 6:33 AM EDT

Unknown

livebaseballscorecards.com

AB	52
R	8
H	14
RBI	7
BB	3
SO	13
LOB	24

WP: 1 PB: 1 SB: 1 CS: 0 PA: 57

Batter	1	2	3	4	5	6	7	8	9	10	11	12	13	AB	R	H	RBI	BB	SO	LOB
Bobby Bonds, R (1, 9) (8, 8) OBP: 0.457, SLG: 0.629	5-3		F3		3B		HR		F6		FC5-4 IBB			5	1	2	1	1	0	0
Ron Hunt, R (1, 4) OBP: 0.451, SLG: 0.478	5-3			E SF9 1B	F8		6-3		F7		FC5-4 1-2f			6	1	1	0	0	0	3
Willie Mays, R (1, 8) OBP: 0.385, SLG: 0.453	6-3			E1 SF9 1-3		S 3B 1B	HR			F8		F5		4	2	2	1	0	0	1
Steve Whitaker, L (8, 7) OBP: 0.179, SLG: 0.160														2	0	0	0	0	0	0
Willie McCovey, L (1, 3) OBP: 0.407, SLG: 0.482		F7		IBB		F6	G5-4-3 BB			K		K		4	0	0	0	2	2	1
Dick Dietz, R (1, 2) OBP: 0.438, SLG: 0.725		BB 1B		K		1-H 1B 3B	G5-4-3 1-2f			1B		F9		6	1	3	1	0	1	4
Jim Davenport, R (1, 5) OBP: 0.286, SLG: 0.250		G5-4-3 1-2 BB		SF9 2-3 3-H	5-3			F6		F9			1B	4	0	1	1	1	0	2
Bob Taylor, L (1, 7) Ken Henderson, S (4, PH) (5, 7) (8, 9) OBP: 0.320, SLG: 0.105 OBP: 0.491, SLG: 0.500	G5-4-3 1-2f		4-3		WP S 1B 3-H 1B			K			K		F9	1	0	0	0	0	0	2
														5	1	1	1	0	2	3
Hal Lanier, R (1, 6) OBP: 0.255, SLG: 0.333		F9			4-3	1-H 1B		F6			SH3-4 1B		F3	6	0	2	1	0	0	1
Mike McCormick, L (1, 1) Don McMahon, R (8, 1) Don Mason, L (9, PH) Frank Linzy, R (10, 1) Ron Bryant, S (10, 1) OBP: 0.200, SLG: 0.200 Al Gallagher, R (13, PH) OBP: 0.352, SLG: 0.380		F7			F2	F9			F8		SH3-4 1-2		K	3	0	0	0	0	0	1
														0	0	0	0	0	0	0
														1	0	0	0	0	0	0
														0	0	0	0	0	0	0
														0	0	0	0	0	0	0
														1	0	0	0	0	1	1
Inning Stats	R: 0 E: 0 K: 0 S: 3 H: 0 LOB: 0 BB: 0 P: 3	R: 0 E: 0 K: 0 S: 3 H: 1 LOB: 1 BB: 1 P: 7	R: 0 E: 0 K: 0 S: 3 H: 0 LOB: 0 BB: 0 P: 3	R: 1 E: 1 K: 1 S: 7 H: 1 LOB: 2 BB: 1 P: 11	R: 0 E: 0 K: 0 S: 4 H: 1 LOB: 1 BB: 0 P: 4	R: 3 E: 0 K: 0 S: 7 H: 4 LOB: 1 BB: 0 P: 7	R: 2 E: 0 K: 0 S: 4 H: 2 LOB: 0 BB: 1 P: 8	R: 0 E: 0 K: 1 S: 5 H: 0 LOB: 0 BB: 0 P: 5	R: 0 E: 0 K: 0 S: 3 H: 0 LOB: 0 BB: 0 P: 3	R: 0 E: 0 K: 1 S: 6 H: 1 LOB: 1 BB: 0 P: 6	R: 0 E: 0 K: 1 S: 6 H: 1 LOB: 2 BB: 1 P: 10	R: 0 E: 0 K: 1 S: 5 H: 0 LOB: 0 BB: 0 P: 5	R: 0 E: 0 K: 1 S: 6 H: 1 LOB: 1 BB: 0 P: 6	1B: 8 2B: 0 3B: 2 HR: 2	SF: 1 SAC: 1 DP: 2 HBP: 0		WP: 1 PB: 0 SB: 2 CS: 0	PA: 54	

PITCHER		IP	WLS	BF	H	R	ER	SO	BB	IBB	HBP	BLK	WP	HR	S	P	ERA	WHIP
Rick Wise, R ERA: 3.62	(1, 1)	5.2		26	7	4	3	1	1	1	0	0	1	0	26	34	4.76	1.412
Bill Wilson, R ERA: 4.09	(6, 1)	1.1		6	2	2	2	0	1	0	0	0	0	2	5	9	13.50	2.250
Lowell Palmer, R ERA: 3.0	(8, 1)	2.0		6	0	0	0	1	0	0	0	0	0	0	8	8	0.00	0.000
Joe Hoerner, L ERA: 0.73	(10, 1)	4.0	W	16	3	0	0	4	0	1	0	0	0	0	23	27	0.00	0.750

PITCHER		IP	WLS	BF	H	R	ER	SO	BB	IBB	HBP	BLK	WP	HR	S	P	ERA	WHIP

BOTTOM

Philadelphia Phillies @ San Francisco Giants

Candlestick Park, San Francisco, CA

Sun May 03 1970, 6:33 AM EDT

Unknown

livebaseballscorecards.com

AB	48
R	6
H	12
RBI	6
BB	4
SO	6
LOB	19

Batter	1	2	3	4	5	6	7	8	9	AB	R	H	RBI	BB	SO	LOB
Denny Doyle, L (1, 4) OBP: 0.277, SLG: 0.341	0-0 5-3 1B	0-0 F6		0-3 K 1-2	0-0 F8 1B 2B 2-3 1B	0-0 FC3-6 1-2f		0-0 4-3		6	1	2	0	0	1	4
Tony Taylor, R (1, 7) OBP: 0.327, SLG: 0.260	0-0 5-3 1-2	0-0 WP 1B 2-H 3-H 1B		4-0 BB 1B BB	0-0 2B 1-2 3-H 1B	0-3 K			0-3 K	5	2	2	3	1	2	2
John Briggs, L (1, 9) OBP: 0.269, SLG: 0.265	0-0 F9	0-0 1-H 1B		0-0 BB 1-2 2-3 1B	0-0 F8 2-3		0-0 E3 1B		0-0 E3 FC6-4	6	1	2	1	0	0	3
Deron Johnson, R (1, 3) OBP: 0.300, SLG: 0.468	0-3 K	0-0 6-3		4-0 FC6-4 1-2 2-3 3-H BB	0-3 K		0-0 FC5-4 2-H 1B		0-0 F6	5	0	1	2	1	2	5
Don Money, R (1, 5) OBP: 0.462, SLG: 0.594		4-0 HR BB	0-0 G6-3 1B	0-0 FC6-4 1-2f	0-0 1-H 3-H 2B		0-0 F9		0-0 FC6-4 1-2f	5	1	2	2	1	0	5
Larry Hisle, R (1, 8) OBP: 0.347, SLG: 0.367		0-0 1-H HR	0-0 G6-3 1-2f	BB BB			0-3 K			3	2	1	2	2	1	2
Larry Bowa, S (1, 6) OBP: 0.222, SLG: 0.176		0-0 F6	0-0 6-3	1-2 1B K			0-0 FC5-4 1-2f			5	1	1	0	0	1	3
Mike Compton, R (1, 2) OBP: 0.375, SLG: 0.167		4-0 2B 1B BB		0-3 K	0-0 2B 1-2 2-3 1B	1-0 FC3-6 HBP		0-0 F8		3	2	1	0	1	1	0
Woodie Fryman, R (1, 1) OBP: 0.111, SLG: 0.111 Lowell Palmer, R (1, 1) OBP: 0.600, SLG: 1.000		0-0 1-3 1B 2B		0-0 1B PB BB 1B	0-0 1B 1-H 2-H 3-H 1B 2B	0-3 K		0-0 F7		0 5	0 3	0 3	0 3	0 0	0 1	0 1
Inning Stats	R: 0 H: 1 E: 0 LOB: 1 K: 1 BB: 0 S: 6 P: 6	R: 5 H: 4 E: 0 LOB: 1 K: 0 BB: 2 S: 7 P: 15	R: 0 H: 1 E: 0 LOB: 0 K: 0 BB: 0 S: 3 P: 3	R: 1 H: 2 E: 0 LOB: 3 K: 2 BB: 2 S: 9 P: 17	R: 6 H: 6 E: 0 LOB: 2 K: 2 BB: 2 S: 13 P: 21	R: 0 H: 0 E: 0 LOB: 1 K: 2 BB: 0 S: 7 P: 8	R: 1 H: 1 E: 1 LOB: 1 K: 1 BB: 0 S: 7 P: 7	R: 0 H: 0 E: 0 LOB: 0 K: 0 BB: 0 S: 3 P: 3	R: 0 H: 0 E: 1 LOB: 1 K: 1 BB: 0 S: 6 P: 6	1B: 11 SF: 0 2B: 3 SAC: 0 3B: 0 DP: 1 HR: 1 HBP: 1						

TOP

Philadelphia Phillies @ San Francisco Giants
Candlestick Park, San Francisco, CA
Sun May 03 1970, 6:38 AM EDT
Att. 17,153 - Unknown

livebaseballscorecards.com

AB	43
R	13
H	15
RBI	13
BB	6
SO	9
LOB	25

WP: 1 PA: 50
PB: 1
SB: 0
CS: 0

PITCHER		IP	WLS	BF	H	R	ER	SO	BB	IBB	HBP	BLK	WP	HR	S	P	ERA	WHIP
Migel Puente, R ERA: 27.0	(1, 1)	1.2		11	4	5	5	1	2	0	0	0	0	1	11	19	27.00	3.600
Frank Reberger, R ERA: 8.1	(2, 1)	2.0	L	11	4	1	1	2	2	0	0	0	1	0	13	21	4.50	3.000
Frank Linzy, R ERA: 5.82	(4, 1)	0.1		7	5	6	6	0	1	0	0	0	0	0	6	10	162.00	18.000
Ron Bryant, L ERA: 3.6	(5, 1)	3.0		14	2	1	0	5	1	0	1	0	0	0	22	27	0.00	1.000
Don McMahon, R ERA: 5.63	(8, 1)	2.0		7	0	0	0	1	0	0	0	0	0	0	9	9	0.00	0.000

PITCHER	IP	WLS	BF	H	R	ER	SO	BB	IBB	HBP	BLK	WP	HR	S	P	ERA	WHIP

BOTTOM

Philadelphia Phillies @ San Francisco Giants
Candlestick Park, San Francisco, CA
Sun May 03 1970, 6:38 AM EDT
Att. 17,153 - Unknown

livebaseballscorecards.com

Batter	1	2	3	4	5	6	7	8	9	AB	R	H	RBI	BB	SO	LOB
Bobby Bonds, R (1, 9) (8, 8) OBP: 0.446, SLG: 0.604	6-3	K		F4			5-3		BB	4	0	0	0	1	1	2
Ron Hunt, R (1, 4) OBP: 0.453, SLG: 0.486	1B 2B	F7			K		HBP		F7	3	1	1	0	0	1	1
Don McMahon, R (8, 1)										0	0	0	0	0	0	0
Bob Taylor, L (9, PH) OBP: 0.308, SLG: 0.100										1	0	0	0	0	0	1
Willie Mays, R (1, 8) OBP: 0.378, SLG: 0.441	2B 1B 2-H	F3			F3		K			4	1	1	1	0	1	2
Steve Whitaker, L (8, 7) OBP: 0.179, SLG: 0.160										0	0	0	0	0	0	0
Willie McCovey, L (1, 3) OBP: 0.405, SLG: 0.488	HR 2B 1-H		4-3		4-3			WP 1B B5-3		3	1	1	1	0	0	0
Bob Burda, L (8, 3) OBP: 0.500, SLG: 0.250										1	1	1	0	0	0	0
Ken Henderson, S (1, 7) OBP: 0.483, SLG: 0.521	HR 2-H		4-3			K		B5-3 1-2		4	1	1	2	0	1	1
Al Gallagher, R (1, 5) OBP: 0.348, SLG: 0.398	WP 3B		F6			K		F2		4	1	1	0	0	1	1
Russ Gibson, R (1, 2) OBP: 0.308, SLG: 0.400	K 3-H			4-3 2B		2B		K 2-H		4	0	2	0	0	2	0
Hal Lanier, R (1, 6) OBP: 0.236, SLG: 0.308	F6			4-3 2-3		5-3			F7	4	0	0	0	0	0	2
Migel Puente, R (1, 1)										0	0	0	0	0	0	0
Frank Reberger, L (2, 1) OBP: 0.500, SLG: 0.750										1	0	1	0	0	0	0
Frank Linzy, R (4, 1)										1	0	0	0	0	1	1
Ron Bryant, S (5, 1) OBP: 0.200, SLG: 0.200										0	0	0	0	0	0	0
Don Mason, L (7, PH) (8, 4)	1B			K			K		K	2	0	0	0	0	2	0

Inning Stats	1	2	3	4	5	6	7	8	9
	R: 5 H: 5 E: 0 LOB: 0 K: 1 BB: 0 S: 10 P: 10	R: 0 H: 1 E: 0 LOB: 1 K: 1 BB: 0 S: 6 P: 6	R: 0 H: 0 E: 0 LOB: 0 K: 0 BB: 0 S: 3 P: 3	R: 0 H: 1 E: 0 LOB: 1 K: 1 BB: 0 S: 6 P: 6	R: 0 H: 0 E: 0 LOB: 0 K: 1 BB: 0 S: 5 P: 5	R: 0 H: 1 E: 0 LOB: 1 K: 2 BB: 0 S: 8 P: 8	R: 0 H: 0 E: 0 LOB: 1 K: 2 BB: 0 S: 7 P: 8	R: 1 H: 1 E: 0 LOB: 0 K: 1 BB: 0 S: 6 P: 6	R: 0 H: 0 E: 0 LOB: 1 K: 1 BB: 1 S: 5 P: 9

	AB	36
	R	6
	H	9
	RBI	4
	BB	1
	SO	10
	LOB	11

	1B: 3	SF: 0	WP: 3	PA: 38
	2B: 4	SAC: 0	PB: 0	
	3B: 1	DP: 0	SB: 0	
	HR: 1	HBP: 1	CS: 0	

PITCHER		IP	WLS	BF	H	R	ER	SO	BB	IBB	HBP	BLK	WP	HR	S	P	ERA	WHIP
Woodie Fryman, L ERA: 4.05	(1, 1)	0.1		6	5	5	5	0	0	0	0	0	0	1	6	6	135.00	15.000
Lowell Palmer, R ERA: 2.04	(1, 1)	8.2	W	32	4	1	1	10	1	0	1	0	2	0	50	55	1.04	0.577

PITCHER		IP	WLS	BF	H	R	ER	SO	BB	IBB	HBP	BLK	WP	HR	S	P	ERA	WHIP

San Diego Padres @ Philadelphia Phillies

Shibe Park, Philadelphia, PA

Tue May 05 1970, 7:05 PM EDT

Att. 4,382 - Unknown

TOP

livebaseballscorecards.com

Batter	1	2	3	4	5	6	7	8	9	AB	R	H	RBI	BB	SO	LOB
Dave Campbell, R (1, 4) OBP: 0.311, SLG: 0.316	F8	1-2 2-H 3-H 1B		F8			5-3	1-3 F8		5	0	1	2	0	0	2
Steve Huntz, S (1, 6) OBP: 0.278, SLG: 0.515	BB 1B	K		2-H HR			4-3		HR 2B	5	2	3	2	0	1	2
Cito Gaston, R (1, 8) OBP: 0.315, SLG: 0.490	K	L5		6-3			HR 1B		2-H HR	5	2	2	2	0	1	3
Al Ferrara, R (1, 7) OBP: 0.412, SLG: 0.545 Jerry Morales, R (9, 7) OBP: 0.190, SLG: 0.236	1-2 BB	FC5-4 1B	K				1-H HR	6-3		4 0	1 0	2 0	2 0	1 0	1 0	0 0
Nate Colbert, R (1, 3) OBP: 0.280, SLG: 0.462	K	F9	2-3				F3	1B 2B 1B		5	1	1	0	0	1	3
Ollie Brown, R (1, 9) OBP: 0.315, SLG: 0.402 Ivan Murrell, R (9, 9) OBP: 0.211, SLG: 0.368	SH 1B 1B BB	F3	4-3					HR	1-2 2B 1B	4 0	3 0	2 0	1 0	1 0	0 0	1 0
Ed Spiezio, R (1, 5) OBP: 0.375, SLG: 0.400	1-2 SH 1B 1B	1-2f FC5-4				5-3		5-3	P6	5	1	1	0	0	0	3
Chris Cannizzaro, R (1, 2) OBP: 0.361, SLG: 0.317 Jose Arcia, R (8, PR) OBP: 0.211, SLG: 0.091 Ron Slocum, R (8, 2) OBP: 0.400, SLG: 0.500	L7		SH2-4 HR BB		F9			E S BB	1-H 2-H 2B	2 0 1	1 0 0	0 0 1	0 0 2	2 0 0	0 0 0	2 0 0
Al Santorini, R (1, 1) Danny Coombs, R (1, 1) OBP: 0.167, SLG: 0.333 Ron Herbel, R (7, 1) Ray Webster, L (8, PH) OBP: 0.190, SLG: 0.200 Dave Roberts, L (8, 1)	SH 1B 1-2 2-3			SH2-4 1-2		K		L7	4-3	0 1 0 1 1	0 0 0 0 0	0 0 0 0 0	0 0 0 0 0	0 1 0 0 0	0 0 0 0 0	0 0 0 1 1
Inning Stats	R: 0 E: 0 K: 2 S: 8 / H: 1 LOB: 2 BB: 1 P: 12	R: 2 E: 1 K: 1 S: 8 / H: 2 LOB: 2 BB: 1 P: 12	R: 0 E: 0 K: 0 S: 4 / H: 1 LOB: 1 BB: 0 P: 4	R: 2 E: 0 K: 0 S: 4 / H: 1 LOB: 0 BB: 1 P: 8	R: 0 E: 0 K: 1 S: 5 / H: 0 LOB: 0 BB: 0 P: 5	R: 0 E: 0 K: 1 S: 5 / H: 0 LOB: 0 BB: 0 P: 5	R: 2 E: 0 K: 0 S: 5 / H: 2 LOB: 0 BB: 0 P: 5	R: 1 E: 0 K: 0 S: 4 / H: 1 LOB: 2 BB: 1 P: 8	R: 4 E: 0 K: 0 S: 8 / H: 5 LOB: 1 BB: 0 P: 8	1B: 7 2B: 2 3B: 0 HR: 4	SF: 0 SAC: 2 DP: 0 HBP: 0						

	AB	39
	R	11
	H	13
	RBI	11
	BB	4
	SO	5
	LOB	18

WP: 0 PB: 0 SB: 1 CS: 0 PA: 45

PITCHER		IP	WLS	BF	H	R	ER	SO	BB	IBB	HBP	BLK	WP	HR	S	P	ERA	WHIP
Grant Jackson, L ERA: 7.01	(1, 1)	3.2		20	5	4	4	3	3	0	0	0	0	1	23	35	9.82	2.182
Barry Lersch, R ERA: 3.38	(4, 1)	3.1		12	2	2	2	2	0	0	0	0	0	1	16	16	5.40	0.600
Dick Selma, R ERA: 3.18	(8, 1)	1.1	L	9	4	4	4	0	1	0	0	0	0	2	8	12	27.00	3.750
Bill Wilson, R ERA: 4.63	(9, 1)	0.2		4	2	1	1	0	0	0	0	0	0	0	4	4	13.50	3.000

PITCHER		IP	WLS	BF	H	R	ER	SO	BB	IBB	HBP	BLK	WP	HR	S	P	ERA	WHIP

Batter	1	2	3	4	5	6	7	8	9	AB	R	H	RBI	BB	SO	LOB
Denny Doyle, L (1, 4) OBP: 0.286, SLG: 0.333	E, BB		K			P3		G4-6-3, 1B		2	1	0	0	2	1	1
Jim Hutto, R (8, PH) OBP: 0.364, SLG: 0.636										1	0	1	0	0	0	0
Byron Browne, R (8, PR) OBP: 0.283, SLG: 0.255 (9, 9)	BB									0	0	0	0	0	0	0
Tony Taylor, R (1, 7) (9, 4) OBP: 0.317, SLG: 0.241	E3, L8			S, BB		3-1		G4-6-3, 1-2f		4	1	0	0	1	0	2
John Briggs, L (1, 9) (9, 7) OBP: 0.296, SLG: 0.318	2B, 2B	F9, S, 1B		P3		2B		FC6-4, 1B		5	1	4	1	0	0	1
Deron Johnson, R (1, 3) OBP: 0.284, SLG: 0.440	P4	K, 1-2		K, 1-2		F6		FC6-4, 1-2f		5	0	0	0	0	2	5
Don Money, R (1, 5) OBP: 0.470, SLG: 0.616	HR, 2B	F9, 2-3		BB			E, 2B		P6	4	2	2	1	1	0	1
Larry Hisle, R (1, 8) OBP: 0.340, SLG: 0.393	HR	K		L7			P6		4-3	5	1	1	2	0	1	4
Larry Bowa, S (1, 6) OBP: 0.244, SLG: 0.215	HR, 1B		5-3, 2B			6-3	F7		1B, 1B	5	1	3	0	0	0	1
Mike Compton, R (1, 2) OBP: 0.385, SLG: 0.545	HR		F7			P6	E5		K, 1-2	5	1	2	2	0	0	1
Grant Jackson, S (1, 1) Barry Lersch, S (4, 1) Ron Stone, L (7, PH) OBP: 0.208, SLG: 0.250 Dick Selma, R (8, 1) Bill Wilson, R (9, 1) Sam Parrilla, R (9, PH) OBP: 0.167, SLG: 0.091	K		5-3			4-3	G3		K	2 1 1 0 0 1	0 0 0 0 0 0	0 0 0 0 0 0	0 0 0 0 0 0	0 0 0 0 0 0	1 0 0 0 0 1	1 0 1 0 0 2
Inning Stats	R: 7 E: 1 K: 1 S: 11 H: 5 LOB: 1 BB: 2 P: 19	R: 0 E: 0 K: 2 S: 8 H: 1 LOB: 1 BB: 0 P: 8	R: 0 E: 0 K: 1 S: 6 H: 1 LOB: 1 BB: 0 P: 6	R: 0 E: 0 K: 1 S: 5 H: 0 LOB: 2 BB: 2 P: 13	R: 0 E: 0 K: 0 S: 3 H: 0 LOB: 0 BB: 0 P: 3	R: 0 E: 0 K: 0 S: 4 H: 1 LOB: 1 BB: 0 P: 4	R: 1 E: 1 K: 0 S: 5 H: 1 LOB: 1 BB: 0 P: 5	R: 0 E: 0 K: 0 S: 4 H: 2 LOB: 1 BB: 0 P: 4	R: 0 E: 0 K: 1 S: 7 H: 2 LOB: 2 BB: 0 P: 7	1B: 6 2B: 5 3B: 0 HR: 2 SF: 0 SAC: 0 DP: 1 HBP: 0						

PITCHER		IP	WLS	BF	H	R	ER	SO	BB	IBB	HBP	BLK	WP	HR	S	P	ERA	WHIP
Al Santorini, R ERA: 4.22	(1, 1)	0.1		7	4	6	5	0	1	0	0	0	0	1	6	10	135.00	15.000
Danny Coombs, L ERA: 1.9	(1, 1)	5.2		25	5	2	1	5	3	0	0	0	0	1	32	44	1.59	1.412
Ron Herbel, R ERA: 3.68	(7, 1)	1.0		4	0	0	0	0	0	0	0	0	0	0	4	4	0.00	0.000
Dave Roberts, L ERA: 1.37	(8, 1)	2.0	W	9	4	0	0	1	0	0	0	0	0	0	11	11	0.00	2.000

PITCHER	IP	WLS	BF	H	R	ER	SO	BB	IBB	HBP	BLK	WP	HR	S	P	ERA	WHIP

BOTTOM

San Diego Padres @ Philadelphia Phillies

Shibe Park, Philadelphia, PA

Tue May 05 1970, 7:05 PM EDT

Att. 4,382 - Unknown

livebaseballscorecards.com

AB	41
R	8
H	13
RBI	6
BB	4
SO	6
LOB	20

WP: 0 PA: 45
PB: 0
SB: 2
CS: 0

Batter	1	2	3	4	5	6	7	8	9	AB	R	H	RBI	BB	SO	LOB
Dave Campbell, R (1, 4) OBP: 0.306, SLG: 0.310	F5	K		1B		6-3			5-3	5	0	1	0	0	1	1
Steve Huntz, S (1, 6) OBP: 0.275, SLG: 0.472	BB	P4		P6			5-3			3	0	0	0	1	0	3
Cito Gaston, R (1, 8) OBP: 0.304, SLG: 0.472	F3		K	L9			K			4	0	0	0	0	2	3
Al Ferrara, R (1, 7) OBP: 0.403, SLG: 0.525	K		F9		1B		5-3			4	0	1	0	0	1	1
Nate Colbert, R (1, 3) OBP: 0.298, SLG: 0.505		HR	1B		F7			CS 1B		4	1	3	1	0	0	1
Ollie Brown, R (1, 9) OBP: 0.323, SLG: 0.419		1B 2B	1-2 1B		K			F2		4	1	2	0	0	1	2
Van Kelly, L (1, 5) OBP: 0.228, SLG: 0.176		E 2-H 1B	P1		L9			F5 1-2		4	1	1	1	0	0	4
Chris Cannizzaro, R (1, 2) OBP: 0.342, SLG: 0.299		K		4-3		4-3			6-3	4	0	0	0	0	1	1
Clay Kirby, R (1, 1) OBP: 0.250, SLG: 0.250		E1 2-H 1B		1B		K			3-1	3	0	2	0	0	1	0
Ron Herbel, R (8, 1)										0	0	0	0	0	0	0
Ivan Murrell, R (9, PH) OBP: 0.200, SLG: 0.350										1	0	0	0	0	0	0
Inning Stats	R: 0 E: 0 K: 1 S: 5 H: 0 LOB: 1 BB: 1 P: 9	R: 3 E: 1 K: 2 S: 11 H: 4 LOB: 1 BB: 0 P: 11	R: 0 E: 0 K: 1 S: 7 H: 2 LOB: 2 BB: 0 P: 7	R: 0 E: 0 K: 0 S: 5 H: 2 LOB: 2 BB: 0 P: 5	R: 0 E: 0 K: 1 S: 6 H: 1 LOB: 1 BB: 0 P: 6	R: 0 E: 0 K: 1 S: 5 H: 0 LOB: 0 BB: 0 P: 5	R: 0 E: 0 K: 1 S: 5 H: 0 LOB: 0 BB: 0 P: 5	R: 0 E: 0 K: 0 S: 3 H: 1 LOB: 0 BB: 0 P: 3	R: 0 E: 0 K: 0 S: 3 H: 0 LOB: 0 BB: 0 P: 3	1B: 8 2B: 1 3B: 0 HR: 1 SF: 0 SAC: 0 DP: 0 HBP: 0						

PITCHER	IP	WLS	BF	H	R	ER	SO	BB	IBB	HBP	BLK	WP	HR	S	P	ERA	WHIP
Jim Bunning, R (1, 1) ERA: 2.48	7.0		31	9	3	2	7	1	0	0	0	0	1	44	48	2.57	1.429
Dick Selma, R (8, 1) ERA: 3.0	1.0	W	3	1	0	0	0	0	0	0	0	0	0	3	3	0.00	1.000
Joe Hoerner, L (9, 1) ERA: 0.68	1.0	S	3	0	0	0	0	0	0	0	0	0	0	3	3	0.00	0.000

PITCHER	IP	WLS	BF	H	R	ER	SO	BB	IBB	HBP	BLK	WP	HR	S	P	ERA	WHIP

TOP

San Diego Padres @ Philadelphia Phillies

Shibe Park, Philadelphia, PA

Wed May 06 1970, 7:05 PM EDT

Att. 2,263 - Unknown

livebaseballscorecards.com

AB	36
R	3
H	10
RBI	2
BB	1
SO	7
LOB	16

WP: 0 PB: 0 SB: 0 CS: 1 PA: 37

Batter	1	2	3	4	5	6	7	8	9	AB	R	H	RBI	BB	SO	LOB
Denny Doyle, L (1, 4) OBP: 0.304, SLG: 0.366	E 3B		G4-6-3 1B 1-2		P4 ②		BBBB 4-0 BB			3	1	2	0	1	0	0
Tony Taylor, R (1, 7) OBP: 0.297, SLG: 0.224	E3 S 3-H		G4-6-3 ① ② 1-2f 2-3		E5 3B		5-3 ③			4	1	0	0	0	0	3
John Briggs, L (1, 9) OBP: 0.294, SLG: 0.337	F8 ①		5-3 ③		3B 2-H			F4 ①		4	0	1	1	0	0	2
Deron Johnson, R (1, 3) OBP: 0.293, SLG: 0.471	SSS K ② 1-2			BBBB 4-0 1B BB	F8 ③			HR		3	1	1	1	1	1	2
Don Money, R (1, 5) OBP: 0.460, SLG: 0.592	4-3 ③			P6 ①	SSS K			BBBB 4-0 1B WP BB		3	1	0	0	1	1	2
Larry Hisle, R (1, 8) OBP: 0.337, SLG: 0.386		SSS K ①		SSS K ②	F9 ②			WP BB 1-3 1B		4	0	1	0	0	2	1
Larry Bowa, S (1, 6) OBP: 0.256, SLG: 0.220		F7 ②		1-2 1B	1-3 ③			BBBB 4-0 WP 1-2 BB		3	0	1	0	1	0	0
Mike Compton, R (1, 2) OBP: 0.333, SLG: 0.462		6-3 ③		P6 ③			4-3 ①	P4 ②		2	0	0	0	0	0	2
Del Bates, L (7, PH) (8, 2)										2	0	0	0	0	0	3
Jim Bunning, R (1, 1)			BBBB 4-0 G4-6-3 1B BB		1-3 ①					1	0	0	0	1	0	0
Ron Stone, L (7, PH) OBP: 0.200, SLG: 0.240										1	0	0	0	0	0	0
Dick Selma, R (8, 1)										0	0	0	0	0	0	0
Jim Hutto, R (8, PH) OBP: 0.333, SLG: 0.583										1	0	0	0	0	1	2
Joe Hoerner, R (9, 1)							4-3 ②	SSS K ③ 1-2 2-3 3-H		0	0	0	0	0	0	0
Inning Stats	R: 1 E: 1 K: 1 S: 7 H: 1 LOB: 1 BB: 0 P: 7	R: 0 E: 0 K: 1 S: 5 H: 0 LOB: 0 BB: 0 P: 5	R: 0 E: 0 K: 0 S: 3 H: 1 LOB: 1 BB: 1 P: 7	R: 0 E: 0 K: 1 S: 6 H: 1 LOB: 2 BB: 1 P: 10	R: 1 E: 1 K: 0 S: 5 H: 1 LOB: 1 BB: 0 P: 5	R: 0 E: 0 K: 1 S: 5 H: 0 LOB: 0 BB: 0 P: 5	R: 0 E: 0 K: 0 S: 3 H: 0 LOB: 1 BB: 1 P: 7	R: 2 E: 0 K: 1 S: 7 H: 2 LOB: 2 BB: 2 P: 15		1B: 3 2B: 0 3B: 2 HR: 1 SF: 0 SAC: 0 DP: 1 HBP: 0						

PITCHER		IP	WLS	BF	H	R	ER	SO	BB	IBB	HBP	BLK	WP	HR	S	P	ERA	WHIP
Clay Kirby, R ERA: 3.93	(1, 1)	7.1	L	32	5	4	2	4	4	0	0	0	0	1	36	52	2.46	1.227
Ron Herbel, R ERA: 3.57	(8, 1)	0.2		4	1	0	0	1	1	0	0	0	1	0	5	9	0.00	3.000

PITCHER	IP	WLS	BF	H	R	ER	SO	BB	IBB	HBP	BLK	WP	HR	S	P	ERA	WHIP

BOTTOM

San Diego Padres @ Philadelphia Phillies

Shibe Park, Philadelphia, PA

Wed May 06 1970, 7:05 PM EDT

Att. 2,263 - Unknown

livebaseballscorecards.com

AB	31
R	4
H	6
RBI	2
BB	5
SO	5
LOB	17

1B: 3	SF: 0	WP: 1	PA: 36
2B: 0	SAC: 0	PB: 0	
3B: 2	DP: 1	SB: 1	
HR: 1	HBP: 0	CS: 0	

Batter	1	2	3	4	5	6	7	8	9	AB	R	H	RBI	BB	SO	LOB
Dave Campbell, R (1, 4) OBP: 0.319, SLG: 0.337	0-0 1B 2B	0-0 F9 ②		0-3 K ②		4-0 BB BB		0-0 1B 2B		4	2	2	0	1	1	4
Steve Huntz, S (1, 6) OBP: 0.333, SLG: 0.564	0-0 P3 ①	4-0 1-2 2-3 3-H BB		0-0 1-H HR		4-0 FC6-4 1-2 2-3 BB		0-0 CS 2-H 1B		3	1	2	3	2	0	1
Cito Gaston, R (1, 8) OBP: 0.308, SLG: 0.469	0-0 G6-4-3 2-H 1B	0-3 K ③		0-0 WP 1B		0-3 K ②		0-3 K ① ② 1-2		5	0	2	1	0	3	7
Al Ferrara, R (1, 7) OBP: 0.390, SLG: 0.492 Ivan Murrell, R (8, 7) OBP: 0.200, SLG: 0.350	0-0 G6-4-3 ② ③ 1-2f		4-0 G5-4-3 BB	0-0 L7 ③ 1-2		0-0 FC6-4 ③ 1-2f		0-0 L6 ③		4 0	0 0	0 0	0 0	1 0	0 0	5 0
Nate Colbert, R (1, 3) OBP: 0.312, SLG: 0.566		0-0 HR	0-0 G5-4-3 ① ② 1-2f		0-0 5-3 ①		4-0 G5-4-3 BB		0-0 HR	4	2	2	2	1	0	1
Ollie Brown, R (1, 9) OBP: 0.316, SLG: 0.407	0-0 F9 ①	0-0 1B		0-3 K ②		0-0 G5-4-3 ① ② 1-2f		0-0 6-3 ①		5	0	1	0	0	1	1
Ed Spiezio, R (1, 5) OBP: 0.377, SLG: 0.389	4-0 1B 1B PB BB	0-3 K ③		0-0 P5 ③		0-0 S 1B 1B		0-3 K ②		4	2	1	0	1	2	1
Bob Barton, R (1, 2) OBP: 0.318, SLG: 0.263	0-0 PB 1B 1-2 1B			0-0 P3 ①		0-0 BB 2B		0-0 FC6-4 1-H 1B	0-0 6-3 ③	5	0	3	1	0	0	0
Pat Dobson, R (1, 1) OBP: 0.188, SLG: 0.133 Ron Herbel, R (8, 1)	0-0 PB 1-2 2-3 1B			0-0 HR 1B		0-3 K ①		0-0 FC6-4 ③ 1-2f		4 0	1 0	2 0	0 0	0 0	1 0	2 0
Inning Stats	R: 1 E: 0 K: 0 S: 4 H: 2 LOB: 0 BB: 0 P: 4	R: 2 E: 0 K: 1 S: 8 H: 3 LOB: 3 BB: 2 P: 16	R: 0 E: 0 K: 1 S: 5 H: 1 LOB: 1 BB: 1 P: 9	R: 2 E: 0 K: 1 S: 8 H: 3 LOB: 1 BB: 0 P: 8	R: 0 E: 0 K: 1 S: 5 H: 0 LOB: 0 BB: 0 P: 5	R: 0 E: 0 K: 2 S: 8 H: 1 LOB: 3 BB: 2 P: 16	R: 1 E: 0 K: 0 S: 4 H: 2 LOB: 1 BB: 1 P: 8	R: 1 E: 0 K: 1 S: 6 H: 2 LOB: 0 BB: 0 P: 6	R: 1 E: 0 K: 1 S: 6 H: 1 LOB: 0 BB: 0 P: 6	1B: 9 2B: 3 3B: 0 HR: 3 SF: 0 SAC: 0 DP: 3 HBP: 0						

TOP

San Diego Padres @ Philadelphia Phillies

Shibe Park, Philadelphia, PA

Thu May 07 1970, 7:05 PM EDT

Att. 2,045 - Unknown

livebaseballscorecards.com

AB	38
R	8
H	15
RBI	7
BB	6
SO	8
LOB	22

WP: 1 PB: 1 SB: 1 CS: 1 PA: 44

PITCHER		IP	WLS	BF	H	R	ER	SO	BB	IBB	HBP	BLK	WP	HR	S	P	ERA	WHIP
Chris Short, L ERA: 5.06	(1, 1)	1.2	L	11	5	3	3	0	2	0	0	0	0	1	9	17	16.20	4.200
Lowell Palmer, R ERA: 2.57	(2, 1)	3.1		14	4	2	2	4	1	0	0	0	1	1	21	25	5.40	1.500
Bill Wilson, R ERA: 4.61	(6, 1)	2.0		11	3	1	1	2	3	0	0	0	0	0	12	24	4.50	3.000
Dick Selma, R ERA: 3.6	(8, 1)	2.0		8	3	2	2	2	0	0	0	0	0	1	12	12	9.00	1.500

PITCHER	IP	WLS	BF	H	R	ER	SO	BB	IBB	HBP	BLK	WP	HR	S	P	ERA	WHIP

San Diego Padres @ Philadelphia Phillies

Shibe Park, Philadelphia, PA

Thu May 07 1970, 7:05 PM EDT

Att. 2,045 - Unknown

livebaseballscorecards.com

BOTTOM

Batter	1	2	3	4	5	6	7	8	9	AB	R	H	RBI	BB	SO	LOB
Denny Doyle, L (1, 4) OBP: 0.299, SLG: 0.367	F8		4-3		4-3		K		1-H 2B	5	0	1	1	0	1	5
Tony Taylor, R (1, 7) OBP: 0.319, SLG: 0.242	1-3			K		FC3-6 BB		FC4-6 1B	1B	4	0	2	0	1	1	0
John Briggs, L (1, 9) OBP: 0.280, SLG: 0.320	K			K		FC3-6 FC5-4 1-2f		FC4-6 BB 1B 1-2f	K	5	0	0	0	0	3	3
Deron Johnson, R (1, 3) OBP: 0.291, SLG: 0.462		L8		5-3		F7		BB 1B 1-2		4	0	1	0	0	0	1
Don Money, R (1, 5) OBP: 0.451, SLG: 0.588		5-3			WP 1B 2B	FC5-4 1-2f		F8		4	1	1	0	0	0	3
Larry Hisle, R (1, 8) OBP: 0.352, SLG: 0.382		K		1B 2-3 BB			FC4-6 BB	1-2 2-3 BB		1	0	0	0	3	1	0
Del Bates, L (1, 2) OBP: 0.333, SLG: 0.200			FC5-4 BB		1-2 3-H 1B		K	L7		3	0	1	1	1	1	4
Larry Bowa, S (1, 6) OBP: 0.255, SLG: 0.212			FC5-4 1-2f		F8		FC4-6 BB 1-2f		2B BB	3	1	0	0	1	0	4
Chris Short, R (1, 1) Lowell Palmer, R (2, 1) OBP: 0.500, SLG: 0.833 Ron Stone, L (5, PH) OBP: 0.182, SLG: 0.231 Bill Wilson, R (6, 1) Jim Hutto, R (7, PH) OBP: 0.385, SLG: 0.583 Dick Selma, R (8, 1) Byron Browne, R (9, PH) OBP: 0.278, SLG: 0.250			F8		F7		1-2 BB		K	0 0 0 0 0 0 0 1 0 0 0 0 0 1 1 0 0 0 0 0 2 0 0 0 0 0 0 0 0 0 0 0 1 0 0 0 0 0 0 0 0 0 1 0 0 0 0 1 1						
Inning Stats	R: 0 E: 0 K: 1 S: 5 H: 0 LOB: 0 BB: 0 P: 5	R: 0 E: 0 K: 1 S: 5 H: 0 LOB: 0 BB: 0 P: 5	R: 0 E: 0 K: 0 S: 3 H: 0 LOB: 1 BB: 1 P: 7	R: 0 E: 0 K: 2 S: 7 H: 0 LOB: 0 BB: 0 P: 7	R: 1 E: 0 K: 0 S: 5 H: 2 LOB: 2 BB: 1 P: 9	R: 0 E: 0 K: 0 S: 3 H: 0 LOB: 1 BB: 1 P: 7	R: 0 E: 0 K: 2 S: 7 H: 0 LOB: 2 BB: 2 P: 15	R: 0 E: 0 K: 0 S: 5 H: 2 LOB: 3 BB: 1 P: 9	R: 1 E: 0 K: 2 S: 8 H: 2 LOB: 1 BB: 1 P: 12	1B: 4 2B: 2 3B: 0 HR: 0 SF: 0 SAC: 0 DP: 0 HBP: 0						

	AB	32
	R	2
	H	6
	RBI	2
	BB	7
	SO	8
	LOB	24

WP: 1 PB: 0 SB: 0 CS: 0 PA: 39

PITCHER		IP	WLS	BF	H	R	ER	SO	BB	IBB	HBP	BLK	WP	HR	S	P	ERA	WHIP
Pat Dobson, R ERA: 3.42	(1, 1)	7.2	W	32	4	1	1	6	5	0	0	0	1	0	39	59	1.17	1.174
Ron Herbel, R ERA: 3.75	(8, 1)	1.1	S	7	2	1	1	2	2	0	0	0	0	0	9	17	6.75	3.000

PITCHER	IP	WLS	BF	H	R	ER	SO	BB	IBB	HBP	BLK	WP	HR	S	P	ERA	WHIP

Los Angeles Dodgers @ Philadelphia Phillies

Shibe Park, Philadelphia, PA

Fri May 08 1970, 7:05 PM EDT

Att. 5,170 - Unknown

TOP

livebaseballscorecards.com

Batter	1	2	3	4	5	6	7	8	9	10	11	12	AB	R	H	RBI	BB	SO	LOB
Von Joshua, L (1, 7) OBP: 0.346, SLG: 0.292	K		1B 3B 1B	G3			F2		K			4-3	6	1	1	0	0	2	1
Maury Wills, S (1, 6) OBP: 0.344, SLG: 0.292	P4		3B 1B	F7			S 1B			F2		CS 2B	6	1	3	0	0	0	0
Willie Davis, L (1, 8) OBP: 0.269, SLG: 0.327	BLK 1B		2B 3B		6-3		SF8			F7		2B 2B	5	2	3	3	0	0	0
Wes Parker, S (1, 3) OBP: 0.377, SLG: 0.485	1-3		G3 2B		L6		F7			6-3		HR 2B	6	1	2	2	0	0	2
Willie Crawford, L (1, 9) OBP: 0.333, SLG: 0.380		F8	G3 IBB		P6			3-1			FC5-2-5-1 3B	HR IBB	3	0	0	0	1	0	0
Manny Mota, R (11, PH) OBP: 0.410, SLG: 0.344 (11, 9)													1	1	1	0	1	0	0
Bill Sudakis, S (1, 5) OBP: 0.333, SLG: 0.326		FC6-4 1B 1B	F8			K		K			P5	1-H 2-H HR	6	1	2	3	0	2	3
Tom Haller, L (1, 2) OBP: 0.282, SLG: 0.351													4	0	1	0	0	1	2
Andy Kosco, R (11, PH) OBP: 0.215, SLG: 0.385		FC6-4 1B 1B	G3			K		4-3			FC6-2-5-1 1B 3-H	1B BB	1	0	0	0	0	0	1
Billy Grabarkewitz, R (11, PR) OBP: 0.476, SLG: 0.567													0	0	0	0	0	0	0
Jeff Torborg, R (11, 2) OBP: 0.320, SLG: 0.391													0	0	0	0	1	0	0
Ted Sizemore, R (1, 4) OBP: 0.359, SLG: 0.341		FC6-4 FC6-4	5-3			5-3			K		1B	1B	6	0	2	0	0	1	4
Claude Osteen, L (1, 1) OBP: 0.263, SLG: 0.278		FC6-4		K			1B SF8 2B		K		F7	4-3	3	1	1	0	0	1	2
Jim Brewer, L (8, 1)													1	0	0	0	0	1	0
Joe Moeller, R (10, 1)													0	0	0	0	0	0	0
Jim Lefebvre, S (11, PH) OBP: 0.267, SLG: 0.185													1	0	0	0	0	0	3
Jose Pena, R (11, 1)													1	0	0	0	0	0	2
Inning Stats	R: 0 E: 0 K: 1 S: 6 H: 1 LOB: 1 BB: 0 P: 6	R: 0 E: 0 K: 0 S: 5 H: 2 LOB: 2 BB: 0 P: 5	R: 3 E: 0 K: 0 S: 7 H: 4 LOB: 2 BB: 1 P: 11	R: 0 E: 0 K: 1 S: 5 H: 0 LOB: 0 BB: 0 P: 5	R: 0 E: 0 K: 0 S: 3 H: 0 LOB: 0 BB: 0 P: 3	R: 0 E: 0 K: 2 S: 7 H: 0 LOB: 0 BB: 0 P: 7	R: 1 E: 0 K: 0 S: 5 H: 2 LOB: 1 BB: 0 P: 5	R: 0 E: 0 K: 1 S: 5 H: 0 LOB: 0 BB: 0 P: 5	R: 0 E: 0 K: 3 S: 9 H: 0 LOB: 0 BB: 0 P: 9	R: 0 E: 0 K: 0 S: 3 H: 0 LOB: 0 BB: 0 P: 3	R: 0 E: 0 K: 0 S: 5 H: 2 LOB: 3 BB: 0 P: 5	R: 4 E: 0 K: 0 S: 7 H: 5 LOB: 2 BB: 2 P: 15	1B: 8 2B: 5 3B: 2 HR: 1	SF: 1 SAC: 0 DP: 0 HBP: 0		WP: 0 PB: 0 SB: 1 CS: 1	PA: 54		

	AB	50
	R	8
	H	16
	RBI	8
	BB	3
	SO	8
	LOB	20

PITCHER	IP	WLS	BF	H	R	ER	SO	BB	IBB	HBP	BLK	WP	HR	S	P	ERA	WHIP
Rick Wise, R (1, 1) ERA: 3.79	8.0		34	9	4	4	5	0	1	0	1	0	0	43	47	4.50	1.125
Joe Hoerner, L (9, 1) ERA: 2.65	3.2	L	18	6	4	4	3	1	1	0	0	0	1	22	30	9.82	1.909
Dick Selma, R (12, 1) ERA: 3.54	0.1		2	1	0	0	0	0	0	0	0	0	0	2	2	0.00	3.000

PITCHER	IP	WLS	BF	H	R	ER	SO	BB	IBB	HBP	BLK	WP	HR	S	P	ERA	WHIP

Batter	1	2	3	4	5	6	7	8	9	10	11	12	AB	R	H	RBI	BB	SO	LOB
Larry Bowa, S (1, 6) OBP: 0.258, SLG: 0.216	6-3		G1-6-3 1B			L8		BB		6-3			3	0	1	0	0	0	0
Terry Harmon, R (8, PH) (9, 6) OBP: 0.267, SLG: 0.154													1	0	0	0	1	0	0
Tony Taylor, R (1, 4) OBP: 0.297, SLG: 0.224	4-3		G1-6-3 1-2f			6-3		F9			4-3		5	0	0	0	0	0	4
Larry Hisle, R (1, 8) OBP: 0.336, SLG: 0.362	6-3			5-3			K	PO 2-3	K		K		5	0	0	0	0	3	0
Deron Johnson, R (1, 3) OBP: 0.287, SLG: 0.479		6-3		F2			5-3		HR		G3		5	1	1	1	0	0	0
Don Money, R (1, 5) OBP: 0.448, SLG: 0.607		6-3		K			K		HR			G6-3 BB	4	1	1	1	1	2	0
Byron Browne, R (1, 9) OBP: 0.288, SLG: 0.340		1B 2B			F9			HR	K			G6-3 1-2f	5	2	2	1	0	1	1
Jim Hutto, R (1, 7) OBP: 0.353, SLG: 0.500					5-3			5-3	K			G3	4	0	1	1	0	1	0
Del Bates, L (11, 2) OBP: 0.286, SLG: 0.167		FC6-4 2-H 1B											1	0	0	0	0	0	0
Mike Compton, R (1, 2) OBP: 0.333, SLG: 0.400		FC6-4 1-2f			6-3			2B BB		F8			2	0	0	0	1	0	1
John Briggs, L (10, PH) (11, 7) OBP: 0.278, SLG: 0.316													1	0	0	0	0	0	0
Rick Wise, R (1, 1) OBP: 0.308, SLG: 0.250			K			5-3		PO 1-3 2B		F8			2	0	0	0	0	1	0
Sam Parrilla, R (8, PH) OBP: 0.231, SLG: 0.250													1	0	1	0	0	0	0
Joe Hoerner, R (9, 1)													1	0	0	0	0	0	0
Dick Selma, R (12, 1)													0	0	0	0	0	0	0
Inning Stats	R: 0 E: 0 K: 0 S: 3 H: 0 LOB: 0 BB: 0 P: 3	R: 1 E: 0 K: 0 S: 5 H: 2 LOB: 1 BB: 0 P: 5	R: 0 E: 0 K: 1 S: 5 H: 1 LOB: 0 BB: 0 P: 5	R: 0 E: 0 K: 1 S: 5 H: 0 LOB: 0 BB: 0 P: 5	R: 0 E: 0 K: 0 S: 3 H: 0 LOB: 0 BB: 0 P: 3	R: 0 E: 0 K: 0 S: 3 H: 0 LOB: 0 BB: 0 P: 3	R: 0 E: 0 K: 2 S: 7 H: 0 LOB: 0 BB: 0 P: 7	R: 1 E: 0 K: 0 S: 4 H: 2 LOB: 2 BB: 2 P: 12	R: 2 E: 0 K: 3 S: 11 H: 2 LOB: 0 BB: 0 P: 11	R: 0 E: 0 K: 0 S: 3 H: 0 LOB: 0 BB: 0 P: 3	R: 0 E: 0 K: 1 S: 5 H: 0 LOB: 0 BB: 0 P: 5	R: 0 E: 0 K: 0 S: 2 H: 0 LOB: 0 BB: 1 P: 6	1B: 2 2B: 2 3B: 0 HR: 3	SF: 0 SAC: 0 DP: 2 HBP: 0	WP: 0 PB: 0 SB: 0 CS: 0	PA: 44			

PITCHER		IP	WLS	BF	H	R	ER	SO	BB	IBB	HBP	BLK	WP	HR	S	P	ERA	WHIP
Claude Osteen, L ERA: 1.95	(1, 1)	7.1		27	5	2	2	4	1	0	0	0	0	1	34	38	2.46	0.818
Jim Brewer, L ERA: 1.65	(8, 1)	1.2		7	2	2	2	3	1	0	0	0	0	2	12	16	10.80	1.800
Joe Moeller, R ERA:	(10, 1)	1.0		3	0	0	0	0	0	0	0	0	0	0	3	3	0.00	0.000
Jose Pena, R ERA:	(11, 1)	2.0	W	6	0	0	0	1	1	0	0	0	0	0	7	11	0.00	0.500

PITCHER	IP	WLS	BF	H	R	ER	SO	BB	IBB	HBP	BLK	WP	HR	S	P	ERA	WHIP

BOTTOM

Los Angeles Dodgers @ Philadelphia Phillies

Shibe Park, Philadelphia, PA

Fri May 08 1970, 7:05 PM EDT

Att. 5,170 - Unknown

livebaseballscorecards.com

AB	40
R	4
H	7
RBI	4
BB	3
SO	8
LOB	6

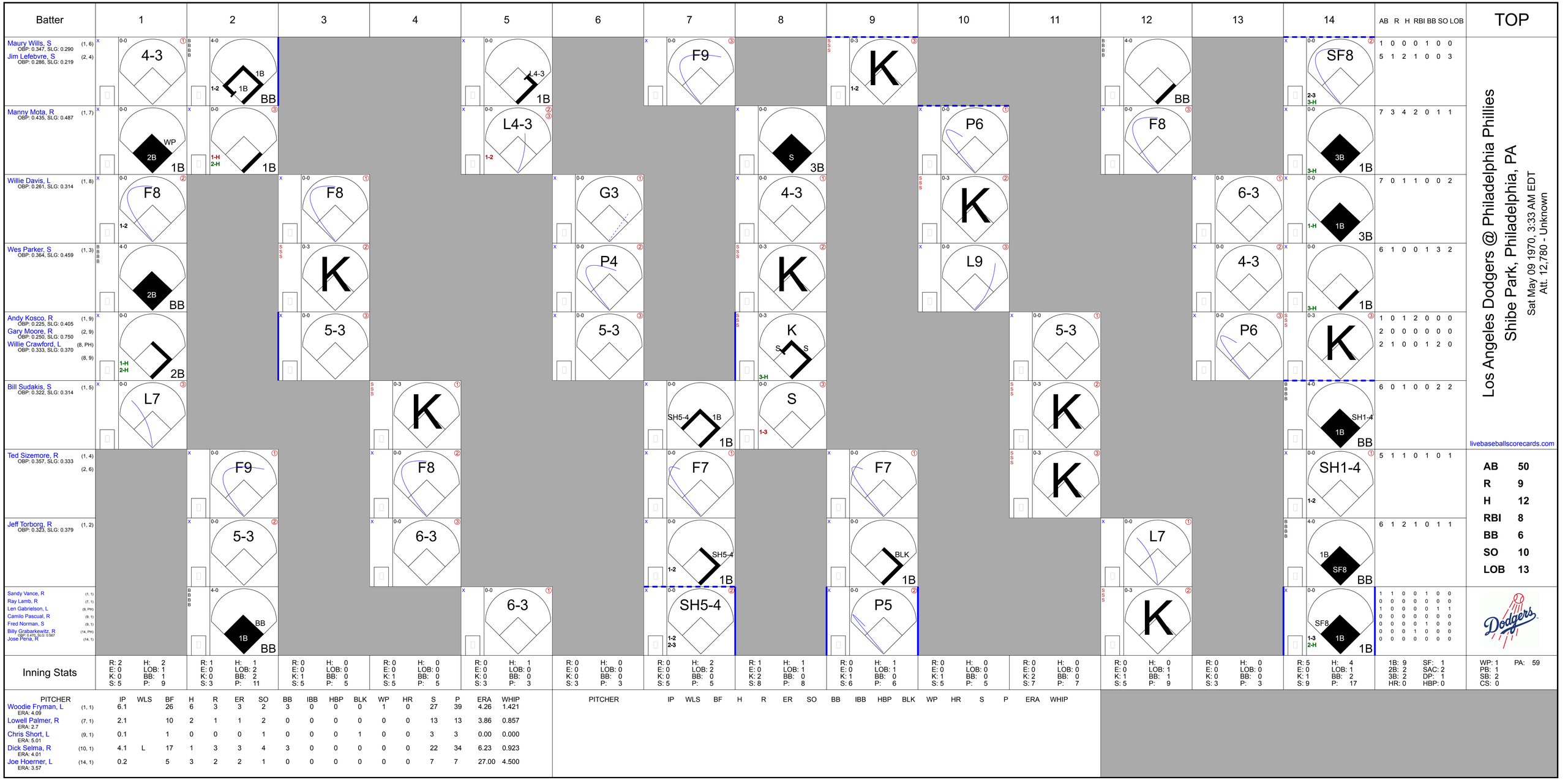
Batter
1
2
3
4
5
6
7
8
9
10
11
12
13
14
AB R H RBI BB SO LOB
TOP
Maury Wills, S (1, 6) OBP: 0.347, SLG: 0.290
Jim Lefebvre, S (2, 4) OBP: 0.286, SLG: 0.219
4-3
1B
1-2
BB
L4-3
F9
K
SF8
2-3
3-H
1 0 0 0 1 0 0
5 1 2 1 0 0 3
Manny Mota, R (1, 7) OBP: 0.435, SLG: 0.487
WP
2B
1B
1-H
2-H
L4-3
1-2
S
3B
P6
F8
3B
7 3 4 2 0 1 1
Willie Davis, L (1, 8) OBP: 0.261, SLG: 0.314
F8
1-2
F8
G3
4-3
P6
K
6-3
1B
7 0 1 1 0 0 2
Wes Parker, S (1, 3) OBP: 0.364, SLG: 0.459
2B
BB
K
P4
K
L9
4-3
1B
6 1 0 0 1 3 2
Andy Kosco, R (1, 9) OBP: 0.225, SLG: 0.405
Gary Moore, R (2, 9) OBP: 0.250, SLG: 0.750
Willie Crawford, L (8, PH) OBP: 0.333, SLG: 0.370
(8, 9)
1-H
2-H
2B
5-3
5-3
K
S
S
3-H
5-3
P6
K
1 0 1 2 0 0 0
2 0 0 0 0 0 0
2 1 0 0 1 2 0
Bill Sudakis, S (1, 5) OBP: 0.322, SLG: 0.314
L7
K
SH5-4
1B
S
1-3
K
K
SH1-4
1B
BB
6 0 1 0 0 2 2
livebaseballscorecards.com
Los Angeles Dodgers @ Philadelphia Phillies
Shibe Park, Philadelphia, PA
Sat May 09 1970, 3:33 AM EDT
Att. 12,780 - Unknown
Ted Sizemore, R (1, 4) OBP: 0.357, SLG: 0.333
(2, 6)
F9
F8
F7
F7
K
SH1-4
1-2
5 1 1 0 1 0 1
AB 50
R 9
H 12
RBI 8
BB 6
SO 10
LOB 13
Jeff Torborg, R (1, 2) OBP: 0.323, SLG: 0.379
5-3
6-3
SH5-4
1-2
BLK
1B
L7
1B
SF8
BB
6 1 2 1 0 1 1
Sandy Vance, R (1, 1)
Ray Lamb, R (7, 1)
Len Gabrielson, L (9, PH)
Camilo Pascual, R (9, 1)
Fred Norman, S (9, 1)
Billy Grabarkewitz, R (14, PH) OBP: 0.476, SLG: 0.567
Jose Pena, R (14, 1)
BB
1B
BB
6-3
SH5-4
1-2
2-3
P5
K
SF8
1-3
2-H
1B
1 1 0 0 1 0 0
0 0 0 0 0 0 0
1 0 0 0 0 1 1
0 0 0 0 0 0 0
0 0 0 0 1 0 0
0 0 0 0 0 0 0
0 0 0 0 0 0 0
Inning Stats
R: 2 E: 0 K: 0 S: 5 H: 2 LOB: 1 BB: 1 P: 9
R: 1 E: 0 K: 0 S: 3 H: 1 LOB: 2 BB: 2 P: 11
R: 0 E: 0 K: 1 S: 5 H: 0 LOB: 0 BB: 0 P: 5
R: 0 E: 0 K: 1 S: 5 H: 0 LOB: 0 BB: 0 P: 5
R: 0 E: 0 K: 0 S: 3 H: 1 LOB: 0 BB: 0 P: 3
R: 0 E: 0 K: 0 S: 3 H: 0 LOB: 0 BB: 0 P: 3
R: 0 E: 0 K: 0 S: 5 H: 2 LOB: 2 BB: 0 P: 5
R: 1 E: 0 K: 2 S: 8 H: 1 LOB: 1 BB: 0 P: 8
R: 0 E: 0 K: 1 S: 6 H: 1 LOB: 1 BB: 0 P: 6
R: 0 E: 0 K: 1 S: 5 H: 0 LOB: 0 BB: 0 P: 5
R: 0 E: 0 K: 2 S: 7 H: 0 LOB: 0 BB: 0 P: 7
R: 0 E: 0 K: 1 S: 5 H: 0 LOB: 1 BB: 1 P: 9
R: 0 E: 0 K: 0 S: 3 H: 0 LOB: 0 BB: 0 P: 3
R: 5 E: 0 K: 1 S: 9 H: 4 LOB: 1 BB: 2 P: 17
1B: 9 2B: 2 3B: 2 HR: 0
SF: 1 SAC: 2 DP: 1 HBP: 0
WP: 1 PB: 1 SB: 2 CS: 0
PA: 59
PITCHER IP WLS BF H R ER SO BB IBB HBP BLK WP HR S P ERA WHIP
Woodie Fryman, L (1, 1) ERA: 4.09 6.1 26 6 3 3 2 3 0 0 0 1 0 27 39 4.26 1.421
Lowell Palmer, R (7, 1) ERA: 2.7 2.1 10 2 1 1 2 0 0 0 0 0 0 13 13 3.86 0.857
Chris Short, L (9, 1) ERA: 5.01 0.1 1 0 0 0 1 0 0 0 0 1 0 0 3 3 0.00 0.000
Dick Selma, R (10, 1) ERA: 4.01 4.1 L 17 1 3 3 4 3 0 0 0 0 0 0 22 34 6.23 0.923
Joe Hoerner, L (14, 1) ERA: 3.57 0.2 5 3 2 2 1 0 0 0 0 0 0 0 7 7 27.00 4.500
PITCHER IP WLS BF H R ER SO BB IBB HBP BLK WP HR S P ERA WHIP

BOTTOM

Los Angeles Dodgers @ Philadelphia Phillies

Shibe Park, Philadelphia, PA

Sat May 09 1970, 3:33 AM EDT

Att. 12,780 - Unknown

livebaseballscorecards.com

Batter	1	2	3	4	5	6	7	8	9	10	11	12	13	14	AB	R	H	RBI	BB	SO	LOB
Tony Taylor, R (1, 5) OBP: 0.275, SLG: 0.205	K		G3			L7		E3 FC4-6 1-2		F3		G4-6-3 1-2f			6	0	0	0	0	1	2
Denny Doyle, L (1, 4) OBP: 0.292, SLG: 0.356	G3		3-1			L8		FC4-6 1-2f 2-H		K			1B	P3	6	0	1	0	0	1	1
Larry Hisle, R (1, 8) OBP: 0.336, SLG: 0.347	BB			K		K		K		FC5-4 BB					4	0	0	0	2	3	2
Deron Johnson, R (1, 3) OBP: 0.272, SLG: 0.451	5-3			5-3			F7	P6		FC5-4 1-2f				K	6	0	0	0	0	1	4
Byron Browne, R (1, 9) OBP: 0.308, SLG: 0.441		K		3B			2B 1B		HR		F4		F9		6	2	3	1	0	1	1
Jim Hutto, R (1, 7) OBP: 0.381, SLG: 0.550		F8		6-3			4-3 1-H 2B		1B BLK SF8-6-4 1B		K			K	4	0	2	1	0	0	1
Grant Jackson, S (9, PR)															0	1	0	0	0	0	0
Dick Selma, R (10, 1)															1	0	0	0	0	1	0
Joe Hoerner, R (14, 1)															0	0	0	0	0	0	0
Jim Bunning, R (14, PH)															1	0	0	0	0	1	0
Mike Compton, R (1, 2) OBP: 0.350, SLG: 0.412		1B			F8		4-3 2-3		K 1-2		K			P6	2	0	1	0	0	0	0
Del Bates, L (7, PH) OBP: 0.182, SLG: 0.100 (8, 2)															4	0	0	0	0	2	2
Larry Bowa, S (1, 6) OBP: 0.253, SLG: 0.211		4-3			5-3		L6		SF8-6-4 2-3 1B			G4-6-3 1B		1-3	2	0	0	0	0	0	1
Sam Parrilla, R (7, PH) OBP: 0.214, SLG: 0.231															1	0	0	0	0	0	1
Terry Harmon, R (8, 6) OBP: 0.333, SLG: 0.250															3	0	2	0	0	0	0
Woodie Fryman, R (1, 1) OBP: 0.091, SLG: 0.091			K		5-3			E BB	SF8-6-4 1-2 3-H			F9			2	0	0	0	0	1	0
Lowell Palmer, R (7, 1) OBP: 0.571, SLG: 0.833															0	1	0	0	1	0	0
Chris Short, R (9, 1)															0	0	0	0	0	0	0
Rick Joseph, R (9, PH) OBP: 0.360, SLG: 0.684															0	0	0	0	0	0	0
Ron Stone, L (9, PH) OBP: 0.179, SLG: 0.222															1	0	0	1	0	0	1
(10, 7)																					
Inning Stats	R: 0 E: 0 K: 1 S: 5 H: 0 LOB: 1 BB: 1 P: 9	R: 0 E: 0 K: 1 S: 6 H: 1 LOB: 1 BB: 0 P: 6	R: 0 E: 0 K: 1 S: 5 H: 0 LOB: 0 BB: 0 P: 5	R: 0 E: 0 K: 1 S: 6 H: 1 LOB: 1 BB: 0 P: 6	R: 0 E: 0 K: 0 S: 3 H: 0 LOB: 0 BB: 0 P: 3	R: 0 E: 0 K: 1 S: 5 H: 0 LOB: 0 BB: 0 P: 5	R: 1 E: 0 K: 0 S: 5 H: 2 LOB: 1 BB: 0 P: 5	R: 1 E: 2 K: 1 S: 6 H: 0 LOB: 1 BB: 1 P: 10	R: 2 E: 0 K: 1 S: 7 H: 3 LOB: 1 BB: 0 P: 7	R: 0 E: 0 K: 1 S: 5 H: 0 LOB: 1 BB: 1 P: 9	R: 0 E: 0 K: 2 S: 7 H: 0 LOB: 0 BB: 0 P: 7	R: 0 E: 0 K: 0 S: 3 H: 1 LOB: 0 BB: 0 P: 3	R: 0 E: 0 K: 1 S: 6 H: 1 LOB: 1 BB: 0 P: 6	R: 0 E: 0 K: 1 S: 5 H: 0 LOB: 0 BB: 0 P: 5	1B: 6 2B: 2 3B: 1 HR: 1	SF: 1 SAC: 0 DP: 2 HBP: 0		WP: 0 PB: 0 SB: 0 CS: 0	PA: 53

	AB	49
	R	4
	H	9
	RBI	3
	BB	3
	SO	12
	LOB	16

PITCHER		IP	WLS	BF	H	R	ER	SO	BB	IBB	HBP	BLK	WP	HR	S	P	ERA	WHIP
Sandy Vance, R ERA: 1.71	(1, 1)	6.1		24	4	1	1	5	1	0	0	0	0	0	33	37	1.42	0.789
Ray Lamb, R ERA: 2.53	(7, 1)	1.2		7	0	1	0	1	1	0	0	0	0	0	8	12	0.00	0.600
Camilo Pascual, R ERA: 5.4	(9, 1)	0.0		2	2	2	2	0	0	0	0	0	0	1	2	2	∞	∞
Fred Norman, L ERA: 2.65	(9, 1)	5.0	W	17	3	0	0	5	1	0	0	1	0	0	26	30	0.00	0.800
Jose Pena, R ERA:	(14, 1)	1.0	S	3	0	0	0	1	0	0	0	0	0	0	5	5	0.00	0.000

PITCHER	IP	WLS	BF	H	R	ER	SO	BB	IBB	HBP	BLK	WP	HR	S	P	ERA	WHIP

Batter	1	2	3	4	5	6	7	8	9	AB	R	H	RBI	BB	SO	LOB
Maury Wills, S (1, 6) OBP: 0.341, SLG: 0.286	6-3		FC6-4 1B		6-3		3-1	K		5	0	1	0	0	1	3
Manny Mota, R (1, 7) OBP: 0.431, SLG: 0.500	2B		FC6-4 1-2f			K		F9	FC1-6 1B	5	0	2	0	0	1	1
Willie Davis, L (1, 8) OBP: 0.259, SLG: 0.303	P3			BB BB		1-3		P4	FC1-6 1-2f 2B	4	0	0	0	1	0	2
Wes Parker, S (1, 3) OBP: 0.373, SLG: 0.500	F8			F8		HR		1B 1B	1-H 2B	5	2	3	1	0	0	2
Billy Grabarkewitz, R (1, 5) OBP: 0.489, SLG: 0.571		G5-4-3 1B		G6-4-3 1-2 BB		K		S 1B 1-2 1B	FC6 BB	3	1	2	0	2	1	0
Ted Sizemore, R (1, 4) OBP: 0.350, SLG: 0.326		P5		G6-4-3 1-2f			5-3	S 1-2 2-H 1B	FC6 1-2f	5	1	1	1	0	0	5
Gary Moore, R (1, 9) OBP: 0.286, SLG: 0.857 Willie Crawford, L (8, PH) (8, 9) OBP: 0.341, SLG: 0.370		G5-4-3 1-2f			F3	1B	1B 3B	1B 1-2 2-3 BB		3 0	1 1	1 0	0 0	0 1	0 0	1 0
Jeff Torborg, R (1, 2) OBP: 0.371, SLG: 0.424			F8		1B		SH1-4 1B 3-H	S 2B 1-3 2-H 3-H 1B		4	1	3	3	0	0	0
Don Sutton, R (1, 1) OBP: 0.286, SLG: 0.333			P4		K		SH1-4 1-2	1-H 3-H 2B		3	0	1	1	0	1	1
Inning Stats	R: 0 H: 1 E: 0 LOB: 1 K: 0 BB: 0 S: 4 P: 4	R: 0 H: 1 E: 0 LOB: 0 K: 0 BB: 0 S: 3 P: 3	R: 0 H: 1 E: 0 LOB: 0 K: 0 BB: 0 S: 4 P: 4	R: 0 H: 0 E: 0 LOB: 1 K: 0 BB: 2 S: 2 P: 10	R: 0 H: 1 E: 0 LOB: 1 K: 1 BB: 0 S: 6 P: 6	R: 1 H: 1 E: 0 LOB: 0 K: 2 BB: 0 S: 8 P: 8	R: 1 H: 2 E: 0 LOB: 1 K: 0 BB: 0 S: 5 P: 5	R: 5 H: 5 E: 0 LOB: 1 K: 1 BB: 1 S: 10 P: 14	R: 0 H: 2 E: 0 LOB: 2 K: 0 BB: 1 S: 4 P: 8	1B: 9 SF: 0 2B: 3 SAC: 1 3B: 1 DP: 2 HR: 1 HBP: 0						

PITCHER		IP	WLS	BF	H	R	ER	SO	BB	IBB	HBP	BLK	WP	HR	S	P	ERA	WHIP
Grant Jackson, L ERA: 6.48	(1, 1)	7.2	L	32	9	4	4	3	2	0	0	0	0	1	36	44	4.70	1.435
Bill Wilson, R ERA: 6.59	(8, 1)	0.0		3	2	1	1	0	1	0	0	0	0	0	2	6	∞	∞
Mike Jackson, L ERA:	(8, 1)	1.1		7	3	2	2	1	1	0	0	0	0	0	8	12	13.50	3.000

PITCHER	IP	WLS	BF	H	R	ER	SO	BB	IBB	HBP	BLK	WP	HR	S	P	ERA	WHIP

TOP

Los Angeles Dodgers @ Philadelphia Phillies

Shibe Park, Philadelphia, PA

Sun May 10 1970, 3:33 AM EDT

Att. 8,840 - Unknown

livebaseballscorecards.com

AB	37
R	7
H	14
RBI	6
BB	4
SO	4
LOB	15

1B: 9	SF: 0	WP: 0	PA: 42
2B: 3	SAC: 1	PB: 0	
3B: 1	DP: 2	SB: 4	
HR: 1	HBP: 0	CS: 0	

Los Angeles Dodgers @ Philadelphia Phillies

Shibe Park, Philadelphia, PA

Sun May 10 1970, 3:33 AM EDT

Att. 8,840 - Unknown

livebaseballscorecards.com

BOTTOM

Batter	1	2	3	4	5	6	7	8	9	AB	R	H	RBI	BB	SO	LOB
Tony Taylor, R (1, 5) OBP: 0.274, SLG: 0.208	4-3		1-3		1B (1-2)			4-3		4	0	1	0	0	0	0
Denny Doyle, L (1, 4) OBP: 0.282, SLG: 0.343	F8		K		F7			4-3		4	0	0	0	0	1	2
Ron Stone, L (1, 9) OBP: 0.219, SLG: 0.258	E S 1B		F7			K			1B	4	0	2	0	0	1	0
Deron Johnson, R (1, 3) OBP: 0.271, SLG: 0.438	E BB (1-2)			K		5-3			P4	3	0	0	0	1	1	1
Byron Browne, R (1, 8) OBP: 0.290, SLG: 0.413	5-3 (1-2, 2-3)			F3		5-3			K	4	0	0	0	0	1	3
Jim Hutto, R (1, 7) OBP: 0.320, SLG: 0.458		6-3		4-3			L4		F8	4	0	0	0	0	0	1
Larry Bowa, S (1, 6) OBP: 0.245, SLG: 0.204		F8			F9		4-3			3	0	0	0	0	0	0
Bill Wilson, R (8, 1)										0	0	0	0	0	0	0
Mike Jackson, L (8, 1)										0	0	0	0	0	0	0
Del Bates, L (1, 2) OBP: 0.286, SLG: 0.167		BB			1B 1B		4-3			2	0	1	0	1	0	0
Grant Jackson, S (1, 1)		F9			P6			F9		2	0	0	0	0	0	2
Terry Harmon, R (8, 6) OBP: 0.316, SLG: 0.235										1	0	0	0	0	0	0

AB	31
R	0
H	4
RBI	0
BB	2
SO	4
LOB	9

Inning Stats	1	2	3	4	5	6	7	8	9
	R: 0 H: 1 E: 1 LOB: 2 K: 0 BB: 1 S: 4 P: 8	R: 0 H: 0 E: 0 LOB: 1 K: 0 BB: 1 S: 3 P: 7	R: 0 H: 0 E: 0 LOB: 0 K: 1 BB: 0 S: 5 P: 5	R: 0 H: 0 E: 0 LOB: 0 K: 1 BB: 0 S: 5 P: 5	R: 0 H: 2 E: 0 LOB: 2 K: 0 BB: 0 S: 5 P: 5	R: 0 H: 0 E: 0 LOB: 0 K: 1 BB: 0 S: 5 P: 5	R: 0 H: 0 E: 0 LOB: 0 K: 0 BB: 0 S: 3 P: 3	R: 0 H: 0 E: 0 LOB: 0 K: 0 BB: 0 S: 3 P: 3	R: 0 H: 1 E: 0 LOB: 1 K: 1 BB: 0 S: 6 P: 6

1B: 4	SF: 0
2B: 0	SAC: 0
3B: 0	DP: 0
HR: 0	HBP: 0

WP: 0	PA: 33
PB: 0	
SB: 1	
CS: 0	

PITCHER	IP	WLS	BF	H	R	ER	SO	BB	IBB	HBP	BLK	WP	HR	S	P	ERA	WHIP
Don Sutton, R (1, 1) ERA: 2.59	9.0	W	33	4	0	0	4	2	0	0	0	0	0	39	47	0.00	0.667

PITCHER	IP	WLS	BF	H	R	ER	SO	BB	IBB	HBP	BLK	WP	HR	S	P	ERA	WHIP

Batter	1	2	3	4	5	6	7	8	9	AB	R	H	RBI	BB	SO	LOB
Terry Harmon, R (1, 6) OBP: 0.261, SLG: 0.190	P6		P4			K			6-3	4	0	0	0	0	1	0
Denny Doyle, L (1, 4) OBP: 0.275, SLG: 0.333	K		K			F7			2B	3	0	0	0	0	2	0
Tony Taylor, R (9, PH) OBP: 0.282, SLG: 0.231 (9, 4)										1	0	1	0	0	0	0
Don Money, R (1, 5) OBP: 0.440, SLG: 0.591	1B 1B			P6		4-3			6-3	4	0	1	0	0	0	1
Deron Johnson, R (1, 3) OBP: 0.287, SLG: 0.444	1-3 1B			FC5-4 1B			K		IBB	3	0	2	0	1	1	0
Byron Browne, R (1, 8) OBP: 0.274, SLG: 0.388	K			K			4-3		G3	4	0	0	0	0	2	5
Jim Hutto, R (1, 9) OBP: 0.286, SLG: 0.407		L6		FC5-4 1-2f			5-3			3	0	0	0	0	0	1
Sam Parrilla, R (1, 7) OBP: 0.176, SLG: 0.188		5-3			K			6-3		3	0	0	0	0	1	0
Mike Compton, R (1, 2) OBP: 0.304, SLG: 0.350		K			5-3			6-3		3	0	0	0	0	1	0
Jim Bunning, R (1, 1)			1-3		K			K		3	0	0	0	0	2	0
Inning Stats	R: 0 H: 2 E: 0 LOB: 2 K: 2 BB: 0 S: 9 P: 9	R: 0 H: 0 E: 0 LOB: 0 K: 1 BB: 0 S: 5 P: 5	R: 0 H: 0 E: 0 LOB: 0 K: 1 BB: 0 S: 5 P: 5	R: 0 H: 1 E: 0 LOB: 1 K: 1 BB: 0 S: 6 P: 6	R: 0 H: 0 E: 0 LOB: 0 K: 2 BB: 0 S: 7 P: 7	R: 0 H: 0 E: 0 LOB: 0 K: 1 BB: 0 S: 5 P: 5	R: 0 H: 0 E: 0 LOB: 0 K: 1 BB: 0 S: 5 P: 5	R: 0 H: 0 E: 0 LOB: 0 K: 1 BB: 0 S: 5 P: 5	R: 0 H: 1 E: 0 LOB: 2 K: 0 BB: 1 S: 4 P: 8	1B: 3 SF: 0 2B: 1 SAC: 0 3B: 0 DP: 0 HR: 0 HBP: 0						

TOP

Philadelphia Phillies @ St. Louis Cardinals
Busch Stadium, St. Louis, MO
Mon May 11 1970, 7:05 PM CDT
Att. 11,310 - Unknown

livebaseballscorecards.com

AB	31
R	0
H	4
RBI	0
BB	1
SO	10
LOB	7

WP: 0 PB: 0 SB: 0 CS: 0 PA: 32

PITCHER	IP	WLS	BF	H	R	ER	SO	BB	IBB	HBP	BLK	WP	HR	S	P	ERA	WHIP
Steve Carlton, L (1, 1) ERA: 4.29	9.0	W	32	4	0	0	10	0	1	0	0	0	0	51	55	0.00	0.444

PITCHER	IP	WLS	BF	H	R	ER	SO	BB	IBB	HBP	BLK	WP	HR	S	P	ERA	WHIP

Batter	1	2	3	4	5	6	7	8	9	AB	R	H	RBI	BB	SO	LOB
Jose Cardenal, R (1, 8) OBP: 0.353, SLG: 0.434	K		6-3			1B		5-3		4	0	1	0	0	1	0
Leron Lee, L (1, 9) OBP: 0.337, SLG: 0.407	P3			L9		K			HR 2B	4	1	1	0	0	1	2
Lou Brock, L (1, 7) OBP: 0.322, SLG: 0.400	4-3			F5		1B			HR IBB	3	1	1	0	1	0	0
Dick Allen, R (1, 5) OBP: 0.377, SLG: 0.643		F7		K		K			1-H 2-H HR	4	1	1	3	0	2	3
Joe Torre, R (1, 2) OBP: 0.351, SLG: 0.450		F7			L5		G4-6-3 1B			3	0	1	0	0	0	0
Joe Hague, L (1, 3) OBP: 0.414, SLG: 0.451		FC6-4 BB			K		G4-6-3 1-2f			2	0	0	0	1	1	1
Julian Javier, R (1, 4) OBP: 0.270, SLG: 0.295		FC6-4 1-2f			6-3		L7			3	0	0	0	0	0	1
Milt Ramirez, R (1, 6) OBP: 0.056, SLG: 0.056			P3			L4		F8		3	0	0	0	0	0	0
Steve Carlton, L (1, 1) OBP: 0.143, SLG: 0.143			6-3			1B 1B 1B		4-3		3	0	1	0	0	0	0
Inning Stats	R: 0 E: 0 K: 1 S: 5 H: 0 LOB: 0 BB: 0 P: 5	R: 0 E: 0 K: 0 S: 3 H: 0 LOB: 1 BB: 1 P: 7	R: 0 E: 0 K: 0 S: 3 H: 0 LOB: 0 BB: 0 P: 3	R: 0 E: 0 K: 1 S: 5 H: 0 LOB: 0 BB: 0 P: 5	R: 0 E: 0 K: 1 S: 5 H: 0 LOB: 0 BB: 0 P: 5	R: 0 E: 0 K: 2 S: 10 H: 3 LOB: 3 BB: 0 P: 10	R: 0 E: 0 K: 0 S: 3 H: 1 LOB: 0 BB: 0 P: 3	R: 0 E: 0 K: 0 S: 3 H: 0 LOB: 0 BB: 0 P: 3	R: 3 E: 0 K: 0 S: 2 H: 2 LOB: 0 BB: 1 P: 6	1B: 4 2B: 1 3B: 0 HR: 1 SF: 0 SAC: 0 DP: 1 HBP: 0							

PITCHER	IP	WLS	BF	H	R	ER	SO	BB	IBB	HBP	BLK	WP	HR	S	P	ERA	WHIP
Jim Bunning, R (1, 1) ERA: 2.66	8.0	L	31	6	3	3	5	1	1	0	0	0	1	39	47	3.38	0.875

PITCHER	IP	WLS	BF	H	R	ER	SO	BB	IBB	HBP	BLK	WP	HR	S	P	ERA	WHIP

BOTTOM

Philadelphia Phillies @ St. Louis Cardinals
Busch Stadium, St. Louis, MO
Mon May 11 1970, 7:05 PM CDT
Att. 11,310 - Unknown

livebaseballscorecards.com

AB	29
R	3
H	6
RBI	3
BB	2
SO	5
LOB	7

WP: 0 PA: 31
PB: 0
SB: 0
CS: 0

Batter	1	2	3	4	5	6	7	8	9	AB	R	H	RBI	BB	SO	LOB
Terry Harmon, R (1, 6) OBP: 0.250, SLG: 0.192	0-0 FC6 1B	0-0 P4		0-3 K			0-0 P4		0-0 P4	5	0	1	0	0	1	1
Denny Doyle, L (1, 4) OBP: 0.274, SLG: 0.330	0-0 FC6 S 1B HR 1-2f		0-0 F7 WP 1B 1B		0-0 6-3		0-0 G3			4	2	1	0	0	0	1
John Briggs, L (1, 7) OBP: 0.277, SLG: 0.314	0-0 S HR 1-2 1B		0-0 F7 1-3		0-0 4-3			0-0 1-3		4	1	1	0	0	0	1
Deron Johnson, R (1, 3) OBP: 0.302, SLG: 0.445	0-3 K 1-2 2-3		0-0 1B 3-H 1B		4-0 FC6-4 BB			4-0 1B BB		2	0	1	1	2	1	2
Don Money, R (1, 5) OBP: 0.452, SLG: 0.630	0-0 2-H 3-H HR		0-0 G4-6-3 1-2 1B		0-0 FC6-4 1-2f			0-0 1-2 1B		4	1	3	3	0	0	1
Byron Browne, R (1, 8) OBP: 0.263, SLG: 0.371 Dick Selma, R (8, 1)	0-0 F9		0-0 G4-6-3 1-2f			0-0 F8		0-0 F8		3 0	0 0	0 0	0 0	0 0	0 0	2 0
Ron Stone, L (1, 9) OBP: 0.194, SLG: 0.229		0-0 F8		0-0 P4		0-0 F8		0-0 P6		4	0	0	0	0	0	2
Mike Compton, R (1, 2) OBP: 0.346, SLG: 0.478 Tony Taylor, R (9, PH) OBP: 0.279, SLG: 0.228		0-0 5-3 3B		0-0 1B		0-0 F8			0-0 4-3	3 1	1 0	2 0	0 0	0 0	0 0	0 0
Chris Short, R (1, 1) Lowell Palmer, R (3, 1) OBP: 0.500, SLG: 0.714 Larry Hisle, R (6, 8) OBP: 0.331, SLG: 0.340 Bill Wilson, R (6, 1) Del Bates, L (8, PH) OBP: 0.267, SLG: 0.154		0-0 5-3 3-H		0-3 K			0-0 F9		0-0 F9	1 1 2 0 1	0 0 0 0 0	0 0 0 0 0	1 0 0 0 0	0 0 0 0 0	0 1 0 0 0	0 1 0 0 2
Inning Stats	R: 3 E: 0 K: 1 S: 8 H: 3 LOB: 0 BB: 0 P: 8	R: 1 E: 0 K: 0 S: 4 H: 1 LOB: 0 BB: 0 P: 4	R: 1 E: 0 K: 0 S: 5 H: 3 LOB: 1 BB: 0 P: 5	R: 0 E: 0 K: 2 S: 8 H: 1 LOB: 1 BB: 0 P: 8	R: 0 E: 0 K: 0 S: 3 H: 0 LOB: 1 BB: 1 P: 7	R: 0 E: 0 K: 0 S: 3 H: 0 LOB: 0 BB: 0 P: 3	R: 0 E: 0 K: 0 S: 3 H: 0 LOB: 0 BB: 0 P: 3	R: 0 E: 0 K: 0 S: 4 H: 1 LOB: 2 BB: 1 P: 8	R: 0 E: 0 K: 0 S: 3 H: 0 LOB: 0 BB: 0 P: 3	1B: 7 2B: 0 3B: 1 HR: 1	SF: 0 SAC: 0 DP: 1 HBP: 0						

PITCHER	IP	WLS	BF	H	R	ER	SO	BB	IBB	HBP	BLK	WP	HR	S	P	ERA	WHIP
Nelson Briles, R (1, 1) ERA: 7.9	2.0		11	5	5	5	1	0	0	0	0	0	1	13	13	22.50	2.500
Chuck Taylor, R (3, 1) ERA: 1.71	7.0	W	26	4	0	0	2	2	0	0	0	1	0	28	36	0.00	0.857

PITCHER	IP	WLS	BF	H	R	ER	SO	BB	IBB	HBP	BLK	WP	HR	S	P	ERA	WHIP

TOP

Philadelphia Phillies @ St. Louis Cardinals
Busch Stadium, St. Louis, MO
Tue May 12 1970, 7:05 PM CDT
Att. 10,454 - Unknown

livebaseballscorecards.com

AB	35
R	5
H	9
RBI	5
BB	2
SO	3
LOB	13

PA: 37

WP: 1	PB: 0	SB: 2	CS: 0			

Batter	1	2	3	4	5	6	7	8	9	AB	R	H	RBI	BB	SO	LOB
Jose Cardenal, R (1, 8) OBP: 0.355, SLG: 0.427	BBBB 4-0 G6-4-3 BB	x 0-0 ③ 1-3 1-2 2-3		x 0-0 ② F3		SSS 0-3 ① K		x 0-0 S 1B 1B		4	1	1	0	1	1	3
Carl Taylor, R (1, 9) OBP: 0.277, SLG: 0.250 Leron Lee, L (9, 9) OBP: 0.337, SLG: 0.407	x 0-0 ①② G6-4-3 1-2f		x 0-0 BB 1B 2B 1B	SSS 0-3 ③ K		BBBB 4-0 5-3 BB 1-2 BB		x 0-0 ② F8 1-2		4 0	1 0	1 0	0 0	1 0	1 0	2 0
Lou Brock, L (1, 7) OBP: 0.350, SLG: 0.421	x 0-0 2B 1B		x 0-0 BB 1-2 2B 1B		x 0-0 HR 1B	BBBB 4-0 5-3 1-2 2-3 BB		x 0-0 S 2-H 1B		4	3	4	1	1	0	0
Dick Allen, R (1, 5) OBP: 0.395, SLG: 0.683	x 0-0 1-H 2B		BBBB 4-0 1-2 2-3 2B BB		x 0-0 ② 1-H HR	x 0-0 5-3 1-2 2-3 3-H		BBBB 4-0 1-2 BB		3	2	2	4	2	0	2
Joe Torre, R (1, 2) OBP: 0.345, SLG: 0.457	x 0-0 ③ 5-3		x 0-0 ① P6		x 0-0 SF8 3B	x 0-0 ③ F9		x 0-0 ③ F9		5	1	1	0	0	0	8
Phil Gagliano, R (1, 3) OBP: 0.091, SLG: 0.091 Joe Hague, L (3, PH) OBP: 0.411, SLG: 0.466 (4, 3)		x 0-0 ① F8	x 0-0 1B 2B 1-H 2-H 3-H		x 0-0 ① SF8 3-H		x 0-0 ① F9			1 2	0 0	0 1	0 4	0 0	0 0	0 0
Julian Javier, R (1, 4) OBP: 0.284, SLG: 0.308		x 0-0 PB 1B 1B	x 0-0 G4-6-3 2-3 1B		SSS 0-3 ② K		x 0-0 ② 6-3			4	0	2	0	0	1	0
Milt Ramirez, R (1, 6) OBP: 0.091, SLG: 0.091		x 0-0 PB 1-2 1B	x 0-0 ②③ G4-6-3 1-2f		x 0-0 ③ 4-3		SSS 0-3 ③ K			4	0	1	0	0	1	2
Nelson Briles, R (1, 1) OBP: 0.200, SLG: 0.600 Chuck Taylor, R (3, 1)	SSS 0-3 ② K			SSS 0-3 ① K		BBBB 4-0 BB BB 5-3 BB		SSS 0-3 ① K		1 2	0 1	0 0	0 0	0 1	1 2	2 0
Inning Stats	R: 1 E: 0 K: 0 S: 4 H: 2 LOB: 1 BB: 1 P: 8	R: 0 E: 0 K: 1 S: 7 H: 2 LOB: 2 BB: 0 P: 7	R: 3 E: 0 K: 0 S: 6 H: 4 LOB: 1 BB: 1 P: 10	R: 0 E: 0 K: 2 S: 7 H: 0 LOB: 0 BB: 0 P: 7	R: 3 E: 0 K: 1 S: 8 H: 3 LOB: 0 BB: 0 P: 8	R: 1 E: 0 K: 1 S: 5 H: 0 LOB: 2 BB: 3 P: 17	R: 0 E: 0 K: 1 S: 5 H: 0 LOB: 0 BB: 0 P: 5	R: 1 E: 0 K: 1 S: 7 H: 2 LOB: 2 BB: 1 P: 11		1B: 9 2B: 2 3B: 1 HR: 1	SF: 1 SAC: 0 DP: 2 HBP: 0					

PITCHER		IP	WLS	BF	H	R	ER	SO	BB	IBB	HBP	BLK	WP	HR	S	P	ERA	WHIP
Chris Short, L ERA: 5.5	(1, 1)	2.0		12	6	3	3	1	1	0	0	0	0	0	13	17	13.50	3.500
Lowell Palmer, R ERA: 4.1	(3, 1)	3.0	L	15	5	5	5	3	2	0	0	0	0	1	19	27	15.00	2.333
Bill Wilson, R ERA: 5.74	(6, 1)	2.0		8	0	0	0	2	2	0	0	0	0	0	10	18	0.00	1.000
Dick Selma, R ERA: 4.21	(8, 1)	1.0		6	2	1	1	1	1	0	0	0	0	0	7	11	9.00	3.000

PITCHER	IP	WLS	BF	H	R	ER	SO	BB	IBB	HBP	BLK	WP	HR	S	P	ERA	WHIP

BOTTOM

Philadelphia Phillies @ St. Louis Cardinals

Busch Stadium, St. Louis, MO

Tue May 12 1970, 7:05 PM CDT

Att. 10,454 - Unknown

livebaseballscorecards.com

AB	34
R	9
H	13
RBI	9
BB	6
SO	7
LOB	19

Montreal Expos @ Philadelphia Phillies

Shibe Park, Philadelphia, PA

Wed May 13 1970, 7:05 PM EDT

Att. 2,470 - Unknown

TOP

livebaseballscorecards.com

Batter	1	2	3	4	5	6	7	8	9	AB	R	H	RBI	BB	SO	LOB
Marv Staehle, L (1, 4) OBP: 0.352, SLG: 0.321	1B		G1			E8		1B	P6	5	2	2	0	0	0	1
Mack Jones, L (1, 7) OBP: 0.380, SLG: 0.381	K			4-3		BBBB E E		2B 1-3	F5	4	2	1	0	1	1	2
Rusty Staub, L (1, 9) OBP: 0.469, SLG: 0.475	K			HR		E2 1-H 2-H SF8		2B 1-3 3-H		4	3	3	4	0	1	1
Ron Fairly, L (1, 3) OBP: 0.400, SLG: 0.404	F9			6-3		SF8 3-H		1B 2-H 3-H		3	0	1	3	0	0	1
Jim Fairey, L (1, 8) OBP: 0.327, SLG: 0.468		K		F7		F8		FC6 2-3		3	0	0	0	0	1	0
Adolfo Phillips, R (8, PH) (8, 8)										1	0	1	0	0	0	0
Coco Laboy, R (1, 5) OBP: 0.217, SLG: 0.176		K			6-3		K	P4		4	0	0	0	0	2	2
John Bateman, R (1, 2) OBP: 0.234, SLG: 0.295		5-3			G4-6-3 1B		P4	FC6 1-2f		4	0	1	0	0	0	2
Bobby Wine, R (1, 6) OBP: 0.281, SLG: 0.317			K		G4-6-3 1-2f		F9		BB	3	0	0	0	1	1	1
Bill Stoneman, R (1, 1) OBP: 0.063, SLG: 0.125			K			K		P4	K	2	0	0	0	0	2	0
Claude Raymond, R (6, 1)										2	0	0	0	0	1	1

AB	35
R	7
H	9
RBI	7
BB	2
SO	9
LOB	11

Inning Stats	1	2	3	4	5	6	7	8	9
	R: 0 E: 0 K: 2 S: 8	H: 1 LOB: 1 BB: 0 P: 8	R: 0 E: 0 K: 2 S: 7	H: 0 LOB: 0 BB: 0 P: 7	R: 0 E: 0 K: 2 S: 7	H: 0 LOB: 0 BB: 0 P: 7	R: 1 E: 0 K: 0 S: 4	H: 1 LOB: 0 BB: 0 P: 4	R: 0 E: 0 K: 0 S: 3	H: 1 LOB: 0 BB: 0 P: 3	R: 3 E: 2 K: 1 S: 7	H: 1 LOB: 0 BB: 1 P: 11	R: 0 E: 0 K: 1 S: 5	H: 0 LOB: 0 BB: 0 P: 5	R: 3 E: 0 K: 0 S: 8	H: 5 LOB: 2 BB: 0 P: 8	R: 0 E: 0 K: 1 S: 5	H: 0 LOB: 1 BB: 1 P: 9

1B: 6	SF: 1
2B: 2	SAC: 0
3B: 0	DP: 1
HR: 1	HBP: 0

WP: 0	PA: 38
PB: 0	
SB: 0	
CS: 0	

PITCHER		IP	WLS	BF	H	R	ER	SO	BB	IBB	HBP	BLK	WP	HR	S	P	ERA	WHIP
Rick Wise, R ERA: 3.97	(1, 1)	7.1	L	29	6	6	4	8	1	0	0	0	0	1	44	48	4.91	0.955
Joe Hoerner, L ERA: 4.08	(8, 1)	0.0		2	2	1	1	0	0	0	0	0	0	0	2	2	∞	∞
Dick Selma, R ERA: 3.95	(8, 1)	1.2		7	1	0	0	1	1	0	0	0	0	0	8	12	0.00	1.200

PITCHER	IP	WLS	BF	H	R	ER	SO	BB	IBB	HBP	BLK	WP	HR	S	P	ERA	WHIP

Montreal Expos @ Philadelphia Phillies

Shibe Park, Philadelphia, PA

Wed May 13 1970, 7:05 PM EDT

Att. 2,470 - Unknown

BOTTOM

livebaseballscorecards.com

Batter	1	2	3	4	5	6	7	8	9	AB	R	H	RBI	BB	SO	LOB
Larry Bowa, S (1, 6) OBP: 0.236, SLG: 0.196	0-0 2-3		0-3 K			0-0 6-3	0-3 K		0-0 CS 1-2	4	0	0	0	0	2	1
Jim Hutto, R (9, PH) OBP: 0.286, SLG: 0.407										0	0	0	0	0	0	0
Denny Doyle, L (1, 4) OBP: 0.273, SLG: 0.328	0-0 F8		0-3 K			0-0 HR 1B		0-0 4-3		4	1	1	0	0	1	1
John Briggs, L (1, 7) OBP: 0.284, SLG: 0.321	0-3 K		0-0 L9			1-2 0-0 HR 1B		0-0 HR 1B		4	2	2	0	0	1	1
Don Money, R (1, 5) OBP: 0.463, SLG: 0.695		4-0 G6-4-3 BB		0-0 1-3		1-H 2-H 0-0 HR		0-0 HR 1-H		3	2	2	5	1	0	0
Deron Johnson, R (1, 3) OBP: 0.300, SLG: 0.439		0-0 G6-4-3 1-2f		0-0 P6		0-0 FC4-6 1B		0-3 K		4	0	1	0	0	1	1
Larry Hisle, R (1, 8) OBP: 0.328, SLG: 0.337		0-0 1B 1B		0-0 L5		0-0 FC4-6 CS 1-2f		0-0 6-3		4	0	1	0	0	0	1
Ron Stone, L (1, 9) OBP: 0.250, SLG: 0.359		0-0 1-3 1B			0-0 CS 1B	0-0 CS 1-2	0-0 HR		0-0 F9	4	1	3	1	0	0	0
Mike Compton, R (1, 2) OBP: 0.310, SLG: 0.423		0-0 F8			0-3 K 1-2		0-3 K		0-0 F8	3	0	0	0	0	2	3
Del Bates, L (9, PH) OBP: 0.250, SLG: 0.143										1	0	0	0	0	0	0
Rick Wise, R (1, 1) OBP: 0.313, SLG: 0.214			4-0 BB		0-0 5-3		0-3 K		0-0 CS 1B	2	0	0	0	1	1	0
Joe Hoerner, R (8, 1)										0	0	0	0	0	0	0
Dick Selma, R (8, 1)										0	0	0	0	0	0	0
Tony Taylor, R (9, PH) OBP: 0.287, SLG: 0.238										1	0	1	0	0	0	0
Inning Stats	R: 0 E: 0 K: 1 S: 5 H: 0 LOB: 0 BB: 0 P: 5	R: 0 E: 0 K: 0 S: 4 H: 2 LOB: 2 BB: 1 P: 8	R: 0 E: 0 K: 2 S: 7 H: 0 LOB: 1 BB: 1 P: 11	R: 0 E: 0 K: 0 S: 3 H: 0 LOB: 0 BB: 0 P: 3	R: 0 E: 0 K: 1 S: 5 H: 1 LOB: 0 BB: 0 P: 5	R: 3 E: 0 K: 0 S: 6 H: 4 LOB: 0 BB: 0 P: 6	R: 1 E: 0 K: 3 S: 10 H: 1 LOB: 0 BB: 0 P: 10	R: 2 E: 0 K: 1 S: 7 H: 2 LOB: 0 BB: 0 P: 7	R: 0 E: 0 K: 0 S: 3 H: 1 LOB: 0 BB: 0 P: 3	1B: 8 2B: 0 3B: 0 HR: 3	SF: 0 SAC: 0 DP: 1 HBP: 0						

	AB	34
	R	6
	H	11
	RBI	6
	BB	2
	SO	8
	LOB	8

WP: 0 PB: 0 SB: 0 CS: 3 PA: 38

PITCHER		IP	WLS	BF	H	R	ER	SO	BB	IBB	HBP	BLK	WP	HR	S	P	ERA	WHIP
Bill Stoneman, R ERA: 5.07	(1, 1)	5.1		22	6	3	3	4	2	0	0	0	0	1	28	36	5.06	1.500
Claude Raymond, R ERA: 2.75	(6, 1)	3.2	W	14	5	3	3	4	0	0	0	0	0	2	22	22	7.36	1.364

PITCHER	IP	WLS	BF	H	R	ER	SO	BB	IBB	HBP	BLK	WP	HR	S	P	ERA	WHIP

New York Mets @ Philadelphia Phillies

Shibe Park, Philadelphia, PA

Fri May 15 1970, 7:05 PM EDT

Att. 6,373 - Unknown

TOP

livebaseballscorecards.com

Batter	1	2	3	4	5	6	7	8	9	AB	R	H	RBI	BB	SO	LOB
Tommie Agee, R (1, 8) OBP: 0.315, SLG: 0.313	X 0-0 P7 ①		B F C B B F F B 4-2 BB	X 0-0 F2 ③		S S S 0-3 K ③			S S S 0-3 K ②	4	0	0	0	1	2	2
Bud Harrelson, S (1, 6) OBP: 0.399, SLG: 0.422	B B F B F X 3-2 L4 ②		S B F F X 1-2 F8 ②		X 0-0 5-3 ①		B B B 4-0 FC6-4 BB		X 0-0 F9 ③	4	0	0	0	1	0	1
Cleon Jones, R (1, 7) OBP: 0.294, SLG: 0.228	B B F C F X 2-2 6-3 ③		C X 0-1 F9 ③		B B B C F B 4-2 BB 1B BB		S S S 0-3 K ①			3	1	0	0	1	1	2
Donn Clendenon, R (1, 3) OBP: 0.316, SLG: 0.465 Mike Jorgensen, L (7, PR) OBP: 0.265, SLG: 0.349 (7, 3)		B F X 1-1 F3 ①		S X 0-1 2B WP 1B	B F F B B B 4-2 1B 1-2 1B BB		X 0-0 FC6-4 1-2f ②			3 0	2 0	1 0	0 0	1 0	0 0	1 0
Ron Swoboda, R (1, 9) OBP: 0.394, SLG: 0.304		S S B X 1-2 E3 1B		S B B B X 2-2 E 1-3 2B	B B C C C 2-3 K ②		S S S 0-3 K ③			4	1	1	0	0	2	3
Joe Foy, R (1, 5) OBP: 0.339, SLG: 0.281		B B C B C X 3-2 E8 ②		B B B B 4-0 FC6-4 2-H 3-H BB	X 0-0 1B 1-3 2-H 1B			B B C X 2-1 5-3 ①		3	0	1	1	1	0	1
Jerry Grote, R (1, 2) OBP: 0.207, SLG: 0.269	X 0-0 1-3 1B		X 0-0 FC6-4 E 1-2f ①	S F B X 1-2 1-3 3-H 1B ③				X 0-0 F2 ②		4	0	2	1	0	0	1
Al Weis, S (1, 4) OBP: 0.222, SLG: 0.240	B X 1-0 F8 ③		X 0-0 F7 ②			S S S 0-3 K ①		B B C S X 2-2 6-3 ③		4	0	0	0	0	1	3
Tom Seaver, R (1, 1) OBP: 0.194, SLG: 0.226		B B C E S 2-3 K ①	X 0-0 E8 1-3 1B			S S S 0-3 K ②			S S S 0-3 K ①	4	0	1	0	0	3	0

	AB	33
	R	4
	H	6
	RBI	2
	BB	5
	SO	9
	LOB	14

Inning Stats	1	2	3	4	5	6	7	8	9
	R: 0 H: 0 E: 0 LOB: 0 K: 0 BB: 0 S: 8 P: 13	R: 0 H: 1 E: 2 LOB: 2 K: 0 BB: 0 S: 10 P: 16	R: 0 H: 0 E: 0 LOB: 1 K: 1 BB: 1 S: 13 P: 20	R: 2 H: 3 E: 1 LOB: 2 K: 0 BB: 1 S: 9 P: 15	R: 2 H: 2 E: 0 LOB: 2 K: 1 BB: 2 S: 12 P: 23	R: 0 H: 0 E: 0 LOB: 0 K: 3 BB: 0 S: 9 P: 9	R: 0 H: 0 E: 0 LOB: 1 K: 2 BB: 1 S: 7 P: 11	R: 0 H: 0 E: 0 LOB: 0 K: 0 BB: 0 S: 6 P: 10	R: 0 H: 0 E: 0 LOB: 0 K: 2 BB: 0 S: 7 P: 7

	1B: 5	SF: 0	WP: 1	PA: 38
	2B: 1	SAC: 0	PB: 0	
	3B: 0	DP: 0	SB: 0	
	HR: 0	HBP: 0	CS: 0	

PITCHER		IP	WLS	BF	H	R	ER	SO	BB	IBB	HBP	BLK	WP	HR	S	P	ERA	WHIP
Woodie Fryman, L ERA: 4.54	(1, 1)	4.2	L	24	5	4	4	2	4	0	0	0	1	0	49	83	7.71	1.929
Bill Wilson, R ERA: 4.74	(5, 1)	3.1		11	1	0	0	5	1	0	0	0	0	0	25	34	0.00	0.600
Mike Jackson, L ERA:	(9, 1)	1.0		3	0	0	0	2	0	0	0	0	0	0	7	7	0.00	0.000

PITCHER		IP	WLS	BF	H	R	ER	SO	BB	IBB	HBP	BLK	WP	HR	S	P	ERA	WHIP

Batter	1	2	3	4	5	6	7	8	9	AB	R	H	RBI	BB	SO	LOB
Oscar Gamble, L (1, 8)	C F B C 1-3 ① K		B S S B X 2-2 E5 1-2			B F X 1-1 ① 4-3		F C S 0-3 ② K		4	0	0	0	0	2	2
Denny Doyle, L (1, 4) OBP: 0.265, SLG: 0.317	C C S 0-3 ② K		B F B S S 2-3 ③ K			B S X 1-1 ② F7		X 0-0 ③ F7		4	0	0	0	0	2	3
John Briggs, L (1, 7) OBP: 0.292, SLG: 0.315	B S B X 2-1 E4 CS			B B B B 4-0 BB		B F B F B B 4-2 BB			X 0-0 ① L9	2	0	0	0	2	0	0
Don Money, R (1, 5) OBP: 0.446, SLG: 0.667	C S B 1-2 ③ CS 1-2	B F B B X 3-1 ① 5-3		B F S X 1-2 ① L7		C B S C 1-3 ③ K			C B S B F X 2-2 ② F8	4	0	0	0	0	1	2
Deron Johnson, R (1, 3) OBP: 0.291, SLG: 0.424		C F S 0-3 ② K		S F S 0-3 ② K			B B B C S F F S 3-3 ① K		S B S B B F S 3-3 ③ K	4	0	0	0	0	4	1
Larry Hisle, R (1, 9) OBP: 0.320, SLG: 0.327		S C B S 1-3 ③ K		B S B B S S 3-3 ③ K			S B C X 1-2 ② F3			3	0	0	0	0	2	1
Larry Bowa, S (1, 6) OBP: 0.229, SLG: 0.190			X 0-0 ① P7		C B B F F F C 2-3 ① K		C B S F B F F X 2-2 ③ L7			3	0	0	0	0	1	0
Mike Compton, R (1, 2) OBP: 0.344, SLG: 0.429			L B S B X 2-2 E 1B		S X 0-1 ② 5-3			C B B S B F B 4-2 BB		2	0	1	0	1	0	0
Woodie Fryman, R (1, 1) OBP: 0.083, SLG: 0.083			M F S 0-3 ② K		F B S S 1-3 ③ K			B C F C 1-3 ① K		1	0	0	0	0	1	1
Bill Wilson, R (5, 1)										1	0	0	0	0	1	0
Ron Stone, L (8, PH) OBP: 0.244, SLG: 0.350										1	0	0	0	0	1	1
Mike Jackson, L (9, 1)										0	0	0	0	0	0	0

Inning Stats	1	2	3	4	5	6	7	8	9	1B: 1	SF: 0	WP: 0	PA: 33
R:	0	0	0	0	0	0	0	0	0	2B: 0	SAC: 0	PB: 0	
E:	1	0	1	0	0	0	0	0	0	3B: 0	DP: 0	SB: 0	
K:	2	2	2	2	2	1	1	2	1	HR: 0	HBP: 0	CS: 1	
S:	10	8	13	9	10	9	14	10	9				
H:	0	0	1	0	0	0	0	0	0				
LOB:	0	0	2	1	0	1	0	1	0				
BB:	0	0	0	1	0	1	0	1	0				
P:	14	12	19	17	13	16	20	15	14				

PITCHER	IP	WLS	BF	H	R	ER	SO	BB	IBB	HBP	BLK	WP	HR	S	P	ERA	WHIP
Tom Seaver, R (1, 1) ERA: 1.96	9.0	W	32	1	0	0	15	3	0	0	0	0	0	92	140	0.00	0.444

PITCHER	IP	WLS	BF	H	R	ER	SO	BB	IBB	HBP	BLK	WP	HR	S	P	ERA	WHIP

BOTTOM

New York Mets @ Philadelphia Phillies

Shibe Park, Philadelphia, PA

Fri May 15 1970, 7:05 PM EDT

Att. 6,373 - Unknown

livebaseballscorecards.com

AB	29
R	0
H	1
RBI	0
BB	3
SO	15
LOB	11

Batter	1	2	3	4	5	6	7	8	9	AB	R	H	RBI	BB	SO	LOB
Tommie Agee, R (1, 8) OBP: 0.318, SLG: 0.311	0-0 S 1B 1B 1B	0-0 5-3		4-2 S 1B BB	0-3 K		0-0 6-3			4	2	1	0	1	1	4
Bud Harrelson, S (1, 6) OBP: 0.405, SLG: 0.436	2-0 S 1B 1-2 1B	0-0 2B 2B	0-0 1B 1-H 1B	1-3 K			0-0 4-3			5	3	3	1	0	1	3
Cleon Jones, R (1, 7) OBP: 0.298, SLG: 0.237	0-0 P1	0-0 6-3	0-0 S 2-H 1B		0-0 5-3			0-0 G5-4-3 1B		5	0	2	1	0	0	3
Donn Clendenon, R (1, 3) OBP: 0.321, SLG: 0.453 Mike Jorgensen, L (8, 3) OBP: 0.265, SLG: 0.349	3-1 F2 1-2 2-3	0-0 6-3	4-2 1-2 BB		0-0 1B 1B			0-0 G5-4-3 1-2f		4 0	0 0	1 0	0 0	1 0	0 0	4 0
Ron Swoboda, R (1, 9) OBP: 0.408, SLG: 0.344	0-0 2-H 3-H 1B	0-0 2B 2-H 2B	0-0 F7		1-2 BB 1-3 1B			2-0 6-3		5	1	3	3	0	0	2
Joe Foy, R (1, 5) OBP: 0.350, SLG: 0.310	0-0 F8	1-1 2-H 2B		0-0 1B 2B	4-0 1-2 BB		0-0 5-3			4	0	2	1	1	0	1
Jerry Grote, R (1, 2) OBP: 0.222, SLG: 0.281		0-0 F7	0-0 1-3		2-1 HBP 2-3 1B	0-0 P6		0-0 G6-4-3 1B		5	0	2	0	0	0	4
Al Weis, S (1, 4) OBP: 0.250, SLG: 0.276		2-0 2B		0-0 F7	1-0 1-2 HBP	0-0 P6		0-0 G6-4-3 1-2f		4	0	1	0	0	0	4
Jerry Koosman, R (1, 1) OBP: 0.167, SLG: 0.091		2-2 6-3		0-3 K	0-3 K		0-0 6-3			4	0	0	0	0	2	4
Inning Stats	R: 2 E: 0 K: 0 S: 7 H: 3 LOB: 1 BB: 0 P: 12	R: 0 E: 0 K: 0 S: 6 H: 1 LOB: 1 BB: 0 P: 10	R: 2 E: 0 K: 0 S: 7 H: 3 LOB: 1 BB: 0 P: 8	R: 2 E: 0 K: 1 S: 11 H: 2 LOB: 2 BB: 2 P: 19	R: 0 E: 0 K: 3 S: 12 H: 2 LOB: 3 BB: 0 P: 16	R: 0 E: 0 K: 0 S: 7 H: 2 LOB: 3 BB: 1 P: 12	R: 0 E: 0 K: 0 S: 3 H: 0 LOB: 0 BB: 0 P: 3	R: 0 E: 0 K: 0 S: 3 H: 1 LOB: 0 BB: 0 P: 5	R: 0 E: 0 K: 0 S: 3 H: 1 LOB: 0 BB: 0 P: 3	1B: 10 2B: 5 3B: 0 HR: 0	SF: 0 SAC: 0 DP: 2 HBP: 1						

PITCHER		IP	WLS	BF	H	R	ER	SO	BB	IBB	HBP	BLK	WP	HR	S	P	ERA	WHIP
Grant Jackson, L ERA: 7.3	(1, 1)	3.2	L	20	8	6	6	1	1	0	0	0	0	0	27	41	14.73	2.455
Lowell Palmer, R ERA: 3.64	(4, 1)	3.1		18	5	0	0	3	2	0	1	0	0	0	26	39	0.00	2.100
Mike Jackson, L ERA:	(8, 1)	2.0		6	2	0	0	0	0	0	0	0	0	0	6	8	0.00	1.000

PITCHER	IP	WLS	BF	H	R	ER	SO	BB	IBB	HBP	BLK	WP	HR	S	P	ERA	WHIP

TOP

New York Mets @ Philadelphia Phillies

Shibe Park, Philadelphia, PA

Sat May 16 1970, 7:05 PM EDT

Att. 4,826 - Unknown

livebaseballscorecards.com

AB	40
R	6
H	15
RBI	6
BB	3
SO	4
LOB	29

1B: 10 SF: 0
2B: 5 SAC: 0
3B: 0 DP: 2
HR: 0 HBP: 1

WP: 0 PA: 44
PB: 0
SB: 4
CS: 0

New York Mets @ Philadelphia Phillies

Shibe Park, Philadelphia, PA

Sat May 16 1970, 7:05 PM EDT

Att. 4,826 - Unknown

livebaseballscorecards.com

BOTTOM

Batter	1	2	3	4	5	6	7	8	9	AB	R	H	RBI	BB	SO	LOB
Tony Taylor, R (1, 4) OBP: 0.286, SLG: 0.229	L3		4-3		BB		G6-3			3	0	0	0	1	0	1
Oscar Gamble, L (1, 8)	4-3		B1-3		K			4-3		4	0	0	0	0	1	2
Larry Hisle, R (1, 9) OBP: 0.318, SLG: 0.324	1B		K		F8			K		4	0	1	0	0	2	2
Don Money, R (1, 5) OBP: 0.457, SLG: 0.676	1B			FC4-6 BB		L8		2B		3	0	2	0	1	0	0
Rick Joseph, R (1, 3) OBP: 0.261, SLG: 0.591 (7, 7)	1-3			FC4-6		5-3 BB		P8		3	0	0	0	1	0	4
John Briggs, L (1, 7) OBP: 0.285, SLG: 0.306		K		K	5-3				K	3	0	0	0	0	2	2
Jim Hutto, R (7, 3) OBP: 0.276, SLG: 0.393										1	0	0	0	0	1	0
Mike Compton, R (1, 2) OBP: 0.333, SLG: 0.414		K		P4		F8			K	1	0	0	0	0	1	0
Del Bates, L (4, 2) OBP: 0.211, SLG: 0.118										3	0	0	0	0	1	2
Larry Bowa, S (1, 6) OBP: 0.239, SLG: 0.194		E6			BB		G6-3 1B		6-3	3	0	1	0	1	0	0
Grant Jackson, S (1, 1)		K			K		P7			1	0	0	0	0	1	1
Lowell Palmer, R (4, 1) OBP: 0.444, SLG: 0.625										1	0	0	0	0	1	1
Deron Johnson, R (7, PH) OBP: 0.289, SLG: 0.420										1	0	0	0	0	0	1
Mike Jackson, L (8, 1)										0	0	0	0	0	0	0

	AB	31
	R	0
	H	4
	RBI	0
	BB	4
	SO	10
	LOB	16

Inning Stats	1	2	3	4	5	6	7	8	9
	R: 0 H: 2 E: 0 LOB: 2 K: 0 BB: 0 S: 11 P: 15	R: 0 H: 0 E: 1 LOB: 1 K: 3 BB: 0 S: 16 P: 24	R: 0 H: 0 E: 0 LOB: 0 K: 1 BB: 0 S: 6 P: 7	R: 0 H: 0 E: 0 LOB: 1 K: 1 BB: 1 S: 8 P: 15	R: 0 H: 0 E: 0 LOB: 2 K: 2 BB: 2 S: 9 P: 20	R: 0 H: 0 E: 0 LOB: 1 K: 0 BB: 1 S: 4 P: 9	R: 0 H: 1 E: 0 LOB: 0 K: 0 BB: 0 S: 5 P: 7	R: 0 H: 1 E: 0 LOB: 1 K: 1 BB: 0 S: 6 P: 6	R: 0 H: 0 E: 0 LOB: 0 K: 2 BB: 0 S: 7 P: 7

	1B: 3	SF: 0	WP: 0	PA: 35
	2B: 1	SAC: 0	PB: 0	
	3B: 0	DP: 1	SB: 0	
	HR: 0	HBP: 0	CS: 0	

PITCHER	IP	WLS	BF	H	R	ER	SO	BB	IBB	HBP	BLK	WP	HR	S	P	ERA	WHIP
Jerry Koosman, L (1, 1) ERA: 2.64	9.0	W	35	4	0	0	10	4	0	0	0	0	0	72	110	0.00	0.889

PITCHER	IP	WLS	BF	H	R	ER	SO	BB	IBB	HBP	BLK	WP	HR	S	P	ERA	WHIP

Philadelphia Phillies @ Pittsburgh Pirates

Forbes Field, Pittsburgh, PA

Mon May 18 1970, 7:05 PM EDT

Att. 5,796 - Unknown

TOP

livebaseballscorecards.com

Batter	1	2	3	4	5	6	7	8	9	AB	R	H	RBI	BB	SO	LOB
Oscar Gamble, L (1, 8)	F8		1-3			F7		6-3		4	0	0	0	0	0	0
Denny Doyle, L (1, 4) OBP: 0.265, SLG: 0.310	F8			G3		1B SF8 BB			K	3	1	0	0	1	1	0
John Briggs, L (1, 7) OBP: 0.291, SLG: 0.307	4-3			L9		CS 1B (1-3)			FC5-4 BB	3	0	1	0	1	0	0
Don Money, R (1, 5) OBP: 0.442, SLG: 0.657		E5 E		F8		SF8 (3-H)			FC5-4 BB 1B (1-2f)	3	0	0	1	0	0	1
Deron Johnson, R (1, 3) OBP: 0.295, SLG: 0.423		K			1B	CS (1-2)	F8		BB 1B (1-2)	4	0	2	0	0	1	1
Terry Harmon, R (9, PR) OBP: 0.250, SLG: 0.192										0	0	0	0	0	0	0
Larry Hisle, R (1, 9) OBP: 0.324, SLG: 0.325		L9			L7		G4-6-3 1B		BB (1-2 2-3)	3	0	1	0	1	0	2
Del Bates, L (1, 2) OBP: 0.174, SLG: 0.095		L7 (1-2)			L7		G4-6-3 (1-2f)		K	4	0	0	0	0	1	6
Larry Bowa, S (1, 6) OBP: 0.241, SLG: 0.198			K		1B (1-2)			G3		3	0	1	0	0	1	0
Jim Bunning, R (1, 1)			6-3		5-3			F8		2	0	0	0	0	0	2
Ron Stone, L (8, PH) OBP: 0.238, SLG: 0.341										1	0	0	0	0	0	0
Dick Selma, R (8, 1)										0	0	0	0	0	0	0
Inning Stats	R: 0 E: 0 K: 0 S: 3 H: 0 LOB: 0 BB: 0 P: 3	R: 0 E: 2 K: 1 S: 6 H: 0 LOB: 1 BB: 0 P: 6	R: 0 E: 0 K: 1 S: 5 H: 0 LOB: 0 BB: 0 P: 5	R: 0 E: 0 K: 0 S: 3 H: 0 LOB: 0 BB: 0 P: 3	R: 0 E: 0 K: 0 S: 5 H: 2 LOB: 2 BB: 0 P: 5	R: 1 E: 0 K: 0 S: 3 H: 1 LOB: 0 BB: 1 P: 7	R: 0 E: 0 K: 0 S: 3 H: 1 LOB: 0 BB: 0 P: 3	R: 0 E: 0 K: 0 S: 3 H: 0 LOB: 0 BB: 0 P: 3	R: 0 E: 0 K: 2 S: 8 H: 1 LOB: 3 BB: 2 P: 16	1B: 5 2B: 0 3B: 0 HR: 0 SF: 1 SAC: 0 DP: 1 HBP: 0							

PITCHER	IP	WLS	BF	H	R	ER	SO	BB	IBB	HBP	BLK	WP	HR	S	P	ERA	WHIP
Bob Moose, R (1, 1) ERA: 5.09	9.0	W	34	5	1	1	4	3	0	0	0	0	0	39	51	1.00	0.889

PITCHER	IP	WLS	BF	H	R	ER	SO	BB	IBB	HBP	BLK	WP	HR	S	P	ERA	WHIP

AB	30
R	1
H	5
RBI	1
BB	3
SO	4
LOB	12

PA: 35

WP: 0 PB: 0 SB: 0 CS: 1

Batter	1	2	3	4	5	6	7	8	9	AB	R	H	RBI	BB	SO	LOB
Freddie Patek, R (1, 6) OBP: 0.343, SLG: 0.333	K		5-3			P4		K		4	0	0	0	0	2	0
Matty Alou, L (1, 8) OBP: 0.275, SLG: 0.286	F9		F7			S 1B		4-3		4	0	1	0	0	0	0
Roberto Clemente, R (1, 9) OBP: 0.388, SLG: 0.550	5-3		5-3			K 1-2		K		4	0	0	0	0	2	1
Al Oliver, L (1, 7) OBP: 0.239, SLG: 0.380		F7		4-3		F9				3	0	0	0	0	0	1
Richie Hebner, L (1, 5) OBP: 0.405, SLG: 0.490		BB 2B		F5			SH1-4 2B 1B			3	1	2	0	0	0	0
Bob Robertson, R (1, 3) OBP: 0.440, SLG: 0.716		BBBB 4-0 BB BB		5-3			SH1-4 1-2			1	0	0	0	1	0	0
Manny Sanguillen, R (1, 2) OBP: 0.287, SLG: 0.424		P4			F7		1B PB 2B 2-H			3	1	1	1	0	0	2
Bill Mazeroski, R (1, 4) OBP: 0.274, SLG: 0.275		BBBB 4-0 1-2 2-3 BB			F8		K 1B 2-3			2	0	1	0	1	0	0
Bob Moose, R (1, 1) OBP: 0.250, SLG: 0.200		L3			K		K 1-3 3-H			3	0	0	0	0	2	4
Inning Stats	R: 0 E: 0 K: 1 S: 5 H: 0 LOB: 0 BB: 0 P: 5	R: 0 E: 0 K: 0 S: 4 H: 1 LOB: 3 BB: 2 P: 12	R: 0 E: 0 K: 0 S: 3 H: 0 LOB: 0 BB: 0 P: 3	R: 0 E: 0 K: 0 S: 3 H: 0 LOB: 0 BB: 0 P: 3	R: 0 E: 0 K: 1 S: 5 H: 0 LOB: 0 BB: 0 P: 5	R: 0 E: 0 K: 1 S: 6 H: 1 LOB: 1 BB: 0 P: 6	R: 2 E: 0 K: 1 S: 7 H: 3 LOB: 2 BB: 0 P: 7	R: 0 E: 0 K: 2 S: 7 H: 0 LOB: 0 BB: 0 P: 7		1B: 3 2B: 2 3B: 0 HR: 0	SF: 0 SAC: 1 DP: 0 HBP: 0					

PITCHER		IP	WLS	BF	H	R	ER	SO	BB	IBB	HBP	BLK	WP	HR	S	P	ERA	WHIP
Jim Bunning, R ERA: 2.45	(1, 1)	7.0	L	27	5	2	1	4	2	0	0	0	0	0	33	41	1.29	1.000
Dick Selma, R ERA: 3.81	(8, 1)	1.0		3	0	0	0	2	0	0	0	0	0	0	7	7	0.00	0.000

PITCHER	IP	WLS	BF	H	R	ER	SO	BB	IBB	HBP	BLK	WP	HR	S	P	ERA	WHIP

BOTTOM

Philadelphia Phillies @ Pittsburgh Pirates
Forbes Field, Pittsburgh, PA
Mon May 18 1970, 7:05 PM EDT
Att. 5,796 - Unknown

livebaseballscorecards.com

AB	27
R	2
H	5
RBI	1
BB	2
SO	6
LOB	8

1B: 3	SF: 0	WP: 0	PA: 30
2B: 2	SAC: 1	PB: 1	
3B: 0	DP: 0	SB: 1	
HR: 0	HBP: 0	CS: 0	

Batter	1	2	3	4	5	6	7	8	9	AB	R	H	RBI	BB	SO	LOB
Denny Doyle, L (1, 4) OBP: 0.262, SLG: 0.300	6-3	BBB 4-0 2-H BB		2-3 1-2			6-3		4-3	4	0	0	0	1	0	1
Oscar Gamble, L (1, 8)	SSS 0-3 K	4-3		6-3			5-3			4	0	0	0	0	1	2
John Briggs, L (1, 7) OBP: 0.305, SLG: 0.333	BBBB 4-0 1B 1B BB		CS 1B		F7		3B			3	1	2	0	1	0	0
Don Money, R (1, 5) OBP: 0.435, SLG: 0.642	FC5 1B 1-3 1B		B1		F9		6-3			4	0	1	0	0	0	2
Deron Johnson, R (1, 3) OBP: 0.301, SLG: 0.421	1-2 3-H 1B		BBBB 4-0 BB 1-2 BB		1-3			SSS 0-3 K		3	0	1	1	1	1	0
Larry Hisle, R (1, 9) OBP: 0.329, SLG: 0.325	FC5 2-3f		BBBB 4-0 1-2 BB			FC6-4 1B		SSS 0-3 K		3	0	1	0	1	1	2
Del Bates, L (1, 2) OBP: 0.222, SLG: 0.160		0-0 FC5-4 1B	SSS 0-3 K			SSS 0-3 K		0-0 CS 1B		4	0	2	0	0	2	3
Larry Bowa, S (1, 6) OBP: 0.233, SLG: 0.191		0-0 FC5-4 WP S S 1-2f		0-0 F8		0-0 FC6-4 1-2f		0-0 CS 1-2	0-0 1-3	4	1	0	0	0	0	2
Chris Short, R (1, 1)		SSS 0-3 K 1-2		S 0-1 CI 2-3		0-0 1-3			0-0 6-3	3	0	0	0	0	1	2
Inning Stats	R: 1 E: 0 K: 1 S: 7 H: 2 LOB: 2 BB: 1 P: 11	R: 1 E: 0 K: 1 S: 6 H: 1 LOB: 1 BB: 1 P: 10	R: 0 E: 0 K: 1 S: 5 H: 1 LOB: 2 BB: 2 P: 13	R: 0 E: 1 K: 0 S: 4 H: 0 LOB: 1 BB: 0 P: 4	R: 0 E: 0 K: 0 S: 3 H: 0 LOB: 0 BB: 0 P: 3	R: 0 E: 0 K: 1 S: 6 H: 1 LOB: 1 BB: 0 P: 6	R: 0 E: 0 K: 0 S: 4 H: 1 LOB: 1 BB: 0 P: 4	R: 0 E: 0 K: 2 S: 7 H: 1 LOB: 0 BB: 0 P: 7	R: 0 E: 0 K: 0 S: 3 H: 0 LOB: 0 BB: 0 P: 3	1B: 6 2B: 0 3B: 1 HR: 0 SF: 0 SAC: 0 DP: 0 HBP: 0						

PITCHER	IP	WLS	BF	H	R	ER	SO	BB	IBB	HBP	BLK	WP	HR	S	P	ERA	WHIP
Dock Ellis, R (1, 1) ERA: 4.37	9.0	L	37	7	2	2	6	4	0	0	0	1	0	45	61	2.00	1.222

PITCHER	IP	WLS	BF	H	R	ER	SO	BB	IBB	HBP	BLK	WP	HR	S	P	ERA	WHIP

TOP

Philadelphia Phillies @ Pittsburgh Pirates
Forbes Field, Pittsburgh, PA
Tue May 19 1970, 7:05 PM EDT
Att. 6,251 - Unknown

livebaseballscorecards.com

AB	32
R	2
H	7
RBI	1
BB	4
SO	6
LOB	14

PA: 38

WP: 1 PB: 0 SB: 2 CS: 2

Batter	1	2	3	4	5	6	7	8	9	AB	R	H	RBI	BB	SO	LOB
Freddie Patek, R (1, 6) OBP: 0.338, SLG: 0.328	5-3		1B			F8			P6	4	0	1	0	0	0	0
Johnny Jeter, R (1, 8) OBP: 0.324, SLG: 0.267	4-3 2B		K			F7			P5	4	0	1	0	0	1	1
Roberto Clemente, R (1, 9) OBP: 0.379, SLG: 0.537	4-3 2-3			3-1			K			3	0	0	0	0	1	1
Bob Robertson, R (1, 3) OBP: 0.425, SLG: 0.688	K			F8			K			3	0	0	0	0	2	1
Manny Sanguillen, R (1, 2) OBP: 0.299, SLG: 0.432		CS 1B		P4			1B			3	0	2	0	0	0	0
Al Oliver, L (1, 7) OBP: 0.233, SLG: 0.369		K			K2-3			P4		3	0	0	0	0	2	1
Richie Hebner, L (1, 5) OBP: 0.395, SLG: 0.477		K 1-2			F3			K		3	0	0	0	0	2	1
Bill Mazeroski, R (1, 4) OBP: 0.267, SLG: 0.267			F9		1-3			1-3		3	0	0	0	0	0	0
Dock Ellis, S (1, 1) OBP: 0.105, SLG: 0.056 Jose Pagan, R (9, PH) OBP: 0.267, SLG: 0.250			F8			K			K	2 1	0 0	0 0	0 0	0 0	1 1	0 0
Inning Stats	R: 0 E: 0 K: 1 S: 6 H: 1 LOB: 1 BB: 0 P: 6	R: 0 E: 0 K: 2 S: 7 H: 1 LOB: 0 BB: 0 P: 7	R: 0 E: 0 K: 1 S: 6 H: 1 LOB: 1 BB: 0 P: 6	R: 0 E: 0 K: 0 S: 3 H: 0 LOB: 0 BB: 0 P: 3	R: 0 E: 0 K: 1 S: 5 H: 0 LOB: 0 BB: 0 P: 5	R: 0 E: 0 K: 1 S: 5 H: 0 LOB: 0 BB: 0 P: 5	R: 0 E: 0 K: 2 S: 7 H: 1 LOB: 1 BB: 0 P: 7	R: 0 E: 0 K: 1 S: 5 H: 0 LOB: 0 BB: 0 P: 5	R: 0 E: 0 K: 1 S: 5 H: 0 LOB: 0 BB: 0 P: 5	1B: 3 2B: 1 3B: 0 HR: 0 SF: 0 SAC: 0 DP: 0 HBP: 0						

PITCHER	IP	WLS	BF	H	R	ER	SO	BB	IBB	HBP	BLK	WP	HR	S	P	ERA	WHIP
Chris Short, L (1, 1) ERA: 4.36	9.0	W	29	4	0	0	10	0	0	0	0	0	0	49	49	0.00	0.444

PITCHER	IP	WLS	BF	H	R	ER	SO	BB	IBB	HBP	BLK	WP	HR	S	P	ERA	WHIP

BOTTOM

Philadelphia Phillies @ Pittsburgh Pirates
Forbes Field, Pittsburgh, PA
Tue May 19 1970, 7:05 PM EDT
Att. 6,251 - Unknown

livebaseballscorecards.com

AB	29
R	0
H	4
RBI	0
BB	0
SO	10
LOB	5

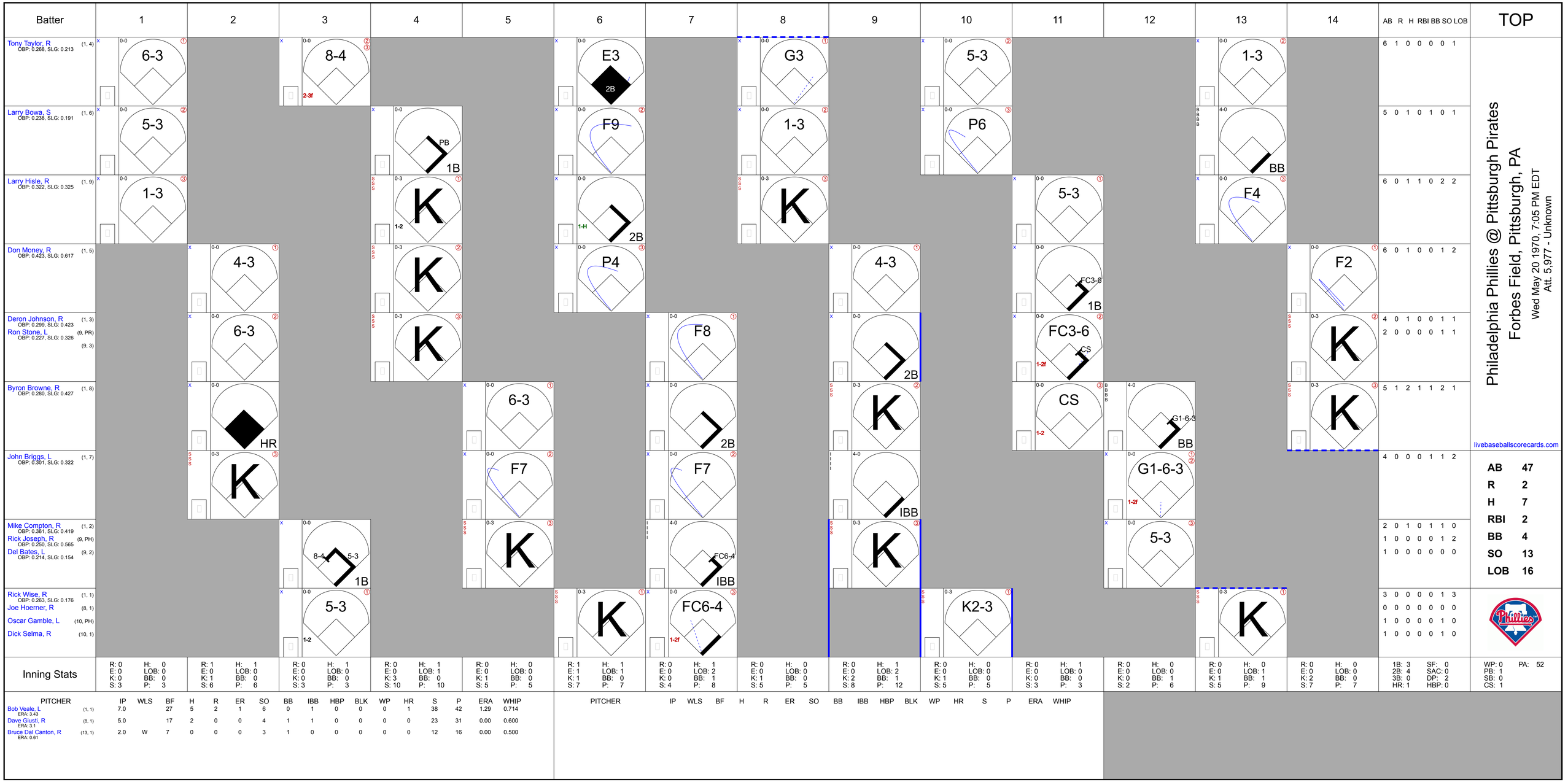
Batter
1
2
3
4
5
6
7
8
9
10
11
12
13
14
AB R H RBI BB SO LOB
TOP
Tony Taylor, R (1, 4) OBP: 0.268, SLG: 0.213
6-3
8-4
2-3f
E3
2B
G3
5-3
1-3
BB
F4
6 1 0 0 0 0 1
Larry Bowa, S (1, 6) OBP: 0.238, SLG: 0.191
5-3
PB
1B
F9
1-3
P6
5 0 1 0 1 0 1
Larry Hisle, R (1, 9) OBP: 0.322, SLG: 0.325
1-3
K
1-2
1-H
2B
K
5-3
6 0 1 1 0 2 2
Don Money, R (1, 5) OBP: 0.423, SLG: 0.617
4-3
P4
4-3
FC3-6
1B
F2
6 0 1 0 0 1 2
Deron Johnson, R (1, 3) OBP: 0.299, SLG: 0.423
Ron Stone, L (9, PR) OBP: 0.227, SLG: 0.326
(9, 3)
6-3
K
F8
2B
2B
FC3-6
CS
1-2f
K
4 0 1 0 0 1 1
2 0 0 0 0 1 1
Byron Browne, R (1, 8) OBP: 0.280, SLG: 0.427
HR
6-3
K
K
CS
1-2
G1-6-3
BB
K
5 1 2 1 1 2 1
John Briggs, L (1, 7) OBP: 0.301, SLG: 0.322
K
F7
F7
IBB
G1-6-3
1-2f
4 0 0 0 1 1 2
Mike Compton, R (1, 2) OBP: 0.381, SLG: 0.419
Rick Joseph, R (9, PH) OBP: 0.250, SLG: 0.565
Del Bates, L (9, 2) OBP: 0.214, SLG: 0.154
8-4
5-3
1B
K
FC6-4
IBB
K
5-3
2 0 1 0 1 1 0
1 0 0 0 0 1 2
1 0 0 0 0 0 0
Rick Wise, R (1, 1) OBP: 0.263, SLG: 0.176
Joe Hoerner, R (8, 1)
Oscar Gamble, L (10, PH)
Dick Selma, R (10, 1)
5-3
1-2
K
FC6-4
1-2f
K2-3
K
3 0 0 0 0 1 3
0 0 0 0 0 0 0
1 0 0 0 0 1 0
1 0 0 0 0 1 0
Philadelphia Phillies @ Pittsburgh Pirates
Forbes Field, Pittsburgh, PA
Wed May 20 1970, 7:05 PM EDT
Att. 5,977 - Unknown
livebaseballscorecards.com
AB 47
R 2
H 7
RBI 2
BB 4
SO 13
LOB 16
Inning Stats
R: 0 H: 0 E: 0 LOB: 0 K: 0 BB: 0 S: 3 P: 3
R: 1 H: 1 E: 0 LOB: 0 K: 1 BB: 0 S: 6 P: 6
R: 0 H: 1 E: 0 LOB: 0 K: 0 BB: 0 S: 3 P: 3
R: 0 H: 1 E: 0 LOB: 0 K: 3 BB: 0 S: 10 P: 10
R: 0 H: 0 E: 0 LOB: 0 K: 1 BB: 0 S: 5 P: 5
R: 1 H: 1 E: 1 LOB: 1 K: 1 BB: 0 S: 7 P: 7
R: 0 H: 1 E: 0 LOB: 2 K: 0 BB: 1 S: 4 P: 8
R: 0 H: 0 E: 0 LOB: 0 K: 1 BB: 0 S: 5 P: 5
R: 0 H: 1 E: 0 LOB: 2 K: 2 BB: 1 S: 8 P: 12
R: 0 H: 0 E: 0 LOB: 0 K: 1 BB: 0 S: 5 P: 5
R: 0 H: 1 E: 0 LOB: 0 K: 0 BB: 0 S: 3 P: 3
R: 0 H: 0 E: 0 LOB: 0 K: 0 BB: 1 S: 2 P: 6
R: 0 H: 0 E: 0 LOB: 1 K: 1 BB: 1 S: 5 P: 9
R: 0 H: 0 E: 0 LOB: 0 K: 2 BB: 0 S: 7 P: 7
1B: 3 SF: 0 2B: 4 SAC: 0 3B: 0 DP: 2 HR: 1 HBP: 0
WP: 0 PA: 52 PB: 1 SB: 0 CS: 1
PITCHER IP WLS BF H R ER SO BB IBB HBP BLK WP HR S P ERA WHIP
Bob Veale, L (1, 1) ERA: 3.43 7.0 27 5 2 1 6 0 1 0 0 0 1 38 42 1.29 0.714
Dave Giusti, R (8, 1) ERA: 3.1 5.0 17 2 0 0 4 1 1 0 0 0 0 23 31 0.00 0.600
Bruce Dal Canton, R (13, 1) ERA: 0.61 2.0 W 7 0 0 0 3 1 0 0 0 0 0 12 16 0.00 0.500
PITCHER IP WLS BF H R ER SO BB IBB HBP BLK WP HR S P ERA WHIP

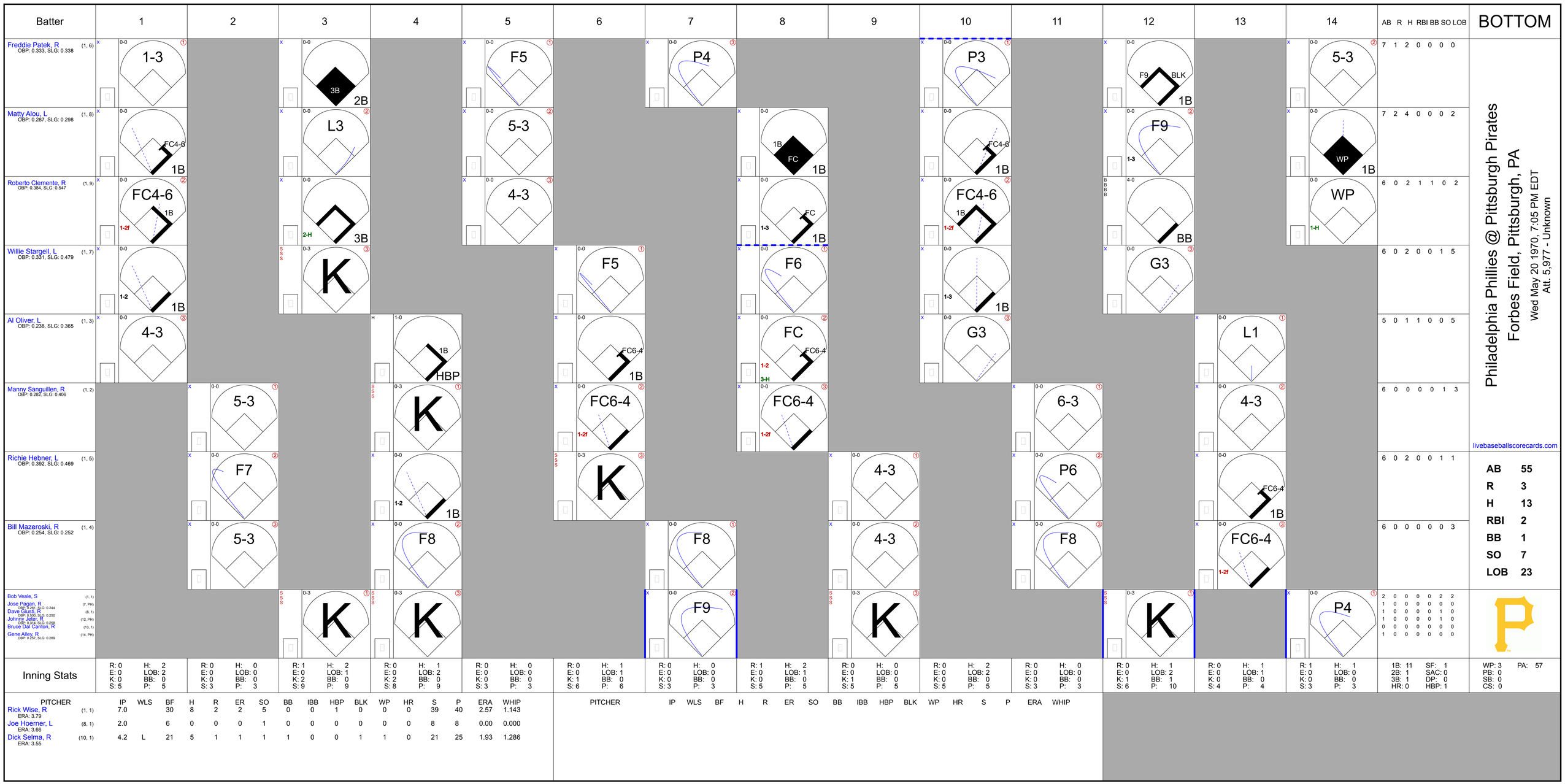
Batter
1
2
3
4
5
6
7
8
9
10
11
12
13
14
AB R H RBI BB SO LOB
BOTTOM
Freddie Patek, R (1, 6) OBP: 0.333, SLG: 0.338
1-3
7 1 2 0 0 0 0
Matty Alou, L (1, 8) OBP: 0.287, SLG: 0.298
FC4-6 1B
L3
3B 2B
F5
5-3
P4
1B FC 1B
P3
FC4-6 1B
F9 BLK 1B
F9 1-3
5-3
WP 1B
7 2 4 0 0 0 2
Roberto Clemente, R (1, 9) OBP: 0.384, SLG: 0.547
FC4-6 1B 1-2f
2-H 3B
4-3
1-3 FC 1B
FC4-6 1B 1-2f
B B B B
4-0 BB
WP 1-H
6 0 2 1 1 0 2
Willie Stargell, L (1, 7) OBP: 0.331, SLG: 0.479
1-2 1B
S S S
K
F5
F6
1-3 1B
G3
6 0 2 0 0 1 5
Al Oliver, L (1, 3) OBP: 0.238, SLG: 0.365
4-3
H
1B HBP
FC6-4 1B
FC 1-2 3-H FC6-4
G3
L1
5 0 1 1 0 0 5
Manny Sanguillen, R (1, 2) OBP: 0.282, SLG: 0.406
5-3
S S S
K
FC6-4 1-2f
FC6-4 1-2f
6-3
4-3
6 0 0 0 0 1 3
Richie Hebner, L (1, 5) OBP: 0.392, SLG: 0.469
F7
1-2 1B
S S S
K
4-3
P6
FC6-4 1B
6 0 2 0 0 1 1
Bill Mazeroski, R (1, 4) OBP: 0.254, SLG: 0.252
5-3
F8
F8
4-3
F8
FC6-4 1-2f
6 0 0 0 0 0 3
Bob Veale, S (1, 1)
Jose Pagan, R (7, PH) OBP: 0.297, SLG: 0.244
Dave Giusti, R (8, 1) OBP: 0.250, SLG: 0.250
Johnny Jeter, L (12, PH) OBP: 0.314, SLG: 0.258
Bruce Dal Canton, R (13, 1)
Gene Alley, R (14, PH) OBP: 0.297, SLG: 0.289
S S S
K
S S S
K
F9
S S S
K
S S S
K
P4
2 0 0 0 0 2 2
1 0 0 0 0 0 0
1 0 0 0 0 1 0
1 0 0 0 0 1 0
0 0 0 0 0 0 0
1 0 0 0 0 0 0
Philadelphia Phillies @ Pittsburgh Pirates
Forbes Field, Pittsburgh, PA
Wed May 20 1970, 7:05 PM EDT
Att. 5,977 - Unknown
livebaseballscorecards.com
AB 55
R 3
H 13
RBI 2
BB 1
SO 7
LOB 23
Inning Stats
R: 0 H: 2 E: 0 LOB: 2 K: 0 BB: 0 S: 5 P: 5
R: 0 H: 0 E: 0 LOB: 0 K: 0 BB: 0 S: 3 P: 3
R: 1 H: 2 E: 0 LOB: 1 K: 2 BB: 0 S: 9 P: 9
R: 0 H: 1 E: 0 LOB: 2 K: 2 BB: 0 S: 8 P: 9
R: 0 H: 0 E: 0 LOB: 0 K: 0 BB: 0 S: 3 P: 3
R: 0 H: 1 E: 0 LOB: 1 K: 1 BB: 0 S: 6 P: 6
R: 0 H: 0 E: 0 LOB: 0 K: 0 BB: 0 S: 3 P: 3
R: 1 H: 2 E: 0 LOB: 1 K: 0 BB: 0 S: 5 P: 5
R: 0 H: 0 E: 0 LOB: 0 K: 1 BB: 0 S: 5 P: 5
R: 0 H: 2 E: 0 LOB: 2 K: 0 BB: 0 S: 5 P: 5
R: 0 H: 0 E: 0 LOB: 0 K: 0 BB: 0 S: 3 P: 3
R: 0 H: 1 E: 0 LOB: 2 K: 1 BB: 1 S: 6 P: 10
R: 0 H: 1 E: 0 LOB: 1 K: 0 BB: 0 S: 4 P: 4
R: 1 H: 1 E: 0 LOB: 0 K: 0 BB: 0 S: 3 P: 3
1B: 11 SF: 1 2B: 1 SAC: 0 3B: 1 DP: 0 HR: 0 HBP: 1
WP: 3 PA: 57 PB: 0 SB: 0 CS: 0
PITCHER IP WLS BF H R ER SO BB IBB HBP BLK WP HR S P ERA WHIP
Rick Wise, R (1, 1) ERA: 3.79 7.0 30 8 2 2 5 0 0 1 0 0 0 0 39 40 2.57 1.143
Joe Hoerner, L (8, 1) ERA: 3.66 2.0 6 0 0 0 1 0 0 0 0 0 0 0 8 8 0.00 0.000
Dick Selma, R (10, 1) ERA: 3.55 4.2 L 21 5 1 1 1 1 0 0 1 1 0 0 21 25 1.93 1.286
PITCHER IP WLS BF H R ER SO BB IBB HBP BLK WP HR S P ERA WHIP

Batter	1	2	3	4	5	6	7	8	9	AB	R	H	RBI	BB	SO	LOB
Jose Cardenal, R (1, 8) OBP: 0.337, SLG: 0.390	6-3			L5		4-3			FC4 1-2f HR	4	1	0	0	0	0	1
Dal Maxvill, R (1, 6) OBP: 0.317, SLG: 0.194	BBBB 4-0 G6-4-3 BB			SSS 0-3 K			4-3		F9	3	0	0	0	1	1	1
Dick Allen, R (1, 3) OBP: 0.405, SLG: 0.689	G6-4-3 1-2f			L8			SSS 0-3 K		HR 1-H	4	1	1	2	0	1	1
Joe Torre, R (1, 2) OBP: 0.361, SLG: 0.443		1-3			4-3		5-3		BBBB 4-0 1B 1B BB	3	0	0	0	1	0	0
Vic Davalillo, L (9, PR) OBP: 0.304, SLG: 0.545 (9, 7)										0	1	0	0	0	0	0
Carl Taylor, R (1, 9) OBP: 0.310, SLG: 0.280		1-3		BBBB 4-0 1B BB				1B 1B	HBP 1B 1-2 1B	3	0	2	0	1	0	0
Julian Javier, R (1, 4) OBP: 0.279, SLG: 0.283		P5			G6-3 1-2 1B			F9	HBP 1-2 2-H 1B	3	0	1	0	0	0	1
Joe Hague, L (9, PH) OBP: 0.444, SLG: 0.473										1	0	1	1	0	0	0
Bart Zeller, R (9, 2)										0	0	0	0	0	0	0
Cookie Rojas, R (1, 7) OBP: 0.195, SLG: 0.108			L5		G6-3 1-2f			G1-6-3 1-2 1B	HBP 1-2 2-3	3	0	1	0	0	0	2
Leron Lee, L (9, PH) OBP: 0.322, SLG: 0.374										0	0	0	0	0	0	0
Frank Linzy, R (9, 1)										0	0	0	0	0	0	0
Billy McCool, R (9, 1)										0	0	0	0	0	0	0
Sal Campisi, R (9, 1)										0	0	0	0	0	0	0
Mike Shannon, R (1, 5) OBP: 0.074, SLG: 0.077			F9			L4		G1-6-3 1-2f	F5	4	0	0	0	0	0	5
Steve Carlton, L (1, 1) OBP: 0.111, SLG: 0.111			F7			SSS 0-3 K			FC4 1B	2	0	0	0	0	1	0
Phil Gagliano, R (9, PH) OBP: 0.200, SLG: 0.200 (9, 4)										1	0	1	0	0	0	0
Inning Stats	R: 0 E: 0 K: 0 S: 2 H: 0 LOB: 0 BB: 1 P: 6	R: 0 E: 0 K: 0 S: 3 H: 0 LOB: 0 BB: 0 P: 3	R: 0 E: 0 K: 0 S: 3 H: 0 LOB: 0 BB: 0 P: 3	R: 0 E: 0 K: 1 S: 5 H: 0 LOB: 0 BB: 0 P: 5	R: 0 E: 0 K: 0 S: 3 H: 1 LOB: 1 BB: 1 P: 7	R: 0 E: 0 K: 1 S: 5 H: 0 LOB: 0 BB: 0 P: 5	R: 0 E: 0 K: 1 S: 5 H: 0 LOB: 0 BB: 0 P: 5	R: 0 E: 0 K: 0 S: 4 H: 2 LOB: 1 BB: 0 P: 4	R: 3 E: 0 K: 0 S: 7 H: 4 LOB: 3 BB: 1 P: 12	1B: 6 2B: 0 3B: 0 HR: 1 SF: 0 SAC: 0 DP: 3 HBP: 1	WP: 0 PB: 0 SB: 0 CS: 0 PA: 35					

PITCHER		IP	WLS	BF	H	R	ER	SO	BB	IBB	HBP	BLK	WP	HR	S	P	ERA	WHIP
Woodie Fryman, L ERA: 4.27	(1, 1)	8.2		32	6	3	3	3	3	0	0	0	0	1	35	47	3.12	1.038
Bill Wilson, R ERA: 4.74	(9, 1)	0.0		1	1	0	0	0	0	0	0	0	0	0	1	1	∞	∞
Joe Hoerner, L ERA: 3.6	(9, 1)	0.1	W	2	0	0	0	0	0	0	1	0	0	0	1	2	0.00	0.000

PITCHER	IP	WLS	BF	H	R	ER	SO	BB	IBB	HBP	BLK	WP	HR	S	P	ERA	WHIP

TOP

St. Louis Cardinals @ Philadelphia Phillies
Shibe Park, Philadelphia, PA
Thu May 21 1970, 7:05 PM EDT
Att. 11,769 - Unknown

livebaseballscorecards.com

AB	31
R	3
H	7
RBI	3
BB	3
SO	3
LOB	11

Batter	1	2	3	4	5	6	7	8	9	AB	R	H	RBI	BB	SO	LOB
Tony Taylor, R (1, 4) (9, 5) OBP: 0.284, SLG: 0.234	K		K			FC1-6 1B	1-2 1B		1-2 2-H 1B	5	0	3	1	0	2	0
Larry Bowa, S (1, 6) OBP: 0.246, SLG: 0.202	CS 1B			CS 1B		FC1-6 3B 1-2f	6-3			4	1	2	0	0	0	3
Larry Hisle, R (1, 9) OBP: 0.320, SLG: 0.339	K 1-2			K 1-2		HR 3B 1-H		K		4	1	1	1	0	3	2
Don Money, R (1, 5) OBP: 0.425, SLG: 0.636		BB CS		K		HR 3-H		K		3	1	1	2	1	2	0
Denny Doyle, L (9, 4) OBP: 0.262, SLG: 0.300										0	0	0	0	0	0	0
Deron Johnson, R (1, 3) OBP: 0.291, SLG: 0.410		K 1-2			K	K		5-3		4	0	0	0	0	3	1
Rick Joseph, R (1, 7) OBP: 0.296, SLG: 0.615	2B				BB 1B	K			SH3-4 1B	3	0	2	0	0	1	0
John Briggs, L (9, 7) OBP: 0.307, SLG: 0.328										1	1	1	0	0	0	0
Byron Browne, R (1, 8) OBP: 0.271, SLG: 0.410		K			K		K		SH3-4 1-2	3	0	0	0	0	3	2
Mike Compton, R (1, 2) OBP: 0.400, SLG: 0.424			5-3		BB 1-2		1B 1B		IBB 1B	2	0	1	0	2	0	0
Woodie Fryman, R (1, 1) OBP: 0.067, SLG: 0.067			6-3		K		K		K	3	0	0	0	0	2	3
Bill Wilson, R (9, 1)										0	0	0	0	0	0	0
Joe Hoerner, R (9, 1)										0	0	0	0	0	0	0
Ron Stone, L (9, PH) OBP: 0.227, SLG: 0.326										0	0	0	0	0	0	0
Jim Hutto, R (9, PH) OBP: 0.267, SLG: 0.379										1	0	0	0	0	1	2
Inning Stats	R: 0 E: 0 K: 2 S: 7 H: 1 LOB: 0 BB: 0 P: 7	R: 0 E: 0 K: 2 S: 7 H: 1 LOB: 1 BB: 1 P: 11	R: 0 E: 0 K: 1 S: 5 H: 0 LOB: 0 BB: 0 P: 5	R: 0 E: 0 K: 2 S: 7 H: 1 LOB: 0 BB: 0 P: 7	R: 0 E: 0 K: 3 S: 10 H: 1 LOB: 2 BB: 1 P: 14	R: 3 E: 0 K: 2 S: 10 H: 3 LOB: 0 BB: 0 P: 10	R: 0 E: 0 K: 2 S: 9 H: 2 LOB: 2 BB: 0 P: 9	R: 0 E: 0 K: 2 S: 7 H: 0 LOB: 0 BB: 0 P: 7	R: 1 E: 0 K: 1 S: 6 H: 2 LOB: 2 BB: 1 P: 10	1B: 8 2B: 2 3B: 1 HR: 1 SF: 0 SAC: 1 DP: 1 HBP: 0							

PITCHER		IP	WLS	BF	H	R	ER	SO	BB	IBB	HBP	BLK	WP	HR	S	P	ERA	WHIP
Steve Carlton, L ERA: 3.79	(1, 1)	8.0		32	9	3	3	16	2	0	0	0	0	1	62	70	3.38	1.375
Frank Linzy, R ERA: 7.27	(9, 1)	0.1	L	3	1	1	1	0	0	1	0	0	0	0	2	6	27.00	3.000
Billy McCool, L ERA: 2.7	(9, 1)	0.1		1	0	0	0	1	0	0	0	0	0	0	3	3	0.00	0.000
Sal Campisi, R ERA: 1.74	(9, 1)	0.0		1	1	0	0	0	0	0	0	0	0	0	1	1	∞	∞

PITCHER	IP	WLS	BF	H	R	ER	SO	BB	IBB	HBP	BLK	WP	HR	S	P	ERA	WHIP

BOTTOM

St. Louis Cardinals @ Philadelphia Phillies
Shibe Park, Philadelphia, PA
Thu May 21 1970, 7:05 PM EDT
Att. 11,769 - Unknown

livebaseballscorecards.com

AB	33
R	4
H	11
RBI	4
BB	3
SO	17
LOB	13

WP: 0	PA: 37		
PB: 0			
SB: 0			
CS: 3			

Batter	1	2	3	4	5	6	7	8	9	AB	R	H	RBI	BB	SO	LOB
Jose Cardenal, R (1, 8) OBP: 0.333, SLG: 0.396 Leron Lee, L (9, 9) OBP: 0.322, SLG: 0.374	F2		4-3		F8			2B 3B	K	5 0	1 0	1 0	0 0	0 0	1 0	0 0
Cookie Rojas, R (1, 7) OBP: 0.182, SLG: 0.100 Vic Davalillo, L (8, PH) OBP: 0.292, SLG: 0.522 (8, 7) (9, 8)	1-6-3		K			5-3		K		3 1	0 0	0 0	0 0	0 0	1 1	0 1
Dick Allen, R (1, 3) OBP: 0.407, SLG: 0.681	P4			K		1B		1B 2B IBB		3	1	1	0	1	1	0
Joe Torre, R (1, 2) OBP: 0.371, SLG: 0.469		2B SF8 BB		HR		K		1-2 2B 1B		3	3	2	1	1	1	1
Carl Taylor, R (1, 9) OBP: 0.328, SLG: 0.308 Joe Hague, L (8, PH) OBP: 0.441, SLG: 0.468 (8, 9) (9, 7)		SF8 1-3 1B 2B		BB		K		K		2 1	1 0	1 0	0 0	1 0	1 1	1 3
Julian Javier, R (1, 4) OBP: 0.278, SLG: 0.294		SF8 2-3 3-H		K			F5	1-H 2-H 3-H 2B		3	0	1	4	0	1	1
Phil Gagliano, R (1, 5) OBP: 0.263, SLG: 0.263		CS 3-H 1B		K			6-3 1B	F8		4	0	2	1	0	1	2
Dal Maxvill, R (1, 6) OBP: 0.302, SLG: 0.183		5-3 1-2			6-3		6-3 1-2		F3	4	0	0	0	0	0	2
Nelson Briles, R (1, 1) OBP: 0.111, SLG: 0.333 Billy McCool, R (5, 1) Chuck Taylor, R (7, 1) Frank Linzy, R (7, 1)			K		6-3		K		K	2 1 0 1	0 0 0 0	0 0 0 0	0 0 0 0	1 1 0 1	0 1 0 0	0 1 0 0
Inning Stats	R: 0 E: 0 K: 0 S: 3 H: 0 LOB: 0 BB: 0 P: 3	R: 2 E: 0 K: 0 S: 4 H: 2 LOB: 0 BB: 1 P: 8	R: 0 E: 0 K: 2 S: 7 H: 0 LOB: 0 BB: 0 P: 7	R: 1 E: 0 K: 3 S: 10 H: 1 LOB: 1 BB: 1 P: 14	R: 0 E: 0 K: 3 S: 3 H: 0 LOB: 0 BB: 0 P: 3	R: 0 E: 0 K: 2 S: 8 H: 1 LOB: 1 BB: 0 P: 8	R: 0 E: 0 K: 1 S: 6 H: 1 LOB: 1 BB: 0 P: 6	R: 3 E: 0 K: 2 S: 10 H: 3 LOB: 1 BB: 1 P: 14	R: 0 E: 0 K: 2 S: 7 H: 0 LOB: 0 BB: 0 P: 7	1B: 4 2B: 2 3B: 1 HR: 1 SF: 1 SAC: 0 DP: 0 HBP: 0						

PITCHER		IP	WLS	BF	H	R	ER	SO	BB	IBB	HBP	BLK	WP	HR	S	P	ERA	WHIP
Grant Jackson, L ERA: 6.55	(1, 1)	7.0		27	5	3	2	8	2	0	0	0	0	1	41	49	2.57	1.000
Mike Jackson, L ERA: 2.08	(8, 1)	0.0	L	1	1	1	1	0	0	0	0	0	0	0	1	1	∞	∞
Dick Selma, R ERA: 3.86	(8, 1)	2.0		9	2	2	2	4	0	1	0	0	0	0	16	20	9.00	1.000

PITCHER	IP	WLS	BF	H	R	ER	SO	BB	IBB	HBP	BLK	WP	HR	S	P	ERA	WHIP

TOP

St. Louis Cardinals @ Philadelphia Phillies
Shibe Park, Philadelphia, PA
Fri May 22 1970, 7:05 PM EDT
Att. 12,003 - Unknown

livebaseballscorecards.com

AB	33
R	6
H	8
RBI	6
BB	3
SO	12
LOB	12

WP: 0	PB: 0	SB: 0	CS: 1	PA: 37

BOTTOM

St. Louis Cardinals @ Philadelphia Phillies
Shibe Park, Philadelphia, PA
Fri May 22 1970, 7:05 PM EDT
Att. 12,003 - Unknown

Batter	1	2	3	4	5	6	7	8	9	AB	R	H	RBI	BB	SO	LOB
Tony Taylor, R (1, 5) OBP: 0.292, SLG: 0.245	0-0 G5-3 S 1B		0-3 K		0-0 SH 1-2 2-3		0-0 3B 1B 1-2	0-0 FC4-6 1-2f		4	1	2	0	0	1	2
Denny Doyle, L (1, 4) OBP: 0.253, SLG: 0.289	0-0 F8 1-2			0-0 F2	0-0 P6		0-3 K		0-0 6-3	5	0	0	0	0	1	6
John Briggs, L (1, 7) OBP: 0.319, SLG: 0.347 Rick Wise, R (7, PR) OBP: 0.263, SLG: 0.176 Mike Jackson, L (8, 1) Dick Selma, R (8, 1) Ron Stone, L (9, PH) OBP: 0.222, SLG: 0.318	BBBB 4-0 BB			BBBB 4-0 6-3 1B BB	0-3 K		0-0 1-H 2-H 3B		0-0 4-3	2 0 0 0 1	1 0 0 0 0	1 0 0 0 0	2 0 0 0 0	2 0 0 0 0	1 0 0 0 0	3 0 0 0 0
Rick Joseph, R (1, 3) OBP: 0.281, SLG: 0.533 (8, 7)	0-0 G5-3 2-3f			0-0 6-3 1-2	0-3 K		BBBB 4-0 BB		0-0 F9	4	0	0	0	1	1	6
Larry Hisle, R (1, 9) OBP: 0.318, SLG: 0.336		0-0 6-3		0-0 1B 2-H 1B		SSS 0-3 K	0-0 F8			4	0	1	1	0	1	2
Oscar Gamble, L (1, 8) OBP: 0.053, SLG: 0.053 Byron Browne, R (6, PH) OBP: 0.276, SLG: 0.413 (7, 8)		0-0 6-3		0-0 1-2 1B		SSS 0-3 K		0-0 1B 1B		2 2	0 0	1 1	0 0	0 0	0 1	0 0
Larry Bowa, S (1, 6) OBP: 0.246, SLG: 0.203		0-0 G3		0-0 4-3		0-0 P4		0-0 FC4-6 1-2 1B		4	0	1	0	0	0	2
Mike Compton, R (1, 2) OBP: 0.409, SLG: 0.432			0-0 4-3		0-0 SH 1B 1B		0-0 1B 3B 1B	0-0 F9		4	1	2	0	0	0	2
Grant Jackson, S (1, 1) OBP: 0.067, SLG: 0.067 Deron Johnson, R (7, PH) OBP: 0.288, SLG: 0.404 (8, 3)			0-0 P6		0-0 SH 1-2 1B		0-0 F9	0-0 F9		2 2	0 0	1 0	0 0	0 0	0 0	0 3

Inning Stats																																
	R: 0	H: 1	E: 0	LOB: 1	K: 0	BB: 1	S: 3	P: 7	R: 0	H: 0	E: 0	LOB: 0	K: 0	BB: 0	S: 3	P: 3	R: 0	H: 0	E: 0	LOB: 0	K: 1	BB: 0	S: 5	P: 5	R: 1	H: 2	E: 0	LOB: 2	K: 0	BB: 1	S: 5	P: 9
	R: 0	H: 2	E: 0	LOB: 3	K: 2	BB: 0	S: 10	P: 10	R: 0	H: 0	E: 0	LOB: 0	K: 2	BB: 0	S: 7	P: 7	R: 2	H: 3	E: 0	LOB: 2	K: 1	BB: 1	S: 8	P: 12	R: 0	H: 2	E: 0	LOB: 2	K: 0	BB: 0	S: 5	P: 5
	R: 0	H: 0	E: 0	LOB: 0	K: 0	BB: 0	S: 3	P: 3																								

1B: 9	SF: 0
2B: 0	SAC: 1
3B: 1	DP: 1
HR: 0	HBP: 0

WP: 0	PA: 40
PB: 0	
SB: 1	
CS: 0	

PITCHER		IP	WLS	BF	H	R	ER	SO	BB	IBB	HBP	BLK	WP	HR	S	P	ERA	WHIP
Nelson Briles, R ERA: 6.35	(1, 1)	4.0		19	5	1	1	1	2	0	0	0	0	0	19	27	2.25	1.750
Billy McCool, L ERA: 3.38	(5, 1)	2.0		7	1	1	1	4	0	0	0	0	0	0	15	15	4.50	0.500
Chuck Taylor, R ERA: 1.8	(7, 1)	0.2		5	2	1	1	1	1	0	0	0	0	0	6	10	13.50	4.500
Frank Linzy, R ERA: 6.67	(7, 1)	2.1	W	9	2	0	0	0	0	0	0	0	0	0	9	9	0.00	0.857

PITCHER	IP	WLS	BF	H	R	ER	SO	BB	IBB	HBP	BLK	WP	HR	S	P	ERA	WHIP

livebaseballscorecards.com

Batter	1	2	3	4	5	6	7	8	9	AB	R	H	RBI	BB	SO	LOB
Jose Cardenal, R (1, 8) OBP: 0.326, SLG: 0.387	6-3		4-3		K		K			4	0	0	0	0	2	0
Leron Lee, L (1, 9) OBP: 0.320, SLG: 0.369	K		S HR 1B		F8		F9			4	1	1	0	0	1	0
Dick Allen, R (1, 3) OBP: 0.410, SLG: 0.718	F8		1-H HR		HR			F7		4	2	2	3	0	0	0
Joe Torre, R (1, 2) OBP: 0.368, SLG: 0.463		2B 1B	P4		5-3			6-3		4	0	1	0	0	0	0
Joe Hague, L (1, 7) OBP: 0.451, SLG: 0.485		1-3 2B		B B B B 1B BB		1B		5-3		3	0	2	0	1	0	0
Phil Gagliano, R (1, 5) OBP: 0.217, SLG: 0.217		E5 G6-4-3		F7	K				5-3	4	0	0	0	0	1	4
Julian Javier, R (1, 4) OBP: 0.268, SLG: 0.283		P6		F7	K				K	4	0	0	0	0	2	5
Dal Maxvill, R (1, 6) OBP: 0.311, SLG: 0.189		G6-4-3 1-2f		1-2 1B		F9			B B B B BB	3	0	1	0	1	0	4
Bob Gibson, R (1, 1) OBP: 0.333, SLG: 0.320			F8	K			K		5-3	4	0	0	0	0	2	3
Inning Stats	R: 0 E: 0 K: 1 S: 5 H: 0 LOB: 0 BB: 0 P: 5	R: 0 E: 1 K: 0 S: 5 H: 2 LOB: 2 BB: 0 P: 5	R: 2 E: 0 K: 0 S: 5 H: 2 LOB: 0 BB: 0 P: 5	R: 0 E: 0 K: 1 S: 6 H: 1 LOB: 2 BB: 1 P: 10	R: 1 E: 0 K: 1 S: 6 H: 1 LOB: 0 BB: 0 P: 6	R: 0 E: 0 K: 2 S: 8 H: 1 LOB: 1 BB: 0 P: 8	R: 0 E: 0 K: 2 S: 7 H: 0 LOB: 0 BB: 0 P: 7	R: 0 E: 0 K: 0 S: 3 H: 0 LOB: 0 BB: 0 P: 3	R: 0 E: 0 K: 1 S: 5 H: 0 LOB: 1 BB: 1 P: 9	1B: 4 2B: 1 3B: 0 HR: 2 SF: 0 SAC: 0 DP: 1 HBP: 0						

TOP

St. Louis Cardinals @ Philadelphia Phillies

Shibe Park, Philadelphia, PA

Sat May 23 1970, 7:05 PM EDT

Att. 12,333 - Unknown

livebaseballscorecards.com

AB	34
R	3
H	7
RBI	3
BB	2
SO	8
LOB	16

WP: 0 PB: 0 SB: 1 CS: 0 PA: 36

PITCHER		IP	WLS	BF	H	R	ER	SO	BB	IBB	HBP	BLK	WP	HR	S	P	ERA	WHIP
Jim Bunning, R ERA: 2.59	(1, 1)	8.0	L	32	7	3	3	7	1	0	0	0	0	2	45	49	3.38	1.000
Bill Wilson, R ERA: 4.5	(9, 1)	1.0		4	0	0	0	1	1	0	0	0	0	0	5	9	0.00	1.000

PITCHER	IP	WLS	BF	H	R	ER	SO	BB	IBB	HBP	BLK	WP	HR	S	P	ERA	WHIP

Batter	1	2	3	4	5	6	7	8	9	AB	R	H	RBI	BB	SO	LOB
Tony Taylor, R (1, 5) OBP: 0.291, SLG: 0.245	K			K			6-3 1B		K	4	0	1	0	0	3	0
Denny Doyle, L (1, 4) OBP: 0.260, SLG: 0.295	K			G6-3 1B			F7		FC4-6 1B	4	0	2	0	0	1	1
Oscar Gamble, L (1, 8) OBP: 0.043, SLG: 0.043	K			G6-3 1-2f			6-3 1-2		FC4-6 1-2f	4	0	0	0	0	1	3
Rick Joseph, R (1, 3) OBP: 0.257, SLG: 0.485 Bill Wilson, R (9, 1) Byron Browne, R (9, PH) OBP: 0.273, SLG: 0.407		6-3			K		K		K	3 0 1	0 0 0	0 0 0	0 0 0	0 0 0	2 0 1	1 0 1
Larry Hisle, R (1, 9) OBP: 0.318, SLG: 0.331		K			K			3B BB		2	1	0	0	1	2	0
Ron Stone, L (1, 7) OBP: 0.229, SLG: 0.362		4-3			F8			1-H 3B		3	0	1	1	0	0	0
Mike Compton, R (1, 2) OBP: 0.391, SLG: 0.410 Del Bates, L (8, PH) OBP: 0.207, SLG: 0.148 (9, 2)			K			K			K	2 1	0 0	0 0	0 0	0 0	2 1	0 1
Larry Bowa, S (1, 6) OBP: 0.243, SLG: 0.200 Deron Johnson, R (8, PH) OBP: 0.286, SLG: 0.401 Terry Harmon, R (9, 6) OBP: 0.250, SLG: 0.192			4-3			K			F8	2 1 0	0 0 0	0 0 0	0 0 0	0 0 0	1 0 0	0 1 0
Jim Bunning, R (1, 1) Jim Hutto, R (8, PH) OBP: 0.258, SLG: 0.367 (9, 3)			K			1-3			K	2 1	0 0	0 0	0 0	0 0	1 1	0 1
Inning Stats	R: 0 E: 0 K: 3 S: 9 H: 0 LOB: 0 BB: 0 P: 9	R: 0 E: 0 K: 1 S: 5 H: 0 LOB: 0 BB: 0 P: 5	R: 0 E: 0 K: 2 S: 7 H: 0 LOB: 0 BB: 0 P: 7	R: 0 E: 0 K: 1 S: 5 H: 1 LOB: 0 BB: 0 P: 5	R: 0 E: 0 K: 2 S: 7 H: 0 LOB: 0 BB: 0 P: 7	R: 0 E: 0 K: 2 S: 7 H: 0 LOB: 0 BB: 0 P: 7	R: 0 E: 0 K: 1 S: 6 H: 1 LOB: 1 BB: 0 P: 6	R: 1 E: 0 K: 2 S: 8 H: 1 LOB: 1 BB: 1 P: 12	R: 0 E: 0 K: 2 S: 8 H: 1 LOB: 1 BB: 0 P: 8	1B: 3 2B: 0 3B: 1 HR: 0 SF: 0 SAC: 0 DP: 1 HBP: 0				WP: 0 PB: 0 SB: 0 CS: 0	PA: 31	

PITCHER	IP	WLS	BF	H	R	ER	SO	BB	IBB	HBP	BLK	WP	HR	S	P	ERA	WHIP
Bob Gibson, R (1, 1) ERA: 4.73	9.0	W	31	4	1	1	16	1	0	0	0	0	0	62	66	1.00	0.556

PITCHER	IP	WLS	BF	H	R	ER	SO	BB	IBB	HBP	BLK	WP	HR	S	P	ERA	WHIP

BOTTOM

St. Louis Cardinals @ Philadelphia Phillies
Shibe Park, Philadelphia, PA
Sat May 23 1970, 7:05 PM EDT
Att. 12,333 - Unknown

St.

livebaseballscorecards.com

AB	30
R	1
H	4
RBI	1
BB	1
SO	16
LOB	9

Batter	1	2	3	4	5	6	7	8	9	10	AB	R	H	RBI	BB	SO	LOB
Jose Cardenal, R (1, 8) OBP: 0.326, SLG: 0.381	FC1-6 1B	F7	4-3 1-2			6-3		BBB 4-0 1-2 BB		G6-4-3 1-2f	5	0	1	0	1	0	5
Cookie Rojas, R (1, 7) OBP: 0.188, SLG: 0.114	FC1-6 1-2f 3B		1B 1B	6-3		5-3		SSS 0-3 K			4	2	1	0	0	0	1
Vic Davalillo, L (7, 7) OBP: 0.280, SLG: 0.500											1	0	0	0	0	1	2
Dick Allen, R (1, 3) OBP: 0.398, SLG: 0.694	SSS 0-3 K		SSS 0-3 K	SSS 0-3 K			SSS 0-3 K		SSS 0-3 K		5	0	0	0	0	5	2
Joe Torre, R (1, 2) OBP: 0.375, SLG: 0.477	1-H 3B		BB 1B 1-3 BB 1B	4-3			SSS 0-3 K		BBBB 4-0 BB		4	1	2	1	1	1	0
Carl Taylor, R (1, 9) OBP: 0.328, SLG: 0.309	F9		BB BB 1-2 BB 3-H 1B		SSS 0-3 K		0-0 2B		BBBB 4-0 1-2 BB		3	1	1	1	0	1	1
Leron Lee, L (7, PH) OBP: 0.331, SLG: 0.384 (7, 9)											1	0	1	0	1	0	0
Julian Javier, R (1, 4) OBP: 0.282, SLG: 0.300		G3 2B	BBBB 4-0 BB FC6-4 1-2 2-3 BB		E5 1B		SSS 0-3 K		L7		4	1	2	0	1	1	3
Phil Gagliano, R (1, 5) OBP: 0.214, SLG: 0.185	G3 2-3	BBBB 4-0 FC6-4 BB 1-2 2-3 3-H BB	6-3					G3	F5		4	0	0	1	1	0	4
Dal Maxvill, R (1, 6) OBP: 0.337, SLG: 0.197		BBBB 4-0 BB	BBBB 4-0 FC6-4 1-2 2-3 3-H BB		5-3			BB 1B		BBBB 4-0 G6-4-3 BB	2	0	1	1	3	0	1
Santiago Guzman, R (1, 1) OBP: 0.200, SLG: 0.200	SSS 0-3 K		FC6-4 S 1-2f 2-3 3-H			5-3		B2		B3	0	0	0	0	0	0	0
George Culver, R (1, 1) OBP: 0.158, SLG: 0.294											2	0	0	1	0	1	4
Billy McCool, R (3, 1)											1	0	0	0	0	0	0
Frank Linzy, R (6, 1)											1	0	0	0	0	0	1
Milt Ramirez, R (10, PH) OBP: 0.188, SLG: 0.103											1	0	0	0	0	0	1
Chuck Taylor, R (10, 1)											0	0	0	0	0	0	0
Inning Stats	R: 1 E: 0 K: 1 S: 7 H: 2 LOB: 1 BB: 0 P: 7	R: 0 E: 0 K: 1 S: 6 H: 1 LOB: 2 BB: 1 P: 10	R: 4 E: 0 K: 1 S: 8 H: 3 LOB: 2 BB: 3 P: 20	R: 0 E: 0 K: 1 S: 5 H: 0 LOB: 0 BB: 0 P: 5	R: 0 E: 1 K: 1 S: 6 H: 1 LOB: 1 BB: 0 P: 6	R: 0 E: 0 K: 0 S: 3 H: 0 LOB: 0 BB: 0 P: 3	R: 0 E: 0 K: 3 S: 10 H: 1 LOB: 1 BB: 0 P: 10	R: 0 E: 0 K: 1 S: 6 H: 1 LOB: 2 BB: 1 P: 10	R: 0 E: 0 K: 1 S: 5 H: 0 LOB: 2 BB: 2 P: 13	R: 0 E: 0 K: 0 S: 2 H: 0 LOB: 0 BB: 1 P: 6	1B: 6 2B: 2 3B: 1 HR: 0	SF: 0 SAC: 0 DP: 1 HBP: 0						

PITCHER		IP	WLS	BF	H	R	ER	SO	BB	IBB	HBP	BLK	WP	HR	S	P	ERA	WHIP
Chris Short, L ERA: 5.12	(1, 1)	2.1		15	6	5	5	3	2	0	0	0	0	0	19	27	19.29	3.429
Bill Wilson, R ERA: 3.8	(3, 1)	3.2		14	1	0	0	2	2	0	0	0	0	0	16	24	0.00	0.818
Dick Selma, R ERA: 3.65	(7, 1)	2.0		9	2	0	0	4	1	0	0	0	0	0	16	20	0.00	1.500
Mike Jackson, L ERA: 1.42	(9, 1)	2.0	W	8	0	0	0	1	3	0	0	0	0	0	7	19	0.00	1.500

PITCHER	IP	WLS	BF	H	R	ER	SO	BB	IBB	HBP	BLK	WP	HR	S	P	ERA	WHIP

TOP

St. Louis Cardinals @ Philadelphia Phillies

Shibe Park, Philadelphia, PA

Sun May 24 1970, 3:33 AM EDT

Att. 11,939 - Unknown

livebaseballscorecards.com

AB	38
R	5
H	9
RBI	5
BB	8
SO	10
LOB	25

WP: 0	PA: 46
PB: 0	
SB: 1	
CS: 0	

Batter	1	2	3	4	5	6	7	8	9	10	AB	R	H	RBI	BB	SO	LOB
Tony Taylor, R (1, 5) OBP: 0.293, SLG: 0.243	BBBB 4-0 6-3 1B BB	x 0-0 ③ 6-3		x 0-0 ② FC4-6 1B 1-2f		x 0-0 ② 6-3		x 0-0 ②③ G6-3 1-2f		x 0-0 1-2 2-3 3-H 1B	5	1	1	1	1	0	3
Denny Doyle, L (1, 4) OBP: 0.277, SLG: 0.313	x 0-0 ① 6-3 1-2		x 0-0 BB 6-3 1B	x 0-0 2-3 1B		x 0-0 1B 1B			x 0-0 4-3 HR 1B		5	1	4	0	0	0	1
Oscar Gamble, L (1, 8) OBP: 0.107, SLG: 0.107	x 0-0 HR 2-H 1B		x 0-0 ① 6-3 1-2	x 0-0 ③ 1-3		x 0-0 1-2 1B			x 0-0 ① 4-3 1-2		5	1	2	1	0	0	4
Deron Johnson, R (1, 3) OBP: 0.289, SLG: 0.418	x 0-0 1-H HR		BBBB 4-0 BB BB		x 0-0 ① 5-3	x 0-0 ③ F9			x 0-0 ② P4		4	1	1	2	1	0	3
Larry Hisle, R (1, 9) OBP: 0.321, SLG: 0.350	x 0-0 ② F2		BBBB 4-0 1-2 2-3 BB		x 0-0 ② L5		x 0-0 ① 5-3		x 0-0 2-H HR		4	1	1	2	1	0	0
Ron Stone, L (1, 7) OBP: 0.245, SLG: 0.353	x 0-0 CS 1B		x 0-0 ② F3		BBBB 4-0 FC5 BB BB		x 0-0 ② 3-1		x 0-0 ③ 4-3		4	0	1	0	1	0	3
Del Bates, L (1, 2) Grant Jackson, S (10, PR) OBP: 0.265, SLG: 0.200 OBP: 0.067, SLG: 0.067	0-0 ③ CS 1-2	BBBB 4-0 SH1-4 BB	SSS 0-3 ③ K		BBBB 4-0 1-2 BB		x 0-0 ③ 4-3			x 0-0 1B 1B 2B	3 0	0 1	1 0	0 0	2 0	1 0	3 0
Larry Bowa, S (1, 6) OBP: 0.248, SLG: 0.195		x 0-0 ① F7		x 0-0 ① 6-3	x 0-0 ③ FC5 2-3f			BBBB 4-0 G6-3 BB		IIII 4-0 1B 1B IBB	3	0	0	0	2	0	3
Chris Short, R (1, 1) Bill Wilson, R (3, 1) Byron Browne, R (6, PH) OBP: 0.270, SLG: 0.402 Dick Selma, R (7, 1) Terry Harmon, R (8, PH) OBP: 0.241, SLG: 0.185 Mike Jackson, L (9, 1) OBP: 1.000, SLG: 1.000		x 0-0 ② SH1-4 1-2		BBBB 4-0 FC4-6 BB		x 0-0 ① 6-3		SSS 0-3 ① K		x 0-0 1-2 2-3 1B	0 0 1 0 1 1	0 0 0 0 0 0	0 0 0 0 0 1	0 1 0 0 1 0	0 0 0 0 1 0	0 0 0 0 1 0	0 0 0 0 1 0
Inning Stats	R: 3 E: 0 K: 0 S: 5 H: 3 LOB: 0 BB: 1 P: 9	R: 0 E: 0 K: 0 S: 3 H: 0 LOB: 1 BB: 1 P: 7	R: 0 E: 0 K: 1 S: 6 H: 1 LOB: 3 BB: 2 P: 14	R: 0 E: 1 K: 0 S: 4 H: 1 LOB: 2 BB: 1 P: 8	R: 0 E: 0 K: 0 S: 3 H: 0 LOB: 2 BB: 2 P: 11	R: 0 E: 0 K: 0 S: 5 H: 2 LOB: 2 BB: 0 P: 5	R: 0 E: 0 K: 0 S: 3 H: 0 LOB: 0 BB: 0 P: 3	R: 0 E: 0 K: 1 S: 4 H: 0 LOB: 0 BB: 1 P: 8	R: 2 E: 0 K: 0 S: 5 H: 2 LOB: 0 BB: 0 P: 5	R: 1 E: 0 K: 0 S: 3 H: 3 LOB: 3 BB: 1 P: 7	1B: 9 2B: 1 3B: 0 HR: 2	SF: 0 SAC: 1 DP: 1 HBP: 0	WP: 0 PB: 0 SB: 0 CS: 1	PA: 47			

PITCHER		IP	WLS	BF	H	R	ER	SO	BB	IBB	HBP	BLK	WP	HR	S	P	ERA	WHIP
Santiago Guzman, R ERA: 5.11	(1, 1)	0.2		6	3	3	3	0	1	0	0	0	0	1	5	9	40.50	6.000
George Culver, R ERA: 4.5	(1, 1)	1.2		8	1	0	0	0	3	0	0	0	0	0	5	17	0.00	2.400
Billy McCool, L ERA: 2.08	(3, 1)	3.1		16	3	0	0	1	3	0	0	0	0	0	15	27	0.00	1.800
Frank Linzy, R ERA: 6.54	(6, 1)	3.1		12	2	2	2	1	1	0	0	0	0	1	13	17	5.40	0.900
Chuck Taylor, R ERA: 2.16	(10, 1)	0.0	L	4	3	1	1	0	0	1	0	0	0	0	3	7	∞	∞

PITCHER	IP	WLS	BF	H	R	ER	SO	BB	IBB	HBP	BLK	WP	HR	S	P	ERA	WHIP

BOTTOM

St. Louis Cardinals @ Philadelphia Phillies

Shibe Park, Philadelphia, PA

Sun May 24 1970, 3:33 AM EDT

Att. 11,939 - Unknown

livebaseballscorecards.com

AB	36
R	6
H	12
RBI	6
BB	9
SO	2
LOB	21

Batter	1	2	3	4	5	6	7	8	9	AB	R	H	RBI	BB	SO	LOB
Tony Taylor, R (1, 5) OBP: 0.306, SLG: 0.279	BBBB 4-0 G6-3 E BB		x 0-0 ① 4-3		x 0-0 G1 1B		x 0-0 ② 4-3		x 0-0 1-H 3-H IHR	4	1	2	3	1	0	0
Denny Doyle, L (1, 4) OBP: 0.281, SLG: 0.315	x 0-0 E4 G6-3 1-2		x 0-0 S 1B		x 0-0 ② G1 1-3		x 0-0 S 1B		x 0-0 ② P6	5	0	2	0	0	0	3
Oscar Gamble, L (1, 8) OBP: 0.100, SLG: 0.100 Scott Reid, L (3, 8)	x 0-0 ①② G6-3 1-2f 2-3		SSS 0-3 ② K		SSS 0-3 ③ K		x 0-0 ③ P6 1-2		x 0-0 ③ F7	2 3	0 0	0 0	0 0	0 0	1 1	3 3
Deron Johnson, R (1, 3) OBP: 0.288, SLG: 0.410	SSS 0-3 ③ K		x 0-0 ③ 6-3 1-2			BBBB 4-0 2B BB		x 0-0 ① 1-3		3	0	0	0	1	1	2
Larry Hisle, R (1, 9) OBP: 0.331, SLG: 0.360		BBBB 4-0 2B FC6-2-5 BB		BBBB 4-0 G3-6-3 BB		x 0-0 1-3 2B		SSS 0-3 ② K		2	0	1	0	2	1	0
Ron Stone, L (1, 7) OBP: 0.246, SLG: 0.364		x 0-0 FC6-2-5 1-3 2B		x 0-0 ①② G3-6-3 1-2f		x 0-0 ① L3		x 0-0 ③ 4-3		4	0	1	0	0	0	3
Del Bates, L (1, 2) OBP: 0.316, SLG: 0.219 Terry Harmon, R (9, PR) OBP: 0.241, SLG: 0.185 (9, 6)		H 1-0 FC6-2-5 HBP		H 1-0 HBP		x 0-0 ② F2			x 0-0 E IHR 1B	2 0	0 1	1 0	0 0	0 0	0 0	2 0
Larry Bowa, S (1, 6) OBP: 0.243, SLG: 0.191 Jim Hutto, R (9, PH) OBP: 0.250, SLG: 0.355 (9, 2)		x 0-0 ①② FC6-2-5 1-2 2-3 3-H		x 0-0 ③ F8		x 0-0 ③ F8			x 0-0 E5 1-3 IHR	3 1	0 1	0 0	0 0	0 0	0 0	6 1
Rick Wise, R (1, 1) OBP: 0.227, SLG: 0.150 Byron Browne, R (9, PH) OBP: 0.278, SLG: 0.410 Dick Selma, R (9, 1)		SSS 0-3 ③ K			SSS 0-3 ① K		SSS 0-3 ① K		x 0-0 ① 1B	3 1 0	0 0 0	0 1 0	0 0 0	0 0 0	3 0 0	2 0 0
Inning Stats	R: 0 E: 1 K: 1 S: 5 H: 0 LOB: 1 BB: 1 P: 9	R: 0 E: 0 K: 1 S: 5 H: 1 LOB: 2 BB: 1 P: 10	R: 0 E: 0 K: 1 S: 6 H: 1 LOB: 1 BB: 0 P: 6	R: 0 E: 0 K: 0 S: 2 H: 0 LOB: 1 BB: 1 P: 7	R: 0 E: 0 K: 2 S: 8 H: 1 LOB: 1 BB: 0 P: 8	R: 0 E: 0 K: 0 S: 4 H: 1 LOB: 2 BB: 1 P: 8	R: 0 E: 0 K: 1 S: 6 H: 1 LOB: 1 BB: 0 P: 6	R: 0 E: 0 K: 1 S: 5 H: 0 LOB: 0 BB: 0 P: 5	R: 3 E: 1 K: 0 S: 6 H: 3 LOB: 1 BB: 0 P: 6	1B: 5 2B: 3 3B: 0 HR: 1	SF: 0 SAC: 0 DP: 3 HBP: 2						

PITCHER	IP	WLS	BF	H	R	ER	SO	BB	IBB	HBP	BLK	WP	HR	S	P	ERA	WHIP
Bill Stoneman, R (1, 1) ERA: 4.46	9.0	L	39	8	3	2	7	4	0	2	0	0	0	47	65	2.00	1.333

PITCHER	IP	WLS	BF	H	R	ER	SO	BB	IBB	HBP	BLK	WP	HR	S	P	ERA	WHIP

TOP

Philadelphia Phillies @ Montreal Expos

Jarry Park, Montreal, QB

Tue May 26 1970, 7:05 PM EDT

Att. 14,010 - Unknown

livebaseballscorecards.com

AB	33
R	3
H	8
RBI	3
BB	4
SO	7
LOB	25

1B: 5	SF: 0	WP: 0	PA: 39
2B: 3	SAC: 0	PB: 0	
3B: 0	DP: 3	SB: 2	
HR: 1	HBP: 2	CS: 0	

BOTTOM

Philadelphia Phillies @ Montreal Expos

Jarry Park, Montreal, QB

Tue May 26 1970, 7:05 PM EDT

Att. 14,010 - Unknown

livebaseballscorecards.com

Batter	1	2	3	4	5	6	7	8	9	AB	R	H	RBI	BB	SO	LOB
Marv Staehle, L (1, 4) OBP: 0.349, SLG: 0.290	F9		F8		1B		F7		3-1	5	0	1	0	0	0	3
Mack Jones, L (1, 7) OBP: 0.390, SLG: 0.427	BB		P5		K			4-3		3	0	0	0	1	1	2
Rusty Staub, L (1, 9) OBP: 0.455, SLG: 0.479	P6			1B BB		F7		F7		3	0	0	0	1	0	1
Ron Fairly, L (1, 3) OBP: 0.407, SLG: 0.387	F2			1-3 1B		F9		F9		4	0	1	0	0	0	1
Jim Fairey, L (1, 8) OBP: 0.341, SLG: 0.438 Adolfo Phillips, R (9, 8) OBP: 0.304, SLG: 0.387 Ron Brand, R (9, 8) OBP: 0.328, SLG: 0.339		5-3		F2		1B 2B			K	3 0 1	1 0 0	1 0 0	0 0 0	0 0 1	0 0 0	2 0 0
Coco Laboy, R (1, 5) OBP: 0.232, SLG: 0.246		K		1-3 1-2		2-H 1B			F7	4	0	1	1	0	1	2
John Bateman, R (1, 2) OBP: 0.256, SLG: 0.293		5-3		5-3		F8			HR	4	1	1	1	0	0	3
Bobby Wine, R (1, 6) OBP: 0.260, SLG: 0.291 Don Hahn, R (9, PR) OBP: 0.297, SLG: 0.219			P2		5-3		L7		PB BB	3 0	0 0	0 0	0 0	1 0	0 0	0 0
Bill Stoneman, R (1, 1) OBP: 0.120, SLG: 0.200 Bob Bailey, R (9, PH) OBP: 0.333, SLG: 0.250			2B		K		K		1-2 BB	3 0	0 0	1 0	0 0	0 1	2 0	0 0
Inning Stats	R: 0 E: 0 K: 0 S: 3 H: 0 LOB: 1 BB: 1 P: 7	R: 0 E: 0 K: 1 S: 5 H: 0 LOB: 0 BB: 0 P: 5	R: 0 E: 0 K: 0 S: 4 H: 1 LOB: 1 BB: 0 P: 4	R: 0 E: 0 K: 0 S: 4 H: 1 LOB: 2 BB: 1 P: 8	R: 0 E: 0 K: 2 S: 8 H: 1 LOB: 1 BB: 0 P: 8	R: 1 E: 0 K: 0 S: 5 H: 2 LOB: 1 BB: 0 P: 5	R: 0 E: 0 K: 1 S: 5 H: 0 LOB: 0 BB: 0 P: 5	R: 0 E: 0 K: 0 S: 3 H: 0 LOB: 0 BB: 0 P: 3	R: 1 E: 0 K: 1 S: 6 H: 1 LOB: 2 BB: 2 P: 14	1B: 3 2B: 2 3B: 0 HR: 1 SF: 0 SAC: 0 DP: 0 HBP: 0						

PITCHER		IP	WLS	BF	H	R	ER	SO	BB	IBB	HBP	BLK	WP	HR	S	P	ERA	WHIP
Rick Wise, R ERA: 3.45	(1, 1)	8.0	W	31	5	1	1	4	2	0	0	0	0	0	37	45	1.12	0.875
Dick Selma, R ERA: 3.79	(9, 1)	1.0	S	6	1	1	1	1	2	0	0	0	0	1	6	14	9.00	3.000

PITCHER	IP	WLS	BF	H	R	ER	SO	BB	IBB	HBP	BLK	WP	HR	S	P	ERA	WHIP

AB	33
R	2
H	6
RBI	2
BB	4
SO	5
LOB	14

WP: 0 PA: 37
PB: 1
SB: 0
CS: 0

Batter	1	2	3	4	5	6	7	8	9	AB	R	H	RBI	BB	SO	LOB
Tony Taylor, R (1, 5) OBP: 0.312, SLG: 0.281	CS 1B			HBP		G4-6-3 1-2f			F3	3	0	1	0	0	0	2
Denny Doyle, L (1, 4) OBP: 0.280, SLG: 0.309	K 1-2			K			K		HR BB 1-2	3	1	0	0	1	3	2
Larry Hisle, R (1, 9) OBP: 0.324, SLG: 0.350	G3			K 1-2			5-3		K	4	0	0	0	0	2	3
Deron Johnson, R (1, 3) OBP: 0.299, SLG: 0.435		G4-6-3 BB		K			FC6-4 1B		HR 1-H 2-H	3	1	2	3	1	1	1
Byron Browne, R (1, 8) OBP: 0.277, SLG: 0.395		G4-6-3 1-2f			K		FC6-4 1-2f		HBP 1B BB	3	0	0	0	1	1	2
Jim Hutto, R (1, 7) OBP: 0.250, SLG: 0.343 Ron Stone, L (9, 7) OBP: 0.246, SLG: 0.364		P5			5-3			5-3	HBP 1-2 1B	4 0	0 0	1 0	0 0	0 0	0 0	0 0
Del Bates, L (1, 2) OBP: 0.333, SLG: 0.206			G6-4-3 BB		4-3			K	HBP 1-2 2-3	2	0	0	0	1	1	0
Larry Bowa, S (1, 6) OBP: 0.236, SLG: 0.185			G6-4-3 1-2f			6-3		P4	4-3	4	0	0	0	0	0	4
Woodie Fryman, R (1, 1) OBP: 0.167, SLG: 0.167			K			G4-6-3 1B			BB HR 1B	3	1	2	0	0	1	0

TOP

Philadelphia Phillies @ Montreal Expos

Jarry Park, Montreal, QB

Wed May 27 1970, 7:05 PM EDT

Att. 6,913 - Unknown

livebaseballscorecards.com

AB	29
R	3
H	6
RBI	3
BB	4
SO	9
LOB	14

Inning Stats	1	2	3	4	5	6	7	8	9
	R: 0 E: 0 K: 1 S: 5	H: 1 LOB: 0 BB: 0 P: 5	R: 0 E: 0 K: 0 S: 2	H: 0 LOB: 0 BB: 1 P: 6	R: 0 E: 0 K: 1 S: 4	H: 0 LOB: 0 BB: 1 P: 8	R: 0 E: 0 K: 3 S: 9	H: 0 LOB: 1 BB: 0 P: 10	R: 0 E: 0 K: 1 S: 5	H: 0 LOB: 0 BB: 0 P: 5	R: 0 E: 0 K: 0 S: 3	H: 1 LOB: 0 BB: 0 P: 3	R: 0 E: 0 K: 1 S: 6	H: 1 LOB: 1 BB: 0 P: 6	R: 0 E: 0 K: 1 S: 5	H: 0 LOB: 0 BB: 0 P: 5	R: 3 E: 0 K: 1 S: 8	H: 3 LOB: 3 BB: 2 P: 17

1B: 5	SF: 0	WP: 0	PA: 35
2B: 0	SAC: 0	PB: 0	
3B: 0	DP: 3	SB: 1	
HR: 1	HBP: 2	CS: 1	

PITCHER		IP	WLS	BF	H	R	ER	SO	BB	IBB	HBP	BLK	WP	HR	S	P	ERA	WHIP
Dan McGinn, L ERA: 4.74	(1, 1)	8.2	L	34	6	3	3	9	4	0	2	0	0	1	46	64	3.12	1.154
Bill Dillman, R ERA: 2.7	(9, 1)	0.1		1	0	0	0	0	0	0	0	0	0	0	1	1	0.00	0.000

PITCHER	IP	WLS	BF	H	R	ER	SO	BB	IBB	HBP	BLK	WP	HR	S	P	ERA	WHIP

BOTTOM

Philadelphia Phillies @ Montreal Expos

Jarry Park, Montreal, QB

Wed May 27 1970, 7:05 PM EDT

Att. 6,913 - Unknown

livebaseballscorecards.com

Batter	1	2	3	4	5	6	7	8	9	AB	R	H	RBI	BB	SO	LOB
Gary Sutherland, R (1, 4) OBP: 0.244, SLG: 0.253	BBBB 4-0 SH3-4 BB		x 0-0 PB 1B			x 0-0 ② 6-3		x 0-0 ③ F8		3	0	1	0	1	0	1
Rusty Staub, L (1, 9) OBP: 0.453, SLG: 0.476	x 0-0 ① SH3-4 1-2		x 0-0 ③ G3 1-2			x 0-0 1B			x 0-0 ① 4-3	3	0	1	0	0	0	1
Adolfo Phillips, R (1, 8) OBP: 0.301, SLG: 0.379	SSS 0-3 ② K			SSS 0-3 ① K		SSS 0-3 ③ K			x 0-0 G5-4-3 1B	4	0	1	0	0	3	2
Bob Bailey, R (1, 7) OBP: 0.313, SLG: 0.231	x 0-0 ③ F9			x 0-0 ② 5-3			x 0-0 ① 6-3		x 0-0 ②③ G5-4-3 1-2f	4	0	0	0	0	0	2
John Bateman, R (1, 2) OBP: 0.247, SLG: 0.282		x 0-0 ① 6-3		x 0-0 ③ 4-3			SSS 0-3 ② K			3	0	0	0	0	1	0
Coco Laboy, R (1, 5) OBP: 0.227, SLG: 0.239		x 0-0 ② 6-3			x 0-0 ① F8		x 0-0 ③ 5-3			3	0	0	0	0	0	0
Ron Fairly, L (1, 3) OBP: 0.406, SLG: 0.386		SSS 0-3 ③ K			x 0-0 ② G3			x 0-0 4-3 SH2-4 1B		3	0	1	0	0	1	0
Bobby Wine, R (1, 6) OBP: 0.256, SLG: 0.287			x 0-0 ① F9		SSS 0-3 ③ K			x 0-0 ① SH2-4 1-2		2	0	0	0	0	1	0
Dan McGinn, L (1, 1) Bill Dillman, R (9, 1)			x 0-0 ② F7			SSS 0-3 ① K		x 0-0 ② 4-3 2-3		3 0	0 0	0 0	0 0	0 0	1 0	1 0

	AB	28
	R	0
	H	4
	RBI	0
	BB	1
	SO	7
	LOB	7

Inning Stats										
	R: 0 E: 0 K: 1 S: 5	H: 0 LOB: 1 BB: 1 P: 9	R: 0 E: 0 K: 1 S: 5	H: 0 LOB: 0 BB: 0 P: 5	R: 0 E: 0 K: 0 S: 4	H: 1 LOB: 1 BB: 0 P: 4	R: 0 E: 0 K: 1 S: 5	H: 0 LOB: 0 BB: 0 P: 5	R: 0 E: 0 K: 1 S: 5	H: 0 LOB: 0 BB: 0 P: 5
	R: 0 E: 0 K: 2 S: 8	H: 1 LOB: 1 BB: 0 P: 8	R: 0 E: 0 K: 1 S: 5	H: 0 LOB: 0 BB: 0 P: 5	R: 0 E: 0 K: 0 S: 4	H: 1 LOB: 1 BB: 0 P: 4	R: 0 E: 0 K: 0 S: 3	H: 1 LOB: 0 BB: 0 P: 3	1B: 4 2B: 0 3B: 0 HR: 0	SF: 0 SAC: 2 DP: 1 HBP: 0

WP: 0 PB: 1 SB: 0 CS: 0 PA: 31

PITCHER	IP	WLS	BF	H	R	ER	SO	BB	IBB	HBP	BLK	WP	HR	S	P	ERA	WHIP
Woodie Fryman, L (1, 1) ERA: 3.58	9.0	W	31	4	0	0	7	1	0	0	0	0	0	44	48	0.00	0.556

PITCHER	IP	WLS	BF	H	R	ER	SO	BB	IBB	HBP	BLK	WP	HR	S	P	ERA	WHIP

Batter	1	2	3	4	5	6	7	8	9	10	11	AB	R	H	RBI	BB	SO	LOB
Tony Taylor, R (1, 5) OBP: 0.313, SLG: 0.333	K		4-3		6-3		HR		F9		HR	6	2	2	2	0	1	1
Denny Doyle, L (1, 4) OBP: 0.294, SLG: 0.310	E 1B BB		G6-3 1B			FC4-6 BB	P4		1-2 IBB		K	3	0	1	0	3	1	0
Scott Reid, L (1, 8) OBP: 0.125, SLG: 0.125	K		G6-3 1-2f			FC4-6 1B 1-2f 2B	1B		3-1			5	1	1	0	0	1	5
Deron Johnson, R (1, 3) OBP: 0.297, SLG: 0.428	E4 1B 1-2			G3		1-2 2B 1B	K			6-3		5	1	1	0	0	1	2
Ron Stone, L (1, 7) OBP: 0.274, SLG: 0.390	1-3 2-H 1B			BB		1-H 2-H 2B		F8		F5		4	0	2	2	1	0	0
Larry Hisle, R (1, 9) OBP: 0.314, SLG: 0.338		K		K		K		K		K		5	0	0	0	0	5	2
Del Bates, L (1, 2) OBP: 0.340, SLG: 0.237		2B		L9		IBB		P5			4-3	4	0	1	0	1	0	1
Larry Bowa, S (1, 6) OBP: 0.235, SLG: 0.200		L8			1-3	P5			4-3		SF9 3B	5	1	1	0	0	0	3
Grant Jackson, S (1, 1) OBP: 0.063, SLG: 0.063 Lowell Palmer, R (3, 1) OBP: 0.400, SLG: 0.556 Byron Browne, R (7, PH) OBP: 0.274, SLG: 0.391 Joe Hoerner, R (7, 1) Terry Harmon, R (11, PH) OBP: 0.233, SLG: 0.185 Dick Selma, R (11, 1)		K			F9		P4		PB BB		SF9 3-H	1	0	0	0	0	1	1 1 0 0 0 0 0 0 1 0 0 0 0 0 0 0 0 0 0 1 0 0 0 0 0 1 0 0 0 0 0 0 0 0 0 0
Inning Stats	R: 0 E: 1 K: 2 S: 8 H: 1 LOB: 3 BB: 1 P: 12	R: 0 E: 0 K: 2 S: 8 H: 1 LOB: 1 BB: 0 P: 8	R: 0 E: 0 K: 0 S: 3 H: 1 LOB: 0 BB: 0 P: 3	R: 0 E: 0 K: 1 S: 5 H: 0 LOB: 1 BB: 1 P: 9	R: 0 E: 0 K: 0 S: 3 H: 0 LOB: 0 BB: 0 P: 3	R: 2 E: 0 K: 1 S: 7 H: 2 LOB: 2 BB: 2 P: 15	R: 1 E: 0 K: 1 S: 7 H: 2 LOB: 1 BB: 0 P: 7	R: 0 E: 0 K: 1 S: 5 H: 0 LOB: 0 BB: 0 P: 5	R: 0 E: 0 K: 0 S: 3 H: 0 LOB: 2 BB: 2 P: 11	R: 0 E: 0 K: 1 S: 5 H: 0 LOB: 0 BB: 0 P: 5	R: 2 E: 0 K: 1 S: 7 H: 2 LOB: 0 BB: 0 P: 7	1B: 4 2B: 2 3B: 1 HR: 2	SF: 1 SAC: 0 DP: 1 HBP: 0					

PITCHER		IP	WLS	BF	H	R	ER	SO	BB	IBB	HBP	BLK	WP	HR	S	P	ERA	WHIP
Carl Morton, R ERA: 2.64	(1, 1)	6.2		30	7	3	3	6	3	1	0	0	0	1	38	54	4.05	1.500
Bill Dillman, R ERA: 3.68	(7, 1)	4.0	L	16	2	2	2	3	1	1	0	0	0	1	20	28	4.50	0.750
Balor Moore, L ERA:	(11, 1)	0.1		1	0	0	0	1	0	0	0	0	0	0	3	3	0.00	0.000

PITCHER	IP	WLS	BF	H	R	ER	SO	BB	IBB	HBP	BLK	WP	HR	S	P	ERA	WHIP

Philadelphia Phillies @ Montreal Expos

Jarry Park, Montreal, QB

Thu May 28 1970, 7:05 PM EDT

Att. 14,329 - Unknown

TOP

livebaseballscorecards.com

AB	40
R	5
H	9
RBI	5
BB	6
SO	10
LOB	15

WP: 0	PA: 47
PB: 1	
SB: 0	
CS: 0	

Batter	1	2	3	4	5	6	7	8	9	10	11	AB	R	H	RBI	BB	SO	LOB
Don Hahn, R (1, 7) OBP: 0.325, SLG: 0.212	BBBB 4-0 BB	BBBB 4-0 6-3 WP 1-2 BB		SSS 0-3 ① K		SSS 0-3 ② K			x 0-0 ① F7		x 0-0 ② F8	1	0	0	0	2	1	0
Mack Jones, L (6, PH) OBP: 0.387, SLG: 0.423												1	0	0	0	0	1	0
(7, 7)																		
Bob Bailey, R (9, PH) OBP: 0.309, SLG: 0.226												1	0	0	0	0	0	0
Boots Day, L (10, 7) OBP: 0.250, SLG: 0.250												1	0	0	0	0	0	0
Gary Sutherland, R (1, 4) OBP: 0.241, SLG: 0.241	BBBB 4-0 FC6-4 1-2 BB	x 0-0 ② 6-3 1-3 2-H		x 0-0 ② F8		x 0-0 ③ F7			SSS 0-3 ② K		SSS 0-3 ③ K	4	0	0	1	1	1	1
Jim Fairey, L (11, PH) OBP: 0.337, SLG: 0.432												1	0	0	0	0	1	0
Rusty Staub, L (1, 9) OBP: 0.446, SLG: 0.473	SSS 0-3 ① K	x 0-0 ③ F7		x 0-0 2B			x 0-0 ① L9		SSS 0-3 ③ K			5	0	1	0	0	2	3
Adolfo Phillips, R (1, 8) OBP: 0.308, SLG: 0.362	x 0-0 ② L7		BBBB 4-0 BB 1B BB	BBBB 4-0 BB			x 0-0 ② L7			SSS 0-3 ① K		3	0	0	0	2	1	2
John Bateman, R (1, 2) OBP: 0.265, SLG: 0.292	x 0-0 ③ FC6-4 1-2f		x 0-0 BB 1-2 1B	x 0-0 ③ F9			BBBB 4-0 1B BB			x 0-0 BB 1B		4	0	2	0	1	0	4
Bill Stoneman, R (10, PR) OBP: 0.120, SLG: 0.200												0	0	0	0	0	0	0
John Boccabella, R (11, 2) OBP: 0.174, SLG: 0.304												0	0	0	0	0	0	0
Coco Laboy, R (1, 5) OBP: 0.233, SLG: 0.246		x 0-0 1B 1B 1B	x 0-0 ① F7		x 0-0 ① F7		x 0-0 ③ 1-3 1B			x 0-0 ② P4		5	1	2	0	0	0	3
Ron Fairly, L (1, 3) OBP: 0.411, SLG: 0.385	x 0-0 1B 1-2 SF7 1B	BBBB 4-0 1-2 2-3 BB			x 0-0 ② 3-4-1			x 0-0 ① 4-3		BBBB 4-0 1-2 BB		3	1	1	0	2	0	0
Bobby Wine, R (1, 6) OBP: 0.255, SLG: 0.284	x 0-0 WP BB 6-3 1-3 2-H 1B	SSS 0-3 ② K			x 0-0 ③ 6-3			x 0-0 ② F8		x 0-0 ③ F9		5	1	1	1	0	1	5
Carl Morton, R (1, 1) OBP: 0.280, SLG: 0.286	x 0-0 ① SF7 3-H	SSS 0-3 ③ K				SSS 0-3 ① K		SSS 0-3 ③ K			SSS 0-3 ① K	2	0	0	1	0	2	3
Bill Dillman, R (7, 1)												1	0	0	0	0	1	0
Balor Moore, L (11, 1)												0	0	0	0	0	0	0
Marv Staehle, L (11, PH) OBP: 0.346, SLG: 0.287												1	0	0	0	0	1	0
Inning Stats	R: 0 E: 0 K: 1 S: 5 H: 0 LOB: 2 BB: 2 P: 13	R: 3 E: 0 K: 0 S: 6 H: 3 LOB: 1 BB: 1 P: 10	R: 0 E: 0 K: 2 S: 8 H: 1 LOB: 3 BB: 2 P: 16	R: 0 E: 0 K: 1 S: 6 H: 1 LOB: 2 BB: 1 P: 10	R: 0 E: 0 K: 0 S: 3 H: 0 LOB: 0 BB: 0 P: 3	R: 0 E: 0 K: 2 S: 7 H: 0 LOB: 0 BB: 0 P: 7	R: 0 E: 0 K: 0 S: 3 H: 1 LOB: 2 BB: 1 P: 7	R: 0 E: 0 K: 1 S: 5 H: 0 LOB: 0 BB: 0 P: 5	R: 0 E: 0 K: 2 S: 7 H: 0 LOB: 0 BB: 0 P: 7	R: 0 E: 0 K: 1 S: 6 H: 1 LOB: 2 BB: 1 P: 10	R: 0 E: 0 K: 2 S: 7 H: 0 LOB: 0 BB: 0 P: 7	1B: 6 2B: 1 3B: 0 HR: 0	SF: 1 SAC: 0 DP: 0 HBP: 0		WP: 1 PB: 0 SB: 0 CS: 0	PA: 47		

PITCHER		IP	WLS	BF	H	R	ER	SO	BB	IBB	HBP	BLK	WP	HR	S	P	ERA	WHIP
Grant Jackson, L ERA: 6.85	(1, 1)	2.0		14	4	3	3	1	4	0	0	0	1	0	12	28	13.50	4.000
Lowell Palmer, R ERA: 3.21	(3, 1)	4.0		15	1	0	0	5	2	0	0	0	0	0	23	31	0.00	0.750
Joe Hoerner, L ERA: 3.0	(7, 1)	4.0	W	15	2	0	0	4	2	0	0	0	0	0	21	29	0.00	1.000
Dick Selma, R ERA: 3.69	(11, 1)	1.0	S	3	0	0	0	2	0	0	0	0	0	0	7	7	0.00	0.000

PITCHER	IP	WLS	BF	H	R	ER	SO	BB	IBB	HBP	BLK	WP	HR	S	P	ERA	WHIP

BOTTOM

Philadelphia Phillies @ Montreal Expos

Jarry Park, Montreal, QB

Thu May 28 1970, 7:05 PM EDT

Att. 14,329 - Unknown

livebaseballscorecards.com

AB	38
R	3
H	7
RBI	3
BB	8
SO	12
LOB	21

Batter	1	2	3	4	5	6	7	8	9	AB	R	H	RBI	BB	SO	LOB
Tony Taylor, R (1, 5) OBP: 0.319, SLG: 0.347	6-3		1-2 1B			1B FC3-6 2B	G6-4-3 1-2f			4	1	2	0	0	0	1
Denny Doyle, L (1, 4) OBP: 0.293, SLG: 0.308	K		K			FC3-6 2-3 1B		4-3		4	0	1	0	0	2	2
Scott Reid, L (1, 8) OBP: 0.250, SLG: 0.273	BB		5-3			FC3-6 1-2f 3-H 2B		2B		3	1	1	1	1	0	3
Deron Johnson, R (1, 3) OBP: 0.295, SLG: 0.429	5-3			K		1-H 2B		6-3		4	0	1	1	0	1	2
Ron Stone, L (1, 7) OBP: 0.273, SLG: 0.381		FC5-4 1B		K		K		F2		4	0	1	0	0	2	2
Larry Hisle, R (1, 9) OBP: 0.313, SLG: 0.331		FC5-4 G4-6-3 1-2f		F5		BB			K	3	0	0	0	1	1	1
Del Bates, L (1, 2) OBP: 0.314, SLG: 0.214		G4-6-3 1-2f			K	F2			K	4	0	0	0	0	2	3
Larry Bowa, S (1, 6) OBP: 0.236, SLG: 0.201			FC1-6 1B		P4		L8		F7	4	0	1	0	0	0	0
Chris Short, R (1, 1) OBP: 0.059, SLG: 0.059			FC1-6 1B 1-2f		K		G6-4-3 1B			3	0	1	0	0	1	1
Bill Wilson, R (7, 1)										0	0	0	0	0	0	0
Inning Stats	R: 0 E: 0 K: 1 S: 5 H: 0 LOB: 1 BB: 1 P: 9	R: 0 E: 0 K: 0 S: 3 H: 1 LOB: 0 BB: 0 P: 3	R: 0 E: 0 K: 1 S: 7 H: 2 LOB: 2 BB: 0 P: 7	R: 0 E: 0 K: 2 S: 7 H: 0 LOB: 0 BB: 0 P: 7	R: 0 E: 0 K: 2 S: 7 H: 0 LOB: 0 BB: 0 P: 7	R: 2 E: 0 K: 1 S: 8 H: 3 LOB: 2 BB: 1 P: 12	R: 0 E: 0 K: 0 S: 3 H: 1 LOB: 0 BB: 0 P: 3	R: 0 E: 0 K: 0 S: 4 H: 1 LOB: 1 BB: 0 P: 4	R: 0 E: 0 K: 2 S: 7 H: 0 LOB: 0 BB: 0 P: 7	1B: 5 2B: 3 3B: 0 HR: 0	SF: 0 SAC: 0 DP: 2 HBP: 0						

TOP

Philadelphia Phillies @ Atlanta Braves

Atlanta Stadium, Atlanta, GA

Fri May 29 1970, 7:05 PM EDT

Att. 5,565 - Unknown

livebaseballscorecards.com

AB	33
R	2
H	8
RBI	2
BB	2
SO	9
LOB	15

WP: 0 PB: 0 SB: 0 CS: 0 PA: 35

PITCHER	IP	WLS	BF	H	R	ER	SO	BB	IBB	HBP	BLK	WP	HR	S	P	ERA	WHIP
Pat Jarvis, R (1, 1) ERA: 3.36	9.0	W	35	8	2	2	9	2	0	0	0	0	0	51	59	2.00	1.111

Philadelphia Phillies @ Atlanta Braves

Atlanta Stadium, Atlanta, GA

Fri May 29 1970, 7:05 PM EDT

Att. 5,565 - Unknown

livebaseballscorecards.com

BOTTOM

Batter	1	2	3	4	5	6	7	8	9	AB	R	H	RBI	BB	SO	LOB
Gil Garrido, R (1, 6) OBP: 0.302, SLG: 0.366	5-3		F9			6-3	1-2 2B 1B			4	1	1	0	0	0	0
Felix Millan, R (1, 4) OBP: 0.320, SLG: 0.383	F3		F5			2B WP 1B	F9			4	1	1	0	0	0	2
Hank Aaron, R (1, 9) OBP: 0.413, SLG: 0.669	K			5-3		WP 1-3 2B	1-H 2-H HR 2B			4	1	2	2	0	1	0
Rico Carty, R (1, 7) OBP: 0.508, SLG: 0.723		F7		F9		K 2-3 3-H	2-H HR			4	1	1	2	0	1	1
Tony Gonzalez, L (8, 7) OBP: 0.319, SLG: 0.375										0	0	0	0	0	0	0
Orlando Cepeda, R (1, 3) OBP: 0.397, SLG: 0.616		K		2B		BB HBP	6-3			3	0	1	0	0	1	0
Clete Boyer, R (1, 5) OBP: 0.287, SLG: 0.382		2B BB		K		1-2 BB		4-3		2	0	0	0	2	1	1
Bob Tillman, R (1, 2) OBP: 0.269, SLG: 0.406		1-3 2B	F3			F3		K		4	0	1	0	0	1	3
Mike Lum, L (1, 8) OBP: 0.276, SLG: 0.264		6-3	F5				FC1-6 1B	K		4	0	1	0	0	1	2
Pat Jarvis, R (1, 1) OBP: 0.100, SLG: 0.069			5-3			6-3	FC1-6 1B 1-2f 2B			3	1	0	0	0	0	1
Inning Stats	R: 0 E: 0 K: 1 S: 5 H: 0 LOB: 0 BB: 0 P: 5	R: 0 E: 0 K: 1 S: 6 H: 1 LOB: 2 BB: 1 P: 10	R: 0 E: 0 K: 0 S: 3 H: 0 LOB: 0 BB: 0 P: 3	R: 0 E: 0 K: 1 S: 6 H: 1 LOB: 1 BB: 0 P: 6	R: 0 E: 0 K: 0 S: 3 H: 0 LOB: 0 BB: 0 P: 3	R: 1 E: 0 K: 1 S: 7 H: 2 LOB: 3 BB: 1 P: 12	R: 4 E: 0 K: 0 S: 7 H: 4 LOB: 0 BB: 0 P: 7	R: 0 E: 0 K: 2 S: 7 H: 0 LOB: 0 BB: 0 P: 7		1B: 3 2B: 4 3B: 0 HR: 1	SF: 0 SAC: 0 DP: 0 HBP: 1						

	AB	32
	R	5
	H	8
	RBI	4
	BB	2
	SO	6
	LOB	10

WP: 1 PB: 0 SB: 0 CS: 0 PA: 35

PITCHER		IP	WLS	BF	H	R	ER	SO	BB	IBB	HBP	BLK	WP	HR	S	P	ERA	WHIP
Chris Short, L ERA: 5.33	(1, 1)	6.2	L	31	8	5	5	4	2	0	1	0	1	1	36	45	6.75	1.500
Bill Wilson, R ERA: 3.6	(7, 1)	1.1		4	0	0	0	2	0	0	0	0	0	0	8	8	0.00	0.000

PITCHER	IP	WLS	BF	H	R	ER	SO	BB	IBB	HBP	BLK	WP	HR	S	P	ERA	WHIP

Philadelphia Phillies @ Atlanta Braves

Atlanta Stadium, Atlanta, GA

Sat May 30 1970, 7:05 PM EDT

Att. 11,064 - Unknown

TOP

Batter	1	2	3	4	5	6	7	8	9	AB	R	H	RBI	BB	SO	LOB
Tony Taylor, R (1, 5) OBP: 0.333, SLG: 0.388	1B	IBB		HR	K			2B	P4	5	2	3	3	1	1	3
Denny Doyle, L (1, 4) OBP: 0.296, SLG: 0.323	L9	F3		BB BB 1B		P4		3B		5	0	2	1	0	0	4
Larry Hisle, R (1, 9) OBP: 0.315, SLG: 0.353	1-2 1B		HR	K		L8		6-3		5	1	2	1	0	1	2
Deron Johnson, R (1, 3) OBP: 0.293, SLG: 0.419	P4		P5	1-2 BB		6-3		5-3		4	0	0	0	1	0	3
Jim Hutto, R (1, 7) OBP: 0.268, SLG: 0.316	K		BB	1-2 2-3 G6-4-3 BB			P4		K	3	0	0	0	2	2	2
Scott Reid, L (9, 7) OBP: 0.250, SLG: 0.273										0	0	0	0	0	0	0
Byron Browne, R (1, 8) OBP: 0.280, SLG: 0.424		SH1-4 1B	F3	1-2f G6-4-3			K		HR	5	1	2	1	0	1	4
Del Bates, L (1, 2) OBP: 0.321, SLG: 0.217		L9	F8		1B		G3		HBP BB	4	0	1	0	0	0	2
Larry Bowa, S (1, 6) OBP: 0.247, SLG: 0.216	1-2 SH1-4 1B			E 1B 2B	F7			F7	1-2 BB	4	1	2	0	1	0	1
Jim Bunning, R (1, 1) OBP: 0.150, SLG: 0.056										2	1	1	1	0	0	1
Ron Stone, L (8, PH) OBP: 0.284, SLG: 0.381										0	1	0	0	1	0	0
Dick Selma, R (8, 1)										0	0	0	0	0	0	0
Joe Hoerner, R (8, 1)										1	0	0	0	0	1	2
Inning Stats	R: 0 E: 0 K: 1 S: 7 H: 2 LOB: 2 BB: 0 P: 7	R: 0 E: 0 K: 0 S: 5 H: 2 LOB: 3 BB: 1 P: 9	R: 1 E: 0 K: 0 S: 4 H: 1 LOB: 1 BB: 1 P: 8	R: 3 E: 1 K: 1 S: 8 H: 4 LOB: 2 BB: 2 P: 16	R: 0 E: 0 K: 1 S: 6 H: 1 LOB: 1 BB: 0 P: 6	R: 0 E: 0 K: 0 S: 3 H: 0 LOB: 0 BB: 0 P: 3	R: 0 E: 0 K: 1 S: 5 H: 0 LOB: 0 BB: 0 P: 5	R: 2 E: 0 K: 0 S: 5 H: 2 LOB: 1 BB: 1 P: 9	R: 1 E: 0 K: 2 S: 8 H: 1 LOB: 2 BB: 1 P: 13	1B: 7 2B: 2 3B: 1 HR: 3 SF: 0 SAC: 1 DP: 1 HBP: 1							

AB	38
R	7
H	13
RBI	7
BB	6
SO	6
LOB	24

WP: 0 PB: 0 SB: 0 CS: 0 PA: 46

livebaseballscorecards.com

PITCHER		IP	WLS	BF	H	R	ER	SO	BB	IBB	HBP	BLK	WP	HR	S	P	ERA	WHIP
George Stone, L ERA: 3.57	(1, 1)	3.0		19	8	4	4	1	1	1	0	0	0	2	19	27	12.00	3.000
Gary Neibauer, R ERA: 4.97	(4, 1)	4.1	L	19	4	2	2	3	3	0	0	0	0	0	22	34	4.15	1.615
Hoyt Wilhelm, R ERA: 3.41	(8, 1)	1.2		8	1	1	1	2	1	0	1	0	0	1	10	15	5.40	1.200

PITCHER	IP	WLS	BF	H	R	ER	SO	BB	IBB	HBP	BLK	WP	HR	S	P	ERA	WHIP

BOTTOM

Philadelphia Phillies @ Atlanta Braves

Atlanta Stadium, Atlanta, GA

Sat May 30 1970, 7:05 PM EDT

Att. 11,064 - Unknown

Batter	1	2	3	4	5	6	7	8	9	AB	R	H	RBI	BB	SO	LOB
Gil Garrido, R (1, 6) OBP: 0.333, SLG: 0.391	1B		BB			FC5-4 1B 3-1	G5-4-3		F9	5	1	3	0	0	0	1
Felix Millan, R (1, 4) OBP: 0.332, SLG: 0.391	G1-4-3		BB			FC5-4		WP 5-3 2B	K	4	1	3	0	1	1	0
Hank Aaron, R (1, 9) OBP: 0.404, SLG: 0.653	F5		K			FC5-4 3-1 BB HR		5-3		4	1	0	0	0	1	7
Rico Carty, R (1, 7) OBP: 0.508, SLG: 0.714	G1-4-3			6-3		3-1 HR		2B FC5		2	1	0	0	2	0	2
Orlando Cepeda, R (1, 3) OBP: 0.399, SLG: 0.617		L6-3 HBP		6-3		3-1				3	0	1	2	0	0	2
Tony Gonzalez, L (1, 8) OBP: 0.323, SLG: 0.395		F8		F8		HR		IBB		3	1	1	3	1	0	1
Clete Boyer, R (1, 5) OBP: 0.281, SLG: 0.373		L6-3			K	K		K		4	0	0	0	0	3	4
Bob Didier, S (1, 2) Sonny Jackson, L (7, PR) Bob Tillman, R (8, 2) Mike Lum, L (8, PH) Bob Aspromonte, R (8, PH) Hal King, L (9, 2) OBP: 0.176, SLG: 0.157 OBP: 0.399, SLG: 0.341 OBP: 0.269, SLG: 0.406 OBP: 0.276, SLG: 0.264 OBP: 0.188, SLG: 0.133 OBP: 0.444, SLG: 0.500			3-1		F7		FC3-6 BB	FC5 3-Hf		2 0 0 0 1 0	0 0 0 0 0 0	0 0 0 0 0 0	0 0 0 0 0 0	1 0 0 0 0 0	0 0 0 0 0 0	0 0 0 0 3 0
George Stone, L (1, 1) Gary Neibauer, R (4, 1) Hoyt Wilhelm, R (8, 1) Tommie Aaron, R (9, PH) OBP: 0.207, SLG: 0.214 OBP: 0.500, SLG: 1.000			G3		K		FC3-6 G5-4-3		5-3	1 2 0 1	0 0 0 0	0 0 0 0	0 1 0 0	0 1 0 0	0 0 0 0	0 1 0 0
Inning Stats	R: 0 H: 2 E: 0 LOB: 1 K: 0 BB: 0 S: 4 P: 4	R: 0 H: 0 E: 0 LOB: 0 K: 0 BB: 0 S: 2 P: 3	R: 0 H: 1 E: 0 LOB: 2 K: 1 BB: 1 S: 6 P: 10	R: 0 H: 0 E: 0 LOB: 0 K: 0 BB: 0 S: 3 P: 3	R: 0 H: 0 E: 0 LOB: 0 K: 2 BB: 0 S: 7 P: 7	R: 4 H: 3 E: 0 LOB: 0 K: 1 BB: 1 S: 8 P: 12	R: 0 H: 0 E: 0 LOB: 1 K: 0 BB: 1 S: 2 P: 6	R: 1 H: 2 E: 0 LOB: 3 K: 1 BB: 2 S: 7 P: 15	R: 0 H: 0 E: 0 LOB: 0 K: 1 BB: 0 S: 5 P: 5	1B: 6 2B: 2 3B: 0 HR: 1	SF: 0 SAC: 0 DP: 3 HBP: 1	WP: 1 PB: 0 SB: 0 CS: 0	PA: 38				

livebaseballscorecards.com

	AB	32
	R	5
	H	8
	RBI	5
	BB	5
	SO	6
	LOB	21

PITCHER		IP	WLS	BF	H	R	ER	SO	BB	IBB	HBP	BLK	WP	HR	S	P	ERA	WHIP
Jim Bunning, R ERA: 2.87	(1, 1)	7.0	W	28	6	4	4	4	3	0	1	0	0	1	32	45	5.14	1.286
Dick Selma, R ERA: 3.86	(8, 1)	0.2		6	2	1	1	1	1	1	0	0	1	0	6	14	13.50	4.500
Joe Hoerner, L ERA: 2.84	(8, 1)	1.1	S	4	0	0	0	1	0	0	0	0	0	0	6	6	0.00	0.000

PITCHER	IP	WLS	BF	H	R	ER	SO	BB	IBB	HBP	BLK	WP	HR	S	P	ERA	WHIP

Batter	1	2	3	4	5	6	7	8	9	AB	R	H	RBI	BB	SO	LOB
Tony Taylor, R (1, 5) OBP: 0.331, SLG: 0.383	SSS 0-3 ① K		x 0-0 ① 1-2 1B		x 0-0 ③ FC4-6 1-2f		x 0-0 ③ F8			4	0	1	0	0	1	2
Denny Doyle, L (1, 4) OBP: 0.301, SLG: 0.319	x 0-0 ② 5-3		x 0-0 ③ F5			BBBB 4-0 E BB		BBBB 4-0 L6-4 BB		2	0	0	0	2	0	2
Scott Reid, L (1, 8) OBP: 0.250, SLG: 0.214	SSS 0-3 ③ K			x 0-0 ① 5-3		x 0-0 E4 1-3		BBBB 4-0 1-2 3B BB		3	1	0	0	1	1	1
Deron Johnson, R (1, 3) OBP: 0.286, SLG: 0.409		SSS 0-3 ① K		x 0-0 ② 5-3		SSS 0-3 ① K		x 0-0 ①② L6-4 2-3		4	0	0	0	0	2	4
Ron Stone, L (1, 7) OBP: 0.296, SLG: 0.409		x 0-0 ② 6-3		BBBB 4-0 BB		SSS 0-3 ② K		x 0-0 1-H 3B		3	0	1	1	1	1	2
Larry Hisle, R (1, 9) OBP: 0.309, SLG: 0.344		x 0-0 ③ F8		SSS 0-3 ③ K		x 0-0 ③ P4		SSS 0-3 ③ K		4	0	0	0	0	2	4
Del Bates, L (1, 2) OBP: 0.300, SLG: 0.200			x 0-0 ① P6		x 0-0 ① F9		SSS 0-3 ① K		SSS 0-3 ① K	4	0	0	0	0	2	0
Larry Bowa, S (1, 6) OBP: 0.253, SLG: 0.224			x 0-0 ② F8		x 0-0 FC6-4 1B		x 0-0 1B		x 0-0 ② 6-3	4	0	2	0	0	0	0
Rick Wise, R (1, 1) OBP: 0.250, SLG: 0.182			x 0-0 1B 1B		x 0-0 ② FC6-4 FC4-6 1-2f		SSS 0-3 ② K		SSS 0-3 ③ K	2	0	1	0	0	0	1
Barry Lersch, S (5, 1)										0	0	0	0	0	0	0
Byron Browne, R (7, PH) OBP: 0.277, SLG: 0.419										1	0	0	0	0	1	1
Grant Jackson, S (7, 1) OBP: 0.063, SLG: 0.063										0	0	0	0	0	0	0
Terry Harmon, R (9, PH) OBP: 0.226, SLG: 0.179										1	0	0	0	0	1	0
Inning Stats	R: 0 E: 0 K: 2 S: 7 H: 0 LOB: 0 BB: 0 P: 7	R: 0 E: 0 K: 1 S: 5 H: 0 LOB: 0 BB: 0 P: 5	R: 0 E: 0 K: 0 S: 5 H: 2 LOB: 2 BB: 0 P: 5	R: 0 E: 0 K: 1 S: 5 H: 0 LOB: 1 BB: 1 P: 9	R: 0 E: 0 K: 0 S: 4 H: 1 LOB: 1 BB: 0 P: 4	R: 0 E: 1 K: 2 S: 8 H: 0 LOB: 2 BB: 1 P: 12	R: 0 E: 0 K: 2 S: 8 H: 1 LOB: 1 BB: 0 P: 8	R: 1 E: 0 K: 1 S: 5 H: 1 LOB: 1 BB: 2 P: 13	R: 0 E: 0 K: 2 S: 7 H: 0 LOB: 0 BB: 0 P: 7	1B: 4 2B: 1 3B: 1 HR: 0	SF: 0 SAC: 0 DP: 1 HBP: 0			WP: 0 PB: 0 SB: 0 CS: 0	PA: 36	

PITCHER	IP	WLS	BF	H	R	ER	SO	BB	IBB	HBP	BLK	WP	HR	S	P	ERA	WHIP
Jim Nash, R (1, 1) ERA: 3.07	9.0	W	36	5	1	1	11	4	0	0	0	0	0	54	70	1.00	1.000

PITCHER	IP	WLS	BF	H	R	ER	SO	BB	IBB	HBP	BLK	WP	HR	S	P	ERA	WHIP

TOP

Philadelphia Phillies @ Atlanta Braves

Atlanta Stadium, Atlanta, GA

Sun May 31 1970, 3:33 AM EDT

Att. 18,482 - Unknown

livebaseballscorecards.com

AB	32
R	1
H	5
RBI	1
BB	4
SO	11
LOB	17

Batter	1	2	3	4	5	6	7	8	9	AB	R	H	RBI	BB	SO	LOB
Gil Garrido, R (1, 6) OBP: 0.340, SLG: 0.412	4-3 FC 2B	1-3			4-3 1B 1B	P2	5-3			5	1	2	0	0	0	2
Felix Millan, R (1, 4) OBP: 0.333, SLG: 0.396	4-3 2-3		HR 2B		4-3 1-2	HR 1B		4-3		5	2	2	0	0	0	2
Tony Gonzalez, L (1, 8) OBP: 0.320, SLG: 0.384	P5		L7		1B 1B BB	K		F5		4	1	0	0	1	1	3
Rico Carty, R (1, 7) OBP: 0.520, SLG: 0.776	FC BB BB		2-H HR		BB 1B 1B 1-2 2-H 1B	1-H HR		HR		4	4	4	6	1	0	0
Orlando Cepeda, R (1, 3) OBP: 0.404, SLG: 0.612	FC 1-2 BB		6-3		BB 1B 1-2 2-H 1B	WP BB		F7		3	1	1	1	2	0	0
Mike Lum, L (1, 9) OBP: 0.258, SLG: 0.246	FC 1-2 2-3 3-H		F7		K 1-2	1-3 1-2				4	0	0	0	0	1	6
Clete Boyer, R (1, 5) OBP: 0.280, SLG: 0.366		F8		5-3	FC5 1B 1-2 2-3 BB		F8			3	0	0	0	1	0	0
Bob Tillman, R (1, 2) OBP: 0.296, SLG: 0.418		FC1-6 BB		F8 1-2 2-H 3-H 1B			1B			3	0	2	2	1	0	0
Jim Nash, R (1, 1) OBP: 0.094, SLG: 0.161		FC1-6 1-2f		5-3	FC5 2-3f		K			4	0	0	0	0	1	4
Inning Stats	R: 0 H: 1 E: 0 LOB: 3 K: 0 BB: 2 S: 6 P: 14	R: 0 H: 0 E: 0 LOB: 1 K: 0 BB: 1 S: 3 P: 7	R: 2 H: 2 E: 0 LOB: 0 K: 0 BB: 0 S: 5 P: 5	R: 0 H: 0 E: 0 LOB: 0 K: 0 BB: 0 S: 3 P: 3	R: 4 H: 4 E: 0 LOB: 2 K: 1 BB: 2 S: 9 P: 17	R: 2 H: 2 E: 0 LOB: 1 K: 1 BB: 1 S: 7 P: 11	R: 0 H: 1 E: 0 LOB: 1 K: 1 BB: 0 S: 6 P: 6	R: 1 H: 1 E: 0 LOB: 0 K: 0 BB: 0 S: 4 P: 4		1B: 6 SF: 0 2B: 2 SAC: 0 3B: 0 DP: 0 HR: 3 HBP: 0						

PITCHER		IP	WLS	BF	H	R	ER	SO	BB	IBB	HBP	BLK	WP	HR	S	P	ERA	WHIP
Rick Wise, R ERA: 4.03	(1, 1)	4.1	L	23	6	6	6	1	4	0	0	0	0	1	21	37	12.46	2.308
Barry Lersch, R ERA: 4.08	(5, 1)	1.2		10	3	2	2	2	2	0	0	0	1	1	12	20	10.80	3.000
Grant Jackson, L ERA: 6.75	(7, 1)	2.0		8	2	1	1	1	0	0	0	0	0	1	10	10	4.50	1.000

PITCHER	IP	WLS	BF	H	R	ER	SO	BB	IBB	HBP	BLK	WP	HR	S	P	ERA	WHIP

BOTTOM

Philadelphia Phillies @ Atlanta Braves

Atlanta Stadium, Atlanta, GA

Sun May 31 1970, 3:33 AM EDT

Att. 18,482 - Unknown

livebaseballscorecards.com

AB	35
R	9
H	11
RBI	9
BB	6
SO	3
LOB	17

Batter	1	2	3	4	5	6	7	8	9	AB	R	H	RBI	BB	SO	LOB
Tony Taylor, R (1, 5) OBP: 0.329, SLG: 0.380	E1 G3-6-3		5-3		1-3 2-H 1B		K			4	0	1	1	0	1	1
Denny Doyle, L (1, 4) OBP: 0.294, SLG: 0.312	G3-6-3 1-2f		K		F8		F7			4	0	0	0	0	1	4
Scott Reid, L (1, 8) OBP: 0.250, SLG: 0.176	1B BB			K		K		3-1		3	0	0	0	1	2	0
Deron Johnson, R (1, 3) OBP: 0.296, SLG: 0.419	1-2 1B			6-3		1B 2B		BB		3	1	2	0	1	0	0
Ron Stone, L (1, 7) OBP: 0.284, SLG: 0.391	K			1-3		F2				3	0	0	0	0	1	3
Larry Hisle, R (1, 9) OBP: 0.314, SLG: 0.346		K			G3 1B HBP	2-H 1B				2	1	1	1	0	1	0
Del Bates, L (1, 2) OBP: 0.286, SLG: 0.189		F2			G3 1-2	F7				3	0	0	0	0	0	2
Larry Bowa, S (1, 6) OBP: 0.260, SLG: 0.232		3-1			1B		1B			3	0	2	0	0	0	0
Woodie Fryman, R (1, 1) OBP: 0.150, SLG: 0.150			P3		P3		F7			2	0	0	0	0	0	2
Oscar Gamble, L (7, PH) OBP: 0.097, SLG: 0.097										1	0	0	0	0	0	1
Lowell Palmer, R (7, 1) OBP: 0.400, SLG: 0.556										0	0	0	0	0	0	0
Bill Wilson, R (7, 1)										0	0	0	0	0	0	0
Inning Stats	R: 0 E: 1 K: 1 S: 6 H: 1 LOB: 2 BB: 1 P: 10	R: 0 E: 0 K: 1 S: 5 H: 0 LOB: 0 BB: 0 P: 5	R: 0 E: 0 K: 1 S: 5 H: 0 LOB: 0 BB: 0 P: 5	R: 0 E: 0 K: 1 S: 5 H: 0 LOB: 0 BB: 0 P: 5	R: 1 E: 0 K: 0 S: 5 H: 2 LOB: 2 BB: 0 P: 6	R: 1 E: 0 K: 1 S: 7 H: 2 LOB: 1 BB: 0 P: 7	R: 0 E: 0 K: 1 S: 6 H: 1 LOB: 1 BB: 0 P: 6	R: 0 E: 0 K: 0 S: 1 H: 0 LOB: 1 BB: 1 P: 5		1B: 5 2B: 1 3B: 0 HR: 0	SF: 0 SAC: 0 DP: 1 HBP: 1					

TOP

Philadelphia Phillies @ Cincinnati Reds

Crosley Field, Cincinnati, OH

Tue Jun 02 1970, 7:05 PM EDT

Att. 10,542 - Unknown

livebaseballscorecards.com

AB	28
R	2
H	6
RBI	2
BB	2
SO	6
LOB	13

PITCHER	IP	WLS	BF	H	R	ER	SO	BB	IBB	HBP	BLK	WP	HR	S	P	ERA	WHIP
Wayne Simpson, R (1, 1) ERA: 2.48	7.1	W	31	6	2	2	6	2	0	1	0	0	0	40	49	2.46	1.091

PITCHER	IP	WLS	BF	H	R	ER	SO	BB	IBB	HBP	BLK	WP	HR	S	P	ERA	WHIP

Batter	1	2	3	4	5	6	7	8	9	AB	R	H	RBI	BB	SO	LOB
Pete Rose, S (1, 9) OBP: 0.363, SLG: 0.442	1-3		1B		3B		WP HR BB			3	1	2	0	1	0	0
Bobby Tolan, L (1, 8) OBP: 0.387, SLG: 0.515	S 1B		F8		6-3		1-2 HR BB			3	1	1	0	1	0	1
Tony Perez, R (1, 5) OBP: 0.454, SLG: 0.710	K			HR		F8	L9			4	1	1	1	0	1	3
Johnny Bench, R (1, 2) OBP: 0.320, SLG: 0.604	K 1-2			BB 1B G6-4-3 1B		HR	1-H 2-H HR			4	3	3	4	0	1	1
Lee May, R (1, 3) OBP: 0.344, SLG: 0.603		F5		G6-4-3 BB 1-2 1B		2B SF8 1B	E9 FC4-2 2B			4	1	3	0	0	0	0
Hal McRae, R (1, 7) OBP: 0.391, SLG: 0.661		1-3		4-0 G6-4-3 1-2 2-3 BB		SF8 1-3 2B	FC4-2 3-H			2	0	1	0	1	0	0
Jimmy Stewart, S (7, 7) OBP: 0.220, SLG: 0.162										1	0	0	0	0	0	1
Tommy Helms, R (1, 4) OBP: 0.225, SLG: 0.232		F9		G6-4-3 1-2f 2-3 3-H		4-0 IBB	F8			3	0	0	0	1	0	3
Dave Concepcion, R (1, 6) OBP: 0.346, SLG: 0.341			K	K		SF8 2-3 3-H				2	0	0	1	0	2	1
Wayne Simpson, R (1, 1) OBP: 0.067, SLG: 0.067			K		K	K				3	0	0	0	0	3	2
Inning Stats	R: 0 H: 1 E: 0 LOB: 1 K: 2 BB: 0 S: 8 P: 8	R: 0 H: 0 E: 0 LOB: 0 K: 0 BB: 0 S: 3 P: 3	R: 0 H: 1 E: 0 LOB: 1 K: 2 BB: 0 S: 8 P: 8	R: 2 H: 3 E: 0 LOB: 1 K: 1 BB: 1 S: 7 P: 11	R: 0 H: 1 E: 0 LOB: 0 K: 1 BB: 0 S: 5 P: 5	R: 2 H: 3 E: 0 LOB: 2 K: 1 BB: 1 S: 8 P: 12	R: 3 H: 2 E: 1 LOB: 1 K: 0 BB: 2 S: 5 P: 13			1B: 5 SF: 1 2B: 2 SAC: 0 3B: 1 DP: 1 HR: 3 HBP: 0				WP: 1 PA: 34 PB: 0 SB: 1 CS: 0		

BOTTOM

Philadelphia Phillies @ Cincinnati Reds

Crosley Field, Cincinnati, OH

Tue Jun 02 1970, 7:05 PM EDT

Att. 10,542 - Unknown

livebaseballscorecards.com

AB	29
R	7
H	11
RBI	6
BB	4
SO	7
LOB	12

PITCHER		IP	WLS	BF	H	R	ER	SO	BB	IBB	HBP	BLK	WP	HR	S	P	ERA	WHIP
Woodie Fryman, L ERA: 3.82	(1, 1)	6.0	L	27	9	4	4	7	1	1	0	0	0	2	39	47	6.00	1.667
Lowell Palmer, R ERA: 3.97	(7, 1)	0.1		5	2	3	3	0	2	0	0	0	1	1	3	11	81.00	12.000
Bill Wilson, R ERA: 3.51	(7, 1)	0.2		2	0	0	0	0	0	0	0	0	0	0	2	2	0.00	0.000

PITCHER	IP	WLS	BF	H	R	ER	SO	BB	IBB	HBP	BLK	WP	HR	S	P	ERA	WHIP

Philadelphia Phillies @ Cincinnati Reds

Crosley Field, Cincinnati, OH

Wed Jun 03 1970, 7:05 PM EDT

Att. 5,887 - Unknown

TOP

livebaseballscorecards.com

Batter	1	2	3	4	5	6	7	8	9	AB	R	H	RBI	BB	SO	LOB
Tony Taylor, R (1, 5) OBP: 0.342, SLG: 0.408	HR		6-3		E2 2-H 1B		2B FC3-2 BB	FC6-4 1-2f	FC3-6 1-2 2-H 3-H 1B	5	2	3	3	1	0	1
Denny Doyle, L (1, 4) OBP: 0.301, SLG: 0.347	K		HR		2B		FC3-2 1-3 1B 2B	4-3	FC3-6 1-2f 2-3	6	2	3	1	0	1	3
Scott Reid, L (1, 8) OBP: 0.269, SLG: 0.143	K		F8		K		FC3-2 1B BB		1B BB FC4-2 BB K	4	1	0	0	2	3	3
Deron Johnson, R (1, 3) OBP: 0.299, SLG: 0.415	1B			F2	K		K		FC4-2 1B 1-2 E BB	4	1	1	0	1	2	4
Ron Stone, L (1, 7) OBP: 0.304, SLG: 0.389	K			S BB		FC4-6 1B BB	FC3-2 1B 1-2 2-3 3-Hf		E FC4-2 1-2 1B 1B	3	1	1	0	2	1	4
Larry Hisle, R (1, 9) OBP: 0.316, SLG: 0.347		K		F5		FC4-6 1-2 1B	1-3 2-H 3-H 1B		FC4-2 1B E 1-2 2-3 3-Hf BB	5	1	2	2	0	1	4
Del Bates, L (1, 2) OBP: 0.265, SLG: 0.172		F7		K 1-2		L7	2-3		E3 BB 1B 1B 1-2 2-3 3-H	5	1	0	0	0	1	7
Larry Bowa, S (1, 6) OBP: 0.270, SLG: 0.244		K			SH1-4 E 1B	FC4-6 1-2f 2-3		FC6-4 1B	BB 1B 1B 1-2 2-3 3-H	5	2	3	1	0	1	2
Jim Bunning, R (1, 1) OBP: 0.136, SLG: 0.050			1-3		SH1-4 1-2	F7		K	FC3-6 1B 1-2 2-3 3-H BB	2	0	0	0	0	0	2
Dick Selma, R (7, 1)										1	0	0	1	1	1	1

	AB	40
	R	11
	H	13
	RBI	8
	BB	7
	SO	11
	LOB	31

Inning Stats	1	2	3	4	5	6	7	8	9	1B: 9	SF: 0	WP: 0	PA: 48
	R: 1 E: 0 K: 3 S: 11 H: 2 LOB: 1 BB: 0 P: 11	R: 0 E: 0 K: 2 S: 7 H: 0 LOB: 0 BB: 0 P: 7	R: 1 E: 0 K: 0 S: 4 H: 1 LOB: 0 BB: 0 P: 4	R: 0 E: 0 K: 1 S: 5 H: 0 LOB: 1 BB: 1 P: 9	R: 2 E: 1 K: 2 S: 10 H: 3 LOB: 1 BB: 0 P: 10	R: 0 E: 0 K: 0 S: 4 H: 1 LOB: 2 BB: 1 P: 8	R: 2 E: 0 K: 1 S: 7 H: 2 LOB: 2 BB: 2 P: 15	R: 0 E: 0 K: 1 S: 6 H: 1 LOB: 1 BB: 0 P: 6	R: 5 E: 1 K: 1 S: 9 H: 3 LOB: 2 BB: 3 P: 21	2B: 2 3B: 0 HR: 2	SAC: 1 DP: 0 HBP: 0	PB: 0 SB: 1 CS: 0	

PITCHER		IP	WLS	BF	H	R	ER	SO	BB	IBB	HBP	BLK	WP	HR	S	P	ERA	WHIP
Gary Nolan, R ERA: 3.49	(1, 1)	6.0		27	7	4	4	8	2	0	0	0	0	2	41	49	6.00	1.500
Pedro Borbon, R ERA: 7.5	(7, 1)	0.0	L	3	1	2	2	0	2	0	0	0	0	0	1	9	∞	∞
Clay Carroll, R ERA: 3.03	(7, 1)	2.0		8	2	0	0	2	0	0	0	0	0	0	12	12	0.00	1.000
Ray Washburn, R ERA: 8.66	(9, 1)	1.0		10	3	5	4	1	3	0	0	0	0	0	9	21	36.00	6.000

PITCHER	IP	WLS	BF	H	R	ER	SO	BB	IBB	HBP	BLK	WP	HR	S	P	ERA	WHIP

BOTTOM

Philadelphia Phillies @ Cincinnati Reds

Crosley Field, Cincinnati, OH

Wed Jun 03 1970, 7:05 PM EDT

Att. 5,887 - Unknown

livebaseballscorecards.com

Batter	1	2	3	4	5	6	7	8	9	AB	R	H	RBI	BB	SO	LOB
Pete Rose, S (1, 9) OBP: 0.368, SLG: 0.443	B B B B 4-0 BB 1B 1B BB	x 0-0 ③ F7		x 0-0 1-3 1B		x 0-0 BB S 2-H 1B		S S S 0-3 ③ K		4	1	2	1	1	1	0
Bobby Tolan, L (1, 8) OBP: 0.391, SLG: 0.515	x 0-0 BB 1B 1-2 1B		x 0-0 ① L8	x 0-0 ③ 2-3		B B B B 4-0 BB 1-2 BB			x 0-0 G6-4-3 1B	4	1	2	0	1	0	2
Tony Perez, R (1, 5) OBP: 0.453, SLG: 0.701	S S S 0-3 ① K		x 0-0 ② F9		x 0-0 E G6-4-3 1B	B B B B 4-0 1-2 2-3 BB			x 0-0 ① ② G6-4-3 1-2f	4	1	1	0	1	1	3
Johnny Bench, R (1, 2) OBP: 0.321, SLG: 0.595	B B B B 4-0 FC5 1B 1-2 2-3 BB		B B B B 4-0 1B BB		x 0-0 E6 G6-4-3 1-3	x 0-0 ③ 5-3			x 0-0 ③ 5-3	3	0	0	0	2	0	4
Lee May, R (1, 3) OBP: 0.342, SLG: 0.596	S S S 0-3 ② K		x 0-0 1-3 1B		x 0-0 ① ② G6-4-3 1-2f 3-H		x 0-0 ① L8			4	0	1	0	0	1	4
Bernie Carbo, L (1, 7) OBP: 0.507, SLG: 0.639	x 0-0 1-2 2-H 3-H 1B		S S S 0-3 ③ K		S S S 0-3 ③ K		x 0-0 ② 1-3			4	0	1	2	0	2	2
Tommy Helms, R (1, 4) OBP: 0.221, SLG: 0.227	x 0-0 ③ FC5 2-3f			x 0-0 ① F9		S S S 0-3 ① K	x 0-0 ③ P3			4	0	0	0	0	1	2
Dave Concepcion, R (1, 6) OBP: 0.350, SLG: 0.345		x 0-0 ① P5		x 0-0 1B S 1B		x 0-0 4-3 1B 1B		x 0-0 ① 3-1		4	1	2	0	0	0	0
Gary Nolan, R (1, 1) OBP: 0.172, SLG: 0.040 Angel Bravo, L (6, PH) OBP: 0.400, SLG: 0.250 Pedro Borbon, R (7, 1) Clay Carroll, R (7, 1) Jimmy Stewart, S (8, PH) OBP: 0.214, SLG: 0.158 Ray Washburn, R (9, 1)		S S S 0-3 ② K		S S S 0-3 ② K		x 0-0 ② 4-3 1-2		S S S 0-3 ② K		2 1 0 0 1 0	0 0 0 0 0 0	0 0 0 0 0 0	0 0 0 0 0 0	0 0 0 0 0 0	2 0 0 0 1 0	1 1 0 0 0 0
Inning Stats	R: 2 H: 2 E: 0 LOB: 2 K: 2 BB: 2 S: 9 P: 17	R: 0 H: 0 E: 0 LOB: 0 K: 1 BB: 0 S: 5 P: 5	R: 0 H: 1 E: 0 LOB: 2 K: 1 BB: 1 S: 6 P: 10	R: 0 H: 2 E: 0 LOB: 2 K: 1 BB: 0 S: 7 P: 7	R: 1 H: 1 E: 1 LOB: 0 K: 1 BB: 0 S: 6 P: 6	R: 1 H: 2 E: 0 LOB: 3 K: 1 BB: 2 S: 7 P: 15	R: 0 H: 0 E: 0 LOB: 0 K: 0 BB: 0 S: 3 P: 3	R: 0 H: 0 E: 0 LOB: 0 K: 2 BB: 0 S: 7 P: 7	R: 0 H: 1 E: 0 LOB: 0 K: 0 BB: 0 S: 3 P: 3	1B: 9 2B: 0 3B: 0 HR: 0	SF: 0 SAC: 0 DP: 2 HBP: 0					

	AB	35
	R	4
	H	9
	RBI	3
	BB	5
	SO	9
	LOB	19

WP: 0 PA: 40
PB: 0
SB: 2
CS: 0

PITCHER		IP	WLS	BF	H	R	ER	SO	BB	IBB	HBP	BLK	WP	HR	S	P	ERA	WHIP
Jim Bunning, R ERA: 3.01	(1, 1)	6.0	W	31	8	4	3	7	5	0	0	0	0	0	40	60	4.50	2.167
Dick Selma, R ERA: 3.59	(7, 1)	3.0	S	9	1	0	0	2	0	0	0	0	0	0	13	13	0.00	0.333

PITCHER	IP	WLS	BF	H	R	ER	SO	BB	IBB	HBP	BLK	WP	HR	S	P	ERA	WHIP

Batter	1	2	3	4	5	6	7	8	9	10	11	AB	R	H	RBI	BB	SO	LOB
Terry Harmon, R (1, 5) OBP: 0.243, SLG: 0.206	6-3		6-3			F9	1B		1B		K	6	0	2	0	0	1	1
Denny Doyle, L (1, 4) OBP: 0.291, SLG: 0.335	4-3			G3		K	K		1-3		K	6	0	0	0	0	3	4
Larry Hisle, R (1, 9) OBP: 0.313, SLG: 0.349	F7			E 2B		G3		6-3	K			5	0	1	0	0	1	1
Deron Johnson, R (1, 3) OBP: 0.302, SLG: 0.415		K		E6 2-3			L7	E 1B 2B 1B		1B		5	1	2	0	0	1	1
Byron Browne, R (1, 8) OBP: 0.283, SLG: 0.418		5-3		K			1B 3B 1B	E 1-2 2B 1B		K		5	2	2	0	0	2	3
Jim Hutto, R (1, 7) OBP: 0.267, SLG: 0.310 (6, 2)		6-3		5-3			1-2 3B 1B	E4 1-2 2-3 2B		K		4	2	1	0	0	0	4
Dick Selma, R (8, 1)												1	0	0	0	0	1	1
Del Bates, L (1, 2) OBP: 0.257, SLG: 0.167			4-3		4-3		K	BB 1-H 2-H 3-H 2B		4-3		2	0	0	0	0	0	0
Ron Stone, L (6, 7) OBP: 0.305, SLG: 0.400												3	0	1	3	0	1	3
Larry Bowa, S (1, 6) OBP: 0.285, SLG: 0.268			E S SF9 1B		6-3		1-H 2-H 1B 3B	BBB CS 2-3 BB			S 1B	4	2	3	2	1	0	0
Chris Short, R (1, 1) OBP: 0.053, SLG: 0.056			SF9 1-H		K		3-H 1B	CS 1-2	K		B1	1	0	0	1	0	1	0
Rick Joseph, R (7, PH) OBP: 0.357, SLG: 0.485												0	0	0	0	0	0	0
Oscar Gamble, L (7, PH) OBP: 0.125, SLG: 0.125												1	0	1	1	0	0	0
Grant Jackson, S (7, PR) OBP: 0.063, SLG: 0.063												0	0	0	0	0	0	0
Barry Lersch, S (7, 1)												0	0	0	0	0	0	0
Rick Wise, R (8, PH) OBP: 0.250, SLG: 0.182												0	0	0	0	0	0	0
Joe Hoerner, R (8, 1)												0	0	0	0	0	0	0
Mike Compton, R (8, 2) OBP: 0.375, SLG: 0.390												2	0	0	0	0	1	1
Inning Stats	R: 0 E: 0 K: 0 S: 3 H: 0 LOB: 0 BB: 0 P: 3	R: 0 E: 0 K: 1 S: 5 H: 0 LOB: 0 BB: 0 P: 5	R: 1 E: 0 K: 0 S: 4 H: 1 LOB: 0 BB: 0 P: 4	R: 0 E: 1 K: 1 S: 7 H: 1 LOB: 2 BB: 0 P: 7	R: 0 E: 0 K: 1 S: 5 H: 0 LOB: 0 BB: 0 P: 5	R: 0 E: 0 K: 1 S: 5 H: 0 LOB: 0 BB: 0 P: 5	R: 3 E: 0 K: 2 S: 12 H: 5 LOB: 2 BB: 0 P: 12	R: 3 E: 1 K: 0 S: 5 H: 3 LOB: 0 BB: 1 P: 9	R: 0 E: 0 K: 2 S: 8 H: 1 LOB: 1 BB: 0 P: 8	R: 0 E: 0 K: 2 S: 8 H: 1 LOB: 1 BB: 0 P: 8	R: 0 E: 0 K: 2 S: 8 H: 1 LOB: 1 BB: 0 P: 8							

PITCHER		IP	WLS	BF	H	R	ER	SO	BB	IBB	HBP	BLK	WP	HR	S	P	ERA	WHIP
Denny Lemaster, L ERA: 4.64	(1, 1)	6.2		26	5	4	3	5	0	0	0	0	0	0	36	36	4.05	0.750
Fred Gladding, R ERA: 4.87	(7, 1)	0.2		7	4	3	2	1	0	0	0	0	0	0	9	9	27.00	6.000
Jack Dilauro, L ERA: 3.97	(8, 1)	0.0		1	1	0	0	0	0	0	0	0	0	0	1	1	∞	∞
Mike Marshall, R ERA:	(8, 1)	0.2		1	0	0	0	0	1	0	0	0	0	0	0	4	0.00	1.500
Jim Bouton, R ERA: 6.59	(9, 1)	2.0		8	2	0	0	4	0	0	0	0	0	0	16	16	0.00	1.000

PITCHER		IP	WLS	BF	H	R	ER	SO	BB	IBB	HBP	BLK	WP	HR	S	P	ERA	WHIP
Jim Ray, R ERA: 4.01	(11, 1)	1.0	W	4	1	0	0	2	0	0	0	0	0	0	8	8	0.00	1.000

TOP

Philadelphia Phillies @ Houston Astros

Astrodome, Houston, TX

Fri Jun 05 1970, 8:05 PM EDT
Att. 12,292 - Unknown

livebaseballscorecards.com

AB	45
R	7
H	13
RBI	7
BB	1
SO	12
LOB	19

1B: 10	SF: 1	WP: 0	PA: 48
2B: 2	SAC: 0	PB: 0	
3B: 1	DP: 0	SB: 3	
HR: 0	HBP: 0	CS: 1	

Batter	1	2	3	4	5	6	7	8	9	10	11	AB	R	H	RBI	BB	SO	LOB
Joe Morgan, L (1, 4) OBP: 0.410, SLG: 0.411	L3		F9	SF8 3-H			WP S PB 1B	1-3 3-H 2B		BBBB CS BB		4	1	2	2	1	0	1
Tommy Davis, R (1, 7) OBP: 0.291, SLG: 0.373	6-3		E 1-3 2B	FC6-4 1-2f			6-3 1-2	K SSS		L5 1-2		4	1	1	0	0	0	2
Jim Beauchamp, R (8, 7) OBP: 0.259, SLG: 0.320												0	0	0	0	0	0	0
Keith Lampard, L (8, PH) OBP: 0.333, SLG: 0.447												2	0	0	0	0	1	3
(9, 7)																		
Jimmy Wynn, R (1, 8) OBP: 0.406, SLG: 0.565	6-3		E5 S 2-H 3-H		2B		PB WP IBB		BBBB 1B SF7 BB		SH1-4 1B 1B	4	2	2	0	2	0	0
Doug Rader, R (1, 5) OBP: 0.338, SLG: 0.484		BBBB PB BB	BBBB 1-2 BB		1-3		SSS K 1-2 2-3		1-3 SF7 1B		1-2 SH1-4	3	0	1	0	2	1	3
Denis Menke, R (1, 6) OBP: 0.391, SLG: 0.449		F9	SSS K		F7		5-3 2-3 3-H		SSS K		2-H 1B	6	0	1	1	0	2	7
Bob Watson, R (1, 3) OBP: 0.182, SLG: 0.281		F9 1-2		2B SF8 1B	3-1			1B 2B 1B	SF7 1-2 3-H			3	1	1	0	0	0	2
Norm Miller, L (8, 9) OBP: 0.364, SLG: 0.396												1	1	1	1	0	0	0
Joe Pepitone, L (1, 9) OBP: 0.309, SLG: 0.518		SSS K		SF8 1-3 SF8 2B		CS 1B		SSS K	IBB			4	1	2	0	1	2	2
(8, 3)																		
Don Bryant, R (1, 2) OBP: 0.231, SLG: 0.250			SSS K	SF8 2-3 3-H			SSS K 1-2	F9	SSS K			4	0	0	1	0	3	4
Denny Lemaster, R (1, 1) OBP: 0.233, SLG: 0.120			BBBB 2B E BB	BBBB FC6-4 BB		L6		2B 1-3 1B		F9		1	1	0	0	2	0	0
Fred Gladding, L (7, 1)												0	0	0	0	0	0	0
Jack Dilauro, S (8, 1)												0	0	0	0	0	0	0
Mike Marshall, R (8, 1)												0	0	0	0	0	0	0
Marty Martinez, S (8, PH) OBP: 0.333, SLG: 0.346												1	0	1	0	0	0	0
Jim Bouton, R (9, 1) OBP: 0.500, SLG: 0.417												0	0	0	0	0	0	0
Jesus Alou, R (10, PH) OBP: 0.302, SLG: 0.328												1	0	0	0	0	0	0
Jim Ray, R (11, 1) OBP: 0.273, SLG: 0.273												0	0	0	0	0	0	0
Inning Stats	R: 0 E: 0 K: 0 S: 3 H: 0 LOB: 0 BB: 0 P: 3	R: 0 E: 0 K: 1 S: 5 H: 0 LOB: 1 BB: 1 P: 9	R: 2 E: 1 K: 2 S: 9 H: 1 LOB: 2 BB: 2 P: 17	R: 2 E: 0 K: 0 S: 5 H: 2 LOB: 1 BB: 1 P: 9	R: 0 E: 0 K: 0 S: 4 H: 1 LOB: 1 BB: 0 P: 4	R: 0 E: 0 K: 1 S: 5 H: 1 LOB: 0 BB: 0 P: 5	R: 1 E: 0 K: 1 S: 6 H: 1 LOB: 1 BB: 1 P: 10	R: 1 E: 0 K: 2 S: 10 H: 3 LOB: 2 BB: 0 P: 10	R: 1 E: 0 K: 2 S: 8 H: 1 LOB: 2 BB: 2 P: 16	R: 0 E: 0 K: 0 S: 2 H: 0 LOB: 0 BB: 1 P: 6	R: 1 E: 0 K: 0 S: 3 H: 2 LOB: 1 BB: 0 P: 3	1B: 8 2B: 4 3B: 0 HR: 0	SF: 3 SAC: 1 DP: 0 HBP: 0					

PITCHER		IP	WLS	BF	H	R	ER	SO	BB	IBB	HBP	BLK	WP	HR	S	P	ERA	WHIP
Chris Short, L ERA: 5.09	(1, 1)	6.0		27	5	4	2	4	4	0	0	0	0	0	31	47	3.00	1.500
Barry Lersch, R ERA: 3.86	(7, 1)	1.0		5	1	1	0	1	0	1	0	0	1	0	6	10	0.00	1.000
Joe Hoerner, L ERA: 3.12	(8, 1)	0.2		5	3	1	1	1	0	0	0	0	0	0	7	7	13.50	4.500
Dick Selma, R ERA: 3.77	(8, 1)	2.2	L	13	3	2	2	3	2	1	0	0	0	0	16	28	6.75	1.875

PITCHER	IP	WLS	BF	H	R	ER	SO	BB	IBB	HBP	BLK	WP	HR	S	P	ERA	WHIP

BOTTOM

Philadelphia Phillies @ Houston Astros

Astrodome, Houston, TX

Fri Jun 05 1970, 8:05 PM EDT

Att. 12,292 - Unknown

livebaseballscorecards.com

AB	38
R	8
H	12
RBI	5
BB	8
SO	9
LOB	24

1B: 8	SF: 3	WP: 1	PA: 50
2B: 4	SAC: 1	PB: 2	
3B: 0	DP: 0	SB: 2	
HR: 0	HBP: 0	CS: 2	

Batter	1	2	3	4	5	6	7	8	9	AB	R	H	RBI	BB	SO	LOB
Tony Taylor, R (1, 5) OBP: 0.348, SLG: 0.408	6-3	WP 1-2 2-H 1B		BB 1-2		F9		1B 1-2 3-H 1B	F8	5	0	2	2	1	0	2
Denny Doyle, L (1, 4) OBP: 0.283, SLG: 0.324	6-3	K 1-2 2-3		G3			K	P4	6-3	6	0	0	0	0	2	8
Ron Stone, L (1, 7) OBP: 0.333, SLG: 0.430	S 1B		3-1	WP BB			F8 1B 2B	WP 1-3 2-3 1B		4	1	3	0	1	0	0
Deron Johnson, R (1, 3) OBP: 0.304, SLG: 0.408	BB 1-2		6-3	F9 1-2			F8 2-3	BB 1-3 3-H BB		3	0	0	0	2	0	2
Byron Browne, R (1, 8) OBP: 0.297, SLG: 0.416	K		F9	BB			HR 3-H 1B	BB 1-2		3	1	1	1	2	1	2
Larry Hisle, R (1, 9) OBP: 0.320, SLG: 0.375		BB 1B 1B		SH5-3 1B 2B	K		HR 1-H	F2		4	3	2	2	1	1	5
Larry Bowa, S (1, 6) OBP: 0.284, SLG: 0.268		F8		SH5-3 2-3	F8		P4		1B 1B	4	0	1	0	0	0	3
Doc Edwards, R (1, 2) OBP: 0.600, SLG: 0.600		WP 1-2 1B		FC5-4 3-H 1B		6-3		SH 1B 1B	K	5	1	3	1	0	1	1
Rick Wise, R (1, 1) OBP: 0.222, SLG: 0.160 Joe Hoerner, R (8, 1) OBP: 0.375, SLG: 0.167		K		FC5-4 BB 1-2f		K		SH 1B 1B 1-3 WP	1B 1-2	3 1	1 0	0 1	0 0	0 0	2 0	3 0
Inning Stats	R: 0 E: 0 K: 1 S: 6 H: 1 LOB: 2 BB: 1 P: 10	R: 1 E: 0 K: 2 S: 9 H: 2 LOB: 2 BB: 1 P: 13	R: 0 E: 0 K: 0 S: 3 H: 0 LOB: 0 BB: 0 P: 3	R: 1 E: 0 K: 0 S: 5 H: 2 LOB: 2 BB: 1 P: 9	R: 0 E: 0 K: 1 S: 5 H: 0 LOB: 2 BB: 2 P: 13	R: 0 E: 0 K: 1 S: 5 H: 0 LOB: 0 BB: 0 P: 5	R: 3 E: 0 K: 1 S: 8 H: 3 LOB: 0 BB: 0 P: 8	R: 2 E: 1 K: 0 S: 6 H: 3 LOB: 3 BB: 2 P: 14	R: 0 E: 0 K: 1 S: 7 H: 2 LOB: 2 BB: 0 P: 7	1B: 10 2B: 2 3B: 0 HR: 1 SF: 0 SAC: 2 DP: 0 HBP: 0				WP: 4 PB: 0 SB: 1 CS: 0	PA: 47	

TOP

Philadelphia Phillies @ Houston Astros

Astrodome, Houston, TX

Sat Jun 06 1970, 8:05 PM EDT

Att. 18,644 - Unknown

livebaseballscorecards.com

AB	38
R	7
H	13
RBI	6
BB	7
SO	7
LOB	26

PITCHER		IP	WLS	BF	H	R	ER	SO	BB	IBB	HBP	BLK	WP	HR	S	P	ERA	WHIP
Don Wilson, R ERA: 5.87	(1, 1)	7.0	L	34	8	5	5	6	5	0	0	0	2	1	41	61	6.43	1.857
Mike Marshall, R ERA: 13.5	(8, 1)	0.2		7	3	2	2	0	2	0	0	0	1	0	5	13	27.00	7.500
Jim Bouton, R ERA: 6.54	(8, 1)	0.1		1	0	0	0	0	0	0	0	0	0	0	1	1	0.00	0.000
Fred Gladding, R ERA: 4.64	(9, 1)	1.0		5	2	0	0	1	0	0	0	0	0	0	7	7	0.00	2.000

PITCHER	IP	WLS	BF	H	R	ER	SO	BB	IBB	HBP	BLK	WP	HR	S	P	ERA	WHIP

BOTTOM

Philadelphia Phillies @ Houston Astros

Astrodome, Houston, TX

Sat Jun 06 1970, 8:05 PM EDT

Att. 18,644 - Unknown

Batter	1	2	3	4	5	6	7	8	9	AB	R	H	RBI	BB	SO	LOB
Hector Torres, R (1, 6) OBP: 0.200, SLG: 0.200	6-3	1-3 1B			4-3		4-3 2-3		F9	5	0	1	0	0	0	1
Tommy Davis, R (1, 7) OBP: 0.300, SLG: 0.386	S 1B 2B	L9			K		FC6-4 3-H 1B		1B	5	1	3	1	0	1	2
Jimmy Wynn, R (1, 8) OBP: 0.406, SLG: 0.561	K 2-3		FC5-4 1B 1B		1B		FC6-4 1-2f		F8	5	0	2	0	0	1	3
Norm Miller, L (1, 9) OBP: 0.374, SLG: 0.415	S 3-H 1B		FC5-4 1-2 1B		L6			BB 2B	F8	5	0	3	1	0	0	2
Denis Menke, R (1, 4) OBP: 0.388, SLG: 0.443	K 1-2		FC5-4 1-2 2-3			P6		BB BB		3	0	0	0	1	1	3
Joe Pepitone, L (1, 3) OBP: 0.308, SLG: 0.513		E4 S 1B	F7			G4-6-3 1B		F7		4	1	1	0	0	0	3
Marty Martinez, S (1, 5) OBP: 0.355, SLG: 0.345		1B 1-H 1B		5-3		G4-6-3 1-2f		FC6-4 1-2 2-3 BB		3	0	1	1	1	0	1
Johnny Edwards, L (1, 2) OBP: 0.232, SLG: 0.265		F7		B1-6-3 1B			4-3	K		3	0	1	0	0	0	1
Doug Rader, R (8, PH) OBP: 0.336, SLG: 0.482										1	0	0	0	0	1	3
Don Bryant, R (9, 2) OBP: 0.231, SLG: 0.250										0	0	0	0	0	0	0
Don Wilson, R (1, 1) OBP: 0.154, SLG: 0.231		K		B1-6-3 1-2f			4-3 1B 2B		FC6-4 1-2f	2	0	0	0	0	1	2
Bob Watson, R (7, PH) OBP: 0.206, SLG: 0.333										1	1	1	0	0	0	0
Mike Marshall, R (8, 1)										0	0	0	0	0	0	0
Jim Bouton, R (8, 1) OBP: 0.500, SLG: 0.417										0	0	0	0	0	0	0
Jesus Alou, R (8, PH) OBP: 0.300, SLG: 0.325										1	0	0	0	0	0	3
Fred Gladding, L (9, 1)										0	0	0	0	0	0	0

Inning Stats	1	2	3	4	5	6	7	8	9
	R: 1 H: 2 E: 0 LOB: 1 K: 2 BB: 0 S: 9 P: 9	R: 1 H: 2 E: 1 LOB: 2 K: 1 BB: 0 S: 8 P: 8	R: 0 H: 2 E: 0 LOB: 1 K: 0 BB: 0 S: 4 P: 4	R: 0 H: 1 E: 0 LOB: 0 K: 0 BB: 0 S: 3 P: 3	R: 0 H: 1 E: 0 LOB: 1 K: 1 BB: 0 S: 6 P: 6	R: 0 H: 1 E: 0 LOB: 0 K: 0 BB: 0 S: 3 P: 3	R: 1 H: 2 E: 0 LOB: 1 K: 0 BB: 0 S: 5 P: 5	R: 0 H: 1 E: 0 LOB: 3 K: 1 BB: 2 S: 6 P: 14	R: 0 H: 1 E: 0 LOB: 1 K: 0 BB: 0 S: 4 P: 4

PITCHER		IP	WLS	BF	H	R	ER	SO	BB	IBB	HBP	BLK	WP	HR	S	P	ERA	WHIP
Rick Wise, R ERA: 3.89	(1, 1)	7.0	W	32	12	3	2	4	1	0	0	0	0	0	39	43	2.57	1.857
Joe Hoerner, L ERA: 2.89	(8, 1)	2.0	S	8	1	0	0	1	1	0	0	0	0	0	9	13	0.00	1.000

PITCHER	IP	WLS	BF	H	R	ER	SO	BB	IBB	HBP	BLK	WP	HR	S	P	ERA	WHIP

livebaseballscorecards.com

AB	38
R	3
H	13
RBI	3
BB	2
SO	5
LOB	24

1B: 10	SF: 0	WP: 0	PA: 40
2B: 3	SAC: 0	PB: 0	
3B: 0	DP: 3	SB: 3	
HR: 0	HBP: 0	CS: 0	

Batter	1	2	3	4	5	6	7	8	9	AB	R	H	RBI	BB	SO	LOB
Tony Taylor, R (1, 5) OBP: 0.355, SLG: 0.428	E 2B 2B		SF9 1-3 2B 2B		1B HR 1B	K		6-3		5	3	3	0	0	1	1
Denny Doyle, L (1, 4) OBP: 0.281, SLG: 0.323	F8 2-3		SF9 2-3 3-H		HR 1-2 1B		6-3		F8	4	1	1	1	0	0	1
Ron Stone, L (1, 7) OBP: 0.359, SLG: 0.476	CS 3-H 2B		4-3 1B 3-H 2B		K		1B 3B 1B		WP 1B	5	2	4	2	0	1	2
Deron Johnson, R (1, 3) OBP: 0.306, SLG: 0.424	F7 2-3		4-3 2-3		1-H 2-H HR		1-2 3B 1B		1-2 K	5	2	2	3	0	1	3
Byron Browne, R (1, 8) OBP: 0.319, SLG: 0.476		HR	1B BB		G6-4-3 1B		1-H 2-H 3B		K	4	1	3	3	1	1	1
Larry Hisle, R (1, 9) OBP: 0.324, SLG: 0.374		FC5-4 BB	1-3 3-H 1B		G6-4-3 1-2f		K			3	0	1	1	1	1	2
Larry Bowa, S (1, 6) OBP: 0.278, SLG: 0.262		FC5-4 CS 1-2f		L8	K	4-3				4	0	0	0	0	1	2
Doc Edwards, R (1, 2) OBP: 0.444, SLG: 0.375		K 1-2		F8	SH3-4 HBP			6-3		3	0	0	0	0	1	1
Woodie Fryman, R (1, 1) OBP: 0.174, SLG: 0.174			2B SF9 1B	4-3	SH3-4 1-2			K		3	1	1	0	0	1	0
Inning Stats	R: 1 E: 1 K: 0 S: 4 H: 2 LOB: 0 BB: 0 P: 4	R: 1 E: 0 K: 1 S: 5 H: 1 LOB: 1 BB: 1 P: 9	R: 3 E: 0 K: 0 S: 6 H: 4 LOB: 2 BB: 1 P: 10	R: 0 E: 0 K: 0 S: 3 H: 0 LOB: 0 BB: 0 P: 3	R: 3 E: 0 K: 1 S: 8 H: 4 LOB: 0 BB: 0 P: 8	R: 0 E: 0 K: 2 S: 7 H: 0 LOB: 1 BB: 0 P: 8	R: 2 E: 0 K: 1 S: 8 H: 3 LOB: 1 BB: 0 P: 8	R: 0 E: 0 K: 1 S: 5 H: 0 LOB: 0 BB: 0 P: 5	R: 0 E: 0 K: 2 S: 8 H: 1 LOB: 1 BB: 0 P: 8	1B: 8 2B: 5 3B: 1 HR: 2	SF: 1 SAC: 1 DP: 2 HBP: 1					

PITCHER		IP	WLS	BF	H	R	ER	SO	BB	IBB	HBP	BLK	WP	HR	S	P	ERA	WHIP
Larry Dierker, R ERA: 3.8	(1, 1)	3.0	L	15	7	5	5	1	2	0	0	0	0	1	15	23	15.00	3.000
Jim Ray, R ERA: 4.5	(4, 1)	1.1		7	3	3	3	1	0	0	0	0	0	1	9	9	20.25	2.250
Jim Bouton, R ERA: 6.44	(5, 1)	0.2		2	1	0	0	0	0	0	0	0	0	0	2	2	0.00	1.500
Mike Marshall, R ERA: 10.8	(6, 1)	2.0		10	3	2	2	3	0	0	1	0	0	0	15	16	9.00	1.500
Ron Cook, L ERA: 2.86	(8, 1)	1.0		3	0	0	0	1	0	0	0	0	0	0	5	5	0.00	0.000

PITCHER		IP	WLS	BF	H	R	ER	SO	BB	IBB	HBP	BLK	WP	HR	S	P	ERA	WHIP
Jack Dilauro, L ERA: 3.65	(9, 1)	1.0		4	1	0	0	2	0	0	0	0	1	0	8	8	0.00	1.000

TOP

Philadelphia Phillies @ Houston Astros

Astrodome, Houston, TX

Sun Jun 07 1970, 4:33 AM EDT

Att. 16,353 - Unknown

livebaseballscorecards.com

AB	36
R	10
H	15
RBI	10
BB	2
SO	8
LOB	13

1B: 8	SF: 1	WP: 1	PA: 41
2B: 5	SAC: 1	PB: 0	
3B: 1	DP: 2	SB: 0	
HR: 2	HBP: 1	CS: 2	

BOTTOM

Philadelphia Phillies @ Houston Astros

Astrodome, Houston, TX

Sun Jun 07 1970, 4:33 AM EDT

Att. 16,353 - Unknown

livebaseballscorecards.com

Batter	1	2	3	4	5	6	7	8	9	AB	R	H	RBI	BB	SO	LOB
Hector Torres, R (1, 6) OBP: 0.111, SLG: 0.111	6-3		G5-4-3 1-2f		F3		F8			4	0	0	0	0	0	2
Tommy Davis, R (1, 7) OBP: 0.306, SLG: 0.396	E S 1B		G3			1B 2B		G3		3	0	2	0	0	0	1
Norm Miller, L (6, PR) (7, 7) OBP: 0.371, SLG: 0.411										1	1	0	0	0	0	0
Jimmy Wynn, R (1, 8) OBP: 0.403, SLG: 0.553	E4 S 1-3			5-3		K		2B BB		3	1	0	0	1	1	2
Doug Rader, R (1, 5) OBP: 0.330, SLG: 0.472	K 1-2			L4		F7		P6		4	0	0	0	0	1	4
Denis Menke, R (1, 4) OBP: 0.390, SLG: 0.449	5-3			K		BB 2-H 1B		1-H 2B		4	0	2	2	0	1	2
Bob Watson, R (1, 3) OBP: 0.237, SLG: 0.314		5-3			3-1 1B BB BB	1-2 BB		F9		2	0	0	0	2	0	1
Joe Pepitone, L (1, 9) OBP: 0.307, SLG: 0.508		F5			BB 3-1 1-2 PB 1B	4-3			F8	4	1	1	0	0	0	2
Johnny Edwards, L (1, 2) OBP: 0.227, SLG: 0.259		F5			3-1 1-2 2-3		4-3		K	4	0	0	0	0	1	2
Larry Dierker, R (1, 1) OBP: 0.188, SLG: 0.194 Jesus Alou, R (3, PH) OBP: 0.304, SLG: 0.331 Don Wilson, L (3, PR) OBP: 0.000, SLG: 0.000 Jim Ray, R (4, 1) OBP: 0.273, SLG: 0.273 Jim Bouton, R (5, 1) OBP: 0.000, SLG: 0.417 Jim Beauchamp, R (5, PH) OBP: 0.000, SLG: 0.000 Mike Marshall, R (6, 1) Marty Martinez, S (7, PH) OBP: 0.364, SLG: 0.333 Ron Cook, L (8, 1) OBP: 1.000, SLG: 1.000 Jack Dilauro, S (9, 1) Don Bryant, R (9, PH) OBP: 0.214, SLG: 0.231			G5-4-3 1B		2-H 3-H BB		K	6-3		0 1 0 0 0 0 0 0 0 1 1 0 1	0 0 0 0 0 0 0 0 0 0 0 0 0	0 1 0 0 0 0 0 0 0 1 0 0 0	0 0 0 0 0 0 0 0 0 0 0 0 0	0 0 0 0 0 0 0 0 0 1 0 0 0	0 0 0 0 0 0 0 0 0 0 1 1 0	0 0 0 0 0 0 0 0 0 0 0 0 0	0 0 0 0 0 0 0 0 0 0 0 0 0
Inning Stats	R: 0 E: 1 K: 1 S: 7 H: 1 LOB: 2 BB: 0 P: 7	R: 0 E: 0 K: 0 S: 3 H: 0 LOB: 0 BB: 0 P: 3	R: 0 E: 0 K: 0 S: 3 H: 1 LOB: 1 BB: 0 P: 3	R: 0 E: 0 K: 1 S: 5 H: 0 LOB: 0 BB: 0 P: 5	R: 1 E: 0 K: 0 S: 3 H: 1 LOB: 1 BB: 2 P: 11	R: 1 E: 0 K: 1 S: 7 H: 2 LOB: 2 BB: 1 P: 11	R: 0 E: 0 K: 1 S: 5 H: 0 LOB: 0 BB: 0 P: 5	R: 1 E: 0 K: 0 S: 4 H: 1 LOB: 1 BB: 1 P: 8	R: 0 E: 0 K: 1 S: 5 H: 0 LOB: 0 BB: 0 P: 5	1B: 4 2B: 2 3B: 0 HR: 0 SF: 0 SAC: 0 DP: 1 HBP: 0						

AB	32
R	3
H	6
RBI	2
BB	4
SO	5
LOB	16

WP: 0 PB: 1 SB: 2 CS: 0 PA: 36

PITCHER	IP	WLS	BF	H	R	ER	SO	BB	IBB	HBP	BLK	WP	HR	S	P	ERA	WHIP
Woodie Fryman, L (1, 1) ERA: 3.58	9.0	W	36	6	3	2	5	4	0	0	0	0	0	42	58	2.00	1.111

PITCHER	IP	WLS	BF	H	R	ER	SO	BB	IBB	HBP	BLK	WP	HR	S	P	ERA	WHIP

Batter	1	2	3	4	5	6	7	8	9	AB	R	H	RBI	BB	SO	LOB
Gil Garrido, R (1, 6) OBP: 0.359, SLG: 0.392	x 0-0 ① 6-3			x 0-0 ① F8		S S S 0-3 ③ K			x 0-0 ① 4-3 1B	4	0	1	0	0	1	0
Sonny Jackson, L (9, PR) OBP: 0.394, SLG: 0.336										0	0	0	0	0	0	0
Felix Millan, R (1, 4) OBP: 0.329, SLG: 0.388	S S S 0-3 ② K			x 0-0 ② 5-3			x 0-0 ① 3-1		x 0-0 ② ③ 4-3 1-2	4	0	0	0	0	1	1
Hank Aaron, R (1, 9) OBP: 0.380, SLG: 0.616	S S S 0-3 ③ K			x 0-0 ③ F7			x 0-0 ② 1-3			3	0	0	0	0	1	0
Rico Carty, R (1, 7) OBP: 0.511, SLG: 0.742		x 0-0 ① F2			x 0-0 ① 6-3		B B B 4-0 FC5-4 BB			2	0	0	0	1	0	0
Orlando Cepeda, R (1, 3) OBP: 0.375, SLG: 0.552		x 0-0 ② F7			x 0-0 ② 5-3		x 0-0 ③ FC5-4 1-2f			3	0	0	0	0	0	1
Tony Gonzalez, L (1, 8) OBP: 0.313, SLG: 0.363		x 0-0 ③ F8			x 0-0 ③ F9			S S S 0-3 ① K		3	0	0	0	0	1	0
Clete Boyer, R (1, 5) OBP: 0.270, SLG: 0.350			x 0-0 ① F2			x 0-0 HR		S S S 0-3 ② K		3	1	1	1	0	1	0
Bob Tillman, R (1, 2) OBP: 0.282, SLG: 0.384			S S S 0-3 ② K			S S S 0-3 ① K		S S S 0-3 ③ K		3	0	0	0	0	3	0
Pat Jarvis, R (1, 1) OBP: 0.086, SLG: 0.059			S S S 0-3 ③ K			S S S 0-3 ② K			x 0-0 ① F9	2	0	0	0	0	2	0
Hal King, L (9, PH) OBP: 0.417, SLG: 0.459										1	0	0	0	0	0	0
Inning Stats	R: 0 H: 0 E: 0 LOB: 0 K: 2 BB: 0 S: 7 P: 7	R: 0 H: 0 E: 0 LOB: 0 K: 0 BB: 0 S: 3 P: 3	R: 0 H: 0 E: 0 LOB: 0 K: 2 BB: 0 S: 7 P: 7	R: 0 H: 0 E: 0 LOB: 0 K: 0 BB: 0 S: 3 P: 3	R: 0 H: 0 E: 0 LOB: 0 K: 0 BB: 0 S: 3 P: 3	R: 1 H: 1 E: 0 LOB: 0 K: 3 BB: 0 S: 10 P: 10	R: 0 H: 0 E: 0 LOB: 1 K: 0 BB: 1 S: 3 P: 7	R: 0 H: 0 E: 0 LOB: 0 K: 3 BB: 0 S: 9 P: 9	R: 0 H: 1 E: 0 LOB: 1 K: 0 BB: 0 S: 3 P: 3	1B: 1 SF: 0 2B: 0 SAC: 0 3B: 0 DP: 0 HR: 1 HBP: 0						

PITCHER		IP	WLS	BF	H	R	ER	SO	BB	IBB	HBP	BLK	WP	HR	S	P	ERA	WHIP
Jim Bunning, R ERA: 2.92	(1, 1)	5.1	W	17	1	1	1	5	0	0	0	0	0	1	27	27	1.69	0.188
Dick Selma, R ERA: 3.49	(6, 1)	3.2	S	12	1	0	0	5	1	0	0	0	0	0	21	25	0.00	0.545

PITCHER	IP	WLS	BF	H	R	ER	SO	BB	IBB	HBP	BLK	WP	HR	S	P	ERA	WHIP

TOP

Atlanta Braves @ Philadelphia Phillies

Shibe Park, Philadelphia, PA

Tue Jun 09 1970, 7:05 PM EDT

Att. 15,810 - Unknown

livebaseballscorecards.com

AB	28
R	1
H	2
RBI	1
BB	1
SO	10
LOB	2

PA: 29

WP: 0
PB: 0
SB: 0
CS: 0

Batter	1	2	3	4	5	6	7	8	9	AB	R	H	RBI	BB	SO	LOB
Tony Taylor, R (1, 5) OBP: 0.347, SLG: 0.417	4-3		K		F9		G3			4	0	0	0	0	1	2
Denny Doyle, L (1, 4) OBP: 0.285, SLG: 0.323	E9 1B		CS BB			F9		K		3	0	1	0	1	1	0
Ron Stone, L (1, 7) OBP: 0.354, SLG: 0.466	4-3		K 1-2			1B 1B		K		4	0	1	0	0	2	2
Deron Johnson, R (1, 3) OBP: 0.310, SLG: 0.422		2B 1B BB		K		P4		1B		3	1	1	0	1	1	1
Byron Browne, R (1, 8) OBP: 0.317, SLG: 0.468		F9		5-3		1-2 1B		K		4	0	1	0	0	1	2
Larry Hisle, R (1, 9) OBP: 0.319, SLG: 0.368		F7		K		K				3	0	0	0	0	2	3
Larry Bowa, S (1, 6) OBP: 0.279, SLG: 0.269		1-3 1B 2B			5-3		P6			3	1	1	0	0	0	0
Doc Edwards, R (1, 2) OBP: 0.500, SLG: 0.455		2-H 3-H 1B			F5		1B			3	0	2	2	0	0	0
Jim Bunning, R (1, 1) OBP: 0.167, SLG: 0.091 Dick Selma, R (6, 1)		1-3			1B		K			2 1	0 0	1 0	0 0	0 0	0 1	1 1
Inning Stats	R: 0 E: 1 K: 0 S: 3 H: 1 LOB: 1 BB: 0 P: 3	R: 2 E: 0 K: 0 S: 5 H: 2 LOB: 1 BB: 1 P: 9	R: 0 E: 0 K: 2 S: 6 H: 0 LOB: 0 BB: 1 P: 10	R: 0 E: 0 K: 2 S: 7 H: 0 LOB: 0 BB: 0 P: 7	R: 0 E: 0 K: 0 S: 4 H: 1 LOB: 1 BB: 0 P: 4	R: 0 E: 0 K: 1 S: 7 H: 2 LOB: 2 BB: 0 P: 7	R: 0 E: 0 K: 1 S: 6 H: 1 LOB: 1 BB: 0 P: 6	R: 0 E: 0 K: 3 S: 10 H: 1 LOB: 1 BB: 0 P: 10		1B: 7 2B: 1 3B: 0 HR: 0	SF: 0 SAC: 0 DP: 0 HBP: 0					

PITCHER	IP	WLS	BF	H	R	ER	SO	BB	IBB	HBP	BLK	WP	HR	S	P	ERA	WHIP
Pat Jarvis, R (1, 1) ERA: 3.05	8.0	L	32	8	2	2	9	2	0	0	0	0	0	48	56	2.25	1.250

PITCHER	IP	WLS	BF	H	R	ER	SO	BB	IBB	HBP	BLK	WP	HR	S	P	ERA	WHIP

BOTTOM

Atlanta Braves @ Philadelphia Phillies

Shibe Park, Philadelphia, PA

Tue Jun 09 1970, 7:05 PM EDT

Att. 15,810 - Unknown

livebaseballscorecards.com

AB	30
R	2
H	8
RBI	2
BB	2
SO	9
LOB	12

1B: 7	SF: 0	WP: 0	PA: 32
2B: 1	SAC: 0	PB: 0	
3B: 0	DP: 0	SB: 0	
HR: 0	HBP: 0	CS: 1	

Batter	1	2	3	4	5	6	7	8	9	AB	R	H	RBI	BB	SO	LOB
Gil Garrido, R (1, 6) OBP: 0.361, SLG: 0.392	P6	1-2 2-3 1B		F7		CS 2-3	FC6-4 5-3 1B 1B	P6		5	1	2	0	0	0	1
Felix Millan, R (1, 4) OBP: 0.322, SLG: 0.381	F8	SF9 3-H		6-3			5-3 1-2		6-3	4	0	0	1	0	0	1
Hank Aaron, R (1, 9) OBP: 0.381, SLG: 0.608	S 1B	F9			F9		FC6-4 IBB		6-3	4	0	1	0	1	0	2
Rico Carty, R (1, 7) OBP: 0.500, SLG: 0.722	3-1 1-2	F2			F9		FC6-4 1B 1-2f 2-3		4-3	5	0	0	0	0	0	5
Orlando Cepeda, R (1, 3) OBP: 0.377, SLG: 0.549	BB 1B 1B BB	L7			6-3		1-2 3-H 1B			3	1	1	1	1	0	0
Tony Gonzalez, L (1, 8) OBP: 0.311, SLG: 0.360	BB 1-2 1B 1B	F5				K	P4			4	1	1	0	0	1	2
Clete Boyer, R (1, 5) OBP: 0.279, SLG: 0.351	1B 1B 1-2 2-3 BB	BB				CS BB 1B		F8		2	1	1	0	2	0	0
Bob Tillman, R (1, 2) OBP: 0.293, SLG: 0.382	1B SF9 1-3 2-H 3-H 1B	K				1-2 BB		F7		3	1	1	2	1	1	1
George Stone, L (1, 1) OBP: 0.306, SLG: 0.273	1B 3-H 1B			F2		F2		1B		4	0	2	1	0	0	2
Inning Stats	R: 0 E: 0 K: 0 S: 4 H: 1 LOB: 1 BB: 0 P: 4	R: 4 E: 0 K: 0 S: 7 H: 4 LOB: 2 BB: 2 P: 15	R: 0 E: 0 K: 1 S: 5 H: 0 LOB: 1 BB: 1 P: 9	R: 0 E: 0 K: 0 S: 3 H: 0 LOB: 0 BB: 0 P: 3	R: 0 E: 0 K: 0 S: 3 H: 0 LOB: 0 BB: 0 P: 3	R: 0 E: 0 K: 1 S: 5 H: 1 LOB: 1 BB: 1 P: 9	R: 1 E: 0 K: 0 S: 5 H: 2 LOB: 2 BB: 1 P: 9	R: 0 E: 0 K: 0 S: 4 H: 1 LOB: 1 BB: 0 P: 4	R: 0 E: 0 K: 0 S: 3 H: 0 LOB: 0 BB: 0 P: 3	1B: 9 2B: 0 3B: 0 HR: 0 SF: 1 SAC: 0 DP: 0 HBP: 0	WP: 0 PB: 0 SB: 1 CS: 1 PA: 41					

PITCHER		IP	WLS	BF	H	R	ER	SO	BB	IBB	HBP	BLK	WP	HR	S	P	ERA	WHIP
Chris Short, L ERA: 5.18	(1, 1)	6.0	L	27	6	4	4	2	4	0	0	0	0	0	27	43	6.00	1.667
Lowell Palmer, R ERA: 4.0	(7, 1)	2.0		10	3	1	1	0	0	1	0	0	0	0	9	13	4.50	1.500
Barry Lersch, R ERA: 3.66	(9, 1)	1.0		3	0	0	0	0	0	0	0	0	0	0	3	3	0.00	0.000

PITCHER	IP	WLS	BF	H	R	ER	SO	BB	IBB	HBP	BLK	WP	HR	S	P	ERA	WHIP

TOP

Atlanta Braves @ Philadelphia Phillies

Shibe Park, Philadelphia, PA

Wed Jun 10 1970, 7:05 PM EDT

Att. 9,213 - Unknown

livebaseballscorecards.com

AB	34
R	5
H	9
RBI	5
BB	5
SO	2
LOB	14

BOTTOM

Batter	1	2	3	4	5	6	7	8	9	AB	R	H	RBI	BB	SO	LOB
Tony Taylor, R (1, 5) OBP: 0.351, SLG: 0.425	SH3-1 SF8 2B		5-3			K			BB 1B	4	1	2	0	0	1	0
Larry Bowa, S (1, 6) OBP: 0.275, SLG: 0.264	SH3-1 2-3		F7			F9			F7	3	0	0	0	0	0	1
Larry Hisle, R (1, 9) OBP: 0.313, SLG: 0.362	SF8 3-H			F8			K		P6	3	0	0	1	0	1	1
Deron Johnson, R (1, 3) OBP: 0.309, SLG: 0.416	F8			6-3			K		BB 1-2	3	0	0	0	1	1	0
Rick Joseph, R (1, 7) OBP: 0.231, SLG: 0.432		F3		F3			4-3		P3	4	0	0	0	0	0	2
Byron Browne, R (1, 8) OBP: 0.317, SLG: 0.464		G4-6-3 BB 1B			6-3			F8		3	0	1	0	0	0	0
Terry Harmon, R (1, 4) OBP: 0.275, SLG: 0.200		BB 1-2 G4-6-3			4-3			BB FC6-4		1	0	0	0	2	0	0
Doc Edwards, R (1, 2) OBP: 0.400, SLG: 0.357		G4-6-3 1-2f 2-3			6-3			F9		3	0	0	0	0	0	3
Chris Short, R (1, 1) OBP: 0.050, SLG: 0.053			K			K		FC6-4 1-2f		1	0	0	0	0	1	0
Scott Reid, L (6, PH) OBP: 0.259, SLG: 0.136										1	0	0	0	0	1	0
Lowell Palmer, R (7, 1) OBP: 0.400, SLG: 0.556										0	0	0	0	0	0	0
Jim Hutto, R (8, PH) OBP: 0.261, SLG: 0.302										1	0	0	0	0	0	1
Barry Lersch, S (9, 1)										0	0	0	0	0	0	0
Inning Stats	R: 1 E: 0 K: 0 S: 4 H: 1 LOB: 0 BB: 0 P: 4	R: 0 E: 0 K: 0 S: 3 H: 1 LOB: 1 BB: 1 P: 7	R: 0 E: 0 K: 1 S: 5 H: 0 LOB: 0 BB: 0 P: 5	R: 0 E: 0 K: 0 S: 3 H: 0 LOB: 0 BB: 0 P: 3	R: 0 E: 0 K: 0 S: 3 H: 0 LOB: 0 BB: 0 P: 3	R: 0 E: 0 K: 2 S: 7 H: 0 LOB: 0 BB: 0 P: 7	R: 0 E: 0 K: 2 S: 7 H: 0 LOB: 0 BB: 0 P: 7	R: 0 E: 0 K: 0 S: 3 H: 0 LOB: 1 BB: 1 P: 7	R: 0 E: 0 K: 0 S: 4 H: 1 LOB: 2 BB: 1 P: 8	1B: 2 2B: 1 3B: 0 HR: 0 SF: 1 SAC: 1 DP: 1 HBP: 0						

PITCHER	IP	WLS	BF	H	R	ER	SO	BB	IBB	HBP	BLK	WP	HR	S	P	ERA	WHIP
George Stone, L (1, 1) ERA: 3.21	9.0	W	32	3	1	1	5	3	0	0	0	0	0	39	51	1.00	0.667

PITCHER	IP	WLS	BF	H	R	ER	SO	BB	IBB	HBP	BLK	WP	HR	S	P	ERA	WHIP

Atlanta Braves @ Philadelphia Phillies

Shibe Park, Philadelphia, PA

Wed Jun 10 1970, 7:05 PM EDT

Att. 9,213 - Unknown

livebaseballscorecards.com

AB	27
R	1
H	3
RBI	1
BB	3
SO	5
LOB	8

Batter	1	2	3	4	5	6	7	8	9	AB	R	H	RBI	BB	SO	LOB
Gil Garrido, R (1, 6) OBP: 0.375, SLG: 0.405	F8		FC6-4 1B		2B G6-4-3 1B	E E 1B			E3 L6-3	5	2	3	0	0	0	0
Felix Millan, R (1, 4) OBP: 0.324, SLG: 0.386	L5		FC6-4 S 3B 1-2f		G6-4-3 1-3 1B 2B	E2 1-H 2-H 1B			L6-3 1-2	5	2	2	0	0	0	2
Hank Aaron, R (1, 9) OBP: 0.381, SLG: 0.606	P3		L7		G6-4-3 IBB	F8			2B	4	0	1	0	1	0	2
Rico Carty, R (1, 7) OBP: 0.493, SLG: 0.719		4-3	1B 1-H 3B		G6-4-3 1-2f 2-3 3-H		1-3		6-3	5	1	1	1	0	0	3
Orlando Cepeda, R (1, 3) OBP: 0.384, SLG: 0.553		1B S 1B	1B 3-H		1B 3-H		P4			4	0	3	2	0	0	0
Tony Gonzalez, L (1, 8) OBP: 0.305, SLG: 0.352		F8	1-3		1-3		L7			4	0	0	0	0	0	3
Clete Boyer, R (1, 5) OBP: 0.283, SLG: 0.348		1B 1-2 BB		CS BB	K			F7		2	0	0	0	2	1	0
Bob Tillman, R (1, 2) OBP: 0.302, SLG: 0.388		1B 1-2 2-3		P4	1B SH2-4 E 1B			5-3		4	1	2	0	0	0	1
Jim Nash, R (1, 1) OBP: 0.111, SLG: 0.147 Hoyt Wilhelm, R (7, 1) Bob Priddy, R (8, 1) OBP: 0.600, SLG: 0.500		K		K 1-2	SH2-4 1-2			1-4-3		2 1 0	0 0 0	0 0 0	0 0 0	0 0 0	2 0 0	4 0 0
Inning Stats	R: 0 E: 0 K: 0 S: 3 H: 0 LOB: 0 BB: 0 P: 3	R: 0 E: 0 K: 1 S: 7 H: 2 LOB: 3 BB: 1 P: 11	R: 2 E: 0 K: 0 S: 6 H: 3 LOB: 1 BB: 0 P: 6	R: 0 E: 0 K: 1 S: 4 H: 0 LOB: 1 BB: 1 P: 8	R: 2 E: 0 K: 0 S: 5 H: 3 LOB: 1 BB: 1 P: 9	R: 2 E: 1 K: 1 S: 8 H: 3 LOB: 1 BB: 0 P: 8	R: 0 E: 0 K: 0 S: 3 H: 0 LOB: 0 BB: 0 P: 3	R: 0 E: 0 K: 0 S: 3 H: 0 LOB: 0 BB: 0 P: 3	R: 0 E: 1 K: 0 S: 4 H: 1 LOB: 1 BB: 0 P: 4	1B: 9 2B: 4 3B: 1 HR: 0 SF: 0 SAC: 1 DP: 3 HBP: 0						

TOP

Atlanta Braves @ Philadelphia Phillies

Shibe Park, Philadelphia, PA

Thu Jun 11 1970, 7:05 PM EDT

Att. 7,862 - Unknown

livebaseballscorecards.com

AB	36
R	6
H	12
RBI	3
BB	3
SO	3
LOB	15

WP: 0 PB: 0 SB: 2 CS: 1 PA: 40

PITCHER		IP	WLS	BF	H	R	ER	SO	BB	IBB	HBP	BLK	WP	HR	S	P	ERA	WHIP
Rick Wise, R ERA: 4.0	(1, 1)	7.0	L	33	11	6	4	3	2	1	0	0	0	0	36	48	5.14	1.857
Bill Wilson, R ERA: 3.25	(8, 1)	2.0		7	1	0	0	0	0	0	0	0	0	0	7	7	0.00	0.500

PITCHER		IP	WLS	BF	H	R	ER	SO	BB	IBB	HBP	BLK	WP	HR	S	P	ERA	WHIP

Batter	1	2	3	4	5	6	7	8	9	AB	R	H	RBI	BB	SO	LOB
Tony Taylor, R (1, 5) (9, 4) OBP: 0.346, SLG: 0.415	6-3		3-1		6-3		BB 1-2 2-3 3-H BB		K	4	0	0	1	1	1	0
Oscar Gamble, L (1, 9) OBP: 0.162, SLG: 0.167	4-3		1B 2B			K	G4-6-3 1-2 2-3 3-H BB		4-3	4	1	1	1	1	1	0
Ron Stone, L (1, 7) (9, 3) OBP: 0.350, SLG: 0.457	F8		2-H 1B			G3	G4-6-3 1-2f			4	0	1	1	0	0	3
Deron Johnson, R (1, 3) (9, 5) OBP: 0.317, SLG: 0.425		FC6-5 2B	F9			BB		FC6-4 1B		3	0	2	0	1	0	1
Scott Reid, L (1, 8) OBP: 0.226, SLG: 0.115		K		F8		F8		F8		4	0	0	0	0	1	3
Terry Harmon, R (1, 4) OBP: 0.256, SLG: 0.184 Byron Browne, R (8, PH) OBP: 0.315, SLG: 0.460 (9, 7)		FC6-5 1B 2-3		F9			F9	FC6-4 FC4-6 1-2f		3 1	0 0	0 0	0 0	0 0	0 0	1 1
Larry Bowa, S (1, 6) OBP: 0.279, SLG: 0.269		1-2 1B		4-3			BB 1B BB 1B		FC4-6 1-2f	4	1	2	0	0	0	1
Doc Edwards, R (1, 2) OBP: 0.368, SLG: 0.333		5-3			1-3		BB BB 1-2 BB 1B		G3	4	1	1	0	0	0	2
Rick Wise, R (1, 1) OBP: 0.207, SLG: 0.148 Rick Joseph, R (7, PH) OBP: 0.250, SLG: 0.432 Bill Wilson, R (8, 1) Jim Hutto, R (9, PH) OBP: 0.277, SLG: 0.386			K		P6		BB BB 1-2 2-3 BB		HR	2 0 0 1	0 0 0 1	0 0 0 1	0 0 0 1	0 1 0 0	1 0 0 0	0 0 0 0
Inning Stats	R: 0 E: 0 K: 0 S: 3 H: 0 LOB: 0 BB: 0 P: 3	R: 0 E: 0 K: 1 S: 7 H: 2 LOB: 2 BB: 0 P: 7	R: 1 E: 0 K: 1 S: 7 H: 2 LOB: 1 BB: 0 P: 7	R: 0 E: 0 K: 0 S: 3 H: 0 LOB: 0 BB: 0 P: 3	R: 0 E: 0 K: 0 S: 3 H: 0 LOB: 0 BB: 0 P: 3	R: 0 E: 0 K: 1 S: 5 H: 0 LOB: 1 BB: 1 P: 9	R: 2 E: 0 K: 0 S: 4 H: 2 LOB: 2 BB: 3 P: 16	R: 0 E: 0 K: 0 S: 4 H: 1 LOB: 1 BB: 0 P: 4	R: 1 E: 0 K: 1 S: 6 H: 1 LOB: 0 BB: 0 P: 6	1B: 5 2B: 2 3B: 0 HR: 1	SF: 0 SAC: 0 DP: 1 HBP: 0			WP: 0 PB: 0 SB: 0 CS: 0	PA: 38		

PITCHER		IP	WLS	BF	H	R	ER	SO	BB	IBB	HBP	BLK	WP	HR	S	P	ERA	WHIP
Jim Nash, R ERA: 3.47	(1, 1)	6.1	W	28	6	3	3	3	3	0	0	0	0	0	31	43	4.26	1.421
Hoyt Wilhelm, R ERA: 3.44	(7, 1)	0.2		3	1	0	0	0	1	0	0	0	0	0	2	6	0.00	3.000
Bob Priddy, R ERA: 5.82	(8, 1)	2.0	S	7	1	1	1	1	0	0	0	0	0	1	9	9	4.50	0.500

PITCHER	IP	WLS	BF	H	R	ER	SO	BB	IBB	HBP	BLK	WP	HR	S	P	ERA	WHIP

BOTTOM

Atlanta Braves @ Philadelphia Phillies

Shibe Park, Philadelphia, PA

Thu Jun 11 1970, 7:05 PM EDT

Att. 7,862 - Unknown

livebaseballscorecards.com

AB	34
R	4
H	8
RBI	4
BB	4
SO	4
LOB	12

Batter	1	2	3	4	5	6	7	8	9	AB	R	H	RBI	BB	SO	LOB
Pete Rose, S (1, 9) OBP: 0.384, SLG: 0.464	6-3		K		BB			F8	F7	4	0	0	0	1	1	2
Bobby Tolan, L (1, 8) OBP: 0.400, SLG: 0.509	1-3			HR 1B	F9			K		4	1	1	0	0	1	2
Tony Perez, R (1, 5) OBP: 0.460, SLG: 0.733	BB			1-H HR		CS 1B		1B		3	1	3	2	1	0	0
Johnny Bench, R (1, 2) OBP: 0.335, SLG: 0.625	4-3			L7		1-2 K		P4		4	0	0	0	0	1	3
Lee May, R (1, 3) OBP: 0.332, SLG: 0.561		6-3		6-3		K			F8	4	0	0	0	0	1	0
Hal McRae, R (1, 7) OBP: 0.380, SLG: 0.661		5-3		K			6-3		1B 2B	3	0	0	0	0	1	0
Jimmy Stewart, S (7, 7) OBP: 0.244, SLG: 0.220										1	1	1	0	0	0	0
Tommy Helms, R (1, 4) OBP: 0.226, SLG: 0.241		F7			F9		L5		2-H 1B	4	0	1	1	0	0	0
Woody Woodward, R (1, 6) OBP: 0.326, SLG: 0.357			6-3		2B		1B		1-2 1B	4	0	3	0	0	0	0
Wayne Simpson, R (1, 1) OBP: 0.079, SLG: 0.054			K2-3		5-3		K		P3	4	0	0	0	0	2	4
Inning Stats	R: 0 E: 0 K: 0 S: 3	R: 0 E: 0 K: 0 S: 3	R: 0 E: 0 K: 2 S: 7	R: 2 E: 0 K: 1 S: 7	R: 0 E: 0 K: 0 S: 4	R: 0 E: 0 K: 2 S: 7	R: 0 E: 0 K: 1 S: 6	R: 0 E: 0 K: 1 S: 6	R: 1 E: 0 K: 0 S: 6							
	H: 0 LOB: 1 BB: 1 P: 7	H: 0 LOB: 0 BB: 0 P: 3	H: 0 LOB: 0 BB: 0 P: 7	H: 2 LOB: 0 BB: 0 P: 7	H: 1 LOB: 2 BB: 1 P: 8	H: 1 LOB: 0 BB: 0 P: 7	H: 1 LOB: 1 BB: 0 P: 6	H: 1 LOB: 1 BB: 0 P: 6	H: 3 LOB: 2 BB: 0 P: 6							

TOP

Cincinnati Reds @ Philadelphia Phillies

Shibe Park, Philadelphia, PA

Fri Jun 12 1970, 7:05 PM EDT

Att. 10,553 - Unknown

livebaseballscorecards.com

AB	35
R	3
H	9
RBI	3
BB	2
SO	7
LOB	11

1B: 6	SF: 0	WP: 0	PA: 37
2B: 3	SAC: 0	PB: 0	
3B: 0	DP: 1	SB: 0	
HR: 1	HBP: 0	CS: 1	

PITCHER	IP	WLS	BF	H	R	ER	SO	BB	IBB	HBP	BLK	WP	HR	S	P	ERA	WHIP
Woodie Fryman, L (1, 1) ERA: 3.49	7.0	L	27	5	2	2	6	2	0	0	0	0	1	37	45	2.57	1.000
Dick Selma, R (8, 1) ERA: 3.53	2.0		10	4	1	1	1	0	0	0	0	0	0	12	12	4.50	2.000

PITCHER	IP	WLS	BF	H	R	ER	SO	BB	IBB	HBP	BLK	WP	HR	S	P	ERA	WHIP

BOTTOM

Cincinnati Reds @ Philadelphia Phillies

Shibe Park, Philadelphia, PA

Fri Jun 12 1970, 7:05 PM EDT

Att. 10,553 - Unknown

livebaseballscorecards.com

Batter	1	2	3	4	5	6	7	8	9	AB	R	H	RBI	BB	SO	LOB
Tony Taylor, R (1, 5) (9, 4) OBP: 0.353, SLG: 0.410	L3		BLK, E, 1B; BB		K		BB		WP; BB	2	1	0	0	3	1	0
Larry Bowa, S (1, 6) OBP: 0.282, SLG: 0.273	1B		E, S; 1-H; 1B			K	K		K; 1-2	5	0	2	1	0	3	3
Oscar Gamble, L (1, 8) OBP: 0.220, SLG: 0.205	1-2; 1B		4-3; 1-3			FC3-6, 1B; 1B		BB	F9, WP; BB	3	0	2	0	1	0	1
Deron Johnson, R (1, 3) (9, 5) OBP: 0.316, SLG: 0.421	F8		5-3			1-2; FC3-6; 1B		K	1-2	4	0	1	0	0	1	3
Ron Stone, L (1, 7) OBP: 0.346, SLG: 0.448		6-3		CS; 1B		FC3-6		F9	2-3	4	0	1	0	0	0	3
Larry Hisle, R (1, 9) OBP: 0.317, SLG: 0.370		6-3; 2B		L9		K		1B		4	0	2	0	0	1	3
Terry Harmon, R (1, 4) OBP: 0.239, SLG: 0.171 Jim Hutto, R (8, PH) OBP: 0.271, SLG: 0.378 (9, 3)	6-3; 2-3		3-1; 1-2				L8	K		3 1	0 0	0 0	0 0	0 0	0 1	2 2
Doc Edwards, R (1, 2) OBP: 0.364, SLG: 0.300 Mike Compton, R (7, PR) (8, 2) OBP: 0.375, SLG: 0.390 Scott Reid, L (9, PH) OBP: 0.219, SLG: 0.111	6-3				K		WP; BB		K	2 0 1	0 0 0	0 0 0	0 0 0	1 0 0	1 0 1	1 0 0
Woodie Fryman, R (1, 1) OBP: 0.160, SLG: 0.160 Rick Joseph, R (7, PH) OBP: 0.244, SLG: 0.421 Dick Selma, R (8, 1) Byron Browne, R (9, PH) OBP: 0.312, SLG: 0.456			K	1-3			1-2		P4	2 1 0 1	0 0 0 0	0 0 0 0	0 0 0 0	1 1 0 0	0 1 0 0	1 1 0 0
Inning Stats	R: 0 H: 2 E: 0 LOB: 1 K: 0 BB: 0 S: 4 P: 4	R: 0 H: 1 E: 0 LOB: 1 K: 0 BB: 0 S: 4 P: 4	R: 1 H: 1 E: 1 LOB: 1 K: 1 BB: 1 S: 6 P: 10	R: 0 H: 1 E: 0 LOB: 0 K: 0 BB: 0 S: 3 P: 3	R: 0 H: 0 E: 0 LOB: 0 K: 2 BB: 0 S: 7 P: 7	R: 0 H: 2 E: 0 LOB: 2 K: 2 BB: 0 S: 9 P: 9	R: 0 H: 0 E: 0 LOB: 2 K: 2 BB: 2 S: 7 P: 15	R: 0 H: 1 E: 0 LOB: 2 K: 2 BB: 1 S: 8 P: 12	R: 0 H: 0 E: 0 LOB: 1 K: 2 BB: 1 S: 7 P: 11	1B: 7 SF: 0 2B: 1 SAC: 0 3B: 0 DP: 0 HR: 0 HBP: 0				WP: 3 PA: 38 PB: 0 SB: 1 CS: 1		

PITCHER	IP	WLS	BF	H	R	ER	SO	BB	IBB	HBP	BLK	WP	HR	S	P	ERA	WHIP
Wayne Simpson, R (1, 1) ERA: 2.2	9.0	W	38	8	1	0	11	5	0	0	1	3	0	55	75	0.00	1.444

PITCHER	IP	WLS	BF	H	R	ER	SO	BB	IBB	HBP	BLK	WP	HR	S	P	ERA	WHIP

AB	33
R	1
H	8
RBI	1
BB	5
SO	11
LOB	19

Batter	1	2	3	4	5	6	7	8	9	AB	R	H	RBI	BB	SO	LOB
Pete Rose, S (1, 9) OBP: 0.382, SLG: 0.469	P6		L8		F5			SF6 3B		4	1	1	0	0	0	3
Bobby Tolan, L (1, 8) OBP: 0.394, SLG: 0.505	3-1		3-1 1-2		SF7 3-H			SF6 3-H		2	0	0	2	0	0	1
Tony Perez, R (1, 5) OBP: 0.453, SLG: 0.720	K		K		F9			K		4	0	0	0	0	3	2
Johnny Bench, R (1, 2) OBP: 0.341, SLG: 0.640		S 1B		6-3		G6-4-3 1B		HR		4	1	3	1	0	0	0
Lee May, R (1, 3) OBP: 0.326, SLG: 0.551		F9 1-2		P6		G6-4-3 1-2f		K		4	0	0	0	0	1	2
Bernie Carbo, L (1, 7) OBP: 0.491, SLG: 0.630		BB		S 1B BB		1-3			4-3	2	0	0	0	2	0	0
Tommy Helms, R (1, 4) OBP: 0.226, SLG: 0.241		F7		1-H 1B			L8		F8	4	0	1	0	0	0	2
Woody Woodward, R (1, 6) OBP: 0.320, SLG: 0.348		6-3			1B SF7 1B		F9		P4	4	1	1	0	0	0	2
Gary Nolan, R (1, 1) OBP: 0.206, SLG: 0.100			3-1 1B		1-3 1B		4-3			2	0	2	0	0	0	0
Darrel Chaney, S (7, PH) OBP: 0.239, SLG: 0.244										1	0	0	0	0	0	0
Ray Washburn, R (7, 1)										0	0	0	0	0	0	0
Inning Stats	R: 0 E: 0 K: 1 S: 5 H: 0 LOB: 0 BB: 0 P: 5	R: 0 E: 0 K: 0 S: 4 H: 1 LOB: 2 BB: 1 P: 8	R: 0 E: 0 K: 1 S: 6 H: 1 LOB: 1 BB: 0 P: 6	R: 0 E: 0 K: 0 S: 3 H: 1 LOB: 2 BB: 1 P: 7	R: 1 E: 0 K: 0 S: 5 H: 2 LOB: 1 BB: 0 P: 5	R: 0 E: 0 K: 0 S: 3 H: 1 LOB: 0 BB: 0 P: 3	R: 0 E: 0 K: 0 S: 3 H: 0 LOB: 0 BB: 0 P: 3	R: 2 E: 0 K: 2 S: 9 H: 2 LOB: 0 BB: 0 P: 9	R: 0 E: 0 K: 0 S: 3 H: 0 LOB: 0 BB: 0 P: 3	1B: 6 2B: 0 3B: 1 HR: 1	SF: 2 SAC: 0 DP: 1 HBP: 0					

PITCHER	IP	WLS	BF	H	R	ER	SO	BB	IBB	HBP	BLK	WP	HR	S	P	ERA	WHIP
Jim Bunning, R (1, 1) ERA: 2.93	9.0	W	35	8	3	3	4	2	0	0	0	0	1	41	49	3.00	1.111

PITCHER	IP	WLS	BF	H	R	ER	SO	BB	IBB	HBP	BLK	WP	HR	S	P	ERA	WHIP

Cincinnati Reds @ Philadelphia Phillies

Shibe Park, Philadelphia, PA

Sat Jun 13 1970, 7:05 PM EDT

Att. 18,568 - Unknown

TOP

livebaseballscorecards.com

AB	31
R	3
H	8
RBI	3
BB	2
SO	4
LOB	12

WP: 0 PB: 0 SB: 2 CS: 0 PA: 35

Cincinnati Reds @ Philadelphia Phillies

Shibe Park, Philadelphia, PA

Sat Jun 13 1970, 7:05 PM EDT

Att. 18,568 - Unknown

livebaseballscorecards.com

BOTTOM

Batter	1	2	3	4	5	6	7	8	9	AB	R	H	RBI	BB	SO	LOB
Tony Taylor, R (1, 5) OBP: 0.346, SLG: 0.400	5-3	K			F8	FC6-4 1-2f				4	0	0	0	0	1	3
Larry Bowa, S (1, 6) OBP: 0.282, SLG: 0.272	HR S 1B		3-1		B5		4-3			4	1	1	0	0	0	0
Oscar Gamble, L (1, 8) OBP: 0.267, SLG: 0.244	HR 1-2 BB		4-3			HR BB	2B			2	2	1	0	2	0	0
Deron Johnson, R (1, 3) OBP: 0.319, SLG: 0.453	HR 1-H 2-H		K			HR 1-H	P3			4	2	2	5	0	1	0
Ron Stone, L (1, 7) OBP: 0.333, SLG: 0.430	F5			F7		K		F7		4	0	0	0	0	1	0
Larry Hisle, R (1, 9) OBP: 0.311, SLG: 0.363	K			K		6-3		F7		4	0	0	0	0	2	0
Terry Harmon, R (1, 4) OBP: 0.280, SLG: 0.289		6-3		3B		2B 1B		1B CS		4	1	3	0	0	0	0
Doc Edwards, R (1, 2) OBP: 0.400, SLG: 0.318		1B FC3-6		P6		IBB 1B		CS 1-2		2	0	1	0	1	0	1
Jim Bunning, R (1, 1) OBP: 0.185, SLG: 0.120		FC3-6 1-2f			F3	FC6-4 1-3 2-H				3	0	1	1	0	0	1
Inning Stats	R: 3 E: 0 K: 1 S: 7 H: 2 LOB: 0 BB: 1 P: 11	R: 0 E: 0 K: 1 S: 6 H: 1 LOB: 1 BB: 0 P: 6	R: 0 E: 0 K: 1 S: 5 H: 0 LOB: 0 BB: 0 P: 5	R: 0 E: 0 K: 1 S: 6 H: 1 LOB: 1 BB: 0 P: 6	R: 0 E: 0 K: 0 S: 3 H: 0 LOB: 0 BB: 0 P: 3	R: 3 E: 0 K: 1 S: 8 H: 3 LOB: 2 BB: 2 P: 16	R: 0 E: 0 K: 0 S: 3 H: 1 LOB: 0 BB: 0 P: 3	R: 0 E: 0 K: 0 S: 3 H: 1 LOB: 0 BB: 0 P: 3		1B: 4 2B: 2 3B: 1 HR: 2 SF: 0 SAC: 0 DP: 0 HBP: 0						

	AB	31
	R	6
	H	9
	RBI	6
	BB	3
	SO	5
	LOB	5

WP: 0 PB: 0 SB: 1 CS: 1 PA: 35

PITCHER		IP	WLS	BF	H	R	ER	SO	BB	IBB	HBP	BLK	WP	HR	S	P	ERA	WHIP
Gary Nolan, R ERA: 4.01	(1, 1)	6.0	L	28	7	6	6	5	2	1	0	0	0	2	35	47	9.00	1.500
Ray Washburn, R ERA: 7.78	(7, 1)	2.0		6	2	0	0	0	0	0	0	0	0	0	6	6	0.00	1.000

PITCHER	IP	WLS	BF	H	R	ER	SO	BB	IBB	HBP	BLK	WP	HR	S	P	ERA	WHIP

Cincinnati Reds @ Philadelphia Phillies

Shibe Park, Philadelphia, PA

Sun Jun 14 1970, 3:33 AM EDT

Att. 16,658 - Unknown

TOP

livebaseballscorecards.com

Batter	1	2	3	4	5	6	7	8	9	AB	R	H	RBI	BB	SO	LOB
Pete Rose, S (1, 9) OBP: 0.382, SLG: 0.472 Angel Bravo, L (8, 9) OBP: 0.440, SLG: 0.409	0-0 2B		0-3 K	0-3 K 2-3		0-0 F7		0-0 2-H 1B		5 0	0 0	2 0	1 0	0 0	2 0	3 0
Bobby Tolan, L (1, 8) OBP: 0.394, SLG: 0.500	0-0 P6		4-0 E S BB		0-0 4-3		0-0 BLK S K 1B	0-0 G3		4	1	1	0	1	0	2
Tony Perez, R (1, 5) OBP: 0.452, SLG: 0.713 Woody Woodward, R (9, 5) OBP: 0.320, SLG: 0.348	0-0 F7		0-0 P3 1-3		0-0 2B 1B 1B		0-3 K 1-2		0-0 1B 2B 1B	5 0	2 0	2 0	0 0	0 0	1 0	3 0
Johnny Bench, R (1, 2) OBP: 0.342, SLG: 0.639 (9, 3)	0-0 1-3		0-0 F8		0-0 1-3 1B 2B		0-3 K 2-H		0-0 1-3 2B 1B	5	2	2	0	0	1	2
Lee May, R (1, 3) OBP: 0.332, SLG: 0.555 Pat Corrales, R (9, 2) OBP: 0.190, SLG: 0.150	0-0 1B 1B			4-0 5-3 1B 1B BB	0-3 K		0-3 K		0-0 1B 1-H 2B 3-H 2B	4 0	2 0	2 0	2 0	1 0	2 0	3 0
Hal McRae, R (1, 7) OBP: 0.395, SLG: 0.657	0-0 F7			0-0 5-3 1-2 1B 1B	0-0 CS 2-H 1B 3-H		0-0 6-3		0-0 2-3 2B 1B	5	2	3	2	0	0	2
Tommy Helms, R (1, 4) OBP: 0.230, SLG: 0.249	0-0 S 1-3 1B			0-0 5-3 1-2 2-3	0-0 CS 1-2	0-0 6-3		0-0 F8	0-0 1-H 3-H 2B	5	0	2	2	0	0	2
Dave Concepcion, R (1, 6) OBP: 0.352, SLG: 0.342	0-3 K 1-2			4-0 CS 1B IBB		0-0 F9		0-0 S 1B 1B	0-0 G6-3 1B	4	1	2	0	1	1	2
Jim McGlothlin, R (1, 1) OBP: 0.282, SLG: 0.286	0-0 4-3			0-0 1-2 2-H 3-H 1B		0-0 1B		0-3 K 1-2	0-0 G6-3 1-2f	5	0	2	2	0	1	4

| Inning Stats | | |

Batter	1	2	3	4	5	6	7	8	9	AB	R	H	RBI	BB	SO	LOB
Tony Taylor, R (1, 5) OBP: 0.339, SLG: 0.391	S S S 0-3 ① K	S S S 0-3 ③ K			x 0-0 ③ L9			x 0-0 ① 6-3		4	0	0	0	0	2	1
Larry Bowa, S (1, 6) OBP: 0.276, SLG: 0.267	S S S 0-3 ② K		x 0-0 ① F7			x 0-0 ① F9		x 0-0 ② 4-3		4	0	0	0	0	1	0
Oscar Gamble, L (1, 8) OBP: 0.286, SLG: 0.289	x 0-0 BB 1B 1B		x 0-0 ② L8			x 0-0 2B		x 0-0 ③ F7		4	1	2	0	0	0	0
Deron Johnson, R (1, 3) OBP: 0.322, SLG: 0.451	B B B B 4-0 1B 1-2 BB		x 0-0 ③ F8			x 0-0 ② 6-3			x 0-0 L5-3 1B	3	0	1	0	1	0	1
Ron Stone, L (1, 7) OBP: 0.339, SLG: 0.427	x 0-0 1-3 2-H 1B		B B B B 4-0 FC6-4 BB			x 0-0 ③ F7			x 0-0 ① ② L5-3 1-2	3	0	1	1	1	0	2
Larry Hisle, R (1, 9) OBP: 0.306, SLG: 0.355	S S S 0-3 ③ K		x 0-0 ① FC6-4 5-3-6 1-2f				x 0-0 ① F8		x 0-0 ③ 6-3	4	0	0	0	0	1	3
Terry Harmon, R (1, 4) OBP: 0.283, SLG: 0.313		x 0-0 ① P3		x 0-0 ② ③ 5-3-6 1-3f			x 0-0 4-1 2B			3	0	1	0	0	0	1
Doc Edwards, R (1, 2) OBP: 0.393, SLG: 0.320		x 0-0 FC1-6 1B			x 0-0 ① 6-3		x 0-0 ② 4-1 2-3			3	0	1	0	0	0	1
Chris Short, R (1, 1) OBP: 0.048, SLG: 0.050 Scott Reid, L (5, PH) OBP: 0.212, SLG: 0.107 Lowell Palmer, R (6, 1) OBP: 0.400, SLG: 0.556 Rick Joseph, R (7, PH) OBP: 0.238, SLG: 0.410 Bill Wilson, R (8, 1) Barry Lersch, S (9, 1)		x 0-0 ② FC1-6 1-2f			x 0-0 ② 4-3		x 0-0 ③ F8			1 1 0 1 0 0	0 0 0 0 0 0	0 0 0 0 0 0	0 0 0 0 0 0	0 0 0 0 0 0	0 0 0 1 0 0	1 0 0 1 0 0
Inning Stats	R: 1 E: 0 K: 3 S: 11 H: 2 LOB: 2 BB: 1 P: 15	R: 0 E: 1 K: 1 S: 6 H: 1 LOB: 1 BB: 0 P: 6	R: 0 E: 0 K: 0 S: 3 H: 0 LOB: 0 BB: 0 P: 3	R: 0 E: 0 K: 0 S: 2 H: 0 LOB: 0 BB: 1 P: 6	R: 0 E: 0 K: 0 S: 3 H: 0 LOB: 0 BB: 0 P: 3	R: 0 E: 0 K: 0 S: 4 H: 1 LOB: 1 BB: 0 P: 4	R: 0 E: 0 K: 0 S: 4 H: 1 LOB: 1 BB: 0 P: 4	R: 0 E: 0 K: 0 S: 3 H: 0 LOB: 0 BB: 0 P: 3	R: 0 E: 0 K: 0 S: 3 H: 1 LOB: 0 BB: 0 P: 3	1B: 4 2B: 4 3B: 0 HR: 0 SF: 0 SAC: 0 DP: 2 HBP: 0						

PITCHER	IP	WLS	BF	H	R	ER	SO	BB	IBB	HBP	BLK	WP	HR	S	P	ERA	WHIP
Jim McGlothlin, R (1, 1) ERA: 2.35	9.0	W	33	6	1	1	4	2	0	0	0	0	0	39	47	1.00	0.889

PITCHER	IP	WLS	BF	H	R	ER	SO	BB	IBB	HBP	BLK	WP	HR	S	P	ERA	WHIP

BOTTOM

Cincinnati Reds @ Philadelphia Phillies

Shibe Park, Philadelphia, PA

Sun Jun 14 1970, 3:33 AM EDT

Att. 16,658 - Unknown

livebaseballscorecards.com

AB	31
R	1
H	6
RBI	1
BB	2
SO	4
LOB	11

WP: 0 PB: 0 SB: 0 CS: 0 PA: 33

Batter	1	2	3	4	5	6	7	8	9	10	11	12	13	AB	R	H	RBI	BB	SO	LOB
Joe Pepitone, L (1, 3) OBP: 0.302, SLG: 0.487	P5		K			P6		4-3		G4-6-3 IBB			4-3	5	0	0	0	1	1	1
Tommy Davis, R (1, 7) OBP: 0.317, SLG: 0.415 Fred Gladding, L (8, 1) Jesus Alou, R (10, PH) OBP: 0.304, SLG: 0.328 Jim Bouton, R (10, 1) OBP: 0.467, SLG: 0.385	1B			E BB 1B		P4		2-H 2B		G4-6-3 1-2f			6-3	4 0 1 1	0 0 0 0	3 0 0 0	1 0 0 0	0 0 0 0	0 0 2 0	0 0 2 0
Jimmy Wynn, R (1, 8) OBP: 0.388, SLG: 0.527	F9			B B B B E 1-2 BB		6-3		K			F9			4	0	0	0	1	1	2
Norm Miller, L (1, 9) OBP: 0.371, SLG: 0.392	F7			F8			F5		F5		K			5	0	0	0	0	1	3
Denis Menke, R (1, 4) OBP: 0.389, SLG: 0.444		P4		E5 G6-4-3 1-2 2-3			5-3		1B		K			5	0	1	0	0	1	2
Doug Rader, R (1, 5) OBP: 0.317, SLG: 0.424		B B B B CS BB		G6-4-3 1-2f			B B B B BB		K			K		3	0	0	0	2	2	4
Johnny Edwards, L (1, 2) OBP: 0.224, SLG: 0.245		K 1-2			F2		4-3		K			F8		5	0	0	0	0	2	3
Hector Torres, R (1, 6) OBP: 0.258, SLG: 0.276 Marty Martinez, S (8, PH) OBP: 0.342, SLG: 0.314 (8, 6)			K		5-3			K 2B		SH1-4 1B		F9		2 3	0 0	0 1	0 0	0 1	1 0	0 0
Tom Griffin, R (1, 1) OBP: 0.095, SLG: 0.100 Keith Lampard, L (8, PH) OBP: 0.300, SLG: 0.413 (8, 7)			6-3		P4			2B		SH1-4 1-2			F7	2 2	0 1	0 1	0 0	0 0	0 0	0 0
Inning Stats	R: 0 E: 0 K: 0 S: 4 H: 1 LOB: 1 BB: 0 P: 4	R: 0 E: 0 K: 1 S: 4 H: 0 LOB: 1 BB: 1 P: 8	R: 0 E: 0 K: 2 S: 7 H: 0 LOB: 0 BB: 0 P: 7	R: 0 E: 1 K: 0 S: 4 H: 1 LOB: 2 BB: 1 P: 8	R: 0 E: 0 K: 0 S: 3 H: 0 LOB: 0 BB: 0 P: 3	R: 0 E: 0 K: 0 S: 3 H: 0 LOB: 0 BB: 0 P: 3	R: 0 E: 0 K: 0 S: 3 H: 0 LOB: 1 BB: 1 P: 7	R: 1 E: 0 K: 2 S: 9 H: 2 LOB: 1 BB: 0 P: 9	R: 0 E: 0 K: 2 S: 8 H: 1 LOB: 1 BB: 0 P: 8	R: 0 E: 0 K: 0 S: 3 H: 1 LOB: 1 BB: 1 P: 7	R: 0 E: 0 K: 2 S: 7 H: 0 LOB: 0 BB: 0 P: 7	R: 0 E: 0 K: 1 S: 5 H: 0 LOB: 0 BB: 0 P: 5	R: 0 E: 0 K: 0 S: 3 H: 0 LOB: 0 BB: 0 P: 3	1B: 4 2B: 3 3B: 0 HR: 0 SF: 0 SAC: 1 DP: 3 HBP: 0						

PITCHER		IP	WLS	BF	H	R	ER	SO	BB	IBB	HBP	BLK	WP	HR	S	P	ERA	WHIP
Rick Wise, R ERA: 3.68	(1, 1)	7.0		25	2	0	0	3	3	0	0	0	0	0	28	40	0.00	0.714
Dick Selma, R ERA: 3.5	(8, 1)	3.0		13	4	1	1	4	0	1	0	0	0	0	20	24	3.00	1.333
Joe Hoerner, L ERA: 2.61	(11, 1)	3.0	W	9	0	0	0	3	0	0	0	0	0	0	15	15	0.00	0.000

PITCHER	IP	WLS	BF	H	R	ER	SO	BB	IBB	HBP	BLK	WP	HR	S	P	ERA	WHIP

Houston Astros @ Philadelphia Phillies

Shibe Park, Philadelphia, PA

Tue Jun 16 1970, 7:05 PM EDT

Att. 3,708 - Unknown

TOP

livebaseballscorecards.com

AB	42
R	1
H	6
RBI	1
BB	4
SO	10
LOB	17

WP: 0 PB: 0 SB: 0 CS: 1

PA: 47

Batter	1	2	3	4	5	6	7	8	9	10	11	12	13	AB	R	H	RBI	BB	SO	LOB
Tony Taylor, R (1, 5) OBP: 0.338, SLG: 0.391	2B		K			4-3		1-3		F3		IBB		5	0	1	0	1	1	0
Larry Bowa, S (1, 6) OBP: 0.269, SLG: 0.259	P6		F9			P6		6-3			4-3	4-3		6	0	0	0	0	0	3
Oscar Gamble, L (1, 8) OBP: 0.309, SLG: 0.286	BB			CS BB		K		1-3			4-3		BB SH3-4 1B 1B	4	1	1	0	2	1	0
Deron Johnson, R (1, 3) OBP: 0.319, SLG: 0.442 Larry Hisle, R (11, PR) OBP: 0.306, SLG: 0.355 (12, 9)	K			P6			K		5-3		BB 1B BB		SH3-4 1-2	4 0	0 0	0 0	0 0	1 0	2 0	3 0
Ron Stone, L (1, 7) OBP: 0.356, SLG: 0.443 (12, 3)	4-1			F9			1B 3B		FC6-4 BB		1B 1-2 BB		1B BB IBB	3	1	1	0	3	0	3
Terry Harmon, R (1, 4) OBP: 0.288, SLG: 0.315	1-3			CS 1-2	K		BB 3-H 1B		FC6-4 1-2f		1-2 2-H 1B		L6	6	0	2	1	0	1	3
Scott Reid, L (1, 9) OBP: 0.282, SLG: 0.129 (12, 7)	K				BB		1-2 BB		6-3			G6-4-3 1B	1-2 2-3 BB	3	0	1	0	3	1	1
Doc Edwards, R (1, 2) OBP: 0.353, SLG: 0.290	P4				K		F7			6-3		G6-4-3 1-2f	1-2 2-3 3-H 1B	6	0	1	1	0	1	4
Rick Wise, R (1, 1) OBP: 0.188, SLG: 0.133 Dick Selma, R (8, 1) Rick Joseph, R (10, PH) OBP: 0.233, SLG: 0.400 Joe Hoerner, R (11, 1) OBP: 0.444, SLG: 0.429			2-3		K2-3		F8			5-3			2B	3 0 1 1	0 0 0 0	0 0 0 1	0 0 0 0	1 0 0 0	3 0 0 0
Inning Stats	R: 0 E: 0 K: 1 S: 6 H: 1 LOB: 2 BB: 1 P: 10	R: 0 E: 0 K: 1 S: 5 H: 0 LOB: 0 BB: 0 P: 5	R: 0 E: 0 K: 1 S: 5 H: 0 LOB: 0 BB: 0 P: 5	R: 0 E: 0 K: 0 S: 2 H: 0 LOB: 0 BB: 1 P: 6	R: 0 E: 0 K: 3 S: 9 H: 0 LOB: 1 BB: 1 P: 13	R: 0 E: 0 K: 1 S: 5 H: 0 LOB: 0 BB: 0 P: 5	R: 1 E: 0 K: 1 S: 7 H: 2 LOB: 2 BB: 1 P: 11	R: 0 E: 0 K: 0 S: 3 H: 0 LOB: 0 BB: 0 P: 3	R: 0 E: 0 K: 0 S: 3 H: 0 LOB: 1 BB: 1 P: 7	R: 0 E: 0 K: 0 S: 3 H: 0 LOB: 0 BB: 0 P: 3	R: 0 E: 0 K: 0 S: 3 H: 1 LOB: 2 BB: 2 P: 11	R: 0 E: 0 K: 0 S: 4 H: 2 LOB: 2 BB: 1 P: 8	R: 1 E: 0 K: 0 S: 4 H: 2 LOB: 3 BB: 2 P: 12	1B: 5 2B: 2 3B: 1 HR: 0 SF: 0 SAC: 1 DP: 1 HBP: 0				WP: 0 PB: 0 SB: 0 CS: 1		PA: 54	

PITCHER		IP	WLS	BF	H	R	ER	SO	BB	IBB	HBP	BLK	WP	HR	S	P	ERA	WHIP
Tom Griffin, R ERA: 4.39	(1, 1)	7.0		27	3	1	1	8	4	0	0	0	0	0	39	55	1.29	1.000
Fred Gladding, R ERA: 3.38	(8, 1)	2.0		7	0	0	0	0	1	0	0	0	0	0	6	10	0.00	0.500
Jim Bouton, R ERA: 6.13	(10, 1)	3.2	L	19	5	1	1	0	3	2	0	0	0	0	14	34	2.46	2.182

PITCHER	IP	WLS	BF	H	R	ER	SO	BB	IBB	HBP	BLK	WP	HR	S	P	ERA	WHIP

BOTTOM

Houston Astros @ Philadelphia Phillies

Shibe Park, Philadelphia, PA

Tue Jun 16 1970, 7:05 PM EDT

Att. 3,708 - Unknown

livebaseballscorecards.com

AB	42
R	2
H	8
RBI	2
BB	10
SO	8
LOB	20

Batter	1	2	3	4	5	6	7	8	9	AB	R	H	RBI	BB	SO	LOB
Hector Torres, R (1, 6) OBP: 0.286, SLG: 0.303	S S S 0-3 ① K		x 0-0 ③ 3-H 1B		x 0-0 ③ 1-3			x 0-0 ① 1B		4	0	2	1	0	1	1
Denis Menke, R (1, 4) OBP: 0.387, SLG: 0.440	x 0-0 ② 6-3		x 0-0 ③ F9			x 0-0 5-3 2B 1B		x 0-0 ② F3		4	1	1	0	0	0	1
Jimmy Wynn, R (1, 8) OBP: 0.386, SLG: 0.520	S S S 0-3 ③ K			x 0-0 ① P4		x 0-0 ① 5-3 1-2		B B B B 4-0 E BB		3	0	0	0	1	1	1
Tommy Davis, R (1, 7) OBP: 0.315, SLG: 0.416		x 0-0 ① F9		x 0-0 ② 6-3		x 0-0 2-H 2B		x 0-0 ③ 1-3 1-3		4	0	1	1	0	0	1
Bob Watson, R (1, 3) OBP: 0.227, SLG: 0.293		S S S 0-3 ② K		x 0-0 FC4 1B		S S S 0-3 ② K			x 0-0 ① F3	4	0	1	0	0	2	1
Doug Rader, R (1, 5) OBP: 0.316, SLG: 0.421		S S S 0-3 ③ K		x 0-0 ③ FC4 1-2f		x 0-0 P6			x 0-0 1B 1B	4	0	1	0	0	1	2
Jesus Alou, R (1, 9) OBP: 0.302, SLG: 0.326			x 0-0 G3 BLK 1B 1B		x 0-0 ① 5-3		x 0-0 ① 6-3		x 0-0 ② P6	4	1	1	0	0	0	1
Johnny Edwards, L (1, 2) OBP: 0.226, SLG: 0.243 Norm Miller, L (9, PH) OBP: 0.375, SLG: 0.397			x 0-0 ① G3 1-3		B B B B 4-0 BB		x 0-0 ② 4-3		x 0-0 S 1-3 1B	2 1	0 0	0 1	0 0	1 0	0 0	1 0
Larry Dierker, R (1, 1) OBP: 0.175, SLG: 0.179 Marty Martinez, S (9, PH) OBP: 0.333, SLG: 0.306			S S S 0-3 ② K		S S S 0-3 ② K		S S S 0-3 ③ K		x 0-0 ③ 4-3 1-2	3 1	0 0	0 0	0 0	0 0	3 0	2 2
Inning Stats	R: 0 E: 0 K: 2 S: 7 H: 0 LOB: 0 BB: 0 P: 7	R: 0 E: 0 K: 2 S: 7 H: 0 LOB: 0 BB: 0 P: 7	R: 1 E: 0 K: 1 S: 7 H: 2 LOB: 1 BB: 0 P: 7	R: 0 E: 0 K: 0 S: 4 H: 1 LOB: 1 BB: 0 P: 4	R: 0 E: 0 K: 1 S: 5 H: 0 LOB: 1 BB: 1 P: 9	R: 1 E: 0 K: 1 S: 7 H: 2 LOB: 1 BB: 0 P: 7	R: 0 E: 0 K: 1 S: 5 H: 0 LOB: 0 BB: 0 P: 5	R: 0 E: 1 K: 0 S: 3 H: 1 LOB: 1 BB: 1 P: 7	R: 0 E: 0 K: 0 S: 5 H: 2 LOB: 2 BB: 0 P: 5	1B: 7 2B: 1 3B: 0 HR: 0 SF: 0 SAC: 0 DP: 0 HBP: 0						

PITCHER	IP	WLS	BF	H	R	ER	SO	BB	IBB	HBP	BLK	WP	HR	S	P	ERA	WHIP
Woodie Fryman, L (1, 1) ERA: 3.39	7.2	W	30	6	2	2	8	2	0	0	1	0	0	44	52	2.35	1.043
Barry Lersch, R (8, 1) ERA: 3.27	1.1	S	6	2	0	0	0	0	0	0	0	0	0	6	6	0.00	1.500

PITCHER	IP	WLS	BF	H	R	ER	SO	BB	IBB	HBP	BLK	WP	HR	S	P	ERA	WHIP

TOP

Houston Astros @ Philadelphia Phillies

Shibe Park, Philadelphia, PA

Wed Jun 17 1970, 7:05 PM EDT

Att. 6,767 - Unknown

livebaseballscorecards.com

AB	34
R	2
H	8
RBI	2
BB	2
SO	8
LOB	13

WP: 0 PA: 36
PB: 0
SB: 1
CS: 0

Houston Astros @ Philadelphia Phillies

Shibe Park, Philadelphia, PA

Wed Jun 17 1970, 7:05 PM EDT

Att. 6,767 - Unknown

BOTTOM

livebaseballscorecards.com

Batter	1	2	3	4	5	6	7	8	9	AB	R	H	RBI	BB	SO	LOB
Tony Taylor, R (1, 5) OBP: 0.342, SLG: 0.396	E 2B	BB			P6		6-3			3	1	1	0	1	0	0
Larry Bowa, S (1, 6) OBP: 0.268, SLG: 0.259	E7 1B 2-H	P6			4-3		E3 CS			4	1	1	0	0	0	2
Oscar Gamble, L (1, 8) OBP: 0.339, SLG: 0.321	S 1B 2-H		FC4-6 1B		2B 1B		CS 1-2	F7		4	1	3	1	0	0	0
Deron Johnson, R (1, 3) OBP: 0.322, SLG: 0.453 Larry Hisle, R (8, PR) OBP: 0.306, SLG: 0.355 (9, 9)	K	K			1-H 2B			1B 2B		4 0	0 1	2 0	1 0	0 0	2 0	2 0
Ron Stone, L (1, 7) OBP: 0.352, SLG: 0.436 (9, 3)	F8 1-2	FC4-6 1-2f			K			WP 1B 2-H		4	0	1	1	0	1	3
Byron Browne, R (1, 9) OBP: 0.302, SLG: 0.441 (9, 7)	K	F9				F8		K 1-2		4	0	0	0	0	2	4
Terry Harmon, R (1, 4) OBP: 0.317, SLG: 0.357		3B	L9-3 BB			3-1		FC6-4 IBB		2	0	1	0	2	0	0
Doc Edwards, R (1, 2) OBP: 0.316, SLG: 0.257		4-3	L9-3 1-2			6-3		FC6-4 1-2f		4	0	0	0	0	0	4
Woodie Fryman, R (1, 1) OBP: 0.143, SLG: 0.143 Barry Lersch, S (8, 1)		K	K				P6			3 0	0 0	0 0	0 0	0 0	2 0	1 0

	AB	32
	R	4
	H	9
	RBI	3
	BB	3
	SO	7
	LOB	16

Inning Stats																		
	R: 2	H: 3	R: 0	H: 1	R: 0	H: 1	R: 0	H: 0	R: 1	H: 2	R: 0	H: 0	R: 0	H: 0	R: 1	H: 2	1B: 5	SF: 0
	E: 1	LOB: 1	E: 0	LOB: 2	E: 0	LOB: 1	E: 0	LOB: 0	E: 0	LOB: 1	E: 0	LOB: 0	E: 1	LOB: 0	E: 0	LOB: 2	2B: 4	SAC: 0
	K: 2	BB: 0	K: 1	BB: 1	K: 1	BB: 0	K: 1	BB: 1	K: 1	BB: 0	K: 0	BB: 0	K: 0	BB: 0	K: 1	BB: 1	3B: 1	DP: 1
	S: 10	P: 10	S: 6	P: 10	S: 6	P: 6	S: 4	P: 8	S: 7	P: 7	S: 3	P: 3	S: 3	P: 3	S: 7	P: 11	HR: 0	HBP: 0

	WP: 1	PA: 36
	PB: 0	
	SB: 1	
	CS: 1	

PITCHER		IP	WLS	BF	H	R	ER	SO	BB	IBB	HBP	BLK	WP	HR	S	P	ERA	WHIP
Larry Dierker, R ERA: 3.77	(1, 1)	8.0	L	35	9	4	3	7	2	1	0	0	1	0	46	58	3.38	1.375

PITCHER	IP	WLS	BF	H	R	ER	SO	BB	IBB	HBP	BLK	WP	HR	S	P	ERA	WHIP

Batter	1	2	3	4	5	6	7	8	9	AB	R	H	RBI	BB	SO	LOB
Tony Taylor, R (1, 5) OBP: 0.341, SLG: 0.395	x 0-0 ① F8		x 0-0 ② 6-3		x 0-0 1B 1-2 2B 1B		x 0-0 E3 FC6-4 1-3		S S S 0-3 ③ K	3	1	1	0	0	0	0
Rick Joseph, R (5, 5) OBP: 0.222, SLG: 0.381										2	0	0	0	0	1	1
Larry Bowa, S (1, 6) OBP: 0.272, SLG: 0.268	F x 0-1 ② P8		x 0-0 2B		x 0-0 2B 1-3 2-H 1B		x 0-0 ② FC6-4 FC6 1-2f 3-H			4	0	2	2	0	0	1
Oscar Gamble, L (1, 8) OBP: 0.349, SLG: 0.368	B F B F x 2-2 2B		x 0-0 ③ F9		x 0-0 1-3 3-H 2B		x 0-0 ③ FC6 1-2f			4	0	2	1	0	0	2
Deron Johnson, R (1, 3) OBP: 0.325, SLG: 0.454	C x 0-1 FC6-4 1B			S S S 0-3 ① K	S S S 0-3 ③ K			x 0-0 FC6-4 1B		4	0	2	0	0	2	3
Ron Stone, L (1, 7) OBP: 0.341, SLG: 0.421	B x 1-0 ③ FC6-4 1-2f			x 0-0 ② L1		x 0-0 ① 3-1		x 0-0 ① FC6-4 4-3 1-2f		4	0	0	0	0	0	3
Terry Harmon, R (1, 4) OBP: 0.299, SLG: 0.333		C B B F F C 2-3 ① K		S S S 0-3 ③ K		x 0-0 ② P9		x 0-0 ② 4-3 1-2		4	0	0	0	0	2	1
Larry Hisle, R (1, 9) OBP: 0.306, SLG: 0.355		B S B S x 2-2 E6 G6-4-3			x 0-0 ① L3	S S S 0-3 ③ K		S S S 0-3 ③ K		0	0	0	0	0	0	0
Scott Reid, L (1, 9) OBP: 0.256, SLG: 0.114										4	0	0	0	0	2	1
Doc Edwards, R (1, 2) OBP: 0.325, SLG: 0.270		x 0-0 ② ③ G6-4-3 1-2f			x 0-0 1B 1B 1B		x 0-0 ① F8		S S S 0-3 ① K	2	0	1	0	0	0	1
Mike Compton, R (5, PR) OBP: 0.360, SLG: 0.372 (5, 2)										2	1	0	0	0	1	0
Jim Bunning, R (1, 1) OBP: 0.185, SLG: 0.120			S S S 0-3 ① K		S S S 0-3 ② K		x 0-0 E FC6-4 1B		S S S 0-3 ② K	0	0	0	0	0	0	0
Lowell Palmer, R (1, 1) OBP: 0.333, SLG: 0.455										2	0	0	0	0	2	1
Byron Browne, R (7, PH) OBP: 0.308, SLG: 0.445										1	1	1	0	0	0	0
Barry Lersch, S (7, 1)										0	0	0	0	0	0	0
Jim Hutto, R (9, PH) OBP: 0.265, SLG: 0.370										1	0	0	0	0	1	0
Inning Stats	R: 0 E: 0 K: 0 S: 9 H: 2 LOB: 2 BB: 0 P: 12	R: 0 E: 1 K: 1 S: 8 H: 0 LOB: 0 BB: 0 P: 12	R: 0 E: 0 K: 1 S: 6 H: 1 LOB: 1 BB: 0 P: 6	R: 0 E: 0 K: 2 S: 7 H: 0 LOB: 0 BB: 0 P: 7	R: 2 E: 0 K: 2 S: 11 H: 4 LOB: 3 BB: 0 P: 11	R: 0 E: 0 K: 1 S: 5 H: 0 LOB: 0 BB: 0 P: 5	R: 1 E: 1 K: 0 S: 5 H: 1 LOB: 1 BB: 0 P: 5	R: 0 E: 0 K: 1 S: 6 H: 1 LOB: 1 BB: 0 P: 6	R: 0 E: 0 K: 3 S: 9 H: 0 LOB: 0 BB: 0 P: 9	1B: 6 2B: 3 3B: 0 HR: 0	SF: 0 SAC: 0 DP: 1 HBP: 0						

Philadelphia Phillies @ New York Mets

Shea Stadium, Flushing, NY

Fri Jun 19 1970, 7:05 PM EDT

Att. 43,866 - Unknown

TOP

livebaseballscorecards.com

AB	37
R	3
H	9
RBI	3
BB	0
SO	11
LOB	14

PITCHER	IP	WLS	BF	H	R	ER	SO	BB	IBB	HBP	BLK	WP	HR	S	P	ERA	WHIP
Tom Seaver, R (1, 1) ERA: 2.38	9.0	W	37	9	3	2	11	0	0	0	0	0	0	66	73	2.00	1.000

PITCHER	IP	WLS	BF	H	R	ER	SO	BB	IBB	HBP	BLK	WP	HR	S	P	ERA	WHIP

WP: 0 PB: 0 SB: 0 CS: 0 PA: 37

BOTTOM

Batter	1	2	3	4	5	6	7	8	9	AB	R	H	RBI	BB	SO	LOB
Tommie Agee, R (1, 8) OBP: 0.338, SLG: 0.480	1-1 3-1 E 1B; 1B 2-2 2H 3H 2B	B S S B S: 2-3 K ②	x 0-0 F7 ②	x 0-0 6-3 ③			5	1	2	2	0	1	0
Bud Harrelson, S (1, 6) OBP: 0.405, SLG: 0.406 Al Weis, S (4, 6) OBP: 0.286, SLG: 0.317	x 0-0 3-1 E 1B; 1-2 0-0 F7	x 0-0 E 1B; 1B	x 0-0 6-3 ③		x 0-0 5-3 ①			3	2	2	0	0	0	1
								2	0	0	0	0	0	0
Cleon Jones, R (1, 7) OBP: 0.303, SLG: 0.338	S B S x: 1-2 P7 ① B B B B: 4-0 4-3 S HR; BB	x 0-0 E2 ③; 1-H 1B	x 0-0 6-3 ①	x 0-0 L9 ②			4	1	1	0	1	0	2
Art Shamsky, L (1, 3) OBP: 0.394, SLG: 0.500 Mike Jorgensen, L (6, 3) OBP: 0.288, SLG: 0.397	B S x: 1-1 3-1 ②; 1-2 2-3 B C B C T B S: 3-3 K ①; 1-2	x 0-0 F7 ①	x 0-0 4-3 ②	x 0-0 4-3 ③			3	0	0	0	0	1	3
							2	0	0	0	0	0	0
Dave Marshall, L (1, 9) OBP: 0.325, SLG: 0.453	x 0-0 E8 1B; 3B 1B; 2-H 3-H x 0-0 4-3 ②; 2-3	x 0-0 2B 1B	x 0-0 1B				4	2	3	2	0	0	1
Ken Boswell, L (1, 4) OBP: 0.343, SLG: 0.399	x 0-0 3B 1B; 2-3 x 0-0 HR; 3-H	x 0-0 F8 PB 2B; 1-H	x 0-0 3-1 ③				4	3	3	3	0	0	1
Wayne Garrett, L (1, 5) OBP: 0.449, SLG: 0.573	B C B x: 2-1 1B 3B; 1-H 3-H B B B B: 4-0 BB	x 0-0 F8 ②; 2-3	B x: 1-0 HR				3	2	2	3	1	0	1
Jerry Grote, R (1, 2) OBP: 0.214, SLG: 0.246	B B S B F x: 3-2 1B 2B 1B; 3-H S F x: 0-2 F7 ③	S B x: 1-1 F3 ③; 3-H	x 0-0 P4 ①				4	1	1	1	0	0	1
Tom Seaver, R (1, 1) OBP: 0.196, SLG: 0.184	x 0-0 2B 1B; 1-3	x 0-0 F8 ①	x 0-0 P3 ①				S S S: 0-3 K ②			4	1	1	0	0	1	0
Inning Stats	R: 7 E: 1 K: 0 S: 20 H: 8 LOB: 1 BB: 0 P: 30	R: 2 E: 0 K: 1 S: 9 H: 1 LOB: 1 BB: 2 P: 20	R: 1 E: 1 K: 1 S: 6 H: 2 LOB: 1 BB: 0 P: 8	R: 2 E: 0 K: 0 S: 6 H: 2 LOB: 0 BB: 0 P: 7	R: 0 E: 0 K: 0 S: 3 H: 0 LOB: 0 BB: 0 P: 3	R: 0 E: 0 K: 0 S: 4 H: 1 LOB: 1 BB: 0 P: 4	R: 1 E: 0 K: 1 S: 6 H: 1 LOB: 0 BB: 0 P: 7	R: 0 E: 0 K: 0 S: 3 H: 0 LOB: 0 BB: 0 P: 3		1B: 10 2B: 2 3B: 1 HR: 2	SF: 0 SAC: 0 DP: 0 HBP: 0					

PITCHER		IP	WLS	BF	H	R	ER	SO	BB	IBB	HBP	BLK	WP	HR	S	P	ERA	WHIP
Jim Bunning, R ERA: 3.66	(1, 1)	0.2	L	10	8	7	7	0	0	0	0	0	0	0	19	29	94.50	12.000
Lowell Palmer, R ERA: 3.95	(1, 1)	5.1		23	6	5	3	2	2	0	0	0	0	1	29	43	5.06	1.500
Barry Lersch, R ERA: 3.38	(7, 1)	2.0		7	1	1	1	1	0	0	0	0	0	1	9	10	4.50	0.500

PITCHER	IP	WLS	BF	H	R	ER	SO	BB	IBB	HBP	BLK	WP	HR	S	P	ERA	WHIP

Philadelphia Phillies @ New York Mets

Shea Stadium, Flushing, NY

Fri Jun 19 1970, 7:05 PM EDT

Att. 43,866 - Unknown

livebaseballscorecards.com

AB	38
R	13
H	15
RBI	11
BB	2
SO	3
LOB	10

WP: 0 PB: 1 SB: 1 CS: 0 PA: 40

Batter	1	2	3	4	5	6	7	8	9	AB	R	H	RBI	BB	SO	LOB
Tony Taylor, R (1, 4) OBP: 0.344, SLG: 0.397	4-3		2-H 1B		K			4-3 1B		4	0	2	1	0	1	0
Larry Bowa, S (1, 6) OBP: 0.268, SLG: 0.263	E6		6-3			P4		4-3 1-2		4	0	0	0	0	0	2
Byron Browne, R (1, 9) OBP: 0.306, SLG: 0.439	F9		K			1-3 1B		F9		4	0	1	0	0	1	3
Deron Johnson, R (1, 3) OBP: 0.324, SLG: 0.450	F8			K		1-2			SH2-4 1B BB 1B	4	0	1	0	0	1	2
Grant Jackson, S (9, PR) OBP: 0.063, SLG: 0.063										0	1	0	0	0	0	0
Mike Compton, R (9, 2) OBP: 0.360, SLG: 0.372										0	0	0	0	0	0	0
Rick Joseph, R (1, 5) OBP: 0.245, SLG: 0.391		F8		1B		1-3			BB SH2-4 1-2 1B	4	0	2	0	0	0	1
Jim Hutto, R (1, 7) OBP: 0.250, SLG: 0.347 (9, 3)		F9		K			L8		SH2-4 1-2 2-3	3	0	0	0	0	1	1
Oscar Gamble, L (1, 8) OBP: 0.343, SLG: 0.350		1-3		4-3			P5		BB IBB	3	0	0	0	1	0	1
Doc Edwards, R (1, 2) OBP: 0.302, SLG: 0.250			E6 SH5-4 1B		K		F8		G6-3 BB 1-2 2-3 3-H	3	1	0	0	0	1	0
Ron Stone, L (9, PH) OBP: 0.346, SLG: 0.421 (9, 7)										0	0	0	1	1	0	0
Chris Short, R (1, 1) OBP: 0.042, SLG: 0.043			SH5-4 1-2		K			F9	G6-3 1-2f	3	0	0	0	0	1	3
Inning Stats	R: 0 E: 1 K: 0 S: 11 H: 0 LOB: 1 BB: 0 P: 17	R: 0 E: 0 K: 0 S: 10 H: 0 LOB: 0 BB: 0 P: 14	R: 1 E: 1 K: 1 S: 10 H: 1 LOB: 1 BB: 0 P: 13	R: 0 E: 0 K: 2 S: 10 H: 1 LOB: 1 BB: 0 P: 15	R: 0 E: 0 K: 3 S: 9 H: 0 LOB: 0 BB: 0 P: 13	R: 0 E: 0 K: 0 S: 5 H: 1 LOB: 1 BB: 0 P: 8	R: 0 E: 0 K: 0 S: 7 H: 0 LOB: 0 BB: 0 P: 11	R: 0 E: 0 K: 0 S: 7 H: 1 LOB: 1 BB: 0 P: 12	R: 1 E: 0 K: 0 S: 9 H: 2 LOB: 3 BB: 2 P: 24	1B: 6 2B: 0 3B: 0 HR: 0	SF: 0 SAC: 2 DP: 1 HBP: 0						

PITCHER		IP	WLS	BF	H	R	ER	SO	BB	IBB	HBP	BLK	WP	HR	S	P	ERA	WHIP
Jerry Koosman, L ERA: 2.41	(1, 1)	8.0	L	32	6	2	1	6	0	0	0	0	0	0	73	113	1.12	0.750
Ron Taylor, R ERA: 3.2	(9, 1)	0.1		2	0	0	0	0	0	1	0	0	0	0	2	6	0.00	0.000
Tug McGraw, L ERA: 5.08	(9, 1)	0.2		2	0	0	0	0	1	0	0	0	0	0	3	8	0.00	1.500

PITCHER	IP	WLS	BF	H	R	ER	SO	BB	IBB	HBP	BLK	WP	HR	S	P	ERA	WHIP

TOP

Philadelphia Phillies @ New York Mets

Shea Stadium, Flushing, NY

Sat Jun 20 1970, 7:05 PM EDT

Att. 41,897 - Unknown

livebaseballscorecards.com

AB	32
R	2
H	6
RBI	2
BB	2
SO	6
LOB	13

1B: 6 SF: 0
2B: 0 SAC: 2
3B: 0 DP: 1
HR: 0 HBP: 0

WP: 0 PA: 36
PB: 0
SB: 0
CS: 0

Batter	1	2	3	4	5	6	7	8	9	AB	R	H	RBI	BB	SO	LOB
Tommie Agee, R (1, 8) OBP: 0.337, SLG: 0.474	F B B F B B 4-2 G6-4-3 BB		B C F S 1-3 ③ K			S B F F F C 1-3 ① K		B F B X 2-1 ③ L8		3	0	0	0	1	2	1
Bud Harrelson, S (1, 6) OBP: 0.403, SLG: 0.404	B B S F S 2-3 ① K			F B F B B X 3-2 ① L8		F F X 0-2 1B 1B			B C X 1-1 ① P6	4	0	1	0	0	1	1
Cleon Jones, R (1, 7) OBP: 0.303, SLG: 0.336	C X 0-1 ② ③ G6-4-3 1-2f			C B B B S F F X 3-2 ② P9		X 0-0 G5-4-3 1-2 1B			B F B F F F X 2-2 ② F8	4	0	1	0	0	0	1
Donn Clendenon, R (1, 3) OBP: 0.331, SLG: 0.496		B X 1-0 ① 5-3		B S B S X 2-2 ③ L9		S S X 0-2 ② ③ G5-4-3 1-2f			B B F S B X 3-2 1B	4	0	1	0	0	0	2
Ron Swoboda, R (1, 9) OBP: 0.329, SLG: 0.355		X 0-0 ② 5-3			B C F B B B F F F F 4-2 4-3 E BB		F B B F B F X 3-2 ① 4-3		C B X 1-1 ③ L9	3	1	0	0	1	0	1
Joe Foy, R (1, 5) OBP: 0.372, SLG: 0.323		C S B B B S 3-3 ③ K			B C B F S 2-3 ① K		F B S B X 2-2 ② P4			3	0	0	0	0	2	1
Jerry Grote, R (1, 2) OBP: 0.210, SLG: 0.240			C B B C X 2-2 ① L3		F B F B F B X 3-2 ② 4-3 1-2		S X 0-1 ③ 6-3			3	0	0	0	0	0	1
Al Weis, S (1, 4) OBP: 0.274, SLG: 0.303			F X 0-1 ② P4		B C B X 2-1 E8 2-H			X 0-0 ① 5-3		3	0	0	0	0	0	0
Jerry Koosman, R (1, 1) OBP: 0.179, SLG: 0.115 Ron Taylor, R (9, 1) Tug McGraw, R (9, 1) OBP: 0.333, SLG: 0.333			B X 1-0 1B		B S F S 1-3 ③ K			F B F C 1-3 ② K		3 0 0	0 0 0	1 0 0	0 0 0	0 0 0	2 0 0	1 0 0
Inning Stats	R: 0 E: 0 K: 1 S: 7 H: 0 LOB: 0 BB: 1 P: 13	R: 0 E: 0 K: 1 S: 5 H: 0 LOB: 0 BB: 0 P: 9	R: 0 E: 0 K: 1 S: 9 H: 1 LOB: 1 BB: 0 P: 13	R: 0 E: 0 K: 0 S: 11 H: 0 LOB: 0 BB: 0 P: 19	R: 1 E: 1 K: 2 S: 19 H: 0 LOB: 1 BB: 1 P: 31	R: 0 E: 0 K: 1 S: 12 H: 2 LOB: 1 BB: 0 P: 13	R: 0 E: 0 K: 0 S: 9 H: 0 LOB: 0 BB: 0 P: 14	R: 0 E: 0 K: 1 S: 6 H: 0 LOB: 0 BB: 0 P: 9	R: 0 E: 0 K: 0 S: 12 H: 1 LOB: 1 BB: 0 P: 19	1B: 4 2B: 0 3B: 0 HR: 0 SF: 0 SAC: 0 DP: 2 HBP: 0						

PITCHER	IP	WLS	BF	H	R	ER	SO	BB	IBB	HBP	BLK	WP	HR	S	P	ERA	WHIP
Chris Short, L (1, 1) ERA: 4.71	9.0	W	32	4	1	0	7	2	0	0	0	0	0	90	140	0.00	0.667

PITCHER	IP	WLS	BF	H	R	ER	SO	BB	IBB	HBP	BLK	WP	HR	S	P	ERA	WHIP

BOTTOM

Philadelphia Phillies @ New York Mets

Shea Stadium, Flushing, NY

Sat Jun 20 1970, 7:05 PM EDT

Att. 41,897 - Unknown

livebaseballscorecards.com

AB	30
R	1
H	4
RBI	0
BB	2
SO	7
LOB	9

Batter	1	2	3	4	5	6	7	8	9	AB	R	H	RBI	BB	SO	LOB
Don Hahn, R (1, 9) OBP: 0.421, SLG: 0.361	S S S 0-3 ① K	x 0-0 ③ 5-3			x 0-0 ③ 1-3			S S S 0-3 ② K		4	0	0	0	0	2	1
Gary Sutherland, R (1, 4) OBP: 0.255, SLG: 0.228	S S S 0-3 ② K		x 0-0 G6-4-3 1B			x 0-0 F8 ①		x 0-0 ③ L6		4	0	1	0	0	1	0
Adolfo Phillips, R (1, 8) OBP: 0.308, SLG: 0.355	B B B B 4-0 WP BB BB		x 0-0 ① ② G6-4-3 1-2f			x 0-0 ② 6-3			x 0-0 ① 6-3	3	0	0	0	1	0	1
Bob Bailey, R (1, 7) OBP: 0.361, SLG: 0.403	B B B B 4-0 WP 1-2 BB		S S S 0-3 ③ K			x 0-0 FC6-4 1B			S S S 0-3 ② K	3	0	1	0	1	2	0
Coco Laboy, R (1, 5) OBP: 0.253, SLG: 0.306	B B B B 4-0 FC6-4 1-2 2-3 BB			x 0-0 ① F3		x 0-0 ③ FC6-4 1-2f			x 0-0 ③ L7	3	0	0	0	1	0	1
John Bateman, R (1, 2) OBP: 0.256, SLG: 0.329	x 0-0 ③ FC6-4 1-2f			x 0-0 G4-6-3 1B			x 0-0 ① 1-3			3	0	1	0	0	0	3
John Boccabella, R (1, 3) OBP: 0.270, SLG: 0.443		x 0-0 ① F7		x 0-0 ② ③ G4-6-3 1-2f			x 0-0 ② F9			3	0	0	0	0	0	1
Bobby Wine, R (1, 6) OBP: 0.254, SLG: 0.275		x 0-0 1B			x 0-0 ① F9		x 0-0 ③ 1-3			3	0	1	0	0	0	0
Bill Stoneman, R (1, 1) OBP: 0.097, SLG: 0.161		S S S 0-3 ② K			S S S 0-3 ② K			x 0-0 ① L9		2	0	0	0	0	2	1
Howie Reed, R (7, 1)										0	0	0	0	0	0	0
Ron Brand, R (8, PH) OBP: 0.324, SLG: 0.311										1	0	0	0	0	0	0
Bill Dillman, R (8, 1)										0	0	0	0	0	0	0
Inning Stats	R: 0 H: 0 E: 0 LOB: 3 K: 2 BB: 3 S: 7 P: 19	R: 0 H: 1 E: 0 LOB: 1 K: 1 BB: 0 S: 6 P: 6	R: 0 H: 1 E: 0 LOB: 0 K: 1 BB: 0 S: 5 P: 5	R: 0 H: 1 E: 0 LOB: 0 K: 0 BB: 0 S: 3 P: 3	R: 0 H: 0 E: 0 LOB: 0 K: 1 BB: 0 S: 5 P: 5	R: 0 H: 1 E: 0 LOB: 1 K: 0 BB: 0 S: 4 P: 4	R: 0 H: 0 E: 0 LOB: 0 K: 0 BB: 0 S: 3 P: 3	R: 0 H: 0 E: 0 LOB: 0 K: 1 BB: 0 S: 5 P: 5	R: 0 H: 0 E: 0 LOB: 0 K: 1 BB: 0 S: 5 P: 5	1B: 4 SF: 0 2B: 0 SAC: 0 3B: 0 DP: 2 HR: 0 HBP: 0						

TOP

Montreal Expos @ Philadelphia Phillies

Shibe Park, Philadelphia, PA

Mon Jun 22 1970, 7:05 PM EDT

Unknown

livebaseballscorecards.com

AB	29
R	0
H	4
RBI	0
BB	3
SO	7
LOB	8

PITCHER		IP	WLS	BF	H	R	ER	SO	BB	IBB	HBP	BLK	WP	HR	S	P	ERA	WHIP
Woodie Fryman, L ERA: 3.06	(1, 1)	9.0	W	32	4	0	0	7	3	0	0	0	1	0	43	55	0.00	0.778

PITCHER		IP	WLS	BF	H	R	ER	SO	BB	IBB	HBP	BLK	WP	HR	S	P	ERA	WHIP

Batter	1	2	3	4	5	6	7	8	9	AB	R	H	RBI	BB	SO	LOB
Tony Taylor, R (1, 4) OBP: 0.343, SLG: 0.394	K		F2			WP 1B	K			4	1	1	0	0	2	0
Larry Bowa, S (1, 6) OBP: 0.267, SLG: 0.263	E 2B 1B		4-3			K		F7		4	1	1	0	0	1	1
Oscar Gamble, L (1, 8) OBP: 0.338, SLG: 0.344	E4		G3			S		4-3		4	1	1	1	0	0	1
Deron Johnson, R (1, 3) OBP: 0.327, SLG: 0.455	E			6-3		K		1B		4	1	2	2	0	1	1
Ron Stone, L (1, 7) OBP: 0.336, SLG: 0.407	E3 G6-4-3			F9		L9		K		4	0	0	0	0	1	2
Rick Joseph, R (1, 5) OBP: 0.250, SLG: 0.388	G6-4-3			6-3			HR 1B			3	1	1	0	0	0	1
Byron Browne, R (1, 9) OBP: 0.307, SLG: 0.460		K			6-3		HR			3	1	1	2	0	1	0
Mike Compton, R (1, 2) OBP: 0.340, SLG: 0.348		5-3			5-3		K			3	0	0	0	0	1	0
Woodie Fryman, R (1, 1) OBP: 0.129, SLG: 0.129		1-3			P2		K			3	0	0	0	0	1	0
Inning Stats	R: 3 H: 2 E: 2 LOB: 0 K: 1 BB: 0 S: 8 P: 8	R: 0 H: 0 E: 0 LOB: 0 K: 1 BB: 0 S: 5 P: 5	R: 0 H: 0 E: 0 LOB: 0 K: 0 BB: 0 S: 3 P: 3	R: 0 H: 0 E: 0 LOB: 0 K: 0 BB: 0 S: 3 P: 3	R: 0 H: 0 E: 0 LOB: 0 K: 0 BB: 0 S: 3 P: 3	R: 1 H: 2 E: 0 LOB: 1 K: 2 BB: 0 S: 9 P: 9	R: 2 H: 2 E: 0 LOB: 0 K: 3 BB: 0 S: 11 P: 11	R: 0 H: 1 E: 0 LOB: 1 K: 1 BB: 0 S: 6 P: 6		1B: 5 SF: 0 2B: 1 SAC: 0 3B: 0 DP: 1 HR: 1 HBP: 0						

PITCHER		IP	WLS	BF	H	R	ER	SO	BB	IBB	HBP	BLK	WP	HR	S	P	ERA	WHIP
Bill Stoneman, R ERA: 4.89	(1, 1)	6.0	L	25	6	6	4	4	0	0	0	0	1	1	33	33	6.00	1.000
Howie Reed, R ERA: 3.58	(7, 1)	1.0		3	0	0	0	3	0	0	0	0	0	0	9	9	0.00	0.000
Bill Dillman, R ERA: 6.0	(8, 1)	1.0		4	1	0	0	1	0	0	0	0	0	0	6	6	0.00	1.000

PITCHER	IP	WLS	BF	H	R	ER	SO	BB	IBB	HBP	BLK	WP	HR	S	P	ERA	WHIP

BOTTOM

Montreal Expos @ Philadelphia Phillies

Shibe Park, Philadelphia, PA

Mon Jun 22 1970, 7:05 PM EDT

Unknown

livebaseballscorecards.com

AB	32
R	6
H	7
RBI	5
BB	0
SO	8
LOB	6

Batter	1	2	3	4	5	6	7	8	9	AB	R	H	RBI	BB	SO	LOB
Marv Staehle, L (1, 4) OBP: 0.355, SLG: 0.287	x 0-0 1B		x 0-0 ② 4-3		x 0-0 1B 2-H 1B		x 0-0 ③ 4-3			4	0	2	1	0	0	1
Jim Gosger, L (1, 8) OBP: 0.466, SLG: 0.600	S S S 0-3 ① K		x 0-0 ③ F7		x 0-0 1-3 1B			x 0-0 FC6-4 1B		4	0	2	0	0	1	1
Rusty Staub, L (1, 9) OBP: 0.430, SLG: 0.477	x 0-0 ② L8			x 0-0 ① F4	x 0-0 ③ F8			S S S 0-3 ① K		4	0	0	0	0	1	4
Ron Fairly, L (1, 3) OBP: 0.385, SLG: 0.403	x 0-0 ③ F9			x 0-0 ② 4-3		x 0-0 FC6-4 1B		x 0-0 ② F9		4	0	1	0	0	0	2
Mack Jones, L (1, 7) OBP: 0.405, SLG: 0.443		S S S 0-3 ① K		x 0-0 HR		x 0-0 ① FC6-4 CS 1-2f		x 0-0 ③ FC6-4 1-2f		4	1	1	1	0	1	2
Coco Laboy, R (1, 5) OBP: 0.249, SLG: 0.300		x 0-0 ② 6-3		x 0-0 ③ 6-3		x 0-0 ②③ 6-3 1-2			S S S 0-3 ① K	4	0	0	0	0	1	1
John Bateman, R (1, 2) OBP: 0.255, SLG: 0.333		x 0-0 2B			S S S 0-3 ① K		x 0-0 ① F8		x 0-0 ② F2	4	0	1	0	0	1	0
Bobby Wine, R (1, 6) OBP: 0.255, SLG: 0.276 Jim Fairey, L (9, PH) OBP: 0.339, SLG: 0.408		S S S 0-3 ③ K			x 0-0 SH3-4 1B 1B		S S S 0-3 ② K		S S S 0-3 ③ K	3 1	1 0	1 0	0 0	0 0	2 1	1 0
Steve Renko, R (1, 1) OBP: 0.217, SLG: 0.217 Bob Bailey, R (7, PH) OBP: 0.367, SLG: 0.423 Claude Raymond, R (7, 1)			S S S 0-3 ① K		x 0-0 ② SH3-4 1-2		x 0-0 2B			1 1 0	0 0 0	0 1 0	0 0 0	0 0 0	1 0 0	0 0 0
Inning Stats	R: 0 E: 0 K: 1 S: 6 H: 1 LOB: 1 BB: 0 P: 6	R: 0 E: 0 K: 2 S: 8 H: 1 LOB: 1 BB: 0 P: 8	R: 0 E: 0 K: 1 S: 5 H: 0 LOB: 0 BB: 0 P: 5	R: 1 E: 0 K: 0 S: 4 H: 1 LOB: 0 BB: 0 P: 4	R: 1 E: 0 K: 1 S: 8 H: 3 LOB: 2 BB: 0 P: 8	R: 0 E: 0 K: 0 S: 3 H: 1 LOB: 0 BB: 0 P: 3	R: 0 E: 0 K: 1 S: 6 H: 1 LOB: 1 BB: 0 P: 6	R: 0 E: 0 K: 1 S: 6 H: 1 LOB: 1 BB: 0 P: 6	R: 0 E: 0 K: 2 S: 7 H: 0 LOB: 0 BB: 0 P: 7	1B: 6 2B: 2 3B: 0 HR: 1 SF: 0 SAC: 1 DP: 0 HBP: 0						

PITCHER	IP	WLS	BF	H	R	ER	SO	BB	IBB	HBP	BLK	WP	HR	S	P	ERA	WHIP
Rick Wise, R (1, 1) ERA: 3.53	9.0	W	35	9	2	2	9	0	0	0	0	0	1	53	53	2.00	1.000

PITCHER	IP	WLS	BF	H	R	ER	SO	BB	IBB	HBP	BLK	WP	HR	S	P	ERA	WHIP

TOP

Montreal Expos @ Philadelphia Phillies

Shibe Park, Philadelphia, PA

Mon Jun 22 1970, 7:05 PM EDT

Att. 20,535 - Unknown

livebaseballscorecards.com

AB	34
R	2
H	9
RBI	2
BB	0
SO	9
LOB	12

1B: 6	SF: 0	WP: 0	PA: 35
2B: 2	SAC: 1	PB: 0	
3B: 0	DP: 0	SB: 0	
HR: 1	HBP: 0	CS: 1	

BOTTOM

Montreal Expos @ Philadelphia Phillies

Shibe Park, Philadelphia, PA

Mon Jun 22 1970, 7:05 PM EDT

Att. 20,535 - Unknown

livebaseballscorecards.com

Batter	1	2	3	4	5	6	7	8	9	AB	R	H	RBI	BB	SO	LOB
Tony Taylor, R (1, 4) OBP: 0.355, SLG: 0.415	HR		BB		BB		1B			2	1	2	1	2	0	0
Larry Bowa, S (1, 6) OBP: 0.268, SLG: 0.264	G3-6 1B		FC4-6 FC4-6 1-2f		K		SH5-4 1-2			3	0	1	0	0	1	3
Oscar Gamble, L (1, 8) OBP: 0.320, SLG: 0.324	G3-6 1-2f		FC4-6 1-2f			G3	F8			4	0	0	0	0	0	3
Deron Johnson, R (1, 3) OBP: 0.329, SLG: 0.454	1B			6-3		F3	BB			3	0	1	0	1	0	0
Ron Stone, L (1, 7) OBP: 0.333, SLG: 0.402	P2			4-3		E 2B 1B	K			4	1	1	0	0	1	3
Rick Joseph, R (1, 5) OBP: 0.232, SLG: 0.358		K		1-3		E6 1-2 2B		5-3		4	1	0	0	0	1	1
Byron Browne, R (1, 9) OBP: 0.305, SLG: 0.462		5-3			L5	1-H 2-H 2B		K		4	0	1	2	0	1	0
Doc Edwards, R (1, 2) OBP: 0.319, SLG: 0.256		F7			FC6-4 1B	IBB		3-1		3	0	1	0	1	0	0
Rick Wise, R (1, 1) OBP: 0.171, SLG: 0.121			K		FC6-4 BB 1-2f	F5				3	0	0	0	0	1	3
Inning Stats	R: 1 H: 3 E: 0 LOB: 1 K: 0 BB: 0 S: 5 P: 5	R: 0 H: 0 E: 0 LOB: 0 K: 1 BB: 0 S: 5 P: 5	R: 0 H: 0 E: 0 LOB: 1 K: 1 BB: 1 S: 5 P: 9	R: 0 H: 0 E: 0 LOB: 0 K: 0 BB: 0 S: 3 P: 3	R: 0 H: 1 E: 0 LOB: 2 K: 1 BB: 1 S: 6 P: 10	R: 2 H: 2 E: 1 LOB: 2 K: 0 BB: 1 S: 6 P: 10	R: 0 H: 1 E: 0 LOB: 2 K: 1 BB: 1 S: 6 P: 10	R: 0 H: 0 E: 0 LOB: 0 K: 1 BB: 0 S: 5 P: 5		1B: 5 SF: 0 2B: 1 SAC: 1 3B: 0 DP: 1 HR: 1 HBP: 0						

	AB	30
	R	3
	H	7
	RBI	3
	BB	4
	SO	5
	LOB	13

WP: 0 PA: 35
PB: 0
SB: 0
CS: 0

PITCHER		IP	WLS	BF	H	R	ER	SO	BB	IBB	HBP	BLK	WP	HR	S	P	ERA	WHIP
Steve Renko, R ERA: 4.85	(1, 1)	6.0	L	27	6	3	1	3	2	1	0	0	0	1	30	42	1.50	1.333
Claude Raymond, R ERA: 3.02	(7, 1)	2.0		8	1	0	0	2	1	0	0	0	0	0	11	15	0.00	1.000

PITCHER	IP	WLS	BF	H	R	ER	SO	BB	IBB	HBP	BLK	WP	HR	S	P	ERA	WHIP

Batter	1	2	3	4	5	6	7	8	9	AB	R	H	RBI	BB	SO	LOB
Mack Jones, L (1, 7) OBP: 0.405, SLG: 0.438	E3 SH5-3 SF7 1B		F9		F6		F8		BBBB 4-0 CS BB	4	1	1	0	1	0	1
Marv Staehle, L (1, 4) OBP: 0.360, SLG: 0.308	SH5-3 2-3		2B		1-H 2B		SSS 0-3 K		0-0 CS 1-2	3	0	2	1	0	1	0
Rusty Staub, L (1, 9) OBP: 0.423, SLG: 0.471	SF7 3-H		F7		P6		F9			3	0	0	1	0	0	2
Ron Fairly, L (1, 3) OBP: 0.391, SLG: 0.401	F7		BBBB 4-0 BB		BBBB 4-0 BB			BBBB 4-0 SH1-3 BB		1	0	0	0	3	0	0
Jim Gosger, L (1, 8) OBP: 0.443, SLG: 0.566		3-1	SSS 0-3 K		F9			SH1-3 1-2		3	0	0	0	0	1	4
Coco Laboy, R (1, 5) OBP: 0.245, SLG: 0.294		6-3		P4		SSS 0-3 K		F9		4	0	0	0	0	1	1
John Bateman, R (1, 2) OBP: 0.266, SLG: 0.351		BBBB 4-0 E BB		0-0 G4-6-3 1B		0-0 3B		0-0 G3		3	0	2	0	1	0	1
Bobby Wine, R (1, 6) OBP: 0.251, SLG: 0.271		0-0 E5 1-2		0-0 G4-6-3 1-2f		SSS 0-3 K			SSS 0-3 K	4	0	0	0	0	2	3
Dan McGinn, L (1, 1) OBP: 0.091, SLG: 0.091 Claude Raymond, R (9, 1)	SSS 0-3 K				0-0 2B 1B	SSS 0-3 K			0-0 1-3	4 0	1 0	1 0	0 0	0 0	2 0	3 0
Inning Stats	R: 1 E: 1 K: 0 S: 4 H: 1 LOB: 0 BB: 0 P: 4	R: 0 E: 1 K: 1 S: 6 H: 0 LOB: 2 BB: 1 P: 10	R: 0 E: 0 K: 1 S: 6 H: 1 LOB: 2 BB: 1 P: 10	R: 0 E: 0 K: 0 S: 3 H: 1 LOB: 0 BB: 0 P: 3	R: 1 E: 0 K: 0 S: 5 H: 2 LOB: 2 BB: 1 P: 9	R: 0 E: 0 K: 3 S: 10 H: 1 LOB: 1 BB: 0 P: 10	R: 0 E: 0 K: 1 S: 5 H: 0 LOB: 0 BB: 0 P: 5	R: 0 E: 0 K: 0 S: 3 H: 0 LOB: 1 BB: 1 P: 7	R: 0 E: 0 K: 1 S: 4 H: 0 LOB: 0 BB: 1 P: 8	1B: 3 2B: 2 3B: 1 HR: 0 SF: 1 SAC: 2 DP: 1 HBP: 0						

PITCHER		IP	WLS	BF	H	R	ER	SO	BB	IBB	HBP	BLK	WP	HR	S	P	ERA	WHIP
Jim Bunning, R ERA: 3.47	(1, 1)	7.0	L	30	6	2	1	6	3	0	0	0	0	0	39	51	1.29	1.286
Dick Selma, R ERA: 3.38	(8, 1)	2.0		7	0	0	0	1	2	0	0	0	0	0	7	15	0.00	1.000

PITCHER	IP	WLS	BF	H	R	ER	SO	BB	IBB	HBP	BLK	WP	HR	S	P	ERA	WHIP

TOP

Montreal Expos @ Philadelphia Phillies

Shibe Park, Philadelphia, PA

Tue Jun 23 1970, 7:05 PM EDT

Att. 8,221 - Unknown

livebaseballscorecards.com

AB	29
R	2
H	6
RBI	2
BB	5
SO	7
LOB	15

BOTTOM

Montreal Expos @ Philadelphia Phillies

Shibe Park, Philadelphia, PA

Tue Jun 23 1970, 7:05 PM EDT

Att. 8,221 - Unknown

livebaseballscorecards.com

Batter	1	2	3	4	5	6	7	8	9	AB	R	H	RBI	BB	SO	LOB
Tony Taylor, R (1, 4) OBP: 0.356, SLG: 0.412	5-3		1-2 1B		6-3		6-3		1-2 IBB	4	0	1	0	1	0	1
Larry Bowa, S (1, 6) OBP: 0.263, SLG: 0.258	P5		FC5 2-3f			6-3		F8	K	5	0	0	0	0	1	5
Byron Browne, R (1, 9) OBP: 0.303, SLG: 0.463	K			K		BB 2B		P5		4	0	1	0	0	2	0
Deron Johnson, R (1, 3) OBP: 0.332, SLG: 0.452		F8		1B 1B		BB BB		K		3	0	1	0	1	1	0
Rick Joseph, R (1, 5) OBP: 0.267, SLG: 0.375		6-3		1-2 1B		4-0 G4-3 1-2 2-3 BB			SH1-4 1B 1B 1B	3	1	2	0	1	0	0
Jim Hutto, R (1, 7) OBP: 0.250, SLG: 0.340		F3		K		G4-3 1-2f			1B SH1-4 1-2 1B	4	0	1	0	0	1	5
Oscar Gamble, L (1, 8) OBP: 0.321, SLG: 0.324			G3	6-3			6-3 1-2 1B		SH1-4 1-2 2-3	3	0	1	0	0	0	2
Mike Compton, R (1, 2) OBP: 0.321, SLG: 0.327			K		F7		6-3 1-2		IBB 2-3 3-H 1B	3	0	0	0	0	1	1
Ron Stone, L (9, PH) OBP: 0.338, SLG: 0.407										1	0	1	1	0	0	0
Jim Bunning, R (1, 1) OBP: 0.207, SLG: 0.148			FC5 1B 1B		4-3		1-3		F8	2	0	1	0	0	0	0
Doc Edwards, R (7, PH) OBP: 0.313, SLG: 0.250										1	0	0	0	0	0	1
Dick Selma, R (8, 1)										0	0	0	0	0	0	0
Denny Doyle, L (9, PH) OBP: 0.284, SLG: 0.321										1	0	0	0	0	0	2
Inning Stats	R: 0 E: 0 K: 1 S: 5 H: 0 LOB: 0 BB: 0 P: 5	R: 0 E: 0 K: 0 S: 3 H: 0 LOB: 0 BB: 0 P: 3	R: 0 E: 0 K: 1 S: 7 H: 2 LOB: 2 BB: 0 P: 7	R: 0 E: 0 K: 2 S: 9 H: 2 LOB: 2 BB: 0 P: 9	R: 0 E: 0 K: 0 S: 3 H: 0 LOB: 0 BB: 0 P: 3	R: 0 E: 0 K: 0 S: 3 H: 1 LOB: 2 BB: 2 P: 11	R: 0 E: 0 K: 0 S: 4 H: 1 LOB: 1 BB: 0 P: 4	R: 0 E: 0 K: 1 S: 5 H: 0 LOB: 0 BB: 0 P: 5	R: 1 E: 0 K: 1 S: 8 H: 3 LOB: 3 BB: 1 P: 12	1B: 8 2B: 1 3B: 0 HR: 0	SF: 0 SAC: 1 DP: 1 HBP: 0						

AB	34
R	1
H	9
RBI	1
BB	3
SO	6
LOB	17

WP: 0 PB: 0 SB: 0 CS: 0 PA: 38

PITCHER		IP	WLS	BF	H	R	ER	SO	BB	IBB	HBP	BLK	WP	HR	S	P	ERA	WHIP
Dan McGinn, L ERA: 5.15	(1, 1)	8.1	W	34	8	1	1	5	2	0	0	0	0	0	42	50	1.08	1.200
Claude Raymond, R ERA: 2.98	(9, 1)	0.2	S	4	1	0	0	1	0	1	0	0	0	0	5	9	0.00	1.500

PITCHER	IP	WLS	BF	H	R	ER	SO	BB	IBB	HBP	BLK	WP	HR	S	P	ERA	WHIP

Montreal Expos @ Philadelphia Phillies

Shibe Park, Philadelphia, PA

Wed Jun 24 1970, 7:05 PM EDT

Att. 6,869 - Unknown

TOP

livebaseballscorecards.com

Batter	1	2	3	4	5	6	7	8	9	AB	R	H	RBI	BB	SO	LOB
Don Hahn, R (1, 7) OBP: 0.410, SLG: 0.349	F3		6-3		1B 2-H 1B		K		2-H 1B	2	0	0	0	0	0	0
Mack Jones, L (5, PH) (5, 7) OBP: 0.409, SLG: 0.442										3	0	2	2	0	1	0
Gary Sutherland, R (1, 4) OBP: 0.259, SLG: 0.233	S 1B			6-3	1B 1-3 1B 1B			K	F8	5	1	2	0	0	1	1
Rusty Staub, L (1, 9) OBP: 0.421, SLG: 0.467	K			4-3	1B 2-3 1B			3-1		4	1	1	0	0	1	1
Adolfo Phillips, R (1, 8) OBP: 0.315, SLG: 0.355	F8 1-2			F8	1B 2-H 3-H 1B			S BB		3	0	1	2	1	0	1
Coco Laboy, R (1, 5) OBP: 0.245, SLG: 0.294		P3			2B E 1B	F3		K 1-2		4	1	1	0	0	1	1
John Bateman, R (1, 2) OBP: 0.271, SLG: 0.376		K			E9 1-H 1B 2B	6-3			HR	4	2	2	1	0	1	0
Ron Fairly, L (1, 3) OBP: 0.393, SLG: 0.400		K			1B 2-H 1B	F9			6-3 1B BB	3	2	1	1	1	1	0
Bobby Wine, R (1, 6) OBP: 0.251, SLG: 0.271			K		WP SH2-4 1B 2-H 1B		F5		6-3 1-2	4	1	1	1	0	1	1
Carl Morton, R (1, 1) OBP: 0.231, SLG: 0.229			K		SH2-4 1-2		5-3		K	3	0	0	0	0	2	1
Inning Stats	R: 0 E: 0 K: 1 S: 6 H: 1 LOB: 1 BB: 0 P: 6	R: 0 E: 0 K: 2 S: 7 H: 0 LOB: 0 BB: 0 P: 7	R: 0 E: 0 K: 2 S: 7 H: 0 LOB: 0 BB: 0 P: 7	R: 0 E: 0 K: 0 S: 3 H: 0 LOB: 0 BB: 0 P: 3	R: 6 E: 1 K: 0 S: 9 H: 8 LOB: 1 BB: 0 P: 9	R: 0 E: 0 K: 0 S: 3 H: 0 LOB: 0 BB: 0 P: 3	R: 0 E: 0 K: 1 S: 5 H: 0 LOB: 0 BB: 0 P: 5	R: 0 E: 0 K: 2 S: 7 H: 0 LOB: 1 BB: 1 P: 11	R: 2 E: 0 K: 1 S: 7 H: 2 LOB: 1 BB: 1 P: 11	1B: 9 2B: 1 3B: 0 HR: 1 SF: 0 SAC: 1 DP: 0 HBP: 0							

	AB	35
	R	8
	H	11
	RBI	7
	BB	2
	SO	9
	LOB	6

WP: 1 PB: 0 SB: 2 CS: 0 PA: 38

PITCHER		IP	WLS	BF	H	R	ER	SO	BB	IBB	HBP	BLK	WP	HR	S	P	ERA	WHIP
Chris Short, L ERA: 4.92	(1, 1)	4.0	L	17	5	4	4	5	0	0	0	0	0	0	27	27	9.00	1.250
Bill Wilson, R ERA: 5.16	(5, 1)	1.0		5	4	2	2	0	0	0	0	0	1	0	5	5	18.00	4.000
Barry Lersch, R ERA: 3.0	(6, 1)	3.0		10	0	0	0	3	1	0	0	0	0	0	15	19	0.00	0.333
Lowell Palmer, R ERA: 4.26	(9, 1)	1.0		6	2	2	2	1	1	0	0	0	0	1	7	11	18.00	3.000

PITCHER	IP	WLS	BF	H	R	ER	SO	BB	IBB	HBP	BLK	WP	HR	S	P	ERA	WHIP

Batter	1	2	3	4	5	6	7	8	9	AB	R	H	RBI	BB	SO	LOB
Tony Taylor, R (1, 4) OBP: 0.350, SLG: 0.404	S S S 0-3 K1-3 ①			S S S 0-3 K ①		x 0-0 F9 ①		S S S 0-3 K ③		4	0	0	0	0	3	0
Larry Bowa, S (1, 6) OBP: 0.258, SLG: 0.253	x 0-0 3-1 ②			x 0-0 P6 ②		x 0-0 F8 ②			x 0-0 1-3 ①	4	0	0	0	0	0	0
Oscar Gamble, L (1, 8) OBP: 0.329, SLG: 0.360	x 0-0 F5 ③			x 0-0 2B		x 0-0 2B			x 0-0 F8 ②	4	0	2	0	0	0	0
Deron Johnson, R (1, 3) OBP: 0.331, SLG: 0.446		x 0-0 6-3 ①		B B B 4-0 BB		x 0-0 F8 ③			x 0-0 1-3 ③	3	0	0	0	1	0	1
Ron Stone, L (1, 7) OBP: 0.331, SLG: 0.397		x 0-0 F7 ②		x 0-0 G3 ③			x 0-0 5-3 ①			3	0	0	0	0	0	2
Don Money, R (1, 5) OBP: 0.423, SLG: 0.628		x 0-0 6-3 ③			x 0-0 FC4-6 1B		x 0-0 6-3 ②			3	0	1	0	0	0	0
Byron Browne, R (1, 9) OBP: 0.297, SLG: 0.453			x 0-0 6-3 ①		S S S 0-3 K ①		x 0-0 6-3 ③			3	0	0	0	0	1	1
Mike Compton, R (1, 2) OBP: 0.305, SLG: 0.308			S S S 0-3 K ②		S S S 0-3 K ②			x 0-0 P5 ①		3	0	0	0	0	2	1
Chris Short, R (1, 1) OBP: 0.040, SLG: 0.042 Bill Wilson, R (5, 1) Denny Doyle, L (5, PH) OBP: 0.282, SLG: 0.320 Barry Lersch, S (6, 1) John Briggs, L (8, PH) OBP: 0.317, SLG: 0.344 Lowell Palmer, R (9, 1) OBP: 0.333, SLG: 0.455			x 0-0 4-3 ③		x 0-0 FC4-6 ③ 1-2f			x 0-0 F7 ②		1 0 1 0 1 0	0 0 0 0 0 0	0 0 0 0 0 0	0 0 0 0 0 0	0 0 0 0 0 0	0 0 0 0 0 0	0 0 1 0 0 0
Inning Stats	R: 0 H: 0 E: 0 LOB: 0 K: 1 BB: 0 S: 5 P: 5	R: 0 H: 0 E: 0 LOB: 0 K: 0 BB: 0 S: 3 P: 3	R: 0 H: 0 E: 0 LOB: 0 K: 1 BB: 0 S: 5 P: 5	R: 0 H: 1 E: 0 LOB: 2 K: 1 BB: 1 S: 6 P: 10	R: 0 H: 1 E: 0 LOB: 1 K: 2 BB: 0 S: 8 P: 8	R: 0 H: 1 E: 0 LOB: 1 K: 0 BB: 0 S: 4 P: 4	R: 0 H: 0 E: 0 LOB: 0 K: 0 BB: 0 S: 3 P: 3	R: 0 H: 0 E: 0 LOB: 0 K: 1 BB: 0 S: 5 P: 5	R: 0 H: 0 E: 0 LOB: 0 K: 0 BB: 0 S: 3 P: 3	1B: 1 2B: 2 3B: 0 HR: 0	SF: 0 SAC: 0 DP: 0 HBP: 0			WP: 0 PB: 0 SB: 0 CS: 0	PA: 31		

PITCHER		IP	WLS	BF	H	R	ER	SO	BB	IBB	HBP	BLK	WP	HR	S	P	ERA	WHIP
Carl Morton, R ERA: 3.35	(1, 1)	9.0	W	31	3	0	0	6	1	0	0	0	0	0	42	46	0.00	0.444

PITCHER	IP	WLS	BF	H	R	ER	SO	BB	IBB	HBP	BLK	WP	HR	S	P	ERA	WHIP

BOTTOM

Montreal Expos @ Philadelphia Phillies

Shibe Park, Philadelphia, PA

Wed Jun 24 1970, 7:05 PM EDT

Att. 6,869 - Unknown

livebaseballscorecards.com

AB	30
R	0
H	3
RBI	0
BB	1
SO	6
LOB	6

Batter	1	2	3	4	5	6	7	8	9	10	11	AB	R	H	RBI	BB	SO	LOB
Don Hahn, R (1, 7) OBP: 0.395, SLG: 0.333	F3		4-3		F8		K 2-3			K 1-2		3	0	0	0	0	0	2
Jim Gosger, L (7, PH) OBP: 0.429, SLG: 0.545												2	0	0	0	0	2	2
(7, 7)																		
Claude Raymond, R (10, 1)												0	0	0	0	0	0	0
Gary Sutherland, R (1, 4) OBP: 0.260, SLG: 0.235	6-3			F5		L9-3 1B		K			F8	3	0	1	0	0	0	0
Marv Staehle, L (8, PH) OBP: 0.358, SLG: 0.306												1	0	0	0	0	1	0
(8, 4)																		
John Boccabella, R (11, PH) OBP: 0.266, SLG: 0.435												1	0	0	0	0	0	0
(11, 2)																		
Rusty Staub, L (1, 9) OBP: 0.421, SLG: 0.476	HR			K		L9-3 1-2		CS BB			F3	4	1	1	1	1	1	1
Adolfo Phillips, R (1, 8) OBP: 0.318, SLG: 0.351	K			1B		BB		K			K	4	0	1	0	1	3	1
Coco Laboy, R (1, 5) OBP: 0.245, SLG: 0.293		L7		P4		K		CS 1-2	FC3-6 1B			4	0	1	0	0	1	2
John Bateman, R (1, 2) OBP: 0.276, SLG: 0.379		L9			1B		SH1-4 2B 1B		FC3-6 G6-4-3 1-2f			4	1	2	0	0	0	1
Ron Brand, R (9, PR) OBP: 0.324, SLG: 0.311												0	0	0	0	0	0	0
(9, 2)																		
(11, 4)																		
Ron Fairly, L (1, 3) OBP: 0.392, SLG: 0.396		CS BB			K		SH1-4 1-2		G6-4-3 1-2f			2	0	0	0	1	1	2
Bobby Wine, R (1, 6) OBP: 0.255, SLG: 0.279		CS 1-2		P4		1B		PB 2-H 2B			K	4	0	2	1	0	1	0
Rich Nye, L (1, 1) OBP: 0.300, SLG: 0.222				G3		K		K			CS BB	3	0	0	0	0	2	3
Howie Reed, R (8, 1)												0	0	0	0	0	0	0
Mack Jones, L (10, PH) OBP: 0.412, SLG: 0.442												0	0	0	0	1	0	0
(10, 7)																		
Inning Stats	R: 1 H: 1 E: 0 LOB: 0 K: 1 BB: 0 S: 6 P: 6	R: 0 H: 0 E: 0 LOB: 0 K: 0 BB: 1 S: 2 P: 6	R: 0 H: 0 E: 0 LOB: 0 K: 0 BB: 0 S: 3 P: 3	R: 0 H: 1 E: 0 LOB: 1 K: 1 BB: 0 S: 6 P: 6	R: 0 H: 2 E: 0 LOB: 2 K: 2 BB: 0 S: 9 P: 9	R: 0 H: 1 E: 0 LOB: 1 K: 1 BB: 1 S: 5 P: 9	R: 1 H: 2 E: 0 LOB: 1 K: 2 BB: 0 S: 9 P: 9	R: 0 H: 0 E: 0 LOB: 0 K: 2 BB: 1 S: 6 P: 10	R: 0 H: 1 E: 0 LOB: 1 K: 0 BB: 0 S: 3 P: 3	R: 0 H: 0 E: 0 LOB: 1 K: 2 BB: 1 S: 6 P: 10	R: 0 H: 0 E: 0 LOB: 0 K: 1 BB: 0 S: 5 P: 5	1B: 6 SF: 0 2B: 3 SAC: 1 3B: 0 DP: 3 HR: 1 HBP: 0		WP: 0 PA: 42 PB: 1 SB: 0 CS: 3				

PITCHER		IP	WLS	BF	H	R	ER	SO	BB	IBB	HBP	BLK	WP	HR	S	P	ERA	WHIP
Grant Jackson, L ERA: 6.29	(1, 1)	6.1		26	7	2	2	5	2	0	0	0	0	1	34	42	2.84	1.421
Dick Selma, R ERA: 3.17	(7, 1)	3.2		11	1	0	0	6	2	0	0	0	0	0	21	29	0.00	0.818
Joe Hoerner, L ERA: 2.53	(11, 1)	1.0	W	3	0	0	0	1	0	0	0	0	0	0	5	5	0.00	0.000

PITCHER	IP	WLS	BF	H	R	ER	SO	BB	IBB	HBP	BLK	WP	HR	S	P	ERA	WHIP

TOP

Montreal Expos @ Philadelphia Phillies

Shibe Park, Philadelphia, PA

Thu Jun 25 1970, 7:05 PM EDT

Att. 5,065 - Unknown

livebaseballscorecards.com

AB	35
R	2
H	8
RBI	2
BB	4
SO	12
LOB	14

BOTTOM

Montreal Expos @ Philadelphia Phillies

Shibe Park, Philadelphia, PA

Thu Jun 25 1970, 7:05 PM EDT

Att. 5,065 - Unknown

livebaseballscorecards.com

Batter	1	2	3	4	5	6	7	8	9	10	11	AB	R	H	RBI	BB	SO	LOB
Tony Taylor, R (1, 4) OBP: 0.352, SLG: 0.403	6-3		FC3-6 G6-4-3 1-2f			FC6-4 1B		BBBB FC6-4 BB		F3		3	0	1	0	1	0	1
Jim Hutto, R (10, 5) OBP: 0.246, SLG: 0.333												1	0	0	0	0	0	0
(11, 3)																		
Larry Bowa, S (1, 6) OBP: 0.253, SLG: 0.248	P4		G6-4-3 1-2f			F9		FC6-4 1-2f 2-3		F9		5	0	0	0	0	0	4
(10, 4)																		
Don Money, R (1, 5) OBP: 0.415, SLG: 0.611	K			F8		FC6-4 1-2f		4-3			WP SH5-4 SF8 1B	5	1	1	0	0	1	3
(10, 6)																		
Deron Johnson, R (1, 3) OBP: 0.333, SLG: 0.445		HR BB		F7			K		FC3-6 1B		SH5-4 1-2	3	1	1	0	1	1	0
Denny Doyle, L (9, PR) OBP: 0.282, SLG: 0.320												0	0	0	0	0	0	0
Doc Edwards, R (10, 2) OBP: 0.313, SLG: 0.250												0	0	0	0	0	0	0
Rick Joseph, R (1, 7) OBP: 0.262, SLG: 0.350		F2		5-3			F3		FC3-6 5-3 1B 1-2f		WP IBB	4	0	0	0	1	0	2
(10, 3)																		
(11, 5)																		
Byron Browne, R (1, 9) OBP: 0.307, SLG: 0.482		1-H HR			6-3		1B		5-3 1-2 1B		SF8 1-2 2-H	4	1	3	3	0	0	0
Oscar Gamble, L (1, 8) OBP: 0.314, SLG: 0.342		F8		F7			1-3		5-3 1-2 2-3			4	0	0	0	0	0	3
Mike Compton, R (1, 2) OBP: 0.306, SLG: 0.309		5-3			K			FC6-4 B3 1B	F7			3	0	1	0	0	1	0
John Briggs, L (9, PH) OBP: 0.315, SLG: 0.341												1	0	0	0	0	0	3
(10, 7)																		
Grant Jackson, S (1, 1) OBP: 0.111, SLG: 0.111			FC3-6 1B			4-3		B3 1-2		F7		2	0	1	0	0	0	0
Dick Selma, R (7, 1)												1	0	0	0	0	0	1
Ron Stone, L (10, PH) OBP: 0.329, SLG: 0.394												1	0	0	0	0	0	0
Joe Hoerner, R (11, 1) OBP: 0.444, SLG: 0.429												0	0	0	0	0	0	0
Inning Stats	R: 0 H: 0 E: 0 LOB: 0 K: 1 BB: 0 S: 5 P: 5	R: 2 H: 1 E: 0 LOB: 0 K: 0 BB: 1 S: 4 P: 8	R: 0 H: 1 E: 0 LOB: 0 K: 0 BB: 0 S: 3 P: 3	R: 0 H: 0 E: 0 LOB: 0 K: 0 BB: 0 S: 3 P: 3	R: 0 H: 0 E: 0 LOB: 0 K: 1 BB: 0 S: 5 P: 5	R: 0 H: 1 E: 0 LOB: 1 K: 0 BB: 0 S: 4 P: 4	R: 0 H: 1 E: 0 LOB: 1 K: 1 BB: 0 S: 6 P: 6	R: 0 H: 1 E: 0 LOB: 2 K: 0 BB: 1 S: 4 P: 8	R: 0 H: 2 E: 0 LOB: 3 K: 0 BB: 0 S: 5 P: 5	R: 0 H: 0 E: 0 LOB: 0 K: 0 BB: 0 S: 3 P: 3	R: 1 H: 1 E: 0 LOB: 1 K: 0 BB: 1 S: 3 P: 7	1B: 7 SF: 1 2B: 0 SAC: 1 3B: 0 DP: 1 HR: 1 HBP: 0						

PITCHER		IP	WLS	BF	H	R	ER	SO	BB	IBB	HBP	BLK	WP	HR	S	P	ERA	WHIP
Rich Nye, L ERA: 2.55	(1, 1)	7.2		29	5	2	2	3	2	0	0	0	0	1	33	41	2.35	0.913
Howie Reed, R ERA: 3.46	(8, 1)	1.1		6	2	0	0	0	0	0	0	0	0	0	6	6	0.00	1.500
Claude Raymond, R ERA: 3.07	(10, 1)	1.2	L	7	1	1	1	0	0	1	0	0	1	0	6	10	5.40	0.600

PITCHER	IP	WLS	BF	H	R	ER	SO	BB	IBB	HBP	BLK	WP	HR	S	P	ERA	WHIP

AB	37
R	3
H	8
RBI	3
BB	3
SO	3
LOB	17

WP: 1	PA: 42		
PB: 0			
SB: 0			
CS: 0			

Batter	1	2	3	4	5	6	7	8	9	AB	R	H	RBI	BB	SO	LOB
Tony Taylor, R (1, 4) OBP: 0.346, SLG: 0.395	x 0-0 ① 4-3		S S S 0-3 ③ K			x 0-0 ① 6-3		x 0-0 ③ 6-3		4	0	0	0	0	1	1
Denny Doyle, L (8, 4) OBP: 0.282, SLG: 0.320										0	0	0	0	0	0	0
Oscar Gamble, L (1, 8) OBP: 0.311, SLG: 0.337	x 0-0 ② F6			x 0-0 FC2-6 1B		x 0-0 ② F9			x 0-0 ① 4-3	4	0	1	0	0	0	0
Don Money, R (1, 5) OBP: 0.418, SLG: 0.612	x 0-0 2B			x 0-0 ① FC2-6 G1 1-2f		S S S 0-3 ③ K			B B B B 4-0 FC5 BB BB	3	0	1	0	1	1	1
Deron Johnson, R (1, 3) OBP: 0.328, SLG: 0.438	x 0-0 ③ F9			x 0-0 ② G1 1-2			x 0-0 ① 6-3		x 0-0 ② P6	4	0	0	0	0	0	3
Ron Stone, L (1, 7) OBP: 0.336, SLG: 0.395		x 0-0 G1-6-3 1B		B B B B 4-0 BB			x 0-0 ② F7		B B B B 4-0 1-2 BB	2	0	1	0	1	0	0
Byron Browne, R (1, 9) OBP: 0.299, SLG: 0.469		x 0-0 ① ② G1-6-3 1-2f		S S S 0-3 ③ K			S S S 0-3 ③ K		x 0-0 ③ FC5 2-3f	4	0	0	0	0	2	5
Larry Bowa, S (1, 6) OBP: 0.250, SLG: 0.245		x 0-0 ③ 4-3			x 0-0 ① F9			x 0-0 ① F5		3	0	0	0	0	0	0
Mike Compton, R (1, 2) OBP: 0.292, SLG: 0.293			x 0-0 ① L6		x 0-0 ② L9			x 0-0 ② L5		3	0	0	0	0	0	0
Rick Wise, R (1, 1) OBP: 0.171, SLG: 0.121			S S S 0-3 ② K		x 0-0 ③ 5-3			x 0-0 1B		0	0	0	0	0	0	0
Barry Lersch, S (2, 1)										2	0	0	0	0	1	0
Bill Wilson, R (7, 1)										0	0	0	0	0	0	0
Rick Joseph, R (7, 7) OBP: 0.273, SLG: 0.361										1	0	1	0	0	0	0
John Briggs, L (9, PH) OBP: 0.319, SLG: 0.341										0	0	0	0	1	0	0
Grant Jackson, S (9, PR) OBP: 0.111, SLG: 0.111										0	0	0	0	0	0	0
Inning Stats	R: 0 H: 1 E: 0 LOB: 1 K: 0 BB: 0 S: 4 P: 4	R: 0 H: 1 E: 0 LOB: 0 K: 0 BB: 0 S: 3 P: 3	R: 0 H: 0 E: 0 LOB: 0 K: 2 BB: 0 S: 7 P: 7	R: 0 H: 1 E: 0 LOB: 2 K: 1 BB: 1 S: 6 P: 10	R: 0 H: 0 E: 0 LOB: 0 K: 0 BB: 0 S: 3 P: 3	R: 0 H: 0 E: 0 LOB: 0 K: 1 BB: 0 S: 5 P: 5	R: 0 H: 0 E: 0 LOB: 0 K: 1 BB: 0 S: 5 P: 5	R: 0 H: 1 E: 0 LOB: 1 K: 0 BB: 0 S: 4 P: 4	R: 0 H: 0 E: 0 LOB: 2 K: 0 BB: 2 S: 3 P: 11	1B: 3 SF: 0 2B: 1 SAC: 0 3B: 0 DP: 1 HR: 0 HBP: 0						

TOP

Philadelphia Phillies @ St. Louis Cardinals
Busch Stadium, St. Louis, MO
Fri Jun 26 1970, 7:05 PM CDT
Att. 40,221 - Unknown

livebaseballscorecards.com

AB	30
R	0
H	4
RBI	0
BB	3
SO	5
LOB	10

WP: 0 PA: 33
PB: 0
SB: 0
CS: 0

PITCHER		IP	WLS	BF	H	R	ER	SO	BB	IBB	HBP	BLK	WP	HR	S	P	ERA	WHIP
Bob Gibson, R ERA: 3.37	(1, 1)	9.0	W	33	4	0	0	5	3	0	0	0	0	0	40	52	0.00	0.778

PITCHER	IP	WLS	BF	H	R	ER	SO	BB	IBB	HBP	BLK	WP	HR	S	P	ERA	WHIP

BOTTOM

Philadelphia Phillies @ St. Louis Cardinals
Busch Stadium, St. Louis, MO
Fri Jun 26 1970, 7:05 PM CDT
Att. 40,221 - Unknown

livebaseballscorecards.com

Batter	1	2	3	4	5	6	7	8	9	AB	R	H	RBI	BB	SO	LOB
Lou Brock, L (1, 7) OBP: 0.359, SLG: 0.392	6-3	G4-6-3 1-2		4-3		F7	BBBB 4-0 1-2 2-3 BB			4	0	1	0	1	0	1
Vic Davalillo, L (1, 8) OBP: 0.365, SLG: 0.426	6-3	G4-6-3 1-2f 2-3		S 1B		SSS S 1-3	0-3 K			5	1	2	0	0	1	5
Carl Taylor, R (1, 9) OBP: 0.324, SLG: 0.300	1B S	BBBB 4-0 BB		1-H	P4 1-2		F3			4	1	2	1	1	0	2
Dick Allen, R (1, 3) OBP: 0.382, SLG: 0.571	S 1-3	F9		F8			BB 1B FC5-2	1B		5	1	3	0	0	0	3
Joe Torre, R (1, 5) OBP: 0.375, SLG: 0.467 Mike Shannon, R (8, PR) OBP: 0.177, SLG: 0.155 (9, 5)	1B 1-H 3-H	1B	1B		BBBB G4-6-3		FC5-2 1-2 SF9 BB	1-2		4 0	3 0	4 0	1 0	1 0	0 0	0 0
Ted Simmons, S (1, 2) OBP: 0.307, SLG: 0.315	1B 1-3	G4-6-3 3-H			G4-6-3 1-2f		BBBB 4-0 SF9 FC5-2 1-2 2-3	L5		4	1	2	1	1	0	3
Julian Javier, R (1, 4) OBP: 0.268, SLG: 0.259	1-2 3-H	G4-6-3 1-2f			SSS K		FC5-2 BB 1B 1-2 2-3 3-Hf	F5		5	0	1	1	0	1	6
Dal Maxvill, R (1, 6) OBP: 0.327, SLG: 0.185	F9	5-3				SSS K	SF9 2-3 3-H			3	0	0	1	0	1	2
Bob Gibson, R (1, 1) OBP: 0.434, SLG: 0.500		G4-6-3 1B		1-3		1B	BB 1-2 3-H			4	0	3	1	0	0	0
Inning Stats	R: 3 E: 0 K: 0 S: 8 H: 5 LOB: 2 BB: 0 P: 8	R: 0 E: 0 K: 0 S: 4 H: 2 LOB: 2 BB: 1 P: 8	R: 1 E: 0 K: 0 S: 4 H: 2 LOB: 0 BB: 0 P: 4	R: 1 E: 0 K: 0 S: 5 H: 2 LOB: 1 BB: 0 P: 5	R: 0 E: 0 K: 1 S: 4 H: 0 LOB: 0 BB: 1 P: 8	R: 0 E: 0 K: 1 S: 7 H: 2 LOB: 2 BB: 0 P: 7	R: 2 E: 0 K: 1 S: 8 H: 3 LOB: 3 BB: 2 P: 16	R: 0 E: 0 K: 0 S: 5 H: 2 LOB: 2 BB: 0 P: 5		1B: 17 2B: 0 3B: 1 HR: 0 SF: 1 SAC: 0 DP: 3 HBP: 0				WP: 0 PB: 0 SB: 4 CS: 0 PA: 43		

PITCHER		IP	WLS	BF	H	R	ER	SO	BB	IBB	HBP	BLK	WP	HR	S	P	ERA	WHIP
Rick Wise, R ERA: 3.77	(1, 1)	1.0	L	10	7	3	3	0	0	0	0	0	0	0	10	10	27.00	7.000
Barry Lersch, R ERA: 3.66	(2, 1)	5.0		22	8	4	4	2	2	0	0	0	0	0	24	32	7.20	2.000
Bill Wilson, R ERA: 4.83	(7, 1)	2.0		11	3	0	0	1	2	0	0	0	0	0	11	19	0.00	2.500

PITCHER	IP	WLS	BF	H	R	ER	SO	BB	IBB	HBP	BLK	WP	HR	S	P	ERA	WHIP

AB	38
R	7
H	18
RBI	6
BB	4
SO	3
LOB	22

Batter	1	2	3	4	5	6	7	8	9	AB	R	H	RBI	BB	SO	LOB
Tony Taylor, R (1, 4) OBP: 0.343, SLG: 0.388	4-3		BBB 4-0 1B BB	F8		1-3		6-3		4	1	0	0	1	0	1
Larry Bowa, S (1, 6) OBP: 0.257, SLG: 0.252	CS 1B		0-0 5-3 1B 1-2 1B		G4-6-3 1B	4-3		1-3		5	1	3	0	0	0	1
Don Money, R (1, 5) OBP: 0.424, SLG: 0.606	BBBB 4-0 1-2 BB		0-0 5-3 1-2 2-H 1B		G4-6-3 1-2f		SSS 0-3 K	H 1-0 CS HBP		3	1	1	1	1	1	1
Deron Johnson, R (1, 3) OBP: 0.330, SLG: 0.434 Terry Harmon, R (9, PR) OBP: 0.299, SLG: 0.333	SSS 0-3 K		0-0 5-3 1-2 2-3		F8		WP 1B 1B	0-0 CS 1-2	BBBB 4-0 BB	4 0	1 0	1 0	0 0	1 0	1 0	3 0
Rick Joseph, R (1, 7) OBP: 0.282, SLG: 0.364		SSS 0-3 K	0-0 1B 2-H 3-H 1B			P4	0-0 WP 1-2 1B		SSS 0-3 K	5	1	2	2	0	2	1
Byron Browne, R (1, 9) OBP: 0.315, SLG: 0.487		0-0 6-3 2B	0-0 1-2 1B			0-0 1B 1B	0-0 BB BB 1-H 2-H G1-2-3 1B		SSS 0-3 K	5	1	4	2	0	1	1
Oscar Gamble, L (1, 8) OBP: 0.316, SLG: 0.333		0-0 6-3 2-3	SSS 0-3 K			0-0 1B 1-2 2B 1B	BBBB 4-0 BB 1-2 BB		0-0 4-3	4	1	1	0	1	1	4
Mike Compton, R (1, 2) OBP: 0.294, SLG: 0.295 Ron Stone, L (7, PH) OBP: 0.340, SLG: 0.395 Doc Edwards, R (7, 2) OBP: 0.313, SLG: 0.250		SSS 0-3 K		0-0 6-3		BBBB 0-0 2B 1-2 2-H 1B	4-0 BB 1-2 2-3			3 0 0	1 0 0	1 0 0	1 0 0	0 1 0	1 0 0	1 0 0
Woodie Fryman, R (1, 1) OBP: 0.143, SLG: 0.231 Lowell Palmer, R (4, 1) OBP: 0.000, SLG: 0.000 Barry Lersch, S (8, 1) OBP: 0.000, SLG: 0.000 Larry Hisle, R (6, PH) OBP: 0.364, SLG: 0.455 John Briggs, L (6, PH) OBP: 0.000, SLG: 0.000 Grant Jackson, S (6, PR) OBP: 0.000, SLG: 0.000 Dick Selma, R (8, 1) OBP: 0.000, SLG: 0.000 Denny Doyle, L (7, PH) OBP: 0.261, SLG: 0.318 Joe Hoerner, R (7, 1) OBP: 0.444, SLG: 0.429			0-0 F9	SSS 0-3 K		0-0 1-H 2-H 2B	0-0 G1-2-3 3-Hf			2 0 0 0 1 0 0 0 1 0	0 0 0 0 0 0 0 0 0 0	0 0 0 0 1 0 0 0 0 0	0 0 0 0 2 0 0 0 0 0	1 0 0 0 0 0 0 0 0 0	0 0 0 0 0 0 0 0 3 0	0 0 0 0 0 0 0 0 0 0	0 0 0 0 0 0 0 0 0 0
Inning Stats	R: 0 E: 0 K: 1 S: 5 H: 1 LOB: 1 BB: 1 P: 9	R: 0 E: 0 K: 2 S: 8 H: 1 LOB: 1 BB: 0 P: 8	R: 3 E: 0 K: 1 S: 9 H: 4 LOB: 2 BB: 1 P: 13	R: 0 E: 0 K: 1 S: 5 H: 0 LOB: 0 BB: 0 P: 5	R: 0 E: 0 K: 0 S: 3 H: 1 LOB: 0 BB: 0 P: 3	R: 3 E: 0 K: 0 S: 7 H: 4 LOB: 1 BB: 0 P: 7	R: 2 E: 0 K: 1 S: 7 H: 3 LOB: 2 BB: 2 P: 15	R: 0 E: 0 K: 0 S: 2 H: 0 LOB: 0 BB: 0 P: 3	R: 0 E: 0 K: 2 S: 7 H: 0 LOB: 1 BB: 1 P: 11	1B: 12 2B: 2 3B: 0 HR: 0 SF: 0 SAC: 0 DP: 2 HBP: 1						

TOP

Philadelphia Phillies @ St. Louis Cardinals
Busch Stadium, St. Louis, MO
Sat Jun 27 1970, 3:33 AM CDT
Att. 20,549 - Unknown

livebaseballscorecards.com

AB	37
R	8
H	14
RBI	8
BB	5
SO	8
LOB	16

PITCHER		IP	WLS	BF	H	R	ER	SO	BB	IBB	HBP	BLK	WP	HR	S	P	ERA	WHIP
Jerry Reuss, L ERA: 4.4	(1, 1)	5.1		26	10	6	6	5	2	0	0	0	0	0	34	42	10.12	2.250
Chuck Hartenstein, R ERA: 4.75	(6, 1)	1.0		7	4	2	2	1	0	0	0	0	1	0	9	9	18.00	4.000
Al Hrabosky, L ERA: 1.04	(7, 1)	0.0		2	0	0	0	0	2	0	0	0	0	0	0	8	∞	∞
Ted Abernathy, R ERA: 2.63	(7, 1)	1.2	W	5	0	0	0	0	1	0	1	0	0	0	3	8	0.00	0.600
Sal Campisi, R ERA: 3.51	(9, 1)	1.0	S	3	0	0	0	2	0	0	0	0	0	0	7	7	0.00	0.000

PITCHER	IP	WLS	BF	H	R	ER	SO	BB	IBB	HBP	BLK	WP	HR	S	P	ERA	WHIP

BOTTOM

Philadelphia Phillies @ St. Louis Cardinals
Busch Stadium, St. Louis, MO
Sat Jun 27 1970, 3:33 AM CDT
Att. 20,549 - Unknown

Batter	1	2	3	4	5	6	7	8	9	AB	R	H	RBI	BB	SO	LOB
Lou Brock, L (1, 7) OBP: 0.360, SLG: 0.396	4-3			WP 1B 2B 1B	WP WP 2B	P4		S S S K		5	2	2	0	0	1	2
Julian Javier, R (1, 4) OBP: 0.272, SLG: 0.260	L9			1-2 WP 2B 1B	B B B WP WP HR BB	1-2f G1-4-3				3	2	1	0	1	0	1
Carl Taylor, R (1, 9) OBP: 0.330, SLG: 0.319	6-3			1-H 2-H 2B	1-2 2-3 F3		FC5-4 1B			4	1	2	2	0	0	2
Dick Allen, R (1, 3) OBP: 0.381, SLG: 0.565		F8		F2	WP HR IBB		P6			3	1	0	0	1	0	2
Joe Torre, R (1, 2) OBP: 0.377, SLG: 0.482		F9		2-H 1B 2B	1-H 2-H 3-H HR		1-2f FC5-4			4	2	2	4	0	0	1
Jim Beauchamp, R (1, 8) OBP: 0.304, SLG: 0.381 Vic Davalillo, L (9, 8) OBP: 0.365, SLG: 0.426		6-3		2-H 4-3 1B	5-3			HR		4 0	1 0	2 0	2 0	0 0	0 0	0 0
Mike Shannon, R (1, 5) OBP: 0.212, SLG: 0.183		S S S K		4-3 IBB	2B			B B B 6-3 BB		2	0	1	0	2	1	0
Dal Maxvill, R (1, 6) OBP: 0.320, SLG: 0.180		L8		1-2 2-3 4-3	P4			1-2 6-3		4	0	0	0	0	0	4
Jerry Reuss, L (1, 1) Chuck Hartenstein, R (6, 1) Al Hrabosky, R (7, 1) Ted Abernathy, R (7, 1) Sal Campisi, R (9, 1)		S S S K		S S S K		B B B G1-4-3 BB		S S S K		2 0 0 1 0	0 0 0 0 0	0 0 0 0 0	0 0 0 0 0	0 1 0 0 0	2 0 0 1 0	2 0 0 1 0

Inning Stats	1	2	3	4	5	6	7	8	9
	R: 0 E: 0 K: 0 S: 3	H: 0 LOB: 0 BB: 0 P: 3	R: 0 E: 0 K: 0 S: 3	H: 0 LOB: 0 BB: 0 P: 3	R: 0 E: 0 K: 2 S: 7	H: 0 LOB: 0 BB: 0 P: 7	R: 4 E: 0 K: 1 S: 10	H: 5 LOB: 2 BB: 1 P: 14	R: 4 E: 0 K: 0 S: 6	H: 3 LOB: 1 BB: 2 P: 14	R: 0 E: 0 K: 0 S: 2	H: 0 LOB: 0 BB: 1 P: 6	R: 0 E: 0 K: 0 S: 3	H: 1 LOB: 1 BB: 0 P: 3	R: 1 E: 0 K: 2 S: 8	H: 1 LOB: 1 BB: 1 P: 12

1B: 4	SF: 0
2B: 4	SAC: 0
3B: 0	DP: 1
HR: 2	HBP: 0

WP: 3	PA: 37
PB: 0	
SB: 0	
CS: 0	

AB	32
R	9
H	10
RBI	8
BB	5
SO	5
LOB	15

PITCHER		IP	WLS	BF	H	R	ER	SO	BB	IBB	HBP	BLK	WP	HR	S	P	ERA	WHIP
Woodie Fryman, L ERA: 3.33	(1, 1)	3.1		16	5	4	4	2	0	1	0	0	1	0	19	23	10.80	1.500
Lowell Palmer, R ERA: 4.93	(4, 1)	1.1		9	3	4	4	1	1	1	0	0	2	1	9	17	27.00	3.000
Barry Lersch, R ERA: 3.62	(5, 1)	0.1		1	0	0	0	0	0	0	0	0	0	0	1	1	0.00	0.000
Dick Selma, R ERA: 3.12	(6, 1)	1.0		3	0	0	0	0	1	0	0	0	0	0	2	6	0.00	1.000
Joe Hoerner, L ERA: 2.65	(7, 1)	2.0	L	8	2	1	1	2	1	0	0	0	0	1	11	15	4.50	1.500

PITCHER		IP	WLS	BF	H	R	ER	SO	BB	IBB	HBP	BLK	WP	HR	S	P	ERA	WHIP

livebaseballscorecards.com

Batter	1	2	3	4	5	6	7	8	9	AB	R	H	RBI	BB	SO	LOB
Denny Doyle, L (1, 4) OBP: 0.288, SLG: 0.330	E 2B		4-3 1B		F7		3B 1B		4-3	5	2	3	0	0	0	0
Oscar Gamble, L (1, 8) OBP: 0.320, SLG: 0.352	F9		4-3 1-2		BBBB 4-3 BB		1-H 1B 3B		SSS K	4	1	1	1	1	1	2
Don Money, R (1, 5) OBP: 0.426, SLG: 0.603	F8 2-2		E S 1B 2-H 1B		4-3 1-2		FC6-4 3-H 1B			4	1	2	2	0	0	2
Deron Johnson, R (1, 3) OBP: 0.329, SLG: 0.431	L6		1-H 1B		F9		FC6-4 1-2f			4	0	1	1	0	0	3
John Briggs, L (1, 7) OBP: 0.322, SLG: 0.351 Terry Harmon, R (8, PR) OBP: 0.299, SLG: 0.333 (8, 6)		SSS K	4-3	4-3		FC6 1B				4 0	0 0	1 0	0 0	0 0	1 0	1 0
Byron Browne, R (1, 9) OBP: 0.319, SLG: 0.484		SSS K		BBBB BB		G4-6-3 1B		F4		3	0	1	0	1	1	1
Larry Bowa, S (1, 6) OBP: 0.258, SLG: 0.253 Tony Taylor, R (8, PH) OBP: 0.342, SLG: 0.386 Doc Edwards, R (8, 2) OBP: 0.313, SLG: 0.250		1B	F2		G4-6-3 1-2f			SSS K		3 1 0	0 0 0	1 0 0	0 0 0	0 0 0	0 1 0	2 1 0
Mike Compton, R (1, 2) OBP: 0.282, SLG: 0.281 Ron Stone, L (8, PH) OBP: 0.338, SLG: 0.392 (8, 7)		F3	P4				5-3	FC6 1-2f		3 1	0 0	0 0	0 0	0 0	0 0	2 1
Jim Bunning, R (1, 1) OBP: 0.194, SLG: 0.138 Rick Joseph, R (7, PH) OBP: 0.278, SLG: 0.358 Dick Selma, R (7, 1) Larry Hisle, R (9, PH) OBP: 0.304, SLG: 0.354			SSS K	6-3			SSS K		6-3	2 1 0 1	0 0 0 0	0 0 0 0	0 0 0 0	1 0 0 0	1 1 0 0	1 0 0 0
Inning Stats	R: 0 E: 1 K: 0 S: 4 H: 1 LOB: 1 BB: 0 P: 4	R: 0 E: 0 K: 2 S: 8 H: 1 LOB: 1 BB: 0 P: 8	R: 2 E: 0 K: 1 S: 8 H: 3 LOB: 1 BB: 0 P: 8	R: 0 E: 0 K: 0 S: 3 H: 0 LOB: 1 BB: 1 P: 7	R: 0 E: 0 K: 0 S: 3 H: 0 LOB: 1 BB: 1 P: 7	R: 0 E: 0 K: 0 S: 3 H: 1 LOB: 0 BB: 0 P: 3	R: 2 E: 0 K: 1 S: 8 H: 3 LOB: 1 BB: 0 P: 8	R: 0 E: 0 K: 1 S: 6 H: 1 LOB: 1 BB: 0 P: 6	R: 0 E: 0 K: 1 S: 5 H: 0 LOB: 0 BB: 0 P: 5	1B: 8 2B: 1 3B: 1 HR: 0	SF: 0 SAC: 0 DP: 1 HBP: 0					

PITCHER	IP	WLS	BF	H	R	ER	SO	BB	IBB	HBP	BLK	WP	HR	S	P	ERA	WHIP
Mike Torrez, R (1, 1) ERA: 3.34	9.0	W	38	10	4	4	6	2	0	0	0	0	0	48	56	4.00	1.333

PITCHER	IP	WLS	BF	H	R	ER	SO	BB	IBB	HBP	BLK	WP	HR	S	P	ERA	WHIP

TOP

Philadelphia Phillies @ St. Louis Cardinals
Busch Stadium, St. Louis, MO
Sun Jun 28 1970, 3:33 AM CDT
Unknown

livebaseballscorecards.com

AB	36
R	4
H	10
RBI	4
BB	2
SO	6
LOB	16

1B: 8	SF: 0	WP: 0	PA: 38
2B: 1	SAC: 0	PB: 0	
3B: 1	DP: 1	SB: 1	
HR: 0	HBP: 0	CS: 0	

Batter	1	2	3	4	5	6	7	8	9	AB	R	H	RBI	BB	SO	LOB
Lou Brock, L (1, 7) OBP: 0.361, SLG: 0.397	4-3		CS S 1B		1B		1-3			4	0	2	0	0	0	0
Vic Davalillo, L (1, 8) OBP: 0.372, SLG: 0.444	E 1B 1B		5-3 1-3		F9		6-3 1B 2B			4	2	2	0	0	0	2
Joe Hague, L (1, 9) OBP: 0.394, SLG: 0.434	E7 1-H 1B 1B		1B		L6		6-3 2-3			4	1	2	0	0	0	2
Dick Allen, R (1, 3) OBP: 0.382, SLG: 0.564	F2		K			SH1-4 BB SF7 1B	1B 3-H 1B			4	1	2	1	0	1	2
Joe Torre, R (1, 2) OBP: 0.385, SLG: 0.498	3-H 1B			HR		B B B B 4-0 SH1-4 1-2 BB	1-2 1B			3	1	3	2	1	0	0
Julian Javier, R (1, 4) OBP: 0.268, SLG: 0.257	S S S K			4-3		SH1-4 1-2 2-3	P4			3	0	0	0	0	1	3
Mike Shannon, R (1, 5) OBP: 0.214, SLG: 0.175		S S S K		6-3		4-0 FC6-4 IBB		F8		3	0	0	0	1	1	0
Dal Maxvill, R (1, 6) OBP: 0.316, SLG: 0.177 Leron Lee, L (6, PH) OBP: 0.307, SLG: 0.366 Milt Ramirez, R (7, 6) OBP: 0.236, SLG: 0.235		S S S K		F8		SF7 3-H		S S S K		2 0 1	0 0 0	0 0 0	0 1 0	0 0 0	1 0 1	0 0 0
Mike Torrez, R (1, 1) OBP: 0.231, SLG: 0.237		S S S K			L7	FC6-4 1-2f		6-3		4	0	0	0	0	1	2
Inning Stats	R: 2 E: 1 K: 1 S: 8 H: 3 LOB: 1 BB: 0 P: 8	R: 0 E: 0 K: 3 S: 9 H: 0 LOB: 0 BB: 0 P: 9	R: 0 E: 0 K: 1 S: 6 H: 2 LOB: 1 BB: 0 P: 6	R: 1 E: 0 K: 0 S: 4 H: 1 LOB: 0 BB: 0 P: 4	R: 0 E: 0 K: 0 S: 4 H: 1 LOB: 1 BB: 0 P: 4	R: 1 E: 0 K: 0 S: 4 H: 1 LOB: 2 BB: 2 P: 12	R: 1 E: 0 K: 0 S: 6 H: 3 LOB: 2 BB: 0 P: 6	R: 0 E: 0 K: 1 S: 5 H: 0 LOB: 0 BB: 0 P: 5		1B: 9 2B: 1 3B: 0 HR: 1 SF: 1 SAC: 1 DP: 0 HBP: 0						

PITCHER		IP	WLS	BF	H	R	ER	SO	BB	IBB	HBP	BLK	WP	HR	S	P	ERA	WHIP
Jim Bunning, R ERA: 3.54	(1, 1)	6.0		27	8	4	3	5	1	1	0	0	0	1	35	43	4.50	1.500
Dick Selma, R ERA: 3.16	(7, 1)	2.0	L	9	3	1	1	1	0	0	0	0	0	0	11	11	4.50	1.500

PITCHER	IP	WLS	BF	H	R	ER	SO	BB	IBB	HBP	BLK	WP	HR	S	P	ERA	WHIP

BOTTOM

Philadelphia Phillies @ St. Louis Cardinals

Busch Stadium, St. Louis, MO

Sun Jun 28 1970, 3:33 AM CDT

Unknown

livebaseballscorecards.com

AB	32
R	5
H	11
RBI	4
BB	2
SO	6
LOB	11

WP: 0 PB: 0 SB: 1 CS: 1 PA: 36

Batter	1	2	3	4	5	6	7	8	9	10	AB	R	H	RBI	BB	SO	LOB
Denny Doyle, L (1, 4) OBP: 0.289, SLG: 0.330 Terry Harmon, R (6, PR) OBP: 0.319, SLG: 0.344 (6, 4)	K			3-1		FC4-6 1B		CS BB		1B 1B	3	0	1	0	0	1	0
											1	1	1	0	1	0	0
Oscar Gamble, L (1, 8) OBP: 0.305, SLG: 0.333	4-3			K		FC4-6 G6-4-3 1-2f		CS 1-2	4-3	F8	5	0	0	0	0	1	4
Don Money, R (1, 5) OBP: 0.415, SLG: 0.586 Woodie Fryman, R (9, 1) OBP: 0.121, SLG: 0.121 Tony Taylor, R (9, 5) OBP: 0.344, SLG: 0.389	5-3			6-3		G6-4-3 1-2f			F7	1B 1B 1-2 2-H	4	0	0	0	0	0	1
											0	0	0	0	0	0	0
											1	0	1	1	0	0	0
Deron Johnson, R (1, 3) OBP: 0.330, SLG: 0.439 (9, 5) (9, 3)		5-3			SF9 3B		F5		P4	1B 1-3 2-H	5	1	2	1	0	0	0
Ron Stone, L (1, 7) OBP: 0.340, SLG: 0.425		4-3			SF9 3-H		HR			FC1-5 2B L6	4	1	2	2	0	0	2
Byron Browne, R (1, 9) OBP: 0.312, SLG: 0.471		6-3			K		F9			FC1-5 1B 2-3	4	1	0	0	0	1	1
Larry Bowa, S (1, 6) OBP: 0.261, SLG: 0.257			4-3		E S 1B 1B		6-3			1B E 1-2	4	2	2	0	0	0	0
Doc Edwards, R (1, 2) OBP: 0.314, SLG: 0.255 John Briggs, L (10, PH) OBP: 0.327, SLG: 0.356 Grant Jackson, S (10, PR) OBP: 0.111, SLG: 0.111 Mike Compton, R (10, 2) OBP: 0.282, SLG: 0.281			5-3		1-H 1B			6-3		E8 1B 1-H 2-H	3	0	1	1	0	0	0
											1	0	1	1	0	0	0
											0	1	0	0	0	0	0
											0	0	0	0	0	0	0
Chris Short, R (1, 1) OBP: 0.037, SLG: 0.038 Rick Joseph, R (8, PH) OBP: 0.274, SLG: 0.353 Joe Hoerner, R (8, 1) OBP: 0.444, SLG: 0.429 Dick Selma, R (8, 1) OBP: 0.200, SLG: 0.111 (9, 3) (9, 1)			4-3		K			6-3		1B 1B 3-H	2	0	0	0	0	1	1
											1	0	0	0	0	0	0
											0	0	0	0	0	0	0
											1	1	1	1	0	0	0
Inning Stats	R: 0 E: 0 K: 1 S: 5 H: 0 LOB: 0 BB: 0 P: 5	R: 0 E: 0 K: 0 S: 3 H: 0 LOB: 0 BB: 0 P: 3	R: 0 E: 0 K: 0 S: 3 H: 0 LOB: 0 BB: 0 P: 3	R: 0 E: 0 K: 1 S: 5 H: 0 LOB: 0 BB: 0 P: 5	R: 2 E: 0 K: 2 S: 10 H: 3 LOB: 1 BB: 0 P: 10	R: 0 E: 0 K: 0 S: 3 H: 1 LOB: 1 BB: 0 P: 3	R: 1 E: 0 K: 0 S: 4 H: 1 LOB: 0 BB: 0 P: 4	R: 0 E: 0 K: 0 S: 2 H: 0 LOB: 0 BB: 1 P: 6	R: 0 E: 0 K: 0 S: 3 H: 0 LOB: 0 BB: 0 P: 3	R: 5 E: 1 K: 0 S: 10 H: 7 LOB: 2 BB: 0 P: 10	1B: 9 2B: 1 3B: 1 HR: 1 SF: 1 SAC: 0 DP: 1 HBP: 0						

TOP

Philadelphia Phillies @ St. Louis Cardinals

Busch Stadium, St. Louis, MO

Sun Jun 28 1970, 3:38 AM CDT

Att. 38,194 - Unknown

livebaseballscorecards.com

AB	39
R	8
H	12
RBI	7
BB	1
SO	4
LOB	9

WP: 0 PA: 42
PB: 0
SB: 1
CS: 1

PITCHER		IP	WLS	BF	H	R	ER	SO	BB	IBB	HBP	BLK	WP	HR	S	P	ERA	WHIP
Chuck Taylor, R ERA: 2.97	(1, 1)	7.0		25	5	3	3	4	0	0	0	0	0	1	33	33	3.86	0.714
Sal Campisi, R ERA: 3.31	(8, 1)	2.0		6	0	0	0	0	1	0	0	0	0	0	5	9	0.00	0.500
Billy McCool, L ERA: 5.03	(10, 1)	0.0	L	1	1	1	1	0	0	0	0	0	0	0	1	1	∞	∞
Frank Linzy, R ERA: 5.36	(10, 1)	0.1		2	1	0	0	0	0	0	0	0	0	0	2	2	0.00	3.000
Al Hrabosky, L ERA: 2.08	(10, 1)	0.0		1	1	1	1	0	0	0	0	0	0	0	1	1	∞	∞

PITCHER		IP	WLS	BF	H	R	ER	SO	BB	IBB	HBP	BLK	WP	HR	S	P	ERA	WHIP
Chuck Hartenstein, R ERA: 5.23	(10, 1)	0.2		6	4	3	3	0	0	0	0	0	0	0	6	6	40.50	6.000

Batter	1	2	3	4	5	6	7	8	9	10	AB	R	H	RBI	BB	SO	LOB
Lou Brock, L (1, 7) OBP: 0.359, SLG: 0.391	F9	1-3			P6		K		IBB		4	0	0	0	1	1	1
Jerry Davanon, R (1, 4) OBP: 0.200, SLG: 0.400	BB, 2B		K		4-3		P4		K		5	0	1	0	0	2	2
Billy McCool, R (10, 1)											0	0	0	0	0	0	0
Frank Linzy, R (10, 1)											0	0	0	0	0	0	0
Al Hrabosky, R (10, 1)											0	0	0	0	0	0	0
Chuck Hartenstein, R (10, 1)											0	0	0	0	0	0	0
Carl Taylor, R (1, 9) OBP: 0.336, SLG: 0.313	BB, HBP		K		BB			K	K		2	0	0	0	1	2	0
Joe Hague, L (9, PH) (10, 9) OBP: 0.392, SLG: 0.432											1	0	0	0	0	1	2
Dick Allen, R (1, 3) OBP: 0.379, SLG: 0.556	K		3-1		K			WP, BB		K	4	0	0	0	1	3	3
Joe Torre, R (1, 2) OBP: 0.385, SLG: 0.498	1-2, 2-3, BB			3B, 2B		6-3		K, 1-2		5-3	4	1	1	0	1	1	1
Jim Beauchamp, R (1, 8) OBP: 0.286, SLG: 0.356	F9			6-3		K		6-3		3-1	3	0	0	0	0	1	4
Vic Davalillo, L (8, PH) (9, 8) OBP: 0.363, SLG: 0.432											2	0	0	0	0	0	1
Mike Shannon, R (1, 5) OBP: 0.243, SLG: 0.254		F8		2-H, SF9, 3B		1B			E, 2B		4	2	3	1	0	0	0
Dal Maxvill, R (1, 6) OBP: 0.316, SLG: 0.182		SH1-4, 1B		SF9, 3-H		F9			E5, SH3-4, 2-H		2	0	1	1	0	0	1
Leron Lee, L (9, PH) OBP: 0.305, SLG: 0.363											1	0	0	0	0	0	0
Milt Ramirez, R (9, PR) (10, 6) OBP: 0.236, SLG: 0.235											0	0	0	0	0	0	0
Chuck Taylor, R (1, 1) OBP: 0.200, SLG: 0.222		SH1-4, 1-2		F3			F8		SH3-4, 1-2		1	0	0	0	0	0	0
Jose Cardenal, R (7, PH) OBP: 0.361, SLG: 0.426											1	0	0	0	0	0	0
Sal Campisi, R (8, 1)											0	0	0	0	0	0	0
Julian Javier, R (9, PH) (10, 4) OBP: 0.268, SLG: 0.257											0	0	0	0	0	0	0
Inning Stats	R: 0 H: 1 E: 0 LOB: 3 K: 1 BB: 1 S: 6 P: 11	R: 0 H: 1 E: 0 LOB: 1 K: 0 BB: 0 S: 4 P: 4	R: 0 H: 0 E: 0 LOB: 0 K: 2 BB: 0 S: 7 P: 7	R: 2 H: 2 E: 0 LOB: 0 K: 0 BB: 0 S: 5 P: 5	R: 0 H: 0 E: 0 LOB: 1 K: 1 BB: 1 S: 5 P: 9	R: 0 H: 1 E: 0 LOB: 1 K: 1 BB: 0 S: 6 P: 6	R: 0 H: 0 E: 0 LOB: 0 K: 1 BB: 0 S: 5 P: 5	R: 0 H: 0 E: 0 LOB: 1 K: 2 BB: 1 S: 7 P: 11	R: 1 H: 1 E: 1 LOB: 2 K: 2 BB: 1 S: 9 P: 13	R: 0 H: 0 E: 0 LOB: 0 K: 1 BB: 0 S: 5 P: 5							

PITCHER		IP	WLS	BF	H	R	ER	SO	BB	IBB	HBP	BLK	WP	HR	S	P	ERA	WHIP
Chris Short, L ERA: 4.74	(1, 1)	7.0		29	5	2	2	6	2	0	1	0	0	0	38	47	2.57	1.000
Joe Hoerner, L ERA: 2.62	(8, 1)	0.1		2	0	0	0	1	1	0	0	0	0	0	3	7	0.00	3.000
Dick Selma, R ERA: 3.05	(8, 1)	2.1	W	10	1	1	0	3	0	1	0	0	1	0	15	19	0.00	0.429
Woodie Fryman, L ERA: 3.32	(9, 1)	0.1		1	0	0	0	1	0	0	0	0	0	0	3	3	0.00	0.000
Dick Selma, R ERA: 3.05	(9, 1)	2.1	W	10	1	1	0	3	0	1	0	0	1	0	15	19	0.00	0.429

PITCHER	IP	WLS	BF	H	R	ER	SO	BB	IBB	HBP	BLK	WP	HR	S	P	ERA	WHIP

BOTTOM

Philadelphia Phillies @ St. Louis Cardinals

Busch Stadium, St. Louis, MO

Sun Jun 28 1970, 3:38 AM CDT

Att. 38,194 - Unknown

livebaseballscorecards.com

AB	34
R	3
H	6
RBI	2
BB	4
SO	11
LOB	15

1B: 2 SF: 1 PA: 42
2B: 3 SAC: 2
3B: 1 DP: 0
HR: 0 HBP: 1

WP: 1
PB: 0
SB: 0
CS: 0

Batter	1	2	3	4	5	6	7	8	9	AB	R	H	RBI	BB	SO	LOB
Denny Doyle, L (1, 4) OBP: 0.284, SLG: 0.324	S S S 0-3 ① K			x 0-0 ① 6-3			x 0-0 ① 5-3	x 0-0 ③ P6		4	0	0	0	0	1	2
Oscar Gamble, L (1, 8) OBP: 0.303, SLG: 0.330	S S S 0-3 ② K			x 0-0 ② F7			x 0-0 FC5-4 1B		x 0-0 ① P6	4	0	1	0	0	1	0
Don Money, R (1, 5) OBP: 0.405, SLG: 0.569	S S S 0-3 ③ K			x 0-0 ③ 5-3			x 0-0 ② FC5-4 1-2f		x 0-0 ② 5-3	4	0	0	0	0	1	1
John Briggs, L (1, 7) OBP: 0.320, SLG: 0.348 Lowell Palmer, R (7, 1) OBP: 0.333, SLG: 0.455 Rick Joseph, R (9, PH) OBP: 0.270, SLG: 0.348		x 0-0 ① F9			x 0-0 ① F8		x 0-0 ③ F8		S S S 0-3 ③ K	3 0 1	0 0 0	0 0 0	0 0 0	0 0 0	0 0 1	1 0 0
Deron Johnson, R (1, 3) OBP: 0.326, SLG: 0.434		x 0-0 ② 5-3			x 0-0 ② L8			S S S 0-3 ① K		3	0	0	0	0	1	0
Ron Stone, L (1, 9) OBP: 0.340, SLG: 0.419		x 0-0 ③ 4-3			x 0-0 ③ 4-3			H 1-0 1B 1B HBP		2	1	0	0	0	0	0
Larry Bowa, S (1, 6) OBP: 0.258, SLG: 0.254			x 0-0 ① F7			x 0-0 ① L8		x 0-0 ② F8		3	0	0	0	0	1	1
Doc Edwards, R (1, 2) OBP: 0.315, SLG: 0.260			S S S 0-3 ② K			S S S 0-3 ② K		x 0-0 1-2 1B		3	0	1	0	0	2	0
Rick Wise, R (1, 1) OBP: 0.167, SLG: 0.118 Larry Hisle, R (6, PH) OBP: 0.303, SLG: 0.352 Bill Wilson, R (6, 1) Jim Hutto, R (7, 7) OBP: 0.259, SLG: 0.345			S S S 0-3 ③ K			S S S 0-3 ③ K		x 0-0 1-2 2-H 1B		1 1 0 1	0 0 0 0	0 0 0 1	0 0 0 1	1 1 0 0	0 0 0 0	0 0 0 0
Inning Stats	R: 0 E: 0 K: 3 S: 9 H: 0 LOB: 0 BB: 0 P: 9	R: 0 E: 0 K: 0 S: 3 H: 0 LOB: 0 BB: 0 P: 3	R: 0 E: 0 K: 2 S: 7 H: 0 LOB: 0 BB: 0 P: 7	R: 0 E: 0 K: 0 S: 3 H: 0 LOB: 0 BB: 0 P: 3	R: 0 E: 0 K: 0 S: 3 H: 0 LOB: 0 BB: 0 P: 3	R: 0 E: 0 K: 2 S: 7 H: 0 LOB: 0 BB: 0 P: 7	R: 0 E: 0 K: 0 S: 4 H: 1 LOB: 1 BB: 0 P: 4	R: 1 E: 0 K: 1 S: 7 H: 2 LOB: 2 BB: 0 P: 8	R: 0 E: 0 K: 1 S: 5 H: 0 LOB: 0 BB: 0 P: 5	1B: 3 2B: 0 3B: 0 HR: 0	SF: 0 SAC: 0 DP: 0 HBP: 1					

TOP

Philadelphia Phillies @ Montreal Expos

Jarry Park, Montreal, QB

Tue Jun 30 1970, 7:05 PM EDT

Att. 20,038 - Unknown

livebaseballscorecards.com

AB	30
R	1
H	3
RBI	1
BB	0
SO	9
LOB	5

WP: 0 PB: 0 SB: 0 CS: 0 PA: 31

PITCHER	IP	WLS	BF	H	R	ER	SO	BB	IBB	HBP	BLK	WP	HR	S	P	ERA	WHIP
Steve Renko, R (1, 1) ERA: 4.43	9.0	W	31	3	1	1	9	0	0	1	0	0	0	48	49	1.00	0.333

PITCHER	IP	WLS	BF	H	R	ER	SO	BB	IBB	HBP	BLK	WP	HR	S	P	ERA	WHIP

Batter	1	2	3	4	5	6	7	8	9	AB	R	H	RBI	BB	SO	LOB
Marv Staehle, L (1, 4) OBP: 0.359, SLG: 0.306	2B 1B	4-3			HR 1B	BB 1B	F8			5	1	3	0	0	0	2
Mack Jones, L (1, 7) OBP: 0.410, SLG: 0.473	1-3 2B		4-3		1-H HR	BBBB 4-0 1-2 BB		HR		4	2	3	3	1	0	0
Rusty Staub, L (1, 9) OBP: 0.430, SLG: 0.506	IBB		F7		4-3 1B 2B	G3		F8 SF8 BB 1B		4	2	2	0	1	0	2
Ron Fairly, L (1, 3) OBP: 0.383, SLG: 0.401	F5		5-3		4-3 2-3		L5	BBBB 1-2 BB		4	0	0	0	1	0	4
Jim Gosger, L (1, 8) OBP: 0.447, SLG: 0.530	F2			F5	3-H 1B		WP 1B 1B	2-3 F8		5	1	2	1	0	0	5
John Bateman, R (1, 2) OBP: 0.264, SLG: 0.391	P5			6-3	F8		SSS 1-2 K	3-H SF8		4	0	0	1	0	1	5
Coco Laboy, R (1, 5) OBP: 0.249, SLG: 0.304		F9		1B 1B	F5		2-H 2B 1B	6-3		5	1	2	1	0	0	2
Bobby Wine, R (1, 6) OBP: 0.259, SLG: 0.286		1B		1-2 1B		1-3	2-H 1B 2B			4	1	3	1	0	0	0
Steve Renko, R (1, 1) OBP: 0.214, SLG: 0.214		SSS K		F9		6-3	2-H 1B			4	0	1	1	0	1	3
Inning Stats	R: 0 E: 0 K: 0 S: 5 H: 2 LOB: 3 BB: 1 P: 9	R: 0 E: 0 K: 1 S: 6 H: 1 LOB: 1 BB: 0 P: 6	R: 0 E: 0 K: 0 S: 3 H: 0 LOB: 0 BB: 0 P: 3	R: 0 E: 0 K: 0 S: 5 H: 2 LOB: 2 BB: 0 P: 5	R: 3 E: 0 K: 0 S: 7 H: 4 LOB: 1 BB: 0 P: 7	R: 0 E: 0 K: 0 S: 4 H: 1 LOB: 2 BB: 1 P: 8	R: 3 E: 0 K: 1 S: 9 H: 4 LOB: 1 BB: 0 P: 9	R: 2 E: 0 K: 0 S: 5 H: 2 LOB: 1 BB: 1 P: 9		1B: 11 2B: 3 3B: 0 HR: 2 SF: 1 SAC: 0 DP: 0 HBP: 0						

PITCHER		IP	WLS	BF	H	R	ER	SO	BB	IBB	HBP	BLK	WP	HR	S	P	ERA	WHIP
Rick Wise, R ERA: 3.84	(1, 1)	5.0	L	25	9	3	3	1	0	1	0	0	0	1	26	30	5.40	1.800
Bill Wilson, R ERA: 5.4	(6, 1)	1.2		11	5	3	3	1	1	0	0	0	1	0	12	16	16.20	3.600
Lowell Palmer, R ERA: 5.17	(7, 1)	1.1		7	2	2	2	0	1	0	0	0	0	1	6	10	13.50	2.250

PITCHER	IP	WLS	BF	H	R	ER	SO	BB	IBB	HBP	BLK	WP	HR	S	P	ERA	WHIP

BOTTOM

Philadelphia Phillies @ Montreal Expos

Jarry Park, Montreal, QB

Tue Jun 30 1970, 7:05 PM EDT

Att. 20,038 - Unknown

livebaseballscorecards.com

AB	39
R	8
H	16
RBI	8
BB	3
SO	2
LOB	23

Philadelphia Phillies @ Montreal Expos

Jarry Park, Montreal, QB

Wed Jul 01 1970, 7:05 PM EDT

Unknown

TOP

livebaseballscorecards.com

Batter	1	2	3	4	5	6	7	8	9	AB	R	H	RBI	BB	SO	LOB
Tony Taylor, R (1, 4) OBP: 0.344, SLG: 0.385	BBBB 4-0 3B BB	x 0-0 ③ P4			x 0-0 ③ 4-3			x 0-0 FC6-4 1B		2	1	0	0	1	0	0
Terry Harmon, R (6, 4) OBP: 0.329, SLG: 0.355										1	0	1	0	0	0	0
Larry Bowa, S (1, 6) OBP: 0.258, SLG: 0.262	x 0-0 1-H 3B		x 0-0 ① L8			x 0-0 ① F5		x 0-0 ① FC6-4 F9 1B 1-2f		4	0	1	1	0	0	1
Don Money, R (1, 5) OBP: 0.401, SLG: 0.561	x 0-0 ① 5-3		SSS 0-3 ② K			x 0-0 ② 5-3		x 0-0 1-2 1B		4	0	1	0	0	1	1
Deron Johnson, R (1, 3) OBP: 0.330, SLG: 0.432	IIII 4-0 BB IBB		x 0-0 ③ F7			BBBB 4-0 BB BB		x 0-0 ② F9 2-3		1	0	0	0	2	0	0
Jim Hutto, R (6, 3) OBP: 0.254, SLG: 0.339										1	0	0	0	0	0	2
Byron Browne, R (1, 8) OBP: 0.316, SLG: 0.465	BBBB 4-0 1-2 BB			x 0-0 ① 6-3		BBBB 4-0 FC6-4 1-2 BB		x 0-0 ③ 6-3		2	0	0	0	2	0	2
Rick Joseph, R (1, 7) OBP: 0.260, SLG: 0.333	x 0-0 ② L7			x 0-0 ② 5-3		x 0-0 ③ FC6-4 1-2f			SSS 0-3 ① K	3	0	0	0	0	0	5
Larry Hisle, R (9, PH) OBP: 0.302, SLG: 0.350										1	0	0	0	0	1	0
Ron Stone, L (1, 9) OBP: 0.338, SLG: 0.414	x 0-0 ③ 4-3			SSS 0-3 ③ K			x 0-0 ① F8		x 0-0 1B	4	0	1	0	0	1	3
Doc Edwards, R (1, 2) OBP: 0.298, SLG: 0.245		x 0-0 ① 6-3			x 0-0 ① 5-3		x 0-0 ② L9		x 0-0 ② F7	3	0	0	0	0	0	0
John Briggs, L (9, PH) OBP: 0.318, SLG: 0.346										1	0	0	0	0	0	1
Woodie Fryman, R (1, 1) OBP: 0.118, SLG: 0.118		x 0-0 ② 4-3			x 0-0 ② 1-3		x 0-0 ③ 5-3		x 0-0 ③ F3	1	0	0	0	0	0	0
Barry Lersch, S (3, 1)										1	0	0	0	0	0	0
Bill Wilson, R (5, 1)										1	0	0	0	0	0	0
Mike Compton, R (9, PH) OBP: 0.278, SLG: 0.277										1	0	0	0	0	0	1

Inning Stats	R: 1 E: 0 K: 0 S: 4	H: 1 LOB: 3 BB: 3 P: 16	R: 0 E: 0 K: 0 S: 3	H: 0 LOB: 0 BB: 0 P: 3	R: 0 E: 0 K: 1 S: 5	H: 0 LOB: 0 BB: 0 P: 5	R: 0 E: 0 K: 1 S: 5	H: 0 LOB: 0 BB: 0 P: 5	R: 0 E: 0 K: 0 S: 3	H: 0 LOB: 0 BB: 0 P: 3	R: 0 E: 0 K: 0 S: 3	H: 0 LOB: 2 BB: 2 P: 11	R: 0 E: 0 K: 0 S: 3	H: 0 LOB: 0 BB: 0 P: 3	R: 0 E: 0 K: 0 S: 5	H: 2 LOB: 2 BB: 0 P: 5	R: 0 E: 0 K: 1 S: 6	H: 1 LOB: 1 BB: 0 P: 6	1B: 3 2B: 0 3B: 1 HR: 0	SF: 0 SAC: 0 DP: 0 HBP: 0	WP: 0 PB: 0 SB: 0 CS: 0	PA: 36

PITCHER	IP	WLS	BF	H	R	ER	SO	BB	IBB	HBP	BLK	WP	HR	S	P	ERA	WHIP
Rich Nye, L (1, 1) ERA: 2.14	9.0	W	36	4	1	1	3	4	1	0	0	0	0	37	57	1.00	0.889

PITCHER	IP	WLS	BF	H	R	ER	SO	BB	IBB	HBP	BLK	WP	HR	S	P	ERA	WHIP

AB	31
R	1
H	4
RBI	1
BB	5
SO	3
LOB	16

Batter	1	2	3	4	5	6	7	8	9	AB	R	H	RBI	BB	SO	LOB
Don Hahn, R (1, 7) OBP: 0.389, SLG: 0.319	6-3	SF7 3-H		K		PB SH3-4 WP BB		WP WP 1-2 FC3 BB		2	2	0	1	2	1	1
Gary Sutherland, R (1, 4) OBP: 0.268, SLG: 0.265	G1 HR 2B	6-3		F9 1-2		SH3-4 1-2		5-3 1-2 2-3		4	1	1	0	0	0	5
Rusty Staub, L (1, 9) OBP: 0.431, SLG: 0.504 Jim Gosger, L (7, 9) OBP: 0.455, SLG: 0.530	G1 2-3	1B 5-3 1B			2B 3B BB	F7 2-3		FC3 WP BB		3 0	2 0	1 0	0 0	1 1	0 0	2 0
Bob Bailey, R (1, 3) OBP: 0.366, SLG: 0.457 Ron Fairly, L (6, 3) OBP: 0.384, SLG: 0.399	HR 3-H	K		K	K	BB 3-H		FC3 G6-4-3 1-3 2-H 3-H		3 1	1 0	1 0	2 1	0 1	2 0	2 1
John Bateman, R (1, 2) OBP: 0.267, SLG: 0.396	K	5-3 1-3 1B			3B 1-3 2B	5-3		G6-4-3 1-2f		5	1	2	0	0	1	3
Coco Laboy, R (1, 5) OBP: 0.253, SLG: 0.320		1B SF7 2B	5-3 2-3 3-H		HR 2-H 3-H 3B		K			4	2	2	3	0	1	1
Adolfo Phillips, R (1, 8) OBP: 0.321, SLG: 0.367		5-3	BB		HR 3-H		P4			3	1	1	2	1	0	1
Bobby Wine, R (1, 6) OBP: 0.258, SLG: 0.285		BB 2-3 1B	6-3		P4		6-3			4	0	1	0	0	0	2
Rich Nye, L (1, 1) OBP: 0.429, SLG: 0.333		BB 1-2		CS 1B	4-3			WP BB WP 1B		3	1	2	0	1	0	0
Inning Stats	R: 2 H: 2 E: 0 LOB: 0 K: 1 BB: 0 S: 7 P: 7	R: 1 H: 2 E: 0 LOB: 2 K: 0 BB: 1 S: 5 P: 9	R: 1 H: 2 E: 0 LOB: 2 K: 1 BB: 1 S: 7 P: 11	R: 0 H: 1 E: 0 LOB: 0 K: 1 BB: 0 S: 5 P: 5	R: 4 H: 3 E: 0 LOB: 0 K: 1 BB: 1 S: 8 P: 12	R: 1 H: 0 E: 0 LOB: 1 K: 0 BB: 2 S: 3 P: 11	R: 0 H: 0 E: 0 LOB: 0 K: 1 BB: 0 S: 5 P: 5	R: 2 H: 1 E: 0 LOB: 1 K: 0 BB: 2 S: 4 P: 12		1B: 5 SF: 1 2B: 3 SAC: 1 3B: 1 DP: 1 HR: 2 HBP: 0						WP: 3 PA: 41 PB: 1 SB: 0 CS: 1	

PITCHER		IP	WLS	BF	H	R	ER	SO	BB	IBB	HBP	BLK	WP	HR	S	P	ERA	WHIP
Woodie Fryman, L ERA: 3.6	(1, 1)	2.1	L	14	6	4	4	2	1	0	0	0	0	1	17	21	15.43	3.000
Barry Lersch, R ERA: 4.46	(3, 1)	2.0		11	4	4	4	2	2	0	0	0	0	1	13	21	18.00	3.000
Bill Wilson, R ERA: 5.35	(5, 1)	3.2		16	1	3	2	1	4	0	0	0	3	0	14	30	4.91	1.364

PITCHER	IP	WLS	BF	H	R	ER	SO	BB	IBB	HBP	BLK	WP	HR	S	P	ERA	WHIP

BOTTOM

Philadelphia Phillies @ Montreal Expos

Jarry Park, Montreal, QB

Wed Jul 01 1970, 7:05 PM EDT

Unknown

livebaseballscorecards.com

AB	32
R	11
H	11
RBI	9
BB	7
SO	5
LOB	18

Batter	1	2	3	4	5	6	7	8	9	AB	R	H	RBI	BB	SO	LOB
Tony Taylor, R (1, 4) OBP: 0.343, SLG: 0.380	B B B B 4-0 1B BB		S S S 0-3 ② K			x 0-0 ② 6-3			x 0-0 ① 5-3	3	0	0	0	1	1	1
Larry Bowa, S (1, 6) OBP: 0.258, SLG: 0.262	x 0-0 ① 4-3 1-3 1B		x 0-0 ③ 6-3			x 0-0 ③ 5-3			x 0-0 ② F8	4	0	1	0	0	0	1
Don Money, R (1, 5) OBP: 0.404, SLG: 0.556	x 0-0 ② 4-3 2-3			x 0-0 ① F8			x 0-0 1B		B B B B 4-0 1B 2B BB	3	1	1	0	1	0	1
Deron Johnson, R (1, 3) OBP: 0.329, SLG: 0.429	x 0-0 ③ F8			x 0-0 ② 5-3			x 0-0 ① F8		x 0-0 2B 1-2 1B	4	0	1	0	0	0	2
Rick Joseph, R (1, 7) OBP: 0.259, SLG: 0.342		x 0-0 ① L4		x 0-0 ③ P6			x 0-0 ② F8		x 0-0 1-3 2-H 2B	4	0	1	1	0	0	1
Byron Browne, R (1, 8) OBP: 0.320, SLG: 0.463		S S S 0-3 ② K			x 0-0 FC4-6 1B		x 0-0 ③ P6		B B B B 4-0 BB	3	0	1	0	1	1	1
John Briggs, L (1, 9) OBP: 0.310, SLG: 0.336		x 0-0 ③ 4-3			x 0-0 ① FC4-6 G6-3 1-2f			x 0-0 ① F8	x 0-0 ③ F9	4	0	0	0	0	0	4
Mike Compton, R (1, 2) OBP: 0.280, SLG: 0.279			x 0-0 1B		x 0-0 ② ③ G6-3 1-2f			x 0-0 ② 4-3		3	0	1	0	0	0	1
Grant Jackson, S (1, 1) OBP: 0.105, SLG: 0.105 Jim Hutto, R (6, PH) OBP: 0.250, SLG: 0.333 Dick Selma, R (6, 1) OBP: 0.200, SLG: 0.111 Terry Harmon, R (8, PH) OBP: 0.324, SLG: 0.349 Joe Hoerner, R (8, 1) OBP: 0.444, SLG: 0.429 Lowell Palmer, R (8, 1) OBP: 0.333, SLG: 0.455			S S S 0-3 ① K			x 0-0 ① 1-3		x 0-0 ③ 4-3		1 1 0 1 0 0	0 0 0 0 0 0	0 0 0 0 0 0	0 0 0 0 0 0	1 0 0 0 0 0	1 0 0 0 0 0	1 0 0 0 0 0
Inning Stats	R: 0 E: 0 K: 0 S: 3 H: 1 LOB: 1 BB: 1 P: 7	R: 0 E: 0 K: 1 S: 5 H: 0 LOB: 0 BB: 0 P: 5	R: 0 E: 0 K: 2 S: 8 H: 1 LOB: 1 BB: 0 P: 8	R: 0 E: 0 K: 0 S: 3 H: 0 LOB: 0 BB: 0 P: 3	R: 0 E: 0 K: 0 S: 3 H: 1 LOB: 0 BB: 0 P: 3	R: 0 E: 0 K: 0 S: 3 H: 0 LOB: 0 BB: 0 P: 3	R: 0 E: 0 K: 0 S: 4 H: 1 LOB: 1 BB: 0 P: 4	R: 0 E: 0 K: 0 S: 3 H: 0 LOB: 0 BB: 0 P: 3	R: 1 E: 0 K: 0 S: 5 H: 2 LOB: 3 BB: 2 P: 13	1B: 5 2B: 1 3B: 0 HR: 0 SF: 0 SAC: 0 DP: 1 HBP: 0						

PITCHER	IP	WLS	BF	H	R	ER	SO	BB	IBB	HBP	BLK	WP	HR	S	P	ERA	WHIP
Dan McGinn, L (1, 1) ERA: 5.25	8.2	W	32	6	1	1	3	2	0	0	0	0	0	36	44	1.04	0.923
Howie Reed, R (9, 1) ERA: 3.4	0.1	S	2	0	0	0	0	1	0	0	0	0	0	1	5	0.00	3.000

PITCHER	IP	WLS	BF	H	R	ER	SO	BB	IBB	HBP	BLK	WP	HR	S	P	ERA	WHIP

TOP

Philadelphia Phillies @ Montreal Expos

Jarry Park, Montreal, QB

Wed Jul 01 1970, 7:05 PM EDT

Att. 25,623 - Unknown

livebaseballscorecards.com

AB	31
R	1
H	6
RBI	1
BB	3
SO	3
LOB	13

Batter	1	2	3	4	5	6	7	8	9	AB	R	H	RBI	BB	SO	LOB
Don Hahn, R (1, 7) OBP: 0.383, SLG: 0.307	BBB 4-0 SH1-4 1B BB	SSS 0-3 ③ K		SSS 0-3 ③ K			SSS 0-3 ② K			3	1	0	0	1	3	3
Gary Sutherland, R (1, 4) OBP: 0.264, SLG: 0.261	X 0-0 ① SH1-4 1-2		X 0-0 ① P4		X 0-0 ① F8		SSS 0-3 ③ K			3	0	0	0	0	1	0
Rusty Staub, L (1, 9) OBP: 0.432, SLG: 0.502	X 0-0 2B 2-H 1B		BBB 4-0 BB		SSS 0-3 ② K			X 0-0 E8 HR		3	2	1	1	1	1	0
Bob Bailey, R (1, 3) OBP: 0.381, SLG: 0.512 Ron Fairly, L (9, 3) OBP: 0.384, SLG: 0.399	X 0-0 2-H 2B		SSS 0-3 ② K		BBB 4-0 BB			X 0-0 2-H HR		3 0	1 0	2 0	3 0	1 0	1 0	1 0
John Bateman, R (1, 2) OBP: 0.267, SLG: 0.398	X 0-0 ② F9		SSS 0-3 ③ K		X 0-0 ③ 5-3			X 0-0 WP 2B		4	0	1	0	0	1	3
Coco Laboy, R (1, 5) OBP: 0.253, SLG: 0.322	X 0-0 ③ F8			X 0-0 SH5-4 2B		SSS 0-3 ① K		SSS 0-3 ① K 2-3		4	0	1	0	0	2	2
Adolfo Phillips, R (1, 8) OBP: 0.319, SLG: 0.358		SSS 0-3 ① K		BBB 4-0 SH5-4 BB		SSS 0-3 ② K		SSS 0-3 ② K		3	0	0	0	1	3	1
Bobby Wine, R (1, 6) OBP: 0.255, SLG: 0.281		X 0-0 ② L7		SSS 0-3 ① K		X 0-0 ③ F8		X 0-0 ③ F8		4	0	0	0	0	1	3
Dan McGinn, L (1, 1) OBP: 0.125, SLG: 0.125 Howie Reed, R (9, 1)		X 0-0 1B		X 0-0 ② SH5-4 1-2 2-3			SSS 0-3 ① K			2 0	0 0	1 0	0 0	0 0	1 0	0 0
Inning Stats	R: 2 E: 0 K: 0 S: 5 H: 2 LOB: 1 BB: 1 P: 9	R: 0 E: 0 K: 2 S: 8 H: 1 LOB: 1 BB: 0 P: 8	R: 0 E: 0 K: 2 S: 7 H: 0 LOB: 1 BB: 1 P: 11	R: 0 E: 0 K: 2 S: 8 H: 1 LOB: 2 BB: 1 P: 12	R: 0 E: 0 K: 1 S: 5 H: 0 LOB: 1 BB: 1 P: 9	R: 0 E: 0 K: 2 S: 7 H: 0 LOB: 0 BB: 0 P: 7	R: 0 E: 0 K: 3 S: 9 H: 0 LOB: 0 BB: 0 P: 9	R: 2 E: 1 K: 2 S: 10 H: 2 LOB: 1 BB: 0 P: 10		1B: 2 2B: 3 3B: 0 HR: 1 SF: 0 SAC: 2 DP: 0 HBP: 0						

PITCHER		IP	WLS	BF	H	R	ER	SO	BB	IBB	HBP	BLK	WP	HR	S	P	ERA	WHIP
Grant Jackson, L ERA: 6.07	(1, 1)	5.0	L	23	4	2	2	7	4	0	0	0	0	0	33	49	3.60	1.600
Dick Selma, R ERA: 2.96	(6, 1)	2.0		6	0	0	0	5	0	0	0	0	0	0	16	16	0.00	0.000
Joe Hoerner, L ERA: 2.88	(8, 1)	0.0		3	2	2	1	0	0	0	0	0	0	1	3	3	∞	∞
Lowell Palmer, R ERA: 5.06	(8, 1)	1.0		3	0	0	0	2	0	0	0	0	1	0	7	7	0.00	0.000

PITCHER	IP	WLS	BF	H	R	ER	SO	BB	IBB	HBP	BLK	WP	HR	S	P	ERA	WHIP

BOTTOM

Philadelphia Phillies @ Montreal Expos

Jarry Park, Montreal, QB

Wed Jul 01 1970, 7:05 PM EDT

Att. 25,623 - Unknown

livebaseballscorecards.com

AB	29
R	4
H	6
RBI	4
BB	4
SO	14
LOB	13

WP: 1 PB: 0 SB: 0 CS: 0 PA: 35

Batter	1	2	3	4	5	6	7	8	9	AB	R	H	RBI	BB	SO	LOB
Tommie Agee, R (1, 8) OBP: 0.345, SLG: 0.503	B B C B S X 3-2 CS 1B			B B B C X 3-1 ① L5		X 0-0 ① 1-3		B B F X 2-1 ③ 6-3		4	0	1	0	0	0	0
Bud Harrelson, S (1, 6) OBP: 0.377, SLG: 0.362	X 0-0 ① F8			F X 0-1 ② G3		X 0-0 ② 1-3			S S S 0-3 ① K	4	0	0	0	0	1	1
Ken Singleton, S (1, 7) OBP: 0.268, SLG: 0.325	X 0-0 ② ③ P5 1-2			F F B B B F F S 3-3 ③ K		B F F B B X 2-2 ③ 4-3			B S S S B S 2-3 ② K	4	0	0	0	0	2	1
Art Shamsky, L (1, 3) OBP: 0.388, SLG: 0.473		B B X 2-0 ① P6			X 0-0 L9 2B 2B		S F B X 1-2 ① 4-3		B B S C F B X 3-2 ③ F7	4	1	1	0	0	0	0
Dave Marshall, L (1, 9) OBP: 0.347, SLG: 0.463		B B X 2-0 ② 4-3			B C F B B F X 3-2 ① L9 2-3		S B C B S 2-3 ② K			3	0	0	0	0	1	1
Ken Boswell, L (1, 4) OBP: 0.346, SLG: 0.366		B X 1-0 ③ F8			S B X 1-1 ② F7		C B X 1-1 1B			3	0	1	0	0	0	1
Wayne Garrett, L (1, 5) OBP: 0.482, SLG: 0.577			C C B S 1-3 ① K		B C X 1-1 3-H 2B		C X 0-1 ③ 4-3			3	0	1	1	0	1	1
Jerry Grote, R (1, 2) OBP: 0.273, SLG: 0.276			X 0-0 ② 5-3		I I I I 4-0 IBB			X 0-0 ① F2		2	0	0	0	1	0	0
Gary Gentry, R (1, 1) OBP: 0.119, SLG: 0.026			B F C F B B X 2-2 ③ F8		B B S B C S 3-3 ③ K			S F C 0-3 ② K		3	0	0	0	0	2	2
Ron Taylor, R (8, 1)										0	0	0	0	0	0	0
Tug McGraw, R (8, 1) OBP: 0.200, SLG: 0.250										0	0	0	0	0	0	0
Inning Stats	R: 0 E: 0 K: 0 S: 5 H: 1 LOB: 0 BB: 0 P: 8	R: 0 E: 0 K: 0 S: 3 H: 0 LOB: 0 BB: 0 P: 8	R: 0 E: 0 K: 1 S: 8 H: 0 LOB: 0 BB: 0 P: 11	R: 0 E: 0 K: 1 S: 9 H: 0 LOB: 0 BB: 0 P: 15	R: 1 E: 0 K: 1 S: 12 H: 2 LOB: 2 BB: 1 P: 24	R: 0 E: 0 K: 0 S: 5 H: 0 LOB: 0 BB: 0 P: 7	R: 0 E: 0 K: 1 S: 10 H: 1 LOB: 1 BB: 0 P: 14	R: 0 E: 0 K: 1 S: 6 H: 0 LOB: 0 BB: 0 P: 8	R: 0 E: 0 K: 2 S: 10 H: 0 LOB: 0 BB: 0 P: 15	1B: 2 2B: 2 3B: 0 HR: 0 SF: 0 SAC: 0 DP: 0 HBP: 0						

TOP

New York Mets @ Philadelphia Phillies

Shibe Park, Philadelphia, PA

Thu Jul 02 1970, 7:05 PM EDT

Unknown

livebaseballscorecards.com

AB	30
R	1
H	4
RBI	1
BB	1
SO	7
LOB	7

WP: 0 PB: 0 SB: 0 CS: 1 PA: 31

PITCHER		IP	WLS	BF	H	R	ER	SO	BB	IBB	HBP	BLK	WP	HR	S	P	ERA	WHIP
Jim Bunning, R ERA: 3.35	(1, 1)	8.0	W	28	4	1	1	5	0	1	0	0	0	0	58	95	1.12	0.500
Dick Selma, R ERA: 2.91	(9, 1)	1.0	S	3	0	0	0	2	0	0	0	0	0	0	10	15	0.00	0.000

PITCHER	IP	WLS	BF	H	R	ER	SO	BB	IBB	HBP	BLK	WP	HR	S	P	ERA	WHIP

BOTTOM

New York Mets @ Philadelphia Phillies

Shibe Park, Philadelphia, PA

Thu Jul 02 1970, 7:05 PM EDT

Unknown

livebaseballscorecards.com

Batter	1	2	3	4	5	6	7	8	9	AB	R	H	RBI	BB	SO	LOB
Denny Doyle, L (1, 4) OBP: 0.292, SLG: 0.325	B B X 2-0 CS 1B		B B B B 4-0 CS BB			S X 0-1 ② L8		I I I I 4-0 1B 1B IBB		2	1	1	0	2	0	0
Oscar Gamble, L (1, 8) OBP: 0.301, SLG: 0.327	B B C X 2-1 ① P7		C X 0-1 ② F7			X 0-0 ③ 3-1		B X 1-0 1B 1B 1-3 2-H 3-H 1B		4	1	1	2	0	0	2
Don Money, R (1, 5) OBP: 0.400, SLG: 0.548	B B B C S S 3-3 ②③ K 1-2		B B C B C 3-2 ③ CS 1-2	F B B B S F F X 3-2 ① F2			B F B S B S 3-3 ① K	C S X 0-2 E 1B HBP 1-2 3-H 1B		4	1	1	1	0	2	1
Deron Johnson, R (1, 3) OBP: 0.331, SLG: 0.430		F X 0-1 G4-6-3 1B		S C B B F B F F C 3-3 ② K			C B B X 2-1 ② 3-1	X 0-0 HBP E 1-2 2-H 1B		4	0	2	1	0	1	0
John Briggs, L (1, 7) OBP: 0.309, SLG: 0.333		B B C X 2-1 ①② G4-6-3 1-2f		B F B S F B F X 3-2 ③ F5			C X 0-1 1B	X 0-0 E1 FC5 HBP 1-2 2-3		4	0	1	0	0	0	3
Larry Hisle, R (1, 9) OBP: 0.301, SLG: 0.348		F F B B B X 3-2 1B 1B		C F B B B S 3-3 ① K			B C S S 1-3 ③ K	X 0-0 ① P4		4	0	1	0	0	2	4
Larry Bowa, S (1, 6) OBP: 0.260, SLG: 0.263 Tony Taylor, R (8, PH) OBP: 0.348, SLG: 0.387 Terry Harmon, R (8, PR) OBP: 0.324, SLG: 0.349 (9, 6)		X 0-0 1-2 1B			X 0-0 ② G3			X 1-0 1B 2B 2B 1B 2-2 1-2 2-3 3-H HBP		2 1 0	0 1 0	1 1 0	0 1 0	0 0 0	0 0 0	0 0 0
Mike Compton, R (1, 2) OBP: 0.273, SLG: 0.271 Ron Stone, L (8, PH) OBP: 0.342, SLG: 0.418 Rick Joseph, R (8, PH) OBP: 0.256, SLG: 0.338 Doc Edwards, R (9, 2) OBP: 0.298, SLG: 0.245		B B X 2-0 ③ L7			S B C X 1-2 ③ P6			3-2 2B 1B 2-3 1B 2-3 K		2 1 1 0	0 1 0 0	0 1 0 0	0 0 0 0	0 0 1 0	0 0 0 0	2 0 3 0
Jim Bunning, R (1, 1) OBP: 0.182, SLG: 0.129 Byron Browne, R (8, PH) OBP: 0.322, SLG: 0.470 Dick Selma, R (9, 1) OBP: 0.200, SLG: 0.111			X 0-0 ① F9			B C X 1-1 ① 4-3		3-1 1B 2B 1-3 3-H FC5 2-3f		2 2 0	0 1 0	0 1 0	0 1 0	0 0 0	0 0 0	0 3 0
Inning Stats	R: 0 H: 1 E: 0 LOB: 0 K: 1 BB: 0 S: 6 P: 13	R: 0 H: 3 E: 0 LOB: 2 K: 0 BB: 0 S: 9 P: 16	R: 0 H: 0 E: 0 LOB: 0 K: 0 BB: 1 S: 5 P: 12	R: 0 H: 0 E: 0 LOB: 0 K: 1 BB: 0 S: 16 P: 25	R: 0 H: 0 E: 0 LOB: 0 K: 1 BB: 0 S: 7 P: 11	R: 0 H: 0 E: 0 LOB: 0 K: 0 BB: 0 S: 5 P: 6	R: 0 H: 1 E: 0 LOB: 1 K: 2 BB: 0 S: 10 P: 16	R: 6 H: 6 E: 1 LOB: 3 K: 1 BB: 1 S: 20 P: 34		1B: 9 SF: 0 2B: 2 SAC: 0 3B: 0 DP: 1 HR: 0 HBP: 1						

	AB	33
	R	6
	H	11
	RBI	6
	BB	2
	SO	6
	LOB	18

WP: 0 PA: 37
PB: 0
SB: 0
CS: 2

PITCHER		IP	WLS	BF	H	R	ER	SO	BB	IBB	HBP	BLK	WP	HR	S	P	ERA	WHIP
Gary Gentry, R ERA: 3.37	(1, 1)	7.0	L	26	7	2	2	5	1	0	0	0	0	0	63	108	2.57	1.143
Ron Taylor, R ERA: 3.27	(8, 1)	0.0		3	2	1	1	0	0	1	0	0	0	0	3	8	∞	∞
Tug McGraw, L ERA: 4.41	(8, 1)	1.0		7	2	3	2	1	0	0	1	0	0	0	12	17	18.00	2.000

PITCHER	IP	WLS	BF	H	R	ER	SO	BB	IBB	HBP	BLK	WP	HR	S	P	ERA	WHIP

Batter	1	2	3	4	5	6	7	8	9	AB	R	H	RBI	BB	SO	LOB
Tommie Agee, R (1, 8) OBP: 0.344, SLG: 0.503	F B B X 2-1 G3 6-3 2B	X 0-0 ② ③ G6-4-3 1-2f			X 0-0 ③ P9		S B F B B F F F X 3-2 ③ P4			4	1	1	0	0	0	3
Wayne Garrett, L (1, 4) OBP: 0.476, SLG: 0.565	X 0-0 ① G3 2-3		S S S 0-3 ① K			X 0-0 ① P4		B X 1-0 1B 1B		4	0	1	0	0	1	1
Ken Singleton, S (1, 7) OBP: 0.244, SLG: 0.295	X 0-0 ② 6-3 3-H		X 0-0 ② 4-3			X 0-0 ② F8		B F S S 1-3 ① K		4	0	0	1	0	1	1
Donn Clendenon, R (1, 3) OBP: 0.344, SLG: 0.550	B B B B 4-0 1B BB		X 0-0 ③ F9			X 0-0 HR		X 0-0 1-3 1B		3	1	2	1	1	0	0
Ron Swoboda, R (1, 9) OBP: 0.333, SLG: 0.361 Art Shamsky, L (8, PH) OBP: 0.386, SLG: 0.471 (8, 9)	X 0-0 1-2 1B			X 0-0 FC4-6 1B		B B B B 4-0 BB		S C X 0-2 ② F3		2 1	0 0	2 0	0 0	1 0	0 0	0 2
Joe Foy, R (1, 5) OBP: 0.367, SLG: 0.318	X 0-0 ③ F8			X 0-0 ① FC4-6 CS 1-2f		B X 1-0 ③ F9		B F X 1-1 ③ F3		4	0	0	0	0	0	6
Duffy Dyer, R (1, 2) OBP: 0.308, SLG: 0.247 Dave Marshall, L (9, PH) OBP: 0.345, SLG: 0.459		X 0-0 1B 1B		B X 1-0 ② ③ 6-3 1-2			X 0-0 ① F8		S X 0-1 ① 1-3	3 1	0 0	1 0	0 0	0 0	0 0	1 0
Al Weis, S (1, 6) OBP: 0.289, SLG: 0.319 Ken Boswell, L (9, PH) OBP: 0.344, SLG: 0.364		X 0-0 G6-4-3 1-2 1B			X 0-0 ① G3		X 0-0 1B		X 0-0 ② F2	3 1	0 0	2 0	0 0	0 0	0 0	0 0
Don Cardwell, R (1, 1) Tug McGraw, R (5, 1) OBP: 0.200, SLG: 0.250 Bud Harrelson, S (7, PH) OBP: 0.375, SLG: 0.361 Rich Folkers, L (7, 1) Ron Taylor, R (8, 1) Mike Jorgensen, L (9, PH) OBP: 0.286, SLG: 0.387		B F S X 1-2 ① F3			X 0-0 ② F2		B C X 1-1 ② F7		B S F B S 2-3 ③ K	2 0 1 0 0 1	0 0 0 0 0 0	0 0 0 0 0 0	0 0 0 0 0 1	0 0 0 0 0 0	0 0 0 0 0 0	2 0 1 0 0 0
Inning Stats	R: 1 H: 2 E: 0 LOB: 2 K: 0 BB: 1 S: 6 P: 12	R: 0 H: 2 E: 0 LOB: 1 K: 0 BB: 0 S: 6 P: 7	R: 0 H: 0 E: 0 LOB: 0 K: 1 BB: 0 S: 5 P: 5	R: 0 H: 1 E: 0 LOB: 0 K: 0 BB: 0 S: 3 P: 4	R: 0 H: 0 E: 0 LOB: 0 K: 0 BB: 0 S: 3 P: 3	R: 1 H: 1 E: 0 LOB: 1 K: 0 BB: 1 S: 4 P: 9	R: 0 H: 1 E: 0 LOB: 1 K: 0 BB: 0 S: 10 P: 14	R: 0 H: 2 E: 0 LOB: 2 K: 1 BB: 0 S: 10 P: 13	R: 0 H: 0 E: 0 LOB: 0 K: 1 BB: 0 S: 6 P: 8	1B: 7 SF: 0 2B: 1 SAC: 0 3B: 0 DP: 1 HR: 1 HBP: 0						WP: 0 PA: 36 PB: 0 SB: 0 CS: 1	

PITCHER		IP	WLS	BF	H	R	ER	SO	BB	IBB	HBP	BLK	WP	HR	S	P	ERA	WHIP
Chris Short, L ERA: 4.56	(1, 1)	7.1	W	31	9	2	2	2	2	0	0	0	0	1	42	61	2.46	1.500
Dick Selma, R ERA: 2.84	(8, 1)	1.2	S	5	0	0	0	1	0	0	0	0	0	0	11	14	0.00	0.000

PITCHER	IP	WLS	BF	H	R	ER	SO	BB	IBB	HBP	BLK	WP	HR	S	P	ERA	WHIP

TOP

New York Mets @ Philadelphia Phillies

Shibe Park, Philadelphia, PA

Thu Jul 02 1970, 7:05 PM EDT

Att. 24,474 - Unknown

livebaseballscorecards.com

AB	34
R	2
H	9
RBI	2
BB	2
SO	3
LOB	17

BOTTOM

New York Mets @ Philadelphia Phillies

Shibe Park, Philadelphia, PA

Thu Jul 02 1970, 7:05 PM EDT

Att. 24,474 - Unknown

livebaseballscorecards.com

Batter	1	2	3	4	5	6	7	8	9	AB	R	H	RBI	BB	SO	LOB
Denny Doyle, L (1, 4) OBP: 0.291, SLG: 0.324	F7		K		1B		FC4-6			4	0	1	1	0	1	2
Oscar Gamble, L (1, 8) OBP: 0.308, SLG: 0.333	K			FC1-6	G5-4-3		K			4	0	2	0	0	2	1
Don Money, R (1, 5) OBP: 0.397, SLG: 0.538	5-3			FC1-6	G5-4-3			BB		3	1	0	0	1	0	3
John Briggs, L (1, 7) OBP: 0.315, SLG: 0.336		P6		2B SF7		SH1-4		SH2-4		2	1	1	0	1	0	0
Ron Stone, L (1, 9) OBP: 0.344, SLG: 0.427 Byron Browne, R (8, PH) OBP: 0.326, SLG: 0.470 (9, 9)	4-3				2B	SH1-4		BB	IBB	2 0	0 0	1 0	1 0	0 1	0 0	0 0
Jim Hutto, R (1, 3) OBP: 0.250, SLG: 0.322	5-3			SF7		F8		G5-4-3		2	0	0	1	1	0	1
Larry Bowa, S (1, 6) OBP: 0.261, SLG: 0.264 Tony Taylor, R (8, PH) OBP: 0.347, SLG: 0.386 Terry Harmon, R (9, 6) OBP: 0.324, SLG: 0.349			P2-3	4-3		K		G5-4-3		3 1 0	0 0 0	1 0 0	0 0 0	0 0 0	1 0 0	2 3 0
Doc Edwards, R (1, 2) OBP: 0.300, SLG: 0.250		P2-3			SH3 1B		4-3			3	1	1	0	0	0	1
Chris Short, R (1, 1) OBP: 0.069, SLG: 0.071 Dick Selma, R (8, 1) OBP: 0.200, SLG: 0.111		E6			SH3		FC4-6			2 0	0 0	1 0	0 0	0 0	0 0	0 0

	AB	26
	R	3
	H	8
	RBI	3
	BB	4
	SO	4
	LOB	13

Inning Stats	1	2	3	4	5	6	7	8	9
	R: 0 E: 0 K: 1 S: 5	H: 0 LOB: 0 BB: 0 P: 5	R: 0 E: 0 K: 0 S: 5	H: 0 LOB: 0 BB: 0 P: 8	R: 0 E: 1 K: 1 S: 9	H: 1 LOB: 1 BB: 0 P: 10	R: 2 E: 0 K: 0 S: 16	H: 3 LOB: 1 BB: 0 P: 18	R: 1 E: 0 K: 0 S: 6	H: 3 LOB: 1 BB: 0 P: 9	R: 0 E: 0 K: 1 S: 7	H: 0 LOB: 1 BB: 1 P: 11	R: 0 E: 0 K: 1 S: 8	H: 1 LOB: 1 BB: 0 P: 8	R: 0 E: 0 K: 0 S: 9	H: 0 LOB: 2 BB: 3 P: 26

	1B: 7	SF: 1	WP: 0	PA: 34
	2B: 2	SAC: 3	PB: 0	
	3B: 0	DP: 3	SB: 0	
	HR: 0	HBP: 0	CS: 0	

PITCHER		IP	WLS	BF	H	R	ER	SO	BB	IBB	HBP	BLK	WP	HR	S	P	ERA	WHIP
Don Cardwell, R ERA: 6.75	(1, 1)	4.1	L	18	5	3	3	2	0	0	0	0	0	0	37	43	6.23	1.154
Tug McGraw, L ERA: 4.21	(5, 1)	1.2		7	2	0	0	1	1	0	0	0	0	0	11	18	0.00	1.800
Rich Folkers, L ERA: 1.17	(7, 1)	1.1		8	1	0	0	1	2	1	0	0	0	0	16	30	0.00	2.250
Ron Taylor, R ERA: 3.21	(8, 1)	0.2		1	0	0	0	0	0	0	0	0	0	0	1	4	0.00	0.000

PITCHER	IP	WLS	BF	H	R	ER	SO	BB	IBB	HBP	BLK	WP	HR	S	P	ERA	WHIP

New York Mets @ Philadelphia Phillies

Shibe Park, Philadelphia, PA

Fri Jul 03 1970, 7:05 PM EDT

Att. 10,508 - Unknown

TOP

livebaseballscorecards.com

Batter	1	2	3	4	5	6	7	8	9	AB	R	H	RBI	BB	SO	LOB
Tommie Agee, R (1, 8) OBP: 0.342, SLG: 0.502	5-3		E8 1B 2B 2-H		K	FC5-4 1-2f			F9	5	1	1	1	0	1	2
Bud Harrelson, S (1, 6) OBP: 0.374, SLG: 0.359	K		S 1B 3-H		F7			F5		4	0	1	1	0	1	0
Wayne Garrett, L (1, 5) OBP: 0.476, SLG: 0.559	6-3		BB 1-2			FC3-6 1B		K		3	0	1	0	1	1	0
Art Shamsky, L (1, 3) OBP: 0.384, SLG: 0.467 Mike Jorgensen, L (8, 3) OBP: 0.286, SLG: 0.387		1B	K			F5		P9		4 0	0 0	1 0	0 0	0 0	1 0	3 0
Dave Marshall, L (1, 9) OBP: 0.333, SLG: 0.442		K	4-3			FC3-6 1-2f			K	4	0	0	0	0	2	4
Ken Boswell, L (1, 4) OBP: 0.338, SLG: 0.356		L7		4-1		P6			E6 1-3 1B 1B	4	1	0	0	0	0	2
Ken Singleton, S (1, 7) OBP: 0.265, SLG: 0.298		K		CS BB 4-2			4-3		1-3 1-2 1B	3	1	1	0	1	1	1
Jerry Grote, R (1, 2) OBP: 0.273, SLG: 0.275			SH1-4 E 1B	K 1-2			K		1-3 1-2 2-3	4	1	1	0	0	2	3
Ray Sadecki, L (1, 1) OBP: 0.240, SLG: 0.208 Donn Clendenon, R (9, PH) OBP: 0.349, SLG: 0.553 Rich Folkers, L (9, 1)			SH1-4 1-2		P8		FC5-4 1B		2-H 3-H	2 1 0	0 0 0	1 1 0	0 2 0	0 0 0	0 0 0	0 0 0
Inning Stats	R: 0 E: 0 K: 1 S: 5 H: 0 LOB: 0 BB: 0 P: 5	R: 0 E: 0 K: 2 S: 9 H: 1 LOB: 1 BB: 0 P: 12	R: 2 E: 1 K: 1 S: 13 H: 3 LOB: 2 BB: 1 P: 24	R: 0 E: 0 K: 1 S: 8 H: 0 LOB: 1 BB: 1 P: 15	R: 0 E: 0 K: 1 S: 5 H: 0 LOB: 0 BB: 0 P: 6	R: 0 E: 0 K: 0 S: 10 H: 1 LOB: 1 BB: 0 P: 16	R: 0 E: 0 K: 1 S: 6 H: 1 LOB: 1 BB: 0 P: 6	R: 0 E: 0 K: 1 S: 7 H: 0 LOB: 0 BB: 0 P: 14	R: 2 E: 1 K: 1 S: 13 H: 2 LOB: 1 BB: 0 P: 19	1B: 7 2B: 2 3B: 0 HR: 0 SF: 0 SAC: 1 DP: 1 HBP: 0						

	AB	34
	R	4
	H	8
	RBI	4
	BB	2
	SO	9
	LOB	15

PITCHER		IP	WLS	BF	H	R	ER	SO	BB	IBB	HBP	BLK	WP	HR	S	P	ERA	WHIP
Rick Wise, R ERA: 3.64	(1, 1)	8.1	L	34	7	4	1	9	2	0	0	0	0	0	70	108	1.08	1.080
Lowell Palmer, R ERA: 4.99	(9, 1)	0.2		3	1	0	0	0	0	0	0	0	0	0	6	9	0.00	1.500

PITCHER	IP	WLS	BF	H	R	ER	SO	BB	IBB	HBP	BLK	WP	HR	S	P	ERA	WHIP

BOTTOM

New York Mets @ Philadelphia Phillies

Shibe Park, Philadelphia, PA

Fri Jul 03 1970, 7:05 PM EDT

Att. 10,508 - Unknown

livebaseballscorecards.com

Batter	1	2	3	4	5	6	7	8	9	AB	R	H	RBI	BB	SO	LOB
Tony Taylor, R (1, 4) OBP: 0.348, SLG: 0.389	6-3		BB 1B		P4		E8 1-H 2B		SF9 3-H	3	0	1	1	1	0	1
Larry Bowa, S (1, 6) OBP: 0.260, SLG: 0.263	F8		1-2 1B		L6		F8		FC6-4 1-2f	5	0	1	0	0	0	3
Don Money, R (1, 5) OBP: 0.397, SLG: 0.534	P9		K			FC6-4 1B		SH3-4 1B	1-3	5	0	2	0	0	1	3
Deron Johnson, R (1, 3) OBP: 0.328, SLG: 0.425		K	L5			F3		SH3-4 1-2		3	0	0	0	0	1	3
Byron Browne, R (1, 8) OBP: 0.330, SLG: 0.464		1B E BB		P6		F3		IBB		2	1	0	0	2	0	1
Rick Joseph, R (1, 7) OBP: 0.256, SLG: 0.333		E8 1-H 1B		K		FC6-4 1-2f		P9		4	0	1	0	0	1	3
Larry Hisle, R (1, 9) OBP: 0.296, SLG: 0.341 Lowell Palmer, R (9, 1) OBP: 0.333, SLG: 0.455	P4		5-3				K	K		4 0	0 0	0 0	0 0	0 0	2 0	3 0
Doc Edwards, R (1, 2) OBP: 0.297, SLG: 0.250 Grant Jackson, S (9, PR) OBP: 0.105, SLG: 0.105	L6				L6	5-3			1B SF9 1B	4 0	0 1	1 0	0 0	0 0	0 0	1 0
Rick Wise, R (1, 1) OBP: 0.205, SLG: 0.189 Jim Hutto, R (9, 9) OBP: 0.262, SLG: 0.333 Terry Harmon, R (9, PR) OBP: 0.324, SLG: 0.349			1-3		2B	2B E 1B			FC6-4 1-3 1B	3 1 0	1 0 0	2 1 0	0 0 0	0 0 0	0 0 0	0 0 0
Inning Stats	R: 0 E: 0 K: 0 S: 4 H: 0 LOB: 0 BB: 0 P: 7	R: 1 E: 1 K: 1 S: 10 H: 1 LOB: 1 BB: 1 P: 18	R: 0 E: 0 K: 1 S: 9 H: 1 LOB: 2 BB: 1 P: 18	R: 0 E: 0 K: 1 S: 8 H: 0 LOB: 0 BB: 0 P: 12	R: 0 E: 0 K: 0 S: 6 H: 1 LOB: 1 BB: 0 P: 8	R: 0 E: 0 K: 0 S: 6 H: 1 LOB: 1 BB: 0 P: 9	R: 1 E: 1 K: 1 S: 8 H: 2 LOB: 1 BB: 0 P: 9	R: 0 E: 0 K: 1 S: 9 H: 1 LOB: 2 BB: 1 P: 14	R: 1 E: 0 K: 0 S: 9 H: 2 LOB: 1 BB: 0 P: 11	1B: 7 2B: 2 3B: 0 HR: 0 SF: 1 SAC: 1 DP: 0 HBP: 0							

	AB	34
	R	3
	H	9
	RBI	1
	BB	3
	SO	5
	LOB	18

PITCHER		IP	WLS	BF	H	R	ER	SO	BB	IBB	HBP	BLK	WP	HR	S	P	ERA	WHIP
Ray Sadecki, L ERA: 3.24	(1, 1)	8.0	W	34	7	2	0	5	2	1	0	0	0	0	60	95	0.00	1.125
Rich Folkers, L ERA: 2.08	(9, 1)	1.0	S	5	2	1	1	0	0	0	0	0	0	0	9	11	9.00	2.000

PITCHER	IP	WLS	BF	H	R	ER	SO	BB	IBB	HBP	BLK	WP	HR	S	P	ERA	WHIP

Batter	1	2	3	4	5	6	7	8	9	AB	R	H	RBI	BB	SO	LOB
Tommie Agee, R (1, 8) OBP: 0.343, SLG: 0.500	C X 0-1 HR 1B		X 0-0 ② F9	S S S 0-3 ③ K		B X 1-0 1B S 1-3 2-H 1B		B B S B X 3-1 ③ 6-3 2-3		5	1	2	1	0	1	3
Bud Harrelson, S (1, 6) OBP: 0.377, SLG: 0.361	X 0-0 ① F3		X 0-0 1B	X 0-0 ① P4		B X 1-0 1-3 3-H 1B			B B B B 4-0 1B BB	4	0	2	1	1	0	1
Ken Singleton, S (1, 7) OBP: 0.259, SLG: 0.288	S S S 0-3 ② K		B B B C F F X 3-2 ③ 6-3	X 0-0 ② 3-1		B S F F C 1-3 ③ K			X 0-0 P5-3 1-3 1B	5	0	1	0	0	2	4
Donn Clendenon, R (1, 3) OBP: 0.350, SLG: 0.575	X 0-0 1-H HR			X 0-0 SH1 1B 2B	X 0-0 ③ F3		X 0-0 ① L7		X 0-0 ① F9	5	2	2	2	0	0	2
Ron Swoboda, R (1, 9) OBP: 0.330, SLG: 0.352	S S S 0-3 ③ K			B S B S B B 4-2 SH1 1B BB		X 0-0 ① L8	X 0-0 ② F3		B S S X 1-2 ② ③ P5-3 1-2f	4	1	0	0	1	1	2
Joe Foy, R (1, 5) OBP: 0.366, SLG: 0.318		S S S 0-3 ① K	X 0-0 ① SH1 1-2 2-3			X 0-0 F8 1B 1B 1B	S S S 0-3 ③ K			3	1	1	0	0	2	0
Jerry Grote, R (1, 2) OBP: 0.283, SLG: 0.287		X 0-0 ② 4-3	B X 1-0 BB 2-H 3-H 1B			X 0-0 1B 1-2 1B		X 0-0 FC5-4 1B		4	1	3	2	0	0	0
Al Weis, S (1, 4) OBP: 0.275, SLG: 0.301	S S S 0-3 ③ K			X 0-0 ② F9		B X 1-0 ② F8 2-3		X 0-0 ① FC5-4 WP 1-2f		4	0	0	0	0	1	4
Tom Seaver, R (1, 1) OBP: 0.217, SLG: 0.179			S S S 0-3 ① K	B B B 4-0 1-2 BB		X 0-0 1B 1-2 3-H 1B		S S S 0-3 ② K		3	1	1	1	1	2	1
Inning Stats	R: 2 H: 2 E: 0 LOB: 0 K: 2 BB: 0 S: 10 P: 10	R: 0 H: 0 E: 0 LOB: 0 K: 2 BB: 0 S: 7 P: 7	R: 0 H: 1 E: 0 LOB: 1 K: 1 BB: 0 S: 9 P: 12	R: 2 H: 2 E: 0 LOB: 2 K: 1 BB: 2 S: 9 P: 18	R: 0 H: 0 E: 0 LOB: 0 K: 0 BB: 0 S: 3 P: 3	R: 3 H: 5 E: 0 LOB: 2 K: 1 BB: 0 S: 11 P: 15	R: 0 H: 0 E: 0 LOB: 0 K: 1 BB: 0 S: 5 P: 5	R: 0 H: 1 E: 1 LOB: 1 K: 1 BB: 0 S: 7 P: 10	R: 0 H: 1 E: 0 LOB: 1 K: 0 BB: 1 S: 5 P: 10	1B: 10 SF: 0 2B: 2 SAC: 1 3B: 0 DP: 1 HR: 1 HBP: 0						

TOP

New York Mets @ Philadelphia Phillies

Shibe Park, Philadelphia, PA

Sat Jul 04 1970, 7:05 PM EDT

Att. 7,866 - Unknown

livebaseballscorecards.com

AB	37
R	7
H	12
RBI	7
BB	3
SO	9
LOB	17

WP: 1 PA: 41
PB: 0
SB: 1
CS: 0

PITCHER		IP	WLS	BF	H	R	ER	SO	BB	IBB	HBP	BLK	WP	HR	S	P	ERA	WHIP
Grant Jackson, L ERA: 6.51	(1, 1)	5.2	L	27	8	7	7	6	2	0	0	0	0	1	43	56	11.12	1.765
Barry Lersch, R ERA: 4.17	(6, 1)	2.1		10	3	0	0	3	0	0	0	0	1	0	18	24	0.00	1.286
Fred Wenz, R ERA:	(9, 1)	1.0		4	1	0	0	0	1	0	0	0	0	0	5	10	0.00	2.000

PITCHER		IP	WLS	BF	H	R	ER	SO	BB	IBB	HBP	BLK	WP	HR	S	P	ERA	WHIP

Batter	1	2	3	4	5	6	7	8	9	AB	R	H	RBI	BB	SO	LOB
Denny Doyle, L (1, 4) OBP: 0.295, SLG: 0.324	S B X 1-1 1B 1B G1-2-3 1B		X 0-0 ① 2-3		B B B B 4-0 BB			X 0-0 ② L4		3	0	1	0	1	0	0
Oscar Gamble, L (1, 8) OBP: 0.314, SLG: 0.339	X 0-0 G1-2-3 1B 1-2 2B 1B		X 0-0 1B		B B C B C S 3-3 ③ K			B B S S C 2-3 ③ K		4	1	2	0	0	2	1
Ron Stone, L (1, 9) OBP: 0.341, SLG: 0.422	B B S X 2-1 G1-2-3 1-2 2-3 2B 1B		B F B X 2-1 ② F9			X 0-0 ① 4-3			X 0-0 ① G3	4	1	1	0	0	0	1
John Briggs, L (1, 7) OBP: 0.308, SLG: 0.327	B S F B B X 3-2 ① ② G1-2-3 1-2 2-3 3-Hf		X 0-0 ③ G3			S X 0-1 ② F7			X 0-0 ② 1-3	4	0	0	0	0	0	4
Don Money, R (1, 5) OBP: 0.394, SLG: 0.533	C B B X 2-1 2-H 3-H 2B			B B C X 2-1 ① F2		S S S 0-3 ③ K			X 0-0 ③ P4	4	0	1	2	0	1	0
Deron Johnson, R (1, 3) OBP: 0.328, SLG: 0.422	X 0-0 ③ 6-3			B S C X 1-2 ② P6			B B B B 4-0 G3-6 BB			2	0	0	0	1	0	1
Larry Bowa, S (1, 6) OBP: 0.257, SLG: 0.260 Terry Harmon, R (8, 6) OBP: 0.324, SLG: 0.349		X 0-0 ① P6		X 0-0 ③ 1-3			X 0-0 ① ② G3-6 1-2f			3 0	0 0	0 0	0 0	0 0	0 0	1 0
Mike Compton, R (1, 2) OBP: 0.263, SLG: 0.260		S S S 0-3 ② K			X 0-0 ① 2-3		S S S 0-3 ③ K			3	0	0	0	0	2	0
Grant Jackson, S (1, 1) OBP: 0.095, SLG: 0.095 Barry Lersch, S (6, 1) Rick Joseph, R (8, PH) OBP: 0.253, SLG: 0.329 Fred Wenz, R (9, 1)		S S S 0-3 ③ K			S S S 0-3 ② K			C B F C 1-3 ① K		2 0 1 0	0 0 0 0	0 0 0 0	0 0 0 0	0 0 1 0	2 0 0 0	0 0 0 0
Inning Stats	R: 2 E: 0 K: 0 S: 11 H: 4 LOB: 1 BB: 0 P: 19	R: 0 E: 0 K: 2 S: 7 H: 0 LOB: 0 BB: 0 P: 7	R: 0 E: 0 K: 0 S: 5 H: 1 LOB: 1 BB: 0 P: 7	R: 0 E: 0 K: 0 S: 6 H: 0 LOB: 0 BB: 0 P: 9	R: 0 E: 0 K: 2 S: 7 H: 0 LOB: 1 BB: 1 P: 14	R: 0 E: 0 K: 1 S: 6 H: 0 LOB: 0 BB: 0 P: 6	R: 0 E: 0 K: 1 S: 4 H: 0 LOB: 0 BB: 1 P: 8	R: 0 E: 0 K: 2 S: 7 H: 0 LOB: 0 BB: 0 P: 10	R: 0 E: 0 K: 0 S: 3 H: 0 LOB: 0 BB: 0 P: 3	1B: 4 2B: 1 3B: 0 HR: 0	SF: 0 SAC: 0 DP: 2 HBP: 0			WP: 0 PB: 0 SB: 0 CS: 0	PA: 32	

PITCHER	IP	WLS	BF	H	R	ER	SO	BB	IBB	HBP	BLK	WP	HR	S	P	ERA	WHIP
Tom Seaver, R (1, 1) ERA: 2.48	9.0	W	32	5	2	2	8	2	0	0	0	0	0	56	83	2.00	0.778

PITCHER	IP	WLS	BF	H	R	ER	SO	BB	IBB	HBP	BLK	WP	HR	S	P	ERA	WHIP

BOTTOM

New York Mets @ Philadelphia Phillies

Shibe Park, Philadelphia, PA

Sat Jul 04 1970, 7:05 PM EDT

Att. 7,866 - Unknown

livebaseballscorecards.com

AB	30
R	2
H	5
RBI	2
BB	2
SO	8
LOB	8

Batter	1	2	3	4	5	6	7	8	9	AB	R	H	RBI	BB	SO	LOB
Tommie Agee, R (1, 8) OBP: 0.341, SLG: 0.495	S S S 0-3 ① K		B B S S S X 3-2 ① L8		X 0-0 ① P9		X 0-0 ① BB SH SF8 1-2 1B	S S S 0-3 ③ K		5	1	1	0	0	2	0
Bud Harrelson, S (1, 6) OBP: 0.379, SLG: 0.361	X 0-0 ② 6-3		X 0-0 ② 6-3		X 0-0 1B 1B		B B X 2-0 SH SF8 BB 1-2 2-3		B B B S F B 4-2 L5-4 SH1-4 BB	3	0	1	0	1	0	0
Ken Singleton, S (1, 7) OBP: 0.293, SLG: 0.309	X 0-0 ③ 1-3		X 0-0 1B		X 0-0 G5-4-3 1-3 1B		B B B B 4-0 BB 1-2 2-3 3-H		X 0-0 ① SH1-4 1-2	3	0	2	1	1	0	0
Donn Clendenon, R (1, 3) OBP: 0.352, SLG: 0.570 Mike Jorgensen, L (9, 3) OBP: 0.286, SLG: 0.387		X 0-0 1B 1B 1B	B X 1-0 ③ F9		C B X 1-1 ② ③ G5-4-3 1-2f		B S S X 1-2 ① SF8 2-3 3-H		B B B B 4-0 BB	3 0	1 0	1 0	1 0	1 0	0 0	3 0
Ron Swoboda, R (1, 9) OBP: 0.330, SLG: 0.370 Dave Marshall, L (7, PH) (7, 9) OBP: 0.328, SLG: 0.435	S S S 0-3 ① K	X 0-0 ① 5-3		X 0-0 S WP 1B		C C B F B X 2-2 HR	S S S 0-3 ② K		X 0-0 ② ③ L5-4 2-3	3 2	1 0	1 0	1 0	0 0	1 1	1 4
Joe Foy, R (1, 5) OBP: 0.368, SLG: 0.319	F B B X 2-1 ② F9	X 0-0 S WP 1B		B S S B B B 4-2 BLK WP 1-3 BB		S S S 0-3 ① K	B B B B 4-0 1-2 BB			3	1	1	0	1	1	1
Jerry Grote, R (1, 2) OBP: 0.287, SLG: 0.287	X 0-0 1B 1-3 1B		B S S B B B 4-2 BLK WP 1-3 BB			X 0-0 ② 4-3	B B B C C X 3-2 ③ 6-3			3	0	1	0	1	0	3
Al Weis, S (1, 4) OBP: 0.274, SLG: 0.299	X 0-0 1B 1-2 3-H		M S C 0-3 ② K 1-3 3-H			X 0-0 ③ 5-3		S S S 0-3 ① K		4	0	1	1	0	2	1
Jerry Koosman, R (1, 1) OBP: 0.158, SLG: 0.086 Danny Frisella, L (8, 1)	B S B S C 2-3 ③ K		S S S 0-3 ③ K				B B B 4-0 SH 1B BB BB	X 0-0 ② 1-3		3 0	1 0	0 0	0 0	1 0	2 0	3 0
Inning Stats	R: 0 H: 0 E: 0 LOB: 0 K: 1 BB: 0 S: 5 P: 5	R: 1 H: 3 E: 0 LOB: 2 K: 2 BB: 0 S: 11 P: 15	R: 0 H: 1 E: 0 LOB: 1 K: 0 BB: 0 S: 6 P: 10	R: 1 H: 1 E: 0 LOB: 1 K: 2 BB: 1 S: 10 P: 14	R: 0 H: 2 E: 0 LOB: 1 K: 0 BB: 0 S: 5 P: 6	R: 1 H: 1 E: 0 LOB: 0 K: 1 BB: 0 S: 9 P: 11	R: 2 H: 1 E: 1 LOB: 3 K: 1 BB: 3 S: 11 P: 29	R: 0 H: 0 E: 0 LOB: 0 K: 2 BB: 0 S: 7 P: 7	R: 0 H: 0 E: 0 LOB: 1 K: 0 BB: 2 S: 4 P: 12	1B: 8 SF: 1 2B: 1 SAC: 2 3B: 0 DP: 2 HR: 1 HBP: 0						

TOP

New York Mets @ Philadelphia Phillies

Shibe Park, Philadelphia, PA

Sun Jul 05 1970, 3:33 AM EDT

Att. 12,609 - Unknown

livebaseballscorecards.com

AB	32
R	5
H	9
RBI	4
BB	6
SO	9
LOB	16

WP: 1 PA: 41
PB: 0
SB: 2
CS: 0

PITCHER		IP	WLS	BF	H	R	ER	SO	BB	IBB	HBP	BLK	WP	HR	S	P	ERA	WHIP
Woodie Fryman, L ERA: 3.74	(1, 1)	6.0	L	28	9	5	4	6	2	0	0	1	1	1	47	66	6.00	1.833
Dick Selma, R ERA: 2.76	(7, 1)	2.0		9	0	0	0	3	2	0	0	0	0	0	17	31	0.00	1.000
Lowell Palmer, R ERA: 4.89	(9, 1)	1.0		4	0	0	0	0	2	0	0	0	0	0	4	12	0.00	2.000

PITCHER	IP	WLS	BF	H	R	ER	SO	BB	IBB	HBP	BLK	WP	HR	S	P	ERA	WHIP

Batter	1	2	3	4	5	6	7	8	9	AB	R	H	RBI	BB	SO	LOB
Tony Taylor, R (1, 4) OBP: 0.349, SLG: 0.398	0-0 ① 1-3		1-0 ① P6		1-1 3B 3B		0-0 1B		0-1 ② 5-3	5	1	2	0	0	0	1
Larry Bowa, S (1, 6) OBP: 0.259, SLG: 0.270	2-1 ② F9		0-0 ② P3		1-0 SF8 3-H 3B		0-0 ② L7		1-0 2-H 1B	5	1	2	2	0	0	1
Don Money, R (1, 5) OBP: 0.394, SLG: 0.535	1-2 BB 2B		0-0 1B		2-1 ① 5-3		0-0 ③ P6		1-1 ③ P4	5	0	2	0	0	0	3
Deron Johnson, R (1, 3) OBP: 0.330, SLG: 0.434	4-2 PO BB BB		2-0 ③ 5-3		2-2 ② SF8 3-H			0-0 HR		2	1	1	2	1	0	1
Byron Browne, R (1, 8) OBP: 0.330, SLG: 0.458 Oscar Gamble, L (8, PH) OBP: 0.311, SLG: 0.336 (9, 8)	4-2 1-2 2-3 BB			1-1 ① P6	1-1 ③ F3			0-1 ① 4-3		2 1	0 0	0 0	0 0	1 0	0 0	0 0
Rick Joseph, R (1, 7) OBP: 0.253, SLG: 0.326	2-2 ③ PO 2-3	0-0 SH1-3 WP 1B		0-2 ② 5-3		0-0 ① 5-3		0-3 ② K		4	0	1	0	0	1	0
Larry Hisle, R (1, 9) OBP: 0.298, SLG: 0.340		1-0 ① SH1-3 1-3		4-2 1B BB		0-3 ② K		2-3 ③ K		1	0	0	0	1	1	0
Doc Edwards, R (1, 2) OBP: 0.299, SLG: 0.254 Denny Doyle, L (9, PH) OBP: 0.293, SLG: 0.323		1-0 ② P5		0-0 1-3 1B		0-0 ③ G3			0-3 ① K	3 1	0 0	1 0	0 0	0 0	0 1	1 0
Woodie Fryman, R (1, 1) OBP: 0.111, SLG: 0.111 Dick Selma, R (7, 1) OBP: 0.200, SLG: 0.111 Jim Hutto, R (7, 9) OBP: 0.256, SLG: 0.328 Ron Stone, L (8, PH) OBP: 0.339, SLG: 0.419 (9, 9) Lowell Palmer, R (9, 1) OBP: 0.333, SLG: 0.455 John Briggs, L (9, PH) OBP: 0.312, SLG: 0.338		0-0 ③ 6-3		1-3 ③ K		0-3 ① K			0-0 1B 2B	2 0 1 1 0 1	0 0 0 0 0 1	0 0 0 0 0 1	0 0 0 0 0 0	1 0 1 1 0 0	3 0 0 0 0 0	0 0 0 0 0 0
Inning Stats	R: 0 E: 0 K: 0 S: 14 H: 1 LOB: 2 BB: 2 P: 27	R: 0 E: 0 K: 0 S: 4 H: 1 LOB: 1 BB: 0 P: 6	R: 0 E: 0 K: 0 S: 4 H: 1 LOB: 1 BB: 0 P: 7	R: 0 E: 0 K: 1 S: 14 H: 1 LOB: 2 BB: 1 P: 20	R: 2 E: 0 K: 0 S: 10 H: 2 LOB: 0 BB: 0 P: 17	R: 0 E: 0 K: 1 S: 5 H: 0 LOB: 0 BB: 0 P: 5	R: 0 E: 0 K: 1 S: 6 H: 1 LOB: 1 BB: 0 P: 6	R: 1 E: 0 K: 2 S: 9 H: 1 LOB: 0 BB: 0 P: 11	R: 1 E: 0 K: 1 S: 9 H: 2 LOB: 1 BB: 0 P: 11	1B: 5 2B: 2 3B: 2 HR: 1	SF: 1 SAC: 1 DP: 0 HBP: 0						

PITCHER		IP	WLS	BF	H	R	ER	SO	BB	IBB	HBP	BLK	WP	HR	S	P	ERA	WHIP
Jerry Koosman, L ERA: 2.74	(1, 1)	7.0	W	31	8	3	3	3	3	0	0	0	1	1	58	89	3.86	1.571
Danny Frisella, R ERA: 4.5	(8, 1)	2.0	S	8	2	1	1	3	0	0	0	0	0	0	17	21	4.50	1.000

PITCHER	IP	WLS	BF	H	R	ER	SO	BB	IBB	HBP	BLK	WP	HR	S	P	ERA	WHIP

BOTTOM

New York Mets @ Philadelphia Phillies

Shibe Park, Philadelphia, PA

Sun Jul 05 1970, 3:33 AM EDT

Att. 12,609 - Unknown

livebaseballscorecards.com

AB	34
R	4
H	10
RBI	4
BB	3
SO	6
LOB	10

Batter	1	2	3	4	5	6	7	8	9	AB	R	H	RBI	BB	SO	LOB
Matty Alou, L (1, 8) OBP: 0.321, SLG: 0.347	1B 2B 1B	HR 1B			6-3		G4-6-3 1B		P4	5	2	3	0	0	0	0
Richie Hebner, L (1, 5) OBP: 0.355, SLG: 0.450	2B 6-3 1B 1-3	1-H HR			L7		G4-6-3 1-2f		2B FC 1B	5	3	3	2	0	0	1
Roberto Clemente, R (1, 9) OBP: 0.391, SLG: 0.551	6-3 3B 2B 1-3 3-H	4-3			1B		1B		1-3 2B	5	1	4	1	0	0	0
Al Oliver, L (1, 3) OBP: 0.307, SLG: 0.446	6-3 2-3 3-H		7-3 1B		L9		1-2 1B		FC 3-H	5	0	2	2	0	0	3
Willie Stargell, L (1, 7) OBP: 0.307, SLG: 0.502	K		F8			F8	K		F2	5	0	0	0	0	2	6
Manny Sanguillen, R (1, 2) OBP: 0.321, SLG: 0.433	3-H 3B		7-3 1-2f			1B SF7 1B		FC6-4 1B	F8	5	1	3	1	0	0	3
Gene Alley, R (1, 6) OBP: 0.299, SLG: 0.393	P3 3-H			5-3		1-3 1B		B3		4	0	1	0	0	0	2
Bill Mazeroski, R (1, 4) OBP: 0.259, SLG: 0.286		P5		5-3		SF7 3-H		K		3	0	0	1	0	1	1
Jim Nelson, R (1, 1) OBP: 0.231, SLG: 0.167 Bruce Dal Canton, R (6, 1) Gene Clines, R (8, PH) OBP: 0.750, SLG: 0.667 Dave Giusti, R (8, 1) OBP: 0.444, SLG: 0.167		F2		K		K		FC6-4 1-2f		3 0 1 0	0 0 0 0	0 0 0 0	0 0 0 0	2 0 0 0	1 0 1 0	
Inning Stats	R: 3 H: 4 E: 0 LOB: 1 K: 1 BB: 0 S: 9 P: 9	R: 2 H: 2 E: 0 LOB: 0 K: 0 BB: 0 S: 5 P: 5	R: 0 H: 1 E: 0 LOB: 0 K: 0 BB: 0 S: 3 P: 3	R: 0 H: 0 E: 0 LOB: 0 K: 1 BB: 0 S: 5 P: 5	R: 0 H: 1 E: 0 LOB: 1 K: 0 BB: 0 S: 4 P: 4	R: 1 H: 2 E: 0 LOB: 1 K: 1 BB: 0 S: 7 P: 7	R: 0 H: 3 E: 0 LOB: 2 K: 1 BB: 0 S: 7 P: 7	R: 0 H: 1 E: 0 LOB: 1 K: 1 BB: 0 S: 6 P: 6	R: 1 H: 2 E: 0 LOB: 2 K: 0 BB: 0 S: 6 P: 6	1B: 12 SF: 1 2B: 3 SAC: 0 3B: 1 DP: 2 HR: 1 HBP: 0				WP: 0 PA: 42 PB: 0 SB: 0 CS: 0		

PITCHER		IP	WLS	BF	H	R	ER	SO	BB	IBB	HBP	BLK	WP	HR	S	P	ERA	WHIP
Jim Bunning, R ERA: 3.64	(1, 1)	6.2	L	31	13	6	6	3	0	0	0	0	0	1	37	37	8.10	1.950
Barry Lersch, R ERA: 4.14	(7, 1)	0.1		1	0	0	0	1	0	0	0	0	0	0	3	3	0.00	0.000
Fred Wenz, R ERA: 3.0	(8, 1)	2.0		10	3	1	1	1	0	0	0	0	0	0	12	12	4.50	1.500

PITCHER	IP	WLS	BF	H	R	ER	SO	BB	IBB	HBP	BLK	WP	HR	S	P	ERA	WHIP

TOP

Pittsburgh Pirates @ Philadelphia Phillies
Shibe Park, Philadelphia, PA
Mon Jul 06 1970, 7:05 PM EDT
Att. 6,145 - Unknown

livebaseballscorecards.com

AB	41
R	7
H	16
RBI	7
BB	0
SO	5
LOB	18

Batter	1	2	3	4	5	6	7	8	9	AB	R	H	RBI	BB	SO	LOB
Denny Doyle, L (1, 4) OBP: 0.301, SLG: 0.332	FC6-4 HR 2B		P6 ①		BBBB 4-0 BB		FC6-4 1B			3	1	2	0	1	0	0
Oscar Gamble, L (1, 8) OBP: 0.310, SLG: 0.328	BBBB 4-0 FC6-4 BB		SSS 0-3 ② K		SSS 0-3 ② K		0-0 ② F7			3	0	0	0	1	2	2
Don Money, R (1, 5) OBP: 0.391, SLG: 0.528	0-0 ① FC6-4 HR 1-2f 2-3		0-0 1B		0-0 ③ F8		0-0 ③ FC6-4 1-2f			4	1	1	0	0	0	4
John Briggs, L (1, 7) OBP: 0.316, SLG: 0.381	0-0 HR 1-H 3-H		0-0 ③ 4-3			0-0 HR		0-0 ① 4-3		4	2	2	4	0	0	1
Deron Johnson, R (1, 3) OBP: 0.329, SLG: 0.442	SSS 0-3 ② K			0-0 ① 6-3		0-0 HR		0-0 ② F7		4	1	1	1	0	1	0
Larry Hisle, R (1, 9) OBP: 0.297, SLG: 0.335	SSS 0-3 ③ K			BBBB 4-0 4-3 BB		0-0 ① P6		0-0 ③ 5-3		3	0	0	0	1	1	0
Larry Bowa, S (1, 6) OBP: 0.260, SLG: 0.270 Tony Taylor, R (9, PH) OBP: 0.347, SLG: 0.397		0-0 G6-4-3 1B		0-0 ② 4-3 1-2		0-0 ② 4-3		SSS 0-3 ① K		3 1	0 0	1 0	0 0	0 0	0 1	1 0
Mike Ryan, R (1, 2) OBP: 0.300, SLG: 0.222 Byron Browne, R (9, PH) OBP: 0.328, SLG: 0.456		0-0 ①② G6-4-3 1-2f		SSS 0-3 ③ K		0-0 ③ P6		SSS 0-3 ② K		3 1	0 0	0 0	0 0	0 0	1 1	2 0
Jim Bunning, R (1, 1) OBP: 0.171, SLG: 0.121 Barry Lersch, S (7, 1) Ron Stone, L (7, PH) OBP: 0.337, SLG: 0.416 Fred Wenz, R (8, 1) Rick Joseph, R (9, PH) OBP: 0.250, SLG: 0.322		0-0 ③ 4-1			0-0 ① 6-3		0-0 ① 4-3		SSS 0-3 ③ K	2 0 1 0 1	0 0 0 0 0	0 0 0 0 0	0 0 0 0 0	0 0 0 0 1	0 0 0 0 0	0 0 0 0 0
Inning Stats	R: 3 H: 2 E: 0 LOB: 0 K: 2 BB: 1 S: 9 P: 13	R: 0 H: 1 E: 0 LOB: 0 K: 0 BB: 0 S: 3 P: 3	R: 0 H: 1 E: 0 LOB: 1 K: 1 BB: 0 S: 6 P: 6	R: 0 H: 0 E: 0 LOB: 1 K: 1 BB: 1 S: 5 P: 9	R: 0 H: 0 E: 0 LOB: 1 K: 1 BB: 1 S: 5 P: 9	R: 2 H: 2 E: 0 LOB: 0 K: 0 BB: 0 S: 5 P: 5	R: 0 H: 1 E: 0 LOB: 1 K: 0 BB: 0 S: 4 P: 4	R: 0 H: 0 E: 0 LOB: 0 K: 0 BB: 0 S: 3 P: 3	R: 0 H: 0 E: 0 LOB: 0 K: 3 BB: 0 S: 9 P: 9	1B: 3 SF: 0 2B: 1 SAC: 0 3B: 0 DP: 1 HR: 3 HBP: 0				WP: 0 PA: 36 PB: 0 SB: 0 CS: 0		

PITCHER		IP	WLS	BF	H	R	ER	SO	BB	IBB	HBP	BLK	WP	HR	S	P	ERA	WHIP
Jim Nelson, R ERA: 2.92	(1, 1)	5.0	W	23	6	5	5	5	3	0	0	0	0	3	30	42	9.00	1.800
Bruce Dal Canton, R ERA: 3.67	(6, 1)	2.0		7	1	0	0	0	0	0	0	0	0	0	7	7	0.00	0.500
Dave Giusti, R ERA: 2.39	(8, 1)	2.0	S	6	0	0	0	3	0	0	0	0	0	0	12	12	0.00	0.000

PITCHER	IP	WLS	BF	H	R	ER	SO	BB	IBB	HBP	BLK	WP	HR	S	P	ERA	WHIP

BOTTOM

Pittsburgh Pirates @ Philadelphia Phillies
Shibe Park, Philadelphia, PA
Mon Jul 06 1970, 7:05 PM EDT
Att. 6,145 - Unknown

livebaseballscorecards.com

AB	33
R	5
H	7
RBI	5
BB	3
SO	8
LOB	10

Batter	1	2	3	4	5	6	7	8	9	AB	R	H	RBI	BB	SO	LOB
Matty Alou, L (1, 8) OBP: 0.319, SLG: 0.345	K		1B SF8 1B		4-3		6-3		5-3	5	1	1	0	0	1	0
Gene Alley, R (1, 6) OBP: 0.301, SLG: 0.393	6-3		1-3 1B		F7		F7		E S FC5-2-5-1 1B	5	0	2	0	0	0	0
Roberto Clemente, R (1, 9) OBP: 0.398, SLG: 0.568	1B BB		K			1B 2B		HR	FC5-2-5-1 1-3 BB	3	2	2	1	2	1	2
Manny Sanguillen, R (1, 2) OBP: 0.327, SLG: 0.439	1-2 1B		SF8 3-H			2-H 1B		1B 4-3 1B	FC5-2-5-1 1-3 3-H	4	1	3	2	0	0	2
Al Oliver, L (1, 3) OBP: 0.308, SLG: 0.443	K		F7			F7		1-3 4-3 1B	HBP	4	0	1	0	0	1	4
Jose Pagan, R (1, 5) OBP: 0.292, SLG: 0.305		F7		5-3		BB FC6-4		1-2 3-H 4-3	3-1	2	0	0	0	1	0	0
Richie Hebner, L (8, PH) (8, 5) OBP: 0.353, SLG: 0.447										2	0	0	1	0	0	4
Johnny Jeter, R (1, 7) OBP: 0.321, SLG: 0.288		1B		P4		K		K		4	0	1	0	0	2	3
Bill Mazeroski, R (1, 4) OBP: 0.258, SLG: 0.282		P4		4-3		1-2f FC6-4		IBB		3	0	0	0	1	0	3
Bob Veale, S (1, 1) OBP: 0.170, SLG: 0.159		1-3			K		K	K		4	0	0	0	0	3	3
Dave Giusti, R (8, 1) OBP: 0.444, SLG: 0.167										0	0	0	0	0	0	0
Inning Stats	R: 0 E: 0 K: 2 S: 8 H: 1 LOB: 2 BB: 1 P: 12	R: 0 E: 0 K: 0 S: 4 H: 1 LOB: 1 BB: 0 P: 4	R: 1 E: 0 K: 1 S: 7 H: 2 LOB: 1 BB: 0 P: 7	R: 0 E: 0 K: 0 S: 3 H: 0 LOB: 0 BB: 0 P: 3	R: 0 E: 0 K: 1 S: 5 H: 0 LOB: 0 BB: 0 P: 5	R: 1 E: 0 K: 1 S: 7 H: 2 LOB: 2 BB: 1 P: 11	R: 0 E: 0 K: 1 S: 5 H: 0 LOB: 0 BB: 0 P: 5	R: 2 E: 0 K: 2 S: 10 H: 3 LOB: 2 BB: 1 P: 14	R: 0 E: 0 K: 0 S: 4 H: 1 LOB: 3 BB: 1 P: 9	1B: 8 2B: 1 3B: 0 HR: 1 SF: 1 SAC: 0 DP: 0 HBP: 1	WP: 0 PB: 0 SB: 1 CS: 0 PA: 42					

PITCHER		IP	WLS	BF	H	R	ER	SO	BB	IBB	HBP	BLK	WP	HR	S	P	ERA	WHIP
Chris Short, L ERA: 4.6	(1, 1)	7.0	L	32	9	4	4	6	2	0	0	0	0	1	42	50	5.14	1.571
Lowell Palmer, R ERA: 4.8	(8, 1)	1.0		4	0	0	0	2	0	1	0	0	0	0	7	11	0.00	0.000
Barry Lersch, R ERA: 4.03	(9, 1)	1.0		6	1	0	0	0	1	0	1	0	0	0	4	9	0.00	2.000

PITCHER	IP	WLS	BF	H	R	ER	SO	BB	IBB	HBP	BLK	WP	HR	S	P	ERA	WHIP

TOP

Pittsburgh Pirates @ Philadelphia Phillies

Shibe Park, Philadelphia, PA

Tue Jul 07 1970, 7:05 PM EDT

Att. 6,938 - Unknown

livebaseballscorecards.com

AB	36
R	4
H	10
RBI	4
BB	4
SO	8
LOB	21

Batter	1	2	3	4	5	6	7	8	9	AB	R	H	RBI	BB	SO	LOB
Tony Taylor, R (1, 4) OBP: 0.345, SLG: 0.401	0-0 3B		0-3 K		0-3 K		0-0 5-3		0-0 4-3	5	0	1	0	0	2	0
Larry Bowa, S (1, 6) OBP: 0.259, SLG: 0.269	0-3 K			0-0 6-3	0-0 2-3		0-0 1B 1B		0-3 K	5	0	1	0	0	2	1
Don Money, R (1, 5) OBP: 0.386, SLG: 0.519	0-0 P4			0-0 6-3	0-3 K		0-0 FC6-4 1B 1-3		0-0 F9	5	0	1	0	0	1	1
Deron Johnson, R (1, 3) OBP: 0.331, SLG: 0.450	0-0 F2			0-0 1B 2B		0-0 2B	0-0 FC6-4 1-2f			4	1	2	0	0	0	3
Larry Hisle, R (1, 9) OBP: 0.300, SLG: 0.332		0-0 5-3		BBBB 4-0 WP 1B BB		0-0 5-3		BBBB 4-0 1B BB		2	1	0	0	2	0	1
John Briggs, L (1, 7) OBP: 0.315, SLG: 0.377		SSS 0-3 K		0-0 BB WP 1B 1-2 2-H		0-0 P5		SSS 0-3 K		4	0	1	1	0	2	2
Byron Browne, R (1, 8) OBP: 0.326, SLG: 0.448		0-0 6-3		SSS 0-3 K BB 1-2 2-3		4-0 IBB		0-0 P3		3	0	0	0	1	1	3
Mike Ryan, R (1, 2) OBP: 0.429, SLG: 0.273 Grant Jackson, S (8, PR) OBP: 0.095, SLG: 0.095 Doc Edwards, R (9, 2) OBP: 0.299, SLG: 0.254			BBBB 4-0 G4-6-3 BB	BBBB 4-0 FC6 1-2 2-3 3-H BB		0-0 L7		0-0 1B 1-2		2	0	1	1	2	0	2
										0	0	0	0	0	0	0
										0	0	0	0	0	0	0
Chris Short, R (1, 1) OBP: 0.063, SLG: 0.065 Lowell Palmer, R (8, 1) OBP: 0.333, SLG: 0.455 Rick Joseph, R (8, PH) OBP: 0.250, SLG: 0.322 Ron Stone, L (8, PH) OBP: 0.335, SLG: 0.413 Barry Lersch, S (9, 1)			0-0 G4-6-3 1-2f	0-0 FC6 1-2f			SSS 0-3 K	SSS 0-3 K		3	0	0	0	0	1	4
										0	0	0	0	0	0	0
										0	0	0	0	0	0	0
										1	0	0	0	0	1	2
										0	0	0	0	0	0	0
Inning Stats	R: 0 E: 0 K: 1 S: 6 H: 1 LOB: 1 BB: 0 P: 6	R: 0 E: 0 K: 1 S: 5 H: 0 LOB: 0 BB: 0 P: 5	R: 0 E: 0 K: 1 S: 4 H: 0 LOB: 0 BB: 1 P: 8	R: 2 E: 0 K: 1 S: 8 H: 2 LOB: 3 BB: 2 P: 16	R: 0 E: 0 K: 2 S: 7 H: 0 LOB: 0 BB: 0 P: 7	R: 0 E: 0 K: 0 S: 4 H: 1 LOB: 2 BB: 1 P: 8	R: 0 E: 0 K: 1 S: 7 H: 2 LOB: 2 BB: 0 P: 7	R: 0 E: 0 K: 2 S: 8 H: 1 LOB: 2 BB: 1 P: 12	R: 0 E: 0 K: 1 S: 5 H: 0 LOB: 0 BB: 0 P: 5	1B: 4 2B: 2 3B: 1 HR: 0		SF: 0 SAC: 0 DP: 1 HBP: 0			WP: 1 PB: 0 SB: 0 CS: 0		PA: 39

PITCHER		IP	WLS	BF	H	R	ER	SO	BB	IBB	HBP	BLK	WP	HR	S	P	ERA	WHIP
Bob Veale, L ERA: 3.44	(1, 1)	7.2	W	35	7	2	2	8	4	1	0	0	1	0	46	66	2.35	1.435
Dave Giusti, R ERA: 2.33	(8, 1)	1.1	S	4	0	0	0	2	0	0	0	0	0	0	8	8	0.00	0.000

PITCHER	IP	WLS	BF	H	R	ER	SO	BB	IBB	HBP	BLK	WP	HR	S	P	ERA	WHIP

BOTTOM

Pittsburgh Pirates @ Philadelphia Phillies
Shibe Park, Philadelphia, PA
Tue Jul 07 1970, 7:05 PM EDT
Att. 6,938 - Unknown

livebaseballscorecards.com

AB	34
R	2
H	7
RBI	2
BB	5
SO	10
LOB	19

Batter	1	2	3	4	5	6	7	8	9	AB	R	H	RBI	BB	SO	LOB
Matty Alou, L (1, 8) OBP: 0.319, SLG: 0.342	P4		BBBB 4-0 1B BB			F2		F2		3	0	0	0	1	0	0
Gene Alley, R (1, 6) OBP: 0.300, SLG: 0.391	F9		1-2 1B			F3		F2		4	0	1	0	0	0	0
Roberto Clemente, R (1, 9) OBP: 0.399, SLG: 0.565	BBBB 4-0 BB		4-3			1B 1B		F9		3	0	1	0	1	0	2
Al Oliver, L (1, 3) OBP: 0.307, SLG: 0.440	1-3			6-3		1-2 1B			L8	4	0	1	0	0	0	1
Willie Stargell, L (1, 7) OBP: 0.303, SLG: 0.494		F2		F8		P6			F7	4	0	0	0	0	0	2
Manny Sanguillen, R (1, 2) OBP: 0.322, SLG: 0.431		5-3		F9			F8		P3	4	0	0	0	0	0	0
Jose Pagan, R (1, 5) OBP: 0.283, SLG: 0.294		F7			1-3		F7			3	0	0	0	0	0	0
Bill Mazeroski, R (1, 4) OBP: 0.259, SLG: 0.288			P4		F4		2B			3	0	1	0	0	0	0
Steve Blass, R (1, 1) OBP: 0.082, SLG: 0.104			SSS 0-3 K		5-3		SSS 0-3 K			3	0	0	0	0	2	1
Inning Stats	R: 0 H: 0 E: 0 LOB: 1 K: 0 BB: 1 S: 3 P: 7	R: 0 H: 0 E: 0 LOB: 0 K: 0 BB: 0 S: 3 P: 3	R: 0 H: 1 E: 0 LOB: 2 K: 1 BB: 1 S: 6 P: 10	R: 0 H: 0 E: 0 LOB: 0 K: 0 BB: 0 S: 3 P: 3	R: 0 H: 0 E: 0 LOB: 0 K: 0 BB: 0 S: 3 P: 3	R: 0 H: 2 E: 0 LOB: 2 K: 0 BB: 0 S: 5 P: 5	R: 0 H: 1 E: 0 LOB: 1 K: 1 BB: 0 S: 6 P: 6	R: 0 H: 0 E: 0 LOB: 0 K: 0 BB: 0 S: 3 P: 3	R: 0 H: 0 E: 0 LOB: 0 K: 0 BB: 0 S: 3 P: 3	1B: 3 SF: 0 2B: 1 SAC: 0 3B: 0 DP: 0 HR: 0 HBP: 0						

PITCHER	IP	WLS	BF	H	R	ER	SO	BB	IBB	HBP	BLK	WP	HR	S	P	ERA	WHIP
Rick Wise, R (1, 1) ERA: 3.37	9.0	W	33	4	0	0	2	2	0	0	0	0	0	35	43	0.00	0.667

PITCHER	IP	WLS	BF	H	R	ER	SO	BB	IBB	HBP	BLK	WP	HR	S	P	ERA	WHIP

TOP

Pittsburgh Pirates @ Philadelphia Phillies
Shibe Park, Philadelphia, PA
Wed Jul 08 1970, 7:05 PM EDT
Att. 7,038 - Unknown

livebaseballscorecards.com

AB	31
R	0
H	4
RBI	0
BB	2
SO	2
LOB	6

PA: 33

WP: 0
PB: 0
SB: 0
CS: 0

Batter	1	2	3	4	5	6	7	8	9	AB	R	H	RBI	BB	SO	LOB
Denny Doyle, L (1, 4) OBP: 0.296, SLG: 0.326	1-3		F7			4-3		3-1		4	0	0	0	0	0	1
Oscar Gamble, L (1, 8) OBP: 0.300, SLG: 0.317	F7		3-1			K		3-1		4	0	0	0	0	1	1
Don Money, R (1, 5) OBP: 0.388, SLG: 0.516	1B			5-3		5-3			HR BB	3	1	1	0	1	0	0
John Briggs, L (1, 7) OBP: 0.313, SLG: 0.374	K			L7			SH3-4 1B		P2	4	0	1	0	0	1	2
Deron Johnson, R (1, 3) OBP: 0.331, SLG: 0.459		F3		F3			SH3-4 1-2		1-H HR	3	1	1	2	0	0	0
Larry Hisle, R (1, 9) OBP: 0.300, SLG: 0.329		F8			FC3-6 BB		K			2	0	0	0	1	1	1
Larry Bowa, S (1, 6) OBP: 0.257, SLG: 0.267 Tony Taylor, R (7, PH) OBP: 0.347, SLG: 0.401 Terry Harmon, R (8, 6) OBP: 0.324, SLG: 0.349		5-3			FC3-6 1-2f		FC6-4 IBB			2 0 0	0 0 0	0 0 0	0 0 0	0 1 0	0 0 0	1 0 0
Mike Ryan, R (1, 2) OBP: 0.353, SLG: 0.214			P6		P6		FC6-4 1-2f			3	0	0	0	0	0	3
Rick Wise, R (1, 1) OBP: 0.214, SLG: 0.200			1B		1-3			K		3	0	1	0	0	1	1
Inning Stats	R: 0 H: 1 E: 0 LOB: 1 K: 1 BB: 0 S: 6 P: 6	R: 0 H: 0 E: 0 LOB: 0 K: 0 BB: 0 S: 3 P: 3	R: 0 H: 1 E: 0 LOB: 1 K: 0 BB: 0 S: 4 P: 4	R: 0 H: 0 E: 0 LOB: 0 K: 0 BB: 0 S: 3 P: 3	R: 0 H: 0 E: 0 LOB: 1 K: 0 BB: 1 S: 3 P: 7	R: 0 H: 0 E: 0 LOB: 0 K: 1 BB: 0 S: 5 P: 5	R: 0 H: 1 E: 0 LOB: 2 K: 1 BB: 1 S: 6 P: 10	R: 0 H: 0 E: 0 LOB: 0 K: 1 BB: 0 S: 5 P: 5	R: 2 H: 1 E: 0 LOB: 0 K: 0 BB: 1 S: 2 P: 6	1B: 3 SF: 0 2B: 0 SAC: 1 3B: 0 DP: 0 HR: 1 HBP: 0						

PITCHER		IP	WLS	BF	H	R	ER	SO	BB	IBB	HBP	BLK	WP	HR	S	P	ERA	WHIP
Steve Blass, R ERA: 3.66	(1, 1)	8.1	L	32	4	2	2	4	2	1	0	0	0	1	37	49	2.16	0.720

PITCHER	IP	WLS	BF	H	R	ER	SO	BB	IBB	HBP	BLK	WP	HR	S	P	ERA	WHIP

BOTTOM

Pittsburgh Pirates @ Philadelphia Phillies

Shibe Park, Philadelphia, PA

Wed Jul 08 1970, 7:05 PM EDT

Att. 7,038 - Unknown

livebaseballscorecards.com

AB	28
R	2
H	4
RBI	2
BB	3
SO	4
LOB	10

Batter	1	2	3	4	5	6	7	8	9	AB	R	H	RBI	BB	SO	LOB
Denny Doyle, L (1, 4) OBP: 0.291, SLG: 0.320	4-3		L9			3-1			K	4	0	0	0	0	1	0
Oscar Gamble, L (1, 8) OBP: 0.306, SLG: 0.323	K		CS 1B			1B			G3	4	0	2	0	0	1	0
Don Money, R (1, 5) OBP: 0.386, SLG: 0.511	1B		CS 1-2	K		K			F7	4	0	1	0	0	2	1
John Briggs, L (1, 7) OBP: 0.308, SLG: 0.367	K			3-1			K			3	0	0	0	0	2	1
Deron Johnson, R (1, 3) OBP: 0.328, SLG: 0.455		F7		K			5-3			3	0	0	0	0	1	0
Larry Hisle, R (1, 9) OBP: 0.297, SLG: 0.324 Barry Lersch, S (7, 1)		K			K		K			3 0	0 0	0 0	0 0	0 0	3 0	0 0
Larry Bowa, S (1, 6) OBP: 0.261, SLG: 0.271		1B			G5-4-3 1B			F7		3	0	2	0	0	0	0
Mike Ryan, R (1, 2) OBP: 0.300, SLG: 0.176		F5			G5-4-3 1-2f			5-3		3	0	0	0	0	0	2
Grant Jackson, S (1, 1) OBP: 0.087, SLG: 0.087 Ron Stone, L (7, 9) OBP: 0.333, SLG: 0.411			4-3			4-3		K		2 1	0 0	0 0	0 0	0 0	0 1	0 0
Inning Stats	R: 0 H: 1 E: 0 LOB: 1 K: 2 BB: 0 S: 8 P: 8	R: 0 H: 1 E: 0 LOB: 1 K: 1 BB: 0 S: 6 P: 6	R: 0 H: 1 E: 0 LOB: 0 K: 0 BB: 0 S: 3 P: 3	R: 0 H: 0 E: 0 LOB: 0 K: 2 BB: 0 S: 7 P: 7	R: 0 H: 1 E: 0 LOB: 0 K: 1 BB: 0 S: 5 P: 5	R: 0 H: 1 E: 0 LOB: 1 K: 1 BB: 0 S: 6 P: 6	R: 0 H: 0 E: 0 LOB: 0 K: 2 BB: 0 S: 7 P: 7	R: 0 H: 0 E: 0 LOB: 0 K: 1 BB: 0 S: 5 P: 5	R: 0 H: 0 E: 0 LOB: 0 K: 1 BB: 0 S: 5 P: 5	1B: 5 SF: 0 2B: 0 SAC: 0 3B: 0 DP: 1 HR: 0 HBP: 0						

PITCHER		IP	WLS	BF	H	R	ER	SO	BB	IBB	HBP	BLK	WP	HR	S	P	ERA	WHIP
Fergie Jenkins, R ERA: 3.99	(1, 1)	9.0	W	30	5	0	0	11	0	0	0	0	0	0	52	52	0.00	0.556

PITCHER	IP	WLS	BF	H	R	ER	SO	BB	IBB	HBP	BLK	WP	HR	S	P	ERA	WHIP

TOP

Philadelphia Phillies @ Chicago Cubs

Wrigley Field, Chicago, IL

Fri Jul 10 1970, 3:33 AM CDT

Att. 22,399 - Unknown - 72 F

livebaseballscorecards.com

AB	30
R	0
H	5
RBI	0
BB	0
SO	11
LOB	4

WP: 0 PA: 31
PB: 0
SB: 0
CS: 1

Batter	1	2	3	4	5	6	7	8	9	AB	R	H	RBI	BB	SO	LOB
Don Kessinger, S (1, 6) OBP: 0.345, SLG: 0.392	S S S 0-3 ① K		x 0-0 ① L9			x 0-0 ① 1-3		x 0-0 ① SH2-4 1-2		3	0	0	0	0	1	0
Glenn Beckert, R (1, 4) OBP: 0.305, SLG: 0.323	x 0-0 ② 6-3		x 0-0 ② 6-3			x 0-0 ② F9		B B B B 4-0 FC4-6 BB		3	0	0	0	1	0	0
Billy Williams, L (1, 7) OBP: 0.380, SLG: 0.614	S S S 0-3 ③ K		x 0-0 ③ F8			x 0-0 ③ P4		x 0-0 ② FC4-6 1-2f 2-3		4	0	0	0	0	1	2
Jim Hickman, R (1, 3) OBP: 0.440, SLG: 0.629		x 0-0 2B 1B		x 0-0 ① 6-3			x 0-0 ① F7	x 0-0 ③ P4		4	1	1	0	0	0	2
Ron Santo, R (1, 5) OBP: 0.344, SLG: 0.423		x 0-0 SH1-3 1-H 1B 2B		S S S 0-3 ② K			x 0-0 BB BB 1B			3	1	2	1	0	1	0
Cleo James, R (1, 8) OBP: 0.298, SLG: 0.320		x 0-0 ① SH1-3 2-3		x 0-0 ③ 6-3			B B B B 4-0 BB 1-2 BB			1	0	0	0	1	0	0
Johnny Callison, L (1, 9) OBP: 0.346, SLG: 0.397		x 0-0 FC6-4 3-H 1B			x 0-0 ① 5-3		B B B B 4-0 G4-6-3 1-2 2-3 BB			2	0	1	1	1	0	0
Jack Hiatt, R (1, 2) OBP: 0.392, SLG: 0.353		x 0-0 ② FC6-4 1-2f			x 0-0 ② F7		x 0-0 ② ③ G4-6-3 1-2f			3	0	0	0	0	0	4
Fergie Jenkins, R (1, 1) OBP: 0.071, SLG: 0.074		x 0-0 ③ P4			x 0-0 ③ 4-3			x 0-0 FC4-6 SH2-4 1B		3	0	1	0	0	0	1
Inning Stats	R: 0 E: 0 K: 2 S: 7 H: 0 LOB: 0 BB: 0 P: 7	R: 2 E: 0 K: 0 S: 6 H: 3 LOB: 1 BB: 0 P: 6	R: 0 E: 0 K: 0 S: 3 H: 0 LOB: 0 BB: 0 P: 3	R: 0 E: 0 K: 1 S: 5 H: 0 LOB: 0 BB: 0 P: 5	R: 0 E: 0 K: 0 S: 3 H: 0 LOB: 0 BB: 0 P: 3	R: 0 E: 0 K: 0 S: 3 H: 0 LOB: 0 BB: 0 P: 3	R: 0 E: 0 K: 0 S: 3 H: 1 LOB: 2 BB: 2 P: 11	R: 0 E: 0 K: 0 S: 4 H: 1 LOB: 2 BB: 1 P: 8		1B: 4 2B: 1 3B: 0 HR: 0	SF: 0 SAC: 2 DP: 1 HBP: 0						

PITCHER		IP	WLS	BF	H	R	ER	SO	BB	IBB	HBP	BLK	WP	HR	S	P	ERA	WHIP
Grant Jackson, L ERA: 6.18	(1, 1)	6.1	L	25	4	2	2	3	2	0	0	0	0	0	29	37	2.84	0.947
Barry Lersch, R ERA: 3.86	(7, 1)	1.2		6	1	0	0	0	1	0	0	0	0	0	5	9	0.00	1.200

PITCHER	IP	WLS	BF	H	R	ER	SO	BB	IBB	HBP	BLK	WP	HR	S	P	ERA	WHIP

BOTTOM

Philadelphia Phillies @ Chicago Cubs

Wrigley Field, Chicago, IL

Fri Jul 10 1970, 3:33 AM CDT

Att. 22,399 - Unknown - 72 F

livebaseballscorecards.com

AB	26
R	2
H	5
RBI	2
BB	3
SO	3
LOB	9

1B: 4	SF: 0	WP: 0	PA: 31
2B: 1	SAC: 2	PB: 0	
3B: 0	DP: 1	SB: 0	
HR: 0	HBP: 0	CS: 0	

Philadelphia Phillies @ Chicago Cubs

Wrigley Field, Chicago, IL

Sat Jul 11 1970, 3:33 AM CDT

Att. 25,972 - Sunny - 76 F

livebaseballscorecards.com

TOP

Batter	1	2	3	4	5	6	7	8	9	AB	R	H	RBI	BB	SO	LOB
Tony Taylor, R (1, 5) OBP: 0.348, SLG: 0.409	4-3		4-3		6-3			6-3	1-H 1B 3-H	5	2	2	2	0	0	1
Denny Doyle, L (1, 4) OBP: 0.293, SLG: 0.326	2B		1-3			F7		6-3 1-2	S BB BB 3-H	5	1	2	1	0	0	1
Oscar Gamble, L (1, 8) OBP: 0.317, SLG: 0.336 Jim Hutto, R (9, 9) OBP: 0.258, SLG: 0.328	K			6-3		G5-4-3 1B		2-H 2B	BB S E 1-2 BB	4 0	1 0	2 0	1 0	1 0	1 0	1 0
Deron Johnson, R (1, 3) OBP: 0.326, SLG: 0.448	6-3			K		G5-4-3 1-2f		K	BB E 1-2 2-3 BB	4	1	0	0	1	2	3
John Briggs, L (1, 7) OBP: 0.321, SLG: 0.369		1B BB		G3			FC6-4 1B	IBB	E E 1-2 2-3 3-H BB	2	1	1	1	3	0	0
Larry Hisle, R (1, 9) OBP: 0.299, SLG: 0.326 (9, 8)		G6-4-3 1-3 1B			BB 1B G5-4-3 1B		FC6-4 S 1-2f 3B	K	K	5	2	2	0	0	2	6
Larry Bowa, S (1, 6) OBP: 0.270, SLG: 0.287		L6			G5-4-3 BB 1-2 1B		1-H 3B		E3 SH 3B 1B E3 1B	5	1	4	3	0	0	2
Mike Ryan, R (1, 2) OBP: 0.318, SLG: 0.167 Ron Stone, L (7, PH) OBP: 0.331, SLG: 0.408 Doc Edwards, R (7, 2) OBP: 0.294, SLG: 0.250		G6-4-3 1-2f			4-0 G5-4-3 BB 1-2 2-3		4-3		SH 2-3 3B F7	1 1 1	0 0 1	0 0 1	0 0 1	1 0 0	0 0 0	2 1 1
Jim Bunning, R (1, 1) OBP: 0.182, SLG: 0.114 Byron Browne, R (7, PH) OBP: 0.325, SLG: 0.445 Dick Selma, R (7, 1) OBP: 0.200, SLG: 0.111 Joe Hoerner, R (8, 1) OBP: 0.444, SLG: 0.429 Rick Joseph, R (9, PH) OBP: 0.247, SLG: 0.318 Barry Lersch, S (9, 1)			6-3		G5-4-3 1-2f 2-3 3-H		K		K	2 1 0 0 1 0	0 0 0 0 0 0	0 0 0 0 0 0	0 0 0 0 0 0	0 1 0 0 0 0	0 1 0 0 0 0	2 1 0 0 2 0
Inning Stats	R: 0 E: 0 K: 1 S: 6 H: 1 LOB: 1 BB: 0 P: 6	R: 0 E: 0 K: 0 S: 3 H: 1 LOB: 1 BB: 1 P: 7	R: 0 E: 0 K: 0 S: 3 H: 0 LOB: 0 BB: 0 P: 3	R: 0 E: 0 K: 1 S: 5 H: 0 LOB: 0 BB: 0 P: 5	R: 1 E: 0 K: 0 S: 4 H: 2 LOB: 1 BB: 1 P: 8	R: 0 E: 0 K: 0 S: 3 H: 1 LOB: 0 BB: 0 P: 3	R: 1 E: 0 K: 1 S: 7 H: 2 LOB: 1 BB: 0 P: 7	R: 1 E: 0 K: 2 S: 9 H: 2 LOB: 2 BB: 1 P: 13	R: 7 E: 2 K: 2 S: 12 H: 4 LOB: 1 BB: 3 P: 24	1B: 9 2B: 2 3B: 2 HR: 0	SF: 0 SAC: 1 DP: 3 HBP: 0						

	AB	37
	R	10
	H	13
	RBI	8
	BB	6
	SO	7
	LOB	23

WP: 0 PB: 0 SB: 3 CS: 0 PA: 44

PITCHER		IP	WLS	BF	H	R	ER	SO	BB	IBB	HBP	BLK	WP	HR	S	P	ERA	WHIP
Bill Hands, R ERA: 3.65	(1, 1)	7.1		30	9	3	3	3	2	0	0	0	0	0	34	42	3.68	1.500
Roberto Rodriguez, R ERA: 5.61	(8, 1)	1.0	L	7	2	3	3	3	0	1	0	0	0	0	12	16	27.00	2.000
Juan Pizarro, L ERA:	(9, 1)	0.0		4	1	1	1	0	3	0	0	0	0	0	1	13	∞	∞
Milt Pappas, R ERA: 4.37	(9, 1)	0.2		3	1	3	2	1	0	0	0	0	0	0	5	5	27.00	1.500

PITCHER	IP	WLS	BF	H	R	ER	SO	BB	IBB	HBP	BLK	WP	HR	S	P	ERA	WHIP

Batter	1	2	3	4	5	6	7	8	9	AB	R	H	RBI	BB	SO	LOB
Don Kessinger, S (1, 6) OBP: 0.343, SLG: 0.396	P4	4-3			SF8 3B		K		SF8 3-H	4	1	1	1	0	1	0
Glenn Beckert, R (1, 4) OBP: 0.306, SLG: 0.330	BB 1B 2B		L8		SF8 3-H		5-3		BB 1B	4	1	2	1	0	0	0
Billy Williams, L (1, 7) OBP: 0.386, SLG: 0.614	BB 1B BB		F8		E S 1B			S 1B	1-2 BB	3	1	2	0	2	0	0
Jim Hickman, R (1, 8) (9, 9) OBP: 0.437, SLG: 0.620	P3		F7		1-3 BB			K	F8	4	0	0	0	1	1	5
Ron Santo, R (1, 5) OBP: 0.343, SLG: 0.419	1B 1-2 2-3 BB			K	L9			K 1-2		3	0	0	0	1	2	3
Willie Smith, L (1, 3) OBP: 0.316, SLG: 0.402 14 Ernie Banks, R (8, PH) OBP: 0.302, SLG: 0.462 Cleo James, R (8, PR) OBP: 0.298, SLG: 0.320 (9, 8)	1B 1-2 2-H 3-H			1B		4-3		IBB		3 0 0	0 0 0	2 0 0	2 0 0	0 1 0	0 0 0	0 0 0
Johnny Callison, L (1, 9) OBP: 0.342, SLG: 0.392 Paul Popovich, S (8, PH) OBP: 0.359, SLG: 0.395 J.C. Martin, L (9, 3) OBP: 0.323, SLG: 0.205	K			F9		6-3		P4		3 1 0	0 0 0	0 0 0	0 0 0	0 0 0	1 0 0	3 2 0
Jack Hiatt, R (1, 2) OBP: 0.389, SLG: 0.362		K		1-3		K			SF8 3B	4	1	1	0	0	2	1
Bill Hands, R (1, 1) OBP: 0.264, SLG: 0.122 Roberto Rodriguez, R (8, 1) Juan Pizarro, L (9, 1) Milt Pappas, R (9, 1) OBP: 0.053, SLG: 0.053 Al Spangler, L (9, PH) OBP: 0.500, SLG: 0.667		K			K		K		6-3	3 0 0 0 1	0 0 0 0 0	0 0 0 0 0	0 0 0 0 0	0 0 0 0 0	3 0 0 0 0	0 0 0 0 1
Inning Stats	R: 2 E: 0 K: 1 S: 7 H: 2 LOB: 2 BB: 2 P: 15	R: 0 E: 0 K: 2 S: 7 H: 0 LOB: 0 BB: 0 P: 7	R: 0 E: 0 K: 0 S: 3 H: 0 LOB: 0 BB: 0 P: 3	R: 0 E: 0 K: 1 S: 6 H: 1 LOB: 1 BB: 0 P: 6	R: 1 E: 0 K: 1 S: 7 H: 2 LOB: 2 BB: 1 P: 11	R: 0 E: 0 K: 1 S: 5 H: 0 LOB: 0 BB: 0 P: 5	R: 0 E: 0 K: 2 S: 7 H: 0 LOB: 0 BB: 0 P: 7	R: 0 E: 0 K: 2 S: 8 H: 1 LOB: 2 BB: 1 P: 12	R: 1 E: 0 K: 0 S: 5 H: 2 LOB: 2 BB: 1 P: 9	1B: 5 2B: 1 3B: 2 HR: 0 SF: 2 SAC: 0 DP: 0 HBP: 0						

PITCHER		IP	WLS	BF	H	R	ER	SO	BB	IBB	HBP	BLK	WP	HR	S	P	ERA	WHIP
Jim Bunning, R ERA: 3.68	(1, 1)	6.0		26	5	3	3	6	3	0	0	0	0	0	35	47	4.50	1.333
Dick Selma, R ERA: 2.7	(7, 1)	1.2		6	1	0	0	4	0	0	0	0	0	0	14	14	0.00	0.600
Joe Hoerner, L ERA: 2.86	(8, 1)	0.1	W	2	0	0	0	0	0	1	0	0	0	0	1	5	0.00	0.000
Barry Lersch, R ERA: 3.98	(9, 1)	1.0	S	6	2	1	1	0	1	0	0	0	0	0	5	9	9.00	3.000

PITCHER	IP	WLS	BF	H	R	ER	SO	BB	IBB	HBP	BLK	WP	HR	S	P	ERA	WHIP

BOTTOM

Philadelphia Phillies @ Chicago Cubs

Wrigley Field, Chicago, IL

Sat Jul 11 1970, 3:33 AM CDT

Att. 25,972 - Sunny - 76 F

livebaseballscorecards.com

AB	33
R	4
H	8
RBI	4
BB	5
SO	10
LOB	15

WP: 0 PA: 40
PB: 0
SB: 2
CS: 0

Batter	1	2	3	4	5	6	7	8	9	AB	R	H	RBI	BB	SO	LOB
Tony Taylor, R (1, 5) OBP: 0.347, SLG: 0.411	P3		L9		1-3			1B SF8 2B		4	1	1	0	0	0	0
Denny Doyle, L (1, 4) OBP: 0.297, SLG: 0.329	1B		F8		F8			FC4-6 1B 2-3		4	0	2	0	0	0	0
Byron Browne, R (1, 9) OBP: 0.323, SLG: 0.441	K		6-3			G6-4-3 1B		K		4	0	1	0	0	2	3
Deron Johnson, R (1, 3) OBP: 0.325, SLG: 0.447	F8			1B 1B		G6-4-3 1-2f		SF8 3-H		3	0	1	1	0	0	2
Rick Joseph, R (1, 7) OBP: 0.250, SLG: 0.319 Fred Wenz, R (6, 1) Terry Harmon, R (8, PH) OBP: 0.319, SLG: 0.344 Dick Selma, R (8, 1) OBP: 0.200, SLG: 0.111 Barry Lersch, S (8, 1)		K		G6-4-3 1-2 1B		F5		FC4-6 1-2f		3 0 1 0 0	0 0 0 0 0	1 0 0 0 0	0 0 0 0 0	1 0 0 0 0	0 0 1 0 0	0 0 1 0 0
Larry Hisle, R (1, 8) OBP: 0.302, SLG: 0.326		FC6 1B	K				1B BB		K	3	0	1	0	1	2	2
Larry Bowa, S (1, 6) OBP: 0.270, SLG: 0.287		FC6 1-2f	G6-4-3 1-2f				G5-4-3 1-2 1B		L6	4	0	1	0	0	0	3
Mike Ryan, R (1, 2) OBP: 0.308, SLG: 0.143		BB			K		F7		F2	3	0	0	0	1	1	2
Chris Short, R (1, 1) OBP: 0.061, SLG: 0.063 Rick Wise, R (4, 1) OBP: 0.233, SLG: 0.293 Jim Hutto, R (6, 7) OBP: 0.254, SLG: 0.323		4-3			HR		G5-4-3 1-2f			1 1 1	0 1 0	0 1 0	0 1 0	0 0 0	0 0 0	2 0 2
Inning Stats	R: 0 E: 0 K: 1 S: 6 H: 1 LOB: 1 BB: 0 P: 6	R: 0 E: 1 K: 1 S: 6 H: 1 LOB: 2 BB: 1 P: 10	R: 0 E: 0 K: 0 S: 3 H: 0 LOB: 0 BB: 0 P: 3	R: 0 E: 0 K: 1 S: 6 H: 2 LOB: 1 BB: 0 P: 6	R: 1 E: 0 K: 1 S: 6 H: 1 LOB: 0 BB: 0 P: 6	R: 0 E: 0 K: 0 S: 3 H: 1 LOB: 0 BB: 0 P: 3	R: 0 E: 0 K: 0 S: 3 H: 1 LOB: 1 BB: 1 P: 7	R: 1 E: 0 K: 1 S: 7 H: 2 LOB: 1 BB: 0 P: 7	R: 0 E: 0 K: 1 S: 5 H: 0 LOB: 0 BB: 0 P: 5	1B: 7 2B: 1 3B: 0 HR: 1 SF: 1 SAC: 0 DP: 3 HBP: 0						

PITCHER		IP	WLS	BF	H	R	ER	SO	BB	IBB	HBP	BLK	WP	HR	S	P	ERA	WHIP
Ken Holtzman, L ERA: 3.95	(1, 1)	9.0	W	35	9	2	2	6	2	0	0	0	0	1	45	53	2.00	1.222

PITCHER	IP	WLS	BF	H	R	ER	SO	BB	IBB	HBP	BLK	WP	HR	S	P	ERA	WHIP

TOP

Philadelphia Phillies @ Chicago Cubs

Wrigley Field, Chicago, IL

Sun Jul 12 1970, 3:33 AM CDT

Att. 28,270 - Sunny - 78 F

livebaseballscorecards.com

AB	32
R	2
H	9
RBI	2
BB	2
SO	6
LOB	17

PA: 35

WP: 0
PB: 0
SB: 0
CS: 0

Batter	1	2	3	4	5	6	7	8	9	AB	R	H	RBI	BB	SO	LOB
Don Kessinger, S (1, 6) OBP: 0.344, SLG: 0.394	BBBB 4-0 FC3-6 1B SF BB	x 0-0 ① SH1-4 1-2 2-3		x 0-0 ① FC6-4 6-3 1-2f		x 0-0 G3 FC5 1-3 1B 1B	x 0-0 ③ 6-3	x 0-0 ③ 4-3		4	2	1	0	1	0	5
Glenn Beckert, R (1, 4) OBP: 0.308, SLG: 0.328	x 0-0 FC3-6 1-2 1B	x 0-0 ② 6-3		x 0-0 ② 6-3 1-2		x 0-0 FC5 G3 1-2 1B 3-H		BBBB 4-0 BB 1B BB		4	2	1	1	1	0	4
Billy Williams, L (1, 7) OBP: 0.383, SLG: 0.607	x 0-0 ① FC3-6 SF 1B 1-2f 2-3	x 0-0 ③ L3		SSS 0-3 ③ K		x 0-0 ② G3 1-2 2-3		BBBB 4-0 1B 1B 1-2 BB		4	2	0	0	1	1	7
Jim Hickman, R (1, 3) OBP: 0.439, SLG: 0.622	x 0-0 SF 1B 1-2 3-H		x 0-0 ① F3		x 0-0 FC5-6 BB 1B	x 0-0 2-H 3-H 1B		x 0-0 FC6-4 1B 1-3 2-H 1B 1B		4	1	3	4	0	0	0
Ron Santo, R (1, 5) OBP: 0.344, SLG: 0.416	x 0-0 1-2 2-H 1B		x 0-0 ② 5-3		BBBB 4-0 FC5-6 1-2 BB	SSS 0-3 ③ K		SSS 0-3 ① K		4	0	1	1	1	2	3
Cleo James, R (1, 8) OBP: 0.301, SLG: 0.338	x 0-0 ② F7		x 0-0 1B 3B		x 0-0 ① FC5-6 G6-4-3 1-2 2-3f		x 0-0 ① L8	x 0-0 FC6-4 1-2 3-H 1B		5	1	2	1	0	0	4
Jack Hiatt, R (1, 2) OBP: 0.389, SLG: 0.363	x 0-0 ③ L8		x 0-0 3-H 1B		x 0-0 ② ③ G6-4-3 1-2f		x 0-0 SH3-4 1B 1B	x 0-0 ② FC6-4 1B 1-2f 2-3 1B		5	1	2	1	0	0	6
Johnny Callison, L (1, 9) OBP: 0.350, SLG: 0.404		x 0-0 SH1-4 2B	x 0-0 G1			x 0-0 1B FC5 1B	x 0-0 SH3-4 1-2 1B	x 0-0 1B 1-2 3-H 1B		5	1	4	1	0	0	1
Ken Holtzman, R (1, 1) OBP: 0.305, SLG: 0.309		BBBB 4-0 SH1-4 BB		x 0-0 FC6-4 1B		x 0-0 ① F3	x 0-0 ② SH3-4 1-2 2-3	x 0-0 1-3 2-H 1B		3	0	2	1	1	0	1
Inning Stats	R: 2 H: 2 E: 1 LOB: 2 K: 0 BB: 1 S: 6 P: 10	R: 0 H: 1 E: 0 LOB: 2 K: 0 BB: 1 S: 4 P: 8	R: 1 H: 2 E: 0 LOB: 1 K: 0 BB: 0 S: 5 P: 5	R: 0 H: 1 E: 0 LOB: 1 K: 1 BB: 0 S: 6 P: 6	R: 0 H: 1 E: 0 LOB: 1 K: 0 BB: 1 S: 3 P: 7	R: 3 H: 3 E: 0 LOB: 1 K: 1 BB: 0 S: 9 P: 9	R: 0 H: 2 E: 0 LOB: 2 K: 0 BB: 0 S: 5 P: 5	R: 4 H: 4 E: 0 LOB: 2 K: 1 BB: 2 S: 9 P: 17		1B: 14 SF: 1 2B: 1 SAC: 2 3B: 1 DP: 1 HR: 0 HBP: 0						

BOTTOM

Philadelphia Phillies @ Chicago Cubs

Wrigley Field, Chicago, IL

Sun Jul 12 1970, 3:33 AM CDT

Att. 28,270 - Sunny - 78 F

livebaseballscorecards.com

AB	38
R	10
H	16
RBI	10
BB	5
SO	3
LOB	31

PITCHER		IP	WLS	BF	H	R	ER	SO	BB	IBB	HBP	BLK	WP	HR	S	P	ERA	WHIP
Chris Short, L ERA: 4.63	(1, 1)	3.1	L	19	6	3	2	0	2	0	0	0	0	0	17	25	5.40	2.400
Rick Wise, R ERA: 3.52	(4, 1)	2.1		12	4	3	3	1	1	0	0	0	0	0	13	17	11.57	2.143
Fred Wenz, R ERA: 2.08	(6, 1)	1.1		6	2	0	0	1	0	0	0	0	0	0	8	8	0.00	1.500
Dick Selma, R ERA: 3.16	(8, 1)	0.2		8	4	4	4	1	2	0	0	0	0	0	8	16	54.00	9.000
Barry Lersch, R ERA: 3.95	(8, 1)	0.1		1	0	0	0	0	0	0	0	0	0	0	1	1	0.00	0.000

PITCHER	IP	WLS	BF	H	R	ER	SO	BB	IBB	HBP	BLK	WP	HR	S	P	ERA	WHIP

Philadelphia Phillies @ San Diego Padres

San Diego Stadium, San Diego, CA

Thu Jul 16 1970, 10:05 PM EDT

Att. 6,938 - Unknown

TOP

livebaseballscorecards.com

Batter	1	2	3	4	5	6	7	8	9	AB	R	H	RBI	BB	SO	LOB
Denny Doyle, L (1, 4) OBP: 0.297, SLG: 0.329	4-3	4-3		E9 2-H		E4 G6-3		1B E 1B	G3	6	1	2	0	0	0	1
Oscar Gamble, L (1, 9) OBP: 0.324, SLG: 0.338	BBBB 2B BB	F7		F5		G6-3 1-2f		1-3 E 1B	2B 1B	5	1	2	0	1	0	2
Don Money, R (1, 5) OBP: 0.394, SLG: 0.526	1B 2B 1-H 2B	2B 1B		F8			1B 1B	E5 1-2 3-H	1-H 2B	6	1	4	1	0	0	2
John Briggs, L (1, 7) Ron Stone, L (1, PR) (1, 7) OBP: 0.325, SLG: 0.373 OBP: 0.335, SLG: 0.410	2B 2B 2-3 1B	P6	1B 1B				1-2 1B	4-3		1 4	0 1	1 2	0 0	0 0	0 0	0 3
Deron Johnson, R (1, 3) Grant Jackson, S (9, PR) Rick Joseph, R (9, 3) OBP: 0.324, SLG: 0.446 OBP: 0.087, SLG: 0.087 OBP: 0.250, SLG: 0.319	2B 1-3 3-H 2B	K	F9				K		E3 SH1-4 1B HR	5 0 0	1 1 0	1 0 0	1 0 0	0 0 0	2 0 0	4 0 0
Larry Hisle, R (1, 8) Dick Selma, R (7, 1) Tony Taylor, R (9, PH) Joe Hoerner, R (9, 1) OBP: 0.301, SLG: 0.329 OBP: 0.200, SLG: 0.111 OBP: 0.349, SLG: 0.413 OBP: 0.444, SLG: 0.429	P6	2B 1-3	F7				K		HR 1-2 SH1-4 1B	4 0 1 0	0 0 1 0	1 0 1 0	0 0 0 0	0 0 0 0	1 0 0 0	6 0 0 0
Larry Bowa, S (1, 6) OBP: 0.273, SLG: 0.293	2B 2-H 3-H	K	2B 1-2 1B				4-3		SH1-4 1-2 2-3	4	0	2	2	0	1	4
Mike Ryan, R (1, 2) OBP: 0.323, SLG: 0.200	K			E 2B	K			F8	HR IBB	4	2	1	0	1	2	4
Woodie Fryman, R (1, 1) Lowell Palmer, R (1, 1) Byron Browne, R (7, 8) OBP: 0.111, SLG: 0.111 OBP: 0.267, SLG: 0.357 OBP: 0.325, SLG: 0.458		K		K		K		5-3	1-H 2-H 3-H HR	0 3 2	0 0 1	0 0 1	0 0 4	0 3 0	0 1 0	0 1 0
Inning Stats	R: 4 E: 0 K: 1 S: 9 H: 4 LOB: 2 BB: 1 P: 13	R: 0 E: 0 K: 1 S: 5 H: 0 LOB: 0 BB: 0 P: 5	R: 0 E: 0 K: 2 S: 9 H: 2 LOB: 2 BB: 0 P: 9	R: 1 E: 1 K: 1 S: 7 H: 2 LOB: 1 BB: 0 P: 7	R: 0 E: 0 K: 1 S: 7 H: 2 LOB: 2 BB: 0 P: 7	R: 0 E: 1 K: 1 S: 5 H: 0 LOB: 0 BB: 0 P: 5	R: 0 E: 0 K: 2 S: 9 H: 2 LOB: 2 BB: 0 P: 9	R: 1 E: 1 K: 0 S: 6 H: 2 LOB: 2 BB: 0 P: 6	R: 4 E: 1 K: 0 S: 7 H: 4 LOB: 3 BB: 1 P: 11	1B: 11 2B: 6 3B: 0 HR: 1 SF: 0 SAC: 1 DP: 1 HBP: 0							

AB	45
R	10
H	18
RBI	8
BB	2
SO	9
LOB	27

WP: 0 PB: 0 SB: 0 CS: 0 PA: 48

PITCHER		IP	WLS	BF	H	R	ER	SO	BB	IBB	HBP	BLK	WP	HR	S	P	ERA	WHIP
Pat Dobson, R ERA: 4.34	(1, 1)	6.0		31	12	5	4	7	1	0	0	0	0	0	44	48	6.00	2.167
Ron Willis, R ERA: 1.29	(7, 1)	3.0	L	17	6	5	3	2	0	1	0	0	0	1	20	24	9.00	2.000

PITCHER	IP	WLS	BF	H	R	ER	SO	BB	IBB	HBP	BLK	WP	HR	S	P	ERA	WHIP

BOTTOM

Philadelphia Phillies @ San Diego Padres

San Diego Stadium, San Diego, CA

Thu Jul 16 1970, 10:05 PM EDT

Att. 6,938 - Unknown

livebaseballscorecards.com

Batter	1	2	3	4	5	6	7	8	9	AB	R	H	RBI	BB	SO	LOB
Dave Campbell, R (1, 4) OBP: 0.294, SLG: 0.342	BBBB	SSS 0-3 ② K		SSS 0-3 ② K			x 0-0 HR	SSS 0-3 ③ K		4	2	1	1	1	3	1
Steve Huntz, S (1, 5) OBP: 0.341, SLG: 0.379	x 0-0 1-2 HR 1B	BBBB 4-0 2B BB		BBBB 4-0 1-2 BB			x 0-0 ① P6		x 0-0 ① F9	3	2	1	0	2	0	0
Cito Gaston, R (1, 8) OBP: 0.373, SLG: 0.558	x 0-0 ① F8	x 0-0 1-H 2B		x 0-0 ③ F7			x 0-0 1B 3B		x 0-0 ② F9	5	1	2	1	0	0	4
Ollie Brown, R (1, 9) OBP: 0.327, SLG: 0.484	x 0-0 1-H 2-H HR	SSS 0-3 ③ K			x 0-0 ① 1-3		x 0-0 FC6-4 1B 3-H 1B		x 0-0 ③ 3-1	5	1	2	4	0	1	1
Nate Colbert, R (1, 3) OBP: 0.314, SLG: 0.471	x 0-0 ② F9		SSS 0-3 ① K		SSS 0-3 ② K		x 0-0 1-2 FC6-4 1B			4	0	1	0	0	2	0
Ivan Murrell, R (1, 7) OBP: 0.286, SLG: 0.423	x 0-0 BLK WP 2B		x 0-0 ② L7		x 0-0 ③ P3		x 0-0 ② FC6-4 WP 1-2f 2-3			4	1	1	0	0	0	2
Chris Cannizzaro, R (1, 2) OBP: 0.392, SLG: 0.432	BBBB 4-0 S 2-3 BB		x 0-0 ③ L4			x 0-0 ① 6-3	SSS 0-3 ③ K 1-2			3	0	0	0	1	1	2
Tommy Dean, R (1, 6) OBP: 0.274, SLG: 0.308	SSS 0-3 ③ K 1-2 3-H			x 0-0 ① 6-3		x 0-0 ② F8		x 0-0 ① 6-3		4	0	0	0	0	1	1
Pat Dobson, R (1, 1) OBP: 0.227, SLG: 0.171 Ron Willis, R (7, 1)		SSS 0-3 ① K		x 0-0 BB 1B		x 0-0 ③ F9		x 0-0 ② 1-3		3 1	0 0	1 0	0 0	0 0	1 0	0 0
Inning Stats	R: 4 H: 3 E: 0 LOB: 1 K: 1 BB: 2 S: 8 P: 16	R: 1 H: 1 E: 0 LOB: 1 K: 3 BB: 1 S: 10 P: 14	R: 0 H: 0 E: 0 LOB: 0 K: 1 BB: 0 S: 5 P: 5	R: 0 H: 1 E: 0 LOB: 2 K: 1 BB: 1 S: 6 P: 10	R: 0 H: 0 E: 0 LOB: 0 K: 1 BB: 0 S: 5 P: 5	R: 0 H: 0 E: 0 LOB: 0 K: 0 BB: 0 S: 3 P: 3	R: 2 H: 4 E: 0 LOB: 2 K: 1 BB: 0 S: 9 P: 9	R: 0 H: 0 E: 0 LOB: 0 K: 1 BB: 0 S: 5 P: 5	R: 0 H: 0 E: 0 LOB: 0 K: 0 BB: 0 S: 3 P: 3	1B: 4 SF: 0 2B: 2 SAC: 0 3B: 1 DP: 0 HR: 2 HBP: 0						

	AB	36
	R	7
	H	9
	RBI	6
	BB	4
	SO	9
	LOB	11

WP: 2 PA: 40
PB: 0
SB: 1
CS: 0

PITCHER		IP	WLS	BF	H	R	ER	SO	BB	IBB	HBP	BLK	WP	HR	S	P	ERA	WHIP
Woodie Fryman, L ERA: 4.05	(1, 1)	0.2		7	3	4	4	0	2	0	0	1	0	1	5	13	54.00	7.500
Lowell Palmer, R ERA: 4.79	(1, 1)	5.2		23	4	3	3	7	2	0	0	0	1	1	35	43	4.76	1.059
Dick Selma, R ERA: 3.09	(7, 1)	1.2	W	7	2	0	0	2	0	0	0	0	1	0	11	11	0.00	1.200
Joe Hoerner, L ERA: 2.78	(9, 1)	1.0	S	3	0	0	0	0	0	0	0	0	0	0	3	3	0.00	0.000

PITCHER	IP	WLS	BF	H	R	ER	SO	BB	IBB	HBP	BLK	WP	HR	S	P	ERA	WHIP

Batter	1	2	3	4	5	6	7	8	9	AB	R	H	RBI	BB	SO	LOB
Denny Doyle, L (1, 4) OBP: 0.299, SLG: 0.331	2B 1B		F7		G6-3 1-2f 3-H			HR 1B	3-1	5	2	2	0	0	0	2
Oscar Gamble, L (1, 9) OBP: 0.322, SLG: 0.343	E 1B 1-H 2B		4-3		P4			K		4	1	1	1	0	1	1
Don Money, R (1, 5) OBP: 0.395, SLG: 0.556	F9		HR			F7		1-H HR		4	2	2	3	0	0	1
Deron Johnson, R (1, 3) OBP: 0.323, SLG: 0.444	2-H 1B		P6			6-3		P6		4	0	1	1	0	0	0
Byron Browne, R (1, 7) OBP: 0.328, SLG: 0.456	K			G3-6-3 BB		5-3			FC6-4 1B	3	0	1	0	1	1	1
Larry Hisle, R (1, 8) OBP: 0.297, SLG: 0.323	K			P6			K		FC6-4 1-2f 1B 2B	4	1	0	0	0	2	3
Larry Bowa, S (1, 6) OBP: 0.272, SLG: 0.292		K		G3-6-3 1-2f			P4		1-2 2B 1B	4	1	1	0	0	1	1
Mike Ryan, R (1, 2) OBP: 0.343, SLG: 0.276		5-3			SH G6-3 1B		5-3		1-H 2-H 2B	4	1	2	2	0	0	0
Rick Wise, R (1, 1) OBP: 0.217, SLG: 0.273		K			SH 1-3 G6-3			5-3	P4	3	0	0	0	0	1	1
Inning Stats	R: 2 E: 1 K: 2 S: 10 H: 3 LOB: 1 BB: 0 P: 10	R: 0 E: 0 K: 2 S: 7 H: 0 LOB: 0 BB: 0 P: 7	R: 1 E: 0 K: 0 S: 4 H: 1 LOB: 0 BB: 0 P: 4	R: 0 E: 0 K: 0 S: 2 H: 0 LOB: 0 BB: 1 P: 6	R: 1 E: 1 K: 0 S: 4 H: 1 LOB: 0 BB: 0 P: 4	R: 0 E: 0 K: 0 S: 3 H: 0 LOB: 0 BB: 0 P: 3	R: 0 E: 0 K: 1 S: 5 H: 0 LOB: 0 BB: 0 P: 5	R: 2 E: 0 K: 1 S: 7 H: 2 LOB: 0 BB: 0 P: 7	R: 2 E: 0 K: 0 S: 6 H: 3 LOB: 1 BB: 0 P: 6	1B: 6 2B: 2 3B: 0 HR: 2 SF: 0 SAC: 1 DP: 2 HBP: 0						

PITCHER	IP	WLS	BF	H	R	ER	SO	BB	IBB	HBP	BLK	WP	HR	S	P	ERA	WHIP
Clay Kirby, R (1, 1) ERA: 5.03	8.0	L	31	7	6	4	6	1	0	0	0	0	2	42	46	4.50	1.000
Ron Herbel, R (9, 1) ERA: 4.41	1.0		6	3	2	2	0	0	0	0	0	0	0	6	6	18.00	3.000

PITCHER	IP	WLS	BF	H	R	ER	SO	BB	IBB	HBP	BLK	WP	HR	S	P	ERA	WHIP

TOP

Philadelphia Phillies @ San Diego Padres

San Diego Stadium, San Diego, CA

Fri Jul 17 1970, 10:05 PM EDT

Att. 5,758 - Unknown

livebaseballscorecards.com

AB	35
R	8
H	10
RBI	7
BB	1
SO	6
LOB	10

Batter	1	2	3	4	5	6	7	8	9	AB	R	H	RBI	BB	SO	LOB
Dave Campbell, R (1, 4) OBP: 0.290, SLG: 0.337	K	5-3		K		B3		K		5	0	0	0	0	3	3
Steve Huntz, S (1, 5) OBP: 0.336, SLG: 0.371	K		5-3	F5		K		G3		5	0	0	0	0	2	2
Cito Gaston, R (1, 8) OBP: 0.376, SLG: 0.566	BB (3B)		HR	F3			1B		P6	4	2	2	1	1	0	1
Ollie Brown, R (1, 9) OBP: 0.328, SLG: 0.490	3B (1-H)		6-3		6-3		1-2 1B		L8	5	0	2	1	0	0	0
Nate Colbert, R (1, 3) OBP: 0.318, SLG: 0.471	BB		E7 1B		1B		K		1-3	4	1	2	0	1	1	2
Ivan Murrell, R (1, 7) OBP: 0.286, SLG: 0.420	K		1B		F8		P4			4	0	1	0	0	1	5
Chris Cannizzaro, R (1, 2) OBP: 0.398, SLG: 0.443		1-3 2B	1-2 2-H 1B		1-2 1B		K			4	0	3	1	0	1	2
Tommy Dean, R (1, 6) OBP: 0.274, SLG: 0.308		1-3 (2-3)	F8		P5			P4		0	0	0	0	0	0	0
Jose Arcia, R (2, PH) OBP: 0.237, SLG: 0.261										3	0	0	0	0	0	5
(3, 6)																
Al Ferrara, R (8, PH) OBP: 0.352, SLG: 0.417										1	0	0	0	0	0	0
Ron Slocum, R (9, 6) OBP: 0.250, SLG: 0.279										0	0	0	0	0	0	0
Clay Kirby, R (1, 1) OBP: 0.205, SLG: 0.184		K		1B		6-3		2B		3	0	1	0	0	1	1
Ray Webster, L (8, PH) OBP: 0.299, SLG: 0.309										1	0	1	0	0	0	0
Ron Herbel, R (9, 1)										0	0	0	0	0	0	0
Inning Stats	R: 1 E: 0 K: 3 S: 10 H: 1 LOB: 2 BB: 2 P: 18	R: 0 E: 0 K: 1 S: 6 H: 1 LOB: 1 BB: 0 P: 6	R: 2 E: 1 K: 0 S: 7 H: 4 LOB: 2 BB: 0 P: 7	R: 0 E: 0 K: 1 S: 6 H: 1 LOB: 1 BB: 0 P: 6	R: 0 E: 0 K: 0 S: 5 H: 2 LOB: 2 BB: 0 P: 5	R: 0 E: 0 K: 1 S: 5 H: 0 LOB: 0 BB: 0 P: 5	R: 0 E: 0 K: 2 S: 9 H: 2 LOB: 2 BB: 0 P: 9	R: 0 E: 0 K: 1 S: 6 H: 1 LOB: 1 BB: 0 P: 6	R: 0 E: 0 K: 0 S: 3 H: 0 LOB: 0 BB: 0 P: 3	1B: 8 2B: 2 3B: 1 HR: 1	SF: 0 SAC: 0 DP: 0 HBP: 0						

PITCHER	IP	WLS	BF	H	R	ER	SO	BB	IBB	HBP	BLK	WP	HR	S	P	ERA	WHIP
Rick Wise, R (1, 1) ERA: 3.49	9.0	W	41	12	3	3	9	2	0	0	0	0	1	57	65	3.00	1.556

PITCHER	IP	WLS	BF	H	R	ER	SO	BB	IBB	HBP	BLK	WP	HR	S	P	ERA	WHIP

BOTTOM

Philadelphia Phillies @ San Diego Padres

San Diego Stadium, San Diego, CA

Fri Jul 17 1970, 10:05 PM EDT

Att. 5,758 - Unknown

livebaseballscorecards.com

AB	39
R	3
H	12
RBI	3
BB	2
SO	9
LOB	21

WP: 0 PB: 0 SB: 0 CS: 0 PA: 41

Philadelphia Phillies @ San Diego Padres

San Diego Stadium, San Diego, CA

Sat Jul 18 1970, 10:05 PM EDT

Att. 4,317 - Unknown

livebaseballscorecards.com

TOP

Batter	1	2	3	4	5	6	7	8	9	AB	R	H	RBI	BB	SO	LOB
Denny Doyle, L (1, 4) OBP: 0.301, SLG: 0.344	1B 1B		P6 2B		IHR	4-3			4-3	5	1	2	1	0	0	0
Oscar Gamble, L (1, 9) OBP: 0.338, SLG: 0.357	1-2 1B		1B		BBBB E 1B 1B BB	F7			BBBB FC5-4 BB	3	2	2	0	2	0	0
Don Money, R (1, 5) OBP: 0.396, SLG: 0.552	F7		2-H CS 1B		1-2 E 1B 1B		6-3		1-2f FC5-4	5	1	2	1	0	0	3
Deron Johnson, R (1, 3) OBP: 0.324, SLG: 0.441	SSS K		1-2 CS	BBBB BB	E6 1B 3B 1-2 2-3		FC4-6 1B		F4	4	1	1	0	1	1	5
Ron Stone, L (1, 7) OBP: 0.339, SLG: 0.413	F5			1-2 1B	3B 1B 1-2 2-H 3-H		1-2f FC4-6 FC6-4			4	1	2	2	0	0	3
Larry Hisle, R (1, 8) OBP: 0.296, SLG: 0.331		5-3		F8	SF9 3B 1-H 2-H		1-2f FC6-4			4	1	1	2	0	0	3
Larry Bowa, S (1, 6) OBP: 0.269, SLG: 0.289		P5		F9	3-H SF9			SSS K		3	0	0	1	0	1	2
Mike Ryan, R (1, 2) OBP: 0.308, SLG: 0.242		P6		L8	SSS K				F7	4	0	0	0	0	1	2
Jim Bunning, R (1, 1) OBP: 0.150, SLG: 0.105			F3		L5	SSS K			4-3	3	0	0	0	0	1	0
Barry Lersch, S (6, 1)										0	0	0	0	0	0	0
Dick Selma, R (7, 1) OBP: 0.182, SLG: 0.100										1	0	0	0	0	0	0
Inning Stats	R: 0 E: 0 K: 1 S: 7 H: 2 LOB: 2 BB: 0 P: 7	R: 0 E: 0 K: 0 S: 3 H: 0 LOB: 0 BB: 0 P: 3	R: 1 E: 0 K: 0 S: 4 H: 2 LOB: 0 BB: 0 P: 4	R: 0 E: 0 K: 0 S: 4 H: 1 LOB: 2 BB: 1 P: 8	R: 6 E: 1 K: 1 S: 10 H: 4 LOB: 0 BB: 1 P: 14	R: 0 E: 0 K: 1 S: 5 H: 0 LOB: 0 BB: 0 P: 5	R: 0 E: 0 K: 0 S: 4 H: 1 LOB: 1 BB: 0 P: 4	R: 0 E: 0 K: 1 S: 5 H: 0 LOB: 0 BB: 0 P: 5	R: 0 E: 0 K: 0 S: 3 H: 0 LOB: 1 BB: 1 P: 7	1B: 7 2B: 1 3B: 1 HR: 1 SF: 1 SAC: 0 DP: 0 HBP: 0							

	AB	36
	R	7
	H	10
	RBI	7
	BB	3
	SO	4
	LOB	18

WP: 0 PB: 0 SB: 0 CS: 1 PA: 41

PITCHER		IP	WLS	BF	H	R	ER	SO	BB	IBB	HBP	BLK	WP	HR	S	P	ERA	WHIP
Earl Wilson, R ERA: 4.57	(1, 1)	4.1	L	21	7	4	4	1	2	0	0	0	0	0	21	29	8.31	2.077
Ron Willis, R ERA: 1.57	(5, 1)	0.2		5	2	3	1	1	0	0	0	0	0	0	7	7	13.50	3.000
Ron Herbel, R ERA: 4.36	(6, 1)	1.0		3	0	0	0	1	0	0	0	0	0	0	5	5	0.00	0.000
Jack Baldschun, R ERA:	(7, 1)	3.0		11	1	0	0	1	1	0	0	0	0	0	12	16	0.00	0.667

PITCHER	IP	WLS	BF	H	R	ER	SO	BB	IBB	HBP	BLK	WP	HR	S	P	ERA	WHIP

Batter	1	2	3	4	5	6	7	8	9	AB	R	H	RBI	BB	SO	LOB
Jose Arcia, R (1, 6) OBP: 0.250, SLG: 0.264	4-3 2B 1B		K		F9		BB BB		HR	3	1	1	0	1	1	1
Ed Spiezio, R (9, PH) OBP: 0.375, SLG: 0.459										1	1	1	1	0	0	0
Steve Huntz, S (1, 5) OBP: 0.337, SLG: 0.369	4-3 1-2		1B 1B 1B		P6		G1-6-3 BB 1-2		F9	4	1	1	0	1	0	2
Cito Gaston, R (1, 8) OBP: 0.379, SLG: 0.570	1-3 2B 2-H		1B 1B 1-2		F9		K		1B	5	0	3	1	0	1	3
Ollie Brown, R (1, 9) OBP: 0.329, SLG: 0.488	1-3 2-3		1B 1-2 2-H			1B 1B	G1-6-3 1-2f		P4	5	1	2	1	0	0	4
Nate Colbert, R (1, 3) OBP: 0.320, SLG: 0.472	K		K			L9 1B 1-2		E8 1B		4	0	2	0	0	2	3
Ivan Murrell, R (1, 7) OBP: 0.285, SLG: 0.417		P5		K		1B 1-2 2-H		K		4	0	1	1	0	2	1
Dave Campbell, R (1, 4) OBP: 0.287, SLG: 0.333		L5		F9		L8		F2		4	0	0	0	0	0	3
Bob Barton, R (1, 2) OBP: 0.287, SLG: 0.350		P5		K		L9 2-3		K		4	0	0	0	0	2	3
Earl Wilson, R (1, 1) OBP: 0.229, SLG: 0.313 Ron Willis, R (5, 1) Larry Stahl, L (5, PH) OBP: 0.167, SLG: 0.167 Ron Herbel, R (6, 1) Ray Webster, L (6, PH) OBP: 0.295, SLG: 0.305 Jack Baldschun, R (7, 1) Al Ferrara, R (9, PH) OBP: 0.351, SLG: 0.415			K		1B	4-3			6-3	1 0 1 0 1 0 1	0 0 0 0 0 0 0	0 0 1 0 0 0 0	0 0 0 0 0 0 0	1 0 0 0 0 0 0	0 0 0 0 0 0 0	0 0 0 0 2 0 0
Inning Stats	R: 1 H: 2 E: 0 LOB: 1 K: 1 BB: 0 S: 7 P: 7	R: 0 H: 0 E: 0 LOB: 0 K: 0 BB: 0 S: 3 P: 3	R: 1 H: 3 E: 0 LOB: 2 K: 3 BB: 0 S: 12 P: 12	R: 0 H: 0 E: 0 LOB: 0 K: 2 BB: 0 S: 7 P: 7	R: 0 H: 1 E: 0 LOB: 1 K: 0 BB: 0 S: 4 P: 4	R: 1 H: 3 E: 0 LOB: 2 K: 0 BB: 0 S: 6 P: 6	R: 0 H: 0 E: 0 LOB: 1 K: 1 BB: 2 S: 4 P: 12	R: 0 H: 1 E: 1 LOB: 1 K: 2 BB: 0 S: 8 P: 8	R: 1 H: 2 E: 0 LOB: 1 K: 0 BB: 0 S: 5 P: 5	1B: 10 2B: 1 3B: 0 HR: 1	SF: 0 SAC: 0 DP: 1 HBP: 0		WP: 0 PB: 0 SB: 0 CS: 0	PA: 40			

PITCHER	IP	WLS	BF	H	R	ER	SO	BB	IBB	HBP	BLK	WP	HR	S	P	ERA	WHIP
Jim Bunning, R (1, 1) ERA: 3.75	5.0	W	24	9	3	3	6	0	0	0	0	0	0	36	36	5.40	1.800
Barry Lersch, R (6, 1) ERA: 3.86	1.0		5	0	0	0	0	2	0	0	0	0	0	3	11	0.00	2.000
Dick Selma, R (7, 1) ERA: 3.09	3.0	S	11	3	1	1	3	0	0	0	0	0	1	17	17	3.00	1.000

PITCHER	IP	WLS	BF	H	R	ER	SO	BB	IBB	HBP	BLK	WP	HR	S	P	ERA	WHIP

BOTTOM

Philadelphia Phillies @ San Diego Padres

San Diego Stadium, San Diego, CA

Sat Jul 18 1970, 10:05 PM EDT

Att. 4,317 - Unknown

livebaseballscorecards.com

AB	38
R	4
H	12
RBI	4
BB	2
SO	9
LOB	22

Batter	1	2	3	4	5	6	7	8	9	AB	R	H	RBI	BB	SO	LOB
Denny Doyle, L (1, 4) OBP: 0.300, SLG: 0.342	6-3		F7			FC6-4 (1B, SH5-3) 1B		G4-6-3 (1-2f)	HR IBB	4	1	1	0	0	0	1
Tony Taylor, R (9, PH) OBP: 0.351, SLG: 0.413										0	1	0	0	1	0	0
(9, 4)																
Oscar Gamble, L (1, 9) OBP: 0.344, SLG: 0.364	1B 1B			1-3		SH5-3 (1-2)		HR E 1B	1-H 2-H 3-H HR	3	1	2	0	0	0	0
Jim Hutto, R (9, PH) OBP: 0.265, SLG: 0.381										1	1	1	4	0	0	0
Dick Selma, R (9, 1) OBP: 0.182, SLG: 0.100										0	0	0	0	0	0	0
Don Money, R (1, 5) OBP: 0.400, SLG: 0.553	1-3 1B			G6-4-3 1B		FC6-4 (2-3) 1B		E5 (1-2) HR	5-3	5	1	3	0	0	0	1
Deron Johnson, R (1, 3) OBP: 0.325, SLG: 0.453	6-3			G6-4-3 (1-2f)		FC6-4 (1-2f, 3-H)		1-H 2-H HR	2B 2B	5	2	2	4	0	0	3
Ron Stone, L (1, 7) OBP: 0.344, SLG: 0.417		G6-4-3 1B			1B 1B	F8		BB WP	FC5 (2-H) 2B	3	0	2	0	0	0	1
Byron Browne, R (8, PH) OBP: 0.335, SLG: 0.464										1	0	1	1	1	0	0
(8, 7)																
(9, 9)																
Larry Hisle, R (1, 8) OBP: 0.291, SLG: 0.324		G6-4-3 (1-2f)			P6		K	K (1-3)	FC5 (2-3)	5	0	0	0	0	2	4
Larry Bowa, S (1, 6) OBP: 0.272, SLG: 0.292		F9			1-2 1B		6-3		SH1-4 HR BB 1B	4	1	2	0	0	0	0
Mike Ryan, R (1, 2) OBP: 0.302, SLG: 0.222			K		P4		F3		1-2 SH1-4 HR BB	3	1	0	0	1	1	2
Chris Short, R (1, 1) OBP: 0.057, SLG: 0.059			F8		K			G4-6-3 1B	1-2 2-3	2	0	0	0	0	1	2
Lowell Palmer, R (6, 1) OBP: 0.267, SLG: 0.357									SH1-4	0	0	0	0	0	0	0
Rick Joseph, R (8, PH) OBP: 0.258, SLG: 0.326										1	0	1	0	0	0	0
Fred Wenz, R (8, 1) OBP: 0.319, SLG: 0.344										0	0	0	0	0	0	0
Terry Harmon, R (9, PH) OBP: 0.325, SLG: 0.373										0	0	0	0	0	0	0
John Briggs, L (9, 7)										0	0	0	0	0	0	0
Inning Stats	R: 0 E: 0 K: 0 S: 4 H: 2 LOB: 1 BB: 0 P: 4	R: 0 E: 0 K: 0 S: 3 H: 1 LOB: 0 BB: 0 P: 3	R: 0 E: 0 K: 1 S: 5 H: 0 LOB: 0 BB: 0 P: 5	R: 0 E: 0 K: 0 S: 3 H: 1 LOB: 0 BB: 0 P: 3	R: 0 E: 0 K: 1 S: 7 H: 2 LOB: 2 BB: 0 P: 7	R: 1 E: 0 K: 0 S: 5 H: 2 LOB: 1 BB: 0 P: 5	R: 0 E: 0 K: 1 S: 5 H: 0 LOB: 0 BB: 0 P: 5	R: 3 E: 1 K: 1 S: 8 H: 3 LOB: 1 BB: 1 P: 12	R: 5 E: 0 K: 0 S: 7 H: 4 LOB: 1 BB: 2 P: 15	1B: 11 2B: 2 3B: 0 HR: 2	SF: 0 SAC: 2 DP: 3 HBP: 0						

TOP

Philadelphia Phillies @ Los Angeles Dodgers

Dodger Stadium, Los Angeles, CA

Sun Jul 19 1970, 3:33 AM PDT

Unknown

livebaseballscorecards.com

AB	37
R	9
H	15
RBI	9
BB	3
SO	4
LOB	14

WP: 2 PB: 0 SB: 0 CS: 0 PA: 42

PITCHER		IP	WLS	BF	H	R	ER	SO	BB	IBB	HBP	BLK	WP	HR	S	P	ERA	WHIP
Alan Foster, R ERA: 3.68	(1, 1)	7.2		31	11	4	1	3	0	0	0	0	0	1	37	37	1.17	1.435
Jim Brewer, L ERA: 3.52	(8, 1)	1.1	L	11	4	5	5	1	2	1	0	0	1	1	10	22	33.75	4.500

PITCHER	IP	WLS	BF	H	R	ER	SO	BB	IBB	HBP	BLK	WP	HR	S	P	ERA	WHIP

BOTTOM

Philadelphia Phillies @ Los Angeles Dodgers
Dodger Stadium, Los Angeles, CA
Sun Jul 19 1970, 3:33 AM PDT
Unknown

livebaseballscorecards.com

Batter	1	2	3	4	5	6	7	8	9	AB	R	H	RBI	BB	SO	LOB
Billy Grabarkewitz, R (1, 6) OBP: 0.441, SLG: 0.493	F9			P5		BBBB; 4-0; 1-2 HR BB	P6			3	1	0	0	1	0	2
Willie Davis, L (1, 8) OBP: 0.336, SLG: 0.442	L5			F4 S 1B		1-H 2-H HR		L5		4	1	2	3	0	0	0
Wes Parker, S (1, 3) OBP: 0.386, SLG: 0.472	P3			F4; 1-3		HR		4-3		4	1	1	1	0	0	1
Andy Kosco, R (1, 9) OBP: 0.242, SLG: 0.386		F5		F8		F2		P3		3	0	0	0	0	0	1
Bill Russell, R (7, 9) OBP: 0.191, SLG: 0.182										1	0	0	0	0	0	0
Jim Lefebvre, S (1, 4) OBP: 0.329, SLG: 0.375		F8			L7	L9			5-3	4	0	0	0	0	0	0
Steve Garvey, R (1, 5) OBP: 0.236, SLG: 0.196		F8			6-3		5-3		BBBB; 4-0; L1-3 BB	3	0	0	0	1	0	0
Ted Sizemore, R (1, 7) OBP: 0.330, SLG: 0.302			6-3		F8		SH1-4 BB 1B		1-2; L1-3	4	0	1	0	0	0	1
Jeff Torborg, R (1, 2) OBP: 0.250, SLG: 0.239			6-3			F8; BBBB	1-2; SH1-4 BB			2	0	0	0	1	0	0
Alan Foster, R (1, 1) OBP: 0.114, SLG: 0.093			3-1			BB HR 1B	1-2 2-3 SH1-4			2	1	1	0	0	0	0
Jim Brewer, L (8, 1)										0	0	0	0	0	0	0
Inning Stats	R: 0 E: 0 K: 0 S: 3 H: 0 LOB: 0 BB: 0 P: 3	R: 0 E: 0 K: 0 S: 3 H: 0 LOB: 0 BB: 0 P: 3	R: 0 E: 0 K: 0 S: 3 H: 0 LOB: 0 BB: 0 P: 3	R: 0 E: 0 K: 0 S: 4 H: 1 LOB: 1 BB: 0 P: 4	R: 0 E: 0 K: 0 S: 3 H: 0 LOB: 0 BB: 0 P: 3	R: 4 E: 0 K: 0 S: 6 H: 3 LOB: 0 BB: 1 P: 10	R: 0 E: 0 K: 0 S: 4 H: 1 LOB: 2 BB: 1 P: 8	R: 0 E: 0 K: 0 S: 3 H: 0 LOB: 0 BB: 0 P: 3	R: 0 E: 0 K: 0 S: 2 H: 0 LOB: 0 BB: 1 P: 6	1B: 3 2B: 1 3B: 0 HR: 2	SF: 0 SAC: 1 DP: 1 HBP: 0						

AB	30
R	4
H	5
RBI	4
BB	3
SO	0
LOB	5

WP: 0 PB: 0 SB: 1 CS: 0 PA: 34

PITCHER		IP	WLS	BF	H	R	ER	SO	BB	IBB	HBP	BLK	WP	HR	S	P	ERA	WHIP
Chris Short, L (1, 1) ERA: 4.73	(1, 1)	5.1		21	4	4	4	0	1	0	0	0	0	2	20	24	6.75	0.938
Lowell Palmer, R ERA: 4.66	(6, 1)	1.2		7	1	0	0	0	1	0	0	0	0	0	6	10	0.00	1.200
Fred Wenz, R ERA: 1.69	(8, 1)	1.0	W	3	0	0	0	0	0	0	0	0	0	0	3	3	0.00	0.000
Dick Selma, R ERA: 3.05	(9, 1)	1.0	S	3	0	0	0	0	1	0	0	0	0	0	2	6	0.00	1.000

PITCHER	IP	WLS	BF	H	R	ER	SO	BB	IBB	HBP	BLK	WP	HR	S	P	ERA	WHIP

Batter	1	2	3	4	5	6	7	8	9	AB	R	H	RBI	BB	SO	LOB
Tony Taylor, R (1, 4) OBP: 0.349, SLG: 0.406	S S S 0-3 ① K		x 0-0 ② 4-3			B B B B 4-0 BB		x 0-0 ① 5-3 1-2 3-H	x 0-0 ③ F4	4	0	0	1	1	1	1
Oscar Gamble, L (1, 9) OBP: 0.335, SLG: 0.354	x 0-0 ② F5		x 0-0 ③ 4-3			x 0-0 ② P6		x 0-0 ② 4-3 2-3		4	0	0	0	0	0	3
Don Money, R (1, 5) OBP: 0.402, SLG: 0.550	x 0-0 1B			x 0-0 ① 6-3		x 0-0 ③ F7		B B B B 4-0 BB BB		3	0	1	0	1	0	1
Deron Johnson, R (1, 3) OBP: 0.327, SLG: 0.462	S S S 0-3 ③ K			x 0-0 ② 4-3			x 0-0 HR	B B B B 4-0 FC6-4 1-2 BB		3	1	1	1	1	1	1
Ron Stone, L (1, 7) OBP: 0.342, SLG: 0.413 Byron Browne, R (9, 7) OBP: 0.335, SLG: 0.464		x 0-0 FC5 1B 1B		x 0-0 ③ 4-3			x 0-0 ① F8	x 0-0 ③ FC6-4 1-2f		4 0	0 0	1 0	0 0	0 0	0 0	3 0
Larry Hisle, R (1, 8) OBP: 0.294, SLG: 0.324		x 0-0 G5-3 FC5 1-2 1B			x 0-0 ① F7		S S S 0-3 ② K		B B B B 4-0 SH5-4 HR BB	3	1	1	0	1	1	0
Larry Bowa, S (1, 6) OBP: 0.269, SLG: 0.289		x 0-0 ① FC5 1-2 2-3f			x 0-0 ② 4-3		x 0-0 ③ F8		x 0-0 ① SH5-4 1-2	3	0	0	0	0	0	2
Mike Ryan, R (1, 2) OBP: 0.319, SLG: 0.325		x 0-0 ② ③ G5-3 2-3f			x 0-0 ③ 6-3			x 0-0 E 5-3 1B	x 0-0 2-H HR	4	2	2	2	0	0	2
Grant Jackson, S (1, 1) OBP: 0.080, SLG: 0.080 John Briggs, L (8, PH) OBP: 0.323, SLG: 0.371 Terry Harmon, R (8, PR) OBP: 0.319, SLG: 0.344 Barry Lersch, S (8, 1)			S S S 0-3 ① K			x 0-0 ① 4-3		x 0-0 E4 4-3 5-3 1-3	x 0-0 ② F7	2 1 0 1	0 0 0 0	0 0 0 0	0 0 0 0	1 0 0 0	0 0 0 0	0 1 0 0
Inning Stats	R: 0 E: 0 K: 2 S: 8 H: 1 LOB: 1 BB: 0 P: 8	R: 0 E: 0 K: 0 S: 4 H: 2 LOB: 1 BB: 0 P: 4	R: 0 E: 0 K: 1 S: 5 H: 0 LOB: 0 BB: 0 P: 5	R: 0 E: 0 K: 0 S: 3 H: 0 LOB: 0 BB: 0 P: 3	R: 0 E: 0 K: 0 S: 3 H: 0 LOB: 0 BB: 0 P: 3	R: 0 E: 0 K: 0 S: 3 H: 0 LOB: 1 BB: 1 P: 7	R: 1 E: 0 K: 1 S: 6 H: 1 LOB: 0 BB: 0 P: 6	R: 1 E: 1 K: 0 S: 5 H: 1 LOB: 3 BB: 2 P: 13	R: 2 E: 0 K: 0 S: 4 H: 1 LOB: 0 BB: 1 P: 8	1B: 4 2B: 0 3B: 0 HR: 2 SF: 0 SAC: 1 DP: 1 HBP: 0						

PITCHER	IP	WLS	BF	H	R	ER	SO	BB	IBB	HBP	BLK	WP	HR	S	P	ERA	WHIP
Joe Moeller, R (1, 1) ERA: 2.82	7.0		25	4	1	1	4	1	0	0	0	0	1	32	36	1.29	0.714
Pete Mikkelsen, R (8, 1) ERA: 4.02	2.0	L	12	2	3	2	0	3	0	0	0	0	1	9	21	9.00	2.500

PITCHER	IP	WLS	BF	H	R	ER	SO	BB	IBB	HBP	BLK	WP	HR	S	P	ERA	WHIP

TOP

Philadelphia Phillies @ Los Angeles Dodgers

Dodger Stadium, Los Angeles, CA

Sun Jul 19 1970, 3:38 AM PDT

Att. 28,396 - Unknown

livebaseballscorecards.com

AB	32
R	4
H	6
RBI	4
BB	4
SO	4
LOB	14

Batter	1	2	3	4	5	6	7	8	9	AB	R	H	RBI	BB	SO	LOB
Billy Grabarkewitz, R (1, 6) OBP: 0.438, SLG: 0.488	P4		F8		5-3		1B 1-2 2-H 3-H		K	5	0	1	2	0	1	2
Willie Davis, L (1, 8) OBP: 0.334, SLG: 0.437	G5-4-3 BB		K			4-3	F5 1-2 2-3		4-3	4	0	0	0	1	1	3
Wes Parker, S (1, 3) OBP: 0.387, SLG: 0.475	G5-4-3 1-2f			5-3 2B		1B	F3			4	0	2	0	0	0	4
Andy Kosco, R (1, 9) OBP: 0.236, SLG: 0.378		K		F7		F8		6-3		4	0	0	0	0	1	2
Jim Lefebvre, S (1, 4) OBP: 0.322, SLG: 0.367		F3		5-3 2-3		F9		F7		4	0	0	0	0	0	2
Steve Garvey, R (1, 5) OBP: 0.271, SLG: 0.255		BB 1B		P4			BB 1B 1B 1B	2B		4	1	3	0	0	0	1
Ted Sizemore, R (1, 7) OBP: 0.333, SLG: 0.302		BB 1-2			SH1-4 1B		F8	5-3		3	0	1	0	1	0	2
Tom Haller, L (1, 2) OBP: 0.335, SLG: 0.396		F5			SH1-4 1-2		BB 1-2 1B 1B		L6	2	0	1	0	0	0	2
Von Joshua, L (7, PR) OBP: 0.278, SLG: 0.294										0	1	0	0	0	0	0
Jeff Torborg, R (8, 2) OBP: 0.250, SLG: 0.239										0	0	0	0	0	0	0
Maury Wills, S (9, PH) OBP: 0.350, SLG: 0.312										1	0	0	0	0	0	0
Joe Moeller, R (1, 1) OBP: 0.227, SLG: 0.190			K		F8		S 1-2 2-3 1B BB		E7 2B	2	0	0	0	0	1	1
Manny Mota, R (7, PH) OBP: 0.394, SLG: 0.419										0	0	0	0	1	0	0
Pete Mikkelsen, R (8, 1)										0	0	0	0	0	0	0
Len Gabrielson, L (9, PH) OBP: 0.240, SLG: 0.250										1	0	1	0	0	0	0
Inning Stats	R: 0 E: 0 K: 0 S: 2 H: 0 LOB: 0 BB: 1 P: 6	R: 0 E: 0 K: 1 S: 6 H: 1 LOB: 2 BB: 1 P: 10	R: 0 E: 0 K: 2 S: 7 H: 0 LOB: 0 BB: 0 P: 7	R: 0 E: 0 K: 0 S: 4 H: 1 LOB: 1 BB: 0 P: 4	R: 0 E: 0 K: 0 S: 4 H: 1 LOB: 1 BB: 0 P: 4	R: 0 E: 0 K: 0 S: 4 H: 1 LOB: 1 BB: 0 P: 4	R: 2 E: 0 K: 0 S: 6 H: 3 LOB: 3 BB: 1 P: 10	R: 0 E: 0 K: 0 S: 4 H: 1 LOB: 1 BB: 0 P: 4	R: 0 E: 1 K: 1 S: 6 H: 1 LOB: 1 BB: 0 P: 6	1B: 6 2B: 3 3B: 0 HR: 0 SF: 0 SAC: 1 DP: 1 HBP: 0						

PITCHER		IP	WLS	BF	H	R	ER	SO	BB	IBB	HBP	BLK	WP	HR	S	P	ERA	WHIP
Grant Jackson, L ERA: 5.86	(1, 1)	7.0		30	7	2	2	3	3	0	0	0	0	0	33	45	2.57	1.429
Barry Lersch, R ERA: 3.68	(8, 1)	2.0	W	8	2	0	0	1	0	0	0	0	0	0	10	10	0.00	1.000

PITCHER	IP	WLS	BF	H	R	ER	SO	BB	IBB	HBP	BLK	WP	HR	S	P	ERA	WHIP

BOTTOM

Philadelphia Phillies @ Los Angeles Dodgers
Dodger Stadium, Los Angeles, CA
Sun Jul 19 1970, 3:38 AM PDT
Att. 28,396 - Unknown

livebaseballscorecards.com

AB	34
R	2
H	9
RBI	2
BB	3
SO	4
LOB	19

WP: 0 PB: 0 SB: 2 CS: 0 PA: 38

Batter	1	2	3	4	5	6	7	8	9	AB	R	H	RBI	BB	SO	LOB
Denny Doyle, L (1, 4) OBP: 0.296, SLG: 0.337	K		1-3			L8			L8	4	0	0	0	0	1	0
Oscar Gamble, L (1, 9) OBP: 0.337, SLG: 0.351	E, HBP			5-3			1-3		F2	1	0	0	0	0	0	0
Byron Browne, R (4, 9) OBP: 0.332, SLG: 0.459										2	0	0	0	0	0	0
Don Money, R (1, 5) OBP: 0.397, SLG: 0.542	L8			L4			E1			3	0	0	0	0	0	1
Deron Johnson, R (1, 3) OBP: 0.324, SLG: 0.457	K			F9			P6			3	0	0	0	0	1	2
John Briggs, L (1, 7) OBP: 0.318, SLG: 0.364		K			K		F7			3	0	0	0	0	2	1
Larry Hisle, R (1, 8) OBP: 0.291, SLG: 0.320		K			1-3			5-3		3	0	0	0	0	1	0
Larry Bowa, S (1, 6) OBP: 0.267, SLG: 0.287		5-3			K			K		3	0	0	0	0	2	0
Mike Ryan, R (1, 2) OBP: 0.300, SLG: 0.302			K			4-3		K		3	0	0	0	0	2	0
Woodie Fryman, R (1, 1) OBP: 0.108, SLG: 0.108										1	0	0	0	0	0	0
Lowell Palmer, R (5, 1) OBP: 0.250, SLG: 0.333			5-3			K			3-1	1	0	0	0	0	1	0
Terry Harmon, R (9, PH) OBP: 0.315, SLG: 0.338										1	0	0	0	0	0	0
Inning Stats	R: 0 E: 1 K: 2 S: 7 H: 0 LOB: 1 BB: 0 P: 8	R: 0 E: 0 K: 2 S: 7 H: 0 LOB: 0 BB: 0 P: 7	R: 0 E: 0 K: 1 S: 5 H: 0 LOB: 0 BB: 0 P: 5	R: 0 E: 0 K: 0 S: 3 H: 0 LOB: 0 BB: 0 P: 3	R: 0 E: 0 K: 2 S: 7 H: 0 LOB: 0 BB: 0 P: 7	R: 0 E: 0 K: 1 S: 5 H: 0 LOB: 0 BB: 0 P: 5	R: 0 E: 1 K: 0 S: 4 H: 0 LOB: 1 BB: 0 P: 4	R: 0 E: 0 K: 2 S: 7 H: 0 LOB: 0 BB: 0 P: 7	R: 0 E: 0 K: 0 S: 3 H: 0 LOB: 0 BB: 0 P: 3	1B: 0 2B: 0 3B: 0 HR: 0 SF: 0 SAC: 0 DP: 0 HBP: 1	WP: 0 PB: 0 SB: 0 CS: 0	PA: 29				

PITCHER		IP	WLS	BF	H	R	ER	SO	BB	IBB	HBP	BLK	WP	HR	S	P	ERA	WHIP
Bill Singer, R ERA: 2.9	(1, 1)	9.0	W	29	0	0	0	10	0	0	1	0	0	0	48	49	0.00	0.000

PITCHER		IP	WLS	BF	H	R	ER	SO	BB	IBB	HBP	BLK	WP	HR	S	P	ERA	WHIP

TOP

Philadelphia Phillies @ Los Angeles Dodgers
Dodger Stadium, Los Angeles, CA
Mon Jul 20 1970, 3:33 AM PDT
Att. 12,454 - Unknown

livebaseballscorecards.com

AB	28
R	0
H	0
RBI	0
BB	0
SO	10
LOB	4

Batter	1	2	3	4	5	6	7	8	9	AB	R	H	RBI	BB	SO	LOB
Billy Grabarkewitz, R (1, 6) OBP: 0.436, SLG: 0.485	E SF9 1B		4-3	K		K				4	1	1	0	0	2	3
Ted Sizemore, R (1, 7) OBP: 0.332, SLG: 0.301	E6 4-3 1B		6-3	FC5		F8				4	1	1	0	0	0	3
Von Joshua, L (8, 7) OBP: 0.278, SLG: 0.294	1-3			2-3f						0	0	0	0	0	0	0
Willie Davis, L (1, 8) OBP: 0.333, SLG: 0.436	SF9 3-H		S 1B	L4			F8			3	1	1	1	0	0	0
Wes Parker, S (1, 3) OBP: 0.388, SLG: 0.478	4-3 1-2		S 1-H	1B 2B			K			4	1	2	1	0	1	1
Jim Lefebvre, S (1, 4) OBP: 0.330, SLG: 0.375	FC6-4 2-H		P3 1-2	FC5-4 2-3			1B			4	0	3	1	0	0	1
Steve Garvey, R (1, 5) OBP: 0.254, SLG: 0.237	FC6-4 1-2f			K	FC5-4 1-2f 2B		K			4	1	0	0	0	2	4
Maury Wills, S (8, 5) OBP: 0.350, SLG: 0.312										0	0	0	0	0	0	0
Bill Russell, R (1, 9) OBP: 0.216, SLG: 0.229		6-3		E 1B 1B	1-H 3-H 2B			5-3		4	0	2	2	0	0	0
Jeff Torborg, R (1, 2) OBP: 0.250, SLG: 0.240		L5		FC5 E 1-2 1B	P6			K		4	0	1	0	0	1	1
Bill Singer, R (1, 1) OBP: 0.231, SLG: 0.240		K		FC1 1-2 2-3		K		F7		4	0	0	0	0	2	2
Inning Stats	R: 2 E: 1 K: 0 S: 6 H: 3 LOB: 1 BB: 0 P: 6	R: 0 E: 0 K: 1 S: 5 H: 0 LOB: 0 BB: 0 P: 5	R: 1 E: 0 K: 0 S: 5 H: 2 LOB: 1 BB: 0 P: 5	R: 0 E: 1 K: 2 S: 10 H: 2 LOB: 3 BB: 0 P: 10	R: 2 E: 0 K: 0 S: 6 H: 3 LOB: 1 BB: 0 P: 6	R: 0 E: 0 K: 2 S: 7 H: 0 LOB: 0 BB: 0 P: 7	R: 0 E: 0 K: 2 S: 8 H: 1 LOB: 1 BB: 0 P: 8	R: 0 E: 0 K: 1 S: 5 H: 0 LOB: 0 BB: 0 P: 5		1B: 9 2B: 2 3B: 0 HR: 0 SF: 1 SAC: 0 DP: 0 HBP: 0						

PITCHER		IP	WLS	BF	H	R	ER	SO	BB	IBB	HBP	BLK	WP	HR	S	P	ERA	WHIP
Woodie Fryman, L ERA: 4.28	(1, 1)	4.2	L	25	10	5	5	3	0	0	0	0	0	0	31	31	9.64	2.143
Lowell Palmer, R ERA: 4.4	(5, 1)	3.1		11	1	0	0	5	0	0	0	0	0	0	21	21	0.00	0.300

PITCHER	IP	WLS	BF	H	R	ER	SO	BB	IBB	HBP	BLK	WP	HR	S	P	ERA	WHIP

BOTTOM

Philadelphia Phillies @ Los Angeles Dodgers
Dodger Stadium, Los Angeles, CA
Mon Jul 20 1970, 3:33 AM PDT
Att. 12,454 - Unknown

livebaseballscorecards.com

AB	35
R	5
H	11
RBI	5
BB	0
SO	8
LOB	15

PA: 36

Batter	1	2	3	4	5	6	7	8	9	AB	R	H	RBI	BB	SO	LOB
Tony Taylor, R (1, 7) OBP: 0.349, SLG: 0.404	E5 FC 1B	K2-3		1B 1-3 3-H		4-3		IBB		4	1	1	1	1	1	1
Byron Browne, R (8, 9) OBP: 0.332, SLG: 0.459										0	0	0	0	0	0	0
Denny Doyle, L (1, 4) OBP: 0.291, SLG: 0.331	FC 1B 1B 1-2		4-3	G3			F7	4-3		5	1	0	0	0	0	6
Don Money, R (1, 5) OBP: 0.397, SLG: 0.537	1B G4-6-3 1B 1-2 2-H		F4		K		K		BB	4	2	1	1	1	2	0
Deron Johnson, R (1, 3) OBP: 0.328, SLG: 0.472	G4-6-3 1B 1-3 2-H		5-3		6-3		HR		2B 1-H	5	2	3	3	0	0	0
John Briggs, L (1, 9) (8, 7) OBP: 0.320, SLG: 0.365	G4-6-3 1-2f 3-H			1B 1B	F2		F8		2B 2-H 1B	5	1	2	1	0	0	1
Larry Hisle, R (1, 8) OBP: 0.296, SLG: 0.320	BB			1B 1B 1-2	K			S 1B G1-2-3 BB	F8	3	1	1	0	2	1	1
Larry Bowa, S (1, 6) OBP: 0.266, SLG: 0.286	G3			K	E 1B S			G1-2-3 S 1B 1-2	F3	1	0	0	0	0	0	1
Terry Harmon, R (2, 6) OBP: 0.325, SLG: 0.348										4	1	2	0	0	1	3
Mike Ryan, R (1, 2) OBP: 0.327, SLG: 0.340		F8		1B 1-3 2-H		1-3 1-2		G1-2-3 BB 1-2 2-3	2B 1-3	4	0	2	1	1	0	1
Rick Wise, R (1, 1) OBP: 0.224, SLG: 0.277		K		F2		E6 1B 2-H		G1-2-3 1-2 2-3 3-Hf	4-3	3	0	1	0	0	1	2
Dick Selma, R (7, 1) OBP: 0.154, SLG: 0.083										2	0	0	0	0	0	5
Joe Hoerner, R (9, 1) OBP: 0.444, SLG: 0.429										0	0	0	0	0	0	0
Inning Stats	R: 3 E: 1 K: 0 S: 6 H: 2 LOB: 1 BB: 1 P: 10	R: 0 E: 0 K: 2 S: 7 H: 0 LOB: 0 BB: 0 P: 7	R: 0 E: 0 K: 0 S: 3 H: 0 LOB: 0 BB: 0 P: 3	R: 2 E: 0 K: 1 S: 9 H: 4 LOB: 2 BB: 0 P: 9	R: 0 E: 0 K: 1 S: 5 H: 0 LOB: 0 BB: 0 P: 5	R: 1 E: 1 K: 1 S: 7 H: 2 LOB: 1 BB: 0 P: 7	R: 1 E: 0 K: 1 S: 6 H: 1 LOB: 0 BB: 0 P: 6	R: 0 E: 0 K: 0 S: 3 H: 1 LOB: 3 BB: 3 P: 15	R: 2 E: 0 K: 0 S: 6 H: 3 LOB: 2 BB: 1 P: 10	1B: 10 2B: 2 3B: 0 HR: 1	SF: 0 SAC: 0 DP: 2 HBP: 0						

PITCHER	IP	WLS	BF	H	R	ER	SO	BB	IBB	HBP	BLK	WP	HR	S	P	ERA	WHIP
Juan Marichal, R (1, 1) ERA: 5.22	7.0	L	32	9	7	3	6	1	0	0	0	0	1	43	47	3.86	1.429
Skip Pitlock, L (8, 1) ERA: 4.84	0.0		3	1	0	0	0	2	0	0	0	0	0	1	9	∞	∞
Mike Davison, L (8, 1) ERA: 9.0	2.0		10	3	2	2	0	1	1	0	0	0	0	8	16	9.00	2.000

PITCHER	IP	WLS	BF	H	R	ER	SO	BB	IBB	HBP	BLK	WP	HR	S	P	ERA	WHIP

TOP

Philadelphia Phillies @ San Francisco Giants

Candlestick Park, San Francisco, CA

Tue Jul 21 1970, 6:33 AM EDT

Att. 3,418 - Unknown

livebaseballscorecards.com

AB	40
R	9
H	13
RBI	7
BB	5
SO	6
LOB	21

1B: 10	SF: 0	WP: 0	PA: 45
2B: 2	SAC: 0	PB: 0	
3B: 0	DP: 2	SB: 3	
HR: 1	HBP: 0	CS: 0	

BOTTOM

Batter	1	2	3	4	5	6	7	8	9	AB	R	H	RBI	BB	SO	LOB
Bobby Bonds, R (1, 8) OBP: 0.383, SLG: 0.478	6-3		6-3		G5-4-3, 1B		G5-4-3 1-2f 2-3 3-H		K	5	0	1	0	0	1	4
Frank Johnson, R (1, 3) OBP: 0.322, SLG: 0.314	K			1B, 1B, 2B, 1B	G5-4-3 1-2f		F7		BB, HBP, BB 1-2 2-3	3	1	1	0	0	1	1
Willie McCovey, L (7, PH) OBP: 0.421, SLG: 0.561										1	0	0	0	0	0	1
Skip Pitlock, L (8, 1)										0	0	0	0	0	0	0
Mike Davison, L (8, 1)										0	0	0	0	0	0	0
Willie Mays, R (9, PH) OBP: 0.378, SLG: 0.522										0	0	0	0	1	0	0
Ron Hunt, R (1, 4) OBP: 0.406, SLG: 0.398	6-3			1B, 2B, 1B 1-2		6-3		BB	BB, HBP 1-2 2-3 3-H	3	1	1	1	1	0	0
Jim Ray Hart, R (1, 7) OBP: 0.460, SLG: 0.568		G4-6-3, 1B		2B, 1B 1-2 2-3		5-3		K	BB 1-2 2-3 3-H	4	0	2	1	1	1	1
John Stephenson, L (1, 2) OBP: 0.083, SLG: 0.043		G4-6-3 1-2f		F5		1-3		F2	F8	4	0	0	0	0	0	5
Tito Fuentes, S (9, PH) OBP: 0.274, SLG: 0.309										1	0	0	0	0	0	3
Al Gallagher, R (1, 5) OBP: 0.356, SLG: 0.419		1B		1-3 2-H 3-H, 2B			1B, 1B, BB, BB	K		3	1	2	2	1	1	1
Bob Taylor, L (1, 9) OBP: 0.321, SLG: 0.290		5-3		F6			BB, 1B, G5-4-3 1-2		6-3	4	1	1	0	0	0	3
Hal Lanier, R (1, 6) OBP: 0.286, SLG: 0.310 (8, 3)			F8	1-3			G5-4-3, BB 1-2 2-3		BB, 1B, HBP, BB	3	1	1	0	1	0	2
Juan Marichal, R (1, 1) OBP: 0.098, SLG: 0.051			F8		5-3		G5-4-3 1-2 2-3 3-H		HBP, BB, BB 1-2	2	0	0	0	0	0	0
Dick Dietz, R (7, PH) OBP: 0.451, SLG: 0.621										0	0	0	1	1	0	0
Bob Heise, R (8, 6) OBP: 0.267, SLG: 0.321										1	1	1	0	0	0	0

Inning Stats	1	2	3	4	5	6	7	8	9
	R: 0 E: 0 K: 1 S: 5	H: 0 LOB: 0 BB: 0 P: 5	R: 0 E: 0 K: 0 S: 4	H: 2 LOB: 1 BB: 0 P: 4	R: 0 E: 0 K: 0 S: 3	H: 0 LOB: 0 BB: 0 P: 3	R: 2 E: 0 K: 0 S: 7	H: 4 LOB: 2 BB: 0 P: 7	R: 0 E: 0 K: 0 S: 3	H: 1 LOB: 0 BB: 0 P: 3	R: 0 E: 0 K: 0 S: 3	H: 0 LOB: 0 BB: 0 P: 3	R: 2 E: 0 K: 0 S: 4	H: 2 LOB: 1 BB: 2 P: 12	R: 0 E: 0 K: 2 S: 7	H: 0 LOB: 1 BB: 1 P: 11	R: 2 E: 0 K: 1 S: 6	H: 1 LOB: 3 BB: 3 P: 19

1B: 9 SF: 0 WP: 0 PA: 41
2B: 1 SAC: 0 PB: 0
3B: 0 DP: 3 SB: 0
HR: 0 HBP: 1 CS: 0

PITCHER		IP	WLS	BF	H	R	ER	SO	BB	IBB	HBP	BLK	WP	HR	S	P	ERA	WHIP
Rick Wise, R ERA: 3.6	(1, 1)	6.0	W	27	9	4	4	1	2	0	0	0	0	0	27	35	6.00	1.833
Dick Selma, R ERA: 3.17	(7, 1)	2.2		13	1	2	2	3	4	0	1	0	0	0	14	31	6.75	1.875
Joe Hoerner, L ERA: 2.75	(9, 1)	0.1	S	1	0	0	0	0	0	0	0	0	0	0	1	1	0.00	0.000

PITCHER	IP	WLS	BF	H	R	ER	SO	BB	IBB	HBP	BLK	WP	HR	S	P	ERA	WHIP

Philadelphia Phillies @ San Francisco Giants

Candlestick Park, San Francisco, CA

Tue Jul 21 1970, 6:33 AM EDT

Att. 3,418 - Unknown

AB	34
R	6
H	10
RBI	5
BB	6
SO	4
LOB	21

livebaseballscorecards.com

Batter	1	2	3	4	5	6	7	8	9	AB	R	H	RBI	BB	SO	LOB
Tony Taylor, R (1, 7) OBP: 0.358, SLG: 0.417	CS 1B		CS 1B			E8 1B 2B	1-2 3-H 1B		3-H 2B	4	1	4	1	0	0	0
Byron Browne, R (7, 9) OBP: 0.335, SLG: 0.468										1	0	1	1	0	0	0
Denny Doyle, L (1, 4) OBP: 0.293, SLG: 0.330	G6-3 1-2 1B		CS 1-2	BBB FC5-4 BB		F4	SSS K		3-1	4	0	1	0	1	1	4
Don Money, R (1, 5) OBP: 0.394, SLG: 0.532	G6-3 1-2f			FC5-4 1B 1-2f		3-H 1B	SSS K	K		4	0	1	1	0	1	2
Deron Johnson, R (1, 3) OBP: 0.327, SLG: 0.469		1-3		G4-3 1-2 1B		SSS K		5-3		4	0	1	0	0	1	1
John Briggs, L (1, 9) (7, 7) OBP: 0.319, SLG: 0.363		4-3		G4-3 1-2f			E3 1B FC4-2	1B		4	0	1	0	0	0	2
Larry Hisle, R (1, 8) OBP: 0.295, SLG: 0.319		SSS K			F8		FC4-2 1-3 1B 1B	SSS K		4	1	1	0	0	2	1
Terry Harmon, R (1, 6) OBP: 0.321, SLG: 0.370			SF9 3B		F3		FC4-2 1B 1-2 3-H 1B		F6	4	2	1	0	0	0	2
Mike Ryan, R (1, 2) OBP: 0.322, SLG: 0.353			F4		1-3		F8		WP 2B 2B	4	1	1	0	0	0	3
Jim Bunning, R (1, 1) OBP: 0.159, SLG: 0.122			SF9 3-H			6-3	1B 1-3 2-H 1B		SSS K 2-3	3	0	1	2	0	1	1
Dick Selma, R (9, 1) OBP: 0.154, SLG: 0.083										0	0	0	0	0	0	0
Inning Stats	R: 0 E: 0 K: 0 S: 3 H: 2 LOB: 0 BB: 0 P: 3	R: 0 E: 0 K: 1 S: 5 H: 0 LOB: 0 BB: 0 P: 5	R: 1 E: 0 K: 0 S: 4 H: 2 LOB: 0 BB: 0 P: 4	R: 0 E: 0 K: 0 S: 3 H: 1 LOB: 1 BB: 1 P: 7	R: 0 E: 0 K: 0 S: 3 H: 0 LOB: 0 BB: 0 P: 3	R: 1 E: 1 K: 1 S: 7 H: 2 LOB: 1 BB: 0 P: 7	R: 2 E: 1 K: 1 S: 9 H: 3 LOB: 2 BB: 0 P: 9	R: 0 E: 0 K: 2 S: 8 H: 1 LOB: 1 BB: 0 P: 8	R: 1 E: 0 K: 1 S: 7 H: 2 LOB: 1 BB: 0 P: 7	1B: 9 2B: 3 3B: 1 HR: 0 SF: 1 SAC: 0 DP: 2 HBP: 0							

PITCHER	IP	WLS	BF	H	R	ER	SO	BB	IBB	HBP	BLK	WP	HR	S	P	ERA	WHIP
Gaylord Perry, R (1, 1) ERA: 3.56	8.0	L	33	11	4	2	5	1	0	0	0	0	0	42	46	2.25	1.500
Don McMahon, R (9, 1) ERA: 3.45	1.0		5	2	1	1	1	0	0	0	0	1	0	7	7	9.00	2.000

PITCHER	IP	WLS	BF	H	R	ER	SO	BB	IBB	HBP	BLK	WP	HR	S	P	ERA	WHIP

TOP

Philadelphia Phillies @ San Francisco Giants
Candlestick Park, San Francisco, CA
Wed Jul 22 1970, 6:33 AM EDT
Att. 4,567 - Unknown

livebaseballscorecards.com

AB	36
R	5
H	13
RBI	5
BB	1
SO	6
LOB	16

PA: 39

WP: 1
PB: 0
SB: 0
CS: 2

BOTTOM

Philadelphia Phillies @ San Francisco Giants
Candlestick Park, San Francisco, CA
Wed Jul 22 1970, 6:33 AM EDT
Att. 4,567 - Unknown

livebaseballscorecards.com

Batter	1	2	3	4	5	6	7	8	9	AB	R	H	RBI	BB	SO	LOB
Bobby Bonds, R (1, 8) OBP: 0.382, SLG: 0.476	G3 S SF9 1B		K			5-3		5-3		4	1	1	0	0	1	0
Bob Taylor, L (1, 9) OBP: 0.318, SLG: 0.278	G3 1-3			5-3 1B HBP		5-3			G3	3	0	0	0	0	0	1
Ron Hunt, R (1, 4) OBP: 0.404, SLG: 0.395	SF9 3-H			F7		5-3			1B 1B HBP	2	1	0	1	0	0	1
Jim Ray Hart, R (1, 7) OBP: 0.444, SLG: 0.542	F4			5-3 1-2			F4		K	4	0	1	0	0	1	1
Al Gallagher, R (1, 5) OBP: 0.351, SLG: 0.413 Willie Mays, R (9, PH) OBP: 0.380, SLG: 0.523		K		5-3 1-2 2-3			K		1B 1-2	3 1	0 0	0 1	0 0	0 0	2 0	2 0
Frank Johnson, R (1, 3) OBP: 0.322, SLG: 0.315 Willie McCovey, L (9, PH) OBP: 0.423, SLG: 0.562 Tito Fuentes, S (9, PR) OBP: 0.274, SLG: 0.309		F8		F8				1B	1-3 2-H	3 1 0	0 0 0	1 1 0	0 1 0	0 0 0	0 0 0	2 0 0
Russ Gibson, R (1, 2) OBP: 0.271, SLG: 0.318 Dick Dietz, R (9, PH) OBP: 0.449, SLG: 0.618		F8		F8			K		F3	3 1	0 0	0 0	0 0	0 0	1 0	1 2
Hal Lanier, R (1, 6) OBP: 0.283, SLG: 0.307			6-3	F5				F9		3	0	0	0	0	0	0
Gaylord Perry, R (1, 1) OBP: 0.118, SLG: 0.184 Bob Heise, R (8, PH) OBP: 0.265, SLG: 0.319 Don McMahon, R (9, 1) OBP: 0.333, SLG: 0.200			K	F8				6-3		2 1 0	0 0 0	0 0 0	0 0 0	0 0 0	1 0 0	0 0 0

Inning Stats	1	2	3	4	5	6	7	8	9
	R: 1 H: 1 E: 0 LOB: 0 K: 0 BB: 0 S: 4 P: 4	R: 0 H: 0 E: 0 LOB: 0 K: 1 BB: 0 S: 5 P: 5	R: 0 H: 0 E: 0 LOB: 0 K: 2 BB: 0 S: 7 P: 7	R: 0 H: 1 E: 0 LOB: 2 K: 0 BB: 0 S: 4 P: 5	R: 0 H: 0 E: 0 LOB: 0 K: 0 BB: 0 S: 3 P: 3	R: 0 H: 0 E: 0 LOB: 0 K: 0 BB: 0 S: 3 P: 3	R: 0 H: 1 E: 0 LOB: 1 K: 2 BB: 0 S: 8 P: 8	R: 0 H: 0 E: 0 LOB: 0 K: 0 BB: 0 S: 3 P: 3	R: 1 H: 2 E: 0 LOB: 2 K: 1 BB: 0 S: 7 P: 8

AB	31
R	2
H	5
RBI	2
BB	0
SO	6
LOB	10

1B: 5 SF: 1 WP: 0 PA: 34
2B: 0 SAC: 0 PB: 0
3B: 0 DP: 0 SB: 1
HR: 0 HBP: 2 CS: 0

PITCHER		IP	WLS	BF	H	R	ER	SO	BB	IBB	HBP	BLK	WP	HR	S	P	ERA	WHIP
Jim Bunning, R ERA: 3.64	(1, 1)	8.2	W	33	5	2	2	6	0	0	2	0	0	0	43	45	2.08	0.577
Dick Selma, R ERA: 3.16	(9, 1)	0.1	S	1	0	0	0	0	0	0	0	0	0	0	1	1	0.00	0.000

PITCHER	IP	WLS	BF	H	R	ER	SO	BB	IBB	HBP	BLK	WP	HR	S	P	ERA	WHIP

Batter	1	2	3	4	5	6	7	8	9	AB	R	H	RBI	BB	SO	LOB
Dave Campbell, R (1, 4) OBP: 0.287, SLG: 0.333	BB 1B		G5-4-3 1-2f		K		P5			4	0	1	0	0	1	2
Steve Huntz, S (1, 6) OBP: 0.324, SLG: 0.347	G5-4-3 1-2 BB		K		G5-4-3 1-2f			P3		3	0	0	0	1	1	1
Cito Gaston, R (1, 8) OBP: 0.377, SLG: 0.570	K			2B 2B		2B BB		5-3		3	1	1	0	1	1	2
Ollie Brown, R (1, 9) OBP: 0.328, SLG: 0.488	G5-4-3 1-2f			2-H 2B		L8		HR 1B		4	1	2	1	0	0	3
Nate Colbert, R (1, 3) OBP: 0.325, SLG: 0.482		FC5-4 BB		K		F3		1-H HR		3	1	1	2	1	1	2
Ivan Murrell, R (1, 7) OBP: 0.297, SLG: 0.435		FC5-4 1-2f		1B		1-3 2B		5-3		4	0	2	0	0	0	1
Ed Spiezio, R (1, 5) OBP: 0.377, SLG: 0.480		K		F7		F7			P4	4	0	0	0	0	1	5
Bob Barton, R (1, 2) OBP: 0.288, SLG: 0.349		5-3		F9			K2-3		F8	4	0	0	0	0	1	3
Danny Coombs, R (1, 1) OBP: 0.114, SLG: 0.118			G5-4-3 1B		E6 G5-4-3		K		K	2	0	1	0	0	0	0
Ron Willis, R (6, 1)										0	0	0	0	0	0	0
Al Ferrara, R (7, PH) OBP: 0.351, SLG: 0.417										1	0	0	0	0	1	0
Ron Herbel, R (7, 1)										1	0	0	0	0	1	0
Jack Baldschun, R (9, 1)										0	0	0	0	0	0	0
Inning Stats	R: 0 E: 0 K: 1 S: 5 H: 1 LOB: 1 BB: 1 P: 9	R: 0 E: 0 K: 1 S: 5 H: 0 LOB: 1 BB: 1 P: 9	R: 0 E: 0 K: 1 S: 5 H: 1 LOB: 0 BB: 0 P: 5	R: 1 E: 0 K: 1 S: 8 H: 3 LOB: 2 BB: 0 P: 8	R: 0 E: 1 K: 1 S: 5 H: 0 LOB: 0 BB: 0 P: 5	R: 0 E: 0 K: 0 S: 4 H: 1 LOB: 2 BB: 1 P: 8	R: 0 E: 0 K: 2 S: 7 H: 0 LOB: 0 BB: 0 P: 7	R: 2 E: 0 K: 0 S: 5 H: 2 LOB: 0 BB: 0 P: 5	R: 0 E: 0 K: 1 S: 5 H: 0 LOB: 0 BB: 0 P: 5	1B: 4 2B: 3 3B: 0 HR: 1	SF: 0 SAC: 0 DP: 3 HBP: 0						

PITCHER	IP	WLS	BF	H	R	ER	SO	BB	IBB	HBP	BLK	WP	HR	S	P	ERA	WHIP
Grant Jackson, L (1, 1) ERA: 5.56	9.0	W	36	8	3	3	8	3	0	0	0	0	1	49	61	3.00	1.222

PITCHER	IP	WLS	BF	H	R	ER	SO	BB	IBB	HBP	BLK	WP	HR	S	P	ERA	WHIP

TOP

San Diego Padres @ Philadelphia Phillies

Shibe Park, Philadelphia, PA

Fri Jul 24 1970, 7:05 PM EDT

Att. 5,078 - Unknown

livebaseballscorecards.com

AB	33
R	3
H	8
RBI	3
BB	3
SO	8
LOB	19

WP: 0 PA: 36
PB: 0
SB: 0
CS: 0

San Diego Padres @ Philadelphia Phillies

Shibe Park, Philadelphia, PA

Fri Jul 24 1970, 7:05 PM EDT

Att. 5,078 - Unknown

BOTTOM

livebaseballscorecards.com

Batter	1	2	3	4	5	6	7	8	9	AB	R	H	RBI	BB	SO	LOB
Tony Taylor, R (1, 7) OBP: 0.360, SLG: 0.422	SH1-3 HR 2B		1-3 1-2			1B		4-3		4	1	2	0	0	0	1
Ron Stone, L (9, 7) OBP: 0.342, SLG: 0.413										0	0	0	0	0	0	0
Denny Doyle, L (1, 4) OBP: 0.293, SLG: 0.330	SH1-3 2-3		5-3			BB 5-3 1B		F7		3	0	1	0	0	0	1
Don Money, R (1, 5) OBP: 0.388, SLG: 0.522	P4		K			5-3 1-2		P3		4	0	0	0	0	1	3
Deron Johnson, R (1, 3) OBP: 0.329, SLG: 0.477	3-H HR			6-3		BB IBB			6-3	3	1	1	2	1	0	0
Byron Browne, R (1, 9) OBP: 0.335, SLG: 0.463	F9			5-3		1-2 2-3 BB			WP 1B	2	0	0	0	1	0	0
John Briggs, L (9, PH) OBP: 0.322, SLG: 0.366										1	0	1	0	0	0	0
Larry Bowa, S (9, PR) OBP: 0.266, SLG: 0.286										0	1	0	0	0	0	0
Larry Hisle, R (1, 8) OBP: 0.295, SLG: 0.315		5-3		K		K			H 1B 1B 1-2 HBP	3	1	0	0	0	2	3
Terry Harmon, R (1, 6) OBP: 0.318, SLG: 0.364		6-3			6-3		6-3		1B 1-2 2-H	4	0	1	1	0	0	0
Mike Ryan, R (1, 2) OBP: 0.302, SLG: 0.327		K			5-3		1-3		K	4	0	0	0	0	2	2
Grant Jackson, S (1, 1) OBP: 0.107, SLG: 0.107			1-3 1B		F3		3-1		1B 1-2 2-H	3	0	1	0	0	0	0
Oscar Gamble, L (9, PH) OBP: 0.341, SLG: 0.356										1	0	1	1	0	0	0

	AB	32
	R	4
	H	8
	RBI	4
	BB	2
	SO	5
	LOB	10

Inning Stats	1	2	3	4	5	6	7	8	9
	R: 2 E: 0 K: 0 S: 5 H: 2 LOB: 0 BB: 0 P: 5	R: 0 E: 0 K: 1 S: 5 H: 0 LOB: 0 BB: 0 P: 5	R: 0 E: 0 K: 1 S: 6 H: 1 LOB: 1 BB: 0 P: 6	R: 0 E: 0 K: 1 S: 5 H: 0 LOB: 0 BB: 0 P: 5	R: 0 E: 0 K: 0 S: 3 H: 0 LOB: 0 BB: 0 P: 3	R: 0 E: 0 K: 1 S: 6 H: 2 LOB: 3 BB: 2 P: 14	R: 0 E: 0 K: 0 S: 3 H: 0 LOB: 0 BB: 0 P: 3	R: 0 E: 0 K: 0 S: 3 H: 0 LOB: 0 BB: 0 P: 3	R: 2 E: 0 K: 1 S: 7 H: 3 LOB: 2 BB: 0 P: 8

1B: 6 2B: 1 3B: 0 HR: 1 SF: 0 SAC: 1 DP: 0 HBP: 1

WP: 1 PB: 0 SB: 0 CS: 0 PA: 36

PITCHER		IP	WLS	BF	H	R	ER	SO	BB	IBB	HBP	BLK	WP	HR	S	P	ERA	WHIP
Danny Coombs, L ERA: 2.52	(1, 1)	5.2		23	5	2	2	3	1	1	0	0	0	1	27	35	3.18	1.059
Ron Willis, R ERA: 1.99	(6, 1)	0.1		1	0	0	0	1	0	0	0	0	0	0	3	3	0.00	0.000
Ron Herbel, R ERA: 4.55	(7, 1)	2.1	L	9	1	2	2	0	0	0	1	0	1	0	8	9	7.71	0.429
Jack Baldschun, R ERA: 3.38	(9, 1)	0.1		3	2	0	0	1	0	0	0	0	0	0	5	5	0.00	6.000

PITCHER	IP	WLS	BF	H	R	ER	SO	BB	IBB	HBP	BLK	WP	HR	S	P	ERA	WHIP

San Diego Padres @ Philadelphia Phillies

Shibe Park, Philadelphia, PA

Sat Jul 25 1970, 7:05 PM EDT

Att. 20,292 - Unknown

TOP

livebaseballscorecards.com

Batter	1	2	3	4	5	6	7	8	9	AB	R	H	RBI	BB	SO	LOB
Dave Campbell, R (1, 4) OBP: 0.288, SLG: 0.337	HR 2B	1-2 1B		L4		5-3		F3		5	1	2	0	0	0	3
Steve Huntz, S (1, 6) OBP: 0.325, SLG: 0.343	K ①	K ③			BB 1B BB		BB		F7 ①	3	0	0	0	2	2	3
Cito Gaston, R (1, 8) OBP: 0.375, SLG: 0.564	L8 ②		FC1-4 BB		K ①		F3 ①		G3 ②	4	0	0	0	1	1	3
Ollie Brown, R (1, 9) OBP: 0.326, SLG: 0.492	2-H HR		F9 ①		P5 ②		P4 ②		5-3 ③	5	1	1	2	0	0	3
Nate Colbert, R (1, 3) OBP: 0.327, SLG: 0.482	1B		1-2f FC1-4 FC4-6 ②		1-2 BB 1B		F8 ③			4	0	2	0	0	0	2
Ivan Murrell, R (1, 7) OBP: 0.300, SLG: 0.434	K ③		1-2f FC4-6 ③		1-2 2-3 BB			BB 1B		3	0	1	0	1	1	2
Ed Spiezio, R (1, 5) OBP: 0.380, SLG: 0.485		F8 ①		G3 2B	K ③			1-2 BB		3	0	1	0	1	1	3
Chris Cannizzaro, R (1, 2) OBP: 0.388, SLG: 0.420		F8 ②		2-3 G3 ①		5-3 ①		F8 ①		4	0	0	0	0	0	3
Dave Roberts, L (1, 1) OBP: 0.242, SLG: 0.438		1B 1B		P6 ②		K ②		K ②		2	0	1	0	0	0	1
Ron Willis, R (5, 1)										0	0	0	0	0	0	0
Tom Dukes, R (5, 1)										1	0	0	0	0	1	0
Al Ferrara, R (8, PH) OBP: 0.350, SLG: 0.415										1	0	0	0	0	1	2
Jack Baldschun, R (8, 1)										0	0	0	0	0	0	0

AB	35
R	2
H	8
RBI	2
BB	5
SO	7
LOB	25

Inning Stats	1	2	3	4	5	6	7	8	9
	R: 2 E: 0 K: 2 S: 10	R: 0 E: 0 K: 1 S: 7	R: 0 E: 0 K: 0 S: 3	R: 0 E: 0 K: 0 S: 4	R: 0 E: 0 K: 2 S: 8	R: 0 E: 0 K: 1 S: 5	R: 0 E: 0 K: 0 S: 3	R: 0 E: 0 K: 1 S: 6	R: 0 E: 0 K: 0 S: 3
	H: 3 LOB: 1 BB: 0 P: 10	H: 2 LOB: 2 BB: 0 P: 7	H: 0 LOB: 1 BB: 1 P: 7	H: 1 LOB: 1 BB: 0 P: 4	H: 1 LOB: 3 BB: 2 P: 16	H: 0 LOB: 0 BB: 0 P: 5	H: 0 LOB: 1 BB: 1 P: 7	H: 1 LOB: 2 BB: 1 P: 10	H: 0 LOB: 0 BB: 0 P: 3

| | | | | | | | | | |

BOTTOM

Batter	1	2	3	4	5	6	7	8	9	AB	R	H	RBI	BB	SO	LOB
Tony Taylor, R (1, 7) OBP: 0.361, SLG: 0.433	6-3		F8		2B 1-3 2-H 2B	K		1-H 3B		5	1	2	2	0	1	1
Denny Doyle, L (1, 4) OBP: 0.292, SLG: 0.335	4-3			1B 3B	E4 3-H	F3		F8		5	2	1	0	0	0	2
Don Money, R (1, 5) OBP: 0.390, SLG: 0.526	6-3			3-H 1B	1-H 1B 2-H 2B		4-3			4	1	2	3	0	0	0
Deron Johnson, R (1, 3) OBP: 0.328, SLG: 0.474		E6 FC5-4		K	2-H 2B 1B		K			4	1	1	1	0	2	1
Byron Browne, R (1, 8) OBP: 0.333, SLG: 0.464		FC5-4 L1-3 1-2f		F8	1-H 2B		K			4	0	1	1	0	1	2
Ron Stone, L (1, 9) OBP: 0.335, SLG: 0.404		L1-3 1-2		1-3	F7			K		4	0	0	0	0	1	3
Terry Harmon, R (1, 6) OBP: 0.348, SLG: 0.405			BB SH1-3		FC6-4 1B BB			SF8 3B		2	1	2	0	2	0	0
Mike Ryan, R (1, 2) OBP: 0.284, SLG: 0.310			P6		FC6-4 SH 1-2f 2B 6-3			SF8 3-H		3	1	0	1	0	0	4
Chris Short, R (1, 1) OBP: 0.057, SLG: 0.059 Barry Lersch, S (5, 1) OBP: 0.125, SLG: 0.125			SH1-3 1-2		SH 2B 1-2 E	4-3		3B 1B		0 2	0 2	0 1	0 0	0 0	0 0	0 0
Inning Stats	R: 0 H: 0 E: 0 LOB: 0 K: 0 BB: 0 S: 3 P: 3	R: 0 H: 0 E: 1 LOB: 0 K: 0 BB: 0 S: 3 P: 3	R: 0 H: 0 E: 0 LOB: 1 K: 0 BB: 1 S: 3 P: 7	R: 1 H: 2 E: 0 LOB: 1 K: 1 BB: 0 S: 7 P: 7	R: 6 H: 5 E: 1 LOB: 2 K: 0 BB: 1 S: 10 P: 14	R: 0 H: 0 E: 0 LOB: 0 K: 1 BB: 0 S: 5 P: 5	R: 0 H: 0 E: 0 LOB: 0 K: 2 BB: 0 S: 7 P: 7	R: 2 H: 3 E: 0 LOB: 1 K: 1 BB: 0 S: 8 P: 8		1B: 4 SF: 1 2B: 4 SAC: 2 3B: 3 DP: 1 HR: 0 HBP: 0						

PITCHER		IP	WLS	BF	H	R	ER	SO	BB	IBB	HBP	BLK	WP	HR	S	P	ERA	WHIP
Dave Roberts, L ERA: 3.81	(1, 1)	4.1	L	21	5	6	5	1	1	0	0	0	0	0	22	26	10.38	1.385
Ron Willis, R ERA: 2.25	(5, 1)	0.1		4	2	1	1	0	1	0	0	0	0	0	3	7	27.00	9.000
Tom Dukes, R ERA: 1.98	(5, 1)	2.1		7	0	0	0	3	0	0	0	0	0	0	13	13	0.00	0.000
Jack Baldschun, R ERA: 5.68	(8, 1)	1.0		6	3	2	2	1	0	0	0	0	0	0	8	8	18.00	3.000

PITCHER	IP	WLS	BF	H	R	ER	SO	BB	IBB	HBP	BLK	WP	HR	S	P	ERA	WHIP

San Diego Padres @ Philadelphia Phillies

Shibe Park, Philadelphia, PA

Sat Jul 25 1970, 7:05 PM EDT

Att. 20,292 - Unknown

livebaseballscorecards.com

AB	33
R	9
H	10
RBI	8
BB	2
SO	5
LOB	13

WP: 0 PA: 38
PB: 0
SB: 0
CS: 0

San Diego Padres @ Philadelphia Phillies

Shibe Park, Philadelphia, PA

Sun Jul 26 1970, 3:33 AM EDT

Att. 5,208 - Unknown

TOP

livebaseballscorecards.com

Batter	1	2	3	4	5	6	7	8	9	AB	R	H	RBI	BB	SO	LOB
Dave Campbell, R (1, 4) OBP: 0.289, SLG: 0.338	K	F5		6-3	HR HBP	2B		F8		5	1	1	1	0	1	0
Steve Huntz, S (1, 6) OBP: 0.328, SLG: 0.357	BB 1B 1B 1B	K		HR 1B 1B	HR	G3			6-3	6	3	3	2	0	1	1
Cito Gaston, R (1, 8) OBP: 0.379, SLG: 0.568	BB 1B 1B	HR 2B		HR 1B	F3		BB 1B		L4	6	3	4	0	0	0	0
Al Ferrara, R (1, 7) OBP: 0.355, SLG: 0.445	HBP 1B 1B BB	HR		HR	4-3		F2		F9	4	3	2	5	1	0	1
Larry Stahl, L (7, 7) OBP: 0.143, SLG: 0.143										1	0	0	0	0	0	0
Nate Colbert, R (1, 3) OBP: 0.328, SLG: 0.490	HBP 1B 1B	5-3		HR		F9	F7			5	2	2	3	0	0	1
Ivan Murrell, R (1, 9) OBP: 0.302, SLG: 0.429	1B WP HBP		K	K2-3		K	BB			3	1	0	0	1	3	0
Ed Spiezio, R (1, 5) OBP: 0.394, SLG: 0.489	WP S 1B		1B	BB		1B 2B BB	F7			3	1	2	2	2	0	2
Chris Cannizzaro, R (1, 2) OBP: 0.386, SLG: 0.417	F3	F8		F3		1B 2B		K		4	1	1	0	0	0	3
Ron Slocum, R (7, 2) OBP: 0.218, SLG: 0.240										1	0	0	0	0	1	0
Pat Dobson, R (1, 1) OBP: 0.216, SLG: 0.188	K	K			K	1B 2B 2B		6-3		5	1	1	2	0	3	2
Inning Stats	R: 5 E: 0 K: 2 S: 11 H: 4 LOB: 1 BB: 1 P: 16	R: 2 E: 0 K: 1 S: 7 H: 2 LOB: 0 BB: 0 P: 7	R: 0 E: 0 K: 2 S: 8 H: 1 LOB: 1 BB: 0 P: 8	R: 4 E: 0 K: 1 S: 9 H: 4 LOB: 1 BB: 1 P: 13	R: 2 E: 0 K: 1 S: 6 H: 1 LOB: 0 BB: 0 P: 7	R: 3 E: 0 K: 1 S: 8 H: 3 LOB: 1 BB: 1 P: 12	R: 0 E: 0 K: 0 S: 4 H: 1 LOB: 2 BB: 1 P: 8	R: 0 E: 0 K: 1 S: 5 H: 0 LOB: 0 BB: 0 P: 5	R: 0 E: 0 K: 0 S: 3 H: 0 LOB: 0 BB: 0 P: 3	1B: 9 2B: 3 3B: 0 HR: 4	SF: 0 SAC: 0 DP: 0 HBP: 2	WP: 1 PB: 0 SB: 1 CS: 0	PA: 49				

	AB	43
	R	16
	H	16
	RBI	15
	BB	4
	SO	9
	LOB	10

PITCHER		IP	WLS	BF	H	R	ER	SO	BB	IBB	HBP	BLK	WP	HR	S	P	ERA	WHIP
Rick Wise, R ERA: 3.91	(1, 1)	0.1	L	7	4	5	5	1	1	0	1	0	0	0	7	12	135.00	15.000
Lowell Palmer, R ERA: 5.23	(1, 1)	4.0		22	8	8	8	6	1	0	1	0	1	4	32	37	18.00	2.250
Fred Wenz, R ERA: 4.0	(5, 1)	3.2		17	4	3	3	2	2	0	0	0	0	0	19	27	7.36	1.636
Joe Hoerner, L ERA: 2.68	(9, 1)	1.0		3	0	0	0	0	0	0	0	0	0	0	3	3	0.00	0.000

PITCHER	IP	WLS	BF	H	R	ER	SO	BB	IBB	HBP	BLK	WP	HR	S	P	ERA	WHIP

Batter	1	2	3	4	5	6	7	8	9	AB	R	H	RBI	BB	SO	LOB
Tony Taylor, R (1, 7) OBP: 0.357, SLG: 0.428	4-3		6-3		P6		F8 2-3			3	0	0	0	0	0	0
Jim Hutto, R (7, 7) OBP: 0.261, SLG: 0.375										1	0	0	0	0	0	1
Denny Doyle, L (1, 4) OBP: 0.288, SLG: 0.330	6-3		F8			4-3	1 3-H	6-3		4	0	0	0	0	0	0
Don Money, R (1, 5) OBP: 0.388, SLG: 0.526	1B 2B		F8			5-3		K		4	1	1	0	0	1	0
Deron Johnson, R (1, 3) OBP: 0.331, SLG: 0.475	BB 1B			6-3		1B		6-3		2	0	1	0	1	0	0
Rick Joseph, R (7, 3) OBP: 0.255, SLG: 0.323										1	0	0	0	0	0	0
Ron Stone, L (1, 9) OBP: 0.344, SLG: 0.411	1-2 2-H 1B			1B		1-2 1B			K	4	0	3	1	0	1	0
Oscar Gamble, L (1, 8) OBP: 0.333, SLG: 0.346	4-3			F9		L9			4-3	4	0	0	0	0	0	5
Terry Harmon, R (1, 6) OBP: 0.344, SLG: 0.398		L8		K			2B 1B		6-3	4	1	1	0	0	1	1
Mike Ryan, R (1, 2) OBP: 0.286, SLG: 0.328		P4			6-3		F8 1-H 1 2B			3	0	1	1	0	0	0
Doc Edwards, R (8, 2) OBP: 0.294, SLG: 0.250										0	0	0	0	0	0	0
Rick Wise, R (1, 1) OBP: 0.224, SLG: 0.277		F3			K		K			0	0	0	0	0	0	0
Lowell Palmer, R (1, 1) OBP: 0.235, SLG: 0.313										1	0	0	0	0	0	0
Fred Wenz, R (5, 1)										2	0	0	0	0	2	1
Joe Hoerner, R (9, 1) OBP: 0.444, SLG: 0.429										0	0	0	0	0	0	0
Inning Stats	R: 1 E: 0 K: 0 S: 5 H: 2 LOB: 2 BB: 1 P: 9	R: 0 E: 0 K: 0 S: 3 H: 0 LOB: 0 BB: 0 P: 3	R: 0 E: 0 K: 0 S: 3 H: 0 LOB: 0 BB: 0 P: 3	R: 0 E: 0 K: 1 S: 6 H: 1 LOB: 1 BB: 0 P: 6	R: 0 E: 0 K: 1 S: 5 H: 0 LOB: 0 BB: 0 P: 5	R: 0 E: 0 K: 0 S: 5 H: 2 LOB: 2 BB: 0 P: 5	R: 1 E: 0 K: 1 S: 6 H: 2 LOB: 1 BB: 0 P: 6	R: 0 E: 0 K: 1 S: 5 H: 0 LOB: 0 BB: 0 P: 5	R: 0 E: 0 K: 1 S: 5 H: 0 LOB: 0 BB: 0 P: 5	1B: 5 2B: 2 3B: 0 HR: 0	SF: 0 SAC: 0 DP: 0 HBP: 0						

PITCHER	IP	WLS	BF	H	R	ER	SO	BB	IBB	HBP	BLK	WP	HR	S	P	ERA	WHIP
Pat Dobson, R (1, 1) ERA: 4.02	9.0	W	35	7	2	2	5	1	0	0	0	0	0	43	47	2.00	0.889

PITCHER	IP	WLS	BF	H	R	ER	SO	BB	IBB	HBP	BLK	WP	HR	S	P	ERA	WHIP

BOTTOM

San Diego Padres @ Philadelphia Phillies

Shibe Park, Philadelphia, PA

Sun Jul 26 1970, 3:33 AM EDT

Att. 5,208 - Unknown

livebaseballscorecards.com

AB	33
R	2
H	7
RBI	2
BB	1
SO	5
LOB	8

PA: 34

WP: 0 PB: 0 SB: 0 CS: 0

Batter	1	2	3	4	5	6	7	8	9	AB	R	H	RBI	BB	SO	LOB
Maury Wills, S (1, 6) OBP: 0.349, SLG: 0.312	K	P4			F9		G5-4-3 1-2f			4	0	0	0	0	1	2
Manny Mota, R (1, 7) OBP: 0.390, SLG: 0.419	1B		K			HR		G3		4	2	2	0	0	1	0
Wes Parker, S (1, 3) OBP: 0.394, SLG: 0.480	BB 1-3		P4			1-H		F5		4	1	2	2	0	0	0
Andy Kosco, R (1, 9) OBP: 0.231, SLG: 0.370	K		K			P2		F5		4	0	0	0	0	2	2
Billy Grabarkewitz, R (1, 5) OBP: 0.435, SLG: 0.476	BB 1-2 3-H			P4		6-3			F7	4	0	1	1	0	0	0
Ted Sizemore, R (1, 4) OBP: 0.337, SLG: 0.311 Jose Pena, R (6, 1) Bill Sudakis, S (9, PH) OBP: 0.338, SLG: 0.414	BB 1-2 2-3			5-3		5-3			HBP	2 0 0	0 0 0	0 0 0	0 0 0	1 0 0	0 0 0	0 0 0
Bill Russell, R (1, 8) OBP: 0.205, SLG: 0.221 Willie Crawford, L (9, PH) OBP: 0.310, SLG: 0.352	F9			4-3			K		K	3 1	0 0	0 0	0 0	0 1	1 1	3 1
Jeff Torborg, R (1, 2) OBP: 0.284, SLG: 0.274 Tom Haller, L (7, PH) OBP: 0.343, SLG: 0.425 (7, 2)		K			P4		BB 1B		5-3	2 1	0 0	0 0	0 0	0 1	1 0	0 1
Claude Osteen, L (1, 1) OBP: 0.254, SLG: 0.339 Jim Lefebvre, S (6, 4) OBP: 0.329, SLG: 0.361		G3			K		G5-4-3 1-3			2 1	0 0	0 1	0 0	0 0	1 0	0 0
Inning Stats	R: 1 E: 0 K: 2 S: 10 H: 3 LOB: 3 BB: 1 P: 14	R: 0 E: 0 K: 1 S: 5 H: 0 LOB: 0 BB: 0 P: 5	R: 0 E: 0 K: 2 S: 7 H: 0 LOB: 0 BB: 0 P: 7	R: 0 E: 0 K: 0 S: 3 H: 0 LOB: 0 BB: 0 P: 3	R: 0 E: 0 K: 1 S: 5 H: 0 LOB: 0 BB: 0 P: 5	R: 2 E: 0 K: 0 S: 5 H: 2 LOB: 0 BB: 0 P: 5	R: 0 E: 0 K: 1 S: 5 H: 1 LOB: 1 BB: 1 P: 9	R: 0 E: 0 K: 0 S: 3 H: 0 LOB: 0 BB: 0 P: 3	R: 0 E: 0 K: 1 S: 5 H: 0 LOB: 1 BB: 0 P: 6	1B: 5 2B: 0 3B: 0 HR: 1 SF: 0 SAC: 0 DP: 1 HBP: 1						

PITCHER	IP	WLS	BF	H	R	ER	SO	BB	IBB	HBP	BLK	WP	HR	S	P	ERA	WHIP
Woodie Fryman, L (1, 1) ERA: 4.33	5.0	W	21	5	3	3	6	1	0	0	0	0	1	32	36	5.40	1.200
Dick Selma, R (6, 1) ERA: 3.01	4.0	S	14	1	0	0	2	1	0	1	0	0	0	16	21	0.00	0.500

PITCHER	IP	WLS	BF	H	R	ER	SO	BB	IBB	HBP	BLK	WP	HR	S	P	ERA	WHIP

TOP

Los Angeles Dodgers @ Philadelphia Phillies
Shibe Park, Philadelphia, PA
Mon Jul 27 1970, 7:05 PM EDT
Att. 6,017 - Unknown

livebaseballscorecards.com

AB	32
R	3
H	6
RBI	3
BB	2
SO	8
LOB	9

WP: 0 PA: 35
PB: 0
SB: 0
CS: 0

Batter	1	2	3	4	5	6	7	8	9	AB	R	H	RBI	BB	SO	LOB
Tony Taylor, R (1, 4) OBP: 0.361, SLG: 0.446	HR	5-3		FC6-4 1-2 1B		L4		E 2-H 2B		5	2	3	2	0	0	1
Terry Harmon, R (1, 6) OBP: 0.337, SLG: 0.386	L6		F9	FC6-4 1-2f		1-3		E7 2B 2-H 1B		5	1	1	1	0	0	2
Don Money, R (1, 5) OBP: 0.388, SLG: 0.521	BBBB 5-3 1B BB	5-3			SSS K		1B 1B	P4		4	1	1	0	1	1	1
Deron Johnson, R (1, 3) OBP: 0.337, SLG: 0.487	5-3 1-2		1B		HR		1-2 1B	BBBB 2B BB		4	2	3	1	1	0	1
Byron Browne, R (1, 9) OBP: 0.335, SLG: 0.467	2-H 1B		F8		SSS K		F2	WP 1-H 2-H 2B		5	0	2	3	0	1	3
Ron Stone, L (1, 7) OBP: 0.350, SLG: 0.413	4-3			G1-4-3 1B 1B 1B		HR 1B		F8		4	2	2	0	1	0	3
Larry Hisle, R (1, 8) OBP: 0.296, SLG: 0.328		SSS K		G1-4-3 1-2 1B		1-H HR		SSS K	SSS K	5	1	2	2	0	3	4
Mike Ryan, R (1, 2) OBP: 0.284, SLG: 0.313		E5 SH3-4		G1-4-3 1-2f 2-3		G3		BBBB SH3-4 2B BB		3	1	0	0	1	0	2
Woodie Fryman, R (1, 1) OBP: 0.132, SLG: 0.132 Dick Selma, R (6, 1) OBP: 0.143, SLG: 0.077		SH3-4 1-2		1B 3-H 1B		5-3		SH3-4 1-2		1 1	0 0	1 0	1 0	0 0	0 0	0 0
Inning Stats	R: 2 E: 0 K: 0 S: 5 H: 2 LOB: 1 BB: 1 P: 9	R: 0 E: 1 K: 1 S: 6 H: 0 LOB: 1 BB: 0 P: 6	R: 0 E: 0 K: 0 S: 4 H: 1 LOB: 1 BB: 0 P: 4	R: 1 E: 0 K: 0 S: 6 H: 4 LOB: 2 BB: 0 P: 6	R: 3 E: 0 K: 2 S: 10 H: 3 LOB: 0 BB: 0 P: 10	R: 0 E: 0 K: 0 S: 3 H: 0 LOB: 0 BB: 0 P: 3	R: 0 E: 0 K: 1 S: 7 H: 2 LOB: 2 BB: 0 P: 7	R: 4 E: 1 K: 1 S: 8 H: 3 LOB: 2 BB: 3 P: 20		1B: 10 2B: 2 3B: 0 HR: 3 SF: 0 SAC: 2 DP: 1 HBP: 0						

PITCHER		IP	WLS	BF	H	R	ER	SO	BB	IBB	HBP	BLK	WP	HR	S	P	ERA	WHIP
Claude Osteen, L ERA: 3.27	(1, 1)	5.0	L	26	10	6	6	3	1	0	0	0	0	3	31	35	10.80	2.200
Jose Pena, R ERA: 3.49	(6, 1)	3.0		17	5	4	4	2	3	0	0	0	1	0	18	30	12.00	2.667

PITCHER	IP	WLS	BF	H	R	ER	SO	BB	IBB	HBP	BLK	WP	HR	S	P	ERA	WHIP

BOTTOM

Los Angeles Dodgers @ Philadelphia Phillies
Shibe Park, Philadelphia, PA
Mon Jul 27 1970, 7:05 PM EDT
Att. 6,017 - Unknown

livebaseballscorecards.com

AB	37
R	10
H	15
RBI	10
BB	4
SO	5
LOB	17

WP: 1 PA: 43
PB: 0
SB: 0
CS: 0

Batter	1	2	3	4	5	6	7	8	9	AB	R	H	RBI	BB	SO	LOB
Maury Wills, S (1, 6) OBP: 0.353, SLG: 0.317	0-0 1B 2B 1B	0-0 F8 ③			0-0 1B 1B SF7 3-H 1B	0-0 F8 ③			0-0 CS 1B	5	2	3	1	0	0	2
Manny Mota, R (1, 7) OBP: 0.393, SLG: 0.422	0-0 2B 6-3 1-2 1B		0-3 K ① S S S		0-0 S 1B 1-2 1B		0-0 CS 1B		0-3 K ② S S S	5	1	3	0	0	2	1
Willie Davis, L (1, 8) OBP: 0.334, SLG: 0.435	0-0 P4 ①		0-3 K ② S S S		0-0 S 1-2 2-3 1B		0-3 ① ② K 1-2 S S S		0-0 CS ③ 1-2	4	0	1	0	0	2	3
Wes Parker, S (1, 3) OBP: 0.393, SLG: 0.481	0-0 6-3 1-3 2-H 2B		0-0 3-1 ③		0-0 SF7 ② 3-H		0-0 F9 ③			3	0	1	2	0	0	0
Jim Lefebvre, S (1, 4) OBP: 0.324, SLG: 0.354	0-0 6-3 ② 2-3 3-H			0-0 P6 ①	0-0 P5 ③ 1-2 2-3			0-0 F7 ①		4	0	0	1	0	0	3
Tom Haller, L (1, 2) OBP: 0.342, SLG: 0.431	0-0 4-3 ③			0-0 F5 ②		0-0 E 3B		0-0 4-3 ②		4	1	1	0	0	0	1
Billy Grabarkewitz, R (1, 5) OBP: 0.436, SLG: 0.486		0-0 SH1-4 1B		0-0 6-3 ③		0-0 P4 ①		0-0 HR		4	1	2	1	0	0	1
Willie Crawford, L (1, 9) OBP: 0.309, SLG: 0.355 Bill Russell, R (9, 9) OBP: 0.205, SLG: 0.221		0-0 F7 ①			0-0 SH5-4 1B 2B	0-0 E4 E S 3-H		0-0 F8 ③		4 0	1 0	1 0	1 0	0 0	0 0	1 0
Joe Moeller, R (1, 1) OBP: 0.217, SLG: 0.182 Jim Brewer, L (7, 1)		0-0 SH1-4 ② 1-2			0-0 SH5-4 ① 2-3 S S S	0-3 K ② 1-3			0-3 K ① S S S	1 1	0 0	0 0	0 0	1 1	1 0	1 0
Inning Stats	R: 2 E: 0 K: 0 S: 6 H: 3 LOB: 1 BB: 0 P: 6	R: 0 E: 0 K: 0 S: 4 H: 1 LOB: 1 BB: 0 P: 4	R: 0 E: 0 K: 2 S: 7 H: 0 LOB: 0 BB: 0 P: 7	R: 0 E: 0 K: 0 S: 3 H: 0 LOB: 0 BB: 0 P: 3	R: 2 E: 0 K: 0 S: 7 H: 4 LOB: 2 BB: 0 P: 7	R: 1 E: 1 K: 1 S: 7 H: 1 LOB: 1 BB: 0 P: 7	R: 0 E: 0 K: 1 S: 5 H: 1 LOB: 0 BB: 0 P: 5	R: 1 E: 0 K: 0 S: 4 H: 1 LOB: 0 BB: 0 P: 4	R: 0 E: 0 K: 2 S: 7 H: 1 LOB: 0 BB: 0 P: 7	1B: 8 2B: 2 3B: 1 HR: 1	SF: 1 SAC: 2 DP: 0 HBP: 0						

TOP

Los Angeles Dodgers @ Philadelphia Phillies

Shibe Park, Philadelphia, PA

Tue Jul 28 1970, 7:05 PM EDT

Att. 14,000 - Unknown

livebaseballscorecards.com

AB	35
R	6
H	12
RBI	6
BB	0
SO	6
LOB	13

PITCHER		IP	WLS	BF	H	R	ER	SO	BB	IBB	HBP	BLK	WP	HR	S	P	ERA	WHIP
Jim Bunning, R ERA: 3.78	(1, 1)	7.0	L	31	10	5	5	4	0	0	0	0	0	0	39	39	6.43	1.429
Barry Lersch, R ERA: 3.4	(8, 1)	2.0		7	2	1	1	2	0	0	0	0	0	1	11	11	4.50	1.000

PITCHER	IP	WLS	BF	H	R	ER	SO	BB	IBB	HBP	BLK	WP	HR	S	P	ERA	WHIP

BOTTOM

Los Angeles Dodgers @ Philadelphia Phillies
Shibe Park, Philadelphia, PA
Tue Jul 28 1970, 7:05 PM EDT
Att. 14,000 - Unknown

Batter	1	2	3	4	5	6	7	8	9	AB	R	H	RBI	BB	SO	LOB
Tony Taylor, R (1, 7) OBP: 0.362, SLG: 0.445	0-0 3-1 1B		0-0 1B S 6-3 1B	0-0 ③ F9			0-3 ① K		0-0 ① FC6-4 1B 1-2f	5	1	2	0	0	1	2
Denny Doyle, L (1, 4) OBP: 0.291, SLG: 0.332 Byron Browne, R (9, PH) OBP: 0.338, SLG: 0.470	0-0 ① 3-1 1-2		0-0 BB 6-3 1-3 1B		0-0 E4 6-3		0-0 BB 1-2 1B		0-0 1-2 1B	4 1	0 0	2 1	0 0	0 0	0 0	1 0
Don Money, R (1, 5) OBP: 0.381, SLG: 0.510	0-0 ② P5		0-0 ① P5		0-0 ① 6-3 2-3		0-0 ② F8		0-0 ② F7	5	0	0	0	0	0	8
Deron Johnson, R (1, 3) OBP: 0.335, SLG: 0.481	0-3 ③ K		0-0 ② 6-3 1-2 3-H		0-3 ② K		4-0 BB 1-2 2-3		0-3 ③ K	4	0	0	1	1	3	5
Ron Stone, L (1, 9) OBP: 0.355, SLG: 0.414 Jim Hutto, R (7, PH) OBP: 0.257, SLG: 0.369 (8, 9)		0-0 2B 1B	4-0 BB BB		0-0 ③ 4-3		0-3 ③ K			2 1	1 0	1 0	0 0	1 0	0 1	1 3
Larry Hisle, R (1, 8) OBP: 0.299, SLG: 0.332		0-0 8-4 1-H 2B	4-0 1-2 2-3 BB			0-3 ① K		0-3 ① K		3	0	1	1	1	2	0
Terry Harmon, R (1, 6) OBP: 0.333, SLG: 0.374		4-0 FC6 BB	0-3 ③ K			0-0 ② 4-3		0-0 ② F9		3	0	0	0	1	1	3
Mike Ryan, R (1, 2) OBP: 0.269, SLG: 0.294		0-0 ① ② 8-4 2-3f		0-0 ① 6-3		0-0 ③ F7		0-0 ③ 6-3		4	0	0	0	0	0	2
Jim Bunning, R (1, 1) OBP: 0.152, SLG: 0.116 John Briggs, L (7, PH) OBP: 0.325, SLG: 0.366 Grant Jackson, S (7, PR) OBP: 0.107, SLG: 0.107 Barry Lersch, S (8, 1) OBP: 0.125, SLG: 0.125 Rick Joseph, R (9, PH) OBP: 0.263, SLG: 0.330		0-0 ③ FC6 1-2f		0-0 ② 4-3			4-0 BB 1B BB		0-0 FC6-4 1B	2 0 0 0 1	0 0 0 0 0	0 0 0 0 1	0 0 0 0 0	0 1 0 0 0	0 0 0 0 0	1 0 0 0 0
Inning Stats	R: 0 H: 1 E: 0 LOB: 1 K: 1 BB: 0 S: 6 P: 6	R: 1 H: 2 E: 0 LOB: 1 K: 0 BB: 1 S: 4 P: 8	R: 1 H: 2 E: 0 LOB: 3 K: 1 BB: 2 S: 7 P: 15	R: 0 H: 0 E: 0 LOB: 0 K: 0 BB: 0 S: 3 P: 3	R: 0 H: 0 E: 1 LOB: 1 K: 1 BB: 0 S: 6 P: 6	R: 0 H: 0 E: 0 LOB: 0 K: 1 BB: 0 S: 5 P: 5	R: 0 H: 1 E: 0 LOB: 3 K: 2 BB: 2 S: 8 P: 16	R: 0 H: 0 E: 0 LOB: 0 K: 1 BB: 0 S: 5 P: 5	R: 0 H: 2 E: 0 LOB: 2 K: 1 BB: 0 S: 7 P: 7	1B: 7 2B: 2 3B: 0 HR: 0	SF: 0 SAC: 0 DP: 1 HBP: 0					

PITCHER	IP	WLS	BF	H	R	ER	SO	BB	IBB	HBP	BLK	WP	HR	S	P	ERA	WHIP
Joe Moeller, R (1, 1) ERA: 2.81	6.2	W	31	6	2	2	5	5	0	0	0	0	0	36	56	2.70	1.650
Jim Brewer, L (7, 1) ERA: 3.25	2.1	S	9	2	0	0	3	0	0	0	0	0	0	15	15	0.00	0.857

PITCHER	IP	WLS	BF	H	R	ER	SO	BB	IBB	HBP	BLK	WP	HR	S	P	ERA	WHIP

AB	35
R	2
H	8
RBI	2
BB	5
SO	8
LOB	26

WP: 0 PA: 40
PB: 0
SB: 1
CS: 0

livebaseballscorecards.com

Batter	1	2	3	4	5	6	7	8	9	AB	R	H	RBI	BB	SO	LOB
Bobby Bonds, R (1, 8) OBP: 0.394, SLG: 0.507	5-3	FC5-4 1-2f			2B 1B		WP BB 2B 1B	FC4-6 S BB		4	2	2	0	1	0	1
Tito Fuentes, S (1, 4) OBP: 0.277, SLG: 0.313	F5		F6		1-H 1B 2B		F7	FC4-6 1-2 BB		4	1	1	1	1	0	1
Ken Henderson, S (1, 9) OBP: 0.415, SLG: 0.481	1B		2B		FC4-6 3-H 1B		1-2 2B BB	FC4-6 S 1-2f 2-3		4	1	3	1	1	0	2
Willie McCovey, L (1, 3) OBP: 0.421, SLG: 0.565	K	K			FC4-6 G6-4-3 1-2f		2B 1-2 2-3 1B IBB	F4 1-2		4	1	0	0	1	2	5
Dick Dietz, R (1, 2) OBP: 0.434, SLG: 0.583		K	F7		G6-4-3 1-2f		1-3 2-H 3-H 1B 2B		K	5	1	1	2	0	2	2
Jim Ray Hart, R (1, 5) OBP: 0.411, SLG: 0.573		1B 1B BB		1-3 1B		F8	2-H 3-H FC5-4 1B		5-3	4	1	2	2	1	0	0
Frank Johnson, R (1, 7) OBP: 0.341, SLG: 0.325		1B 1-3 SF8 1B		K		FC6 1B	F9		FC6 BB	4	1	2	0	1	1	2
Hal Lanier, R (1, 6) OBP: 0.275, SLG: 0.297		FC5-4 1-3 3-H 1B		1-3 1-2		K	FC5-4 1-2f		FC6 1-2f	5	0	1	1	0	1	4
Juan Marichal, R (1, 1) OBP: 0.082, SLG: 0.043		SF8 3-H		F6		FC6 1-2f		K		3	0	0	1	0	1	2
Inning Stats	R: 0 E: 0 K: 1 S: 6 H: 1 LOB: 1 BB: 0 P: 6	R: 2 E: 0 K: 1 S: 7 H: 2 LOB: 1 BB: 1 P: 11	R: 0 E: 0 K: 1 S: 6 H: 1 LOB: 1 BB: 0 P: 6	R: 0 E: 0 K: 1 S: 6 H: 1 LOB: 1 BB: 0 P: 6	R: 2 E: 0 K: 0 S: 5 H: 3 LOB: 0 BB: 0 P: 5	R: 0 E: 0 K: 1 S: 6 H: 1 LOB: 1 BB: 0 P: 6	R: 4 E: 0 K: 0 S: 6 H: 3 LOB: 1 BB: 2 P: 14	R: 0 E: 0 K: 1 S: 5 H: 0 LOB: 2 BB: 2 P: 13	R: 0 E: 0 K: 1 S: 5 H: 0 LOB: 1 BB: 1 P: 9	1B: 9 2B: 3 3B: 0 HR: 0 SF: 1 SAC: 0 DP: 1 HBP: 0						

PITCHER		IP	WLS	BF	H	R	ER	SO	BB	IBB	HBP	BLK	WP	HR	S	P	ERA	WHIP
Grant Jackson, L ERA: 5.69	(1, 1)	4.1	L	22	8	4	4	4	1	0	0	0	0	0	29	33	8.31	2.077
Lowell Palmer, R ERA: 5.61	(5, 1)	2.0		10	3	4	4	1	1	1	0	0	1	0	10	18	18.00	2.000
Fred Wenz, R ERA: 3.38	(7, 1)	1.2		8	1	0	0	1	2	0	0	0	0	0	8	16	0.00	1.800
Bill Champion, R ERA:	(9, 1)	1.0		4	0	0	0	1	1	0	0	0	0	0	5	9	0.00	1.000

PITCHER	IP	WLS	BF	H	R	ER	SO	BB	IBB	HBP	BLK	WP	HR	S	P	ERA	WHIP

TOP

San Francisco Giants @ Philadelphia Phillies
Shibe Park, Philadelphia, PA
Fri Jul 31 1970, 7:05 PM EDT
Unknown

livebaseballscorecards.com

AB	37
R	8
H	12
RBI	8
BB	6
SO	7
LOB	19

PA: 44
WP: 1
PB: 0
SB: 2
CS: 0

Batter	1	2	3	4	5	6	7	8	9	AB	R	H	RBI	BB	SO	LOB
Tony Taylor, R (1, 7) OBP: 0.357, SLG: 0.439	F8			F9			F8	F9		4	0	0	0	0	0	0
Denny Doyle, L (1, 4) OBP: 0.293, SLG: 0.334	F5			3-1			1B 2B 1B		1B	4	1	2	0	0	0	0
Don Money, R (1, 5) OBP: 0.379, SLG: 0.506	F5			6-3			1-2 2B 1B		F4	4	1	1	0	0	0	1
Deron Johnson, R (1, 3) OBP: 0.334, SLG: 0.481		K			F8		1B 1-3 2B 1-H 2-H		F9	4	1	1	2	0	1	1
Ron Stone, L (1, 9) OBP: 0.353, SLG: 0.411		F5			K		1-3 1B 2-3		G3	4	0	1	0	0	1	1
Oscar Gamble, L (1, 8) OBP: 0.327, SLG: 0.340		F4			4-3		1-3 1-2 3-H			3	0	0	1	0	0	1
Terry Harmon, R (1, 6) OBP: 0.333, SLG: 0.372 Doc Edwards, R (8, 2) OBP: 0.294, SLG: 0.250			G4-6-3 1B			F9	K			3 0	0 0	1 0	0 0	0 0	1 0	1 0
Mike Ryan, R (1, 2) OBP: 0.263, SLG: 0.286 Larry Bowa, S (8, 6) OBP: 0.265, SLG: 0.285			K			F7		1-3		2 1	0 0	0 0	0 0	0 0	1 0	1 0
Grant Jackson, S (1, 1) OBP: 0.103, SLG: 0.103 Lowell Palmer, R (5, 1) OBP: 0.222, SLG: 0.294 Fred Wenz, R (7, 1) John Briggs, L (8, PH) OBP: 0.324, SLG: 0.364 Bill Champion, R (9, 1)			G4-6-3 1-2f			5-3		K		1 1 0 1 0	0 0 0 0 0	0 0 0 0 0	0 0 0 0 0	0 0 0 0 0	0 0 0 1 0	1 0 0 0 0
Inning Stats	R: 0 E: 0 K: 0 S: 3 H: 0 LOB: 0 BB: 0 P: 3	R: 0 E: 0 K: 1 S: 5 H: 0 LOB: 0 BB: 0 P: 5	R: 0 E: 0 K: 1 S: 5 H: 1 LOB: 0 BB: 0 P: 5	R: 0 E: 0 K: 0 S: 3 H: 0 LOB: 0 BB: 0 P: 3	R: 0 E: 0 K: 1 S: 5 H: 0 LOB: 0 BB: 0 P: 5	R: 0 E: 0 K: 0 S: 3 H: 0 LOB: 0 BB: 0 P: 3	R: 3 E: 0 K: 1 S: 9 H: 4 LOB: 1 BB: 0 P: 9	R: 0 E: 0 K: 1 S: 5 H: 0 LOB: 0 BB: 0 P: 5	R: 0 E: 0 K: 0 S: 4 H: 1 LOB: 1 BB: 0 P: 4	1B: 5 2B: 1 3B: 0 HR: 0 SF: 0 SAC: 0 DP: 1 HBP: 0						

PITCHER	IP	WLS	BF	H	R	ER	SO	BB	IBB	HBP	BLK	WP	HR	S	P	ERA	WHIP
Juan Marichal, R (1, 1) ERA: 4.86	9.0	W	32	6	3	3	5	0	0	0	0	0	0	42	42	3.00	0.667

PITCHER	IP	WLS	BF	H	R	ER	SO	BB	IBB	HBP	BLK	WP	HR	S	P	ERA	WHIP

BOTTOM

San Francisco Giants @ Philadelphia Phillies
Shibe Park, Philadelphia, PA
Fri Jul 31 1970, 7:05 PM EDT
Unknown

San

livebaseballscorecards.com

AB	32
R	3
H	6
RBI	3
BB	0
SO	5
LOB	7

San Francisco Giants @ Philadelphia Phillies

Shibe Park, Philadelphia, PA

Fri Jul 31 1970, 7:05 PM EDT

Att. 15,716 - Unknown

TOP

livebaseballscorecards.com

Batter	1	2	3	4	5	6	7	8	9	AB	R	H	RBI	BB	SO	LOB
Bobby Bonds, R (1, 8) OBP: 0.395, SLG: 0.507	5-3	1B		CS 1B		F9 BB HR 1B		F7	F8	6	1	3	0	0	0	1
Ron Hunt, R (1, 5) OBP: 0.408, SLG: 0.386	BB 1B 1B BB	F9		CS 1-2	F8 E BB	HR 1-2 BB		BB 1B 1B		2	3	1	0	3	0	1
Willie Mays, R (1, 3) OBP: 0.380, SLG: 0.503	BB 1B 1-2 1B		5-3		F8 1-2	F9 2-3		F7		5	1	1	0	0	0	4
Ken Henderson, S (1, 9) OBP: 0.423, SLG: 0.497	1B 1-2 2-3 BB		1B		E9 S SF7 2-H 1B	1-H 3-H HR		BB 1-2 1B		4	2	4	4	1	0	0
Jim Ray Hart, R (1, 7) OBP: 0.411, SLG: 0.553	F4		F4		1B 2-3 BB	4-3		1-2 2-3 BB		3	0	0	0	2	0	4
Tito Fuentes, S (1, 4) OBP: 0.280, SLG: 0.317	1-2 2-H 3-H 1B		FC6-4 1-2 1B		SF7 3-H		F3	6-3		4	0	2	3	0	0	3
Russ Gibson, R (1, 2) OBP: 0.279, SLG: 0.291	K		FC6-4 1-2f		1B 1-2 1B		K		SH1-4 BB	4	0	1	0	1	2	4
Hal Lanier, R (1, 6) OBP: 0.274, SLG: 0.299		F4		6-3	F8		2B		F3	5	0	1	0	0	0	3
Frank Reberger, L (1, 1) OBP: 0.227, SLG: 0.273		F7		G3		K	K		SH1-4 1-2	4	0	0	0	0	2	1
Don McMahon, R (9, 1) OBP: 0.308, SLG: 0.182										0	0	0	0	0	0	0

	AB	37
	R	7
	H	13
	RBI	7
	BB	7
	SO	4
	LOB	21

Inning Stats	1	2	3	4	5	6	7	8	9
	R: 2 E: 0 K: 1 S: 7 H: 2 LOB: 2 BB: 2 P: 15	R: 0 E: 0 K: 0 S: 4 H: 1 LOB: 1 BB: 0 P: 4	R: 0 E: 0 K: 0 S: 5 H: 2 LOB: 2 BB: 0 P: 5	R: 0 E: 0 K: 0 S: 3 H: 1 LOB: 0 BB: 0 P: 3	R: 2 E: 1 K: 0 S: 5 H: 2 LOB: 2 BB: 2 P: 13	R: 3 E: 0 K: 1 S: 7 H: 2 LOB: 0 BB: 1 P: 11	R: 0 E: 0 K: 2 S: 8 H: 1 LOB: 1 BB: 0 P: 8	R: 0 E: 0 K: 0 S: 5 H: 2 LOB: 3 BB: 1 P: 9	R: 0 E: 0 K: 0 S: 3 H: 0 LOB: 1 BB: 1 P: 7

1B: 11 SF: 1
2B: 1 SAC: 1
3B: 0 DP: 0
HR: 1 HBP: 0

WP: 0 PA: 47
PB: 0
SB: 1
CS: 1

PITCHER		IP	WLS	BF	H	R	ER	SO	BB	IBB	HBP	BLK	WP	HR	S	P	ERA	WHIP
Chris Short, L ERA: 4.82	(1, 1)	4.1	L	23	7	4	4	1	4	0	0	0	0	0	21	37	8.31	2.538
Barry Lersch, R ERA: 3.81	(5, 1)	1.2		9	3	3	3	1	1	0	0	0	0	1	10	14	16.20	2.400
Joe Hoerner, L ERA: 2.48	(7, 1)	3.0		14	3	0	0	2	2	0	0	0	0	0	16	24	0.00	1.667

PITCHER	IP	WLS	BF	H	R	ER	SO	BB	IBB	HBP	BLK	WP	HR	S	P	ERA	WHIP

Batter	1	2	3	4	5	6	7	8	9	AB	R	H	RBI	BB	SO	LOB
Oscar Gamble, L (1, 9) OBP: 0.324, SLG: 0.335	K	FC5, BB 1-2 2-H		K		K 1-2 2-3			6-3	5	0	1	1	0	3	3
Denny Doyle, L (1, 4) OBP: 0.298, SLG: 0.341	6-3	BB 1-2 2-3			F9		F6		BB	3	1	1	0	2	0	0
Don Money, R (1, 5) OBP: 0.379, SLG: 0.506	6-3 3-H	FC5 2-3f			2B		F8		BB 1-2 2-3	4	0	1	1	1	0	3
Deron Johnson, R (1, 3) OBP: 0.333, SLG: 0.477	FC6		K		F8		5-3		F9	5	0	1	0	0	1	4
Ron Stone, L (1, 7) OBP: 0.356, SLG: 0.410	FC6 1-2f		PB, S		F9			G6-4-3 BB		3	0	1	0	1	0	2
Larry Hisle, R (1, 8) OBP: 0.298, SLG: 0.331		PB 1B	F3			K		G6-4-3 1-2f		4	1	1	0	0	1	2
Terry Harmon, R (1, 6) OBP: 0.321, SLG: 0.357		6-3 1-2	5-3 1-3			F3		F9		4	0	0	0	0	0	2
Mike Ryan, R (1, 2) OBP: 0.262, SLG: 0.297		F8		F7		E5 WP, BB			BB 2B	4	0	1	0	0	0	1
Chris Short, R (1, 1) OBP: 0.056, SLG: 0.057 Barry Lersch, S (5, 1) OBP: 0.125, SLG: 0.125 John Briggs, L (6, PH) OBP: 0.327, SLG: 0.364 Grant Jackson, S (6, PR) OBP: 0.103, SLG: 0.103 Joe Hoerner, R (7, 1) OBP: 0.444, SLG: 0.429 Rick Joseph, R (9, PH) OBP: 0.260, SLG: 0.326		CI BB, 1B		F3				WP 1-2	K	1 0 0 0 0 1	0 0 0 0 0 0	0 0 0 0 0 1	0 0 0 0 0 1	0 0 0 0 0 1	0 0 0 0 0 0	0 0 0 0 0 1
Inning Stats	R: 1 E: 0 K: 1 S: 7 H: 2 LOB: 1 BB: 0 P: 7	R: 1 E: 1 K: 0 S: 6 H: 2 LOB: 3 BB: 1 P: 10	R: 0 E: 0 K: 1 S: 6 H: 1 LOB: 1 BB: 0 P: 6	R: 0 E: 0 K: 1 S: 5 H: 0 LOB: 0 BB: 0 P: 5	R: 0 E: 0 K: 0 S: 4 H: 1 LOB: 1 BB: 0 P: 4	R: 0 E: 1 K: 2 S: 8 H: 0 LOB: 3 BB: 1 P: 12	R: 0 E: 0 K: 0 S: 3 H: 0 LOB: 0 BB: 0 P: 3	R: 0 E: 0 K: 0 S: 2 H: 0 LOB: 0 BB: 1 P: 6	R: 0 E: 0 K: 1 S: 6 H: 1 LOB: 3 BB: 2 P: 14	1B: 4 2B: 2 3B: 1 HR: 0 SF: 0 SAC: 0 DP: 1 HBP: 0						

PITCHER		IP	WLS	BF	H	R	ER	SO	BB	IBB	HBP	BLK	WP	HR	S	P	ERA	WHIP
Frank Reberger, R ERA: 6.67	(1, 1)	8.2	W	39	7	2	1	6	5	0	0	0	1	0	46	66	1.04	1.385
Don McMahon, R ERA: 3.31	(9, 1)	0.1	S	1	0	0	0	0	0	0	0	0	0	0	1	1	0.00	0.000

PITCHER	IP	WLS	BF	H	R	ER	SO	BB	IBB	HBP	BLK	WP	HR	S	P	ERA	WHIP

BOTTOM

San Francisco Giants @ Philadelphia Phillies
Shibe Park, Philadelphia, PA
Fri Jul 31 1970, 7:05 PM EDT
Att. 15,716 - Unknown

livebaseballscorecards.com

AB	34
R	2
H	7
RBI	2
BB	5
SO	6
LOB	18

PA: 40

Batter	1	2	3	4	5	6	7	8	9	10	11	AB	R	H	RBI	BB	SO	LOB
Bobby Bonds, R (1, 9) OBP: 0.395, SLG: 0.507	HR 2B		K		BB 1B 4-3 1B	FC6-4 1-2f		6-3			5-3	6	2	2	0	0	1	2
Tito Fuentes, S (1, 4) (8, 6) OBP: 0.281, SLG: 0.318	F7		1-3 1B		4-3 BB 1-2 1B		F8		K		6-3	6	0	2	0	0	1	1
Willie Mays, R (1, 8) OBP: 0.379, SLG: 0.498	F8		1-3 1-2		4-3 1-2 2-3 BB		S 1B		K		F4	5	0	1	0	1	1	2
Willie McCovey, L (1, 3) OBP: 0.421, SLG: 0.571	HR BB		F5		4-3 1-2 2-3 3-H		F4		HR			4	2	1	2	1	0	4
Ken Henderson, S (1, 7) OBP: 0.425, SLG: 0.505	HR 1-H 2-H			4-3	IBB		IBB 1-2		K			3	1	1	3	2	1	0
Dick Dietz, R (1, 2) OBP: 0.434, SLG: 0.577	F8			BB FC4-6	K		F9			BB		3	0	0	0	2	1	5
Jim Ray Hart, R (1, 5) OBP: 0.400, SLG: 0.528		BB G6-4-3		FC4-6 1-2f	6-3			F8		F5		4	0	0	0	1	0	2
Hal Lanier, R (1, 6) OBP: 0.271, SLG: 0.296 Ron Hunt, R (8, PH) (8, 4) OBP: 0.408, SLG: 0.385	G6-4-3 1-2f			4-3	F9			BB		F9		3 1	0 0	0 0	0 0	0 1	0 0	2 1
Gaylord Perry, R (1, 1) OBP: 0.134, SLG: 0.207 Mike Davison, L (7, 1) Bob Taylor, L (8, PH) OBP: 0.322, SLG: 0.276 Don McMahon, R (8, 1) OBP: 0.308, SLG: 0.182 Frank Johnson, R (10, PH) OBP: 0.338, SLG: 0.322 Jerry Johnson, R (10, 1)	K				4-3	FC6-4 1B		F8		K		3 0 1 0 1 0 0	0 0 0 0 0 0 0	1 0 0 0 0 0 0	0 0 0 0 0 0 0	0 0 0 0 0 1 0	1 0 0 0 0 1 0	0 0 1 0 1 1 0
Inning Stats	R: 3 E: 0 K: 0 S: 5 H: 2 LOB: 0 BB: 1 P: 9	R: 0 E: 0 K: 1 S: 4 H: 0 LOB: 0 BB: 1 P: 8	R: 0 E: 0 K: 1 S: 6 H: 1 LOB: 1 BB: 0 P: 6	R: 0 E: 0 K: 0 S: 3 H: 0 LOB: 1 BB: 1 P: 7	R: 1 E: 0 K: 1 S: 7 H: 2 LOB: 3 BB: 2 P: 15	R: 0 E: 0 K: 0 S: 4 H: 1 LOB: 1 BB: 0 P: 4	R: 0 E: 0 K: 0 S: 4 H: 1 LOB: 2 BB: 1 P: 8	R: 0 E: 0 K: 0 S: 3 H: 0 LOB: 1 BB: 1 P: 7	R: 1 E: 0 K: 3 S: 10 H: 1 LOB: 0 BB: 0 P: 10	R: 0 E: 0 K: 1 S: 5 H: 0 LOB: 1 BB: 1 P: 9	R: 0 E: 0 K: 0 S: 3 H: 0 LOB: 0 BB: 0 P: 3	1B: 5 2B: 1 3B: 0 HR: 2	SF: 0 SAC: 0 DP: 1 HBP: 0		WP: 0 PB: 0 SB: 1 CS: 0	PA: 48		

PITCHER		IP	WLS	BF	H	R	ER	SO	BB	IBB	HBP	BLK	WP	HR	S	P	ERA	WHIP
Jim Bunning, R ERA: 3.85	(1, 1)	7.0		33	7	4	4	3	4	2	0	0	0	1	33	57	5.14	1.571
Dick Selma, R ERA: 2.98	(8, 1)	4.0	W	15	1	1	1	4	2	0	0	0	0	1	21	29	2.25	0.750

PITCHER	IP	WLS	BF	H	R	ER	SO	BB	IBB	HBP	BLK	WP	HR	S	P	ERA	WHIP

TOP

San Francisco Giants @ Philadelphia Phillies

Shibe Park, Philadelphia, PA

Sat Aug 01 1970, 7:05 PM EDT

Unknown

livebaseballscorecards.com

AB	40
R	5
H	8
RBI	5
BB	8
SO	7
LOB	21

Batter	1	2	3	4	5	6	7	8	9	10	11	AB	R	H	RBI	BB	SO	LOB
Tony Taylor, R (1, 7) OBP: 0.361, SLG: 0.439	F9	1-2 3-H 1B			BBBB 4-0 G1-6-3 BB		E2 1-H 2-H 1B		G6-4-3 1-2f			4	0	2	2	1	0	1
Denny Doyle, L (1, 4) OBP: 0.294, SLG: 0.336	F4	SSS K2-3			G1-6-3 1-2f		SSS K			F7		5	0	0	0	0	2	5
Don Money, R (1, 5) OBP: 0.383, SLG: 0.504	6-3		G6-4-3 1B			BBBB 4-0 FC1-5 1B BB	SSS K			BBBB 4-0 FC6-4 BB		3	0	1	0	2	1	2
Deron Johnson, R (1, 3) OBP: 0.336, SLG: 0.482		FC3-6 1B	SSS K			FC1-5 1-2 1B		FC6-5 2B		F8		5	0	3	0	0	1	2
Ron Stone, L (1, 9) OBP: 0.347, SLG: 0.399		FC3-6 1-2f BB 1B	G6-4-3 1-2f			FC1-5 G6-4-3 1-2 2-3f		F3		FC6-4 1-2f		5	1	0	0	0	0	6
Larry Hisle, R (1, 8) OBP: 0.297, SLG: 0.326		BBBB 4-0 1B 1-2 1B BB		F7		G6-4-3 1-2f		F8			F6	4	1	0	0	1	0	3
Terry Harmon, R (1, 6) OBP: 0.324, SLG: 0.360 John Briggs, L (7, PH) OBP: 0.330, SLG: 0.368 Larry Bowa, S (7, PR) OBP: 0.267, SLG: 0.284 (8, 6)	1B 1-2 2-H 1B 1B	SSS K					S SH1-4 1B 1B	FC6-5 2-3		BBBB 4-0 1B E BB		2 1 1	1 0 2	1 1 0	1 0 0	0 0 1	1 0 1	0 0 1
Mike Ryan, R (1, 2) OBP: 0.261, SLG: 0.295	F7	4-3					SH1-4 1-2		SSS K		E7 1-H 1B	4	0	1	0	0	1	2
Jim Bunning, R (1, 1) OBP: 0.167, SLG: 0.133 Oscar Gamble, L (7, PH) OBP: 0.328, SLG: 0.335 Dick Selma, R (8, 1) OBP: 0.200, SLG: 0.143	1B 1-3 2-H 1B		SSS K2-3			BBBB S E BB			G6-4-3 1B			2 0 1	0 1 0	1 0 1	1 0 0	0 1 0	1 0 0	0 0 0
Inning Stats	R: 0 E: 0 K: 0 S: 3 H: 0 LOB: 0 BB: 0 P: 3	R: 3 E: 0 K: 1 S: 9 H: 4 LOB: 2 BB: 1 P: 13	R: 0 E: 0 K: 1 S: 5 H: 1 LOB: 0 BB: 0 P: 5	R: 0 E: 0 K: 1 S: 5 H: 0 LOB: 0 BB: 0 P: 5	R: 0 E: 0 K: 1 S: 4 H: 0 LOB: 0 BB: 1 P: 8	R: 0 E: 0 K: 0 S: 3 H: 1 LOB: 1 BB: 1 P: 7	R: 2 E: 1 K: 2 S: 9 H: 2 LOB: 2 BB: 1 P: 13	R: 0 E: 0 K: 0 S: 4 H: 1 LOB: 1 BB: 0 P: 4	R: 0 E: 0 K: 1 S: 5 H: 1 LOB: 0 BB: 0 P: 5	R: 0 E: 0 K: 0 S: 3 H: 0 LOB: 1 BB: 1 P: 7	R: 1 E: 1 K: 0 S: 2 H: 1 LOB: 1 BB: 1 P: 6	1B: 10 2B: 1 3B: 0 HR: 0 SF: 0 SAC: 1 DP: 4 HBP: 0			WP: 0 PB: 0 SB: 2 CS: 0	PA: 44		

PITCHER		IP	WLS	BF	H	R	ER	SO	BB	IBB	HBP	BLK	WP	HR	S	P	ERA	WHIP
Gaylord Perry, R ERA: 3.7	(1, 1)	6.1		28	8	5	4	4	4	0	0	0	0	0	32	48	5.68	1.895
Mike Davison, L ERA: 7.03	(7, 1)	0.2		2	0	0	0	2	0	0	0	0	0	0	6	6	0.00	0.000
Don McMahon, R ERA: 3.21	(8, 1)	2.0		7	2	0	0	1	0	0	0	0	0	0	9	9	0.00	1.000
Jerry Johnson, R ERA: 5.01	(10, 1)	1.1	L	7	1	1	0	0	2	0	0	0	0	0	5	13	0.00	2.250

PITCHER	IP	WLS	BF	H	R	ER	SO	BB	IBB	HBP	BLK	WP	HR	S	P	ERA	WHIP

BOTTOM

San Francisco Giants @ Philadelphia Phillies

Shibe Park, Philadelphia, PA

Sat Aug 01 1970, 7:05 PM EDT

Unknown

livebaseballscorecards.com

AB	37
R	6
H	11
RBI	4
BB	6
SO	7
LOB	22

Batter	1	2	3	4	5	6	7	8	9	AB	R	H	RBI	BB	SO	LOB
Bobby Bonds, R (1, 8) OBP: 0.395, SLG: 0.507	FC3-6 1B		FC6-4 1-2f			1-2 FC5-4-5 1B		F8		4	0	2	0	0	0	2
Ron Hunt, R (1, 4) Mike Davison, L (8, 1)	F7			2B		FC5-4-5 1-2 2-3		F7		4 0	0 0	1 0	0 0	0 0	0 0	4 0
Ken Henderson, S (1, 9) OBP: 0.421, SLG: 0.499	FC3-6 CS 1-2f			6-3		F6		F9		4	0	0	0	0	0	4
Willie McCovey, L (1, 3) OBP: 0.418, SLG: 0.565 Bob Taylor, L (7, 7) OBP: 0.319, SLG: 0.273	CS 1-2	G3		F5			F4		1-3	3 1	0 0	0 0	0 0	0 0	0 0	1 0
Jim Ray Hart, R (1, 5) OBP: 0.394, SLG: 0.527		F8		F9			1B FC6-4 2B		F8	4	1	1	0	0	0	1
Tito Fuentes, S (1, 6) OBP: 0.281, SLG: 0.316		F8			F8		FC6-4 2-3		6-3	4	0	1	0	0	0	0
Frank Johnson, R (1, 7) OBP: 0.331, SLG: 0.315 (7, 3)			6-3		F9		FC6-4 1-2f 3-H			3	0	0	1	0	0	1
Russ Gibson, R (1, 2) OBP: 0.286, SLG: 0.298 John Stephenson, L (7, PH) OBP: 0.080, SLG: 0.042 (7, 2)			FC6-4 1B		1-3		F4			2 1	0 0	1 0	0 0	0 0	0 0	0 1
Don Carrithers, R (1, 1) Rich Robertson, R (3, 1) OBP: 0.102, SLG: 0.265 Don Mason, L (8, PH) OBP: 0.242, SLG: 0.107 (8, 4)			K			FC5-4-3 1B		BB		1 1 0	0 0 0	0 1 0	0 0 0	0 0 1	1 0 0	1 0 0
Inning Stats	R: 0 E: 0 K: 0 S: 3 H: 1 LOB: 0 BB: 0 P: 3	R: 0 E: 0 K: 0 S: 3 H: 0 LOB: 0 BB: 0 P: 3	R: 0 E: 0 K: 1 S: 6 H: 1 LOB: 0 BB: 0 P: 6	R: 0 E: 0 K: 0 S: 4 H: 1 LOB: 1 BB: 0 P: 4	R: 0 E: 0 K: 0 S: 3 H: 0 LOB: 0 BB: 0 P: 3	R: 0 E: 0 K: 0 S: 4 H: 2 LOB: 1 BB: 0 P: 4	R: 1 E: 0 K: 0 S: 5 H: 2 LOB: 1 BB: 0 P: 5	R: 0 E: 0 K: 0 S: 3 H: 0 LOB: 1 BB: 1 P: 7	R: 0 E: 0 K: 0 S: 3 H: 0 LOB: 0 BB: 0 P: 3	1B: 5 2B: 3 3B: 0 HR: 0	SF: 0 SAC: 0 DP: 1 HBP: 0					

TOP

San Francisco Giants @ Philadelphia Phillies
Shibe Park, Philadelphia, PA
Sat Aug 01 1970, 7:05 PM EDT
Att. 18,010 - Unknown

livebaseballscorecards.com

AB	32
R	1
H	7
RBI	1
BB	1
SO	1
LOB	15

WP: 0 PB: 0 SB: 0 CS: 1 PA: 34

PITCHER		IP	WLS	BF	H	R	ER	SO	BB	IBB	HBP	BLK	WP	HR	S	P	ERA	WHIP
Rick Wise, R ERA: 3.79	(1, 1)	7.0	W	26	7	1	1	1	0	0	0	0	0	0	28	28	1.29	1.000
Barry Lersch, R ERA: 3.67	(8, 1)	2.0	S	7	0	0	0	0	1	0	0	0	0	0	6	10	0.00	0.500

PITCHER	IP	WLS	BF	H	R	ER	SO	BB	IBB	HBP	BLK	WP	HR	S	P	ERA	WHIP

Batter	1	2	3	4	5	6	7	8	9	AB	R	H	RBI	BB	SO	LOB
Denny Doyle, L (1, 4) OBP: 0.295, SLG: 0.334	BBBB 4-0 1B E BB	x 0-0 ③ F8 1-2		x 0-0 BLK E 1B	x 0-0 ③ F7			x 0-0 E3 G5-3 1B		4	2	1	0	1	0	3
Oscar Gamble, L (1, 9) OBP: 0.335, SLG: 0.339	x 0-0 E7 F9 1B 1-H 1B		x 0-0 ① 6-3	BBBB 4-0 1-2 E5 BB		SSS 0-3 ① K		x 0-0 1-2 1B		4	1	2	0	1	1	0
Don Money, R (1, 5) OBP: 0.380, SLG: 0.510	x 0-0 ① F9 2-3		x 0-0 HR	x 0-0 ② E5 1-H 2-H		x 0-0 ② F4		x 0-0 ② ③ G5-3 2-3f		5	1	1	1	0	0	4
Deron Johnson, R (1, 3) OBP: 0.335, SLG: 0.488	x 0-0 ② F2		x 0-0 HR	x 0-0 ③ F1		SSS 0-3 ③ K				4	1	1	1	0	1	2
John Briggs, L (1, 7) OBP: 0.333, SLG: 0.367	x 0-0 3-H 1B		x 0-0 ② 3-1		BBBB 4-0 BB E 6-3 BB		x 0-0 ① 4-3			3	1	1	1	1	0	0
Larry Hisle, R (1, 8) OBP: 0.296, SLG: 0.323	SSS 0-3 ③ K		BBBB 4-0 1B BB		SSS 0-3 ① K		x 0-0 ② 6-3			3	0	0	0	1	2	2
Barry Lersch, S (8, 1) OBP: 0.125, SLG: 0.125										0	0	0	0	0	0	0
Larry Bowa, S (1, 6) OBP: 0.272, SLG: 0.290		x 0-0 S 1B	x 0-0 1-3 1B		x 0-0 E3 6-3 BB 1-2		x 0-0 1B			4	0	3	0	0	0	1
Mike Ryan, R (1, 2) OBP: 0.261, SLG: 0.284		x 0-0 ① F8	SSS 0-3 ③ K		BBBB 4-0 6-3 1-2 2-3 BB		x 0-0 ③ 5-3			3	0	0	0	1	1	4
Rick Wise, R (1, 1) OBP: 0.212, SLG: 0.260		x 0-0 ② F8		SSS 0-3 ① K	x 0-0 ② 6-3 1-2 2-3 3-H			x 0-0 ① 1-3		3	0	0	1	0	1	3
Byron Browne, R (8, 8) OBP: 0.336, SLG: 0.467										1	0	0	0	0	0	0
Inning Stats	R: 2 E: 1 K: 1 S: 7 H: 2 LOB: 1 BB: 1 P: 11	R: 0 E: 0 K: 0 S: 4 H: 1 LOB: 1 BB: 0 P: 4	R: 2 E: 0 K: 1 S: 8 H: 3 LOB: 2 BB: 1 P: 12	R: 1 E: 1 K: 1 S: 6 H: 1 LOB: 1 BB: 1 P: 10	R: 1 E: 1 K: 1 S: 6 H: 0 LOB: 2 BB: 2 P: 14	R: 0 E: 0 K: 2 S: 7 H: 0 LOB: 0 BB: 0 P: 7	R: 0 E: 0 K: 0 S: 4 H: 1 LOB: 1 BB: 0 P: 4	R: 0 E: 1 K: 0 S: 4 H: 1 LOB: 1 BB: 0 P: 4		1B: 7 2B: 0 3B: 0 HR: 2 SF: 0 SAC: 0 DP: 1 HBP: 0						

BOTTOM

San Francisco Giants @ Philadelphia Phillies
Shibe Park, Philadelphia, PA
Sat Aug 01 1970, 7:05 PM EDT
Att. 18,010 - Unknown

livebaseballscorecards.com

AB	34
R	6
H	9
RBI	4
BB	5
SO	6
LOB	19

WP: 0 PB: 0 SB: 1 CS: 0 PA: 39

PITCHER		IP	WLS	BF	H	R	ER	SO	BB	IBB	HBP	BLK	WP	HR	S	P	ERA	WHIP
Don Carrithers, R ERA: 11.57	(1, 1)	2.1	L	13	5	4	3	1	1	0	0	0	0	2	14	18	11.57	2.571
Rich Robertson, R ERA: 5.12	(3, 1)	4.2		22	3	2	0	5	4	0	0	1	0	0	28	44	0.00	1.500
Mike Davison, L ERA: 6.75	(8, 1)	1.0		4	1	0	0	0	0	0	0	0	0	0	4	4	0.00	1.000

PITCHER	IP	WLS	BF	H	R	ER	SO	BB	IBB	HBP	BLK	WP	HR	S	P	ERA	WHIP

Batter	1	2	3	4	5	6	7	8	9	AB	R	H	RBI	BB	SO	LOB
Bobby Bonds, R (1, 9) OBP: 0.393, SLG: 0.502	F6		FC5-4 S 1-2f		F9		FC5-4 1B BB	F7		4	1	0	0	1	0	1
Tito Fuentes, S (1, 4) OBP: 0.288, SLG: 0.317	1B BB		F8		1B 1B		FC5-4 1-2 BB	K		3	0	1	0	2	1	1
Willie Mays, R (1, 8) OBP: 0.380, SLG: 0.497	F3		F7 1-2		1-2 1B		FC5-4 1B 1-2f 2-3 1B	1B		5	1	2	0	0	0	4
Willie McCovey, L (1, 3) OBP: 0.420, SLG: 0.565	1-3 1B			2B G6-4-3 BB	F8		1B 1B 1-3 3-H 1B	K		4	2	2	1	1	1	3
Ken Henderson, S (1, 7) OBP: 0.423, SLG: 0.501	K			G6-4-3 1-3 2B		G6-4-3 BB	1B 1B 1-2 3-H 1B		K	4	1	2	1	1	2	2
Dick Dietz, R (1, 2) OBP: 0.433, SLG: 0.573		5-3		G6-4-3 BB		G6-4-3 1-2f	1B 6-3 1-3 2-H 1B		6-3	4	1	1	1	1	0	1
Jim Ray Hart, R (1, 5) OBP: 0.394, SLG: 0.520		F7		G6-4-3 1-2f 2-3 3-H		2B 1B	6-3 1-3 3-H 1B		K	5	0	2	1	0	1	2
Hal Lanier, R (1, 6) OBP: 0.271, SLG: 0.299		6-3		6-3		1-3 2B	6-3 1-2 3-H			4	0	1	1	0	0	2
Ron Bryant, S (1, 1) OBP: 0.167, SLG: 0.091			FC5-4 BB		1-3	1-3	K			3	0	0	0	1	1	3
Mike Davison, L (9, 1)										0	0	0	0	0	0	0
Inning Stats	R: 0 E: 0 K: 1 S: 6 H: 1 LOB: 2 BB: 1 P: 10	R: 0 E: 0 K: 0 S: 3 H: 0 LOB: 0 BB: 0 P: 3	R: 0 E: 0 K: 0 S: 3 H: 0 LOB: 1 BB: 1 P: 7	R: 1 E: 0 K: 0 S: 3 H: 1 LOB: 1 BB: 2 P: 11	R: 0 E: 0 K: 0 S: 5 H: 2 LOB: 2 BB: 0 P: 5	R: 0 E: 0 K: 0 S: 4 H: 2 LOB: 2 BB: 1 P: 8	R: 5 E: 0 K: 1 S: 9 H: 4 LOB: 1 BB: 2 P: 17	R: 0 E: 0 K: 2 S: 8 H: 1 LOB: 1 BB: 0 P: 8	R: 0 E: 0 K: 2 S: 7 H: 0 LOB: 0 BB: 0 P: 7	1B: 9 2B: 2 3B: 0 HR: 0	SF: 0 SAC: 0 DP: 2 HBP: 0						

TOP

San Francisco Giants @ Philadelphia Phillies

Shibe Park, Philadelphia, PA

Sun Aug 02 1970, 3:33 AM EDT

Att. 10,201 - Unknown

livebaseballscorecards.com

AB	36
R	6
H	11
RBI	5
BB	7
SO	6
LOB	19

WP: 0 PB: 0 SB: 1 CS: 0 PA: 43

PITCHER		IP	WLS	BF	H	R	ER	SO	BB	IBB	HBP	BLK	WP	HR	S	P	ERA	WHIP
Lowell Palmer, R ERA: 5.52	(1, 1)	6.0		29	6	3	3	1	7	0	0	0	0	0	24	52	4.50	2.167
Joe Hoerner, L ERA: 3.12	(7, 1)	0.1		4	3	1	1	0	0	0	0	0	0	0	4	4	27.00	9.000
Dick Selma, R ERA: 2.92	(7, 1)	1.2		7	2	2	2	3	0	0	0	0	0	0	13	13	10.80	1.200
Fred Wenz, R ERA: 3.09	(9, 1)	1.0	W	3	0	0	0	2	0	0	0	0	0	0	7	7	0.00	0.000

PITCHER	IP	WLS	BF	H	R	ER	SO	BB	IBB	HBP	BLK	WP	HR	S	P	ERA	WHIP

BOTTOM

Batter	1	2	3	4	5	6	7	8	9	AB	R	H	RBI	BB	SO	LOB
Tony Taylor, R (1, 4) OBP: 0.362, SLG: 0.449	S S S 0-3 ① K		x 0-0 ② 4-3		x 0-0 FC4-3-6-2-8 1-2 2-H 1B		x 0-0 ③ F6		x 0-0 1-H 2-H 3-H HR	5	1	2	5	0	1	1
Larry Bowa, S (1, 6) OBP: 0.275, SLG: 0.292	x 0-0 1B		x 0-0 ③ 5-3		x 0-0 ② ③ FC4-3-6-2-8 1-3 2-H			x 0-0 2B 1B		4	1	2	0	0	0	2
Don Money, R (1, 5) OBP: 0.375, SLG: 0.502	x 0-0 ② F3			x 0-0 ① F6		x 0-0 ① F5		x 0-0 ① F8		4	0	0	0	0	0	2
Deron Johnson, R (1, 3) OBP: 0.339, SLG: 0.499	x 0-0 ③ F6			x 0-0 2B		x 0-0 E SF9-2-6 2B		x 0-0 1-H 2B		4	1	3	1	0	0	1
Byron Browne, R (1, 9) OBP: 0.332, SLG: 0.460 Dick Selma, R (7, 1) OBP: 0.200, SLG: 0.143 Rick Joseph, R (8, PH) OBP: 0.257, SLG: 0.323 Fred Wenz, R (9, 1)		S S S 0-3 ① K		x 0-0 ② F9		x 0-0 E6 SF9-2-6 2-3		x 0-0 ② 6-3		3 0 1 0	0 0 0 0	0 0 0 0	0 0 0 0	0 0 0 0	1 0 0 0	2 0 1 0
Jim Hutto, R (1, 7) OBP: 0.257, SLG: 0.358		B B B B 4-0 BB		x 0-0 ③ F7		x 0-0 ② ③ SF9-2-6 1-2 3-H		x 0-0 ③ 5-3		2	0	0	1	1	0	2
Larry Hisle, R (1, 8) OBP: 0.302, SLG: 0.330		S S S 0-3 ② K			B B B B 4-0 1B 1B BB		x 0-0 1B		x 0-0 1B HR 2B	3	2	2	0	1	1	1
Doc Edwards, R (1, 2) OBP: 0.306, SLG: 0.265 Grant Jackson, S (9, PR) OBP: 0.103, SLG: 0.103		x 0-0 ③ F7			x 0-0 1B 1-2 FC4-3-6-2-8 1B		x 0-0 ① F7		x 0-0 BB HR 2-3 1B	4 0	0 1	2 0	0 0	0 0	0 0	2 0
Lowell Palmer, R (1, 1) OBP: 0.200, SLG: 0.263 Joe Hoerner, R (7, 1) OBP: 0.444, SLG: 0.429 Ron Stone, L (7, 9) OBP: 0.346, SLG: 0.397 Terry Harmon, R (9, PH) OBP: 0.330, SLG: 0.360			x 0-0 ① F2		S S S 0-3 ① K		x 0-0 ② F9		B B B B 4-0 1-2 HR BB	2 0 1 0	0 0 0 1	0 0 0 0	0 0 0 1	0 0 0 0	1 0 0 0	2 0 1 0
Inning Stats	R: 0 E: 0 K: 1 S: 6 H: 1 LOB: 1 BB: 0 P: 6	R: 0 E: 0 K: 2 S: 7 H: 0 LOB: 1 BB: 1 P: 11	R: 0 E: 0 K: 0 S: 3 H: 0 LOB: 0 BB: 0 P: 3	R: 0 E: 0 K: 0 S: 4 H: 1 LOB: 1 BB: 0 P: 4	R: 1 E: 0 K: 1 S: 6 H: 2 LOB: 1 BB: 1 P: 10	R: 1 E: 1 K: 0 S: 4 H: 1 LOB: 0 BB: 0 P: 4	R: 0 E: 0 K: 0 S: 4 H: 1 LOB: 1 BB: 0 P: 4	R: 1 E: 0 K: 0 S: 5 H: 2 LOB: 1 BB: 0 P: 5	R: 4 E: 0 K: 0 S: 3 H: 3 LOB: 1 BB: 1 P: 7	1B: 6 2B: 6 3B: 0 HR: 1	SF: 1 SAC: 0 DP: 2 HBP: 0						

PITCHER	IP	WLS	BF	H	R	ER	SO	BB	IBB	HBP	BLK	WP	HR	S	P	ERA	WHIP
Ron Bryant, L (1, 1) ERA: 5.51	8.0		36	10	6	6	4	3	0	0	0	0	0	41	53	6.75	1.625
Mike Davison, L (9, 1) ERA: 7.11	0.0	L	1	1	1	1	0	0	0	0	0	0	1	1	1	∞	∞

PITCHER	IP	WLS	BF	H	R	ER	SO	BB	IBB	HBP	BLK	WP	HR	S	P	ERA	WHIP

San Francisco Giants @ Philadelphia Phillies

Shibe Park, Philadelphia, PA

Sun Aug 02 1970, 3:33 AM EDT

Att. 10,201 - Unknown

livebaseballscorecards.com

AB	33
R	7
H	11
RBI	7
BB	3
SO	4
LOB	17

Batter	1	2	3	4	5	6	7	8	9	AB	R	H	RBI	BB	SO	LOB
Lou Brock, L (1, 7) OBP: 0.354, SLG: 0.401	6-3		4-3		K		4-3			4	0	0	0	0	1	1
Julian Javier, R (1, 4) OBP: 0.291, SLG: 0.309	5-3		F8			HR	K			4	1	1	1	0	1	0
Carl Taylor, R (1, 9) OBP: 0.362, SLG: 0.404 Leron Lee, L (8, 9) OBP: 0.286, SLG: 0.337	HR			BB, G6-4-3		P4		1B		3 0	1 0	2 0	1 0	1 0	0 0	0 0
Dick Allen, R (1, 3) OBP: 0.383, SLG: 0.573	F9			G6-4-3 1-2f		E5 6-3 HR		K		4	1	0	0	0	1	1
Joe Torre, R (1, 2) OBP: 0.379, SLG: 0.464		F8		BB		6-3 1-2		6-3		3	0	0	0	1	0	1
Jose Cardenal, R (1, 8) OBP: 0.363, SLG: 0.452		F7		P6		HR 2-H			5-3	4	1	1	2	0	0	1
Mike Shannon, R (1, 5) OBP: 0.271, SLG: 0.281		E5	6-3			1B			F9	4	0	1	0	0	0	0
Dal Maxvill, R (1, 6) OBP: 0.317, SLG: 0.226		P4	6-3			F8			1B	4	0	1	0	0	0	2
Mike Torrez, R (1, 1) OBP: 0.291, SLG: 0.315			6-3		1B		P3		6-3	4	0	1	0	0	0	1
Inning Stats	R: 1 E: 0 K: 0 S: 4 H: 1 LOB: 0 BB: 0 P: 4	R: 0 E: 1 K: 0 S: 4 H: 0 LOB: 1 BB: 0 P: 4	R: 0 E: 0 K: 0 S: 3 H: 0 LOB: 0 BB: 0 P: 3	R: 0 E: 0 K: 0 S: 2 H: 0 LOB: 1 BB: 2 P: 10	R: 0 E: 0 K: 1 S: 6 H: 1 LOB: 1 BB: 0 P: 6	R: 3 E: 1 K: 0 S: 7 H: 3 LOB: 1 BB: 0 P: 7	R: 0 E: 0 K: 1 S: 5 H: 0 LOB: 0 BB: 0 P: 5	R: 0 E: 0 K: 1 S: 5 H: 1 LOB: 0 BB: 0 P: 5	R: 0 E: 0 K: 0 S: 4 H: 1 LOB: 1 BB: 0 P: 4	1B: 4 2B: 0 3B: 0 HR: 3 SF: 0 SAC: 0 DP: 1 HBP: 0						

PITCHER		IP	WLS	BF	H	R	ER	SO	BB	IBB	HBP	BLK	WP	HR	S	P	ERA	WHIP
Grant Jackson, L ERA: 5.47	(1, 1)	7.0	L	29	5	4	2	2	2	0	0	0	0	3	31	39	2.57	1.000
Barry Lersch, R ERA: 3.54	(8, 1)	2.0		7	2	0	0	1	0	0	0	0	0	0	9	9	0.00	1.000

PITCHER	IP	WLS	BF	H	R	ER	SO	BB	IBB	HBP	BLK	WP	HR	S	P	ERA	WHIP

TOP

St. Louis Cardinals @ Philadelphia Phillies

Shibe Park, Philadelphia, PA

Mon Aug 03 1970, 7:05 PM EDT

Att. 12,163 - Unknown

livebaseballscorecards.com

AB	34
R	4
H	7
RBI	4
BB	2
SO	3
LOB	7

Batter	1	2	3	4	5	6	7	8	9	AB	R	H	RBI	BB	SO	LOB
Tony Taylor, R (1, 7) OBP: 0.360, SLG: 0.444	6-3		BB		1-3		P4			3	0	0	0	1	0	3
Denny Doyle, L (1, 4) OBP: 0.292, SLG: 0.330	L7		K			F8	K			4	0	0	0	0	2	4
Don Money, R (1, 5) OBP: 0.369, SLG: 0.494	F8		P5			E5		P6		4	0	0	0	0	0	2
Deron Johnson, R (1, 3) OBP: 0.338, SLG: 0.496		1B		K		L4		K		4	0	1	0	0	2	1
Oscar Gamble, L (1, 9) OBP: 0.333, SLG: 0.337		K		F5		1-3		1B		4	0	1	0	0	1	2
Larry Hisle, R (1, 8) OBP: 0.298, SLG: 0.325		L4		K			F9	K		4	0	0	0	0	2	2
Larry Bowa, S (1, 6) OBP: 0.278, SLG: 0.293		F5			BB		1B 2B 1B		1-3	3	1	1	0	1	0	1
Mike Ryan, R (1, 2) OBP: 0.260, SLG: 0.282			6-3		K		2B 1B		K	4	0	1	0	0	2	1
Grant Jackson, S (1, 1) OBP: 0.129, SLG: 0.100 John Briggs, L (7, PH) OBP: 0.336, SLG: 0.376 Barry Lersch, S (8, 1) OBP: 0.125, SLG: 0.125 Ron Stone, L (9, PH) OBP: 0.344, SLG: 0.395			PB BB		K		2B		4-3	1 1 0 1	0 0 0 0	0 1 0 0	0 1 0 0	1 0 0 0	1 0 0 0	1 0 0 0
Inning Stats	R: 0 E: 0 K: 0 S: 3 H: 0 LOB: 0 BB: 0 P: 3	R: 0 E: 0 K: 1 S: 6 H: 1 LOB: 1 BB: 0 P: 6	R: 0 E: 0 K: 1 S: 5 H: 0 LOB: 2 BB: 2 P: 13	R: 0 E: 0 K: 2 S: 7 H: 0 LOB: 0 BB: 0 P: 7	R: 0 E: 0 K: 2 S: 7 H: 0 LOB: 1 BB: 1 P: 11	R: 0 E: 1 K: 0 S: 4 H: 0 LOB: 1 BB: 0 P: 4	R: 1 E: 0 K: 1 S: 8 H: 3 LOB: 2 BB: 0 P: 8	R: 0 E: 0 K: 2 S: 8 H: 1 LOB: 1 BB: 0 P: 8	R: 0 E: 0 K: 1 S: 5 H: 0 LOB: 0 BB: 0 P: 5	1B: 4 2B: 1 3B: 0 HR: 0	SF: 0 SAC: 0 DP: 0 HBP: 0					

PITCHER	IP	WLS	BF	H	R	ER	SO	BB	IBB	HBP	BLK	WP	HR	S	P	ERA	WHIP
Mike Torrez, R (1, 1) ERA: 3.71	9.0	W	36	5	1	1	10	3	0	0	0	0	0	53	65	1.00	0.889

PITCHER	IP	WLS	BF	H	R	ER	SO	BB	IBB	HBP	BLK	WP	HR	S	P	ERA	WHIP

BOTTOM

St. Louis Cardinals @ Philadelphia Phillies
Shibe Park, Philadelphia, PA
Mon Aug 03 1970, 7:05 PM EDT
Att. 12,163 - Unknown

St.

livebaseballscorecards.com

AB	33
R	1
H	5
RBI	1
BB	3
SO	10
LOB	17

PA: 36

WP: 0
PB: 1
SB: 1
CS: 0

St. Louis Cardinals @ Philadelphia Phillies

Shibe Park, Philadelphia, PA

Tue Aug 04 1970, 7:05 PM EDT

Att. 14,253 - Unknown

TOP

livebaseballscorecards.com

Batter	1	2	3	4	5	6	7	8	9	AB	R	H	RBI	BB	SO	LOB
Lou Brock, L (1, 7) OBP: 0.357, SLG: 0.403	0-0 S 1B 1B		0-0 4-3		0-0 CS 1B		0-0 6-3		0-0 1-2 1B	5	1	3	0	0	0	0
Julian Javier, R (1, 4) OBP: 0.292, SLG: 0.310	0-0 WP S 1-H 1B		0-0 1B		0-0 6-3 1-2		0-0 F7		0-0 G3	5	0	2	1	0	0	3
Carl Taylor, R (1, 9) OBP: 0.365, SLG: 0.420 Leron Lee, L (8, 9) OBP: 0.286, SLG: 0.337	0-0 F8		0-0 HR		4-0 3B BB			0-0 F9		3 0	2 0	1 0	1 0	1 0	0 0	1 0
Dick Allen, R (1, 3) OBP: 0.382, SLG: 0.575	0-3 K 1-2		0-0 F8		0-0 1-H 3B			0-0 6-3		4	0	1	1	0	1	1
Joe Torre, R (1, 2) OBP: 0.382, SLG: 0.465	4-0 FC5-4 2-3 BB			4-0 1B 1B BB	0-0 F8			0-0 1B		2	0	1	0	2	0	1
Jose Cardenal, R (1, 8) OBP: 0.359, SLG: 0.447	0-0 FC5-4 1-2f			0-0 L9		0-0 P4		0-3 K		4	0	0	0	0	1	4
Mike Shannon, R (1, 5) OBP: 0.270, SLG: 0.280		0-0 6-3		0-0 1B 1-2 1B		0-0 F8			0-0 G3	4	0	1	0	0	0	0
Dal Maxvill, R (1, 6) OBP: 0.316, SLG: 0.226		0-0 F5		0-0 1-3 2-3 1B		0-0 L9			0-3 K	4	0	1	0	0	1	0
Jerry Reuss, L (1, 1) Chuck Taylor, R (7, 1) OBP: 0.174, SLG: 0.182		0-3 K		0-3 K			0-3 K		0-0 1B 1B	3 1	0 0	0 1	0 0	0 0	3 0	2 0

	AB	35
	R	3
	H	11
	RBI	3
	BB	3
	SO	6
	LOB	12

Inning Stats	1	2	3	4	5	6	7	8	9
	R: 1 E: 0 K: 1 S: 7	R: 0 E: 0 K: 1 S: 5	R: 1 E: 0 K: 0 S: 4	R: 0 E: 0 K: 1 S: 6	R: 1 E: 0 K: 0 S: 4	R: 0 E: 0 K: 0 S: 3	R: 0 E: 0 K: 1 S: 5	R: 0 E: 0 K: 1 S: 6	R: 0 E: 0 K: 1 S: 7
	H: 2 LOB: 2 BB: 1 P: 11	H: 0 LOB: 0 BB: 0 P: 5	H: 2 LOB: 0 BB: 0 P: 4	H: 2 LOB: 2 BB: 1 P: 10	H: 2 LOB: 1 BB: 1 P: 8	H: 0 LOB: 0 BB: 0 P: 3	H: 0 LOB: 0 BB: 0 P: 5	H: 1 LOB: 1 BB: 0 P: 6	H: 2 LOB: 2 BB: 0 P: 7

1B: 9	SF: 0	WP: 1	PA: 38
2B: 0	SAC: 0	PB: 0	
3B: 1	DP: 0	SB: 2	
HR: 1	HBP: 0	CS: 1	

PITCHER		IP	WLS	BF	H	R	ER	SO	BB	IBB	HBP	BLK	WP	HR	S	P	ERA	WHIP
Chris Short, L ERA: 4.77	(1, 1)	7.0	L	29	8	3	3	4	3	0	0	0	1	1	34	46	3.86	1.571
Dick Selma, R ERA: 2.86	(8, 1)	2.0		9	3	0	0	2	0	0	0	0	0	0	13	13	0.00	1.500

PITCHER	IP	WLS	BF	H	R	ER	SO	BB	IBB	HBP	BLK	WP	HR	S	P	ERA	WHIP

Batter	1	2	3	4	5	6	7	8	9	AB	R	H	RBI	BB	SO	LOB
Tony Taylor, R (1, 4) OBP: 0.361, SLG: 0.444	4-3		2-3 1B		K		1-3 1B		6-3	5	0	2	0	0	1	1
Larry Bowa, S (1, 6) OBP: 0.278, SLG: 0.293	CS 1B		P4			F5	P4			3	0	1	0	0	0	2
John Briggs, L (7, PH) OBP: 0.335, SLG: 0.374										1	0	0	0	0	0	2
Dick Selma, R (8, 1) OBP: 0.200, SLG: 0.143										0	0	0	0	0	0	0
Don Money, R (1, 5) OBP: 0.371, SLG: 0.493	K			F7		BB 1B		HBP		3	1	1	0	0	1	1
Deron Johnson, R (1, 3) OBP: 0.335, SLG: 0.491	CS 1-2	P5		F7		K		K		4	0	0	0	0	2	2
Byron Browne, R (1, 9) OBP: 0.335, SLG: 0.473		K		HR		1B 1-2 BB		K		3	1	1	1	1	2	1
Larry Hisle, R (1, 8) OBP: 0.301, SLG: 0.325		K		FC6 BB		1-3 2-H 1B		4-3		3	0	1	1	1	1	1
Jim Hutto, R (1, 7) OBP: 0.260, SLG: 0.357			1B SH3-4 1B	FC6 1-2f		F9			F7	3	0	1	0	0	0	3
Oscar Gamble, L (9, PH) OBP: 0.332, SLG: 0.335										1	0	0	0	0	0	0
Mike Ryan, R (1, 2) OBP: 0.253, SLG: 0.273			F8		F8		F8		F8	3	0	0	0	0	0	1
Ron Stone, L (9, PH) OBP: 0.343, SLG: 0.393										1	0	0	0	0	0	0
Chris Short, R (1, 1) OBP: 0.054, SLG: 0.056			SH3-4 1-2		1-3		1B		E6	1	0	0	0	0	0	0
Rick Joseph, R (7, PH) OBP: 0.265, SLG: 0.330										1	0	1	0	0	0	0
Grant Jackson, S (7, PR) OBP: 0.129, SLG: 0.100										0	0	0	0	0	0	0
Terry Harmon, R (8, 6) OBP: 0.327, SLG: 0.356										1	0	0	0	0	0	0
Inning Stats	R: 0 E: 0 K: 1 S: 5 H: 1 LOB: 0 BB: 0 P: 5	R: 0 E: 0 K: 2 S: 7 H: 0 LOB: 0 BB: 0 P: 7	R: 0 E: 0 K: 0 S: 5 H: 2 LOB: 2 BB: 0 P: 5	R: 1 E: 0 K: 0 S: 4 H: 1 LOB: 1 BB: 1 P: 8	R: 0 E: 0 K: 1 S: 5 H: 0 LOB: 0 BB: 0 P: 5	R: 1 E: 0 K: 1 S: 7 H: 2 LOB: 2 BB: 1 P: 11	R: 0 E: 0 K: 0 S: 4 H: 2 LOB: 2 BB: 0 P: 4	R: 0 E: 0 K: 2 S: 7 H: 0 LOB: 1 BB: 0 P: 8	R: 0 E: 1 K: 0 S: 4 H: 0 LOB: 1 BB: 0 P: 4	1B: 7 2B: 0 3B: 0 HR: 1	SF: 0 SAC: 1 DP: 0 HBP: 1						

PITCHER	IP	WLS	BF	H	R	ER	SO	BB	IBB	HBP	BLK	WP	HR	S	P	ERA	WHIP
Jerry Reuss, L (1, 1) ERA: 5.68	6.2	W	28	8	2	2	5	2	0	0	0	0	1	36	44	2.70	1.500
Chuck Taylor, R (7, 1) ERA: 2.87	2.1	S	9	0	0	0	2	0	0	1	0	0	0	12	13	0.00	0.000

PITCHER	IP	WLS	BF	H	R	ER	SO	BB	IBB	HBP	BLK	WP	HR	S	P	ERA	WHIP

BOTTOM

St. Louis Cardinals @ Philadelphia Phillies
Shibe Park, Philadelphia, PA
Tue Aug 04 1970, 7:05 PM EDT
Att. 14,253 - Unknown

livebaseballscorecards.com

AB	33
R	2
H	8
RBI	2
BB	2
SO	7
LOB	14

1B: 7	SF: 0	WP: 0	PA: 38
2B: 0	SAC: 1	PB: 0	
3B: 0	DP: 0	SB: 0	
HR: 1	HBP: 1	CS: 1	

Batter	1	2	3	4	5	6	7	8	9	AB	R	H	RBI	BB	SO	LOB
Tony Taylor, R (1, 4) OBP: 0.360, SLG: 0.439	4-3			L4		6-3			FC5-4 BB	3	0	0	0	1	0	1
Larry Bowa, S (1, 6) OBP: 0.275, SLG: 0.289	5-3			6-3			6-3		P4	4	0	0	0	0	0	1
Don Money, R (1, 5) OBP: 0.370, SLG: 0.487	K			6-3			BB		F9	3	0	0	0	1	1	1
Deron Johnson, R (1, 3) OBP: 0.332, SLG: 0.485		6-3			5-3		L9		FC5-4 1-2f	4	0	0	0	0	0	2
Byron Browne, R (1, 9) OBP: 0.330, SLG: 0.466		K			6-3		K			3	0	0	0	0	2	1
Larry Hisle, R (1, 8) OBP: 0.298, SLG: 0.322		K			6-3			6-3		3	0	0	0	0	1	0
Jim Hutto, R (1, 7) OBP: 0.263, SLG: 0.356			F8			G6-4-3 1B 1B		K		3	0	1	0	0	1	0
Mike Ryan, R (1, 2) OBP: 0.265, SLG: 0.278			P3			G6-4-3 1-2 1B		BB		2	0	1	0	1	0	0
Rick Wise, R (1, 1) OBP: 0.208, SLG: 0.255			4-3			G6-4-3 1-2f 2-3		K		1	0	0	0	0	0	0
Rick Joseph, R (6, PH) OBP: 0.262, SLG: 0.327										1	0	0	0	0	0	2
Lowell Palmer, R (6, 1) OBP: 0.200, SLG: 0.263										0	0	0	0	0	0	0
Terry Harmon, R (8, PH) OBP: 0.325, SLG: 0.353										1	0	0	0	0	1	1
Fred Wenz, R (8, 1)										0	0	0	0	0	0	0
Inning Stats	R: 0 E: 0 K: 1 S: 5 H: 0 LOB: 0 BB: 0 P: 5	R: 0 E: 0 K: 2 S: 7 H: 0 LOB: 0 BB: 0 P: 7	R: 0 E: 0 K: 0 S: 3 H: 0 LOB: 0 BB: 0 P: 3	R: 0 E: 0 K: 0 S: 3 H: 0 LOB: 0 BB: 0 P: 3	R: 0 E: 0 K: 0 S: 3 H: 0 LOB: 0 BB: 0 P: 3	R: 0 E: 0 K: 0 S: 4 H: 2 LOB: 1 BB: 0 P: 4	R: 0 E: 0 K: 1 S: 5 H: 0 LOB: 1 BB: 1 P: 9	R: 0 E: 0 K: 2 S: 7 H: 0 LOB: 1 BB: 1 P: 11	R: 0 E: 0 K: 0 S: 3 H: 0 LOB: 1 BB: 1 P: 7	1B: 2 2B: 0 3B: 0 HR: 0 SF: 0 SAC: 0 DP: 1 HBP: 0						

PITCHER		IP	WLS	BF	H	R	ER	SO	BB	IBB	HBP	BLK	WP	HR	S	P	ERA	WHIP
Luke Walker, L ERA: 3.27	(1, 1)	9.0	W	31	2	0	0	6	3	0	0	0	0	0	40	52	0.00	0.556

PITCHER	IP	WLS	BF	H	R	ER	SO	BB	IBB	HBP	BLK	WP	HR	S	P	ERA	WHIP

TOP

Philadelphia Phillies @ Pittsburgh Pirates
Three Rivers Stadium, Pittsburgh, PA
Wed Aug 05 1970, 7:05 PM EDT
Att. 12,915 - Unknown

livebaseballscorecards.com

AB	28
R	0
H	2
RBI	0
BB	3
SO	6
LOB	9

PA: 31
WP: 0
PB: 0
SB: 0
CS: 0

Batter	1	2	3	4	5	6	7	8	9	AB	R	H	RBI	BB	SO	LOB
Freddie Patek, R (1, 6) OBP: 0.357, SLG: 0.372	F8	P6		L6			F7			4	0	0	0	0	0	3
Matty Alou, L (1, 8) OBP: 0.314, SLG: 0.344	6-3 3B		L8		HR BB		P3			3	2	1	0	1	0	0
Al Oliver, L (1, 9) OBP: 0.328, SLG: 0.455	6-3 3-H		G5-6-3 1B		1-H HR		G3			4	1	2	3	0	0	0
Willie Stargell, L (1, 7) OBP: 0.324, SLG: 0.503	E3 BB		G5-6-3 1-2f		F9			K		4	0	0	0	0	1	1
Richie Hebner, L (1, 5) OBP: 0.340, SLG: 0.417	1-2 BB			1B 1B 2B	P4			4-3		3	1	1	0	1	0	0
Bob Robertson, R (1, 3) OBP: 0.388, SLG: 0.579	L9			G5-4-3 1B 2-3 1B	F3			K		4	0	1	0	0	1	2
Bill Mazeroski, R (1, 4) OBP: 0.284, SLG: 0.325		6-3		G5-4-3 1-2 3-H 1B			K			3	0	1	1	0	1	0
Jerry May, R (1, 2) OBP: 0.293, SLG: 0.245		2B		G5-4-3 1-2f 2-3			5-3			3	0	1	0	0	0	2
Luke Walker, L (1, 1) OBP: 0.143, SLG: 0.100		5-3		BB			K			2	0	0	0	1	1	1
Inning Stats	R: 1 E: 1 K: 0 S: 5 H: 1 LOB: 2 BB: 1 P: 9	R: 0 E: 0 K: 0 S: 4 H: 1 LOB: 1 BB: 0 P: 4	R: 0 E: 0 K: 0 S: 3 H: 1 LOB: 0 BB: 0 P: 3	R: 1 E: 0 K: 0 S: 5 H: 3 LOB: 2 BB: 1 P: 9	R: 2 E: 0 K: 0 S: 4 H: 1 LOB: 0 BB: 1 P: 8		R: 0 E: 0 K: 2 S: 7 H: 0 LOB: 0 BB: 0 P: 7	R: 0 E: 0 K: 0 S: 3 H: 0 LOB: 0 BB: 0 P: 3	R: 0 E: 0 K: 2 S: 7 H: 0 LOB: 0 BB: 0 P: 7		1B: 3 2B: 2 3B: 1 HR: 1	SF: 0 SAC: 0 DP: 2 HBP: 0					

PITCHER		IP	WLS	BF	H	R	ER	SO	BB	IBB	HBP	BLK	WP	HR	S	P	ERA	WHIP
Rick Wise, R ERA: 3.9	(1, 1)	5.0	L	24	7	4	4	0	3	0	0	0	0	1	21	33	7.20	2.000
Lowell Palmer, R ERA: 5.38	(6, 1)	2.0		6	0	0	0	2	0	0	0	0	0	0	10	10	0.00	0.000
Fred Wenz, R ERA: 2.84	(8, 1)	1.0		3	0	0	0	2	0	0	0	0	0	0	7	7	0.00	0.000

PITCHER	IP	WLS	BF	H	R	ER	SO	BB	IBB	HBP	BLK	WP	HR	S	P	ERA	WHIP

BOTTOM

Philadelphia Phillies @ Pittsburgh Pirates
Three Rivers Stadium, Pittsburgh, PA
Wed Aug 05 1970, 7:05 PM EDT
Att. 12,915 - Unknown

livebaseballscorecards.com

AB	30
R	4
H	7
RBI	4
BB	3
SO	4
LOB	9

Batter	1	2	3	4	5	6	7	8	9	AB	R	H	RBI	BB	SO	LOB
Denny Doyle, L (1, 4) OBP: 0.291, SLG: 0.327	1-3		1-3		BB			6-3		3	0	0	0	1	0	0
Oscar Gamble, L (1, 8) OBP: 0.340, SLG: 0.351	1B		1B		P6			F9		4	0	3	0	0	0	1
Don Money, R (1, 5) OBP: 0.371, SLG: 0.486	F8		1-2			F9		BB		3	0	1	0	1	0	1
Deron Johnson, R (1, 3) OBP: 0.331, SLG: 0.483	FC4-6 1-3		L8			4-3		F9 2-3		4	0	1	0	0	0	4
John Briggs, L (1, 7) OBP: 0.329, SLG: 0.366	FC4-6 1-2f			4-3		K		G3		4	0	0	0	0	1	4
Ron Stone, L (1, 9) OBP: 0.341, SLG: 0.387		F7		6-3			G3		FC4-6 BB	3	0	0	0	1	0	0
Larry Bowa, S (1, 6) OBP: 0.272, SLG: 0.286		1-3		4-3			5-3		FC4-6 1-2f	4	0	0	0	0	0	1
Mike Ryan, R (1, 2) OBP: 0.264, SLG: 0.277		6-3			F9		1B		F3	4	0	1	0	0	0	1
Jim Bunning, R (1, 1) OBP: 0.157, SLG: 0.125			1-3		4-3		1-6-3		K	3	0	0	0	0	0	1
Tony Taylor, R (9, PH) OBP: 0.359, SLG: 0.438										1	0	0	0	0	1	1
Inning Stats	R: 0 H: 2 E: 0 LOB: 2 K: 0 BB: 0 S: 5 P: 5	R: 0 H: 0 E: 0 LOB: 0 K: 0 BB: 0 S: 3 P: 3	R: 0 H: 2 E: 0 LOB: 2 K: 0 BB: 0 S: 5 P: 5	R: 0 H: 0 E: 0 LOB: 0 K: 0 BB: 0 S: 3 P: 3	R: 0 H: 0 E: 0 LOB: 1 K: 0 BB: 1 S: 3 P: 7	R: 0 H: 0 E: 0 LOB: 0 K: 1 BB: 0 S: 5 P: 5	R: 0 H: 1 E: 0 LOB: 1 K: 0 BB: 0 S: 4 P: 4	R: 0 H: 1 E: 0 LOB: 2 K: 0 BB: 1 S: 4 P: 8	R: 0 H: 0 E: 0 LOB: 1 K: 1 BB: 1 S: 5 P: 9	1B: 5 SF: 0 2B: 1 SAC: 0 3B: 0 DP: 0 HR: 0 HBP: 0				WP: 0 PA: 36 PB: 0 SB: 0 CS: 0		

PITCHER	IP	WLS	BF	H	R	ER	SO	BB	IBB	HBP	BLK	WP	HR	S	P	ERA	WHIP
Dock Ellis, R (1, 1) ERA: 3.36	9.0	W	36	6	0	0	2	3	0	0	0	0	0	37	49	0.00	1.000

PITCHER	IP	WLS	BF	H	R	ER	SO	BB	IBB	HBP	BLK	WP	HR	S	P	ERA	WHIP

TOP

Philadelphia Phillies @ Pittsburgh Pirates
Three Rivers Stadium, Pittsburgh, PA
Thu Aug 06 1970, 7:05 PM EDT
Unknown

livebaseballscorecards.com

AB	33
R	0
H	6
RBI	0
BB	3
SO	2
LOB	14

Batter	1	2	3	4	5	6	7	8	9	AB	R	H	RBI	BB	SO	LOB
Freddie Patek, R (1, 6) OBP: 0.360, SLG: 0.383	SH, 2B, 1B	K			F8			1B, 2B		4	2	2	0	0	1	0
Matty Alou, L (1, 8) OBP: 0.314, SLG: 0.344	SH, 2B 1-2		F7		K			2-H, 1B		3	1	1	1	0	1	0
Al Oliver, L (1, 9) OBP: 0.328, SLG: 0.456	1-H, 2-H, 2B		K			F7		L6		4	0	1	2	0	1	0
Willie Stargell, L (1, 7) OBP: 0.324, SLG: 0.511	K		HR			F9				3	1	1	1	0	1	1
Richie Hebner, L (1, 5) OBP: 0.340, SLG: 0.415	FC6-4, BB		G3			F7				2	0	0	0	1	0	0
Bob Robertson, R (1, 3) OBP: 0.384, SLG: 0.572	K			4-3			P5			3	0	0	0	0	1	2
Manny Sanguillen, R (1, 2) OBP: 0.321, SLG: 0.422	FC6-4 1-2f			F9			6-3			3	0	0	0	0	0	2
Bill Mazeroski, R (1, 4) OBP: 0.281, SLG: 0.321		F9		6-3			1-3			3	0	0	0	0	0	0
Dock Ellis, S (1, 1) OBP: 0.141, SLG: 0.129		6-3			K			4-3		3	0	0	0	0	1	0
Inning Stats	R: 2 E: 1 K: 2 S: 10 H: 2 LOB: 2 BB: 1 P: 14	R: 0 E: 0 K: 1 S: 5 H: 0 LOB: 0 BB: 0 P: 5	R: 1 E: 0 K: 1 S: 6 H: 1 LOB: 0 BB: 0 P: 6	R: 0 E: 0 K: 0 S: 3 H: 0 LOB: 0 BB: 0 P: 3	R: 0 E: 0 K: 2 S: 7 H: 0 LOB: 0 BB: 0 P: 7	R: 0 E: 0 K: 0 S: 3 H: 0 LOB: 0 BB: 0 P: 3	R: 0 E: 0 K: 0 S: 3 H: 0 LOB: 0 BB: 0 P: 3	R: 1 E: 0 K: 0 S: 4 H: 2 LOB: 0 BB: 0 P: 4		1B: 2 2B: 2 3B: 0 HR: 1 SF: 0 SAC: 1 DP: 0 HBP: 0						

PITCHER	IP	WLS	BF	H	R	ER	SO	BB	IBB	HBP	BLK	WP	HR	S	P	ERA	WHIP
Jim Bunning, R (1, 1) ERA: 3.82	8.0	L	30	5	4	3	6	1	0	0	0	0	1	41	45	3.38	0.750

PITCHER	IP	WLS	BF	H	R	ER	SO	BB	IBB	HBP	BLK	WP	HR	S	P	ERA	WHIP

BOTTOM

Philadelphia Phillies @ Pittsburgh Pirates
Three Rivers Stadium, Pittsburgh, PA
Thu Aug 06 1970, 7:05 PM EDT
Unknown

livebaseballscorecards.com

AB	28
R	4
H	5
RBI	4
BB	1
SO	6
LOB	5

WP: 0 PA: 30
PB: 0
SB: 0
CS: 0

Batter	1	2	3	4	5	6	7	8	9	AB	R	H	RBI	BB	SO	LOB
Tony Taylor, R (1, 4) OBP: 0.357, SLG: 0.442	SF9 3B		6-3		4-3		F9			4	1	1	0	0	0	1
Oscar Gamble, L (1, 8) OBP: 0.333, SLG: 0.343	E5 6-3 3B		F9		G3			G3		4	1	0	0	0	0	2
John Briggs, L (1, 7) OBP: 0.327, SLG: 0.381	SF9 3-H		K			HR		F5		3	1	1	2	0	1	0
Deron Johnson, R (1, 3) OBP: 0.328, SLG: 0.478	6-3 1-2			K		K		L8		4	0	0	0	0	2	1
Ron Stone, L (1, 9) OBP: 0.344, SLG: 0.396	2-H 3B			F7		BB			F5	3	0	1	1	1	0	0
Don Money, R (1, 5) OBP: 0.370, SLG: 0.482	F5			1B		F3			L7	4	0	1	0	0	0	2
Larry Bowa, S (1, 6) OBP: 0.272, SLG: 0.286		K S 1B		4-3		L4			2-3	4	0	1	0	0	0	2
Doc Edwards, R (1, 2) OBP: 0.307, SLG: 0.268		K 1-2			1-3 1B		G3			3	0	1	0	0	1	1
Bill Champion, R (1, 1)		K 2-3			1-3 1-2		L7			1	0	0	0	0	1	1
Barry Lersch, S (3, 1) OBP: 0.111, SLG: 0.111										1	0	0	0	0	0	1
Rick Joseph, R (7, PH) OBP: 0.260, SLG: 0.323										1	0	0	0	0	0	0
Fred Wenz, R (7, 1)										0	0	0	0	0	0	0
Joe Hoerner, R (7, 1) OBP: 0.444, SLG: 0.429										0	0	0	0	0	0	0
Inning Stats	R: 2 E: 1 K: 0 S: 6 H: 2 LOB: 1 BB: 0 P: 6	R: 0 E: 0 K: 2 S: 7 H: 1 LOB: 0 BB: 0 P: 7	R: 0 E: 0 K: 1 S: 5 H: 0 LOB: 0 BB: 0 P: 5	R: 0 E: 0 K: 1 S: 6 H: 1 LOB: 1 BB: 0 P: 6	R: 0 E: 0 K: 0 S: 4 H: 1 LOB: 1 BB: 0 P: 4	R: 1 E: 0 K: 1 S: 6 H: 1 LOB: 1 BB: 1 P: 10	R: 0 E: 0 K: 0 S: 3 H: 0 LOB: 0 BB: 0 P: 3	R: 0 E: 0 K: 0 S: 3 H: 0 LOB: 0 BB: 0 P: 3	R: 0 E: 0 K: 0 S: 3 H: 0 LOB: 0 BB: 0 P: 3	1B: 3 2B: 0 3B: 2 HR: 1	SF: 1 SAC: 0 DP: 0 HBP: 0						

PITCHER	IP	WLS	BF	H	R	ER	SO	BB	IBB	HBP	BLK	WP	HR	S	P	ERA	WHIP
Bruce Dal Canton, R (1, 1) ERA: 3.54	9.0	W	34	6	3	2	5	1	0	0	0	0	1	43	47	2.00	0.778

PITCHER	IP	WLS	BF	H	R	ER	SO	BB	IBB	HBP	BLK	WP	HR	S	P	ERA	WHIP

TOP

Philadelphia Phillies @ Pittsburgh Pirates
Three Rivers Stadium, Pittsburgh, PA
Thu Aug 06 1970, 7:05 PM EDT
Att. 26,664 - Unknown

livebaseballscorecards.com

AB	32
R	3
H	6
RBI	3
BB	1
SO	5
LOB	11

1B: 3	SF: 1	WP: 0	PA: 34
2B: 0	SAC: 0	PB: 0	
3B: 2	DP: 0	SB: 1	
HR: 1	HBP: 0	CS: 0	

Batter	1	2	3	4	5	6	7	8	9	AB	R	H	RBI	BB	SO	LOB
Freddie Patek, R (1, 6) OBP: 0.379, SLG: 0.412	BBB 4-0 1B SF7 BB		x 0-0 1B 3B 1B	x 0-0 E 1B			x 0-0 1B 3B	x 0-0 FC6-4 1-2 2-3 1B		4	3	4	0	1	0	0
Matty Alou, L (1, 8) OBP: 0.317, SLG: 0.347	x 0-0 HBP 1-3 1B		x 0-0 3B 1-3 1B	x 0-0 ② 6-3 1-2			x 0-0 1B SF7 3-H 1B	x 0-0 ③ FC6-4 1-2f		5	2	3	1	0	0	4
Al Oliver, L (1, 9) OBP: 0.329, SLG: 0.461	x 0-0 ① F7		x 0-0 HR 1-H 3-H 3B	x 0-0 ③ F9			x 0-0 G4-6-3 1-3 1B			4	1	2	2	0	0	3
Willie Stargell, L (1, 7) OBP: 0.320, SLG: 0.508 Johnny Jeter, R (8, 7) OBP: 0.324, SLG: 0.366	x 0-0 ② SF7 3-H		x 0-0 ① G3		SSS 0-3 ① K		x 0-0 ① SF7 3-H			2 0	0 0	0 0	2 0	0 0	1 0	1 0
Richie Hebner, L (1, 5) OBP: 0.342, SLG: 0.412	H 1-0 FC6-4 1-2 HBP		IIII 4-0 HR IBB		x 0-0 ② F8		x 0-0 ②③ G4-6-3 1-2f			2	1	0	0	1	0	1
Bob Robertson, R (1, 3) OBP: 0.386, SLG: 0.581	x 0-0 ③ FC6-4 1-2f		x 0-0 HR 1-H 3-H		x 0-0 ③ 6-3			BBB 4-0 1B BB BB		3	1	1	3	1	0	2
Dave Cash, R (1, 4) OBP: 0.369, SLG: 0.455		x 0-0 CS 1B	x 0-0 ② F9			x 0-0 ① L9		SSS 0-3 ① K		4	0	1	0	0	1	1
Jerry May, R (1, 2) OBP: 0.283, SLG: 0.236		SSS 0-3 ①② K 1-2	x 0-0 ③ F8			x 0-0 ② P5		x 0-0 ② P4		4	0	0	0	0	1	2
Bruce Dal Canton, R (1, 1)		x 0-0 ③ F7		SSS 0-3 ① K		SSS 0-3 ③ K		BBB 4-0 1B 1-2 BB		3	0	0	0	1	2	0
Inning Stats	R: 1 H: 1 E: 0 LOB: 2 K: 0 BB: 1 S: 4 P: 9	R: 0 H: 1 E: 0 LOB: 0 K: 1 BB: 0 S: 5 P: 5	R: 5 H: 4 E: 0 LOB: 0 K: 0 BB: 1 S: 7 P: 11	R: 0 H: 1 E: 1 LOB: 1 K: 1 BB: 0 S: 6 P: 6	R: 0 H: 0 E: 0 LOB: 0 K: 1 BB: 0 S: 5 P: 5	R: 0 H: 0 E: 0 LOB: 0 K: 0 BB: 0 S: 5 P: 5	R: 2 H: 3 E: 0 LOB: 0 K: 0 BB: 0 S: 5 P: 5	R: 0 H: 1 E: 0 LOB: 3 K: 1 BB: 2 S: 6 P: 14		1B: 8 SF: 2 2B: 0 SAC: 0 3B: 2 DP: 1 HR: 1 HBP: 1						

PITCHER		IP	WLS	BF	H	R	ER	SO	BB	IBB	HBP	BLK	WP	HR	S	P	ERA	WHIP
Bill Champion, R ERA: 12.0	(1, 1)	2.0	L	12	5	4	4	1	1	0	1	0	0	0	12	17	18.00	3.000
Barry Lersch, R ERA: 3.6	(3, 1)	4.0		15	2	2	2	3	0	1	0	0	0	1	20	24	4.50	0.500
Fred Wenz, R ERA: 4.26	(7, 1)	0.0		3	3	2	2	0	0	0	0	0	0	0	3	3	∞	∞
Joe Hoerner, L ERA: 2.98	(7, 1)	2.0		8	1	0	0	1	2	0	0	0	0	0	8	16	0.00	1.500

PITCHER	IP	WLS	BF	H	R	ER	SO	BB	IBB	HBP	BLK	WP	HR	S	P	ERA	WHIP

BOTTOM

Philadelphia Phillies @ Pittsburgh Pirates
Three Rivers Stadium, Pittsburgh, PA
Thu Aug 06 1970, 7:05 PM EDT
Att. 26,664 - Unknown

livebaseballscorecards.com

AB	31
R	8
H	11
RBI	8
BB	4
SO	5
LOB	14

1B: 8 SF: 2
2B: 0 SAC: 0
3B: 2 DP: 1
HR: 1 HBP: 1

WP: 0 PA: 38
PB: 0
SB: 0
CS: 1

Batter	1	2	3	4	5	6	7	8	9	AB	R	H	RBI	BB	SO	LOB
Don Kessinger, S (1, 6) OBP: 0.344, SLG: 0.379	F3		2B BB			5-3 BB		5-3		2	1	0	0	2	0	1
Glenn Beckert, R (1, 4) OBP: 0.342, SLG: 0.362	G5-3 1B 1B		1-H 2B			5-3 1-2		5-3		4	0	2	1	0	0	2
Jim Hickman, R (1, 7) OBP: 0.422, SLG: 0.610	1-2 1B		5-3			K			BB 1B BB	3	0	1	0	1	1	2
Ron Santo, R (1, 5) OBP: 0.349, SLG: 0.437	G5-3 2-3f			F7		F8			P6	4	0	0	0	0	0	4
Randy Hundley, R (1, 2) OBP: 0.341, SLG: 0.421		F8		F7			G5-4-3 1B		BB 1-2 1B	4	0	2	0	0	0	0
Johnny Callison, L (1, 9) OBP: 0.353, SLG: 0.432		1-3		F3			K		1-2 2-3 BB	3	0	0	0	1	1	1
Jack Hiatt, R (1, 3) OBP: 0.385, SLG: 0.358		K			F8		G5-4-3 1-2f		K	3	0	0	0	0	1	1
Billy Williams, L (9, PH) OBP: 0.379, SLG: 0.585										1	0	0	0	0	1	3
Cleo James, R (1, 8) OBP: 0.295, SLG: 0.313			F8		F8			SH5-4 BB	4-3	2	0	0	0	1	0	0
Willie Smith, L (9, PH) OBP: 0.284, SLG: 0.385										1	0	0	0	0	0	3
Fergie Jenkins, R (1, 1) OBP: 0.097, SLG: 0.157			P6		K			SH5-4 1-2		2	0	0	0	0	1	0
Inning Stats	R: 0 E: 0 K: 0 S: 4 H: 2 LOB: 1 BB: 0 P: 4	R: 0 E: 0 K: 1 S: 5 H: 0 LOB: 0 BB: 0 P: 5	R: 1 E: 0 K: 0 S: 4 H: 1 LOB: 1 BB: 1 P: 8	R: 0 E: 0 K: 0 S: 3 H: 0 LOB: 0 BB: 0 P: 3	R: 0 E: 0 K: 1 S: 5 H: 0 LOB: 0 BB: 0 P: 5	R: 0 E: 0 K: 1 S: 5 H: 0 LOB: 1 BB: 1 P: 9	R: 0 E: 0 K: 1 S: 5 H: 1 LOB: 0 BB: 0 P: 5	R: 0 E: 0 K: 0 S: 3 H: 0 LOB: 1 BB: 1 P: 7	R: 0 E: 0 K: 1 S: 6 H: 1 LOB: 3 BB: 2 P: 14	1B: 4 2B: 1 3B: 0 HR: 0 SF: 0 SAC: 1 DP: 2 HBP: 0						

PITCHER		IP	WLS	BF	H	R	ER	SO	BB	IBB	HBP	BLK	WP	HR	S	P	ERA	WHIP
Grant Jackson, L ERA: 5.13	(1, 1)	8.1	W	33	5	1	1	4	5	0	0	0	0	0	36	56	1.08	1.200
Dick Selma, R ERA: 2.84	(9, 1)	0.2	S	2	0	0	0	1	0	0	0	0	0	0	4	4	0.00	0.000

PITCHER	IP	WLS	BF	H	R	ER	SO	BB	IBB	HBP	BLK	WP	HR	S	P	ERA	WHIP

Chicago Cubs @ Philadelphia Phillies

Shibe Park, Philadelphia, PA

Fri Aug 07 1970, 7:05 PM EDT
Att. 8,123 - Unknown - 76 F

TOP

livebaseballscorecards.com

AB	29
R	1
H	5
RBI	1
BB	5
SO	5
LOB	17

1B: 4	SF: 0	WP: 0	PA: 35
2B: 1	SAC: 1	PB: 0	
3B: 0	DP: 2	SB: 0	
HR: 0	HBP: 0	CS: 0	

BOTTOM

Batter	1	2	3	4	5	6	7	8	9	AB	R	H	RBI	BB	SO	LOB
Terry Harmon, R (1, 6) OBP: 0.325, SLG: 0.352 Tony Taylor, R (8, PH) OBP: 0.359, SLG: 0.444 (9, 5)	4-3			4-3 S SF9 1B		6-3		3-1 1B 1B 2-H 3-H		3	1	1	0	0	0	0
										1	1	1	2	0	0	0
Oscar Gamble, L (1, 8) OBP: 0.327, SLG: 0.335	K			4-3 1-3			1-3	3-1 2-3		4	0	0	0	0	1	2
John Briggs, L (1, 7) OBP: 0.330, SLG: 0.387	F7			SF9 3-H			2B	1B IBB		2	0	1	1	1	0	0
Deron Johnson, R (1, 3) OBP: 0.327, SLG: 0.476		K		K			K	FC4-6 1B 1-2 3-H		4	0	1	1	0	3	1
Ron Stone, L (1, 9) OBP: 0.342, SLG: 0.390		L7			K		BB	FC4-6 1-2f		3	0	0	0	1	1	2
Don Money, R (1, 5) OBP: 0.366, SLG: 0.477 (9, 6)		F7			P6		K			3	0	0	0	0	1	2
Denny Doyle, L (1, 4) OBP: 0.294, SLG: 0.328			K2-3		CS 1B			2B 1B BB		2	1	1	0	1	1	0
Mike Ryan, R (1, 2) OBP: 0.266, SLG: 0.289			K		CS 1-2	K		1B 2B 1-3		3	1	1	0	0	2	0
Grant Jackson, S (1, 1) OBP: 0.118, SLG: 0.091 Dick Selma, R (9, 1) OBP: 0.200, SLG: 0.143			F7			4-3		K		3	0	0	0	0	1	2
										0	0	0	0	0	0	0
Inning Stats	R: 0 E: 0 K: 1 S: 5 H: 0 LOB: 0 BB: 0 P: 5	R: 0 E: 0 K: 1 S: 5 H: 0 LOB: 0 BB: 0 P: 5	R: 0 E: 0 K: 2 S: 7 H: 0 LOB: 0 BB: 0 P: 7	R: 1 E: 0 K: 1 S: 6 H: 1 LOB: 0 BB: 0 P: 6	R: 0 E: 0 K: 1 S: 5 H: 1 LOB: 0 BB: 0 P: 5	R: 0 E: 0 K: 1 S: 5 H: 0 LOB: 0 BB: 0 P: 5	R: 0 E: 0 K: 2 S: 8 H: 1 LOB: 2 BB: 1 P: 12	R: 3 E: 0 K: 1 S: 8 H: 3 LOB: 2 BB: 2 P: 16		1B: 4 2B: 2 3B: 0 HR: 0 SF: 1 SAC: 0 DP: 0 HBP: 0						

PITCHER		IP	WLS	BF	H	R	ER	SO	BB	IBB	HBP	BLK	WP	HR	S	P	ERA	WHIP
Fergie Jenkins, R ERA: 3.83	(1, 1)	8.0	L	32	6	4	4	10	2	1	0	0	0	0	49	61	4.50	1.000

PITCHER	IP	WLS	BF	H	R	ER	SO	BB	IBB	HBP	BLK	WP	HR	S	P	ERA	WHIP

Chicago Cubs @ Philadelphia Phillies

Shibe Park, Philadelphia, PA

Fri Aug 07 1970, 7:05 PM EDT

Att. 8,123 - Unknown - 76 F

livebaseballscorecards.com

AB	28
R	4
H	6
RBI	4
BB	3
SO	10
LOB	9

WP: 0 PB: 0 SB: 1 CS: 1 PA: 33

Batter	1	2	3	4	5	6	7	8	9	AB	R	H	RBI	BB	SO	LOB
Don Kessinger, S (1, 6) OBP: 0.341, SLG: 0.376	F9	SF8 3-H			F8		G3			3	0	0	1	0	0	1
Glenn Beckert, R (1, 4) OBP: 0.339, SLG: 0.359	F8	FC4-6 1-2f			P4			F8		4	0	0	0	0	0	2
Billy Williams, L (1, 7) OBP: 0.376, SLG: 0.580	K		F7		F5			K		4	0	0	0	0	2	0
Jim Hickman, R (1, 8) OBP: 0.420, SLG: 0.609		P6	P6			F3		2B		4	0	1	0	0	0	0
Randy Hundley, R (1, 2) OBP: 0.337, SLG: 0.413		HR 1B	F3			6-3		F9		4	1	1	0	0	0	1
Ron Santo, R (1, 5) OBP: 0.350, SLG: 0.443		1-H HR		BB		K			P4	3	1	1	2	1	1	0
Phil Gagliano, R (1, 3) OBP: 0.225, SLG: 0.167		2B SF8 1B		P6			F8		F8	4	1	1	0	0	0	1
Johnny Callison, L (1, 9) OBP: 0.354, SLG: 0.436		1-3 2B		F8			FC5-4 1B		4-3	4	0	2	0	0	0	1
Bill Hands, R (1, 1) OBP: 0.262, SLG: 0.135 Paul Popovich, S (7, PH) OBP: 0.338, SLG: 0.370 Roberto Rodriguez, R (7, 1) OBP: 0.167, SLG: 0.364		FC4-6 BB		K			FC5-4 1-2f			1 1 0	0 0 0	0 0 0	0 0 0	1 0 0	1 0 0	1 1 0
Inning Stats	R: 0 E: 0 K: 1 S: 5 H: 0 LOB: 0 BB: 0 P: 5	R: 3 E: 0 K: 0 S: 7 H: 4 LOB: 2 BB: 1 P: 11	R: 0 E: 0 K: 0 S: 3 H: 0 LOB: 0 BB: 0 P: 3	R: 0 E: 0 K: 1 S: 5 H: 0 LOB: 1 BB: 1 P: 9	R: 0 E: 0 K: 0 S: 3 H: 0 LOB: 0 BB: 0 P: 3	R: 0 E: 0 K: 1 S: 5 H: 0 LOB: 0 BB: 0 P: 5	R: 0 E: 0 K: 0 S: 4 H: 1 LOB: 1 BB: 0 P: 4	R: 0 E: 0 K: 1 S: 6 H: 1 LOB: 1 BB: 0 P: 6	R: 0 E: 0 K: 0 S: 3 H: 0 LOB: 0 BB: 0 P: 3	1B: 3 2B: 2 3B: 0 HR: 1 SF: 1 SAC: 0 DP: 0 HBP: 0						

PITCHER	IP	WLS	BF	H	R	ER	SO	BB	IBB	HBP	BLK	WP	HR	S	P	ERA	WHIP
Chris Short, L (1, 1) ERA: 4.65	9.0	W	35	6	3	3	4	2	0	0	0	0	1	41	49	3.00	0.889

PITCHER	IP	WLS	BF	H	R	ER	SO	BB	IBB	HBP	BLK	WP	HR	S	P	ERA	WHIP

TOP

Chicago Cubs @ Philadelphia Phillies

Shibe Park, Philadelphia, PA

Sat Aug 08 1970, 3:33 AM EDT

Att. 10,964 - Cloudy - 89 F

livebaseballscorecards.com

AB	32
R	3
H	6
RBI	3
BB	2
SO	4
LOB	8

BOTTOM

Chicago Cubs @ Philadelphia Phillies

Shibe Park, Philadelphia, PA

Sat Aug 08 1970, 3:33 AM EDT
Att. 10,964 - Cloudy - 89 F

livebaseballscorecards.com

Batter	1	2	3	4	5	6	7	8	9	AB	R	H	RBI	BB	SO	LOB
Tony Taylor, R (1, 5) OBP: 0.364, SLG: 0.444	5-3			FC6-4 1B BB	E S 1B		CS BB			2	2	1	0	2	0	0
Denny Doyle, L (1, 4) OBP: 0.297, SLG: 0.330	4-3			L5	1B BB E 1-H		1B 1-2			4	2	2	1	0	0	1
John Briggs, L (1, 7) OBP: 0.338, SLG: 0.391	K			FC6-4 1-2	E 1-2 BB		PB 1-3			3	1	2	0	1	1	0
Deron Johnson, R (1, 3) OBP: 0.327, SLG: 0.473		K		FC6-4 1B 1-2f 2-3	E4 1-3 2-H		K 1-2			4	1	1	0	0	2	4
Ron Stone, L (1, 9) OBP: 0.345, SLG: 0.392		6-3		1B 1-3 3-H	1-4-3		1B 2-H 3-H			4	0	2	3	0	0	2
Oscar Gamble, L (1, 8) OBP: 0.330, SLG: 0.339		6-3		1B 1-2 3-H		1B	P4			4	0	2	1	0	0	1
Terry Harmon, R (1, 6) OBP: 0.314, SLG: 0.339		6-3	5-3			F3		K		4	0	0	0	0	1	3
Mike Ryan, R (1, 2) OBP: 0.257, SLG: 0.277		F8			P3	K		F3		4	0	0	0	0	1	1
Chris Short, R (1, 1) OBP: 0.049, SLG: 0.050		K			1-3	K		K		4	0	0	0	0	3	1
Inning Stats	R: 0 H: 0 E: 0 LOB: 0 K: 1 BB: 0 S: 5 P: 5	R: 0 H: 0 E: 0 LOB: 0 K: 1 BB: 0 S: 5 P: 5	R: 0 H: 0 E: 0 LOB: 0 K: 1 BB: 0 S: 5 P: 5	R: 2 H: 3 E: 0 LOB: 2 K: 0 BB: 1 S: 6 P: 10	R: 2 H: 3 E: 1 LOB: 2 K: 0 BB: 1 S: 6 P: 10	R: 0 H: 1 E: 0 LOB: 1 K: 2 BB: 0 S: 8 P: 8	R: 2 H: 3 E: 0 LOB: 1 K: 1 BB: 1 S: 7 P: 11	R: 0 H: 0 E: 0 LOB: 0 K: 2 BB: 0 S: 7 P: 7		1B: 10 SF: 0 2B: 0 SAC: 0 3B: 0 DP: 0 HR: 0 HBP: 0						

AB	33
R	6
H	10
RBI	5
BB	3
SO	8
LOB	13

WP: 0 PA: 36
PB: 1
SB: 1
CS: 1

PITCHER		IP	WLS	BF	H	R	ER	SO	BB	IBB	HBP	BLK	WP	HR	S	P	ERA	WHIP
Bill Hands, R ERA: 3.7	(1, 1)	6.0	L	27	7	4	3	5	2	0	0	0	0	0	35	43	4.50	1.500
Roberto Rodriguez, R ERA: 4.78	(7, 1)	2.0		9	3	2	1	3	1	0	0	0	0	0	14	18	4.50	2.000

PITCHER	IP	WLS	BF	H	R	ER	SO	BB	IBB	HBP	BLK	WP	HR	S	P	ERA	WHIP

Batter	1	2	3	4	5	6	7	8	9	AB	R	H	RBI	BB	SO	LOB
Don Kessinger, S (1, 6) OBP: 0.340, SLG: 0.374	4-3		G4-6-3 1-2f		F7			BB SH3-4 SF9 1B 3-H	6-3	5	1	1	1	0	0	3
Glenn Beckert, R (1, 4) OBP: 0.341, SLG: 0.364	2B			4-3	CS 2-3	G4-6-3 1B		SH3-4 1-2		3	0	2	0	0	0	0
Billy Williams, L (1, 7) OBP: 0.376, SLG: 0.578	6-3			1B 1B 1B		G4-6-3 1-2f		BB IBB		3	1	1	0	1	0	2
Jim Hickman, R (1, 3) OBP: 0.421, SLG: 0.607	K			1B 1-2 1B		P6		BB 1-2 2-3		3	0	1	0	1	1	1
Joe Pepitone, L (1, 8) OBP: 0.295, SLG: 0.448		3-1		G6-4-3 1-3 2-H 1B			FC4-6 1B	SF9 3-H		3	0	2	2	0	0	0
Ron Santo, R (1, 5) OBP: 0.347, SLG: 0.439		4-3		G6-4-3 1-2f			P4	L4		4	0	0	0	0	0	5
Johnny Callison, L (1, 9) OBP: 0.356, SLG: 0.445		4-3			CS 1B 1B		FC4-6 1-2f		HR	4	1	2	1	0	0	1
Randy Hundley, R (1, 2) OBP: 0.344, SLG: 0.417			G4-6-3 1B		1-2 1B		F9		F7	4	0	2	0	0	0	1
Milt Pappas, R (1, 1) OBP: 0.121, SLG: 0.250			F9		F2			1B 3B	K	3	1	1	0	0	0	3
Phil Regan, R (8, 1)										1	0	0	0	0	1	0
Inning Stats	R: 0 E: 0 K: 1 S: 6 H: 1 LOB: 1 BB: 0 P: 6	R: 0 E: 0 K: 0 S: 3 H: 0 LOB: 0 BB: 0 P: 3	R: 0 E: 0 K: 0 S: 3 H: 1 LOB: 0 BB: 0 P: 3	R: 1 E: 0 K: 0 S: 5 H: 3 LOB: 1 BB: 0 P: 5	R: 0 E: 0 K: 0 S: 4 H: 2 LOB: 1 BB: 0 P: 4	R: 0 E: 0 K: 0 S: 3 H: 1 LOB: 0 BB: 0 P: 3	R: 0 E: 0 K: 0 S: 4 H: 1 LOB: 1 BB: 0 P: 4	R: 2 E: 0 K: 0 S: 5 H: 2 LOB: 2 BB: 2 P: 13	R: 1 E: 0 K: 1 S: 6 H: 1 LOB: 0 BB: 0 P: 6							

TOP

Chicago Cubs @ Philadelphia Phillies

Shibe Park, Philadelphia, PA

Sun Aug 09 1970, 3:33 AM EDT

Unknown - 84 F

livebaseballscorecards.com

AB	33
R	4
H	12
RBI	4
BB	2
SO	2
LOB	16

PITCHER		IP	WLS	BF	H	R	ER	SO	BB	IBB	HBP	BLK	WP	HR	S	P	ERA	WHIP	PITCHER	IP	WLS	BF	H	R	ER	SO	BB	IBB	HBP	BLK	WP	HR	S	P	ERA	WHIP
Rick Wise, R ERA: 3.89	(1, 1)	7.1	L	31	11	3	3	1	1	1	0	0	0	0	31	39	3.68	1.636																	
Joe Hoerner, L ERA: 3.07	(8, 1)	1.2		6	1	1	1	1	0	0	0	0	0	1	8	8	5.40	0.600																	

PITCHER		IP	WLS	BF	H	R	ER	SO	BB	IBB	HBP	BLK	WP	HR	S	P	ERA	WHIP	PITCHER	IP	WLS	BF	H	R	ER	SO	BB	IBB	HBP	BLK	WP	HR	S	P	ERA	WHIP

Batter	1	2	3	4	5	6	7	8	9	AB	R	H	RBI	BB	SO	LOB
Tony Taylor, R (1, 5) (9, 6) OBP: 0.359, SLG: 0.437	6-3		F9		K		L6		3-1	5	0	0	0	0	1	1
Denny Doyle, L (1, 4) OBP: 0.296, SLG: 0.329	4-3		5-3		F7			BB, 1B, 1B		4	0	1	0	0	0	1
John Briggs, L (1, 7) OBP: 0.340, SLG: 0.408	4-3			1B, 1B		HR		F8		4	1	2	1	0	0	1
Deron Johnson, R (1, 3) OBP: 0.326, SLG: 0.471		F8		L8	K			1-2, BB, 1B		4	0	1	0	0	1	1
Grant Jackson, S (8, PR) OBP: 0.118, SLG: 0.091										0	0	0	0	0	0	0
Rick Joseph, R (9, 5) OBP: 0.260, SLG: 0.323										0	0	0	0	0	0	0
Ron Stone, L (1, 9) (9, 3) OBP: 0.343, SLG: 0.390		L5		1-3, 1B	K			K		4	0	1	0	0	2	2
Oscar Gamble, L (1, 8) OBP: 0.343, SLG: 0.346		1B		IBB		E5, 1B		1-2, 2-3, BB		2	0	2	0	2	0	0
Terry Harmon, R (1, 6) OBP: 0.306, SLG: 0.330		F8		K		6-3		5-3		3	0	0	0	0	1	5
Byron Browne, R (8, PH) (9, 9) OBP: 0.329, SLG: 0.464										1	0	0	0	0	0	3
Mike Ryan, R (1, 2) OBP: 0.256, SLG: 0.276			1B	F7			P5		P3	4	0	1	0	0	0	3
Rick Wise, R (1, 1) OBP: 0.196, SLG: 0.241			F2		5-3		P4		K	3	0	0	0	0	0	1
Joe Hoerner, R (8, 1) OBP: 0.444, SLG: 0.429										0	0	0	0	0	0	0
Jim Hutto, R (9, PH) OBP: 0.259, SLG: 0.351										1	0	0	0	0	1	0
Inning Stats	R: 0 H: 0 E: 0 LOB: 0 K: 0 BB: 0 S: 3 P: 3	R: 0 H: 1 E: 0 LOB: 1 K: 0 BB: 0 S: 4 P: 4	R: 0 H: 1 E: 0 LOB: 1 K: 0 BB: 0 S: 4 P: 4	R: 0 H: 2 E: 0 LOB: 3 K: 1 BB: 1 S: 7 P: 11	R: 0 H: 0 E: 0 LOB: 0 K: 1 BB: 0 S: 5 P: 5	R: 1 H: 2 E: 1 LOB: 1 K: 2 BB: 0 S: 9 P: 9	R: 0 H: 0 E: 0 LOB: 0 K: 0 BB: 0 S: 3 P: 3	R: 0 H: 2 E: 0 LOB: 3 K: 1 BB: 1 S: 7 P: 11	R: 0 H: 0 E: 0 LOB: 0 K: 1 BB: 0 S: 5 P: 5	1B: 7 SF: 0 2B: 0 SAC: 0 3B: 0 DP: 0 HR: 1 HBP: 0							

PITCHER		IP	WLS	BF	H	R	ER	SO	BB	IBB	HBP	BLK	WP	HR	S	P	ERA	WHIP
Milt Pappas, R ERA: 3.61	(1, 1)	7.2	W	33	8	1	1	5	1	1	0	0	0	1	41	49	1.17	1.174
Phil Regan, R ERA: 4.85	(8, 1)	1.1	S	4	0	0	0	1	0	0	0	0	0	0	6	6	0.00	0.000

PITCHER	IP	WLS	BF	H	R	ER	SO	BB	IBB	HBP	BLK	WP	HR	S	P	ERA	WHIP

BOTTOM

Chicago Cubs @ Philadelphia Phillies

Shibe Park, Philadelphia, PA

Sun Aug 09 1970, 3:33 AM EDT

Unknown - 84 F

livebaseballscorecards.com

AB	35
R	1
H	8
RBI	1
BB	2
SO	6
LOB	18

Chicago Cubs @ Philadelphia Phillies

Shibe Park, Philadelphia, PA

Sun Aug 09 1970, 3:38 AM EDT

Att. 19,907 - Unknown

TOP

livebaseballscorecards.com

Batter	1	2	3	4	5	6	7	8	9	AB	R	H	RBI	BB	SO	LOB
Don Kessinger, S (1, 6) OBP: 0.337, SLG: 0.370	F7	F8			4-3			6-3		4	0	0	0	0	0	2
Glenn Beckert, R (1, 4) OBP: 0.343, SLG: 0.365	1B		4-3			1B		5-3		4	0	2	0	0	0	0
Billy Williams, L (1, 7) OBP: 0.375, SLG: 0.575	F7		G6-4-3			F7		P6		4	0	1	0	0	0	2
Jim Hickman, R (1, 3) OBP: 0.421, SLG: 0.606	1-3		G6-4-3 1-2f			K			E7 G3 PB	4	1	2	0	0	1	2
Joe Pepitone, L (1, 8) OBP: 0.292, SLG: 0.443	K			4-3		F8			G3 2-3	4	0	0	0	0	1	4
Ron Santo, R (1, 5) OBP: 0.349, SLG: 0.441		K		F9			G3		BB 3-H	3	0	1	0	1	1	0
Johnny Callison, L (1, 9) OBP: 0.355, SLG: 0.443		SH5-4		4-3			G3 2-3		F9	4	0	1	0	0	0	2
Randy Hundley, R (1, 2) OBP: 0.340, SLG: 0.409		SH5-4 1-2			F7		5-3		1-3	4	0	1	0	0	0	2
Larry Gura, S (1, 1)		SH5-4 1-2 2-3			P5		K			1	0	0	0	0	0	0
Jim Colborn, R (6, 1)										0	0	0	0	0	0	0
Willie Smith, L (7, PH) OBP: 0.282, SLG: 0.382										1	0	0	0	0	1	1
Roberto Rodriguez, R (7, 1) OBP: 0.167, SLG: 0.364										0	0	0	0	0	0	0
Inning Stats	R: 0 E: 0 K: 1 S: 7 H: 2 LOB: 2 BB: 0 P: 7	R: 0 E: 0 K: 1 S: 7 H: 2 LOB: 2 BB: 0 P: 7	R: 0 E: 0 K: 0 S: 3 H: 1 LOB: 0 BB: 0 P: 3	R: 0 E: 0 K: 0 S: 3 H: 0 LOB: 0 BB: 0 P: 3	R: 0 E: 0 K: 0 S: 3 H: 0 LOB: 0 BB: 0 P: 3	R: 0 E: 0 K: 1 S: 6 H: 1 LOB: 1 BB: 0 P: 6	R: 0 E: 0 K: 1 S: 6 H: 1 LOB: 1 BB: 0 P: 6	R: 0 E: 0 K: 0 S: 3 H: 0 LOB: 0 BB: 0 P: 3	R: 1 E: 1 K: 0 S: 4 H: 1 LOB: 1 BB: 1 P: 8	1B: 7 2B: 1 3B: 0 HR: 0 SF: 0 SAC: 1 DP: 1 HBP: 0	WP: 0 PB: 1 SB: 0 CS: 0 PA: 35					

	AB	33
	R	1
	H	8
	RBI	0
	BB	1
	SO	4
	LOB	15

PITCHER	IP	WLS	BF	H	R	ER	SO	BB	IBB	HBP	BLK	WP	HR	S	P	ERA	WHIP
Barry Lersch, R (1, 1) ERA: 3.13	9.0	W	35	8	1	0	4	1	0	0	0	0	0	42	46	0.00	1.000

PITCHER	IP	WLS	BF	H	R	ER	SO	BB	IBB	HBP	BLK	WP	HR	S	P	ERA	WHIP

Batter	1	2	3	4	5	6	7	8	9	AB	R	H	RBI	BB	SO	LOB
Tony Taylor, R (1, 5) OBP: 0.360, SLG: 0.445	K		2-H HR			BB	K			3	2	1	2	1	2	1
Terry Harmon, R (1, 6) OBP: 0.305, SLG: 0.328	F9		5-3			1-2 SH1-4	K			4	1	1	0	0	1	1
John Briggs, L (1, 7) OBP: 0.345, SLG: 0.409	S 1B		K			SH1-4 1-2 2-3	1B BB			2	0	1	0	1	1	0
Deron Johnson, R (1, 3) OBP: 0.327, SLG: 0.470	K 1-2			F8		2B IBB	1-3 2-H 1B			3	0	1	1	1	1	1
Byron Browne, R (1, 9) OBP: 0.328, SLG: 0.465		6-3		P3		1-3 2-H 3-H 2B	L4			4	0	1	2	0	0	2
Larry Hisle, R (1, 8) OBP: 0.297, SLG: 0.319		CS BB		L7		K		F3		3	0	0	0	1	1	2
Denny Doyle, L (1, 4) OBP: 0.296, SLG: 0.326		1-3 1-2			F8	IBB		3-1		3	0	0	0	1	0	1
Mike Ryan, R (1, 2) OBP: 0.264, SLG: 0.306			SH3-4 HR BB		5-3	K		HR		3	2	1	1	1	1	3
Barry Lersch, S (1, 1) OBP: 0.167, SLG: 0.091			SH3-4 1-2		K		BB 1B BB	6-3		2	1	0	0	1	1	0
Inning Stats	R: 0 H: 1 E: 0 LOB: 1 K: 2 BB: 0 S: 8 P: 8	R: 0 H: 0 E: 0 LOB: 0 K: 0 BB: 1 S: 2 P: 6	R: 2 H: 1 E: 0 LOB: 0 K: 1 BB: 1 S: 6 P: 10	R: 0 H: 0 E: 0 LOB: 0 K: 0 BB: 0 S: 3 P: 3	R: 0 H: 0 E: 0 LOB: 0 K: 1 BB: 0 S: 5 P: 5	R: 2 H: 2 E: 0 LOB: 3 K: 2 BB: 3 S: 9 P: 21	R: 1 H: 1 E: 0 LOB: 2 K: 2 BB: 2 S: 8 P: 16	R: 1 H: 1 E: 0 LOB: 0 K: 0 BB: 0 S: 4 P: 4		1B: 3 SF: 0 2B: 1 SAC: 2 3B: 0 DP: 0 HR: 2 HBP: 0						

PITCHER		IP	WLS	BF	H	R	ER	SO	BB	IBB	HBP	BLK	WP	HR	S	P	ERA	WHIP
Larry Gura, L ERA: 3.9	(1, 1)	5.1	L	23	4	4	4	4	3	1	0	0	0	1	27	43	6.75	1.312
Jim Colborn, R ERA: 3.39	(6, 1)	0.2		3	0	0	0	2	0	1	0	0	0	0	6	10	0.00	0.000
Roberto Rodriguez, R ERA: 4.92	(7, 1)	2.0		10	2	2	2	2	2	0	0	0	0	1	12	20	9.00	2.000

PITCHER	IP	WLS	BF	H	R	ER	SO	BB	IBB	HBP	BLK	WP	HR	S	P	ERA	WHIP

BOTTOM

Chicago Cubs @ Philadelphia Phillies

Shibe Park, Philadelphia, PA

Sun Aug 09 1970, 3:38 AM EDT

Att. 19,907 - Unknown

livebaseballscorecards.com

AB	27
R	6
H	6
RBI	6
BB	7
SO	8
LOB	11

Batter	1	2	3	4	5	6	7	8	9	AB	R	H	RBI	BB	SO	LOB
Tony Taylor, R (1, 4) OBP: 0.361, SLG: 0.443	E4 1-3 1B	HBP			5-3		5-3		FC3-6 1B	4	1	1	0	0	0	0
Oscar Gamble, L (1, 8) OBP: 0.335, SLG: 0.337	1-3 2-3	P6			6-3		F8		FC3-6 BB 1-2f	5	0	0	0	0	0	3
John Briggs, L (1, 7) OBP: 0.346, SLG: 0.406	G3		4-3			2B BB	2B 1B		K	4	2	1	0	1	1	2
Deron Johnson, R (1, 3) OBP: 0.333, SLG: 0.476	1B BB BB		K			G3 1-H 2B	1-H 2B		1-2 BB	3	2	2	2	2	1	0
Ron Stone, L (1, 9) OBP: 0.340, SLG: 0.382	1B 1-2 1B BB		K			G3 2-3	P2		3-1	4	1	0	0	1	1	4
Don Money, R (1, 5) OBP: 0.368, SLG: 0.481	1B CS 1-3 2-H 3-H 1B			K		FC5 3-H 2B		K		4	0	2	3	0	2	0
Larry Bowa, S (1, 6) OBP: 0.274, SLG: 0.288	2-3 3-H 1B			G6-4-3 1B		6-3		1-3		4	0	2	1	0	0	1
Mike Ryan, R (1, 2) OBP: 0.272, SLG: 0.306	CS 3-H	6-3		G6-4-3 1-2f		BB		1B		3	0	1	0	1	0	1
Jim Bunning, R (1, 1) OBP: 0.145, SLG: 0.115		K			4-3	FC5 2-3f		5-3		4	0	0	0	0	1	3
Joe Hoerner, R (9, 1) OBP: 0.444, SLG: 0.429										0	0	0	0	0	0	0
Dick Selma, R (9, 1) OBP: 0.200, SLG: 0.143										0	0	0	0	0	0	0
Inning Stats	R: 3 E: 1 K: 0 S: 5 H: 2 LOB: 1 BB: 2 P: 13	R: 0 E: 0 K: 1 S: 5 H: 0 LOB: 1 BB: 0 P: 6	R: 0 E: 0 K: 2 S: 7 H: 0 LOB: 0 BB: 0 P: 7	R: 0 E: 0 K: 1 S: 5 H: 1 LOB: 0 BB: 0 P: 5	R: 0 E: 0 K: 0 S: 3 H: 0 LOB: 0 BB: 0 P: 3	R: 2 E: 0 K: 0 S: 5 H: 2 LOB: 2 BB: 2 P: 13	R: 1 E: 0 K: 0 S: 5 H: 2 LOB: 1 BB: 0 P: 5	R: 0 E: 0 K: 1 S: 6 H: 1 LOB: 1 BB: 0 P: 6	R: 0 E: 0 K: 1 S: 6 H: 1 LOB: 2 BB: 1 P: 10	1B: 6 2B: 3 3B: 0 HR: 0 SF: 0 SAC: 0 DP: 1 HBP: 1	WP: 0 PB: 0 SB: 0 CS: 1 PA: 42					

PITCHER		IP	WLS	BF	H	R	ER	SO	BB	IBB	HBP	BLK	WP	HR	S	P	ERA	WHIP
Jack Billingham, R ERA: 3.49	(1, 1)	8.0	L	36	8	6	3	5	4	0	1	0	0	0	41	58	3.38	1.500
Jack Dilauro, L ERA: 4.5	(9, 1)	1.0		5	1	0	0	1	1	0	0	0	0	0	6	10	0.00	2.000

PITCHER	IP	WLS	BF	H	R	ER	SO	BB	IBB	HBP	BLK	WP	HR	S	P	ERA	WHIP

Philadelphia Phillies @ Houston Astros

Astrodome, Houston, TX

Tue Aug 11 1970, 8:05 PM EDT

Att. 18,184 - Unknown

TOP

livebaseballscorecards.com

AB	35
R	6
H	9
RBI	6
BB	5
SO	6
LOB	14

Batter	1	2	3	4	5	6	7	8	9	AB	R	H	RBI	BB	SO	LOB
Jesus Alou, R (1, 9) OBP: 0.356, SLG: 0.406	4-3		1-H 2B		F8			6-3	K	5	0	1	1	0	1	3
Joe Morgan, L (1, 4) OBP: 0.399, SLG: 0.386	1-3		6-3			F8			HR	4	1	1	1	0	0	1
Jimmy Wynn, R (1, 7) OBP: 0.399, SLG: 0.506	5-3			K		P2			F3	4	0	0	0	0	1	0
John Mayberry, L (1, 3) OBP: 0.321, SLG: 0.435		K		F9		K			1B 1B	4	1	1	0	0	2	0
Denis Menke, R (1, 6) OBP: 0.377, SLG: 0.417		6-3		1B			G6-3 1B		1B 1-2 G3 1B	4	1	3	0	0	0	0
Doug Rader, R (1, 5) OBP: 0.322, SLG: 0.440		L8		K			G6-3 1-2f		G3 1-3 2-H 1B	4	1	1	1	0	1	2
Cesar Cedeno, R (1, 8) OBP: 0.300, SLG: 0.404			2B 1B		6-3		5-3		G3 1-2 3-H	4	1	1	1	0	0	1
Johnny Edwards, L (1, 2) OBP: 0.274, SLG: 0.307			F5		SH3-4 1B			G4-6-3 1B	1B 2-H 1B	4	0	3	1	0	0	1
Ron Cook, L (9, PR) OBP: 0.267, SLG: 0.357										0	0	0	0	0	0	0
Jack Billingham, R (1, 1) OBP: 0.143, SLG: 0.077			K		SH3-4 1-2			G4-6-3 1-2f	1-2 1B	1	0	0	0	0	1	1
Cesar Geronimo, L (8, PH) OBP: 0.333, SLG: 0.250										1	0	0	0	0	0	1
Jack Dilauro, S (9, 1)										0	0	0	0	0	0	0
Norm Miller, L (9, PH) OBP: 0.354, SLG: 0.349										0	0	0	0	0	0	0
Larry Howard, R (9, PH) OBP: 0.500, SLG: 0.500										1	0	1	0	0	0	0
Inning Stats	R: 0 E: 0 K: 0 S: 3 H: 0 LOB: 0 BB: 0 P: 3	R: 0 E: 0 K: 1 S: 5 H: 0 LOB: 0 BB: 0 P: 5	R: 1 E: 0 K: 1 S: 7 H: 2 LOB: 1 BB: 0 P: 7	R: 0 E: 0 K: 2 S: 8 H: 1 LOB: 1 BB: 0 P: 8	R: 0 E: 0 K: 0 S: 4 H: 1 LOB: 1 BB: 0 P: 4	R: 0 E: 0 K: 1 S: 5 H: 0 LOB: 0 BB: 0 P: 5	R: 0 E: 0 K: 0 S: 3 H: 1 LOB: 0 BB: 0 P: 3	R: 0 E: 0 K: 0 S: 3 H: 1 LOB: 0 BB: 0 P: 3	R: 4 E: 0 K: 1 S: 11 H: 6 LOB: 2 BB: 0 P: 11	1B: 10 2B: 1 3B: 0 HR: 1	SF: 0 SAC: 1 DP: 2 HBP: 0						

PITCHER		IP	WLS	BF	H	R	ER	SO	BB	IBB	HBP	BLK	WP	HR	S	P	ERA	WHIP
Jim Bunning, R ERA: 3.9	(1, 1)	8.2	W	35	11	5	5	5	0	0	0	0	0	1	45	45	5.19	1.269
Joe Hoerner, L ERA: 3.07	(9, 1)	0.0		1	1	0	0	0	0	0	0	0	0	0	1	1	∞	∞
Dick Selma, R ERA: 2.83	(9, 1)	0.1	S	1	0	0	0	1	0	0	0	0	0	0	3	3	0.00	0.000

PITCHER	IP	WLS	BF	H	R	ER	SO	BB	IBB	HBP	BLK	WP	HR	S	P	ERA	WHIP

BOTTOM

Philadelphia Phillies @ Houston Astros

Astrodome, Houston, TX

Tue Aug 11 1970, 8:05 PM EDT

Att. 18,184 - Unknown

livebaseballscorecards.com

AB	36
R	5
H	12
RBI	5
BB	0
SO	6
LOB	10

WP: 0	PA: 37		
PB: 0			
SB: 0			
CS: 0			

Batter	1	2	3	4	5	6	7	8	9	AB	R	H	RBI	BB	SO	LOB
Denny Doyle, L (1, 4) OBP: 0.292, SLG: 0.322	G3		1-3			L7		F7		4	0	0	0	0	0	0
Oscar Gamble, L (1, 8) OBP: 0.329, SLG: 0.330	K		5-3			4-3			F8	4	0	0	0	0	1	0
John Briggs, L (1, 7) OBP: 0.344, SLG: 0.403	1B			4-3		P6			3-1	4	0	1	0	0	0	0
Deron Johnson, R (1, 3) OBP: 0.332, SLG: 0.474	F7			P6			6-3		1B	4	0	1	0	0	0	1
Ron Stone, L (1, 9) OBP: 0.339, SLG: 0.380		4-3 5-3 1B		1-3			G3		4-3	4	0	1	0	0	0	1
Don Money, R (1, 5) OBP: 0.371, SLG: 0.486		5-3 1-2			FC1-4 1B		2B			3	0	2	0	0	0	1
Larry Bowa, S (1, 6) OBP: 0.272, SLG: 0.286		4-3 2-3			FC1-4 1-2f		5-3			3	0	0	0	0	0	3
Mike Ryan, R (1, 2) OBP: 0.266, SLG: 0.298		K			L9			K		3	0	0	0	0	2	2
Grant Jackson, S (1, 1) OBP: 0.111, SLG: 0.086			4-3		4-3			6-3		2	0	0	0	0	0	1
Tony Taylor, R (8, PH) OBP: 0.360, SLG: 0.442										1	0	0	0	0	0	0
Fred Wenz, R (8, 1)										0	0	0	0	0	0	0
Inning Stats	R: 0 E: 0 K: 1 S: 6 H: 1 LOB: 1 BB: 0 P: 6	R: 0 E: 0 K: 1 S: 6 H: 1 LOB: 1 BB: 0 P: 6	R: 0 E: 0 K: 0 S: 3 H: 0 LOB: 0 BB: 0 P: 3	R: 0 E: 0 K: 0 S: 3 H: 0 LOB: 0 BB: 0 P: 3	R: 0 E: 0 K: 0 S: 4 H: 1 LOB: 1 BB: 0 P: 4	R: 0 E: 0 K: 0 S: 3 H: 0 LOB: 0 BB: 0 P: 3	R: 0 E: 0 K: 0 S: 4 H: 1 LOB: 1 BB: 0 P: 4	R: 0 E: 0 K: 1 S: 5 H: 0 LOB: 0 BB: 0 P: 5	R: 0 E: 0 K: 0 S: 4 H: 1 LOB: 1 BB: 0 P: 4	1B: 4 2B: 1 3B: 0 HR: 0 SF: 0 SAC: 0 DP: 0 HBP: 0						

PITCHER	IP	WLS	BF	H	R	ER	SO	BB	IBB	HBP	BLK	WP	HR	S	P	ERA	WHIP
Larry Dierker, R (1, 1) ERA: 3.86	9.0	W	32	5	0	0	3	0	0	0	0	0	0	38	38	0.00	0.556

PITCHER	IP	WLS	BF	H	R	ER	SO	BB	IBB	HBP	BLK	WP	HR	S	P	ERA	WHIP

TOP

Philadelphia Phillies @ Houston Astros

Astrodome, Houston, TX

Wed Aug 12 1970, 8:05 PM EDT

Att. 16,677 - Unknown

livebaseballscorecards.com

AB	32
R	0
H	5
RBI	0
BB	0
SO	3
LOB	9

Batter	1	2	3	4	5	6	7	8	9	AB	R	H	RBI	BB	SO	LOB
Jesus Alou, R (1, 9) OBP: 0.351, SLG: 0.401	4-3	5-3		F4		G1				4	0	0	0	0	0	3
Joe Morgan, L (1, 4) OBP: 0.396, SLG: 0.382	P5		4-3		F9		4-3			4	0	0	0	0	0	0
Jimmy Wynn, R (1, 7) OBP: 0.398, SLG: 0.504	1B		F2		F7		K			4	0	1	0	0	1	0
Doug Rader, R (1, 5) OBP: 0.323, SLG: 0.439	F8		E 1B		BB		P4			3	0	1	0	1	0	1
Denis Menke, R (1, 6) OBP: 0.378, SLG: 0.425		1B 2B 1B	E5 1-2		F9			HR		4	2	2	1	0	0	2
Cesar Cedeno, R (1, 8) OBP: 0.299, SLG: 0.401		1-2 2B 1B	F8			F8		4-3		4	0	1	0	0	0	2
John Mayberry, L (1, 3) OBP: 0.329, SLG: 0.444		E 1-H 2-H 2B	4-3			1B SH1-3 BB		6-3		3	2	1	1	1	0	0
Johnny Edwards, L (1, 2) OBP: 0.276, SLG: 0.309		E7 2-H 1B	K			SH1-3 1-3 1B		F8		4	0	2	1	0	1	0
Larry Dierker, R (1, 1) OBP: 0.159, SLG: 0.164		K	1B			SH1-3 1-2 3-H				2	0	1	1	0	1	1
Inning Stats	R: 0 E: 0 K: 0 S: 4 H: 1 LOB: 1 BB: 0 P: 4	R: 2 E: 1 K: 1 S: 8 H: 4 LOB: 1 BB: 0 P: 8	R: 0 E: 1 K: 0 S: 5 H: 1 LOB: 2 BB: 0 P: 5	R: 0 E: 0 K: 1 S: 6 H: 1 LOB: 1 BB: 0 P: 6	R: 0 E: 0 K: 0 S: 3 H: 0 LOB: 1 BB: 1 P: 7	R: 1 E: 0 K: 0 S: 4 H: 1 LOB: 1 BB: 1 P: 8	R: 0 E: 0 K: 1 S: 5 H: 0 LOB: 0 BB: 0 P: 5	R: 1 E: 0 K: 0 S: 4 H: 1 LOB: 0 BB: 0 P: 4		1B: 7 2B: 1 3B: 0 HR: 1 SF: 0 SAC: 1 DP: 0 HBP: 0						

PITCHER		IP	WLS	BF	H	R	ER	SO	BB	IBB	HBP	BLK	WP	HR	S	P	ERA	WHIP
Grant Jackson, L ERA: 5.05	(1, 1)	7.0	L	31	8	3	3	3	2	0	0	0	0	0	35	43	3.86	1.429
Fred Wenz, R ERA: 4.61	(8, 1)	1.0		4	1	1	1	0	0	0	0	0	0	1	4	4	9.00	1.000

PITCHER	IP	WLS	BF	H	R	ER	SO	BB	IBB	HBP	BLK	WP	HR	S	P	ERA	WHIP

BOTTOM

Philadelphia Phillies @ Houston Astros

Astrodome, Houston, TX

Wed Aug 12 1970, 8:05 PM EDT

Att. 16,677 - Unknown

livebaseballscorecards.com

AB	32
R	4
H	9
RBI	4
BB	2
SO	3
LOB	9

Batter	1	2	3	4	5	6	7	8	9	AB	R	H	RBI	BB	SO	LOB
Tony Taylor, R (1, 4) OBP: 0.366, SLG: 0.445	G5-4-3 1B			G3 1B		1B 2B 1B	BBBB FC4-2 1-2 BB		G3	4	1	3	0	1	0	0
Larry Bowa, S (1, 6) OBP: 0.272, SLG: 0.285	G5-4-3 1-2f			G3 1-2		1-2 2B 1B	FC4-2 1-2 2-3 3-Hf			4	1	1	0	0	0	5
Don Money, R (1, 5) OBP: 0.369, SLG: 0.486	5-3			6-3		1B SF7 2B 1-H 2-H	6-3			4	1	1	2	0	0	4
Deron Johnson, R (1, 3) OBP: 0.333, SLG: 0.474		FC4-6 1B		SSS K		2-3 1B		F2		4	0	2	0	0	1	1
Byron Browne, R (1, 9) OBP: 0.324, SLG: 0.460 Ron Stone, L (8, PH) (8, 9) OBP: 0.341, SLG: 0.380	FC4-6 CS 1-2f				5-3	SF7 3-H		BBBB BB		2 0	0 0	0 0	1 0	0 1	0 0	1 0
Jim Hutto, R (1, 7) OBP: 0.250, SLG: 0.338 John Briggs, L (8, PH) (8, 7) OBP: 0.343, SLG: 0.401	SSS K 1-2				SSS K	F9			F7	3 1	0 0	0 0	0 0	0 0	2 0	2 1
Larry Hisle, R (1, 8) OBP: 0.300, SLG: 0.321		F9			E 1B	1B FC4-2 1B	SSS K			4	0	2	0	0	1	1
Mike Ryan, R (1, 2) OBP: 0.267, SLG: 0.299 Oscar Gamble, L (9, PH) OBP: 0.327, SLG: 0.328		L5			F9 1-2	FC4-2 BB 1-3 1B			1-3	3 1	0 0	1 0	0 0	0 0	0 0	1 0
Chris Short, R (1, 1) OBP: 0.045, SLG: 0.047 Dick Selma, R (8, 1) OBP: 0.200, SLG: 0.143 Joe Hoerner, R (8, 1) OBP: 0.444, SLG: 0.429 Denny Doyle, L (9, PH) OBP: 0.292, SLG: 0.321		6-3				G3	SSS K		4-3	3 0 0 1	0 0 0 0	0 0 0 0	0 0 0 0	0 0 0 0	1 0 0 0	2 0 0 0
Inning Stats	R: 0 E: 0 K: 0 S: 3 H: 1 LOB: 0 BB: 0 P: 3	R: 0 E: 0 K: 1 S: 5 H: 1 LOB: 0 BB: 0 P: 5	R: 0 E: 0 K: 0 S: 3 H: 0 LOB: 0 BB: 0 P: 3	R: 0 E: 0 K: 1 S: 6 H: 1 LOB: 1 BB: 0 P: 6	R: 0 E: 0 K: 1 S: 6 H: 1 LOB: 1 BB: 0 P: 6	R: 3 E: 0 K: 0 S: 7 H: 4 LOB: 1 BB: 0 P: 7	R: 0 E: 0 K: 1 S: 7 H: 2 LOB: 3 BB: 1 P: 11	R: 0 E: 0 K: 1 S: 5 H: 0 LOB: 1 BB: 1 P: 9	R: 0 E: 0 K: 0 S: 3 H: 0 LOB: 0 BB: 0 P: 3	1B: 9 2B: 1 3B: 0 HR: 0	SF: 1 SAC: 0 DP: 1 HBP: 0					

TOP

Philadelphia Phillies @ Houston Astros

Astrodome, Houston, TX

Thu Aug 13 1970, 8:05 PM EDT

Att. 14,413 - Dome

livebaseballscorecards.com

AB	34
R	3
H	10
RBI	3
BB	2
SO	5
LOB	18

WP: 0 PB: 0 SB: 0 CS: 1 PA: 37

PITCHER		IP	WLS	BF	H	R	ER	SO	BB	IBB	HBP	BLK	WP	HR	S	P	ERA	WHIP
Wade Blasingame, L ERA: 2.4	(1, 1)	6.0		26	10	3	3	3	0	0	0	0	0	0	32	32	4.50	1.667
George Culver, R ERA: 3.74	(7, 1)	1.0		4	0	0	0	1	1	0	0	0	0	0	5	9	0.00	1.000
Jim Ray, R ERA: 4.02	(8, 1)	1.0	W	4	0	0	0	1	1	0	0	0	0	0	5	9	0.00	1.000
Fred Gladding, R ERA: 4.12	(9, 1)	1.0	S	3	0	0	0	0	0	0	0	0	0	0	3	3	0.00	0.000

PITCHER	IP	WLS	BF	H	R	ER	SO	BB	IBB	HBP	BLK	WP	HR	S	P	ERA	WHIP

Batter	1	2	3	4	5	6	7	8	9	AB	R	H	RBI	BB	SO	LOB
Jesus Alou, R (1, 9) OBP: 0.352, SLG: 0.403	L8	4-3		SF8 3-H			1B	1B 1-2 2-H 3-H		4	0	2	3	0	0	2
Joe Morgan, L (1, 4) OBP: 0.394, SLG: 0.380	FC5-4 PB 1B		F3	4-3			F6 S S S	K		5	0	1	0	0	1	5
Jimmy Wynn, R (1, 7) OBP: 0.399, SLG: 0.501	FC5-4 1-2 BB		S BB		F7		6-3			2	0	0	0	2	0	1
Doug Rader, R (1, 5) OBP: 0.323, SLG: 0.437	FC5-4 1-2f 2-3		K 1-2		K			1B BB G3 1B		4	1	1	0	0	2	3
Denis Menke, R (1, 6) OBP: 0.377, SLG: 0.422	K		F9		6-3			G3 1B 1B 1-2 BB		3	1	0	0	1	1	3
Cesar Cedeno, R (1, 8) OBP: 0.302, SLG: 0.403		F8		1B SF8		F3		G3 1B 1-2 2-3		4	2	2	0	0	0	0
John Mayberry, L (1, 3) OBP: 0.326, SLG: 0.434		BB 1B		F5		F9		G3 1-2 2-3 3-H		4	0	1	1	0	0	3
Johnny Edwards, L (1, 2) OBP: 0.281, SLG: 0.310		1-2 BB		BB 1-3 1B		L7		1B IBB		2	0	1	0	2	0	0
Wade Blasingame, L (1, 1) George Culver, R (7, 1) OBP: 0.182, SLG: 0.300 Marty Martinez, S (7, PH) OBP: 0.286, SLG: 0.257 Jim Ray, R (8, 1) OBP: 0.250, SLG: 0.250 Norm Miller, L (8, PH) OBP: 0.352, SLG: 0.347 Fred Gladding, L (9, 1)	K			1-2 BB		F8		P4		1 0 1 0 1 0	0 0 0 0 0 0	0 0 0 0 0 0	0 0 0 0 0 0	1 0 0 0 0 0	1 0 0 0 0 3	2 0 0 0 0 0
Inning Stats	R: 0 E: 0 K: 1 S: 6 H: 1 LOB: 2 BB: 1 P: 10	R: 0 E: 0 K: 1 S: 6 H: 1 LOB: 2 BB: 1 P: 10	R: 0 E: 0 K: 1 S: 5 H: 0 LOB: 1 BB: 1 P: 9	R: 1 E: 0 K: 0 S: 5 H: 2 LOB: 2 BB: 1 P: 9	R: 0 E: 0 K: 1 S: 5 H: 0 LOB: 0 BB: 0 P: 5	R: 0 E: 0 K: 0 S: 3 H: 0 LOB: 0 BB: 0 P: 3	R: 0 E: 0 K: 0 S: 4 H: 1 LOB: 1 BB: 0 P: 4	R: 3 E: 0 K: 1 S: 8 H: 3 LOB: 2 BB: 2 P: 16		1B: 8 2B: 0 3B: 0 HR: 0	SF: 1 SAC: 0 DP: 0 HBP: 0			WP: 0 PB: 1 SB: 1 CS: 0	PA: 38		

BOTTOM

Philadelphia Phillies @ Houston Astros

Astrodome, Houston, TX

Thu Aug 13 1970, 8:05 PM EDT

Att. 14,413 - Dome

livebaseballscorecards.com

AB	31
R	4
H	8
RBI	4
BB	6
SO	5
LOB	22

PITCHER		IP	WLS	BF	H	R	ER	SO	BB	IBB	HBP	BLK	WP	HR	S	P	ERA	WHIP
Chris Short, L ERA: 4.61	(1, 1)	7.0		32	6	3	3	4	5	0	0	0	0	0	35	55	3.86	1.571
Dick Selma, R ERA: 2.91	(8, 1)	0.2	L	5	2	1	1	0	0	1	0	0	0	0	4	8	13.50	3.000
Joe Hoerner, L ERA: 3.05	(8, 1)	0.1		1	0	0	0	1	0	0	0	0	0	0	3	3	0.00	0.000

PITCHER	IP	WLS	BF	H	R	ER	SO	BB	IBB	HBP	BLK	WP	HR	S	P	ERA	WHIP

Philadelphia Phillies @ Cincinnati Reds

Riverfront Stadium, Cincinnati, OH

Fri Aug 14 1970, 7:05 PM EDT

Att. 31,604 - Unknown

TOP

livebaseballscorecards.com

Batter	1	2	3	4	5	6	7	8	9	AB	R	H	RBI	BB	SO	LOB
Denny Doyle, L (1, 4) OBP: 0.296, SLG: 0.325	G4-3 1B		4-3		1B 1B 2-3 1B	F9			E6 1B 1B	5	0	3	0	0	0	0
Oscar Gamble, L (1, 8) OBP: 0.329, SLG: 0.330	G4-3 1-2f		4-3		BB 1B BB 1-2 3-H 1B		F3		F7 2-3 1B	5	1	2	1	0	0	1
John Briggs, L (1, 7) OBP: 0.348, SLG: 0.403	K			1B E BB	BB BB SF8 1-2 2-H 1B		1B		F7 1-2	4	2	2	0	1	1	2
Deron Johnson, R (1, 3) OBP: 0.334, SLG: 0.472		5-3		E 1-3 1B	BB 1-2 2-3 BB		F9		6-3	4	1	1	0	1	0	3
Ron Stone, L (1, 9) OBP: 0.344, SLG: 0.384		2B		F6	1-2 2-3 3-H BB		1-3			3	0	1	1	1	0	3
Don Money, R (1, 5) OBP: 0.371, SLG: 0.485		HBP		E IBB	SF8 3-H			5-3		1	0	0	1	1	0	0
Larry Bowa, S (1, 6) OBP: 0.269, SLG: 0.282		P6		6-3 1-3 2-H 3-H	3-1			4-3		4	0	0	0	0	0	5
Mike Ryan, R (1, 2) OBP: 0.259, SLG: 0.289		L7		6-3		K2-3		K		4	0	0	0	0	2	3
Rick Wise, R (1, 1) OBP: 0.203, SLG: 0.263			6-3		1B 1B 2B	K			K	3	1	1	0	0	1	0
Fred Wenz, R (7, 1)										1	0	0	0	0	1	0
Joe Hoerner, R (9, 1) OBP: 0.444, SLG: 0.429										0	0	0	0	0	0	0
Inning Stats	R: 0 E: 0 K: 1 S: 5 H: 1 LOB: 0 BB: 0 P: 5	R: 0 E: 0 K: 0 S: 4 H: 1 LOB: 2 BB: 0 P: 5	R: 0 E: 0 K: 0 S: 3 H: 0 LOB: 0 BB: 0 P: 3	R: 2 E: 1 K: 0 S: 4 H: 1 LOB: 1 BB: 2 P: 12	R: 3 E: 0 K: 0 S: 6 H: 4 LOB: 2 BB: 2 P: 14	R: 0 E: 0 K: 2 S: 7 H: 0 LOB: 0 BB: 0 P: 7	R: 0 E: 0 K: 0 S: 4 H: 1 LOB: 1 BB: 0 P: 4	R: 0 E: 0 K: 1 S: 5 H: 0 LOB: 0 BB: 0 P: 5	R: 0 E: 1 K: 1 S: 7 H: 2 LOB: 2 BB: 0 P: 7	1B: 8 2B: 2 3B: 0 HR: 0 SF: 1 SAC: 0 DP: 1 HBP: 1							

	AB	34
	R	5
	H	10
	RBI	3
	BB	4
	SO	5
	LOB	17

WP: 0 PB: 0 SB: 0 CS: 0 PA: 40

PITCHER		IP	WLS	BF	H	R	ER	SO	BB	IBB	HBP	BLK	WP	HR	S	P	ERA	WHIP
Wayne Simpson, R ERA: 3.01	(1, 1)	3.0		11	2	0	0	1	0	0	1	0	0	0	12	13	0.00	0.667
Mel Behney, L ERA: 20.25	(4, 1)	1.1	L	12	5	5	3	0	3	1	0	0	0	0	8	24	20.25	6.000
Ray Washburn, R ERA: 7.98	(5, 1)	0.2		2	0	0	0	0	0	0	0	0	0	0	2	2	0.00	0.000
Don Gullett, L ERA: 3.33	(6, 1)	2.0		7	1	0	0	2	0	0	0	0	0	0	11	11	0.00	0.500
Wayne Granger, R ERA: 2.51	(8, 1)	2.0		8	2	0	0	2	0	0	0	0	0	0	12	12	0.00	1.000

PITCHER	IP	WLS	BF	H	R	ER	SO	BB	IBB	HBP	BLK	WP	HR	S	P	ERA	WHIP

BOTTOM

Philadelphia Phillies @ Cincinnati Reds

Riverfront Stadium, Cincinnati, OH

Fri Aug 14 1970, 7:05 PM EDT

Att. 31,604 - Unknown

Batter	1	2	3	4	5	6	7	8	9	AB	R	H	RBI	BB	SO	LOB
Pete Rose, S (1, 9) OBP: 0.400, SLG: 0.497	F7		F7		BB		1B		1B	4	0	2	0	1	0	0
Bobby Tolan, L (1, 8) OBP: 0.391, SLG: 0.470	K			F2-1 1B	F7		G4-6-3 1B		1B	5	0	3	2	0	1	2
Tony Perez, R (1, 5) OBP: 0.421, SLG: 0.642 Hal McRae, R (4, 5) OBP: 0.343, SLG: 0.533 Wayne Granger, R (8, 1) OBP: 0.143, SLG: 0.143 Pat Corrales, R (9, PH) OBP: 0.345, SLG: 0.392	2B			F2-1 1B		FC5-4 1B	G4-6-3 1B		4-3	1 3 0 1	0 0 0 0	1 1 0 0	0 0 0 0	0 0 0 0	0 0 0 0	0 4 0 2
Johnny Bench, R (1, 2) OBP: 0.349, SLG: 0.641	6-3			HR 1B		L7		K	G4-6-3 IBB	4	1	1	0	1	1	2
Bernie Carbo, L (1, 7) OBP: 0.460, SLG: 0.609		FC6-4 BB		HR		FC5-4 1B		BB	G4-6-3	3	1	2	2	2	0	3
Lee May, R (1, 3) OBP: 0.294, SLG: 0.496		FC6-4 L6-3		L7		FC5-4		K		4	0	0	0	0	1	4
Tommy Helms, R (1, 4) OBP: 0.256, SLG: 0.272		L6-3			L4-3 2B	1-3		L6		4	0	1	0	0	0	4
Woody Woodward, R (1, 6) OBP: 0.305, SLG: 0.308 (8, 5)			6-3		P1		1B 1B 1B		1B 1B 1B BB	3	1	1	0	1	0	1
Wayne Simpson, R (1, 1) OBP: 0.169, SLG: 0.095 Mel Behney, L (4, 1) Ray Washburn, R (5, 1) Ty Cline, L (5, PH) OBP: 0.341, SLG: 0.375 Don Gullett, R (6, 1) OBP: 0.333, SLG: 0.455 Angel Bravo, L (7, PH) OBP: 0.361, SLG: 0.345 Dave Concepcion, R (8, 6) OBP: 0.330, SLG: 0.343			6-3		L4-3		K		1B 1B 1B	1 0 0 1 0 1 1	0 0 0 0 0 0 1	0 0 0 0 0 1 1	0 0 0 0 0 1 1	0 0 0 0 0 0 0	0 0 0 1 0 1 0	0 0 0 1 0 1 0
Inning Stats	R: 0 E: 0 K: 1 S: 6 H: 1 LOB: 1 BB: 0 P: 6	R: 0 E: 0 K: 0 S: 2 H: 0 LOB: 0 BB: 1 P: 6	R: 0 E: 0 K: 0 S: 3 H: 0 LOB: 0 BB: 0 P: 3	R: 2 E: 0 K: 0 S: 5 H: 3 LOB: 0 BB: 0 P: 5	R: 0 E: 0 K: 0 S: 4 H: 1 LOB: 2 BB: 1 P: 8	R: 0 E: 0 K: 0 S: 5 H: 2 LOB: 2 BB: 0 P: 5	R: 0 E: 0 K: 1 S: 7 H: 3 LOB: 2 BB: 0 P: 7	R: 0 E: 0 K: 2 S: 7 H: 0 LOB: 1 BB: 1 P: 11	R: 2 E: 0 K: 0 S: 5 H: 3 LOB: 2 BB: 2 P: 13	1B: 10 2B: 4 3B: 0 HR: 1	SF: 0 SAC: 0 DP: 4 HBP: 0						

AB	36
R	4
H	13
RBI	4
BB	5
SO	4
LOB	24

WP: 0 PB: 0 SB: 0 CS: 0 PA: 41

livebaseballscorecards.com

PITCHER		IP	WLS	BF	H	R	ER	SO	BB	IBB	HBP	BLK	WP	HR	S	P	ERA	WHIP
Rick Wise, R ERA: 3.85	(1, 1)	6.1	W	29	10	2	2	2	2	0	0	0	0	1	31	39	2.84	1.895
Fred Wenz, R ERA: 5.28	(7, 1)	1.2		7	1	2	2	2	2	0	0	0	0	0	9	17	10.80	1.800
Joe Hoerner, L ERA: 2.98	(9, 1)	1.0	S	5	2	0	0	0	0	1	0	0	0	0	4	8	0.00	2.000

PITCHER	IP	WLS	BF	H	R	ER	SO	BB	IBB	HBP	BLK	WP	HR	S	P	ERA	WHIP

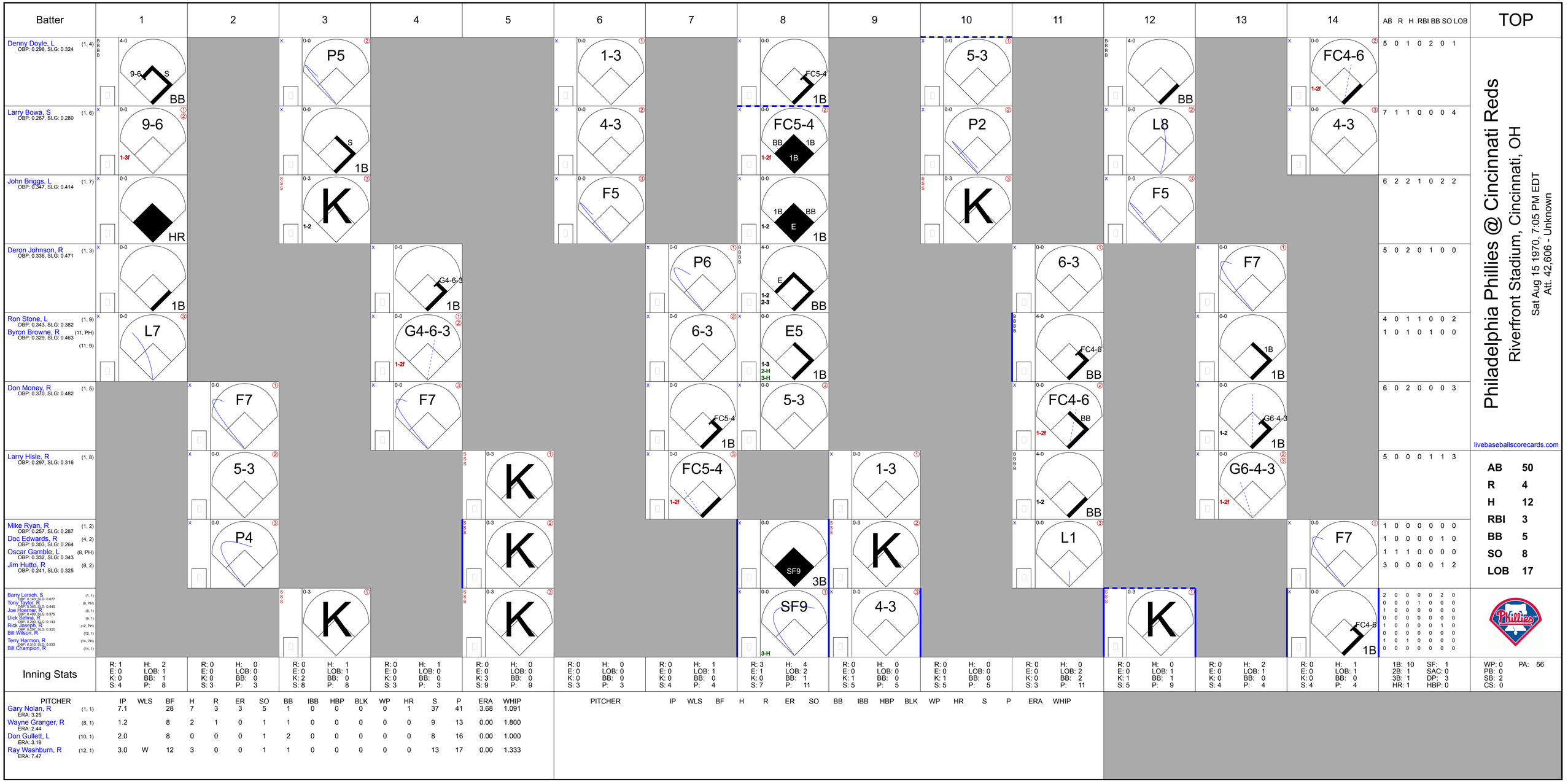
Batter
1
2
3
4
5
6
7
8
9
10
11
12
13
14
AB R H RBI BB SO LOB
TOP
Denny Doyle, L (1, 4) OBP: 0.298, SLG: 0.324
Larry Bowa, S (1, 6) OBP: 0.267, SLG: 0.280
John Briggs, L (1, 7) OBP: 0.347, SLG: 0.414
Deron Johnson, R (1, 3) OBP: 0.336, SLG: 0.471
Ron Stone, L (1, 9) OBP: 0.343, SLG: 0.382
Byron Browne, R (11, PH) OBP: 0.329, SLG: 0.463 (11, 9)
Don Money, R (1, 5) OBP: 0.370, SLG: 0.482
Larry Hisle, R (1, 8) OBP: 0.297, SLG: 0.316
Mike Ryan, R (1, 2) OBP: 0.257, SLG: 0.287
Doc Edwards, R (4, 2) OBP: 0.303, SLG: 0.264
Oscar Gamble, L (8, PH) OBP: 0.332, SLG: 0.343
Jim Hutto, R (8, 2) OBP: 0.241, SLG: 0.325
Barry Lersch, S (1, 1) OBP: 0.143, SLG: 0.077
Tony Taylor, R (8, PH) OBP: 0.365, SLG: 0.445
Joe Hoerner, R (8, 1) OBP: 0.400, SLG: 0.375
Dick Selma, R (9, 1) OBP: 0.000, SLG: 0.143
Rick Joseph, L (12, PH) OBP: 0.667, SLG: 0.320
Bill Wilson, R (12, 1)
Terry Harmon, R (14, PH) OBP: 0.310, SLG: 0.333
Bill Champion, R (14, 1)
Inning Stats
PITCHER IP WLS BF H R ER SO BB IBB HBP BLK WP HR S P ERA WHIP
Gary Nolan, R (1, 1) ERA: 3.25
Wayne Granger, R (8, 1) ERA: 2.44
Don Gullett, L (10, 1) ERA: 3.19
Ray Washburn, R (12, 1) ERA: 7.47
Philadelphia Phillies @ Cincinnati Reds
Riverfront Stadium, Cincinnati, OH
Sat Aug 15 1970, 7:05 PM EDT
Att. 42,606 - Unknown
livebaseballscorecards.com
AB 50
R 4
H 12
RBI 3
BB 5
SO 8
LOB 17

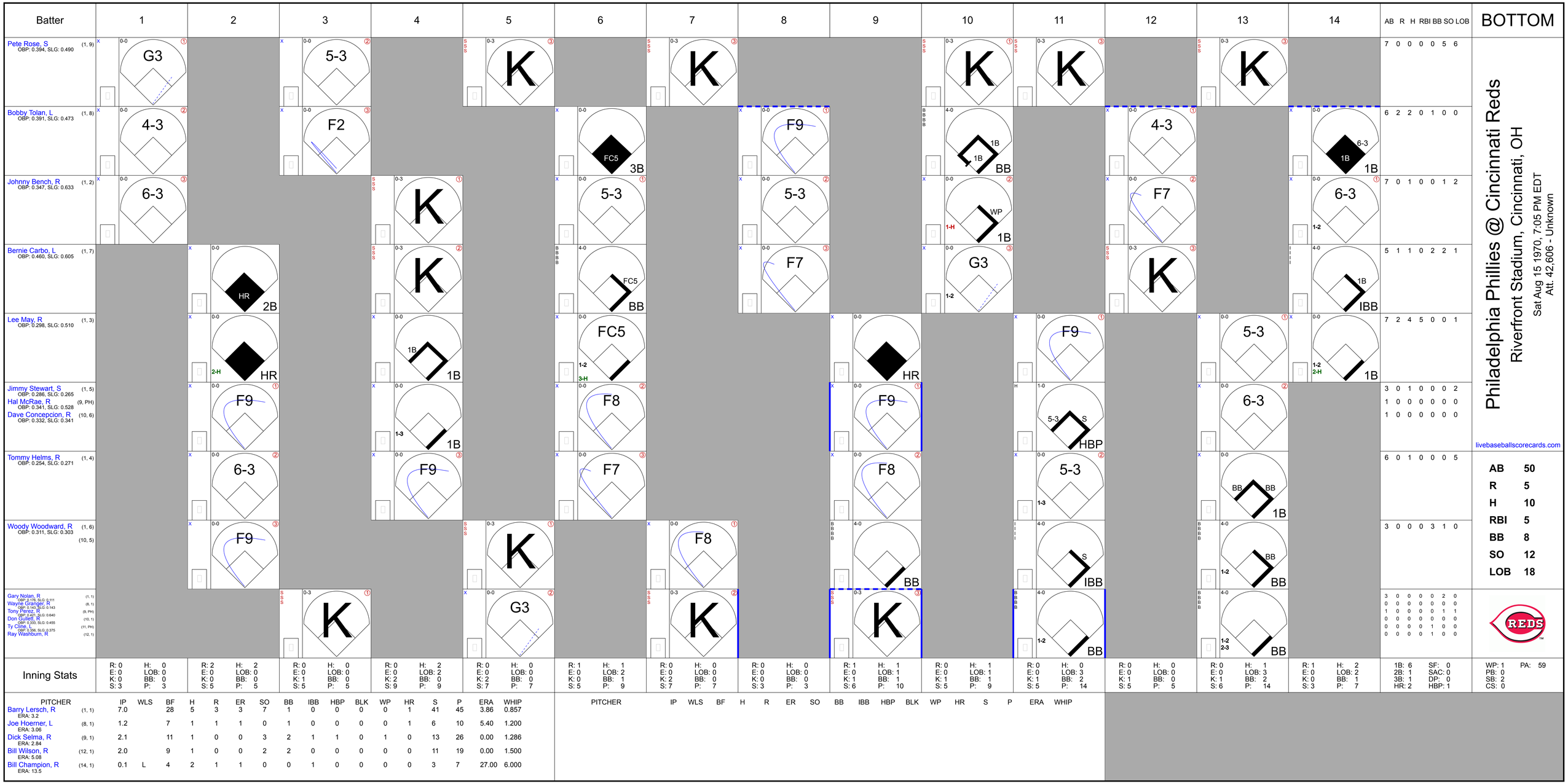
BOTTOM
Philadelphia Phillies @ Cincinnati Reds
Riverfront Stadium, Cincinnati, OH
Sat Aug 15 1970, 7:05 PM EDT
Att. 42,606 - Unknown
livebaseballscorecards.com
AB 50
R 5
H 10
RBI 5
BB 8
SO 12
LOB 18
Batter
1
2
3
4
5
6
7
8
9
10
11
12
13
14
AB R H RBI BB SO LOB
Pete Rose, S (1, 9) OBP: 0.394, SLG: 0.490
Bobby Tolan, L (1, 8) OBP: 0.391, SLG: 0.473
Johnny Bench, R (1, 2) OBP: 0.347, SLG: 0.633
Bernie Carbo, L (1, 7) OBP: 0.460, SLG: 0.605
Lee May, R (1, 3) OBP: 0.298, SLG: 0.510
Jimmy Stewart, S (1, 5) OBP: 0.286, SLG: 0.265
Hal McRae, R (9, PH) OBP: 0.341, SLG: 0.528
Dave Concepcion, R (10, 6) OBP: 0.332, SLG: 0.341
Tommy Helms, R (1, 4) OBP: 0.254, SLG: 0.271
Woody Woodward, R (1, 6) (10, 5) OBP: 0.311, SLG: 0.303
Gary Nolan, R (1, 1) OBP: 0.178, SLG: 0.111
Wayne Granger, R (8, 1) OBP: 0.143, SLG: 0.143
Tony Perez, R (9, PH) OBP: 0.333, SLG: 0.640
Don Gullett, R (10, 1) OBP: 0.333, SLG: 0.455
Ty Cline, I (11, PH) OBP: 0.356, SLG: 0.375
Ray Washburn, R (12, 1)
Inning Stats
R: 0 E: 0 K: 0 S: 3 H: 0 LOB: 0 BB: 0 P: 3
R: 2 E: 0 K: 0 S: 5 H: 2 LOB: 0 BB: 0 P: 5
R: 0 E: 0 K: 1 S: 5 H: 0 LOB: 0 BB: 0 P: 5
R: 0 E: 0 K: 0 S: 9 H: 2 LOB: 2 BB: 0 P: 9
R: 0 E: 0 K: 2 S: 7 H: 0 LOB: 0 BB: 0 P: 7
R: 1 E: 0 K: 0 S: 5 H: 1 LOB: 2 BB: 1 P: 9
R: 0 E: 0 K: 2 S: 7 H: 0 LOB: 0 BB: 0 P: 7
R: 0 E: 0 K: 0 S: 3 H: 0 LOB: 0 BB: 0 P: 3
R: 1 E: 0 K: 1 S: 6 H: 1 LOB: 1 BB: 1 P: 10
R: 0 E: 0 K: 1 S: 5 H: 1 LOB: 1 BB: 1 P: 9
R: 0 E: 0 K: 1 S: 5 H: 0 LOB: 3 BB: 2 P: 14
R: 0 E: 0 K: 1 S: 5 H: 0 LOB: 0 BB: 0 P: 5
R: 0 E: 0 K: 1 S: 6 H: 1 LOB: 3 BB: 2 P: 14
R: 1 E: 0 K: 0 S: 3 H: 2 LOB: 2 BB: 1 P: 7
1B: 6 2B: 1 3B: 1 HR: 2 SF: 0 SAC: 0 DP: 0 HBP: 1
WP: 1 PB: 0 SB: 2 CS: 0 PA: 59
PITCHER IP WLS BF H R ER SO BB IBB HBP BLK WP HR S P ERA WHIP
Barry Lersch, R (1, 1) ERA: 3.2 7.0 28 5 3 3 7 1 0 0 0 0 0 1 41 45 3.86 0.857
Joe Hoerner, L (8, 1) ERA: 3.06 1.2 7 1 1 1 0 1 0 0 0 0 1 6 10 5.40 1.200
Dick Selma, R (9, 1) ERA: 2.84 2.1 11 1 0 0 3 2 1 1 0 1 0 13 26 0.00 1.286
Bill Wilson, R (12, 1) ERA: 5.08 2.0 9 1 0 0 2 2 0 0 0 0 0 11 19 0.00 1.500
Bill Champion, R (14, 1) ERA: 13.5 0.1 L 4 2 1 1 0 0 1 0 0 0 0 3 7 27.00 6.000
PITCHER IP WLS BF H R ER SO BB IBB HBP BLK WP HR S P ERA WHIP

Batter	1	2	3	4	5	6	7	8	9	AB	R	H	RBI	BB	SO	LOB
Denny Doyle, L (1, 4) OBP: 0.298, SLG: 0.321	E6 1B	4-3 1-2			BB		1-3			3	1	0	0	1	0	1
Oscar Gamble, L (1, 8) OBP: 0.330, SLG: 0.341	F9	1B 2-H			F8			4-3		4	0	1	0	0	0	2
John Briggs, L (1, 7) OBP: 0.342, SLG: 0.407	L9		K		F9			L8		4	0	0	0	0	1	2
Deron Johnson, R (1, 3) OBP: 0.335, SLG: 0.469	BB 1B 2-H		K		P3			5-3		4	0	1	1	0	1	1
Ron Stone, L (1, 9) OBP: 0.349, SLG: 0.383	BB 1-2		FC4 BB			4-3			G5-4-3 1B	2	0	1	0	2	0	0
Don Money, R (1, 5) OBP: 0.366, SLG: 0.475	1-3		FC4 1-2f			6-3			F8	4	0	0	0	0	0	4
Larry Bowa, S (1, 6) OBP: 0.270, SLG: 0.281		BB 1B S		G5-4-3 1B		1-3			G5-4-3 1-2f	2	1	1	0	1	0	0
Rick Joseph, R (9, PH) OBP: 0.255, SLG: 0.317										1	0	0	0	0	0	1
Doc Edwards, R (1, 2) OBP: 0.308, SLG: 0.270										2	0	1	1	0	0	1
Tony Taylor, R (7, PH) OBP: 0.364, SLG: 0.444		1B 1-H 4-3		G5-4-3 1-2f			5-3			1	0	0	0	0	0	0
Mike Compton, R (7, 2) OBP: 0.263, SLG: 0.260		1B								0	0	0	0	0	0	0
Jim Bunning, R (1, 1) OBP: 0.140, SLG: 0.111										2	0	0	0	0	1	1
Byron Browne, R (7, PH) OBP: 0.328, SLG: 0.461		K		G3			5-3			1	0	0	0	0	0	0
Fred Wenz, R (7, 1)										0	0	0	0	0	0	0
Inning Stats	R: 1 E: 1 K: 0 S: 5 H: 1 LOB: 2 BB: 1 P: 9	R: 1 E: 0 K: 1 S: 6 H: 2 LOB: 1 BB: 1 P: 10	R: 0 E: 0 K: 2 S: 7 H: 0 LOB: 1 BB: 1 P: 11	R: 0 E: 0 K: 0 S: 3 H: 1 LOB: 0 BB: 0 P: 3	R: 0 E: 0 K: 0 S: 3 H: 0 LOB: 1 BB: 1 P: 7	R: 0 E: 0 K: 0 S: 3 H: 0 LOB: 0 BB: 0 P: 3	R: 0 E: 0 K: 0 S: 3 H: 0 LOB: 0 BB: 0 P: 3	R: 0 E: 0 K: 0 S: 3 H: 0 LOB: 0 BB: 0 P: 3	R: 0 E: 0 K: 0 S: 3 H: 1 LOB: 0 BB: 0 P: 3	1B: 5 2B: 0 3B: 0 HR: 0 SF: 0 SAC: 0 DP: 2 HBP: 0						

TOP

Philadelphia Phillies @ Cincinnati Reds

Riverfront Stadium, Cincinnati, OH

Sun Aug 16 1970, 3:33 AM EDT
Att. 45,059 - Unknown

livebaseballscorecards.com

AB	30
R	2
H	5
RBI	2
BB	4
SO	3
LOB	13

WP: 0 PB: 0 SB: 1 CS: 0 PA: 34

PITCHER		IP	WLS	BF	H	R	ER	SO	BB	IBB	HBP	BLK	WP	HR	S	P	ERA	WHIP
Tony Cloninger, R ERA: 4.27	(1, 1)	8.0	W	32	5	2	1	3	4	0	0	0	0	0	34	50	1.12	1.125
Wayne Granger, R ERA: 2.4	(9, 1)	1.0	S	2	0	0	0	0	0	0	0	0	0	0	2	2	0.00	0.000

PITCHER	IP	WLS	BF	H	R	ER	SO	BB	IBB	HBP	BLK	WP	HR	S	P	ERA	WHIP

Batter	1	2	3	4	5	6	7	8	9	AB	R	H	RBI	BB	SO	LOB
Pete Rose, S (1, 9) OBP: 0.393, SLG: 0.490	F8		4-3 1B 2B		G3	F5				4	1	1	0	0	0	0
Bobby Tolan, L (1, 8) OBP: 0.392, SLG: 0.477	E S 1-3 1B		4-3 2-3		2B 3B		K			4	2	2	0	0	1	1
Johnny Bench, R (1, 2) OBP: 0.348, SLG: 0.634	1-3 1-H		FC3-6 1B 3-H		3-H 2B		K			4	0	2	3	0	1	0
Bernie Carbo, L (1, 7) OBP: 0.457, SLG: 0.599	K		FC3-6 1-2f		BB		K			3	0	0	0	1	2	1
Lee May, R (1, 3) OBP: 0.296, SLG: 0.505		5-3	6-3		K			P6		4	0	0	0	0	1	3
Jimmy Stewart, S (1, 5) OBP: 0.284, SLG: 0.264		S S 1B		G3	4-3			K		4	0	1	0	0	1	2
Tommy Helms, R (1, 4) OBP: 0.252, SLG: 0.268		6-3 1-2		K		F9		1-3		4	0	0	0	0	1	1
Dave Concepcion, R (1, 6) OBP: 0.336, SLG: 0.340 Woody Woodward, R (9, 6) OBP: 0.311, SLG: 0.303		HBP		BB		F7				1 0	0 0	0 0	0 0	1 0	0 0	0 0
Tony Cloninger, R (1, 1) OBP: 0.200, SLG: 0.320 Wayne Granger, R (9, 1) OBP: 0.143, SLG: 0.143		K 2-3		K 1-2		HR				3 0	1 0	1 0	1 0	0 0	2 0	3 0
Inning Stats	R: 1 H: 1 E: 0 LOB: 0 K: 1 BB: 0 S: 6 P: 6	R: 0 H: 1 E: 0 LOB: 2 K: 1 BB: 0 S: 6 P: 7	R: 1 H: 2 E: 0 LOB: 1 K: 0 BB: 0 S: 5 P: 5	R: 0 H: 0 E: 0 LOB: 1 K: 2 BB: 1 S: 7 P: 11	R: 1 H: 2 E: 0 LOB: 2 K: 1 BB: 1 S: 7 P: 11	R: 1 H: 1 E: 0 LOB: 0 K: 0 BB: 0 S: 4 P: 4	R: 0 H: 0 E: 0 LOB: 0 K: 3 BB: 0 S: 9 P: 9	R: 0 H: 0 E: 0 LOB: 0 K: 1 BB: 0 S: 5 P: 5		1B: 3 SF: 0 2B: 2 SAC: 0 3B: 1 DP: 0 HR: 1 HBP: 1						

PITCHER		IP	WLS	BF	H	R	ER	SO	BB	IBB	HBP	BLK	WP	HR	S	P	ERA	WHIP
Jim Bunning, R ERA: 3.92	(1, 1)	6.0	L	28	7	4	3	5	2	0	1	0	0	1	35	44	4.50	1.500
Fred Wenz, R ERA: 4.67	(7, 1)	2.0		6	0	0	0	4	0	0	0	0	0	0	14	14	0.00	0.000

PITCHER	IP	WLS	BF	H	R	ER	SO	BB	IBB	HBP	BLK	WP	HR	S	P	ERA	WHIP

BOTTOM

Philadelphia Phillies @ Cincinnati Reds

Riverfront Stadium, Cincinnati, OH

Sun Aug 16 1970, 3:33 AM EDT

Att. 45,059 - Unknown

livebaseballscorecards.com

AB	31
R	4
H	7
RBI	4
BB	2
SO	9
LOB	11

Batter	1	2	3	4	5	6	7	8	9	AB	R	H	RBI	BB	SO	LOB
Larry Hisle, R (1, 8) OBP: 0.297, SLG: 0.315	6-3		K			5-3		1B		4	0	1	0	0	1	1
Tony Taylor, R (1, 4) OBP: 0.360, SLG: 0.439	F7			L3			P4	K		4	0	0	0	0	1	1
Don Money, R (1, 5) OBP: 0.362, SLG: 0.469	K			F8			F9		L8	4	0	0	0	0	1	0
Deron Johnson, R (1, 3) OBP: 0.333, SLG: 0.465		F7		P3			F7		6-3	4	0	0	0	0	0	0
Byron Browne, R (1, 9) OBP: 0.331, SLG: 0.466		6-3			F7			2B 4-3 1B	2B	4	1	2	0	0	0	0
John Briggs, L (1, 7) OBP: 0.337, SLG: 0.400		F8			1-3			K	K	4	0	0	0	0	2	2
Larry Bowa, S (1, 6) OBP: 0.273, SLG: 0.289			F8 2B		F8			4-3 1-3 HR 2B		3	1	2	0	0	0	0
Mike Compton, R (1, 2) OBP: 0.253, SLG: 0.250			F8 2-3			6-3		4-3 2-3 3-H		3	0	0	1	0	0	2
Grant Jackson, S (1, 1) OBP: 0.108, SLG: 0.083			K			F3		HR 3-H		1	0	0	0	0	1	1
Bill Champion, R (4, 1)										1	0	0	0	0	0	0
Rick Joseph, R (8, PH) OBP: 0.262, SLG: 0.353										1	1	1	2	0	0	0
Bill Wilson, R (8, 1)										0	0	0	0	0	0	0
Inning Stats	R: 0 E: 0 K: 1 S: 5 H: 0 LOB: 0 BB: 0 P: 5	R: 0 E: 0 K: 0 S: 3 H: 0 LOB: 0 BB: 0 P: 3	R: 0 E: 0 K: 2 S: 8 H: 1 LOB: 1 BB: 0 P: 8	R: 0 E: 0 K: 0 S: 3 H: 0 LOB: 0 BB: 0 P: 3	R: 0 E: 0 K: 0 S: 3 H: 0 LOB: 0 BB: 0 P: 3	R: 0 E: 0 K: 0 S: 3 H: 0 LOB: 0 BB: 0 P: 3	R: 0 E: 0 K: 0 S: 3 H: 0 LOB: 0 BB: 0 P: 3	R: 3 E: 0 K: 2 S: 11 H: 4 LOB: 1 BB: 0 P: 11	R: 0 E: 0 K: 1 S: 6 H: 1 LOB: 1 BB: 0 P: 6	1B: 2 2B: 3 3B: 0 HR: 1 SF: 0 SAC: 0 DP: 0 HBP: 0						

PITCHER	IP	WLS	BF	H	R	ER	SO	BB	IBB	HBP	BLK	WP	HR	S	P	ERA	WHIP
Jim Merritt, L (1, 1) ERA: 3.83	9.0	W	33	6	3	3	6	0	0	0	0	0	1	45	45	3.00	0.667

PITCHER	IP	WLS	BF	H	R	ER	SO	BB	IBB	HBP	BLK	WP	HR	S	P	ERA	WHIP

TOP

Philadelphia Phillies @ Cincinnati Reds

Riverfront Stadium, Cincinnati, OH

Mon Aug 17 1970, 7:05 PM EDT

Att. 23,255 - Unknown

livebaseballscorecards.com

AB	33
R	3
H	6
RBI	3
BB	0
SO	6
LOB	7

WP: 0 PB: 0 SB: 0 CS: 0 PA: 33

Batter	1	2	3	4	5	6	7	8	9	AB	R	H	RBI	BB	SO	LOB
Pete Rose, S (1, 9) OBP: 0.393, SLG: 0.489	0-0 1B HR 1B	0-0 4-3		0-0 HBP HR 1B 2-H	0-0 F3		0-3 K			5	2	2	1	0	1	2
Bobby Tolan, L (1, 8) OBP: 0.392, SLG: 0.475	0-0 S HR 1B 1-3		0-0 F8	1-0 HR HBP 1-2		0-0 4-3		0-3 K		4	2	1	0	0	1	0
Tony Perez, R (1, 5) OBP: 0.423, SLG: 0.649 Dave Concepcion, R (6, PR) OBP: 0.335, SLG: 0.338 (7, 6)	0-3 K		0-0 FC1 2B	0-0 HR 1-H 2-H		4-0 6-3 1B BB		0-0 1-3		3 1	1 1	2 0	3 0	1 0	1 0	2 0
Johnny Bench, R (1, 2) OBP: 0.352, SLG: 0.642 (7, 7)	0-0 HR 1-H 3-H		4-0 FC1 IBB	0-0 BB 1B		0-0 6-3 1-2		0-0 1B		4	1	3	3	1	0	1
Lee May, R (1, 3) OBP: 0.297, SLG: 0.503	0-3 K		0-0 FC1 1-2 2-3f	4-0 BB 1-2		0-0 1B 2-H		0-3 K		4	0	1	1	1	2	3
Hal McRae, R (1, 7) OBP: 0.331, SLG: 0.512 Pat Corrales, R (7, 2) OBP: 0.345, SLG: 0.392	0-3 K		0-0 F9	0-3 K		0-3 K				4 0	0 0	0 0	0 0	0 0	3 0	5 0
Tommy Helms, R (1, 4) OBP: 0.252, SLG: 0.270		0-0 F9		0-0 1B 2B	0-0 L9		0-0 1-3			4	1	1	0	0	0	0
Woody Woodward, R (1, 6) OBP: 0.315, SLG: 0.313 (7, 5)		0-0 2B		0-0 B3	0-0 SH1-4 1B		0-0 F9			4	0	2	0	0	0	1
Jim Merritt, L (1, 1) OBP: 0.197, SLG: 0.288		0-3 K		0-0 P5	0-0 SH1-4 1-2		0-0 HR			3	1	1	1	0	1	2
Inning Stats	R: 3 H: 3 E: 0 LOB: 0 K: 3 BB: 0 S: 12 P: 12	R: 0 H: 1 E: 0 LOB: 1 K: 1 BB: 0 S: 6 P: 6	R: 0 H: 1 E: 0 LOB: 2 K: 0 BB: 1 S: 4 P: 8	R: 4 H: 4 E: 0 LOB: 2 K: 1 BB: 1 S: 9 P: 14	R: 0 H: 1 E: 0 LOB: 1 K: 0 BB: 0 S: 4 P: 4	R: 1 H: 1 E: 0 LOB: 1 K: 1 BB: 1 S: 6 P: 10	R: 1 H: 1 E: 0 LOB: 0 K: 1 BB: 0 S: 6 P: 6	R: 0 H: 1 E: 0 LOB: 1 K: 2 BB: 0 S: 8 P: 8		1B: 7 SF: 0 2B: 3 SAC: 1 3B: 0 DP: 0 HR: 3 HBP: 1						WP: 0 PA: 41 PB: 0 SB: 1 CS: 0

PITCHER		IP	WLS	BF	H	R	ER	SO	BB	IBB	HBP	BLK	WP	HR	S	P	ERA	WHIP
Grant Jackson, L ERA: 5.35	(1, 1)	3.2	L	20	7	6	6	4	0	1	1	0	0	1	26	31	14.73	1.909
Bill Champion, R ERA: 10.8	(4, 1)	3.1		17	5	3	3	3	2	0	0	0	0	2	21	29	8.10	2.100
Bill Wilson, R ERA: 4.95	(8, 1)	1.0		4	1	0	0	2	0	0	0	0	0	0	8	8	0.00	1.000

PITCHER	IP	WLS	BF	H	R	ER	SO	BB	IBB	HBP	BLK	WP	HR	S	P	ERA	WHIP

BOTTOM

Philadelphia Phillies @ Cincinnati Reds

Riverfront Stadium, Cincinnati, OH

Mon Aug 17 1970, 7:05 PM EDT

Att. 23,255 - Unknown

livebaseballscorecards.com

AB	36
R	9
H	13
RBI	9
BB	3
SO	9
LOB	16

Batter	1	2	3	4	5	6	7	8	9	AB	R	H	RBI	BB	SO	LOB
Larry Hisle, R (1, 8) OBP: 0.296, SLG: 0.314	S S S 0-3 ① K		x 0-0 ③ P3			x 0-0 ① FC1-6 2B SF8 1-2f		x 0-0 S 1B		4	1	1	0	0	1	1
Tony Taylor, R (1, 4) OBP: 0.361, SLG: 0.441	S S S 0-3 ② K			x 0-0 ① F2		x 0-0 1-3 2B		B B B B 4-0 1-2 BB		3	0	1	0	1	1	0
Don Money, R (1, 5) OBP: 0.357, SLG: 0.465	S S S 0-3 ③ K			x 0-0 ② 5-3		x 0-0 ② SF8 3-H		S S S 0-3 ③ K		3	0	0	1	0	2	2
Deron Johnson, R (1, 3) OBP: 0.330, SLG: 0.461		x 0-0 ① 6-3		x 0-0 ③ F8		x 0-0 ③ 6-3			S S S 0-3 ① K	4	0	0	0	0	1	1
Byron Browne, R (1, 9) OBP: 0.329, SLG: 0.476		x 0-0 ② 5-3			x 0-0 HR		x 0-0 ① 5-3		S S S 0-3 ② K	4	1	1	1	0	1	0
John Briggs, L (1, 7) OBP: 0.336, SLG: 0.397		x 0-0 1B			x 0-0 ① F9		x 0-0 ② 2-3		S S S 0-3 ③ K	4	0	1	0	0	1	0
Larry Bowa, S (1, 6) OBP: 0.273, SLG: 0.289		x 0-0 ③ L7			x 0-0 CS 1B		x 0-0 ③ 1-3			3	0	1	0	0	0	1
Mike Compton, R (1, 2) OBP: 0.244, SLG: 0.241			x 0-0 ① F7		x 0-0 ② ③ L5 1-2			x 0-0 ① 5-3		3	0	0	0	0	0	1
Chris Short, R (1, 1) OBP: 0.043, SLG: 0.044			x 0-0 ② 3-1			s 0-1 CI FC1-6		S S S 0-3 ② K		2	0	0	0	0	1	0
Inning Stats	R: 0 H: 0 E: 0 LOB: 0 K: 3 BB: 0 S: 9 P: 9	R: 0 H: 1 E: 0 LOB: 1 K: 0 BB: 0 S: 4 P: 4	R: 0 H: 0 E: 0 LOB: 0 K: 0 BB: 0 S: 3 P: 3	R: 0 H: 0 E: 0 LOB: 0 K: 0 BB: 0 S: 3 P: 3	R: 1 H: 2 E: 0 LOB: 0 K: 0 BB: 0 S: 4 P: 4	R: 1 H: 1 E: 1 LOB: 1 K: 0 BB: 0 S: 5 P: 5	R: 0 H: 0 E: 0 LOB: 0 K: 0 BB: 0 S: 3 P: 3	R: 0 H: 1 E: 0 LOB: 2 K: 2 BB: 1 S: 8 P: 12	R: 0 H: 0 E: 0 LOB: 0 K: 3 BB: 0 S: 9 P: 9	1B: 3 SF: 1 2B: 1 SAC: 0 3B: 0 DP: 0 HR: 1 HBP: 0						WP: 0 PA: 33 PB: 0 SB: 1 CS: 1	

TOP

Philadelphia Phillies @ Atlanta Braves

Atlanta Stadium, Atlanta, GA

Tue Aug 18 1970, 7:05 PM EDT

Att. 9,560 - Unknown

livebaseballscorecards.com

AB	30
R	2
H	5
RBI	2
BB	1
SO	8
LOB	6

PITCHER		IP	WLS	BF	H	R	ER	SO	BB	IBB	HBP	BLK	WP	HR	S	P	ERA	WHIP
George Stone, L ERA: 3.9	(1, 1)	7.0		25	4	2	1	3	0	0	0	0	0	1	31	31	1.29	0.571
Hoyt Wilhelm, R ERA: 2.59	(8, 1)	2.0	W	8	1	0	0	5	1	0	0	0	0	0	17	21	0.00	1.000

PITCHER		IP	WLS	BF	H	R	ER	SO	BB	IBB	HBP	BLK	WP	HR	S	P	ERA	WHIP

Batter	1	2	3	4	5	6	7	8	9	AB	R	H	RBI	BB	SO	LOB
Gil Garrido, R (1, 6) OBP: 0.306, SLG: 0.336	F9		F8		FC6-4 1B 1-2		FC6 1-3 1B			4	0	2	0	0	0	0
Felix Millan, R (1, 4) OBP: 0.358, SLG: 0.401	L5-3 1B			F7	FC6-4 1-2f		FC6 1-2f 3-H			4	0	1	1	0	0	3
Hank Aaron, R (1, 9) OBP: 0.376, SLG: 0.604	L5-3 1-2			BB B B B		K S S S	F8			3	0	0	0	1	1	2
Orlando Cepeda, R (1, 3) OBP: 0.377, SLG: 0.550		4-3		P6		K S S S		P4		4	0	0	0	0	1	1
Rico Carty, R (1, 7) OBP: 0.450, SLG: 0.635		F7		G3		1B 1B		F8		4	0	1	0	0	0	1
Tony Gonzalez, L (1, 8) OBP: 0.345, SLG: 0.371		1B			1B SF8 2B	1-2 1B		3-1		4	1	3	0	0	0	0
Clete Boyer, R (1, 5) OBP: 0.307, SLG: 0.371		1-3			1B 2-3 1B	P3			HR	4	1	2	1	0	0	3
Bob Tillman, R (1, 2) OBP: 0.253, SLG: 0.286			6-3		SF8 3-H		F5			2	0	0	1	0	0	0
George Stone, L (1, 1) OBP: 0.286, SLG: 0.254			F8		K S S S		1B FC6 1B			2	0	0	0	0	1	1
Bob Aspromonte, R (7, PH) OBP: 0.267, SLG: 0.240										1	1	1	0	0	0	0
Hoyt Wilhelm, R (8, 1)										0	0	0	0	0	0	0
Inning Stats	R: 0 E: 0 K: 0 S: 3 H: 1 LOB: 0 BB: 0 P: 3	R: 0 E: 0 K: 0 S: 4 H: 1 LOB: 1 BB: 0 P: 4	R: 0 E: 0 K: 0 S: 3 H: 0 LOB: 0 BB: 0 P: 3	R: 0 E: 0 K: 0 S: 3 H: 0 LOB: 1 BB: 1 P: 7	R: 1 E: 0 K: 1 S: 8 H: 3 LOB: 2 BB: 0 P: 8	R: 0 E: 0 K: 2 S: 9 H: 2 LOB: 2 BB: 0 P: 9	R: 1 E: 0 K: 0 S: 5 H: 2 LOB: 1 BB: 0 P: 5	R: 0 E: 0 K: 0 S: 3 H: 0 LOB: 0 BB: 0 P: 3	R: 1 E: 0 K: 0 S: 1 H: 1 LOB: 0 BB: 0 P: 1	1B: 8 2B: 2 3B: 0 HR: 1	SF: 1 SAC: 0 DP: 1 HBP: 0						

PITCHER	IP	WLS	BF	H	R	ER	SO	BB	IBB	HBP	BLK	WP	HR	S	P	ERA	WHIP
Chris Short, L (1, 1) ERA: 4.55	8.0	L	34	10	3	3	3	1	0	0	0	0	1	39	43	3.38	1.375

PITCHER	IP	WLS	BF	H	R	ER	SO	BB	IBB	HBP	BLK	WP	HR	S	P	ERA	WHIP

Philadelphia Phillies @ Atlanta Braves

Atlanta Stadium, Atlanta, GA

Tue Aug 18 1970, 7:05 PM EDT

Att. 9,560 - Unknown

BOTTOM

livebaseballscorecards.com

AB	32
R	3
H	10
RBI	3
BB	1
SO	3
LOB	11

1B: 8	SF: 1	WP: 0	PA: 34
2B: 2	SAC: 0	PB: 0	
3B: 0	DP: 1	SB: 0	
HR: 1	HBP: 0	CS: 0	

Philadelphia Phillies @ Atlanta Braves

Atlanta Stadium, Atlanta, GA

Wed Aug 19 1970, 7:05 PM EDT

Att. 8,129 - Unknown

TOP

livebaseballscorecards.com

Batter	1	2	3	4	5	6	7	8	9	AB	R	H	RBI	BB	SO	LOB
Denny Doyle, L (1, 4) OBP: 0.295, SLG: 0.317	F2		6-3			1-3 1-2		4-3		4	0	0	0	0	0	2
Oscar Gamble, L (1, 8) OBP: 0.325, SLG: 0.335	3-1		K			4-3 2-3			F7	4	0	0	0	0	1	1
John Briggs, L (1, 7) OBP: 0.331, SLG: 0.391	4-3			L9		4-3			G3	4	0	0	0	0	0	1
Deron Johnson, R (1, 3) OBP: 0.329, SLG: 0.466		HR		F7			F9		4-3	4	1	1	1	0	0	0
Ron Stone, L (1, 9) OBP: 0.345, SLG: 0.378		L8		K			1-3			3	0	0	0	0	1	0
Don Money, R (1, 5) OBP: 0.354, SLG: 0.460		F8			F8		F8			3	0	0	0	0	0	0
Larry Bowa, S (1, 6) OBP: 0.274, SLG: 0.290		5-3			P6			SH1-4 1B		3	0	1	0	0	0	0
Mike Compton, R (1, 2) OBP: 0.236, SLG: 0.232			P3		1-3			F5		3	0	0	0	0	0	1
Rick Wise, R (1, 1) OBP: 0.230, SLG: 0.328			HR			BB 4-3 1-3		SH1-4 1-2		1	1	1	1	1	0	0
Dick Selma, R (8, 1) OBP: 0.200, SLG: 0.143										0	0	0	0	0	0	0

	AB	29
	R	2
	H	3
	RBI	2
	BB	1
	SO	2
	LOB	5

Inning Stats	1	2	3	4	5	6	7	8	9
	R: 0 E: 0 K: 0 S: 3	H: 0 LOB: 0 BB: 0 P: 3	R: 1 E: 0 K: 0 S: 4	H: 1 LOB: 0 BB: 0 P: 4	R: 1 E: 0 K: 1 S: 6	H: 1 LOB: 0 BB: 0 P: 6	R: 0 E: 0 K: 1 S: 5	H: 0 LOB: 0 BB: 0 P: 5	R: 0 E: 0 K: 0 S: 3	H: 0 LOB: 0 BB: 0 P: 3	R: 0 E: 0 K: 0 S: 3	H: 0 LOB: 1 BB: 1 P: 7	R: 0 E: 0 K: 0 S: 3	H: 0 LOB: 0 BB: 0 P: 3	R: 0 E: 0 K: 0 S: 4	H: 1 LOB: 1 BB: 0 P: 4	R: 0 E: 0 K: 0 S: 3	H: 0 LOB: 0 BB: 0 P: 3

	1B: 1	SF: 0
	2B: 0	SAC: 1
	3B: 0	DP: 0
	HR: 2	HBP: 0

	WP: 0	PA: 31
	PB: 0	
	SB: 0	
	CS: 0	

PITCHER		IP	WLS	BF	H	R	ER	SO	BB	IBB	HBP	BLK	WP	HR	S	P	ERA	WHIP
Pat Jarvis, R ERA: 3.37	(1, 1)	8.0	W	28	3	2	2	2	1	0	0	0	0	2	31	35	2.25	0.500
Bob Priddy, R ERA: 5.46	(9, 1)	1.0	S	3	0	0	0	0	0	0	0	0	0	0	3	3	0.00	0.000

PITCHER		IP	WLS	BF	H	R	ER	SO	BB	IBB	HBP	BLK	WP	HR	S	P	ERA	WHIP

BOTTOM

Philadelphia Phillies @ Atlanta Braves

Atlanta Stadium, Atlanta, GA

Wed Aug 19 1970, 7:05 PM EDT

Att. 8,129 - Unknown

Batter	1	2	3	4	5	6	7	8	9	AB	R	H	RBI	BB	SO	LOB
Sonny Jackson, L (1, 6) OBP: 0.354, SLG: 0.315	K		1-3			6-3		1B 2B 2-H		4	1	1	1	0	1	1
Felix Millan, R (1, 4) OBP: 0.360, SLG: 0.401	6-3			2B 5-3 BB		F8		1B 2-H		3	1	1	1	1	0	0
Hank Aaron, R (1, 9) OBP: 0.377, SLG: 0.605	F3			1-3 2B		6-3		FC4-6 IBB		3	0	1	0	1	0	0
Orlando Cepeda, R (1, 3) OBP: 0.374, SLG: 0.545		L4		5-3 3-H			F5	F9		4	0	0	1	0	0	3
Rico Carty, R (1, 7) OBP: 0.448, SLG: 0.631 Bob Priddy, R (9, 1) OBP: 0.250, SLG: 0.200		5-3		K			1B	FC4-6 1-2f		4 0	0 0	1 0	0 0	0 0	1 0	3 0
Tony Gonzalez, L (1, 8) OBP: 0.343, SLG: 0.368	K			4-3			F9			3	0	0	0	0	1	2
Hal King, L (1, 2) OBP: 0.371, SLG: 0.461			SH1-4 BB		K		F5			2	0	0	0	1	1	1
Clete Boyer, R (1, 5) OBP: 0.307, SLG: 0.373			K		F7			2B 2B		3	1	1	0	0	1	1
Pat Jarvis, R (1, 1) OBP: 0.164, SLG: 0.167 Mike Lum, L (8, PH) OBP: 0.311, SLG: 0.416 (9, 7)			SH1-4 1-2		F2			K		1 1	0 0	0 0	0 0	0 0	0 1	0 1
Inning Stats	R: 0 E: 0 K: 1 S: 5 H: 0 LOB: 0 BB: 0 P: 5	R: 0 E: 0 K: 1 S: 5 H: 0 LOB: 0 BB: 0 P: 5	R: 0 E: 0 K: 1 S: 5 H: 0 LOB: 1 BB: 1 P: 9	R: 1 E: 0 K: 1 S: 6 H: 1 LOB: 1 BB: 1 P: 10	R: 0 E: 0 K: 1 S: 5 H: 0 LOB: 0 BB: 0 P: 5	R: 0 E: 0 K: 0 S: 3 H: 0 LOB: 0 BB: 0 P: 3	R: 0 E: 0 K: 0 S: 4 H: 1 LOB: 1 BB: 0 P: 4	R: 2 E: 0 K: 1 S: 8 H: 3 LOB: 2 BB: 1 P: 12		1B: 2 2B: 3 3B: 0 HR: 0 SF: 0 SAC: 1 DP: 0 HBP: 0						

livebaseballscorecards.com

AB	28
R	3
H	5
RBI	3
BB	3
SO	6
LOB	12

PITCHER		IP	WLS	BF	H	R	ER	SO	BB	IBB	HBP	BLK	WP	HR	S	P	ERA	WHIP
Rick Wise, R ERA: 3.84	(1, 1)	7.1	L	29	5	3	3	6	2	0	0	0	0	0	39	47	3.68	0.955
Dick Selma, R ERA: 2.82	(8, 1)	0.2		3	0	0	0	0	0	1	0	0	0	0	2	6	0.00	0.000

PITCHER	IP	WLS	BF	H	R	ER	SO	BB	IBB	HBP	BLK	WP	HR	S	P	ERA	WHIP

Batter	1	2	3	4	5	6	7	8	9	AB	R	H	RBI	BB	SO	LOB
Tony Taylor, R (1, 5) OBP: 0.360, SLG: 0.444	4-3		5-3			6-3 3B			K	4	1	1	0	0	1	0
Denny Doyle, L (1, 4) OBP: 0.292, SLG: 0.313	6-3			L7		6-3 3-H			1-3	4	0	0	1	0	0	0
Ron Stone, L (1, 9) OBP: 0.343, SLG: 0.376	4-3			G5-4-3 1B		F9			6-3	4	0	1	0	0	0	0
Deron Johnson, R (1, 3) OBP: 0.327, SLG: 0.462		5-3		G5-4-3 1-2f			K			3	0	0	0	0	1	1
John Briggs, L (1, 7) OBP: 0.335, SLG: 0.394		1B 1B			K		G5-4-3 1B			3	1	2	0	0	1	0
Oscar Gamble, L (1, 8) OBP: 0.328, SLG: 0.338		1B 1-2 1B			K		G5-4-3 1-2f			1	0	1	0	0	0	0
Byron Browne, R (3, 8) OBP: 0.327, SLG: 0.471										2	0	0	0	0	1	1
Larry Bowa, S (1, 6) OBP: 0.277, SLG: 0.293		CS 1-3 2-H 1B			1B			3-1		3	0	2	1	0	0	0
Mike Compton, R (1, 2) OBP: 0.228, SLG: 0.224		CS 1-2	P4		F7			1-3		3	0	0	0	0	0	1
Barry Lersch, S (1, 1) OBP: 0.133, SLG: 0.071			B1			P4		5-3		1	0	0	0	0	0	0
Rick Joseph, R (6, PH) OBP: 0.259, SLG: 0.350										1	0	0	0	0	0	0
Bill Wilson, R (6, 1)										0	0	0	0	0	0	0
Don Money, R (8, PH) OBP: 0.353, SLG: 0.459										1	0	0	0	0	0	0
Fred Wenz, R (8, 1)										0	0	0	0	0	0	0
Inning Stats	R: 0 E: 0 K: 0 S: 3 H: 0 LOB: 0 BB: 0 P: 3	R: 1 E: 0 K: 0 S: 4 H: 3 LOB: 0 BB: 0 P: 4	R: 0 E: 0 K: 0 S: 3 H: 0 LOB: 0 BB: 0 P: 3	R: 0 E: 0 K: 0 S: 3 H: 1 LOB: 0 BB: 0 P: 3	R: 0 E: 0 K: 2 S: 8 H: 1 LOB: 1 BB: 0 P: 8	R: 1 E: 0 K: 0 S: 4 H: 1 LOB: 0 BB: 0 P: 4	R: 0 E: 0 K: 1 S: 5 H: 1 LOB: 0 BB: 0 P: 5	R: 0 E: 0 K: 0 S: 3 H: 0 LOB: 0 BB: 0 P: 3	R: 0 E: 0 K: 1 S: 5 H: 0 LOB: 0 BB: 0 P: 5	1B: 6 2B: 0 3B: 1 HR: 0	SF: 0 SAC: 0 DP: 2 HBP: 0						

PITCHER		IP	WLS	BF	H	R	ER	SO	BB	IBB	HBP	BLK	WP	HR	S	P	ERA	WHIP
Ron Reed, R ERA: 4.84	(1, 1)	9.0	W	30	7	2	2	4	0	0	0	0	0	0	38	38	2.00	0.778

PITCHER	IP	WLS	BF	H	R	ER	SO	BB	IBB	HBP	BLK	WP	HR	S	P	ERA	WHIP

Philadelphia Phillies @ Atlanta Braves

Atlanta Stadium, Atlanta, GA

Thu Aug 20 1970, 7:05 PM EDT

Att. 9,868 - Unknown

TOP

livebaseballscorecards.com

AB	30
R	2
H	7
RBI	2
BB	0
SO	4
LOB	3

1B: 6 SF: 0
2B: 0 SAC: 0
3B: 1 DP: 2
HR: 0 HBP: 0

WP: 0 PA: 31
PB: 0
SB: 0
CS: 1

BOTTOM

Philadelphia Phillies @ Atlanta Braves

Atlanta Stadium, Atlanta, GA

Thu Aug 20 1970, 7:05 PM EDT

Att. 9,868 - Unknown

Batter	1	2	3	4	5	6	7	8	9	AB	R	H	RBI	BB	SO	LOB
Sonny Jackson, L (1, 6) OBP: 0.356, SLG: 0.315	L5	BBBB 1B 1-2 2-3 BB			E SF7 1B		6-3			3	1	1	0	1	0	0
Felix Millan, R (1, 4) OBP: 0.359, SLG: 0.400	6-3	1B 1-2 2-3 3-H			SF7 1-H		4-3			3	0	1	2	0	0	0
Hank Aaron, R (1, 9) OBP: 0.378, SLG: 0.605	1-3	L7			2B			BBBB 2B E BB		3	1	1	0	1	0	3
Orlando Cepeda, R (1, 3) OBP: 0.373, SLG: 0.542		PB S E 1B	4-3		F5			F3		4	1	1	0	0	0	2
Rico Carty, R (1, 7) OBP: 0.446, SLG: 0.629 Mike Lum, L (9, 7) OBP: 0.311, SLG: 0.416	SSS K	6-3			4-3			E4 1-H 2B		4 0	1 0	1 0	0 0	0 0	1 0	2 0
Tony Gonzalez, L (1, 8) OBP: 0.342, SLG: 0.367	E8 1-H 1B	SSS K				F7		F7		4	1	1	1	0	1	0
Hal King, L (1, 2) OBP: 0.368, SLG: 0.456	SSS K	G3				SSS K		1B		4	0	1	0	0	2	1
Clete Boyer, R (1, 5) OBP: 0.306, SLG: 0.370	IIII BB 1B 1B IBB	F9				5-3		P6		3	1	0	0	1	0	1
Ron Reed, R (1, 1) OBP: 0.107, SLG: 0.143	1B BB 1-2 3-H 1B		SSS K				F9			3	0	1	1	0	1	0
Inning Stats	R: 0 H: 0 E: 0 LOB: 0 K: 0 BB: 0 S: 3 P: 3	R: 3 H: 4 E: 1 LOB: 3 K: 2 BB: 2 S: 11 P: 19	R: 0 H: 0 E: 0 LOB: 0 K: 1 BB: 0 S: 5 P: 5	R: 0 H: 0 E: 0 LOB: 0 K: 1 BB: 0 S: 5 P: 5	R: 1 H: 2 E: 1 LOB: 1 K: 0 BB: 0 S: 5 P: 5	R: 0 H: 0 E: 0 LOB: 0 K: 1 BB: 0 S: 5 P: 5	R: 0 H: 0 E: 0 LOB: 0 K: 0 BB: 0 S: 3 P: 3	R: 2 H: 2 E: 1 LOB: 1 K: 0 BB: 1 S: 5 P: 9		1B: 6 SF: 1 2B: 2 SAC: 0 3B: 0 DP: 0 HR: 0 HBP: 0						WP: 0 PA: 35 PB: 1 SB: 1 CS: 0

livebaseballscorecards.com

	AB	31
	R	6
	H	8
	RBI	4
	BB	3
	SO	5
	LOB	9

PITCHER		IP	WLS	BF	H	R	ER	SO	BB	IBB	HBP	BLK	WP	HR	S	P	ERA	WHIP
Barry Lersch, R ERA: 3.44	(1, 1)	5.0	L	23	6	4	4	4	1	1	0	0	0	0	29	37	7.20	1.400
Bill Wilson, R ERA: 4.71	(6, 1)	2.0		6	0	0	0	1	0	0	0	0	0	0	8	8	0.00	0.000
Fred Wenz, R ERA: 4.91	(8, 1)	1.0		6	2	2	1	0	1	0	0	0	0	0	5	9	9.00	3.000

PITCHER	IP	WLS	BF	H	R	ER	SO	BB	IBB	HBP	BLK	WP	HR	S	P	ERA	WHIP

Batter	1	2	3	4	5	6	7	8	9	AB	R	H	RBI	BB	SO	LOB
Jesus Alou, R (1, 7) OBP: 0.349, SLG: 0.402	5-3		F8			6-3		1B		4	0	1	0	0	0	1
Joe Morgan, L (1, 4) OBP: 0.393, SLG: 0.375	F7		P5			2B		F5		4	0	1	0	0	0	3
Jimmy Wynn, R (1, 8) OBP: 0.396, SLG: 0.495	5-3			6-3		F5		P6		4	0	0	0	0	0	3
Norm Miller, L (1, 9) OBP: 0.349, SLG: 0.333		F8		F7		K		1B 1-3 2-H		4	0	1	1	0	1	1
Denis Menke, R (1, 6) OBP: 0.390, SLG: 0.436		CS 1B		P3			FC4-6 1B	5-3		4	0	2	0	0	0	2
Doug Rader, R (1, 5) OBP: 0.321, SLG: 0.441		1-2 HR			6-3		F8		F3	4	1	1	1	0	0	1
John Mayberry, L (1, 3) OBP: 0.336, SLG: 0.418		G3			1B		FC4-6 1-2f		SF9 3B	4	1	2	0	0	0	1
Johnny Edwards, L (1, 2) Jack Dilauro, S (7, 1) Cesar Geronimo, L (9, PH) OBP: 0.400, SLG: 0.385			F8		F7		K		SF9 3-H	3 0 0	0 0 0	0 0 0	0 0 1	0 0 0	1 0 0	2 0 0
Jack Billingham, R (1, 1) OBP: 0.156, SLG: 0.095 Larry Howard, R (7, 2) OBP: 0.389, SLG: 0.444			1B		F8			1B 2B	6-3	2 2	0 1	1 1	0 0	0 0	0 0	1 0
Inning Stats	R: 0 E: 0 K: 0 S: 3 H: 0 LOB: 0 BB: 0 P: 3	R: 1 E: 0 K: 0 S: 4 H: 2 LOB: 0 BB: 0 P: 4	R: 0 E: 0 K: 0 S: 4 H: 1 LOB: 1 BB: 0 P: 4	R: 0 E: 0 K: 0 S: 3 H: 0 LOB: 0 BB: 0 P: 3	R: 0 E: 0 K: 0 S: 4 H: 1 LOB: 1 BB: 0 P: 4	R: 0 E: 0 K: 1 S: 6 H: 1 LOB: 1 BB: 0 P: 6	R: 0 E: 0 K: 1 S: 6 H: 1 LOB: 1 BB: 0 P: 6	R: 1 E: 0 K: 0 S: 6 H: 3 LOB: 2 BB: 0 P: 6	R: 1 E: 0 K: 0 S: 4 H: 1 LOB: 0 BB: 0 P: 4	1B: 6 2B: 2 3B: 1 HR: 1 SF: 1 SAC: 0 DP: 0 HBP: 0						

PITCHER	IP	WLS	BF	H	R	ER	SO	BB	IBB	HBP	BLK	WP	HR	S	P	ERA	WHIP
Jim Bunning, R (1, 1) ERA: 3.87	9.0	W	36	10	3	3	2	0	0	0	0	0	1	40	40	3.00	1.111

PITCHER	IP	WLS	BF	H	R	ER	SO	BB	IBB	HBP	BLK	WP	HR	S	P	ERA	WHIP

TOP

Houston Astros @ Philadelphia Phillies

Shibe Park, Philadelphia, PA

Fri Aug 21 1970, 7:05 PM EDT

Unknown

livebaseballscorecards.com

AB	35
R	3
H	10
RBI	3
BB	0
SO	2
LOB	15

WP: 0	PA: 36
PB: 0	
SB: 0	
CS: 1	

Batter	1	2	3	4	5	6	7	8	9	AB	R	H	RBI	BB	SO	LOB
Larry Bowa, S (1, 6) OBP: 0.278, SLG: 0.294	S S S 0-3 K ①		x 0-0 1B ③		x 0-0 3-H 1B ③	x 0-0 F6 ③		x 0-0 L6 ②		5	0	2	1	0	1	1
Denny Doyle, L (1, 4) OBP: 0.288, SLG: 0.309	x 0-0 F7 ②		x 0-0 3-1 ③		S S S 0-3 K ③		x 0-0 3-1 ①	S S S 0-3 K ③		5	0	0	0	0	2	2
Oscar Gamble, L (1, 9) OBP: 0.326, SLG: 0.333	x 0-0 F5 ③			x 0-0 F8 ①		B B B 4-0 SH1-4 1B 1B BB	x 0-0 G3 ②			3	1	0	0	1	0	0
Deron Johnson, R (1, 3) OBP: 0.331, SLG: 0.464		x 0-0 FC6-4 1B		S S S 0-3 K ②		x 0-0 1-2 SH1-4 1B 1B B B B 4-0 BB HR BB				3	2	2	0	1	1	0
John Briggs, L (1, 7) OBP: 0.335, SLG: 0.391 (7, 8)		x 0-0 FC6-4 1-2f ①		x 0-0 G3 ③		x 0-0 SH1-4 1-2 2-3 ① B B B B 4-0 1-2 HR BB				2	1	0	0	1	0	1
Don Money, R (1, 5) OBP: 0.358, SLG: 0.470	S S S 0-3 K ②				x 0-0 E SH1-3 1B I I I 4-0 E 1B IBB		x 0-0 1-H 2-H HR			3	3	2	3	1	1	1
Larry Hisle, R (1, 8) OBP: 0.296, SLG: 0.313 Ron Stone, L (6, PH) OBP: 0.348, SLG: 0.378 (7, 7)	x 0-0 4-3 ③				x 0-0 1-2 SH1-3 ① x 0-0 1-H 2-H 3-H E9 1B 1B B B B 4-0 BB					1 1	0 1	0 1	0 2	0 1	0 0	1 0
Mike Compton, R (1, 2) OBP: 0.229, SLG: 0.225			x 0-0 4-3 ①		x 0-0 2-H E9 1B 1B x 0-0 P5 ② x 0-0 5-3 ③					4	1	1	1	0	0	2
Jim Bunning, R (1, 1) OBP: 0.148, SLG: 0.121			S S S 0-3 K ②		x 0-0 5-3 ② x 0-0 3-H 1B			x 0-0 6-3 ①		4	0	1	1	0	1	1
Inning Stats	R: 0 E: 0 K: 1 S: 5 H: 0 LOB: 0 BB: 0 P: 5	R: 0 E: 0 K: 1 S: 6 H: 1 LOB: 1 BB: 0 P: 6	R: 0 E: 0 K: 1 S: 6 H: 1 LOB: 1 BB: 0 P: 6	R: 0 E: 0 K: 1 S: 5 H: 0 LOB: 0 BB: 0 P: 5	R: 2 E: 1 K: 1 S: 8 H: 3 LOB: 1 BB: 0 P: 8	R: 4 E: 1 K: 0 S: 6 H: 3 LOB: 1 BB: 2 P: 14	R: 3 E: 0 K: 0 S: 4 H: 1 LOB: 1 BB: 3 P: 16	R: 0 E: 0 K: 1 S: 5 H: 0 LOB: 0 BB: 0 P: 5		1B: 8 2B: 0 3B: 0 HR: 1	SF: 0 SAC: 2 DP: 0 HBP: 0						

PITCHER		IP	WLS	BF	H	R	ER	SO	BB	IBB	HBP	BLK	WP	HR	S	P	ERA	WHIP
Jack Billingham, R ERA: 3.94	(1, 1)	6.2	L	34	9	9	8	5	4	1	0	0	0	1	39	59	10.80	1.950
Jack Dilauro, L ERA: 4.41	(7, 1)	1.1		4	0	0	0	1	0	0	0	0	0	0	6	6	0.00	0.000

PITCHER	IP	WLS	BF	H	R	ER	SO	BB	IBB	HBP	BLK	WP	HR	S	P	ERA	WHIP

BOTTOM

Houston Astros @ Philadelphia Phillies

Shibe Park, Philadelphia, PA

Fri Aug 21 1970, 7:05 PM EDT

Unknown

livebaseballscorecards.com

AB	31
R	9
H	9
RBI	8
BB	5
SO	6
LOB	9

Batter	1	2	3	4	5	6	7	8	9	AB	R	H	RBI	BB	SO	LOB
Jesus Alou, R (1, 9) OBP: 0.352, SLG: 0.407	0-0 1B 2B		0-0 F9 ②	0-0 3-H 1B		0-0 1B		0-3 K ②		5	1	3	1	0	1	0
Cesar Geronimo, L (8, 9) OBP: 0.400, SLG: 0.385										0	0	0	0	0	0	0
Cesar Cedeno, R (1, 8) OBP: 0.308, SLG: 0.403	0-0 G5-4-3 2-H 1B		4-0 BB	0-0 F5 ③		0-3 K ③		0-0 1B		4	0	2	1	1	1	2
Jimmy Wynn, R (1, 7) OBP: 0.394, SLG: 0.499	0-3 K ①		0-3 K ③		0-0 HR		0-3 K ①	0-0 6-3 ③		5	1	1	1	0	3	3
Doug Rader, R (1, 5) OBP: 0.324, SLG: 0.445	0-0 G5-4-3 ② ③ 1-2f			0-0 1B 2B	0-0 5-3 ①		0-0 BB 1B		0-0 WP 1B	5	3	3	0	0	0	1
Denis Menke, R (1, 4) OBP: 0.392, SLG: 0.434		0-0 5-3 ①		4-0 1B BB 2B	4-0 BB		4-0 1B SF8 1-2 BB		0-0 P4 ①	2	2	0	0	3	0	1
Larry Howard, R (1, 2) OBP: 0.435, SLG: 0.522		0-0 3-1 2B		0-0 1-2 2-H 2B 1B	0-3 K ②		0-0 FC4-6 1-3 2-H 1B		0-3 K ② 1-2	5	1	3	2	0	2	2
John Mayberry, L (1, 3) OBP: 0.331, SLG: 0.412		0-0 3-1 ② 2-3		0-3 K ①	0-0 4-3 ③		0-0 SF8 ② 3-H		0-0 2-H 1B	4	0	1	2	0	1	4
Marty Martinez, S (1, 6) OBP: 0.285, SLG: 0.267		0-3 K ③		0-0 G3 1-H 2-H 1B 2B		0-0 6-3 ①	0-0 FC4-6 ③ 1-2f		0-0 F7 ③	5	1	1	2	0	1	3
Don Wilson, R (1, 1) OBP: 0.133, SLG: 0.178			0-3 K ①	0-0 G3 ② 2-3		0-3 K ②		0-3 K ①		4	0	0	0	0	3	1
Inning Stats	R: 1 E: 0 K: 1 S: 6 / H: 2 LOB: 0 BB: 0 P: 6	R: 0 E: 0 K: 1 S: 6 / H: 1 LOB: 1 BB: 0 P: 6	R: 0 E: 0 K: 2 S: 7 / H: 0 LOB: 1 BB: 1 P: 11	R: 4 E: 0 K: 1 S: 9 / H: 4 LOB: 1 BB: 1 P: 13	R: 1 E: 0 K: 1 S: 6 / H: 1 LOB: 1 BB: 1 P: 10	R: 0 E: 0 K: 2 S: 8 / H: 1 LOB: 1 BB: 0 P: 8	R: 2 E: 0 K: 1 S: 7 / H: 2 LOB: 1 BB: 1 P: 11	R: 0 E: 0 K: 2 S: 8 / H: 1 LOB: 1 BB: 0 P: 8	R: 1 E: 0 K: 1 S: 7 / H: 2 LOB: 1 BB: 0 P: 7	1B: 9 2B: 4 3B: 0 HR: 1	SF: 1 SAC: 0 DP: 1 HBP: 0						

TOP

Houston Astros @ Philadelphia Phillies

Shibe Park, Philadelphia, PA

Fri Aug 21 1970, 7:05 PM EDT

Att. 8,113 - Unknown

livebaseballscorecards.com

AB	39
R	9
H	14
RBI	9
BB	4
SO	12
LOB	17

PITCHER		IP	WLS	BF	H	R	ER	SO	BB	IBB	HBP	BLK	WP	HR	S	P	ERA	WHIP	PITCHER	IP	WLS	BF	H	R	ER	SO	BB	IBB	HBP	BLK	WP	HR	S	P	ERA	WHIP
Grant Jackson, L ERA: 5.58	(1, 1)	3.1	L	17	6	5	5	5	2	0	0	0	0	0	25	33	13.50	2.400																	
Bill Champion, R ERA: 8.68	(4, 1)	2.2		12	3	1	1	3	1	0	0	0	0	1	17	21	3.38	1.500																	
Fred Wenz, R ERA: 5.4	(7, 1)	1.2		9	3	2	2	3	1	0	0	0	0	0	14	18	10.80	2.400																	
Bill Wilson, R ERA: 4.78	(8, 1)	1.1		6	2	1	1	1	0	0	0	0	1	0	8	8	6.75	1.500																	

Batter	1	2	3	4	5	6	7	8	9	AB	R	H	RBI	BB	SO	LOB
Larry Bowa, S (1, 6) OBP: 0.275, SLG: 0.291	6-3		7-4 2-3f			4-3			F7	4	0	0	0	0	0	2
Tony Taylor, R (1, 4) OBP: 0.356, SLG: 0.439	6-3			F8			P6		4-3	4	0	0	0	0	0	0
Ron Stone, L (1, 9) OBP: 0.348, SLG: 0.375	CS BB			4-3			4-3			2	0	0	0	1	0	0
Deron Johnson, R (1, 3) OBP: 0.329, SLG: 0.461	CS 1-2	F7		K			6-3			3	0	0	0	0	1	0
John Briggs, L (1, 7) OBP: 0.335, SLG: 0.398		K			F9			SF7 3B		3	1	1	0	0	1	0
Don Money, R (1, 5) OBP: 0.358, SLG: 0.470		CS 1B			F5			SF7 3-H		2	0	1	1	0	0	0
Larry Hisle, R (1, 8) OBP: 0.293, SLG: 0.310		CS 1-2	P4		P4			K2-3		3	0	0	0	0	1	0
Doc Edwards, R (1, 2) OBP: 0.309, SLG: 0.273			7-4 HBP 1B			K		P4		3	0	1	0	0	1	0
Grant Jackson, S (1, 1) OBP: 0.132, SLG: 0.083 Bill Champion, R (4, 1) Oscar Gamble, L (6, PH) OBP: 0.325, SLG: 0.332 Fred Wenz, R (7, 1) Bill Wilson, R (8, 1) Denny Doyle, L (9, PH) OBP: 0.287, SLG: 0.308			1-2 HBP			K			K	0 0 1 0 0 1	0 0 0 0 0 0	0 0 0 0 0 0	0 0 0 0 0 0	0 0 0 0 0 0	0 0 1 0 0 0	0 0 0 0 0 0
Inning Stats	R: 0 E: 0 K: 0 S: 2 H: 0 LOB: 0 BB: 1 P: 6	R: 0 E: 0 K: 1 S: 5 H: 1 LOB: 0 BB: 0 P: 5	R: 0 E: 0 K: 0 S: 3 H: 1 LOB: 1 BB: 0 P: 4	R: 0 E: 0 K: 1 S: 5 H: 0 LOB: 0 BB: 0 P: 5	R: 0 E: 0 K: 0 S: 3 H: 0 LOB: 0 BB: 0 P: 3	R: 0 E: 0 K: 2 S: 7 H: 0 LOB: 0 BB: 0 P: 7	R: 0 E: 0 K: 0 S: 3 H: 0 LOB: 0 BB: 0 P: 3	R: 1 E: 0 K: 1 S: 6 H: 1 LOB: 0 BB: 0 P: 6	R: 0 E: 0 K: 1 S: 5 H: 0 LOB: 0 BB: 0 P: 5	1B: 2 2B: 1 3B: 1 HR: 0 SF: 1 SAC: 0 DP: 1 HBP: 1						

PITCHER		IP	WLS	BF	H	R	ER	SO	BB	IBB	HBP	BLK	WP	HR	S	P	ERA	WHIP
Don Wilson, R ERA: 3.74	(1, 1)	9.0	W	29	3	1	1	6	1	0	1	0	0	0	39	44	1.00	0.444

PITCHER	IP	WLS	BF	H	R	ER	SO	BB	IBB	HBP	BLK	WP	HR	S	P	ERA	WHIP

BOTTOM

Houston Astros @ Philadelphia Phillies

Shibe Park, Philadelphia, PA

Fri Aug 21 1970, 7:05 PM EDT

Att. 8,113 - Unknown

livebaseballscorecards.com

AB	26
R	1
H	3
RBI	1
BB	1
SO	6
LOB	2

Batter	1	2	3	4	5	6	7	8	9	AB	R	H	RBI	BB	SO	LOB
Jesus Alou, R (1, 9) OBP: 0.356, SLG: 0.411	0-0 1B		0-0 4-3			0-0 2-3 1B		0-0 G5-4-3 1B	0-3 K	4	0	3	0	0	0	0
Cesar Geronimo, L (8, PR) OBP: 0.375, SLG: 0.357 (8, 9)										1	0	0	0	0	1	3
Cesar Cedeno, R (1, 8) OBP: 0.302, SLG: 0.395	0-0 L9			0-0 L8		0-3 K		0-3 K		4	0	0	0	0	2	4
Jimmy Wynn, R (1, 7) OBP: 0.391, SLG: 0.494	0-3 K			0-0 P6		0-0 P3		0-0 G5-4-3 1-2f		4	0	0	0	0	1	4
Doug Rader, R (1, 5) OBP: 0.323, SLG: 0.444	0-3 K			0-0 F8		0-0 F8			0-0 PB SH1-4 1B 1B	4	1	1	0	0	1	3
Denis Menke, R (1, 4) OBP: 0.394, SLG: 0.434		0-0 P5			0-0 1B		BBB 4-0 1B BB		0-0 SH1-4 1-2	2	0	1	0	1	0	0
Larry Howard, R (1, 2) OBP: 0.370, SLG: 0.444		0-3 K			0-0 F8		0-0 F8		0-3 K	4	0	0	0	0	2	3
John Mayberry, L (1, 3) OBP: 0.336, SLG: 0.415		0-0 F9			0-3 K		0-0 1-2 1B		0-0 1B 2-H 1B	4	0	2	1	0	1	1
Marty Martinez, S (1, 6) OBP: 0.283, SLG: 0.267			0-0 F7		0-0 L8		0-0 F8		0-0 BB 1-3 1B	4	0	1	0	0	0	3
Larry Dierker, R (1, 1) OBP: 0.164, SLG: 0.183			0-3 K			0-0 1B 2B	0-0 L9		BBB 4-0 1-2 BB	3	0	1	0	0	1	2
Joe Morgan, L (9, PH) OBP: 0.394, SLG: 0.375										0	0	0	0	1	0	0
Fred Gladding, L (9, 1)										0	0	0	0	0	0	0

TOP

Houston Astros @ Philadelphia Phillies

Shibe Park, Philadelphia, PA

Sat Aug 22 1970, 3:33 AM EDT

Att. 15,276 - Unknown

livebaseballscorecards.com

AB	34
R	1
H	9
RBI	1
BB	2
SO	9
LOB	23

Inning Stats	1	2	3	4	5	6	7	8	9
	R: 0 E: 0 K: 2 S: 8	H: 1 LOB: 1 BB: 0 P: 8	R: 0 E: 0 K: 1 S: 5	H: 0 LOB: 0 BB: 0 P: 5	R: 0 E: 0 K: 1 S: 5	H: 0 LOB: 0 BB: 0 P: 5	R: 0 E: 0 K: 0 S: 3	H: 0 LOB: 0 BB: 0 P: 3	R: 0 E: 0 K: 1 S: 6	H: 1 LOB: 1 BB: 0 P: 6
	R: 0 E: 0 K: 1 S: 7	H: 2 LOB: 2 BB: 0 P: 7	R: 0 E: 0 K: 0 S: 4	H: 1 LOB: 2 BB: 1 P: 8	R: 0 E: 0 K: 1 S: 5	H: 1 LOB: 1 BB: 0 P: 5	R: 1 E: 0 K: 2 S: 10	H: 3 LOB: 3 BB: 1 P: 14	1B: 8 2B: 1 3B: 0 HR: 0	SF: 0 SAC: 1 DP: 1 HBP: 0
	WP: 0 PB: 1 SB: 0 CS: 0	PA: 37								

PITCHER		IP	WLS	BF	H	R	ER	SO	BB	IBB	HBP	BLK	WP	HR	S	P	ERA	WHIP
Chris Short, L ERA: 4.35	(1, 1)	7.0		27	5	0	0	6	1	0	0	0	0	0	38	42	0.00	0.857
Dick Selma, R ERA: 2.86	(8, 1)	1.2		9	4	1	1	2	1	0	0	0	0	0	12	16	5.40	3.000
Joe Hoerner, L ERA: 3.04	(9, 1)	0.1	W	1	0	0	0	1	0	0	0	0	0	0	3	3	0.00	0.000

PITCHER	IP	WLS	BF	H	R	ER	SO	BB	IBB	HBP	BLK	WP	HR	S	P	ERA	WHIP

BOTTOM

Houston Astros @ Philadelphia Phillies

Shibe Park, Philadelphia, PA

Sat Aug 22 1970, 3:33 AM EDT

Att. 15,276 - Unknown

Batter	1	2	3	4	5	6	7	8	9	AB	R	H	RBI	BB	SO	LOB
Larry Bowa, S (1, 6) OBP: 0.273, SLG: 0.288	5-3			4-3		K		1-3		4	0	0	0	0	1	1
Tony Taylor, R (1, 4) OBP: 0.358, SLG: 0.440	FC1-5-6-4 S 1B			K		4-3			SH1-4 1B 1B	4	1	2	0	0	1	0
Ron Stone, L (1, 7) OBP: 0.344, SLG: 0.370	FC1-5-6-4 1-3			K			L9		SH1-4 1-2	3	0	0	0	0	1	1
Deron Johnson, R (1, 3) OBP: 0.332, SLG: 0.465		5-3			3B BB		3B		IBB	2	1	1	0	2	0	0
John Briggs, L (1, 8) OBP: 0.337, SLG: 0.408		G3			1-H FC3-2 3B		K		1B 2-H	4	0	2	2	0	1	1
Don Money, R (1, 5) OBP: 0.357, SLG: 0.467		L7			5-3 FC3-2 CS HBP		L5			2	0	0	0	0	0	1
Oscar Gamble, L (1, 9) OBP: 0.321, SLG: 0.327			4-3		FC3-2 1-2 5-3 3-H			4-3		3	0	0	0	0	0	2
Mike Compton, R (1, 2) OBP: 0.222, SLG: 0.217			P6		5-3 1-2 2-3			K		3	0	0	0	0	1	2
Chris Short, R (1, 1) OBP: 0.042, SLG: 0.043 Dick Selma, R (8, 1) OBP: 0.250, SLG: 0.267 Joe Hoerner, R (9, 1) OBP: 0.400, SLG: 0.375			K		CS 3-H	K		2B		2 1 0	0 0 0	0 1 0	0 0 0	0 0 0	2 0 0	0 0 0
Inning Stats	R: 0 E: 0 K: 0 S: 3 H: 1 LOB: 0 BB: 0 P: 3	R: 0 E: 0 K: 0 S: 3 H: 0 LOB: 0 BB: 0 P: 3	R: 0 E: 0 K: 1 S: 5 H: 0 LOB: 0 BB: 0 P: 5	R: 0 E: 0 K: 2 S: 7 H: 0 LOB: 0 BB: 0 P: 7	R: 1 E: 0 K: 0 S: 3 H: 1 LOB: 1 BB: 1 P: 8	R: 0 E: 0 K: 2 S: 7 H: 0 LOB: 0 BB: 0 P: 7	R: 0 E: 0 K: 1 S: 6 H: 1 LOB: 1 BB: 0 P: 6	R: 0 E: 0 K: 1 S: 6 H: 1 LOB: 1 BB: 0 P: 6	R: 1 E: 0 K: 0 S: 3 H: 2 LOB: 2 BB: 1 P: 7	1B: 3 2B: 2 3B: 2 HR: 0 SF: 0 SAC: 1 DP: 1 HBP: 1						

livebaseballscorecards.com

AB	28
R	2
H	6
RBI	2
BB	2
SO	7
LOB	8

WP: 0 PB: 0 SB: 1 CS: 1 PA: 33

PITCHER		IP	WLS	BF	H	R	ER	SO	BB	IBB	HBP	BLK	WP	HR	S	P	ERA	WHIP
Larry Dierker, R ERA: 3.98	(1, 1)	8.0		28	4	1	1	7	1	0	1	0	0	0	40	45	1.12	0.625
Fred Gladding, R ERA: 4.08	(9, 1)	0.1	L	4	2	1	1	0	0	1	0	0	0	0	3	7	27.00	6.000

PITCHER	IP	WLS	BF	H	R	ER	SO	BB	IBB	HBP	BLK	WP	HR	S	P	ERA	WHIP

Batter	1	2	3	4	5	6	7	8	9	AB	R	H	RBI	BB	SO	LOB
Jesus Alou, R (1, 9) OBP: 0.354, SLG: 0.411	L8		L9		1-3 2B		5-3 1-2		G6-4-3 1-2f 2-3	5	0	1	0	0	0	4
Joe Morgan, L (1, 4) OBP: 0.392, SLG: 0.371	6-3		4-3		L8		BBBB BB		F8	4	0	0	0	1	0	4
Jimmy Wynn, R (1, 7) OBP: 0.392, SLG: 0.493	6-3			CS 1B		P6	BBBB 1-2 2-3 BB			3	0	1	0	1	0	0
John Mayberry, L (1, 3) OBP: 0.344, SLG: 0.417		P6		BBBB 1-2 BB		1B 1B	F5			2	0	1	0	1	0	0
Larry Howard, R (7, PH) OBP: 0.357, SLG: 0.429 (7, 3)										1	0	0	0	0	0	3
Denis Menke, R (1, 6) OBP: 0.395, SLG: 0.435 (6, 5)		FC4-6 1B		L7		FC5-4 1-3 1B		F8		4	0	2	0	0	0	1
Doug Rader, R (1, 5) OBP: 0.322, SLG: 0.442		FC4-6 1-2f		SSS K		P6		P6		2	0	0	0	0	1	2
Marty Martinez, S (6, PH) OBP: 0.279, SLG: 0.262 (6, 6)										2	0	0	0	0	0	2
Cesar Cedeno, R (1, 8) OBP: 0.301, SLG: 0.393	P4				2B 1B	1-2f FC5-4		SSS K		4	0	1	0	0	1	3
Johnny Edwards, L (1, 2) OBP: 0.283, SLG: 0.312			BBBB PB BB		P4		4-3		G6-4-3 BB 1B	2	0	0	0	1	0	1
Hector Torres, R (9, PH) OBP: 0.296, SLG: 0.306										1	0	1	0	0	0	0
Wade Blasingame, L (1, 1)			SSS 1-2 K		F2		BB 5-3 1B		BBBB 1-2 G6-4-3 BB	2	0	0	0	0	1	2
Cesar Geronimo, L (7, PH) OBP: 0.412, SLG: 0.400										1	0	1	0	0	0	0
George Culver, R (7, 1) OBP: 0.182, SLG: 0.300										0	0	0	0	0	0	0
Norm Miller, L (9, PH) OBP: 0.352, SLG: 0.333										0	0	0	0	1	0	0
Inning Stats	R: 0 E: 0 K: 0 S: 3 H: 0 LOB: 0 BB: 0 P: 3	R: 0 E: 0 K: 0 S: 4 H: 1 LOB: 1 BB: 0 P: 4	R: 0 E: 0 K: 1 S: 5 H: 0 LOB: 1 BB: 1 P: 9	R: 0 E: 0 K: 1 S: 5 H: 1 LOB: 1 BB: 1 P: 9	R: 0 E: 0 K: 0 S: 5 H: 2 LOB: 2 BB: 0 P: 5	R: 0 E: 0 K: 0 S: 5 H: 2 LOB: 2 BB: 0 P: 5	R: 0 E: 0 K: 0 S: 4 H: 1 LOB: 3 BB: 2 P: 12	R: 0 E: 0 K: 1 S: 5 H: 0 LOB: 0 BB: 0 P: 5	R: 0 E: 0 K: 0 S: 3 H: 1 LOB: 1 BB: 1 P: 7	1B: 7 2B: 1 3B: 0 HR: 0 SF: 0 SAC: 0 DP: 1 HBP: 0	WP: 0 PB: 1 SB: 0 CS: 1 PA: 38					

PITCHER		IP	WLS	BF	H	R	ER	SO	BB	IBB	HBP	BLK	WP	HR	S	P	ERA	WHIP
Rick Wise, R ERA: 3.7	(1, 1)	6.2	W	30	7	0	0	2	4	0	0	0	0	0	30	46	0.00	1.650
Joe Hoerner, L ERA: 2.96	(7, 1)	1.1		6	1	0	0	1	1	0	0	0	0	0	7	11	0.00	1.500
Dick Selma, R ERA: 2.83	(9, 1)	1.0	S	2	0	0	0	0	0	0	0	0	0	0	2	2	0.00	0.000

PITCHER	IP	WLS	BF	H	R	ER	SO	BB	IBB	HBP	BLK	WP	HR	S	P	ERA	WHIP

TOP

Houston Astros @ Philadelphia Phillies

Shibe Park, Philadelphia, PA

Sun Aug 23 1970, 3:33 AM EDT
Att. 3,485 - Unknown

livebaseballscorecards.com

AB	33
R	0
H	8
RBI	0
BB	5
SO	3
LOB	22

Batter	1	2	3	4	5	6	7	8	9	AB	R	H	RBI	BB	SO	LOB
Larry Bowa, S (1, 6) OBP: 0.277, SLG: 0.293	FC6-4 1B 1B		1B		F9 ③			1B SF8 1B		4	1	3	0	0	0	0
Tony Taylor, R (1, 4) OBP: 0.359, SLG: 0.441	0-0 FC6-4 1-2 1B		L9 ③			6-3 ①		PB 1-3 1B 1B		4	1	2	0	0	0	1
Don Money, R (1, 5) OBP: 0.356, SLG: 0.466	FC6-4 ① G5-4-3 1-2f 2-3			HR 1B		K ②		SF8 ② 3-H		3	1	1	1	0	1	2
Deron Johnson, R (1, 3) OBP: 0.333, SLG: 0.472	G5-4-3 ② ③ 1-2f			1-H HR		4-3 ③		1-H 1B		4	1	2	3	0	0	2
Byron Browne, R (1, 9) OBP: 0.326, SLG: 0.468		6-3 ①		G4-3 1B			K ①	P2 ③		4	0	1	0	0	1	1
John Briggs, L (1, 7) OBP: 0.333, SLG: 0.403		K ②		G4-3 ① ② 1-2f			4-3 ②			3	0	0	0	0	1	1
Larry Hisle, R (1, 8) OBP: 0.291, SLG: 0.307		F4 ③		5-3 ③			E5 FC6-4			3	0	0	0	0	0	0
Mike Compton, R (1, 2) OBP: 0.216, SLG: 0.211			6-3 ①		5-3 ①		FC6-4 ③ 1-2f			3	0	0	0	0	0	1
Rick Wise, R (1, 1) OBP: 0.222, SLG: 0.317			K ②		F8 ②			K ①		2	0	0	0	0	1	0
Joe Hoerner, R (7, 1) OBP: 0.364, SLG: 0.333										1	0	0	0	0	1	0
Dick Selma, R (9, 1) OBP: 0.250, SLG: 0.267										0	0	0	0	0	0	0
Inning Stats	R: 0 E: 0 K: 0 S: 4 H: 2 LOB: 1 BB: 0 P: 4	R: 0 E: 0 K: 1 S: 5 H: 0 LOB: 0 BB: 0 P: 5	R: 0 E: 0 K: 1 S: 6 H: 1 LOB: 1 BB: 0 P: 6	R: 2 E: 0 K: 0 S: 5 H: 3 LOB: 0 BB: 0 P: 5	R: 0 E: 0 K: 0 S: 3 H: 0 LOB: 0 BB: 0 P: 3	R: 0 E: 0 K: 1 S: 5 H: 0 LOB: 0 BB: 0 P: 5	R: 0 E: 1 K: 1 S: 6 H: 0 LOB: 1 BB: 0 P: 6	R: 2 E: 0 K: 1 S: 8 H: 3 LOB: 1 BB: 0 P: 8		1B: 8 2B: 0 3B: 0 HR: 1	SF: 1 SAC: 0 DP: 2 HBP: 0					

PITCHER		IP	WLS	BF	H	R	ER	SO	BB	IBB	HBP	BLK	WP	HR	S	P	ERA	WHIP
Wade Blasingame, L ERA: 3.12	(1, 1)	6.0	L	22	6	2	2	3	0	0	0	0	0	1	28	28	3.00	1.000
George Culver, R ERA: 3.95	(7, 1)	2.0		10	3	2	1	2	0	0	0	0	0	0	14	14	4.50	1.500

PITCHER	IP	WLS	BF	H	R	ER	SO	BB	IBB	HBP	BLK	WP	HR	S	P	ERA	WHIP

BOTTOM

Houston Astros @ Philadelphia Phillies

Shibe Park, Philadelphia, PA

Sun Aug 23 1970, 3:33 AM EDT

Att. 3,485 - Unknown

livebaseballscorecards.com

AB	31
R	4
H	9
RBI	4
BB	0
SO	5
LOB	8

1B: 8	SF: 1	WP: 0	PA: 32
2B: 0	SAC: 0	PB: 1	
3B: 0	DP: 2	SB: 0	
HR: 1	HBP: 0	CS: 0	

Cincinnati Reds @ Philadelphia Phillies

Shibe Park, Philadelphia, PA

Tue Aug 25 1970, 7:05 PM EDT

Att. 14,508 - Unknown

livebaseballscorecards.com

TOP

Batter	1	2	3	4	5	6	7	8	9	10	11	12	AB	R	H	RBI	BB	SO	LOB
Pete Rose, S (1, 9) OBP: 0.383, SLG: 0.473	0-0 1B E 2B	0-0 4-3			0-0 F7		0-0 F8			4-0 WP 1B BB		0-0 F8	5	1	1	0	1	0	0
Bobby Tolan, L (1, 8) OBP: 0.398, SLG: 0.477	0-0 S SF9 1B 2-3		0-3 K		0-0 F7			0-0 4-3		0-0 WP 1B 1-2		0-0 3-1	6	1	2	0	0	1	0
Tony Perez, R (1, 5) OBP: 0.420, SLG: 0.645	0-3 K 1-3 3-H		0-0 F8		0-0 3B			0-0 6-3		0-3 K			5	0	1	0	0	2	3
Johnny Bench, R (1, 2) OBP: 0.347, SLG: 0.630	0-0 SF9 3-H		0-0 1B		0-0 F7			0-0 E S 1B		0-0 P4			4	0	2	1	0	0	3
Lee May, R (1, 3) OBP: 0.295, SLG: 0.484	4-0 1B BB		0-0 F9			0-0 1-3		4-0 1-3 BB		0-0 5-3 1-2 2-3			3	0	0	0	2	0	3
Bernie Carbo, L (1, 7) OBP: 0.466, SLG: 0.587	0-0 FC6-4 1B 1-3			0-3 K		0-3 K		0-0 F9			0-0 F7		5	0	1	0	0	2	2
Tommy Helms, R (1, 4) OBP: 0.253, SLG: 0.272	0-0 FC6-4 1-2f			0-0 F9		0-3 K			0-0 F3		0-0 6-3		5	0	0	0	0	1	2
Woody Woodward, R (1, 6) OBP: 0.307, SLG: 0.303		0-0 F3		0-0 1B			0-0 P4		0-0 6-3		0-0 3-1		5	0	1	0	0	0	0
Tony Cloninger, R (1, 1)		0-0 1-4-3		0-3 K			0-3 K		0-0 6-3			0-3 K	3	0	0	0	0	2	1
Angel Bravo, L (9, PH) OBP: 0.365, SLG: 0.339													1	0	0	0	0	0	0
Clay Carroll, R (9, 1) OBP: 0.200, SLG: 0.111													0	0	0	0	0	0	0
Ty Cline, L (12, PH) OBP: 0.365, SLG: 0.413													1	0	0	0	0	1	0
Wayne Granger, R (12, 1) OBP: 0.143, SLG: 0.143													0	0	0	0	0	0	0
Inning Stats	R: 2 E: 0 K: 1 S: 8 H: 3 LOB: 2 BB: 1 P: 12	R: 0 E: 0 K: 0 S: 3 H: 0 LOB: 0 BB: 0 P: 3	R: 0 E: 0 K: 1 S: 6 H: 1 LOB: 1 BB: 0 P: 6	R: 0 E: 0 K: 2 S: 8 H: 1 LOB: 1 BB: 0 P: 8	R: 0 E: 0 K: 0 S: 4 H: 1 LOB: 1 BB: 0 P: 4	R: 0 E: 0 K: 2 S: 7 H: 0 LOB: 0 BB: 0 P: 7	R: 0 E: 0 K: 1 S: 5 H: 0 LOB: 0 BB: 0 P: 5	R: 0 E: 0 K: 0 S: 4 H: 1 LOB: 2 BB: 1 P: 8	R: 0 E: 0 K: 0 S: 3 H: 0 LOB: 0 BB: 0 P: 3	R: 0 E: 0 K: 1 S: 6 H: 1 LOB: 2 BB: 1 P: 10	R: 0 E: 0 K: 0 S: 3 H: 0 LOB: 0 BB: 0 P: 3	R: 0 E: 0 K: 1 S: 5 H: 0 LOB: 0 BB: 0 P: 5	1B: 6 2B: 1 3B: 1 HR: 0	SF: 1 SAC: 0 DP: 0 HBP: 0		WP: 1 PB: 0 SB: 3 CS: 0	PA: 47		

PITCHER	IP	WLS	BF	H	R	ER	SO	BB	IBB	HBP	BLK	WP	HR	S	P	ERA	WHIP
Barry Lersch, R (1, 1) ERA: 3.3	9.0		38	8	2	2	7	3	0	0	0	0	0	49	61	2.00	1.222
Dick Selma, R (10, 1) ERA: 2.75	3.0	W	9	0	0	0	2	0	0	0	0	1	0	13	13	0.00	0.000

AB	43
R	2
H	8
RBI	1
BB	3
SO	9
LOB	14

Batter	1	2	3	4	5	6	7	8	9	10	11	12	AB	R	H	RBI	BB	SO	LOB
Larry Bowa, S (1, 6) OBP: 0.274, SLG: 0.289	F8		P5		FC4 1-2f			1-3		L6		SH2-4 1-2	5	0	0	0	0	0	4
Tony Taylor, R (1, 4) OBP: 0.359, SLG: 0.439	1-3		6-3			6-3		FC4-6 1B		K		2-H 1B	6	0	2	1	0	1	3
Oscar Gamble, L (1, 9) OBP: 0.314, SLG: 0.320	4-3		4-3			P6		FC4-6 CS 1-2f		5-3			5	0	0	0	0	0	4
Deron Johnson, R (1, 3) OBP: 0.330, SLG: 0.467		F9		5-3		6-3		CS 1-2	6-3		F7		5	0	0	0	0	0	0
John Briggs, L (1, 7) OBP: 0.338, SLG: 0.406 (8, 8)		2B BB		4-1				SH1-4 1B BB	G3		2B		3	2	1	0	2	0	0
Don Money, R (1, 5) OBP: 0.358, SLG: 0.468		5-3 1-H 2B		K				SH1-4 1-2	5-3		IBB		3	0	1	1	1	1	0
Larry Hisle, R (1, 8) OBP: 0.292, SLG: 0.306		5-3 BB			K			2-H 1B		E SH 1B	F7		1	0	0	0	1	1	0
Ron Stone, L (7, PH) OBP: 0.348, SLG: 0.374 (8, 7)													3	0	2	1	0	0	2
Mike Compton, R (1, 2) OBP: 0.221, SLG: 0.208		5-3 1-2 2-3			FC4 BB			K		SH E 1-2	F8		1	0	0	0	1	0	2
Byron Browne, R (7, PH) OBP: 0.324, SLG: 0.466													1	0	0	0	0	1	1
Doc Edwards, R (8, 2) OBP: 0.305, SLG: 0.269													1	0	0	0	0	0	2
Barry Lersch, S (1, 1) OBP: 0.111, SLG: 0.059		1-3			B2			K		E1 1-2 2-3		SH2-4 1B	3	0	0	0	0	1	4
Dick Selma, R (10, 1) OBP: 0.235, SLG: 0.250													1	0	0	0	0	0	2
Rick Joseph, R (12, PH) OBP: 0.266, SLG: 0.356													1	0	1	0	0	0	0
Denny Doyle, L (12, PR) OBP: 0.287, SLG: 0.308													0	1	0	0	0	0	0
Inning Stats	R: 0 H: 0 E: 0 LOB: 0 K: 0 BB: 0 S: 3 P: 3	R: 1 H: 1 E: 0 LOB: 2 K: 0 BB: 2 S: 4 P: 12	R: 0 H: 0 E: 0 LOB: 0 K: 0 BB: 0 S: 3 P: 3	R: 0 H: 0 E: 0 LOB: 0 K: 1 BB: 0 S: 5 P: 5	R: 0 H: 0 E: 0 LOB: 1 K: 1 BB: 1 S: 5 P: 9	R: 0 H: 0 E: 0 LOB: 0 K: 0 BB: 0 S: 3 P: 3	R: 1 H: 1 E: 0 LOB: 1 K: 2 BB: 1 S: 8 P: 12	R: 0 H: 1 E: 0 LOB: 0 K: 0 BB: 0 S: 3 P: 3	R: 0 H: 0 E: 0 LOB: 0 K: 0 BB: 0 S: 3 P: 3	R: 0 H: 1 E: 1 LOB: 3 K: 1 BB: 0 S: 8 P: 8	R: 0 H: 1 E: 0 LOB: 2 K: 0 BB: 1 S: 4 P: 8	R: 1 H: 2 E: 0 LOB: 1 K: 0 BB: 0 S: 3 P: 3	1B: 5 SF: 0 2B: 2 SAC: 3 3B: 0 DP: 0 HR: 0 HBP: 0						

PITCHER		IP	WLS	BF	H	R	ER	SO	BB	IBB	HBP	BLK	WP	HR	S	P	ERA	WHIP
Tony Cloninger, R ERA: 4.17	(1, 1)	8.0		30	3	2	2	4	4	0	0	0	0	0	34	50	2.25	0.875
Clay Carroll, R ERA: 2.74	(9, 1)	3.0		14	2	0	0	1	0	1	0	0	0	0	15	19	0.00	0.667
Wayne Granger, R ERA: 2.73	(12, 1)	0.1	L	3	2	1	1	0	0	0	0	0	0	0	3	3	27.00	6.000

PITCHER	IP	WLS	BF	H	R	ER	SO	BB	IBB	HBP	BLK	WP	HR	S	P	ERA	WHIP

BOTTOM

Cincinnati Reds @ Philadelphia Phillies

Shibe Park, Philadelphia, PA

Tue Aug 25 1970, 7:05 PM EDT

Att. 14,508 - Unknown

livebaseballscorecards.com

AB	39
R	3
H	7
RBI	3
BB	5
SO	5
LOB	24

Cincinnati Reds @ Philadelphia Phillies

Shibe Park, Philadelphia, PA

Wed Aug 26 1970, 7:05 PM EDT

Att. 13,322 - Unknown

TOP

livebaseballscorecards.com

Batter	1	2	3	4	5	6	7	8	9	AB	R	H	RBI	BB	SO	LOB
Pete Rose, S (1, 9) OBP: 0.384, SLG: 0.477	0-0 1B 3B		0-0 CS 1B		0-3 K		0-3 K			4	1	2	0	0	2	2
Bobby Tolan, L (1, 8) OBP: 0.397, SLG: 0.475	0-0 CS S 1B 3-H		0-0 CS 1-2	0-0 L8		0-0 1-3	0-0 L9			4	0	1	1	0	0	0
Tony Perez, R (1, 5) OBP: 0.419, SLG: 0.648	0-3 K 1-2			0-0 5-3		0-0 HR	0-0 F9			4	1	1	1	0	1	1
Johnny Bench, R (1, 2) OBP: 0.346, SLG: 0.627	0-3 K 2-3			0-0 P6		0-0 HR 1B 1B		0-0 F8		4	1	1	0	0	1	1
Lee May, R (1, 3) OBP: 0.294, SLG: 0.482		0-0 L9			0-0 L6	0-0 HR 1-2 1B		0-3 K		4	1	1	0	0	1	0
Bernie Carbo, L (1, 7) OBP: 0.466, SLG: 0.596		0-0 1-4-3			0-0 1B 1B 1B	0-0 HR 1-H 2-H		0-3 K		4	2	2	3	0	1	0
Tommy Helms, R (1, 4) OBP: 0.255, SLG: 0.274		0-0 F8			0-0 FC1-5 1B 1-2 1B	0-0 1-3 1B			0-0 L8	4	0	2	0	0	0	0
Woody Woodward, R (1, 6) OBP: 0.306, SLG: 0.302			0-0 5-3		0-0 FC1-5 1-2 2-H 1B	0-0 1-3 1-2			0-0 F3	4	0	1	1	0	0	1
Jim Merritt, L (1, 1) OBP: 0.183, SLG: 0.266 Wayne Granger, R (7, 1) OBP: 0.125, SLG: 0.125			0-0 F8		0-0 FC1-5 1-2 2-3f	0-0 6-3			0-0 F7	3	0	0	0	0	0	3
										1	0	0	0	0	0	0

AB	36
R	6
H	11
RBI	6
BB	0
SO	6
LOB	8

Inning Stats									
	R: 1 E: 0 K: 2 S: 8	H: 2 LOB: 0 BB: 0 P: 8	R: 0 E: 0 K: 0 S: 3	H: 0 LOB: 0 BB: 0 P: 3	R: 0 E: 0 K: 0 S: 3	H: 1 LOB: 0 BB: 0 P: 3	R: 0 E: 0 K: 0 S: 3	H: 0 LOB: 0 BB: 0 P: 3	R: 1 E: 0 K: 1 S: 8	H: 3 LOB: 2 BB: 0 P: 8	R: 4 E: 0 K: 0 S: 8	H: 5 LOB: 1 BB: 0 P: 8	R: 0 E: 0 K: 1 S: 5	H: 0 LOB: 0 BB: 0 P: 5	R: 0 E: 0 K: 2 S: 7	H: 0 LOB: 0 BB: 0 P: 7	R: 0 E: 0 K: 0 S: 3	H: 0 LOB: 0 BB: 0 P: 3	1B: 8 2B: 0 3B: 1 HR: 2	SF: 0 SAC: 0 DP: 0 HBP: 0	WP: 0 PB: 0 SB: 1 CS: 2	PA: 37

PITCHER		IP	WLS	BF	H	R	ER	SO	BB	IBB	HBP	BLK	WP	HR	S	P	ERA	WHIP
Jim Bunning, R ERA: 4.05	(1, 1)	5.1	L	25	11	6	6	3	0	0	0	0	0	2	31	31	10.12	2.062
Bill Wilson, R ERA: 4.7	(6, 1)	0.2		2	0	0	0	0	0	0	0	0	0	0	2	2	0.00	0.000
Fred Wenz, R ERA: 4.91	(7, 1)	2.0		6	0	0	0	3	0	0	0	0	0	0	12	12	0.00	0.000
Joe Hoerner, L ERA: 2.9	(9, 1)	1.0		3	0	0	0	0	0	0	0	0	0	0	3	3	0.00	0.000

PITCHER	IP	WLS	BF	H	R	ER	SO	BB	IBB	HBP	BLK	WP	HR	S	P	ERA	WHIP

Batter	1	2	3	4	5	6	7	8	9	AB	R	H	RBI	BB	SO	LOB
Larry Bowa, S (1, 6) OBP: 0.273, SLG: 0.288	6-3		K		L9	F3		G6-3 1B		5	0	1	0	0	1	4
Tony Taylor, R (1, 4) OBP: 0.359, SLG: 0.441	L5		FC2-4 1-2f		2B 1B		HR 2B	G6-3 1-2f		5	2	2	0	0	0	3
Don Money, R (1, 5) OBP: 0.356, SLG: 0.473	P3		P3		F5		2-H HR		5-3	5	1	1	2	0	0	3
Deron Johnson, R (1, 3) OBP: 0.333, SLG: 0.471		FC5-4 1B		G4-6-3 1B	1-H 2B		1-3		L3	5	0	3	1	0	0	0
Byron Browne, R (1, 9) OBP: 0.321, SLG: 0.460		FC5-4 FC6-4 1-2f		G4-6-3 1-2f	L7		5-3		F8	3	0	0	0	0	0	3
Jim Hutto, R (6, 9) OBP: 0.236, SLG: 0.317										2	0	0	0	0	0	0
Larry Hisle, R (1, 8) OBP: 0.294, SLG: 0.315		FC6-4 1-2f		2B 2B		F8	1B 2B			4	2	2	0	0	0	1
John Briggs, L (1, 7) OBP: 0.340, SLG: 0.411		P5		2-H 2B		F8	2-H 1B			4	0	2	2	0	0	1
Mike Compton, R (1, 2) OBP: 0.241, SLG: 0.222			E1 1B 1B	FC6-4 IBB		1B 1B	P6			3	0	2	0	1	0	1
Jim Bunning, R (1, 1) OBP: 0.159, SLG: 0.133			FC2-4 2-3 1B	FC6-4 1-2f		1-2 1B		L9		2	0	1	0	0	0	2
Bill Wilson, R (6, 1)										0	0	0	0	0	0	0
Rick Joseph, R (6, PH) OBP: 0.273, SLG: 0.362										1	0	1	0	0	0	0
Fred Wenz, R (7, 1)										0	0	0	0	0	0	0
Ron Stone, L (8, PH) OBP: 0.347, SLG: 0.372										1	0	0	0	0	0	0
Joe Hoerner, R (9, 1) OBP: 0.364, SLG: 0.333										0	0	0	0	0	0	0
Inning Stats	R: 0 E: 0 K: 0 S: 3 H: 0 LOB: 0 BB: 0 P: 3	R: 0 E: 0 K: 0 S: 4 H: 1 LOB: 1 BB: 0 P: 4	R: 0 E: 1 K: 1 S: 7 H: 2 LOB: 2 BB: 0 P: 7	R: 1 E: 0 K: 0 S: 5 H: 3 LOB: 2 BB: 1 P: 9	R: 1 E: 0 K: 0 S: 5 H: 2 LOB: 1 BB: 0 P: 5	R: 0 E: 0 K: 0 S: 5 H: 2 LOB: 2 BB: 0 P: 5	R: 3 E: 0 K: 0 S: 7 H: 4 LOB: 1 BB: 0 P: 7	R: 0 E: 0 K: 0 S: 3 H: 1 LOB: 0 BB: 0 P: 3	R: 0 E: 0 K: 0 S: 3 H: 0 LOB: 0 BB: 0 P: 3	1B: 9 2B: 5 3B: 0 HR: 1 SF: 0 SAC: 0 DP: 2 HBP: 0						

PITCHER		IP	WLS	BF	H	R	ER	SO	BB	IBB	HBP	BLK	WP	HR	S	P	ERA	WHIP
Jim Merritt, L ERA: 3.86	(1, 1)	6.2	W	34	14	5	5	1	0	1	0	0	0	1	35	39	6.75	2.100
Wayne Granger, R ERA: 2.63	(7, 1)	2.1	S	7	1	0	0	0	0	0	0	0	0	0	7	7	0.00	0.429

PITCHER	IP	WLS	BF	H	R	ER	SO	BB	IBB	HBP	BLK	WP	HR	S	P	ERA	WHIP

BOTTOM

Cincinnati Reds @ Philadelphia Phillies

Shibe Park, Philadelphia, PA

Wed Aug 26 1970, 7:05 PM EDT

Att. 13,322 - Unknown

livebaseballscorecards.com

AB	40
R	5
H	15
RBI	5
BB	1
SO	1
LOB	18

WP: 0	PA: 41		
PB: 0			
SB: 0			
CS: 0			

Batter	1	2	3	4	5	6	7	8	9	AB	R	H	RBI	BB	SO	LOB
Pete Rose, S (1, 9) OBP: 0.387, SLG: 0.482	HBP 1B 1B	L4		1B 1B		1B		1B 2B		5	2	4	0	0	0	2
Bobby Tolan, L (1, 8) OBP: 0.397, SLG: 0.474	L7	6-3		1B 1-2 1B		K		2-3 1B		5	0	2	0	0	1	4
Tony Perez, R (1, 5) OBP: 0.419, SLG: 0.645	1B 1-2 F3-2 HBP		F8	1-3 2-H 1B			L8	K		4	0	1	1	0	1	2
Johnny Bench, R (1, 2) OBP: 0.348, SLG: 0.629	S 1-3 2-H 1B		P4	L5			1B 1B		2B	5	0	3	1	0	0	2
Lee May, R (1, 3) OBP: 0.293, SLG: 0.479	F3-2 1-2 3-H		1B 1B		K		F5		F7	5	0	1	0	0	1	4
Bernie Carbo, L (1, 7) OBP: 0.468, SLG: 0.599		WP 2B 2B	FC6-4 1-3 1B		K		FC6-4 1-2 1B		1-3	5	1	3	0	0	1	1
Tommy Helms, R (1, 4) OBP: 0.255, SLG: 0.276		SH1-4 2-H 2B	FC6-4 1-2f		K		FC6-4 1-2f		F8	5	0	1	1	0	1	5
Dave Concepcion, R (1, 6) OBP: 0.335, SLG: 0.335		SH1-4 BB	F3			1-3		L8		3	0	0	0	1	0	0
Jim McGlothlin, R (1, 1) OBP: 0.224, SLG: 0.192		SH1-4 1-2 2-3	K			K		F9		1	0	0	0	0	1	0
Don Gullett, R (4, 1) OBP: 0.250, SLG: 0.333										1	0	0	0	0	1	0
Hal McRae, R (8, PH) OBP: 0.320, SLG: 0.492										1	0	0	0	0	0	0
Clay Carroll, R (8, 1) OBP: 0.200, SLG: 0.111										0	0	0	0	0	0	0
Inning Stats	R: 1 E: 0 K: 0 S: 4 H: 2 LOB: 1 BB: 0 P: 5	R: 1 E: 0 K: 0 S: 5 H: 2 LOB: 2 BB: 1 P: 9	R: 0 E: 0 K: 0 S: 5 H: 2 LOB: 2 BB: 0 P: 5	R: 1 E: 0 K: 1 S: 8 H: 3 LOB: 2 BB: 0 P: 8	R: 0 E: 0 K: 3 S: 9 H: 0 LOB: 0 BB: 0 P: 9	R: 0 E: 0 K: 2 S: 8 H: 1 LOB: 1 BB: 0 P: 8	R: 0 E: 0 K: 0 S: 5 H: 2 LOB: 2 BB: 0 P: 5	R: 0 E: 0 K: 1 S: 7 H: 2 LOB: 2 BB: 0 P: 7	R: 0 E: 0 K: 0 S: 4 H: 1 LOB: 1 BB: 0 P: 4	1B: 11 2B: 5 3B: 0 HR: 0 SF: 0 SAC: 1 DP: 1 HBP: 1						

PITCHER		IP	WLS	BF	H	R	ER	SO	BB	IBB	HBP	BLK	WP	HR	S	P	ERA	WHIP
Lowell Palmer, R ERA: 5.47	(1, 1)	3.2		21	9	3	3	1	1	0	1	0	1	0	21	26	7.36	2.727
Grant Jackson, L ERA: 5.34	(4, 1)	5.1	W	22	6	0	0	6	0	0	0	0	0	0	34	34	0.00	1.125

PITCHER	IP	WLS	BF	H	R	ER	SO	BB	IBB	HBP	BLK	WP	HR	S	P	ERA	WHIP

TOP

Cincinnati Reds @ Philadelphia Phillies

Shibe Park, Philadelphia, PA

Thu Aug 27 1970, 7:05 PM EDT

Att. 11,992 - Unknown

livebaseballscorecards.com

AB	40
R	3
H	15
RBI	3
BB	1
SO	7
LOB	20

WP: 1	PA: 43
PB: 0	
SB: 1	
CS: 0	

Cincinnati Reds @ Philadelphia Phillies

Shibe Park, Philadelphia, PA

Thu Aug 27 1970, 7:05 PM EDT
Att. 11,992 - Unknown

livebaseballscorecards.com

Batter	1	2	3	4	5	6	7	8	9	AB	R	H	RBI	BB	SO	LOB
Larry Bowa, S (1, 6) OBP: 0.271, SLG: 0.285	L9	F7		FC6-4 1B WP 1-2f 3-H		F8				4	1	0	1	0	0	4
Tony Taylor, R (1, 4) OBP: 0.358, SLG: 0.439	2-3	P4		CS WP 1-3 1B			L8			4	0	1	0	0	0	2
Oscar Gamble, L (1, 9) OBP: 0.317, SLG: 0.317	HR S BB		4-3	1-2 3-H BB			K			2	1	0	0	2	1	0
Deron Johnson, R (1, 3) OBP: 0.332, SLG: 0.475	1-H HR		F9	CS 2-3	K		K			4	1	1	2	0	2	0
John Briggs, L (1, 7) OBP: 0.336, SLG: 0.405	K		K		K			F8		4	0	0	0	0	3	0
Don Money, R (1, 5) OBP: 0.357, SLG: 0.473		F7		2B 1B	L7			FC5-4 1B		4	1	2	0	0	0	0
Larry Hisle, R (1, 8) OBP: 0.296, SLG: 0.323		E 2B 2B		FC6 FC6-4 1-H 2B		4-3		FC5-4 CS 1-2f		4	2	2	1	0	0	1
Mike Compton, R (1, 2) OBP: 0.243, SLG: 0.218		E4 2B 2-3		FC6 BB		K		CS 1-2		2	0	0	0	1	1	1
Lowell Palmer, R (1, 1) OBP: 0.238, SLG: 0.350		1-3 3-H 2B		FC6 FC6-4 1-2f 2-3		1B				1	0	1	1	0	0	0
Grant Jackson, S (4, 1) OBP: 0.150, SLG: 0.105										2	0	1	0	0	0	2

Inning Stats	1	2	3	4	5	6	7	8	9			
	R: 2 E: 0 K: 1 S: 6	H: 1 LOB: 0 BB: 1 P: 10	R: 1 E: 1 K: 0 S: 6	H: 2 LOB: 2 BB: 0 P: 6	R: 0 E: 0 K: 1 S: 5	H: 0 LOB: 0 BB: 0 P: 5	R: 3 E: 0 K: 0 S: 5	H: 3 LOB: 1 BB: 2 P: 13	R: 0 E: 0 K: 2 S: 7	H: 0 LOB: 0 BB: 0 P: 7	R: 0 E: 0 K: 1 S: 6	H: 1 LOB: 1 BB: 0 P: 6
	R: 0 E: 0 K: 2 S: 7	H: 0 LOB: 0 BB: 0 P: 7	R: 0 E: 0 K: 0 S: 3	H: 1 LOB: 0 BB: 0 P: 3						1B: 4 2B: 3 3B: 0 HR: 1	SF: 0 SAC: 0 DP: 0 HBP: 0	WP: 1 PB: 0 SB: 1 CS: 2	PA: 36

PITCHER		IP	WLS	BF	H	R	ER	SO	BB	IBB	HBP	BLK	WP	HR	S	P	ERA	WHIP
Jim McGlothlin, R ERA: 3.59	(1, 1)	3.2	L	20	6	6	6	2	2	0	0	0	0	1	22	30	14.73	2.182
Don Gullett, L ERA: 2.67	(4, 1)	3.1		11	1	0	0	5	1	0	0	0	1	0	20	24	0.00	0.600
Clay Carroll, R ERA: 2.71	(8, 1)	1.0		3	1	0	0	0	0	0	0	0	0	0	3	3	0.00	1.000

PITCHER	IP	WLS	BF	H	R	ER	SO	BB	IBB	HBP	BLK	WP	HR	S	P	ERA	WHIP

Atlanta Braves @ Philadelphia Phillies

Shibe Park, Philadelphia, PA

Fri Aug 28 1970, 7:05 PM EDT

Att. 7,908 - Unknown

TOP

livebaseballscorecards.com

Batter	1	2	3	4	5	6	7	8	9	AB	R	H	RBI	BB	SO	LOB
Oscar Brown, R (1, 8) OBP: 0.474, SLG: 0.688	K		F2			1B SF8 2B	K		K	5	1	1	0	0	3	2
Felix Millan, R (1, 4) OBP: 0.350, SLG: 0.389	6-3			F8		BB 1B 2-3 1B	1-3		G3	5	1	1	0	0	0	2
Hank Aaron, R (1, 9) OBP: 0.383, SLG: 0.603	L8			F8		P4		4-3 2B		4	0	1	0	0	0	2
Orlando Cepeda, R (1, 3) OBP: 0.372, SLG: 0.548		F7		E7 1B		SF8 3-H		F8		3	0	1	1	0	0	1
Rico Carty, R (1, 7) OBP: 0.449, SLG: 0.617		5-3 1B		BB		1B BB 1-2		4-3 2-3		2	0	1	0	2	0	1
Clete Boyer, R (1, 5) OBP: 0.303, SLG: 0.375 Hoyt Wilhelm, R (6, 1) Tony Gonzalez, L (8, PH) OBP: 0.347, SLG: 0.366 Mike McQueen, L (8, 1) OBP: 0.286, SLG: 0.429		5-3 1-2		F7		FC6-4 1B 1-2 2-H		BB		3 0 0 0	0 0 0 0	1 0 0 0	1 0 0 0	0 0 1 0	0 0 0 0	3 0 0 0
Bob Tillman, R (1, 2) OBP: 0.263, SLG: 0.311 Hal King, L (8, PH) OBP: 0.363, SLG: 0.458 (8, 2)		L7			K	FC6-4 1-2f		K		3 1	0 0	0 0	0 0	0 0	1 1	3 2
Gil Garrido, R (1, 6) OBP: 0.302, SLG: 0.330 Mike Lum, L (9, PH) OBP: 0.320, SLG: 0.431			6-3		F8		6-3		1B	3 1	0 0	0 1	0 0	0 0	0 0	0 0
Jim Nash, R (1, 1) OBP: 0.127, SLG: 0.203 Bob Aspromonte, R (6, 5) OBP: 0.275, SLG: 0.245			K		K		BB		F9	2 1	0 0	0 0	0 0	0 1	2 0	0 1
Inning Stats	R: 0 E: 0 K: 1 S: 5 H: 0 LOB: 0 BB: 0 P: 5	R: 0 E: 0 K: 0 S: 4 H: 1 LOB: 1 BB: 0 P: 4	R: 0 E: 0 K: 1 S: 5 H: 0 LOB: 0 BB: 0 P: 5	R: 0 E: 1 K: 0 S: 4 H: 1 LOB: 2 BB: 1 P: 8	R: 0 E: 0 K: 2 S: 7 H: 0 LOB: 0 BB: 0 P: 7	R: 2 E: 0 K: 0 S: 6 H: 3 LOB: 2 BB: 1 P: 10	R: 0 E: 0 K: 1 S: 5 H: 0 LOB: 1 BB: 1 P: 9	R: 0 E: 0 K: 1 S: 6 H: 1 LOB: 2 BB: 1 P: 10	R: 0 E: 0 K: 1 S: 6 H: 1 LOB: 1 BB: 0 P: 6	1B: 5 2B: 2 3B: 0 HR: 0 SF: 1 SAC: 0 DP: 0 HBP: 0						

	AB	33
	R	2
	H	7
	RBI	2
	BB	4
	SO	7
	LOB	17

WP: 0 PB: 0 SB: 0 CS: 0 PA: 38

PITCHER		IP	WLS	BF	H	R	ER	SO	BB	IBB	HBP	BLK	WP	HR	S	P	ERA	WHIP
Chris Short, L ERA: 4.31	(1, 1)	5.2	W	24	5	2	2	4	2	0	0	0	0	0	30	38	3.18	1.235
Bill Wilson, R ERA: 4.5	(6, 1)	2.0		9	1	0	0	1	2	0	0	0	0	0	9	17	0.00	1.500
Dick Selma, R ERA: 2.72	(8, 1)	1.1	S	5	1	0	0	2	0	0	0	0	0	0	9	9	0.00	0.750

PITCHER		IP	WLS	BF	H	R	ER	SO	BB	IBB	HBP	BLK	WP	HR	S	P	ERA	WHIP

BOTTOM

Atlanta Braves @ Philadelphia Phillies

Shibe Park, Philadelphia, PA

Fri Aug 28 1970, 7:05 PM EDT

Att. 7,908 - Unknown

livebaseballscorecards.com

Batter	1	2	3	4	5	6	7	8	9	AB	R	H	RBI	BB	SO	LOB
Larry Bowa, S (1, 6) OBP: 0.272, SLG: 0.287	S 2B	5-3		F8		BBB 4-3 S S BB	F5			4	1	1	0	1	0	5
Terry Harmon, R (1, 4) OBP: 0.313, SLG: 0.331	S HBP		6-3		1B 1B 1B	SSS 1-2 K		6-3		4	1	1	0	0	1	1
Ron Stone, L (1, 9) OBP: 0.348, SLG: 0.371	F7		SSS K		1-2 1B 1B 1B	2-3 4-3		BBB 2B BB		4	1	1	0	1	1	3
Deron Johnson, R (1, 3) OBP: 0.337, SLG: 0.479	SSS 1-2 2-3 K		BBB BB		1-2 2-H 1B SF7 1B	BBB 3-H BB		1-H 2B		3	1	2	1	2	1	2
John Briggs, L (1, 7) OBP: 0.333, SLG: 0.401	4-3		P4		1-3 2-H 1B	P4		SSS K		5	0	1	1	0	1	5
Don Money, R (1, 5) OBP: 0.361, SLG: 0.479		L9 2B		SH1-3 1B HBP	SF7 3-H		S 1B 1B			2	1	2	1	0	0	0
Larry Hisle, R (1, 8) OBP: 0.298, SLG: 0.323		L9 2-3		1-2 SH1-3 1B	FC4 IBB		F3 1-2			3	0	1	0	1	0	2
Mike Compton, R (1, 2) OBP: 0.243, SLG: 0.212		HBP		F7	SSS K		P6			3	0	0	0	0	1	5
Chris Short, R (1, 1) OBP: 0.040, SLG: 0.041		P4		1-2 2-3 SH1-3	1-2f FC4		2-H 1B			2	0	0	0	0	0	4
Bill Wilson, R (6, 1) OBP: 0.500, SLG: 0.333										1	0	1	1	0	0	0
Dick Selma, R (8, 1) OBP: 0.235, SLG: 0.250										0	0	0	0	0	0	0
Inning Stats	R: 0 E: 0 K: 1 S: 6 H: 1 LOB: 2 BB: 0 P: 7	R: 0 E: 0 K: 0 S: 4 H: 1 LOB: 2 BB: 0 P: 5	R: 0 E: 0 K: 1 S: 5 H: 0 LOB: 1 BB: 1 P: 9	R: 0 E: 0 K: 0 S: 4 H: 1 LOB: 2 BB: 0 P: 5	R: 3 E: 0 K: 1 S: 9 H: 4 LOB: 2 BB: 1 P: 13	R: 1 E: 0 K: 1 S: 5 H: 0 LOB: 1 BB: 2 P: 13	R: 1 E: 0 K: 0 S: 5 H: 2 LOB: 1 BB: 0 P: 5	R: 0 E: 0 K: 1 S: 5 H: 1 LOB: 1 BB: 1 P: 9		1B: 7 2B: 3 3B: 0 HR: 0 SF: 1 SAC: 1 DP: 0 HBP: 3							

	AB	31
	R	5
	H	10
	RBI	4
	BB	5
	SO	5
	LOB	27

WP: 0 PB: 0 SB: 5 CS: 0 PA: 41

PITCHER		IP	WLS	BF	H	R	ER	SO	BB	IBB	HBP	BLK	WP	HR	S	P	ERA	WHIP
Jim Nash, R ERA: 3.98	(1, 1)	5.1	L	29	7	4	4	4	2	1	3	0	0	0	31	46	6.75	1.688
Hoyt Wilhelm, R ERA: 2.88	(6, 1)	1.2		8	2	1	1	0	1	0	0	0	0	0	7	11	5.40	1.800
Mike McQueen, L ERA: 8.07	(8, 1)	1.0		4	1	0	0	1	1	0	0	0	0	0	5	9	0.00	2.000

PITCHER		IP	WLS	BF	H	R	ER	SO	BB	IBB	HBP	BLK	WP	HR	S	P	ERA	WHIP

Atlanta Braves @ Philadelphia Phillies

Shibe Park, Philadelphia, PA

Sat Aug 29 1970, 7:05 PM EDT

Att. 9,747 - Unknown

TOP

livebaseballscorecards.com

Batter	1	2	3	4	5	6	7	8	9	AB	R	H	RBI	BB	SO	LOB
Felix Millan, R (1, 4) OBP: 0.350, SLG: 0.388	1B		SH5-3 1-2		BB 1B E 1B	5-3		6-3	4-3 2-3	4	1	1	0	1	0	1
Sonny Jackson, L (1, 6) OBP: 0.342, SLG: 0.309	F7		4-3 2-3		E6 1-2 1B 1B	3-1		WP 1B 1B	K	6	1	1	0	0	1	4
Hank Aaron, R (1, 9) OBP: 0.385, SLG: 0.604 Mike Lum, L (6, PH) OBP: 0.319, SLG: 0.429 (6, 9) Oscar Brown, R (8, PH) OBP: 0.500, SLG: 0.706 (8, 9)	F2		HR 3-H 1B		1B 1-2 2-3 E	K		WP 1-2 1B		3 1 1	2 0 0	2 0 1	1 0 0	0 0 0	0 1 0	1 0 0
Orlando Cepeda, R (1, 3) OBP: 0.375, SLG: 0.553	L7		HR 1-H		E WP 1-3 2-H 3-H 1B		BB 1B BB	K		4	2	2	4	1	1	3
Rico Carty, R (1, 7) OBP: 0.455, SLG: 0.619		1B 1B	FC4-6 1B		WP E G6-4-3 BB		1B 1-2 BB	FC4 1-2 2-3 BB		2	1	2	0	3	0	0
Tony Gonzalez, L (1, 8) OBP: 0.346, SLG: 0.364		L1-3 1-2 1B	FC4-6 1-2f		E5 G6-4-3 WP 1-2 2-3 3-H		K	FC4 1-2f		5	0	1	0	0	1	8
Hal King, L (1, 2) OBP: 0.363, SLG: 0.453 Clete Boyer, R (7, PH) OBP: 0.304, SLG: 0.377 Bob Tillman, R (7, 2) OBP: 0.267, SLG: 0.320		K		P4	G6-4-3 BB		1-3 2-H 1B		1B 2B	2 1 1	0 0 1	0 1 1	0 0 0	1 0 0	1 0 0	2 0 0
Bob Aspromonte, R (1, 5) OBP: 0.281, SLG: 0.245		L1-3 1-2		6-3	G6-4-3 1-2f 2-3 3-H		BB		WP 4-3 2-H 1B	4	0	1	1	1	0	4
George Stone, L (1, 1) OBP: 0.296, SLG: 0.246 Bob Priddy, R (6, 1) OBP: 0.250, SLG: 0.200 Tommie Aaron, R (7, PH) OBP: 0.246, SLG: 0.339 Ron Reed, R (7, 1) OBP: 0.138, SLG: 0.172 Jimmie Hall, L (9, PH) OBP: 0.238, SLG: 0.297			4-3 SH5-3 1B 1B	K	3-1		F7		4-3 1-2	3 0 1 0 1	1 0 0 0 0	1 0 0 0 0	0 0 0 0 0	1 0 3 0 1	1 0 0 0 0	1 0 0 0 1
Inning Stats	R: 0 E: 0 K: 0 S: 4 H: 1 LOB: 1 BB: 0 P: 4	R: 0 E: 0 K: 1 S: 6 H: 2 LOB: 1 BB: 0 P: 6	R: 3 E: 0 K: 0 S: 7 H: 4 LOB: 1 BB: 0 P: 7	R: 0 E: 0 K: 1 S: 5 H: 0 LOB: 0 BB: 0 P: 5	R: 5 E: 2 K: 0 S: 6 H: 2 LOB: 1 BB: 3 P: 18	R: 0 E: 0 K: 1 S: 5 H: 0 LOB: 0 BB: 0 P: 5	R: 0 E: 0 K: 1 S: 5 H: 1 LOB: 3 BB: 3 P: 17	R: 0 E: 0 K: 1 S: 7 H: 2 LOB: 3 BB: 1 P: 11	R: 1 E: 0 K: 1 S: 7 H: 2 LOB: 1 BB: 0 P: 7	1B: 12 2B: 2 3B: 0 HR: 1 SF: 0 SAC: 1 DP: 2 HBP: 0						

AB	39
R	9
H	14
RBI	6
BB	7
SO	6
LOB	28

WP: 3 PB: 0 SB: 0 CS: 0 PA: 47

PITCHER		IP	WLS	BF	H	R	ER	SO	BB	IBB	HBP	BLK	WP	HR	S	P	ERA	WHIP
Rick Wise, R ERA: 3.86	(1, 1)	4.0		22	9	7	5	2	1	0	0	0	0	1	25	29	11.25	2.500
Lowell Palmer, R ERA: 5.33	(5, 1)	2.0		8	0	1	0	1	2	0	0	0	1	0	8	16	0.00	1.000
Fred Wenz, R ERA: 4.91	(7, 1)	0.0		2	0	0	0	0	2	0	0	0	0	0	0	8	∞	∞
Joe Hoerner, L ERA: 2.82	(7, 1)	1.1	W	7	3	0	0	1	1	0	0	0	0	0	8	12	0.00	3.000
Dick Selma, R ERA: 2.76	(8, 1)	1.2	S	8	2	1	1	2	1	0	0	0	2	0	11	15	5.40	1.800

PITCHER	IP	WLS	BF	H	R	ER	SO	BB	IBB	HBP	BLK	WP	HR	S	P	ERA	WHIP

BOTTOM

Atlanta Braves @ Philadelphia Phillies

Shibe Park, Philadelphia, PA

Sat Aug 29 1970, 7:05 PM EDT

Att. 9,747 - Unknown

livebaseballscorecards.com

Batter	1	2	3	4	5	6	7	8	9	AB	R	H	RBI	BB	SO	LOB
Larry Bowa, S (1, 6) OBP: 0.271, SLG: 0.286	PB S K2-3 1B	5-3			6-3	4-3 2-3 3-H		5-3		5	1	1	1	0	0	3
Tony Taylor, R (1, 4) OBP: 0.354, SLG: 0.433	K 1-2		P4		K	F2		P6		5	0	0	0	0	2	3
Ron Stone, L (1, 9) OBP: 0.348, SLG: 0.380	K2-3 2-H		4-3		F2		G6-4-3 BB	HR		4	1	1	1	1	1	0
Deron Johnson, R (1, 3) OBP: 0.333, SLG: 0.474	L7		F3			6-3	G6-4-3 1-2f	6-3		5	0	0	0	0	0	1
Don Money, R (1, 5) OBP: 0.365, SLG: 0.485		F8		2B 1B		1B 1B 1B	1B 2B			4	3	3	0	0	0	0
John Briggs, L (1, 7) OBP: 0.342, SLG: 0.412		2B 6-3 1B		S 1-H 2B		E 1B 1-2 1B 1B	1B IBB			3	2	3	1	1	0	0
Larry Hisle, R (1, 8) OBP: 0.303, SLG: 0.331		6-3 1-3 2B 2B		F9		E9 1B 1-3 2-H 1B 1B	1-3 2-H 1B			4	2	3	2	0	0	1
Mike Compton, R (1, 2) OBP: 0.239, SLG: 0.208		6-3 2-3 3-H		F9 2-3		1B 4-3 2-3 3-H 1B	IBB			2	0	0	1	0	0	2
Rick Joseph, R (6, PH) OBP: 0.279, SLG: 0.368										1	0	1	1	0	0	0
Grant Jackson, S (6, PR) OBP: 0.150, SLG: 0.105										0	1	0	0	0	0	0
Doc Edwards, R (7, 2) OBP: 0.313, SLG: 0.269										0	0	0	0	1	0	0
Rick Wise, R (1, 1) OBP: 0.231, SLG: 0.339										2	0	1	1	0	0	1
Lowell Palmer, R (5, 1) OBP: 0.238, SLG: 0.350										0	0	0	0	0	0	0
Oscar Gamble, L (6, PH) OBP: 0.320, SLG: 0.320										1	0	1	1	0	0	0
Fred Wenz, R (7, 1) OBP: 0.333, SLG: 0.300										0	0	0	0	0	0	0
Joe Hoerner, R (7, 1) OBP: 0.235, SLG: 0.250										1	0	0	0	0	1	3
Dick Selma, R (8, 1)		3-H 2B		4-3		4-3 1-3 3-H 1B	K			0	0	0	0	0	0	0
Inning Stats	R: 1 E: 0 K: 2 S: 8 H: 1 LOB: 0 BB: 0 P: 8	R: 2 E: 0 K: 0 S: 6 H: 3 LOB: 1 BB: 0 P: 6	R: 0 E: 0 K: 0 S: 3 H: 0 LOB: 0 BB: 0 P: 3	R: 1 E: 0 K: 0 S: 5 H: 2 LOB: 1 BB: 0 P: 5	R: 0 E: 0 K: 1 S: 5 H: 0 LOB: 0 BB: 0 P: 5	R: 4 E: 1 K: 0 S: 8 H: 5 LOB: 2 BB: 0 P: 8	R: 1 E: 0 K: 1 S: 6 H: 2 LOB: 3 BB: 3 P: 18	R: 1 E: 0 K: 0 S: 4 H: 1 LOB: 0 BB: 0 P: 4		1B: 9 2B: 4 3B: 0 HR: 1	SF: 0 SAC: 0 DP: 1 HBP: 0						

	AB	37
	R	10
	H	14
	RBI	9
	BB	3
	SO	4
	LOB	14

WP: 0 PB: 1 SB: 2 CS: 0 PA: 40

PITCHER		IP	WLS	BF	H	R	ER	SO	BB	IBB	HBP	BLK	WP	HR	S	P	ERA	WHIP
George Stone, L ERA: 3.89	(1, 1)	5.1		25	9	7	6	3	0	0	0	0	0	0	31	31	10.12	1.688
Bob Priddy, R ERA: 5.34	(6, 1)	0.2		4	2	1	1	0	0	0	0	0	0	0	4	4	13.50	3.000
Ron Reed, R ERA: 5.21	(7, 1)	2.0	L	11	3	2	2	1	1	2	0	0	0	1	10	22	9.00	2.000

PITCHER	IP	WLS	BF	H	R	ER	SO	BB	IBB	HBP	BLK	WP	HR	S	P	ERA	WHIP

Atlanta Braves @ Philadelphia Phillies

Shibe Park, Philadelphia, PA

Sun Aug 30 1970, 3:33 AM EDT

Att. 9,104 - Unknown

TOP

livebaseballscorecards.com

Batter	1	2	3	4	5	6	7	8	9	AB	R	H	RBI	BB	SO	LOB
Felix Millan, R (1, 4) OBP: 0.347, SLG: 0.384	P5		6-3		F8		P5		6-3	5	0	0	0	0	0	1
Mike Lum, L (1, 9) OBP: 0.318, SLG: 0.440	F2		HR		G1			4-3		4	1	1	1	0	0	0
Tony Gonzalez, L (1, 8) OBP: 0.345, SLG: 0.365	2B		E5			6-3		F7		4	0	1	0	0	0	0
Orlando Cepeda, R (1, 3) OBP: 0.374, SLG: 0.553	K		K			F7		BB 2B		4	0	1	0	0	2	2
Rico Carty, R (1, 7) OBP: 0.459, SLG: 0.620		BBBB G1-4-3 BB		1B		FC6-4 BB		BB BB		1	0	1	0	3	0	0
Bob Aspromonte, R (1, 5) OBP: 0.280, SLG: 0.238		F8		F8		FC6-4 1-2f		BBBB 1-2 2-3 BB		3	0	0	0	1	0	3
Gil Garrido, R (1, 6) OBP: 0.302, SLG: 0.330		G1-4-3 1-2f		K			1B	3-1		3	0	1	0	0	1	2
Hal King, L (8, PH) OBP: 0.361, SLG: 0.451										1	0	0	0	0	0	3
Sonny Jackson, L (8, 6) OBP: 0.342, SLG: 0.309										0	0	0	0	0	0	0
Bob Tillman, R (1, 2) OBP: 0.266, SLG: 0.335			HR	F7			K		K	4	1	1	1	0	2	2
Pat Jarvis, R (1, 1) OBP: 0.167, SLG: 0.169			F8		K		F8		P6	2	0	0	0	0	1	0
Hank Aaron, R (7, PH) OBP: 0.384, SLG: 0.602										1	0	0	0	0	0	1
Hoyt Wilhelm, R (7, 1)										0	0	0	0	0	0	0
Jimmie Hall, L (9, PH) OBP: 0.235, SLG: 0.293										1	0	0	0	0	0	0

	AB	33
	R	2
	H	6
	RBI	2
	BB	4
	SO	6
	LOB	14

Inning Stats	1	2	3	4	5	6	7	8	9
	R: 0 E: 0 K: 1 S: 6	H: 1 LOB: 1 BB: 0 P: 6	R: 0 E: 0 K: 0 S: 2	H: 0 LOB: 0 BB: 1 P: 6	R: 2 E: 1 K: 1 S: 8	H: 2 LOB: 1 BB: 0 P: 8	R: 0 E: 0 K: 1 S: 6	H: 1 LOB: 1 BB: 0 P: 6	R: 0 E: 0 K: 1 S: 5	H: 0 LOB: 0 BB: 0 P: 5	R: 0 E: 0 K: 0 S: 3	H: 0 LOB: 1 BB: 1 P: 7	R: 0 E: 0 K: 1 S: 6	H: 1 LOB: 1 BB: 0 P: 6	R: 0 E: 0 K: 0 S: 4	H: 1 LOB: 3 BB: 2 P: 12	R: 0 E: 0 K: 1 S: 5	H: 0 LOB: 0 BB: 0 P: 5

	1B: 2	SF: 0	WP: 0	PA: 37
	2B: 2	SAC: 0	PB: 0	
	3B: 0	DP: 1	SB: 0	
	HR: 2	HBP: 0	CS: 0	

PITCHER		IP	WLS	BF	H	R	ER	SO	BB	IBB	HBP	BLK	WP	HR	S	P	ERA	WHIP
Barry Lersch, R ERA: 3.23	(1, 1)	7.2	W	32	6	2	2	5	3	0	0	0	0	2	39	51	2.35	1.174
Dick Selma, R ERA: 2.72	(8, 1)	1.1	S	5	0	0	0	1	1	0	0	0	0	0	6	10	0.00	0.750

PITCHER		IP	WLS	BF	H	R	ER	SO	BB	IBB	HBP	BLK	WP	HR	S	P	ERA	WHIP

Batter	1	2	3	4	5	6	7	8	9	AB	R	H	RBI	BB	SO	LOB
Larry Bowa, S (1, 6) OBP: 0.271, SLG: 0.286	3B 1B	4-3			F2		E3 PB S			4	1	1	0	0	0	1
Tony Taylor, R (1, 4) OBP: 0.358, SLG: 0.446	1B 3B 1-H		4-3 3B		6-3		BB 1-3			3	2	2	1	1	0	0
Ron Stone, L (1, 9) OBP: 0.344, SLG: 0.375	P6		4-3 3-H		4-3		K 1-2			4	0	0	1	0	1	3
Deron Johnson, R (1, 3) OBP: 0.335, SLG: 0.473	K		6-3			FC5-4 1B	G4-3 IBB			3	0	1	0	1	1	1
John Briggs, L (1, 7) OBP: 0.341, SLG: 0.409	1B 3-H		P3			F8	G4-3 1-2f			4	0	1	1	0	0	4
Don Money, R (1, 5) OBP: 0.364, SLG: 0.483	6-3			1B		FC5-4 BB 1B 1-2f		F7		4	1	1	0	0	0	2
Larry Hisle, R (1, 8) OBP: 0.305, SLG: 0.334		4-3 2B		L7		1B BB 1-2		F9		3	0	1	0	1	0	1
Mike Compton, R (1, 2) OBP: 0.240, SLG: 0.209		6-3		K		1B 1-2 2-H		G3		4	0	1	1	0	1	2
Barry Lersch, S (1, 1) OBP: 0.095, SLG: 0.050		4-3 2-3		K		5-3				3	0	0	0	0	1	4
Dick Selma, R (8, 1) OBP: 0.235, SLG: 0.250										0	0	0	0	0	0	0
Inning Stats	R: 2 E: 0 K: 1 S: 8 H: 3 LOB: 1 BB: 0 P: 8	R: 0 E: 0 K: 0 S: 4 H: 1 LOB: 1 BB: 0 P: 4	R: 1 E: 0 K: 0 S: 4 H: 1 LOB: 0 BB: 0 P: 4	R: 0 E: 0 K: 2 S: 8 H: 1 LOB: 1 BB: 0 P: 8	R: 0 E: 0 K: 0 S: 3 H: 0 LOB: 0 BB: 0 P: 3	R: 1 E: 0 K: 0 S: 5 H: 2 LOB: 2 BB: 1 P: 9	R: 0 E: 1 K: 1 S: 5 H: 0 LOB: 2 BB: 2 P: 13	R: 0 E: 0 K: 0 S: 3 H: 0 LOB: 0 BB: 0 P: 3		1B: 5 2B: 1 3B: 2 HR: 0 SF: 0 SAC: 0 DP: 1 HBP: 0						

PITCHER	IP	WLS	BF	H	R	ER	SO	BB	IBB	HBP	BLK	WP	HR	S	P	ERA	WHIP
Pat Jarvis, R (1, 1) ERA: 3.45	6.0	L	27	8	4	4	3	1	0	0	0	0	0	32	36	6.00	1.500
Hoyt Wilhelm, R (7, 1) ERA: 2.79	2.0		8	0	0	0	1	1	1	0	0	0	0	8	16	0.00	0.500

PITCHER	IP	WLS	BF	H	R	ER	SO	BB	IBB	HBP	BLK	WP	HR	S	P	ERA	WHIP

BOTTOM

Atlanta Braves @ Philadelphia Phillies

Shibe Park, Philadelphia, PA

Sun Aug 30 1970, 3:33 AM EDT

Att. 9,104 - Unknown

livebaseballscorecards.com

AB	32
R	4
H	8
RBI	4
BB	3
SO	4
LOB	18

Batter	1	2	3	4	5	6	7	8	9	10	11	12	13	AB	R	H	RBI	BB	SO	LOB
Larry Bowa, S (1, 6) OBP: 0.267, SLG: 0.281	6-3		FC5-4 1-2f			F8		F7	4-3		B4		F9	7	0	0	0	0	0	9
Tony Taylor, R (1, 4) OBP: 0.357, SLG: 0.446	6-3		6-3			1B		HR 2B		1-3		P4		6	1	2	0	0	0	1
Don Money, R (1, 5) OBP: 0.364, SLG: 0.489	P4			G6-4-3 1B		L6		2-H HR		6-3		6-3		6	1	2	2	0	0	1
Deron Johnson, R (1, 3) OBP: 0.331, SLG: 0.467		F9		G6-4-3 1-2f			6-3	F8		F8		6-3		6	0	0	0	0	0	1
Byron Browne, R (1, 9) OBP: 0.323, SLG: 0.458 Denny Doyle, L (9, PR) OBP: 0.287, SLG: 0.308 Ron Stone, L (9, 9) OBP: 0.348, SLG: 0.379		4-1 1B		F8			K		FC6-4 BB		FC6-4 1B		SH1-4 1B 1B	3 0 2	0 0 1	1 0 2	0 0 0	1 0 0	1 0 0	0 0 0
John Briggs, L (1, 7) OBP: 0.342, SLG: 0.407		4-1 1-2			G4-6-3 1B		1B BB		F7		FC6-4 1B 1-2f FC4-2		SH1-4 1-2	4	0	1	0	1	0	3
Larry Hisle, R (1, 8) OBP: 0.306, SLG: 0.334	K				P4		1-2 1B		FC6-4 BB S 1-2f		FC4-2 BB 1-3 1B		F9	6	0	2	0	0	1	4
Tim McCarver, L (1, 2) OBP: 0.304, SLG: 0.292		L7			G4-6-3 1-2f		1-3		BB 1-2 BB		FC4-2 1-2 BB		1B IBB	3	0	0	0	3	0	3
Jim Bunning, R (1, 1) Jim Hutto, R (9, PH) Bill Wilson, R (9, 1) Joe Hoerner, R (9, 1) Rick Joseph, R (9, PH) Dick Selma, R (9, 1) Oscar Gamble, L (1, PH) Woodie Fryman, R (1, 1) Terry Harmon, R (10, PH) Fred Wenz, R (10, 1) Chris Short, R (10, 1)		FC5-4 1B				L4		F9			FC4-2 1-2 2-3 3-Hf		1B 1-3 2-H	2 1 0 0 0 0 1 1 0 0	0 0 0 0 0 0 0 0 0 0	1 0 0 0 0 0 0 1 0 0	0 0 0 0 0 0 0 1 0 0	0 0 0 0 0 0 0 0 0 0	0 0 0 0 0 0 0 3 0 0	0 0 0 0 0 0 0 0 0 0
Inning Stats	R: 0 E: 0 K: 0 S: 3 H: 0 LOB: 0 BB: 0 P: 3	R: 0 E: 0 K: 1 S: 6 H: 1 LOB: 1 BB: 0 P: 6	R: 0 E: 0 K: 0 S: 4 H: 1 LOB: 1 BB: 0 P: 4	R: 0 E: 0 K: 0 S: 3 H: 1 LOB: 0 BB: 0 P: 3	R: 0 E: 0 K: 0 S: 3 H: 1 LOB: 0 BB: 0 P: 3	R: 0 E: 0 K: 0 S: 4 H: 1 LOB: 1 BB: 0 P: 4	R: 0 E: 0 K: 1 S: 6 H: 1 LOB: 2 BB: 1 P: 10	R: 2 E: 0 K: 0 S: 5 H: 2 LOB: 0 BB: 0 P: 5	R: 0 E: 0 K: 0 S: 3 H: 0 LOB: 3 BB: 3 P: 15	R: 0 E: 0 K: 0 S: 3 H: 0 LOB: 0 BB: 0 P: 3	R: 0 E: 0 K: 0 S: 5 H: 2 LOB: 3 BB: 1 P: 9	R: 0 E: 0 K: 0 S: 3 H: 0 LOB: 0 BB: 0 P: 3	R: 1 E: 0 K: 0 S: 5 H: 2 LOB: 2 BB: 1 P: 9	1B: 10 2B: 1 3B: 0 HR: 1	SF: 0 SAC: 1 DP: 2 HBP: 0	WP: 0 PB: 0 SB: 1 CS: 0	PA: 55

PITCHER		IP	WLS	BF	H	R	ER	SO	BB	IBB	HBP	BLK	WP	HR	S	P	ERA	WHIP
Ken Holtzman, L ERA: 3.41	(1, 1)	8.2		36	8	2	2	2	4	0	0	0	0	1	36	52	2.08	1.385
Phil Regan, R ERA: 4.39	(9, 1)	4.1	L	19	4	1	1	0	1	1	0	0	0	0	17	25	2.08	1.154

PITCHER	IP	WLS	BF	H	R	ER	SO	BB	IBB	HBP	BLK	WP	HR	S	P	ERA	WHIP

TOP

Philadelphia Phillies @ Chicago Cubs

Wrigley Field, Chicago, IL

Tue Sep 01 1970, 3:33 AM CDT

Att. 23,992 - Sunny - 68 F

livebaseballscorecards.com

AB	48
R	3
H	12
RBI	3
BB	6
SO	2
LOB	25

Batter	1	2	3	4	5	6	7	8	9	10	11	12	13	AB	R	H	RBI	BB	SO	LOB
Don Kessinger, S (1, 6) OBP: 0.337, SLG: 0.365	F7		4-3			1-3		FC4-6 BB 1B		BBBB BB			1B	5	0	2	0	1	0	0
Glenn Beckert, R (1, 4) OBP: 0.337, SLG: 0.367	1B			L4		2B		BBBB FC4-6 1-2 BB		P4			F8	5	0	2	0	1	0	2
Billy Williams, L (1, 7) OBP: 0.386, SLG: 0.588	F6			P6		F7		FC4-6 1-2f 2-3			F7		G3	6	0	0	0	0	0	5
Joe Pepitone, L (1, 8) (8, 3) (10, 8) OBP: 0.303, SLG: 0.474	L8			F7			4-3	F7			4-3			5	0	0	0	0	0	3
Jim Hickman, R (1, 3) OBP: 0.422, SLG: 0.598		L7			2B		HR 3B		K		P4			3	0	2	0	0	0	0
Cleo James, R (7, PR) (8, 8) OBP: 0.298, SLG: 0.307														0	1	0	0	0	0	0
Willie Smith, L (9, PH) OBP: 0.271, SLG: 0.364														1	0	0	0	0	1	0
14 Ernie Banks, R (10, 3) OBP: 0.299, SLG: 0.450														1	0	0	0	0	0	0
Ron Santo, R (1, 5) OBP: 0.357, SLG: 0.463	K				1-3		3-H HR		K		K	K		5	1	1	2	0	3	1
Johnny Callison, L (1, 9) OBP: 0.351, SLG: 0.453	L8				K		G3		6-3			K		5	0	0	0	0	2	2
Randy Hundley, R (1, 2) OBP: 0.320, SLG: 0.375		B2			F8		5-3			6-3		4-3		5	0	0	0	0	0	2
Ken Holtzman, R (1, 1) OBP: 0.250, SLG: 0.273		5-3				K		1-6-3		K			P4-3	3	0	0	0	1	0	
Phil Regan, R (9, 1)														1	0	0	0	0	1	0
Paul Popovich, S (13, PH) OBP: 0.337, SLG: 0.373														1	0	0	0	0	0	0
Inning Stats	R: 0 E: 0 K: 0 S: 4 H: 1 LOB: 1 BB: 0 P: 4	R: 0 E: 0 K: 1 S: 5 H: 0 LOB: 0 BB: 0 P: 5	R: 0 E: 0 K: 0 S: 3 H: 0 LOB: 0 BB: 0 P: 3	R: 0 E: 0 K: 0 S: 3 H: 0 LOB: 0 BB: 0 P: 3	R: 0 E: 0 K: 1 S: 6 H: 1 LOB: 1 BB: 0 P: 6	R: 0 E: 0 K: 1 S: 6 H: 1 LOB: 1 BB: 0 P: 6	R: 2 E: 0 K: 0 S: 5 H: 2 LOB: 1 BB: 0 P: 5	R: 0 E: 0 K: 0 S: 4 H: 1 LOB: 2 BB: 1 P: 8	R: 0 E: 0 K: 2 S: 7 H: 0 LOB: 0 BB: 0 P: 7	R: 0 E: 0 K: 1 S: 5 H: 0 LOB: 1 BB: 1 P: 9	R: 0 E: 0 K: 0 S: 3 H: 0 LOB: 0 BB: 0 P: 3	R: 0 E: 0 K: 2 S: 7 H: 0 LOB: 0 BB: 0 P: 7	R: 0 E: 0 K: 0 S: 4 H: 1 LOB: 1 BB: 0 P: 4	1B: 3 2B: 2 3B: 1 HR: 1	SF: 0 SAC: 0 DP: 0 HBP: 0	WP: 0 PB: 0 SB: 0 CS: 0	PA: 48						

PITCHER		IP	WLS	BF	H	R	ER	SO	BB	IBB	HBP	BLK	WP	HR	S	P	ERA	WHIP
Jim Bunning, R ERA: 4.0	(1, 1)	7.0		26	5	2	2	3	0	0	0	0	0	1	32	32	2.57	0.714
Bill Wilson, R ERA: 4.47	(8, 1)	0.1		3	1	0	0	0	1	0	0	0	0	0	2	6	0.00	6.000
Joe Hoerner, L ERA: 2.79	(8, 1)	0.2		2	0	0	0	0	0	0	0	0	0	0	2	2	0.00	0.000
Dick Selma, R ERA: 2.68	(9, 1)	2.0		7	0	0	0	3	1	0	0	0	0	0	12	16	0.00	0.500
Woodie Fryman, L ERA: 4.26	(11, 1)	2.0	W	6	0	0	0	2	0	0	0	0	0	0	10	10	0.00	0.000

PITCHER		IP	WLS	BF	H	R	ER	SO	BB	IBB	HBP	BLK	WP	HR	S	P	ERA	WHIP
Fred Wenz, R ERA: 4.76	(13, 1)	0.2		3	1	0	0	0	0	0	0	0	0	0	3	3	0.00	1.500
Chris Short, L ERA: 4.3	(13, 1)	0.1	S	1	0	0	0	0	0	0	0	0	0	0	1	1	0.00	0.000

BOTTOM

Philadelphia Phillies @ Chicago Cubs

Wrigley Field, Chicago, IL

Tue Sep 01 1970, 3:33 AM CDT

Att. 23,992 - Sunny - 68 F

livebaseballscorecards.com

AB	46
R	2
H	7
RBI	2
BB	2
SO	8
LOB	15

Batter	1	2	3	4	5	6	7	8	9	AB	R	H	RBI	BB	SO	LOB
Larry Bowa, S (1, 6) OBP: 0.270, SLG: 0.282	0-0 ① 1-3			BBBB 4-0 G6-4-3 BB		0-0 1B		0-0 ② F9		2	0	1	0	1	0	0
Terry Harmon, R (7, 6) OBP: 0.316, SLG: 0.333										1	0	0	0	0	0	0
Tony Taylor, R (1, 4) OBP: 0.356, SLG: 0.444	0-0 ② 5-3			0-0 ① ② G6-4-3 1-2f		0-0 ③ 1-3		0-0 ③ 3-1		2	0	0	0	0	0	1
Denny Doyle, L (6, PH) OBP: 0.286, SLG: 0.306 (6, 4)										2	0	0	0	0	0	1
Ron Stone, L (1, 9) OBP: 0.346, SLG: 0.376	0-0 ③ P6			0-0 ③ F8			0-0 ① F8		0-0 HR	2	0	0	0	0	0	0
Oscar Gamble, L (6, 9) OBP: 0.320, SLG: 0.333										2	1	1	1	0	0	0
Deron Johnson, R (1, 3) OBP: 0.331, SLG: 0.466		0-0 ① F9			0-0 ① F9		0-0 1B SF8 1B		SSS 0-3 ① K	3	1	1	0	0	0	0
Rick Joseph, R (7, 3) OBP: 0.283, SLG: 0.364										1	0	0	0	0	1	0
John Briggs, L (1, 7) OBP: 0.344, SLG: 0.406		SSS 0-3 ② K			0-0 ② 4-3		0-0 SF8 1B 1-3 1B		BBBB 4-0 BB BB	3	0	1	0	1	1	0
Don Money, R (1, 5) OBP: 0.368, SLG: 0.493		0-0 ③ F2			0-0 2B		0-0 1-2 1B		BBBB 4-0 1-2 BB	3	0	2	0	1	0	0
Larry Hisle, R (1, 8) OBP: 0.303, SLG: 0.331			SSS 0-3 ① K		0-0 ③ 6-3		0-0 ② SF8 2-3 3-H		SSS 0-3 ② K	3	0	0	1	0	2	3
Tim McCarver, L (1, 2) OBP: 0.289, SLG: 0.276			0-0 ② 4-3			0-0 ① F8	0-0 ③ 4-3		0-0 ③ 4-3	4	0	0	0	0	0	4
Grant Jackson, S (1, 1) OBP: 0.150, SLG: 0.105			SSS 0-3 ③ K			SSS 0-3 ② K		SSS 0-3 ① K		0	0	0	0	0	0	0
Lowell Palmer, R (2, 1) OBP: 0.227, SLG: 0.333										1	0	0	0	0	1	0
Bill Wilson, R (4, 1) OBP: 0.400, SLG: 0.250										1	0	0	0	0	1	0
Fred Wenz, R (7, 1)										1	0	0	0	0	1	0
Inning Stats	R: 0 E: 0 K: 0 S: 3 H: 0 LOB: 0 BB: 0 P: 3	R: 0 E: 0 K: 1 S: 5 H: 0 LOB: 0 BB: 0 P: 5	R: 0 E: 0 K: 2 S: 7 H: 0 LOB: 0 BB: 0 P: 7	R: 0 E: 0 K: 0 S: 2 H: 0 LOB: 0 BB: 1 P: 6	R: 0 E: 0 K: 0 S: 4 H: 1 LOB: 1 BB: 0 P: 4	R: 0 E: 0 K: 1 S: 6 H: 1 LOB: 1 BB: 0 P: 6	R: 1 E: 0 K: 0 S: 6 H: 3 LOB: 2 BB: 0 P: 6	R: 0 E: 0 K: 1 S: 5 H: 0 LOB: 0 BB: 0 P: 5	R: 1 E: 0 K: 2 S: 8 H: 1 LOB: 2 BB: 2 P: 16	1B: 4 2B: 1 3B: 0 HR: 1 SF: 1 SAC: 0 DP: 1 HBP: 0						

PITCHER		IP	WLS	BF	H	R	ER	SO	BB	IBB	HBP	BLK	WP	HR	S	P	ERA	WHIP
Milt Pappas, R ERA: 2.99	(1, 1)	8.0	W	29	5	1	1	5	1	0	0	0	0	0	38	42	1.12	0.750
Bob Miller, R ERA: 4.82	(9, 1)	1.0	S	6	1	1	1	2	2	0	0	0	0	1	8	16	9.00	3.000

PITCHER	IP	WLS	BF	H	R	ER	SO	BB	IBB	HBP	BLK	WP	HR	S	P	ERA	WHIP

TOP

Philadelphia Phillies @ Chicago Cubs

Wrigley Field, Chicago, IL

Wed Sep 02 1970, 3:33 AM CDT

Att. 16,234 - Unknown

livebaseballscorecards.com

AB	31
R	2
H	6
RBI	2
BB	3
SO	7
LOB	9

WP: 0 PB: 0 SB: 0 CS: 0 PA: 35

BOTTOM

Philadelphia Phillies @ Chicago Cubs

Wrigley Field, Chicago, IL

Wed Sep 02 1970, 3:33 AM CDT

Att. 16,234 - Unknown

Batter	1	2	3	4	5	6	7	8	9	AB	R	H	RBI	BB	SO	LOB
Don Kessinger, S (1, 6) OBP: 0.338, SLG: 0.368	P4	BB, 2B	F7	1B, 2B	K		WP, 1-3, 2-H, 2B			4	1	2	0	0	0	3
Paul Popovich, S (5, PH) OBP: 0.339, SLG: 0.381 (6, 6)										2	0	1	1	0	1	2
Glenn Beckert, R (1, 4) OBP: 0.339, SLG: 0.369	2B, 1B	BB	F7	1-3, 2B, 1B		F7	5-3, 2-3, 3-H			4	2	2	0	1	0	3
Phil Gagliano, R (7, 4) OBP: 0.224, SLG: 0.169										1	0	0	0	0	0	1
Billy Williams, L (1, 7) OBP: 0.383, SLG: 0.584	F8	F5		P4, K		L3		F2		4	0	0	0	0	1	5
Terry Hughes, R (5, 7) (8, 5)										2	0	0	0	0	0	0
Jim Hickman, R (1, 9) OBP: 0.427, SLG: 0.605	1-H, HR, 2B	1-2, 2-3, BB		1B, BB, 14, 1B, BB, 1-H, 3-H, 2B		K		HR, 1B		2	2	2	3	2	0	0
Johnny Callison, L (4, PR) OBP: 0.352, SLG: 0.453 (5, 9)										2	1	1	0	0	1	0
Ron Santo, R (1, 5) OBP: 0.357, SLG: 0.460	HR, BB	P5		1-2, 1B, 14, 1B, BB, K			F7	F5		3	2	0	0	2	1	4
Willie Smith, L (8, 7) OBP: 0.269, SLG: 0.361										1	0	0	0	0	0	1
Joe Pepitone, L (1, 8) OBP: 0.307, SLG: 0.484	1-H, 2-H, HR		F9	1-2, 2-3, 14, 1B, HR, 1B	FC6-4, 14, BB, 1B		E2, 14, 1B, 1B	1-H, HR		4	2	3	3	0	0	0
Cleo James, R (6, 8) OBP: 0.305, SLG: 0.333										2	2	2	2	0	0	0
14 Ernie Banks, R (1, 3) OBP: 0.316, SLG: 0.459	BB, BB, BB, BB		BB, 1B, 1B	1-3, 2-H, 3-H, HR, 1B	1-2, FC6-4, BB		2-H, 1B, 2B, 1B	BB, BB, BB, BB		3	2	3	3	2	0	0
Jack Hiatt, R (8, PH) OBP: 0.388, SLG: 0.358 (9, 3)										0	0	0	0	1	0	0
Randy Hundley, R (1, 2) OBP: 0.324, SLG: 0.396	F9		BB, 1-2, 1B	1-H, 3-H, HR	FC6-4, 1-2f, 2-3		L9	P3		4	1	2	3	0	0	3
Ken Rudolph, R (7, PH) OBP: 0.122, SLG: 0.125 (8, 2)										2	0	0	0	0	0	2
Milt Pappas, R (1, 1) OBP: 0.264, SLG: 0.440		F2	BB, 1-2, 2-3	HR	K		2B, 1-2, WP, 1B			4	2	2	1	1	1	2
Bob Miller, R (9, 1) OBP: 0.258, SLG: 0.179										0	0	0	0	0	0	0
Inning Stats	R: 4, H: 3, E: 0, LOB: 1, K: 0, BB: 2, S: 6, P: 14	R: 0, H: 1, E: 0, LOB: 3, K: 0, BB: 2, S: 4, P: 12	R: 0, H: 2, E: 0, LOB: 3, K: 0, BB: 1, S: 5, P: 9	R: 8, H: 7, E: 0, LOB: 1, K: 2, BB: 2, S: 14, P: 22	R: 0, H: 1, E: 0, LOB: 2, K: 2, BB: 1, S: 8, P: 12	R: 0, H: 0, E: 0, LOB: 0, K: 1, BB: 0, S: 5, P: 5	R: 3, H: 4, E: 1, LOB: 1, K: 0, BB: 0, S: 7, P: 7	R: 2, H: 2, E: 0, LOB: 1, K: 0, BB: 1, S: 5, P: 9		1B: 12, 2B: 4, 3B: 0, HR: 4, SF: 0, SAC: 0, DP: 0, HBP: 0						

	AB	44
	R	17
	H	20
	RBI	16
	BB	9
	SO	5
	LOB	26

PITCHER		IP	WLS	BF	H	R	ER	SO	BB	IBB	HBP	BLK	WP	HR	S	P	ERA	WHIP
Grant Jackson, L ERA: 5.55	(1, 1)	1.2	L	13	4	4	4	0	4	0	0	0	0	1	9	25	21.60	4.800
Lowell Palmer, R ERA: 5.55	(2, 1)	1.2		11	3	3	3	0	3	0	0	0	0	0	8	20	16.20	3.600
Bill Wilson, R ERA: 5.44	(4, 1)	3.1		20	9	7	7	5	1	0	0	0	0	2	29	33	18.90	3.000
Fred Wenz, R ERA: 5.63	(7, 1)	1.1		9	4	3	3	0	1	0	0	0	1	1	8	12	20.25	3.750

PITCHER		IP	WLS	BF	H	R	ER	SO	BB	IBB	HBP	BLK	WP	HR	S	P	ERA	WHIP

livebaseballscorecards.com

Batter	1	2	3	4	5	6	7	8	9	AB	R	H	RBI	BB	SO	LOB
Larry Bowa, S (1, 6) OBP: 0.269, SLG: 0.282	K		1B (CS)			6-3			G3	4	0	1	0	0	1	0
Tony Taylor, R (1, 4) OBP: 0.354, SLG: 0.442	1-3		CS (1-2)	K		P2			K	2	0	0	0	0	1	0
Denny Doyle, L (4, 4) OBP: 0.284, SLG: 0.305										2	0	0	0	0	1	0
Oscar Gamble, L (1, 9) OBP: 0.318, SLG: 0.330	L6			K		F8			6-3	2	0	0	0	0	1	0
Ron Stone, L (4, 9) OBP: 0.343, SLG: 0.374				K						2	0	0	0	0	0	0
Deron Johnson, R (1, 3) OBP: 0.331, SLG: 0.465		1B					P4			3	0	1	0	0	1	0
John Briggs, L (1, 7) OBP: 0.340, SLG: 0.402		P4			G3		4-3			3	0	0	0	0	0	1
Don Money, R (1, 5) OBP: 0.365, SLG: 0.489		K			5-3		K			3	0	0	0	0	2	1
Larry Hisle, R (1, 8) OBP: 0.303, SLG: 0.340		K			HR			P5-3		3	1	1	1	0	1	1
Tim McCarver, L (1, 2) OBP: 0.291, SLG: 0.316			5-3		HR			L9		3	1	1	1	0	0	0
Chris Short, R (1, 1) OBP: 0.039, SLG: 0.040			K		K			3-1		1	0	0	0	0	1	0
Lowell Palmer, R (3, 1) OBP: 0.217, SLG: 0.318										1	0	0	0	0	1	0
Rick Joseph, R (8, PH) OBP: 0.281, SLG: 0.361										1	0	0	0	0	0	0
Grant Jackson, S (8, 1) OBP: 0.150, SLG: 0.105										0	0	0	0	0	0	0
Inning Stats	R: 0 E: 0 K: 1 S: 5 H: 0 LOB: 0 BB: 0 P: 5	R: 0 E: 0 K: 2 S: 8 H: 1 LOB: 1 BB: 0 P: 8	R: 0 E: 0 K: 1 S: 5 H: 1 LOB: 0 BB: 0 P: 5	R: 0 E: 0 K: 3 S: 9 H: 0 LOB: 0 BB: 0 P: 9	R: 2 E: 0 K: 1 S: 7 H: 2 LOB: 0 BB: 0 P: 7	R: 0 E: 0 K: 0 S: 3 H: 0 LOB: 0 BB: 0 P: 3	R: 0 E: 0 K: 1 S: 5 H: 0 LOB: 0 BB: 0 P: 5	R: 0 E: 0 K: 0 S: 3 H: 0 LOB: 0 BB: 0 P: 3	R: 0 E: 0 K: 1 S: 5 H: 0 LOB: 0 BB: 0 P: 5	1B: 2 2B: 0 3B: 0 HR: 2 SF: 0 SAC: 0 DP: 0 HBP: 0						

PITCHER	IP	WLS	BF	H	R	ER	SO	BB	IBB	HBP	BLK	WP	HR	S	P	ERA	WHIP
Fergie Jenkins, R (1, 1) ERA: 3.63	9.0	W	30	4	2	2	10	0	0	0	0	0	2	50	50	2.00	0.444

PITCHER	IP	WLS	BF	H	R	ER	SO	BB	IBB	HBP	BLK	WP	HR	S	P	ERA	WHIP

TOP

Philadelphia Phillies @ Chicago Cubs

Wrigley Field, Chicago, IL

Thu Sep 03 1970, 3:33 AM CDT

Att. 10,675 - Overcast - 76 F

livebaseballscorecards.com

AB	30
R	2
H	4
RBI	2
BB	0
SO	10
LOB	3

PA: 31

WP: 0
PB: 0
SB: 0
CS: 1

Batter	1	2	3	4	5	6	7	8	9	AB	R	H	RBI	BB	SO	LOB
Don Kessinger, S (1, 6) OBP: 0.340, SLG: 0.371	4-3		E 2B	WP G1 3B 1B		BBB 4-0 BB		F9		4	2	2	1	1	0	0
Glenn Beckert, R (1, 4) OBP: 0.340, SLG: 0.370	1B 1B		E9 SH HR 1B	G1		6-3				4	2	2	1	0	0	2
Joe Pepitone, L (1, 8) OBP: 0.310, SLG: 0.490	FC9-6 1B		SH HR				SSS K			3	1	2	1	0	1	0
Jim Hickman, R (1, 9) OBP: 0.427, SLG: 0.611	FC9-6		HR	SSS K			SSS K			4	1	2	4	0	2	1
Ron Santo, R (1, 5) OBP: 0.357, SLG: 0.458	FC9-6		5-3		BBB 14 FC1-4 BB		14 1B			2	0	0	0	1	0	2
Paul Popovich, S (7, 5) OBP: 0.343, SLG: 0.385										1	0	1	0	0	0	0
14 Ernie Banks, R (1, 3) OBP: 0.314, SLG: 0.455	F9		SSS K		FC1-4 G6-4-3		FC6-4 1B			4	0	1	0	0	1	3
Randy Hundley, R (1, 2) OBP: 0.317, SLG: 0.387		SSS K	F7		G6-4-3		FC6-4			4	0	0	0	0	1	3
Cleo James, R (1, 7) OBP: 0.304, SLG: 0.331		F8		S 1B 1B		P4		SSS K		4	1	1	0	0	1	0
Fergie Jenkins, R (1, 1) OBP: 0.116, SLG: 0.194		5-3		SSS K				SSS K		4	0	0	0	0	3	1
Inning Stats	R: 1 H: 3 E: 0 LOB: 2 K: 0 BB: 0 S: 6 P: 6	R: 0 H: 0 E: 0 LOB: 0 K: 1 BB: 0 S: 5 P: 5	R: 4 H: 3 E: 1 LOB: 0 K: 1 BB: 0 S: 9 P: 9	R: 2 H: 3 E: 0 LOB: 1 K: 2 BB: 0 S: 10 P: 10	R: 0 H: 0 E: 0 LOB: 0 K: 0 BB: 1 S: 2 P: 6	R: 0 H: 0 E: 0 LOB: 1 K: 1 BB: 1 S: 5 P: 9	R: 0 H: 2 E: 0 LOB: 2 K: 2 BB: 0 S: 9 P: 9	R: 0 H: 0 E: 0 LOB: 0 K: 2 BB: 0 S: 7 P: 7		1B: 8 SF: 0 2B: 1 SAC: 1 3B: 1 DP: 1 HR: 1 HBP: 0						WP: 1 PA: 37 PB: 0 SB: 1 CS: 0	

PITCHER		IP	WLS	BF	H	R	ER	SO	BB	IBB	HBP	BLK	WP	HR	S	P	ERA	WHIP
Chris Short, L ERA: 4.52	(1, 1)	2.0	L	13	6	5	5	1	0	0	0	0	0	1	15	15	22.50	3.000
Lowell Palmer, R ERA: 5.44	(3, 1)	5.0		21	5	2	2	6	2	0	0	0	1	0	31	39	3.60	1.400
Grant Jackson, L ERA: 5.51	(8, 1)	1.0		3	0	0	0	2	0	0	0	0	0	0	7	7	0.00	0.000

PITCHER	IP	WLS	BF	H	R	ER	SO	BB	IBB	HBP	BLK	WP	HR	S	P	ERA	WHIP

BOTTOM

Philadelphia Phillies @ Chicago Cubs

Wrigley Field, Chicago, IL

Thu Sep 03 1970, 3:33 AM CDT

Att. 10,675 - Overcast - 76 F

livebaseballscorecards.com

AB	34
R	7
H	11
RBI	7
BB	2
SO	9
LOB	12

TOP

Philadelphia Phillies @ Pittsburgh Pirates
Three Rivers Stadium, Pittsburgh, PA
Fri Sep 04 1970, Postponed
Att. 22,547 - Unknown

livebaseballscorecards.com

Batter	1	2	3	4	5	6	7	8	9	AB	R	H	RBI	BB	SO	LOB
Larry Bowa, S (1, 6) OBP: 0.269, SLG: 0.282	4-3		F9		FC3-6 1-2f		1B 1-2		K	4	0	1	0	0	0	1
Joe Lis, R (9, PH)										1	0	0	0	0	1	1
Denny Doyle, L (1, 4) OBP: 0.282, SLG: 0.302	1-3		4-3		G3		F9			3	0	0	0	0	0	1
Rick Joseph, R (7, PH) OBP: 0.281, SLG: 0.361										0	0	0	0	0	0	0
Oscar Gamble, L (7, PH) OBP: 0.316, SLG: 0.329										1	0	0	0	0	0	2
Joe Hoerner, R (7, 1) OBP: 0.333, SLG: 0.300										0	0	0	0	0	0	0
John Briggs, L (1, 7) OBP: 0.339, SLG: 0.400	1B		G3			L4	L7			4	0	1	0	0	0	2
Deron Johnson, R (1, 3) OBP: 0.328, SLG: 0.461	F9			F9		5-3		K		4	0	0	0	0	1	1
Ron Stone, L (1, 9) OBP: 0.340, SLG: 0.369		L4		K		F7		CS 1B		3	0	0	0	0	1	0
Woodie Fryman, R (6, 1) OBP: 0.132, SLG: 0.132										0	0	0	0	0	0	0
Terry Harmon, R (7, 4) OBP: 0.321, SLG: 0.339		1B 1B		F7						1	0	1	0	0	0	0
Don Money, R (1, 5) OBP: 0.366, SLG: 0.488							HR BB	K 1-2		3	1	1	0	1	1	1
Larry Hisle, R (1, 8) OBP: 0.302, SLG: 0.339		1B 1-2			F9		K		6-3	4	0	1	0	0	1	1
Tim McCarver, L (1, 2) OBP: 0.303, SLG: 0.378		F8			E9 1B		HR 1-H		BB	3	2	2	2	0	0	2
Mike Ryan, R (7, 2) OBP: 0.257, SLG: 0.287					2B					0	0	0	0	0	0	0
Scott Reid, L (9, PH) OBP: 0.273, SLG: 0.114										0	0	0	0	1	0	0
Rick Wise, R (1, 1) OBP: 0.239, SLG: 0.344		K			FC3-6 3-H		BB	K		2	0	1	1	0	1	2
Willie Montanez, L (6, 9)					1B		1B			0	0	0	0	0	0	0
Byron Browne, R (7, PH) OBP: 0.325, SLG: 0.456							BB			1	0	0	0	1	1	1
(7, 9)																

Inning Stats	1	2	3	4	5	6	7	8	9
R:	0	0	0	0	1	0	2	0	0
E:	0	0	0	0	1	0	0	0	0
K:	0	1	0	1	0	0	1	2	2
S:	4	7	3	5	5	3	7	7	7
H:	1	2	0	0	2	0	2	1	0
LOB:	1	2	0	0	1	0	2	1	1
BB:	0	0	0	0	0	0	2	0	1
P:	4	7	3	5	5	3	15	7	11

1B:	6
2B:	2
3B:	0
HR:	1
SF:	0
SAC:	0
DP:	1
HBP:	0

WP:	0
PB:	0
SB:	0
CS:	1
PA:	37

AB	34
R	3
H	8
RBI	3
BB	3
SO	7
LOB	15

PITCHER		IP	WLS	BF	H	R	ER	SO	BB	IBB	HBP	BLK	WP	HR	S	P	ERA	WHIP
Steve Blass, R ERA: 3.36	(1, 1)	6.0	W	24	5	2	2	2	1	0	0	0	0	0	27	31	3.00	1.000
George Brunet, L ERA: 4.46	(7, 1)	0.1		4	2	1	1	1	1	0	0	0	0	1	5	9	27.00	9.000
John Lamb, R ERA: 0.95	(7, 1)	2.2	S	9	1	0	0	4	1	0	0	0	0	0	16	20	0.00	0.750

PITCHER	IP	WLS	BF	H	R	ER	SO	BB	IBB	HBP	BLK	WP	HR	S	P	ERA	WHIP

Batter	1	2	3	4	5	6	7	8	9	AB	R	H	RBI	BB	SO	LOB
Matty Alou, L (1, 8) OBP: 0.324, SLG: 0.353	P5			F7	F8		F8			4	0	0	0	0	0	1
Richie Hebner, L (1, 5) OBP: 0.341, SLG: 0.415	K			HR	F7			F8		4	1	1	1	0	1	1
Roberto Clemente, R (1, 9) OBP: 0.413, SLG: 0.564 Bob Robertson, R (3, 3) OBP: 0.384, SLG: 0.578	4-3			1B 2B		HR		F8		1 3	0 2	0 2	0 1	0 0	0 0	0 0
Al Oliver, L (1, 3) (3, 9) OBP: 0.320, SLG: 0.426		P6		F8		F7		4-3		4	0	0	0	0	0	1
Willie Stargell, L (1, 7) OBP: 0.329, SLG: 0.528		F7		1B HBP		HR				2	1	1	1	0	0	0
Manny Sanguillen, R (1, 2) OBP: 0.336, SLG: 0.443		1-3		1-2 2-H 1B		4-3				3	0	1	1	0	0	0
Dave Cash, R (1, 4) OBP: 0.368, SLG: 0.440 John Lamb, R (7, 1)			K	K		P6				3 0	0 0	0 0	0 0	0 0	2 0	2 0
Gene Alley, R (1, 6) OBP: 0.297, SLG: 0.357			K		SH1-4 BB		F7			2	0	0	0	1	1	0
Steve Blass, R (1, 1) OBP: 0.156, SLG: 0.148 George Brunet, R (7, 1) OBP: 0.200, SLG: 0.263 Bill Mazeroski, R (7, 4) OBP: 0.299, SLG: 0.337		G3			SH1-4		K			1 0 1	0 0 0	0 0 0	0 0 0	0 0 0	0 0 1	0 0 0
Inning Stats	R: 0 E: 0 K: 1 S: 5 H: 0 LOB: 0 BB: 0 P: 5	R: 0 E: 0 K: 0 S: 3 H: 0 LOB: 0 BB: 0 P: 3	R: 0 E: 0 K: 2 S: 7 H: 0 LOB: 0 BB: 0 P: 7	R: 2 E: 0 K: 1 S: 8 H: 3 LOB: 2 BB: 0 P: 9	R: 0 E: 0 K: 0 S: 3 H: 0 LOB: 1 BB: 1 P: 7	R: 2 E: 0 K: 0 S: 5 H: 2 LOB: 0 BB: 0 P: 5	R: 0 E: 0 K: 1 S: 5 H: 0 LOB: 0 BB: 0 P: 5	R: 0 E: 0 K: 0 S: 3 H: 0 LOB: 0 BB: 0 P: 3		1B: 1 2B: 1 3B: 0 HR: 3 SF: 0 SAC: 1 DP: 0 HBP: 1						

PITCHER		IP	WLS	BF	H	R	ER	SO	BB	IBB	HBP	BLK	WP	HR	S	P	ERA	WHIP
Rick Wise, R ERA: 3.95	(1, 1)	5.1	L	23	5	4	4	4	1	0	1	0	0	3	29	34	6.75	1.125
Woodie Fryman, L ERA: 4.24	(6, 1)	0.2		2	0	0	0	0	0	0	0	0	0	0	2	2	0.00	0.000
Joe Hoerner, L ERA: 2.68	(7, 1)	2.0		6	0	0	0	1	0	0	0	0	0	0	8	8	0.00	0.000

PITCHER	IP	WLS	BF	H	R	ER	SO	BB	IBB	HBP	BLK	WP	HR	S	P	ERA	WHIP

BOTTOM

Philadelphia Phillies @ Pittsburgh Pirates
Three Rivers Stadium, Pittsburgh, PA
Fri Sep 04 1970, Postponed
Att. 22,547 - Unknown

livebaseballscorecards.com

AB	28
R	4
H	5
RBI	4
BB	1
SO	5
LOB	5

Batter	1	2	3	4	5	6	7	8	9	AB	R	H	RBI	BB	SO	LOB
Larry Bowa, S (1, 6) OBP: 0.271, SLG: 0.284	2B 1B		1B		1-3			4-3 1-2		4	1	2	0	0	0	1
Denny Doyle, L (1, 4) OBP: 0.284, SLG: 0.307	1-H 2B		G3			3-1		2B FC5-2 1B 2-H		4	0	2	2	0	0	1
John Briggs, L (1, 7) OBP: 0.344, SLG: 0.415	K			L5-3 1B		4-3 3B		1-3 2B		4	1	3	0	0	1	0
Deron Johnson, R (1, 3) OBP: 0.326, SLG: 0.458 Scott Reid, L (8, PR) OBP: 0.273, SLG: 0.114 Ken Reynolds, L (8, 1)	P4			L5-3 1-2		4-3 3-H		FC5-2 3-H		4 0 0	0 0 0	0 0 0	1 0 0	0 0 0	0 0 0	3 0 0
Tim McCarver, L (1, 2) OBP: 0.301, SLG: 0.372		F8		3B 1B		F3		F9		4	1	1	0	0	0	2
Don Money, R (1, 5) OBP: 0.367, SLG: 0.493		K		1-H 3B			G6-4-3 1B		E6	4	0	2	1	0	1	0
Larry Hisle, R (1, 8) OBP: 0.299, SLG: 0.335		5-3		F3			G6-4-3 1-2f		K	4	0	0	0	0	1	3
Ron Stone, L (1, 9) OBP: 0.336, SLG: 0.364		K		F8			4-3		K	4	0	0	0	0	2	1
Barry Lersch, S (1, 1) OBP: 0.091, SLG: 0.048 Grant Jackson, S (4, 1) OBP: 0.146, SLG: 0.103 Bill Wilson, R (5, 1) OBP: 0.400, SLG: 0.250 Willie Montanez, L (8, PH) OBP: 0.500, SLG: 0.500 (8, 3)		4-3		6-3				4-3 1B 1B	K	1 1 0 2	0 0 0 1	0 0 0 1	0 0 0 1	0 0 0 1	0 0 0 1	0 0 0 1
Inning Stats	R: 1 E: 0 K: 1 S: 6 H: 2 LOB: 0 BB: 0 P: 6	R: 0 E: 0 K: 1 S: 5 H: 0 LOB: 0 BB: 0 P: 5	R: 0 E: 0 K: 1 S: 6 H: 1 LOB: 1 BB: 0 P: 6	R: 1 E: 0 K: 0 S: 5 H: 3 LOB: 1 BB: 0 P: 5	R: 0 E: 0 K: 0 S: 3 H: 0 LOB: 0 BB: 0 P: 3	R: 1 E: 0 K: 0 S: 4 H: 1 LOB: 0 BB: 0 P: 4	R: 0 E: 0 K: 0 S: 3 H: 1 LOB: 0 BB: 0 P: 3	R: 1 E: 0 K: 0 S: 6 H: 3 LOB: 2 BB: 0 P: 6	R: 0 E: 1 K: 3 S: 10 H: 0 LOB: 1 BB: 0 P: 10	1B: 7 2B: 3 3B: 2 HR: 0 SF: 0 SAC: 0 DP: 2 HBP: 0						

TOP

Philadelphia Phillies @ Pittsburgh Pirates

Three Rivers Stadium, Pittsburgh, PA

Sat Sep 05 1970, 7:05 PM EDT

Att. 22,925 - Unknown

livebaseballscorecards.com

AB	36
R	4
H	11
RBI	4
BB	0
SO	6
LOB	12

WP: 0 PA: 36
PB: 0
SB: 0
CS: 0

PITCHER		IP	WLS	BF	H	R	ER	SO	BB	IBB	HBP	BLK	WP	HR	S	P	ERA	WHIP
Fred Cambria, R ERA: 2.61	(1, 1)	7.1	W	29	10	4	4	3	0	0	0	0	0	0	35	35	4.91	1.364
George Brunet, L ERA: 4.46	(8, 1)	0.0		1	1	0	0	0	0	0	0	0	0	0	1	1	∞	∞
Dave Giusti, R ERA: 3.45	(8, 1)	1.2	S	6	0	0	0	3	0	0	0	0	0	0	12	12	0.00	0.000

PITCHER	IP	WLS	BF	H	R	ER	SO	BB	IBB	HBP	BLK	WP	HR	S	P	ERA	WHIP

BOTTOM

Philadelphia Phillies @ Pittsburgh Pirates
Three Rivers Stadium, Pittsburgh, PA
Sat Sep 05 1970, 7:05 PM EDT
Att. 22,925 - Unknown

livebaseballscorecards.com

Batter	1	2	3	4	5	6	7	8	9	AB	R	H	RBI	BB	SO	LOB
Matty Alou, L (1, 8) OBP: 0.325, SLG: 0.353	0-0 1B		0-0 L3 1-2	0-0 L8	0-0 FC6 1-2f		0-0 G3			5	0	2	0	0	0	5
Richie Hebner, L (1, 5) OBP: 0.342, SLG: 0.415	0-0 1B 1-3		0-0 L3 1-2		0-0 3B	0-0 F7		0-0 4-3		5	1	2	0	0	0	2
Al Oliver, L (1, 9) OBP: 0.320, SLG: 0.428	0-0 F2		0-0 1B 2-H		0-0 P4	0-0 BB		0-0 4-3		5	1	2	1	0	0	3
Willie Stargell, L (1, 7) OBP: 0.335, SLG: 0.534 Johnny Jeter, R (8, PR) OBP: 0.317, SLG: 0.339 (9, 7)	0-0 F5		0-0 1B 2-H		0-0 1B 1-H	BBBB 4-0 BB 1-2		BBBB 4-0 CS BB		3 0	1 0	2 0	2 0	2 0	0 0	2 0
Bob Robertson, R (1, 3) OBP: 0.382, SLG: 0.573	0-0 F7		SSS 0-3 K	BBBB 4-0 1B BB		0-0 F8		0-0 CS 1-2		3	1	0	0	1	1	5
Manny Sanguillen, R (1, 2) OBP: 0.337, SLG: 0.444		0-0 4-3		0-0 6-3 1B	0-0 BB 1B 1-2 3-H	0-0 5-3				4	1	2	1	0	0	2
Gene Alley, R (1, 6) OBP: 0.296, SLG: 0.356		0-0 F8		0-0 6-3 1-2	0-0 BB 1-2 2-H		SSS 0-3 K			4	0	1	1	0	1	1
Bill Mazeroski, R (1, 4) OBP: 0.302, SLG: 0.339		0-0 F7		0-0 2-H	0-0 P4		0-0 SH1-4 1B			4	0	2	1	0	0	2
Fred Cambria, R (1, 1) OBP: 0.375, SLG: 0.167 George Brunet, R (8, 1) OBP: 0.200, SLG: 0.263 Dave Giusti, R (8, 1) OBP: 0.333, SLG: 0.333			BBBB 4-0 1B 2B BB	0-0 F7	BBBB 4-0 FC6 1-2 2-3 BB		0-0 SH1-4 1-2			1 0 0	1 0 0	0 0 0	0 0 0	2 0 0	0 0 0	1 0 0
Inning Stats	R: 0 E: 0 K: 0 S: 5 H: 2 LOB: 2 BB: 0 P: 5	R: 0 E: 0 K: 0 S: 3 H: 0 LOB: 0 BB: 0 P: 3	R: 2 E: 0 K: 1 S: 7 H: 3 LOB: 1 BB: 1 P: 11	R: 1 E: 0 K: 0 S: 5 H: 2 LOB: 1 BB: 0 P: 5	R: 3 E: 0 K: 0 S: 7 H: 4 LOB: 3 BB: 2 P: 15	R: 0 E: 0 K: 0 S: 4 H: 1 LOB: 2 BB: 1 P: 8	R: 0 E: 0 K: 1 S: 6 H: 1 LOB: 1 BB: 0 P: 6	R: 0 E: 0 K: 0 S: 2 H: 0 LOB: 1 BB: 1 P: 6		1B: 11 2B: 2 3B: 1 HR: 0	SF: 0 SAC: 1 DP: 1 HBP: 0					

	AB	34
	R	6
	H	13
	RBI	6
	BB	5
	SO	2
	LOB	23

WP: 0 PB: 0 SB: 0 CS: 1 PA: 41

PITCHER		IP	WLS	BF	H	R	ER	SO	BB	IBB	HBP	BLK	WP	HR	S	P	ERA	WHIP
Barry Lersch, R ERA: 3.39	(1, 1)	3.1	L	17	7	3	3	1	1	0	0	0	0	0	18	22	8.10	2.400
Grant Jackson, L ERA: 5.68	(4, 1)	1.0		7	3	3	3	0	1	0	0	0	0	0	6	10	27.00	4.000
Bill Wilson, R ERA: 5.16	(5, 1)	2.2		13	3	0	0	1	2	0	0	0	0	0	13	21	0.00	1.875
Ken Reynolds, L ERA:	(8, 1)	1.0		3	0	0	0	0	1	0	0	0	0	0	2	6	0.00	1.000

PITCHER	IP	WLS	BF	H	R	ER	SO	BB	IBB	HBP	BLK	WP	HR	S	P	ERA	WHIP

Batter	1	2	3	4	5	6	7	8	9	10	AB	R	H	RBI	BB	SO	LOB
Larry Bowa, S (1, 6) OBP: 0.270, SLG: 0.285	5-3		1B 2B	6-3			4-3		F7		5	1	1	0	0	0	2
Terry Harmon, R (1, 4) OBP: 0.324, SLG: 0.336	BB E		5-3		4-3		4-3			6-3	1	0	0	0	1	0	1
Denny Doyle, L (4, 4) OBP: 0.282, SLG: 0.305											3	0	0	0	0	0	0
Don Money, R (1, 5) OBP: 0.368, SLG: 0.492	E6 G1-6-3 1-2		2B 1B 2-H		FC4 1B			L7		L7	5	1	2	1	0	0	1
Deron Johnson, R (1, 3) OBP: 0.327, SLG: 0.458	G1-6-3 1-2f		1B 2B 1-H		K			F7		BB	4	1	1	1	1	1	3
Byron Browne, R (1, 9) OBP: 0.326, SLG: 0.453		K	FC6-4 1B 2-H		FC4 1-2f			BB		L4	4	0	1	1	1	1	2
(6, 8) Dick Selma, R (10, 1) OBP: 0.235, SLG: 0.250											0	0	0	0	0	0	0
Joe Lis, R (1, 7) OBP: 0.200, SLG: 0.200		FC5-4 1B	FC6-4 1-2f			P4		L8			4	0	1	0	0	0	2
Tim McCarver, L (1, 2) OBP: 0.299, SLG: 0.367		F8		1B		1-3			F7		4	0	1	0	0	0	1
Larry Hisle, R (1, 8) OBP: 0.297, SLG: 0.332		FC5-4 1-2f		L7		K			G2		3	0	0	0	0	1	2
Woodie Fryman, R (6, 1) OBP: 0.132, SLG: 0.132											0	0	0	0	0	0	0
Rick Joseph, R (9, PH) OBP: 0.278, SLG: 0.358											1	0	0	0	0	0	0
Joe Hoerner, R (9, 1) OBP: 0.333, SLG: 0.300											0	0	0	0	0	0	0
Scott Reid, L (10, 8) OBP: 0.273, SLG: 0.114											0	0	0	0	0	0	0
Jim Bunning, R (1, 1) OBP: 0.164, SLG: 0.141			K	K			K		1B		2	0	0	0	0	2	1
Ron Stone, L (6, 9) OBP: 0.337, SLG: 0.365											2	0	1	0	0	1	0
Inning Stats	R: 0 E: 1 K: 0 S: 3 H: 0 LOB: 1 BB: 1 P: 7	R: 0 E: 0 K: 1 S: 6 H: 1 LOB: 1 BB: 0 P: 6	R: 3 E: 0 K: 1 S: 9 H: 4 LOB: 1 BB: 0 P: 9	R: 0 E: 0 K: 1 S: 6 H: 1 LOB: 1 BB: 0 P: 6	R: 0 E: 0 K: 1 S: 6 H: 1 LOB: 1 BB: 0 P: 6	R: 0 E: 0 K: 1 S: 5 H: 0 LOB: 0 BB: 0 P: 5	R: 0 E: 0 K: 1 S: 5 H: 0 LOB: 0 BB: 0 P: 5	R: 0 E: 0 K: 0 S: 3 H: 0 LOB: 1 BB: 1 P: 7	R: 0 E: 0 K: 0 S: 4 H: 1 LOB: 1 BB: 0 P: 4	R: 0 E: 0 K: 0 S: 3 H: 0 LOB: 1 BB: 1 P: 7	1B: 6 2B: 2 3B: 0 HR: 0	SF: 0 SAC: 0 DP: 1 HBP: 0					

PITCHER	IP	WLS	BF	H	R	ER	SO	BB	IBB	HBP	BLK	WP	HR	S	P	ERA	WHIP
Luke Walker, L (1, 1) ERA: 3.56	10.0	W	41	8	3	3	6	3	0	0	0	0	0	50	62	2.70	1.100

PITCHER	IP	WLS	BF	H	R	ER	SO	BB	IBB	HBP	BLK	WP	HR	S	P	ERA	WHIP

TOP

Philadelphia Phillies @ Pittsburgh Pirates
Three Rivers Stadium, Pittsburgh, PA
Sun Sep 06 1970, 3:33 AM EDT
Att. 19,049 - Unknown

livebaseballscorecards.com

AB	38
R	3
H	8
RBI	3
BB	3
SO	6
LOB	15

1B: 6	SF: 0	WP: 0	PA: 41
2B: 2	SAC: 0	PB: 0	
3B: 0	DP: 1	SB: 0	
HR: 0	HBP: 0	CS: 0	

Batter	1	2	3	4	5	6	7	8	9	10	AB	R	H	RBI	BB	SO	LOB
Matty Alou, L (1, 8) OBP: 0.328, SLG: 0.356	BBBB 4-0 1B SF7 BB		x 0-0 F9 2B		x 0-0 1B 1B 1B	BBBB 4-0 1-2 BB			x 0-0 ① 6-3		3	2	2	0	2	0	0
Richie Hebner, L (1, 5) OBP: 0.342, SLG: 0.414	x 0-0 BB 1-3 1B		x 0-0 ① F9 2-3		x 0-0 1B 1B 1-3 SF8 1B	x 0-0 ② F8			x 0-0 ② F7		5	1	2	0	0	0	3
Al Oliver, L (1, 9) OBP: 0.323, SLG: 0.429 Johnny Jeter, R (9, PR) OBP: 0.317, SLG: 0.339 (10, 9)	BBBB 4-0 1-2 BB		x 0-0 ② P1		x 0-0 SF8 1-2 3-H 1B	x 0-0 ③ 2-3			x 0-0 S 1B		4 0	0 0	2 0	1 0	1 0	0 0	3 0
Willie Stargell, L (1, 7) OBP: 0.336, SLG: 0.532	x 0-0 ① F2		x 0-0 ③ 4-3		x 0-0 BB 1-2 2-3 1B		x 0-0 G6-3 1B		x 0-0 ③ F2 1-2		5	0	2	0	0	0	5
Bob Robertson, R (1, 3) OBP: 0.380, SLG: 0.580	x 0-0 ② SF7 3-H			x 0-0 ① 1-3	x 0-0 ② SF8 2-3 3-H		x 0-0 ① F9			x 0-0 HR	3	1	1	3	0	0	1
Manny Sanguillen, R (1, 2) OBP: 0.336, SLG: 0.441	SSS 0-3 K			x 0-0 E6 FC6-4	BBBB 4-0 1-2 BB		x 0-0 ②③ G6-3 1-2f				3	0	0	0	1	1	3
Gene Alley, R (1, 6) OBP: 0.293, SLG: 0.352		x 0-0 ① P1		x 0-0 ② F8	x 0-0 ③ F8			x 0-0 ① 6-3			4	0	0	0	0	0	4
Bill Mazeroski, R (1, 4) OBP: 0.298, SLG: 0.335		x 0-0 ② 4-3		x 0-0 ③ FC6-4 1-2f		x 0-0 ① F8		x 0-0 ② F8			4	0	0	0	0	0	1
Luke Walker, L (1, 1) OBP: 0.211, SLG: 0.143		SSS 0-3 K			SSS 0-3 ① K	x 0-0 BB 1B		SSS 0-3 ③ K			4	0	1	0	0	3	0
Inning Stats	R: 1 H: 1 E: 0 LOB: 2 K: 1 BB: 2 S: 6 P: 14	R: 0 H: 0 E: 0 LOB: 0 K: 1 BB: 0 S: 5 P: 5	R: 0 H: 1 E: 0 LOB: 1 K: 0 BB: 0 S: 4 P: 4	R: 0 H: 0 E: 1 LOB: 1 K: 0 BB: 0 S: 4 P: 4	R: 2 H: 4 E: 0 LOB: 3 K: 1 BB: 1 S: 9 P: 13	R: 0 H: 1 E: 0 LOB: 2 K: 0 BB: 1 S: 4 P: 8	R: 0 H: 1 E: 0 LOB: 0 K: 0 BB: 0 S: 3 P: 3	R: 0 H: 0 E: 0 LOB: 0 K: 1 BB: 0 S: 5 P: 5	R: 0 H: 1 E: 0 LOB: 2 K: 0 BB: 0 S: 4 P: 4	R: 1 H: 1 E: 0 LOB: 0 K: 0 BB: 0 S: 1 P: 1	1B: 8 SF: 2 2B: 1 SAC: 0 3B: 0 DP: 1 HR: 1 HBP: 0						

PITCHER		IP	WLS	BF	H	R	ER	SO	BB	IBB	HBP	BLK	WP	HR	S	P	ERA	WHIP
Jim Bunning, R ERA: 4.03	(1, 1)	5.1		27	7	3	3	3	3	0	0	0	0	0	30	42	5.06	1.875
Woodie Fryman, L ERA: 4.14	(6, 1)	2.2		9	1	0	0	1	1	0	0	0	0	0	10	14	0.00	0.750
Joe Hoerner, L ERA: 2.63	(9, 1)	1.0		4	1	0	0	0	0	0	0	0	0	0	4	4	0.00	1.000
Dick Selma, R ERA: 2.76	(10, 1)	0.0	L	1	1	1	1	0	0	0	0	0	0	1	1	1	∞	∞

PITCHER	IP	WLS	BF	H	R	ER	SO	BB	IBB	HBP	BLK	WP	HR	S	P	ERA	WHIP

BOTTOM

Philadelphia Phillies @ Pittsburgh Pirates
Three Rivers Stadium, Pittsburgh, PA
Sun Sep 06 1970, 3:33 AM EDT
Att. 19,049 - Unknown

livebaseballscorecards.com

AB	35
R	4
H	10
RBI	4
BB	4
SO	4
LOB	20

WP: 0 PA: 41
PB: 0
SB: 1
CS: 0

Batter	1	2	3	4	5	6	7	8	9	AB	R	H	RBI	BB	SO	LOB
Lou Brock, L (1, 7) OBP: 0.367, SLG: 0.443	4-3		1-2 1B		K		L4			4	0	1	0	0	1	2
Julian Javier, R (1, 4) OBP: 0.286, SLG: 0.309	K		F9			1B 1B 2B		K		4	1	1	0	0	2	2
Carl Taylor, R (1, 9) OBP: 0.355, SLG: 0.392	CS 1B			P4		F8		5-3		4	0	1	0	0	0	1
Joe Torre, R (1, 5) OBP: 0.395, SLG: 0.496	CS 1-2	F9		K		1B 2-3 1B		P6		4	0	1	0	0	1	0
Jose Cardenal, R (1, 8) OBP: 0.352, SLG: 0.426		F7		L1-4		FC5-4 1-2 3-H 1B			P6	4	0	1	1	0	0	0
Ted Simmons, S (1, 2) OBP: 0.309, SLG: 0.297		F7			L4	L9			F8	4	0	0	0	0	0	2
Jim Beauchamp, R (1, 3) OBP: 0.337, SLG: 0.351			BBBBB 1B BB		2B	FC5-4 1-2f			L5	3	0	1	0	1	0	2
Dal Maxvill, R (1, 6) OBP: 0.297, SLG: 0.233			P6		E5		F8			3	0	0	0	0	0	2
Jerry Reuss, L (1, 1) OBP: 0.129, SLG: 0.036			K		F7		K2-3			0	0	0	0	0	0	0
Frank Linzy, R (1, 1)										1	0	0	0	0	1	1
Luis Melendez, R (5, PH)										1	0	0	0	0	0	2
Santiago Guzman, R (5, 1) OBP: 0.200, SLG: 0.200										0	0	0	0	0	0	0
Bob Chlupsa, R (5, 1)										0	0	0	0	0	0	0
Jorge Roque, R (7, PH)										1	0	0	0	0	1	0
Reggie Cleveland, R (7, 1)										0	0	0	0	0	0	0
Inning Stats	R: 0 E: 0 K: 1 S: 5 H: 1 LOB: 0 BB: 0 P: 5	R: 0 E: 0 K: 0 S: 3 H: 0 LOB: 0 BB: 0 P: 3	R: 0 E: 0 K: 1 S: 6 H: 1 LOB: 2 BB: 1 P: 10	R: 0 E: 0 K: 1 S: 5 H: 0 LOB: 0 BB: 0 P: 5	R: 0 E: 1 K: 1 S: 7 H: 1 LOB: 2 BB: 0 P: 7	R: 1 E: 0 K: 0 S: 6 H: 3 LOB: 2 BB: 0 P: 6	R: 0 E: 0 K: 1 S: 5 H: 0 LOB: 0 BB: 0 P: 5	R: 0 E: 0 K: 1 S: 5 H: 0 LOB: 0 BB: 0 P: 5	R: 0 E: 0 K: 0 S: 3 H: 0 LOB: 0 BB: 0 P: 3	1B: 4 2B: 2 3B: 0 HR: 0	SF: 0 SAC: 0 DP: 0 HBP: 0						

PITCHER	IP	WLS	BF	H	R	ER	SO	BB	IBB	HBP	BLK	WP	HR	S	P	ERA	WHIP
Chris Short, L (1, 1) ERA: 4.34	9.0	W	34	6	1	1	6	1	0	0	0	0	0	45	49	1.00	0.778

PITCHER	IP	WLS	BF	H	R	ER	SO	BB	IBB	HBP	BLK	WP	HR	S	P	ERA	WHIP

TOP

St. Louis Cardinals @ Philadelphia Phillies
Shibe Park, Philadelphia, PA
Mon Sep 07 1970, 7:05 PM EDT
Unknown

livebaseballscorecards.com

AB	33
R	1
H	6
RBI	1
BB	1
SO	6
LOB	14

1B: 4	SF: 0	WP: 0	PA: 35
2B: 2	SAC: 0	PB: 0	
3B: 0	DP: 0	SB: 0	
HR: 0	HBP: 0	CS: 1	

St. Louis Cardinals @ Philadelphia Phillies

Shibe Park, Philadelphia, PA

Mon Sep 07 1970, 7:05 PM EDT

Unknown

BOTTOM

Batter	1	2	3	4	5	6	7	8	9	AB	R	H	RBI	BB	SO	LOB
Larry Bowa, S (1, 6) OBP: 0.270, SLG: 0.289	0-0 1B 3B	0-0 ① 4-3		0-3 ① K		0-0 ① 1-3				4	1	1	0	0	1	0
Denny Doyle, L (1, 4) OBP: 0.282, SLG: 0.304	0-0 1B 1B 1B 3-H	0-0 ② 6-3		0-0 ② 4-3		0-3 ② K				4	1	1	1	0	1	0
Don Money, R (1, 5) OBP: 0.369, SLG: 0.492	0-0 1B BB 1B 1-3	0-3 ③ K		0-0 FC6-4 1B		0-3 ③ K				4	1	2	0	0	2	0
Deron Johnson, R (1, 3) OBP: 0.328, SLG: 0.458	0-0 BB 1B FC5 1B 1-3 3-H	0-0 PB 1B 1B		0-0 ③ FC6-4 1-2f			0-3 ① K			4	2	2	1	0	1	1
Joe Lis, R (1, 7) OBP: 0.444, SLG: 0.286	0-0 FC5 BB 1B 1-2	4-0 E 1B BB 1-2			4-0 FC5 5-3 BB		0-3 ② K			2	0	1	0	2	1	0
Byron Browne, R (1, 9) OBP: 0.325, SLG: 0.447	4-0 FC6-4 FC5 BB 1-2 2-3 3-H	0-3 ① K			0-3 ① K		0-0 ③ 6-3			3	0	0	1	1	2	3
Larry Hisle, R (1, 8) OBP: 0.297, SLG: 0.332	0-0 ① FC5 FC6-4 1-2 2-3f 3-H	0-0 E8 1B 1-3 2-H			0-0 ② 5-3 1-2			0-3 ① K		4	0	1	2	0	1	3
Mike Ryan, R (1, 2) OBP: 0.264, SLG: 0.282	0-0 ② FC6-4 1-2f 2-3		4-0 G6-4-3 IBB		4-0 IBB			0-0 ② 6-3		2	0	0	0	2	0	2
Chris Short, R (1, 1) OBP: 0.036, SLG: 0.037	0-0 ③ 5-3	0-0 ② ③ G6-4-3 1-2f			0-0 ③ FC5 2-3f			0-0 ③ 5-3		4	0	0	0	0	0	7
Inning Stats	R: 4 E: 0 K: 0 S: 8 H: 5 LOB: 2 BB: 1 P: 12	R: 0 E: 0 K: 1 S: 5 H: 0 LOB: 0 BB: 0 P: 5	R: 1 E: 1 K: 1 S: 6 H: 2 LOB: 2 BB: 2 P: 14	R: 0 E: 0 K: 1 S: 6 H: 1 LOB: 1 BB: 0 P: 6	R: 0 E: 0 K: 1 S: 5 H: 0 LOB: 2 BB: 2 P: 13	R: 0 E: 0 K: 2 S: 7 H: 0 LOB: 0 BB: 0 P: 7	R: 0 E: 0 K: 2 S: 7 H: 0 LOB: 0 BB: 0 P: 7	R: 0 E: 0 K: 1 S: 5 H: 0 LOB: 0 BB: 0 P: 5		1B: 7 2B: 0 3B: 1 HR: 0	SF: 0 SAC: 0 DP: 1 HBP: 0					

livebaseballscorecards.com

AB	31
R	5
H	8
RBI	5
BB	5
SO	9
LOB	16

WP: 0 PB: 1 SB: 0 CS: 0 PA: 36

PITCHER		IP	WLS	BF	H	R	ER	SO	BB	IBB	HBP	BLK	WP	HR	S	P	ERA	WHIP
Jerry Reuss, L ERA: 4.96	(1, 1)	0.0	L	6	5	4	4	0	1	0	0	0	0	0	5	9	∞	∞
Frank Linzy, R ERA: 4.35	(1, 1)	4.0		16	3	1	1	3	1	1	0	0	0	0	20	28	2.25	1.000
Santiago Guzman, R ERA: 7.24	(5, 1)	0.2		3	0	0	0	1	1	0	0	0	0	0	4	8	0.00	1.500
Bob Chlupsa, R ERA: 9.24	(5, 1)	1.1		5	0	0	0	2	0	1	0	0	0	0	8	12	0.00	0.000
Reggie Cleveland, R ERA: 10.38	(7, 1)	2.0		6	0	0	0	3	0	0	0	0	0	0	12	12	0.00	0.000

PITCHER	IP	WLS	BF	H	R	ER	SO	BB	IBB	HBP	BLK	WP	HR	S	P	ERA	WHIP

Batter	1	2	3	4	5	6	7	8	9	10	11	12	13	AB	R	H	RBI	BB	SO	LOB
Lou Brock, L (1, 7) OBP: 0.369, SLG: 0.443	B B B B 4-0 8-4 S BB	S S S 0-3 ② K	x 0-0 ② L6	x 0-0 1B 1-3 2-H 1B	x 0-0 ③ L5	x 0-0 FC5-6 1B	5	0	2	1	1	1	0
Ed Crosby, L (1, 6) OBP: 0.295, SLG: 0.291	B B B B 4-0 1-2 BB	x 0-0 ③ 6-3	x 0-0 ③ 6-3	x 0-0 ③ 1-3 3-H 1B	x 0-0 ① 5-3	x 0-0 ① FC5-6 FC6-4 1-2f	5	0	1	1	1	0	1
Joe Hague, L (1, 3) Jorge Roque, R (9, PR) Jim Beauchamp, R (9, 3) OBP: 0.330, SLG: 0.342	x 0-0 ① P6	x 0-0 ① 4-3	x 0-0 ① P6	x 0-0 FC6-4 1B	x 0-0 ② 1-3	x 0-0 ② FC6-4 FC6-4 1-2f	4 0 2	0 0 0	1 0 0	0 0 0	0 0 0	0 0 1	2 0 1
Joe Torre, R (1, 5) OBP: 0.391, SLG: 0.491	x 0-0 ② ③ 8-4 2-3f	S S S 0-3 ② K	S S S 0-3 ③ K	x 0-0 ② F7	x 0-0 ① F7	S S S 0-3 ③ K	x 0-0 FC6-4 1-2f	6	0	0	0	0	2	4
Jose Cardenal, R (1, 8) OBP: 0.349, SLG: 0.421	S S S 0-3 ① K	x 0-0 ③ 6-3	x 0-0 ② FC6-4 BB 1-2f	S S S 0-3 ① K	5	0	0	0	0	3	1
Ted Simmons, S (1, 2) OBP: 0.315, SLG: 0.300	x 0-0 1B	x 0-0 ① F9	x 0-0 ① F4	B B B B 4-0 1-2 BB	x 0-0 FC4-6 1B	4	0	2	0	1	0	0
Leron Lee, L (1, 9) OBP: 0.296, SLG: 0.354	S S S 0-3 ② K	x 0-0 ② F7	x 0-0 ② F7	x 0-0 ③ F8	x 0-0 FC4-6 1-2 1B	5	0	1	0	0	1	3
Dal Maxvill, R (1, 4) OBP: 0.296, SLG: 0.232 Carl Taylor, R (8, PH) OBP: 0.308, SLG: 0.394 Reggie Cleveland, R (8, 1) Tom Hilgendorf, S (8, 1) Luis Melendez, R (10, PH) Chuck Taylor, R (10, 1) OBP: 0.148, SLG: 0.154 Jerry Davanon, R (12, PH) OBP: 0.250, SLG: 0.214 Bob Chlupsa, R (12, 1)	x 0-0 ③ F8	S S S 0-3 ③ K	x 0-0 BB 1B	S S S 0-3 ① K	x 0-0 FC4-6 1-2f 2-3	2 1 0 0 1 0 1	0 1 0 0 0 0 0	0 1 0 0 0 0 0	0 0 0 0 0 0 0	1 0 0 0 1 0 0	1 0 0 0 0 2 0
Mike Torrez, R (1, 1) OBP: 0.276, SLG: 0.298 Vic Davalillo, L (8, PH) OBP: 0.361, SLG: 0.448 Julian Javier, R (8, 4) OBP: 0.285, SLG: 0.308	x 0-0 ① 5-3	x 0-0 ① 1-3	B B B B 4-0 1B 1-2 1B BB	x 0-0 ② G3	S S S 0-3 ③ K	2 0 2	0 1 0	0 0 0	0 1 0	0 0 1	0 0 2
Inning Stats	R: 0 E: 0 K: 0 S: 2 H: 0 LOB: 1 BB: 2 P: 10	R: 0 E: 0 K: 2 S: 8 H: 1 LOB: 1 BB: 0 P: 8	R: 0 E: 0 K: 1 S: 5 H: 0 LOB: 0 BB: 0 P: 5	R: 0 E: 0 K: 2 S: 7 H: 0 LOB: 0 BB: 0 P: 7	R: 0 E: 0 K: 1 S: 5 H: 0 LOB: 0 BB: 0 P: 5	R: 0 E: 0 K: 0 S: 3 H: 0 LOB: 0 BB: 0 P: 3	R: 0 E: 0 K: 0 S: 3 H: 0 LOB: 0 BB: 0 P: 3	R: 2 E: 0 K: 0 S: 5 H: 3 LOB: 2 BB: 1 P: 9	R: 0 E: 0 K: 0 S: 4 H: 1 LOB: 2 BB: 1 P: 8	R: 0 E: 0 K: 1 S: 5 H: 0 LOB: 0 BB: 0 P: 5	R: 0 E: 0 K: 1 S: 5 H: 0 LOB: 0 BB: 0 P: 5	R: 0 E: 0 K: 2 S: 9 H: 2 LOB: 2 BB: 0 P: 9	R: 0 E: 0 K: 0 S: 4 H: 1 LOB: 1 BB: 0 P: 4	1B: 8 2B: 1 3B: 0 HR: 0	SF: 0 SAC: 0 DP: 1 HBP: 0	WP: 0 PB: 0 SB: 1 CS: 0	PA: 49		

PITCHER		IP	WLS	BF	H	R	ER	SO	BB	IBB	HBP	BLK	WP	HR	S	P	ERA	WHIP
Lowell Palmer, R ERA: 5.19	(1, 1)	7.2		28	3	2	2	6	3	0	0	0	0	0	37	49	2.35	0.783
Dick Selma, R ERA: 2.65	(8, 1)	4.1		17	4	0	0	4	1	0	0	0	0	0	24	28	0.00	1.154
Joe Hoerner, L ERA: 2.59	(13, 1)	1.0	W	4	1	0	0	0	0	0	0	0	0	0	4	4	0.00	1.000

PITCHER	IP	WLS	BF	H	R	ER	SO	BB	IBB	HBP	BLK	WP	HR	S	P	ERA	WHIP

TOP

St. Louis Cardinals @ Philadelphia Phillies

Shibe Park, Philadelphia, PA

Mon Sep 07 1970, 7:05 PM EDT

Att. 14,166 - Unknown

livebaseballscorecards.com

AB	45
R	2
H	8
RBI	2
BB	4
SO	10
LOB	17

Batter	1	2	3	4	5	6	7	8	9	10	11	12	13	AB	R	H	RBI	BB	SO	LOB
Larry Bowa, S (1, 6) OBP: 0.273, SLG: 0.291	5-3		FC6-4 S 1-2f 2-3		4-3		S 1B 1B 2-H		1B			B2	1-2 2-3 3-H 1B	7	1	3	2	0	0	5
Denny Doyle, L (1, 4) OBP: 0.280, SLG: 0.302	5-3		F8 1-2		F7		1B 1-H		K			F8		6	0	1	1	0	1	6
John Briggs, L (1, 7) OBP: 0.341, SLG: 0.410	G3			4-3		K	K			K		1-3 1B		6	0	1	0	0	3	1
Deron Johnson, R (1, 3) OBP: 0.329, SLG: 0.461 Larry Hisle, R (8, PR) OBP: 0.295, SLG: 0.330 (9, 8)		6-3		2B	5-3			G5-3 SH5-4 1B		K		1-3		4 2	0 0	2 0	0 0	0 0	0 1	0 2
Tim McCarver, L (1, 2) OBP: 0.314, SLG: 0.379		4-3		F7	FC5-4 1B			SH5-4 1-2		PO 1B			E S FC4-2 1B	5	0	3	0	0	0	1
Don Money, R (1, 5) OBP: 0.369, SLG: 0.487	5-3			6-3	FC5-4 1-2f			IBB		PO 1-2	P3		FC4-2 IBB 1-3 FC6-2 BB	4	0	0	0	2	0	2
Oscar Gamble, L (1, 9) OBP: 0.324, SLG: 0.342 Rick Joseph, R (8, PH) OBP: 0.276, SLG: 0.355 Willie Montanez, L (9, 3) OBP: 0.500, SLG: 0.333 (10, 9)			FC6-4 1B 1B		1B		1B 2B	G5-3 2-3f			F7		FC4-2 FC6-2 1-2 1B IBB	3 1 1	1 0 0	3 0 0	0 0 0	0 0 1	0 2 0	0 0
Scott Reid, L (1, 8) OBP: 0.298, SLG: 0.158 (9, 9) Jim Hutto, R (9, PH) OBP: 0.226, SLG: 0.302 (10, 3)			FC6-4 1-2 1B		1-3 1B		K		6-3		5-3		FC4-2 1B FC6-2 1-2 2-3 3-Hf	3 3	0 0	2 0	0 0	1 0	1 3	1
Lowell Palmer, R (1, 1) OBP: 0.192, SLG: 0.280 Dick Selma, R (8, 1) OBP: 0.222, SLG: 0.235 Ron Stone, L (12, PH) OBP: 0.339, SLG: 0.365 Joe Hoerner, R (13, 1) OBP: 0.333, SLG: 0.300 Joe Lis, R (13, PH) OBP: 0.400, SLG: 0.250			K		K		K		F7			BB	FC6-2 1-2 2-3 3-Hf	3 1 0 0 1	0 0 0 0 0	0 0 0 0 0	0 0 1 0 0	0 0 0 0 0	3 0 0 0 3	5 0 0 0 3
Inning Stats	R: 0 E: 0 K: 0 S: 3 H: 0 LOB: 0 BB: 0 P: 3	R: 0 E: 0 K: 0 S: 3 H: 0 LOB: 0 BB: 0 P: 3	R: 0 E: 0 K: 1 S: 7 H: 2 LOB: 2 BB: 0 P: 7	R: 0 E: 0 K: 0 S: 4 H: 1 LOB: 1 BB: 0 P: 4	R: 0 E: 0 K: 1 S: 7 H: 2 LOB: 2 BB: 0 P: 7	R: 0 E: 0 K: 1 S: 6 H: 1 LOB: 1 BB: 0 P: 6	R: 2 E: 0 K: 3 S: 12 H: 3 LOB: 1 BB: 0 P: 12	R: 0 E: 0 K: 0 S: 3 H: 1 LOB: 1 BB: 1 P: 7	R: 0 E: 0 K: 1 S: 6 H: 1 LOB: 1 BB: 0 P: 6	R: 0 E: 0 K: 2 S: 7 H: 1 LOB: 0 BB: 0 P: 7	R: 0 E: 0 K: 0 S: 3 H: 0 LOB: 0 BB: 0 P: 3	R: 0 E: 0 K: 0 S: 4 H: 1 LOB: 2 BB: 1 P: 8	R: 1 E: 0 K: 0 S: 4 H: 2 LOB: 3 BB: 2 P: 12	1B: 13 2B: 2 3B: 0 HR: 0	SF: 0 SAC: 1 DP: 1 HBP: 0	WP: 0 PB: 0 SB: 3 CS: 0	PA: 56		

PITCHER		IP	WLS	BF	H	R	ER	SO	BB	IBB	HBP	BLK	WP	HR	S	P	ERA	WHIP
Mike Torrez, R ERA: 3.92	(1, 1)	7.0		30	9	2	2	6	0	0	0	0	0	0	42	42	2.57	1.286
Reggie Cleveland, R ERA: 10.13	(8, 1)	0.1		3	1	0	0	0	0	1	0	0	0	0	2	6	0.00	3.000
Tom Hilgendorf, L ERA: 3.71	(8, 1)	1.2		5	1	0	0	1	0	0	0	0	0	0	7	7	0.00	0.600
Chuck Taylor, R ERA: 3.03	(10, 1)	2.0		6	1	0	0	2	0	0	0	0	0	0	10	10	0.00	0.500
Bob Chlupsa, R ERA: 8.79	(12, 1)	1.2	L	11	3	1	1	0	2	1	0	0	0	0	8	20	5.40	3.000

PITCHER	IP	WLS	BF	H	R	ER	SO	BB	IBB	HBP	BLK	WP	HR	S	P	ERA	WHIP

BOTTOM

St. Louis Cardinals @ Philadelphia Phillies

Shibe Park, Philadelphia, PA

Mon Sep 07 1970, 7:05 PM EDT

Att. 14,166 - Unknown

livebaseballscorecards.com

AB	50
R	3
H	15
RBI	3
BB	4
SO	9
LOB	31

Batter	1	2	3	4	5	6	7	8	9	AB	R	H	RBI	BB	SO	LOB
Lou Brock, L (1, 7) OBP: 0.369, SLG: 0.443	1-3	F7			1-3		CS, 2-H 2B		E, 1-2 BB	4	0	1	1	1	0	2
Julian Javier, R (1, 4) OBP: 0.286, SLG: 0.307	5-3		CS BB		L3		CS, 2-3	P4	E6, 1-3 2-H 1B	4	0	1	0	1	0	0
Joe Hague, L (1, 9) (8, 3) OBP: 0.356, SLG: 0.426	K		F8, 1-2		F9			L9	K	5	0	0	0	0	2	3
Dick Allen, R (1, 3) OBP: 0.377, SLG: 0.561 Luis Melendez, R (8, 9)		FC5-4, 1B, 1B BB	2B 1B			K		HR		3 0	2 0	2 0	1 0	1 0	1 0	0 0
Joe Torre, R (1, 5) OBP: 0.392, SLG: 0.493		FC5-4, 1-2 1B	1-3 2B			P4		K		4	0	2	0	0	1	0
Jose Cardenal, R (1, 8) OBP: 0.348, SLG: 0.420		FC5-4, 1B, 1B, 1-2f 2-3	6-3			F7			5-3, 1B 1B	4	2	1	0	0	0	4
Ted Simmons, S (1, 2) OBP: 0.314, SLG: 0.300		1B, 1-3 3-H 1B		4-3			F8		F7	4	0	1	1	0	0	1
Dal Maxvill, R (1, 6) OBP: 0.298, SLG: 0.233		2-3 3-H 1B		G5-6-3 BB			F9		5-3, 1-2	3	0	1	1	1	0	1
Steve Carlton, L (1, 1) OBP: 0.260, SLG: 0.247		K		G5-6-3, 1-2f			2B 2B		1B BB E, 2-H 1B	4	2	2	1	0	1	3
Inning Stats	R: 0 E: 0 K: 1 S: 5 H: 0 LOB: 0 BB: 0 P: 5	R: 2 E: 0 K: 1 S: 8 H: 3 LOB: 2 BB: 1 P: 12	R: 0 E: 0 K: 0 S: 4 H: 2 LOB: 2 BB: 1 P: 8	R: 0 E: 0 K: 0 S: 2 H: 0 LOB: 0 BB: 1 P: 6	R: 0 E: 0 K: 0 S: 3 H: 0 LOB: 0 BB: 0 P: 3	R: 0 E: 0 K: 1 S: 5 H: 0 LOB: 0 BB: 0 P: 5	R: 1 E: 0 K: 0 S: 4 H: 2 LOB: 0 BB: 0 P: 4	R: 1 E: 0 K: 1 S: 6 H: 1 LOB: 0 BB: 0 P: 6	R: 2 E: 1 K: 1 S: 8 H: 3 LOB: 2 BB: 1 P: 12	1B: 7 2B: 3 3B: 0 HR: 1 SF: 0 SAC: 0 DP: 1 HBP: 0						

PITCHER		IP	WLS	BF	H	R	ER	SO	BB	IBB	HBP	BLK	WP	HR	S	P	ERA	WHIP
Rick Wise, R ERA: 3.97	(1, 1)	8.0	L	32	8	4	4	4	3	0	0	0	0	1	37	49	4.50	1.375
Bill Wilson, R ERA: 5.26	(9, 1)	0.2		4	2	2	1	0	0	0	0	0	0	0	4	4	13.50	3.000
Ken Reynolds, L ERA:	(9, 1)	0.1		3	1	0	0	1	1	0	0	0	0	0	4	8	0.00	6.000

PITCHER	IP	WLS	BF	H	R	ER	SO	BB	IBB	HBP	BLK	WP	HR	S	P	ERA	WHIP

TOP

St. Louis Cardinals @ Philadelphia Phillies
Shibe Park, Philadelphia, PA
Tue Sep 08 1970, 7:05 PM EDT
Att. 3,995 - Unknown

livebaseballscorecards.com

AB	35
R	6
H	11
RBI	5
BB	4
SO	5
LOB	14

WP: 0 PB: 0 SB: 0 CS: 2 PA: 40

Batter	1	2	3	4	5	6	7	8	9	AB	R	H	RBI	BB	SO	LOB
Larry Bowa, S (1, 6) OBP: 0.272, SLG: 0.291	P4		G5-4-3 1-2f			6-3		BB 1B 1B		4	0	1	0	0	0	1
Denny Doyle, L (1, 4) OBP: 0.282, SLG: 0.302	HR BB		4-3			K		BB 1-2 1B		3	1	1	0	1	1	0
Don Money, R (1, 5) OBP: 0.370, SLG: 0.484	K			P5		BB		BB 1-2 2-3 BB		2	0	0	0	2	1	1
Deron Johnson, R (1, 3) OBP: 0.329, SLG: 0.465	1-H HR			F7		F9		P4		4	1	1	2	0	0	4
Joe Lis, R (1, 7) OBP: 0.357, SLG: 0.500	5-3			L6			K		HR	4	1	1	1	0	1	0
Byron Browne, R (1, 9) OBP: 0.320, SLG: 0.440		6-3			K		F2		K	4	0	0	0	0	2	0
Larry Hisle, R (1, 8) OBP: 0.295, SLG: 0.327		1-3			F9		F9		G6-4-3 BB	3	0	0	0	1	0	0
Mike Ryan, R (1, 2) OBP: 0.264, SLG: 0.276		F8			BB			F3	G6-4-3 1-2f	3	0	0	0	1	0	1
Rick Wise, R (1, 1) OBP: 0.246, SLG: 0.338			G5-4-3 BB		K			K		1	0	0	0	1	1	1
Jim Hutto, R (8, PH) OBP: 0.223, SLG: 0.299										1	0	0	0	0	1	0
Bill Wilson, R (9, 1) OBP: 0.400, SLG: 0.250										0	0	0	0	0	0	0
Ken Reynolds, L (9, 1)										0	0	0	0	0	0	0
Inning Stats	R: 2 E: 0 K: 1 S: 6 H: 1 LOB: 0 BB: 1 P: 10	R: 0 E: 0 K: 0 S: 3 H: 0 LOB: 0 BB: 0 P: 3	R: 0 E: 0 K: 0 S: 2 H: 0 LOB: 0 BB: 1 P: 6	R: 0 E: 0 K: 0 S: 3 H: 0 LOB: 0 BB: 0 P: 3	R: 0 E: 0 K: 2 S: 7 H: 0 LOB: 1 BB: 1 P: 11	R: 0 E: 0 K: 1 S: 5 H: 0 LOB: 1 BB: 1 P: 9	R: 0 E: 0 K: 1 S: 5 H: 0 LOB: 0 BB: 0 P: 5	R: 0 E: 0 K: 1 S: 7 H: 2 LOB: 3 BB: 1 P: 11	R: 1 E: 0 K: 1 S: 5 H: 1 LOB: 0 BB: 1 P: 9	1B: 2 2B: 0 3B: 0 HR: 2 SF: 0 SAC: 0 DP: 2 HBP: 0						

PITCHER	IP	WLS	BF	H	R	ER	SO	BB	IBB	HBP	BLK	WP	HR	S	P	ERA	WHIP
Steve Carlton, L (1, 1) ERA: 3.7	9.0	W	35	4	3	3	7	6	0	0	0	0	2	43	67	3.00	1.111

PITCHER	IP	WLS	BF	H	R	ER	SO	BB	IBB	HBP	BLK	WP	HR	S	P	ERA	WHIP

BOTTOM

St. Louis Cardinals @ Philadelphia Phillies

Shibe Park, Philadelphia, PA

Tue Sep 08 1970, 7:05 PM EDT

Att. 3,995 - Unknown

livebaseballscorecards.com

AB	29
R	3
H	4
RBI	3
BB	6
SO	7
LOB	8

WP: 0 PA: 35
PB: 0
SB: 0
CS: 0

Batter	1	2	3	4	5	6	7	8	9	AB	R	H	RBI	BB	SO	LOB
Larry Bowa, S (1, 6) OBP: 0.272, SLG: 0.291	K	S 1B			K			P6		4	0	1	0	0	2	0
Denny Doyle, L (1, 4) OBP: 0.282, SLG: 0.300	E 1B BB	K 1-2			4-3			K		3	0	0	0	1	2	1
Oscar Gamble, L (1, 9) OBP: 0.327, SLG: 0.344	E2 1-3		F7			P6		CS 1B		4	0	2	0	0	0	0
Deron Johnson, R (1, 3) OBP: 0.326, SLG: 0.461	F9		F7			5-3		CS 1-2	6-3	4	0	0	0	0	0	2
John Briggs, L (1, 7) OBP: 0.343, SLG: 0.414	K		K			CS 1B			1B 2B	4	1	2	0	0	2	2
Don Money, R (1, 5) OBP: 0.371, SLG: 0.486		HR BB		K		CS 1-2	2B		K	3	1	1	0	1	2	1
Scott Reid, L (1, 8) OBP: 0.280, SLG: 0.146	K			K			K		IBB 1B 2-H	3	0	0	0	0	3	2
Willie Montanez, L (9, PH) OBP: 0.600, SLG: 0.500										1	0	1	1	0	0	0
Larry Hisle, R (9, 8) OBP: 0.295, SLG: 0.327										0	0	0	0	0	0	0
Tim McCarver, L (1, 2) OBP: 0.321, SLG: 0.408	HR 1-H			K		F5			IBB 1-2	3	1	1	2	1	1	1
Barry Lersch, S (1, 1) OBP: 0.077, SLG: 0.040	K				K	F7			F8	4	0	0	0	0	2	3
Inning Stats	R: 0 E: 1 K: 2 S: 8 H: 1 LOB: 2 BB: 1 P: 12	R: 2 E: 0 K: 3 S: 11 H: 2 LOB: 1 BB: 1 P: 15	R: 0 E: 0 K: 1 S: 5 H: 0 LOB: 0 BB: 0 P: 5	R: 0 E: 0 K: 3 S: 9 H: 0 LOB: 0 BB: 0 P: 9	R: 0 E: 0 K: 2 S: 7 H: 0 LOB: 0 BB: 0 P: 7	R: 0 E: 0 K: 0 S: 3 H: 1 LOB: 0 BB: 0 P: 3	R: 0 E: 0 K: 1 S: 6 H: 1 LOB: 1 BB: 0 P: 6	R: 0 E: 0 K: 1 S: 5 H: 1 LOB: 0 BB: 0 P: 5	R: 1 E: 0 K: 1 S: 7 H: 2 LOB: 2 BB: 1 P: 11	1B: 5 2B: 2 3B: 0 HR: 1 SF: 0 SAC: 0 DP: 0 HBP: 0	WP: 0 PB: 0 SB: 1 CS: 2 PA: 38					

PITCHER		IP	WLS	BF	H	R	ER	SO	BB	IBB	HBP	BLK	WP	HR	S	P	ERA	WHIP
Nolan Ryan, R ERA: 3.5	(1, 1)	8.0		30	6	2	2	13	2	0	0	0	0	1	54	62	2.25	1.000
Danny Frisella, R ERA: 3.5	(9, 1)	1.0	L	6	2	1	1	1	0	1	0	0	0	0	7	11	9.00	2.000

PITCHER	IP	WLS	BF	H	R	ER	SO	BB	IBB	HBP	BLK	WP	HR	S	P	ERA	WHIP

TOP

Philadelphia Phillies @ New York Mets

Shea Stadium, Flushing, NY

Wed Sep 09 1970, 7:05 PM EDT

Unknown

livebaseballscorecards.com

AB	33
R	3
H	8
RBI	3
BB	3
SO	14
LOB	12

Batter	1	2	3	4	5	6	7	8	9	AB	R	H	RBI	BB	SO	LOB
Tommie Agee, R (1, 8) OBP: 0.340, SLG: 0.473	5-3		F9		K		K			4	0	0	0	0	2	2
Wayne Garrett, L (1, 5) OBP: 0.388, SLG: 0.440	BB		G4-6-3 1B			HR 1B		K		3	1	2	0	1	1	0
Cleon Jones, R (1, 7) OBP: 0.348, SLG: 0.426	K		G4-6-3			HR		F9		4	1	1	2	0	1	2
Art Shamsky, L (1, 9) OBP: 0.383, SLG: 0.446	4-3			F7		K		K		4	0	0	0	0	2	1
Danny Frisella, L (9, 1) OBP: 0.364, SLG: 0.364										0	0	0	0	0	0	0
Donn Clendenon, R (1, 3) OBP: 0.355, SLG: 0.536		F9		K		F8			F7	4	0	0	0	0	1	0
Ken Boswell, L (1, 4) OBP: 0.330, SLG: 0.336		BB FC6-4		K		F9			4-3	3	0	0	0	1	1	0
Jerry Grote, R (1, 2) OBP: 0.321, SLG: 0.313		FC6-4 1B			4-3		P4		F9	3	0	0	0	0	0	1
Dave Marshall, L (9, PH) OBP: 0.313, SLG: 0.417										1	0	0	0	0	0	0
Bud Harrelson, S (1, 6) OBP: 0.341, SLG: 0.314		1B			SH3-4 1B		P3			3	0	2	0	0	0	0
Nolan Ryan, R (1, 1) OBP: 0.186, SLG: 0.186		K			SH3-4		1B			2	0	1	0	0	1	2
Rod Gaspar, S (9, 9)										0	0	0	0	0	0	0
Inning Stats	R: 0 E: 0 K: 1 S: 5 H: 0 LOB: 1 BB: 1 P: 9	R: 0 E: 0 K: 1 S: 6 H: 1 LOB: 2 BB: 1 P: 10	R: 0 E: 0 K: 0 S: 3 H: 1 LOB: 0 BB: 0 P: 3	R: 0 E: 0 K: 2 S: 7 H: 0 LOB: 0 BB: 0 P: 7	R: 0 E: 0 K: 1 S: 6 H: 1 LOB: 1 BB: 0 P: 6	R: 2 E: 0 K: 1 S: 7 H: 2 LOB: 0 BB: 0 P: 7	R: 0 E: 0 K: 1 S: 6 H: 1 LOB: 1 BB: 0 P: 6	R: 0 E: 0 K: 2 S: 7 H: 0 LOB: 0 BB: 0 P: 7	R: 0 E: 0 K: 0 S: 3 H: 0 LOB: 0 BB: 0 P: 3	1B: 5 2B: 0 3B: 0 HR: 1	SF: 0 SAC: 1 DP: 1 HBP: 0						

PITCHER	IP	WLS	BF	H	R	ER	SO	BB	IBB	HBP	BLK	WP	HR	S	P	ERA	WHIP
Barry Lersch, R (1, 1) ERA: 3.27	9.0	W	34	6	2	2	9	2	0	0	0	0	1	50	58	2.00	0.889

PITCHER	IP	WLS	BF	H	R	ER	SO	BB	IBB	HBP	BLK	WP	HR	S	P	ERA	WHIP

BOTTOM

Philadelphia Phillies @ New York Mets

Shea Stadium, Flushing, NY

Wed Sep 09 1970, 7:05 PM EDT

Unknown

livebaseballscorecards.com

AB	31
R	2
H	6
RBI	2
BB	2
SO	9
LOB	8

WP: 0 PB: 0 SB: 1 CS: 0 PA: 34

Batter	1	2	3	4	5	6	7	8	9	AB	R	H	RBI	BB	SO	LOB
Larry Bowa, S (1, 6) OBP: 0.272, SLG: 0.292	F F B C 1-3 ① K		X 0-0 ③ 2-H 2B		X 0-0 ③ 6-3		S S S 0-3 ③ K			4	0	1	1	0	2	0
Denny Doyle, L (1, 4) OBP: 0.279, SLG: 0.297	C B S X 1-2 ② F9		S S S 0-3 ② K			X 0-0 ① F7		X 0-0 ① 4-3		4	0	0	0	0	1	1
Don Money, R (1, 5) OBP: 0.370, SLG: 0.488 Rick Joseph, R (8, 5) OBP: 0.276, SLG: 0.355	S S B F B S 2-3 ③ K		S S S 0-3 ③ K			X 0-0 3B		X 0-0 ② 5-3		4 0	0 0	1 0	0 0	0 0	2 0	1 0
Deron Johnson, R (1, 3) OBP: 0.324, SLG: 0.458		S S S 0-3 ① K		B B S S X 2-2 ① L7		B S S B B F S 3-3 ② K		S S S 0-3 ③ K		4	0	0	0	0	3	1
Joe Lis, R (1, 7) OBP: 0.389, SLG: 0.467		B B X 2-0 1B		X 0-0 ② 6-3		B S B B C B 4-2 BB			X 0-0 ① L5	3	0	1	0	1	0	0
Byron Browne, R (1, 9) OBP: 0.323, SLG: 0.437		X 0-0 ② F9		B B B B 4-0 BB		B B B B 1-2 4-0 BB			X 0-0 ② 1-3	2	0	0	0	2	0	1
Larry Hisle, R (1, 8) OBP: 0.292, SLG: 0.324		S S S 0-3 ③ K		C X 0-1 ③ F8		B C B C C 2-3 ③ K			S S S 0-3 ③ K	4	0	0	0	0	3	5
Mike Ryan, R (1, 2) OBP: 0.265, SLG: 0.277			X 0-0 SH5-4 2B 1B		X 0-0 ① F8		X 0-0 ① P4			3	1	1	0	0	0	0
Grant Jackson, S (1, 1) OBP: 0.143, SLG: 0.100 Greg Luzinski, R (7, PH) Fred Wenz, R (7, 1)			B F X 1-1 ① SH5-4 1-2		X 0-0 ② 6-3		C S C 0-3 ② K			1 1 0	0 0 0	0 0 0	0 0 0	0 0 0	0 1 0	0 0 0
Inning Stats	R: 0 E: 0 K: 2 S: 10 H: 0 LOB: 0 BB: 0 P: 14	R: 0 E: 0 K: 2 S: 8 H: 1 LOB: 1 BB: 0 P: 10	R: 1 E: 0 K: 2 S: 10 H: 2 LOB: 1 BB: 0 P: 11	R: 0 E: 0 K: 0 S: 6 H: 0 LOB: 1 BB: 1 P: 12	R: 0 E: 0 K: 0 S: 3 H: 0 LOB: 0 BB: 0 P: 3	R: 0 E: 0 K: 2 S: 11 H: 1 LOB: 3 BB: 2 P: 24	R: 0 E: 0 K: 2 S: 7 H: 0 LOB: 0 BB: 0 P: 7	R: 0 E: 0 K: 1 S: 5 H: 0 LOB: 0 BB: 0 P: 5	R: 0 E: 0 K: 1 S: 5 H: 0 LOB: 0 BB: 0 P: 5	1B: 2 2B: 1 3B: 1 HR: 0 SF: 0 SAC: 1 DP: 0 HBP: 0						

PITCHER	IP	WLS	BF	H	R	ER	SO	BB	IBB	HBP	BLK	WP	HR	S	P	ERA	WHIP
Ray Sadecki, L (1, 1) ERA: 3.73	9.0	W	34	4	1	1	12	3	0	0	0	0	0	65	91	1.00	0.778

PITCHER	IP	WLS	BF	H	R	ER	SO	BB	IBB	HBP	BLK	WP	HR	S	P	ERA	WHIP

TOP

Philadelphia Phillies @ New York Mets

Shea Stadium, Flushing, NY

Wed Sep 09 1970, 7:05 PM EDT

Att. 26,005 - Overcast

livebaseballscorecards.com

AB	30
R	1
H	4
RBI	1
BB	3
SO	12
LOB	9

WP: 0 PB: 0 SB: 0 CS: 0

PA: 34

Batter	1	2	3	4	5	6	7	8	9	AB	R	H	RBI	BB	SO	LOB
Rod Gaspar, S (1, 8) (9, 9)	6-3		BB		K		F5			3	1	0	0	1	1	0
Wayne Garrett, L (1, 4) (9, 5) OBP: 0.384, SLG: 0.434	P4		B3 1-2		F3		P6			4	0	0	0	0	0	1
Cleon Jones, R (1, 7) OBP: 0.350, SLG: 0.426	6-3		1B 2-H			SH1-4 1B	5-3			4	1	2	1	0	0	0
Donn Clendenon, R (1, 3) OBP: 0.354, SLG: 0.532		K	F9			SH1-4 1-2		E5 SH1		4	1	1	0	0	1	1
Ken Singleton, S (1, 9) OBP: 0.373, SLG: 0.389		1B E	K			SH1-4 1-2 2-3		SH1 1-2		2	0	1	0	0	1	1
Tommie Agee, R (9, 8) OBP: 0.340, SLG: 0.473										0	0	0	0	0	0	0
Joe Foy, R (1, 5) OBP: 0.372, SLG: 0.335	E4 1-2	G5-4-3			E 1B			P6		1	0	0	0	2	0	1
Dave Marshall, L (8, PH) OBP: 0.311, SLG: 0.415		BB			IBB					1	0	0	0	0	0	1
Al Weis, S (9, 4) OBP: 0.258, SLG: 0.311										0	0	0	0	0	0	0
Duffy Dyer, R (1, 2) OBP: 0.321, SLG: 0.268	1-2 2-3 1B	F2			E7 1-3 2-H 3-H 1B			F7		4	0	2	2	0	0	2
Bud Harrelson, S (1, 6) OBP: 0.339, SLG: 0.312	K	G5-4-3 1-2f			K					3	0	0	0	0	2	6
Ray Sadecki, L (1, 1) OBP: 0.231, SLG: 0.211	4-3				K	3-1				3	0	0	0	0	1	5
Inning Stats	R: 0 E: 0 K: 0 S: 3 H: 0 LOB: 0 BB: 0 P: 3	R: 0 E: 1 K: 2 S: 11 H: 2 LOB: 3 BB: 0 P: 15	R: 1 E: 0 K: 1 S: 7 H: 1 LOB: 1 BB: 1 P: 13	R: 0 E: 0 K: 0 S: 2 H: 0 LOB: 0 BB: 1 P: 6	R: 0 E: 0 K: 2 S: 7 H: 0 LOB: 0 BB: 0 P: 7	R: 2 E: 1 K: 1 S: 8 H: 3 LOB: 2 BB: 1 P: 12	R: 0 E: 0 K: 0 S: 3 H: 0 LOB: 0 BB: 0 P: 3	R: 0 E: 1 K: 0 S: 5 H: 0 LOB: 1 BB: 0 P: 5		1B: 6 2B: 0 3B: 0 HR: 0	SF: 0 SAC: 2 DP: 1 HBP: 0						

PITCHER		IP	WLS	BF	H	R	ER	SO	BB	IBB	HBP	BLK	WP	HR	S	P	ERA	WHIP
Grant Jackson, L ERA: 5.63	(1, 1)	6.0	L	27	6	3	3	6	2	1	0	0	0	0	38	56	4.50	1.333
Fred Wenz, R ERA: 5.19	(7, 1)	2.0		7	0	0	0	0	0	0	0	0	0	0	8	8	0.00	0.000

PITCHER	IP	WLS	BF	H	R	ER	SO	BB	IBB	HBP	BLK	WP	HR	S	P	ERA	WHIP

BOTTOM

Philadelphia Phillies @ New York Mets

Shea Stadium, Flushing, NY

Wed Sep 09 1970, 7:05 PM EDT

Att. 26,005 - Overcast

livebaseballscorecards.com

AB	29
R	3
H	6
RBI	3
BB	3
SO	6
LOB	18

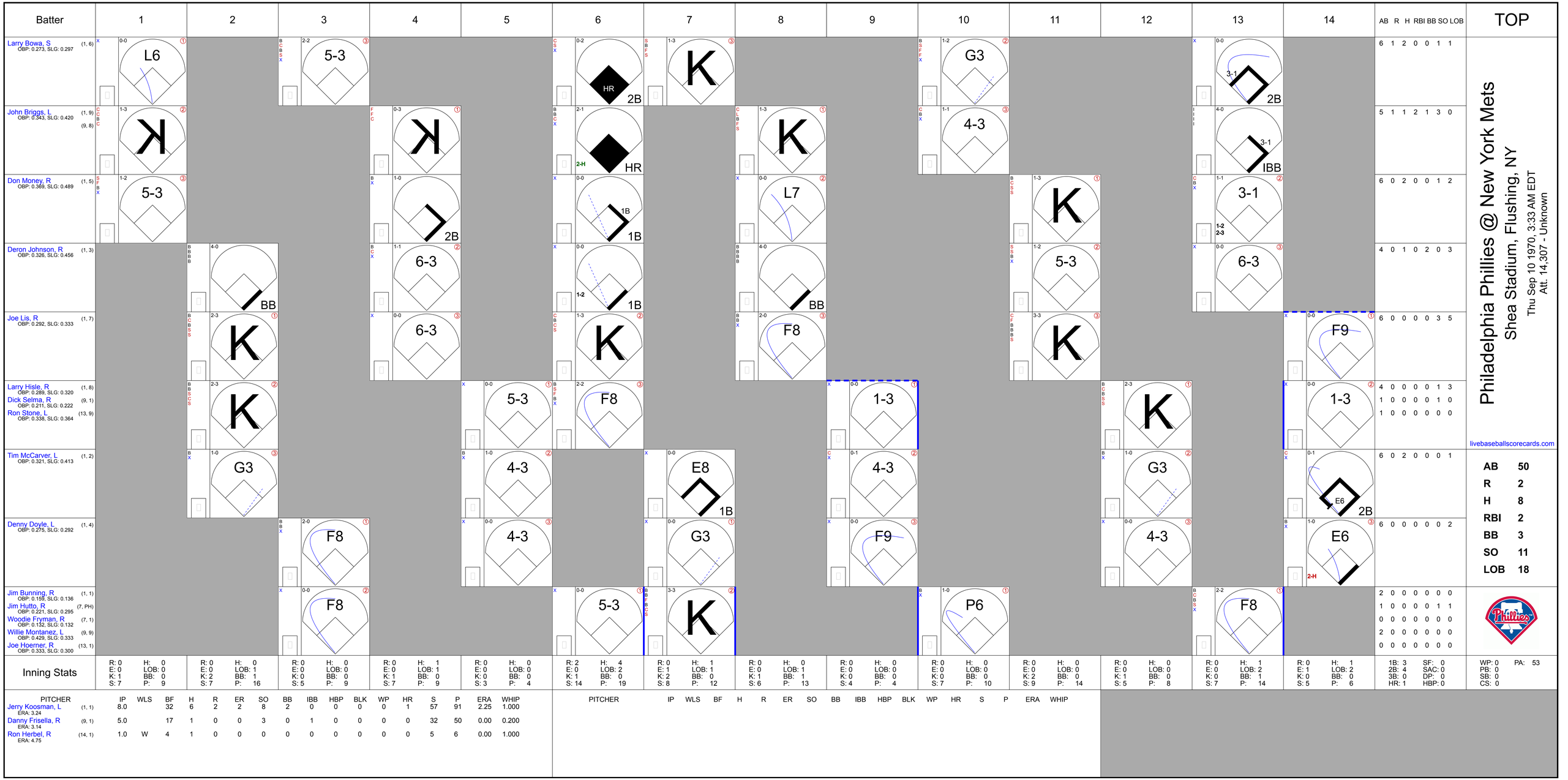

Philadelphia Phillies @ New York Mets

Shea Stadium, Flushing, NY

Thu Sep 10 1970, 3:33 AM EDT
Att. 14,307 - Unknown

livebaseballscorecards.com

Batter	1	2	3	4	5	6	7	8	9	10	11	12	13	14	AB	R	H	RBI	BB	SO	LOB
Larry Bowa, S (1, 6) OBP: 0.273, SLG: 0.297	L6		5-3			HR 2B	K			G3			3-1 2B		6	1	2	0	0	1	1
John Briggs, L (1, 9) (9, 8) OBP: 0.343, SLG: 0.420	K			K		2-H HR		K		4-3			3-1 IBB		5	1	1	2	1	3	0
Don Money, R (1, 5) OBP: 0.369, SLG: 0.489	5-3			2B		1B 1B		L7			K		3-1 1-2 2-3		6	0	2	0	0	1	2
Deron Johnson, R (1, 3) OBP: 0.326, SLG: 0.456		BB		6-3		1-2 1B		BB			5-3		6-3		4	0	1	0	2	0	3
Joe Lis, R (1, 7) OBP: 0.292, SLG: 0.333		K		6-3		K		F8			K			F9	6	0	0	0	0	3	5
Larry Hisle, R (1, 8) OBP: 0.289, SLG: 0.320		K			5-3	F8			1-3			K		1-3	4	0	0	0	0	1	3
Dick Selma, R (9, 1) OBP: 0.211, SLG: 0.222															1	0	0	0	0	1	0
Ron Stone, L (13, 9) OBP: 0.338, SLG: 0.364															1	0	0	0	0	0	0
Tim McCarver, L (1, 2) OBP: 0.321, SLG: 0.413		G3			4-3		E8 1B		4-3			G3		E6 2B	6	0	2	0	0	0	1
Denny Doyle, L (1, 4) OBP: 0.275, SLG: 0.292			F8		4-3		G3		F9			4-3		E6 2-H	6	0	0	0	0	0	2
Jim Bunning, R (1, 1) OBP: 0.159, SLG: 0.136			F8			5-3	K			P6			F8		2	0	0	0	0	0	0
Jim Hutto, R (7, PH) OBP: 0.221, SLG: 0.295															1	0	0	0	0	1	1
Woodie Fryman, R (7, 1) OBP: 0.132, SLG: 0.132															0	0	0	0	0	0	0
Willie Montanez, L (9, 9) OBP: 0.429, SLG: 0.333															2	0	0	0	0	0	0
Joe Hoerner, R (13, 1) OBP: 0.333, SLG: 0.300															0	0	0	0	0	0	0
Inning Stats	R: 0 E: 0 K: 1 S: 7	H: 0 LOB: 0 BB: 0 P: 9	R: 0 E: 0 K: 2 S: 7	H: 0 LOB: 1 BB: 1 P: 16	R: 0 E: 0 K: 0 S: 5	H: 0 LOB: 0 BB: 0 P: 9	R: 0 E: 0 K: 1 S: 7	H: 1 LOB: 1 BB: 0 P: 9	R: 0 E: 0 K: 0 S: 3	H: 0 LOB: 0 BB: 0 P: 4	R: 2 E: 0 K: 1 S: 14	H: 4 LOB: 2 BB: 0 P: 19	R: 0 E: 1 K: 2 S: 8	H: 1 LOB: 1 BB: 0 P: 12	R: 0 E: 0 K: 1 S: 6	H: 0 LOB: 1 BB: 1 P: 13	R: 0 E: 0 K: 0 S: 4	H: 0 LOB: 0 BB: 0 P: 4	R: 0 E: 0 K: 0 S: 7	H: 0 LOB: 0 BB: 0 P: 10	R: 0 E: 0 K: 2 S: 9	H: 0 LOB: 0 BB: 0 P: 14	R: 0 E: 0 K: 1 S: 5	H: 0 LOB: 0 BB: 0 P: 8	R: 0 E: 0 K: 0 S: 7	H: 1 LOB: 2 BB: 1 P: 14	R: 0 E: 1 K: 0 S: 5	H: 1 LOB: 2 BB: 0 P: 6	1B: 3 2B: 4 3B: 0 HR: 1	SF: 0 SAC: 0 DP: 0 HBP: 0	WP: 0 PB: 0 SB: 0 CS: 0	PA: 53

PITCHER		IP	WLS	BF	H	R	ER	SO	BB	IBB	HBP	BLK	WP	HR	S	P	ERA	WHIP
Jerry Koosman, L ERA: 3.24	(1, 1)	8.0		32	6	2	2	8	2	0	0	0	0	1	57	91	2.25	1.000
Danny Frisella, R ERA: 3.14	(9, 1)	5.0		17	1	0	0	3	0	1	0	0	0	0	32	50	0.00	0.200
Ron Herbel, R ERA: 4.75	(14, 1)	1.0	W	4	1	0	0	0	0	0	0	0	0	0	5	6	0.00	1.000

PITCHER	IP	WLS	BF	H	R	ER	SO	BB	IBB	HBP	BLK	WP	HR	S	P	ERA	WHIP

AB	50
R	2
H	8
RBI	2
BB	3
SO	11
LOB	18

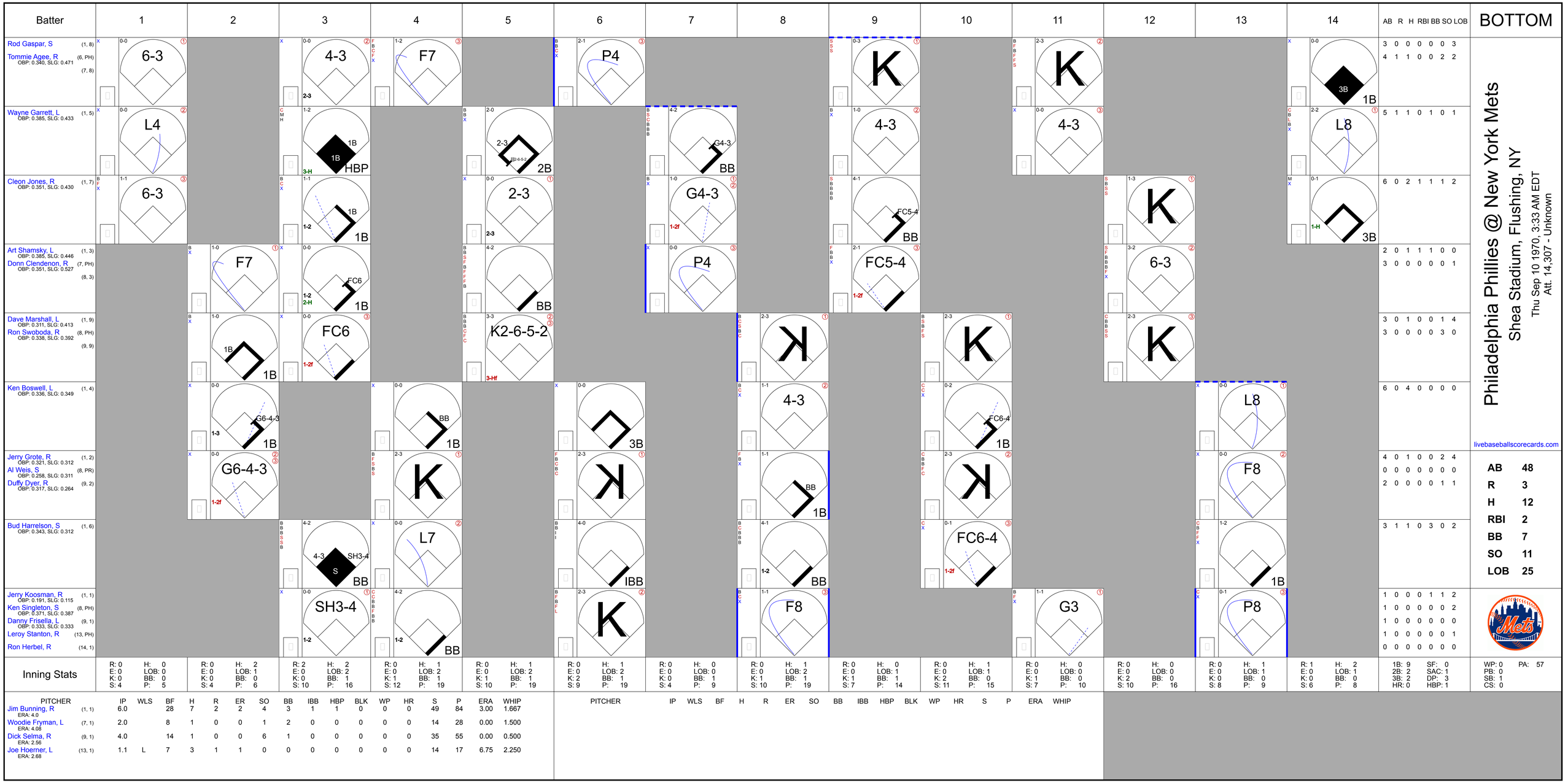
Batter
1
2
3
4
5
6
7
8
9
10
11
12
13
14
AB R H RBI BB SO LOB
BOTTOM
Rod Gaspar, S (1, 8)
Tommie Agee, R (6, PH) (7, 8)
OBP: 0.340, SLG: 0.471
6-3
4-3
F7
P4
K
K
3B
1B
3 0 0 0 0 0 3
4 1 1 0 0 2 2
Wayne Garrett, L (1, 5)
OBP: 0.385, SLG: 0.433
L4
1B
1B
HBP
2-3
2B
G4-3
BB
4-3
4-3
L8
5 1 1 0 1 0 1
Cleon Jones, R (1, 7)
OBP: 0.351, SLG: 0.430
6-3
1B
1B
2-3
G4-3
FC5-4
BB
K
3B
6 0 2 1 1 1 2
Art Shamsky, L (1, 3)
OBP: 0.385, SLG: 0.446
Donn Clendenon, R (7, PH) (8, 3)
OBP: 0.351, SLG: 0.527
F7
FC6
1B
BB
P4
FC5-4
6-3
2 0 1 1 1 0 0
3 0 0 0 0 0 1
Dave Marshall, L (1, 9)
OBP: 0.311, SLG: 0.413
Ron Swoboda, R (8, PH) (9, 9)
OBP: 0.338, SLG: 0.392
1B
1B
FC6
K2-6-5-2
K
K
K
3 0 1 0 0 1 4
3 0 0 0 0 3 0
Ken Boswell, L (1, 4)
OBP: 0.336, SLG: 0.349
G6-4-3
1B
BB
1B
3B
4-3
FC6-4
1B
L8
6 0 4 0 0 0 0
Jerry Grote, R (1, 2)
OBP: 0.321, SLG: 0.312
Al Weis, S (8, PR)
OBP: 0.258, SLG: 0.311
Duffy Dyer, R (9, 2)
OBP: 0.317, SLG: 0.264
G6-4-3
K
IBB
K
BB
K
F8
4 0 1 0 0 2 4
0 0 0 0 0 0 0
2 0 0 0 0 1 1
Bud Harrelson, S (1, 6)
OBP: 0.343, SLG: 0.312
4-3
SH3-4
S
BB
L7
IBB
BB
FC6-4
1B
3 1 1 0 3 0 2
Jerry Koosman, R (1, 1)
OBP: 0.191, SLG: 0.115
Ken Singleton, S (8, PH)
OBP: 0.371, SLG: 0.387
Danny Frisella, L (9, 1)
OBP: 0.333, SLG: 0.333
Leroy Stanton, R (13, PH)
Ron Herbel, R (14, 1)
SH3-4
BB
K
F8
G3
P8
1 0 0 0 1 1 2
1 0 0 0 0 0 2
1 0 0 0 0 0 0
1 0 0 0 0 0 1
0 0 0 0 0 0 0
Philadelphia Phillies @ New York Mets
Shea Stadium, Flushing, NY
Thu Sep 10 1970, 3:33 AM EDT
Att. 14,307 - Unknown
livebaseballscorecards.com
AB 48
R 3
H 12
RBI 2
BB 7
SO 11
LOB 25
Inning Stats
1: R: 0 E: 0 K: 0 S: 4 | H: 0 LOB: 0 BB: 0 P: 5
2: R: 0 E: 0 K: 0 S: 4 | H: 2 LOB: 1 BB: 0 P: 6
3: R: 2 E: 0 K: 0 S: 10 | H: 2 LOB: 2 BB: 1 P: 16
4: R: 0 E: 0 K: 1 S: 12 | H: 1 LOB: 2 BB: 1 P: 19
5: R: 0 E: 0 K: 1 S: 10 | H: 1 LOB: 2 BB: 1 P: 19
6: R: 0 E: 0 K: 2 S: 9 | H: 1 LOB: 2 BB: 1 P: 19
7: R: 0 E: 0 K: 0 S: 4 | H: 0 LOB: 0 BB: 1 P: 9
8: R: 0 E: 0 K: 1 S: 10 | H: 1 LOB: 2 BB: 1 P: 19
9: R: 0 E: 0 K: 1 S: 7 | H: 0 LOB: 1 BB: 1 P: 14
10: R: 0 E: 0 K: 2 S: 11 | H: 1 LOB: 1 BB: 0 P: 15
11: R: 0 E: 0 K: 1 S: 7 | H: 0 LOB: 0 BB: 0 P: 10
12: R: 0 E: 0 K: 2 S: 10 | H: 0 LOB: 0 BB: 0 P: 16
13: R: 0 E: 0 K: 0 S: 8 | H: 1 LOB: 1 BB: 0 P: 9
14: R: 1 E: 0 K: 0 S: 6 | H: 2 LOB: 1 BB: 0 P: 8
1B: 9 2B: 2 3B: 2 HR: 0
SF: 0 SAC: 1 DP: 3 HBP: 1
WP: 0 PB: 0 SB: 1 CS: 0
PA: 57
PITCHER IP WLS BF H R ER SO BB IBB HBP BLK WP HR S P ERA WHIP
Jim Bunning, R (1, 1) ERA: 4.0 6.0 28 7 2 2 4 3 1 1 0 0 0 0 49 84 3.00 1.667
Woodie Fryman, L (7, 1) ERA: 4.08 2.0 8 1 0 0 1 2 0 0 0 0 0 0 14 28 0.00 1.500
Dick Selma, R (9, 1) ERA: 2.56 4.0 14 1 0 0 6 1 0 0 0 0 0 0 35 55 0.00 0.500
Joe Hoerner, L (13, 1) ERA: 2.68 1.1 L 7 3 1 1 0 0 0 0 0 0 0 0 14 17 6.75 2.250
PITCHER IP WLS BF H R ER SO BB IBB HBP BLK WP HR S P ERA WHIP

Batter	1	2	3	4	5	6	7	8	9	AB	R	H	RBI	BB	SO	LOB
Ron Stone, L (1, 7) OBP: 0.333, SLG: 0.358	4-3		P4		L3			3-1		4	0	0	0	0	0	2
Denny Doyle, L (1, 4) OBP: 0.273, SLG: 0.289	E1 FC3-6		2-3 1-2			1-3			3-1	4	0	0	0	0	0	1
Oscar Gamble, L (1, 9) OBP: 0.322, SLG: 0.339	FC3-6 1-2f		F8			F9			L9	4	0	0	0	0	0	2
John Briggs, L (1, 8) OBP: 0.339, SLG: 0.415	4-3			F9		F8			L8	4	0	0	0	0	0	1
Tim McCarver, L (1, 2) OBP: 0.313, SLG: 0.402		G3		5-3			P3			3	0	0	0	0	0	0
Greg Luzinski, R (1, 3) OBP: 0.500, SLG: 0.333		B B B B BB		S S S K			CS 1B			2	0	1	0	1	1	0
John Vukovich, R (1, 5) OBP: 0.000, SLG: 0.000		F9			6-3		F9			3	0	0	0	0	0	2
Terry Harmon, R (1, 6) OBP: 0.317, SLG: 0.328		S S S K			L6		CS 1-2	F3		3	0	0	0	0	1	1
Chris Short, R (1, 1) OBP: 0.069, SLG: 0.054			2-3 1B		B B B BB			P4		2	0	1	0	1	0	0
Inning Stats	R: 0 E: 1 K: 0 S: 4 H: 0 LOB: 1 BB: 0 P: 4	R: 0 E: 0 K: 1 S: 5 H: 0 LOB: 1 BB: 1 P: 9	R: 0 E: 0 K: 0 S: 4 H: 1 LOB: 1 BB: 0 P: 4	R: 0 E: 0 K: 1 S: 5 H: 0 LOB: 0 BB: 0 P: 5	R: 0 E: 0 K: 0 S: 3 H: 0 LOB: 1 BB: 1 P: 7	R: 0 E: 0 K: 0 S: 3 H: 0 LOB: 0 BB: 0 P: 3	R: 0 E: 0 K: 0 S: 3 H: 1 LOB: 0 BB: 0 P: 3	R: 0 E: 0 K: 0 S: 3 H: 0 LOB: 0 BB: 0 P: 3	R: 0 E: 0 K: 0 S: 3 H: 0 LOB: 0 BB: 0 P: 3	1B: 2 2B: 0 3B: 0 HR: 0	SF: 0 SAC: 0 DP: 0 HBP: 0					

TOP

Philadelphia Phillies @ Montreal Expos

Jarry Park, Montreal, QB

Fri Sep 11 1970, 7:05 PM EDT

Att. 14,637 - Unknown

livebaseballscorecards.com

AB	29
R	0
H	2
RBI	0
BB	2
SO	2
LOB	9

WP: 0 PB: 0 SB: 0 CS: 1 PA: 32

PITCHER	IP	WLS	BF	H	R	ER	SO	BB	IBB	HBP	BLK	WP	HR	S	P	ERA	WHIP
Carl Morton, R (1, 1) ERA: 3.73	9.0	W	31	2	0	0	2	2	0	0	0	0	0	33	41	0.00	0.444

PITCHER	IP	WLS	BF	H	R	ER	SO	BB	IBB	HBP	BLK	WP	HR	S	P	ERA	WHIP

Batter	1	2	3	4	5	6	7	8	9	AB	R	H	RBI	BB	SO	LOB
Gary Sutherland, R (1, 4) OBP: 0.271, SLG: 0.254	FC5-6-4 1B		6-3			F8		1-3 2-H 1B		4	0	2	1	0	0	0
Adolfo Phillips, R (1, 8) OBP: 0.351, SLG: 0.381	FC5-6-4 1B 1-2f		K			5-3		K		4	0	0	0	0	2	3
Rusty Staub, L (1, 9) OBP: 0.404, SLG: 0.520	1-3 1B			P5		4-3		K		4	0	1	0	0	1	2
Bob Bailey, R (1, 7) (9, 5) OBP: 0.445, SLG: 0.690	K			P4			K			3	0	0	0	0	2	2
John Bateman, R (1, 2) OBP: 0.261, SLG: 0.361	P3			FC5-4 1B			F9			3	0	1	0	0	0	2
John Boccabella, R (1, 3) OBP: 0.321, SLG: 0.407		5-3		FC5-4 1-2f			6-3			3	0	0	0	0	0	1
Coco Laboy, R (1, 5) OBP: 0.254, SLG: 0.302 Don Hahn, R (8, PR) (9, 7) OBP: 0.377, SLG: 0.288		L6			L9			SH 1B 1B		3 0	0 1	1 0	0 0	0 0	0 0	0 0
Bobby Wine, R (1, 6) OBP: 0.288, SLG: 0.297		6-3			K			SH 1B 1-2		2	0	0	0	0	1	0
Carl Morton, R (1, 1) OBP: 0.209, SLG: 0.218			L6		F8			K		3	0	0	0	0	1	2
Inning Stats	R: 0 E: 0 K: 1 S: 7 H: 2 LOB: 2 BB: 0 P: 7	R: 0 E: 0 K: 0 S: 3 H: 0 LOB: 0 BB: 0 P: 3	R: 0 E: 0 K: 1 S: 5 H: 0 LOB: 0 BB: 0 P: 5	R: 0 E: 0 K: 0 S: 4 H: 1 LOB: 1 BB: 0 P: 4	R: 0 E: 0 K: 1 S: 5 H: 0 LOB: 0 BB: 0 P: 5	R: 0 E: 0 K: 0 S: 3 H: 0 LOB: 0 BB: 0 P: 3	R: 0 E: 0 K: 1 S: 5 H: 0 LOB: 0 BB: 0 P: 5	R: 1 E: 1 K: 3 S: 12 H: 2 LOB: 2 BB: 0 P: 12		1B: 5 2B: 0 3B: 0 HR: 0	SF: 0 SAC: 1 DP: 0 HBP: 0					

PITCHER		IP	WLS	BF	H	R	ER	SO	BB	IBB	HBP	BLK	WP	HR	S	P	ERA	WHIP
Chris Short, L ERA: 4.2	(1, 1)	8.0	L	30	5	1	1	7	0	0	0	0	0	0	44	44	1.12	0.625

PITCHER	IP	WLS	BF	H	R	ER	SO	BB	IBB	HBP	BLK	WP	HR	S	P	ERA	WHIP

BOTTOM

Philadelphia Phillies @ Montreal Expos

Jarry Park, Montreal, QB

Fri Sep 11 1970, 7:05 PM EDT

Att. 14,637 - Unknown

livebaseballscorecards.com

AB	29
R	1
H	5
RBI	1
BB	0
SO	7
LOB	12

PA: 30

Batter	1	2	3	4	5	6	7	8	9	AB	R	H	RBI	BB	SO	LOB
Ron Stone, L (1, 7) OBP: 0.331, SLG: 0.356	4-3		1-3		FC1-5 1B 1-2		F8		4-3	5	0	1	0	0	0	0
Denny Doyle, L (1, 4) OBP: 0.270, SLG: 0.286	G3		4-3		FC1-5 1-2 2-3f		4-3		F8	5	0	0	0	0	0	2
Oscar Gamble, L (1, 9) OBP: 0.331, SLG: 0.337	HR BB		BB		F7			2B FC1-2 BB	BB BB	1	1	0	0	4	0	2
John Briggs, L (1, 8) OBP: 0.343, SLG: 0.429	1-H HR		1-3		P4			FC1-2 BB 2B 1-3	1-2 BB	4	2	2	2	1	0	3
Tim McCarver, L (1, 2) OBP: 0.319, SLG: 0.409 Mike Ryan, R (8, 2) OBP: 0.265, SLG: 0.277 Joe Lis, R (9, PH) OBP: 0.280, SLG: 0.318	2B			4-3		CS BB		5-3	F8	3 0 1	0 0 0	1 0 0	0 0 0	1 0 0	0 0 0	2 0 2
Greg Luzinski, R (1, 3) OBP: 0.500, SLG: 0.200	4-3			BB	K 1-2			BB FC1-2 BB		2	0	0	0	2	1	2
Rick Joseph, R (1, 5) OBP: 0.275, SLG: 0.351		1-3		K		1B		FC1-2 BB 1-2 2-3 3-Hf		4	0	1	0	0	1	4
John Vukovich, R (1, 6) Deron Johnson, R (8, PH) OBP: 0.327, SLG: 0.456 Grant Jackson, S (8, PR) OBP: 0.143, SLG: 0.100 Terry Harmon, R (8, 6) OBP: 0.317, SLG: 0.328		P3		F7		P6		FC6-4 BB 1-2 2-3 3-H		3 0 0 0	0 0 0 0	0 0 0 0	0 1 0 0	0 1 0 0	0 0 0 0	2 0 0 0
Lowell Palmer, R (1, 1) OBP: 0.214, SLG: 0.269 Bill Wilson, R (6, 1) OBP: 0.400, SLG: 0.250 Willie Montanez, L (7, PH) OBP: 0.375, SLG: 0.286 Ken Reynolds, L (7, 1) Jim Hutto, R (8, PH) OBP: 0.219, SLG: 0.292 Dick Selma, R (8, 1) OBP: 0.211, SLG: 0.222		F2			FC1-5 1B BB		F9	FC6-4 1-2f		1 0 1 0 1 0	0 0 0 0 0 0	0 0 0 0 0 0	0 0 0 0 0 0	1 0 0 0 0 0	0 0 0 0 3 0	0 0 0 0 0 0
Inning Stats	R: 2 E: 0 K: 0 S: 5 H: 2 LOB: 1 BB: 1 P: 9	R: 0 E: 0 K: 0 S: 3 H: 0 LOB: 0 BB: 0 P: 3	R: 0 E: 0 K: 0 S: 3 H: 0 LOB: 1 BB: 1 P: 7	R: 0 E: 0 K: 1 S: 5 H: 0 LOB: 1 BB: 1 P: 9	R: 0 E: 0 K: 0 S: 4 H: 1 LOB: 2 BB: 1 P: 8	R: 0 E: 0 K: 1 S: 5 H: 1 LOB: 1 BB: 1 P: 9	R: 0 E: 0 K: 0 S: 3 H: 0 LOB: 0 BB: 0 P: 3	R: 1 E: 0 K: 0 S: 4 H: 1 LOB: 3 BB: 3 P: 16	R: 0 E: 0 K: 0 S: 3 H: 0 LOB: 2 BB: 2 P: 11	1B: 2 2B: 3 3B: 0 HR: 1	SF: 0 SAC: 0 DP: 1 HBP: 0						

PITCHER		IP	WLS	BF	H	R	ER	SO	BB	IBB	HBP	BLK	WP	HR	S	P	ERA	WHIP
Steve Renko, R ERA: 4.38	(1, 1)	7.1	W	32	5	3	3	2	6	0	0	0	0	1	30	54	3.68	1.500
Howie Reed, R ERA: 3.42	(8, 1)	1.2	S	9	0	0	0	0	4	0	0	0	0	0	5	21	0.00	2.400

PITCHER	IP	WLS	BF	H	R	ER	SO	BB	IBB	HBP	BLK	WP	HR	S	P	ERA	WHIP

TOP

Philadelphia Phillies @ Montreal Expos

Jarry Park, Montreal, QB

Sat Sep 12 1970, 3:33 AM EDT

Att. 25,221 - Unknown

livebaseballscorecards.com

AB	31
R	3
H	5
RBI	3
BB	10
SO	2
LOB	22

WP: 0 PB: 0 SB: 0 CS: 1 PA: 41

BOTTOM

Philadelphia Phillies @ Montreal Expos

Jarry Park, Montreal, QB

Sat Sep 12 1970, 3:33 AM EDT

Att. 25,221 - Unknown

livebaseballscorecards.com

Batter	1	2	3	4	5	6	7	8	9	AB	R	H	RBI	BB	SO	LOB
Marv Staehle, L (1, 4) OBP: 0.312, SLG: 0.262 Gary Sutherland, R (7, PH) OBP: 0.270, SLG: 0.253 (8, 4)	4-3		BBBB 4-0 HR BB		G3		6-3			2	1	0	0	1	0	0
										1	0	0	0	0	0	0
Jim Gosger, L (1, 7) OBP: 0.349, SLG: 0.389	F5		1-H HR		G3-6-1 1B		1B			4	1	3	2	0	0	0
Rusty Staub, L (1, 9) OBP: 0.401, SLG: 0.516	F2		G3		G3-6-1 1-2f		P1			4	0	0	0	0	0	2
Bob Bailey, R (1, 5) OBP: 0.446, SLG: 0.686		BBBB 4-0 E BB	SSS 0-3 K			BBBB 4-0 CS BB	F8			2	0	0	0	2	1	1
Ron Fairly, L (1, 3) OBP: 0.410, SLG: 0.464 Don Hahn, R (8, PR) OBP: 0.377, SLG: 0.288 John Boccabella, R (9, 3) OBP: 0.321, SLG: 0.407		F7 1-3	F9			1-2 HR 1B		BBBB 4-0 BB		3	1	1	0	1	0	1
										0	0	0	0	0	0	0
										0	0	0	0	0	0	0
John Bateman, R (1, 2) OBP: 0.263, SLG: 0.368		BBBB 4-0 BB BB		4-3		1-H HR		SSS 0-3 K		3	1	1	2	1	1	1
Boots Day, L (1, 8) OBP: 0.345, SLG: 0.329		BBBB 4-0 1-2 BB		S 1B		FC4-6 1B		P5		3	0	2	0	1	0	1
Bobby Wine, R (1, 6) OBP: 0.286, SLG: 0.295		SSS 0-3 K		F7 1-2		FC4-6 1-2f		F9		4	0	0	0	0	1	6
Steve Renko, R (1, 1) OBP: 0.197, SLG: 0.203 Howie Reed, R (8, 1)		F8		SSS 0-3 K		F3				3	0	0	0	0	1	5
										0	0	0	0	0	0	0

	AB	29
	R	4
	H	7
	RBI	4
	BB	6
	SO	4
	LOB	17

Inning Stats	1	2	3	4	5	6	7	8	9
	R: 0 E: 0 K: 0 S: 3	H: 0 LOB: 0 BB: 0 P: 3	R: 0 E: 1 K: 1 S: 5	H: 0 LOB: 3 BB: 3 P: 17	R: 2 E: 0 K: 1 S: 6	H: 1 LOB: 0 BB: 1 P: 10	R: 0 E: 0 K: 1 S: 6	H: 1 LOB: 1 BB: 0 P: 6	R: 0 E: 0 K: 0 S: 3	H: 1 LOB: 0 BB: 0 P: 3
	R: 2 E: 0 K: 0 S: 5	H: 3 LOB: 1 BB: 1 P: 9	R: 0 E: 0 K: 0 S: 4	H: 1 LOB: 1 BB: 0 P: 4	R: 0 E: 0 K: 1 S: 5	H: 0 LOB: 1 BB: 1 P: 9				

	1B: 5	SF: 0
	2B: 0	SAC: 0
	3B: 0	DP: 1
	HR: 2	HBP: 0

	WP: 0	PA: 35
	PB: 0	
	SB: 1	
	CS: 1	

PITCHER		IP	WLS	BF	H	R	ER	SO	BB	IBB	HBP	BLK	WP	HR	S	P	ERA	WHIP
Lowell Palmer, R ERA: 5.27	(1, 1)	5.1	L	25	6	4	4	3	5	0	0	0	0	2	26	46	6.75	2.062
Bill Wilson, R ERA: 5.2	(6, 1)	0.2		2	0	0	0	0	0	0	0	0	0	0	2	2	0.00	0.000
Ken Reynolds, L ERA:	(7, 1)	1.0		4	1	0	0	0	0	0	0	0	0	0	4	4	0.00	1.000
Dick Selma, R ERA: 2.54	(8, 1)	1.0		4	0	0	0	1	1	0	0	0	0	0	5	9	0.00	1.000

PITCHER		IP	WLS	BF	H	R	ER	SO	BB	IBB	HBP	BLK	WP	HR	S	P	ERA	WHIP

Philadelphia Phillies @ Montreal Expos

Jarry Park, Montreal, QB

Sun Sep 13 1970, 3:33 AM EDT

Att. 11,387 - Unknown

TOP

livebaseballscorecards.com

Batter	1	2	3	4	5	6	7	8	9	AB	R	H	RBI	BB	SO	LOB
Ron Stone, L (1, 7) (8, 3) OBP: 0.333, SLG: 0.358	L7		F8			E FC3-2 1B		1-3 3-H 1B		4	0	2	1	0	0	0
Denny Doyle, L (1, 4) OBP: 0.268, SLG: 0.284	F7			G3		E4 FC3-2 1-3		F6		3	0	0	0	0	0	1
Joe Lis, R (8, PH) OBP: 0.269, SLG: 0.304										1	0	0	0	0	0	2
Terry Harmon, R (8, 4) OBP: 0.317, SLG: 0.328										0	0	0	0	0	0	0
Willie Montanez, L (1, 9) OBP: 0.273, SLG: 0.200	G3			F8		FC3-2 G6-3 1-2 3-H		SF8 3-H		3	0	0	0	0	0	2
Byron Browne, R (8, PH) OBP: 0.322, SLG: 0.437										0	0	0	1	0	0	0
(8, 7)																
John Briggs, L (1, 8) OBP: 0.344, SLG: 0.433		1-3 1B		2B		G6-3 1-2f		6-3		4	0	2	0	0	0	3
Tim McCarver, L (1, 2) OBP: 0.325, SLG: 0.407		F7		IBB			G6-4-3 1B		F7	3	0	1	0	1	0	1
Greg Luzinski, R (1, 3) OBP: 0.364, SLG: 0.125		1-3 1-2		K			G6-4-3 1-2f		6-3	3	0	0	0	0	1	4
Joe Hoerner, R (7, 1) OBP: 0.333, SLG: 0.300										0	0	0	0	0	0	0
Fred Wenz, R (8, 1)										0	0	0	0	0	0	0
Jim Hutto, R (9, PH) OBP: 0.216, SLG: 0.289										1	0	0	0	0	0	0
Rick Joseph, R (1, 5) OBP: 0.266, SLG: 0.339		L6			6-3		F2		P5	4	0	0	0	0	0	1
John Vukovich, R (1, 6) OBP: 0.222, SLG: 0.125			G3-6-4 1B		4-3			BB 1B 1B		2	1	1	0	1	0	0
Rick Wise, R (1, 1) OBP: 0.239, SLG: 0.328			G3-6-4 1-2f		6-3			1-3 SF8 1B 1B		2	0	0	0	0	0	1
Deron Johnson, R (7, 3) OBP: 0.328, SLG: 0.457										1	0	1	0	0	0	0
Larry Hisle, R (8, PR) OBP: 0.289, SLG: 0.320										0	1	0	0	0	0	0
(8, 9)																

	AB	31
	R	2
	H	7
	RBI	2
	BB	2
	SO	1
	LOB	15

Inning Stats	1	2	3	4	5	6	7	8	9
	R: 0 E: 0 K: 0 S: 3 H: 0 LOB: 0 BB: 0 P: 3	R: 0 E: 0 K: 0 S: 4 H: 1 LOB: 1 BB: 0 P: 4	R: 0 E: 0 K: 0 S: 3 H: 1 LOB: 0 BB: 0 P: 3	R: 0 E: 0 K: 1 S: 6 H: 1 LOB: 2 BB: 1 P: 10	R: 0 E: 0 K: 0 S: 3 H: 0 LOB: 0 BB: 0 P: 3	R: 0 E: 1 K: 0 S: 4 H: 1 LOB: 1 BB: 0 P: 4	R: 0 E: 0 K: 0 S: 3 H: 1 LOB: 0 BB: 0 P: 3	R: 2 E: 0 K: 0 S: 5 H: 2 LOB: 1 BB: 1 P: 9	R: 0 E: 0 K: 0 S: 3 H: 0 LOB: 0 BB: 0 P: 3

	1B: 6	SF: 1	WP: 0	PA: 34
	2B: 1	SAC: 0	PB: 0	
	3B: 0	DP: 3	SB: 0	
	HR: 0	HBP: 0	CS: 0	

PITCHER		IP	WLS	BF	H	R	ER	SO	BB	IBB	HBP	BLK	WP	HR	S	P	ERA	WHIP
Mike Wegener, R ERA: 5.11	(1, 1)	7.0		28	7	2	2	1	1	1	0	0	0	0	28	36	2.57	1.143
John O'Donoghue, L ERA: 5.73	(8, 1)	2.0	W	6	0	0	0	0	0	0	0	0	0	0	6	6	0.00	0.000

PITCHER		IP	WLS	BF	H	R	ER	SO	BB	IBB	HBP	BLK	WP	HR	S	P	ERA	WHIP

BOTTOM

Batter	1	2	3	4	5	6	7	8	9	AB	R	H	RBI	BB	SO	LOB
Marv Staehle, L (1, 4) OBP: 0.311, SLG: 0.259 Don Hahn, R (7, PR) OBP: 0.377, SLG: 0.288 (8, 7)	F7		3-1		4-3		BBB 4-0 1-2 2-3 BB			3	0	0	0	1	0	0
										0	0	0	0	0	0	0
Jim Gosger, L (1, 7) OBP: 0.346, SLG: 0.384 Gary Sutherland, R (7, PH) OBP: 0.269, SLG: 0.252 (8, 4)	F8			L7		4-3	F8			3	0	0	0	0	0	0
										1	0	0	0	0	0	3
Rusty Staub, L (1, 9) OBP: 0.402, SLG: 0.515	F8			BBB 4-0 FC6-4 BB		L8		E SH 1B		3	1	1	0	1	0	0
Bob Bailey, R (1, 5) OBP: 0.441, SLG: 0.676		1-4-3		FC6-4 1B 1-2f 1B		SSS 0-3 K		E6 SH 1-2 SF8		4	2	0	0	0	1	2
Ron Fairly, L (1, 3) OBP: 0.412, SLG: 0.465 Adolfo Phillips, R (8, PR) OBP: 0.351, SLG: 0.381 (9, 8)		1-3 1B		1B 1-2 1B 1B			3-1	SH SF8 1-3 2-H		3	0	2	0	0	0	0
										0	0	0	0	0	0	0
John Bateman, R (1, 2) OBP: 0.267, SLG: 0.370		1-3 1-2		1B 1-2 2-H 1B			E6 FC6-4 1B 1B	S IBB		3	1	2	1	1	0	1
Boots Day, L (1, 8) OBP: 0.356, SLG: 0.333 Ron Brand, R (8, PH) OBP: 0.275, SLG: 0.295 John Boccabella, R (9, 3) OBP: 0.321, SLG: 0.407		4-3		1-2 2-H 1B			FC6-4 IBB	SF8 2-3 3-H		2	0	1	0	1	0	1
										0	0	0	1	0	0	0
										0	0	0	0	0	0	0
Bobby Wine, R (1, 6) OBP: 0.284, SLG: 0.292			P4		F3		FC6-4 BB 1B 1-2f 2-3	K 1-2		4	0	0	0	0	1	4
Mike Wegener, R (1, 1) OBP: 0.100, SLG: 0.100 John O'Donoghue, R (8, 1)			P3		SSS K		BB 1-2 3-H 1B	SSS K		3	0	1	1	0	1	0
										1	0	0	0	0	1	2
Inning Stats	R: 0 E: 0 K: 0 S: 3 H: 0 LOB: 0 BB: 0 P: 3	R: 0 E: 0 K: 0 S: 4 H: 1 LOB: 1 BB: 0 P: 4	R: 0 E: 0 K: 0 S: 3 H: 0 LOB: 0 BB: 0 P: 3	R: 1 E: 0 K: 0 S: 5 H: 3 LOB: 2 BB: 1 P: 9	R: 0 E: 0 K: 1 S: 5 H: 0 LOB: 0 BB: 0 P: 5	R: 0 E: 0 K: 1 S: 5 H: 0 LOB: 0 BB: 0 P: 5	R: 1 E: 1 K: 0 S: 5 H: 2 LOB: 3 BB: 2 P: 13	R: 2 E: 2 K: 2 S: 10 H: 1 LOB: 2 BB: 1 P: 14		1B: 7 2B: 0 3B: 0 HR: 0	SF: 1 SAC: 1 DP: 0 HBP: 0						

PITCHER		IP	WLS	BF	H	R	ER	SO	BB	IBB	HBP	BLK	WP	HR	S	P	ERA	WHIP
Rick Wise, R ERA: 3.93	(1, 1)	6.2		28	6	2	2	2	2	1	0	0	0	0	29	41	2.70	1.200
Joe Hoerner, L ERA: 2.65	(7, 1)	0.2	L	6	1	2	0	0	0	1	0	0	0	0	5	9	0.00	1.500
Fred Wenz, R ERA: 5.06	(8, 1)	0.2		2	0	0	0	2	0	0	0	0	0	0	6	6	0.00	0.000

PITCHER	IP	WLS	BF	H	R	ER	SO	BB	IBB	HBP	BLK	WP	HR	S	P	ERA	WHIP

Philadelphia Phillies @ Montreal Expos

Jarry Park, Montreal, QB

Sun Sep 13 1970, 3:33 AM EDT

Att. 11,387 - Unknown

livebaseballscorecards.com

AB	30
R	4
H	7
RBI	3
BB	4
SO	4
LOB	13

1B: 7	SF: 1	WP: 0	PA: 36
2B: 0	SAC: 1	PB: 0	
3B: 0	DP: 0	SB: 1	
HR: 0	HBP: 0	CS: 0	

Batter	1	2	3	4	5	6	7	8	9	AB	R	H	RBI	BB	SO	LOB
Freddie Patek, R (1, 6) OBP: 0.328, SLG: 0.356	BBBB 4-0 1B HR BB	SSS 0-3 ② K		x 0-0 1B		SSS 0-3 ② K		BBBB 4-0 1B E BB	x 0-0 ③ FC5-4 1-2f	4	2	1	0	2	2	4
Matty Alou, L (1, 8) OBP: 0.329, SLG: 0.356	x 0-0 1-2 HR 1B	x 0-0 ③ F2		x 0-0 ② F3		x 0-0 ③ 4-3		x 0-0 1-3 2-H E 1B 1B		5	2	2	1	0	0	4
Al Oliver, L (1, 9) OBP: 0.322, SLG: 0.424	x 0-0 ① P5		x 0-0 ① 6-3	x 0-0 ③ L7			x 0-0 ① 6-3	x 0-0 BB BB 1-H 3-H 1B		5	0	1	1	0	0	3
Willie Stargell, L (1, 7) OBP: 0.331, SLG: 0.534	x 0-0 1-H 2-H HR		SSS 0-3 ② K		x 0-0 G4-6-3 1B		x 0-0 ② 4-3	BBBB 4-0 BB 1-2 BB		4	1	2	3	1	1	0
Bob Robertson, R (1, 3) OBP: 0.371, SLG: 0.576	BBBB 4-0 S BB		x 0-0 2B		SSS 0-3 ① K		x 0-0 2B 1B	BBBB 4-0 FC6 1-2 2-3 BB		3	0	2	0	2	1	1
Manny Sanguillen, R (1, 2) OBP: 0.342, SLG: 0.448	SSS 0-3 ② K		x 0-0 ③ L9		x 0-0 ② ③ G4-6-3 1-2f		x 0-0 ③ 1-H 2B	x 0-0 ③ FC6 1-2f		5	0	1	0	0	1	6
Richie Hebner, L (1, 5) OBP: 0.350, SLG: 0.442	x 0-0 ③ L9 1-2			x 0-0 HR		x 0-0 FC1-6 1B		BBBB 4-0 SH1-4 1B BB	H 1-0 FC5-4 HBP	3	2	2	1	1	0	1
Bill Mazeroski, R (1, 4) OBP: 0.294, SLG: 0.338		x 0-0 E6		x 0-0 HR		x 0-0 ① FC1-6 BB 1-2f		x 0-0 ① SH1-4 1-2	x 0-0 ① F8	4	1	1	1	0	0	2
Luke Walker, L (1, 1) OBP: 0.195, SLG: 0.132 Gene Clines, R (6, PH) OBP: 0.529, SLG: 0.467 John Lamb, R (6, 1) George Kopacz, L (8, PH) OBP: 0.250, SLG: 0.250 Dave Giusti, R (8, 1) OBP: 0.313, SLG: 0.308		SSS 0-3 ① K		x 0-0 ① F8		BBBB 4-0 1-2 BB		SSS 0-3 ② K	SSS 0-3 ② K	2 0 0 1 1	0 0 0 0 0	0 0 0 0 0	0 1 0 0 0	0 0 0 1 1	1 0 0 1 1	1 0 0 1 1
Inning Stats	R: 3 E: 0 K: 1 S: 7 H: 2 LOB: 1 BB: 2 P: 15	R: 0 E: 1 K: 2 S: 8 H: 0 LOB: 1 BB: 0 P: 8	R: 0 E: 0 K: 1 S: 6 H: 1 LOB: 1 BB: 0 P: 6	R: 2 E: 0 K: 0 S: 6 H: 3 LOB: 1 BB: 0 P: 6	R: 0 E: 0 K: 1 S: 5 H: 1 LOB: 0 BB: 0 P: 5	R: 0 E: 0 K: 1 S: 6 H: 1 LOB: 2 BB: 1 P: 10	R: 0 E: 0 K: 0 S: 4 H: 2 LOB: 2 BB: 0 P: 4	R: 3 E: 1 K: 1 S: 7 H: 2 LOB: 3 BB: 4 P: 23	R: 0 E: 0 K: 1 S: 5 H: 0 LOB: 1 BB: 0 P: 6	1B: 7 2B: 2 3B: 0 HR: 3 SF: 0 SAC: 1 DP: 1 HBP: 1						

TOP

Pittsburgh Pirates @ Philadelphia Phillies
Shibe Park, Philadelphia, PA
Tue Sep 15 1970, 7:05 PM EDT
Att. 4,802 - Unknown

livebaseballscorecards.com

AB	37
R	8
H	12
RBI	7
BB	7
SO	8
LOB	24

WP: 0 PB: 0 SB: 1 CS: 0 PA: 46

PITCHER		IP	WLS	BF	H	R	ER	SO	BB	IBB	HBP	BLK	WP	HR	S	P	ERA	WHIP
Barry Lersch, R ERA: 3.57	(1, 1)	3.1	L	19	6	5	5	4	2	0	0	0	0	3	25	33	13.50	2.400
Grant Jackson, L ERA: 5.48	(4, 1)	3.2		14	4	0	0	2	1	0	0	0	0	0	17	21	0.00	1.364
Bill Champion, R ERA: 10.8	(8, 1)	0.2		5	1	3	3	1	2	0	0	0	0	0	5	13	40.50	4.500
Ken Reynolds, L ERA:	(8, 1)	0.0		3	1	0	0	0	2	0	0	0	0	0	1	9	∞	∞
Bill Wilson, R ERA: 5.17	(8, 1)	0.1		1	0	0	0	0	0	0	0	0	0	0	1	1	0.00	0.000

PITCHER		IP	WLS	BF	H	R	ER	SO	BB	IBB	HBP	BLK	WP	HR	S	P	ERA	WHIP
Bill Laxton, L ERA:	(9, 1)	1.0		4	0	0	0	1	0	0	1	0	0	0	5	6	0.00	0.000

BOTTOM

Pittsburgh Pirates @ Philadelphia Phillies
Shibe Park, Philadelphia, PA
Tue Sep 15 1970, 7:05 PM EDT
Att. 4,802 - Unknown

Batter	1	2	3	4	5	6	7	8	9	AB	R	H	RBI	BB	SO	LOB
Larry Bowa, S (1, 6) OBP: 0.272, SLG: 0.296	L4	K			5-3		3B 1B		4-3	5	1	1	0	0	1	3
John Briggs, L (1, 8) OBP: 0.349, SLG: 0.441	4-3	1-3 2-H 3-H 1B			BB BB		1-H 3B			3	0	2	3	1	0	0
Don Money, R (1, 5) OBP: 0.368, SLG: 0.486	BB 1B		F8		K		K			4	0	1	0	0	2	2
Deron Johnson, R (1, 3) OBP: 0.331, SLG: 0.456	1-2 BB		WP BB		1-2 BB		K			1	0	0	0	3	1	1
Joe Lis, R (1, 7) OBP: 0.267, SLG: 0.269	P4		F7 1-2		K			G4-6-3 BB		3	0	0	0	1	1	5
Tim McCarver, L (1, 2) OBP: 0.323, SLG: 0.397		WP BB 1B BB	F8			F5		G4-6-3 1-2f		3	1	0	0	1	0	2
Byron Browne, R (1, 9) OBP: 0.322, SLG: 0.433 Willie Montanez, L (8, PH) OBP: 0.250, SLG: 0.182 (9, 9)	WP 1B 1-2 BB			6-3		F9		4-3		2 1	1 0	0 0	0 0	1 0	0 0	0 0
Denny Doyle, L (1, 4) OBP: 0.266, SLG: 0.281	K 1-2 2-3			1-3		F9			F7	4	0	0	0	0	1	2
Barry Lersch, S (1, 1) OBP: 0.111, SLG: 0.040 Grant Jackson, S (4, 1) OBP: 0.140, SLG: 0.098 Oscar Gamble, L (7, PH) OBP: 0.330, SLG: 0.336 Bill Champion, R (8, 1) Ken Reynolds, L (8, 1) Bill Wilson, R (8, 1) OBP: 0.400, SLG: 0.250 Bill Laxton, L (9, 1) Scott Reid, L (9, PH) OBP: 0.275, SLG: 0.143		1B BB		K			K		K	0 1 1 0 0 0 0 0 1	0 0 0 0 0 0 0 0 0	0 0 0 0 0 0 0 0 0	1 1 0 0 0 0 0 0 0	0 0 0 0 0 0 0 0 1	0 0 0 0 0 0 0 0 0	0 0 0 0 0 0 0 0 0
Inning Stats	R: 0 E: 0 K: 0 S: 4 H: 1 LOB: 2 BB: 1 P: 8	R: 2 E: 0 K: 2 S: 7 H: 1 LOB: 2 BB: 3 P: 19	R: 0 E: 0 K: 0 S: 3 H: 0 LOB: 1 BB: 1 P: 7	R: 0 E: 0 K: 1 S: 5 H: 0 LOB: 0 BB: 0 P: 5	R: 0 E: 0 K: 2 S: 7 H: 0 LOB: 2 BB: 2 P: 15	R: 0 E: 0 K: 0 S: 3 H: 0 LOB: 0 BB: 0 P: 3	R: 1 E: 0 K: 3 S: 11 H: 2 LOB: 1 BB: 0 P: 11	R: 0 E: 0 K: 0 S: 2 H: 0 LOB: 0 BB: 1 P: 6	R: 0 E: 0 K: 1 S: 5 H: 0 LOB: 0 BB: 0 P: 5	1B: 3 2B: 0 3B: 1 HR: 0	SF: 0 SAC: 0 DP: 1 HBP: 0			WP: 2 PB: 0 SB: 0 CS: 0	PA: 37		

livebaseballscorecards.com

	AB	29
	R	3
	H	4
	RBI	3
	BB	8
	SO	9
	LOB	15

PITCHER		IP	WLS	BF	H	R	ER	SO	BB	IBB	HBP	BLK	WP	HR	S	P	ERA	WHIP
Luke Walker, L ERA: 3.34	(1, 1)	5.0	W	23	2	2	2	5	7	0	0	0	2	0	26	54	3.60	1.800
John Lamb, R ERA: 1.57	(6, 1)	2.0		8	2	1	1	3	0	0	0	0	0	0	14	14	4.50	1.000
Dave Giusti, R ERA: 3.27	(8, 1)	2.0	S	6	0	0	0	1	1	0	0	0	0	0	7	11	0.00	0.500

PITCHER	IP	WLS	BF	H	R	ER	SO	BB	IBB	HBP	BLK	WP	HR	S	P	ERA	WHIP

Pittsburgh Pirates @ Philadelphia Phillies

Shibe Park, Philadelphia, PA

Wed Sep 16 1970, 7:05 PM EDT

Att. 4,418 - Unknown

TOP

livebaseballscorecards.com

Batter	1	2	3	4	5	6	7	8	9	AB	R	H	RBI	BB	SO	LOB
Freddie Patek, R (1, 6) OBP: 0.323, SLG: 0.350	5-3	SH3-4 1-2		FC3-6 S 1-2f		P4-3 1-2f			5-3	4	0	0	0	0	0	2
Matty Alou, L (1, 8) OBP: 0.328, SLG: 0.354	S 2B 1B	1-3 2-3		P5		S S S K			4-3	5	1	1	0	0	1	2
Al Oliver, L (1, 9) OBP: 0.324, SLG: 0.427	1-H 1B 2B	F7		F7 1-2			5-3 1B		B B B B BB	4	1	2	1	1	0	2
Willie Stargell, L (1, 7) OBP: 0.328, SLG: 0.528	F7		4-3		4-3		S S S K		S S S K	5	0	0	0	0	2	3
Bob Robertson, R (1, 3) OBP: 0.370, SLG: 0.571	B B B B 1B BB		S S S K		5-3		5-3 1-2			3	0	0	0	1	1	1
Manny Sanguillen, R (1, 2) OBP: 0.346, SLG: 0.453	1-3 2-H 1B		E 2B		3B 1B		6-3			4	2	3	1	0	0	1
Richie Hebner, L (1, 5) OBP: 0.354, SLG: 0.453	P4		E6 2-H 1B		1-H 3B			FC3-5 2B		4	0	3	1	0	0	2
Bill Mazeroski, R (1, 4) OBP: 0.294, SLG: 0.340		1B 2B	P6		S S S K			FC3-5 G6-4-3 2-3		4	1	1	0	0	1	3
Bob Moose, R (1, 1) OBP: 0.261, SLG: 0.254 Gene Clines, R (6, PH) OBP: 0.556, SLG: 0.500 Mudcat Grant, R (6, 1) OBP: 0.467, SLG: 0.200 Dave Giusti, R (9, 1) OBP: 0.313, SLG: 0.308 Joe Gibbon, R (9, 1) John Lamb, R (9, 1)	1-3 SH3-4 2-H 1B	FC3-6 1B		P4-3 1B		G6-4-3 1-2f			2 1 1 0 0 0	0 0 0 0 0 0	2 1 0 0 0 0	1 0 0 0 0 0	0 0 0 0 0 0	0 0 0 0 0 0	0 0 1 0 0 0	0 0 0 0 0 0
Inning Stats	R: 2 E: 0 K: 0 S: 6 H: 3 LOB: 2 BB: 1 P: 10	R: 1 E: 0 K: 0 S: 5 H: 2 LOB: 1 BB: 0 P: 5	R: 1 E: 1 K: 1 S: 7 H: 2 LOB: 1 BB: 0 P: 7	R: 0 E: 0 K: 0 S: 4 H: 1 LOB: 1 BB: 0 P: 4	R: 1 E: 0 K: 1 S: 7 H: 2 LOB: 1 BB: 0 P: 7	R: 0 E: 0 K: 1 S: 5 H: 1 LOB: 0 BB: 0 P: 5	R: 0 E: 0 K: 1 S: 6 H: 1 LOB: 1 BB: 0 P: 6	R: 0 E: 0 K: 0 S: 3 H: 1 LOB: 0 BB: 0 P: 3	R: 0 E: 0 K: 1 S: 5 H: 0 LOB: 1 BB: 1 P: 9	1B: 8 2B: 5 3B: 1 HR: 0 SF: 0 SAC: 1 DP: 2 HBP: 0						

	AB	37
	R	5
	H	13
	RBI	4
	BB	2
	SO	5
	LOB	17

WP: 0 PA: 40
PB: 0
SB: 2
CS: 0

PITCHER		IP	WLS	BF	H	R	ER	SO	BB	IBB	HBP	BLK	WP	HR	S	P	ERA	WHIP
Jim Bunning, R ERA: 4.08	(1, 1)	5.0	L	26	10	5	4	2	1	0	0	0	0	0	29	33	7.20	2.200
Woodie Fryman, L ERA: 3.95	(6, 1)	4.0		14	3	0	0	3	1	0	0	0	0	0	19	23	0.00	1.000

PITCHER		IP	WLS	BF	H	R	ER	SO	BB	IBB	HBP	BLK	WP	HR	S	P	ERA	WHIP

Batter	1	2	3	4	5	6	7	8	9	AB	R	H	RBI	BB	SO	LOB
Larry Bowa, S (1, 6) OBP: 0.271, SLG: 0.295	L9		F8	L7			F5		FC5-4 BB 1B	5	0	1	0	0	0	1
Tony Taylor, R (1, 4) OBP: 0.359, SLG: 0.448	4-3 3B 2B		BB BB 1B		E5 2B 1B		4-3		BBBB 1-2 FC5-4 BB	4	2	3	0	1	0	0
John Briggs, L (1, 8) OBP: 0.349, SLG: 0.443	4-3 2-3		SSS K		4-3 G3 2-H 2B		1B		1-2f FC5-4 2-3	5	1	2	1	0	1	4
Deron Johnson, R (1, 3) OBP: 0.332, SLG: 0.458	3-H 3B		BBBB 1-2 BB BB		4-3 2-3		F7		SSS K	4	0	1	1	1	1	4
Tim McCarver, L (1, 2) OBP: 0.328, SLG: 0.390	HBP		BBBB 1-2 FC5-4 2-3 BB		G3 3-H			F7		2	0	0	1	1	0	0
Don Money, R (1, 5) OBP: 0.365, SLG: 0.481	F7		FC5-4 1-2f		5-3			F7		4	0	0	0	0	0	5
Ron Stone, L (1, 7) OBP: 0.338, SLG: 0.359		G6-4-3 1B		4-3		BBBB G6-4-3 BB		BBBB BB		2	0	1	0	2	0	0
Oscar Gamble, L (1, 9) OBP: 0.329, SLG: 0.343		G6-4-3 1-2f		3B		G6-4-3 1-2f		1-3		4	0	1	0	0	0	3
Jim Bunning, R (1, 1) OBP: 0.155, SLG: 0.132 Woodie Fryman, R (6, 1) OBP: 0.128, SLG: 0.128 Willie Montanez, L (9, PH) OBP: 0.231, SLG: 0.167		4-3		1-3		3-1			SSS K	2 1 1	0 0 0	0 0 0	0 0 0	0 0 1	1 0 0	1 0 0
Inning Stats	R: 1 E: 0 K: 0 S: 5 H: 2 LOB: 2 BB: 0 P: 6	R: 0 E: 0 K: 0 S: 3 H: 1 LOB: 0 BB: 0 P: 3	R: 0 E: 0 K: 1 S: 6 H: 1 LOB: 3 BB: 2 P: 14	R: 0 E: 0 K: 0 S: 4 H: 1 LOB: 1 BB: 0 P: 4	R: 2 E: 1 K: 0 S: 5 H: 2 LOB: 0 BB: 0 P: 5	R: 0 E: 0 K: 0 S: 2 H: 0 LOB: 0 BB: 1 P: 6	R: 0 E: 0 K: 0 S: 4 H: 1 LOB: 1 BB: 0 P: 4	R: 0 E: 0 K: 0 S: 3 H: 0 LOB: 1 BB: 1 P: 7	R: 0 E: 0 K: 2 S: 8 H: 1 LOB: 2 BB: 1 P: 12	1B: 5 2B: 2 3B: 2 HR: 0	SF: 0 SAC: 0 DP: 2 HBP: 1						

PITCHER	IP	WLS	BF	H	R	ER	SO	BB	IBB	HBP	BLK	WP	HR	S	P	ERA	WHIP
Bob Moose, R (1, 1) ERA: 3.98	5.0	W	24	7	3	3	1	2	0	1	0	0	0	23	32	5.40	1.800
Mudcat Grant, R (6, 1) ERA: 1.78	3.0		11	1	0	0	0	2	0	0	0	0	0	9	17	0.00	1.000
Dave Giusti, R (9, 1) ERA: 3.26	0.1		3	1	0	0	1	1	0	0	0	0	0	4	8	0.00	6.000
Joe Gibbon, L (9, 1) ERA: 5.55	0.1		1	0	0	0	0	0	0	0	0	0	0	1	1	0.00	0.000
John Lamb, R (9, 1) ERA: 1.54	0.1	S	1	0	0	0	1	0	0	0	0	0	0	3	3	0.00	0.000

PITCHER	IP	WLS	BF	H	R	ER	SO	BB	IBB	HBP	BLK	WP	HR	S	P	ERA	WHIP

BOTTOM

Pittsburgh Pirates @ Philadelphia Phillies
Shibe Park, Philadelphia, PA
Wed Sep 16 1970, 7:05 PM EDT
Att. 4,418 - Unknown

livebaseballscorecards.com

AB	34
R	3
H	9
RBI	3
BB	5
SO	3
LOB	18

WP: 0 PB: 0 SB: 0 CS: 0 PA: 40

Batter	1	2	3	4	5	6	7	8	9	AB	R	H	RBI	BB	SO	LOB
Freddie Patek, R (1, 6) OBP: 0.330, SLG: 0.351 George Kopacz, L (9, PH) OBP: 0.200, SLG: 0.200	4-3 S 1B		BB	P6		BB S			K	2 1	0 0	1 0	0 0	2 0	0 1	3 0
Johnny Jeter, R (1, 8) OBP: 0.313, SLG: 0.333	F9		F8		K	1-2 F9			CS 1B	5	0	1	0	0	1	3
Manny Sanguillen, R (1, 2) OBP: 0.344, SLG: 0.450	4-3 1-3		F9		4-3 1B 1B		1-3		K 1-2	5	1	1	0	0	1	3
Bob Robertson, R (1, 3) OBP: 0.369, SLG: 0.576	F5			HR	4-3 1-2		F7			4	1	1	1	0	0	2
Willie Stargell, L (1, 7) OBP: 0.331, SLG: 0.529		L6-4 HBP BB		5-3 1B 1B	1B 2-H 1B		K			3	0	2	1	1	1	0
Al Oliver, L (1, 9) OBP: 0.326, SLG: 0.427 Gene Clines, R (2, PR) OBP: 0.619, SLG: 0.632 (2, 9)	H 1-2 HBP			5-3 1-2 1B	1-2 1B			1B 2B		0 3	0 0	0 3	0 0	0 0	0 0	0 0
Jose Pagan, R (1, 5) OBP: 0.316, SLG: 0.405 Dave Cash, R (8, PR) OBP: 0.361, SLG: 0.423 (8, 4)	F9			5-3 1-2 2-3	K2-3			G4-6-3 HBP 1B 2-H		4 0	0 0	1 0	0 0	0 0	1 0	6 0
Bill Mazeroski, R (1, 4) OBP: 0.294, SLG: 0.338 Richie Hebner, L (8, PH) OBP: 0.355, SLG: 0.453 (8, 5)	L6-4 2-3			IBB		P4		G4-6-3 HBP 1-2		2 0	0 0	0 0	0 0	1 0	0 0	2 0
Dock Ellis, S (1, 1) OBP: 0.134, SLG: 0.123 John Lamb, R (7, 1) Joe Gibbon, R (7, 1) Mudcat Grant, R (7, 1) OBP: 0.467, SLG: 0.200 Matty Alou, L (8, PH) OBP: 0.327, SLG: 0.354 George Brunet, R (8, 1) OBP: 0.190, SLG: 0.250			K	K		K		G4-6-3 1-2f 2-3		3 0 0 0 1 0	0 0 0 0 0 0	0 0 0 0 0 0	0 0 0 0 0 0	0 0 0 0 0 0	3 0 0 0 0 0	3 0 0 0 2 0
Inning Stats	R: 0 E: 0 K: 0 S: 4 H: 1 LOB: 1 BB: 0 P: 4	R: 0 E: 0 K: 0 S: 2 H: 0 LOB: 1 BB: 1 P: 7	R: 0 E: 0 K: 1 S: 5 H: 0 LOB: 1 BB: 1 P: 9	R: 1 E: 0 K: 1 S: 8 H: 3 LOB: 3 BB: 1 P: 12	R: 1 E: 0 K: 2 S: 10 H: 3 LOB: 2 BB: 0 P: 10	R: 0 E: 0 K: 1 S: 5 H: 0 LOB: 1 BB: 1 P: 9	R: 0 E: 0 K: 1 S: 5 H: 0 LOB: 0 BB: 0 P: 5	R: 0 E: 0 K: 0 S: 3 H: 2 LOB: 2 BB: 0 P: 4	R: 0 E: 0 K: 2 S: 7 H: 1 LOB: 0 BB: 0 P: 7	1B: 8 2B: 2 3B: 0 HR: 1 SF: 0 SAC: 0 DP: 2 HBP: 2						

PITCHER	IP	WLS	BF	H	R	ER	SO	BB	IBB	HBP	BLK	WP	HR	S	P	ERA	WHIP
Chris Short, L (1, 1) ERA: 4.13	7.1	W	34	9	2	2	6	3	1	1	0	0	1	41	58	2.46	1.636
Dick Selma, R (8, 1) ERA: 2.51	1.2	S	5	1	0	0	2	0	0	1	0	0	0	8	9	0.00	0.600

PITCHER	IP	WLS	BF	H	R	ER	SO	BB	IBB	HBP	BLK	WP	HR	S	P	ERA	WHIP

TOP

Pittsburgh Pirates @ Philadelphia Phillies
Shibe Park, Philadelphia, PA
Thu Sep 17 1970, 7:05 PM EDT
Att. 4,199 - Unknown

livebaseballscorecards.com

AB	33
R	2
H	10
RBI	2
BB	4
SO	8
LOB	24

Batter	1	2	3	4	5	6	7	8	9	AB	R	H	RBI	BB	SO	LOB
Larry Bowa, S (1, 6) OBP: 0.275, SLG: 0.297	K		E5 4-3 SF7 1B		CS 1B		BB			3	1	2	0	1	1	0
Tony Taylor, R (1, 4) OBP: 0.361, SLG: 0.448	FC4-6 1B		4-3 2-3		CS 1-2	CS 1B	K			4	0	2	0	0	1	3
John Briggs, L (1, 8) OBP: 0.346, SLG: 0.439	FC4-6 1B 1-2f		SF7 3-H			L9		K		3	0	0	1	0	1	2
Deron Johnson, R (1, 3) OBP: 0.333, SLG: 0.459	1-2 1B		K			K		CS 1B		4	0	2	0	0	2	1
Larry Hisle, R (8, PR) OBP: 0.289, SLG: 0.320										0	0	0	0	0	0	0
Jim Hutto, R (9, 3) OBP: 0.216, SLG: 0.289										0	0	0	0	0	0	0
Tim McCarver, L (1, 2) OBP: 0.319, SLG: 0.377	G3			K		CS 1-2	F8	K 1-2		4	0	0	0	0	2	3
Mike Ryan, R (9, 2) OBP: 0.265, SLG: 0.277										0	0	0	0	0	0	0
Don Money, R (1, 5) OBP: 0.365, SLG: 0.479		5-3		G3			BB 3B			2	1	0	0	1	0	0
Ron Stone, L (1, 7) OBP: 0.338, SLG: 0.365		4-3		K			SH 1-H 3B			3	1	1	1	0	1	0
Willie Montanez, L (1, 9) OBP: 0.267, SLG: 0.214					1-3		SH SH2-4 3-H			2	0	1	0	0	0	0
Terry Harmon, R (7, PH) OBP: 0.317, SLG: 0.328		1B								0	0	0	1	0	0	0
Grant Jackson, S (7, PR) OBP: 0.140, SLG: 0.098										0	0	0	0	0	0	0
Scott Reid, L (8, 9) OBP: 0.275, SLG: 0.143										0	0	0	0	0	0	0
Chris Short, R (1, 1) OBP: 0.067, SLG: 0.052		K			K		SH2-4 1-2			2	0	0	0	0	2	1
Dick Selma, R (8, 1) OBP: 0.211, SLG: 0.222										0	0	0	0	0	0	0
Inning Stats	R: 0 E: 0 K: 1 S: 7 H: 2 LOB: 2 BB: 0 P: 7	R: 0 E: 0 K: 1 S: 6 H: 1 LOB: 1 BB: 0 P: 6	R: 1 E: 1 K: 1 S: 6 H: 1 LOB: 0 BB: 0 P: 6	R: 0 E: 0 K: 2 S: 7 H: 0 LOB: 0 BB: 0 P: 7	R: 0 E: 0 K: 1 S: 5 H: 1 LOB: 0 BB: 0 P: 5	R: 0 E: 0 K: 1 S: 5 H: 1 LOB: 0 BB: 0 P: 5	R: 2 E: 0 K: 1 S: 7 H: 1 LOB: 2 BB: 2 P: 15	R: 0 E: 0 K: 2 S: 7 H: 1 LOB: 1 BB: 0 P: 7		1B: 7 2B: 0 3B: 1 HR: 0 SF: 1 SAC: 2 DP: 0 HBP: 0						

PITCHER		IP	WLS	BF	H	R	ER	SO	BB	IBB	HBP	BLK	WP	HR	S	P	ERA	WHIP
Dock Ellis, R ERA: 3.36	(1, 1)	6.0		22	6	1	0	7	0	0	0	0	0	0	36	36	0.00	1.000
John Lamb, R ERA: 2.28	(7, 1)	0.1	L	3	1	2	2	0	1	0	0	0	0	0	2	6	54.00	6.000
Joe Gibbon, L ERA: 5.5	(7, 1)	0.1		3	0	0	0	0	1	0	0	0	0	0	2	6	0.00	3.000
Mudcat Grant, R ERA: 1.77	(7, 1)	0.1		1	0	0	0	1	0	0	0	0	0	0	3	3	0.00	0.000
George Brunet, L ERA: 4.34	(8, 1)	1.0		3	1	0	0	2	0	0	0	0	0	0	7	7	0.00	1.000

PITCHER	IP	WLS	BF	H	R	ER	SO	BB	IBB	HBP	BLK	WP	HR	S	P	ERA	WHIP

BOTTOM

Pittsburgh Pirates @ Philadelphia Phillies
Shibe Park, Philadelphia, PA
Thu Sep 17 1970, 7:05 PM EDT
Att. 4,199 - Unknown

livebaseballscorecards.com

AB	27
R	3
H	8
RBI	3
BB	2
SO	10
LOB	10

WP: 0 PA: 34
PB: 0
SB: 0
CS: 3

Batter	1	2	3	4	5	6	7	8	9	AB	R	H	RBI	BB	SO	LOB
Larry Bowa, S (1, 6) OBP: 0.274, SLG: 0.298	4-3		F9	1-3		L5		1-3 2-H 2B		5	0	1	1	0	0	1
Tony Taylor, R (1, 4) OBP: 0.359, SLG: 0.444	4-3		K		4-3 BB		F2	5-3		4	0	0	0	1	1	2
Scott Reid, L (1, 8) OBP: 0.273, SLG: 0.152	G3		1B		4-3 1-2		K		BB E 1B	4	0	1	0	0	1	1
Byron Browne, R (9, PH) OBP: 0.324, SLG: 0.433 (9, 7)										0	1	0	0	1	0	0
Deron Johnson, R (1, 3) OBP: 0.333, SLG: 0.464		L8	F9		WP 1B 1B 1B		HR		F8	5	2	2	1	0	0	2
Tim McCarver, L (1, 2) OBP: 0.321, SLG: 0.378		P4		4-3	WP 1-2 1B		F5		E7 1-H 1B	5	1	2	0	0	0	0
Don Money, R (1, 5) OBP: 0.367, SLG: 0.479		E4 S 2B		1B 1B 1B	1-H 2-H 1B			E5 S 2B	IBB	4	3	2	2	1	0	0
Ron Stone, L (1, 7) OBP: 0.340, SLG: 0.370										4	2	2	1	0	0	2
Greg Luzinski, R (9, PH) OBP: 0.333, SLG: 0.111		1-H 1B 2B		1B 1-2 FC6-4 1B	F2			F7	K	1	0	0	0	0	1	2
Larry Hisle, R (9, 8) OBP: 0.289, SLG: 0.320										0	0	0	0	0	0	0
Willie Montanez, L (1, 9) OBP: 0.300, SLG: 0.263		2-H 1B		FC6-4 1-3 2-H 1B			K	F7	G3	5	0	2	2	0	1	3
Lowell Palmer, R (1, 1) OBP: 0.207, SLG: 0.259		5-3		FC6-4 1-2f 3-H			K	2B 1-2 IBB		1	0	0	0	0	0	1
Grant Jackson, S (2, 1) OBP: 0.133, SLG: 0.093										2	0	0	1	0	1	1
Oscar Gamble, L (8, PH) OBP: 0.331, SLG: 0.343										0	0	0	0	1	0	0
Dick Selma, R (8, 1) OBP: 0.211, SLG: 0.222										0	0	0	0	0	0	0
Inning Stats	R: 0 E: 0 K: 0 S: 3 H: 0 LOB: 0 BB: 0 P: 3	R: 2 E: 1 K: 0 S: 6 H: 2 LOB: 1 BB: 0 P: 6	R: 0 E: 0 K: 1 S: 6 H: 1 LOB: 1 BB: 0 P: 6	R: 2 E: 0 K: 0 S: 6 H: 3 LOB: 1 BB: 0 P: 6	R: 2 E: 0 K: 0 S: 5 H: 3 LOB: 1 BB: 1 P: 9	R: 0 E: 0 K: 2 S: 7 H: 0 LOB: 0 BB: 0 P: 7	R: 1 E: 0 K: 1 S: 6 H: 1 LOB: 0 BB: 0 P: 6	R: 1 E: 1 K: 0 S: 5 H: 1 LOB: 2 BB: 1 P: 9	R: 1 E: 1 K: 1 S: 6 H: 1 LOB: 2 BB: 2 P: 14	1B: 9 2B: 2 3B: 0 HR: 1 SF: 0 SAC: 0 DP: 0 HBP: 0	WP: 1 PB: 0 SB: 2 CS: 0 PA: 44					

PITCHER		IP	WLS	BF	H	R	ER	SO	BB	IBB	HBP	BLK	WP	HR	S	P	ERA	WHIP
Mike Torrez, R ERA: 4.1	(1, 1)	6.0		28	9	6	4	3	1	0	0	0	1	0	33	37	6.00	1.667
Nelson Briles, R ERA: 6.42	(7, 1)	2.0	L	10	2	2	1	1	0	1	0	0	0	1	11	15	4.50	1.000
Tom Hilgendorf, L ERA: 3.44	(9, 1)	0.1		4	1	1	0	0	1	1	0	0	0	0	2	10	0.00	6.000
Reggie Cleveland, R ERA: 7.32	(9, 1)	0.2		2	0	0	0	1	0	0	0	0	0	0	4	4	0.00	0.000

PITCHER	IP	WLS	BF	H	R	ER	SO	BB	IBB	HBP	BLK	WP	HR	S	P	ERA	WHIP

TOP

Philadelphia Phillies @ St. Louis Cardinals

Busch Stadium, St. Louis, MO

Fri Sep 18 1970, 7:05 PM CDT

Att. 12,385 - Unknown

livebaseballscorecards.com

AB	40
R	9
H	12
RBI	8
BB	4
SO	5
LOB	15

Batter	1	2	3	4	5	6	7	8	9	AB	R	H	RBI	BB	SO	LOB
Lou Brock, L (1, 7) OBP: 0.362, SLG: 0.431	BBBB 4-0 P5-9-6 BB	x 0-0 G3 ③			x 0-0 4-3 ①	x 0-0 2-3 1B		x 0-0 L7 ②		4	0	1	0	1	0	2
Ed Crosby, L (1, 6) OBP: 0.293, SLG: 0.304	x 0-0 P5-9-6 ①② 1-2f		x 0-0 F8 ①		x 0-0 L4 ②	x 0-0 P6 ③		x 0-0 1-2 1B		5	0	1	0	0	0	3
Joe Hague, L (1, 3) OBP: 0.360, SLG: 0.428	x 0-0 1-3 ③		x 0-0 P4 ②		SSS 0-3 K ③		x 0-0 F2 ①	x 0-0 F7 ③		5	0	0	0	0	1	2
Joe Torre, R (1, 5) OBP: 0.397, SLG: 0.505		x 0-0 F2 ①	x 0-0 F8 ③			x 0-0 F8 ①	x 0-0 P4 ②		x 0-0 5-3 ①	5	0	0	0	0	0	0
Jose Cardenal, R (1, 8) OBP: 0.346, SLG: 0.425		x 0-0 BB BB 3B 1B		SSS 0-3 K ①		x 0-0 PB 1B FC6-2 1B	x 0-0 1B		x 0-0 6-3 ②	5	1	3	0	0	1	0
Luis Melendez, R (1, 9) OBP: 0.480, SLG: 0.500		BBBB 4-0 1-2 BB 3B BB		x 0-0 1B		x 0-0 FC6-2 PB 1-2 2B 1B	x 0-0 F7 ③		SSS 0-3 K ③	4	2	2	0	1	1	1
Ted Simmons, S (1, 2) OBP: 0.323, SLG: 0.314		BBBB 4-0 1-2 2-3 3B BB		SSS 0-3 K ②		BBBB 4-0 FC6-2 1-2 2-3 2B BB		x 0-0 1B 2B		2	3	1	0	2	1	1
Dal Maxvill, R (1, 4) OBP: 0.294, SLG: 0.230 Julian Javier, R (6, PH) OBP: 0.284, SLG: 0.301 (7, 4) Vic Davalillo, L (8, PH) OBP: 0.358, SLG: 0.441 Tom Hilgendorf, S (9, 1) Reggie Cleveland, R (9, 1) OBP: 0.333, SLG: 0.333		x 0-0 F9 ②		x 0-0 1-2 1B		x 0-0 FC6-2 ② 1-2 2-3 3-Hf 2B		x 0-0 1B 2-H 1B		2 1 1 0 0	0 1 0 0 0	1 0 1 0 0	0 0 1 0 0	0 0 0 0 0	0 0 0 0 0	3 3 0 0 0
Mike Torrez, R (1, 1) OBP: 0.274, SLG: 0.328 Carl Taylor, R (6, PH) OBP: 0.351, SLG: 0.392 Nelson Briles, R (7, 1) OBP: 0.200, SLG: 0.308 Jerry Davanon, R (8, PH) OBP: 0.200, SLG: 0.167 (9, 4)		x 0-0 1-H 2-H 3-H 3B		x 0-0 G3 ③		x 0-0 1B 1-H 2-H 3-H 2B		SSS 0-3 K ①		2 1 0 1	0 0 0 0	1 1 0 0	3 3 0 0	0 0 0 0	0 0 0 1	2 0 0 1
Inning Stats	R: 0 E: 0 K: 0 S: 2 H: 0 LOB: 0 BB: 1 P: 6	R: 3 E: 0 K: 0 S: 5 H: 2 LOB: 1 BB: 2 P: 13	R: 0 E: 0 K: 0 S: 3 H: 0 LOB: 0 BB: 0 P: 3	R: 0 E: 0 K: 2 S: 9 H: 2 LOB: 2 BB: 0 P: 9	R: 0 E: 0 K: 1 S: 5 H: 0 LOB: 0 BB: 0 P: 5	R: 3 E: 0 K: 0 S: 7 H: 4 LOB: 2 BB: 1 P: 11	R: 0 E: 0 K: 0 S: 4 H: 1 LOB: 1 BB: 0 P: 4	R: 1 E: 0 K: 1 S: 8 H: 3 LOB: 2 BB: 0 P: 8	R: 0 E: 0 K: 1 S: 5 H: 0 LOB: 0 BB: 0 P: 5	1B: 9 2B: 3 3B: 1 HR: 0 SF: 0 SAC: 0 DP: 1 HBP: 0						

PITCHER		IP	WLS	BF	H	R	ER	SO	BB	IBB	HBP	BLK	WP	HR	S	P	ERA	WHIP
Lowell Palmer, R ERA: 5.47	(1, 1)	1.1		7	1	3	3	0	3	0	0	0	0	0	4	16	20.25	3.000
Grant Jackson, L ERA: 5.45	(2, 1)	5.2	W	26	8	3	3	3	1	0	0	0	0	0	31	35	4.76	1.588
Dick Selma, R ERA: 2.54	(8, 1)	2.0	S	9	3	1	1	2	0	0	0	0	0	0	13	13	4.50	1.500

PITCHER	IP	WLS	BF	H	R	ER	SO	BB	IBB	HBP	BLK	WP	HR	S	P	ERA	WHIP

BOTTOM

Philadelphia Phillies @ St. Louis Cardinals

Busch Stadium, St. Louis, MO

Fri Sep 18 1970, 7:05 PM CDT

Att. 12,385 - Unknown

livebaseballscorecards.com

AB	38
R	7
H	12
RBI	7
BB	4
SO	5
LOB	18

WP: 0 PA: 42
PB: 1
SB: 0
CS: 0

Batter	1	2	3	4	5	6	7	8	9	AB	R	H	RBI	BB	SO	LOB
Larry Bowa, S (1, 6) OBP: 0.277, SLG: 0.302	P4		S 1B 1B	1B 2B		1-3	SF9 3-H		BBBB S BB	4	1	2	1	1	0	0
Tony Taylor, R (1, 4) OBP: 0.363, SLG: 0.448	P6-3 1B		1-2 S 1B	BBBB 1B BB			1B 1B 2B 4-3		1-2 4-3	5	1	3	0	1	0	2
Don Money, R (1, 5) OBP: 0.368, SLG: 0.478	P6-3 1-2f		SSS 1-2 K 2-3	1-3 2-H			1B 2-3 2B 1B		F9	5	1	2	1	0	1	3
Deron Johnson, R (1, 3) OBP: 0.336, SLG: 0.466		2B 2B	BBBB BB	6-3			1-3 3-H 2B 1B		F3	4	2	2	1	1	0	2
Joe Lis, R (1, 7) OBP: 0.314, SLG: 0.387		2-H 2B	F8		6-3		1-H 3-H 2B		2B 1B	5	0	3	3	0	0	3
Byron Browne, R (1, 9) OBP: 0.329, SLG: 0.440		F7		HR 1B	L7		1B E 2B 1B		1-3 2B	5	2	3	0	0	0	1
Larry Hisle, R (1, 8) OBP: 0.288, SLG: 0.326		F9		1-H HR	F9		E6 1-2 1B 2B		L9	5	2	1	2	0	0	4
Tim McCarver, L (1, 2) OBP: 0.317, SLG: 0.371		1-3		F9		G3	2B 1-2 SF9 2-3 1B		G3	5	1	1	0	0	0	1
Rick Wise, R (1, 1) OBP: 0.240, SLG: 0.338 Fred Wenz, R (8, 1)			4-3	5-3		4-3	1-3 2-H 3-H 2B		SSS K	4 1	0 0	1 0	2 0	0 0	0 1	0 0
Inning Stats	R: 0 E: 0 K: 0 S: 3 H: 1 LOB: 0 BB: 0 P: 3	R: 1 E: 0 K: 0 S: 5 H: 2 LOB: 1 BB: 0 P: 5	R: 0 E: 0 K: 1 S: 7 H: 2 LOB: 3 BB: 1 P: 11	R: 3 E: 0 K: 0 S: 7 H: 4 LOB: 2 BB: 1 P: 11	R: 0 E: 0 K: 0 S: 3 H: 0 LOB: 0 BB: 0 P: 3	R: 0 E: 0 K: 0 S: 3 H: 0 LOB: 0 BB: 0 P: 3	R: 6 E: 1 K: 0 S: 10 H: 7 LOB: 1 BB: 0 P: 10	R: 0 E: 0 K: 0 S: 5 H: 2 LOB: 2 BB: 0 P: 5	R: 0 E: 0 K: 1 S: 5 H: 0 LOB: 1 BB: 1 P: 9	1B: 10 2B: 8 3B: 0 HR: 1 SF: 1 SAC: 0 DP: 1 HBP: 0						

TOP

Philadelphia Phillies @ St. Louis Cardinals

Busch Stadium, St. Louis, MO

Sat Sep 19 1970, 3:33 AM CDT

Att. 11,143 - Unknown

livebaseballscorecards.com

AB	43
R	10
H	18
RBI	10
BB	3
SO	2
LOB	16

WP: 0 PB: 0 SB: 3 CS: 0 PA: 47

PITCHER		IP	WLS	BF	H	R	ER	SO	BB	IBB	HBP	BLK	WP	HR	S	P	ERA	WHIP
Frank Bertaina, L ERA: 3.55	(1, 1)	5.0	L	25	9	4	4	1	2	0	0	0	0	1	25	33	7.20	2.200
Frank Linzy, R ERA: 4.55	(6, 1)	1.1		8	5	4	4	0	0	0	0	0	0	0	8	8	27.00	3.750
Reggie Cleveland, R ERA: 7.08	(7, 1)	0.2		5	2	2	0	0	0	0	0	0	0	0	5	5	0.00	3.000
Al Hrabosky, L ERA: 4.26	(8, 1)	1.0		5	2	0	0	0	0	0	0	0	0	0	5	5	0.00	2.000
Bob Chlupsa, R ERA: 8.22	(9, 1)	1.0		4	0	0	0	1	1	0	0	0	0	0	5	9	0.00	1.000

PITCHER	IP	WLS	BF	H	R	ER	SO	BB	IBB	HBP	BLK	WP	HR	S	P	ERA	WHIP

Batter	1	2	3	4	5	6	7	8	9	AB	R	H	RBI	BB	SO	LOB
Lou Brock, L (1, 7) OBP: 0.361, SLG: 0.429	L8		3-1		2B BB		1-3	SF9 2-3 3-H		3	1	0	1	1	0	0
Ed Crosby, L (1, 6) OBP: 0.313, SLG: 0.342	5-3 1B		K		1B 2B 1-H		1B	SF9 3-H		4	0	3	2	0	1	0
Joe Hague, L (1, 3) OBP: 0.360, SLG: 0.426	5-3 1-2		FC6-4 BB		F2		1B 1-3	4-3		4	0	1	0	1	0	3
Joe Torre, R (1, 5) OBP: 0.397, SLG: 0.504	5-3		FC6-4 1-2f		1B 2-3		L5		FC5-4 1B	5	0	2	0	0	0	4
Luis Melendez, R (1, 8) OBP: 0.467, SLG: 0.464		S 1B BB		L9	L8			1B 1B	F8	4	2	1	0	1	0	3
Jose Cruz, L (1, 9) OBP: 0.200, SLG: 0.200		F7		L8		F9		BB 1B BB 1-2	FC5-4 1-2f	5	1	1	0	0	0	2
Ted Simmons, S (1, 2) OBP: 0.327, SLG: 0.320		4-3 1-H 1B		1B	F7			BB BB SF9 1-2 2-H 1B	L3	5	1	3	2	0	0	1
Dal Maxvill, R (1, 4) OBP: 0.292, SLG: 0.228	4-3 2-3		P4		4-3			SF9 BB SF9 1-2 2-3 BB		3	0	0	0	0	0	2
Vic Davalillo, L (8, PH) OBP: 0.361, SLG: 0.441										0	1	0	0	1	0	0
Jerry Davanon, R (9, 4) OBP: 0.200, SLG: 0.167										0	0	0	0	0	0	0
Frank Bertaina, L (1, 1) OBP: 0.286, SLG: 0.167										1	0	0	0	0	0	1
Leron Lee, L (5, PH) OBP: 0.288, SLG: 0.344										1	0	0	0	0	0	0
Frank Linzy, R (6, 1)										0	0	0	0	0	0	0
Reggie Cleveland, R (7, 1) OBP: 0.333, SLG: 0.333										0	0	0	0	0	0	0
Jose Cardenal, R (7, PH) OBP: 0.346, SLG: 0.425										1	0	0	0	0	0	0
Al Hrabosky, R (8, 1)										0	0	0	0	0	0	0
Carl Taylor, R (8, PH) OBP: 0.354, SLG: 0.392										0	0	0	1	1	0	0
Bob Chlupsa, R (9, 1)										0	0	0	0	0	0	0
Inning Stats	R: 0 E: 0 K: 0 S: 4 H: 1 LOB: 1 BB: 0 P: 4	R: 1 E: 0 K: 0 S: 4 H: 1 LOB: 1 BB: 1 P: 8	R: 0 E: 0 K: 1 S: 5 H: 0 LOB: 1 BB: 1 P: 9	R: 0 E: 0 K: 0 S: 4 H: 1 LOB: 1 BB: 0 P: 4	R: 1 E: 0 K: 0 S: 5 H: 2 LOB: 2 BB: 1 P: 9	R: 0 E: 0 K: 0 S: 3 H: 0 LOB: 0 BB: 0 P: 3	R: 0 E: 0 K: 0 S: 5 H: 2 LOB: 2 BB: 0 P: 5	R: 4 E: 0 K: 0 S: 6 H: 3 LOB: 1 BB: 2 P: 14	R: 0 E: 0 K: 0 S: 4 H: 1 LOB: 1 BB: 0 P: 4	1B: 10 2B: 1 3B: 0 HR: 0 SF: 2 SAC: 0 DP: 0 HBP: 0						

PITCHER		IP	WLS	BF	H	R	ER	SO	BB	IBB	HBP	BLK	WP	HR	S	P	ERA	WHIP
Rick Wise, R ERA: 4.05	(1, 1)	7.0	W	36	10	6	6	1	5	0	0	0	0	0	33	53	7.71	2.143
Fred Wenz, R ERA: 4.71	(8, 1)	2.0	S	7	1	0	0	0	0	0	0	0	0	0	7	7	0.00	0.500

PITCHER	IP	WLS	BF	H	R	ER	SO	BB	IBB	HBP	BLK	WP	HR	S	P	ERA	WHIP

BOTTOM

Philadelphia Phillies @ St. Louis Cardinals

Busch Stadium, St. Louis, MO

Sat Sep 19 1970, 3:33 AM CDT

Att. 11,143 - Unknown

livebaseballscorecards.com

AB	36
R	6
H	11
RBI	6
BB	5
SO	1
LOB	16

WP: 0 PA: 43
PB: 0
SB: 1
CS: 0

Batter	1	2	3	4	5	6	7	8	9	10	AB	R	H	RBI	BB	SO	LOB
Larry Bowa, S (1, 6) OBP: 0.278, SLG: 0.303	K		6-3			F9	1B			5-3 2B 1B	5	1	2	2	0	1	0
Tony Taylor, R (1, 4) OBP: 0.363, SLG: 0.445	G6-4-3 BB			F8		FC6-4 BB	4-3			5-3 1-3	3	0	0	0	2	0	2
Don Money, R (1, 5) OBP: 0.366, SLG: 0.474	G6-4-3 1-2f			F9		FC6-4 WP 1-2f		5-3		2B SF8 IBB	4	1	0	0	1	0	2
Deron Johnson, R (1, 3) OBP: 0.338, SLG: 0.465		G6-4-3 BB		BB		FC1-4-6 1-2 BB		F8		SF8 E 1-3 3-H 2B	1	0	0	0	3	0	0
Willie Montanez, L (8, 3) OBP: 0.300, SLG: 0.263											0	0	0	0	0	0	0
Jim Hutto, R (10, PH) OBP: 0.224, SLG: 0.308 (10, 3)											1	1	1	1	0	0	0
Joe Lis, R (1, 7) OBP: 0.282, SLG: 0.343		K		F9		FC1-4-6 1-2f		K		SF8 2-3 3-H	4	0	0	0	0	2	4
Ron Stone, L (8, 7) OBP: 0.339, SLG: 0.370											0	0	0	1	0	0	0
Byron Browne, R (1, 9) OBP: 0.330, SLG: 0.443		G6-4-3 1-2f			2B 1B		FC5 2B		5-3	E6 3-H	5	1	2	0	0	0	1
Larry Hisle, R (1, 8) OBP: 0.292, SLG: 0.333			5-3 SF8 2B		CS 1-H 2B		SH2-4 FC5 1B BB		5-3	K	4	2	2	1	1	1	1
Mike Ryan, R (1, 2) OBP: 0.265, SLG: 0.284			5-3 2-3		K		FC5 SH2-4 1B 1-2 2-3f			2B	4	1	1	0	0	1	4
Barry Lersch, S (1, 1) OBP: 0.103, SLG: 0.038			SF8 3-H		K 2-3		SH2-4 1-2 2-3		F9		1	0	0	1	0	1	1
Dick Selma, R (8, 1) OBP: 0.200, SLG: 0.211											1	0	0	0	0	0	1
Inning Stats	R: 0 E: 0 K: 1 S: 4 H: 0 LOB: 0 BB: 1 P: 8	R: 0 E: 0 K: 1 S: 4 H: 0 LOB: 0 BB: 1 P: 8	R: 1 E: 0 K: 0 S: 4 H: 1 LOB: 0 BB: 0 P: 4	R: 0 E: 0 K: 0 S: 3 H: 0 LOB: 1 BB: 1 P: 7	R: 1 E: 0 K: 2 S: 8 H: 2 LOB: 0 BB: 0 P: 8	R: 0 E: 0 K: 0 S: 3 H: 0 LOB: 2 BB: 2 P: 11	R: 2 E: 0 K: 0 S: 5 H: 2 LOB: 1 BB: 1 P: 9	R: 0 E: 0 K: 1 S: 5 H: 0 LOB: 0 BB: 0 P: 5	R: 0 E: 0 K: 0 S: 4 H: 1 LOB: 1 BB: 0 P: 4	R: 3 E: 1 K: 1 S: 8 H: 2 LOB: 1 BB: 1 P: 12	1B: 3 2B: 5 3B: 0 HR: 0 SF: 2 SAC: 1 DP: 2 HBP: 0						

PITCHER		IP	WLS	BF	H	R	ER	SO	BB	IBB	HBP	BLK	WP	HR	S	P	ERA	WHIP
Steve Carlton, L ERA: 3.79	(1, 1)	7.0		29	5	4	4	4	6	0	0	0	1	0	31	55	5.14	1.571
Chuck Taylor, R ERA: 2.98	(8, 1)	1.0		3	0	0	0	1	0	0	0	0	0	0	5	5	0.00	0.000
Harry Parker, R ERA: 4.91	(9, 1)	1.1	L	6	2	1	1	0	0	0	0	0	0	0	6	6	6.75	1.500
Tom Hilgendorf, L ERA: 3.79	(10, 1)	0.2		5	1	2	1	1	0	1	0	0	0	0	6	10	13.50	1.500

PITCHER	IP	WLS	BF	H	R	ER	SO	BB	IBB	HBP	BLK	WP	HR	S	P	ERA	WHIP

TOP

Philadelphia Phillies @ St. Louis Cardinals

Busch Stadium, St. Louis, MO

Sun Sep 20 1970, 3:33 AM CDT
Att. 14,681 - Unknown

livebaseballscorecards.com

AB	33
R	7
H	8
RBI	6
BB	7
SO	6
LOB	16

WP: 1 PB: 0 SB: 0 CS: 1 PA: 43

Batter	1	2	3	4	5	6	7	8	9	10	AB	R	H	RBI	BB	SO	LOB
Lou Brock, L (1, 7) OBP: 0.359, SLG: 0.426	1-3	F8			1-3			FC3-6 BB	6-3	F2	4	0	0	0	1	0	2
Jim Beauchamp, R (10, 3) OBP: 0.326, SLG: 0.337											1	0	0	0	0	0	1
Ed Crosby, L (1, 6) OBP: 0.291, SLG: 0.316	L9		F9		4-3			FC3-6 BB 1B SF9 1-2f	6-3	K	6	1	0	0	0	1	2
Joe Hague, L (1, 3) OBP: 0.363, SLG: 0.427	BB 1B		K			K					4	1	2	0	1	2	0
Jorge Roque, R (9, PR) (10, 7)								SF9 BB 2B 1-2 1B	1B 1B		0	1	0	0	0	0	0
Joe Torre, R (1, 5) OBP: 0.400, SLG: 0.506	1-2 1B		FC6-4 1B			5-3		BB 2B 1B 1-2 2-3	1B 1B 1-2 1B		4	1	3	0	1	0	0
Luis Melendez, R (1, 8) OBP: 0.429, SLG: 0.438	5-3		FC6-4 1-2f			E5		SF9 2-3 3-H	1B 1-2 2-H 1B		4	0	1	2	0	0	3
Jose Cruz, L (1, 9) OBP: 0.300, SLG: 0.400		G3		F3		G3		1B 2B 1-3 3-H	1-2 2-3 1B		5	0	2	1	0	0	1
Ted Simmons, S (1, 2) OBP: 0.329, SLG: 0.323		E 2B		4-3			G3	BB 1B	K		4	0	1	0	1	1	3
Dal Maxvill, R (1, 4) OBP: 0.290, SLG: 0.227		6-3		F5			F9	1-2 2-3 3-H 1B		3B	3	0	0	0	0	0	1
Jose Cardenal, R (8, PH) OBP: 0.347, SLG: 0.426											1	0	1	1	0	0	0
Julian Javier, R (9, 4) OBP: 0.285, SLG: 0.306											1	0	1	0	0	0	0
Steve Carlton, L (1, 1) OBP: 0.247, SLG: 0.234		E5 2-3			F7		F7	6-3		K	2	0	0	0	0	0	1
Leron Lee, L (7, PH) OBP: 0.287, SLG: 0.343											1	0	0	0	0	0	0
Chuck Taylor, R (8, 1) OBP: 0.148, SLG: 0.154											0	0	0	0	0	0	0
Vic Davalillo, L (8, PH) OBP: 0.359, SLG: 0.438											1	0	0	0	0	0	3
Harry Parker, R (9, 1) OBP: 0.250, SLG: 0.250											0	0	0	0	0	0	0
Tom Hilgendorf, S (10, 1)											0	0	0	0	0	0	0
Carl Taylor, R (10, PH) OBP: 0.353, SLG: 0.391											1	0	0	0	0	1	1
Inning Stats	R: 0 H: 1 E: 0 LOB: 2 K: 0 BB: 1 S: 4 P: 8	R: 0 H: 1 E: 1 LOB: 2 K: 0 BB: 0 S: 5 P: 5	R: 0 H: 1 E: 0 LOB: 1 K: 1 BB: 0 S: 6 P: 6	R: 0 H: 0 E: 0 LOB: 0 K: 0 BB: 0 S: 3 P: 3	R: 0 H: 0 E: 0 LOB: 0 K: 0 BB: 0 S: 3 P: 3	R: 0 H: 0 E: 1 LOB: 1 K: 1 BB: 0 S: 6 P: 6	R: 0 H: 0 E: 0 LOB: 0 K: 0 BB: 0 S: 3 P: 3	R: 3 H: 3 E: 0 LOB: 3 K: 0 BB: 3 S: 6 P: 18	R: 1 H: 4 E: 0 LOB: 3 K: 1 BB: 0 S: 9 P: 9	R: 0 H: 1 E: 0 LOB: 1 K: 2 BB: 0 S: 8 P: 8	1B: 8 2B: 2 3B: 1 HR: 0	SF: 1 SAC: 0 DP: 0 HBP: 0						

PITCHER	IP	WLS	BF	H	R	ER	SO	BB	IBB	HBP	BLK	WP	HR	S	P	ERA	WHIP
Barry Lersch, R (1, 1) ERA: 3.58	7.1		31	4	3	3	2	3	0	0	0	0	0	32	44	3.68	0.955
Dick Selma, R (8, 1) ERA: 2.56	2.2	W	16	7	1	1	3	1	0	0	0	0	0	21	25	3.38	3.000

PITCHER	IP	WLS	BF	H	R	ER	SO	BB	IBB	HBP	BLK	WP	HR	S	P	ERA	WHIP

BOTTOM

Philadelphia Phillies @ St. Louis Cardinals

Busch Stadium, St. Louis, MO

Sun Sep 20 1970, 3:33 AM CDT

Att. 14,681 - Unknown

livebaseballscorecards.com

AB	42
R	4
H	11
RBI	4
BB	4
SO	5
LOB	18

WP: 0 PA: 47
PB: 0
SB: 0
CS: 0

New York Mets @ Philadelphia Phillies

Shibe Park, Philadelphia, PA

Tue Sep 22 1970, 7:05 PM EDT

Att. 5,064 - Unknown

TOP

livebaseballscorecards.com

Batter	1	2	3	4	5	6	7	8	9	AB	R	H	RBI	BB	SO	LOB
Tommie Agee, R (1, 8) OBP: 0.339, SLG: 0.461	F7		K			K	S 1B		S 1B 1-3 2-H 3-H	5	0	2	2	0	2	1
Wayne Garrett, L (1, 5) OBP: 0.384, SLG: 0.421	P4		F9			BB 1B 2B 2-H	F7 1-2		K 1-2	5	1	1	1	0	1	3
Cleon Jones, R (1, 7) OBP: 0.358, SLG: 0.432	K		6-3			BB 1B BB		K	BB	3	1	0	0	2	2	0
Art Shamsky, L (1, 9) OBP: 0.379, SLG: 0.446 Rod Gaspar, S (8, 9)	1B		F9			1B 1B 1-2 2-3 BB		G3	K	3 1	1 0	1 0	0 0	1 0	0 1	0 3
Donn Clendenon, R (1, 3) OBP: 0.355, SLG: 0.519	P2				4-3	1B 1-3 2-H 3-H		K		4	1	1	2	0	1	1
Ken Boswell, L (1, 4) OBP: 0.332, SLG: 0.353	F2				P6	FC6-4 1B 2-H 3-H			BB 1B 1B	4	1	2	2	0	0	1
Jerry Grote, R (1, 2) OBP: 0.310, SLG: 0.302 Ed Kranepool, L (9, PH) OBP: 0.229, SLG: 0.140 Al Weis, S (9, PR) OBP: 0.258, SLG: 0.311 Duffy Dyer, R (9, 2) OBP: 0.307, SLG: 0.255	F7				F7	FC6-4 1-2f			BB 1B 1B 1-2	3 1 0 0	0 0 1 0	0 1 0 0	0 0 0 0	0 0 0 0	0 0 0 0	2 0 0 0
Bud Harrelson, S (1, 6) OBP: 0.346, SLG: 0.306		4-3		S 2B BB		SH1-4-1-4-S BB			1B 1-2 2-3 BB	1	1	0	0	3	0	0
Jim McAndrew, R (1, 1) OBP: 0.211, SLG: 0.192 Dave Marshall, L (6, PH) OBP: 0.313, SLG: 0.425 Danny Frisella, L (6, 1) OBP: 0.357, SLG: 0.308 Nolan Ryan, R (8, 1) OBP: 0.186, SLG: 0.186 Ron Swoboda, R (9, PH) OBP: 0.338, SLG: 0.389 Dean Chance, R (9, 1) OBP: 0.111, SLG: 0.071		K		F7 1-2		SH1-4-1-4-5 1-3f			K	1 1 0 0 1 0	0 0 0 0 0 0	0 0 0 0 0 0	0 0 0 0 0 0	1 0 0 0 0 0	0 0 0 0 1 0	0 1 0 0 3 0
Inning Stats	R: 0 E: 0 K: 1 S: 5 H: 0 LOB: 0 BB: 0 P: 5	R: 0 E: 0 K: 0 S: 4 H: 1 LOB: 1 BB: 0 P: 4	R: 0 E: 0 K: 2 S: 7 H: 0 LOB: 0 BB: 0 P: 7	R: 0 E: 0 K: 0 S: 3 H: 0 LOB: 0 BB: 0 P: 3	R: 0 E: 0 K: 0 S: 3 H: 0 LOB: 0 BB: 0 P: 3	R: 5 E: 0 K: 1 S: 8 H: 3 LOB: 1 BB: 3 P: 20	R: 0 E: 0 K: 0 S: 3 H: 1 LOB: 1 BB: 1 P: 7	R: 0 E: 0 K: 2 S: 7 H: 0 LOB: 0 BB: 0 P: 7	R: 2 E: 0 K: 3 S: 12 H: 3 LOB: 3 BB: 2 P: 20	1B: 7 2B: 2 3B: 0 HR: 0 SF: 0 SAC: 1 DP: 1 HBP: 0						

	AB	33
	R	7
	H	8
	RBI	7
	BB	6
	SO	9
	LOB	15

WP: 0 PB: 0 SB: 3 CS: 0 PA: 40

PITCHER		IP	WLS	BF	H	R	ER	SO	BB	IBB	HBP	BLK	WP	HR	S	P	ERA	WHIP
Jim Bunning, R ERA: 4.09	(1, 1)	5.2		21	2	3	3	4	2	0	0	0	0	0	27	35	4.76	0.706
Woodie Fryman, L ERA: 4.09	(6, 1)	0.0		3	2	2	2	0	1	0	0	0	0	0	2	6	∞	∞
Bill Wilson, R ERA: 4.95	(6, 1)	2.1		8	1	0	0	2	1	0	0	0	0	0	11	15	0.00	0.857
Dick Selma, R ERA: 2.68	(9, 1)	1.0	L	8	3	2	2	3	2	0	0	0	0	0	12	20	18.00	5.000

PITCHER	IP	WLS	BF	H	R	ER	SO	BB	IBB	HBP	BLK	WP	HR	S	P	ERA	WHIP

New York Mets @ Philadelphia Phillies

Shibe Park, Philadelphia, PA

Tue Sep 22 1970, 7:05 PM EDT

Att. 5,064 - Unknown

BOTTOM

Batter	1	2	3	4	5	6	7	8	9	AB	R	H	RBI	BB	SO	LOB
Larry Bowa, S (1, 6) OBP: 0.280, SLG: 0.305	P1		WP 3-H 1B			G3-6-1 1B		K		3	0	2	1	0	0	0
Terry Harmon, R (7, 6) OBP: 0.315, SLG: 0.326										1	0	0	0	0	1	3
Tony Taylor, R (1, 4) OBP: 0.364, SLG: 0.450	CS 1B		K 1-2			F9		SF7 1-H 2-H 3-H 3B		4	1	2	3	0	1	2
Ron Stone, L (1, 7) OBP: 0.335, SLG: 0.367	K 1-2		L1			G3-6-1 1-2f		SF7 3-H		3	0	0	1	0	1	3
Deron Johnson, R (1, 3) OBP: 0.336, SLG: 0.462		K		6-3			K	F8		4	0	0	0	0	2	0
Dick Selma, R (9, 1) OBP: 0.200, SLG: 0.211										0	0	0	0	0	0	0
Tim McCarver, L (1, 2) OBP: 0.315, SLG: 0.363		F8		F8			P5		FC2-5 1B BB	3	0	0	0	1	0	0
Grant Jackson, S (9, PR) OBP: 0.133, SLG: 0.093										0	0	0	0	0	0	0
Don Money, R (1, 5) OBP: 0.365, SLG: 0.472		F7		K			1-3		FC2-5 1-2 1B	4	0	1	0	0	1	0
Oscar Gamble, L (1, 9) OBP: 0.333, SLG: 0.353			3B 3B		4-3			1B BB 3B 1B	FC2-5 G6-4-3 1-2 2-3f	4	2	2	0	0	0	2
Larry Hisle, R (1, 8) OBP: 0.294, SLG: 0.338			1B 3-H 3B		F8			1B 1-2 3B BB	G6-4-3 1-2f	3	2	1	1	1	0	2
Jim Bunning, R (1, 1) OBP: 0.151, SLG: 0.129			K		6-3			3B 1-2 2-3 1B		2	0	0	0	0	1	1
Woodie Fryman, R (6, 1) OBP: 0.128, SLG: 0.128										0	0	0	0	0	0	0
Bill Wilson, R (6, 1) OBP: 0.400, SLG: 0.250										0	0	0	0	0	0	0
Willie Montanez, L (8, PH) OBP: 0.333, SLG: 0.300 (9, 3)										1	1	1	0	0	0	0
Inning Stats	R: 0 E: 0 K: 1 S: 5 H: 1 LOB: 0 BB: 0 P: 5	R: 0 E: 0 K: 1 S: 5 H: 0 LOB: 0 BB: 0 P: 5	R: 2 E: 0 K: 2 S: 10 H: 3 LOB: 1 BB: 0 P: 10	R: 0 E: 0 K: 1 S: 5 H: 0 LOB: 0 BB: 0 P: 5	R: 0 E: 0 K: 0 S: 3 H: 0 LOB: 0 BB: 0 P: 3	R: 0 E: 0 K: 0 S: 3 H: 1 LOB: 0 BB: 0 P: 3	R: 0 E: 0 K: 1 S: 5 H: 0 LOB: 0 BB: 0 P: 5	R: 4 E: 0 K: 1 S: 8 H: 3 LOB: 0 BB: 1 P: 12	R: 0 E: 0 K: 0 S: 3 H: 1 LOB: 2 BB: 1 P: 7	1B: 6 2B: 0 3B: 3 HR: 0 SF: 1 SAC: 0 DP: 2 HBP: 0	WP: 1 PB: 0 SB: 0 CS: 1 PA: 35					

livebaseballscorecards.com

	AB	32
	R	6
	H	9
	RBI	6
	BB	2
	SO	7
	LOB	13

PITCHER		IP	WLS	BF	H	R	ER	SO	BB	IBB	HBP	BLK	WP	HR	S	P	ERA	WHIP
Jim McAndrew, R ERA: 3.48	(1, 1)	5.0		18	4	2	2	5	0	0	0	0	1	0	28	28	3.60	0.800
Danny Frisella, R ERA: 3.38	(6, 1)	2.1		11	4	4	4	2	1	0	0	0	0	0	14	18	15.43	2.143
Nolan Ryan, R ERA: 3.49	(8, 1)	0.2	W	2	0	0	0	0	0	0	0	0	0	0	2	2	0.00	0.000
Dean Chance, R ERA: 4.31	(9, 1)	1.0	S	4	1	0	0	0	1	0	0	0	0	0	3	7	0.00	2.000

PITCHER	IP	WLS	BF	H	R	ER	SO	BB	IBB	HBP	BLK	WP	HR	S	P	ERA	WHIP

Chicago Cubs @ Philadelphia Phillies

Shibe Park, Philadelphia, PA

Fri Sep 25 1970, 7:05 PM EDT

Att. 6,108 - Unknown

TOP

livebaseballscorecards.com

Batter	1	2	3	4	5	6	7	8	9	AB	R	H	RBI	BB	SO	LOB
Don Kessinger, S (1, 6) OBP: 0.336, SLG: 0.353	S S S 0-3 ① K		x 0-0 ③ F7			x 0-0 ③ F7			x 0-0 FC4-6 1B	4	0	1	0	0	1	0
Glenn Beckert, R (1, 4) OBP: 0.329, SLG: 0.357	x 0-0 ② P6			x 0-0 ① L7			x 0-0 ① 4-3		x 0-0 ① FC4-6 1-2f 2B	4	1	0	0	0	0	1
Billy Williams, L (1, 9) OBP: 0.394, SLG: 0.601	x 0-0 ③ P5			S S S 0-3 ② K			x 0-0 HR 2B		x 0-0 ② L7	4	1	1	0	0	1	1
Tommy Davis, R (1, 7) OBP: 0.306, SLG: 0.384		x 0-0 ① 5-3		x 0-0 ③ F7			x 0-0 2-H HR		x 0-0 1-H 2B	4	1	2	3	0	0	0
Ron Santo, R (1, 5) OBP: 0.367, SLG: 0.475		x 0-0 2B			x 0-0 ① 4-3		x 0-0 ② F9		x 0-0 ③ F9	4	0	1	0	0	0	1
Jim Hickman, R (1, 3) OBP: 0.423, SLG: 0.595		S S S 0-3 ② K			x 0-0 ② F5		x 0-0 ③ P6			3	0	0	0	0	1	1
Joe Pepitone, L (1, 8) OBP: 0.305, SLG: 0.477		x 0-0 ③ F5			x 0-0 ③ 4-3			x 0-0 ① F8		3	0	0	0	0	0	1
Randy Hundley, R (1, 2) OBP: 0.286, SLG: 0.354 Paul Popovich, S (8, PH) OBP: 0.326, SLG: 0.365 Jack Hiatt, R (8, 2) OBP: 0.386, SLG: 0.357			S S S 0-3 ① K			S S S 0-3 ① K		x 0-0 ② P1-3		2 1 0	0 0 0	0 0 0	0 0 0	0 0 0	2 0 0	0 0 0
Milt Pappas, R (1, 1) OBP: 0.226, SLG: 0.373 Brock Davis, L (6, PH) Phil Regan, R (6, 1) Hoyt Wilhelm, R (6, 1) OBP: 0.231, SLG: 0.091 Willie Smith, L (8, PH) OBP: 0.270, SLG: 0.373 Roberto Rodriguez, R (8, 1) OBP: 0.154, SLG: 0.333			S S S 0-3 ② K			S S S 0-3 ② K		S S S 0-3 ③ K		1 1 0 0 1 0	0 0 0 0 0 0	0 0 0 0 0 0	0 0 0 0 0 0	1 1 0 0 1 0	0 0 0 0 0 0	0 0 0 0 0 0

	AB	32
	R	3
	H	5
	RBI	3
	BB	0
	SO	8
	LOB	5

Inning Stats																																
	R: 0	E: 0	K: 1	S: 5	H: 0	LOB: 0	BB: 0	P: 5	R: 0	E: 0	K: 1	S: 6	H: 1	LOB: 1	BB: 0	P: 6	R: 0	E: 0	K: 2	S: 7	H: 0	LOB: 0	BB: 0	P: 7	R: 0	E: 0	K: 1	S: 5	H: 0	LOB: 0	BB: 0	P: 5
	R: 0	E: 0	K: 0	S: 3	H: 0	LOB: 0	BB: 0	P: 3	R: 0	E: 0	K: 2	S: 7	H: 0	LOB: 0	BB: 0	P: 7	R: 2	E: 0	K: 0	S: 5	H: 2	LOB: 0	BB: 0	P: 5	R: 0	E: 0	K: 1	S: 5	H: 0	LOB: 0	BB: 0	P: 5
	R: 1	E: 0	K: 0	S: 5	H: 2	LOB: 1	BB: 0	P: 5	1B: 1	2B: 3	3B: 0	HR: 1	SF: 0	SAC: 0	DP: 0	HBP: 0	WP: 0	PB: 0	SB: 0	CS: 0	PA: 32												

PITCHER		IP	WLS	BF	H	R	ER	SO	BB	IBB	HBP	BLK	WP	HR	S	P	ERA	WHIP
Rick Wise, R ERA: 4.01	(1, 1)	9.0	W	32	5	3	3	8	0	0	0	0	0	1	48	48	3.00	0.556

PITCHER	IP	WLS	BF	H	R	ER	SO	BB	IBB	HBP	BLK	WP	HR	S	P	ERA	WHIP

Batter	1	2	3	4	5	6	7	8	9	AB	R	H	RBI	BB	SO	LOB
Larry Bowa, S (1, 6) OBP: 0.277, SLG: 0.303	2-3	L7		L9			PB, 1B, 2B			4	1	1	0	0	0	3
Tony Taylor, R (1, 4) OBP: 0.370, SLG: 0.462	1B, 2B		L8		G1-6-3, 1B		2-H, BB, 1B			4	1	3	1	0	0	0
John Briggs, L (1, 7) OBP: 0.342, SLG: 0.434	F8		4-3		G1-6-3 1-2f		F7			4	0	0	0	0	0	3
Deron Johnson, R (1, 3) OBP: 0.340, SLG: 0.462	1B 2-H, 1B		6-3		5-3		BBBB 1-2, BB			3	0	1	1	1	0	0
Tim McCarver, L (1, 2) OBP: 0.325, SLG: 0.399	1-3, 1B			L9		HR	F8			4	1	2	1	0	0	2
Don Money, R (1, 5) OBP: 0.366, SLG: 0.478	SSS K			4-3 1B		HR	SSS K			4	2	2	1	0	2	4
Ron Stone, L (1, 9) OBP: 0.336, SLG: 0.368		BBBB SH1-4, BB		4-3 1-2		F7		F9		3	0	0	0	1	0	1
Larry Hisle, R (1, 8) OBP: 0.295, SLG: 0.348		SSS K		1B IBB		L8		6-3		3	0	0	0	1	1	1
Rick Wise, R (1, 1) OBP: 0.244, SLG: 0.338		SH1-4 1-2		1-3 2-H, 1B		F3		1-3		3	0	1	1	0	0	0
Inning Stats	R: 1 E: 0 K: 1 S: 8 H: 3 LOB: 2 BB: 0 P: 8	R: 0 E: 0 K: 1 S: 5 H: 0 LOB: 1 BB: 1 P: 9	R: 0 E: 0 K: 0 S: 3 H: 0 LOB: 0 BB: 0 P: 3	R: 1 E: 0 K: 0 S: 5 H: 2 LOB: 2 BB: 1 P: 9	R: 0 E: 0 K: 0 S: 3 H: 1 LOB: 0 BB: 0 P: 3	R: 2 E: 0 K: 0 S: 5 H: 2 LOB: 0 BB: 0 P: 5	R: 1 E: 0 K: 1 S: 7 H: 2 LOB: 2 BB: 1 P: 11	R: 0 E: 0 K: 0 S: 3 H: 0 LOB: 0 BB: 0 P: 3		1B: 6 2B: 2 3B: 0 HR: 2 SF: 0 SAC: 1 DP: 1 HBP: 0						

PITCHER		IP	WLS	BF	H	R	ER	SO	BB	IBB	HBP	BLK	WP	HR	S	P	ERA	WHIP
Milt Pappas, R ERA: 3.32	(1, 1)	5.0	L	22	6	2	2	2	1	1	0	0	0	0	24	32	3.60	1.400
Phil Regan, R ERA: 4.88	(6, 1)	0.0		2	2	2	2	0	0	0	0	0	0	2	2	2	∞	∞
Hoyt Wilhelm, R ERA: 3.1	(6, 1)	2.0		9	2	1	1	1	1	0	0	0	0	0	10	14	4.50	1.500
Roberto Rodriguez, R ERA: 5.74	(8, 1)	1.0		3	0	0	0	0	0	0	0	0	0	0	3	3	0.00	0.000

PITCHER	IP	WLS	BF	H	R	ER	SO	BB	IBB	HBP	BLK	WP	HR	S	P	ERA	WHIP

BOTTOM

Chicago Cubs @ Philadelphia Phillies

Shibe Park, Philadelphia, PA

Fri Sep 25 1970, 7:05 PM EDT

Att. 6,108 - Unknown

livebaseballscorecards.com

AB	32
R	5
H	10
RBI	5
BB	3
SO	3
LOB	14

WP: 0	PA: 36		
PB: 1			
SB: 0			
CS: 0			

Batter	1	2	3	4	5	6	7	8	9	AB	R	H	RBI	BB	SO	LOB
Don Kessinger, S (1, 6) OBP: 0.337, SLG: 0.353	S S S 0-3 ① K		B B B 4-0 FC6-4 BB			x 0-0 ① 1-3		x 0-0 G4-6-3 1B		3	0	1	0	1	1	0
Glenn Beckert, R (1, 4) OBP: 0.329, SLG: 0.356	x 0-0 ② 6-3		x 0-0 ③ FC6-4 1-2f			x 0-0 FC6-4 1B		x 0-0 ②③ G4-6-3 1-2f		4	0	1	0	0	0	2
Billy Williams, L (1, 9) OBP: 0.393, SLG: 0.599	x 0-0 ③ 6-3			x 0-0 ① P6		S S S 0-3 ② K			x 0-0 G6-4-3 1B 1B	4	0	1	0	0	1	1
Tommy Davis, R (1, 7) OBP: 0.306, SLG: 0.382		x 0-0 ① F2		x 0-0 ② F7		x 0-0 ③ FC6-4 1-2f			x 0-0 1-2 G6-4-3 1B	4	0	1	0	0	0	1
Ron Santo, R (1, 5) OBP: 0.368, SLG: 0.476		B B B 4-0 BB		x 0-0 WP 2B			x 0-0 ① 5-3		x 0-0 ①② G6-4-3 1-2f 2-3	3	0	1	0	1	0	2
Jim Hickman, R (1, 3) OBP: 0.420, SLG: 0.590		x 0-0 ② F7		x 0-0 ③ F8 2-3			x 0-0 ② 5-3		x 0-0 ③ F7	4	0	0	0	0	0	3
Joe Pepitone, L (1, 8) OBP: 0.306, SLG: 0.482		x 0-0 ③ P4			x 0-0 ① G3		x 0-0 IHR			3	1	1	1	0	0	1
Randy Hundley, R (1, 2) OBP: 0.282, SLG: 0.350			S S S 0-3 ① K		S S S 0-3 ② K		x 0-0 ③ 5-3			3	0	0	0	0	2	0
Bill Hands, R (1, 1) OBP: 0.250, SLG: 0.151 Juan Pizarro, L (2, 1) Adrian Garrett, L (5, PH) Roberto Rodriguez, R (5, 1) OBP: 0.154, SLG: 0.333 Paul Popovich, S (8, PH) OBP: 0.325, SLG: 0.363 Bob Miller, R (8, 1) OBP: 0.256, SLG: 0.179			S S S 0-3 ② K		S S S 0-3 ③ K			S S S 0-3 ① K		0 1 1 0 1 0	0 0 0 0 0 0	0 0 0 0 0 0	0 0 0 0 0 0	0 0 0 0 0 0	0 1 1 0 1 0	0 0 0 0 0 0
Inning Stats	R: 0 H: 0 E: 0 LOB: 0 K: 1 BB: 0 S: 5 P: 5	R: 0 H: 0 E: 0 LOB: 1 K: 0 BB: 1 S: 3 P: 7	R: 0 H: 0 E: 0 LOB: 1 K: 2 BB: 1 S: 7 P: 11	R: 0 H: 1 E: 0 LOB: 1 K: 0 BB: 0 S: 4 P: 4	R: 0 H: 0 E: 0 LOB: 0 K: 2 BB: 0 S: 7 P: 7	R: 0 H: 1 E: 0 LOB: 1 K: 1 BB: 0 S: 6 P: 6	R: 1 H: 1 E: 0 LOB: 0 K: 0 BB: 0 S: 4 P: 4	R: 0 H: 1 E: 0 LOB: 0 K: 1 BB: 0 S: 5 P: 5	R: 0 H: 2 E: 0 LOB: 1 K: 0 BB: 0 S: 4 P: 4	1B: 4 SF: 0 2B: 1 SAC: 0 3B: 0 DP: 2 HR: 1 HBP: 0						

TOP

Chicago Cubs @ Philadelphia Phillies

Shibe Park, Philadelphia, PA

Sat Sep 26 1970, 3:33 AM EDT

Att. 4,616 - Sunny - 87 F

livebaseballscorecards.com

AB	31
R	1
H	6
RBI	1
BB	2
SO	7
LOB	10

WP: 1 PA: 33
PB: 0
SB: 0
CS: 0

PITCHER		IP	WLS	BF	H	R	ER	SO	BB	IBB	HBP	BLK	WP	HR	S	P	ERA	WHIP
Barry Lersch, R ERA: 3.4	(1, 1)	9.0	W	33	6	1	1	7	2	0	0	0	1	0	45	53	1.00	0.889

PITCHER	IP	WLS	BF	H	R	ER	SO	BB	IBB	HBP	BLK	WP	HR	S	P	ERA	WHIP

Batter	1	2	3	4	5	6	7	8	9	AB	R	H	RBI	BB	SO	LOB
Larry Bowa, S (1, 6) OBP: 0.282, SLG: 0.310	0-0 1B 1B 1B 1B	0-0 2B 2-H 1B	0-0 1-2 1B			0-0 ① 6-3		0-0 2-H 2B		5	2	4	2	0	0	0
Tony Taylor, R (1, 4) OBP: 0.375, SLG: 0.466	0-0 1B 1B 1-2 1B	0-0 1B 2-H 2B	0-0 ③ FC6-5 2-3f			BBBB 4-0 CS BB		BBBB 4-0 BB		3	2	2	1	2	0	2
Ron Stone, L (1, 7) OBP: 0.331, SLG: 0.362	0-0 ① F8	0-0 ② P4		SSS 0-3 ① K		0-0 ②③ G3 1-2		0-0 ③ L7		5	0	0	0	0	1	6
Deron Johnson, R (1, 3) OBP: 0.341, SLG: 0.462 Willie Montanez, L (8, 3) OBP: 0.333, SLG: 0.300	0-0 1B 1-2 2-3 1B	0-0 2B 2-H 1B		0-0 ② 5-3			SSS 0-3 ① K			4 0	1 0	2 0	1 0	0 0	1 0	0 0
Tim McCarver, L (1, 2) OBP: 0.329, SLG: 0.408	0-0 1-2 2-H 3-H 1B	0-0 1-H 2B		0-0 ③ L9			0-0 ② F8			4	0	2	3	0	0	0
Don Money, R (1, 5) OBP: 0.366, SLG: 0.476	SSS 0-3 ② K	0-0 ③ L9			0-0 G1-6-3 1B		0-0 ③ P5			4	0	1	0	0	1	3
Oscar Gamble, L (1, 9) OBP: 0.328, SLG: 0.346 Scott Reid, L (7, 9) OBP: 0.268, SLG: 0.149	0-0 ③ F8		0-0 ① 4-3		0-0 ①② G1-6-3 1-2f			0-0 ① 6-3		3 1	0 0	0 0	0 0	0 0	0 0	3 0
Larry Hisle, R (1, 8) OBP: 0.301, SLG: 0.358		0-0 SH1-4 1B 1B	0-0 FC6-5 1B 1B		0-0 3B			BBBB 4-0 SH1 2B BB		3	2	3	0	1	0	0
Barry Lersch, S (1, 1) OBP: 0.097, SLG: 0.036		0-0 ① SH1-4 1-2	0-0 ② B2		0-0 ③ 4-3			0-0 ② SH1 1-2		2	0	0	0	0	0	2
Inning Stats	R: 2 E: 0 K: 1 S: 9 H: 4 LOB: 2 BB: 0 P: 9	R: 4 E: 0 K: 0 S: 8 H: 5 LOB: 1 BB: 0 P: 8	R: 0 E: 0 K: 0 S: 5 H: 2 LOB: 2 BB: 0 P: 5	R: 0 E: 0 K: 1 S: 5 H: 0 LOB: 0 BB: 0 P: 5	R: 0 E: 0 K: 0 S: 4 H: 2 LOB: 1 BB: 0 P: 4	R: 0 E: 0 K: 0 S: 2 H: 0 LOB: 0 BB: 1 P: 6	R: 0 E: 0 K: 1 S: 5 H: 0 LOB: 0 BB: 0 P: 5	R: 1 E: 0 K: 0 S: 4 H: 1 LOB: 2 BB: 2 P: 12		1B: 10 2B: 3 3B: 1 HR: 0	SF: 0 SAC: 2 DP: 1 HBP: 0					

BOTTOM

Chicago Cubs @ Philadelphia Phillies

Shibe Park, Philadelphia, PA

Sat Sep 26 1970, 3:33 AM EDT

Att. 4,616 - Sunny - 87 F

livebaseballscorecards.com

AB	34
R	7
H	14
RBI	7
BB	3
SO	3
LOB	16

WP: 0 PB: 0 SB: 0 CS: 1 PA: 39

PITCHER		IP	WLS	BF	H	R	ER	SO	BB	IBB	HBP	BLK	WP	HR	S	P	ERA	WHIP
Bill Hands, R ERA: 3.83	(1, 1)	1.2	L	13	8	6	6	1	0	0	0	0	0	0	15	15	32.40	4.800
Juan Pizarro, L ERA: 4.6	(2, 1)	2.1		10	3	0	0	1	0	0	0	0	0	0	12	12	0.00	1.286
Roberto Rodriguez, R ERA: 5.5	(5, 1)	3.0		10	2	0	0	1	1	0	0	0	0	0	11	15	0.00	1.000
Bob Miller, R ERA: 4.79	(8, 1)	1.0		6	1	1	1	0	2	0	0	0	0	0	4	12	9.00	3.000

PITCHER	IP	WLS	BF	H	R	ER	SO	BB	IBB	HBP	BLK	WP	HR	S	P	ERA	WHIP

Batter	1	2	3	4	5	6	7	8	9	AB	R	H	RBI	BB	SO	LOB
Don Kessinger, S (1, 6) OBP: 0.338, SLG: 0.353	SH S 4-3 1B	K			G3	FC6-4 1B 2-3 3-H			4-3	5	1	2	1	0	1	1
Glenn Beckert, R (1, 4) OBP: 0.328, SLG: 0.355	SH 1B 4-3 1-3	F3			K	FC6-4 1-2f			BB 1B 1B	4	1	1	0	0	1	2
Billy Williams, L (1, 9) (9, 7) OBP: 0.393, SLG: 0.596	4-3 1-2 3-H	1B 1B			G3		4-3		1B BB 1-2	4	0	1	1	1	0	1
Tommy Davis, R (1, 7) OBP: 0.307, SLG: 0.383	FC5-4 1B 2-3	P4				F2	F9		1B 1-2 2-H	5	0	2	1	0	0	1
Johnny Callison, L (9, 9) OBP: 0.349, SLG: 0.441										0	0	0	0	0	0	0
Ron Santo, R (1, 5) OBP: 0.369, SLG: 0.476	K	1B 1-2				FC5-4 1B	3-1		K	5	0	2	0	0	2	4
Jim Hickman, R (1, 3) OBP: 0.419, SLG: 0.586	FC5-4 1-2f	F9				FC5-4 BB 1B 1-2f		BB FC3-6		3	1	0	0	1	0	5
Cleo James, R (8, PR) (8, 8) OBP: 0.299, SLG: 0.326										0	0	0	0	0	0	0
Joe Pepitone, L (1, 8) (8, 3) OBP: 0.305, SLG: 0.479		F9		F9		1B 2B BB 1-2		FC3-6 CS 1-2f		3	1	0	0	1	0	1
Jack Hiatt, R (1, 2) OBP: 0.388, SLG: 0.364		2B		K		2B 1B 1B 1-3 2-H		K 1-2		4	1	2	1	0	2	1
Fergie Jenkins, R (1, 1) OBP: 0.125, SLG: 0.220		P4		5-3		1B 2B 1-3 3-H			K	4	0	1	1	0	1	1
Inning Stats	R: 1 E: 1 K: 1 S: 8 H: 2 LOB: 2 BB: 0 P: 8	R: 0 E: 0 K: 1 S: 6 H: 1 LOB: 1 BB: 0 P: 6	R: 0 E: 0 K: 0 S: 5 H: 2 LOB: 2 BB: 0 P: 5	R: 0 E: 0 K: 1 S: 5 H: 0 LOB: 0 BB: 0 P: 5	R: 0 E: 0 K: 1 S: 5 H: 0 LOB: 0 BB: 0 P: 5	R: 3 E: 0 K: 0 S: 7 H: 4 LOB: 2 BB: 1 P: 11	R: 0 E: 0 K: 0 S: 3 H: 0 LOB: 0 BB: 0 P: 3	R: 0 E: 0 K: 1 S: 4 H: 0 LOB: 1 BB: 1 P: 8	R: 1 E: 0 K: 2 S: 9 H: 2 LOB: 2 BB: 1 P: 13	1B: 9 2B: 3 3B: 0 HR: 0 SF: 0 SAC: 1 DP: 1 HBP: 0						

TOP

Chicago Cubs @ Philadelphia Phillies

Shibe Park, Philadelphia, PA

Sun Sep 27 1970, 3:33 AM EDT

Att. 4,377 - Overcast - 60 F

livebaseballscorecards.com

AB	37
R	5
H	11
RBI	5
BB	3
SO	7
LOB	17

WP: 0 PB: 0 SB: 1 CS: 1 PA: 41

PITCHER		IP	WLS	BF	H	R	ER	SO	BB	IBB	HBP	BLK	WP	HR	S	P	ERA	WHIP
Jim Bunning, R ERA: 4.15	(1, 1)	6.0	L	29	9	4	4	4	1	0	0	0	0	0	36	40	6.00	1.667
Grant Jackson, L ERA: 5.38	(7, 1)	2.0		6	0	0	0	1	1	0	0	0	0	0	7	11	0.00	0.500
Dick Selma, R ERA: 2.82	(9, 1)	1.0		6	2	1	1	2	1	0	0	0	0	0	9	13	9.00	3.000

PITCHER	IP	WLS	BF	H	R	ER	SO	BB	IBB	HBP	BLK	WP	HR	S	P	ERA	WHIP

BOTTOM

Chicago Cubs @ Philadelphia Phillies

Shibe Park, Philadelphia, PA

Sun Sep 27 1970, 3:33 AM EDT

Att. 4,377 - Overcast - 60 F

livebaseballscorecards.com

Batter	1	2	3	4	5	6	7	8	9	AB	R	H	RBI	BB	SO	LOB
Larry Bowa, S (1, 6) OBP: 0.280, SLG: 0.308	F7		F8			K		F5		4	0	0	0	0	1	1
Tony Taylor, R (1, 4) OBP: 0.374, SLG: 0.466	K			L6		2B		F8		4	1	1	0	0	1	0
Ron Stone, L (1, 7) OBP: 0.334, SLG: 0.361	L6			BB		2B		1B		1	1	0	0	2	0	0
Grant Jackson, S (7, 1) OBP: 0.133, SLG: 0.093										0	0	0	0	0	0	0
Greg Luzinski, R (8, PH) OBP: 0.385, SLG: 0.200										1	0	1	0	0	0	0
John Briggs, L (8, PR) OBP: 0.342, SLG: 0.434										0	0	0	0	0	0	0
Dick Selma, R (9, 1) OBP: 0.200, SLG: 0.211										0	0	0	0	0	0	0
Deron Johnson, R (1, 3) OBP: 0.339, SLG: 0.459		K		P6		K		F9		4	0	0	0	0	2	5
Tim McCarver, L (1, 2) OBP: 0.333, SLG: 0.417		E9 1B		K		2B			F2	4	0	2	3	0	1	1
Don Money, R (1, 5) OBP: 0.363, SLG: 0.471		P6	5-3			K			L7	4	0	0	0	0	1	2
Oscar Gamble, L (1, 9) OBP: 0.323, SLG: 0.341		4-3	4-3				F8		4-3	4	0	0	0	0	0	1
Larry Hisle, R (1, 8) OBP: 0.299, SLG: 0.355			G3		F2		5-3			3	0	0	0	0	0	0
Jim Bunning, R (1, 1) OBP: 0.149, SLG: 0.127			K			2B BB	P6			1	0	0	0	0	1	0
Scott Reid, L (6, PH) OBP: 0.281, SLG: 0.149										0	1	0	0	1	0	0
Willie Montanez, L (7, 7) OBP: 0.318, SLG: 0.286										1	0	0	0	0	0	0

	AB	31
	R	3
	H	4
	RBI	3
	BB	3
	SO	7
	LOB	10

Inning Stats	1	2	3	4	5	6	7	8	9
	R: 0 E: 0 K: 1 S: 5 — H: 0 LOB: 0 BB: 0 P: 5	R: 0 E: 1 K: 1 S: 6 — H: 1 LOB: 1 BB: 0 P: 6	R: 0 E: 0 K: 1 S: 5 — H: 0 LOB: 0 BB: 0 P: 5	R: 0 E: 0 K: 1 S: 5 — H: 0 LOB: 1 BB: 1 P: 9	R: 0 E: 0 K: 0 S: 3 — H: 0 LOB: 0 BB: 0 P: 3	R: 3 E: 0 K: 3 S: 11 — H: 2 LOB: 1 BB: 2 P: 19	R: 0 E: 0 K: 0 S: 3 — H: 0 LOB: 0 BB: 0 P: 3	R: 0 E: 0 K: 0 S: 4 — H: 1 LOB: 1 BB: 0 P: 4	R: 0 E: 0 K: 0 S: 3 — H: 0 LOB: 0 BB: 0 P: 3

	1B: 2	SF: 0	WP: 0	PA: 34
	2B: 2	SAC: 0	PB: 0	
	3B: 0	DP: 0	SB: 1	
	HR: 0	HBP: 0	CS: 0	

PITCHER	IP	WLS	BF	H	R	ER	SO	BB	IBB	HBP	BLK	WP	HR	S	P	ERA	WHIP
Fergie Jenkins, R (1, 1) ERA: 3.46	9.0	W	34	4	3	3	7	3	0	0	0	0	0	45	57	3.00	0.778

PITCHER	IP	WLS	BF	H	R	ER	SO	BB	IBB	HBP	BLK	WP	HR	S	P	ERA	WHIP

Montreal Expos @ Philadelphia Phillies

Shibe Park, Philadelphia, PA

Tue Sep 29 1970, 7:05 PM EDT

Att. 1,055 - Unknown

TOP

livebaseballscorecards.com

Batter	1	2	3	4	5	6	7	8	9	AB	R	H	RBI	BB	SO	LOB
Don Hahn, R (1, 8) OBP: 0.374, SLG: 0.309	6-3	L8		K		P6		F8	K	2	0	0	0	0	0	1
Boots Day, L (4, PH) (4, 8) OBP: 0.308, SLG: 0.306										4	0	0	0	0	2	5
Gary Sutherland, R (1, 4) OBP: 0.273, SLG: 0.261	S 1B		SH2-4 E 1B	4-3			WP 2B BB	F9		4	2	2	0	1	0	3
Rusty Staub, L (1, 9) OBP: 0.392, SLG: 0.497	K		SH2-4 1-2	K			1-H 1B 2B	F7		4	1	1	1	0	2	4
Bob Bailey, R (1, 7) OBP: 0.411, SLG: 0.607	K 1-2		E7 E 2-H 2B 1B		5-3		2-H 1B		HR	5	2	3	3	0	1	1
Clyde Mashore, R (9, 7) OBP: 0.296, SLG: 0.304										0	0	0	0	0	0	0
Coco Laboy, R (1, 5) OBP: 0.254, SLG: 0.299		F3	E5 2B 2-3		G5-4-3 1B		K		HR BB	4	2	1	0	1	1	1
John Bateman, R (1, 2) OBP: 0.276, SLG: 0.385		1B 2B 1B	1-H 1B 2B 3-H		G5-4-3 1-2f		5-3		1-H HR	5	2	3	4	0	0	1
Bobby Wine, R (1, 6) OBP: 0.285, SLG: 0.296		1-2 2B 1B	P5			K		E6 HBP WP	6-3	5	1	1	0	0	1	1
Ron Fairly, L (1, 3) OBP: 0.404, SLG: 0.459		K	1B IBB			2B		HBP 1-2 BB	L9	3	0	1	0	2	1	2
Steve Renko, R (1, 1) OBP: 0.220, SLG: 0.275		1-H 2-H 2B	1-2 2-H 1B			F3		1-2 2-3 HBP	BB	3	0	2	2	0	0	1
Mike Marshall, R (7, 1) OBP: 0.267, SLG: 0.091										0	0	0	0	1	0	0
Inning Stats	R: 0 E: 0 K: 2 S: 8 H: 1 LOB: 1 BB: 0 P: 8	R: 2 E: 0 K: 1 S: 8 H: 3 LOB: 1 BB: 0 P: 8	R: 3 E: 2 K: 0 S: 7 H: 4 LOB: 2 BB: 1 P: 11	R: 0 E: 0 K: 2 S: 7 H: 0 LOB: 0 BB: 0 P: 7	R: 0 E: 0 K: 0 S: 3 H: 1 LOB: 0 BB: 0 P: 3	R: 0 E: 0 K: 1 S: 6 H: 1 LOB: 1 BB: 0 P: 6	R: 2 E: 0 K: 1 S: 6 H: 2 LOB: 0 BB: 1 P: 10	R: 0 E: 1 K: 0 S: 4 H: 0 LOB: 3 BB: 1 P: 9	R: 3 E: 0 K: 1 S: 7 H: 2 LOB: 1 BB: 2 P: 15	1B: 8 2B: 4 3B: 0 HR: 2 SF: 0 SAC: 1 DP: 1 HBP: 1	WP: 2 PB: 0 SB: 1 CS: 0 PA: 46					

	AB	39
	R	10
	H	14
	RBI	10
	BB	5
	SO	8
	LOB	20

PITCHER	IP	WLS	BF	H	R	ER	SO	BB	IBB	HBP	BLK	WP	HR	S	P	ERA	WHIP
Chris Short, L (1, 1) ERA: 4.3	2.1	L	15	7	5	4	3	0	0	0	0	0	0	21	21	15.43	3.000
Bill Champion, R (3, 1) ERA: 9.0	4.0		16	5	2	2	3	1	1	0	0	1	0	20	28	4.50	1.500
Fred Wenz, R (7, 1) ERA: 4.45	1.2		8	0	0	0	1	1	0	1	0	1	0	8	13	0.00	0.600
Bill Laxton, L (9, 1) ERA: 13.5	1.0		7	2	3	3	1	2	0	0	0	0	2	7	15	27.00	4.000

PITCHER	IP	WLS	BF	H	R	ER	SO	BB	IBB	HBP	BLK	WP	HR	S	P	ERA	WHIP

Montreal Expos @ Philadelphia Phillies

Shibe Park, Philadelphia, PA

Tue Sep 29 1970, 7:05 PM EDT

Att. 1,055 - Unknown

BOTTOM

livebaseballscorecards.com

Batter	1	2	3	4	5	6	7	8	9	AB	R	H	RBI	BB	SO	LOB
Larry Bowa, S (1, 6) OBP: 0.279, SLG: 0.307	P6		3-1	4-3			F9		1B	5	0	1	0	0	0	2
Tony Taylor, R (1, 4) OBP: 0.374, SLG: 0.464	L8		1B 2B 1B		BBB L6-4 1B BB		SSS K		L8	4	1	1	0	1	1	2
Ron Stone, L (1, 7) OBP: 0.338, SLG: 0.363	BBBB E 1B BB		1-3 2B 1B		1-2 1B		L4		P4	4	2	2	0	1	0	2
Deron Johnson, R (1, 3) OBP: 0.340, SLG: 0.461	1-H 1B		1-H 3-H 2B		SSS K			SSS K		4	0	2	3	0	2	2
Tim McCarver, L (1, 2) OBP: 0.325, SLG: 0.406	F6		SSS K		2-3 L6-4			P4		4	0	0	0	0	1	4
Don Money, R (1, 5) OBP: 0.362, SLG: 0.468		4-3	4-3			6-3		BBBB 1B BB		3	0	0	0	1	0	1
Oscar Gamble, L (1, 9) OBP: 0.325, SLG: 0.343 (7, 8)		8-6-3		1B		F5		1-2 1B		4	0	2	0	0	0	0
Scott Reid, L (1, 8) OBP: 0.283, SLG: 0.143		BBBB BB		SSS K		SSS K		L9		2	0	0	0	1	2	1
Fred Wenz, R (7, 1)										0	0	0	0	0	0	0
Greg Luzinski, R (8, PH) OBP: 0.357, SLG: 0.182										1	0	0	0	0	0	2
Bill Laxton, L (9, 1)										0	0	0	0	0	0	0
Chris Short, R (1, 1) OBP: 0.063, SLG: 0.049		F5		SSS K			E1		4-3	1	0	0	0	0	0	1
Bill Champion, R (3, 1)										1	0	0	0	0	1	1
Willie Montanez, L (7, 9) OBP: 0.292, SLG: 0.261										2	0	0	0	0	0	0
Inning Stats	R: 1 E: 1 K: 0 S: 4 H: 1 LOB: 1 BB: 1 P: 8	R: 0 E: 0 K: 0 S: 3 H: 0 LOB: 1 BB: 1 P: 7	R: 2 E: 0 K: 1 S: 8 H: 3 LOB: 1 BB: 0 P: 8	R: 0 E: 0 K: 2 S: 8 H: 1 LOB: 1 BB: 0 P: 8	R: 0 E: 0 K: 1 S: 5 H: 1 LOB: 1 BB: 1 P: 9	R: 0 E: 0 K: 1 S: 5 H: 0 LOB: 0 BB: 0 P: 5	R: 0 E: 1 K: 1 S: 6 H: 0 LOB: 1 BB: 0 P: 6	R: 0 E: 0 K: 1 S: 6 H: 1 LOB: 2 BB: 1 P: 10	R: 0 E: 0 K: 0 S: 4 H: 1 LOB: 1 BB: 0 P: 4	1B: 7 2B: 2 3B: 0 HR: 0	SF: 0 SAC: 0 DP: 1 HBP: 0						

AB	35
R	3
H	8
RBI	3
BB	4
SO	7
LOB	18

PITCHER		IP	WLS	BF	H	R	ER	SO	BB	IBB	HBP	BLK	WP	HR	S	P	ERA	WHIP
Steve Renko, R ERA: 4.32	(1, 1)	6.1	W	28	6	3	2	5	3	0	0	0	0	0	35	47	2.84	1.421
Mike Marshall, R ERA: 4.03	(7, 1)	2.2	S	11	2	0	0	2	1	0	0	0	0	0	14	18	0.00	1.125

PITCHER	IP	WLS	BF	H	R	ER	SO	BB	IBB	HBP	BLK	WP	HR	S	P	ERA	WHIP

Montreal Expos @ Philadelphia Phillies

Shibe Park, Philadelphia, PA

Wed Sep 30 1970, 7:05 PM EDT

Att. 1,186 - Unknown

TOP

livebaseballscorecards.com

Batter	1	2	3	4	5	6	7	8	9	AB	R	H	RBI	BB	SO	LOB
Marv Staehle, L (1, 4) OBP: 0.306, SLG: 0.252	B B B B 4-0 1B BB	0-0 L9 ③		0-0 F5 ①		0-0 6-3 ②		0-0 CS 1B		1	0	0	0	1	0	1
Gary Sutherland, R (4, PH) OBP: 0.274, SLG: 0.262 (4, 4)										3	0	1	0	0	0	0
Mack Jones, L (1, 7) OBP: 0.397, SLG: 0.458	0-0 P5 ①		S S S 0-3 K ①	0-0 F7 ②		S S S 0-3 K ③		S S S 0-3 K ②		2	0	0	0	0	1	1
Clyde Mashore, R (4, PH) OBP: 0.276, SLG: 0.280 (4, 7)										2	0	0	0	0	1	0
Jim Fairey, L (8, PH) OBP: 0.294, SLG: 0.357										1	0	0	0	0	1	1
Mike Marshall, R (8, 1) OBP: 0.267, SLG: 0.091										0	0	0	0	0	0	0
Rusty Staub, L (1, 9) OBP: 0.394, SLG: 0.500	0-0 1-2 1B		0-0 F7 ②	0-0 G3 ③			SH1-4 1B 0-0 1B	0-0 CS ③ 1-2	0-0 2B	5	0	3	0	0	0	0
Ron Fairly, L (1, 3) OBP: 0.404, SLG: 0.458	0-0 F9 ②		0-0 BB 1B 1B		0-0 P6 ①		0-0 SH1-4 1-2 1B		S S S 0-3 K ①	5	1	2	0	0	1	3
Bob Bailey, R (1, 5) OBP: 0.411, SLG: 0.603	0-0 6-3 ③		B B B B 4-0 WP 1B 1-2 1B BB		B B B B 4-0 1B BB		0-0 SH1-4 ① 1-2 2-3		S S S 0-3 K ②	2	1	0	0	2	1	3
Jim Gosger, L (1, 8) OBP: 0.354, SLG: 0.379 (8, 7)		B B B B 4-0 4-3 S FC6 BB	0-0 WP 1B 1-2 2-H 1B		0-0 1-2 1B		I I I I 4-0 IBB		0-0 1-3 ③	3	2	2	1	2	0	1
John Bateman, R (1, 2) OBP: 0.276, SLG: 0.384		0-0 4-3 ① 1-3	0-0 3B 1-H 2-H 1B		0-0 F8 ②		S S S 0-3 K ②			4	1	1	2	0	1	6
Bobby Wine, R (1, 6) OBP: 0.285, SLG: 0.300		0-0 FC6 SH1-4 3-H	0-0 1-H 3B		0-0 F7 ③		0-0 6-3 ③			4	0	1	2	0	0	5
Bill Stoneman, R (1, 1) OBP: 0.129, SLG: 0.133		0-0 SH1-4 ② 1-2	S S S 0-3 K ③			0-0 F9 ①		S S S 0-3 K ①		2	0	0	0	0	1	1
Howie Reed, R (7, 1)										0	0	0	0	0	0	0
Boots Day, L (8, PH) OBP: 0.305, SLG: 0.304 (8, 8)										1	0	0	0	0	1	0

	AB	35
	R	5
	H	10
	RBI	5
	BB	5
	SO	8
	LOB	22

Inning Stats										
	R: 0 E: 0 K: 0 S: 4	H: 1 LOB: 2 BB: 1 P: 8	R: 1 E: 0 K: 0 S: 4	H: 0 LOB: 1 BB: 1 P: 8	R: 4 E: 0 K: 2 S: 11	H: 4 LOB: 1 BB: 1 P: 15	R: 0 E: 0 K: 0 S: 3	H: 0 LOB: 0 BB: 0 P: 3	R: 0 E: 0 K: 0 S: 4	H: 1 LOB: 2 BB: 1 P: 8
	R: 0 E: 0 K: 1 S: 5	H: 0 LOB: 0 BB: 0 P: 5	R: 0 E: 0 K: 1 S: 7	H: 2 LOB: 3 BB: 1 P: 11	R: 0 E: 0 K: 2 S: 7	H: 1 LOB: 0 BB: 0 P: 7	R: 0 E: 0 K: 2 S: 8	H: 1 LOB: 1 BB: 0 P: 8	1B: 8 2B: 1 3B: 1 HR: 0	SF: 0 SAC: 2 DP: 0 HBP: 0

WP: 1 PA: 43
PB: 0
SB: 1
CS: 1

PITCHER		IP	WLS	BF	H	R	ER	SO	BB	IBB	HBP	BLK	WP	HR	S	P	ERA	WHIP
Rick Wise, R ERA: 4.17	(1, 1)	2.2	L	16	4	5	5	1	3	0	0	0	1	0	15	27	16.88	2.625
Grant Jackson, L ERA: 5.29	(3, 1)	2.1		10	2	0	0	1	1	0	0	0	0	0	11	15	0.00	1.286
Jim Bunning, R ERA: 4.11	(6, 1)	2.0		9	2	0	0	2	0	1	0	0	0	0	12	16	0.00	1.000
Dick Selma, R ERA: 2.78	(8, 1)	2.0		7	2	0	0	4	0	0	0	0	0	0	15	15	0.00	1.000

PITCHER	IP	WLS	BF	H	R	ER	SO	BB	IBB	HBP	BLK	WP	HR	S	P	ERA	WHIP

Batter	1	2	3	4	5	6	7	8	9	AB	R	H	RBI	BB	SO	LOB
Larry Bowa, S (1, 6) OBP: 0.279, SLG: 0.306	x 0-0 ① L7	x 0-0 ② F5		x 0-0 F9 1B 1B		x 0-0 ② 1-3		SSS 0-3 ① K		5	0	1	0	0	1	2
Tony Taylor, R (1, 4) OBP: 0.378, SLG: 0.468	x 0-0 1B 2B	III 4-0 BB IBB		x 0-0 1-2 1B		BBB 4-0 BB BB		x 0-0 ② 4-3		3	1	2	0	2	0	0
Ron Stone, L (1, 7) OBP: 0.339, SLG: 0.360	SSS 0-3 ② K	BBB 4-0 1-2 2-3 3-H BB		x 0-0 ② F9 2-3		BBB 4-0 1-2 BB		SSS 0-3 ③ K		3	0	0	1	2	2	3
Deron Johnson, R (1, 3) OBP: 0.339, SLG: 0.459	x 0-0 2-H 1B	SSS 0-3 ③ K		SSS 0-3 ③ K		SSS 0-3 ③ K			SSS 0-3 ① K	5	0	1	1	0	4	7
Tim McCarver, L (1, 2) OBP: 0.339, SLG: 0.421	x 0-0 ③ G3		x 0-0 2B		x 0-0 5-3 1B		BBB 4-0 SH3-4 BB SF9 BB		x 0-0 FC6-4 1B	4	1	3	0	1	0	1
Don Money, R (1, 5) OBP: 0.362, SLG: 0.465		BBB 4-0 BB 1B 5-3 BB	x 0-0 ① 6-3		x 0-0 ① 5-3 1-2		BBB 4-0 SH3-4 1-2 BB		x 0-0 ② FC6-4 1-2f	3	1	0	0	2	0	3
Oscar Gamble, L (1, 9) OBP: 0.326, SLG: 0.343 Jim Bunning, R (6, 1) OBP: 0.149, SLG: 0.127 Terry Harmon, R (7, PH) OBP: 0.315, SLG: 0.326 Dick Selma, R (8, 1) OBP: 0.200, SLG: 0.211 Greg Luzinski, R (9, PH) OBP: 0.333, SLG: 0.167		x 0-0 5-3 BB 1-2 BB 1B	x 0-0 ② L1		x 0-0 ② F2		x 0-0 ① SH3-4 1-2 2-3		x 0-0 ③ 4-3	3 0 0 0 1	1 0 0 0 0	1 0 0 0 0	0 0 0 0 0	0 0 0 0 0	0 0 0 0 0	2 0 0 0 1
Larry Hisle, R (1, 8) OBP: 0.299, SLG: 0.353		BBB 4-0 BB 5-3 1-2 2-3 BB	x 0-0 ③ F2		SSS 0-3 ③ K		x 0-0 ② SF9 3-H			2	0	0	1	1	1	2
Rick Wise, R (1, 1) OBP: 0.241, SLG: 0.333 Grant Jackson, S (3, 1) OBP: 0.130, SLG: 0.091 Willie Montanez, L (6, 9) OBP: 0.269, SLG: 0.240		x 0-0 ① 5-3 1-2 2-3 3-H		x 0-0 ① 1-3		x 0-0 ① 3-1	SSS 0-3 ③ K			1 1 2	0 0 0	0 0 0	1 0 0	0 0 0	0 0 1	2 0 1
Inning Stats	R: 1 H: 2 E: 0 LOB: 1 K: 1 BB: 0 S: 7 P: 7	R: 2 H: 1 E: 0 LOB: 3 K: 1 BB: 4 S: 6 P: 22	R: 0 H: 1 E: 0 LOB: 1 K: 0 BB: 0 S: 4 P: 4	R: 0 H: 2 E: 0 LOB: 2 K: 1 BB: 0 S: 7 P: 7	R: 0 H: 1 E: 0 LOB: 1 K: 1 BB: 0 S: 6 P: 6	R: 0 H: 0 E: 0 LOB: 2 K: 1 BB: 2 S: 5 P: 13	R: 1 H: 0 E: 0 LOB: 1 K: 1 BB: 2 S: 5 P: 13	R: 0 H: 0 E: 0 LOB: 0 K: 2 BB: 0 S: 7 P: 7	R: 0 H: 1 E: 0 LOB: 1 K: 1 BB: 0 S: 6 P: 6	1B: 6 SF: 1 2B: 2 SAC: 1 3B: 0 DP: 0 HR: 0 HBP: 0						WP: 0 PA: 43 PB: 0 SB: 0 CS: 0

PITCHER		IP	WLS	BF	H	R	ER	SO	BB	IBB	HBP	BLK	WP	HR	S	P	ERA	WHIP
Bill Stoneman, R ERA: 4.59	(1, 1)	6.0	W	32	7	4	4	5	6	1	0	0	0	0	35	63	6.00	2.167
Howie Reed, R ERA: 3.09	(7, 1)	1.0		4	0	0	0	1	1	0	0	0	0	0	5	9	0.00	1.000
Mike Marshall, R ERA: 3.91	(8, 1)	2.0	S	7	1	0	0	3	0	0	0	0	0	0	13	13	0.00	0.500

PITCHER	IP	WLS	BF	H	R	ER	SO	BB	IBB	HBP	BLK	WP	HR	S	P	ERA	WHIP

BOTTOM

Montreal Expos @ Philadelphia Phillies

Shibe Park, Philadelphia, PA

Wed Sep 30 1970, 7:05 PM EDT

Att. 1,186 - Unknown

livebaseballscorecards.com

AB	33
R	4
H	8
RBI	4
BB	8
SO	9
LOB	24

Batter	1	2	3	4	5	6	7	8	9	10	AB	R	H	RBI	BB	SO	LOB
Jim Gosger, L (1, 7) OBP: 0.348, SLG: 0.372	K		K		F5			E4 SH5-4	4-3		5	0	0	0	0	2	3
Gary Sutherland, R (1, 4) OBP: 0.271, SLG: 0.259	G1		F3			6-3		SH5-4		5-3	4	0	0	0	0	0	0
Rusty Staub, L (1, 9) OBP: 0.394, SLG: 0.497	BB		K			P3		IBB		F9	3	0	0	0	2	1	0
Ron Fairly, L (1, 3) OBP: 0.402, SLG: 0.455	G3			F7		1B		K		F2	5	0	1	0	0	1	4
Bob Bailey, R (1, 5) OBP: 0.407, SLG: 0.597		G3		K		F9		1-3			4	0	0	0	0	1	4
Boots Day, L (1, 8) OBP: 0.303, SLG: 0.302		K		1B			L9		P6		4	0	1	0	0	1	0
John Bateman, R (1, 2) OBP: 0.275, SLG: 0.383		E5 1B S		P6			6-3		2B 1B		4	0	1	0	0	0	1
Adolfo Phillips, R (9, PR) OBP: 0.352, SLG: 0.379											0	1	0	0	0	0	0
Ron Brand, R (9, 2) OBP: 0.287, SLG: 0.302											0	0	0	0	0	0	0
Bobby Wine, R (1, 6) OBP: 0.287, SLG: 0.303		1-3 1B			L8		6-3		1-H 2B		4	0	2	1	0	0	0
Carl Morton, R (1, 1) OBP: 0.208, SLG: 0.247		K			F9			SH5-4 E BB	K		2	0	0	0	0	1	2
Mack Jones, L (8, PH) OBP: 0.398, SLG: 0.458											0	0	0	0	1	0	0
Mike Marshall, R (8, 1) OBP: 0.267, SLG: 0.091											0	0	0	0	0	0	0
Jim Fairey, L (9, PH) OBP: 0.293, SLG: 0.355											1	0	0	0	0	1	2
Howie Reed, R (9, 1)											0	0	0	0	0	0	0
Inning Stats	R: 0 E: 0 K: 1 S: 5 H: 0 LOB: 1 BB: 1 P: 9	R: 0 E: 1 K: 2 S: 9 H: 1 LOB: 2 BB: 0 P: 9	R: 0 E: 0 K: 2 S: 7 H: 0 LOB: 0 BB: 0 P: 7	R: 0 E: 0 K: 1 S: 6 H: 1 LOB: 1 BB: 0 P: 6	R: 0 E: 0 K: 0 S: 3 H: 0 LOB: 0 BB: 0 P: 3	R: 0 E: 0 K: 0 S: 4 H: 1 LOB: 1 BB: 0 P: 4	R: 0 E: 0 K: 0 S: 3 H: 0 LOB: 0 BB: 0 P: 3	R: 0 E: 1 K: 1 S: 6 H: 0 LOB: 3 BB: 2 P: 14	R: 1 E: 0 K: 1 S: 7 H: 2 LOB: 2 BB: 0 P: 7	R: 0 E: 0 K: 0 S: 3 H: 0 LOB: 0 BB: 0 P: 3	1B: 4 2B: 1 3B: 0 HR: 0 SF: 0 SAC: 1 DP: 0 HBP: 0						

PITCHER		IP	WLS	BF	H	R	ER	SO	BB	IBB	HBP	BLK	WP	HR	S	P	ERA	WHIP
Barry Lersch, R ERA: 3.26	(1, 1)	8.1		35	5	1	1	7	2	1	0	0	0	0	46	58	1.08	0.840
Dick Selma, R ERA: 2.75	(9, 1)	1.2	W	5	0	0	0	1	0	0	0	0	0	0	7	7	0.00	0.000

PITCHER	IP	WLS	BF	H	R	ER	SO	BB	IBB	HBP	BLK	WP	HR	S	P	ERA	WHIP

TOP

Montreal Expos @ Philadelphia Phillies

Shibe Park, Philadelphia, PA

Thu Oct 01 1970, 7:05 PM EDT

Att. 31,822 - Unknown

livebaseballscorecards.com

AB	36
R	1
H	5
RBI	1
BB	3
SO	8
LOB	16

Batter	1	2	3	4	5	6	7	8	9	10	AB	R	H	RBI	BB	SO	LOB
Tony Taylor, R (1, 4) OBP: 0.374, SLG: 0.462	1-3		FC6-4 1-2f 3B		L8		4-3			1-3	5	1	0	0	0	0	1
Tim McCarver, L (1, 2) OBP: 0.346, SLG: 0.439	P4		1-H 3B		CS 1B			4-3		S 1B 1B	5	1	3	1	0	0	0
Oscar Gamble, L (1, 9) OBP: 0.330, SLG: 0.345	1B		SSS K		CS 1-2	3-1		BBBB 4-3 BB		1-H 1B	4	0	2	1	1	1	1
Deron Johnson, R (1, 3) OBP: 0.338, SLG: 0.456	4-3		5-3			BBBB 4-0 1B BB		F9			3	0	0	0	1	0	3
Ron Stone, L (1, 7) OBP: 0.338, SLG: 0.358		P6		F8		1-2 1B		P6			4	0	1	0	0	0	1
Don Money, R (1, 5) OBP: 0.361, SLG: 0.463		E5		1B 1B		SSS K			5-3		4	0	1	0	0	1	2
Byron Browne, R (1, 8) OBP: 0.327, SLG: 0.437		F8		1-3 1B		L8			6-3		4	0	1	0	0	0	3
Larry Bowa, S (1, 6) OBP: 0.277, SLG: 0.303		P3		F9			4-3		G3		4	0	0	0	0	0	2
Barry Lersch, S (1, 1) OBP: 0.118, SLG: 0.065			FC6-4 1B		F7		SSS K			SSS K	3	0	1	0	0	1	0
Dick Selma, R (9, 1) OBP: 0.190, SLG: 0.200											1	0	0	0	0	1	0
Inning Stats	R: 0 E: 0 K: 0 S: 4 H: 1 LOB: 1 BB: 0 P: 4	R: 0 E: 1 K: 0 S: 4 H: 0 LOB: 1 BB: 0 P: 4	R: 1 E: 0 K: 1 S: 7 H: 2 LOB: 1 BB: 0 P: 7	R: 0 E: 0 K: 0 S: 4 H: 2 LOB: 1 BB: 0 P: 4	R: 0 E: 0 K: 0 S: 3 H: 1 LOB: 0 BB: 0 P: 3	R: 0 E: 0 K: 1 S: 6 H: 1 LOB: 2 BB: 1 P: 10	R: 0 E: 0 K: 1 S: 5 H: 0 LOB: 0 BB: 0 P: 5	R: 0 E: 0 K: 0 S: 3 H: 0 LOB: 1 BB: 1 P: 7	R: 0 E: 0 K: 0 S: 3 H: 0 LOB: 0 BB: 0 P: 3	R: 1 E: 0 K: 1 S: 6 H: 2 LOB: 1 BB: 0 P: 6	1B: 8 2B: 0 3B: 1 HR: 0	SF: 0 SAC: 0 DP: 0 HBP: 0						

PITCHER		IP	WLS	BF	H	R	ER	SO	BB	IBB	HBP	BLK	WP	HR	S	P	ERA	WHIP
Carl Morton, R ERA: 3.6	(1, 1)	7.0		28	7	1	1	3	1	0	0	0	0	0	33	37	1.29	1.143
Mike Marshall, R ERA: 3.86	(8, 1)	1.0		4	0	0	0	0	1	0	0	0	0	0	3	7	0.00	1.000
Howie Reed, R ERA: 3.13	(9, 1)	1.2	L	7	2	1	1	1	0	0	0	0	0	0	9	9	5.40	1.200

PITCHER	IP	WLS	BF	H	R	ER	SO	BB	IBB	HBP	BLK	WP	HR	S	P	ERA	WHIP

BOTTOM

Montreal Expos @ Philadelphia Phillies

Shibe Park, Philadelphia, PA

Thu Oct 01 1970, 7:05 PM EDT

Att. 31,822 - Unknown

livebaseballscorecards.com

AB	37
R	2
H	9
RBI	2
BB	2
SO	4
LOB	13

WP: 0 PB: 0 SB: 1 CS: 1 PA: 40