Philadelphia Phillies - 1971

Batter	1	2	3	4	5	6	7	8	9	AB	R	H	RBI	BB	SO	LOB
Larry Bowa, S (1, 6) OBP: 0.800, SLG: 0.750	4-3		1B		BB		1B		1B	4	0	3	1	1	0	0
Don Money, R (1, 5)	L7		F7		K		K		F3	5	0	0	0	0	2	7
Willie Montanez, L (1, 8) OBP: 0.500, SLG: 0.333	1B			F8		BB		1-3		3	0	1	0	1	0	0
Deron Johnson, R (1, 3)	K			F9		K		P4		4	0	0	0	0	2	2
John Briggs, L (1, 7)		4-3		P6		P4		F8		4	0	0	0	0	0	1
Roger Freed, R (1, 9) OBP: 0.250, SLG: 0.750		L3			1B 3B	K			K	4	1	1	0	0	2	1
Tim McCarver, L (1, 2) OBP: 0.500, SLG: 0.500		F8			S 1B 3-H	4-3			1B 1B 1B	4	1	2	1	0	0	0
Denny Doyle, L (1, 4)			F7		F5	1B HBP			F8	3	0	0	0	0	0	2
Chris Short, R (1, 1)			K		K 1-2	F9			1B 1-2	2	0	0	0	0	2	1
Ron Stone, L (7, PH)										1	0	0	0	0	0	1
Darrell Brandon, R (7, 1)										0	0	0	0	0	0	0
Joe Hoerner, R (7, 1)										0	0	0	0	0	0	0
Joe Lis, R (9, PH) OBP: 1.000, SLG: 1.000										1	0	1	0	0	0	0
Larry Hisle, R (9, PR)										0	0	0	0	0	0	0
Inning Stats	R: 0 E: 0 K: 1 S: 6 H: 1 LOB: 1 BB: 0 P: 6	R: 0 E: 0 K: 0 S: 3 H: 0 LOB: 0 BB: 0 P: 3	R: 0 E: 0 K: 1 S: 6 H: 1 LOB: 1 BB: 0 P: 6	R: 0 E: 0 K: 0 S: 3 H: 0 LOB: 0 BB: 0 P: 3	R: 1 E: 0 K: 2 S: 9 H: 2 LOB: 2 BB: 1 P: 13	R: 0 E: 0 K: 2 S: 7 H: 0 LOB: 1 BB: 1 P: 11	R: 0 E: 0 K: 1 S: 6 H: 1 LOB: 2 BB: 0 P: 7	R: 0 E: 0 K: 0 S: 3 H: 0 LOB: 0 BB: 0 P: 3	R: 1 E: 0 K: 1 S: 8 H: 3 LOB: 2 BB: 0 P: 8	1B: 7 2B: 0 3B: 1 HR: 0 SF: 0 SAC: 0 DP: 0 HBP: 1						

PITCHER	IP	WLS	BF	H	R	ER	SO	BB	IBB	HBP	BLK	WP	HR	S	P	ERA	WHIP
Dock Ellis, R (1, 1) ERA: 2.0	9.0	W	38	8	2	2	8	2	0	1	0	0	0	51	60	2.00	1.111

PITCHER	IP	WLS	BF	H	R	ER	SO	BB	IBB	HBP	BLK	WP	HR	S	P	ERA	WHIP

TOP

Philadelphia Phillies @ Pittsburgh Pirates
Three Rivers Stadium, Pittsburgh, PA
Tue Apr 06 1971, 3:33 AM EST
Att. 39,712 - Cloudy

livebaseballscorecards.com

AB	35
R	2
H	8
RBI	2
BB	2
SO	8
LOB	15

WP: 0 PA: 38
PB: 0
SB: 1
CS: 0

Batter	1	2	3	4	5	6	7	8	9	AB	R	H	RBI	BB	SO	LOB
Bill Mazeroski, R (1, 4) OBP: 0.400, SLG: 0.333	L7	F5			1B		BBBB 2B BB	SF8 2-3 3-H		3	0	1	1	1	0	1
Richie Hebner, L (1, 5) OBP: 0.600, SLG: 0.750	BBBB E5 BB	1-3			1-2 3-H 1B		1-3 2B	SSS K		4	0	2	1	1	1	1
Roberto Clemente, R (1, 9)	P5	F8			F8		SSS K			4	0	0	0	0	1	5
Manny Sanguillen, R (1, 2)	E5 1-H	4-3			P6		IBB			3	0	0	0	1	0	3
Bob Robertson, R (1, 3) OBP: 0.250, SLG: 0.250		1B E 1B 1B		1-3		SSS K	F2			4	1	1	0	0	1	3
Willie Stargell, L (1, 7) OBP: 0.250, SLG: 0.250		E SH1-4 1-2 1B		1-3		E1 WP	SSS K			4	1	1	0	0	1	3
Al Oliver, L (1, 8)		F7		1-3		L8		SH3 1B SF8 HBP		3	1	0	0	0	0	3
Jackie Hernandez, R (1, 6) OBP: 0.750, SLG: 0.667		E7 SH1-4 1-3 2-H 1B			E5 1B SH1-4 1B	BBBB FC6 1-2 BB		SF8 SH3 1-2 1B		3	1	2	0	1	0	0
Dock Ellis, S (1, 1)		SH1-4 2-3 3-H			SH1-4 1-2	FC6 1-2f		SH3 1-2 2-3		1	0	0	1	0	0	2
Inning Stats	R: 0 E: 1 K: 0 S: 3 H: 0 LOB: 1 BB: 1 P: 7	R: 2 E: 1 K: 0 S: 6 H: 3 LOB: 1 BB: 0 P: 6	R: 0 E: 0 K: 0 S: 3 H: 0 LOB: 0 BB: 0 P: 3	R: 0 E: 0 K: 0 S: 3 H: 0 LOB: 0 BB: 0 P: 3	R: 1 E: 1 K: 0 S: 6 H: 2 LOB: 2 BB: 0 P: 6	R: 0 E: 1 K: 1 S: 6 H: 0 LOB: 2 BB: 1 P: 10	R: 0 E: 0 K: 2 S: 8 H: 1 LOB: 3 BB: 2 P: 16	R: 1 E: 0 K: 1 S: 6 H: 1 LOB: 1 BB: 0 P: 7		1B: 6 2B: 1 3B: 0 HR: 0 SF: 1 SAC: 3 DP: 0 HBP: 1						

PITCHER		IP	WLS	BF	H	R	ER	SO	BB	IBB	HBP	BLK	WP	HR	S	P	ERA	WHIP
Chris Short, L ERA: 1.5	(1, 1)	6.0	L	27	5	3	1	1	2	0	0	0	1	0	27	35	1.50	1.167
Darrell Brandon, R ERA:	(7, 1)	0.2		5	1	0	0	1	1	1	0	0	0	0	5	13	0.00	3.000
Joe Hoerner, L ERA: 6.75	(7, 1)	1.1		6	1	1	1	2	0	0	1	0	0	0	9	10	6.75	0.750

PITCHER	IP	WLS	BF	H	R	ER	SO	BB	IBB	HBP	BLK	WP	HR	S	P	ERA	WHIP

BOTTOM

Philadelphia Phillies @ Pittsburgh Pirates
Three Rivers Stadium, Pittsburgh, PA
Tue Apr 06 1971, 3:33 AM EST
Att. 39,712 - Cloudy

livebaseballscorecards.com

AB	29
R	4
H	7
RBI	3
BB	4
SO	4
LOB	21

1B: 6	SF: 1	WP: 1	PA: 38
2B: 1	SAC: 3	PB: 0	
3B: 0	DP: 0	SB: 0	
HR: 0	HBP: 1	CS: 0	

Batter	1	2	3	4	5	6	7	8	9	AB	R	H	RBI	BB	SO	LOB
Larry Bowa, S (1, 6) OBP: 0.667, SLG: 0.625	G6-4-3 1B		5-3			F8		1B		4	0	2	0	0	0	1
Tony Taylor, R (1, 4)	G6-4-3 1-2f			5-3		4-3		4-3		4	0	0	0	0	0	3
Don Money, R (1, 5)	K			F9			F9		F9	4	0	0	0	0	1	0
Deron Johnson, R (1, 3)		5-3		F4			5-3		L3	4	0	0	0	0	0	0
Roger Freed, R (1, 9) OBP: 0.250, SLG: 0.429		2-3			5-3		2B BB		K	3	0	0	0	1	1	0
Joe Lis, R (1, 7) OBP: 0.750, SLG: 1.000		1B			K		1-3 2B			3	0	2	0	0	1	0
John Briggs, L (7, PR) (7, 7)										0	0	0	0	0	0	0
Tim McCarver, L (1, 2) OBP: 0.286, SLG: 0.286		6-3			L5		4-3			3	0	0	0	0	0	3
Larry Hisle, R (1, 8) OBP: 0.333, SLG: 0.333			6-3			SH3-4 1B		K		3	0	1	0	0	1	0
Woodie Fryman, R (1, 1)			5-3			SH3-4 1-2		F9		1	0	0	0	0	0	0
Byron Browne, R (8, PH)										1	0	0	0	0	0	0
Dick Selma, R (8, 1)										0	0	0	0	0	0	0
Inning Stats	R: 0 E: 0 K: 1 S: 5 H: 1 LOB: 0 BB: 0 P: 5	R: 0 E: 0 K: 0 S: 4 H: 1 LOB: 1 BB: 0 P: 4	R: 0 E: 0 K: 0 S: 3 H: 0 LOB: 0 BB: 0 P: 3	R: 0 E: 0 K: 0 S: 3 H: 0 LOB: 0 BB: 0 P: 3	R: 0 E: 0 K: 1 S: 5 H: 0 LOB: 0 BB: 0 P: 5	R: 0 E: 0 K: 0 S: 4 H: 1 LOB: 1 BB: 0 P: 4	R: 0 E: 0 K: 0 S: 4 H: 1 LOB: 2 BB: 1 P: 8	R: 0 E: 0 K: 1 S: 6 H: 1 LOB: 1 BB: 0 P: 6	R: 0 E: 0 K: 1 S: 5 H: 0 LOB: 0 BB: 0 P: 5	1B: 4 2B: 1 3B: 0 HR: 0 SF: 0 SAC: 1 DP: 1 HBP: 0						

PITCHER	IP	WLS	BF	H	R	ER	SO	BB	IBB	HBP	BLK	WP	HR	S	P	ERA	WHIP
Luke Walker, L (1, 1) ERA:	9.0	W	32	5	0	0	4	1	0	0	0	0	0	39	43	0.00	0.667

PITCHER	IP	WLS	BF	H	R	ER	SO	BB	IBB	HBP	BLK	WP	HR	S	P	ERA	WHIP

TOP

Philadelphia Phillies @ Pittsburgh Pirates
Three Rivers Stadium, Pittsburgh, PA
Thu Apr 08 1971, 6:05 PM EST
Att. 12,289 - Unknown

livebaseballscorecards.com

AB	30
R	0
H	5
RBI	0
BB	1
SO	4
LOB	7

WP: 0 PA: 32
PB: 0
SB: 0
CS: 0

Batter	1	2	3	4	5	6	7	8	9	AB	R	H	RBI	BB	SO	LOB
Bill Mazeroski, R (1, 4) OBP: 0.222, SLG: 0.143	F3		F9		P6		P5			4	0	0	0	0	0	2
Richie Hebner, L (1, 5) OBP: 0.444, SLG: 0.625	F9			F9		F3		4-3 2B		4	0	1	0	0	0	0
Roberto Clemente, R (1, 9) OBP: 0.250, SLG: 0.250	FC6-4 1B			F8		FC1-6 1B		4-3 2-3		4	0	2	0	0	0	1
Manny Sanguillen, R (1, 2) OBP: 0.250, SLG: 0.143	FC6-4 1-2f			1B		FC1-6 WP 1-2f 2B		F9		4	1	1	0	0	0	3
Bob Robertson, R (1, 3) OBP: 0.250, SLG: 0.143		F9		K		1-2 2B BB		K		3	1	0	0	1	2	2
Willie Stargell, L (1, 7) OBP: 0.286, SLG: 0.429		K			K	1-H 2-H 2B				3	0	1	2	0	2	0
Al Oliver, L (1, 8)		F7			F7	K				3	0	0	0	0	1	1
Jackie Hernandez, R (1, 6) OBP: 0.571, SLG: 0.500			1-3		BB 1B		F3			3	0	1	0	0	0	0
Luke Walker, L (1, 1)			K		1-2 BB		6-3			2	0	0	0	1	1	0
Inning Stats	R: 0 E: 0 K: 0 S: 4 H: 1 LOB: 1 BB: 0 P: 4	R: 0 E: 0 K: 1 S: 5 H: 0 LOB: 0 BB: 0 P: 5	R: 0 E: 0 K: 1 S: 5 H: 0 LOB: 0 BB: 0 P: 5	R: 0 E: 0 K: 1 S: 6 H: 1 LOB: 1 BB: 0 P: 6	R: 0 E: 0 K: 1 S: 6 H: 1 LOB: 2 BB: 1 P: 10	R: 2 E: 0 K: 1 S: 7 H: 2 LOB: 1 BB: 1 P: 11	R: 0 E: 0 K: 0 S: 3 H: 0 LOB: 0 BB: 0 P: 3	R: 0 E: 0 K: 1 S: 6 H: 1 LOB: 1 BB: 0 P: 6		1B: 4 2B: 2 3B: 0 HR: 0	SF: 0 SAC: 0 DP: 0 HBP: 0					WP: 1 PB: 0 SB: 0 CS: 0	PA: 32

PITCHER		IP	WLS	BF	H	R	ER	SO	BB	IBB	HBP	BLK	WP	HR	S	P	ERA	WHIP
Woodie Fryman, L ERA: 2.57	(1, 1)	7.0	L	28	5	2	2	5	2	0	0	0	1	0	36	44	2.57	1.000
Dick Selma, R ERA:	(8, 1)	1.0		4	1	0	0	1	0	0	0	0	0	0	6	6	0.00	1.000

PITCHER	IP	WLS	BF	H	R	ER	SO	BB	IBB	HBP	BLK	WP	HR	S	P	ERA	WHIP

BOTTOM

Philadelphia Phillies @ Pittsburgh Pirates
Three Rivers Stadium, Pittsburgh, PA
Thu Apr 08 1971, 6:05 PM EST
Att. 12,289 - Unknown

livebaseballscorecards.com

AB	30
R	2
H	6
RBI	2
BB	2
SO	6
LOB	9

Montreal Expos @ Philadelphia Phillies

Veterans Stadium, Philadelphia, PA

Sat Apr 10 1971, 3:33 AM EST

Att. 55,352 - Unknown - 47 F

TOP

livebaseballscorecards.com

Batter	1	2	3	4	5	6	7	8	9	AB	R	H	RBI	BB	SO	LOB
Boots Day, L (1, 8) OBP: 0.417, SLG: 0.364	1-3		F8			F8	6-3		F9	4	0	0	0	0	0	1
Claude Raymond, R (7, 1)										0	0	0	0	0	0	0
Howie Reed, R (7, 1)										0	0	0	0	0	0	0
Ron Brand, R (9, PH)										1	0	0	0	0	0	1
Ron Hunt, R (1, 4) OBP: 0.462, SLG: 0.333	BB		F7			2B		HBP	FC5-4	3	1	1	0	1	0	1
Rusty Staub, L (1, 9) OBP: 0.417, SLG: 0.364	P4			4-3		K		BB		4	0	1	0	0	1	2
Bob Bailey, R (1, 5) OBP: 0.583, SLG: 0.429	F8			K		2B		P1		4	0	1	1	0	1	3
Ron Fairly, L (1, 3) OBP: 0.455, SLG: 0.333		1B		6-3		BB		BB		2	0	1	0	2	0	0
Mack Jones, L (1, 7)		F8			P4	F9		K		4	0	0	0	0	1	6
John Bateman, R (1, 2) OBP: 0.364, SLG: 0.364	G1-6-3				4-3		1B	K		4	0	2	0	0	1	3
Bobby Wine, R (1, 6)	G1-6-3				BB		F7		F9	1	0	0	0	1	0	2
Jim Fairey, L (7, PH)										1	0	0	0	0	0	1
(7, 8)																
Coco Laboy, R (9, PH)										1	0	0	0	0	0	0
Bill Stoneman, R (1, 1)			K		K		F7			2	0	0	0	0	2	1
John O'Donoghue, R (6, 1)										0	0	0	0	0	0	0
Mike Marshall, R (6, 1)							F5		E5	0	0	0	0	0	0	0
Gary Sutherland, R (7, PH)									FC5-4	2	0	0	0	0	0	1
(7, 6)																

	AB	33
	R	1
	H	6
	RBI	1
	BB	4
	SO	6
	LOB	22

Inning Stats	1	2	3	4	5	6	7	8	9
	R: 0 E: 0 K: 0 S: 3	H: 0 LOB: 1 BB: 1 P: 7	R: 0 E: 0 K: 0 S: 4	H: 2 LOB: 1 BB: 0 P: 4	R: 0 E: 0 K: 1 S: 5	H: 0 LOB: 0 BB: 0 P: 5	R: 0 E: 0 K: 1 S: 5	H: 0 LOB: 0 BB: 0 P: 5	R: 0 E: 0 K: 1 S: 5	H: 0 LOB: 1 BB: 1 P: 9	R: 1 E: 0 K: 1 S: 7	H: 2 LOB: 2 BB: 1 P: 11	R: 0 E: 0 K: 0 S: 4	H: 1 LOB: 1 BB: 0 P: 4	R: 0 E: 0 K: 2 S: 8	H: 1 LOB: 3 BB: 1 P: 13	R: 0 E: 1 K: 0 S: 4	H: 0 LOB: 1 BB: 0 P: 4

	1B: 4	SF: 0	WP: 0	PA: 38
	2B: 2	SAC: 0	PB: 0	
	3B: 0	DP: 1	SB: 1	
	HR: 0	HBP: 1	CS: 0	

PITCHER		IP	WLS	BF	H	R	ER	SO	BB	IBB	HBP	BLK	WP	HR	S	P	ERA	WHIP
Jim Bunning, R ERA: 1.23	(1, 1)	7.1	W	31	6	1	1	4	3	0	1	0	0	0	35	48	1.23	1.227
Joe Hoerner, L ERA: 3.0	(8, 1)	1.2	S	7	0	0	0	2	1	0	0	0	0	0	10	14	0.00	0.600

PITCHER		IP	WLS	BF	H	R	ER	SO	BB	IBB	HBP	BLK	WP	HR	S	P	ERA	WHIP

Batter	1	2	3	4	5	6	7	8	9	AB	R	H	RBI	BB	SO	LOB
Larry Bowa, S (1, 6) OBP: 0.615, SLG: 0.750	4-3 S 1B		L6		3-1		SF8 3B			4	1	2	0	0	0	2
Don Money, R (1, 5) OBP: 0.077, SLG: 0.333	F8		5-3			HR	SF8 3-H			3	1	1	2	0	0	1
Willie Montanez, L (1, 8) OBP: 0.625, SLG: 0.400	4-3 1-3			CS 1B		E 1B 1B BB	BB			2	1	1	0	2	0	1
Deron Johnson, R (1, 3) OBP: 0.167, SLG: 0.091	F9			L8		E7 1B 1-3 SF8 1B	1-2 BB			3	1	1	0	1	0	2
John Briggs, L (1, 7)		F7		F5		SF8 1B IBB	6-3			3	0	0	0	1	0	3
Roger Freed, R (1, 9) OBP: 0.417, SLG: 0.500		1B	CS 1-2	SH2-4 1B BB		G6-3 1-2 2-3 3-H 1B		K		3	0	2	1	1	1	0
Tim McCarver, L (1, 2) OBP: 0.273, SLG: 0.300		F9		SH2-4 1-2 1B		SF8 2-3 3-H		4-3		3	0	1	1	0	0	1
Denny Doyle, L (1, 4) Tony Taylor, R (6, PH) (7, 4)		F9		F8		G6-3 1-2f		1-3		2 2	0 0	0 0	0 0	0 0	0 0	3 2
Jim Bunning, R (1, 1) Joe Hoerner, R (8, 1)		K		SH2-4 1-2 2-3			K			2 0	0 0	0 0	0 0	0 0	2 0	0 0
Inning Stats	R: 0 E: 0 K: 0 S: 4 H: 1 LOB: 1 BB: 0 P: 4	R: 0 E: 0 K: 0 S: 4 H: 1 LOB: 1 BB: 0 P: 4	R: 0 E: 0 K: 1 S: 5 H: 0 LOB: 0 BB: 0 P: 5	R: 0 E: 0 K: 0 S: 3 H: 1 LOB: 0 BB: 0 P: 3	R: 0 E: 0 K: 0 S: 4 H: 1 LOB: 2 BB: 1 P: 8	R: 3 E: 1 K: 0 S: 5 H: 3 LOB: 1 BB: 2 P: 13	R: 1 E: 0 K: 1 S: 6 H: 1 LOB: 2 BB: 2 P: 14	R: 0 E: 0 K: 1 S: 5 H: 0 LOB: 0 BB: 0 P: 5		1B: 6 2B: 0 3B: 1 HR: 1	SF: 2 SAC: 1 DP: 1 HBP: 0					

PITCHER		IP	WLS	BF	H	R	ER	SO	BB	IBB	HBP	BLK	WP	HR	S	P	ERA	WHIP
Bill Stoneman, R ERA: 5.4	(1, 1)	5.0	L	24	7	3	3	1	2	1	0	0	0	1	23	35	5.40	1.800
John O'Donoghue, L ERA:	(6, 1)	0.1		1	0	0	0	0	0	0	0	0	0	0	1	1	0.00	0.000
Mike Marshall, R ERA:	(6, 1)	0.2		1	0	0	0	0	0	0	0	0	0	0	1	1	0.00	0.000
Claude Raymond, R ERA: 13.5	(7, 1)	0.2		5	1	1	1	1	2	0	0	0	0	0	5	13	13.50	4.500
Howie Reed, R ERA:	(7, 1)	1.1		4	0	0	0	1	0	0	0	0	0	0	6	6	0.00	0.000

PITCHER	IP	WLS	BF	H	R	ER	SO	BB	IBB	HBP	BLK	WP	HR	S	P	ERA	WHIP

BOTTOM

Montreal Expos @ Philadelphia Phillies

Veterans Stadium, Philadelphia, PA

Sat Apr 10 1971, 3:33 AM EST
Att. 55,352 - Unknown - 47 F

livebaseballscorecards.com

AB	27
R	4
H	8
RBI	4
BB	5
SO	3
LOB	15

Batter	1	2	3	4	5	6	7	8	9	AB	R	H	RBI	BB	SO	LOB
Boots Day, L (1, 8) OBP: 0.412, SLG: 0.375	F8	F8 1-2			6-3		1B 1B	BB 1B 3-H 1B		5	0	2	1	0	0	1
Ron Hunt, R (1, 4) OBP: 0.556, SLG: 0.462	B B B B 1B SF7 BB	S 1B			6-3		G6-4-3 1-2 1B	BB 1-2 1B		4	1	3	0	1	0	0
Rusty Staub, L (1, 9) OBP: 0.471, SLG: 0.400	1B 1-3 1B	S S S K			BB 1B		F9	B B B B 1-2 2-3 BB		4	0	2	0	1	1	3
Bob Bailey, R (1, 5) OBP: 0.471, SLG: 0.300	SF7 3-H	S S S K 1-2			B B B B 1-2 BB		G6-4-3 1-2f	S S S K		3	0	0	1	1	2	6
Ron Fairly, L (1, 3) OBP: 0.438, SLG: 0.308	1-2 1B	B B B B BB			6-3			F7	L9	4	0	1	0	1	0	2
Mack Jones, L (1, 7)	S S S K		F3			F2		B B B B WP E BB	S S S K	4	1	0	0	1	2	4
John Bateman, R (1, 2) OBP: 0.313, SLG: 0.313		S S S K		4-3		1B 1B		S S S K	S S S K	5	0	1	0	0	3	1
Bobby Wine, R (1, 6) OBP: 0.462, SLG: 0.300		FC1-6 1B		S S S K		G4-6-3 1-2 1B		E7 1-H 3B 1B		4	1	3	0	0	1	0
Carl Morton, R (1, 1)										2	0	0	0	0	0	1
Howie Reed, R (5, 1)										0	0	0	0	0	0	0
Jim Fairey, L (6, PH)										1	0	0	0	0	0	2
Ernie McAnally, R (6, 1)										0	0	0	0	0	0	0
John O'Donoghue, R (6, 1)										0	0	0	0	0	0	0
Ron Swoboda, R (8, PH) OBP: 1.000, SLG: 3.000										1	1	1	1	0	0	0
John Strohmayer, R (8, 1)		FC1-6 WP 1-2f		5-3		G4-6-3 1-2f		1B 1-H 3B		0	0	0	0	0	0	0
Inning Stats	R: 1 E: 0 K: 1 S: 7 H: 2 LOB: 2 BB: 1 P: 11	R: 0 E: 0 K: 1 S: 6 H: 1 LOB: 1 BB: 0 P: 6	R: 0 E: 0 K: 2 S: 8 H: 1 LOB: 2 BB: 1 P: 12	R: 0 E: 0 K: 1 S: 5 H: 0 LOB: 0 BB: 0 P: 5	R: 0 E: 0 K: 0 S: 4 H: 1 LOB: 2 BB: 1 P: 8	R: 0 E: 0 K: 0 S: 4 H: 2 LOB: 1 BB: 0 P: 4	R: 0 E: 0 K: 0 S: 4 H: 2 LOB: 1 BB: 0 P: 4	R: 3 E: 1 K: 2 S: 11 H: 4 LOB: 3 BB: 2 P: 19	R: 0 E: 0 K: 2 S: 7 H: 0 LOB: 0 BB: 0 P: 7	1B: 12 2B: 0 3B: 1 HR: 0 SF: 1 SAC: 0 DP: 2 HBP: 0						

PITCHER		IP	W/L/S	BF	H	R	ER	SO	BB	IBB	HBP	BLK	WP	HR	S	P	ERA	WHIP
Barry Lersch, R ERA: 4.7	(1, 1)	7.2	W	38	13	4	4	6	4	0	0	0	2	0	46	62	4.70	2.217
Darrell Brandon, R ERA:	(8, 1)	1.1	S	5	0	0	0	3	1	0	0	0	0	0	10	14	0.00	0.750

PITCHER	IP	W/L	BF	H	R	ER	SO	BB	IBB	HBP	BLK	WP	HR	S	P	ERA	WHIP

TOP

Montreal Expos @ Philadelphia Phillies

Veterans Stadium, Philadelphia, PA

Sun Apr 11 1971, 3:33 AM EST

Att. 12,431 - Unknown

livebaseballscorecards.com

AB	37
R	4
H	13
RBI	3
BB	5
SO	9
LOB	20

WP: 2	PA: 43
PB: 0	
SB: 1	
CS: 0	

Batter	1	2	3	4	5	6	7	8	9	AB	R	H	RBI	BB	SO	LOB
Larry Bowa, S (1, 6) OBP: 0.500, SLG: 0.588	3-1		F7	F8		WP 1B 1-2	F7			5	1	1	0	0	0	2
Don Money, R (1, 5) OBP: 0.056, SLG: 0.235	3-1		K		P5	K	K			5	0	0	0	0	3	2
Willie Montanez, L (1, 8) OBP: 0.538, SLG: 0.500	G3			F7	WP HR 2B	WP BB 1B 1-3 2-H		F7		5	2	2	1	0	0	0
Deron Johnson, R (1, 3) OBP: 0.294, SLG: 0.143		K		1B SF8 1B	BB HR BB	1B WP 1B 1-2		K		3	3	1	0	2	2	0
John Briggs, L (1, 7) OBP: 0.308, SLG: 0.182		K		3B 1-3 1B	HR 1-2 BB	1B 1-3 2-H 3-H 1B		F9		4	2	2	1	1	1	0
Roger Freed, R (1, 9) OBP: 0.563, SLG: 0.833		1B BB		3B BB	1-H 2-H 3-H HR	1-2 3-H 1B				2	2	2	5	2	0	0
Tim McCarver, L (1, 2) OBP: 0.267, SLG: 0.308	1-2 1B		SF8 3-H	F8	F8					3	0	1	1	0	0	2
Denny Doyle, L (1, 4) OBP: 0.200, SLG: 0.333	5-3		1-H 2-H 3B	P4	4-3					4	0	1	2	0	0	4
Barry Lersch, S (1, 1) Darrell Brandon, R (8, 1)			P5	BB		1B BB	1-3			2 0	1 0	0 0	0 0	2 0	0 0	0 0
Inning Stats	R: 0 E: 0 K: 0 S: 3 H: 0 LOB: 0 BB: 0 P: 3	R: 0 E: 0 K: 2 S: 8 H: 1 LOB: 2 BB: 1 P: 12	R: 0 E: 0 K: 1 S: 5 H: 0 LOB: 0 BB: 0 P: 5	R: 3 E: 0 K: 0 S: 6 H: 3 LOB: 2 BB: 2 P: 14	R: 4 E: 0 K: 0 S: 5 H: 2 LOB: 0 BB: 2 P: 13	R: 4 E: 0 K: 1 S: 9 H: 4 LOB: 2 BB: 2 P: 17	R: 0 E: 0 K: 1 S: 5 H: 0 LOB: 0 BB: 0 P: 5	R: 0 E: 0 K: 1 S: 5 H: 0 LOB: 0 BB: 0 P: 5		1B: 7 2B: 1 3B: 1 HR: 1 SF: 1 SAC: 0 DP: 0 HBP: 0						

PITCHER		IP	WLS	BF	H	R	ER	SO	BB	IBB	HBP	BLK	WP	HR	S	P	ERA	WHIP
Carl Morton, R ERA: 8.0	(1, 1)	4.1	L	23	5	6	6	3	5	0	0	0	1	0	24	44	12.46	2.308
Howie Reed, R ERA: 4.5	(5, 1)	0.2		3	1	1	1	0	0	0	0	0	0	1	3	3	13.50	1.500
Ernie McAnally, R ERA: 108.0	(6, 1)	0.1		5	2	4	4	1	2	0	0	0	0	0	5	13	108.00	12.000
John O'Donoghue, L ERA:	(6, 1)	1.2		7	2	0	0	1	0	0	0	0	1	0	9	9	0.00	1.200
John Strohmayer, R ERA:	(8, 1)	1.0		3	0	0	0	1	0	0	0	0	0	0	5	5	0.00	0.000

PITCHER	IP	WLS	BF	H	R	ER	SO	BB	IBB	HBP	BLK	WP	HR	S	P	ERA	WHIP

BOTTOM

Montreal Expos @ Philadelphia Phillies

Veterans Stadium, Philadelphia, PA

Sun Apr 11 1971, 3:33 AM EST

Att. 12,431 - Unknown

livebaseballscorecards.com

AB	33
R	11
H	10
RBI	10
BB	7
SO	6
LOB	10

WP: 2 PA: 41
PB: 0
SB: 0
CS: 0

Batter	1	2	3	4	5	6	7	8	9	10	11	AB	R	H	RBI	BB	SO	LOB
Dave Cash, R (1, 4) OBP: 0.500, SLG: 0.375	G4-6-3 1B 1B	1-3 1B			K		F9		4-3		1B 1B BB	5	1	2	0	1	1	0
Richie Hebner, L (1, 5) OBP: 0.333, SLG: 0.357	G4-6-3 1-2 1B	L3			E6		2B 1B		BB		1B 1-3 1B	5	0	3	0	1	0	2
Roberto Clemente, R (1, 9) OBP: 0.333, SLG: 0.417	G4-6-3 1-2f 2-3		1-4-3		L9		1-3 2B		P6		K	6	0	1	0	0	1	6
Willie Stargell, L (1, 7) OBP: 0.407, SLG: 0.880	F7		F8			3-1	F3		4-3		L4-3 1-2 3-H 1B	6	0	1	1	0	0	4
Al Oliver, L (1, 8) OBP: 0.333, SLG: 0.292		P5	F8			L9	4-3			FC1-5 HBP 1B	L4-3 1-2	6	0	1	0	0	0	4
Bob Robertson, R (1, 3) OBP: 0.333, SLG: 0.391		1B 2B		6-3		HR		P3		H G3 FC1-5 1-2 HBP		4	2	2	1	0	0	0
Manny Sanguillen, R (1, 2) OBP: 0.259, SLG: 0.231		1B 2-H 1B		F9		1B 1B		6-3		FC1-5 G3 1-2 2-3f		5	1	2	1	0	0	2
Jackie Hernandez, R (1, 6) OBP: 0.478, SLG: 0.500 Vic Davalillo, L (10, PH) OBP: 0.286, SLG: 0.286 Gene Alley, R (10, 6)	FC3-6 2-H 1B			6-3		1-3 1B		6-3		G3 1-2 2-3		4 1 0	0 0 0	3 0 0	1 0 0	0 0 0	0 2 0	0 0 0
Bob Johnson, L (1, 1) Milt May, L (10, PH) Dave Giusti, R (10, 1)	FC3-6 1B 1-2f				K	K		K		K		4 1 0	0 0 0	0 0 0	0 0 0	0 0 0	3 1 0	4 2 0
Inning Stats	R: 0 E: 0 K: 0 S: 4 H: 2 LOB: 1 BB: 0 P: 4	R: 2 E: 0 K: 0 S: 7 H: 4 LOB: 2 BB: 0 P: 7	R: 0 E: 0 K: 0 S: 3 H: 0 LOB: 0 BB: 0 P: 3	R: 0 E: 0 K: 0 S: 3 H: 0 LOB: 0 BB: 0 P: 3	R: 0 E: 1 K: 2 S: 8 H: 0 LOB: 1 BB: 0 P: 8	R: 1 E: 0 K: 1 S: 8 H: 3 LOB: 2 BB: 0 P: 8	R: 0 E: 0 K: 0 S: 5 H: 2 LOB: 2 BB: 0 P: 5	R: 0 E: 0 K: 1 S: 6 H: 1 LOB: 1 BB: 0 P: 6	R: 0 E: 0 K: 0 S: 3 H: 0 LOB: 1 BB: 1 P: 7	R: 0 E: 0 K: 1 S: 6 H: 1 LOB: 2 BB: 0 P: 7	R: 1 E: 0 K: 1 S: 6 H: 2 LOB: 1 BB: 1 P: 10	1B: 12 2B: 3 3B: 0 HR: 1 SF: 0 SAC: 0 DP: 2 HBP: 1	WP: 0 PB: 0 SB: 0 CS: 0 PA: 50					

PITCHER		IP	WLS	BF	H	R	ER	SO	BB	IBB	HBP	BLK	WP	HR	S	P	ERA	WHIP
Rick Wise, R ERA: 4.26	(1, 1)	6.1		30	11	3	3	3	0	0	0	0	0	1	36	36	4.26	1.737
Joe Hoerner, L ERA: 1.59	(7, 1)	2.2		11	2	0	0	1	1	0	0	0	0	0	12	16	0.00	1.125
Dick Selma, R ERA: 3.0	(10, 1)	2.0	L	9	2	1	1	2	1	0	1	0	0	0	11	16	4.50	1.500

PITCHER	IP	WLS	BF	H	R	ER	SO	BB	IBB	HBP	BLK	WP	HR	S	P	ERA	WHIP

TOP

Pittsburgh Pirates @ Philadelphia Phillies
Veterans Stadium, Philadelphia, PA
Mon Apr 12 1971, 6:05 PM EST
Att. 19,469 - Unknown

livebaseballscorecards.com

AB	47
R	4
H	15
RBI	4
BB	2
SO	6
LOB	26

Batter	1	2	3	4	5	6	7	8	9	10	11	AB	R	H	RBI	BB	SO	LOB
Larry Bowa, S (1, 6) OBP: 0.435, SLG: 0.500	F7		E3 1-2 HR		B2-3		1-2 1B			K		5	1	1	0	0	1	1
Don Money, R (1, 5) OBP: 0.087, SLG: 0.364	6-3		1-H 2-H HR		P4		P5			F7		5	1	1	3	0	0	2
Willie Montanez, L (1, 8) OBP: 0.389, SLG: 0.333	4-3		K		F7			F7			K	5	0	0	0	0	2	0
Deron Johnson, R (1, 3) OBP: 0.227, SLG: 0.105		5-3	K			F8		1-3			F8	5	0	0	0	0	1	0
John Briggs, L (1, 7) OBP: 0.313, SLG: 0.286		2B	K			F2		4-3			K	3	0	1	0	0	1	0
Joe Hoerner, R (7, 1)												1	0	0	0	0	0	0
Dick Selma, R (10, 1)												0	0	0	0	0	0	0
Joe Lis, R (11, PH) OBP: 0.600, SLG: 0.800												1	0	0	0	0	1	0
Roger Freed, R (1, 9) OBP: 0.500, SLG: 0.667	HBP			P4		6-3			F9			3	0	0	0	0	0	0
Tim McCarver, L (1, 2) OBP: 0.263, SLG: 0.294	F8			L9			FC3-6 1B		L9			4	0	1	0	0	0	2
Denny Doyle, L (1, 4) OBP: 0.214, SLG: 0.385	P6			2B			FC3-6 1B 1-2f		F9			4	0	1	0	0	0	3
Rick Wise, R (1, 1) OBP: 0.500, SLG: 0.500			E HR 1B	K			L4			L9		2	1	1	0	0	1	1
Ron Stone, L (7, 7)												2	0	0	0	0	0	1

BOTTOM

Pittsburgh Pirates @ Philadelphia Phillies
Veterans Stadium, Philadelphia, PA
Mon Apr 12 1971, 6:05 PM EST
Att. 19,469 - Unknown

livebaseballscorecards.com

AB	40
R	3
H	6
RBI	3
BB	0
SO	7
LOB	10

Inning Stats	1	2	3	4	5	6	7	8	9	10	11
	R: 0 H: 0 E: 0 LOB: 0 K: 0 BB: 0 S: 3 P: 3	R: 0 H: 1 E: 0 LOB: 2 K: 0 BB: 0 S: 4 P: 5	R: 3 H: 2 E: 1 LOB: 0 K: 3 BB: 0 S: 12 P: 12	R: 0 H: 1 E: 0 LOB: 1 K: 1 BB: 0 S: 6 P: 6	R: 0 H: 0 E: 0 LOB: 0 K: 0 BB: 0 S: 3 P: 3	R: 0 H: 0 E: 0 LOB: 0 K: 0 BB: 0 S: 3 P: 3	R: 0 H: 2 E: 0 LOB: 2 K: 0 BB: 0 S: 5 P: 5	R: 0 H: 0 E: 0 LOB: 0 K: 0 BB: 0 S: 3 P: 3	R: 0 H: 0 E: 0 LOB: 0 K: 0 BB: 0 S: 3 P: 3	R: 0 H: 0 E: 0 LOB: 0 K: 1 BB: 0 S: 5 P: 5	R: 0 H: 0 E: 0 LOB: 0 K: 2 BB: 0 S: 7 P: 7

| | | | | | | | | | | | |

Batter	1	2	3	4	5	6	7	8	9	AB	R	H	RBI	BB	SO	LOB
Dave Cash, R (1, 4) OBP: 0.333, SLG: 0.231	F7		F9		6-3		6-3	E1 BB		5	0	0	0	0	0	0
Richie Hebner, L (1, 5) OBP: 0.343, SLG: 0.375	L1		2B		E1 1B HR		F8	1-2 BB		4	1	1	0	1	0	0
Roberto Clemente, R (1, 9) OBP: 0.345, SLG: 0.393	F8		BB		1-2 HR 1B		6-3	F9		4	1	1	0	1	0	2
Manny Sanguillen, R (1, 2) OBP: 0.250, SLG: 0.323		F8	F8		1-H 2-H HR			1-3	1-3	5	1	1	3	0	0	2
Bob Robertson, R (1, 3) OBP: 0.438, SLG: 0.560		1B BB		FC4-6 1B	BB			1B HR BB	HR	2	2	2	1	3	0	0
Willie Stargell, L (1, 7) OBP: 0.406, SLG: 0.900		1-3 1B		F9	K			K	HR	5	1	2	1	0	2	3
Al Oliver, L (1, 8) OBP: 0.313, SLG: 0.276		K		FC4-6 FC5-4 1-2f	K			1-2 HR 1B	5-3	5	1	1	0	0	2	3
Jackie Hernandez, R (1, 6) OBP: 0.464, SLG: 0.630		F2		FC5-4 1-2f	6-3			1-H 2-H HR	2B	5	1	2	3	0	0	3
Luke Walker, L (1, 1)			K		L3	4-3		HR	P4	1	0	0	0	0	1	0
Gene Clines, R (5, PH)										1	0	0	0	0	0	0
Jim Nelson, R (5, 1)										1	0	0	0	0	0	0
Nelson Briles, R (6, 1) OBP: 0.500, SLG: 2.000										2	1	1	1	0	0	1
Inning Stats	R: 0 E: 0 K: 0 S: 3 H: 0 LOB: 0 BB: 0 P: 3	R: 0 E: 0 K: 1 S: 6 H: 1 LOB: 2 BB: 1 P: 10	R: 0 E: 0 K: 1 S: 6 H: 1 LOB: 2 BB: 1 P: 10	R: 0 E: 0 K: 0 S: 4 H: 1 LOB: 1 BB: 0 P: 4	R: 3 E: 2 K: 1 S: 8 H: 2 LOB: 1 BB: 1 P: 12	R: 0 E: 0 K: 1 S: 5 H: 0 LOB: 0 BB: 0 P: 5	R: 0 E: 0 K: 0 S: 3 H: 0 LOB: 0 BB: 0 P: 3	R: 4 E: 1 K: 1 S: 9 H: 3 LOB: 2 BB: 2 P: 17	R: 2 E: 0 K: 0 S: 6 H: 3 LOB: 1 BB: 0 P: 6	1B: 4 2B: 2 3B: 0 HR: 5 SF: 0 SAC: 0 DP: 0 HBP: 0						

PITCHER		IP	WLS	BF	H	R	ER	SO	BB	IBB	HBP	BLK	WP	HR	S	P	ERA	WHIP
Chris Short, L ERA: 3.29	(1, 1)	7.2	L	36	8	7	4	5	4	0	0	0	0	3	42	58	4.70	1.565
Dick Selma, R ERA: 2.7	(8, 1)	0.1		3	0	0	0	0	1	0	0	0	0	0	2	6	0.00	3.000
Bill Champion, R ERA: 18.0	(9, 1)	1.0		6	3	2	2	0	0	0	0	0	0	2	6	6	18.00	3.000

PITCHER	IP	WLS	BF	H	R	ER	SO	BB	IBB	HBP	BLK	WP	HR	S	P	ERA	WHIP

TOP

Pittsburgh Pirates @ Philadelphia Phillies

Veterans Stadium, Philadelphia, PA

Tue Apr 13 1971, 6:05 PM EST

Att. 14,934 - Unknown

livebaseballscorecards.com

AB	40
R	9
H	11
RBI	9
BB	5
SO	5
LOB	14

WP: 0 PA: 45
PB: 0
SB: 0
CS: 0

Batter	1	2	3	4	5	6	7	8	9	AB	R	H	RBI	BB	SO	LOB
Larry Bowa, S (1, 6) OBP: 0.393, SLG: 0.444	5-3		WP, E, 1B		FC6-4, BB, 1B		4-3		1-3	5	1	1	0	0	0	1
Tony Taylor, R (1, 4) OBP: 0.273, SLG: 0.273	G3		E8, 1B		BB		1B		5-3	5	1	3	2	0	0	0
Don Money, R (1, 5) OBP: 0.185, SLG: 0.400	1B		L4-3		BB		K			3	0	2	1	1	1	1
Deron Johnson, R (1, 3) OBP: 0.192, SLG: 0.087	1-3		L4-3		K		P5			4	0	0	0	0	1	6
Roger Freed, R (1, 9) OBP: 0.417, SLG: 0.526		K		5-3		F8		E5		4	0	0	0	0	1	0
Joe Lis, R (1, 7) OBP: 0.500, SLG: 0.571		6-3		K		2B, BB		P6		2	0	0	0	1	1	0
John Briggs, L (8, PH) OBP: 0.294, SLG: 0.267 (9, 7)										1	0	0	0	0	0	1
Larry Hisle, R (1, 8) OBP: 0.200, SLG: 0.200		6-3		K		1-H, 2B		K		2	0	0	0	0	1	0
Willie Montanez, L (6, PH) OBP: 0.400, SLG: 0.412 (7, 8)										2	0	1	0	0	1	1
Mike Ryan, R (1, 2)			4-3		F8	IBB		G3		2	0	0	0	1	0	0
Tim McCarver, L (8, PH) OBP: 0.250, SLG: 0.278 (9, 2)										1	0	0	0	0	0	1
Chris Short, R (1, 1)			WP, 1B, E, BB		FC6-4, BB	G3			K	1	1	0	0	2	0	2
Dick Selma, R (8, 1)										0	0	0	0	0	0	0
Bill Champion, R (9, 1)										0	0	0	0	0	0	0
Ron Stone, L (9, PH)										1	0	0	0	0	1	0
Inning Stats	R: 0 E: 0 K: 0 S: 4 H: 1 LOB: 1 BB: 0 P: 4	R: 0 E: 0 K: 1 S: 5 H: 0 LOB: 0 BB: 0 P: 5	R: 3 E: 1 K: 0 S: 5 H: 3 LOB: 0 BB: 1 P: 9	R: 0 E: 0 K: 2 S: 7 H: 0 LOB: 0 BB: 0 P: 7	R: 0 E: 0 K: 1 S: 6 H: 1 LOB: 3 BB: 2 P: 14	R: 0 E: 0 K: 0 S: 3 H: 1 LOB: 2 BB: 2 P: 11	R: 0 E: 0 K: 1 S: 6 H: 1 LOB: 1 BB: 0 P: 6	R: 0 E: 1 K: 1 S: 6 H: 0 LOB: 1 BB: 0 P: 6	R: 0 E: 0 K: 1 S: 5 H: 0 LOB: 0 BB: 0 P: 5	1B: 6 2B: 2 3B: 0 HR: 0	SF: 0 SAC: 0 DP: 1 HBP: 0					

PITCHER	IP	WLS	BF	H	R	ER	SO	BB	IBB	HBP	BLK	WP	HR	S	P	ERA	WHIP
Luke Walker, L (1, 1) ERA: 2.08	4.0		16	4	3	3	3	1	0	0	0	1	0	21	25	6.75	1.250
Jim Nelson, R (5, 1) ERA:	1.2		10	2	0	0	1	3	1	0	0	0	0	8	24	0.00	3.000
Nelson Briles, R (6, 1) ERA: 2.7	3.1	W	12	1	0	0	3	0	0	0	0	0	0	18	18	0.00	0.300

PITCHER	IP	WLS	BF	H	R	ER	SO	BB	IBB	HBP	BLK	WP	HR	S	P	ERA	WHIP

BOTTOM

Pittsburgh Pirates @ Philadelphia Phillies
Veterans Stadium, Philadelphia, PA
Tue Apr 13 1971, 6:05 PM EST
Att. 14,934 - Unknown

livebaseballscorecards.com

AB	33
R	3
H	7
RBI	3
BB	5
SO	7
LOB	13

1B: 6	SF: 0	WP: 1	PA: 38
2B: 2	SAC: 0	PB: 0	
3B: 0	DP: 1	SB: 0	
HR: 0	HBP: 0	CS: 0	

Batter	1	2	3	4	5	6	7	8	9	AB	R	H	RBI	BB	SO	LOB
Dave Cash, R (1, 4) OBP: 0.450, SLG: 0.353	F9 S 1B 1B	WP 1B		BBBB BB			SSS K		1-2 1-3 1B	4	1	3	0	1	1	0
Richie Hebner, L (1, 5) OBP: 0.325, SLG: 0.333	BBBB 1B 1B 1-2 BB	1-2 L7		F9			4-3		B5	4	1	0	0	1	0	5
Roberto Clemente, R (1, 9) OBP: 0.324, SLG: 0.364	F9 2-3		4-3		G5-4-3 1B		F9		1-2 2-3 1-3	5	0	1	0	0	0	4
Manny Sanguillen, R (1, 2) OBP: 0.270, SLG: 0.361	S 1B 1-3 3-H 1B		6-3		1-2f G5-4-3			PB FC4-6 2B	F8	5	2	2	1	0	0	3
Bob Robertson, R (1, 3) OBP: 0.444, SLG: 0.643	SSS K 1-2		HR		6-3			BBBB FC4-6 2-3 BB		3	1	1	1	1	1	2
Willie Stargell, L (1, 7) OBP: 0.400, SLG: 0.848	2-H 3-H 1B		L4			4-3		SSS K		3	0	1	2	0	0	0
Jose Pagan, R (8, PH)										1	0	0	0	0	1	2
Gene Clines, R (8, 7)										0	0	0	0	0	0	0
Al Oliver, L (1, 8) OBP: 0.278, SLG: 0.242	SSS K			4-3		4-3		FC4-6 1-2f 3-H		4	0	0	1	0	1	2
Jackie Hernandez, R (1, 6) OBP: 0.469, SLG: 0.633		F9		2B		BBBB BB		1-3		3	0	1	0	1	0	1
Bob Moose, R (1, 1)		SSS K		SSS K		P4			1-3 1B 1B	3	0	0	0	0	2	2
Mudcat Grant, R (7, 1)										0	0	0	0	0	0	0
Dave Giusti, R (8, 1)										0	0	0	0	0	0	0
Gene Alley, R (9, PH) OBP: 1.000, SLG: 1.000										1	0	1	0	0	0	0
Inning Stats	R: 3 H: 3 E: 0 LOB: 1 K: 2 BB: 1 S: 10 P: 14	R: 0 H: 1 E: 0 LOB: 1 K: 1 BB: 0 S: 6 P: 6	R: 1 H: 1 E: 0 LOB: 0 K: 0 BB: 0 S: 4 P: 4	R: 0 H: 1 E: 0 LOB: 2 K: 1 BB: 1 S: 6 P: 10	R: 0 H: 1 E: 0 LOB: 0 K: 0 BB: 0 S: 3 P: 3	R: 0 H: 0 E: 0 LOB: 1 K: 0 BB: 1 S: 3 P: 7	R: 0 H: 0 E: 0 LOB: 0 K: 1 BB: 0 S: 5 P: 5	R: 1 H: 1 E: 0 LOB: 1 K: 1 BB: 1 S: 6 P: 10	R: 0 H: 2 E: 0 LOB: 2 K: 0 BB: 0 S: 5 P: 5	1B: 7 SF: 0 2B: 2 SAC: 0 3B: 0 DP: 1 HR: 1 HBP: 0						

PITCHER		IP	WLS	BF	H	R	ER	SO	BB	IBB	HBP	BLK	WP	HR	S	P	ERA	WHIP
Woodie Fryman, L ERA: 3.86	(1, 1)	7.0		30	7	4	4	5	3	0	0	0	1	1	37	49	5.14	1.429
Darrell Brandon, R ERA:	(8, 1)	0.0		2	1	1	0	0	1	0	0	0	0	0	1	5	∞	∞
Joe Hoerner, L ERA: 1.29	(8, 1)	1.1	W	6	2	0	0	1	0	0	0	0	0	0	8	8	0.00	1.500
Dick Selma, R ERA: 2.25	(9, 1)	0.2	S	2	0	0	0	0	0	0	0	0	0	0	2	2	0.00	0.000

PITCHER	IP	WLS	BF	H	R	ER	SO	BB	IBB	HBP	BLK	WP	HR	S	P	ERA	WHIP

TOP

Pittsburgh Pirates @ Philadelphia Phillies
Veterans Stadium, Philadelphia, PA
Wed Apr 14 1971, 6:05 PM EST
Att. 8,379 - Unknown

livebaseballscorecards.com

AB	36
R	5
H	10
RBI	5
BB	4
SO	6
LOB	21

WP: 1 PA: 40
PB: 1
SB: 2
CS: 0

Batter	1	2	3	4	5	6	7	8	9	AB	R	H	RBI	BB	SO	LOB
Larry Bowa, S (1, 6) OBP: 0.375, SLG: 0.419	6-3		K		6-3		G6-4-3 1-2 3-H			4	0	1	1	0	1	1
Don Money, R (1, 5) OBP: 0.194, SLG: 0.379	6-3		2-H 1B		P4		G6-4-3 1-2f			4	0	1	1	0	0	2
Willie Montanez, L (1, 8) (9, 3) OBP: 0.417, SLG: 0.571	HR		4-3			1-3		WP 1B 1B 1B		4	2	2	1	0	0	1
Deron Johnson, R (1, 3) OBP: 0.200, SLG: 0.111	4-3			K		K		WP 1-2 1B 1B		4	0	1	0	0	2	0
Larry Hisle, R (8, PR) (9, 8) OBP: 0.200, SLG: 0.200										0	1	0	0	0	0	0
John Briggs, L (1, 7) OBP: 0.238, SLG: 0.211		1-3		G1		G3		B3		4	0	0	0	0	0	2
Roger Freed, R (1, 9) OBP: 0.393, SLG: 0.478		K		1B			P4	F8		4	0	1	0	0	1	2
Tim McCarver, L (1, 2) OBP: 0.333, SLG: 0.300		L9		1-2 1B			BBBB 1B 1B BB	1B 1-2 2-3 IBB		2	1	1	0	2	0	0
Denny Doyle, L (1, 4) OBP: 0.333, SLG: 0.471			SH1-4 1B 1B	K			1B 1-2 1B 1B	1-3 2-H 3-H 1B		4	2	3	2	0	1	2
Woodie Fryman, R (1, 1)			SH1-4 1-2		K					1	0	0	0	0	1	0
Ron Stone, L (7, PH) OBP: 0.200, SLG: 0.200							1B 1-3 2-H	K		1	0	1	1	0	0	0
Darrell Brandon, R (8, 1)										0	0	0	0	0	0	0
Joe Hoerner, R (8, 1)										1	0	0	0	0	1	2
Dick Selma, R (9, 1)										0	0	0	0	0	0	0
Inning Stats	R: 1 E: 0 K: 0 S: 4 H: 1 LOB: 0 BB: 0 P: 4	R: 0 E: 0 K: 1 S: 5 H: 0 LOB: 0 BB: 0 P: 5	R: 1 E: 0 K: 1 S: 7 H: 2 LOB: 1 BB: 0 P: 7	R: 0 E: 0 K: 2 S: 9 H: 2 LOB: 2 BB: 0 P: 9	R: 0 E: 0 K: 1 S: 5 H: 0 LOB: 0 BB: 0 P: 5	R: 0 E: 0 K: 1 S: 5 H: 0 LOB: 0 BB: 0 P: 5	R: 2 E: 0 K: 0 S: 5 H: 3 LOB: 1 BB: 1 P: 9	R: 2 E: 0 K: 1 S: 8 H: 3 LOB: 2 BB: 1 P: 12		1B: 10 2B: 0 3B: 0 HR: 1	SF: 0 SAC: 1 DP: 1 HBP: 0					

PITCHER		IP	WLS	BF	H	R	ER	SO	BB	IBB	HBP	BLK	WP	HR	S	P	ERA	WHIP
Bob Moose, R ERA: 3.6	(1, 1)	6.1		27	7	4	4	6	1	0	0	0	0	1	38	42	5.68	1.263
Mudcat Grant, R ERA: 6.75	(7, 1)	0.2	L	4	3	2	2	0	0	0	0	0	0	0	4	4	27.00	4.500
Dave Giusti, R ERA:	(8, 1)	1.0		5	1	0	0	1	0	1	0	0	1	0	6	10	0.00	1.000

PITCHER	IP	WLS	BF	H	R	ER	SO	BB	IBB	HBP	BLK	WP	HR	S	P	ERA	WHIP

BOTTOM

Pittsburgh Pirates @ Philadelphia Phillies
Veterans Stadium, Philadelphia, PA
Wed Apr 14 1971, 6:05 PM EST
Att. 8,379 - Unknown

livebaseballscorecards.com

AB	33
R	6
H	11
RBI	6
BB	2
SO	7
LOB	12

WP: 1 PA: 36
PB: 0
SB: 0
CS: 0

Atlanta Braves @ Philadelphia Phillies

Veterans Stadium, Philadelphia, PA

Fri Apr 16 1971, 6:05 PM EST

Att. 15,099 - Unknown

TOP

livebaseballscorecards.com

Batter	1	2	3	4	5	6	7	8	9	AB	R	H	RBI	BB	SO	LOB
Sonny Jackson, L (1, 8) OBP: 0.297, SLG: 0.382	F9	SF8 3-H	F7			P4		L8		4	0	0	1	0	0	0
Ralph Garr, L (1, 7) OBP: 0.415, SLG: 0.487	F8	BB, 1B, 1B 1-2	F7			6-3, S WP		S		5	2	3	0	0	0	0
Mike Lum, L (9, 7)										0	0	0	0	0	0	0
Hank Aaron, R (1, 9) OBP: 0.317, SLG: 0.649	BB	1B, BB 1-2 2-H		F3		6-3 1-3		F9		4	1	1	1	1	0	2
Orlando Cepeda, R (1, 3) OBP: 0.275, SLG: 0.541	K	F8		6-3		3B 3-H		P5 1-2		5	0	1	0	0	1	4
Hal King, L (1, 2) OBP: 0.324, SLG: 0.324	BB BB			F8		F3			L6	3	1	0	0	2	0	1
Felix Millan, R (1, 4) OBP: 0.474, SLG: 0.500					G6-4-3		5-3		L4	5	1	3	1	0	0	0
Earl Williams, R (1, 5) OBP: 0.667, SLG: 0.571					G6-4-3 1-2f		4-3	CS BB		4	1	2	2	1	0	1
Marty Perez, R (1, 6) OBP: 0.333, SLG: 0.276		K					FC6-4 BB	CS 1-2		3	1	2	2	1	1	3
Jim Nash, R (1, 1) OBP: 0.333, SLG: 0.333		1B 2-3	F9		K		FC6-4 1-2f			3	1	1	0	0	1	1
George Stone, L (5, 1)										0	0	0	0	0	0	0
Cecil Upshaw, R (6, 1)										1	0	0	0	0	0	1

	AB	37
	R	8
	H	13
	RBI	7
	BB	5
	SO	3
	LOB	13

Inning Stats																		
	R: 0 E: 0 K: 1 S: 5	H: 0 LOB: 1 BB: 1 P: 9	R: 7 E: 0 K: 1 S: 13	H: 8 LOB: 3 BB: 2 P: 21	R: 0 E: 0 K: 0 S: 3	H: 0 LOB: 0 BB: 0 P: 3	R: 0 E: 0 K: 0 S: 3	H: 0 LOB: 0 BB: 0 P: 3	R: 0 E: 0 K: 1 S: 6	H: 2 LOB: 1 BB: 0 P: 6	R: 1 E: 0 K: 0 S: 5	H: 2 LOB: 1 BB: 0 P: 5	R: 0 E: 0 K: 0 S: 3	H: 0 LOB: 1 BB: 1 P: 7	R: 0 E: 0 K: 0 S: 4	H: 1 LOB: 1 BB: 0 P: 4	R: 0 E: 0 K: 0 S: 2	H: 0 LOB: 0 BB: 1 P: 6

	1B: 12	SF: 1	WP: 1	PA: 44
	2B: 0	SAC: 0	PB: 0	
	3B: 1	DP: 1	SB: 2	
	HR: 0	HBP: 0	CS: 1	

PITCHER		IP	WLS	BF	H	R	ER	SO	BB	IBB	HBP	BLK	WP	HR	S	P	ERA	WHIP
Jim Bunning, R ERA: 8.31	(1, 1)	1.1	L	12	6	7	7	1	2	0	0	0	0	0	12	20	47.25	6.000
Darrell Brandon, R ERA:	(2, 1)	3.2		15	4	0	0	2	1	0	0	0	0	0	18	22	0.00	1.364
Ken Reynolds, L ERA: 4.5	(6, 1)	2.0		9	2	1	1	0	1	0	0	0	1	0	8	12	4.50	1.500
Bill Champion, R ERA: 6.0	(8, 1)	2.0		7	1	0	0	0	1	0	0	0	0	0	6	10	0.00	1.000

PITCHER		IP	WLS	BF	H	R	ER	SO	BB	IBB	HBP	BLK	WP	HR	S	P	ERA	WHIP

BOTTOM

Atlanta Braves @ Philadelphia Phillies

Veterans Stadium, Philadelphia, PA

Fri Apr 16 1971, 6:05 PM EST

Att. 15,099 - Unknown

livebaseballscorecards.com

Batter	1	2	3	4	5	6	7	8	9	AB	R	H	RBI	BB	SO	LOB
Larry Bowa, S (1, 6) OBP: 0.405, SLG: 0.429	G3	BB		1B		BB E BB 1B	K			4	1	2	1	1	1	0
Don Money, R (1, 5) OBP: 0.194, SLG: 0.353	1B	K		P5		E6 BB BB 1-2 BLK		P5		5	1	1	0	0	1	6
Willie Montanez, L (1, 8) OBP: 0.407, SLG: 0.542 Larry Hisle, R (6, PH) OBP: 0.286, SLG: 0.167 (7, 8)	F7		1B WP 1B	F8		BLK BB 1-2 2-3 SF9 BB		6-3		3 1	0 1	1 1	0 0	0 1	0 0	3 0
Deron Johnson, R (1, 3) OBP: 0.229, SLG: 0.129	K		L5-4 BB 1-3 1B		E BB SF9 BB	K		K		4	1	1	0	1	3	4
John Briggs, L (1, 7) OBP: 0.346, SLG: 0.200		1B 1B BB BB	1-2 BB		SF9 E 1-2 BB	SF9 BLK 1-2 2-3 3-H BB			F9	1	1	0	1	4	0	0
Roger Freed, R (1, 9) OBP: 0.394, SLG: 0.481		BB 1B 1-2 1B	L5-4 2-3		K	SF9 1-3 2-H 3-H			HR 1B	4	1	2	1	0	1	5
Tim McCarver, L (1, 2) OBP: 0.345, SLG: 0.440		BB 1-2 2-3 1B	G3		E6 1-2 2-3	F7			1-H HR	5	1	2	2	0	0	5
Denny Doyle, L (1, 4) OBP: 0.300, SLG: 0.421 Tony Taylor, R (5, PH) OBP: 0.214, SLG: 0.231 (6, 4)		F8		F7		SF9 2-3 3-H			4-3	2 2	0 0	0 0	0 1	0 0	0 0	3 0
Jim Bunning, R (1, 1) Darrell Brandon, R (2, 1) OBP: 0.500, SLG: 0.500 Joe Lis, R (5, PH) OBP: 0.444, SLG: 0.500 Ken Reynolds, L (6, 1) Ron Stone, L (7, PH) OBP: 0.167, SLG: 0.167 Bill Champion, R (8, 1) Byron Browne, R (9, PH)		K		1B PB 1B		L8		4-3	K	0 2 1 0 1 0 1	0 0 0 0 0 0 0	0 1 0 0 0 0 0	0 0 0 0 0 0 0	0 1 0 0 0 0 1	0 0 2 0 0 0 0	0 3 0 0 0 0 0
Inning Stats	R: 0 H: 1 E: 0 LOB: 1 K: 1 BB: 0 S: 6 P: 6	R: 1 H: 2 E: 0 LOB: 3 K: 2 BB: 2 S: 9 P: 17	R: 0 H: 2 E: 0 LOB: 2 K: 0 BB: 1 S: 4 P: 8	R: 0 H: 2 E: 0 LOB: 2 K: 0 BB: 0 S: 5 P: 5	R: 1 H: 0 E: 1 LOB: 2 K: 1 BB: 2 S: 6 P: 14	R: 3 H: 1 E: 1 LOB: 1 K: 1 BB: 2 S: 7 P: 15	R: 0 H: 0 E: 0 LOB: 0 K: 1 BB: 0 S: 5 P: 5	R: 0 H: 0 E: 0 LOB: 0 K: 1 BB: 0 S: 5 P: 5	R: 2 H: 2 E: 0 LOB: 0 K: 1 BB: 0 S: 7 P: 7	1B: 9 2B: 1 3B: 0 HR: 1	SF: 2 SAC: 0 DP: 1 HBP: 0					

	AB	36
	R	7
	H	10
	RBI	6
	BB	7
	SO	8
	LOB	31

WP: 1 PA: 45
PB: 1
SB: 0
CS: 0

PITCHER		IP	WLS	BF	H	R	ER	SO	BB	IBB	HBP	BLK	WP	HR	S	P	ERA	WHIP
Jim Nash, R ERA: 1.38	(1, 1)	4.0		23	7	2	1	3	5	0	0	0	1	0	24	44	2.25	3.000
George Stone, L ERA: 3.12	(5, 1)	1.0		7	1	3	1	1	1	0	0	0	0	0	8	12	9.00	2.000
Cecil Upshaw, R ERA: 1.42	(6, 1)	4.0	W	15	2	2	2	4	1	0	0	1	0	1	22	26	4.50	0.750

PITCHER	IP	WLS	BF	H	R	ER	SO	BB	IBB	HBP	BLK	WP	HR	S	P	ERA	WHIP

Atlanta Braves @ Philadelphia Phillies

Veterans Stadium, Philadelphia, PA

Sat Apr 17 1971, 3:33 AM EST

Att. 10,686 - Unknown

TOP

livebaseballscorecards.com

Batter	1	2	3	4	5	6	7	8	9	AB	R	H	RBI	BB	SO	LOB
Sonny Jackson, L (1, 8) OBP: 0.286, SLG: 0.385	4-3		1-3			L3	1-6-3		1B 2B	5	1	1	0	0	0	1
Ralph Garr, L (1, 7) OBP: 0.435, SLG: 0.535	1-3			L7		3B		BBBB WP PB 1B BB	2-H S 1B	4	1	2	1	1	0	0
Hank Aaron, R (1, 9) OBP: 0.304, SLG: 0.585	SSS K			L7		L5		BBBB F7 1-2	FC5-4 1-2 BB	4	0	0	0	1	1	2
Mike Lum, L (9, PR)										0	0	0	0	0	0	0
(9, 9)																
Orlando Cepeda, R (1, 3) OBP: 0.289, SLG: 0.595		G4-6-3 1B		6-3			HR	P3	FC5-4 1-2f	5	1	2	1	0	0	3
Hal King, L (1, 2) OBP: 0.341, SLG: 0.405		G4-6-3 1-2f			F7		HR	BBBB WP 1B BB		3	1	1	1	1	0	1
Felix Millan, R (1, 4) OBP: 0.476, SLG: 0.500		S 1B			6-3		L8	1-H 2-H 1B		4	0	2	1	0	0	0
Earl Williams, R (1, 5) OBP: 0.692, SLG: 1.273		P6 1-2			2B		HR		HR	4	2	3	2	0	0	1
Marty Perez, R (1, 6) OBP: 0.351, SLG: 0.333			1B		1-3		4-3 2B		SSS K	4	0	2	0	0	1	1
Ron Reed, R (1, 1) OBP: 0.222, SLG: 0.222			6-3			SSS K	4-3 2-3		5-3	4	0	0	0	0	1	1
Inning Stats	R: 0 H: 0 E: 0 LOB: 0 K: 1 BB: 0 S: 5 P: 5	R: 0 H: 2 E: 0 LOB: 1 K: 0 BB: 0 S: 4 P: 4	R: 0 H: 1 E: 0 LOB: 0 K: 0 BB: 0 S: 3 P: 3	R: 0 H: 0 E: 0 LOB: 0 K: 0 BB: 0 S: 3 P: 3	R: 0 H: 1 E: 0 LOB: 1 K: 0 BB: 0 S: 4 P: 4	R: 0 H: 1 E: 0 LOB: 1 K: 1 BB: 0 S: 6 P: 6	R: 3 H: 4 E: 0 LOB: 1 K: 0 BB: 0 S: 7 P: 7	R: 1 H: 1 E: 0 LOB: 2 K: 0 BB: 2 S: 3 P: 11	R: 2 H: 3 E: 0 LOB: 2 K: 1 BB: 1 S: 8 P: 12	1B: 5 SF: 0 2B: 3 SAC: 0 3B: 1 DP: 1 HR: 4 HBP: 0						

	AB	37
	R	6
	H	13
	RBI	6
	BB	3
	SO	3
	LOB	10

WP: 1 PA: 40
PB: 1
SB: 2
CS: 0

PITCHER		IP	WLS	BF	H	R	ER	SO	BB	IBB	HBP	BLK	WP	HR	S	P	ERA	WHIP
Barry Lersch, R ERA: 4.5	(1, 1)	6.1	L	25	8	3	3	2	0	0	0	0	0	3	29	29	4.26	1.263
Joe Hoerner, L ERA: 1.17	(7, 1)	0.2		3	1	0	0	0	0	0	0	0	0	0	3	3	0.00	1.500
Dick Selma, R ERA: 6.0	(8, 1)	2.0		12	4	3	3	1	3	0	0	0	1	1	11	23	13.50	3.500

PITCHER	IP	WLS	BF	H	R	ER	SO	BB	IBB	HBP	BLK	WP	HR	S	P	ERA	WHIP

Batter	1	2	3	4	5	6	7	8	9	AB	R	H	RBI	BB	SO	LOB
Larry Bowa, S (1, 6) OBP: 0.390, SLG: 0.436	F2		F7			2B	F7			4	0	1	0	0	0	4
Don Money, R (1, 5) OBP: 0.200, SLG: 0.342	6-3		6-3			F3		SH5-4, 1B		4	0	1	0	0	0	3
Willie Montanez, L (1, 8) OBP: 0.452, SLG: 0.667	1-6-3			HR		G4-3, IBB		SH5-4 (1-2)		3	1	2	1	1	0	0
Deron Johnson, R (1, 3) OBP: 0.211, SLG: 0.118		K		P3		G4-3 (1-2f)		SH5-4 (1-2, 2-3)		3	0	0	0	0	1	2
Tim McCarver, L (1, 2) OBP: 0.333, SLG: 0.414		G5-4-3, 1B		F8			5-3	P4		4	0	1	0	0	0	2
Roger Freed, R (1, 9) OBP: 0.378, SLG: 0.452		G5-4-3 (1-2f)		K			2B, 1B	K		4	1	1	0	0	2	3
Ron Stone, L (1, 7) OBP: 0.200, SLG: 0.111			SH1-4, 1B, BB	F8		F8	F9			3	0	0	0	1	0	1
Denny Doyle, L (1, 4) OBP: 0.333, SLG: 0.478			SH1-4 (1-2)	P6			2B (1-3)	F7		4	0	2	0	0	0	0
Barry Lersch, S (1, 1) Joe Hoerner, R (7, 1) John Briggs, L (7, PH) OBP: 0.370, SLG: 0.238 Dick Selma, R (8, 1) Joe Lis, R (9, PH) OBP: 0.400, SLG: 0.444			SH1-4 (1-2, 2-3)	K			1B (3-H)	K		1 0 1 0 1	0 0 0 0 0	0 0 1 0 0	0 0 1 0 0	0 0 0 0 0	1 0 0 0 1	0 0 0 0 0
Inning Stats	R: 0 E: 0 K: 0 S: 3 H: 0 LOB: 0 BB: 0 P: 3	R: 0 E: 0 K: 1 S: 5 H: 1 LOB: 0 BB: 0 P: 5	R: 0 E: 0 K: 0 S: 4 H: 1 LOB: 2 BB: 1 P: 8	R: 1 E: 0 K: 1 S: 6 H: 1 LOB: 0 BB: 0 P: 6	R: 0 E: 0 K: 1 S: 5 H: 0 LOB: 0 BB: 0 P: 5	R: 0 E: 0 K: 0 S: 3 H: 1 LOB: 1 BB: 1 P: 7	R: 1 E: 0 K: 0 S: 6 H: 3 LOB: 2 BB: 0 P: 6	R: 0 E: 0 K: 1 S: 7 H: 2 LOB: 2 BB: 0 P: 7	R: 0 E: 0 K: 1 S: 5 H: 0 LOB: 0 BB: 0 P: 5	1B: 6 2B: 2 3B: 0 HR: 1	SF: 0 SAC: 2 DP: 2 HBP: 0			WP: 0 PB: 0 SB: 0 CS: 0		PA: 36	

PITCHER		IP	WLS	BF	H	R	ER	SO	BB	IBB	HBP	BLK	WP	HR	S	P	ERA	WHIP
Ron Reed, R ERA: 2.53	(1, 1)	9.0	W	36	9	2	2	5	1	1	0	0	0	1	44	52	2.00	1.111

PITCHER	IP	WLS	BF	H	R	ER	SO	BB	IBB	HBP	BLK	WP	HR	S	P	ERA	WHIP

BOTTOM

Atlanta Braves @ Philadelphia Phillies

Veterans Stadium, Philadelphia, PA

Sat Apr 17 1971, 3:33 AM EST

Att. 10,686 - Unknown

livebaseballscorecards.com

AB	32
R	2
H	9
RBI	2
BB	2
SO	5
LOB	15

TOP

Atlanta Braves @ Philadelphia Phillies

Veterans Stadium, Philadelphia, PA

Sun Apr 18 1971, 3:33 AM EST

Att. 29,583 - Unknown

livebaseballscorecards.com

Batter	1	2	3	4	5	6	7	8	9	10	AB	R	H	RBI	BB	SO	LOB
Sonny Jackson, L (1, 8) OBP: 0.298, SLG: 0.386	0-0 2B E 1B		0-0 ① F7		0-0 SH4-3 S 5-3-2-6 1B		0-0 ② 4-3		0-0 ② F8		5	1	2	0	0	0	0
Ralph Garr, L (1, 7) OBP: 0.440, SLG: 0.532	0-0 ① F3		0-0 ② F7		0-0 ① SH4-3 1-3		0-0 S 1B 1B		0-0 1B		4	1	2	0	0	0	1
Mike Lum, L (9, 7)											0	0	0	0	0	0	0
Hank Aaron, R (1, 9) OBP: 0.333, SLG: 0.591	0-0 1-3 1B 2B		1-0 H 1B HBP		0-0 ②③ 5-3-2-6 3-Hf		B B B 4-0 1B 1-2 BB		0-0 ③ L8		3	0	1	0	1	0	2
Orlando Cepeda, R (1, 3) OBP: 0.360, SLG: 0.723	0-0 ② E5 2-H 3-H 1B		0-0 1-2 1B			0-0 1B FC1-4 2B	0-0 1-2 2-H 1B			0-0 HR	5	2	5	3	0	0	0
Hal King, L (1, 2) OBP: 0.304, SLG: 0.357	0-0 ③ G3		0-0 ③ G1			0-0 ① 6-3	S S S 0-3 ③ K			S S S 0-3 ① K	5	0	0	0	0	2	6
Felix Millan, R (1, 4) OBP: 0.447, SLG: 0.463		0-0 ① P4		0-0 ① P3		0-0 FC1-4 2-3 1B		0-0 ① G3		0-0 ② 4-3	5	0	1	0	0	0	0
Earl Williams, R (1, 5) OBP: 0.611, SLG: 1.250	0-0 2B			0-0 HR		0-0 ② FC1-4 1-2f 3-H	S S S 0-3 ② K			S S S 0-3 ③ K	5	1	2	2	0	2	1
Marty Perez, R (1, 6) OBP: 0.317, SLG: 0.297		0-0 ② 5-3		0-0 ② P4		0-0 ③ L7	S S S 0-3 ③ K				4	0	0	0	0	1	2
Pat Jarvis, R (1, 1)		0-0 ③ F7		0-0 ③ F9			0-0 ① 1-3		S S S 0-3 ① K		3	0	0	0	0	0	1
Cecil Upshaw, R (8, 1)											1	0	0	0	0	1	0

	AB	40
	R	5
	H	13
	RBI	5
	BB	1
	SO	6
	LOB	13

| Inning Stats | | | | | | | | | | |

Batter	1	2	3	4	5	6	7	8	9	10	AB	R	H	RBI	BB	SO	LOB
Larry Bowa, S (1, 6) OBP: 0.364, SLG: 0.405	x 0-0 ① 1-3		x 0-0 ① P6		x 0-0 ② B1-3		x 0-0 ② 4-3		x 0-0 ② SF7 3-H		3	0	0	0	0	0	0
Terry Harmon, R (6, 6)											1	0	0	1	0	0	0
Ron Stone, L (1, 7) OBP: 0.267, SLG: 0.214	x 0-0 1B		x 0-0 CS 1B		x 0-0 ③ P6		x 0-0 ③ F8		x 0-0 ③ F7		5	0	2	0	0	0	2
Willie Montanez, L (1, 8) OBP: 0.417, SLG: 0.581	x 0-0 ② F7		S S S 0-3 ② K			B B B B 4-0 1B 1B BB		S S S 0-3 ① K		x 0-0 ① 4-3	4	1	0	0	1	2	2
Roger Freed, R (1, 9) OBP: 0.381, SLG: 0.429	S S S 0-3 ③ K		x 0-0 ③ P3 1-2			x 0-0 1B 1-2 1B		S S S 0-3 ② K		B B B B 4-0 BB	4	0	1	0	1	2	2
Larry Hisle, R (10, PR) OBP: 0.286, SLG: 0.167											0	0	0	0	0	0	0
Deron Johnson, R (1, 3) OBP: 0.256, SLG: 0.231		x 0-0 HR 2B		x 0-0 2B		x 0-0 1-2 2-H 1B		x 0-0 ③ F7		S S S 0-3 ② K	5	1	3	1	0	1	1
Tim McCarver, L (1, 2) OBP: 0.289, SLG: 0.353		x 0-0 ① 6-3		x 0-0 ① P6		x 0-0 ① P5			x 0-0 ① G3	x 0-0 ③ P6	5	0	0	0	0	0	5
Don Money, R (1, 5) OBP: 0.227, SLG: 0.415		x 0-0 2-H HR		x 0-0 ② P3		S S S 0-3 ② K			B B B B 4-0 PB HBP SF7 BB		3	2	1	2	1	1	3
Denny Doyle, L (1, 4) OBP: 0.321, SLG: 0.423		S S S 0-3 ② K		x 0-0 ③ P4		x 0-0 ③ P4			H 1-0 1-2 PB HBP		3	0	0	0	0	1	3
Rick Wise, R (1, 1) OBP: 0.250, SLG: 0.250		S S S 0-3 ③ K			S S S 0-3 ① K		x 0-0 ① P5		I I I I 4-0 1-2 2-3 IBB		2	0	0	0	0	2	0
Joe Hoerner, R (7, 1)											0	0	0	0	0	0	0
John Briggs, L (7, PH) OBP: 0.357, SLG: 0.227											1	0	0	0	0	0	0
Dick Selma, R (8, 1)											0	0	0	0	0	0	0
Tony Taylor, R (9, PH) OBP: 0.267, SLG: 0.231											0	0	0	1	0	0	0
Woodie Fryman, R (10, 1)											0	0	0	0	0	0	0
Inning Stats	R: 0 E: 0 K: 1 S: 6 H: 1 LOB: 1 BB: 0 P: 6	R: 2 E: 0 K: 2 S: 9 H: 2 LOB: 0 BB: 0 P: 9	R: 0 E: 0 K: 1 S: 6 H: 1 LOB: 1 BB: 0 P: 6	R: 0 E: 0 K: 0 S: 4 H: 1 LOB: 1 BB: 0 P: 4	R: 0 E: 0 K: 1 S: 5 H: 0 LOB: 0 BB: 0 P: 5	R: 1 E: 0 K: 1 S: 7 H: 2 LOB: 2 BB: 1 P: 11	R: 0 E: 0 K: 0 S: 3 H: 0 LOB: 0 BB: 0 P: 3	R: 0 E: 0 K: 2 S: 7 H: 0 LOB: 0 BB: 0 P: 7	R: 1 E: 0 K: 0 S: 3 H: 0 LOB: 2 BB: 2 P: 12	R: 0 E: 0 K: 1 S: 5 H: 0 LOB: 1 BB: 1 P: 9	1B: 4 2B: 2 3B: 0 HR: 1	SF: 1 SAC: 0 DP: 0 HBP: 1					

PITCHER		IP	WLS	BF	H	R	ER	SO	BB	IBB	HBP	BLK	WP	HR	S	P	ERA	WHIP
Pat Jarvis, R ERA: 6.75	(1, 1)	7.0		29	7	3	3	6	1	0	0	0	0	1	40	44	3.86	1.143
Cecil Upshaw, R ERA: 1.72	(8, 1)	3.0	W	13	0	1	1	3	2	1	1	0	0	0	15	28	3.00	0.667

PITCHER	IP	WLS	BF	H	R	ER	SO	BB	IBB	HBP	BLK	WP	HR	S	P	ERA	WHIP

BOTTOM

Atlanta Braves @ Philadelphia Phillies

Veterans Stadium, Philadelphia, PA

Sun Apr 18 1971, 3:33 AM EST
Att. 29,583 - Unknown

livebaseballscorecards.com

AB	36
R	4
H	7
RBI	4
BB	4
SO	9
LOB	18

WP: 0 PB: 1 SB: 0 CS: 1 PA: 42

Batter	1	2	3	4	5	6	7	8	9	AB	R	H	RBI	BB	SO	LOB
Larry Bowa, S (1, 6) OBP: 0.354, SLG: 0.378	6-3		5-3			BB		B5-3		3	1	0	0	1	0	1
Don Money, R (1, 5) OBP: 0.250, SLG: 0.422	K		5-3 2-3			1B 1-2		1B		4	0	2	0	0	1	1
Willie Montanez, L (1, 8) OBP: 0.410, SLG: 0.545	FC5-4 BB			6-3		SH5-4 1-2 2-3		L9		2	0	0	0	1	0	1
Roger Freed, R (1, 9) OBP: 0.348, SLG: 0.395	FC5-4 1-2f			P4		SF9 2-3 3-H			F5	3	0	0	1	0	0	1
Deron Johnson, R (1, 3) OBP: 0.255, SLG: 0.233		K		FC4-6 1B		F2			K	4	0	1	0	0	2	1
Tim McCarver, L (1, 2) OBP: 0.262, SLG: 0.316		P6		FC4-6 1-2f			K		K	4	0	0	0	0	2	1
Joe Lis, R (1, 7) OBP: 0.308, SLG: 0.333		F9			6-3		F8			3	0	0	0	0	0	0
Ron Stone, L (7, 7) OBP: 0.267, SLG: 0.214										0	0	0	0	0	0	0
Denny Doyle, L (1, 4) OBP: 0.323, SLG: 0.393			WP BB		4-3		4-3			2	0	0	0	1	0	0
Chris Short, R (1, 1)			SH5-4 1-2		K			K		2	0	0	0	0	2	0
Inning Stats	R: 0 E: 0 K: 1 S: 5 H: 0 LOB: 1 BB: 1 P: 9	R: 0 E: 0 K: 1 S: 5 H: 0 LOB: 0 BB: 0 P: 5	R: 0 E: 0 K: 0 S: 3 H: 0 LOB: 1 BB: 1 P: 7	R: 0 E: 0 K: 0 S: 4 H: 1 LOB: 1 BB: 0 P: 4	R: 0 E: 0 K: 1 S: 5 H: 0 LOB: 0 BB: 0 P: 5	R: 1 E: 0 K: 0 S: 4 H: 1 LOB: 1 BB: 1 P: 8	R: 0 E: 0 K: 1 S: 5 H: 0 LOB: 0 BB: 0 P: 5	R: 0 E: 0 K: 1 S: 6 H: 1 LOB: 1 BB: 0 P: 6	R: 0 E: 0 K: 2 S: 7 H: 0 LOB: 0 BB: 0 P: 7	1B: 3 2B: 0 3B: 0 HR: 0 SF: 1 SAC: 2 DP: 0 HBP: 0						

TOP

Philadelphia Phillies @ Montreal Expos

Jarry Park, Montreal, QB

Tue Apr 20 1971, 3:33 AM EST

Att. 11,634 - Unknown

livebaseballscorecards.com

AB	27
R	1
H	3
RBI	1
BB	3
SO	7
LOB	6

WP: 1 PB: 0 SB: 0 CS: 0 PA: 33

PITCHER		IP	WLS	BF	H	R	ER	SO	BB	IBB	HBP	BLK	WP	HR	S	P	ERA	WHIP
Ernie McAnally, R ERA: 6.14	(1, 1)	7.0	L	26	2	1	1	4	3	0	0	0	1	0	31	43	1.29	0.714
Mike Marshall, R ERA:	(8, 1)	2.0		7	1	0	0	3	0	0	0	0	0	0	13	13	0.00	0.500

PITCHER	IP	WLS	BF	H	R	ER	SO	BB	IBB	HBP	BLK	WP	HR	S	P	ERA	WHIP

Batter	1	2	3	4	5	6	7	8	9	AB	R	H	RBI	BB	SO	LOB
Ron Hunt, R (1, 4) OBP: 0.474, SLG: 0.321	4-3		PB, 1B		BB, 1B		L5			3	0	1	0	1	0	0
Rusty Staub, L (1, 9) OBP: 0.486, SLG: 0.545	F6		F7 1-2		G4-3 1-3		P6			4	0	1	0	0	0	1
Bob Bailey, R (1, 3) OBP: 0.378, SLG: 0.160	BB		1-3		G4-3 1-2f			6-3		3	0	0	0	1	0	3
Ron Swoboda, R (1, 7) OBP: 0.455, SLG: 0.556	F8			SH1-3, BB		L5-3, BB		K		2	0	0	0	2	1	1
John Bateman, R (1, 2) OBP: 0.265, SLG: 0.313		P4		SH1-3 1-2		L5-3 1-2		5-3		3	0	0	0	0	0	1
Coco Laboy, R (1, 5) OBP: 0.714, SLG: 0.500		FC6-4, BB		BB		1B, BB			F2	1	0	0	0	3	0	0
Clyde Mashore, R (1, 8) OBP: 0.333, SLG: 0.333		F7		K		1-2 1B			K	4	0	1	0	0	2	3
Bobby Wine, R (1, 6) OBP: 0.419, SLG: 0.333		FC6-4 1-2f		P5		G3			6-3	4	0	0	0	0	0	5
Ernie McAnally, R (1, 1)			5-3		G3		P4			2	0	0	0	0	0	0
Gary Sutherland, R (7, PH)										1	0	0	0	0	0	0
Mike Marshall, R (8, 1)										0	0	0	0	0	0	0
Inning Stats	R: 0 E: 0 K: 0 S: 3 H: 0 LOB: 1 BB: 1 P: 7	R: 0 E: 0 K: 0 S: 3 H: 0 LOB: 1 BB: 1 P: 7	R: 0 E: 0 K: 0 S: 4 H: 1 LOB: 1 BB: 0 P: 4	R: 0 E: 0 K: 1 S: 5 H: 0 LOB: 2 BB: 2 P: 13	R: 0 E: 0 K: 0 S: 3 H: 1 LOB: 1 BB: 1 P: 7	R: 0 E: 0 K: 0 S: 3 H: 1 LOB: 2 BB: 2 P: 11	R: 0 E: 0 K: 0 S: 3 H: 0 LOB: 0 BB: 0 P: 3	R: 0 E: 0 K: 1 S: 5 H: 0 LOB: 0 BB: 0 P: 5	R: 0 E: 0 K: 1 S: 5 H: 0 LOB: 0 BB: 0 P: 5	1B: 3 2B: 1 3B: 0 HR: 0	SF: 0 SAC: 1 DP: 2 HBP: 0					

PITCHER	IP	WLS	BF	H	R	ER	SO	BB	IBB	HBP	BLK	WP	HR	S	P	ERA	WHIP
Chris Short, L (1, 1) ERA: 1.99	9.0	W	35	3	0	0	3	7	0	0	0	0	0	34	62	0.00	1.111

PITCHER	IP	WLS	BF	H	R	ER	SO	BB	IBB	HBP	BLK	WP	HR	S	P	ERA	WHIP

BOTTOM

Philadelphia Phillies @ Montreal Expos

Jarry Park, Montreal, QB

Tue Apr 20 1971, 3:33 AM EST

Att. 11,634 - Unknown

livebaseballscorecards.com

AB	27
R	0
H	3
RBI	0
BB	7
SO	3
LOB	14

Batter	1	2	3	4	5	6	7	8	9	AB	R	H	RBI	BB	SO	LOB
Larry Bowa, S (1, 6) OBP: 0.327, SLG: 0.347	F5		L4-3 1-2			P4		F7		4	0	0	0	0	0	2
Tony Taylor, R (1, 4) OBP: 0.211, SLG: 0.176	F9			P6		P4		K		4	0	0	0	0	1	1
Don Money, R (1, 5) OBP: 0.269, SLG: 0.429	6-3			F8			1-3 HBP SF9 1B		1B 1B 1B	4	2	2	0	0	0	0
Roger Freed, R (1, 9) OBP: 0.340, SLG: 0.366		K		6-3			1-0 1-3 1-2 HBP		F9	3	0	0	0	0	1	1
Deron Johnson, R (1, 3) OBP: 0.255, SLG: 0.234		K			P3		1-3 1-2 2-3		1B 1-2 1B	4	0	1	0	0	1	2
Joe Lis, R (1, 7) OBP: 0.294, SLG: 0.286		FC6-4 BB			K		SF9 3-H		F8	2	0	0	1	1	1	2
Larry Hisle, R (1, 8) OBP: 0.364, SLG: 0.300		FC6-4 1-2f			1B		K		1B 1-2 2-H 1B	4	0	2	1	0	1	2
Mike Ryan, R (1, 2)			L6		F8			FC6-4 BB	F8	3	0	0	0	1	0	3
Jim Bunning, R (1, 1) OBP: 0.333, SLG: 0.333			L4-3 1B			5-3		FC6-4 1-2f		1	0	1	0	0	0	0
Byron Browne, R (6, PH)										1	0	0	0	0	0	0
Rick Wise, R (6, 1) OBP: 0.250, SLG: 0.250										0	0	0	0	0	0	0
Bobby Pfeil, R (8, PH)										1	0	0	0	0	0	1
Ken Reynolds, L (8, 1)										0	0	0	0	0	0	0
Inning Stats	R: 0 E: 0 K: 0 S: 3 H: 0 LOB: 0 BB: 0 P: 3	R: 0 E: 0 K: 2 S: 7 H: 0 LOB: 1 BB: 1 P: 11	R: 0 E: 0 K: 0 S: 3 H: 1 LOB: 0 BB: 0 P: 3	R: 0 E: 0 K: 0 S: 3 H: 0 LOB: 0 BB: 0 P: 3	R: 0 E: 0 K: 1 S: 6 H: 1 LOB: 1 BB: 0 P: 6	R: 0 E: 0 K: 0 S: 3 H: 0 LOB: 0 BB: 0 P: 3	R: 1 E: 0 K: 1 S: 6 H: 1 LOB: 1 BB: 0 P: 7	R: 0 E: 0 K: 1 S: 5 H: 0 LOB: 1 BB: 1 P: 9	R: 1 E: 0 K: 0 S: 6 H: 3 LOB: 2 BB: 0 P: 6	1B: 6 2B: 1 3B: 0 HR: 0 SF: 1 SAC: 0 DP: 1 HBP: 1						

PITCHER	IP	WLS	BF	H	R	ER	SO	BB	IBB	HBP	BLK	WP	HR	S	P	ERA	WHIP
Steve Carlton, L (1, 1) ERA: 2.16	9.0	W	35	6	2	2	5	2	0	1	0	0	0	42	51	2.00	0.889

PITCHER	IP	WLS	BF	H	R	ER	SO	BB	IBB	HBP	BLK	WP	HR	S	P	ERA	WHIP

TOP

Philadelphia Phillies @ St. Louis Cardinals
Busch Stadium, St. Louis, MO
Thu Apr 22 1971, 6:05 PM CST
Att. 8,411 - Unknown

livebaseballscorecards.com

AB	31
R	2
H	6
RBI	2
BB	2
SO	5
LOB	14

WP: 0 PB: 0 SB: 0 CS: 0 PA: 35

Batter	1	2	3	4	5	6	7	8	9	AB	R	H	RBI	BB	SO	LOB
Lou Brock, L (1, 7) OBP: 0.367, SLG: 0.482	G3	6-3			S 1B		G3			4	1	1	0	0	0	1
Matty Alou, L (1, 8) OBP: 0.325, SLG: 0.352	1B 3B		6-3		6-3 1-2		SF8 3-H			3	1	1	1	0	0	1
Ted Simmons, S (1, 2) OBP: 0.508, SLG: 0.540	1B 1B 3-H		2B		F8		6-3			4	1	2	1	0	0	1
Joe Torre, R (1, 5) OBP: 0.394, SLG: 0.594	1B 1-3		6-3		2-H			E5 1B 2B		4	1	2	1	0	0	1
Jose Cardenal, R (1, 9) OBP: 0.348, SLG: 0.393	1-3 3-H		P4		K			L8		4	0	1	1	0	1	3
Joe Hague, L (1, 3) OBP: 0.277, SLG: 0.317	G6-4-3 IBB			F9		F8		L8		3	0	0	0	1	0	1
Ted Sizemore, R (1, 4) OBP: 0.250, SLG: 0.196	G6-4-3 1-2f			5-3		F3		2B 1-2 1B		4	0	1	0	0	0	3
Dick Schofield, S (1, 6) OBP: 0.263, SLG: 0.188		4-3		HBP		L8		1-3 2-H 2B		2	0	0	0	0	0	0
Dal Maxvill, R (7, 6) OBP: 0.250, SLG: 0.179										1	0	1	1	0	0	0
Steve Carlton, L (1, 1) OBP: 0.267, SLG: 0.467		4-3		K			E8 SF8 2B	K		4	1	1	0	0	2	3
Inning Stats	R: 2 E: 0 K: 0 S: 6 H: 4 LOB: 2 BB: 1 P: 10	R: 0 E: 0 K: 0 S: 3 H: 0 LOB: 0 BB: 0 P: 3	R: 0 E: 0 K: 0 S: 4 H: 1 LOB: 1 BB: 0 P: 4	R: 0 E: 0 K: 1 S: 5 H: 0 LOB: 1 BB: 0 P: 6	R: 1 E: 0 K: 1 S: 7 H: 2 LOB: 1 BB: 0 P: 7	R: 0 E: 0 K: 0 S: 3 H: 0 LOB: 0 BB: 0 P: 3	R: 1 E: 1 K: 0 S: 4 H: 1 LOB: 0 BB: 0 P: 4	R: 1 E: 1 K: 1 S: 8 H: 2 LOB: 2 BB: 0 P: 8		1B: 6 2B: 3 3B: 1 HR: 0	SF: 1 SAC: 0 DP: 1 HBP: 1			WP: 0 PB: 0 SB: 1 CS: 0	PA: 36		

PITCHER		IP	WLS	BF	H	R	ER	SO	BB	IBB	HBP	BLK	WP	HR	S	P	ERA	WHIP
Jim Bunning, R ERA: 7.24	(1, 1)	5.0	L	23	7	3	3	2	0	1	1	0	0	0	25	30	5.40	1.400
Rick Wise, R ERA: 4.8	(6, 1)	2.0		7	1	1	1	0	0	0	0	0	0	0	7	7	4.50	0.500
Ken Reynolds, L ERA: 3.0	(8, 1)	1.0		6	2	1	0	1	0	0	0	0	0	0	8	8	0.00	2.000

PITCHER	IP	WLS	BF	H	R	ER	SO	BB	IBB	HBP	BLK	WP	HR	S	P	ERA	WHIP

BOTTOM

Philadelphia Phillies @ St. Louis Cardinals

Busch Stadium, St. Louis, MO

Thu Apr 22 1971, 6:05 PM CST

Att. 8,411 - Unknown

livebaseballscorecards.com

AB	33
R	5
H	10
RBI	5
BB	1
SO	3
LOB	14

Batter	1	2	3	4	5	6	7	8	9	AB	R	H	RBI	BB	SO	LOB
Larry Bowa, S (1, 6) OBP: 0.316, SLG: 0.321	6-3	1-3 1-2 2-3		BB		5-3		5-3		4	0	0	0	1	0	3
Don Money, R (1, 5) OBP: 0.246, SLG: 0.389	5-3	F1		F8			F7		L7	5	0	0	0	0	0	3
Willie Montanez, L (1, 8) OBP: 0.432, SLG: 0.632	BB 1B 1B		1B G6-4-3 1B	L8			K		HR	5	3	3	1	0	1	1
Roger Freed, R (1, 9) OBP: 0.364, SLG: 0.378	BB 1-2 1B BB		G6-4-3 1-3 1B		P3		HR 1B		6-3	4	1	2	0	1	0	0
Deron Johnson, R (1, 3) OBP: 0.286, SLG: 0.346	1-2 2-H 1B		G6-4-3 1-2f 3-H		F7		1-H HR		2B	5	1	3	3	0	0	1
Tim McCarver, L (1, 2) OBP: 0.255, SLG: 0.286	F9		F7		F7		4-3		IBB	4	0	0	0	1	0	2
Joe Lis, R (1, 7) OBP: 0.364, SLG: 0.579		6-3		IHR 2B		1B		HR	K	5	2	3	1	0	1	2
Denny Doyle, L (1, 4) OBP: 0.343, SLG: 0.484		1-3 HBP BB		2-H IHR		F9		F7		3	1	1	2	1	0	1
Barry Lersch, S (1, 1) Woodie Fryman, R (4, 1) Byron Browne, R (6, PH) Darrell Brandon, R (6, 1) OBP: 0.333, SLG: 0.333		1-2 1-3 HBP		L8		K		6-3		1 0 1 1	0 0 0 0	0 0 0 0	0 0 1 0	0 0 0 0	0 0 1 0	0 0 1 0
Inning Stats	R: 1 E: 0 K: 0 S: 5 H: 2 LOB: 2 BB: 1 P: 9	R: 0 E: 0 K: 0 S: 3 H: 0 LOB: 2 BB: 1 P: 8	R: 1 E: 0 K: 0 S: 4 H: 2 LOB: 0 BB: 0 P: 4	R: 2 E: 0 K: 0 S: 5 H: 2 LOB: 1 BB: 1 P: 9	R: 0 E: 0 K: 0 S: 3 H: 0 LOB: 0 BB: 0 P: 3	R: 0 E: 0 K: 1 S: 6 H: 1 LOB: 1 BB: 0 P: 6	R: 2 E: 0 K: 1 S: 7 H: 2 LOB: 0 BB: 0 P: 7	R: 1 E: 0 K: 0 S: 4 H: 1 LOB: 0 BB: 0 P: 4	R: 1 E: 0 K: 1 S: 7 H: 2 LOB: 2 BB: 1 P: 11	1B: 6 2B: 2 3B: 0 HR: 4 SF: 0 SAC: 0 DP: 1 HBP: 1						

TOP

Philadelphia Phillies @ St. Louis Cardinals

Busch Stadium, St. Louis, MO

Fri Apr 23 1971, 6:05 PM CST
Att. 29,290 - Unknown

livebaseballscorecards.com

AB	38
R	8
H	12
RBI	7
BB	4
SO	3
LOB	14

PA: 43

PITCHER		IP	WLS	BF	H	R	ER	SO	BB	IBB	HBP	BLK	WP	HR	S	P	ERA	WHIP
Mike Torrez, R ERA: 5.12	(1, 1)	3.0		17	6	4	4	0	2	0	1	0	0	0	14	23	12.00	2.667
George Brunet, L ERA: 6.14	(4, 1)	5.0	L	20	4	3	3	2	1	0	0	0	0	2	23	27	5.40	1.000
Frank Linzy, R ERA: 1.93	(9, 1)	1.0		6	2	1	1	1	0	1	0	0	0	1	7	11	9.00	2.000

PITCHER	IP	WLS	BF	H	R	ER	SO	BB	IBB	HBP	BLK	WP	HR	S	P	ERA	WHIP

BOTTOM

Batter	1	2	3	4	5	6	7	8	9	AB	R	H	RBI	BB	SO	LOB
Lou Brock, L (1, 7) OBP: 0.385, SLG: 0.500	6-3		BBB G3 S 1B BB	1-3 3-H 2B			F8		S 1B	4	2	2	1	1	0	0
Matty Alou, L (1, 8) OBP: 0.317, SLG: 0.355	G3		G3 1-3	WP 2-H 3-H 2B			4-3		F9 1-2	5	0	1	2	0	0	2
Ted Simmons, S (1, 2) OBP: 0.500, SLG: 0.528 Jerry McNertney, R (7, 2) OBP: 0.250, SLG: 0.750	G3		SSS HR 3-H 1B	SSS K 2-3			G3			3 1	1 0	1 0	1 0	0 0	1 0	1 0
Joe Torre, R (1, 5) OBP: 0.400, SLG: 0.647		5-3	1-H HR		L9			FC6-5 2B		4	1	2	2	0	0	0
Jose Cardenal, R (1, 9) OBP: 0.329, SLG: 0.367		6-3	6-3		F7			FC6-5 G4 2-3		4	0	0	0	0	0	1
Joe Hague, L (1, 3) OBP: 0.275, SLG: 0.295		BBBB 1B BB		4-3	F8			G4 1-2		3	0	0	0	1	0	1
Ted Sizemore, R (1, 4) OBP: 0.266, SLG: 0.217		1-2 1B		1B 2B 1B		6-3		SSS K		4	1	2	0	0	1	1
Dick Schofield, S (1, 6) OBP: 0.238, SLG: 0.167 Leron Lee, L (6, PH) OBP: 0.400, SLG: 0.500 Dal Maxvill, R (7, 6) OBP: 0.250, SLG: 0.179 Bob Burda, L (9, PH) OBP: 0.500, SLG: 0.500		SSS K		F8		BBBB CS BB			L9	2 0 0 1	0 0 0 0	0 0 0 0	0 0 0 0	1 1 0 0	3 0 0 0	3 0 0 0
Mike Torrez, R (1, 1) George Brunet, R (4, 1) OBP: 0.333, SLG: 0.333 Frank Linzy, R (9, 1) OBP: 1.000, SLG: 1.000 Jim Beauchamp, R (9, PH) OBP: 0.320, SLG: 0.391			SSS K	2B 2B 1B 1-3			SSS K 1-2		P6	1 2 0 1	0 1 0 0	0 1 0 0	0 1 0 0	1 1 0 0	0 1 0 0	1 1 0 0
Inning Stats	R: 0 E: 0 K: 0 S: 3 H: 0 LOB: 0 BB: 0 P: 3	R: 0 E: 0 K: 1 S: 6 H: 1 LOB: 2 BB: 1 P: 10	R: 3 E: 0 K: 1 S: 7 H: 2 LOB: 0 BB: 1 P: 11	R: 3 E: 0 K: 1 S: 9 H: 4 LOB: 1 BB: 0 P: 9	R: 0 E: 0 K: 0 S: 3 H: 0 LOB: 0 BB: 0 P: 3	R: 0 E: 0 K: 1 S: 4 H: 0 LOB: 1 BB: 1 P: 8	R: 0 E: 0 K: 0 S: 3 H: 0 LOB: 0 BB: 0 P: 3	R: 0 E: 0 K: 1 S: 6 H: 1 LOB: 1 BB: 0 P: 6	R: 0 E: 0 K: 0 S: 4 H: 1 LOB: 1 BB: 0 P: 4	1B: 5 2B: 4 3B: 0 HR: 1	SF: 0 SAC: 0 DP: 1 HBP: 0						

PITCHER	IP	WLS	BF	H	R	ER	SO	BB	IBB	HBP	BLK	WP	HR	S	P	ERA	WHIP
Barry Lersch, R (1, 1) ERA: 6.62	3.2		20	7	6	6	2	2	0	0	0	0	1	22	30	14.73	2.455
Woodie Fryman, L (4, 1) ERA: 3.86	1.1		4	0	0	0	1	0	0	0	0	1	0	6	6	0.00	0.000
Darrell Brandon, R (6, 1) ERA:	4.0	W	14	2	0	0	2	1	0	0	0	0	0	17	21	0.00	0.750

PITCHER	IP	WLS	BF	H	R	ER	SO	BB	IBB	HBP	BLK	WP	HR	S	P	ERA	WHIP

Philadelphia Phillies @ St. Louis Cardinals
Busch Stadium, St. Louis, MO
Fri Apr 23 1971, 6:05 PM CST
Att. 29,290 - Unknown

livebaseballscorecards.com

AB	35
R	6
H	9
RBI	6
BB	3
SO	5
LOB	10

WP: 1 PB: 0 SB: 2 CS: 1 PA: 38

Batter	1	2	3	4	5	6	7	8	9	AB	R	H	RBI	BB	SO	LOB
Larry Bowa, S (1, 6) OBP: 0.295, SLG: 0.298	P3		FC6-4 1-2f		FC5 2-3f			G6-4-3 1-2f		4	0	0	0	0	0	5
Tony Taylor, R (1, 4) OBP: 0.217, SLG: 0.190	B1			6-3		4-3		FC5-4 1B		4	0	1	0	0	0	0
Don Money, R (1, 5) OBP: 0.246, SLG: 0.379	6-3			G5-4-3 1B		6-3		FC5-4 1-2f		4	0	1	0	0	0	1
Roger Freed, R (1, 9) OBP: 0.356, SLG: 0.354		K		G5-4-3 1-2f		6-3			BB 1B	3	0	0	0	1	1	1
Deron Johnson, R (1, 3) OBP: 0.300, SLG: 0.357		F3			PB 1B		L7		G4-6-3 1-2 1B	4	0	2	0	0	0	0
Joe Lis, R (1, 7) OBP: 0.346, SLG: 0.522		5-3			FC5 PB 1-2 1B		F7		K	4	0	1	0	0	1	2
Larry Hisle, R (1, 8) OBP: 0.333, SLG: 0.231			6-3		K 1-2 2-3		BB		G4-6-3 1-2f	3	0	0	0	1	1	4
Mike Ryan, R (1, 2)			6-3		K		F8			3	0	0	0	0	1	3
Bill Champion, R (1, 1) OBP: 1.000, SLG: 1.000 Ken Reynolds, L (4, 1) Byron Browne, R (5, PH) Woodie Fryman, R (5, 1) Bobby Pfeil, R (8, PH) Barry Lersch, S (8, 1)			FC6-4 1B		BB			G6-4-3 BB		1 0 0 0 0 0	0 0 0 0 0 0	1 0 0 0 0 0	0 0 0 0 1 0	0 0 1 0 0 0	0 0 0 0 0 0	0 0 0 0 0 0
Inning Stats	R: 0 E: 0 K: 0 S: 3 H: 0 LOB: 0 BB: 0 P: 3	R: 0 E: 0 K: 1 S: 5 H: 0 LOB: 0 BB: 0 P: 5	R: 0 E: 0 K: 0 S: 4 H: 1 LOB: 1 BB: 0 P: 4	R: 0 E: 0 K: 0 S: 3 H: 1 LOB: 0 BB: 0 P: 3	R: 0 E: 0 K: 2 S: 9 H: 2 LOB: 3 BB: 1 P: 13	R: 0 E: 0 K: 0 S: 3 H: 0 LOB: 0 BB: 0 P: 3	R: 0 E: 0 K: 0 S: 3 H: 0 LOB: 1 BB: 1 P: 7	R: 0 E: 0 K: 0 S: 3 H: 1 LOB: 1 BB: 1 P: 7	R: 0 E: 0 K: 1 S: 5 H: 1 LOB: 1 BB: 1 P: 9	1B: 6 2B: 0 3B: 0 HR: 0 SF: 0 SAC: 0 DP: 3 HBP: 0						

PITCHER	IP	WLS	BF	H	R	ER	SO	BB	IBB	HBP	BLK	WP	HR	S	P	ERA	WHIP
Jerry Reuss, L (1, 1) ERA: 3.18	9.0	W	34	6	0	0	4	4	0	0	0	0	0	38	54	0.00	1.111

PITCHER	IP	WLS	BF	H	R	ER	SO	BB	IBB	HBP	BLK	WP	HR	S	P	ERA	WHIP

TOP

Philadelphia Phillies @ St. Louis Cardinals
Busch Stadium, St. Louis, MO
Sat Apr 24 1971, 6:05 PM CST
Att. 17,733 - Unknown

livebaseballscorecards.com

AB	30
R	0
H	6
RBI	0
BB	4
SO	4
LOB	16

WP: 0 PB: 1 SB: 0 CS: 0 PA: 34

Batter	1	2	3	4	5	6	7	8	9	AB	R	H	RBI	BB	SO	LOB
Lou Brock, L (1, 7) OBP: 0.391, SLG: 0.492	x 0-0 CS 1B	x 0-0 ③ 4-3		B B B B 4-0 1-2 2-3 3-H BB			x 0-0 E6 S SH3-4 1B			3	1	1	1	1	0	0
Matty Alou, L (1, 8) OBP: 0.318, SLG: 0.359	x 0-0 ① ② L8 1-2		x 0-0 S 1B	x 0-0 ② SF8 3-H			x 0-0 ① SH3-4 1-2			2	0	1	1	0	0	1
Joe Hague, L (1, 3) OBP: 0.273, SLG: 0.277	B B B B 4-0 WP BB BB		x 0-0 ① F9 1-2	S S S 0-3 ③ K			S S S 0-3 ② K 2-3			3	0	0	0	1	2	4
Joe Torre, R (1, 5) OBP: 0.405, SLG: 0.634	B B B B 4-0 FC6-4 1-2 BB		x 0-0 ② F9		x 0-0 ① L8		x 0-0 3-H 1B			3	0	1	1	1	0	1
Jose Cardenal, R (1, 9) OBP: 0.311, SLG: 0.344	x 0-0 ③ FC6-4 1-2f 2-3		x 0-0 ③ F9		x 0-0 ② P4		x 0-0 ③ 1-3			4	0	0	0	0	0	4
Ted Sizemore, R (1, 4) OBP: 0.279, SLG: 0.210		B B B B 4-0 HR BB		B B B B 4-0 1B FC6-2 BB	x 0-0 ③ F8			x 0-0 ① F9		2	1	0	0	2	0	0
Jerry McNertney, R (1, 2) OBP: 0.375, SLG: 1.000		x 0-0 1-H HR		x 0-0 1B FC6-2 1-3 BB 1B		x 0-0 ① F9		S S S 0-3 ② K		4	2	2	2	0	1	0
Dal Maxvill, R (1, 6) OBP: 0.250, SLG: 0.161		S S S 0-3 ① K		x 0-0 ① FC6-2 BB 1B 1-2 SF8 3-H		x 0-0 ② F8		B B B B 4-0 FC6 BB		3	1	0	0	1	1	2
Jerry Reuss, L (1, 1) OBP: 0.100, SLG: 0.100		x 0-0 ② 6-3		x 0-0 BB 1-2 2-3 1B		S S S 0-3 ③ K		x 0-0 ③ FC6 1-2f		4	0	1	0	0	1	1
Inning Stats	R: 0 E: 0 K: 0 S: 3 H: 1 LOB: 2 BB: 2 P: 11	R: 2 E: 0 K: 1 S: 6 H: 1 LOB: 0 BB: 1 P: 10	R: 0 E: 0 K: 0 S: 4 H: 1 LOB: 1 BB: 0 P: 4	R: 2 E: 0 K: 1 S: 7 H: 2 LOB: 2 BB: 2 P: 15	R: 0 E: 0 K: 0 S: 3 H: 0 LOB: 0 BB: 0 P: 3	R: 0 E: 0 K: 1 S: 5 H: 0 LOB: 0 BB: 0 P: 5	R: 1 E: 1 K: 1 S: 7 H: 1 LOB: 1 BB: 0 P: 7	R: 0 E: 0 K: 1 S: 5 H: 0 LOB: 1 BB: 1 P: 9		1B: 5 2B: 0 3B: 0 HR: 1	SF: 1 SAC: 1 DP: 0 HBP: 0					

BOTTOM

Philadelphia Phillies @ St. Louis Cardinals
Busch Stadium, St. Louis, MO
Sat Apr 24 1971, 6:05 PM CST
Att. 17,733 - Unknown

livebaseballscorecards.com

AB	28
R	5
H	6
RBI	5
BB	6
SO	5
LOB	13

WP: 1 PB: 0 SB: 2 CS: 1 PA: 36

PITCHER		IP	WLS	BF	H	R	ER	SO	BB	IBB	HBP	BLK	WP	HR	S	P	ERA	WHIP
Bill Champion, R ERA: 8.53	(1, 1)	3.1	L	18	5	4	4	1	4	0	0	0	1	1	16	32	10.80	2.700
Ken Reynolds, L ERA: 2.45	(4, 1)	0.2		3	0	0	0	1	1	0	0	0	0	0	4	8	0.00	1.500
Woodie Fryman, L ERA: 3.26	(5, 1)	3.0		11	1	1	0	2	0	0	0	0	0	0	15	15	0.00	0.333
Barry Lersch, R ERA: 6.27	(8, 1)	1.0		4	0	0	0	1	1	0	0	0	0	0	5	9	0.00	1.000

PITCHER	IP	WLS	BF	H	R	ER	SO	BB	IBB	HBP	BLK	WP	HR	S	P	ERA	WHIP

Batter	1	2	3	4	5	6	7	8	9	AB	R	H	RBI	BB	SO	LOB
Larry Bowa, S (1, 6) OBP: 0.273, SLG: 0.274	6-3		K		1-3		F8		F8	5	0	0	0	0	1	1
Don Money, R (1, 5) OBP: 0.258, SLG: 0.371	1B		5-3			6-3	BB BB BB		5-3	4	0	1	0	1	0	0
Willie Montanez, L (1, 8) OBP: 0.438, SLG: 0.634	K		K			F2 2B 2B	FC5 BB 1-2 2-3 BB			3	1	1	0	1	2	1
Roger Freed, R (1, 9) OBP: 0.365, SLG: 0.412	P3			HR		F2 2-3	1-2 2-3 3-H BB			3	1	1	2	1	0	2
Deron Johnson, R (1, 3) OBP: 0.297, SLG: 0.367		F8		F8		E 3-H 2B	FC5 2-3f			4	1	1	1	0	0	3
Tim McCarver, L (1, 2) OBP: 0.255, SLG: 0.283		F7		F5		E2 2-H 1B		F7		4	0	1	0	0	0	0
Joe Lis, R (1, 7) OBP: 0.333, SLG: 0.462		BBBB 1B BB		K		1-3		5-3		3	0	0	0	1	1	1
Byron Browne, R (8, 7)										0	0	0	0	0	0	0
Denny Doyle, L (1, 4) OBP: 0.359, SLG: 0.486					4-3		BB SH1-4 BB 1B	G1		4	1	2	0	0	0	0
Woodie Fryman, R (9, 1)										0	0	0	0	0	0	0
Darrell Brandon, R (9, 1) OBP: 0.333, SLG: 0.333		1-3 1B								0	0	0	0	0	0	0
Chris Short, R (1, 1)		SSS K			6-3		SH1-4 1-2		L9	2	0	0	0	0	1	2
Joe Hoerner, R (7, 1)										0	0	0	0	0	0	0
Dick Selma, R (8, 1)										0	0	0	0	0	0	0
Tony Taylor, R (8, 4) OBP: 0.208, SLG: 0.182										1	0	0	0	0	0	0
Inning Stats	R: 0 E: 0 K: 1 S: 6 H: 1 LOB: 1 BB: 0 P: 6	R: 0 E: 0 K: 1 S: 6 H: 1 LOB: 2 BB: 1 P: 10	R: 0 E: 0 K: 2 S: 7 H: 0 LOB: 0 BB: 0 P: 7	R: 1 E: 0 K: 1 S: 6 H: 1 LOB: 0 BB: 0 P: 6	R: 0 E: 0 K: 0 S: 3 H: 0 LOB: 0 BB: 0 P: 3	R: 2 E: 1 K: 0 S: 6 H: 3 LOB: 1 BB: 0 P: 6	R: 1 E: 0 K: 0 S: 4 H: 1 LOB: 3 BB: 3 P: 16	R: 0 E: 0 K: 0 S: 3 H: 0 LOB: 0 BB: 0 P: 3	R: 0 E: 0 K: 0 S: 3 H: 0 LOB: 0 BB: 0 P: 3	1B: 4 2B: 2 3B: 0 HR: 1 SF: 0 SAC: 1 DP: 0 HBP: 0						

PITCHER		IP	WLS	BF	H	R	ER	SO	BB	IBB	HBP	BLK	WP	HR	S	P	ERA	WHIP
Reggie Cleveland, R ERA: 4.38	(1, 1)	6.2		29	7	4	3	5	2	0	0	0	0	1	37	45	4.05	1.350
Fred Norman, L ERA: 3.86	(7, 1)	0.0		1	0	0	0	0	1	0	0	0	0	0	0	4	∞	∞
Chuck Taylor, R ERA: 3.38	(7, 1)	0.1		2	0	0	0	0	1	0	0	0	0	0	1	5	0.00	3.000
Frank Linzy, R ERA: 1.59	(8, 1)	2.0	W	6	0	0	0	0	0	0	0	0	0	0	6	6	0.00	0.000

PITCHER	IP	WLS	BF	H	R	ER	SO	BB	IBB	HBP	BLK	WP	HR	S	P	ERA	WHIP

TOP

Philadelphia Phillies @ St. Louis Cardinals

Busch Stadium, St. Louis, MO

Sun Apr 25 1971, 3:33 AM CDT

Att. 13,122 - Unknown

livebaseballscorecards.com

AB	33
R	4
H	7
RBI	3
BB	4
SO	5
LOB	10

WP: 0 PA: 38
PB: 0
SB: 0
CS: 0

Batter	1	2	3	4	5	6	7	8	9	AB	R	H	RBI	BB	SO	LOB
Lou Brock, L (1, 7) OBP: 0.378, SLG: 0.471	S 2B 1B		P6		F5		K		FC4-6 E S 1B 1-2f 3-H	5	2	1	1	0	1	4
Matty Alou, L (1, 8) OBP: 0.333, SLG: 0.378	1-H 2B		4-3			F9		G6-4-3 1B 1B BBBB	1B E BB 1-2	4	0	2	1	1	0	0
Jim Beauchamp, R (1, 3) OBP: 0.300, SLG: 0.357	1-3			L8		F9		G6-4-3 1B 1-2	E5 1B 1-2 2-3	5	0	1	0	0	0	3
Joe Torre, R (1, 5) OBP: 0.392, SLG: 0.605	F8			P4		L8		G6-4-3 1-2f 2-3	1B 1-2 2-3 3-H	5	0	1	1	0	0	3
Jose Cardenal, R (1, 9) OBP: 0.308, SLG: 0.353	F5			2B			P4	F8		4	0	1	0	0	0	2
Julian Javier, R (1, 4) OBP: 0.174, SLG: 0.136		6-3		K			1B 1B 1B		F8	3	1	1	0	0	1	1
Leron Lee, L (9, PH) OBP: 0.333, SLG: 0.400										1	0	0	0	0	0	0
Jerry McNertney, R (1, 2) OBP: 0.455, SLG: 0.900		6-3			SH1-4 BBBB		5-3 1B 1-2		1B 1B BBBB	2	0	1	0	1	0	0
Bob Burda, L (9, PH) OBP: 0.600, SLG: 0.500							1B			0	1	0	0	1	0	0
Ted Sizemore, R (1, 6) OBP: 0.292, SLG: 0.227		F8			P4		5-3 1-2 2-H		1B FC4-6 1-2	4	1	2	1	0	0	1
							1B									
Reggie Cleveland, R (1, 1)			G3		SH1-4 1-2		5-3 1-2 2-3		FC4-6 1-3 2-H	1	0	0	0	0	0	0
Fred Norman, S (7, 1)							1B		1B	0	0	0	0	0	0	0
Chuck Taylor, R (7, 1)										0	0	0	0	0	0	0
Luis Melendez, R (7, PH) OBP: 0.455, SLG: 0.500										1	0	0	0	0	0	2
Frank Linzy, R (8, 1) OBP: 1.000, SLG: 1.000										0	0	0	0	0	0	0
Joe Hague, L (9, PH) OBP: 0.286, SLG: 0.292										1	0	1	1	0	0	0
Dal Maxvill, R (9, PR) OBP: 0.250, SLG: 0.161										0	0	0	0	0	0	0
Inning Stats	R: 1 E: 0 K: 0 S: 5 H: 2 LOB: 1 BB: 0 P: 5	R: 0 E: 0 K: 0 S: 3 H: 0 LOB: 0 BB: 0 P: 3	R: 0 E: 0 K: 0 S: 3 H: 0 LOB: 0 BB: 0 P: 3	R: 0 E: 0 K: 1 S: 6 H: 1 LOB: 1 BB: 0 P: 6	R: 0 E: 0 K: 0 S: 3 H: 0 LOB: 1 BB: 1 P: 7	R: 0 E: 0 K: 0 S: 3 H: 0 LOB: 0 BB: 0 P: 3	R: 1 E: 0 K: 1 S: 8 H: 3 LOB: 2 BB: 0 P: 8	R: 0 E: 0 K: 0 S: 4 H: 2 LOB: 1 BB: 0 P: 4	R: 3 E: 1 K: 0 S: 6 H: 3 LOB: 3 BB: 2 P: 14	1B: 9 2B: 2 3B: 0 HR: 0	SF: 0 SAC: 1 DP: 1 HBP: 0						

PITCHER		IP	WLS	BF	H	R	ER	SO	BB	IBB	HBP	BLK	WP	HR	S	P	ERA	WHIP
Chris Short, L ERA: 2.17	(1, 1)	6.1		26	6	2	2	1	1	0	0	0	0	0	27	31	2.84	1.105
Joe Hoerner, L ERA: 1.04	(7, 1)	0.2		4	2	0	0	1	0	0	0	0	0	0	6	6	0.00	3.000
Dick Selma, R ERA: 5.79	(8, 1)	1.1		5	1	2	2	0	1	0	0	0	0	0	4	8	13.50	1.500
Woodie Fryman, L ERA: 3.2	(9, 1)	0.1	L	3	1	0	0	0	1	0	0	0	0	0	2	6	0.00	6.000
Darrell Brandon, R ERA:	(9, 1)	0.0		2	1	1	0	0	0	0	0	0	0	0	2	2	∞	∞

PITCHER	IP	WLS	BF	H	R	ER	SO	BB	IBB	HBP	BLK	WP	HR	S	P	ERA	WHIP

BOTTOM

Philadelphia Phillies @ St. Louis Cardinals

Busch Stadium, St. Louis, MO

Sun Apr 25 1971, 3:33 AM CDT

Att. 13,122 - Unknown

livebaseballscorecards.com

AB	36
R	5
H	11
RBI	5
BB	3
SO	2
LOB	16

WP: 0	PB: 0	SB: 2	CS: 0
PA: 40			

Batter	1	2	3	4	5	6	7	8	9	AB	R	H	RBI	BB	SO	LOB
Larry Bowa, S (1, 6) OBP: 0.282, SLG: 0.273	4-3	F8			4-3		BB		1B	4	0	1	0	1	0	1
Don Money, R (1, 5) OBP: 0.268, SLG: 0.364	BB 1B BB		G6-3 1B		1-3		P6		F9	4	1	1	0	1	0	4
Willie Montanez, L (1, 8) OBP: 0.442, SLG: 0.682	1B 1-2 BB		G6-3 1-2f		F8			HR		3	1	1	1	1	0	1
Roger Freed, R (1, 9) OBP: 0.358, SLG: 0.389	K		BB			4-3		F9		3	0	0	0	1	1	2
Deron Johnson, R (1, 3) OBP: 0.294, SLG: 0.359	1-3 2-H 1B		5-3			1-3		F7		4	0	1	1	0	0	1
Tim McCarver, L (1, 2) OBP: 0.236, SLG: 0.260	L4			4-3		1-4-3		L8		4	0	0	0	0	0	2
Joe Lis, R (1, 7) OBP: 0.323, SLG: 0.444		K		K			1-3 1B		5-3	1	0	0	0	0	1	0
Byron Browne, R (3, 7) OBP: 0.250, SLG: 0.143										3	0	1	0	0	1	0
Denny Doyle, L (1, 4) OBP: 0.372, SLG: 0.474		BB		1B			1-3 1-2		G3	3	0	1	0	1	0	1
Rick Wise, R (1, 1) OBP: 0.250, SLG: 0.250		B2		K			L9		1B 1B	4	0	1	0	0	1	3
Inning Stats	R: 1 E: 0 K: 1 S: 6 H: 1 LOB: 2 BB: 2 P: 14	R: 0 E: 0 K: 1 S: 5 H: 0 LOB: 1 BB: 1 P: 9	R: 0 E: 0 K: 0 S: 3 H: 1 LOB: 1 BB: 1 P: 7	R: 0 E: 0 K: 2 S: 8 H: 1 LOB: 1 BB: 0 P: 8	R: 0 E: 0 K: 0 S: 3 H: 0 LOB: 0 BB: 0 P: 3	R: 0 E: 0 K: 0 S: 3 H: 0 LOB: 0 BB: 0 P: 3	R: 0 E: 0 K: 0 S: 4 H: 1 LOB: 2 BB: 1 P: 8	R: 1 E: 0 K: 0 S: 4 H: 1 LOB: 0 BB: 0 P: 4	R: 0 E: 0 K: 0 S: 5 H: 2 LOB: 2 BB: 0 P: 5	1B: 6 2B: 0 3B: 0 HR: 1 SF: 0 SAC: 0 DP: 1 HBP: 0	WP: 0 PB: 0 SB: 0 CS: 0 PA: 38					

PITCHER	IP	WLS	BF	H	R	ER	SO	BB	IBB	HBP	BLK	WP	HR	S	P	ERA	WHIP
Tom Griffin, R (1, 1) ERA: 4.26	8.2	L	37	7	2	2	4	5	0	0	0	0	1	40	60	2.08	1.385
George Culver, R (9, 1) ERA: 1.74	0.1		1	0	0	0	0	0	0	0	0	0	0	1	1	0.00	0.000

PITCHER	IP	WLS	BF	H	R	ER	SO	BB	IBB	HBP	BLK	WP	HR	S	P	ERA	WHIP

Philadelphia Phillies @ Houston Astros

Astrodome, Houston, TX

Mon Apr 26 1971, 8:05 PM EDT

Att. 7,227 - Unknown

TOP

livebaseballscorecards.com

AB	33
R	2
H	7
RBI	2
BB	5
SO	4
LOB	15

BOTTOM

Philadelphia Phillies @ Houston Astros

Astrodome, Houston, TX

Mon Apr 26 1971, 8:05 PM EDT

Att. 7,227 - Unknown

Batter	1	2	3	4	5	6	7	8	9	AB	R	H	RBI	BB	SO	LOB
Roger Metzger, S (1, 6) OBP: 0.304, SLG: 0.300	G3		G4-6-3 1-2f		G4-6-3 1B			4-3		4	0	1	0	0	0	1
Joe Morgan, L (1, 4) OBP: 0.270, SLG: 0.286	4-3		2B 3B		G4-6-3 1-2f			F9		4	1	1	0	0	0	1
Jimmy Wynn, R (1, 8) OBP: 0.406, SLG: 0.400	BB BB		2B 3-H			G6-4-3 1B		F2		3	0	2	1	1	0	0
Bob Watson, R (1, 7) OBP: 0.346, SLG: 0.473	FC5-4 1-2 BB		F2			G6-4-3 1-2f			1-3	3	0	0	0	1	0	2
Denis Menke, R (1, 3) OBP: 0.329, SLG: 0.338	FC5-4 1-2f			FC5-6 BB		K			1B	3	0	1	0	1	1	2
Norm Miller, L (1, 9) OBP: 0.250, SLG: 0.407		K		FC5-6 FC6-4 1-2f			4-3		F7	4	0	0	0	0	1	2
Doug Rader, R (1, 5) OBP: 0.266, SLG: 0.254		F7		FC6-4 1-2f			6-3		6-3	4	0	0	0	0	0	2
Jack Hiatt, R (1, 2) OBP: 0.609, SLG: 0.588 Cesar Geronimo, L (7, PR) OBP: 0.250, SLG: 0.143 Johnny Edwards, L (8, 2) OBP: 0.220, SLG: 0.188		L9		K			BB			2 0 0	0 0 0	0 0 0	0 0 0	1 0 0	1 0 0	1 0 0
Tom Griffin, R (1, 1) OBP: 0.250, SLG: 0.143 George Culver, R (9, 1)			G4-6-3 1B		6-3		K			3 0	0 0	1 0	0 0	0 0	1 0	1 0
Inning Stats	R: 0 E: 0 K: 0 S: 3 H: 0 LOB: 2 BB: 2 P: 11	R: 0 E: 0 K: 1 S: 5 H: 0 LOB: 0 BB: 0 P: 5	R: 1 E: 0 K: 0 S: 5 H: 3 LOB: 1 BB: 0 P: 5	R: 0 E: 0 K: 1 S: 5 H: 0 LOB: 1 BB: 1 P: 9	R: 0 E: 0 K: 0 S: 3 H: 1 LOB: 0 BB: 0 P: 3	R: 0 E: 0 K: 1 S: 5 H: 1 LOB: 0 BB: 0 P: 5	R: 0 E: 0 K: 1 S: 5 H: 0 LOB: 1 BB: 1 P: 9	R: 0 E: 0 K: 0 S: 3 H: 0 LOB: 0 BB: 0 P: 3	R: 0 E: 0 K: 0 S: 4 H: 1 LOB: 1 BB: 0 P: 4	1B: 4 2B: 1 3B: 1 HR: 0 SF: 0 SAC: 0 DP: 3 HBP: 0						

livebaseballscorecards.com

AB	30
R	1
H	6
RBI	1
BB	4
SO	4
LOB	12

WP: 0 PB: 0 SB: 0 CS: 0 PA: 34

PITCHER	IP	WLS	BF	H	R	ER	SO	BB	IBB	HBP	BLK	WP	HR	S	P	ERA	WHIP
Rick Wise, R (1, 1) ERA: 3.38	9.0	W	34	6	1	1	4	4	0	0	0	0	0	38	54	1.00	1.111

PITCHER	IP	WLS	BF	H	R	ER	SO	BB	IBB	HBP	BLK	WP	HR	S	P	ERA	WHIP

Batter	1	2	3	4	5	6	7	8	9	AB	R	H	RBI	BB	SO	LOB
Larry Bowa, S (1, 6) OBP: 0.280, SLG: 0.271	x 0-0 ① P6		x 0-0 ③ F8			x 0-0 CS 1B		x 0-0 ③ P6		4	0	1	0	0	0	1
Don Money, R (1, 5) OBP: 0.253, SLG: 0.343	x 0-0 ② 5-3			S S S 0-3 ① K		x 0-0 ① P4			x 0-0 ① L8	4	0	0	0	0	1	1
Willie Montanez, L (1, 8) OBP: 0.429, SLG: 0.667	x 0-0 ③ F7			x 0-0 1B 2B		S S S 0-3 ②③ K 1-2			S S S 0-3 ② K	4	0	1	0	0	2	1
Roger Freed, R (1, 9) OBP: 0.352, SLG: 0.368 Larry Hisle, R (9, PR) OBP: 0.333, SLG: 0.231		S S S 0-3 ① K		S S S 0-3 ② K			x 0-0 ① 5-3		B B B B 4-0 E 1B BB	3 0	0 0	0 0	0 0	1 0	2 0	1 0
Deron Johnson, R (1, 3) OBP: 0.306, SLG: 0.368 Terry Harmon, R (9, PR)		x 0-0 ② P6		x 0-0 ③ 2-3 1B			x 0-0 ② 5-3		x 0-0 E6 BB 1-3 1B	4 0	0 0	2 0	0 0	0 0	0 0	0 0
Tim McCarver, L (1, 2) OBP: 0.254, SLG: 0.264		x 0-0 1B			x 0-0 ① 6-3		x 0-0 ③ F8		B B B B 4-0 1-2 BB	3	0	1	0	1	0	0
Byron Browne, R (1, 7) OBP: 0.182, SLG: 0.100 Ron Stone, L (9, PH) OBP: 0.250, SLG: 0.200		x 0-0 ③ 5-3			x 0-0 ② 5-3			S S S 0-3 ① K	x 0-0 ③ F8	3 1	0 0	0 0	0 0	0 0	1 0	1 3
Denny Doyle, L (1, 4) OBP: 0.391, SLG: 0.500			x 0-0 ① L4		B B B B 4-0 BB			x 0-0 2B		2	0	1	0	1	0	0
Jim Bunning, R (1, 1) OBP: 0.167, SLG: 0.167			x 0-0 ② 4-3		S S S 0-3 ③ K			x 0-0 ② F8		3	0	0	0	0	1	2
Inning Stats	R: 0 E: 0 K: 0 S: 3 H: 0 LOB: 0 BB: 0 P: 3	R: 0 E: 0 K: 1 S: 6 H: 1 LOB: 1 BB: 0 P: 6	R: 0 E: 0 K: 0 S: 3 H: 0 LOB: 0 BB: 0 P: 3	R: 0 E: 0 K: 2 S: 8 H: 2 LOB: 2 BB: 0 P: 8	R: 0 E: 0 K: 1 S: 5 H: 0 LOB: 1 BB: 1 P: 9	R: 0 E: 0 K: 1 S: 5 H: 1 LOB: 1 BB: 0 P: 5	R: 0 E: 0 K: 0 S: 3 H: 0 LOB: 0 BB: 0 P: 3	R: 0 E: 0 K: 1 S: 6 H: 1 LOB: 1 BB: 0 P: 6	R: 0 E: 1 K: 1 S: 6 H: 1 LOB: 3 BB: 2 P: 14	1B: 4 2B: 3 3B: 0 HR: 0	SF: 0 SAC: 0 DP: 1 HBP: 0						

TOP

Philadelphia Phillies @ Houston Astros

Astrodome, Houston, TX

Tue Apr 27 1971, 8:05 PM EDT

Att. 8,152 - Unknown

livebaseballscorecards.com

AB	31
R	0
H	6
RBI	0
BB	3
SO	7
LOB	10

WP: 0 PB: 0 SB: 0 CS: 1 PA: 34

PITCHER	IP	WLS	BF	H	R	ER	SO	BB	IBB	HBP	BLK	WP	HR	S	P	ERA	WHIP
Larry Dierker, R (1, 1) ERA: 1.47	9.0	W	34	6	0	0	7	3	0	0	0	0	0	45	57	0.00	1.000

PITCHER	IP	WLS	BF	H	R	ER	SO	BB	IBB	HBP	BLK	WP	HR	S	P	ERA	WHIP

Batter	1	2	3	4	5	6	7	8	9	AB	R	H	RBI	BB	SO	LOB
Roger Metzger, S (1, 6) OBP: 0.293, SLG: 0.288	4-3		F5			F9				3	0	0	0	0	0	1
Joe Morgan, L (1, 4) OBP: 0.261, SLG: 0.275	F5			F7			P5			3	0	0	0	0	0	0
Jimmy Wynn, R (1, 8) OBP: 0.400, SLG: 0.393	K			CS 1B			E4 G6-4-3			3	0	1	0	0	1	0
Bob Watson, R (1, 7) OBP: 0.333, SLG: 0.455		K		F7 1-2			G6-4-3 1-2f			3	0	0	0	0	1	2
Cesar Cedeno, R (9, 9) OBP: 0.231, SLG: 0.297										0	0	0	0	0	0	0
Denis Menke, R (1, 3) OBP: 0.341, SLG: 0.350		F3			G4-3 1B			S SH2-4 SF8 1B		3	1	2	0	0	0	0
Norm Miller, L (1, 9) OBP: 0.233, SLG: 0.379										2	0	0	0	0	0	1
Cesar Geronimo, L (9, 7) OBP: 0.250, SLG: 0.143		P4			G4-3 1-2f			SH2-4 1-2		0	0	0	0	0	0	0
Doug Rader, R (1, 5) OBP: 0.268, SLG: 0.274			3-1 2B		6-3			SF8 2-H		2	0	1	1	0	0	0
Johnny Edwards, L (1, 2) OBP: 0.208, SLG: 0.176			3-1 2-3			3-1		F9		3	0	0	0	0	0	1
Larry Dierker, R (1, 1) OBP: 0.077, SLG: 0.077			K			4-3				2	0	0	0	0	1	1
Inning Stats	R: 0 E: 0 K: 1 S: 5 H: 0 LOB: 0 BB: 0 P: 5	R: 0 E: 0 K: 1 S: 5 H: 0 LOB: 0 BB: 0 P: 5	R: 0 E: 0 K: 1 S: 6 H: 1 LOB: 1 BB: 0 P: 6	R: 0 E: 0 K: 0 S: 3 H: 1 LOB: 0 BB: 0 P: 3	R: 0 E: 0 K: 0 S: 3 H: 1 LOB: 0 BB: 0 P: 3	R: 0 E: 0 K: 0 S: 3 H: 0 LOB: 0 BB: 0 P: 3	R: 0 E: 1 K: 0 S: 3 H: 0 LOB: 0 BB: 0 P: 3	R: 1 E: 0 K: 0 S: 4 H: 1 LOB: 0 BB: 0 P: 4		1B: 3 2B: 1 3B: 0 HR: 0	SF: 1 SAC: 1 DP: 2 HBP: 0			WP: 0 PB: 0 SB: 1 CS: 1	PA: 26		

PITCHER	IP	WLS	BF	H	R	ER	SO	BB	IBB	HBP	BLK	WP	HR	S	P	ERA	WHIP
Jim Bunning, R (1, 1) ERA: 4.98	8.0	L	26	4	1	1	3	0	0	0	0	0	0	32	32	1.12	0.500

PITCHER	IP	WLS	BF	H	R	ER	SO	BB	IBB	HBP	BLK	WP	HR	S	P	ERA	WHIP

BOTTOM

Philadelphia Phillies @ Houston Astros

Astrodome, Houston, TX

Tue Apr 27 1971, 8:05 PM EDT

Att. 8,152 - Unknown

livebaseballscorecards.com

AB	24
R	1
H	4
RBI	1
BB	0
SO	3
LOB	6

Batter	1	2	3	4	5	6	7	8	9	10	AB	R	H	RBI	BB	SO	LOB
Denny Doyle, L (1, 4) OBP: 0.392, SLG: 0.511	G3 1B		BB 5-3 2-H		F9		4-3		1-3		5	1	2	1	0	0	2
Tony Taylor, R (1, 5) OBP: 0.241, SLG: 0.296	G3 2-3		5-3 1-2		3B			F9		1B	5	0	2	0	0	0	2
Willie Montanez, L (1, 8) (8, 3) OBP: 0.426, SLG: 0.635	CS 3-H 1B		BBBB BB		P3			SSS K		F8	4	0	1	1	1	1	2
Deron Johnson, R (1, 3) OBP: 0.329, SLG: 0.371 Larry Hisle, R (8, PR) OBP: 0.375, SLG: 0.286 (8, 8)	SSS K		BBBB 1-2 2-3 BB			BBBB 4-3 1B BB				1-2 1B	2 1	0 0	1 1	0 0	2 0	1 0	1 0
Tim McCarver, L (1, 2) OBP: 0.234, SLG: 0.241	CS 1-2	4-3	4-3			4-3 1-2		F4		F7	5	0	0	0	0	0	7
Roger Freed, R (1, 9) OBP: 0.347, SLG: 0.377 Terry Harmon, R (9, PR) Joe Hoerner, R (9, 1) Bobby Pfeil, R (10, PH) Darrell Brandon, R (10, 1) OBP: 0.333, SLG: 0.333		SSS K		SSS K		SSS K				SSS K	4 0 0 1 0	0 1 0 0 0	1 0 0 0 0	0 0 0 0 0	0 0 0 0 0	3 0 0 1 0	1 0 0 2 0
Ron Stone, L (1, 7) OBP: 0.300, SLG: 0.316		G3		P6		2-H 1B			SH5-6-4-3 2-H 2B		4	0	2	1	0	0	0
Larry Bowa, S (1, 6) OBP: 0.282, SLG: 0.264			SH3-4 1B HBP	P4			F8		SH5-6-4-3 2-3		2	1	0	0	0	0	0
Barry Lersch, S (1, 1) Don Money, R (7, PH) OBP: 0.250, SLG: 0.338 Woodie Fryman, R (7, 1) Dick Selma, R (8, 1) Byron Browne, R (9, PH) OBP: 0.167, SLG: 0.091 (9, 9)			SH3-4 1-2		1-3		L6		SSS K		1 1 0 0 1	0 0 0 0 0	0 0 0 0 0	0 0 0 0 0	0 0 0 0 0	0 0 0 0 1	0 0 0 0 2
Inning Stats	R: 1 E: 0 K: 1 S: 6 / H: 2 LOB: 0 BB: 0 P: 6	R: 0 E: 0 K: 1 S: 5 / H: 0 LOB: 0 BB: 0 P: 5	R: 1 E: 0 K: 0 S: 4 / H: 1 LOB: 3 BB: 2 P: 13	R: 0 E: 0 K: 1 S: 5 / H: 0 LOB: 0 BB: 0 P: 5	R: 0 E: 0 K: 0 S: 4 / H: 1 LOB: 1 BB: 0 P: 4	R: 0 E: 0 K: 1 S: 5 / H: 1 LOB: 2 BB: 1 P: 9	R: 0 E: 0 K: 0 S: 3 / H: 0 LOB: 0 BB: 0 P: 3	R: 0 E: 0 K: 1 S: 6 / H: 1 LOB: 1 BB: 0 P: 6	R: 1 E: 0 K: 1 S: 7 / H: 2 LOB: 2 BB: 0 P: 7	R: 0 E: 0 K: 1 S: 7 / H: 2 LOB: 2 BB: 0 P: 7	1B: 6 2B: 3 3B: 1 HR: 0	SF: 0 SAC: 2 DP: 0 HBP: 1					WP: 0 PB: 0 SB: 0 CS: 1	PA: 43

PITCHER		IP	WLS	BF	H	R	ER	SO	BB	IBB	HBP	BLK	WP	HR	S	P	ERA	WHIP
Don Wilson, R ERA: 4.17	(1, 1)	8.0		33	7	3	3	5	3	0	1	0	0	0	39	52	3.38	1.250
Denny Lemaster, L ERA:	(9, 1)	0.1		2	1	0	0	0	0	0	0	0	0	0	2	2	0.00	3.000
George Culver, R ERA: 1.64	(9, 1)	0.2		2	0	0	0	1	0	0	0	0	0	0	4	4	0.00	0.000
Jim Ray, R ERA: 2.08	(10, 1)	1.0	W	5	2	0	0	1	0	0	0	0	0	0	7	7	0.00	2.000

PITCHER	IP	WLS	BF	H	R	ER	SO	BB	IBB	HBP	BLK	WP	HR	S	P	ERA	WHIP

TOP

Philadelphia Phillies @ Houston Astros

Astrodome, Houston, TX

Wed Apr 28 1971, 8:05 PM EDT

Att. 8,576 - Unknown

livebaseballscorecards.com

AB	36
R	3
H	10
RBI	3
BB	3
SO	7
LOB	19

Batter	1	2	3	4	5	6	7	8	9	10	AB	R	H	RBI	BB	SO	LOB
Roger Metzger, S (1, 6) OBP: 0.276, SLG: 0.269	L8	K			1-3		4-3		F9		5	0	0	0	0	1	2
Joe Morgan, L (1, 4) OBP: 0.278, SLG: 0.298	1B 2B		4-3		E S 1B		BB		CS 1-2	4-1	4	2	2	0	1	0	0
Jimmy Wynn, R (1, 8) OBP: 0.400, SLG: 0.375	S 4-3 2-H 1B		K		K 1-3		F9			3B BB	4	1	1	1	1	2	2
Bob Watson, R (1, 7) OBP: 0.352, SLG: 0.469	4-3 1-2		1B		3-H 1B			SH3-4 1B		1-H 3B	4	0	3	1	0	0	1
Cesar Geronimo, L (8, PR) (9, 7) OBP: 0.333, SLG: 0.500											1	0	1	1	0	0	0
Denis Menke, R (1, 3) OBP: 0.330, SLG: 0.337	F7 2-3		K		5-3			SH3-4 1-2			3	0	0	0	0	1	3
Doug Rader, R (1, 5) OBP: 0.267, SLG: 0.273	1B FC6-4 1B		K		F9			5-3			4	1	1	0	0	1	2
Cesar Cedeno, R (1, 9) OBP: 0.220, SLG: 0.282	F8		B2		F8			1-4-3			4	0	0	0	0	0	3
Johnny Edwards, L (1, 2) OBP: 0.232, SLG: 0.204	FC6-4 1-3 1B		1B		F7				K		3	0	2	0	0	0	0
Jack Hiatt, R (9, PH) (10, 2) OBP: 0.583, SLG: 0.556							L9			CS 1B	1	0	0	0	0	1	0
Don Wilson, R (1, 1) OBP: 0.083, SLG: 0.083	FC6-4 1-2f 3-H		F8								3	0	0	1	0	0	2
Denny Lemaster, R (9, 1)											0	0	0	0	0	0	0
George Culver, R (9, 1)											0	0	0	0	0	0	0
Jesus Alou, R (9, PH) OBP: 0.356, SLG: 0.333											1	0	1	0	0	0	0
Jim Ray, R (10, 1)											0	0	0	0	0	0	0
Inning Stats	R: 1 E: 0 K: 0 S: 5 H: 2 LOB: 1 BB: 0 P: 5	R: 1 E: 0 K: 1 S: 7 H: 2 LOB: 1 BB: 0 P: 7	R: 0 E: 0 K: 2 S: 8 H: 1 LOB: 1 BB: 0 P: 8	R: 0 E: 0 K: 1 S: 6 H: 1 LOB: 1 BB: 0 P: 6	R: 1 E: 0 K: 1 S: 7 H: 2 LOB: 1 BB: 0 P: 7	R: 0 E: 0 K: 0 S: 3 H: 0 LOB: 0 BB: 0 P: 3	R: 0 E: 0 K: 0 S: 3 H: 0 LOB: 1 BB: 1 P: 7	R: 0 E: 0 K: 0 S: 4 H: 1 LOB: 2 BB: 0 P: 4	R: 0 E: 0 K: 1 S: 5 H: 1 LOB: 0 BB: 0 P: 5	R: 1 E: 0 K: 0 S: 2 H: 1 LOB: 1 BB: 1 P: 6	1B: 9 2B: 1 3B: 1 HR: 0	SF: 0 SAC: 1 DP: 0 HBP: 0					

PITCHER	IP	WLS	BF	H	R	ER	SO	BB	IBB	HBP	BLK	WP	HR	S	P	ERA	WHIP
Barry Lersch, R (1, 1) ERA: 5.84	6.0		26	8	3	3	5	0	0	0	0	0	0	36	36	4.50	1.333
Woodie Fryman, L (7, 1) ERA: 3.0	1.1		6	1	0	0	0	1	0	0	0	0	0	5	9	0.00	1.500
Dick Selma, R (8, 1) ERA: 5.4	0.2		2	0	0	0	0	0	0	0	0	0	0	2	2	0.00	0.000
Joe Hoerner, L (9, 1) ERA: 0.93	1.0		3	1	0	0	1	0	0	0	0	0	0	5	5	0.00	1.000
Darrell Brandon, R (10, 1) ERA: 0.9	0.1	L	3	1	1	1	0	1	0	0	0	0	0	2	6	27.00	6.000

PITCHER	IP	WLS	BF	H	R	ER	SO	BB	IBB	HBP	BLK	WP	HR	S	P	ERA	WHIP

BOTTOM

Philadelphia Phillies @ Houston Astros

Astrodome, Houston, TX

Wed Apr 28 1971, 8:05 PM EDT

Att. 8,576 - Unknown

livebaseballscorecards.com

AB	37
R	4
H	11
RBI	4
BB	2
SO	6
LOB	15

PA: 41

WP: 0 PB: 0 SB: 2 CS: 1

Philadelphia Phillies @ Chicago Cubs

Wrigley Field, Chicago, IL

Fri Apr 30 1971, 3:33 AM CDT

Att. 9,110 - Sunny - 52 F

TOP

livebaseballscorecards.com

Batter	1	2	3	4	5	6	7	8	9	AB	R	H	RBI	BB	SO	LOB
Denny Doyle, L (1, 4) OBP: 0.364, SLG: 0.469	3-1		4-3		1-3		G3 1-2 2-3		CS 1B	4	0	0	0	0	0	2
Tony Taylor, R (9, PH) OBP: 0.267, SLG: 0.321 (9, 4)										1	0	1	0	0	0	0
Don Money, R (1, 5) OBP: 0.247, SLG: 0.329	K		P6		1-3		2-3 3-H 1B		F7 1-2	5	0	1	1	0	1	1
Willie Montanez, L (1, 8) OBP: 0.431, SLG: 0.618	1B		L9			BBBB 4-3 BB	SSS K			3	0	1	0	1	1	2
Deron Johnson, R (1, 3) OBP: 0.325, SLG: 0.365	SSS K			1B 1B		SSS K		F8		4	0	1	0	0	2	2
Ron Stone, L (1, 7) OBP: 0.375, SLG: 0.409		2B		1-2 1B		4-3 1-2		BBBB 1B BB		3	0	2	0	1	0	1
Roger Freed, R (1, 9) OBP: 0.329, SLG: 0.354		P3		SSS K		F9		P4		4	0	0	0	0	1	5
Tim McCarver, L (1, 2) OBP: 0.235, SLG: 0.242		F7		F9			L8	1-3 1B		4	0	1	0	0	0	3
Larry Bowa, S (1, 6) OBP: 0.293, SLG: 0.267		BBBB BB		1-3			G3 S 1B 1B	1-3		3	1	1	0	1	0	4
Chris Short, R (1, 1)		SSS K			5-3		BBBB 1B G3 1-2 BB		6-3	3	0	0	0	1	1	2
Inning Stats	R: 0 E: 0 K: 2 S: 8 H: 1 LOB: 1 BB: 0 P: 8	R: 0 E: 0 K: 1 S: 6 H: 1 LOB: 2 BB: 1 P: 10	R: 0 E: 0 K: 0 S: 3 H: 0 LOB: 0 BB: 0 P: 3	R: 0 E: 0 K: 1 S: 7 H: 2 LOB: 2 BB: 0 P: 7	R: 0 E: 0 K: 0 S: 3 H: 0 LOB: 0 BB: 0 P: 3	R: 0 E: 0 K: 1 S: 5 H: 0 LOB: 1 BB: 1 P: 9	R: 1 E: 0 K: 1 S: 7 H: 2 LOB: 2 BB: 1 P: 11	R: 0 E: 0 K: 0 S: 4 H: 1 LOB: 2 BB: 1 P: 8	R: 0 E: 0 K: 0 S: 3 H: 1 LOB: 0 BB: 0 P: 3	1B: 7 2B: 1 3B: 0 HR: 0 SF: 0 SAC: 0 DP: 0 HBP: 0						

	AB	34
	R	1
	H	8
	RBI	1
	BB	4
	SO	6
	LOB	22

WP: 0 PB: 0 SB: 1 CS: 1 PA: 38

PITCHER	IP	WLS	BF	H	R	ER	SO	BB	IBB	HBP	BLK	WP	HR	S	P	ERA	WHIP
Milt Pappas, R (1, 1) ERA: 2.95	8.0	L	35	7	1	1	6	4	0	0	0	0	0	43	59	1.12	1.375
Earl Stephenson, L (9, 1) ERA:	1.0		3	1	0	0	0	0	0	0	0	0	0	3	3	0.00	1.000

PITCHER	IP	WLS	BF	H	R	ER	SO	BB	IBB	HBP	BLK	WP	HR	S	P	ERA	WHIP

Batter	1	2	3	4	5	6	7	8	9	AB	R	H	RBI	BB	SO	LOB
Don Kessinger, S (1, 6) OBP: 0.286, SLG: 0.286	4-3			F8		4-3		6-3		4	0	0	0	0	0	0
Glenn Beckert, R (1, 4) OBP: 0.330, SLG: 0.337	6-3			5-3		1B		F7		4	0	1	0	0	0	0
Billy Williams, L (1, 7) OBP: 0.352, SLG: 0.430	3-1			4-3		FC5-4 1-2			F8	4	0	1	0	0	0	0
Ron Santo, R (1, 5) OBP: 0.359, SLG: 0.424		L9			SH3-4 BB FC5-2	P4			BB BB BB G5-4-3	3	0	1	0	1	0	2
Jim Hickman, R (1, 3) OBP: 0.292, SLG: 0.262		5-3			BB FC5-2 SH3-4	FC5-4			G5-4-3	3	0	0	0	1	0	3
Joe Pepitone, L (1, 8) OBP: 0.360, SLG: 0.478		B5-3			SH3-4		K			2	0	0	0	0	1	0
Johnny Callison, L (1, 9) OBP: 0.345, SLG: 0.360			G6-4-3		IBB FC5-2		BB G6-4-3			1	0	1	0	2	0	0
Ken Rudolph, R (1, 2) OBP: 0.176, SLG: 0.109			G6-4-3		FC5-2		G6-4-3			3	0	0	0	0	0	5
Milt Pappas, R (1, 1) OBP: 0.143, SLG: 0.154			5-3		K			6-3		2	0	0	0	0	1	3
14 Ernie Banks, R (8, PH)										1	0	0	0	0	0	0
Earl Stephenson, L (9, 1)										0	0	0	0	0	0	0
Inning Stats	R: 0 E: 0 K: 0 S: 3 H: 0 LOB: 0 BB: 0 P: 3	R: 0 E: 0 K: 0 S: 3 H: 0 LOB: 0 BB: 0 P: 3	R: 0 E: 0 K: 0 S: 3 H: 1 LOB: 0 BB: 0 P: 3	R: 0 E: 0 K: 0 S: 3 H: 0 LOB: 0 BB: 0 P: 3	R: 0 E: 0 K: 1 S: 6 H: 1 LOB: 3 BB: 2 P: 14	R: 0 E: 0 K: 0 S: 5 H: 2 LOB: 2 BB: 0 P: 5	R: 0 E: 0 K: 1 S: 4 H: 0 LOB: 0 BB: 1 P: 8	R: 0 E: 0 K: 0 S: 3 H: 0 LOB: 0 BB: 0 P: 3	R: 0 E: 0 K: 0 S: 2 H: 0 LOB: 0 BB: 1 P: 6	1B: 4 2B: 0 3B: 0 HR: 0	SF: 0 SAC: 1 DP: 3 HBP: 0					

PITCHER	IP	WLS	BF	H	R	ER	SO	BB	IBB	HBP	BLK	WP	HR	S	P	ERA	WHIP
Chris Short, L (1, 1) ERA: 1.66	9.0	W	32	4	0	0	2	3	1	0	0	0	0	32	48	0.00	0.778

PITCHER	IP	WLS	BF	H	R	ER	SO	BB	IBB	HBP	BLK	WP	HR	S	P	ERA	WHIP

BOTTOM

Philadelphia Phillies @ Chicago Cubs

Wrigley Field, Chicago, IL

Fri Apr 30 1971, 3:33 AM CDT
Att. 9,110 - Sunny - 52 F

livebaseballscorecards.com

AB	27
R	0
H	4
RBI	0
BB	4
SO	2
LOB	13

Batter	1	2	3	4	5	6	7	8	9	AB	R	H	RBI	BB	SO	LOB
Denny Doyle, L (1, 4) OBP: 0.373, SLG: 0.472	0-0 1B FC5-4 1B		0-0 HR 1B		0-3 K		0-0 G4-6-3 1-2f			4	2	2	0	0	1	1
Don Money, R (1, 5) OBP: 0.247, SLG: 0.325	0-0 F7		0-3 K		0-0 G3-6 1B		0-0 F9			4	0	1	0	0	1	2
Willie Montanez, L (1, 8) OBP: 0.435, SLG: 0.661	0-0 FC5-4 1B 1-3		0-0 HR 1-H		0-0 G3-6 1-2f			0-0 F7		4	1	2	2	0	0	1
Deron Johnson, R (1, 3) OBP: 0.310, SLG: 0.346	0-0 FC5-4 1-2f 3-H		0-0 L8			0-0 5-3		0-0 F9		4	0	0	1	0	0	1
Ron Stone, L (1, 7) OBP: 0.321, SLG: 0.346	0-3 K			0-0 F7		0-0 3-1		0-3 K		4	0	0	0	0	2	1
Roger Freed, R (1, 9) OBP: 0.325, SLG: 0.348		0-3 K		0-3 K		0-0 1B 1B			0-0 F9	4	0	1	0	0	2	0
Tim McCarver, L (1, 2) OBP: 0.250, SLG: 0.258		0-0 6-3		0-0 1B		0-0 1B 1-3			0-0 3-1	4	0	2	0	0	0	0
Larry Bowa, S (1, 6) OBP: 0.279, SLG: 0.253		0-3 K		0-0 P6		0-0 4-3			0-0 F7	4	0	0	0	0	1	3
Rick Wise, R (1, 1) OBP: 0.300, SLG: 0.600			0-0 6-3		0-0 HR		0-0 E6 G4-6-3			2	1	1	1	0	0	0
Woodie Fryman, R (5, 1)										0	0	0	0	0	0	0
Tony Taylor, R (7, PH) OBP: 0.258, SLG: 0.310										1	0	0	0	0	0	0
Darrell Brandon, R (7, 1) OBP: 0.333, SLG: 0.333										0	0	0	0	0	0	0
Joe Hoerner, R (7, 1)										0	0	0	0	0	0	0
Inning Stats	R: 1 E: 0 K: 1 S: 7 H: 2 LOB: 1 BB: 0 P: 7	R: 0 E: 0 K: 2 S: 7 H: 0 LOB: 0 BB: 0 P: 7	R: 2 E: 0 K: 1 S: 7 H: 2 LOB: 0 BB: 0 P: 7	R: 0 E: 0 K: 1 S: 6 H: 1 LOB: 1 BB: 0 P: 6	R: 1 E: 0 K: 1 S: 6 H: 2 LOB: 0 BB: 0 P: 6	R: 0 E: 0 K: 0 S: 5 H: 2 LOB: 2 BB: 0 P: 5	R: 0 E: 1 K: 0 S: 3 H: 0 LOB: 0 BB: 0 P: 3	R: 0 E: 0 K: 1 S: 5 H: 0 LOB: 0 BB: 0 P: 5	R: 0 E: 0 K: 0 S: 3 H: 0 LOB: 0 BB: 0 P: 3	1B: 7 2B: 0 3B: 0 HR: 2 SF: 0 SAC: 0 DP: 2 HBP: 0							WP: 0 PB: 0 SB: 0 CS: 0 PA: 35

PITCHER	IP	WLS	BF	H	R	ER	SO	BB	IBB	HBP	BLK	WP	HR	S	P	ERA	WHIP
Fergie Jenkins, R (1, 1) ERA: 2.44	9.0	W	35	9	4	4	7	0	0	0	0	0	2	49	49	4.00	1.000

PITCHER	IP	WLS	BF	H	R	ER	SO	BB	IBB	HBP	BLK	WP	HR	S	P	ERA	WHIP

TOP

Philadelphia Phillies @ Chicago Cubs

Wrigley Field, Chicago, IL

Sat May 01 1971, 3:33 AM CDT

Att. 16,618 - Unknown - 58 F

livebaseballscorecards.com

AB	35
R	4
H	9
RBI	4
BB	0
SO	7
LOB	9

Batter	1	2	3	4	5	6	7	8	9	AB	R	H	RBI	BB	SO	LOB
Don Kessinger, S (1, 6) OBP: 0.284, SLG: 0.276	F9		L7		SH1-4 1-2 2-3		BBBB PB 5-3 BB	6-3		3	0	0	0	1	0	1
Glenn Beckert, R (1, 4) OBP: 0.326, SLG: 0.333	F8		P4		HR 2-3 3-H 1B		5-3 1-2			4	1	1	1	0	0	1
Billy Williams, L (1, 7) OBP: 0.380, SLG: 0.537	HR			1B 2B	HR 1-H 3-H		PB IBB			3	3	3	4	1	0	0
Ron Santo, R (1, 5) OBP: 0.366, SLG: 0.420	L9			SSS K	1B		G4-6-3 1-2 2-3 IBB			3	0	1	0	1	1	1
Johnny Callison, L (1, 9) OBP: 0.323, SLG: 0.333		3-1		F8	F5		G4-6-3 1-2f			4	0	0	0	0	0	4
Joe Pepitone, L (1, 8) OBP: 0.367, SLG: 0.479		P4		14 FC6-4 2-H 1B		6-3		14 SH1-3 3B 1B		4	1	2	1	0	0	0
14 Ernie Banks, R (1, 3) OBP: 0.400, SLG: 0.250		2B 1B		FC6-4 1-2f		BBBB BB		SH1-3 1-2		2	0	1	0	1	0	1
Danny Breeden, R (1, 2) OBP: 0.500, SLG: 0.750		1-H 2B			SH1-4 SH 1B 1B	SSS K		F8		4	1	2	0	0	1	2
Fergie Jenkins, R (1, 1) OBP: 0.222, SLG: 0.353			SSS K		SH 1B SH1-4 1-2 HR	1-3		2-H 3B		3	1	1	1	0	1	1
Inning Stats	R: 1 E: 0 K: 0 S: 4 H: 1 LOB: 0 BB: 0 P: 4	R: 0 E: 0 K: 0 S: 4 H: 2 LOB: 2 BB: 0 P: 4	R: 0 E: 0 K: 1 S: 5 H: 0 LOB: 0 BB: 0 P: 5	R: 1 E: 0 K: 1 S: 7 H: 2 LOB: 1 BB: 0 P: 7	R: 4 E: 1 K: 0 S: 7 H: 4 LOB: 0 BB: 0 P: 7	R: 0 E: 0 K: 1 S: 5 H: 0 LOB: 1 BB: 1 P: 9	R: 0 E: 0 K: 0 S: 2 H: 0 LOB: 2 BB: 3 P: 14	R: 1 E: 0 K: 0 S: 5 H: 2 LOB: 1 BB: 0 P: 5		1B: 6 2B: 2 3B: 1 HR: 2 SF: 0 SAC: 3 DP: 1 HBP: 0						

BOTTOM

Philadelphia Phillies @ Chicago Cubs

Wrigley Field, Chicago, IL

Sat May 01 1971, 3:33 AM CDT

Att. 16,618 - Unknown - 58 F

livebaseballscorecards.com

AB	30
R	7
H	11
RBI	7
BB	4
SO	3
LOB	11

WP: 0 PB: 1 SB: 0 CS: 0 PA: 37

PITCHER		IP	WLS	BF	H	R	ER	SO	BB	IBB	HBP	BLK	WP	HR	S	P	ERA	WHIP
Rick Wise, R ERA: 4.4	(1, 1)	4.2	L	22	9	6	5	2	0	0	0	0	0	2	26	26	9.64	1.929
Woodie Fryman, L ERA: 2.82	(5, 1)	1.1		5	0	0	0	1	1	0	0	0	0	0	6	10	0.00	0.750
Darrell Brandon, R ERA: 0.87	(7, 1)	0.1		3	0	0	0	0	1	1	0	0	0	0	1	9	0.00	3.000
Joe Hoerner, L ERA: 1.59	(7, 1)	1.2		7	2	1	1	0	0	1	0	0	0	0	6	10	5.40	1.200

PITCHER	IP	WLS	BF	H	R	ER	SO	BB	IBB	HBP	BLK	WP	HR	S	P	ERA	WHIP

Batter	1	2	3	4	5	6	7	8	9	AB	R	H	RBI	BB	SO	LOB
Denny Doyle, L (1, 4) OBP: 0.365, SLG: 0.456	G1-6-3 1B	F7			P6		L8			4	0	1	0	0	0	1
Don Money, R (1, 5) OBP: 0.247, SLG: 0.313	G1-6-3 1-2f	5-3			K			G4-6-3 BB		3	0	0	0	1	1	2
Willie Montanez, L (1, 8) OBP: 0.438, SLG: 0.651	2B BB 1B		G3-6-3 1B		G3			G4-6-3 1-2f		4	1	2	0	0	0	1
Deron Johnson, R (1, 3) OBP: 0.307, SLG: 0.354	BB 1-3 2B		K			L9		P4		4	0	1	0	0	1	1
Tim McCarver, L (1, 2) OBP: 0.263, SLG: 0.250	BB IBB		G3-6-3 1-2f			4-3			BB	2	0	0	0	2	0	1
Roger Freed, R (1, 9) OBP: 0.333, SLG: 0.361	1-2 2-3 3-H BB			1-3		2B			K	3	0	1	1	1	1	1
Larry Hisle, R (1, 7) OBP: 0.300, SLG: 0.222	F5			F2		4-3			K	4	0	0	0	0	1	5
Larry Bowa, S (1, 6) OBP: 0.278, SLG: 0.253		1-3		1B			4-3		3-1	4	0	1	0	0	0	1
Jim Bunning, R (1, 1) OBP: 0.250, SLG: 0.143		BB		6-3			K			1	0	0	0	1	0	1
Ken Reynolds, L (5, 1)										0	0	0	0	0	0	0
Ron Stone, L (7, PH) OBP: 0.310, SLG: 0.333										1	0	0	0	0	1	0
Bill Champion, R (7, 1) OBP: 1.000, SLG: 1.000										0	0	0	0	0	0	0
Inning Stats	R: 1 E: 0 K: 0 S: 5 H: 3 LOB: 3 BB: 2 P: 13	R: 0 E: 0 K: 0 S: 3 H: 0 LOB: 1 BB: 1 P: 7	R: 0 E: 0 K: 1 S: 5 H: 1 LOB: 0 BB: 0 P: 5	R: 0 E: 0 K: 0 S: 4 H: 1 LOB: 1 BB: 0 P: 4	R: 0 E: 0 K: 1 S: 5 H: 0 LOB: 0 BB: 0 P: 5	R: 0 E: 0 K: 0 S: 4 H: 1 LOB: 1 BB: 0 P: 4	R: 0 E: 0 K: 1 S: 5 H: 0 LOB: 0 BB: 0 P: 5	R: 0 E: 0 K: 0 S: 2 H: 0 LOB: 0 BB: 1 P: 6	R: 0 E: 0 K: 2 S: 7 H: 0 LOB: 1 BB: 1 P: 11	1B: 4 2B: 2 3B: 0 HR: 0 SF: 0 SAC: 0 DP: 3 HBP: 0						

PITCHER	IP	WLS	BF	H	R	ER	SO	BB	IBB	HBP	BLK	WP	HR	S	P	ERA	WHIP
Bill Hands, R (1, 1) ERA: 2.75	9.0	W	35	6	1	1	5	4	1	0	0	0	0	40	60	1.00	1.111

PITCHER	IP	WLS	BF	H	R	ER	SO	BB	IBB	HBP	BLK	WP	HR	S	P	ERA	WHIP

TOP

Philadelphia Phillies @ Chicago Cubs

Wrigley Field, Chicago, IL

Sun May 02 1971, 3:33 AM CDT

Att. 9,585 - Unknown - 43 F

livebaseballscorecards.com

AB	30
R	1
H	6
RBI	1
BB	5
SO	5
LOB	14

PA: 35

WP: 0 PB: 0 SB: 0 CS: 0

Batter	1	2	3	4	5	6	7	8	9	AB	R	H	RBI	BB	SO	LOB
Don Kessinger, S (1, 6) OBP: 0.286, SLG: 0.270	BBB 4-0 1B 2B BB		x 0-0 4-3 ①		x 0-0 SH BB SH3-4 1-2 E	x 0-0 5-3 ③				2	2	0	0	1	0	1
Glenn Beckert, R (1, 4) OBP: 0.337, SLG: 0.344	x 0-0 1-3 2B 1B		x 0-0 1B		x 0-0 SH3-4 ① 1-2 2-3		x 0-0 L9 ①			3	1	2	0	0	0	0
Billy Williams, L (1, 7) OBP: 0.385, SLG: 0.541	x 0-0 P6 ①		x 0-0 F9 ②		4-0 BB E IBB		x 0-0 HR 2B			3	2	1	0	1	0	3
Ron Santo, R (1, 5) OBP: 0.384, SLG: 0.486	x 0-0 1-H 3-H 2B		x 0-0 L9 ③		BBBB 4-0 E FC4-2 1-2 2-3 3-H BB		x 0-0 2-H HR			3	1	2	5	1	0	1
Johnny Callison, L (1, 9) OBP: 0.318, SLG: 0.328	x 0-0 F7 ②			x 0-0 6-3 ①	x 0-0 E8 FC4-2 1-3 2-H 3-H 1B		x 0-0 4-3 ②			4	0	1	2	0	0	1
Joe Pepitone, L (1, 8) OBP: 0.349, SLG: 0.455	x 0-0 F9 ③			x 0-0 F5 ②	x 0-0 FC4-2 ② ③ 2-3 3-H		x 0-0 3-1 ③			4	0	0	0	0	0	3
14 Ernie Banks, R (1, 3) OBP: 0.333, SLG: 0.375		x 0-0 L9 ①		x 0-0 2B		x 0-0 F9 ①		x 0-0 F9 ①		4	0	1	0	0	0	0
Danny Breeden, R (1, 2) OBP: 0.250, SLG: 0.375		x 0-0 P4 ②		SSS 0-3 K ③		x 0-0 P4 ②		x 0-0 F8 ②		4	0	0	0	0	1	1
Bill Hands, R (1, 1)		x 0-0 P6 ③			BBBB 4-0 SH3-4 SH BB BB	BBBB 4-0 BB		SSS 0-3 K ③		2	1	0	0	2	1	0
Inning Stats	R: 2 E: 0 K: 0 S: 5 H: 2 LOB: 1 BB: 1 P: 9	R: 0 E: 0 K: 0 S: 3 H: 0 LOB: 0 BB: 0 P: 3	R: 0 E: 0 K: 0 S: 4 H: 1 LOB: 1 BB: 0 P: 4	R: 0 E: 0 K: 1 S: 6 H: 1 LOB: 1 BB: 0 P: 6	R: 3 E: 1 K: 0 S: 4 H: 1 LOB: 1 BB: 3 P: 16	R: 0 E: 0 K: 0 S: 3 H: 0 LOB: 1 BB: 1 P: 7	R: 2 E: 0 K: 0 S: 5 H: 2 LOB: 0 BB: 0 P: 5	R: 0 E: 0 K: 1 S: 5 H: 0 LOB: 0 BB: 0 P: 5		1B: 3 2B: 4 3B: 0 HR: 1	SF: 0 SAC: 2 DP: 1 HBP: 0					

PITCHER		IP	WLS	BF	H	R	ER	SO	BB	IBB	HBP	BLK	WP	HR	S	P	ERA	WHIP
Jim Bunning, R ERA: 5.88	(1, 1)	4.1	L	23	5	5	5	1	3	1	0	0	0	0	21	37	10.38	1.846
Ken Reynolds, L ERA: 1.69	(5, 1)	1.2		5	0	0	0	0	1	0	0	0	0	0	4	8	0.00	0.600
Bill Champion, R ERA: 8.64	(7, 1)	2.0		8	2	2	2	1	0	0	0	0	0	1	10	10	9.00	1.000

PITCHER	IP	WLS	BF	H	R	ER	SO	BB	IBB	HBP	BLK	WP	HR	S	P	ERA	WHIP

BOTTOM

Philadelphia Phillies @ Chicago Cubs

Wrigley Field, Chicago, IL

Sun May 02 1971, 3:33 AM CDT

Att. 9,585 - Unknown - 43 F

livebaseballscorecards.com

AB	29
R	7
H	7
RBI	7
BB	5
SO	2
LOB	10

WP: 0 PB: 0 SB: 0 CS: 0 PA: 36

Batter	1	2	3	4	5	6	7	8	9	AB	R	H	RBI	BB	SO	LOB
Lou Brock, L (1, 7) OBP: 0.393, SLG: 0.465	F5		1-3 1B 2B		1-2 1B		G1-6-3 1-2f			4	0	2	0	0	0	1
Matty Alou, L (1, 8) OBP: 0.327, SLG: 0.389	F7		BBBB 4-0 1B BB		L5			F5		3	0	0	0	1	0	2
Ted Simmons, S (1, 2) OBP: 0.411, SLG: 0.444	F7		1-2 2-H 3-H 1B			4-3		F7		4	0	1	1	0	0	0
Joe Torre, R (1, 5) OBP: 0.382, SLG: 0.515		SSS 0-3 K		SSS 0-3 K		BBBB 4-0 BB		F8		3	0	0	0	1	2	0
Jose Cardenal, R (1, 9) OBP: 0.255, SLG: 0.287		2-3		F2		BBBB 4-0 1-2 BB			E5 1B SF8	3	1	0	0	1	0	0
Joe Hague, L (1, 3) OBP: 0.250, SLG: 0.240		SSS 0-3 K		4-3		F7			F7	4	0	0	0	0	1	3
Julian Javier, R (1, 4) OBP: 0.245, SLG: 0.213			6-3		5-3	F7			FC6-4 1-3 1B	3	0	0	0	0	0	2
Bob Burda, L (9, PH) OBP: 0.600, SLG: 0.429										1	0	1	0	0	0	0
Ted Sizemore, R (9, PR) OBP: 0.274, SLG: 0.208										0	0	0	0	0	0	0
Dal Maxvill, R (1, 6) OBP: 0.300, SLG: 0.238			2B 1B 1B		F9		6-3		SF8 3-H	3	1	1	0	0	0	0
Leron Lee, L (9, PH) OBP: 0.333, SLG: 0.538										0	0	0	0	0	0	0
Jim Beauchamp, R (9, PH) OBP: 0.306, SLG: 0.394										0	0	0	1	0	0	0
Chris Zachary, L (1, 1) OBP: 0.667, SLG: 0.667			F2		1B 1B		G1-6-3 1B		FC6-4 1-2f	3	0	2	0	0	0	1
Don Shaw, L (8, 1)										0	0	0	0	0	0	0
Luis Melendez, R (9, PH) OBP: 0.308, SLG: 0.320										1	0	0	0	0	0	1
Inning Stats	R: 0 E: 0 K: 0 S: 3 H: 0 LOB: 0 BB: 0 P: 3	R: 0 E: 0 K: 2 S: 7 H: 0 LOB: 0 BB: 0 P: 7	R: 1 E: 0 K: 0 S: 5 H: 3 LOB: 2 BB: 1 P: 9	R: 0 E: 0 K: 1 S: 5 H: 0 LOB: 0 BB: 0 P: 5	R: 0 E: 0 K: 0 S: 5 H: 2 LOB: 2 BB: 0 P: 5	R: 0 E: 0 K: 0 S: 3 H: 0 LOB: 2 BB: 2 P: 11	R: 0 E: 0 K: 0 S: 3 H: 1 LOB: 0 BB: 0 P: 3	R: 0 E: 0 K: 0 S: 3 H: 0 LOB: 0 BB: 0 P: 3	R: 1 E: 1 K: 0 S: 5 H: 1 LOB: 1 BB: 0 P: 5	1B: 6 2B: 1 3B: 0 HR: 0 SF: 1 SAC: 0 DP: 1 HBP: 0						

TOP

St. Louis Cardinals @ Philadelphia Phillies
Veterans Stadium, Philadelphia, PA
Mon May 03 1971, 7:05 PM EDT
Att. 9,102 - Unknown

livebaseballscorecards.com

AB	32
R	2
H	7
RBI	2
BB	3
SO	3
LOB	10

WP: 0 PB: 0 SB: 0 CS: 0 PA: 36

PITCHER		IP	WLS	BF	H	R	ER	SO	BB	IBB	HBP	BLK	WP	HR	S	P	ERA	WHIP
Barry Lersch, R ERA: 4.68	(1, 1)	8.0	W	31	6	1	1	3	3	0	0	0	0	0	34	46	1.12	1.125
Darrell Brandon, R ERA: 0.84	(9, 1)	0.1		3	1	1	0	0	0	0	0	0	0	0	3	3	0.00	3.000
Joe Hoerner, L ERA: 1.5	(9, 1)	0.2	S	2	0	0	0	0	0	0	0	0	0	0	2	2	0.00	0.000

PITCHER		IP	WLS	BF	H	R	ER	SO	BB	IBB	HBP	BLK	WP	HR	S	P	ERA	WHIP

BOTTOM

St. Louis Cardinals @ Philadelphia Phillies
Veterans Stadium, Philadelphia, PA
Mon May 03 1971, 7:05 PM EDT
Att. 9,102 - Unknown

livebaseballscorecards.com

Batter	1	2	3	4	5	6	7	8	9	AB	R	H	RBI	BB	SO	LOB
Larry Bowa, S (1, 6) OBP: 0.305, SLG: 0.295	4-3 2B		1-3		L1-3 1B		S 1B 1B	1-3 2-H 3-H 1B		5	0	4	2	0	0	0
Denny Doyle, L (1, 4) OBP: 0.368, SLG: 0.443	4-3 2-3		BBBB G6-4-3 BB		L1-3 1-2		S 1B 1-2	4-3		4	0	1	0	1	0	4
Willie Montanez, L (1, 8) OBP: 0.429, SLG: 0.621	K		G6-4-3 1-2f		BBBB BB		SSS K			3	0	0	0	1	2	4
Deron Johnson, R (1, 3) OBP: 0.293, SLG: 0.337	6-3			SSS K	F9		SSS K 1-2 2-3			4	0	0	0	0	2	4
Tim McCarver, L (1, 2) OBP: 0.275, SLG: 0.264		G3		FC5-4 1B 1B 1B		F9		FC6-4 SH1-4 1B 1B		4	2	2	0	0	0	0
Roger Freed, R (1, 9) OBP: 0.356, SLG: 0.392		1B HBP		FC5-4 1-2 1B		2B		SH1-4 1-2		2	0	2	0	0	0	0
Don Money, R (1, 5) OBP: 0.247, SLG: 0.302		K		FC5-4 1B 1-2f 2-3		F2		FC6-4 IBB		3	0	0	0	1	1	4
Larry Hisle, R (1, 7) OBP: 0.333, SLG: 0.273		1-2 1B		1-3 3-H 1B		F2		FC6-4 BB 1-2f 2-3 1B		4	1	2	1	0	0	3
Barry Lersch, S (1, 1)		4-3		5-3			SSS K	BBBB 1B 1-2 BB		3	0	0	0	0	1	4
Ron Stone, L (8, PH) OBP: 0.333, SLG: 0.333										0	0	0	0	1	0	0
Darrell Brandon, R (9, 1) OBP: 0.333, SLG: 0.333										0	0	0	0	0	0	0
Joe Hoerner, R (9, 1)										0	0	0	0	0	0	0

Inning Stats	1	2	3	4	5	6	7	8	9
	R: 0 H: 1 E: 0 LOB: 1 K: 1 BB: 0 S: 6 P: 6	R: 0 H: 1 E: 0 LOB: 2 K: 1 BB: 0 S: 6 P: 7	R: 0 H: 0 E: 0 LOB: 0 K: 0 BB: 1 S: 2 P: 6	R: 1 H: 3 E: 0 LOB: 2 K: 1 BB: 0 S: 8 P: 8	R: 0 H: 1 E: 0 LOB: 1 K: 0 BB: 1 S: 3 P: 7	R: 0 H: 1 E: 0 LOB: 1 K: 0 BB: 0 S: 4 P: 4	R: 0 H: 2 E: 0 LOB: 2 K: 3 BB: 0 S: 11 P: 11	R: 2 H: 2 E: 0 LOB: 2 K: 0 BB: 2 S: 5 P: 13	

	AB	32
	R	3
	H	11
	RBI	3
	BB	4
	SO	6
	LOB	23

1B: 9 SF: 0
2B: 3 SAC: 1
3B: 0 DP: 2
HR: 0 HBP: 1

WP: 0 PA: 38
PB: 0
SB: 2
CS: 0

PITCHER		IP	WLS	BF	H	R	ER	SO	BB	IBB	HBP	BLK	WP	HR	S	P	ERA	WHIP
Chris Zachary, R ERA: 3.52	(1, 1)	7.2	L	36	10	3	3	6	3	1	1	0	0	0	43	60	3.52	1.696
Don Shaw, L ERA:	(8, 1)	0.1		2	1	0	0	0	0	0	0	0	0	0	2	2	0.00	3.000

PITCHER	IP	WLS	BF	H	R	ER	SO	BB	IBB	HBP	BLK	WP	HR	S	P	ERA	WHIP

Batter	1	2	3	4	5	6	7	8	9	AB	R	H	RBI	BB	SO	LOB
Lou Brock, L (1, 7) OBP: 0.402, SLG: 0.471	G5-4-3 1B			CS 1B	FC4-6 1B		1-3		F7	5	0	3	0	0	0	0
Matty Alou, L (1, 8) OBP: 0.324, SLG: 0.384	G5-4-3 1-2f			P1 1-2	FC4-6 1-2f		BB 1B 1B		E1 3B	4	0	1	0	0	0	3
Luis Melendez, R (7, PR) (7, 8) OBP: 0.296, SLG: 0.308										1	2	0	0	0	0	0
Ted Simmons, S (1, 2) OBP: 0.420, SLG: 0.482	5-3			2B 2B		F2 BBBB	1B 1-2 BB		3-H 3B	4	1	2	1	1	0	0
Joe Torre, R (1, 5) OBP: 0.391, SLG: 0.523		5-3		2B 2-H 2B		BBBB HR BB	1-3 2-H FC6-4 1B		P6	4	2	2	2	1	0	1
Jose Cardenal, R (1, 9) OBP: 0.261, SLG: 0.333		F7		2-H 2B		1-H HR	1-2f FC6-4		SSS K	5	1	2	3	0	1	3
Jim Beauchamp, R (1, 3) OBP: 0.300, SLG: 0.378		5-3		F8		FC6-4 1B		SSS K		4	0	1	0	0	1	1
Julian Javier, R (1, 4) OBP: 0.264, SLG: 0.294			F8		HR	1-2f FC6-4		FC5-4 1B		4	1	2	1	0	0	1
Dal Maxvill, R (1, 6) OBP: 0.278, SLG: 0.217			SSS K		6-3	F9		1-2f FC5-4		4	0	0	0	0	1	2
Jerry Reuss, L (1, 1) OBP: 0.118, SLG: 0.063			SSS K		4-1		1-3	SSS K		4	0	0	0	0	2	1
Inning Stats	R: 0 H: 1 E: 0 LOB: 0 K: 0 BB: 0 S: 3 P: 3	R: 0 H: 0 E: 0 LOB: 0 K: 0 BB: 0 S: 3 P: 3	R: 0 H: 0 E: 0 LOB: 0 K: 2 BB: 0 S: 7 P: 7	R: 2 H: 4 E: 0 LOB: 1 K: 0 BB: 0 S: 6 P: 6	R: 1 H: 2 E: 0 LOB: 1 K: 0 BB: 0 S: 5 P: 5	R: 2 H: 2 E: 0 LOB: 1 K: 0 BB: 1 S: 5 P: 9	R: 1 H: 2 E: 0 LOB: 2 K: 0 BB: 1 S: 5 P: 9	R: 0 H: 1 E: 0 LOB: 1 K: 2 BB: 0 S: 8 P: 8	R: 1 H: 1 E: 1 LOB: 1 K: 1 BB: 0 S: 7 P: 7	1B: 7 SF: 0 2B: 3 SAC: 0 3B: 1 DP: 1 HR: 2 HBP: 0						WP: 0 PA: 41 PB: 0 SB: 0 CS: 1	

TOP

St. Louis Cardinals @ Philadelphia Phillies

Veterans Stadium, Philadelphia, PA

Tue May 04 1971, 7:05 PM EDT

Att. 9,339 - Unknown

livebaseballscorecards.com

AB	39
R	7
H	13
RBI	7
BB	2
SO	5
LOB	12

PITCHER		IP	WLS	BF	H	R	ER	SO	BB	IBB	HBP	BLK	WP	HR	S	P	ERA	WHIP
Chris Short, L ERA: 2.49	(1, 1)	5.1	L	24	9	5	5	2	1	0	0	0	0	2	27	31	8.44	1.875
Bill Champion, R ERA: 8.1	(6, 1)	1.2		8	2	1	1	0	1	0	0	0	0	0	7	11	5.40	1.800
Ken Reynolds, L ERA: 1.23	(8, 1)	2.0		9	2	1	0	3	0	0	0	0	0	0	15	15	0.00	1.000

PITCHER	IP	WLS	BF	H	R	ER	SO	BB	IBB	HBP	BLK	WP	HR	S	P	ERA	WHIP

Batter	1	2	3	4	5	6	7	8	9	AB	R	H	RBI	BB	SO	LOB
Larry Bowa, S (1, 6) OBP: 0.303, SLG: 0.293	F9		F7		G6-4-3 1B (3-H)		K			4	0	1	1	0	1	1
Tony Taylor, R (1, 4) OBP: 0.257, SLG: 0.281	BB		1-3		G6-4-3 (1-2f)			6-3		3	0	0	0	1	0	1
Willie Montanez, L (1, 8) OBP: 0.420, SLG: 0.600	L6		K			5-3 1B		F8		4	0	1	0	0	1	1
Deron Johnson, R (1, 3) OBP: 0.292, SLG: 0.344	K			5-3		5-3 (1-2)		2B		4	0	1	0	0	1	2
Roger Freed, R (1, 9) OBP: 0.351, SLG: 0.385		WP 1B		1-3		K		P5		4	0	1	0	0	1	2
Don Money, R (1, 5) OBP: 0.247, SLG: 0.292		BB (1-2)		K		F9			F3	3	0	0	0	1	1	1
Larry Hisle, R (1, 7) OBP: 0.321, SLG: 0.240		K			BB 3B		F3		5-3	3	1	0	0	1	1	2
Mike Ryan, R (1, 2) OBP: 0.286, SLG: 0.583		K			3B 1B (1-H)		K		HR	4	2	2	2	0	2	2
Chris Short, R (1, 1) Bill Champion, R (6, 1) OBP: 1.000, SLG: 1.000 Joe Lis, R (7, PH) OBP: 0.344, SLG: 0.444 Rick Wise, R (7, PR) OBP: 0.300, SLG: 0.600 Ken Reynolds, L (8, 1) Byron Browne, R (9, PH) OBP: 0.154, SLG: 0.083		K			4-3		BB		K	2 0 0 0 0 1	0 0 0 0 0 0	0 0 0 0 0 0	0 0 0 0 0 0	0 0 1 0 0 0	1 0 0 0 0 1	3 0 0 0 0 0
Inning Stats	R: 0 E: 0 K: 1 S: 5 H: 0 LOB: 1 BB: 1 P: 9	R: 0 E: 0 K: 3 S: 10 H: 1 LOB: 2 BB: 1 P: 14	R: 0 E: 0 K: 1 S: 5 H: 0 LOB: 0 BB: 0 P: 5	R: 0 E: 0 K: 1 S: 5 H: 0 LOB: 0 BB: 0 P: 5	R: 2 E: 0 K: 0 S: 4 H: 2 LOB: 0 BB: 1 P: 8	R: 0 E: 0 K: 1 S: 6 H: 1 LOB: 1 BB: 0 P: 6	R: 0 E: 0 K: 2 S: 7 H: 0 LOB: 1 BB: 1 P: 11	R: 0 E: 0 K: 0 S: 4 H: 1 LOB: 1 BB: 0 P: 4	R: 1 E: 0 K: 1 S: 6 H: 1 LOB: 0 BB: 0 P: 6	1B: 3 2B: 1 3B: 1 HR: 1	SF: 0 SAC: 0 DP: 1 HBP: 0			WP: 1 PB: 0 SB: 0 CS: 0	PA: 36		

PITCHER		IP	WLS	BF	H	R	ER	SO	BB	IBB	HBP	BLK	WP	HR	S	P	ERA	WHIP
Jerry Reuss, L ERA: 3.58	(1, 1)	9.0	W	36	6	3	3	10	4	0	0	0	1	1	52	68	3.00	1.111

PITCHER	IP	WLS	BF	H	R	ER	SO	BB	IBB	HBP	BLK	WP	HR	S	P	ERA	WHIP

BOTTOM

St. Louis Cardinals @ Philadelphia Phillies
Veterans Stadium, Philadelphia, PA
Tue May 04 1971, 7:05 PM EDT
Att. 9,339 - Unknown

livebaseballscorecards.com

AB	32
R	3
H	6
RBI	3
BB	4
SO	10
LOB	15

Batter	1	2	3	4	5	6	7	8	9	AB	R	H	RBI	BB	SO	LOB
Lou Brock, L (1, 7) OBP: 0.393, SLG: 0.486	SSS 0-3 ① K	x 0-0 ③ FC6-4 1-2f			x 0-0 ③ 3-1			x 0-0 HR	SSS 0-3 ② K	5	1	1	1	0	2	3
Matty Alou, L (1, 8) OBP: 0.321, SLG: 0.388 Luis Melendez, R (8, PR) OBP: 0.321, SLG: 0.308 (8, 8)	x 0-0 ② F9		x 0-0 ① L8			x 0-0 ① F2		x 0-0 SH5-3 HR 2B	BBBB 4-0 BB	4 0	0 1	1 0	0 1	0 0	0 1	0 0
Ted Simmons, S (1, 2) OBP: 0.419, SLG: 0.483	x 0-0 ③ 4-3		x 0-0 ② F7			x 0-0 2B		BBBB 4-0 SH5-3 HR BB	x 0-0 ③ F7	4	1	1	0	1	0	1
Joe Torre, R (1, 5) OBP: 0.390, SLG: 0.518		x 0-0 2B SF9 1B	x 0-0 ③ 5-3			x 0-0 ② L5		x 0-0 ① SH5-3 1-2 2-3		3	1	1	0	0	0	1
Jose Cardenal, R (1, 9) OBP: 0.270, SLG: 0.379		x 0-0 SF9 1-3 2B		x 0-0 ① 1-3		x 0-0 ③ 6-3		x 0-0 2-H 3-H HR		4	1	2	3	0	0	1
Bob Burda, L (1, 3) OBP: 0.571, SLG: 0.400		III 4-0 SF9 IBB		x 0-0 ② F8			x 0-0 ① F8	x 0-0 FC6-4 1B		3	0	1	0	1	0	0
Ted Sizemore, R (1, 4) OBP: 0.261, SLG: 0.200		x 0-0 ① SF9 1-2 2-3 3-H		x 0-0 ③ L7			x 0-0 ② 6-3	x 0-0 ② F9		3	0	0	1	0	0	2
Dal Maxvill, R (1, 6) OBP: 0.293, SLG: 0.224		BBBB 4-0 FC6-4 BB			x 0-0 ① F7		x 0-0 1B	x 0-0 ③ FC6-4 1-2f		3	0	1	0	1	0	2
Reggie Cleveland, R (1, 1)		SSS 0-3 ② K			x 0-0 ② 4-3		x 0-0 ③ 4-3		x 0-0 ① P4	4	0	0	0	0	1	4
Inning Stats	R: 0 H: 0 E: 0 LOB: 0 K: 1 BB: 0 S: 5 P: 5	R: 1 H: 2 E: 0 LOB: 3 K: 1 BB: 2 S: 7 P: 15	R: 0 H: 0 E: 0 LOB: 0 K: 0 BB: 0 S: 3 P: 3	R: 0 H: 0 E: 0 LOB: 0 K: 0 BB: 0 S: 3 P: 3	R: 0 H: 0 E: 0 LOB: 0 K: 0 BB: 0 S: 3 P: 3	R: 0 H: 1 E: 0 LOB: 1 K: 0 BB: 0 S: 4 P: 4	R: 0 H: 1 E: 0 LOB: 1 K: 0 BB: 0 S: 4 P: 4	R: 4 H: 4 E: 0 LOB: 2 K: 0 BB: 1 S: 7 P: 11	R: 0 H: 0 E: 0 LOB: 1 K: 1 BB: 1 S: 5 P: 9	1B: 3 SF: 1 2B: 3 SAC: 1 3B: 0 DP: 0 HR: 2 HBP: 0						WP: 0 PA: 39 PB: 0 SB: 0 CS: 0	

PITCHER		IP	WLS	BF	H	R	ER	SO	BB	IBB	HBP	BLK	WP	HR	S	P	ERA	WHIP
Rick Wise, R ERA: 3.79	(1, 1)	7.0		27	4	1	1	2	1	1	0	0	0	0	29	37	1.29	0.714
Joe Hoerner, L ERA: 3.75	(8, 1)	0.0	L	3	2	3	3	0	1	0	0	0	0	1	2	6	∞	∞
Darrell Brandon, R ERA: 1.42	(8, 1)	2.0		9	2	1	1	1	1	0	0	0	0	1	10	14	4.50	1.500

PITCHER	IP	WLS	BF	H	R	ER	SO	BB	IBB	HBP	BLK	WP	HR	S	P	ERA	WHIP

TOP

St. Louis Cardinals @ Philadelphia Phillies
Veterans Stadium, Philadelphia, PA
Wed May 05 1971, 7:05 PM EDT
Att. 10,184 - Unknown

livebaseballscorecards.com

AB	33
R	5
H	8
RBI	5
BB	4
SO	3
LOB	14

Batter	1	2	3	4	5	6	7	8	9	AB	R	H	RBI	BB	SO	LOB
Larry Bowa, S (1, 6) OBP: 0.291, SLG: 0.281	6-3		4-3			L6	P6			4	0	0	0	0	0	4
Denny Doyle, L (1, 4) OBP: 0.361, SLG: 0.431	5-3			F7		4-3		1B		4	0	1	0	0	0	0
Willie Montanez, L (1, 8) OBP: 0.400, SLG: 0.568	5-3			F8		K		F8		4	0	0	0	0	1	1
Deron Johnson, R (1, 3) OBP: 0.300, SLG: 0.344		G6-4-3 1B		P3			BB 1B 2B	K		3	1	1	0	1	1	1
Tim McCarver, L (1, 2) OBP: 0.274, SLG: 0.263		F9			F6		1B 2B 1-2	K		4	0	1	0	0	1	2
Roger Freed, R (1, 9) OBP: 0.347, SLG: 0.370		G6-4-3 1-2f			BB FC5-4		F2		6-3	3	0	0	0	1	0	3
Don Money, R (1, 5) OBP: 0.257, SLG: 0.312			6-3		FC5-4 1B 1-2f		2B 1-3 2-H		G6-4-3 1B	4	0	2	1	0	0	1
Larry Hisle, R (1, 7) OBP: 0.375, SLG: 0.321			2B		1B 1-3		IBB		G6-4-3 1-2f	3	0	2	0	1	0	1
Rick Wise, R (1, 1) OBP: 0.250, SLG: 0.500			K		G3		K			2	0	0	0	0	1	3
Ron Stone, L (7, PH) OBP: 0.323, SLG: 0.321										1	0	0	0	0	1	3
Joe Hoerner, R (8, 1)										0	0	0	0	0	0	0
Darrell Brandon, R (8, 1) OBP: 0.333, SLG: 0.333										0	0	0	0	0	0	0
Inning Stats	R: 0 E: 0 K: 0 S: 3 H: 0 LOB: 0 BB: 0 P: 3	R: 0 E: 0 K: 0 S: 3 H: 1 LOB: 0 BB: 0 P: 3	R: 0 E: 0 K: 1 S: 6 H: 1 LOB: 1 BB: 0 P: 6	R: 0 E: 0 K: 0 S: 3 H: 0 LOB: 0 BB: 0 P: 3	R: 0 E: 0 K: 0 S: 4 H: 1 LOB: 2 BB: 1 P: 8	R: 0 E: 0 K: 1 S: 5 H: 0 LOB: 0 BB: 0 P: 5	R: 1 E: 0 K: 1 S: 7 H: 2 LOB: 3 BB: 2 P: 15	R: 0 E: 0 K: 2 S: 8 H: 1 LOB: 1 BB: 0 P: 8	R: 0 E: 0 K: 0 S: 3 H: 1 LOB: 0 BB: 0 P: 3	1B: 5 2B: 2 3B: 0 HR: 0	SF: 0 SAC: 0 DP: 2 HBP: 0						

PITCHER	IP	WLS	BF	H	R	ER	SO	BB	IBB	HBP	BLK	WP	HR	S	P	ERA	WHIP
Reggie Cleveland, R (1, 1) ERA: 3.15	9.0	W	35	7	1	1	5	2	1	0	0	0	0	42	54	1.00	1.000

PITCHER	IP	WLS	BF	H	R	ER	SO	BB	IBB	HBP	BLK	WP	HR	S	P	ERA	WHIP

BOTTOM

St. Louis Cardinals @ Philadelphia Phillies
Veterans Stadium, Philadelphia, PA
Wed May 05 1971, 7:05 PM EDT
Att. 10,184 - Unknown

livebaseballscorecards.com

AB	32
R	1
H	7
RBI	1
BB	3
SO	5
LOB	19

PA: 35

Batter	1	2	3	4	5	6	7	8	9	AB	R	H	RBI	BB	SO	LOB
Roger Metzger, S (1, 6) OBP: 0.304, SLG: 0.295	PB 1B 1B	F9 2-3			F8 1B		F7 2B	1-3		5	1	1	0	0	0	2
Joe Morgan, L (1, 4) OBP: 0.325, SLG: 0.407	S 1B 1-H 1B	SF8 3-H			S 1B		1B 2B		HBP 2B 1B	4	3	4	2	0	0	0
Jimmy Wynn, R (1, 8) OBP: 0.362, SLG: 0.356	K 1-2	4-3			K		FC5-4 2-H 1B		2B HBP 1-2	4	0	1	1	0	2	2
Bob Watson, R (1, 7) OBP: 0.345, SLG: 0.426	5-3		5-3		5-3 1-2		FC5-4 1-2f		F3	5	0	0	0	0	0	5
Denis Menke, R (1, 3) OBP: 0.316, SLG: 0.302	1B 2-H 1B		K			BB		WP BB 1B 1B	F8	4	1	2	1	1	1	2
Jesus Alou, R (1, 9) OBP: 0.393, SLG: 0.404 Cesar Cedeno, R (6, 9) OBP: 0.245, SLG: 0.316	1-2 1B		F8			L9		WP 1B 1-2 BB	2B 1-3 2-H	3 1	0 1	1 1	0 1	0 1	0 0	1 0
Doug Rader, R (1, 5) OBP: 0.229, SLG: 0.221	P4			L9		K		K 1-2 2-3	4-3	5	0	0	0	0	2	7
Johnny Edwards, L (1, 2) OBP: 0.247, SLG: 0.217		2B 2B		1-3		G3		1B 2-H 3-H		4	1	2	2	0	0	1
Don Wilson, R (1, 1) OBP: 0.167, SLG: 0.222		F9 SF8 2-H 2B		K			K	K		4	1	1	1	0	3	1
Inning Stats	R: 2 E: 0 K: 1 S: 9 H: 4 LOB: 2 BB: 0 P: 9	R: 2 E: 0 K: 0 S: 5 H: 2 LOB: 0 BB: 0 P: 5	R: 0 E: 0 K: 1 S: 5 H: 0 LOB: 0 BB: 0 P: 5	R: 0 E: 0 K: 1 S: 5 H: 0 LOB: 0 BB: 0 P: 5	R: 0 E: 0 K: 1 S: 6 H: 1 LOB: 1 BB: 0 P: 6	R: 0 E: 0 K: 1 S: 5 H: 0 LOB: 1 BB: 1 P: 9	R: 1 E: 0 K: 1 S: 7 H: 2 LOB: 1 BB: 0 P: 7	R: 2 E: 0 K: 2 S: 9 H: 2 LOB: 1 BB: 1 P: 13	R: 1 E: 0 K: 0 S: 5 H: 2 LOB: 2 BB: 0 P: 6	1B: 9 2B: 4 3B: 0 HR: 0 SF: 1 SAC: 0 DP: 0 HBP: 1	WP: 1 PB: 1 SB: 2 CS: 0 PA: 43					

PITCHER		IP	WLS	BF	H	R	ER	SO	BB	IBB	HBP	BLK	WP	HR	S	P	ERA	WHIP
Jim Bunning, R ERA: 6.1	(1, 1)	5.0	L	22	7	4	4	4	0	0	0	0	0	0	30	30	7.20	1.400
Bill Champion, R ERA: 7.5	(6, 1)	2.0		9	2	1	1	2	1	0	0	0	0	0	12	16	4.50	1.500
Ken Reynolds, L ERA: 3.86	(8, 1)	2.0		12	4	3	3	2	1	0	1	0	1	0	14	19	13.50	2.500

PITCHER	IP	WLS	BF	H	R	ER	SO	BB	IBB	HBP	BLK	WP	HR	S	P	ERA	WHIP

Houston Astros @ Philadelphia Phillies

Veterans Stadium, Philadelphia, PA

Fri May 07 1971, 7:05 PM EDT

Att. 15,728 - Unknown

TOP

livebaseballscorecards.com

AB	39
R	8
H	13
RBI	8
BB	2
SO	8
LOB	21

BOTTOM

Houston Astros @ Philadelphia Phillies

Veterans Stadium, Philadelphia, PA

Fri May 07 1971, 7:05 PM EDT

Att. 15,728 - Unknown

livebaseballscorecards.com

Batter	1	2	3	4	5	6	7	8	9	AB	R	H	RBI	BB	SO	LOB
Larry Bowa, S (1, 6) OBP: 0.287, SLG: 0.277	F2			4-3	P6		F8		S, 1B	5	0	1	0	0	0	5
Denny Doyle, L (1, 4) OBP: 0.338, SLG: 0.400	K			L3		4-3	F7		L8, 1-2	5	0	0	0	0	1	3
Willie Montanez, L (1, 8) OBP: 0.416, SLG: 0.571	G3			1B		WP, BB, 1B	1-2, 2-3, BB			3	0	2	0	1	0	0
Deron Johnson, R (1, 3) OBP: 0.298, SLG: 0.333		F8		F9		BB, 1-2, WP, BB	F9			3	0	0	0	1	0	4
Tim McCarver, L (1, 2) OBP: 0.273, SLG: 0.263		F8			2B, 1B	P4		P6		4	0	1	0	0	0	2
Roger Freed, R (1, 9) OBP: 0.343, SLG: 0.365		K			K	6-3, 1-2, 2-3		G5-4-3, 1B		4	0	1	0	0	2	3
Don Money, R (1, 5) OBP: 0.267, SLG: 0.361			F5		1-3, 2B		HR	G5-4-3, 1-2f		4	1	2	1	0	0	1
Larry Hisle, R (1, 7) OBP: 0.361, SLG: 0.313			K		K		BB, BB, 1B		K	4	0	1	0	0	3	2
Jim Bunning, R (1, 1) OBP: 0.222, SLG: 0.125			6-3		BB		BB, 1-2, BB		F8	1	0	0	0	0	0	0
Joe Lis, R (5, PH) OBP: 0.364, SLG: 0.444										0	0	0	0	1	0	0
Barry Lersch, S (5, PR)										0	0	0	0	0	0	0
Bill Champion, R (6, 1) OBP: 1.000, SLG: 1.000										0	0	0	0	0	0	0
Byron Browne, R (7, PH) OBP: 0.214, SLG: 0.083										0	0	0	0	1	0	0
Ken Reynolds, L (8, 1)										0	0	0	0	0	0	0
Bobby Pfeil, R (9, PH)										1	0	0	0	0	0	0

Inning Stats									
	R: 0 E: 0 K: 1 S: 5	H: 0 LOB: 0 BB: 0 P: 5	R: 0 E: 0 K: 1 S: 5	H: 0 LOB: 0 BB: 0 P: 5	R: 0 E: 0 K: 1 S: 5	H: 0 LOB: 0 BB: 0 P: 5	R: 0 E: 0 K: 0 S: 4	H: 1 LOB: 1 BB: 0 P: 4	R: 0 E: 0 K: 2 S: 9	H: 2 LOB: 3 BB: 1 P: 13	R: 0 E: 0 K: 0 S: 4	H: 1 LOB: 2 BB: 1 P: 8	R: 1 E: 0 K: 0 S: 5	H: 2 LOB: 3 BB: 2 P: 13	R: 0 E: 0 K: 0 S: 3	H: 1 LOB: 0 BB: 0 P: 3	R: 0 E: 0 K: 1 S: 6	H: 1 LOB: 1 BB: 0 P: 6

| | | | | | | | | | |

Houston Astros @ Philadelphia Phillies

Veterans Stadium, Philadelphia, PA

Sun May 09 1971, 3:33 AM EDT

Att. 36,145 - Unknown

TOP

livebaseballscorecards.com

Batter	1	2	3	4	5	6	7	8	9	AB	R	H	RBI	BB	SO	LOB
Roger Metzger, S (1, 6) OBP: 0.294, SLG: 0.284	F7			4-3		L4			4-3	4	0	0	0	0	0	1
Joe Morgan, L (1, 4) OBP: 0.323, SLG: 0.402	F8			4-3			K		E 1B	4	0	1	0	0	1	0
Jimmy Wynn, R (1, 8) OBP: 0.342, SLG: 0.333	F9			K			5-3		F9	4	0	0	0	0	1	1
Bob Watson, R (1, 7) OBP: 0.333, SLG: 0.411		L4			F9		6-3		5-3 1-3	4	0	0	0	0	0	1
Denny Lemaster, R (9, 1)										0	0	0	0	0	0	0
Denis Menke, R (1, 3) OBP: 0.308, SLG: 0.294		F8			4-3			5-3		3	0	0	0	0	0	0
Jesus Alou, R (1, 9) OBP: 0.391, SLG: 0.400		P4			F3			S 1B 1B		3	0	1	0	0	0	0
Cesar Cedeno, R (8, PR) OBP: 0.245, SLG: 0.316										0	1	0	0	0	0	0
(8, 9)																
Doug Rader, R (1, 5) OBP: 0.222, SLG: 0.214			4-3			K		K 1-2		3	0	0	0	0	2	1
Johnny Edwards, L (1, 2) OBP: 0.263, SLG: 0.236			L3			1B		FC4-6 2-H 1B		3	0	2	1	0	0	0
Jack Billingham, R (1, 1) OBP: 0.188, SLG: 0.133			K			1B		FC4-6 1-2f		3	0	1	0	0	1	1
Cesar Geronimo, L (9, 7) OBP: 0.333, SLG: 0.455										0	0	0	0	0	0	0

	AB	31
	R	1
	H	5
	RBI	1
	BB	0
	SO	5
	LOB	5

Inning Stats										
	R: 0 E: 0 K: 0 S: 3	H: 0 LOB: 0 BB: 0 P: 3	R: 0 E: 0 K: 0 S: 3	H: 0 LOB: 0 BB: 0 P: 3	R: 0 E: 0 K: 1 S: 5	H: 0 LOB: 0 BB: 0 P: 5	R: 0 E: 0 K: 1 S: 5	H: 0 LOB: 0 BB: 0 P: 5	R: 0 E: 0 K: 0 S: 3	H: 0 LOB: 0 BB: 0 P: 3
	R: 0 E: 0 K: 1 S: 6	H: 2 LOB: 1 BB: 0 P: 6	R: 0 E: 0 K: 1 S: 5	H: 0 LOB: 0 BB: 0 P: 5	R: 1 E: 0 K: 1 S: 7	H: 2 LOB: 1 BB: 0 P: 7	R: 0 E: 1 K: 0 S: 4	H: 1 LOB: 1 BB: 0 P: 4	1B: 5 2B: 0 3B: 0 HR: 0	SF: 0 SAC: 0 DP: 0 HBP: 0
	WP: 0 PB: 0 SB: 1 CS: 0	PA: 31								

PITCHER		IP	WLS	BF	H	R	ER	SO	BB	IBB	HBP	BLK	WP	HR	S	P	ERA	WHIP
Barry Lersch, R ERA: 3.89	(1, 1)	9.0	W	31	5	1	1	5	0	0	0	0	0	0	41	41	1.00	0.556

PITCHER		IP	WLS	BF	H	R	ER	SO	BB	IBB	HBP	BLK	WP	HR	S	P	ERA	WHIP

BOTTOM

Houston Astros @ Philadelphia Phillies

Veterans Stadium, Philadelphia, PA

Sun May 09 1971, 3:33 AM EDT

Att. 36,145 - Unknown

livebaseballscorecards.com

Batter	1	2	3	4	5	6	7	8	9	AB	R	H	RBI	BB	SO	LOB
Larry Bowa, S (1, 6) OBP: 0.279, SLG: 0.269	F7		4-3			P6		K		3	0	0	0	0	0	0
Don Money, R (8, PH) OBP: 0.264, SLG: 0.357										1	0	0	0	0	1	1
Terry Harmon, R (9, 6)										0	0	0	0	0	0	0
Tony Taylor, R (1, 5) OBP: 0.256, SLG: 0.257	BB		6-3			K			P6	3	0	0	0	1	1	0
Willie Montanez, L (1, 8) OBP: 0.419, SLG: 0.580	G1-6-3		3-1			4-3			WP	4	1	2	0	0	0	0
Deron Johnson, R (1, 3) OBP: 0.287, SLG: 0.320	G1-6-3			5-3			K		F9	4	0	0	0	0	1	3
Ron Stone, L (1, 9) OBP: 0.343, SLG: 0.355		2B		F7			F8		BB	3	1	1	0	1	0	0
Tim McCarver, L (1, 2) OBP: 0.283, SLG: 0.286		2-3		1-3			P3		1B	4	0	2	2	0	0	0
Joe Lis, R (1, 7) OBP: 0.361, SLG: 0.414		2-3			BB			L8		2	0	0	0	1	0	1
Byron Browne, R (9, 7) OBP: 0.214, SLG: 0.083										0	0	0	0	0	0	0
Denny Doyle, L (1, 4) OBP: 0.338, SLG: 0.389		F7			G4-6-3			SH3-4		2	0	0	0	1	0	2
Barry Lersch, S (1, 1)		5-3			K			SH3-4		2	0	0	0	0	1	1

	AB	28
	R	2
	H	5
	RBI	2
	BB	4
	SO	4
	LOB	8

Inning Stats	1	2	3	4	5	6	7	8	9
	R: 0 H: 1 E: 0 LOB: 1 K: 0 BB: 1 S: 3 P: 7	R: 1 H: 2 E: 0 LOB: 1 K: 0 BB: 0 S: 5 P: 5	R: 0 H: 0 E: 0 LOB: 0 K: 0 BB: 0 S: 3 P: 3	R: 0 H: 0 E: 0 LOB: 0 K: 0 BB: 0 S: 3 P: 3	R: 0 H: 0 E: 0 LOB: 0 K: 1 BB: 1 S: 4 P: 8	R: 0 H: 0 E: 0 LOB: 0 K: 1 BB: 0 S: 5 P: 5	R: 0 H: 0 E: 0 LOB: 0 K: 1 BB: 0 S: 5 P: 5	R: 0 H: 0 E: 0 LOB: 1 K: 1 BB: 1 S: 5 P: 9	R: 1 H: 2 E: 0 LOB: 2 K: 0 BB: 1 S: 4 P: 8

	1B: 2	SF: 0	WP: 1	PA: 33
	2B: 3	SAC: 1	PB: 0	
	3B: 0	DP: 2	SB: 0	
	HR: 0	HBP: 0	CS: 0	

PITCHER		IP	WLS	BF	H	R	ER	SO	BB	IBB	HBP	BLK	WP	HR	S	P	ERA	WHIP
Jack Billingham, R ERA: 3.18	(1, 1)	8.2	L	31	4	2	2	4	3	0	0	0	0	0	36	48	2.08	0.808
Denny Lemaster, L ERA:	(9, 1)	0.0		2	1	0	0	0	1	0	0	0	1	0	1	5	∞	∞

PITCHER	IP	WLS	BF	H	R	ER	SO	BB	IBB	HBP	BLK	WP	HR	S	P	ERA	WHIP

Batter	1	2	3	4	5	6	7	8	9	AB	R	H	RBI	BB	SO	LOB
Hector Torres, R (1, 6) OBP: 0.167, SLG: 0.167	S S S 0-3 ① K		x 0-0 ① 1-2 1B		x 0-0 ③ F7		S S S 0-3 ③ K		x 0-0 ② FC3-6 S 1-2f	4	0	1	0	0	2	1
Don Kessinger, S (9, PH) OBP: 0.270, SLG: 0.259 (9, 6)										1	0	0	0	0	0	1
Glenn Beckert, R (1, 4) OBP: 0.354, SLG: 0.367	x 0-0 FC6-4 1B		x 0-0 ② F8			S S S 0-3 ① K		x 0-0 HR 1B	x 0-0 ③ 6-3 1-2	5	1	2	0	0	1	3
Billy Williams, L (1, 7) OBP: 0.375, SLG: 0.495	x 0-0 ② L8		x 0-0 ③ F8			x 0-0 1B FC4-6 2B		S S S 0-3 ① K		4	1	1	0	0	1	4
Jim Hickman, R (1, 3) OBP: 0.290, SLG: 0.355	x 0-0 ③ FC6-4 1-2f			S S S 0-3 ① K		x 0-0 FC4-6 2-3 1B		x 0-0 1-H HR		4	1	2	2	0	1	1
Joe Pepitone, L (1, 8) OBP: 0.339, SLG: 0.471		x 0-0 ① F5		S S S 0-3 ② K		x 0-0 ② FC4-6 1-2f 3-H		x 0-0 BB 1B		3	0	0	1	0	1	1
Jose Ortiz, R (7, 8) OBP: 0.389, SLG: 0.408										1	0	1	0	0	0	0
Ron Santo, R (1, 5) OBP: 0.402, SLG: 0.453		x 0-0 ② F8		x 0-0 1B		x 0-0 ③ P4		B B B B 4-0 1-2 G4-6-3 BB		3	0	1	0	1	0	1
Johnny Callison, L (1, 9) OBP: 0.323, SLG: 0.313		x 0-0 ③ 4-1		x 0-0 ③ 4-3			S S S 0-3 ① K	x 0-0 ② ③ G4-6-3 1-2f		4	0	0	0	0	1	3
Danny Breeden, R (1, 2) OBP: 0.242, SLG: 0.172			x 0-0 ① F9		S S S 0-3 ① K		x 0-0 ② P3		B B B B 4-0 FC1-6 BB	3	0	0	0	1	1	0
Fergie Jenkins, R (1, 1) OBP: 0.269, SLG: 0.333			x 0-0 1B 1B		x 0-0 ② 6-3		B B B B 4-0 BB		x 0-0 ① FC1-6 FC3-6 1-2f	3	0	1	0	1	0	1
Inning Stats	R: 0 H: 1 E: 0 LOB: 1 K: 1 BB: 0 S: 6 P: 6	R: 0 H: 0 E: 0 LOB: 0 K: 0 BB: 0 S: 3 P: 3	R: 0 H: 2 E: 0 LOB: 2 K: 0 BB: 0 S: 5 P: 5	R: 0 H: 1 E: 0 LOB: 1 K: 2 BB: 0 S: 8 P: 8	R: 0 H: 0 E: 0 LOB: 0 K: 1 BB: 0 S: 5 P: 5	R: 1 H: 2 E: 0 LOB: 1 K: 1 BB: 0 S: 7 P: 7	R: 0 H: 0 E: 0 LOB: 1 K: 2 BB: 1 S: 7 P: 11	R: 2 H: 3 E: 0 LOB: 1 K: 1 BB: 1 S: 7 P: 11	R: 0 H: 0 E: 0 LOB: 1 K: 0 BB: 1 S: 3 P: 7	1B: 7 SF: 0 2B: 1 SAC: 0 3B: 0 DP: 1 HR: 1 HBP: 0						

TOP

Chicago Cubs @ Philadelphia Phillies

Veterans Stadium, Philadelphia, PA

Mon May 10 1971, 7:05 PM EDT

Att. 8,606 - Unknown - 65 F

livebaseballscorecards.com

AB	35
R	3
H	9
RBI	3
BB	3
SO	8
LOB	16

WP: 0 PA: 38
PB: 0
SB: 1
CS: 0

PITCHER		IP	WLS	BF	H	R	ER	SO	BB	IBB	HBP	BLK	WP	HR	S	P	ERA	WHIP
Chris Short, L ERA: 2.66	(1, 1)	7.1	L	33	9	3	3	8	2	0	0	0	0	1	47	55	3.68	1.500
Joe Hoerner, L ERA: 3.46	(8, 1)	1.0		3	0	0	0	0	1	0	0	0	0	0	2	6	0.00	1.000
Darrell Brandon, R ERA: 1.35	(9, 1)	0.2		2	0	0	0	0	0	0	0	0	0	0	2	2	0.00	0.000

PITCHER	IP	WLS	BF	H	R	ER	SO	BB	IBB	HBP	BLK	WP	HR	S	P	ERA	WHIP

Batter	1	2	3	4	5	6	7	8	9	AB	R	H	RBI	BB	SO	LOB
Larry Bowa, S (1, 6) OBP: 0.287, SLG: 0.278	G3		S 1B		P6			1B		4	0	2	0	0	0	0
Denny Doyle, L (1, 4) OBP: 0.333, SLG: 0.395	4-3 2B		K 1-2			K		F5		4	0	1	0	0	2	2
Willie Montanez, L (1, 8) OBP: 0.402, SLG: 0.553	4-3 2-3		L5			K			F8	4	0	0	0	0	1	2
Deron Johnson, R (1, 3) OBP: 0.277, SLG: 0.308	K		1-3			F8			K	4	0	0	0	0	2	2
Ron Stone, L (1, 9) OBP: 0.316, SLG: 0.324 Joe Hoerner, R (8, 1) Darrell Brandon, R (9, 1) OBP: 0.333, SLG: 0.333 Tony Taylor, R (9, PH) OBP: 0.250, SLG: 0.250		G3		G3			K		K	3 0 0 1	0 0 0 0	0 0 0 0	0 0 0 0	0 0 0 0	1 0 0 1	0 0 0 0
Tim McCarver, L (1, 2) OBP: 0.284, SLG: 0.299		PB 2B		F7			F5			3	0	1	0	0	0	0
Don Money, R (1, 5) OBP: 0.257, SLG: 0.347		K 2-3		K			4-3			3	0	0	0	0	2	1
Joe Lis, R (1, 7) OBP: 0.333, SLG: 0.375		K			K			F7		3	0	0	0	0	2	2
Chris Short, R (1, 1) Roger Freed, R (8, 9) OBP: 0.340, SLG: 0.360		1-3			K			5-3		2 1	0 0	0 0	0 0	0 0	1 0	2 0
Inning Stats	R: 0 E: 0 K: 1 S: 6 H: 1 LOB: 1 BB: 0 P: 6	R: 0 E: 0 K: 2 S: 9 H: 1 LOB: 2 BB: 0 P: 9	R: 0 E: 0 K: 1 S: 6 H: 1 LOB: 1 BB: 0 P: 6	R: 0 E: 0 K: 1 S: 5 H: 0 LOB: 0 BB: 0 P: 5	R: 0 E: 0 K: 2 S: 7 H: 0 LOB: 0 BB: 0 P: 7	R: 0 E: 0 K: 2 S: 7 H: 0 LOB: 0 BB: 0 P: 7	R: 0 E: 0 K: 1 S: 5 H: 0 LOB: 0 BB: 0 P: 5	R: 0 E: 0 K: 0 S: 4 H: 1 LOB: 1 BB: 0 P: 4	R: 0 E: 0 K: 2 S: 7 H: 0 LOB: 0 BB: 0 P: 7	1B: 2 2B: 2 3B: 0 HR: 0	SF: 0 SAC: 0 DP: 0 HBP: 0				WP: 0 PB: 1 SB: 1 CS: 0	PA: 32	

PITCHER		IP	WLS	BF	H	R	ER	SO	BB	IBB	HBP	BLK	WP	HR	S	P	ERA	WHIP
Fergie Jenkins, R ERA: 2.32	(1, 1)	9.0	W	32	4	0	0	12	0	0	0	0	0	0	56	56	0.00	0.444

PITCHER	IP	WLS	BF	H	R	ER	SO	BB	IBB	HBP	BLK	WP	HR	S	P	ERA	WHIP

BOTTOM

Chicago Cubs @ Philadelphia Phillies

Veterans Stadium, Philadelphia, PA

Mon May 10 1971, 7:05 PM EDT

Att. 8,606 - Unknown - 65 F

livebaseballscorecards.com

AB	32
R	0
H	4
RBI	0
BB	0
SO	12
LOB	11

Batter	1	2	3	4	5	6	7	8	9	AB	R	H	RBI	BB	SO	LOB
Don Kessinger, S (1, 6) OBP: 0.260, SLG: 0.248	1-4-3	6-3		F9		6-3			F8	5	0	0	0	0	0	1
Glenn Beckert, R (1, 4) OBP: 0.356, SLG: 0.392	3B		HR 2B	K			6-3		6-3	5	1	2	0	0	1	0
Billy Williams, L (1, 7) OBP: 0.368, SLG: 0.509	F3		2-H HR	4-3			P4		2-3	5	1	1	2	0	0	1
Jim Hickman, R (1, 3) OBP: 0.315, SLG: 0.349	BB		HR BB		K		BB			1	1	0	0	3	1	0
Joe Pepitone, L (1, 8) OBP: 0.339, SLG: 0.462	K		P5		G6-4-3 HBP		F7			2	0	0	0	0	1	3
Jose Ortiz, R (5, PR) OBP: 0.382, SLG: 0.400 (5, 8)										1	0	0	0	0	0	1
Ron Santo, R (1, 5) OBP: 0.405, SLG: 0.485		HR 1B	1-H HR		G6-4-3 1-2f			5-3		4	2	2	2	0	0	1
Johnny Callison, L (1, 9) OBP: 0.330, SLG: 0.349		1-H HR	BB			1-3		F3		3	1	1	2	1	0	0
Randy Hundley, R (1, 2)		F9	K			F3		HBP		3	0	0	0	0	1	1
Danny Breeden, R (6, 2) OBP: 0.265, SLG: 0.172										0	0	0	0	0	0	0
Bill Hands, R (1, 1) OBP: 0.136, SLG: 0.100		K	K			2B		F2		4	0	1	0	0	2	2

TOP

Chicago Cubs @ Philadelphia Phillies

Veterans Stadium, Philadelphia, PA

Tue May 11 1971, 7:05 PM EDT

Att. 9,873 - Unknown - 70 F

livebaseballscorecards.com

AB	33
R	6
H	7
RBI	6
BB	4
SO	6
LOB	10

Inning Stats	1	2	3	4	5	6	7	8	9
	R: 0 E: 0 K: 1 S: 6	H: 1 LOB: 2 BB: 1 P: 10	R: 2 E: 0 K: 1 S: 7	H: 2 LOB: 0 BB: 0 P: 7	R: 4 E: 0 K: 2 S: 10	H: 3 LOB: 1 BB: 2 P: 18	R: 0 E: 0 K: 1 S: 5	H: 0 LOB: 0 BB: 0 P: 5	R: 0 E: 0 K: 1 S: 4	H: 0 LOB: 1 BB: 0 P: 5	R: 0 E: 0 K: 0 S: 4	H: 1 LOB: 1 BB: 0 P: 4	R: 0 E: 0 K: 0 S: 3	H: 0 LOB: 1 BB: 1 P: 7	R: 0 E: 0 K: 0 S: 3	H: 0 LOB: 1 BB: 0 P: 4	R: 0 E: 0 K: 0 S: 3	H: 0 LOB: 0 BB: 0 P: 3

	1B: 1 2B: 2 3B: 1 HR: 3	SF: 0 SAC: 0 DP: 1 HBP: 2	WP: 0 PB: 0 SB: 0 CS: 0	PA: 39

PITCHER		IP	WLS	BF	H	R	ER	SO	BB	IBB	HBP	BLK	WP	HR	S	P	ERA	WHIP
Rick Wise, R ERA: 4.78	(1, 1)	2.0	L	13	5	5	5	2	2	0	0	0	0	2	15	23	22.50	3.500
Woodie Fryman, L ERA: 2.84	(3, 1)	3.0		11	1	1	1	4	1	0	1	0	0	1	17	22	3.00	0.667
Bill Champion, R ERA: 6.43	(6, 1)	2.0		8	1	0	0	0	1	0	0	0	0	0	7	11	0.00	1.000
Dick Selma, R ERA: 4.91	(8, 1)	1.0		4	0	0	0	0	0	0	1	0	0	0	3	4	0.00	0.000
Ken Reynolds, L ERA: 3.48	(9, 1)	1.0		3	0	0	0	0	0	0	0	0	0	0	3	3	0.00	0.000

PITCHER	IP	WLS	BF	H	R	ER	SO	BB	IBB	HBP	BLK	WP	HR	S	P	ERA	WHIP

Batter	1	2	3	4	5	6	7	8	9	AB	R	H	RBI	BB	SO	LOB
Larry Bowa, S (1, 6) OBP: 0.286, SLG: 0.286	4-3 G3 2B		1-3		6-3			P4		4	1	1	0	0	0	0
Tony Taylor, R (1, 3) OBP: 0.250, SLG: 0.250	4-3 2-3		1B 1B		4-3			6-3		4	0	1	0	0	0	1
Willie Montanez, L (1, 8) OBP: 0.396, SLG: 0.539	G3 3-H		1-2 1B			E7		3-1		4	0	1	1	0	0	0
Roger Freed, R (1, 9) OBP: 0.327, SLG: 0.344	F9		P4			K			K	4	0	0	0	0	2	3
Tim McCarver, L (1, 2) OBP: 0.283, SLG: 0.297		FC4-6 SF4 1B 1B	F8			F8			K	4	1	1	0	0	1	3
Don Money, R (1, 5) OBP: 0.257, SLG: 0.343		FC4-6 1-2 1B		6-3		5-3			6-3	4	0	1	0	0	0	1
Denny Doyle, L (1, 4) OBP: 0.322, SLG: 0.380		FC4-6 FC6-4 1-2f 2-3		L6			F8			3	0	0	0	0	0	2
Joe Lis, R (1, 7) OBP: 0.310, SLG: 0.353		SF4 3-H		1-3			K			2	0	0	1	0	1	0
Rick Wise, R (1, 1) OBP: 0.231, SLG: 0.462 Woodie Fryman, R (3, 1) Byron Browne, R (5, PH) OBP: 0.200, SLG: 0.077 Bill Champion, R (6, 1) OBP: 1.000, SLG: 1.000 Larry Hisle, R (7, PH) OBP: 0.351, SLG: 0.303 Dick Selma, R (8, 1) Ken Reynolds, L (9, 1)		FC6-4 1-2f			K		6-3			1 0 1 0 1 0 0	0 0 0 0 0 0 0	0 0 0 0 0 0 0	0 0 0 0 0 0 0	0 0 1 0 0 0 0	0 0 0 0 1 0 0	1 0 0 0 0 0 0
Inning Stats	R: 1 E: 0 K: 0 S: 4 H: 1 LOB: 0 BB: 0 P: 4	R: 1 E: 0 K: 0 S: 5 H: 2 LOB: 1 BB: 0 P: 5	R: 0 E: 0 K: 0 S: 5 H: 2 LOB: 2 BB: 0 P: 5	R: 0 E: 0 K: 0 S: 3 H: 0 LOB: 0 BB: 0 P: 3	R: 0 E: 0 K: 1 S: 5 H: 0 LOB: 0 BB: 0 P: 5	R: 0 E: 1 K: 1 S: 6 H: 0 LOB: 1 BB: 0 P: 6	R: 0 E: 0 K: 1 S: 5 H: 0 LOB: 0 BB: 0 P: 5	R: 0 E: 0 K: 0 S: 3 H: 0 LOB: 0 BB: 0 P: 3	R: 0 E: 0 K: 2 S: 7 H: 0 LOB: 0 BB: 0 P: 7	1B: 4 2B: 1 3B: 0 HR: 0	SF: 1 SAC: 0 DP: 0 HBP: 0					

PITCHER		IP	WLS	BF	H	R	ER	SO	BB	IBB	HBP	BLK	WP	HR	S	P	ERA	WHIP
Bill Hands, R ERA: 2.75	(1, 1)	9.0	W	33	5	2	2	5	0	0	0	0	0	0	43	43	2.00	0.556

PITCHER	IP	WLS	BF	H	R	ER	SO	BB	IBB	HBP	BLK	WP	HR	S	P	ERA	WHIP

BOTTOM

Chicago Cubs @ Philadelphia Phillies

Veterans Stadium, Philadelphia, PA

Tue May 11 1971, 7:05 PM EDT

Att. 9,873 - Unknown - 70 F

livebaseballscorecards.com

AB	32
R	2
H	5
RBI	2
BB	0
SO	5
LOB	11

1B: 4	SF: 1	WP: 0	PA: 33
2B: 1	SAC: 0	PB: 0	
3B: 0	DP: 0	SB: 0	
HR: 0	HBP: 0	CS: 0	

Batter	1	2	3	4	5	6	7	8	9	AB	R	H	RBI	BB	SO	LOB
Don Kessinger, S (1, 6) OBP: 0.272, SLG: 0.278	F8		3B	4-3			1-2 2-3 2B 1B		1B 1B	5	1	3	0	0	0	1
Glenn Beckert, R (1, 4) OBP: 0.350, SLG: 0.392	5-3		F7		5-3		1-H 2-H 3-H HR 2B		F8	5	1	1	3	0	0	2
Billy Williams, L (1, 7) OBP: 0.377, SLG: 0.537	P4			BB HR 1B	3-1		2-H HR		G5-4-3 1-3 1B	5	2	3	2	0	0	0
Jim Hickman, R (1, 3) OBP: 0.308, SLG: 0.328		5-3		B B B 1-2 HR BB	F8		L8		G5-4-3 1-2f	4	1	0	0	1	0	2
Joe Pepitone, L (1, 8) OBP: 0.336, SLG: 0.464 Jose Ortiz, R (8, 8) OBP: 0.382, SLG: 0.400		2B		P5		P4	S S S K			4 0	0 0	1 0	0 0	0 0	1 0	2 0
Ron Santo, R (1, 5) OBP: 0.400, SLG: 0.505	S S S K			1-H 2-H HR		1-3	1-3			4	1	1	3	0	1	1
Johnny Callison, L (1, 9) OBP: 0.327, SLG: 0.378	F9			HR		F3			F9	4	1	1	1	0	0	1
Randy Hundley, R (1, 2) OBP: 0.125, SLG: 0.125			F7	L9			1B SH 2B 1B		F8	4	1	1	0	0	0	0
Ken Holtzman, R (1, 1) OBP: 0.227, SLG: 0.300			P6	2B			SH 1-2 1B 2B	S S S K		3	1	1	0	0	1	0
Inning Stats	R: 0 E: 0 K: 0 S: 3 H: 0 LOB: 0 BB: 0 P: 3	R: 0 E: 0 K: 1 S: 6 H: 1 LOB: 1 BB: 0 P: 6	R: 0 E: 0 K: 0 S: 4 H: 1 LOB: 1 BB: 0 P: 4	R: 4 E: 0 K: 0 S: 7 H: 4 LOB: 1 BB: 1 P: 11	R: 0 E: 0 K: 0 S: 3 H: 0 LOB: 0 BB: 0 P: 3	R: 0 E: 0 K: 0 S: 3 H: 0 LOB: 0 BB: 0 P: 3	R: 5 E: 0 K: 1 S: 10 H: 4 LOB: 0 BB: 0 P: 10	R: 0 E: 0 K: 1 S: 5 H: 0 LOB: 0 BB: 0 P: 5	R: 0 E: 0 K: 0 S: 4 H: 2 LOB: 1 BB: 0 P: 4	1B: 5 2B: 3 3B: 1 HR: 3 SF: 0 SAC: 1 DP: 1 HBP: 0						

PITCHER		IP	WLS	BF	H	R	ER	SO	BB	IBB	HBP	BLK	WP	HR	S	P	ERA	WHIP
Jim Bunning, R ERA: 7.05	(1, 1)	6.0	L	29	9	8	8	1	1	0	0	0	0	2	30	34	12.00	1.667
Joe Hoerner, L ERA: 3.6	(7, 1)	2.0		7	1	1	1	2	0	0	0	0	0	1	11	11	4.50	0.500
Darrell Brandon, R ERA: 1.26	(9, 1)	1.0		4	2	0	0	0	0	0	0	0	0	0	4	4	0.00	2.000

PITCHER	IP	WLS	BF	H	R	ER	SO	BB	IBB	HBP	BLK	WP	HR	S	P	ERA	WHIP

TOP

Chicago Cubs @ Philadelphia Phillies

Veterans Stadium, Philadelphia, PA

Wed May 12 1971, 7:05 PM EDT

Att. 8,518 - Cloudy - 68 F

livebaseballscorecards.com

AB	38
R	9
H	12
RBI	9
BB	1
SO	3
LOB	9

WP: 0	PA: 40																	
PB: 0																		
SB: 0																		
CS: 0																		

Batter	1	2	3	4	5	6	7	8	9	AB	R	H	RBI	BB	SO	LOB
Larry Bowa, S (1, 6) OBP: 0.282, SLG: 0.282	6-3		F9			HR 1B	L9		P3	5	1	1	0	0	0	1
Tony Taylor, R (1, 3) OBP: 0.292, SLG: 0.349	BB		4-3			HR		2B SF7 1B		3	2	2	2	1	0	0
Willie Montanez, L (1, 8) OBP: 0.390, SLG: 0.538	K		K			F8		2B		4	0	1	0	0	2	1
Don Money, R (1, 5) OBP: 0.248, SLG: 0.333	K			F7		K		SF7		3	0	0	1	0	2	1
Roger Freed, R (1, 9) OBP: 0.327, SLG: 0.337		6-3		K		BB		K		2	0	0	0	1	1	0
Darrell Brandon, R (9, 1) OBP: 0.333, SLG: 0.333										0	0	0	0	0	0	0
Terry Harmon, R (1, 4) OBP: 0.167, SLG: 0.200		BB 1B		4-3		1-3		F8		4	0	1	0	0	0	2
Joe Lis, R (1, 7) OBP: 0.348, SLG: 0.459		BB	K				HR		1B	3	1	2	1	1	1	0
Mike Ryan, R (1, 2) OBP: 0.222, SLG: 0.438		K	P5				L7		K	4	0	0	0	0	2	3
Jim Bunning, R (1, 1) OBP: 0.182, SLG: 0.100		L6					K		F9	2	0	0	0	0	1	2
Joe Hoerner, R (7, 1)										0	0	0	0	0	0	0
Byron Browne, R (7, 9) OBP: 0.176, SLG: 0.067										2	0	0	0	0	1	1
Deron Johnson, R (8, PH) OBP: 0.274, SLG: 0.305										1	0	0	0	0	1	1
Inning Stats	R: 0 E: 0 K: 2 S: 7 H: 0 LOB: 1 BB: 1 P: 11	R: 0 E: 0 K: 1 S: 6 H: 1 LOB: 2 BB: 1 P: 10	R: 0 E: 0 K: 1 S: 5 H: 0 LOB: 0 BB: 0 P: 5	R: 0 E: 0 K: 1 S: 5 H: 0 LOB: 0 BB: 0 P: 5	R: 0 E: 0 K: 2 S: 7 H: 0 LOB: 0 BB: 0 P: 7	R: 2 E: 0 K: 1 S: 7 H: 2 LOB: 1 BB: 1 P: 11	R: 1 E: 0 K: 1 S: 6 H: 1 LOB: 0 BB: 0 P: 6	R: 1 E: 0 K: 1 S: 7 H: 2 LOB: 1 BB: 0 P: 7	R: 0 E: 0 K: 1 S: 6 H: 1 LOB: 1 BB: 0 P: 6	1B: 4 2B: 1 3B: 0 HR: 2	SF: 1 SAC: 0 DP: 0 HBP: 0						

PITCHER	IP	WLS	BF	H	R	ER	SO	BB	IBB	HBP	BLK	WP	HR	S	P	ERA	WHIP
Ken Holtzman, L (1, 1) ERA: 4.34	9.0	W	37	7	4	4	11	3	0	0	0	0	2	56	68	4.00	1.111

PITCHER	IP	WLS	BF	H	R	ER	SO	BB	IBB	HBP	BLK	WP	HR	S	P	ERA	WHIP

BOTTOM

Chicago Cubs @ Philadelphia Phillies

Veterans Stadium, Philadelphia, PA

Wed May 12 1971, 7:05 PM EDT

Att. 8,518 - Cloudy - 68 F

livebaseballscorecards.com

AB	33
R	4
H	7
RBI	4
BB	3
SO	11
LOB	12

WP: 0	PA: 37		
PB: 0			
SB: 1			
CS: 0			

Philadelphia Phillies @ Atlanta Braves

Atlanta Stadium, Atlanta, GA

Fri May 14 1971, 7:05 PM EDT

Att. 10,164 - Unknown

livebaseballscorecards.com

Batter	1	2	3	4	5	6	7	8	9	AB	R	H	RBI	BB	SO	LOB
Larry Bowa, S (1, 6) OBP: 0.281, SLG: 0.281	F7		FC8-4 (E, S, SF8; 1-2f)		FC4-6 (1-2; 1B)			E4 (L3)		4	1	1	0	0	0	1
Denny Doyle, L (1, 4) OBP: 0.308, SLG: 0.366	P5		SF8 (1-H)		FC4-6 (1-2f, 2-3)			L3 (1-2)		3	0	0	1	0	0	3
Willie Montanez, L (1, 8) OBP: 0.394, SLG: 0.567	HR		K		K			FC4-6 (1B)		4	1	2	1	0	2	2
Tim McCarver, L (1, 2) OBP: 0.291, SLG: 0.305	1B			1B		P1		FC4-6 (1-2f)		4	0	2	0	0	0	1
Deron Johnson, R (1, 3) OBP: 0.265, SLG: 0.294	4-3			K		6-3			5-3	4	0	0	0	0	1	2
Roger Freed, R (1, 9) OBP: 0.316, SLG: 0.323		K		F9		P6			P3	4	0	0	0	0	1	1
Don Money, R (1, 5) OBP: 0.248, SLG: 0.330		5-3		K			K		1B	4	0	1	0	0	2	1
Joe Lis, R (1, 7) OBP: 0.347, SLG: 0.450 Byron Browne, R (7, 7) OBP: 0.176, SLG: 0.067 Ron Stone, L (9, PH) OBP: 0.333, SLG: 0.343		K			FC4-6 (1B)		F8		1B (1-2)	3 0 1	0 0 0	1 0 1	0 0 0	0 0 0	1 0 0	0 0 0
Barry Lersch, S (1, 1) OBP: 0.250, SLG: 0.077 Darrell Brandon, R (7, 1) OBP: 0.333, SLG: 0.333 Joe Hoerner, R (7, 1) Tony Taylor, R (9, PH) OBP: 0.286, SLG: 0.341			FC8-4 (1B)		P6		K		P4	3 0 0 1	0 0 0 0	1 0 0 0	0 0 0 0	1 0 0 0	1 0 0 2	1 0 0 0
Inning Stats	R: 1 E: 0 K: 0 S: 5 H: 2 LOB: 1 BB: 0 P: 5	R: 0 E: 0 K: 2 S: 7 H: 0 LOB: 0 BB: 0 P: 7	R: 1 E: 0 K: 1 S: 6 H: 1 LOB: 0 BB: 0 P: 6	R: 0 E: 0 K: 2 S: 8 H: 1 LOB: 1 BB: 0 P: 8	R: 0 E: 0 K: 1 S: 7 H: 2 LOB: 2 BB: 0 P: 7	R: 0 E: 0 K: 0 S: 3 H: 0 LOB: 0 BB: 0 P: 3	R: 0 E: 0 K: 2 S: 7 H: 0 LOB: 0 BB: 0 P: 7	R: 0 E: 1 K: 0 S: 4 H: 1 LOB: 1 BB: 0 P: 4	R: 0 E: 0 K: 0 S: 5 H: 2 LOB: 2 BB: 0 P: 5	1B: 8 2B: 1 3B: 0 HR: 1	SF: 1 SAC: 0 DP: 1 HBP: 0			WP: 0 PB: 0 SB: 1 CS: 0	PA: 36		

TOP	
AB	35
R	2
H	9
RBI	2
BB	0
SO	8
LOB	14

PITCHER		IP	WLS	BF	H	R	ER	SO	BB	IBB	HBP	BLK	WP	HR	S	P	ERA	WHIP
Ron Reed, R ERA: 3.27	(1, 1)	7.0	W	27	6	2	1	8	0	0	0	0	0	1	43	43	1.29	0.857
Cecil Upshaw, R ERA: 2.51	(8, 1)	2.0	S	9	3	0	0	0	0	0	0	0	0	0	9	9	0.00	1.500

PITCHER	IP	WLS	BF	H	R	ER	SO	BB	IBB	HBP	BLK	WP	HR	S	P	ERA	WHIP

BOTTOM

Philadelphia Phillies @ Atlanta Braves

Atlanta Stadium, Atlanta, GA

Fri May 14 1971, 7:05 PM EDT

Att. 10,164 - Unknown

Batter	1	2	3	4	5	6	7	8	9	AB	R	H	RBI	BB	SO	LOB
Sonny Jackson, L (1, 8) OBP: 0.345, SLG: 0.394	4-3		G3			4-3	BB 1-2 2-3			3	0	0	0	1	0	2
Ralph Garr, L (1, 7) OBP: 0.413, SLG: 0.485	5-3		6-3			4-3	1B 1-2 2-H 3-H			4	0	1	1	0	0	2
Hank Aaron, R (1, 9) OBP: 0.352, SLG: 0.645	5-3			FC5-4		5-3		K		4	0	1	0	0	1	0
Orlando Cepeda, R (1, 3) OBP: 0.325, SLG: 0.627		4-3		FC5-4 1-2f			HR	L4		4	1	1	1	0	0	1
Felix Millan, R (1, 4) OBP: 0.430, SLG: 0.475		L5-3		F8			BB SH 1B	1B		3	1	2	0	1	0	1
Clete Boyer, R (1, 5) OBP: 0.242, SLG: 0.220		L5-3 1-2		L8			SH BB 1B 1B 1-3	F3		3	1	0	0	0	0	3
Bob Didier, S (1, 2) OBP: 0.234, SLG: 0.239			SH2-4 BB 1B		G3		BB 1B 1B 1-2 3-H			3	0	2	1	0	0	0
Gil Garrido, R (1, 6) OBP: 0.250, SLG: 0.170 Mike Lum, L (7, PH) OBP: 0.318, SLG: 0.235 Marty Perez, R (8, 6) OBP: 0.260, SLG: 0.279			SH2-4 BB 1-2		6-3		K			1 1 0	0 0 0	0 0 0	0 0 0	1 0 0	0 1 0	0 2 0
Ron Reed, R (1, 1) OBP: 0.111, SLG: 0.111 Earl Williams, R (7, PH) OBP: 0.264, SLG: 0.451 Cecil Upshaw, R (8, 1)			SH2-4 1-2 2-3		5-3		F9			1 1 0	0 0 0	0 0 0	0 0 0	0 0 0	0 0 0	0 2 0
Inning Stats	R: 0 E: 0 K: 0 S: 3 H: 0 LOB: 0 BB: 0 P: 3	R: 0 E: 0 K: 0 S: 3 H: 1 LOB: 0 BB: 0 P: 3	R: 0 E: 0 K: 0 S: 4 H: 1 LOB: 2 BB: 1 P: 8	R: 0 E: 0 K: 0 S: 4 H: 1 LOB: 1 BB: 0 P: 4	R: 0 E: 0 K: 0 S: 3 H: 0 LOB: 0 BB: 0 P: 3	R: 0 E: 0 K: 0 S: 3 H: 0 LOB: 0 BB: 0 P: 3	R: 3 E: 1 K: 1 S: 8 H: 3 LOB: 2 BB: 2 P: 16	R: 0 E: 0 K: 1 S: 6 H: 1 LOB: 1 BB: 0 P: 6		1B: 6 2B: 1 3B: 0 HR: 1 SF: 0 SAC: 2 DP: 1 HBP: 0					

PITCHER	IP	WLS	BF	H	R	ER	SO	BB	IBB	HBP	BLK	WP	HR	S	P	ERA	WHIP
Barry Lersch, R (1, 1) ERA: 3.78	6.0	L	25	5	3	2	0	2	0	0	0	0	1	23	31	3.00	1.167
Darrell Brandon, R (7, 1) ERA: 1.2	0.2		3	0	0	0	1	1	0	0	0	0	0	4	8	0.00	1.500
Joe Hoerner, L (7, 1) ERA: 3.31	1.1		5	2	0	0	1	0	0	0	0	0	0	7	7	0.00	1.500

PITCHER	IP	WLS	BF	H	R	ER	SO	BB	IBB	HBP	BLK	WP	HR	S	P	ERA	WHIP

AB	28
R	3
H	7
RBI	3
BB	3
SO	2
LOB	13

WP: 0 PA: 33
PB: 0
SB: 0
CS: 0

livebaseballscorecards.com

Batter	1	2	3	4	5	6	7	8	9	AB	R	H	RBI	BB	SO	LOB
Larry Bowa, S (1, 6) OBP: 0.273, SLG: 0.272	4-3			G3		F9		K		4	0	0	0	0	1	3
Tim McCarver, L (1, 2) OBP: 0.299, SLG: 0.343	G3			P6		1-3 S 2-H 1B			HR	4	1	2	2	0	0	0
Willie Montanez, L (1, 8) OBP: 0.381, SLG: 0.545	F9			F8		K 1-2			4-3	4	0	0	0	0	1	2
Joe Lis, R (1, 7) OBP: 0.321, SLG: 0.409		6-3			L5		K		K	4	0	0	0	0	2	0
Don Money, R (1, 5) OBP: 0.240, SLG: 0.319		6-3			F7		5-3		6-3	4	0	0	0	0	0	0
Deron Johnson, R (1, 3) OBP: 0.258, SLG: 0.286		F7			P3		6-3			3	0	0	0	0	0	0
Roger Freed, R (1, 9) OBP: 0.333, SLG: 0.337			BBBBB 4-0 L6-3 BB			1B 1B 1B		1B		2	1	2	0	1	0	0
Denny Doyle, L (1, 4) OBP: 0.298, SLG: 0.353			L6-3 1-2			K		F8		3	0	0	0	0	1	3
Chris Short, R (1, 1)			5-3			1B 1-2 1B		K		1	0	0	0	0	0	0
Byron Browne, R (6, PH) OBP: 0.222, SLG: 0.125										1	0	1	0	0	0	0
Bill Champion, R (6, 1) OBP: 1.000, SLG: 1.000										0	0	0	0	0	0	0
Ron Stone, L (8, PH) OBP: 0.325, SLG: 0.333										1	0	0	0	0	1	1
Ken Reynolds, L (8, 1)										0	0	0	0	0	0	0
Inning Stats	R: 0 E: 0 K: 0 S: 3 H: 0 LOB: 0 BB: 0 P: 3	R: 0 E: 0 K: 0 S: 3 H: 0 LOB: 0 BB: 0 P: 3	R: 0 E: 0 K: 0 S: 2 H: 0 LOB: 0 BB: 1 P: 6	R: 0 E: 0 K: 0 S: 3 H: 0 LOB: 0 BB: 0 P: 3	R: 0 E: 0 K: 0 S: 3 H: 0 LOB: 0 BB: 0 P: 3	R: 1 E: 0 K: 2 S: 10 H: 3 LOB: 2 BB: 0 P: 10	R: 0 E: 0 K: 1 S: 5 H: 0 LOB: 0 BB: 0 P: 5	R: 0 E: 0 K: 2 S: 8 H: 1 LOB: 1 BB: 0 P: 8	R: 1 E: 0 K: 1 S: 6 H: 1 LOB: 0 BB: 0 P: 6	1B: 4 2B: 1 3B: 0 HR: 1 SF: 0 SAC: 0 DP: 1 HBP: 0							WP: 0 PB: 0 SB: 1 CS: 0 PA: 32

PITCHER		IP	WLS	BF	H	R	ER	SO	BB	IBB	HBP	BLK	WP	HR	S	P	ERA	WHIP
Phil Niekro, R ERA: 3.03	(1, 1)	9.0	W	32	5	2	2	6	1	0	0	0	0	1	43	47	2.00	0.667

PITCHER	IP	WLS	BF	H	R	ER	SO	BB	IBB	HBP	BLK	WP	HR	S	P	ERA	WHIP

TOP

Philadelphia Phillies @ Atlanta Braves

Atlanta Stadium, Atlanta, GA

Sat May 15 1971, 7:05 PM EDT

Att. 4,976 - Unknown

livebaseballscorecards.com

AB	31
R	2
H	5
RBI	2
BB	1
SO	6
LOB	9

BOTTOM

Philadelphia Phillies @ Atlanta Braves

Atlanta Stadium, Atlanta, GA

Sat May 15 1971, 7:05 PM EDT

Att. 4,976 - Unknown

Batter	1	2	3	4	5	6	7	8	9	AB	R	H	RBI	BB	SO	LOB
Felix Millan, R (1, 4) OBP: 0.429, SLG: 0.472	FC6-4 1B		E 1B	4-3		6-3		FC4-6 1-2f 2-3		5	1	2	0	0	0	4
Ralph Garr, L (1, 7) OBP: 0.412, SLG: 0.504	FC6-4 1B 1-2f		E4 HR 1B 1-H	1-3			HR	6-3		5	3	2	1	0	0	4
Hank Aaron, R (1, 9) OBP: 0.357, SLG: 0.649 Sonny Jackson, L (7, PR) OBP: 0.345, SLG: 0.394 (8, 8)	1B 1-H		K		P4		6-3 2B			4 0	0 0	2 0	1 0	0 0	1 0	1 0
Orlando Cepeda, R (1, 3) OBP: 0.331, SLG: 0.620	F9		HR IBB		S 1B		6-3 2-3			3	1	1	0	1	0	2
Clete Boyer, R (1, 5) OBP: 0.243, SLG: 0.270	4-3		HR 1-H 3-H		L6		K			4	1	1	3	0	1	4
Dusty Baker Jr., R (1, 8) OBP: 0.111, SLG: 0.148 (8, 9)		K	F7		K 1-2		6-3			4	0	0	0	0	2	3
Bob Didier, S (1, 2) OBP: 0.275, SLG: 0.265		6-3 1B	1-3			F8 SH1-4 1B		FC4-6 HBP BB		3	0	2	0	1	0	0
Marty Perez, R (1, 6) OBP: 0.250, SLG: 0.268		6-3 1-2		L7		SH1-4 1-2		F7		3	0	0	0	0	0	2
Phil Niekro, R (1, 1) OBP: 0.100, SLG: 0.111		F8		4-3 2B		F8 2-3		FC4-6 HBP 1-2		3	0	1	0	0	0	2
Inning Stats	R: 1 H: 2 E: 0 LOB: 1 K: 0 BB: 0 S: 5 P: 5	R: 0 H: 1 E: 0 LOB: 1 K: 1 BB: 0 S: 6 P: 6	R: 4 H: 3 E: 1 LOB: 0 K: 1 BB: 1 S: 8 P: 12	R: 0 H: 1 E: 0 LOB: 1 K: 0 BB: 0 S: 4 P: 4	R: 0 H: 1 E: 0 LOB: 1 K: 1 BB: 0 S: 6 P: 6	R: 0 H: 1 E: 0 LOB: 1 K: 0 BB: 0 S: 4 P: 4	R: 1 H: 2 E: 0 LOB: 2 K: 1 BB: 0 S: 7 P: 7	R: 0 H: 0 E: 0 LOB: 2 K: 0 BB: 1 S: 3 P: 8		1B: 7 SF: 0 2B: 2 SAC: 1 3B: 0 DP: 0 HR: 2 HBP: 1						

livebaseballscorecards.com

	AB	34
	R	6
	H	11
	RBI	5
	BB	2
	SO	4
	LOB	22

WP: 0 PA: 38
PB: 0
SB: 1
CS: 0

PITCHER		IP	WLS	BF	H	R	ER	SO	BB	IBB	HBP	BLK	WP	HR	S	P	ERA	WHIP
Chris Short, L ERA: 3.23	(1, 1)	5.0	L	24	8	5	5	3	0	1	0	0	0	1	29	33	9.00	1.600
Bill Champion, R ERA: 6.19	(6, 1)	2.0		9	3	1	1	1	0	0	0	0	0	1	11	11	4.50	1.500
Ken Reynolds, L ERA: 3.18	(8, 1)	1.0		5	0	0	0	0	1	0	1	0	0	0	3	8	0.00	1.000

PITCHER	IP	WLS	BF	H	R	ER	SO	BB	IBB	HBP	BLK	WP	HR	S	P	ERA	WHIP

Philadelphia Phillies @ Atlanta Braves

Atlanta Stadium, Atlanta, GA

Sun May 16 1971, 3:33 AM EDT

Att. 16,990 - Unknown

TOP

Batter	1	2	3	4	5	6	7	8	9	AB	R	H	RBI	BB	SO	LOB
Larry Hisle, R (1, 7) OBP: 0.310, SLG: 0.263	F9		F8		K		P6	P4		5	0	0	0	0	1	5
Tony Taylor, R (1, 4) OBP: 0.278, SLG: 0.327	4-3		K		4-3		HR 1B		L3	5	1	1	0	0	1	2
Denny Doyle, L (9, 4) OBP: 0.298, SLG: 0.353										0	0	0	0	0	0	0
Willie Montanez, L (1, 8) OBP: 0.398, SLG: 0.619	L7			HR		F8 1B BB	1-H HR		1B 2B	4	3	3	3	1	0	0
Tim McCarver, L (1, 2) OBP: 0.295, SLG: 0.337		2B 1B		F7		F7	F7		F8	5	0	1	0	0	0	2
Don Money, R (1, 5) OBP: 0.246, SLG: 0.322		P6		6-3		1-2 F8 1B		F3	2-H 1B	5	0	2	1	0	0	1
Ron Stone, L (1, 3) OBP: 0.295, SLG: 0.300		K		F9		F8 1-2 2-3		F9	P4	4	0	0	0	0	1	3
Deron Johnson, R (9, PH) OBP: 0.256, SLG: 0.283 (9, 3)										1	0	0	0	0	0	1
Roger Freed, R (1, 9) OBP: 0.355, SLG: 0.376		1-3 2B			1B 2B	IBB		BB BB 1B		3	0	3	0	1	0	0
Terry Harmon, R (1, 6) OBP: 0.300, SLG: 0.250		L8			2-3 1B	P4		1-2 BB BB		3	0	1	0	1	0	5
Larry Bowa, S (9, 6) OBP: 0.273, SLG: 0.272										0	0	0	0	0	0	0
Rick Wise, R (1, 1) OBP: 0.235, SLG: 0.375			F7		F8		5-3	1-2 2-3 BB		3	0	0	0	1	0	2
Woodie Fryman, R (9, 1)										0	0	0	0	0	0	0
Inning Stats	R: 0 E: 0 K: 0 S: 3 H: 0 LOB: 0 BB: 0 P: 3	R: 0 E: 0 K: 1 S: 7 H: 2 LOB: 2 BB: 0 P: 7	R: 0 E: 0 K: 1 S: 5 H: 0 LOB: 0 BB: 0 P: 5	R: 1 E: 0 K: 0 S: 4 H: 1 LOB: 0 BB: 0 P: 4	R: 0 E: 0 K: 1 S: 7 H: 2 LOB: 2 BB: 0 P: 7	R: 0 E: 0 K: 0 S: 4 H: 1 LOB: 3 BB: 2 P: 12	R: 2 E: 0 K: 0 S: 5 H: 2 LOB: 0 BB: 0 P: 5	R: 0 E: 0 K: 0 S: 4 H: 1 LOB: 3 BB: 2 P: 12	R: 1 E: 0 K: 0 S: 5 H: 2 LOB: 1 BB: 0 P: 5	1B: 6 2B: 3 3B: 0 HR: 2	SF: 0 SAC: 0 DP: 0 HBP: 0						

PITCHER		IP	WLS	BF	H	R	ER	SO	BB	IBB	HBP	BLK	WP	HR	S	P	ERA	WHIP
Pat Jarvis, R ERA: 4.35	(1, 1)	7.2	L	36	9	3	3	3	3	1	0	0	0	2	38	54	3.52	1.565
Ron Herbel, R ERA: 2.7	(8, 1)	0.1		1	0	0	0	0	0	0	0	0	0	0	1	1	0.00	0.000
Steve Barber, L ERA: 10.13	(9, 1)	0.2		4	2	1	1	0	0	0	0	0	0	0	4	4	13.50	3.000
Bob Priddy, R ERA: 4.6	(9, 1)	0.1		1	0	0	0	0	0	0	0	0	0	0	1	1	0.00	0.000

PITCHER	IP	WLS	BF	H	R	ER	SO	BB	IBB	HBP	BLK	WP	HR	S	P	ERA	WHIP

AB	38
R	4
H	11
RBI	4
BB	4
SO	3
LOB	21

WP: 0 PA: 42
PB: 0
SB: 0
CS: 0

livebaseballscorecards.com

Philadelphia Phillies @ Atlanta Braves

Atlanta Stadium, Atlanta, GA

Sun May 16 1971, 3:33 AM EDT

Att. 16,990 - Unknown

BOTTOM

Batter	1	2	3	4	5	6	7	8	9	AB	R	H	RBI	BB	SO	LOB
Felix Millan, R (1, 4) OBP: 0.421, SLG: 0.462	1-3		L7		6-3			4-3 1B	L8	5	0	1	0	0	0	2
Ralph Garr, L (1, 7) OBP: 0.414, SLG: 0.517	P4-3 1B		1B 3B			P6		4-3 1-2		4	1	2	0	0	0	1
Hank Aaron, R (1, 9) OBP: 0.354, SLG: 0.635	P4-3 1-2f		G1-4-3 3-H 1B			E6 F7 S		F9		4	0	1	1	0	0	2
Orlando Cepeda, R (1, 3) OBP: 0.336, SLG: 0.613		BBBB BB 1B BB	G1-4-3 1-2f			F7 1-3			1B 1B 1B	3	1	1	0	1	0	2
Clete Boyer, R (1, 5) OBP: 0.243, SLG: 0.269		F9		SSS K		1-3			SH3-4 1-2 1B 1B	4	1	1	0	0	1	2
Sonny Jackson, L (1, 8) OBP: 0.343, SLG: 0.389		F8		F9			P5		1B SH3-4 1-2 2-H 1B	4	0	1	0	0	0	1
Bob Didier, S (1, 2) OBP: 0.278, SLG: 0.269		BB 1-2 1B		F8			4-3		SH3-4 1-2 2-3	3	0	1	0	0	0	0
Marty Perez, R (1, 6) OBP: 0.253, SLG: 0.260		BBBB 1-2 2-3 BB			F3		F7		2-3 3-H 1B	2	0	0	0	1	0	0
Dusty Baker Jr., R (9, PH) OBP: 0.143, SLG: 0.179										1	0	1	1	0	0	0
Pat Jarvis, R (1, 1) OBP: 0.188, SLG: 0.071		SSS K			SSS K			F7	SSS K	2	0	0	0	0	2	3
Ron Herbel, R (8, 1)										0	0	0	0	0	0	0
Earl Williams, R (8, PH) OBP: 0.261, SLG: 0.446										1	0	0	0	0	0	0
Steve Barber, L (9, 1)										0	0	0	0	0	0	0
Bob Priddy, R (9, 1)										0	0	0	0	0	0	0
Gil Garrido, R (9, PH) OBP: 0.245, SLG: 0.167										1	0	0	0	0	1	2

Inning Stats	1	2	3	4	5	6	7	8	9	1B: 8	SF: 0	WP: 0	PA: 37
R:	0	0	1	0	0	0	0	0	2	2B: 1	SAC: 1	PB: 0	
E:	0	0	0	0	0	1	0	0	0	3B: 1	DP: 2	SB: 1	
K:	0	1	0	1	0	0	0	1	1	HR: 0	HBP: 0	CS: 0	
S:	3	6	4	5	5	4	3	4	9				
H:	1	1	2	0	0	0	0	1	4				
LOB:	0	3	0	0	0	1	0	1	2				
BB:	0	2	0	0	0	0	0	0	0				
P:	3	14	4	5	5	4	3	4	9				

PITCHER		IP	WLS	BF	H	R	ER	SO	BB	IBB	HBP	BLK	WP	HR	S	P	ERA	WHIP
Rick Wise, R (1, 1) ERA: 4.53		8.0	W	33	8	3	3	3	2	0	0	0	0	0	37	45	3.38	1.250
Woodie Fryman, L (9, 1) ERA: 2.73		1.0	S	4	1	0	0	1	0	0	0	0	0	0	6	6	0.00	1.000

PITCHER	IP	WLS	BF	H	R	ER	SO	BB	IBB	HBP	BLK	WP	HR	S	P	ERA	WHIP

livebaseballscorecards.com

AB	34
R	3
H	9
RBI	2
BB	2
SO	4
LOB	15

Batter	1	2	3	4	5	6	7	8	9	AB	R	H	RBI	BB	SO	LOB
Larry Bowa, S (1, 6) OBP: 0.272, SLG: 0.271	x 0-0 CS 1B		x 0-0 ③ 6-3			x 0-0 ② F8		x 0-0 ③ P4		4	0	1	0	0	0	0
Tony Taylor, R (1, 4) OBP: 0.293, SLG: 0.327	x 0-0 ①② F7 1-2			x 0-0 L3 1B		B B B B 4-0 BB			S S S 0-3 ① K	3	0	1	0	1	1	1
Willie Montanez, L (1, 8) OBP: 0.385, SLG: 0.596	S S S 0-3 ③ K			x 0-0 ①② L3 1-2		x 0-0 ③ F7			x 0-0 ② 4-3	4	0	0	0	0	1	2
Deron Johnson, R (1, 3) OBP: 0.256, SLG: 0.276		x 0-0 ① F5		x 0-0 ③ F8			x 0-0 ① 6-3		B B B B 4-0 BB	3	0	0	0	1	0	0
Don Money, R (1, 5) OBP: 0.239, SLG: 0.312		x 0-0 ② 6-3			x 0-0 ① F7		x 0-0 ② 6-3		x 0-0 ③ 4-3	4	0	0	0	0	0	1
Roger Freed, R (1, 9) OBP: 0.355, SLG: 0.385		x 0-0 ③ F7			x 0-0 ② 6-3		x 0-0 ③ 2B			3	0	1	0	0	0	0
Joe Lis, R (1, 7) OBP: 0.339, SLG: 0.435			x 0-0 4-3 SF7 2B		H 1-0 CS HBP			x 0-0 ① F5		2	1	1	0	0	0	0
Larry Hisle, R (8, 7) OBP: 0.310, SLG: 0.263										0	0	0	0	0	0	0
Mike Ryan, R (1, 2) OBP: 0.238, SLG: 0.579			x 0-0 ① 4-3 2-3		0-0 ③ CS 1-2	x 0-0 ① F7		x 0-0 HR		3	1	1	1	0	0	1
Jim Bunning, R (1, 1) OBP: 0.214, SLG: 0.417			x 0-0 ② SF7 3-H			x 0-0 HR		x 0-0 ② 5-3		2	1	1	2	0	0	0
Darrell Brandon, R (9, 1) OBP: 0.333, SLG: 0.333										0	0	0	0	0	0	0
Inning Stats	R: 0 E: 0 K: 1 S: 5 H: 1 LOB: 0 BB: 0 P: 5	R: 0 E: 0 K: 0 S: 3 H: 0 LOB: 0 BB: 0 P: 3	R: 1 E: 0 K: 0 S: 4 H: 1 LOB: 0 BB: 0 P: 4	R: 0 E: 0 K: 0 S: 3 H: 1 LOB: 0 BB: 0 P: 3	R: 0 E: 0 K: 0 S: 2 H: 0 LOB: 0 BB: 0 P: 3	R: 1 E: 0 K: 0 S: 4 H: 1 LOB: 1 BB: 1 P: 8	R: 0 E: 0 K: 0 S: 3 H: 1 LOB: 1 BB: 0 P: 3	R: 1 E: 0 K: 0 S: 4 H: 1 LOB: 0 BB: 0 P: 4	R: 0 E: 0 K: 1 S: 5 H: 0 LOB: 1 BB: 1 P: 9	1B: 2 2B: 3 3B: 0 HR: 2 SF: 1 SAC: 0 DP: 1 HBP: 1						

PITCHER	IP	WLS	BF	H	R	ER	SO	BB	IBB	HBP	BLK	WP	HR	S	P	ERA	WHIP
Jim Merritt, L (1, 1) ERA: 4.72	8.0	L	28	6	3	3	1	1	0	1	0	0	2	28	33	3.38	0.875
Clay Carroll, R (9, 1) ERA: 1.91	1.0		4	0	0	0	1	1	0	0	0	0	0	5	9	0.00	1.000

PITCHER	IP	WLS	BF	H	R	ER	SO	BB	IBB	HBP	BLK	WP	HR	S	P	ERA	WHIP

Philadelphia Phillies @ Cincinnati Reds

Riverfront Stadium, Cincinnati, OH

Mon May 17 1971, 7:05 PM EDT

Att. 7,089 - Unknown

TOP

livebaseballscorecards.com

AB	28
R	3
H	6
RBI	3
BB	2
SO	2
LOB	5

Batter	1	2	3	4	5	6	7	8	9	AB	R	H	RBI	BB	SO	LOB
Pete Rose, S (1, 9) OBP: 0.356, SLG: 0.390	E1 CS		4-3			HR		4-3		4	1	1	1	0	0	0
Dave Concepcion, R (1, 6) Clay Carroll, R (9, 1) OBP: 0.287, SLG: 0.317	P6 1-2			F7		6-3		5-3		4 0	0 0	0 0	0 0	0 0	0 0	1 0
Johnny Bench, R (1, 2) OBP: 0.327, SLG: 0.587	5-3			HR		5-3		K		4	1	1	1	0	1	0
Tony Perez, R (1, 5) OBP: 0.305, SLG: 0.384		5-3		6-3		BB 1B			F7	4	0	1	0	0	0	0
Lee May, R (1, 3) OBP: 0.358, SLG: 0.579		FC4-6 1B		FC6 1B		1-2 BB			6-3	3	0	2	0	1	0	0
Bernie Carbo, L (1, 7) OBP: 0.390, SLG: 0.341		FC4-6 1-2f		FC6 1-2f		K			3B	4	0	1	0	0	1	4
Tommy Helms, R (1, 4) OBP: 0.273, SLG: 0.276		L6	5-3				F7		5-3	4	0	0	0	0	0	2
Buddy Bradford, R (1, 8) OBP: 0.257, SLG: 0.230			5-3	5-3			F9			3	0	0	0	0	0	0
Jim Merritt, L (1, 1) Woody Woodward, R (9, 6) OBP: 0.167, SLG: 0.250 OBP: 0.372, SLG: 0.352			P6	4-3			1-3			3 0	0 0	0 0	0 0	0 0	0 0	0 0
Inning Stats	R: 0 E: 1 K: 0 S: 3 H: 0 LOB: 0 BB: 0 P: 3	R: 0 E: 0 K: 0 S: 4 H: 1 LOB: 1 BB: 0 P: 4	R: 0 E: 0 K: 0 S: 3 H: 0 LOB: 0 BB: 0 P: 3	R: 1 E: 0 K: 0 S: 5 H: 2 LOB: 1 BB: 0 P: 5	R: 0 E: 0 K: 0 S: 3 H: 0 LOB: 0 BB: 0 P: 3	R: 1 E: 0 K: 1 S: 7 H: 2 LOB: 2 BB: 1 P: 11	R: 0 E: 0 K: 0 S: 3 H: 0 LOB: 0 BB: 0 P: 3	R: 0 E: 0 K: 1 S: 5 H: 0 LOB: 0 BB: 0 P: 5	R: 0 E: 0 K: 0 S: 4 H: 1 LOB: 1 BB: 0 P: 4	1B: 3 2B: 0 3B: 1 HR: 2	SF: 0 SAC: 0 DP: 0 HBP: 0						

PITCHER		IP	WLS	BF	H	R	ER	SO	BB	IBB	HBP	BLK	WP	HR	S	P	ERA	WHIP
Jim Bunning, R ERA: 6.2	(1, 1)	8.0	W	30	5	2	2	2	1	0	0	0	0	2	33	37	2.25	0.750
Darrell Brandon, R ERA: 1.13	(9, 1)	1.0	S	4	1	0	0	0	0	0	0	0	0	0	4	4	0.00	1.000

PITCHER	IP	WLS	BF	H	R	ER	SO	BB	IBB	HBP	BLK	WP	HR	S	P	ERA	WHIP

BOTTOM

Philadelphia Phillies @ Cincinnati Reds

Riverfront Stadium, Cincinnati, OH

Mon May 17 1971, 7:05 PM EDT

Att. 7,089 - Unknown

livebaseballscorecards.com

AB	33
R	2
H	6
RBI	2
BB	1
SO	2
LOB	7

WP: 0 PB: 0 SB: 0 CS: 1 PA: 34

Philadelphia Phillies @ Cincinnati Reds

Riverfront Stadium, Cincinnati, OH

Tue May 18 1971, 7:05 PM EDT

Att. 7,399 - Unknown

TOP

livebaseballscorecards.com

Batter	1	2	3	4	5	6	7	8	9	AB	R	H	RBI	BB	SO	LOB
Larry Bowa, S (1, 6) OBP: 0.262, SLG: 0.261	F8	F8			FC5-4 CS; 1-2f		FC4-6 1B; 1B; 1-2f		F9	5	1	0	0	0	0	4
Tony Taylor, R (1, 5) OBP: 0.302, SLG: 0.321	BBBB; G4-6-3; BB		F9		1-2; 2B; 1B		F3		1-3	4	0	1	0	1	0	1
Willie Montanez, L (1, 8) OBP: 0.389, SLG: 0.602	G4-6-3; 1-2f		F7		1-H; 2B		1B; 1-2; 1B			4	0	2	0	0	0	1
Deron Johnson, R (1, 3) OBP: 0.264, SLG: 0.283		2B; 1B; 1B	F8			4-3	1-3; 2-H; 1B			4	1	2	1	0	0	0
Joe Lis, R (1, 7) OBP: 0.356, SLG: 0.458		1B; 1B; 1-3; 2B		BBBB; FC5-4; BB		SSS; K	4-3			2	1	1	0	1	1	0
Bill Champion, R (6, 1) OBP: 1.000, SLG: 1.000										0	0	0	0	0	0	0
Tim McCarver, L (7, PH) OBP: 0.292, SLG: 0.333										1	0	0	0	0	0	2
Woodie Fryman, R (7, 1)										0	0	0	0	0	0	0
Roger Freed, R (1, 9) OBP: 0.359, SLG: 0.383		FC1-5; 1B; 2-3; 3-H; 1B		F7		BBBB; BB		SSS; K		3	0	1	1	1	1	1
Terry Harmon, R (1, 4) OBP: 0.357, SLG: 0.273		FC1-5; 1-2; 3-H; 1B		P5		BBBB; 1-2; BB		5-3		3	0	1	1	1	0	1
Mike Ryan, R (1, 2) OBP: 0.200, SLG: 0.478		P6		FC5-4; 1-2f		F8		F3		4	0	0	0	0	0	5
Barry Lersch, S (1, 1) OBP: 0.278, SLG: 0.133		FC1-5; 1-2; 2-3f			FC5-4; 1B	BBBB; FC4-6; BB			SSS; K	2	0	1	0	0	0	2
Byron Browne, R (6, 7) OBP: 0.250, SLG: 0.118										1	0	0	0	1	1	0

	AB	33
	R	3
	H	9
	RBI	3
	BB	5
	SO	3
	LOB	17

Inning Stats	1	2	3	4	5	6	7	8	9
	R: 0 E: 0 K: 0 S: 2	H: 0 LOB: 0 BB: 1 P: 6	R: 2 E: 0 K: 0 S: 7	H: 4 LOB: 2 BB: 0 P: 7	R: 0 E: 0 K: 0 S: 3	H: 0 LOB: 0 BB: 0 P: 3	R: 0 E: 0 K: 0 S: 3	H: 0 LOB: 1 BB: 1 P: 7	R: 0 E: 0 K: 0 S: 4	H: 3 LOB: 2 BB: 0 P: 4	R: 0 E: 0 K: 1 S: 5	H: 0 LOB: 2 BB: 2 P: 13	R: 1 E: 0 K: 0 S: 5	H: 2 LOB: 2 BB: 1 P: 9	R: 0 E: 0 K: 1 S: 5	H: 0 LOB: 0 BB: 0 P: 5	R: 0 E: 0 K: 1 S: 5	H: 0 LOB: 0 BB: 0 P: 5

	1B	7	SF	0
	2B	2	SAC	0
	3B	0	DP	1
	HR	0	HBP	0

	WP	0	PA	38
	PB	0		
	SB	0		
	CS	1		

PITCHER		IP	WLS	BF	H	R	ER	SO	BB	IBB	HBP	BLK	WP	HR	S	P	ERA	WHIP
Don Gullett, L (1, 1) ERA: 4.98		6.0	W	27	7	3	3	1	5	0	0	0	0	0	24	44	4.50	2.000
Milt Wilcox, R (7, 1) ERA: 4.64		0.2		4	2	0	0	0	0	0	0	0	0	0	4	4	0.00	3.000
Joe Gibbon, L (7, 1) ERA: 2.93		2.1	S	7	0	0	0	2	0	0	0	0	0	0	11	11	0.00	0.000

PITCHER	IP	WLS	BF	H	R	ER	SO	BB	IBB	HBP	BLK	WP	HR	S	P	ERA	WHIP

Batter	1	2	3	4	5	6	7	8	9	AB	R	H	RBI	BB	SO	LOB
Pete Rose, S (1, 9) OBP: 0.354, SLG: 0.407	HR		4-3		4-3		F9			4	1	1	1	0	0	0
Dave Concepcion, R (1, 6) OBP: 0.297, SLG: 0.318	F9		WP S FC6-2 1B		4-3		BB			3	0	1	0	1	0	0
Johnny Bench, R (1, 2) OBP: 0.325, SLG: 0.577	K		FC6-2 1-H		2B 1B 1B		K2-3			4	1	1	0	0	2	2
Tony Perez, R (1, 5) (9, 3) OBP: 0.303, SLG: 0.387	6-3		6-3		1-3 1B 2B			4-3		4	1	1	0	0	0	1
Lee May, R (1, 3) OBP: 0.365, SLG: 0.613		HR		F7	2-H 3-H 1B			F8		4	1	2	3	0	0	0
Ty Cline, L (9, 8) OBP: 0.415, SLG: 0.231										0	0	0	0	0	0	0
Bernie Carbo, L (1, 7) OBP: 0.385, SLG: 0.329		K		1-0 1B HBP		F7		K		3	0	0	0	0	2	0
Woody Woodward, R (9, 5) OBP: 0.372, SLG: 0.352										0	0	0	0	0	0	0
Tommy Helms, R (1, 4) OBP: 0.281, SLG: 0.285		1B		FC6-4 1-2 1B		F7				3	0	2	0	0	0	0
Buddy Bradford, R (1, 8) OBP: 0.247, SLG: 0.219		L7		K		4-3				3	0	0	0	0	1	3
Joe Gibbon, R (7, 1)										0	0	0	0	0	0	0
Don Gullett, R (1, 1)		G3		FC6-4 1-2f			F8			2	0	0	0	0	0	3
Milt Wilcox, R (7, 1)										0	0	0	0	0	0	0
Jimmy Stewart, S (7, 8) OBP: 0.250, SLG: 0.227										1	0	0	0	0	0	0
Inning Stats	R: 1 H: 1 E: 0 LOB: 0 K: 1 BB: 0 S: 6 P: 6	R: 1 H: 2 E: 0 LOB: 1 K: 1 BB: 0 S: 7 P: 7	R: 0 H: 1 E: 0 LOB: 1 K: 0 BB: 0 S: 4 P: 4	R: 0 H: 1 E: 0 LOB: 2 K: 1 BB: 0 S: 6 P: 7	R: 2 H: 3 E: 0 LOB: 1 K: 0 BB: 0 S: 5 P: 5	R: 0 H: 0 E: 0 LOB: 0 K: 0 BB: 0 S: 3 P: 3	R: 0 H: 0 E: 0 LOB: 1 K: 1 BB: 1 S: 5 P: 9	R: 0 H: 0 E: 0 LOB: 0 K: 1 BB: 0 S: 5 P: 5		1B: 5 SF: 0 2B: 1 SAC: 0 3B: 0 DP: 0 HR: 2 HBP: 1				WP: 1 PA: 33 PB: 0 SB: 1 CS: 0		

PITCHER		IP	WLS	BF	H	R	ER	SO	BB	IBB	HBP	BLK	WP	HR	S	P	ERA	WHIP
Barry Lersch, R ERA: 4.1	(1, 1)	5.0	L	23	8	4	4	3	0	0	1	0	1	2	28	29	7.20	1.600
Bill Champion, R ERA: 5.82	(6, 1)	1.0		3	0	0	0	0	0	0	0	0	0	0	3	3	0.00	0.000
Woodie Fryman, L ERA: 2.54	(7, 1)	2.0		7	0	0	0	2	1	0	0	0	0	0	10	14	0.00	0.500

PITCHER	IP	WLS	BF	H	R	ER	SO	BB	IBB	HBP	BLK	WP	HR	S	P	ERA	WHIP

BOTTOM

Philadelphia Phillies @ Cincinnati Reds

Riverfront Stadium, Cincinnati, OH

Tue May 18 1971, 7:05 PM EDT

Att. 7,399 - Unknown

livebaseballscorecards.com

AB	31
R	4
H	8
RBI	4
BB	1
SO	5
LOB	9

Batter	1	2	3	4	5	6	7	8	9	AB	R	H	RBI	BB	SO	LOB
Bud Harrelson, S (1, 6) OBP: 0.398, SLG: 0.391	F7		F7			K		E 1B		4	0	1	0	0	1	0
Tim Foli, R (1, 4) OBP: 0.351, SLG: 0.448	F8		5-3			2B 1B		P6		4	0	1	0	0	0	1
Tommie Agee, R (1, 9) OBP: 0.351, SLG: 0.455	1B		5-3			1-3 2B		E6 1-3		4	0	2	0	0	0	1
Donn Clendenon, R (1, 3) OBP: 0.329, SLG: 0.513	K			K		K		F7		4	0	0	0	0	3	5
Cleon Jones, R (1, 7) OBP: 0.320, SLG: 0.417		E 1B 1B		6-3		F7			G4-6-3 1B	4	1	2	0	0	0	2
Bob Aspromonte, R (1, 5) OBP: 0.313, SLG: 0.460		L6		5-3			F9		G4-6-3 1-2f	4	0	0	0	0	0	2
Jerry Grote, R (1, 2) OBP: 0.383, SLG: 0.431		E5 CS 1B 1-2			4-3		K		P4	4	0	0	0	0	1	1
Don Hahn, R (1, 8) OBP: 0.349, SLG: 0.270		1-2 2-H 1B			K		F8			3	0	1	1	0	1	0
Jerry Koosman, R (1, 1) OBP: 0.238, SLG: 0.158		K 2-3			K			5-3		2	0	0	0	0	2	2
Ken Singleton, S (8, PH) OBP: 0.328, SLG: 0.229										1	0	0	0	0	0	0
Tug McGraw, R (8, 1) OBP: 0.667, SLG: 1.000										0	0	0	0	0	0	0
Inning Stats	R: 0 E: 0 K: 1 S: 6 H: 1 LOB: 1 BB: 0 P: 6	R: 1 E: 1 K: 1 S: 7 H: 2 LOB: 1 BB: 0 P: 7	R: 0 E: 0 K: 0 S: 3 H: 0 LOB: 0 BB: 0 P: 3	R: 0 E: 0 K: 1 S: 5 H: 0 LOB: 0 BB: 0 P: 5	R: 0 E: 0 K: 2 S: 7 H: 0 LOB: 0 BB: 0 P: 7	R: 0 E: 0 K: 2 S: 9 H: 2 LOB: 2 BB: 0 P: 9	R: 0 E: 0 K: 1 S: 5 H: 0 LOB: 0 BB: 0 P: 5	R: 0 E: 1 K: 0 S: 5 H: 1 LOB: 2 BB: 0 P: 5	R: 0 E: 0 K: 0 S: 3 H: 1 LOB: 0 BB: 0 P: 3	1B: 6 2B: 1 3B: 0 HR: 0	SF: 0 SAC: 0 DP: 1 HBP: 0						

TOP

New York Mets @ Philadelphia Phillies

Veterans Stadium, Philadelphia, PA

Wed May 19 1971, 7:05 PM EDT

Att. 19,159 - Unknown

livebaseballscorecards.com

AB	34
R	1
H	7
RBI	1
BB	0
SO	8
LOB	14

WP: 0 PB: 0 SB: 0 CS: 1 PA: 34

PITCHER	IP	WLS	BF	H	R	ER	SO	BB	IBB	HBP	BLK	WP	HR	S	P	ERA	WHIP
Chris Short, L (1, 1) ERA: 2.78	9.0	W	34	7	1	0	8	0	0	0	0	0	0	50	50	0.00	0.778

PITCHER	IP	WLS	BF	H	R	ER	SO	BB	IBB	HBP	BLK	WP	HR	S	P	ERA	WHIP

Batter	1	2	3	4	5	6	7	8	9	AB	R	H	RBI	BB	SO	LOB
Larry Bowa, S (1, 6) OBP: 0.255, SLG: 0.254	P4		F7			6-3	FC6 (1-2f)			4	0	0	0	0	0	2
Tony Taylor, R (1, 5) OBP: 0.299, SLG: 0.317	6-3			6-3		E6 S		BB 1B		4	0	1	0	0	0	0
Willie Montanez, L (1, 8) (8, 3) OBP: 0.377, SLG: 0.581	K			P5		K (1-2)		F7		4	0	0	0	0	2	2
Deron Johnson, R (1, 3) OBP: 0.265, SLG: 0.285 Larry Hisle, R (7, PR) (8, 8) OBP: 0.302, SLG: 0.256		F8		1-3			1B SH 2B 1B	P4		3 1	0 1	1 0	0 0	0 0	0 0	0 1
Joe Lis, R (1, 7) OBP: 0.355, SLG: 0.440 Ron Stone, L (8, PR) (9, 7) OBP: 0.295, SLG: 0.300		K			6-3		SH 1B 2B (1-2)	BB (1-2)		2 0	1 0	0 0	0 0	1 0	1 0	0 0
Roger Freed, R (1, 9) OBP: 0.356, SLG: 0.378		K			K		2B 1B (1-2 2-3)	K		4	1	1	0	0	3	2
Terry Harmon, R (1, 4) OBP: 0.412, SLG: 0.429			SH5-4 1B		K		FC8-2 2B (1-H 2-H 3-H)			3	0	2	3	0	1	0
Mike Ryan, R (1, 2) OBP: 0.214, SLG: 0.577			F9			HR	FC8-2 (3-H)			3	1	1	1	0	0	3
Chris Short, R (1, 1) OBP: 0.200, SLG: 0.059			SH5-4 (1-2)			5-3	FC6 1B			2	0	1	0	0	0	0
Inning Stats	R: 0 E: 0 K: 1 S: 5 H: 0 LOB: 0 BB: 0 P: 5	R: 0 E: 0 K: 2 S: 7 H: 0 LOB: 0 BB: 0 P: 7	R: 0 E: 0 K: 0 S: 4 H: 1 LOB: 1 BB: 0 P: 4	R: 0 E: 0 K: 0 S: 3 H: 0 LOB: 0 BB: 0 P: 3	R: 0 E: 0 K: 2 S: 7 H: 0 LOB: 0 BB: 0 P: 7	R: 1 E: 1 K: 1 S: 7 H: 1 LOB: 1 BB: 0 P: 7	R: 3 E: 0 K: 0 S: 7 H: 4 LOB: 1 BB: 0 P: 7	R: 0 E: 0 K: 1 S: 6 H: 1 LOB: 2 BB: 1 P: 10		1B: 5 2B: 2 3B: 0 HR: 1	SF: 0 SAC: 2 DP: 1 HBP: 0					

PITCHER		IP	WLS	BF	H	R	ER	SO	BB	IBB	HBP	BLK	WP	HR	S	P	ERA	WHIP
Jerry Koosman, L ERA: 2.54	(1, 1)	7.0	L	28	6	4	4	6	0	0	0	0	0	1	40	40	5.14	0.857
Tug McGraw, L ERA: 1.09	(8, 1)	1.0		5	1	0	0	1	1	0	0	0	0	0	6	10	0.00	2.000

PITCHER	IP	WLS	BF	H	R	ER	SO	BB	IBB	HBP	BLK	WP	HR	S	P	ERA	WHIP

BOTTOM

New York Mets @ Philadelphia Phillies

Veterans Stadium, Philadelphia, PA

Wed May 19 1971, 7:05 PM EDT

Att. 19,159 - Unknown

livebaseballscorecards.com

AB	30
R	4
H	7
RBI	4
BB	1
SO	7
LOB	10

1B: 5	SF: 0	WP: 0	PA: 33		
2B: 2	SAC: 2	PB: 0			
3B: 0	DP: 1	SB: 1			
HR: 1	HBP: 0	CS: 0			

Batter	1	2	3	4	5	6	7	8	9	AB	R	H	RBI	BB	SO	LOB
Tommie Agee, R (1, 8) OBP: 0.348, SLG: 0.444	0-0 ① 6-3		4-0 S BB		0-3 ③ K			0-0 ② L8		3	0	0	0	1	1	0
Bud Harrelson, S (1, 6) OBP: 0.400, SLG: 0.394	0-0 ② L8		0-0 ② F8 1-2			0-0 G4-6-3 1B		0-0 1B		4	0	2	0	0	0	1
Dave Marshall, L (1, 9) OBP: 0.417, SLG: 0.457	0-3 ③ K		0-0 ③ 6-3			0-0 ① ② G4-6-3 1-2f		0-0 ③ F8		4	0	0	0	0	1	3
Cleon Jones, R (1, 7) OBP: 0.325, SLG: 0.427		0-0 ① 5-3		0-0 4-3 2B		0-0 1B			0-0 ① 6-3	4	0	2	0	0	0	0
Ed Kranepool, L (1, 3) OBP: 0.349, SLG: 0.475		0-0 ② F7		0-0 ① 5-3		0-0 ③ L9			0-0 ② P6	4	0	0	0	0	0	2
Ken Boswell, L (1, 4) OBP: 0.312, SLG: 0.400		4-0 B B B 1B BB		0-0 ② 4-3 2-3			0-0 ① L8		0-0 FC5-4 1B	3	0	1	0	1	0	1
Bob Aspromonte, R (1, 5) OBP: 0.311, SLG: 0.453		0-0 1-2 1B		0-3 ③ K			0-0 ② 6-3		0-0 ③ FC5-4 1-2f	4	0	1	0	0	1	2
Jerry Grote, R (1, 2) OBP: 0.374, SLG: 0.420		0-3 ③ K			0-0 ① 4-3		0-0 ③ 6-3			3	0	0	0	0	1	2
Gary Gentry, R (1, 1) OBP: 0.100, SLG: 0.100			0-3 ① K		0-3 ② K			0-0 ① F5		2	0	0	0	0	2	0
Art Shamsky, L (8, PH) OBP: 0.300, SLG: 0.167										1	0	0	0	0	0	0
Danny Frisella, L (8, 1)										0	0	0	0	0	0	0
Inning Stats	R: 0 E: 0 K: 1 S: 5 H: 0 LOB: 0 BB: 0 P: 5	R: 0 E: 0 K: 1 S: 6 H: 1 LOB: 2 BB: 1 P: 10	R: 0 E: 0 K: 1 S: 5 H: 0 LOB: 1 BB: 1 P: 9	R: 0 E: 0 K: 1 S: 6 H: 1 LOB: 1 BB: 0 P: 6	R: 0 E: 0 K: 2 S: 7 H: 0 LOB: 0 BB: 0 P: 7	R: 0 E: 0 K: 0 S: 4 H: 2 LOB: 1 BB: 0 P: 4	R: 0 E: 0 K: 0 S: 3 H: 0 LOB: 0 BB: 0 P: 3	R: 0 E: 0 K: 0 S: 4 H: 1 LOB: 1 BB: 0 P: 4	R: 0 E: 0 K: 0 S: 4 H: 1 LOB: 1 BB: 0 P: 4	1B: 5 2B: 1 3B: 0 HR: 0	SF: 0 SAC: 0 DP: 1 HBP: 0						

TOP

New York Mets @ Philadelphia Phillies

Veterans Stadium, Philadelphia, PA

Thu May 20 1971, 7:05 PM EDT

Att. 14,619 - Unknown

livebaseballscorecards.com

AB	32
R	0
H	6
RBI	0
BB	2
SO	6
LOB	11

PITCHER	IP	WLS	BF	H	R	ER	SO	BB	IBB	HBP	BLK	WP	HR	S	P	ERA	WHIP
Rick Wise, R (1, 1) ERA: 3.79	9.0	W	34	6	0	0	6	2	0	0	0	0	0	44	52	0.00	0.889

PITCHER	IP	WLS	BF	H	R	ER	SO	BB	IBB	HBP	BLK	WP	HR	S	P	ERA	WHIP

WP: 0 PB: 0 SB: 1 CS: 0 PA: 34

Batter	1	2	3	4	5	6	7	8	9	AB	R	H	RBI	BB	SO	LOB
Larry Bowa, S (1, 6) OBP: 0.262, SLG: 0.261	L3 1B		2B 1B		K			L5		4	0	2	0	0	1	0
Tony Taylor, R (1, 5) OBP: 0.296, SLG: 0.328	L3 1-2		1-3 2B		K			4-3		4	0	1	0	0	1	1
Willie Montanez, L (1, 8) OBP: 0.383, SLG: 0.580	4-3		IBB			G3-6-3 1B				2	0	1	0	1	0	0
Deron Johnson, R (1, 3) OBP: 0.267, SLG: 0.310		HR	F3			K				3	1	1	1	0	1	4
Tim McCarver, L (1, 2) OBP: 0.284, SLG: 0.324		4-3	F5			G3-6-3 1-2f				3	0	0	0	0	0	4
Roger Freed, R (1, 9) OBP: 0.356, SLG: 0.377		1B		F8			K			3	0	1	0	0	1	0
Terry Harmon, R (1, 4) OBP: 0.350, SLG: 0.353		K		K			K			3	0	0	0	0	3	1
Joe Lis, R (1, 7) OBP: 0.338, SLG: 0.415		K		P6			6-3			3	0	0	0	0	1	1
Larry Hisle, R (8, 7) OBP: 0.302, SLG: 0.256										0	0	0	0	0	0	0
Rick Wise, R (1, 1) OBP: 0.200, SLG: 0.316			F5		K			K		3	0	0	0	0	2	0
Inning Stats	R: 0 E: 0 K: 0 S: 3 H: 1 LOB: 0 BB: 0 P: 3	R: 1 E: 0 K: 2 S: 9 H: 2 LOB: 1 BB: 0 P: 9	R: 0 E: 0 K: 0 S: 5 H: 2 LOB: 3 BB: 1 P: 9	R: 0 E: 0 K: 1 S: 5 H: 0 LOB: 0 BB: 0 P: 5	R: 0 E: 0 K: 3 S: 9 H: 0 LOB: 0 BB: 0 P: 9	R: 0 E: 0 K: 1 S: 5 H: 1 LOB: 0 BB: 0 P: 5	R: 0 E: 0 K: 2 S: 7 H: 0 LOB: 0 BB: 0 P: 7	R: 0 E: 0 K: 1 S: 5 H: 0 LOB: 0 BB: 0 P: 5		1B: 4 2B: 2 3B: 0 HR: 1 SF: 0 SAC: 0 DP: 2 HBP: 0						

PITCHER		IP	WLS	BF	H	R	ER	SO	BB	IBB	HBP	BLK	WP	HR	S	P	ERA	WHIP
Gary Gentry, R ERA: 2.39	(1, 1)	7.0	L	26	6	1	1	9	0	1	0	0	0	1	43	47	1.29	0.857
Danny Frisella, R ERA: 2.87	(8, 1)	1.0		3	0	0	0	1	0	0	0	0	0	0	5	5	0.00	0.000

PITCHER	IP	WLS	BF	H	R	ER	SO	BB	IBB	HBP	BLK	WP	HR	S	P	ERA	WHIP

BOTTOM

New York Mets @ Philadelphia Phillies

Veterans Stadium, Philadelphia, PA

Thu May 20 1971, 7:05 PM EDT

Att. 14,619 - Unknown

livebaseballscorecards.com

AB	28
R	1
H	6
RBI	1
BB	1
SO	10
LOB	11

Batter	1	2	3	4	5	6	7	8	9	AB	R	H	RBI	BB	SO	LOB
Pete Rose, S (1, 9) OBP: 0.351, SLG: 0.388	B B B B 4-0 SH1-4 1B BB		x 0-0 ① L7	H 1-0 BB E 1-2 HBP	4-0 2B IBB		x 0-0 ③ F7			2	2	0	0	2	0	1
Dave Concepcion, R (1, 6) OBP: 0.304, SLG: 0.368	x 0-0 ① SH1-4 1-2		x 0-0 HR	x 0-0 ① SF9 3-H	x 0-0 ② 1-H 2-H 3-H 2B			S S S 0-3 ① K		3	1	2	4	0	1	0
Johnny Bench, R (1, 2) (6, 3) OBP: 0.333, SLG: 0.556	x 0-0 S BB 2-H 1B		B B B B 4-0 FC6-4 BB	B B B 4-0 FC5-4 E 1-2 2-3 BB	x 0-0 ③ 3-1			B B B B 4-0 G5-4-3 BB		2	0	1	1	3	0	1
Tony Perez, R (1, 5) OBP: 0.302, SLG: 0.374 Wayne Granger, R (8, 1)	B B B B 4-0 S 1-2 BB		x 0-0 ② FC6-4 1B 1-2f	x 0-0 E4 FC5-4 1-2 2-H 3-H		x 0-0 ① P4		x 0-0 ② ③ G5-4-3 1-2f		4 0	0 0	0 0	1 0	1 0	0 0	3 0
Lee May, R (1, 3) OBP: 0.371, SLG: 0.587 Pat Corrales, R (6, 2) OBP: 0.182, SLG: 0.182	S S S 0-3 ② K		x 0-0 HBP 1-3 1B	x 0-0 ② FC5-4 1-2f 2-3		x 0-0 ② F8			x 0-0 ① L3	4 1	0 0	1 0	0 0	0 0	1 0	4 0
Ty Cline, L (1, 7) OBP: 0.413, SLG: 0.250 Al Ferrara, R (9, PH) OBP: 0.348, SLG: 0.176 Jimmy Stewart, S (9, PR) OBP: 0.240, SLG: 0.217 (9, 7)	x 0-0 ③ L8 1-2 2-3		H 1-0 1-2 HBP	x 0-0 ③ L1-3		x 0-0 ③ L5			B B B B 4-0 BB	3 0 0	0 0 0	0 0 0	0 0 0	0 1 0	0 0 0	4 0 0
Tommy Helms, R (1, 4) OBP: 0.291, SLG: 0.308		x 0-0 ① 5-3	x 0-0 ③ 5-3		x 0-0 SH1-4 2B 2B		x 0-0 FC1-6 1B		x 0-0 ② F9	5	1	2	0	0	0	4
Buddy Bradford, R (1, 8) OBP: 0.286, SLG: 0.250		x 0-0 ② F7		H 1-0 SH S SF9 HBP	B B B B 4-0 SH1-4 2B BB		x 0-0 ① F8		S S S 0-3 ③ K	3	2	0	0	1	1	2
Tony Cloninger, R (1, 1) OBP: 0.500, SLG: 0.600 Woody Woodward, R (8, 5) OBP: 0.372, SLG: 0.352		S S S 0-3 ③ K		x 0-0 SH BB HBP E 1-3	x 0-0 ① SH1-4 1-2 2-3		x 0-0 ② FC1-6 1-2f			2 0	1 0	0 0	0 0	0 0	1 0	1 0
Inning Stats	R: 1 H: 1 E: 0 LOB: 2 K: 1 BB: 2 S: 6 P: 14	R: 0 H: 0 E: 0 LOB: 0 K: 1 BB: 0 S: 5 P: 5	R: 1 H: 2 E: 0 LOB: 3 K: 0 BB: 1 S: 5 P: 10	R: 3 H: 0 E: 1 LOB: 2 K: 0 BB: 1 S: 5 P: 11	R: 2 H: 2 E: 0 LOB: 1 K: 0 BB: 2 S: 4 P: 12	R: 0 H: 0 E: 0 LOB: 0 K: 0 BB: 0 S: 3 P: 3	R: 0 H: 1 E: 0 LOB: 1 K: 0 BB: 0 S: 4 P: 4	R: 0 H: 0 E: 0 LOB: 0 K: 1 BB: 1 S: 4 P: 8	R: 0 H: 0 E: 0 LOB: 1 K: 1 BB: 1 S: 5 P: 9	1B: 3 SF: 1 2B: 2 SAC: 3 3B: 0 DP: 1 HR: 1 HBP: 3						WP: 0 PA: 44 PB: 0 SB: 3 CS: 0

TOP

Cincinnati Reds @ Philadelphia Phillies

Veterans Stadium, Philadelphia, PA

Fri May 21 1971, 7:05 PM EDT

Att. 26,159 - Unknown

livebaseballscorecards.com

AB	29
R	7
H	6
RBI	6
BB	8
SO	4
LOB	20

PITCHER		IP	WLS	BF	H	R	ER	SO	BB	IBB	HBP	BLK	WP	HR	S	P	ERA	WHIP
Jim Bunning, R ERA: 6.56	(1, 1)	3.0	L	19	3	5	4	2	3	0	3	0	0	1	17	32	12.00	2.000
Bill Champion, R ERA: 5.57	(4, 1)	4.0		18	3	2	2	0	2	1	0	0	0	0	15	27	4.50	1.250
Ken Reynolds, L ERA: 2.7	(8, 1)	2.0		7	0	0	0	2	2	0	0	0	0	0	9	17	0.00	1.000

PITCHER	IP	WLS	BF	H	R	ER	SO	BB	IBB	HBP	BLK	WP	HR	S	P	ERA	WHIP

Batter	1	2	3	4	5	6	7	8	9	AB	R	H	RBI	BB	SO	LOB
Larry Bowa, S (1, 6) OBP: 0.266, SLG: 0.260	4-3 BB		P4		K		F9		1B 1B 1-2 2-3 1B	4	1	1	0	1	1	1
Tony Taylor, R (1, 5) OBP: 0.307, SLG: 0.328	4-3 1-2		4-3		FC6-4 1B		BB 1-2		1B 1-2 2-3 3-H 1B	3	0	1	0	1	0	1
Bobby Pfeil, R (7, PR) OBP: 0.400, SLG: 0.250 (8, 5)										1	0	1	1	0	0	0
Willie Montanez, L (1, 8) OBP: 0.377, SLG: 0.566	K		E BB		F5		K		SF7 3-H	3	0	0	1	1	2	4
Deron Johnson, R (1, 3) OBP: 0.271, SLG: 0.308	BB		E6 1-3		FC6-4 1-2f		FC5 2-3f		FC5-4 1-2 2-H 1B	4	0	1	1	1	0	4
Tim McCarver, L (1, 2) OBP: 0.273, SLG: 0.310	K		G3			F9		F8	L8	5	0	0	0	0	1	6
Roger Freed, R (1, 9) OBP: 0.350, SLG: 0.364		G3 BB		K		5-3		F8	FC5-4 1-2f	4	0	0	0	1	1	2
Denny Doyle, L (1, 4) OBP: 0.296, SLG: 0.348		G3 1-2		4-3		1B		3-1		4	0	1	0	0	0	1
Joe Lis, R (1, 7) OBP: 0.348, SLG: 0.429		K		BB		K			1B 1B 2B	3	1	1	0	1	2	2
Jim Bunning, R (1, 1) OBP: 0.200, SLG: 0.385		K		4-3			FC5 PB 1B		1B 1B SF7 BB	1	0	0	0	0	1	1
Bill Champion, R (4, 1) OBP: 0.500, SLG: 0.500										1	0	0	0	0	0	1
Larry Hisle, R (7, PH) OBP: 0.318, SLG: 0.275										1	0	1	0	0	0	0
Ken Reynolds, L (8, 1)										0	0	0	0	0	0	0
Ron Stone, L (9, PH) OBP: 0.311, SLG: 0.300										0	1	0	0	1	0	0
Inning Stats	R: 0 E: 0 K: 2 S: 7 H: 0 LOB: 2 BB: 2 P: 15	R: 0 E: 0 K: 2 S: 7 H: 0 LOB: 1 BB: 1 P: 11	R: 0 E: 1 K: 0 S: 4 H: 0 LOB: 2 BB: 1 P: 8	R: 0 E: 0 K: 1 S: 5 H: 0 LOB: 1 BB: 1 P: 9	R: 0 E: 0 K: 1 S: 6 H: 1 LOB: 1 BB: 0 P: 6	R: 0 E: 0 K: 1 S: 6 H: 1 LOB: 1 BB: 0 P: 6	R: 0 E: 0 K: 1 S: 6 H: 1 LOB: 2 BB: 1 P: 10	R: 0 E: 0 K: 0 S: 3 H: 0 LOB: 0 BB: 0 P: 3	R: 3 E: 0 K: 0 S: 7 H: 4 LOB: 2 BB: 1 P: 11	1B: 6 2B: 1 3B: 0 HR: 0	SF: 1 SAC: 0 DP: 0 HBP: 0						

PITCHER	IP	WLS	BF	H	R	ER	SO	BB	IBB	HBP	BLK	WP	HR	S	P	ERA	WHIP
Tony Cloninger, R (1, 1) ERA: 2.57	7.0	W	31	3	0	0	8	6	0	0	0	0	0	41	65	0.00	1.286
Wayne Granger, R (8, 1) ERA: 3.9	2.0	S	11	4	3	3	0	1	0	0	0	0	0	10	14	13.50	2.500

PITCHER	IP	WLS	BF	H	R	ER	SO	BB	IBB	HBP	BLK	WP	HR	S	P	ERA	WHIP

BOTTOM

Cincinnati Reds @ Philadelphia Phillies

Veterans Stadium, Philadelphia, PA

Fri May 21 1971, 7:05 PM EDT

Att. 26,159 - Unknown

livebaseballscorecards.com

AB	34
R	3
H	7
RBI	3
BB	7
SO	8
LOB	23

Batter	1	2	3	4	5	6	7	8	9	AB	R	H	RBI	BB	SO	LOB
Pete Rose, S (1, 9) OBP: 0.348, SLG: 0.391	F8 FC6-2 2B		3-1 2-3			4-3		B1-3		4	0	1	0	0	0	1
Dave Concepcion, R (1, 6) OBP: 0.302, SLG: 0.364	F8 2-3		P6			1B		K2-3		4	0	1	0	0	1	2
Johnny Bench, R (1, 2) OBP: 0.326, SLG: 0.541	FC6-2 3-H			5-3		P4		5-3		4	0	0	0	0	0	2
Tony Perez, R (1, 5) OBP: 0.295, SLG: 0.365	F3			4-3			4-3		F9	4	0	0	0	0	0	1
Lee May, R (1, 3) OBP: 0.376, SLG: 0.615		4-3		K			2B 1B		HR	4	2	2	1	0	1	0
Bernie Carbo, L (1, 7) OBP: 0.380, SLG: 0.333		4-3			K		K		L8	4	0	0	0	0	2	1
Tommy Helms, R (1, 4) OBP: 0.289, SLG: 0.313		F8			6-3		2B 1-H		F8	4	1	1	1	0	0	0
Buddy Bradford, R (1, 8) OBP: 0.299, SLG: 0.280			3-1 SH1-4 1B		6-3		2B 2-H			3	0	2	1	0	0	0
Jim Merritt, L (1, 1) OBP: 0.167, SLG: 0.250			SH1-4 1-2			L7	K			0	0	0	0	0	0	0
Ty Cline, L (6, PH) OBP: 0.406, SLG: 0.245										1	0	0	0	0	0	0
Milt Wilcox, R (6, 1)										0	0	0	0	0	0	0
Willie Smith, L (7, PH) OBP: 0.222, SLG: 0.318										1	0	0	0	0	1	1
Wayne Granger, R (7, 1)										0	0	0	0	0	0	0
Inning Stats	R: 0 E: 0 K: 0 S: 4 H: 1 LOB: 1 BB: 0 P: 4	R: 0 E: 0 K: 0 S: 3 H: 0 LOB: 0 BB: 0 P: 3	R: 0 E: 0 K: 0 S: 4 H: 1 LOB: 1 BB: 0 P: 4	R: 0 E: 0 K: 1 S: 5 H: 0 LOB: 0 BB: 0 P: 5	R: 0 E: 0 K: 1 S: 5 H: 0 LOB: 0 BB: 0 P: 5	R: 0 E: 0 K: 0 S: 4 H: 1 LOB: 1 BB: 0 P: 4	R: 2 E: 0 K: 2 S: 10 H: 3 LOB: 1 BB: 0 P: 10	R: 0 E: 0 K: 1 S: 5 H: 0 LOB: 0 BB: 0 P: 5	R: 1 E: 0 K: 0 S: 4 H: 1 LOB: 0 BB: 0 P: 4	1B: 3 2B: 3 3B: 0 HR: 1	SF: 0 SAC: 1 DP: 0 HBP: 0						

PITCHER	IP	WLS	BF	H	R	ER	SO	BB	IBB	HBP	BLK	WP	HR	S	P	ERA	WHIP
Barry Lersch, R (1, 1) ERA: 3.94	9.0	W	34	7	3	3	5	0	0	0	0	0	1	44	44	3.00	0.778

PITCHER	IP	WLS	BF	H	R	ER	SO	BB	IBB	HBP	BLK	WP	HR	S	P	ERA	WHIP

TOP

Cincinnati Reds @ Philadelphia Phillies

Veterans Stadium, Philadelphia, PA

Sat May 22 1971, 7:05 PM EDT

Att. 31,628 - Unknown

livebaseballscorecards.com

AB	33
R	3
H	7
RBI	3
BB	0
SO	5
LOB	8

PA: 34

WP: 0 PB: 0 SB: 0 CS: 0

Batter	1	2	3	4	5	6	7	8	9	AB	R	H	RBI	BB	SO	LOB
Larry Bowa, S (1, 6) OBP: 0.259, SLG: 0.253	5-3		F5		F7		K			4	0	0	0	0	1	2
Tony Taylor, R (1, 5) OBP: 0.304, SLG: 0.314	K		P5		2B IBB			1-3		3	0	0	0	1	1	0
Willie Montanez, L (1, 8) OBP: 0.373, SLG: 0.563	G3			K	1-3 2-H 3-H 2B			F7		4	0	1	2	0	1	0
Deron Johnson, R (1, 3) OBP: 0.271, SLG: 0.301		F8		F5	P6			BB		3	0	0	0	1	0	2
Roger Freed, R (1, 9) OBP: 0.347, SLG: 0.361		E6 HR 1B		F5		6-3		4-3		4	1	1	0	0	0	1
Joe Lis, R (1, 7) OBP: 0.361, SLG: 0.492 Larry Hisle, R (9, 7) OBP: 0.318, SLG: 0.275		2-H HR			SH 1B 1B					3 0	2 0	2 0	2 0	0 0	0 0	0 0
Terry Harmon, R (1, 4) OBP: 0.304, SLG: 0.300		F7			L7	6-3				3	0	0	0	0	0	1
Mike Ryan, R (1, 2) OBP: 0.226, SLG: 0.552		K			SH 1-2 2B 1B		6-3			3	1	1	0	0	1	0
Barry Lersch, S (1, 1) OBP: 0.250, SLG: 0.118			4-3		SH 1-3 2-H 2B		4-3			2	1	0	0	0	0	0
Inning Stats	R: 0 E: 0 K: 1 S: 5 H: 0 LOB: 0 BB: 0 P: 5	R: 2 E: 1 K: 1 S: 7 H: 2 LOB: 0 BB: 0 P: 7	R: 0 E: 0 K: 0 S: 3 H: 0 LOB: 0 BB: 0 P: 3	R: 0 E: 0 K: 1 S: 5 H: 0 LOB: 0 BB: 0 P: 5	R: 3 E: 1 K: 0 S: 7 H: 3 LOB: 2 BB: 1 P: 11	R: 0 E: 0 K: 0 S: 3 H: 0 LOB: 0 BB: 0 P: 3	R: 0 E: 0 K: 1 S: 5 H: 0 LOB: 0 BB: 0 P: 5	R: 0 E: 0 K: 0 S: 3 H: 0 LOB: 1 BB: 1 P: 7		1B: 3 2B: 1 3B: 0 HR: 1	SF: 0 SAC: 1 DP: 0 HBP: 0					

PITCHER		IP	WLS	BF	H	R	ER	SO	BB	IBB	HBP	BLK	WP	HR	S	P	ERA	WHIP
Jim Merritt, L ERA: 4.58	(1, 1)	5.0	L	22	5	5	2	3	0	1	0	0	0	1	27	31	3.60	1.000
Milt Wilcox, R ERA: 4.63	(6, 1)	1.0		3	0	0	0	0	0	0	0	0	0	0	3	3	0.00	0.000
Wayne Granger, R ERA: 3.64	(7, 1)	2.0		7	0	0	0	1	1	0	0	0	0	0	8	12	0.00	0.500

PITCHER	IP	WLS	BF	H	R	ER	SO	BB	IBB	HBP	BLK	WP	HR	S	P	ERA	WHIP

BOTTOM

Cincinnati Reds @ Philadelphia Phillies

Veterans Stadium, Philadelphia, PA

Sat May 22 1971, 7:05 PM EDT

Att. 31,628 - Unknown

livebaseballscorecards.com

AB	29
R	5
H	5
RBI	4
BB	2
SO	4
LOB	6

Cincinnati Reds @ Philadelphia Phillies

Veterans Stadium, Philadelphia, PA

Sun May 23 1971, 3:33 AM EDT

Att. 40,455 - Unknown

TOP

livebaseballscorecards.com

Batter	1	2	3	4	5	6	7	8	9	AB	R	H	RBI	BB	SO	LOB
Pete Rose, S (1, 9) OBP: 0.357, SLG: 0.396	FC4-6 1B	F9			BBB 4-0 CS BB			G6-4-3 1B		3	0	2	0	1	0	0
Dave Concepcion, R (1, 6) OBP: 0.291, SLG: 0.350	FC4-6 HR 1-2f	B1-3			SSS 0-3 K			G6-4-3 1-2f		4	1	0	0	0	1	3
Johnny Bench, R (1, 2) OBP: 0.318, SLG: 0.528	F3		SSS 0-3 K		0-0 CS 1-2	F2		SSS K2-3		4	0	0	0	0	2	1
Tony Perez, R (1, 5) (9, 3) OBP: 0.294, SLG: 0.380	HR 1-H		5-3			F7			4-3	4	1	1	2	0	0	0
Lee May, R (1, 3) OBP: 0.371, SLG: 0.596	BBB 4-0 BB		F8			SSS K			F5	3	1	0	0	1	1	0
Woody Woodward, R (9, 5) OBP: 0.372, SLG: 0.352	E									0	0	0	0	0	0	0
Al Ferrara, R (1, 7) OBP: 0.346, SLG: 0.200	E7 1-H			G5-4-3 1B			P3		CS 1B	3	1	1	0	0	0	0
Jimmy Stewart, S (7, 7) OBP: 0.269, SLG: 0.250	2B									1	0	1	0	0	0	0
Tommy Helms, R (1, 4) OBP: 0.297, SLG: 0.333	2B 2-H			F4			2B		CS 1-2	3	0	2	1	0	0	1
Buddy Bradford, R (1, 8) OBP: 0.289, SLG: 0.269	SSS K			G5-4-3 1-2f			F9			3	0	0	0	0	1	3
Don Gullett, R (1, 1)		SSS K				F2				3	0	0	0	0	1	1
Clay Carroll, R (8, 1)							5-3			0	0	0	0	0	0	0
Inning Stats	R: 4 E: 1 K: 1 S: 9 H: 3 LOB: 1 BB: 1 P: 13	R: 0 E: 0 K: 1 S: 5 H: 0 LOB: 0 BB: 0 P: 5	R: 0 E: 0 K: 1 S: 5 H: 0 LOB: 0 BB: 0 P: 5	R: 0 E: 0 K: 0 S: 3 H: 1 LOB: 0 BB: 0 P: 3	R: 0 E: 0 K: 1 S: 4 H: 0 LOB: 0 BB: 1 P: 8	R: 0 E: 0 K: 1 S: 5 H: 0 LOB: 0 BB: 0 P: 5	R: 0 E: 0 K: 0 S: 4 H: 1 LOB: 1 BB: 0 P: 4	R: 0 E: 0 K: 1 S: 5 H: 1 LOB: 0 BB: 0 P: 5	R: 0 E: 0 K: 0 S: 3 H: 1 LOB: 0 BB: 0 P: 3	1B: 4 2B: 2 3B: 0 HR: 1	SF: 0 SAC: 0 DP: 2 HBP: 0			WP: 0 PB: 0 SB: 0 CS: 2		PA: 35	

	AB	31
	R	4
	H	7
	RBI	3
	BB	2
	SO	6
	LOB	9

PITCHER		IP	WLS	BF	H	R	ER	SO	BB	IBB	HBP	BLK	WP	HR	S	P	ERA	WHIP
Chris Short, L ERA: 2.76	(1, 1)	7.0	L	27	5	4	2	5	2	0	0	0	0	1	35	43	2.57	1.000
Woodie Fryman, L ERA: 2.37	(8, 1)	2.0		6	2	0	0	1	0	0	0	0	0	0	8	8	0.00	1.000

PITCHER	IP	WLS	BF	H	R	ER	SO	BB	IBB	HBP	BLK	WP	HR	S	P	ERA	WHIP

Cincinnati Reds @ Philadelphia Phillies

Veterans Stadium, Philadelphia, PA

Sun May 23 1971, 3:33 AM EDT

Att. 40,455 - Unknown

BOTTOM

Batter	1	2	3	4	5	6	7	8	9	AB	R	H	RBI	BB	SO	LOB
Larry Bowa, S (1, 6) OBP: 0.258, SLG: 0.252	P4	FC5-4 1-2f			6-3		P6		1B 1B	5	0	1	0	0	0	3
Tony Taylor, R (1, 5) OBP: 0.310, SLG: 0.320	4-3		K		1-3			G3 WP 1B 1B	1-2 1B	5	1	2	0	0	1	0
Willie Montanez, L (1, 8) OBP: 0.374, SLG: 0.580 (9, 3)	HR		FC6-4 1B		G3			G3 1-3	1-3	5	1	2	1	0	0	3
Deron Johnson, R (1, 3) OBP: 0.277, SLG: 0.328 Dick Selma, R (8, PR) Byron Browne, R (9, 8) OBP: 0.250, SLG: 0.118	HR		P4			F8		1B 1B 3-H 1B		4 0 0	1 0 0	2 0 0	2 0 0	0 0 0	0 0 0	1 0 0
Roger Freed, R (1, 9) OBP: 0.345, SLG: 0.357 Barry Lersch, S (8, PR) OBP: 0.250, SLG: 0.118 Bobby Pfeil, R (9, 9) OBP: 0.400, SLG: 0.250	F8		FC6-4 1-2f			F9		1B 1-2 1B		4 0 0	0 0 0	1 0 0	0 0 0	0 0 0	0 0 0	1 0 0
Joe Lis, R (1, 7) OBP: 0.368, SLG: 0.484		1B 1B		BBB 4-0 BB		F7		S S S 0-3 K		3	0	1	0	1	1	2
Terry Harmon, R (1, 4) OBP: 0.308, SLG: 0.273 Tim McCarver, L (8, PH) OBP: 0.279, SLG: 0.316 Denny Doyle, L (9, 4) OBP: 0.296, SLG: 0.348		F9		L7			BBB 4-0 BB	1-2 2-H 1B		2 1 0	0 0 0	0 1 0	0 0 0	1 0 0	0 0 0	2 0 0
Mike Ryan, R (1, 2) OBP: 0.200, SLG: 0.485		S S S 0-3 K		F8			L8		L4	4	0	0	0	0	1	3
Chris Short, R (1, 1) OBP: 0.227, SLG: 0.105 Larry Hisle, R (7, PH) OBP: 0.311, SLG: 0.268 Woodie Fryman, R (8, 1) Ron Stone, L (9, PH) OBP: 0.304, SLG: 0.293		1-2 FC5-4 1B		S S S 0-3 K			P4		G3	2 1 0 1	0 0 0 0	1 0 0 0	0 0 0 0	0 0 0 0	1 0 0 0	1 1 0 0
Inning Stats	R: 2 E: 0 K: 0 S: 5 H: 2 LOB: 0 BB: 0 P: 5	R: 0 E: 0 K: 1 S: 7 H: 2 LOB: 2 BB: 0 P: 7	R: 0 E: 0 K: 1 S: 6 H: 1 LOB: 1 BB: 0 P: 6	R: 0 E: 0 K: 1 S: 5 H: 0 LOB: 1 BB: 1 P: 9	R: 0 E: 0 K: 0 S: 3 H: 0 LOB: 0 BB: 0 P: 3	R: 0 E: 0 K: 0 S: 3 H: 0 LOB: 0 BB: 0 P: 3	R: 0 E: 0 K: 0 S: 3 H: 0 LOB: 1 BB: 1 P: 7	R: 1 E: 0 K: 1 S: 8 H: 4 LOB: 3 BB: 0 P: 8	R: 0 E: 0 K: 0 S: 5 H: 2 LOB: 2 BB: 0 P: 5	1B: 9 2B: 0 3B: 0 HR: 2	SF: 0 SAC: 0 DP: 0 HBP: 0			WP: 1 PB: 0 SB: 0 CS: 0	PA: 39		

livebaseballscorecards.com

	AB	37
	R	3
	H	11
	RBI	3
	BB	2
	SO	4
	LOB	17

PITCHER		IP	WLS	BF	H	R	ER	SO	BB	IBB	HBP	BLK	WP	HR	S	P	ERA	WHIP
Don Gullett, L ERA: 4.75	(1, 1)	7.1	W	30	6	3	3	3	2	0	0	0	1	2	34	42	3.68	1.091
Clay Carroll, R ERA: 1.85	(8, 1)	1.2	S	9	5	0	0	1	0	0	0	0	0	0	11	11	0.00	3.000

PITCHER	IP	WLS	BF	H	R	ER	SO	BB	IBB	HBP	BLK	WP	HR	S	P	ERA	WHIP

Batter	1	2	3	4	5	6	7	8	9	AB	R	H	RBI	BB	SO	LOB
Pete Rose, S (1, 9) OBP: 0.355, SLG: 0.393	x 0-0 ① L8		x 0-0 ③ 6-3			x 0-0 B1-6-4 1B		S S S 0-3 ② K		4	0	1	0	0	1	1
Woody Woodward, R (1, 6) OBP: 0.370, SLG: 0.342 Willie Smith, L (8, PH) OBP: 0.217, SLG: 0.311 Wayne Granger, R (8, 1)	S S S 0-3 ② K			B B B 4-0 G1-4-3 BB		x 0-0 ①② B1-6-4 1-2f		x 0-0 ③ 6-3		2 1 0	0 0 0	0 0 0	0 0 0	1 0 0	1 0 0	1 1 0
Johnny Bench, R (1, 2) OBP: 0.322, SLG: 0.530	B B B 4-0 BB			x 0-0 ①② G1-4-3 1-2f		x 0-0 ③ F8			x 0-0 2B	3	0	1	0	1	0	1
Tony Perez, R (1, 5) OBP: 0.293, SLG: 0.377	x 0-0 ③ 6-3			x 0-0 ③ 6-3			x 0-0 FC5-4 1B		x 0-0 ① 1-4-3	4	0	1	0	0	0	2
Lee May, R (1, 3) OBP: 0.367, SLG: 0.583		x 0-0 ① L8			x 0-0 2B SF9 1B		x 0-0 ① P4		x 0-0 ② 6-3	4	1	1	0	0	0	2
Bernie Carbo, L (1, 7) OBP: 0.376, SLG: 0.340		x 0-0 ② F8			x 0-0 1-3 2B		x 0-0 ② F5		x 0-0 ③ 1-3	4	0	1	0	0	0	2
Tommy Helms, R (1, 4) OBP: 0.291, SLG: 0.329		x 0-0 ③ 6-3			x 0-0 ① SF9 3-H		x 0-0 ③ FC5-4 1-2f			2	0	0	1	0	0	1
Buddy Bradford, R (1, 8) OBP: 0.283, SLG: 0.263 Jimmy Stewart, S (8, PH) OBP: 0.296, SLG: 0.280 (8, 8)			x 0-0 ① B3-1		x 0-0 ② L8			x 0-0 L4-3 1B		2 1	0 0	0 1	0 0	0 0	0 0	1 0
Gary Nolan, R (1, 1) OBP: 0.045, SLG: 0.045 Ty Cline, L (8, PH) OBP: 0.400, SLG: 0.240 Dave Concepcion, R (8, 6) OBP: 0.291, SLG: 0.350			S S S 0-3 ② K		x 0-0 ③ 6-3			x 0-0 ① L4-3 1-2		2 1 0	0 0 0	0 0 0	0 0 0	1 0 0	1 0 0	1 1 0
Inning Stats	R: 0 H: 0 E: 0 LOB: 1 K: 1 BB: 1 S: 5 P: 9	R: 0 H: 0 E: 0 LOB: 0 K: 0 BB: 0 S: 3 P: 3	R: 0 H: 0 E: 0 LOB: 0 K: 1 BB: 0 S: 5 P: 5	R: 0 H: 0 E: 0 LOB: 0 K: 0 BB: 1 S: 2 P: 6	R: 1 H: 2 E: 0 LOB: 1 K: 0 BB: 0 S: 5 P: 5	R: 0 H: 1 E: 0 LOB: 0 K: 0 BB: 0 S: 3 P: 3	R: 0 H: 1 E: 0 LOB: 1 K: 0 BB: 0 S: 4 P: 4	R: 0 H: 1 E: 0 LOB: 1 K: 1 BB: 0 S: 6 P: 6	R: 0 H: 1 E: 0 LOB: 1 K: 0 BB: 0 S: 4 P: 4	1B: 4 SF: 1 2B: 2 SAC: 0 3B: 0 DP: 2 HR: 0 HBP: 0						

PITCHER		IP	W/L/S	BF	H	R	ER	SO	BB	IBB	HBP	BLK	WP	HR	S	P	ERA	WHIP
Rick Wise, R ERA: 3.39	(1, 1)	9.0	W	33	6	1	1	3	2	0	0	0	0	0	37	45	1.00	0.889

PITCHER	IP	W/L/S	BF	H	R	ER	SO	BB	IBB	HBP	BLK	WP	HR	S	P	ERA	WHIP

Cincinnati Reds @ Philadelphia Phillies

Veterans Stadium, Philadelphia, PA

Mon May 24 1971, 7:05 PM EDT

Att. 13,614 - Unknown

TOP

livebaseballscorecards.com

AB	30
R	1
H	6
RBI	1
BB	2
SO	3
LOB	14

WP: 0 PA: 33
PB: 0
SB: 0
CS: 0

Batter	1	2	3	4	5	6	7	8	9	AB	R	H	RBI	BB	SO	LOB
Larry Bowa, S (1, 6) OBP: 0.251, SLG: 0.245	L6		4-3			F2		4-3 2-3		4	0	0	0	0	0	2
Tony Taylor, R (1, 5) OBP: 0.295, SLG: 0.304	4-3		1-3			6-3		G3		4	0	0	0	0	0	2
Willie Montanez, L (1, 8) OBP: 0.367, SLG: 0.567	F7			G3		K				3	0	0	0	0	1	0
Deron Johnson, R (1, 3) OBP: 0.278, SLG: 0.324		BBBB 4-0 6-3 HR BB		SSS 0-3 K			SSS 0-3 K			2	1	0	0	1	2	0
Tim McCarver, L (1, 2) OBP: 0.272, SLG: 0.308		SSS 0-3 K		F8			4-3			3	0	0	0	0	1	1
Roger Freed, R (1, 9) OBP: 0.344, SLG: 0.352		6-3 1-2			F9		BBBB 4-0 BB			2	0	0	0	1	0	1
Denny Doyle, L (1, 4) OBP: 0.297, SLG: 0.380		2-H HR			4-3		F7			3	1	1	2	0	0	1
Joe Lis, R (1, 7) OBP: 0.380, SLG: 0.484 Larry Hisle, R (8, PR) OBP: 0.311, SLG: 0.268 (9, 7)		F2			BBBB 4-0 BB			4-3 SH1-4 1B		2 0	0 0	1 0	0 0	1 0	0 0	0 0
Rick Wise, R (1, 1) OBP: 0.182, SLG: 0.286			SSS 0-3 K		SSS 0-3 K			SH1-4 1-2		2	0	0	0	0	2	1
Inning Stats	R: 0 E: 0 K: 0 S: 3 H: 0 LOB: 0 BB: 0 P: 3	R: 2 E: 0 K: 1 S: 6 H: 1 LOB: 0 BB: 1 P: 10	R: 0 E: 0 K: 1 S: 5 H: 0 LOB: 0 BB: 0 P: 5	R: 0 E: 0 K: 1 S: 5 H: 0 LOB: 0 BB: 0 P: 5	R: 0 E: 0 K: 1 S: 5 H: 0 LOB: 1 BB: 1 P: 9	R: 0 E: 0 K: 1 S: 5 H: 0 LOB: 0 BB: 0 P: 5	R: 0 E: 0 K: 1 S: 5 H: 0 LOB: 1 BB: 1 P: 9	R: 0 E: 0 K: 0 S: 4 H: 1 LOB: 2 BB: 0 P: 4		1B: 1 2B: 0 3B: 0 HR: 1 SF: 0 SAC: 1 DP: 0 HBP: 0					

PITCHER		IP	WLS	BF	H	R	ER	SO	BB	IBB	HBP	BLK	WP	HR	S	P	ERA	WHIP
Gary Nolan, R ERA: 3.56	(1, 1)	7.0	L	25	1	2	2	6	3	0	0	0	0	1	34	46	2.57	0.571
Wayne Granger, R ERA: 3.52	(8, 1)	1.0		4	1	0	0	0	0	0	0	0	0	0	4	4	0.00	1.000

PITCHER	IP	WLS	BF	H	R	ER	SO	BB	IBB	HBP	BLK	WP	HR	S	P	ERA	WHIP

BOTTOM

Cincinnati Reds @ Philadelphia Phillies

Veterans Stadium, Philadelphia, PA

Mon May 24 1971, 7:05 PM EDT

Att. 13,614 - Unknown

livebaseballscorecards.com

AB	25
R	2
H	2
RBI	2
BB	3
SO	6
LOB	8

WP: 0 PA: 29
PB: 0
SB: 0
CS: 0

Philadelphia Phillies @ New York Mets

Shea Stadium, Flushing, NY

Tue May 25 1971, 7:05 PM EDT

Att. 18,853 - Unknown

TOP

livebaseballscorecards.com

Batter	1	2	3	4	5	6	7	8	9	10	11	12	AB	R	H	RBI	BB	SO	LOB
Terry Harmon, R (1, 4) OBP: 0.313, SLG: 0.370	SF8 3B	5-3		SF8 3-H			F9		1-3			4-6-3 1B	5	1	2	1	0	0	2
Tony Taylor, R (1, 5) OBP: 0.309, SLG: 0.310	1-3		HR 1B	CS 1B			6-3			FC4 BB		4-6-3 1-2	5	1	2	0	1	0	2
Willie Montanez, L (1, 8) OBP: 0.359, SLG: 0.547	E BB		F7	CS 1-2	K		G3			FC4 FC6-4 BB 1-2f		K	5	0	0	0	1	2	3
Deron Johnson, R (1, 3) OBP: 0.280, SLG: 0.343	SF8 3-H		HR 1-H		F5			6-3		FC6-4 BB 1-2		K	4	1	1	3	1	1	1
Roger Freed, R (1, 9) OBP: 0.333, SLG: 0.338	E8 1-3		6-3		F9			K		FC6-4 1-2f 2-3			5	0	0	0	0	1	3
Joe Lis, R (1, 7) OBP: 0.373, SLG: 0.471 Larry Hisle, R (8, 7) OBP: 0.304, SLG: 0.262	F2		1B			F8		F8		K			4 1	0 0	1 0	0 0	0 0	0 1	2 2
Mike Ryan, R (1, 2) OBP: 0.179, SLG: 0.432 Tim McCarver, L (11, PH) OBP: 0.270, SLG: 0.305 (11, 2)		F7	P6			F8			F7		G3		4 1	0 0	0 0	0 0	0 0	1 0	1 0
Larry Bowa, S (1, 6) OBP: 0.262, SLG: 0.268		P4		SH5-4 SF8 2B				2B			F9		5	1	3	0	0	0	0
Ken Reynolds, L (1, 1) OBP: 0.500, SLG: 0.500 Byron Browne, R (9, PH) OBP: 0.238, SLG: 0.111 Jim Bunning, R (9, 1) OBP: 0.188, SLG: 0.357		1B		SH5-4 2-3		F9			K		K		2 1 1	0 0 0	1 0 0	0 0 0	0 0 0	0 1 1	1 1 0
Inning Stats	R: 1 H: 1 E: 1 LOB: 2 K: 0 BB: 1 S: 5 P: 9	R: 0 H: 1 E: 0 LOB: 1 K: 0 BB: 0 S: 4 P: 4	R: 2 H: 3 E: 0 LOB: 1 K: 0 BB: 0 S: 6 P: 6	R: 1 H: 2 E: 0 LOB: 0 K: 0 BB: 0 S: 4 P: 4	R: 0 H: 0 E: 0 LOB: 0 K: 1 BB: 0 S: 5 P: 5	R: 0 H: 1 E: 0 LOB: 1 K: 0 BB: 0 S: 4 P: 4	R: 0 H: 0 E: 0 LOB: 0 K: 0 BB: 0 S: 3 P: 3	R: 0 H: 0 E: 0 LOB: 0 K: 1 BB: 0 S: 5 P: 5	R: 0 H: 1 E: 0 LOB: 1 K: 1 BB: 0 S: 6 P: 6	R: 0 H: 0 E: 0 LOB: 2 K: 1 BB: 2 S: 5 P: 13	R: 0 H: 0 E: 0 LOB: 0 K: 1 BB: 0 S: 5 P: 5	R: 0 H: 1 E: 0 LOB: 1 K: 2 BB: 0 S: 8 P: 8	1B: 6 2B: 2 3B: 1 HR: 1	SF: 2 SAC: 1 DP: 0 HBP: 0		WP: 0 PB: 0 SB: 0 CS: 1	PA: 50		

PITCHER	IP	WLS	BF	H	R	ER	SO	BB	IBB	HBP	BLK	WP	HR	S	P	ERA	WHIP
Jerry Koosman, L (1, 1) ERA: 2.74	9.0		37	9	4	4	3	1	0	0	0	0	1	42	46	4.00	1.111
Danny Frisella, R (10, 1) ERA: 2.25	3.0	W	12	1	0	0	4	2	0	0	0	0	0	18	26	0.00	1.000

PITCHER	IP	WLS	BF	H	R	ER	SO	BB	IBB	HBP	BLK	WP	HR	S	P	ERA	WHIP

AB	43
R	4
H	10
RBI	4
BB	3
SO	7
LOB	18

Philadelphia Phillies @ New York Mets

Shea Stadium, Flushing, NY

Tue May 25 1971, 7:05 PM EDT

Att. 18,853 - Unknown

livebaseballscorecards.com

BOTTOM

Batter	1	2	3	4	5	6	7	8	9	10	11	12	AB	R	H	RBI	BB	SO	LOB
Bud Harrelson, S (1, 6) OBP: 0.370, SLG: 0.356	4-0 BB 1B SF9 BB	0-0 L7			0-3 K		0-0 F8		0-0 4-3		0-0 F5		5	1	0	0	1	1	3
Tim Foli, R (1, 4) OBP: 0.333, SLG: 0.410	0-0 SF9 BB 1-2 2B 1B		0-0 F7		0-0 BLK BB 1-2 1B		0-0 F8			0-0 WP SH3-4 FC5 1B		0-0 E6 FC6-4 BB FC6-2	6	1	3	0	0	0	1
Tommie Agee, R (1, 8) OBP: 0.351, SLG: 0.460	4-0 2B 4-3 1-2 2-3 BB		0-0 F9		4-0 BLK 1-2 2-3 BB			0-0 F9		0-0 SH3-4 1-2		4-0 FC6-4 1-2 BB	2	1	0	0	3	0	0
Donn Clendenon, R (1, 3) OBP: 0.327, SLG: 0.483	0-0 SF9 2-3 3-H		0-0 5-3		0-0 F8 1-2 2-3 3-H			0-0 5-3		4-0 FC5 IBB		0-0 FC6-4 FC6-2 1-2f 2-3 1B	4	1	0	1	1	0	4
Cleon Jones, R (1, 7) OBP: 0.324, SLG: 0.420	0-0 4-3 1-3 3-H 2B	0-0 F8				0-0 5-3		0-0 1B 1B		0-0 FC5 1-2 2-H		0-0 FC6-2 1B 1-2 3-H	6	0	2	1	0	0	4
Bob Aspromonte, R (1, 5) OBP: 0.311, SLG: 0.436	0-0 4-3 2-3 3-H	0-0 6-3				0-0 F7		0-0 1-2 1B		0-3 K		0-0 1-2 2-H 1B	6	0	2	2	0	1	3
Jerry Grote, R (1, 2) OBP: 0.370, SLG: 0.414	0-0 F8	0-0 L8				0-0 5-3		0-0 5-3			0-0 5-3		5	0	0	0	0	0	3
Ken Singleton, S (1, 9) OBP: 0.343, SLG: 0.250		0-3 K			0-0 5-3		0-0 SH5-4 1B		0-0 L4-3 1B		4-0 BB		4	0	2	0	1	1	0
Jerry Koosman, R (1, 1) OBP: 0.261, SLG: 0.150 Ken Boswell, L (9, PH) OBP: 0.330, SLG: 0.422 Danny Frisella, L (10, 1)		0-3 K			4-0 BB 1B BLK BB		0-0 SH5-4 1-2		0-0 L4-3 1-2		0-0 F8		1 1 1	1 0 0	0 0 0	0 0 0	1 0 0	1 0 0	0 1 1
Inning Stats	R: 3 H: 2 E: 0 LOB: 1 K: 0 BB: 2 S: 5 P: 13	R: 0 H: 0 E: 0 LOB: 0 K: 2 BB: 0 S: 7 P: 7	R: 0 H: 0 E: 0 LOB: 0 K: 0 BB: 0 S: 3 P: 3	R: 0 H: 0 E: 0 LOB: 0 K: 0 BB: 0 S: 3 P: 3	R: 1 H: 1 E: 0 LOB: 2 K: 1 BB: 2 S: 6 P: 14	R: 0 H: 0 E: 0 LOB: 0 K: 0 BB: 0 S: 3 P: 3	R: 0 H: 1 E: 0 LOB: 1 K: 0 BB: 0 S: 4 P: 4	R: 0 H: 2 E: 0 LOB: 2 K: 0 BB: 0 S: 5 P: 5	R: 0 H: 1 E: 0 LOB: 0 K: 0 BB: 0 S: 3 P: 3	R: 0 H: 1 E: 0 LOB: 2 K: 1 BB: 1 S: 6 P: 10	R: 0 H: 0 E: 0 LOB: 1 K: 0 BB: 1 S: 3 P: 7	R: 1 H: 1 E: 1 LOB: 2 K: 0 BB: 1 S: 4 P: 8	1B: 8 SF: 1 2B: 2 SAC: 2 3B: 0 DP: 1 HR: 0 HBP: 0						

	AB	41
	R	5
	H	9
	RBI	4
	BB	7
	SO	4
	LOB	20

WP: 1 PA: 51
PB: 0
SB: 0
CS: 0

PITCHER	IP	WLS	BF	H	R	ER	SO	BB	IBB	HBP	BLK	WP	HR	S	P	ERA	WHIP
Ken Reynolds, L (1, 1) ERA: 3.38	8.0		34	6	4	4	3	4	0	0	1	0	0	36	52	4.50	1.250
Jim Bunning, R (9, 1) ERA: 6.1	3.2	L	17	3	1	0	1	2	1	0	0	1	0	16	28	0.00	1.364

PITCHER	IP	WLS	BF	H	R	ER	SO	BB	IBB	HBP	BLK	WP	HR	S	P	ERA	WHIP

Philadelphia Phillies @ New York Mets

Shea Stadium, Flushing, NY

Wed May 26 1971, 7:05 PM EDT

Att. 22,409 - Unknown

TOP

livebaseballscorecards.com

Batter	1	2	3	4	5	6	7	8	9	10	11	12	AB	R	H	RBI	BB	SO	LOB
Denny Doyle, L (1, 4) OBP: 0.283, SLG: 0.361	K		F7			5-3			K		6-3		5	0	0	0	0	2	0
Tony Taylor, R (1, 5) OBP: 0.303, SLG: 0.303	F9			B1-3			L8		3B 1B		5-3		5	1	1	0	0	0	0
Willie Montanez, L (1, 8) OBP: 0.366, SLG: 0.559	BB			4-3			K		1-H 1B 3B			1B	4	1	2	1	1	1	0
Deron Johnson, R (1, 3) OBP: 0.278, SLG: 0.338	K			K			P6		3-H 1B		5-3		5	0	1	1	0	2	2
Tim McCarver, L (1, 2) OBP: 0.275, SLG: 0.317		G5-4-3 1B			L9			E6 FC5-4	F8			F9 1B 2B	5	1	2	0	0	0	1
Roger Freed, R (1, 9) OBP: 0.331, SLG: 0.336	K				F2			FC5-4 1-2f		5-3 1B		F9 2-3	4	0	1	0	0	1	2
Terry Harmon, R (10, PR) OBP: 0.313, SLG: 0.370													0	0	0	0	0	0	0
Byron Browne, R (10, 9) OBP: 0.227, SLG: 0.105													1	0	0	0	0	0	1
Joe Lis, R (1, 7) OBP: 0.352, SLG: 0.438		G5-4-3 1-2f			5-3			F8		5-3 1-2		K	5	0	0	0	0	1	4
Larry Bowa, S (1, 6) OBP: 0.260, SLG: 0.266			K			F8		6-3		P4		3-H 1B	5	0	1	1	0	1	3
Barry Lersch, S (1, 1) OBP: 0.227, SLG: 0.105			4-3			K			P6	K		K	2	0	0	0	0	1	0
Ron Stone, L (9, PH) OBP: 0.298, SLG: 0.286													1	0	0	0	0	0	0
Woodie Fryman, R (9, 1)													0	0	0	0	0	0	0
Don Money, R (10, PH) OBP: 0.237, SLG: 0.310													1	0	0	0	0	1	2
Darrell Brandon, R (10, 1) OBP: 0.250, SLG: 0.250													1	0	0	0	0	1	1

Inning Stats												
R: 0 E: 0 K: 2 S: 7	H: 0 LOB: 1 BB: 1 P: 11	R: 0 E: 0 K: 1 S: 5	H: 1 LOB: 0 BB: 0 P: 5	R: 0 E: 0 K: 1 S: 5	H: 0 LOB: 0 BB: 0 P: 5	R: 0 E: 0 K: 1 S: 5	H: 0 LOB: 0 BB: 0 P: 5	R: 0 E: 0 K: 0 S: 3	H: 0 LOB: 0 BB: 0 P: 3	R: 0 E: 0 K: 1 S: 5	H: 0 LOB: 0 BB: 0 P: 5	R: 0 E: 0 K: 1 S: 5	H: 0 LOB: 0 BB: 0 P: 5	R: 0 E: 1 K: 0 S: 4	H: 0 LOB: 1 BB: 0 P: 4	R: 2 E: 0 K: 1 S: 8	H: 3 LOB: 1 BB: 0 P: 8	R: 0 E: 0 K: 1 S: 6	H: 1 LOB: 2 BB: 0 P: 6	R: 0 E: 0 K: 0 S: 4	H: 1 LOB: 1 BB: 0 P: 4	R: 1 E: 0 K: 2 S: 9	H: 2 LOB: 1 BB: 0 P: 9

	AB	44
	R	3
	H	8
	RBI	3
	BB	1
	SO	11
	LOB	16

1B: 6	SF: 0	WP: 0	PA: 45
2B: 1	SAC: 0	PB: 0	
3B: 1	DP: 1	SB: 0	
HR: 0	HBP: 0	CS: 0	

PITCHER		IP	WLS	BF	H	R	ER	SO	BB	IBB	HBP	BLK	WP	HR	S	P	ERA	WHIP
Gary Gentry, R ERA: 2.3	(1, 1)	10.0		36	5	2	2	9	1	0	0	0	0	0	53	57	1.80	0.600
Tug McGraw, L ERA: 2.33	(11, 1)	2.0	L	9	3	1	1	2	0	0	0	0	0	0	13	13	4.50	1.500

PITCHER	IP	WLS	BF	H	R	ER	SO	BB	IBB	HBP	BLK	WP	HR	S	P	ERA	WHIP

Batter	1	2	3	4	5	6	7	8	9	10	11	12	AB	R	H	RBI	BB	SO	LOB
Tommie Agee, R (1, 8) OBP: 0.352, SLG: 0.455	BBBB 4-0 1B 1B BB		x 0-0 S 1B		x 0-0 6-3 ①		x 0-0 1-3 ③			x 0-0 L8 ③			4	1	1	0	1	0	1
Bud Harrelson, S (1, 6) OBP: 0.376, SLG: 0.364	x 0-0 1B 1-2 1B		x 0-0 P5 ① 1-2		x 0-0 4-3 ②			x 0-0 G4-6-3 1B			x 0-0 SH1 1B		5	0	3	0	0	0	1
Dave Marshall, L (1, 9) OBP: 0.383, SLG: 0.405	SSS 0-3 K ①		SSS 0-3 K ②		SSS 0-3 K ③			x 0-0 G4-6-3 ① ② 1-2f			x 0-0 SH1 ① 1-2		4	0	0	0	0	3	4
Cleon Jones, R (1, 7) OBP: 0.326, SLG: 0.416	x 0-0 FC4-6 1B 1-3 2-H		x 0-0 6-3 ③			x 0-0 F8 ①		x 0-0 F9 ③			4-0 G6-4-3 IBB		4	0	1	1	1	0	1
Ed Kranepool, L (1, 3) OBP: 0.372, SLG: 0.557 Donn Clendenon, R (9, PH) (10, 3) OBP: 0.320, SLG: 0.473	x 0-0 P5 ②			x 0-0 HR		x 0-0 3-1 ②			x 0-0 F9 ①		x 0-0 G6-4-3 ② ③ 1-2f		3 2	1 0	1 0	1 0	0 0	0 0	2 2
Ken Boswell, L (1, 4) OBP: 0.314, SLG: 0.400	x 0-0 FC4-6 ③ 1-2f			x 0-0 F2 ①		x 0-0 F8 ③			x 0-0 L8 ②			x 0-0 4-3 ①	5	0	0	0	0	0	2
Jerry Grote, R (1, 2) OBP: 0.364, SLG: 0.413 Don Hahn, R (12, PR) OBP: 0.383, SLG: 0.325		x 0-0 4-3 ①		SSS 0-3 K ②			x 0-0 P6 ①		x 0-0 F8 ③			x 0-0 2B	5 0	0 0	1 0	0 0	0 1	1 0	0 0
Tim Foli, R (1, 5) OBP: 0.337, SLG: 0.409		SSS 0-3 K ②		x 0-0 1B			x 0-0 SH1-4 1B			x 0-0 F8 ①		SSS 0-3 K ②	5	0	2	0	0	2	1
Gary Gentry, R (1, 1) OBP: 0.091, SLG: 0.091 Art Shamsky, L (10, PH) OBP: 0.281, SLG: 0.154 Tug McGraw, R (11, 1) OBP: 0.667, SLG: 1.000 Bob Aspromonte, R (12, PH) OBP: 0.309, SLG: 0.433		x 0-0 G3 ③		SSS 0-3 K ③			x 0-0 SH1-4 ② 1-2			x 0-0 F8 ②		SSS 0-3 K ③	2 1 0 1	0 0 0 0	0 0 0 0	0 0 0 0	0 0 0 1	1 0 0 1	1 0 0 1
Inning Stats	R: 1 H: 2 E: 0 LOB: 2 K: 1 BB: 1 S: 7 P: 11	R: 0 H: 0 E: 0 LOB: 0 K: 1 BB: 0 S: 5 P: 5	R: 0 H: 1 E: 0 LOB: 1 K: 1 BB: 0 S: 6 P: 6	R: 1 H: 2 E: 0 LOB: 1 K: 2 BB: 0 S: 9 P: 9	R: 0 H: 0 E: 0 LOB: 0 K: 1 BB: 0 S: 5 P: 5	R: 0 H: 0 E: 0 LOB: 0 K: 0 BB: 0 S: 3 P: 3	R: 0 H: 1 E: 0 LOB: 1 K: 0 BB: 0 S: 4 P: 4	R: 0 H: 1 E: 0 LOB: 0 K: 0 BB: 0 S: 3 P: 3	R: 0 H: 0 E: 0 LOB: 0 K: 0 BB: 0 S: 3 P: 3	R: 0 H: 0 E: 0 LOB: 0 K: 0 BB: 0 S: 3 P: 3	R: 0 H: 1 E: 0 LOB: 1 K: 0 BB: 1 S: 3 P: 7	R: 0 H: 1 E: 0 LOB: 1 K: 2 BB: 0 S: 8 P: 8	1B: 7 2B: 1 3B: 0 HR: 1	SF: 0 SAC: 2 DP: 2 HBP: 0		WP: 0 PB: 0 SB: 1 CS: 0	PA: 45		

PITCHER	IP	WLS	BF	H	R	ER	SO	BB	IBB	HBP	BLK	WP	HR	S	P	ERA	WHIP
Barry Lersch, R (1, 1) ERA: 3.62	8.0		31	7	2	1	6	1	0	0	0	0	1	42	46	1.12	1.000
Woodie Fryman, L (9, 1) ERA: 2.3	1.0		3	0	0	0	0	0	0	0	0	0	0	3	3	0.00	0.000
Darrell Brandon, R (10, 1) ERA: 0.95	3.0	W	11	2	0	0	2	0	1	0	0	0	0	14	18	0.00	0.667

PITCHER	IP	WLS	BF	H	R	ER	SO	BB	IBB	HBP	BLK	WP	HR	S	P	ERA	WHIP

BOTTOM

Philadelphia Phillies @ New York Mets

Shea Stadium, Flushing, NY

Wed May 26 1971, 7:05 PM EDT

Att. 22,409 - Unknown

livebaseballscorecards.com

AB	41
R	2
H	9
RBI	2
BB	2
SO	8
LOB	16

Philadelphia Phillies @ Los Angeles Dodgers

Dodger Stadium, Los Angeles, CA

Fri May 28 1971, 7:05 PM PDT

Att. 27,309 - Unknown

livebaseballscorecards.com

Batter	1	2	3	4	5	6	7	8	9	AB	R	H	RBI	BB	SO	LOB
Tony Taylor, R (1, 4) OBP: 0.288, SLG: 0.287	5-3		F8		4-3		1-3 1-2		F7	5	0	0	0	0	0	1
Don Money, R (1, 5) OBP: 0.230, SLG: 0.300	5-3		F9		6-3		F8			4	0	0	0	0	0	1
Willie Montanez, L (1, 8) OBP: 0.364, SLG: 0.548	L8		F8		BB BB		L8			3	0	0	0	1	0	1
Deron Johnson, R (1, 3) OBP: 0.289, SLG: 0.340		1B 1B SF8 1B		6-3	BB BB 1-2			BB BB G6-4-3 BB		2	1	1	0	2	0	0
Roger Freed, R (1, 9) OBP: 0.329, SLG: 0.333		1B 1-2 1B		K	F9			G6-4-3 1-2f		4	0	1	0	0	1	3
Joe Lis, R (1, 7) OBP: 0.348, SLG: 0.429		K		2B 1B		P4		K		4	0	1	0	0	2	2
Mike Ryan, R (1, 2) OBP: 0.209, SLG: 0.463		1-2 2-3 1B		1-3 2B		5-3			F7	4	0	2	0	0	0	0
Larry Bowa, S (1, 6) OBP: 0.260, SLG: 0.263		SF8 3-H		IBB		F5			F9	2	0	0	1	1	0	0
Chris Short, R (1, 1) OBP: 0.208, SLG: 0.095		K		F9			1-3 1B		HR	2	0	0	0	0	1	5
Bill Champion, R (4, 1) OBP: 0.500, SLG: 0.500										0	0	0	0	0	0	0
Bobby Pfeil, R (7, PH) OBP: 0.500, SLG: 0.400										1	0	1	0	0	0	0
Joe Hoerner, R (7, 1)										0	0	0	0	0	0	0
Byron Browne, R (9, PH) OBP: 0.261, SLG: 0.300										1	1	1	1	0	0	0

Inning Stats	1	2	3	4	5	6	7	8	9	
	R: 0 E: 0 K: 0 S: 3	H: 0 LOB: 0 BB: 0 P: 3	R: 1 E: 0 K: 2 S: 10	H: 3 LOB: 2 BB: 0 P: 10	R: 0 E: 0 K: 0 S: 3	H: 0 LOB: 0 BB: 0 P: 3	R: 0 E: 0 K: 1 S: 7	H: 2 LOB: 3 BB: 1 P: 11	R: 0 E: 0 K: 0 S: 3	H: 0 LOB: 2 BB: 2 P: 11
	R: 0 E: 0 K: 0 S: 3	H: 0 LOB: 0 BB: 0 P: 3	R: 0 E: 0 K: 0 S: 4	H: 1 LOB: 1 BB: 0 P: 4	R: 0 E: 0 K: 1 S: 4	H: 0 LOB: 0 BB: 1 P: 8	R: 1 E: 0 K: 0 S: 4	H: 1 LOB: 0 BB: 0 P: 4	1B: 5 2B: 1 3B: 0 HR: 1	SF: 1 SAC: 0 DP: 1 HBP: 0

WP: 0 PB: 0 SB: 0 CS: 0 PA: 37

PITCHER	IP	WLS	BF	H	R	ER	SO	BB	IBB	HBP	BLK	WP	HR	S	P	ERA	WHIP
Al Downing, L (1, 1) ERA: 2.56	9.0	W	37	7	2	2	4	3	1	0	0	0	1	41	57	2.00	1.111

PITCHER	IP	WLS	BF	H	R	ER	SO	BB	IBB	HBP	BLK	WP	HR	S	P	ERA	WHIP

AB	R	H	RBI	BB	SO	LOB
5	0	0	0	0	0	1
4	0	0	0	0	0	1
3	0	0	0	1	0	1
2	1	1	0	2	0	0
4	0	1	0	0	1	3
4	0	1	0	0	2	2
4	0	2	0	0	0	0
2	0	0	1	1	0	0
2	0	0	0	0	1	5
0	0	0	0	0	0	0
1	0	1	0	0	0	0
0	0	0	0	0	0	0
1	1	1	1	0	0	0

AB	32
R	2
H	7
RBI	2
BB	4
SO	4
LOB	13

Batter	1	2	3	4	5	6	7	8	9	AB	R	H	RBI	BB	SO	LOB
Maury Wills, S (1, 6) OBP: 0.347, SLG: 0.345	0-0 2B FC6-2 1B	0-3 K 2-3		4-0 BB		BBBB 4-0 BB		0-0 1-2 1B		3	0	2	0	2	1	2
Willie Davis, L (1, 8) OBP: 0.381, SLG: 0.473	0-0 1-3 1B 2B		0-0 G3	0-0 SF7 3-H		0-0 4-3		0-0 F7		4	1	1	1	0	0	3
Wes Parker, S (1, 3) OBP: 0.347, SLG: 0.366	0-0 FC6-2 1B 3-H		0-0 F9	BBBB 4-0 G6-4-3 1-2 2-3 BB			0-0 F2			3	0	0	0	1	0	2
Dick Allen, R (1, 7) OBP: 0.335, SLG: 0.359	0-0 P6		0-3 K	0-0 G6-4-3 1-2f			0-0 5-3			4	0	0	0	0	1	5
Jim Lefebvre, S (1, 4) OBP: 0.375, SLG: 0.467	0-0 1-2 2-H 1B			0-0 1B 1B	0-0 G4-6-3 1B		0-0 F3			4	1	3	1	0	0	0
Bill Sudakis, S (1, 2) OBP: 0.314, SLG: 0.383	0-3 K			0-0 1B 1B 1-3 2B 1B	0-0 F2			0-0 1B 2B		4	2	2	0	0	1	3
Bobby Valentine, R (1, 5) OBP: 0.268, SLG: 0.264		0-0 CS 2B		0-0 1B 1-2 2B 3-H 1B	0-0 G4-6-3 1-2f			0-0 5-3		4	1	2	1	0	0	2
Bill Russell, R (1, 9) OBP: 0.291, SLG: 0.302		BBBB 4-0 BB		0-0 2B SF7 1-2 2-3 1B		0-0 F5		0-0 F3		3	1	1	0	1	0	1
Al Downing, R (1, 1) OBP: 0.333, SLG: 0.320		0-3 K		0-0 BB 1-3 2-H 3-H 2B		0-0 F8		0-0 1B 2-H 1B		4	0	2	3	0	1	2
Inning Stats	R: 1 E: 0 K: 1 S: 8 H: 3 LOB: 2 BB: 0 P: 8	R: 0 E: 0 K: 2 S: 7 H: 1 LOB: 2 BB: 1 P: 11	R: 0 E: 0 K: 1 S: 5 H: 0 LOB: 0 BB: 0 P: 5	R: 4 E: 0 K: 0 S: 7 H: 5 LOB: 2 BB: 2 P: 15	R: 0 E: 0 K: 0 S: 3 H: 1 LOB: 0 BB: 0 P: 3	R: 0 E: 0 K: 0 S: 3 H: 0 LOB: 1 BB: 1 P: 7	R: 0 E: 0 K: 0 S: 3 H: 0 LOB: 0 BB: 0 P: 3	R: 1 E: 0 K: 0 S: 6 H: 3 LOB: 2 BB: 0 P: 6		1B: 9 2B: 5 3B: 0 HR: 0	SF: 1 SAC: 0 DP: 3 HBP: 0					

PITCHER		IP	WLS	BF	H	R	ER	SO	BB	IBB	HBP	BLK	WP	HR	S	P	ERA	WHIP
Chris Short, L ERA: 3.25	(1, 1)	3.0	L	18	9	5	5	4	1	0	0	0	0	0	25	29	15.00	3.333
Bill Champion, R ERA: 4.88	(4, 1)	3.0		11	1	0	0	0	3	0	0	0	0	0	8	20	0.00	1.333
Joe Hoerner, L ERA: 3.44	(7, 1)	2.0		9	3	1	1	0	0	0	0	0	0	0	9	9	4.50	1.500

PITCHER	IP	WLS	BF	H	R	ER	SO	BB	IBB	HBP	BLK	WP	HR	S	P	ERA	WHIP

BOTTOM

Philadelphia Phillies @ Los Angeles Dodgers
Dodger Stadium, Los Angeles, CA
Fri May 28 1971, 7:05 PM PDT
Att. 27,309 - Unknown

livebaseballscorecards.com

AB	33
R	6
H	13
RBI	6
BB	4
SO	4
LOB	20

WP: 0 PB: 0 SB: 0 CS: 1 PA: 38

Batter	1	2	3	4	5	6	7	8	9	AB	R	H	RBI	BB	SO	LOB
Denny Doyle, L (1, 4) OBP: 0.273, SLG: 0.347	4-3			F8		G3		F8		4	0	0	0	0	0	2
Oscar Gamble, L (1, 7) OBP: 0.500, SLG: 1.500	K			HR		F5		1-H 2-H 2B		4	1	2	3	0	1	0
Willie Montanez, L (1, 8) OBP: 0.355, SLG: 0.533	F7			L3		1-3		F8		4	0	0	0	0	0	1
Deron Johnson, R (1, 3) OBP: 0.282, SLG: 0.331		K		F8			F9		F8	4	0	0	0	0	1	0
Tim McCarver, L (1, 2) OBP: 0.267, SLG: 0.307		4-3			4-3		F7		L9	4	0	0	0	0	0	0
Roger Freed, R (1, 9) OBP: 0.321, SLG: 0.324		K			6-3		K		5-3	4	0	0	0	0	2	0
Don Money, R (1, 5) OBP: 0.239, SLG: 0.323			L3		3B			1B 2B 1B		3	1	2	0	0	0	0
Larry Bowa, S (1, 6) OBP: 0.266, SLG: 0.266			4-3		BB			1-2 2B 1B		2	1	1	0	1	0	0
Rick Wise, R (1, 1) OBP: 0.174, SLG: 0.273			4-3		K			K		1	0	0	0	0	0	0
Woodie Fryman, R (3, 1)										1	0	0	0	0	1	2
Ron Stone, L (8, PH) OBP: 0.292, SLG: 0.279										1	0	0	0	0	1	2
Bill Champion, R (8, 1) OBP: 0.500, SLG: 0.500										0	0	0	0	0	0	0
Inning Stats	R: 0 E: 0 K: 1 S: 5 H: 0 LOB: 0 BB: 0 P: 5	R: 0 E: 0 K: 2 S: 7 H: 0 LOB: 0 BB: 0 P: 7	R: 0 E: 0 K: 0 S: 3 H: 0 LOB: 0 BB: 0 P: 3	R: 1 E: 0 K: 0 S: 4 H: 1 LOB: 0 BB: 0 P: 4	R: 0 E: 0 K: 1 S: 6 H: 1 LOB: 2 BB: 1 P: 10	R: 0 E: 0 K: 0 S: 3 H: 0 LOB: 0 BB: 0 P: 3	R: 0 E: 0 K: 1 S: 5 H: 0 LOB: 0 BB: 0 P: 5	R: 2 E: 0 K: 1 S: 8 H: 3 LOB: 1 BB: 0 P: 8	R: 0 E: 0 K: 0 S: 3 H: 0 LOB: 0 BB: 0 P: 3	1B: 2 2B: 1 3B: 1 HR: 1 SF: 0 SAC: 0 DP: 0 HBP: 0						

PITCHER	IP	WLS	BF	H	R	ER	SO	BB	IBB	HBP	BLK	WP	HR	S	P	ERA	WHIP
Bill Singer, R (1, 1) ERA: 4.94	9.0	W	33	5	3	3	6	1	0	0	0	0	1	44	48	3.00	0.667

PITCHER	IP	WLS	BF	H	R	ER	SO	BB	IBB	HBP	BLK	WP	HR	S	P	ERA	WHIP

TOP

Philadelphia Phillies @ Los Angeles Dodgers
Dodger Stadium, Los Angeles, CA
Sat May 29 1971, 7:05 PM PDT
Att. 35,843 - Unknown

livebaseballscorecards.com

AB	32
R	3
H	5
RBI	3
BB	1
SO	6
LOB	7

WP: 0 PB: 0 SB: 0 CS: 0 PA: 33

BOTTOM

Philadelphia Phillies @ Los Angeles Dodgers
Dodger Stadium, Los Angeles, CA
Sat May 29 1971, 7:05 PM PDT
Att. 35,843 - Unknown

Batter	1	2	3	4	5	6	7	8	9	AB	R	H	RBI	BB	SO	LOB
Maury Wills, S (1, 6) OBP: 0.349, SLG: 0.350 Bill Buckner, L (7, PR) OBP: 0.283, SLG: 0.319 (8, 9)	BBBB 4-0 2B 4-3 BB	x 0-0 ② SF9 3-H	x 0-0 ③ 1-3		x 0-0 ① 6-3		x 0-0 2B			3 0	1 0	1 0	1 0	1 0	0 0	2 0
Willie Crawford, L (1, 9) OBP: 0.422, SLG: 0.571 (8, 7)	x 0-0 4-3 SF8 1-3 2B	x 0-0 3B		x 0-0 E 1B BB 1B	x 0-0 ② 3-1		SSS 0-3 ② K			5	2	3	0	0	1	1
Willie Davis, L (1, 8) OBP: 0.383, SLG: 0.473 Bill Russell, R (7, 8) OBP: 0.288, SLG: 0.299 (8, 4)	x 0-0 ① 4-3 2-3 3-H	x 0-0 ③ F9		x 0-0 BB E 2B 1-2 1B	x 0-0 1B 1B		x 0-0 ③ P4			4 1	1 0	2 0	1 0	0 0	0 0	2 1
Wes Parker, S (1, 3) OBP: 0.348, SLG: 0.365	x 0-0 ② SF8 3-H		x 0-0 ① F7	BBBB 4-0 BB 2B 1-2 2-3 BB	x 0-0 1-3 1B			x 0-0 ① G3		3	1	1	1	1	0	0
Dick Allen, R (1, 7) OBP: 0.339, SLG: 0.354 Von Joshua, L (8, 8)	BBBB 4-0 BB BB	x 0-0 ② 4-3	BBBB 4-0 2B SF7 1-2 2-3 3-H BB	SSS 0-3 ③ K				x 0-0 ② L7		2 1	1 0	0 0	1 0	2 0	1 0	2 0
Jim Lefebvre, S (1, 4) OBP: 0.390, SLG: 0.484 Steve Garvey, R (8, 5) OBP: 0.306, SLG: 0.361	BBBB 4-0 1-2 BB	x 0-0 1B 1B 1B	x 0-0 1-3 2-H 3-H 2B			x 0-0 ① F7		x 0-0 ③ F9		3 1	1 0	2 0	2 0	1 0	0 0	0 0
Tom Haller, L (1, 2) OBP: 0.382, SLG: 0.370	x 0-0 ③ G3	x 0-0 BB 1B 1-3 1B	x 0-0 ① SF7 3-H			x 0-0 ② F7				3	1	1	1	0	0	2
Bobby Valentine, R (1, 5) OBP: 0.283, SLG: 0.255 (8, 6)	H 1-0 SH5-4 S SF9 HBP	BBBB 4-0 1B 1-2 BB	SSS 0-3 ② K			x 0-0 ③ L1				2	1	0	0	1	1	1
Bill Singer, R (1, 1) OBP: 0.222, SLG: 0.087	x 0-0 ① SH5-4 1-3	x 0-0 1-2 2-H 3-H 1B	x 0-0 ③ 1-3				x 0-0 ① 4-3			3	0	1	2	0	0	1
Inning Stats	R: 2 E: 0 K: 0 S: 4 H: 1 LOB: 2 BB: 3 P: 16	R: 1 E: 0 K: 0 S: 4 H: 1 LOB: 1 BB: 0 P: 5	R: 2 E: 0 K: 0 S: 6 H: 3 LOB: 2 BB: 1 P: 10	R: 4 E: 1 K: 1 S: 8 H: 3 LOB: 1 BB: 2 P: 16	R: 0 E: 0 K: 1 S: 7 H: 2 LOB: 2 BB: 0 P: 7	R: 0 E: 0 K: 0 S: 3 H: 0 LOB: 0 BB: 0 P: 3	R: 0 E: 0 K: 1 S: 6 H: 1 LOB: 1 BB: 0 P: 6	R: 0 E: 0 K: 0 S: 3 H: 0 LOB: 0 BB: 0 P: 3		1B: 7 2B: 3 3B: 1 HR: 0	SF: 3 SAC: 1 DP: 0 HBP: 1					

	AB	31
	R	9
	H	11
	RBI	9
	BB	6
	SO	3
	LOB	12

WP: 0 PB: 0 SB: 1 CS: 0 PA: 42

livebaseballscorecards.com

PITCHER		IP	WLS	BF	H	R	ER	SO	BB	IBB	HBP	BLK	WP	HR	S	P	ERA	WHIP
Rick Wise, R ERA: 3.93	(1, 1)	2.2	L	18	5	5	5	0	4	0	1	0	0	0	13	30	16.88	3.375
Woodie Fryman, L ERA: 3.03	(3, 1)	4.1		21	6	4	4	3	2	0	0	0	0	0	25	33	8.31	1.846
Bill Champion, R ERA: 4.68	(8, 1)	1.0		3	0	0	0	0	0	0	0	0	0	0	3	3	0.00	0.000

PITCHER	IP	WLS	BF	H	R	ER	SO	BB	IBB	HBP	BLK	WP	HR	S	P	ERA	WHIP

Batter	1	2	3	4	5	6	7	8	9	10	11	12	AB	R	H	RBI	BB	SO	LOB
Tony Taylor, R (1, 4) OBP: 0.294, SLG: 0.303	4-3 SF7 2B		1B			K		SH2-4 1-2		6-3 1-2		F9	5	1	2	0	0	1	1
Oscar Gamble, L (1, 7) OBP: 0.222, SLG: 0.667	4-3 2-3		4-3			1-3		P6		4-3 2-3			5	0	0	0	0	0	4
Willie Montanez, L (1, 8) (7, 3) OBP: 0.351, SLG: 0.523	SF7 3-H			F8		G3		FC5-4 HBP		4-3			3	0	0	1	0	0	1
Deron Johnson, R (1, 3) OBP: 0.283, SLG: 0.331 Terry Harmon, R (7, PR) OBP: 0.313, SLG: 0.370 Byron Browne, R (7, 8) OBP: 0.280, SLG: 0.318	K			F9			FC1-6 1B	FC5-4 1-2f			6-3 SH1-4 1B		3 0 2	0 0 0	1 0 1	0 0 0	0 0 0	1 0 0	0 0 2
Roger Freed, R (1, 9) OBP: 0.326, SLG: 0.329 Denny Doyle, L (9, PR) OBP: 0.273, SLG: 0.347 Ron Stone, L (9, 9) OBP: 0.292, SLG: 0.279		5-3		FC5-4 1B			FC1-6 E 1-2f FC3-2-5		SH5-4 1B		SH1-4 1-2		4 0 0	0 0 0	2 0 0	0 0 0	0 0 0	0 0 0	1 0 0
Don Money, R (1, 5) OBP: 0.233, SLG: 0.314		L9		FC5-4 1-2f			E4 FC3-2-5 1-3		SH5-4 1-2		6-3 2-3		4	0	0	0	0	0	3
Tim McCarver, L (1, 2) OBP: 0.257, SLG: 0.295		K			P4		FC3-2-5 1-3 3-H		F7		4-3		5	0	0	0	0	1	5
Larry Bowa, S (1, 6) OBP: 0.259, SLG: 0.258			5-3		5-3		F9		6-3			K	5	0	0	0	0	1	4
Ken Reynolds, L (1, 1) OBP: 0.500, SLG: 0.400 Joe Lis, R (12, PH) OBP: 0.344, SLG: 0.423 Darrell Brandon, R (12, 1) OBP: 0.250, SLG: 0.250			K		F9			SH2-4 1B		4-3 6-3 HBP		K	3 1 0	0 0 0	1 0 0	0 0 0	0 0 0	1 1 0	0 0 0
Inning Stats	R: 1 H: 1 E: 0 LOB: 0 K: 1 BB: 0 S: 6 P: 6	R: 0 H: 0 E: 0 LOB: 0 K: 1 BB: 0 S: 5 P: 5	R: 0 H: 1 E: 0 LOB: 1 K: 1 BB: 0 S: 6 P: 6	R: 0 H: 1 E: 0 LOB: 1 K: 0 BB: 0 S: 4 P: 4	R: 0 H: 1 E: 0 LOB: 0 K: 0 BB: 0 S: 3 P: 3	R: 0 H: 0 E: 0 LOB: 0 K: 1 BB: 0 S: 5 P: 5	R: 0 H: 1 E: 1 LOB: 2 K: 0 BB: 0 S: 5 P: 5	R: 0 H: 1 E: 0 LOB: 2 K: 0 BB: 0 S: 4 P: 5	R: 0 H: 1 E: 0 LOB: 2 K: 0 BB: 0 S: 4 P: 4	R: 0 H: 1 E: 0 LOB: 1 K: 0 BB: 0 S: 3 P: 4	R: 0 H: 1 E: 0 LOB: 1 K: 0 BB: 0 S: 4 P: 4	R: 0 H: 0 E: 0 LOB: 0 K: 2 BB: 0 S: 7 P: 7	1B: 6 SF: 1 2B: 1 SAC: 3 3B: 0 DP: 0 HR: 0 HBP: 2						

PITCHER	IP	WLS	BF	H	R	ER	SO	BB	IBB	HBP	BLK	WP	HR	S	P	ERA	WHIP
Claude Osteen, L (1, 1) ERA: 2.76	10.0		39	6	1	1	4	0	0	2	0	0	0	45	47	0.90	0.600
Jim Brewer, L (11, 1) ERA: 2.25	2.0	W	7	1	0	0	2	0	0	0	0	0	0	11	11	0.00	0.500

PITCHER	IP	WLS	BF	H	R	ER	SO	BB	IBB	HBP	BLK	WP	HR	S	P	ERA	WHIP

TOP

Philadelphia Phillies @ Los Angeles Dodgers

Dodger Stadium, Los Angeles, CA

Sun May 30 1971, 3:33 AM PDT

Att. 36,385 - Unknown

livebaseballscorecards.com

AB	40
R	1
H	7
RBI	1
BB	0
SO	6
LOB	21

Batter	1	2	3	4	5	6	7	8	9	10	11	12	AB	R	H	RBI	BB	SO	LOB
Maury Wills, S (1, 6) OBP: 0.350, SLG: 0.354	4-0 G5-4-3 BB			0-3 K		x 0-0 6-3 ②			x 0-0 6-3 ①		x 0-0 2B		4	0	1	0	1	1	1
Willie Davis, L (1, 8) OBP: 0.379, SLG: 0.466	x 0-0 L7 ①			0-3 K ②		x 0-0 S 1B 3-H			x 0-0 1-3 ②		x 0-0 4-3 ③		5	0	1	1	0	1	2
Wes Parker, S (1, 3) OBP: 0.344, SLG: 0.361	x 0-0 G5-4-3 ②③ 1-2f			0-3 K ③		x 0-0 5-3 ③ 1-2			x 0-0 1B			0-3 K ①	5	0	1	0	0	2	2
Dick Allen, R (1, 7) OBP: 0.347, SLG: 0.362		x 0-0 G5-4-3 1B			x 0-0 S 1B		x 0-0 F7 ①		x 0-0 F8 ③			x 0-0 1B SF7 1B	5	1	3	0	0	0	1
Jim Lefebvre, S (1, 4) OBP: 0.381, SLG: 0.469		x 0-0 G5-4-3 ①② 1-2f			x 0-0 F8 ①		x 0-0 F7 ②			x 0-0 4-3 ①		x 0-0 IBB 1-3 1B	5	0	1	0	0	0	2
Bill Sudakis, S (1, 2) OBP: 0.307, SLG: 0.359		0-3 K ③			0-3 K ② 1-2		0-3 K ③			x 0-0 P2 ②		4-0 IBB 1-2	4	0	0	0	1	3	1
Bobby Valentine, R (1, 5) OBP: 0.266, SLG: 0.237 Jim Brewer, L (11, 1) Willie Crawford, L (12, PH) OBP: 0.413, SLG: 0.571			x 0-0 5-3 ①		x 0-0 6-3 ③			x 0-0 F8 ①		x 0-0 F9 ③		x 0-0 SF7 ② 3-H	4 0 0	0 0 0	0 0 0	0 0 1	0 0 0	0 0 0	1 0 0
Bill Russell, R (1, 9) OBP: 0.279, SLG: 0.288			0-3 K ②			x 0-0 E6 SH2-3 1B		x 0-0 5-3 ②			x 0-0 P4 ①		4	1	0	0	0	1	0
Claude Osteen, L (1, 1) OBP: 0.156, SLG: 0.103 Steve Garvey, R (11, 5) OBP: 0.303, SLG: 0.358			x 0-0 F7 ③			x 0-0 SH2-3 ① 2-3		x 0-0 4-3 ③			0-3 K ②		2 1	0 0	0 0	0 0	0 0	0 1	0 0
Inning Stats	R: 0 H: 0 E: 0 LOB: 0 K: 0 BB: 1 S: 2 P: 6	R: 0 H: 1 E: 0 LOB: 0 K: 1 BB: 0 S: 5 P: 5	R: 0 H: 0 E: 0 LOB: 0 K: 1 BB: 0 S: 5 P: 5	R: 0 H: 0 E: 0 LOB: 0 K: 3 BB: 0 S: 9 P: 9	R: 0 H: 1 E: 0 LOB: 1 K: 1 BB: 0 S: 6 P: 6	R: 1 H: 1 E: 1 LOB: 1 K: 0 BB: 0 S: 5 P: 5	R: 0 H: 0 E: 0 LOB: 0 K: 1 BB: 0 S: 5 P: 5	R: 0 H: 0 E: 0 LOB: 0 K: 0 BB: 0 S: 3 P: 3	R: 0 H: 1 E: 0 LOB: 1 K: 0 BB: 0 S: 4 P: 4	R: 0 H: 0 E: 0 LOB: 0 K: 0 BB: 0 S: 3 P: 3	R: 0 H: 1 E: 0 LOB: 1 K: 1 BB: 0 S: 6 P: 6	R: 1 H: 2 E: 0 LOB: 2 K: 1 BB: 1 S: 6 P: 10	1B: 6 SF: 1 2B: 1 SAC: 1 3B: 0 DP: 2 HR: 0 HBP: 0						

PITCHER	IP	WLS	BF	H	R	ER	SO	BB	IBB	HBP	BLK	WP	HR	S	P	ERA	WHIP
Ken Reynolds, L (1, 1) ERA: 2.23	11.0		38	5	1	0	8	1	0	0	0	0	0	53	57	0.00	0.545
Darrell Brandon, R (12, 1) ERA: 1.37	0.2	L	5	2	1	1	1	0	1	0	0	0	0	6	10	13.50	3.000

PITCHER	IP	WLS	BF	H	R	ER	SO	BB	IBB	HBP	BLK	WP	HR	S	P	ERA	WHIP

BOTTOM

Philadelphia Phillies @ Los Angeles Dodgers
Dodger Stadium, Los Angeles, CA
Sun May 30 1971, 3:33 AM PDT
Att. 36,385 - Unknown

livebaseballscorecards.com

AB	39
R	2
H	7
RBI	2
BB	2
SO	9
LOB	10

WP: 0 PA: 43
PB: 0
SB: 2
CS: 0

Batter	1	2	3	4	5	6	7	8	9	AB	R	H	RBI	BB	SO	LOB
Larry Bowa, S (1, 6) OBP: 0.259, SLG: 0.264	S S S 0-3 ① K		x 0-0 ② 2-H 2B			x 0-0 ② 5-3		x 0-0 ③ 6-3		4	0	1	1	0	1	2
Tony Taylor, R (1, 4) OBP: 0.301, SLG: 0.311	x 0-0 ② 4-3		x 0-0 ③ F9			x 0-0 1B			x 0-0 SH1-4 2B 1B	4	1	2	0	0	0	1
Don Money, R (1, 5) OBP: 0.228, SLG: 0.307	x 0-0 ③ 6-3			x 0-0 ① 5-3		x 0-0 ③ P4			x 0-0 ① SH1-4 1-2	3	0	0	0	0	0	1
Deron Johnson, R (1, 3) OBP: 0.282, SLG: 0.329		x 0-0 ① 4-3		x 0-0 ② F8			x 0-0 ① 5-3		x 0-0 2B 1B	4	1	1	0	0	0	0
Roger Freed, R (1, 9) OBP: 0.318, SLG: 0.320		x 0-0 ② F3		x 0-0 ③ F7			x 0-0 ② F9		x 0-0 ② L7	4	0	0	0	0	0	2
Willie Montanez, L (1, 8) OBP: 0.348, SLG: 0.522		x 0-0 ③ 6-3			x 0-0 ① 1-3		x 0-0 ③ 4-3		x 0-0 1-H 2-H 2B	4	0	1	2	0	0	0
Joe Lis, R (1, 7) OBP: 0.344, SLG: 0.420			x 0-0 ① L7		x 0-0 ② F7			x 0-0 FC1-6 1B	x 0-0 ③ 6-3	3	0	1	0	0	0	0
Byron Browne, R (8, PR) OBP: 0.269, SLG: 0.304 (8, 7)										1	0	0	0	0	0	1
Mike Ryan, R (1, 2) OBP: 0.217, SLG: 0.442			B B B B 4-0 SH1-4 2B BB		x 0-0 ③ P4			x 0-0 ① FC1-6 SH1-4 1-2f		2	1	0	0	1	0	1
Jim Bunning, R (1, 1) OBP: 0.176, SLG: 0.333			x 0-0 ② SH1-4 1-2			x 0-0 ① 5-3		x 0-0 ② SH1-4 1-2		1	0	0	0	0	0	0
Darrell Brandon, R (9, 1) OBP: 0.250, SLG: 0.250										0	0	0	0	0	0	0
Inning Stats	R: 0 E: 0 K: 1 S: 5 H: 0 LOB: 0 BB: 0 P: 5	R: 0 E: 0 K: 0 S: 3 H: 0 LOB: 0 BB: 0 P: 3	R: 1 E: 0 K: 0 S: 4 H: 1 LOB: 1 BB: 1 P: 8	R: 0 E: 0 K: 0 S: 3 H: 0 LOB: 0 BB: 0 P: 3	R: 0 E: 0 K: 0 S: 3 H: 0 LOB: 0 BB: 0 P: 3	R: 0 E: 0 K: 0 S: 4 H: 1 LOB: 1 BB: 0 P: 4	R: 0 E: 0 K: 0 S: 3 H: 0 LOB: 0 BB: 0 P: 3	R: 0 E: 0 K: 0 S: 4 H: 1 LOB: 2 BB: 0 P: 4	R: 2 E: 0 K: 0 S: 6 H: 3 LOB: 1 BB: 0 P: 6	1B: 4 2B: 2 3B: 0 HR: 0 SF: 0 SAC: 3 DP: 0 HBP: 0						

PITCHER		IP	WLS	BF	H	R	ER	SO	BB	IBB	HBP	BLK	WP	HR	S	P	ERA	WHIP
Dave Roberts, L ERA: 2.77	(1, 1)	8.0		28	3	1	1	1	1	0	0	0	0	0	29	33	1.12	0.500
Al Severinsen, R ERA: 2.16	(9, 1)	0.2	L	4	2	2	2	0	0	0	0	0	0	0	4	4	27.00	3.000
Dick Kelley, L ERA: 5.23	(9, 1)	0.1		2	1	0	0	0	0	0	0	0	0	0	2	2	0.00	3.000

PITCHER	IP	WLS	BF	H	R	ER	SO	BB	IBB	HBP	BLK	WP	HR	S	P	ERA	WHIP

TOP

Philadelphia Phillies @ San Diego Padres

San Diego Stadium, San Diego, CA

Mon May 31 1971, 6:33 AM EDT

Unknown

livebaseballscorecards.com

AB	30
R	3
H	6
RBI	3
BB	1
SO	1
LOB	8

WP: 0 PA: 34
PB: 0
SB: 0
CS: 0

BOTTOM

Philadelphia Phillies @ San Diego Padres

San Diego Stadium, San Diego, CA

Mon May 31 1971, 6:33 AM EDT

Unknown

livebaseballscorecards.com

Batter	1	2	3	4	5	6	7	8	9	AB	R	H	RBI	BB	SO	LOB
Enzo Hernandez, R (1, 6) OBP: 0.341, SLG: 0.311	F8			L3 BB		F8		CS 1-2	G6-4-3 BB	2	0	0	0	2	0	1
Garry Jestadt, R (1, 4) OBP: 0.174, SLG: 0.217	K			L3 1-2		F8			G6-4-3 1-2f	4	0	0	0	0	1	3
Cito Gaston, R (1, 8) OBP: 0.292, SLG: 0.409	K			1B			6-3		K	4	0	1	0	0	2	0
Nate Colbert, R (1, 3) OBP: 0.399, SLG: 0.521		K		P5			K			3	0	0	0	0	2	1
Ollie Brown, R (1, 9) OBP: 0.349, SLG: 0.376		FC4-6 1B			1-6-3		5-3			3	0	1	0	0	0	0
Larry Stahl, L (1, 7) OBP: 0.323, SLG: 0.397		FC4-6 CS 1-2f			P6			F7		3	0	0	0	0	0	1
Dave Campbell, R (1, 5) OBP: 0.283, SLG: 0.357		CS 1-2	F9		K			1B FC6 1B		3	1	1	0	0	1	0
Bob Barton, R (1, 2) OBP: 0.357, SLG: 0.447			F8			1-6-3		FC6 1-3 1B		3	0	1	0	0	0	0
Dave Roberts, L (1, 1) OBP: 0.217, SLG: 0.261			4-3			2B		FC6 CS 1-2f 3-H		2	0	1	0	0	0	0
Angel Bravo, L (8, PH) OBP: 0.212, SLG: 0.161										1	0	0	1	0	0	1
Al Severinsen, R (9, 1)										0	0	0	0	0	0	0
Dick Kelley, R (9, 1)										0	0	0	0	0	0	0
Inning Stats	R: 0 E: 0 K: 2 S: 7 H: 0 LOB: 0 BB: 0 P: 7	R: 0 E: 0 K: 1 S: 5 H: 1 LOB: 0 BB: 0 P: 5	R: 0 E: 0 K: 0 S: 3 H: 0 LOB: 0 BB: 0 P: 3	R: 0 E: 0 K: 0 S: 3 H: 1 LOB: 1 BB: 1 P: 7	R: 0 E: 0 K: 1 S: 5 H: 0 LOB: 0 BB: 0 P: 5	R: 0 E: 0 K: 0 S: 4 H: 1 LOB: 1 BB: 0 P: 4	R: 0 E: 0 K: 1 S: 5 H: 0 LOB: 0 BB: 0 P: 5	R: 1 E: 0 K: 0 S: 4 H: 2 LOB: 0 BB: 0 P: 4	R: 0 E: 0 K: 1 S: 4 H: 0 LOB: 0 BB: 1 P: 8	1B: 4 2B: 2 3B: 0 HR: 0	SF: 0 SAC: 0 DP: 2 HBP: 0						

	AB	28
	R	1
	H	5
	RBI	1
	BB	2
	SO	6
	LOB	7

WP: 0 PB: 0 SB: 0 CS: 2 PA: 32

PITCHER		IP	WLS	BF	H	R	ER	SO	BB	IBB	HBP	BLK	WP	HR	S	P	ERA	WHIP
Jim Bunning, R ERA: 5.43	(1, 1)	8.0	W	27	5	1	1	5	1	0	0	0	0	0	36	40	1.12	0.750
Darrell Brandon, R ERA: 1.31	(9, 1)	1.0	S	3	0	0	0	1	1	0	0	0	0	0	4	8	0.00	1.000

PITCHER	IP	WLS	BF	H	R	ER	SO	BB	IBB	HBP	BLK	WP	HR	S	P	ERA	WHIP

Batter	1	2	3	4	5	6	7	8	9	AB	R	H	RBI	BB	SO	LOB
Denny Doyle, L (1, 4) OBP: 0.272, SLG: 0.343	G3		G4-6-3 1B 2-3	4-3			1-3			4	0	1	0	0	0	3
Tim McCarver, L (1, 2) OBP: 0.257, SLG: 0.294	6-3		G4-6-3 1-2f		G6-3 1B			P4		4	0	1	0	0	0	2
Willie Montanez, L (1, 8) OBP: 0.341, SLG: 0.509	F7			K	G6-3 1-2f			F8		4	0	0	0	0	1	1
Deron Johnson, R (1, 3) OBP: 0.282, SLG: 0.345		K		HR	F8			6-3		4	1	1	1	0	1	0
Oscar Gamble, L (1, 7) OBP: 0.231, SLG: 0.538		F7		1B 1B 1B		5-3			E3 1B	4	1	1	0	0	0	0
Roger Freed, R (1, 9) OBP: 0.317, SLG: 0.318		F9		1B 1B 1B 1-2		F8			F8	4	0	1	0	0	0	1
Don Money, R (1, 5) OBP: 0.235, SLG: 0.326			1B 3B	F9		F8			1-2 1B	4	1	2	0	0	0	2
Larry Bowa, S (1, 6) OBP: 0.265, SLG: 0.270			1B 6-3 1B 3-H	1B 1B 1-2 2-3			F2		K	3	0	2	1	0	0	0
Byron Browne, R (9, PH) OBP: 0.259, SLG: 0.292										1	0	0	0	0	1	2
Barry Lersch, S (1, 1) OBP: 0.250, SLG: 0.143			6-3 1-2	1B 1-2 2-3 3-H			K		K	2	0	1	1	0	0	1
Ron Stone, L (7, PH) OBP: 0.286, SLG: 0.273										1	0	0	0	0	1	0
Woodie Fryman, R (7, 1)										0	0	0	0	0	0	0
Tony Taylor, R (9, PH) OBP: 0.298, SLG: 0.308										1	0	0	0	0	1	2
Inning Stats	R: 0 E: 0 K: 0 S: 3 H: 0 LOB: 0 BB: 0 P: 3	R: 0 E: 0 K: 1 S: 5 H: 0 LOB: 0 BB: 0 P: 5	R: 1 E: 0 K: 0 S: 5 H: 3 LOB: 1 BB: 0 P: 5	R: 2 E: 0 K: 1 S: 10 H: 5 LOB: 3 BB: 0 P: 10	R: 0 E: 0 K: 0 S: 3 H: 1 LOB: 0 BB: 0 P: 3	R: 0 E: 0 K: 0 S: 3 H: 0 LOB: 0 BB: 0 P: 3	R: 0 E: 0 K: 1 S: 5 H: 0 LOB: 0 BB: 0 P: 5	R: 0 E: 0 K: 0 S: 3 H: 0 LOB: 0 BB: 0 P: 3	R: 0 E: 1 K: 2 S: 9 H: 1 LOB: 2 BB: 0 P: 9	1B: 8 2B: 0 3B: 1 HR: 1 SF: 0 SAC: 0 DP: 2 HBP: 0	WP: 0 PB: 0 SB: 0 CS: 0 PA: 36					

PITCHER	IP	WLS	BF	H	R	ER	SO	BB	IBB	HBP	BLK	WP	HR	S	P	ERA	WHIP
Al Santorini, R (1, 1) ERA: 3.86	3.2		17	7	3	3	2	0	0	0	0	0	1	21	21	7.36	1.909
Bob Miller, R (4, 1) ERA: 2.81	5.1	W	19	3	0	0	3	0	0	0	0	0	0	25	25	0.00	0.562

PITCHER	IP	WLS	BF	H	R	ER	SO	BB	IBB	HBP	BLK	WP	HR	S	P	ERA	WHIP

TOP

Philadelphia Phillies @ San Diego Padres

San Diego Stadium, San Diego, CA

Mon May 31 1971, 6:38 AM EDT

Att. 7,458 - Unknown

livebaseballscorecards.com

AB	36
R	3
H	10
RBI	3
BB	0
SO	5
LOB	14

Batter	1	2	3	4	5	6	7	8	9	AB	R	H	RBI	BB	SO	LOB
Enzo Hernandez, R (1, 6) OBP: 0.344, SLG: 0.315	F9 1-2	G6-4-3 1-2 1B		6-3			2B 1B			4	1	2	0	0	0	0
Garry Jestadt, R (1, 4) OBP: 0.222, SLG: 0.296	BB E 1B	G6-4-3 1-2f			6-3		1-H 2B 2B			4	2	2	1	0	0	2
Cito Gaston, R (1, 8) OBP: 0.291, SLG: 0.411	K		6-3		K		2-H 2B			4	0	1	1	0	2	1
Nate Colbert, R (1, 3) OBP: 0.396, SLG: 0.512	E 1-2 HR BB		F7		5-3		5-3			3	1	0	0	1	0	1
Ollie Brown, R (1, 9) OBP: 0.357, SLG: 0.381	E9 1-3 2-H HR 1B		1B BB		F7			S 1B		3	1	2	1	1	0	0
Ivan Murrell, R (1, 7) OBP: 0.333, SLG: 0.454	2-H 3-H HR		FC4-6 1-2 1B		G6-4-3 1B			K 1-2		4	1	3	3	0	1	1
Dave Campbell, R (1, 5) OBP: 0.277, SLG: 0.349	F7		FC4-6 1-2f		G6-4-3 1-2f			K		4	0	0	0	0	1	4
Bob Barton, R (1, 2) OBP: 0.353, SLG: 0.434		K		F9			6-3	FC6-4 IBB		3	0	0	0	1	1	0
Al Santorini, R (1, 1) OBP: 0.333, SLG: 0.333		1B 1B		6-3			6-3	FC6-4 1-2f		1	0	1	0	0	0	0
Bob Miller, R (4, 1)										3	0	0	0	0	0	2
Inning Stats	R: 4 H: 3 E: 1 LOB: 0 K: 1 BB: 1 S: 8 P: 12	R: 0 H: 2 E: 0 LOB: 1 K: 1 BB: 0 S: 6 P: 6	R: 0 H: 1 E: 0 LOB: 2 K: 0 BB: 1 S: 4 P: 8	R: 0 H: 0 E: 0 LOB: 0 K: 0 BB: 0 S: 3 P: 3	R: 0 H: 0 E: 0 LOB: 0 K: 1 BB: 0 S: 5 P: 5	R: 0 H: 1 E: 0 LOB: 0 K: 0 BB: 0 S: 3 P: 3	R: 2 H: 3 E: 0 LOB: 1 K: 0 BB: 0 S: 6 P: 6	R: 0 H: 1 E: 0 LOB: 2 K: 2 BB: 1 S: 8 P: 12		1B: 8 SF: 0 2B: 2 SAC: 0 3B: 0 DP: 2 HR: 1 HBP: 0						

BOTTOM

Philadelphia Phillies @ San Diego Padres

San Diego Stadium, San Diego, CA

Mon May 31 1971, 6:38 AM EDT

Att. 7,458 - Unknown

livebaseballscorecards.com

AB	33
R	6
H	11
RBI	6
BB	3
SO	5
LOB	11

PITCHER		IP	WLS	BF	H	R	ER	SO	BB	IBB	HBP	BLK	WP	HR	S	P	ERA	WHIP
Barry Lersch, R ERA: 3.81	(1, 1)	6.0	L	25	7	4	4	3	2	0	0	0	0	1	29	37	6.00	1.500
Woodie Fryman, L ERA: 3.35	(7, 1)	2.0		11	4	2	2	2	0	1	0	0	0	0	14	18	9.00	2.000

PITCHER	IP	WLS	BF	H	R	ER	SO	BB	IBB	HBP	BLK	WP	HR	S	P	ERA	WHIP

Philadelphia Phillies @ San Diego Padres

San Diego Stadium, San Diego, CA

Wed Jun 02 1971, 10:05 PM EDT

Att. 2,425 - Unknown

TOP

livebaseballscorecards.com

Batter	1	2	3	4	5	6	7	8	9	AB	R	H	RBI	BB	SO	LOB
Denny Doyle, L (1, 4) OBP: 0.286, SLG: 0.349	4-3		1B		BB		1B		P6	4	0	2	0	1	0	0
Tim McCarver, L (1, 2) OBP: 0.257, SLG: 0.293	1B		F3		P4		K			4	0	1	0	0	1	4
Willie Montanez, L (1, 8) OBP: 0.339, SLG: 0.503	F7			4-3 1B		4-3	F8			4	0	1	0	0	0	2
Deron Johnson, R (1, 3) OBP: 0.276, SLG: 0.337	P5			K		4-3		F7		4	0	0	0	0	1	2
Oscar Gamble, L (1, 7) OBP: 0.235, SLG: 0.438		4-3		4-3		BB S BB		K		3	0	0	0	1	1	1
Don Money, R (1, 5) OBP: 0.242, SLG: 0.327		K		P5		BB		WP 1B		3	0	1	0	1	1	1
Roger Freed, R (1, 9) OBP: 0.321, SLG: 0.314		5-3			BB			K		2	0	0	0	2	1	1
Larry Bowa, S (1, 6) OBP: 0.260, SLG: 0.265			5-3		P3	K			K	4	0	0	0	0	2	4
Rick Wise, R (1, 1) OBP: 0.160, SLG: 0.250			6-3		F3		3-1		F9	2	0	0	0	0	0	1
Ron Stone, L (7, PH) OBP: 0.280, SLG: 0.267										1	0	0	0	0	0	0
Joe Hoerner, R (7, 1)										0	0	0	0	0	0	0
Tony Taylor, R (9, PH) OBP: 0.296, SLG: 0.305										1	0	0	0	0	0	0
Inning Stats	R: 0 E: 0 K: 0 S: 4 H: 1 LOB: 1 BB: 0 P: 4	R: 0 E: 0 K: 1 S: 5 H: 0 LOB: 0 BB: 0 P: 5	R: 0 E: 0 K: 0 S: 4 H: 1 LOB: 1 BB: 0 P: 4	R: 0 E: 0 K: 1 S: 6 H: 1 LOB: 1 BB: 0 P: 6	R: 0 E: 0 K: 0 S: 3 H: 0 LOB: 2 BB: 2 P: 11	R: 0 E: 0 K: 1 S: 5 H: 0 LOB: 3 BB: 3 P: 17	R: 0 E: 1 K: 1 S: 6 H: 1 LOB: 1 BB: 0 P: 6	R: 0 E: 0 K: 2 S: 8 H: 1 LOB: 1 BB: 0 P: 8	R: 0 E: 0 K: 1 S: 5 H: 0 LOB: 0 BB: 0 P: 5	1B: 5 2B: 0 3B: 0 HR: 0	SF: 0 SAC: 0 DP: 0 HBP: 0						

	AB	32
	R	0
	H	5
	RBI	0
	BB	5
	SO	7
	LOB	16

WP: 1 PB: 0 SB: 2 CS: 0 PA: 37

PITCHER	IP	WLS	BF	H	R	ER	SO	BB	IBB	HBP	BLK	WP	HR	S	P	ERA	WHIP
Steve Arlin, R (1, 1) ERA: 4.43	9.0	W	37	5	0	0	7	5	0	0	0	1	0	46	66	0.00	1.111

PITCHER	IP	WLS	BF	H	R	ER	SO	BB	IBB	HBP	BLK	WP	HR	S	P	ERA	WHIP

BOTTOM

Philadelphia Phillies @ San Diego Padres

San Diego Stadium, San Diego, CA

Wed Jun 02 1971, 10:05 PM EDT

Att. 2,425 - Unknown

livebaseballscorecards.com

Batter	1	2	3	4	5	6	7	8	9	AB	R	H	RBI	BB	SO	LOB
Enzo Hernandez, R (1, 6) OBP: 0.347, SLG: 0.316	4-3		BB			E4 FC5-6 HR	E2 E 1B			3	2	1	0	1	0	1
Garry Jestadt, R (1, 4) OBP: 0.194, SLG: 0.258	6-3		P4			FC5-6 HR	E6 WP			4	1	0	0	0	0	3
Cito Gaston, R (1, 8) OBP: 0.285, SLG: 0.402	F9			K		P4	5-3			4	0	0	0	0	1	3
Nate Colbert, R (1, 3) OBP: 0.398, SLG: 0.529		BB 1B		K		HR		5-3		4	1	2	3	0	1	0
Ollie Brown, R (1, 9) OBP: 0.360, SLG: 0.380		G6-4-3 BB		CS 1B		5-3		6-3		3	0	1	0	1	0	0
Ivan Murrell, R (1, 7) OBP: 0.330, SLG: 0.475		F8		CS		F9	HR	K		4	1	1	1	0	1	2
Dave Campbell, R (1, 5) OBP: 0.273, SLG: 0.343		G6-4-3				6-3	K			3	0	0	0	0	1	2
Bob Barton, R (1, 2) OBP: 0.353, SLG: 0.440			L8			K	E 2B			3	1	1	0	0	1	0
Steve Arlin, R (1, 1) OBP: 0.200, SLG: 0.200			K			FC5-6 E 1B	K			3	0	1	0	0	2	1
Inning Stats	R: 0 H: 0 E: 0 LOB: 0 K: 0 BB: 0 S: 3 P: 3	R: 0 H: 1 E: 0 LOB: 1 K: 0 BB: 1 S: 3 P: 7	R: 0 H: 0 E: 0 LOB: 1 K: 1 BB: 1 S: 5 P: 9	R: 0 H: 1 E: 0 LOB: 0 K: 2 BB: 0 S: 7 P: 7	R: 0 H: 0 E: 0 LOB: 0 K: 1 BB: 0 S: 5 P: 5	R: 3 H: 2 E: 1 LOB: 0 K: 0 BB: 0 S: 6 P: 6	R: 3 H: 3 E: 2 LOB: 1 K: 2 BB: 0 S: 11 P: 11	R: 0 H: 0 E: 0 LOB: 0 K: 1 BB: 0 S: 5 P: 5		1B: 4 SF: 0 2B: 1 SAC: 0 3B: 0 DP: 1 HR: 2 HBP: 0						

	AB	31
	R	6
	H	7
	RBI	4
	BB	2
	SO	7
	LOB	12

WP: 1 PA: 34
PB: 0
SB: 1
CS: 1

PITCHER		IP	WLS	BF	H	R	ER	SO	BB	IBB	HBP	BLK	WP	HR	S	P	ERA	WHIP
Rick Wise, R ERA: 3.61	(1, 1)	6.0	L	23	4	3	0	4	2	0	0	0	0	1	29	37	0.00	1.000
Joe Hoerner, L ERA: 3.54	(7, 1)	2.0		10	3	3	1	3	0	0	0	0	1	1	16	16	4.50	1.500

PITCHER	IP	WLS	BF	H	R	ER	SO	BB	IBB	HBP	BLK	WP	HR	S	P	ERA	WHIP

Philadelphia Phillies @ San Francisco Giants

Candlestick Park, San Francisco, CA

Fri Jun 04 1971, 10:05 PM EDT

Att. 9,403 - Unknown

TOP

livebaseballscorecards.com

Batter	1	2	3	4	5	6	7	8	9	AB	R	H	RBI	BB	SO	LOB
Denny Doyle, L (1, 4) OBP: 0.290, SLG: 0.351	F4	4-3			E 1B	E6 BB 1-2		1B		5	1	2	0	0	0	3
Tim McCarver, L (1, 2) OBP: 0.261, SLG: 0.292	F7		G5-4-3 1B		F9	BBBB 4-0 1-2 2-3 BB		F8		4	0	1	0	1	0	2
Willie Montanez, L (1, 8) OBP: 0.335, SLG: 0.497	S 1B		G5-4-3 1-2f		E5 1-H 1B	SF8 3-H			SSS K	4	1	1	1	0	1	1
Ron Stone, L (1, 9) OBP: 0.291, SLG: 0.265	BBBB 1-2 BB		F7		1-3 2-H 1B	SSS K			F9	4	0	1	1	1	1	2
Oscar Gamble, L (1, 7) OBP: 0.273, SLG: 0.429	4-3			2B 1B	1-3 1-2		4-3		E5 1B 1B	5	2	2	0	0	0	3
Deron Johnson, R (1, 3) OBP: 0.284, SLG: 0.343		4-3		4-3 1-H 2B	IBB		5-3		1B IBB	3	0	1	1	2	0	0
Bobby Pfeil, R (1, 5) OBP: 0.455, SLG: 0.400		1B 1B		4-3 2-3	L1		F8		1-3 2-H 1B	5	0	2	1	0	0	3
Larry Bowa, S (1, 6) OBP: 0.259, SLG: 0.263		1-2 1B		L1		F5		4-3	1-3	5	0	1	0	0	0	3
Chris Short, R (1, 1) OBP: 0.214, SLG: 0.120		SSS K		5-3		BB E SF8 1B		F9		4	1	1	0	0	1	3
Jim Bunning, R (8, 1) OBP: 0.176, SLG: 0.333										0	0	0	0	0	0	0
Inning Stats	R: 0 E: 0 K: 0 S: 4 H: 1 LOB: 2 BB: 1 P: 8	R: 0 E: 0 K: 1 S: 7 H: 2 LOB: 2 BB: 0 P: 7	R: 0 E: 0 K: 0 S: 3 H: 1 LOB: 0 BB: 0 P: 3	R: 1 E: 0 K: 0 S: 5 H: 2 LOB: 1 BB: 0 P: 5	R: 2 E: 1 K: 0 S: 6 H: 2 LOB: 2 BB: 1 P: 10	R: 1 E: 1 K: 1 S: 7 H: 1 LOB: 2 BB: 1 P: 11	R: 0 E: 0 K: 0 S: 3 H: 0 LOB: 0 BB: 0 P: 3	R: 0 E: 0 K: 0 S: 4 H: 1 LOB: 1 BB: 0 P: 4	R: 1 E: 1 K: 1 S: 7 H: 2 LOB: 2 BB: 1 P: 11	1B: 11 2B: 1 3B: 0 HR: 0 SF: 1 SAC: 0 DP: 1 HBP: 0							

AB	39	
R	5	
H	12	
RBI	4	
BB	4	
SO	3	
LOB	20	

WP: 0 PB: 0 SB: 1 CS: 0 PA: 44

PITCHER		IP	WLS	BF	H	R	ER	SO	BB	IBB	HBP	BLK	WP	HR	S	P	ERA	WHIP
Gaylord Perry, R ERA: 2.9	(1, 1)	4.1	L	22	8	3	2	1	1	0	0	0	0	0	23	27	4.15	2.077
John Cumberland, L ERA: 2.3	(5, 1)	0.2		3	0	0	0	0	0	1	0	0	0	0	2	6	0.00	0.000
Rich Robertson, R ERA: 4.38	(6, 1)	3.0		13	2	1	0	1	1	0	0	0	0	0	14	18	0.00	1.000
Steve Hamilton, L ERA: 1.8	(9, 1)	0.2		4	1	1	1	1	0	1	0	0	0	0	5	9	13.50	1.500
Jerry Johnson, R ERA: 0.7	(9, 1)	0.1		2	1	0	0	0	0	0	0	0	0	0	2	2	0.00	3.000

PITCHER	IP	WLS	BF	H	R	ER	SO	BB	IBB	HBP	BLK	WP	HR	S	P	ERA	WHIP

BOTTOM

Philadelphia Phillies @ San Francisco Giants
Candlestick Park, San Francisco, CA
Fri Jun 04 1971, 10:05 PM EDT
Att. 9,403 - Unknown

Batter	1	2	3	4	5	6	7	8	9	AB	R	H	RBI	BB	SO	LOB
Bobby Bonds, R (1, 9) OBP: 0.380, SLG: 0.573	1B		CS 1B			F3		3B 1B		4	1	3	0	0	0	0
Chris Speier, R (1, 6) OBP: 0.335, SLG: 0.335	G6-4-3 1-3 1B		CS 1-2	6-3		1B		1B 1-H 3B		4	1	3	1	0	0	0
Tito Fuentes, S (1, 4) OBP: 0.296, SLG: 0.323	F9			CS 1B		F6		FC3-6 HBP 3-H 1B		4	0	2	1	0	0	3
Willie Mays, R (1, 3) OBP: 0.447, SLG: 0.646	G6-4-3 1-2f			6-3 1-2		1B 1-2		FC3-6 HBP 1-2		3	0	1	0	0	0	3
Al Gallagher, R (1, 5) OBP: 0.328, SLG: 0.337 Jerry Johnson, R (9, 1)		G3			F2	5-3		FC3-6 1-2f 2-3		4 0	0 0	0 0	0 0	0 0	0 0	4 0
Bernie Williams, R (1, 7) OBP: 0.500, SLG: 0.333		K			K		F3	K		4	0	0	0	0	3	2
Jimmy Rosario, S (1, 8) OBP: 0.378, SLG: 0.347		K			E 1B		K		G3	4	1	1	0	0	2	0
Russ Gibson, R (1, 2) OBP: 0.235, SLG: 0.375 Ken Henderson, S (9, PH) OBP: 0.340, SLG: 0.382			K		E9 1-H 2B		6-3		F4	3 1	0 0	1 0	1 0	0 0	1 0	0 0
Gaylord Perry, R (1, 1) OBP: 0.103, SLG: 0.079 John Cumberland, R (5, 1) Frank Johnson, R (5, PH) OBP: 0.140, SLG: 0.109 Rich Robertson, R (6, 1) OBP: 0.077, SLG: 0.077 Fran Healy, R (8, PH) OBP: 0.458, SLG: 0.727 Steve Hamilton, L (9, 1) Hal Lanier, R (9, 5) OBP: 0.253, SLG: 0.250 Dick Dietz, R (9, PH) OBP: 0.440, SLG: 0.460			6-3		K			F8	K	1 0 1 0 1 0 0 1	0 0 0 0 0 0 0 0	0 0 0 0 0 0 0 0	0 0 0 0 0 0 0 0	0 0 0 0 0 0 0 0	0 0 1 0 0 0 0 0	0 0 1 0 0 0 0 0
Inning Stats	R: 0 E: 0 K: 0 S: 4 H: 2 LOB: 1 BB: 0 P: 4	R: 0 E: 0 K: 2 S: 7 H: 0 LOB: 0 BB: 0 P: 7	R: 0 E: 0 K: 1 S: 5 H: 1 LOB: 0 BB: 0 P: 5	R: 0 E: 0 K: 0 S: 3 H: 1 LOB: 0 BB: 0 P: 3	R: 1 E: 1 K: 2 S: 9 H: 2 LOB: 1 BB: 0 P: 9	R: 0 E: 0 K: 0 S: 5 H: 2 LOB: 2 BB: 0 P: 5	R: 0 E: 0 K: 1 S: 5 H: 0 LOB: 0 BB: 0 P: 5	R: 2 E: 0 K: 1 S: 8 H: 3 LOB: 2 BB: 0 P: 9	R: 0 E: 0 K: 1 S: 5 H: 0 LOB: 0 BB: 0 P: 5	1B: 9 2B: 1 3B: 1 HR: 0	SF: 0 SAC: 0 DP: 1 HBP: 1						

PITCHER		IP	WLS	BF	H	R	ER	SO	BB	IBB	HBP	BLK	WP	HR	S	P	ERA	WHIP
Chris Short, L ERA: 3.29	(1, 1)	7.1	W	31	11	3	3	6	0	0	1	0	0	0	42	43	3.68	1.500
Jim Bunning, R ERA: 5.28	(8, 1)	1.2	S	5	0	0	0	2	0	0	0	0	0	0	9	9	0.00	0.000

PITCHER	IP	WLS	BF	H	R	ER	SO	BB	IBB	HBP	BLK	WP	HR	S	P	ERA	WHIP

AB	35
R	3
H	11
RBI	3
BB	0
SO	8
LOB	13

WP: 0 PB: 0 SB: 0 CS: 2 PA: 37

livebaseballscorecards.com

Batter	1	2	3	4	5	6	7	8	9	AB	R	H	RBI	BB	SO	LOB
Larry Bowa, S (1, 6) OBP: 0.267, SLG: 0.273	6-3			6-3		1B SF8 2B		BBB 4-3 1B BB	1-2 3-H 1B	4	2	2	1	1	0	0
Terry Harmon, R (1, 4) OBP: 0.324, SLG: 0.375	SSS K			G6-3 1B		1B 2-3 1B		F8	SSS K	5	0	2	0	0	2	3
Willie Montanez, L (1, 8) OBP: 0.327, SLG: 0.486 (8, 3)	SSS K			G6-3 1-2f		SF8 3-H		4-3 1-2	F7	4	0	0	1	0	1	4
Deron Johnson, R (1, 3) OBP: 0.294, SLG: 0.349 Don Money, R (8, PR) OBP: 0.242, SLG: 0.327 (8, 5)		SSS K			BBB 1B BB	1-3 1B		HR 2-H 1B		3 0	0 1	2 0	1 0	1 0	1 0	0 0
Joe Lis, R (1, 7) OBP: 0.333, SLG: 0.405 Tim McCarver, L (8, PH) OBP: 0.266, SLG: 0.317 Roger Freed, R (8, 9) OBP: 0.321, SLG: 0.314		SSS K			SSS K	F6		HR 1-H		3 1 0	0 1 0	0 1 0	0 2 0	0 0 0	2 0 0	3 0 0
Bobby Pfeil, R (1, 5) OBP: 0.333, SLG: 0.286 (8, 7)		F3			F3		1-3	K		4	0	0	0	0	1	2
Ron Stone, L (1, 9) OBP: 0.339, SLG: 0.308 (8, 8)			G5-4-3 1B		1-2 1B		1B		BBB 1B 1B BB	3	1	3	0	1	0	0
Mike Ryan, R (1, 2) OBP: 0.220, SLG: 0.426			G5-4-3 1-2f		F7		F7		1B 1-3 1B	4	0	1	0	0	0	4
Ken Reynolds, L (1, 1) OBP: 0.375, SLG: 0.286 Tony Taylor, R (7, PH) OBP: 0.293, SLG: 0.302 Joe Hoerner, R (7, 1)			SSS K			F2	4-3		B1	2 1 1	0 0 0	0 0 0	0 0 0	0 0 0	1 0 0	0 1 2
Inning Stats	R: 0 E: 0 K: 2 S: 7 H: 0 LOB: 0 BB: 0 P: 7	R: 0 E: 0 K: 2 S: 7 H: 0 LOB: 0 BB: 0 P: 7	R: 0 E: 0 K: 1 S: 5 H: 1 LOB: 0 BB: 0 P: 5	R: 0 E: 0 K: 0 S: 3 H: 1 LOB: 0 BB: 0 P: 3	R: 0 E: 0 K: 1 S: 6 H: 1 LOB: 2 BB: 1 P: 10	R: 1 E: 0 K: 0 S: 6 H: 3 LOB: 2 BB: 0 P: 6	R: 0 E: 0 K: 0 S: 4 H: 1 LOB: 1 BB: 0 P: 4	R: 3 E: 0 K: 1 S: 7 H: 2 LOB: 1 BB: 1 P: 11	R: 1 E: 0 K: 1 S: 7 H: 2 LOB: 2 BB: 1 P: 11	1B: 9 2B: 1 3B: 0 HR: 1	SF: 1 SAC: 0 DP: 2 HBP: 0					

TOP

Philadelphia Phillies @ San Francisco Giants

Candlestick Park, San Francisco, CA

Sat Jun 05 1971, 6:33 AM EDT

Att. 10,945 - Unknown

livebaseballscorecards.com

AB	35
R	5
H	11
RBI	5
BB	3
SO	8
LOB	19

WP: 0 PB: 0 SB: 0 CS: 0 PA: 39

PITCHER		IP	WLS	BF	H	R	ER	SO	BB	IBB	HBP	BLK	WP	HR	S	P	ERA	WHIP
Ron Bryant, L ERA: 2.45	(1, 1)	7.2		31	8	3	3	6	2	0	0	0	0	0	41	49	3.52	1.304
Jerry Johnson, R ERA: 1.14	(8, 1)	0.2	L	6	3	2	2	1	1	0	0	0	0	1	7	11	27.00	6.000
Don McMahon, R ERA: 5.47	(9, 1)	0.2		2	0	0	0	1	0	0	0	0	0	0	4	4	0.00	0.000

PITCHER	IP	WLS	BF	H	R	ER	SO	BB	IBB	HBP	BLK	WP	HR	S	P	ERA	WHIP

BOTTOM

Batter	1	2	3	4	5	6	7	8	9	AB	R	H	RBI	BB	SO	LOB
Chris Speier, R (1, 6) OBP: 0.342, SLG: 0.337	BBBB 4-0 CS BB		x 0-0 ② F9		x 0-0 1-2 2B 1B		BBBB 4-0 BB			2	1	1	0	2	0	0
Tito Fuentes, S (1, 4) OBP: 0.296, SLG: 0.326	SSS 0-3 ①② K 1-2		x 0-0 ③ F7		x 0-0 1-H 2-H 1B 2B		x 0-0 ③ F5			4	1	1	2	0	1	2
Bobby Bonds, R (1, 9) OBP: 0.382, SLG: 0.569	x 0-0 ③ F8			BBBB 4-0 G4-6-3 BB	x 0-0 2-H 1B			x 0-0 ① F8		3	0	1	1	1	0	0
Willie McCovey, L (1, 3) OBP: 0.408, SLG: 0.528		SSS 0-3 ① K		x 0-0 ①② G4-6-3 1-2f	x 0-0 ③ 4-3			x 0-0 ② F5		4	0	0	0	0	1	2
Dick Dietz, R (1, 2) OBP: 0.441, SLG: 0.464		BBBB 4-0 BB BB		x 0-0 2B		x 0-0 ① F8		x 0-0 ③ F8		3	0	1	0	1	0	0
Al Gallagher, R (1, 5) OBP: 0.327, SLG: 0.331		BBBB 4-0 1-2 BB		x 0-0 ③ 6-3		x 0-0 ② 1-3			SSS 0-3 ① K	3	0	0	0	1	1	1
Bernie Williams, R (1, 7) OBP: 0.438, SLG: 0.308		SSS 0-3 ② K			x 0-0 1B 2B 1B		SSS 0-3 ③ K		SSS 0-3 ② K	4	1	1	0	0	3	2
Jimmy Rosario, S (1, 8) OBP: 0.366, SLG: 0.333 Willie Mays, R (9, PH) OBP: 0.445, SLG: 0.642		x 0-0 ③ F6			SSS 0-3 ① K		x 0-0 ① 6-3		SSS 0-3 ③ K	3	0	0	0	0	1	3
										1	0	0	0	0	1	0
Ron Bryant, S (1, 1) OBP: 0.133, SLG: 0.167 Jerry Johnson, R (8, 1) Don McMahon, R (9, 1)			x 0-0 ① F9		SSS 0-3 ② K		SSS 0-3 ② K2-3			3	0	0	0	0	2	1
										0	0	0	0	0	0	0
										0	0	0	0	0	0	0
Inning Stats	R: 0 E: 0 K: 1 S: 4 H: 0 LOB: 0 BB: 1 P: 8	R: 0 E: 0 K: 2 S: 7 H: 0 LOB: 2 BB: 2 P: 15	R: 0 E: 0 K: 0 S: 3 H: 0 LOB: 0 BB: 0 P: 3	R: 0 E: 0 K: 0 S: 3 H: 1 LOB: 1 BB: 1 P: 7	R: 3 E: 0 K: 2 S: 11 H: 4 LOB: 1 BB: 0 P: 11	R: 0 E: 0 K: 1 S: 5 H: 0 LOB: 0 BB: 0 P: 5	R: 0 E: 0 K: 1 S: 5 H: 0 LOB: 1 BB: 1 P: 9	R: 0 E: 0 K: 0 S: 3 H: 0 LOB: 0 BB: 0 P: 3	R: 0 E: 0 K: 3 S: 9 H: 0 LOB: 0 BB: 0 P: 9	1B: 3 2B: 2 3B: 0 HR: 0	SF: 0 SAC: 0 DP: 1 HBP: 0						

PITCHER		IP	WLS	BF	H	R	ER	SO	BB	IBB	HBP	BLK	WP	HR	S	P	ERA	WHIP
Ken Reynolds, L ERA: 2.58	(1, 1)	6.0		25	5	3	3	6	4	0	0	0	0	0	33	49	4.50	1.500
Joe Hoerner, L ERA: 3.09	(7, 1)	3.0	W	10	0	0	0	4	1	0	0	0	0	0	17	21	0.00	0.333

PITCHER	IP	WLS	BF	H	R	ER	SO	BB	IBB	HBP	BLK	WP	HR	S	P	ERA	WHIP

Philadelphia Phillies @ San Francisco Giants

Candlestick Park, San Francisco, CA

Sat Jun 05 1971, 6:33 AM EDT

Att. 10,945 - Unknown

livebaseballscorecards.com

AB	30
R	3
H	5
RBI	3
BB	5
SO	10
LOB	11

Batter	1	2	3	4	5	6	7	8	9	AB	R	H	RBI	BB	SO	LOB
Denny Doyle, L (1, 4) OBP: 0.287, SLG: 0.345	F5		4-3		F8		S, 1B		4-3	5	0	1	0	0	0	0
Tim McCarver, L (1, 2) OBP: 0.272, SLG: 0.313	BB (E, S)		BB (4-3)			6-3	F8			2	0	0	0	2	0	1
Willie Montanez, L (1, 8) OBP: 0.325, SLG: 0.486	F7		4-3 (1-2)			1B, 2B	3-1 (1-2)			4	1	1	0	0	0	3
Ron Stone, L (1, 9) (8, 7) OBP: 0.349, SLG: 0.309	BB (1-3)		K			1B, 1B (2-H)		K		3	0	1	1	1	2	1
Deron Johnson, R (1, 3) OBP: 0.293, SLG: 0.343	F6			5-3		1B, IBB		K		3	0	0	0	1	1	2
Bobby Pfeil, R (1, 5) OBP: 0.421, SLG: 0.444		1B		F4		1-2, 2-3, 1B		2B		4	0	3	0	0	0	0
Joe Lis, R (1, 7) OBP: 0.324, SLG: 0.391		K		F4		F2		K		3	0	0	0	0	1	4
Roger Freed, R (8, PH) (8, 9) OBP: 0.319, SLG: 0.313										1	0	0	0	0	1	1
Larry Bowa, S (1, 6) OBP: 0.262, SLG: 0.267		F3			4-3	F9			4-3	4	0	0	0	0	0	4
Rick Wise, R (1, 1) OBP: 0.138, SLG: 0.214		K			F7		F8		K	4	0	0	0	0	2	1
Inning Stats	R: 0 H: 0 E: 0 LOB: 2 K: 0 BB: 2 S: 3 P: 11	R: 0 H: 1 E: 0 LOB: 1 K: 2 BB: 0 S: 8 P: 8	R: 0 H: 0 E: 0 LOB: 1 K: 1 BB: 1 S: 5 P: 9	R: 0 H: 0 E: 0 LOB: 0 K: 0 BB: 0 S: 3 P: 3	R: 0 H: 0 E: 0 LOB: 0 K: 0 BB: 0 S: 3 P: 3	R: 1 H: 3 E: 0 LOB: 3 K: 0 BB: 1 S: 6 P: 10	R: 0 H: 1 E: 0 LOB: 1 K: 0 BB: 0 S: 4 P: 4	R: 0 H: 1 E: 0 LOB: 1 K: 3 BB: 0 S: 10 P: 10	R: 0 H: 0 E: 0 LOB: 0 K: 1 BB: 0 S: 5 P: 5	1B: 4 SF: 0 2B: 2 SAC: 0 3B: 0 DP: 0 HR: 0 HBP: 0						

TOP

Philadelphia Phillies @ San Francisco Giants
Candlestick Park, San Francisco, CA
Sun Jun 06 1971, 6:33 AM EDT
Unknown

livebaseballscorecards.com

AB	33
R	1
H	6
RBI	1
BB	4
SO	7
LOB	17

PITCHER		IP	WLS	BF	H	R	ER	SO	BB	IBB	HBP	BLK	WP	HR	S	P	ERA	WHIP
Steve Stone, R ERA: 3.95	(1, 1)	5.1	L	24	4	1	1	3	3	1	0	0	0	0	26	42	1.69	1.312
Don McMahon, R ERA: 5.26	(6, 1)	1.0		4	1	0	0	0	0	0	0	0	0	0	4	4	0.00	1.000
Steve Hamilton, L ERA: 1.59	(7, 1)	1.1		5	1	0	0	2	0	0	0	0	0	0	9	9	0.00	0.750
Jerry Johnson, R ERA: 1.11	(8, 1)	1.1		4	0	0	0	2	0	0	0	0	0	0	8	8	0.00	0.000

PITCHER	IP	WLS	BF	H	R	ER	SO	BB	IBB	HBP	BLK	WP	HR	S	P	ERA	WHIP

BOTTOM

Philadelphia Phillies @ San Francisco Giants

Candlestick Park, San Francisco, CA

Sun Jun 06 1971, 6:33 AM EDT

Unknown

Batter	1	2	3	4	5	6	7	8	9	AB	R	H	RBI	BB	SO	LOB
Bernie Williams, R (1, 7) OBP: 0.350, SLG: 0.235	4-3			K			B2		4-3	4	0	0	0	0	1	0
Chris Speier, R (1, 6) OBP: 0.341, SLG: 0.335	4-3			5-3			FC6-4 1B		F9	4	0	1	0	0	0	0
Willie Mays, R (1, 8) OBP: 0.438, SLG: 0.630	K			K			FC6-4 1-2f			3	0	0	0	0	2	1
Willie McCovey, L (1, 3) OBP: 0.407, SLG: 0.521		G4-6-3 BB			F4		G3			2	0	0	0	1	0	1
Ken Henderson, S (1, 9) OBP: 0.340, SLG: 0.381 Frank Duffy, R (8, PR) OBP: 0.222, SLG: 0.235 Jimmy Rosario, S (9, 9) OBP: 0.366, SLG: 0.333		G4-6-3 1-2f			G3			4-3 1B		3 0 0	0 0 0	1 0 0	0 0 0	0 0 0	0 0 0	1 0 0
Dick Dietz, R (1, 2) OBP: 0.435, SLG: 0.456		K			K			K		3	0	0	0	0	3	1
Tito Fuentes, S (1, 4) OBP: 0.296, SLG: 0.327			G6-4-3 1B			4-3		4-3 1-2		3	0	1	0	0	0	1
Al Gallagher, R (1, 5) OBP: 0.323, SLG: 0.328 Bobby Bonds, R (8, PH) OBP: 0.381, SLG: 0.567 Hal Lanier, R (9, 5) OBP: 0.253, SLG: 0.250			G6-4-3 1-2f			6-3		K		2 1 0	0 0 0	0 0 0	0 0 0	0 1 0	0 1 0	1 2 0
Steve Stone, R (1, 1) Don McMahon, R (6, 1) Steve Hamilton, L (7, 1) Jerry Johnson, R (8, 1) Fran Healy, R (9, PH) OBP: 0.440, SLG: 0.696			F9			K			K	1 1 0 0 1	0 0 0 0 0	0 0 0 0 0	0 0 0 0 0	0 0 0 0 0	0 1 0 0 1	0 0 0 0 0

Inning Stats																								
	R: 0 E: 0 K: 1 S: 5	H: 0 LOB: 0 BB: 0 P: 5	R: 0 E: 0 K: 1 S: 4	H: 0 LOB: 0 BB: 1 P: 8	R: 0 E: 0 K: 0 S: 3	H: 1 LOB: 0 BB: 0 P: 3	R: 0 E: 0 K: 2 S: 7	H: 0 LOB: 0 BB: 0 P: 7	R: 0 E: 0 K: 1 S: 5	H: 0 LOB: 0 BB: 0 P: 5	R: 0 E: 0 K: 1 S: 5	H: 0 LOB: 0 BB: 0 P: 5	R: 0 E: 0 K: 0 S: 4	H: 1 LOB: 1 BB: 0 P: 4	R: 0 E: 0 K: 2 S: 8	H: 1 LOB: 2 BB: 0 P: 8	R: 0 E: 0 K: 1 S: 5	H: 0 LOB: 0 BB: 0 P: 5	1B: 3 2B: 0 3B: 0 HR: 0	SF: 0 SAC: 0 DP: 2 HBP: 0	WP: 0 PB: 0 SB: 0 CS: 0	PA: 29		

PITCHER	IP	WLS	BF	H	R	ER	SO	BB	IBB	HBP	BLK	WP	HR	S	P	ERA	WHIP
Rick Wise, R (1, 1) ERA: 3.21	9.0	W	29	3	0	0	9	1	0	0	0	0	0	46	50	0.00	0.444

PITCHER	IP	WLS	BF	H	R	ER	SO	BB	IBB	HBP	BLK	WP	HR	S	P	ERA	WHIP

AB	28
R	0
H	3
RBI	0
BB	1
SO	9
LOB	8

livebaseballscorecards.com

Batter	1	2	3	4	5	6	7	8	9	10	11	12	AB	R	H	RBI	BB	SO	LOB
Denny Doyle, L (1, 4) OBP: 0.281, SLG: 0.347	F6		G1-6-3 1-2f			1-3		E 2B	SF8 2-H		F8 2-3		5	1	1	1	0	0	2
Ron Stone, L (1, 7) OBP: 0.348, SLG: 0.311	G3			K		G3 1B 1B		E4 1B 2-H 1B	K		4-3		6	1	2	0	0	2	1
Willie Montanez, L (1, 8) OBP: 0.325, SLG: 0.478	E S BB			6-3		G3 1-2		K		E4 FC6-4 1B		4-1	5	0	1	0	1	1	2
Deron Johnson, R (1, 3) OBP: 0.299, SLG: 0.341	K 1-3			BB		BB 2-H 1B		1B BB		F2		F4	4	0	1	1	2	1	2
Roger Freed, R (1, 9) OBP: 0.324, SLG: 0.311		G1-6-3 BB		F3		1-2 BB		F9		FC6-4 BB		F9	1	0	0	0	2	0	1
Tim McCarver, L (8, PH) OBP: 0.270, SLG: 0.311													1	0	0	0	0	0	2
Byron Browne, R (8, 9) OBP: 0.276, SLG: 0.280													1	0	0	0	1	0	0
Bobby Pfeil, R (1, 5) OBP: 0.417, SLG: 0.478		G1-6-3 1-2f			2B	F4		1-2 2-3 1B		FC6-4 1-2f 2-3			5	0	2	0	0	0	5
Mike Ryan, R (1, 2) OBP: 0.218, SLG: 0.392	K			L3 BB			F8	K		K			4	0	0	0	1	3	5
Larry Bowa, S (1, 6) OBP: 0.265, SLG: 0.267		F8		L3 1-2			F8		S SH3-4 SF8 1B		F8 6-3 BB		4	1	1	0	1	0	2
Barry Lersch, S (1, 1) OBP: 0.259, SLG: 0.167													3	0	1	0	0	1	1
Jim Bunning, R (9, 1) OBP: 0.176, SLG: 0.333													0	0	0	0	0	0	0
Tony Taylor, R (11, PH) OBP: 0.291, SLG: 0.299													1	0	0	0	0	0	1
Joe Hoerner, R (11, 1)		G1-6-3 1B		K					SH3-4 1-2		6-3 1-2		0	0	0	0	0	0	0
Inning Stats	R: 0 E: 0 K: 1 S: 5 H: 0 LOB: 1 BB: 1 P: 9	R: 0 E: 0 K: 1 S: 4 H: 0 LOB: 0 BB: 1 P: 8	R: 0 E: 0 K: 0 S: 3 H: 1 LOB: 0 BB: 0 P: 3	R: 0 E: 0 K: 1 S: 5 H: 0 LOB: 1 BB: 1 P: 9	R: 0 E: 0 K: 1 S: 5 H: 1 LOB: 1 BB: 1 P: 9	R: 1 E: 0 K: 0 S: 5 H: 2 LOB: 2 BB: 1 P: 9	R: 0 E: 0 K: 0 S: 3 H: 0 LOB: 0 BB: 0 P: 3	R: 1 E: 1 K: 2 S: 10 H: 3 LOB: 3 BB: 1 P: 14	R: 1 E: 0 K: 1 S: 6 H: 1 LOB: 0 BB: 0 P: 6	R: 0 E: 1 K: 1 S: 6 H: 1 LOB: 2 BB: 1 P: 10	R: 0 E: 0 K: 0 S: 3 H: 0 LOB: 1 BB: 1 P: 7	R: 0 E: 0 K: 0 S: 3 H: 0 LOB: 0 BB: 0 P: 3	1B: 7 2B: 3 3B: 0 HR: 0	SF: 1 SAC: 1 DP: 3 HBP: 0	WP: 0 PB: 0 SB: 2 CS: 0	PA: 50			

PITCHER		IP	WLS	BF	H	R	ER	SO	BB	IBB	HBP	BLK	WP	HR	S	P	ERA	WHIP
Frank Reberger, R ERA: 3.42	(1, 1)	7.0		28	5	2	2	4	5	0	0	0	0	0	31	51	2.57	1.429
John Cumberland, L ERA: 2.27	(8, 1)	0.1		2	1	0	0	1	0	0	0	0	0	0	4	4	0.00	3.000
Don McMahon, R ERA: 5.4	(8, 1)	1.0		6	2	1	1	1	1	0	0	0	0	0	7	11	9.00	3.000
Steve Hamilton, L ERA: 1.5	(9, 1)	0.2		2	0	0	0	1	0	0	0	0	0	0	4	4	0.00	0.000
Jerry Johnson, R ERA: 1.08	(10, 1)	1.0		5	1	0	0	1	1	0	0	0	0	0	6	10	0.00	2.000

PITCHER		IP	WLS	BF	H	R	ER	SO	BB	IBB	HBP	BLK	WP	HR	S	P	ERA	WHIP
Rich Robertson, R ERA: 4.17	(11, 1)	2.0	W	7	0	0	0	0	1	0	0	0	0	0	6	10	0.00	0.500

TOP

Philadelphia Phillies @ San Francisco Giants

Candlestick Park, San Francisco, CA

Sun Jun 06 1971, 6:38 AM EDT

Att. 33,516 - Unknown

livebaseballscorecards.com

AB	40
R	3
H	9
RBI	2
BB	8
SO	8
LOB	24

Batter	1	2	3	4	5	6	7	8	9	10	11	12	AB	R	H	RBI	BB	SO	LOB
Jimmy Rosario, S (1, 8) OBP: 0.354, SLG: 0.321	K		F7			B3		G3 2-3 3-H		K	FC6 1-2f		3	0	0	0	0	1	2
Willie McCovey, L (8, PH) OBP: 0.405, SLG: 0.517													1	0	0	1	0	0	1
Al Gallagher, R (9, 5) OBP: 0.320, SLG: 0.324													2	0	0	0	0	1	1
Tito Fuentes, S (1, 4) OBP: 0.297, SLG: 0.323	F8			F8		BB 1-2 G4-6-3		F7		1B FC5-2 1B		F5	5	0	1	0	1	0	1
Willie Mays, R (1, 3) OBP: 0.440, SLG: 0.649	6-3			F4		G4-6-3 1-2f			1B 2B	FC5-2 1-3 IBB 1B		HR	6	2	3	1	0	0	2
Ken Henderson, S (1, 9) OBP: 0.349, SLG: 0.385		K		1B			4-3		FC5-4 SH 2-H 1B 1B	4-0 FC5-2 1-2 IBB			4	1	2	1	1	1	0
Bernie Williams, R (1, 7) OBP: 0.292, SLG: 0.190		F6		F3			F6		SH FC5-4 1-2	FC5-2 1-2 2-3 3-Hf			4	0	0	0	0	0	4
Fran Healy, R (1, 2) OBP: 0.593, SLG: 0.615 Don McMahon, R (8, 1) Steve Hamilton, L (9, 1) Frank Johnson, R (9, PH) OBP: 0.137, SLG: 0.106 Jerry Johnson, R (10, 1) Russ Gibson, R (10, PH) OBP: 0.222, SLG: 0.353 Rich Robertson, R (11, 1) OBP: 0.077, SLG: 0.077		K	5-3				6-3		K	G3			3 0 0 1 0 0 0 1 0 0	0 0 0 0 0 0 0 0 0 0	0 0 0 0 0 0 0 0 0 0	0 0 0 0 1 0 0 0 0 0	1 0 0 0 2 0 0 3 0	0 0 0 0 0 0 0 0 0	0 0 0 0 0 0 0 0 0
Frank Duffy, R (1, 6) OBP: 0.200, SLG: 0.211	1-3		F8					2B G3 1B	FC5-4 1-2f 2-3 1B		FC1-6 1B		2 3	0 1	0 2	0 0	0 0	0 0	0 2
Chris Speier, R (8, PH) OBP: 0.345, SLG: 0.340																			
(9, 6)																			
Hal Lanier, R (1, 5) OBP: 0.260, SLG: 0.257	4-3		6-3					F8	FC6-4 1-2 3-H 1B		FC1-6 FC6 1-2f		2 3	0 0	1 1	0 1	0 0	0 0	0 2
Bobby Bonds, R (8, PH) OBP: 0.380, SLG: 0.563																			
(9, 8)																			
Frank Reberger, L (1, 1) OBP: 0.375, SLG: 0.375	4-3 1-2					BB 1B		G3 1-3 2B	FC6-4 1-2f		F9		2 0 3	0 0 0	1 0 1	0 0 0	0 0 0	0 0 3	1 0 0
John Cumberland, R (8, 1)																			
Dick Dietz, R (8, 2) OBP: 0.433, SLG: 0.459																			
Inning Stats	R: 0 E: 0 K: 1 S: 5 H: 0 LOB: 0 BB: 0 P: 5	R: 0 E: 0 K: 2 S: 7 H: 0 LOB: 0 BB: 0 P: 7	R: 0 E: 0 K: 0 S: 4 H: 1 LOB: 1 BB: 0 P: 4	R: 0 E: 0 K: 0 S: 4 H: 1 LOB: 1 BB: 0 P: 4	R: 0 E: 0 K: 0 S: 3 H: 0 LOB: 0 BB: 0 P: 3	R: 0 E: 0 K: 0 S: 3 H: 1 LOB: 1 BB: 1 P: 7	R: 0 E: 0 K: 0 S: 3 H: 0 LOB: 0 BB: 0 P: 3	R: 1 E: 0 K: 0 S: 5 H: 2 LOB: 1 BB: 0 P: 5	R: 2 E: 0 K: 1 S: 9 H: 3 LOB: 2 BB: 0 P: 9	R: 0 E: 0 K: 1 S: 7 H: 2 LOB: 3 BB: 1 P: 11	R: 0 E: 0 K: 0 S: 4 H: 1 LOB: 1 BB: 0 P: 4	R: 1 E: 0 K: 0 S: 2 H: 1 LOB: 0 BB: 0 P: 2	1B: 9 2B: 2 3B: 0 HR: 1 SF: 0 SAC: 1 DP: 1 HBP: 0				WP: 0 PB: 0 SB: 0 CS: 0		PA: 48

PITCHER		IP	WLS	BF	H	R	ER	SO	BB	IBB	HBP	BLK	WP	HR	S	P	ERA	WHIP
Barry Lersch, R ERA: 3.76	(1, 1)	8.0		31	7	3	3	3	1	0	0	0	0	0	36	40	3.38	1.000
Jim Bunning, R ERA: 5.12	(9, 1)	2.0		11	3	0	0	2	0	1	0	0	0	0	14	18	0.00	1.500
Joe Hoerner, L ERA: 3.28	(11, 1)	1.1	L	6	2	1	1	0	0	0	0	0	0	1	6	6	6.75	1.500

PITCHER	IP	WLS	BF	H	R	ER	SO	BB	IBB	HBP	BLK	WP	HR	S	P	ERA	WHIP

BOTTOM

Philadelphia Phillies @ San Francisco Giants

Candlestick Park, San Francisco, CA

Sun Jun 06 1971, 6:38 AM EDT

Att. 33,516 - Unknown

AB	45
R	4
H	12
RBI	4
BB	2
SO	5
LOB	24

livebaseballscorecards.com

Batter	1	2	3	4	5	6	7	8	9	AB	R	H	RBI	BB	SO	LOB
Maury Wills, S (1, 6) OBP: 0.359, SLG: 0.357	S 1B		G6-3 1-2f		L4-6 1B 2-H		P5	F8		5	0	2	1	0	0	4
Bill Russell, R (1, 9) OBP: 0.298, SLG: 0.333	K		1B		1-2 1B		1-3		F8	5	0	2	0	0	1	1
Willie Davis, L (1, 8) OBP: 0.364, SLG: 0.438	P4 1-2		K		L4-6 2-3		G3		L5	5	0	0	0	0	1	4
Dick Allen, R (1, 7) OBP: 0.376, SLG: 0.414 Von Joshua, L (9, 7)	BB			FC4-6 1B		S HR BB		FC1-6 BB	K	2 0	1 0	1 0	0 0	3 0	1 0	0 0
Wes Parker, S (1, 3) OBP: 0.326, SLG: 0.330	K			K		K 1-2		FC1-6 HBP BB 1-2f BB		4	1	0	0	0	3	5
Jim Lefebvre, S (1, 4) OBP: 0.394, SLG: 0.500		CS BB		FC4-6 FC6-4 1-2f		2-H HR		K		3	1	1	2	1	1	2
Steve Garvey, R (1, 5) OBP: 0.301, SLG: 0.370		K 1-2		FC6-4 1-2f		1B		BB HBP 1-2 BB		3	0	1	0	1	1	2
Tom Haller, L (1, 2) OBP: 0.373, SLG: 0.404		F8			WP SH1-4 1B 1B	F7		BB 1-2 2-3 HBP		3	1	1	0	0	0	1
Bill Singer, R (1, 1) OBP: 0.241, SLG: 0.120 Manny Mota, R (8, PH) OBP: 0.352, SLG: 0.329 Jim Brewer, L (8, 1)			G6-3 1B		SH1-4 1-2	K		BB 1-2 2-3 3-H		2 0 0	0 0 0	1 0 0	0 1 0	0 1 0	1 0 0	1 0 0
Inning Stats	R: 0 E: 0 K: 2 S: 8 H: 1 LOB: 2 BB: 1 P: 12	R: 0 E: 0 K: 1 S: 4 H: 0 LOB: 0 BB: 1 P: 8	R: 0 E: 0 K: 1 S: 6 H: 2 LOB: 1 BB: 0 P: 6	R: 0 E: 0 K: 1 S: 6 H: 1 LOB: 1 BB: 0 P: 6	R: 1 E: 0 K: 0 S: 5 H: 3 LOB: 1 BB: 0 P: 5	R: 2 E: 0 K: 2 S: 9 H: 2 LOB: 1 BB: 1 P: 13	R: 0 E: 0 K: 0 S: 3 H: 0 LOB: 0 BB: 0 P: 3	R: 1 E: 0 K: 1 S: 5 H: 0 LOB: 3 BB: 3 P: 18	R: 0 E: 0 K: 1 S: 5 H: 0 LOB: 0 BB: 0 P: 5	1B: 8 2B: 2 3B: 0 HR: 1	SF: 0 SAC: 1 DP: 3 HBP: 1						

PITCHER		IP	WLS	BF	H	R	ER	SO	BB	IBB	HBP	BLK	WP	HR	S	P	ERA	WHIP
Chris Short, L ERA: 3.34	(1, 1)	7.0	L	30	9	3	3	7	3	0	0	0	1	1	41	53	3.86	1.714
Woodie Fryman, L ERA: 3.52	(8, 1)	0.2		6	0	1	1	1	3	0	1	0	0	0	4	17	13.50	4.500
Joe Hoerner, L ERA: 3.12	(8, 1)	1.1		4	0	0	0	1	0	0	0	0	0	0	6	6	0.00	0.000

PITCHER	IP	WLS	BF	H	R	ER	SO	BB	IBB	HBP	BLK	WP	HR	S	P	ERA	WHIP

TOP

Los Angeles Dodgers @ Philadelphia Phillies
Veterans Stadium, Philadelphia, PA
Tue Jun 08 1971, 7:05 PM EDT
Att. 21,388 - Unknown

livebaseballscorecards.com

AB	32
R	4
H	9
RBI	4
BB	6
SO	9
LOB	20

1B: 8	SF: 0	WP: 1	PA: 40
2B: 2	SAC: 1	PB: 0	
3B: 0	DP: 3	SB: 2	
HR: 1	HBP: 1	CS: 1	

BOTTOM

Los Angeles Dodgers @ Philadelphia Phillies

Veterans Stadium, Philadelphia, PA

Tue Jun 08 1971, 7:05 PM EDT

Att. 21,388 - Unknown

Batter	1	2	3	4	5	6	7	8	9	AB	R	H	RBI	BB	SO	LOB
Denny Doyle, L (1, 4) OBP: 0.273, SLG: 0.336	G3		1-3 (2-3)		G3		6-3			4	0	0	0	0	0	4
Tim McCarver, L (1, 2) OBP: 0.276, SLG: 0.316	1B		K			HR, 1B		K		4	1	2	0	0	2	1
Willie Montanez, L (1, 8) OBP: 0.324, SLG: 0.489	F8			6-3		1-H, HR		L5		4	1	1	2	0	0	1
Ron Stone, L (1, 7) OBP: 0.333, SLG: 0.297	L8			1-3		P6		K		3	0	0	0	0	0	1
Byron Browne, R (8, PH) (9, 7) OBP: 0.267, SLG: 0.269				K		P4			F8	1	0	0	0	0	1	0
Deron Johnson, R (1, 3) OBP: 0.298, SLG: 0.339		L1-3, 1B			F9	F9			K2-3	4	0	1	0	0	1	0
Bobby Pfeil, R (1, 5) OBP: 0.357, SLG: 0.407		K								4	0	0	0	0	2	1
Roger Freed, R (1, 9) OBP: 0.323, SLG: 0.305		L1-3 (1-2)			BB, BB		4-3		K	3	0	0	0	1	1	1
Larry Bowa, S (1, 6) OBP: 0.266, SLG: 0.268			1-3, SH1-4, 1B		F5		B1-3			3	0	1	0	0	0	1
Chris Short, R (1, 1) OBP: 0.241, SLG: 0.120			SH1-4 (1-2)		BB		2B			0	0	0	0	1	0	0
Oscar Gamble, L (7, PH) OBP: 0.304, SLG: 0.500										1	0	1	0	0	0	0
Woodie Fryman, R (8, 1)										0	0	0	0	0	0	0
Joe Hoerner, R (8, 1)										0	0	0	0	0	0	0
Inning Stats	R: 0 E: 0 K: 0 S: 4 H: 1 LOB: 1 BB: 0 P: 4	R: 0 E: 0 K: 1 S: 5 H: 1 LOB: 0 BB: 0 P: 5	R: 0 E: 0 K: 1 S: 6 H: 1 LOB: 1 BB: 0 P: 6	R: 0 E: 0 K: 1 S: 5 H: 0 LOB: 0 BB: 0 P: 5	R: 0 E: 0 K: 0 S: 3 H: 0 LOB: 2 BB: 2 P: 11	R: 2 E: 0 K: 0 S: 5 H: 2 LOB: 0 BB: 0 P: 5	R: 0 E: 0 K: 0 S: 4 H: 1 LOB: 1 BB: 0 P: 4	R: 0 E: 0 K: 2 S: 7 H: 0 LOB: 0 BB: 0 P: 7	R: 0 E: 0 K: 2 S: 7 H: 0 LOB: 0 BB: 0 P: 7	1B: 4 2B: 2 3B: 0 HR: 1	SF: 0 SAC: 1 DP: 1 HBP: 0						

PITCHER	IP	WLS	BF	H	R	ER	SO	BB	IBB	HBP	BLK	WP	HR	S	P	ERA	WHIP
Bill Singer, R (1, 1) ERA: 4.6	7.0	W	28	6	2	2	3	2	0	0	0	0	1	32	40	2.57	1.143
Jim Brewer, L (8, 1) ERA: 1.85	2.0	S	6	0	0	0	4	0	0	0	0	0	0	14	14	0.00	0.000

PITCHER	IP	WLS	BF	H	R	ER	SO	BB	IBB	HBP	BLK	WP	HR	S	P	ERA	WHIP

AB	31
R	2
H	6
RBI	2
BB	2
SO	7
LOB	10

1B: 4	SF: 0	WP: 0	PA: 34
2B: 2	SAC: 1	PB: 0	
3B: 0	DP: 1	SB: 0	
HR: 1	HBP: 0	CS: 0	

livebaseballscorecards.com

Batter	1	2	3	4	5	6	7	8	9	AB	R	H	RBI	BB	SO	LOB
Maury Wills, S (1, 6) OBP: 0.360, SLG: 0.360	L7		BBBB 4-0 CS BB		F3		2B		6-3	4	1	1	0	1	0	1
Bill Russell, R (1, 9) OBP: 0.287, SLG: 0.320	K		SSS 0-3 K		SSS 0-3 K		SSS 0-3 K		SSS 0-3 K	5	0	0	0	0	5	3
Willie Davis, L (1, 8) OBP: 0.369, SLG: 0.460	2B		SSS 0-3 ②③ K 1-2		F8		WP SF7 2-H 2B		3B	5	1	3	1	0	1	2
Dick Allen, R (1, 7) OBP: 0.367, SLG: 0.405	6-3			SSS 0-3 K		F8	SF7 2-H		F8	4	0	0	1	0	1	2
Wes Parker, S (1, 3) OBP: 0.329, SLG: 0.338		SSS 0-3 K		F8 2B		2B 1B	6-3			4	1	2	0	0	1	0
Jim Lefebvre, S (1, 4) OBP: 0.397, SLG: 0.496		6-3		BBBB 4-0 BB		SSS 0-3 K		BB 1B		3	0	1	0	1	1	1
Steve Garvey, R (1, 5) OBP: 0.314, SLG: 0.410		HR		F8 2-3		1B 1-H 2B		BBBB 4-0 G5-4-3 1-2 BB		3	1	2	2	1	0	2
Duke Sims, L (1, 2) OBP: 0.351, SLG: 0.408		1B		3-4-3		2-3 1B		F7		4	0	2	0	0	0	4
Claude Osteen, L (1, 1) OBP: 0.167, SLG: 0.121 Sandy Vance, R (4, 1) Manny Mota, R (6, PH) OBP: 0.348, SLG: 0.325 Jose Pena, R (6, 1) Bill Sudakis, S (8, PH) OBP: 0.308, SLG: 0.348 Joe Moeller, R (8, 1)		G3		BBBB 4-0 BB		B1		G5-4-3 1-2f		1 0 1 0 1 0	0 0 0 0 0 0	0 0 0 0 0 0	0 1 0 0 0 0	0 0 0 0 0 0	0 0 0 0 0 0	1 0 2 0 2 0
Inning Stats	R: 0 E: 0 K: 1 S: 6 H: 1 LOB: 1 BB: 0 P: 6	R: 1 E: 0 K: 1 S: 7 H: 2 LOB: 1 BB: 0 P: 7	R: 0 E: 0 K: 2 S: 6 H: 0 LOB: 0 BB: 1 P: 10	R: 0 E: 0 K: 1 S: 6 H: 1 LOB: 2 BB: 1 P: 10	R: 0 E: 0 K: 1 S: 5 H: 0 LOB: 1 BB: 1 P: 9	R: 1 E: 0 K: 1 S: 8 H: 3 LOB: 2 BB: 0 P: 8	R: 2 E: 0 K: 1 S: 7 H: 2 LOB: 0 BB: 0 P: 7	R: 0 E: 0 K: 0 S: 3 H: 1 LOB: 1 BB: 1 P: 7	R: 0 E: 0 K: 1 S: 6 H: 1 LOB: 1 BB: 0 P: 6	1B: 4 2B: 5 3B: 1 HR: 1	SF: 1 SAC: 0 DP: 1 HBP: 0						

TOP

Los Angeles Dodgers @ Philadelphia Phillies
Veterans Stadium, Philadelphia, PA
Wed Jun 09 1971, 7:05 PM EDT
Att. 19,004 - Unknown

livebaseballscorecards.com

AB	35
R	4
H	11
RBI	4
BB	4
SO	9
LOB	20

WP: 1 PB: 0 SB: 0 CS: 1 PA: 40

PITCHER		IP	WLS	BF	H	R	ER	SO	BB	IBB	HBP	BLK	WP	HR	S	P	ERA	WHIP
Ken Reynolds, L ERA: 2.98	(1, 1)	7.0	W	34	10	4	4	8	4	0	0	0	1	1	46	62	5.14	2.000
Woodie Fryman, L ERA: 3.35	(8, 1)	2.0	S	6	1	0	0	1	0	0	0	0	0	0	8	8	0.00	0.500

PITCHER	IP	WLS	BF	H	R	ER	SO	BB	IBB	HBP	BLK	WP	HR	S	P	ERA	WHIP

BOTTOM

Los Angeles Dodgers @ Philadelphia Phillies
Veterans Stadium, Philadelphia, PA
Wed Jun 09 1971, 7:05 PM EDT
Att. 19,004 - Unknown

livebaseballscorecards.com

Batter	1	2	3	4	5	6	7	8	9	AB	R	H	RBI	BB	SO	LOB
Larry Bowa, S (1, 6) OBP: 0.264, SLG: 0.266	0-0 1B E 1B	0-0 ① 5-3		0-0 ① F7		0-0 ① F7		0-0 ① FC1-6 4-3 S 1B 1-2f		5	2	1	0	0	0	1
Terry Harmon, R (1, 4) OBP: 0.310, SLG: 0.351	0-0 E HR 1B 1-3	0-0 ② 1-3		0-0 ② 4-3		0-0 ② F8		0-0 ② 4-3 1-3		5	1	1	0	0	0	1
Willie Montanez, L (1, 8) OBP: 0.330, SLG: 0.489	0-0 E1 HR 1-2 3-H	0-0 CS 1B		B B B 4-0 1B E BB		0-0 G3		0-0 3-H 1B		4	2	2	1	1	0	1
Deron Johnson, R (1, 3) OBP: 0.300, SLG: 0.356	0-0 1-H 2-H HR	0-0 ③ CS 1-2	0-0 ① F7	0-0 E8 1-H 1B			S S S 0-3 ① K	0-0 ③ F9		5	1	2	3	0	1	1
Don Money, R (1, 5) OBP: 0.248, SLG: 0.347	0-0 ① 1-3		B B B 4-0 HR BB	0-0 ③ 6-3			0-0 HR			3	2	1	1	1	0	1
Roger Freed, R (1, 9) OBP: 0.326, SLG: 0.309 Byron Browne, R (1, PR) (2, 9) (8, 7) OBP: 0.273, SLG: 0.379	0-0 BB 1B	0-0 1-H HR			0-0 ① L4		S S S 0-3 ② K			1 3	0 1	1 1	0 2	0 0	0 1	0 0
Joe Lis, R (1, 7) OBP: 0.321, SLG: 0.385 Ron Stone, L (7, PR) (8, 9) OBP: 0.333, SLG: 0.297	0-0 ② F9	0-0 ② F8			S S S 0-3 ② K		0-0 S 1B			4 0	0 0	1 0	0 0	0 0	1 0	1 0
Mike Ryan, R (1, 2) OBP: 0.254, SLG: 0.426	B B B 4-0 1-2 BB	0-0 1B			0-0 2B		S S S 0-3 ③ K 1-2			3	0	2	0	1	1	1
Ken Reynolds, L (1, 1) OBP: 0.273, SLG: 0.200 Woodie Fryman, R (8, 1) OBP: 0.250, SLG: 0.250	0-0 ③ 4-3	0-0 ③ 4-3			S S S 0-3 ③ K			0-0 FC1-6 1B		3 1	0 0	0 1	0 0	0 0	1 0	4 0
Inning Stats	R: 4 E: 1 K: 0 S: 8 H: 4 LOB: 2 BB: 1 P: 12	R: 0 E: 0 K: 0 S: 3 H: 1 LOB: 0 BB: 0 P: 3	R: 2 E: 0 K: 0 S: 5 H: 2 LOB: 1 BB: 1 P: 9	R: 1 E: 1 K: 0 S: 4 H: 1 LOB: 1 BB: 1 P: 8	R: 0 E: 0 K: 2 S: 8 H: 1 LOB: 1 BB: 0 P: 8	R: 0 E: 0 K: 0 S: 3 H: 0 LOB: 0 BB: 0 P: 3	R: 1 E: 0 K: 3 S: 11 H: 2 LOB: 2 BB: 0 P: 11	R: 1 E: 0 K: 0 S: 5 H: 2 LOB: 1 BB: 0 P: 5		1B: 9 2B: 1 3B: 0 HR: 3	SF: 0 SAC: 0 DP: 0 HBP: 0			WP: 0 PB: 0 SB: 2 CS: 1	PA: 41	

PITCHER		IP	WLS	BF	H	R	ER	SO	BB	IBB	HBP	BLK	WP	HR	S	P	ERA	WHIP
Claude Osteen, L ERA: 2.98	(1, 1)	3.0	L	18	7	6	5	0	2	0	0	0	0	2	16	24	15.00	3.000
Sandy Vance, R ERA: 6.95	(4, 1)	2.0		9	2	1	0	2	1	0	0	0	0	0	12	16	0.00	1.500
Jose Pena, R ERA: 1.69	(6, 1)	2.0		8	2	1	1	3	0	0	0	0	0	1	14	14	4.50	1.000
Joe Moeller, R ERA: 2.74	(8, 1)	1.0		5	2	1	1	0	0	0	0	0	0	0	5	5	9.00	2.000

PITCHER	IP	WLS	BF	H	R	ER	SO	BB	IBB	HBP	BLK	WP	HR	S	P	ERA	WHIP

AB	37
R	9
H	13
RBI	7
BB	3
SO	5
LOB	11

Batter	1	2	3	4	5	6	7	8	9	AB	R	H	RBI	BB	SO	LOB
Maury Wills, S (1, 6) OBP: 0.353, SLG: 0.352	F8			4-3		K		4-3	P5	5	0	0	0	0	1	2
Willie Crawford, L (1, 9) OBP: 0.352, SLG: 0.446	4-3			F7		1B BB		4-3		3	0	0	0	1	0	0
Willie Davis, L (1, 8) OBP: 0.371, SLG: 0.478	5-3			HR		L8		2B		4	1	2	1	0	0	1
Dick Allen, R (1, 7) OBP: 0.370, SLG: 0.403		L3 BB		6-3		1-3 1B		6-3		3	0	1	0	1	0	1
Jim Lefebvre, S (1, 4) OBP: 0.386, SLG: 0.480		L3 1-2			F2	4-3			L7	4	0	0	0	0	0	3
Wes Parker, S (1, 3) OBP: 0.336, SLG: 0.343		4-3			1B BB		4-3 1B		BB 2B 1B	3	1	2	0	1	0	0
Tom Haller, L (1, 2) OBP: 0.352, SLG: 0.377			P4		K		F8		L8	4	0	0	0	0	1	3
Steve Garvey, R (1, 5) OBP: 0.319, SLG: 0.408			5-3		1-2 1B		4-3 1-2		2B 1-2 BB	3	0	1	0	1	0	1
Don Sutton, R (1, 1) OBP: 0.222, SLG: 0.125			K		4-3		F7		1-3 2-H 2B	1	0	0	0	0	1	0
Bill Buckner, L (5, PH) OBP: 0.269, SLG: 0.301										1	0	0	0	0	0	2
Bob O'Brien, L (5, 1) OBP: 0.333, SLG: 0.333										0	0	0	0	0	0	0
Duke Sims, L (7, PH) OBP: 0.348, SLG: 0.404										1	0	0	0	0	0	1
Joe Moeller, R (7, 1)										0	0	0	0	0	0	0
Manny Mota, R (9, PH) OBP: 0.356, SLG: 0.346										1	0	1	1	0	0	0
Inning Stats	R: 0 E: 0 K: 0 S: 3 H: 0 LOB: 0 BB: 0 P: 3	R: 0 E: 0 K: 0 S: 2 H: 0 LOB: 0 BB: 1 P: 6	R: 0 E: 0 K: 1 S: 5 H: 0 LOB: 0 BB: 0 P: 5	R: 1 E: 0 K: 0 S: 4 H: 1 LOB: 0 BB: 0 P: 4	R: 0 E: 0 K: 1 S: 6 H: 1 LOB: 2 BB: 1 P: 10	R: 0 E: 0 K: 1 S: 6 H: 1 LOB: 2 BB: 1 P: 10	R: 0 E: 0 K: 0 S: 4 H: 1 LOB: 1 BB: 0 P: 4	R: 0 E: 0 K: 0 S: 4 H: 1 LOB: 1 BB: 0 P: 4	R: 1 E: 0 K: 0 S: 5 H: 2 LOB: 2 BB: 1 P: 9	1B: 4 2B: 3 3B: 0 HR: 1 SF: 0 SAC: 0 DP: 1 HBP: 0						

PITCHER	IP	WLS	BF	H	R	ER	SO	BB	IBB	HBP	BLK	WP	HR	S	P	ERA	WHIP
Rick Wise, R (1, 1) ERA: 3.09	9.0	W	37	7	2	2	3	4	0	0	0	0	1	39	55	2.00	1.222

PITCHER	IP	WLS	BF	H	R	ER	SO	BB	IBB	HBP	BLK	WP	HR	S	P	ERA	WHIP

TOP

Los Angeles Dodgers @ Philadelphia Phillies
Veterans Stadium, Philadelphia, PA
Thu Jun 10 1971, 7:05 PM EDT
Att. 19,493 - Unknown

livebaseballscorecards.com

AB	33
R	2
H	7
RBI	2
BB	4
SO	3
LOB	14

WP: 0 PB: 0 SB: 0 CS: 0 PA: 37

Batter	1	2	3	4	5	6	7	8	9	AB	R	H	RBI	BB	SO	LOB
Terry Harmon, R (1, 4) OBP: 0.326, SLG: 0.366	0-0 S 1B 1B	0-0 ③ P3		0-0 2-H 1B 1B			0-0 ① F2			4	2	2	1	0	0	0
Tim McCarver, L (1, 2) OBP: 0.275, SLG: 0.314	0-0 ① F8		0-3 ① K	0-0 ③ 2-H 1B			0-0 ② F8			4	0	1	1	0	1	1
Willie Montanez, L (1, 8) OBP: 0.333, SLG: 0.490	0-0 BB 1-H 1B 1B		0-0 S 1B		0-0 ① F8		0-0 ③ 4-3			4	1	2	1	0	0	0
Deron Johnson, R (1, 3) OBP: 0.300, SLG: 0.351	B B B B 4-0 1B 1-2 BB		0-0 ② F2		0-0 ② 4-3			0-0 ① F8		3	0	0	0	1	0	1
Oscar Gamble, L (1, 9) OBP: 0.296, SLG: 0.440	0-0 ② F7		B B B B 4-0 FC6-4 1-2 BB		0-0 ③ F8			S S S 0-3 ② K		3	0	0	0	1	1	2
Don Money, R (1, 5) OBP: 0.255, SLG: 0.351	0-0 1-2 2-H 1B		0-0 ③ FC6-4 1-2f			0-0 1B		0-0 ③ F8		4	0	2	1	0	0	2
Byron Browne, R (1, 7) OBP: 0.250, SLG: 0.344	0-0 ③ F3			0-0 ① L7		0-0 ① F9				3	0	0	0	0	0	3
Larry Bowa, S (1, 6) OBP: 0.265, SLG: 0.267		0-0 ① 5-3		0-0 SH3-4 1B 1B		0-0 ② F8				3	1	1	0	0	0	1
Rick Wise, R (1, 1) OBP: 0.129, SLG: 0.200		S S S 0-3 ② K		0-0 ② SH3-4 1-2		S S S 0-3 ③ K				2	0	0	0	0	2	1
Inning Stats	R: 2 E: 0 K: 0 S: 6 H: 3 LOB: 2 BB: 1 P: 10	R: 0 E: 0 K: 1 S: 5 H: 0 LOB: 0 BB: 0 P: 5	R: 0 E: 0 K: 1 S: 6 H: 1 LOB: 2 BB: 1 P: 10	R: 2 E: 0 K: 0 S: 5 H: 3 LOB: 1 BB: 0 P: 5	R: 0 E: 0 K: 0 S: 3 H: 0 LOB: 0 BB: 0 P: 3	R: 0 E: 0 K: 1 S: 6 H: 1 LOB: 1 BB: 0 P: 6	R: 0 E: 0 K: 0 S: 3 H: 0 LOB: 0 BB: 0 P: 3	R: 0 E: 0 K: 1 S: 5 H: 0 LOB: 0 BB: 0 P: 5		1B: 8 2B: 0 3B: 0 HR: 0 SF: 0 SAC: 1 DP: 0 HBP: 0						

PITCHER		IP	WLS	BF	H	R	ER	SO	BB	IBB	HBP	BLK	WP	HR	S	P	ERA	WHIP
Don Sutton, R ERA: 3.77	(1, 1)	4.0	L	20	7	4	4	2	2	0	0	0	0	0	22	30	9.00	2.250
Bob O'Brien, L ERA: 3.54	(5, 1)	2.0		7	1	0	0	1	0	0	0	0	0	0	9	9	0.00	0.500
Joe Moeller, R ERA: 2.52	(7, 1)	2.0		6	0	0	0	1	0	0	0	0	0	0	8	8	0.00	0.000

PITCHER	IP	WLS	BF	H	R	ER	SO	BB	IBB	HBP	BLK	WP	HR	S	P	ERA	WHIP

BOTTOM

Los Angeles Dodgers @ Philadelphia Phillies
Veterans Stadium, Philadelphia, PA
Thu Jun 10 1971, 7:05 PM EDT
Att. 19,493 - Unknown

livebaseballscorecards.com

AB	30
R	4
H	8
RBI	4
BB	2
SO	4
LOB	11

1B: 8	SF: 0	WP: 0	PA: 33
2B: 0	SAC: 1	PB: 0	
3B: 0	DP: 0	SB: 2	
HR: 0	HBP: 0	CS: 0	

Batter	1	2	3	4	5	6	7	8	9	AB	R	H	RBI	BB	SO	LOB
Enzo Hernandez, R (1, 6) OBP: 0.342, SLG: 0.303	F8		SH1-4 1-2		F8			FC6-4 1-2f		3	0	0	0	0	0	1
Dave Campbell, R (1, 4) OBP: 0.261, SLG: 0.333 (7, 5)	6-3		6-3			F7		4-3		4	0	0	0	0	0	2
Cito Gaston, R (1, 8) OBP: 0.288, SLG: 0.405	5-3		FC6-4 2-H 1B			F8			6-3	4	0	1	1	0	0	0
Nate Colbert, R (1, 3) OBP: 0.419, SLG: 0.584		BBBB FC6-4 BB SF8 BB	FC6-4 1-2f			F5			BBBB BB	2	1	0	0	2	0	1
Ollie Brown, R (1, 9) OBP: 0.362, SLG: 0.386		BBBB FC6-4 1-2 BB		SSS K			6-3		SSS K	3	0	0	0	1	2	1
Ivan Murrell, R (1, 7) OBP: 0.313, SLG: 0.425		FC6-4 1-2f 2-3		1-3			SSS K		6-3	4	0	0	0	0	1	3
Ed Spiezio, R (1, 5) OBP: 0.281, SLG: 0.330		SF8 3-H		5-3			5-3			2	0	0	1	0	0	0
Garry Jestadt, R (7, 4) OBP: 0.162, SLG: 0.216										0	0	0	0	0	0	0
Bob Barton, R (1, 2) OBP: 0.324, SLG: 0.393		F7			F7			FC6-4 1B		3	0	1	0	0	0	1
Dave Roberts, L (1, 1) OBP: 0.167, SLG: 0.200			E4 SH1-4 1B		6-3			SSS K		3	1	0	0	0	1	1
Inning Stats	R: 0 E: 0 K: 0 S: 3 H: 0 LOB: 0 BB: 0 P: 3	R: 1 E: 0 K: 0 S: 3 H: 0 LOB: 1 BB: 2 P: 11	R: 1 E: 1 K: 0 S: 5 H: 1 LOB: 1 BB: 0 P: 5	R: 0 E: 0 K: 1 S: 5 H: 0 LOB: 0 BB: 0 P: 5	R: 0 E: 0 K: 0 S: 3 H: 0 LOB: 0 BB: 0 P: 3	R: 0 E: 0 K: 0 S: 3 H: 0 LOB: 0 BB: 0 P: 3	R: 0 E: 0 K: 1 S: 5 H: 0 LOB: 0 BB: 0 P: 5	R: 0 E: 0 K: 1 S: 6 H: 1 LOB: 1 BB: 0 P: 6	R: 0 E: 0 K: 1 S: 5 H: 0 LOB: 1 BB: 1 P: 9	1B: 2 2B: 0 3B: 0 HR: 0 SF: 1 SAC: 1 DP: 0 HBP: 0						

PITCHER		IP	WLS	BF	H	R	ER	SO	BB	IBB	HBP	BLK	WP	HR	S	P	ERA	WHIP
Barry Lersch, R ERA: 3.53	(1, 1)	8.0	L	29	2	2	1	3	2	0	0	0	0	0	33	41	1.12	0.500
Bill Wilson, R ERA:	(9, 1)	1.0		4	0	0	0	1	1	0	0	0	0	0	5	9	0.00	1.000

PITCHER	IP	WLS	BF	H	R	ER	SO	BB	IBB	HBP	BLK	WP	HR	S	P	ERA	WHIP

TOP

San Diego Padres @ Philadelphia Phillies

Veterans Stadium, Philadelphia, PA

Fri Jun 11 1971, 7:05 PM EDT

Att. 19,260 - Unknown

livebaseballscorecards.com

AB	28
R	2
H	2
RBI	2
BB	3
SO	4
LOB	10

PA: 33

WP: 0
PB: 0
SB: 0
CS: 0

Batter	1	2	3	4	5	6	7	8	9	AB	R	H	RBI	BB	SO	LOB
Larry Bowa, S (1, 6) OBP: 0.265, SLG: 0.267	FC1-6 1B	FC5 2-3f			P3			F7		4	0	1	0	0	0	3
Terry Harmon, R (1, 4) OBP: 0.320, SLG: 0.356	K		6-3			L4		1-3 1B		4	0	1	0	0	1	1
Willie Montanez, L (1, 8) OBP: 0.332, SLG: 0.487 (9, 3)	FC1-6 2B 1-2f		G4-3 1B			F7		SF8 3-H		3	0	1	1	0	0	1
Deron Johnson, R (1, 3) OBP: 0.308, SLG: 0.369 Denny Doyle, L (8, PR) OBP: 0.273, SLG: 0.336 Bill Wilson, R (9, 1)	1-3 2B		G4-3 1-2f			2B		1-2 1B		4 0 0	0 0 0	3 0 0	0 0 0	0 0 0	0 0 0	1 0 0
Don Money, R (1, 5) OBP: 0.249, SLG: 0.342	F8			6-3		1-3		F8		4	0	0	0	0	0	5
Roger Freed, R (1, 9) OBP: 0.325, SLG: 0.308 Ron Stone, L (9, PR) OBP: 0.333, SLG: 0.297		E5 FC2-6		K			F8		FC3-6 1B	4 0	0 0	1 0	0 0	0 0	1 0	0 0
Joe Lis, R (1, 7) OBP: 0.309, SLG: 0.368 Oscar Gamble, L (9, PR) OBP: 0.296, SLG: 0.440		FC2-6 FC5 1B 1-2f		6-3			K		FC3-6 1-2f	4 0	0 0	0 0	0 0	0 0	1 0	2 0
Mike Ryan, R (1, 2) OBP: 0.254, SLG: 0.414 Tony Taylor, R (9, PH) OBP: 0.291, SLG: 0.299		1-2 1B			F8		P6		K	3 1	0 0	1 0	0 0	0 0	0 1	0 1
Barry Lersch, S (1, 1) OBP: 0.241, SLG: 0.154 Bobby Pfeil, R (8, PH) OBP: 0.379, SLG: 0.407 Byron Browne, R (9, 8) OBP: 0.243, SLG: 0.333		K			K			1B SF8 BB	P4	2 0 1	0 1 0	0 0 0	0 0 0	0 1 0	2 0 0	2 0 1
Inning Stats	R: 0 E: 0 K: 1 S: 7 H: 2 LOB: 2 BB: 0 P: 7	R: 0 E: 1 K: 1 S: 7 H: 1 LOB: 2 BB: 0 P: 7	R: 0 E: 0 K: 0 S: 3 H: 1 LOB: 0 BB: 0 P: 3	R: 0 E: 0 K: 1 S: 5 H: 0 LOB: 0 BB: 0 P: 5	R: 0 E: 0 K: 1 S: 5 H: 0 LOB: 0 BB: 0 P: 5	R: 0 E: 0 K: 0 S: 4 H: 1 LOB: 1 BB: 0 P: 4	R: 0 E: 0 K: 1 S: 5 H: 0 LOB: 0 BB: 0 P: 5	R: 1 E: 0 K: 0 S: 5 H: 2 LOB: 2 BB: 1 P: 9	R: 0 E: 0 K: 1 S: 6 H: 1 LOB: 1 BB: 0 P: 6	1B: 6 2B: 2 3B: 0 HR: 0 SF: 1 SAC: 0 DP: 1 HBP: 0						WP: 0 PB: 0 SB: 0 CS: 0 PA: 36

PITCHER		IP	WLS	BF	H	R	ER	SO	BB	IBB	HBP	BLK	WP	HR	S	P	ERA	WHIP
Dave Roberts, L ERA: 2.33	(1, 1)	9.0	W	36	8	1	1	6	1	0	0	0	0	0	47	51	1.00	1.000

PITCHER	IP	WLS	BF	H	R	ER	SO	BB	IBB	HBP	BLK	WP	HR	S	P	ERA	WHIP

BOTTOM

San Diego Padres @ Philadelphia Phillies

Veterans Stadium, Philadelphia, PA

Fri Jun 11 1971, 7:05 PM EDT

Att. 19,260 - Unknown

livebaseballscorecards.com

AB	34
R	1
H	8
RBI	1
BB	1
SO	6
LOB	17

Batter	1	2	3	4	5	6	7	8	9	AB	R	H	RBI	BB	SO	LOB
Enzo Hernandez, R (1, 6) OBP: 0.345, SLG: 0.307	S S S 0-3 ① K		x 0-0 ② 4-3			x 0-0 FC6-4 1B		x 0-0 BB 1B		4	0	2	0	0	1	0
Dave Campbell, R (1, 4) (7, 5) Larry Stahl, L (8, PH) OBP: 0.318, SLG: 0.395 Garry Jestadt, R (8, 5) OBP: 0.162, SLG: 0.216	x 0-0 S 1B		x 0-0 ③ 4-3			x 0-0 ② F8		S S S 0-3 ② K		3 1 0	0 0 0	1 0 0	0 0 0	0 0 0	0 1 0	1 1 0
Cito Gaston, R (1, 8) OBP: 0.291, SLG: 0.404	S S S 0-3 ② K 1-2			x 0-0 G5-4-3 1B		x 0-0 ③ FC6-4 1-2f		B B B B 4-0 1-2 BB		3	0	1	0	1	1	2
Nate Colbert, R (1, 3) OBP: 0.416, SLG: 0.577	x 0-0 ③ 1-3			x 0-0 ① ② G5-4-3 1-2f			x 0-0 1B 1B	S S S 0-3 ③ K		4	0	1	0	0	1	4
Ollie Brown, R (1, 9) OBP: 0.360, SLG: 0.384		x 0-0 ① L6		x 0-0 ③ L4			x 0-0 ① 2B 1-2 1B		x 0-0 ① 4-3	4	0	1	0	0	0	0
Leron Lee, L (1, 7) OBP: 0.297, SLG: 0.364		x 0-0 ② 4-3			x 0-0 G5-4-3 1B		x 0-0 1-3 2B		x 0-0 ② 4-3	4	0	2	0	0	0	0
Ed Spiezio, R (1, 5) OBP: 0.290, SLG: 0.333 Don Mason, L (7, PR) OBP: 0.295, SLG: 0.256 (7, 4)		x 0-0 1B			x 0-0 ① P4		H 1-0 G5-4-3 HBP		x 0-0 ③ 4-3	2 1	0 0	1 0	0 0	0 0	0 0	1 0
Bob Barton, R (1, 2) OBP: 0.318, SLG: 0.384		x 0-0 ③ 4-3			x 0-0 ② ③ G5-4-3 1-2f		x 0-0 ② ③ G5-4-3 1-2f			3	0	0	0	0	0	5
Steve Arlin, R (1, 1) OBP: 0.185, SLG: 0.185 Angel Bravo, L (8, PH) OBP: 0.229, SLG: 0.182 Dick Kelley, R (8, 1)			S S S 0-3 ① K			x 0-0 ① 6-3		x 0-0 ① 4-3		2 1 0	0 0 0	0 0 0	0 0 0	1 0 0	0 0 0	0 0 0
Inning Stats	R: 0 H: 1 E: 0 LOB: 1 K: 2 BB: 0 S: 8 P: 8	R: 0 H: 1 E: 0 LOB: 1 K: 0 BB: 0 S: 4 P: 4	R: 0 H: 0 E: 0 LOB: 0 K: 1 BB: 0 S: 5 P: 5	R: 0 H: 1 E: 0 LOB: 0 K: 0 BB: 0 S: 3 P: 3	R: 0 H: 1 E: 0 LOB: 0 K: 0 BB: 0 S: 3 P: 3	R: 0 H: 1 E: 0 LOB: 1 K: 0 BB: 0 S: 4 P: 4	R: 0 H: 3 E: 0 LOB: 3 K: 0 BB: 0 S: 4 P: 5	R: 0 H: 1 E: 0 LOB: 2 K: 2 BB: 1 S: 8 P: 12	R: 0 H: 0 E: 0 LOB: 0 K: 0 BB: 0 S: 3 P: 3	1B: 8 2B: 1 3B: 0 HR: 0	SF: 0 SAC: 0 DP: 3 HBP: 1					

San Diego Padres @ Philadelphia Phillies

Veterans Stadium, Philadelphia, PA

Sat Jun 12 1971, 7:05 PM EDT

Att. 17,039 - Unknown

TOP

livebaseballscorecards.com

AB	32
R	0
H	9
RBI	0
BB	1
SO	5
LOB	14

WP: 0 PB: 0 SB: 1 CS: 0 PA: 34

PITCHER		IP	WLS	BF	H	R	ER	SO	BB	IBB	HBP	BLK	WP	HR	S	P	ERA	WHIP
Jim Bunning, R ERA: 4.61	(1, 1)	7.0	W	26	8	0	0	3	0	0	1	0	0	0	31	32	0.00	1.143
Darrell Brandon, R ERA: 1.19	(8, 1)	2.0	S	8	1	0	0	2	1	0	0	0	0	0	11	15	0.00	1.000

PITCHER	IP	WLS	BF	H	R	ER	SO	BB	IBB	HBP	BLK	WP	HR	S	P	ERA	WHIP

Batter	1	2	3	4	5	6	7	8	9	AB	R	H	RBI	BB	SO	LOB
Terry Harmon, R (1, 4) OBP: 0.296, SLG: 0.327	K 1B E	F8			K		F8 1-3			4	1	0	0	0	2	1
Tim McCarver, L (1, 2) OBP: 0.275, SLG: 0.308	E7 F8 1B 2B 1-2		WP BB		P4			P6		3	1	0	0	1	0	1
Willie Montanez, L (1, 8) OBP: 0.335, SLG: 0.485	2B 1B 1-2 2-H		K 1-2		BB			K		3	1	1	1	1	2	1
Deron Johnson, R (1, 3) OBP: 0.302, SLG: 0.361	F8 2-3		K		5-3			4-3		4	0	0	0	0	1	4
Oscar Gamble, L (1, 7) OBP: 0.300, SLG: 0.464	4-3 2B 1-H 3-H		F7			F9				3	0	1	2	0	0	1
Bobby Pfeil, R (1, 5) OBP: 0.344, SLG: 0.367	4-3 2-3			P4		P6				3	0	0	0	0	0	1
Roger Freed, R (1, 9) OBP: 0.325, SLG: 0.308	P4			1B		6-3				3	0	1	0	0	0	1
Larry Bowa, S (1, 6) OBP: 0.266, SLG: 0.268		F5		K			F8 S 1B			3	0	1	0	0	1	1
Jim Bunning, R (1, 1) OBP: 0.150, SLG: 0.278		F8		6-3			B1			3	0	0	0	0	0	2
Darrell Brandon, R (8, 1) OBP: 0.250, SLG: 0.250										0	0	0	0	0	0	0
Inning Stats	R: 3 H: 2 E: 1 LOB: 1 K: 1 BB: 0 S: 9 P: 9	R: 0 H: 0 E: 0 LOB: 0 K: 0 BB: 0 S: 3 P: 3	R: 0 H: 0 E: 0 LOB: 1 K: 2 BB: 1 S: 7 P: 11	R: 0 H: 1 E: 0 LOB: 1 K: 1 BB: 0 S: 6 P: 6	R: 0 H: 0 E: 0 LOB: 1 K: 1 BB: 1 S: 5 P: 9	R: 0 H: 0 E: 0 LOB: 0 K: 0 BB: 0 S: 3 P: 3	R: 0 H: 1 E: 0 LOB: 0 K: 0 BB: 0 S: 3 P: 3	R: 0 H: 0 E: 0 LOB: 0 K: 1 BB: 0 S: 5 P: 5		1B: 3 SF: 0 2B: 1 SAC: 0 3B: 0 DP: 0 HR: 0 HBP: 0						

PITCHER		IP	WLS	BF	H	R	ER	SO	BB	IBB	HBP	BLK	WP	HR	S	P	ERA	WHIP
Steve Arlin, R ERA: 4.6	(1, 1)	7.0	L	28	4	3	2	5	2	0	0	0	2	0	36	44	2.57	0.857
Dick Kelley, L ERA: 5.0	(8, 1)	1.0		3	0	0	0	1	0	0	0	0	0	0	5	5	0.00	0.000

PITCHER		IP	WLS	BF	H	R	ER	SO	BB	IBB	HBP	BLK	WP	HR	S	P	ERA	WHIP

BOTTOM

San Diego Padres @ Philadelphia Phillies

Veterans Stadium, Philadelphia, PA

Sat Jun 12 1971, 7:05 PM EDT

Att. 17,039 - Unknown

livebaseballscorecards.com

AB	29
R	3
H	4
RBI	3
BB	2
SO	6
LOB	13

WP: 2 PA: 31
PB: 0
SB: 1
CS: 0

San Diego Padres @ Philadelphia Phillies

Veterans Stadium, Philadelphia, PA

Sun Jun 13 1971, 3:33 AM EDT

Att. 35,343 - Unknown

TOP

livebaseballscorecards.com

Batter	1	2	3	4	5	6	7	8	9	AB	R	H	RBI	BB	SO	LOB
Enzo Hernandez, R (1, 6) OBP: 0.350, SLG: 0.308	BBBB 4-0 G6-3 BB		BBBB 4-0 2B 6-3 1-2 BB	x 0-0 G5-4-3 ②③ 1-2f			x 0-0 BB HR 1B	x 0-0 ② FC4-2 2B 2-3 3-H		3	3	1	0	2	0	3
Garry Jestadt, R (1, 4) Larry Stahl, L (8, PH) Bob Barton, R (8, PH) (8, 2) OBP: 0.220, SLG: 0.256 OBP: 0.318, SLG: 0.395 OBP: 0.322, SLG: 0.396	x 0-0 ①② G6-3 1-2f		x 0-0 1B 1-3 2-H 2B		BBBB 4-0 1B BB		BBBB 4-0 HR 1-2 BB	x 0-0 2B 2-H 3-H		2 0 1	2 0 0	1 0 1	1 0 2	2 0 0	0 0 0	1 0 0
Cito Gaston, R (1, 8) OBP: 0.289, SLG: 0.412	SSS 0-3 ③ K		x 0-0 ② 6-3 3-H		SSS 0-3 ① K		x 0-0 HR 1-H 2-H	x 0-0 ③ F3		5	1	1	4	0	2	3
Nate Colbert, R (1, 3) OBP: 0.416, SLG: 0.573		x 0-0 ① L6	x 0-0 1B 2-H 1B		x 0-0 G5-4-3 1-2 1B		x 0-0 ② P5		SSS 0-3 K SH1-4	5	1	2	1	0	1	0
Ollie Brown, R (1, 9) OBP: 0.365, SLG: 0.386		BBBB 4-0 FC6-4 BB	x 0-0 1B 2-H 1B		x 0-0 ②③ G5-4-3 1-2f		x 0-0 1B		x 0-0 ① F9	4	0	2	1	1	0	3
Ivan Murrell, R (1, 7) Bob Miller, R (7, 1) Dick Kelley, R (9, 1) OBP: 0.312, SLG: 0.420		x 0-0 ② F2	x 0-0 FC6-4 1-3 1B			x 0-0 ① F9	x 0-0 ③ F9		x 0-0 ② SH1-4 1-2	4 0 0	0 0 0	1 0 0	0 0 0	0 0 0	0 0 0	2 0 0
Dave Campbell, R (1, 5) (9, 4) OBP: 0.260, SLG: 0.327		x 0-0 ③ FC6-4 1-2f	x 0-0 ③ FC6-4 1-2f			SSS 0-3 ② K	BBBB 4-0 SH5-4 1B FC4-2 BB	x 0-0 ③ F7		4	0	0	0	1	1	4
Fred Kendall, R (1, 2) Don Mason, L (8, PH) Tommy Dean, R (8, 4) (9, 5) OBP: 0.148, SLG: 0.042 OBP: 0.300, SLG: 0.263 OBP: 0.088, SLG: 0.031			x 0-0 ① 5-3	x 0-0 ① F9		x 0-0 ③ 6-3		x 0-0 FC4-2 SH5-4 1-2 2B 1B		3 1 0	0 1 0	0 1 0	0 1 0	0 0 0	0 0 0	0 0 0
Tom Phoebus, R (1, 1) Danny Coombs, R (2, 1) Al Severinsen, R (6, 1) Angel Bravo, L (7, PH) Leron Lee, L (7, 7) OBP: 0.250, SLG: 0.240 OBP: 0.286, SLG: 0.308 OBP: 0.222, SLG: 0.176 OBP: 0.297, SLG: 0.364			x 0-0 BB 2B 1B	BBBB 4-0 G5-4-3 BB			x 0-0 ① 3-1	x 0-0 ① SH5-4 1-2 2-3		0 1 0 1 0	0 1 0 0 0	0 1 0 0 0	0 0 0 0 0	0 1 0 0 0	0 0 0 0 0	0 0 0 0 0
Inning Stats	R: 0 H: 0 E: 0 LOB: 0 K: 1 BB: 1 S: 4 P: 8	R: 0 H: 0 E: 0 LOB: 1 K: 0 BB: 1 S: 3 P: 7	R: 4 H: 5 E: 0 LOB: 2 K: 0 BB: 1 S: 8 P: 12	R: 0 H: 0 E: 0 LOB: 0 K: 0 BB: 1 S: 2 P: 6	R: 0 H: 1 E: 0 LOB: 1 K: 1 BB: 1 S: 5 P: 9	R: 0 H: 0 E: 0 LOB: 0 K: 1 BB: 0 S: 5 P: 5	R: 3 H: 3 E: 0 LOB: 1 K: 0 BB: 1 S: 6 P: 10	R: 2 H: 2 E: 0 LOB: 1 K: 0 BB: 1 S: 5 P: 9	R: 0 H: 0 E: 0 LOB: 1 K: 1 BB: 0 S: 6 P: 6	1B: 8 SF: 0 2B: 2 SAC: 2 3B: 0 DP: 3 HR: 1 HBP: 0						

	AB	34
	R	9
	H	11
	RBI	9
	BB	7
	SO	4
	LOB	16

WP: 0 PB: 1 SB: 0 CS: 0 PA: 43

PITCHER		IP	WLS	BF	H	R	ER	SO	BB	IBB	HBP	BLK	WP	HR	S	P	ERA	WHIP
Ken Reynolds, L ERA: 3.56	(1, 1)	2.2		13	3	4	4	1	3	0	0	0	0	0	12	24	13.50	2.250
Bill Champion, R ERA: 4.91	(3, 1)	4.1		20	6	3	3	2	3	0	0	0	0	1	21	33	6.23	2.077
Bill Wilson, R ERA: 10.8	(8, 1)	0.2	L	4	1	2	2	0	1	0	0	0	0	0	3	7	27.00	3.000
Woodie Fryman, L ERA: 3.24	(8, 1)	1.1		6	1	0	0	1	0	0	0	0	0	0	8	8	0.00	0.750

PITCHER		IP	WLS	BF	H	R	ER	SO	BB	IBB	HBP	BLK	WP	HR	S	P	ERA	WHIP

BOTTOM

San Diego Padres @ Philadelphia Phillies

Veterans Stadium, Philadelphia, PA

Sun Jun 13 1971, 3:33 AM EDT

Att. 35,343 - Unknown

livebaseballscorecards.com

Batter	1	2	3	4	5	6	7	8	9	AB	R	H	RBI	BB	SO	LOB
Terry Harmon, R (1, 4) OBP: 0.333, SLG: 0.352	0-0 3B 1B	BBB 4-0 E S BB		0-0 G6-4-3 2-3 3-H 1B		0-0 ① 4-3	0-0 ② F8		0-0 E 1B	5	1	3	1	1	0	0
Tim McCarver, L (1, 2) OBP: 0.282, SLG: 0.329	0-0 SF7 1-H 3B	BBB 4-0 1-3 BB		0-0 ① L8		0-0 ② 4-3	0-0 1B 2B		0-0 E7 1-2	5	1	2	1	1	0	3
Willie Montanez, L (1, 8) OBP: 0.335, SLG: 0.490	0-0 ① SF7 3-H	0-0 ③ 4-3		0-0 ② ③ G6-4-3 1-2f		0-0 1B 3B	4-0 1B IBB		SSS 0-3 ① K	4	1	1	1	1	1	6
Deron Johnson, R (1, 3) OBP: 0.307, SLG: 0.377	0-0 HR	SSS 0-3 ① K			0-0 ① F7	BBB 4-0 1B 2B BB	0-0 1-2 2-3 1B		SSS 0-3 ② K	5	2	2	1	1	2	2
Oscar Gamble, L (1, 7) OBP: 0.371, SLG: 0.545 Bill Wilson, R (8, 1) Woodie Fryman, R (8, 1) OBP: 0.250, SLG: 0.250 Byron Browne, R (9, PH) OBP: 0.237, SLG: 0.324	0-0 2B	0-0 S 1B			0-0 S 1B	0-0 2B 1B 1-2 3-H 1B	0-0 ③ F8		SSS 0-3 ③ K	5 0 0 1	1 0 0 0	4 0 0 0	1 0 0 0	0 0 0 1	0 0 0 2	3 0 0 2
Bobby Pfeil, R (1, 5) OBP: 0.351, SLG: 0.400	0-0 ② L5	0-0 ② 1-3 1-2			0-0 S 1-2 1B	0-0 1B 1-3 2-H 2B		0-0 ① 5-3		5	1	2	1	0	0	2
Roger Freed, R (1, 9) OBP: 0.322, SLG: 0.305	0-0 ③ F8	0-0 ③ P3			SSS 0-3 ② K 1-2 2-3	0-0 FC6-4 2-H 3-H 1B		0-0 ② 6-3		5	0	1	2	0	1	4
Larry Bowa, S (1, 6) OBP: 0.273, SLG: 0.272		0-0 ① 4-3		0-0 E 1B 1B	4-0 IBB	0-0 ③ FC6-4 1-2f		0-0 1B		4	1	2	0	1	0	1
Ken Reynolds, L (1, 1) OBP: 0.250, SLG: 0.182 Bill Champion, R (3, 1) OBP: 0.250, SLG: 0.250 Ron Stone, L (7, PH) OBP: 0.324, SLG: 0.288 (8, 7)		0-0 ② L9		0-0 E5 1B 1-3	0-0 ③ 5-3		0-0 ① P6	0-0 ③ F7		1 2 2	0 0 0	0 0 0	0 0 0	0 0 0	0 0 0	0 4 1
Inning Stats	R: 3 E: 0 K: 0 S: 7 H: 4 LOB: 1 BB: 0 P: 7	R: 0 E: 1 K: 0 S: 3 H: 0 LOB: 2 BB: 2 P: 11	R: 0 E: 0 K: 1 S: 6 H: 1 LOB: 1 BB: 0 P: 6	R: 1 E: 1 K: 0 S: 5 H: 2 LOB: 1 BB: 0 P: 5	R: 0 E: 0 K: 1 S: 7 H: 2 LOB: 3 BB: 1 P: 11	R: 4 E: 0 K: 0 S: 7 H: 4 LOB: 1 BB: 1 P: 11	R: 0 E: 0 K: 0 S: 5 H: 2 LOB: 3 BB: 1 P: 9	R: 0 E: 0 K: 0 S: 4 H: 1 LOB: 1 BB: 0 P: 4	R: 0 E: 1 K: 3 S: 11 H: 1 LOB: 2 BB: 0 P: 11	1B: 11 2B: 3 3B: 2 HR: 1	SF: 1 SAC: 0 DP: 1 HBP: 0						

AB	44
R	8
H	17
RBI	8
BB	5
SO	5
LOB	28

WP: 0 PB: 0 SB: 4 CS: 0 PA: 50

PITCHER		IP	WLS	BF	H	R	ER	SO	BB	IBB	HBP	BLK	WP	HR	S	P	ERA	WHIP
Tom Phoebus, R ERA: 4.15	(1, 1)	1.2		11	4	3	3	0	2	0	0	0	0	1	9	17	16.20	3.600
Danny Coombs, L ERA: 6.86	(2, 1)	4.0		21	7	4	3	2	1	1	0	0	0	0	23	31	6.75	2.000
Al Severinsen, R ERA: 3.06	(6, 1)	0.1		3	2	1	1	0	0	0	0	0	0	0	3	3	27.00	6.000
Bob Miller, R ERA: 2.61	(7, 1)	2.0	W	12	4	0	0	0	0	1	0	0	0	0	11	15	0.00	2.000
Dick Kelley, L ERA: 4.82	(9, 1)	1.0	S	3	0	0	0	3	0	0	0	0	0	0	9	9	0.00	0.000

PITCHER	IP	WLS	BF	H	R	ER	SO	BB	IBB	HBP	BLK	WP	HR	S	P	ERA	WHIP

Batter	1	2	3	4	5	6	7	8	9	AB	R	H	RBI	BB	SO	LOB
Bobby Bonds, R (1, 9) OBP: 0.372, SLG: 0.548	5-3		5-3		K			F8		4	0	0	0	0	1	0
Chris Speier, R (1, 6) OBP: 0.342, SLG: 0.361	2B 3B		SF8 3B			F8		K		4	2	2	0	0	1	0
Willie Mays, R (1, 8) OBP: 0.435, SLG: 0.620	K		SF8 3-H			WP E BB		BB		1	1	0	1	2	1	1
Willie McCovey, L (1, 3) OBP: 0.404, SLG: 0.513	1B 2B 3-H		F8			E7 1-H 1B		F8		4	0	2	1	0	0	1
Ken Henderson, S (1, 7) OBP: 0.343, SLG: 0.385	2-3 1B			K		K			4-3	4	0	1	0	0	2	1
Tito Fuentes, S (1, 4) OBP: 0.294, SLG: 0.323	K			F7		K			1B WP BB	3	0	0	0	0	2	3
Hal Lanier, R (1, 5) OBP: 0.263, SLG: 0.247 (6, 4)		F8		4-3			6-3		F7	4	0	0	0	0	0	1
Fran Healy, R (1, 2) OBP: 0.375, SLG: 0.567		K			F8		F3		WP 1-3 1B	4	0	1	0	0	1	0
Gaylord Perry, R (1, 1) OBP: 0.093, SLG: 0.071		1-3			K		F8		F8 1-2 3-H	1	0	0	0	0	0	0
Rich Robertson, R (2, 1) OBP: 0.071, SLG: 0.071										1	0	0	0	0	1	0
John Cumberland, R (6, 1)										0	0	0	0	0	0	0
Frank Duffy, R (6, 5) OBP: 0.174, SLG: 0.182										2	0	0	0	0	0	1
Jimmy Rosario, S (9, PH) OBP: 0.352, SLG: 0.299										0	1	0	0	1	0	0
Inning Stats	R: 1 E: 0 K: 2 S: 10 H: 3 LOB: 2 BB: 0 P: 10	R: 0 E: 0 K: 1 S: 5 H: 0 LOB: 0 BB: 0 P: 5	R: 1 E: 0 K: 0 S: 4 H: 1 LOB: 0 BB: 0 P: 4	R: 0 E: 0 K: 1 S: 5 H: 0 LOB: 0 BB: 0 P: 5	R: 0 E: 0 K: 2 S: 7 H: 0 LOB: 0 BB: 0 P: 7	R: 1 E: 1 K: 2 S: 8 H: 1 LOB: 1 BB: 1 P: 12	R: 0 E: 0 K: 0 S: 3 H: 0 LOB: 0 BB: 0 P: 3	R: 0 E: 0 K: 1 S: 5 H: 0 LOB: 1 BB: 1 P: 9	R: 1 E: 0 K: 0 S: 4 H: 1 LOB: 1 BB: 1 P: 8	1B: 3 2B: 1 3B: 2 HR: 0 SF: 1 SAC: 0 DP: 0 HBP: 0						

PITCHER	IP	WLS	BF	H	R	ER	SO	BB	IBB	HBP	BLK	WP	HR	S	P	ERA	WHIP
Rick Wise, R (1, 1) ERA: 3.08	9.0	W	36	6	4	3	9	3	0	0	0	2	0	51	63	3.00	1.000

PITCHER	IP	WLS	BF	H	R	ER	SO	BB	IBB	HBP	BLK	WP	HR	S	P	ERA	WHIP

TOP

San Francisco Giants @ Philadelphia Phillies
Veterans Stadium, Philadelphia, PA
Mon Jun 14 1971, 7:05 PM EDT
Att. 16,118 - Unknown

livebaseballscorecards.com

AB	32
R	4
H	6
RBI	2
BB	3
SO	9
LOB	8

WP: 2	PB: 0	SB: 0	CS: 0
PA: 36			

Batter	1	2	3	4	5	6	7	8	9	AB	R	H	RBI	BB	SO	LOB
Terry Harmon, R (1, 4) OBP: 0.354, SLG: 0.339	F8	HR BB		FC6-4 1B HBP		FC4-6 BB		F4		2	1	0	0	2	0	1
Tim McCarver, L (1, 2) OBP: 0.286, SG: 0.349	F5	1-H HR		FC6-4 1-2 1B		FC4-6 1-2f 2-3		F8		5	1	2	2	0	0	3
Willie Montanez, L (1, 8) OBP: 0.333, SLG: 0.502	HR	3-1		FC6-4 1-2f 2-3		SF8 3-H				3	1	1	2	0	0	2
Deron Johnson, R (1, 3) OBP: 0.302, SLG: 0.370	6-3	F4		K		F8				4	0	0	0	0	1	3
Oscar Gamble, L (1, 7) OBP: 0.410, SLG: 0.649		BB 1B 1B	FC5-4 1B		HR		F3			4	2	3	1	0	0	0
John Vukovich, R (1, 5)		FC4-6 1B 1-2 HR BB	FC5-4 1-2f PB		5-3		F8			3	1	0	0	1	0	1
Roger Freed, R (1, 9) OBP: 0.321, SLG: 0.304		FC4-6 1-2 2-H 1B	K 1-2		K		5-3			4	0	1	1	0	2	1
Larry Bowa, S (1, 6) OBP: 0.272, SLG: 0.272		FC4-6 1-2f 2-3 HR	1-3		1-4-3			1B		4	1	1	0	0	0	3
Rick Wise, R (1, 1) OBP: 0.171, SLG: 0.353		1-H 3-H HR		F8		FC4-6 SF8 2B		F7		4	2	2	3	0	0	1
Inning Stats	R: 1 E: 0 K: 0 S: 4 H: 1 LOB: 0 BB: 0 P: 4	R: 6 E: 0 K: 0 S: 7 H: 4 LOB: 0 BB: 2 P: 15	R: 0 E: 0 K: 1 S: 6 H: 1 LOB: 1 BB: 0 P: 6	R: 0 E: 0 K: 1 S: 6 H: 1 LOB: 2 BB: 0 P: 7	R: 1 E: 0 K: 1 S: 6 H: 1 LOB: 0 BB: 0 P: 6	R: 1 E: 0 K: 0 S: 4 H: 1 LOB: 1 BB: 1 P: 8	R: 0 E: 0 K: 0 S: 3 H: 0 LOB: 0 BB: 0 P: 3	R: 0 E: 0 K: 0 S: 4 H: 1 LOB: 1 BB: 0 P: 4		1B: 5 2B: 1 3B: 0 HR: 4 SF: 1 SAC: 0 DP: 0 HBP: 1						

PITCHER		IP	WLS	BF	H	R	ER	SO	BB	IBB	HBP	BLK	WP	HR	S	P	ERA	WHIP
Gaylord Perry, R ERA: 3.61	(1, 1)	1.1	L	11	5	7	7	0	2	0	0	0	0	3	9	17	47.25	5.250
Rich Robertson, R ERA: 4.05	(2, 1)	3.2		17	4	2	2	3	1	0	1	0	0	1	21	26	4.91	1.364
John Cumberland, L ERA: 2.41	(6, 1)	3.0		10	1	0	0	0	0	0	0	0	0	0	10	10	0.00	0.333

PITCHER	IP	WLS	BF	H	R	ER	SO	BB	IBB	HBP	BLK	WP	HR	S	P	ERA	WHIP

BOTTOM

San Francisco Giants @ Philadelphia Phillies

Veterans Stadium, Philadelphia, PA

Mon Jun 14 1971, 7:05 PM EDT

Att. 16,118 - Unknown

livebaseballscorecards.com

AB	33
R	9
H	10
RBI	9
BB	3
SO	3
LOB	15

Batter	1	2	3	4	5	6	7	8	9	AB	R	H	RBI	BB	SO	LOB
Bobby Bonds, R (1, 9) OBP: 0.369, SLG: 0.539	S S S 0-3 ① K		X 0-0 ② 5-3	B B B B 4-0 HBP 1-2 BB		S S S 0-3 ② K		X 0-0 ③ 5-3		4	0	0	0	1	2	0
Chris Speier, R (1, 6) OBP: 0.343, SLG: 0.357	X 0-0 ② 6-3		S S S 0-3 ③ K	H 1-0 1-2 2-3 HBP		H 1-0 HBP			S S S 0-3 ① K	3	0	0	0	0	2	0
Willie Mays, R (1, 8) OBP: 0.435, SLG: 0.613	B B B B 4-0 BB			X 0-0 S 1B 1B X 0-0 ③ F7		X 0-0 ③ F8			X 0-0 ② 1-3	4	1	1	0	1	0	4
Willie McCovey, L (1, 3) OBP: 0.404, SLG: 0.506	X 0-0 ③ 3-1			X 0-0 1B BB 1-H 1B 1B	X 0-0 ① F8		B B B B 4-0 BB		S S S 0-3 ③ K	4	1	1	1	1	1	1
Ken Henderson, S (1, 7) OBP: 0.346, SLG: 0.403		X 0-0 HR		X 0-0 ① F8	B B B B 4-0 BB 2B BB		X 0-0 ① F9			3	2	1	1	1	0	2
Dick Dietz, R (1, 2) OBP: 0.432, SLG: 0.458		X 0-0 ① F9		B B B B 4-0 1B 1-2 1B BB	B B B B 4-0 2B 1-2 2-3-4-2 BB		X 0-0 ② F8			2	1	0	0	2	0	1
Tito Fuentes, S (1, 4) OBP: 0.298, SLG: 0.330		X 0-0 ② 4-3		X 0-0 1B 1-2 2-3 SF8 1B	X 0-0 1-3 2-H 2B		X 0-0 ③ F9			4	1	2	1	0	0	1
Al Gallagher, R (1, 5) OBP: 0.311, SLG: 0.311		X 0-0 ③ 5-3		X 0-0 HBP BB 1-3 2-H 3-H 1B	X 0-0 ② ③ 2-3-4-2 3-Hf			S S S 0-3 ① K		4	0	1	2	0	1	2
Ron Bryant, S (1, 1) OBP: 0.139, SLG: 0.171			S S S 0-3 ① K	X 0-0 ② SF8 3-H		X 0-0 ① G3		X 0-0 ② 1-3		3	0	0	1	0	1	0
Inning Stats	R: 0 E: 0 K: 1 S: 5 H: 0 LOB: 1 BB: 1 P: 9	R: 1 E: 0 K: 0 S: 4 H: 1 LOB: 0 BB: 0 P: 4	R: 0 E: 0 K: 2 S: 7 H: 0 LOB: 0 BB: 0 P: 7	R: 4 E: 0 K: 0 S: 7 H: 4 LOB: 3 BB: 2 P: 16	R: 1 E: 0 K: 0 S: 3 H: 1 LOB: 1 BB: 2 P: 11	R: 0 E: 0 K: 1 S: 5 H: 0 LOB: 1 BB: 0 P: 6	R: 0 E: 0 K: 0 S: 3 H: 0 LOB: 1 BB: 1 P: 7	R: 0 E: 0 K: 1 S: 5 H: 0 LOB: 0 BB: 0 P: 5	R: 0 E: 0 K: 2 S: 7 H: 0 LOB: 0 BB: 0 P: 7	1B: 4 2B: 2 3B: 0 HR: 1	SF: 1 SAC: 0 DP: 1 HBP: 2						

TOP

San Francisco Giants @ Philadelphia Phillies
Veterans Stadium, Philadelphia, PA
Tue Jun 15 1971, 7:05 PM EDT
Att. 21,588 - Unknown

livebaseballscorecards.com

AB	31
R	6
H	6
RBI	6
BB	6
SO	7
LOB	11

WP: 0 PB: 0 SB: 1 CS: 0 PA: 40

PITCHER		IP	WLS	BF	H	R	ER	SO	BB	IBB	HBP	BLK	WP	HR	S	P	ERA	WHIP
Barry Lersch, R ERA: 3.88	(1, 1)	3.1	L	17	5	5	5	3	2	0	0	0	0	1	21	29	13.50	2.100
Lowell Palmer, R ERA: 2.45	(4, 1)	3.2		17	1	1	1	1	4	0	2	0	0	0	13	31	2.46	1.364
Bill Wilson, R ERA: 4.91	(8, 1)	2.0		6	0	0	0	3	0	0	0	0	0	0	12	12	0.00	0.000

PITCHER	IP	WLS	BF	H	R	ER	SO	BB	IBB	HBP	BLK	WP	HR	S	P	ERA	WHIP

Batter	1	2	3	4	5	6	7	8	9	AB	R	H	RBI	BB	SO	LOB
Larry Bowa, S (1, 6) OBP: 0.268, SLG: 0.267	5-3		F3		F3			6-3		4	0	0	0	0	0	1
Terry Harmon, R (1, 4) OBP: 0.348, SLG: 0.333	K		G4-6-3 1B		F3			F9		4	0	1	0	0	1	1
Willie Montanez, L (1, 8) OBP: 0.332, SLG: 0.495	FC5 BB HBP		G4-6-3 1-2f			4-3		6-3		3	0	0	0	0	0	1
Deron Johnson, R (1, 3) OBP: 0.310, SLG: 0.376	1-2 BB			FC3-6 BB		2B			F8	2	0	1	0	2	0	0
Roger Freed, R (1, 9) OBP: 0.315, SLG: 0.297	FC5 2-3f			F7		K			K	4	0	0	0	0	2	4
Oscar Gamble, L (1, 7) OBP: 0.372, SLG: 0.585		F4		FC3-6 1-2f		6-3			F7	4	0	0	0	0	0	2
John Vukovich, R (1, 5) OBP: 0.286, SLG: 0.167		1B		F8			F7			3	0	1	0	0	0	1
Mike Ryan, R (1, 2) OBP: 0.242, SLG: 0.393		F6			F8		F5			3	0	0	0	0	0	1
Barry Lersch, S (1, 1) OBP: 0.233, SLG: 0.148		K			1B		F9			1	0	0	0	0	1	1
Lowell Palmer, R (4, 1) OBP: 1.000, SLG: 1.000										1	0	1	0	0	0	0
Joe Lis, R (7, PH) OBP: 0.306, SLG: 0.365										1	0	0	0	0	0	0
Bill Wilson, R (8, 1)										0	0	0	0	0	0	0
Inning Stats	R: 0 H: 0 E: 0 LOB: 2 K: 1 BB: 1 S: 5 P: 10	R: 0 H: 1 E: 0 LOB: 1 K: 1 BB: 0 S: 6 P: 6	R: 0 H: 1 E: 0 LOB: 0 K: 0 BB: 0 S: 3 P: 3	R: 0 H: 0 E: 0 LOB: 1 K: 0 BB: 1 S: 3 P: 7	R: 0 H: 1 E: 0 LOB: 1 K: 0 BB: 0 S: 4 P: 4	R: 0 H: 1 E: 0 LOB: 1 K: 1 BB: 0 S: 6 P: 6	R: 0 H: 0 E: 0 LOB: 0 K: 0 BB: 0 S: 3 P: 3	R: 0 H: 0 E: 0 LOB: 0 K: 0 BB: 0 S: 3 P: 3	R: 0 H: 0 E: 0 LOB: 0 K: 1 BB: 0 S: 5 P: 5	1B: 3 SF: 0 2B: 1 SAC: 0 3B: 0 DP: 1 HR: 0 HBP: 1						

PITCHER	IP	WLS	BF	H	R	ER	SO	BB	IBB	HBP	BLK	WP	HR	S	P	ERA	WHIP
Ron Bryant, L (1, 1) ERA: 2.28	9.0	W	33	4	0	0	4	2	0	1	0	0	0	38	47	0.00	0.667

PITCHER	IP	WLS	BF	H	R	ER	SO	BB	IBB	HBP	BLK	WP	HR	S	P	ERA	WHIP

BOTTOM

San Francisco Giants @ Philadelphia Phillies

Veterans Stadium, Philadelphia, PA

Tue Jun 15 1971, 7:05 PM EDT

Att. 21,588 - Unknown

livebaseballscorecards.com

AB	30
R	0
H	4
RBI	0
BB	2
SO	4
LOB	12

WP: 0 PA: 33
PB: 0
SB: 0
CS: 0

Batter	1	2	3	4	5	6	7	8	9	AB	R	H	RBI	BB	SO	LOB
Jimmy Rosario, S (1, 8) OBP: 0.352, SLG: 0.300	0-0 1B		0-3 K		0-3 K			0-3 K		3	0	1	0	0	2	1
Bernie Williams, R (8, PH) OBP: 0.257, SLG: 0.188										1	0	0	0	0	1	0
(8, 9)																
Tito Fuentes, S (1, 4) OBP: 0.297, SLG: 0.342	0-0 F9		0-0 2-H HR			0-0 4-3		0-0 F5		4	1	1	2	0	0	1
Bobby Bonds, R (1, 9) OBP: 0.367, SLG: 0.534	0-0 1-3 G3-6-3		0-0 5-3			0-0 6-3		0-3 K		4	0	1	0	0	1	0
(8, 8)	1B															
Willie McCovey, L (1, 3) OBP: 0.401, SLG: 0.497	0-0 G3-6-3 1-2f			4-0 BB		0-0 6-3			0-0 F9	3	0	0	0	1	0	2
Ken Henderson, S (1, 7) OBP: 0.344, SLG: 0.395		0-0 F8		0-0 F9			4-0 SH1-4 1B 6-3 BB		0-3 K	3	1	0	0	1	1	1
Dick Dietz, R (1, 2) OBP: 0.429, SLG: 0.454		0-0 6-3		0-0 F9			0-0 1-2 SH1-4 1B		0-0 F4	4	0	1	0	0	0	1
Chris Speier, R (1, 6) OBP: 0.341, SLG: 0.354		0-0 1-3		0-3 K			0-0 SH1-4 1-2 2-3			2	0	0	0	0	1	1
Al Gallagher, R (1, 5) OBP: 0.312, SLG: 0.316			0-0 HR 2B		0-0 4-3		0-0 6-3 3-H			3	1	1	1	0	0	1
Steve Stone, R (1, 1)			0-0 1-6-3		0-3 K		0-0 1-3			2	0	0	0	0	1	1
John Cumberland, R (5, 1)										0	0	0	0	0	0	0
Russ Gibson, R (7, PH) OBP: 0.217, SLG: 0.318										1	0	0	0	0	0	1
Don McMahon, R (7, 1)										0	0	0	0	0	0	0
Steve Hamilton, L (7, 1)										0	0	0	0	0	0	0
Inning Stats	R: 0 E: 0 K: 0 S: 4 H: 2 LOB: 1 BB: 0 P: 4	R: 0 E: 0 K: 0 S: 3 H: 0 LOB: 0 BB: 0 P: 3	R: 2 E: 0 K: 1 S: 7 H: 2 LOB: 0 BB: 0 P: 7	R: 0 E: 0 K: 1 S: 5 H: 0 LOB: 1 BB: 1 P: 9	R: 0 E: 0 K: 2 S: 7 H: 0 LOB: 0 BB: 0 P: 7	R: 0 E: 0 K: 0 S: 3 H: 0 LOB: 0 BB: 0 P: 3	R: 1 E: 0 K: 0 S: 4 H: 1 LOB: 1 BB: 1 P: 8	R: 0 E: 0 K: 2 S: 7 H: 0 LOB: 0 BB: 0 P: 7	R: 0 E: 0 K: 1 S: 5 H: 0 LOB: 0 BB: 0 P: 5	1B: 3 2B: 1 3B: 0 HR: 1	SF: 0 SAC: 1 DP: 1 HBP: 0						

PITCHER		IP	WLS	BF	H	R	ER	SO	BB	IBB	HBP	BLK	WP	HR	S	P	ERA	WHIP
Jim Bunning, R ERA: 4.54	(1, 1)	7.0	W	27	5	3	3	4	2	0	0	0	0	1	33	41	3.86	1.000
Joe Hoerner, L ERA: 2.89	(8, 1)	2.0	S	6	0	0	0	3	0	0	0	0	0	0	12	12	0.00	0.000

PITCHER	IP	WLS	BF	H	R	ER	SO	BB	IBB	HBP	BLK	WP	HR	S	P	ERA	WHIP

TOP

San Francisco Giants @ Philadelphia Phillies
Veterans Stadium, Philadelphia, PA
Wed Jun 16 1971, 7:05 PM EDT
Att. 27,212 - Unknown

livebaseballscorecards.com

AB	30
R	3
H	5
RBI	3
BB	2
SO	7
LOB	10

WP: 0 PB: 0 SB: 0 CS: 0 PA: 33

Batter	1	2	3	4	5	6	7	8	9	AB	R	H	RBI	BB	SO	LOB
Terry Harmon, R (1, 6) OBP: 0.329, SLG: 0.313	SSS 0-3 ① K	x 0-0 E5 HR 2-H 3-H			SSS 0-3 ① K		SSS 0-3 ① K			4	1	0	0	0	3	1
Tim McCarver, L (1, 2) OBP: 0.296, SLG: 0.382	x 0-0 1B 1B	x 0-0 2-H HR			x 0-0 ② 3-1		x 0-0 FC4 1-3 2B 2B			4	2	3	2	0	0	0
Willie Montanez, L (1, 8) OBP: 0.335, SLG: 0.495	x 0-0 BB 1-3 1B	x 0-0 ③ F7			x 0-0 BB 1B		x 0-0 FC4 2B 2-3 3-H			4	0	2	1	0	0	2
Deron Johnson, R (1, 3) OBP: 0.317, SLG: 0.381	BBBB 4-0 G4-6-3 1-2 BB		SSS 0-3 ① K		BBBB 4-0 1-2 BB		x 0-0 ② 1-H 3-H 2B			2	0	1	1	2	1	0
Oscar Gamble, L (1, 7) OBP: 0.340, SLG: 0.533	x 0-0 ② ③ G4-6-3 1-2f		x 0-0 ② F7		x 0-0 ③ 4-3		x 0-0 ③ F5			4	0	0	0	0	0	7
John Vukovich, R (1, 5) OBP: 0.364, SLG: 0.400		x 0-0 4-3 WP E 1B	x 0-0 ③ F4			x 0-0 ① F7		x 0-0 2B		4	1	2	0	0	0	0
Ron Stone, L (1, 9) OBP: 0.321, SLG: 0.275		x 0-0 ① 4-3 1-3		BBBB 4-0 G4-3-6-3 BB		x 0-0 ② F8		SSS 0-3 ① K		3	0	0	0	1	1	2
Denny Doyle, L (1, 4) OBP: 0.273, SLG: 0.328		BBBB 4-0 S E BB		x 0-0 ① ② G4-3-6-3 1-2f		x 0-0 ③ F8		SSS 0-3 ② K		3	1	0	0	1	1	2
Jim Bunning, R (1, 1) OBP: 0.136, SLG: 0.250		SSS 0-3 ② K 1-2		SSS 0-3 ③ K			x 0-0 2B FC4 1B	x 0-0 ③ F5		2	0	0	0	0	2	2
Roger Freed, R (7, PH) OBP: 0.318, SLG: 0.301										1	0	1	0	0	0	0
Larry Bowa, S (7, PR) OBP: 0.268, SLG: 0.267										0	1	0	0	0	0	0
Joe Hoerner, R (8, 1)										1	0	0	0	0	0	1
Inning Stats	R: 0 E: 0 K: 1 S: 6 H: 2 LOB: 2 BB: 1 P: 10	R: 4 E: 1 K: 1 S: 8 H: 2 LOB: 0 BB: 1 P: 12	R: 0 E: 0 K: 1 S: 5 H: 0 LOB: 0 BB: 0 P: 5	R: 0 E: 0 K: 1 S: 4 H: 0 LOB: 0 BB: 1 P: 8	R: 0 E: 0 K: 1 S: 6 H: 1 LOB: 2 BB: 1 P: 10	R: 0 E: 0 K: 0 S: 3 H: 0 LOB: 0 BB: 0 P: 3	R: 2 E: 0 K: 1 S: 8 H: 3 LOB: 2 BB: 0 P: 8	R: 0 E: 0 K: 2 S: 8 H: 1 LOB: 1 BB: 0 P: 8		1B: 5 2B: 3 3B: 0 HR: 1	SF: 0 SAC: 0 DP: 2 HBP: 0					

PITCHER		IP	WLS	BF	H	R	ER	SO	BB	IBB	HBP	BLK	WP	HR	S	P	ERA	WHIP
Steve Stone, R ERA: 3.48	(1, 1)	4.2	L	22	5	4	0	5	4	0	0	0	1	1	28	44	0.00	1.929
John Cumberland, L ERA: 2.33	(5, 1)	1.1		4	0	0	0	0	0	0	0	0	0	0	4	4	0.00	0.000
Don McMahon, R ERA: 5.23	(7, 1)	0.1		3	2	2	2	1	0	0	0	0	0	0	5	5	54.00	6.000
Steve Hamilton, L ERA: 1.74	(7, 1)	1.2		7	2	0	0	2	0	0	0	0	0	0	11	11	0.00	1.200

PITCHER	IP	WLS	BF	H	R	ER	SO	BB	IBB	HBP	BLK	WP	HR	S	P	ERA	WHIP

BOTTOM

San Francisco Giants @ Philadelphia Phillies

Veterans Stadium, Philadelphia, PA

Wed Jun 16 1971, 7:05 PM EDT

Att. 27,212 - Unknown

livebaseballscorecards.com

AB	32
R	6
H	9
RBI	4
BB	4
SO	8
LOB	17

1B: 5	SF: 0	WP: 1	PA: 36
2B: 3	SAC: 0	PB: 0	
3B: 0	DP: 2	SB: 1	
HR: 1	HBP: 0	CS: 0	

Batter	1	2	3	4	5	6	7	8	9	AB	R	H	RBI	BB	SO	LOB
Terry Harmon, R (1, 4) OBP: 0.312, SLG: 0.294	6-3			F3		F8		F8		4	0	0	0	0	0	1
Tim McCarver, L (1, 2) OBP: 0.300, SLG: 0.381	F8			WP, BB, 1B		K			BB	3	0	1	0	1	1	1
Willie Montanez, L (1, 8) OBP: 0.333, SLG: 0.488	1-3			WP, BB 1-2		K			P6	3	0	0	0	1	1	2
Deron Johnson, R (1, 3) OBP: 0.312, SLG: 0.374		K		P5			F7		F8	4	0	0	0	0	1	3
Oscar Gamble, L (1, 7) OBP: 0.333, SLG: 0.510		3-1		3-1 1-2 2-3			1B		3-1	4	0	1	0	0	0	3
Roger Freed, R (1, 9) OBP: 0.313, SLG: 0.296		K			6-3		K			3	0	0	0	0	2	1
John Vukovich, R (1, 5) OBP: 0.286, SLG: 0.308			6-3		F7		F8			3	0	0	0	0	0	1
Larry Bowa, S (1, 6) OBP: 0.265, SLG: 0.264			B1-3		G3			4-3		3	0	0	0	0	0	0
Ken Reynolds, L (1, 1) OBP: 0.286, SLG: 0.167			K			BB		K		1	0	0	0	1	1	0
Ron Stone, L (8, PH) OBP: 0.316, SLG: 0.271										1	0	0	0	0	1	0
Bill Wilson, R (8, 1)										0	0	0	0	0	0	0
Inning Stats	R: 0 E: 0 K: 0 S: 3 H: 0 LOB: 0 BB: 0 P: 3	R: 0 E: 0 K: 2 S: 7 H: 0 LOB: 0 BB: 0 P: 7	R: 0 E: 0 K: 1 S: 5 H: 0 LOB: 0 BB: 0 P: 5	R: 0 E: 0 K: 0 S: 4 H: 1 LOB: 2 BB: 1 P: 8	R: 0 E: 0 K: 0 S: 3 H: 0 LOB: 0 BB: 0 P: 3	R: 0 E: 0 K: 2 S: 7 H: 0 LOB: 1 BB: 1 P: 11	R: 0 E: 0 K: 1 S: 6 H: 1 LOB: 1 BB: 0 P: 6	R: 0 E: 0 K: 1 S: 5 H: 0 LOB: 0 BB: 0 P: 5	R: 0 E: 0 K: 0 S: 3 H: 0 LOB: 1 BB: 1 P: 7	1B: 2 2B: 0 3B: 0 HR: 0 SF: 0 SAC: 0 DP: 0 HBP: 0						

PITCHER	IP	WLS	BF	H	R	ER	SO	BB	IBB	HBP	BLK	WP	HR	S	P	ERA	WHIP
Gary Gentry, R (1, 1) ERA: 2.67	9.0	W	32	2	0	0	7	3	0	0	0	1	0	43	55	0.00	0.556

PITCHER	IP	WLS	BF	H	R	ER	SO	BB	IBB	HBP	BLK	WP	HR	S	P	ERA	WHIP

TOP

Philadelphia Phillies @ New York Mets

Shea Stadium, Flushing, NY

Fri Jun 18 1971, 7:05 PM EDT

Att. 45,428 - Unknown

livebaseballscorecards.com

AB	29
R	0
H	2
RBI	0
BB	3
SO	7
LOB	12

WP: 1 PB: 0 SB: 0 CS: 0 PA: 32

BOTTOM

Philadelphia Phillies @ New York Mets

Shea Stadium, Flushing, NY

Fri Jun 18 1971, 7:05 PM EDT

Att. 45,428 - Unknown

Batter	1	2	3	4	5	6	7	8	9	AB	R	H	RBI	BB	SO	LOB
Don Hahn, R (1, 8) OBP: 0.340, SLG: 0.310	BBBB 4-0 CS BB		x 0-0 ② F9			x 0-0 ② F3				2	0	0	0	1	0	0
Bud Harrelson, S (1, 6) OBP: 0.355, SLG: 0.360	SSS 0-3 ①② K 1-2		x 0-0 ③ F9			x 0-0 ③ P6				3	0	0	0	0	1	1
Bob Aspromonte, R (1, 5) OBP: 0.297, SLG: 0.361 Ken Boswell, L (8, 4) OBP: 0.323, SLG: 0.352	x 0-0 ③ 4-3			x 0-0 ① 5-3			x 0-0 ① P4			3 0	0 0	0 0	0 0	0 0	0 0	0 0
Donn Clendenon, R (1, 3) OBP: 0.279, SLG: 0.381		x 0-0 HR 1B		SSS 0-3 ② K			SSS 0-3 ② K			3	1	1	0	0	2	0
Ken Singleton, S (1, 9) OBP: 0.363, SLG: 0.315		x 0-0 1-H HR		x 0-0 ③ 4-3			x 0-0 ③ F7			3	1	1	2	0	0	0
Duffy Dyer, R (1, 2) OBP: 0.378, SLG: 0.469		SSS 0-3 ① K			x 0-0 ① L7			x 0-0 FC6 1B		3	0	1	0	0	1	0
Mike Jorgensen, L (1, 7) OBP: 0.333, SLG: 1.000		x 0-0 ② F5			SSS 0-3 ② K			x 0-0 ① FC6 G6-3 1-2f		3	0	0	0	0	1	1
Tim Foli, R (1, 4) OBP: 0.304, SLG: 0.328 (8, 5)		x 0-0 ③ 5-3			x 0-0 ③ F7			x 0-0 ②③ G6-3 1-2f		3	0	0	0	0	0	1
Gary Gentry, R (1, 1) OBP: 0.097, SLG: 0.100			x 0-0 ① 6-3			x 0-0 ① 6-3				2	0	0	0	0	0	0
Inning Stats	R: 0 E: 0 K: 1 S: 4 H: 0 LOB: 0 BB: 1 P: 8	R: 2 E: 0 K: 1 S: 7 H: 2 LOB: 0 BB: 0 P: 7	R: 0 E: 0 K: 0 S: 3 H: 0 LOB: 0 BB: 0 P: 3	R: 0 E: 0 K: 1 S: 5 H: 0 LOB: 0 BB: 0 P: 5	R: 0 E: 0 K: 1 S: 5 H: 0 LOB: 0 BB: 0 P: 5	R: 0 E: 0 K: 0 S: 3 H: 0 LOB: 0 BB: 0 P: 3	R: 0 E: 0 K: 1 S: 5 H: 0 LOB: 0 BB: 0 P: 5	R: 0 E: 0 K: 0 S: 3 H: 1 LOB: 0 BB: 0 P: 3		1B: 2 2B: 0 3B: 0 HR: 1	SF: 0 SAC: 0 DP: 1 HBP: 0			WP: 0 PB: 0 SB: 0 CS: 1	PA: 26	

livebaseballscorecards.com

AB	25
R	2
H	3
RBI	2
BB	1
SO	5
LOB	3

PITCHER		IP	WLS	BF	H	R	ER	SO	BB	IBB	HBP	BLK	WP	HR	S	P	ERA	WHIP
Ken Reynolds, L ERA: 3.44	(1, 1)	7.0	L	23	2	2	2	5	1	0	0	0	0	1	32	36	2.57	0.429
Bill Wilson, R ERA: 3.86	(8, 1)	1.0		3	1	0	0	0	0	0	0	0	0	0	3	3	0.00	1.000

PITCHER		IP	WLS	BF	H	R	ER	SO	BB	IBB	HBP	BLK	WP	HR	S	P	ERA	WHIP

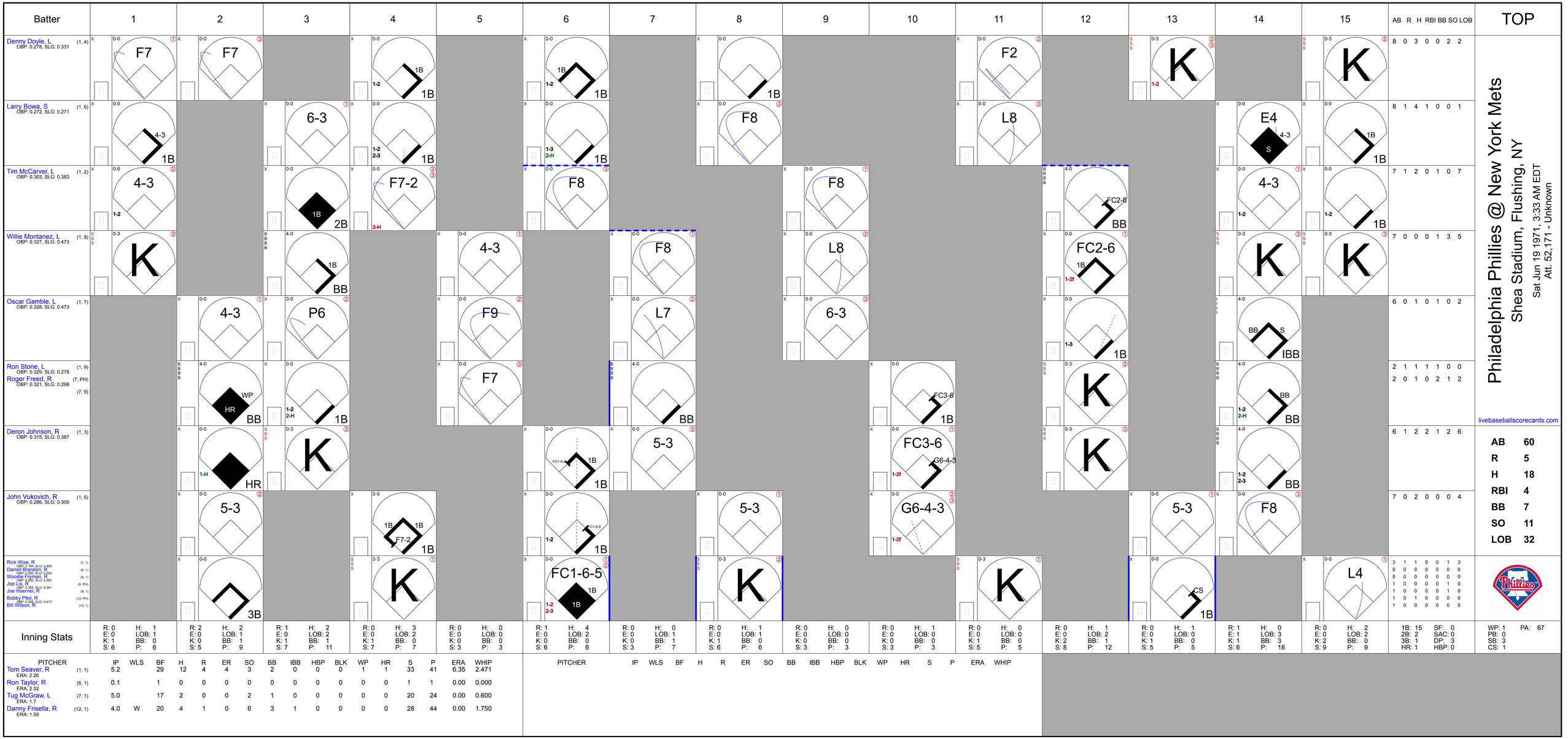
Batter
1
2
3
4
5
6
7
8
9
10
11
12
13
14
15
AB R H RBI BB SO LOB
TOP
Denny Doyle, L (1, 4) OBP: 0.278, SLG: 0.331
F7
F7
1B
1-2
1B
1B
1-2
1B
F2
K
1-2
E4
4-3
S
K
1B
Larry Bowa, S (1, 6) OBP: 0.272, SLG: 0.271
4-3
1B
6-3
1-2
2-3
1B
1-3
2-H
1B
F8
L8
8 1 4 1 0 0 1
Tim McCarver, L (1, 2) OBP: 0.303, SLG: 0.383
4-3
1-2
1B
2B
F7-2
3-H
F8
F8
L8
FC2-6
BB
4-3
1-2
1B
7 1 2 0 1 0 7
Willie Montanez, L (1, 8) OBP: 0.327, SLG: 0.473
K
1B
BB
4-3
F8
F8
L8
FC2-6
1B
1-2f
K
K
7 0 0 0 1 3 5
Oscar Gamble, L (1, 7) OBP: 0.328, SLG: 0.473
4-3
P6
F9
L7
6-3
1-3
1B
BB
S
IBB
6 0 1 0 1 0 2
Ron Stone, L (1, 9) OBP: 0.329, SLG: 0.278
Roger Freed, R (7, PH) (7, 9) OBP: 0.321, SLG: 0.298
WP
HR
BB
1-2
2-H
1B
F7
BB
FC3-6
1B
K
BB
1-2
2-H
BB
2 1 1 1 1 0 0
2 0 1 0 2 1 2
Deron Johnson, R (1, 3) OBP: 0.315, SLG: 0.387
1-H
HR
K
FC1-6-5
1B
5-3
FC3-6
G6-4-3
1-2f
K
K
BB
6 1 2 2 1 2 6
John Vukovich, R (1, 5) OBP: 0.286, SLG: 0.300
5-3
1B
F7-2
1B
1-2
1B
5-3
G6-4-3
1-2f
5-3
F8
7 0 2 0 0 0 4
Rick Wise, R (1, 1) OBP: 0.184, SLG: 0.405
Darrell Brandon, R (6, 1) OBP: 0.250, SLG: 0.250
Woodie Fryman, R (6, 1) OBP: 0.250, SLG: 0.250
Joe Hoerner, L (8, PH) OBP: 0.304, SLG: 0.361
Joe Hoerner, R (8, 1)
Bobby Pfeil, R (13, PH) OBP: 0.385, SLG: 0.417
Bill Wilson, R (13, 1)
3B
K
FC1-6-5
1B
1-2
2-3
K
K
CS
1B
L4
3 1 1 0 0 1 3
0 0 0 0 0 0 0
0 0 0 0 0 0 0
1 0 0 0 0 1 0
1 0 0 0 0 1 0
1 0 1 0 0 0 0
1 0 0 0 0 0 0
Inning Stats
R: 0 H: 1 E: 0 LOB: 1 K: 1 BB: 0 S: 6 P: 6
R: 2 H: 2 E: 0 LOB: 1 K: 0 BB: 1 S: 5 P: 9
R: 1 H: 2 E: 0 LOB: 2 K: 1 BB: 1 S: 7 P: 11
R: 0 H: 3 E: 0 LOB: 2 K: 1 BB: 0 S: 7 P: 7
R: 0 H: 0 E: 0 LOB: 0 K: 0 BB: 0 S: 3 P: 3
R: 1 H: 4 E: 0 LOB: 2 K: 0 BB: 0 S: 6 P: 6
R: 0 H: 0 E: 0 LOB: 1 K: 0 BB: 1 S: 3 P: 7
R: 0 H: 1 E: 0 LOB: 1 K: 1 BB: 0 S: 6 P: 6
R: 0 H: 0 E: 0 LOB: 0 K: 0 BB: 0 S: 3 P: 3
R: 0 H: 1 E: 0 LOB: 0 K: 0 BB: 0 S: 3 P: 3
R: 0 H: 0 E: 0 LOB: 0 K: 1 BB: 0 S: 5 P: 5
R: 0 H: 1 E: 0 LOB: 2 K: 2 BB: 1 S: 8 P: 12
R: 0 H: 1 E: 0 LOB: 0 K: 1 BB: 0 S: 5 P: 5
R: 1 H: 0 E: 1 LOB: 3 K: 1 BB: 3 S: 6 P: 18
R: 0 H: 2 E: 0 LOB: 2 K: 2 BB: 0 S: 9 P: 9
1B: 15 SF: 0 2B: 2 SAC: 0 3B: 1 DP: 3 HR: 1 HBP: 0
WP: 1 PA: 67 PB: 0 SB: 3 CS: 1
PITCHER IP WLS BF H R ER SO BB IBB HBP BLK WP HR S P ERA WHIP
Tom Seaver, R (1, 1) ERA: 2.26 5.2 29 12 4 4 3 2 0 0 0 1 1 33 41 6.35 2.471
Ron Taylor, R (6, 1) ERA: 2.52 0.1 1 0 0 0 0 0 0 0 0 0 0 1 1 0.00 0.000
Tug McGraw, L (7, 1) ERA: 1.7 5.0 17 2 0 0 2 1 0 0 0 0 0 20 24 0.00 0.600
Danny Frisella, R (12, 1) ERA: 1.59 4.0 W 20 4 1 0 6 3 1 0 0 0 0 28 44 0.00 1.750
PITCHER IP WLS BF H R ER SO BB IBB HBP BLK WP HR S P ERA WHIP
Philadelphia Phillies @ New York Mets
Shea Stadium, Flushing, NY
Sat Jun 19 1971, 3:33 AM EDT
Att. 52,171 - Unknown
livebaseballscorecards.com
AB 60
R 5
H 18
RBI 4
BB 7
SO 11
LOB 32

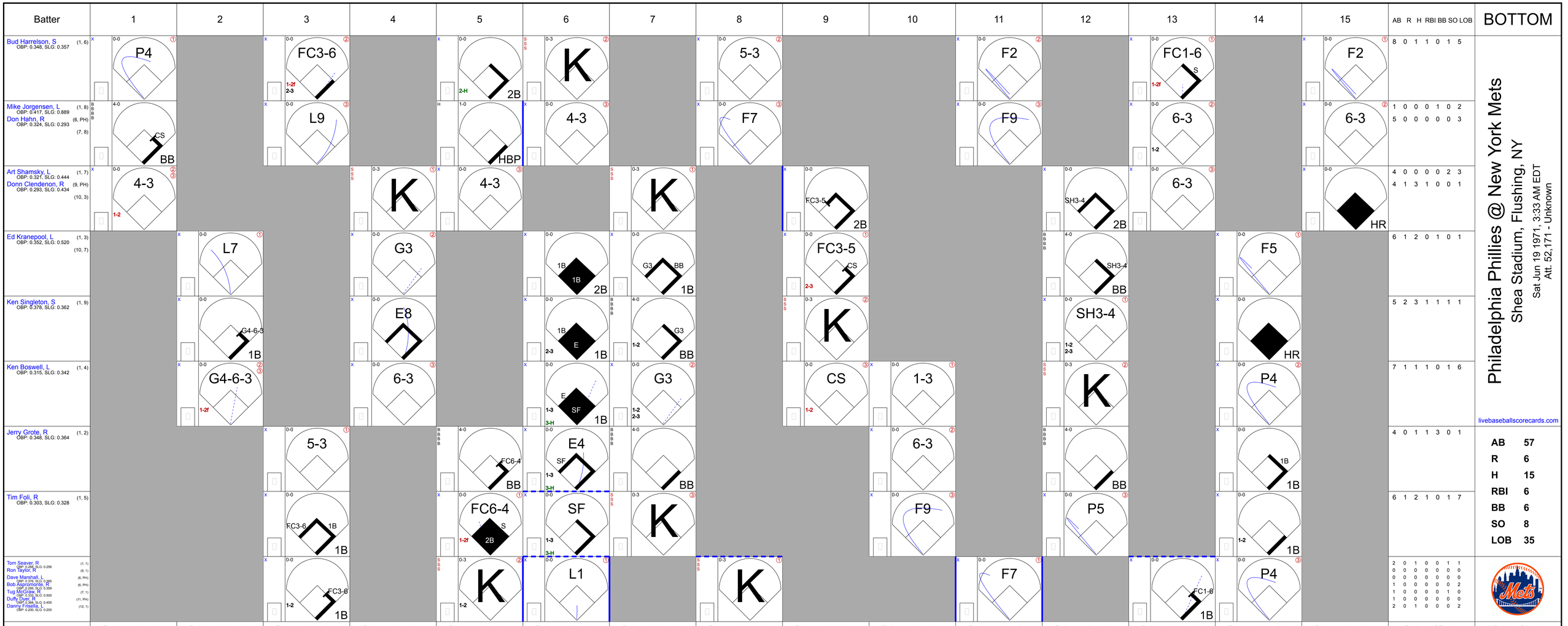
Batter
1
2
3
4
5
6
7
8
9
10
11
12
13
14
15
AB R H RBI BB SO LOB
BOTTOM
Bud Harrelson, S (1, 6) OBP: 0.348, SLG: 0.357
P4
FC3-6
1-2f
2-3
2B
K
5-3
F2
FC1-6
S
1-2f
F2
8 0 1 1 0 1 5
Mike Jorgensen, L (1, 8) OBP: 0.417, SLG: 0.889
Don Hahn, R (6, PH) OBP: 0.324, SLG: 0.293 (7, 8)
CS
BB
L9
HBP
4-3
F7
F9
6-3
1-2
6-3
1 0 0 0 1 0 2
5 0 0 0 0 0 3
Art Shamsky, L (1, 7) OBP: 0.321, SLG: 0.444
Donn Clendenon, R (9, PH) OBP: 0.293, SLG: 0.434 (10, 3)
4-3
1-2
K
4-3
FC3-5
2B
SH3-4
2B
6-3
HR
4 0 0 0 0 2 3
4 1 3 1 0 0 1
Ed Kranepool, L (1, 3) OBP: 0.352, SLG: 0.520 (10, 7)
L7
G3
1B
2B
G3
BB
1B
FC3-5
CS
2-3
SH3-4
BB
F5
6 1 2 0 1 0 1
Ken Singleton, S (1, 9) OBP: 0.378, SLG: 0.362
G4-6-3
1B
E8
1B
E
2-3
1B
K
SH3-4
1-2
2-3
HR
5 2 3 1 1 1 1
Ken Boswell, L (1, 4) OBP: 0.315, SLG: 0.342
G4-6-3
1-2f
6-3
E
SF
1-3
3-H
1B
G3
1-2
2-3
CS
1-2
1-3
K
P4
7 1 1 1 0 1 6
Jerry Grote, R (1, 2) OBP: 0.348, SLG: 0.364
5-3
FC6-4
BB
E4
SF
1-3
3-H
BB
6-3
BB
1B
4 0 1 1 3 0 1
Tim Foli, R (1, 5) OBP: 0.303, SLG: 0.328
FC3-6
1B
FC6-4
S
2B
1-2f
SF
1-3
3-H
K
F9
P5
1B
6 1 2 1 0 1 7
Tom Seaver, R (1, 1) OBP: 0.256, SLG: 0.256
Ron Taylor, R (6, 1)
Dave Marshall, L (6, PH) OBP: 0.286, SLG: 0.285
Bob Aspromonte, R (6, PH) OBP: 0.296, SLG: 0.359
Tug McGraw, R (7, 1) OBP: 0.253, SLG: 0.500
Duffy Dyer, R (11, PH) OBP: 0.268, SLG: 0.455
Danny Frisella, R (12, 1) OBP: 0.200, SLG: 0.200
FC3-6
1B
K
L1
K
F7
FC1-6
1B
P4
2 0 1 0 0 1 1
0 0 0 0 0 0 0
0 0 0 0 0 0 0
1 0 0 0 0 0 2
1 0 0 0 1 0 0
1 0 0 0 0 0 0
2 0 1 0 0 0 2
Philadelphia Phillies @ New York Mets
Shea Stadium, Flushing, NY
Sat Jun 19 1971, 3:33 AM EDT
Att. 52,171 - Unknown
livebaseballscorecards.com
AB 57
R 6
H 15
RBI 6
BB 6
SO 8
LOB 35
Inning Stats
R: 0 E: 0 K: 0 S: 2
H: 0 LOB: 0 BB: 1 P: 6
R: 0 E: 0 K: 0 S: 3
H: 1 LOB: 0 BB: 0 P: 3
R: 0 E: 0 K: 0 S: 5
H: 2 LOB: 2 BB: 0 P: 5
R: 0 E: 1 K: 1 S: 6
H: 0 LOB: 1 BB: 0 P: 6
R: 1 E: 0 K: 1 S: 6
H: 1 LOB: 2 BB: 1 P: 11
R: 3 E: 2 K: 1 S: 10
H: 3 LOB: 2 BB: 0 P: 10
R: 0 E: 0 K: 2 S: 8
H: 1 LOB: 3 BB: 2 P: 16
R: 0 E: 0 K: 1 S: 5
H: 0 LOB: 0 BB: 0 P: 5
R: 0 E: 0 K: 1 S: 5
H: 1 LOB: 0 BB: 0 P: 5
R: 0 E: 0 K: 0 S: 3
H: 0 LOB: 0 BB: 0 P: 3
R: 0 E: 0 K: 0 S: 3
H: 0 LOB: 0 BB: 0 P: 3
R: 0 E: 0 K: 1 S: 6
H: 1 LOB: 3 BB: 2 P: 14
R: 0 E: 0 K: 0 S: 4
H: 1 LOB: 1 BB: 0 P: 4
R: 1 E: 0 K: 0 S: 6
H: 3 LOB: 2 BB: 0 P: 6
R: 1 E: 0 K: 0 S: 3
H: 1 LOB: 0 BB: 0 P: 3
1B: 9 2B: 4 3B: 0 HR: 2
SF: 1 SAC: 1 DP: 1 HBP: 1
WP: 0 PB: 0 SB: 2 CS: 2
PA: 67
PITCHER IP WLS BF H R ER SO BB IBB HBP BLK WP HR S P ERA WHIP
Rick Wise, R (1, 1) ERA: 3.19 5.0 25 7 4 3 2 2 0 1 0 0 0 0 26 35 5.40 1.800
Darrell Brandon, R (6, 1) ERA: 1.19 0.0 1 0 0 0 0 0 0 0 0 0 0 1 1 ∞ ∞
Woodie Fryman, L (6, 1) ERA: 3.09 2.0 9 1 0 0 3 2 0 0 0 0 0 13 21 0.00 1.500
Joe Hoerner, L (8, 1) ERA: 2.45 5.0 18 2 0 0 3 2 0 0 0 0 0 22 30 0.00 0.800
Bill Wilson, R (13, 1) ERA: 4.91 2.2 L 13 5 2 2 0 0 0 0 0 0 2 13 13 6.75 1.875
PITCHER IP WLS BF H R ER SO BB IBB HBP BLK WP HR S P ERA WHIP

Batter	1	2	3	4	5	6	7	8	9	AB	R	H	RBI	BB	SO	LOB
Denny Doyle, L (1, 4) OBP: 0.282, SLG: 0.333	0-0 BB BB 1B		0-0 F7 ①		0-0 F8 ②	0-0 BB 1B 1-2 2-H 1B		0-0 6-3 ①		5	1	2	1	0	0	0
Larry Bowa, S (1, 6) OBP: 0.274, SLG: 0.268	B B B B 4-0 BB 1-2 BB		0-0 F7 ②		0-0 G3 ③	B B B B 4-0 1B 1-2 2-3 BB		0-0 6-3 ②		3	0	0	0	2	0	0
Tim McCarver, L (1, 2) OBP: 0.315, SLG: 0.396	B B B B 4-0 1-2 2-3 BB		0-0 F6 ③			0-0 HR 1B 0-0 IBB 1B 1-3 2-H 3-H		0-0 2B		4	1	3	2	1	0	0
Willie Montanez, L (1, 8) OBP: 0.328, SLG: 0.482	S S S 0-3 K ①			0-0 1-3 ①		1-H HR 4-0 1-2 IBB		0-0 F7 ③		4	1	1	2	1	1	4
Oscar Gamble, L (1, 7) OBP: 0.333, SLG: 0.517	S S S 0-3 K ②			0-0 G3 ②		HR F8			0-0 G4-6-3 1B	5	1	2	1	0	1	6
Ron Stone, L (1, 9) OBP: 0.333, SLG: 0.276	S S S 0-3 K ③			B B B B 4-0 BB BB		S S S 0-3 K ① 0-0 FC6-4 1B			0-0 G4-6-3 ①② 1-2f	4	0	1	0	1	2	4
Deron Johnson, R (1, 3) OBP: 0.313, SLG: 0.380		S S S 0-3 K ①		B B B B 4-0 1-2 BB		0-0 5-3 ② S S S 0-3 K ①			0-0 6-3 ③	4	0	0	0	1	2	1
John Vukovich, R (1, 5) OBP: 0.280, SLG: 0.292		0-0 L5 ②		0-0 F4 ③		0-0 BB 1B 1B 0-0 FC6-4 ② 1-2f				4	1	1	0	0	0	3
Barry Lersch, S (1, 1) OBP: 0.219, SLG: 0.138		S S S 0-3 K ③			S S S 0-3 K ①	B B B B 4-0 BB 1B 1-2 1B BB S S S 0-3 K ③				2	0	0	0	0	2	0
Bobby Pfeil, R (6, PH) OBP: 0.385, SLG: 0.417										0	1	0	0	1	0	0
Bill Champion, R (6, 1) OBP: 0.200, SLG: 0.200										1	0	0	0	0	1	1
Joe Hoerner, R (7, 1)										0	0	0	0	0	0	0
Darrell Brandon, R (9, 1) OBP: 0.250, SLG: 0.250										0	0	0	0	0	0	0
Inning Stats	R: 0 E: 0 K: 3 S: 10 H: 1 LOB: 3 BB: 2 P: 18	R: 0 E: 0 K: 2 S: 7 H: 0 LOB: 0 BB: 0 P: 7	R: 0 E: 0 K: 0 S: 3 H: 0 LOB: 0 BB: 0 P: 3	R: 0 E: 0 K: 0 S: 3 H: 0 LOB: 2 BB: 2 P: 11	R: 0 E: 0 K: 1 S: 5 H: 0 LOB: 0 BB: 0 P: 5	R: 6 E: 0 K: 1 S: 11 H: 6 LOB: 3 BB: 3 P: 23	R: 0 E: 0 K: 2 S: 8 H: 1 LOB: 1 BB: 0 P: 8	R: 0 E: 0 K: 0 S: 4 H: 1 LOB: 1 BB: 0 P: 4	R: 0 E: 0 K: 0 S: 3 H: 1 LOB: 0 BB: 0 P: 3	1B: 7 2B: 1 3B: 0 HR: 2 SF: 0 SAC: 0 DP: 1 HBP: 0							WP: 0 PB: 0 SB: 0 CS: 0 PA: 43

Philadelphia Phillies @ New York Mets

Shea Stadium, Flushing, NY

Sun Jun 20 1971, 3:33 AM EDT

Unknown

TOP

livebaseballscorecards.com

AB	36
R	6
H	10
RBI	6
BB	7
SO	9
LOB	19

PITCHER		IP	WLS	BF	H	R	ER	SO	BB	IBB	HBP	BLK	WP	HR	S	P	ERA	WHIP
Nolan Ryan, R ERA: 2.36	(1, 1)	5.2		31	7	6	6	7	6	1	0	0	0	2	38	66	9.53	2.294
Ron Taylor, R ERA: 2.3	(6, 1)	2.1		9	2	0	0	2	0	0	0	0	0	0	13	13	0.00	0.857
Tug McGraw, L ERA: 1.66	(9, 1)	1.0	W	3	1	0	0	0	0	0	0	0	0	0	3	3	0.00	1.000

PITCHER		IP	WLS	BF	H	R	ER	SO	BB	IBB	HBP	BLK	WP	HR	S	P	ERA	WHIP

Batter	1	2	3	4	5	6	7	8	9	AB	R	H	RBI	BB	SO	LOB
Bud Harrelson, S (1, 6) OBP: 0.349, SLG: 0.361	HR 2B	F7			4-3		F7		1B 1-2 2-3 1B	5	2	2	0	0	0	2
Mike Jorgensen, L (1, 8) OBP: 0.467, SLG: 1.083 Donn Clendenon, R (7, PH) OBP: 0.291, SLG: 0.431 Don Hahn, R (8, 8) OBP: 0.330, SLG: 0.301	2-H HR	HR 1B			4-3		F6		1B 1-2 2-3 3-H 1B	3 1 1	2 0 0	2 0 1	2 0 1	0 0 0	0 0 0	0 2 0
Art Shamsky, L (1, 7) OBP: 0.333, SLG: 0.486 Ron Taylor, R (6, 1) Bob Aspromonte, R (8, PH) OBP: 0.294, SLG: 0.357 Tug McGraw, R (9, 1) OBP: 0.333, SLG: 0.500 Duffy Dyer, R (9, PH) OBP: 0.385, SLG: 0.471	BB 1B BB	1-H HR			3-1			K	1B 1-2 2-H 3-H 1B	2 0 1 0 1	1 0 0 0 0	1 0 0 0 1	2 0 0 0 2	1 0 0 0 0	0 0 1 0 0	0 0 0 0 0
Ed Kranepool, L (1, 3) OBP: 0.343, SLG: 0.506	F9	1-3				F8		F5		4	0	0	0	0	0	1
Ken Singleton, S (1, 9) OBP: 0.382, SLG: 0.354	1B 1-2 BB	4-3				K		1B BB		2	0	0	0	2	1	0
Ken Boswell, L (1, 4) OBP: 0.320, SLG: 0.346	1-3 2-H 1B	1-3				F8		FC6-4 1-2 1B		4	0	2	0	0	0	0
Jerry Grote, R (1, 2) OBP: 0.346, SLG: 0.361	F3		5-3				1B 1B	FC6-4 1-2f		4	0	1	0	0	0	4
Tim Foli, R (1, 5) OBP: 0.301, SLG: 0.326		5-3	F5				K		1B 1B 1B 1B	4	1	1	0	0	1	1
Nolan Ryan, R (1, 1) OBP: 0.130, SLG: 0.048 Dave Marshall, L (6, 7) OBP: 0.387, SLG: 0.398		6-3	K				1B 1-2 1B		1B 1B 1B 1-2 1B	2 2	0 1	0 2	0 0	0 0	1 0	0 0
Inning Stats	R: 2 E: 0 K: 0 S: 5 H: 3 LOB: 2 BB: 2 P: 13	R: 0 E: 0 K: 0 S: 3 H: 0 LOB: 0 BB: 0 P: 3	R: 2 E: 0 K: 0 S: 5 H: 2 LOB: 0 BB: 0 P: 5		R: 0 E: 0 K: 0 S: 3 H: 0 LOB: 0 BB: 0 P: 3	R: 0 E: 0 K: 1 S: 5 H: 0 LOB: 0 BB: 0 P: 5	R: 0 E: 0 K: 1 S: 7 H: 2 LOB: 2 BB: 0 P: 7	R: 0 E: 0 K: 1 S: 6 H: 1 LOB: 2 BB: 1 P: 10	R: 3 E: 0 K: 0 S: 5 H: 5 LOB: 2 BB: 0 P: 5	1B: 10 2B: 1 3B: 0 HR: 2	SF: 0 SAC: 0 DP: 0 HBP: 0						

PITCHER		IP	WLS	BF	H	R	ER	SO	BB	IBB	HBP	BLK	WP	HR	S	P	ERA	WHIP
Barry Lersch, R ERA: 4.05	(1, 1)	5.0		21	5	4	4	1	2	0	0	0	0	2	21	29	7.20	1.400
Bill Champion, R ERA: 4.65	(6, 1)	1.2		7	2	0	0	2	0	0	0	0	0	0	11	11	0.00	1.200
Joe Hoerner, L ERA: 2.36	(7, 1)	1.1		6	1	0	0	1	1	0	0	0	0	0	7	11	0.00	1.500
Darrell Brandon, R ERA: 2.38	(9, 1)	0.0	L	5	5	3	3	0	0	0	0	0	0	0	5	5	∞	∞

PITCHER	IP	WLS	BF	H	R	ER	SO	BB	IBB	HBP	BLK	WP	HR	S	P	ERA	WHIP

BOTTOM

Philadelphia Phillies @ New York Mets

Shea Stadium, Flushing, NY

Sun Jun 20 1971, 3:33 AM EDT

Unknown

livebaseballscorecards.com

AB	36
R	7
H	13
RBI	7
BB	3
SO	4
LOB	10

1B: 10 SF: 0
2B: 1 SAC: 0
3B: 0 DP: 0
HR: 2 HBP: 0

WP: 0 PA: 39
PB: 0
SB: 0
CS: 0

Philadelphia Phillies @ New York Mets

Shea Stadium, Flushing, NY

Sun Jun 20 1971, 3:38 AM EDT

Att. 51,134 - Unknown

TOP

livebaseballscorecards.com

Batter	1	2	3	4	5	6	7	8	9	10	11	AB	R	H	RBI	BB	SO	LOB
Terry Harmon, R (1, 4) OBP: 0.325, SLG: 0.301	0-0 5-3 1B		0-3 K		0-0 P3	4-0 BB 1B BB		0-0 P4			0-0 2B HR 1B	5	1	2	0	1	1	1
Larry Bowa, S (1, 6) OBP: 0.276, SLG: 0.271	0-0 F2		0-0 P4		1-0 BB 2B HBP	0-0 F7		4-3			1-3 HR 2B	5	2	1	0	0	0	5
Willie Montanez, L (1, 8) OBP: 0.336, SLG: 0.481	0-0 5-3 1-2		4-0 1B 1-2 BB		4-0 2B BB	0-0 BB 1-2 2-H 3-H 1B			0-3 K		4-0 HR IBB	3	2	1	2	3	1	1
Deron Johnson, R (1, 3) OBP: 0.321, SLG: 0.402	0-3 K		0-0 1-2 2-3 1B		0-0 1-H 2-H 2B	4-0 1-2 2-3 BB			0-0 6-3		0-0 1-H 2-H 3-H HR	5	1	3	6	1	1	1
Joe Lis, R (1, 7) OBP: 0.304, SLG: 0.370		0-0 F8		0-0 1B 2B	0-0 5-3	0-0 F9			0-0 F8		0-0 1-3	3	1	1	0	0	0	1
Tim McCarver, L (6, PH) OBP: 0.314, SLG: 0.394												1	0	0	0	0	0	3
Barry Lersch, S (6, 1) OBP: 0.219, SLG: 0.138												0	0	0	0	0	0	0
Ron Stone, L (9, PH) OBP: 0.330, SLG: 0.273												1	0	0	0	0	0	0
Woodie Fryman, R (9, 1) OBP: 0.200, SLG: 0.200												1	0	0	0	0	0	0
John Vukovich, R (1, 5) OBP: 0.258, SLG: 0.241		4-0 BB		0-0 F7	0-0 P3		0-3 K			0-0 F8	0-0 6-3	5	0	0	0	1	1	2
Roger Freed, R (1, 9) OBP: 0.323, SLG: 0.301	0-3 K		0-0 2-H 1B			0-0 2B 1B 1B	0-0 F8			0-0 6-3		5	1	2	1	0	1	1
Mike Ryan, R (1, 2) OBP: 0.239, SLG: 0.394	0-3 K		0-0 P4			0-0 1-3 1B 2B	0-0 6-3			0-0 L7		5	1	1	0	0	1	2
Jim Bunning, R (1, 1) OBP: 0.167, SLG: 0.273			0-0 1B BB 1B	0-0 F9		0-0 F2		0-0 F9			0-0 F8	2	0	1	0	0	0	1
Byron Browne, R (6, PH) OBP: 0.237, SLG: 0.324												0	0	0	0	0	0	0
Oscar Gamble, L (6, PH) (6, 7) OBP: 0.318, SLG: 0.492												3	0	0	0	0	0	2
Inning Stats	R: 0 E: 0 K: 1 S: 6 / H: 1 LOB: 1 BB: 0 P: 6	R: 0 E: 0 K: 2 S: 7 / H: 0 LOB: 1 BB: 1 P: 11	R: 0 E: 0 K: 1 S: 6 / H: 2 LOB: 2 BB: 1 P: 10	R: 1 E: 0 K: 0 S: 5 / H: 2 LOB: 1 BB: 0 P: 5	R: 2 E: 0 K: 0 S: 4 / H: 1 LOB: 1 BB: 1 P: 9	R: 2 E: 0 K: 0 S: 6 / H: 3 LOB: 3 BB: 2 P: 14	R: 0 E: 0 K: 1 S: 5 / H: 0 LOB: 0 BB: 0 P: 5	R: 0 E: 0 K: 0 S: 3 / H: 0 LOB: 0 BB: 0 P: 3	R: 0 E: 0 K: 1 S: 5 / H: 0 LOB: 0 BB: 0 P: 5	R: 0 E: 0 K: 0 S: 3 / H: 0 LOB: 0 BB: 0 P: 3	R: 4 E: 0 K: 0 S: 6 / H: 3 LOB: 0 BB: 1 P: 10	1B: 7 2B: 4 3B: 0 HR: 1 / SF: 0 SAC: 0 DP: 0 HBP: 1	WP: 0 PB: 0 SB: 0 CS: 0	PA: 51					

PITCHER		IP	WLS	BF	H	R	ER	SO	BB	IBB	HBP	BLK	WP	HR	S	P	ERA	WHIP
Ray Sadecki, L (1, 1) ERA: 3.48		5.0		26	8	5	5	4	3	0	1	0	0	0	30	43	9.00	2.200
Jim McAndrew, R (6, 1) ERA: 5.86		5.1	L	22	3	3	3	2	2	1	0	0	0	0	23	35	5.06	0.938
Ron Taylor, R (11, 1) ERA: 2.57		0.2		3	1	1	1	0	0	0	0	0	0	1	3	3	13.50	1.500

PITCHER	IP	WLS	BF	H	R	ER	SO	BB	IBB	HBP	BLK	WP	HR	S	P	ERA	WHIP

AB	44
R	9
H	12
RBI	9
BB	6
SO	6
LOB	20

Philadelphia Phillies @ New York Mets

Shea Stadium, Flushing, NY

Sun Jun 20 1971, 3:38 AM EDT

Att. 51,134 - Unknown

livebaseballscorecards.com

BOTTOM

Batter	1	2	3	4	5	6	7	8	9	10	11	AB	R	H	RBI	BB	SO	LOB
Ken Boswell, L (1, 4) OBP: 0.313, SLG: 0.338 Al Weis, S (11, PH)	P5		G3-6 1-2f		FC4-6 4-3 1-2f			F7			BB G4-6-3 1B 2B	4	0	0	0	0	0	2
												0	1	0	0	1	0	0
Mike Jorgensen, L (1, 8) OBP: 0.474, SLG: 0.938 Don Hahn, R (8, PR) OBP: 0.337, SLG: 0.309 (9, 8)	1B 2B 1B		F8		4-3 1-2			G3-6-3 1B			G4-6-3 1-2 1B	4	1	2	0	0	0	1
												1	0	1	0	0	0	0
Dave Marshall, L (1, 7) OBP: 0.390, SLG: 0.396 Jerry Grote, R (11, PH) OBP: 0.344, SLG: 0.359	2B 1-3 1B			BB 1B HR	F8			G3-6-3 1-2f			G4-6-3 1-2f 2-3	3	2	1	0	1	0	2
												1	0	0	0	0	0	2
Ed Kranepool, L (1, 3) OBP: 0.355, SLG: 0.519 Donn Clendenon, R (9, PH) OBP: 0.294, SLG: 0.440 (10, 3)	2B 2-H 3-H			1B 1-3 HR		BB G4-3			F8		2B 3-H 1B	2	1	2	2	1	0	0
												2	1	1	1	0	0	0
Ken Singleton, S (1, 9) OBP: 0.383, SLG: 0.386	4-3			HR 1-H 3-H		F8			F8		FC6-4 2-H 1B	5	1	2	4	0	0	1
Bob Aspromonte, R (1, 5) OBP: 0.287, SLG: 0.348		4-3		5-3		G4-3 1-2f			6-3		FC6-4 1-2f	5	0	0	0	0	0	2
Duffy Dyer, R (1, 2) OBP: 0.349, SLG: 0.421		K		K			F8			K		4	0	0	0	0	3	0
Tim Foli, R (1, 6) OBP: 0.293, SLG: 0.316		K		K			F9			K		4	0	0	0	0	3	0
Ray Sadecki, L (1, 1) OBP: 0.538, SLG: 0.455 Jim McAndrew, R (6, 1) OBP: 0.182, SLG: 0.200 Ron Taylor, R (11, 1)			BB G3-6		BB FC4-6		1-3			K		0	0	0	0	2	0	0
												2	0	0	0	0	1	0
												0	0	0	0	0	0	0
Inning Stats	R: 2 E: 0 K: 0 S: 5 H: 3 LOB: 0 BB: 0 P: 5	R: 0 E: 0 K: 2 S: 7 H: 0 LOB: 0 BB: 0 P: 7	R: 0 E: 0 K: 0 S: 2 H: 0 LOB: 0 BB: 1 P: 6	R: 3 E: 0 K: 2 S: 9 H: 2 LOB: 0 BB: 1 P: 13	R: 0 E: 0 K: 0 S: 3 H: 0 LOB: 1 BB: 1 P: 7	R: 0 E: 0 K: 0 S: 2 H: 0 LOB: 0 BB: 1 P: 6	R: 0 E: 0 K: 0 S: 3 H: 0 LOB: 0 BB: 0 P: 3	R: 0 E: 0 K: 0 S: 3 H: 1 LOB: 1 BB: 0 P: 3	R: 0 E: 0 K: 0 S: 3 H: 0 LOB: 0 BB: 0 P: 3	R: 0 E: 0 K: 3 S: 9 H: 0 LOB: 0 BB: 0 P: 9	R: 2 E: 0 K: 0 S: 5 H: 3 LOB: 1 BB: 1 P: 9	1B: 6 2B: 2 3B: 0 HR: 1	SF: 0 SAC: 0 DP: 4 HBP: 0						

PITCHER		IP	WLS	BF	H	R	ER	SO	BB	IBB	HBP	BLK	WP	HR	S	P	ERA	WHIP
Jim Bunning, R ERA: 4.81	(1, 1)	5.0		21	5	5	5	4	3	0	0	0	0	1	26	38	9.00	1.600
Barry Lersch, R ERA: 3.93	(6, 1)	3.0		9	1	0	0	0	1	0	0	0	0	0	8	12	0.00	0.667
Woodie Fryman, L ERA: 3.28	(9, 1)	3.0	W	12	3	2	2	3	1	0	0	0	0	0	17	21	6.00	1.333

PITCHER	IP	WLS	BF	H	R	ER	SO	BB	IBB	HBP	BLK	WP	HR	S	P	ERA	WHIP

AB	37
R	7
H	9
RBI	7
BB	5
SO	7
LOB	10

WP: 0		PA:	42
PB: 0			
SB: 0			
CS: 0			

Philadelphia Phillies @ Cincinnati Reds

Riverfront Stadium, Cincinnati, OH

Mon Jun 21 1971, 7:05 PM EDT

Att. 11,683 - Unknown

livebaseballscorecards.com

TOP

Batter	1	2	3	4	5	6	7	8	9	10	11	12	AB	R	H	RBI	BB	SO	LOB
Denny Doyle, L (1, 4) OBP: 0.278, SLG: 0.327	1-3		F8			3-1		1B 1B 1B 1-2	G4-6-3 1-2f		6-3		6	1	1	0	0	0	3
Larry Bowa, S (1, 6) OBP: 0.284, SLG: 0.280	4-3			G3		FC6-4 1B		1B 1B 1B 1-2 2-3		CS 1B		SH1-4 3B 1B	6	2	4	0	0	0	0
Tim McCarver, L (1, 2) OBP: 0.316, SLG: 0.399	2B			F9		FC6-4 1B 1-2f		1B 1B 1-3 2-H 3-H		E7 1-2		SH1-4 1-2	5	0	2	2	0	0	2
Deron Johnson, R (1, 3) OBP: 0.328, SLG: 0.406	P6			1B		1-2 1B		1B 1-2 3-H		K		3B IBB	5	1	3	1	1	1	2
Willie Montanez, L (1, 8) OBP: 0.332, SLG: 0.481		K		4-3		F9		P6		4-3		1-H 2-H 3B	6	0	1	2	0	1	6
Oscar Gamble, L (1, 7) OBP: 0.333, SLG: 0.507		5-3			FC6-5 2B		G5-4-3 1B	F5			FC3-6 SH2-4 1B	G3	6	0	3	0	0	0	3
Roger Freed, R (1, 9) OBP: 0.319, SLG: 0.296	F7				6-3		G5-4-3 1-2f	5-3			SH2-4 1-2	F5	3	0	0	0	0	0	2
Bill Wilson, R (7, 1)													0	0	0	0	0	0	0
Bobby Pfeil, R (8, PH) OBP: 0.375, SLG: 0.405													1	0	0	0	0	0	2
Darrell Brandon, R (8, 1) OBP: 0.200, SLG: 0.200													1	0	0	0	0	0	1
John Vukovich, R (1, 5) OBP: 0.306, SLG: 0.273			1B		FC6-5 FC6-4 2-3		5-3		G4-6-3 1B		BBB FC3-6 BB		4	0	2	0	1	0	1
Lowell Palmer, R (1, 1) OBP: 0.333, SLG: 0.333			6-3		FC6-4 1-2f			1B 1B 1B	L6		FC3-6 1-2f 2-3		2	0	0	0	0	0	1
Ron Stone, L (7, 9) OBP: 0.330, SLG: 0.275													3	1	1	0	0	0	3
Inning Stats	R: 0 E: 0 K: 0 S: 4 H: 1 LOB: 1 BB: 0 P: 4	R: 0 E: 0 K: 1 S: 5 H: 0 LOB: 0 BB: 0 P: 5	R: 0 E: 0 K: 0 S: 3 H: 1 LOB: 0 BB: 0 P: 3	R: 0 E: 0 K: 0 S: 4 H: 1 LOB: 1 BB: 0 P: 4	R: 0 E: 0 K: 0 S: 4 H: 1 LOB: 1 BB: 0 P: 4	R: 0 E: 0 K: 0 S: 5 H: 2 LOB: 2 BB: 0 P: 5	R: 0 E: 0 K: 0 S: 3 H: 1 LOB: 0 BB: 0 P: 3	R: 3 E: 0 K: 0 S: 8 H: 5 LOB: 2 BB: 0 P: 8	R: 0 E: 0 K: 0 S: 3 H: 1 LOB: 0 BB: 0 P: 3	R: 0 E: 1 K: 1 S: 6 H: 1 LOB: 1 BB: 0 P: 6	R: 0 E: 0 K: 0 S: 4 H: 1 LOB: 2 BB: 1 P: 8	R: 2 E: 0 K: 0 S: 5 H: 2 LOB: 1 BB: 1 P: 9	1B: 14 2B: 2 3B: 1 HR: 0	SF: 0 SAC: 2 DP: 2 HBP: 0	WP: 0 PB: 0 SB: 0 CS: 1	PA: 52			

PITCHER		IP	WLS	BF	H	R	ER	SO	BB	IBB	HBP	BLK	WP	HR	S	P	ERA	WHIP
Jim McGlothlin, R ERA: 4.21	(1, 1)	7.0		29	10	3	3	1	0	0	0	0	0	0	31	31	3.86	1.429
Joe Gibbon, L ERA: 2.21	(8, 1)	0.2		4	2	0	0	0	0	0	0	0	0	0	4	4	0.00	3.000
Wayne Granger, R ERA: 3.22	(8, 1)	1.1		4	1	0	0	0	0	0	0	0	0	0	4	4	0.00	0.750
Clay Carroll, R ERA: 2.02	(10, 1)	2.0		9	2	0	0	1	1	0	0	0	0	0	10	14	0.00	1.500
Jim Merritt, L ERA: 5.15	(12, 1)	1.0	L	6	2	2	2	0	0	1	0	0	0	0	5	9	18.00	2.000

AB	48
R	5
H	17
RBI	5
BB	2
SO	2
LOB	26

BOTTOM

Philadelphia Phillies @ Cincinnati Reds

Riverfront Stadium, Cincinnati, OH

Mon Jun 21 1971, 7:05 PM EDT

Att. 11,683 - Unknown

livebaseballscorecards.com

Batter	1	2	3	4	5	6	7	8	9	10	11	12	AB	R	H	RBI	BB	SO	LOB
Pete Rose, S (1, 9) OBP: 0.375, SLG: 0.403	F8	4-3			HR	F9			F8			1-3	6	1	1	1	0	0	4
George Foster, R (1, 8) OBP: 0.348, SLG: 0.464	BB, WP, HBP		BB		4-3		K		K 1-2			F9	0	0	0	0	0	0	0
Bernie Carbo, L (1, PR) (2, 7) OBP: 0.358, SLG: 0.336													2	0	0	0	1	1	0
Buddy Bradford, R (8, 8) OBP: 0.304, SLG: 0.280													2	0	0	0	0	1	1
Lee May, R (1, 3) OBP: 0.371, SLG: 0.606	WP, 1B, BB 1-2		F8 BB 1-2		FC5-4 BB		5-3			K		K	4	1	0	0	2	2	1
Johnny Bench, R (1, 2) OBP: 0.293, SLG: 0.488	1B, E, BB 1-2 2-3		F9		FC5-4 1-2f		K			FC6-4 BB			3	1	0	0	2	1	2
Tony Perez, R (1, 5) OBP: 0.281, SLG: 0.358	E8 1-H 2-H		BB		F3			4-3		L9			4	0	1	1	1	0	2
Hal McRae, R (1, 7) (2, 8) (8, 7) OBP: 0.271, SLG: 0.331	P6		F8			4-3		K		FC6-4 1-2f			5	0	0	0	0	1	5
Tommy Helms, R (1, 4) OBP: 0.269, SLG: 0.308		FC6-4 BB			F9	5-3		L7			P4		4	0	0	0	1	0	0
Dave Concepcion, R (1, 6) OBP: 0.251, SLG: 0.267		FC6-4 1-2f			F8	1B			5-3		6-3		5	0	1	0	0	0	1
Jim McGlothlin, R (1, 1) OBP: 0.222, SLG: 0.353		K			K	1-2 1B			S BB		1-3		3	0	1	0	0	2	1
Joe Gibbon, R (8, 1)													0	0	0	0	0	0	0
Wayne Granger, R (8, 1)													0	0	0	0	0	0	0
Jimmy Stewart, S (9, PH) OBP: 0.282, SLG: 0.250													0	0	0	0	1	0	0
Clay Carroll, R (10, 1)													0	0	0	0	0	0	0
Al Ferrara, R (11, PH) OBP: 0.286, SLG: 0.147													1	0	0	0	0	0	0
Jim Merritt, L (12, 1) OBP: 0.188, SLG: 0.200													0	0	0	0	0	0	0
Inning Stats	R: 2 E: 1 K: 0 S: 3 H: 1 LOB: 2 BB: 2 P: 12	R: 0 E: 0 K: 1 S: 5 H: 0 LOB: 1 BB: 1 P: 9	R: 0 E: 0 K: 0 S: 3 H: 0 LOB: 2 BB: 2 P: 11	R: 0 E: 0 K: 1 S: 5 H: 0 LOB: 0 BB: 0 P: 5	R: 1 E: 0 K: 0 S: 4 H: 1 LOB: 1 BB: 1 P: 8	R: 0 E: 0 K: 0 S: 5 H: 2 LOB: 2 BB: 0 P: 5	R: 0 E: 0 K: 2 S: 7 H: 0 LOB: 0 BB: 0 P: 7	R: 0 E: 0 K: 1 S: 5 H: 0 LOB: 0 BB: 0 P: 5	R: 0 E: 0 K: 1 S: 5 H: 0 LOB: 1 BB: 1 P: 9	R: 0 E: 0 K: 1 S: 5 H: 0 LOB: 1 BB: 1 P: 9	R: 0 E: 0 K: 0 S: 3 H: 0 LOB: 0 BB: 0 P: 3	R: 0 E: 0 K: 1 S: 5 H: 0 LOB: 0 BB: 0 P: 5	1B: 3 2B: 0 3B: 0 HR: 1	SF: 0 SAC: 0 DP: 0 HBP: 1					

	AB	39
	R	3
	H	4
	RBI	2
	BB	8
	SO	8
	LOB	17

WP: 2 PB: 0 SB: 1 CS: 0 PA: 48

PITCHER		IP	WLS	BF	H	R	ER	SO	BB	IBB	HBP	BLK	WP	HR	S	P	ERA	WHIP
Lowell Palmer, R ERA: 2.79	(1, 1)	6.0		28	4	3	2	2	6	0	1	0	2	1	25	50	3.00	1.667
Bill Wilson, R ERA: 4.32	(7, 1)	1.0		3	0	0	0	2	0	0	0	0	0	0	7	7	0.00	0.000
Darrell Brandon, R ERA: 1.95	(8, 1)	5.0	W	17	0	0	0	4	2	0	0	0	0	0	23	31	0.00	0.400

PITCHER	IP	WLS	BF	H	R	ER	SO	BB	IBB	HBP	BLK	WP	HR	S	P	ERA	WHIP

Philadelphia Phillies @ Cincinnati Reds

Riverfront Stadium, Cincinnati, OH

Tue Jun 22 1971, 7:05 PM EDT

Att. 13,226 - Unknown

TOP

livebaseballscorecards.com

Batter	1	2	3	4	5	6	7	8	9	AB	R	H	RBI	BB	SO	LOB
Denny Doyle, L (1, 4) OBP: 0.271, SLG: 0.318	6-3		5-3		P4			1-3		4	0	0	0	0	0	1
Larry Bowa, S (1, 6) OBP: 0.284, SLG: 0.279	4-3		P6			1B		6-3		4	0	1	0	0	0	0
Tim McCarver, L (1, 2) OBP: 0.319, SLG: 0.401	E 1B			L4		1-2		E4 CS		4	0	2	0	0	0	0
Bobby Pfeil, R (8, 2) OBP: 0.375, SLG: 0.405	1B					1B				0	0	0	0	0	0	0
Deron Johnson, R (1, 3) OBP: 0.331, SLG: 0.405	E5 1-3 1B			BBB 1B FC8-2 BB		SSS K		CS 1-2	6-3	3	0	1	0	1	1	2
Willie Montanez, L (1, 8) OBP: 0.331, SLG: 0.477	F8			1-3 1B		F7			F8	4	0	1	0	0	0	4
Oscar Gamble, L (1, 7) OBP: 0.329, SLG: 0.507		P6		FC8-2 3-H		F7			E 2B	4	1	1	0	0	0	4
Roger Freed, R (1, 9) OBP: 0.318, SLG: 0.292		SSS K			BBB BB		L8		E6 2-H	3	0	0	0	1	1	0
John Vukovich, R (1, 5) OBP: 0.275, SLG: 0.243		F8			L8		F7		F7	4	0	0	0	0	0	2
Ken Reynolds, L (1, 1) OBP: 0.250, SLG: 0.143			SSS K		SSS K		SSS K			2	0	0	0	0	2	1
Bill Champion, R (5, 1) OBP: 0.167, SLG: 0.167										1	0	0	0	0	1	0
Inning Stats	R: 0 E: 1 K: 0 S: 5 H: 2 LOB: 2 BB: 0 P: 5	R: 0 E: 0 K: 1 S: 5 H: 0 LOB: 0 BB: 0 P: 5	R: 0 E: 0 K: 1 S: 5 H: 0 LOB: 0 BB: 0 P: 5	R: 0 E: 0 K: 0 S: 3 H: 1 LOB: 1 BB: 1 P: 7	R: 0 E: 0 K: 1 S: 5 H: 0 LOB: 1 BB: 1 P: 9	R: 0 E: 0 K: 1 S: 7 H: 2 LOB: 2 BB: 0 P: 7	R: 0 E: 0 K: 1 S: 5 H: 0 LOB: 0 BB: 0 P: 5	R: 0 E: 1 K: 0 S: 3 H: 0 LOB: 0 BB: 0 P: 3	R: 1 E: 1 K: 0 S: 5 H: 1 LOB: 1 BB: 0 P: 5	1B: 5 2B: 2 3B: 0 HR: 0 SF: 0 SAC: 0 DP: 1 HBP: 0							WP: 0 PB: 0 SB: 0 CS: 1 PA: 36

PITCHER		IP	WLS	BF	H	R	ER	SO	BB	IBB	HBP	BLK	WP	HR	S	P	ERA	WHIP
Gary Nolan, R (1, 1) ERA: 2.71		9.0	W	35	6	1	0	5	2	0	0	0	0	0	43	51	0.00	0.889

PITCHER	IP	WLS	BF	H	R	ER	SO	BB	IBB	HBP	BLK	WP	HR	S	P	ERA	WHIP

AB	33
R	1
H	6
RBI	0
BB	2
SO	5
LOB	14

BOTTOM

Philadelphia Phillies @ Cincinnati Reds

Riverfront Stadium, Cincinnati, OH

Tue Jun 22 1971, 7:05 PM EDT

Att. 13,226 - Unknown

livebaseballscorecards.com

Batter	1	2	3	4	5	6	7	8	9	AB	R	H	RBI	BB	SO	LOB
Pete Rose, S (1, 9) OBP: 0.380, SLG: 0.409	FC5-4 1B		FC4-6 G5-4-3 1-2f		2B 1B 2-3		1B E 1B			4	2	3	0	0	0	1
George Foster, R (1, 8) OBP: 0.351, SLG: 0.471	F9		G5-4-3 1-2f		CS 2B 2-H 3-H		E 1B 1-3			4	1	2	2	0	0	2
Lee May, R (1, 3) OBP: 0.368, SLG: 0.599 Woody Woodward, R (7, PR) OBP: 0.324, SLG: 0.292 (8, 5)	K			F7	5-3		E8 G3 2-H 3-H 1B			4 0	0 0	1 0	2 0	0 0	1 0	2 0
Johnny Bench, R (1, 2) OBP: 0.296, SLG: 0.486 (8, 3)	FC5-4 1-2f			2B 1B	IBB		G3 2-3			3	1	1	0	1	0	2
Tony Perez, R (1, 5) OBP: 0.284, SLG: 0.361 Pat Corrales, R (8, 2) OBP: 0.229, SLG: 0.188		FC6-4 BB		2B 1-H 2B	K 2-3		F9			3 0	1 0	1 0	1 0	1 0	1 0	4 0
Hal McRae, R (1, 7) OBP: 0.270, SLG: 0.336		F7		2B 2-H	6-3	5-3				4	0	1	1	0	0	1
Tommy Helms, R (1, 4) OBP: 0.265, SLG: 0.304		FC6-4 1-2f		L7	4-3	6-3				4	0	0	0	0	0	2
Dave Concepcion, R (1, 6) OBP: 0.251, SLG: 0.263		K		6-3	6-3	WP BB				3	0	0	0	1	1	2
Gary Nolan, R (1, 1) OBP: 0.105, SLG: 0.083			FC4-6 BB		1B 2B 2B		6-3	K 1-3		3	1	1	0	1	1	1
Inning Stats	R: 0 E: 0 K: 1 S: 6 H: 1 LOB: 1 BB: 0 P: 6	R: 0 E: 0 K: 1 S: 5 H: 0 LOB: 1 BB: 1 P: 9	R: 0 E: 0 K: 0 S: 2 H: 0 LOB: 0 BB: 1 P: 6	R: 2 E: 0 K: 0 S: 6 H: 3 LOB: 1 BB: 0 P: 6	R: 2 E: 0 K: 1 S: 7 H: 3 LOB: 2 BB: 1 P: 11	R: 0 E: 0 K: 0 S: 3 H: 0 LOB: 0 BB: 0 P: 3	R: 2 E: 1 K: 0 S: 6 H: 3 LOB: 2 BB: 0 P: 6	R: 0 E: 0 K: 1 S: 5 H: 0 LOB: 1 BB: 1 P: 9		1B: 6 2B: 5 3B: 0 HR: 0	SF: 0 SAC: 0 DP: 2 HBP: 0			WP: 2 PB: 0 SB: 0 CS: 1	PA: 36		

	AB	32
	R	6
	H	10
	RBI	6
	BB	4
	SO	4
	LOB	17

PITCHER		IP	WLS	BF	H	R	ER	SO	BB	IBB	HBP	BLK	WP	HR	S	P	ERA	WHIP
Ken Reynolds, L ERA: 3.81	(1, 1)	4.0	L	20	7	4	4	2	2	0	0	0	0	0	22	30	9.00	2.250
Bill Champion, R ERA: 4.63	(5, 1)	4.0		16	3	2	2	2	1	1	0	0	1	0	18	26	4.50	1.000

PITCHER	IP	WLS	BF	H	R	ER	SO	BB	IBB	HBP	BLK	WP	HR	S	P	ERA	WHIP

Philadelphia Phillies @ Cincinnati Reds

Riverfront Stadium, Cincinnati, OH

Wed Jun 23 1971, 7:05 PM EDT

Att. 13,329 - Unknown

TOP

livebaseballscorecards.com

Batter	1	2	3	4	5	6	7	8	9	AB	R	H	RBI	BB	SO	LOB
Terry Harmon, R (1, 4) OBP: 0.310, SLG: 0.286	5-3		5-3		F8			6-3		4	0	0	0	0	0	0
Larry Bowa, S (1, 6) OBP: 0.280, SLG: 0.275	6-3		F8		F8			F8		4	0	0	0	0	0	0
Tim McCarver, L (1, 2) OBP: 0.327, SLG: 0.405	BBBB FC5-4 BB		F2			CS 1B		BB 1B		3	0	2	0	1	0	0
Deron Johnson, R (1, 3) OBP: 0.333, SLG: 0.402	FC5-4 1-2f			BBBB G3-6-3 BB		L6		1-2 BB		2	0	0	0	2	0	2
Joe Lis, R (1, 7) OBP: 0.305, SLG: 0.363		H 2B 6-3 HBP		P6		SSS K 1-2		L7		2	1	0	0	0	1	2
Ron Stone, L (7, 7) OBP: 0.326, SLG: 0.272										1	0	0	0	0	0	2
Willie Montanez, L (1, 8) OBP: 0.330, SLG: 0.478		FC6-5 1-3 2B		G3-6-3 1-2f			4-3		F8	4	0	1	0	0	0	1
Roger Freed, R (1, 9) OBP: 0.316, SLG: 0.296		6-3 3-H			HR 2B		6-3		SSS K	4	1	1	1	0	1	1
John Vukovich, R (1, 5) OBP: 0.273, SLG: 0.244		P3			6-3		SSS K		FC6-4 1B	4	0	1	0	0	1	2
Rick Wise, R (1, 1) OBP: 0.214, SLG: 0.561		FC6-5 2-3			2-H HR			HR	FC6-4 1-2f	4	2	2	3	0	0	2
Inning Stats	R: 0 E: 0 K: 0 S: 3 H: 0 LOB: 1 BB: 1 P: 7	R: 1 E: 0 K: 0 S: 4 H: 1 LOB: 1 BB: 0 P: 5	R: 0 E: 0 K: 0 S: 3 H: 0 LOB: 0 BB: 0 P: 3	R: 0 E: 0 K: 0 S: 2 H: 0 LOB: 0 BB: 1 P: 6	R: 2 E: 0 K: 0 S: 5 H: 2 LOB: 0 BB: 0 P: 5	R: 0 E: 0 K: 1 S: 5 H: 1 LOB: 1 BB: 0 P: 5	R: 0 E: 0 K: 1 S: 5 H: 0 LOB: 0 BB: 0 P: 5	R: 1 E: 0 K: 0 S: 5 H: 2 LOB: 2 BB: 1 P: 9	R: 0 E: 0 K: 1 S: 6 H: 1 LOB: 1 BB: 0 P: 6	1B: 3 2B: 3 3B: 0 HR: 2 SF: 0 SAC: 0 DP: 2 HBP: 1							

	AB	32
	R	4
	H	7
	RBI	4
	BB	3
	SO	3
	LOB	12

WP: 0 PB: 0 SB: 0 CS: 1 PA: 36

PITCHER		IP	WLS	BF	H	R	ER	SO	BB	IBB	HBP	BLK	WP	HR	S	P	ERA	WHIP
Ross Grimsley, L ERA: 3.61	(1, 1)	6.0	L	23	4	3	3	1	2	0	1	0	0	1	22	31	4.50	1.000
Clay Carroll, R ERA: 2.12	(7, 1)	2.0		9	2	1	1	1	1	0	0	0	0	1	10	14	4.50	1.500
Wayne Granger, R ERA: 3.15	(9, 1)	1.0		4	1	0	0	1	0	0	0	0	0	0	6	6	0.00	1.000

PITCHER	IP	WLS	BF	H	R	ER	SO	BB	IBB	HBP	BLK	WP	HR	S	P	ERA	WHIP

BOTTOM

Batter	1	2	3	4	5	6	7	8	9	AB	R	H	RBI	BB	SO	LOB
Pete Rose, S (1, 9) OBP: 0.375, SLG: 0.402	6-3			L8		G3			L5	4	0	0	0	0	0	1
George Foster, R (1, 8) OBP: 0.346, SLG: 0.462	6-3			F3			K			3	0	0	0	0	1	0
Lee May, R (1, 3) OBP: 0.364, SLG: 0.590	K			6-3			F8			3	0	0	0	0	1	0
Johnny Bench, R (1, 2) OBP: 0.293, SLG: 0.481		5-3			5-3		6-3			3	0	0	0	0	0	0
Tony Perez, R (1, 5) OBP: 0.281, SLG: 0.357		6-3			F9			5-3		3	0	0	0	0	0	0
Hal McRae, R (1, 7) OBP: 0.265, SLG: 0.329		F8			F6			F8		3	0	0	0	0	0	0
Wayne Granger, R (9, 1)										0	0	0	0	0	0	0
Tommy Helms, R (1, 4) OBP: 0.262, SLG: 0.300			5-3			1-3		6-3		3	0	0	0	0	0	0
Dave Concepcion, R (1, 6) OBP: 0.254, SLG: 0.261			5-3			4-3 BB			K	1	0	0	0	1	0	0
Jimmy Stewart, S (9, PH) OBP: 0.275, SLG: 0.243										1	0	0	0	0	1	0
Ross Grimsley, L (1, 1) OBP: 0.118, SLG: 0.063			1-3			F8			L4-1	1	0	0	0	0	0	0
Bernie Carbo, L (6, PH) OBP: 0.356, SLG: 0.333										1	0	0	0	0	0	1
Clay Carroll, R (7, 1)										0	0	0	0	0	0	0
Ty Cline, L (9, 7) OBP: 0.388, SLG: 0.238										1	0	0	0	0	0	0
Inning Stats	R: 0 E: 0 K: 1 S: 5 H: 0 LOB: 0 BB: 0 P: 5	R: 0 E: 0 K: 0 S: 3 H: 0 LOB: 0 BB: 0 P: 3	R: 0 E: 0 K: 0 S: 3 H: 0 LOB: 0 BB: 0 P: 3	R: 0 E: 0 K: 0 S: 3 H: 0 LOB: 0 BB: 0 P: 3	R: 0 E: 0 K: 0 S: 3 H: 0 LOB: 0 BB: 0 P: 3	R: 0 E: 0 K: 0 S: 3 H: 0 LOB: 1 BB: 1 P: 7	R: 0 E: 0 K: 1 S: 5 H: 0 LOB: 0 BB: 0 P: 5	R: 0 E: 0 K: 0 S: 3 H: 0 LOB: 0 BB: 0 P: 3	R: 0 E: 0 K: 1 S: 5 H: 0 LOB: 0 BB: 0 P: 5	1B: 0 2B: 0 3B: 0 HR: 0	SF: 0 SAC: 0 DP: 0 HBP: 0						

PITCHER	IP	WLS	BF	H	R	ER	SO	BB	IBB	HBP	BLK	WP	HR	S	P	ERA	WHIP
Rick Wise, R (1, 1) ERA: 2.94	9.0	W	28	0	0	0	3	1	0	0	0	0	0	33	37	0.00	0.111

PITCHER	IP	WLS	BF	H	R	ER	SO	BB	IBB	HBP	BLK	WP	HR	S	P	ERA	WHIP

Philadelphia Phillies @ Cincinnati Reds

Riverfront Stadium, Cincinnati, OH

Wed Jun 23 1971, 7:05 PM EDT

Att. 13,329 - Unknown

livebaseballscorecards.com

AB	27
R	0
H	0
RBI	0
BB	1
SO	3
LOB	2

PA: 28

Batter	1	2	3	4	5	6	7	8	9	10	AB	R	H	RBI	BB	SO	LOB
Terry Harmon, R (1, 4) OBP: 0.319, SLG: 0.288	F9		1B 1B 1-2		BB 1-2		SH3-4 1-2		K		3	0	1	0	1	1	0
Larry Bowa, S (1, 6) OBP: 0.285, SLG: 0.281	G4-6-3 1B		1B 1-2 2-3		P6		P6			BB SH1-4 1B 1B	5	1	3	0	0	0	3
Tim McCarver, L (1, 2)	G4-6-3 1-2f		F6		P6		F9			SH1-4 1-2	4	0	0	0	0	0	7
Deron Johnson, R (1, 3) OBP: 0.335, SLG: 0.399		P4		6-3		5-3		FC6-4 1B		BB 1B IBB	4	1	1	0	1	0	0
Joe Lis, R (1, 7) OBP: 0.311, SLG: 0.390		F8		FC6-4 BB		HR		K		1B 1-2 2-3 BB	3	1	1	1	1	1	1
Ron Stone, L (8, 7) OBP: 0.333, SLG: 0.272											0	0	0	0	1	0	0
Willie Montanez, L (1, 8) OBP: 0.328, SLG: 0.472		3-1		F8		1B		F8		K	5	0	1	0	0	1	5
Roger Freed, R (1, 9) OBP: 0.314, SLG: 0.294			6-3	FC6-4 1-2f		F8		FC6-4 1-2f		1B 1-2 2-H 3-H	5	0	1	2	0	0	3
John Vukovich, R (1, 5) OBP: 0.245, SLG: 0.217			K		P4	F7			F8	L8	5	0	0	0	0	1	3
Barry Lersch, S (1, 1) OBP: 0.278, SLG: 0.161			1B 1B 1B		BB BB		SH3-4 BB		K		2	0	1	0	2	1	0
Darrell Brandon, R (9, 1) OBP: 0.200, SLG: 0.200											0	0	0	0	0	0	0
Joe Hoerner, R (9, 1)											0	0	0	0	0	0	0
Inning Stats	R: 0 E: 0 K: 0 S: 3 H: 1 LOB: 0 BB: 0 P: 3	R: 0 E: 0 K: 0 S: 3 H: 0 LOB: 0 BB: 0 P: 3	R: 0 E: 0 K: 1 S: 8 H: 3 LOB: 3 BB: 0 P: 8	R: 0 E: 0 K: 0 S: 3 H: 0 LOB: 1 BB: 1 P: 7	R: 0 E: 0 K: 0 S: 3 H: 0 LOB: 2 BB: 2 P: 11	R: 1 E: 0 K: 0 S: 5 H: 2 LOB: 1 BB: 0 P: 5	R: 0 E: 0 K: 0 S: 3 H: 0 LOB: 1 BB: 1 P: 7	R: 0 E: 0 K: 1 S: 6 H: 1 LOB: 1 BB: 0 P: 6	R: 0 E: 0 K: 2 S: 7 H: 0 LOB: 0 BB: 0 P: 7	R: 2 E: 0 K: 1 S: 7 H: 2 LOB: 2 BB: 2 P: 15	1B: 8 2B: 0 3B: 0 HR: 1 SF: 0 SAC: 2 DP: 1 HBP: 0						

PITCHER		IP	WLS	BF	H	R	ER	SO	BB	IBB	HBP	BLK	WP	HR	S	P	ERA	WHIP
Don Gullett, L ERA: 2.65	(1, 1)	7.0		30	6	1	1	1	4	0	0	0	0	1	28	44	1.29	1.429
Wayne Granger, R ERA: 3.02	(8, 1)	2.0		7	1	0	0	3	0	0	0	0	0	0	13	13	0.00	0.500
Joe Gibbon, L ERA: 2.63	(10, 1)	1.0	L	7	2	2	2	1	1	1	0	0	0	0	7	15	18.00	3.000

PITCHER	IP	WLS	BF	H	R	ER	SO	BB	IBB	HBP	BLK	WP	HR	S	P	ERA	WHIP

TOP

Philadelphia Phillies @ Cincinnati Reds

Riverfront Stadium, Cincinnati, OH

Thu Jun 24 1971, 7:05 PM EDT

Att. 16,215 - Unknown

livebaseballscorecards.com

AB	36
R	3
H	9
RBI	3
BB	6
SO	5
LOB	22

Philadelphia Phillies @ Cincinnati Reds

Riverfront Stadium, Cincinnati, OH

Thu Jun 24 1971, 7:05 PM EDT

Att. 16,215 - Unknown

BOTTOM

livebaseballscorecards.com

Batter	1	2	3	4	5	6	7	8	9	10	AB	R	H	RBI	BB	SO	LOB
Pete Rose, S (1, 9) OBP: 0.368, SLG: 0.395	4-3		G3			L6		4-3 2-3		G6-4-3 1-2f	5	0	0	0	0	0	3
George Foster, R (1, 8) OBP: 0.344, SLG: 0.463	K			5-3		2B		F7			4	0	1	0	0	1	1
Lee May, R (1, 3) OBP: 0.357, SLG: 0.579	L7			K		F9			L5		4	0	0	0	0	1	1
Johnny Bench, R (1, 2) OBP: 0.292, SLG: 0.477		1-3		1B		F3			L9		4	0	1	0	0	0	1
Tony Perez, R (1, 5) OBP: 0.281, SLG: 0.359		L8		6-3			6-3		E 2B		4	0	1	0	0	0	1
Buddy Bradford, R (9, PR) OBP: 0.304, SLG: 0.280 (10, 7)											0	1	0	0	0	0	0
Bernie Carbo, L (1, 7) OBP: 0.354, SLG: 0.338		G1			K		F5		E8 2-H 2B		4	0	1	1	0	1	0
Jimmy Stewart, S (10, 5) OBP: 0.275, SLG: 0.243											0	0	0	0	0	0	0
Tommy Helms, R (1, 4) OBP: 0.263, SLG: 0.300			F7		FC5-4 1B		F9		K		3	0	1	0	0	0	0
Wayne Granger, R (8, 1)											0	0	0	0	0	0	0
Ty Cline, L (9, PH) OBP: 0.388, SLG: 0.238											0	0	0	0	0	0	0
Al Ferrara, R (9, PH) OBP: 0.279, SLG: 0.143											1	0	0	0	0	1	2
Joe Gibbon, R (10, 1)											0	0	0	0	0	0	0
Dave Concepcion, R (1, 6) OBP: 0.259, SLG: 0.266			K		FC5-4 FC6-4 1-2f			4-3 SH3-4 1B		G6-4-3 1B	4	0	2	0	0	1	1
Don Gullett, R (1, 1) OBP: 0.125, SLG: 0.097			1B		FC6-4 1-2f			SH3-4 1-2		K	2	0	1	0	0	0	1
Woody Woodward, R (8, 4) OBP: 0.324, SLG: 0.292											0	0	0	0	0	0	0
Hal McRae, R (10, PH) OBP: 0.264, SLG: 0.327											1	0	0	0	0	1	1
Inning Stats	R: 0 E: 0 K: 1 S: 5 H: 0 LOB: 0 P: 5	R: 0 E: 0 K: 0 S: 3 H: 0 LOB: 0 BB: 0 P: 3	R: 0 E: 0 K: 1 S: 6 H: 1 LOB: 1 BB: 0 P: 6	R: 0 E: 0 K: 1 S: 6 H: 1 LOB: 1 BB: 0 P: 6	R: 0 E: 0 K: 1 S: 6 H: 1 LOB: 1 BB: 0 P: 6	R: 0 E: 0 K: 0 S: 4 H: 1 LOB: 1 BB: 0 P: 4	R: 0 E: 0 K: 0 S: 3 H: 0 LOB: 0 BB: 0 P: 3	R: 0 E: 0 K: 0 S: 4 H: 1 LOB: 1 BB: 0 P: 4	R: 1 E: 1 K: 1 S: 7 H: 2 LOB: 2 BB: 0 P: 7	R: 0 E: 0 K: 1 S: 5 H: 1 LOB: 0 BB: 0 P: 5	1B: 5 2B: 3 3B: 0 HR: 0	SF: 0 SAC: 1 DP: 1 HBP: 0						

	AB	36
	R	1
	H	8
	RBI	1
	BB	0
	SO	6
	LOB	12

WP: 0 PB: 0 SB: 0 CS: 0 PA: 37

PITCHER		IP	WLS	BF	H	R	ER	SO	BB	IBB	HBP	BLK	WP	HR	S	P	ERA	WHIP
Barry Lersch, R ERA: 3.71	(1, 1)	8.2		32	6	1	1	4	0	0	0	0	0	0	40	40	1.04	0.692
Darrell Brandon, R ERA: 1.95	(9, 1)	0.0		1	1	0	0	0	0	0	0	0	0	0	1	1	∞	∞
Joe Hoerner, L ERA: 2.27	(9, 1)	1.1	W	4	1	0	0	2	0	0	0	0	0	0	8	8	0.00	0.750

PITCHER	IP	WLS	BF	H	R	ER	SO	BB	IBB	HBP	BLK	WP	HR	S	P	ERA	WHIP

Batter	1	2	3	4	5	6	7	8	9	AB	R	H	RBI	BB	SO	LOB
Dave Cash, R (1, 4) OBP: 0.377, SLG: 0.397	0-0 SH4-3 S 2B 1B	0-0 6-3	0-0 F9		0-0 F9		0-0 FC6-4 1B		0-0 6-3	6	1	2	0	0	0	0
Vic Davalillo, L (1, 9) OBP: 0.302, SLG: 0.328	0-0 SH4-3 1-3	0-0 E8 HR	1-0 BB 2B HBP		0-0 4-3		0-0 FC6-4 HR 1-2f		0-0 6-3	4	3	0	0	0	0	1
Richie Hebner, L (1, 5) OBP: 0.367, SLG: 0.533 Bill Mazeroski, R (7, 5) OBP: 0.356, SLG: 0.288	0-0 L6	0-0 HR 2-H	B B B B 4-0 2B BB 1-2		0-0 3-1		0-0 HR 1-H		0-0 F7	4 1	3 0	2 0	4 0	1 0	0 0	1 0
Willie Stargell, L (1, 7) OBP: 0.393, SLG: 0.728 Gene Clines, R (7, PR) OBP: 0.396, SLG: 0.407 (7, 7)	0-0 2B 2B 3-H	0-0 HR	0-0 2B 1-H 2-H			S S S 0-3 K B B B B 4-0 WP PB BB				4 0	2 0	3 0	4 0	1 0	1 0	0 0
Al Oliver, L (1, 8) OBP: 0.324, SLG: 0.402	B B B B 4-0 2B BB	0-0 PB 2B	0-0 3-1			0-0 WP 1B 1B	0-0 1-3 1-3			4	2	2	0	1	0	2
Bob Robertson, R (1, 3) OBP: 0.337, SLG: 0.468	0-0 2B 1-H 2-H	S S S 0-3 K 2-3		S S S 0-3 K		0-0 F5 1-2		0-0 F9		5	0	1	2	0	2	2
Manny Sanguillen, R (1, 2) OBP: 0.344, SLG: 0.414	0-0 5-3		0-0 HR 1B	0-0 F7		0-0 2-H 1B		0-0 G3		5	1	2	1	0	0	1
Jackie Hernandez, R (1, 6) OBP: 0.257, SLG: 0.330		0-0 HR	0-0 HR 1-H	B B B B 4-0 FC6-4 BB		0-0 F3		S S S 0-3 K FC6		4	2	2	3	1	1	1
Steve Blass, R (1, 1) OBP: 0.098, SLG: 0.146		0-0 B1-3	0-0 6-3	0-0 FC6-4 1-2f			0-0 6-3	0-0 FC6 1-2f		5	0	0	0	0	0	2
Inning Stats	R: 3 E: 0 K: 0 S: 6 H: 3 LOB: 1 BB: 1 P: 10	R: 4 E: 1 K: 1 S: 10 H: 4 LOB: 1 BB: 0 P: 10	R: 4 E: 0 K: 0 S: 6 H: 3 LOB: 1 BB: 1 P: 11	R: 0 E: 0 K: 1 S: 5 H: 0 LOB: 1 BB: 1 P: 9	R: 0 E: 0 K: 0 S: 3 H: 0 LOB: 0 BB: 0 P: 3	R: 1 E: 0 K: 1 S: 7 H: 2 LOB: 1 BB: 0 P: 7	R: 2 E: 0 K: 0 S: 5 H: 2 LOB: 2 BB: 1 P: 9	R: 0 E: 0 K: 1 S: 6 H: 0 LOB: 1 BB: 0 P: 6	R: 0 E: 0 K: 0 S: 3 H: 0 LOB: 0 BB: 0 P: 3	1B: 5 2B: 4 3B: 0 HR: 5 SF: 0 SAC: 1 DP: 0 HBP: 1						

PITCHER		IP	WLS	BF	H	R	ER	SO	BB	IBB	HBP	BLK	WP	HR	S	P	ERA	WHIP
Jim Bunning, R ERA: 5.14	(1, 1)	1.2	L	13	6	7	4	0	1	0	0	0	0	3	12	16	21.60	4.200
Lowell Palmer, R ERA: 6.0	(2, 1)	5.1		28	8	7	7	3	3	0	1	0	2	2	30	43	11.81	2.062
Bill Champion, R ERA: 4.38	(8, 1)	2.0		7	0	0	0	1	0	0	0	0	1	0	9	9	0.00	0.000

PITCHER	IP	WLS	BF	H	R	ER	SO	BB	IBB	HBP	BLK	WP	HR	S	P	ERA	WHIP

TOP

Pittsburgh Pirates @ Philadelphia Phillies
Veterans Stadium, Philadelphia, PA

Fri Jun 25 1971, 7:05 PM EDT
Att. 38,736 - Unknown

livebaseballscorecards.com

AB	42
R	14
H	14
RBI	14
BB	4
SO	4
LOB	10

WP: 3 PB: 2 SB: 1 CS: 0 PA: 48

Batter	1	2	3	4	5	6	7	8	9	AB	R	H	RBI	BB	SO	LOB
Denny Doyle, L (1, 4) OBP: 0.276, SLG: 0.318	FC4 1B		BBBB 4-0 BB			L8		P6		3	0	1	0	1	0	0
Larry Bowa, S (1, 6) OBP: 0.281, SLG: 0.277	FC4 HR 1-2f		SSS 0-3 K			L8		F9		4	1	0	0	0	1	2
Tim McCarver, L (1, 2) OBP: 0.317, SLG: 0.391	L9		F8			5-3		6-3		3	0	0	0	0	0	2
Bobby Pfeil, R (7, 2) OBP: 0.366, SLG: 0.395										1	0	0	0	0	0	0
Deron Johnson, R (1, 3) OBP: 0.337, SLG: 0.413	1-H HR			SSS 0-3 K			HR 1B		L4	4	2	2	2	0	1	0
Willie Montanez, L (1, 8) OBP: 0.326, SLG: 0.480	6-3			SSS 0-3 K			1-H HR		SSS K	4	1	1	2	0	2	0
Oscar Gamble, L (1, 7) OBP: 0.313, SLG: 0.481		F9		L7			5-3		1-3	4	0	0	0	0	0	0
Roger Freed, R (1, 9) OBP: 0.314, SLG: 0.291		4-3			F9		BBBB 4-0 BB			2	0	0	0	1	0	0
John Vukovich, R (1, 5) OBP: 0.231, SLG: 0.204		SSS K			5-3		P3			3	0	0	0	0	1	1
Jim Bunning, R (1, 1) OBP: 0.167, SLG: 0.273			SSS 0-3 K		SSS K		SSS K			0	0	0	0	0	0	0
Lowell Palmer, R (2, 1) OBP: 0.200, SLG: 0.200										2	0	0	0	0	2	0
Ron Stone, L (7, PH) OBP: 0.330, SLG: 0.268										1	0	0	0	0	1	1
Bill Champion, R (8, 1) OBP: 0.167, SLG: 0.167										0	0	0	0	0	0	0
Inning Stats	R: 2 E: 0 K: 0 S: 5 H: 2 LOB: 0 BB: 0 P: 5	R: 0 E: 0 K: 1 S: 5 H: 0 LOB: 0 BB: 0 P: 5	R: 0 E: 0 K: 2 S: 7 H: 0 LOB: 1 BB: 1 P: 11	R: 0 E: 0 K: 2 S: 7 H: 0 LOB: 0 BB: 0 P: 7	R: 0 E: 0 K: 1 S: 5 H: 0 LOB: 0 BB: 0 P: 5	R: 0 E: 0 K: 0 S: 3 H: 0 LOB: 0 BB: 0 P: 3	R: 2 E: 0 K: 1 S: 7 H: 2 LOB: 1 BB: 1 P: 11	R: 0 E: 0 K: 0 S: 3 H: 0 LOB: 0 BB: 0 P: 3	R: 0 E: 0 K: 1 S: 5 H: 0 LOB: 0 BB: 0 P: 5	1B: 2 2B: 0 3B: 0 HR: 2	SF: 0 SAC: 0 DP: 0 HBP: 0						

PITCHER		IP	WLS	BF	H	R	ER	SO	BB	IBB	HBP	BLK	WP	HR	S	P	ERA	WHIP
Steve Blass, R ERA: 2.98	(1, 1)	9.0	W	33	4	4	4	8	2	0	0	0	0	2	47	55	4.00	0.667

PITCHER	IP	WLS	BF	H	R	ER	SO	BB	IBB	HBP	BLK	WP	HR	S	P	ERA	WHIP

BOTTOM

Pittsburgh Pirates @ Philadelphia Phillies
Veterans Stadium, Philadelphia, PA
Fri Jun 25 1971, 7:05 PM EDT
Att. 38,736 - Unknown

livebaseballscorecards.com

AB	31
R	4
H	4
RBI	4
BB	2
SO	8
LOB	6

WP: 0 PB: 0 SB: 0 CS: 0 PA: 33

Batter	1	2	3	4	5	6	7	8	9	AB	R	H	RBI	BB	SO	LOB
Bill Mazeroski, R (1, 4) OBP: 0.385, SLG: 0.379	3B 1B	2B 1B		2-H HR		2-3 3-H 2B 1B	1-2f FC6-4		5-3	6	3	4	3	0	0	1
Gene Clines, R (1, 8) Al Oliver, L (6, PH) (6, 8) OBP: 0.394, SLG: 0.416 OBP: 0.326, SLG: 0.407	L8	1-3 2B		L6-3	SSS	K		4-3 2B		3 2	0 1	1 1	0 0	0 0	0 1	1 2
Roberto Clemente, R (1, 9) OBP: 0.347, SLG: 0.492	1-H 1B 3B	F2			F7	1-H 3-H 2B		2-3 4-3		5	1	2	3	0	0	3
Willie Stargell, L (1, 7) OBP: 0.393, SLG: 0.725	SSS K	SSS K			6-3	IBB		FC6-5 3-H 2B		4	0	1	1	1	2	1
Manny Sanguillen, R (1, 2) OBP: 0.345, SLG: 0.414	3-H HR 1B	6-3			1B	1-3		2-3 FC6-5 BB		5	1	2	1	0	0	3
Bob Robertson, R (1, 3) OBP: 0.343, SLG: 0.496	1-H HR	SSS K			F7		HR	BBBB 1-2 BB		4	2	2	3	1	1	1
Jose Pagan, R (1, 5) OBP: 0.278, SLG: 0.258	P4			L7		SH5-4 BB 1B 1B	FC6-4 1B	L6		5	1	2	0	0	0	2
Jackie Hernandez, R (1, 6) OBP: 0.264, SLG: 0.337		G3		HR 2B		BBBB 1-2 1B SH5-4 2B BB	F3		5-3	4	2	1	0	1	0	1
Dock Ellis, S (1, 1) Dave Giusti, R (9, 1) OBP: 0.239, SLG: 0.205		SSS K		6-3		SH5-4 1-2 2-3	1-2f FC6-4 FC6-4		3-1	4 0	0 0	0 0	0 0	0 0	1 0	2 0
Inning Stats	R: 4 E: 0 K: 1 S: 9 H: 4 LOB: 0 BB: 0 P: 9	R: 0 E: 0 K: 1 S: 7 H: 2 LOB: 2 BB: 0 P: 7	R: 0 E: 0 K: 2 S: 7 H: 0 LOB: 0 BB: 0 P: 7	R: 2 E: 0 K: 0 S: 5 H: 2 LOB: 0 BB: 0 P: 5	R: 0 E: 0 K: 0 S: 4 H: 1 LOB: 1 BB: 0 P: 4	R: 3 E: 0 K: 1 S: 8 H: 3 LOB: 2 BB: 2 P: 16	R: 1 E: 0 K: 0 S: 5 H: 2 LOB: 1 BB: 0 P: 5	R: 1 E: 0 K: 0 S: 5 H: 2 LOB: 2 BB: 1 P: 9	R: 0 E: 0 K: 0 S: 3 H: 0 LOB: 0 BB: 0 P: 3	1B: 7 2B: 5 3B: 1 HR: 3 SF: 0 SAC: 1 DP: 0 HBP: 0						

TOP

Pittsburgh Pirates @ Philadelphia Phillies

Veterans Stadium, Philadelphia, PA

Sat Jun 26 1971, 3:33 AM EDT

Att. 24,965 - Unknown

livebaseballscorecards.com

AB	42
R	11
H	16
RBI	11
BB	3
SO	5
LOB	17

WP: 0 PB: 0 SB: 0 CS: 0 PA: 46

PITCHER		IP	WLS	BF	H	R	ER	SO	BB	IBB	HBP	BLK	WP	HR	S	P	ERA	WHIP
Chris Short, L ERA: 3.93	(1, 1)	5.0	L	26	10	8	8	4	1	0	0	0	0	2	33	37	14.40	2.200
Bill Wilson, R ERA: 5.23	(6, 1)	2.0		11	4	2	2	1	0	1	0	0	0	1	12	16	9.00	2.000
Darrell Brandon, R ERA: 2.12	(8, 1)	2.0		9	2	1	1	0	1	0	0	0	0	0	8	12	4.50	1.500

PITCHER	IP	WLS	BF	H	R	ER	SO	BB	IBB	HBP	BLK	WP	HR	S	P	ERA	WHIP

Batter	1	2	3	4	5	6	7	8	9	AB	R	H	RBI	BB	SO	LOB
Denny Doyle, L (1, 4) OBP: 0.280, SLG: 0.321	1-3		E 1B 1-2 E 1B	1-3			4-3		1-2 H 2-H H 3-H H HR 1B	5	2	2	2	0	0	0
Larry Bowa, S (1, 6) OBP: 0.277, SLG: 0.272	4-3		L5		1-3		P5		S S S K	5	0	0	0	0	1	4
Tim McCarver, L (1, 2) OBP: 0.319, SLG: 0.406	4-3		E E 1-2 2-3 SF9 1B		1-3			F8	1-H 2-H HR	5	2	2	3	0	0	0
Deron Johnson, R (1, 3) OBP: 0.331, SLG: 0.405		L8	E6 E 1-2 2-3 3-H		L9			F9	F7	5	0	0	1	0	0	2
Willie Montanez, L (1, 8) OBP: 0.328, SLG: 0.486		1B 2B	E6 FC6-4 1-2 2-3 3-H			G3		2B	6-3	5	1	2	1	0	0	2
Oscar Gamble, L (1, 7) OBP: 0.298, SLG: 0.463		F3	SF9 3-H			F9		F7		3	0	0	1	0	0	2
Roger Freed, R (1, 9) OBP: 0.321, SLG: 0.300		2-H 1B	FC6-4 1-2f			1B			BB 1B 1B 1B	4	1	3	1	0	0	2
John Vukovich, R (1, 5) OBP: 0.232, SLG: 0.208		L8		6-3		F8			BB 1-2 1B 1B	4	1	1	0	0	0	2
Chris Short, R (1, 1) OBP: 0.258, SLG: 0.115			B B B B 1B 1B E BB	6-3			5-3		B B B B 1-2 2-3 1B HR BB	1	1	0	0	1	0	0
Bill Wilson, R (6, 1)										0	0	0	0	0	0	0
Joe Lis, R (7, PH) OBP: 0.309, SLG: 0.387										1	0	0	0	0	0	0
Darrell Brandon, R (8, 1) OBP: 0.200, SLG: 0.200										0	0	0	0	0	0	0
Byron Browne, R (9, PH) OBP: 0.256, SLG: 0.324										0	1	0	0	1	0	0
Inning Stats	R: 0 H: 0 E: 0 LOB: 0 K: 0 BB: 0 S: 3 P: 3	R: 1 H: 2 E: 0 LOB: 1 K: 0 BB: 0 S: 5 P: 5	R: 3 H: 2 E: 2 LOB: 2 K: 0 BB: 1 S: 7 P: 11	R: 0 H: 0 E: 0 LOB: 0 K: 0 BB: 0 S: 3 P: 3	R: 0 H: 0 E: 0 LOB: 0 K: 0 BB: 0 S: 3 P: 3	R: 0 H: 1 E: 0 LOB: 1 K: 0 BB: 0 S: 4 P: 4	R: 0 H: 0 E: 0 LOB: 0 K: 0 BB: 0 S: 3 P: 3	R: 0 H: 1 E: 0 LOB: 1 K: 0 BB: 0 S: 4 P: 4	R: 5 H: 4 E: 0 LOB: 0 K: 1 BB: 1 S: 9 P: 13	1B: 7 SF: 1 2B: 2 SAC: 0 3B: 0 DP: 0 HR: 1 HBP: 0						

PITCHER		IP	WLS	BF	H	R	ER	SO	BB	IBB	HBP	BLK	WP	HR	S	P	ERA	WHIP
Dock Ellis, R ERA: 2.24	(1, 1)	8.0	W	36	8	7	5	0	2	0	0	0	0	0	34	42	5.62	1.250
Dave Giusti, R ERA: 1.82	(9, 1)	1.0	S	5	2	2	2	1	0	0	0	0	0	1	7	7	18.00	2.000

PITCHER	IP	WLS	BF	H	R	ER	SO	BB	IBB	HBP	BLK	WP	HR	S	P	ERA	WHIP

BOTTOM

Pittsburgh Pirates @ Philadelphia Phillies
Veterans Stadium, Philadelphia, PA
Sat Jun 26 1971, 3:33 AM EDT
Att. 24,965 - Unknown

livebaseballscorecards.com

AB	38
R	9
H	10
RBI	9
BB	2
SO	1
LOB	14

WP: 0	PA: 41		
PB: 0			
SB: 0			
CS: 0			

Batter	1	2	3	4	5	6	7	8	9	AB	R	H	RBI	BB	SO	LOB
Bill Mazeroski, R (1, 4) OBP: 0.386, SLG: 0.413	0-0 1B 2B	0-0 5-3		0-0 FC6-4 1-2f		0-0 1-3 2-H 2B		0-0 G6-3 1-2f		5	1	2	1	0	0	4
Gene Clines, R (1, 8) OBP: 0.385, SLG: 0.404	0-3 K		0-0 L6-3		0-3 K	0-3 K		0-0 1B		5	0	1	0	0	3	3
Roberto Clemente, R (1, 9) OBP: 0.348, SLG: 0.490	0-0 FC5-6 2-H 1B		0-0 2B 1B		0-0 4-3	0-0 L9		0-0 6-3		5	1	2	1	0	0	3
Willie Stargell, L (1, 7) OBP: 0.397, SLG: 0.739	0-0 FC5-6 1-2f		0-0 1-H 2B		0-0 HR		0-0 BB 1B		0-0 P6	5	1	3	2	0	0	1
Manny Sanguillen, R (1, 2) OBP: 0.346, SLG: 0.412	0-3 K		0-0 P4		0-0 FC5-4 1B		4-0 1-2 BB		0-0 F9	4	0	1	0	1	1	2
Bob Robertson, R (1, 3) OBP: 0.336, SLG: 0.485		0-0 6-3	0-3 K		0-0 FC5-4 1-2f		0-3 K		0-0 F9	5	0	0	0	0	2	4
Jose Pagan, R (1, 5) OBP: 0.303, SLG: 0.265		0-0 SH2-4 BB 1B		4-0 G6-4-3 BB		4-0 SH 2B BB		0-0 F8		2	1	1	0	2	0	2
Jackie Hernandez, R (1, 6) OBP: 0.264, SLG: 0.327		4-0 SH2-4 1-2 BB		0-0 G6-4-3 1-2f		0-3 K	0-3 K			3	0	0	0	1	2	4
Bob Johnson, L (1, 1) OBP: 0.160, SLG: 0.045		0-0 SH2-4 1-2 2-3		4-0 FC6-4 BB		0-0 SH 2B 1-2		0-0 G6-3 1B		0	0	0	0	1	0	0
Jim Nelson, R (7, 1) OBP: 0.500, SLG: 0.400										0	0	0	0	0	0	0
Mudcat Grant, R (7, 1) OBP: 0.375, SLG: 0.429										0	0	0	0	0	0	0
Gene Alley, R (8, PH) OBP: 0.262, SLG: 0.276										1	0	1	0	0	0	0
Bob Veale, S (8, 1) OBP: 0.250, SLG: 0.250										0	0	0	0	0	0	0
Inning Stats	R: 1 E: 0 K: 2 S: 9 H: 2 LOB: 1 BB: 0 P: 9	R: 0 E: 0 K: 0 S: 4 H: 1 LOB: 2 BB: 1 P: 8	R: 1 E: 0 K: 1 S: 7 H: 2 LOB: 1 BB: 0 P: 7	R: 0 E: 0 K: 0 S: 2 H: 0 LOB: 1 BB: 2 P: 10	R: 1 E: 0 K: 1 S: 7 H: 2 LOB: 1 BB: 0 P: 7	R: 1 E: 1 K: 2 S: 9 H: 1 LOB: 2 BB: 1 P: 13	R: 0 E: 0 K: 2 S: 8 H: 1 LOB: 2 BB: 1 P: 12	R: 0 E: 0 K: 0 S: 4 H: 2 LOB: 1 BB: 0 P: 4	R: 0 E: 0 K: 0 S: 3 H: 0 LOB: 0 BB: 0 P: 3	1B: 7 2B: 3 3B: 0 HR: 1 SF: 0 SAC: 2 DP: 2 HBP: 0						

PITCHER	IP	WLS	BF	H	R	ER	SO	BB	IBB	HBP	BLK	WP	HR	S	P	ERA	WHIP
Woodie Fryman, L (1, 1) ERA: 3.52	7.0	W	35	9	4	4	8	5	0	0	0	0	1	46	66	5.14	2.000
Joe Hoerner, L (8, 1) ERA: 2.15	2.0	S	7	2	0	0	0	0	0	0	0	0	0	7	7	0.00	1.000

PITCHER	IP	WLS	BF	H	R	ER	SO	BB	IBB	HBP	BLK	WP	HR	S	P	ERA	WHIP

TOP

Pittsburgh Pirates @ Philadelphia Phillies
Veterans Stadium, Philadelphia, PA
Sun Jun 27 1971, 3:33 AM EDT
Unknown

livebaseballscorecards.com

AB	35
R	4
H	11
RBI	4
BB	5
SO	8
LOB	23

PA: 42

WP: 0
PB: 0
SB: 0
CS: 0

Batter	1	2	3	4	5	6	7	8	9	AB	R	H	RBI	BB	SO	LOB
Denny Doyle, L (1, 4) OBP: 0.283, SLG: 0.329	L8			BB, 1B, 1B 1B	G3		1-3, 2-H 2B 2B	S S S K		5	2	2	1	0	1	2
Larry Bowa, S (1, 6) OBP: 0.280, SLG: 0.273	4-3			1-2 BB 1B	G3		B B B B 2B BB			3	1	1	0	1	0	0
Willie Montanez, L (1, 8) OBP: 0.330, SLG: 0.489	L8			B B B B FC6-4, 1B 1-2 2-3 1B BB		L8	FC7-2 1-3 2-H 3-H 2B			3	1	1	2	1	0	0
Deron Johnson, R (1, 3) OBP: 0.330, SLG: 0.402		6-3		FC6-4 1-2 2-H 3-H 1B		S S S K	FC7-2 2-3			4	0	1	2	0	1	3
Oscar Gamble, L (1, 7) OBP: 0.284, SLG: 0.440		F4		FC6-4 1B 1-2f 2-3		5-3		5-3		4	0	0	0	0	0	2
Roger Freed, R (1, 9) OBP: 0.324, SLG: 0.317		L5		P5			HR	2B 1B		4	2	2	1	0	0	2
John Vukovich, R (1, 5) OBP: 0.267, SLG: 0.250			S S S K	1-2 3-H 1B			B B B B FC5-6, BB BB	1B 1-H 2B		3	0	2	2	1	1	0
Mike Ryan, R (1, 2) OBP: 0.233, SLG: 0.382		6-3	6-3				B B B B FC5-6 1-2 2B BB	L8		2	0	0	0	0	0	2
Tim McCarver, L (7, PH) OBP: 0.320, SLG: 0.404 (8, 2)										1	1	0	0	1	0	1
Woodie Fryman, R (1, 1) OBP: 0.143, SLG: 0.143		4-3			S S S K		FC5-6 2B 1-2 2-3f 2B	2-3 1B		2	0	0	0	0	1	0
Jim Bunning, R (7, PH) OBP: 0.160, SLG: 0.261										1	0	0	0	0	0	2
Barry Lersch, S (7, PR) OBP: 0.278, SLG: 0.161										0	1	0	0	0	0	0
Joe Hoerner, R (8, 1) OBP: 0.167, SLG: 0.167										1	0	1	0	0	0	0
Inning Stats	R: 0 E: 0 K: 0 S: 3 H: 0 LOB: 0 BB: 0 P: 3	R: 0 E: 0 K: 0 S: 3 H: 0 LOB: 0 BB: 0 P: 3	R: 0 E: 0 K: 1 S: 5 H: 0 LOB: 0 BB: 0 P: 5	R: 3 E: 0 K: 0 S: 7 H: 4 LOB: 2 BB: 1 P: 11	R: 0 E: 0 K: 1 S: 5 H: 0 LOB: 0 BB: 0 P: 5	R: 0 E: 0 K: 1 S: 5 H: 0 LOB: 0 BB: 0 P: 5	R: 4 E: 0 K: 0 S: 5 H: 3 LOB: 2 BB: 3 P: 17	R: 1 E: 0 K: 1 S: 8 H: 3 LOB: 2 BB: 0 P: 8		1B: 6 2B: 4 3B: 0 HR: 1 SF: 0 SAC: 0 DP: 1 HBP: 0						

PITCHER		IP	WLS	BF	H	R	ER	SO	BB	IBB	HBP	BLK	WP	HR	S	P	ERA	WHIP
Bob Johnson, R ERA: 3.58	(1, 1)	6.0	L	25	5	5	5	3	2	0	0	0	0	1	29	37	7.50	1.167
Jim Nelson, R ERA: 2.45	(7, 1)	0.0		1	0	0	0	0	1	0	0	0	0	0	0	4	∞	∞
Mudcat Grant, R ERA: 2.83	(7, 1)	1.0		5	2	2	2	0	1	0	0	0	0	0	4	8	18.00	3.000
Bob Veale, L ERA: 4.67	(8, 1)	1.0		6	3	1	1	1	0	0	0	0	0	0	8	8	9.00	3.000

PITCHER	IP	WLS	BF	H	R	ER	SO	BB	IBB	HBP	BLK	WP	HR	S	P	ERA	WHIP

BOTTOM

Pittsburgh Pirates @ Philadelphia Phillies
Veterans Stadium, Philadelphia, PA

Sun Jun 27 1971, 3:33 AM EDT
Unknown

livebaseballscorecards.com

AB	33
R	8
H	10
RBI	8
BB	4
SO	4
LOB	14

Batter	1	2	3	4	5	6	7	8	9	AB	R	H	RBI	BB	SO	LOB
Gene Clines, R (1, 9) (8, 7) OBP: 0.394, SLG: 0.424	0-0 1B SF9 2B	0-0 ① F3		0-0 FC6-4 1-2 1B			0-0 2B 6-3 1B	S S S 0-3 ② K		5	2	3	0	0	1	0
Al Oliver, L (1, 8) OBP: 0.327, SLG: 0.411	0-0 1B HR 2-3 1B	S S S 0-3 ② K		0-0 ② FC6-4 1-2f 2-3			0-0 1B 1-3 2B	S S S 0-3 ③ K		5	2	2	0	0	2	2
Bill Mazeroski, R (1, 4) OBP: 0.373, SLG: 0.394	0-0 ① SF9 3-H	B B B 4-0 BB		0-0 ③ F9			0-0 ① 6-3 3-H		0-0 ① L6	3	0	0	2	1	0	3
Bob Robertson, R (1, 3) OBP: 0.337, SLG: 0.483	0-0 HR 1-2 1B	0-0 ③ F9			S S S 0-3 ① K		0-0 HR 2-H 1B		S S S 0-3 ② K	5	2	2	1	0	2	1
Jose Pagan, R (1, 7) (8, 5) OBP: 0.321, SLG: 0.370	0-0 1-H 2-H HR		0-0 ① L9		0-0 ② 6-3		0-0 1-H HR		0-0 1B	5	2	3	5	0	0	0
Gene Alley, R (1, 6) OBP: 0.261, SLG: 0.269	B B B B 4-0 G3 S 1B BB		0-0 ② 4-3		0-0 ③ 6-3		0-0 ② 6-3		0-0 ③ 1-3	4	1	0	0	1	0	1
Milt May, L (1, 2) OBP: 0.250, SLG: 0.321	0-0 ② G3 1-3		0-0 ③ F8			0-0 ① F5	0-0 ③ G3			4	0	0	0	0	0	1
Jackie Hernandez, R (1, 5) OBP: 0.265, SLG: 0.327 Willie Stargell, L (8, PH) OBP: 0.396, SLG: 0.736 Dave Giusti, R (8, 1)	0-0 1B 3-H			0-0 ① F3		0-0 ② F9		S S S 0-3 ① K		3	0	1	1	0	0	0
										1	0	0	0	0	1	0
										0	0	0	0	0	0	0
Nelson Briles, R (1, 1) OBP: 0.357, SLG: 0.538 Jim Nelson, R (3, 1) OBP: 0.571, SLG: 0.400 Vic Davalillo, L (6, PH) OBP: 0.300, SLG: 0.326 Bob Veale, S (6, 1) OBP: 0.250, SLG: 0.250 Roberto Clemente, R (8, PH) OBP: 0.351, SLG: 0.504 (8, 9)	0-0 ③ F7			B B B 4-0 FC6-4 1B BB		0-0 ③ F5		0-0 HR		1	0	0	0	0	0	1
										0	0	0	0	1	0	0
										1	0	0	0	0	0	0
										0	0	0	0	0	0	0
										1	1	1	1	0	0	0
Inning Stats	R: 5 E: 0 K: 0 S: 8 H: 5 LOB: 1 BB: 1 P: 12	R: 0 E: 0 K: 1 S: 5 H: 0 LOB: 1 BB: 1 P: 9	R: 0 E: 0 K: 0 S: 3 H: 0 LOB: 0 BB: 0 P: 3	R: 0 E: 0 K: 0 S: 4 H: 1 LOB: 2 BB: 1 P: 8	R: 0 E: 0 K: 1 S: 5 H: 0 LOB: 0 BB: 0 P: 5	R: 0 E: 0 K: 0 S: 3 H: 0 LOB: 0 BB: 0 P: 3	R: 4 E: 0 K: 0 S: 7 H: 4 LOB: 0 BB: 0 P: 7	R: 1 E: 0 K: 3 S: 10 H: 1 LOB: 0 BB: 0 P: 10	R: 0 E: 0 K: 1 S: 6 H: 1 LOB: 1 BB: 0 P: 6	1B: 7 2B: 2 3B: 0 HR: 3	SF: 1 SAC: 0 DP: 0 HBP: 0						

TOP

Pittsburgh Pirates @ Philadelphia Phillies
Veterans Stadium, Philadelphia, PA
Sun Jun 27 1971, 3:38 AM EDT
Att. 37,062 - Unknown

livebaseballscorecards.com

AB	38
R	10
H	12
RBI	10
BB	3
SO	6
LOB	9

PITCHER		IP	WLS	BF	H	R	ER	SO	BB	IBB	HBP	BLK	WP	HR	S	P	ERA	WHIP
Ken Reynolds, L ERA: 4.41	(1, 1)	6.1		30	8	7	7	2	3	0	0	0	0	1	31	43	9.95	1.737
Darrell Brandon, R ERA: 2.67	(7, 1)	0.2		4	2	2	2	0	0	0	0	0	0	1	4	4	27.00	3.000
Joe Hoerner, L ERA: 2.27	(8, 1)	2.0	L	8	2	1	1	4	0	0	0	0	0	1	16	16	4.50	1.000

PITCHER	IP	WLS	BF	H	R	ER	SO	BB	IBB	HBP	BLK	WP	HR	S	P	ERA	WHIP

BOTTOM

Pittsburgh Pirates @ Philadelphia Phillies
Veterans Stadium, Philadelphia, PA
Sun Jun 27 1971, 3:38 AM EDT
Att. 37,062 - Unknown

Batter	1	2	3	4	5	6	7	8	9	AB	R	H	RBI	BB	SO	LOB
Denny Doyle, L (1, 4) OBP: 0.286, SLG: 0.337	F7		2B 1B 3-H 1B	2B	P4		K		K	5	1	2	1	0	1	4
Joe Hoerner, R (8, 1) OBP: 0.167, SLG: 0.167										0	0	0	0	0	0	0
Joe Lis, R (9, PH) OBP: 0.306, SLG: 0.383										1	0	0	0	0	1	1
Larry Bowa, S (1, 6) OBP: 0.278, SLG: 0.275	F6		1B 2B 1-3 2B	K		F8		4-3		5	1	1	0	0	1	0
Tim McCarver, L (1, 2) OBP: 0.326, SLG: 0.408	L7		2B 2-3 3-H 1B	1B		HR 1B		L8		5	2	3	1	0	0	0
Deron Johnson, R (1, 3) OBP: 0.338, SLG: 0.428		HR	2B FC5-4 HBP	L9		HR 1-H		1B BB		3	3	2	3	1	0	1
Barry Lersch, S (8, PR) OBP: 0.278, SLG: 0.161										0	0	0	0	0	0	0
Bobby Pfeil, R (9, 3) OBP: 0.366, SLG: 0.395										0	0	0	0	0	0	0
Willie Montanez, L (1, 8) OBP: 0.338, SLG: 0.496		G3-6-3 1B	FC5-4 1-3 2-H 3-H 2B		FC1-6 HBP	1-3		FC6-4 1-2 1B		4	0	3	2	0	0	0
Ron Stone, L (1, 7) OBP: 0.333, SLG: 0.265		G3-6-3 1-2f 1B	FC5-4 IBB		FC1-6 BB 1B 1-2f	K		FC6-4 1-2f		1	0	0	0	1	0	1
Oscar Gamble, L (4, 7) OBP: 0.278, SLG: 0.430										2	0	0	0	0	1	1
Darrell Brandon, R (7, 1) OBP: 0.200, SLG: 0.200										0	0	0	0	0	0	0
Terry Harmon, R (8, 4) OBP: 0.315, SLG: 0.284										1	0	0	0	0	0	2
Roger Freed, R (1, 9) OBP: 0.322, SLG: 0.314		K	FC5-4 1-2f 2-3 3-H		BB 1-2 1B		L4		F8	5	0	1	1	0	1	2
John Vukovich, R (1, 5) OBP: 0.262, SLG: 0.246			3B 1B P3		F7		5-3		F9	5	1	1	0	0	0	4
Ken Reynolds, L (1, 1) OBP: 0.316, SLG: 0.313			1-H 1B 3B 4-3		BB 1-2 2-3		1B		2B	2	1	1	1	1	0	2
Byron Browne, R (7, 7) OBP: 0.293, SLG: 0.389										2	0	2	0	0	0	0

Inning Stats										
	R: 0 E: 0 K: 0 S: 3	H: 0 LOB: 0 BB: 0 P: 3	R: 1 E: 0 K: 1 S: 6	H: 2 LOB: 0 BB: 0 P: 6	R: 6 E: 0 K: 0 S: 9	H: 6 LOB: 2 BB: 1 P: 14	R: 0 E: 0 K: 1 S: 6	H: 2 LOB: 1 BB: 0 P: 6	R: 0 E: 0 K: 0 S: 4	H: 1 LOB: 3 BB: 1 P: 9
	R: 2 E: 0 K: 1 S: 7	H: 2 LOB: 0 BB: 0 P: 7	R: 0 E: 0 K: 1 S: 6	H: 1 LOB: 1 BB: 0 P: 6	R: 0 E: 0 K: 0 S: 4	H: 1 LOB: 2 BB: 1 P: 8	R: 0 E: 0 K: 1 S: 6	H: 1 LOB: 1 BB: 0 P: 6	1B: 9 2B: 4 3B: 1 HR: 2	SF: 0 SAC: 0 DP: 1 HBP: 2

	AB	41
	R	9
	H	16
	RBI	9
	BB	3
	SO	5
	LOB	18

WP: 0 PA: 46
PB: 0
SB: 0
CS: 0

livebaseballscorecards.com

PITCHER		IP	WLS	BF	H	R	ER	SO	BB	IBB	HBP	BLK	WP	HR	S	P	ERA	WHIP
Nelson Briles, R ERA: 4.76	(1, 1)	2.0		12	7	6	6	1	0	0	0	0	0	1	14	14	27.00	3.500
Jim Nelson, R ERA: 2.51	(3, 1)	3.0		16	4	1	1	1	1	1	2	0	0	0	14	24	3.00	1.667
Bob Veale, L ERA: 5.12	(6, 1)	2.0	W	9	3	2	2	2	0	0	0	0	0	1	13	13	9.00	1.500
Dave Giusti, R ERA: 1.73	(8, 1)	2.0	S	9	2	0	0	1	1	0	0	0	0	0	10	14	0.00	1.500

PITCHER	IP	WLS	BF	H	R	ER	SO	BB	IBB	HBP	BLK	WP	HR	S	P	ERA	WHIP

Batter	1	2	3	4	5	6	7	8	9	AB	R	H	RBI	BB	SO	LOB
Tommie Agee, R (1, 8) (8, 9) OBP: 0.363, SLG: 0.448	B B S B X 3-1 S 1B		X 0-0 1B			B S X 1-1 HR		B B B C X 3-1 1B S FC1-2-4-5 1B	B C B S B B 4-2 BB	4	1	4	1	1	0	0
Bud Harrelson, S (1, 6) OBP: 0.342, SLG: 0.349	B X 1-0 ① P7		B C B X 2-1 ③ F9			X 0-0 G4-6-3 1B		B C B B X 3-1 1B FC1-2-4-5 1-3 1B	C X 0-1 ③ L1	5	1	2	0	0	0	4
Cleon Jones, R (1, 7) OBP: 0.363, SLG: 0.421	C S C 0-3 ② K			X 0-0 ① 5-3		X 0-0 ① ② G4-6-3 1-2f		S S F X 0-2 ① FC1-2-4-5 3-1 1B 1-2 3-H		4	1	0	0	0	1	4
Ed Kranepool, L (1, 3) OBP: 0.343, SLG: 0.478	C S B B F T B S 3-3 ③ K 1-2			S X 0-1 ② F9		X 0-0 1B		X 0-0 ② 3-1 1-2 2-3		4	0	1	0	0	1	3
Art Shamsky, L (1, 9) OBP: 0.324, SLG: 0.489		S C B S 1-3 ① K		X 0-0 ③ 4-3		X 0-0 ③ F8		B B B I 4-0 1B IBB		3	0	0	0	1	1	1
Don Hahn, R (8, PR) (8, 8) OBP: 0.339, SLG: 0.299										0	0	0	0	0	0	0
Ken Boswell, L (1, 4) OBP: 0.330, SLG: 0.344		X 0-0 ② 6-3			X 0-0 ① L7		X 0-0 ① 6-3	B C C X 1-2 ③ 1-3 2-H 3-H 1B		4	0	1	2	0	0	0
Jerry Grote, R (1, 2) OBP: 0.361, SLG: 0.392		B B S F B X 3-2 ③ F8			B B B C S X 3-2 1B		X 0-0 ② 6-3		X 0-0 FC1-6 1B	4	0	2	0	0	0	0
Tim Foli, R (1, 5) OBP: 0.296, SLG: 0.319			B S B B F F S 3-3 ① K		B B B C S F X 3-2 ② F8		X 0-0 1B		L X 0-1 ① FC1-6 4-3 S 1-2f	4	0	1	0	0	1	2
Gary Gentry, R (1, 1) OBP: 0.086, SLG: 0.088			B B S S S X 2-2 ② 6-3		C S S 0-3 ③ K		S S S 0-3 ③ K		M B X 1-1 ② 4-3 1-3	4	0	0	0	0	2	3
Inning Stats	R: 0 H: 1 E: 0 LOB: 1 K: 2 BB: 0 S: 11 P: 18	R: 0 H: 0 E: 0 LOB: 0 K: 1 BB: 0 S: 7 P: 11	R: 0 H: 1 E: 0 LOB: 1 K: 1 BB: 0 S: 10 P: 17	R: 0 H: 0 E: 0 LOB: 0 K: 0 BB: 0 S: 4 P: 4	R: 0 H: 1 E: 0 LOB: 1 K: 1 BB: 0 S: 11 P: 17	R: 1 H: 3 E: 0 LOB: 1 K: 0 BB: 0 S: 6 P: 7	R: 0 H: 1 E: 0 LOB: 1 K: 1 BB: 0 S: 6 P: 6	R: 2 H: 3 E: 0 LOB: 2 K: 0 BB: 1 S: 12 P: 23	R: 0 H: 1 E: 0 LOB: 2 K: 0 BB: 1 S: 9 P: 14	1B: 10 SF: 0 2B: 0 SAC: 0 3B: 0 DP: 1 HR: 1 HBP: 0						WP: 0 PA: 38 PB: 0 SB: 3 CS: 0	

PITCHER	IP	WLS	BF	H	R	ER	SO	BB	IBB	HBP	BLK	WP	HR	S	P	ERA	WHIP
Rick Wise, R (1, 1) ERA: 2.94	9.0	L	38	11	3	3	6	1	1	0	0	0	1	76	117	3.00	1.333

PITCHER	IP	WLS	BF	H	R	ER	SO	BB	IBB	HBP	BLK	WP	HR	S	P	ERA	WHIP

TOP

New York Mets @ Philadelphia Phillies

Veterans Stadium, Philadelphia, PA

Mon Jun 28 1971, 7:05 PM EDT

Att. 24,151 - Unknown

livebaseballscorecards.com

AB	36
R	3
H	11
RBI	3
BB	2
SO	6
LOB	17

New York Mets @ Philadelphia Phillies

Veterans Stadium, Philadelphia, PA

Mon Jun 28 1971, 7:05 PM EDT

Att. 24,151 - Unknown

BOTTOM

livebaseballscorecards.com

Batter	1	2	3	4	5	6	7	8	9	AB	R	H	RBI	BB	SO	LOB
Terry Harmon, R (1, 6) OBP: 0.323, SLG: 0.310	F8		F8		E6 3B			E BB		3	1	1	0	1	0	1
Denny Doyle, L (1, 4) OBP: 0.280, SLG: 0.330	L5		F2		4-3			K		4	0	0	0	0	1	2
Tim McCarver, L (1, 2) OBP: 0.321, SLG: 0.401	P4			L8		4-3		E4 1-2		4	0	0	0	0	0	1
Deron Johnson, R (1, 3) OBP: 0.337, SLG: 0.425		F2		1B 1B		5-3		P6		4	0	1	0	0	0	2
Willie Montanez, L (1, 8) OBP: 0.337, SLG: 0.491		BB		K		P4		K		3	0	0	0	1	2	3
Oscar Gamble, L (1, 7) OBP: 0.298, SLG: 0.432		F5		1B 1-2			SH2-4 BB		FC5-4 HBP	2	0	1	0	1	0	1
Roger Freed, R (1, 9) OBP: 0.318, SLG: 0.310		F2		F8			SH2-4 1-2		F8	3	0	0	0	0	0	4
John Vukovich, R (1, 5) OBP: 0.246, SLG: 0.231			F7		F8		P4		FC5-4 1-2f	4	0	0	0	0	0	2
Rick Wise, R (1, 1) OBP: 0.217, SLG: 0.533			1B		F7		6-3		F2	4	0	1	0	0	0	2

	AB	31
	R	1
	H	4
	RBI	0
	BB	3
	SO	3
	LOB	18

Inning Stats	1	2	3	4	5	6	7	8	9	1B	SF	WP	PA
	R: 0 H: 0 E: 0 LOB: 0 K: 0 BB: 0 S: 3 P: 4	R: 0 H: 0 E: 0 LOB: 1 K: 0 BB: 1 S: 5 P: 11	R: 0 H: 1 E: 0 LOB: 1 K: 0 BB: 0 S: 7 P: 10	R: 0 H: 2 E: 0 LOB: 2 K: 1 BB: 0 S: 7 P: 7	R: 1 H: 1 E: 1 LOB: 0 K: 0 BB: 0 S: 4 P: 4	R: 0 H: 0 E: 0 LOB: 0 K: 0 BB: 0 S: 3 P: 3	R: 0 H: 0 E: 0 LOB: 1 K: 0 BB: 1 S: 4 P: 8	R: 0 H: 0 E: 1 LOB: 2 K: 2 BB: 1 S: 11 P: 20	R: 0 H: 0 E: 0 LOB: 1 K: 0 BB: 0 S: 3 P: 4	3	0	0	36
										2B: 0	SAC: 1	PB: 0	
										3B: 1	DP: 0	SB: 0	
										HR: 0	HBP: 1	CS: 0	

PITCHER		IP	WLS	BF	H	R	ER	SO	BB	IBB	HBP	BLK	WP	HR	S	P	ERA	WHIP
Gary Gentry, R ERA: 2.74	(1, 1)	9.0	W	36	4	1	0	3	3	0	1	0	0	0	47	71	0.00	0.778

PITCHER	IP	WLS	BF	H	R	ER	SO	BB	IBB	HBP	BLK	WP	HR	S	P	ERA	WHIP

Batter	1	2	3	4	5	6	7	8	9	AB	R	H	RBI	BB	SO	LOB
Tommie Agee, R (1, 8) (8, 9) OBP: 0.368, SLG: 0.447	B B C B F B 4-2 FC3-6 BB		X 0-0 S 5-3 1B		S B B B S C 2-3 K ②		B B B S S B 4-1 BB		S S S 0-3 K ③	3	0	1	0	2	2	0
Bud Harrelson, S (1, 6) OBP: 0.338, SLG: 0.344	C X 0-1 FC3-6 1B 1-2f ①		C B B B 1 SAFE X 2-1 5-3 1-2 ①		C B S X 1-2 1-3 ③		F B B B C X 3-2 G3 ③			4	0	0	0	0	0	4
Cleon Jones, R (1, 7) OBP: 0.365, SLG: 0.436	1 SAFE C B S S X 1-2 1-2 1B ②		B C S S F S 2-3 K 2-3 ②			S S S 0-3 K ①		X 0-0 HR		4	1	2	1	0	2	1
Ed Kranepool, L (1, 3) OBP: 0.347, SLG: 0.495	C X 0-1 4-3 ③		C F F F F X 0-2 L4 ③			X 0-0 1B		X 0-0 HR		4	1	2	1	0	0	2
Art Shamsky, L (1, 9) OBP: 0.311, SLG: 0.467 Don Hahn, R (8, 8) OBP: 0.339, SLG: 0.299		B X 1-0 4-3 ①		C B B X 2-1 F7 ①		B B B C X 3-1 P5 ②		C X 0-1 G3 ①		4 0	0 0	0 0	0 0	0 0	0 0	1 0
Ken Boswell, L (1, 4) OBP: 0.324, SLG: 0.337 Bob Aspromonte, R (8, 5) OBP: 0.287, SLG: 0.336		B B B C X 3-1 F7 ②		X 0-0 5-3 ②		B C B B X 3-1 P5 ③		B X 1-0 4-1 ②		4 0	0 0	0 0	0 0	0 0	0 0	1 0
Jerry Grote, R (1, 2) OBP: 0.364, SLG: 0.405		B F B B B 4-1 1B WP BB		B C X 1-1 HR			X 0-0 5-3 ①	B B X 2-0 F9 ③		3	1	1	1	1	0	0
Tim Foli, R (1, 5) (8, 4) OBP: 0.301, SLG: 0.323	S F B B B X 2-2 1-3 1B		S S S 0-3 K ③				B S F F X 1-2 SH3-4 1B		X 0-0 6-3 ①	4	0	2	0	0	1	0
Tom Seaver, R (1, 1) OBP: 0.255, SLG: 0.311	X 0-0 5-3 ③				B B C X 2-1 F8 ①		X 0-0 SH3-4 1-2 ②		S S S 0-3 K ②	3	0	0	0	0	1	2
Inning Stats	R: 0 H: 1 E: 0 LOB: 1 K: 0 BB: 1 S: 9 P: 14	R: 0 H: 1 E: 0 LOB: 2 K: 0 BB: 1 S: 8 P: 18	R: 0 H: 1 E: 0 LOB: 1 K: 1 BB: 0 S: 13 P: 17	R: 1 H: 1 E: 0 LOB: 0 K: 1 BB: 0 S: 8 P: 11	R: 0 H: 0 E: 0 LOB: 0 K: 1 BB: 0 S: 8 P: 13	R: 0 H: 1 E: 0 LOB: 1 K: 1 BB: 0 S: 8 P: 14	R: 0 H: 1 E: 0 LOB: 2 K: 0 BB: 1 S: 10 P: 18	R: 2 H: 2 E: 0 LOB: 0 K: 0 BB: 0 S: 6 P: 9	R: 0 H: 0 E: 0 LOB: 0 K: 2 BB: 0 S: 7 P: 7	1B: 5 SF: 0 2B: 0 SAC: 1 3B: 0 DP: 0 HR: 3 HBP: 0						

New York Mets @ Philadelphia Phillies

Veterans Stadium, Philadelphia, PA

Tue Jun 29 1971, 7:05 PM EDT

Att. 22,017 - Unknown

TOP

livebaseballscorecards.com

AB	33
R	3
H	8
RBI	3
BB	3
SO	6
LOB	11

PITCHER		IP	WLS	BF	H	R	ER	SO	BB	IBB	HBP	BLK	WP	HR	S	P	ERA	WHIP
Barry Lersch, R ERA: 3.69	(1, 1)	8.0	L	34	8	3	3	4	3	0	0	0	1	3	70	114	3.38	1.375
Bill Wilson, R ERA: 4.76	(9, 1)	1.0		3	0	0	0	2	0	0	0	0	0	0	7	7	0.00	0.000

PITCHER	IP	WLS	BF	H	R	ER	SO	BB	IBB	HBP	BLK	WP	HR	S	P	ERA	WHIP

PB: 0	SB: 1	CS: 0															

Batter	1	2	3	4	5	6	7	8	9	AB	R	H	RBI	BB	SO	LOB
Denny Doyle, L (1, 4) OBP: 0.275, SLG: 0.322	C X 0-1 ① P6		B L X 1-1 ① F7		X 0-0 ③ L4			S S S 0-3 ③ K		4	0	0	0	0	1	1
Larry Bowa, S (1, 6) OBP: 0.281, SLG: 0.278	X 0-0 1B 1B		S F B F S 1-3 ② K			L X 0-1 G4-6-3 1B			C B F X 1-2 ① P8	4	0	2	0	0	1	1
Tim McCarver, L (1, 2) OBP: 0.324, SLG: 0.407	B X 1-0 1-3 1B		X 0-0 1-3 2B			X 0-0 ① P5			X 0-0 ② L8	4	0	2	0	0	0	1
Deron Johnson, R (1, 3) OBP: 0.332, SLG: 0.419	B B B C C S 3-3 ② K		C S B B S 2-3 ③ K			X 0-0 ②③ G4-6-3 1-2f			B X 1-0 ③ L8	4	0	0	0	0	2	5
Willie Montanez, L (1, 8) OBP: 0.333, SLG: 0.485	F S S 0-3 ③ K			C F S 0-3 ① K			S F S 0-3 ① K			3	0	0	0	0	3	2
Oscar Gamble, L (1, 7) OBP: 0.289, SLG: 0.418		B X 1-0 ① F9		S S S 0-3 ② K			B S B B F S 3-3 ② K			3	0	0	0	0	2	0
Roger Freed, R (1, 9) OBP: 0.314, SLG: 0.306		B C F S 1-3 ② K		B C F F X 1-2 ③ F9			B B F C C 2-3 ③ K			3	0	0	0	0	2	0
John Vukovich, R (1, 5) OBP: 0.236, SLG: 0.221		B B S F B F X 3-2 ③ F3			S B X 1-1 ① P9			S S S 0-3 ① K		3	0	0	0	0	1	0
Barry Lersch, S (1, 1) OBP: 0.289, SLG: 0.156 Bobby Pfeil, R (8, PH) OBP: 0.357, SLG: 0.385 Bill Wilson, R (9, 1)			B B B B 4-0 2B BB		S C F C 0-3 ② K			S S F B B X 2-2 1-3 ②		1 1 0	0 0 0	0 0 0	0 0 0	1 0 0	1 0 0	0 0 0
Inning Stats	R: 0 H: 2 E: 0 LOB: 2 K: 2 BB: 0 S: 10 P: 14	R: 0 H: 0 E: 0 LOB: 0 K: 1 BB: 0 S: 8 P: 13	R: 0 H: 1 E: 0 LOB: 2 K: 2 BB: 1 S: 10 P: 18	R: 0 H: 0 E: 0 LOB: 0 K: 2 BB: 0 S: 10 P: 11	R: 0 H: 0 E: 0 LOB: 0 K: 1 BB: 0 S: 7 P: 8	R: 0 H: 1 E: 0 LOB: 0 K: 0 BB: 0 S: 4 P: 4	R: 0 H: 0 E: 0 LOB: 0 K: 3 BB: 0 S: 9 P: 14	R: 0 H: 0 E: 0 LOB: 0 K: 2 BB: 0 S: 10 P: 12	R: 0 H: 0 E: 0 LOB: 0 K: 0 BB: 0 S: 5 P: 7	1B: 3 SF: 0 2B: 1 SAC: 0 3B: 0 DP: 1 HR: 0 HBP: 0						WP: 0 PA: 31 PB: 0 SB: 0 CS: 0	

PITCHER	IP	WLS	BF	H	R	ER	SO	BB	IBB	HBP	BLK	WP	HR	S	P	ERA	WHIP
Tom Seaver, R (1, 1) ERA: 2.03	9.0	W	31	4	0	0	13	1	0	0	0	0	0	73	101	0.00	0.556

PITCHER	IP	WLS	BF	H	R	ER	SO	BB	IBB	HBP	BLK	WP	HR	S	P	ERA	WHIP

BOTTOM

New York Mets @ Philadelphia Phillies

Veterans Stadium, Philadelphia, PA

Tue Jun 29 1971, 7:05 PM EDT

Att. 22,017 - Unknown

livebaseballscorecards.com

AB	30
R	0
H	4
RBI	0
BB	1
SO	13
LOB	10

Batter	1	2	3	4	5	6	7	8	9	AB	R	H	RBI	BB	SO	LOB
Pete Rose, S (1, 9) OBP: 0.375, SLG: 0.411	6-3		2B		4-3		BB SF8-4-3 2-3			3	0	1	0	1	0	1
George Foster, R (1, 8) OBP: 0.326, SLG: 0.436	K		F7			HR 1B	SF8-4-3 1-2 3-H			3	1	1	1	0	1	1
Lee May, R (1, 3) OBP: 0.368, SLG: 0.615	F8		K			HR 1-H		F7		4	1	1	2	0	1	0
Woody Woodward, R (8, 5) OBP: 0.336, SLG: 0.297										0	0	0	0	0	0	0
Johnny Bench, R (1, 2) OBP: 0.307, SLG: 0.483		1-3	F8			1B 9-2 1B		G6-4-3 BB		3	0	1	0	1	0	0
Tony Perez, R (1, 5) (8, 3) OBP: 0.305, SLG: 0.405		HR	2B			1-3 1B		G6-4-3 1-2f		4	1	3	1	0	0	1
Buddy Bradford, R (1, 7) OBP: 0.309, SLG: 0.314		6-3	4-3			K			L6-3	3	0	0	0	0	1	3
Ty Cline, L (9, PH) OBP: 0.378, SLG: 0.231										1	0	0	0	0	0	0
Tommy Helms, R (1, 4) OBP: 0.278, SLG: 0.331		F9			L8	9-2 3-Hf			L4	4	0	0	0	0	0	2
Dave Concepcion, R (1, 6) OBP: 0.259, SLG: 0.266			K		FC1-6 1B		SH3-4 S SF8-4-3 1B		L9	4	1	2	0	0	1	0
Wayne Simpson, R (1, 1) OBP: 0.083, SLG: 0.083			K		FC1-6 1-2f		SH3-4 1-2			2	0	0	0	0	1	1
Joe Gibbon, R (8, 1)										0	0	0	0	0	0	0
Inning Stats	R: 0 E: 0 K: 1 S: 5 H: 0 LOB: 0 BB: 0 P: 5	R: 1 E: 0 K: 0 S: 4 H: 1 LOB: 0 BB: 0 P: 4	R: 0 E: 0 K: 2 S: 8 H: 1 LOB: 1 BB: 0 P: 8	R: 0 E: 0 K: 1 S: 6 H: 1 LOB: 1 BB: 0 P: 6	R: 0 E: 0 K: 0 S: 4 H: 1 LOB: 1 BB: 0 P: 4	R: 2 E: 0 K: 1 S: 8 H: 4 LOB: 1 BB: 0 P: 8	R: 1 E: 0 K: 0 S: 3 H: 1 LOB: 0 BB: 1 P: 7	R: 0 E: 0 K: 0 S: 2 H: 0 LOB: 0 BB: 1 P: 6	R: 0 E: 0 K: 0 S: 3 H: 0 LOB: 0 BB: 0 P: 3	1B: 5 2B: 4 3B: 0 HR: 2 SF: 1 SAC: 1 DP: 3 HBP: 0	WP: 0 PB: 0 SB: 1 CS: 0 PA: 35					

PITCHER		IP	WLS	BF	H	R	ER	SO	BB	IBB	HBP	BLK	WP	HR	S	P	ERA	WHIP
Chris Short, L ERA: 4.04	(1, 1)	6.1		28	9	4	4	5	1	0	0	0	0	2	37	41	5.68	1.579
Bill Wilson, R ERA: 4.5	(7, 1)	0.2		1	0	0	0	0	0	0	0	0	0	0	1	1	0.00	0.000
Darrell Brandon, R ERA: 2.51	(8, 1)	2.0	W	6	0	0	0	0	1	0	0	0	0	0	5	9	0.00	0.500

PITCHER	IP	WLS	BF	H	R	ER	SO	BB	IBB	HBP	BLK	WP	HR	S	P	ERA	WHIP

TOP

Cincinnati Reds @ Philadelphia Phillies

Veterans Stadium, Philadelphia, PA

Wed Jun 30 1971, 7:05 PM EDT

Att. 17,578 - Unknown

livebaseballscorecards.com

AB	31
R	4
H	9
RBI	4
BB	2
SO	5
LOB	9

Batter	1	2	3	4	5	6	7	8	9	AB	R	H	RBI	BB	SO	LOB
Denny Doyle, L (1, 4) OBP: 0.284, SLG: 0.324	H 1-0 FC6-4 HBP		x 0-0 ③ 4-3		x 0-0 1B			B B B B 4-0 FC5-6 BB		2	0	1	0	1	0	0
Larry Bowa, S (1, 6) OBP: 0.281, SLG: 0.278	x 0-0 ① FC6-4 WP 1-2f			x 0-0 BB BB FC3-6 1B	x 0-0 ③ F2			x 0-0 ① FC5-6 S 1B 1B 1-2f		4	2	1	0	0	0	3
Tim McCarver, L (1, 2) OBP: 0.331, SLG: 0.424	x 0-0 ② P6 1-2			B B B 4-0 FC3-6 BB SF8 1-2 BB		x 0-0 HR		x 0-0 1B HR 1-2 1B		3	3	2	1	1	0	1
Deron Johnson, R (1, 3) OBP: 0.334, SLG: 0.418	x 0-0 ③ 4-3			B B B B 4-0 FC3-6 1-2 2-3 BB		x 0-0 ① 5-3		x 0-0 HR 1-2 2-H 1B		3	1	1	1	1	0	1
Willie Montanez, L (1, 8) OBP: 0.332, SLG: 0.493		S S S 0-3 ① K		x 0-0 ① FC3-6 1-2f 2-3 3-H		S S S 0-3 ② K		x 0-0 1-H 2-H HR		4	1	1	4	0	2	2
Don Money, R (1, 7) OBP: 0.243, SLG: 0.335		S S S 0-3 ② K		x 0-0 ② SF8 3-H		x 0-0 ③ 5-3		x 0-0 ② L6		3	0	0	1	0	1	0
Roger Freed, R (1, 9) OBP: 0.310, SLG: 0.301		x 0-0 ③ F9		x 0-0 ③ 4-3			x 0-0 ① F8	x 0-0 ③ 6-3		4	0	0	0	0	0	1
John Vukovich, R (1, 5) OBP: 0.227, SLG: 0.211			x 0-0 ① 6-3		x 0-0 ① F9		x 0-0 ② 6-3			3	0	0	0	0	0	0
Chris Short, R (1, 1) OBP: 0.242, SLG: 0.107			x 0-0 ② 1-3		x 0-0 ② G3		x 0-0 ③ 5-3			2	0	0	0	0	0	0
Bill Wilson, R (7, 1)										0	0	0	0	0	0	0
Oscar Gamble, L (7, PH) OBP: 0.286, SLG: 0.413										1	0	0	0	0	0	0
Darrell Brandon, R (8, 1) OBP: 0.200, SLG: 0.200										0	0	0	0	0	0	0
Inning Stats	R: 0 H: 0 E: 0 LOB: 1 K: 0 BB: 0 S: 3 P: 4	R: 0 H: 0 E: 0 LOB: 0 K: 2 BB: 0 S: 7 P: 7	R: 0 H: 0 E: 0 LOB: 0 K: 0 BB: 0 S: 3 P: 3	R: 2 H: 1 E: 0 LOB: 1 K: 0 BB: 2 S: 4 P: 12	R: 0 H: 1 E: 0 LOB: 1 K: 0 BB: 0 S: 4 P: 4	R: 1 H: 1 E: 0 LOB: 0 K: 1 BB: 0 S: 6 P: 6	R: 0 H: 0 E: 0 LOB: 0 K: 0 BB: 0 S: 3 P: 3	R: 4 H: 3 E: 0 LOB: 0 K: 0 BB: 1 S: 6 P: 10		1B: 4 SF: 1 2B: 0 SAC: 0 3B: 0 DP: 0 HR: 2 HBP: 1						

PITCHER		IP	WLS	BF	H	R	ER	SO	BB	IBB	HBP	BLK	WP	HR	S	P	ERA	WHIP
Wayne Simpson, R ERA: 5.03	(1, 1)	7.1		29	3	4	4	3	3	0	1	0	1	1	31	44	4.91	0.818
Joe Gibbon, L ERA: 3.1	(8, 1)	0.2	L	5	3	3	3	0	0	0	0	0	0	1	5	5	40.50	4.500

PITCHER	IP	WLS	BF	H	R	ER	SO	BB	IBB	HBP	BLK	WP	HR	S	P	ERA	WHIP

BOTTOM

Cincinnati Reds @ Philadelphia Phillies

Veterans Stadium, Philadelphia, PA

Wed Jun 30 1971, 7:05 PM EDT

Att. 17,578 - Unknown

livebaseballscorecards.com

AB	29
R	7
H	6
RBI	7
BB	3
SO	3
LOB	8

WP: 1	PA: 34		
PB: 0			
SB: 1			
CS: 0			

Batter	1	2	3	4	5	6	7	8	9	AB	R	H	RBI	BB	SO	LOB
Pete Rose, S (1, 9) OBP: 0.376, SLG: 0.414	F7		L9		F9 2-3	2B 3-H			G6-4-3 1B	5	0	2	1	0	0	1
George Foster, R (1, 8) OBP: 0.323, SLG: 0.431	K			1B 1B	P4	6-3			G6-4-3 1-2f	5	1	1	0	0	1	3
Lee May, R (1, 3) OBP: 0.365, SLG: 0.607	K			F9	BB 3-H		F9		F9	5	0	1	1	0	1	1
Woody Woodward, R (9, 5) OBP: 0.336, SLG: 0.297										0	0	0	0	0	0	0
Johnny Bench, R (1, 2) OBP: 0.316, SLG: 0.492		4-3 1B		1B 1B 1-3	BB 1-2		E8 FC5-2-6-1			3	1	3	0	1	0	0
Tony Perez, R (1, 5) OBP: 0.304, SLG: 0.403 (9, 3)		P4		1B 1B 1-2 3-H	L7		FC5-2-6-1 3-H			4	0	1	1	0	0	4
Bernie Carbo, L (1, 7) OBP: 0.353, SLG: 0.349		4-3 1-2		1B 1-3 2-H	4-3 2B BB		4-3			3	1	1	1	1	0	2
Buddy Bradford, R (9, 7) OBP: 0.309, SLG: 0.314										0	0	0	0	0	0	0
Tommy Helms, R (1, 4) OBP: 0.278, SLG: 0.328		5-3		G4-6-3 IBB	4-3 1-2			5-3		3	0	0	0	1	0	2
Dave Concepcion, R (1, 6) OBP: 0.259, SLG: 0.271		5-3		G4-6-3 1-2f	5-3 2B 2-H			K		4	1	1	1	0	1	3
Jim McGlothlin, R (1, 1) OBP: 0.240, SLG: 0.375		K			F9 1B 2B	5-3 2-3		P4		4	1	1	0	0	1	1
Inning Stats	R: 0 E: 0 K: 2 S: 7 H: 0 LOB: 0 BB: 0 P: 13	R: 0 E: 0 K: 0 S: 8 H: 1 LOB: 1 BB: 0 P: 13	R: 0 E: 0 K: 1 S: 5 H: 0 LOB: 0 BB: 0 P: 9	R: 2 E: 0 K: 0 S: 10 H: 4 LOB: 2 BB: 1 P: 17	R: 1 E: 0 K: 0 S: 13 H: 2 LOB: 2 BB: 1 P: 20	R: 2 E: 0 K: 0 S: 11 H: 2 LOB: 1 BB: 1 P: 18	R: 0 E: 1 K: 0 S: 5 H: 1 LOB: 1 BB: 0 P: 5	R: 0 E: 0 K: 1 S: 5 H: 0 LOB: 0 BB: 0 P: 5	R: 0 E: 0 K: 0 S: 5 H: 1 LOB: 0 BB: 0 P: 8	1B: 7 2B: 4 3B: 0 HR: 0 SF: 0 SAC: 0 DP: 2 HBP: 0						

PITCHER		IP	WLS	BF	H	R	ER	SO	BB	IBB	HBP	BLK	WP	HR	S	P	ERA	WHIP
Jim Bunning, R ERA: 5.34	(1, 1)	5.1	L	26	8	5	5	3	2	1	0	0	0	0	51	87	8.44	1.875
Bill Champion, R ERA: 4.08	(6, 1)	2.2		10	2	0	0	1	0	0	0	0	0	0	13	13	0.00	0.750
Bill Wilson, R ERA: 4.15	(9, 1)	1.0		3	1	0	0	0	0	0	0	0	0	0	5	8	0.00	1.000

PITCHER	IP	WLS	BF	H	R	ER	SO	BB	IBB	HBP	BLK	WP	HR	S	P	ERA	WHIP

TOP

Cincinnati Reds @ Philadelphia Phillies

Veterans Stadium, Philadelphia, PA

Thu Jul 01 1971, 7:05 PM EDT

Att. 15,586 - Unknown

livebaseballscorecards.com

AB	36
R	5
H	11
RBI	5
BB	3
SO	4
LOB	17

PA: 39

WP: 0
PB: 0
SB: 0
CS: 0

BOTTOM

Batter	1	2	3	4	5	6	7	8	9	AB	R	H	RBI	BB	SO	LOB
Denny Doyle, L (1, 4) OBP: 0.279, SLG: 0.317	4-3		K			F9			F7	4	0	0	0	0	1	1
Larry Bowa, S (1, 6) OBP: 0.280, SLG: 0.275	F6			FC3-6 HBP		G3			K	3	0	0	0	0	1	1
Tim McCarver, L (1, 2) OBP: 0.329, SLG: 0.421	F8			FC3-6 1-2f			G6-4-3 1B		G3	4	0	1	0	0	0	2
Deron Johnson, R (1, 3) OBP: 0.331, SLG: 0.414		K		5-3			G6-4-3 1-2f			3	0	0	0	0	1	2
Willie Montanez, L (1, 8) OBP: 0.332, SLG: 0.502		HR		K			F9			3	1	1	1	0	1	1
Don Money, R (1, 7) OBP: 0.239, SLG: 0.329		6-3			F9			5-3		3	0	0	0	0	0	0
Oscar Gamble, L (1, 9) OBP: 0.287, SLG: 0.411		P6			K			L4-3 1B		3	0	1	0	0	1	0
John Vukovich, R (1, 5) OBP: 0.221, SLG: 0.205			L6		F9			L4-3 1-2		2	0	0	0	0	0	0
Bill Champion, R (6, 1) OBP: 0.167, SLG: 0.167										0	0	0	0	0	0	0
Ron Stone, L (8, PH) OBP: 0.330, SLG: 0.262										1	0	0	0	0	0	1
Bill Wilson, R (9, 1)										0	0	0	0	0	0	0
Jim Bunning, R (1, 1) OBP: 0.154, SLG: 0.250			6-3			4-3			1B	1	0	0	0	0	0	0
Bobby Pfeil, R (6, 5) OBP: 0.364, SLG: 0.390										2	0	1	0	0	0	0

Inning Stats	1	2	3	4	5	6	7	8	9	1B	SF	WP	PA
R	0	1	0	0	0	0	0	0	0	3	0	0	30
E	0	0	0	1	0	0	0	0	1	0	0	0	
K	0	1	1	1	1	0	0	0	0	1	2	0	
S	3	8	8	9	6	8	6	4	10	0	0	0	
H	0	1	0	0	0	0	1	1	1	1	0	0	
LOB	0	0	0	1	0	0	0	0	1	0	0	0	
BB	0	0	0	0	0	0	0	0	0	0	0	0	
P	3	10	10	12	7	10	9	7	12	2	2	0	

PITCHER	IP	WLS	BF	H	R	ER	SO	BB	IBB	HBP	BLK	WP	HR	S	P	ERA	WHIP
Jim McGlothlin, R (1, 1) ERA: 3.53	9.0	W	30	4	1	1	5	0	0	1	0	0	1	62	80	1.00	0.444

PITCHER	IP	WLS	BF	H	R	ER	SO	BB	IBB	HBP	BLK	WP	HR	S	P	ERA	WHIP

Cincinnati Reds @ Philadelphia Phillies

Veterans Stadium, Philadelphia, PA

Thu Jul 01 1971, 7:05 PM EDT

Att. 15,586 - Unknown

livebaseballscorecards.com

AB	29
R	1
H	4
RBI	1
BB	0
SO	5
LOB	8

Philadelphia Phillies @ Montreal Expos

Jarry Park, Montreal, QB

Fri Jul 02 1971, 7:05 PM EDT

Unknown

TOP

livebaseballscorecards.com

Batter	1	2	3	4	5	6	7	8	9	AB	R	H	RBI	BB	SO	LOB
Terry Harmon, R (1, 4) OBP: 0.310, SLG: 0.295	6-3		F9		FC1-4 1-2f			L9		4	0	0	0	0	0	2
Larry Bowa, S (1, 6) OBP: 0.277, SLG: 0.271	4-3		L7		F9			6-3		4	0	0	0	0	0	2
Don Money, R (1, 7) OBP: 0.233, SLG: 0.321	P4		F3			K			5-3	4	0	0	0	0	1	1
Deron Johnson, R (1, 3) OBP: 0.336, SLG: 0.425		BB 1B BB		FC4-6 BB		K			HR	2	2	1	1	2	1	0
Roger Freed, R (1, 9) OBP: 0.309, SLG: 0.297		G6-4-3 1-2 1B BB		F4		K			6-3	3	0	0	0	1	1	1
Willie Montanez, L (1, 8) OBP: 0.331, SLG: 0.498		G6-4-3 1-2 2-H 1B		FC4-6 1-2f			1-3		F9	4	0	1	1	0	0	1
John Vukovich, R (1, 5) OBP: 0.213, SLG: 0.197		G6-4-3 1-2f 2-3		F9			F8			3	0	0	0	0	0	3
Mike Ryan, R (1, 2) OBP: 0.224, SLG: 0.366		K			6-3		F8			3	0	0	0	0	1	1
Rick Wise, R (1, 1) OBP: 0.245, SLG: 0.542			1B		FC1-4 1B			2-3		3	0	2	0	0	0	0
Inning Stats	R: 0 E: 0 K: 0 S: 3 H: 0 LOB: 0 BB: 0 P: 3	R: 1 E: 0 K: 1 S: 5 H: 1 LOB: 1 BB: 2 P: 13	R: 0 E: 0 K: 0 S: 4 H: 1 LOB: 1 BB: 0 P: 4	R: 0 E: 0 K: 0 S: 3 H: 0 LOB: 1 BB: 1 P: 7	R: 0 E: 0 K: 0 S: 4 H: 1 LOB: 1 BB: 0 P: 4	R: 0 E: 0 K: 3 S: 9 H: 0 LOB: 0 BB: 0 P: 9	R: 0 E: 0 K: 0 S: 3 H: 0 LOB: 0 BB: 0 P: 3	R: 0 E: 0 K: 0 S: 3 H: 0 LOB: 0 BB: 0 P: 3	R: 1 E: 0 K: 0 S: 4 H: 1 LOB: 0 BB: 0 P: 4	1B: 3 2B: 0 3B: 0 HR: 1 SF: 0 SAC: 0 DP: 1 HBP: 0							

	AB	30
	R	2
	H	4
	RBI	2
	BB	3
	SO	4
	LOB	11

WP: 0 PB: 0 SB: 0 CS: 0 PA: 33

PITCHER	IP	WLS	BF	H	R	ER	SO	BB	IBB	HBP	BLK	WP	HR	S	P	ERA	WHIP
Dan McGinn, L (1, 1) ERA: 4.56	9.0	W	33	4	2	2	4	3	0	0	0	0	1	38	50	2.00	0.778

PITCHER	IP	WLS	BF	H	R	ER	SO	BB	IBB	HBP	BLK	WP	HR	S	P	ERA	WHIP

Batter	1	2	3	4	5	6	7	8	9	AB	R	H	RBI	BB	SO	LOB
Ron Hunt, R (1, 4) OBP: 0.386, SLG: 0.348	E5 1B E	G1-6-3 1B		L4			1-3			4	1	1	0	0	0	0
Rusty Staub, L (1, 9) OBP: 0.391, SLG: 0.437	FC3-6 E SF8 2-3 1B	G1-6-3 1-2f		L3			6-3			4	1	1	0	0	0	1
Bob Bailey, R (1, 5) OBP: 0.374, SLG: 0.427	E4 FC3-6 1-2 3-H		6-3		K		4-3			4	0	0	1	0	1	1
Ron Fairly, L (1, 7) OBP: 0.378, SLG: 0.415	FC3-6 1B 1B 1-2f 2-3		4-3		K			3-1		4	1	0	0	0	1	2
Dave McDonald, L (1, 3) OBP: 0.500, SLG: 1.000	SF8 3-H		HBP BB 1B		HR			P6		3	1	2	2	0	0	0
Boots Day, L (1, 8) OBP: 0.324, SLG: 0.348	1B 1-3 1B		B B B HBP 1-2 BB		K			4-3		3	0	1	0	1	1	0
John Bateman, R (1, 2) OBP: 0.283, SLG: 0.370	1-2 3-H 1B		H 1-2 2-3 HBP				6-3			2	0	1	1	0	0	0
Rich Hacker, S (1, 6)	K		L6				6-3			3	0	0	0	0	1	5
Dan McGinn, L (1, 1) OBP: 0.286, SLG: 0.286		K		K			F7			3	0	0	0	0	2	0
Inning Stats	R: 3 H: 3 E: 2 LOB: 2 K: 1 BB: 0 S: 10 P: 10	R: 0 H: 1 E: 0 LOB: 0 K: 1 BB: 0 S: 5 P: 5	R: 0 H: 1 E: 0 LOB: 3 K: 0 BB: 1 S: 4 P: 9	R: 0 H: 0 E: 0 LOB: 0 K: 1 BB: 0 S: 5 P: 5	R: 1 H: 1 E: 0 LOB: 0 K: 3 BB: 0 S: 10 P: 10	R: 0 H: 0 E: 0 LOB: 0 K: 0 BB: 0 S: 3 P: 3	R: 0 H: 0 E: 0 LOB: 0 K: 0 BB: 0 S: 3 P: 3	R: 0 H: 0 E: 0 LOB: 0 K: 0 BB: 0 S: 3 P: 3		1B: 5 SF: 1 2B: 0 SAC: 0 3B: 0 DP: 1 HR: 1 HBP: 1						WP: 0 PA: 33 PB: 0 SB: 0 CS: 0	

PITCHER	IP	WLS	BF	H	R	ER	SO	BB	IBB	HBP	BLK	WP	HR	S	P	ERA	WHIP
Rick Wise, R (1, 1) ERA: 2.83	8.0	L	33	6	4	1	6	1	0	1	0	0	1	43	48	1.12	0.875

PITCHER	IP	WLS	BF	H	R	ER	SO	BB	IBB	HBP	BLK	WP	HR	S	P	ERA	WHIP

BOTTOM

Philadelphia Phillies @ Montreal Expos

Jarry Park, Montreal, QB

Fri Jul 02 1971, 7:05 PM EDT

Unknown

livebaseballscorecards.com

AB	30
R	4
H	6
RBI	4
BB	1
SO	6
LOB	9

Philadelphia Phillies @ Montreal Expos

Jarry Park, Montreal, QB

Fri Jul 02 1971, 7:05 PM EDT

Att. 22,210 - Unknown

TOP

livebaseballscorecards.com

Batter	1	2	3	4	5	6	7	8	9	AB	R	H	RBI	BB	SO	LOB
Denny Doyle, L (1, 4) OBP: 0.286, SLG: 0.326	4-3	BB		CS 1B		2B	F9			4	1	2	0	1	0	0
Larry Bowa, S (1, 6) OBP: 0.276, SLG: 0.273	6-3	K		K 1-2		3B 2-H		K		5	1	1	1	0	3	4
Tim McCarver, L (1, 2) OBP: 0.327, SLG: 0.424	6-3		6-3	P3		SF9 2-H		F9		5	1	1	1	0	0	0
Willie Montanez, L (1, 8) OBP: 0.338, SLG: 0.507		BB BB 1B 1B	1B 1B BB		G3	E BB		3B		3	2	2	0	2	0	0
Oscar Gamble, L (1, 9) OBP: 0.292, SLG: 0.408		BB 1B 1-2 BB	1B E 1-3 1B		K	SF9 3-H		4-3		3	2	1	1	1	1	1
Deron Johnson, R (1, 3) OBP: 0.344, SLG: 0.437		SH5-4 1B 1-2 2-3 BB	E5 1-H 3-H 1B		1B 2B	F8 1-2			2B	4	1	3	1	1	0	1
Don Money, R (1, 7) OBP: 0.243, SLG: 0.322		SH5-4 1-2 2-H 3-H 1B	IBB	1B IBB	K				F9	3	0	1	2	2	1	2
John Vukovich, R (1, 5) OBP: 0.214, SLG: 0.200		SH5-4 1-2 2-3	K	FC6-4 1-2 2-H 1B			6-3		L8	4	0	1	1	0	1	3
Ken Reynolds, L (1, 1) OBP: 0.286, SLG: 0.278		G1	G3	FC6-4 1-2f			1-3		F9	2	0	0	0	0	0	4
Woodie Fryman, R (3, 1) OBP: 0.100, SLG: 0.100										3	0	0	0	0	0	3
Inning Stats	R: 0 E: 0 K: 0 S: 3 H: 0 LOB: 0 BB: 0 P: 3	R: 2 E: 0 K: 1 S: 7 H: 2 LOB: 3 BB: 3 P: 19	R: 2 E: 1 K: 1 S: 7 H: 2 LOB: 2 BB: 2 P: 15	R: 0 E: 0 K: 1 S: 5 H: 1 LOB: 0 BB: 0 P: 5	R: 1 E: 0 K: 1 S: 7 H: 2 LOB: 2 BB: 1 P: 11	R: 3 E: 0 K: 1 S: 8 H: 3 LOB: 1 BB: 1 P: 12	R: 0 E: 0 K: 0 S: 3 H: 0 LOB: 0 BB: 0 P: 3	R: 0 E: 0 K: 1 S: 6 H: 1 LOB: 1 BB: 0 P: 6	R: 0 E: 0 K: 0 S: 4 H: 1 LOB: 1 BB: 0 P: 4	1B: 6 2B: 4 3B: 2 HR: 0 SF: 1 SAC: 1 DP: 0 HBP: 0						

	AB	36
	R	8
	H	12
	RBI	7
	BB	7
	SO	6
	LOB	18

WP: 0 PA: 45
PB: 0
SB: 0
CS: 1

PITCHER		IP	WLS	BF	H	R	ER	SO	BB	IBB	HBP	BLK	WP	HR	S	P	ERA	WHIP
Bill Stoneman, R ERA: 3.24	(1, 1)	5.0	L	29	9	7	6	4	4	2	0	0	0	0	31	55	10.80	2.600
Claude Raymond, R ERA: 4.91	(6, 1)	1.0		5	1	1	1	1	1	0	0	0	0	0	6	10	9.00	2.000
Jim Britton, R ERA: 5.32	(7, 1)	3.0		11	2	0	0	1	0	0	0	0	0	0	13	13	0.00	0.667

PITCHER	IP	WLS	BF	H	R	ER	SO	BB	IBB	HBP	BLK	WP	HR	S	P	ERA	WHIP

Batter	1	2	3	4	5	6	7	8	9	AB	R	H	RBI	BB	SO	LOB
Ron Hunt, R (1, 4) OBP: 0.389, SLG: 0.350	H 1-0 BB 1B HBP	x 0-0 WP 1B 1B		x 0-0 ① L7		S S S 0-3 ③ K			x 0-0 1B	4	1	2	0	0	1	0
Rusty Staub, L (1, 9) OBP: 0.388, SLG: 0.433	x 0-0 ① B1	x 0-0 WP 1-2 1B		x 0-0 ② F7			x 0-0 ① F8		S S S 0-3 ③ K	5	0	1	0	0	1	2
Clyde Mashore, R (1, 8) OBP: 0.260, SLG: 0.280	B B B B 4-0 1B 1-2 1B BB	x 0-0 ③ 5-3 1-2 2-3		x 0-0 ③ 5-3			S S S 0-3 ② K			3	1	0	0	1	1	2
Bob Bailey, R (1, 7) OBP: 0.372, SLG: 0.425	x 0-0 1B 1-3 2-H 1B		x 0-0 E5 BB BB G6-4-3		x 0-0 ① 6-3		S S S 0-3 ③ K			4	1	1	1	0	1	0
Coco Laboy, R (1, 5) OBP: 0.336, SLG: 0.339	x 0-0 1-2 3-H 1B		B B B B 4-0 G6-4-3 BB 1-2 2B BB		x 0-0 ② L9			S S S 0-3 ① K		3	1	1	1	1	1	0
John Bateman, R (1, 2) OBP: 0.286, SLG: 0.368	x 0-0 ② F7		B B B B 4-0 G6-4-3 1-2 2-3 BB		B B B B 4-0 BB			x 0-0 ② 1-6-3		2	0	0	0	2	0	2
Dave McDonald, L (1, 3) OBP: 0.364, SLG: 0.625 John Boccabella, R (8, PH) OBP: 0.262, SLG: 0.387 (9, 3)	x 0-0 ③ 1-3		x 0-0 ① ② G6-4-3 1-2f 2-3 3-H		S S S 0-3 ③ K			x 0-0 ③ 4-3		3 1	0 0	0 0	0 0	0 0	1 0	5 0
Rich Hacker, S (1, 6) OBP: 0.143, SLG: 0.286		S S S 0-3 ① K	x 0-0 2B 3-H			S S S 0-3 ① K			S S S 0-3 ① K	4	0	1	1	0	3	0
Bill Stoneman, R (1, 1) OBP: 0.208, SLG: 0.136 Claude Raymond, R (6, 1) Ron Brand, R (6, PH) OBP: 0.270, SLG: 0.229 Jim Britton, R (7, 1) Gary Sutherland, R (9, PH) OBP: 0.287, SLG: 0.339		S S S 0-3 ② K	x 0-0 ③ P3			x 0-0 ② 1-3			x 0-0 ② 5-3	2 0 1 0 1	0 0 0 0 0	0 0 0 0 0	0 0 0 0 0	1 0 0 0 0	1 0 0 0 0	0 0 0 0 0
Inning Stats	R: 2 E: 0 K: 0 S: 5 H: 2 LOB: 2 BB: 1 P: 10	R: 0 E: 0 K: 2 S: 9 H: 2 LOB: 2 BB: 0 P: 9	R: 2 E: 1 K: 0 S: 4 H: 1 LOB: 1 BB: 2 P: 12	R: 0 E: 0 K: 0 S: 3 H: 0 LOB: 0 BB: 0 P: 3	R: 0 E: 0 K: 1 S: 5 H: 0 LOB: 1 BB: 1 P: 9	R: 0 E: 0 K: 2 S: 7 H: 0 LOB: 0 BB: 0 P: 7	R: 0 E: 0 K: 2 S: 7 H: 0 LOB: 0 BB: 0 P: 7	R: 0 E: 0 K: 1 S: 5 H: 0 LOB: 0 BB: 0 P: 5	R: 0 E: 0 K: 2 S: 8 H: 1 LOB: 1 BB: 0 P: 8	1B: 5 2B: 1 3B: 0 HR: 0 SF: 0 SAC: 0 DP: 1 HBP: 1						

PITCHER		IP	WLS	BF	H	R	ER	SO	BB	IBB	HBP	BLK	WP	HR	S	P	ERA	WHIP
Ken Reynolds, L ERA: 4.54	(1, 1)	2.0		15	4	4	2	2	3	0	1	0	1	0	15	28	9.00	3.500
Woodie Fryman, L ERA: 3.12	(3, 1)	7.0	W	23	2	0	0	8	1	0	0	0	0	0	38	42	0.00	0.429

PITCHER	IP	WLS	BF	H	R	ER	SO	BB	IBB	HBP	BLK	WP	HR	S	P	ERA	WHIP

BOTTOM

Philadelphia Phillies @ Montreal Expos

Jarry Park, Montreal, QB

Fri Jul 02 1971, 7:05 PM EDT

Att. 22,210 - Unknown

livebaseballscorecards.com

AB	33
R	4
H	6
RBI	3
BB	4
SO	10
LOB	12

WP: 1 PB: 0 SB: 0 CS: 0 PA: 38

Batter	1	2	3	4	5	6	7	8	9	AB	R	H	RBI	BB	SO	LOB
Denny Doyle, L (1, 4) OBP: 0.284, SLG: 0.323	P5		E3 G4-6-3		L9		4-3 1B		K	5	0	1	0	0	1	4
Larry Bowa, S (1, 6) OBP: 0.278, SLG: 0.278	S 2B		F9		FC1-6 E S 1-2f		4-3 1-2		1B SF9 1B 1-2 2-3 3-H	5	1	2	1	0	0	3
Tim McCarver, L (1, 2) OBP: 0.324, SLG: 0.420	K2-3 2-3		G4-6-3 1-2f		F7 1-3		F8		S 1B 1-3 2-H 3-H	5	0	1	2	0	1	4
Willie Montanez, L (1, 8) OBP: 0.339, SLG: 0.507	K			FC5-4 1B		2B 1B		L8	SF9 3-H	4	0	2	1	0	1	1
Oscar Gamble, L (1, 9) OBP: 0.300, SLG: 0.431		HR 2B		F8		1-3 2B		3-1	K 1-2	4	1	2	0	0	0	1
Joe Hoerner, R (8, 1) OBP: 0.143, SLG: 0.143										1	0	0	0	0	1	1
Deron Johnson, R (1, 3) OBP: 0.342, SLG: 0.444		2-H HR		FC5-4 1-2f		K		P4		4	1	1	2	0	1	3
Don Money, R (1, 7) OBP: 0.254, SLG: 0.324		P3		IBB		G6-4-3 IBB			1B WP 1B 1B	2	1	1	0	2	0	0
John Vukovich, R (1, 5) OBP: 0.216, SLG: 0.202		F8		1-3		G6-4-3 1-2f			1B BB 1B 1-3	4	0	1	0	0	0	5
Terry Harmon, R (9, PR) OBP: 0.310, SLG: 0.295										0	1	0	0	0	0	0
(9, 5)																
Barry Lersch, S (1, 1) OBP: 0.300, SLG: 0.176		4-3			FC1-6 1B		F8		1B 1B BB 1-2	2	0	1	0	0	0	0
Ron Stone, L (7, PH) OBP: 0.327, SLG: 0.259										1	0	0	0	0	0	0
Darrell Brandon, R (7, 1) OBP: 0.200, SLG: 0.200										0	0	0	0	0	0	0
Byron Browne, R (8, 9) OBP: 0.310, SLG: 0.389										0	1	0	0	1	0	0
Inning Stats	R: 0 E: 0 K: 2 S: 8 H: 1 LOB: 1 BB: 0 P: 8	R: 2 E: 0 K: 0 S: 5 H: 2 LOB: 0 BB: 0 P: 5	R: 0 E: 1 K: 0 S: 3 H: 0 LOB: 0 BB: 0 P: 3	R: 0 E: 1 K: 0 S: 4 H: 1 LOB: 2 BB: 1 P: 8	R: 0 E: 0 K: 0 S: 4 H: 1 LOB: 1 BB: 0 P: 4	R: 0 E: 0 K: 1 S: 6 H: 2 LOB: 2 BB: 1 P: 10	R: 0 E: 0 K: 0 S: 4 H: 1 LOB: 1 BB: 0 P: 4	R: 0 E: 0 K: 0 S: 3 H: 0 LOB: 0 BB: 0 P: 3	R: 4 E: 0 K: 2 S: 11 H: 4 LOB: 2 BB: 1 P: 15	1B: 8 2B: 3 3B: 0 HR: 1	SF: 1 SAC: 0 DP: 2 HBP: 0						

PITCHER		IP	WLS	BF	H	R	ER	SO	BB	IBB	HBP	BLK	WP	HR	S	P	ERA	WHIP
Carl Morton, R ERA: 3.67	(1, 1)	8.0	L	35	10	4	4	3	0	2	0	0	1	1	39	47	4.50	1.250
Steve Renko, R ERA: 3.53	(9, 1)	0.1		4	2	1	1	1	1	0	0	0	0	0	5	9	27.00	9.000
John Strohmayer, R ERA: 4.2	(9, 1)	0.2		2	0	1	1	1	0	0	0	0	0	0	4	4	13.50	0.000

PITCHER	IP	WLS	BF	H	R	ER	SO	BB	IBB	HBP	BLK	WP	HR	S	P	ERA	WHIP

TOP

Philadelphia Phillies @ Montreal Expos

Jarry Park, Montreal, QB

Sat Jul 03 1971, 7:05 PM EDT

Att. 17,074 - Unknown

livebaseballscorecards.com

AB	37
R	6
H	12
RBI	6
BB	3
SO	5
LOB	22

1B: 8	SF: 1	WP: 1	PA: 41
2B: 3	SAC: 0	PB: 0	
3B: 0	DP: 2	SB: 3	
HR: 1	HBP: 0	CS: 0	

Batter	1	2	3	4	5	6	7	8	9	AB	R	H	RBI	BB	SO	LOB
Gary Sutherland, R (1, 4) OBP: 0.280, SLG: 0.330	1-3			G3		SH1-4 1-2	6-3			3	0	0	0	0	0	2
Rusty Staub, L (1, 9) OBP: 0.386, SLG: 0.428	F7			P5		IBB		F7		3	0	0	0	1	0	0
Bob Bailey, R (1, 5) OBP: 0.374, SLG: 0.426	F9			HR 1B		1B 1-2 2-H		6-3		4	1	2	1	0	0	0
Coco Laboy, R (9, 5) OBP: 0.336, SLG: 0.339										0	0	0	0	0	0	0
Ron Fairly, L (1, 7) OBP: 0.376, SLG: 0.427 (9, 3)		K		1-H HR		F8 2-3		4-3		4	1	1	2	0	1	2
Dave McDonald, L (1, 3) OBP: 0.286, SLG: 0.455		K		K		K			P6	3	0	0	0	0	3	2
Clyde Mashore, R (9, 7) OBP: 0.257, SLG: 0.277										1	0	0	0	0	0	0
Boots Day, L (1, 8) OBP: 0.324, SLG: 0.348		F8			K		1-3 1B 1B		F7	3	0	1	0	0	1	0
Ron Hunt, R (9, PH) OBP: 0.388, SLG: 0.349										1	0	0	0	0	0	0
John Boccabella, R (1, 2) OBP: 0.246, SLG: 0.364			F2		P6		F9		P4	4	0	0	0	0	0	1
Rich Hacker, S (1, 6) OBP: 0.200, SLG: 0.300			L6		F8		1-3 1-2 1B			3	0	1	0	0	0	0
Carl Morton, R (1, 1) OBP: 0.179, SLG: 0.151			6-3			SH1-4 1B 1B	1-3 1-2 2-3			3	1	1	0	0	0	2
Steve Renko, R (9, 1) OBP: 0.196, SLG: 0.294										0	0	0	0	0	0	0
John Strohmayer, R (9, 1) OBP: 0.357, SLG: 0.357										0	0	0	0	0	0	0
Inning Stats	R: 0 E: 0 K: 0 S: 3 H: 0 LOB: 0 BB: 0 P: 3	R: 0 E: 0 K: 2 S: 7 H: 0 LOB: 0 BB: 0 P: 7	R: 0 E: 0 K: 0 S: 3 H: 0 LOB: 0 BB: 0 P: 3	R: 2 E: 0 K: 1 S: 7 H: 2 LOB: 0 BB: 0 P: 7	R: 0 E: 0 K: 1 S: 5 H: 0 LOB: 0 BB: 0 P: 5	R: 1 E: 0 K: 1 S: 7 H: 2 LOB: 2 BB: 1 P: 11	R: 0 E: 0 K: 0 S: 5 H: 2 LOB: 2 BB: 0 P: 5	R: 0 E: 0 K: 0 S: 3 H: 0 LOB: 0 BB: 0 P: 3	R: 0 E: 0 K: 0 S: 3 H: 0 LOB: 0 BB: 0 P: 3	1B: 5 2B: 0 3B: 0 HR: 1	SF: 0 SAC: 1 DP: 0 HBP: 0						

PITCHER	IP	WLS	BF	H	R	ER	SO	BB	IBB	HBP	BLK	WP	HR	S	P	ERA	WHIP
Barry Lersch, R (1, 1) ERA: 3.72	6.0		23	4	3	3	5	0	1	0	0	0	1	32	36	4.50	0.667
Darrell Brandon, R (7, 1) ERA: 2.43	1.0		5	2	0	0	0	0	0	0	0	0	0	5	5	0.00	2.000
Joe Hoerner, L (8, 1) ERA: 2.16	2.0	W	6	0	0	0	0	0	0	0	0	0	0	6	6	0.00	0.000

PITCHER	IP	WLS	BF	H	R	ER	SO	BB	IBB	HBP	BLK	WP	HR	S	P	ERA	WHIP

BOTTOM

Philadelphia Phillies @ Montreal Expos

Jarry Park, Montreal, QB

Sat Jul 03 1971, 7:05 PM EDT

Att. 17,074 - Unknown

livebaseballscorecards.com

AB	32
R	3
H	6
RBI	3
BB	1
SO	5
LOB	9

WP: 0	PB: 0	SB: 0	CS: 0
PA: 34			

Batter	1	2	3	4	5	6	7	8	9	AB	R	H	RBI	BB	SO	LOB
Denny Doyle, L (1, 4) OBP: 0.287, SLG: 0.327	BBBB 4-0 FC3-6 BB		x 0-0 ① F7		x 0-0 ① 4-3		x 0-0 ② 4-3	x 0-0 1-3 H-H 3-H 1B 2B		4	1	1	2	1	0	0
Larry Bowa, S (1, 6) OBP: 0.276, SLG: 0.277	x 0-0 ① FC3-6 1B 1B 1-2f		x 0-0 ② 1-3		x 0-0 ② F5		x 0-0 ③ 1-3	x 0-0 2-H 3-H 1B		5	1	1	2	0	0	1
Tim McCarver, L (1, 2) OBP: 0.322, SLG: 0.415	x 0-0 BB 1B 1-3 1B		x 0-0 ③ 1-3		x 0-0 ③ F5			x 3-0 F8	x 0-0 F8	5	0	1	0	0	0	1
Willie Montanez, L (1, 8) OBP: 0.346, SLG: 0.522	x 0-0 BB 1-2 3-H 1B			x 0-0 HR	SSS 0-3 ① K			x 0-0 BB 1B 2B 1B	x 0-0 CS 1B	5	2	4	2	0	1	0
Oscar Gamble, L (1, 9) OBP: 0.304, SLG: 0.425	BBBB 4-0 G4-6-3 1-2 2-3 BB			x 0-0 ① G3	x 0-0 ② 3-1			x 0-0 BB 1-2 2B 1B	x 0-0 ① ② P3 1-2	4	1	1	0	1	0	1
Deron Johnson, R (1, 3) OBP: 0.343, SLG: 0.440	x 0-0 ② ③ G4-6-3 1-2f			x 0-0 ② F8	BBBB 4-0 1B BB			BBBB 4-0 E 1-2 2-3 2B BB	SSS 0-3 ③ K	3	1	0	0	2	1	3
Don Money, R (1, 7) OBP: 0.259, SLG: 0.333		x 0-0 ① 5-3		x 0-0 ③ 6-3	x 0-0 1-2 1B			x 0-0 1-3 H-H 3-H 2B 2B		4	1	2	2	0	0	0
John Vukovich, R (1, 5) OBP: 0.228, SLG: 0.207		x 0-0 ② 5-3			x 0-0 SH 1B	x 0-0 ③ F9		4-0 2B 1B IBB		3	2	1	0	1	0	2
Chris Short, R (1, 1) OBP: 0.222, SLG: 0.097 Bill Wilson, R (8, 1)		x 0-0 ③ 1-3			x 0-0 SH 1-H		x 0-0 ① SSS 6-3	SSS 0-3 ② K 3-3		3	1	0	0	0	1	3
										0	0	0	0	0	0	0
Inning Stats	R: 1 E: 0 K: 0 S: 4 H: 2 LOB: 2 BB: 2 P: 12	R: 0 E: 0 K: 0 S: 3 H: 0 LOB: 0 BB: 0 P: 3	R: 0 E: 0 K: 0 S: 3 H: 0 LOB: 0 BB: 0 P: 3	R: 1 E: 0 K: 0 S: 4 H: 1 LOB: 0 BB: 0 P: 4	R: 2 E: 1 K: 0 S: 5 H: 1 LOB: 0 BB: 0 P: 5	R: 0 E: 0 K: 1 S: 6 H: 1 LOB: 2 BB: 1 P: 10	R: 0 E: 0 K: 0 S: 3 H: 0 LOB: 0 BB: 0 P: 3	R: 6 E: 2 K: 1 S: 10 H: 5 LOB: 1 BB: 2 P: 18	R: 0 E: 0 K: 1 S: 5 H: 1 LOB: 0 BB: 0 P: 5	1B: 8 2B: 2 3B: 0 HR: 1 SF: 0 SAC: 1 DP: 1 HBP: 0							

TOP

Philadelphia Phillies @ Montreal Expos

Jarry Park, Montreal, QB

Sun Jul 04 1971, 3:33 AM EDT

Att. 16,422 - Unknown

livebaseballscorecards.com

AB	36
R	10
H	11
RBI	8
BB	5
SO	3
LOB	11

WP: 0 PB: 0 SB: 0 CS: 1 PA: 42

PITCHER		IP	WLS	BF	H	R	ER	SO	BB	IBB	HBP	BLK	WP	HR	S	P	ERA	WHIP
Ernie McAnally, R ERA: 5.79	(1, 1)	7.0		29	5	4	2	1	3	0	0	0	0	1	28	40	2.57	1.143
Claude Raymond, R ERA: 5.35	(8, 1)	0.2	L	8	4	6	2	1	1	1	0	0	0	0	8	16	27.00	7.500
Howie Reed, R ERA: 3.15	(8, 1)	1.1		5	2	0	0	1	0	0	0	0	0	0	7	7	0.00	1.500

PITCHER		IP	WLS	BF	H	R	ER	SO	BB	IBB	HBP	BLK	WP	HR	S	P	ERA	WHIP

BOTTOM

Philadelphia Phillies @ Montreal Expos

Jarry Park, Montreal, QB

Sun Jul 04 1971, 3:33 AM EDT

Att. 16,422 - Unknown

livebaseballscorecards.com

Batter	1	2	3	4	5	6	7	8	9	AB	R	H	RBI	BB	SO	LOB
Ron Hunt, R (1, 4) OBP: 0.394, SLG: 0.356	HBP		2B		6-3		BB	1B		3	1	2	1	1	0	0
Rusty Staub, L (1, 9) OBP: 0.395, SLG: 0.450	1B		HR		BB		2B	1B		4	3	4	3	1	0	0
Clyde Mashore, R (1, 8) OBP: 0.257, SLG: 0.286	L5-4		F8		2B		FC3-2	K		4	0	1	1	0	0	4
Dave McDonald, L (8, PH) OBP: 0.267, SLG: 0.417										1	0	0	0	0	1	2
Stan Swanson, R (9, 8) OBP: 0.297, SLG: 0.294										0	0	0	0	0	0	0
Bob Bailey, R (1, 7) OBP: 0.374, SLG: 0.423	FC6-4			1B	BB		E5		L8	4	0	1	0	1	0	2
(8, 5)																
Coco Laboy, R (1, 5) OBP: 0.325, SLG: 0.328		5-3		P4	F8		FC6-4		BB	4	0	0	0	0	0	5
Howie Reed, R (8, 1)										0	0	0	0	0	0	0
Jim Fairey, L (9, PH) OBP: 0.318, SLG: 0.325										0	0	0	0	1	0	0
John Bateman, R (1, 2) OBP: 0.281, SLG: 0.361		6-3		K		6-3		K	F2	5	0	0	0	0	2	2
Ron Fairly, L (1, 3) OBP: 0.373, SLG: 0.419		K		BB		K		3-1	1-3	4	0	0	0	1	2	1
(8, 7)																
Rich Hacker, S (1, 6) OBP: 0.214, SLG: 0.231			F7	1-3		5-3		BB		3	1	0	0	1	0	2
Ernie McAnally, R (1, 1)			K		K		F9			2	0	0	0	0	2	0
Gary Sutherland, R (7, PH) OBP: 0.277, SLG: 0.327										1	0	0	0	0	0	0
Claude Raymond, R (8, 1)										0	0	0	0	0	0	0
John Boccabella, R (8, 3) OBP: 0.257, SLG: 0.364										0	1	0	0	1	0	0
Inning Stats	R: 0 E: 0 K: 0 S: 3 H: 1 LOB: 1 BB: 0 P: 4	R: 0 E: 0 K: 1 S: 5 H: 0 LOB: 0 BB: 0 P: 5	R: 2 E: 0 K: 1 S: 7 H: 2 LOB: 0 BB: 0 P: 7	R: 0 E: 0 K: 1 S: 6 H: 1 LOB: 2 BB: 1 P: 10	R: 1 E: 0 K: 1 S: 6 H: 1 LOB: 2 BB: 2 P: 14	R: 0 E: 0 K: 1 S: 5 H: 0 LOB: 0 BB: 0 P: 5	R: 1 E: 1 K: 0 S: 5 H: 1 LOB: 2 BB: 1 P: 9	R: 2 E: 0 K: 2 S: 9 H: 2 LOB: 2 BB: 2 P: 17	R: 0 E: 0 K: 0 S: 3 H: 0 LOB: 1 BB: 1 P: 7	1B: 4 2B: 4 3B: 0 HR: 1 SF: 0 SAC: 0 DP: 1 HBP: 1	WP: 0 PB: 0 SB: 1 CS: 0 PA: 43					

	AB	35
	R	6
	H	8
	RBI	5
	BB	7
	SO	7
	LOB	18

PITCHER		IP	WLS	BF	H	R	ER	SO	BB	IBB	HBP	BLK	WP	HR	S	P	ERA	WHIP
Chris Short, L ERA: 4.17	(1, 1)	7.2	W	38	8	6	5	6	6	0	1	0	0	1	43	68	5.87	1.826
Bill Wilson, R ERA: 3.77	(8, 1)	1.1	S	5	0	0	0	1	1	0	0	0	0	0	6	10	0.00	0.750

PITCHER	IP	WLS	BF	H	R	ER	SO	BB	IBB	HBP	BLK	WP	HR	S	P	ERA	WHIP

Batter	1	2	3	4	5	6	7	8	9	AB	R	H	RBI	BB	SO	LOB
Denny Doyle, L (1, 4) OBP: 0.290, SLG: 0.325	2B 1B	L8	L8	FC4-6 E 1-2f		E SF8 BB				4	2	1	0	1	0	1
Larry Bowa, S (1, 6) OBP: 0.275, SLG: 0.274	P4	P3	6-3	K		SF8 E 1-2 BB				4	0	0	0	1	1	2
Tim McCarver, L (1, 2) OBP: 0.316, SLG: 0.407	P5	F8	6-3	E8 1-3		E3 S 1-2 2-3				5	0	0	0	0	0	4
Willie Montanez, L (1, 8) OBP: 0.347, SLG: 0.525	E 1B 1-H 2B	WP 2B 1B	G3	L3		SF8 2-3 3-H				4	2	2	2	0	0	2
Deron Johnson, R (1, 3) OBP: 0.350, SLG: 0.440	E 1B BB	P6 1-2	3B 1B			CS BB		FC6-4 1-2 BB		2	2	1	0	3	0	1
Don Money, R (1, 7) OBP: 0.263, SLG: 0.352	E6 HBP 1B 1-2 2-3	FC5-4 2-H 2B	1-H 3B			K 1-2		FC6-4 1-2f		5	0	2	2	0	1	6
Roger Freed, R (1, 9) OBP: 0.314, SLG: 0.300	HBP 1-2 2-H 3-H 1B	FC5-4 BB	L5			1B			5-3	4	0	2	2	1	0	1
John Vukovich, R (1, 5) OBP: 0.227, SLG: 0.198	FC6-4 1-2 2-3 HBP	FC5-4 FC6-4 1-2f 2-3	P4			P3			L5	4	0	0	0	0	0	4
Bill Champion, R (1, 1) OBP: 0.125, SLG: 0.125 Jim Bunning, R (3, 1) OBP: 0.154, SLG: 0.250 Joe Lis, R (6, PH) OBP: 0.312, SLG: 0.383 Barry Lersch, S (6, PR) OBP: 0.300, SLG: 0.176 Woodie Fryman, R (6, 1) OBP: 0.150, SLG: 0.100 Oscar Gamble, L (8, PH) OBP: 0.302, SLG: 0.421 Darrell Brandon, R (8, 1) OBP: 0.167, SLG: 0.167 Joe Hoerner, R (9, 1) OBP: 0.143, SLG: 0.143	FC6-4 1-2f	FC6-4 1-2f				FC4-6 BB		P5	4-3	2 0 0 0 0 1 1 0	0 0 0 0 0 0 0 0	0 0 0 0 1 0 0 0	0 0 0 0 0 0 0 0	0 0 0 0 0 0 0 0	0 0 0 0 0 0 0 0	5 0 0 0 0 0 0 0
Inning Stats	R: 3 H: 3 E: 1 LOB: 3 K: 0 BB: 1 S: 15 P: 26	R: 0 H: 0 E: 0 LOB: 0 K: 0 BB: 0 S: 3 P: 5	R: 1 H: 2 E: 0 LOB: 2 K: 0 BB: 1 S: 14 P: 23	R: 0 H: 0 E: 0 LOB: 0 K: 0 BB: 0 S: 5 P: 7	R: 1 H: 2 E: 0 LOB: 1 K: 0 BB: 0 S: 7 P: 9	R: 0 H: 0 E: 1 LOB: 2 K: 1 BB: 1 S: 10 P: 17	R: 0 H: 1 E: 0 LOB: 1 K: 1 BB: 1 S: 10 P: 21	R: 1 H: 0 E: 1 LOB: 3 K: 0 BB: 3 S: 15 P: 32	R: 0 H: 0 E: 0 LOB: 0 K: 0 BB: 0 S: 5 P: 6	1B: 5 SF: 1 2B: 3 SAC: 0 3B: 1 DP: 1 HR: 0 HBP: 1						

PITCHER		IP	WLS	BF	H	R	ER	SO	BB	IBB	HBP	BLK	WP	HR	S	P	ERA	WHIP
Tom Kelley, R ERA: 3.36	(1, 1)	0.2		8	3	3	1	0	1	0	1	0	0	0	13	23	13.50	6.000
Steve Barber, L ERA: 4.54	(1, 1)	5.1		23	4	2	2	1	2	0	0	0	1	0	41	64	3.38	1.125
Bob Priddy, R ERA: 3.83	(7, 1)	1.1	L	7	1	1	0	1	3	0	0	0	0	0	13	32	0.00	3.000
Tom House, L ERA: 9.0	(8, 1)	0.1		2	0	0	0	0	0	0	0	0	0	0	6	9	0.00	0.000
Cecil Upshaw, R ERA: 4.15	(8, 1)	0.1		2	0	0	0	0	1	0	0	0	0	0	6	12	0.00	3.000

PITCHER		IP	WLS	BF	H	R	ER	SO	BB	IBB	HBP	BLK	WP	HR	S	P	ERA	WHIP
Ron Herbel, R ERA: 4.5	(9, 1)	1.0		3	0	0	0	0	0	0	0	0	0	0	5	6	0.00	0.000

TOP

Philadelphia Phillies @ Atlanta Braves

Atlanta Stadium, Atlanta, GA

Mon Jul 05 1971, 7:05 PM EDT

Att. 33,353 - Unknown

livebaseballscorecards.com

AB	36
R	6
H	8
RBI	6
BB	7
SO	2
LOB	26

1B: 5 SF: 1
2B: 3 SAC: 0
3B: 1 DP: 1
HR: 0 HBP: 1

WP: 1 PA: 45
PB: 0
SB: 1
CS: 1

BOTTOM

Philadelphia Phillies @ Atlanta Braves

Atlanta Stadium, Atlanta, GA

Mon Jul 05 1971, 7:05 PM EDT

Att. 33,353 - Unknown

livebaseballscorecards.com

Batter	1	2	3	4	5	6	7	8	9	AB	R	H	RBI	BB	SO	LOB
Ralph Garr, L (1, 7) OBP: 0.371, SLG: 0.453	4-1 3B BB	2-0 4-3		0-0 P2		1-0 5-3			1-0 FC6-4 1B	4	1	1	0	1	0	1
Felix Millan, R (1, 4) OBP: 0.359, SLG: 0.398	2-0 SF9 3B 1-H		4-0 HR 1B BB		0-0 P4 ①		1-1 1B		1-2 FC6-4 FC5-4 ① 1-2f	4	2	2	1	1	0	1
Hank Aaron, R (1, 3) OBP: 0.401, SLG: 0.628	0-0 SF9 ① 3-H		2-0 P3 ①		0-0 4-3 1B 1B		3-2 P5 ①		1-2 FC5-4 BB ② 1-2f	4	0	1	1	0	0	3
Darrell Evans, L (1, 5) OBP: 0.376, SLG: 0.448	4-2 S BB		1-3 K ②		0-0 4-3 1B 1-2		0-0 P6 ②		4-2 BB 1-2	3	0	1	0	2	1	2
Mike Lum, L (1, 9) OBP: 0.387, SLG: 0.453	1-1 F7 ②		1-0 HR 1B 1-2		2-2 4-3 ② 1-2 2-3		1-0 F7 ③		0-0 4-3 ③	5	1	1	0	0	0	6
Earl Williams, R (1, 2) OBP: 0.310, SLG: 0.441	3-2 F7 ③ 1-2		0-0 HR 1-H 2-H		4-1 BB			1-1 P6 ①		3	1	1	3	1	0	1
Sonny Jackson, L (1, 8) OBP: 0.318, SLG: 0.363		0-0 4-3 2B	0-0 P3 ③		3-1 4-3 ③			1-3 K ②		4	0	1	0	0	1	3
Marty Perez, R (1, 6) OBP: 0.245, SLG: 0.272		0-0 4-3 ① 2-3		0-0 5-3 ①		1-2 L1 ①		4-2 BB		3	0	0	0	1	0	1
Tom Kelley, R (1, 1)										0	0	0	0	0	0	0
Steve Barber, L (1, 1)										2	0	0	0	0	2	1
Zoilo Versalles, R (6, PH) OBP: 0.274, SLG: 0.363										1	0	0	0	0	0	0
Bob Priddy, R (7, 1) OBP: 0.100, SLG: 0.100										0	0	0	0	0	0	0
Tom House, L (8, 1)										0	0	0	0	0	0	0
Cecil Upshaw, R (8, 1)										0	0	0	0	0	0	0
Hal King, L (8, PH) OBP: 0.341, SLG: 0.340										1	0	0	0	0	0	1
Ron Herbel, R (9, 1)		3-3 K ②			0-3 K ②	2-1 P3 ②		1-0 4-3 ③		0	0	0	0	0	0	0
Inning Stats	R: 2 E: 0 K: 0 S: 10 H: 1 LOB: 1 BB: 2 P: 24	R: 0 E: 0 K: 1 S: 6 H: 1 LOB: 1 BB: 0 P: 11	R: 3 E: 0 K: 1 S: 7 H: 2 LOB: 0 BB: 1 P: 15	R: 0 E: 0 K: 1 S: 5 H: 0 LOB: 0 BB: 0 P: 5	R: 0 E: 0 K: 0 S: 9 H: 2 LOB: 3 BB: 1 P: 18	R: 0 E: 0 K: 0 S: 6 H: 0 LOB: 0 BB: 0 P: 10	R: 0 E: 0 K: 0 S: 7 H: 1 LOB: 1 BB: 0 P: 12	R: 0 E: 0 K: 1 S: 10 H: 0 LOB: 1 BB: 1 P: 17	R: 0 E: 0 K: 0 S: 12 H: 1 LOB: 2 BB: 1 P: 19	1B: 5 2B: 1 3B: 1 HR: 1	SF: 1 SAC: 0 DP: 0 HBP: 0						

AB	34
R	5
H	8
RBI	5
BB	6
SO	4
LOB	20

WP: 0 PB: 0 SB: 1 CS: 0 PA: 41

PITCHER		IP	WLS	BF	H	R	ER	SO	BB	IBB	HBP	BLK	WP	HR	S	P	ERA	WHIP
Bill Champion, R (1, 1) ERA: 4.68		2.2		14	3	4	4	2	3	0	0	0	0	0	21	48	13.50	2.250
Jim Bunning, R (3, 1) ERA: 5.3		2.1		11	3	1	1	1	1	0	0	0	0	1	16	25	3.86	1.714
Woodie Fryman, L (6, 1) ERA: 3.02		2.0	W	7	1	0	0	0	0	0	0	0	0	0	13	22	0.00	0.500
Darrell Brandon, R (8, 1) ERA: 2.31		1.2		7	1	0	0	1	1	0	0	0	0	0	18	28	0.00	1.200
Joe Hoerner, L (9, 1) ERA: 2.14		0.1	S	2	0	0	0	0	1	0	0	0	0	0	4	8	0.00	3.000

PITCHER	IP	WLS	BF	H	R	ER	SO	BB	IBB	HBP	BLK	WP	HR	S	P	ERA	WHIP

Batter	1	2	3	4	5	6	7	8	9	AB	R	H	RBI	BB	SO	LOB
Terry Harmon, R (1, 4) OBP: 0.314, SLG: 0.293	F8		FC5-4, 1B, PB, 1B	L5			6-3		PB, 1B, BB	4	1	1	0	1	0	2
Larry Bowa, S (1, 6) OBP: 0.283, SLG: 0.282	HBP, 1B		FC5-4, 1B		5-3		E, 1B		PB, 1B	5	0	4	0	0	0	0
Don Money, R (1, 7) OBP: 0.266, SLG: 0.346	HBP		FC5-4, PB		K		E5		BB	3	0	0	0	1	1	3
Deron Johnson, R (1, 3) OBP: 0.348, SLG: 0.446	K		K		HR		L8		L9	5	1	1	1	0	2	8
Roger Freed, R (1, 9) OBP: 0.310, SLG: 0.296	K		L4		F9			5-3		4	0	0	0	0	1	3
Willie Montanez, L (1, 8) OBP: 0.346, SLG: 0.521		L8		1B, 1B		P2		F7		4	0	1	0	0	0	0
John Vukovich, R (1, 5) OBP: 0.218, SLG: 0.189		E6		L9		K		K		4	0	0	0	0	2	1
Mike Ryan, R (1, 2) OBP: 0.225, SLG: 0.360		L7		1-2, 1B		K			K	4	0	1	0	0	2	1
Rick Wise, R (1, 1) OBP: 0.235, SLG: 0.520		5-3		K			P3		K	2	0	0	0	0	1	3
Bobby Pfeil, R (7, PH) OBP: 0.356, SLG: 0.381										1	0	0	0	0	0	0
Bill Wilson, R (7, 1)										0	0	0	0	0	0	0
Byron Browne, R (9, PH) OBP: 0.302, SLG: 0.378										1	0	0	0	0	1	0
Inning Stats	R: 0 E: 0 K: 2 S: 12 H: 1 LOB: 2 BB: 0 P: 17	R: 0 E: 1 K: 0 S: 14 H: 0 LOB: 1 BB: 0 P: 21	R: 1 E: 0 K: 1 S: 9 H: 2 LOB: 1 BB: 0 P: 11	R: 0 E: 0 K: 1 S: 13 H: 2 LOB: 2 BB: 0 P: 17	R: 1 E: 0 K: 1 S: 12 H: 1 LOB: 0 BB: 0 P: 19	R: 0 E: 0 K: 2 S: 7 H: 0 LOB: 0 BB: 0 P: 7	R: 0 E: 1 K: 0 S: 8 H: 1 LOB: 2 BB: 0 P: 10	R: 0 E: 0 K: 1 S: 5 H: 0 LOB: 0 BB: 0 P: 5	R: 0 E: 0 K: 2 S: 13 H: 1 LOB: 3 BB: 2 P: 25	1B: 7 2B: 0 3B: 0 HR: 1 SF: 0 SAC: 0 DP: 0 HBP: 1						

PITCHER	IP	WLS	BF	H	R	ER	SO	BB	IBB	HBP	BLK	WP	HR	S	P	ERA	WHIP
George Stone, L (1, 1) ERA: 3.03	8.2	W	38	8	2	1	10	1	0	1	0	0	1	91	126	1.04	1.038
Cecil Upshaw, R (9, 1) ERA: 4.13	0.1	S	2	0	0	0	0	1	0	0	0	0	0	2	6	0.00	3.000

PITCHER	IP	WLS	BF	H	R	ER	SO	BB	IBB	HBP	BLK	WP	HR	S	P	ERA	WHIP

TOP

Philadelphia Phillies @ Atlanta Braves

Atlanta Stadium, Atlanta, GA

Tue Jul 06 1971, 7:05 PM EDT

Att. 7,950 - Unknown

livebaseballscorecards.com

AB	37
R	2
H	8
RBI	1
BB	2
SO	10
LOB	21

Philadelphia Phillies @ Atlanta Braves

Atlanta Stadium, Atlanta, GA

Tue Jul 06 1971, 7:05 PM EDT

Att. 7,950 - Unknown

BOTTOM

Batter	1	2	3	4	5	6	7	8	9	AB	R	H	RBI	BB	SO	LOB
Ralph Garr, L (1, 7) OBP: 0.367, SLG: 0.448	F9		K		K		L9			4	0	0	0	0	2	1
Felix Millan, R (1, 4) OBP: 0.361, SLG: 0.399	4-3 1B		6-3		2B 1B		5-3			4	1	2	0	0	0	0
Mike Lum, L (1, 9) OBP: 0.389, SLG: 0.459	4-3			G3-6-1 1B 1B			P3			4	1	2	2	0	0	1
Darrell Evans, L (1, 5) OBP: 0.372, SLG: 0.440	6-3			G3-6-1 1B	F8			K		4	0	1	0	0	1	2
Hal King, L (1, 2) OBP: 0.339, SLG: 0.359		HR		G3-6-1		K		K		4	1	1	1	0	2	2
Earl Williams, R (1, 3) OBP: 0.309, SLG: 0.438		6-3		3-H 1B		6-3		K		4	0	1	1	0	1	0
Sonny Jackson, L (1, 8) OBP: 0.318, SLG: 0.363		K		4-3		2B 1B				3	1	1	0	0	1	1
Zoilo Versalles, R (1, 6) OBP: 0.276, SLG: 0.373		5-3			F9	1-H 2B				3	0	1	1	0	0	0
George Stone, L (1, 1) OBP: 0.167, SLG: 0.194 Cecil Upshaw, R (9, 1)			L6		1B 2B 1B	3-1				3 0	1 0	1 0	0 0	0 0	0 0	1 0
Inning Stats	R: 0 E: 0 K: 0 S: 9 H: 1 LOB: 1 BB: 0 P: 18	R: 1 E: 0 K: 1 S: 12 H: 1 LOB: 0 BB: 0 P: 14	R: 0 E: 0 K: 1 S: 6 H: 0 LOB: 0 BB: 0 P: 10	R: 1 E: 0 K: 0 S: 5 H: 3 LOB: 1 BB: 0 P: 9	R: 2 E: 0 K: 1 S: 10 H: 3 LOB: 1 BB: 0 P: 17	R: 1 E: 0 K: 1 S: 9 H: 2 LOB: 1 BB: 0 P: 14	R: 0 E: 0 K: 0 S: 3 H: 0 LOB: 0 BB: 0 P: 3	R: 0 E: 0 K: 3 S: 9 H: 0 LOB: 0 BB: 0 P: 9		1B: 7 2B: 2 3B: 0 HR: 1	SF: 0 SAC: 0 DP: 1 HBP: 0						

PITCHER		IP	WLS	BF	H	R	ER	SO	BB	IBB	HBP	BLK	WP	HR	S	P	ERA	WHIP
Rick Wise, R ERA: 3.04	(1, 1)	6.0	L	27	10	5	5	4	0	0	0	0	0	1	51	82	7.50	1.667
Bill Wilson, R ERA: 3.31	(7, 1)	2.0		6	0	0	0	3	0	0	0	0	0	0	12	12	0.00	0.000

PITCHER	IP	WLS	BF	H	R	ER	SO	BB	IBB	HBP	BLK	WP	HR	S	P	ERA	WHIP

AB	33
R	5
H	10
RBI	5
BB	0
SO	7
LOB	8

WP: 0 PB: 0 SB: 0 CS: 0 PA: 33

livebaseballscorecards.com

Batter	1	2	3	4	5	6	7	8	9	AB	R	H	RBI	BB	SO	LOB
Denny Doyle, L (1, 4) OBP: 0.284, SLG: 0.319	S B X 1-1 ① P6		X 0-0 ② F9		S S S 0-3 ③ K			X 0-0 ②③ G4-6-3 1-2f		4	0	0	0	0	1	1
Larry Bowa, S (1, 6) OBP: 0.285, SLG: 0.282	X 0-0 1B FC4-6 1B		B C B F B B 4-2 2B BB			X 0-0 ① 4-3			S S C 0-3 ① K	3	2	1	0	1	1	0
Tim McCarver, L (1, 2) OBP: 0.322, SLG: 0.420	C B X 1-1 FC4-6 1-3 1B		C X 0-1 1-H 2B			C F F X 0-2 ② P2			X 0-0 4-3 2B	4	0	3	1	0	0	0
Willie Montanez, L (1, 8) OBP: 0.342, SLG: 0.515	F B X 1-1 ② FC4-6 1-2f 3-H		X 0-0 ③ F9			B S X 1-1 ③ L7			X 0-0 ② 4-3 2-3	4	0	0	1	0	0	3
Deron Johnson, R (1, 3) OBP: 0.344, SLG: 0.440	B B X 2-0 ③ L7			X 0-0 ① 6-3			F B S B X 2-2 ① 4-3		B B B F C S 3-3 ③ K	4	0	0	0	0	1	2
Don Money, R (1, 7) (8, 5) OBP: 0.262, SLG: 0.340		F B X 1-1 ① 6-3		B F B S C 2-3 ② K			F C X 0-2 ② 6-3			3	0	0	0	0	1	0
Roger Freed, R (1, 9) OBP: 0.306, SLG: 0.292		B C B B S F S 3-3 ② K		X 0-0 ③ P4			B B B C X 3-1 ③ 4-3			3	0	0	0	0	1	0
John Vukovich, R (1, 5) OBP: 0.214, SLG: 0.186 Ron Stone, L (8, PH) OBP: 0.323, SLG: 0.256 (8, 7)		B S F B C 2-3 ③ K			X 0-0 ① F9			B C X 1-1 ① F8		2 1	0 0	0 0	0 0	0 0	1 0	0 0
Barry Lersch, S (1, 1) OBP: 0.286, SLG: 0.167 Oscar Gamble, L (8, PH) OBP: 0.308, SLG: 0.421 Darrell Brandon, R (8, 1) OBP: 0.167, SLG: 0.167			B B C F S 2-3 ① K		B B S S S 2-3 ② K			B B B S B 4-1 G4-6-3 BB		2 0 0	0 0 0	0 0 0	0 0 0	0 1 0	2 0 0	0 0 0
Inning Stats	R: 1 H: 2 E: 0 LOB: 1 K: 0 BB: 0 S: 8 P: 13	R: 0 H: 0 E: 0 LOB: 0 K: 2 BB: 0 S: 9 P: 15	R: 1 H: 1 E: 0 LOB: 1 K: 1 BB: 1 S: 9 P: 15	R: 0 H: 0 E: 0 LOB: 0 K: 1 BB: 0 S: 5 P: 7	R: 0 H: 0 E: 0 LOB: 0 K: 2 BB: 0 S: 7 P: 9	R: 0 H: 0 E: 0 LOB: 0 K: 0 BB: 0 S: 7 P: 8	R: 0 H: 0 E: 0 LOB: 0 K: 0 BB: 0 S: 8 P: 13	R: 0 H: 0 E: 0 LOB: 0 K: 0 BB: 1 S: 4 P: 9	R: 0 H: 1 E: 0 LOB: 1 K: 2 BB: 0 S: 8 P: 11	1B: 2 SF: 0 2B: 2 SAC: 0 3B: 0 DP: 1 HR: 0 HBP: 0						WP: 0 PA: 32 PB: 0 SB: 0 CS: 0

Philadelphia Phillies @ Atlanta Braves

Atlanta Stadium, Atlanta, GA

Wed Jul 07 1971, 7:05 PM EDT

Att. 12,268 - Unknown

TOP

livebaseballscorecards.com

AB	30
R	2
H	4
RBI	2
BB	2
SO	8
LOB	6

PITCHER	IP	WLS	BF	H	R	ER	SO	BB	IBB	HBP	BLK	WP	HR	S	P	ERA	WHIP
Ron Reed, R (1, 1) ERA: 3.15	9.0	W	32	4	2	2	8	2	0	0	0	0	0	65	100	2.00	0.667

PITCHER	IP	WLS	BF	H	R	ER	SO	BB	IBB	HBP	BLK	WP	HR	S	P	ERA	WHIP

Batter	1	2	3	4	5	6	7	8	9	AB	R	H	RBI	BB	SO	LOB
Ralph Garr, L (1, 7) OBP: 0.363, SLG: 0.443	K		L7		F8			G4-3-6 1-2f		4	0	0	0	0	1	1
Felix Millan, R (1, 4) OBP: 0.357, SLG: 0.394	L7		5-3			6-3		1-3		4	0	0	0	0	0	0
Mike Lum, L (1, 9) OBP: 0.384, SLG: 0.452	F7			4-3		4-3				3	0	0	0	0	0	0
Darrell Evans, L (1, 5) OBP: 0.379, SLG: 0.455		F7		HR 1B		2B				3	1	2	0	0	0	0
Hal King, L (1, 2) OBP: 0.333, SLG: 0.351		3-1		P5		K				3	0	0	0	0	1	2
Earl Williams, R (1, 3) OBP: 0.313, SLG: 0.467		HR		HR			F8			3	2	2	3	0	0	0
Sonny Jackson, L (1, 8) OBP: 0.315, SLG: 0.359		L7		F8			6-3			3	0	0	0	0	0	0
Zoilo Versalles, R (1, 6) OBP: 0.278, SLG: 0.407			HR		K		4-3			3	1	1	1	0	1	0
Ron Reed, R (1, 1) OBP: 0.095, SLG: 0.095			K		4-3			G4-3-6 1B		3	0	1	0	0	1	0
Inning Stats	R: 0 E: 0 K: 1 S: 8 H: 0 LOB: 0 BB: 0 P: 11	R: 1 E: 0 K: 0 S: 8 H: 1 LOB: 0 BB: 0 P: 15	R: 1 E: 0 K: 1 S: 11 H: 1 LOB: 0 BB: 0 P: 13	R: 2 E: 0 K: 0 S: 8 H: 2 LOB: 0 BB: 0 P: 12	R: 0 E: 0 K: 1 S: 5 H: 0 LOB: 0 BB: 0 P: 5	R: 0 E: 0 K: 1 S: 7 H: 1 LOB: 1 BB: 0 P: 9	R: 0 E: 0 K: 0 S: 4 H: 0 LOB: 0 BB: 0 P: 5	R: 0 E: 0 K: 0 S: 3 H: 1 LOB: 0 BB: 0 P: 3		1B: 2 2B: 1 3B: 0 HR: 3	SF: 0 SAC: 0 DP: 1 HBP: 0						

PITCHER		IP	WLS	BF	H	R	ER	SO	BB	IBB	HBP	BLK	WP	HR	S	P	ERA	WHIP
Barry Lersch, R ERA: 3.8	(1, 1)	7.0	L	26	5	4	4	4	0	0	0	0	0	3	51	70	5.14	0.714
Darrell Brandon, R ERA: 2.25	(8, 1)	1.0		3	1	0	0	0	0	0	0	0	0	0	3	3	0.00	1.000

PITCHER	IP	WLS	BF	H	R	ER	SO	BB	IBB	HBP	BLK	WP	HR	S	P	ERA	WHIP

BOTTOM

Philadelphia Phillies @ Atlanta Braves

Atlanta Stadium, Atlanta, GA

Wed Jul 07 1971, 7:05 PM EDT

Att. 12,268 - Unknown

livebaseballscorecards.com

AB	29
R	4
H	6
RBI	4
BB	0
SO	4
LOB	3

1B: 2	SF: 0	WP: 0	PA: 29
2B: 1	SAC: 0	PB: 0	
3B: 0	DP: 1	SB: 0	
HR: 3	HBP: 0	CS: 0	

Batter	1	2	3	4	5	6	7	8	9	AB	R	H	RBI	BB	SO	LOB
Ron Hunt, R (1, 4) OBP: 0.401, SLG: 0.362	S S X 0-2 1B 1B BB 1B		B B B S C B 4-2 1B HR BB	X 0-0 ③ 4-3			S C X 0-2 ③ 5-3			3	2	1	0	1	0	1
Ron Woods, R (1, 7) OBP: 0.333, SLG: 0.415	S B B X 2-1 BB 1B G5-4-3 1B 1-2		X 0-0 HR 1B 1-2		X 0-0 ① F8			S S B S 1-3 ① K		3	2	2	0	0	0	0
Boots Day, L (8, PH) OBP: 0.328, SLG: 0.353										1	0	0	0	0	1	0
(8, 8)																
Rusty Staub, L (1, 9) OBP: 0.396, SLG: 0.441	S L B X 1-2 G5-4-3 BB 1B 1-2 2-3		X 0-0 ① F7		X 0-0 ② 4-3			X 0-0 1-3 1B		4	0	2	0	0	0	2
Bob Bailey, R (1, 3) OBP: 0.375, SLG: 0.420	S F F B B B B 4-2 G5-4-3 BB 1-2 2-3 3-H		B B X 2-0 HR 1-H 2-H		X 0-0 ③ 5-3			B F B X 2-1 ② 1-3 1-2		3	1	1	4	1	0	1
Mike Marshall, R (8, 1) OBP: 0.286, SLG: 0.167										0	0	0	0	0	0	0
John Bateman, R (1, 2) OBP: 0.282, SLG: 0.360	X 0-0 ① ② G5-4-3 1-2f 2-3 3-H		B B S S S 2-3 ② K			X 0-0 ① 5-3		S X 0-1 ③ F7		4	0	0	0	0	1	3
Stan Swanson, R (1, 8) OBP: 0.286, SLG: 0.282	X 0-0 ③ 4-3		X 0-0 CS 1B			X 0-0 ② 6-3			X 0-0 ① 5-3	4	0	1	0	0	0	1
(8, 7)																
Coco Laboy, R (1, 5) OBP: 0.318, SLG: 0.320		X 0-0 ① F7	F 1 SAFE 0-1 ③ CS 1-2	S S X 0-2 6-3 SH1-4 1B		X 0-0 ③ P4			S S S B X 0-2 ② F8	3	0	1	0	0	0	0
Jim Fairey, L (9, PH) OBP: 0.314, SLG: 0.321										1	0	0	0	0	0	0
Bobby Wine, R (1, 6) OBP: 0.216, SLG: 0.169		X 0-0 ② F9		X 0-0 ① SH1-4 1-2			B B X 2-0 ① 1-3		B S S B X 2-1 ③ P5	2	0	0	0	0	0	0
Dave McDonald, L (9, PH) OBP: 0.240, SLG: 0.263										1	0	0	0	0	0	0
Dan McGinn, L (1, 1) OBP: 0.222, SLG: 0.222		X 0-0 ③ 4-3		X 0-0 ② 6-3 2-3			X 0-0 ② 6-3			2	0	0	0	0	0	1
Howie Reed, R (4, 1)										1	0	0	0	0	0	0
Ron Fairly, L (8, 3) OBP: 0.370, SLG: 0.408										0	0	0	0	0	0	0
Inning Stats	R: 2 H: 3 E: 0 LOB: 1 K: 0 BB: 1 S: 13 P: 20	R: 0 H: 0 E: 0 LOB: 0 K: 0 BB: 0 S: 3 P: 3	R: 3 H: 3 E: 0 LOB: 0 K: 1 BB: 1 S: 10 P: 18	R: 0 H: 1 E: 0 LOB: 1 K: 0 BB: 0 S: 6 P: 6	R: 0 H: 0 E: 0 LOB: 0 K: 0 BB: 0 S: 3 P: 3	R: 0 H: 0 E: 0 LOB: 0 K: 0 BB: 0 S: 3 P: 3	R: 0 H: 0 E: 0 LOB: 0 K: 0 BB: 0 S: 5 P: 7	R: 0 H: 1 E: 0 LOB: 1 K: 1 BB: 0 S: 8 P: 11	R: 0 H: 0 E: 0 LOB: 0 K: 0 BB: 0 S: 8 P: 10	1B: 7 SF: 0 2B: 0 SAC: 1 3B: 0 DP: 1 HR: 1 HBP: 0						

PITCHER		IP	WLS	BF	H	R	ER	SO	BB	IBB	HBP	BLK	WP	HR	S	P	ERA	WHIP
Ken Reynolds, L ERA: 5.01	(1, 1)	2.2		15	6	5	5	1	2	0	0	0	0	1	25	40	16.88	3.000
Bill Champion, R ERA: 4.24	(3, 1)	4.1		13	1	0	0	0	0	0	0	0	0	0	18	20	0.00	0.231
Bill Wilson, R ERA: 2.95	(8, 1)	2.0	W	7	1	0	0	1	0	0	0	0	0	0	16	21	0.00	0.500

PITCHER	IP	WLS	BF	H	R	ER	SO	BB	IBB	HBP	BLK	WP	HR	S	P	ERA	WHIP

TOP

Montreal Expos @ Philadelphia Phillies

Veterans Stadium, Philadelphia, PA

Thu Jul 08 1971, 7:05 PM EDT

Att. 12,586 - Unknown

livebaseballscorecards.com

AB	32
R	5
H	8
RBI	4
BB	2
SO	2
LOB	9

WP: 0	PA: 36																	
PB: 0																		
SB: 0																		
CS: 1																		

Batter	1	2	3	4	5	6	7	8	9	AB	R	H	RBI	BB	SO	LOB
Terry Harmon, R (1, 4) OBP: 0.303, SLG: 0.281 (9, 3)	F9		F8		F8		F8			4	0	0	0	0	0	0
Larry Bowa, S (1, 6) OBP: 0.285, SLG: 0.282	HR, BB, 1B		1-3		B3		P3			4	1	1	0	0	0	0
Don Money, R (1, 7) OBP: 0.262, SLG: 0.335 (7, 5)	HR, BB		5-3		F8			F9		3	1	0	0	1	0	0
Deron Johnson, R (1, 3) OBP: 0.348, SLG: 0.461 Denny Doyle, L (8, PR) OBP: 0.284, SLG: 0.319 (9, 4)	HR			FC4, 1B, 2B		4-3		HR, 2B		4 0	2 1	3 0	3 0	0 0	0 0	0 0
Roger Freed, R (1, 9) OBP: 0.313, SLG: 0.294 Barry Lersch, S (8, PR) OBP: 0.286, SLG: 0.167 Byron Browne, R (9, 9) OBP: 0.302, SLG: 0.378	F7			2-3, 1B		WP, BB		HR, BB		2 0 0	0 1 0	1 0 0	0 0 0	2 0 0	0 0 0	0 0 0
Willie Montanez, L (1, 8) OBP: 0.341, SLG: 0.510	G3			FC4, 1B, 3-H		1-2, BB		K		3	0	0	1	1	1	2
John Vukovich, R (1, 5) OBP: 0.210, SLG: 0.182 Tim McCarver, L (6, PH) OBP: 0.324, SLG: 0.432 (7, 2)		P4		P3		F8		1-H, 2-H, HR		2 2	0 1	0 1	0 3	0 0	0 0	1 2
Mike Ryan, R (1, 2) OBP: 0.232, SLG: 0.364 Oscar Gamble, L (6, PH) OBP: 0.303, SLG: 0.413 (7, 7)		6-3		1-2, FC4-6, 1B		L9		K		2 2	0 0	1 0	0 0	0 0	0 1	0 4
Ken Reynolds, L (1, 1) OBP: 0.273, SLG: 0.263 Bill Champion, R (3, 1) OBP: 0.111, SLG: 0.111 Ron Stone, L (7, PH) OBP: 0.320, SLG: 0.253 Bill Wilson, R (8, 1)		K		1-2f, FC4-6			5-3			1 1 1 0	0 0 0 0	0 0 0 0	0 0 0 0	1 0 0 0	0 0 0 0	0 2 0 0
Inning Stats	R: 3 E: 0 K: 0 S: 10 H: 2 LOB: 0 BB: 1 P: 17	R: 0 E: 0 K: 1 S: 5 H: 0 LOB: 0 BB: 0 P: 5	R: 0 E: 0 K: 0 S: 4 H: 0 LOB: 0 BB: 0 P: 4	R: 1 E: 0 K: 0 S: 14 H: 3 LOB: 2 BB: 0 P: 23	R: 0 E: 0 K: 0 S: 6 H: 0 LOB: 0 BB: 0 P: 9	R: 0 E: 0 K: 0 S: 8 H: 0 LOB: 2 BB: 2 P: 20	R: 0 E: 0 K: 0 S: 5 H: 0 LOB: 0 BB: 0 P: 6	R: 3 E: 0 K: 2 S: 11 H: 2 LOB: 2 BB: 1 P: 20		1B: 3 2B: 2 3B: 0 HR: 2	SF: 0 SAC: 0 DP: 0 HBP: 0		WP: 1 PB: 0 SB: 0 CS: 0	PA: 35		

PITCHER		IP	WLS	BF	H	R	ER	SO	BB	IBB	HBP	BLK	WP	HR	S	P	ERA	WHIP
Dan McGinn, L ERA: 5.22	(1, 1)	3.2		17	5	4	4	1	1	0	0	0	0	1	31	46	9.82	1.636
Howie Reed, R ERA: 3.07	(4, 1)	3.2	L	15	1	2	2	0	3	0	0	0	1	0	25	46	4.91	1.091
Mike Marshall, R ERA: 6.3	(8, 1)	0.2		3	1	1	1	2	0	0	0	0	0	1	7	12	13.50	1.500

PITCHER	IP	WLS	BF	H	R	ER	SO	BB	IBB	HBP	BLK	WP	HR	S	P	ERA	WHIP

BOTTOM

Montreal Expos @ Philadelphia Phillies

Veterans Stadium, Philadelphia, PA

Thu Jul 08 1971, 7:05 PM EDT

Att. 12,586 - Unknown

livebaseballscorecards.com

AB	31
R	7
H	7
RBI	7
BB	4
SO	3
LOB	11

Montreal Expos @ Philadelphia Phillies

Veterans Stadium, Philadelphia, PA

Fri Jul 09 1971, 7:05 PM EDT

Att. 14,847 - Unknown

TOP

livebaseballscorecards.com

Batter	1	2	3	4	5	6	7	8	9	AB	R	H	RBI	BB	SO	LOB
Ron Hunt, R (1, 4) OBP: 0.401, SLG: 0.359	C B F F H 2-2 FC5-4 HBP		S X 0-1 ② 5-3		S B X 1-1 ② FC6-4 1-2f 3-H		B L X 1-1 ① SH3-4 1-2		S S S 0-3 ② K	2	0	0	1	0	0	1
Gary Sutherland, R (5, PR) OBP: 0.270, SLG: 0.319 (5, 4)										1	0	0	0	0	1	1
Ron Woods, R (1, 7) OBP: 0.340, SLG: 0.400	B S X 1-1 ① FC5-4 1B 1-2f		S X 0-1 ③ 6-3		X 0-0 ③ F3		B C X 1-1 4-3 1B 2-H		B B B B 4-0 1-2 BB	4	0	1	1	1	0	2
Rusty Staub, L (1, 9) OBP: 0.396, SLG: 0.439	X 0-0 ② FC6-4 1B 1-3			C S B F F B B 4-2 1B BB		B B F B C X 3-2 ① F7	B C B B X 3-1 ② 4-3 2-3		B B S S X 2-2 ③ G3	4	0	1	0	1	0	3
Bob Bailey, R (1, 5) OBP: 0.373, SLG: 0.418	C C B F X 1-2 ③ FC6-4 1-2f			X 0-0 G6-4-3 1-2 1B		B B S B X 3-1 ② P4	C C X 0-2 ③ L6			4	0	1	0	0	0	2
Stan Swanson, R (1, 8) OBP: 0.289, SLG: 0.310		B X 1-0 ① L5		C M X 0-2 ① B2		X 0-0 1B 2B		B X 1-0 ① F5		3	1	1	0	0	0	2
Boots Day, L (8, PH) OBP: 0.326, SLG: 0.351 (8, 8)										1	0	0	0	0	0	0
John Bateman, R (1, 2) OBP: 0.282, SLG: 0.359		X 0-0 ② 6-3		B X 1-0 ②③ G6-4-3 1-2f		X 0-0 BB 2-H 1B		S C B S 1-3 ② K		4	0	1	1	0	1	2
Ron Fairly, L (1, 3) OBP: 0.376, SLG: 0.409	B B S B B 4-1 BB				S B B S F X 2-2 1B SH2-4 FC6-4 1B	F B B B 4-1 1-2 BB		B B B C X 3-1 ③ P6		2	1	1	0	2	0	0
Bobby Wine, R (1, 6) OBP: 0.213, SLG: 0.166	B S C S S 1-3 ③ K				L B X 1-1 ① SH2-4 1-2	S S B X 1-2 ③ L6			S S C 0-3 ① K	3	0	0	0	0	2	3
Steve Renko, R (1, 1) OBP: 0.214, SLG: 0.291			B X 1-0 ① 4-3		B B X 2-0 FC6-4 2-3 1B		F B X 1-1 E1 SH3-4 1B		B B B B 4-0 BB BB	3	1	1	0	1	0	0
Inning Stats	R: 0 H: 1 E: 0 LOB: 1 K: 0 BB: 0 S: 10 P: 14	R: 0 H: 0 E: 0 LOB: 1 K: 1 BB: 1 S: 6 P: 12	R: 0 H: 0 E: 0 LOB: 0 K: 0 BB: 0 S: 5 P: 6	R: 0 H: 1 E: 0 LOB: 1 K: 0 BB: 1 S: 9 P: 14	R: 1 H: 2 E: 0 LOB: 1 K: 0 BB: 0 S: 10 P: 16	R: 1 H: 2 E: 0 LOB: 2 K: 0 BB: 1 S: 11 P: 22	R: 1 H: 1 E: 1 LOB: 1 K: 0 BB: 0 S: 11 P: 17	R: 0 H: 0 E: 0 LOB: 0 K: 1 BB: 0 S: 6 P: 11	R: 0 H: 0 E: 0 LOB: 2 K: 2 BB: 2 S: 9 P: 19	1B: 6 SF: 0 2B: 1 SAC: 2 3B: 0 DP: 1 HR: 0 HBP: 1						

	AB	31
	R	3
	H	7
	RBI	3
	BB	5
	SO	4
	LOB	16

WP: 0 PA: 39
PB: 0
SB: 0
CS: 0

PITCHER		IP	WLS	BF	H	R	ER	SO	BB	IBB	HBP	BLK	WP	HR	S	P	ERA	WHIP
Chris Short, L ERA: 4.08	(1, 1)	6.2	L	30	7	3	2	1	3	0	1	0	0	0	59	98	2.70	1.500
Darrell Brandon, R ERA: 2.11	(7, 1)	2.1		9	0	0	0	3	2	0	0	0	0	0	18	33	0.00	0.857

PITCHER	IP	WLS	BF	H	R	ER	SO	BB	IBB	HBP	BLK	WP	HR	S	P	ERA	WHIP

Batter	1	2	3	4	5	6	7	8	9	AB	R	H	RBI	BB	SO	LOB
Denny Doyle, L (1, 4) OBP: 0.284, SLG: 0.314	K		3-1 BB BB		F9			3-1		3	0	0	0	1	1	0
Larry Bowa, S (1, 6) OBP: 0.287, SLG: 0.280	1B BB		1-2 3-1 BB		L9			3-1		2	0	0	0	2	0	0
Tim McCarver, L (1, 2) OBP: 0.319, SLG: 0.426	P4		1-2 2-3 3-1		4-3			G3		4	0	0	0	0	0	3
Willie Montanez, L (1, 8) OBP: 0.343, SLG: 0.508	1-3 FC5-4 1B		G6-4-3 IBB			K			F9	3	0	1	0	1	1	0
Deron Johnson, R (1, 3) OBP: 0.345, SLG: 0.455	1-2f FC5-4		1-2f G6-4-3			K			L8	4	0	0	0	0	1	5
Oscar Gamble, L (1, 9) OBP: 0.303, SLG: 0.405 Darrell Brandon, R (7, 1) OBP: 0.167, SLG: 0.167 Byron Browne, R (9, PH) OBP: 0.295, SLG: 0.368		K		FC3-6 BB		P5			K	2 0 1	0 0 0	0 0 0	0 0 0	1 0 0	1 0 1	0 0 0
Don Money, R (1, 7) OBP: 0.258, SLG: 0.330		6-3		1-2f FC3-6			F3			3	0	0	0	0	0	1
John Vukovich, R (1, 5) OBP: 0.213, SLG: 0.178		BB 4-2		P5			P4			2	0	0	0	1	0	1
Chris Short, R (1, 1) OBP: 0.211, SLG: 0.091 Ron Stone, L (7, 9) OBP: 0.317, SLG: 0.250		K		G3			F8			2 1	0 0	0 0	0 0	0 0	1 0	2 0
Inning Stats	R: 0 H: 1 E: 0 LOB: 2 K: 1 BB: 1 S: 14 P: 20	R: 0 H: 0 E: 0 LOB: 1 K: 2 BB: 1 S: 13 P: 22	R: 0 H: 0 E: 0 LOB: 2 K: 0 BB: 3 S: 5 P: 18	R: 0 H: 0 E: 0 LOB: 1 K: 0 BB: 1 S: 4 P: 9	R: 0 H: 0 E: 0 LOB: 0 K: 0 BB: 0 S: 5 P: 6	R: 0 H: 0 E: 0 LOB: 0 K: 2 BB: 0 S: 13 P: 18	R: 0 H: 0 E: 0 LOB: 0 K: 0 BB: 0 S: 5 P: 9	R: 0 H: 0 E: 0 LOB: 0 K: 0 BB: 0 S: 9 P: 12	R: 0 H: 0 E: 0 LOB: 0 K: 1 BB: 0 S: 7 P: 12	1B: 1 SF: 0 2B: 0 SAC: 0 3B: 0 DP: 1 HR: 0 HBP: 0						

PITCHER	IP	WLS	BF	H	R	ER	SO	BB	IBB	HBP	BLK	WP	HR	S	P	ERA	WHIP
Steve Renko, R (1, 1) ERA: 3.7	9.0	W	33	1	0	0	6	5	1	0	0	0	0	75	126	0.00	0.667

PITCHER	IP	WLS	BF	H	R	ER	SO	BB	IBB	HBP	BLK	WP	HR	S	P	ERA	WHIP

BOTTOM

Montreal Expos @ Philadelphia Phillies

Veterans Stadium, Philadelphia, PA

Fri Jul 09 1971, 7:05 PM EDT

Att. 14,847 - Unknown

livebaseballscorecards.com

AB	27
R	0
H	1
RBI	0
BB	6
SO	6
LOB	12

Montreal Expos @ Philadelphia Phillies

Veterans Stadium, Philadelphia, PA

Sat Jul 10 1971, 7:05 PM EDT

Unknown

TOP

livebaseballscorecards.com

Batter	1	2	3	4	5	6	7	8	9	AB	R	H	RBI	BB	SO	LOB
Stan Swanson, R (1, 8) OBP: 0.286, SLG: 0.304	C C X 0-2 CS 1B		B C S S 1-3 K2-3 ③		F F S 0-3 K ③			X 0-0 6-3 ③		4	0	1	0	0	2	2
Dan McGinn, L (8, 1) OBP: 0.222, SLG: 0.222										0	0	0	0	0	0	0
Ron Woods, R (1, 7) OBP: 0.315, SLG: 0.367	S B B X 2-1 F9 ①			S S B X 1-2 6-3 ①		B B F C S 2-3 K ①			B C C B F C 2-3 K ①	4	0	0	0	0	2	1
Clyde Mashore, R (1, 9) OBP: 0.256, SLG: 0.262	B S B B X 3-1 5-3 ②③ 1-2			B B S B B B 4-1 S 1B BB		S S F X 0-2 1-3 ②			B B B S C B 4-2 BB	2	0	0	0	2	0	1
(8, 8)																
Bob Bailey, R (1, 3) OBP: 0.372, SLG: 0.415		B X 1-0 5-3 ①		F F B B B F X 3-2 S 1B 1-2		B B F C X 2-2 6-3 ③			C B X 1-1 F8 ②	4	0	1	0	0	0	1
John Bateman, R (1, 2) OBP: 0.278, SLG: 0.354		S S S 0-3 K ②		S S S 0-3 K ②			B B B S S X 3-2 L7 ①		S B F X 1-2 P4 ③	4	0	0	0	0	2	3
Coco Laboy, R (1, 5) OBP: 0.311, SLG: 0.312		C B F B F X 2-2 5-3 ③		B S F B F X 2-2 5-3 ③ 1-2 2-3			B S X 1-1 F8 ②			3	0	0	0	0	0	2
Gary Sutherland, R (1, 4) OBP: 0.264, SLG: 0.311			C X 0-1 6-3 ①		X 0-0 1-3 ①		B B C X 2-1 L9 ③			3	0	0	0	0	0	0
Bobby Wine, R (1, 6) OBP: 0.215, SLG: 0.174			S X 0-1 2B		S S F B B X 2-2 1-3 ②			S S S 0-3 K ①		3	0	1	0	0	1	0
John Strohmayer, R (1, 1) OBP: 0.350, SLG: 0.350			S B S B B X 3-2 L4 ②		X 0-0 1B			B S S X 1-2 L7 ②		2	0	1	0	0	0	1
Rusty Staub, L (8, PH) OBP: 0.395, SLG: 0.437										1	0	0	0	0	0	0
(8, 9)																

	AB	30
	R	0
	H	4
	RBI	0
	BB	2
	SO	7
	LOB	11

Inning Stats																																
	R: 0	H: 1	R: 0	H: 0	R: 0	H: 1	R: 0	H: 1	R: 0	H: 1	R: 0	H: 0	R: 0	H: 0	R: 0	H: 0	R: 0	H: 0	1B: 3	SF: 0	WP: 0	PA: 32
	E: 0	LOB: 0	E: 0	LOB: 0	E: 0	LOB: 1	E: 0	LOB: 2	E: 0	LOB: 1	E: 0	LOB: 0	E: 0	LOB: 0	E: 0	LOB: 1	E: 0	LOB: 1	2B: 1	SAC: 0	PB: 0	
	K: 0	BB: 0	K: 1	BB: 0	K: 1	BB: 0	K: 1	BB: 1	K: 1	BB: 0	K: 0	BB: 0	K: 0	BB: 0	K: 1	BB: 1	K: 1	BB: 1	3B: 0	DP: 0	SB: 2	
	S: 7	P: 12	S: 8	P: 11	S: 10	P: 14	S: 15	P: 25	S: 9	P: 11	S: 10	P: 14	S: 7	P: 13	S: 7	P: 8	S: 11	P: 19	HR: 0	HBP: 0	CS: 1	

PITCHER	IP	WLS	BF	H	R	ER	SO	BB	IBB	HBP	BLK	WP	HR	S	P	ERA	WHIP
Woodie Fryman, L (1, 1) ERA: 2.64	9.0	W	32	4	0	0	7	2	0	0	0	0	0	84	127	0.00	0.667

PITCHER	IP	WLS	BF	H	R	ER	SO	BB	IBB	HBP	BLK	WP	HR	S	P	ERA	WHIP

Batter	1	2	3	4	5	6	7	8	9	AB	R	H	RBI	BB	SO	LOB
Denny Doyle, L (1, 4) OBP: 0.283, SLG: 0.313	1-3		2-H 1B		K			6-3		4	0	1	1	0	1	0
Larry Bowa, S (1, 6) OBP: 0.284, SLG: 0.277	G3		F9			4-3		4-3		4	0	0	0	0	0	1
Willie Montanez, L (1, 8) OBP: 0.342, SLG: 0.503	L8		G3			F7		1B CS 1B BB		3	0	0	0	1	0	1
Deron Johnson, R (1, 3) OBP: 0.349, SLG: 0.468		HR		1-3		1B		1B 1-2		4	1	3	1	0	0	0
Oscar Gamble, L (1, 9) OBP: 0.302, SLG: 0.400		F8		G3		G3		1B 1-2 2-3		4	0	1	0	0	0	1
Don Money, R (1, 7) OBP: 0.264, SLG: 0.328		5-3		BB				HBP	CS 3-H	1	0	0	0	1	0	0
John Vukovich, R (1, 5) OBP: 0.207, SLG: 0.173		5-3		F3			L8			3	0	0	0	0	0	2
Mike Ryan, R (1, 2) OBP: 0.235, SLG: 0.375			1B 2B		K		F9			3	1	1	0	0	1	1
Woodie Fryman, R (1, 1) OBP: 0.077, SLG: 0.077			K		K		4-3			3	0	0	0	0	2	2
Inning Stats	R: 0 H: 0 E: 0 LOB: 0 K: 0 BB: 0 S: 5 P: 8	R: 1 H: 1 E: 0 LOB: 0 K: 0 BB: 0 S: 6 P: 8	R: 1 H: 2 E: 0 LOB: 1 K: 1 BB: 0 S: 11 P: 14	R: 0 H: 0 E: 0 LOB: 1 K: 0 BB: 1 S: 3 P: 7	R: 0 H: 0 E: 0 LOB: 0 K: 3 BB: 0 S: 9 P: 9	R: 0 H: 1 E: 0 LOB: 1 K: 0 BB: 0 S: 5 P: 6	R: 0 H: 0 E: 0 LOB: 1 K: 0 BB: 0 S: 4 P: 7	R: 0 H: 2 E: 0 LOB: 2 K: 0 BB: 1 S: 8 P: 19		1B: 4 SF: 0 2B: 1 SAC: 0 3B: 0 DP: 0 HR: 1 HBP: 1						WP: 0 PA: 33 PB: 0 SB: 0 CS: 1

BOTTOM

Montreal Expos @ Philadelphia Phillies

Veterans Stadium, Philadelphia, PA

Sat Jul 10 1971, 7:05 PM EDT

Unknown

livebaseballscorecards.com

AB	29
R	2
H	6
RBI	2
BB	2
SO	4
LOB	8

PITCHER		IP	WLS	BF	H	R	ER	SO	BB	IBB	HBP	BLK	WP	HR	S	P	ERA	WHIP
John Strohmayer, R ERA: 3.54	(1, 1)	7.0	L	27	4	2	2	4	1	0	1	0	0	1	43	59	2.57	0.714
Dan McGinn, L ERA: 5.04	(8, 1)	1.0		5	2	0	0	0	1	0	0	0	0	0	8	19	0.00	3.000

PITCHER	IP	WLS	BF	H	R	ER	SO	BB	IBB	HBP	BLK	WP	HR	S	P	ERA	WHIP

Montreal Expos @ Philadelphia Phillies

Veterans Stadium, Philadelphia, PA

Sat Jul 10 1971, 7:05 PM EDT

Att. 37,014 - Unknown

TOP

Batter	1	2	3	4	5	6	7	8	9	AB	R	H	RBI	BB	SO	LOB
Boots Day, L (1, 8) OBP: 0.325, SLG: 0.348	2-3 K		0-0 1B (1-2)		3-3 K (1-2)			3-3 K		4	0	1	0	0	3	1
Ron Fairly, L (1, 7) OBP: 0.374, SLG: 0.406	2-1 G4-6-3 1B		0-0 4-3		0-0 P6			1-2 P6		4	0	1	0	0	0	3
Rusty Staub, L (1, 9) OBP: 0.391, SLG: 0.432	0-0 G4-6-3 (1-2f)			1-0 F9		0-0 G3		2-1 F8		4	0	0	0	0	0	1
Dave McDonald, L (1, 3) OBP: 0.207, SLG: 0.217		0-3 K		0-3 K		0-0 3-1			1-3 K	4	0	0	0	0	3	0
Bob Bailey, R (1, 5) OBP: 0.376, SLG: 0.429		0-0 3-1		0-0 HR		0-0 S 1B			4-2 2B BB	3	2	2	1	1	0	0
John Bateman, R (1, 2) OBP: 0.281, SLG: 0.357		0-0 F8		4-2 BB		3-2 P4 (1-2)			0-2 2B (1-H)	3	0	1	1	1	0	1
Clyde Mashore, R (9, PR) OBP: 0.256, SLG: 0.262										0	0	0	0	0	0	0
Ron Brand, R (1, 6) OBP: 0.244, SLG: 0.205			0-0 4-3	0-0 4-3			0-0 6-3		1-3 K	3	0	0	0	0	0	1
Jim Fairey, L (9, PH) OBP: 0.310, SLG: 0.317										1	0	0	0	0	1	1
Gary Sutherland, R (1, 4) OBP: 0.271, SLG: 0.317			1-1 FC3-6 1B		0-0 FC3-6 1B		3-2 5-3		1-0 4-3	4	0	2	0	0	0	1
Bill Stoneman, R (1, 1) OBP: 0.236, SLG: 0.143			0-2 FC3-6 1B (1-2f)		0-0 FC3-6 S (1-2f)		0-3 K			3	0	0	0	0	1	2

Inning Stats	1	2	3	4	5	6	7	8	9	1B	SF	WP	PA
R	0	0	0	1	0	0	0	0	1	5	0	0	35
E	0	0	0	0	0	0	0	0	0	2B 1	SAC 0	PB 0	
K	1	1	0	1	1	0	1	0	2	3B 0	DP 1	SB 2	
S	6	5	8	8	6	6	7	8	12	HR 1	HBP 0	CS 0	
H	1	0	2	1	1	1	0	0	1				
LOB	0	0	0	1	1	0	0	0	1				
BB	0	0	0	1	0	0	0	0	1				
P	10	5	9	13	9	9	10	14	19				

PITCHER	IP	WLS	BF	H	R	ER	SO	BB	IBB	HBP	BLK	WP	HR	S	P	ERA	WHIP
Rick Wise, R (1, 1) ERA: 2.97	9.0	W	35	7	2	2	8	2	0	0	0	0	1	66	98	2.00	1.000

PITCHER	IP	WLS	BF	H	R	ER	SO	BB	IBB	HBP	BLK	WP	HR	S	P	ERA	WHIP

AB	33
R	2
H	7
RBI	2
BB	2
SO	8
LOB	11

livebaseballscorecards.com

Batter	1	2	3	4	5	6	7	8	9	AB	R	H	RBI	BB	SO	LOB
Denny Doyle, L (1, 4) OBP: 0.287, SLG: 0.313	1-3		G4-6-3 1B		1B BB 1-2 2-3		F8			3	0	1	0	1	0	0
Larry Bowa, S (1, 6) OBP: 0.286, SLG: 0.277	3B BB		G4-6-3 1-2f		1B 1-2 2-3 3-H		P6			3	1	1	1	1	0	1
Tim McCarver, L (1, 2) OBP: 0.322, SLG: 0.434	F4-2 3B 1-H			G4-6-3 1B	F8			F8		4	0	2	1	0	0	3
Deron Johnson, R (1, 3) OBP: 0.348, SLG: 0.475	F4-2 3-H			G4-6-3 1-2f		F8		HR		4	1	1	1	0	0	2
Willie Montanez, L (1, 8) OBP: 0.341, SLG: 0.500		K		K		FC5-4 BB 1B		F8		4	0	1	0	0	2	0
Oscar Gamble, L (1, 9) OBP: 0.300, SLG: 0.390		F8			K	FC5-4 BB 1-2		P6		3	0	0	0	1	1	0
Don Money, R (1, 7) OBP: 0.265, SLG: 0.333		2B			E4 BB 1B	FC5-4 1-2f 2-3				3	1	1	0	0	0	2
Bobby Pfeil, R (1, 5) OBP: 0.340, SLG: 0.364 Ron Stone, L (6, PH) OBP: 0.314, SLG: 0.247 John Vukovich, R (7, 5) OBP: 0.207, SLG: 0.173		K			F7	P4				2 1 0	0 0 0	0 0 0	0 0 0	0 0 0	1 0 0	2 2 0
Rick Wise, R (1, 1) OBP: 0.241, SLG: 0.500			K		BB 1B		6-3			2	0	0	0	1	1	0
Inning Stats	R: 1 H: 1 E: 0 LOB: 0 K: 0 BB: 1 S: 10 P: 17	R: 0 H: 1 E: 0 LOB: 1 K: 2 BB: 0 S: 10 P: 15	R: 0 H: 1 E: 0 LOB: 0 K: 1 BB: 0 S: 5 P: 6	R: 0 H: 1 E: 0 LOB: 0 K: 1 BB: 0 S: 5 P: 5	R: 1 H: 1 E: 1 LOB: 3 K: 1 BB: 2 S: 10 P: 22	R: 0 H: 1 E: 0 LOB: 2 K: 0 BB: 1 S: 10 P: 15	R: 0 H: 0 E: 0 LOB: 0 K: 0 BB: 0 S: 3 P: 3	R: 1 H: 1 E: 0 LOB: 0 K: 0 BB: 0 S: 7 P: 11		1B: 4 SF: 0 2B: 2 SAC: 0 3B: 1 DP: 3 HR: 1 HBP: 0						

PITCHER	IP	WLS	BF	H	R	ER	SO	BB	IBB	HBP	BLK	WP	HR	S	P	ERA	WHIP
Bill Stoneman, R (1, 1) ERA: 3.06	8.0	L	33	7	3	2	5	4	0	0	0	0	1	60	94	2.25	1.375

PITCHER	IP	WLS	BF	H	R	ER	SO	BB	IBB	HBP	BLK	WP	HR	S	P	ERA	WHIP

BOTTOM

Montreal Expos @ Philadelphia Phillies

Veterans Stadium, Philadelphia, PA

Sat Jul 10 1971, 7:05 PM EDT

Att. 37,014 - Unknown

livebaseballscorecards.com

AB	29
R	3
H	7
RBI	3
BB	4
SO	5
LOB	12

Montreal Expos @ Philadelphia Phillies

Veterans Stadium, Philadelphia, PA

Sun Jul 11 1971, 3:33 AM EDT

Att. 10,321 - Unknown

TOP

livebaseballscorecards.com

Batter	1	2	3	4	5	6	7	8	9	AB	R	H	RBI	BB	SO	LOB
Jim Fairey, L (1, 7) OBP: 0.300, SLG: 0.306	S C S 0-3 ① K	S S C 0-3 ② K		X 0-0 ③ 3-4-1			B B B S S S X 3-2 ② 6-3			3	0	0	0	0	2	1
Ron Woods, R (7, PH) OBP: 0.309, SLG: 0.360										1	0	0	0	0	0	0
(7, 7)																
Ron Fairly, L (1, 3) OBP: 0.372, SLG: 0.401	B B B C F B 4-2 1B HR BB	S S S 0-3 ③ K			X 0-0 ① P6		X 0-0 ③ F5			3	1	0	0	1	1	0
Rusty Staub, L (1, 9) OBP: 0.389, SLG: 0.429	S F X 0-2 1-2 HR 1B		B S B C X 2-2 ① F8		X 0-0 ② L8			X 0-0 ① 6-3		4	1	1	0	0	0	0
Bob Bailey, R (1, 5) OBP: 0.372, SLG: 0.423	C C F B C 1-3 ② K		B B B C S X 3-2 ② 6-3		X 0-0 ③ P4			X 0-0 ② 6-3		4	0	0	0	0	1	2
Boots Day, L (1, 8) OBP: 0.335, SLG: 0.378	S S B B B X 3-2 1-H 2-H HR		X 0-0 2B			B B B B 4-0 FC6-5 S BB		X 0-0 ③ 6-3		2	1	2	3	1	0	0
Clyde Mashore, R (8, PH) OBP: 0.254, SLG: 0.259										1	0	0	0	0	0	0
(8, 8)																
John Bateman, R (1, 2) OBP: 0.277, SLG: 0.353	B B S S S X 2-2 ③ P3		X 0-0 ③ 4-3			B B B S F F S 3-3 ① K 1-2			X 0-0 ① 5-3	4	0	0	0	0	1	2
Gary Sutherland, R (1, 4) OBP: 0.278, SLG: 0.325		B B B C B 4-1 SH1-4 HR BB		B B B C X 3-1 SH3 2B		X 0-0 ② FC6-5 2-3			X 0-0 ② 5-3	3	1	1	0	1	0	1
Bobby Wine, R (1, 6) OBP: 0.214, SLG: 0.173		L X 0-1 ① SH1-4 1-2		B B X 2-0 ① SH3 2-3		X 0-0 ③ F8			X 0-0 ③ 6-3	1	0	0	0	0	0	1
Howie Reed, R (6, 1)										0	0	0	0	0	0	0
Ernie McAnally, R (6, 1)										0	0	0	0	0	0	0
Stan Swanson, R (9, PH) OBP: 0.280, SLG: 0.298										1	0	0	0	0	0	0
Carl Morton, R (1, 1) OBP: 0.213, SLG: 0.293		X 0-0 2-H HR		X 0-0 ② G3			B B C C F X 2-2 ① P6			1	1	1	2	0	0	0
Dan McGinn, L (3, 1) OBP: 0.200, SLG: 0.200										1	0	0	0	0	0	1
Ron Brand, R (6, 6) OBP: 0.238, SLG: 0.200										1	0	0	0	0	0	0
Inning Stats	R: 3 H: 2 E: 0 LOB: 0 K: 2 BB: 1 S: 18 P: 28	R: 2 H: 1 E: 0 LOB: 0 K: 2 BB: 1 S: 10 P: 14	R: 0 H: 1 E: 0 LOB: 1 K: 0 BB: 0 S: 8 P: 13	R: 0 H: 1 E: 0 LOB: 1 K: 0 BB: 0 S: 5 P: 10	R: 0 H: 0 E: 0 LOB: 0 K: 0 BB: 0 S: 3 P: 3	R: 0 H: 0 E: 0 LOB: 1 K: 1 BB: 1 S: 6 P: 13	R: 0 H: 0 E: 0 LOB: 0 K: 0 BB: 0 S: 8 P: 13	R: 0 H: 0 E: 0 LOB: 0 K: 0 BB: 0 S: 3 P: 3	R: 0 H: 0 E: 0 LOB: 0 K: 0 BB: 0 S: 3 P: 3	1B: 1 SF: 0 2B: 2 SAC: 2 3B: 0 DP: 0 HR: 2 HBP: 0						

	AB	30
	R	5
	H	5
	RBI	5
	BB	3
	SO	5
	LOB	8

WP: 0 PA: 35
PB: 0
SB: 1
CS: 0

PITCHER		IP	WLS	BF	H	R	ER	SO	BB	IBB	HBP	BLK	WP	HR	S	P	ERA	WHIP
Barry Lersch, R ERA: 4.08	(1, 1)	2.0		11	3	5	5	4	2	0	0	0	0	2	28	42	22.50	2.500
Jim Bunning, R ERA: 5.19	(3, 1)	2.0		8	2	0	0	0	0	0	0	0	0	0	13	23	0.00	1.000
Bill Champion, R ERA: 4.07	(5, 1)	2.0	W	7	0	0	0	1	1	0	0	0	0	0	9	16	0.00	0.500
Joe Hoerner, L ERA: 2.0	(7, 1)	3.0	S	9	0	0	0	0	0	0	0	0	0	0	14	19	0.00	0.000

PITCHER	IP	WLS	BF	H	R	ER	SO	BB	IBB	HBP	BLK	WP	HR	S	P	ERA	WHIP

Batter	1	2	3	4	5	6	7	8	9	AB	R	H	RBI	BB	SO	LOB
Denny Doyle, L (1, 4) OBP: 0.289, SLG: 0.315	L9	FC4-6 1-2f			P6	1B E 2-3 3-H 1B		FC4-6 1B		5	1	2	1	0	0	1
Larry Bowa, S (1, 6) OBP: 0.285, SLG: 0.276	P5		L4		F7	E3 WP 1-H 3-H 1B		FC4-6 BB 1-2f		5	1	1	1	0	0	1
Tim McCarver, L (1, 2) OBP: 0.326, SLG: 0.435	HR 1B		HR 1B		F7	F5 3-H		FC6-4 1-2 BB		4	2	2	0	1	0	0
Deron Johnson, R (1, 3) OBP: 0.351, SLG: 0.505	HR 1-H		HR 1-H			HR K		FC6-4 1-2f		5	3	3	5	0	1	2
Willie Montanez, L (1, 8) OBP: 0.342, SLG: 0.498	FC4-6 1B		F7			1B SH5-4 2B BB	K			3	1	1	0	1	1	0
Oscar Gamble, L (1, 7) OBP: 0.293, SLG: 0.380	FC4-6 1-2f		K			SH5-4 1-2	1-3			3	0	0	0	0	1	1
Roger Freed, R (1, 9) OBP: 0.322, SLG: 0.302		FC4-6 1B		FC3-6 1B		1B 2B IBB	1B			3	1	3	0	1	0	0
John Vukovich, R (1, 5) OBP: 0.204, SLG: 0.170		F3		FC3-6 G6-4-3 1-2f		2B 1B 1-2 2-3 1B	5-3			2	0	0	0	0	0	2
Don Money, R (6, PH) OBP: 0.267, SLG: 0.335 (7, 5)										2	1	1	0	0	0	1
Barry Lersch, S (1, 1) OBP: 0.286, SLG: 0.167		K		G6-4-3 1-2f		1B 1B 1-3 2-H 3-H 2B	K			0	0	0	0	0	0	0
Joe Lis, R (2, PH) OBP: 0.310, SLG: 0.380										1	0	0	0	1	1	
Jim Bunning, R (3, 1) OBP: 0.154, SLG: 0.250										0	0	0	0	0	0	0
Bobby Pfeil, R (4, PH) OBP: 0.333, SLG: 0.356										1	0	0	0	0	0	1
Bill Champion, R (5, 1) OBP: 0.111, SLG: 0.111										0	0	0	0	0	0	0
Ron Stone, L (6, PH) OBP: 0.330, SLG: 0.267										1	1	1	2	0	0	0
Joe Hoerner, R (7, 1) OBP: 0.125, SLG: 0.125										1	0	0	0	0	1	0
Inning Stats	R: 2 E: 0 K: 0 S: 12 H: 3 LOB: 1 BB: 0 P: 22	R: 0 E: 0 K: 1 S: 9 H: 1 LOB: 1 BB: 0 P: 11	R: 2 E: 0 K: 1 S: 11 H: 2 LOB: 0 BB: 0 P: 15	R: 0 E: 0 K: 0 S: 3 H: 1 LOB: 0 BB: 0 P: 3	R: 0 E: 0 K: 0 S: 3 H: 0 LOB: 0 BB: 0 P: 3	R: 7 E: 1 K: 1 S: 16 H: 5 LOB: 0 BB: 2 P: 35	R: 0 E: 0 K: 1 S: 8 H: 1 LOB: 1 BB: 0 P: 9	R: 0 E: 0 K: 1 S: 7 H: 1 LOB: 2 BB: 1 P: 12		1B: 10 2B: 1 3B: 0 HR: 3 SF: 0 SAC: 1 DP: 1 HBP: 0	WP: 1 PB: 0 SB: 0 CS: 0 PA: 40				

PITCHER		IP	WLS	BF	H	R	ER	SO	BB	IBB	HBP	BLK	WP	HR	S	P	ERA	WHIP
Carl Morton, R ERA: 3.99	(1, 1)	2.1		13	6	4	4	1	0	0	0	0	0	2	27	42	15.43	2.571
Dan McGinn, L ERA: 5.4	(3, 1)	3.0	L	12	2	3	3	1	1	1	0	0	0	1	15	27	9.00	1.000
Howie Reed, R ERA: 3.73	(6, 1)	0.0		4	4	3	3	0	0	0	0	0	0	0	6	11	∞	∞
Ernie McAnally, R ERA: 5.52	(6, 1)	2.2		11	2	1	0	3	1	0	0	0	1	0	21	30	0.00	1.125

PITCHER	IP	WLS	BF	H	R	ER	SO	BB	IBB	HBP	BLK	WP	HR	S	P	ERA	WHIP

BOTTOM

Montreal Expos @ Philadelphia Phillies

Veterans Stadium, Philadelphia, PA

Sun Jul 11 1971, 3:33 AM EDT

Att. 10,321 - Unknown

livebaseballscorecards.com

AB	36
R	11
H	14
RBI	9
BB	3
SO	5
LOB	10

Batter	1	2	3	4	5	6	7	8	9	AB	R	H	RBI	BB	SO	LOB
Terry Harmon, R (1, 4) OBP: 0.304, SLG: 0.276	B B C X 2-1 ① F9	B B F B B B 4-1 1B 1-2 2-3 1B BB		X 0-0 ② G3			C X 0-1 ① 1-3 1-2		B X 1-0 ③ F8	2	1	0	0	1	0	0
Denny Doyle, L (7, PH) OBP: 0.287, SLG: 0.313										2	0	0	0	0	0	1
(7, 4)																
Larry Bowa, S (1, 6) OBP: 0.285, SLG: 0.276	X 0-0 E4 HR	C C X 0-2 1B 1-3 2-H 3-H 1B		X 0-0 ③ G3			X 0-0 ② 6-3			4	1	1	2	0	0	1
Willie Montanez, L (1, 8) OBP: 0.344, SLG: 0.508	B X 1-0 2-H HR	X 0-0 1-2 3-H 1B			X 0-0 ① L9		B C X 1-1 ③ F8			4	1	2	3	0	0	1
Deron Johnson, R (1, 3) OBP: 0.350, SLG: 0.502	B S S C 1-3 ② K	F B F C 1-3 ③ K			B X 1-0 G5-4-3 1B			B C S B X 2-2 1-3		4	0	1	0	0	2	2
Roger Freed, R (1, 9) OBP: 0.319, SLG: 0.298	B S F C 1-3 ③ K		B X 1-0 ① 5-3		B X 1-0 ② ③ G5-4-3 1-2f			B B S F F S 2-3 ② K		3	0	0	0	0	1	1
Tim McCarver, L (8, PH) OBP: 0.325, SLG: 0.434										1	0	0	0	0	1	0
Bobby Pfeil, R (8, 7) OBP: 0.333, SLG: 0.356										0	0	0	0	0	0	0
Joe Lis, R (1, 7) OBP: 0.323, SLG: 0.409		B C C B B B 4-2 BB 1B 1B BB	C X 0-1 HR			B B X 2-0 ① F8		B S C B B B 4-2 BB		2	2	1	1	2	0	0
Ken Reynolds, L (8, PR) OBP: 0.273, SLG: 0.263										0	0	0	0	0	0	0
Byron Browne, R (8, 9) OBP: 0.295, SLG: 0.368										0	0	0	0	0	0	0
John Vukovich, R (1, 5) OBP: 0.197, SLG: 0.164		B B X 2-0 ① F8	B S X 1-1 ② F7			S B X 1-1 ② 5-3		C C S 0-3 ③ K		4	0	0	0	0	1	2
Mike Ryan, R (1, 2) OBP: 0.225, SLG: 0.357		B C F F X 1-2 ② L7	X 0-0 ③ F7			B B S C F X 2-2 ③ 6-3			X 0-0 ① 6-3	4	0	0	0	0	0	1
Rick Wise, R (1, 1) OBP: 0.250, SLG: 0.500		B C B X 2-1 BB 1-2 1B 1B		B S X 1-1 ① 1-3			B B F X 2-1 1-3 1B		S C B X 1-2 ② L8	2	1	1	0	0	0	0
Jim Bunning, R (4, 1) OBP: 0.154, SLG: 0.250										0	0	0	0	0	0	0
Oscar Gamble, L (7, PH) OBP: 0.299, SLG: 0.385										1	0	1	0	0	0	0
Joe Hoerner, R (7, 1) OBP: 0.125, SLG: 0.125										0	0	0	0	0	0	0
Ron Stone, L (9, PH) OBP: 0.317, SLG: 0.264										1	0	0	0	0	0	0
Inning Stats	R: 2 H: 1 E: 1 LOB: 0 K: 2 BB: 0 S: 10 P: 15	R: 3 H: 3 E: 0 LOB: 2 K: 1 BB: 2 S: 17 P: 31	R: 1 H: 1 E: 0 LOB: 0 K: 0 BB: 0 S: 6 P: 8	R: 0 H: 0 E: 0 LOB: 0 K: 0 BB: 0 S: 4 P: 5	R: 0 H: 1 E: 0 LOB: 0 K: 0 BB: 0 S: 3 P: 5	R: 0 H: 0 E: 0 LOB: 0 K: 0 BB: 0 S: 7 P: 12	R: 0 H: 1 E: 0 LOB: 1 K: 0 BB: 0 S: 7 P: 10	R: 0 H: 0 E: 0 LOB: 1 K: 2 BB: 1 S: 12 P: 20	R: 0 H: 0 E: 0 LOB: 0 K: 0 BB: 0 S: 5 P: 7	1B: 5 SF: 0 2B: 0 SAC: 0 3B: 0 DP: 1 HR: 2 HBP: 0						WP: 0 PA: 37 PB: 0 SB: 0 CS: 0

Philadelphia Phillies @ Chicago Cubs

Wrigley Field, Chicago, IL

Thu Jul 15 1971, 3:33 AM CDT

Att. 26,346 - Sunny

TOP

livebaseballscorecards.com

AB	34
R	6
H	7
RBI	6
BB	3
SO	5
LOB	9

PITCHER		IP	WLS	BF	H	R	ER	SO	BB	IBB	HBP	BLK	WP	HR	S	P	ERA	WHIP
Ken Holtzman, L ERA: 3.87	(1, 1)	3.0		17	5	6	5	3	2	0	0	0	0	2	33	54	15.00	2.333
Bill Bonham, R ERA: 4.79	(4, 1)	1.0		3	0	0	0	0	0	0	0	0	0	0	4	5	0.00	0.000
Joe Decker, R ERA: 4.74	(5, 1)	5.0	W	17	2	0	0	2	1	0	0	0	0	0	34	54	0.00	0.600

PITCHER	IP	WLS	BF	H	R	ER	SO	BB	IBB	HBP	BLK	WP	HR	S	P	ERA	WHIP

Batter	1	2	3	4	5	6	7	8	9	AB	R	H	RBI	BB	SO	LOB
Don Kessinger, S (1, 6) OBP: 0.357, SLG: 0.371	C B B X 2-1 ① G3		X 0-0 ① G3 2-3 3-H	B B X 2-0 3B 3-H 3B		C B F C 1-3 ② K				4	1	1	2	0	1	1
Glenn Beckert, R (1, 4) OBP: 0.365, SLG: 0.394	B S X 1-1 G3-6-3 1B		C C X 0-2 ② 6-3	X 0-0 1B 3-H 3B		X 0-0 ③ F8				4	1	2	1	0	0	1
Billy Williams, L (1, 7) OBP: 0.374, SLG: 0.504	C B B X 2-1 ② ③ G3-6-3 1-2f		B X 1-0 ③ 4-3	X 0-0 1B 3-H			X 0-0 ① F8			4	0	1	1	0	0	2
Joe Pepitone, L (1, 3) OBP: 0.380, SLG: 0.579		B X 1-0 ① G3		X 2-2 HR B S X 1-1 ③ F8			C B X 1-1 ② F8			4	1	1	1	0	0	1
Ron Santo, R (1, 5) OBP: 0.372, SLG: 0.477		B S B F B B 4-2 BB		X 0-0 1B 2B	B S B S B C 3-3 ① K		B S X 1-1 ③ P4			3	1	1	0	1	1	0
Jim Hickman, R (1, 9) OBP: 0.346, SLG: 0.459 Cleo James, R (9, 9) OBP: 0.214, SLG: 0.154		B X 1-0 ② F4		B X 1-0 SH3 1B 4-3 2-H 1B	B S S S F B X 2-2 G3 CS 2B			X 0-0 ① 6-3		4 0	1 0	2 0	1 0	0 0	0 0	1 0
Brock Davis, L (1, 8) OBP: 0.358, SLG: 0.372		B C B B C F X 3-2 ③ F9		X 0-0 4-3 SH3 3B 1-2 1B	L B B F E B X 3-2 ② G3 2-3			B B S S S 2-3 ② K		4	1	1	0	0	1	2
Chris Cannizzaro, R (1, 2) OBP: 0.314, SLG: 0.299			B B S T X 2-2 2B G3 1B	C X 0-1 ① SH3 1-2 2-3	I I I I 4-0 IBB			X 0-0 ③ 4-3		2	1	1	0	1	0	0
Ken Holtzman, R (1, 1) OBP: 0.167, SLG: 0.214 Ray Webster, L (3, PH) OBP: 0.346, SLG: 0.348 Bill Bonham, R (4, 1) OBP: 0.200, SLG: 0.200 Johnny Callison, L (4, PH) OBP: 0.302, SLG: 0.325 Joe Decker, R (5, 1) OBP: 0.667, SLG: 0.500			X 0-0 G3 1-3 2B	B B S F X 2-2 ② 4-3 2-3 3-H	B S S F B 2-2 ③ CS 3-H	S S S 0-3 ① K				0 1 0 1 1	0 0 0 0 0	0 1 0 0 0	0 0 0 1 0	0 0 0 0 0	0 0 0 0 1	0 0 0 1 0
Inning Stats	R: 0 E: 0 K: 0 S: 6 H: 1 LOB: 0 BB: 0 P: 11	R: 0 E: 0 K: 0 S: 8 H: 0 LOB: 1 BB: 1 P: 17	R: 1 E: 0 K: 0 S: 9 H: 2 LOB: 1 BB: 0 P: 12	R: 6 E: 0 K: 0 S: 16 H: 7 LOB: 1 BB: 0 P: 24	R: 0 E: 0 K: 1 S: 15 H: 1 LOB: 1 BB: 1 P: 29	R: 0 E: 0 K: 2 S: 7 H: 0 LOB: 0 BB: 0 P: 8	R: 0 E: 0 K: 0 S: 5 H: 0 LOB: 0 BB: 0 P: 7	R: 0 E: 0 K: 1 S: 5 H: 0 LOB: 0 BB: 0 P: 7		1B: 5 2B: 3 3B: 2 HR: 1 SF: 0 SAC: 1 DP: 1 HBP: 0						

PITCHER		IP	WLS	BF	H	R	ER	SO	BB	IBB	HBP	BLK	WP	HR	S	P	ERA	WHIP
Rick Wise, R ERA: 3.26	(1, 1)	3.2		19	8	6	6	0	1	0	0	0	0	1	35	59	14.73	2.455
Jim Bunning, R ERA: 5.16	(4, 1)	2.1	L	10	3	1	1	3	0	1	0	0	0	0	26	42	3.86	1.286
Joe Hoerner, L ERA: 1.91	(7, 1)	2.0		6	0	0	0	1	0	0	0	0	0	0	10	14	0.00	0.000

PITCHER	IP	WLS	BF	H	R	ER	SO	BB	IBB	HBP	BLK	WP	HR	S	P	ERA	WHIP

BOTTOM

Philadelphia Phillies @ Chicago Cubs

Wrigley Field, Chicago, IL

Thu Jul 15 1971, 3:33 AM CDT

Att. 26,346 - Sunny

livebaseballscorecards.com

AB	32
R	7
H	11
RBI	7
BB	2
SO	4
LOB	9

WP: 0 PB: 0 SB: 0 CS: 1 PA: 36

Batter	1	2	3	4	5	6	7	8	9	AB	R	H	RBI	BB	SO	LOB
Denny Doyle, L (1, 4) OBP: 0.286, SLG: 0.311	G3		1B			P5		4-3		4	0	1	0	0	0	0
Larry Bowa, S (1, 6) OBP: 0.285, SLG: 0.276	F8		CS 1B 1-3			4-3			4-3	4	0	1	0	0	0	0
Tim McCarver, L (1, 2) OBP: 0.324, SLG: 0.431	1B		4-3 1-2			3-1			F8	4	0	1	0	0	0	2
Deron Johnson, R (1, 3) OBP: 0.349, SLG: 0.498	K			5-3			6-3		HR 1B	4	1	1	0	0	1	1
Willie Montanez, L (1, 8) OBP: 0.343, SLG: 0.514		K		G3			G3		HR 1-H	4	1	1	2	0	1	0
Don Money, R (1, 7) OBP: 0.271, SLG: 0.338		1B		F7			1B		6-3	4	0	2	0	0	0	0
Oscar Gamble, L (1, 9) OBP: 0.292, SLG: 0.376		F7			P6		G3			3	0	0	0	0	0	2
John Vukovich, R (1, 5) OBP: 0.192, SLG: 0.159		F7			L7			6-3		3	0	0	0	0	0	1
Chris Short, R (1, 1) OBP: 0.205, SLG: 0.088 Bill Champion, R (3, 1) OBP: 0.100, SLG: 0.100 Darrell Brandon, R (5, 1) OBP: 0.167, SLG: 0.167 Bill Wilson, R (6, 1)			P4		K			K		1 1 0 1	0 0 0 0	0 0 0 0	0 0 0 0	0 1 0 0	0 0 0 1	0 0 0 0
Inning Stats	R: 0 E: 0 K: 1 S: 8 H: 1 LOB: 1 BB: 0 P: 10	R: 0 E: 0 K: 1 S: 11 H: 1 LOB: 1 BB: 0 P: 15	R: 0 E: 0 K: 0 S: 7 H: 2 LOB: 1 BB: 0 P: 11	R: 0 E: 0 K: 0 S: 4 H: 0 LOB: 0 BB: 0 P: 4	R: 0 E: 0 K: 1 S: 6 H: 0 LOB: 0 BB: 0 P: 6	R: 0 E: 0 K: 0 S: 4 H: 0 LOB: 0 BB: 0 P: 5	R: 0 E: 0 K: 0 S: 6 H: 1 LOB: 1 BB: 0 P: 6	R: 0 E: 0 K: 1 S: 5 H: 0 LOB: 0 BB: 0 P: 5	R: 2 E: 0 K: 0 S: 7 H: 2 LOB: 0 BB: 0 P: 10	1B: 6 2B: 0 3B: 0 HR: 1 SF: 0 SAC: 0 DP: 0 HBP: 0						

PITCHER		IP	WLS	BF	H	R	ER	SO	BB	IBB	HBP	BLK	WP	HR	S	P	ERA	WHIP
Fergie Jenkins, R ERA: 2.79	(1, 1)	9.0	W	33	7	2	2	4	0	0	0	0	0	1	58	72	2.00	0.778

PITCHER		IP	WLS	BF	H	R	ER	SO	BB	IBB	HBP	BLK	WP	HR	S	P	ERA	WHIP

TOP

Philadelphia Phillies @ Chicago Cubs

Wrigley Field, Chicago, IL

Fri Jul 16 1971, 3:33 AM CDT

Att. 23,212 - Unknown

livebaseballscorecards.com

AB	33
R	2
H	7
RBI	2
BB	0
SO	4
LOB	6

PA: 33

WP: 0
PB: 0
SB: 0
CS: 1

Batter	1	2	3	4	5	6	7	8	9	AB	R	H	RBI	BB	SO	LOB
Don Kessinger, S (1, 6) OBP: 0.356, SLG: 0.369	P4		CS 1B	6-3	FC6		4-3 WP 1B			4	0	1	0	0	0	3
Hector Torres, R (7, 6) OBP: 0.316, SLG: 0.333										1	0	1	0	0	0	0
Glenn Beckert, R (1, 4) OBP: 0.371, SLG: 0.399	FC3-6 1B		BB FC6-4 BB 1B		BB 1B	4-3 WP 1B	F2			5	2	4	0	0	0	1
Billy Williams, L (1, 7) OBP: 0.375, SLG: 0.500	FC3-6 HR		FC6-4 BB BB		S 1B SF7 BB	4-3	4-3			3	2	0	0	2	0	3
Ron Santo, R (1, 5) OBP: 0.378, SLG: 0.489	HR		FC6-4 BB		FC4-6 1B 2B 1B	PB 1B BB	P4-3			2	3	2	3	2	0	0
Paul Popovich, S (7, 5) OBP: 0.253, SLG: 0.313										1	0	0	0	0	0	1
Jim Hickman, R (1, 9) OBP: 0.341, SLG: 0.453	L7		FC6-4		SF7	FC6-4-2-5-1 1B 1B		K		3	1	0	2	0	0	4
Johnny Callison, L (7, 9) OBP: 0.301, SLG: 0.323										1	0	0	0	0	1	0
Joe Pepitone, L (1, 3) OBP: 0.381, SLG: 0.578		P5	4-3		FC4-6 1B	1B 1B 1B		FC5-4 1B		4	1	2	1	0	0	2
14 Ernie Banks, R (8, 3) OBP: 0.204, SLG: 0.239										1	0	1	0	0	0	0
Brock Davis, L (1, 8) OBP: 0.359, SLG: 0.373		4-3		E 1B	FC4-6 2B	1B 1B		F7		5	1	2	1	0	0	3
Chris Cannizzaro, R (1, 2) OBP: 0.316, SLG: 0.308		P4		L9	2B	1B		FC5-4		5	0	2	3	0	0	2
Fergie Jenkins, R (1, 1) OBP: 0.268, SLG: 0.424			HR	L3	FC6 BB	K				3	1	1	1	1	1	3
Inning Stats	R: 2 E: 0 K: 0 S: 6 H: 2 LOB: 0 BB: 0 P: 7	R: 0 E: 0 K: 0 S: 3 H: 0 LOB: 0 BB: 0 P: 3	R: 2 E: 0 K: 0 S: 10 H: 3 LOB: 2 BB: 2 P: 20	R: 0 E: 1 K: 0 S: 6 H: 1 LOB: 1 BB: 0 P: 9	R: 4 E: 0 K: 0 S: 12 H: 4 LOB: 2 BB: 2 P: 23	R: 3 E: 0 K: 1 S: 10 H: 4 LOB: 2 BB: 1 P: 19	R: 0 E: 0 K: 0 S: 6 H: 1 LOB: 1 BB: 0 P: 10	R: 0 E: 0 K: 1 S: 8 H: 1 LOB: 1 BB: 0 P: 11		1B: 13 2B: 1 3B: 0 HR: 2	SF: 1 SAC: 0 DP: 0 HBP: 0						

PITCHER		IP	WLS	BF	H	R	ER	SO	BB	IBB	HBP	BLK	WP	HR	S	P	ERA	WHIP
Chris Short, L ERA: 4.31	(1, 1)	2.1	L	13	5	4	4	0	2	0	0	0	0	2	17	28	15.43	3.000
Bill Champion, R ERA: 4.47	(3, 1)	1.2		9	3	3	3	0	1	0	0	0	0	0	11	20	16.20	2.400
Darrell Brandon, R ERA: 2.93	(5, 1)	1.2		13	6	4	4	0	2	0	0	0	1	0	16	30	21.60	4.800
Bill Wilson, R ERA: 2.61	(6, 1)	2.1		9	2	0	0	2	0	0	0	0	1	0	17	24	0.00	0.857

PITCHER	IP	WLS	BF	H	R	ER	SO	BB	IBB	HBP	BLK	WP	HR	S	P	ERA	WHIP

BOTTOM

Philadelphia Phillies @ Chicago Cubs

Wrigley Field, Chicago, IL

Fri Jul 16 1971, 3:33 AM CDT

Att. 23,212 - Unknown

livebaseballscorecards.com

AB	38
R	11
H	16
RBI	11
BB	5
SO	2
LOB	22

Philadelphia Phillies @ Chicago Cubs

Wrigley Field, Chicago, IL

Sat Jul 17 1971, 3:33 AM CDT

Att. 30,352 - Sunny - 68 F

TOP

livebaseballscorecards.com

Batter	1	2	3	4	5	6	7	8	9	AB	R	H	RBI	BB	SO	LOB
Denny Doyle, L (1, 4) OBP: 0.285, SLG: 0.309	F X 0-1 4-3 1-3 2B 1B		F L C 0-3 ① K			X 0-0 ① G3	S X 0-1 ② FC1-6 1-2f 2-3		S X 0-1 ② 4-3 1-3	5	1	1	0	0	1	4
Larry Bowa, S (1, 6) OBP: 0.281, SLG: 0.272	X 0-0 ① 1-3 1-2		X 0-0 ② P5			X 0-0 ② 1-3	X 0-0 ③ P6		B C F F B S 2-3 ③ K	5	0	0	0	0	1	5
Tim McCarver, L (1, 2) OBP: 0.323, SLG: 0.427	B X 1-0 ② 4-3 2-3		B X 1-0 ③ 4-3 1-2			B B X 2-0 ③ F9		B F S T B B B 4-2 2B BB		3	1	0	0	1	0	2
Deron Johnson, R (1, 3) OBP: 0.353, SLG: 0.510	B B S S B T X 3-2 3-H 2B			C X 0-1 ① 6-3			B S X 1-1 2B 2B	B S X 1-1 1-H 2B		4	1	3	2	0	0	0
Willie Montanez, L (1, 8) OBP: 0.339, SLG: 0.507	F F B X 1-2 ③ G3			X 0-0 ② 4-3			C F B X 1-2 ① F7	F M F F B S 1-3 ① K		4	0	0	0	0	1	3
Don Money, R (1, 7) OBP: 0.271, SLG: 0.341		B B B S S X 3-2 ① 5-3		S X 0-1 ③ 5-3			L X 0-1 2-H 1B 2B	S B X 1-1 ② 5-3		4	1	1	1	0	0	1
Oscar Gamble, L (1, 9) OBP: 0.298, SLG: 0.380		B X 1-0 ② L7			X 0-0 CS 1B		B C C X 1-2 E 2-H 1B 1B	B B B X 3-0 ③ L8		4	1	2	1	0	0	1
John Vukovich, R (1, 5) OBP: 0.194, SLG: 0.162		C X 0-1 ③ 6-3			B S S B S 2-3 ① ② K 1-2		B F X 1-1 E4 FC1-6 1B 1-3		F B X 1-1 4-3 S 1B	4	0	1	0	0	1	2
Woodie Fryman, R (1, 1) OBP: 0.133, SLG: 0.133 Ron Stone, L (7, PH) OBP: 0.324, SLG: 0.272 Joe Hoerner, R (7, 1) OBP: 0.111, SLG: 0.111			X 0-0 WP 1B		B B S S X 2-2 ③ B2		C B B B X 3-1 FC1-6 1-2 3-H 1B		M M M 0-3 ① K	2 1 1	0 0 0	1 1 0	0 1 0	0 0 0	0 0 1	0 0 1
Inning Stats	R: 1 H: 2 E: 0 LOB: 1 K: 0 BB: 0 S: 11 P: 16	R: 0 H: 0 E: 0 LOB: 0 K: 0 BB: 0 S: 6 P: 10	R: 0 H: 1 E: 0 LOB: 1 K: 1 BB: 0 S: 6 P: 7	R: 0 H: 0 E: 0 LOB: 0 K: 0 BB: 0 S: 5 P: 5	R: 0 H: 1 E: 0 LOB: 0 K: 1 BB: 0 S: 7 P: 11	R: 0 H: 0 E: 0 LOB: 0 K: 0 BB: 0 S: 3 P: 5	R: 3 H: 4 E: 1 LOB: 2 K: 0 BB: 0 S: 17 P: 24	R: 1 H: 1 E: 0 LOB: 1 K: 1 BB: 1 S: 13 P: 23	R: 0 H: 1 E: 0 LOB: 1 K: 2 BB: 0 S: 11 P: 14	1B: 6 SF: 0 2B: 4 SAC: 0 3B: 0 DP: 0 HR: 0 HBP: 0						

AB	37
R	5
H	10
RBI	5
BB	1
SO	5
LOB	19

WP: 1 PA: 38
PB: 0
SB: 1
CS: 1

PITCHER		IP	WLS	BF	H	R	ER	SO	BB	IBB	HBP	BLK	WP	HR	S	P	ERA	WHIP
Bill Hands, R ERA: 3.19	(1, 1)	6.1	L	27	8	4	3	2	0	0	0	0	1	0	52	75	4.26	1.263
Juan Pizarro, L ERA: 5.14	(7, 1)	1.2		7	1	1	1	1	1	0	0	0	0	0	16	26	5.40	1.200
Ray Newman, L ERA: 2.25	(9, 1)	1.0		4	1	0	0	2	0	0	0	0	0	0	11	14	0.00	1.000

PITCHER	IP	WLS	BF	H	R	ER	SO	BB	IBB	HBP	BLK	WP	HR	S	P	ERA	WHIP

Batter	1	2	3	4	5	6	7	8	9	AB	R	H	RBI	BB	SO	LOB
Don Kessinger, S (1, 6) OBP: 0.356, SLG: 0.367	B B C X 2-1 ① 1-3		B B F F F F B B 4-2 CS BB			B X 1-0 SH2-4 1-2 ①		X 0-0 L7 ②		2	0	0	0	1	0	1
Glenn Beckert, R (1, 4) OBP: 0.372, SLG: 0.403	C B B F F B X 3-2 ② 6-3		C F B B B 1 SAFE 2-2 ③ CS 1-2	B B B C C X 3-2 ① F8		L B F B B X 3-2 2B 2-H		B X 1-0 1-2 1B		4	0	2	1	0	0	0
Billy Williams, L (1, 7) OBP: 0.373, SLG: 0.497	B F F F B B X 3-2 FC5-4 1B			X 0-0 ② L4		B F C B X 2-2 ② F8		F B F X 1-2 ③ P4		4	0	1	0	0	0	3
Ron Santo, R (1, 5) OBP: 0.374, SLG: 0.483	S C B X 1-2 ③ FC5-4 1-2f			B X 1-0 ③ 5-3		C S B F X 1-2 ③ F7			C B X 1-1 ① F8	4	0	0	0	0	0	2
Jim Hickman, R (1, 9) OBP: 0.339, SLG: 0.454		B F B X 2-1 ① 6-3			X 0-0 1B SF7 2B		S B X 1-1 ① F8		B X 1-0 ② F8	4	1	1	0	0	0	0
Joe Pepitone, L (1, 3) OBP: 0.379, SLG: 0.573		B F X 1-1 ② 4-3			B X 1-0 G1-6-3 2-3 1B		C B B C F B S 3-3 K		B S S X 1-2 ③ F8	4	0	1	0	0	1	0
Brock Davis, L (1, 8) OBP: 0.353, SLG: 0.368		C F B B B B F X 3-2 ③ 6-3			B B X 2-0 ① SF7 3-H		S X 0-1 ③ F7			2	0	0	1	0	0	0
Chris Cannizzaro, R (1, 2) OBP: 0.317, SLG: 0.304			C X 0-1 ① 5-3		B X 1-0 ② ③ G1-6-3 1-2f			F B B B F F B B 4-2 1B BB		2	0	0	0	1	0	1
Bill Hands, R (1, 1) OBP: 0.163, SLG: 0.111 Juan Pizarro, L (7, 1) Cleo James, R (8, PH) OBP: 0.200, SLG: 0.143 Ray Newman, L (9, 1)			C B B S S 2-3 ② K			X 0-0 SH2-4 2B 1B		C B F C 1-3 ① K		2	1	1	0	0	1	0
										0	0	0	0	0	0	0
										1	0	0	0	0	1	1
										0	0	0	0	0	0	0
Inning Stats	R: 0 E: 0 K: 0 S: 12 H: 1 LOB: 1 BB: 0 P: 21	R: 0 E: 0 K: 0 S: 8 H: 0 LOB: 0 BB: 0 P: 14	R: 0 E: 0 K: 1 S: 11 H: 0 LOB: 0 BB: 1 P: 19	R: 0 E: 0 K: 0 S: 5 H: 0 LOB: 0 BB: 0 P: 9	R: 1 E: 0 K: 0 S: 4 H: 2 LOB: 0 BB: 0 P: 8	R: 1 E: 0 K: 0 S: 12 H: 2 LOB: 1 BB: 0 P: 19	R: 0 E: 0 K: 1 S: 8 H: 0 LOB: 0 BB: 0 P: 12	R: 0 E: 0 K: 1 S: 11 H: 1 LOB: 2 BB: 1 P: 18	R: 0 E: 0 K: 0 S: 6 H: 0 LOB: 0 BB: 0 P: 9	1B: 4 2B: 2 3B: 0 HR: 0	SF: 1 SAC: 1 DP: 1 HBP: 0						

PITCHER	IP	WLS	BF	H	R	ER	SO	BB	IBB	HBP	BLK	WP	HR	S	P	ERA	WHIP
Woodie Fryman, L (1, 1) ERA: 2.67	6.0	W	22	5	2	2	1	1	0	0	0	0	0	52	90	3.00	1.000
Joe Hoerner, L (7, 1) ERA: 1.8	3.0	S	11	1	0	0	2	1	0	0	0	0	0	25	39	0.00	0.667

PITCHER	IP	WLS	BF	H	R	ER	SO	BB	IBB	HBP	BLK	WP	HR	S	P	ERA	WHIP

BOTTOM

Philadelphia Phillies @ Chicago Cubs

Wrigley Field, Chicago, IL

Sat Jul 17 1971, 3:33 AM CDT

Att. 30,352 - Sunny - 68 F

livebaseballscorecards.com

AB	29
R	2
H	6
RBI	2
BB	2
SO	3
LOB	8

1B: 4	SF: 1	WP: 0	PA: 34
2B: 2	SAC: 1	PB: 0	
3B: 0	DP: 1	SB: 0	
HR: 0	HBP: 0	CS: 1	

Batter	1	2	3	4	5	6	7	8	9	AB	R	H	RBI	BB	SO	LOB
Denny Doyle, L (1, 4) OBP: 0.284, SLG: 0.308	C S X 0-2 1B 1B 1B		B X 1-0 ① F3		X 0-0 ③ 6-3			X 0-0 ③ 4-3		4	1	1	0	0	0	0
Larry Bowa, S (1, 6) OBP: 0.281, SLG: 0.272	C X 0-1 1B 1-2 1B		C X 0-1 ② 4-3			X 0-0 ① P6			X 0-0 ① 1-3	4	0	1	0	0	0	0
Tim McCarver, L (1, 2) OBP: 0.326, SLG: 0.431	S T S 0-3 ① K		B F B X 2-1 CS 1B			X 0-0 ② F7			X 0-0 F9 2B	4	0	2	0	0	1	2
Deron Johnson, R (1, 3) OBP: 0.352, SLG: 0.506	B F S B C 2-3 ② K		C C B 1 SAFE 1-2 ③ CS 1-2	C S S 0-3 ① K		B S S B X 2-2 ③ F3			I I I I 4-0 IBB	3	0	0	0	1	2	2
Willie Montanez, L (1, 8) OBP: 0.339, SLG: 0.504	B B X 2-0 1-3 2-H 1B			B X 1-0 ② F9			B B C F C 2-3 ① K		S B S S B X 2-2 ② F9 2-3	4	0	1	1	0	1	2
Don Money, R (1, 7) OBP: 0.270, SLG: 0.340	C X 0-1 ③ 5-3			X 0-0 S 1B			B S S S 1-3 ② K		B C F S 1-3 ③ K	4	0	1	0	0	2	4
Oscar Gamble, L (1, 9) OBP: 0.292, SLG: 0.371		X 0-0 ① L8		F B S X 1-2 ③ G3 1-2			X 0-0 ③ F6			3	0	0	0	0	0	1
John Vukovich, R (1, 5) OBP: 0.189, SLG: 0.158		X 0-0 ② F2			X 0-0 ① F2			B S S C 1-3 ① K		3	0	0	0	0	1	0
Ken Reynolds, L (1, 1) OBP: 0.240, SLG: 0.227		X 0-0 ③ G3			S S S 0-3 ② K			S F F B F B B X 3-2 ② 4-3		3	0	0	0	0	1	0
Inning Stats	R: 1 E: 0 K: 2 S: 14 H: 3 LOB: 2 BB: 0 P: 18	R: 0 E: 0 K: 0 S: 3 H: 0 LOB: 0 BB: 0 P: 3	R: 0 E: 0 K: 0 S: 7 H: 1 LOB: 0 BB: 0 P: 11	R: 0 E: 0 K: 1 S: 8 H: 1 LOB: 1 BB: 0 P: 10	R: 0 E: 0 K: 1 S: 5 H: 0 LOB: 0 BB: 0 P: 5	R: 0 E: 0 K: 0 S: 5 H: 0 LOB: 0 BB: 0 P: 7	R: 0 E: 0 K: 2 S: 7 H: 0 LOB: 0 BB: 0 P: 10	R: 0 E: 0 K: 1 S: 9 H: 0 LOB: 0 BB: 0 P: 13	R: 0 E: 0 K: 1 S: 8 H: 1 LOB: 2 BB: 1 P: 15	1B: 5 2B: 1 3B: 0 HR: 0	SF: 0 SAC: 0 DP: 0 HBP: 0						

TOP

Philadelphia Phillies @ Houston Astros

Astrodome, Houston, TX

Sun Jul 18 1971, 4:33 AM EDT

Dome

livebaseballscorecards.com

AB	32
R	1
H	6
RBI	1
BB	1
SO	8
LOB	11

PITCHER		IP	WLS	BF	H	R	ER	SO	BB	IBB	HBP	BLK	WP	HR	S	P	ERA	WHIP
Don Wilson, R ERA: 3.24	(1, 1)	8.0	L	28	5	1	1	7	0	0	0	0	0	0	58	77	1.12	0.625
Denny Lemaster, L ERA: 1.74	(9, 1)	1.0		5	1	0	0	1	0	1	0	0	0	0	8	15	0.00	1.000

PITCHER	IP	WLS	BF	H	R	ER	SO	BB	IBB	HBP	BLK	WP	HR	S	P	ERA	WHIP

BOTTOM

Batter	1	2	3	4	5	6	7	8	9	AB	R	H	RBI	BB	SO	LOB
Roger Metzger, S (1, 6) OBP: 0.272, SLG: 0.288	F9			F7		4-3		G4-6-3		4	0	0	0	0	0	3
Jesus Alou, R (1, 7) OBP: 0.333, SLG: 0.381	F7			5-3		F8			L9	4	0	0	0	0	0	1
Jimmy Wynn, R (1, 9) OBP: 0.317, SLG: 0.316	P5			BB			1-3		2B	3	0	1	0	1	0	0
Cesar Cedeno, R (1, 8) OBP: 0.277, SLG: 0.398		F7		F9			F2		P4	4	0	0	0	0	0	2
Doug Rader, R (1, 5) OBP: 0.304, SLG: 0.359		5-3			F8		FC4-6		F7	4	0	1	0	0	0	1
Denis Menke, R (1, 3) OBP: 0.322, SLG: 0.309		F9			1-3		FC4-6			3	0	0	0	0	0	1
Jack Hiatt, R (1, 2) OBP: 0.405, SLG: 0.349			K		5-3			5-3		3	0	0	0	0	1	0
Marty Martinez, S (1, 4) OBP: 0.348, SLG: 0.381 Cesar Geronimo, L (8, PR) OBP: 0.261, SLG: 0.318 Denny Lemaster, R (9, 1) OBP: 0.500, SLG: 0.500		F8				4-3 SH3-4		1B BB		2 0 0	0 0 0	1 0 0	0 0 0	1 0 0	0 0 0	0 0 0
Don Wilson, R (1, 1) OBP: 0.157, SLG: 0.176 Joe Morgan, L (8, PH) OBP: 0.344, SLG: 0.394 (9, 4)		5-3				SH3-4		G4-6-3		1 1	0 0	0 1	0 0	0 0	0 0	0 0
Inning Stats	R: 0 H: 0 E: 0 LOB: 0 K: 0 BB: 0 S: 6 P: 8	R: 0 H: 0 E: 0 LOB: 0 K: 0 BB: 0 S: 7 P: 10	R: 0 H: 0 E: 0 LOB: 0 K: 1 BB: 0 S: 8 P: 14	R: 0 H: 0 E: 0 LOB: 1 K: 0 BB: 1 S: 4 P: 9	R: 0 H: 0 E: 0 LOB: 0 K: 0 BB: 0 S: 7 P: 10	R: 0 H: 1 E: 0 LOB: 1 K: 0 BB: 0 S: 6 P: 8	R: 0 H: 1 E: 0 LOB: 1 K: 0 BB: 0 S: 10 P: 17	R: 0 H: 1 E: 0 LOB: 2 K: 0 BB: 1 S: 6 P: 12	R: 0 H: 1 E: 0 LOB: 1 K: 0 BB: 0 S: 5 P: 6	1B: 3 SF: 0 2B: 1 SAC: 1 3B: 0 DP: 1 HR: 0 HBP: 0						

PITCHER	IP	WLS	BF	H	R	ER	SO	BB	IBB	HBP	BLK	WP	HR	S	P	ERA	WHIP
Ken Reynolds, L (1, 1) ERA: 4.44	9.0	W	32	4	0	0	1	2	0	0	0	0	0	59	94	0.00	0.667

PITCHER	IP	WLS	BF	H	R	ER	SO	BB	IBB	HBP	BLK	WP	HR	S	P	ERA	WHIP

Philadelphia Phillies @ Houston Astros

Astrodome, Houston, TX

Sun Jul 18 1971, 4:33 AM EDT

Dome

livebaseballscorecards.com

AB	29
R	0
H	4
RBI	0
BB	2
SO	1
LOB	8

Batter	1	2	3	4	5	6	7	8	9	AB	R	H	RBI	BB	SO	LOB
Terry Harmon, R (1, 4) OBP: 0.308, SLG: 0.282	3-1 ① 6-3		0-0 ② 6-3		0-0 1B 1B 1B 1-2 2-H		0-3 ① K		0-0 1-2 1B	5	1	2	1	0	1	0
Larry Bowa, S (1, 6) OBP: 0.283, SLG: 0.274	0-1 E7 6-3 1B		0-0 ③ P4		0-0 1B HR 1B 1-2 2-3		0-0 ② F8		0-0 ③ F8	4	1	2	0	0	0	0
Byron Browne, R (9, PH) OBP: 0.289, SLG: 0.359										1	0	0	0	0	0	2
Willie Montanez, L (1, 8) OBP: 0.338, SLG: 0.501	0-2 ② 6-3 2-3			0-0 ① L8	0-0 HR 1B 1-3 2-H 3-H		3-2 ③ 4-3			4	1	1	2	0	0	1
Deron Johnson, R (1, 3) OBP: 0.354, SLG: 0.515	0-0 ③ 6-3			3-1 ② 6-3	2-1 HR 1-H 3-H			0-0 G6-3 1B		4	1	2	3	0	0	1
Don Money, R (1, 7) OBP: 0.270, SLG: 0.347		0-0 3B		0-0 ③ L5	1-2 ② P6			0-0 ①② G6-3 1-2f		4	0	1	0	0	0	1
Roger Freed, R (1, 9) OBP: 0.315, SLG: 0.295		1-2 ① 6-3			5-3			0-0 ③ 6-3		3	0	0	0	0	1	1
Darrell Brandon, R (5, 1) OBP: 0.167, SLG: 0.167										0	0	0	0	0	0	0
Ron Stone, L (8, PH) OBP: 0.321, SLG: 0.269					K					1	0	0	0	0	0	0
Bill Wilson, R (8, 1)										0	0	0	0	0	0	0
John Vukovich, R (1, 5) OBP: 0.192, SLG: 0.171		1-3 ② K			0-0 1B E 2B	0-0 ① 6-3			0-0 ① G3	3	1	1	0	0	1	1
Denny Doyle, L (9, PH) OBP: 0.283, SLG: 0.307										1	0	0	0	0	0	0
Mike Ryan, R (1, 2) OBP: 0.228, SLG: 0.356		0-1 ③ F8			0-0 E 1B 1B 2-3	0-0 ② F4			0-0 1B 1B	3	1	1	0	0	0	1
Tim McCarver, L (9, PH) OBP: 0.328, SLG: 0.433										1	0	1	0	0	0	0
Jim Bunning, R (1, 1) OBP: 0.154, SLG: 0.250			0-3 ① K		0-2 E1 1B 1B 1B 1-2 3-H	0-0 ③ 4-3			0-0 ② P4	0	0	0	0	0	0	0
Bill Champion, R (2, 1) OBP: 0.091, SLG: 0.091										1	0	0	0	0	1	0
Joe Lis, R (5, PH) OBP: 0.321, SLG: 0.405										1	1	0	1	0	0	1
Oscar Gamble, L (5, 9) OBP: 0.288, SLG: 0.366										2	0	0	0	0	0	1

Inning Stats	1	2	3	4	5	6	7	8	9
	R: 0 E: 1 K: 0 S: 8	H: 1 LOB: 1 BB: 0 P: 11	R: 0 E: 0 K: 1 S: 10	H: 1 LOB: 1 BB: 0 P: 12	R: 0 E: 0 K: 1 S: 5	H: 0 LOB: 0 BB: 0 P: 5	R: 0 E: 0 K: 0 S: 4	H: 0 LOB: 0 BB: 0 P: 7	R: 7 E: 1 K: 1 S: 17	H: 6 LOB: 0 BB: 0 P: 20	R: 0 E: 0 K: 0 S: 3	H: 0 LOB: 0 BB: 0 P: 3	R: 0 E: 0 K: 1 S: 7	H: 0 LOB: 0 BB: 0 P: 10	R: 0 E: 0 K: 0 S: 3	H: 1 LOB: 0 BB: 0 P: 3	R: 0 E: 0 K: 0 S: 5	H: 2 LOB: 2 BB: 0 P: 5

	1B: 8	SF: 0	WP: 0	PA: 38
	2B: 1	SAC: 0	PB: 0	
	3B: 1	DP: 1	SB: 0	
	HR: 1	HBP: 0	CS: 0	

PITCHER	IP	WLS	BF	H	R	ER	SO	BB	IBB	HBP	BLK	WP	HR	S	P	ERA	WHIP
Wade Blasingame, L (1, 1) ERA: 4.37	4.1		21	7	6	5	2	0	0	0	0	0	0	36	44	10.38	1.615
George Culver, R (5, 1) ERA: 2.25	4.2	W	17	4	1	1	2	0	0	0	0	0	1	26	32	1.93	0.857

PITCHER	IP	WLS	BF	H	R	ER	SO	BB	IBB	HBP	BLK	WP	HR	S	P	ERA	WHIP

TOP

Philadelphia Phillies @ Houston Astros

Astrodome, Houston, TX

Sun Jul 18 1971, 4:38 AM EDT

Att. 32,181 - Dome

livebaseballscorecards.com

AB	38
R	7
H	11
RBI	7
BB	0
SO	4
LOB	10

Batter	1	2	3	4	5	6	7	8	9	AB	R	H	RBI	BB	SO	LOB
Roger Metzger, S (1, 6) OBP: 0.279, SLG: 0.294	G5-4-3 1B 1B	G6-4-3 2-3 1B		3-1 BB 1-2 3B 1B	CS BB			1-3 ②		4	1	3	0	1	0	0
Joe Morgan, L (1, 4) OBP: 0.347, SLG: 0.393	1-2 G5-4-3 1B	P6 ①		4-0 3-1 1-2 2-3 3B BB	0-0 CS ③ 1-2	0-0 ① 6-3		4-0 FC5-4 BB		3	1	1	0	2	0	2
Jimmy Wynn, R (1, 9) OBP: 0.315, SLG: 0.328	0-0 ① G5-4-3 ② 1-2f 2-3	0-0 ② G6-4-3 ③ 1-2f		1-0 ① SF7 3-H		1-1 HR		0-0 ③ FC5-4 1-2f		4	1	1	2	0	0	5
Cesar Cedeno, R (1, 8) OBP: 0.280, SLG: 0.402	2-1 ③ F9		0-0 5-3 4-3 2B	0-0 ② 3-1 1-2 2-3		0-0 G4-6-3 1B				4	1	2	0	0	0	3
Doug Rader, R (1, 5) OBP: 0.309, SLG: 0.369		0-0 1B 1B 1B	4-0 4-3 5-3 BB	0-0 2-H 3-H 3B		0-0 ② ③ G4-6-3 1-2f				3	1	2	2	1	0	1
Denis Menke, R (1, 3) OBP: 0.321, SLG: 0.308		0-0 1B 1-3 1B 1B	0-0 ① 5-3 1-2 2-3	0-0 ③ 6-3			0-0 ① 6-3			4	1	1	0	0	0	3
Jesus Alou, R (1, 7) OBP: 0.336, SLG: 0.383		1-1 1B 1-3 2B 1B 3-H	0-0 ② 4-3 2-3 3-H		0-0 E9 G3 SH3-4 1B		0-0 ② G3			4	2	2	2	0	0	1
Johnny Edwards, L (1, 2) OBP: 0.294, SLG: 0.332		0-0 1-3 2B 1B 3-H	0-0 ③ P6		0-0 ① G3 2-3		0-0 ③ F8			4	1	1	1	0	0	2
Wade Blasingame, L (1, 1) OBP: 0.297, SLG: 0.344 George Culver, R (5, 1)	0-0 1B 1-H 3-H 2B			4-0 BB 1B SF7 BB	0-0 ② SH3-4 3-H			0-0 ① 5-3		1 1	1 0	1 0	2 1	1 0	0 0	0 0
Inning Stats	R: 0 H: 2 E: 0 LOB: 1 K: 0 BB: 0 S: 7 P: 10	R: 4 H: 6 E: 0 LOB: 1 K: 0 BB: 0 S: 9 P: 10	R: 1 H: 1 E: 0 LOB: 1 K: 0 BB: 1 S: 4 P: 8	R: 3 H: 2 E: 0 LOB: 1 K: 0 BB: 2 S: 6 P: 15	R: 1 H: 1 E: 1 LOB: 0 K: 0 BB: 1 S: 5 P: 9	R: 1 H: 2 E: 0 LOB: 0 K: 0 BB: 0 S: 5 P: 6	R: 0 H: 0 E: 0 LOB: 0 K: 0 BB: 0 S: 3 P: 3	R: 0 H: 0 E: 0 LOB: 1 K: 0 BB: 1 S: 3 P: 7		1B: 10 SF: 1 2B: 2 SAC: 1 3B: 1 DP: 3 HR: 1 HBP: 0						

PITCHER		IP	WLS	BF	H	R	ER	SO	BB	IBB	HBP	BLK	WP	HR	S	P	ERA	WHIP
Jim Bunning, R ERA: 5.47	(1, 1)	1.0	L	9	7	4	4	0	0	0	0	0	0	0	13	17	36.00	7.000
Bill Champion, R ERA: 4.89	(2, 1)	3.0		15	4	4	4	0	3	0	0	0	0	0	13	26	12.00	2.333
Darrell Brandon, R ERA: 2.93	(5, 1)	3.0		11	3	2	1	0	1	0	0	0	0	1	13	18	3.00	1.333
Bill Wilson, R ERA: 2.49	(8, 1)	1.0		4	0	0	0	0	1	0	0	0	0	0	3	7	0.00	1.000

PITCHER	IP	WLS	BF	H	R	ER	SO	BB	IBB	HBP	BLK	WP	HR	S	P	ERA	WHIP

BOTTOM

Philadelphia Phillies @ Houston Astros

Astrodome, Houston, TX

Sun Jul 18 1971, 4:38 AM EDT

Att. 32,181 - Dome

livebaseballscorecards.com

AB	32
R	10
H	14
RBI	10
BB	5
SO	0
LOB	17

WP: 0 PA: 40
PB: 0
SB: 0
CS: 1

Philadelphia Phillies @ Houston Astros

Astrodome, Houston, TX

Mon Jul 19 1971, 8:05 PM EDT

Att. 13,693 - Dome

TOP

livebaseballscorecards.com

Batter	1	2	3	4	5	6	7	8	9	10	11	AB	R	H	RBI	BB	SO	LOB
Denny Doyle, L (1, 4) OBP: 0.277, SLG: 0.299	G3		4-3		F7		K		FC4-6		P6	6	0	0	0	0	1	5
Larry Bowa, S (1, 6) OBP: 0.286, SLG: 0.279	HBP			4-3		5-3	2B		4-3		1B	5	0	2	0	0	0	1
Tim McCarver, L (1, 2) OBP: 0.327, SLG: 0.429	F7			F9		F2	G4-6-3			2B	K	3	0	0	0	1	0	1
Mike Ryan, R (7, 2) OBP: 0.234, SLG: 0.371							BB					2	0	1	0	0	1	2
Deron Johnson, R (1, 3) OBP: 0.354, SLG: 0.513	K			1B		1B	G4-6-3			K		5	1	2	0	0	2	5
Willie Montanez, L (1, 8) OBP: 0.338, SLG: 0.499		1-3		K		1B	F9			IBB		4	1	1	0	1	1	1
Don Money, R (1, 7) OBP: 0.273, SLG: 0.342		F7			BB	BB	P6			F8		3	0	0	0	2	0	2
Oscar Gamble, L (1, 9) OBP: 0.285, SLG: 0.360		K			K	1B	2-3			4-3		5	0	1	2	0	2	3
John Vukovich, R (1, 5) OBP: 0.193, SLG: 0.165		P5			BB	F8			4-3		F7	4	0	0	0	1	0	2
Rick Wise, R (1, 1) OBP: 0.271, SLG: 0.509		K			SH2-3		1B		FC4-6		1B	3	0	2	0	0	1	0
Byron Browne, R (11, PH) OBP: 0.304, SLG: 0.375												1	0	1	0	0	0	0
Bill Wilson, R (11, 1)												0	0	0	0	0	0	0
Inning Stats	R: 0 E: 0 K: 1 S: 14 H: 0 LOB: 1 BB: 0 P: 21	R: 0 E: 0 K: 1 S: 6 H: 0 LOB: 0 BB: 0 P: 9	R: 0 E: 0 K: 1 S: 9 H: 0 LOB: 0 BB: 0 P: 12	R: 0 E: 0 K: 1 S: 6 H: 1 LOB: 1 BB: 0 P: 9	R: 0 E: 0 K: 1 S: 14 H: 0 LOB: 2 BB: 2 P: 26	R: 2 E: 0 K: 0 S: 17 H: 3 LOB: 2 BB: 1 P: 30	R: 0 E: 0 K: 1 S: 16 H: 2 LOB: 2 BB: 1 P: 23	R: 0 E: 0 K: 0 S: 3 H: 0 LOB: 0 BB: 0 P: 3	R: 0 E: 0 K: 0 S: 4 H: 1 LOB: 1 BB: 0 P: 4	R: 0 E: 0 K: 1 S: 8 H: 1 LOB: 2 BB: 1 P: 17	R: 0 E: 0 K: 1 S: 8 H: 2 LOB: 2 BB: 0 P: 11	1B: 8 2B: 2 3B: 0 HR: 0	SF: 0 SAC: 1 DP: 1 HBP: 1					

	AB	41
	R	2
	H	10
	RBI	2
	BB	5
	SO	8
	LOB	22

WP: 0 PB: 0 SB: 1 CS: 0 PA: 48

PITCHER		IP	WLS	BF	H	R	ER	SO	BB	IBB	HBP	BLK	WP	HR	S	P	ERA	WHIP
Bill Greif, R ERA: 2.84	(1, 1)	6.1		29	6	2	2	6	3	0	1	0	0	0	76	119	2.84	1.421
Denny Lemaster, L ERA: 1.65	(7, 1)	1.2		5	0	0	0	0	1	0	0	0	0	0	9	14	0.00	0.600
Fred Gladding, R ERA: 1.59	(9, 1)	2.0		9	2	0	0	1	0	1	0	0	0	0	12	21	0.00	1.000
Buddy Harris, R ERA: 6.14	(11, 1)	1.0	W	5	2	0	0	1	0	0	0	0	0	0	8	11	0.00	2.000

PITCHER	IP	WLS	BF	H	R	ER	SO	BB	IBB	HBP	BLK	WP	HR	S	P	ERA	WHIP

Batter	1	2	3	4	5	6	7	8	9	10	11	AB	R	H	RBI	BB	SO	LOB
Roger Metzger, S (1, 6) OBP: 0.280, SLG: 0.295	B B C B C X 3-2 ① F7		F B B F F X 2-2 S 1B		B B B C X 3-1 ②③ G1-6-3 1-2f			X 0-0 ② 5-3			X 0-0 SH 1B 1B	5	1	2	0	0	0	1
Joe Morgan, L (1, 4) OBP: 0.346, SLG: 0.392	B F C X 1-2 ② F7		B F F C 1-3 ② K			B B S B X 3-1 G5-4-3 1B		B S S S 1-3 ③ K			X 0-0 SH 1B IBB 1-3	4	0	1	0	0	2	1
Jimmy Wynn, R (1, 9) OBP: 0.320, SLG: 0.328 (11, 8)	C C B B F B B 4-2 2B BB		P B X 2-0 ③ P3 1-2			B C X 1-1 ①② G5-4-3 1-2f			B F B F B X 3-2 L3 1B		I I I I 4-0 1B 1-2 IBB	3	1	1	0	2	0	2
Cesar Cedeno, R (1, 8) OBP: 0.284, SLG: 0.408 (11, 7)	X 0-0 1-H 2B			B X 1-0 S 1B 1B		C F B F X 1-2 ③ F9			X 0-0 ① F2		S X 0-1 1-2 2-3 3-H 1B	5	1	3	2	0	0	1
Doug Rader, R (1, 5) OBP: 0.308, SLG: 0.367	B B F B X 3-1 ③ 6-3			B C S X 1-2 CS 1-H 1B			X 0-0 ① F8		F L X 0-2 ②③ L3 1-2			4	0	1	1	0	0	2
Denis Menke, R (1, 3) OBP: 0.317, SLG: 0.304		X 0-0 ① F8		B F B S F F X 2-2 ①② 6-3 1-2			B C X 1-1 ② F7			B C B X 2-1 ① F9		4	0	0	0	0	0	1
Jesus Alou, R (1, 7) OBP: 0.343, SLG: 0.389 Jay Schlueter, R (10, PR) OBP: 0.500, SLG: 0.500 Buddy Harris, R (11, 1)		C X 0-1 L4-3 1B		B F X 1-1 ③ 4-3			X 0-0 1B			S X 0-1 1B 1B 1B		4 0 0	0 0 0	3 0 0	0 0 0	0 0 0	0 0 0	0 0 0
Johnny Edwards, L (1, 2) OBP: 0.288, SLG: 0.325		B C X 1-1 ②③ L4-3 1-2			B C B C X 2-2 ① G3		S B B B X 3-1 ③ F7			B S F C 1-3 ② K		4	0	0	0	0	1	3
Bill Greif, R (1, 1) OBP: 0.500, SLG: 0.500 Denny Lemaster, R (7, 1) OBP: 0.500, SLG: 0.500 Rich Chiles, L (8, PH) OBP: 0.452, SLG: 0.500 Fred Gladding, L (9, 1) Norm Miller, L (10, PH) OBP: 0.314, SLG: 0.385 (11, 9)			C C B S 1-3 ① K		S B S F F X 1-2 G1-6-3 1B			B S S S 1-3 ① K		S F B X 1-2 ③ 1-H 1B		2 0 1 0 1	0 0 0 0 0	1 0 0 0 1	0 0 0 0 0	0 0 1 0 0	1 0 0 0 0	0 0 1 0 0
Inning Stats	R: 1 H: 1 E: 0 LOB: 1 K: 0 BB: 1 S: 12 P: 23	R: 0 H: 1 E: 0 LOB: 0 K: 0 BB: 0 S: 5 P: 6	R: 0 H: 1 E: 0 LOB: 1 K: 2 BB: 0 S: 12 P: 17	R: 1 H: 2 E: 0 LOB: 0 K: 0 BB: 0 S: 11 P: 16	R: 0 H: 1 E: 0 LOB: 0 K: 0 BB: 0 S: 10 P: 16	R: 0 H: 1 E: 0 LOB: 0 K: 0 BB: 0 S: 8 P: 13	R: 0 H: 1 E: 0 LOB: 1 K: 0 BB: 0 S: 6 P: 10	R: 0 H: 0 E: 0 LOB: 0 K: 2 BB: 0 S: 7 P: 9	R: 0 H: 1 E: 0 LOB: 0 K: 0 BB: 0 S: 7 P: 10	R: 0 H: 2 E: 0 LOB: 2 K: 1 BB: 0 S: 10 P: 14	R: 1 H: 2 E: 1 LOB: 3 K: 0 BB: 1 S: 4 P: 8						

PITCHER		IP	WLS	BF	H	R	ER	SO	BB	IBB	HBP	BLK	WP	HR	S	P	ERA	WHIP
Rick Wise, R ERA: 3.17	(1, 1)	10.0		36	11	2	2	5	1	0	0	0	0	0	88	134	1.80	1.200
Bill Wilson, R ERA: 2.91	(11, 1)	0.0	L	4	2	1	1	0	0	1	0	0	0	0	4	8	∞	∞

PITCHER	IP	WLS	BF	H	R	ER	SO	BB	IBB	HBP	BLK	WP	HR	S	P	ERA	WHIP

1B: 12	SF: 0
2B: 3	SAC: 1
3B: 0	DP: 4
HR: 0	HBP: 0

WP: 0	PA: 40
PB: 0	
SB: 2	
CS: 1	

BOTTOM

Philadelphia Phillies @ Houston Astros

Astrodome, Houston, TX

Mon Jul 19 1971, 8:05 PM EDT

Att. 13,693 - Dome

livebaseballscorecards.com

AB	37
R	3
H	13
RBI	3
BB	2
SO	5
LOB	11

Batter	1	2	3	4	5	6	7	8	9	AB	R	H	RBI	BB	SO	LOB
Terry Harmon, R (1, 4) OBP: 0.303, SLG: 0.271	C X 0-1 E6 G3 6-3 WP		B S S B B F X 3-2 ① L8		B B B C S B 4-2 BB		X 0-0 ③ G3		X 0-0 ② F9	4	1	0	0	1	0	0
Larry Bowa, S (1, 6) OBP: 0.285, SLG: 0.277	X 0-0 ① 6-3 1-2		X 0-0 1B		X 0-0 ② L7			X 0-0 ① F8	X 0-0 ③ P4	5	0	1	0	0	0	2
Willie Montanez, L (1, 8) OBP: 0.338, SLG: 0.499	B X 1-0 ② G3 2-3		C B B B X 3-1 ② P5		B B F X 2-1 ③ F7			B S S B F X 2-2 2B 2B		4	1	1	0	0	0	3
Deron Johnson, R (1, 3) OBP: 0.353, SLG: 0.513	C S B B C 2-3 ③ K 3-H		S X 0-1 ③ F7			X 0-0 ① 6-3		B C B X 2-1 1B 2-H 2B		4	1	1	1	0	1	1
Don Money, R (1, 7) OBP: 0.285, SLG: 0.360		B B B S X 3-1 1B 2B		B C B X 2-2 4-3 SF 2B		B C B X 3-1 1B		I I I I 4-0 1B IBB		3	2	3	0	1	0	0
Roger Freed, R (1, 9) OBP: 0.311, SLG: 0.291		C X 0-1 ① 6-3		S S X 0-2 ① 4-3 2-3		S S S 0-3 ② K		X 0-0 ② F9		4	0	0	0	0	1	5
John Vukovich, R (1, 5) OBP: 0.201, SLG: 0.177		S T F F X 0-2 1B 2-H		X 0-0 SF G6-4-3 3-H		B B S F B S 3-3 ③ K		X 0-0 1B 1-3 2-H		3	0	2	3	0	1	1
Mike Ryan, R (1, 2) OBP: 0.224, SLG: 0.355		X 0-0 ② F3		X 0-0 ② ③ G6-4-3 1-2f			B S S S 1-3 ① K	S S S 0-3 ③ K		4	0	0	0	0	2	4
Chris Short, R (1, 1) OBP: 0.186, SLG: 0.079		B S S B X 2-2 ③ G3			X 0-0 ① 4-3		S S S 0-3 ② K		S S C 0-3 ① K	4	0	0	0	0	2	1
Inning Stats	R: 1 H: 0 E: 1 LOB: 0 K: 1 BB: 0 S: 7 P: 10	R: 1 H: 2 E: 0 LOB: 1 K: 0 BB: 0 S: 13 P: 18	R: 0 H: 1 E: 0 LOB: 1 K: 0 BB: 0 S: 9 P: 15	R: 1 H: 1 E: 1 LOB: 0 K: 0 BB: 0 S: 8 P: 10	R: 0 H: 0 E: 0 LOB: 1 K: 0 BB: 1 S: 6 P: 12	R: 0 H: 1 E: 0 LOB: 1 K: 2 BB: 0 S: 9 P: 15	R: 0 H: 0 E: 0 LOB: 0 K: 2 BB: 0 S: 7 P: 8	R: 2 H: 3 E: 0 LOB: 2 K: 1 BB: 1 S: 12 P: 20	R: 0 H: 0 E: 0 LOB: 0 K: 1 BB: 0 S: 5 P: 5	1B: 4 SF: 1 2B: 4 SAC: 0 3B: 0 DP: 1 HR: 0 HBP: 0						WP: 1 PA: 38 PB: 0 SB: 0 CS: 0	

TOP

Philadelphia Phillies @ St. Louis Cardinals

Busch Stadium, St. Louis, MO

Tue Jul 20 1971, 7:05 PM CDT

Att. 14,650 - Unknown

livebaseballscorecards.com

AB	35
R	5
H	8
RBI	4
BB	2
SO	7
LOB	17

PITCHER		IP	WLS	BF	H	R	ER	SO	BB	IBB	HBP	BLK	WP	HR	S	P	ERA	WHIP
Jerry Reuss, L ERA: 5.5	(1, 1)	7.1	L	31	7	5	4	5	1	0	0	0	1	0	66	99	4.91	1.091
Frank Linzy, R ERA: 2.51	(8, 1)	0.2		4	1	0	0	1	0	1	0	0	0	0	5	9	0.00	1.500
Daryl Patterson, R ERA: 5.79	(9, 1)	1.0		3	0	0	0	1	0	0	0	0	0	0	5	5	0.00	0.000

PITCHER	IP	WLS	BF	H	R	ER	SO	BB	IBB	HBP	BLK	WP	HR	S	P	ERA	WHIP

BOTTOM

Philadelphia Phillies @ St. Louis Cardinals
Busch Stadium, St. Louis, MO
Tue Jul 20 1971, 7:05 PM CDT
Att. 14,650 - Unknown

Batter	1	2	3	4	5	6	7	8	9	AB	R	H	RBI	BB	SO	LOB
Lou Brock, L (1, 7) OBP: 0.390, SLG: 0.440	X 0-0 ① F7		BBCBFS 3-3 ③ K		BSSBX 2-2 ③ 4-3			BFBX 2-1 ② L7		4	0	0	0	0	1	1
Matty Alou, L (1, 3) OBP: 0.355, SLG: 0.418	X 0-0 ② 5-3			BCFS 1-3 ① K		X 0-0 ① 4-3		X 0-0 ③ 4-3		4	0	0	0	0	1	0
Ted Simmons, S (1, 2) OBP: 0.368, SLG: 0.424	X 0-0 ③ L9			BSX 1-1 ② F5		FBBBFB 4-2 BB			BSX 1-1 ① F8	3	0	0	0	1	0	0
Joe Torre, R (1, 5) OBP: 0.410, SLG: 0.529		BBCCX 2-2 ① 6-3		SX 0-1 1B		BBCBCX 3-2 ② F9			X 0-0 ② 6-3	4	0	1	0	0	0	1
Ted Sizemore, R (1, 4) OBP: 0.317, SLG: 0.331		BSX 1-1 1B		X 0-0 ③ L8		BBSFX 2-2 ③ F8			X 0-0 ③ L5	4	0	1	0	0	0	2
Luis Melendez, R (1, 9) OBP: 0.316, SLG: 0.244		X 0-0 ② F8			X 0-0 WP E 1B		CLX 0-2 ① F7			3	1	1	0	0	0	1
Jose Cruz, L (1, 8) OBP: 0.324, SLG: 0.305		BBCCS 2-3 ③ K			X 0-0 ① F9		SSBFS 1-3 ② K			3	0	0	0	0	2	2
Dal Maxvill, R (1, 6) OBP: 0.325, SLG: 0.275			CSFX 0-2 ① 5-3		SBBBFB 4-2 FC4-6 1-2 BB		BBCFBX 3-2 ③ 6-3			2	0	0	0	1	0	0
Jerry Reuss, L (1, 1) OBP: 0.190, SLG: 0.132			CX 0-1 ② 1-3		SBBBBCX 3-2 ② FC4-6 1-2f 2-H			X 0-0 ① P6		2	0	0	0	0	0	1
Frank Linzy, R (8, 1) OBP: 0.500, SLG: 0.500										0	0	0	0	0	0	0
Jose Cardenal, R (8, PH) OBP: 0.301, SLG: 0.378										1	0	0	0	0	0	0
Daryl Patterson, L (9, 1)										0	0	0	0	0	0	0
Inning Stats	R: 0 E: 0 K: 0 S: 3 H: 0 LOB: 0 BB: 0 P: 3	R: 0 E: 0 K: 1 S: 9 H: 1 LOB: 1 BB: 0 P: 14	R: 0 E: 0 K: 1 S: 9 H: 0 LOB: 0 BB: 0 P: 12	R: 0 E: 0 K: 1 S: 8 H: 1 LOB: 1 BB: 0 P: 10	R: 1 E: 1 K: 0 S: 10 H: 1 LOB: 1 BB: 1 P: 19	R: 0 E: 0 K: 0 S: 9 H: 0 LOB: 1 BB: 1 P: 18	R: 0 E: 0 K: 1 S: 10 H: 0 LOB: 0 BB: 0 P: 14	R: 0 E: 0 K: 1 S: 4 H: 0 LOB: 0 BB: 0 P: 6	R: 0 E: 0 K: 0 S: 4 H: 0 LOB: 0 BB: 0 P: 5	1B: 3 2B: 0 3B: 0 HR: 0	SF: 0 SAC: 0 DP: 0 HBP: 0						

PITCHER	IP	WLS	BF	H	R	ER	SO	BB	IBB	HBP	BLK	WP	HR	S	P	ERA	WHIP
Chris Short, L (1, 1) ERA: 4.0	9.0	W	32	3	1	0	4	2	0	0	0	1	0	66	101	0.00	0.556

PITCHER	IP	WLS	BF	H	R	ER	SO	BB	IBB	HBP	BLK	WP	HR	S	P	ERA	WHIP

AB	30
R	1
H	3
RBI	0
BB	2
SO	4
LOB	8

WP: 1 PA: 32
PB: 0
SB: 0
CS: 0

livebaseballscorecards.com

Batter	1	2	3	4	5	6	7	8	9	AB	R	H	RBI	BB	SO	LOB
Denny Doyle, L (1, 4) OBP: 0.276, SLG: 0.298	1-0 G3 1B 1B		0-0 ② F7			0-0 ① 1-3		0-0 ③ G3		4	0	1	0	0	0	1
Larry Bowa, S (1, 6) OBP: 0.285, SLG: 0.277	0-0 G3 1-2 1B		3-2 ③ 4-3			0-0 ② F9			3-2 ① F7	4	0	1	0	0	0	0
Willie Montanez, L (1, 8) OBP: 0.337, SLG: 0.496	1-1 ① G3 1-2 2-3			0-2 ① L7		0-0 ③ L9			0-0 1B	4	0	1	0	0	0	2
Deron Johnson, R (1, 3) OBP: 0.350, SLG: 0.507	1-3 ② K			3-1 ② P4			0-3 ① K		2-3 ② K	4	0	0	0	0	3	3
Oscar Gamble, L (1, 9) OBP: 0.284, SLG: 0.378	0-1 ③ P4			0-2 ② HR			0-0 ② F2		0-0 ③ F3	4	1	1	1	0	0	3
Don Money, R (1, 7) OBP: 0.281, SLG: 0.356		2-3 ① K		0-0 ③ 5-3			0-0 ③ 1-3			3	0	0	0	0	1	0
John Vukovich, R (1, 5) OBP: 0.197, SLG: 0.173		1-1 ② P6			0-3 ① K			0-1 ① F8		3	0	0	0	0	1	0
Mike Ryan, R (1, 2) OBP: 0.228, SLG: 0.354		1-3 ③ K			0-3 ② K			0-0 1B		3	0	1	0	0	2	0
Barry Lersch, S (1, 1) OBP: 0.273, SLG: 0.158			0-3 ① K		1-3 ③ K			0-3 ② K		2	0	0	0	0	2	0
Bill Champion, R (6, 1) OBP: 0.091, SLG: 0.091										0	0	0	0	0	0	0
Joe Lis, R (8, PH) OBP: 0.318, SLG: 0.402										1	0	0	0	0	1	1
Jim Bunning, R (8, 1) OBP: 0.154, SLG: 0.250										0	0	0	0	0	0	0
Inning Stats	R: 0 E: 0 K: 1 S: 9 H: 2 LOB: 2 BB: 0 P: 12	R: 0 E: 0 K: 2 S: 8 H: 0 LOB: 0 BB: 0 P: 12	R: 0 E: 0 K: 1 S: 8 H: 0 LOB: 0 BB: 0 P: 11	R: 1 E: 0 K: 0 S: 9 H: 1 LOB: 0 BB: 0 P: 12	R: 0 E: 0 K: 3 S: 10 H: 0 LOB: 0 BB: 0 P: 11	R: 0 E: 0 K: 0 S: 3 H: 0 LOB: 0 BB: 0 P: 3	R: 0 E: 0 K: 1 S: 5 H: 0 LOB: 0 BB: 0 P: 5	R: 0 E: 0 K: 1 S: 7 H: 1 LOB: 1 BB: 0 P: 7	R: 0 E: 0 K: 1 S: 8 H: 1 LOB: 1 BB: 0 P: 13	1B: 4 2B: 0 3B: 0 HR: 1	SF: 0 SAC: 0 DP: 0 HBP: 0					

PITCHER	IP	WLS	BF	H	R	ER	SO	BB	IBB	HBP	BLK	WP	HR	S	P	ERA	WHIP
Reggie Cleveland, R (1, 1) ERA: 3.78	9.0	W	32	5	1	1	10	0	0	0	0	0	1	67	86	1.00	0.556

PITCHER	IP	WLS	BF	H	R	ER	SO	BB	IBB	HBP	BLK	WP	HR	S	P	ERA	WHIP

TOP

Philadelphia Phillies @ St. Louis Cardinals
Busch Stadium, St. Louis, MO
Wed Jul 21 1971, 7:05 PM CDT
Att. 16,200 - Unknown

livebaseballscorecards.com

AB	32
R	1
H	5
RBI	1
BB	0
SO	10
LOB	10

Batter	1	2	3	4	5	6	7	8	9	AB	R	H	RBI	BB	SO	LOB
Lou Brock, L (1, 7) OBP: 0.395, SLG: 0.444	G1-6-3 1B		FC4-6 1B		6-3	1B 1B		2B 1B		5	1	4	0	0	0	0
Matty Alou, L (1, 3) OBP: 0.358, SLG: 0.423	L9		FC4-6 HBP		3B 1B			1-H 2B		5	1	3	3	0	0	3
Ted Simmons, S (1, 2) OBP: 0.365, SLG: 0.418	G1-6-3		FC6-4 HBP		L8	F7		4-3		4	0	0	0	0	0	5
Joe Torre, R (1, 5) OBP: 0.409, SLG: 0.531		F8	FC6-4		1-H 3B		F9			4	0	1	1	0	0	3
Jose Cruz, L (1, 8) OBP: 0.320, SLG: 0.302		3-1		G6-3 1B	K		1-3			4	0	1	0	0	1	1
Ted Sizemore, R (1, 4) OBP: 0.316, SLG: 0.330		6-3		G6-3 1B		L9	K			4	0	1	0	0	1	0
Luis Melendez, R (1, 9) OBP: 0.313, SLG: 0.256			1-3	G6-3		5-3		6-3 SF7 2B		4	1	1	0	0	0	2
Dal Maxvill, R (1, 6) OBP: 0.333, SLG: 0.288			1B 2B	BB		1B 1B 1B		6-3		3	2	2	0	1	0	1
Reggie Cleveland, R (1, 1) OBP: 0.151, SLG: 0.192			FC4-6 1B 1B	1-3		1B 1B 1B		SF7		3	1	2	2	0	0	2
Inning Stats	R: 0 E: 0 K: 0 S: 7 H: 1 LOB: 0 BB: 0 P: 9	R: 0 E: 0 K: 0 S: 5 H: 0 LOB: 0 BB: 0 P: 7	R: 1 E: 0 K: 0 S: 10 H: 3 LOB: 3 BB: 0 P: 16	R: 0 E: 0 K: 0 S: 12 H: 2 LOB: 2 BB: 1 P: 17	R: 1 E: 0 K: 1 S: 11 H: 2 LOB: 1 BB: 0 P: 17	R: 2 E: 0 K: 0 S: 13 H: 4 LOB: 2 BB: 0 P: 18	R: 0 E: 0 K: 1 S: 5 H: 0 LOB: 0 BB: 0 P: 5	R: 2 E: 0 K: 0 S: 11 H: 3 LOB: 1 BB: 0 P: 16									

BOTTOM

Philadelphia Phillies @ St. Louis Cardinals
Busch Stadium, St. Louis, MO
Wed Jul 21 1971, 7:05 PM CDT
Att. 16,200 - Unknown

livebaseballscorecards.com

AB	36
R	6
H	15
RBI	6
BB	1
SO	2
LOB	17

1B: 11 SF: 1
2B: 3 SAC: 0
3B: 1 DP: 2
HR: 0 HBP: 1

WP: 0 PA: 39
PB: 0
SB: 0
CS: 0

PITCHER		IP	WLS	BF	H	R	ER	SO	BB	IBB	HBP	BLK	WP	HR	S	P	ERA	WHIP
Barry Lersch, R ERA: 4.17	(1, 1)	5.2	L	29	12	4	4	1	1	0	1	0	0	0	55	80	6.35	2.294
Bill Champion, R ERA: 4.77	(6, 1)	1.1		4	0	0	0	1	0	0	0	0	0	0	8	9	0.00	0.000
Jim Bunning, R ERA: 5.6	(8, 1)	1.0		6	3	2	2	0	0	0	0	0	0	0	11	16	18.00	3.000

PITCHER	IP	WLS	BF	H	R	ER	SO	BB	IBB	HBP	BLK	WP	HR	S	P	ERA	WHIP

Batter	1	2	3	4	5	6	7	8	9	AB	R	H	RBI	BB	SO	LOB
Terry Harmon, R (1, 4) OBP: 0.302, SLG: 0.270	S S S 0-3 ① K		X 0-0 ② 4-3 1-3 1B		X 0-0 ② 6-3			X 0-0 ① P4		4	0	1	0	0	1	1
Larry Bowa, S (1, 6) OBP: 0.287, SLG: 0.279	X 0-0 E6 1B		X 0-0 ① 1-3 1-2		X 0-0 ③ P4			X 0-0 1B		4	0	2	0	0	0	2
Willie Montanez, L (1, 8) OBP: 0.333, SLG: 0.490	X 0-0 ② 4-3		X 0-0 ② 4-3 2-3			X 0-0 ① F5		X 0-0 ② L8		4	0	0	0	0	0	3
Deron Johnson, R (1, 3) OBP: 0.349, SLG: 0.503	X 0-0 ③ 4-3		C B B C X 2-2 ③ L4			B B B B 4-0 BB		B B B S X 3-1 ③ F8		3	0	0	0	1	0	3
Oscar Gamble, L (1, 9) OBP: 0.283, SLG: 0.370		X 0-0 ① F5	B B B S F S 3-3 ① K			X 0-0 ② F9			B B B S S B 4-2 BB	3	0	0	0	1	1	1
Don Money, R (1, 7) OBP: 0.277, SLG: 0.349		X 0-0 ② 6-3	X 0-0 ② G3			S S C 0-3 ③ K			B B B S X 3-1 ① F9	4	0	0	0	0	1	2
John Vukovich, R (1, 5) OBP: 0.199, SLG: 0.175		X 0-0 S 1B	X 0-0 ③ 5-3				S S S 0-3 ① K		B S C S 1-3 ② K	4	0	1	0	0	2	1
Mike Ryan, R (1, 2) OBP: 0.238, SLG: 0.354		B B B B 4-0 1-2 BB			X 0-0 SH1-3 1B		F C X 0-2 ② 1-3		X 0-0 ③ 6-3	3	0	1	0	1	0	1
Woodie Fryman, R (1, 1) OBP: 0.125, SLG: 0.125 Bill Wilson, R (6, 1) Roger Freed, R (7, PH) OBP: 0.310, SLG: 0.289 Darrell Brandon, R (7, 1) OBP: 0.167, SLG: 0.167		S S S 0-3 ③ K			X 0-0 ① SH1-3 1-2		B C S S X 1-2 ③ L8			1	0	0	0	0	1	2
										0	0	0	0	0	0	0
										1	0	0	0	0	0	0
										0	0	0	0	0	0	0
Inning Stats	R: 0 E: 1 K: 1 S: 6 H: 1 LOB: 1 BB: 0 P: 6	R: 0 E: 0 K: 1 S: 6 H: 1 LOB: 2 BB: 1 P: 10	R: 0 E: 0 K: 0 S: 6 H: 1 LOB: 1 BB: 0 P: 8	R: 0 E: 0 K: 1 S: 5 H: 0 LOB: 0 BB: 0 P: 8	R: 0 E: 0 K: 0 S: 4 H: 1 LOB: 1 BB: 0 P: 4	R: 0 E: 0 K: 1 S: 5 H: 0 LOB: 1 BB: 1 P: 9	R: 0 E: 0 K: 1 S: 9 H: 0 LOB: 0 BB: 0 P: 10	R: 0 E: 0 K: 0 S: 5 H: 1 LOB: 1 BB: 0 P: 8	R: 0 E: 0 K: 1 S: 8 H: 0 LOB: 1 BB: 1 P: 16	1B: 5 2B: 0 3B: 0 HR: 0		SF: 0 SAC: 1 DP: 0 HBP: 0			WP: 0 PB: 0 SB: 1 CS: 0		PA: 35

PITCHER	IP	WLS	BF	H	R	ER	SO	BB	IBB	HBP	BLK	WP	HR	S	P	ERA	WHIP
Bob Gibson, R (1, 1) ERA: 3.64	9.0	W	35	5	0	0	6	3	0	0	0	0	0	54	79	0.00	0.889

PITCHER	IP	WLS	BF	H	R	ER	SO	BB	IBB	HBP	BLK	WP	HR	S	P	ERA	WHIP

TOP

Philadelphia Phillies @ St. Louis Cardinals
Busch Stadium, St. Louis, MO
Thu Jul 22 1971, 7:05 PM CDT
Att. 20,547 - Unknown

livebaseballscorecards.com

AB	31
R	0
H	5
RBI	0
BB	3
SO	6
LOB	16

Batter	1	2	3	4	5	6	7	8	9	AB	R	H	RBI	BB	SO	LOB
Lou Brock, L (1, 7) OBP: 0.397, SLG: 0.453	FSBX 1-2 FC3-6 1B		BBSX 2-1 HR		SSS 0-3 ③ K		SSBBBB 4-2 PB 1B 3B BB	X 0-0 ② 6-3		4	2	2	1	1	1	1
Matty Alou, L (1, 3) OBP: 0.359, SLG: 0.423	X 0-0 ① FC3-6 1B 1B 1-2f		X 0-0 ② 1-3			X 0-0 HBP 1B 1B 1B	X 0-0 PB 3B 1B 1-2	X 0-0 ③ L9		5	3	2	0	0	0	1
Luis Melendez, R (1, 9) OBP: 0.320, SLG: 0.267	BSX 1-1 1B 1B 1-2		X 0-0 ③ F8			X 0-0 HBP 1B 1B 1-2	SSBX 1-2 ① F8 1-2 2-3			4	1	2	0	0	0	2
Joe Torre, R (1, 5) OBP: 0.412, SLG: 0.531	BBSX 2-1 G4-6-3 1B 1-2 2-H			X 0-0 ① F8		BSH 2-1 SH1-4 1B HBP 1-2 2-3	IIII 4-0 3B IBB			2	1	1	1	1	0	0
Ted Simmons, S (1, 2) OBP: 0.363, SLG: 0.415	X 0-0 ② ③ G4-6-3 1-2f			X 0-0 ② 5-3		BSSFFX 1-2 SH1-4 1B 1-2 2-H 3-H	CSS 0-3 ② K			4	0	1	2	0	1	5
Ted Sizemore, R (1, 4) OBP: 0.317, SLG: 0.337		X 0-0 ① F8		X 0-0 ③ F2		X 0-0 ① SH1-4 1-2 2-3	X 0-0 1B 3B 1-H 2-H 3-H			3	1	1	3	0	0	0
Jose Cruz, L (1, 8) OBP: 0.329, SLG: 0.303		X 0-0 ② 4-3			X 0-0 E5 WP 5-3	4-0 FC5-4 IBB	X 0-0 FC6-4 1B 3-H			3	0	1	1	1	0	0
Dal Maxvill, R (1, 6) OBP: 0.327, SLG: 0.282		X 0-0 ③ 4-3			X 0-0 ① 5-3 1-2	SSS 0-3 ② K	BSSX 1-2 ③ FC6-4 1-2f			4	0	0	0	0	1	5
Bob Gibson, R (1, 1) OBP: 0.240, SLG: 0.271			X 0-0 ① 1-3		BFSX 1-2 ② P4 2-3	FSFX 0-2 ③ FC5-4 1-2f		X 0-0 ① F3		4	0	0	0	0	0	4
Inning Stats	R: 1 E: 0 K: 0 S: 9 H: 3 LOB: 1 BB: 0 P: 13	R: 0 E: 0 K: 0 S: 3 H: 0 LOB: 0 BB: 0 P: 3	R: 1 E: 0 K: 0 S: 5 H: 1 LOB: 0 BB: 0 P: 7	R: 0 E: 0 K: 0 S: 3 H: 0 LOB: 0 BB: 0 P: 3	R: 0 E: 1 K: 1 S: 8 H: 0 LOB: 1 BB: 0 P: 9	R: 2 E: 0 K: 1 S: 15 H: 3 LOB: 3 BB: 1 P: 22	R: 4 E: 0 K: 1 S: 14 H: 3 LOB: 1 BB: 2 P: 24	R: 0 E: 0 K: 0 S: 3 H: 0 LOB: 0 BB: 0 P: 3		1B: 8 2B: 0 3B: 1 HR: 1	SF: 0 SAC: 1 DP: 1 HBP: 1						

PITCHER		IP	WLS	BF	H	R	ER	SO	BB	IBB	HBP	BLK	WP	HR	S	P	ERA	WHIP
Woodie Fryman, L ERA: 2.94	(1, 1)	5.0	L	23	7	4	4	1	0	0	1	0	1	1	35	45	7.20	1.400
Bill Wilson, R ERA: 2.78	(6, 1)	1.0		4	0	0	0	1	0	1	0	0	0	0	8	12	0.00	0.000
Darrell Brandon, R ERA: 3.6	(7, 1)	2.0		11	3	4	4	1	1	1	0	0	0	0	17	27	18.00	2.000

PITCHER	IP	WLS	BF	H	R	ER	SO	BB	IBB	HBP	BLK	WP	HR	S	P	ERA	WHIP

BOTTOM

Philadelphia Phillies @ St. Louis Cardinals
Busch Stadium, St. Louis, MO
Thu Jul 22 1971, 7:05 PM CDT
Att. 20,547 - Unknown

livebaseballscorecards.com

AB	33
R	8
H	10
RBI	8
BB	3
SO	3
LOB	18

1B: 8	SF: 0	WP: 1	PA: 38
2B: 0	SAC: 1	PB: 1	
3B: 1	DP: 1	SB: 0	
HR: 1	HBP: 1	CS: 0	

Batter	1	2	3	4	5	6	7	8	9	AB	R	H	RBI	BB	SO	LOB
Hector Torres, R (1, 6) OBP: 0.348, SLG: 0.333	F B S B B B 4-2 BB	B F F B X 2-2 ② 4-3	X 0-0 G6-3 1B					X 0-0 ① F8		3	0	1	0	1	0	0
Glenn Beckert, R (1, 4) OBP: 0.378, SLG: 0.412	B C C X 1-2 ① F7	C C B F F X 1-2 ③ P6	C X 0-1 ① ② G6-3 1-2f					B X 1-0 ② F2		4	0	0	0	0	0	2
Billy Williams, L (1, 7) OBP: 0.378, SLG: 0.508	F B C S 1-3 ② K		X 0-0 ① G3	B B B C X 3-1 ③ 4-3				B B X 2-0 1B		4	0	1	0	0	1	1
Ron Santo, R (1, 5) OBP: 0.377, SLG: 0.474	B X 1-0 ③ F9		F X 0-1 BB 2B 1B			S B X 1-1 ① F8		X 0-0 ③ 4-3		4	1	1	0	0	0	2
Jim Hickman, R (1, 9) OBP: 0.345, SLG: 0.463		B B F X 2-1 ① 6-3	S C B B B B 4-2 1-2 2B BB		S C B C 1-3 ② K2-3			C B S X 1-2 ① F7		3	1	0	0	1	1	0
Joe Pepitone, L (1, 3) OBP: 0.362, SLG: 0.540		C B B F S 2-3 ② K	B F F B F X 2-2 1-H 2-H 2B		C F X 0-2 ③ F5			X 0-0 ② P5		4	0	1	2	0	1	0
Chris Cannizzaro, R (1, 2) OBP: 0.330, SLG: 0.353 Don Kessinger, S (9, PR) OBP: 0.353, SLG: 0.366		B B B B 4-0 BB	X 0-0 ② 1-3				B C F X 1-2 ① F8		B S S X 1-2 1B 2B	3 0	0 1	1 0	0 0	1 0	0 0	1 0
Brock Davis, L (1, 8) OBP: 0.362, SLG: 0.377		C B S B B S 3-3 ③ K	B B B C B 4-1 BB				X 0-0 ② 1-3		B B C S X 2-2 2-H 1B	3	0	1	1	1	1	1
Ken Holtzman, R (1, 1) OBP: 0.154, SLG: 0.197 14 Ernie Banks, R (9, PH) OBP: 0.216, SLG: 0.313			B C B F C 2-3 ① K	B B C B C X 3-2 ③ 5-3			X 0-0 ③ G3		X 0-0 ③ P5	3 1	0 0	0 0	0 0	0 0	1 0	2 2

TOP

Chicago Cubs @ Philadelphia Phillies

Veterans Stadium, Philadelphia, PA

Fri Jul 23 1971, 7:05 PM EDT

Att. 48,543 - Unknown

livebaseballscorecards.com

AB	32
R	3
H	6
RBI	3
BB	4
SO	5
LOB	11

Inning Stats	1	2	3	4	5	6	7	8	9
	R: 0 E: 0 K: 1 S: 9 H: 0 LOB: 1 BB: 1 P: 16	R: 0 E: 0 K: 2 S: 8 H: 0 LOB: 1 BB: 1 P: 19	R: 0 E: 0 K: 1 S: 11 H: 0 LOB: 0 BB: 0 P: 16	R: 2 E: 0 K: 0 S: 14 H: 2 LOB: 2 BB: 2 P: 27	R: 0 E: 0 K: 0 S: 5 H: 1 LOB: 0 BB: 0 P: 8	R: 0 E: 0 K: 1 S: 8 H: 0 LOB: 0 BB: 0 P: 10	R: 0 E: 0 K: 0 S: 5 H: 0 LOB: 0 BB: 0 P: 6	R: 0 E: 0 K: 0 S: 4 H: 1 LOB: 1 BB: 0 P: 7	R: 1 E: 0 K: 0 S: 11 H: 2 LOB: 2 BB: 0 P: 15

1B: 4 SF: 0 WP: 0 PA: 36
2B: 2 SAC: 0 PB: 0
3B: 0 DP: 1 SB: 0
HR: 0 HBP: 0 CS: 0

PITCHER		IP	WLS	BF	H	R	ER	SO	BB	IBB	HBP	BLK	WP	HR	S	P	ERA	WHIP
Ken Reynolds, L ERA: 4.31	(1, 1)	8.2	W	35	6	3	3	5	4	0	0	0	0	0	74	123	3.12	1.154
Bill Wilson, R ERA: 2.74	(9, 1)	0.1	S	1	0	0	0	0	0	0	0	0	0	0	1	1	0.00	0.000

PITCHER	IP	WLS	BF	H	R	ER	SO	BB	IBB	HBP	BLK	WP	HR	S	P	ERA	WHIP

Batter	1	2	3	4	5	6	7	8	9	AB	R	H	RBI	BB	SO	LOB
Terry Harmon, R (1, 4) OBP: 0.300, SLG: 0.278	6-3		F8		2B		4-3			4	0	1	0	0	0	0
Larry Bowa, S (1, 6) OBP: 0.291, SLG: 0.289	G3 3B		E3 1B		K		1B			4	1	3	0	0	1	2
Willie Montanez, L (1, 8) OBP: 0.330, SLG: 0.485	G3 3-H		E3 1-3		4-3		K			4	0	0	1	0	1	4
Deron Johnson, R (1, 3) OBP: 0.348, SLG: 0.499	K		1-3			G6-4-3 BB	K			3	0	0	0	1	2	2
Don Money, R (1, 7) OBP: 0.280, SLG: 0.365		WP 1B 1B		F9		G6-4-3 1-2f		HR		4	2	2	1	0	0	1
Roger Freed, R (1, 9) OBP: 0.309, SLG: 0.293		5-3 1-2		P3		1B 2B		P3		4	1	1	0	0	0	1
John Vukovich, R (1, 5) OBP: 0.207, SLG: 0.179		CS BB 1B 2-H		K		1B BB		6-3		3	0	1	1	1	1	0
Mike Ryan, R (1, 2) OBP: 0.257, SLG: 0.356		1-2 BB			6-3	1-2 2-H 1B		BB		2	0	1	1	2	0	0
Ken Reynolds, L (1, 1) OBP: 0.241, SLG: 0.231 Bill Wilson, R (9, 1)		SAFE F7 2-3			2B 1B	K		K		4 0	0 0	1 0	0 0	0 0	2 0	5 0
Inning Stats	R: 1 H: 1 E: 0 LOB: 0 K: 1 BB: 0 S: 6 P: 7	R: 1 H: 2 E: 0 LOB: 1 K: 0 BB: 1 S: 13 P: 24	R: 0 H: 1 E: 1 LOB: 1 K: 0 BB: 0 S: 4 P: 4	R: 0 H: 0 E: 0 LOB: 0 K: 1 BB: 0 S: 7 P: 10	R: 0 H: 2 E: 0 LOB: 2 K: 1 BB: 0 S: 7 P: 10	R: 1 H: 2 E: 0 LOB: 2 K: 1 BB: 2 S: 12 P: 24	R: 0 H: 1 E: 0 LOB: 1 K: 2 BB: 0 S: 10 P: 11	R: 1 H: 1 E: 0 LOB: 1 K: 1 BB: 1 S: 7 P: 14		1B: 6 SF: 0 2B: 2 SAC: 0 3B: 1 DP: 1 HR: 1 HBP: 0						

PITCHER		IP	WLS	BF	H	R	ER	SO	BB	IBB	HBP	BLK	WP	HR	S	P	ERA	WHIP
Ken Holtzman, L ERA: 3.99	(1, 1)	8.0	L	36	10	4	4	7	4	0	0	0	1	1	66	104	4.50	1.750

PITCHER	IP	WLS	BF	H	R	ER	SO	BB	IBB	HBP	BLK	WP	HR	S	P	ERA	WHIP

BOTTOM

Chicago Cubs @ Philadelphia Phillies

Veterans Stadium, Philadelphia, PA

Fri Jul 23 1971, 7:05 PM EDT

Att. 48,543 - Unknown

livebaseballscorecards.com

AB	32
R	4
H	10
RBI	4
BB	4
SO	7
LOB	15

Batter	1	2	3	4	5	6	7	8	9	AB	R	H	RBI	BB	SO	LOB
Don Kessinger, S (1, 6) OBP: 0.352, SLG: 0.364	F B X 1-1 ① G3		B X 1-0 ② 4-3			S B X 1-1 FC1-6 1B FC3-6 1B		X 0-0 ① SH2-4 1-2	C B C F F F X 1-2 ③ F9	4	1	1	0	0	0	2
Glenn Beckert, R (1, 4) OBP: 0.377, SLG: 0.411	C X 0-1 ② 6-3		B X 1-0 ③ F9			F X 0-1 FC1-6 1-2 1B		X 0-0 ② 6-3		4	0	1	0	0	0	1
Billy Williams, L (1, 7) OBP: 0.379, SLG: 0.507	C B X 1-1 ③ F7			B X 1-0 1B		C B X 1-1 ① FC1-6 FC3-6 1-2f 2-3		I I I I 4-0 1B IBB		3	0	1	0	1	0	2
Joe Pepitone, L (1, 3) OBP: 0.361, SLG: 0.536 Jim Hickman, R (6, 3) OBP: 0.347, SLG: 0.465		B B B S S S B 4-2 FC4-6 E BB		X 0-0 ① F9		X 0-0 ② FC3-6 1B 1-2f 3-H		F B X 1-1 1-3 2-H 1B		2 1	0 0	0 1	1 1	1 0	0 0	2 0
Paul Popovich, S (1, 5) OBP: 0.258, SLG: 0.315		X 0-0 P3 FC4-6 1-2		X 0-0 ② P8		B B S S F X 2-2 ③ 1B 2-H		B X 1-0 ③ P9		4	0	1	0	0	0	4
Brock Davis, L (1, 8) OBP: 0.360, SLG: 0.371		F L X 0-2 ① FC4-6 1-2f 2-3		C C B B B X 3-2 F2			B C C F X 1-2 ① 6-3		B B B B 4-0 FC1-5 1B BB	3	0	0	0	1	0	3
Johnny Callison, L (1, 9) OBP: 0.292, SLG: 0.312 Cleo James, R (9, PH) OBP: 0.250, SLG: 0.200 (9, 9)		F X 0-1 ② P4			B B S S B S 3-3 ① K		B S B B X 3-1 ② 4-3		C L B X 1-2 FC1-5 1-2 1B	3 1	0 0	0 1	0 0	1 0	2 0	2 0
Chris Cannizzaro, R (1, 2) OBP: 0.324, SLG: 0.346		C B B C T B C 3-3 ③ K			C B F B B F F S 3-3 ② K		S S S 0-3 ③ K		X 0-0 ① FC1-5 1-2 2-3f	4	0	0	0	0	3	4
Fergie Jenkins, R (1, 1) OBP: 0.266, SLG: 0.397			X 0-0 ① 4-3		B C C X 1-2 ③ 6-3			X 0-0 SH2-4 1B 1B	S F T B S 1-3 ② K	4	1	1	0	0	1	2
Inning Stats	R: 0 E: 0 K: 0 S: 6 H: 0 LOB: 0 BB: 0 P: 8	R: 0 E: 1 K: 1 S: 12 H: 0 LOB: 2 BB: 1 P: 19	R: 0 E: 0 K: 0 S: 3 H: 0 LOB: 0 BB: 0 P: 5	R: 0 E: 0 K: 0 S: 6 H: 1 LOB: 1 BB: 0 P: 10	R: 0 E: 0 K: 2 S: 11 H: 0 LOB: 0 BB: 0 P: 18	R: 1 E: 1 K: 0 S: 11 H: 3 LOB: 2 BB: 0 P: 15	R: 0 E: 0 K: 1 S: 9 H: 0 LOB: 0 BB: 0 P: 13	R: 1 E: 0 K: 0 S: 6 H: 2 LOB: 2 BB: 1 P: 12	R: 0 E: 0 K: 1 S: 14 H: 1 LOB: 2 BB: 1 P: 21	1B: 7 2B: 0 3B: 0 HR: 0 SF: 0 SAC: 1 DP: 0 HBP: 0							

TOP

Chicago Cubs @ Philadelphia Phillies

Veterans Stadium, Philadelphia, PA

Sat Jul 24 1971, 7:05 PM EDT

Att. 30,240 - Unknown

livebaseballscorecards.com

AB	33
R	2
H	7
RBI	2
BB	3
SO	5
LOB	22

WP: 0 PA: 37
PB: 0
SB: 0
CS: 0

PITCHER		IP	WLS	BF	H	R	ER	SO	BB	IBB	HBP	BLK	WP	HR	S	P	ERA	WHIP
Rick Wise, R ERA: 3.13	(1, 1)	8.0	L	32	6	2	2	4	1	1	0	0	0	0	64	100	2.25	0.875
Joe Hoerner, L ERA: 1.76	(9, 1)	1.0		5	1	0	0	1	1	0	0	0	0	0	14	21	0.00	2.000

PITCHER	IP	WLS	BF	H	R	ER	SO	BB	IBB	HBP	BLK	WP	HR	S	P	ERA	WHIP

Batter	1	2	3	4	5	6	7	8	9	AB	R	H	RBI	BB	SO	LOB
Terry Harmon, R (1, 4) OBP: 0.291, SLG: 0.269	X 0-0 F8 ①		S X 0-1 P3 ①		B B S S F S 2-3 K ③			X 0-0 L6 ②		4	0	0	0	0	1	0
Larry Bowa, S (1, 6) OBP: 0.293, SLG: 0.291	C B F X 1-2 1B 1B		X 0-0 L7 ②			S S S 0-3 K ①		X 0-0 1B		4	0	2	0	0	1	0
Willie Montanez, L (1, 8) OBP: 0.332, SLG: 0.485	B C F X 1-2 **1-3** 1B		B B B S S X 3-2 1B			X 0-0 4-3 ②		F X 0-1 P5 ③		4	0	2	0	0	0	1
Deron Johnson, R (1, 3) OBP: 0.345, SLG: 0.493	F S B B S 2-3 K ②		X 0-0 1-3 ③			X 0-0 6-3 ③			B F B C S 2-3 K ①	4	0	0	0	0	2	3
Oscar Gamble, L (1, 9) OBP: 0.282, SLG: 0.373	B B C F S 2-3 K ③			B S B S S 2-3 K ①			C C B B S 2-3 K ①		S B X 1-1 2B	4	0	1	0	0	3	2
Don Money, R (1, 7) OBP: 0.284, SLG: 0.376		X 0-0 1B		S S S 0-3 K ②			F S X 0-2 E8 3B		S B F X 1-2 F8 ②	4	1	2	0	0	1	1
John Vukovich, R (1, 5) OBP: 0.203, SLG: 0.175 Roger Freed, R (9, PH) OBP: 0.308, SLG: 0.292		B F C S 1-3 K ①		S S B B F S 2-3 K ③			X 0-0 F7 ②		S B S S S 1-3 K ③	3 1	0 0	0 0	0 0	0 0	2 1	1 1
Mike Ryan, R (1, 2) OBP: 0.250, SLG: 0.346		S S C 0-3 K ②			F S F B C 1-3 K ①		X 0-0 L7 ③			3	0	0	0	0	2	1
Rick Wise, R (1, 1) OBP: 0.262, SLG: 0.492 Ron Stone, L (8, PH) OBP: 0.318, SLG: 0.266 Joe Hoerner, R (9, 1) OBP: 0.111, SLG: 0.111		X 0-0 4-3 ③			C S F B X 1-2 F7 ②			B C B F S 2-3 K ①		2 1 0	0 0 0	0 0 0	0 0 0	0 0 0	0 1 0	1 0 0
Inning Stats	R: 0 H: 2 E: 0 LOB: 2 K: 2 BB: 0 S: 13 P: 19	R: 0 H: 1 E: 0 LOB: 1 K: 2 BB: 0 S: 8 P: 9	R: 0 H: 1 E: 0 LOB: 1 K: 0 BB: 0 S: 7 P: 10	R: 0 H: 0 E: 0 LOB: 0 K: 3 BB: 0 S: 10 P: 14	R: 0 H: 0 E: 0 LOB: 0 K: 2 BB: 0 S: 12 P: 16	R: 0 H: 0 E: 0 LOB: 0 K: 1 BB: 0 S: 5 P: 5	R: 1 H: 1 E: 1 LOB: 0 K: 1 BB: 0 S: 8 P: 10	R: 0 H: 1 E: 0 LOB: 1 K: 1 BB: 0 S: 7 P: 9	R: 0 H: 1 E: 0 LOB: 1 K: 2 BB: 0 S: 11 P: 16	1B: 5 2B: 1 3B: 1 HR: 0	SF: 0 SAC: 0 DP: 0 HBP: 0						

PITCHER		IP	WLS	BF	H	R	ER	SO	BB	IBB	HBP	BLK	WP	HR	S	P	ERA	WHIP
Fergie Jenkins, R ERA: 2.68	(1, 1)	9.0	W	34	7	1	1	14	0	0	0	0	0	0	81	108	1.00	0.778

PITCHER	IP	WLS	BF	H	R	ER	SO	BB	IBB	HBP	BLK	WP	HR	S	P	ERA	WHIP

BOTTOM

Chicago Cubs @ Philadelphia Phillies

Veterans Stadium, Philadelphia, PA

Sat Jul 24 1971, 7:05 PM EDT

Att. 30,240 - Unknown

livebaseballscorecards.com

AB	34
R	1
H	7
RBI	0
BB	0
SO	14
LOB	11

Batter	1	2	3	4	5	6	7	8	9	AB	R	H	RBI	BB	SO	LOB
Don Kessinger, S (1, 6) OBP: 0.348, SLG: 0.360	B C B X 2-1 L9		B B S B C X 3-2 6-3		B X 1-0 F9	B X 1-0 FC6 1-2f			B B S S S 2-3 K	5	0	0	0	0	1	2
Glenn Beckert, R (1, 4) OBP: 0.377, SLG: 0.409	X 0-0 L7		C B X 1-1 1B		B B S B F B 4-2 FC3-6 BB		B S X 1-1 6-3		X 0-0 6-3	4	0	1	0	1	0	0
Billy Williams, L (1, 7) OBP: 0.377, SLG: 0.505	B B F X 2-1 4-3		C B B X 2-1 P3		X 0-0 FC3-6 FC6-4 1-2f		S X 0-1 G3		F X 0-1 2B	5	0	1	0	0	0	2
Ron Santo, R (1, 5) OBP: 0.373, SLG: 0.469 Paul Popovich, S (7, 5) OBP: 0.255, SLG: 0.311		B B S B X 3-1 F7	B S F X 1-2 P4		F X 0-1 FC6-4 1-2f		F F F B X 1-2 F8		B S X 1-1 P8	4 1	0 0	0 0	0 0	0 0	0 0	2 1
Jim Hickman, R (1, 3) OBP: 0.352, SLG: 0.479		B B X 2-0 F7		X 0-0 BB 1B		B B S B F F X 3-2 HR		B B B B 4-0 SH3-4 BB		3	1	2	1	1	0	0
Cleo James, R (1, 9) OBP: 0.263, SLG: 0.222		X 0-0 BB WP 1B		X 0-0 F8		B X 1-0 5-3		L X 0-1 SH3-4 1-2		3	0	1	0	0	0	1
Brock Davis, L (1, 8) OBP: 0.372, SLG: 0.374		B B C B C B 4-2 BB 1-2 BB		B B C F B B 4-2 1-2 BB		X 0-0 BB 1B		B B B C C B 4-2 BB		1	0	1	0	3	0	0
Chris Cannizzaro, R (1, 2) OBP: 0.323, SLG: 0.340		F B B B F B 4-2 1-2 2-3 BB		B X 1-0 L8		X 0-0 F7		S X 0-1 F8		3	0	0	0	1	0	5
Bill Hands, R (1, 1) OBP: 0.170, SLG: 0.104		S C B B B S 3-3 K		B F B C C 2-3 K		B B B C C B 4-2 FC6 1-2 BB		B C S S 1-3 K		3	0	0	0	1	3	7
Inning Stats	R: 0 E: 0 K: 0 S: 5 H: 0 LOB: 0 BB: 0 P: 9	R: 0 E: 0 K: 1 S: 11 H: 1 LOB: 3 BB: 2 P: 27	R: 0 E: 0 K: 0 S: 10 H: 1 LOB: 1 BB: 0 P: 17	R: 0 E: 0 K: 1 S: 8 H: 1 LOB: 2 BB: 1 P: 15	R: 0 E: 0 K: 0 S: 6 H: 0 LOB: 1 BB: 1 P: 11	R: 1 E: 0 K: 0 S: 10 H: 2 LOB: 2 BB: 1 P: 19	R: 0 E: 0 K: 0 S: 8 H: 0 LOB: 0 BB: 0 P: 10	R: 0 E: 0 K: 1 S: 9 H: 0 LOB: 2 BB: 2 P: 18	R: 0 E: 0 K: 1 S: 8 H: 1 LOB: 1 BB: 0 P: 11	1B: 4 2B: 1 3B: 0 HR: 1 SF: 0 SAC: 1 DP: 0 HBP: 0						

PITCHER		IP	WLS	BF	H	R	ER	SO	BB	IBB	HBP	BLK	WP	HR	S	P	ERA	WHIP
Chris Short, L ERA: 3.85	(1, 1)	7.1		34	5	1	1	2	7	0	0	0	1	1	62	120	1.23	1.636
Bill Wilson, R ERA: 2.55	(8, 1)	1.2	W	6	1	0	0	2	0	0	0	0	0	0	13	17	0.00	0.600

PITCHER		IP	WLS	BF	H	R	ER	SO	BB	IBB	HBP	BLK	WP	HR	S	P	ERA	WHIP

TOP

Chicago Cubs @ Philadelphia Phillies

Veterans Stadium, Philadelphia, PA

Sun Jul 25 1971, 3:33 AM EDT

Att. 19,572 - Unknown

livebaseballscorecards.com

AB	32
R	1
H	6
RBI	1
BB	7
SO	4
LOB	20

WP: 1	PA: 40		
PB: 0			
SB: 0			
CS: 0			

BOTTOM

Chicago Cubs @ Philadelphia Phillies

Veterans Stadium, Philadelphia, PA

Sun Jul 25 1971, 3:33 AM EDT

Att. 19,572 - Unknown

livebaseballscorecards.com

Batter	1	2	3	4	5	6	7	8	9	AB	R	H	RBI	BB	SO	LOB
Denny Doyle, L (1, 4) OBP: 0.276, SLG: 0.298	FC4-6 1B		F8			F7		4-3		4	0	1	0	0	0	0
Larry Bowa, S (1, 6) OBP: 0.295, SLG: 0.296	FC4-6 E 1-3 1-2f		K			2B		1B		4	1	2	0	0	1	1
Willie Montanez, L (1, 8) OBP: 0.329, SLG: 0.480	1-3 1-2			L9		F8		1-3		4	0	0	0	0	0	3
Deron Johnson, R (1, 3) OBP: 0.346, SLG: 0.492 Terry Harmon, R (9, PR) OBP: 0.291, SLG: 0.269	E2 2-H			L8			K		SH E 1B BB	3 0	0 1	1 0	0 0	1 0	1 0	0 0
Oscar Gamble, L (1, 9) OBP: 0.281, SLG: 0.370	P6			F7			1B		P5 1B SH 1-2	4	0	1	0	0	0	2
Don Money, R (1, 7) OBP: 0.284, SLG: 0.375 (8, 5)		K			F9		1-2		SH 1B 1-2 2-3	3	0	1	0	0	1	0
Bobby Pfeil, R (1, 5) OBP: 0.320, SLG: 0.340 Ron Stone, L (7, PH) OBP: 0.321, SLG: 0.271 (8, 7)		6-3			F7		F7		1B 1-2 2-3 3-H	2 2	0 0	0 1	0 1	0 0	0 0	0 2
Mike Ryan, R (1, 2) OBP: 0.243, SLG: 0.336		K			4-3		4-3			3	0	0	0	0	1	2
Chris Short, R (1, 1) OBP: 0.178, SLG: 0.075 Bill Wilson, R (8, 1)			6-3			F3		6-3		2 1	0 0	0 0	0 0	0 0	0 0	0 0

	AB	32
	R	2
	H	7
	RBI	1
	BB	1
	SO	4
	LOB	10

Inning Stats	1	2	3	4	5	6	7	8	9
	R: 1 H: 2 E: 1 LOB: 1 K: 0 BB: 0 S: 6 P: 6	R: 0 H: 0 E: 0 LOB: 0 K: 2 BB: 0 S: 9 P: 10	R: 0 H: 0 E: 0 LOB: 0 K: 1 BB: 0 S: 5 P: 5	R: 0 H: 0 E: 0 LOB: 0 K: 0 BB: 0 S: 6 P: 10	R: 0 H: 0 E: 0 LOB: 0 K: 0 BB: 0 S: 3 P: 3	R: 0 H: 1 E: 0 LOB: 1 K: 0 BB: 0 S: 5 P: 7	R: 0 H: 2 E: 0 LOB: 2 K: 1 BB: 0 S: 9 P: 16	R: 0 H: 1 E: 0 LOB: 1 K: 0 BB: 0 S: 6 P: 9	R: 1 H: 1 E: 1 LOB: 3 K: 0 BB: 1 S: 8 P: 16

1B: 6 SF: 0 WP: 0 PA: 34
2B: 1 SAC: 1 PB: 0
3B: 0 DP: 0 SB: 0
HR: 0 HBP: 0 CS: 0

PITCHER		IP	WLS	BF	H	R	ER	SO	BB	IBB	HBP	BLK	WP	HR	S	P	ERA	WHIP
Bill Hands, R ERA: 3.24	(1, 1)	8.0	L	34	7	2	0	4	1	0	0	0	0	0	57	82	0.00	1.000

PITCHER	IP	WLS	BF	H	R	ER	SO	BB	IBB	HBP	BLK	WP	HR	S	P	ERA	WHIP

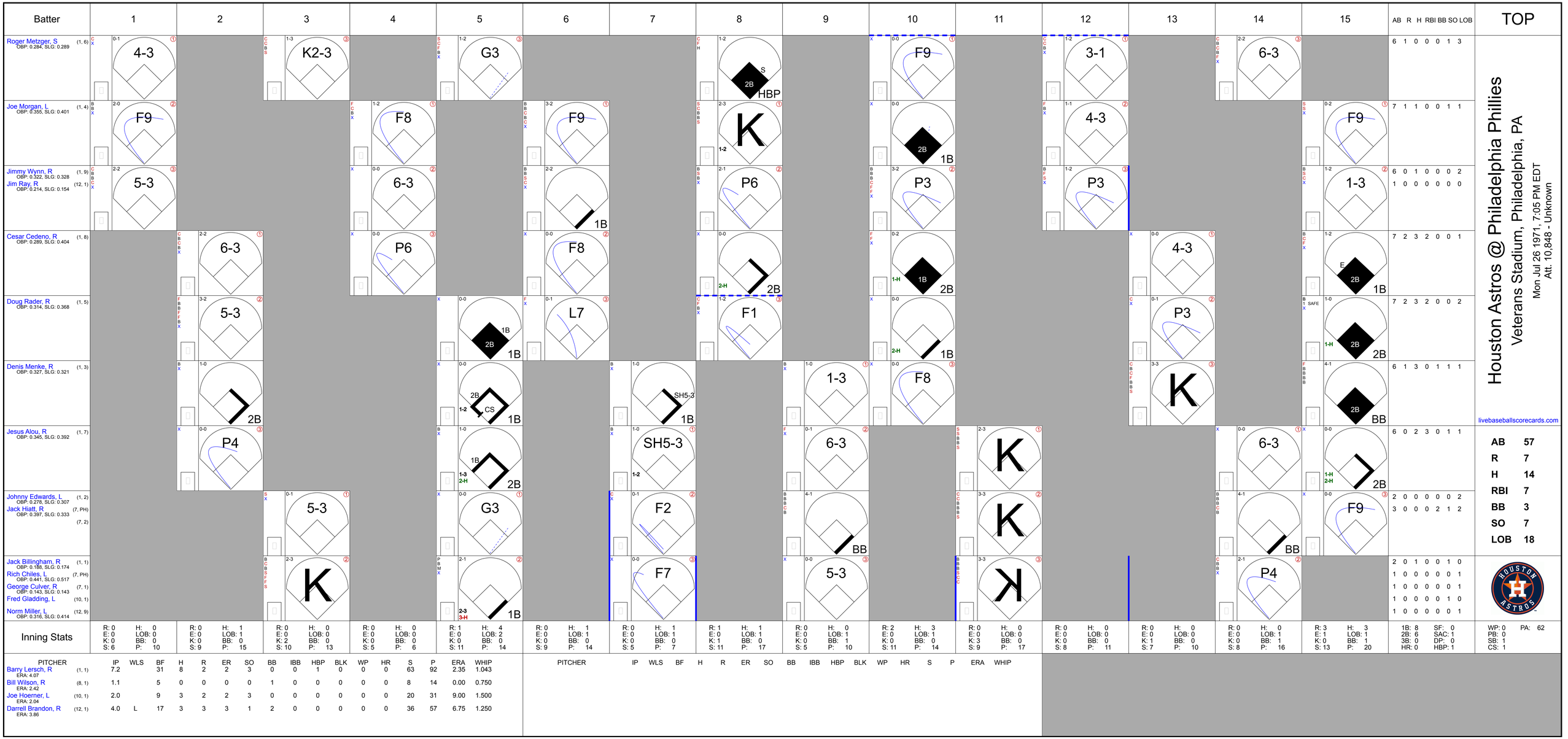
Batter
1
2
3
4
5
6
7
8
9
10
11
12
13
14
15
AB R H RBI BB SO LOB
TOP
Roger Metzger, S (1, 6) OBP: 0.284, SLG: 0.289
4-3
K2-3
G3
HBP
F9
3-1
6-3
6 1 0 0 0 1 3
Joe Morgan, L (1, 4) OBP: 0.355, SLG: 0.401
F9
F8
F9
K
1-2
2B
4-3
F9
7 1 1 0 0 1 1
Jimmy Wynn, R (1, 9) OBP: 0.322, SLG: 0.328
5-3
6-3
1B
P6
P3
P3
1-3
6 0 1 0 0 0 2
Jim Ray, R (12, 1) OBP: 0.214, SLG: 0.154
1 0 0 0 0 0 0
Houston Astros @ Philadelphia Phillies
Veterans Stadium, Philadelphia, PA
Mon Jul 26 1971, 7:05 PM EDT
Att. 10,848 - Unknown
Cesar Cedeno, R (1, 8) OBP: 0.289, SLG: 0.404
6-3
P6
F8
P6
4-3
E
2B
1B
7 2 3 2 0 0 1
Doug Rader, R (1, 5) OBP: 0.314, SLG: 0.368
5-3
1B
2B
L7
F1
P3
1-H
2-H
7 2 3 2 0 0 2
Denis Menke, R (1, 3) OBP: 0.327, SLG: 0.321
2B
CS
SH5-3
1-3
F8
K
BB
6 1 3 0 1 1 1
Jesus Alou, R (1, 7) OBP: 0.345, SLG: 0.392
P4
1B
SH5-3
6-3
K
6-3
6 0 2 3 0 1 1
Johnny Edwards, L (1, 2) OBP: 0.279, SLG: 0.307
5-3
G3
F2
BB
K
BB
F9
2 0 0 0 0 0 2
Jack Hiatt, R (7, PH) OBP: 0.397, SLG: 0.333
(7, 2)
3 0 0 0 2 1 2
Jack Billingham, R (1, 1) OBP: 0.188, SLG: 0.174
K
2-3
3-H
F7
5-3
K
P4
2 0 1 0 0 1 0
Rich Chiles, L (7, PH) OBP: 0.441, SLG: 0.517
1 0 0 0 0 0 1
George Culver, R (7, 1) OBP: 0.143, SLG: 0.143
1 0 0 0 0 0 1
Fred Gladding, L (10, 1)
1 0 0 0 0 1 0
Norm Miller, L (12, 9) OBP: 0.316, SLG: 0.414
1 0 0 0 0 0 1
livebaseballscorecards.com
AB 57
R 7
H 14
RBI 7
BB 3
SO 7
LOB 18
Inning Stats
R: 0 H: 0 E: 0 LOB: 0 K: 0 BB: 0 S: 6 P: 10
R: 0 H: 1 E: 0 LOB: 1 K: 0 BB: 0 S: 9 P: 15
R: 0 H: 0 E: 0 LOB: 0 K: 2 BB: 0 S: 10 P: 13
R: 0 H: 0 E: 0 LOB: 0 K: 0 BB: 0 S: 5 P: 6
R: 1 H: 4 E: 0 LOB: 2 K: 0 BB: 0 S: 11 P: 14
R: 0 H: 1 E: 0 LOB: 1 K: 0 BB: 0 S: 9 P: 14
R: 0 H: 1 E: 0 LOB: 1 K: 0 BB: 0 S: 5 P: 7
R: 1 H: 1 E: 0 LOB: 1 K: 1 BB: 0 S: 11 P: 17
R: 0 H: 0 E: 0 LOB: 1 K: 0 BB: 1 S: 5 P: 10
R: 2 H: 3 E: 0 LOB: 1 K: 0 BB: 0 S: 11 P: 14
R: 0 H: 0 E: 0 LOB: 0 K: 3 BB: 0 S: 9 P: 17
R: 0 H: 0 E: 0 LOB: 0 K: 0 BB: 0 S: 8 P: 11
R: 0 H: 0 E: 0 LOB: 0 K: 1 BB: 0 S: 7 P: 10
R: 0 H: 3 E: 0 LOB: 1 K: 0 BB: 1 S: 8 P: 16
R: 3 H: 3 E: 1 LOB: 1 K: 0 BB: 1 S: 13 P: 20
1B: 8 SF: 0 2B: 6 SAC: 1 3B: 0 DP: 0 HR: 0 HBP: 1
WP: 0 PA: 62 PB: 0 SB: 1 CS: 1
PITCHER IP WLS BF H R ER SO BB IBB HBP BLK WP HR S P ERA WHIP
Barry Lersch, R (1, 1) ERA: 4.07 7.2 31 8 2 2 3 0 0 1 0 0 0 0 63 92 2.35 1.043
Bill Wilson, R (8, 1) ERA: 2.42 1.1 5 0 0 0 0 1 0 0 0 0 0 0 8 14 0.00 0.750
Joe Hoerner, L (10, 1) ERA: 2.04 2.0 9 3 2 2 3 0 0 0 0 0 0 0 20 31 9.00 1.500
Darrell Brandon, R (12, 1) ERA: 3.86 4.0 L 17 3 3 3 1 2 0 0 0 0 0 0 36 57 6.75 1.250
PITCHER IP WLS BF H R ER SO BB IBB HBP BLK WP HR S P ERA WHIP

Houston Astros @ Philadelphia Phillies

Veterans Stadium, Philadelphia, PA

Mon Jul 26 1971, 7:05 PM EDT

Att. 10,848 - Unknown

livebaseballscorecards.com

BOTTOM

Batter	1	2	3	4	5	6	7	8	9	10	11	12	13	14	15	AB	R	H	RBI	BB	SO	LOB
Denny Doyle, L (1, 4) OBP: 0.276, SLG: 0.297	2-1 FC4-6 1B		1-3 K		0-1 4-3		0-0 F8			2-2 1-3	1-2 1B			1-2 F9		7	0	2	0	0	1	2
Larry Bowa, S (1, 6) OBP: 0.290, SLG: 0.291	3-1 FC4-6 1-2f HR		2-0 6-3			2-3 K		0-0 4-3		0-3 K	0-0 F9			1-1 P6		7	1	0	0	0	2	2
Willie Montanez, L (1, 8) OBP: 0.330, SLG: 0.495	1-1 1-H HR		1-2 L7			2-0 FC4-6 BB 1B		0-2 1-3		1-0 HR	1-1 F8			1-3 K		7	2	3	3	0	1	1
Deron Johnson, R (1, 3) OBP: 0.349, SLG: 0.491	0-3 K			1-2 L9		4-2 1-2 FC4-6 BB		4-2 WP BB		0-0 1B BB BB 1B		3-2 L7			2-2 F7	3	0	1	0	2	1	0
Terry Harmon, R (10, PR) OBP: 0.287, SLG: 0.264 (11, 5)																2	1	0	0	0	0	0
Oscar Gamble, L (1, 9) OBP: 0.276, SLG: 0.356	0-0 F8			0-2 L9		0-0 1-2f 2-3 FC4-6		1-3 1-2 K		4-2 BB 1B 1-2 BB		1-2 1-3			0-3 K	6	0	0	0	1	2	3
Don Money, R (1, 7) OBP: 0.280, SLG: 0.368		1-0 F7		1-0 5-3		1-2 6-3			1-1 F7	2-1 BB 1-2 2-3 1B		2-2 F7			2-1 F9	7	0	1	0	0	0	2
Bobby Pfeil, R (1, 5) OBP: 0.352, SLG: 0.360		4-2 1B BB			0-0 SH1-4 1B		0-0 F5		0-0 FC5-4 1B	4-2 1-2 2-3 3-H FC6-4 BB			3-2 G3			3	0	2	0	1	0	0
Ron Stone, L (10, PH) OBP: 0.324, SLG: 0.268 (11, 3)																1	0	0	1	1	0	0
Mike Ryan, R (1, 2) OBP: 0.240, SLG: 0.327		0-0 1-2 G3-6 1B			2-3 K		0-0 4-3		1-3 K	1-0 FC6-4 1-2f			0-3 K	0-3 K		6	0	1	0	0	3	5
Barry Lersch, S (1, 1) OBP: 0.263, SLG: 0.200																2	0	1	0	0	0	2
Bill Wilson, R (8, 1)																0	0	0	0	0	0	0
Byron Browne, R (9, PH) OBP: 0.286, SLG: 0.366																1	0	0	0	0	0	1
Joe Hoerner, L (10, 1) OBP: 0.111, SLG: 0.111																0	0	0	0	0	0	0
Joe Lis, R (11, PH) OBP: 0.316, SLG: 0.398																1	0	0	0	0	1	0
Darrell Brandon, R (12, 1) OBP: 0.143, SLG: 0.143		M M B X G3-6 1-2f			X 0-0 SH1-4 1-2		X 0-0 2B		B B X 1-1 FC5-4 1-2f		S B S 1-3 K		F F C 0-3 K			1	0	0	0	0	1	0
Inning Stats	R: 2 E: 0 K: 1 S: 10 H: 2 LOB: 0 BB: 0 P: 16	R: 0 E: 0 K: 0 S: 7 H: 1 LOB: 1 BB: 1 P: 13	R: 0 E: 0 K: 1 S: 7 H: 0 LOB: 0 BB: 0 P: 11	R: 0 E: 0 K: 0 S: 7 H: 0 LOB: 0 BB: 0 P: 9	R: 0 E: 0 K: 1 S: 8 H: 1 LOB: 1 BB: 0 P: 10	R: 0 E: 0 K: 1 S: 10 H: 1 LOB: 2 BB: 1 P: 19	R: 0 E: 0 K: 0 S: 4 H: 1 LOB: 1 BB: 0 P: 4	R: 0 E: 0 K: 1 S: 11 H: 0 LOB: 1 BB: 1 P: 16	R: 0 E: 0 K: 1 S: 8 H: 1 LOB: 1 BB: 0 P: 11	R: 2 E: 0 K: 1 S: 15 H: 3 LOB: 3 BB: 2 P: 29	R: 0 E: 0 K: 1 S: 9 H: 1 LOB: 1 BB: 0 P: 12	R: 0 E: 0 K: 0 S: 9 H: 0 LOB: 0 BB: 0 P: 15	R: 0 E: 0 K: 2 S: 11 H: 0 LOB: 0 BB: 0 P: 14	R: 0 E: 0 K: 1 S: 9 H: 0 LOB: 0 BB: 0 P: 12	R: 0 E: 0 K: 1 S: 8 H: 0 LOB: 0 BB: 0 P: 12	1B: 8 2B: 1 3B: 0 HR: 2 SF: 0 SAC: 1 DP: 1 HBP: 0	WP: 1 PB: 0 SB: 0 CS: 0 PA: 60						

PITCHER	IP	WLS	BF	H	R	ER	SO	BB	IBB	HBP	BLK	WP	HR	S	P	ERA	WHIP
Jack Billingham, R (1, 1) ERA: 3.48	6.0		24	5	2	2	4	2	0	0	0	0	1	49	78	3.00	1.167
George Culver, R (7, 1) ERA: 2.55	3.2		17	4	2	2	3	2	0	0	0	1	1	33	48	4.91	1.636
Fred Gladding, R (10, 1) ERA: 1.42	1.1		7	2	0	0	1	1	0	0	0	0	0	14	24	0.00	2.250
Jim Ray, R (12, 1) ERA: 2.2	4.0	W	12	0	0	0	4	0	0	0	0	0	0	37	53	0.00	0.000

PITCHER	IP	WLS	BF	H	R	ER	SO	BB	IBB	HBP	BLK	WP	HR	S	P	ERA	WHIP

AB	54
R	4
H	11
RBI	4
BB	5
SO	12
LOB	18

Batter	1	2	3	4	5	6	7	8	9	AB	R	H	RBI	BB	SO	LOB
Roger Metzger, S (1, 6) OBP: 0.284, SLG: 0.289	C C F B B F B S 2-3 ① K		B B B C C X 3-2 ③ F8		X 0-0 ③ 5-3		X 0-0 ③ 1B			4	0	1	0	0	1	0
Joe Morgan, L (1, 4) OBP: 0.356, SLG: 0.403	B S B B B F X 3-2 ② 3-1			M C B B B B 4-2 PB 2B BB		X 0-0 F7 SF8 2B	X 0-0 ③ 1-3			3	2	1	0	1	0	1
Jimmy Wynn, R (1, 9) OBP: 0.324, SLG: 0.328	B B B S X 3-1 ③ P4			S C B X 1-2 ① 5-3 1-2		B B B B 4-0 F7 BB		X 0-0 G6-4-3 1B		3	0	1	0	1	0	1
Cesar Cedeno, R (1, 8) OBP: 0.291, SLG: 0.408		S X 0-1 PB 1B		X 0-0 1B 2-H 2B		X 0-0 ① F7 1-2 2-3		X 0-0 ①② G6-4-3 1-2f		4	1	2	1	0	0	3
Doug Rader, R (1, 5) OBP: 0.316, SLG: 0.368		X 0-0 ① F2		B S F X 1-2 WP 2-H 1B		B B B S F F B 4-2 BB		X 0-0 ③ 6-3		3	0	1	1	1	0	1
Denis Menke, R (1, 3) OBP: 0.323, SLG: 0.318		B C F B B X 3-2 ② G3 1-2		S C B B B X 2-2 ② 5-3 1-2		X 0-0 ② SF8 3-H			X 0-0 ① F9	3	0	0	1	0	0	2
Jesus Alou, R (1, 7) OBP: 0.340, SLG: 0.387		B X 1-0 ③ 1-3		X 0-0 ③ 5-3		C F F X 0-2 ③ 3-1			X 0-0 ② P3	4	0	0	0	0	0	4
Jack Hiatt, R (1, 2) OBP: 0.393, SLG: 0.331			X 0-0 ① F9		X 0-0 ① 1-3		X 0-0 ① F8		B B S S S B X 3-2 1B	4	0	1	0	0	0	0
Larry Dierker, R (1, 1) OBP: 0.093, SLG: 0.094 Denny Lemaster, R (7, 1) OBP: 0.333, SLG: 0.333 Ray Busse, R (9, PH)			S S B B F S 2-3 ② K		X 0-0 ② F9		X 0-0 ② L9		S S S 0-3 ③ K	3 0 1	0 0 0	0 0 0	0 0 0	0 0 0	1 0 1	0 0 1
Inning Stats	R: 0 H: 0 E: 0 LOB: 0 K: 1 BB: 0 S: 10 P: 18	R: 0 H: 1 E: 0 LOB: 1 K: 0 BB: 0 S: 7 P: 11	R: 0 H: 0 E: 0 LOB: 0 K: 1 BB: 0 S: 8 P: 13	R: 2 H: 2 E: 0 LOB: 1 K: 0 BB: 1 S: 13 P: 21	R: 0 H: 0 E: 0 LOB: 0 K: 0 BB: 0 S: 3 P: 3	R: 1 H: 1 E: 0 LOB: 2 K: 0 BB: 2 S: 10 P: 18	R: 0 H: 1 E: 0 LOB: 1 K: 0 BB: 0 S: 4 P: 4	R: 0 H: 1 E: 0 LOB: 0 K: 0 BB: 0 S: 3 P: 3	R: 0 H: 1 E: 0 LOB: 1 K: 1 BB: 0 S: 8 P: 11	1B: 5 SF: 1 2B: 2 SAC: 0 3B: 0 DP: 1 HR: 0 HBP: 0						

PITCHER	IP	WLS	BF	H	R	ER	SO	BB	IBB	HBP	BLK	WP	HR	S	P	ERA	WHIP
Woodie Fryman, L (1, 1) ERA: 2.95	9.0	W	36	7	3	3	3	3	0	0	0	1	0	66	102	3.00	1.111

PITCHER	IP	WLS	BF	H	R	ER	SO	BB	IBB	HBP	BLK	WP	HR	S	P	ERA	WHIP

TOP

Houston Astros @ Philadelphia Phillies

Veterans Stadium, Philadelphia, PA

Tue Jul 27 1971, 7:05 PM EDT

Unknown

livebaseballscorecards.com

AB	32
R	3
H	7
RBI	3
BB	3
SO	3
LOB	13

1B: 5	SF: 1	WP: 1	PA: 36
2B: 2	SAC: 0	PB: 2	
3B: 0	DP: 1	SB: 0	
HR: 0	HBP: 0	CS: 0	

Batter	1	2	3	4	5	6	7	8	9	AB	R	H	RBI	BB	SO	LOB
Denny Doyle, L (1, 4) OBP: 0.276, SLG: 0.300	F8		G3		4-3		2B			4	1	1	1	0	0	0
Larry Bowa, S (1, 6) OBP: 0.295, SLG: 0.298	6-3		S 1B		S 1B		1B			4	1	3	1	0	0	0
Willie Montanez, L (1, 8) OBP: 0.332, SLG: 0.503	HR		F9 1-2		F7 1-2		L6-3			4	1	2	2	0	0	2
Deron Johnson, R (1, 3) OBP: 0.350, SLG: 0.499	HR			HR 1B		F8	L6-3			4	2	2	1	0	0	1
Oscar Gamble, L (1, 9) OBP: 0.270, SLG: 0.348	F9			F8		F2		P6		4	0	0	0	0	0	1
Don Money, R (1, 7) OBP: 0.276, SLG: 0.363		6-3		P5		6-3		P4		4	0	0	0	0	0	1
Bobby Pfeil, R (1, 2) OBP: 0.362, SLG: 0.481		K		1-H HR			HR	E5		4	2	2	3	0	1	0
John Vukovich, R (1, 5) OBP: 0.204, SLG: 0.177		5-3		F8			2B 1B	F9		4	1	1	0	0	0	1
Woodie Fryman, R (1, 1) OBP: 0.105, SLG: 0.105			6-3		1-3		K			3	0	0	0	0	1	1
Inning Stats	R: 2 H: 2 E: 0 LOB: 0 K: 0 BB: 0 S: 9 P: 13	R: 0 H: 0 E: 0 LOB: 0 K: 1 BB: 0 S: 7 P: 9	R: 0 H: 1 E: 0 LOB: 1 K: 0 BB: 0 S: 4 P: 5	R: 2 H: 2 E: 0 LOB: 0 K: 0 BB: 0 S: 6 P: 6	R: 0 H: 1 E: 0 LOB: 1 K: 0 BB: 0 S: 5 P: 6	R: 0 H: 0 E: 0 LOB: 0 K: 0 BB: 0 S: 8 P: 14	R: 4 H: 5 E: 0 LOB: 0 K: 1 BB: 0 S: 13 P: 15	R: 0 H: 0 E: 1 LOB: 1 K: 0 BB: 0 S: 4 P: 7		1B: 5 SF: 0 2B: 3 SAC: 0 3B: 0 DP: 1 HR: 4 HBP: 0						

PITCHER		IP	WLS	BF	H	R	ER	SO	BB	IBB	HBP	BLK	WP	HR	S	P	ERA	WHIP
Larry Dierker, R ERA: 2.72	(1, 1)	6.1	L	28	9	7	7	2	0	0	0	0	0	4	47	63	9.95	1.421
Denny Lemaster, L ERA: 2.59	(7, 1)	1.2		7	2	1	1	0	0	0	0	0	0	0	9	12	5.40	1.200

PITCHER	IP	WLS	BF	H	R	ER	SO	BB	IBB	HBP	BLK	WP	HR	S	P	ERA	WHIP

BOTTOM

Houston Astros @ Philadelphia Phillies

Veterans Stadium, Philadelphia, PA

Tue Jul 27 1971, 7:05 PM EDT

Unknown

livebaseballscorecards.com

AB	35
R	8
H	11
RBI	8
BB	0
SO	2
LOB	7

Batter	1	2	3	4	5	6	7	8	9	AB	R	H	RBI	BB	SO	LOB
Roger Metzger, S (1, 6) OBP: 0.281, SLG: 0.285	5-3		F8		F9			1-3	7-2 3-Hf	5	0	0	0	0	0	3
Joe Morgan, L (1, 4) OBP: 0.355, SLG: 0.402	F8		6-3 1B			4-3		L6		4	0	1	0	0	0	0
Jimmy Wynn, R (1, 9) OBP: 0.326, SLG: 0.329	2-2 E S HR 1B		6-3 1-2			4-0 CS BB		5-3		3	1	1	0	1	0	1
Cesar Cedeno, R (1, 8) OBP: 0.293, SLG: 0.417	1-0 1-H HR		5-3			3-3 1-2 K2-3			0-0 1B S 2B 1B	4	2	2	2	0	1	2
Doug Rader, R (1, 5) OBP: 0.320, SLG: 0.381	0-0 1B			0-3 K			2-2 HR		2-1 2B 1-3 1B	4	2	3	1	0	1	0
Denis Menke, R (1, 3) OBP: 0.323, SLG: 0.320	F9			6-3			5-3		0-0 1B 1-3 7-2 3-H 2B	4	0	1	1	0	0	1
Jesus Alou, R (1, 7) OBP: 0.339, SLG: 0.385		0-0 L7		3-2 F6			5-3		0-0 BB 2-3 3-H 1B	4	0	1	1	0	0	0
Jack Hiatt, R (1, 2) OBP: 0.403, SLG: 0.333		0-0 L8			4-0 CS BB		0-0 1B		4-1 1-2 BB	2	0	1	0	2	0	0
Wade Blasingame, L (1, 1) OBP: 0.273, SLG: 0.289		0-0 P6			1-3 1-2 K		2-2 L9		0-3 K	4	0	0	0	0	2	5
Inning Stats	R: 2 E: 0 K: 0 S: 8 H: 3 LOB: 1 BB: 0 P: 11	R: 0 E: 0 K: 0 S: 3 H: 0 LOB: 0 BB: 0 P: 3	R: 0 E: 0 K: 0 S: 4 H: 1 LOB: 1 BB: 0 P: 4	R: 0 E: 0 K: 1 S: 7 H: 0 LOB: 0 BB: 0 P: 10	R: 0 E: 0 K: 1 S: 4 H: 0 LOB: 0 BB: 1 P: 9	R: 0 E: 0 K: 1 S: 4 H: 0 LOB: 0 BB: 1 P: 11	R: 1 E: 0 K: 0 S: 9 H: 2 LOB: 1 BB: 0 P: 13	R: 0 E: 0 K: 0 S: 3 H: 0 LOB: 0 BB: 0 P: 3	R: 2 E: 0 K: 1 S: 10 H: 4 LOB: 2 BB: 1 P: 16	1B: 7 2B: 2 3B: 0 HR: 2 SF: 0 SAC: 0 DP: 1 HBP: 0						

PITCHER		IP	WLS	BF	H	R	ER	SO	BB	IBB	HBP	BLK	WP	HR	S	P	ERA	WHIP
Ken Reynolds, L ERA: 4.23	(1, 1)	8.0	L	30	6	3	3	3	2	0	0	0	0	2	42	64	3.38	1.000
Jim Bunning, R ERA: 5.73	(9, 1)	1.0		7	4	2	2	1	1	0	0	0	0	0	10	16	18.00	5.000

PITCHER		IP	WLS	BF	H	R	ER	SO	BB	IBB	HBP	BLK	WP	HR	S	P	ERA	WHIP

TOP

Houston Astros @ Philadelphia Phillies

Veterans Stadium, Philadelphia, PA

Tue Jul 27 1971, 7:05 PM EDT

Att. 20,779 - Unknown

livebaseballscorecards.com

AB	34
R	5
H	10
RBI	5
BB	3
SO	4
LOB	12

Batter	1	2	3	4	5	6	7	8	9	AB	R	H	RBI	BB	SO	LOB
Terry Harmon, R (1, 4) OBP: 0.286, SLG: 0.258	2-1 FC5-4 1B HBP		0-0 F9		0-0 6-3			0-0 6-3		3	0	0	0	0	0	0
Larry Bowa, S (1, 6) OBP: 0.292, SLG: 0.295	0-0 F2		0-0 6-3			0-0 1-3		0-0 5-3		4	0	0	0	0	0	1
Willie Montanez, L (1, 8) OBP: 0.331, SLG: 0.500	0-1 FC5-4 1B 1-2		0-0 G3			0-0 F7			0-0 F9	4	0	1	0	0	0	0
Deron Johnson, R (1, 3) OBP: 0.350, SLG: 0.504	1-0 FC5-4 FC5-4 1-2f 2-3			0-0 F8		0-3 K			3-1 HR	4	1	1	1	0	1	2
Don Money, R (1, 7) OBP: 0.276, SLG: 0.358	0-0 FC5-4 1-2f			0-0 6-3			2-1 HBP		0-3 K	3	0	0	0	0	1	2
Roger Freed, R (1, 9) OBP: 0.308, SLG: 0.291		0-1 F9		0-0 1B			2-2 F9		2-2 5-3	4	0	1	0	0	0	1
Bobby Pfeil, R (1, 2) OBP: 0.344, SLG: 0.456		0-0 5-3		0-0 P6			1-1 P4			3	0	0	0	0	0	2
John Vukovich, R (1, 5) OBP: 0.206, SLG: 0.187		0-0 2B			0-0 F8		0-0 F9			3	0	1	0	0	0	1
Ken Reynolds, L (1, 1) OBP: 0.226, SLG: 0.214		0-3 K			0-0 4-3			1-2 F8		2	0	0	0	0	1	1
Byron Browne, R (8, PH) OBP: 0.292, SLG: 0.357										1	0	0	0	0	0	0
Jim Bunning, R (9, 1) OBP: 0.154, SLG: 0.250										0	0	0	0	0	0	0
Inning Stats	R: 0 H: 1 E: 0 LOB: 2 K: 0 BB: 0 S: 6 P: 9	R: 0 H: 1 E: 0 LOB: 1 K: 1 BB: 0 S: 7 P: 7	R: 0 H: 0 E: 0 LOB: 0 K: 0 BB: 0 S: 3 P: 3	R: 0 H: 1 E: 0 LOB: 1 K: 0 BB: 0 S: 4 P: 4	R: 0 H: 0 E: 0 LOB: 0 K: 0 BB: 0 S: 3 P: 3	R: 0 H: 0 E: 0 LOB: 0 K: 1 BB: 0 S: 5 P: 5	R: 0 H: 0 E: 0 LOB: 1 K: 0 BB: 0 S: 7 P: 12	R: 0 H: 0 E: 0 LOB: 0 K: 0 BB: 0 S: 5 P: 6	R: 1 H: 1 E: 0 LOB: 0 K: 1 BB: 0 S: 10 P: 15	1B: 2 SF: 0 2B: 1 SAC: 0 3B: 0 DP: 0 HR: 1 HBP: 2						

PITCHER	IP	WLS	BF	H	R	ER	SO	BB	IBB	HBP	BLK	WP	HR	S	P	ERA	WHIP
Wade Blasingame, L (1, 1) ERA: 4.0	9.0	W	33	4	1	1	3	0	0	2	0	0	1	50	64	1.00	0.444

PITCHER	IP	WLS	BF	H	R	ER	SO	BB	IBB	HBP	BLK	WP	HR	S	P	ERA	WHIP

BOTTOM

Houston Astros @ Philadelphia Phillies

Veterans Stadium, Philadelphia, PA

Tue Jul 27 1971, 7:05 PM EDT

Att. 20,779 - Unknown

livebaseballscorecards.com

AB	31
R	1
H	4
RBI	1
BB	0
SO	3
LOB	10

Batter	1	2	3	4	5	6	7	8	9	AB	R	H	RBI	BB	SO	LOB
Roger Metzger, S (1, 6) OBP: 0.284, SLG: 0.293	4-3		BB		3B	BB 1B		K		4	2	2	0	1	1	0
Joe Morgan, L (1, 4) OBP: 0.358, SLG: 0.408	L4		CS 1B		PB 3B	1B BB		F9		4	1	2	2	1	0	0
Jimmy Wynn, R (1, 9) OBP: 0.324, SLG: 0.326	4-3		6-3		F2	1B			5-3	5	0	1	1	0	0	2
Cesar Cedeno, R (1, 8) OBP: 0.294, SLG: 0.418		6-3		2B 2B	PB 1B IBB	K			5-3	4	2	1	0	1	1	2
Doug Rader, R (1, 5) OBP: 0.316, SLG: 0.376		K		P6	L6		F8		K	5	0	0	0	0	2	3
Denis Menke, R (1, 3) OBP: 0.327, SLG: 0.325		1B 1B		L7	1B 1B		1B			4	0	3	1	0	0	1
Jesus Alou, R (1, 7) OBP: 0.341, SLG: 0.390		1B		2B	4-3		L9			4	0	2	1	0	0	2
Jack Hiatt, R (1, 2) OBP: 0.405, SLG: 0.333		K		BB		1B 1B	F9			3	1	1	0	1	1	3
Don Wilson, R (1, 1) OBP: 0.153, SLG: 0.155			6-3	K		K		K		4	0	0	0	0	3	3
Inning Stats	R: 0 E: 0 K: 0 S: 6 H: 0 LOB: 0 BB: 0 P: 11	R: 0 E: 0 K: 2 S: 10 H: 2 LOB: 2 BB: 0 P: 17	R: 1 E: 0 K: 0 S: 10 H: 1 LOB: 0 BB: 1 P: 18	R: 1 E: 0 K: 1 S: 12 H: 2 LOB: 2 BB: 1 P: 19	R: 3 E: 0 K: 0 S: 6 H: 3 LOB: 1 BB: 1 P: 11	R: 1 E: 0 K: 2 S: 11 H: 3 LOB: 2 BB: 1 P: 17	R: 0 E: 0 K: 0 S: 7 H: 1 LOB: 1 BB: 0 P: 13	R: 0 E: 0 K: 2 S: 7 H: 0 LOB: 0 BB: 0 P: 8	R: 0 E: 0 K: 1 S: 5 H: 0 LOB: 0 BB: 0 P: 8	1B: 8 2B: 2 3B: 2 HR: 0	SF: 0 SAC: 0 DP: 0 HBP: 0						

TOP

Houston Astros @ Philadelphia Phillies

Veterans Stadium, Philadelphia, PA

Wed Jul 28 1971, 7:05 PM EDT

Att. 15,802 - Unknown

livebaseballscorecards.com

AB	37
R	6
H	12
RBI	5
BB	4
SO	8
LOB	16

WP: 0 PB: 2 SB: 1 CS: 1 PA: 41

PITCHER		IP	WLS	BF	H	R	ER	SO	BB	IBB	HBP	BLK	WP	HR	S	P	ERA	WHIP
Rick Wise, R ERA: 3.25	(1, 1)	4.2	L	24	8	5	4	3	2	1	0	0	0	0	43	75	7.71	2.143
Bill Champion, R ERA: 4.85	(5, 1)	1.0		6	3	1	1	1	1	0	0	0	0	0	7	11	9.00	4.000
Darrell Brandon, R ERA: 3.75	(6, 1)	1.1		5	1	0	0	1	0	0	0	0	0	0	12	20	0.00	0.750
Joe Hoerner, L ERA: 1.96	(8, 1)	2.0		6	0	0	0	3	0	0	0	0	0	0	12	16	0.00	0.000

PITCHER	IP	WLS	BF	H	R	ER	SO	BB	IBB	HBP	BLK	WP	HR	S	P	ERA	WHIP

BOTTOM

Batter	1	2	3	4	5	6	7	8	9	AB	R	H	RBI	BB	SO	LOB
Denny Doyle, L (1, 4) OBP: 0.275, SLG: 0.297	X 0-0 L9 ①		X 0-0 4-1 ③			H 1-0 4-3 HBP 1-2	S S X 0-2 G3 ③			3	0	0	0	0	0	1
Joe Hoerner, R (8, 1) OBP: 0.111, SLG: 0.111										0	0	0	0	0	0	0
Larry Bowa, S (1, 6) OBP: 0.291, SLG: 0.293	B B C X 2-1 F5 ②			X 0-0 F7 ①		B C T X 1-2 4-3 ② 1-2 2-3		B B B B 4-0 3-1 BB		3	0	0	0	1	0	2
Willie Montanez, L (1, 8) OBP: 0.328, SLG: 0.495	B F X 1-1 F7 ③			B B C B X 3-1 P6 ②		C F B F B F B F F 3-3 C K ③		B C B X 2-1 3-1 ① 1-2		4	0	0	0	0	1	3
Deron Johnson, R (1, 3) OBP: 0.351, SLG: 0.503		B B B C X 3-1 1B 1B		B B B S C X 3-2 4-3 ③			B B S F B B 4-2 1B 2B BB	S S B S 1-3 K ②		3	1	1	0	1	1	1
Oscar Gamble, L (1, 9) OBP: 0.267, SLG: 0.343		F F S 0-3 K ①			B S S S 1-3 K ①		X 0-0 F9 ①	C S B S 1-3 K ③		2	0	0	0	0	2	1
Darrell Brandon, R (6, 1) OBP: 0.143, SLG: 0.143										0	0	0	0	0	0	0
Roger Freed, R (7, PH) OBP: 0.307, SLG: 0.290										1	0	0	0	0	0	1
Terry Harmon, R (8, 4) OBP: 0.284, SLG: 0.256										1	0	0	0	0	1	1
Don Money, R (1, 7) OBP: 0.279, SLG: 0.360		X 0-0 G4-6-3 1-2 1B			B B B S S F X 3-2 6-3 ②		X 0-0 2B E 1-2 1B		S S X 0-2 L8 ①	4	1	2	0	0	0	0
(8, 5)																
Tim McCarver, L (1, 2) OBP: 0.326, SLG: 0.430	B X 1-0 G4-6-3 ②③ 1-2f				X 0-0 F9 ③		B F F B X 2-2 E 1-3 2-H 2B		X 0-0 L9 ②	4	1	1	1	0	0	2
John Vukovich, R (1, 5) OBP: 0.204, SLG: 0.184			S X 0-1 6-3 ①			S S S 0-3 K ①	F B F S 1-3 K ②		X 0-0 F8 ③	2	0	0	0	0	1	0
Byron Browne, R (7, PH) OBP: 0.280, SLG: 0.341										2	0	0	0	0	1	2
(8, 7)																
Rick Wise, R (1, 1) OBP: 0.258, SLG: 0.483			B B C X 2-1 P4 ②			B B B S S X 3-1 4-3 HBP 1B	F B B X 2-1 E1 2-H 3-H 1B			1	0	0	0	0	0	0
Bill Champion, R (5, 1) OBP: 0.091, SLG: 0.091										0	0	0	0	0	0	0
Ron Stone, L (6, 9) OBP: 0.336, SLG: 0.283										2	0	2	2	0	0	0
Inning Stats	R: 0 E: 0 K: 0 S: 5 H: 0 LOB: 0 BB: 0 P: 8	R: 0 E: 0 K: 1 S: 7 H: 2 LOB: 1 BB: 0 P: 11	R: 0 E: 0 K: 0 S: 5 H: 0 LOB: 0 BB: 0 P: 7	R: 0 E: 0 K: 0 S: 6 H: 0 LOB: 0 BB: 0 P: 12	R: 0 E: 0 K: 1 S: 8 H: 0 LOB: 0 BB: 0 P: 12	R: 0 E: 0 K: 2 S: 15 H: 1 LOB: 2 BB: 0 P: 23	R: 3 E: 1 K: 1 S: 15 H: 3 LOB: 1 BB: 1 P: 24	R: 0 E: 0 K: 2 S: 8 H: 0 LOB: 1 BB: 1 P: 16	R: 0 E: 0 K: 0 S: 5 H: 0 LOB: 0 BB: 0 P: 5	1B: 5 2B: 1 3B: 0 HR: 0	SF: 0 SAC: 0 DP: 1 HBP: 1						

PITCHER	IP	WLS	BF	H	R	ER	SO	BB	IBB	HBP	BLK	WP	HR	S	P	ERA	WHIP
Don Wilson, R (1, 1) ERA: 3.11	9.0	W	35	6	3	3	7	2	0	1	0	0	0	74	118	3.00	0.889

PITCHER	IP	WLS	BF	H	R	ER	SO	BB	IBB	HBP	BLK	WP	HR	S	P	ERA	WHIP

Houston Astros @ Philadelphia Phillies

Veterans Stadium, Philadelphia, PA

Wed Jul 28 1971, 7:05 PM EDT

Att. 15,802 - Unknown

livebaseballscorecards.com

AB	32
R	3
H	6
RBI	3
BB	2
SO	7
LOB	14

1B: 5	SF: 0	WP: 0	PA: 35
2B: 1	SAC: 0	PB: 0	
3B: 0	DP: 1	SB: 0	
HR: 0	HBP: 1	CS: 0	

Batter	1	2	3	4	5	6	7	8	9	AB	R	H	RBI	BB	SO	LOB
Lou Brock, L (1, 7) OBP: 0.397, SLG: 0.443	B B B B 4-0 S E BB	B S X 1-1 1-3 ③			X 0-0 S 2B		X 0-0 S 2B			3	1	2	0	1	0	1
Julian Javier, R (1, 4) OBP: 0.270, SLG: 0.341	B S S S 1-3 K ① 1-H		X 0-0 FC5-4 1B		B B X 2-0 4-3 ② 2-3		B S X 1-1 6-3 ② 2-3			4	0	1	0	0	1	2
Luis Melendez, R (1, 9) OBP: 0.345, SLG: 0.283	X 0-0 F8 ②		X 0-0 F9 ①		S B B S S 2-3 K ③		S S B F B S 2-3 K ③			4	0	0	0	0	2	3
Joe Torre, R (1, 5) OBP: 0.428, SLG: 0.559	B B X 2-0 2B		X 0-0 FC5-4 ② 1-2f			B B B C X 3-1 F8 ①		X 0-0 4-3 ①		4	0	1	0	0	0	1
Jim Beauchamp, R (1, 3) OBP: 0.302, SLG: 0.402 Joe Hague, L (7, 3) OBP: 0.330, SLG: 0.381	X 0-0 4-3 ③		X 0-0 F9 ③			X 0-0 6-3 ②		X 0-0 4-3 ②		3 1	0 0	0 0	0 0	0 0	0 0	2 0
Jerry McNertney, R (1, 2) OBP: 0.333, SLG: 0.471		B B B B 4-0 1B SF8 BB		X 0-0 F9 ①		B B X 2-0 P4 ③		X 0-0 6-3 ③		3	1	0	0	1	0	0
Jose Cruz, L (1, 8) OBP: 0.373, SLG: 0.412		X 0-0 SF8 1-3 1B		X 0-0 ② L3			S X 0-1 HR		X 0-0 F7 ①	4	1	2	1	0	0	0
Dal Maxvill, R (1, 6) OBP: 0.314, SLG: 0.275		X 0-0 ① SF8 2-3 3-H		X 0-0 ③ 5-3			X 0-0 F8 ①		X 0-0 ② 5-3	3	0	0	1	0	0	0
Bob Gibson, R (1, 1) OBP: 0.241, SLG: 0.357		X 0-0 ② L6			X 0-0 ① 5-3		S X 0-1 HR		B B S S S F X 2-2 ③ 5-3	4	1	1	1	0	0	1
Inning Stats	R: 1 H: 1 E: 0 LOB: 1 K: 1 BB: 1 S: 6 P: 13	R: 1 H: 1 E: 0 LOB: 1 K: 0 BB: 1 S: 5 P: 10	R: 0 H: 1 E: 0 LOB: 1 K: 0 BB: 0 S: 4 P: 4	R: 0 H: 0 E: 0 LOB: 0 K: 0 BB: 0 S: 3 P: 3	R: 0 H: 1 E: 0 LOB: 1 K: 1 BB: 0 S: 6 P: 10	R: 0 H: 0 E: 0 LOB: 0 K: 0 BB: 0 S: 4 P: 9	R: 2 H: 3 E: 0 LOB: 1 K: 1 BB: 0 S: 12 P: 15	R: 0 H: 0 E: 0 LOB: 0 K: 0 BB: 0 S: 3 P: 3	R: 0 H: 0 E: 0 LOB: 0 K: 0 BB: 0 S: 6 P: 8	1B: 2 SF: 1 2B: 3 SAC: 0 3B: 0 DP: 0 HR: 2 HBP: 0						WP: 0 PA: 36 PB: 0 SB: 3 CS: 0

TOP

St. Louis Cardinals @ Philadelphia Phillies

Veterans Stadium, Philadelphia, PA

Fri Jul 30 1971, 7:05 PM EDT

Att. 26,461 - Unknown

livebaseballscorecards.com

AB	33
R	4
H	7
RBI	3
BB	2
SO	3
LOB	10

PITCHER		IP	WLS	BF	H	R	ER	SO	BB	IBB	HBP	BLK	WP	HR	S	P	ERA	WHIP
Chris Short, L ERA: 3.93	(1, 1)	6.1	L	28	7	4	4	2	2	0	0	0	0	2	34	55	5.68	1.421
Bill Wilson, R ERA: 2.2	(7, 1)	2.2		8	0	0	0	1	0	0	0	0	0	0	15	20	0.00	0.000

PITCHER	IP	WLS	BF	H	R	ER	SO	BB	IBB	HBP	BLK	WP	HR	S	P	ERA	WHIP

BOTTOM

Batter	1	2	3	4	5	6	7	8	9	AB	R	H	RBI	BB	SO	LOB
Denny Doyle, L (1, 4) OBP: 0.288, SLG: 0.319	S B S H 2-2 FC6-4 HBP		X 0-0 HR		B B B C X 3-1 1B 1-2 1B		X 0-0 G4-3 1B		B C F X 1-2 3-H 1B	4	1	4	2	0	0	0
Larry Bowa, S (1, 6) OBP: 0.290, SLG: 0.292	X 0-0 ① P6		X 0-0 ② 4-3		X 0-0 1-2 2-3 1B		B C F X 1-2 ②③ G4-3 1-2f		X 0-0 ③ 4-3	5	0	1	0	0	0	3
Willie Montanez, L (1, 8) OBP: 0.327, SLG: 0.491 Byron Browne, R (9, 8) OBP: 0.280, SLG: 0.341	X 0-0 ② FC6-4 S 1-2f		B B B B 4-0 BB		B F X 1-1 ②③ G3-2 3-Hf			X 0-0 ① G3		3 0	0 0	0 0	0 0	1 0	0 0	4 0
Deron Johnson, R (1, 3) OBP: 0.348, SLG: 0.497	S S B X 1-2 ③ 6-3 1-2		S B B C B S 3-3 ③ K2-3			B B S S X 2-2 ① P5		X 0-0 ② P6		4	0	0	0	0	1	2
Oscar Gamble, L (1, 9) OBP: 0.266, SLG: 0.337		B B B S S X 3-2 ① F5		X 0-0 ① P6		B B B B 4-0 4-3 BB		X 0-0 ③ 6-3		3	0	0	0	1	0	0
Don Money, R (1, 7) OBP: 0.282, SLG: 0.358 (7, 5)		B B B B 4-0 BB		S S X 0-2 ② 5-3		S B B B X 3-1 ② 4-3 1-2			B B B C T B 4-2 2B 4-3 BB	2	1	0	0	2	0	1
Tim McCarver, L (1, 2) OBP: 0.328, SLG: 0.432	X 0-0 ② F8			B B S X 2-1 ③ 6-3		I I I I 4-0 IBB			C B X 1-1 4-3 1-3 1B 2B	3	1	1	0	1	0	1
John Vukovich, R (1, 5) OBP: 0.200, SLG: 0.181 Bill Wilson, R (7, 1) Roger Freed, R (9, PH) OBP: 0.306, SLG: 0.289	X 0-0 ③ F8				X 0-0 ① P3	F C B B B X 3-2 ③ F7			C B S S S 1-3 ① K	3 0 1	0 0 0	0 0 0	0 0 0	0 0 1	0 0 0	3 0 2
Chris Short, R (1, 1) OBP: 0.174, SLG: 0.073 Ron Stone, L (7, 7) OBP: 0.330, SLG: 0.277			B B S S B C 3-3 ① K		X 0-0 CI 1B 1B G3-2		C F S 0-3 ① K		X 0-0 ② 4-3 2-3 3-H	1 2	0 0	0 0	0 1	0 0	1 1	0 1
Inning Stats	R: 0 E: 0 K: 0 S: 7 H: 0 LOB: 1 BB: 0 P: 10	R: 0 E: 0 K: 0 S: 5 H: 0 LOB: 1 BB: 1 P: 12	R: 1 E: 0 K: 2 S: 8 H: 1 LOB: 1 BB: 1 P: 18	R: 0 E: 0 K: 0 S: 6 H: 0 LOB: 0 BB: 0 P: 8	R: 0 E: 1 K: 0 S: 7 H: 2 LOB: 2 BB: 0 P: 11	R: 0 E: 0 K: 0 S: 8 H: 0 LOB: 2 BB: 2 P: 24	R: 0 E: 0 K: 1 S: 7 H: 1 LOB: 0 BB: 0 P: 8	R: 0 E: 0 K: 0 S: 3 H: 0 LOB: 0 BB: 0 P: 3	R: 2 E: 0 K: 1 S: 12 H: 2 LOB: 1 BB: 1 P: 19	1B: 4 2B: 1 3B: 0 HR: 1	SF: 0 SAC: 0 DP: 2 HBP: 1				WP: 0 PB: 0 SB: 1 CS: 0	PA: 38	

PITCHER	IP	WLS	BF	H	R	ER	SO	BB	IBB	HBP	BLK	WP	HR	S	P	ERA	WHIP
Bob Gibson, R (1, 1) ERA: 3.39	9.0	W	38	6	3	3	4	4	1	1	0	0	1	63	113	3.00	1.111

PITCHER	IP	WLS	BF	H	R	ER	SO	BB	IBB	HBP	BLK	WP	HR	S	P	ERA	WHIP

St. Louis Cardinals @ Philadelphia Phillies
Veterans Stadium, Philadelphia, PA
Fri Jul 30 1971, 7:05 PM EDT
Att. 26,461 - Unknown

livebaseballscorecards.com

AB	31
R	3
H	6
RBI	3
BB	5
SO	4
LOB	17

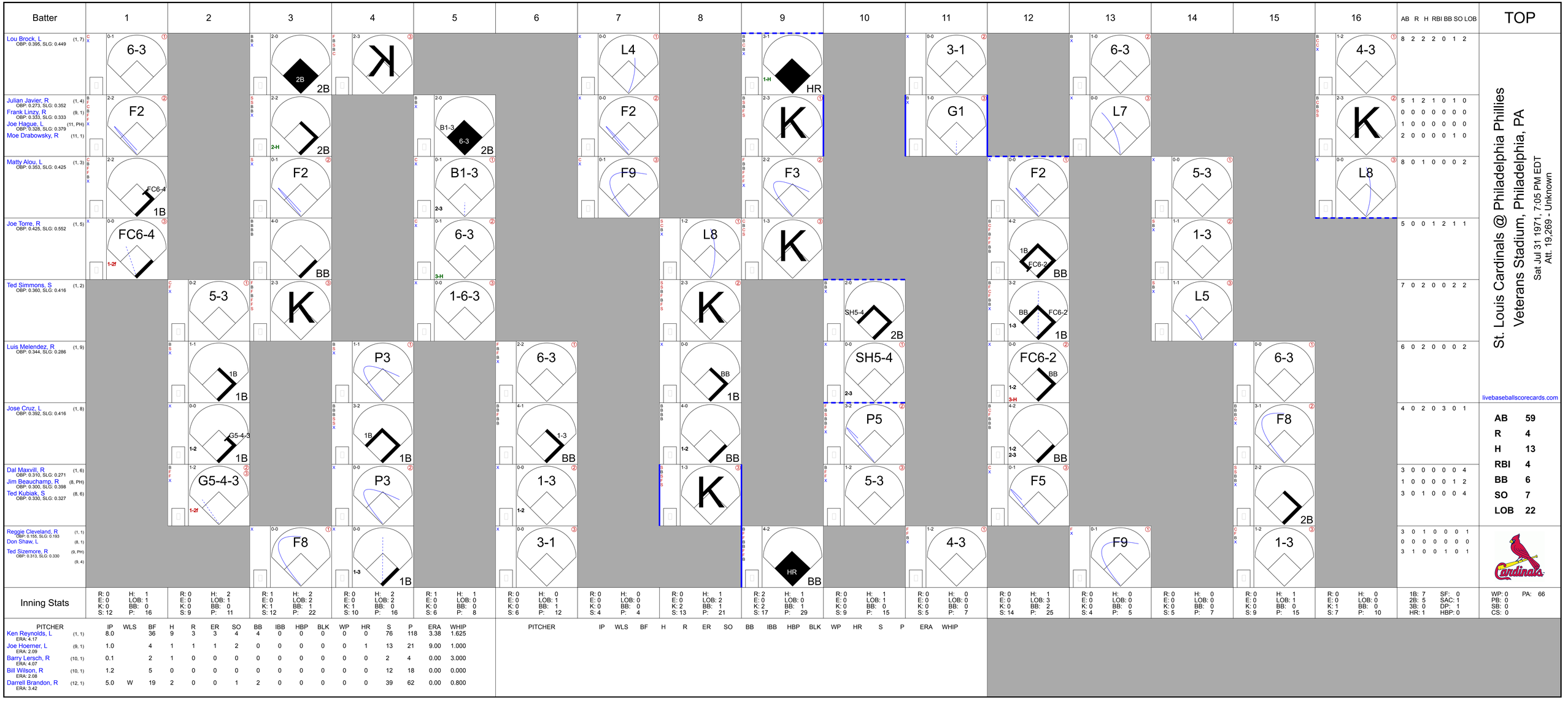
Batter
1
2
3
4
5
6
7
8
9
10
11
12
13
14
15
16
AB R H RBI BB SO LOB
TOP
Lou Brock, L
OBP: 0.395, SLG: 0.449
(1, 7)
6-3
2B
K
L4
3-1
HR
6-3
4-3
8 2 2 2 0 1 2
Julian Javier, R
OBP: 0.273, SLG: 0.352
(1, 4)
Frank Linzy, R
OBP: 0.333, SLG: 0.333
(9, 1)
Joe Hague, L
OBP: 0.328, SLG: 0.379
(11, PH)
Moe Drabowsky, R
(11, 1)
F2
2B
B1-3
6-3
2B
F2
K
G1
L7
K
5 1 2 1 0 1 0
0 0 0 0 0 0 0
1 0 0 0 0 0 0
2 0 0 0 0 1 0
Matty Alou, L
OBP: 0.353, SLG: 0.425
(1, 3)
FC6-4
1B
F2
B1-3
2-3
F9
F3
F2
5-3
1-3
L5
L8
8 0 1 0 0 0 2
Joe Torre, R
OBP: 0.425, SLG: 0.552
(1, 5)
FC6-4
1-2f
BB
6-3
3-H
L8
K
1B
FC6-2
BB
1-3
5 0 0 1 2 1 1
Ted Simmons, S
OBP: 0.360, SLG: 0.416
(1, 2)
5-3
K
1-6-3
K
SH5-4
2B
BB
FC6-2
1B
1-3
7 0 2 0 0 0 2
Luis Melendez, R
OBP: 0.344, SLG: 0.286
(1, 9)
1B
1B
P3
6-3
BB
1B
SH5-4
2-3
FC6-2
BB
1-2
3-H
6-3
6 0 2 0 0 0 2
Jose Cruz, L
OBP: 0.392, SLG: 0.416
(1, 8)
G5-4-3
1-2
1B
1B
1B
1-3
1-2
BB
P5
1B
BB
1-2
2-3
F8
4 0 2 0 3 0 1
Dal Maxvill, R
OBP: 0.310, SLG: 0.271
(1, 6)
Jim Beauchamp, R
OBP: 0.300, SLG: 0.398
(8, PH)
Ted Kubiak, S
OBP: 0.330, SLG: 0.327
(8, 6)
G5-4-3
1-2f
P3
1-3
1-2
K
5-3
P3
F5
2B
3 0 0 0 0 0 4
1 0 0 0 0 1 2
3 0 1 0 0 0 4
Reggie Cleveland, R
OBP: 0.155, SLG: 0.193
(1, 1)
Don Shaw, L
(8, 1)
Ted Sizemore, R
OBP: 0.313, SLG: 0.330
(9, PH)
(9, 4)
F8
1B
3-1
HR
BB
4-3
F9
1-3
3 0 1 0 0 0 1
0 0 0 0 0 0 0
3 1 0 0 1 0 1
St. Louis Cardinals @ Philadelphia Phillies
Veterans Stadium, Philadelphia, PA
Sat Jul 31 1971, 7:05 PM EDT
Att. 19,269 - Unknown
livebaseballscorecards.com
AB 59
R 4
H 13
RBI 4
BB 6
SO 7
LOB 22
Inning Stats
R: 0 H: 1
E: 0 LOB: 1
K: 0 BB: 0
S: 12 P: 16
R: 0 H: 2
E: 0 LOB: 1
K: 0 BB: 0
S: 9 P: 11
R: 1 H: 2
E: 0 LOB: 2
K: 1 BB: 1
S: 12 P: 22
R: 0 H: 2
E: 0 LOB: 2
K: 1 BB: 0
S: 10 P: 16
R: 1 H: 1
E: 0 LOB: 0
K: 0 BB: 0
S: 6 P: 8
R: 0 H: 0
E: 0 LOB: 1
K: 0 BB: 1
S: 6 P: 12
R: 0 H: 0
E: 0 LOB: 0
K: 0 BB: 0
S: 4 P: 4
R: 0 H: 1
E: 0 LOB: 2
K: 2 BB: 1
S: 13 P: 21
R: 2 H: 1
E: 0 LOB: 0
K: 2 BB: 1
S: 17 P: 29
R: 0 H: 1
E: 0 LOB: 1
K: 0 BB: 0
S: 9 P: 15
R: 0 H: 0
E: 0 LOB: 0
K: 0 BB: 0
S: 5 P: 7
R: 0 H: 1
E: 0 LOB: 3
K: 0 BB: 2
S: 14 P: 25
R: 0 H: 0
E: 0 LOB: 0
K: 0 BB: 0
S: 4 P: 5
R: 0 H: 0
E: 0 LOB: 0
K: 0 BB: 0
S: 5 P: 7
R: 0 H: 1
E: 0 LOB: 1
K: 0 BB: 0
S: 9 P: 15
R: 0 H: 0
E: 0 LOB: 0
K: 1 BB: 0
S: 7 P: 10
1B: 7 SF: 0
2B: 5 SAC: 1
3B: 0 DP: 1
HR: 1 HBP: 0
WP: 0 PA: 66
PB: 0
SB: 0
CS: 0
PITCHER IP WLS BF H R ER SO BB IBB HBP BLK WP HR S P ERA WHIP
Ken Reynolds, L (1, 1) ERA: 4.17 8.0 36 9 3 3 4 4 0 0 0 0 0 0 76 118 3.38 1.625
Joe Hoerner, L (9, 1) ERA: 2.09 1.0 4 1 1 1 2 0 0 0 0 0 1 0 13 21 9.00 1.000
Barry Lersch, R (10, 1) ERA: 4.07 0.1 2 1 0 0 0 0 0 0 0 0 0 0 2 4 0.00 3.000
Bill Wilson, R (10, 1) ERA: 2.08 1.2 5 0 0 0 0 0 0 0 0 0 0 0 12 18 0.00 0.000
Darrell Brandon, R (12, 1) ERA: 3.42 5.0 W 19 2 0 0 1 2 0 0 0 0 0 0 39 62 0.00 0.800
PITCHER IP WLS BF H R ER SO BB IBB HBP BLK WP HR S P ERA WHIP

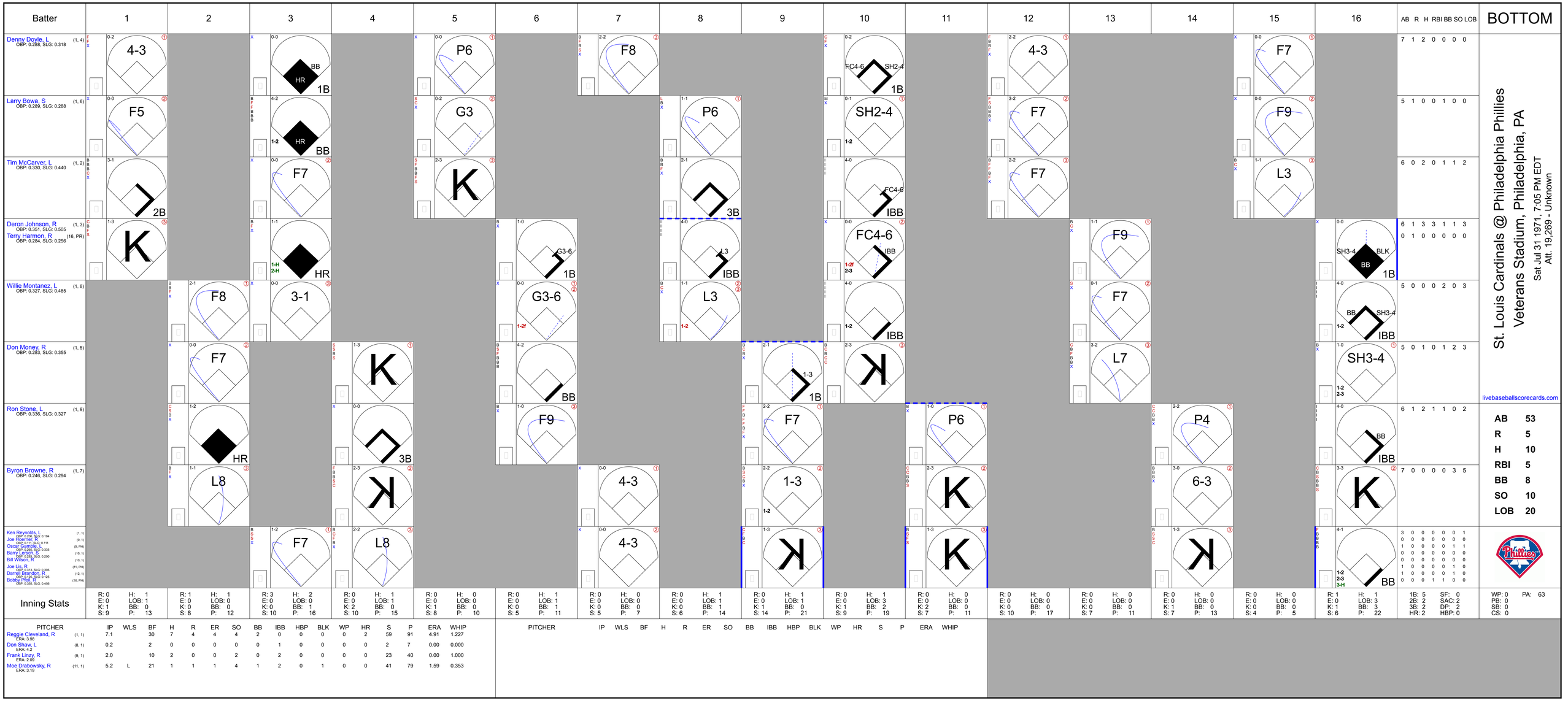

St. Louis Cardinals @ Philadelphia Phillies

Veterans Stadium, Philadelphia, PA

Sat Jul 31 1971, 7:05 PM EDT
Att. 19,269 - Unknown

livebaseballscorecards.com

Batter	1	2	3	4	5	6	7	8	9	10	11	12	13	14	15	16	AB	R	H	RBI	BB	SO	LOB
Denny Doyle, L (1, 4) OBP: 0.288, SLG: 0.318	4-3		BB HR 1B		P6		F8			FC4-6 SH2-4 1B		4-3			F7		7	1	2	0	0	0	0
Larry Bowa, S (1, 6) OBP: 0.289, SLG: 0.288	F5		1-2 HR BB		G3			P6		SH2-4 1-2		F7			F9		5	1	0	0	1	0	0
Tim McCarver, L (1, 2) OBP: 0.330, SLG: 0.440	2B		F7		K			3B		FC4-6 IBB		F7			L3		6	0	2	0	1	1	2
Deron Johnson, R (1, 3) OBP: 0.351, SLG: 0.505	K		1-H 2-H HR			G3-6 1B		L3 IBB		FC4-6 IBB 1-2f 2-3			F9			SH3-4 BLK BB 1B	6	1	3	3	1	1	3
Terry Harmon, R (16, PR) OBP: 0.284, SLG: 0.256																	0	1	0	0	0	0	0
Willie Montanez, L (1, 8) OBP: 0.327, SLG: 0.485		F8	3-1			G3-6 1-2f		L3 1-2		IBB			F7			BB SH3-4 1-2 IBB	5	0	0	0	2	0	3
Don Money, R (1, 5) OBP: 0.283, SLG: 0.355		F7		K		BB			1-3 1B	K			L7			SH3-4 1-2 2-3	5	0	1	0	1	2	3
Ron Stone, L (1, 9) OBP: 0.336, SLG: 0.327		HR		3B		F9			F7		P6			P4		BB IBB	6	1	2	1	1	0	2
Byron Browne, R (1, 7) OBP: 0.246, SLG: 0.294		L8		K			4-3		1-3 1-2		K			6-3		K	7	0	0	0	0	3	5
Ken Reynolds, L (1, 1) OBP: 0.206, SLG: 0.194																							
Joe Hoerner, R (9, 1) OBP: 0.111, SLG: 0.111																							
Oscar Gamble, L (9, PH) OBP: 0.265, SLG: 0.335																							
Barry Lersch, S (10, 1) OBP: 0.283, SLG: 0.200																							
Bill Wilson, R (10, 1)																							
Joe Lis, R (11, PH) OBP: 0.313, SLG: 0.395																							
Darrell Brandon, R (12, 1) OBP: 0.125, SLG: 0.125																							
Bobby Pfeil, R (16, PH) OBP: 0.355, SLG: 0.456																							

Inning Stats	1	2	3	4	5	6	7	8	9	10	11	12	13	14	15	16	AB	R	H	RBI	BB	SO	LOB
	R: 0 H: 1 E: 0 LOB: 1 K: 1 BB: 0 S: 9 P: 13	R: 1 H: 1 E: 0 LOB: 0 K: 0 BB: 0 S: 8 P: 12	R: 3 H: 2 E: 0 LOB: 0 K: 0 BB: 1 S: 10 P: 16	R: 0 H: 1 E: 0 LOB: 1 K: 2 BB: 0 S: 10 P: 15	R: 0 H: 0 E: 0 LOB: 0 K: 1 BB: 0 S: 8 P: 10	R: 0 H: 1 E: 0 LOB: 1 K: 0 BB: 1 S: 5 P: 11	R: 0 H: 0 E: 0 LOB: 0 K: 0 BB: 0 S: 5 P: 7	R: 0 H: 1 E: 0 LOB: 1 K: 0 BB: 1 S: 6 P: 14	R: 0 H: 1 E: 0 LOB: 1 K: 1 BB: 0 S: 14 P: 21	R: 0 H: 1 E: 0 LOB: 3 K: 1 BB: 2 S: 9 P: 19	R: 0 H: 0 E: 0 LOB: 0 K: 2 BB: 0 S: 7 P: 11	R: 0 H: 0 E: 0 LOB: 0 K: 0 BB: 0 S: 10 P: 17	R: 0 H: 0 E: 0 LOB: 0 K: 0 BB: 0 S: 7 P: 11	R: 0 H: 0 E: 0 LOB: 0 K: 1 BB: 0 S: 7 P: 13	R: 0 H: 0 E: 0 LOB: 0 K: 0 BB: 0 S: 4 P: 5	R: 1 H: 1 E: 0 LOB: 3 K: 1 BB: 3 S: 6 P: 22	1B: 5 SF: 0 2B: 2 SAC: 2 3B: 2 DP: 2 HR: 2 HBP: 0	WP: 0 PA: 63 PB: 0 SB: 0 CS: 0

PITCHER	IP	WLS	BF	H	R	ER	SO	BB	IBB	HBP	BLK	WP	HR	S	P	ERA	WHIP
Reggie Cleveland, R (1, 1) ERA: 3.98	7.1		30	7	4	4	4	2	0	0	0	0	2	59	91	4.91	1.227
Don Shaw, L (8, 1) ERA: 4.2	0.2		2	0	0	0	0	0	1	0	0	0	0	2	7	0.00	0.000
Frank Linzy, R (9, 1) ERA: 2.09	2.0		10	2	0	0	2	0	2	0	0	0	0	23	40	0.00	1.000
Moe Drabowsky, R (11, 1) ERA: 3.19	5.2	L	21	1	1	1	4	1	2	0	1	0	0	41	79	1.59	0.353

PITCHER	IP	WLS	BF	H	R	ER	SO	BB	IBB	HBP	BLK	WP	HR	S	P	ERA	WHIP

Batter	1	2	3	4	5	6	7	8	9	AB	R	H	RBI	BB	SO	LOB
Felix Millan, R (1, 4) OBP: 0.355, SLG: 0.371	C X 0-1 ① 4-3		B X 1-0 ③ L7		C B X 1-1 ② FC4 1B 1-2f		X 0-0 ② F8			4	0	0	0	0	0	1
Ralph Garr, L (1, 7) OBP: 0.373, SLG: 0.447	C C B X 1-2 ② 6-3			X 0-0 1B 1B	C X 0-1 1-3 1B		B X 1-0 ③ 5-3			4	0	2	0	0	0	0
Hank Aaron, R (1, 3) OBP: 0.404, SLG: 0.631	B B B X 3-0 ③ F3			B X 1-0 ① F9	B X 1-0 ③ F3			B B X 2-0 G3-6-1 1B		4	0	1	0	0	0	3
Mike Lum, L (1, 9) OBP: 0.369, SLG: 0.413		B F X 1-1 1B 1B		X 0-0 BB 1-3 1B		X 0-0 1B 1B		B C X 1-1 ① ② G3-6-1 1-2f		4	0	3	0	0	0	1
Earl Williams, R (1, 2) OBP: 0.309, SLG: 0.444		F X 0-1 G4-6-3 1-3 1B		S S B C 1-3 ② K		S B S B X 2-2 ① F8		B X 1-0 PB 1B		4	0	2	0	0	1	3
Darrell Evans, L (1, 5) OBP: 0.348, SLG: 0.418		B B C B S S 3-3 ① K		C B F B B B 4-2 1-2 BB		X 0-0 1-2 1B		C B B X 2-1 ③ G3 1-2		3	0	1	0	1	1	3
Sonny Jackson, L (1, 8) OBP: 0.314, SLG: 0.346		B B C F X 2-2 ② ③ G4-6-3 1-2f		C X 0-1 ③ L9		S X 0-1 ② F8			X 0-0 G6-3 1B	4	0	1	0	0	0	7
Marty Perez, R (1, 6) OBP: 0.269, SLG: 0.295			C C B F B B X 3-2 ① F3		B B C B C X 3-2 FC4 1B		C F B X 1-2 ③ 4-3		C B B X 2-1 ① ② G6-3 1-2f	4	0	1	0	0	0	3
George Stone, L (1, 1) OBP: 0.180, SLG: 0.204 Mike McQueen, L (8, 1) OBP: 0.100, SLG: 0.100 Hal King, L (9, PH) OBP: 0.333, SLG: 0.341			B S S B S 2-3 ② K		B S L S 1-3 ① K		F F B B C 2-3 ① K		X 0-0 ③ 6-3	3 0 1	0 0 0	0 0 0	0 0 0	3 0 0	1 0 0	1 0 0
Inning Stats	R: 0 H: 0 E: 0 LOB: 0 K: 0 BB: 0 S: 6 P: 10	R: 0 H: 2 E: 0 LOB: 1 K: 1 BB: 0 S: 10 P: 16	R: 0 H: 0 E: 0 LOB: 0 K: 1 BB: 0 S: 8 P: 14	R: 0 H: 2 E: 0 LOB: 3 K: 1 BB: 1 S: 10 P: 16	R: 0 H: 2 E: 0 LOB: 2 K: 1 BB: 0 S: 11 P: 17	R: 0 H: 2 E: 0 LOB: 2 K: 0 BB: 0 S: 10 P: 13	R: 0 H: 0 E: 0 LOB: 0 K: 1 BB: 0 S: 5 P: 8	R: 0 H: 2 E: 0 LOB: 1 K: 0 BB: 0 S: 6 P: 12	R: 0 H: 1 E: 0 LOB: 0 K: 0 BB: 0 S: 4 P: 6	1B: 11 SF: 0 2B: 0 SAC: 0 3B: 0 DP: 3 HR: 0 HBP: 0						WP: 0 PA: 36 PB: 1 SB: 0 CS: 0

TOP

Atlanta Braves @ Philadelphia Phillies

Veterans Stadium, Philadelphia, PA

Mon Aug 02 1971, 7:05 PM EDT

Att. 12,104 - Unknown

livebaseballscorecards.com

AB	35
R	0
H	11
RBI	0
BB	1
SO	5
LOB	22

PITCHER		IP	WLS	BF	H	R	ER	SO	BB	IBB	HBP	BLK	WP	HR	S	P	ERA	WHIP
Rick Wise, R ERA: 3.09	(1, 1)	9.0	W	36	11	0	0	5	1	0	0	0	0	0	70	112	0.00	1.333

PITCHER	IP	WLS	BF	H	R	ER	SO	BB	IBB	HBP	BLK	WP	HR	S	P	ERA	WHIP

Batter	1	2	3	4	5	6	7	8	9	AB	R	H	RBI	BB	SO	LOB
Terry Harmon, R (1, 4) OBP: 0.290, SLG: 0.258	C B S C 1-3 K ①		B B S H 3-1 CS K HBP		F S B X 1-2 F7 ①		B B F X 2-1 1B 1-2 1B			3	0	1	0	0	1	0
Larry Bowa, S (1, 6) OBP: 0.288, SLG: 0.293	X 0-0 P4 ②		L B B B C X 3-2 5-3 ②③ 1-2		B B C C B X 3-2 F8 ②		F X 0-1 1-2 2-3 1B			4	0	1	0	0	0	1
Tim McCarver, L (1, 2) OBP: 0.336, SLG: 0.445	B F X 1-1 G3 ③			B B X 2-0 F8 ①	S F B X 1-2 1B		B B B C X 3-1 SF8 ② 3-H			3	0	1	1	0	0	0
Deron Johnson, R (1, 3) OBP: 0.349, SLG: 0.506		B X 1-0 5-3 ①		B X 1-0 HR	C B B C C 2-3 K ③		B X 1-0 P4 ③			4	1	1	1	0	1	3
Roger Freed, R (1, 9) OBP: 0.307, SLG: 0.306		S X 0-1 F9 ②		B B S S X 2-2 HR		X 0-0 P3 ①		X 0-0 1B		4	1	2	1	0	0	0
Willie Montanez, L (1, 8) OBP: 0.325, SLG: 0.478		B S X 1-1 BB 1B		S B S S 1-3 K ②		B S X 1-1 6-3 ②		X 0-0 F8 ①		4	0	1	0	0	1	1
Don Money, R (1, 7) OBP: 0.287, SLG: 0.352		B C B B B 4-1 1-2 BB		X 0-0 S 1B 1B		X 0-0 F8 ③		S B S S 1-3 K ②		3	1	1	0	1	1	1
John Vukovich, R (1, 5) OBP: 0.201, SLG: 0.182		X 0-0 5-3 ③		B S S S B X 2-2 1-H 1B			X 0-0 L8 ①	C F X 0-2 F9 ③		4	0	1	1	0	0	3
Rick Wise, R (1, 1) OBP: 0.262, SLG: 0.476			B S S S 1-3 K ①	B B C F S 2-3 K ③			S X 0-1 1B 1B SF8 1B			3	1	1	0	0	2	1
Inning Stats	R: 0 H: 0 E: 0 LOB: 0 K: 1 BB: 0 S: 6 P: 8	R: 0 H: 1 E: 0 LOB: 2 K: 0 BB: 1 S: 7 P: 13	R: 0 H: 0 E: 0 LOB: 0 K: 1 BB: 0 S: 7 P: 14	R: 3 H: 4 E: 0 LOB: 1 K: 2 BB: 0 S: 15 P: 25	R: 0 H: 1 E: 0 LOB: 1 K: 1 BB: 0 S: 12 P: 19	R: 0 H: 0 E: 0 LOB: 0 K: 0 BB: 0 S: 4 P: 5	R: 1 H: 3 E: 0 LOB: 2 K: 0 BB: 0 S: 10 P: 16	R: 0 H: 1 E: 0 LOB: 1 K: 1 BB: 0 S: 8 P: 9		1B: 8 SF: 1 2B: 0 SAC: 0 3B: 0 DP: 0 HR: 2 HBP: 1						WP: 0 PA: 35 PB: 0 SB: 1 CS: 1

PITCHER		IP	WLS	BF	H	R	ER	SO	BB	IBB	HBP	BLK	WP	HR	S	P	ERA	WHIP
George Stone, L ERA: 2.79	(1, 1)	7.0	L	31	9	4	4	5	1	0	1	0	0	2	61	100	5.14	1.429
Mike McQueen, L ERA: 2.88	(8, 1)	1.0		4	1	0	0	1	0	0	0	0	0	0	8	9	0.00	1.000

PITCHER	IP	WLS	BF	H	R	ER	SO	BB	IBB	HBP	BLK	WP	HR	S	P	ERA	WHIP

BOTTOM

Atlanta Braves @ Philadelphia Phillies

Veterans Stadium, Philadelphia, PA

Mon Aug 02 1971, 7:05 PM EDT

Att. 12,104 - Unknown

livebaseballscorecards.com

AB	32
R	4
H	10
RBI	4
BB	1
SO	6
LOB	10

Batter	1	2	3	4	5	6	7	8	9	AB	R	H	RBI	BB	SO	LOB
Oscar Brown, R (1, 8) OBP: 0.267, SLG: 0.259	B B C B B 4-1 SH1-3 BB		X 0-0 ② 6-3			M X 0-1 ② P6		X 0-0 ③ G3		3	0	0	0	1	0	1
Ralph Garr, L (1, 7) OBP: 0.371, SLG: 0.444	X 0-0 ① SH1-3 1-2		C X 0-1 ③ 4-3			F X 0-1 ③ B1			B B C F S 2-3 ① K	3	0	0	0	0	1	1
Hank Aaron, R (1, 3) OBP: 0.403, SLG: 0.635	C B B F B X 3-2 ② 4-3			X 0-0 ① F8			B X 1-0 HR		C X 0-1 ② L9	4	1	1	1	0	0	1
Earl Williams, R (1, 2) OBP: 0.309, SLG: 0.451	X 0-0 ③ F8			B B C S S 2-3 ② K			X 0-0 ① F9		B B B X 3-0 HR	4	1	1	1	0	1	1
Zoilo Versalles, R (1, 5) OBP: 0.262, SLG: 0.387		C F C 0-3 ① K		B S B X 2-1 ③ F9			F S B B F C 1-3 ② K		B B F F F F F F F F 4-2 WP S BB	3	0	0	0	1	2	0
Mike Lum, L (1, 9) OBP: 0.368, SLG: 0.411		B B C X 2-1 ② 6-3			C X 0-1 ① L4		C B X 1-1 1B		B C S X 1-2 ③ L8 1-3	4	0	1	0	0	0	1
Gil Garrido, R (1, 4) OBP: 0.263, SLG: 0.167		C S X 0-2 ③ F8			B B C F B X 3-2 G4-6-3 1B		X 0-0 ③ 6-3			3	0	1	0	0	0	1
Marty Perez, R (1, 6) OBP: 0.270, SLG: 0.295			X 0-0 SH3-4 1B		B F X 1-1 ② ③ G4-6-3 1-2f			B B C X 2-1 ① L4		3	0	1	0	0	0	1
Ron Reed, R (1, 1) OBP: 0.107, SLG: 0.107 Darrell Evans, L (8, PH) OBP: 0.346, SLG: 0.415 Bob Priddy, R (8, 1) OBP: 0.182, SLG: 0.273			X 0-0 ① SH3-4 1-2			B C X 1-1 ① F4		C S S 0-3 ② K		1 1 0	0 0 0	0 0 0	0 0 0	0 0 0	0 1 0	0 0 0
Inning Stats	R: 0 H: 0 E: 0 LOB: 1 K: 0 BB: 1 S: 6 P: 13	R: 0 H: 0 E: 0 LOB: 0 K: 1 BB: 0 S: 8 P: 10	R: 0 H: 1 E: 0 LOB: 1 K: 0 BB: 0 S: 5 P: 5	R: 0 H: 0 E: 0 LOB: 0 K: 1 BB: 0 S: 6 P: 10	R: 0 H: 1 E: 0 LOB: 0 K: 0 BB: 0 S: 7 P: 11	R: 0 H: 0 E: 0 LOB: 0 K: 0 BB: 0 S: 6 P: 7	R: 1 H: 2 E: 0 LOB: 1 K: 1 BB: 0 S: 9 P: 12	R: 0 H: 0 E: 0 LOB: 0 K: 1 BB: 0 S: 6 P: 8	R: 1 H: 1 E: 0 LOB: 1 K: 1 BB: 1 S: 17 P: 27	1B: 3 SF: 0 2B: 0 SAC: 2 3B: 0 DP: 1 HR: 2 HBP: 0						

TOP

Atlanta Braves @ Philadelphia Phillies

Veterans Stadium, Philadelphia, PA

Tue Aug 03 1971, 7:05 PM EDT

Att. 17,703 - Unknown

livebaseballscorecards.com

AB	29
R	2
H	5
RBI	2
BB	2
SO	5
LOB	7

WP: 1 PA: 33
PB: 0
SB: 1
CS: 0

PITCHER		IP	WLS	BF	H	R	ER	SO	BB	IBB	HBP	BLK	WP	HR	S	P	ERA	WHIP
Chris Short, L ERA: 3.91	(1, 1)	9.0	W	33	5	2	2	5	2	0	0	0	1	2	70	103	2.00	0.778

PITCHER	IP	WLS	BF	H	R	ER	SO	BB	IBB	HBP	BLK	WP	HR	S	P	ERA	WHIP

BOTTOM

Atlanta Braves @ Philadelphia Phillies

Veterans Stadium, Philadelphia, PA

Tue Aug 03 1971, 7:05 PM EDT

Att. 17,703 - Unknown

livebaseballscorecards.com

Batter	1	2	3	4	5	6	7	8	9	AB	R	H	RBI	BB	SO	LOB
Terry Harmon, R (1, 6) OBP: 0.289, SLG: 0.258	F2		FC4-6 1-2f			K		3-1 1B		4	0	1	0	0	1	2
Denny Doyle, L (1, 4) OBP: 0.284, SLG: 0.313	F9		F9			WP 1-2 1B		3-1 1-2		4	0	1	0	0	0	2
Tim McCarver, L (1, 2) OBP: 0.338, SLG: 0.444	F8			G4-6-3 1B		F8		IBB		3	0	1	0	1	0	2
Deron Johnson, R (1, 3) OBP: 0.346, SLG: 0.501		K		K		K 1-2 2-3		K		4	0	0	0	0	4	5
Willie Montanez, L (1, 8) OBP: 0.324, SLG: 0.483		HR		G4-6-3 1-2f			F8	6-3		4	1	1	1	0	0	3
Don Money, R (1, 7) OBP: 0.287, SLG: 0.354		P4	1-3				1B 2B		L5 1B	4	1	1	0	0	0	0
Roger Freed, R (1, 9) OBP: 0.307, SLG: 0.306 Larry Bowa, S (9, PR) OBP: 0.288, SLG: 0.293		P4	F9				L5		2B 1B	4 0	0 1	1 0	0 0	0 0	0 0	1 0
John Vukovich, R (1, 5) OBP: 0.208, SLG: 0.196			F7		F8		2-H 1B		1-H 2B	4	0	2	2	0	0	0
Chris Short, R (1, 1) OBP: 0.204, SLG: 0.093			FC4-6 1B			WP 1B BB				2	0	1	0	1	1	1
Inning Stats	R: 0 E: 0 K: 0 S: 6 H: 0 LOB: 0 BB: 0 P: 9	R: 1 E: 0 K: 1 S: 10 H: 1 LOB: 0 BB: 0 P: 16	R: 0 E: 0 K: 0 S: 5 H: 1 LOB: 1 BB: 0 P: 7	R: 0 E: 0 K: 1 S: 6 H: 1 LOB: 0 BB: 0 P: 10	R: 0 E: 0 K: 0 S: 5 H: 0 LOB: 0 BB: 0 P: 9	R: 0 E: 0 K: 2 S: 15 H: 1 LOB: 2 BB: 1 P: 26	R: 1 E: 0 K: 1 S: 8 H: 2 LOB: 1 BB: 0 P: 12	R: 0 E: 0 K: 1 S: 8 H: 1 LOB: 2 BB: 1 P: 15	R: 1 E: 0 K: 0 S: 6 H: 2 LOB: 2 BB: 0 P: 11	1B: 6 2B: 2 3B: 0 HR: 1 SF: 0 SAC: 0 DP: 1 HBP: 0	WP: 1 PB: 0 SB: 0 CS: 0 PA: 35					

	AB	33
	R	3
	H	9
	RBI	3
	BB	2
	SO	6
	LOB	16

PITCHER		IP	WLS	BF	H	R	ER	SO	BB	IBB	HBP	BLK	WP	HR	S	P	ERA	WHIP
Ron Reed, R ERA: 2.98	(1, 1)	7.0		27	6	2	2	5	1	0	0	0	1	1	55	89	2.57	1.000
Bob Priddy, R ERA: 3.58	(8, 1)	1.1	L	8	3	1	1	1	0	1	0	0	0	0	14	26	6.75	2.250

PITCHER	IP	WLS	BF	H	R	ER	SO	BB	IBB	HBP	BLK	WP	HR	S	P	ERA	WHIP

Batter	1	2	3	4	5	6	7	8	9	AB	R	H	RBI	BB	SO	LOB
Felix Millan, R (1, 4) OBP: 0.356, SLG: 0.376	F F S 0-3 ① K2-3		X 0-0 E4 CS			X 0-0 1B 2B	B F F X 1-2 1-H 2-H 2B		F X 0-1 ② B5-3 1-2	5	1	2	2	0	1	1
Ralph Garr, L (1, 7) OBP: 0.373, SLG: 0.444	C S F X 0-2 ② 1-3		F B 1-1 ③ CS 1-2	X 0-0 ① F5		B B B C X 3-1 E 2-H 1B	B B B B 4-0 BB		B B C B B 4-1 BB 1B BB	3	1	1	1	2	0	0
Hank Aaron, R (1, 3) OBP: 0.405, SLG: 0.635	S B B C B B 4-2 BB			B X 1-0 2B		C F B B B B X 3-2 E5 1-2	B F F S 1-3 ③ K		B B F S B B 4-2 1B 1-2 2-3 BB	3	0	1	0	2	1	3
Mike Lum, L (1, 9) OBP: 0.365, SLG: 0.407	B S B S S S 2-3 ③ K			B S F B B X 3-2 ② F5		C B B S X 2-2 ② F9		C B F X 1-2 ① 4-3	B B B C C F F X 3-2 1-2 2-H 3-H 1B	5	0	1	2	0	1	4
Earl Williams, R (1, 2) OBP: 0.307, SLG: 0.446		B S X 1-1 ① F8		B S F S 1-3 ③ K		X 0-0 ③ F8		B B B B 4-0 E BB	X 0-0 ③ P4	4	0	0	0	1	1	5
Darrell Evans, L (1, 5) OBP: 0.339, SLG: 0.405		B B X 2-0 ② P5			X 0-0 ① P4		X 0-0 ① F8	X 0-0 ② P4 1-2		4	0	0	0	0	0	1
Sonny Jackson, L (1, 8) OBP: 0.311, SLG: 0.342		F C B F F B B F F 3-2 ③ X F7			B X 1-0 ② P6		S S X 0-2 ② P6	C F B S 1-3 ③ K		4	0	0	0	0	1	1
Marty Perez, R (1, 6) OBP: 0.270, SLG: 0.295			C X 0-1 ① 6-3		S S C 0-3 ③ K		B B X 2-0 BB 2B 1B		S S X 0-2 ① 1-3	4	1	1	0	0	1	0
Phil Niekro, R (1, 1) OBP: 0.152, SLG: 0.156 Hal King, L (7, PH) OBP: 0.337, SLG: 0.341 Ron Herbel, R (7, 1) OBP: 0.167, SLG: 0.167 Mike McQueen, L (7, 1) OBP: 0.182, SLG: 0.182			X 0-0 ② 5-3			X 0-0 ① L7	B B B B 4-0 1-2 2B BB		F X 0-1 BB B5-3 1B 1B	2 0 0 1	0 1 0 1	0 0 0 1	0 0 0 1	0 1 0 0	0 0 0 0	0 0 0 0

Inning Stats	1	2	3	4	5	6	7	8	9
	R: 0 E: 0 K: 2 S: 12	H: 0 LOB: 1 BB: 1 P: 18	R: 0 E: 0 K: 0 S: 10	H: 0 LOB: 0 BB: 0 P: 16	R: 0 E: 1 K: 0 S: 5	H: 0 LOB: 0 BB: 0 P: 6	R: 0 E: 0 K: 1 S: 8	H: 1 LOB: 1 BB: 0 P: 13	R: 0 E: 0 K: 1 S: 5	H: 0 LOB: 0 BB: 0 P: 6	R: 1 E: 1 K: 0 S: 11	H: 2 LOB: 2 BB: 0 P: 19	R: 2 E: 0 K: 1 S: 11	H: 2 LOB: 2 BB: 2 P: 23	R: 0 E: 1 K: 1 S: 7	H: 0 LOB: 1 BB: 1 P: 13	R: 2 E: 0 K: 0 S: 16	H: 2 LOB: 2 BB: 2 P: 27

	1B	SF	WP	PA
	4	0	0	42
	2B	SAC	PB	
	3	0	0	
	3B	DP	SB	
	0	0	0	
	HR	HBP	CS	
	0	0	1	

PITCHER		IP	WLS	BF	H	R	ER	SO	BB	IBB	HBP	BLK	WP	HR	S	P	ERA	WHIP
Barry Lersch, R ERA: 4.03	(1, 1)	8.0		34	5	3	3	6	4	0	0	0	0	0	69	114	3.38	1.125
Darrell Brandon, R ERA: 3.7	(9, 1)	0.2	L	5	1	2	2	0	2	0	0	0	0	0	10	18	27.00	4.500
Joe Hoerner, L ERA: 2.03	(9, 1)	0.1		2	1	0	0	0	0	0	0	0	0	0	6	9	0.00	3.000

PITCHER	IP	WLS	BF	H	R	ER	SO	BB	IBB	HBP	BLK	WP	HR	S	P	ERA	WHIP

TOP

Atlanta Braves @ Philadelphia Phillies

Veterans Stadium, Philadelphia, PA

Wed Aug 04 1971, 7:05 PM EDT

Att. 19,086 - Unknown

livebaseballscorecards.com

AB	35
R	5
H	7
RBI	5
BB	6
SO	6
LOB	15

BOTTOM

Atlanta Braves @ Philadelphia Phillies

Veterans Stadium, Philadelphia, PA

Wed Aug 04 1971, 7:05 PM EDT

Att. 19,086 - Unknown

Batter	1	2	3	4	5	6	7	8	9	AB	R	H	RBI	BB	SO	LOB
Denny Doyle, L (1, 4) OBP: 0.283, SLG: 0.312	S S S 0-3 ① K		B S S S 1-3 ② K2-3	C S S 0-3 ③ K			B F B X 2-1 F9 SH5-4 1B	B B B 4-0 1-2 2-3 BB		4	0	1	0	0	3	2
Terry Harmon, R (8, PH) OBP: 0.293, SLG: 0.258										0	0	0	0	1	0	0
(9, 4)																
Larry Bowa, S (1, 6) OBP: 0.288, SLG: 0.291	B S B F B B 4-2 CS BB		B X 1-0 ③ 1-3		B X 1-0 ① P4		L B B X 2-1 ① SH5-4 1-2	F F B S 1-3 ③ K		3	0	0	0	1	1	3
Tim McCarver, L (1, 2) OBP: 0.339, SLG: 0.443	C B B F B B X 3-2 ② 1B 1-2 1B			X 0-0 FC1-6 1B	X 0-0 ② F7		B B X 2-0 ② F9 2-3		C S B X 1-2 ① P4	5	0	2	0	0	0	1
Deron Johnson, R (1, 3) OBP: 0.346, SLG: 0.499	X 0-0 1-2 1B			X 0-0 ① P4	B S S S 1-3 ③ K		I I I I 4-0 IBB		F S X 0-2 ② 6-3	4	0	1	0	1	1	1
Willie Montanez, L (1, 8) OBP: 0.323, SLG: 0.478	X 0-0 ③ F5			X 0-0 ② FC1-6 1-2f 2B		B B B B 4-0 1B BB	B S S B X 2-2 ③ P4		S B F S 1-3 ③ K	4	1	0	0	1	1	5
Don Money, R (1, 7) OBP: 0.293, SLG: 0.363		S B B S B T X 3-2 ① 5-3		B X 1-0 1-H HR 2B		B B X 2-0 1-2 1B		X 0-0 BB SH1-3 1B		4	1	3	1	0	0	0
Roger Freed, R (1, 9) OBP: 0.307, SLG: 0.316		B S S T B S 2-3 K CS		B X 1-0 2-H HR		X 0-0 ① F8		X 0-0 ① SH1-3 1-2		3	1	1	2	0	1	2
John Vukovich, R (1, 5) OBP: 0.209, SLG: 0.193		S C S 0-3 ② ③ K 1-2		B B B B 4-0 1B BB		X 0-0 ② F3		B B F F C 2-3 ② K		3	0	0	0	1	2	4
Barry Lersch, S (1, 1) OBP: 0.286, SLG: 0.209			S S C 0-3 ① K	X 0-0 1-2 1B		F X 0-1 ③ P5		I I I I 4-0 BB IBB		3	0	1	0	0	1	2
Bobby Pfeil, R (8, PH) OBP: 0.365, SLG: 0.456										0	0	0	0	1	0	0
Darrell Brandon, R (9, 1) OBP: 0.125, SLG: 0.125										0	0	0	0	0	0	0
Joe Hoerner, R (9, 1) OBP: 0.111, SLG: 0.111										0	0	0	0	0	0	0
Inning Stats	R: 0 E: 0 K: 1 S: 10 H: 2 LOB: 2 BB: 1 P: 17	R: 0 E: 0 K: 2 S: 11 H: 0 LOB: 1 BB: 0 P: 16	R: 0 E: 0 K: 2 S: 7 H: 0 LOB: 0 BB: 0 P: 9	R: 3 E: 0 K: 1 S: 9 H: 4 LOB: 2 BB: 1 P: 15	R: 0 E: 0 K: 1 S: 5 H: 0 LOB: 0 BB: 0 P: 7	R: 0 E: 0 K: 0 S: 5 H: 1 LOB: 2 BB: 1 P: 11	R: 0 E: 0 K: 0 S: 8 H: 1 LOB: 2 BB: 1 P: 20	R: 0 E: 0 K: 2 S: 8 H: 1 LOB: 3 BB: 2 P: 19	R: 0 E: 0 K: 1 S: 9 H: 0 LOB: 0 BB: 0 P: 11	1B: 7 2B: 2 3B: 0 HR: 1	SF: 0 SAC: 2 DP: 1 HBP: 0						

PITCHER		IP	WLS	BF	H	R	ER	SO	BB	IBB	HBP	BLK	WP	HR	S	P	ERA	WHIP
Phil Niekro, R ERA: 2.96	(1, 1)	6.0		27	7	3	3	7	3	0	0	0	1	1	47	75	4.50	1.667
Ron Herbel, R ERA: 4.63	(7, 1)	0.1		2	1	0	0	0	0	0	0	0	0	0	4	8	0.00	3.000
Mike McQueen, L ERA: 2.68	(7, 1)	2.2	W	12	1	0	0	3	1	2	0	0	0	0	21	42	0.00	0.750

PITCHER	IP	WLS	BF	H	R	ER	SO	BB	IBB	HBP	BLK	WP	HR	S	P	ERA	WHIP

AB	33
R	3
H	9
RBI	3
BB	6
SO	10
LOB	20

WP: 1 PB: 0 SB: 0 CS: 2 PA: 41

livebaseballscorecards.com

Batter	1	2	3	4	5	6	7	8	9	AB	R	H	RBI	BB	SO	LOB
Denny Doyle, L (1, 4) OBP: 0.285, SLG: 0.313	L7		L8		1-3		1B		1B	5	0	2	0	0	0	1
Larry Bowa, S (1, 6) OBP: 0.289, SLG: 0.292	4-3 S 1B		B5-3 1-2		1B		L8		1-3	5	0	2	0	0	0	4
Tim McCarver, L (1, 2) OBP: 0.338, SLG: 0.441	4-3 1-3		2-H 1B		L8			F9		4	0	1	1	0	0	2
Deron Johnson, R (1, 3) OBP: 0.345, SLG: 0.495	6-3		K			L8		HR BB		3	0	0	0	1	1	2
Terry Harmon, R (8, PR) OBP: 0.293, SLG: 0.258										0	1	0	0	0	0	0
(8, 5)																
Joe Hoerner, R (8, 1) OBP: 0.111, SLG: 0.111										0	0	0	0	0	0	0
Bobby Pfeil, R (8, 5) OBP: 0.365, SLG: 0.456										0	0	0	0	0	0	0
Willie Montanez, L (1, 8)		FC6-4 1B 1B		F9		CS 1B		1-H HR		4	1	3	2	0	0	0
(8, 3)																
Don Money, R (1, 7) OBP: 0.292, SLG: 0.361		1-2 FC6-4 1B		F7		L8		5-3		4	0	1	0	0	0	2
(7, 5)																
(8, 7)																
Roger Freed, R (1, 9) OBP: 0.306, SLG: 0.313		FC6-4 L1-3 1-2f 2-3		BB		CS 1-2		L8	K	3	0	0	0	1	1	3
John Vukovich, R (1, 5) OBP: 0.207, SLG: 0.190		L1-3 1-2		F2				4-3	6-3	2	0	0	0	0	0	3
Oscar Gamble, L (7, PH) OBP: 0.266, SLG: 0.335										2	0	0	0	0	0	0
(7, 7)																
(8, 8)																
Ken Reynolds, L (1, 1) OBP: 0.222, SLG: 0.212			B5-3 1B 1B		4-3		1B 1B		6-3	2	1	1	0	0	0	0
Byron Browne, R (7, PH) OBP: 0.254, SLG: 0.302										1	0	1	0	0	0	0
Bill Wilson, R (7, 1)										1	0	0	0	0	0	0
(8, 5)																
(8, 1)																
Inning Stats	R: 0 E: 0 K: 0 S: 11 H: 1 LOB: 1 BB: 0 P: 16	R: 0 E: 0 K: 0 S: 6 H: 2 LOB: 1 BB: 0 P: 10	R: 1 E: 0 K: 1 S: 7 H: 2 LOB: 1 BB: 0 P: 8	R: 0 E: 0 K: 0 S: 6 H: 0 LOB: 1 BB: 1 P: 13	R: 0 E: 0 K: 0 S: 4 H: 1 LOB: 1 BB: 0 P: 4	R: 0 E: 0 K: 0 S: 8 H: 1 LOB: 0 BB: 0 P: 13	R: 0 E: 0 K: 0 S: 10 H: 2 LOB: 2 BB: 0 P: 17	R: 2 E: 0 K: 1 S: 13 H: 1 LOB: 1 BB: 1 P: 24	R: 0 E: 0 K: 0 S: 6 H: 1 LOB: 1 BB: 0 P: 7	1B: 10 2B: 1 3B: 0 HR: 1 SF: 0 SAC: 0 DP: 1 HBP: 0	WP: 0 PB: 0 SB: 1 CS: 1 PA: 39					

PITCHER	IP	WLS	BF	H	R	ER	SO	BB	IBB	HBP	BLK	WP	HR	S	P	ERA	WHIP
Dock Ellis, R (1, 1) ERA: 2.75	9.0	L	38	11	3	3	2	2	0	0	0	0	1	71	112	3.00	1.444

PITCHER	IP	WLS	BF	H	R	ER	SO	BB	IBB	HBP	BLK	WP	HR	S	P	ERA	WHIP

TOP

Philadelphia Phillies @ Pittsburgh Pirates
Three Rivers Stadium, Pittsburgh, PA

Fri Aug 06 1971, 7:05 PM EDT
Att. 21,323 - Unknown

livebaseballscorecards.com

AB	36
R	3
H	11
RBI	3
BB	2
SO	2
LOB	17

BOTTOM

Philadelphia Phillies @ Pittsburgh Pirates
Three Rivers Stadium, Pittsburgh, PA
Fri Aug 06 1971, 7:05 PM EDT
Att. 21,323 - Unknown

livebaseballscorecards.com

Batter	1	2	3	4	5	6	7	8	9	AB	R	H	RBI	BB	SO	LOB
Dave Cash, R (1, 4) OBP: 0.385, SLG: 0.394	CBSX 1-2 CS 1B		BBCX 2-1 6-3		BBBB 4-0 FC5-4 1-2 BB		FFX 0-2 FC5-4 S 1-2f		CX 0-1 FC6 1-2f	4	0	1	0	1	0	4
Gene Clines, R (1, 8) OBP: 0.383, SLG: 0.400	SSFX 0-2 L7		X 0-0 1B 2-H		X 0-0 FC5-4 1-2f		BBX 2-0 L3 1-2			4	0	1	1	0	0	4
Roberto Clemente, R (1, 9) OBP: 0.353, SLG: 0.510	C1BX SAFE 1-1 L6 1-2		BSSX 1-2 1-3			SSBX 1-2 FC1-6 1B		CBX 1-1 5-3		4	0	1	0	0	0	2
Willie Stargell, L (1, 7) OBP: 0.389, SLG: 0.673		FBBBCB 4-2 WP BB 1B		SBBX 2-1 G6-4-3 1B		FSFC 0-3 K		BSBFS 2-3 K		3	1	1	0	1	2	1
Manny Sanguillen, R (1, 2) OBP: 0.355, SLG: 0.442		FFX 0-2 F7		X 0-0 F8		X 0-0 FC1-6 BB 1-2f		FBX 1-1 G1		4	0	0	0	0	0	3
Bob Robertson, R (1, 3) OBP: 0.354, SLG: 0.499		BFFFBBX 3-2 5-3 1-2		X 0-0 G6-4-3 1-2f		BSBSBB 4-2 BB 1-2			FBFBBS 3-3 K	3	0	0	0	1	1	2
Gene Alley, R (1, 6) OBP: 0.308, SLG: 0.374		BX 1-0 CS 1B 2-H			X 0-0 6-3	SBFC 1-3 K			FBX 1-1 6-3	4	0	1	1	0	1	2
Bill Mazeroski, R (1, 5) OBP: 0.322, SLG: 0.308 Jackie Hernandez, R (7, PR) OBP: 0.259, SLG: 0.338 (8, 5) Vic Davalillo, L (9, PH) OBP: 0.310, SLG: 0.351		B 1-0 CS 1-2	BCX 1-1 SH3-4 1B 1B		X 0-0 F8		BBBB 4-0 FC5-4 BB		CBBBX 2-1 BB 1B	2 0 1	1 0 0	1 0 1	0 0 0	1 0 0	0 0 0	0 0 0
Dock Ellis, S (1, 1) OBP: 0.250, SLG: 0.200 Al Oliver, L (9, PH) OBP: 0.320, SLG: 0.410			BBBCX 3-1 SH3-4 1-2		BBBB 4-0 BB BB		SSC 0-3 K		BBBB 4-0 FC6 1-2 BB	1 0	0 0	0 0	0 0	1 1	1 0	1 0
Inning Stats	R: 0 H: 1 E: 0 LOB: 0 K: 0 BB: 0 S: 9 P: 11	R: 1 H: 1 E: 0 LOB: 0 K: 0 BB: 1 S: 9 P: 18	R: 1 H: 2 E: 0 LOB: 1 K: 0 BB: 0 S: 10 P: 17	R: 0 H: 1 E: 0 LOB: 0 K: 0 BB: 0 S: 4 P: 6	R: 0 H: 0 E: 0 LOB: 2 K: 0 BB: 2 S: 3 P: 11	R: 0 H: 1 E: 0 LOB: 2 K: 2 BB: 1 S: 13 P: 19	R: 0 H: 0 E: 0 LOB: 2 K: 1 BB: 1 S: 7 P: 13	R: 0 H: 0 E: 0 LOB: 0 K: 1 BB: 0 S: 7 P: 11	R: 0 H: 1 E: 0 LOB: 2 K: 1 BB: 1 S: 9 P: 19	1B: 7 SF: 0 2B: 0 SAC: 1 3B: 0 DP: 1 HR: 0 HBP: 0						

	AB	30
	R	2
	H	7
	RBI	2
	BB	6
	SO	5
	LOB	19

WP: 1 PA: 38
PB: 0
SB: 1
CS: 2

PITCHER		IP	WLS	BF	H	R	ER	SO	BB	IBB	HBP	BLK	WP	HR	S	P	ERA	WHIP
Ken Reynolds, L ERA: 4.1	(1, 1)	6.0		25	6	2	2	2	4	0	0	0	1	0	48	82	3.00	1.667
Bill Wilson, R ERA: 2.57	(7, 1)	2.2	W	11	1	0	0	2	2	0	0	0	0	0	20	38	0.00	1.125
Joe Hoerner, L ERA: 2.02	(8, 1)	0.1		1	0	0	0	1	0	0	0	0	0	0	3	5	0.00	0.000
Bill Wilson, R ERA: 2.57	(8, 1)	2.2	W	11	1	0	0	2	2	0	0	0	0	0	20	38	0.00	1.125

PITCHER	IP	WLS	BF	H	R	ER	SO	BB	IBB	HBP	BLK	WP	HR	S	P	ERA	WHIP

Batter		1	2	3	4	5	6	7	8	9	AB	R	H	RBI	BB	SO	LOB
Denny Doyle, L OBP: 0.284, SLG: 0.311	(1, 4)	1-3 K		0-0 F8	0-0 F3			0-0 F9		0-0 CS 1B	5	0	1	0	0	1	1
Larry Bowa, S OBP: 0.289, SLG: 0.291	(1, 6)	1-2 3-1		0-0 1B 2B 1B 1-2		0-0 4-3		3-2 4-3		1-1 CS 1-2	4	1	1	0	0	0	0
Tim McCarver, L OBP: 0.343, SLG: 0.451	(1, 2)	2-1 L8		1-0 2B FC5-4 1B 1-3 2-H		0-1 3B			0-0 G6-4-3 1B		4	1	3	1	0	0	0
Deron Johnson, R OBP: 0.347, SLG: 0.498	(1, 3)		2-2 2B SF8 1B	2-1 FC5-4 2B 1-3 3-H		2-3 K			2-2 G6-4-3 1-2f		4	1	2	1	0	1	2
Willie Montanez, L OBP: 0.330, SLG: 0.492	(1, 8)		0-1 SF8 4-3 2B 1-3	4-0 FC5-4 IBB		0-2 4-3			1-1 1B 1B		3	1	2	0	1	0	1
Don Money, R OBP: 0.292, SLG: 0.361	(1, 5)		2-1 SF8 2-3 3-H	0-0 FC5-4 1-2f 2-3 3-H			1-3 K		2-1 1B 1-2		3	0	1	2	0	1	2
Ron Stone, L OBP: 0.318, SLG: 0.308	(1, 9)		3-2 4-3 3-H	1-1 F8			1-0 3-1		1-0 L7		4	0	0	1	0	0	4
Oscar Gamble, L OBP: 0.260, SLG: 0.328	(1, 7)		1-2 4-3		3-3 K		0-0 F2			1-2 F9	4	0	0	0	0	1	0
Rick Wise, R OBP: 0.265, SLG: 0.470	(1, 1)			0-1 1B 1B 1B	0-0 P1			0-3 K		2-3 K	3	1	1	0	0	1	0
Bill Wilson, R	(7, 1)										1	0	0	0	0	1	0

TOP

Philadelphia Phillies @ Pittsburgh Pirates
Three Rivers Stadium, Pittsburgh, PA
Sat Aug 07 1971, 3:33 AM EDT
Att. 29,565 - Sunny

livebaseballscorecards.com

AB	35
R	5
H	11
RBI	5
BB	1
SO	6
LOB	10

Inning Stats	1	2	3	4	5	6	7	8	9	1B	SF	WP	PA
	R: 0 H: 0 E: 0 LOB: 0 K: 1 BB: 0 S: 8 P: 12	R: 2 H: 2 E: 0 LOB: 0 K: 0 BB: 0 S: 13 P: 21	R: 3 H: 4 E: 0 LOB: 2 K: 0 BB: 1 S: 10 P: 18	R: 0 H: 0 E: 0 LOB: 0 K: 1 BB: 0 S: 5 P: 8	R: 0 H: 1 E: 0 LOB: 1 K: 1 BB: 0 S: 9 P: 11	R: 0 H: 0 E: 0 LOB: 0 K: 1 BB: 0 S: 5 P: 7	R: 0 H: 0 E: 0 LOB: 0 K: 1 BB: 0 S: 7 P: 10	R: 0 H: 3 E: 0 LOB: 2 K: 0 BB: 0 S: 9 P: 15	R: 0 H: 1 E: 0 LOB: 0 K: 1 BB: 0 S: 8 P: 12	1B: 8 2B: 2 3B: 1 HR: 0	SF: 1 SAC: 0 DP: 1 HBP: 0	WP: 0 PB: 0 SB: 0 CS: 1	PA: 38

PITCHER		IP	WLS	BF	H	R	ER	SO	BB	IBB	HBP	BLK	WP	HR	S	P	ERA	WHIP
Bob Moose, R ERA: 4.19	(1, 1)	2.1	L	13	6	5	5	1	0	0	0	0	0	0	28	43	19.29	2.571
Nelson Briles, R ERA: 3.9	(3, 1)	4.2		16	1	0	0	4	0	1	0	0	0	0	29	44	0.00	0.214
Dave Giusti, R ERA: 3.53	(8, 1)	2.0		8	4	0	0	1	0	0	0	0	0	0	17	27	0.00	2.000

PITCHER	IP	WLS	BF	H	R	ER	SO	BB	IBB	HBP	BLK	WP	HR	S	P	ERA	WHIP

BOTTOM

Batter	1	2	3	4	5	6	7	8	9	AB	R	H	RBI	BB	SO	LOB
Dave Cash, R (1, 4) OBP: 0.385, SLG: 0.395	F F C 0-3 ① K		B B S X 2-1 1B			C B F X 1-2 4-3 1B	X 0-0 ① SF8 3-H		B S X 1-1 ① 1-3	4	0	2	1	0	1	0
Gene Clines, R (1, 7) OBP: 0.374, SLG: 0.389	B S F X 1-2 ② L4-3		B C F S 2-3 ③ K			X 0-0 ① L9	X 0-0 L6 S 1-3 2-H		X 0-0 ② L6-3	5	0	0	0	0	1	3
Vic Davalillo, L (1, 9) (8, 8) OBP: 0.313, SLG: 0.348	X 0-0 1B			B F B B C X 3-2 ① 4-3		L F X 0-2 ② 4-3 1-2	B B C B B 4-1 1-2 BB		X 0-0 ③ 6-3	4	0	1	0	1	0	1
Bob Robertson, R (1, 3) OBP: 0.356, SLG: 0.500	X 0-0 ③ P6			B X 1-0 2B		F B B B C B 4-2 BB	C S C 0-3 ② K			3	0	1	0	1	1	4
Al Oliver, L (1, 8) OBP: 0.316, SLG: 0.406 Dave Giusti, R (8, 1) OBP: 0.143, SLG: 0.077		B S F F F B S 2-3 ① K		B X 1-0 ② F9		B C X 1-1 ③ 4-3	X 0-0 ③ G3			4	0	0	0	0	1	6
										0	0	0	0	0	0	0
Manny Sanguillen, R (1, 2) OBP: 0.354, SLG: 0.440		B C B F F X 2-2 ② G3		B C S B B F X 3-2 ③ 4-3			B B X 2-0 E 1B BB 1B	B C F X 1-2 ① F9		4	1	1	0	0	0	1
Bill Mazeroski, R (1, 5) OBP: 0.320, SLG: 0.306	X 0-0 ③ 6-3				S F B F F S 1-3 ① K		F B F B X 2-2 BB E SF8 1-2 1B	C F X 0-2 ② P4		4	1	1	0	0	1	0
Gene Alley, R (1, 6) OBP: 0.308, SLG: 0.372			B B F F F X 2-2 ① 1-3		S F X 0-2 ② 1-3		X 0-0 E6 BB E 1-2 2-3	F F B B B X 3-2 1B		4	1	1	0	0	0	2
Bob Moose, R (1, 1) OBP: 0.171, SLG: 0.121 Nelson Briles, R (3, 1) OBP: 0.250, SLG: 0.391 Roberto Clemente, R (7, PH) OBP: 0.354, SLG: 0.509 (8, 9)			B C S B S 2-3 ② K		S C B F S 1-3 ③ K		B B B B 4-0 E 1-2 2-3 3-H BB	S C S 0-3 ③ K		0	0	0	0	0	0	0
										2	0	0	0	0	2	0
										1	0	0	1	1	1	1
Inning Stats	R: 0 H: 1 E: 0 LOB: 1 K: 1 BB: 0 S: 8 P: 9	R: 0 H: 0 E: 0 LOB: 0 K: 1 BB: 0 S: 10 P: 14	R: 0 H: 1 E: 0 LOB: 1 K: 2 BB: 0 S: 12 P: 20	R: 0 H: 1 E: 0 LOB: 1 K: 0 BB: 0 S: 9 P: 17	R: 0 H: 0 E: 0 LOB: 0 K: 2 BB: 0 S: 12 P: 14	R: 0 H: 1 E: 0 LOB: 2 K: 0 BB: 1 S: 11 P: 17	R: 3 H: 2 E: 2 LOB: 3 K: 1 BB: 2 S: 12 P: 24	R: 0 H: 1 E: 0 LOB: 1 K: 1 BB: 0 S: 12 P: 16	R: 0 H: 0 E: 0 LOB: 0 K: 0 BB: 0 S: 4 P: 5	1B: 6 SF: 1 2B: 1 SAC: 0 3B: 0 DP: 0 HR: 0 HBP: 0						

PITCHER		IP	WLS	BF	H	R	ER	SO	BB	IBB	HBP	BLK	WP	HR	S	P	ERA	WHIP
Rick Wise, R ERA: 3.04	(1, 1)	6.0	W	27	6	3	1	6	2	0	0	0	0	0	67	104	1.50	1.333
Bill Wilson, R ERA: 2.37	(7, 1)	3.0	S	12	1	0	0	2	1	0	0	0	0	0	23	32	0.00	0.667

PITCHER	IP	WLS	BF	H	R	ER	SO	BB	IBB	HBP	BLK	WP	HR	S	P	ERA	WHIP

Philadelphia Phillies @ Pittsburgh Pirates

Three Rivers Stadium, Pittsburgh, PA

Sat Aug 07 1971, 3:33 AM EDT

Att. 29,565 - Sunny

livebaseballscorecards.com

AB	35
R	3
H	7
RBI	2
BB	3
SO	8
LOB	18

1B: 6 SF: 1
2B: 1 SAC: 0
3B: 0 DP: 0
HR: 0 HBP: 0

WP: 0 PA: 39
PB: 0
SB: 1
CS: 0

Batter	1	2	3	4	5	6	7	8	9	AB	R	H	RBI	BB	SO	LOB
Denny Doyle, L (1, 4) OBP: 0.283, SLG: 0.309	X 0-0 4-3 1B		B S F X 1-2 ③ F7		X 0-0 ① F7		F F X 0-2 E7 2-H		B C B F B F X 3-2 ③ 4-3	5	0	1	0	0	0	3
Larry Bowa, S (1, 6) OBP: 0.289, SLG: 0.295	S B X 1-1 ① 4-3 1-2			B S S X 1-2 HR 3B	X 0-0 ② L4		C B X 1-1 ③ 4-3			4	1	1	0	0	0	5
Tim McCarver, L (1, 2) OBP: 0.339, SLG: 0.445	F B X 1-1 ② F7			X 0-0 ① F7	S X 0-1 ③ F9			B X 1-0 ① 4-3		4	0	0	0	0	0	5
Deron Johnson, R (1, 3) OBP: 0.346, SLG: 0.494	C B B F S 2-3 ③ K			B B B S F X 3-2 ② F9		B S B X 2-1 ① 6-3		B B B B 4-0 2B BB		3	0	0	0	1	1	2
Willie Montanez, L (1, 8) OBP: 0.331, SLG: 0.498		S B B B F B 4-2 CS BB		X 0-0 3-H HR		C X 0-1 ② 3-1		B C B F X 2-2 ② F7		3	1	1	2	1	0	1
Don Money, R (1, 5) OBP: 0.291, SLG: 0.363		B B X 2-0 ① P6		X 0-0 ③ L8		X 0-0 ③ F4		S F X 0-2 1-3 2B		4	0	1	0	0	0	1
Ron Stone, L (1, 9) OBP: 0.316, SLG: 0.300		B S S F S 1-3 ② K			B B B C F B 4-2 1B BB BB		B S S X 1-2 ① L3	C B B F S 2-3 ③ K		3	0	0	0	1	2	3
Oscar Gamble, L (1, 7) OBP: 0.265, SLG: 0.324		B S 1-1 ③ CS 1-2	B X 1-0 ① P5		B B B B 4-0 1B 1-2 BB		B B S S B 4-2 S E BB		X 0-0 ① F9	2	1	0	0	2	0	0
Woodie Fryman, R (1, 1) OBP: 0.115, SLG: 0.115 Joe Hoerner, R (9, 1) OBP: 0.111, SLG: 0.111			X 0-0 ② 2-3		X 0-0 1-2 2-3 1B		B L S C 1-3 ② K 1-2		C X 0-1 ② F7	4	0	1	0	0	1	1
										0	0	0	0	0	0	0
Inning Stats	R: 0 E: 0 K: 1 S: 8 H: 1 LOB: 1 BB: 0 P: 12	R: 0 E: 0 K: 1 S: 8 H: 0 LOB: 0 BB: 1 P: 16	R: 0 E: 0 K: 0 S: 5 H: 0 LOB: 0 BB: 0 P: 7	R: 2 E: 0 K: 0 S: 9 H: 2 LOB: 0 BB: 0 P: 13	R: 0 E: 0 K: 0 S: 7 H: 1 LOB: 3 BB: 2 P: 15	R: 0 E: 0 K: 0 S: 5 H: 0 LOB: 0 BB: 0 P: 7	R: 1 E: 1 K: 1 S: 13 H: 0 LOB: 1 BB: 1 P: 20	R: 0 E: 0 K: 1 S: 10 H: 1 LOB: 2 BB: 1 P: 19	R: 0 E: 0 K: 0 S: 7 H: 0 LOB: 0 BB: 0 P: 10	1B: 2 2B: 1 3B: 1 HR: 1	SF: 0 SAC: 0 DP: 0 HBP: 0						

PITCHER		IP	WLS	BF	H	R	ER	SO	BB	IBB	HBP	BLK	WP	HR	S	P	ERA	WHIP
Steve Blass, R ERA: 3.1	(1, 1)	8.0	L	34	5	3	2	4	5	0	0	0	0	1	65	109	2.25	1.250
Mudcat Grant, R ERA: 3.6	(9, 1)	1.0		3	0	0	0	0	0	0	0	0	0	0	7	10	0.00	0.000

PITCHER	IP	WLS	BF	H	R	ER	SO	BB	IBB	HBP	BLK	WP	HR	S	P	ERA	WHIP

TOP

Philadelphia Phillies @ Pittsburgh Pirates
Three Rivers Stadium, Pittsburgh, PA
Sun Aug 08 1971, 3:33 AM EDT
Unknown

livebaseballscorecards.com

AB	32
R	3
H	5
RBI	2
BB	5
SO	4
LOB	21

WP: 0	PA: 38
PB: 0	
SB: 1	
CS: 1	

BOTTOM

Philadelphia Phillies @ Pittsburgh Pirates
Three Rivers Stadium, Pittsburgh, PA
Sun Aug 08 1971, 3:33 AM EDT
Unknown

Batter	1	2	3	4	5	6	7	8	9	AB	R	H	RBI	BB	SO	LOB
Dave Cash, R (1, 4) OBP: 0.384, SLG: 0.391	5-3		L9		5-3			BB		3	0	0	0	1	0	2
Gene Clines, R (1, 8) OBP: 0.371, SLG: 0.386	FC3-6 1B		K			F3		L8		4	0	1	0	0	1	1
Roberto Clemente, R (1, 9) OBP: 0.351, SLG: 0.504	FC3-6 1B 1-2f			1-3		1-3			P4	4	0	0	0	0	0	1
Willie Stargell, L (1, 7) OBP: 0.387, SLG: 0.668	1B 1-2			4-3		4-3			K	4	0	1	0	0	1	0
Manny Sanguillen, R (1, 2) OBP: 0.353, SLG: 0.438	F9			K			6-3		1B 1B	4	1	1	0	0	1	2
Bob Robertson, R (1, 3) OBP: 0.357, SLG: 0.500		4-3			FC2-5 1B		F8		1B 1B 1-2	4	1	2	0	0	0	0
Gene Alley, R (1, 6) OBP: 0.307, SLG: 0.370		4-3			K		F8		1B 1-2 2-H	4	0	1	1	0	1	1
Bill Mazeroski, R (1, 5) OBP: 0.324, SLG: 0.311 Jackie Hernandez, R (9, PR) OBP: 0.259, SLG: 0.338		4-3			FC2-5 1-2			4-3	1B 1-2 2-H	4 0	0 0	2 0	1 0	0 0	0 0	0 0
Steve Blass, R (1, 1) OBP: 0.117, SLG: 0.150 Rennie Stennett, R (8, PH) OBP: 0.310, SLG: 0.296 Mudcat Grant, R (9, 1) OBP: 0.333, SLG: 0.375 Vic Davalillo, L (9, PH) OBP: 0.311, SLG: 0.347			P4		FC2-5 1-2 2-3f			G3	K	2 1 0 1	0 0 0 0	0 0 0 0	0 0 0 0	0 0 0 0	0 0 0 1	2 0 0 2
Inning Stats	R: 0 H: 2 E: 0 LOB: 2 K: 0 BB: 0 S: 7 P: 12	R: 0 H: 0 E: 0 LOB: 0 K: 0 BB: 0 S: 6 P: 11	R: 0 H: 0 E: 0 LOB: 0 K: 1 BB: 0 S: 7 P: 11	R: 0 H: 0 E: 0 LOB: 0 K: 1 BB: 0 S: 6 P: 11	R: 0 H: 2 E: 0 LOB: 2 K: 1 BB: 0 S: 16 P: 21	R: 0 H: 0 E: 0 LOB: 0 K: 0 BB: 0 S: 6 P: 8	R: 0 H: 0 E: 0 LOB: 0 K: 0 BB: 0 S: 8 P: 13	R: 0 H: 0 E: 0 LOB: 1 K: 0 BB: 1 S: 6 P: 13	R: 2 H: 4 E: 0 LOB: 2 K: 2 BB: 0 S: 14 P: 20	1B: 8 SF: 0 2B: 0 SAC: 0 3B: 0 DP: 0 HR: 0 HBP: 0						

PITCHER	IP	WLS	BF	H	R	ER	SO	BB	IBB	HBP	BLK	WP	HR	S	P	ERA	WHIP
Woodie Fryman, L (1, 1) ERA: 2.82	8.2	W	35	8	2	2	4	1	0	0	0	0	0	73	115	2.08	1.038
Joe Hoerner, L (9, 1) ERA: 2.01	0.1	S	1	0	0	0	1	0	0	0	0	0	0	3	5	0.00	0.000

PITCHER	IP	WLS	BF	H	R	ER	SO	BB	IBB	HBP	BLK	WP	HR	S	P	ERA	WHIP

AB	35
R	2
H	8
RBI	2
BB	1
SO	5
LOB	11

WP: 0 PA: 36
PB: 0
SB: 0
CS: 0

livebaseballscorecards.com

Batter	1	2	3	4	5	6	7	8	9	AB	R	H	RBI	BB	SO	LOB
Denny Doyle, L (1, 4) OBP: 0.282, SLG: 0.309	F7		G3			F9		2-5 1B 1B		4	0	1	0	0	0	0
Larry Bowa, S (1, 6) OBP: 0.288, SLG: 0.295	6-3			L7		F7		1-2 1B		4	0	1	0	0	0	0
Tim McCarver, L (1, 2) OBP: 0.335, SLG: 0.440	L8			G3		L8		F9		4	0	0	0	0	0	2
Deron Johnson, R (1, 3) OBP: 0.345, SLG: 0.494		K		P3			F9	2-5 2-3	2B	4	0	1	0	0	1	0
Willie Montanez, L (1, 8) OBP: 0.333, SLG: 0.500		2B			5-3 1B 1B		L8		P5	4	0	2	0	0	0	1
Don Money, R (1, 5) OBP: 0.291, SLG: 0.361		F9			L8		2B 1B		L9	4	0	1	0	0	0	3
Ron Stone, L (1, 9) OBP: 0.321, SLG: 0.315 (7, 7)		F7			1-2 5-3 1B		1-3 2B		G3	4	0	2	0	0	0	2
Oscar Gamble, L (1, 7) OBP: 0.261, SLG: 0.319			F7		1-2 2-3 5-3		3-1			3	0	0	0	0	0	4
Darrell Brandon, R (7, 1) OBP: 0.125, SLG: 0.125										0	0	0	0	0	0	0
Chris Short, R (1, 1) OBP: 0.200, SLG: 0.091			K		K			K		1	0	0	0	0	1	0
Byron Browne, R (5, PH) OBP: 0.250, SLG: 0.296										1	0	0	0	0	1	2
Bill Champion, R (5, 1) OBP: 0.091, SLG: 0.091										0	0	0	0	0	0	0
Roger Freed, R (7, 9) OBP: 0.305, SLG: 0.312										1	0	0	0	0	1	0
Inning Stats	R: 0 E: 0 K: 0 S: 4 H: 0 LOB: 0 BB: 0 P: 5	R: 0 E: 0 K: 1 S: 6 H: 1 LOB: 1 BB: 0 P: 6	R: 0 E: 0 K: 1 S: 5 H: 0 LOB: 0 BB: 0 P: 7	R: 0 E: 0 K: 0 S: 8 H: 0 LOB: 0 BB: 0 P: 10	R: 0 E: 0 K: 1 S: 9 H: 2 LOB: 2 BB: 0 P: 12	R: 0 E: 0 K: 0 S: 3 H: 0 LOB: 0 BB: 0 P: 4	R: 0 E: 0 K: 0 S: 5 H: 2 LOB: 2 BB: 0 P: 5	R: 0 E: 0 K: 1 S: 7 H: 2 LOB: 2 BB: 0 P: 10	R: 0 E: 0 K: 0 S: 7 H: 1 LOB: 1 BB: 0 P: 8	1B: 5 2B: 3 3B: 0 HR: 0 SF: 0 SAC: 0 DP: 0 HBP: 0	WP: 0 PB: 0 SB: 0 CS: 0 PA: 34					

PITCHER	IP	WLS	BF	H	R	ER	SO	BB	IBB	HBP	BLK	WP	HR	S	P	ERA	WHIP
Bob Johnson, R (1, 1) ERA: 3.21	9.0	W	35	8	0	0	4	0	0	0	0	0	0	54	67	0.00	0.889

PITCHER	IP	WLS	BF	H	R	ER	SO	BB	IBB	HBP	BLK	WP	HR	S	P	ERA	WHIP

TOP

Philadelphia Phillies @ Pittsburgh Pirates
Three Rivers Stadium, Pittsburgh, PA
Sun Aug 08 1971, 3:38 AM EDT
Att. 31,448 - Unknown

livebaseballscorecards.com

AB	34
R	0
H	8
RBI	0
BB	0
SO	4
LOB	14

Batter	1	2	3	4	5	6	7	8	9	AB	R	H	RBI	BB	SO	LOB
Gene Clines, R (1, 8) OBP: 0.369, SLG: 0.394	L4-3		K		L3-1		E 3B			4	1	1	0	0	1	1
Rennie Stennett, R (1, 4) OBP: 0.313, SLG: 0.367	4-3		1B 3B		4-3		E E BB			3	1	1	1	0	0	0
Vic Davalillo, L (7, PH) OBP: 0.314, SLG: 0.347										0	0	0	0	1	0	0
Jackie Hernandez, R (8, 5) OBP: 0.259, SLG: 0.338										0	0	0	0	0	0	0
Roberto Clemente, R (1, 9) OBP: 0.352, SLG: 0.504	1B		BB 1B		6-3		E4			4	0	2	1	0	0	1
Willie Stargell, L (1, 7) OBP: 0.391, SLG: 0.667	P6		BB			1-3 BB	IBB			1	0	0	0	3	0	1
Manny Sanguillen, R (1, 2) OBP: 0.350, SLG: 0.434		5-3	L9			1-3	F9			4	0	0	0	0	0	6
Bob Robertson, R (1, 3) OBP: 0.354, SLG: 0.494		L7		6-3		K		K		4	0	0	0	0	2	1
Dave Cash, R (1, 5) OBP: 0.379, SLG: 0.387 (8, 4)		F2		K		6-3		6-3		4	0	0	0	0	1	1
Gene Alley, R (1, 6) OBP: 0.313, SLG: 0.384			3B 1B	HR			CS BB	F9		3	2	2	1	1	0	0
Bob Johnson, L (1, 1) OBP: 0.190, SLG: 0.056			K	K			K			3	0	0	0	0	3	2
Inning Stats	R: 0 H: 1 E: 0 LOB: 1 K: 0 BB: 0 S: 5 P: 6	R: 0 H: 0 E: 0 LOB: 0 K: 0 BB: 0 S: 4 P: 6	R: 2 H: 3 E: 0 LOB: 2 K: 2 BB: 1 S: 12 P: 25	R: 1 H: 1 E: 0 LOB: 0 K: 2 BB: 0 S: 8 P: 8	R: 0 H: 0 E: 0 LOB: 0 K: 0 BB: 0 S: 3 P: 3	R: 0 H: 0 E: 0 LOB: 1 K: 1 BB: 1 S: 5 P: 9	R: 1 H: 1 E: 1 LOB: 3 K: 1 BB: 3 S: 9 P: 25	R: 0 H: 0 E: 0 LOB: 0 K: 1 BB: 0 S: 5 P: 5		1B: 3 SF: 0 2B: 0 SAC: 0 3B: 2 DP: 0 HR: 1 HBP: 0						WP: 0 PA: 35 PB: 0 SB: 0 CS: 1

PITCHER		IP	WLS	BF	H	R	ER	SO	BB	IBB	HBP	BLK	WP	HR	S	P	ERA	WHIP
Chris Short, L ERA: 3.98	(1, 1)	4.0	L	18	5	3	3	4	1	0	0	0	0	1	29	45	6.75	1.500
Bill Champion, R ERA: 4.63	(5, 1)	2.2		12	1	1	0	2	3	0	0	0	0	0	15	29	0.00	1.500
Darrell Brandon, R ERA: 3.61	(7, 1)	1.1		5	0	0	0	1	0	1	0	0	0	0	7	13	0.00	0.000

PITCHER	IP	WLS	BF	H	R	ER	SO	BB	IBB	HBP	BLK	WP	HR	S	P	ERA	WHIP

BOTTOM

Philadelphia Phillies @ Pittsburgh Pirates
Three Rivers Stadium, Pittsburgh, PA
Sun Aug 08 1971, 3:38 AM EDT
Att. 31,448 - Unknown

livebaseballscorecards.com

AB	30
R	4
H	6
RBI	3
BB	5
SO	7
LOB	13

Batter	1	2	3	4	5	6	7	8	9	AB	R	H	RBI	BB	SO	LOB
Denny Doyle, L (1, 4) OBP: 0.281, SLG: 0.305	B F X 1-1 F9 ①		X 0-0 F7 ①		B C F F F X 1-2 FC6-4 1B ② 1-2f		B B B B 4-0 1-3 BB		X 0-0 6-3 ③	4	0	0	0	1	0	1
Larry Bowa, S (1, 6) OBP: 0.290, SLG: 0.297	F S F B X 1-2 S 1B		S B X 1-1 G3 ②		B X 1-0 BB 1B 1-3		B C X 1-1 1-3 ① 1-2			4	0	2	0	0	0	1
Tim McCarver, L (1, 2) OBP: 0.334, SLG: 0.436	C B B X 2-1 F9 ② 1-2		S S X 0-2 6-3 ③		S B B B F F F B 4-2 BB 1-2		X 0-0 F8 ②			3	0	0	0	1	0	2
Deron Johnson, R (1, 3) OBP: 0.342, SLG: 0.489	C X 0-1 F2 ③			X 0-0 6-3 ①	B F F C 1-3 K ③		S B C X 1-2 F8 ③			4	0	0	0	0	1	5
Willie Montanez, L (1, 8) OBP: 0.332, SLG: 0.498		B S B B X 2-1 4-3 ①		B S B S S 2-3 K ②		X 0-0 1B 1B		X 0-0 P4 ①		4	0	1	0	0	1	0
Don Money, R (1, 5) OBP: 0.287, SLG: 0.357		F B F C 1-3 K ②		B S X 1-1 E5		S F C 0-3 K ①		S S S 0-3 K ②		4	0	0	0	0	3	1
Ron Stone, L (1, 9) OBP: 0.319, SLG: 0.313		B B X 2-0 S 1B 1B		C B F F F C 1-3 K ③		L C B F B X 2-2 P6 ②		X 0-0 1-3 ③		4	1	1	0	0	1	2
Oscar Gamble, L (1, 7) OBP: 0.266, SLG: 0.323		F B F X 1-2 1-H 1B			X 0-0 1-3 ①	X 0-0 1-2 1B			X 0-0 F7 ①	4	0	2	1	0	0	0
Barry Lersch, S (1, 1) Byron Browne, R (6, PH) Jim Bunning, R (6, 1) Roger Freed, R (9, PH) OBP: 0.275, SLG: 0.200 OBP: 0.246, SLG: 0.291 OBP: 0.154, SLG: 0.250 OBP: 0.304, SLG: 0.311		X 0-0 F7 ③			B F B X 2-1 E6 FC6-4	S S B X 1-2 6-3 ③			C S C 0-3 K ②	2 1 0 1	0 0 0 0	0 0 0 0	0 0 0 0	0 0 0 0	0 0 0 1	1 2 0 0
Inning Stats	R: 0 H: 1 E: 0 LOB: 1 K: 0 BB: 0 S: 10 P: 14	R: 1 H: 2 E: 0 LOB: 1 K: 1 BB: 0 S: 10 P: 16	R: 0 H: 0 E: 0 LOB: 0 K: 0 BB: 0 S: 6 P: 7	R: 0 H: 0 E: 1 LOB: 1 K: 2 BB: 0 S: 11 P: 15	R: 0 H: 1 E: 1 LOB: 3 K: 1 BB: 1 S: 16 P: 25	R: 0 H: 2 E: 0 LOB: 2 K: 1 BB: 0 S: 12 P: 15	R: 0 H: 0 E: 0 LOB: 1 K: 0 BB: 1 S: 6 P: 12	R: 0 H: 0 E: 0 LOB: 0 K: 1 BB: 0 S: 5 P: 5	R: 0 H: 0 E: 0 LOB: 0 K: 1 BB: 0 S: 5 P: 5	1B: 6 2B: 0 3B: 0 HR: 0	SF: 0 SAC: 0 DP: 0 HBP: 0				WP: 0 PB: 0 SB: 2 CS: 0	PA: 37	

TOP

Philadelphia Phillies @ Los Angeles Dodgers

Dodger Stadium, Los Angeles, CA

Tue Aug 10 1971, 7:05 PM PDT

Att. 26,508 - Unknown

livebaseballscorecards.com

AB	35
R	1
H	6
RBI	1
BB	2
SO	7
LOB	15

PITCHER		IP	WLS	BF	H	R	ER	SO	BB	IBB	HBP	BLK	WP	HR	S	P	ERA	WHIP
Bill Singer, R ERA: 4.09	(1, 1)	9.0	W	37	6	1	1	7	2	0	0	0	0	0	81	114	1.00	0.889

PITCHER	IP	WLS	BF	H	R	ER	SO	BB	IBB	HBP	BLK	WP	HR	S	P	ERA	WHIP

Batter	1	2	3	4	5	6	7	8	9	AB	R	H	RBI	BB	SO	LOB
Bill Buckner, L (1, 9) OBP: 0.309, SLG: 0.378	P4		CS 1B		4-3			E S 1B 1B		4	1	2	0	0	0	1
Wes Parker, S (1, 3) OBP: 0.359, SLG: 0.372	6-3		CS 1-2	G5-4-3 1B		F8		2B 1-H 1B		4	1	2	1	0	0	0
Willie Davis, L (1, 8) OBP: 0.340, SLG: 0.446	4-3			P5		G3		F9		4	0	0	0	0	0	2
Dick Allen, R (1, 5) OBP: 0.388, SLG: 0.469		E 1B 1B		G5-4-3 1-2f		BB		1-3 1B 2B		3	2	2	0	1	0	1
Steve Garvey, R (9, 5) OBP: 0.295, SLG: 0.390										0	0	0	0	0	0	0
Willie Crawford, L (1, 7) OBP: 0.351, SLG: 0.502		SAFE K 1-2			HR 1B	4-3		2-H 3-H 1B		4	1	2	2	0	1	2
Tom Haller, L (1, 2) OBP: 0.324, SLG: 0.350		CS 2-H 1B			1-H HR		4-3	IBB		3	1	2	3	1	0	0
Bobby Valentine, R (1, 6) OBP: 0.276, SLG: 0.314		5-3 1-2			FC4-6 1B		F2	K		4	0	1	0	0	1	3
Bill Russell, R (1, 4) OBP: 0.278, SLG: 0.316			4-3		FC4-6 1-2f		K			3	0	0	0	0	1	1
Bill Singer, R (1, 1) OBP: 0.208, SLG: 0.116			K		K			5-3		3	0	0	0	0	2	1
Inning Stats	R: 0 E: 0 K: 0 S: 9 H: 0 LOB: 0 BB: 0 P: 13	R: 1 E: 1 K: 1 S: 10 H: 2 LOB: 0 BB: 0 P: 16	R: 0 E: 0 K: 1 S: 7 H: 1 LOB: 0 BB: 0 P: 12	R: 0 E: 0 K: 0 S: 6 H: 1 LOB: 0 BB: 0 P: 8	R: 2 E: 0 K: 1 S: 9 H: 3 LOB: 1 BB: 0 P: 10	R: 0 E: 0 K: 0 S: 5 H: 0 LOB: 1 BB: 1 P: 9	R: 0 E: 0 K: 1 S: 6 H: 0 LOB: 0 BB: 0 P: 9	R: 3 E: 0 K: 1 S: 11 H: 4 LOB: 2 BB: 1 P: 19		1B: 9 2B: 1 3B: 0 HR: 1 SF: 0 SAC: 0 DP: 1 HBP: 0						

PITCHER		IP	WLS	BF	H	R	ER	SO	BB	IBB	HBP	BLK	WP	HR	S	P	ERA	WHIP
Barry Lersch, R ERA: 4.02	(1, 1)	5.0	L	19	7	3	2	3	0	0	0	0	0	1	41	59	3.60	1.400
Jim Bunning, R ERA: 5.82	(6, 1)	3.0		15	4	3	3	2	1	1	0	0	0	0	22	37	9.00	1.667

PITCHER	IP	WLS	BF	H	R	ER	SO	BB	IBB	HBP	BLK	WP	HR	S	P	ERA	WHIP

BOTTOM

Philadelphia Phillies @ Los Angeles Dodgers
Dodger Stadium, Los Angeles, CA
Tue Aug 10 1971, 7:05 PM PDT
Att. 26,508 - Unknown

livebaseballscorecards.com

AB	32
R	6
H	11
RBI	6
BB	2
SO	5
LOB	11

PA: 35

Batter	1	2	3	4	5	6	7	8	9	AB	R	H	RBI	BB	SO	LOB
Denny Doyle, L (1, 4) OBP: 0.281, SLG: 0.304	C C B X 1-2 FC4-6 1B	S B B F X 2-2 ③ G3			X 0-0 ② G3			X 0-0 ② F8		4	0	1	0	0	0	2
Larry Bowa, S (1, 6) OBP: 0.288, SLG: 0.294	C X 0-1 ① FC4-6 S S 1-2f		B F X 1-1 ① 5-3		S B B X 2-1 ③ 4-3			X 0-0 ③ 1-3		4	0	0	0	0	0	1
Tim McCarver, L (1, 2) OBP: 0.333, SLG: 0.432	B S B C B B 4-2 G5-4-3 1-2 BB		B B X 2-0 ② F8			B B C T X 2-2 ① F2			X 0-0 ① F2	3	0	0	0	1	0	0
Deron Johnson, R (1, 3) OBP: 0.342, SLG: 0.486	S B B B X 3-1 ② ③ G5-4-3 1-2f 2-3		B B B 4-0 BB			C B S X 1-2 ② 5-3			S S S 0-3 ② K	3	0	0	0	1	1	2
Willie Montanez, L (1, 8) OBP: 0.331, SLG: 0.495		B F F B S 2-3 ① K	S X 0-1 ③ P5			X 0-0 ③ F9			S S B X 1-2 1B	4	0	1	0	0	1	1
Don Money, R (1, 5) OBP: 0.287, SLG: 0.355		X 0-0 BB 1B 1B		X 0-0 ① 5-3			B C F X 1-2 ① 5-3		B B B C C X 3-2 ③ 5-3	4	1	1	0	0	0	1
Ron Stone, L (1, 9) OBP: 0.320, SLG: 0.308		C B B B B 4-1 1B 1-2 BB		X 0-0 ② F8			C X 0-1 ② G3			2	0	0	0	1	0	0
Oscar Gamble, L (1, 7) OBP: 0.262, SLG: 0.317		X 0-0 ② F7		S S C 0-3 ③ K			X 0-0 ③ L4			3	0	0	0	0	1	2
Ken Reynolds, L (1, 1) OBP: 0.237, SLG: 0.229 Bobby Pfeil, R (8, PH) OBP: 0.359, SLG: 0.448 Bill Champion, R (8, 1) OBP: 0.091, SLG: 0.091		C S F X 0-2 1-3 2-H 1B			B X 1-0 ① G3			C B X 1-1 ① 4-3		2 1 0	0 0 0	1 0 0	1 0 0	0 0 0	0 0 0	0 0 0
Inning Stats	R: 0 H: 1 E: 0 LOB: 1 K: 0 BB: 1 S: 9 P: 17	R: 1 H: 2 E: 0 LOB: 2 K: 1 BB: 1 S: 13 P: 21	R: 0 H: 0 E: 0 LOB: 1 K: 0 BB: 1 S: 5 P: 12	R: 0 H: 0 E: 0 LOB: 0 K: 1 BB: 0 S: 5 P: 5	R: 0 H: 0 E: 0 LOB: 0 K: 0 BB: 0 S: 4 P: 7	R: 0 H: 0 E: 0 LOB: 0 K: 0 BB: 0 S: 7 P: 10	R: 0 H: 0 E: 0 LOB: 0 K: 0 BB: 0 S: 6 P: 7	R: 0 H: 0 E: 0 LOB: 0 K: 0 BB: 0 S: 4 P: 5	R: 0 H: 1 E: 0 LOB: 1 K: 1 BB: 0 S: 10 P: 14	1B: 4 SF: 0 2B: 0 SAC: 0 3B: 0 DP: 1 HR: 0 HBP: 0						

TOP

Philadelphia Phillies @ Los Angeles Dodgers

Dodger Stadium, Los Angeles, CA

Wed Aug 11 1971, 7:05 PM PDT

Att. 20,135 - Unknown

livebaseballscorecards.com

AB	30
R	1
H	4
RBI	1
BB	3
SO	3
LOB	9

WP: 0 PA: 33
PB: 0
SB: 2
CS: 0

PITCHER		IP	WLS	BF	H	R	ER	SO	BB	IBB	HBP	BLK	WP	HR	S	P	ERA	WHIP
Doyle Alexander, R ERA: 3.13	(1, 1)	9.0	W	33	4	1	1	3	3	0	0	0	0	0	63	98	1.00	0.778

PITCHER	IP	WLS	BF	H	R	ER	SO	BB	IBB	HBP	BLK	WP	HR	S	P	ERA	WHIP

BOTTOM

Philadelphia Phillies @ Los Angeles Dodgers
Dodger Stadium, Los Angeles, CA
Wed Aug 11 1971, 7:05 PM PDT
Att. 20,135 - Unknown

Batter	1	2	3	4	5	6	7	8	9	AB	R	H	RBI	BB	SO	LOB
Bill Russell, R (1, 4) OBP: 0.283, SLG: 0.340	HR	L8			2B 1B	L5 3-H				4	1	2	1	0	0	4
Manny Mota, R (1, 7) OBP: 0.371, SLG: 0.386	5-3		L7		1-3 2B		L9			4	0	1	0	0	0	0
Willie Davis, L (1, 8) OBP: 0.340, SLG: 0.445	4-3		4-3		F8		CS 1B			4	0	1	0	0	0	2
Dick Allen, R (1, 3) OBP: 0.389, SLG: 0.467	BB		6-3		G6-4-3 IBB		F9			2	0	0	0	2	0	1
Wes Parker, S (1, 9) OBP: 0.358, SLG: 0.371	P6			6-3	G6-4-3 1-2f		CS 1-2	E 1B		4	1	1	0	0	0	4
Steve Garvey, R (1, 5) OBP: 0.299, SLG: 0.392		P3		3B 1B		L8		FC6-4 1-2 1B		4	1	2	0	0	0	0
Joe Ferguson, R (1, 2) OBP: 0.282, SLG: 0.342		P4		K		1B 1B 1B		P6		4	1	1	0	0	1	3
Bobby Valentine, R (1, 6) OBP: 0.286, SLG: 0.335		1B 1B		1-H 3B		1-3 L5 1B		FC6-4 1-2f 2-H		4	0	3	1	0	0	1
Doyle Alexander, R (1, 1) OBP: 0.333, SLG: 0.273		1-3 1B		F9		1-3 3-H 1B		1-3		4	0	2	1	0	0	2
Inning Stats	R: 1 E: 0 K: 0 S: 9 H: 1 LOB: 1 BB: 1 P: 19	R: 0 E: 0 K: 0 S: 10 H: 2 LOB: 2 BB: 0 P: 16	R: 0 E: 0 K: 0 S: 6 H: 0 LOB: 0 BB: 0 P: 8	R: 1 E: 0 K: 1 S: 11 H: 2 LOB: 1 BB: 0 P: 13	R: 0 E: 0 K: 0 S: 6 H: 2 LOB: 2 BB: 1 P: 12	R: 1 E: 0 K: 0 S: 8 H: 3 LOB: 1 BB: 0 P: 11	R: 0 E: 0 K: 0 S: 3 H: 1 LOB: 0 BB: 0 P: 5	R: 1 E: 1 K: 0 S: 5 H: 2 LOB: 1 BB: 0 P: 5		1B: 10 2B: 2 3B: 1 HR: 1 SF: 0 SAC: 0 DP: 2 HBP: 0						

livebaseballscorecards.com

AB	34
R	4
H	13
RBI	3
BB	2
SO	1
LOB	17

WP: 0 PB: 0 SB: 0 CS: 1 PA: 37

PITCHER		IP	WLS	BF	H	R	ER	SO	BB	IBB	HBP	BLK	WP	HR	S	P	ERA	WHIP
Ken Reynolds, L ERA: 4.09	(1, 1)	7.0	L	31	11	3	3	1	1	1	0	0	0	1	53	84	3.86	1.714
Bill Champion, R ERA: 4.55	(8, 1)	1.0		5	2	1	0	0	0	0	0	0	0	0	5	5	0.00	2.000

PITCHER	IP	WLS	BF	H	R	ER	SO	BB	IBB	HBP	BLK	WP	HR	S	P	ERA	WHIP

Batter	1	2	3	4	5	6	7	8	9	10	11	12	13	AB	R	H	RBI	BB	SO	LOB
Terry Harmon, R (1, 4) (9, 3) OBP: 0.308, SLG: 0.283	0-0 6-3			3-1 FC4 1B		3-2 2B		0-1 FC6-4 1B 1-2 2-H		0-3 K			0-0 SH1-4 1B 2B	6	1	4	1	0	1	1
Larry Bowa, S (1, 6) OBP: 0.286, SLG: 0.293	2-1 6-3			0-0 FC4 5-3 1-2f		0-0 6-3		1-1 FC6-4 1-2f		1-0 4-3			0-2 SH1-4 1-2 2B 1B	6	1	1	0	0	0	5
Tim McCarver, L (1, 2) OBP: 0.329, SLG: 0.426	0-1 G3			1-1 5-3 2-3			0-1 5-3		0-0 4-3		0-0 F9		0-0 SH1-4 1-2 2-3	5	0	0	0	0	0	1
Deron Johnson, R (1, 3) OBP: 0.341, SLG: 0.484 Denny Doyle, L (9, PR) (9, 4) OBP: 0.279, SLG: 0.302		2-0 4-3		0-0 1-3			1-1 P4		0-0 E 1B 1B		1-2 F8		2-1 1-3	4	0	1	0	0	0	1
														2	0	0	0	0	0	2
Don Money, R (1, 7) OBP: 0.287, SLG: 0.358		1-1 F9			1-1 G4-3 1B		3-1 P4		0-1 E5 1B 1-2		0-1 F2		0-0 2-H 3-H 2B	6	0	2	2	0	0	1
Willie Montanez, L (1, 8) OBP: 0.331, SLG: 0.492		3-2 3-1			0-0 G4-3 1-2f			2-0 E 1B 1B		1-2 F7		2-1 1-3	4-2 BB	5	1	1	0	1	0	3
Roger Freed, R (1, 9) OBP: 0.305, SLG: 0.309 Oscar Gamble, L (8, PR) (8, 9) OBP: 0.268, SLG: 0.323	0-0 F9				4-1 CS BB			3-2 E5 1B 1-2	0-0 1-2 2-H 1B			0-1 1B	1-2 L8	2	0	0	0	1	0	1
														3	0	2	0	0	0	2
John Vukovich, R (1, 5) OBP: 0.204, SLG: 0.188 Jim Bunning, R (8, PH) OBP: 0.148, SLG: 0.240 Bill Wilson, R (8, 1) OBP: 0.143, SLG: 0.143 Darrell Brandon, R (11, 1) OBP: 0.111, SLG: 0.111	2-0 F8				1-1 CS 1-2	0-0 1-3		1-3 K		0-0 SH3-4 1B		0-0 B2		2	0	0	0	0	0	0
														1	0	0	0	0	1	2
														1	0	1	0	0	0	0
														1	0	0	0	0	0	1
Chris Short, R (1, 1) OBP: 0.192, SLG: 0.087 Bobby Pfeil, R (8, PH) OBP: 0.348, SLG: 0.433 (8, 5)	0-0 L3					1-2 3-1		2-1 F7		1-1 SH3-4 1-2		0-0 F3		2	0	0	0	0	0	0
														2	0	0	0	0	0	3

Inning Stats														
	R: 0 E: 0 K: 0 S: 5	H: 0 LOB: 0 BB: 0 P: 7	R: 0 E: 0 K: 0 S: 7	H: 0 LOB: 0 BB: 0 P: 13	R: 0 E: 0 K: 0 S: 3	H: 0 LOB: 0 BB: 0 P: 5	R: 0 E: 1 K: 0 S: 6	H: 1 LOB: 1 BB: 0 P: 10	R: 0 E: 0 K: 0 S: 5	H: 1 LOB: 0 BB: 1 P: 11	R: 0 E: 0 K: 0 S: 11	H: 1 LOB: 1 BB: 0 P: 15	R: 0 E: 0 K: 0 S: 6	H: 0 LOB: 0 BB: 0 P: 10
	R: 1 E: 1 K: 1 S: 13	H: 2 LOB: 2 BB: 0 P: 22	R: 0 E: 1 K: 0 S: 8	H: 2 LOB: 2 BB: 0 P: 9	R: 0 E: 0 K: 1 S: 7	H: 1 LOB: 1 BB: 0 P: 9	R: 0 E: 0 K: 0 S: 6	H: 0 LOB: 0 BB: 0 P: 7	R: 0 E: 0 K: 0 S: 6	H: 1 LOB: 1 BB: 0 P: 8	R: 2 E: 0 K: 0 S: 15	H: 3 LOB: 2 BB: 1 P: 22	1B: 10 2B: 2 3B: 0 HR: 0	SF: 0 SAC: 2 DP: 1 HBP: 0
	WP: 0 PB: 0 SB: 0 CS: 1	PA: 53												

PITCHER		IP	WLS	BF	H	R	ER	SO	BB	IBB	HBP	BLK	WP	HR	S	P	ERA	WHIP
Claude Osteen, L ERA: 3.28	(1, 1)	9.0		34	7	1	0	1	1	0	0	0	0	0	64	102	0.00	0.889
Jim Brewer, L ERA: 1.97	(10, 1)	3.0		11	2	0	0	1	0	0	0	0	0	0	19	24	0.00	0.667
Pete Mikkelsen, R ERA: 2.87	(13, 1)	1.0	L	7	3	2	2	0	1	0	0	0	0	0	15	22	18.00	4.000

PITCHER	IP	WLS	BF	H	R	ER	SO	BB	IBB	HBP	BLK	WP	HR	S	P	ERA	WHIP

TOP

Philadelphia Phillies @ Los Angeles Dodgers

Dodger Stadium, Los Angeles, CA

Thu Aug 12 1971, 7:05 PM PDT

Att. 19,755 - Unknown

livebaseballscorecards.com

AB	48
R	3
H	12
RBI	3
BB	2
SO	2
LOB	23

Batter	1	2	3	4	5	6	7	8	9	10	11	12	13	AB	R	H	RBI	BB	SO	LOB
Bill Russell, R (1, 4) OBP: 0.274, SLG: 0.327	P6		FC5-2-5 1-2 3-H		L8			4-3		K		F7		6	0	0	0	0	1	3
Manny Mota, R (1, 7) OBP: 0.375, SLG: 0.390	P6		6-3			FC3-6 1B		BB FC4-2 BB 1B		1B 1B		5-3		6	0	3	0	0	0	2
Willie Davis, L (1, 8) OBP: 0.337, SLG: 0.440	G3			1-3		FC3-6 S 1-2f 1B		FC4-2 BB 1-2 BB		L7			4-3	5	1	0	0	1	0	2
Dick Allen, R (1, 3) OBP: 0.394, SLG: 0.470		G4-3 BB		3-1 1B		F3		FC4-2 1-2 2-3 BB		S 1-3 1B			0-0 1B	4	0	3	0	2	0	1
Wes Parker, S (1, 9) OBP: 0.355, SLG: 0.368	G4-3 1-2f			3-1 1-2		1-H 1B		FC4-2 FC6-4 1-2 2-3 3-Hf		4-3 1-2			K	6	0	1	1	0	1	8
Steve Garvey, R (1, 5) OBP: 0.294, SLG: 0.385	5-3			K		L8		FC6-4 1-2f			4-3		5-3	3	0	0	0	0	1	2
Maury Wills, S (8, PH) OBP: 0.321, SLG: 0.328 (9, 5)														3	0	0	0	0	0	4
Joe Ferguson, R (1, 2) OBP: 0.278, SLG: 0.333			1B 1B		F9		K		6-3		P4			5	0	1	0	0	1	0
Bobby Valentine, R (1, 6) OBP: 0.289, SLG: 0.337			1B 1-3 FC5-2-5 1B		SH1-4 1B		F8		1-3		5-3			5	0	2	0	0	0	0
Claude Osteen, L (1, 1) OBP: 0.205, SLG: 0.203			FC5-2-5 2-3 1B		SH1-4 1-2		P6		K			1-3		2	0	1	0	0	0	0
Willie Crawford, L (9, PH) OBP: 0.350, SLG: 0.500														1	0	0	0	0	1	0
Jim Brewer, L (10, 1) OBP: 0.400, SLG: 0.400														0	0	0	0	0	0	0
Bill Buckner, L (12, PH) OBP: 0.308, SLG: 0.377														1	0	0	0	0	0	0
Pete Mikkelsen, R (13, 1) OBP: 0.250, SLG: 0.143														0	0	0	0	0	0	0
Inning Stats	R: 0 E: 0 K: 0 S: 4 H: 0 LOB: 0 BB: 0 P: 6	R: 0 E: 0 K: 0 S: 5 H: 0 LOB: 0 BB: 1 P: 13	R: 0 E: 0 K: 0 S: 7 H: 3 LOB: 2 BB: 0 P: 7	R: 0 E: 0 K: 1 S: 9 H: 1 LOB: 1 BB: 0 P: 16	R: 0 E: 0 K: 0 S: 6 H: 1 LOB: 1 BB: 0 P: 7	R: 1 E: 0 K: 0 S: 12 H: 2 LOB: 1 BB: 0 P: 19	R: 0 E: 0 K: 1 S: 6 H: 0 LOB: 0 BB: 0 P: 9	R: 0 E: 0 K: 0 S: 9 H: 1 LOB: 3 BB: 2 P: 19	R: 0 E: 0 K: 1 S: 7 H: 0 LOB: 0 BB: 0 P: 10	R: 0 E: 0 K: 1 S: 11 H: 2 LOB: 2 BB: 0 P: 17	R: 0 E: 0 K: 0 S: 4 H: 0 LOB: 0 BB: 0 P: 6	R: 0 E: 0 K: 0 S: 5 H: 0 LOB: 0 BB: 0 P: 6	R: 0 E: 0 K: 1 S: 8 H: 1 LOB: 1 BB: 0 P: 13	1B: 11 2B: 0 3B: 0 HR: 0 SF: 0 SAC: 1 DP: 1 HBP: 0						

PITCHER		IP	WLS	BF	H	R	ER	SO	BB	IBB	HBP	BLK	WP	HR	S	P	ERA	WHIP
Chris Short, L ERA: 3.67	(1, 1)	7.0		27	7	1	1	2	1	0	0	0	0	0	49	77	1.29	1.143
Bill Wilson, R ERA: 2.2	(8, 1)	3.0		14	3	0	0	2	2	0	0	0	0	0	27	46	0.00	1.667
Darrell Brandon, R ERA: 3.43	(11, 1)	3.0	W	10	1	0	0	1	0	0	0	0	0	0	17	25	0.00	0.333

PITCHER	IP	WLS	BF	H	R	ER	SO	BB	IBB	HBP	BLK	WP	HR	S	P	ERA	WHIP

BOTTOM

Philadelphia Phillies @ Los Angeles Dodgers

Dodger Stadium, Los Angeles, CA

Thu Aug 12 1971, 7:05 PM PDT

Att. 19,755 - Unknown

livebaseballscorecards.com

AB	47
R	1
H	11
RBI	1
BB	3
SO	5
LOB	22

WP: 0 PB: 0 SB: 2 CS: 0 PA: 51

Batter	1	2	3	4	5	6	7	8	9	AB	R	H	RBI	BB	SO	LOB
Terry Harmon, R (1, 4) OBP: 0.298, SLG: 0.273	C B B C S 2-3 ① K		S X 0-1 ① F8		B B C C X 2-2 ③ F2		X 0-0 ① F2		X 0-0 ② L9	5	0	0	0	0	1	0
Larry Bowa, S (1, 6) OBP: 0.289, SLG: 0.300	B S C S 1-3 ② K		B X 1-0 F9 2B			X 0-0 2B 1B	X 0-0 4-3 HR 2B		S S B S 1-3 ③ K	5	2	3	0	0	2	0
Willie Montanez, L (1, 8) OBP: 0.333, SLG: 0.499	B B C F X 2-2 WP 3B		X 0-0 ② F9 2-3			C F B X 1-2 2B BB 1-H 2B	B C F X 1-2 ② 4-3 2-3			4	2	2	1	0	0	2
Deron Johnson, R (1, 3) OBP: 0.344, SLG: 0.494	C B B B B 4-1 FC5-4 BB 3-H		B X 1-0 ③ P6			X 0-0 BB 2B 2-3	B C X 1-1 HR 3-H			3	1	2	2	1	0	1
Don Money, R (1, 7) OBP: 0.287, SLG: 0.355	B S X 1-1 ③ FC5-4 1-2f			C F B B B S 3-3 ① K		F X 0-1 ① 6-3	B B B B 4-0 CS BB			3	0	0	0	1	1	3
Roger Freed, R (1, 9) OBP: 0.304, SLG: 0.306		X 0-0 ① P4		B B S B C S 3-3 ② K		I I I 4-0 BB IBB	C C B P 2-2 ③ CS 1-2	B C S S B 2-3 ① K		3	0	0	0	1	2	0
John Vukovich, R (1, 5) OBP: 0.205, SLG: 0.190		B B X 2-0 1B	S S B S 1-3 ③ K			C C C 0-3 ② K		B B B C F S 3-3 ② K		4	0	1	0	0	3	3
Mike Ryan, R (1, 2) OBP: 0.240, SLG: 0.319		C S S 0-3 ② K			S X 0-1 ① 6-3	B C S F B F B B 4-2 1-2 2-3 3-H BB		X 0-0 ③ 5-3		3	0	0	1	1	1	1
Rick Wise, R (1, 1) OBP: 0.250, SLG: 0.443		B S S X 1-2 ③ L8			F S S 0-3 ② K	B B X 2-0 F3			S S S 0-3 ① K	4	0	0	0	0	2	4
Inning Stats	R: 1 H: 1 E: 0 LOB: 1 K: 2 BB: 1 S: 12 P: 22	R: 0 H: 1 E: 0 LOB: 1 K: 1 BB: 0 S: 8 P: 11	R: 0 H: 1 E: 0 LOB: 1 K: 0 BB: 0 S: 5 P: 7	R: 0 H: 0 E: 0 LOB: 0 K: 3 BB: 0 S: 9 P: 16	R: 0 H: 0 E: 0 LOB: 0 K: 1 BB: 0 S: 8 P: 10	R: 2 H: 3 E: 0 LOB: 3 K: 1 BB: 2 S: 15 P: 26	R: 2 H: 2 E: 0 LOB: 0 K: 0 BB: 1 S: 10 P: 17	R: 0 H: 0 E: 0 LOB: 0 K: 2 BB: 0 S: 7 P: 12	R: 0 H: 0 E: 0 LOB: 0 K: 2 BB: 0 S: 7 P: 8	1B: 2 SF: 0 2B: 4 SAC: 0 3B: 1 DP: 0 HR: 1 HBP: 0						WP: 1 PA: 39 PB: 0 SB: 0 CS: 1

PITCHER		IP	WLS	BF	H	R	ER	SO	BB	IBB	HBP	BLK	WP	HR	S	P	ERA	WHIP
Fred Norman, L ERA: 3.79	(1, 1)	6.2	L	32	8	5	5	8	3	1	0	0	1	1	64	105	6.75	1.650
Tom Phoebus, R ERA: 4.67	(7, 1)	2.1		6	0	0	0	4	0	0	0	0	0	0	17	24	0.00	0.000

PITCHER	IP	WLS	BF	H	R	ER	SO	BB	IBB	HBP	BLK	WP	HR	S	P	ERA	WHIP

TOP

Philadelphia Phillies @ San Diego Padres

San Diego Stadium, San Diego, CA

Fri Aug 13 1971, 10:05 PM EDT

Att. 4,006 - Unknown

livebaseballscorecards.com

AB	34
R	5
H	8
RBI	4
BB	4
SO	12
LOB	14

Batter	1	2	3	4	5	6	7	8	9	AB	R	H	RBI	BB	SO	LOB
Enzo Hernandez, R (1, 6) OBP: 0.295, SLG: 0.258	6-3		E4		5-3			5-3		4	1	0	0	0	0	1
Dave Campbell, R (1, 4) OBP: 0.287, SLG: 0.331	1B		SH1-4		F8			F8		3	0	1	0	0	0	1
Larry Stahl, L (1, 8) (7, 9) OBP: 0.310, SLG: 0.392	1B		SF7			P6		FC6-4		3	0	2	1	0	0	0
Nate Colbert, R (1, 3) OBP: 0.348, SLG: 0.483	K		CS			K		FC6-4		4	0	1	0	0	2	3
Leron Lee, L (1, 7) OBP: 0.325, SLG: 0.384	4-3		CS	F5		FC6-4			K	4	0	1	0	0	1	2
Ollie Brown, R (1, 9) OBP: 0.358, SLG: 0.373		HR		F9		FC6-4			P4	3	1	1	1	0	0	1
Tom Phoebus, R (7, 1) OBP: 0.231, SLG: 0.222										0	0	0	0	0	0	0
Ivan Murrell, R (9, PH) OBP: 0.258, SLG: 0.370										1	0	0	0	0	0	0
Ed Spiezio, R (1, 5) OBP: 0.273, SLG: 0.327		K		5-3			P4		6-3	4	0	0	0	0	1	0
Bob Barton, R (1, 2) OBP: 0.311, SLG: 0.359		5-3			4-3		5-3			3	0	0	0	0	0	0
Fred Norman, S (1, 1) OBP: 0.300, SLG: 0.259		F7			2B		6-3			2	0	1	0	0	0	0
Cito Gaston, R (7, 8) OBP: 0.271, SLG: 0.395										1	0	0	0	0	0	0
Inning Stats	R: 0 H: 2 E: 0 LOB: 2 K: 1 BB: 0 S: 8 P: 11	R: 1 H: 1 E: 0 LOB: 0 K: 1 BB: 0 S: 9 P: 13	R: 1 H: 1 E: 1 LOB: 0 K: 0 BB: 0 S: 11 P: 17	R: 0 H: 0 E: 0 LOB: 0 K: 0 BB: 0 S: 3 P: 3	R: 0 H: 1 E: 0 LOB: 1 K: 0 BB: 0 S: 12 P: 21	R: 0 H: 1 E: 0 LOB: 1 K: 1 BB: 0 S: 7 P: 9	R: 0 H: 0 E: 0 LOB: 0 K: 0 BB: 0 S: 4 P: 5	R: 0 H: 1 E: 0 LOB: 1 K: 0 BB: 0 S: 6 P: 6	R: 0 H: 0 E: 0 LOB: 0 K: 1 BB: 0 S: 6 P: 8	1B: 5 SF: 1 2B: 1 SAC: 1 3B: 0 DP: 0 HR: 1 HBP: 0						

PITCHER		IP	WLS	BF	H	R	ER	SO	BB	IBB	HBP	BLK	WP	HR	S	P	ERA	WHIP
Rick Wise, R ERA: 2.94	(1, 1)	9.0	W	34	7	2	1	4	0	0	0	0	0	1	66	93	1.00	0.778

PITCHER	IP	WLS	BF	H	R	ER	SO	BB	IBB	HBP	BLK	WP	HR	S	P	ERA	WHIP

BOTTOM

Philadelphia Phillies @ San Diego Padres

San Diego Stadium, San Diego, CA

Fri Aug 13 1971, 10:05 PM EDT

Att. 4,006 - Unknown

livebaseballscorecards.com

AB	32
R	2
H	7
RBI	2
BB	0
SO	4
LOB	8

Batter	1	2	3	4	5	6	7	8	9	AB	R	H	RBI	BB	SO	LOB
Denny Doyle, L (1, 4) OBP: 0.278, SLG: 0.301	0-0 BB BB 1-5-3 1B	0-0 F7 ③		1-0 F9 ②		1-0 4-3 ③			0-0 4-3 ②	5	1	1	0	0	0	4
Larry Bowa, S (1, 6) OBP: 0.288, SLG: 0.299	1-3 K ①		0-1 3-1 ①	0-0 6-3 ③			0-0 E5 3-1 1B		1-1 1B 1B	5	1	1	0	0	1	2
Tim McCarver, L (1, 2) OBP: 0.332, SLG: 0.427	4-0 1-5-3 BB 1-2 BB		2-2 1B 1B 1B		0-0 F8 ①		1-1 3-1 ① 2-3		0-1 1-3 1B	4	1	2	0	1	0	1
Deron Johnson, R (1, 3) OBP: 0.347, SLG: 0.494	4-1 1-5-3 1-2 2-3 BB		3-2 G3 E 1-3 1B		1-3 K ②		0-0 G4-6-3 3-H 1B		0-3 K ③	4	1	2	1	1	2	2
Willie Montanez, L (1, 8) OBP: 0.330, SLG: 0.494	1-1 1-5-3 ② 1-2 2-3 3-H		0-0 G3 ② 1-2		0-0 F8 ③		0-1 G4-6-3 ②③ 1-2f			4	0	0	1	0	0	5
Don Money, R (1, 5) OBP: 0.287, SLG: 0.353	2-3 K ③		0-0 E7 2-H 3-H 1B			2-3 K ①		2-3 K ①		4	0	1	1	0	3	2
Ron Stone, L (1, 9) OBP: 0.318, SLG: 0.313		0-0 F2 ①	2-3 K ③			3-2 SH1-4 2B		0-0 F7 ②		4	0	1	0	0	1	1
Oscar Gamble, L (1, 7) OBP: 0.272, SLG: 0.320		2-1 F8 ②		4-0 SH4-3 BB		4-0 SH1-4 IBB		3-2 4-3 ③		2	0	0	0	2	0	0
Woodie Fryman, R (1, 1) OBP: 0.148, SLG: 0.148 Bill Wilson, R (7, 1) OBP: 0.125, SLG: 0.125		1-0 1B		0-0 SH4-3 ① 1-2		0-0 SH1-4 ② 1-2 2-3			0-0 5-3 ①	1 1	0 0	1 0	0 0	0 0	0 0	0 0
Inning Stats	R: 1 E: 0 K: 2 S: 11 H: 1 LOB: 2 BB: 2 P: 23	R: 0 E: 0 K: 0 S: 5 H: 1 LOB: 1 BB: 0 P: 8	R: 2 E: 1 K: 1 S: 15 H: 3 LOB: 1 BB: 0 P: 22	R: 0 E: 0 K: 0 S: 3 H: 0 LOB: 1 BB: 1 P: 8	R: 0 E: 0 K: 1 S: 5 H: 0 LOB: 0 BB: 0 P: 6	R: 0 E: 0 K: 1 S: 9 H: 1 LOB: 2 BB: 1 P: 19	R: 1 E: 1 K: 0 S: 6 H: 1 LOB: 0 BB: 0 P: 7	R: 0 E: 0 K: 1 S: 7 H: 0 LOB: 0 BB: 0 P: 12	R: 0 E: 0 K: 1 S: 9 H: 2 LOB: 2 BB: 0 P: 10	1B: 8 2B: 1 3B: 0 HR: 0	SF: 0 SAC: 2 DP: 1 HBP: 0						

PITCHER		IP	WLS	BF	H	R	ER	SO	BB	IBB	HBP	BLK	WP	HR	S	P	ERA	WHIP
Clay Kirby, R ERA: 3.16	(1, 1)	8.0		35	7	4	2	6	3	1	0	0	0	0	61	105	2.25	1.250
Dick Kelley, L ERA: 3.86	(9, 1)	1.0	W	5	2	0	0	1	0	0	0	0	0	0	9	10	0.00	2.000

PITCHER	IP	WLS	BF	H	R	ER	SO	BB	IBB	HBP	BLK	WP	HR	S	P	ERA	WHIP

TOP

Philadelphia Phillies @ San Diego Padres

San Diego Stadium, San Diego, CA

Sun Aug 15 1971, 6:33 AM EDT

Unknown

livebaseballscorecards.com

AB	34
R	4
H	9
RBI	3
BB	4
SO	7
LOB	17

WP: 0 PB: 0 SB: 0 CS: 0 PA: 40

Batter	1	2	3	4	5	6	7	8	9	AB	R	H	RBI	BB	SO	LOB
Enzo Hernandez, R (1, 6) OBP: 0.296, SLG: 0.260	B C B X 2-1 ① 5-3	X 0-0 ③ L9			C F B F X 1-2 ① F5		C S B F F B X 2-2 1B 2B		B B B 4-0 1B BB 1B BB	4	2	1	0	1	0	3
Dave Campbell, R (1, 4) OBP: 0.289, SLG: 0.329 Angel Bravo, L (9, PH) OBP: 0.284, SLG: 0.211	C F X 0-2 ② 6-3		F F B B B B 4-2 BB		B B B B 4-0 HR BB		X 0-0 ① F3		B L B B F B 4-2 1-2 1B 1B BB	2 0	1 1	0 0	0 0	2 1	0 0	1 0
Cito Gaston, R (1, 8) OBP: 0.275, SLG: 0.403	B C B B B 4-1 FC6-4 BB		C F B B S 2-3 ① K		B X 1-0 1-H HR		B B F B F X 3-2 ② P4		B M X 1-1 1-2 2-3 1B 1B	4	1	2	2	1	1	2
Nate Colbert, R (1, 3) OBP: 0.349, SLG: 0.482	X 0-0 ③ FC6-4 1-2f		C B F B S 2-3 ② K		B X 1-0 ② 5-3		B B X 2-0 2-H FC6-4 1B		C F B X 1-2 1-2 2-H 3-H 1B	5	0	2	3	0	1	2
Ollie Brown, R (1, 9) OBP: 0.355, SLG: 0.369		B C C B C 2-3 ① K	B S B F X 2-2 ③ 4-3		B B C S 2-3 ③ K		C B S B X 2-2 ③ 1-2f FC6-4			4	0	0	0	0	2	2
Ed Spiezio, R (1, 5) OBP: 0.273, SLG: 0.324		B F B S B B B 4-2 1B BB		C X 0-1 ① F7		B B S X 2-1 ① 6-3		B B X 2-0 ① 1-3		3	0	0	0	1	0	0
Ivan Murrell, R (1, 7) OBP: 0.262, SLG: 0.372		B C X 1-1 1-3 BB 1B		B S B X 2-1 FC5-4 1B		B F S B F S 2-3 ② K		B F X 1-1 E8		4	0	2	0	0	1	0
Bob Barton, R (1, 2) OBP: 0.315, SLG: 0.358 Larry Stahl, L (8, PH) OBP: 0.309, SLG: 0.391 Fred Kendall, R (9, 2) OBP: 0.209, SLG: 0.200		C S B B B B 4-2 1-2 BB		X 0-0 ② FC5-4 1-2f		C B S F F B B B 4-2 BB		F C S 0-3 ② K		1 1 0	0 0 0	0 0 0	0 0 0	2 0 0	0 1 0	1 1 0
Clay Kirby, R (1, 1) OBP: 0.190, SLG: 0.121 Leron Lee, L (8, PH) OBP: 0.324, SLG: 0.382 Dick Kelley, R (9, 1) OBP: 0.333, SLG: 0.333		B F C S 1-3 ② K		B S B B C C 3-3 ③ K		S B F X 1-2 ③ 5-3		B F X 1-1 ③ 4-3		3 1 0	0 0 0	0 0 0	0 0 0	0 0 0	2 0 0	5 1 0
Inning Stats	R: 0 H: 0 E: 0 LOB: 1 K: 0 BB: 1 S: 7 P: 13	R: 0 H: 1 E: 0 LOB: 3 K: 2 BB: 2 S: 13 P: 25	R: 0 H: 0 E: 0 LOB: 1 K: 2 BB: 1 S: 11 P: 21	R: 0 H: 1 E: 0 LOB: 1 K: 1 BB: 0 S: 8 P: 13	R: 2 H: 1 E: 0 LOB: 0 K: 1 BB: 1 S: 9 P: 18	R: 0 H: 0 E: 0 LOB: 1 K: 1 BB: 1 S: 13 P: 22	R: 1 H: 2 E: 0 LOB: 1 K: 0 BB: 0 S: 13 P: 22	R: 0 H: 0 E: 1 LOB: 1 K: 1 BB: 0 S: 8 P: 12	R: 2 H: 2 E: 0 LOB: 2 K: 0 BB: 2 S: 7 P: 17	1B: 5 SF: 0 2B: 1 SAC: 0 3B: 0 DP: 0 HR: 1 HBP: 0						WP: 0 PA: 40 PB: 0 SB: 0 CS: 0	

PITCHER		IP	WLS	BF	H	R	ER	SO	BB	IBB	HBP	BLK	WP	HR	S	P	ERA	WHIP
Woodie Fryman, L ERA: 2.9	(1, 1)	6.2		31	5	3	3	7	6	0	0	0	0	1	71	129	4.05	1.650
Bill Wilson, R ERA: 2.55	(7, 1)	1.1	L	9	2	2	2	1	2	0	0	0	0	0	18	34	13.50	3.000

PITCHER	IP	WLS	BF	H	R	ER	SO	BB	IBB	HBP	BLK	WP	HR	S	P	ERA	WHIP

BOTTOM

Philadelphia Phillies @ San Diego Padres

San Diego Stadium, San Diego, CA

Sun Aug 15 1971, 6:33 AM EDT

Unknown

livebaseballscorecards.com

AB	32
R	5
H	7
RBI	5
BB	8
SO	8
LOB	18

Philadelphia Phillies @ San Diego Padres

San Diego Stadium, San Diego, CA

Sun Aug 15 1971, 6:38 AM EDT

Att. 8,108 - Unknown

livebaseballscorecards.com

Batter	1	2	3	4	5	6	7	8	9	AB	R	H	RBI	BB	SO	LOB
Terry Harmon, R (1, 4) OBP: 0.297, SLG: 0.272	0-0 ① 1B E G6-3 1B	0-3 ③ K			0-0 ② 6-3			0-0 ① 6-3		4	1	1	0	0	1	1
Larry Bowa, S (1, 6) OBP: 0.288, SLG: 0.299	0-0 E5 G6-3 1B 1-2		0-0 ① F3		0-3 ③ K			0-0 E 1B		4	0	1	0	0	1	1
Don Money, R (1, 7) OBP: 0.286, SLG: 0.352	0-0 G6-3 1B 1-2 2-3		0-3 ② K			0-0 ① F8		0-0 FC3 1-2		4	0	1	0	0	1	1
Deron Johnson, R (1, 3) OBP: 0.344, SLG: 0.490	0-0 ① ② G6-3 1-2f 2-3 3-H		0-0 ③ 6-3			0-0 ② 6-3		0-3 ② K		4	0	0	0	0	1	4
Roger Freed, R (1, 9) OBP: 0.303, SLG: 0.303	B B B B 4-0 BB			0-3 ① K		0-3 ③ K		0-0 ③ P4		3	0	0	0	1	2	2
Willie Montanez, L (1, 8) OBP: 0.329, SLG: 0.499	0-0 ③ 4-3			0-3 ② K			0-0 HR		0-0 ① 1-3	4	1	1	1	0	1	2
John Vukovich, R (1, 5) OBP: 0.212, SLG: 0.197		0-0 ① 1-3		0-0 FC5-4 1B			0-0 G4-6-3 1B		0-0 ② F3	4	0	2	0	0	0	0
Mike Ryan, R (1, 2) OBP: 0.233, SLG: 0.308		0-0 ② 5-3		0-0 ③ FC5-4 1-2f			0-0 ① F8		0-0 ③ L9	4	0	0	0	0	0	2
Barry Lersch, S (1, 1) OBP: 0.283, SLG: 0.213		0-0 1B			0-0 ① 1-3		0-0 ② ③ G4-6-3 1-2f			2	0	1	0	0	0	0
Bobby Pfeil, R (7, PH) OBP: 0.343, SLG: 0.426										1	0	0	0	0	0	1
Joe Hoerner, R (7, 1) OBP: 0.111, SLG: 0.111										0	0	0	0	0	0	0

TOP

AB	34
R	2
H	7
RBI	1
BB	1
SO	7
LOB	14

Inning Stats	1	2	3	4	5	6	7	8	9
R	1	0	0	0	0	0	1	0	0
E	1	0	0	0	0	0	0	1	0
K	0	1	1	2	1	1	0	1	0
S	5	6	5	8	5	5	4	7	3
H	2	1	0	1	0	0	2	1	0
LOB	2	1	0	1	0	0	0	2	0
BB	1	0	0	0	0	0	0	0	0
P	9	6	5	8	5	5	4	7	3

1B	6	
2B	0	
3B	0	
HR	1	
SF	0	
SAC	0	
DP	2	
HBP	0	

WP	0
PB	0
SB	0
CS	0
PA	35

PITCHER	IP	WLS	BF	H	R	ER	SO	BB	IBB	HBP	BLK	WP	HR	S	P	ERA	WHIP
Dave Roberts, L (1, 1) ERA: 2.04	9.0	W	35	7	2	1	7	1	0	0	0	0	1	48	52	1.00	0.889

PITCHER	IP	WLS	BF	H	R	ER	SO	BB	IBB	HBP	BLK	WP	HR	S	P	ERA	WHIP

Batter	1	2	3	4	5	6	7	8	9	AB	R	H	RBI	BB	SO	LOB
Enzo Hernandez, R (1, 6) OBP: 0.295, SLG: 0.260	F7		HR 1B 1B	FC5-4 CS 1-2f			F3			4	1	1	0	0	0	1
Dave Campbell, R (1, 4) OBP: 0.294, SLG: 0.333	E 1B		1-2 HR 1B	CS 1-2	SH1-4 1B		F8			4	1	3	0	0	0	0
Larry Stahl, L (1, 9) OBP: 0.309, SLG: 0.402	L8 1-2		1-H 2-H HR		SH1-4 1-2			K		3	1	1	3	0	1	1
Nate Colbert, R (1, 3) OBP: 0.348, SLG: 0.480	K		E 1B		K			K		4	0	1	0	0	3	2
Leron Lee, L (1, 7) OBP: 0.318, SLG: 0.374		4-3	E1 1-2		F9			F8		4	0	0	0	0	0	2
Cito Gaston, R (1, 8) OBP: 0.275, SLG: 0.402		1B	L9			5-3				3	0	1	0	0	0	2
Ed Spiezio, R (1, 5) OBP: 0.270, SLG: 0.320 Garry Jestadt, R (7, 5) OBP: 0.244, SLG: 0.282	K		F8			6-3				3 0	0 0	0 0	0 0	0 0	1 0	3 0
Fred Kendall, R (1, 2) OBP: 0.202, SLG: 0.193	F7			F5		F8				3	0	0	0	0	0	1
Dave Roberts, L (1, 1) OBP: 0.200, SLG: 0.231			1-3	FC5-4 1B			F8			3	0	1	0	0	0	0
Inning Stats	R: 0 H: 1 E: 1 LOB: 1 K: 1 BB: 0 S: 6 P: 6	R: 0 H: 1 E: 0 LOB: 1 K: 1 BB: 0 S: 6 P: 6	R: 3 H: 4 E: 1 LOB: 2 K: 0 BB: 0 S: 8 P: 8	R: 0 H: 1 E: 0 LOB: 0 K: 0 BB: 0 S: 3 P: 3	R: 0 H: 1 E: 0 LOB: 1 K: 1 BB: 0 S: 6 P: 6	R: 0 H: 0 E: 0 LOB: 0 K: 0 BB: 0 S: 3 P: 3	R: 0 H: 0 E: 0 LOB: 0 K: 0 BB: 0 S: 3 P: 3	R: 0 H: 0 E: 0 LOB: 0 K: 2 BB: 0 S: 7 P: 7		1B: 7 SF: 0 2B: 0 SAC: 1 3B: 0 DP: 0 HR: 1 HBP: 0						WP: 0 PA: 33 PB: 0 SB: 0 CS: 1

PITCHER		IP	WLS	BF	H	R	ER	SO	BB	IBB	HBP	BLK	WP	HR	S	P	ERA	WHIP
Barry Lersch, R ERA: 4.03	(1, 1)	6.0	L	26	8	3	3	3	0	0	0	0	0	1	32	32	4.50	1.333
Joe Hoerner, L ERA: 1.94	(7, 1)	2.0		6	0	0	0	2	0	0	0	0	0	0	10	10	0.00	0.000

PITCHER	IP	WLS	BF	H	R	ER	SO	BB	IBB	HBP	BLK	WP	HR	S	P	ERA	WHIP

BOTTOM

Philadelphia Phillies @ San Diego Padres

San Diego Stadium, San Diego, CA

Sun Aug 15 1971, 6:38 AM EDT

Att. 8,108 - Unknown

livebaseballscorecards.com

AB	31
R	3
H	8
RBI	3
BB	0
SO	5
LOB	12

Batter	1	2	3	4	5	6	7	8	9	AB	R	H	RBI	BB	SO	LOB
Denny Doyle, L (1, 4) OBP: 0.277, SLG: 0.300	4-3		F4		FC6-4 1B		F9			1	0	0	0	0	0	0
Terry Harmon, R (1, 4) OBP: 0.292, SLG: 0.267					1-2f					3	0	0	0	0	0	2
Larry Bowa, S (1, 6) OBP: 0.292, SLG: 0.301	1B		BB		G4-3 1B 1-2			F8		3	0	2	0	1	0	0
Tim McCarver, L (1, 2) OBP: 0.329, SLG: 0.422	F8		K		G4-3 1-2f			K		4	0	0	0	0	2	4
Deron Johnson, R (1, 3) OBP: 0.341, SLG: 0.486	F8		K			K		F3		4	0	0	0	0	2	2
Willie Montanez, L (1, 8) OBP: 0.329, SLG: 0.497		4-3		1B		F4			F8	4	0	1	0	0	0	0
Don Money, R (1, 7) OBP: 0.286, SLG: 0.354		E 2B		F3		K			6-3	4	1	1	0	0	1	1
Ron Stone, L (1, 9) OBP: 0.323, SLG: 0.314		E BB		F8			6-3		FC6-4 1B	3	0	1	0	1	0	1
John Vukovich, R (1, 5) OBP: 0.207, SLG: 0.192		E3 G1-6-3 1-2 2-H		K			F9		FC6-4 1-2f	4	0	0	0	0	1	3
Ken Reynolds, L (1, 1) OBP: 0.231, SLG: 0.222		G1-6-3 1-2f			FC6-4 1B		1B			1	0	0	0	0	0	2
Bill Champion, R (2, 1) OBP: 0.091, SLG: 0.091										0	0	0	0	0	0	0
Oscar Gamble, L (5, PH) OBP: 0.276, SLG: 0.323										1	0	1	0	0	0	0
Jim Bunning, R (5, 1) OBP: 0.148, SLG: 0.240										0	0	0	0	0	0	0
Byron Browne, R (7, PH) OBP: 0.258, SLG: 0.304										1	0	1	0	0	0	0
Darrell Brandon, R (7, 1) OBP: 0.111, SLG: 0.111										0	0	0	0	0	0	0
Inning Stats	R: 0 E: 0 K: 0 S: 4 H: 1 LOB: 1 BB: 0 P: 4	R: 1 E: 1 K: 0 S: 4 H: 1 LOB: 1 BB: 1 P: 8	R: 0 E: 0 K: 2 S: 7 H: 0 LOB: 1 BB: 1 P: 11	R: 0 E: 0 K: 1 S: 6 H: 1 LOB: 1 BB: 0 P: 6	R: 0 E: 0 K: 0 S: 4 H: 2 LOB: 1 BB: 0 P: 4	R: 0 E: 0 K: 2 S: 7 H: 0 LOB: 0 BB: 0 P: 7	R: 0 E: 0 K: 0 S: 4 H: 1 LOB: 1 BB: 0 P: 4	R: 0 E: 0 K: 1 S: 5 H: 0 LOB: 0 BB: 0 P: 5	R: 0 E: 0 K: 0 S: 4 H: 1 LOB: 1 BB: 0 P: 4	1B: 6 2B: 1 3B: 0 HR: 0 SF: 0 SAC: 0 DP: 2 HBP: 0						

PITCHER	IP	WLS	BF	H	R	ER	SO	BB	IBB	HBP	BLK	WP	HR	S	P	ERA	WHIP
Gaylord Perry, R (1, 1) ERA: 3.18	9.0	W	35	7	1	0	6	2	0	0	0	0	0	45	53	0.00	1.000

PITCHER	IP	WLS	BF	H	R	ER	SO	BB	IBB	HBP	BLK	WP	HR	S	P	ERA	WHIP

TOP

Philadelphia Phillies @ San Francisco Giants
Candlestick Park, San Francisco, CA
Tue Aug 17 1971, 10:05 PM EDT
Att. 8,973 - Unknown

livebaseballscorecards.com

AB	33
R	1
H	7
RBI	0
BB	2
SO	6
LOB	15

WP: 0 PA: 35
PB: 0
SB: 0
CS: 0

Batter	1	2	3	4	5	6	7	8	9	AB	R	H	RBI	BB	SO	LOB
Ken Henderson, S (1, 7) OBP: 0.382, SLG: 0.463	BB FC5-4 2B	BBB G4-6-3 1-2 BB		FC4-6 1-2f			F9			3	1	1	0	1	0	2
Tito Fuentes, S (1, 4) OBP: 0.307, SLG: 0.356	FC5-4 BB SF4 HBP	G4-6-3 1-2f			6-3		E3 2-H 1B			3	1	1	0	0	0	2
Willie Mays, R (1, 8) OBP: 0.425, SLG: 0.511	BBBB FC5-4 1-2 2-3 BB		F8 S 1B		SSS K		SSS K			3	0	1	0	1	2	1
Bobby Bonds, R (1, 9) OBP: 0.376, SLG: 0.504	FC5-4 PB WP 1-2f 2-3 3-H		F8 1-3		4-3			F8		4	1	0	1	0	0	3
Dave Kingman, R (1, 3) OBP: 0.289, SLG: 0.667	SF4 3-H		SSS K			5-3		SSS K		3	0	0	1	0	2	1
Dick Dietz, R (1, 2) OBP: 0.397, SLG: 0.424	6-3 1-H		6-3			F8		F7		4	0	0	0	0	0	1
Chris Speier, R (1, 6) OBP: 0.308, SLG: 0.328		1B 2B		F9		5-3				3	1	1	0	0	0	0
Al Gallagher, R (1, 5) OBP: 0.350, SLG: 0.394		BB 2-H 1B		FC1-6 1B			BBBB SH3-4 E BB			2	1	2	1	1	0	0
Hal Lanier, R (8, 5) OBP: 0.284, SLG: 0.287										0	0	0	0	0	0	0
Gaylord Perry, R (1, 1) OBP: 0.141, SLG: 0.171		SSS K		FC1-6 FC4-6 1-2f			SH3-4 1-2			2	0	0	0	0	1	2
Inning Stats	R: 3 H: 1 E: 0 LOB: 0 K: 0 BB: 1 S: 4 P: 9	R: 1 H: 2 E: 0 LOB: 1 K: 1 BB: 1 S: 6 P: 10	R: 0 H: 1 E: 0 LOB: 1 K: 1 BB: 0 S: 6 P: 6	R: 0 H: 1 E: 0 LOB: 1 K: 0 BB: 0 S: 4 P: 4	R: 0 H: 0 E: 0 LOB: 0 K: 1 BB: 0 S: 5 P: 5	R: 0 H: 0 E: 0 LOB: 0 K: 0 BB: 0 S: 3 P: 3	R: 1 H: 1 E: 1 LOB: 1 K: 1 BB: 1 S: 6 P: 10	R: 0 H: 0 E: 0 LOB: 0 K: 1 BB: 0 S: 5 P: 5		1B: 4 SF: 1 2B: 2 SAC: 1 3B: 0 DP: 1 HR: 0 HBP: 1				WP: 2 PA: 33 PB: 1 SB: 1 CS: 0		

PITCHER		IP	WLS	BF	H	R	ER	SO	BB	IBB	HBP	BLK	WP	HR	S	P	ERA	WHIP
Ken Reynolds, L ERA: 4.28	(1, 1)	1.0	L	8	3	4	3	0	1	0	1	0	1	0	6	11	27.00	4.000
Bill Champion, R ERA: 4.33	(2, 1)	3.0		11	2	0	0	2	1	0	0	0	0	0	14	18	0.00	1.000
Jim Bunning, R ERA: 5.71	(5, 1)	2.0		6	0	0	0	1	0	0	0	0	0	0	8	8	0.00	0.000
Darrell Brandon, R ERA: 3.32	(7, 1)	2.0		8	1	1	0	2	1	0	0	0	0	0	11	15	0.00	1.000

PITCHER	IP	WLS	BF	H	R	ER	SO	BB	IBB	HBP	BLK	WP	HR	S	P	ERA	WHIP

BOTTOM

Philadelphia Phillies @ San Francisco Giants

Candlestick Park, San Francisco, CA

Tue Aug 17 1971, 10:05 PM EDT

Att. 8,973 - Unknown

livebaseballscorecards.com

AB	27
R	5
H	6
RBI	3
BB	3
SO	5
LOB	12

Batter	1	2	3	4	5	6	7	8	9	AB	R	H	RBI	BB	SO	LOB
Larry Bowa, S (1, 6) OBP: 0.290, SLG: 0.298	S S S 0-3 ① K		x 0-0 ② F3		S S S 0-3 ② K		x 0-0 ③ F3			4	0	0	0	0	2	4
Terry Harmon, R (1, 4) OBP: 0.291, SLG: 0.266 Joe Hoerner, R (8, 1) OBP: 0.111, SLG: 0.111	x 0-0 ② 4-3		x 0-0 ③ 6-3		x 0-0 ③ F4			x 0-0 1B		4 0	0 0	1 0	0 0	0 0	0 0	3 0
Willie Montanez, L (1, 8) OBP: 0.328, SLG: 0.493	B B B B 4-0 WP BB			x 0-0 ① 3-1		x 0-0 ① F7		x 0-0 ① F8		3	0	0	0	1	0	1
Deron Johnson, R (1, 3) OBP: 0.340, SLG: 0.486	S S S 0-3 ③ K 1-2			x 0-0 ② F3		x 0-0 2B		S S S 0-3 ② K		4	0	1	0	0	2	2
Don Money, R (1, 7) OBP: 0.283, SLG: 0.350		x 0-0 ① 5-3		x 0-0 ③ F9		x 0-0 ② F9		x 0-0 ③ F8		4	0	0	0	0	0	2
Roger Freed, R (1, 9) OBP: 0.301, SLG: 0.300 Bill Wilson, R (6, 1) OBP: 0.125, SLG: 0.125 Bobby Pfeil, R (8, 4) OBP: 0.338, SLG: 0.419		x 0-0 ② F5			x 0-0 ① 5-3	S S S 0-3 ③ K			x 0-0 ① 6-3	3 0 1	0 0 0	0 0 0	0 0 0	0 0 0	1 0 0	1 0 0
John Vukovich, R (1, 5) OBP: 0.213, SLG: 0.199		x 0-0 1B			x 0-0 BB WP 1B		x 0-0 ① F8		x 0-0 ② 5-3	4	0	2	0	0	0	0
Mike Ryan, R (1, 2) OBP: 0.233, SLG: 0.301		x 0-0 ③ F4			B B B B 4-0 BB 1-2 BB		x 0-0 ② F2		x 0-0 ③ F8	3	0	0	0	1	0	1
Rick Wise, R (1, 1) OBP: 0.257, SLG: 0.437 Byron Browne, R (6, 9) OBP: 0.270, SLG: 0.316			x 0-0 ① F6		B B B B 4-0 1-2 2-3 BB		x 0-0 1B			1 1	0 0	0 1	0 0	1 0	0 0	0 0
Inning Stats	R: 0 H: 0 E: 0 LOB: 1 K: 2 BB: 1 S: 7 P: 11	R: 0 H: 1 E: 0 LOB: 1 K: 0 BB: 0 S: 4 P: 4	R: 0 H: 0 E: 0 LOB: 0 K: 0 BB: 0 S: 3 P: 3	R: 0 H: 0 E: 0 LOB: 0 K: 0 BB: 0 S: 3 P: 3	R: 0 H: 1 E: 0 LOB: 3 K: 1 BB: 2 S: 6 P: 14	R: 0 H: 1 E: 0 LOB: 1 K: 1 BB: 0 S: 6 P: 6	R: 0 H: 1 E: 0 LOB: 1 K: 0 BB: 0 S: 4 P: 4	R: 0 H: 1 E: 0 LOB: 1 K: 1 BB: 0 S: 6 P: 6	R: 0 H: 0 E: 0 LOB: 0 K: 0 BB: 0 S: 3 P: 3	1B: 4 SF: 0 2B: 1 SAC: 0 3B: 0 DP: 0 HR: 0 HBP: 0						WP: 2 PA: 35 PB: 0 SB: 0 CS: 0	

TOP

Philadelphia Phillies @ San Francisco Giants
Candlestick Park, San Francisco, CA
Wed Aug 18 1971, 6:33 AM EDT
Att. 10,663 - Unknown

livebaseballscorecards.com

AB	32
R	0
H	5
RBI	0
BB	3
SO	5
LOB	14

PITCHER		IP	WLS	BF	H	R	ER	SO	BB	IBB	HBP	BLK	WP	HR	S	P	ERA	WHIP
John Cumberland, L ERA: 2.82	(1, 1)	9.0	W	35	5	0	0	5	3	0	0	0	2	0	42	54	0.00	0.889

PITCHER	IP	WLS	BF	H	R	ER	SO	BB	IBB	HBP	BLK	WP	HR	S	P	ERA	WHIP

BOTTOM

Philadelphia Phillies @ San Francisco Giants
Candlestick Park, San Francisco, CA
Wed Aug 18 1971, 6:33 AM EDT
Att. 10,663 - Unknown

livebaseballscorecards.com

Batter	1	2	3	4	5	6	7	8	9	AB	R	H	RBI	BB	SO	LOB
Ken Henderson, S (1, 7) OBP: 0.385, SLG: 0.465	F7-3 1B		PB 1B BB		CS 1B		F8			3	1	2	0	1	0	0
Tito Fuentes, S (1, 4) OBP: 0.307, SLG: 0.354	F7-3 1-2		1-3 1-2		F4		1-3 HR BB			3	1	0	0	1	0	3
Bobby Bonds, R (1, 8) (8, 9) OBP: 0.375, SLG: 0.502	5-3		BB S 1B 2-H		K 1-2		1-3 1-2			4	0	1	1	0	1	2
Willie McCovey, L (1, 3) OBP: 0.384, SLG: 0.454		E3 HR	G5-3 BB BB 1-2			1-6-3	HR IBB			2	2	0	0	2	0	0
Dick Dietz, R (1, 2) OBP: 0.400, SLG: 0.434 Russ Gibson, R (3, PR) (4, 2) OBP: 0.257, SLG: 0.412		1-H HR	1-2 2-3 BB			2B 1B 1B	1-H 2-H HR			1 2	1 2	1 2	2 3	1 0	0 0	0 0
Dave Kingman, R (1, 9) OBP: 0.286, SLG: 0.651 Jimmy Rosario, S (8, 8) OBP: 0.366, SLG: 0.294	F4	G5-3 2-3f			1B 1-3 2B	K				4 0	0 0	1 0	0 0	0 0	1 0	3 0
Chris Speier, R (1, 6) OBP: 0.308, SLG: 0.326	K			F6		1B IBB	5-3			3	0	0	0	1	1	0
Al Gallagher, R (1, 5) OBP: 0.351, SLG: 0.396 Hal Lanier, R (9, 5) OBP: 0.284, SLG: 0.287	1B			6-3		G6-4-3 1-2 2-3 3-H 1B	F9			4 0	0 0	2 0	1 0	0 0	0 0	0 0
John Cumberland, R (1, 1) OBP: 0.158, SLG: 0.135	K			K		G6-4-3 1-2f	K			4	0	0	0	0	3	4
Inning Stats	R: 0 H: 1 E: 0 LOB: 0 K: 0 BB: 0 S: 3 P: 3	R: 2 H: 2 E: 1 LOB: 1 K: 2 BB: 0 S: 10 P: 10	R: 1 H: 1 E: 0 LOB: 2 K: 0 BB: 3 S: 3 P: 15	R: 0 H: 0 E: 0 LOB: 0 K: 1 BB: 0 S: 5 P: 5	R: 0 H: 1 E: 0 LOB: 0 K: 1 BB: 0 S: 5 P: 5	R: 1 H: 3 E: 0 LOB: 2 K: 0 BB: 1 S: 5 P: 9	R: 3 H: 1 E: 0 LOB: 0 K: 1 BB: 2 S: 6 P: 14	R: 0 H: 0 E: 0 LOB: 0 K: 1 BB: 0 S: 5 P: 5		1B: 6 SF: 0 2B: 2 SAC: 0 3B: 0 DP: 3 HR: 2 HBP: 0						

	AB	30
	R	7
	H	9
	RBI	7
	BB	6
	SO	6
	LOB	12

WP: 0 PA: 36
PB: 1
SB: 1
CS: 1

PITCHER		IP	WLS	BF	H	R	ER	SO	BB	IBB	HBP	BLK	WP	HR	S	P	ERA	WHIP
Rick Wise, R ERA: 3.0	(1, 1)	5.1	L	26	8	4	3	4	3	1	0	0	0	1	30	46	5.06	2.062
Bill Wilson, R ERA: 3.07	(6, 1)	1.2		7	1	3	3	1	1	1	0	0	0	1	7	15	16.20	1.200
Joe Hoerner, L ERA: 1.91	(8, 1)	1.0		3	0	0	0	1	0	0	0	0	0	0	5	5	0.00	0.000

PITCHER	IP	WLS	BF	H	R	ER	SO	BB	IBB	HBP	BLK	WP	HR	S	P	ERA	WHIP

Batter	1	2	3	4	5	6	7	8	9	AB	R	H	RBI	BB	SO	LOB
Maury Wills, S (1, 6) OBP: 0.319, SLG: 0.328	C B B F X 2-2 ① 6-3		C X 0-1 G3 1B HR 1B	B B B 4-0 BB		X 0-0 ① F2		X 0-0 1B 2B 1B	X 0-0 ③ F2	5	2	2	0	1	0	0
Manny Mota, R (1, 7) OBP: 0.369, SLG: 0.383	B X 1-0 WP BB 1B		X 0-0 G3 1-2 HR 1B	B B X 2-0 ③ F8		B B S S F B X 3-2 ② 6-3		B B B C F X 3-2 1-3 2B 1B		5	2	3	0	0	0	2
Wes Parker, S (1, 3) OBP: 0.358, SLG: 0.365	B B C B B X 3-1 ② P6		C B C B B X 3-2 ① G3 1-2 2-3		X 0-0 SH1-3 1B 1B 1B	B S C B B X 3-2 ③ 1-6-3		X 0-0 1-H 3-H 1B 2B		5	2	2	2	0	0	3
Dick Allen, R (1, 5) OBP: 0.401, SLG: 0.471	B B B B 4-0 WP 1-2 BB		B X 1-0 2-H 3-H HR		X 0-0 SH1-3 1-2 1B 1B	B B B C B 4-1 1B BB		X 0-0 2-H 2B 1B		3	2	3	4	2	0	0
Steve Garvey, R (8, PR) OBP: 0.287, SLG: 0.375 (8, 5)										0	1	0	0	0	0	0
Jim Lefebvre, S (1, 4) OBP: 0.313, SLG: 0.398	S S B X 1-2 ③ F8 1-2 2-3		X 0-0 ② 6-3		X 0-0 ① SH1-3 1-2 2-3		X 0-0 ① B5	X 0-0 1-H 2B		4	0	1	1	0	0	3
Bobby Valentine, R (1, 9) OBP: 0.289, SLG: 0.335		B B B S S C X 3-2 ① P5	B S S X 1-2 ③ F3		4-0 1B IBB		X 0-0 ② FC6-4 1-2 1B	X 0-0 ② F2		2	0	0	0	0	0	0
Bill Buckner, L (5, PH) OBP: 0.314, SLG: 0.380 (5, 9)										2	0	1	0	1	0	2
Joe Ferguson, R (1, 2) OBP: 0.283, SLG: 0.329		C T B B B B 4-2 BB	B X 1-0 ① 5-3	B F C B S 2-3 ② K		C T F B S 1-3 ② K	C S B S 1-3 ③ K			1	0	0	0	1	0	0
Duke Sims, L (5, PH) OBP: 0.344, SLG: 0.332 (5, 2)										3	0	0	0	0	3	7
Bill Russell, R (1, 8) OBP: 0.277, SLG: 0.328		B S S S B B S 3-3 ② K	X 0-0 S 1B	X 0-0 1-2 2-H 3-H 1B		B B S S B X 3-1 ③ FC6-4 1-2f		S S C 0-3 ① K		5	0	2	2	0	2	3
Al Downing, R (1, 1) OBP: 0.237, SLG: 0.222		X 0-0 ③ L3	B S X 1-1 ② 6-3 1-2	X 0-0 ③ 6-3				X 0-0 ① 5-3	S S S 0-3 ② K	2	0	0	0	0	0	2
Pete Mikkelsen, R (4, 1) OBP: 0.200, SLG: 0.111										2	0	0	0	0	0	2
Jim Brewer, L (8, 1) OBP: 0.333, SLG: 0.333										1	0	0	0	0	1	0
Inning Stats	R: 0 E: 0 K: 0 S: 9 H: 1 LOB: 2 BB: 1 P: 20	R: 0 E: 0 K: 1 S: 9 H: 0 LOB: 1 BB: 1 P: 19	R: 3 E: 0 K: 0 S: 11 H: 3 LOB: 0 BB: 0 P: 16	R: 0 E: 0 K: 0 S: 5 H: 1 LOB: 2 BB: 1 P: 13	R: 2 E: 0 K: 1 S: 8 H: 3 LOB: 2 BB: 1 P: 14	R: 0 E: 0 K: 0 S: 8 H: 0 LOB: 0 BB: 0 P: 14	R: 0 E: 0 K: 1 S: 8 H: 1 LOB: 2 BB: 1 P: 16	R: 4 E: 0 K: 1 S: 12 H: 5 LOB: 2 BB: 0 P: 16	R: 0 E: 0 K: 2 S: 7 H: 0 LOB: 0 BB: 0 P: 7	1B: 11 2B: 2 3B: 0 HR: 1 SF: 0 SAC: 1 DP: 0 HBP: 0						

TOP

Los Angeles Dodgers @ Philadelphia Phillies

Veterans Stadium, Philadelphia, PA

Fri Aug 20 1971, 7:05 PM EDT

Att. 30,006 - Unknown

livebaseballscorecards.com

AB	40
R	9
H	14
RBI	9
BB	5
SO	6
LOB	24

WP: 1 PA: 46
PB: 0
SB: 1
CS: 0

PITCHER		IP	WLS	BF	H	R	ER	SO	BB	IBB	HBP	BLK	WP	HR	S	P	ERA	WHIP
Chris Short, L ERA: 3.93	(1, 1)	2.0	L	11	3	2	2	1	2	0	0	0	1	0	21	42	9.00	2.500
Barry Lersch, R ERA: 4.04	(3, 1)	2.0		9	2	1	1	0	1	0	0	0	0	1	13	26	4.50	1.500
Bill Champion, R ERA: 4.45	(5, 1)	2.1		13	4	2	2	1	1	1	0	0	0	0	19	35	7.71	2.143
Darrell Brandon, R ERA: 3.84	(7, 1)	1.0		8	5	4	4	1	0	0	0	0	0	0	13	20	36.00	5.000
Joe Hoerner, L ERA: 1.89	(8, 1)	0.2		2	0	0	0	1	0	0	0	0	0	0	4	5	0.00	0.000

PITCHER		IP	WLS	BF	H	R	ER	SO	BB	IBB	HBP	BLK	WP	HR	S	P	ERA	WHIP
Dick Selma, R ERA: 4.5	(9, 1)	1.0		3	0	0	0	2	0	0	0	0	0	0	7	7	0.00	0.000

BOTTOM

Los Angeles Dodgers @ Philadelphia Phillies
Veterans Stadium, Philadelphia, PA
Fri Aug 20 1971, 7:05 PM EDT
Att. 30,006 - Unknown

livebaseballscorecards.com

Batter	1	2	3	4	5	6	7	8	9	AB	R	H	RBI	BB	SO	LOB
Larry Bowa, S (1, 6) OBP: 0.289, SLG: 0.297	P6		F9	K			2B 1B		F7	5	1	1	0	0	1	2
Terry Harmon, R (1, 4) OBP: 0.294, SLG: 0.277	BB 1B		K2-3		K		1-H 2B		K	5	0	2	1	0	3	0
Willie Montanez, L (1, 8) OBP: 0.327, SLG: 0.489	1-2 BB		F7		F7		K		F7	4	0	0	0	1	1	1
Deron Johnson, R (1, 3) OBP: 0.342, SLG: 0.492	K			1B 1B 1B	6-3			HR		4	2	2	1	0	1	2
Don Money, R (1, 7) OBP: 0.282, SLG: 0.351	K			F8		F8		1B 2B		4	1	1	0	0	1	3
Tim McCarver, L (1, 2) OBP: 0.331, SLG: 0.425		1B 2B		1-2 2B 1B		3-1		5-3		4	1	2	0	0	0	1
Roger Freed, R (1, 9) OBP: 0.298, SLG: 0.297 Darrell Brandon, R (7, 1) OBP: 0.111, SLG: 0.111 Joe Hoerner, R (8, 1) OBP: 0.111, SLG: 0.111 Ron Stone, L (8, PH) OBP: 0.327, SLG: 0.319 Dick Selma, R (9, 1)	6-3			F9		F7		2-H 1B		3 0 0 1 0	0 0 0 0 0	0 0 0 1 0	0 0 0 0 0	0 0 0 0 0	0 0 0 0 0	3 0 0 0 0
John Vukovich, R (1, 5) OBP: 0.224, SLG: 0.211	G6-4-3 2-3 1B			2B 1-2 2-H 1B			L5-3 1B		P3	4	0	3	1	0	0	1
Chris Short, R (1, 1) OBP: 0.189, SLG: 0.085 Barry Lersch, S (3, 1) OBP: 0.283, SLG: 0.213 Byron Browne, R (4, PH) OBP: 0.281, SLG: 0.345 Bill Champion, R (5, 1) OBP: 0.091, SLG: 0.091 Oscar Gamble, L (7, 9) OBP: 0.273, SLG: 0.320	G6-4-3 1-2f			1-3 2-H 2B			L5-3 1-2		1-3	1 0 1 0 2	0 0 0 0 0	0 0 1 0 0	0 0 1 0 0	0 0 0 0 0	0 0 0 0 0	2 0 0 0 2
Inning Stats	R: 0 E: 0 K: 2 S: 10 H: 1 LOB: 2 BB: 1 P: 18	R: 0 E: 0 K: 0 S: 8 H: 2 LOB: 1 BB: 0 P: 13	R: 0 E: 0 K: 1 S: 5 H: 0 LOB: 0 BB: 0 P: 9	R: 2 E: 0 K: 1 S: 18 H: 4 LOB: 2 BB: 0 P: 24	R: 0 E: 0 K: 1 S: 6 H: 0 LOB: 0 BB: 0 P: 8	R: 0 E: 0 K: 0 S: 8 H: 0 LOB: 0 BB: 0 P: 10	R: 1 E: 0 K: 1 S: 8 H: 3 LOB: 1 BB: 0 P: 11	R: 2 E: 0 K: 0 S: 6 H: 3 LOB: 1 BB: 0 P: 6	R: 0 E: 0 K: 1 S: 5 H: 0 LOB: 0 BB: 0 P: 5	1B: 8 2B: 5 3B: 0 HR: 1	SF: 0 SAC: 0 DP: 2 HBP: 0					

	AB	38
	R	5
	H	13
	RBI	5
	BB	1
	SO	7
	LOB	17

WP: 0 PB: 0 SB: 0 CS: 0 PA: 39

PITCHER		IP	WLS	BF	H	R	ER	SO	BB	IBB	HBP	BLK	WP	HR	S	P	ERA	WHIP
Al Downing, L ERA: 2.81	(1, 1)	3.2		18	7	2	2	3	1	0	0	0	0	0	38	61	4.91	2.182
Pete Mikkelsen, R ERA: 3.17	(4, 1)	3.2	W	16	6	3	3	3	0	0	0	0	0	1	29	36	7.36	1.636
Jim Brewer, L ERA: 2.0	(8, 1)	1.2	S	5	0	0	0	1	0	0	0	0	0	0	7	7	0.00	0.000

PITCHER		IP	WLS	BF	H	R	ER	SO	BB	IBB	HBP	BLK	WP	HR	S	P	ERA	WHIP

Batter	1	2	3	4	5	6	7	8	9	AB	R	H	RBI	BB	SO	LOB
Maury Wills, S (1, 6) OBP: 0.317, SLG: 0.325	C X 0-1 ① F9		B X 1-0 ② 6-3			B S B X 2-1 ① 6-3		B X 1-0 ① F8		4	0	0	0	0	0	0
Manny Mota, R (1, 7) OBP: 0.367, SLG: 0.380	X 0-0 CS WP 1B		X 0-0 ③ 5-3			B S F B S 2-3 ② K		C B B C F F F X 2-2 ② P4		4	0	1	0	0	1	0
Willie Davis, L (1, 8) OBP: 0.333, SLG: 0.429	B 2 SAFE X 1-0 ② ③ 4-3 1-3			X 0-0 ① 4-3		X 0-0 PB 2B		F F B F S 1-3 ③ K		4	0	1	0	0	1	1
Dick Allen, R (1, 5) OBP: 0.400, SLG: 0.468		C F B S 1-3 ① K		S B X 1-1 ② 6-3		C B B B B 4-1 BB 2-3			B B C B C F X 3-2 ① 4-3	3	0	0	0	1	1	0
Wes Parker, S (1, 3) OBP: 0.359, SLG: 0.363		B S B B B 4-1 1B BB		B C B S S 2-3 ③ K		B B B B 4-0 1-2 BB			C S F B B C 2-3 ② K	2	0	0	0	2	2	0
Jim Lefebvre, S (1, 4) OBP: 0.312, SLG: 0.399		S B F X 1-2 ② F9			F B C X 1-2 4-3 2B	X 0-0 ③ F7			B S F X 1-2 ③ F3	4	0	1	0	0	0	4
Joe Ferguson, R (1, 2) OBP: 0.284, SLG: 0.330		X 0-0 1-2 1B			S S B B X 2-2 ① F3		C F C 0-3 ① K			3	0	1	0	0	1	1
Bill Russell, R (1, 9) OBP: 0.278, SLG: 0.328		F C F B B S 2-3 ③ K			B B S S X 2-1 ② 4-3 2-3		X 0-0 G4-6-3 1B			3	0	1	0	0	1	3
Bill Singer, R (1, 1) OBP: 0.200, SLG: 0.111 Bobby Valentine, R (5, PH) OBP: 0.288, SLG: 0.333 Doyle Alexander, R (5, 1) OBP: 0.308, SLG: 0.250 Bill Sudakis, S (7, PH) OBP: 0.305, SLG: 0.343 Joe Moeller, R (7, 1)			C B S S 1-3 ① K		X 0-0 ③ 6-3		B B X 2-0 ② ③ G4-6-3 1-2f			1 1 0 1 0	0 0 0 0 0	0 0 0 0 0	0 0 0 0 0	0 0 0 0 0	1 0 0 0 0	0 1 0 1 0
Inning Stats	R: 0 E: 0 K: 0 S: 4 H: 1 LOB: 0 BB: 0 P: 5	R: 0 E: 0 K: 2 S: 12 H: 1 LOB: 2 BB: 1 P: 20	R: 0 E: 0 K: 1 S: 5 H: 0 LOB: 0 BB: 0 P: 7	R: 0 E: 0 K: 1 S: 6 H: 0 LOB: 0 BB: 0 P: 9	R: 0 E: 0 K: 0 S: 9 H: 1 LOB: 1 BB: 0 P: 14	R: 0 E: 0 K: 1 S: 8 H: 1 LOB: 3 BB: 2 P: 20	R: 0 E: 0 K: 1 S: 5 H: 1 LOB: 0 BB: 0 P: 7	R: 0 E: 0 K: 1 S: 11 H: 0 LOB: 0 BB: 0 P: 15	R: 0 E: 0 K: 1 S: 11 H: 0 LOB: 0 BB: 0 P: 17	1B: 3 2B: 2 3B: 0 HR: 0		SF: 0 SAC: 0 DP: 1 HBP: 0			WP: 1 PB: 1 SB: 0 CS: 1	PA: 33

PITCHER		IP	WLS	BF	H	R	ER	SO	BB	IBB	HBP	BLK	WP	HR	S	P	ERA	WHIP
Woodie Fryman, L ERA: 2.69	(1, 1)	9.0	W	33	5	0	0	8	3	0	0	0	1	0	71	114	0.00	0.889

PITCHER		IP	WLS	BF	H	R	ER	SO	BB	IBB	HBP	BLK	WP	HR	S	P	ERA	WHIP

TOP

Los Angeles Dodgers @ Philadelphia Phillies
Veterans Stadium, Philadelphia, PA
Sat Aug 21 1971, 7:05 PM EDT
Att. 46,633 - Unknown

livebaseballscorecards.com

AB	30
R	0
H	5
RBI	0
BB	3
SO	8
LOB	11

BOTTOM

Los Angeles Dodgers @ Philadelphia Phillies
Veterans Stadium, Philadelphia, PA
Sat Aug 21 1971, 7:05 PM EDT
Att. 46,633 - Unknown

livebaseballscorecards.com

Batter	1	2	3	4	5	6	7	8	9	AB	R	H	RBI	BB	SO	LOB
Terry Harmon, R (1, 4) OBP: 0.293, SLG: 0.272	S S F S 0-3 ① K	B S B B B 4-1 BB			X 0-0 ① F9		X 0-0 ③ 1-3			3	0	0	0	1	1	0
Larry Bowa, S (1, 6) OBP: 0.288, SLG: 0.297	B B C X 2-1 ② 4-3	F B F C 1-3 ③ K			S S S 0-3 ② K			B B S B X 3-1 CS 1B		4	0	1	0	0	2	2
Tim McCarver, L (1, 2) OBP: 0.330, SLG: 0.423	B F X 1-1 1B		X 0-0 ① G3		S X 0-1 ③ F7			1 SAFE X 0-0 ①② 4-3 1-2		4	0	1	0	0	0	1
Willie Montanez, L (1, 8) OBP: 0.326, SLG: 0.489	B B S F S 2-3 ③ K		B X 1-0 ② F7			S X 0-1 ① P6		B B C B F X 3-2 2B 2B		4	1	1	0	0	1	1
Deron Johnson, R (1, 3) OBP: 0.345, SLG: 0.497		B S X 1-1 BB 2B 1B	B S F X 1-2 ③ 5-3			C X 0-1 1B		B C B S B X 3-2 2-H 2B		4	1	3	1	0	0	0
Ron Stone, L (1, 9) OBP: 0.331, SLG: 0.314		C F B B B B 4-2 2B SF7 1-2 BB		B F B S F B B B 4-2 BB		X 0-0 ② F7		C B X 1-1 ③ 4-3		2	1	0	0	2	0	2
Don Money, R (1, 5) OBP: 0.283, SLG: 0.354		X 0-0 6-3 1-3 2-H 2B		B X 1-0 ① F9		B S S X 1-2 ③ F8				3	0	1	1	0	0	2
Oscar Gamble, L (1, 7) OBP: 0.269, SLG: 0.317		B F X 1-1 ① SF7 3-H		S B B F X 2-2 ② F7			C B X 1-1 ① F9			2	0	0	1	0	0	1
Woodie Fryman, R (1, 1) OBP: 0.133, SLG: 0.133		X 0-0 ② 6-3 2-3		X 0-0 ③ 1-3			C B F X 1-2 ② 6-3			3	0	0	0	0	0	2

	AB	29
	R	3
	H	7
	RBI	3
	BB	3
	SO	4
	LOB	11

Inning Stats	1	2	3	4	5	6	7	8	9
	R: 0 H: 1 E: 0 LOB: 1 K: 2 BB: 0 S: 11 P: 16	R: 2 H: 2 E: 0 LOB: 2 K: 1 BB: 2 S: 12 P: 23	R: 0 H: 0 E: 0 LOB: 0 K: 0 BB: 0 S: 5 P: 7	R: 0 H: 0 E: 0 LOB: 1 K: 0 BB: 1 S: 8 P: 15	R: 0 H: 0 E: 0 LOB: 0 K: 1 BB: 0 S: 6 P: 6	R: 0 H: 1 E: 0 LOB: 1 K: 0 BB: 0 S: 8 P: 9	R: 0 H: 0 E: 0 LOB: 0 K: 0 BB: 0 S: 6 P: 8	R: 1 H: 3 E: 0 LOB: 1 K: 0 BB: 0 S: 11 P: 21	

1B: 4	SF: 1	WP: 0	PA: 33
2B: 3	SAC: 0	PB: 0	
3B: 0	DP: 0	SB: 0	
HR: 0	HBP: 0	CS: 1	

PITCHER		IP	WLS	BF	H	R	ER	SO	BB	IBB	HBP	BLK	WP	HR	S	P	ERA	WHIP
Bill Singer, R ERA: 4.26	(1, 1)	4.0	L	18	3	2	2	3	3	0	0	0	0	0	36	61	4.50	1.500
Doyle Alexander, R ERA: 3.36	(5, 1)	2.0		7	1	0	0	1	0	0	0	0	0	0	14	15	0.00	0.500
Joe Moeller, R ERA: 3.02	(7, 1)	2.0		8	3	1	1	0	0	0	0	0	0	0	17	29	4.50	1.500

PITCHER	IP	WLS	BF	H	R	ER	SO	BB	IBB	HBP	BLK	WP	HR	S	P	ERA	WHIP

Batter	1	2	3	4	5	6	7	8	9	AB	R	H	RBI	BB	SO	LOB
Maury Wills, S (1, 6) OBP: 0.320, SLG: 0.326	B B B B 4-0 G4-6-3 BB		B B B B 4-0 FC6-4 BB		X 0-0 ③ 4-3		C B B 1 SAFE 2-1 ③ CS 1-2	B B C F F X 2-2 FC3-6 1B		2	0	1	0	2	0	0
Willie Davis, L (1, 8) OBP: 0.333, SLG: 0.426	C X 0-1 ① ② G4-6-3 1-2f		S B C X 1-2 ③ FC6-4 1-2f			B B B B 4-0 G6-4-3 1B BB		X 0-0 ① FC3-6 BB 1-2f		3	0	0	0	1	0	3
Wes Parker, S (1, 3) OBP: 0.360, SLG: 0.363	B B S C X 2-2 ③ F9			X 0-0 ① F3		B B S F X 2-2 G6-4-3 1-2 1B		B B C B C F F B 4-2 G6-4-3 1-2 BB		3	0	1	0	1	0	0
Dick Allen, R (1, 5) OBP: 0.396, SLG: 0.463		S S S 0-3 ① K		B B S S B X 3-2 ② P6		X 0-0 ① ② G6-4-3 1-2f 2-3		B X 1-0 ② ③ G6-4-3 1-2f		4	0	0	0	0	1	4
Manny Mota, R (1, 7) OBP: 0.365, SLG: 0.377		X 0-0 ② P4		X 0-0 1B		F X 0-1 ③ 5-3			S F B B B X 3-2 ① 1-3	4	0	1	0	0	0	1
Jim Lefebvre, S (1, 4) OBP: 0.312, SLG: 0.400		X 0-0 E5		X 0-0 ③ F8			B B C B C X 3-2 1B 2B		B B F C F B F F S 3-3 ② K	4	1	1	0	0	1	1
Joe Ferguson, R (1, 2) OBP: 0.276, SLG: 0.319 Willie Crawford, L (9, PH) OBP: 0.342, SLG: 0.483		X 0-0 ③ P4		X 0-0 ① 6-3			X 0-0 ① 5-3		B C X 1-1 ③ 4-3	3 1	0 0	0 0	0 0	0 0	0 0	2 0
Bill Russell, R (1, 9) OBP: 0.279, SLG: 0.344			X 0-0 ① F7	X 0-0 HR			C B B X 2-1 ② F7			3	1	1	1	0	0	1
Claude Osteen, L (1, 1) OBP: 0.218, SLG: 0.230 Bobby Valentine, R (7, PH) OBP: 0.291, SLG: 0.337 Jose Pena, R (7, 1) OBP: 0.667, SLG: 0.667			X 0-0 ② 4-3	S S C 0-3 ② K			X 0-0 CS 2-H 1B			2 1 0	0 0 0	0 1 0	0 1 0	0 0 0	1 0 0	0 0 0
Inning Stats	R: 0 H: 0 E: 0 LOB: 0 K: 0 BB: 1 S: 5 P: 11	R: 0 H: 0 E: 1 LOB: 1 K: 1 BB: 0 S: 6 P: 6	R: 0 H: 0 E: 0 LOB: 1 K: 0 BB: 1 S: 5 P: 10	R: 0 H: 1 E: 0 LOB: 1 K: 0 BB: 0 S: 6 P: 9	R: 1 H: 1 E: 0 LOB: 0 K: 1 BB: 0 S: 6 P: 6	R: 0 H: 1 E: 0 LOB: 1 K: 0 BB: 1 S: 6 P: 12	R: 1 H: 2 E: 0 LOB: 0 K: 0 BB: 0 S: 8 P: 15	R: 0 H: 1 E: 0 LOB: 1 K: 0 BB: 1 S: 10 P: 17	R: 0 H: 0 E: 0 LOB: 0 K: 1 BB: 0 S: 11 P: 18	1B: 4 SF: 0 2B: 1 SAC: 0 3B: 0 DP: 3 HR: 1 HBP: 0						

PITCHER		IP	WLS	BF	H	R	ER	SO	BB	IBB	HBP	BLK	WP	HR	S	P	ERA	WHIP
Ken Reynolds, L ERA: 4.18	(1, 1)	7.1	W	30	6	2	2	2	4	0	0	0	0	1	51	84	2.46	1.364
Bill Wilson, R ERA: 2.96	(8, 1)	1.2	S	4	0	0	0	1	0	0	0	0	0	0	12	20	0.00	0.000

PITCHER	IP	WLS	BF	H	R	ER	SO	BB	IBB	HBP	BLK	WP	HR	S	P	ERA	WHIP

TOP

Los Angeles Dodgers @ Philadelphia Phillies

Veterans Stadium, Philadelphia, PA

Sun Aug 22 1971, 3:33 AM EDT

Att. 26,403 - Unknown

livebaseballscorecards.com

AB	30
R	2
H	6
RBI	2
BB	4
SO	3
LOB	12

WP: 0 PA: 35
PB: 0
SB: 0
CS: 1

Batter	1	2	3	4	5	6	7	8	9	AB	R	H	RBI	BB	SO	LOB
Larry Bowa, S (1, 6) OBP: 0.288, SLG: 0.297	X 0-0 CS 1B		B F X 1-1 6-3 ②		X 0-0 5-3 ①		S S S 0-3 K ②			4	0	1	0	0	1	0
Terry Harmon, R (1, 4) OBP: 0.286, SLG: 0.265	B B S S C 2-3 K ① ② 1-2		S S S 0-3 K ③		X 0-0 5-3 ②		S S S 0-3 K ③			4	0	0	0	0	3	1
Tim McCarver, L (1, 2) OBP: 0.327, SLG: 0.419	X 0-0 F7 ③			X 0-0 F8 ①	X 0-0 1-3 ③			B X 1-0 F8 ①		4	0	0	0	0	0	0
Deron Johnson, R (1, 3) OBP: 0.348, SLG: 0.498		X 0-0 2B 6-3 1B		S B B B F B 4-2 1B 1B 1B BB		C B B B S X 3-2 G3 1B		C C F B C 1-3 K ②		3	2	2	0	1	1	0
Don Money, R (1, 7) OBP: 0.288, SLG: 0.368		X 0-0 1-3 2B		X 0-0 1B 1-2 1B 1B		X 0-0 F9 ①		B B S X 2-1 3B		4	1	3	0	0	0	1
Willie Montanez, L (1, 8) OBP: 0.326, SLG: 0.487		B X 1-0 6-3 ① 3-H		B F C B X 2-2 1B 1-2 2-3 1B		X 0-0 G3 ② 1-2		C C S 0-3 K ③		4	0	1	1	0	1	3
Byron Browne, R (1, 9) OBP: 0.284, SLG: 0.333		X 0-0 5-3 ②		B S B C F S 2-3 K ②		F B B B B 4-1 FC6-4 BB				2	0	0	0	1	1	4
John Vukovich, R (1, 5) OBP: 0.225, SLG: 0.212		X 0-0 P3 ③		B F B X 2-1 1B 1-2 2-H 3-H		C B X 1-1 FC6-4 ③ 1-2f				3	0	1	2	0	0	3
Ken Reynolds, L (1, 1) OBP: 0.214, SLG: 0.205 Bill Wilson, R (8, 1) OBP: 0.125, SLG: 0.125			B B B S C X 3-2 4-3 ①	B S B S C 2-3 K ③			X 0-0 F8 ①			3 0	0 0	0 0	0 0	0 0	1 0	2 0
Inning Stats	R: 0 H: 1 E: 0 LOB: 0 K: 1 BB: 0 S: 5 P: 7	R: 1 H: 2 E: 0 LOB: 1 K: 0 BB: 0 S: 5 P: 6	R: 0 H: 0 E: 0 LOB: 0 K: 1 BB: 0 S: 8 P: 12	R: 2 H: 3 E: 0 LOB: 2 K: 2 BB: 1 S: 16 P: 28	R: 0 H: 0 E: 0 LOB: 0 K: 0 BB: 0 S: 3 P: 3	R: 0 H: 1 E: 0 LOB: 2 K: 0 BB: 1 S: 8 P: 16	R: 0 H: 0 E: 0 LOB: 0 K: 2 BB: 0 S: 7 P: 7	R: 0 H: 1 E: 0 LOB: 1 K: 2 BB: 0 S: 10 P: 14		1B: 6 2B: 1 3B: 1 HR: 0	SF: 0 SAC: 0 DP: 0 HBP: 0			WP: 0 PB: 0 SB: 0 CS: 1	PA: 33	

PITCHER		IP	WLS	BF	H	R	ER	SO	BB	IBB	HBP	BLK	WP	HR	S	P	ERA	WHIP
Claude Osteen, L ERA: 3.18	(1, 1)	6.0	L	26	7	3	3	4	2	0	0	0	0	0	45	72	4.50	1.500
Jose Pena, R ERA: 3.0	(7, 1)	2.0		7	1	0	0	4	0	0	0	0	0	0	17	21	0.00	0.500

PITCHER	IP	WLS	BF	H	R	ER	SO	BB	IBB	HBP	BLK	WP	HR	S	P	ERA	WHIP

BOTTOM

Los Angeles Dodgers @ Philadelphia Phillies

Veterans Stadium, Philadelphia, PA

Sun Aug 22 1971, 3:33 AM EDT

Att. 26,403 - Unknown

livebaseballscorecards.com

AB	31
R	3
H	8
RBI	3
BB	2
SO	8
LOB	14

Batter	1	2	3	4	5	6	7	8	9	AB	R	H	RBI	BB	SO	LOB
Enzo Hernandez, R (1, 6) OBP: 0.298, SLG: 0.261	C X 0-1 ① P6		S S X 0-2 ① 5-3		X 0-0 ② 6-3		X 0-0 ③ 6-3			4	0	0	0	0	0	0
Don Mason, L (1, 4) OBP: 0.244, SLG: 0.224	B B C F X 2-2 ② 4-3		S X 0-1 ② F8		B C X 1-1 S 1B			C B C F B X 2-2 ① F9		4	0	1	0	0	0	0
Cito Gaston, R (1, 8) OBP: 0.273, SLG: 0.395	B S F C 1-3 ③ K		C F B B B B 4-2 E BB		C F B X 1-2 ③ 6-3 1-2			C F X 0-2 ② F9		3	0	0	0	1	1	1
Nate Colbert, R (1, 3) OBP: 0.347, SLG: 0.480		S X 0-1 ① F8	B X 1-0 E5 1-2			C F C 0-3 ① K		X 0-0 ③ 5-3		4	0	0	0	0	1	1
Leron Lee, L (1, 7) OBP: 0.322, SLG: 0.389		B C F F B B X 3-2 BB S 1B	C F B B B S 3-3 ③ K			X 0-0 4-3 WP 2B			S X 0-1 ① G3	4	1	2	0	0	1	2
Ollie Brown, R (1, 9) OBP: 0.348, SLG: 0.363		B B B B 4-0 BB 1-2 BB		S S X 0-2 ① 6-3		B B X 2-0 ② 4-3 2-3			X 0-0 ② L4	3	0	0	0	1	0	1
Ed Spiezio, R (1, 5) OBP: 0.275, SLG: 0.328		C S B S 1-3 ② K		B C X 1-1 CS 1B		B B C F B S 3-3 ③ K 3-H			B B S S S B C 3-3 ③ K	4	0	1	0	0	3	2
Bob Barton, R (1, 2) OBP: 0.310, SLG: 0.352		B S B B B 4-1 1-2 2-3 BB		B F C F B S 2-3 ② ③ K 1-2			S X 0-1 ① 6-3			2	0	0	0	1	1	1
Fred Norman, S (1, 1) OBP: 0.286, SLG: 0.250		C S B X 1-2 ③ P5			B X 1-0 ① F8		B B S F S 2-3 ② K			2	0	0	0	0	0	3
Al Severinsen, R (6, 1)										0	0	0	0	0	0	0
Angel Bravo, L (7, PH) OBP: 0.271, SLG: 0.200										1	0	0	0	0	1	0
Dick Kelley, R (7, 1) OBP: 0.333, SLG: 0.333										0	0	0	0	0	0	0
Inning Stats	R: 0 E: 0 K: 1 S: 8 H: 0 LOB: 0 BB: 0 P: 11	R: 0 E: 0 K: 1 S: 13 H: 1 LOB: 3 BB: 2 P: 26	R: 0 E: 1 K: 1 S: 11 H: 0 LOB: 2 BB: 1 P: 19	R: 0 E: 0 K: 1 S: 9 H: 1 LOB: 1 BB: 0 P: 12	R: 0 E: 0 K: 0 S: 7 H: 1 LOB: 1 BB: 0 P: 10	R: 1 E: 0 K: 2 S: 8 H: 1 LOB: 0 BB: 0 P: 13	R: 0 E: 0 K: 1 S: 6 H: 0 LOB: 0 BB: 0 P: 8	R: 0 E: 0 K: 0 S: 8 H: 0 LOB: 0 BB: 0 P: 10	R: 0 E: 0 K: 1 S: 6 H: 0 LOB: 0 BB: 0 P: 9	1B: 3 2B: 2 3B: 0 HR: 0		SF: 0 SAC: 0 DP: 1 HBP: 0				

PITCHER		IP	WLS	BF	H	R	ER	SO	BB	IBB	HBP	BLK	WP	HR	S	P	ERA	WHIP
Rick Wise, R (1, 1) ERA: 2.91		9.0	W	34	4	1	1	8	3	0	0	0	1	0	76	118	1.00	0.778

PITCHER	IP	WLS	BF	H	R	ER	SO	BB	IBB	HBP	BLK	WP	HR	S	P	ERA	WHIP

TOP

San Diego Padres @ Philadelphia Phillies

Veterans Stadium, Philadelphia, PA

Mon Aug 23 1971, 7:05 PM EDT

Att. 10,655 - Unknown

livebaseballscorecards.com

AB	31
R	1
H	4
RBI	0
BB	3
SO	8
LOB	11

WP: 1 PB: 0 SB: 2 CS: 1 PA: 34

Batter	1	2	3	4	5	6	7	8	9	AB	R	H	RBI	BB	SO	LOB
Terry Harmon, R (1, 6) OBP: 0.302, SLG: 0.269	B B B B 4-0 G3-6-3 BB		B B B B 4-0 BB		B B B B 4-0 2B BB 1-2		B B C X 2-1 BB 1B			1	1	1	0	3	0	0
Tim McCarver, L (1, 2) OBP: 0.328, SLG: 0.421	C B B X 2-1 ① ② G3-6-3 1-2f		B X 1-0 ③ F8		C X 0-1 2B 1-H 2-H		B B B S S B 4-2 BB 1-2			3	0	1	2	1	0	2
Don Money, R (1, 4) OBP: 0.287, SLG: 0.366	S S S 0-3 ③ K			B F C X 1-2 1B 1B	X 0-0 ② 5-3		B B S S C 2-3 ② K			4	0	1	0	0	2	3
Deron Johnson, R (1, 3) OBP: 0.345, SLG: 0.494		C S X 0-2 ① 6-3		S C B B F C 2-3 ① K	C X 0-1 ③ 5-3		S S B B F S 2-3 ③ K			4	0	0	0	0	2	4
Roger Freed, R (1, 9) OBP: 0.303, SLG: 0.300		C B F X 1-2 WP 1B		B B X 2-0 1-2 1B		B B B C B 4-1 WP 1B BB		C X 0-1 ① P4		3	1	2	0	1	0	0
Willie Montanez, L (1, 8) OBP: 0.325, SLG: 0.485		S B S B S 2-3 ② K		F B F B S 2-3 ② K		C B X 1-1 G6-4-3 1-H 1B		F B B F S 2-3 ② K		4	0	1	1	0	3	3
Byron Browne, R (1, 7) OBP: 0.268, SLG: 0.313		S F B X 1-2 ③ 6-3 1-2		S B C B B X 3-2 F8		X 0-0 ① F8		X 0-0 ③ 6-3		4	0	0	0	0	0	4
John Vukovich, R (1, 5) OBP: 0.222, SLG: 0.209			B C B X 2-1 ① L5		B C B X 1-1 ① 5-3	X 0-0 ② ③ G6-4-3 1-2f				3	0	0	0	0	0	1
Rick Wise, R (1, 1) OBP: 0.260, SLG: 0.432			B B B S X 3-1 ② 6-3		F S F X 0-2 BB 2B 1B		B S S F S 1-3 ① K			3	1	1	0	0	1	0
Inning Stats	R: 0 H: 0 E: 0 LOB: 0 K: 1 BB: 1 S: 5 P: 11	R: 0 H: 1 E: 0 LOB: 1 K: 1 BB: 0 S: 12 P: 16	R: 0 H: 0 E: 0 LOB: 1 K: 0 BB: 1 S: 5 P: 15	R: 0 H: 2 E: 0 LOB: 2 K: 2 BB: 0 S: 14 P: 24	R: 2 H: 2 E: 0 LOB: 1 K: 0 BB: 1 S: 11 P: 16	R: 1 H: 1 E: 0 LOB: 0 K: 0 BB: 1 S: 5 P: 10	R: 0 H: 1 E: 0 LOB: 2 K: 3 BB: 1 S: 15 P: 26	R: 0 H: 0 E: 0 LOB: 0 K: 1 BB: 0 S: 6 P: 8		1B: 6 SF: 0 2B: 1 SAC: 0 3B: 0 DP: 2 HR: 0 HBP: 0						WP: 2 PA: 34 PB: 0 SB: 0 CS: 0

PITCHER		IP	WLS	BF	H	R	ER	SO	BB	IBB	HBP	BLK	WP	HR	S	P	ERA	WHIP
Fred Norman, L ERA: 3.88	(1, 1)	5.0	L	24	6	3	3	4	4	0	0	0	2	0	50	90	5.40	2.000
Al Severinsen, R ERA: 3.36	(6, 1)	1.0		2	0	0	0	0	0	0	0	0	0	0	2	2	0.00	0.000
Dick Kelley, L ERA: 3.63	(7, 1)	2.0		8	1	0	0	4	1	0	0	0	0	0	21	34	0.00	1.000

PITCHER	IP	WLS	BF	H	R	ER	SO	BB	IBB	HBP	BLK	WP	HR	S	P	ERA	WHIP

BOTTOM

San Diego Padres @ Philadelphia Phillies

Veterans Stadium, Philadelphia, PA

Mon Aug 23 1971, 7:05 PM EDT

Att. 10,655 - Unknown

livebaseballscorecards.com

AB	29
R	3
H	7
RBI	3
BB	5
SO	8
LOB	17

Batter	1	2	3	4	5	6	7	8	9	AB	R	H	RBI	BB	SO	LOB
Enzo Hernandez, R (1, 6) OBP: 0.295, SLG: 0.259	C B B C X 2-2 ① F9		B C X 1-1 ③ 4-3		S B X 1-1 ③ FC5 1-3 2-3 3-H		B S S F X 1-2 ③ F7			4	0	0	0	0	0	4
Don Mason, L (1, 4) OBP: 0.245, SLG: 0.224	B B C X 2-1 ② F8			X 0-0 ① 4-3		B C F F X 1-2 FC5-4 1B		X 0-0 ① L6		4	0	1	0	0	0	0
Cito Gaston, R (1, 8) OBP: 0.271, SLG: 0.391	C C B C 1-3 ③ K			S X 0-1 ② L9		C S S 0-3 ① K		X 0-0 ② F9		4	0	0	0	0	2	1
Nate Colbert, R (1, 3) OBP: 0.349, SLG: 0.487		B B F X 2-1 HR		B B X 2-0 ③ 5-3		B S S B X 2-2 ② FC5-4 1-2f		X 0-0 E7 WP 1B		4	1	2	1	0	0	1
Leron Lee, L (1, 7) OBP: 0.321, SLG: 0.391 Ivan Murrell, R (9, 7) OBP: 0.254, SLG: 0.360		B S S B S 2-3 ① K			X 0-0 S FC1-2 2B	S S S 1-3 ③ K		B S B S C 2-3 ③ K 2-3		4 0	0 0	1 0	0 0	0 0	3 0	2 0
Ollie Brown, R (1, 9) OBP: 0.345, SLG: 0.359		B B C F X 2-2 ② 6-3			B L C C 1-3 ① K		B B F S X 2-2 ① 6-3		B X 1-0 ① F9	4	0	0	0	0	1	1
Ed Spiezio, R (1, 5) OBP: 0.284, SLG: 0.334 Garry Jestadt, R (9, 5) OBP: 0.244, SLG: 0.282		B B S F X 2-2 CS 1B			B B C F B B 4-2 FC1-2 BB WP 2-3 BB		B C X 1-1 1B 1B		X 0-0 S 1B	3 0	1 0	3 0	0 0	1 0	0 0	0 0
Bob Barton, R (1, 2) OBP: 0.312, SLG: 0.352	C P 1-1 ③ CS 1-2	X 0-0 ① F9			P F B B F F B 4-2 WP FC1-2 1-2 BB		X 0-0 1-2 1B		X 0-0 ② F7	3	0	1	0	1	0	1
Ed Acosta, S (1, 1)		S S S 0-3 ② K2-3			X 0-0 ② FC1-2 FC5 WP 1-2 2-3 3-Hf		L L X 0-2 ② B1		S S X 0-2 ③ 6-3 1-2	4	0	0	0	0	1	6
Inning Stats	R: 0 H: 0 E: 0 LOB: 0 K: 1 BB: 0 S: 8 P: 13	R: 1 H: 2 E: 0 LOB: 0 K: 1 BB: 0 S: 13 P: 21	R: 0 H: 0 E: 0 LOB: 0 K: 1 BB: 0 S: 6 P: 7	R: 0 H: 0 E: 0 LOB: 0 K: 0 BB: 0 S: 4 P: 6	R: 1 H: 1 E: 0 LOB: 2 K: 1 BB: 2 S: 13 P: 22	R: 0 H: 1 E: 0 LOB: 1 K: 2 BB: 0 S: 13 P: 17	R: 0 H: 2 E: 0 LOB: 2 K: 0 BB: 0 S: 13 P: 17	R: 0 H: 1 E: 1 LOB: 1 K: 1 BB: 0 S: 6 P: 8	R: 0 H: 1 E: 0 LOB: 1 K: 0 BB: 0 S: 6 P: 7	1B: 6 SF: 0 2B: 1 SAC: 0 3B: 0 DP: 0 HR: 1 HBP: 0					WP: 2 PA: 37 PB: 0 SB: 2 CS: 1	

TOP

San Diego Padres @ Philadelphia Phillies

Veterans Stadium, Philadelphia, PA

Tue Aug 24 1971, 7:05 PM EDT

Att. 10,688 - Unknown

livebaseballscorecards.com

AB	34
R	2
H	8
RBI	1
BB	2
SO	7
LOB	16

PITCHER		IP	WLS	BF	H	R	ER	SO	BB	IBB	HBP	BLK	WP	HR	S	P	ERA	WHIP
Barry Lersch, R ERA: 3.96	(1, 1)	8.0	L	32	7	2	2	7	2	0	0	0	2	1	76	111	2.25	1.125
Dick Selma, R ERA: 4.15	(9, 1)	1.0		4	1	0	0	0	0	0	0	0	0	0	6	7	0.00	1.000

PITCHER	IP	WLS	BF	H	R	ER	SO	BB	IBB	HBP	BLK	WP	HR	S	P	ERA	WHIP

BOTTOM

San Diego Padres @ Philadelphia Phillies

Veterans Stadium, Philadelphia, PA

Tue Aug 24 1971, 7:05 PM EDT

Att. 10,688 - Unknown

livebaseballscorecards.com

Batter	1	2	3	4	5	6	7	8	9	AB	R	H	RBI	BB	SO	LOB
Terry Harmon, R (1, 4) OBP: 0.295, SLG: 0.263	5-3		F9			3-1		9-2-5-2-5 3-Hf		4	0	0	0	0	0	2
Larry Bowa, S (1, 6) OBP: 0.290, SLG: 0.298	F7			FC3-6 1B		6-3		1B 2-3		4	0	2	0	0	0	0
Tim McCarver, L (1, 2) OBP: 0.328, SLG: 0.419	FC4-6 1B			FC3-6 4-3 1-2f		L7		P6		4	0	1	0	0	0	3
Willie Montanez, L (1, 8) OBP: 0.323, SLG: 0.481	FC4-6 1-2f			4-3 2-3			P6		F8	4	0	0	0	0	0	2
Deron Johnson, R (1, 3) OBP: 0.348, SLG: 0.496		G6-4-3 1B		F7			1B		1B	4	0	3	0	0	0	1
Don Money, R (1, 5) OBP: 0.284, SLG: 0.362		G6-4-3 1-2f			F9		F9		F9	4	0	0	0	0	0	3
Roger Freed, R (1, 9) OBP: 0.303, SLG: 0.297		6-3			4-3 BB		K		P4	3	0	0	0	1	1	2
Oscar Gamble, L (1, 7) OBP: 0.270, SLG: 0.322			F7		4-3 1-2			2B 9-2-5-2-5		3	0	1	0	0	0	1
Barry Lersch, S (1, 1) OBP: 0.273, SLG: 0.204			5-3		L6			1B 2-3		2	0	0	0	0	0	1
Ron Stone, L (8, PH) OBP: 0.335, SLG: 0.326										1	0	1	0	0	0	0
Dick Selma, R (9, 1)										0	0	0	0	0	0	0

Inning Stats	1	2	3	4	5	6	7	8	9
	R: 0 H: 1 E: 0 LOB: 1 K: 0 BB: 0 S: 11 P: 18	R: 0 H: 1 E: 0 LOB: 0 K: 0 BB: 0 S: 5 P: 6	R: 0 H: 0 E: 0 LOB: 0 K: 0 BB: 0 S: 4 P: 4	R: 0 H: 1 E: 1 LOB: 1 K: 0 BB: 0 S: 11 P: 17	R: 0 H: 0 E: 0 LOB: 1 K: 0 BB: 1 S: 7 P: 14	R: 0 H: 0 E: 0 LOB: 0 K: 0 BB: 0 S: 4 P: 6	R: 0 H: 1 E: 0 LOB: 1 K: 1 BB: 0 S: 8 P: 12	R: 0 H: 3 E: 0 LOB: 2 K: 0 BB: 0 S: 13 P: 16	R: 0 H: 1 E: 0 LOB: 1 K: 0 BB: 0 S: 10 P: 13

1B: 6	SF: 0	WP: 0	PA: 34
2B: 3	SAC: 0	PB: 0	
3B: 0	DP: 2	SB: 0	
HR: 0	HBP: 0	CS: 0	

PITCHER		IP	WLS	BF	H	R	ER	SO	BB	IBB	HBP	BLK	WP	HR	S	P	ERA	WHIP
Ed Acosta, R ERA:	(1, 1)	9.0	W	34	8	0	0	1	1	0	0	0	0	0	73	106	0.00	1.000

PITCHER	IP	WLS	BF	H	R	ER	SO	BB	IBB	HBP	BLK	WP	HR	S	P	ERA	WHIP

Batter	1	2	3	4	5	6	7	8	9	AB	R	H	RBI	BB	SO	LOB
Enzo Hernandez, R (1, 6) OBP: 0.298, SLG: 0.261	0-0 2B 4-3 1B	0-0 ③ 1-3 2-H 1B		0-0 ③ 4-3		BBB 4-0 1B BB		0-0 ③ F9		4	1	2	1	1	0	2
Don Mason, L (1, 4) OBP: 0.256, SLG: 0.247	0-0 4-3 1-3 PB 2B		0-0 ① 5-3		0-0 1B E 2B	0-0 ③ 1-3 1B			0-0 PB 1B	5	2	4	0	0	0	0
Cito Gaston, R (1, 8) OBP: 0.272, SLG: 0.390	0-0 ① 4-3 2-3 3-H		0-0 ② L4		BBB 4-0 E 1B BB		0-0 1B 1B		0-0 ① F8 1-2	4	1	1	1	1	0	2
Nate Colbert, R (1, 3) OBP: 0.347, SLG: 0.483	0-0 ② 5-3		0-0 ③ 5-3		0-0 E5 1-3 2-H 1B		SSS 0-3 ① K		0-0 ② 5-3	5	1	1	0	0	1	3
Leron Lee, L (1, 7) OBP: 0.322, SLG: 0.391	0-0 ③ 6-3 3-H			0-0 2B 1-3 1B	0-0 G6-4-3 2-H 3-H 1B		0-0 ② L7		SSS 0-3 ③ K	5	1	2	2	0	1	2
Ollie Brown, R (1, 9) OBP: 0.344, SLG: 0.358		0-0 ① 4-3		0-0 ① F8	0-0 ① ② G6-4-3 1-2f		0-0 FC5-4 1-2 1B			4	0	1	0	0	0	2
Ed Spiezio, R (1, 5) OBP: 0.286, SLG: 0.338		H 1-0 BB 1B HBP		0-0 ③ 1-3 1-3 2B	0-0 ③ 5-3		0-0 ③ FC5-4 1-2f			3	1	1	0	0	0	2
Bob Barton, R (1, 2) OBP: 0.311, SLG: 0.349		0-0 ② P4		4-0 1-3 IBB	SSS 0-3 ① K			0-0 ① 6-3		3	0	0	0	1	1	1
Clay Kirby, R (1, 1) OBP: 0.183, SLG: 0.108		BBB 4-0 1B 1-2 BB		0-0 ② 1-3 1-2 2-3 3-H		0-0 ② F8		0-0 ② 6-3		3	0	0	1	1	0	2
Inning Stats	R: 2 H: 2 E: 0 LOB: 0 K: 0 BB: 0 S: 5 P: 5	R: 1 H: 1 E: 0 LOB: 2 K: 0 BB: 1 S: 3 P: 8	R: 0 H: 0 E: 0 LOB: 0 K: 0 BB: 0 S: 3 P: 3	R: 1 H: 2 E: 0 LOB: 2 K: 0 BB: 1 S: 5 P: 9	R: 3 H: 3 E: 1 LOB: 0 K: 0 BB: 1 S: 5 P: 9	R: 0 H: 1 E: 0 LOB: 2 K: 1 BB: 1 S: 5 P: 9	R: 0 H: 2 E: 0 LOB: 2 K: 1 BB: 0 S: 7 P: 7	R: 0 H: 0 E: 0 LOB: 0 K: 0 BB: 0 S: 3 P: 3	R: 0 H: 1 E: 0 LOB: 1 K: 1 BB: 0 S: 6 P: 6	1B: 9 SF: 0 2B: 3 SAC: 0 3B: 0 DP: 1 HR: 0 HBP: 1						

San Diego Padres @ Philadelphia Phillies

Veterans Stadium, Philadelphia, PA

Wed Aug 25 1971, 7:05 PM EDT

Att. 10,696 - Unknown

TOP

livebaseballscorecards.com

AB	36
R	7
H	12
RBI	5
BB	4
SO	3
LOB	16

WP: 0 PA: 41
PB: 2
SB: 0
CS: 0

PITCHER		IP	WLS	BF	H	R	ER	SO	BB	IBB	HBP	BLK	WP	HR	S	P	ERA	WHIP
Bill Champion, R ERA: 4.85	(1, 1)	4.0	L	21	6	6	5	0	2	1	1	0	0	0	17	30	11.25	2.000
Darrell Brandon, R ERA: 3.72	(5, 1)	2.0		8	3	1	0	1	1	0	0	0	0	0	9	13	0.00	2.000
Dick Selma, R ERA: 3.6	(7, 1)	2.0		8	2	0	0	1	0	0	0	0	0	0	10	10	0.00	1.000
Jim Bunning, R ERA: 5.66	(9, 1)	1.0		4	1	0	0	1	0	0	0	0	0	0	6	6	0.00	1.000

PITCHER	IP	WLS	BF	H	R	ER	SO	BB	IBB	HBP	BLK	WP	HR	S	P	ERA	WHIP

Batter	1	2	3	4	5	6	7	8	9	AB	R	H	RBI	BB	SO	LOB
Terry Harmon, R (1, 4) OBP: 0.289, SLG: 0.257	K		4-3			F9		P5		4	0	0	0	0	1	2
Larry Bowa, S (1, 6) OBP: 0.288, SLG: 0.296	5-3			F7		K			P6	4	0	0	0	0	1	1
Tim McCarver, L (1, 2) OBP: 0.328, SLG: 0.418	F7			F7			1B		6-3	3	0	1	0	0	0	0
Roger Freed, R (9, 2) OBP: 0.302, SLG: 0.297										1	0	0	0	0	0	0
Willie Montanez, L (1, 8) OBP: 0.324, SLG: 0.483		1B		G1			F9		2B	4	0	2	0	0	0	1
Deron Johnson, R (1, 3) OBP: 0.346, SLG: 0.492		K			4-3		K		4-3	4	0	0	0	0	2	3
Ron Stone, L (1, 9) OBP: 0.335, SLG: 0.326		1-3 1B			F8		3-1			3	0	1	0	0	0	1
Don Money, R (1, 5) OBP: 0.282, SLG: 0.359		K			K			K		3	0	0	0	0	3	1
Oscar Gamble, L (1, 7) OBP: 0.271, SLG: 0.322			4-3			1B		F8		3	0	1	0	0	0	0
Bill Champion, R (1, 1) OBP: 0.083, SLG: 0.083 Darrell Brandon, R (5, 1) OBP: 0.111, SLG: 0.111 Joe Lis, R (6, PH) OBP: 0.311, SLG: 0.391 Dick Selma, R (7, 1) Byron Browne, R (8, PH) OBP: 0.278, SLG: 0.338 Jim Bunning, R (9, 1) OBP: 0.148, SLG: 0.240			K			K		2B		1 0 1 0 1 0	0 0 0 0 0 0	0 0 1 0 1 0	0 0 0 0 0 0	0 0 1 0 0 0	1 0 1 0 0 0	0 0 1 0 0 0
Inning Stats	R: 0 E: 0 K: 1 S: 5 H: 0 LOB: 0 BB: 0 P: 5	R: 0 E: 0 K: 2 S: 8 H: 2 LOB: 1 BB: 0 P: 8	R: 0 E: 0 K: 1 S: 5 H: 0 LOB: 0 BB: 0 P: 5	R: 0 E: 0 K: 0 S: 3 H: 0 LOB: 0 BB: 0 P: 3	R: 0 E: 0 K: 1 S: 5 H: 0 LOB: 0 BB: 0 P: 5	R: 0 E: 0 K: 2 S: 8 H: 1 LOB: 1 BB: 0 P: 8	R: 0 E: 0 K: 1 S: 6 H: 1 LOB: 1 BB: 0 P: 6	R: 0 E: 0 K: 1 S: 6 H: 1 LOB: 1 BB: 0 P: 6	R: 0 E: 0 K: 0 S: 4 H: 1 LOB: 1 BB: 0 P: 4	1B: 4 2B: 2 3B: 0 HR: 0 SF: 0 SAC: 0 DP: 0 HBP: 0						

PITCHER	IP	WLS	BF	H	R	ER	SO	BB	IBB	HBP	BLK	WP	HR	S	P	ERA	WHIP
Clay Kirby, R (1, 1) ERA: 2.99	9.0	W	32	6	0	0	9	0	0	0	0	0	0	50	50	0.00	0.667

PITCHER	IP	WLS	BF	H	R	ER	SO	BB	IBB	HBP	BLK	WP	HR	S	P	ERA	WHIP

BOTTOM

San Diego Padres @ Philadelphia Phillies

Veterans Stadium, Philadelphia, PA

Wed Aug 25 1971, 7:05 PM EDT

Att. 10,696 - Unknown

livebaseballscorecards.com

AB	32
R	0
H	6
RBI	0
BB	0
SO	9
LOB	10

WP: 0 PA: 32
PB: 0
SB: 0
CS: 0

Batter	1	2	3	4	5	6	7	8	9	AB	R	H	RBI	BB	SO	LOB
Ken Henderson, S (1, 7) OBP: 0.381, SLG: 0.464	K		1B 3-H		F8		K		6-3	5	0	1	1	0	2	0
Tito Fuentes, S (1, 4) OBP: 0.297, SLG: 0.342	F8		F7		E SF7 1B		6-3		4-3	5	1	1	0	0	0	1
Willie Mays, R (1, 8) OBP: 0.428, SLG: 0.512	F8		F9		BB 1-3			HR		3	1	1	1	1	0	1
Bobby Bonds, R (1, 9) OBP: 0.375, SLG: 0.518		F8		K	SF7 3-H			1B		3	0	1	1	0	1	0
Dave Kingman, R (1, 3) OBP: 0.277, SLG: 0.579		F7		FC6-5 S BB	F5			F8		3	0	0	0	1	0	2
Dick Dietz, R (1, 2) OBP: 0.391, SLG: 0.416		F8		FC6-5 1B 1B 1-3		CS BB		F8		3	1	0	0	1	0	2
Chris Speier, R (1, 6) OBP: 0.305, SLG: 0.325			S 1B BB	1B 1B 1-2		5-3 1-2		FC6-4 1-2 1B		3	1	2	0	1	0	1
Al Gallagher, R (1, 5) OBP: 0.350, SLG: 0.400			SH5-4 1-H 1B	1-3 2-H 1B		6-3		FC6-4 1-2f		4	1	2	2	0	0	2
Don Carrithers, R (1, 1) OBP: 0.100, SLG: 0.100			SH5-4 2-3	K			F4		K	1	0	0	0	0	1	2
Steve Hamilton, L (5, 1)										0	0	0	0	0	0	0
Jim Ray Hart, R (7, PH) OBP: 0.273, SLG: 0.316										1	0	0	0	0	0	0
Jerry Johnson, R (7, 1)										1	0	0	0	0	1	0
Inning Stats	R: 0 E: 0 K: 1 S: 5 H: 0 LOB: 0 BB: 0 P: 5	R: 0 E: 0 K: 0 S: 3 H: 0 LOB: 0 BB: 0 P: 3	R: 2 E: 0 K: 0 S: 5 H: 2 LOB: 1 BB: 1 P: 9	R: 1 E: 0 K: 2 S: 9 H: 2 LOB: 2 BB: 1 P: 13	R: 1 E: 1 K: 0 S: 4 H: 1 LOB: 1 BB: 1 P: 8	R: 0 E: 0 K: 0 S: 2 H: 0 LOB: 0 BB: 1 P: 6	R: 0 E: 0 K: 1 S: 5 H: 0 LOB: 0 BB: 0 P: 5	R: 1 E: 0 K: 0 S: 6 H: 3 LOB: 2 BB: 0 P: 6	R: 0 E: 0 K: 1 S: 5 H: 0 LOB: 0 BB: 0 P: 5	1B: 7 2B: 0 3B: 0 HR: 1 SF: 1 SAC: 1 DP: 0 HBP: 0				WP: 0 PB: 0 SB: 2 CS: 1		PA: 38

TOP

San Francisco Giants @ Philadelphia Phillies

Veterans Stadium, Philadelphia, PA

Sat Aug 28 1971, 7:05 PM EDT

Unknown

livebaseballscorecards.com

AB	32
R	5
H	8
RBI	5
BB	4
SO	5
LOB	11

PITCHER		IP	WLS	BF	H	R	ER	SO	BB	IBB	HBP	BLK	WP	HR	S	P	ERA	WHIP
Woodie Fryman, L ERA: 2.79	(1, 1)	5.0	L	23	5	4	3	3	3	0	0	0	0	0	26	38	5.40	1.600
Darrell Brandon, R ERA: 3.61	(6, 1)	2.0		6	0	0	0	1	1	0	0	0	0	0	7	11	0.00	0.500
Dick Selma, R ERA: 3.71	(8, 1)	2.0		9	3	1	1	1	0	0	0	0	0	1	11	11	4.50	1.500

PITCHER	IP	WLS	BF	H	R	ER	SO	BB	IBB	HBP	BLK	WP	HR	S	P	ERA	WHIP

BOTTOM

Batter	1	2	3	4	5	6	7	8	9	AB	R	H	RBI	BB	SO	LOB
Ron Stone, L (1, 9) OBP: 0.325, SLG: 0.320	3-1		SF8-3-2 1-2 3-H		SF8 2-3 3-H		K		6-3	3	0	0	2	0	1	1
Larry Bowa, S (1, 6) OBP: 0.285, SLG: 0.294	F8			6-3	F4		K			4	0	0	0	0	1	3
Tim McCarver, L (1, 2) OBP: 0.327, SLG: 0.415	G3			BB		F7		G3		3	0	0	0	1	0	0
Willie Montanez, L (1, 8) OBP: 0.325, SLG: 0.481		6-3		F8		FC6-4 BB		1B 5-3 BB		2	0	0	0	2	0	1
Deron Johnson, R (1, 3) OBP: 0.345, SLG: 0.489		F3		K		FC6-4 1-2 BB		5-3 1-2		3	0	0	0	1	1	2
Oscar Gamble, L (1, 7) OBP: 0.271, SLG: 0.321		4-3			F8	FC6-4 1-2f 2-3		2-3 1B		4	0	1	0	0	0	2
Terry Harmon, R (1, 4) OBP: 0.294, SLG: 0.258			4-3 WP SF8-3-2 1B		E BB SF8 BB	F8		K		3	2	1	0	1	1	4
John Vukovich, R (1, 5) OBP: 0.227, SLG: 0.207			4-3 1-3		SF8 E 1-2 BB		BB		F3	2	0	0	0	2	0	1
Woodie Fryman, R (1, 1) OBP: 0.161, SLG: 0.161 Byron Browne, R (5, PH) OBP: 0.274, SLG: 0.333 Darrell Brandon, R (6, 1) OBP: 0.111, SLG: 0.111 Bobby Pfeil, R (7, PH) OBP: 0.333, SLG: 0.413 Dick Selma, R (8, 1) Roger Freed, R (9, PH) OBP: 0.301, SLG: 0.296			SF8-3-2 1B		E4 1-2 2-3		K		F8	1 1 0 1 0 1	0 0 0 0 0 0	1 0 0 0 0 0	0 0 0 0 0 0	0 0 0 0 0 0	0 2 0 1 0 0	0 0 0 0 0 0
Inning Stats	R: 0 E: 0 K: 0 S: 3 H: 0 LOB: 0 BB: 0 P: 3	R: 0 E: 0 K: 0 S: 3 H: 0 LOB: 0 BB: 0 P: 3	R: 1 E: 0 K: 0 S: 4 H: 2 LOB: 0 BB: 0 P: 4	R: 0 E: 0 K: 1 S: 5 H: 0 LOB: 1 BB: 1 P: 9	R: 1 E: 1 K: 0 S: 4 H: 0 LOB: 2 BB: 2 P: 12	R: 0 E: 0 K: 0 S: 3 H: 0 LOB: 2 BB: 2 P: 11	R: 0 E: 0 K: 3 S: 9 H: 0 LOB: 1 BB: 1 P: 13	R: 0 E: 0 K: 1 S: 6 H: 1 LOB: 2 BB: 1 P: 10	R: 0 E: 0 K: 0 S: 3 H: 0 LOB: 0 BB: 0 P: 3	1B: 3 2B: 1 3B: 0 HR: 0 SF: 2 SAC: 0 DP: 1 HBP: 0						

PITCHER	IP	WLS	BF	H	R	ER	SO	BB	IBB	HBP	BLK	WP	HR	S	P	ERA	WHIP
Don Carrithers, R (1, 1) ERA: 4.09	4.1		18	2	2	1	1	3	0	0	0	1	0	17	29	2.08	1.154
Steve Hamilton, L (5, 1) ERA: 3.38	1.2	W	7	0	0	0	0	2	0	0	0	0	0	5	13	0.00	1.200
Jerry Johnson, R (7, 1) ERA: 2.51	3.0	S	12	1	0	0	4	2	0	0	0	0	0	18	26	0.00	1.000

PITCHER	IP	WLS	BF	H	R	ER	SO	BB	IBB	HBP	BLK	WP	HR	S	P	ERA	WHIP

San Francisco Giants @ Philadelphia Phillies

Veterans Stadium, Philadelphia, PA

Sat Aug 28 1971, 7:05 PM EDT

Unknown

livebaseballscorecards.com

AB	28
R	2
H	3
RBI	2
BB	7
SO	5
LOB	17

WP: 1	PA: 37		
PB: 0			
SB: 0			
CS: 0			

Batter	1	2	3	4	5	6	7	8	9	AB	R	H	RBI	BB	SO	LOB
Ken Henderson, S (1, 7) OBP: 0.379, SLG: 0.462	SSS 0-3 ① K	x 0-0 ③ 4-3			SSS 0-3 ③ K			x 0-0 FC4-6 1B		4	0	1	0	0	2	0
Tito Fuentes, S (1, 4) OBP: 0.296, SLG: 0.341	x 0-0 ② F7		x 0-0 G6-4-3 1B			x 0-0 4-3		x 0-0 ① FC4-6 1-2f		4	0	1	0	0	0	1
Bobby Bonds, R (1, 9) OBP: 0.374, SLG: 0.518	x 0-0 2B 2B		x 0-0 ①② G6-4-3 1-2f			x 0-0 E6 S 2B		SSS 0-3 ② K		4	2	1	0	0	1	2
Willie McCovey, L (1, 3) OBP: 0.378, SLG: 0.442	x 0-0 1B 2-H 2B		x 0-0 ③ 6-3			SSS 0-3 ② K		x 0-0 ③ F3		4	1	1	1	0	1	2
Al Gallagher, R (1, 5) OBP: 0.354, SLG: 0.410	x 0-0 2-H 1B			SSS 0-3 ① K		x 0-0 1-H 2B			x 0-0 2B	4	0	3	2	0	1	0
Fran Healy, R (1, 2) OBP: 0.407, SLG: 0.430 Dick Dietz, R (9, PH) OBP: 0.390, SLG: 0.415	BBBB 4-0 BB			x 0-0 ② 5-3		SSS 0-3 ③ K			SSS 0-3 ① K	2 1	0 0	0 0	0 0	1 0	1 1	1 1
Chris Speier, R (1, 6) OBP: 0.305, SLG: 0.323	x 0-0 ③ F9			SSS 0-3 ③ K			x 0-0 ① F9		BBBB 4-0 BB	3	0	0	0	1	1	2
Jimmy Rosario, S (1, 8) OBP: 0.360, SLG: 0.290 Dave Kingman, R (9, PH) OBP: 0.273, SLG: 0.569		x 0-0 ① F6			x 0-0 B3-6-4 1B		x 0-0 ② 3-1		x 0-0 ② F7	3 1	0 0	1 0	0 0	0 0	0 0	0 2
John Cumberland, R (1, 1) OBP: 0.140, SLG: 0.119 Don McMahon, R (7, 1) Willie Mays, R (9, PH) OBP: 0.427, SLG: 0.510		SSS 0-3 ② K			x 0-0 ①② B3-6-4 1-2f		SSS 0-3 ③ K		SSS 0-3 ③ K	3 0 1	0 0 0	0 0 0	0 0 0	0 0 0	2 0 1	1 0 2
Inning Stats	R: 2 E: 0 K: 1 S: 8 H: 3 LOB: 2 BB: 1 P: 12	R: 0 E: 0 K: 1 S: 5 H: 0 LOB: 0 BB: 0 P: 5	R: 0 E: 0 K: 0 S: 3 H: 1 LOB: 0 BB: 0 P: 3	R: 0 E: 0 K: 2 S: 7 H: 0 LOB: 0 BB: 0 P: 7	R: 0 E: 0 K: 1 S: 5 H: 1 LOB: 0 BB: 0 P: 5	R: 1 E: 1 K: 2 S: 9 H: 1 LOB: 1 BB: 0 P: 9	R: 0 E: 0 K: 1 S: 5 H: 0 LOB: 0 BB: 0 P: 5	R: 0 E: 0 K: 1 S: 6 H: 1 LOB: 1 BB: 0 P: 6	R: 0 E: 0 K: 2 S: 8 H: 1 LOB: 2 BB: 1 P: 12	1B: 4 2B: 4 3B: 0 HR: 0	SF: 0 SAC: 0 DP: 2 HBP: 0						

TOP

San Francisco Giants @ Philadelphia Phillies
Veterans Stadium, Philadelphia, PA
Sat Aug 28 1971, 7:05 PM EDT
Att. 33,012 - Unknown

livebaseballscorecards.com

AB	34
R	3
H	8
RBI	3
BB	2
SO	11
LOB	14

WP: 0 PB: 0 SB: 1 CS: 0 PA: 36

PITCHER	IP	WLS	BF	H	R	ER	SO	BB	IBB	HBP	BLK	WP	HR	S	P	ERA	WHIP
Rick Wise, R (1, 1) ERA: 2.88	9.0	W	36	8	3	2	11	2	0	0	0	0	0	56	64	2.00	1.111

PITCHER	IP	WLS	BF	H	R	ER	SO	BB	IBB	HBP	BLK	WP	HR	S	P	ERA	WHIP

Batter	1	2	3	4	5	6	7	8	9	AB	R	H	RBI	BB	SO	LOB
Larry Bowa, S (1, 6) OBP: 0.287, SLG: 0.294	G4-6-3 1B		F5		F7		BB			3	0	1	0	1	0	0
Terry Harmon, R (1, 4) OBP: 0.288, SLG: 0.253	F4		F8			F9	K			4	0	0	0	0	1	2
Willie Montanez, L (1, 8) OBP: 0.323, SLG: 0.478	G4-6-3 1-2f			F7		F7	4-3			4	0	0	0	0	0	2
Deron Johnson, R (1, 3) OBP: 0.344, SLG: 0.489		1B 2B		K		F3		K		4	1	1	0	0	2	0
Byron Browne, R (1, 7) OBP: 0.289, SLG: 0.382		5-3		HR			BB HR BB	K		2	1	1	1	1	0	1
Oscar Gamble, L (7, PR) OBP: 0.270, SLG: 0.319 (8, 7)										1	1	0	0	0	1	0
Roger Freed, R (1, 9) OBP: 0.303, SLG: 0.294		F8		F8			BB HR 1-2 BB	BB		2	1	0	0	2	0	1
Bobby Pfeil, R (1, 5) OBP: 0.329, SLG: 0.403		1B 2-H			F9		K	K		4	0	1	1	0	2	3
Mike Ryan, R (1, 2) OBP: 0.230, SLG: 0.296		F5			F7		HR 1-2 2-3 BB			2	0	0	0	0	0	1
Tim McCarver, L (7, PH) OBP: 0.328, SLG: 0.415 (8, 2)										0	1	0	0	1	0	0
Rick Wise, R (1, 1) OBP: 0.275, SLG: 0.519			F8		HR		HR 1-H 2-H 3-H			3	2	2	5	0	0	0
Inning Stats	R: 0 E: 0 K: 0 S: 3 H: 1 LOB: 0 BB: 0 P: 3	R: 1 E: 0 K: 0 S: 5 H: 2 LOB: 1 BB: 0 P: 5	R: 0 E: 0 K: 0 S: 3 H: 0 LOB: 0 BB: 0 P: 3	R: 1 E: 0 K: 1 S: 6 H: 1 LOB: 0 BB: 0 P: 6	R: 1 E: 0 K: 0 S: 4 H: 1 LOB: 0 BB: 0 P: 4	R: 0 E: 0 K: 0 S: 3 H: 0 LOB: 0 BB: 0 P: 3	R: 4 E: 0 K: 2 S: 8 H: 1 LOB: 1 BB: 4 P: 24	R: 0 E: 0 K: 3 S: 9 H: 0 LOB: 1 BB: 1 P: 13		1B: 2 2B: 1 3B: 0 HR: 3 SF: 0 SAC: 0 DP: 1 HBP: 0						

PITCHER		IP	WLS	BF	H	R	ER	SO	BB	IBB	HBP	BLK	WP	HR	S	P	ERA	WHIP
John Cumberland, L ERA: 3.09	(1, 1)	6.0	L	24	5	5	5	1	2	0	0	0	0	2	24	32	7.50	1.167
Don McMahon, R ERA: 3.74	(7, 1)	2.0		10	1	2	2	5	3	0	0	0	0	1	17	29	9.00	2.000

PITCHER	IP	WLS	BF	H	R	ER	SO	BB	IBB	HBP	BLK	WP	HR	S	P	ERA	WHIP

BOTTOM

San Francisco Giants @ Philadelphia Phillies

Veterans Stadium, Philadelphia, PA

Sat Aug 28 1971, 7:05 PM EDT

Att. 33,012 - Unknown

livebaseballscorecards.com

AB	29
R	7
H	6
RBI	7
BB	5
SO	6
LOB	10

Batter	1	2	3	4	5	6	7	8	9	AB	R	H	RBI	BB	SO	LOB
Ken Henderson, S (1, 7) OBP: 0.382, SLG: 0.459	BBBB 4-0 E 1-3 BB BB	x 0-0 ② F7 2-3		BBBB 4-0 S 1B BB		x 0-0 ① 4-3	BBBB 4-0 1B BB			2	2	0	0	3	0	1
Tito Fuentes, S (1, 4) OBP: 0.299, SLG: 0.344	x 0-0 ① 1-3 1-2	x 0-0 3-H 2B		SSS 0-3 ① K 1-2		BBBB 4-0 BB HR BB	x 0-0 ③ 1-2 2-H 1B			4	1	2	1	1	1	2
Willie Mays, R (1, 8) OBP: 0.429, SLG: 0.509 Jimmy Rosario, S (9, 8) OBP: 0.360, SLG: 0.290	BBBB 4-0 BB E BB	SSS 0-3 ③ K		x 0-0 2-H 1B		BBBB 4-0 1-2 HR BB		SSS 0-3 ① K		3 0	1 0	1 0	1 0	2 0	2 0	1 0
Bobby Bonds, R (1, 9) OBP: 0.373, SLG: 0.521	x 0-0 ② F9 1-2 2-3	x 0-0 ① 5-3	x 0-0 ② F6			x 0-0 1-H 2-H HR		SSS 0-3 ② K		5	1	1	3	0	1	3
Dick Dietz, R (1, 2) OBP: 0.388, SLG: 0.410	BBBB 4-0 BB BB	x 0-0 ② F7	SSS 0-3 ③ K			SSS 0-3 ② K		x 0-0 ③ 1-3		4	0	0	0	1	2	1
Dave Kingman, R (1, 3) OBP: 0.282, SLG: 0.541	BBBB 4-0 1-2 2-3 3-H BB	BBB 4-0 2B BB	x 0-0 ① F6	SSS 0-3 ③ K			SSS 0-3 ① K			3	1	0	1	2	2	0
Al Gallagher, R (1, 5) OBP: 0.357, SLG: 0.412	x 0-0 ③ L4	x 0-0 1-H 1B 2B	H 1-0 L6-4 BB HBP		BBBB 4-0 5-3 1B BB		SSS 0-3 ② K			3	1	1	1	1	1	3
Chris Speier, R (1, 6) OBP: 0.309, SLG: 0.328		x 0-0 F7 SH1-4 2B 1B	x 0-0 2-H 1B	BBBB 4-0 1-2 BB		x 0-0 ① 5-3 1-2			x 0-0 2B	4	1	3	1	1	0	1
Juan Marichal, R (1, 1) OBP: 0.148, SLG: 0.241		x 0-0 ① SH1-4 1-2	SSS 0-3 ③ K		x 0-0 ②③ L6-4 2-3		x 0-0 ② F7		x 0-0 ③ F8	4	0	0	0	0	1	5

Inning Stats																		
	R: 1 E: 1 K: 0 S: 3	H: 0 LOB: 3 BB: 4 P: 19	R: 1 E: 0 K: 1 S: 7	H: 2 LOB: 1 BB: 0 P: 7	R: 2 E: 0 K: 1 S: 7	H: 2 LOB: 1 BB: 1 P: 11	R: 1 E: 0 K: 2 S: 8	H: 1 LOB: 1 BB: 1 P: 12	R: 0 E: 0 K: 0 S: 2	H: 0 LOB: 1 BB: 1 P: 7	R: 3 E: 0 K: 2 S: 8	H: 1 LOB: 0 BB: 2 P: 16	R: 0 E: 0 K: 0 S: 3	H: 1 LOB: 3 BB: 2 P: 11	R: 0 E: 0 K: 2 S: 7	H: 0 LOB: 0 BB: 0 P: 7	R: 0 E: 0 K: 2 S: 8	H: 1 LOB: 1 BB: 0 P: 8	1B: 4 2B: 4 3B: 0 HR: 1	SF: 0 SAC: 1 DP: 1 HBP: 1	WP: 0 PB: 0 SB: 1 CS: 0	PA: 45

PITCHER		IP	WLS	BF	H	R	ER	SO	BB	IBB	HBP	BLK	WP	HR	S	P	ERA	WHIP
Ken Reynolds, L ERA: 4.37	(1, 1)	2.2	L	17	4	4	4	1	5	0	0	0	0	0	14	34	13.50	3.375
Bill Champion, R ERA: 4.86	(3, 1)	1.2		9	1	1	1	3	2	0	1	0	0	0	12	21	5.40	1.800
Darrell Brandon, R ERA: 3.91	(5, 1)	1.2		7	1	3	3	2	2	0	0	0	0	1	9	17	16.20	1.800
Jim Bunning, R ERA: 5.5	(7, 1)	3.0		12	2	0	0	4	2	0	0	0	0	0	18	26	0.00	1.333

PITCHER	IP	WLS	BF	H	R	ER	SO	BB	IBB	HBP	BLK	WP	HR	S	P	ERA	WHIP

TOP

San Francisco Giants @ Philadelphia Phillies
Veterans Stadium, Philadelphia, PA
Sun Aug 29 1971, 3:33 AM EDT
Att. 26,825 - Unknown

livebaseballscorecards.com

AB	32
R	8
H	8
RBI	8
BB	11
SO	10
LOB	17

BOTTOM

San Francisco Giants @ Philadelphia Phillies
Veterans Stadium, Philadelphia, PA
Sun Aug 29 1971, 3:33 AM EDT
Att. 26,825 - Unknown

Batter	1	2	3	4	5	6	7	8	9	AB	R	H	RBI	BB	SO	LOB
Ron Stone, L (1, 9) OBP: 0.324, SLG: 0.318	F9		F9			1B 1B 1B	F5			4	1	1	0	0	0	0
Larry Bowa, S (1, 6) OBP: 0.287, SLG: 0.294	K			1-3		1B E 1-2 1B		4-3		4	1	1	0	0	1	0
Tim McCarver, L (1, 2) OBP: 0.330, SLG: 0.416	F9			F3		FC5 E 1-3 2-H 1B		1B		4	0	2	1	0	0	0
Deron Johnson, R (1, 3) OBP: 0.345, SLG: 0.489		FC6-4 1B		1B		K		K		4	0	2	0	0	2	3
Willie Montanez, L (1, 8) OBP: 0.321, SLG: 0.474		K		K		E4 FC5 1-2 3-H		F5		4	0	0	1	0	2	4
Byron Browne, R (1, 7) OBP: 0.289, SLG: 0.382 Oscar Gamble, L (2, 7) OBP: 0.266, SLG: 0.315 Jim Bunning, R (7, 1) OBP: 0.148, SLG: 0.240 Roger Freed, R (9, PH) OBP: 0.302, SLG: 0.293		FC6-4 1-2f			F7	FC5 1-2 2-3f			K	0 3 0 1	0 0 0 0	0 0 0 0	0 0 0 0	0 0 0 1	0 3 0 0	0 3 0 0
Terry Harmon, R (1, 4) OBP: 0.282, SLG: 0.247		F9			F9	F4			K	4	0	0	0	0	1	3
John Vukovich, R (1, 5) OBP: 0.223, SLG: 0.203			F7		6-3		6-3		F8	4	0	0	0	0	0	0
Ken Reynolds, L (1, 1) OBP: 0.214, SLG: 0.205 Bill Champion, R (3, 1) OBP: 0.077, SLG: 0.077 Darrell Brandon, R (5, 1) OBP: 0.111, SLG: 0.111 Joe Lis, R (6, PH) OBP: 0.314, SLG: 0.419 (7, 7)			K			HR	K			0 1 0 2	0 0 0 1	0 0 0 1	0 0 0 1	0 1 0 0	0 0 0 1	0 0 0 0

livebaseballscorecards.com

	AB	35
	R	3
	H	7
	RBI	3
	BB	0
	SO	9
	LOB	13

Inning Stats	1	2	3	4	5	6	7	8	9
	R: 0 E: 0 K: 1 S: 5	H: 0 LOB: 0 BB: 0 P: 5	R: 0 E: 0 K: 1 S: 6	H: 1 LOB: 1 BB: 0 P: 6	R: 0 E: 0 K: 1 S: 5	H: 0 LOB: 0 BB: 0 P: 5	R: 0 E: 0 K: 1 S: 6	H: 1 LOB: 1 BB: 0 P: 6	R: 0 E: 0 K: 0 S: 3	H: 0 LOB: 0 BB: 0 P: 3
	R: 3 E: 1 K: 1 S: 10	H: 4 LOB: 2 BB: 0 P: 10	R: 0 E: 0 K: 1 S: 5	H: 0 LOB: 0 BB: 0 P: 5	R: 0 E: 0 K: 1 S: 6	H: 1 LOB: 1 BB: 0 P: 6	R: 0 E: 0 K: 2 S: 7	H: 0 LOB: 0 BB: 0 P: 7	1B: 6 2B: 0 3B: 0 HR: 1	SF: 0 SAC: 0 DP: 0 HBP: 0	WP: 0 PB: 0 SB: 0 CS: 0	PA: 35

PITCHER	IP	WLS	BF	H	R	ER	SO	BB	IBB	HBP	BLK	WP	HR	S	P	ERA	WHIP
Juan Marichal, R (1, 1) ERA: 2.8	9.0	W	35	7	3	3	9	0	0	0	0	0	1	53	53	3.00	0.778

PITCHER	IP	WLS	BF	H	R	ER	SO	BB	IBB	HBP	BLK	WP	HR	S	P	ERA	WHIP

Batter	1	2	3	4	5	6	7	8	9	AB	R	H	RBI	BB	SO	LOB
Ron Stone, L (1, 9) OBP: 0.331, SLG: 0.323	S S B X 1-2 L3 ①		X 0-0 P6 ③		B B B 4-0 BB	C X 0-1 1B 1-2 2-H 3-H 1B		X 0-0 4-3 1-2 1B		4	0	2	2	1	0	0
Larry Bowa, S (1, 6) OBP: 0.290, SLG: 0.296	X 0-0 G6-3 1B			X 0-0 F9 1B	X 0-0 L7 ③	L B F F B B X 3-2 1-2 2-3 1B		X 0-0 4-3 ② 1-2 2-3		5	0	3	0	0	0	4
Tim McCarver, L (1, 2) OBP: 0.332, SLG: 0.417 Mike Ryan, R (6, 2) OBP: 0.228, SLG: 0.294	X 0-0 G6-3 ② ③ 1-2f			X 0-0 1-2 1B		3-2 2B SF 1B 2-1 4-3		S C B B B X 3-2 F5 ③		4 1	1 0	2 0	0 0	0 0	0 0	4 2
Deron Johnson, R (1, 3) OBP: 0.342, SLG: 0.484		S S S 0-3 K ①	X 0-0 F9 ① 2-3	X 0-0 L7 ①	X 0-0 6-3 ①		X 0-0 6-3 ①		5	0	0	0	0	1	3	
Willie Montanez, L (1, 8) OBP: 0.321, SLG: 0.475		X 0-0 L8 ②	S C B B F F F C 2-3 K ②	X 0-0 1-3 SF 2B	X 0-0 1B		X 0-0 F7 ②		5	1	2	0	0	1	2	
Don Money, R (1, 5) OBP: 0.283, SLG: 0.358 John Vukovich, R (5, 5) OBP: 0.220, SLG: 0.201		B B B S F B 4-2 BB	S B B B C S 3-3 K ③	B S F B B F X 2-2 SF 1B 1B 2-H 3-H	S S S 0-3 K ②		X 0-0 F8 ③		1 2	0 1	0 0	0 1	1 0	1 1	2 1	
Oscar Gamble, L (1, 7) OBP: 0.266, SLG: 0.313		B B B S S F S 3-3 K ③	X 0-0 L7 SH5	X 0-0 BB 1B 2-3 1B	X 0-0 L6 ③					4	1	1	0	0	1	2
Terry Harmon, R (1, 4) OBP: 0.282, SLG: 0.243		X 0-0 5-3 ①	X 0-0 L7 ①	B F B B B 4-1 1B 1B 1-2 BB		X 0-0 5-3 ①			3	0	0	0	1	0	1	
Chris Short, R (1, 1) OBP: 0.185, SLG: 0.083 Dick Selma, R (5, 1) Bobby Pfeil, R (6, PH) OBP: 0.324, SLG: 0.397 Bill Wilson, R (6, 1) OBP: 0.125, SLG: 0.125 Joe Hoerner, R (6, 1) OBP: 0.111, SLG: 0.111 Joe Lis, R (8, PH) OBP: 0.319, SLG: 0.424 Ken Reynolds, L (8, 1) OBP: 0.214, SLG: 0.205		X 0-0 6-3 ②	B M X 1-1 SH5 ② 1-2	C X 0-1 F8 ②		X 0-0 4-3 1B 1B			1 0 1 0 0 1 0	0 0 0 0 0 0 0	0 0 0 0 0 1 0	0 0 0 0 0 0 0	0 0 3 0 0 0 0	0 0 0 0 0 0 0	0 0 0 0 0 0 0	
Inning Stats	R: 0 E: 0 K: 0 S: 5 H: 1 LOB: 0 BB: 0 P: 6	R: 0 E: 0 K: 2 S: 10 H: 0 LOB: 1 BB: 1 P: 17	R: 0 E: 0 K: 0 S: 3 H: 0 LOB: 0 BB: 0 P: 3	R: 0 E: 0 K: 2 S: 12 H: 2 LOB: 2 BB: 0 P: 17	R: 0 E: 1 K: 0 S: 5 H: 0 LOB: 2 BB: 1 P: 10	R: 4 E: 1 K: 0 S: 21 H: 5 LOB: 3 BB: 1 P: 35	R: 0 E: 0 K: 1 S: 6 H: 1 LOB: 1 BB: 0 P: 6	R: 0 E: 0 K: 0 S: 7 H: 2 LOB: 2 BB: 0 P: 10	R: 0 E: 0 K: 0 S: 3 H: 0 LOB: 0 BB: 0 P: 3	1B: 10 2B: 1 3B: 0 HR: 0 SF: 1 SAC: 1 DP: 1 HBP: 0						

TOP

Philadelphia Phillies @ Pittsburgh Pirates

Three Rivers Stadium, Pittsburgh, PA

Mon Aug 30 1971, 7:05 PM EDT

Att. 13,399 - Unknown

livebaseballscorecards.com

AB	37
R	4
H	11
RBI	3
BB	3
SO	5
LOB	24

WP: 0 PB: 0 SB: 0 CS: 0 PA: 42

PITCHER		IP	WLS	BF	H	R	ER	SO	BB	IBB	HBP	BLK	WP	HR	S	P	ERA	WHIP
Nelson Briles, R ERA: 3.51	(1, 1)	5.1		25	6	4	1	4	2	0	0	0	0	0	45	68	1.69	1.500
Bob Miller, R ERA: 1.87	(6, 1)	0.1		4	2	0	0	0	1	0	0	0	0	0	9	16	0.00	9.000
Luke Walker, L ERA: 3.76	(6, 1)	0.1	W	1	0	0	0	0	0	0	0	0	0	0	2	4	0.00	0.000
Bruce Kison, R ERA: 3.45	(7, 1)	1.1		7	3	0	0	1	0	0	0	0	0	0	9	9	0.00	2.250
Dave Giusti, R ERA: 3.03	(8, 1)	1.2	S	5	0	0	0	0	0	0	0	0	0	0	7	10	0.00	0.000

PITCHER	IP	WLS	BF	H	R	ER	SO	BB	IBB	HBP	BLK	WP	HR	S	P	ERA	WHIP

Batter	1	2	3	4	5	6	7	8	9	AB	R	H	RBI	BB	SO	LOB
Rennie Stennett, R (1, 4) OBP: 0.337, SLG: 0.392	4-3	FC4-6 1-2f			1B 1B	BB 1-2		F9		5	2	2	0	0	0	2
Gene Clines, R (1, 7) OBP: 0.376, SLG: 0.408			G6-4-3		1B 1-2	FC1-6 1-2 2-3		6-3		3	1	3	0	0	0	0
Willie Stargell, L (6, PH) OBP: 0.394, SLG: 0.639 (7, 7)	1B									1	1	0	0	1	0	0
Roberto Clemente, R (1, 9) OBP: 0.364, SLG: 0.517	1-2		G6-4-3 1-2f		K	FC1-6 1-2 2-H 3-H				5	0	3	2	0	1	3
Bob Robertson, R (1, 3) OBP: 0.363, SLG: 0.498	P4		P4		F9	FC1-6 1-2f 2-3		F9		3	0	0	0	0	0	4
Vic Davalillo, L (6, PH) OBP: 0.313, SLG: 0.372 (7, 8)						1B				2	0	0	0	0	0	3
Manny Sanguillen, R (1, 2) OBP: 0.354, SLG: 0.435	4-3			E FC4-2 1B	1B 1-3 2-H	1-2 3-H				4	0	3	2	0	0	2
Dave Cash, R (1, 5) OBP: 0.367, SLG: 0.380		F7		E7 1-3 2B	1-2 3-H	F8				4	1	2	1	0	0	2
Al Oliver, L (1, 8) OBP: 0.313, SLG: 0.416 (7, 3)		K		FC4-2 3-H 2B	F9		F7			4	0	0	0	0	1	4
Jackie Hernandez, R (1, 6) OBP: 0.261, SLG: 0.308		BB		P4		6-3	5-3			3	0	0	0	1	0	2
Nelson Briles, R (1, 1) OBP: 0.345, SLG: 0.519										1	0	1	1	1	0	0
Bob Miller, R (6, 1)										0	0	0	0	0	0	0
Luke Walker, L (6, 1) OBP: 0.114, SLG: 0.025										0	0	0	0	1	0	0
Dock Ellis, S (6, PR) OBP: 0.263, SLG: 0.211										0	1	0	0	0	0	0
Bruce Kison, R (7, 1) OBP: 0.111, SLG: 0.115										1	0	0	0	0	1	0
Dave Giusti, R (8, 1) OBP: 0.118, SLG: 0.063		FC4-6 1-2 BB		2B 1-H 2-H		BB 1B 1B		K		0	0	0	0	0	0	0
Inning Stats	R: 0 E: 0 K: 0 S: 5 H: 2 LOB: 2 BB: 0 P: 5	R: 0 E: 0 K: 1 S: 8 H: 0 LOB: 2 BB: 2 P: 16	R: 0 E: 0 K: 0 S: 3 H: 1 LOB: 0 BB: 0 P: 3	R: 1 E: 1 K: 0 S: 5 H: 3 LOB: 2 BB: 0 P: 5	R: 2 E: 0 K: 1 S: 10 H: 4 LOB: 2 BB: 0 P: 10	R: 3 E: 0 K: 0 S: 7 H: 3 LOB: 2 BB: 2 P: 16	R: 0 E: 0 K: 1 S: 5 H: 0 LOB: 0 BB: 0 P: 5	R: 0 E: 0 K: 0 S: 4 H: 1 LOB: 1 BB: 0 P: 4		1B: 13 2B: 1 3B: 0 HR: 0 SF: 0 SAC: 0 DP: 1 HBP: 0						

PITCHER		IP	WLS	BF	H	R	ER	SO	BB	IBB	HBP	BLK	WP	HR	S	P	ERA	WHIP
Chris Short, L ERA: 3.98	(1, 1)	4.2		23	9	3	3	2	2	0	0	0	0	0	29	37	5.79	2.357
Dick Selma, R ERA: 3.63	(5, 1)	0.1		2	1	0	0	0	0	0	0	0	0	0	2	2	0.00	3.000
Bill Wilson, R ERA: 3.5	(6, 1)	0.2	L	7	3	3	3	0	2	0	0	0	0	0	6	15	40.50	7.500
Joe Hoerner, L ERA: 1.85	(6, 1)	1.1		4	0	0	0	1	0	0	0	0	0	0	6	6	0.00	0.000
Ken Reynolds, L ERA: 4.34	(8, 1)	1.0		4	1	0	0	0	0	0	0	0	0	0	4	4	0.00	1.000

PITCHER	IP	WLS	BF	H	R	ER	SO	BB	IBB	HBP	BLK	WP	HR	S	P	ERA	WHIP

BOTTOM

Philadelphia Phillies @ Pittsburgh Pirates
Three Rivers Stadium, Pittsburgh, PA
Mon Aug 30 1971, 7:05 PM EDT
Att. 13,399 - Unknown

livebaseballscorecards.com

AB	36
R	6
H	14
RBI	6
BB	4
SO	3
LOB	22

Batter	1	2	3	4	5	6	7	8	9	AB	R	H	RBI	BB	SO	LOB
Ron Stone, L (1, 9) (7, 7) OBP: 0.328, SLG: 0.319	6-3		F5	G6-4-3 1-2 1B	4-1				K	5	0	1	0	0	1	1
Larry Bowa, S (1, 6) OBP: 0.289, SLG: 0.296	G3		1B 2B 1B	G6-4-3 1-2f			4-3		F5	5	1	1	0	0	0	2
Tim McCarver, L (1, 2) OBP: 0.335, SLG: 0.419	K		2B 1-3 1B		F9 FC4-6 1B		1-4-3 1B		4-1	5	2	3	0	0	1	0
Deron Johnson, R (1, 3) OBP: 0.345, SLG: 0.488		1B 1B 1B	FC6 1-H 3-H 2B		FC4-6 1-2 1B		1-4-3 1-2			4	1	3	2	0	0	1
Willie Montanez, L (1, 8) OBP: 0.323, SLG: 0.474		E 1B 1-3 1B	FC6 1B E 2-3		F9 2-3		IBB			3	1	1	0	1	0	3
Oscar Gamble, L (1, 7) OBP: 0.270, SLG: 0.317		FC6-4 1-2 3-H 1B	1 SAFE 1-3 1B		FC4-6 CS 1-2f 3-H		L8			4	0	2	2	0	0	3
John Vukovich, R (1, 5) OBP: 0.216, SLG: 0.197		FC6-4 1-2f 2-H	K	CS 1-2	E4			6-3		4	0	0	0	0	1	3
Terry Harmon, R (1, 4) OBP: 0.276, SLG: 0.238		K		4-3		K		L8		4	0	0	0	0	2	2
Barry Lersch, S (1, 1) Joe Hoerner, R (7, 1) Roger Freed, R (7, 9) OBP: 0.276, SLG: 0.196 OBP: 0.111, SLG: 0.111 OBP: 0.302, SLG: 0.292		4-3		1B BB		F9		K		2 0 1	0 0 0	0 0 0	0 0 0	1 0 0	0 0 1	2 0 0
Inning Stats	R: 0 E: 0 K: 1 S: 5 H: 0 LOB: 0 BB: 0 P: 5	R: 2 E: 1 K: 1 S: 12 H: 3 LOB: 1 BB: 0 P: 20	R: 2 E: 1 K: 1 S: 11 H: 4 LOB: 2 BB: 0 P: 13	R: 0 E: 0 K: 0 S: 5 H: 1 LOB: 1 BB: 1 P: 9	R: 1 E: 0 K: 0 S: 4 H: 2 LOB: 0 BB: 0 P: 4	R: 0 E: 1 K: 1 S: 6 H: 0 LOB: 1 BB: 0 P: 6	R: 0 E: 0 K: 0 S: 7 H: 1 LOB: 2 BB: 1 P: 15	R: 0 E: 0 K: 1 S: 5 H: 0 LOB: 0 BB: 0 P: 5	R: 0 E: 0 K: 1 S: 8 H: 0 LOB: 0 BB: 0 P: 12	1B: 10 2B: 1 3B: 0 HR: 0 SF: 0 SAC: 0 DP: 1 HBP: 0						

TOP

Philadelphia Phillies @ Pittsburgh Pirates
Three Rivers Stadium, Pittsburgh, PA
Tue Aug 31 1971, 7:05 PM EDT
Att. 16,179 - Unknown

livebaseballscorecards.com

AB	37
R	5
H	11
RBI	4
BB	2
SO	6
LOB	17

WP: 0 PB: 0 SB: 0 CS: 1 PA: 40

PITCHER		IP	WLS	BF	H	R	ER	SO	BB	IBB	HBP	BLK	WP	HR	S	P	ERA	WHIP
Bob Moose, R ERA: 4.41	(1, 1)	2.1		13	6	4	3	2	0	0	0	0	0	0	21	29	11.57	2.571
Bob Veale, L ERA: 8.15	(3, 1)	2.2		11	4	1	1	1	1	0	0	0	0	0	16	22	3.38	1.875
Bruce Kison, R ERA: 3.36	(6, 1)	2.0	W	9	1	0	0	1	0	1	0	0	0	0	13	21	0.00	0.500
Bob Miller, R ERA: 1.83	(8, 1)	2.0	S	6	0	0	0	2	0	0	0	0	0	0	13	17	0.00	0.000

PITCHER	IP	WLS	BF	H	R	ER	SO	BB	IBB	HBP	BLK	WP	HR	S	P	ERA	WHIP

BOTTOM

Batter	1	2	3	4	5	6	7	8	9	AB	R	H	RBI	BB	SO	LOB
Rennie Stennett, R (1, 4) OBP: 0.356, SLG: 0.402	F8		BB		FC4-6 1-H 2-H 1B		SH2-4 1-2 2-3	1B		3	0	2	2	1	0	0
Vic Davalillo, L (1, 8) OBP: 0.314, SLG: 0.372 Gene Clines, R (7, PH) OBP: 0.377, SLG: 0.414 (8, 8)	1B		F7		FC4-6 1-2f		BB 1B 2-H 3-H 2B	L5-3		3 2	0 1	1 1	0 2	0 0	0 0	2 1
Roberto Clemente, R (1, 9) OBP: 0.365, SLG: 0.515	F9			G4-6-3 BB 1B	F9		BB 1B IBB			3	1	1	0	1	0	2
Willie Stargell, L (1, 7) OBP: 0.397, SLG: 0.638	G3			G4-6-3 1-2 BB		WP 1B BB	1B 1-2 2-3 BB			1	1	0	0	3	0	1
Al Oliver, L (1, 3) OBP: 0.310, SLG: 0.413		F5		G4-6-3 1-2f 2-3		F6	K			4	0	0	0	0	1	6
Milt May, L (1, 2) OBP: 0.302, SLG: 0.418 Manny Sanguillen, R (7, PH) OBP: 0.356, SLG: 0.436 (8, 2)		4-3		F7		G5-4-3 1-H 1B	FC6 1-3 2-H 3-H 1B			3 1	0 0	1 1	1 2	0 0	0 0	1 0
Dave Cash, R (1, 5) OBP: 0.366, SLG: 0.377		F7			WP E 1B BB	G5-4-3 1-2f	FC6 1-2f			3	1	0	0	1	0	3
Jackie Hernandez, R (1, 6) OBP: 0.260, SLG: 0.303			L4		E5 WP 1-2 1B		SH2-4 1B 2B BB	K		3	2	0	0	1	1	1
Bob Moose, R (1, 1) OBP: 0.154, SLG: 0.108 Bob Veale, S (3, 1) OBP: 0.333, SLG: 0.333 Charlie Sands, L (5, PH) OBP: 0.375, SLG: 0.400 Bruce Kison, R (6, 1) OBP: 0.111, SLG: 0.115 Bill Mazeroski, R (7, PH) OBP: 0.300, SLG: 0.292 Dock Ellis, S (7, PR) OBP: 0.263, SLG: 0.211 Bob Miller, R (8, 1)			K		F8		SH2-4 1-2 2B 1B	K		0 1 1 0 0 1 0 1 0 1	0 0 0 0 0 0 0 0 1 0	0 0 0 0 0 0 0 0 0 0	0 0 0 0 0 0 0 0 0 0	0 1 0 0 0 0 0 0 0 1	0 0 0 0 0 0 0 0 0 0	0 1 2 0 0 0 0 0 0 0
Inning Stats	R: 0 H: 1 E: 0 LOB: 1 K: 0 BB: 0 S: 4 P: 4	R: 0 H: 0 E: 0 LOB: 0 K: 0 BB: 0 S: 3 P: 3	R: 0 H: 0 E: 0 LOB: 1 K: 1 BB: 1 S: 5 P: 9	R: 0 H: 1 E: 0 LOB: 1 K: 0 BB: 1 S: 3 P: 7	R: 2 H: 1 E: 1 LOB: 1 K: 0 BB: 1 S: 8 P: 15	R: 1 H: 1 E: 0 LOB: 0 K: 0 BB: 1 S: 4 P: 9	R: 4 H: 3 E: 0 LOB: 2 K: 1 BB: 3 S: 13 P: 27	R: 0 H: 1 E: 0 LOB: 1 K: 2 BB: 0 S: 8 P: 8		1B: 7 SF: 0 2B: 1 SAC: 1 3B: 0 DP: 2 HR: 0 HBP: 0						

PITCHER		IP	WLS	BF	H	R	ER	SO	BB	IBB	HBP	BLK	WP	HR	S	P	ERA	WHIP
Barry Lersch, R ERA: 4.03	(1, 1)	6.0		27	5	5	4	1	5	0	0	0	2	0	28	52	6.00	1.667
Joe Hoerner, L ERA: 2.07	(7, 1)	2.0	L	11	3	2	2	3	1	1	0	0	0	0	20	30	9.00	2.000

PITCHER	IP	WLS	BF	H	R	ER	SO	BB	IBB	HBP	BLK	WP	HR	S	P	ERA	WHIP

Philadelphia Phillies @ Pittsburgh Pirates
Three Rivers Stadium, Pittsburgh, PA
Tue Aug 31 1971, 7:05 PM EDT
Att. 16,179 - Unknown

livebaseballscorecards.com

AB	30
R	7
H	8
RBI	7
BB	7
SO	4
LOB	19

WP: 2 PA: 38
PB: 0
SB: 0
CS: 0

Batter	1	2	3	4	5	6	7	8	9	AB	R	H	RBI	BB	SO	LOB
Ron Stone, L (1, 9) OBP: 0.330, SLG: 0.335	BBBB 4-0 E BB BB	x 0-0 1-H HR	SSS 0-3 K ③		x 0-0 4-3 ③			x 0-0 G4-6-3 ②③ 1-2f		4	2	1	2	1	1	4
Larry Bowa, S (1, 6) OBP: 0.291, SLG: 0.294	BBBB 4-0 E 1B 1-2 BB	BBBB 4-0 FC4-6 BB		BBBB 4-0 BB 1B SF8-5 BB		x 0-0 L8 ①			x 0-0 F9 ①	2	2	0	0	3	0	0
Tim McCarver, L (1, 2) OBP: 0.336, SLG: 0.417	x 0-0 L8 ①	x 0-0 FC4-6 HR ② 1-2f		x 0-0 SF8-5 BB 1-2 1B		BBBB 4-0 G5-4-3 BB			x 0-0 F9 ②	4	1	1	0	1	0	3
Deron Johnson, R (1, 3) OBP: 0.346, SLG: 0.492	SSS 0-3 K ②	x 0-0 1-H HR		BBBB 4-0 FC6 1-2 2-3 BB		x 0-0 G5-4-3 ②③ 1-2f			x 0-0 L8 ③	4	1	1	2	1	1	3
Willie Montanez, L (1, 8) OBP: 0.320, SLG: 0.471	x 0-0 E6 1B 1-3 2-H	x 0-0 4-3 ③		x 0-0 SF8-5 ①② 2-3 3-H			x 0-0 4-3 ①			3	0	0	1	0	0	1
Oscar Gamble, L (1, 7) OBP: 0.269, SLG: 0.316	x 0-0 1-2 3-H 1B		x 0-0 F6 ①	x 0-0 FC6 ③ 1-2f			x 0-0 L6 ②			4	0	1	1	0	0	1
Terry Harmon, R (1, 4) OBP: 0.276, SLG: 0.239	x 0-0 L8 ③		x 0-0 1B 1B		x 0-0 6-3 ①		x 0-0 L8 ③			4	0	1	0	0	0	2
John Vukovich, R (1, 5) OBP: 0.217, SLG: 0.194		BBB 4-0 HR BB	SSS 0-3 K ②		x 0-0 6-3 ②			x 0-0 6-3 ①		3	1	0	0	1	1	1
Woodie Fryman, R (1, 1) OBP: 0.161, SLG: 0.161		SSS 0-3 K ①	x 0-0 1-2 1B		x 0-0 1B			SSS 0-3 K G4-6-3		0	0	0	0	0	0	0
Darrell Brandon, R (1, 1) OBP: 0.182, SLG: 0.182										2	0	1	0	0	1	1
Dick Selma, R (3, 1) OBP: 1.000, SLG: 1.000										1	0	1	0	0	0	0
Joe Lis, R (8, PH) OBP: 0.317, SLG: 0.420										1	0	0	0	0	1	0
Bill Champion, R (8, 1) OBP: 0.077, SLG: 0.077										0	0	0	0	0	0	0
Inning Stats	R: 2 E: 1 K: 1 S: 7 H: 1 LOB: 2 BB: 2 P: 15	R: 4 E: 0 K: 1 S: 7 H: 2 LOB: 0 BB: 2 P: 15	R: 0 E: 0 K: 2 S: 9 H: 2 LOB: 2 BB: 0 P: 9	R: 1 E: 0 K: 0 S: 3 H: 1 LOB: 1 BB: 2 P: 11	R: 0 E: 0 K: 0 S: 4 H: 1 LOB: 1 BB: 0 P: 4	R: 0 E: 0 K: 0 S: 2 H: 0 LOB: 0 BB: 1 P: 6	R: 0 E: 0 K: 0 S: 3 H: 0 LOB: 0 BB: 0 P: 3	R: 0 E: 0 K: 1 S: 5 H: 0 LOB: 0 BB: 0 P: 5	R: 0 E: 0 K: 0 S: 3 H: 0 LOB: 0 BB: 0 P: 3	1B: 5 2B: 1 3B: 0 HR: 2 SF: 1 SAC: 0 DP: 3 HBP: 0						

PITCHER		IP	WLS	BF	H	R	ER	SO	BB	IBB	HBP	BLK	WP	HR	S	P	ERA	WHIP
Dock Ellis, R ERA: 2.95	(1, 1)	1.1		11	2	5	3	2	4	0	0	0	0	1	11	27	20.25	4.500
Bob Moose, R ERA: 4.43	(2, 1)	1.1		7	3	1	1	1	0	0	0	0	0	1	9	9	6.75	2.250
Bob Veale, L ERA: 8.08	(3, 1)	0.1		1	0	0	0	1	0	0	0	0	0	0	3	3	0.00	0.000
Luke Walker, L ERA: 3.67	(4, 1)	6.0	W	21	2	1	1	1	3	0	0	0	0	0	20	32	1.50	0.833

PITCHER	IP	WLS	BF	H	R	ER	SO	BB	IBB	HBP	BLK	WP	HR	S	P	ERA	WHIP

TOP

Philadelphia Phillies @ Pittsburgh Pirates
Three Rivers Stadium, Pittsburgh, PA
Wed Sep 01 1971, 7:05 PM EDT
Att. 11,278 - Unknown

livebaseballscorecards.com

AB	32
R	7
H	7
RBI	6
BB	7
SO	5
LOB	16

WP: 0 PB: 1 SB: 0 CS: 0 PA: 40

BOTTOM

Batter	1	2	3	4	5	6	7	8	9	AB	R	H	RBI	BB	SO	LOB
Rennie Stennett, R (1, 4) OBP: 0.359, SLG: 0.402	0-0 L1-3 1B 1B	0-0 6-3	0-0 2-H 1B			0-0 1-3		0-0 F9		5	1	2	1	0	0	0
Gene Clines, R (1, 8) OBP: 0.378, SLG: 0.418	0-0 L1-3 1-2	0-0 E S SF9 1B	0-0 L9			0-0 1B 2B		0-0 L6-3		5	2	2	0	0	0	2
Roberto Clemente, R (1, 9) OBP: 0.367, SLG: 0.515	0-0 2B 2-H 1B	B B B	4-0 HR 1-3 BB	0-0 L1		0-0 2-H 1B		S S S 0-3 K		4	2	2	2	1	1	0
Willie Stargell, L (1, 7) OBP: 0.398, SLG: 0.640	0-0 1B 1B 1-H 2B	0-0 SF9 3-H		0-0 WP 1B		0-0 F8				3	1	2	2	0	0	1
Manny Sanguillen, R (1, 2) OBP: 0.357, SLG: 0.443	0-0 1B 2B 2-3 1B	0-0 1-H HR		0-0 F2		0-0 F9				4	2	2	2	0	0	2
Dave Cash, R (1, 5) OBP: 0.367, SLG: 0.377	0-0 2B SF8 1-2 3-H 1B	0-0 5-3		S S S 0-3 K 1-2			B B B B 4-0 S BB			3	1	1	1	1	1	1
Al Oliver, L (1, 3) OBP: 0.312, SLG: 0.416	0-0 1-3 2-H 2B		0-0 FC5-4 1B			0-0 4-3		S S S 0-3 K 1-2		4	0	2	1	0	1	1
Jackie Hernandez, R (1, 6) OBP: 0.260, SLG: 0.300	0-0 SF8 3-H		0-0 FC5-4 SH1-4 1-2f 1B			B B B 4-0 CS BB		0-0 6-3		2	1	0	1	1	0	2
Dock Ellis, S (1, 1) OBP: 0.260, SLG: 0.208 Bob Moose, R (2, 1) OBP: 0.154, SLG: 0.108 Bob Veale, S (3, 1) OBP: 0.333, SLG: 0.333 Luke Walker, L (4, 1) OBP: 0.109, SLG: 0.024	S S S 0-3 K		0-0 SH1-4 1-2			S S S 0-3 K 1-2		0-0 5-3		1 0 0 2	0 0 0 0	0 0 0 0	0 0 0 0	0 0 0 0	1 0 0 1	1 0 0 2
Inning Stats	R: 5 E: 0 K: 1 S: 11 H: 6 LOB: 1 BB: 0 P: 11	R: 3 E: 0 K: 0 S: 5 H: 2 LOB: 0 BB: 1 P: 9	R: 1 E: 0 K: 0 S: 5 H: 2 LOB: 1 BB: 0 P: 5	R: 0 E: 0 K: 1 S: 6 H: 1 LOB: 1 BB: 0 P: 6	R: 0 E: 0 K: 1 S: 4 H: 0 LOB: 0 BB: 1 P: 8	R: 1 E: 0 K: 0 S: 5 H: 2 LOB: 1 BB: 0 P: 5	R: 0 E: 0 K: 1 S: 5 H: 0 LOB: 1 BB: 1 P: 9	R: 0 E: 0 K: 1 S: 5 H: 0 LOB: 0 BB: 0 P: 5		1B: 9 2B: 3 3B: 0 HR: 1	SF: 2 SAC: 1 DP: 0 HBP: 0					

PITCHER		IP	WLS	BF	H	R	ER	SO	BB	IBB	HBP	BLK	WP	HR	S	P	ERA	WHIP
Woodie Fryman, L ERA: 3.13	(1, 1)	0.1		7	6	5	5	0	0	0	0	0	0	0	7	7	135.00	18.000
Darrell Brandon, R ERA: 4.29	(1, 1)	2.1	L	12	4	4	4	1	1	0	0	0	0	1	13	17	15.43	2.143
Dick Selma, R ERA: 3.32	(3, 1)	4.1		17	3	1	1	3	2	0	0	0	1	0	21	29	2.08	1.154
Bill Champion, R ERA: 4.79	(8, 1)	1.0		3	0	0	0	1	0	0	0	0	0	0	5	5	0.00	0.000

PITCHER	IP	WLS	BF	H	R	ER	SO	BB	IBB	HBP	BLK	WP	HR	S	P	ERA	WHIP

Philadelphia Phillies @ Pittsburgh Pirates
Three Rivers Stadium, Pittsburgh, PA
Wed Sep 01 1971, 7:05 PM EDT
Att. 11,278 - Unknown

livebaseballscorecards.com

AB	33
R	10
H	13
RBI	10
BB	3
SO	5
LOB	12

WP: 1 PB: 0 SB: 2 CS: 1 PA: 39

Batter	1	2	3	4	5	6	7	8	9	AB	R	H	RBI	BB	SO	LOB
Bud Harrelson, S (1, 6) OBP: 0.330, SLG: 0.315	B C B F B X 3-2 ① L5		B B X 2-0 ③ 3-1		B F X 1-1 ③ P4			B B C X 2-1 E7 WP 1B 1B	X 0-0 ③ 2-H 1B	5	1	1	0	0	0	1
Wayne Garrett, L (1, 5) OBP: 0.354, SLG: 0.273	B X 1-0 ② G3			C B F F X 1-2 ① 6-3		B X 1-0 ① F8		X 0-0 1B WP 1-2 FC5 1B		4	1	1	0	0	0	0
Cleon Jones, R (1, 7) OBP: 0.393, SLG: 0.495	B X 1-0 ③ 4-3			C B B B C F F B 4-2 1B 2B BB		B C B X 2-1 FC3-6 1B		B X 1-0 FC5 1-3 2-H 1B		3	1	2	1	1	0	0
Ed Kranepool, L (1, 3) OBP: 0.333, SLG: 0.440		S C B B X 2-2 ① 4-3		F B S B X 2-2 2B 1-2 FC4-2 1B		S X 0-1 ② FC3-6 1-2f		F F B F F X 1-2 FC5 1-2 3-H		4	0	1	1	0	0	2
Ken Boswell, L (1, 4) OBP: 0.341, SLG: 0.377		B B B C X 3-1 ② F8		C X 0-1 FC4-2 1-3 2-H 2B		B X 1-0 ③ L9		S B B F B F X 3-2 ② F8		4	0	1	1	0	0	3
Tommie Agee, R (1, 8) (9, 9) OBP: 0.359, SLG: 0.425		B X 1-0 ③ 6-3		B B C X 2-1 ② FC4-2 S 2-3 3-H			F B C B X 2-2 ① 6-3	B F X 1-1 ③ P4		4	0	0	0	0	0	4
Ken Singleton, S (1, 9) OBP: 0.384, SLG: 0.355			B B S B F F B 4-2 FC5-4 BB	B B X 2-0 ③ 4-3 1-2			S B F X 1-2 ② 4-3		C C B B X 2-2 ① F8	3	0	0	0	1	0	2
Don Hahn, R (9, 8) OBP: 0.315, SLG: 0.267										0	0	0	0	0	0	0
Duffy Dyer, R (1, 2) OBP: 0.312, SLG: 0.339			B S X 1-1 ① FC5-4 SH3 1-2f		S B C S 1-3 ① K		B B B C F X 3-2 ③ 6-3		X 0-0 SH3 1B 1B	4	0	1	0	0	1	1
Gary Gentry, R (1, 1) OBP: 0.066, SLG: 0.067			L B X 1-1 ② SH3 1-2		C S B S 1-3 ② K			S X 0-1 ① 1-3	X 0-0 ② SH3 1-2	2	0	0	0	0	1	0
Inning Stats	R: 0 H: 0 E: 0 LOB: 0 K: 0 BB: 0 S: 5 P: 10	R: 0 H: 0 E: 0 LOB: 0 K: 0 BB: 0 S: 6 P: 12	R: 0 H: 0 E: 0 LOB: 1 K: 0 BB: 1 S: 8 P: 16	R: 1 H: 2 E: 0 LOB: 2 K: 0 BB: 1 S: 16 P: 27	R: 0 H: 0 E: 0 LOB: 0 K: 2 BB: 0 S: 8 P: 11	R: 0 H: 1 E: 0 LOB: 1 K: 0 BB: 0 S: 6 P: 10	R: 0 H: 0 E: 0 LOB: 0 K: 0 BB: 0 S: 9 P: 15	R: 2 H: 2 E: 1 LOB: 2 K: 0 BB: 0 S: 17 P: 25	R: 0 H: 2 E: 0 LOB: 2 K: 0 BB: 0 S: 6 P: 8	1B: 6 SF: 0 2B: 1 SAC: 2 3B: 0 DP: 0 HR: 0 HBP: 0						WP: 1 PA: 37 PB: 0 SB: 1 CS: 0

PITCHER	IP	WLS	BF	H	R	ER	SO	BB	IBB	HBP	BLK	WP	HR	S	P	ERA	WHIP
Rick Wise, R (1, 1) ERA: 2.8	9.0	L	37	7	3	1	2	2	0	0	0	1	0	81	134	1.00	1.000

PITCHER	IP	WLS	BF	H	R	ER	SO	BB	IBB	HBP	BLK	WP	HR	S	P	ERA	WHIP

TOP

New York Mets @ Philadelphia Phillies

Veterans Stadium, Philadelphia, PA

Thu Sep 02 1971, 7:05 PM EDT

Att. 17,110 - Unknown

livebaseballscorecards.com

AB	33
R	3
H	7
RBI	3
BB	2
SO	2
LOB	13

BOTTOM

Batter	1	2	3	4	5	6	7	8	9	AB	R	H	RBI	BB	SO	LOB
Larry Bowa, S (1, 6) OBP: 0.291, SLG: 0.293	B B C B B 4-1 1B 1B BB	B B C S S S 2-3 ② ③ K 1-2			S L B B B F S 3-3 ② K 2-3		X 0-0 ③ 4-3			3	1	0	0	1	2	2
Tim McCarver, L (1, 2) OBP: 0.337, SLG: 0.417	X 0-0 1B BB 1-3 1B		F X 0-1 ① F5		B B B B 4-0 BB			C F B X 1-2 ① 3-1		3	0	1	0	1	0	0
Mike Anderson, R (1, 8)	B F S S 1-3 ① K		B B F S S 2-3 ② K		F S B S 1-3 ③ K			C X 0-1 ② G3		4	0	0	0	0	3	4
Willie Montanez, L (1, 9) OBP: 0.320, SLG: 0.469	B B F B F B 4-2 1B 1-2 BB		C B B B X 3-1 ③ F7			X 0-0 ① 4-3		B B S X 2-1 ③ F7		3	0	0	0	1	0	0
Deron Johnson, R (1, 5) OBP: 0.347, SLG: 0.492	X 0-0 1-2 2-3 3-H 1B		C X 0-1 ① F8			B B F X 2-1 1B			C F B B S 2-3 ① K	4	0	2	1	0	1	0
Greg Luzinski, R (1, 3) OBP: 0.400, SLG: 0.400	X 0-0 ② F9		B C B S X 2-2 ② F7			S F X 0-2 ② F2			X 0-0 1B	4	0	1	0	0	0	4
Larry Hisle, R (1, 7) OBP: 0.288, SLG: 0.234	C B S S 1-3 ③ K		B X 1-0 ③ F9			S C B S 1-3 ③ K			X 0-0 ② P3	4	0	0	0	0	2	5
Terry Harmon, R (1, 4) OBP: 0.281, SLG: 0.245		C C F X 0-2 CS 1B			X 0-0 WP SH1-4 1B		F X 0-1 ① 6-3		B C S B S 2-3 ③ K	3	0	2	0	0	0	0
Ron Stone, L (9, PH) OBP: 0.328, SLG: 0.333										1	0	0	0	0	1	1
Rick Wise, R (1, 1) OBP: 0.268, SLG: 0.506		F B F S 1-3 ① K			X 0-0 ① SH1-4 1-2		C F F B S 1-3 ② K			2	0	0	0	0	2	1
Inning Stats	R: 1 H: 2 E: 0 LOB: 3 K: 2 BB: 2 S: 12 P: 22	R: 0 H: 1 E: 0 LOB: 1 K: 2 BB: 0 S: 11 P: 14	R: 0 H: 0 E: 0 LOB: 0 K: 1 BB: 0 S: 7 P: 12	R: 0 H: 0 E: 0 LOB: 0 K: 0 BB: 0 S: 6 P: 9	R: 0 H: 1 E: 0 LOB: 2 K: 2 BB: 1 S: 9 P: 17	R: 0 H: 1 E: 0 LOB: 1 K: 1 BB: 0 S: 9 P: 12	R: 0 H: 0 E: 0 LOB: 0 K: 1 BB: 0 S: 7 P: 8	R: 0 H: 0 E: 0 LOB: 0 K: 0 BB: 0 S: 7 P: 10	R: 0 H: 1 E: 0 LOB: 1 K: 2 BB: 0 S: 8 P: 12	1B: 6 SF: 0 2B: 1 SAC: 1 3B: 0 DP: 1 HR: 0 HBP: 0						

PITCHER	IP	WLS	BF	H	R	ER	SO	BB	IBB	HBP	BLK	WP	HR	S	P	ERA	WHIP
Gary Gentry, R (1, 1) ERA: 2.96	9.0	W	35	6	1	1	11	3	0	0	0	1	0	76	116	1.00	1.000

PITCHER	IP	WLS	BF	H	R	ER	SO	BB	IBB	HBP	BLK	WP	HR	S	P	ERA	WHIP

New York Mets @ Philadelphia Phillies

Veterans Stadium, Philadelphia, PA

Thu Sep 02 1971, 7:05 PM EDT

Att. 17,110 - Unknown

livebaseballscorecards.com

AB	31
R	1
H	6
RBI	1
BB	3
SO	11
LOB	17

WP: 1 PA: 35
PB: 0
SB: 0
CS: 1

Batter	1	2	3	4	5	6	7	8	9	AB	R	H	RBI	BB	SO	LOB
Bud Harrelson, S (1, 6) OBP: 0.331, SLG: 0.315	X 0-0 1B 2B 1B	C X 0-1 ③ F5		C B X 1-1 ③ L7		B C B F B B 4-2 1-2 BB		B C B X 2-1 ② SF8 3-H		3	1	1	1	1	0	1
Tim Foli, R (1, 4) OBP: 0.288, SLG: 0.309	B C X 1-1 1-2 2B 1B		B F X 1-1 9-3 1B		F B X 1-1 ① F8	X 0-0 ③ F5		C X 0-1 ③ 4-3		5	1	2	0	0	0	3
Cleon Jones, R (1, 7) OBP: 0.392, SLG: 0.496 Ken Singleton, S (7, 7) OBP: 0.386, SLG: 0.355	B B C X 2-1 1-H 2-H 1B 2B	X 0-0 ① ② 9-3 1-2f			C S B S 1-3 ② K		F F B X 1-2 ① 6-3		B B S S S B B 4-2 G6-4-3 BB	4 0	1 0	1 0	2 0	0 1	1 0	1 0
Donn Clendenon, R (1, 3) OBP: 0.290, SLG: 0.410	C F X 0-2 ① 2-H 1B		B B B B 4-0 1B BB		S F B X 1-2 ③ F3		F C C 0-3 ② K		X 0-0 ① ② G6-4-3 1-2f	4	0	1	1	1	1	1
Tommie Agee, R (1, 9) OBP: 0.364, SLG: 0.436 (6, 8)	C S B B B F S 3-3 ② K	X 0-0 1-2 1B				F B S B F F B B 4-2 S S FC4-6 BB	B S X 1-1 HR		X 0-0 1B	4	2	3	1	1	1	0
Bob Aspromonte, R (1, 5) OBP: 0.292, SLG: 0.310 Wayne Garrett, L (6, PH) OBP: 0.360, SLG: 0.285 (6, 5)	C F X 0-2 ③ P4		B C B B C F X 3-2 ③ 6-3			B B B C B 4-1 FC4-6 S 1-2 BB	B S T C X 1-2 2B		S S S 0-3 ③ K	2 2	0 0	0 1	0 0	0 1	0 1	2 1
Duffy Dyer, R (1, 2) OBP: 0.317, SLG: 0.362		B B S C F B B 4-2 SH1-4 BB		S B F F X 1-2 HR		B S C S 1-3 ① K 1-2 2-3	S B S S 1-3 ③ K			3	1	1	1	1	2	3
Don Hahn, R (1, 8) OBP: 0.312, SLG: 0.264 Dave Marshall, L (6, PH) OBP: 0.328, SLG: 0.339 (6, 9)	X 0-0 ① F3			C B X 1-1 ① F5		4-0 FC4-6 IBB		F S B B F X 2-2 SH1-4 SF8 2B		2 1	0 1	0 1	0 1	0 0	1 0	1 0
Ray Sadecki, L (1, 1) OBP: 0.273, SLG: 0.238	X 0-0 ② SH1-4 1-2			B F S X 1-2 ② P6		F B X 1-1 ② FC4-6 BB 1-2f 2-3 3-H		F X 0-1 ① SH1-4 2-3		2	0	0	1	0	0	2
Inning Stats	R: 3 E: 0 K: 1 S: 15 H: 4 LOB: 0 BB: 0 P: 21	R: 0 E: 0 K: 0 S: 7 H: 0 LOB: 1 BB: 1 P: 11	R: 0 E: 0 K: 0 S: 8 H: 2 LOB: 2 BB: 1 P: 16	R: 1 E: 0 K: 0 S: 11 H: 1 LOB: 0 BB: 0 P: 15	R: 0 E: 0 K: 1 S: 8 H: 0 LOB: 0 BB: 0 P: 11	R: 1 E: 0 K: 1 S: 13 H: 0 LOB: 3 BB: 4 P: 31	R: 1 E: 0 K: 2 S: 15 H: 2 LOB: 1 BB: 0 P: 19	R: 1 E: 0 K: 0 S: 10 H: 1 LOB: 0 BB: 0 P: 14	R: 0 E: 0 K: 1 S: 7 H: 1 LOB: 1 BB: 1 P: 11	1B: 6 2B: 4 3B: 0 HR: 2 SF: 1 SAC: 2 DP: 2 HBP: 0						

PITCHER		IP	WLS	BF	H	R	ER	SO	BB	IBB	HBP	BLK	WP	HR	S	P	ERA	WHIP
Ken Reynolds, L ERA: 4.48	(1, 1)	4.0	L	19	7	4	4	1	2	0	0	0	0	1	41	63	9.00	2.250
Manny Muniz, R ERA: 7.36	(5, 1)	3.0		15	2	2	2	4	3	1	0	0	0	1	36	61	6.00	1.667
Jim Bunning, R ERA: 5.48	(8, 1)	2.0		8	2	1	1	1	1	0	0	0	0	0	17	25	4.50	1.500

PITCHER	IP	WLS	BF	H	R	ER	SO	BB	IBB	HBP	BLK	WP	HR	S	P	ERA	WHIP

TOP

New York Mets @ Philadelphia Phillies

Veterans Stadium, Philadelphia, PA

Fri Sep 03 1971, 7:05 PM EDT

Att. 16,293 - Unknown

livebaseballscorecards.com

AB	32
R	7
H	11
RBI	7
BB	7
SO	6
LOB	15

WP: 0 PB: 0 SB: 3 CS: 0 PA: 42

Batter	1	2	3	4	5	6	7	8	9	AB	R	H	RBI	BB	SO	LOB
Larry Bowa, S (1, 6) OBP: 0.290, SLG: 0.296	G1		3B	FC4-6 1-2f			L9		5-3	5	1	1	0	0	0	2
Tim McCarver, L (1, 2) OBP: 0.338, SLG: 0.415	1B HBP		K2-3		4-3		1B		4-3	4	0	1	0	0	1	1
Mike Anderson, R (1, 8) OBP: 0.375, SLG: 0.625	1B		3B 3-H		6-3		1B			4	0	3	1	0	0	0
Deron Johnson, R (1, 5) OBP: 0.344, SLG: 0.488	K		K		P4		L8			4	0	0	0	0	2	5
Greg Luzinski, R (1, 3) OBP: 0.333, SLG: 0.444	4-3		K			K		2B		4	0	1	0	0	2	3
Willie Montanez, L (1, 9) OBP: 0.318, SLG: 0.465		K		G3		K		F6		4	0	0	0	0	2	1
Larry Hisle, R (1, 7) OBP: 0.286, SLG: 0.235		K		4-3		1B		K		4	0	1	0	0	2	1
Terry Harmon, R (1, 4) OBP: 0.285, SLG: 0.250		1B		1B		P4		6-3		4	0	2	0	0	0	2
Ken Reynolds, L (1, 1) OBP: 0.209, SLG: 0.200 Pete Koegel, R (4, PH) OBP: 0.300, SLG: 0.333 Manny Muniz, R (5, 1) Joe Lis, R (7, PH) OBP: 0.314, SLG: 0.417 Jim Bunning, R (8, 1) OBP: 0.148, SLG: 0.240 Don Money, R (9, PH) OBP: 0.282, SLG: 0.357	4-3			FC4-6 1-2f			F8		F8	1 1 0 1 0 1	0 0 0 0 0 0	0 1 0 0 0 0	0 0 0 0 0 0	0 0 0 0 0 0	0 0 0 0 0 0	1 0 0 0 0 0
Inning Stats	R: 0 E: 0 K: 1 S: 7 H: 1 LOB: 2 BB: 0 P: 12	R: 0 E: 0 K: 2 S: 11 H: 1 LOB: 1 BB: 0 P: 13	R: 1 E: 0 K: 3 S: 15 H: 2 LOB: 1 BB: 0 P: 16	R: 0 E: 0 K: 0 S: 10 H: 2 LOB: 2 BB: 0 P: 14	R: 0 E: 0 K: 0 S: 6 H: 0 LOB: 0 BB: 0 P: 9	R: 0 E: 0 K: 2 S: 8 H: 1 LOB: 1 BB: 0 P: 11	R: 0 E: 0 K: 0 S: 11 H: 2 LOB: 2 BB: 0 P: 17	R: 0 E: 0 K: 1 S: 8 H: 1 LOB: 1 BB: 0 P: 11	R: 0 E: 0 K: 0 S: 3 H: 0 LOB: 0 BB: 0 P: 3	1B: 7 2B: 1 3B: 2 HR: 0	SF: 0 SAC: 0 DP: 0 HBP: 1			WP: 0 PB: 0 SB: 0 CS: 0		PA: 38	

PITCHER	IP	WLS	BF	H	R	ER	SO	BB	IBB	HBP	BLK	WP	HR	S	P	ERA	WHIP
Ray Sadecki, L (1, 1) ERA: 2.65	9.0	W	38	10	1	1	9	0	0	1	0	0	0	79	106	1.00	1.111

PITCHER	IP	WLS	BF	H	R	ER	SO	BB	IBB	HBP	BLK	WP	HR	S	P	ERA	WHIP

BOTTOM

New York Mets @ Philadelphia Phillies

Veterans Stadium, Philadelphia, PA

Fri Sep 03 1971, 7:05 PM EDT

Att. 16,293 - Unknown

livebaseballscorecards.com

AB	37
R	1
H	10
RBI	1
BB	0
SO	9
LOB	16

Batter	1	2	3	4	5	6	7	8	9	10	AB	R	H	RBI	BB	SO	LOB
Bud Harrelson, S (1, 6) OBP: 0.331, SLG: 0.317	S B S B S 2-3 K ①		S S B X 1-2 G3 ② 1-2	X 0-0 FC6-4 ③ 1-2f		X 0-0 2B 1-3 2-H 3-H		X 0-0 6-3 ②		X 0-0 F8 1B ② 2-H	6	0	2	3	0	1	4
Wayne Garrett, L (1, 5) OBP: 0.359, SLG: 0.281	B B S F X 2-2 6-3 ②		B S S X 1-2 E9 HR 2-H		S C X 0-2 4-3 PB 1B	S S S 0-3 K ②		B B B 4-0 BB BB 2-3		X 0-0 F8 ② 2-3	5	1	1	0	1	1	3
Cleon Jones, R (1, 7) OBP: 0.391, SLG: 0.499	B X 1-0 G3 ③		S C X 0-2 HR 2-H		S S S 0-3 K ①	F S F S 0-3 K ③		B B B B 4-0 BB 1-2		X 0-0 F8 ③	5	1	1	2	1	2	4
Ed Kranepool, L (1, 3) OBP: 0.334, SLG: 0.438		B C B B B 4-1 PB BB	X 0-0 1B	S B B X 2-1 4-3 ② 1-3			X 0-0 4-3 ① X 0-0 FC1 ③ 3-Hf				4	0	1	0	1	0	4
Ken Boswell, L (1, 4) OBP: 0.340, SLG: 0.374		X 0-0 F9 ①	X 0-0 F7 ③		X 0-0 4-3 ③		X 0-0 1B		X 0-0 3-1 ①		5	0	1	0	0	0	3
Dave Marshall, L (1, 9) OBP: 0.333, SLG: 0.337 Ken Singleton, S (7, PH) OBP: 0.383, SLG: 0.352 (7, 9)	B B B B 4-0 G6-4-3 BB 1-2		X 0-0 4-3 ①			B B B S B 4-1 BB 1B 2B BB	X 0-0 P6 ②		X 0-0 4-3 ②		1 2	1 0	0 0	0 0	2 0	0 0	0 1
Duffy Dyer, R (1, 2) OBP: 0.313, SLG: 0.356	X 0-0 G6-4-3 ② ③ 1-2f		X 0-0 F3 ②			X 0-0 BB 1B 2B 1-2	X 0-0 F8 ③		X 0-0 6-3 ③		5	1	1	0	0	0	3
Don Hahn, R (1, 8) OBP: 0.319, SLG: 0.269			B B X 2-0 6-3 ① X 0-0 1B 1B			B B B B 4-0 2B BB 1-2 2-3	X 0-0 4-3 ①		X 0-0 SH1-4 1B 1B		4	1	2	0	1	0	0
Jerry Koosman, R (1, 1) OBP: 0.261, SLG: 0.190 Tug McGraw, R (6, 1) OBP: 0.200, SLG: 0.333			X 0-0 E G3 1B X 0-0 FC6-4 1B 1-2			B S S S 1-3 K ①	X 0-0 WP FC1 2B		X 0-0 SH1-4 ① 1-2		3 1	1 0	2 1	0 0	0 0	1 0	3 0

TOP

New York Mets @ Philadelphia Phillies

Veterans Stadium, Philadelphia, PA

Sat Sep 04 1971, 7:05 PM EDT

Unknown

livebaseballscorecards.com

AB	41
R	6
H	12
RBI	5
BB	6
SO	5
LOB	25

Inning Stats	1	2	3	4	5	6	7	8	9	10
	R: 0 E: 0 K: 1 S: 7 H: 0 LOB: 0 BB: 0 P: 12	R: 0 E: 0 K: 0 S: 3 H: 0 LOB: 1 BB: 2 P: 11	R: 3 E: 1 K: 0 S: 13 H: 3 LOB: 1 BB: 0 P: 17	R: 0 E: 0 K: 0 S: 5 H: 2 LOB: 2 BB: 0 P: 5	R: 0 E: 0 K: 1 S: 9 H: 1 LOB: 1 BB: 0 P: 11	R: 2 E: 0 K: 3 S: 13 H: 2 LOB: 2 BB: 2 P: 22	R: 0 E: 0 K: 0 S: 4 H: 1 LOB: 1 BB: 0 P: 4	R: 0 E: 0 K: 0 S: 4 H: 1 LOB: 3 BB: 2 P: 12	R: 0 E: 0 K: 0 S: 3 H: 0 LOB: 0 BB: 0 P: 3	R: 1 E: 0 K: 0 S: 5 H: 2 LOB: 1 BB: 0 P: 5

1B: 9	SF: 0	WP: 1
2B: 2	SAC: 1	PB: 2
3B: 0	DP: 1	SB: 0
HR: 1	HBP: 0	CS: 0

PA: 48

PITCHER		IP	WLS	BF	H	R	ER	SO	BB	IBB	HBP	BLK	WP	HR	S	P	ERA	WHIP
Wayne Twitchell, R ERA:	(1, 1)	4.0		19	5	3	0	1	2	0	0	0	0	1	28	45	0.00	1.750
Darrell Brandon, R ERA: 4.46	(5, 1)	1.1		9	3	2	2	2	2	0	0	0	0	0	15	26	13.50	3.750
Bill Wilson, R ERA: 3.45	(6, 1)	0.2		2	0	0	0	2	0	0	0	0	0	0	7	7	0.00	0.000
Joe Hoerner, L ERA: 2.0	(7, 1)	2.0		10	2	0	0	0	2	0	0	0	1	0	8	16	0.00	2.000
Dick Selma, R ERA: 3.42	(9, 1)	2.0	L	8	2	1	1	0	0	0	0	0	0	0	8	8	4.50	1.000

PITCHER	IP	WLS	BF	H	R	ER	SO	BB	IBB	HBP	BLK	WP	HR	S	P	ERA	WHIP

Batter	1	2	3	4	5	6	7	8	9	10	AB	R	H	RBI	BB	SO	LOB
Larry Bowa, S (1, 6) OBP: 0.291, SLG: 0.298	B S X 1-1 ① L8	S S S 0-3 ③ K		X 0-0 ③ F7			X 0-0 ③ FC1 2B		X 0-0 ① FC1-6 1B		5	0	2	0	0	1	3
Don Money, R (1, 4) OBP: 0.279, SLG: 0.352	B X 1-0 ② 6-3	X 0-0 ① F9	S S C 0-3 ① K				X 0-0 ① 6-3		X 0-0 ① FC1-6 1-2f		5	0	0	0	0	1	2
Mike Anderson, R (1, 8) OBP: 0.308, SLG: 0.462	F B B F X 2-2 ② HR 1B	X 0-0 ② F9	X 0-0 ② P4				X 0-0 ② FC1 2-3		S S S 0-3 ② K		5	1	1	0	0	1	2
Deron Johnson, R (1, 5) OBP: 0.344, SLG: 0.492 John Vukovich, R (8, 5) OBP: 0.216, SLG: 0.193	X 0-0 1-H HR	X 0-0 ③ 6-3	C X 0-1 ③ F8				S S S 0-3 ③ K		S S S 0-3 ③ K		4 1	1 0	1 0	2 0	0 0	1 1	1 1
Greg Luzinski, R (1, 3) OBP: 0.500, SLG: 0.583	X 0-0 1B	X 0-0 1B 1B 2B				B B B S S B 4-2 2B BB		B B B B 4-0 SH5-4 2B BB		S S S 0-3 ① K	3	3	2	0	2	1	0
Roger Freed, R (1, 9) OBP: 0.305, SLG: 0.298 Oscar Gamble, L (6, PR) OBP: 0.268, SLG: 0.314 (7, 9)	B S S B B X 3-2 ③ 6-3	X 0-0 1B PB 2-3 1B				X 0-0 WP 1-H 2B		X 0-0 ① SH5-4 1-2		X 0-0 ② 4-3	3 1	0 0	2 0	1 0	0 0	0 0	1 0
Pete Koegel, R (1, 2) OBP: 0.385, SLG: 0.273		S S C 0-3 ① K		B X 1-0 FC5-4 1-3 3-H 1B		S S S 0-3 ① K		S S S 0-3 ② K		S S S 0-3 ③ K	5	0	1	1	0	4	2
Larry Hisle, R (1, 7) OBP: 0.300, SLG: 0.291		X 0-0 2B		B B B C X 3-1 ① FC5-4 1-2f		X 0-0 ② F3		X 0-0 2-H 2B			4	0	2	1	0	0	3
Wayne Twitchell, R (1, 1) Bobby Pfeil, R (4, PH) OBP: 0.320, SLG: 0.391 Darrell Brandon, R (5, 1) OBP: 0.182, SLG: 0.182 Bill Wilson, R (6, 1) OBP: 0.125, SLG: 0.125 Tim McCarver, L (6, PH) OBP: 0.337, SLG: 0.414 Joe Hoerner, R (7, 1) OBP: 0.111, SLG: 0.111 Joe Lis, R (8, PH) OBP: 0.312, SLG: 0.413 Dick Selma, R (9, 1) OBP: 1.000, SLG: 1.000		S S C 0-3 ② K		X 0-0 ② P4		B B B C X 3-1 ③ G3 2-3		X 0-0 ③ 5-3			1 1 0 0 1 0 0 1 0	0 0 0 0 0 0 0 0 0	0 0 0 0 0 0 0 0 0	0 0 0 0 0 0 0 0 0	1 0 0 0 0 0 0 0 0	1 0 0 0 1 0 0 1 0	1 2 0 0 0 1 0 1 0
Inning Stats	R: 2 H: 3 E: 0 LOB: 1 K: 0 BB: 0 S: 11 P: 18	R: 0 H: 1 E: 0 LOB: 1 K: 3 BB: 0 S: 10 P: 10	R: 0 H: 0 E: 0 LOB: 0 K: 0 BB: 0 S: 3 P: 3	R: 1 H: 3 E: 0 LOB: 2 K: 0 BB: 0 S: 7 P: 11	R: 0 H: 0 E: 0 LOB: 0 K: 1 BB: 0 S: 6 P: 6	R: 1 H: 1 E: 0 LOB: 2 K: 1 BB: 1 S: 9 P: 16	R: 0 H: 1 E: 0 LOB: 1 K: 1 BB: 0 S: 6 P: 6	R: 1 H: 1 E: 0 LOB: 1 K: 1 BB: 1 S: 6 P: 10	R: 0 H: 1 E: 0 LOB: 1 K: 2 BB: 0 S: 8 P: 8	R: 0 H: 0 E: 0 LOB: 0 K: 2 BB: 0 S: 7 P: 7	1B: 5 SF: 0 2B: 5 SAC: 1 3B: 0 DP: 0 HR: 1 HBP: 0						

PITCHER		IP	WLS	BF	H	R	ER	SO	BB	IBB	HBP	BLK	WP	HR	S	P	ERA	WHIP
Jerry Koosman, L ERA: 2.85	(1, 1)	5.0		24	8	4	4	4	1	0	0	0	0	1	0	55	7.20	1.800
Tug McGraw, L ERA: 1.8	(6, 1)	5.0	W	19	3	1	1	7	1	0	0	0	1	0	33	40	1.80	0.800

PITCHER	IP	WLS	BF	H	R	ER	SO	BB	IBB	HBP	BLK	WP	HR	S	P	ERA	WHIP

BOTTOM

New York Mets @ Philadelphia Phillies

Veterans Stadium, Philadelphia, PA

Sat Sep 04 1971, 7:05 PM EDT

Unknown

livebaseballscorecards.com

AB	40
R	5
H	11
RBI	5
BB	2
SO	11
LOB	20

WP: 1 PA: 43
PB: 1
SB: 0
CS: 0

New York Mets @ Philadelphia Phillies

Veterans Stadium, Philadelphia, PA

Sat Sep 04 1971, 7:05 PM EDT

Att. 25,560 - Unknown

TOP

livebaseballscorecards.com

Batter	1	2	3	4	5	6	7	8	9	AB	R	H	RBI	BB	SO	LOB
Bud Harrelson, S (1, 6) OBP: 0.330, SLG: 0.316	P3		CS 1B		F7			1-3		4	0	1	0	0	0	1
Wayne Garrett, L (1, 5) OBP: 0.356, SLG: 0.275	F9		CS 1-2	F7		F9		BBBB 1B BB		3	0	0	0	1	0	0
Dave Marshall, L (1, 7) OBP: 0.332, SLG: 0.341	K			K		1B 2B		SSS K		4	1	1	0	0	3	1
Ed Kranepool, L (1, 3) OBP: 0.338, SLG: 0.450		4-3		HR		2-H 1B		1-3 1B		4	1	3	2	0	0	0
Ken Boswell, L (1, 4) OBP: 0.339, SLG: 0.373		6-3		FC6 1B		4-3		4-3		4	0	1	0	0	0	2
Ken Singleton, S (1, 9) OBP: 0.385, SLG: 0.365		BBBB BB		FC6 1-2f			HR		SSS K	3	1	1	1	1	1	1
Jerry Grote, R (1, 2) OBP: 0.333, SLG: 0.350		F8			2B		SSS K		6-3 2B	4	0	2	0	0	1	1
Don Hahn, R (1, 8) OBP: 0.313, SLG: 0.263			SSS K		F3		SSS K		2-3 6-3	4	0	0	0	0	2	2
Jim McAndrew, R (1, 1) OBP: 0.095, SLG: 0.100 Danny Frisella, L (7, 1) OBP: 0.273, SLG: 0.273			L4		SSS K		1-3		4-3	3 1	0 0	0 0	0 0	0 0	1 0	1 1
Inning Stats	R: 0 E: 0 K: 1 S: 5 H: 0 LOB: 0 BB: 0 P: 5	R: 0 E: 0 K: 0 S: 3 H: 0 LOB: 1 BB: 1 P: 7	R: 0 E: 0 K: 1 S: 5 H: 1 LOB: 0 BB: 0 P: 5	R: 1 E: 0 K: 1 S: 7 H: 2 LOB: 1 BB: 0 P: 7	R: 0 E: 0 K: 1 S: 6 H: 1 LOB: 1 BB: 0 P: 6	R: 1 E: 0 K: 0 S: 4 H: 2 LOB: 0 BB: 0 P: 4	R: 1 E: 0 K: 2 S: 8 H: 1 LOB: 0 BB: 0 P: 8	R: 0 E: 0 K: 1 S: 6 H: 1 LOB: 2 BB: 1 P: 10	R: 0 E: 0 K: 1 S: 6 H: 1 LOB: 1 BB: 0 P: 6	1B: 4 2B: 3 3B: 0 HR: 2 SF: 0 SAC: 0 DP: 0 HBP: 0						

	AB	34
	R	3
	H	9
	RBI	3
	BB	2
	SO	8
	LOB	10

WP: 0 PB: 0 SB: 0 CS: 1 PA: 37

PITCHER		IP	WLS	BF	H	R	ER	SO	BB	IBB	HBP	BLK	WP	HR	S	P	ERA	WHIP
Barry Lersch, R ERA: 4.02	(1, 1)	7.0	L	27	7	3	3	6	1	0	0	0	0	2	38	42	3.86	1.143
Bill Wilson, R ERA: 3.31	(8, 1)	2.0		9	2	0	0	2	1	0	0	0	0	0	12	16	0.00	1.500

PITCHER		IP	WLS	BF	H	R	ER	SO	BB	IBB	HBP	BLK	WP	HR	S	P	ERA	WHIP

Batter	1	2	3	4	5	6	7	8	9	AB	R	H	RBI	BB	SO	LOB
Larry Bowa, S (1, 6) OBP: 0.291, SLG: 0.297	6-3		1B		FC3-6 1-2f		F9		P4	5	0	1	0	0	0	5
Tim McCarver, L (1, 2) OBP: 0.334, SLG: 0.410	L4		F2		P3		3-1			4	0	0	0	0	0	4
Mike Anderson, R (1, 8) OBP: 0.235, SLG: 0.353	K		6-3			6-3		K		4	0	0	0	0	2	1
Willie Montanez, L (1, 9) OBP: 0.317, SLG: 0.462		BB		K		F7		K		3	0	0	0	1	2	0
Greg Luzinski, R (1, 3) OBP: 0.500, SLG: 0.500		BB 1-2		K		BB		K		2	0	0	0	2	2	0
Don Money, R (1, 4) OBP: 0.281, SLG: 0.362 (8, 5)		K	3B			K			2B	4	0	2	0	0	2	3
Larry Hisle, R (1, 7) OBP: 0.281, SLG: 0.271		K	6-3				K		K	4	0	0	0	0	3	4
John Vukovich, R (1, 5) OBP: 0.214, SLG: 0.192 Deron Johnson, R (7, PH) OBP: 0.345, SLG: 0.493 Terry Harmon, R (7, PR) OBP: 0.288, SLG: 0.250 (8, 4)		5-3			6-3		BB 1B		HBP	2 1 0	0 0 0	0 1 0	0 0 0	0 0 0	0 0 0	2 0 0
Barry Lersch, S (1, 1) OBP: 0.283, SLG: 0.192 Oscar Gamble, L (7, PH) OBP: 0.271, SLG: 0.314 Bill Wilson, R (8, 1) OBP: 0.125, SLG: 0.125 Ron Stone, L (9, PH) OBP: 0.326, SLG: 0.331		K			FC3-6 BB		BB 1-2		K	1 0 0 1	0 0 0 0	0 0 0 0	0 0 0 0	1 1 0 0	1 0 0 1	0 0 0 2
Inning Stats	R: 0 E: 0 K: 1 S: 5 H: 0 LOB: 0 BB: 0 P: 5	R: 0 E: 0 K: 2 S: 7 H: 0 LOB: 2 BB: 2 P: 15	R: 0 E: 0 K: 1 S: 6 H: 1 LOB: 1 BB: 0 P: 6	R: 0 E: 0 K: 2 S: 8 H: 1 LOB: 1 BB: 0 P: 8	R: 0 E: 0 K: 0 S: 3 H: 0 LOB: 1 BB: 1 P: 7	R: 0 E: 0 K: 1 S: 5 H: 0 LOB: 1 BB: 1 P: 9	R: 0 E: 0 K: 1 S: 6 H: 1 LOB: 2 BB: 1 P: 10	R: 0 E: 0 K: 3 S: 9 H: 0 LOB: 0 BB: 0 P: 9	R: 0 E: 0 K: 2 S: 8 H: 1 LOB: 2 BB: 0 P: 9	1B: 2 2B: 1 3B: 1 HR: 0	SF: 0 SAC: 0 DP: 0 HBP: 1			WP: 0 PB: 0 SB: 0 CS: 0		PA: 37	

PITCHER		IP	WLS	BF	H	R	ER	SO	BB	IBB	HBP	BLK	WP	HR	S	P	ERA	WHIP
Jim McAndrew, R ERA: 4.62	(1, 1)	6.2	W	28	3	0	0	8	5	0	0	0	0	0	39	59	0.00	1.200
Danny Frisella, R ERA: 2.15	(7, 1)	2.1	S	9	1	0	0	5	0	0	1	0	0	0	18	19	0.00	0.429

PITCHER	IP	WLS	BF	H	R	ER	SO	BB	IBB	HBP	BLK	WP	HR	S	P	ERA	WHIP

BOTTOM

New York Mets @ Philadelphia Phillies

Veterans Stadium, Philadelphia, PA

Sat Sep 04 1971, 7:05 PM EDT

Att. 25,560 - Unknown

livebaseballscorecards.com

AB	31
R	0
H	4
RBI	0
BB	5
SO	13
LOB	21

Batter	1	2	3	4	5	6	7	8	9	AB	R	H	RBI	BB	SO	LOB
Ted Martinez, R (1, 6) OBP: 0.292, SLG: 0.286	K		F9		5-3			1-3		4	0	0	0	0	1	0
Tim Foli, R (1, 4) OBP: 0.288, SLG: 0.308	K			1-3 1B 1B		F6		F8		4	1	1	0	0	1	0
Cleon Jones, R (1, 7) OBP: 0.388, SLG: 0.495	L4			1-3 1-2		K		4-3		4	0	0	0	0	1	1
Donn Clendenon, R (1, 3) OBP: 0.297, SLG: 0.414		K		2-H 1B		BB			HBP 1B	3	0	2	1	1	1	0
Bob Aspromonte, R (1, 5) OBP: 0.290, SLG: 0.308		4-3		F8		K			K	2	0	0	0	0	0	1
Wayne Garrett, L (6, PH) OBP: 0.352, SLG: 0.271 (6, 5)										2	0	0	0	0	2	2
Ken Singleton, S (1, 9) OBP: 0.383, SLG: 0.360		K		F8			4-3		1-2 HBP	3	0	0	0	0	1	1
Jerry Grote, R (1, 2) OBP: 0.333, SLG: 0.350			4-3		F8		1B		K	3	0	1	0	0	0	0
Ken Boswell, L (9, PH) OBP: 0.338, SLG: 0.372										1	0	0	0	0	1	2
Don Hahn, R (1, 8) OBP: 0.318, SLG: 0.293			1B 2B		HR		K		F6	3	2	2	1	0	1	1
Dave Marshall, L (9, PH) OBP: 0.330, SLG: 0.339										1	0	0	0	0	0	2
Nolan Ryan, R (1, 1) OBP: 0.191, SLG: 0.182			2-H 1B		1-3		K			1	0	1	1	0	0	0
Charlie Williams, R (3, 1) OBP: 0.174, SLG: 0.095										1	0	0	0	0	0	0
Ed Kranepool, L (7, PH) OBP: 0.338, SLG: 0.449										1	0	0	0	0	1	1
Ron Taylor, R (7, 1) OBP: 0.333, SLG: 0.333										0	0	0	0	0	0	0
Inning Stats	R: 0 E: 0 K: 2 S: 7 H: 0 LOB: 0 BB: 0 P: 7	R: 0 E: 0 K: 2 S: 7 H: 0 LOB: 0 BB: 0 P: 7	R: 1 E: 0 K: 0 S: 4 H: 2 LOB: 0 BB: 0 P: 4	R: 1 E: 0 K: 0 S: 5 H: 2 LOB: 1 BB: 0 P: 5	R: 1 E: 0 K: 0 S: 4 H: 1 LOB: 0 BB: 0 P: 4	R: 0 E: 0 K: 2 S: 7 H: 0 LOB: 1 BB: 1 P: 11	R: 0 E: 0 K: 2 S: 8 H: 1 LOB: 1 BB: 0 P: 8	R: 0 E: 0 K: 0 S: 3 H: 0 LOB: 0 BB: 0 P: 3	R: 0 E: 0 K: 2 S: 8 H: 1 LOB: 2 BB: 0 P: 9	1B: 5 2B: 1 3B: 0 HR: 1 SF: 0 SAC: 0 DP: 0 HBP: 1	WP: 0 PB: 0 SB: 0 CS: 0 PA: 35					

PITCHER	IP	WLS	BF	H	R	ER	SO	BB	IBB	HBP	BLK	WP	HR	S	P	ERA	WHIP
Woodie Fryman, L (1, 1) ERA: 3.22	5.0	W	19	5	3	3	4	0	0	0	0	0	1	27	27	5.40	1.000
Wayne Twitchell, R (6, 1) ERA:	3.1		14	2	0	0	5	1	0	1	0	0	0	22	27	0.00	0.900
Bill Wilson, R (9, 1) ERA: 3.26	0.2	S	2	0	0	0	1	0	0	0	0	0	0	4	4	0.00	0.000

PITCHER	IP	WLS	BF	H	R	ER	SO	BB	IBB	HBP	BLK	WP	HR	S	P	ERA	WHIP

TOP

New York Mets @ Philadelphia Phillies

Veterans Stadium, Philadelphia, PA

Sun Sep 05 1971, 7:05 PM EDT

Att. 16,886 - Unknown

livebaseballscorecards.com

AB	33
R	3
H	7
RBI	3
BB	1
SO	10
LOB	11

BOTTOM

New York Mets @ Philadelphia Phillies

Veterans Stadium, Philadelphia, PA

Sun Sep 05 1971, 7:05 PM EDT

Att. 16,886 - Unknown

livebaseballscorecards.com

Batter	1	2	3	4	5	6	7	8	9	AB	R	H	RBI	BB	SO	LOB
Larry Bowa, S (1, 6) OBP: 0.293, SLG: 0.302	0-0 S E 1B	0-0 1-2 1B	0-0 ③ L5		0-0 ③ 6-3			0-0 2B		5	1	3	0	0	0	2
Tim McCarver, L (1, 2) OBP: 0.334, SLG: 0.408 Mike Ryan, R (5, 2) OBP: 0.225, SLG: 0.289	4-0 E 1-3 BB	0-0 ③ F8		0-0 ① F9		0-0 ① 6-3		0-3 ③ K		2	0	0	0	1	0	2
										2	0	0	0	0	1	1
Mike Anderson, R (1, 8) OBP: 0.286, SLG: 0.316	4-0 E2 BB 1-3 3-H BB		4-0 HBP BB 2B BB	0-3 ② K		0-3 ② K				2	1	0	0	2	2	0
Willie Montanez, L (1, 9) OBP: 0.318, SLG: 0.460	4-0 G4-3 1-2 BB		4-0 HBP 1-2 2B BB	0-0 ③ 5-3		0-0 ③ F5				2	1	0	0	2	0	0
Deron Johnson, R (1, 5) OBP: 0.345, SLG: 0.492 Terry Harmon, R (5, 4) OBP: 0.290, SLG: 0.252	0-3 ① K	H 1-0 2B 1-2 2-3 2B HBP			0-0 1B 1B 1B		0-3 ① K			1	1	0	0	0	1	3
										2	1	1	0	0	1	0
Greg Luzinski, R (1, 3) OBP: 0.455, SLG: 0.500	0-0 ②③ G4-3 1-2f	0-0 1-3 2-H 3-H 2B 2B			0-0 ① F9		0-3 ② K			4	1	1	2	0	1	4
Don Money, R (1, 4) OBP: 0.283, SLG: 0.366 (5, 5)	0-0 ① F3	0-0 S SF8 2-H 3-H 2B			0-0 1B 1-2 1B		0-3 ③ K			4	1	2	2	0	1	0
Oscar Gamble, L (1, 7) OBP: 0.267, SLG: 0.310	0-3 ② K	0-0 ① SF8 2-H			0-3 ② K			0-0 ① F7		3	0	0	1	0	2	2
Woodie Fryman, R (1, 1) OBP: 0.182, SLG: 0.182 Bobby Pfeil, R (5, PH) OBP: 0.329, SLG: 0.400 Wayne Twitchell, R (6, 1) Bill Wilson, R (9, 1) OBP: 0.125, SLG: 0.125	0-0 1B 1B	0-0 ② F8			0-0 1-3 2-H 1B			0-3 ② K		2	0	1	0	0	0	0
										1	0	1	1	0	0	0
										1	0	0	0	0	1	0
										0	0	0	0	0	0	0
Inning Stats	R: 1 E: 1 K: 1 S: 5 H: 1 LOB: 2 BB: 3 P: 17	R: 0 E: 0 K: 1 S: 7 H: 2 LOB: 2 BB: 0 P: 7	R: 5 E: 0 K: 0 S: 5 H: 2 LOB: 0 BB: 2 P: 14	R: 0 E: 0 K: 1 S: 5 H: 0 LOB: 0 BB: 0 P: 5	R: 1 E: 0 K: 1 S: 8 H: 3 LOB: 2 BB: 0 P: 8	R: 0 E: 0 K: 1 S: 5 H: 0 LOB: 0 BB: 0 P: 5	R: 0 E: 0 K: 3 S: 9 H: 0 LOB: 0 BB: 0 P: 9	R: 0 E: 0 K: 2 S: 8 H: 1 LOB: 1 BB: 0 P: 8		1B: 6 2B: 3 3B: 0 HR: 0	SF: 1 SAC: 0 DP: 1 HBP: 1					

	AB	31
	R	7
	H	9
	RBI	6
	BB	5
	SO	10
	LOB	14

WP: 0 PB: 0 SB: 3 CS: 0 PA: 38

PITCHER		IP	WLS	BF	H	R	ER	SO	BB	IBB	HBP	BLK	WP	HR	S	P	ERA	WHIP
Nolan Ryan, R ERA: 3.49	(1, 1)	2.0	L	14	3	4	4	2	5	0	1	0	0	0	12	33	18.00	4.000
Charlie Williams, R ERA: 5.29	(3, 1)	4.0		17	5	3	3	3	0	0	0	0	0	0	23	23	6.75	1.250
Ron Taylor, R ERA: 3.03	(7, 1)	2.0		7	1	0	0	5	0	0	0	0	0	0	17	17	0.00	0.500

PITCHER	IP	WLS	BF	H	R	ER	SO	BB	IBB	HBP	BLK	WP	HR	S	P	ERA	WHIP

Batter	1	2	3	4	5	6	7	8	9	AB	R	H	RBI	BB	SO	LOB
Lou Brock, L (1, 7) OBP: 0.395, SLG: 0.430	C B B X 2-1 ① G3		F B B B C X 3-2 BB S 1B 1B	B B B B 4-0 S BB		X 0-0 E4 CS S		B B B B 4-0 S BB		3	1	1	0	2	0	0
Ted Sizemore, R (1, 4) OBP: 0.320, SLG: 0.334	B B C C X 2-2 ② F7		B B B B B 4-0 BB 1-2 1B BB	X 0-0 P4 1-2		X 0-0 ② ③ 5-3 1-3		B B C X 2-1 ③ 1-3 1-2		4	1	0	0	1	0	3
Matty Alou, L (1, 3) OBP: 0.355, SLG: 0.421 Luis Melendez, R (7, 9) OBP: 0.333, SLG: 0.281	F B B C X 2-2 2B		F B B B B B 4-1 1B 2B 1-2 2-3 BB	X 0-0 ② F8			B B B B 4-0 S 1B BB		X 0-0 ① L7	2 1	1 0	1 0	0 0	2 0	0 0	1 0
Joe Torre, R (1, 5) OBP: 0.424, SLG: 0.563	B B X 2-0 ③ 6-3		X 0-0 2B HR 1-3 2-H 3-H 1B	X 0-0 ③ 6-3			B F F F F X 1-2 F7 1-2 1B		X 0-0 FC3-6 1B	5	1	3	2	0	0	2
Ted Simmons, S (1, 2) OBP: 0.351, SLG: 0.413		B C B X 2-1 ① 6-3	S B X 1-1 HR 1-3 3-H 2B		X 0-0 ① 4-3		B S F S 1-3 ① K		X 0-0 ② FC3-6 1-2f	5	1	1	1	0	1	3
Joe Hague, L (1, 9) OBP: 0.334, SLG: 0.418 (7, 3)		C B B B X 2-1 ② 4-3	X 0-0 2-H 3-H HR		X 0-0 ② P6		X 0-0 ② F7 1-2 2-3		X 0-0 ③ F8	5	1	1	3	0	0	3
Jose Cruz, L (1, 8) OBP: 0.365, SLG: 0.399		C F B X 1-2 S 2B	X 0-0 ① P6		B B B 4-0 BB		B S B B S X 3-2 ③ 3-1			3	0	1	0	1	0	2
Dal Maxvill, R (1, 6) OBP: 0.295, SLG: 0.257		C B B B S B 4-2 2-3 BB	X 0-0 ② F9		X 0-0 ③ L8			B B B B 4-0 B2-6-4 BB		2	0	0	0	2	0	1
Bob Gibson, R (1, 1) OBP: 0.205, SLG: 0.291		B S C S 1-3 ③ K	B S S F F B B F X 3-2 ③ F8			S S S 0-3 ① K		X 0-0 ① ② B2-6-4 1-2f		4	0	0	0	0	2	3
Inning Stats	R: 0 E: 0 K: 0 S: 9 H: 1 LOB: 1 BB: 0 P: 17	R: 0 E: 0 K: 1 S: 12 H: 1 LOB: 2 BB: 1 P: 22	R: 6 E: 0 K: 0 S: 16 H: 4 LOB: 0 BB: 2 P: 31	R: 0 E: 0 K: 0 S: 3 H: 0 LOB: 1 BB: 1 P: 7	R: 0 E: 0 K: 0 S: 3 H: 0 LOB: 1 BB: 1 P: 7	R: 0 E: 1 K: 1 S: 5 H: 0 LOB: 0 BB: 0 P: 5	R: 0 E: 0 K: 1 S: 12 H: 1 LOB: 2 BB: 1 P: 21	R: 0 E: 0 K: 0 S: 3 H: 0 LOB: 1 BB: 2 P: 13	R: 0 E: 0 K: 0 S: 4 H: 1 LOB: 1 BB: 0 P: 4	1B: 4 2B: 3 3B: 0 HR: 1 SF: 0 SAC: 0 DP: 1 HBP: 0						

PITCHER		IP	WLS	BF	H	R	ER	SO	BB	IBB	HBP	BLK	WP	HR	S	P	ERA	WHIP
Rick Wise, R ERA: 2.97	(1, 1)	2.0	L	15	6	6	5	1	3	0	0	0	0	1	29	59	22.50	4.500
Manny Muniz, R ERA: 3.52	(3, 1)	4.0		14	0	0	0	1	2	0	0	0	0	0	19	30	0.00	0.500
Chris Short, L ERA: 3.93	(7, 1)	2.0		9	1	0	0	1	3	0	0	0	0	0	15	34	0.00	2.000
Barry Lersch, R ERA: 4.0	(9, 1)	1.0		4	1	0	0	0	0	0	0	0	0	0	4	4	0.00	1.000

PITCHER	IP	WLS	BF	H	R	ER	SO	BB	IBB	HBP	BLK	WP	HR	S	P	ERA	WHIP

TOP

St. Louis Cardinals @ Philadelphia Phillies
Veterans Stadium, Philadelphia, PA
Mon Sep 06 1971, 7:05 PM EDT
Unknown

livebaseballscorecards.com

AB	34
R	6
H	8
RBI	6
BB	8
SO	3
LOB	18

WP: 0 PA: 42
PB: 0
SB: 6
CS: 1

BOTTOM

Batter	1	2	3	4	5	6	7	8	9	AB	R	H	RBI	BB	SO	LOB
Larry Bowa, S (1, 6) OBP: 0.291, SLG: 0.300	5-3		4-3			6-3		F8		4	0	0	0	0	0	1
Bobby Pfeil, R (9, 6) OBP: 0.329, SLG: 0.400										0	0	0	0	0	0	0
Tim McCarver, L (1, 2) OBP: 0.333, SLG: 0.407	G3			P4		E7			F9	1	0	0	0	0	0	0
Mike Ryan, R (4, 2) OBP: 0.229, SLG: 0.292										2	0	1	0	0	0	0
Pete Koegel, R (7, 2) OBP: 0.357, SLG: 0.250										1	0	0	0	0	0	0
Mike Anderson, R (1, 8) OBP: 0.280, SLG: 0.304	F8			6-3		K			3B 1B	4	1	1	0	0	1	1
Willie Montanez, L (1, 9) OBP: 0.318, SLG: 0.463		G3		L4			F7		1-H 2B 3B	4	1	1	1	0	0	0
Greg Luzinski, R (1, 3) OBP: 0.423, SLG: 0.500		K			K2-3		F9		2B 3-H	4	1	1	1	0	2	0
Don Money, R (1, 5) OBP: 0.284, SLG: 0.366		5-3			K		1B		K	3	0	1	0	0	1	0
John Vukovich, R (8, 5) OBP: 0.213, SLG: 0.191										1	0	0	0	0	1	1
Oscar Gamble, L (1, 7) OBP: 0.275, SLG: 0.312			1B		BB		P2		1B BB	2	0	1	0	2	0	1
Terry Harmon, R (1, 4) OBP: 0.289, SLG: 0.252			F8		K			4-3	1-2 2-H 1B	4	0	1	1	0	1	2
Rick Wise, R (1, 1) OBP: 0.268, SLG: 0.506			K			G1		F5	K	0	0	0	0	0	0	0
Manny Muniz, R (3, 1)										1	0	0	0	0	1	1
Denny Doyle, L (6, PH) OBP: 0.276, SLG: 0.299										1	0	0	0	0	0	0
Chris Short, R (7, 1) OBP: 0.185, SLG: 0.083										0	0	0	0	0	0	0
Ron Stone, L (8, PH) OBP: 0.325, SLG: 0.329										1	0	0	0	0	0	0
Barry Lersch, S (9, 1) OBP: 0.283, SLG: 0.192										0	0	0	0	0	0	0
Larry Hisle, R (9, PH) OBP: 0.277, SLG: 0.267										1	0	0	0	0	1	2
Inning Stats	R: 0 E: 0 K: 0 S: 5 H: 0 LOB: 0 BB: 0 P: 8	R: 0 E: 0 K: 1 S: 6 H: 0 LOB: 0 BB: 0 P: 9	R: 0 E: 0 K: 1 S: 10 H: 1 LOB: 1 BB: 0 P: 13	R: 0 E: 0 K: 0 S: 6 H: 0 LOB: 0 BB: 0 P: 9	R: 0 E: 0 K: 3 S: 10 H: 0 LOB: 1 BB: 1 P: 21	R: 0 E: 1 K: 1 S: 9 H: 1 LOB: 1 BB: 0 P: 10	R: 0 E: 0 K: 0 S: 4 H: 1 LOB: 1 BB: 0 P: 4	R: 0 E: 0 K: 0 S: 3 H: 0 LOB: 0 BB: 0 P: 3	R: 3 E: 0 K: 2 S: 14 H: 4 LOB: 2 BB: 1 P: 23	1B: 5 2B: 1 3B: 1 HR: 0	SF: 0 SAC: 0 DP: 0 HBP: 0						

PITCHER	IP	WLS	BF	H	R	ER	SO	BB	IBB	HBP	BLK	WP	HR	S	P	ERA	WHIP
Bob Gibson, R (1, 1) ERA: 3.28	9.0	W	36	7	3	3	8	2	0	0	0	0	0	67	100	3.00	1.000

PITCHER	IP	WLS	BF	H	R	ER	SO	BB	IBB	HBP	BLK	WP	HR	S	P	ERA	WHIP

St. Louis Cardinals @ Philadelphia Phillies
Veterans Stadium, Philadelphia, PA
Mon Sep 06 1971, 7:05 PM EDT
Unknown

livebaseballscorecards.com

AB	34
R	3
H	7
RBI	3
BB	2
SO	8
LOB	9

Batter	1	2	3	4	5	6	7	8	9	AB	R	H	RBI	BB	SO	LOB
Lou Brock, L (1, 7) OBP: 0.394, SLG: 0.430	S S S 0-3 ① K			X 0-0 ① 6-3		S B F X 1-2 1-H 2B		B C X 1-1 ② G3 1-2 2-3		4	0	1	1	0	1	2
Ted Sizemore, R (1, 4) OBP: 0.319, SLG: 0.332	X 0-0 ② F7			X 0-0 ② F8		X 0-0 ③ F9		I I I I 4-0 IBB		3	0	0	0	1	0	1
Matty Alou, L (1, 3) OBP: 0.352, SLG: 0.418	X 0-0 ③ P4			X 0-0 ③ F9			X 0-0 ① F7	F F F F X 0-2 ③ F2		4	0	0	0	0	0	3
Joe Torre, R (1, 5) OBP: 0.423, SLG: 0.563		X 0-0 ① F8			X 0-0 ① 5-3		X 0-0 ② F3		F X 0-1 2B	4	0	1	0	0	0	0
Ted Simmons, S (1, 2) OBP: 0.350, SLG: 0.411		X 0-0 ② 6-3			X 0-0 ② 6-3		X 0-0 1B		B F X 1-1 ① 5-3	4	0	1	0	0	0	1
Joe Hague, L (1, 9) OBP: 0.332, SLG: 0.414 Julian Javier, R (9, PH) OBP: 0.285, SLG: 0.352	S S S 0-3 ③ K				X 0-0 ③ F8		S S S 0-3 ③ K		B B S S F X 2-2 ② F3	3 1	0 0	0 0	0 0	0 0	2 0	1 1
Jose Cruz, L (1, 8) OBP: 0.364, SLG: 0.403 Luis Melendez, R (9, PH) OBP: 0.337, SLG: 0.281			X 0-0 ① 5-3			B C X 1-1 FC6-5 2B		X 0-0 ① F7	B B B C C B B 4-2 FC6-4 BB	3 0	0 0	1 0	0 0	0 1	0 0	0 0
Ted Kubiak, S (1, 6) OBP: 0.338, SLG: 0.340 Jerry McNertney, R (8, PH) OBP: 0.336, SLG: 0.454 Dal Maxvill, R (8, PR) OBP: 0.294, SLG: 0.256 (8, 6)			X 0-0 ② F7			B S F X 1-2 ① FC6-5 S 2B 2-3		B S S B X 2-2 G3 E 1B	C B B F X 2-2 ③ FC6-4 1-2f	2 1 1	1 0 0	0 1 0	0 0 0	0 0 0	0 0 0	1 0 2
Chris Zachary, L (1, 1) OBP: 0.242, SLG: 0.242 Don Shaw, L (6, 1) Jim Beauchamp, R (8, PH) OBP: 0.281, SLG: 0.367 Frank Linzy, R (8, 1) OBP: 0.333, SLG: 0.333			X 0-0 ③ 6-3			S S S 0-3 ② K		B B X 2-0 E5 G3 1-2		2 0 1 0	0 0 0 0	0 0 0 0	0 0 0 0	1 0 0 0	1 0 1 0	1 0 1 0
Inning Stats	R: 0 H: 0 E: 0 LOB: 0 K: 1 BB: 0 S: 5 P: 5	R: 0 H: 0 E: 0 LOB: 0 K: 1 BB: 0 S: 5 P: 5	R: 0 H: 0 E: 0 LOB: 0 K: 0 BB: 0 S: 3 P: 3	R: 0 H: 0 E: 0 LOB: 0 K: 0 BB: 0 S: 3 P: 3	R: 0 H: 0 E: 0 LOB: 0 K: 0 BB: 0 S: 3 P: 3	R: 1 H: 2 E: 0 LOB: 1 K: 1 BB: 0 S: 12 P: 15	R: 0 H: 1 E: 0 LOB: 1 K: 1 BB: 0 S: 6 P: 6	R: 0 H: 1 E: 1 LOB: 3 K: 0 BB: 1 S: 12 P: 21	R: 0 H: 1 E: 0 LOB: 2 K: 0 BB: 1 S: 12 P: 21	1B: 2 SF: 0 2B: 3 SAC: 0 3B: 0 DP: 0 HR: 0 HBP: 0						

PITCHER		IP	WLS	BF	H	R	ER	SO	BB	IBB	HBP	BLK	WP	HR	S	P	ERA	WHIP
Bill Champion, R ERA: 4.54	(1, 1)	6.0	W	20	2	1	1	3	0	0	0	0	0	0	31	34	1.50	0.333
Joe Hoerner, L ERA: 1.92	(7, 1)	3.0	S	15	3	0	0	1	1	1	0	0	0	0	30	48	0.00	1.333

PITCHER	IP	WLS	BF	H	R	ER	SO	BB	IBB	HBP	BLK	WP	HR	S	P	ERA	WHIP

TOP

St. Louis Cardinals @ Philadelphia Phillies
Veterans Stadium, Philadelphia, PA
Mon Sep 06 1971, 7:05 PM EDT
Att. 13,193 - Unknown

livebaseballscorecards.com

AB	33
R	1
H	5
RBI	1
BB	2
SO	4
LOB	14

PA: 35	WP: 0	PB: 0	SB: 1	CS: 0														

Batter	1	2	3	4	5	6	7	8	9	AB	R	H	RBI	BB	SO	LOB
Denny Doyle, L (1, 4) OBP: 0.277, SLG: 0.299 Terry Harmon, R (6, PH) OBP: 0.292, SLG: 0.252 (7, 4)	S S S 0-3 K ①		X 0-0 F8 ③		X 0-0 FC4-6 1B	B S F B B B 4-2 1-2 BB				3	0	1	0	0	1	0
										0	0	0	0	1	0	0
Larry Bowa, S (1, 6) OBP: 0.289, SLG: 0.298	X 0-0 F8 ②		S S S 0-3 K ①		X 0-0 FC4-6 S ② 1-2f	L F B F B X 2-2 F9 ③				4	0	0	0	0	1	4
Tim McCarver, L (1, 2) OBP: 0.337, SLG: 0.407	X 0-0 1B		B B B B 4-0 E 1B BB		B B B 4-0 1-2 BB		X 0-0 4-3 ①			2	1	1	0	2	0	0
Willie Montanez, L (1, 9) OBP: 0.316, SLG: 0.459	X 0-0 G3 ③			X 0-0 E3 1B 1B 1-2	X 0-0 G3 ③		X 0-0 P4 ②			4	0	0	0	0	0	4
Greg Luzinski, R (1, 3) OBP: 0.400, SLG: 0.462		S S S 0-3 K ①		X 0-0 1B 1-2 2-H 1B		S S S 0-3 K ①	B X 1-0 F9 ③			4	0	1	1	0	2	0
Mike Anderson, R (1, 8) OBP: 0.310, SLG: 0.333		X 0-0 5-3 ②		X 0-0 1-2 2-3 1B		X 0-0 E BB SF8 1B		B B S S C 2-3 K ①		4	1	2	0	0	1	0
Don Money, R (1, 5) OBP: 0.283, SLG: 0.363		X 0-0 1-3 ③		S B X 1-1 P3 ②		B B B 4-0 SF8 E 1-2 BB		X 0-0 L9 ②		3	0	0	0	1	0	3
Larry Hisle, R (1, 7) OBP: 0.275, SLG: 0.254		X 0-0 P6 ①	X 0-0 F8 ③			X 0-0 E5 S 1-2 2-3		B B S S B B 4-2 BB		3	0	0	0	1	0	5
Bill Champion, R (1, 1) OBP: 0.067, SLG: 0.067 Ron Stone, L (6, PH) OBP: 0.323, SLG: 0.329 Joe Hoerner, R (7, 1) OBP: 0.100, SLG: 0.100		S S S 0-3 K ②			X 0-0 G3 ①	B X 1-0 SF8 2-3 3-H ②		X 0-0 1-3 ③		2	0	0	0	0	1	0
										0	0	0	1	0	0	0
										1	0	0	0	0	0	1
Inning Stats	R: 0 E: 0 K: 1 S: 6 H: 1 LOB: 1 BB: 0 P: 6	R: 0 E: 0 K: 1 S: 5 H: 0 LOB: 0 BB: 0 P: 5	R: 0 E: 0 K: 1 S: 5 H: 0 LOB: 0 BB: 0 P: 5	R: 1 E: 1 K: 1 S: 9 H: 2 LOB: 3 BB: 1 P: 14	R: 0 E: 0 K: 0 S: 4 H: 1 LOB: 2 BB: 1 P: 8	R: 1 E: 1 K: 1 S: 12 H: 1 LOB: 3 BB: 2 P: 23	R: 0 E: 0 K: 0 S: 3 H: 0 LOB: 0 BB: 0 P: 4	R: 0 E: 0 K: 1 S: 7 H: 0 LOB: 1 BB: 1 P: 13		1B: 5 2B: 0 3B: 0 HR: 0	SF: 1 SAC: 0 DP: 0 HBP: 0					

BOTTOM

St. Louis Cardinals @ Philadelphia Phillies
Veterans Stadium, Philadelphia, PA
Mon Sep 06 1971, 7:05 PM EDT
Att. 13,193 - Unknown

livebaseballscorecards.com

AB	30
R	2
H	5
RBI	2
BB	5
SO	6
LOB	17

PITCHER		IP	WLS	BF	H	R	ER	SO	BB	IBB	HBP	BLK	WP	HR	S	P	ERA	WHIP
Chris Zachary, R ERA: 4.89	(1, 1)	5.2	L	27	5	2	0	5	3	0	0	0	0	0	35	49	0.00	1.412
Don Shaw, L ERA: 2.98	(6, 1)	1.1		5	0	0	0	0	1	0	0	0	0	0	9	16	0.00	0.750
Frank Linzy, R ERA: 2.16	(8, 1)	1.0		4	0	0	0	1	1	0	0	0	0	0	7	13	0.00	1.000

PITCHER	IP	WLS	BF	H	R	ER	SO	BB	IBB	HBP	BLK	WP	HR	S	P	ERA	WHIP

Batter	1	2	3	4	5	6	7	8	9	10	11	12	13	AB	R	H	RBI	BB	SO	LOB
Lou Brock, L (1, 7) OBP: 0.395, SLG: 0.448	S S B B B F S 3-3 K ①		B F X 1-1 S 1B 1B		B X 1-0 1-2 3-H 1B		B B B F F C 3-3 K ③		X 0-0 FC1-2 1-2 3-H ②			X 0-0 PB S G3 1B	B M B B X 3-1 F7 ①	7	2	3	1	0	2	4
Julian Javier, R (1, 4) OBP: 0.277, SLG: 0.351	S B B B F S 3-3 K ②		S B B F X 2-2 S 1-H 1B		S X 0-1 P6 ②		F X 0-1 F7 ③	X 0-0 F8 ①				C B H 2-1 1B WP 1B 1-3 HBP	X 0-0 1B 1B 1-2 1B	6	2	2	1	0	1	4
Luis Melendez, R (1, 9) OBP: 0.333, SLG: 0.275 Bob Burda, L (12, PH) OBP: 0.383, SLG: 0.366 (12, 3)	B S S B S 2-3 K ③		B S B B B S F X 3-2 6-3 1-2 ③		F F F S 0-3 K ③			B S B B X 3-1 F8 ②		C B S X 1-2 P3 ①		B B X 2-0 G3 3-H ①	B X 1-0 1B 1B 1-3 2-H 1B	5 2	0 1	0 1	0 1	0 0	2 1	3 1
Joe Torre, R (1, 5) OBP: 0.430, SLG: 0.555		X 0-0 F9 ①	B S S S 1-3 K ①		B B S S X 2-1 G4-6-3 1B			B B F X 2-1 1B		X 0-0 1B		B B B S C X 3-1 BB 1B WP 1-3 1B	X 0-0 1B 1-2 3-H 1B	7	1	5	1	0	1	0
Jim Beauchamp, R (1, 3) OBP: 0.292, SLG: 0.386 Matty Alou, L (10, PH) OBP: 0.356, SLG: 0.426 (10, 3) (12, 9)		C B X 1-1 4-3 ②	X 0-0 6-3 ②		B B S S X 2-1 F9 ①			F X 0-1 F8 ③		S C F F F S 0-3 K ②		B S S S X 1-2 WP BB 1-2 3-H 1B	X 0-0 S 1-3 2-H 1B	4 3	0 0	0 2	0 2	0 0	0 1	2 1
Jerry McNertney, R (1, 2) OBP: 0.339, SLG: 0.472 Bob Stinson, S (9, PR) OBP: 0.200, SLG: 0.200 Frank Linzy, R (9, 1) OBP: 0.333, SLG: 0.333 Joe Hague, L (10, PH) OBP: 0.227, SLG: 0.378 Daryl Patterson, L (10, 1) Chuck Taylor, R (12, 1) OBP: 0.182, SLG: 0.364 Stan Williams, R (12, 1)		C X 0-1 1B	X 0-0 1-3 ③		B S B B B X 3-1 G4-6-3 1-2f ② ③				X 0-0 SH5-4 E 1B 1B	X 0-0 F8 ③		B B B B 4-0 WP 1-2 2-3 BB	S S S 0-3 K ②	4 0 0 1 0 0	0 1 0 0 0 0	2 0 0 0 0 0	0 0 0 0 1 0	0 0 0 0 0 0	0 0 0 1 0 0	1 0 0 1 0 2
Jose Cruz, L (1, 8) OBP: 0.379, SLG: 0.398		B B B X 3-1 F7 ③		S X 0-1 1-3 ①		X 0-0 SH1-4 1B		C L B F X 1-2 E1 1B SH5-4 1-2 FC1-2		S B B B X 2-1 G3 ①	B S S C 1-3 K 1-2 2-3 3-H ②	X 0-0 F3 ③	7	0	1	0	0	1	6
Dal Maxvill, R (1, 6) OBP: 0.309, SLG: 0.276		S S B X 1-2 5-3 ①		X 0-0 1B 1B 2B		X 0-0 SH1-4 1-2 ①		B L B B X 3-1 SH5-4 1-2 2-3 ①		S B S S S 1-3 K ②	B S S S F B X 2-2 4-3 ③		4	1	1	0	0	1	2
Chris Zachary, L (1, 1) OBP: 0.269, SLG: 0.269 Ted Sizemore, R (7, PH) OBP: 0.312, SLG: 0.329 Don Shaw, L (7, 1) Ted Simmons, S (9, PH) OBP: 0.363, SLG: 0.418 (9, 2)		S B X 1-1 P6 ②		S B X 1-1 1B 2-3 1B		X 0-0 5-3 ②		X 0-0 FC1-2 2-3 3-H 1B		B S S S F B X 2-2 4-3 ③	X 0-0 1B 1B 1B	2 1 0 3	0 0 0 1	1 0 0 2	0 0 0 1	0 0 0 0	0 1 0 0	0 1 0 0
Inning Stats	R: 0 H: 0 E: 0 LOB: 0 K: 3 BB: 0 S: 10 P: 18	R: 0 H: 1 E: 0 LOB: 1 K: 0 BB: 0 S: 7 P: 11	R: 1 H: 2 E: 0 LOB: 1 K: 0 BB: 0 S: 14 P: 22	R: 0 H: 0 E: 0 LOB: 0 K: 1 BB: 0 S: 5 P: 6	R: 1 H: 3 E: 0 LOB: 2 K: 1 BB: 0 S: 12 P: 14	R: 0 H: 1 E: 0 LOB: 0 K: 0 BB: 0 S: 6 P: 13	R: 0 H: 1 E: 0 LOB: 1 K: 1 BB: 0 S: 6 P: 9	R: 0 H: 1 E: 0 LOB: 1 K: 0 BB: 0 S: 7 P: 12	R: 1 H: 2 E: 1 LOB: 2 K: 0 BB: 0 S: 11 P: 15	R: 0 H: 1 E: 0 LOB: 1 K: 1 BB: 0 S: 12 P: 13	R: 0 H: 1 E: 0 LOB: 0 K: 1 BB: 0 S: 9 P: 14	R: 3 H: 3 E: 0 LOB: 2 K: 1 BB: 1 S: 15 P: 30	R: 3 H: 5 E: 0 LOB: 2 K: 1 BB: 0 S: 11 P: 15	1B: 19 2B: 1 3B: 0 HR: 0	SF: 0 SAC: 2 DP: 1 HBP: 1	WP: 2 PB: 1 SB: 4 CS: 0	PA: 61			

PITCHER		IP	WLS	BF	H	R	ER	SO	BB	IBB	HBP	BLK	WP	HR	S	P	ERA	WHIP
Woodie Fryman, L ERA: 2.89	(1, 1)	8.0		33	10	3	2	6	0	0	0	0	0	0	68	106	2.25	1.250
Joe Hoerner, L ERA: 2.04	(9, 1)	1.1		7	2	0	0	0	0	0	0	0	0	0	14	19	0.00	1.500
Bill Wilson, R ERA: 2.78	(10, 1)	2.0		11	3	3	3	2	1	0	1	0	1	0	25	42	13.50	2.000
Manny Muniz, R ERA: 13.5	(12, 1)	0.2	L	3	1	1	1	1	0	0	0	0	1	0	8	11	13.50	1.500
Chris Short, L ERA: 4.03	(13, 1)	1.0		7	4	2	2	1	0	0	0	0	0	0	10	14	18.00	4.000

PITCHER IP WLS BF H R ER SO BB IBB HBP BLK WP HR S P ERA WHIP

TOP

St. Louis Cardinals @ Philadelphia Phillies

Veterans Stadium, Philadelphia, PA

Tue Sep 07 1971, 3:33 AM EDT

Att. 22,432 - Unknown

livebaseballscorecards.com

AB	57
R	9
H	20
RBI	7
BB	1
SO	10
LOB	28

Batter	1	2	3	4	5	6	7	8	9	10	11	12	13	AB	R	H	RBI	BB	SO	LOB
Denny Doyle, L (1, 4) OBP: 0.284, SLG: 0.313	M X 0-1 ① F8	X 0-0 ③ F9		X 0-0 ③ F7			S S S B B B X 3-2 ① 1-3		F S B X 1-2 ② F7			C B X 1-1 1-2 3B 1B	X 0-0 ② F8	7	1	1	0	0	0	2
Larry Bowa, S (1, 6)	X 0-0 ② F7	X 0-0 ① F8		B X 1-0 F8 ①			X 0-0 ② P3		S F B X 1-2 ③ L6			X 0-0 1-H 2-H 1B 3B	X 0-0 1-2 1B	7	1	2	2	0	0	0
Tim McCarver, L (1, 2) OBP: 0.337, SLG: 0.446 Pete Koegel, R (12, 2) OBP: 0.429, SLG: 0.200	B B F X 2-1 1B	B S B C X 2-2 BB 1B			C X 0-1 F8 1B		X 0-0 1B			C F B C 1-3 ① K		C B X 1-2 SH3-4 1B 3-H 1B	C C F F B B X 2-2 1-3 ③	5 2	0 0	4 1	0 1	0 0	1 2	0 2
Deron Johnson, R (1, 3) OBP: 0.350, SLG: 0.501 Greg Luzinski, R (12, 3) OBP: 1.000, SLG: 1.000	B S F B B S 3-3 ③ K	C X 0-1 ② F8			B X 1-0 FC6-4 1-2 1B		X 0-0 ③ 5-3			C B F B X 2-2 5-3		C B X 0-2 SH3-4 1-2 1B		5 1	0 0	1 1	0 0	0 0	1 0	3 0
Willie Montanez, L (1, 8) OBP: 0.325, SLG: 0.480 Mike Anderson, R (12, 8)		F X 0-1 ① F7	C C F B B B B 4-2 1-2 BB		B S C X 1-2 F8 2-3			X 0-0 ① B1		C B B X 2-1 ③ 4-3		X 0-0 ① SH3-4 1-2 2-3		4 0	0 0	0 0	0 0	1 0	0 0	2 0
Don Money, R (1, 5) OBP: 0.284, SLG: 0.352		B X 1-0 E 1B	F C F B F S 1-3 ③ K		S X 0-1 ③ FC6-4 1-2f			B B B F B 4-1 BB			S B B X 2-1 ① P6	C S X 0-2 ② F8		5	1	1	0	1	1	6
Ron Stone, L (1, 7) OBP: 0.328, SLG: 0.319 (9, 9)		B B X 2-0 E4 1-3 E		X 0-0 E7 SF8 1B		X 0-0 ① P6		C S B C 1-3 ② K			B B B B C S X 3-2 ② 4-3	B F F B X 2-2 ③ F9		6	2	1	0	0	1	4
Roger Freed, R (1, 9) OBP: 0.305, SLG: 0.293 Bill Wilson, R (10, 1) Manny Muniz, R (12, 1) Chris Short, R (13, 1) OBP: 0.174, SLG: 0.073 Oscar Gamble, L (13, 9) OBP: 0.269, SLG: 0.339		B C C X 1-2 E9 1-H FC6-2-5 3-H 2B		X 0-0 SF8 3-H		B B B S S C 3-3 ② K		B S X 1-1 5-3 ③			X 0-0 ③ 4-3		X 0-0 1B 1B	3 1 0 0 1	0 0 0 0 0	1 0 0 0 0	3 0 0 0 1	0 0 0 0 0	1 0 0 0 0	1 0 0 0 0
Woodie Fryman, R (1, 1) OBP: 0.091, SLG: 0.091 Joe Hoerner, R (9, 1) OBP: 0.111, SLG: 0.111 Byron Browne, R (9, 7) OBP: 0.241, SLG: 0.288 Larry Hisle, R (12, 7) OBP: 0.313, SLG: 0.256	S X 0-1 ② FC6-2-5 3-H			X 0-0 ② F8		X 0-0 ③ 4-3			B B S C B C 3-3 ① K			B B B B B 4-0 1B 3B BB	S S S 0-3 ① K	3 0 1 1	0 0 0 1	0 0 0 1	0 0 0 1	0 0 1 1	0 0 0 1	1 0 0 1
Inning Stats	R: 0 E: 0 K: 1 S: 8 H: 1 LOB: 1 BB: 0 P: 13	R: 2 E: 2 K: 0 S: 10 H: 2 LOB: 1 BB: 0 P: 14	R: 0 E: 0 K: 1 S: 15 H: 1 LOB: 2 BB: 1 P: 22	R: 1 E: 1 K: 0 S: 4 H: 1 LOB: 0 BB: 0 P: 4	R: 0 E: 0 K: 0 S: 9 H: 2 LOB: 2 BB: 0 P: 12	R: 0 E: 0 K: 1 S: 5 H: 0 LOB: 0 BB: 0 P: 8	R: 0 E: 0 K: 0 S: 6 H: 1 LOB: 1 BB: 0 P: 9	R: 0 E: 0 K: 1 S: 7 H: 0 LOB: 1 BB: 1 P: 13	R: 0 E: 0 K: 1 S: 9 H: 0 LOB: 0 BB: 0 P: 14	R: 0 E: 0 K: 1 S: 9 H: 0 LOB: 0 BB: 0 P: 14	R: 0 E: 0 K: 0 S: 6 H: 0 LOB: 0 BB: 0 P: 11	R: 3 E: 0 K: 0 S: 16 H: 4 LOB: 2 BB: 1 P: 24	R: 0 E: 0 K: 1 S: 11 H: 2 LOB: 2 BB: 0 P: 13	1B: 12 2B: 1 3B: 1 HR: 0	SF: 1 SAC: 1 DP: 0 HBP: 0		WP: 0 PB: 0 SB: 0 CS: 0	PA: 57	

PITCHER		IP	WLS	BF	H	R	ER	SO	BB	IBB	HBP	BLK	WP	HR	S	P	ERA	WHIP
Chris Zachary, R ERA: 4.8	(1, 1)	6.0		27	7	3	1	3	1	0	0	0	0	0	51	73	1.50	1.333
Don Shaw, L ERA: 3.94	(7, 1)	2.0		8	1	0	0	1	1	0	0	0	0	0	13	22	0.00	1.000
Frank Linzy, R ERA: 2.04	(9, 1)	1.0		3	0	0	0	1	0	0	0	0	0	0	9	14	0.00	0.000
Daryl Patterson, R ERA: 5.48	(10, 1)	2.0		7	0	1	1	1	1	0	0	0	0	0	15	29	4.50	0.500
Chuck Taylor, R ERA: 4.03	(12, 1)	0.0		3	3	2	2	0	0	0	0	0	0	0	6	8	∞	∞

PITCHER		IP	WLS	BF	H	R	ER	SO	BB	IBB	HBP	BLK	WP	HR	S	P	ERA	WHIP
Stan Williams, R ERA: 3.79	(12, 1)	2.0	W	9	3	0	0	1	0	0	0	0	0	0	21	25	0.00	1.500

BOTTOM

St. Louis Cardinals @ Philadelphia Phillies
Veterans Stadium, Philadelphia, PA
Tue Sep 07 1971, 3:33 AM EDT
Att. 22,432 - Unknown

livebaseballscorecards.com

AB	52
R	6
H	14
RBI	6
BB	3
SO	7
LOB	22

Philadelphia Phillies @ New York Mets

Shea Stadium, Flushing, NY

Fri Sep 10 1971, 7:05 PM EDT

Att. 25,437 - Unknown

TOP

livebaseballscorecards.com

Batter	1	2	3	4	5	6	7	8	9	AB	R	H	RBI	BB	SO	LOB
Larry Bowa, S (1, 6) OBP: 0.287, SLG: 0.295	BSSFX 1-2 FC5 BB 1B	FSBBFS 2-3 K			X 0-0 6-3		X 0-0 P4		X 0-0 F8	4	0	1	0	0	1	2
Ron Stone, L (9, PH) OBP: 0.320, SLG: 0.325										1	0	0	0	0	0	2
Tim McCarver, L (1, 2) OBP: 0.343, SLG: 0.413	BBBB 4-0 FC5 1-2 BB		X 0-0 1B		SFX 0-2 3-1		BBX 2-0 F9		X 0-0 1-3 2-H 1B	4	0	2	1	1	0	0
Mike Anderson, R (1, 8) OBP: 0.263, SLG: 0.257	CX 0-1 FC5 1-2 2-3f		SSS 0-3 K		SSS 0-3 K			SSC 0-3 K	BSX 1-1 L7	4	0	0	0	0	3	3
Oscar Gamble, L (9, PH) OBP: 0.275, SLG: 0.312										1	0	0	0	0	0	2
Deron Johnson, R (1, 5) OBP: 0.346, SLG: 0.497	FBCFBBX 3-2 F7		SSC 0-3 K			BBBB 4-0 2B SF8 BB		BBBSX 3-1 HR		3	2	1	1	1	1	3
Greg Luzinski, R (1, 3) OBP: 0.410, SLG: 0.545	BBSSBX 3-2 F9		X 0-0 F7			BBCX 2-1 1-3 2B		SSS 0-3 K		4	0	1	0	0	1	3
Willie Montanez, L (1, 9) OBP: 0.314, SLG: 0.454		SSS 0-3 K		CX 0-1 4-3		BSX 1-1 1-3		SSS 0-3 K		4	0	0	0	0	2	2
Don Money, R (1, 4) OBP: 0.285, SLG: 0.367		X 0-0 E 1B		X 0-0 1B		BFX 1-1 SF8 3-H			SSC 0-3 K	3	0	2	1	0	1	0
Larry Hisle, R (1, 7) OBP: 0.267, SLG: 0.246		X 0-0 E4 1-2		CSX 0-2 F9		CX 0-1 L7			X 0-0 1B 1B	4	1	1	0	0	0	3
Rick Wise, R (1, 1) OBP: 0.262, SLG: 0.494		CCFBS 1-3 K		CBX 1-1 5-3			SSS 0-3 K		BBCBFX 3-2 1B 1-2 1B	2	0	0	0	0	1	3
Pete Koegel, R (7, PH) OBP: 0.333, SLG: 0.231										1	0	0	0	0	1	0
Barry Lersch, S (7, 1) OBP: 0.283, SLG: 0.192										0	0	0	0	0	0	0
Roger Freed, R (9, PH) OBP: 0.306, SLG: 0.301										1	0	1	0	0	0	0
Terry Harmon, R (9, PR) OBP: 0.292, SLG: 0.252										0	0	0	0	0	0	0
Inning Stats	R: 0 E: 0 K: 0 S: 14 H: 1 LOB: 2 BB: 1 P: 25	R: 0 E: 1 K: 3 S: 13 H: 1 LOB: 2 BB: 0 P: 16	R: 0 E: 0 K: 2 S: 8 H: 1 LOB: 1 BB: 0 P: 8	R: 0 E: 0 K: 0 S: 8 H: 1 LOB: 1 BB: 0 P: 9	R: 0 E: 0 K: 1 S: 7 H: 0 LOB: 0 BB: 0 P: 7	R: 1 E: 0 K: 0 S: 8 H: 1 LOB: 1 BB: 1 P: 16	R: 0 E: 0 K: 1 S: 5 H: 0 LOB: 0 BB: 0 P: 7	R: 1 E: 0 K: 3 S: 11 H: 1 LOB: 0 BB: 0 P: 14	R: 1 E: 0 K: 1 S: 11 H: 3 LOB: 2 BB: 0 P: 15	1B: 7 2B: 1 3B: 0 HR: 1 SF: 1 SAC: 0 DP: 0 HBP: 0							

AB	36
R	3
H	9
RBI	3
BB	2
SO	11
LOB	23

WP: 0 PB: 0 SB: 0 CS: 0 PA: 39

PITCHER		IP	WLS	BF	H	R	ER	SO	BB	IBB	HBP	BLK	WP	HR	S	P	ERA	WHIP
Jerry Koosman, L ERA: 2.87	(1, 1)	8.1	W	36	8	3	3	11	2	0	0	0	0	1	81	112	3.24	1.200
Danny Frisella, R ERA: 2.1	(9, 1)	0.2	S	3	1	0	0	0	0	0	0	0	0	0	4	5	0.00	1.500

PITCHER	IP	WLS	BF	H	R	ER	SO	BB	IBB	HBP	BLK	WP	HR	S	P	ERA	WHIP

BOTTOM

Philadelphia Phillies @ New York Mets

Shea Stadium, Flushing, NY

Fri Sep 10 1971, 7:05 PM EDT

Att. 25,437 - Unknown

Batter	1	2	3	4	5	6	7	8	9	AB	R	H	RBI	BB	SO	LOB
Bud Harrelson, S (1, 6) OBP: 0.325, SLG: 0.311	G3	FC3-6 1-2f 2-3 3-H		L9		P4				4	0	0	1	0	0	3
Wayne Garrett, L (1, 5) OBP: 0.335, SLG: 0.256	4-3	4-3		F8 1-2			F9			4	0	0	0	0	0	3
Cleon Jones, R (1, 7) OBP: 0.389, SLG: 0.491 Dave Marshall, L (8, 7) OBP: 0.329, SLG: 0.337	5-3		E 1B 1B		1B 1B 1B		K			4 0	1 0	2 0	0 0	0 0	1 0	0 0
Ed Kranepool, L (1, 3) OBP: 0.341, SLG: 0.444		WP E BB	F8		1B 1-2 1B		L4			3	1	1	0	1	0	1
Mike Jorgensen, L (1, 8) OBP: 0.294, SLG: 0.361		E E 1-2 BB	P4		P6			F3		3	1	0	0	1	0	3
Ken Singleton, S (1, 9) OBP: 0.383, SLG: 0.360		E9 1B FC4-2 1-3 2-H 1B	E8 1-3 1B		G6-3 1-2 2-H 1B			K		4	0	3	2	0	1	0
Jerry Grote, R (1, 2) OBP: 0.329, SLG: 0.348		E6 FC4-2 1B FC3-6 3-H	L1		G6-3 1-2f			L7		4	1	0	0	0	0	5
Ted Martinez, R (1, 4) OBP: 0.316, SLG: 0.333		FC3-6 FC4-2 1-2 2-3 1B		S 1B		F9				3	0	2	0	0	0	0
Jerry Koosman, R (1, 1) OBP: 0.245, SLG: 0.178 Danny Frisella, L (9, 1) OBP: 0.273, SLG: 0.273		FC4-2 FC3-6 1-2 2-3 3-Hf		F2		K				3 0	0 0	0 0	0 0	0 0	1 0	4 0
Inning Stats	R: 0 E: 0 K: 0 S: 3 H: 0 LOB: 0 BB: 0 P: 3	R: 3 E: 2 K: 0 S: 9 H: 2 LOB: 2 BB: 2 P: 19	R: 0 E: 1 K: 0 S: 5 H: 2 LOB: 2 BB: 0 P: 5	R: 0 E: 0 K: 0 S: 5 H: 1 LOB: 1 BB: 0 P: 5	R: 1 E: 0 K: 0 S: 5 H: 3 LOB: 1 BB: 0 P: 5	R: 0 E: 0 K: 1 S: 5 H: 0 LOB: 0 BB: 0 P: 5	R: 0 E: 0 K: 1 S: 5 H: 0 LOB: 0 BB: 0 P: 5	R: 0 E: 0 K: 1 S: 5 H: 0 LOB: 0 BB: 0 P: 5		1B: 8 2B: 0 3B: 0 HR: 0 SF: 0 SAC: 0 DP: 1 HBP: 0			WP: 1 PB: 0 SB: 1 CS: 0 PA: 34		

livebaseballscorecards.com

	AB	32
	R	4
	H	8
	RBI	3
	BB	2
	SO	3
	LOB	19

PITCHER		IP	WLS	BF	H	R	ER	SO	BB	IBB	HBP	BLK	WP	HR	S	P	ERA	WHIP
Rick Wise, R ERA: 2.97	(1, 1)	6.0	L	28	8	4	2	1	2	0	0	0	1	0	32	42	3.00	1.667
Barry Lersch, R ERA: 3.96	(7, 1)	2.0		6	0	0	0	2	0	0	0	0	0	0	10	10	0.00	0.000

PITCHER	IP	WLS	BF	H	R	ER	SO	BB	IBB	HBP	BLK	WP	HR	S	P	ERA	WHIP

Batter	1	2	3	4	5	6	7	8	9	AB	R	H	RBI	BB	SO	LOB
Ron Stone, L (1, 9) OBP: 0.313, SLG: 0.318	B B C F F X 2-2 ① F8		B B X 2-0 ② F7			S S X 0-2 ② F8		B B B C X 3-1 ③ 3-1		4	0	0	0	0	0	3
Larry Bowa, S (1, 6) OBP: 0.285, SLG: 0.293	L S T B S 1-3 ② K		S S S 0-3 ③ K			X 0-0 ③ P6			X 0-0 E4 2B SF7	4	1	0	0	0	2	1
Tim McCarver, L (1, 2) OBP: 0.341, SLG: 0.410 Pete Koegel, R (7, 2) OBP: 0.375, SLG: 0.357	C B F F X 1-2 ③ F9			B S S S 1-3 ① K			X 0-0 ① 3-1		B B B S S F F X 3-2 1-3 1B 2B	3 1	0 1	0 1	0 0	0 0	1 0	0 0
Willie Montanez, L (1, 8) OBP: 0.314, SLG: 0.453		C F F X 0-2 ① F5		B B S F X 2-2 ② 3-1			X 0-0 G6-4-3 1B		F B B B F X 3-2 ① SF7 3-H	3	0	1	1	0	0	0
Deron Johnson, R (1, 5) OBP: 0.346, SLG: 0.495		B S B B X 2-1 FC6-4 1B		B S F X 1-2 ③ F8			X 0-0 ②③ G6-4-3 1-2f		B C S S 1-3 ② K	4	0	1	0	0	1	2
Greg Luzinski, R (1, 3) OBP: 0.442, SLG: 0.543		X 0-0 ② FC6-4 1-2f			B C S B B B 4-2 L6-3 BB			B B B C B 4-1 1B BB	S B X 1-1 2-H 1B	2	0	1	1	2	0	1
Don Money, R (1, 4) OBP: 0.282, SLG: 0.363		B F X 1-1 ③ F7			B S B B S 2-3 ① K			S S F C 0-3 ① K	B F B B B F X 3-2 ③ P3	4	0	0	0	0	2	4
Oscar Gamble, L (1, 7) OBP: 0.280, SLG: 0.316			X 0-0 1B		B X 1-0 ②③ L6-3 1-2			X 0-0 1-2 1B		3	0	2	0	0	0	1
Woodie Fryman, R (1, 1) OBP: 0.182, SLG: 0.182 Wayne Twitchell, R (2, 1) Roger Freed, R (6, PH) OBP: 0.306, SLG: 0.300 Manny Muniz, R (6, 1) Darrell Brandon, R (6, 1) OBP: 0.154, SLG: 0.154 Larry Hisle, R (8, PH) OBP: 0.263, SLG: 0.243 Dick Selma, R (8, 1) OBP: 1.000, SLG: 1.000			S S S 0-3 ① K			X 0-0 ① F9		X 0-0 ② F9		0 1 1 0 0 0 1 0	0 0 0 0 0 0 0 0	0 0 0 0 0 0 0 0	0 1 0 0 0 0 0 0	0 0 0 0 0 0 0 0	0 1 0 0 0 0 0 0	0 1 0 0 0 0 2 0
Inning Stats	R: 0 H: 0 E: 0 LOB: 0 K: 1 BB: 0 S: 13 P: 17	R: 0 H: 1 E: 0 LOB: 1 K: 0 BB: 0 S: 9 P: 12	R: 0 H: 1 E: 0 LOB: 1 K: 2 BB: 0 S: 8 P: 10	R: 0 H: 0 E: 0 LOB: 0 K: 1 BB: 0 S: 9 P: 13	R: 0 H: 0 E: 0 LOB: 0 K: 1 BB: 1 S: 6 P: 13	R: 0 H: 0 E: 0 LOB: 0 K: 0 BB: 0 S: 5 P: 5	R: 0 H: 1 E: 0 LOB: 0 K: 0 BB: 0 S: 3 P: 3	R: 0 H: 1 E: 0 LOB: 2 K: 1 BB: 1 S: 9 P: 16	R: 2 H: 2 E: 1 LOB: 1 K: 1 BB: 0 S: 18 P: 29	1B: 5 SF: 1 2B: 2 SAC: 0 3B: 0 DP: 2 HR: 0 HBP: 0						

PITCHER	IP	WLS	BF	H	R	ER	SO	BB	IBB	HBP	BLK	WP	HR	S	P	ERA	WHIP
Tom Seaver, R (1, 1) ERA: 1.78	9.0	W	34	6	2	0	7	2	0	0	0	0	0	80	118	0.00	0.889

PITCHER	IP	WLS	BF	H	R	ER	SO	BB	IBB	HBP	BLK	WP	HR	S	P	ERA	WHIP

TOP

Philadelphia Phillies @ New York Mets

Shea Stadium, Flushing, NY

Sat Sep 11 1971, 7:05 PM EDT

Att. 19,508 - Unknown

livebaseballscorecards.com

AB	31
R	2
H	6
RBI	2
BB	2
SO	7
LOB	15

WP: 0 PA: 34
PB: 0
SB: 0
CS: 0

Batter	1	2	3	4	5	6	7	8	9	AB	R	H	RBI	BB	SO	LOB
Ted Martinez, R (1, 6) OBP: 0.320, SLG: 0.358	SH2-4 1B	2-H 3-H 3B		4-3 2-3		P3		F8		5	0	2	2	0	0	2
Tim Foli, R (1, 4) OBP: 0.283, SLG: 0.302	SH2-4 1-2	K		K		3-H 2B 1B		F9		4	1	1	1	0	2	2
Cleon Jones, R (1, 7) OBP: 0.390, SLG: 0.490 Dave Marshall, L (2, PR) OBP: 0.329, SLG: 0.342 (3, 7)	6-3	BB			K	1-H 1B 2B		K		1 3	0 1	0 1	0 1	1 0	0 2	1 0
Donn Clendenon, R (1, 3) OBP: 0.294, SLG: 0.407	K	F3			K	2-H 1B		K		4	0	1	1	0	2	3
Bob Aspromonte, R (1, 5) OBP: 0.287, SLG: 0.305		1B 1B 1B	6-3		P6	K				4	1	1	0	0	1	1
Jerry Grote, R (1, 2) OBP: 0.333, SLG: 0.353		1B 1-3 1B 1B	K			HR 1B	G4-6-3 1B 1B			4	2	3	0	0	1	0
Ken Singleton, S (1, 9) OBP: 0.387, SLG: 0.378		SH5-4 1B 1-3 3B 3-H 1B	4-3			1-H HR	1-2 G4-6-3 1B			4	2	3	3	0	0	0
Mike Jorgensen, L (1, 8) OBP: 0.319, SLG: 0.415		SH5-4 1-2 3B 3-H 1B		4-3 SH5-4 1B		1B 3B	1-2f 2-3			4	2	3	1	0	0	2
Tom Seaver, R (1, 1) OBP: 0.250, SLG: 0.286		SH5-4 1-2 2-3		SH5-4 1-2		F7	P6			2	0	0	0	0	0	2
Inning Stats	R: 0 H: 1 E: 0 LOB: 1 K: 1 BB: 0 S: 7 P: 9	R: 4 H: 5 E: 0 LOB: 2 K: 1 BB: 1 S: 13 P: 20	R: 0 H: 0 E: 0 LOB: 0 K: 1 BB: 0 S: 5 P: 5	R: 0 H: 1 E: 0 LOB: 1 K: 1 BB: 0 S: 6 P: 8	R: 0 H: 0 E: 0 LOB: 0 K: 2 BB: 0 S: 7 P: 7	R: 5 H: 6 E: 0 LOB: 1 K: 1 BB: 0 S: 11 P: 13	R: 0 H: 2 E: 0 LOB: 1 K: 0 BB: 0 S: 4 P: 4	R: 0 H: 0 E: 0 LOB: 0 K: 1 BB: 0 S: 5 P: 5		1B: 11 SF: 0 2B: 1 SAC: 3 3B: 2 DP: 1 HR: 1 HBP: 0						

PITCHER		IP	WLS	BF	H	R	ER	SO	BB	IBB	HBP	BLK	WP	HR	S	P	ERA	WHIP
Woodie Fryman, L ERA: 3.45	(1, 1)	1.1	L	10	6	4	4	1	0	0	0	0	0	0	15	20	27.00	4.500
Wayne Twitchell, R ERA:	(2, 1)	3.2		13	1	0	0	5	1	0	0	0	0	0	23	29	0.00	0.545
Manny Muniz, R ERA: 8.64	(6, 1)	0.2		7	5	5	5	0	0	0	0	0	0	1	7	9	67.50	7.500
Darrell Brandon, R ERA: 4.14	(6, 1)	1.1		6	3	0	0	1	0	0	0	0	0	0	8	8	0.00	2.250
Dick Selma, R ERA: 3.28	(8, 1)	1.0		3	0	0	0	1	0	0	0	0	0	0	5	5	0.00	0.000

PITCHER	IP	WLS	BF	H	R	ER	SO	BB	IBB	HBP	BLK	WP	HR	S	P	ERA	WHIP

BOTTOM

Philadelphia Phillies @ New York Mets

Shea Stadium, Flushing, NY

Sat Sep 11 1971, 7:05 PM EDT

Att. 19,508 - Unknown

livebaseballscorecards.com

AB	35
R	9
H	15
RBI	9
BB	1
SO	8
LOB	13

WP: 0 PA: 39
PB: 0
SB: 0
CS: 0

Batter	1	2	3	4	5	6	7	8	9	AB	R	H	RBI	BB	SO	LOB
Ron Stone, L (1, 7) OBP: 0.307, SLG: 0.311	S S C 0-3 ① K		S C B B B X 3-2 ③ 4-3		B B X 2-0 ②③ G3-6-3 1-2f		S S S 0-3 ③ K			4	0	0	0	0	2	3
Larry Bowa, S (1, 6) OBP: 0.283, SLG: 0.291	X 0-0 ② F2			C C F B B X 2-2 ① L6		X 0-0 ① F9		B C F X 1-2 ① F8		4	0	0	0	0	0	0
Tim McCarver, L (1, 2) OBP: 0.340, SLG: 0.407	B F X 1-1 ③ F5			B X 1-0 ② 4-3		B B B B 4-0 G3 WP 1B BB		X 0-0 ② L9		3	1	0	0	1	0	0
Willie Montanez, L (1, 9) OBP: 0.315, SLG: 0.453		B C F S 1-3 ① K		F C F X 0-2 FC6-4 1B		C B S B B X 3-2 ② G3 1-3		B B B B 4-0 FC6-4 BB		3	0	1	0	1	1	1
Deron Johnson, R (1, 5) OBP: 0.345, SLG: 0.493		X 0-0 ② L9		C B S B X 2-2 ③ FC6-4 1-2f		B X 1-0 3-H 1B		B X 1-0 ③ FC6-4 1-2f		4	0	1	1	0	0	2
Greg Luzinski, R (1, 3) OBP: 0.447, SLG: 0.605		F B B C B F B 4-2 BB			X 0-0 HR	B F F F B F X 2-2 ③ F9			B F C S 1-3 ① K	3	1	1	1	1	1	1
Don Money, R (1, 4) OBP: 0.282, SLG: 0.364		C B B F B X 3-2 ③ F8			F C B X 1-2 FC3-5 2B		B C F S 1-3 ① K		B S S X 1-2 ② 6-3	4	0	1	0	0	1	1
Mike Anderson, R (1, 8) OBP: 0.262, SLG: 0.237			B F S B F B X 3-2 ① 4-3		B B B C B 4-1 FC3-5 BB		X 0-0 ② 6-3		S S B F S 1-3 ③ K	3	0	0	0	1	1	0
Bill Champion, R (1, 1) OBP: 0.111, SLG: 0.111 Joe Hoerner, R (7, 1) OBP: 0.100, SLG: 0.100			X 0-0 ② P4		L B X 1-1 ① FC3-5 G3-6-3 1-2 2-3f		X 0-0 1B			3	0	1	0	0	0	2
										0	0	0	0	0	0	0
Inning Stats	R: 0 E: 0 K: 1 S: 6 H: 0 LOB: 0 BB: 0 P: 7	R: 0 E: 0 K: 1 S: 10 H: 0 LOB: 1 BB: 1 P: 18	R: 0 E: 0 K: 0 S: 8 H: 0 LOB: 0 BB: 0 P: 14	R: 0 E: 0 K: 0 S: 12 H: 1 LOB: 1 BB: 0 P: 17	R: 1 E: 0 K: 0 S: 8 H: 2 LOB: 1 BB: 1 P: 16	R: 1 E: 0 K: 0 S: 10 H: 1 LOB: 1 BB: 1 P: 20	R: 0 E: 0 K: 2 S: 8 H: 1 LOB: 1 BB: 0 P: 9	R: 0 E: 0 K: 0 S: 5 H: 0 LOB: 1 BB: 1 P: 11	R: 0 E: 0 K: 2 S: 10 H: 0 LOB: 0 BB: 0 P: 13	1B: 3 2B: 1 3B: 0 HR: 1 SF: 0 SAC: 0 DP: 1 HBP: 0						

PITCHER		IP	WLS	BF	H	R	ER	SO	BB	IBB	HBP	BLK	WP	HR	S	P	ERA	WHIP
Gary Gentry, R ERA: 3.27	(1, 1)	5.1		20	3	1	1	2	2	0	0	0	0	1	45	73	1.69	0.938
Tug McGraw, L ERA: 1.73	(6, 1)	1.2		8	2	1	1	2	1	0	0	0	1	0	17	28	5.40	1.800
Danny Frisella, R ERA: 2.05	(8, 1)	2.0	W	7	0	0	0	2	1	0	0	0	0	0	15	24	0.00	0.500

PITCHER	IP	WLS	BF	H	R	ER	SO	BB	IBB	HBP	BLK	WP	HR	S	P	ERA	WHIP

TOP

Philadelphia Phillies @ New York Mets

Shea Stadium, Flushing, NY

Sun Sep 12 1971, 3:33 AM EDT

Att. 16,704 - Unknown

livebaseballscorecards.com

AB	31
R	2
H	5
RBI	2
BB	4
SO	6
LOB	10

1B: 3	SF: 0	WP: 1	PA: 35
2B: 1	SAC: 0	PB: 0	
3B: 0	DP: 1	SB: 0	
HR: 1	HBP: 0	CS: 0	

BOTTOM

Philadelphia Phillies @ New York Mets

Shea Stadium, Flushing, NY

Sun Sep 12 1971, 3:33 AM EDT

Att. 16,704 - Unknown

Batter	1	2	3	4	5	6	7	8	9	AB	R	H	RBI	BB	SO	LOB
Bud Harrelson, S (1, 6) OBP: 0.325, SLG: 0.311	B C S S 1-3 K ①		F B F X 1-2 S 2B 1B	B B B C F X 3-2 4-3 ③			X 0-0 SH3 ① 1-2	F C X 0-2 F2 ③		4	1	1	0	0	1	3
Wayne Garrett, L (1, 5) OBP: 0.337, SLG: 0.256	X 0-0 4-3 ②		C S B S 1-3 K ① 1-2		B S F B B X 3-2 SH1-4 1B		B B F B B 4-1 1B BB		B B B C S S 3-3 K ①	4	0	1	0	1	2	1
Dave Marshall, L (1, 7) OBP: 0.335, SLG: 0.351 Donn Clendenon, R (7, PH) OBP: 0.297, SLG: 0.410 Danny Frisella, L (8, 1) OBP: 0.333, SLG: 0.273	B B B B 4-0 BB		B X 1-0 2-H 2B		F X 0-1 SH1-4 ① 1-2		S B B X 2-1 1-2 2-H 1B		B B B C T B 4-2 E 1B 1B BB	1 1 0	0 0 1	1 1 0	1 1 0	1 0 0	0 0 0	0 0 0
Ed Kranepool, L (1, 3) OBP: 0.339, SLG: 0.441	F B X 1-1 P6 ③		F F B S 1-3 K ②		X 0-0 F2 ②		X 0-0 F9 ②		X 0-0 E1 1B 1-3 1B	5	0	1	0	0	1	5
Mike Jorgensen, L (1, 8) OBP: 0.325, SLG: 0.406		B B S C S 2-3 K ①	B B B B 4-0 BB		F F B B X 2-2 F8 ③		S S F B B X 2-2 3-1 ③		B S S F B X 2-2 2-3 3-H 1B	4	0	1	1	1	1	3
Ken Singleton, S (1, 9) OBP: 0.386, SLG: 0.376		B B S X 2-1 1-2-3 ②	C B C X 1-2 F5 ③			B X 1-0 3-1 ①		X 0-0 SH3-4 1B		4	0	1	0	0	0	2
Ted Martinez, R (1, 4) OBP: 0.320, SLG: 0.351 (8, 7)	H 1-0 1B HBP			X 0-0 6-3 ①		B B S S S F X 2-2 5-3 ②		X 0-0 SH3-4 ① 1-2		2	0	0	0	0	0	0
Duffy Dyer, R (1, 2) OBP: 0.316, SLG: 0.358	X 0-0 1-3 1B			B X 1-0 5-3 ②		X 0-0 L7 ③		B B F B X 3-1 1B		4	0	2	0	0	0	0
Gary Gentry, R (1, 1) OBP: 0.078, SLG: 0.079 Tug McGraw, R (6, 1) OBP: 0.250, SLG: 0.563 Cleon Jones, R (7, PH) OBP: 0.391, SLG: 0.491 Ken Boswell, L (7, PR) OBP: 0.334, SLG: 0.367 Tim Foli, R (8, 4) OBP: 0.282, SLG: 0.300	B S X 1-1 6-3 ③			B B X 2-0 1B			S B S B X 2-2 SH3 1B 1B	B X 1-0 F8 ②		2 0 1 0 1	0 0 0 1 0	1 0 1 0 0	0 0 0 0 0	0 0 0 0 0	0 0 0 0 0	2 0 0 0 2
Inning Stats	R: 0 H: 0 E: 0 LOB: 1 K: 1 BB: 1 S: 6 P: 12	R: 0 H: 1 E: 0 LOB: 2 K: 1 BB: 0 S: 8 P: 14	R: 1 H: 2 E: 0 LOB: 2 K: 2 BB: 1 S: 13 P: 22	R: 0 H: 1 E: 0 LOB: 1 K: 0 BB: 0 S: 6 P: 12	R: 0 H: 1 E: 0 LOB: 1 K: 0 BB: 0 S: 9 P: 14	R: 0 H: 0 E: 0 LOB: 0 K: 0 BB: 0 S: 6 P: 9	R: 1 H: 2 E: 0 LOB: 2 K: 0 BB: 1 S: 12 P: 22	R: 0 H: 2 E: 0 LOB: 2 K: 0 BB: 0 S: 8 P: 12	R: 1 H: 2 E: 1 LOB: 2 K: 1 BB: 1 S: 10 P: 19	1B: 10 SF: 0 2B: 1 SAC: 3 3B: 0 DP: 0 HR: 0 HBP: 1						WP: 0 PA: 41 PB: 0 SB: 1 CS: 0	

livebaseballscorecards.com

AB	33
R	3
H	11
RBI	3
BB	4
SO	5
LOB	18

PITCHER		IP	WLS	BF	H	R	ER	SO	BB	IBB	HBP	BLK	WP	HR	S	P	ERA	WHIP
Bill Champion, R ERA: 4.41	(1, 1)	6.1		29	6	2	2	4	3	0	1	0	0	0	53	94	2.84	1.421
Joe Hoerner, L ERA: 1.98	(7, 1)	2.0	L	12	5	1	1	1	1	0	0	0	0	0	25	42	4.50	3.000

PITCHER	IP	WLS	BF	H	R	ER	SO	BB	IBB	HBP	BLK	WP	HR	S	P	ERA	WHIP

Batter	1	2	3	4	5	6	7	8	9	10	AB	R	H	RBI	BB	SO	LOB
Larry Bowa, S (1, 6) OBP: 0.282, SLG: 0.290	1-2 4-3		F 1-2 F5	X 0-0 FC5 S 1B		X 0-0 4-3		B 2-3 K	B 1-1 F3		6	0	1	0	0	1	5
Tim McCarver, L (1, 2) OBP: 0.342, SLG: 0.411	3-3 K		B 1-2 2B 1B 1-3 1B	S 0-2 FC5 1-3			X 0-0 HR 1B	X 0-0 BB 2B	B 1-0 F7		6	2	3	0	0	1	4
Willie Montanez, L (1, 9) (10, 3) OBP: 0.322, SLG: 0.471	X 0-0 BB 1B		X 0-0 1B 1B 1-3 3-H 2B		F 0-1 FC6-4 1B		B 1-0 1-H HR	I 4-0 BB IBB		B 1-1 HR	5	3	5	4	1	0	0
Deron Johnson, R (1, 5) OBP: 0.348, SLG: 0.493 (9, 3) Denny Doyle, L (10, PR) OBP: 0.279, SLG: 0.301 (10, 4)	4-2 1-2 BB		B 1-2 1B 2-3 3-H 1B		S 0-3 K		B 1-3 K	F 4-2 1-2 2-3 BB		X 0-0 FC1-6 1B	4	0	2	1	2	2	1
											0	0	0	0	0	0	0
Greg Luzinski, R (1, 3) OBP: 0.442, SLG: 0.581 Bill Wilson, R (8, 1) OBP: 0.111, SLG: 0.111	1-3 K		X 0-0 1-3 3-H 1B		S 0-1 FC6-4 1-2f		X 0-0 1B 1B	B 2-3 K		X 0-0 FC1-6 BB 1-2f	5	0	2	1	0	2	6
											1	0	0	0	0	0	1
Don Money, R (1, 4) OBP: 0.280, SLG: 0.361 Roger Freed, R (10, 9) OBP: 0.306, SLG: 0.300		X 0-0 5-3	S 0-3 K		S 1-3 K		X 0-0 FC6-4 1-2 1B		X 0-0 4-3	S 0-3 K	6	0	1	0	0	3	4
											0	0	0	0	0	0	0
Mike Anderson, R (1, 8) OBP: 0.292, SLG: 0.238		C 0-3 K	X 0-0 L9			X 0-0 G5-4-3 1B	S 1-3 K		B 4-2 BB 1B	B 4-2 1-2 BB	4	0	1	0	2	2	4
Larry Hisle, R (1, 7) OBP: 0.256, SLG: 0.237		X 0-0 F9		B 3-2 F8		X 0-0 1 2 G5-4-3 1-2f	X 0-0 FC6-4 1-2f		X 0-0 BB 1-2 1B	B 3-3 K	6	0	1	0	0	1	5
Ken Reynolds, L (1, 1) OBP: 0.217, SLG: 0.209 Darrell Brandon, R (5, 1) OBP: 0.154, SLG: 0.154 Oscar Gamble, L (6, PH) OBP: 0.282, SLG: 0.319 Chris Short, R (6, 1) OBP: 0.185, SLG: 0.083 Ron Stone, L (8, PH) OBP: 0.305, SLG: 0.309 (8, 3) Pete Koegel, R (9, PH) OBP: 0.412, SLG: 0.357 John Vukovich, R (9, 5) OBP: 0.213, SLG: 0.191			B 1-2 1B 2B 1B	B 3-3 K		X 0-0 1B	B 3-2 G3	B 4-2 1-2 2-3 BB			2	1	1	0	0	1	0
											0	0	0	0	0	0	0
											1	0	0	0	0	0	0
											0	0	0	0	0	0	0
											1	0	0	0	0	0	0
											0	0	0	0	1	0	0
											0	0	0	0	0	0	0
Inning Stats	R: 0 E: 0 K: 2 S: 13 H: 1 LOB: 2 BB: 1 P: 22	R: 0 E: 0 K: 1 S: 5 H: 0 LOB: 0 BB: 0 P: 5	R: 3 E: 0 K: 1 S: 19 H: 5 LOB: 2 BB: 0 P: 23	R: 0 E: 0 K: 1 S: 10 H: 1 LOB: 1 BB: 0 P: 16	R: 0 E: 0 K: 2 S: 10 H: 1 LOB: 1 BB: 0 P: 11	R: 0 E: 0 K: 0 S: 4 H: 2 LOB: 1 BB: 0 P: 4	R: 2 E: 0 K: 2 S: 11 H: 4 LOB: 2 BB: 0 P: 14	R: 0 E: 0 K: 2 S: 12 H: 1 LOB: 3 BB: 2 P: 27	R: 0 E: 0 K: 0 S: 9 H: 1 LOB: 3 BB: 2 P: 19	R: 1 E: 0 K: 2 S: 12 H: 2 LOB: 2 BB: 1 P: 20	1B: 14 2B: 2 3B: 0 HR: 2	SF: 0 SAC: 0 DP: 1 HBP: 0		WP: 0 PB: 0 SB: 1 CS: 0	PA: 53		

PITCHER		IP	WLS	BF	H	R	ER	SO	BB	IBB	HBP	BLK	WP	HR	S	P	ERA	WHIP
Reggie Cleveland, R ERA: 3.88	(1, 1)	6.1		32	13	5	5	8	1	0	0	0	0	1	67	89	7.11	2.211
Stan Williams, R ERA: 3.99	(7, 1)	1.2		9	2	0	0	3	1	1	0	0	0	0	17	33	0.00	1.800
Al Santorini, R ERA: 3.93	(9, 1)	0.1		3	1	0	0	0	1	0	0	0	0	0	4	8	0.00	6.000
Don Shaw, L ERA: 2.87	(9, 1)	0.2	L	5	2	1	1	0	1	0	0	0	0	1	8	15	13.50	4.500
Moe Drabowsky, R ERA: 3.76	(10, 1)	1.0		4	0	0	0	2	1	0	0	0	0	0	9	16	0.00	1.000

PITCHER	IP	WLS	BF	H	R	ER	SO	BB	IBB	HBP	BLK	WP	HR	S	P	ERA	WHIP

TOP

Philadelphia Phillies @ St. Louis Cardinals

Busch Stadium, St. Louis, MO

Mon Sep 13 1971, 7:05 PM CDT

Att. 13,863 - Unknown

livebaseballscorecards.com

AB	47
R	6
H	18
RBI	6
BB	6
SO	13
LOB	30

Philadelphia Phillies @ St. Louis Cardinals

Busch Stadium, St. Louis, MO

Mon Sep 13 1971, 7:05 PM CDT

Att. 13,863 - Unknown

livebaseballscorecards.com

Batter	1	2	3	4	5	6	7	8	9	10	AB	R	H	RBI	BB	SO	LOB
Lou Brock, L (1, 7) OBP: 0.394, SLG: 0.436	0-0 1B SH1-3 3B 1B	1-1 CS 1-2	1-2 4-3	0-0 FC6 1-2f		0-0 4-3		1-0 4-3			5	1	1	0	0	0	3
Ted Sizemore, R (1, 4) OBP: 0.321, SLG: 0.338	2-1 SH1-3 1-2		4-0 1B BB		0-0 SF9 3B	0-0 P3			0-0 1B		3	1	2	0	1	0	0
Matty Alou, L (1, 3) OBP: 0.354, SLG: 0.417	0-0 3B 2-3 1B		1-2 P6		4-2 2B BB	0-0 4-3			1-2 F2		4	2	1	0	1	0	2
Joe Torre, R (1, 5) OBP: 0.424, SLG: 0.562	3-1 1-H 3-H 3B		0-0 1-2 1B		0-2 SF9 3-H		2-0 L8		2-3 K		4	0	2	3	0	1	1
Ted Simmons, S (1, 2) OBP: 0.347, SLG: 0.422	0-0 4-3		0-0 F8		3-1 4-3 1-H 1B 2B		0-0 F8		3-2 4-3		5	1	1	1	0	0	4
Luis Melendez, R (1, 9) OBP: 0.328, SLG: 0.269 Joe Hague, L (5, PH) (6, 9) OBP: 0.326, SLG: 0.399	0-0 P5			1-3 K	3-0 4-3 2-3		0-0 L9			0-0 4-3	2 3	0 0	0 0	0 0	0 0	1 0	1 1
Jose Cruz, L (1, 8) OBP: 0.373, SLG: 0.404		0-3 K		4-0 1B BB	4-0 1B IBB		0-0 F7			0-0 6-3	3	0	0	0	2	1	0
Dal Maxvill, R (1, 6) OBP: 0.297, SLG: 0.260 Bob Burda, L (10, PH) OBP: 0.406, SLG: 0.377		4-2 CS BB		0-0 F8	2-0 FC6-4 1-3 3-H 1B		0-0 6-3			0-0 F5	3 1	0 0	1 0	1 0	1 0	0 0	1 0
Reggie Cleveland, R (1, 1) OBP: 0.185, SLG: 0.203 Stan Williams, R (7, 1) Jerry McNertney, R (8, PH) OBP: 0.343, SLG: 0.455 Bob Stinson, S (8, PR) OBP: 0.375, SLG: 0.429 Al Santorini, R (9, 1) OBP: 0.286, SLG: 0.286 Don Shaw, L (9, 1) Moe Drabowsky, R (10, 1)	0-0 F4		0-0 FC6 1-2 1B		0-0 FC6-4 1-2f			4-1 BB			3 0 0 0 0 0 0	0 0 0 0 0 0 0	1 0 0 0 0 0 0	0 0 1 0 0 0 0	0 0 0 0 0 0 0	0 0 0 0 0 0 0	3 0 0 0 0 0 0
Inning Stats	R: 2 H: 3 E: 0 LOB: 1 K: 0 BB: 0 S: 8 P: 13	R: 0 H: 0 E: 0 LOB: 0 K: 1 BB: 1 S: 8 P: 13	R: 0 H: 1 E: 0 LOB: 2 K: 0 BB: 1 S: 8 P: 14	R: 0 H: 1 E: 0 LOB: 2 K: 1 BB: 1 S: 6 P: 11	R: 3 H: 3 E: 0 LOB: 2 K: 0 BB: 2 S: 11 P: 27	R: 0 H: 0 E: 0 LOB: 0 K: 0 BB: 0 S: 3 P: 3	R: 0 H: 0 E: 0 LOB: 0 K: 0 BB: 0 S: 3 P: 5	R: 0 H: 0 E: 0 LOB: 1 K: 0 BB: 1 S: 4 P: 9	R: 0 H: 1 E: 0 LOB: 1 K: 1 BB: 0 S: 11 P: 17	R: 0 H: 0 E: 0 LOB: 0 K: 0 BB: 0 S: 3 P: 3						

PITCHER		IP	WLS	BF	H	R	ER	SO	BB	IBB	HBP	BLK	WP	HR	S	P	ERA	WHIP	PITCHER	IP	WLS	BF	H	R	ER	SO	BB	IBB	HBP	BLK	WP	HR	S	P	ERA	WHIP
Ken Reynolds, L ERA: 4.72	(1, 1)	4.1		23	7	5	5	2	4	0	0	0	0	0	38	66	10.38	2.538																	
Darrell Brandon, R ERA: 4.1	(5, 1)	0.2		4	1	0	0	0	0	1	0	0	0	0	3	12	0.00	1.500																	
Chris Short, L ERA: 3.89	(6, 1)	2.0		6	0	0	0	0	0	0	0	0	0	0	6	8	0.00	0.000																	
Bill Wilson, R ERA: 3.33	(8, 1)	3.0	W	11	1	0	0	1	1	0	0	0	0	0	18	29	0.00	0.667																	

AB	36
R	5
H	9
RBI	5
BB	6
SO	3
LOB	16

1B: 6	SF: 1	WP: 0	PA: 45
2B: 1	SAC: 1	PB: 0	
3B: 2	DP: 0	SB: 0	
HR: 0	HBP: 0	CS: 1	

Batter	1	2	3	4	5	6	7	8	9	AB	R	H	RBI	BB	SO	LOB
Larry Bowa, S (1, 6) OBP: 0.283, SLG: 0.290	CS 1B	1B SF8 1B 1-2 2-3		4-3			6-3		L1	5	1	2	0	0	0	0
Tim McCarver, L (1, 2) OBP: 0.341, SLG: 0.409	P5 1-2	FC6-4 1B 1-3 2-H 3-H		4-3			F7			4	0	1	1	0	0	1
Willie Montanez, L (1, 9) OBP: 0.321, SLG: 0.470	1B	SF8 3-H			F5		L7			3	0	1	1	0	0	0
Deron Johnson, R (1, 5) (8, 3) OBP: 0.346, SLG: 0.490	6-3	FC6-4 1-2f			K			5-3		4	0	0	0	0	1	2
Greg Luzinski, R (1, 3) OBP: 0.464, SLG: 0.578 Denny Doyle, L (8, PR) (8, 4) OBP: 0.279, SLG: 0.301		BB 1B 1B HBP	F9		FC4-6 1B			1-3 HBP		2 0	1 0	1 0	0 0	0 0	0 0	0 0
Oscar Gamble, L (1, 7) OBP: 0.278, SLG: 0.314		F8	K		FC4-6 1-2f			1-3 1-2		4	0	0	0	0	1	3
Don Money, R (1, 4) OBP: 0.282, SLG: 0.363 John Vukovich, R (8, 5) OBP: 0.213, SLG: 0.191		BB 1B 1-2	S 1B			P4		F8		4 0	1 0	2 0	0 0	0 0	0 0	2 0
Mike Anderson, R (1, 8) OBP: 0.288, SLG: 0.222		1B 1B 1B BB 1-2 2-3	F9 1-2			F9			K	3	1	0	0	1	1	1
Rick Wise, R (1, 1) OBP: 0.261, SLG: 0.482 Chris Short, R (9, 1) OBP: 0.185, SLG: 0.083	1B 1B 1-2 2-H 3-H			6-3		1-3			F7	4 0	1 0	1 0	2 0	0 0	0 0	0 0
Inning Stats	R: 0 E: 0 K: 0 S: 6 H: 2 LOB: 1 BB: 0 P: 10	R: 5 E: 0 K: 0 S: 12 H: 4 LOB: 1 BB: 1 P: 19	R: 0 E: 0 K: 1 S: 6 H: 1 LOB: 1 BB: 0 P: 6	R: 0 E: 0 K: 0 S: 5 H: 0 LOB: 0 BB: 0 P: 5	R: 0 E: 0 K: 1 S: 6 H: 1 LOB: 1 BB: 0 P: 9	R: 0 E: 0 K: 0 S: 4 H: 0 LOB: 0 BB: 0 P: 5	R: 0 E: 0 K: 0 S: 4 H: 0 LOB: 0 BB: 0 P: 5	R: 0 E: 0 K: 0 S: 4 H: 0 LOB: 2 BB: 0 P: 5	R: 0 E: 0 K: 1 S: 5 H: 0 LOB: 0 BB: 0 P: 7	1B: 8 2B: 0 3B: 0 HR: 0	SF: 1 SAC: 0 DP: 0 HBP: 2					

PITCHER	IP	WLS	BF	H	R	ER	SO	BB	IBB	HBP	BLK	WP	HR	S	P	ERA	WHIP
Chris Zachary, R (1, 1) ERA: 5.32	1.1	L	11	6	5	5	0	1	0	1	0	0	0	14	24	33.75	5.250
Chuck Taylor, R (2, 1) ERA: 3.78	0.2		2	0	0	0	0	0	0	0	0	0	0	4	5	0.00	0.000
Al Santorini, R (3, 1) ERA: 3.78	3.0		11	2	0	0	2	0	0	0	0	0	0	17	20	0.00	0.667
Frank Linzy, R (6, 1) ERA: 2.19	2.0		6	0	0	0	0	0	0	0	0	0	0	8	10	0.00	0.000
Stan Williams, R (8, 1) ERA: 3.9	2.0		7	0	0	0	1	0	0	1	0	0	0	9	12	0.00	0.000

PITCHER	IP	WLS	BF	H	R	ER	SO	BB	IBB	HBP	BLK	WP	HR	S	P	ERA	WHIP

TOP

Philadelphia Phillies @ St. Louis Cardinals

Busch Stadium, St. Louis, MO

Tue Sep 14 1971, 7:05 PM CDT

Att. 10,640 - Unknown

livebaseballscorecards.com

AB	33
R	5
H	8
RBI	4
BB	1
SO	3
LOB	9

1B: 8 SF: 1
2B: 0 SAC: 0
3B: 0 DP: 0
HR: 0 HBP: 2

WP: 0 PA: 37
PB: 0
SB: 1
CS: 1

Batter	1	2	3	4	5	6	7	8	9	AB	R	H	RBI	BB	SO	LOB
Lou Brock, L (1, 7) OBP: 0.397, SLG: 0.438	X 0-0 CI E S FC4-6		X 0-0 ① F7		S B B B C F F X 3-2 S 1B		X 0-0 1B 1B		X 0-0 1B SH5-4 1-2 9-2 1B	4	1	3	0	0	0	0
Ted Sizemore, R (1, 4) OBP: 0.322, SLG: 0.339	B C X 1-1 FC4-6 1-3 1B		X 0-0 ② 6-3		C X 0-1 ② 5-3 1-2		X 0-0 FC6-4 1-2 1B		F X 0-1 ① SH5-4 1-2 2-3	4	0	2	0	0	0	1
Matty Alou, L (1, 3) OBP: 0.355, SLG: 0.416	X 0-0 ① FC4-6 1-2f 3-H		B B B S S F X 3-2 ③ 3-1		S B B B B 4-1 BB		F B F B L 2-3 ② K		C X 0-1 2-3 3-H 1B	4	0	1	2	1	1	3
Joe Torre, R (1, 5) OBP: 0.422, SLG: 0.558	S S S 0-3 ② K			X 0-0 FC3-6 1B	C X 0-1 ③ 6-3		X 0-0 ③ FC6-4 1-2f		B F X 1-1 ②③ 9-2 3-Hf	5	0	1	0	0	1	7
Ted Simmons, S (1, 2) OBP: 0.346, SLG: 0.420	X 0-0 ③ F5			X 0-0 ① FC3-6 1-2f HR		X 0-0 G3 1B		X 0-0 ① F8		4	1	1	0	0	0	2
Jose Cruz, L (1, 8) OBP: 0.375, SLG: 0.418		B B B S S T F X 3-2 ① 4-3		B S S B B X 3-2 1-H HR		F B F F B S 2-3 ① K		X 0-0 BB 1B		4	1	2	2	0	1	1
Joe Hague, L (1, 9) OBP: 0.326, SLG: 0.395		X 0-0 ② F8		X 0-0 ② F8		B S F B F X 2-2 ② G3 1-2		B B B C F B 4-2 G5-4-3 1-2 BB		3	0	0	0	1	0	1
Dal Maxvill, R (1, 6) OBP: 0.297, SLG: 0.261 Jerry McNertney, R (8, PH) OBP: 0.341, SLG: 0.451 Milt Ramirez, R (9, 6)		X 0-0 1B		B B C B X 3-1 ③ 6-3		C C B F S 1-3 ③ K		B F S B X 2-2 ②③ G5-4-3 1-2f		3 1 0	0 0 0	1 0 0	0 0 0	0 0 0	1 0 0	1 2 0
Chris Zachary, L (1, 1) OBP: 0.000, SLG: 0.242 Chuck Taylor, R (2, 1) OBP: 0.000, SLG: 0.333 Luis Melendez, R (2, PH) OBP: 0.000, SLG: 0.000 Al Santorini, R (3, 1) OBP: 0.286, SLG: 0.286 Ted Kubiak, S (5, PH) OBP: 0.412, SLG: 0.535 Frank Linzy, R (6, 1) OBP: 0.000, SLG: 0.000 Bob Burda, L (7, PH) OBP: 0.400, SLG: 0.571 Stan Williams, R (8, 1) OBP: 0.286, SLG: 0.348 Julian Javier, R (9, PH) OBP: 0.286, SLG: 0.348	X 0-0 ③ L7				C C B B S 2-3 ① K		B F F B B S 3-3 ① K		X 0-0 SH5-4 1B 1B 1B	0 0 1 0 1 0 0 1 0 1	0 0 0 0 0 0 0 0 0 1	0 0 0 0 0 0 0 0 0 1	0 0 0 0 0 0 0 0 0 0	0 0 0 0 1 0 0 1 0 0	0 0 0 0 0 0 0 0 0 0	0 1 1 0 0 0 0 0 0 1
Inning Stats	R: 1 H: 1 E: 1 LOB: 1 K: 1 BB: 0 S: 8 P: 9	R: 0 H: 1 E: 0 LOB: 1 K: 0 BB: 0 S: 8 P: 11	R: 0 H: 0 E: 0 LOB: 0 K: 0 BB: 0 S: 6 P: 9	R: 2 H: 2 E: 0 LOB: 0 K: 0 BB: 0 S: 8 P: 14	R: 0 H: 1 E: 0 LOB: 2 K: 1 BB: 1 S: 13 P: 22	R: 0 H: 1 E: 0 LOB: 1 K: 2 BB: 0 S: 13 P: 18	R: 0 H: 2 E: 0 LOB: 2 K: 2 BB: 0 S: 9 P: 14	R: 0 H: 1 E: 0 LOB: 1 K: 0 BB: 1 S: 7 P: 13	R: 1 H: 3 E: 0 LOB: 1 K: 0 BB: 0 S: 8 P: 9	1B: 11 2B: 1 3B: 0 HR: 1	SF: 0 SAC: 1 DP: 2 HBP: 0					

PITCHER		IP	WLS	BF	H	R	ER	SO	BB	IBB	HBP	BLK	WP	HR	S	P	ERA	WHIP
Rick Wise, R ERA: 2.95	(1, 1)	8.1	W	38	11	4	2	6	2	0	0	0	0	1	76	114	2.16	1.560
Chris Short, L ERA: 3.87	(9, 1)	0.2	S	2	1	0	0	0	0	0	0	0	0	0	4	5	0.00	1.500

PITCHER	IP	WLS	BF	H	R	ER	SO	BB	IBB	HBP	BLK	WP	HR	S	P	ERA	WHIP

BOTTOM

Philadelphia Phillies @ St. Louis Cardinals

Busch Stadium, St. Louis, MO

Tue Sep 14 1971, 7:05 PM CDT

Att. 10,640 - Unknown

livebaseballscorecards.com

AB	36
R	4
H	12
RBI	4
BB	2
SO	6
LOB	19

WP: 0 PB: 0 SB: 2 CS: 0 PA: 40

Batter	1	2	3	4	5	6	7	8	9	AB	R	H	RBI	BB	SO	LOB
Ron Hunt, R (1, 5) OBP: 0.401, SLG: 0.347	B C S S 1-3 ① K		F S B X 1-2 ③ 6-3			C X 0-1 FC4-6 1B		X 0-0 1B		4	0	2	0	0	1	1
Ron Woods, R (1, 8) OBP: 0.362, SLG: 0.396 (9, 7)	F X 0-1 ② F7			X 0-0 FC1-6 1B		S X 0-1 ② FC4-6 1-2f 2B		X 0-0 ③ 1-3		4	0	1	0	0	0	3
Rusty Staub, L (1, 9) OBP: 0.396, SLG: 0.490	C B C F X 1-2 ③ 4-3			L X 0-1 ① FC1-6 G3 1-2f		B B X 2-0 ③ 1-H 2B			S S S 0-3 ① K	4	0	1	0	0	1	1
Bob Bailey, R (1, 7) OBP: 0.364, SLG: 0.388 Boots Day, L (9, 8) OBP: 0.346, SLG: 0.360		B C X 1-1 ① 6-3		C F X 0-2 ② G3 1-2			X 0-0 FC5-4 1B		S S S 0-3 ② K	4	0	1	0	0	1	1
										0	0	0	0	0	0	0
Gary Sutherland, R (1, 4) OBP: 0.306, SLG: 0.353		B X 1-0 ② 6-3		B C X 1-1 ③ 1-3			B B C L X 2-2 ① FC5-4 CS 1-2f		X 0-0 ③ L8	4	0	0	0	0	0	2
John Bateman, R (1, 2) OBP: 0.274, SLG: 0.353		X 0-0 ③ L9			B S S S B B X 3-2 ① P5		S B B F C 2-3 ②③ K 1-2			3	0	0	0	0	1	1
John Boccabella, R (1, 3) OBP: 0.288, SLG: 0.340 Clyde Mashore, R (8, PR) OBP: 0.252, SLG: 0.257 Ron Fairly, L (8, 3) OBP: 0.373, SLG: 0.409			X 0-0 2B		B S S S B B X 3-2 ② 6-3			X 0-0 E4 SF7		3	0	1	0	0	0	0
										0	1	0	0	0	0	0
										0	0	0	0	0	0	0
Bobby Wine, R (1, 6) OBP: 0.259, SLG: 0.237			X 0-0 ① 4-3		F F B X 1-2 ③ F9			B F B S X 2-2 ① SF7 3-H		2	0	0	1	0	0	1
Ernie McAnally, R (1, 1) OBP: 0.091, SLG: 0.148			S S B S 1-3 ② K			S S F B B X 2-2 ① 5-3		S S S 0-3 ② K		3	0	0	0	0	2	2
Inning Stats	R: 0 H: 0 E: 0 LOB: 0 K: 1 BB: 0 S: 9 P: 11	R: 0 H: 0 E: 0 LOB: 0 K: 0 BB: 0 S: 4 P: 6	R: 0 H: 1 E: 0 LOB: 1 K: 1 BB: 0 S: 8 P: 10	R: 0 H: 1 E: 0 LOB: 1 K: 0 BB: 0 S: 8 P: 9	R: 0 H: 0 E: 0 LOB: 0 K: 0 BB: 0 S: 9 P: 16	R: 0 H: 2 E: 0 LOB: 2 K: 0 BB: 0 S: 9 P: 13	R: 0 H: 1 E: 0 LOB: 0 K: 1 BB: 0 S: 7 P: 11	R: 1 H: 1 E: 1 LOB: 2 K: 1 BB: 0 S: 9 P: 11	R: 0 H: 0 E: 0 LOB: 0 K: 2 BB: 0 S: 7 P: 7	1B: 4 SF: 1 2B: 2 SAC: 0 3B: 0 DP: 0 HR: 0 HBP: 0						WP: 0 PA: 32 PB: 0 SB: 0 CS: 1	

PITCHER		IP	WLS	BF	H	R	ER	SO	BB	IBB	HBP	BLK	WP	HR	S	P	ERA	WHIP
Woodie Fryman, L ERA: 3.26	(1, 1)	8.0	L	29	6	1	0	4	0	0	0	0	0	0	63	87	0.00	0.750
Barry Lersch, R ERA: 3.94	(9, 1)	1.0		3	0	0	0	2	0	0	0	0	0	0	7	7	0.00	0.000

PITCHER	IP	WLS	BF	H	R	ER	SO	BB	IBB	HBP	BLK	WP	HR	S	P	ERA	WHIP

TOP

Montreal Expos @ Philadelphia Phillies

Veterans Stadium, Philadelphia, PA

Wed Sep 15 1971, 7:05 PM EDT

Att. 7,734 - Unknown

livebaseballscorecards.com

AB	31
R	1
H	6
RBI	1
BB	0
SO	6
LOB	12

BOTTOM

Batter	1	2	3	4	5	6	7	8	9	AB	R	H	RBI	BB	SO	LOB
Larry Bowa, S (1, 6) OBP: 0.283, SLG: 0.290	B B C F X 2-2 ① 4-3		X 0-0 ① 1B			B S F B B X 3-2 ① 4-3		X 0-0 ③ 3-1		4	0	1	0	0	0	0
Oscar Gamble, L (1, 7) OBP: 0.278, SLG: 0.313	X 0-0 4-3 PB 1B		C X 0-1 ③ 6-3			B S X 1-1 ② 4-3			B S S B S 2-3 ① K	4	0	1	0	0	1	1
Willie Montanez, L (1, 9) OBP: 0.319, SLG: 0.466	B X 1-0 ② 4-3 1-3			X 0-0 ① 4-3		B C S B S 2-3 ③ K			B X 1-0 ② 4-3	4	0	0	0	0	1	1
Deron Johnson, R (1, 5) OBP: 0.346, SLG: 0.491 Denny Doyle, L (7, PR) OBP: 0.279, SLG: 0.301 (8, 4) Roger Freed, R (9, PH) OBP: 0.305, SLG: 0.299	S T C 0-3 ③ K			S F B B S 2-3 ② K			F C B X 1-2 2B		X 0-0 ③ 6-3	3 0 1	0 0 0	1 0 0	0 0 0	0 0 0	2 0 0	1 0 0
Greg Luzinski, R (1, 3) OBP: 0.441, SLG: 0.542		S S S 0-3 ① K		B S F S 1-3 ③ K			B B X 2-0 ① 5-3			3	0	0	0	0	2	1
Don Money, R (1, 4) OBP: 0.280, SLG: 0.360 (8, 5)		X 0-0 ② F9			X 0-0 ① 6-3		C C B B B X 3-2 ② 6-3			3	0	0	0	0	0	1
Mike Anderson, R (1, 8) OBP: 0.291, SLG: 0.250		X 0-0 ③ 6-3			X 0-0 2B		S F B F B B X 3-2 ③ 1-3			3	0	1	0	0	0	1
Mike Ryan, R (1, 2) OBP: 0.225, SLG: 0.288 Tim McCarver, L (8, PH) OBP: 0.340, SLG: 0.408 (9, 2)			C B B B S S S 3-3 ① K		B B C S S C 2-3 ② K			C B X 1-1 ① F9		2 1	0 0	0 0	0 0	0 0	2 0	1 0
Woodie Fryman, R (1, 1) OBP: 0.171, SLG: 0.171 Ron Stone, L (8, PH) OBP: 0.304, SLG: 0.307 Barry Lersch, S (9, 1) OBP: 0.283, SLG: 0.192			S X 0-1 ② L4		S X 0-1 ③ 1-3			C B C S 1-3 ② K		2 1 0	0 0 0	0 0 0	0 0 0	0 1 0	0 0 0	1 0 0
Inning Stats	R: 0 H: 1 E: 0 LOB: 1 K: 1 BB: 0 S: 8 P: 11	R: 0 H: 0 E: 0 LOB: 0 K: 1 BB: 0 S: 5 P: 5	R: 0 H: 1 E: 0 LOB: 1 K: 1 BB: 0 S: 8 P: 11	R: 0 H: 0 E: 0 LOB: 0 K: 2 BB: 0 S: 7 P: 10	R: 0 H: 1 E: 0 LOB: 1 K: 1 BB: 0 S: 7 P: 9	R: 0 H: 0 E: 0 LOB: 0 K: 1 BB: 0 S: 8 P: 14	R: 0 H: 1 E: 0 LOB: 1 K: 0 BB: 0 S: 11 P: 20	R: 0 H: 0 E: 0 LOB: 0 K: 1 BB: 0 S: 6 P: 8	R: 0 H: 0 E: 0 LOB: 0 K: 1 BB: 0 S: 5 P: 8	1B: 2 2B: 2 3B: 0 HR: 0	SF: 0 SAC: 0 DP: 0 HBP: 0			WP: 0 PB: 1 SB: 0 CS: 0		PA: 31	

PITCHER	IP	WLS	BF	H	R	ER	SO	BB	IBB	HBP	BLK	WP	HR	S	P	ERA	WHIP
Ernie McAnally, R (1, 1) ERA: 3.77	9.0	W	31	4	0	0	9	0	0	0	0	0	0	65	96	0.00	0.444

PITCHER	IP	WLS	BF	H	R	ER	SO	BB	IBB	HBP	BLK	WP	HR	S	P	ERA	WHIP

Montreal Expos @ Philadelphia Phillies

Veterans Stadium, Philadelphia, PA

Wed Sep 15 1971, 7:05 PM EDT

Att. 7,734 - Unknown

livebaseballscorecards.com

AB	31
R	0
H	4
RBI	0
BB	0
SO	9
LOB	8

Montreal Expos @ Philadelphia Phillies

Veterans Stadium, Philadelphia, PA

Thu Sep 16 1971, 7:05 PM EDT

Att. 5,893 - Unknown

TOP

livebaseballscorecards.com

Batter	1	2	3	4	5	6	7	8	9	AB	R	H	RBI	BB	SO	LOB
Ron Hunt, R (1, 4) OBP: 0.400, SLG: 0.347	0-3 ① K		1-0 ② SF8 3-H			0-0 ① F7	0-0 1B 2-H		3-2 ① P6	3	0	1	2	0	1	0
Clyde Mashore, R (7, PR) OBP: 0.252, SLG: 0.257										0	0	0	0	0	0	0
Bobby Wine, R (7, 6) OBP: 0.259, SLG: 0.237										1	0	0	0	0	0	0
Boots Day, L (1, 8) OBP: 0.344, SLG: 0.361	1-1 ② L8		1-1 ③ F7			1-2 2B 2B	0-0 ③ F7		0-0 E6 PB E FC4-6	5	2	1	0	0	0	2
Rusty Staub, L (1, 9) OBP: 0.396, SLG: 0.490	3-1 ③ F2			1-3 ① K		0-0 2B 2-H		4-2 SH5-4 1B 1-3 BB	0-0 E2 FC4-6 PB 1-2	4	1	1	1	1	1	1
Ron Fairly, L (1, 3) OBP: 0.373, SLG: 0.407		1-2 ① 3-1		3-1 ② F9		0-0 ② F2		0-0 1-3 SH5-4 1-2 1B	4-0 FC4-6 1-2 2-3 BB	4	0	1	0	1	0	1
Jim Fairey, L (1, 7) OBP: 0.281, SLG: 0.306		0-0 G6-4-3 1B		0-0 ③ F8		0-0 ③ L7		0-0 ① SH5-4 1-2 2-3	0-0 ② FC4-6 PB 1-2f 2-3 3-H	4	0	1	1	0	0	3
Bob Bailey, R (1, 5) OBP: 0.361, SLG: 0.384		2-2 ②③ G6-4-3 1-2f			0-0 ① F7		0-0 E5 FC1 SF9	0-0 ② 1-3 2-3 3-H	1-0 ③ 5-3 1-2	5	1	0	1	0	0	4
Gary Sutherland, R (1, 6) OBP: 0.308, SLG: 0.353 (7, 4)			0-0 1B PB SF8 1B		1-3 ② K		0-2 FC1 6-3 1B 2-3	4-0 BB		3	2	1	0	1	1	1
John Bateman, R (1, 2) OBP: 0.276, SLG: 0.354			0-3 ① K 1-2		0-0 1B		1-1 ① SF9 3-H	4-0 BB 1-2		2	0	1	1	1	1	1
Steve Renko, R (1, 1) OBP: 0.208, SLG: 0.298			0-0 1B 2-3		1-3 ③ K		0-0 ② 6-3 1-2	0-3 ③ K		4	0	1	0	0	2	5

	AB	35
	R	6
	H	8
	RBI	6
	BB	4
	SO	6
	LOB	18

Inning Stats																		
	R: 0	H: 0	R: 0	H: 1	R: 1	H: 2	R: 0	H: 0	R: 0	H: 1	R: 1	H: 2	R: 2	H: 1	R: 1	H: 1	R: 1	H: 0
	E: 0	LOB: 0	E: 0	LOB: 0	E: 0	LOB: 1	E: 0	LOB: 0	E: 0	LOB: 1	E: 0	LOB: 1	E: 1	LOB: 1	E: 0	LOB: 3	E: 2	LOB: 2
	K: 1	BB: 0	K: 0	BB: 0	K: 1	BB: 0	K: 1	BB: 0	K: 2	BB: 0	K: 0	BB: 0	K: 0	BB: 0	K: 1	BB: 3	K: 0	BB: 1
	S: 7	P: 11	S: 7	P: 10	S: 8	P: 10	S: 7	P: 11	S: 8	P: 10	S: 8	P: 9	S: 9	P: 10	S: 8	P: 20	S: 7	P: 15

		1B: 6	SF: 2	WP: 0	PA: 42
		2B: 2	SAC: 1	PB: 3	
		3B: 0	DP: 1	SB: 0	
		HR: 0	HBP: 0	CS: 0	

PITCHER		IP	WLS	BF	H	R	ER	SO	BB	IBB	HBP	BLK	WP	HR	S	P	ERA	WHIP
Bill Champion, R ERA: 4.27	(1, 1)	7.0	L	31	8	5	2	5	1	0	0	0	0	0	57	78	2.57	1.286
Wayne Twitchell, R ERA:	(8, 1)	2.0		11	0	1	0	1	3	0	0	0	0	0	12	28	0.00	1.500

PITCHER	IP	WLS	BF	H	R	ER	SO	BB	IBB	HBP	BLK	WP	HR	S	P	ERA	WHIP

Batter	1	2	3	4	5	6	7	8	9	AB	R	H	RBI	BB	SO	LOB
Larry Bowa, S (1, 6)	2-2 4-3	3-3 K		1-3 K		0-0 F7			0-3 K	4	0	0	0	0	2	1
Terry Harmon, R (9, 6)										1	0	0	0	0	1	0
Tim McCarver, L (1, 2)	4-1 1B BB BB		2-1 P6	4-0 BB BB			0-0 F7		1-2 F8	3	0	0	0	2	0	0
Willie Montanez, L (1, 9)	4-2 1B 1-2 BB		2-1 HR	4-2 1-2 BB			0-0 4-3			2	1	1	1	2	0	0
Deron Johnson, R (1, 5)	0-0 1-2 2-3 1B		3-2 HR	0-0 1-3			0-0 FC6-4 1B			4	1	3	1	0	0	2
Greg Luzinski, R (1, 3)	0-0 F8		0-1 S 1B		0-2 4-3		0-0 FC6-4 1-2f			4	0	1	0	0	0	4
Don Money, R (1, 4)	0-0 F7		0-0 F7		0-0 F8			0-0 F7		4	0	0	0	0	0	4
Mike Anderson, R (1, 8)		0-0 E6 1-3	4-0 1-2 BB		0-0 5-3			0-0 6-3		3	0	0	0	1	0	0
Oscar Gamble, L (1, 7)		0-0 F2	1-1 4-3			1-1 F8		0-3 K		4	0	0	0	0	1	3
Bill Champion, R (1, 1)		0-0 1-3 1-2		0-1 6-3		0-0 F5			0-3 K	3	0	0	0	0	0	1
Wayne Twitchell, R (8, 1)										0	0	0	0	0	0	0
Joe Lis, R (9, PH)										1	0	0	0	0	1	0
Inning Stats	R: 0 E: 0 K: 0 S: 11 H: 1 LOB: 3 BB: 2 P: 21	R: 0 E: 1 K: 1 S: 6 H: 0 LOB: 1 BB: 0 P: 9	R: 2 E: 0 K: 0 S: 13 H: 3 LOB: 2 BB: 1 P: 25	R: 0 E: 0 K: 1 S: 8 H: 0 LOB: 2 BB: 2 P: 17	R: 0 E: 0 K: 0 S: 5 H: 0 LOB: 0 BB: 0 P: 5	R: 0 E: 0 K: 0 S: 4 H: 0 LOB: 0 BB: 0 P: 5	R: 0 E: 0 K: 0 S: 4 H: 1 LOB: 1 BB: 0 P: 4	R: 0 E: 0 K: 1 S: 5 H: 0 LOB: 0 BB: 0 P: 5	R: 0 E: 0 K: 2 S: 9 H: 0 LOB: 0 BB: 0 P: 10	1B: 3 2B: 0 3B: 0 HR: 2	SF: 0 SAC: 0 DP: 0 HBP: 0						

PITCHER	IP	WLS	BF	H	R	ER	SO	BB	IBB	HBP	BLK	WP	HR	S	P	ERA	WHIP
Steve Renko, R (1, 1) ERA: 3.61	9.0	W	38	5	2	2	5	5	0	0	0	0	2	65	101	2.00	1.111

PITCHER	IP	WLS	BF	H	R	ER	SO	BB	IBB	HBP	BLK	WP	HR	S	P	ERA	WHIP

BOTTOM

Montreal Expos @ Philadelphia Phillies

Veterans Stadium, Philadelphia, PA

Thu Sep 16 1971, 7:05 PM EDT

Att. 5,893 - Unknown

livebaseballscorecards.com

AB	33
R	2
H	5
RBI	2
BB	5
SO	5
LOB	15

Batter	1	2	3	4	5	6	7	8	9	AB	R	H	RBI	BB	SO	LOB
Cleo James, R (1, 8) OBP: 0.373, SLG: 0.425	5-3		HR		G3	E 1B 1-2 2-H 3-H 1B		5-3		5	1	2	3	0	0	0
Carmen Fanzone, R (1, 7) OBP: 0.296, SLG: 0.462	1B 1B		PB 2B		L5	E 1-2 2-H 1B		P6		5	0	3	1	0	0	0
Jim Hickman, R (1, 3) OBP: 0.348, SLG: 0.458 Pat Bourque, L (8, 3) OBP: 0.143, SLG: 0.143	F9		5-3		BB BB	E5 G6-4-3 1-2 2-3		F8		4 0	0 0	0 0	0 0	1 0	0 0	4 0
Ron Santo, R (1, 5) OBP: 0.353, SLG: 0.431	FC4-6 1-2 1B		P5-4-3 2-3 BB		1-2 BB	G6-4-3 1-2f			F7	3	0	1	0	2	0	3
Paul Popovich, S (1, 4) OBP: 0.258, SLG: 0.319	FC4-6 1-2f		P5-4-3 1-2f		L7		4-3 2B		BB 2B	5	0	2	0	0	0	6
Frank Fernandez, R (1, 2) OBP: 0.304, SLG: 0.333		G6-4-3 BB		FC1-5 2B		HBP CI 1B BB	4-3 2-3		BB BB	2	1	1	0	3	0	1
Hector Torres, R (1, 6) OBP: 0.306, SLG: 0.311		G6-4-3 1-2f		FC1-5 2-3		CI HBP 1-2 1B	5-3		F8	4	1	0	0	0	0	5
Bill North, S (1, 9) OBP: 0.538, SLG: 0.333		1B		K		1B 1-2 2-3 HBP	IBB		BB 1-2 2-3	2	1	1	0	2	1	1
Joe Decker, R (1, 1) OBP: 0.375, SLG: 0.429 Billy Williams, L (9, PH) OBP: 0.384, SLG: 0.505 Bill Bonham, R (9, 1) OBP: 0.200, SLG: 0.200 Larry Gura, S (9, 1)		K		K		K	K		F2	4 1 0 0	0 0 0 0	0 0 0 0	0 0 0 0	4 0 0 0	0 0 0 0	7 3 0 0
Inning Stats	R: 0 E: 0 K: 0 S: 8 H: 2 LOB: 2 BB: 0 P: 11	R: 0 E: 0 K: 1 S: 6 H: 1 LOB: 1 BB: 1 P: 11	R: 1 E: 0 K: 0 S: 5 H: 2 LOB: 1 BB: 1 P: 11	R: 0 E: 0 K: 2 S: 8 H: 1 LOB: 1 BB: 0 P: 8	R: 0 E: 0 K: 0 S: 8 H: 0 LOB: 2 BB: 2 P: 19	R: 3 E: 2 K: 1 S: 10 H: 2 LOB: 2 BB: 1 P: 16	R: 0 E: 0 K: 1 S: 8 H: 1 LOB: 2 BB: 1 P: 14	R: 0 E: 0 K: 0 S: 3 H: 0 LOB: 0 BB: 0 P: 3	R: 0 E: 0 K: 0 S: 6 H: 1 LOB: 3 BB: 2 P: 14	1B: 5 2B: 4 3B: 0 HR: 1 SF: 0 SAC: 0 DP: 3 HBP: 1						

PITCHER		IP	WLS	BF	H	R	ER	SO	BB	IBB	HBP	BLK	WP	HR	S	P	ERA	WHIP
Ken Reynolds, L ERA: 4.74	(1, 1)	5.1	L	28	7	4	3	4	5	0	1	0	0	1	42	73	5.06	2.250
Darrell Brandon, R ERA: 4.02	(6, 1)	1.2		8	2	0	0	1	0	1	0	0	0	0	11	17	0.00	1.200
Manny Muniz, R ERA: 6.97	(8, 1)	2.0		9	1	0	0	0	2	0	0	0	0	0	9	17	0.00	1.500

PITCHER	IP	WLS	BF	H	R	ER	SO	BB	IBB	HBP	BLK	WP	HR	S	P	ERA	WHIP

TOP

Chicago Cubs @ Philadelphia Phillies

Veterans Stadium, Philadelphia, PA

Fri Sep 17 1971, 7:05 PM EDT

Att. 13,644 - Unknown

livebaseballscorecards.com

AB	35
R	4
H	10
RBI	4
BB	8
SO	5
LOB	30

PA: 45

WP: 0
PB: 1
SB: 0
CS: 0

BOTTOM

Chicago Cubs @ Philadelphia Phillies

Veterans Stadium, Philadelphia, PA

Fri Sep 17 1971, 7:05 PM EDT

Att. 13,644 - Unknown

Batter	1	2	3	4	5	6	7	8	9	AB	R	H	RBI	BB	SO	LOB
Denny Doyle, L (1, 4) OBP: 0.277, SLG: 0.298	F7		WP BB		K		1-3		F7	4	0	0	0	1	1	3
Terry Harmon, R (1, 6) OBP: 0.285, SLG: 0.245	F9		F8		L7		K		K	5	0	0	0	0	2	4
Tim McCarver, L (1, 2) OBP: 0.342, SLG: 0.403	1-3		F8		1-2 BB			F7	1-2 HR BB	3	1	0	0	2	0	1
Deron Johnson, R (1, 5) OBP: 0.351, SLG: 0.504		1B BB BB	K 1-2		K			1B BB 1B	1-H 2-H HR	4	1	2	3	1	2	3
Willie Montanez, L (1, 9) OBP: 0.324, SLG: 0.474		1B 1-2 BB		2B		P6-4-3 1B		L9	K	4	0	2	0	1	1	1
Greg Luzinski, R (1, 3) OBP: 0.418, SLG: 0.491	K		6-3		K			1B 1-2 BB		3	0	0	0	1	2	4
Pete Koegel, R (1, 7) OBP: 0.429, SLG: 0.353	K		L3 BB		P6-4-3 1-2f			1-2 2-3 1B		3	0	1	0	1	1	3
Mike Anderson, R (1, 8) OBP: 0.302, SLG: 0.273	1-2 2-3 1B		L3 1-2				2B	K		4	0	2	0	0	1	5
Ken Reynolds, L (1, 1) OBP: 0.229, SLG: 0.205	K				BB BB		P6		BB HR 1B	1	0	0	0	1	1	3
Darrell Brandon, R (6, 1) OBP: 0.154, SLG: 0.154										0	0	0	0	0	0	0
Oscar Gamble, L (7, PH) OBP: 0.273, SLG: 0.307										1	0	0	0	0	0	1
Manny Muniz, R (8, 1)										0	0	0	0	0	0	0
Ron Stone, L (9, PH) OBP: 0.307, SLG: 0.311										1	1	1	0	0	0	0

Inning Stats	1	2	3	4	5	6	7	8	9
R	0	0	0	0	0	0	0	0	3
E	0	0	0	0	0	0	0	0	0
K	0	3	1	0	0	1	1	2	2
S	4	14	7	8	8	5	6	12	15
H	0	1	0	1	0	1	1	2	2
LOB	0	3	1	1	2	0	1	3	0
BB	0	2	1	1	2	0	0	1	0
P	7	23	14	16	19	8	8	22	25

1B	5
2B	3
3B	0
HR	1
SF	0
SAC	0
DP	2
HBP	0
WP	1
PB	0
SB	0
CS	0
PA	41

AB	33
R	3
H	8
RBI	3
BB	8
SO	11
LOB	28

livebaseballscorecards.com

PITCHER		IP	WLS	BF	H	R	ER	SO	BB	IBB	HBP	BLK	WP	HR	S	P	ERA	WHIP
Joe Decker, R ERA: 4.22	(1, 1)	8.0	W	35	6	0	0	9	7	0	0	0	1	0	64	117	0.00	1.625
Bill Bonham, R ERA: 5.4	(9, 1)	0.2		5	2	3	3	1	1	0	0	0	0	1	12	20	40.50	4.500
Larry Gura, L ERA: 9.0	(9, 1)	0.1	S	1	0	0	0	1	0	0	0	0	0	0	3	5	0.00	0.000

PITCHER	IP	WLS	BF	H	R	ER	SO	BB	IBB	HBP	BLK	WP	HR	S	P	ERA	WHIP

Batter	1	2	3	4	5	6	7	8	9	10	11	12	AB	R	H	RBI	BB	SO	LOB
Cleo James, R (1, 9) OBP: 0.359, SLG: 0.407	6-3	6-3			K			K			1-3		5	0	0	0	0	2	0
Carmen Fanzone, R (1, 7) OBP: 0.250, SLG: 0.387	6-3		K			P4			P6			5-3	5	0	0	0	0	1	0
Pat Bourque, L (1, 3) OBP: 0.158, SLG: 0.316	HR	F7				F7			F8			K	5	1	1	1	0	1	0
Ron Santo, R (1, 5) OBP: 0.352, SLG: 0.428	E3 1B 1B	5-3				4-3			K			1B	5	1	1	0	0	1	0
Paul Popovich, S (1, 4) OBP: 0.256, SLG: 0.316	1B 1-3 CS 1B			P1-3			P3-1			P4		P5	5	0	1	0	0	0	1
Gene Hiser, L (1, 8) OBP: 0.250, SLG: 0.250	1-3 3-H 1B			K			L3			F7			4	0	1	1	0	1	0
Frank Fernandez, R (1, 2) OBP: 0.301, SLG: 0.373	P 3-H	HR		K			K			F8			5	1	1	1	0	2	2
Hector Torres, R (1, 6) OBP: 0.283, SLG: 0.286		G3			P4			4-3				6-3	4	0	0	0	0	0	0
Milt Pappas, R (1, 1) OBP: 0.207, SLG: 0.163		P3			K			K				4-3	3	0	0	0	0	2	0
Billy Williams, L (11, PH) OBP: 0.384, SLG: 0.504													1	0	0	0	0	0	0
Phil Regan, R (11, 1)													0	0	0	0	0	0	0
Inning Stats	R: 2 H: 3 E: 1 LOB: 1 K: 0 BB: 0 S: 12 P: 18	R: 1 H: 1 E: 0 LOB: 0 K: 0 BB: 0 S: 5 P: 7	R: 0 H: 0 E: 0 LOB: 0 K: 1 BB: 0 S: 5 P: 5	R: 0 H: 0 E: 0 LOB: 0 K: 2 BB: 0 S: 7 P: 7	R: 0 H: 0 E: 0 LOB: 0 K: 2 BB: 0 S: 7 P: 7	R: 0 H: 0 E: 0 LOB: 0 K: 0 BB: 0 S: 3 P: 3	R: 0 H: 0 E: 0 LOB: 0 K: 1 BB: 0 S: 5 P: 5	R: 0 H: 0 E: 0 LOB: 0 K: 2 BB: 0 S: 7 P: 7	R: 0 H: 0 E: 0 LOB: 0 K: 1 BB: 0 S: 9 P: 11	R: 0 H: 0 E: 0 LOB: 0 K: 0 BB: 0 S: 3 P: 4	R: 0 H: 0 E: 0 LOB: 0 K: 0 BB: 0 S: 6 P: 8	R: 0 H: 1 E: 0 LOB: 1 K: 1 BB: 0 S: 7 P: 9	1B: 3 SF: 0 2B: 0 SAC: 0 3B: 0 DP: 0 HR: 2 HBP: 0						

PITCHER	IP	WLS	BF	H	R	ER	SO	BB	IBB	HBP	BLK	WP	HR	S	P	ERA	WHIP
Rick Wise, R (1, 1) ERA: 2.88	12.0	W	42	5	3	2	10	0	0	0	0	0	2	76	91	1.50	0.417

PITCHER	IP	WLS	BF	H	R	ER	SO	BB	IBB	HBP	BLK	WP	HR	S	P	ERA	WHIP

TOP

Chicago Cubs @ Philadelphia Phillies

Veterans Stadium, Philadelphia, PA

Sat Sep 18 1971, 3:33 AM EDT

Att. 7,740 - Unknown

livebaseballscorecards.com

AB	42
R	3
H	5
RBI	3
BB	0
SO	10
LOB	3

WP: 0 PA: 42
PB: 0
SB: 0
CS: 1

Batter	1	2	3	4	5	6	7	8	9	10	11	12	AB	R	H	RBI	BB	SO	LOB
Larry Bowa, S (1, 6) OBP: 0.283, SLG: 0.290	S S C 0-3 ① K	x 0-0 ③ P4-3			x 0-0 P4-3 1B		S X 0-1 S 1B		x 0-0 ② 1-3		B B S X 2-1 S 1B		6	0	3	0	0	1	3
Oscar Gamble, L (1, 7) OBP: 0.278, SLG: 0.320	x 0-0 HR		x 0-0 1B P5-4-3 1B		x 0-0 ① P5		C B B C X 2-2 ③ 3-1 1-2		B B B 4-0 BB		x 0-0 ② F5		5	2	2	1	1	0	3
Tim McCarver, L (1, 2) OBP: 0.346, SLG: 0.404	B B B B 4-0 BB		x 0-0 P5-4-3 1-3 1B		x 0-0 ② ③ P4-3 1-2f			B B B C X 3-1 1B SF7 1B	C F X 0-2 ③ F9		S B I I 4-1 1-2 IBB		4	1	2	0	2	0	3
Deron Johnson, R (1, 5) OBP: 0.351, SLG: 0.503 Terry Harmon, R (10, PR) OBP: 0.284, SLG: 0.244 (11, 4)	B B B S S S 3-3 ② K	x 0-0	x 0-0 ① ② P5-4-3 1-2f 3-H			x 0-0 ① L4		x 0-0 1-3 1B		x 0-0 S 1B	B X 1-0 ③ F9		5 1	0 0	2 0	0 0	1 0	2 2	
Willie Montanez, L (1, 9) OBP: 0.324, SLG: 0.473 (11, 8)	x 0-0 ③ F5		x 0-0 1B			x 0-0 ② G3		B X 1-0 ① SF7 3-H		L B B S S 2-3 ① K 1-2		x 0-0 E5 SH1-4 1B	5	1	2	1	0	1	2
Greg Luzinski, R (1, 3) OBP: 0.417, SLG: 0.483		x 0-0 1B 5-3 1B	S C 0-3 ③ K			x 0-0 1B		B C B S S F B S 3-3 ② K		B F B S S 2-3 ② K		x 0-0 ① SH1-4 2-3	5	0	2	0	0	3	4
Don Money, R (1, 4) OBP: 0.279, SLG: 0.353 (11, 5)	x 0-0 ① F2	x 0-0 ① F9				x 0-0 ③ F7		F X 0-1 ③ F7		I I I 4-0 IBB		I I I 4-0 1B IBB IBB	4	0	0	0	2	0	3
Mike Anderson, R (1, 8) OBP: 0.284, SLG: 0.254 Ron Stone, L (10, PH) OBP: 0.309, SLG: 0.309 (11, 9)	x 0-0 ② 5-3 1-2	x 0-0 ② 6-3					x 0-0 ① 5-3		S B X 1-1 ① F9	B B C X 2-1 ③ G3		I I I 4-0 1B 1-2 IBB	4 1	0 0	0 0	0 0	0 1	1 0	1 2
Rick Wise, R (1, 1) OBP: 0.277, SLG: 0.495	x 0-0 2-3 1B	S S S 0-3 ③ K					S S S 0-3 ② K		B X 1-0 2B		S S S 0-3 ① K	x 0-0 1-2 2-3 3-H 1B	6	0	3	1	0	3	0
Inning Stats	R: 1 H: 1 E: 0 LOB: 1 K: 2 BB: 1 S: 8 P: 15	R: 0 H: 2 E: 0 LOB: 2 K: 0 BB: 0 S: 5 P: 5	R: 1 H: 3 E: 0 LOB: 1 K: 1 BB: 0 S: 7 P: 7	R: 0 H: 0 E: 0 LOB: 0 K: 1 BB: 0 S: 5 P: 5	R: 0 H: 1 E: 0 LOB: 0 K: 0 BB: 0 S: 3 P: 3	R: 0 H: 1 E: 0 LOB: 1 K: 0 BB: 0 S: 4 P: 4	R: 0 H: 1 E: 0 LOB: 1 K: 1 BB: 0 S: 9 P: 11	R: 1 H: 2 E: 0 LOB: 1 K: 1 BB: 0 S: 10 P: 17	R: 0 H: 1 E: 0 LOB: 2 K: 0 BB: 1 S: 7 P: 13	R: 0 H: 1 E: 0 LOB: 2 K: 2 BB: 1 S: 9 P: 19	R: 0 H: 1 E: 0 LOB: 2 K: 1 BB: 1 S: 8 P: 15	R: 1 H: 2 E: 1 LOB: 3 K: 0 BB: 2 S: 3 P: 11	1B: 14 SF: 1 2B: 1 SAC: 1 3B: 0 DP: 2 HR: 1 HBP: 0						

PITCHER	IP	WLS	BF	H	R	ER	SO	BB	IBB	HBP	BLK	WP	HR	S	P	ERA	WHIP
Milt Pappas, R (1, 1) ERA: 3.37	10.0		44	13	3	3	8	2	1	0	0	0	1	67	99	2.70	1.500
Phil Regan, R (11, 1) ERA: 3.8	1.1	L	10	3	1	1	1	0	3	0	0	0	0	11	26	6.75	2.250

PITCHER	IP	WLS	BF	H	R	ER	SO	BB	IBB	HBP	BLK	WP	HR	S	P	ERA	WHIP

BOTTOM

Chicago Cubs @ Philadelphia Phillies

Veterans Stadium, Philadelphia, PA

Sat Sep 18 1971, 3:33 AM EDT

Att. 7,740 - Unknown

livebaseballscorecards.com

AB	46
R	4
H	16
RBI	3
BB	6
SO	9
LOB	25

WP: 0 PA: 54
PB: 0
SB: 3
CS: 0

Chicago Cubs @ Philadelphia Phillies

Veterans Stadium, Philadelphia, PA

Sun Sep 19 1971, 3:33 AM EDT

Att. 20,815 - Unknown

TOP

livebaseballscorecards.com

Batter	1	2	3	4	5	6	7	8	9	AB	R	H	RBI	BB	SO	LOB
Cleo James, R (1, 8) (9, 9) OBP: 0.360, SLG: 0.407	K	E5 1B 2-H 3-H			L7		S 1B		1B SF8 1B 2-3	5	1	2	0	0	1	0
Paul Popovich, S (1, 4) OBP: 0.260, SLG: 0.318	P4-3	1B 1-2			P8		F5 1-2		BB 1B SF9 1B 1-3 3-H	5	1	2	1	0	0	1
Billy Williams, L (1, 7) OBP: 0.384, SLG: 0.505	2B	K			6-3		IBB		SF8 3-H	3	0	1	1	1	1	2
Pat Bourque, L (1, 3) OBP: 0.208, SLG: 0.333	4-3		3-1			4-3 1B	F8		SF9 BB 1B 1-2	5	0	2	0	0	0	3
Ron Santo, R (1, 5) OBP: 0.353, SLG: 0.427		BB SF9 BB 1B	K			F8		6-3	BB 1-2 2-3	4	1	1	0	1	1	1
Carmen Fanzone, R (1, 9) OBP: 0.250, SLG: 0.353 Joe Pepitone, L (9, PH) OBP: 0.347, SLG: 0.482 Gene Hiser, L (9, 8) OBP: 0.250, SLG: 0.250		SF9 E BB 1-2	F7			4-3 1-2		F7	SF9 2-3 3-H	3 0 0	1 0 0	0 0 0	0 1 0	1 0 0	0 0 0	1 0 0
Frank Fernandez, R (1, 2) OBP: 0.330, SLG: 0.368		SF9 E BB 1-2 2-3		5-3		BB	BB	BB	BB	1	1	0	0	4	0	0
Hector Torres, R (1, 6) OBP: 0.259, SLG: 0.259	K			F9		P3		F8	L8	5	0	0	0	0	1	9
Fergie Jenkins, R (1, 1) OBP: 0.282, SLG: 0.463		SF9 1-2 2-3 3-H		6-3			6-3		1B 1B 2B	3	1	1	1	0	0	0

Inning Stats										
	R: 0	H: 1	R: 3	H: 2	R: 0	H: 0	R: 0	H: 0	R: 0	H: 1
	E: 0	LOB: 1	E: 1	LOB: 2	E: 0	LOB: 0	E: 0	LOB: 0	E: 0	LOB: 2
	K: 1	BB: 0	K: 2	BB: 2	K: 1	BB: 0	K: 0	BB: 0	K: 0	BB: 1
	S: 8	P: 11	S: 14	P: 25	S: 5	P: 5	S: 3	P: 3	S: 4	P: 4

Inning Stats										
	R: 0	H: 1	R: 0	H: 1	R: 0	H: 0	R: 3	H: 4	1B: 7	SF: 3
	E: 0	LOB: 2	E: 0	LOB: 1	E: 0	LOB: 1	E: 0	LOB: 3	2B: 2	SAC: 0
	K: 0	BB: 1	K: 0	BB: 1	K: 0	BB: 1	K: 0	BB: 2	3B: 0	DP: 0
	S: 5	P: 11	S: 9	P: 15	S: 10	P: 20	S: 13	P: 22	HR: 0	HBP: 0

	AB	34
	R	6
	H	9
	RBI	4
	BB	7
	SO	4
	LOB	17

	WP: 0	PA: 44
	PB: 0	
	SB: 1	
	CS: 0	

PITCHER		IP	WLS	BF	H	R	ER	SO	BB	IBB	HBP	BLK	WP	HR	S	P	ERA	WHIP
Barry Lersch, R ERA: 3.96	(1, 1)	8.0	L	38	8	6	4	4	4	1	0	0	0	0	63	99	4.50	1.500
Joe Hoerner, L ERA: 1.97	(9, 1)	0.1		3	1	0	0	0	1	0	0	0	0	0	6	10	0.00	6.000
Wayne Twitchell, R ERA:	(9, 1)	0.2		3	0	0	0	0	1	0	0	0	0	0	2	7	0.00	1.500

PITCHER	IP	WLS	BF	H	R	ER	SO	BB	IBB	HBP	BLK	WP	HR	S	P	ERA	WHIP

Batter	1	2	3	4	5	6	7	8	9	AB	R	H	RBI	BB	SO	LOB
Larry Bowa, S (1, 6) OBP: 0.284, SLG: 0.291	H 1-0 3B HBP		BBBSX 3-1 ① F8		BBBSSS 3-3 ① K		X 0-0 E1 1B			3	1	1	0	0	1	0
Oscar Gamble, L (1, 7) OBP: 0.277, SLG: 0.327	CBSX 1-2 1-H SF8 3B		BBSSX 2-2 ② F8		CX 0-1 ② F5		FCBS 1-3 ② K			4	1	1	1	0	1	1
Tim McCarver, L (1, 2) OBP: 0.343, SLG: 0.401	FSX 0-2 ① SF8 3-H		X 0-0 ③ L6		X 0-0 E1 2B		CBBX 2-1 ③ F7			3	1	0	1	0	0	1
Deron Johnson, R (1, 5) OBP: 0.350, SLG: 0.503	X 0-0 ② F8			CSBS 1-3 ① K	FFBX 1-2 1-H 2B			FBFC 1-3 ① K		4	0	1	1	0	2	0
Willie Montanez, L (1, 9) OBP: 0.324, SLG: 0.472	BBSSS 2-3 ③ K			X 0-0 BB 1B 1B	BSSS 1-3 ③ K			FFX 0-2 ② L8		4	0	1	0	0	2	1
Greg Luzinski, R (1, 3) OBP: 0.395, SLG: 0.453		BSCC 1-3 ① K		BSSS 1-3 ② K		X 0-0 ① 5-3		SBCBS 2-3 ③ K		4	0	0	0	0	3	1
Don Money, R (1, 4) OBP: 0.281, SLG: 0.359		X 0-0 FC5-2 3B		X 0-0 BB 1-2 1B		SSC 0-3 ② K			X 0-0 ① G3	4	0	2	0	0	1	0
Mike Anderson, R (1, 8) OBP: 0.282, SLG: 0.242		BFFBBX 3-2 ② FC5-2 3-H		BFFBBB 4-2 1-2 2-3 BB		X 0-0 ③ P4-3			SSS 0-3 ② K	3	0	0	0	1	1	1
Barry Lersch, S (1, 1) OBP: 0.270, SLG: 0.182 Joe Hoerner, R (9, 1) OBP: 0.100, SLG: 0.100 Wayne Twitchell, R (9, 1) Ron Stone, L (9, PH) OBP: 0.308, SLG: 0.308		BBBSCC 3-3 ③ K		BCBSBC 3-3 ③ K			X 0-0 ① P4-3		SSC 0-3 ③ K	3 0 0 1	0 0 0 0	0 0 0 0	0 0 0 0	0 0 0 0	2 0 0 1	4 0 0 0
Inning Stats	R: 2 E: 0 K: 1 S: 10 H: 1 LOB: 0 BB: 0 P: 14	R: 0 E: 0 K: 2 S: 10 H: 1 LOB: 1 BB: 0 P: 17	R: 0 E: 0 K: 0 S: 6 H: 0 LOB: 0 BB: 0 P: 11	R: 0 E: 0 K: 3 S: 13 H: 2 LOB: 3 BB: 1 P: 22	R: 1 E: 1 K: 2 S: 12 H: 1 LOB: 1 BB: 0 P: 17	R: 0 E: 0 K: 1 S: 5 H: 0 LOB: 0 BB: 0 P: 5	R: 0 E: 1 K: 1 S: 7 H: 1 LOB: 1 BB: 0 P: 10	R: 0 E: 0 K: 2 S: 9 H: 0 LOB: 0 BB: 0 P: 12	R: 0 E: 0 K: 2 S: 7 H: 0 LOB: 0 BB: 0 P: 7	1B: 3 2B: 1 3B: 2 HR: 0 SF: 1 SAC: 0 DP: 0 HBP: 1						

PITCHER		IP	WLS	BF	H	R	ER	SO	BB	IBB	HBP	BLK	WP	HR	S	P	ERA	WHIP
Fergie Jenkins, R ERA: 2.81	(1, 1)	9.0	W	36	6	3	2	14	1	0	1	0	0	0	79	115	2.00	0.778

PITCHER	IP	WLS	BF	H	R	ER	SO	BB	IBB	HBP	BLK	WP	HR	S	P	ERA	WHIP

BOTTOM

Chicago Cubs @ Philadelphia Phillies

Veterans Stadium, Philadelphia, PA

Sun Sep 19 1971, 3:33 AM EDT

Att. 20,815 - Unknown

livebaseballscorecards.com

AB	33
R	3
H	6
RBI	3
BB	1
SO	14
LOB	9

WP: 0 PB: 0 SB: 0 CS: 0 PA: 36

Batter	1	2	3	4	5	6	7	8	9	AB	R	H	RBI	BB	SO	LOB
Larry Bowa, S (1, 6) OBP: 0.284, SLG: 0.289	F7			4-3		F5	BB			3	0	0	0	1	0	1
Oscar Gamble, L (1, 7) OBP: 0.277, SLG: 0.337	K			P6			HR 6-3			4	1	1	1	0	1	2
Tim McCarver, L (1, 2) OBP: 0.342, SLG: 0.400	F9			4-3			SH1 BB 2B 1B	F9		4	1	1	0	0	0	0
Willie Montanez, L (1, 8) OBP: 0.325, SLG: 0.471		1-6-3			G3		BB SH1 2B 1-2 BB	G5-4-3 1B		3	1	1	0	1	0	0
Deron Johnson, R (1, 5) OBP: 0.350, SLG: 0.501 John Vukovich, R (8, 5) OBP: 0.213, SLG: 0.191		BB G6-4-3			5-3		SH1 1-2 2-3	G5-4-3 1-2f		2 0	0 0	0 0	0 0	1 0	0 0	1 0
Greg Luzinski, R (1, 3) OBP: 0.388, SLG: 0.456		G6-4-3 1-2f			2B		K		F8	4	0	1	0	0	1	3
Don Money, R (1, 4) OBP: 0.280, SLG: 0.357			L5			5-3	2B IBB		F9	3	1	0	0	1	0	0
Roger Freed, R (1, 9) OBP: 0.310, SLG: 0.305			K			BB	2B 1-3 2-H 3-H		FC6-4 1B	3	1	2	2	1	1	0
Bill Champion, R (1, 1) OBP: 0.125, SLG: 0.167 Joe Hoerner, R (8, 1) OBP: 0.100, SLG: 0.100 Bill Wilson, R (8, 1) OBP: 0.100, SLG: 0.100			5-3			K	2B 2-H 3-H		FC6-4 1-2f	3 0 1	0 0 0	1 0 0	2 0 0	0 0 0	1 0 0	1 0 1
Inning Stats	R: 0 E: 0 K: 1 S: 5 H: 0 LOB: 0 BB: 0 P: 5	R: 0 E: 0 K: 0 S: 2 H: 0 LOB: 0 BB: 1 P: 6	R: 0 E: 0 K: 1 S: 5 H: 0 LOB: 0 BB: 0 P: 5	R: 0 E: 0 K: 0 S: 3 H: 0 LOB: 0 BB: 0 P: 3	R: 0 E: 0 K: 0 S: 3 H: 1 LOB: 1 BB: 0 P: 3	R: 0 E: 0 K: 1 S: 5 H: 0 LOB: 1 BB: 1 P: 9	R: 5 E: 0 K: 1 S: 9 H: 4 LOB: 2 BB: 3 P: 21	R: 0 E: 0 K: 0 S: 3 H: 1 LOB: 0 BB: 0 P: 3	R: 0 E: 0 K: 0 S: 4 H: 1 LOB: 1 BB: 0 P: 4	1B: 3 2B: 3 3B: 0 HR: 1	SF: 0 SAC: 1 DP: 2 HBP: 0						

TOP

Philadelphia Phillies @ Montreal Expos

Jarry Park, Montreal, QB

Tue Sep 21 1971, 7:05 PM EDT

Unknown

livebaseballscorecards.com

AB	30
R	5
H	7
RBI	5
BB	5
SO	4
LOB	9

PA: 36

WP: 0 PB: 0 SB: 0 CS: 0

PITCHER		IP	WLS	BF	H	R	ER	SO	BB	IBB	HBP	BLK	WP	HR	S	P	ERA	WHIP
Carl Morton, R ERA: 4.7	(1, 1)	6.2	L	28	5	5	5	4	4	1	0	0	0	1	31	51	6.75	1.350
Mike Marshall, R ERA: 4.17	(7, 1)	1.1		4	1	0	0	0	0	0	0	0	0	0	4	4	0.00	0.750
Steve Renko, R ERA: 3.6	(9, 1)	1.0		4	1	0	0	0	0	0	0	0	0	0	4	4	0.00	1.000

PITCHER	IP	WLS	BF	H	R	ER	SO	BB	IBB	HBP	BLK	WP	HR	S	P	ERA	WHIP

BOTTOM

Philadelphia Phillies @ Montreal Expos

Jarry Park, Montreal, QB

Tue Sep 21 1971, 7:05 PM EDT

Unknown

livebaseballscorecards.com

Batter	1	2	3	4	5	6	7	8	9	AB	R	H	RBI	BB	SO	LOB
Ron Hunt, R (1, 4) OBP: 0.399, SLG: 0.356	5-3			FC2-6 1B	FC6-4 1-2f			HR 2-H	L5 2-3	5	1	2	2	0	0	4
Boots Day, L (1, 8) OBP: 0.347, SLG: 0.362	G3-6-3 1B			FC2-6 G3-6-1 1-2f		L9		BB 1B FC4-6 1B		4	1	2	0	0	0	1
Rusty Staub, L (1, 9) OBP: 0.396, SLG: 0.493	G3-6-3 1-2f			G3-6-1 1-2f		4-3		FC4-6 BB 1-2 1B		4	0	1	0	0	0	2
Ron Fairly, L (1, 3) OBP: 0.377, SLG: 0.407 Ron Woods, R (8, PH) OBP: 0.365, SLG: 0.389 Steve Renko, R (9, 1) OBP: 0.208, SLG: 0.298		3-1			SH2-4 E BB	P6		FC4-6 1-2 2-3 BB		2 0 0	1 0 0	0 0 0	0 0 0	1 1 0	0 0 0	0 0 0
Jim Fairey, L (1, 7) OBP: 0.280, SLG: 0.305 Gary Sutherland, R (8, PH) OBP: 0.303, SLG: 0.343 Jim Gosger, L (8, PH) OBP: 0.225, SLG: 0.218 (9, 7)		4-3			SH2-4 1-2		5-3	FC4-6 1-2f 2-3 3-H		2 0 1	0 0 0	0 0 0	0 0 1	0 0 0	0 0 0	0 0 2
Bob Bailey, R (1, 5) OBP: 0.356, SLG: 0.376		F8			E BB		6-3	K		3	0	0	0	1	1	2
John Boccabella, R (1, 2) OBP: 0.288, SLG: 0.329 Stan Swanson, R (9, PH) OBP: 0.288, SLG: 0.292		5-3			E4 BB 1-3 2-H		K		3-1	3 1	0 0	0 0	0 0	0 0	1 0	1 0
Rich Hacker, S (1, 6) OBP: 0.174, SLG: 0.143 John Bateman, R (9, PH) OBP: 0.273, SLG: 0.350		3-1			FC6-4 1-2 BB			4-3	5-3	2 1	0 0	0 0	0 0	1 0	0 0	0 0
Carl Morton, R (1, 1) OBP: 0.210, SLG: 0.260 Mike Marshall, R (7, 1) OBP: 0.235, SLG: 0.188 Dave McDonald, L (8, PH) OBP: 0.190, SLG: 0.250 (9, 3) Clyde Mashore, R (9, PR) OBP: 0.252, SLG: 0.257		5-3			K			HR 2B	WP 2B	2 0 2 0	0 0 1 0	0 0 2 0	0 0 1 0	1 0 0 0	0 0 0 0	3 0 0 0
Inning Stats	R: 0 H: 1 E: 0 LOB: 0 K: 0 BB: 0 S: 3 P: 3	R: 0 H: 0 E: 0 LOB: 0 K: 0 BB: 0 S: 3 P: 3	R: 0 H: 0 E: 0 LOB: 0 K: 0 BB: 0 S: 3 P: 3	R: 0 H: 1 E: 0 LOB: 0 K: 0 BB: 0 S: 3 P: 3	R: 1 H: 0 E: 1 LOB: 3 K: 1 BB: 3 S: 6 P: 18	R: 0 H: 0 E: 0 LOB: 0 K: 0 BB: 0 S: 3 P: 3	R: 0 H: 0 E: 0 LOB: 0 K: 1 BB: 0 S: 5 P: 5	R: 3 H: 4 E: 0 LOB: 2 K: 1 BB: 1 S: 9 P: 13	R: 0 H: 1 E: 0 LOB: 2 K: 0 BB: 0 S: 4 P: 4	1B: 4 2B: 2 3B: 0 HR: 1	SF: 0 SAC: 1 DP: 2 HBP: 0			WP: 1 PB: 0 SB: 0 CS: 0	PA: 37		

	AB	32
	R	4
	H	7
	RBI	3
	BB	4
	SO	3
	LOB	15

PITCHER		IP	WLS	BF	H	R	ER	SO	BB	IBB	HBP	BLK	WP	HR	S	P	ERA	WHIP
Bill Champion, R ERA: 4.22	(1, 1)	7.1	W	29	5	4	3	2	3	0	0	0	0	1	30	42	3.68	1.091
Joe Hoerner, L ERA: 1.97	(8, 1)	0.0		2	1	0	0	0	1	0	0	0	0	0	1	5	∞	∞
Bill Wilson, R ERA: 3.23	(8, 1)	1.2	S	6	1	0	0	1	0	0	0	0	1	0	8	8	0.00	0.600

PITCHER	IP	WLS	BF	H	R	ER	SO	BB	IBB	HBP	BLK	WP	HR	S	P	ERA	WHIP

Batter	1	2	3	4	5	6	7	8	9	AB	R	H	RBI	BB	SO	LOB
Larry Bowa, S (1, 6) OBP: 0.284, SLG: 0.288	B C S C 1-3 ① K		X 0-0 ① 5-3		X 0-0 ③ FC4-6 1-2f			B B C S B F B 4-2 1B 1B BB	X 0-0 SH SH1-4 1-2	3	1	0	0	1	1	1
Oscar Gamble, L (1, 7) OBP: 0.280, SLG: 0.343	X 0-0 2B		X 0-0 ② P6			X 0-0 ① F8		B C S X 1-2 1B 1B 2B 1-3 1B	X 0-0 ① SH1-4 1-2 2-3	4	1	2	0	0	0	0
Willie Montanez, L (1, 9) OBP: 0.326, SLG: 0.469 (8, 8)	S S B X 1-2 ② F8		X 0-0 ③ 4-3			X 0-0 ② F8		X 0-0 1B 2B 1-2 3-H 1B	4-0 FC5-4 IBB	4	1	1	1	1	0	1
Deron Johnson, R (1, 5) OBP: 0.350, SLG: 0.499 Terry Harmon, R (8, PR) OBP: 0.283, SLG: 0.243 (8, 4)	X 0-0 ③ F8			X 0-0 ① F8		X 0-0 ③ P3		S X 0-1 2B 1-2 2-3 1B	2-3 ② K	4	0	1	0	0	0	1
										1	0	0	0	0	1	3
Greg Luzinski, R (1, 3) OBP: 0.388, SLG: 0.458		X 0-0 ① 6-3		X 0-0 ② F8			B B B B 4-0 FC6-4 BB	S X 0-1 2B 1-3 2-H 3-H 2B	C C B B F X 2-2 ③ FC5-4 1-2f	4	0	1	2	1	0	3
Don Money, R (1, 4) OBP: 0.282, SLG: 0.356 (8, 5)		F X 0-1 1B 1B		X 0-0 ③ F9			X 0-0 ① F9	I 4-0 FC5-4 IBB		3	0	1	0	1	0	1
Mike Anderson, R (1, 8) OBP: 0.284, SLG: 0.246 Tim McCarver, L (8, PH) OBP: 0.341, SLG: 0.399 Darrell Brandon, R (8, 1) OBP: 0.154, SLG: 0.154		X 0-0 1B 1-2			X 0-0 ① 1-3		S S S 0-3 ② K	B B F C F B X 3-2 ② F7		3	0	1	0	0	1	1
										1	0	0	0	0	0	3
										0	0	0	0	0	0	0
Pete Koegel, R (1, 2) OBP: 0.360, SLG: 0.286		X 0-0 ② F3			B B S S X 2-2 ② F7		B B S S S X 2-2 ③ FC6-4 1-2f	B B X 2-0 ③ FC5-4 1-2f		4	0	0	0	0	0	6
Ken Reynolds, L (1, 1) OBP: 0.240, SLG: 0.217 Ron Stone, L (8, PH) OBP: 0.310, SLG: 0.306 (8, 9)		X 0-0 ③ 4-3			X 0-0 FC4-6 1B			C X 0-1 ① 4-3	B C B B B 4-1 SH1-4 SH BB	2	0	1	0	0	0	2
										1	0	0	0	1	0	0
Inning Stats	R: 0 E: 0 K: 1 S: 8 H: 1 LOB: 1 BB: 0 P: 10	R: 0 E: 0 K: 0 S: 6 H: 2 LOB: 2 BB: 0 P: 6	R: 0 E: 0 K: 0 S: 3 H: 0 LOB: 0 BB: 0 P: 3	R: 0 E: 0 K: 0 S: 3 H: 0 LOB: 0 BB: 0 P: 3	R: 0 E: 0 K: 0 S: 6 H: 1 LOB: 1 BB: 0 P: 8	R: 0 E: 0 K: 0 S: 3 H: 0 LOB: 0 BB: 0 P: 3	R: 0 E: 0 K: 1 S: 7 H: 0 LOB: 1 BB: 1 P: 13	R: 3 E: 0 K: 0 S: 18 H: 4 LOB: 3 BB: 2 P: 32	R: 0 E: 0 K: 1 S: 12 H: 0 LOB: 3 BB: 2 P: 24	1B: 6 2B: 2 3B: 0 HR: 0 SF: 0 SAC: 2 DP: 0 HBP: 0						
										WP: 0 PB: 0 SB: 0 CS: 0 PA: 41						

PITCHER		IP	WLS	BF	H	R	ER	SO	BB	IBB	HBP	BLK	WP	HR	S	P	ERA	WHIP
Jim Britton, R ERA: 5.52	(1, 1)	7.1	W	29	5	2	2	2	2	0	0	0	0	0	44	59	2.46	0.955
Mike Marshall, R ERA: 4.19	(8, 1)	1.2	S	12	3	1	1	1	1	2	0	0	0	0	22	43	5.40	2.400

PITCHER	IP	WLS	BF	H	R	ER	SO	BB	IBB	HBP	BLK	WP	HR	S	P	ERA	WHIP

TOP

Philadelphia Phillies @ Montreal Expos

Jarry Park, Montreal, QB

Tue Sep 21 1971, 7:05 PM EDT

Att. 14,963 - Unknown

livebaseballscorecards.com

AB	34
R	3
H	8
RBI	3
BB	5
SO	3
LOB	22

Batter	1	2	3	4	5	6	7	8	9	AB	R	H	RBI	BB	SO	LOB
Ron Hunt, R (1, 5) OBP: 0.398, SLG: 0.354	BBSCH 3-2 1B HR HBP	x 0-0 ③ F9		C X 0-1 ②③ 7-2 3-Hf			x 0-0 ③ F9			3	1	0	0	0	0	2
Ron Woods, R (1, 8) (9, 7) OBP: 0.362, SLG: 0.386	x 0-0 ① F9		x 0-0 E 1B 1B		x 0-0 ① 6-3			x 0-0 ① F9		4	1	1	0	0	0	1
Rusty Staub, L (1, 9) OBP: 0.396, SLG: 0.492	x 0-0 1-3 HR 1B		x 0-0 ① F8		SSS 0-3 ② K			BBBB 4-0 FC5-4 BB		3	1	1	0	1	1	1
Bob Bailey, R (1, 7) OBP: 0.357, SLG: 0.383 Boots Day, L (9, 8) OBP: 0.347, SLG: 0.362	BBX 2-0 1-H 3-H HR		BSS1 SAFE X 1-1 3-1 1-H 1B		SSS 0-3 ③ K2-3			x 0-0 ② FC5-4 CS 1-2f		4 0	1 0	2 0	4 0	0 0	1 0	1 0
Gary Sutherland, R (1, 4) OBP: 0.300, SLG: 0.339	x 0-0 ② 6-3		x 0-0 ② 3-1 2-3			x 0-0 ① 5-3		0-0 ③ CS 1-2		3	0	0	0	0	0	1
John Boccabella, R (1, 3) OBP: 0.289, SLG: 0.325 (8, 2)	x 0-0 ③ F7		BBBB 4-0 BB			x 0-0 ② 6-3				2	0	0	0	1	0	0
Terry Humphrey, R (1, 2) OBP: 0.133, SLG: 0.133 Ron Fairly, L (8, 3) OBP: 0.377, SLG: 0.407		x 0-0 1B	x 0-0 ③ 5-3			x 0-0 ③ L7				3 0	0 0	1 0	0 0	0 0	0 0	2 0
Bobby Wine, R (1, 6) OBP: 0.261, SLG: 0.242		SSS 0-3 ① K		x 0-0 SH3-4 7-2 2B			x 0-0 ① 6-3			3	0	1	0	0	1	1
Jim Britton, R (1, 1) Mike Marshall, R (8, 1) OBP: 0.235, SLG: 0.188		SSC 0-3 ② K		x 0-0 ① SH3-4 2-3			x 0-0 ② P4			2 0	0 0	0 0	0 0	0 0	1 0	1 0
Inning Stats	R: 3 E: 0 K: 0 S: 7 H: 2 LOB: 0 BB: 0 P: 12	R: 0 E: 0 K: 2 S: 8 H: 1 LOB: 1 BB: 0 P: 8	R: 1 E: 1 K: 0 S: 6 H: 2 LOB: 2 BB: 1 P: 11	R: 0 E: 0 K: 0 S: 4 H: 1 LOB: 0 BB: 0 P: 4	R: 0 E: 0 K: 2 S: 7 H: 0 LOB: 0 BB: 0 P: 7	R: 0 E: 0 K: 0 S: 3 H: 0 LOB: 0 BB: 0 P: 3	R: 0 E: 0 K: 0 S: 3 H: 0 LOB: 0 BB: 0 P: 3	R: 0 E: 0 K: 0 S: 2 H: 0 LOB: 0 BB: 1 P: 6		1B: 4 2B: 2 3B: 0 HR: 1 SF: 0 SAC: 1 DP: 1 HBP: 1					

PITCHER		IP	WLS	BF	H	R	ER	SO	BB	IBB	HBP	BLK	WP	HR	S	P	ERA	WHIP
Ken Reynolds, L ERA: 4.7	(1, 1)	7.0	L	28	6	4	3	4	1	0	1	0	0	1	38	48	3.86	1.000
Darrell Brandon, R ERA: 3.97	(8, 1)	1.0		3	0	0	0	0	1	0	0	0	0	0	2	6	0.00	1.000

PITCHER	IP	WLS	BF	H	R	ER	SO	BB	IBB	HBP	BLK	WP	HR	S	P	ERA	WHIP

BOTTOM

Philadelphia Phillies @ Montreal Expos

Jarry Park, Montreal, QB

Tue Sep 21 1971, 7:05 PM EDT

Att. 14,963 - Unknown

livebaseballscorecards.com

AB	27
R	4
H	6
RBI	4
BB	2
SO	4
LOB	10

1B: 4	SF: 0	WP: 0	PA: 32
2B: 2	SAC: 1	PB: 0	
3B: 0	DP: 1	SB: 0	
HR: 1	HBP: 1	CS: 1	

Batter	1	2	3	4	5	6	7	8	9	AB	R	H	RBI	BB	SO	LOB
Larry Bowa, S (1, 6) OBP: 0.288, SLG: 0.290	BBBB 4-0 FC6 BB		x 0-0 CS 1B		BBBB 4-0 1-2 BB		x 0-0 1B 1B		SSS 0-3 ① K	3	0	2	0	2	1	0
Oscar Gamble, L (1, 7) OBP: 0.279, SLG: 0.338	x 0-0 ① FC6 G3-6-3 1-2f		x 0-0 ②③ F7 1-2		x 0-0 ③ L3		x 0-0 ② F7		BBBB 4-0 FC9-6 BB	4	0	0	0	1	0	6
Tim McCarver, L (1, 2) OBP: 0.342, SLG: 0.397	x 0-0 ②③ G3-6-3 1-2f			x 0-0 ① F8		BBBB 4-0 1B BB BB	x 0-0 1-3 1B		x 0-0 ② FC9-6 BB 1-2f	4	0	1	0	1	0	2
Willie Montanez, L (1, 9) OBP: 0.326, SLG: 0.468 Terry Harmon, R (9, PR) OBP: 0.283, SLG: 0.243		x 0-0 BB 1B		x 0-0 ② F7		SSS 0-3 ① K	SSS 0-3 ③ K		BBBB 4-0 1-2 BB	4 0	0 0	1 0	0 0	1 0	2 0	3 0
Deron Johnson, R (1, 5) OBP: 0.350, SLG: 0.496		BBBB 4-0 1-2 BB		x 0-0 ③ F3		BBBB 4-0 1B 1-2 BB		SSS 0-3 ① K	SSS 0-3 ③ K	3	0	0	0	2	2	2
Greg Luzinski, R (1, 3) OBP: 0.393, SLG: 0.461		x 0-0 ① F3			SSS 0-3 ① K	x 0-0 1-2 2-3 1B		x 0-0 1B 1B		4	0	2	0	0	1	2
Don Money, R (1, 4) OBP: 0.282, SLG: 0.358		x 0-0 ② F8			x 0-0 WP 2B	SSS 0-3 ② K		SSS 0-3 ② K		4	0	1	0	0	2	6
Mike Anderson, R (1, 8) OBP: 0.295, SLG: 0.250		SSS 0-3 ③ K			BBBB 4-0 BB BB	x 0-0 ③ 6-3		x 0-0 1-3 1B		3	0	1	0	1	1	5
Rick Wise, R (1, 1) OBP: 0.268, SLG: 0.479 Ron Stone, L (8, PH) OBP: 0.308, SLG: 0.304 Chris Short, R (8, 1) OBP: 0.185, SLG: 0.083			x 0-0 ① 6-3		SSS 0-3 ② K 2-3		SSS 0-3 ① K	x 0-0 ③ 4-3		3 1 0	0 0 0	0 0 0	0 0 0	0 0 0	2 0 0	2 2 0
Inning Stats	R: 0 E: 0 K: 0 S: 2 H: 0 LOB: 0 BB: 1 P: 6	R: 0 E: 0 K: 1 S: 6 H: 1 LOB: 2 BB: 1 P: 10	R: 0 E: 0 K: 0 S: 3 H: 1 LOB: 0 BB: 0 P: 3	R: 0 E: 0 K: 0 S: 3 H: 0 LOB: 0 BB: 0 P: 3	R: 0 E: 0 K: 2 S: 8 H: 1 LOB: 3 BB: 2 P: 16	R: 0 E: 0 K: 2 S: 8 H: 1 LOB: 3 BB: 2 P: 16	R: 0 E: 0 K: 2 S: 9 H: 2 LOB: 2 BB: 0 P: 9	R: 0 E: 0 K: 2 S: 9 H: 2 LOB: 2 BB: 0 P: 9	R: 0 E: 0 K: 2 S: 7 H: 0 LOB: 2 BB: 2 P: 15	1B: 7 2B: 1 3B: 0 HR: 0	SF: 0 SAC: 0 DP: 1 HBP: 0						

PITCHER	IP	WLS	BF	H	R	ER	SO	BB	IBB	HBP	BLK	WP	HR	S	P	ERA	WHIP
Bill Stoneman, R (1, 1) ERA: 3.06	9.0	W	41	8	0	0	11	8	0	0	0	1	0	55	87	0.00	1.778

PITCHER	IP	WLS	BF	H	R	ER	SO	BB	IBB	HBP	BLK	WP	HR	S	P	ERA	WHIP

TOP

Philadelphia Phillies @ Montreal Expos

Jarry Park, Montreal, QB

Wed Sep 22 1971, 7:05 PM EDT

Att. 8,798 - Unknown

livebaseballscorecards.com

AB	33
R	0
H	8
RBI	0
BB	8
SO	11
LOB	30

1B: 7 SF: 0
2B: 1 SAC: 0
3B: 0 DP: 1
HR: 0 HBP: 0

WP: 1 PA: 41
PB: 0
SB: 0
CS: 1

Batter	1	2	3	4	5	6	7	8	9	AB	R	H	RBI	BB	SO	LOB
Ron Hunt, R (1, 4) OBP: 0.398, SLG: 0.354	L7		1-2 1B	6-3	B B B B 4-0 1-2 2-3 BB	4-3	4-3			3	0	1	0	1	0	0
Boots Day, L (1, 8) OBP: 0.344, SLG: 0.359	6-3		L6		SF7 3-H	4-3				3	0	0	1	0	0	2
Rusty Staub, L (1, 9) OBP: 0.394, SLG: 0.489	4-3			6-3	L9			4-3		4	0	0	0	0	0	2
Ron Fairly, L (1, 3) OBP: 0.378, SLG: 0.408		3-1		2B		B B B B 4-0 3-1 SH1-4 1B BB		P4		3	1	1	0	1	0	0
Bob Bailey, R (1, 5) OBP: 0.355, SLG: 0.380		L8		4-3		SH1-4 1-2		6-3		3	0	0	0	0	0	1
Jim Fairey, L (1, 7) OBP: 0.276, SLG: 0.300		F7		4-3		3-1 2-3				3	0	0	0	0	0	2
Rich Hacker, S (1, 6) OBP: 0.192, SLG: 0.167			S S S K		3-1	B B C B S F F X 3-2 3-H 1B				3	0	1	1	0	1	0
Terry Humphrey, R (1, 2) OBP: 0.222, SLG: 0.278			1B 1B		BB SF7 2B	1-3				3	1	2	0	0	0	1
Bill Stoneman, R (1, 1) OBP: 0.224, SLG: 0.136			S S S K		B B B B 4-0 BB BB		S S S K			2	0	0	0	1	2	1
Inning Stats	R: 0 E: 0 K: 0 S: 3 H: 0 LOB: 0 BB: 0 P: 3	R: 0 E: 0 K: 0 S: 3 H: 0 LOB: 0 BB: 0 P: 3	R: 0 E: 0 K: 2 S: 9 H: 2 LOB: 2 BB: 0 P: 9	R: 0 E: 0 K: 0 S: 4 H: 1 LOB: 1 BB: 0 P: 4	R: 1 E: 0 K: 0 S: 4 H: 1 LOB: 2 BB: 2 P: 12	R: 1 E: 0 K: 0 S: 8 H: 1 LOB: 1 BB: 1 P: 15	R: 0 E: 0 K: 1 S: 5 H: 0 LOB: 0 BB: 0 P: 5	R: 0 E: 0 K: 0 S: 3 H: 0 LOB: 0 BB: 0 P: 3		1B: 3 2B: 2 3B: 0 HR: 0	SF: 1 SAC: 1 DP: 0 HBP: 0			WP: 0 PB: 0 SB: 0 CS: 0	PA: 32		

PITCHER		IP	WLS	BF	H	R	ER	SO	BB	IBB	HBP	BLK	WP	HR	S	P	ERA	WHIP
Rick Wise, R ERA: 2.87	(1, 1)	7.0	L	29	5	2	2	3	3	0	0	0	0	0	36	51	2.57	1.143
Chris Short, L ERA: 3.85	(8, 1)	1.0		3	0	0	0	0	0	0	0	0	0	0	3	3	0.00	0.000

PITCHER	IP	WLS	BF	H	R	ER	SO	BB	IBB	HBP	BLK	WP	HR	S	P	ERA	WHIP

BOTTOM

Philadelphia Phillies @ Montreal Expos

Jarry Park, Montreal, QB

Wed Sep 22 1971, 7:05 PM EDT

Att. 8,798 - Unknown

livebaseballscorecards.com

AB	27
R	2
H	5
RBI	2
BB	3
SO	3
LOB	9

Batter	1	2	3	4	5	6	7	8	9	AB	R	H	RBI	BB	SO	LOB
Larry Bowa, S (1, 6) OBP: 0.287, SLG: 0.288	5-3		FC6 (5-3) 1-2f		P4		F8		BB	4	1	0	0	1	0	2
Mike Anderson, R (1, 8) OBP: 0.301, SLG: 0.250	4-3		5-3 1-3		F9		G1-6-3		BB 1-3	4	1	1	0	1	0	2
Willie Montanez, L (1, 9) OBP: 0.328, SLG: 0.466	WP BB		BB		4-3		G1-6-3 1-2f		BB 1-2	2	1	0	0	3	0	2
Deron Johnson, R (1, 5) OBP: 0.349, SLG: 0.493 Terry Harmon, R (9, PR) OBP: 0.283, SLG: 0.243 Bill Wilson, R (9, 1) OBP: 0.100, SLG: 0.100	K 1-2		L7			E3 (FC5-4)		F7	E 1B BB 1-2 2-3 3-H	4 0 0	0 1 0	0 0 0	1 0 0	1 0 0	1 0 0	3 0 0
Greg Luzinski, R (1, 3) OBP: 0.394, SLG: 0.450		K		K		F8		FC5-4 BB	E 1B 1-2 2-H 3-H	4	0	1	2	1	2	1
Don Money, R (1, 4) OBP: 0.281, SLG: 0.363		K		HR		FC5-4 WP 1B 1-2f		FC5-4 1-2f	E5 1-3 2-H	5	2	1	1	0	1	3
Roger Freed, R (1, 7) OBP: 0.311, SLG: 0.302		BB		K		1B 1-3 BB		L9	6-3	3	0	0	0	2	1	4
Pete Koegel, R (1, 2) OBP: 0.345, SLG: 0.280 John Vukovich, R (9, 5) OBP: 0.213, SLG: 0.191	5-3		6-3			1B 1-2 3-H			K	4 0	0 0	1 0	1 0	0 0	1 0	1 0
Woodie Fryman, R (1, 1) OBP: 0.211, SLG: 0.189 Wayne Twitchell, R (6, 1) Tim McCarver, L (9, PH) OBP: 0.341, SLG: 0.397 (9, 2)			FC6 BB		1B	K			F8	2 0 1	0 0 0	1 0 0	0 0 0	1 0 0	1 0 0	2 0 0
Inning Stats	R: 0 E: 0 K: 1 S: 5 H: 0 LOB: 1 BB: 1 P: 9	R: 0 E: 0 K: 2 S: 7 H: 0 LOB: 1 BB: 1 P: 11	R: 0 E: 0 K: 0 S: 3 H: 0 LOB: 2 BB: 2 P: 11	R: 1 E: 0 K: 2 S: 8 H: 1 LOB: 0 BB: 0 P: 8	R: 0 E: 0 K: 0 S: 4 H: 1 LOB: 1 BB: 0 P: 4	R: 1 E: 1 K: 1 S: 7 H: 1 LOB: 2 BB: 1 P: 11	R: 0 E: 0 K: 0 S: 2 H: 0 LOB: 0 BB: 1 P: 6	R: 0 E: 0 K: 0 S: 3 H: 0 LOB: 1 BB: 1 P: 7	R: 4 E: 1 K: 1 S: 8 H: 2 LOB: 3 BB: 3 P: 20	1B: 4 2B: 0 3B: 0 HR: 1 SF: 0 SAC: 0 DP: 1 HBP: 0						

PITCHER	IP	WLS	BF	H	R	ER	SO	BB	IBB	HBP	BLK	WP	HR	S	P	ERA	WHIP
Ernie McAnally, R (1, 1) ERA: 4.0	8.2	L	41	5	6	4	7	10	0	0	0	2	1	45	85	4.15	1.731
Mike Marshall, R (9, 1) ERA: 4.17	0.1		2	0	0	0	0	0	0	0	0	0	0	2	2	0.00	0.000

PITCHER	IP	WLS	BF	H	R	ER	SO	BB	IBB	HBP	BLK	WP	HR	S	P	ERA	WHIP

TOP

Philadelphia Phillies @ Montreal Expos

Jarry Park, Montreal, QB

Thu Sep 23 1971, 3:33 AM EDT

Att. 6,786 - Unknown

livebaseballscorecards.com

AB	33
R	6
H	5
RBI	5
BB	10
SO	7
LOB	20

WP: 3	PB: 0	SB: 0	CS: 0
PA: 43			

BOTTOM

Philadelphia Phillies @ Montreal Expos

Jarry Park, Montreal, QB

Thu Sep 23 1971, 3:33 AM EDT

Att. 6,786 - Unknown

livebaseballscorecards.com

Batter	1	2	3	4	5	6	7	8	9	AB	R	H	RBI	BB	SO	LOB
Gary Sutherland, R (1, 4) OBP: 0.299, SLG: 0.336 Boots Day, L (9, PH) OBP: 0.345, SLG: 0.361	L3		2B 1-2 BB		F7		4-3		WP 1B	3 1	1 0	0 1	0 0	1 0	0 0	0 0
Ron Woods, R (1, 8) OBP: 0.365, SLG: 0.395 Dave McDonald, L (9, PH) OBP: 0.186, SLG: 0.243	1-3		2B 1-H 2-H			1B SH1-4 1B 1B	5-3		4-3 1-2	4 1	1 0	2 0	2 0	0 0	0 0	0 1
Rusty Staub, L (1, 9) OBP: 0.392, SLG: 0.486	6-3		L8			SH1-4 1-2		P3		3	0	0	0	0	0	1
Bob Bailey, R (1, 5) OBP: 0.358, SLG: 0.381		F7		FC6-4 BB		FC3-6 1B 2-3 1B		PB BB BB		2	1	1	0	2	0	0
Stan Swanson, R (1, 7) OBP: 0.296, SLG: 0.293		6-3		FC6-4 1-2f		FC3-6 1-2 3-H 1B		PB 1-2 BB		3	0	1	1	1	0	1
John Boccabella, R (1, 3) OBP: 0.284, SLG: 0.319 Bobby Wine, R (7, 6) OBP: 0.260, SLG: 0.241		F9		L8		FC3-6 1-2f 2-3 1B		K 1-2 2-3		3 1	0 0	0 0	0 0	0 1	0 2	3 2
Terry Humphrey, R (1, 2) OBP: 0.227, SLG: 0.273			P4	1-3		1-2 3-H 1B		K		4	0	1	1	0	1	3
Rich Hacker, S (1, 6) OBP: 0.179, SLG: 0.154 Ron Fairly, L (6, PH) OBP: 0.377, SLG: 0.407 (7, 3)			5-3		K	4-3			L3	2 2	0 0	0 0	0 0	1 0	0 0	0 2
Ernie McAnally, R (1, 1) OBP: 0.103, SLG: 0.158 Mike Marshall, R (9, 1) OBP: 0.235, SLG: 0.188 Ron Hunt, R (9, PH) OBP: 0.398, SLG: 0.353			BB 2B 1B		P5		K		P5	3 0 1	1 0 0	1 0 0	0 0 0	0 0 0	1 0 0	0 0 0
Inning Stats	R: 0 H: 0 E: 0 LOB: 0 K: 0 BB: 0 S: 3 P: 3	R: 0 H: 0 E: 0 LOB: 0 K: 0 BB: 0 S: 3 P: 3	R: 2 H: 2 E: 0 LOB: 1 K: 0 BB: 1 S: 5 P: 9	R: 0 H: 0 E: 0 LOB: 1 K: 0 BB: 1 S: 3 P: 7	R: 0 H: 0 E: 0 LOB: 0 K: 1 BB: 0 S: 5 P: 5	R: 2 H: 4 E: 0 LOB: 2 K: 0 BB: 0 S: 7 P: 7	R: 0 H: 0 E: 0 LOB: 0 K: 1 BB: 0 S: 5 P: 5	R: 0 H: 0 E: 0 LOB: 2 K: 2 BB: 2 S: 7 P: 15	R: 0 H: 1 E: 0 LOB: 1 K: 0 BB: 0 S: 4 P: 4	1B: 6 SF: 0 2B: 1 SAC: 1 3B: 0 DP: 0 HR: 0 HBP: 0						

	AB	33
	R	4
	H	7
	RBI	4
	BB	4
	SO	4
	LOB	13

WP: 1 PA: 38
PB: 1
SB: 0
CS: 0

PITCHER		IP	WLS	BF	H	R	ER	SO	BB	IBB	HBP	BLK	WP	HR	S	P	ERA	WHIP
Woodie Fryman, L ERA: 3.38	(1, 1)	5.2		25	6	4	4	1	2	0	0	0	0	0	25	33	6.35	1.412
Wayne Twitchell, R ERA:	(6, 1)	2.1	W	9	0	0	0	3	2	0	0	0	0	0	13	21	0.00	0.857
Bill Wilson, R ERA: 3.18	(9, 1)	1.0	S	4	1	0	0	0	0	0	0	0	1	0	4	4	0.00	1.000

PITCHER	IP	WLS	BF	H	R	ER	SO	BB	IBB	HBP	BLK	WP	HR	S	P	ERA	WHIP

Batter	1	2	3	4	5	6	7	8	9	AB	R	H	RBI	BB	SO	LOB
Larry Bowa, S (1, 6) OBP: 0.289, SLG: 0.289	B B S S X 2-2 ① P4-3	X 0-0 1-2 2-H 1B			X 0-0 ② P4-3		X 0-0 2-H 1B		B B B C F F B 4-2 P6-4-3 1-2 BB	4	0	2	2	1	0	0
Oscar Gamble, L (1, 7) OBP: 0.276, SLG: 0.335 Roger Freed, R (7, PH) OBP: 0.309, SLG: 0.301 (7, 7)	B B S S B X 3-2 ② P4-3	X 0-0 ③ 6-3			X 0-0 ③ P4-3		C S B F B S 2-3 ③ K		C X 0-1 ② ③ P6-4-3 1-2f	3 2	0 0	0 0	0 0	0 1	0 3	2 3
Tim McCarver, L (1, 2) OBP: 0.342, SLG: 0.397	C B X 1-1 HR 1B		X 0-0 P5-4-3 1B			X 0-0 ① F9		C B X 1-1 P4 1B FC6-4		4	1	2	0	0	0	0
Willie Montanez, L (1, 9) OBP: 0.329, SLG: 0.472	S X 0-1 1-H HR		F X 0-1 ① F4			X 0-0 ② F8		C X 0-1 FC6-4 1-3 1B		4	1	2	2	0	0	1
Deron Johnson, R (1, 5) OBP: 0.347, SLG: 0.489 John Vukovich, R (8, 5) OBP: 0.213, SLG: 0.191	B S S B X 2-1 ③ L8		S S B B B X 2-2 ② ③ P5-4-3 1-2f			B F B B B X 3-1 ③ 6-3		B B C B S X 3-2 ① ② FC6-4 1-2 3-H		4 0	0 0	0 0	0 0	0 0	0 0	3 0
Greg Luzinski, R (1, 3) OBP: 0.398, SLG: 0.464		F F B F F X 1-2 1B 2B		S C S 0-3 ① K			S X 0-1 S 2B 1B	X 0-0 ③ F8		4	2	2	0	0	1	1
Don Money, R (1, 4) OBP: 0.279, SLG: 0.360		X 0-0 ① 1-3		S C 0-3 ② K			F S S 0-3 ① K 1-2		X 0-0 ① 6-3	4	0	0	0	0	2	2
Mike Anderson, R (1, 8) OBP: 0.322, SLG: 0.320		B B B B 4-0 1B BB		F C S 0-3 ③ K			B S S X 1-2 1B 2B 2-H		X 0-0 HR	3	2	2	2	1	1	0
Barry Lersch, S (1, 1) OBP: 0.269, SLG: 0.186		L L B B S 2-3 ② K			B B S S X 2-2 ① F9		S S C 0-3 ② K		C X 0-1 BB 1B	4	0	1	0	0	2	3
Inning Stats	R: 2 E: 0 K: 0 S: 12 H: 2 LOB: 0 BB: 0 P: 20	R: 1 E: 0 K: 1 S: 11 H: 2 LOB: 2 BB: 1 P: 18	R: 0 E: 0 K: 0 S: 6 H: 1 LOB: 0 BB: 0 P: 8	R: 0 E: 0 K: 3 S: 9 H: 0 LOB: 0 BB: 0 P: 9	R: 0 E: 0 K: 0 S: 5 H: 0 LOB: 0 BB: 0 P: 7	R: 0 E: 0 K: 0 S: 4 H: 0 LOB: 0 BB: 0 P: 7	R: 2 E: 0 K: 3 S: 16 H: 3 LOB: 1 BB: 0 P: 19	R: 0 E: 1 K: 0 S: 8 H: 1 LOB: 1 BB: 0 P: 12	R: 1 E: 0 K: 0 S: 9 H: 2 LOB: 1 BB: 1 P: 13	1B: 7 2B: 3 3B: 0 HR: 2	SF: 0 SAC: 0 DP: 3 HBP: 0						

PITCHER		IP	WLS	BF	H	R	ER	SO	BB	IBB	HBP	BLK	WP	HR	S	P	ERA	WHIP
Milt Pappas, R ERA: 3.46	(1, 1)	6.2	L	28	8	5	5	6	1	0	0	0	0	1	59	82	6.75	1.350
Larry Gura, L ERA: 7.71	(7, 1)	0.1		3	1	0	0	1	0	0	0	0	0	0	8	11	0.00	3.000
Bill Bonham, R ERA: 5.3	(8, 1)	1.0		2	0	0	0	0	0	0	0	0	0	0	4	7	0.00	0.000
Phil Regan, R ERA: 3.88	(9, 1)	1.0		5	2	1	1	0	1	0	0	0	0	1	9	13	9.00	3.000

PITCHER	IP	WLS	BF	H	R	ER	SO	BB	IBB	HBP	BLK	WP	HR	S	P	ERA	WHIP

TOP

Philadelphia Phillies @ Chicago Cubs

Wrigley Field, Chicago, IL

Fri Sep 24 1971, 3:33 AM CDT

Att. 2,183 - Unknown

livebaseballscorecards.com

AB	36
R	6
H	11
RBI	6
BB	2
SO	7
LOB	15

WP: 0 PA: 38
PB: 0
SB: 1
CS: 0

BOTTOM

Philadelphia Phillies @ Chicago Cubs

Wrigley Field, Chicago, IL

Fri Sep 24 1971, 3:33 AM CDT

Att. 2,183 - Unknown

Batter	1	2	3	4	5	6	7	8	9	AB	R	H	RBI	BB	SO	LOB
Cleo James, R (1, 8) OBP: 0.342, SLG: 0.372	2-2 6-3		3-2 6-3		2-2 G6-4-3 1-2f			0-0 6-3		4	0	0	0	0	0	2
Paul Popovich, S (1, 4) OBP: 0.262, SLG: 0.313	0-0 P7		0-0 P5			0-0 P3-1		0-0 P5		4	0	0	0	0	0	1
Billy Williams, L (1, 7) OBP: 0.382, SLG: 0.499	1-2 F8			2-2 4-3		0-1 F2			0-1 14 FC6-4 1B	4	0	1	0	0	0	0
Ron Santo, R (1, 5) OBP: 0.353, SLG: 0.429		1-0 F9		4-1 1B BB		0-0 L8			0-0 F8	3	0	0	0	1	0	1
14 Ernie Banks, R (1, 3) OBP: 0.222, SLG: 0.303		2-1 4-3		0-0 P4			0-0 F7		0-1 FC6-4 1-2f	4	0	0	0	0	0	2
Gene Hiser, L (1, 9) OBP: 0.296, SLG: 0.208		0-0 F8		0-0 FC4-6 1-3 1B			0-0 G3		2-2 F8	4	0	1	0	0	0	1
Don Kessinger, S (1, 6) OBP: 0.315, SLG: 0.313			0-0 2B 1B	2-2 FC4-6 1-2f			4-0 BB			2	1	1	0	1	0	2
Ken Rudolph, R (1, 2) OBP: 0.247, SLG: 0.212			0-3 K		0-0 G6-4-3 1B		1-1 F8			3	0	1	0	0	1	2
Milt Pappas, R (1, 1) OBP: 0.213, SLG: 0.182			0-0 1-H 2B		1-0 P6			0-0 L4		2	0	1	1	0	0	1
Larry Gura, S (7, 1)										0	0	0	0	0	0	0
Bill Bonham, R (8, 1) OBP: 0.200, SLG: 0.200										0	0	0	0	0	0	0
Brock Davis, L (8, PH) OBP: 0.342, SLG: 0.320										1	0	0	0	0	0	0
Phil Regan, R (9, 1)										0	0	0	0	0	0	0

Inning Stats	1	2	3	4	5	6	7	8	9
	R: 0 H: 0 E: 0 LOB: 0 K: 0 BB: 0 S: 7 P: 10	R: 0 H: 0 E: 0 LOB: 0 K: 0 BB: 0 S: 4 P: 7	R: 1 H: 2 E: 0 LOB: 1 K: 1 BB: 0 S: 9 P: 12	R: 0 H: 1 E: 0 LOB: 2 K: 0 BB: 1 S: 13 P: 21	R: 0 H: 1 E: 0 LOB: 0 K: 0 BB: 0 S: 5 P: 8	R: 0 H: 0 E: 0 LOB: 0 K: 0 BB: 0 S: 4 P: 4	R: 0 H: 0 E: 0 LOB: 1 K: 0 BB: 1 S: 4 P: 9	R: 0 H: 0 E: 0 LOB: 0 K: 0 BB: 0 S: 3 P: 3	R: 0 H: 1 E: 0 LOB: 1 K: 0 BB: 0 S: 8 P: 10

	1B	4	SF	0	WP	0	PA	33
	2B	1	SAC	0	PB	0		
	3B	0	DP	1	SB	0		
	HR	0	HBP	0	CS	0		

PITCHER	IP	WLS	BF	H	R	ER	SO	BB	IBB	HBP	BLK	WP	HR	S	P	ERA	WHIP
Barry Lersch, R (1, 1) ERA: 3.83	9.0	W	33	5	1	1	1	2	0	0	0	0	0	57	84	1.00	0.778

PITCHER	IP	WLS	BF	H	R	ER	SO	BB	IBB	HBP	BLK	WP	HR	S	P	ERA	WHIP

livebaseballscorecards.com

AB	31
R	1
H	5
RBI	1
BB	2
SO	1
LOB	12

Batter	1	2	3	4	5	6	7	8	9	AB	R	H	RBI	BB	SO	LOB
Larry Bowa, S (1, 6) OBP: 0.289, SLG: 0.289	F5		1B		F8			P4-3		4	0	1	0	0	0	2
Oscar Gamble, L (1, 7) OBP: 0.273, SLG: 0.331	F7		F7			1-3		F3		3	0	0	0	0	0	1
Roger Freed, R (6, 7) OBP: 0.308, SLG: 0.300										1	0	0	0	0	0	1
Tim McCarver, L (1, 2) OBP: 0.342, SLG: 0.398	K			G3		L6			1B 1B 2B	4	1	1	0	0	1	0
Willie Montanez, L (1, 9) OBP: 0.327, SLG: 0.468		F5		L3		3-1			K	4	0	0	0	0	1	1
Deron Johnson, R (1, 5) OBP: 0.346, SLG: 0.488		K		5-3			5-3		1B 2-3 1B	4	0	1	0	0	1	0
Greg Luzinski, R (1, 3) OBP: 0.402, SLG: 0.466		E5 FC5-4			2B E 1B		K		1-2 3-H 1B	4	1	2	1	0	1	0
Don Money, R (1, 4) OBP: 0.278, SLG: 0.361		FC5-4 1-2f			E2 1-H 2B		6-3			4	0	1	0	0	1	3
Mike Anderson, R (1, 8) OBP: 0.319, SLG: 0.316			5-3		5-3			FC6-4 1-2f	P4-3	4	0	1	0	0	0	3
Bill Champion, R (1, 1) OBP: 0.115, SLG: 0.154			K		1-3			FC6-4 P4-3 1B		2	0	0	0	0	1	1
Pete Koegel, R (8, PH) OBP: 0.333, SLG: 0.269										1	0	0	0	0	0	1
Darrell Brandon, R (8, 1) OBP: 0.154, SLG: 0.154										0	0	0	0	0	0	0
Inning Stats	R: 0 E: 0 K: 1 S: 7 H: 0 LOB: 0 BB: 0 P: 11	R: 0 E: 1 K: 1 S: 8 H: 0 LOB: 1 BB: 0 P: 12	R: 0 E: 0 K: 1 S: 7 H: 1 LOB: 1 BB: 0 P: 10	R: 0 E: 0 K: 0 S: 3 H: 0 LOB: 0 BB: 0 P: 3	R: 1 E: 1 K: 0 S: 5 H: 2 LOB: 1 BB: 0 P: 5	R: 0 E: 0 K: 0 S: 6 H: 0 LOB: 0 BB: 0 P: 8	R: 0 E: 0 K: 1 S: 7 H: 0 LOB: 0 BB: 0 P: 9	R: 0 E: 0 K: 0 S: 6 H: 1 LOB: 1 BB: 0 P: 8	R: 1 E: 0 K: 2 S: 12 H: 3 LOB: 2 BB: 0 P: 16	1B: 5 2B: 2 3B: 0 HR: 0 SF: 0 SAC: 0 DP: 0 HBP: 0	WP: 0 PB: 0 SB: 0 CS: 0 PA: 35					

PITCHER	IP	WLS	BF	H	R	ER	SO	BB	IBB	HBP	BLK	WP	HR	S	P	ERA	WHIP
Fergie Jenkins, R (1, 1) ERA: 2.76	9.0	W	35	7	2	1	6	0	0	0	0	0	0	61	82	1.00	0.778

PITCHER	IP	WLS	BF	H	R	ER	SO	BB	IBB	HBP	BLK	WP	HR	S	P	ERA	WHIP

TOP

Philadelphia Phillies @ Chicago Cubs

Wrigley Field, Chicago, IL

Sat Sep 25 1971, 3:33 AM CDT

Att. 8,891 - Overcast - 54 F

livebaseballscorecards.com

AB	35
R	2
H	7
RBI	1
BB	0
SO	6
LOB	13

Batter	1	2	3	4	5	6	7	8	9	AB	R	H	RBI	BB	SO	LOB
Gene Hiser, L (1, 8) OBP: 0.258, SLG: 0.179	E4 E G6-4-3		F2		K		B2			4	1	0	0	0	1	1
Brock Davis, L (1, 7) OBP: 0.338, SLG: 0.315	E5 G6-4-3 1-3		6-3		L5		F9			4	0	0	0	0	0	2
Carmen Fanzone, R (1, 5) OBP: 0.244, SLG: 0.410	G6-4-3 1-2f 3-H		HR			K	P4			4	1	1	1	0	1	2
14 Ernie Banks, R (1, 3) OBP: 0.235, SLG: 0.325	5-3		1B			P4-3 1B 2B		5-3		4	1	2	0	0	0	0
Paul Popovich, S (1, 4) OBP: 0.258, SLG: 0.307		P6	P4-3			P4-3 2-3		L4		4	0	0	0	0	0	2
Don Kessinger, S (1, 6) OBP: 0.318, SLG: 0.318		2B		F8		BB 1B 3-H		WP S 1B		4	0	3	1	0	0	0
Frank Fernandez, R (1, 2) OBP: 0.324, SLG: 0.321		K		K		BB 1-2		BB 1-3		2	0	0	0	2	2	1
Bill North, S (1, 9) OBP: 0.471, SLG: 0.308		5-3		CS 1B		K		K		4	0	1	0	0	2	5
Fergie Jenkins, R (1, 1) OBP: 0.292, SLG: 0.495			HR	CS 1-2	F3		1B			3	1	2	1	0	0	0
Inning Stats	R: 1 E: 2 K: 0 S: 4 H: 0 LOB: 0 BB: 0 P: 4	R: 0 E: 0 K: 1 S: 8 H: 1 LOB: 1 BB: 0 P: 13	R: 2 E: 0 K: 0 S: 7 H: 3 LOB: 1 BB: 0 P: 8	R: 0 E: 0 K: 1 S: 5 H: 1 LOB: 0 BB: 0 P: 5	R: 0 E: 0 K: 1 S: 8 H: 0 LOB: 0 BB: 0 P: 11	R: 1 E: 0 K: 2 S: 9 H: 2 LOB: 2 BB: 1 P: 15	R: 0 E: 0 K: 0 S: 4 H: 1 LOB: 1 BB: 0 P: 4	R: 0 E: 0 K: 1 S: 6 H: 1 LOB: 2 BB: 1 P: 10		1B: 5 2B: 2 3B: 0 HR: 2 SF: 0 SAC: 0 DP: 1 HBP: 0						

BOTTOM

Philadelphia Phillies @ Chicago Cubs

Wrigley Field, Chicago, IL

Sat Sep 25 1971, 3:33 AM CDT

Att. 8,891 - Overcast - 54 F

livebaseballscorecards.com

AB	33
R	4
H	9
RBI	3
BB	2
SO	6
LOB	13

WP: 1 PB: 0 SB: 1 CS: 1 PA: 36

PITCHER		IP	WLS	BF	H	R	ER	SO	BB	IBB	HBP	BLK	WP	HR	S	P	ERA	WHIP
Bill Champion, R ERA: 4.2	(1, 1)	7.0	L	30	8	4	3	5	1	0	0	0	0	2	45	60	3.86	1.286
Darrell Brandon, R ERA: 3.92	(8, 1)	1.0		5	1	0	0	1	1	0	0	0	1	0	6	10	0.00	2.000

PITCHER	IP	WLS	BF	H	R	ER	SO	BB	IBB	HBP	BLK	WP	HR	S	P	ERA	WHIP

Batter	1	2	3	4	5	6	7	8	9	AB	R	H	RBI	BB	SO	LOB
Larry Bowa, S (1, 6) OBP: 0.291, SLG: 0.291	B B S S X 2-2 CS 1B		X 0-0 2B 1-2 1B	X 0-0 ① F8		X 0-0 1-2 1B		X 0-0 ③ 6-3		5	0	3	0	0	0	1
Mike Anderson, R (1, 8) OBP: 0.323, SLG: 0.333	B F B S C 2-3 ①② K 1-2		C X 0-1 1-3 2-H 2B	X 0-0 1-2 1B		B B S S S 2-3 ② K			X 0-0 ① P4-3	5	0	2	1	0	2	3
Tim McCarver, L (1, 2) OBP: 0.338, SLG: 0.394	B B F X 2-1 ③ P4-3		C X 0-1 ② L4	F S B B F C 2-3 ② K		X 0-0 ③ 3-1			S S S 0-3 ② K	5	0	0	0	0	2	6
Willie Montanez, L (1, 9) OBP: 0.326, SLG: 0.465		S C S 0-3 ① K	S B B B B 4-1 BB	X 0-0 ③ G3			X 0-0 ① 6-3		X 0-0 P4 FC4	4	0	0	0	1	1	2
Deron Johnson, R (1, 5) OBP: 0.346, SLG: 0.485 John Vukovich, R (7, PR) OBP: 0.212, SLG: 0.190 (7, 5)	S S B X 1-2 ② 5-3	B S F F S 1-3 ③ K		X 0-0 ① 5-3		B B C F B B 4-2 BB		X 0-0 ③ FC4 1-2f	3 1	0 0	0 0	0 0	1 0	1 0	3 1
Greg Luzinski, R (1, 3) OBP: 0.396, SLG: 0.457	C B X 1-1 ③ 6-3		X 0-0 1B HR 1B	X 0-0 ② F9		X 0-0 ② F8			4	1	1	0	0	0	1
Denny Doyle, L (1, 4) OBP: 0.280, SLG: 0.298		B B C F F B B 4-2 2B BB	X 0-0 1-2 HR 1B	S S C 0-3 ③ K		X 0-0 ③ F8				3	2	1	0	1	1	1
Roger Freed, R (1, 7) OBP: 0.313, SLG: 0.317	B S S S B X 2-2 CS 1-H 2B	B C B X 2-1 1-H 2-H HR				X 0-0 1B 1B		S S S 0-3 ① K		4	1	3	4	0	1	0
Ken Reynolds, L (1, 1) OBP: 0.259, SLG: 0.240		C 2 SAFE X 0-1 ① 1B 2-3 2B 1B	X 0-0 1B 1B			L L B F B S 2-3 ① K		S S C 0-3 ② K		4	1	2	0	0	2	1
Inning Stats	R: 0 H: 1 E: 0 LOB: 0 K: 1 BB: 0 S: 8 P: 14	R: 0 H: 0 E: 0 LOB: 0 K: 1 BB: 0 S: 8 P: 10	R: 2 H: 4 E: 0 LOB: 3 K: 1 BB: 2 S: 18 P: 29	R: 3 H: 5 E: 0 LOB: 2 K: 1 BB: 0 S: 12 P: 16	R: 0 H: 0 E: 0 LOB: 0 K: 1 BB: 0 S: 5 P: 5	R: 0 H: 2 E: 0 LOB: 2 K: 2 BB: 0 S: 10 P: 14	R: 0 H: 0 E: 0 LOB: 1 K: 0 BB: 1 S: 5 P: 9	R: 0 H: 0 E: 0 LOB: 0 K: 2 BB: 0 S: 7 P: 7	R: 0 H: 0 E: 1 LOB: 1 K: 1 BB: 0 S: 6 P: 6	1B: 9 SF: 0 2B: 2 SAC: 0 3B: 0 DP: 0 HR: 1 HBP: 0						WP: 0 PA: 41 PB: 0 SB: 0 CS: 2

PITCHER		IP	WLS	BF	H	R	ER	SO	BB	IBB	HBP	BLK	WP	HR	S	P	ERA	WHIP
Joe Decker, R ERA: 4.73	(1, 1)	3.0	L	16	7	4	4	3	2	0	0	0	0	0	36	55	12.00	3.000
Jim Colborn, R ERA: 6.97	(4, 1)	0.1		4	3	1	1	0	0	0	0	0	0	1	5	7	27.00	9.000
Ray Newman, L ERA: 3.44	(4, 1)	1.2		5	0	0	0	2	0	0	0	0	0	0	10	12	0.00	0.000
Bill Bonham, R ERA: 5.1	(6, 1)	2.0		9	2	0	0	2	1	0	0	0	0	0	15	23	0.00	1.500
Ron Tompkins, R ERA: 4.08	(8, 1)	2.0		7	0	0	0	3	0	0	0	0	0	0	13	13	0.00	0.000

PITCHER	IP	WLS	BF	H	R	ER	SO	BB	IBB	HBP	BLK	WP	HR	S	P	ERA	WHIP

TOP

Philadelphia Phillies @ Chicago Cubs

Wrigley Field, Chicago, IL

Sun Sep 26 1971, 3:33 AM CDT

Att. 18,505 - Overcast - 62 F

livebaseballscorecards.com

AB	38
R	5
H	12
RBI	5
BB	3
SO	10
LOB	19

Batter	1	2	3	4	5	6	7	8	9	AB	R	H	RBI	BB	SO	LOB
Cleo James, R (1, 8) OBP: 0.350, SLG: 0.380	0-0 14 1B 1B 1B	0-2 FC5-4 CS 1-2f			0-0 P6-3 1-2 1B		0-0 P6		0-0 1B	5	1	3	0	0	0	2
Paul Popovich, S (1, 4) OBP: 0.252, SLG: 0.300	0-0 P8	1 SAFE 0-0 P 1-2	0-0 P6-3		2-0 P6-3 1-2f 2-3		0-3 K		0-0 P7	6	0	0	0	0	1	6
Carmen Fanzone, R (1, 7) OBP: 0.222, SLG: 0.372	0-0 L7		0-0 6-3		1-2 L7			0-0 F8		4	0	0	0	0	0	3
14 Ernie Banks, R (1, 3) OBP: 0.247, SLG: 0.325	2-2 BB 1B 1-2 1B		4-0 FC6-4 BB			0-0 6-3		0-0 P5		3	0	1	0	1	0	0
Ron Santo, R (1, 5) OBP: 0.354, SLG: 0.429	2-0 BB 1-2 2-H 1B		0-0 FC6-4 1-2f			0-0 6-3		0-0 1B 1B		4	0	2	1	0	0	1
Bill North, S (1, 9) OBP: 0.524, SLG: 0.375	4-2 FC6-4 1-2 2-3 BB			3-2 F9		0-0 FC6-4 1B		0-1 1-2 1B		3	0	2	0	1	0	0
Don Kessinger, S (1, 6) OBP: 0.316, SLG: 0.316	1-2 FC6-4 1-2f			0-0 4-3		0-0 FC6-4 1-2f		1-2 L5		4	0	0	0	0	0	6
Ken Rudolph, R (1, 2) OBP: 0.263, SLG: 0.232 Brock Davis, L (7, PR) OBP: 0.338, SLG: 0.315 Ron Tompkins, R (8, 1) Jim Hickman, R (9, PH) OBP: 0.347, SLG: 0.455		1-2 FC3-6 1B		0-0 5-3			0-0 1B		0-0 5-3	3 0 0 1	0 0 0 0	2 0 0 0	0 0 0 0	0 0 0 0	0 0 0 0	0 0 0 0
Joe Decker, R (1, 1) OBP: 0.333, SLG: 0.375 Jim Colborn, R (4, 1) Ray Newman, L (4, 1) Chris Cannizzaro, R (5, PH) OBP: 0.318, SLG: 0.324 Gene Hiser, L (5, PR) OBP: 0.258, SLG: 0.179 Bill Bonham, R (6, 1) OBP: 0.200, SLG: 0.200 Frank Fernandez, R (7, PH) OBP: 0.317, SLG: 0.313 (8, 2)	1-0 FC3-6 FC5-4 1-2f				4-1 P6-3 1B BB		0-0 F7		0-3 K	1 0 0 0 0 0 2	0 0 0 0 0 0 0	0 0 0 0 1 0 1	0 0 0 0 0 0 1	0 0 0 0 0 0 1	0 0 0 0 0 0 1	1 0 0 0 0 0 1
Inning Stats	R: 1 E: 0 K: 0 S: 12 H: 3 LOB: 3 BB: 1 P: 21	R: 0 E: 0 K: 0 S: 7 H: 1 LOB: 0 BB: 0 P: 9	R: 0 E: 0 K: 0 S: 3 H: 0 LOB: 1 BB: 1 P: 7	R: 0 E: 0 K: 0 S: 5 H: 0 LOB: 0 BB: 0 P: 8	R: 0 E: 0 K: 0 S: 7 H: 1 LOB: 2 BB: 1 P: 14	R: 0 E: 0 K: 0 S: 4 H: 1 LOB: 1 BB: 0 P: 4	R: 0 E: 0 K: 1 S: 6 H: 1 LOB: 1 BB: 0 P: 6	R: 0 E: 0 K: 0 S: 8 H: 2 LOB: 2 BB: 0 P: 9	R: 0 E: 0 K: 1 S: 6 H: 1 LOB: 1 BB: 0 P: 6	1B: 10 2B: 0 3B: 0 HR: 0	SF: 0 SAC: 0 DP: 1 HBP: 0						

PITCHER		IP	WLS	BF	H	R	ER	SO	BB	IBB	HBP	BLK	WP	HR	S	P	ERA	WHIP
Ken Reynolds, L ERA: 4.49	(1, 1)	9.0	W	39	10	1	1	2	3	0	0	0	0	0	58	84	1.00	1.444

PITCHER	IP	WLS	BF	H	R	ER	SO	BB	IBB	HBP	BLK	WP	HR	S	P	ERA	WHIP

BOTTOM

Philadelphia Phillies @ Chicago Cubs

Wrigley Field, Chicago, IL

Sun Sep 26 1971, 3:33 AM CDT

Att. 18,505 - Overcast - 62 F

livebaseballscorecards.com

AB	36
R	1
H	10
RBI	1
BB	3
SO	2
LOB	20

PA: 39

Pittsburgh Pirates @ Philadelphia Phillies

Veterans Stadium, Philadelphia, PA

Tue Sep 28 1971, 7:05 PM EDT

Att. 14,582 - Unknown

TOP

livebaseballscorecards.com

Batter	1	2	3	4	5	6	7	8	9	AB	R	H	RBI	BB	SO	LOB
Dave Cash, R (1, 4) OBP: 0.350, SLG: 0.356	5-3	6-3			6-3		F8		6-3	5	0	0	0	0	0	3
Richie Hebner, L (1, 5) OBP: 0.329, SLG: 0.492	FC5-4 BB		F8		F8		L9		4-3	4	0	0	0	1	0	1
Vic Davalillo, L (1, 9) OBP: 0.313, SLG: 0.385	FC5-4		1-3		3-1		1B			4	0	1	0	0	0	2
Willie Stargell, L (1, 7) OBP: 0.399, SLG: 0.631	F7		5-3			HR	F8			4	1	1	1	0	0	2
Al Oliver, L (1, 8) OBP: 0.319, SLG: 0.449		1B 2B		FC3-6 1B		L7		1B WP SF8 1B		4	2	3	0	0	0	0
Bob Robertson, R (1, 3) OBP: 0.356, SLG: 0.484		FC4-6 1B 1B		F7		E5 1B		G4-6-3 1B		4	0	2	1	0	0	1
Milt May, L (1, 2) OBP: 0.321, SLG: 0.429		FC4-6 1B		FC3-6		1B		SF8		3	0	2	1	0	0	1
Gene Alley, R (1, 6) OBP: 0.296, SLG: 0.342 Roberto Clemente, R (8, PH) OBP: 0.370, SLG: 0.504 Jackie Hernandez, R (8, 6) OBP: 0.256, SLG: 0.296	K		1-3			K		G4-6-3		3 1 0	0 0 0	0 0 0	0 0 0	0 0 0	2 0 0	5 1 0
Dock Ellis, S (1, 1) OBP: 0.259, SLG: 0.203 Gene Clines, R (9, PH) OBP: 0.366, SLG: 0.392	FC4-6 S				WP BB	K			L4-3	2 1	0 0	0 0	0 0	1 0	1 0	4 0
Inning Stats	R: 0 E: 0 K: 0 S: 6 H: 0 LOB: 1 BB: 1 P: 15	R: 1 E: 0 K: 1 S: 12 H: 3 LOB: 2 BB: 0 P: 17	R: 0 E: 0 K: 0 S: 5 H: 0 LOB: 0 BB: 0 P: 9	R: 0 E: 0 K: 0 S: 6 H: 1 LOB: 1 BB: 0 P: 7	R: 0 E: 0 K: 0 S: 5 H: 0 LOB: 1 BB: 1 P: 10	R: 1 E: 1 K: 2 S: 10 H: 2 LOB: 2 BB: 0 P: 11	R: 0 E: 0 K: 0 S: 5 H: 1 LOB: 1 BB: 0 P: 7	R: 1 E: 0 K: 0 S: 7 H: 2 LOB: 0 BB: 0 P: 12	R: 0 E: 0 K: 0 S: 5 H: 0 LOB: 0 BB: 0 P: 7	1B: 7 2B: 1 3B: 0 HR: 1 SF: 1 SAC: 0 DP: 1 HBP: 0						

	AB	35
	R	3
	H	9
	RBI	3
	BB	2
	SO	3
	LOB	20

PITCHER	IP	WLS	BF	H	R	ER	SO	BB	IBB	HBP	BLK	WP	HR	S	P	ERA	WHIP
Rick Wise, R (1, 1) ERA: 2.88	9.0	W	38	9	3	3	3	2	0	0	0	2	1	61	95	3.00	1.222

PITCHER	IP	WLS	BF	H	R	ER	SO	BB	IBB	HBP	BLK	WP	HR	S	P	ERA	WHIP

Batter	1	2	3	4	5	6	7	8	9	AB	R	H	RBI	BB	SO	LOB
Larry Bowa, S (1, 6) OBP: 0.291, SLG: 0.291	E6		HR		K		6-3			4	2	1	0	0	1	0
Mike Anderson, R (1, 8) OBP: 0.330, SLG: 0.375	HR		F7		K			HR		4	2	2	1	0	1	1
Willie Montanez, L (1, 9) OBP: 0.326, SLG: 0.464	K		K		4-3			WP		4	0	1	0	0	2	3
Deron Johnson, R (1, 5) OBP: 0.346, SLG: 0.491	SF9		HR			F5		K		2	1	1	3	0	0	0
John Vukovich, R (7, 5) OBP: 0.211, SLG: 0.189										1	0	0	0	0	1	1
Greg Luzinski, R (1, 3) OBP: 0.400, SLG: 0.490	HR		4-3			1B		K		4	1	2	2	0	1	1
Roger Freed, R (1, 7) OBP: 0.312, SLG: 0.316	F7			1B		F9		6-3		4	0	1	0	0	0	2
Terry Harmon, R (1, 4) OBP: 0.279, SLG: 0.240		6-3		K		K				3	0	0	0	0	2	2
Pete Koegel, R (1, 2) OBP: 0.303, SLG: 0.241		F2		F9			F8			3	0	0	0	0	0	1
Rick Wise, R (1, 1) OBP: 0.260, SLG: 0.464		K		K			K			3	0	0	0	0	3	1
Inning Stats	R: 3 H: 2 E: 1 LOB: 0 K: 1 BB: 0 S: 8 P: 8	R: 0 H: 0 E: 0 LOB: 0 K: 1 BB: 0 S: 6 P: 7	R: 2 H: 2 E: 0 LOB: 0 K: 1 BB: 0 S: 9 P: 14	R: 0 H: 1 E: 0 LOB: 1 K: 2 BB: 0 S: 9 P: 9	R: 0 H: 0 E: 0 LOB: 0 K: 2 BB: 0 S: 7 P: 8	R: 0 H: 1 E: 0 LOB: 1 K: 1 BB: 0 S: 9 P: 12	R: 0 H: 0 E: 0 LOB: 0 K: 1 BB: 0 S: 6 P: 7	R: 1 H: 2 E: 0 LOB: 1 K: 2 BB: 0 S: 11 P: 20		1B: 5 SF: 1 2B: 0 SAC: 0 3B: 0 DP: 0 HR: 3 HBP: 0						

PITCHER		IP	WLS	BF	H	R	ER	SO	BB	IBB	HBP	BLK	WP	HR	S	P	ERA	WHIP
Dock Ellis, R ERA: 3.06	(1, 1)	8.0	L	33	8	6	3	11	0	0	0	0	1	3	65	85	3.38	1.000

PITCHER	IP	WLS	BF	H	R	ER	SO	BB	IBB	HBP	BLK	WP	HR	S	P	ERA	WHIP

BOTTOM

Pittsburgh Pirates @ Philadelphia Phillies
Veterans Stadium, Philadelphia, PA
Tue Sep 28 1971, 7:05 PM EDT
Att. 14,582 - Unknown

livebaseballscorecards.com

AB	32
R	6
H	8
RBI	6
BB	0
SO	11
LOB	12

WP: 1 PA: 33
PB: 1
SB: 0
CS: 0

Batter	1	2	3	4	5	6	7	8	9	AB	R	H	RBI	BB	SO	LOB
Dave Cash, R (1, 4) OBP: 0.349, SLG: 0.354	C X 0-1 ① F8		B B B S B 4-1 BB		X 0-0 ① 6-3			X 0-0 ① F7		3	0	0	0	1	0	0
Richie Hebner, L (1, 5) OBP: 0.326, SLG: 0.487	F B B S F S 2-3 ② K		B S X 1-1 ③ L4		S S X 0-2 ② F9			S S C 0-3 ② K		4	0	0	0	0	2	1
Roberto Clemente, R (1, 9) OBP: 0.370, SLG: 0.502	C B B S S 2-3 ③ K			X 0-0 1B SF7 1B	X 0-0 ③ 5-3			X 0-0 ③ F9		4	1	1	0	0	1	0
Willie Stargell, L (1, 7) OBP: 0.398, SLG: 0.628 Gene Clines, R (9, 7) OBP: 0.366, SLG: 0.392		B B X 2-0 ① F3		X 0-0 1B 2B 1-3 1B		S S S 0-3 ① K			X 0-0 ① 4-3	4 0	1 0	1 0	0 0	0 0	1 0	0 0
Al Oliver, L (1, 8) OBP: 0.317, SLG: 0.446		S X 0-1 ② 4-3		X 0-0 ① SF7 3-H		X 0-0 ② 3-1			X 0-0 ② F8	3	0	0	1	0	0	0
Vic Davalillo, L (1, 3) OBP: 0.312, SLG: 0.383		X 0-0 ③ G1		X 0-0 2B 1-2 1B		X 0-0 ③ F9			S S S 0-3 ③ K	4	1	1	0	0	1	0
Manny Sanguillen, R (1, 2) OBP: 0.345, SLG: 0.426			B B S X 2-1 HR	X 0-0 ② F8			X 0-0 ① F8			3	1	1	1	0	0	2
Jackie Hernandez, R (1, 6) OBP: 0.257, SLG: 0.300			X 0-0 ① 5-3	X 0-0 1-H 2-H 2B			X 0-0 ② 5-3			3	0	1	2	0	0	0
Nelson Briles, R (1, 1) OBP: 0.293, SLG: 0.410 Jose Pagan, R (4, PH) OBP: 0.311, SLG: 0.342 Bob Moose, R (4, 1) OBP: 0.167, SLG: 0.103 Bob Johnson, L (6, 1) OBP: 0.196, SLG: 0.063 Rennie Stennett, R (7, PH) OBP: 0.377, SLG: 0.458 Bob Miller, R (7, 1) Dave Giusti, R (8, 1) OBP: 0.111, SLG: 0.059			S S S 0-3 ② K	X 0-0 ③ P3			S S S 0-3 ③ K			1 1 0 0 1 0 0	0 0 0 0 0 0 0	0 0 0 0 0 0 0	0 0 0 0 0 0 0	1 0 0 0 1 0 0	0 0 0 0 0 0 0	0 1 0 0 0 0 0
Inning Stats	R: 0 E: 0 K: 2 S: 10 H: 0 LOB: 0 BB: 0 P: 14	R: 0 E: 0 K: 0 S: 4 H: 0 LOB: 0 BB: 0 P: 6	R: 1 E: 0 K: 1 S: 9 H: 1 LOB: 1 BB: 1 P: 16	R: 3 E: 0 K: 0 S: 7 H: 4 LOB: 1 BB: 0 P: 7	R: 0 E: 0 K: 0 S: 5 H: 0 LOB: 0 BB: 0 P: 5	R: 0 E: 0 K: 1 S: 5 H: 0 LOB: 0 BB: 0 P: 5	R: 0 E: 0 K: 1 S: 5 H: 0 LOB: 0 BB: 0 P: 5	R: 0 E: 0 K: 1 S: 5 H: 0 LOB: 0 BB: 0 P: 5	R: 0 E: 0 K: 1 S: 5 H: 0 LOB: 0 BB: 0 P: 5	1B: 3 2B: 1 3B: 0 HR: 1	SF: 1 SAC: 0 DP: 0 HBP: 0					

PITCHER		IP	WLS	BF	H	R	ER	SO	BB	IBB	HBP	BLK	WP	HR	S	P	ERA	WHIP
Bill Champion, R ERA: 4.39	(1, 1)	3.2	L	17	5	4	4	3	1	0	0	0	0	1	29	42	9.82	1.636
Darrell Brandon, R ERA: 3.9	(4, 1)	0.1		1	0	0	0	0	0	0	0	0	0	0	1	1	0.00	0.000
Barry Lersch, R ERA: 3.78	(5, 1)	3.0		9	0	0	0	2	0	0	0	0	0	0	15	15	0.00	0.000
Bill Wilson, R ERA: 3.07	(8, 1)	2.0		6	0	0	0	2	0	0	0	0	0	0	10	10	0.00	0.000

PITCHER	IP	WLS	BF	H	R	ER	SO	BB	IBB	HBP	BLK	WP	HR	S	P	ERA	WHIP

TOP

Pittsburgh Pirates @ Philadelphia Phillies
Veterans Stadium, Philadelphia, PA
Thu Sep 30 1971, 7:05 PM EDT
Att. 14,157 - Unknown

livebaseballscorecards.com

AB	31
R	4
H	5
RBI	4
BB	1
SO	7
LOB	4

WP: 0 PB: 0 SB: 0 CS: 0 PA: 33

Batter	1	2	3	4	5	6	7	8	9	AB	R	H	RBI	BB	SO	LOB
Larry Bowa, S (1, 6) OBP: 0.293, SLG: 0.292	0-0 2B G3 1B		0-0 ① F8		0-0 2B 9-2 1B		4-1 S BB BB		0-0 ③ 4-3	4	1	2	0	1	0	1
Mike Anderson, R (1, 8) OBP: 0.343, SLG: 0.393	1-2 1-3 2B		4-0 HR BB		0-0 9-2 1-3 2B		4-0 CS 1-2 BB			1	1	1	0	1	0	0
Ron Stone, L (4, 9) OBP: 0.315, SLG: 0.314										1	0	1	0	1	0	0
Bill Wilson, R (8, 1) OBP: 0.100, SLG: 0.100										0	0	0	0	0	0	0
Tim McCarver, L (1, 2) OBP: 0.337, SLG: 0.392	2-1 ① G3 3-H		0-0 ② P6		0-0 ①② 9-2 2-3 3-Hf		0-0 ③ CS 1-2 2-3	0-0 ① 1-3		2	0	0	1	0	0	2
Mike Ryan, R (4, 2) OBP: 0.222, SLG: 0.284										2	0	0	0	0	0	2
Willie Montanez, L (1, 9) OBP: 0.327, SLG: 0.471	1-0 ② F8		0-2 1-H HR		2-3 ③ K			0-0 2B		4	1	2	2	0	1	2
(4, 8)																
Deron Johnson, R (1, 5) OBP: 0.347, SLG: 0.490	4-0 FC4-6 BB		0-2 ③ 4-3			0-0 G6-4-3 1B		0-1 ② 5-3		3	0	1	0	1	0	1
John Vukovich, R (9, 5) OBP: 0.211, SLG: 0.189										0	0	0	0	0	0	0
Greg Luzinski, R (1, 3) OBP: 0.386, SLG: 0.470	1-1 ③ FC4-6 1-2f			0-0 ① 6-3		0-0 ①② G6-4-3 1-2f		0-3 ③ K		4	0	0	0	0	1	4
Don Money, R (1, 4) OBP: 0.276, SLG: 0.358		0-3 ① K		0-0 ② L9		0-0 ③ F3			0-1 ① P3	4	0	0	0	0	1	0
Roger Freed, R (1, 7) OBP: 0.312, SLG: 0.313		0-3 ② K		4-0 FC6-4 BB		0-0 ① F7			0-3 ② K	3	0	0	0	1	2	0
Bill Champion, R (1, 1) OBP: 0.111, SLG: 0.148		0-0 ③ 4-3		0-0 ③ FC6-4 1-2f			0-0 ② 3-1		0-0 1B	1	0	0	0	0	0	0
Darrell Brandon, R (4, 1) OBP: 0.154, SLG: 0.154										0	0	0	0	0	0	0
Joe Lis, R (4, PH) OBP: 0.308, SLG: 0.407										1	0	0	0	0	0	1
Barry Lersch, S (5, 1) OBP: 0.269, SLG: 0.186										0	0	0	0	0	0	0
Oscar Gamble, L (7, PH) OBP: 0.275, SLG: 0.332										2	0	1	0	0	0	0
(8, 9)																
Inning Stats	R: 1 E: 0 K: 0 S: 9 H: 2 LOB: 2 BB: 1 P: 18	R: 0 E: 0 K: 2 S: 7 H: 0 LOB: 0 BB: 0 P: 7	R: 2 E: 0 K: 0 S: 8 H: 1 LOB: 0 BB: 1 P: 12	R: 0 E: 0 K: 0 S: 3 H: 0 LOB: 1 BB: 1 P: 7	R: 0 E: 0 K: 1 S: 6 H: 2 LOB: 1 BB: 0 P: 8	R: 0 E: 0 K: 0 S: 3 H: 1 LOB: 0 BB: 0 P: 3	R: 0 E: 0 K: 0 S: 3 H: 0 LOB: 1 BB: 2 P: 11	R: 0 E: 0 K: 1 S: 7 H: 1 LOB: 1 BB: 0 P: 7	R: 0 E: 0 K: 1 S: 7 H: 1 LOB: 1 BB: 0 P: 7	1B: 4 2B: 4 3B: 0 HR: 1 SF: 0 SAC: 0 DP: 2 HBP: 0						

PITCHER		IP	WLS	BF	H	R	ER	SO	BB	IBB	HBP	BLK	WP	HR	S	P	ERA	WHIP
Nelson Briles, R	(1, 1)	3.0		14	3	3	3	2	2	0	0	0	0	1	24	37	9.00	1.667
ERA: 3.04																		
Bob Moose, R	(4, 1)	2.0	W	8	2	0	0	1	1	0	0	0	0	0	9	15	0.00	1.500
ERA: 4.11																		
Bob Johnson, R	(6, 1)	1.0		3	1	0	0	0	0	0	0	0	0	0	3	3	0.00	1.000
ERA: 3.45																		
Bob Miller, R	(7, 1)	1.1		6	1	0	0	0	2	0	0	0	0	0	5	13	0.00	2.250
ERA: 1.64																		
Dave Giusti, R	(8, 1)	1.2	S	6	1	0	0	2	0	0	0	0	0	0	12	12	0.00	0.600
ERA: 2.93																		

PITCHER	IP	WLS	BF	H	R	ER	SO	BB	IBB	HBP	BLK	WP	HR	S	P	ERA	WHIP

BOTTOM

Pittsburgh Pirates @ Philadelphia Phillies
Veterans Stadium, Philadelphia, PA
Thu Sep 30 1971, 7:05 PM EDT
Att. 14,157 - Unknown

livebaseballscorecards.com

AB	32
R	3
H	8
RBI	3
BB	5
SO	5
LOB	13

WP: 0 PA: 38
PB: 0
SB: 1
CS: 1