

Philadelphia Phillies - 1972

Batter	1	2	3	4	5	6	7	8	9	AB	R	H	RBI	BB	SO	LOB	TOP																					
Larry Bowa, S OBP: 0.200, SLG: 0.200	1-3		1-3		F8		4-3		E	5	1	1	0	0	0	1	Philadelphia Phillies @ Chicago Cubs Wrigley Field, Chicago, IL Sat Apr 15 1972, 3:33 AM CST Att: 17,401 - Unknown - 47 F																					
Tim McCarver, L OBP: 0.400, SLG: 0.400	F7		FC6-4		K		CS		E9	5	0	2	1	0	1	0																						
Willie Montanez, L OBP: 0.200, SLG: 0.400	F3		K		F3		CS		K	5	0	1	0	0	2	2																						
Deron Johnson, R (1, 3)		F6	FC6-4		1-6-3		L6			4	0	0	0	0	0	2																						
Greg Luzinski, R OBP: 0.500, SLG: 1.333	6-3				HR		F9		G5-4-3	3	1	1	1	1	0	0																						
Don Money, R OBP: 0.250, SLG: 0.250	BB	1B			5-3		E5		G5-4-3	4	0	1	0	0	0	2																						
Mike Anderson, R OBP: 0.500, SLG: 0.750	BB	1B			L4		L4		4-3	4	0	2	0	0	0	1																						
Denny Doyle, L OBP: 0.500, SLG: 0.333	BB	BB			F8		4-3	SH1-4	F3	3	1	1	0	1	0	1																						
Steve Carlton, L (1, 1)	F8				4-3		SH1-4		1B	2	0	0	0	0	0	4																						
Ron Stone, L OBP: 1.000, SLG: 1.000									1B	1	1	1	0	0	0	0																						
Joe Hoerner, R (9, 1)									E	0	0	0	0	0	0	0																						
Inning Stats	R: 0 E: 0 K: 0 S: 3	H: 0 LOB: 0 BB: 0 P: 3	R: 0 E: 0 K: 0 S: 5	H: 2 LOB: 3 BB: 1 P: 9	R: 0 E: 0 K: 1 S: 6	H: 1 LOB: 1 BB: 0 P: 6	R: 1 E: 0 K: 0 S: 5	H: 2 LOB: 1 BB: 0 P: 5	R: 0 E: 0 K: 1 S: 4	H: 0 LOB: 0 BB: 0 P: 4	R: 1 E: 0 K: 0 S: 4	H: 2 LOB: 0 BB: 0 P: 4	R: 0 E: 0 K: 0 S: 3	H: 1 LOB: 1 BB: 1 P: 7	R: 2 E: 1 K: 1 S: 8	H: 2 LOB: 1 BB: 0 P: 8	1B: 7 2B: 2 3B: 0 HR: 1	SF: 0 SAC: 1 DP: 1 HBP: 0	WP: 0 PB: 0 SB: 0 CS: 1	PA: 40																		
PITCHER	IP	WLS	BF	H	R	ER	SO	BB	IBB	HBP	BLK	WP	HR	S	P	ERA	WHIP	PITCHER				IP	WLS	BF	H	R	ER	SO	BB	IBB	HBP	BLK	WP	HR	S	P	ERA	WHIP
Fergie Jenkins, R ERA: 1.5	(1, 1)	6.0	25	5	1	1	2	1	0	0	0	0	1	28	32	1.50	1.000																					
Bill Hands, R ERA: 3.38	(7, 1)	2.2	L	12	5	3	1	0	1	0	0	0	0	0	11	15	3.38	2.250																				
Steve Hamilton, L ERA:	(9, 1)	0.1		2	0	0	0	1	0	0	0	0	0	0	4	4	0.00	0.000																				

AB	36
R	4
H	10
RBI	2
BB	2
SO	3
LOB	13



Batter	1	2	3	4	5	6	7	8	9	AB	R	H	RBI	BB	SO	LOB	BOTTOM																					
Jose Cardenal, R (1, 9)	4-3		BB			F8		FC5-4		3	1	0	0	1	0	1	Philadelphia Phillies @ Chicago Cubs Wrigley Field, Chicago, IL Sat Apr 15 1972, 3:33 AM CST Att: 17,401 - Unknown - 47 F																					
Glenn Beckert, R OBP: 0.250, SLG: 0.250	F8		1-3			F9		1B		4	0	1	1	0	0	1																						
Billy Williams, L (1, 7)	1-3				F3		F8		4-3	4	0	0	0	0	0	1																						
Ron Santo, R (1, 5)		K			6-3		F8		6-3	4	0	0	0	0	1	0																						
Joe Pepitone, L (1, 3)		K			F2		K		F7	4	0	0	0	0	2	0																						
Randy Hundley, R OBP: 0.250, SLG: 0.250		F5				F7		1B		4	0	1	0	0	0	0																						
Rick Monday, L OBP: 0.333, SLG: 0.333					1-3		K			3	1	1	0	0	1	1																						
Don Kessinger, S OBP: 0.667, SLG: 1.000					1B					2	0	1	0	1	0	1																						
Fergie Jenkins, R (1, 1)					F7				FC5-4	2	0	0	1	0	0	1																						
Bill Hands, R (7, 1)					G9-4-2-1-3				BB	1	0	0	0	0	1	1																						
Steve Hamilton, L (9, 1)					1-H				K	0	0	0	0	0	0	0																						
Inning Stats	R: 0 E: 0 K: 0 S: 3	H: 0 LOB: 0 BB: 0 P: 3	R: 0 E: 0 K: 2 S: 7	H: 0 LOB: 0 BB: 0 P: 7	R: 1 E: 0 K: 0 S: 4	H: 1 LOB: 1 BB: 1 P: 8	R: 0 E: 0 K: 0 S: 3	H: 0 LOB: 0 BB: 0 P: 3	R: 0 E: 0 K: 2 S: 8	H: 1 LOB: 1 BB: 0 P: 8	R: 1 E: 0 K: 1 S: 6	H: 1 LOB: 1 BB: 1 P: 10	R: 0 E: 0 K: 0 S: 3	H: 0 LOB: 0 BB: 0 P: 3	1B: 3 2B: 1 3B: 0 HR: 0	SF: 0 SAC: 0 DP: 0 HBP: 0	WP: 0 PB: 0 SB: 1 CS: 0	PA: 33																				
PITCHER	IP	WLS	BF	H	R	ER	SO	BB	IBB	HBP	BLK	WP	HR	S	P	ERA	WHIP	PITCHER				IP	WLS	BF	H	R	ER	SO	BB	IBB	HBP	BLK	WP	HR	S	P	ERA	WHIP
Steve Carlton, L ERA: 2.25	(1, 1)	8.0	W	30	4	2	2	5	2	0	0	0	0	38	46	2.25	0.750																					
Joe Hoerner, L ERA:	(9, 1)	1.0	S	3	0	0	0	0	0	0	0	0	0	3	3	0.00	0.000																					



Batter	1	2	3	4	5	6	7	8	9	AB	R	H	RBI	BB	SO	LOB	TOP
Larry Bowa, S OBP: 0.125, SLG: 0.125	6-3		K			SH5-4		F5		3	0	0	0	0	1	0	Philadelphia Phillies @ Chicago Cubs Wrigley Field, Chicago, IL Sun Apr 16 1972, 3:33 AM CST Att: 9,583 - Unknown
Tim McCarver, L OBP: 0.222, SLG: 0.222	4-3			F7		4-3		F8		4	0	0	0	0	0	1	
Willie Montanez, L OBP: 0.333, SLG: 0.286		BB		FC6-4		K			4-3	2	0	0	0	2	1	1	
Deron Johnson, R (1,3)	F7			K			L4		K	4	0	0	0	0	2	2	
Greg Luzinski, R OBP: 0.375, SLG: 0.667		FC5-4		FC6-4			F8		K	3	0	0	0	1	1	1	
Don Money, R OBP: 0.429, SLG: 0.200		FC5-4			G6-4-3		BB		BB	1	0	0	0	2	0	1	
Mike Anderson, R OBP: 0.429, SLG: 0.500		F9			F7		BB		BB	2	0	0	0	1	0	2	
Denny Doyle, L OBP: 0.286, SLG: 0.167		CS	L6		G6-4-3		K			3	0	0	0	0	1	3	
Darrell Brandon, R (7,1)										0	0	0	0	0	0	0	
Ken Reynolds, L (8,1)										0	0	0	0	0	0	0	
Dick Selma, R (1,1)										1	0	0	0	0	1	0	
Ron Stone, L OBP: 1.000, SLG: 1.000				K		SH5-4		4-3		0	0	0	0	1	0	0	
Chris Short, R (6,1)										0	0	0	0	0	0	0	
Terry Harmon, R (7,4)										1	0	0	0	0	0	0	
Inning Stats	R: 0 E: 0 K: 0 S: 3	H: 0 LOB: 1 BB: 1 P: 7	R: 0 E: 0 K: 0 S: 2	H: 0 LOB: 0 BB: 1 P: 6	R: 0 E: 0 K: 2 S: 7	H: 0 LOB: 0 BB: 0 P: 7	R: 0 E: 0 K: 1 S: 5	H: 0 LOB: 1 BB: 1 P: 9	R: 0 E: 0 K: 1 S: 5	H: 0 LOB: 2 BB: 2 P: 13	R: 0 E: 0 K: 0 S: 3	H: 0 LOB: 0 BB: 0 P: 7	R: 0 E: 0 K: 2 S: 7	H: 0 LOB: 0 BB: 0 P: 7	1B: 0 2B: 0 3B: 0 HR: 0	SF: 0 SAC: 1 DP: 1 HBP: 0	
PITCHER Burt Hooton, R ERA:	IP: 9.0 WLS: W BF: 32 H: 0 R: 0 ER: 0 SO: 7 BB: 7 IBB: 0 HBP: 0 BLK: 0 WP: 0 HR: 0 S: 39 P: 67 ERA: 0.00 WHIP: 0.778																

Batter	1	2	3	4	5	6	7	8	9	AB	R	H	RBI	BB	SO	LOB	BOTTOM	
Jose Cardenal, R OBP: 0.333, SLG: 0.500	1-3		6-3	F5				1B		5	1	2	0	0	0	3	Philadelphia Phillies @ Chicago Cubs Wrigley Field, Chicago, IL Sun Apr 16 1972, 3:33 AM CST Att: 9,583 - Unknown	
Glenn Beckert, R OBP: 0.333, SLG: 0.250	6-3		1B	FC6-4		4-3		1B		4	0	1	1	1	0	4		
Billy Williams, L OBP: 0.333, SLG: 0.333		1B		G1-6-3				F7		5	1	3	0	0	0	1		
Joe Pepitone, L OBP: 0.222, SLG: 0.222	F5		G1-6-3			FC4		P6		5	1	2	0	0	0	4		
Ron Santo, R OBP: 0.333, SLG: 0.444		6-3		SH		FC4		F9		5	1	3	0	0	0	3		
Rick Monday, L OBP: 0.429, SLG: 0.200		5-3		SH		FC4		1B		2	0	0	0	2	0	3		
Don Kessinger, S OBP: 0.333, SLG: 0.400		6-3		SH		F5		F3		3	0	0	0	0	0	6		
Randy Hundley, R OBP: 0.500, SLG: 0.333				FC6-4		K		1B		2	0	1	2	2	1	0		
Burt Hooton, R (1,1)		F8		F9		K		F9		4	0	0	0	0	1	7		
Inning Stats	R: 0 E: 0 K: 0 S: 4	H: 1 LOB: 2 BB: 0 P: 4	R: 0 E: 0 K: 0 S: 4	H: 1 LOB: 1 BB: 1 P: 8	R: 0 E: 0 K: 0 S: 3	H: 1 LOB: 1 BB: 1 P: 7	R: 1 E: 1 K: 0 S: 5	H: 1 LOB: 3 BB: 2 P: 13	R: 0 E: 0 K: 2 S: 8	H: 2 LOB: 2 BB: 0 P: 5	R: 2 E: 0 K: 0 S: 6	H: 3 LOB: 2 BB: 1 P: 10	R: 1 E: 0 K: 0 S: 5	H: 2 LOB: 1 BB: 0 P: 5	1B: 10 2B: 1 3B: 1 HR: 0	SF: 0 SAC: 1 DP: 1 HBP: 0		WP: 0 PA: 41 PB: 0 SB: 0 CS: 0
PITCHER Dick Selma, R ERA: Chris Short, L ERA: 10.0 Darrell Brandon, R ERA: 27.0 Ken Reynolds, L ERA:	IP: 5.0 WLS: L BF: 25 H: 6 R: 1 ER: 2 SO: 2 BB: 1 IBB: 0 HBP: 0 BLK: 0 WP: 0 HR: 0 S: 21 P: 37 ERA: 0.00 WHIP: 1.800																	



Batter	1	2	3	4	5	6	7	8	9	AB	R	H	RBI	BB	SO	LOB	TOP																	
Lou Brock, L OBP: 0.231, SLG: 0.231 (1, 7)										4	0	2	0	0	0	0																		
Ted Sizemore, R OBP: 0.333, SLG: 0.333 (1, 4)										4	1	2	0	0	0	0																		
Matty Alou, L OBP: 0.333, SLG: 0.417 Dennis Higgins, R Don Shaw, L Al Santorini, R (1, 9) (9, 1) (9, 1) (9, 1)										4	1	1	0	0	0	1																		
Joe Torre, R OBP: 0.300, SLG: 0.400 Ed Crosby, L OBP: 0.333, SLG: 0.333 (1, 5) (3, 5)										2	0	0	0	0	1	2																		
Ted Simmons, S OBP: 0.417, SLG: 0.500 (1, 2)										4	2	3	2	0	0	0																		
Donn Clendenon, R (1, 3)										4	0	0	0	0	3	4																		
Jose Cruz, L OBP: 0.455, SLG: 0.600 (1, 8)										4	0	2	2	0	0	1																		
Dal Maxvill, R (1, 6)										2	0	0	1	1	0	0																		
Reggie Cleveland, R Joe Grzenda, R Luis Melendez, R (1, 1) (8, 1) (9, PH) (9, 9)											3	0	0	0	0	1	2																	
Inning Stats	R: 3 E: 1 K: 1 S: 9	H: 5 LOB: 2 BB: 0 P: 9	R: 0 E: 0 K: 1 S: 5	H: 1 LOB: 0 BB: 0 P: 5	R: 0 E: 0 K: 0 S: 3	H: 0 LOB: 0 BB: 0 P: 3	R: 0 E: 0 K: 1 S: 5	H: 0 LOB: 0 BB: 0 P: 5	R: 0 E: 0 K: 0 S: 3	H: 1 LOB: 0 BB: 0 P: 3	R: 0 E: 0 K: 0 S: 6	H: 1 LOB: 2 BB: 1 P: 10	R: 0 E: 0 K: 0 S: 3	H: 0 LOB: 0 BB: 0 P: 3	R: 2 E: 0 K: 1 S: 8	H: 3 LOB: 1 BB: 0 P: 8	1B: 10 2B: 1 3B: 0 HR: 0	SF: 1 SAC: 0 DP: 1 HBP: 0	WP: 0 PA: 37 PB: 0 SB: 1 CS: 1															
PITCHER	IP WLS BF H R ER SO BB IBB HBP BLK WP HR S P ERA WHIP																																	
Woodie Fryman, L ERA: 1.13 Joe Hoerner, L ERA: 9.0 (1, 1) (9, 1)	8.0 L	30 6	8 3	3 2	1 2	4 1	1 0	0 0	0 0	0 0	0 0	0 8	37 8	41 8	18.00	3.000																		

St. Louis Cardinals @ Philadelphia Phillies
Veterans Stadium, Philadelphia, PA
Mon Apr 17 1972, 6:05 PM EST
Att: 38,182 - Unknown - 65 F

livebaseballscores.com

AB 34
R 5
H 11
RBI 5
BB 1
SO 5
LOB 11

Batter	1	2	3	4	5	6	7	8	9	AB	R	H	RBI	BB	SO	LOB	BOTTOM																	
Larry Bowa, S OBP: 0.154, SLG: 0.154 (1, 6)										5	0	1	1	0	1	0																		
Tim McCarver, L OBP: 0.285, SLG: 0.286 (1, 2)										5	0	2	0	0	0	3																		
Willie Montanez, L OBP: 0.385, SLG: 0.455 (1, 8)										4	1	2	0	0	0	1																		
Deron Johnson, R OBP: 0.182, SLG: 0.100 Tom Hutton, L OBP: 1.000, SLG: 1.000 (7, PR) (8, 3)										2	0	1	1	1	1	0																		
Greg Luzinski, R OBP: 0.333, SLG: 0.444 (1, 7)										3	0	0	0	1	1	1																		
Don Money, R OBP: 0.364, SLG: 0.125 (1, 5)										3	1	0	0	1	2	2																		
Mike Anderson, R OBP: 0.364, SLG: 0.333 (1, 9)										3	0	0	0	1	2	2																		
Denny Doyle, L OBP: 0.300, SLG: 0.222 Pete Koegel, R Terry Harmon, R (1, 4) (9, PH) (9, PR)										3	1	1	0	0	0	2																		
Woodie Fryman, R OBP: 0.500, SLG: 2.000 Ron Stone, L OBP: 0.667, SLG: 0.500 Joe Hoerner, R Roger Freed, R (1, 1) (8, PH) (9, 1) (9, PH)										2	1	1	2	0	0	0																		
Inning Stats	R: 0 E: 0 K: 1 S: 5	H: 0 LOB: 0 BB: 0 P: 5	R: 0 E: 0 K: 1 S: 5	H: 0 LOB: 0 BB: 0 P: 5	R: 2 E: 0 K: 1 S: 7	H: 2 LOB: 0 BB: 0 P: 7	R: 1 E: 0 K: 1 S: 6	H: 2 LOB: 0 BB: 0 P: 6	R: 0 E: 0 K: 0 S: 3	H: 1 LOB: 0 BB: 0 P: 3	R: 0 E: 0 K: 1 S: 5	H: 0 LOB: 2 BB: 2 P: 13	R: 0 E: 0 K: 0 S: 5	H: 3 LOB: 2 BB: 0 P: 5	R: 1 E: 0 K: 2 S: 8	H: 1 LOB: 3 BB: 3 P: 20	1B: 7 2B: 2 3B: 0 HR: 1	SF: 0 SAC: 0 DP: 2 HBP: 0	WP: 0 PA: 38 PB: 0 SB: 0 CS: 0															
PITCHER	IP WLS BF H R ER SO BB IBB HBP BLK WP HR S P ERA WHIP																																	
Reggie Cleveland, R ERA: 3.52 Joe Grzenda, L Dennis Higgins, R Don Shaw, L Al Santorini, R (1, 1) (8, 1) (9, 1) (9, 1) (9, 1)	7.2 0.1 0.1 0.0 0.2	29 2 3 1 3	6 2 0 0 1	3 0 1 0 0	3 0 1 0 0	6 0 0 0 1	0 0 0 0 0	0 0 0 0 0	0 0 0 0 0	0 0 0 0 0	0 0 0 0 5	1 2 3 11 4 5	39 2 2 3 4 5	47 2 2 11 4 5	3.52 0.00 27.00 =	1.043 6.000 6.000 =																		


St. Louis Cardinals @ Philadelphia Phillies
Veterans Stadium, Philadelphia, PA
Mon Apr 17 1972, 6:05 PM EST
Att: 38,182 - Unknown - 65 F


livebaseballscores.com

AB 33
R 4
H 9
RBI 4
BB 5
SO 8
LOB 14

Batter	1	2	3	4	5	6	7	8	9	AB	R	H	RBI	BB	SO	LOB	TOP			
Lou Brock, L (1,7) OBP: 0.182, SLG: 0.182	0-3 K			0-0 4-3		0-3 K			0-0 6-3	4	0	0	0	0	2	0	St. Louis Cardinals @ Philadelphia Phillies Veterans Stadium, Philadelphia, PA Wed Apr 19 1972, 6:05 PM EST Att: 8,184 - Unknown livebaseballscorecards.com			
Ted Sizemore, R (1,4) OBP: 0.333, SLG: 0.300	0-0 5-3			0-0 F7			0-0 FC3-6 1B		0-0 F8	4	0	1	0	0	0	0				
Matty Alou, L (1,9) OBP: 0.316, SLG: 0.333	0-0 3-1			0-0 1B			0-0 FC3-6 1-2			3	0	1	0	0	0	1				
Donn Clendenon, R (1,3)		0-0 6-3		0-0 F9			0-0 F8			3	0	0	0	0	0	2				
Ted Simmons, S (1,2)		0-0 L5			0-3 K		0-0 F8			3	0	0	0	0	1	1				
Jose Cruz, L (1,8) OBP: 0.276, SLG: 0.353	0-0 F7				0-0 B1-3				0-0 4-3	3	0	0	0	0	0	0				
Ed Crosby, L (1,5) OBP: 0.500, SLG: 0.500 (8,6)			0-0 G5-4-3 1B		0-0 F5				0-0 6-3	3	0	1	0	0	0	0				
Dal Maxvill, R (1,6)				0-0 G5-4-3 1-2		0-0 6-3		0-3 K		2	0	0	0	0	0	1				
Jerry McNertney, R (8,PH) OBP: 0.333, SLG: 0.333										1	0	0	0	0	1	0				
Marty Martinez, S (8,5) OBP: 1.000, SLG: 1.000										0	0	0	0	0	0	0				
Bob Gibson, R (1,1)				0-0 4-3		0-0 F8			0-3 K	2	0	0	0	0	0	0				
Luis Melendez, R (9,PH)										1	0	0	0	0	1	0				
Inning Stats	R: 0 E: 0 K: 1 S: 5	H: 0 LOB: 0 BB: 0 P: 5	R: 0 E: 0 K: 0 S: 3	H: 0 LOB: 0 BB: 0 P: 3	R: 0 E: 0 K: 0 S: 3	H: 1 LOB: 1 BB: 0 P: 3	R: 0 E: 0 K: 0 S: 4	H: 1 LOB: 1 BB: 0 P: 4	R: 0 E: 0 K: 1 S: 5	H: 0 LOB: 0 BB: 0 P: 5	R: 0 E: 0 K: 0 S: 4	H: 1 LOB: 1 BB: 0 P: 4	R: 0 E: 0 K: 1 S: 5	H: 0 LOB: 0 BB: 0 P: 5	R: 0 E: 0 K: 1 S: 5	H: 0 LOB: 0 BB: 0 P: 5	1B: 3 2B: 0 3B: 0 HR: 0	SF: 0 SAC: 0 DP: 1 HBP: 0	WP: 0 PB: 0 CS: 0	PA: 29
PITCHER Steve Carlton, L (1,1) ERA: 1.06	IP: 9.0 WLS: W BF: 29 H: 3 R: 0 ER: 0 SO: 5 BB: 0 IBB: 0 HBP: 0 BLK: 0 WP: 0 HR: 0 S: 39 P: 39 ERA: 0.00 WHIP: 0.333															PITCHER				

Batter	1	2	3	4	5	6	7	8	9	AB	R	H	RBI	BB	SO	LOB	BOTTOM			
Larry Bowa, S (1,6) OBP: 0.333, SLG: 0.333	0-0 FC4-6 1B		0-0 1-2 1B		0-0 G2-3		0-0 7-6-4			4	0	2	0	0	0	4	St. Louis Cardinals @ Philadelphia Phillies Veterans Stadium, Philadelphia, PA Wed Apr 19 1972, 6:05 PM EST Att: 8,184 - Unknown livebaseballscorecards.com			
Tim McCarver, L (1,2) OBP: 0.273, SLG: 0.318	0-0 FC4-6 1-2		0-3 K		0-0 4-3		0-0 1-3 1B			4	0	1	0	0	1	5				
Willie Montanez, L (1,8) OBP: 0.333, SLG: 0.474	0-0 G3-6-3 1-2		0-0 F7			0-0 1B 3B	0-3 K			4	1	1	0	0	1	5				
Deron Johnson, R (1,3) OBP: 0.263, SLG: 0.389		0-3 K		0-0 F9		0-0 1B 3B	0-0 P5			4	0	1	1	0	1	0				
Greg Luzinski, R (1,7) OBP: 0.300, SLG: 0.563		0-0 1B		0-0 F9		0-3 K	0-0 P4			4	0	1	0	0	1	1				
Don Money, R (1,5) OBP: 0.263, SLG: 0.125		0-0 F7		0-0 F3		0-0 1B L4-3	0-0 F7			4	0	1	0	0	0	1				
Mike Anderson, R (1,9) OBP: 0.333, SLG: 0.333		0-0 F8			0-3 K	0-0 L4-3 1-2				3	0	0	0	0	1	3				
Denny Doyle, L (1,4) OBP: 0.471, SLG: 0.357			0-0 FC1-6 1B		0-0 G2-3 1B		4-0 7-6-4 1B			2	0	2	0	1	0	0				
Steve Carlton, L (1,1) OBP: 0.400, SLG: 0.400			0-0 FC1-6 1B		0-0 G2-3 1B		0-0 1B			3	0	2	0	0	0	1				
Inning Stats	R: 0 E: 0 K: 0 S: 3	H: 1 LOB: 1 BB: 0 P: 3	R: 0 E: 0 K: 1 S: 6	H: 1 LOB: 1 BB: 0 P: 6	R: 0 E: 0 K: 1 S: 7	H: 2 LOB: 2 BB: 0 P: 7	R: 0 E: 0 K: 0 S: 3	H: 0 LOB: 0 BB: 0 P: 3	R: 0 E: 0 K: 0 S: 7	H: 2 LOB: 2 BB: 0 P: 7	R: 1 E: 0 K: 1 S: 7	H: 3 LOB: 1 BB: 0 P: 7	R: 0 E: 0 K: 1 S: 6	H: 2 LOB: 2 BB: 1 P: 10	R: 0 E: 0 K: 0 S: 3	H: 0 LOB: 0 BB: 0 P: 3		1B: 10 2B: 2 3B: 1 HR: 0	SF: 0 SAC: 0 DP: 3 HBP: 0	WP: 0 PB: 0 CS: 0
PITCHER Bob Gibson, R (1,1) ERA: 1.93	IP: 8.0 WLS: L BF: 33 H: 11 R: 1 ER: 1 SO: 5 BB: 1 IBB: 0 HBP: 0 BLK: 0 WP: 0 HR: 0 S: 42 P: 46 ERA: 1.12 WHIP: 1.500															PITCHER				


Batter	1	2	3	4	5	6	7	8	9	10	AB	R	H	RBI	BB	SO	LOB	TOP		
Dave Cash, R OBP: 0.263, SLG: 0.235 (1, 4)	1-3		1-3		F8			5-3	F7		5	0	0	0	0	0	3	Pittsburgh Pirates @ Philadelphia Phillies Veterans Stadium, Philadelphia, PA Fri Apr 21 1972, 6:05 PM EST Att: 13,864 - Unknown livebaseballscorecards.com AB 35 R 3 H 6 RBI 3 BB 6 SO 2 LOB 16 		
Vic Davallo, L OBP: 0.333, SLG: 0.800 (1, 9)	6-3		1B HBP		6-3			4-3		HR	4	1	1	1	0	0	0			
Al Oliver, L OBP: 0.370, SLG: 0.480 (1, 8)			1B 4-3		4-3			BB		BB	3	0	2	1	2	0	0			
Willie Stargell, L OBP: 0.182, SLG: 0.286 (1, 7)	2B		L4-3		1-3			P4		P6	4	0	0	0	1	0	4			
Richie Hebner, L OBP: 0.268, SLG: 0.500 (9, PH) Jose Pagan, R (9, 5)	F9				F8			4-3		K	3	0	0	0	0	0	2			
Bob Robertson, R OBP: 0.292, SLG: 0.350 (1, 3)		P3			4-3 WP BB			G3 BB		F9	3	0	0	0	2	0	1			
Milt May, L (1, 2) Manny Sanguillen, R OBP: 0.524, SLG: 0.850 (9, PH) (9, 2)	F7				4-3			G3		2B	3	0	0	0	0	0	2			
Jackie Hernandez, R OBP: 0.235, SLG: 0.188 (7, PH) Rennie Stennett, R OBP: 0.250, SLG: 0.250 (7, 6) Gene Alley, R OBP: 0.750, SLG: 1.000 (7, 6)	4-3				K			1-3		1B	2	0	0	0	0	1	1			
Steve Blass, R OBP: 0.256, SLG: 0.580 (7, PH) Gene Cimino, R (7, 1) Bob Veale, S (8, 1) Bob Miller, R (9, PH) Roberto Clemente, R OBP: 0.346, SLG: 0.520 (9, 1) Ramon Hernandez, S (9, 1)			1-3 1B 2B					L7-6-1-3		2B	2	1	1	0	0	0	0			
Inning Stats	R: 0 E: 0 K: 0 S: 4	H: 1 LOB: 2 BB: 1 P: 8	R: 0 E: 0 K: 0 S: 3	H: 0 LOB: 0 BB: 0 P: 3	R: 1 E: 0 K: 0 S: 4	H: 2 LOB: 1 BB: 0 P: 5	R: 0 E: 0 K: 1 S: 5	H: 0 LOB: 0 BB: 0 P: 9	R: 0 E: 0 K: 0 S: 3	H: 0 LOB: 1 BB: 1 P: 7	R: 0 E: 0 K: 0 S: 3	H: 0 LOB: 1 BB: 1 P: 7	R: 1 E: 0 K: 1 S: 7	H: 2 LOB: 2 BB: 1 P: 11	R: 1 E: 0 K: 0 S: 4	H: 1 LOB: 1 BB: 1 P: 8	1B: 2 2B: 4 3B: 0 HR: 1		SF: 0 SAC: 0 DP: 1 HBP: 1	WP: 1 PA: 42
PITCHER	IP WLS BF H R ER SO	IP WLS BF H R ER SO	IP WLS BF H R ER SO	IP WLS BF H R ER SO	IP WLS BF H R ER SO	IP WLS BF H R ER SO	IP WLS BF H R ER SO	IP WLS BF H R ER SO	IP WLS BF H R ER SO	IP WLS BF H R ER SO	IP WLS BF H R ER SO	IP WLS BF H R ER SO	IP WLS BF H R ER SO	IP WLS BF H R ER SO	IP WLS BF H R ER SO	IP WLS BF H R ER SO	ERA WHIP		ERA WHIP	
Dick Selma, R ERA: 0.71 (1, 1)	7.2	30	3	1	1	1	4	0	0	0	1.17	0.913								
Joe Hoerner, L ERA: 8.1 (8, 1)	1.1	7	2	1	1	1	0	1	0	0	6.75	1.500								
Chris Short, L ERA: 13.5 (10, 1)	0.1	L 3	1	1	1	0	1	0	0	0	27.00	6.000								
Wayne Twitchell, R ERA: (10, 1)	0.2	2	0	0	0	0	0	0	0	0	0.00	0.000								

Batter	1	2	3	4	5	6	7	8	9	10	AB	R	H	RBI	BB	SO	LOB	BOTTOM		
Larry Bowa, S OBP: 0.308, SLG: 0.308 (1, 6)	F8		3-1 1B		3-1			P3		6-3	5	0	1	0	0	0	1	Pittsburgh Pirates @ Philadelphia Phillies Veterans Stadium, Philadelphia, PA Fri Apr 21 1972, 6:05 PM EST Att: 13,864 - Unknown livebaseballscorecards.com AB 35 R 2 H 7 RBI 2 BB 4 SO 8 LOB 16 		
Tim McCarver, L OBP: 0.259, SLG: 0.407 (1, 2)	HR		3-1		F9			K		K	5	1	1	1	0	2	2			
Willie Montanez, L OBP: 0.385, SLG: 0.625 (1, 8)	4-3		WP 2B					2B		K	5	0	3	0	0	1	0			
Deron Johnson, R OBP: 0.292, SLG: 0.333 (1, 3)	K		2-3 BB		6-3			6-3 IBB		P6	3	0	0	0	2	1	1			
Greg Luzinski, R OBP: 0.291, SLG: 0.474 (1, 7) Terry Harmon, R (8, PH) Ron Stone, L OBP: 0.657, SLG: 0.500 (9, 7)		4-3			F9			FC3-6 IBB		FC3-6	3	0	0	0	0	1	3			
Don Money, R OBP: 0.304, SLG: 0.316 (1, 5)		HR			6-3			F7		F7	3	1	1	1	1	0	2			
Mike Anderson, R OBP: 0.273, SLG: 0.263 (1, 9)	K				K			L1		F9	4	0	0	0	0	2	4			
Denny Doyle, L OBP: 0.476, SLG: 0.353 (1, 4)			FC6-4 1B		4-3			SH3-4 BB		P5	3	0	1	0	1	0	0			
Dick Selma, R (1, 1) Joe Hoerner, R (8, 1) Pete Koegel, R (9, PH) Chris Short, R (10, 1) Wayne Twitchell, R (10, 1)	FC6-4				K			SH3-4		F8	2	0	0	0	0	1	1			
Inning Stats	R: 1 E: 0 K: 1 S: 6	H: 1 LOB: 0 BB: 0 P: 6	R: 1 E: 0 K: 1 S: 7	H: 2 LOB: 1 BB: 0 P: 7	R: 0 E: 0 K: 1 S: 6	H: 2 LOB: 2 BB: 1 P: 10	R: 0 E: 0 K: 1 S: 5	H: 0 LOB: 0 BB: 0 P: 5	R: 0 E: 0 K: 1 S: 5	H: 1 LOB: 1 BB: 1 P: 9	R: 0 E: 0 K: 0 S: 4	H: 1 LOB: 2 BB: 1 P: 8	R: 0 E: 0 K: 0 S: 3	H: 0 LOB: 0 BB: 0 P: 3	R: 0 E: 0 K: 2 S: 7	H: 0 LOB: 0 BB: 0 P: 7	1B: 2 2B: 3 3B: 0 HR: 2		SF: 0 SAC: 1 DP: 0 HBP: 0	WP: 1 PA: 40
PITCHER	IP WLS BF H R ER SO	IP WLS BF H R ER SO	IP WLS BF H R ER SO	IP WLS BF H R ER SO	IP WLS BF H R ER SO	IP WLS BF H R ER SO	IP WLS BF H R ER SO	IP WLS BF H R ER SO	IP WLS BF H R ER SO	IP WLS BF H R ER SO	IP WLS BF H R ER SO	IP WLS BF H R ER SO	IP WLS BF H R ER SO	IP WLS BF H R ER SO	IP WLS BF H R ER SO	IP WLS BF H R ER SO	ERA WHIP		ERA WHIP	
Steve Blass, R ERA: 1.38 (7, 1)	6.0	25	6	2	2	5	1	1	0	0	3.00	1.167								
Bob Veale, L ERA: (7, 1)	1.0	6	1	0	0	1	1	1	0	0	0.00	2.000								
Bob Miller, R ERA: (8, 1)	1.0	3	0	0	0	0	0	0	0	0	0.00	0.000								
Ramon Hernandez, L ERA: (9, 1)	2.0	W 6	0	0	0	2	0	0	0	0	0.00	0.000								

Batter	1	2	3	4	5	6	7	8	9	10	11	AB	R	H	RBI	BB	SO	LOB	TOP					
Dave Cash, R OBP: 0.240, SLG: 0.217 (1, 4)	4-3		5-3	FC5-4		F3		1B	F7			6	0	1	0	0	0	4						
Gene Clines, R OBP: 0.154, SLG: 0.308 (1, 8) (9, 7)	L9		L5-3			L2				L5-3		6	1	2	0	0	0	1						
Roberto Clemente, R OBP: 0.379, SLG: 0.346 (1, 9)	BB					1B		1-3		E5		6	0	3	0	0	1	2						
Bob Robertson, R OBP: 0.300, SLG: 0.292 (1, 3)	FC4-6		F9			1B		FC5-4		K		4	1	0	0	2	1	5						
Manny Sanguillen, R OBP: 0.444, SLG: 0.538 (1, 2)	FC4-6											6	0	1	1	0	2	3						
Willie Starnell, L OBP: 0.222, SLG: 0.320 Jackie Hernandez, R OBP: 0.222, SLG: 0.178 (9, PR) (9, 6)			K									4	0	1	0	1	1	2						
Jose Pagan, R (1, 5)												2	0	0	0	0	0	2						
Richie Hebner, L OBP: 0.364, SLG: 0.526 (7, PH) (7, 5)	F9											3	1	1	0	0	0	1						
Gene Alley, R OBP: 0.750, SLG: 1.000 Al Oliver, L OBP: 0.379, SLG: 0.538 (9, PH) (9, 8)												3	0	2	1	1	0	1						
Bob Moose, R OBP: 0.400 Vic Davallo, L OBP: 0.667 Bob Veale, R OBP: 0.300 Rennie Stennett, R OBP: 0.308 Dave Cash, R OBP: 0.217 Milt May, L OBP: 0.178 Bob Miller, R OBP: 0.178 (1, 1) (8, PH) (8, 1) (8, PH) (8, 1) (11, PH) (11, 1)			K									3	0	1	0	0	2	4						
Inning Stats	R: 0 E: 0 K: 0 S: 4	H: 1 LOB: 2 BB: 1 P: 8	R: 0 E: 0 K: 2 S: 8	H: 1 LOB: 1 BB: 0 P: 8	R: 0 E: 0 K: 0 S: 4	H: 1 LOB: 1 BB: 0 P: 4	R: 0 E: 0 K: 0 S: 5	H: 2 LOB: 3 BB: 0 P: 6	R: 2 E: 1 K: 2 S: 10	H: 2 LOB: 3 BB: 2 P: 18	R: 0 E: 0 K: 1 S: 4	H: 1 LOB: 1 BB: 0 P: 6	R: 0 E: 0 K: 0 S: 5	H: 2 LOB: 2 BB: 0 P: 5	R: 2 E: 0 K: 0 S: 5	H: 2 LOB: 1 BB: 1 P: 9	R: 0 E: 1 K: 2 S: 8	H: 0 LOB: 1 BB: 0 P: 8	R: 0 E: 0 K: 0 S: 4	H: 1 LOB: 1 BB: 1 P: 4	1B: 8 2B: 5 3B: 1 HR: 0	SF: 1 SAC: 0 DP: 0 HBP: 1	WP: 0 PB: 0 SB: 1 CS: 0	PA: 54
PITCHER	IP ERA WLS BF H R ER SO BB IBB HBP BLK WP HR S P ERA WHIP	5.0 1.38 2.2 12 4 0 0 1 0 0 0 0 0 0 14 14 0.00 1.500	2.2 12 4 0 0 1 0 0 0 0 0 0 0 0 3 7 27.00 3.000	0.2 3 1 0 0 0 0 0 0 0 0 0 0 0 3 3 0.00 1.500	2.0 W 8 1 0 0 2 0 0 0 0 0 0 0 12 12 0.00 0.500	PITCHER																		
Woodie Fryman, L ERA: 1.38 Barry Lersch, R ERA: Wayne Twitchell, R ERA: 10.8 Joe Hoerner, L ERA: 6.75 Darrell Brandon, R ERA: 9.86 (1, 1) (6, 1) (8, 1) (9, 1) (10, 1)	6-3		L8			K						5	0	0	0	0	2	0						
Tim McCarver, L OBP: 0.219, SLG: 0.344 (1, 2)	4-3		F9									5	0	0	0	0	0	0						
Willie Montanez, L OBP: 0.387, SLG: 0.556 (1, 8)	BB		G3									3	1	0	0	2	0	0						
Deron Johnson, R OBP: 0.276, SLG: 0.423 (1, 3)	L7											5	1	1	2	0	1	1						
Greg Luzinski, R OBP: 0.321, SLG: 0.750 (1, 7)												5	3	3	1	0	1	0						
Don Money, R OBP: 0.321, SLG: 0.304 (1, 5)	6-3											4	0	1	0	1	2	1						
Mike Anderson, R OBP: 0.308, SLG: 0.304 Darrell Brandon, R OBP: 1.000, SLG: 1.000 (11, PH) Tom Hutton, L OBP: 1.000, SLG: 1.000 (1, 4)												4	0	2	0	0	1	2						
Denny Doyle, L OBP: 0.480, SLG: 0.381 (1, 4)												4	0	2	1	0	0	2						
Woodie Fryman, R ERA: 5.14 Ron Soto, R OBP: 0.333 Barry Lersch, R OBP: 0.333 Wayne Twitchell, R OBP: 0.308 Joe Hoerner, R OBP: 0.308 Byron Browne, R OBP: 0.178 (1, 1) (8, PH) (8, 1) (8, 1) (9, 1) (10, 9)												1	0	0	0	0	1	1						
Inning Stats	R: 0 E: 0 K: 0 S: 3	H: 0 LOB: 1 BB: 1 P: 7	R: 1 E: 0 K: 2 S: 9	H: 2 LOB: 1 BB: 0 P: 9	R: 0 E: 0 K: 0 S: 3	H: 0 LOB: 0 BB: 0 P: 3	R: 0 E: 0 K: 0 S: 4	H: 1 LOB: 1 BB: 0 P: 4	R: 0 E: 0 K: 1 S: 5	H: 1 LOB: 0 BB: 0 P: 5	R: 2 E: 0 K: 2 S: 8	H: 1 LOB: 0 BB: 1 P: 12	R: 0 E: 0 K: 1 S: 5	H: 2 LOB: 0 BB: 0 P: 5	R: 1 E: 0 K: 1 S: 7	H: 2 LOB: 1 BB: 0 P: 7	R: 0 E: 0 K: 0 S: 3	H: 0 LOB: 0 BB: 0 P: 3	R: 1 E: 0 K: 1 S: 6	H: 2 LOB: 2 BB: 1 P: 10	1B: 6 2B: 1 3B: 1 HR: 2	SF: 0 SAC: 0 DP: 2 HBP: 0	WP: 0 PB: 0 SB: 0 CS: 0	PA: 43
PITCHER	IP ERA WLS BF H R ER SO BB IBB HBP BLK WP HR S P ERA WHIP	7.0 5.14 1.0 3 0 0 0 1 0 0 0 0 0 0 1 5 5 0.00 0.000	2.0 8 2 1 1 1 0 0 0 0 0 0 0 1 10 10 4.50 1.000	0.2 L 5 2 1 1 1 0 1 0 0 0 0 0 6 10 13.50 3.000	PITCHER																			
Larry Bowa, S OBP: 0.258, SLG: 0.258 (1, 6)	6-3		L8			K						5	0	0	0	0	2	0						
Tim McCarver, L OBP: 0.219, SLG: 0.344 (1, 2)	4-3		F9									5	0	0	0	0	0	0						
Willie Montanez, L OBP: 0.387, SLG: 0.556 (1, 8)	BB		G3									3	1	0	0	2	0	0						
Deron Johnson, R OBP: 0.276, SLG: 0.423 (1, 3)	L7											5	1	1	2	0	1	1						
Greg Luzinski, R OBP: 0.321, SLG: 0.750 (1, 7)												5	3	3	1	0	1	0						
Don Money, R OBP: 0.321, SLG: 0.304 (1, 5)	6-3											4	0	1	0	1	2	1						
Mike Anderson, R OBP: 0.308, SLG: 0.304 Darrell Brandon, R OBP: 1.000, SLG: 1.000 (11, PH) Tom Hutton, L OBP: 1.000, SLG: 1.000 (1, 4)												4	0	2	0	0	1	2						
Denny Doyle, L OBP: 0.480, SLG: 0.381 (1, 4)												4	0	2	1	0	0	2						
Woodie Fryman, R ERA: 5.14 Ron Soto, R OBP: 0.333 Barry Lersch, R OBP: 0.333 Wayne Twitchell, R OBP: 0.308 Joe Hoerner, R OBP: 0.308 Byron Browne, R OBP: 0.178 (1, 1) (8, PH) (8, 1) (8, 1) (9, 1) (10, 9)												1	0	0	0	0	1	1						
Inning Stats	R: 0 E: 0 K: 0 S: 3	H: 0 LOB: 1 BB: 1 P: 7	R: 1 E: 0 K: 2 S: 9	H: 2 LOB: 1 BB: 0 P: 9	R: 0 E: 0 K: 0 S: 3	H: 0 LOB: 0 BB: 0 P: 3	R: 0 E: 0 K: 0 S: 4	H: 1 LOB: 1 BB: 0 P: 4	R: 0 E: 0 K: 1 S: 5	H: 1 LOB: 0 BB: 0 P: 5	R: 2 E: 0 K: 2 S: 8	H: 1 LOB: 0 BB: 1 P: 12	R: 0 E: 0 K: 1 S: 5	H: 2 LOB: 0 BB: 0 P: 5	R: 1 E: 0 K: 1 S: 7	H: 2 LOB: 1 BB: 0 P: 7	R: 0 E: 0 K: 0 S: 3	H: 0 LOB: 0 BB: 0 P: 3	R: 1 E: 0 K: 1 S: 6	H: 2 LOB: 2 BB: 1 P: 10	1B: 6 2B: 1 3B: 1 HR: 2	SF: 0 SAC: 0 DP: 2 HBP: 0	WP: 0 PB: 0 SB: 0 CS: 0	PA: 43
PITCHER	IP ERA WLS BF H R ER SO BB IBB HBP BLK WP HR S P ERA WHIP	7.0 5.14 1.0 3 0 0 0 1 0 0 0 0 0 0 1 5 5 0.00 0.000	2.0 8 2 1 1 1 0 0 0 0 0 0 0 1 10 10 4.50 1.000	0.2 L 5 2 1 1 1 0 1 0 0 0 0 0 6 10 13.50 3.000	PITCHER																			


Pittsburgh Pirates @ Philadelphia Phillies
Veterans Stadium, Philadelphia, PA
Sun Apr 23 1972, 3:33 AM EST
Att: 43,438 - Unknown

AB 48
R 4
H 14
RBI 4
BB 4
SO 7
LOB 26



Pittsburgh Pirates @ Philadelphia Phillies
Veterans Stadium, Philadelphia, PA
Sun Apr 23 1972, 3:33 AM EST
Att: 43,438 - Unknown

AB 40
R 5
H 10
RBI 5
BB 3
SO 8
LOB 8



Batter	1	2	3	4	5	6	7	8	9	AB	R	H	RBI	BB	SO	LOB	TOP													
Larry Bowa, S OBP: 0.257, SLG: 0.286	F9			G3		F9		1B 2B		4	1	1	0	0	0	0	Philadelphia Phillies @ San Francisco Giants Candlestick Park, San Francisco, CA Tue Apr 25 1972, 9:05 PM EST Att: 6,092 - Unknown													
Tim McCarver, L OBP: 0.194, SLG: 0.306	G3			F2		F9		F2		4	0	0	0	0	0	2														
Willie Montanez, L OBP: 0.429, SLG: 0.567	F9			FC6-4 1B				1B IBB		3	0	2	0	1	0	0														
Deron Johnson, R OBP: 0.273, SLG: 0.400				FC6-4 1B		K		1B		4	0	1	2	0	2	2														
Greg Luzinski, R OBP: 0.313, SLG: 0.667	F9					SH5-4 BB SF8 BB		K	K	3	1	0	0	1	2	2														
Don Money, R OBP: 0.344, SLG: 0.346	5-3					SH5-4 BB		5-3		3	0	1	0	1	0	0														
Mike Anderson, R OBP: 0.276, SLG: 0.269				K		SH5-4		6-3		3	0	0	0	0	1	1														
Denny Doyle, L OBP: 0.414, SLG: 0.333				4-3		SF8		F8	F9	3	0	0	1	0	0	1														
Steve Carlton, L OBP: 0.333, SLG: 0.333				K		G3		2B 1B 1B	K	4	1	1	0	0	2	2														
Inning Stats	R: 0 E: 0 K: 0 S: 3	H: 0 LOB: 0 BB: 0 P: 3	R: 0 E: 0 K: 1 S: 5	H: 0 LOB: 0 BB: 0 P: 5	R: 0 E: 0 K: 2 S: 7	H: 0 LOB: 0 BB: 0 P: 7	R: 0 E: 0 K: 0 S: 4	H: 1 LOB: 1 BB: 0 P: 4	R: 1 E: 0 K: 0 S: 3	H: 0 LOB: 1 BB: 2 P: 11	R: 0 E: 0 K: 1 S: 6	H: 1 LOB: 1 BB: 0 P: 6	R: 0 E: 0 K: 1 S: 5	H: 0 LOB: 0 BB: 0 P: 5	R: 2 E: 0 K: 1 S: 8	H: 3 LOB: 2 BB: 1 P: 12	R: 0 E: 0 K: 1 S: 6	H: 1 LOB: 1 BB: 0 P: 6	1B: 4 2B: 2 3B: 0 HR: 0	SF: 1 SAC: 1 DP: 0 HBP: 0	WP: 0 PB: 0 SB: 0 CS: 0	PA: 36								
PITCHER Juan Marichal, R ERA: 2.49	IP: 9.0 WLS: L BF: 36 H: 6 R: 3 ER: 3 SO: 7	IP: 9.0 WLS: L BF: 36 H: 6 R: 3 ER: 3 SO: 7	IP: 9.0 WLS: L BF: 36 H: 6 R: 3 ER: 3 SO: 7	IP: 9.0 WLS: L BF: 36 H: 6 R: 3 ER: 3 SO: 7	IP: 9.0 WLS: L BF: 36 H: 6 R: 3 ER: 3 SO: 7	IP: 9.0 WLS: L BF: 36 H: 6 R: 3 ER: 3 SO: 7	IP: 9.0 WLS: L BF: 36 H: 6 R: 3 ER: 3 SO: 7	IP: 9.0 WLS: L BF: 36 H: 6 R: 3 ER: 3 SO: 7	IP: 9.0 WLS: L BF: 36 H: 6 R: 3 ER: 3 SO: 7	IP: 9.0 WLS: L BF: 36 H: 6 R: 3 ER: 3 SO: 7	IP: 9.0 WLS: L BF: 36 H: 6 R: 3 ER: 3 SO: 7	IP: 9.0 WLS: L BF: 36 H: 6 R: 3 ER: 3 SO: 7	IP: 9.0 WLS: L BF: 36 H: 6 R: 3 ER: 3 SO: 7	IP: 9.0 WLS: L BF: 36 H: 6 R: 3 ER: 3 SO: 7	IP: 9.0 WLS: L BF: 36 H: 6 R: 3 ER: 3 SO: 7	IP: 9.0 WLS: L BF: 36 H: 6 R: 3 ER: 3 SO: 7	IP: 9.0 WLS: L BF: 36 H: 6 R: 3 ER: 3 SO: 7	ERA: 3.00 WHIP: 0.889	PITCHER	IP: 9.0 WLS: L BF: 36 H: 6 R: 3 ER: 3 SO: 7	IP: 9.0 WLS: L BF: 36 H: 6 R: 3 ER: 3 SO: 7	IP: 9.0 WLS: L BF: 36 H: 6 R: 3 ER: 3 SO: 7	IP: 9.0 WLS: L BF: 36 H: 6 R: 3 ER: 3 SO: 7	IP: 9.0 WLS: L BF: 36 H: 6 R: 3 ER: 3 SO: 7	IP: 9.0 WLS: L BF: 36 H: 6 R: 3 ER: 3 SO: 7	IP: 9.0 WLS: L BF: 36 H: 6 R: 3 ER: 3 SO: 7	IP: 9.0 WLS: L BF: 36 H: 6 R: 3 ER: 3 SO: 7	IP: 9.0 WLS: L BF: 36 H: 6 R: 3 ER: 3 SO: 7	IP: 9.0 WLS: L BF: 36 H: 6 R: 3 ER: 3 SO: 7	ERA: 3.00 WHIP: 0.889



Batter	1	2	3	4	5	6	7	8	9	AB	R	H	RBI	BB	SO	LOB	BOTTOM												
Chris Speier, R OBP: 0.310, SLG: 0.324	FC5-4 1B			K		F8			K	4	0	1	0	0	2	1	Philadelphia Phillies @ San Francisco Giants Candlestick Park, San Francisco, CA Tue Apr 25 1972, 9:05 PM EST Att: 6,092 - Unknown												
Tito Fuentes, S OBP: 0.302, SLG: 0.429	FC5-4 CS			K		F7				3	0	0	0	0	1	1													
Bobby Bonds, R OBP: 0.326, SLG: 0.410	6-3			K		F9				3	0	0	0	0	1	1													
Dave Kingman, R OBP: 0.268, SLG: 0.447				K		F2				3	0	0	0	0	2	0													
Ken Henderson, S OBP: 0.262, SLG: 0.139				K		K		F8		3	0	0	0	0	2	0													
Garry Maddox, R OBP: 0.262, SLG: 0.139				K		K		F8		3	0	0	0	0	2	0													
Fran Healy, R OBP: 0.250, SLG: 0.226				K		K		5-3		3	0	0	0	0	2	0													
Chris Arnold, R OBP: 0.222, SLG: 0.333				6-3		2-3 BB		6-3		2	0	0	0	1	0	0													
Juan Marichal, R OBP: 0.222, SLG: 0.333				K		2-3		K		2	0	0	0	0	1	1													
Willie Mays, R OBP: 0.310, SLG: 0.182						1-2				1	0	0	0	0	1	0													
Inning Stats	R: 0 E: 0 K: 0 S: 3	H: 1 LOB: 0 BB: 0 P: 3	R: 0 E: 0 K: 3 S: 9	H: 0 LOB: 0 BB: 0 P: 9	R: 0 E: 0 K: 2 S: 7	H: 0 LOB: 0 BB: 0 P: 7	R: 0 E: 0 K: 3 S: 9	H: 0 LOB: 0 BB: 0 P: 9	R: 0 E: 0 K: 2 S: 7	H: 0 LOB: 0 BB: 0 P: 7	R: 0 E: 0 K: 1 S: 5	H: 0 LOB: 1 BB: 1 P: 9	R: 0 E: 0 K: 1 S: 5	H: 0 LOB: 0 BB: 0 P: 5	R: 0 E: 0 K: 0 S: 3	H: 0 LOB: 0 BB: 0 P: 3	R: 0 E: 0 K: 2 S: 7	H: 0 LOB: 0 BB: 0 P: 7	1B: 1 2B: 0 3B: 0 HR: 0	SF: 0 SAC: 0 DP: 0 HBP: 0	WP: 0 PB: 0 SB: 0 CS: 1	PA: 28							
PITCHER Steve Carlton, L ERA: 0.69	IP: 9.0 WLS: W BF: 28 H: 1 R: 0 ER: 0 SO: 14	IP: 9.0 WLS: W BF: 28 H: 1 R: 0 ER: 0 SO: 14	IP: 9.0 WLS: W BF: 28 H: 1 R: 0 ER: 0 SO: 14	IP: 9.0 WLS: W BF: 28 H: 1 R: 0 ER: 0 SO: 14	IP: 9.0 WLS: W BF: 28 H: 1 R: 0 ER: 0 SO: 14	IP: 9.0 WLS: W BF: 28 H: 1 R: 0 ER: 0 SO: 14	IP: 9.0 WLS: W BF: 28 H: 1 R: 0 ER: 0 SO: 14	IP: 9.0 WLS: W BF: 28 H: 1 R: 0 ER: 0 SO: 14	IP: 9.0 WLS: W BF: 28 H: 1 R: 0 ER: 0 SO: 14	IP: 9.0 WLS: W BF: 28 H: 1 R: 0 ER: 0 SO: 14	IP: 9.0 WLS: W BF: 28 H: 1 R: 0 ER: 0 SO: 14	IP: 9.0 WLS: W BF: 28 H: 1 R: 0 ER: 0 SO: 14	IP: 9.0 WLS: W BF: 28 H: 1 R: 0 ER: 0 SO: 14	IP: 9.0 WLS: W BF: 28 H: 1 R: 0 ER: 0 SO: 14	IP: 9.0 WLS: W BF: 28 H: 1 R: 0 ER: 0 SO: 14	IP: 9.0 WLS: W BF: 28 H: 1 R: 0 ER: 0 SO: 14	IP: 9.0 WLS: W BF: 28 H: 1 R: 0 ER: 0 SO: 14	ERA: 0.00 WHIP: 0.222	PITCHER	IP: 9.0 WLS: W BF: 28 H: 1 R: 0 ER: 0 SO: 14	IP: 9.0 WLS: W BF: 28 H: 1 R: 0 ER: 0 SO: 14	IP: 9.0 WLS: W BF: 28 H: 1 R: 0 ER: 0 SO: 14	IP: 9.0 WLS: W BF: 28 H: 1 R: 0 ER: 0 SO: 14	IP: 9.0 WLS: W BF: 28 H: 1 R: 0 ER: 0 SO: 14	IP: 9.0 WLS: W BF: 28 H: 1 R: 0 ER: 0 SO: 14	IP: 9.0 WLS: W BF: 28 H: 1 R: 0 ER: 0 SO: 14	IP: 9.0 WLS: W BF: 28 H: 1 R: 0 ER: 0 SO: 14	IP: 9.0 WLS: W BF: 28 H: 1 R: 0 ER: 0 SO: 14	ERA: 0.00 WHIP: 0.222



Batter	1	2	3	4	5	6	7	8	9	AB	R	H	RBI	BB	SO	LOB	TOP					
Larry Bowa, S OBP: 0.212, SLG: 0.250 (1, 6)										4	0	0	0	0	1	1	Philadelphia Phillies @ San Diego Padres San Diego Stadium, San Diego, CA Sat Apr 29 1972, 10:05 PM EST Att: 7,859 - Unknown					
Tim McCarver, L OBP: 0.304, SLG: 0.452 (1, 2)										2	0	1	0	1	0	0						
Willie Montanez, L OBP: 0.373, SLG: 0.442 Byron Browne, R OBP: 0.667, SLG: 0.500 (6, 9)										2	0	0	0	1	1	1						
Greg Luzinski, R OBP: 0.367, SLG: 0.705 (1, 7)										4	0	2	0	0	0	6						
Tom Hutton, L OBP: 0.455, SLG: 0.545 (1, 3)										4	0	0	0	0	0	5						
Don Money, R OBP: 0.327, SLG: 0.439 (1, 5)										3	0	0	0	1	1	1						
Mike Anderson, R OBP: 0.283, SLG: 0.225 (6, 8)										4	0	0	0	0	2	3						
Denny Doyle, L OBP: 0.342, SLG: 0.273 (1, 4)										4	0	0	0	0	1	2						
Steve Carlton, L OBP: 0.417, SLG: 0.500 Ron Stone, L OBP: 0.333, SLG: 0.200 (9, PH)										3	0	2	0	0	0	0						
Inning Stats	R: 0 E: 0 K: 1 S: 5	H: 0 LOB: 0 BB: 0 P: 5	R: 0 E: 0 K: 2 S: 8	H: 1 LOB: 2 BB: 1 P: 12	R: 0 E: 0 K: 0 S: 5	H: 2 LOB: 3 BB: 1 P: 9	R: 0 E: 0 K: 2 S: 7	H: 0 LOB: 0 BB: 0 P: 7	R: 0 E: 0 K: 1 S: 5	H: 0 LOB: 1 BB: 0 P: 6	R: 0 E: 0 K: 0 S: 4	H: 1 LOB: 1 BB: 0 P: 4	R: 0 E: 0 K: 0 S: 4	H: 1 LOB: 3 BB: 2 P: 12	R: 0 E: 0 K: 0 S: 3	H: 0 LOB: 0 BB: 0 P: 3	R: 0 E: 0 K: 0 S: 3	H: 0 LOB: 0 BB: 0 P: 3	1B: 2 2B: 3 3B: 0 HR: 0	SF: 0 SAC: 1 DP: 0 HBP: 1	WP: 0 PB: 0 SB: 0 CS: 0	PA: 37
PITCHER Steve Arlin, R ERA: 1.24 (1, 1)	IP: 9.0 WLS: W BF: 37 H: 5 R: 0 ER: 0 SO: 6 BB: 2 IBB: 2 HBP: 1 BLK: 0 WP: 0 HR: 0 S: 44 P: 61 ERA: 0.00 WHIP: 0.778																					

Batter	1	2	3	4	5	6	7	8	9	AB	R	H	RBI	BB	SO	LOB	BOTTOM			
Derrel Thomas, S OBP: 0.340, SLG: 0.286 (1, 4)										2	1	0	0	2	1	0	Philadelphia Phillies @ San Diego Padres San Diego Stadium, San Diego, CA Sat Apr 29 1972, 10:05 PM EST Att: 7,859 - Unknown			
Enzo Hernandez, R OBP: 0.186, SLG: 0.238 (1, 6)										3	0	0	0	0	1	1				
Johnny Jeter, R OBP: 0.333, SLG: 0.409 (1, 8)										4	0	1	0	0	2	2				
Nate Colbert, R OBP: 0.255, SLG: 0.471 (1, 3)										3	2	1	1	1	1	3				
Cito Gaston, R OBP: 0.281, SLG: 0.355 (1, 7)										4	1	2	1	0	0	1				
Ollie Brown, R OBP: 0.216, SLG: 0.200 (1, 9)										3	0	1	0	1	2	1				
Dave Campbell, R OBP: 0.225, SLG: 0.211 (1, 5)										3	0	0	0	0	2	4				
Bob Barton, R OBP: 0.216, SLG: 0.194 (1, 2)										3	0	1	2	0	0	1				
Steve Arlin, R OBP: 0.250, SLG: 0.286 (1, 1)										3	0	0	0	0	1	2				
Inning Stats	R: 0 E: 0 K: 0 S: 3	H: 0 LOB: 1 BB: 1 P: 7	R: 0 E: 0 K: 2 S: 7	H: 0 LOB: 0 BB: 0 P: 7	R: 0 E: 0 K: 1 S: 5	H: 0 LOB: 0 BB: 0 P: 5	R: 0 E: 1 K: 1 S: 6	H: 1 LOB: 1 BB: 0 P: 6	R: 0 E: 0 K: 0 S: 3	H: 1 LOB: 0 BB: 0 P: 3	R: 0 E: 0 K: 0 S: 3	H: 0 LOB: 0 BB: 0 P: 3	R: 2 E: 0 K: 3 S: 11	H: 2 LOB: 2 BB: 2 P: 19	R: 2 E: 0 K: 3 S: 11	H: 2 LOB: 1 BB: 1 P: 15	1B: 4 2B: 2 3B: 0 HR: 0	SF: 0 SAC: 1 DP: 1 HBP: 0	WP: 0 PB: 0 SB: 1 CS: 0	PA: 33
PITCHER Steve Carlton, L ERA: 1.59 (1, 1)	IP: 8.0 WLS: L BF: 33 H: 6 R: 4 ER: 4 SO: 10 BB: 3 IBB: 1 HBP: 0 BLK: 0 WP: 0 HR: 0 S: 49 P: 65 ERA: 4.50 WHIP: 1.125																			

Batter	1	2	3	4	5	6	7	8	9	AB	R	H	RBI	BB	SO	LOB	TOP					
Larry Bowa, S OBP: 0.246, SLG: 0.281										5	3	3	0	0	0	1	Philadelphia Phillies @ San Diego Padres San Diego Stadium, San Diego, CA Sun Apr 30 1972, 6:33 AM EDT Unknown					
Denny Doyle, L OBP: 0.372, SLG: 0.342										5	1	3	3	0	0	1						
Ron Stone, L OBP: 0.364, SLG: 0.300										5	0	2	1	0	0	3						
Greg Luzinski, R OBP: 0.389, SLG: 0.694										5	0	3	1	0	1	0						
Tom Hutton, L OBP: 0.375, SLG: 0.438										5	0	1	0	0	1	6						
Don Money, R OBP: 0.296, SLG: 0.391										5	0	0	0	0	2	6						
Mike Anderson, R OBP: 0.280, SLG: 0.295										4	1	1	1	0	1	3						
Mike Ryan, R OBP: 0.545, SLG: 0.444										4	1	3	0	0	0	0						
Barry Lersch, S (1, 1)										4	0	0	0	0	2	3						
Inning Stats	R: 2 E: 1 K: 0 S: 7	H: 4 LOB: 2 BB: 0 P: 7	R: 2 E: 0 K: 1 S: 7	H: 3 LOB: 0 BB: 0 P: 7	R: 0 E: 0 K: 1 S: 6	H: 1 LOB: 1 BB: 0 P: 6	R: 0 E: 0 K: 1 S: 6	H: 1 LOB: 1 BB: 0 P: 6	R: 0 E: 0 K: 1 S: 5	H: 0 LOB: 0 BB: 0 P: 5	R: 1 E: 0 K: 0 S: 4	H: 1 LOB: 0 BB: 0 P: 4	R: 1 E: 0 K: 1 S: 7	H: 3 LOB: 2 BB: 0 P: 7	R: 0 E: 0 K: 1 S: 6	H: 1 LOB: 1 BB: 0 P: 6		R: 0 E: 1 K: 1 S: 8	H: 2 LOB: 3 BB: 0 P: 8	1B: 14 2B: 3 3B: 0 HR: 1	SF: 0 SAC: 0 DP: 2 HBP: 0	WP: 0 PB: 0 SB: 1 CS: 1
PITCHER	IP WLS BF H R ER SO BB IBB HBP BLK WP HR S P ERA WHIP																					
Bill Greif, R ERA: 6.88	(1, 1) 1.1 L 10 6 4 3 1 0 0 0 0 0 0 0 12 12 20.25 4.500																					
Mark Schaeffer, L ERA:	(2, 1) 3.2 13 3 0 0 3 0 0 0 0 0 0 0 19 19 0.00 0.818																					
Ron Taylor, R ERA: 10.8	(6, 1) 1.1 8 4 2 2 0 0 0 0 0 0 0 1 8 8 13.50 3.000																					
Gary Ross, R ERA: 2.84	(7, 1) 0.2 1 0 0 0 1 0 0 0 0 0 0 0 3 3 0.00 0.000																					
Ed Acosta, R ERA: 4.7	(8, 1) 2.0 10 3 0 0 2 0 0 0 0 0 0 0 14 14 0.00 1.500																					

AB	42
R	6
H	16
RBI	6
BB	0
SO	7
LOB	23



Batter	1	2	3	4	5	6	7	8	9	AB	R	H	RBI	BB	SO	LOB	BOTTOM					
Derrel Thomas, S OBP: 0.333, SLG: 0.283										4	0	1	0	0	0	3	Philadelphia Phillies @ San Diego Padres San Diego Stadium, San Diego, CA Sun Apr 30 1972, 6:33 AM EDT Unknown					
Enzo Hernandez, R OBP: 0.174, SLG: 0.222									3	0	0	0	0	0	1							
Don Mason, L (8, PH)									1	0	0	0	0	0	0							
Johnny Jeter, R OBP: 0.306, SLG: 0.375									4	0	0	0	0	1	1							
Nate Colbert, R OBP: 0.271, SLG: 0.527									4	1	2	1	0	0	0							
Cito Gaston, R OBP: 0.306, SLG: 0.353									3	0	1	0	1	0	0							
Ollie Brown, R OBP: 0.195, SLG: 0.179									4	0	0	0	0	0	2							
Dave Campbell, R OBP: 0.253, SLG: 0.200									2	0	0	0	1	0	1							
Larry Stahl, L OBP: 0.200, SLG: 0.130									1	0	0	0	0	0	0							
Bob Barton, R OBP: 0.250, SLG: 0.211									2	0	1	0	1	0	0							
Bill Greif, R ERA: 6.88	(1, 1) 1.1 L 10 6 4 3 1 0 0 0 0 0 0 0 12 12 20.25 4.500																					
Mark Schaeffer, L ERA:	(2, 1) 3.2 13 3 0 0 3 0 0 0 0 0 0 0 19 19 0.00 0.818																					
Garry Jesteadt, R OBP: 0.375, SLG: 0.375	(5, PH) 0.2 1 0 0 0 1 0 0 0 0 0 0 0 3 3 0.00 0.000																					
Ron Taylor, R ERA: 10.8	(6, 1) 1.1 8 4 2 2 0 0 0 0 0 0 0 1 8 8 13.50 3.000																					
Gary Ross, R ERA: 2.84	(7, 1) 0.2 1 0 0 0 1 0 0 0 0 0 0 0 3 3 0.00 0.000																					
Leron Lee, L OBP: 0.307, SLG: 0.296	(7, PH) 0.2 1 0 0 0 1 0 0 0 0 0 0 0 3 3 0.00 0.000																					
Ed Acosta, S ERA: 4.7	(8, 1) 2.0 10 3 0 0 2 0 0 0 0 0 0 0 14 14 0.00 1.500																					
Inning Stats	R: 0 E: 0 K: 0 S: 3	H: 0 LOB: 0 BB: 0 P: 3	R: 1 E: 0 K: 1 S: 7	H: 2 LOB: 2 BB: 1 P: 11	R: 0 E: 0 K: 0 S: 4	H: 2 LOB: 2 BB: 0 P: 4	R: 0 E: 0 K: 0 S: 2	H: 0 LOB: 0 BB: 1 P: 6	R: 0 E: 0 K: 0 S: 3	H: 0 LOB: 0 BB: 0 P: 3	R: 0 E: 0 K: 1 S: 5	H: 0 LOB: 0 BB: 0 P: 5	R: 0 E: 0 K: 0 S: 4	H: 1 LOB: 3 BB: 2 P: 12	R: 0 E: 0 K: 0 S: 3	H: 0 LOB: 0 BB: 0 P: 3	R: 0 E: 0 K: 0 S: 3	H: 0 LOB: 0 BB: 0 P: 3	1B: 4 2B: 0 3B: 0 HR: 1	SF: 0 SAC: 0 DP: 1 HBP: 0	WP: 0 PB: 0 SB: 0 CS: 0	PA: 34
PITCHER	IP WLS BF H R ER SO BB IBB HBP BLK WP HR S P ERA WHIP																					
Barry Lersch, R ERA: 1.23	(1, 1) 9.0 W 34 5 1 1 2 4 0 0 0 0 0 1 34 50 1.00 1.000																					

AB	30
R	1
H	5
RBI	1
BB	4
SO	2
LOB	10



Batter	1	2	3	4	5	6	7	8	9	AB	R	H	RBI	BB	SO	LOB	TOP							
Larry Bowa, S OBP: 0.258, SLG: 0.279 (1, 6)	0-0 4-3		0-0 1B		4-0 1B SF8 BB	0-0 5-3		0-0 F7		4	1	1	0	1	0	0								
Tim McCarver, L OBP: 0.294, SLG: 0.426 (1, 2)	0-0 E4 FC4-6		0-0 F7		0-0 1B 1-3 1B		0-0 3-1		0-0 4-3	5	1	1	0	0	0	1								
Willie Montanez, L OBP: 0.357, SLG: 0.426 (1, 8)	0-0 FC4-6 1-2			0-0 4-3	0-0 SF8		0-0 G1 1B		0-0 F7	4	0	1	1	0	0	1								
Greg Luzinski, R OBP: 0.424, SLG: 0.717 (1, 7)	0-0 F9			0-0 BB 2B	0-0 1B 1-3 1B		0-0 G1 1B		4-0 BB	4	0	3	0	1	0	1								
Tom Hutton, L OBP: 0.333, SLG: 0.350 (1, 3)		0-0 F7		4-0 BB IBB	0-0 P4		0-0 G1		0-0 F8	4	0	0	0	1	0	5								
Don Money, R OBP: 0.326, SLG: 0.396 (1, 5)		0-0 F9		1-2 2-3 BB	0-0 1-2 3-H 1B		4-0 IBB			2	0	1	1	2	0	0								
Mike Anderson, R OBP: 0.259, SLG: 0.271 (1, 9)		0-3 K		0-3 K	0-3 K		0-3 K			4	0	0	0	0	4	8								
Denny Doyle, L OBP: 0.340, SLG: 0.310 (1, 4)			0-0 4-3	0-0 1-3		0-0 1-3		0-3 K		4	0	0	0	0	1	3								
Bill Champion, R OBP: 0.143, SLG: 0.571 (1, 1)			0-0 F9		0-0 HR		0-0 6-3		0-3 K	4	1	1	1	0	1	0								
Inning Stats	R: 0 E: 1 K: 0 S: 4	H: 0 LOB: 1 BB: 0 P: 4	R: 0 E: 0 K: 1 S: 5	H: 0 LOB: 0 BB: 0 P: 5	R: 0 E: 0 K: 1 S: 4	H: 1 LOB: 1 BB: 0 P: 4	R: 0 E: 0 K: 1 S: 6	H: 1 LOB: 3 BB: 2 P: 14	R: 3 E: 0 K: 1 S: 9	H: 4 LOB: 2 BB: 1 P: 13	R: 0 E: 0 K: 0 S: 3	H: 0 LOB: 0 BB: 0 P: 3	R: 0 E: 0 K: 1 S: 7	H: 2 LOB: 3 BB: 1 P: 11	R: 0 E: 0 K: 2 S: 7	H: 0 LOB: 0 BB: 0 P: 7	R: 0 E: 0 K: 0 S: 3	H: 0 LOB: 1 BB: 1 P: 7	1B: 6 2B: 1 3B: 0 HR: 1	SF: 1 SAC: 0 DP: 0 HBP: 0	WP: 0 PB: 0 SB: 0 CS: 0	PA: 41		
PITCHER	IP WLS BF H R ER SO BB IBB HBP BLK WP HR S P ERA WHIP	4.1 L 22 5 3 3 2 2 1 0 0 0 1 23 35 6.23 1.615	5.1 L 12 3 0 0 2 0 1 0 0 0 0 15 19 0.00 1.125	2.0 L 7 0 0 0 2 1 0 0 0 0 0 10 14 0.00 0.500																				

Philadelphia Phillies @ San Diego Padres
San Diego Stadium, San Diego, CA
Sun Apr 30 1972, 6:38 AM EDT
Att: 8,411 - Unknown

AB	35
R	3
H	8
RBI	3
BB	5
SO	6
LOB	19



Batter	1	2	3	4	5	6	7	8	9	AB	R	H	RBI	BB	SO	LOB	BOTTOM							
Don Mason, L OBP: 0.182, SLG: 0.100 (1, 4)	4-0 1B 1-3 BB		0-0 F7		0-3 K		0-0 G4-6-3 1B			3	0	1	0	1	1	1								
Rafael Robles, R OBP: 0.100, SLG: 0.100 (1, 6)	0-0 1-3		0-0 6-3		0-0 4-3		0-0 G4-6-3 1-2			4	0	0	0	0	0	4								
Leron Lee, L OBP: 0.412, SLG: 0.387 (1, 7)	0-0 G6-4-3 2-3 1B			0-0 1B 2B	0-0 1B			0-0 F8		4	1	3	0	0	0	0								
Nate Colbert, R OBP: 0.270, SLG: 0.508 (1, 3)	0-0 G6-4-3 1-2			0-0 IBB 1B 2H	0-3 K			0-0 6-3		4	0	1	1	0	1	3								
Cito Gaston, R OBP: 0.324, SLG: 0.353 (1, 8)		1-0 G6-4-3 HBP		0-0 FC6-4 1-2 1B		0-0 P3		0-3 K		0	0	0	0	0	0	0								
Johnny Jeter, R OBP: 0.308, SLG: 0.373 (2, PR) (3, 8)				0-0 FC6-4 1-2 IBB		0-0 F8			0-0 K	4	0	1	0	0	0	3								
Larry Stahl, L OBP: 0.207, SLG: 0.148 (1, 9)		0-0 F8		0-0 FC6-4 1-2		0-0 F8			0-0 1-3 1B	4	0	1	0	0	0	3								
Fred Kendall, R OBP: 0.188, SLG: 0.188 (1, 2)		0-0 G6-4-3 1-2		0-0 F7		0-0 6-3			0-0 F8	4	0	0	0	0	0	4								
Garry Jestadt, R OBP: 0.417, SLG: 0.364 (1, 5)			0-0 SH3-6-4 1B	4-0 FC6-4 1-2 2-3 IBB		0-0 F8			0-0 1-3	3	0	1	0	1	0	1								
Mike Corkins, R (1, 1)			0-0 SH3-6-4	0-0 FC6-4		4-0 1B			0-0 P5	1	0	0	0	0	0	3								
Mike Caldwell, R (5, 1)										0	0	0	0	0	0	0								
Jerry Morales, R (7, PH)										0	0	0	0	1	0	0								
Gary Ross, R (8, 1)										0	0	0	0	0	0	0								
Ollie Brown, R (9, PH)										1	0	0	0	0	0	1								
Inning Stats	R: 0 E: 0 K: 0 S: 3	H: 1 LOB: 1 BB: 1 P: 7	R: 0 E: 0 K: 0 S: 2	H: 0 LOB: 0 BB: 0 P: 3	R: 0 E: 0 K: 0 S: 4	H: 1 LOB: 1 BB: 0 P: 4	R: 1 E: 0 K: 0 S: 6	H: 3 LOB: 3 BB: 1 P: 10	R: 0 E: 0 K: 2 S: 8	H: 1 LOB: 1 BB: 0 P: 8	R: 0 E: 0 K: 0 S: 3	H: 0 LOB: 0 BB: 0 P: 3	R: 0 E: 0 K: 1 S: 3	H: 1 LOB: 1 BB: 1 P: 7	R: 0 E: 0 K: 1 S: 5	H: 0 LOB: 0 BB: 0 P: 5	R: 0 E: 0 K: 0 S: 4	H: 1 LOB: 1 BB: 0 P: 4	1B: 7 2B: 1 3B: 0 HR: 0	SF: 0 SAC: 1 DP: 3 HBP: 1	WP: 0 PB: 0 SB: 0 CS: 0	PA: 36		
PITCHER	IP WLS BF H R ER SO BB IBB HBP BLK WP HR S P ERA WHIP	9.0 W 36 8 1 1 3 2 1 1 0 0 0 38 51 1.00 1.111																						

Philadelphia Phillies @ San Diego Padres
San Diego Stadium, San Diego, CA
Sun Apr 30 1972, 6:38 AM EDT
Att: 8,411 - Unknown

AB	31
R	1
H	8
RBI	1
BB	3
SO	3
LOB	20



Batter	1	2	3	4	5	6	7	8	9	AB	R	H	RBI	BB	SO	LOB	TOP			
Larry Bowa, S OBP: 0.273, SLG: 0.281 (1, 6)										3	0	1	0	1	0	0	Philadelphia Phillies @ Los Angeles Dodgers Dodger Stadium, Los Angeles, CA Mon May 01 1972, 7:05 PM PDT Att: 15,015 - Unknown			
Terry Harmon, R OBP: 0.400, SLG: 0.462 (1, 4)										3	1	0	0	1	0	3				
Willie Montanez, L OBP: 0.367, SLG: 0.490 (1, 8)										4	1	2	2	0	0	0				
Greg Luzinski, R OBP: 0.397, SLG: 0.667 (1, 7)										4	0	0	0	0	0	2				
Don Money, R OBP: 0.339, SLG: 0.412 (1, 5)										3	0	1	0	1	1	2				
Tom Hutton, L OBP: 0.360, SLG: 0.375 (1, 3)										4	0	2	0	0	1	1				
Mike Anderson, R OBP: 0.259, SLG: 0.269 (1, 9)										4	0	1	0	0	1	3				
Mike Ryan, R OBP: 0.400, SLG: 0.308 (1, 2)										4	0	0	0	0	0	4				
Dick Selma, R (1, 1)										3	0	0	0	0	1	2				
Inning Stats	R: 0 E: 0 K: 0 S: 5	H: 2 LOB: 2 BB: 0 P: 5	R: 0 E: 0 K: 0 S: 4	H: 1 LOB: 1 BB: 0 P: 4	R: 0 E: 0 K: 0 S: 3	H: 0 LOB: 0 BB: 0 P: 3	R: 0 E: 0 K: 1 S: 4	H: 0 LOB: 0 BB: 1 P: 8	R: 0 E: 0 K: 1 S: 6	H: 0 LOB: 0 BB: 0 P: 5	R: 0 E: 0 K: 0 S: 3	H: 0 LOB: 0 BB: 0 P: 3	R: 2 E: 0 K: 0 S: 4	H: 1 LOB: 1 BB: 0 P: 8	R: 0 E: 0 K: 1 S: 6	H: 2 LOB: 1 BB: 0 P: 6	1B: 5 2B: 1 3B: 0 HR: 1	SF: 0 SAC: 0 DP: 1 HBP: 0	WP: 0 PB: 0 SB: 0 CS: 1	PA: 35
PITCHER	IP WLS BF H R ER SO BB IBB HBP BLK WP HR S P ERA WHIP																			
Claude Osteen, L ERA: 1.04 Jim Brewer, L ERA: 1.04 (9, 1)	8.0 L 31 5 2 2 3 3 0 0 0 0 0 1 34 46 2.25 1.000																			

AB	32
R	2
H	7
RBI	2
BB	3
SO	4
LOB	17



Batter	1	2	3	4	5	6	7	8	9	AB	R	H	RBI	BB	SO	LOB	BOTTOM			
Wes Parker, S OBP: 0.393, SLG: 0.333 (1, 3)										3	0	0	0	1	0	1	Philadelphia Phillies @ Los Angeles Dodgers Dodger Stadium, Los Angeles, CA Mon May 01 1972, 7:05 PM PDT Att: 15,015 - Unknown			
Willie Crawford, L OBP: 0.300, SLG: 0.639 Jim Brewer, L (9, 1)										2	0	0	1	1	0	0				
Willie Davis, L OBP: 0.329, SLG: 0.463 (1, 8)										4	0	0	0	0	0	3				
Frank Robinson, R OBP: 0.340, SLG: 0.378 (1, 9)										3	0	0	0	1	0	1				
Jim Lefebvre, S OBP: 0.354, SLG: 0.475 (1, 4)										3	0	0	0	1	0	1				
Duke Sims, L OBP: 0.188, SLG: 0.375 Maury Wills, S OBP: 0.143, SLG: 0.170 (8, PR)										4	0	1	0	0	0	3				
Steve Garvey, R OBP: 0.345, SLG: 0.400 (1, 5)										3	1	0	0	1	0	1				
Bill Russell, R OBP: 0.550, SLG: 0.944 (1, 6)										3	0	2	0	0	1	0				
Claude Osteen, L OBP: 0.300, SLG: 0.300 Manny Mota, R OBP: 0.342, SLG: 0.472 (8, PH)										2	0	0	0	0	0	1				
Inning Stats	R: 0 E: 0 K: 0 S: 3	H: 0 LOB: 0 BB: 0 P: 3	R: 0 E: 0 K: 0 S: 2	H: 0 LOB: 0 BB: 1 P: 6	R: 0 E: 0 K: 0 S: 4	H: 1 LOB: 1 BB: 0 P: 4	R: 0 E: 0 K: 0 S: 3	H: 0 LOB: 0 BB: 0 P: 3	R: 0 E: 0 K: 1 S: 5	H: 0 LOB: 0 BB: 0 P: 5	R: 0 E: 0 K: 0 S: 3	H: 0 LOB: 2 BB: 2 P: 11	R: 1 E: 0 K: 0 S: 4	H: 1 LOB: 2 BB: 2 P: 12	R: 0 E: 0 K: 0 S: 4	H: 1 LOB: 1 BB: 0 P: 4	1B: 2 2B: 1 3B: 0 HR: 0	SF: 1 SAC: 1 DP: 1 HBP: 0	WP: 0 PB: 0 SB: 1 CS: 0	PA: 34
PITCHER	IP WLS BF H R ER SO BB IBB HBP BLK WP HR S P ERA WHIP																			
Dick Selma, R ERA: 2.57 (1, 1)	9.0 W 34 3 1 1 1 5 0 0 0 0 0 0 31 51 1.00 0.889																			

AB	27
R	1
H	3
RBI	1
BB	5
SO	1
LOB	11



Batter	1	2	3	4	5	6	7	8	9	AB	R	H	RBI	BB	SO	LOB	TOP																			
Larry Bowa, S OBP: 0.282, SLG: 0.290 (1, 6)	F7		CS 1B		1B	FC6-4		F7		5	0	2	0	0	0	1	Philadelphia Phillies @ Los Angeles Dodgers Dodger Stadium, Los Angeles, CA Tue May 02 1972, 7:05 PM PDT Att: 14,770 - Unknown livebaseballscores.com																			
Terry Harmon, R OBP: 0.500, SLG: 0.588 (1, 4)	2B		F3		1B		BB 1B	BB		4	2	3	0	1	0	1																				
Willie Montanez, L OBP: 0.369, SLG: 0.500 (1, 8)	2B		1B		K		K	F8		5	0	2	1	0	2	4																				
Greg Luzinski, R OBP: 0.397, SLG: 0.633 (1, 7)	K		F7		5-3		BB 3B			3	1	0	0	2	1	4																				
Don Money, R OBP: 0.316, SLG: 0.382 (1, 5)	F2			5-3		1-3	F8	SH1-4 BB		4	0	0	0	0	0	3																				
Tom Hutton, L OBP: 0.400, SLG: 0.483 (1, 3)		G1		1B		WP 1B	3B	K		5	1	3	2	0	1	1																				
Mike Anderson, R Dwain Gooden, R Byron Bowers, R Ken Reynolds, L Pete Kooger, R Wayne Twitchell, R Joe Hoerner, R Tom McGowan, L Barry Lersch, R Chris Short, R	5-3		K		1B	WP 1B	F7	F7		2	0	0	0	0	1	1																				
Mike Ryan, R OBP: 0.366, SLG: 0.353 (1, 2)	2B		F2		K		K	6-3		4	0	1	0	0	1	3																				
Woodie Fryman, R OBP: 0.125, SLG: 0.500 Roger Freed, R OBP: 0.500, SLG: 1.250 (4, 9)	4-3		K		K	FC6-4 1B		HR		1	0	0	0	0	0	1																				
Inning Stats	R: 1 E: 0 K: 1 S: 7	H: 2 LOB: 1 BB: 0 P: 7	R: 0 E: 0 K: 0 S: 4	H: 1 LOB: 1 BB: 0 P: 4	R: 0 E: 0 K: 0 S: 4	H: 2 LOB: 1 BB: 0 P: 4	R: 0 E: 0 K: 1 S: 6	H: 1 LOB: 2 BB: 0 P: 6	R: 0 E: 0 K: 2 S: 9	H: 2 LOB: 1 BB: 0 P: 9	R: 2 E: 0 K: 1 S: 8	H: 3 LOB: 1 BB: 0 P: 8	R: 2 E: 0 K: 1 S: 7	H: 2 LOB: 1 BB: 1 P: 11	R: 1 E: 0 K: 0 S: 4	H: 1 LOB: 1 BB: 1 P: 8	R: 0 E: 0 K: 1 S: 5	H: 0 LOB: 1 BB: 1 P: 9	1B: 9 2B: 3 3B: 1 HR: 1	SF: 0 SAC: 1 DP: 0 HBP: 0	WP: 1 PB: 0 SB: 0 CS: 1	PA: 43														
PITCHER	IP	WLS	BF	H	R	ER	SO	BB	IBB	HBP	BLK	WP	HR	S	P	ERA	WHIP	PITCHER		IP	WLS	BF	H	R	ER	SO	BB	IBB	HBP	BLK	WP	HR	S	P	ERA	WHIP
Al Downing, L ERA: 3.38 (1, 1)	5.2		27	11	3	3	5	0	0	0	0	1	0	37	37	4.76	1.941																			
Pete Richert, L ERA: 5.79 (6, 1)	2.1		12	3	3	3	1	2	0	0	0	0	1	12	20	11.57	2.143																			
Jim Brewer, L ERA: 0.93 (9, 1)	1.0	W	4	0	0	0	1	1	0	0	0	0	0	5	9	0.00	1.000																			

Batter	1	2	3	4	5	6	7	8	9	AB	R	H	RBI	BB	SO	LOB	BOTTOM																				
Wes Parker, S OBP: 0.393, SLG: 0.340 (1, 3)	FC4-6 1B		6-3	4-3		F8		1B		5	0	2	0	0	0	2	Philadelphia Phillies @ Los Angeles Dodgers Dodger Stadium, Los Angeles, CA Tue May 02 1972, 7:05 PM PDT Att: 14,770 - Unknown livebaseballscores.com																				
Manny Mota, R OBP: 0.326, SLG: 0.450 (1, 7)	FC4-6 1-2		1B	1B	5-3		F8	SF9		4	1	1	1	0	0	1																					
Willie Davis, L OBP: 0.307, SLG: 0.431 (1, 8)	F8		F8	G3		K	K	K		5	0	0	0	0	2	3																					
Frank Robinson, R OBP: 0.382, SLG: 0.440 (1, 9)	K		1B BB	1B	BB 1B	1B	S 1B	1B BB		5	2	4	0	0	1	1																					
Jim Lefebvre, S OBP: 0.386, SLG: 0.484 (1, 4)		5-3		BB 1B	1B	1-2	FC6-4 BB	1B IBB		3	1	2	1	2	0	0																					
Steve Garvey, R OBP: 0.385, SLG: 0.386 Maury Wills, S OBP: 0.160, SLG: 0.188 (9, PH)	5-3		1B IBB	1B	1-2 2-3	BB	FC6-4	BB		2	1	0	0	2	0	2																					
Dick Dietz, R ERA: 5.79 Bobby Valentine, R (8, PH)	F3		1B BB	1B	1-2 2-3	FC5-4	1-2	1B BB		1	0	1	0	0	0	0																					
Duke Sims, L OBP: 0.176, SLG: 0.353 (9, 2)			1B	BB	1-2 2-3 3-H	1B	1-2	1B SF7 BB		1	0	0	0	0	1	3																					
Bill Russell, R OBP: 0.560, SLG: 0.864 (1, 6)		5-3		1B		F7		1B SF9 1B		4	1	2	3	1	0	0																					
Al Downing, R OBP: 0.300, SLG: 0.333 Pete Richert, L OBP: 0.500, SLG: 0.500 Willie Crawford, L OBP: 0.300, SLG: 0.639 Billy Grabarkewitz, R Joe Hoerner, L ERA: 5.4 (8, PH)	G3		K		K		K	SF7		2	0	0	0	0	1	2																					
Inning Stats	R: 0 E: 0 K: 1 S: 6	H: 1 LOB: 1 BB: 0 P: 6	R: 0 E: 0 K: 0 S: 3	H: 0 LOB: 0 BB: 0 P: 3	R: 0 E: 0 K: 0 S: 3	H: 0 LOB: 0 BB: 0 P: 3	R: 4 E: 0 K: 1 S: 9	H: 4 LOB: 2 BB: 2 P: 17	R: 0 E: 0 K: 0 S: 5	H: 2 LOB: 3 BB: 1 P: 9	R: 0 E: 0 K: 1 S: 5	H: 0 LOB: 0 BB: 0 P: 5	R: 0 E: 0 K: 1 S: 6	H: 1 LOB: 2 BB: 1 P: 10	R: 2 E: 0 K: 1 S: 7	H: 2 LOB: 1 BB: 1 P: 11	R: 1 E: 0 K: 1 S: 5	H: 2 LOB: 3 BB: 2 P: 13	1B: 11 2B: 1 3B: 0 HR: 0	SF: 2 SAC: 0 DP: 0 HBP: 0	WP: 0 PB: 0 SB: 2 CS: 0	PA: 44															
PITCHER	IP	WLS	BF	H	R	ER	SO	BB	IBB	HBP	BLK	WP	HR	S	P	ERA	WHIP	PITCHER		IP	WLS	BF	H	R	ER	SO	BB	IBB	HBP	BLK	WP	HR	S	P	ERA	WHIP	
Woodie Fryman, L ERA: 2.13 (1, 1)	3.1		17	5	4	4	1	1	1	0	0	0	0	9	13	0.00	1.800																				
Darrell Brandon, R (4, 1)	1.2		8	2	0	0	1	1	0	0	0	0	0	9	13	0.00	1.800																				
Ken Reynolds, L ERA: (6, 1)	1.0		3	0	0	0	1	0	0	0	0	0	0	5	5	0.00	0.000																				
Wayne Twitchell, R ERA: 8.53 Joe Hoerner, L ERA: 5.4 (7, 1)	1.0		7	2	2	2	1	2	0	0	0	0	0	7	15	18.00	4.000																				
Barry Lersch, R ERA: 1.84 Chris Short, L ERA: 11.97 (9, 1)	0.0		0	0	0	0	1	1	0	0	0	0	0	0	1	1	0.00	3.000																			



Batter	1	2	3	4	5	6	7	8	9	AB	R	H	RBI	BB	SO	LOB	TOP	
Chris Speier, R OBP: 0.330, SLG: 0.418 (1,6)	F9		F8		F7		1B S 1B		FC6-4 BB	4	0	1	0	1	0	0	San Francisco Giants @ Philadelphia Phillies Veterans Stadium, Philadelphia, PA Fri May 05 1972, 7:05 PM EDT Att: 22,161 - Unknown	
Tito Fuentes, S OBP: 0.292, SLG: 0.372 (1,4)	1-4-3		4-3				FC6-4 1B		FC6-4 1-2 2-3	5	0	2	0	0	0	2		
Willie Mays, R OBP: 0.375, SLG: 0.208 (1,8)	1B 3B BB		K		F7		FC6-4 1-2		F3	4	1	0	0	1	1	5		
Bobby Bonds, R OBP: 0.325, SLG: 0.524 (1,9)	1-2 3B 1B					P6			6-3	4	1	2	0	0	0	0		
Dave Kingman, R OBP: 0.274, SLG: 0.550 (1,3)	1-2 3B				P3		K		1-3	4	0	1	2	0	1	1		
Ken Henderson, S OBP: 0.325, SLG: 0.409 (1,7)					P6				FC6-4 1B	3	0	2	0	1	0	1		
Al Gallagher, R OBP: 0.300, SLG: 0.344 (1,5)							F3		FC6-4 1-2	3	0	1	0	1	0	2		
Dave Rader, L OBP: 0.276, SLG: 0.429 (1,2)					F7				G3	4	0	0	0	0	0	4		
Juan Marichal, R OBP: 0.214, SLG: 0.357 (1,1)					6-3				FC6-4 2B	4	0	1	0	0	1	1		
Inning Stats	R: 2 E: 0 K: 0 S: 4	H: 2 LOB: 1 BB: 1 P: 8	R: 0 E: 0 K: 0 S: 3	H: 1 LOB: 1 BB: 1 P: 7	R: 0 E: 0 K: 1 S: 5	H: 0 LOB: 0 BB: 0 P: 5	R: 0 E: 0 K: 0 S: 4	H: 1 LOB: 2 BB: 1 P: 8	R: 0 E: 0 K: 1 S: 6	H: 1 LOB: 1 BB: 0 P: 6	R: 0 E: 0 K: 1 S: 7	H: 2 LOB: 2 BB: 0 P: 7	R: 0 E: 0 K: 0 S: 4	H: 1 LOB: 1 BB: 1 P: 4	R: 0 E: 0 K: 0 S: 4	H: 1 LOB: 2 BB: 1 P: 8	1B: 6 SF: 0 2B: 3 SAC: 0 3B: 1 DP: 1 HR: 0 HBP: 0	WP: 0 PA: 39 PB: 0 SB: 1 CS: 0
PITCHER Bill Champion, R ERA: 2.43 (1,1)	IP: 9.0 WLS: W BF: 39 H: 10 R: 2 ER: 2 SO: 3 BB: 4 IBB: 0 HBP: 0 BLK: 0 WP: 0 HR: 0 S: 41 P: 57 ERA: 2.00 WHIP: 1.556															PITCHER		

Batter	1	2	3	4	5	6	7	8	9	AB	R	H	RBI	BB	SO	LOB	BOTTOM	
Larry Bowa, S OBP: 0.266, SLG: 0.273 (1,6)	K		5-3		1-3		K			4	0	0	0	0	2	2	San Francisco Giants @ Philadelphia Phillies Veterans Stadium, Philadelphia, PA Fri May 05 1972, 7:05 PM EDT Att: 22,161 - Unknown	
Tim McCarver, L OBP: 0.311, SLG: 0.429 (1,2)	K		5-3							4	0	2	1	0	1	1		
Willie Montanez, L OBP: 0.365, SLG: 0.476 (1,8)					3H 1B				P6	3	0	0	0	1	1	2		
Greg Luzinski, R OBP: 0.395, SLG: 0.597 (1,7)	F7				F8		L4-6 SH1 1B		G3-6-3 BB	3	0	1	0	1	0	1		
Tom Hutton, L OBP: 0.432, SLG: 0.486 (1,3)					2B 1B		SH1		G3-6-3 BB	3	1	1	0	0	1	2		
Don Money, R OBP: 0.324, SLG: 0.413 (1,5)							E6			4	1	2	1	0	0	1		
Mike Anderson, R OBP: 0.250, SLG: 0.276 (1,9)					6-3		L4-6			4	0	1	1	0	0	3		
Denny Doyle, L OBP: 0.352, SLG: 0.347 (1,4)										3	1	2	0	0	1	0		
Bill Champion, R OBP: 0.222, SLG: 0.556 (1,1)					5-3 1B		SH5-3 1B 2B		G3-6-4 1B	2	0	1	0	0	0	1		
Inning Stats	R: 0 E: 0 K: 2 S: 7	H: 0 LOB: 1 BB: 1 P: 11	R: 0 E: 0 K: 1 S: 5	H: 0 LOB: 0 BB: 0 P: 5	R: 0 E: 0 K: 1 S: 6	H: 1 LOB: 1 BB: 0 P: 6	R: 1 E: 0 K: 0 S: 5	H: 2 LOB: 1 BB: 0 P: 5	R: 1 E: 0 K: 1 S: 7	H: 2 LOB: 1 BB: 0 P: 7	R: 0 E: 1 K: 0 S: 4	H: 1 LOB: 1 BB: 0 P: 4	R: 0 E: 0 K: 1 S: 5	H: 1 LOB: 0 BB: 0 P: 5	R: 0 E: 0 K: 0 S: 3	H: 1 LOB: 1 BB: 1 P: 7	1B: 6 SF: 0 2B: 5 SAC: 2 3B: 0 DP: 3 HR: 0 HBP: 0	WP: 0 PA: 34 PB: 0 SB: 0 CS: 0
PITCHER Juan Marichal, R ERA: 3.38 (1,1)	IP: 8.0 WLS: L BF: 34 H: 10 R: 3 ER: 3 SO: 6 BB: 2 IBB: 0 HBP: 0 BLK: 0 WP: 0 HR: 0 S: 44 P: 52 ERA: 3.38 WHIP: 1.500															PITCHER		

Batter	1	2	3	4	5	6	7	8	9	AB	R	H	RBI	BB	SO	LOB	TOP					
Chris Speier, R (1, 6) OBP: 0.326, SLG: 0.446	0-3 K		0-0 5-3		0-0 HR			0-0 6-3		4	1	1	2	0	1	0	San Francisco Giants @ Philadelphia Phillies Veterans Stadium, Philadelphia, PA Sat May 06 1972, 3:33 AM EDT Att: 14,010 - Unknown					
Chris Arnold, R (1, 5) OBP: 0.462, SLG: 0.368	0-0 6-3 2B			4-0 FC4-6 BB	0-0 4-3			0-0 2B		3	0	2	0	1	0	0						
Ken Henderson, S (1, 8) OBP: 0.309, SLG: 0.386	0-0 6-3			0-0 FC4-6 FC1-4 1-2			0-0 L3	0-0 F7		4	0	0	0	0	0	3						
Bobby Bonds, R (1, 9) OBP: 0.326, SLG: 0.506	0-0 6-3			0-0 FC1-4 BB 1-2			0-0 5-3		4-0 S 3B BB	3	1	0	0	1	0	2						
Dave Kingman, R (1, 3) OBP: 0.273, SLG: 0.530		0-0 5-3		4-0 BB 1-2			0-3 K		0-3 K	3	0	0	0	1	2	1						
Tito Fuentes, S (1, 4) OBP: 0.280, SLG: 0.356		0-0 5-3		0-0 4-3				0-0 F8		4	0	0	0	0	0	3						
Garry Maddox, R (1, 7) OBP: 0.244, SLG: 0.289		0-0 5-3			0-0 6-3			0-3 K		4	0	1	1	0	1	0						
Dave Rader, L (1, 2) OBP: 0.250, SLG: 0.387			0-0 4-3		0-0 L4			4-0 2H 3B IBB		3	0	0	0	0	0	0						
Willie Mays, R (9, PH) OBP: 0.365, SLG: 0.208					0-0 L4			0-0 P5		0	0	0	0	1	0	0						
Fran Healy, R (9, 2) OBP: 0.204, SLG: 0.163					0-0 F9			0-0 1-3		0	0	0	0	0	0	0						
Sam McDowell, L (1, 1) OBP: 0.308, SLG: 0.250					0-0 HR 1B			0-0 4-3		4	1	1	0	0	0	2						
Inning Stats	R: 0 E: 0 K: 1 S: 6	H: 1 LOB: 1 BB: 0 P: 6	R: 0 E: 0 K: 0 S: 3	H: 0 LOB: 0 BB: 0 P: 3	R: 0 E: 0 K: 0 S: 3	H: 0 LOB: 0 BB: 2 P: 3	R: 0 E: 0 K: 0 S: 3	H: 0 LOB: 2 BB: 2 P: 11	R: 2 E: 0 K: 0 S: 5	H: 2 LOB: 0 BB: 0 P: 5	R: 0 E: 0 K: 1 S: 5	H: 0 LOB: 0 BB: 0 P: 5	R: 0 E: 0 K: 1 S: 5	H: 0 LOB: 0 BB: 0 P: 5	R: 0 E: 0 K: 0 S: 4	H: 1 LOB: 1 BB: 0 P: 4	R: 1 E: 0 K: 1 S: 6	H: 1 LOB: 2 BB: 2 P: 14	1B: 1 2B: 2 3B: 1 HR: 1	SF: 0 SAC: 0 DP: 0 HBP: 0	WP: 0 PB: 0 SB: 1 CS: 0	PA: 36
PITCHER	IP WLS BF H R ER SO BB IBB HBP BLK WP HR S P ERA WHIP																					
Dick Selma, R (1, 1) ERA: 2.57	7.0 L 26 3 2 2 3 2 0 0 0 0 0 1 30 38 2.57 0.714																					
Wayne Twitchell, R (8, 1) ERA: 7.59	1.2 8 2 1 1 1 1 0 0 0 0 0 0 9 13 5.40 1.800																					
Joe Hoerner, L (9, 1) ERA: 5.06	0.1 2 0 0 0 0 0 0 1 0 0 0 0 0 1 5 0.00 0.000																					

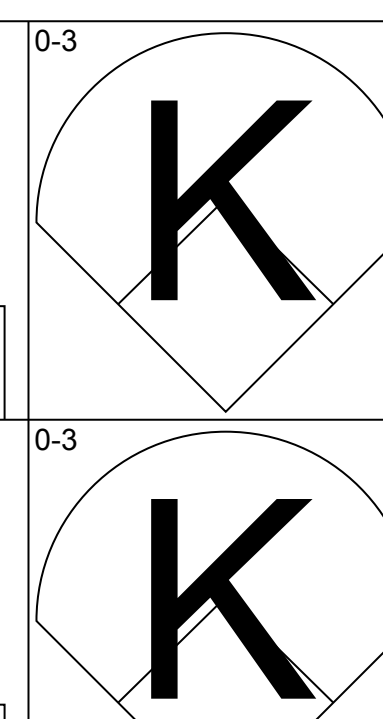
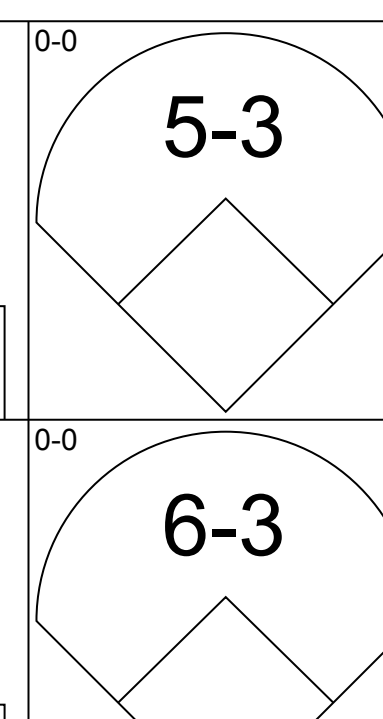
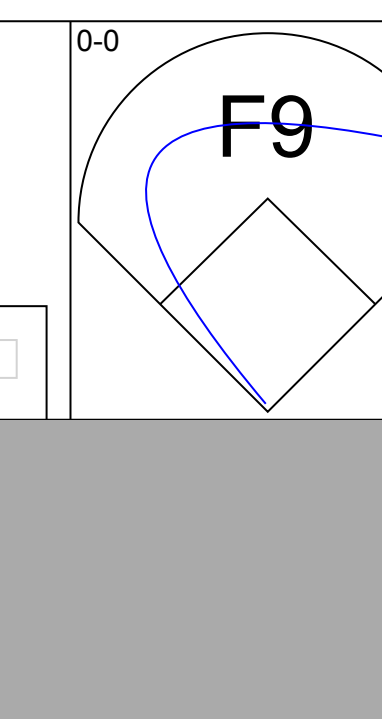
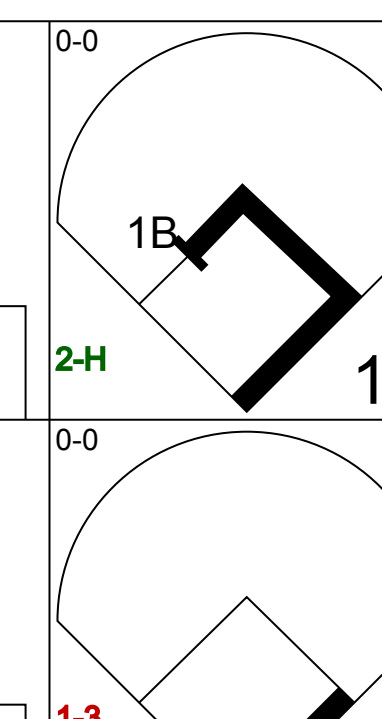
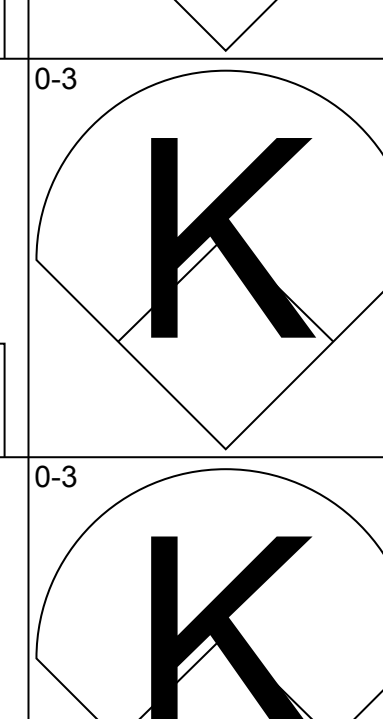
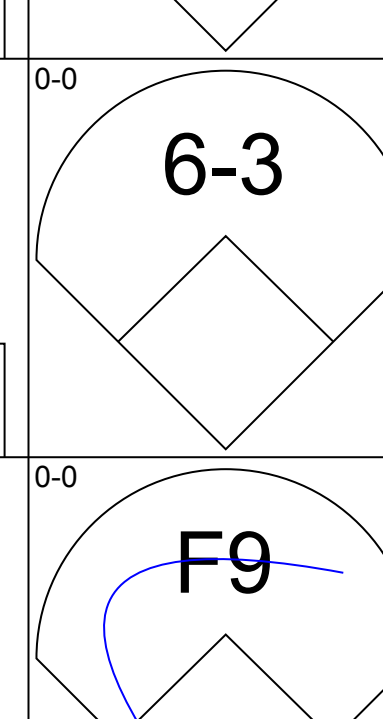
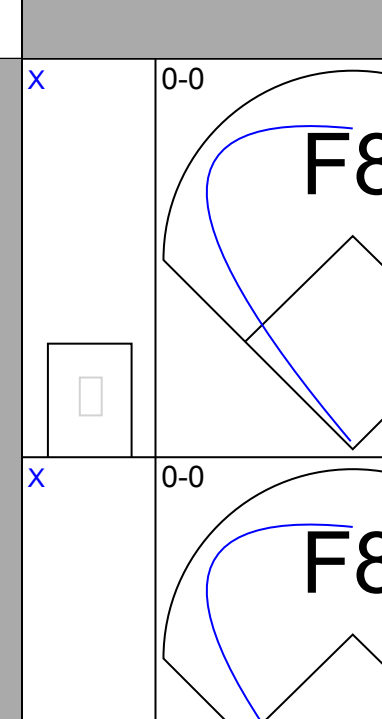
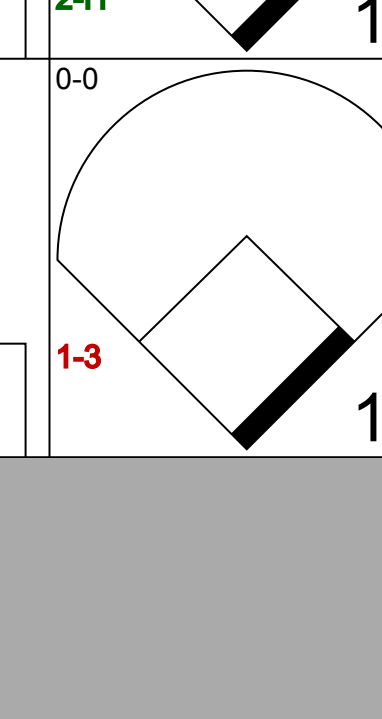
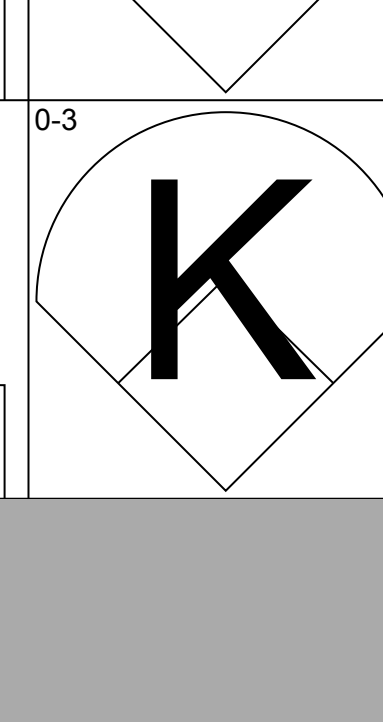
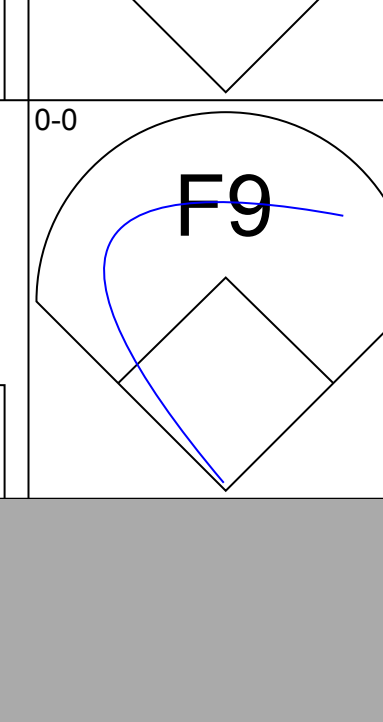
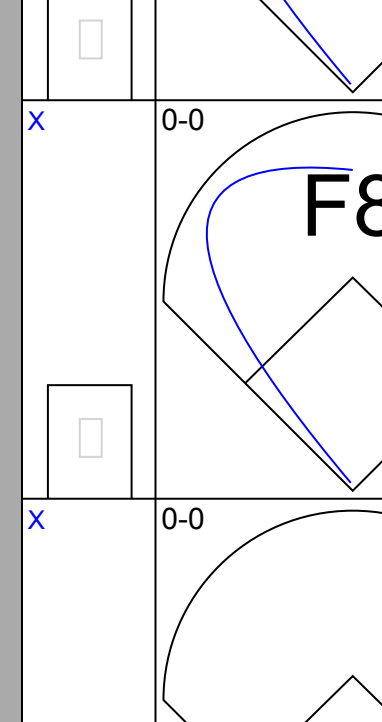
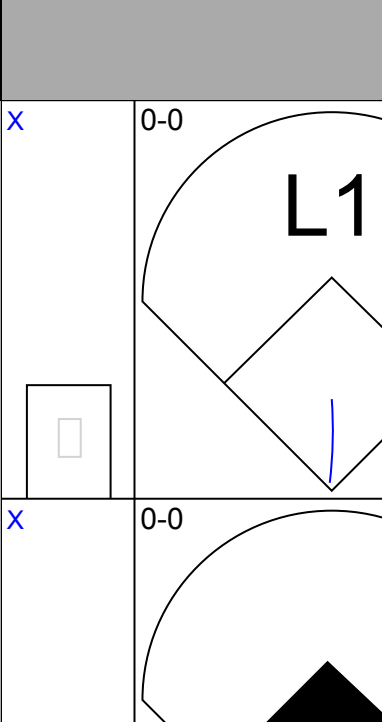
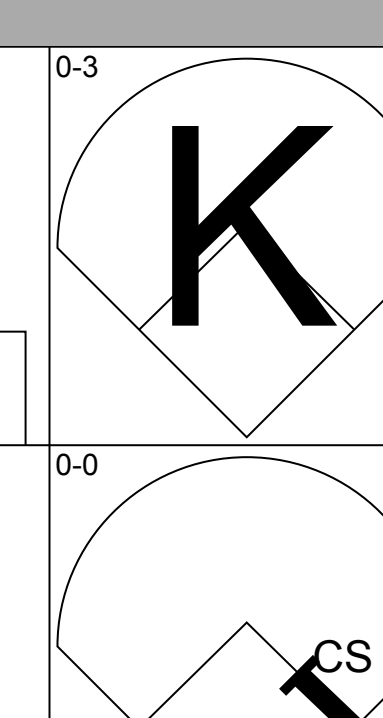
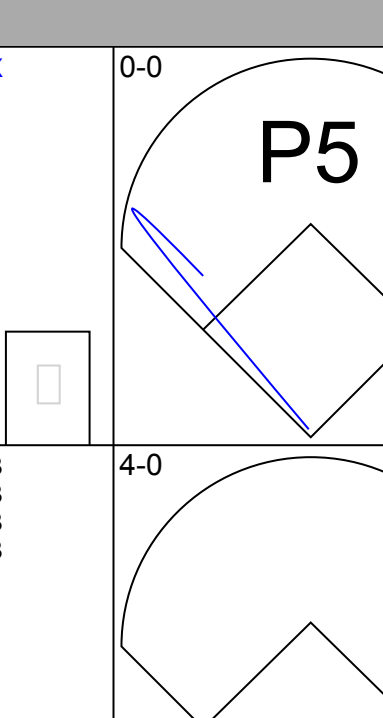
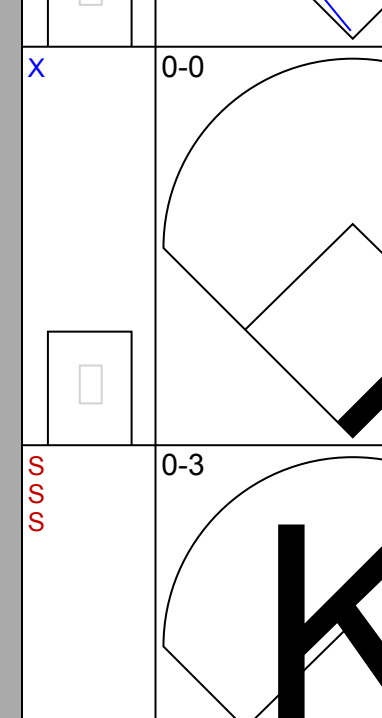
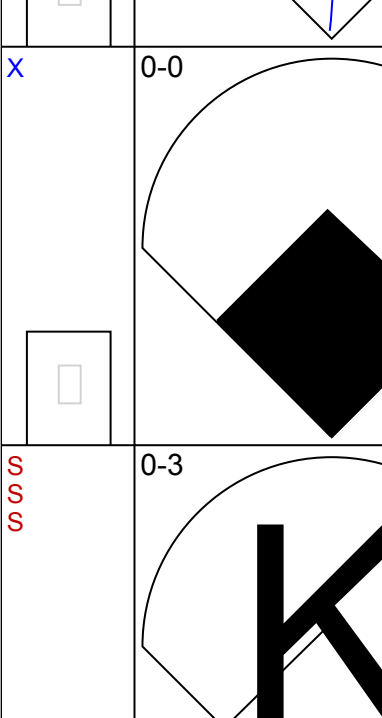
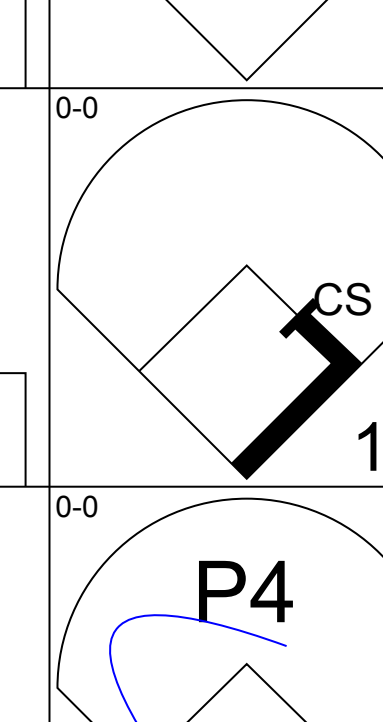
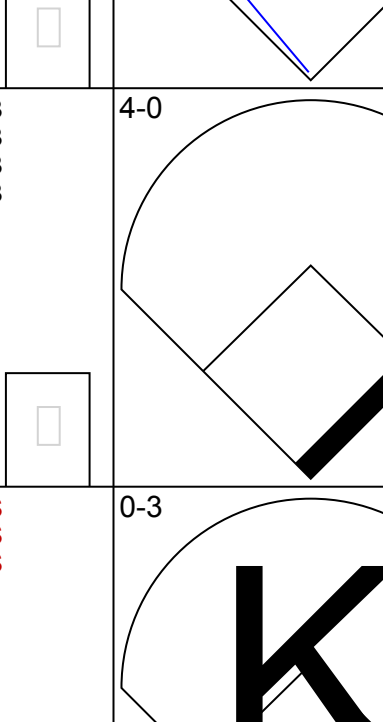
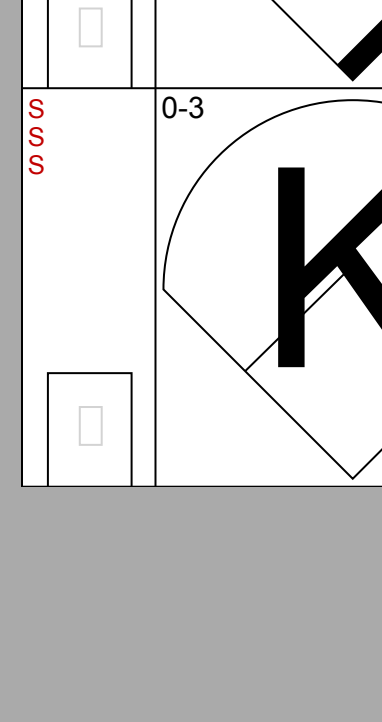
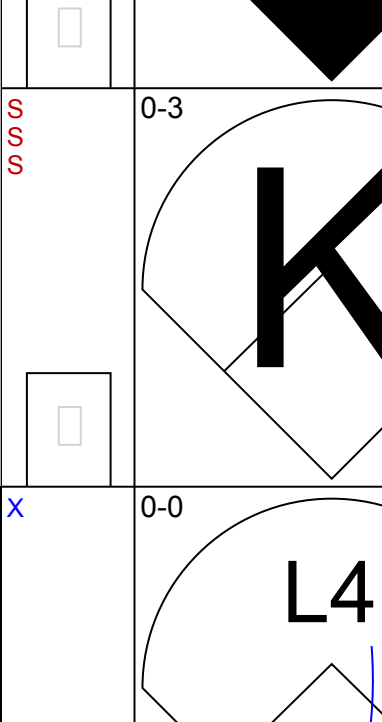
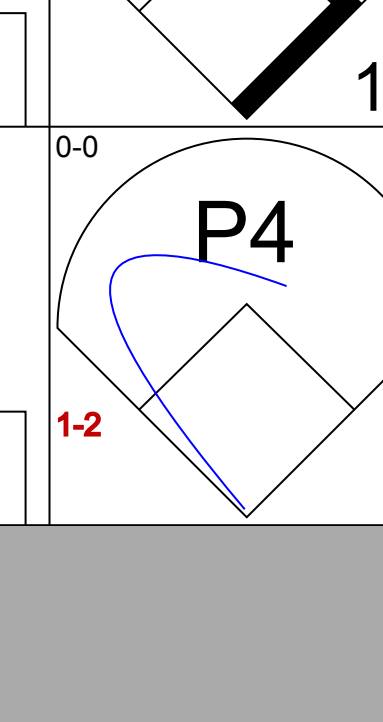
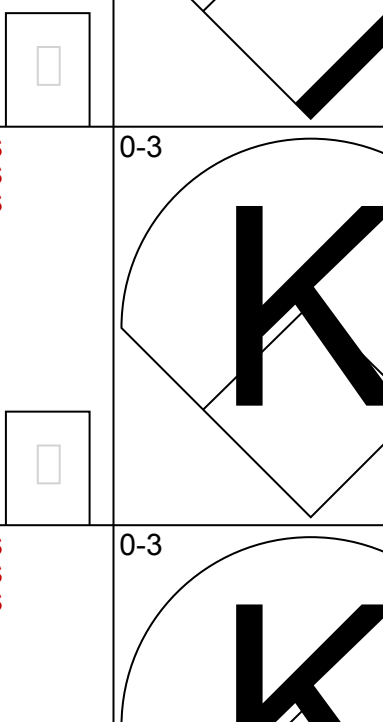
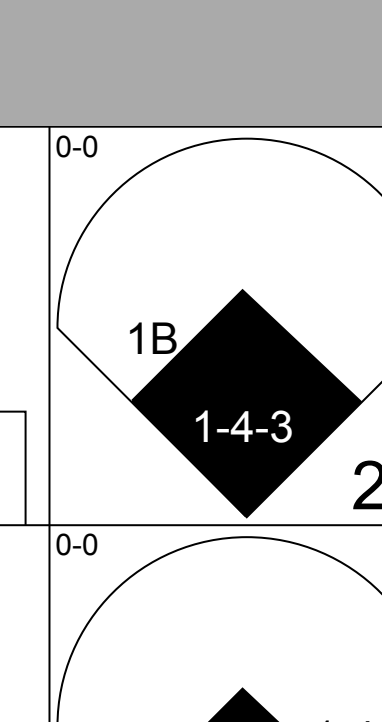
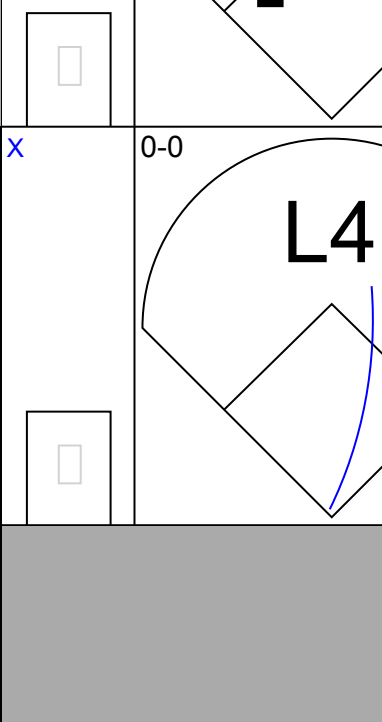
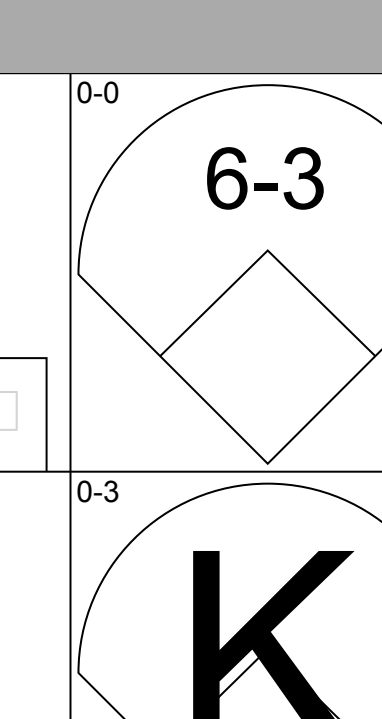
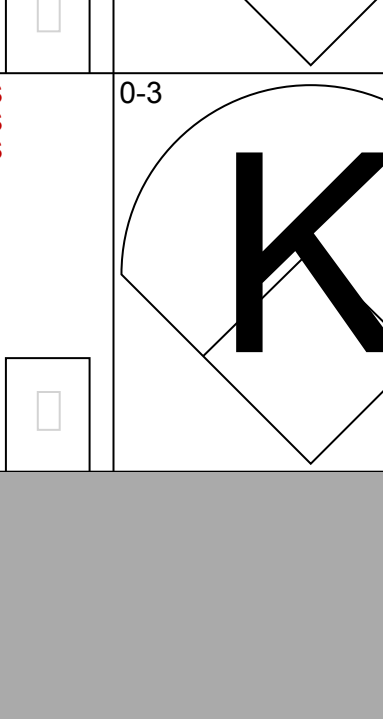
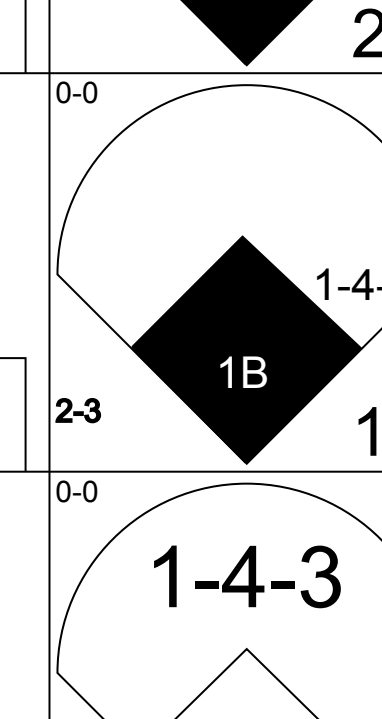
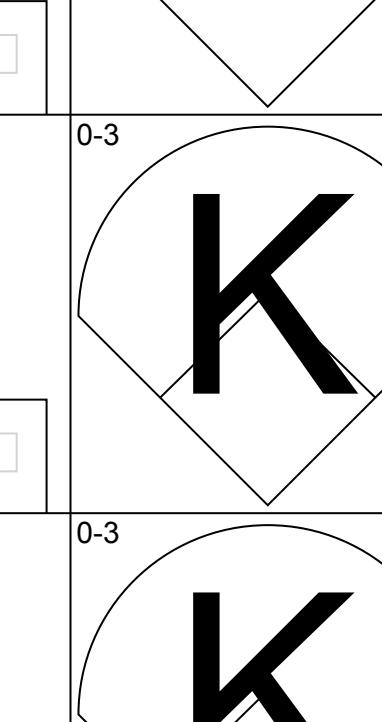
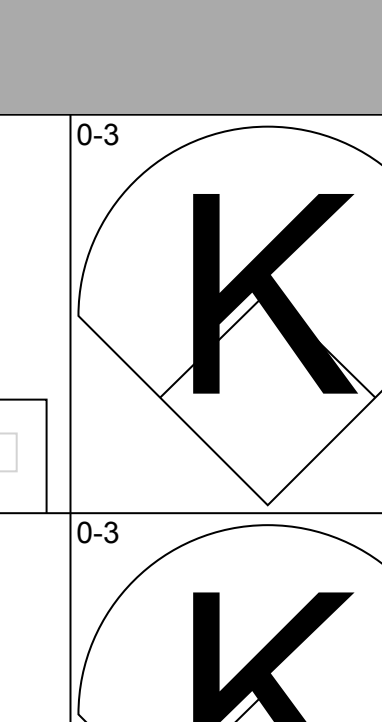
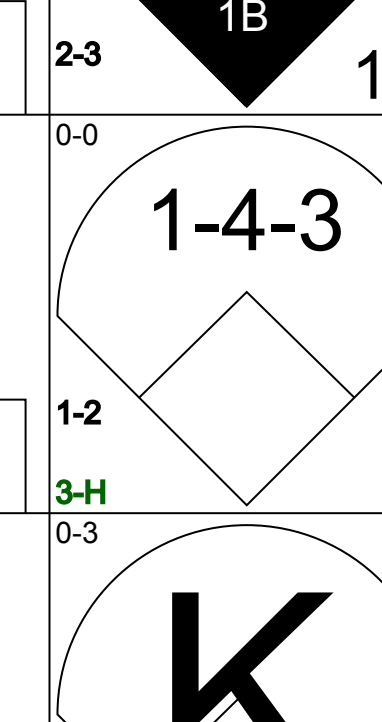
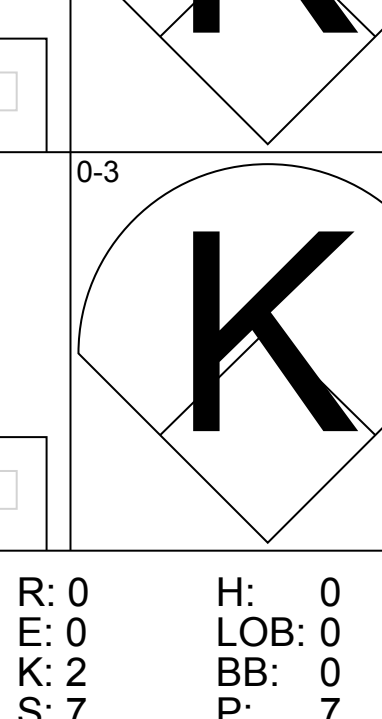
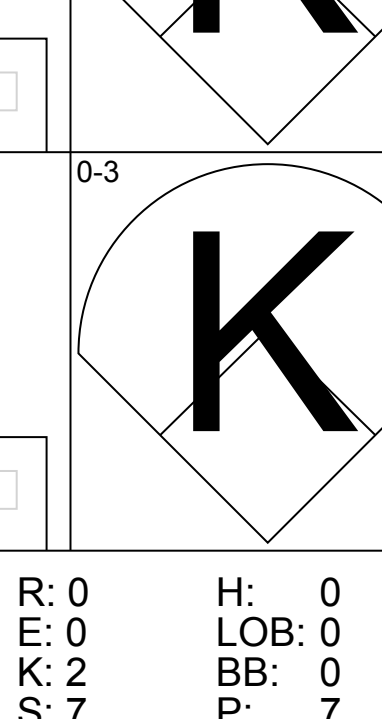
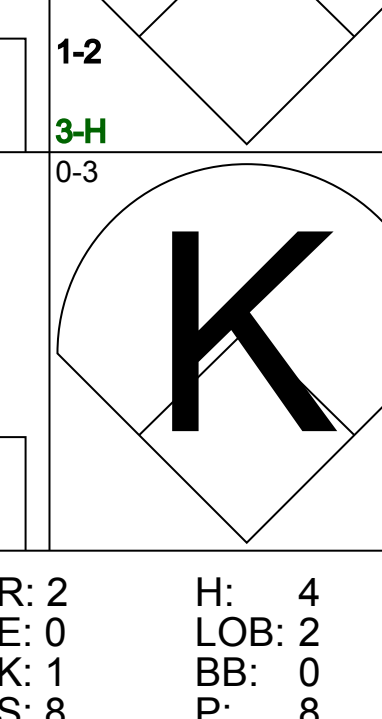
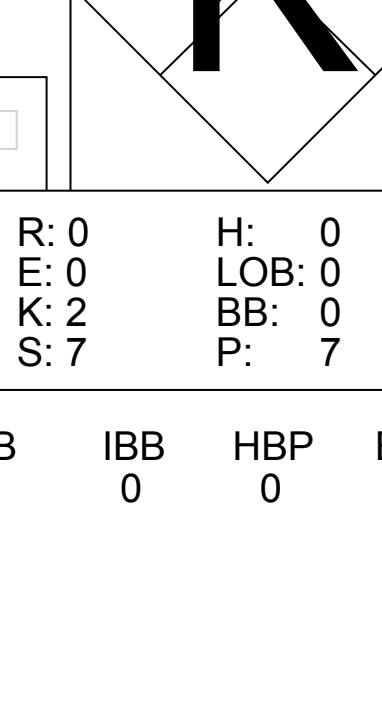
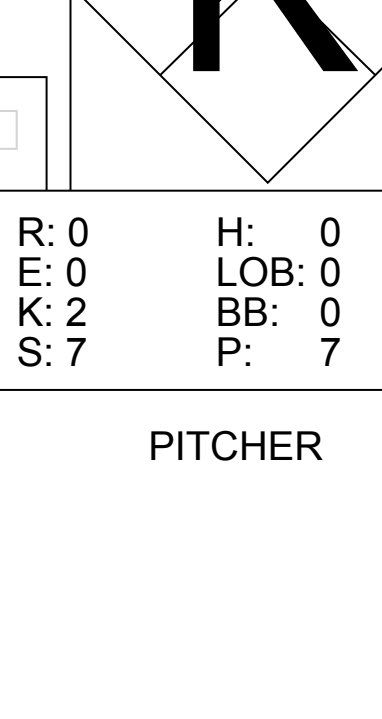
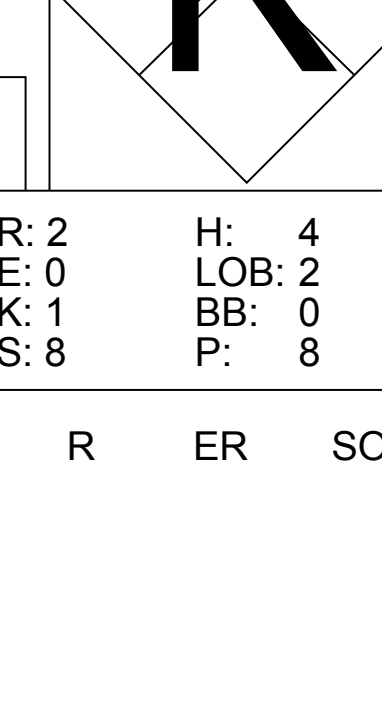
AB	32
R	3
H	5
RBI	3
BB	4
SO	4
LOB	11



Batter	1	2	3	4	5	6	7	8	9	AB	R	H	RBI	BB	SO	LOB	BOTTOM					
Larry Bowa, S (1, 6) OBP: 0.265, SLG: 0.272	0-0 F3		0-0 F8		0-0 5-3			0-0 E6 B1-3 1B		4	1	1	0	0	0	1	San Francisco Giants @ Philadelphia Phillies Veterans Stadium, Philadelphia, PA Sat May 06 1972, 3:33 AM EDT Att: 14,010 - Unknown					
Terry Harmon, R (1, 4) OBP: 0.458, SLG: 0.500	0-0 F9		0-0 5-3			4-0 FC6-4 BB		0-0 B1-3		3	0	0	0	1	0	1						
Willie Montanez, L (1, 8) OBP: 0.372, SLG: 0.470	4-0 BB			0-0 4-3		0-3 K		0-0 2-3 1B		3	0	1	1	1	1	1						
Greg Luzinski, R (1, 7) OBP: 0.388, SLG: 0.571	0-3 K			4-0 BB		0-0 FC6-4 1-2		0-0 L6		3	0	0	0	1	1	3						
Don Money, R (1, 5) OBP: 0.321, SLG: 0.403		0-0 BB 1B		0-0 F7		0-3 K		0-3 K		4	0	1	0	0	2	3						
Tom Hutton, L (1, 3) OBP: 0.415, SLG: 0.462		0-0 F9		0-3 K			0-0 1B		0-0 4-3	4	0	1	0	0	1	2						
Mike Anderson, R (1, 9) OBP: 0.265, SLG: 0.267		4-0 G5-4-3 BB			4-0 WP BB			0-0 F8		2	0	0	0	2	0	1						
Mike Ryan, R (1, 2) OBP: 0.304, SLG: 0.286		0-0 G5-4-3 1-2			0-3 K			0-3 K		4	0	0	0	0	2	4						
Dick Selma, R (1, 1) Byron Browne, R (7, PH) Wayne Twitchell, R (8, 1) Joe Hoerner, R (9, 1)			0-0 6-3		0-3 K			0-3 K		2	0	0	0	0	1	1						
Inning Stats	R: 0 E: 0 K: 1 S: 5	H: 0 LOB: 1 BB: 1 P: 9	R: 0 E: 0 K: 0 S: 3	H: 1 LOB: 1 BB: 1 P: 7	R: 0 E: 0 K: 0 S: 3	H: 0 LOB: 0 BB: 0 P: 3	R: 0 E: 0 K: 1 S: 5	H: 0 LOB: 1 BB: 1 P: 9	R: 0 E: 0 K: 2 S: 7	H: 0 LOB: 1 BB: 1 P: 11	R: 0 E: 0 K: 2 S: 7	H: 0 LOB: 1 BB: 1 P: 11	R: 0 E: 0 K: 2 S: 8	H: 1 LOB: 1 BB: 0 P: 8	R: 1 E: 1 K: 1 S: 7	H: 2 LOB: 1 BB: 0 P: 7		R: 0 E: 0 K: 0 S: 3	H: 0 LOB: 0 BB: 0 P: 3	1B: 4 2B: 0 3B: 0 HR: 0	SF: 0 SAC: 0 DP: 1 HBP: 0	WP: 1 PB: 0 SB: 0 CS: 0
PITCHER	IP WLS BF H R ER SO BB IBB HBP BLK WP HR S P ERA WHIP																					
Sam McDowell, L (1, 1) ERA: 2.45	9.0 W 35 4 1 0 9 5 0 0 0 0 1 0 48 68 0.00 1.000																					

AB	30
R	1
H	4
RBI	1
BB	5
SO	9
LOB	18

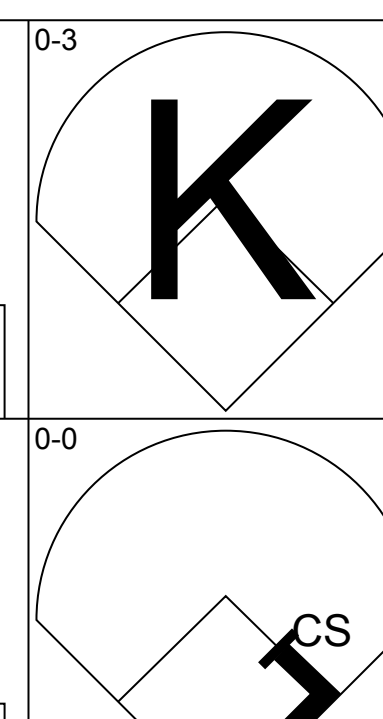
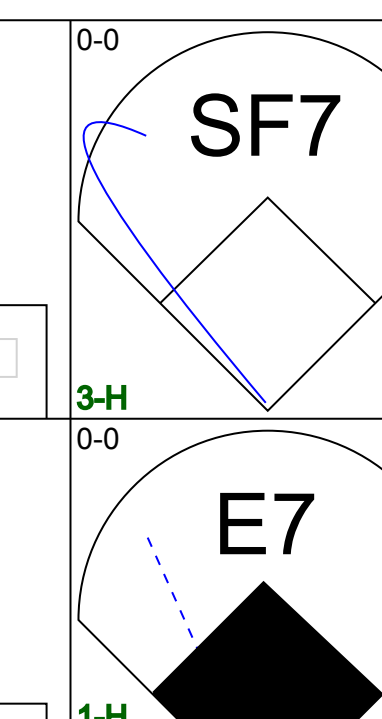
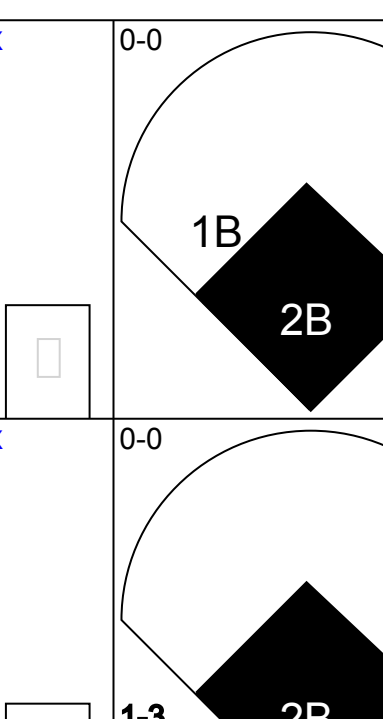
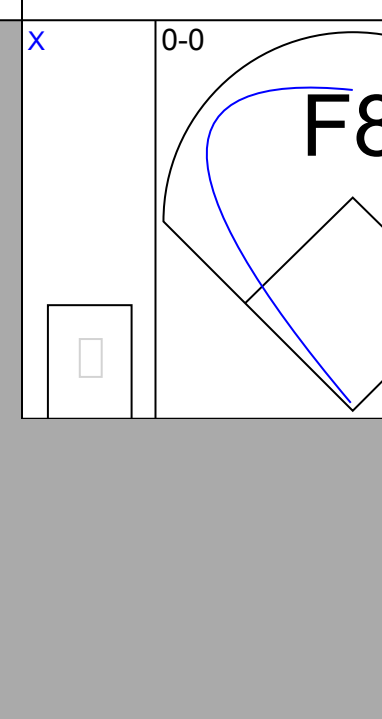

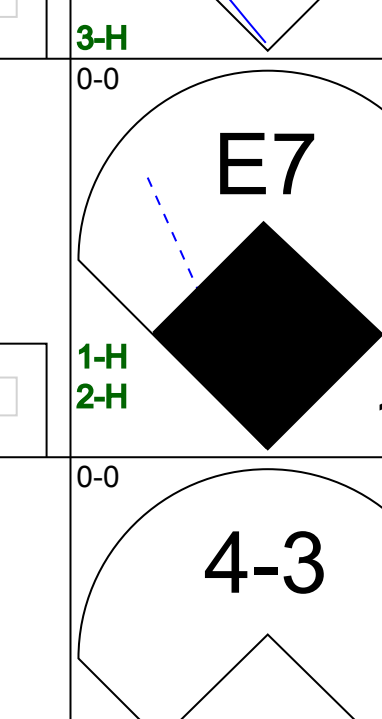
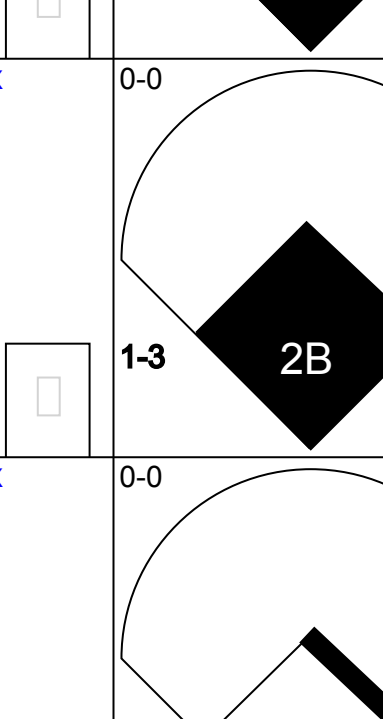
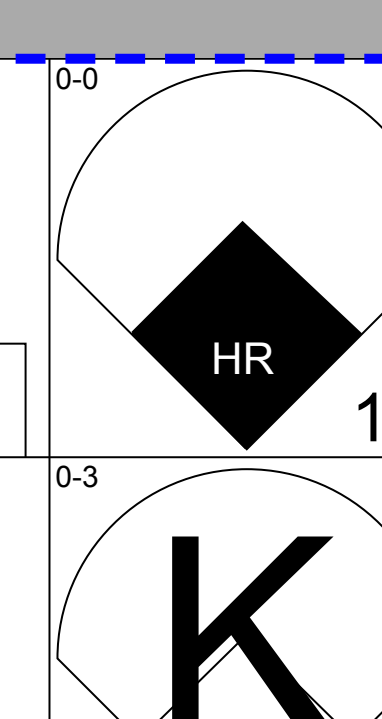
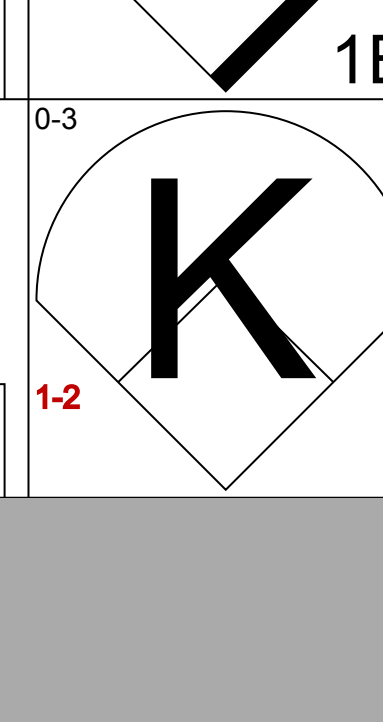
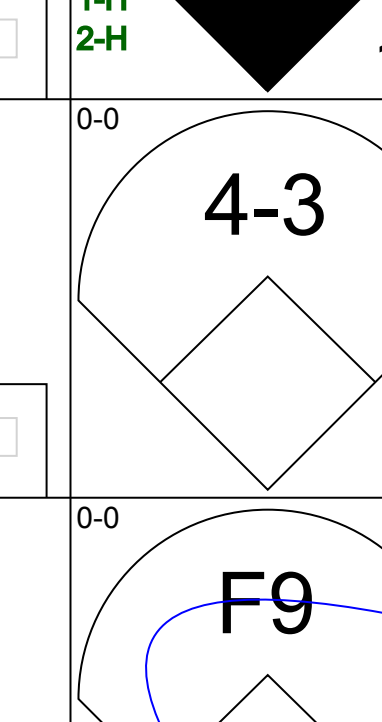
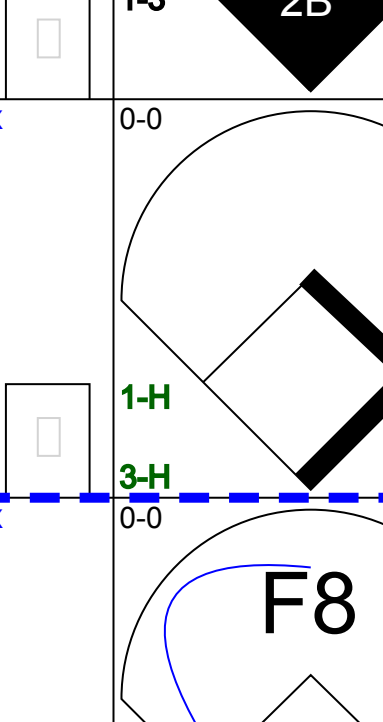
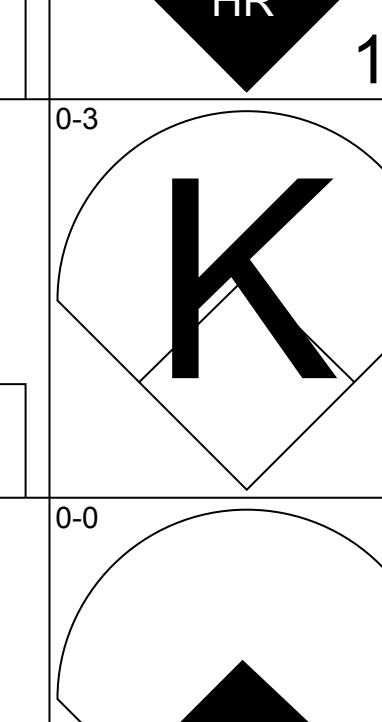
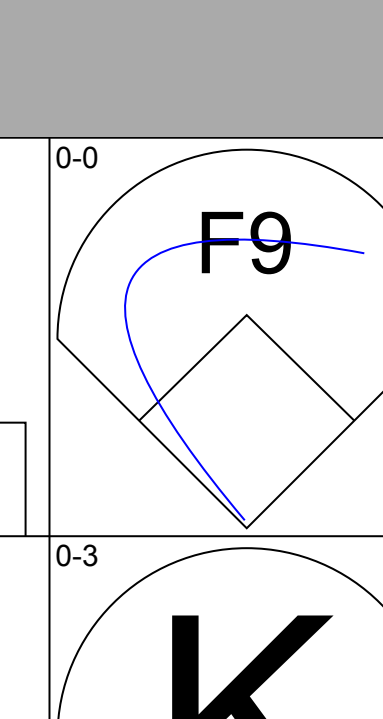
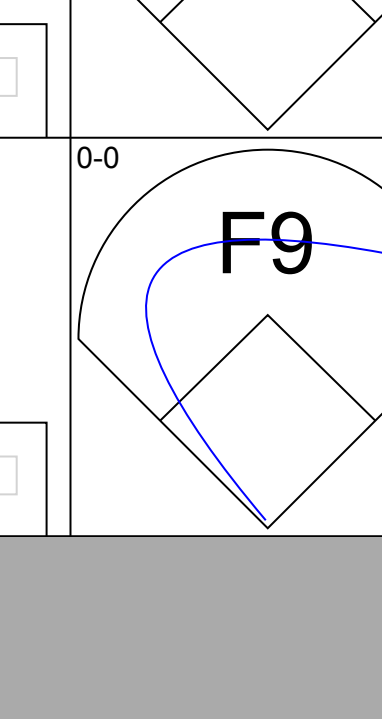
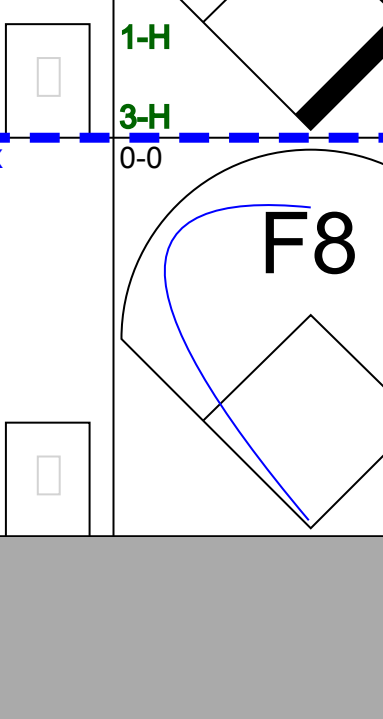
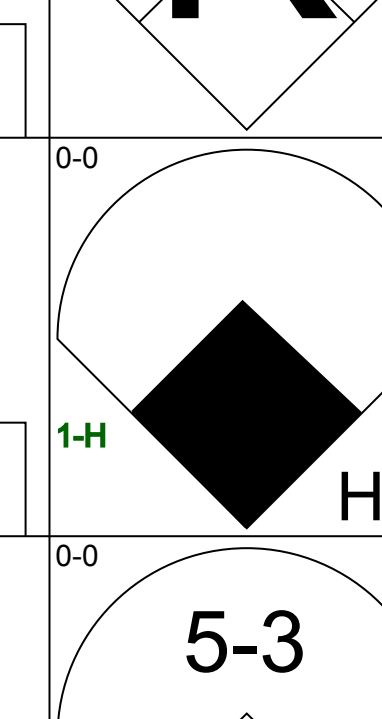
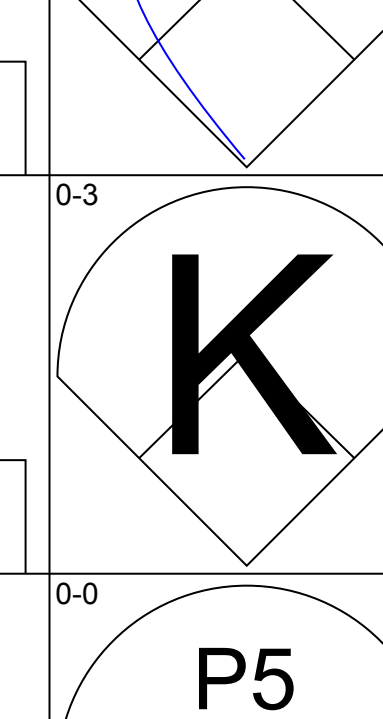
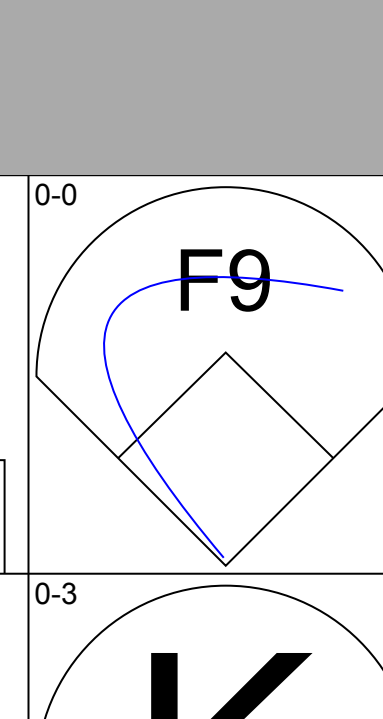
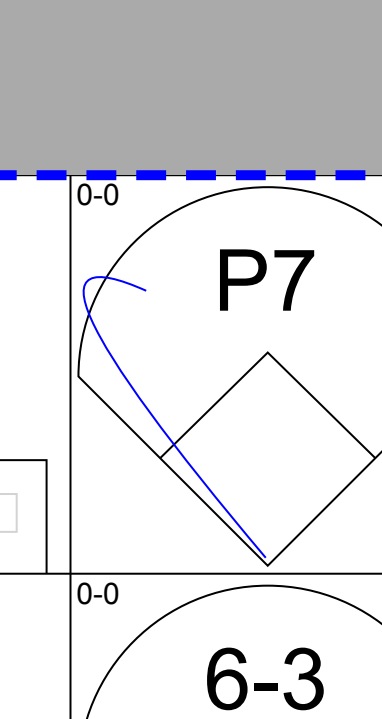
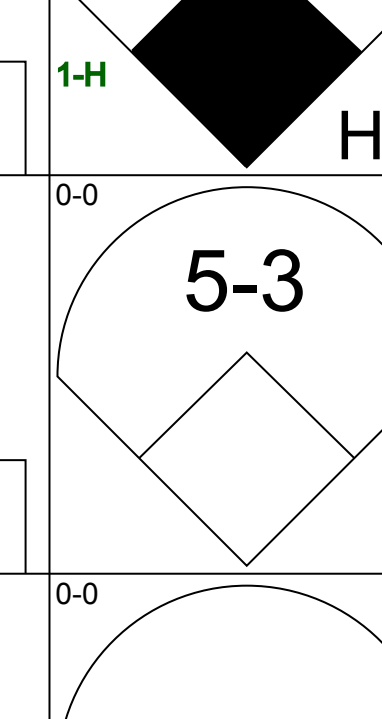
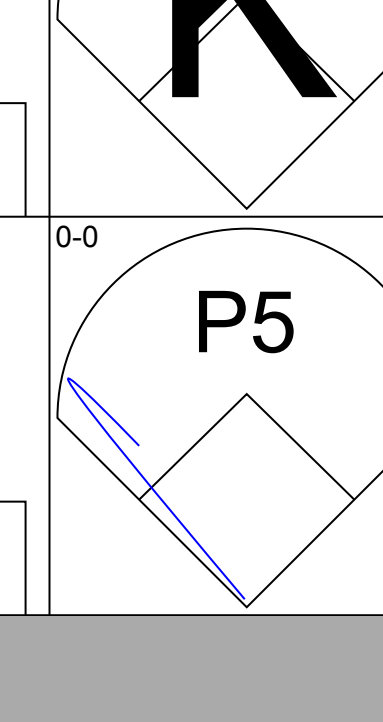
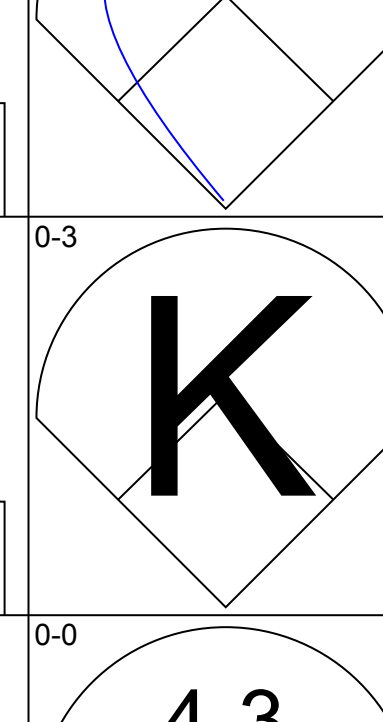
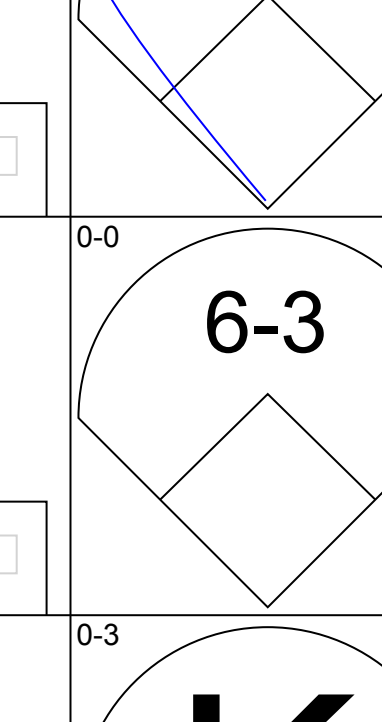
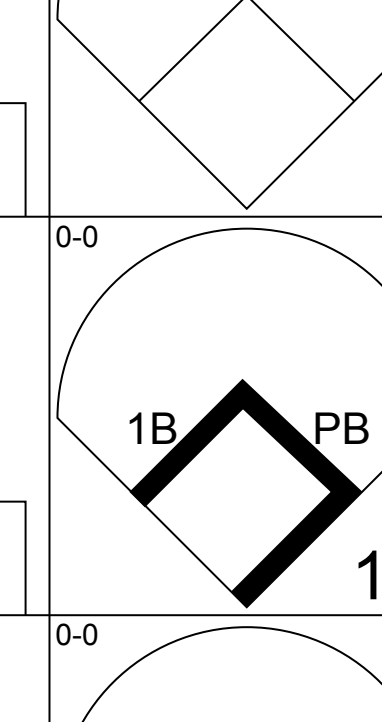
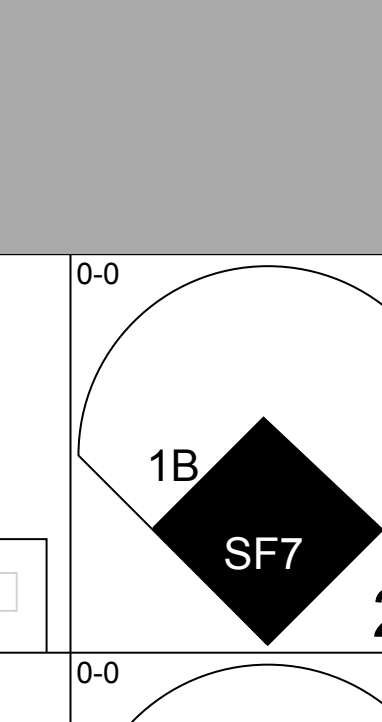
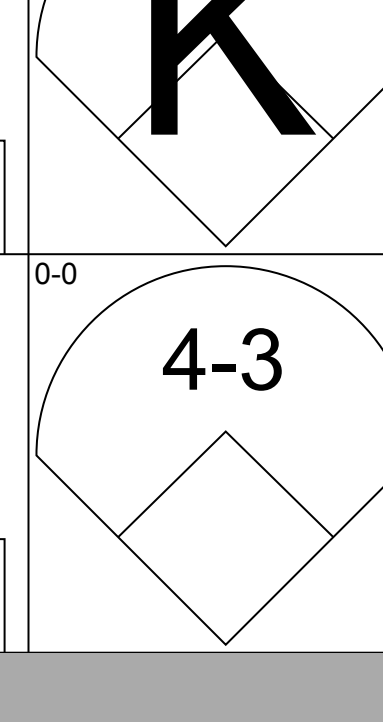
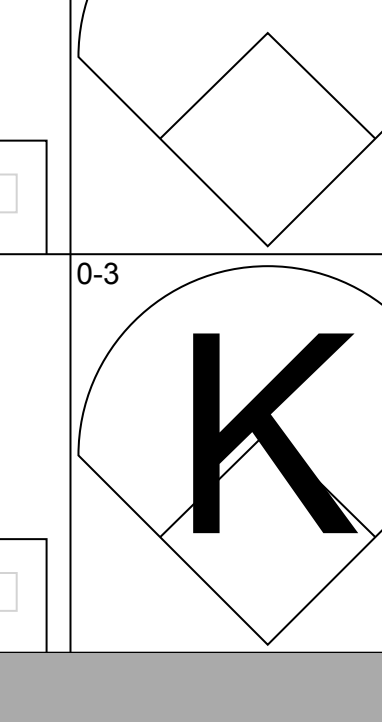
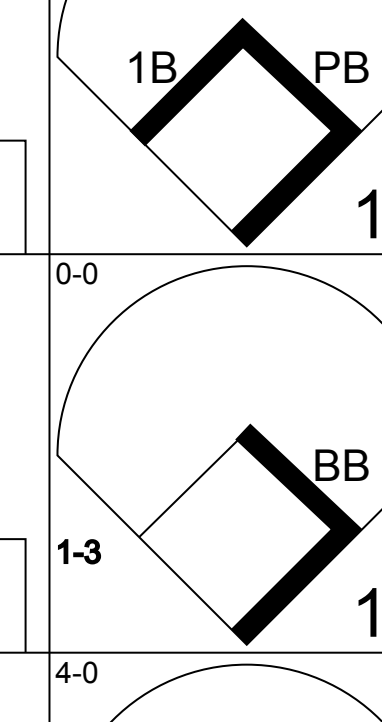
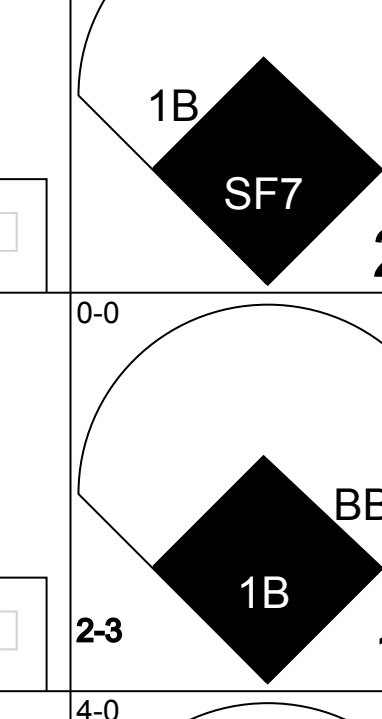
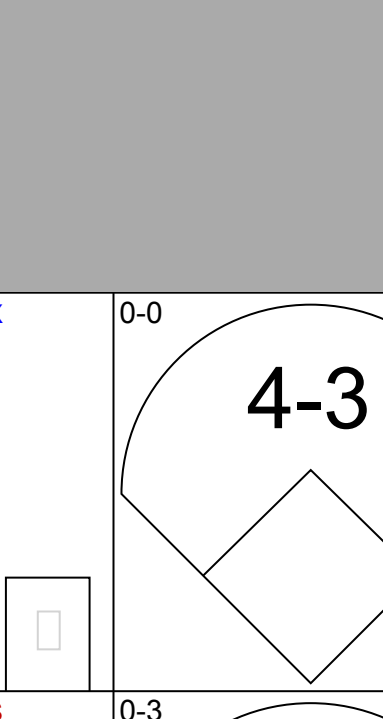
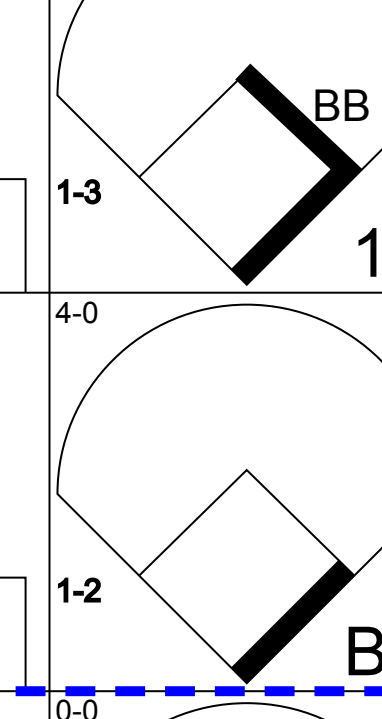
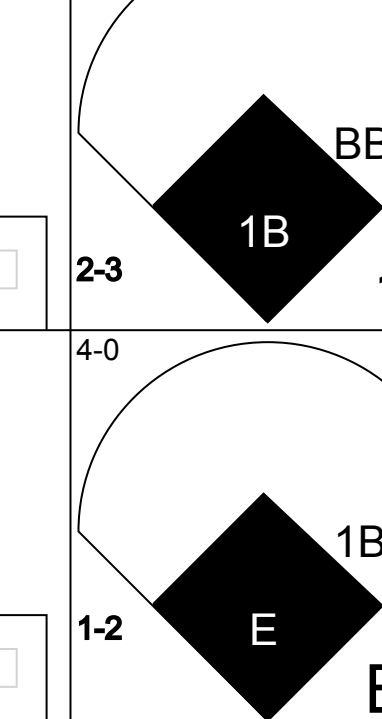
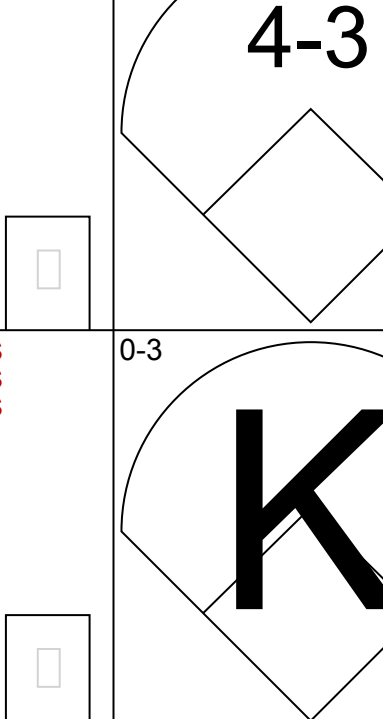
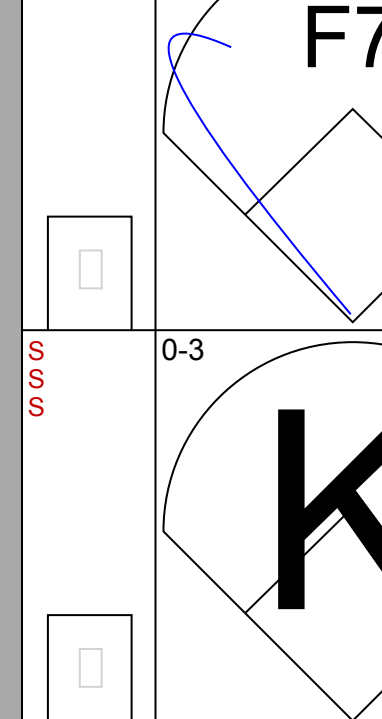
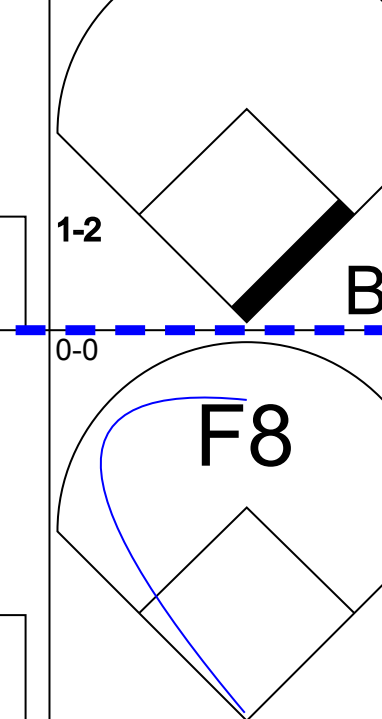


Batter	1	2	3	4	5	6	7	8	9	AB	R	H	RBI	BB	SO	LOB	TOP		
Chris Speier, R (1, 6) OBP: 0.323, SLG: 0.437										4	0	1	1	0	1	0			
Chris Arnold, R (1, 5) OBP: 0.433, SLG: 0.348										4	0	1	0	0	1	0			
Ken Henderson, S (1, 8) OBP: 0.294, SLG: 0.365										4	0	0	0	0	1	0			
Bobby Bonds, R (1, 9) OBP: 0.333, SLG: 0.539										4	1	2	1	0	1	0			
Dave Kingman, R (1, 3) OBP: 0.283, SLG: 0.523										3	0	1	0	1	2	1			
Tito Fuentes, S (1, 4) OBP: 0.278, SLG: 0.362										4	1	1	0	0	1	2			
Garry Maddox, R (1, 7) OBP: 0.250, SLG: 0.293										3	1	1	0	0	1	1			
Fran Healy, R (1, 2) OBP: 0.196, SLG: 0.156										2	0	0	0	0	2	0			
Russ Gibson, R (8, PH) OBP: 0.400, SLG: 0.800										1	0	0	1	0	0	1			
Ron Bryant, S (1, 1) Steve Stone, R (5, 1) Bernie Williams, R (6, PH) Jerry Johnson, R (6, 1) Al Gallagher, R (8, PH) John Morris, R (8, 1) Don McMahon, R (8, 1)										1	0	0	0	0	1	0			
Inning Stats	R: 0 E: 0 K: 3 S: 9	H: 0 LOB: 0 BB: 0 P: 9	R: 0 E: 0 K: 1 S: 5	H: 1 LOB: 0 BB: 0 P: 5	R: 0 E: 0 K: 2 S: 7	H: 0 LOB: 0 BB: 0 P: 7	R: 0 E: 0 K: 0 S: 3	H: 0 LOB: 0 BB: 0 P: 3	R: 0 E: 0 K: 2 S: 7	H: 0 LOB: 0 BB: 0 P: 7	R: 0 E: 0 K: 1 S: 6	H: 1 LOB: 1 BB: 0 P: 6	R: 2 E: 0 K: 1 S: 8	H: 4 LOB: 2 BB: 0 P: 8	R: 1 E: 0 K: 1 S: 6	H: 1 LOB: 0 BB: 0 P: 6	1B: 5 2B: 1 3B: 0 HR: 1	SF: 0 SAC: 0 DP: 0 HBP: 0	WP: 0 PA: 33 PB: 0 SB: 0 CS: 1
PITCHER Steve Carlton, L (1, 1) ERA: 1.73	IP: 9.0 WLS: W BF: 33 H: 7 R: 3 ER: 3 SO: 13 BB: 1 IBB: 0 HBP: 0 BLK: 0 WP: 0 HR: 1 S: 58 P: 62 ERA: 3.00 WHIP: 0.889																		

San Francisco Giants @ Philadelphia Phillies
Veterans Stadium, Philadelphia, PA
Sun May 07 1972, 3:33 AM EDT
Att: 44,860 - Unknown

AB 32
R 3
H 7
RBI 3
BB 1
SO 13
LOB 6



Batter	1	2	3	4	5	6	7	8	9	AB	R	H	RBI	BB	SO	LOB	BOTTOM
Larry Bowa, S (1, 6) OBP: 0.264, SLG: 0.274										3	1	1	1	0	1	0	
Terry Harmon, R (1, 4) OBP: 0.536, SLG: 0.583										4	3	4	1	0	0	0	
Willie Montanez, L (1, 8) OBP: 0.366, SLG: 0.471										4	0	1	2	0	2	2	
Greg Luzinski, R (1, 7) OBP: 0.381, SLG: 0.595										4	1	1	2	0	0	1	
Don Money, R (1, 5) OBP: 0.305, SLG: 0.380										4	0	0	0	0	1	0	
Tim McCarver, L (1, 2) OBP: 0.308, SLG: 0.417										4	0	1	0	0	1	0	
Mike Anderson, R (1, 9) OBP: 0.278, SLG: 0.297										4	1	2	0	0	1	0	
Tom Hutton, L (1, 3) OBP: 0.422, SLG: 0.452										3	1	1	0	1	0	0	
Steve Carlton, L (1, 1) OBP: 0.350, SLG: 0.421										3	1	0	0	1	2	3	
Inning Stats	R: 0 E: 0 K: 2 S: 7	H: 1 LOB: 1 BB: 0 P: 7	R: 0 E: 0 K: 1 S: 5	H: 0 LOB: 0 BB: 0 P: 5	R: 4 E: 1 K: 0 S: 6	H: 3 LOB: 0 BB: 1 P: 10	R: 0 E: 0 K: 1 S: 5	H: 0 LOB: 0 BB: 0 P: 5	R: 2 E: 0 K: 1 S: 9	H: 4 LOB: 3 BB: 1 P: 13	R: 1 E: 0 K: 1 S: 6	H: 1 LOB: 0 BB: 0 P: 6	1B: 8 2B: 3 3B: 0 HR: 1	SF: 1 SAC: 0 DP: 1 HBP: 0	WP: 0 PA: 36 PB: 1 SB: 0 CS: 1		
PITCHER Ron Bryant, L (1, 1) ERA: 4.24 Steve Stone, R (5, 1) ERA: 2.91 Jerry Johnson, R (6, 1) ERA: 12.6 John Morris, L (8, 1) ERA: 4.26 Don McMahon, R (8, 1) ERA: 3.0	IP: 4.2 WLS: L BF: 21 H: 7 R: 6 ER: 4 SO: 5 BB: 1 IBB: 0 HBP: 0 BLK: 0 WP: 0 HR: 0 S: 30 P: 34 ERA: 7.71 WHIP: 1.714																

San Francisco Giants @ Philadelphia Phillies
Veterans Stadium, Philadelphia, PA
Sun May 07 1972, 3:33 AM EDT
Att: 44,860 - Unknown

AB 33
R 8
H 11
RBI 6
BB 2
SO 8
LOB 6



Batter	1	2	3	4	5	6	7	8	9	AB	R	H	RBI	BB	SO	LOB	TOP				
Derrel Thomas, S (1, 4) OBP: 0.274, SLG: 0.284	0-3 K		0-0 SH2-4		0-0 5-3		0-0 9-6			3	0	0	0	0	1	1	San Diego Padres @ Philadelphia Phillies Veterans Stadium, Philadelphia, PA Wed May 10 1972, 7:05 PM EDT Att: 7,601 - Unknown livebaseballscorecards.com				
Enzo Hernandez, R (1, 6) OBP: 0.173, SLG: 0.192	0-0 5-3		0-0 6-3		0-0 F9			0-0 6-3		4	0	0	1	0	0	1					
Johnny Jeter, R (1, 8) OBP: 0.311, SLG: 0.451	0-0 F2		0-0 K		0-0 3B			0-0 5-3		4	0	1	0	0	1	1					
Nate Colbert, R (1, 3)		0-0 HR		0-0 1B	0-0 2B			0-0 5-3		4	2	2	1	0	0	1					
Ollie Brown, R (1, 9) OBP: 0.229, SLG: 0.215		0-0 4-3		0-0 HR	1B		0-0 6-3		0-0 F8	4	1	1	1	0	0	0					
Jerry Morales, R (1, 7) OBP: 0.360, SLG: 0.409		0-0 6-3		0-0 F8	1B		0-0 F7		0-0 CS	4	0	1	0	0	0	1					
Fred Kendall, R (1, 2) OBP: 0.324, SLG: 0.371	0-3 K			0-0 HR			0-3 K		0-0 F7	4	1	1	2	0	2	1					
Dave Campbell, R (1, 5) OBP: 0.284, SLG: 0.279			4-0 SH2-4	0-0 P3			0-0 9-6	0-0 5-3		2	1	1	0	1	0	0					
Clay Kirby, R (1, 1) OBP: 0.167, SLG: 0.167			0-0 SH2-4	0-3 K			0-0 5-3			3	0	1	0	0	1	1					
Inning Stats	R: 0 E: 0 K: 1 S: 5	H: 0 LOB: 0 BB: 0 P: 5	R: 1 E: 0 K: 1 S: 6	H: 1 LOB: 0 BB: 0 P: 6	R: 1 E: 0 K: 1 S: 6	H: 1 LOB: 1 BB: 1 P: 10	R: 3 E: 0 K: 1 S: 8	H: 3 LOB: 0 BB: 0 P: 8	R: 0 E: 0 K: 0 S: 4	H: 0 LOB: 1 BB: 0 P: 4	R: 0 E: 0 K: 0 S: 3	H: 1 LOB: 0 BB: 0 P: 3	R: 0 E: 0 K: 0 S: 3	H: 0 LOB: 0 BB: 0 P: 3	R: 0 E: 0 K: 0 S: 3	H: 1 LOB: 0 BB: 0 P: 3	1B: 4 2B: 2 3B: 1 HR: 2	SF: 0 SAC: 1 DP: 1 HBP: 0	WP: 0 PB: 0 SB: 0 CS: 1	PA: 34	
PITCHER	IP	WLS	BF	H	R	ER	SO	BB	IBB	HBP	BLK	WP	HR	S	P	ERA	WHIP				
Woodie Fryman, L (1, 1) ERA: 3.26	5.0	L	22	6	5	5	4	1	0	0	0	0	2	29	33	9.00	1.400				
Barry Lersch, R (6, 1) ERA: 1.53	3.0		9	1	0	0	1	0	0	0	0	0	0	11	11	0.00	0.333				
Wayne Twitchell, R (9, 1) ERA: 7.0	1.0		3	1	0	0	0	0	0	0	0	0	0	3	3	0.00	1.000				

AB 32
R 5
H 8
RBI 5
BB 1
SO 5
LOB 7




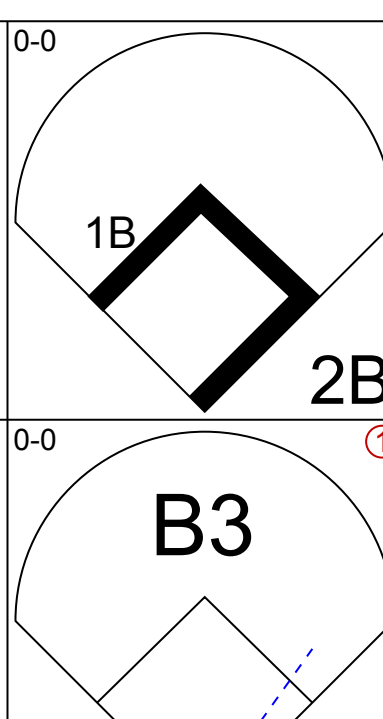
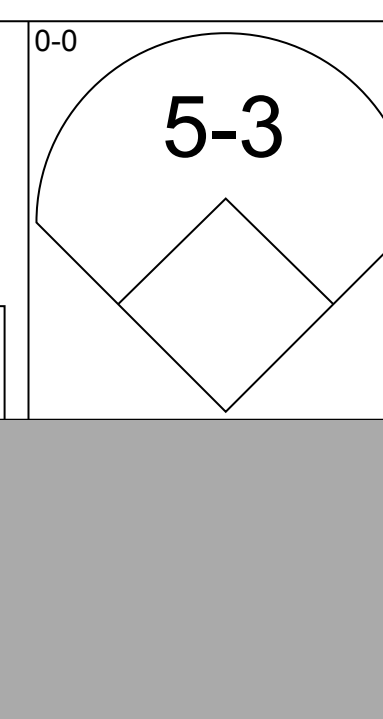
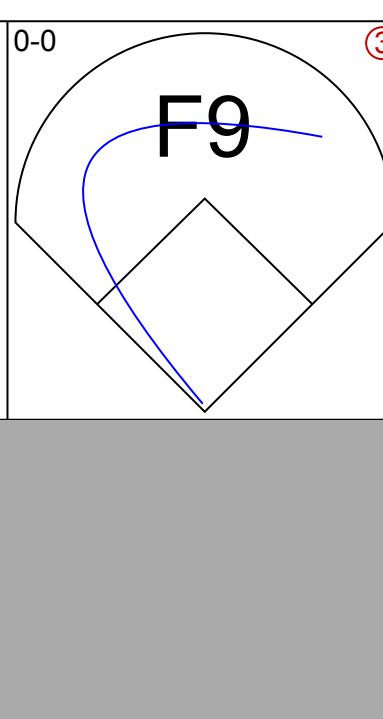
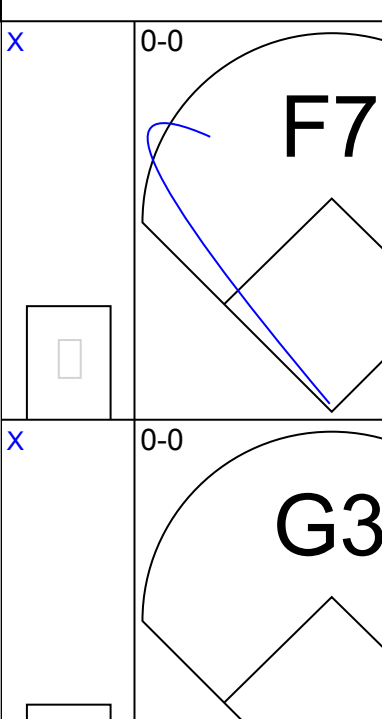
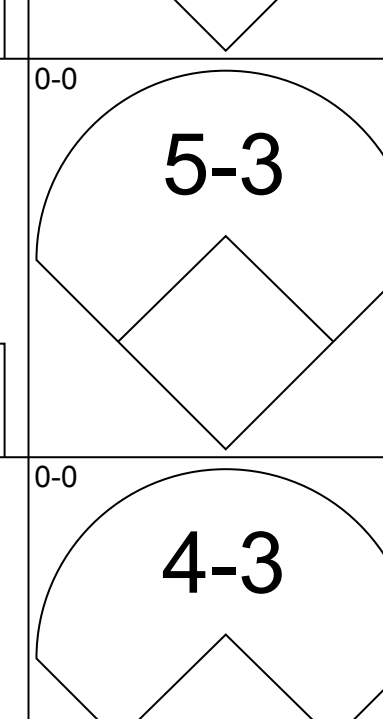
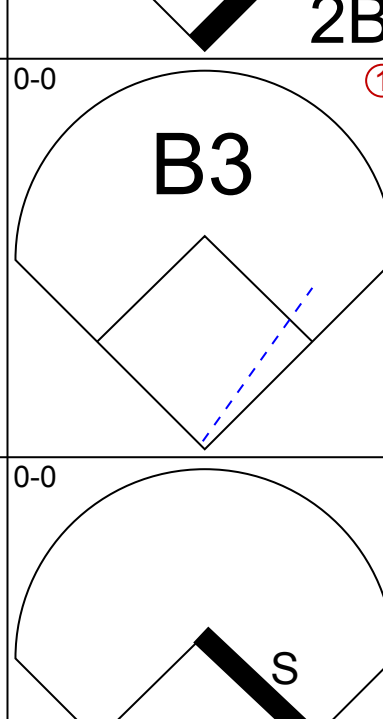
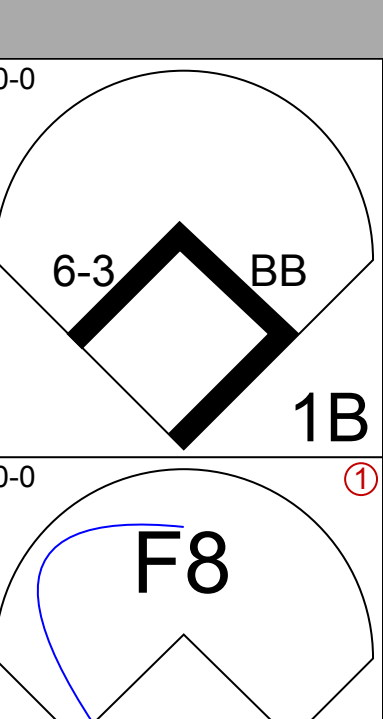
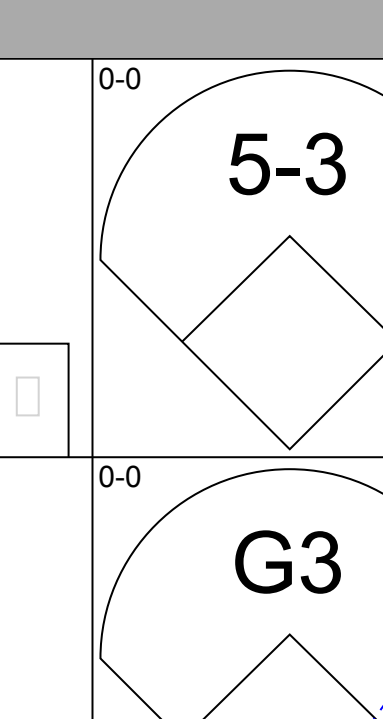
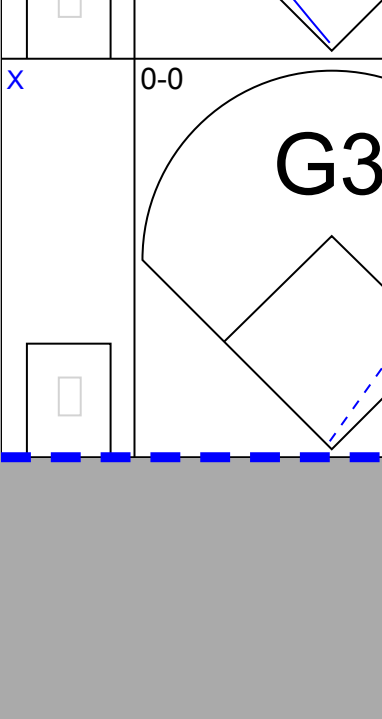
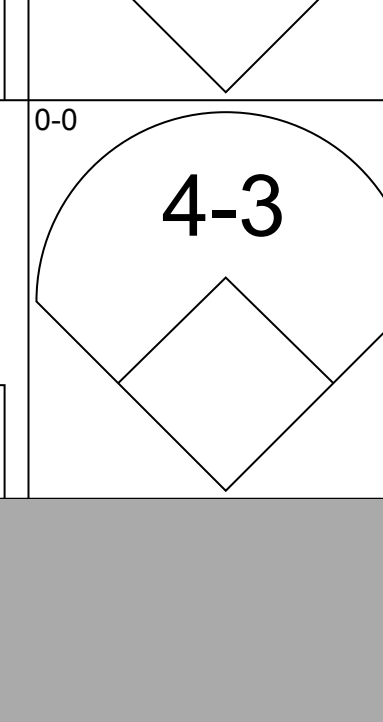
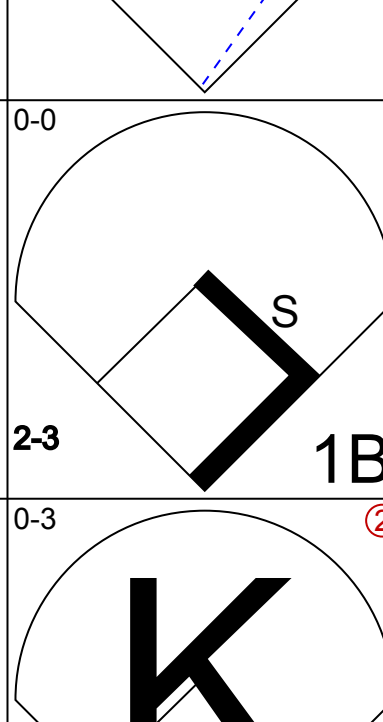
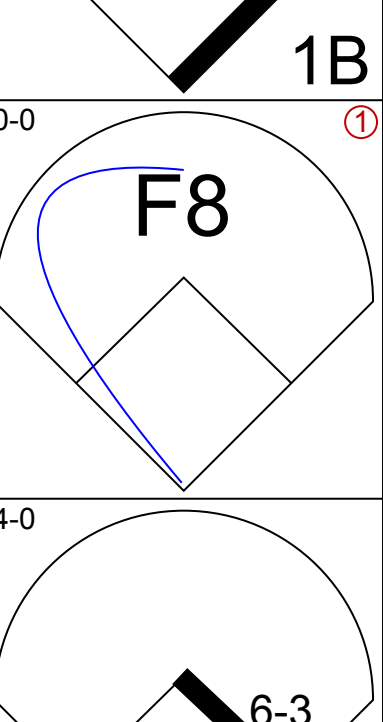
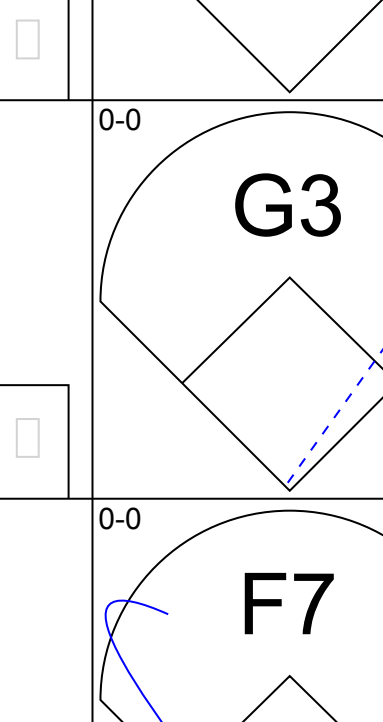
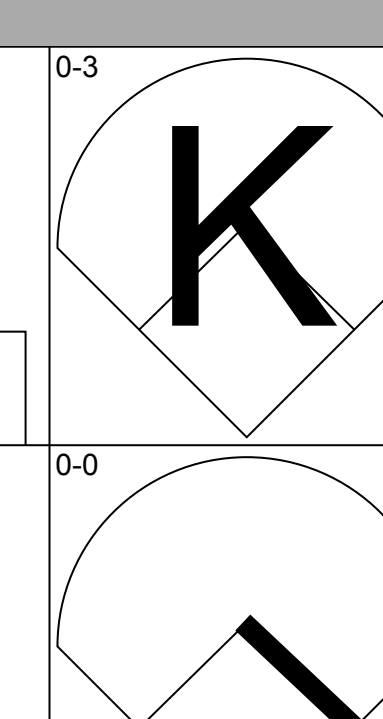
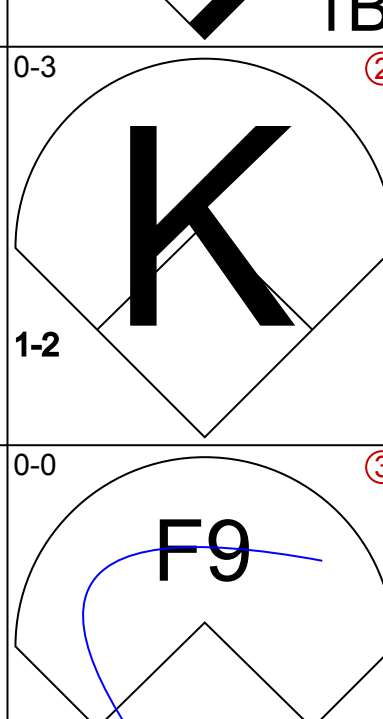
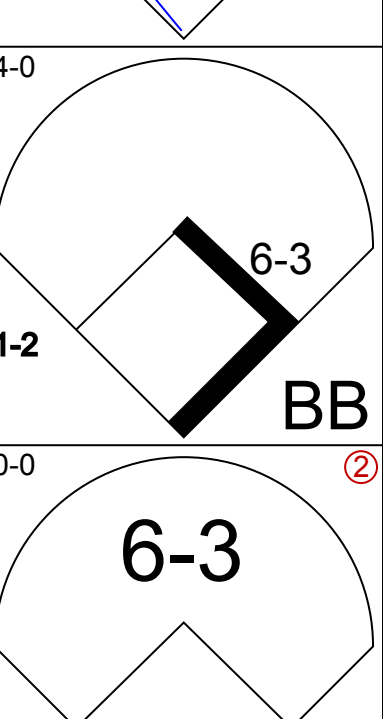
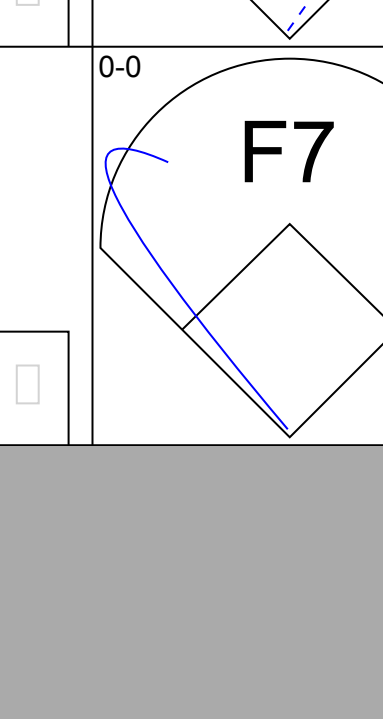
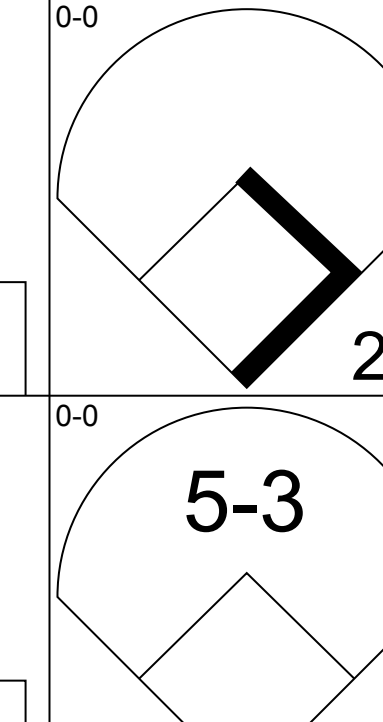
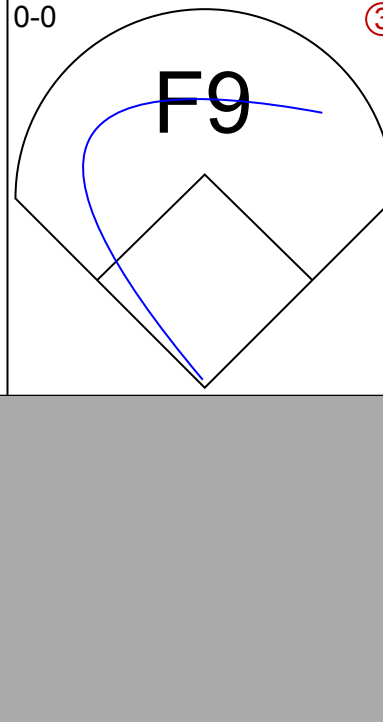
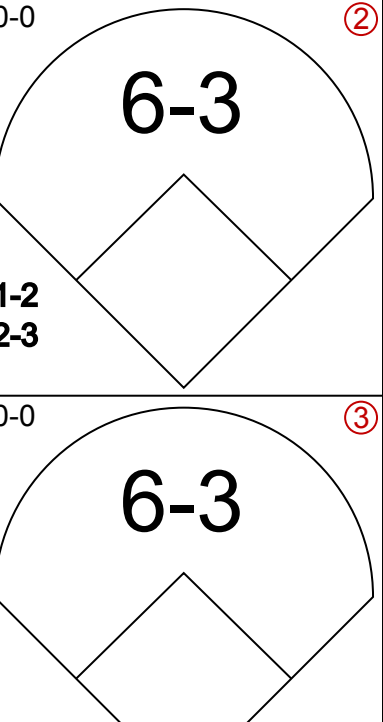
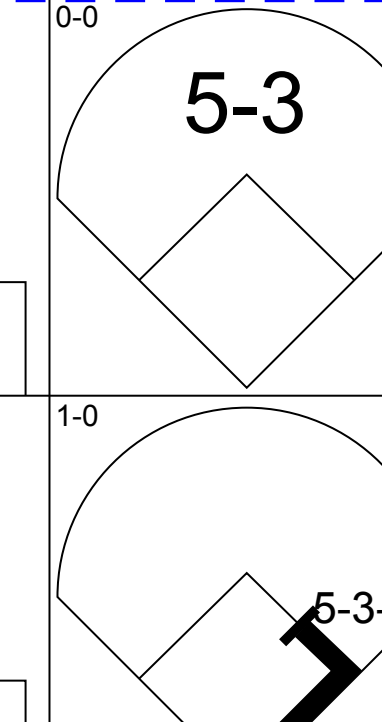
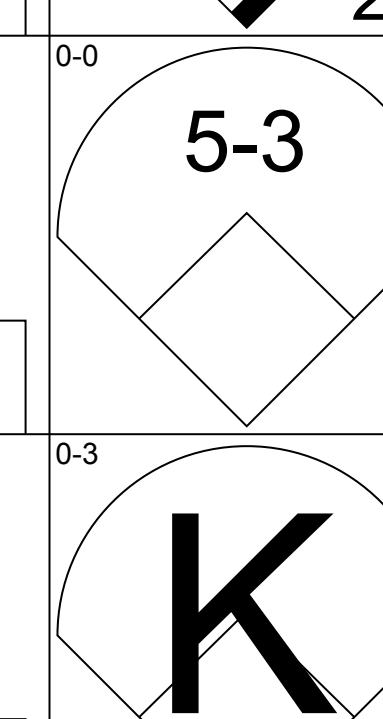
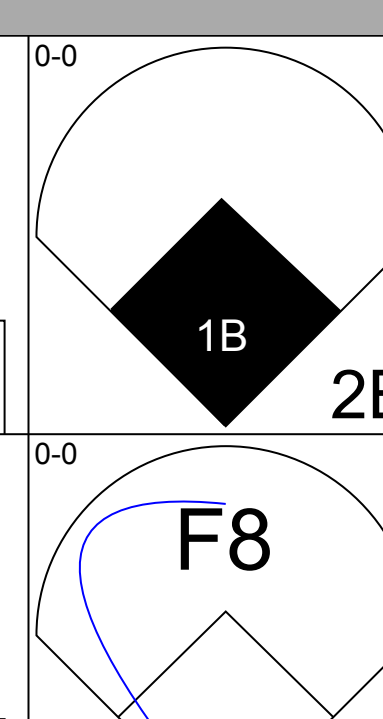

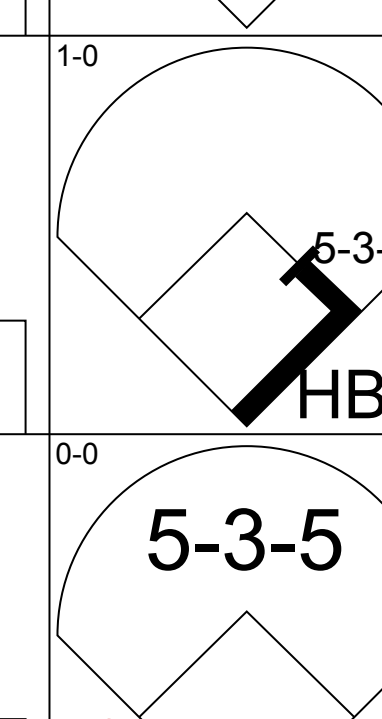
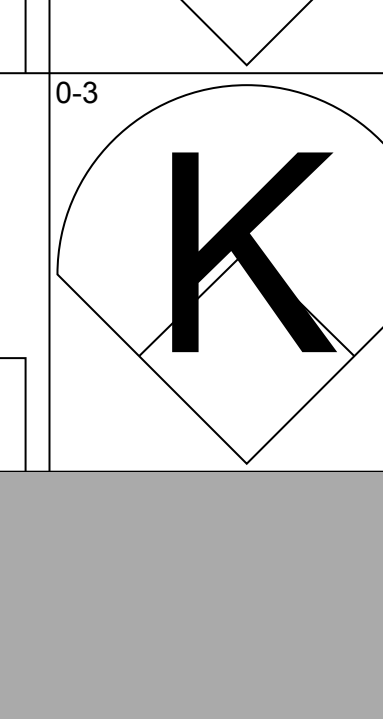
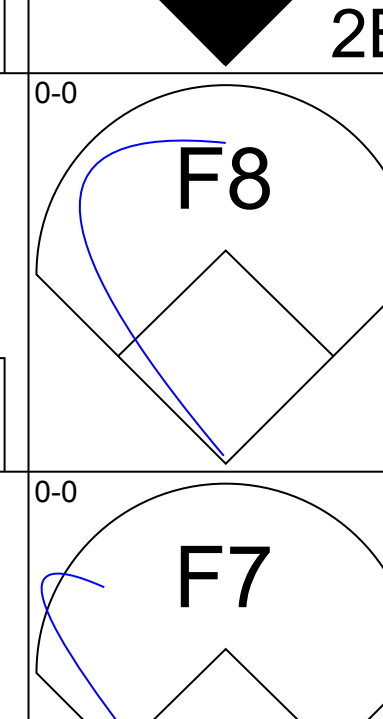
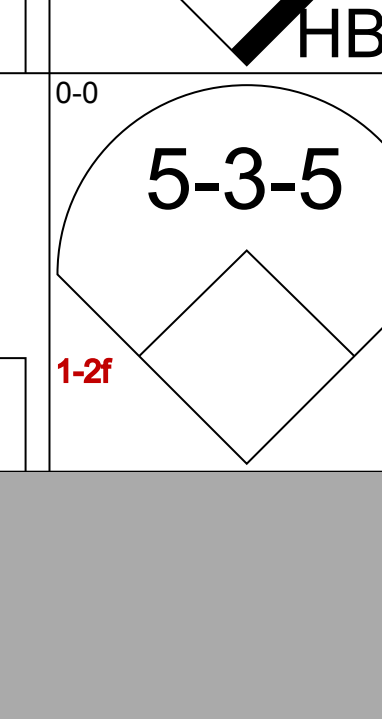
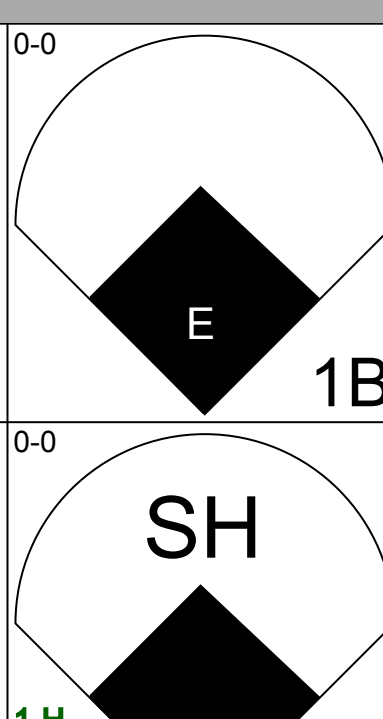
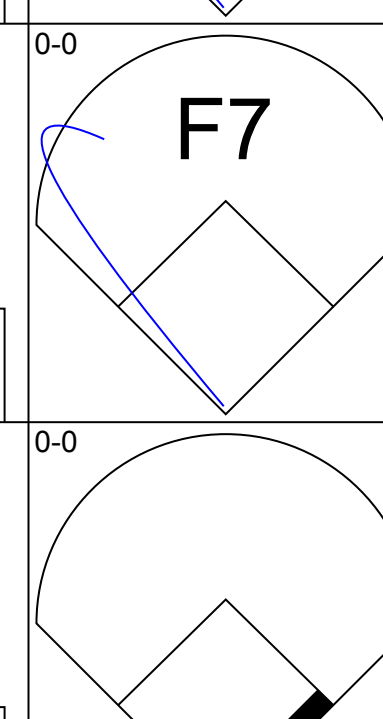
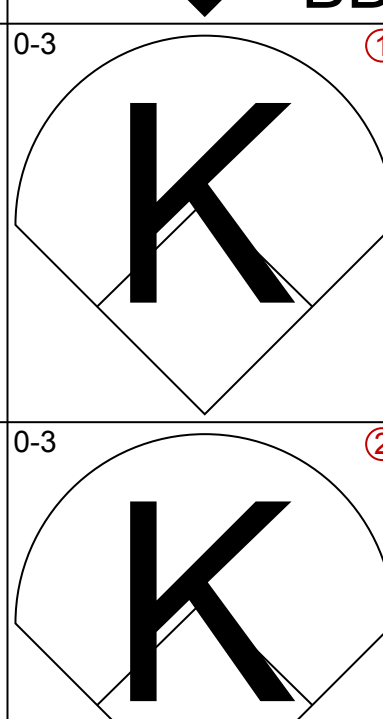
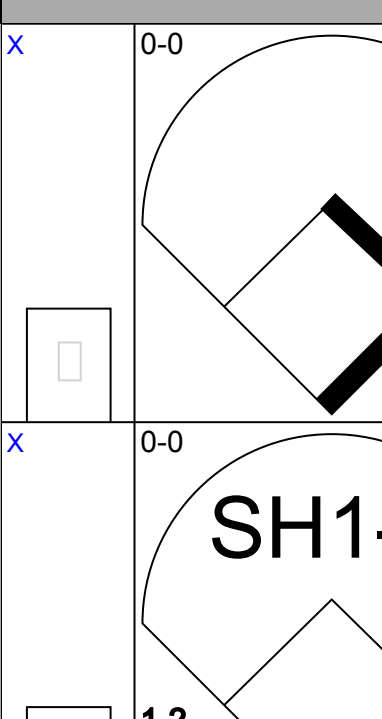
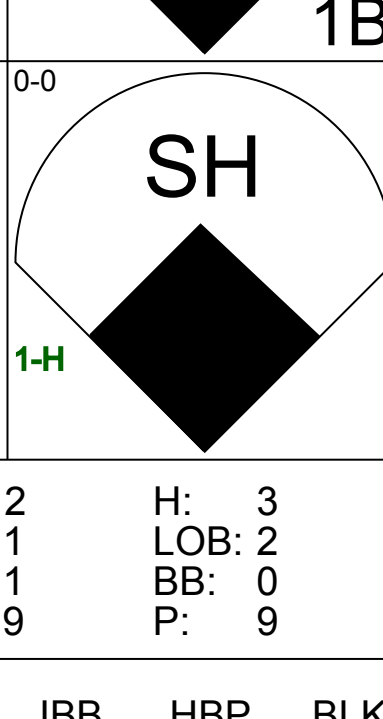
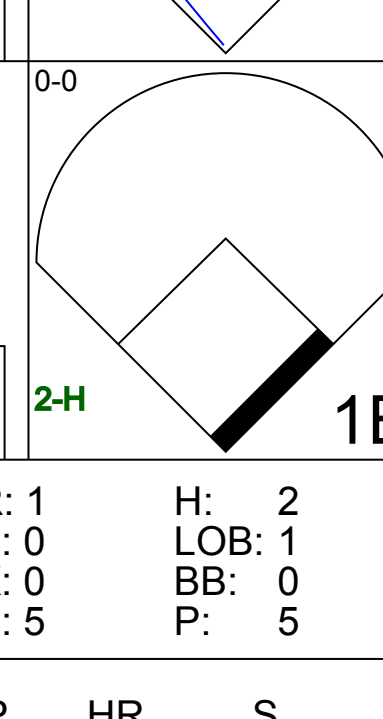
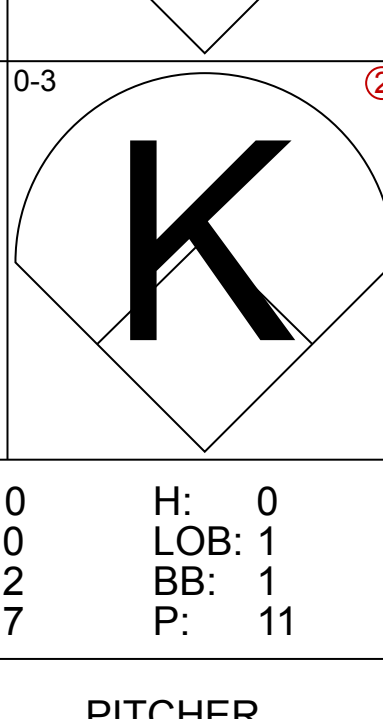
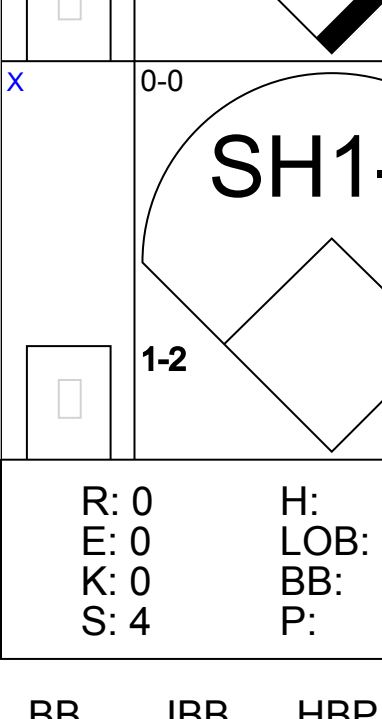
Batter	1	2	3	4	5	6	7	8	9	AB	R	H	RBI	BB	SO	LOB	BOTTOM					
Larry Bowa, S (1, 6) OBP: 0.264, SLG: 0.264	0-0 F7		0-0 FC4-6		0-0 L5			4-0 WP	0-3 K	3	2	0	0	1	0	3	San Diego Padres @ Philadelphia Phillies Veterans Stadium, Philadelphia, PA Wed May 10 1972, 7:05 PM EDT Att: 7,601 - Unknown livebaseballscorecards.com					
Roger Freed, R (9, PH) OBP: 0.333, SLG: 0.667			0-0 WP					0-3 BB		1	0	0	0	0	1	2						
Tim McCarver, L (1, 2) OBP: 0.333, SLG: 0.435	4-0 CS		0-0 2B			4-0 G4-6-3		0-3 K		2	0	1	1	2	1	1						
Willie Montanez, L (1, 8) OBP: 0.360, SLG: 0.459	0-3 K		0-0 F9			0-0 G4-6-3		0-0 1B		4	0	1	1	0	1	3						
Greg Luzinski, R (1, 7) OBP: 0.364, SLG: 0.564		0-0 F9		0-0 5-3		0-3 K		0-0 F8		4	0	0	0	0	1	1						
Tom Hutton, L (1, 3) OBP: 0.388, SLG: 0.413		0-0 G3		0-0 G3			0-0 F9		0-0 4-3	4	0	0	0	0	0	0						
Don Money, R (1, 5) OBP: 0.326, SLG: 0.405		0-0 2B		0-0 5-3			0-0 1B		4-0 BB	3	1	2	0	1	0	0						
Mike Anderson, R (1, 9) OBP: 0.289, SLG: 0.299	0-3 K				4-0 PB		0-3 K		0-0 BB	3	0	1	0	1	2	2						
Denny Doyle, L (1, 4) OBP: 0.362, SLG: 0.333			0-0 P4		4-0 PB		0-3 K		4-0 BB	2	0	0	0	2	1	1						
Woodie Fryman, R (1, 1) OBP: 0.229, SLG: 0.500			4-0 FC4-6		0-3 K			0-3 K		0	0	0	0	1	0	0						
Byron Browne, R (5, PH) OBP: 0.205, SLG: 0.400										1	0	0	0	0	0	0						
Barry Lersch, S (6, PH)										0	0	0	0	0	0	0						
Ron Stone, L (8, PH) OBP: 0.333, SLG: 0.779										1	0	0	0	0	1	0						
Wayne Twitchell, R (9, 1) OBP: 0.333, SLG: 0.779										0	0	0	0	0	0	0						
Deron Johnson, R (9, PH) OBP: 0.206, SLG: 0.400										0	0	0	1	0	0	0						
Inning Stats	R: 0 E: 0 K: 1 S: 4	H: 0 LOB: 1 BB: 1 P: 8	R: 0 E: 0 K: 1 S: 6	H: 1 LOB: 1 BB: 0 P: 6	R: 1 E: 0 K: 0 S: 4	H: 1 LOB: 1 BB: 1 P: 8	R: 0 E: 0 K: 0 S: 3	H: 0 LOB: 0 BB: 0 P: 3	R: 0 E: 0 K: 1 S: 4	H: 0 LOB: 1 BB: 2 P: 12	R: 0 E: 0 K: 1 S: 4	H: 0 LOB: 0 BB: 1 P: 8	R: 0 E: 0 K: 2 S: 8	H: 1 LOB: 1 BB: 0 P: 8	R: 1 E: 0 K: 2 S: 8	H: 1 LOB: 2 BB: 1 P: 12	R: 1 E: 0 K: 1 S: 6	H: 1 LOB: 2 BB: 2 P: 14	1B: 3 2B: 4 3B: 0 HR: 0	SF: 1 SAC: 0 DP: 3 HBP: 0	WP: 2 PB: 1 SB: 0 CS: 1	PA: 37
PITCHER	IP	WLS	BF	H	R	ER	SO	BB	IBB	HBP	BLK	WP	HR	S	P	ERA	WHIP					
Clay Kirby, R (1, 1) ERA: 2.44	9.0	W	37	5	3	3	9	8	0	0	0	2	0	47	79	3.00	1.444					

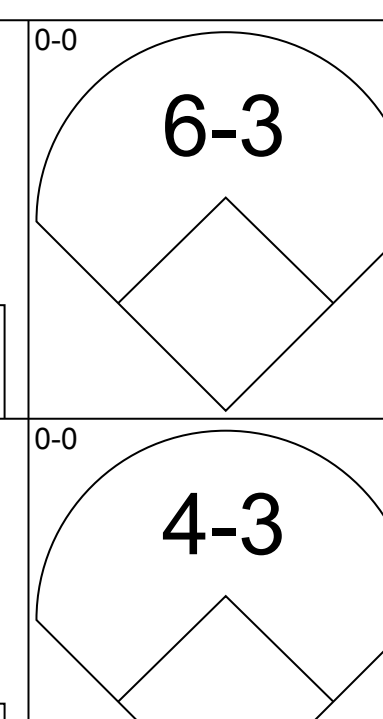
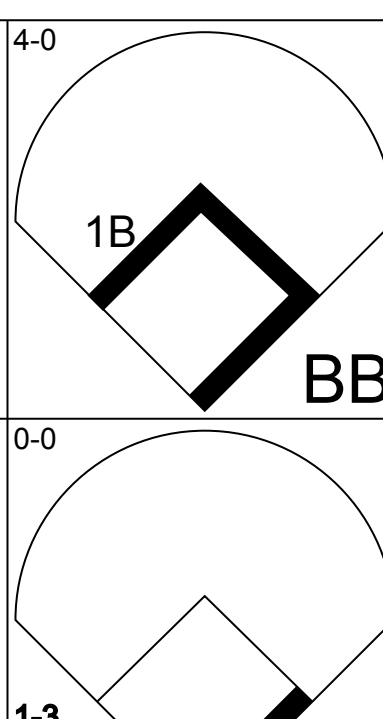
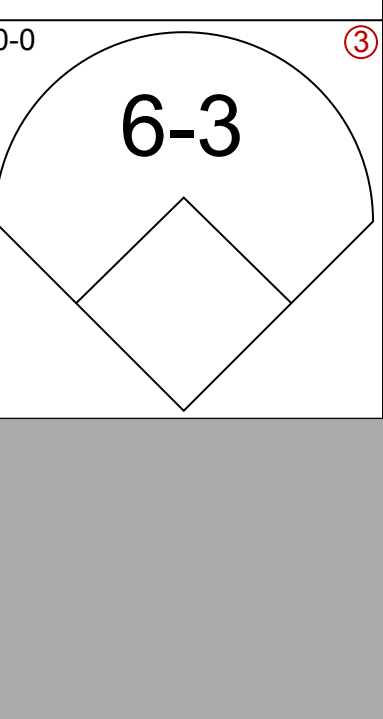
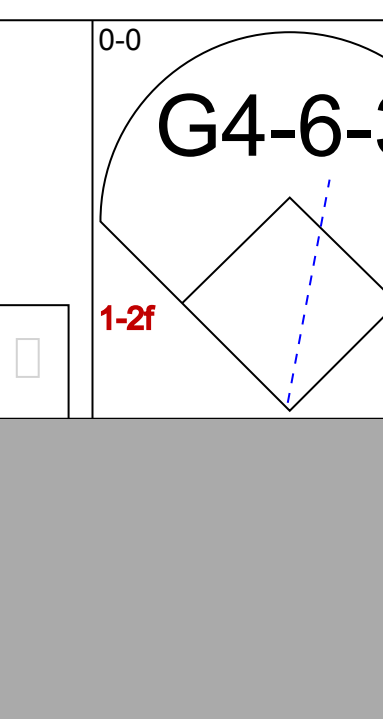
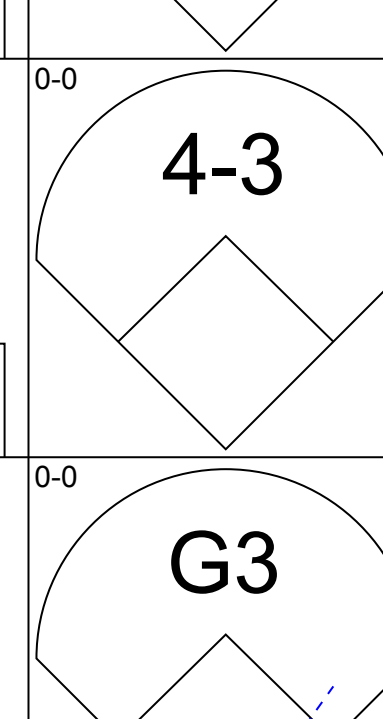
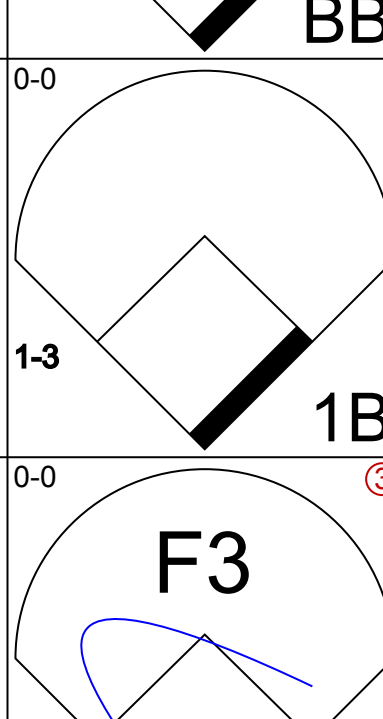
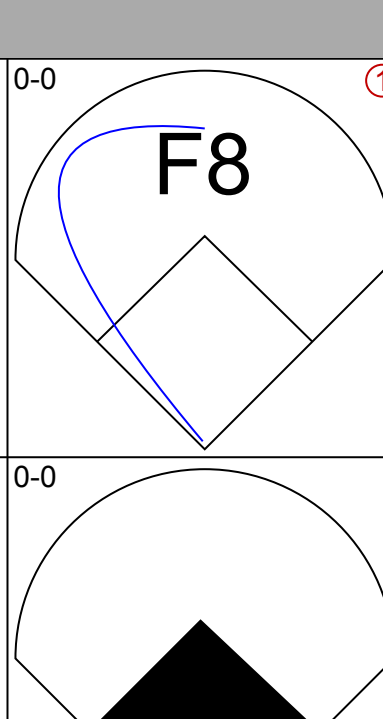
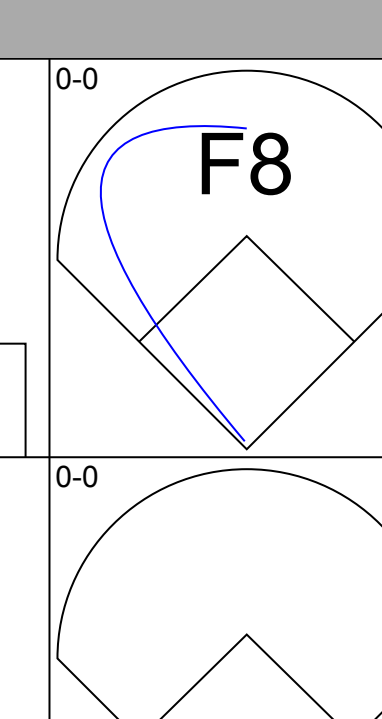
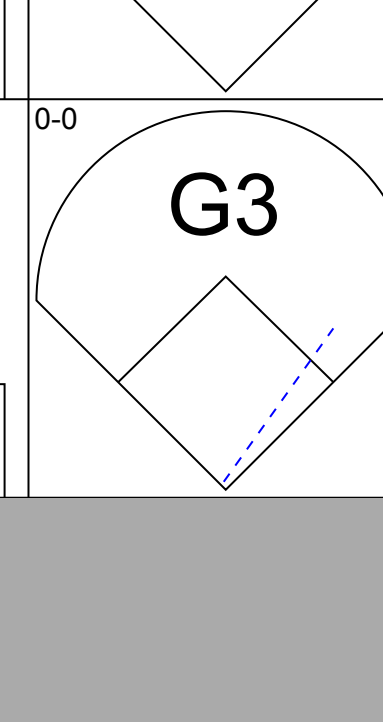
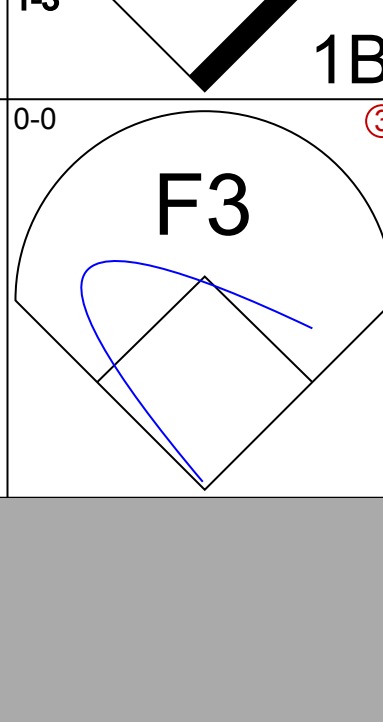
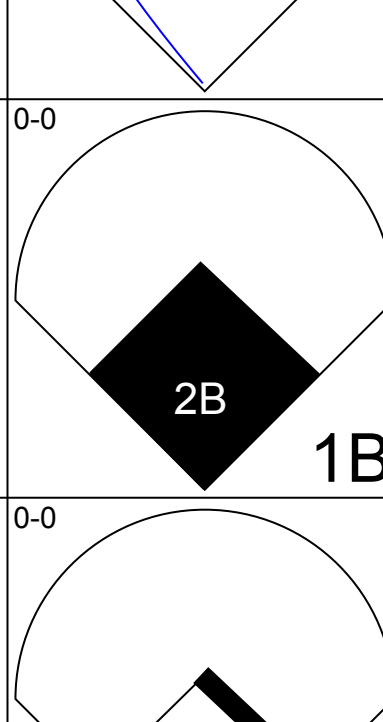
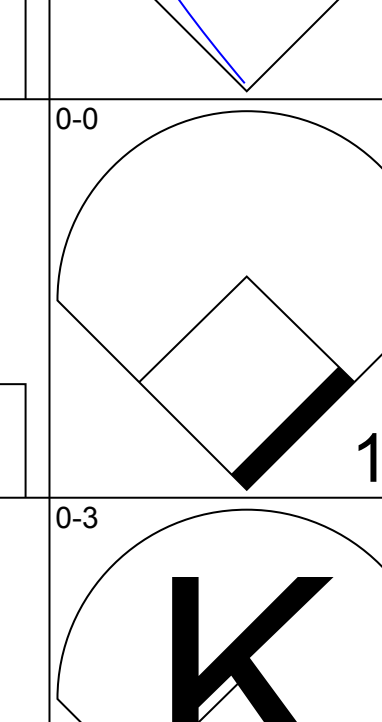
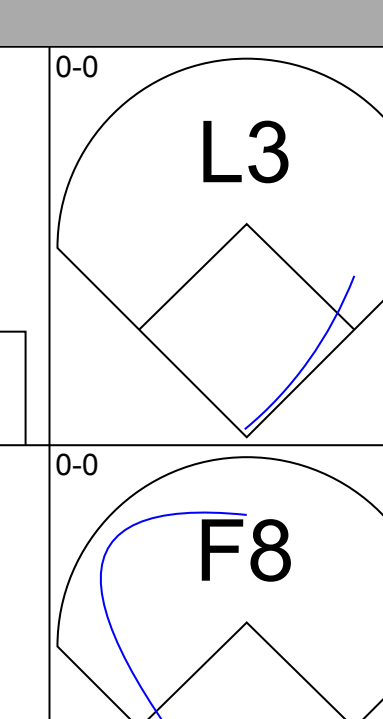
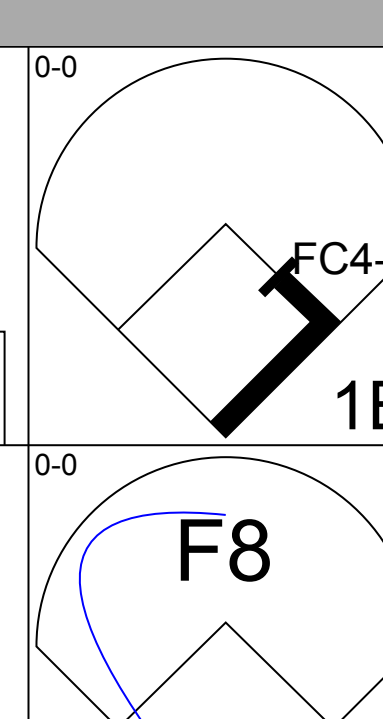
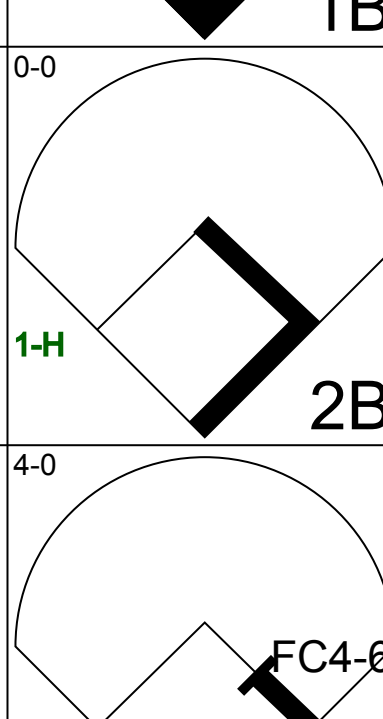
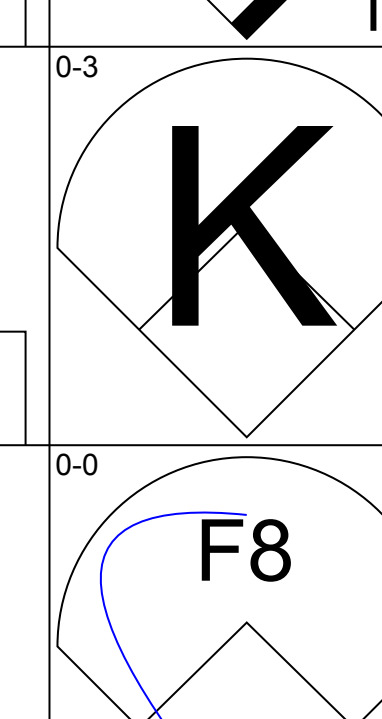
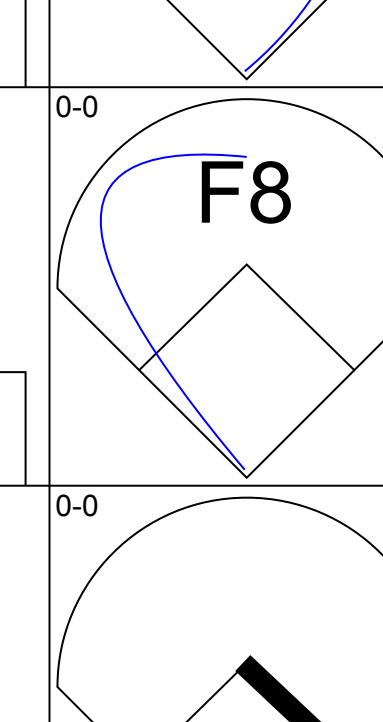
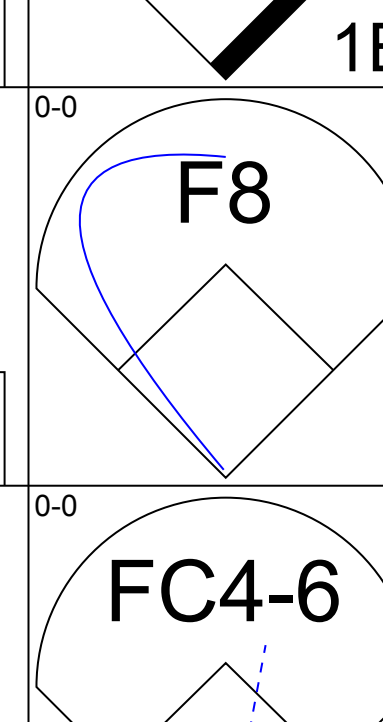
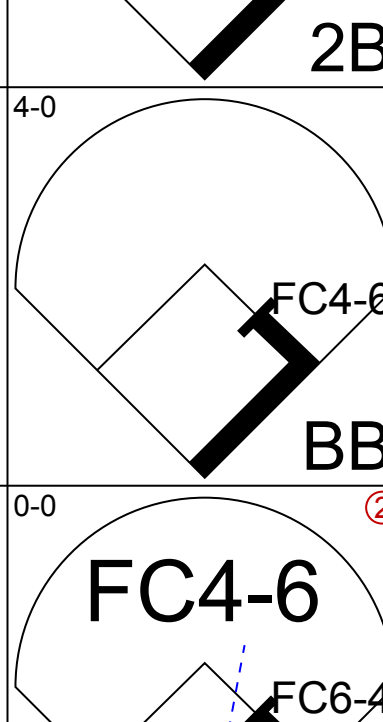
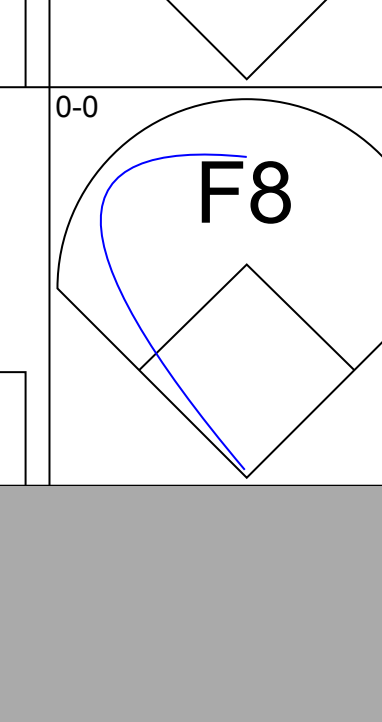
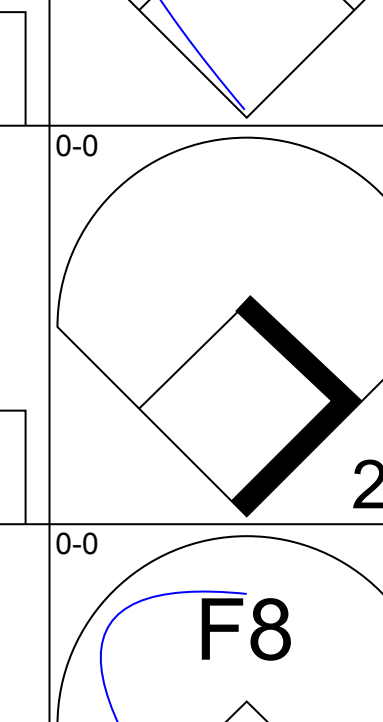
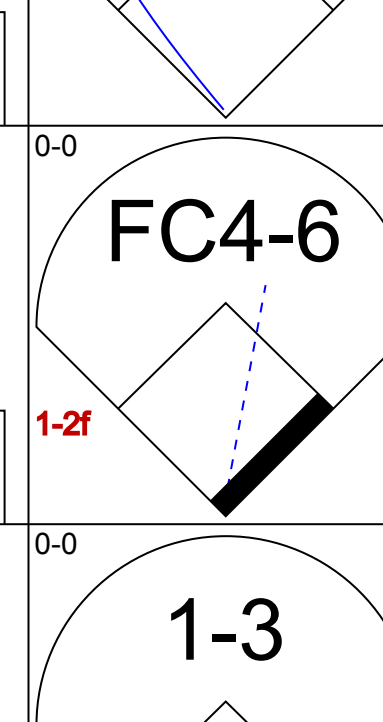
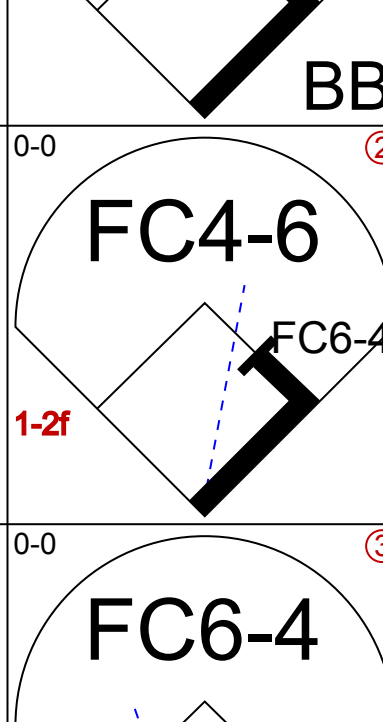
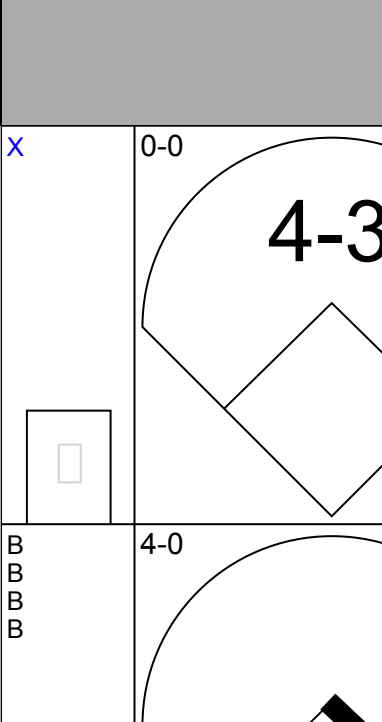
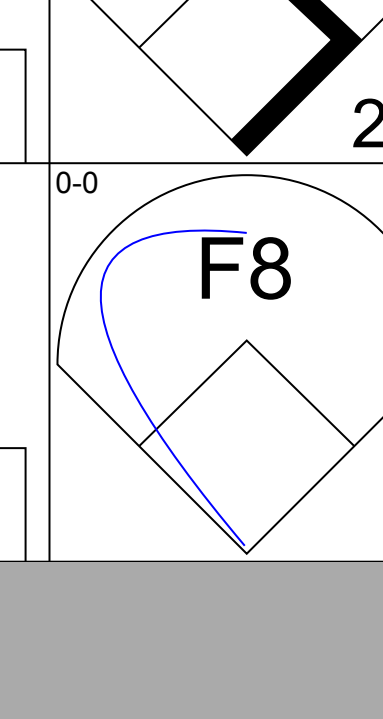
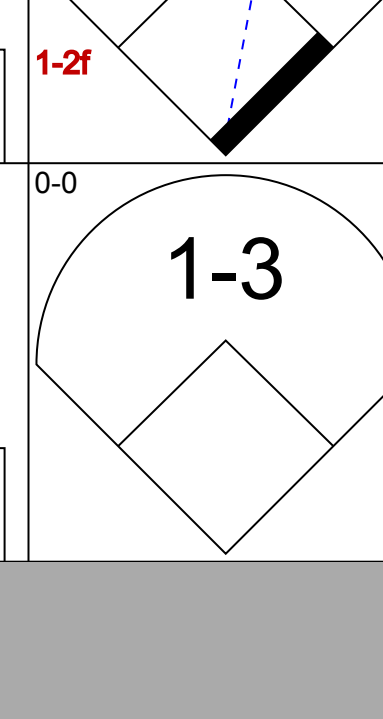
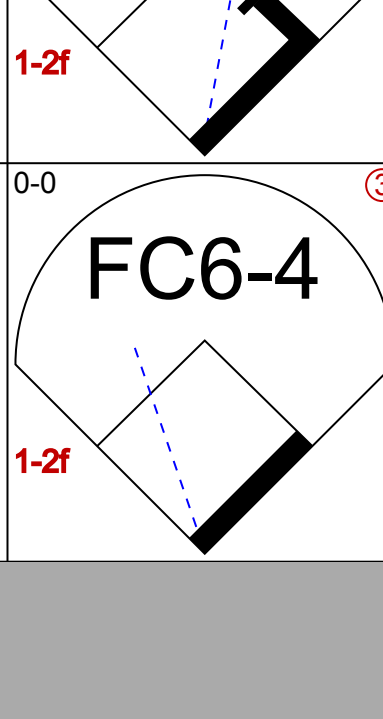
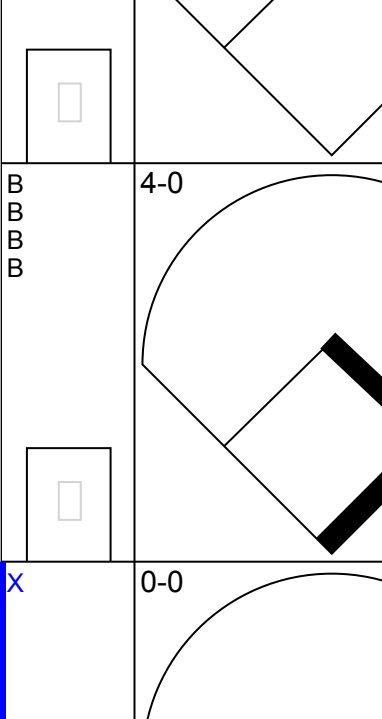
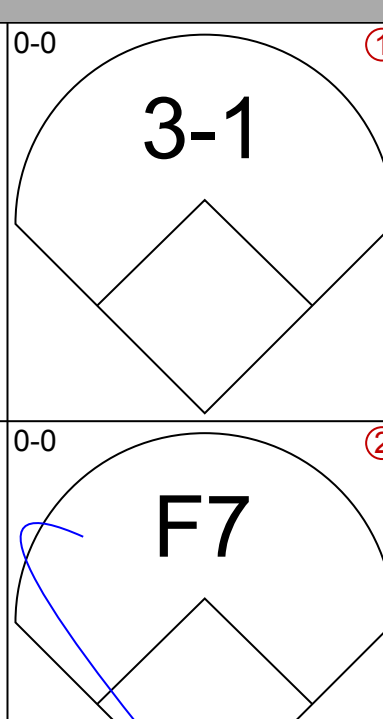
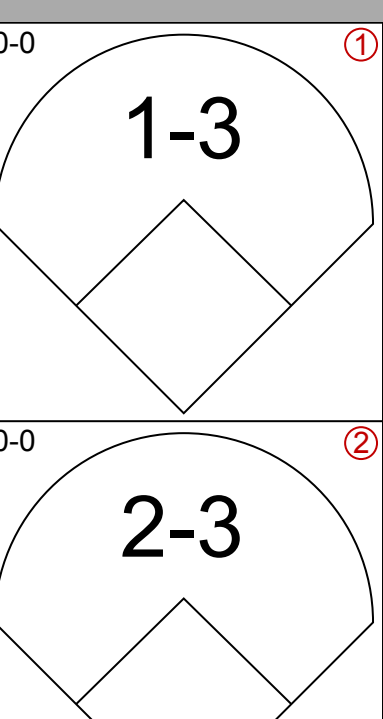
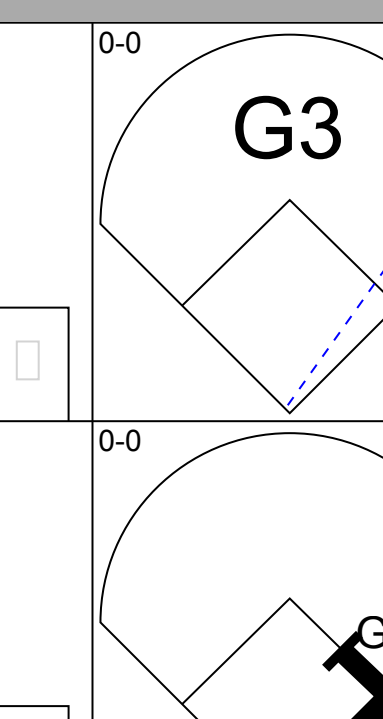
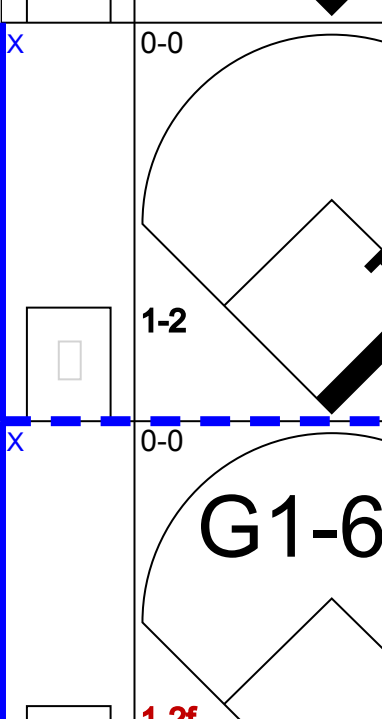
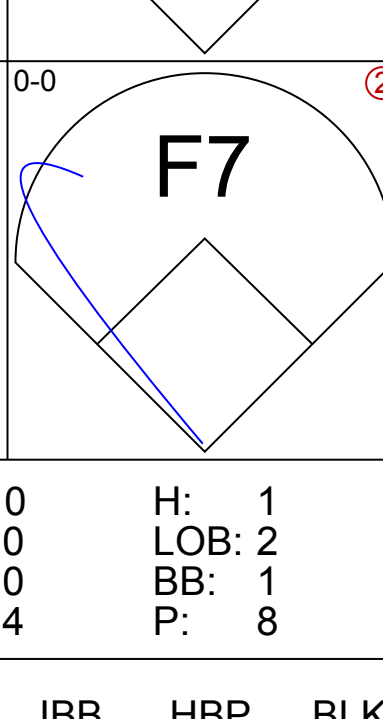
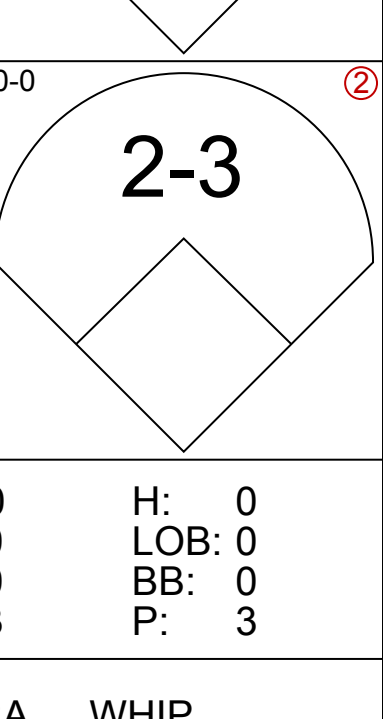
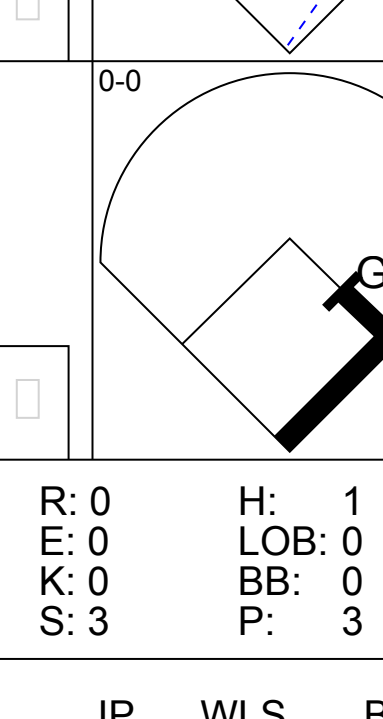
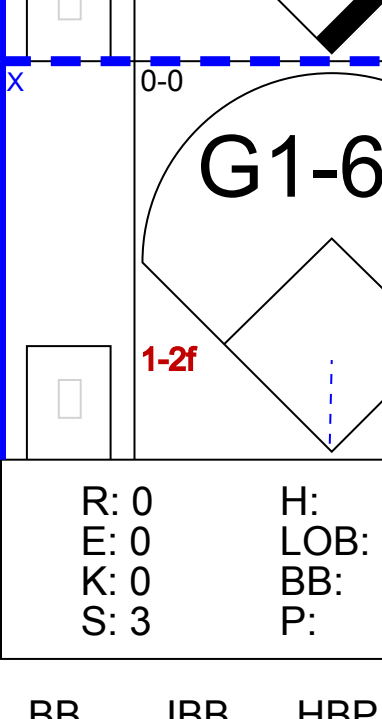
AB 28
R 3
H 5
RBI 3
BB 8
SO 9
LOB 15



Batter	1	2	3	4	5	6	7	8	9	AB R H RBI BB SO LOB	TOP												
Bill Russell, R OBP: 0.510, SLG: 0.778 (1, 6)	F3	BB			F8	HR		PB 2B		4 1 2 1 1 0 0	Los Angeles Dodgers @ Philadelphia Phillies Veterans Stadium, Philadelphia, PA Fri May 12 1972, 7:05 PM EDT Att: 24,205 - Unknown												
Bill Buckner, L OBP: 0.224, SLG: 0.196 (1, 3)	F7	4-3			1B HR	G3		F7		5 1 1 0 0 0 3													
Willie Davis, L OBP: 0.306, SLG: 0.463 (1, 8)	E3			F9	1B HR	4-3		K		5 1 1 0 0 1 1													
Frank Robinson, R OBP: 0.379, SLG: 0.440 Manny Mota, R OBP: 0.236, SLG: 0.407 (6, 7)	BB			5-3	1B HR	E7 BB		K		2 1 1 3 2 0 0 1 0 0 0 0 1 2													
Willie Crawford, L OBP: 0.364, SLG: 0.661 (1, 7) (6, 9)	K			BB	2B	E7		4-3		4 1 1 0 1 1 5													
Billy Grabarkewitz, R OBP: 0.266, SLG: 0.190 (1, 5)		1B WP		K		K		6-3		5 1 2 0 0 2 2													
Duke Sims, L OBP: 0.194, SLG: 0.286 (1, 2)	F8			4-3		4-3		G3		5 0 1 1 0 0 2													
Bobby Valentine, R OBP: 0.375, SLG: 0.231 (1, 4)	BB			5-3	2B	K		PB		4 0 2 1 1 1 1													
Don Sutton, R OBP: 0.211, SLG: 0.118 (1, 1)	K			K	3-1	K		F8		5 0 0 0 0 3 5													
Inning Stats	R: 0 E: 1 K: 1 S: 6	H: 0 LOB: 2 BB: 1 P: 10	R: 1 E: 0 K: 1 S: 7	H: 2 LOB: 2 BB: 1 P: 11	R: 0 E: 0 K: 1 S: 5	H: 0 LOB: 1 BB: 1 P: 9	R: 0 E: 0 K: 1 S: 5	H: 0 LOB: 0 BB: 0 P: 5	R: 4 E: 0 K: 1 S: 10	H: 5 LOB: 2 BB: 1 P: 14		R: 1 E: 1 K: 0 S: 4	H: 1 LOB: 1 BB: 1 P: 8	R: 0 E: 0 K: 2 S: 8	H: 1 LOB: 1 BB: 0 P: 8	R: 0 E: 0 K: 2 S: 9	H: 1 LOB: 2 BB: 0 P: 9	R: 0 E: 0 K: 0 S: 4	H: 1 LOB: 0 BB: 0 P: 4	1B: 6 2B: 3 3B: 0 HR: 2	SF: 0 SAC: 0 DP: 0 HBP: 0	WP: 1 PB: 2 SB: 2 CS: 0	PA: 45
PITCHER	IP WLS BF H R ER SO BB IBB HBP BLK WP HR S P ERA WHIP											PITCHER	IP WLS BF H R ER SO BB IBB HBP BLK WP HR S P ERA WHIP										
Dick Selma, R ERA: 3.4 (1, 1)	4.2 L 25 7 5 5 5 3 0 0 0 1 1 32 44 9.64 2.143																						
Ken Reynolds, L ERA: 1.23 (5, 1)	3.1 16 3 1 1 4 1 1 0 0 0 1 22 30 2.70 1.200																						
Chris Short, L ERA: 8.1 (9, 1)	1.0 4 1 0 0 0 0 0 0 0 0 0 4 4 0.00 1.000																						

Batter	1	2	3	4	5	6	7	8	9	AB R H RBI BB SO LOB	BOTTOM												
Larry Bowa, S OBP: 0.277, SLG: 0.263 (1, 6)	3-1		P6			1-3		K		4 0 0 0 0 1 0	Los Angeles Dodgers @ Philadelphia Phillies Veterans Stadium, Philadelphia, PA Fri May 12 1972, 7:05 PM EDT Att: 24,205 - Unknown												
Tim McCarver, L OBP: 0.325, SLG: 0.394 (1, 2)	F9		P6			P6		FC4 1B		4 0 1 0 0 0 0													
Willie Montanez, L OBP: 0.320, SLG: 0.400 (1, 8)	K				K			FC4 2B		4 1 0 0 0 3 1													
Greg Luzinski, R OBP: 0.364, SLG: 0.584 (1, 7)		K			4-3			6-3		4 0 1 1 0 1 0													
Tom Hutton, L OBP: 0.373, SLG: 0.400 (1, 3)		2B			3-1			E3		4 0 1 0 0 0 1													
Don Money, R OBP: 0.375, SLG: 0.432 (1, 5)		BB				FC4-6 1B		K		3 0 1 0 1 1 2													
Mike Anderson, R OBP: 0.286, SLG: 0.278 (1, 9)		F9			FC4-6 1-4-3			K		3 0 0 0 0 1 4													
Denny Doyle, L OBP: 0.354, SLG: 0.345 (1, 4)		K2-3			1-4-3			K		3 0 0 0 0 2 3													
Dick Selma, R Ken Reynolds, L Deron Johnson, R Chris Short, R (1, 1) (5, 1) (6, PH) (9, 1)			K			L6		5-3		1 0 0 0 0 1 0 1 0 0 0 0 0 1 1 0 0 0 0 0 0 0 0 0 0 0 0 0													
Inning Stats	R: 0 E: 0 K: 1 S: 5	H: 0 LOB: 0 BB: 0 P: 5	R: 0 E: 0 K: 2 S: 8	H: 1 LOB: 2 BB: 1 P: 12	R: 0 E: 0 K: 1 S: 5	H: 0 LOB: 0 BB: 0 P: 5	R: 0 E: 0 K: 1 S: 5	H: 0 LOB: 0 BB: 0 P: 5	R: 0 E: 0 K: 2 S: 8	H: 0 LOB: 1 BB: 0 P: 8		R: 0 E: 0 K: 2 S: 9	H: 0 LOB: 0 BB: 0 P: 7	R: 1 E: 0 K: 0 S: 5	H: 2 LOB: 1 BB: 0 P: 5	1B: 2 2B: 2 3B: 0 HR: 0	SF: 0 SAC: 0 DP: 0 HBP: 0	WP: 0 PB: 0 SB: 0 CS: 0	PA: 33				
PITCHER	IP WLS BF H R ER SO BB IBB HBP BLK WP HR S P ERA WHIP											PITCHER	IP WLS BF H R ER SO BB IBB HBP BLK WP HR S P ERA WHIP										
Don Sutton, R ERA: 0.52 (1, 1)	9.0 W 33 4 1 1 10 1 0 0 0 0 0 52 56 1.00 0.556																						

Batter	1	2	3	4	5	6	7	8	9	AB	R	H	RBI	BB	SO	LOB	TOP																		
Bill Russell, R OBP: 0.481, SLG: 0.740 (1, 6)										5	0	1	0	0	1	3	Los Angeles Dodgers @ Philadelphia Phillies Veterans Stadium, Philadelphia, PA Sat May 13 1972, 7:05 PM EDT Att: 27,003 - Unknown																		
Manny Mota, R OBP: 0.290, SLG: 0.390 (1, 7)										5	0	1	0	0	0	2																			
Willie Davis, L OBP: 0.304, SLG: 0.455 (1, 8)										4	0	1	0	0	0	1																			
Frank Robinson, R OBP: 0.374, SLG: 0.423 (1, 9)										3	0	0	0	1	2	2																			
Steve Garvey, R OBP: 0.349, SLG: 0.425 Bill Buckner, L OBP: 0.224, SLG: 0.196 (8, 3)										4	0	1	0	0	0	4																			
Billy Grabarkewitz, R OBP: 0.250, SLG: 0.250 (1, 5)										0	0	0	0	0	0	0																			
Chris Cannizzaro, R OBP: 0.395, SLG: 0.424 (1, 2)										3	0	0	0	1	1	3																			
Bobby Valentine, R OBP: 0.400, SLG: 0.294 (1, 4)										4	1	2	0	0	1	2																			
Claude Osteen, L OBP: 0.333, SLG: 0.400 Jim Brewer, L (9, 1)										2	1	1	1	0	1	1																			
Inning Stats	R: 0 E: 0 K: 1 S: 5	H: 0 LOB: 0 BB: 0 P: 5	R: 0 E: 0 K: 2 S: 8	H: 1 LOB: 1 BB: 0 P: 8	R: 2 E: 1 K: 1 S: 9	H: 3 LOB: 2 BB: 0 P: 9	R: 1 E: 0 K: 0 S: 5	H: 2 LOB: 1 BB: 0 P: 5	R: 0 E: 0 K: 0 S: 4	H: 1 LOB: 2 BB: 1 P: 8	R: 0 E: 0 K: 0 S: 3	H: 0 LOB: 0 BB: 0 P: 3	R: 0 E: 0 K: 0 S: 2	H: 0 LOB: 0 BB: 0 P: 3	R: 0 E: 0 K: 0 S: 4	H: 1 LOB: 1 BB: 0 P: 4	1B: 5 2B: 4 3B: 0 HR: 0	SF: 0 SAC: 2 DP: 1 HBP: 1	WP: 0 PB: 0 SB: 1 CS: 0	PA: 38															
PITCHER	IP WLS BF H R ER SO BB IBB HBP BLK WP HR S P ERA WHIP																																		
Steve Carlton, L ERA: 1.83 Barry Lersch, R ERA: 1.31	(1, 1) (8, 1)	7.0 L	31 31	7 7	3 3	2 2	6 6	2 2	0 0	0 0	1 1	0 0	0 0	0 0	0 0	6 6	7 7	0.00 0.00	0.500 0.500																

Batter	1	2	3	4	5	6	7	8	9	AB	R	H	RBI	BB	SO	LOB	BOTTOM																		
Larry Bowa, S OBP: 0.276, SLG: 0.255 (1, 6)										3	0	0	0	1	0	1	Los Angeles Dodgers @ Philadelphia Phillies Veterans Stadium, Philadelphia, PA Sat May 13 1972, 7:05 PM EDT Att: 27,003 - Unknown																		
Terry Harmon, R OBP: 0.500, SLG: 0.517 (1, 4)										4	0	1	0	0	0	0																			
Willie Montanez, L OBP: 0.327, SLG: 0.404 (1, 8)										4	1	2	0	0	0	2																			
Greg Luzinski, R OBP: 0.369, SLG: 0.591 (1, 7)										4	0	2	1	0	1	1																			
Don Money, R OBP: 0.370, SLG: 0.417 (1, 5)										3	0	0	0	1	0	2																			
Tim McCarver, L OBP: 0.321, SLG: 0.400 (1, 2)										4	0	1	0	0	0	3																			
Mike Anderson, R OBP: 0.284, SLG: 0.267 (1, 9)										3	0	0	0	1	0	4																			
Tom Hutton, L OBP: 0.355, SLG: 0.379 Deron Johnson, R OBP: 0.283, SLG: 0.439 Roger Freed, R OBP: 0.300, SLG: 0.600 (9, PH) (9, FR) (9, FR)										3	0	0	0	0	0	0																			
Steve Carlton, L OBP: 0.318, SLG: 0.381 Pete Koegel, R OBP: 0.333, SLG: 0.200 Barry Lersch, S (7, PH) (8, 1) Byron Browne, R OBP: 0.429, SLG: 0.333 (9, PH)										2	0	0	0	0	0	0																			
Inning Stats	R: 0 E: 0 K: 0 S: 3	H: 0 LOB: 0 BB: 0 P: 3	R: 0 E: 0 K: 0 S: 4	H: 1 LOB: 1 BB: 0 P: 4	R: 0 E: 0 K: 0 S: 4	H: 1 LOB: 2 BB: 1 P: 8	R: 0 E: 0 K: 0 S: 4	H: 1 LOB: 1 BB: 0 P: 4	R: 0 E: 0 K: 0 S: 3	H: 2 LOB: 2 BB: 1 P: 9	R: 0 E: 0 K: 0 S: 3	H: 1 LOB: 0 BB: 0 P: 3	R: 0 E: 0 K: 1 S: 6	H: 1 LOB: 1 BB: 0 P: 6	R: 0 E: 0 K: 0 S: 3	H: 1 LOB: 2 BB: 1 P: 7	1B: 6 2B: 2 3B: 0 HR: 0	SF: 0 SAC: 0 DP: 2 HBP: 0	WP: 0 PB: 0 SB: 0 CS: 0	PA: 36															
PITCHER	IP WLS BF H R ER SO BB IBB HBP BLK WP HR S P ERA WHIP																																		
Claude Osteen, L ERA: 1.27 Jim Brewer, L ERA: 0.99	(1, 1) (9, 1)	8.1 S	35 35	8 8	1 1	1 1	1 1	0 0	0 0	0 0	0 0	0 0	0 0	0 0	0 0	1 1	1 1	0.00 0.00	0.000 0.000																

AB	33
R	3
H	8
RBI	1
BB	2
SO	6
LOB	21



AB	33
R	1
H	8
RBI	1
BB	3
SO	1
LOB	15



Batter	1	2	3	4	5	6	7	8	9	AB	R	H	RBI	BB	SO	LOB	TOP			
Don Kessinger, S (1, 6) OBP: 0.297, SLG: 0.250	F8	F9			5-3			F6		4	0	0	0	0	0	2	Chicago Cubs @ Philadelphia Phillies Veterans Stadium, Philadelphia, PA Mon May 15 1972, 7:05 PM EDT Att: 8,133 - Unknown			
Glenn Beckert, R (1, 4) OBP: 0.282, SLG: 0.320	5-3		6-3		F8			6-3		4	0	0	0	0	0	0				
Billy Williams, L (1, 7) OBP: 0.315, SLG: 0.386	1B		4-3		4-3			F7		4	0	1	0	0	0	0				
Jim Hickman, R (1, 3) OBP: 0.400, SLG: 0.567	1B		BB		5-3			K		3	0	1	0	1	1	0				
Jose Cardenal, R (1, 9) OBP: 0.326, SLG: 0.482	F3		G3		K			BB		4	0	1	0	0	1	3				
Carmen Fanzone, R (1, 5) OBP: 0.419, SLG: 0.654		F8		1B		6-3		1-2		3	0	1	0	1	0	0				
Randy Hundley, R (1, 2) OBP: 0.345, SLG: 0.329	F2		K		K		K	P5		4	0	0	0	0	2	3				
Rick Monday, L (1, 8) OBP: 0.465, SLG: 0.522 Frank Fernandez, R (9, PH)	1B	2B	K		K		4-3	K		3	0	1	0	0	1	1				
Fergie Jenkins, R (1, 1) OBP: 0.250, SLG: 0.217	1B	2-3	K		K		P5			3	0	1	0	0	1	1				
Inning Stats	R: 0 E: 0 K: 0 S: 5	H: 2 LOB: 2 BB: 0 P: 5	R: 0 E: 0 K: 0 S: 5	H: 2 LOB: 2 BB: 0 P: 5	R: 0 E: 0 K: 3 S: 10	H: 0 LOB: 1 BB: 1 P: 7	R: 0 E: 0 K: 3 S: 10	H: 1 LOB: 1 BB: 0 P: 10	R: 0 E: 0 K: 1 S: 5	H: 0 LOB: 0 BB: 0 P: 3	R: 0 E: 0 K: 1 S: 5	H: 0 LOB: 0 BB: 0 P: 5	R: 0 E: 0 K: 2 S: 8	H: 0 LOB: 0 BB: 1 P: 3	R: 0 E: 0 K: 2 S: 8	H: 1 LOB: 2 BB: 1 P: 12	1B: 5 2B: 1 3B: 0 HR: 0	SF: 0 SAC: 0 DP: 0 HBP: 0	WP: 0 PB: 0 SB: 0 CS: 0	PA: 35
PITCHER Woodie Fryman, L (1, 1) ERA: 2.52	IP: 9.0 WLS: W BF: 35 H: 6 R: 0 ER: 0 SO: 7 BB: 2 IBB: 0 HBP: 0 BLK: 0 WP: 0 HR: 0 S: 47 P: 55 ERA: 0.00 WHIP: 0.889															PITCHER Woodie Fryman, L (1, 1) ERA: 2.52	IP: 9.0 WLS: W BF: 35 H: 6 R: 0 ER: 0 SO: 7 BB: 2 IBB: 0 HBP: 0 BLK: 0 WP: 0 HR: 0 S: 47 P: 55 ERA: 0.00 WHIP: 0.889			

Batter	1	2	3	4	5	6	7	8	9	AB	R	H	RBI	BB	SO	LOB	BOTTOM			
Larry Bowa, S (1, 6) OBP: 0.266, SLG: 0.245	F8		F9			F7		F8		4	0	0	0	0	0	1	Chicago Cubs @ Philadelphia Phillies Veterans Stadium, Philadelphia, PA Mon May 15 1972, 7:05 PM EDT Att: 8,133 - Unknown			
Tim McCarver, L (1, 2) OBP: 0.307, SLG: 0.380	3-1		3-1		4-3		4-3			4	0	0	0	0	0	0				
Willie Montanez, L (1, 8) OBP: 0.333, SLG: 0.435	K		G3		HR		FC4-6			3	1	1	1	0	1	0				
Greg Luzinski, R (1, 7) OBP: 0.364, SLG: 0.573	F6		K		2B		1B		FC4-6	3	1	0	0	1	1	1				
Tom Hutton, L (1, 3) OBP: 0.354, SLG: 0.393	3-1		F9		1B		2B			3	1	1	0	0	0	0				
Don Money, R (1, 5) OBP: 0.359, SLG: 0.402	K		6-3		K		K			3	0	0	0	0	2	2				
Mike Anderson, R (1, 9) OBP: 0.286, SLG: 0.308	F8		HR		K		K			3	1	1	1	0	1	2				
Denny Doyle, L (1, 4) OBP: 0.368, SLG: 0.350	4-3		1B		K		1B			2	0	1	0	1	1	0				
Woodie Fryman, R (1, 1) OBP: 0.250, SLG: 0.455	4-3		1-2		6-3		1B			3	0	1	2	0	0	1				
Inning Stats	R: 0 E: 0 K: 1 S: 5	H: 0 LOB: 0 BB: 0 P: 5	R: 0 E: 0 K: 1 S: 5	H: 0 LOB: 0 BB: 0 P: 5	R: 0 E: 0 K: 1 S: 4	H: 1 LOB: 1 BB: 0 P: 4	R: 0 E: 0 K: 1 S: 5	H: 0 LOB: 0 BB: 0 P: 5	R: 1 E: 0 K: 1 S: 6	H: 1 LOB: 0 BB: 0 P: 6	R: 0 E: 0 K: 0 S: 3	H: 0 LOB: 0 BB: 0 P: 3	R: 3 E: 0 K: 2 S: 9	H: 3 LOB: 2 BB: 2 P: 17	R: 0 E: 0 K: 0 S: 3	H: 0 LOB: 1 BB: 0 P: 4	1B: 2 2B: 1 3B: 0 HR: 2	SF: 0 SAC: 0 DP: 0 HBP: 1	WP: 0 PB: 0 SB: 0 CS: 0	PA: 31
PITCHER Fergie Jenkins, R (1, 1) ERA: 2.98	IP: 8.0 WLS: L BF: 31 H: 5 R: 4 ER: 4 SO: 6 BB: 1 IBB: 1 HBP: 1 BLK: 0 WP: 0 HR: 2 S: 40 P: 49 ERA: 4.50 WHIP: 0.750															PITCHER Fergie Jenkins, R (1, 1) ERA: 2.98	IP: 8.0 WLS: L BF: 31 H: 5 R: 4 ER: 4 SO: 6 BB: 1 IBB: 1 HBP: 1 BLK: 0 WP: 0 HR: 2 S: 40 P: 49 ERA: 4.50 WHIP: 0.750			



Batter	1	2	3	4	5	6	7	8	9	AB	R	H	RBI	BB	SO	LOB	TOP					
Don Kessinger, S (1, 6) OBP: 0.327, SLG: 0.274	0-0 6-3		0-0 6-3			4-0 G4-6-3 BB		0-3 K		3	0	0	0	1	1	1	Chicago Cubs @ Philadelphia Phillies Veterans Stadium, Philadelphia, PA Wed May 17 1972, 7:05 PM EDT Att: 12,528 - Unknown					
Glenn Beckert, R (1, 4) OBP: 0.255, SLG: 0.306	4-0 FC4-6 BB		0-0 F9			0-0 G4-6-3 1-2		0-0 F9		3	0	0	0	1	0	2						
Billy Williams, L (1, 7) OBP: 0.299, SLG: 0.373	0-3 K			0-0 P6		0-0 4-3			0-0 1B FC5-2 2B	4	0	1	0	0	1	1						
Jim Hickman, R (1, 3) OBP: 0.393, SLG: 0.553	0-0 FC4-6 1-2			0-3 K			0-0 5-3		0-0 FC5-2 1B	4	1	1	0	0	1	1						
Carmen Fanzone, R (1, 5) OBP: 0.400, SLG: 0.676		0-3 K		0-0 5-3			0-0 HR		0-0 FC5-2 1B	4	1	1	1	0	1	2						
Jose Cardenal, R (1, 9) OBP: 0.340, SLG: 0.527		0-0 HR			0-0 P4		0-0 F8		0-0 FC6-4 1B	4	1	2	2	0	0	0						
Randy Hundley, R (1, 2) OBP: 0.315, SLG: 0.296		0-3 K			0-0 5-3		0-0 6-3		0-0 F5	4	0	0	0	0	1	2						
Rick Monday, L (1, 8) OBP: 0.484, SLG: 0.653		0-3 K			0-0 1B			4-0 FC6-4 BB	0-0 FC6-4 1-2	3	0	1	0	1	1	2						
Bill Hands, R (1, 1)			0-3 K			0-0 F8		0-3 K		2	0	0	0	0	1	1						
Juan Pizarro, L (7, 1) OBP: 0.125, SLG: 0.125						0-0 F8				1	0	0	0	0	1	1						
Tom Phoebus, R (8, 1)										0	0	0	0	0	0	0						
Dan McGinn, L (9, 1) OBP: 1.000, SLG: 1.000										0	0	0	0	0	0	0						
Inning Stats	R: 0 E: 0 K: 1 S: 5	H: 0 LOB: 1 BB: 1 P: 9	R: 1 E: 0 K: 3 S: 10	H: 1 LOB: 0 BB: 0 P: 10	R: 0 E: 0 K: 1 S: 5	H: 0 LOB: 0 BB: 0 P: 5	R: 0 E: 0 K: 1 S: 5	H: 0 LOB: 0 BB: 0 P: 5	R: 0 E: 0 K: 0 S: 4	H: 1 LOB: 1 BB: 0 P: 4	R: 0 E: 0 K: 0 S: 2	H: 0 LOB: 0 BB: 1 P: 6	R: 1 E: 0 K: 0 S: 4	H: 1 LOB: 0 BB: 0 P: 4	R: 0 E: 0 K: 2 S: 7	H: 0 LOB: 1 BB: 1 P: 11	R: 0 E: 0 K: 0 S: 6	H: 3 LOB: 2 BB: 0 P: 6	1B: 3 2B: 1 3B: 0 HR: 2	SF: 0 SAC: 0 DP: 1 HBP: 0	WP: 0 PB: 0 SB: 1 CS: 0	PA: 35
PITCHER Steve Carlton, L (1, 1) ERA: 1.99	IP: 9.0 WLS: L BF: 35 H: 6 R: 3 ER: 3 SO: 8 BB: 3 IBB: 0 HBP: 0 BLK: 0 WP: 0 HR: 2 S: 48 P: 60 ERA: 3.00 WHIP: 1.000															PITCHER						

AB	32
R	3
H	6
RBI	3
BB	3
SO	8
LOB	13



Batter	1	2	3	4	5	6	7	8	9	AB	R	H	RBI	BB	SO	LOB	BOTTOM												
Larry Bowa, S (1, 6) OBP: 0.263, SLG: 0.236	0-0 F8		0-0 E3 1B		0-0 FC6-4 1-2		0-0 FC4 BB		0-0 1B	5	0	1	0	0	0	2	Chicago Cubs @ Philadelphia Phillies Veterans Stadium, Philadelphia, PA Wed May 17 1972, 7:05 PM EDT Att: 12,528 - Unknown												
Tim McCarver, L (1, 2) OBP: 0.295, SLG: 0.356	0-0 F8		0-0 1-3 1B		0-0 P5		4-0 1-2 BB		0-0 F8	4	0	1	0	1	0	2													
Willie Montanez, L (1, 8) OBP: 0.307, SLG: 0.396	0-0 G3		0-0 F7		0-0 4-3		0-0 5-3		0-3 K	5	0	0	0	0	1	5													
Greg Luzinski, R (1, 7) OBP: 0.357, SLG: 0.577		0-3 K		0-0 5-3		0-3 K		0-0 4-3		4	0	0	0	0	2	0													
Tom Hutton, L (1, 3) OBP: 0.342, SLG: 0.412		4-0 FC1-6 BB		0-0 3-1		0-0 HR		0-0 3-1		3	1	1	1	1	0	0													
Don Money, R (1, 5) OBP: 0.360, SLG: 0.380		0-0 FC1-6 1-2		0-0 6-3		4-0 BB		4-0 1B BB		2	0	0	0	2	0	1													
Ron Stone, L (1, 9) OBP: 0.313, SLG: 0.267		0-3 K		0-0 6-3		0-0 PB 2B 1B		0-0 F9		3	1	1	0	0	1	2													
Byron Browne, R (8, PH) (9, 9) OBP: 0.444, SLG: 0.375		0-0 K		0-0 K		0-0 PB 2B 1B		0-0 F9		1	0	1	0	0	0	0													
Denny Doyle, L (1, 4) OBP: 0.365, SLG: 0.364			0-0 6-3		0-0 1B 2B		0-0 L6		0-0 P4	3	0	1	1	0	0	0													
Deron Johnson, R (8, PH) (9, 4) OBP: 0.271, SLG: 0.419			0-0 K		0-0 1B 2B		0-0 FC4 1B		0-0 4-3	1	0	0	0	0	0	0													
Terry Harmon, R (9, 4) OBP: 0.500, SLG: 0.517					0-0 K					0	0	0	0	0	0	0													
Steve Carlton, L (1, 1) OBP: 0.360, SLG: 0.417					0-0 K					3	0	2	0	0	1	0													
Pete Koegel, R (8, PH) (9, PH) OBP: 0.286, SLG: 0.167					0-0 K					1	0	0	0	0	0	0													
Inning Stats	R: 0 E: 0 K: 0 S: 3	H: 0 LOB: 0 BB: 0 P: 3	R: 0 E: 0 K: 2 S: 7	H: 0 LOB: 1 BB: 1 P: 11	R: 0 E: 1 K: 1 S: 7	H: 1 LOB: 2 BB: 0 P: 7	R: 0 E: 0 K: 0 S: 3	H: 0 LOB: 0 BB: 0 P: 3	R: 1 E: 0 K: 0 S: 5	H: 3 LOB: 1 BB: 0 P: 5	R: 1 E: 0 K: 1 S: 6	H: 1 LOB: 1 BB: 1 P: 10	R: 0 E: 0 K: 0 S: 4	H: 1 LOB: 2 BB: 1 P: 8	R: 0 E: 0 K: 0 S: 4	H: 1 LOB: 2 BB: 1 P: 8	R: 0 E: 0 K: 1 S: 6	H: 1 LOB: 1 BB: 0 P: 6	1B: 6 2B: 1 3B: 0 HR: 1	SF: 0 SAC: 0 DP: 0 HBP: 0	WP: 0 PB: 1 SB: 1 CS: 0	PA: 39							
PITCHER Bill Hands, R (1, 1) ERA: 2.92	IP: 6.2 WLS: 5 BF: 29 H: 6 R: 2 ER: 2 SO: 4 BB: 3 IBB: 0 HBP: 0 BLK: 0 WP: 0 HR: 1 S: 34 P: 46 ERA: 2.70 WHIP: 1.350															PITCHER													
Juan Pizarro, L (7, 1) ERA: 2.95	1.0	5	1	0	0	0	1	0	0	0	0	4	8	0.00	2.000														
Tom Phoebus, R (8, 1) ERA: 5.52	0.2	W	3	1	0	0	0	0	0	0	0	3	3	0.00	1.500														
Dan McGinn, L (9, 1) ERA: 1.5	0.2	S	2	0	0	0	1	0	0	0	0	4	4	0.00	0.000														

AB	35
R	2
H	8
RBI	2
BB	4
SO	5
LOB	14



Batter	1	2	3	4	5	6	7	8	9	AB	R	H	RBI	BB	SO	LOB	TOP								
Bud Harrelson, S (1, 6) OBP: 0.310, SLG: 0.277 Ted Martinez, R (8, 6) OBP: 0.306, SLG: 0.438	0-0 4-3	0-0 F8		0-0 1B		0-0 SH1-4 1B BB		0-3 K		4	1	1	0	1	1	1									
Ken Boswell, L (1, 4) OBP: 0.297, SLG: 0.222	0-0 F7		0-0 FC6-4 1B	0-0 F7		0-0 SH1-4		0-0 F9		4	0	1	0	0	0	2									
Tommie Agee, R (1, 8) OBP: 0.393, SLG: 0.471	4-0 1B S BB		0-0 F9		0-0 5-3	4-0 1B BB		0-3 K		3	1	0	0	2	1	1									
Rusty Staub, L (1, 9) OBP: 0.383, SLG: 0.459	0-0 1B		0-0 FC6-4 BB	1-2	0-0 HR	0-0 1B		0-0 3-1		5	1	3	3	0	0	1									
John Milner, L (1, 7) OBP: 0.412, SLG: 0.516	0-0 1B		4-0 FC6-4 BB	1-2	0-3 K	0-0 P3		0-0 F7		4	0	1	1	1	1	2									
Jim Fregosi, R (1, 5) OBP: 0.377, SLG: 0.500	0-0 6-3		0-0 FC6-4	1-2	4-0 BB	0-0 F9		0-0 1B HR		4	1	1	0	1	0	6									
Ed Kranepool, L (1, 3) OBP: 0.295, SLG: 0.377		0-3 K		0-3 K	0-0 4-3			0-0 K		5	1	1	0	0	3	1									
Jerry Grote, R (1, 2) OBP: 0.366, SLG: 0.443		0-3 K		0-3 K		0-0 HR		0-0 P4		5	2	2	4	0	2	0									
Buzz Capra, R (1, 1) OBP: 0.500, SLG: 0.286 Danny Frisella, L (8, 1)		0-0 1B		4-0 1B BB		4-0 SH1-4 BB BB		0-3 K		2	1	1	0	2	1	0									
Inning Stats	R: 1 E: 0 K: 0 S: 5	H: 2 LOB: 2 BB: 1 P: 9	R: 0 E: 0 K: 2 S: 8	H: 1 LOB: 1 BB: 0 P: 8	R: 0 E: 0 K: 2 S: 4	H: 1 LOB: 2 BB: 1 P: 8	R: 0 E: 0 K: 2 S: 8	H: 1 LOB: 1 BB: 1 P: 12	R: 1 E: 0 K: 1 S: 6	H: 1 LOB: 1 BB: 1 P: 10	R: 3 E: 0 K: 0 S: 5	H: 2 LOB: 2 BB: 3 P: 17	R: 0 E: 0 K: 2 S: 7	H: 0 LOB: 0 BB: 0 P: 7	R: 0 E: 0 K: 2 S: 7	H: 0 LOB: 0 BB: 0 P: 7	R: 3 E: 0 K: 0 S: 6	H: 3 LOB: 0 BB: 0 P: 6	1B: 8 2B: 0 3B: 0 HR: 3	SF: 0 SAC: 1 DP: 0 HBP: 0	WP: 0 PB: 0 SB: 1 CS: 0	PA: 45			
PITCHER	IP	WLS	BF	H	R	ER	SO	BB	IBB	HBP	BLK	WP	HR	S	P	ERA	WHIP								
Dick Selma, R (1, 1) ERA: 4.03	5.0	L	28	7	5	5	5	6	0	0	0	0	2	32	56	9.00	2.600								
Ken Reynolds, L (6, 1) ERA: 9.95	2.0		8	1	0	0	2	1	0	0	0	0	0	11	15	0.00	1.000								
Chris Short, L (8, 1) ERA: 8.59	2.0		9	3	3	3	2	0	0	0	0	0	1	13	13	13.50	1.500								

New York Mets @ Philadelphia Phillies
Veterans Stadium, Philadelphia, PA
Fri May 19 1972, 7:05 PM EDT
Att: 20,451 - Unknown

AB	37
R	8
H	11
RBI	8
BB	7
SO	9
LOB	14



Batter	1	2	3	4	5	6	7	8	9	AB	R	H	RBI	BB	SO	LOB	BOTTOM								
Denny Doyle, L (1, 4) OBP: 0.354, SLG: 0.380	0-3 K	0-0 F8			0-0 F8		0-0 E6 3B		0-0 1-3	5	1	1	0	0	1	2									
Tim McCarver, L (1, 2) OBP: 0.304, SLG: 0.352	0-0 L6		0-0 F9		0-0 P6		0-0 1B		4-0 BB	4	0	1	0	1	0	0									
Willie Montanez, L (1, 8) OBP: 0.311, SLG: 0.390	4-0 BB		0-0 FC5-4 1B		0-0 3-1	0-3 K		0-0 1-3		4	0	1	0	1	1	3									
Greg Luzinski, R (1, 7) OBP: 0.361, SLG: 0.570	0-0 F7		0-3 K		4-0 1B BB			0-0 FC6-4 1B		3	0	1	0	1	1	2									
Deron Johnson, R (1, 3) OBP: 0.288, SLG: 0.426		0-0 2B BB	0-0 FC5-4		0-0 1B			0-0 P3		4	1	2	0	0	0	2									
Don Money, R (1, 5) OBP: 0.346, SLG: 0.365		0-3 K		0-3 K		0-3 K		0-0 FC6-4		4	0	0	0	0	3	4									
Mike Anderson, R (1, 9) OBP: 0.286, SLG: 0.310		0-0 2B		0-3 K		0-3 K		0-3 K		4	1	1	0	0	3	3									
Larry Bowa, S (1, 6) OBP: 0.262, SLG: 0.237		0-0 P2		0-0 P6			0-0 6-3		0-0 1-3 WP	4	0	1	0	0	0	2									
Dick Selma, R (1, 1) OBP: 0.071, SLG: 0.143 Ken Reynolds, L (6, 1) Ron Stone, L (7, PH) OBP: 0.294, SLG: 0.250 Chris Short, R (8, 1) Tom Hutton, L (9, PH) OBP: 0.336, SLG: 0.406		0-0 2B		0-3 K		0-0 1-3		0-3 K		2	0	1	2	0	1	0									
Inning Stats	R: 0 E: 0 K: 1 S: 5	H: 0 LOB: 1 BB: 1 P: 9	R: 2 E: 0 K: 1 S: 8	H: 3 LOB: 1 BB: 0 P: 8	R: 0 E: 0 K: 1 S: 6	H: 1 LOB: 0 BB: 0 P: 6	R: 0 E: 0 K: 2 S: 7	H: 0 LOB: 0 BB: 0 P: 7	R: 0 E: 0 K: 1 S: 5	H: 0 LOB: 0 BB: 0 P: 5	R: 0 E: 0 K: 2 S: 8	H: 1 LOB: 2 BB: 1 P: 12	R: 1 E: 1 K: 1 S: 7	H: 2 LOB: 1 BB: 0 P: 7	R: 0 E: 0 K: 1 S: 6	H: 1 LOB: 1 BB: 0 P: 6	R: 0 E: 0 K: 1 S: 6	H: 1 LOB: 2 BB: 1 P: 10	1B: 6 2B: 2 3B: 1 HR: 0	SF: 0 SAC: 0 DP: 0 HBP: 0	WP: 1 PB: 0 SB: 0 CS: 0	PA: 39			
PITCHER	IP	WLS	BF	H	R	ER	SO	BB	IBB	HBP	BLK	WP	HR	S	P	ERA	WHIP								
Buzz Capra, R (1, 1) ERA: 3.77	7.0	W	31	8	3	3	9	2	0	0	0	0	0	47	55	3.86	1.429								
Danny Frisella, R (8, 1) ERA: 1.04	2.0	S	8	1	0	0	2	1	0	0	0	1	0	11	15	0.00	1.000								

New York Mets @ Philadelphia Phillies
Veterans Stadium, Philadelphia, PA
Fri May 19 1972, 7:05 PM EDT
Att: 20,451 - Unknown

AB	36
R	3
H	9
RBI	2
BB	3
SO	11
LOB	19



Batter	1	2	3	4	5	6	7	8	9	AB	R	H	RBI	BB	SO	LOB	TOP					
Bud Harrison, S (1, 6) OBP: 0.304, SLG: 0.273	0-3 K		0-0 1B	0-0 F7			0-3 K		0-0 4-3	5	0	1	0	0	2	3	New York Mets @ Philadelphia Phillies Veterans Stadium, Philadelphia, PA Sat May 20 1972, 7:05 PM EDT Att: 36,691 - Unknown					
Ken Boswell, L (1, 4) OBP: 0.255, SLG: 0.212	0-0 F4		0-0 F5		0-0 F8			0-0 F9		4	0	0	0	0	0	1						
Tommie Agee, R (1, 8) OBP: 0.392, SLG: 0.482	0-0 6-3		0-0 1B		0-0 P5			0-0 2B		4	0	2	0	0	0	0						
Rusty Staub, L (1, 9) OBP: 0.375, SLG: 0.449		0-0 1B 2B	0-0 F8		0-0 F5			0-3 K		4	1	1	0	0	1	3						
John Milner, L (1, 7) OBP: 0.378, SLG: 0.471 Cleon Jones, R (8, PH) OBP: 0.371, SLG: 0.396		0-0 F7		0-0 L4		0-3 K		4-0 IBB		3	0	0	0	0	1	1						
Wayne Garrett, L (1, 5) OBP: 0.500, SLG: 0.400 Jim Fregosi, R (8, PH) OBP: 0.361, SLG: 0.477		4-0 5-3-5 1B BB		4-0 1B BB		0-0 F7		0-0 F8		1	1	0	0	2	0	0						
Ed Kranepool, L (1, 3) OBP: 0.315, SLG: 0.388		0-0 1B		0-0 1B		0-0 F5		4-0 BB		3	0	2	1	1	0	0						
Duffy Dyer, R (1, 2) OBP: 0.391, SLG: 0.455		0-0 5-3-5		0-3 K			0-0 4-3		0-0 L4	4	0	0	0	0	1	5						
Ray Sadecki, L (1, 1) OBP: 0.200, SLG: 0.200 Jerry Koosman, R (5, 1) OBP: 0.200, SLG: 0.200 Tug McGraw, R (9, 1) OBP: 0.333, SLG: 0.200			0-3 K		0-0 1B		0-0 F8		0-3 K	2	0	1	1	0	1	0						
Inning Stats	R: 0 E: 0 K: 1 S: 5	H: 0 LOB: 0 BB: 0 P: 5	R: 1 E: 0 K: 0 S: 4	H: 2 LOB: 1 BB: 1 P: 8	R: 0 E: 0 K: 1 S: 7	H: 2 LOB: 2 BB: 0 P: 7	R: 1 E: 0 K: 1 S: 7	H: 2 LOB: 2 BB: 1 P: 11	R: 0 E: 0 K: 0 S: 3	H: 0 LOB: 0 BB: 0 P: 3	R: 0 E: 0 K: 1 S: 5	H: 0 LOB: 0 BB: 0 P: 5	R: 0 E: 0 K: 1 S: 5	H: 1 LOB: 2 BB: 1 P: 10	R: 0 E: 0 K: 1 S: 5	H: 0 LOB: 1 BB: 1 P: 9		1B: 5 2B: 3 3B: 0 HR: 0	SF: 0 SAC: 0 DP: 1 HBP: 0	WP: 0 PB: 0 SB: 0 CS: 0	PA: 37	
PITCHER	IP	WLS	BF	H	R	ER	SO	BB	IBB	HBP	BLK	WP	HR	S	P	ERA		WHIP				
Bill Champion, R (1, 1) ERA: 3.98	4.0	L	19	6	2	2	3	2	0	0	0	0	0	23	31	4.50		2.000				
Ken Reynolds, L (5, 1) ERA: 0.79	2.0		6	0	0	0	1	0	0	0	0	0	0	8	8	0.00	0.000					
Joe Hoerner, L (7, 1) ERA: 2.89	2.0		8	1	0	0	2	0	1	0	0	0	0	11	15	0.00	0.500					
Wayne Twitchell, R (9, 1) ERA: 4.5	1.0		4	0	0	0	1	1	0	0	0	0	0	5	9	0.00	1.000					

Batter	1	2	3	4	5	6	7	8	9	AB	R	H	RBI	BB	SO	LOB	BOTTOM						
Larry Bowa, S (1, 6) OBP: 0.282, SLG: 0.250	0-0 P4		4-0 BB		0-0 1B SF7 2B		4-0 FC6-4 HBP BB		4-0 SH1-4 BB	2	1	1	0	3	0	0	New York Mets @ Philadelphia Phillies Veterans Stadium, Philadelphia, PA Sat May 20 1972, 7:05 PM EDT Att: 36,691 - Unknown						
Terry Harmon, R (1, 4) OBP: 0.476, SLG: 0.472 Denny Doyle, L (8, 4) OBP: 0.354, SLG: 0.380	0-0 L5		0-0 F8		0-0 E S 2-3 1B		1-0 FC6-4 HBP		0-0 SH1-4	3	0	1	0	0	0	1							
Willie Montanez, L (1, 8) OBP: 0.297, SLG: 0.381	0-3 K		0-0 1-3		0-0 SF7		0-3 K		0-3 K	4	0	0	1	0	3	4							
Greg Luzinski, R (1, 7) OBP: 0.367, SLG: 0.557		4-0 1B BB		0-0 FC6-4 1B		0-0 K		0-0 FC6-4 1-2 2-3		0-0 P4	4	0	1	0	1	4							
Don Money, R (1, 5) OBP: 0.328, SLG: 0.340		0-0 F7		0-0 FC6-4 BB 1B		0-3 K		0-3 K		4	0	0	0	0	2	5							
Tim McCarver, L (1, 2) OBP: 0.311, SLG: 0.358		0-0 P3		0-0 BB 1B		0-0 G3		0-0 4-3 SH3-4 1B		4	0	2	0	0	0	1							
Roger Freed, R (1, 9) OBP: 0.286, SLG: 0.500		0-0 1B		0-0 F8		0-3 K		0-0 SH3-4		3	0	1	0	0	1	2							
Tom Hutton, L (1, 3) OBP: 0.346, SLG: 0.403		0-3 K		4-0 1B 2-3 BB		0-0 1B		0-0 4-3		3	0	1	0	1	1	3							
Bill Champion, R (1, 1) OBP: 0.182, SLG: 0.455 Deron Johnson, R (4, PH) OBP: 0.200, SLG: 0.385 Ken Reynolds, L (5, 1) OBP: 0.333, SLG: 0.333 Byron Browne, R (8, PH) OBP: 0.333, SLG: 0.333 Joe Hoerner, R (7, 1) OBP: 0.333, SLG: 0.333 Pete Koegel, R (8, PH) OBP: 0.333, SLG: 0.333 Wayne Twitchell, R (9, 1) OBP: 0.333, SLG: 0.333			0-0 P5		0-0 F2		0-3 K		0-3 K	1	0	0	0	0	0	0							
Inning Stats	R: 0 E: 0 K: 1 S: 5	H: 0 LOB: 0 BB: 0 P: 5	R: 0 E: 0 K: 1 S: 6	H: 1 LOB: 2 BB: 1 P: 10	R: 0 E: 0 K: 0 S: 3	H: 0 LOB: 1 BB: 1 P: 7	R: 0 E: 0 K: 0 S: 5	H: 2 LOB: 3 BB: 1 P: 9	R: 1 E: 0 K: 2 S: 9	H: 2 LOB: 1 BB: 0 P: 9	R: 0 E: 0 K: 2 S: 8	H: 1 LOB: 1 BB: 0 P: 8	R: 0 E: 0 K: 2 S: 7	H: 0 LOB: 2 BB: 1 P: 12	R: 0 E: 0 K: 1 S: 6	H: 1 LOB: 1 BB: 0 P: 6		R: 0 E: 0 K: 1 S: 5	H: 0 LOB: 1 BB: 1 P: 9	1B: 6 2B: 1 3B: 0 HR: 0	SF: 1 SAC: 2 DP: 0 HBP: 1	WP: 0 PB: 0 SB: 1 CS: 0	PA: 40
PITCHER	IP	WLS	BF	H	R	ER	SO	BB	IBB	HBP	BLK	WP	HR	S	P	ERA		WHIP					
Ray Sadecki, L (1, 1) ERA: 5.84	4.0		20	5	1	1	2	3	0	0	0	0	0	21	33	2.25		2.000					
Jerry Koosman, L (5, 1) ERA: 7.59	4.0	W	17	2	0	0	7	2	0	1	0	0	0	28	37	0.00	1.000						
Tug McGraw, L (9, 1) ERA: 0.35	1.0	S	3	0	0	0	1	0	0	0	0	0	0	5	5	0.00	0.000						

Batter	1	2	3	4	5	6	7	8	9	AB	R	H	RBI	BB	SO	LOB	TOP										
Larry Bowa, S OBP: 0.293, SLG: 0.246 (1, 6)	0-0 1B 1B		4-0 1B FC6-4 BB	0-0 6-3		0-0 F9			4-0 G3-6-3 BB	3	2	1	0	2	0	3	Philadelphia Phillies @ Montreal Expos Jarry Park, Montreal, QB Mon May 22 1972, 3:33 AM EDT Att: 17,676 - Unknown										
Denny Doyle, L OBP: 0.364, SLG: 0.400 (1, 4)	0-0 1B SF9 1B		0-0 FC6-4 1B		0-0 G3 1B		0-0 6-3		0-0 F7	5	1	3	0	0	0	1											
Tim McCarver, L OBP: 0.304, SLG: 0.356 (1, 2)	0-0 1B		0-0 F3		0-0 G3		0-0 G3		0-0 G3-6-3	5	0	1	1	0	0	4											
Greg Luzinski, R OBP: 0.353, SLG: 0.533 (1, 7)	0-0 SF9		0-0 FC6-4		0-0 5-3		0-0 6-3			3	0	0	2	0	0	2											
Willie Montanez, L OBP: 0.309, SLG: 0.373 (1, 8)	0-0 4-3		0-0 F7		4-0 BB			4-0 1B BB		2	0	0	0	2	0	1											
Deron Johnson, R OBP: 0.258, SLG: 0.368 (1, 3)		0-0 6-3		0-0 4-3 1B 1B	0-3 K			0-3 K		4	0	1	0	0	2	3											
Don Money, R OBP: 0.331, SLG: 0.336 (1, 5)		0-0 6-3		0-0 4-3 1B		0-0 6-3		0-0 F8		4	0	1	0	0	0	1											
Mike Anderson, R OBP: 0.295, SLG: 0.303 (1, 9)		4-0 BB		0-0 4-3 1-2 2-3		0-0 1-3		0-0 1-2 1B		3	0	1	0	1	0	2											
Barry Lersch, S Darrell Brandon, R Ron Stone, L Chris Short, L Wayne Twitchell, R Tom Hutton, L Joe Hoerner, R (1, 1) (5, 1) (6, Ph) (6, 1) (7, 1) (8, Ph) (8, 1)		0-3 K		0-0 3-4		4-0 BB		0-0 4-3		2	0	0	0	0	0	1		3									
Inning Stats	R: 2 E: 0 K: 0 S: 5	H: 3 LOB: 0 BB: 0 P: 5	R: 0 E: 0 K: 1 S: 5	H: 0 LOB: 1 BB: 1 P: 9	R: 1 E: 0 K: 0 S: 4	H: 1 LOB: 1 BB: 1 P: 8	R: 0 E: 0 K: 0 S: 5	H: 2 LOB: 2 BB: 0 P: 5	R: 0 E: 0 K: 1 S: 6	H: 1 LOB: 2 BB: 1 P: 10	R: 0 E: 0 K: 0 S: 3	H: 0 LOB: 1 BB: 1 P: 7	R: 0 E: 0 K: 0 S: 3	H: 0 LOB: 0 BB: 0 P: 3	R: 0 E: 0 K: 1 S: 6	H: 1 LOB: 2 BB: 1 P: 10		R: 0 E: 0 K: 0 S: 2	H: 0 LOB: 0 BB: 1 P: 6	1B: 8 2B: 0 3B: 0 HR: 0	SF: 1 SAC: 0 DP: 1 HBP: 0	WP: 0 PB: 0 SB: 0 CS: 0	PA: 39				
PITCHER Mike Torrez, R ERA: 2.13 (1, 1)	IP 9.0	WLS W	BF 39	H 8	R 3	ER 3	SO 3	BB 6	IBB 0	HBP 0	BLK 0	WP 0	HR 0	S 39	P 63	ERA 3.00	WHIP 1.556										

Batter	1	2	3	4	5	6	7	8	9	AB	R	H	RBI	BB	SO	LOB	BOTTOM										
Ron Hunt, R OBP: 0.328, SLG: 0.286 (1, 4)	0-0 F8		0-0 F7		4-0 BB HR BB	0-0 F8		0-0 F9		4	1	0	0	1	0	2	Philadelphia Phillies @ Montreal Expos Jarry Park, Montreal, QB Mon May 22 1972, 3:33 AM EDT Att: 17,676 - Unknown										
Boots Day, L OBP: 0.211, SLG: 0.205 (1, 8)	0-0 F7		0-0 4-3		4-0 HR BB		0-0 E1 1B			3	2	0	0	1	0	0											
Mike Jorgensen, L OBP: 0.344, SLG: 0.398 (1, 3)	4-0 S BB			0-0 G3 WP 2B	0-0 F7		0-0 1-2 1B			3	1	2	0	1	0	2											
Ron Fairly, L OBP: 0.293, SLG: 0.321 (1, 9)	0-0 3-1			0-0 G3	0-0 HR		0-0 G1-6-3 1B			4	1	2	4	0	0	2											
Ken Singleton, S OBP: 0.346, SLG: 0.359 (1, 7)		0-0 5-3 1B		4-0 1B SF8 BB	0-0 2B		0-3 K			3	1	2	0	1	1	2											
Bob Bailey, R OBP: 0.309, SLG: 0.298 Bobby Wine, R OBP: 0.333, SLG: 0.444 (1, 5) (8, 5)		0-3 K		0-0 1-3 1B	0-0 K		0-0 G1-6-3			4	0	1	0	0	2	4											
John Boccabella, R OBP: 0.270, SLG: 0.290 (1, 2)		0-0 5-3		0-0 SF8		0-0 1B		0-0 F8		3	0	1	1	0	0	1											
Tim Foli, R OBP: 0.246, SLG: 0.252 (1, 6)		0-0 F3		0-0 F8		0-0 F9		0-0 P4		4	0	0	0	0	0	3											
Mike Torrez, R OBP: 0.158, SLG: 0.158 (1, 1)			0-3 K		0-0 1-3		0-0 F3		0-0 1B	4	0	1	0	0	1	1											
Inning Stats	R: 0 E: 0 K: 0 S: 3	H: 0 LOB: 1 BB: 1 P: 7	R: 0 E: 0 K: 1 S: 6	H: 1 LOB: 0 BB: 0 P: 6	R: 0 E: 0 K: 1 S: 5	H: 0 LOB: 0 BB: 0 P: 5	R: 2 E: 0 K: 0 S: 5	H: 2 LOB: 1 BB: 1 P: 9	R: 3 E: 0 K: 1 S: 7	H: 2 LOB: 1 BB: 2 P: 15	R: 0 E: 0 K: 0 S: 4	H: 1 LOB: 0 BB: 0 P: 4	R: 1 E: 1 K: 1 S: 7	H: 2 LOB: 1 BB: 0 P: 7	R: 0 E: 0 K: 0 S: 4	H: 1 LOB: 1 BB: 0 P: 4		1B: 6 2B: 2 3B: 0 HR: 1	SF: 1 SAC: 0 DP: 1 HBP: 0	WP: 1 PB: 0 SB: 1 CS: 0	PA: 37						
PITCHER Barry Lersch, R ERA: 2.84 Darrell Brandon, R ERA: 4.91 Chris Short, L ERA: 7.27 Wayne Twitchell, R ERA: 4.3 Joe Hoerner, L ERA: 2.61 (1, 1) (5, 1) (6, 1) (7, 1) (8, 1)	IP 4.2	WLS L	BF 22	H 4	R 5	ER 5	SO 2	BB 4	IBB 0	HBP 0	BLK 0	WP 1	HR 1	S 22	P 38	ERA 9.64	WHIP 1.714										

Batter	1	2	3	4	5	6	7	8	9	AB	R	H	RBI	BB	SO	LOB	TOP					
Larry Bowa, S OBP: 0.290, SLG: 0.238 (1, 6)	4-3	1-3		G3			FC3-6 1B			4	0	0	0	1	0	2						
Denny Doyle, L OBP: 0.355, SLG: 0.388 (1, 4)	F8		5-3	4-3					P6	5	0	1	0	0	0	1						
Tim McCarver, L OBP: 0.292, SLG: 0.339 (1, 2)	E5 1B		F8		P5		F9		3-1	5	1	0	0	0	0	3						
Greg Luzinski, R OBP: 0.357, SLG: 0.532 (1, 7)	1B		1B BB E 1B		5-3		K			4	1	2	0	0	1	2						
Willie Montanez, L OBP: 0.321, SLG: 0.380 (1, 8)	1B		BB E BB		K				FC6-4 1B	3	0	2	1	1	1	0						
Deron Johnson, R OBP: 0.258, SLG: 0.361 (1, 3)	P4		E5 BB 1B		5-3		FC6-4 1B			4	0	1	0	0	0	3						
Don Money, R OBP: 0.328, SLG: 0.327 (1, 5)			F9		K		K			3	0	0	0	1	2	1						
Mike Anderson, R OBP: 0.294, SLG: 0.301 (1, 9)			K		K		P3			4	0	1	0	0	2	4						
Dick Selma, R OBP: 0.063, SLG: 0.125 Ken Reynolds, L (5, 1)	B3			6-3					4-3	2	0	0	0	0	0	1						
Ron Stone, L OBP: 0.348, SLG: 0.381 Chris Short, R (7, 1)										0	0	0	0	0	0	0						
Tom Hutton, L (9, PH)										1	0	1	0	0	0	0						
Tom Hutton, L (9, PH)										1	0	0	0	0	0	0						
Inning Stats	R: 1 E: 1 K: 0 S: 6	H: 2 LOB: 2 BB: 0 P: 6	R: 0 E: 0 K: 0 S: 4	H: 1 LOB: 1 BB: 0 P: 4	R: 1 E: 1 K: 1 S: 7	H: 2 LOB: 3 BB: 2 P: 15	R: 0 E: 0 K: 0 S: 3	H: 0 LOB: 0 BB: 0 P: 3	R: 0 E: 0 K: 1 S: 5	H: 0 LOB: 0 BB: 0 P: 5	R: 0 E: 0 K: 2 S: 7	H: 0 LOB: 0 BB: 0 P: 7	R: 0 E: 0 K: 1 S: 7	H: 2 LOB: 2 BB: 0 P: 7	R: 0 E: 0 K: 1 S: 6	H: 1 LOB: 1 BB: 0 P: 6	R: 0 E: 0 K: 0 S: 3	H: 0 LOB: 1 BB: 1 P: 7	1B: 8 2B: 0 3B: 0 HR: 0	SF: 0 SAC: 0 DP: 0 HBP: 0	WP: 0 PB: 0 SB: 0 CS: 0	PA: 39
PITCHER Bill Stoneman, R ERA: 2.84 (1, 1)	IP: 9.0 WLS: W BF: 39 H: 8 R: 2 ER: 1 SO: 6 BB: 3 IBB: 0 HBP: 0 BLK: 0 WP: 0 HR: 0 S: 48 P: 60 ERA: 1.00 WHIP: 1.222															PITCHER						

Philadelphia Phillies @ Montreal Expos
Jarry Park, Montreal, QB
Tue May 23 1972, 7:05 PM EDT
Att: 12,757 - Unknown

AB 36
R 2
H 8
RBI 1
BB 3
SO 6
LOB 17

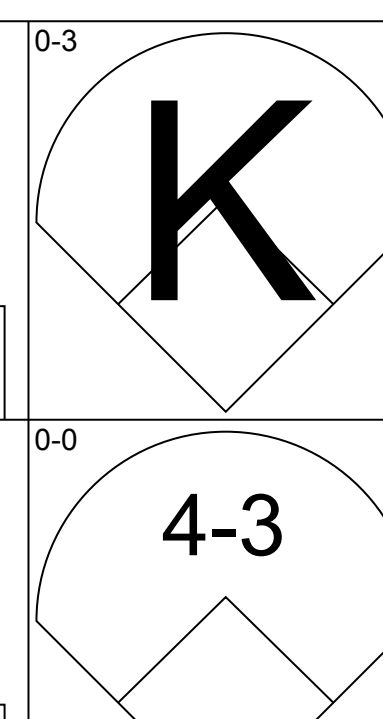
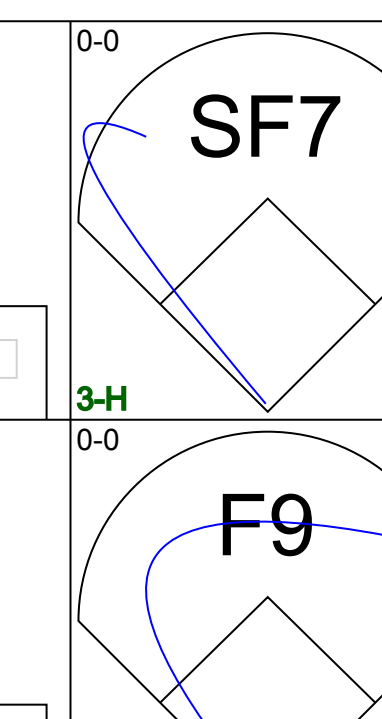
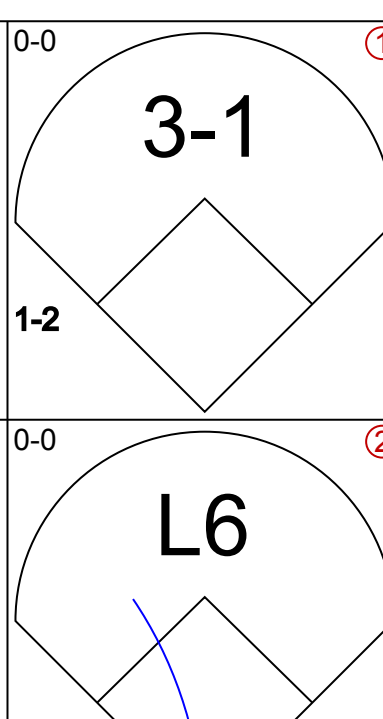
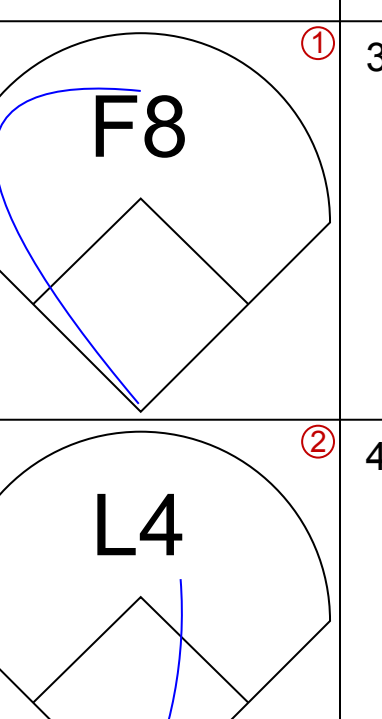
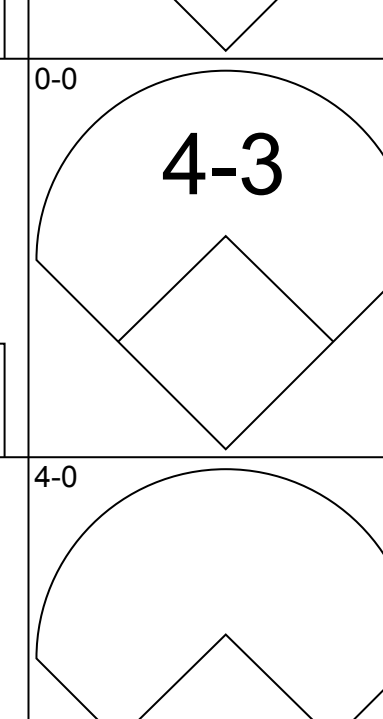
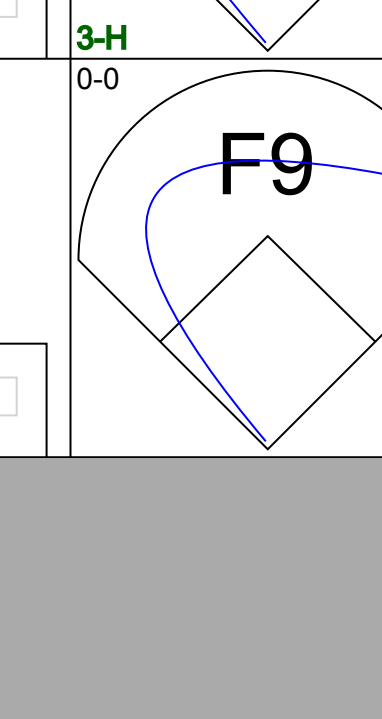
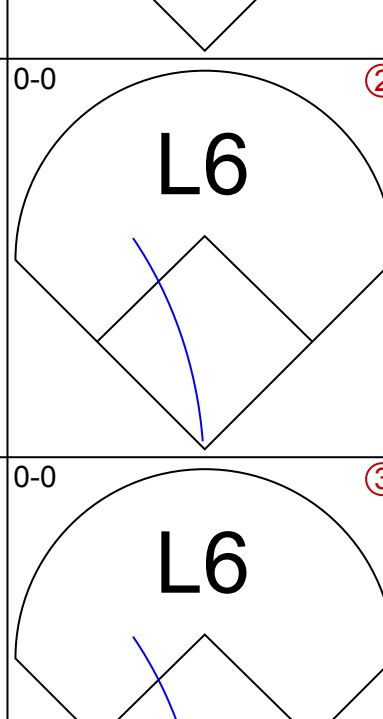
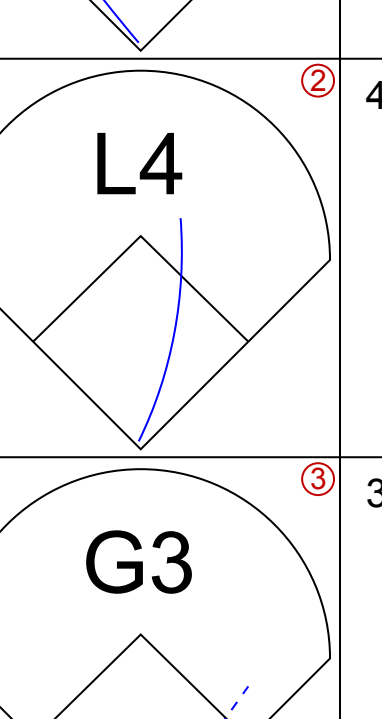
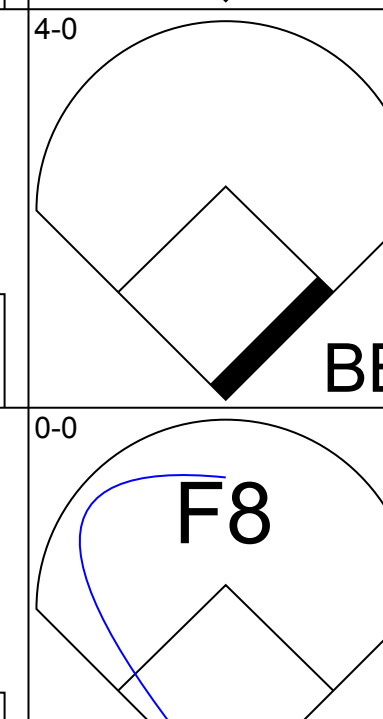
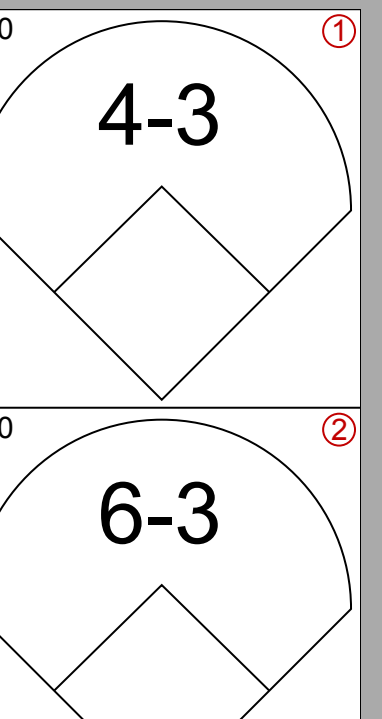
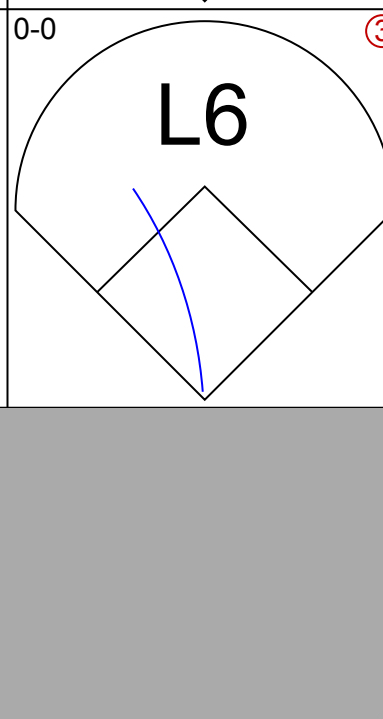
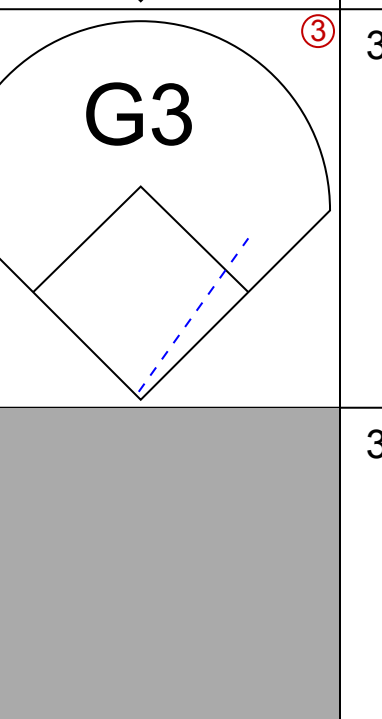
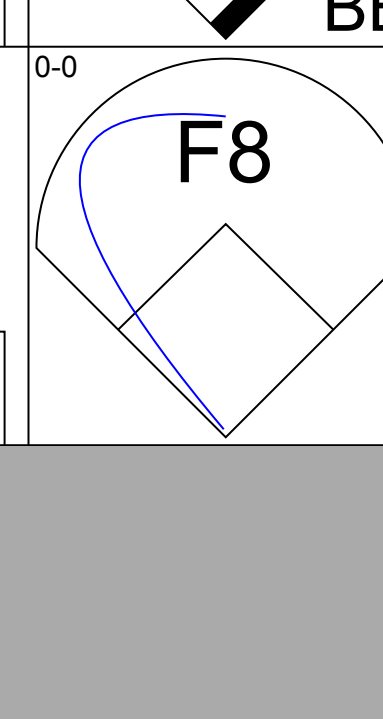
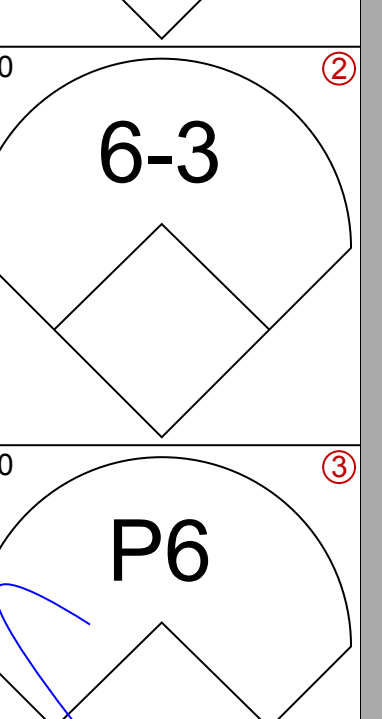
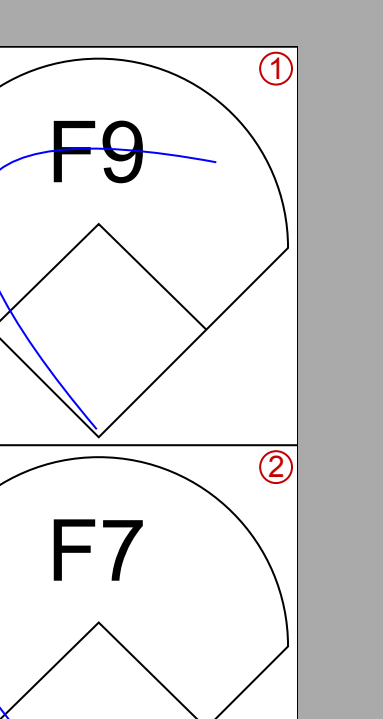
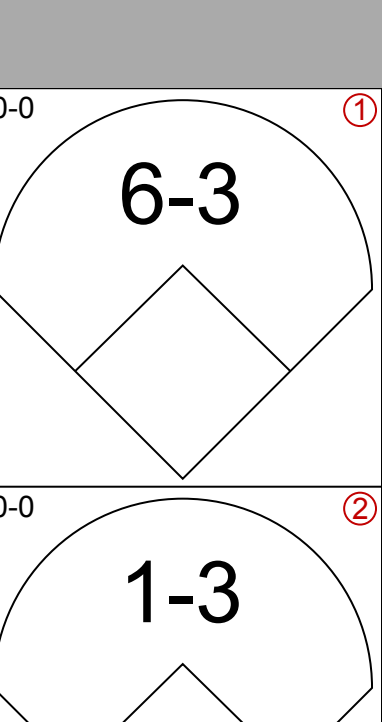
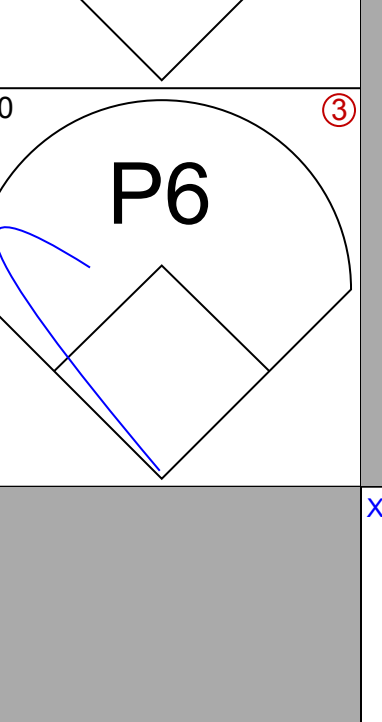
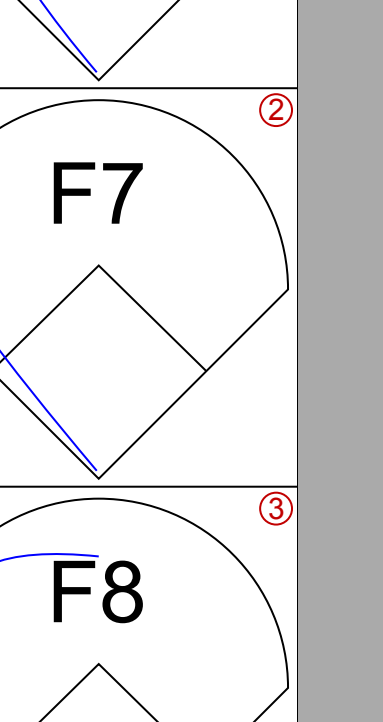
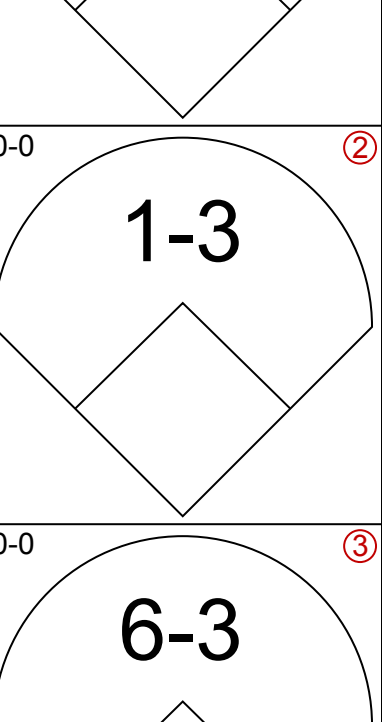
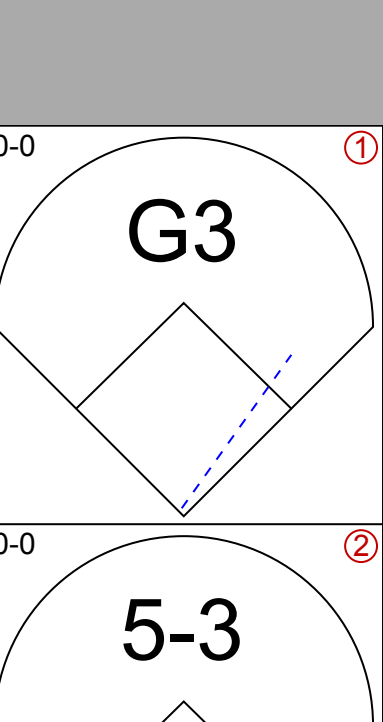
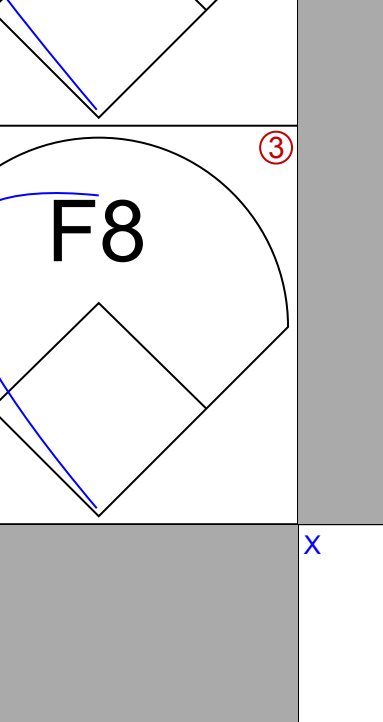
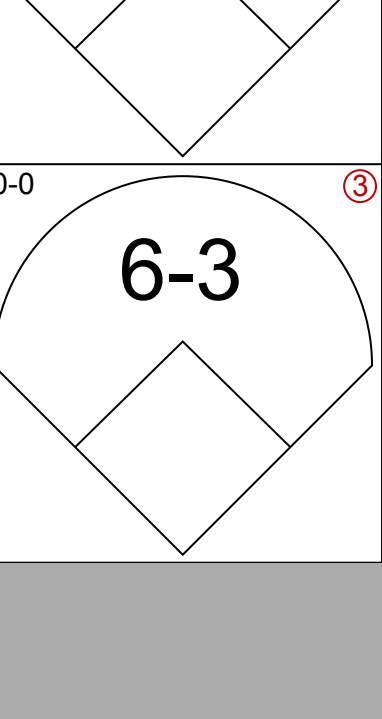
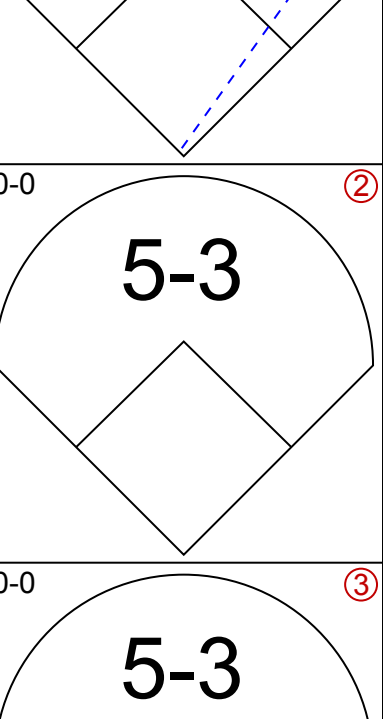
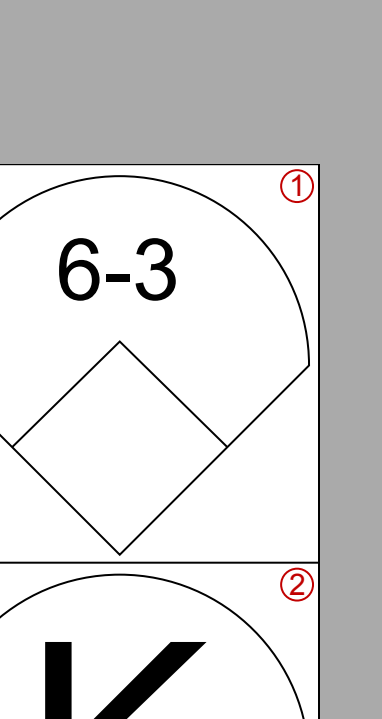
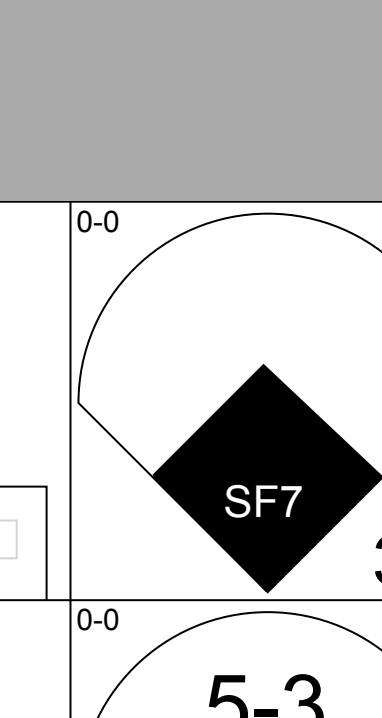
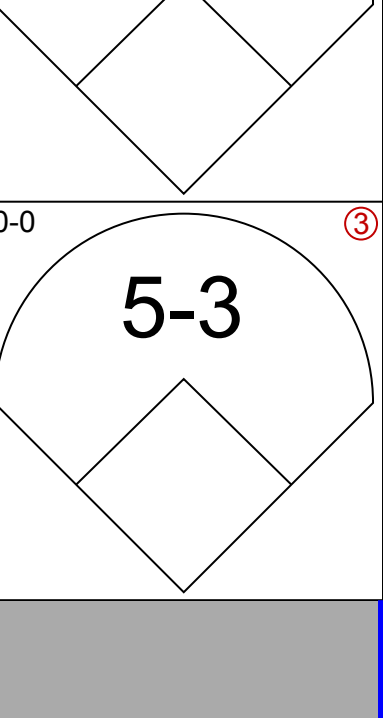
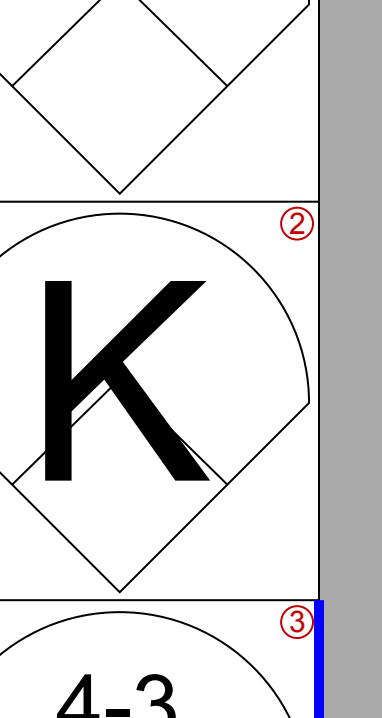
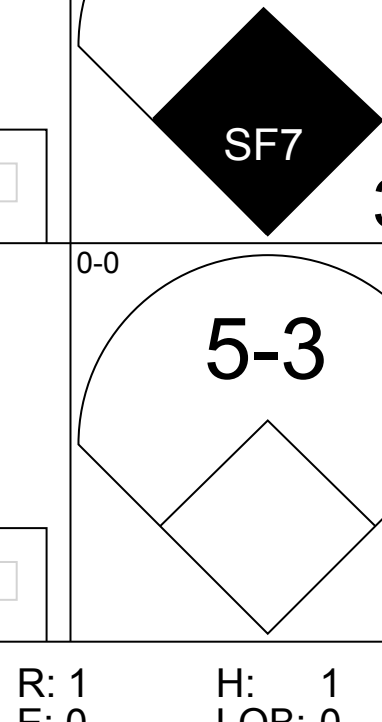
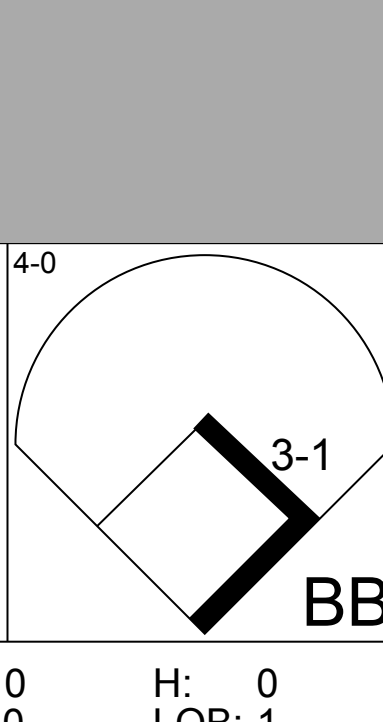
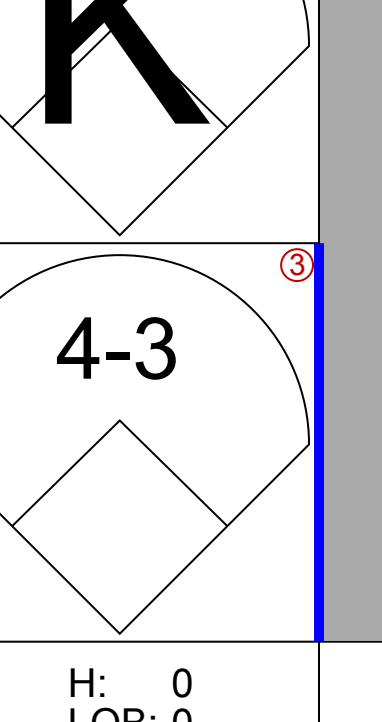


Batter	1	2	3	4	5	6	7	8	9	AB	R	H	RBI	BB	SO	LOB	BOTTOM			
Ron Hunt, R OBP: 0.321, SLG: 0.279 (1, 4)	6-3		4-1		SH3-4		P4			3	0	0	0	0	0	0				
Boots Day, L OBP: 0.213, SLG: 0.208 (1, 8)	WP HR 1B		4-3		4-3		6-3			4	1	1	0	0	0	1				
Mike Jorgensen, L OBP: 0.357, SLG: 0.439 (1, 3)	1H HR		F8		S 1B		S 1B			4	2	3	3	0	0	0				
Ron Fairly, L OBP: 0.302, SLG: 0.364 (1, 9)	K			HR	1B		K			4	1	2	2	0	2	1				
Ken Singleton, S OBP: 0.350, SLG: 0.358 (1, 7)	BB		F8		FC5-4 1B		F8			3	0	1	0	1	0	0				
Bob Bailey, R OBP: 0.307, SLG: 0.290 Bobby Wine, R OBP: 0.333, SLG: 0.444 (1, 5) (9, 5)	K		G6-4-3 BB		FC5-4 1B		6-3			3	0	0	0	1	1	3				
John Boccabella, R OBP: 0.260, SLG: 0.278 (1, 2)			4-3		G6-4-3 1B		5-3		P3	4	0	0	0	0	0	1				
Hector Torres, R OBP: 0.158, SLG: 0.222 (1, 6)			5-3		WP 3B		F7			3	1	1	0	0	0	0				
Bill Stoneman, R (1, 1)			K		4-3 SH3-4 1B BB		4-3			2	1	0	0	1	1	0				
Inning Stats	R: 2 E: 0 K: 2 S: 9	H: 2 LOB: 1 BB: 1 P: 13	R: 0 E: 0 K: 1 S: 5	H: 0 LOB: 0 BB: 0 P: 5	R: 0 E: 0 K: 0 S: 3	H: 0 LOB: 0 BB: 0 P: 3	R: 1 E: 0 K: 0 S: 3	H: 1 LOB: 0 BB: 1 P: 7	R: 3 E: 0 K: 0 S: 7	H: 4 LOB: 2 BB: 1 P: 11	R: 0 E: 0 K: 0 S: 3	H: 0 LOB: 0 BB: 0 P: 3	R: 0 E: 0 K: 1 S: 6	H: 1 LOB: 1 BB: 0 P: 6	R: 0 E: 0 K: 0 S: 3	H: 0 LOB: 0 BB: 0 P: 3	1B: 5 2B: 0 3B: 1 HR: 2	SF: 0 SAC: 1 DP: 1 HBP: 0	WP: 2 PB: 0 SB: 2 CS: 0	PA: 34
PITCHER Dick Selma, R ERA: 4.56 Ken Reynolds, L ERA: 1.42 Chris Short, L ERA: 5.91 (1, 1) (5, 1) (7, 1)	IP: 4.2 WLS: L BF: 20 H: 4 R: 5 ER: 5 SO: 3 BB: 3 IBB: 0 HBP: 0 BLK: 0 WP: 2 HR: 2 S: 23 P: 35 ERA: 9.64 WHIP: 1.500															PITCHER				

Philadelphia Phillies @ Montreal Expos
Jarry Park, Montreal, QB
Tue May 23 1972, 7:05 PM EDT
Att: 12,757 - Unknown

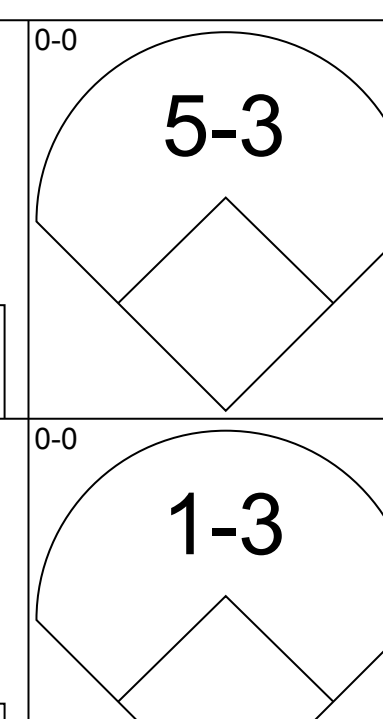
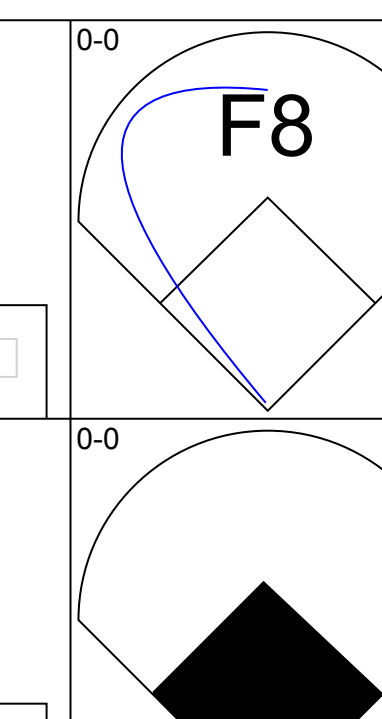
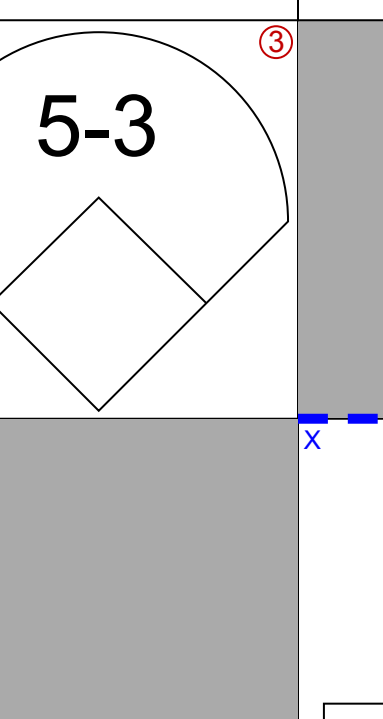
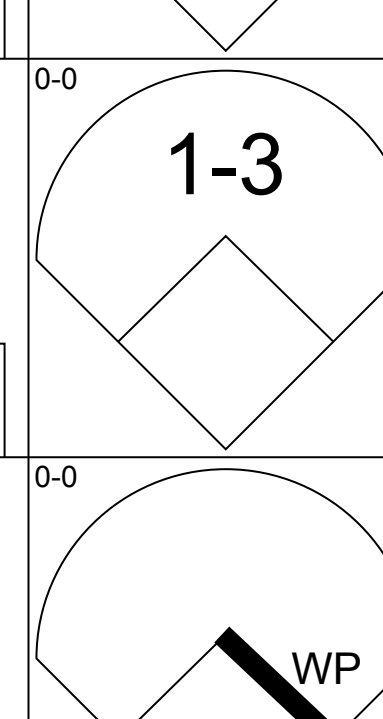
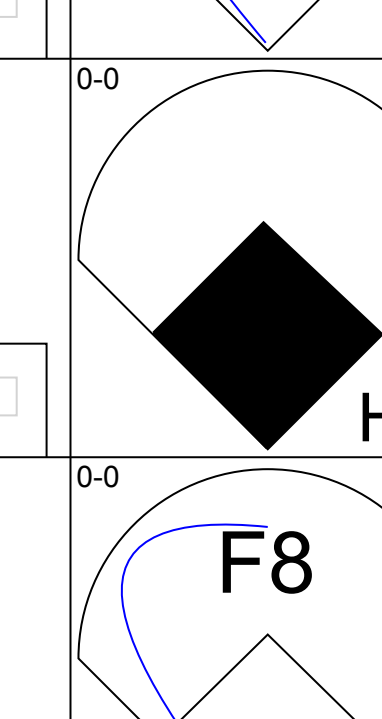
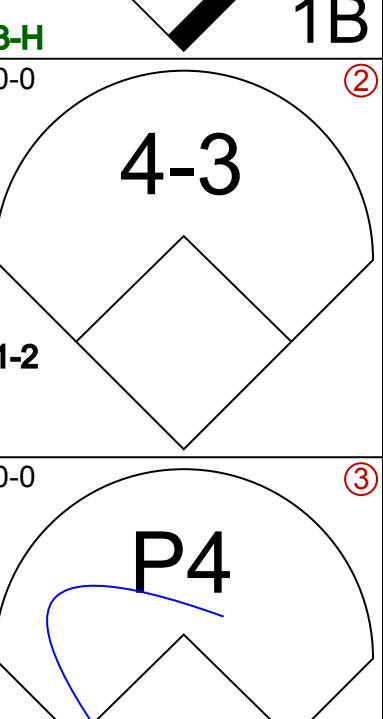
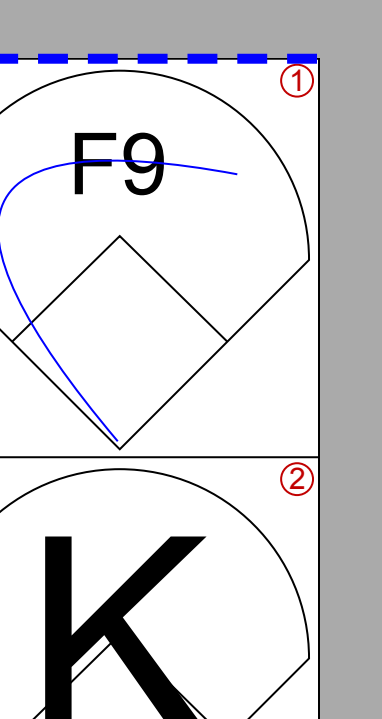
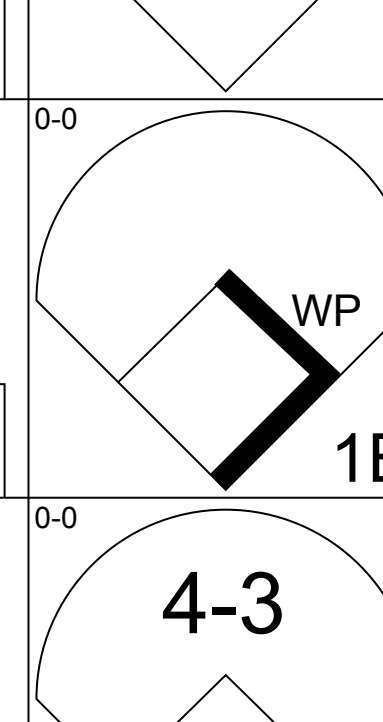
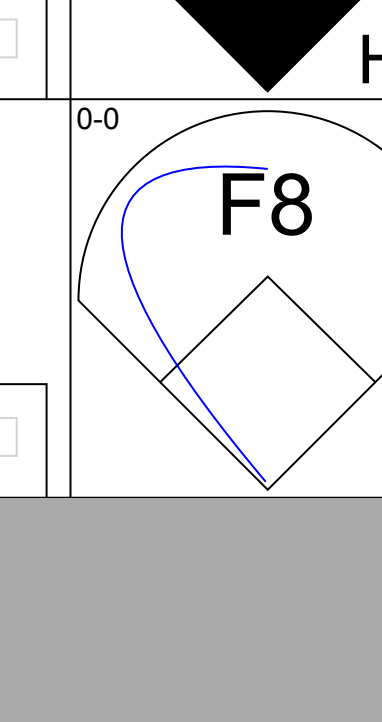
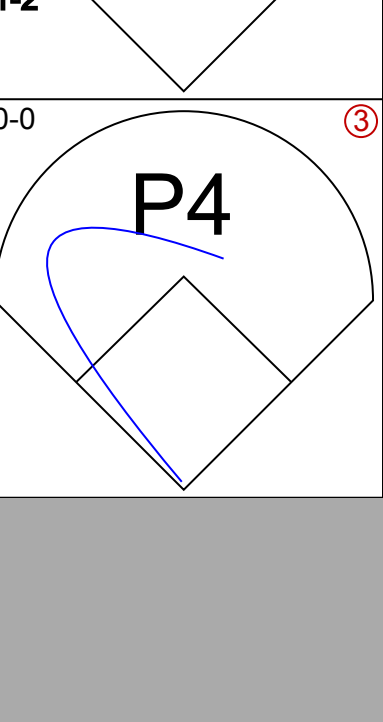
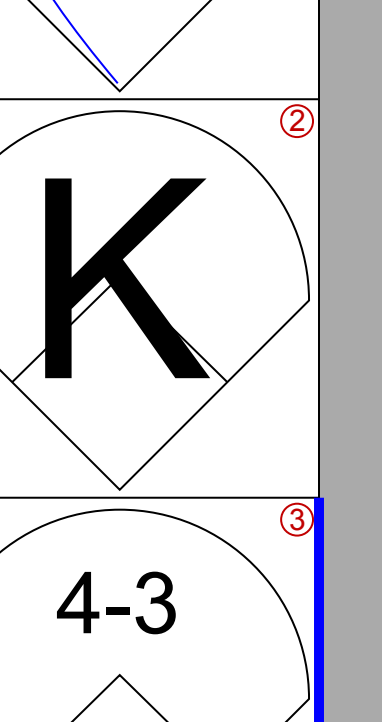
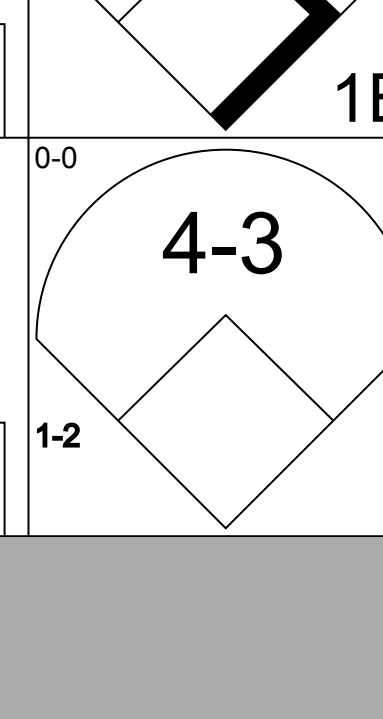
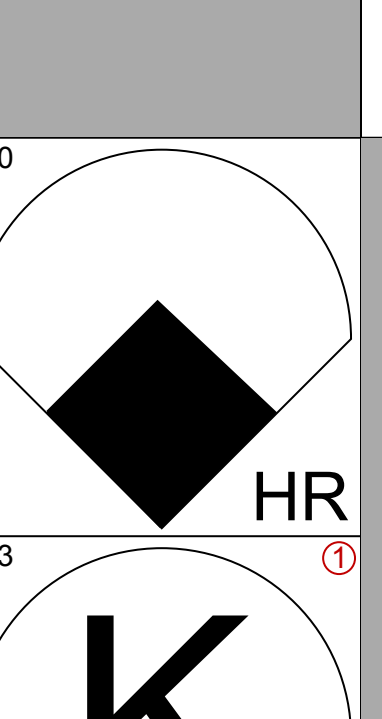
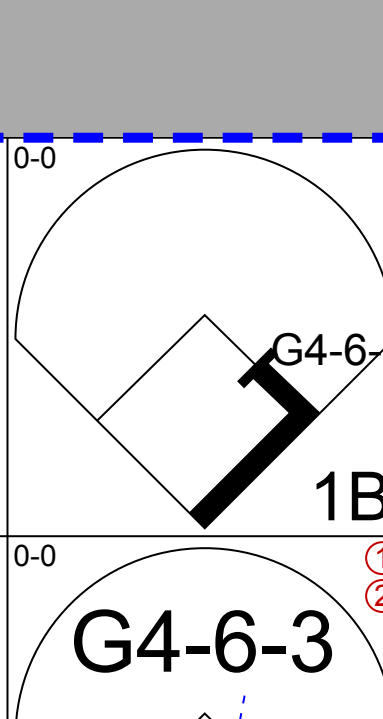
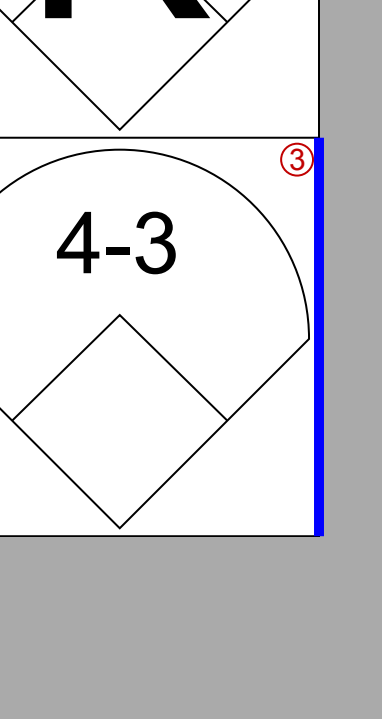

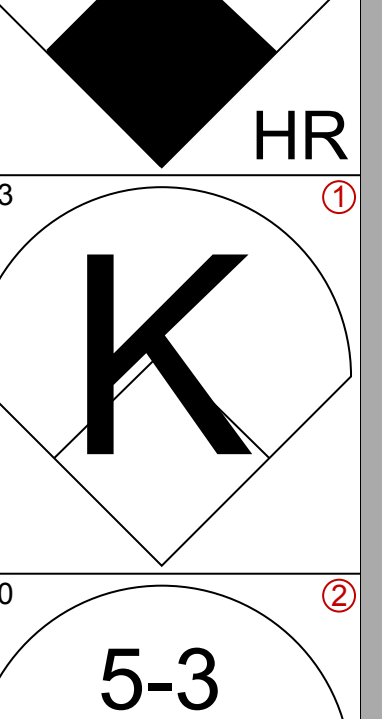
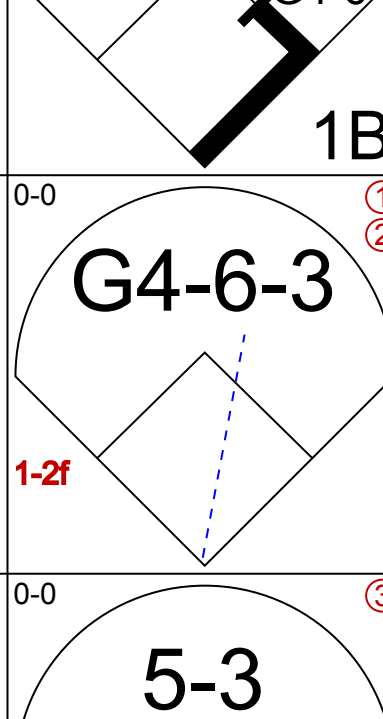
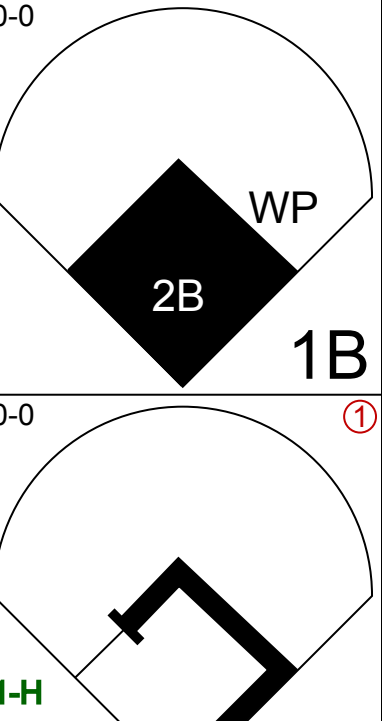
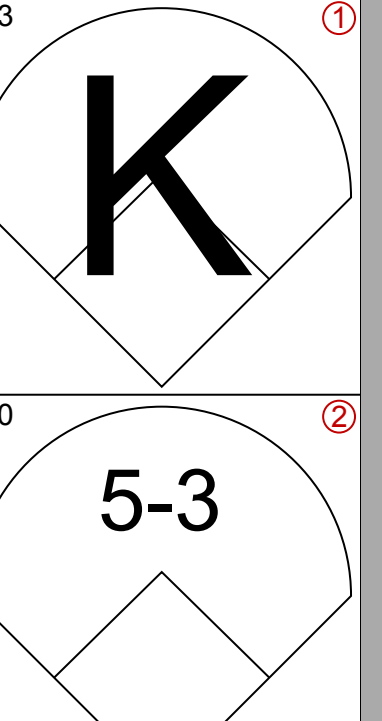
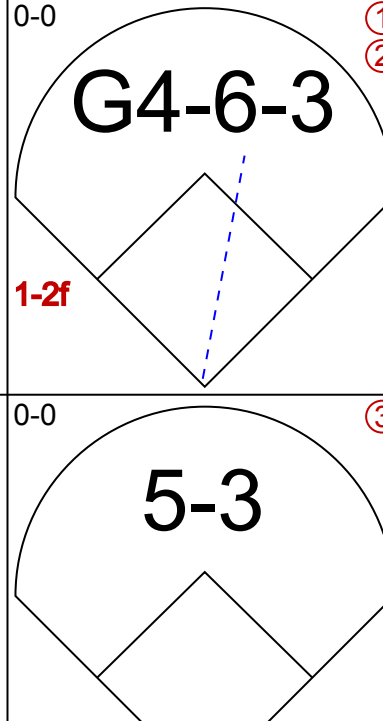
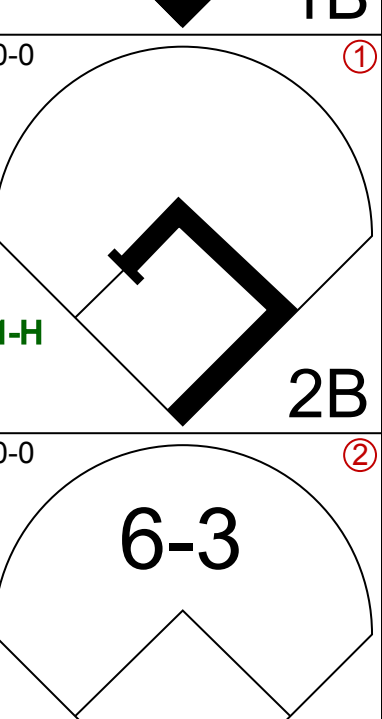
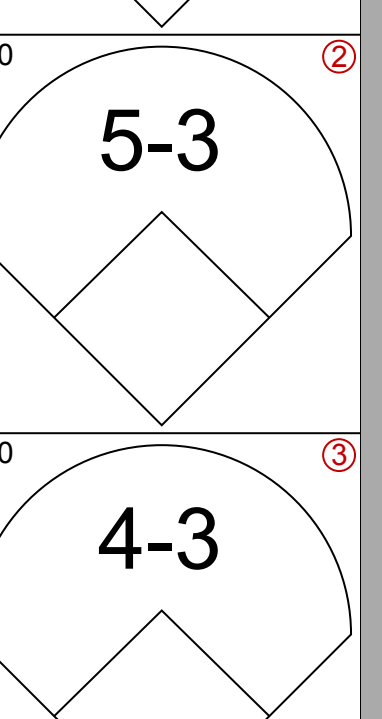

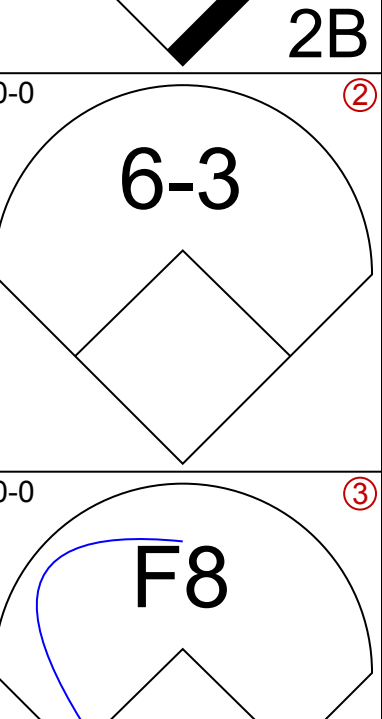
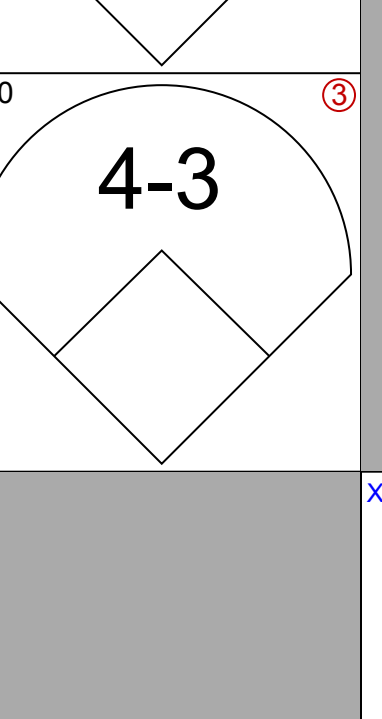
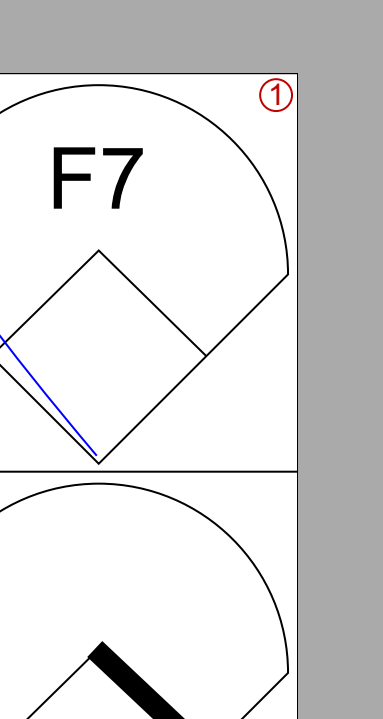
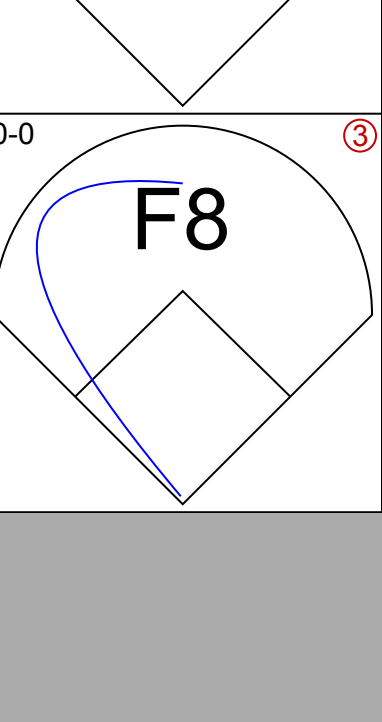
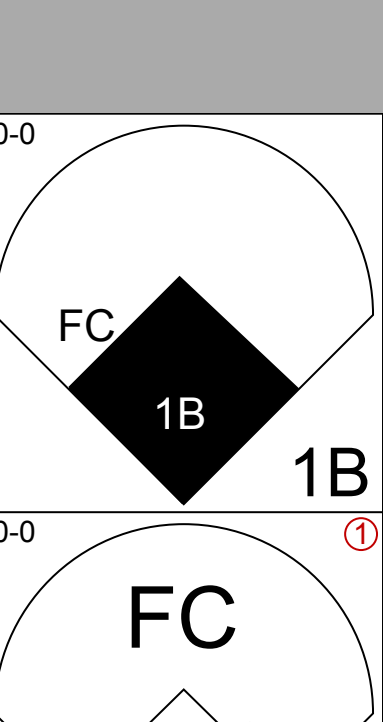

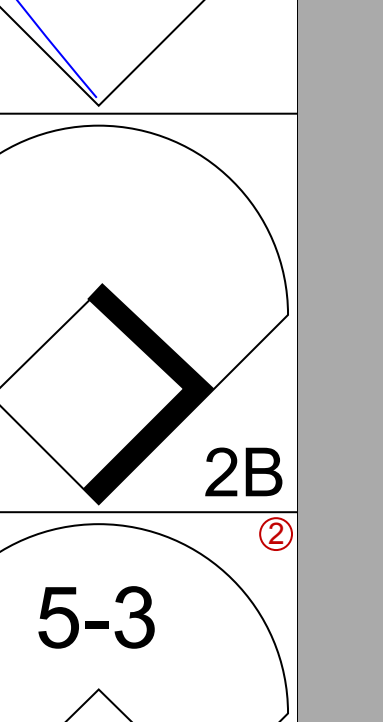
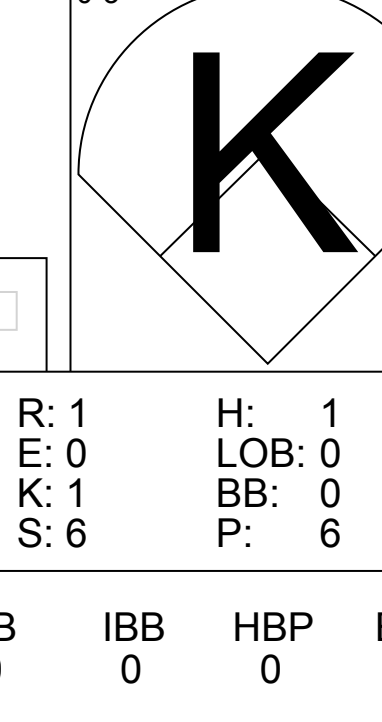
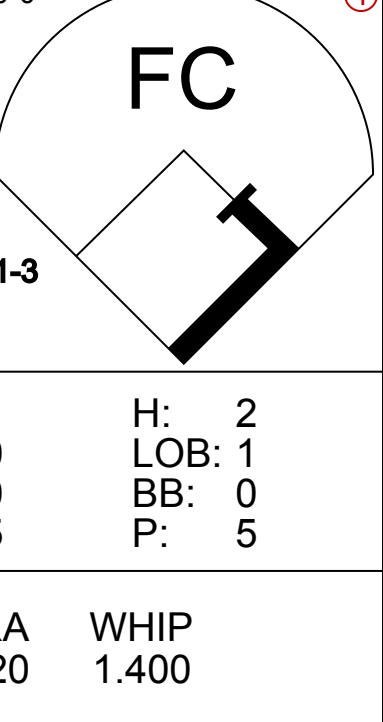
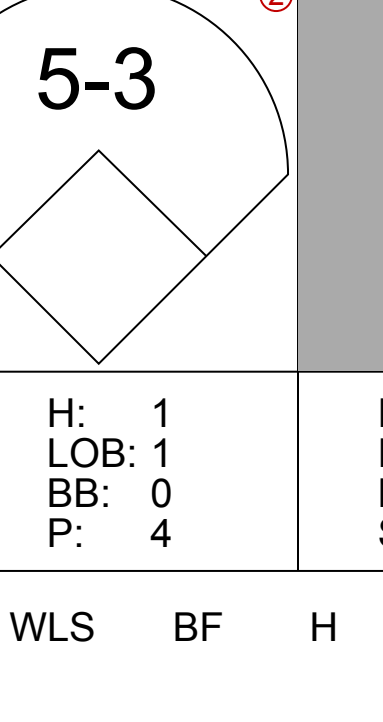
AB 30
R 6
H 8
RBI 5
BB 3
SO 4
LOB 6



Batter	1	2	3	4	5	6	7	8	9	AB	R	H	RBI	BB	SO	LOB	TOP			
Denny Doyle, L (1,4) OBP: 0.340, SLG: 0.375										3	0	0	1	0	1	1	Philadelphia Phillies @ Montreal Expos Jarry Park, Montreal, QB Wed May 24, 1972, 7:05 PM EDT Att: 9,341 - Unknown			
Larry Bowa, S (1,6) OBP: 0.282, SLG: 0.231										4	0	0	0	0	0	1				
Willie Montanez, L (1,8) OBP: 0.319, SLG: 0.371										3	0	0	0	1	0	1				
Greg Luzinski, R (1,7) OBP: 0.350, SLG: 0.519										3	0	0	0	0	0	1				
Deron Johnson, R (1,3)										3	0	0	0	0	0	0				
Tim McCarver, L (1,2) OBP: 0.285, SLG: 0.330										3	0	0	0	0	0	0				
Don Money, R (1,5) OBP: 0.321, SLG: 0.319										3	0	0	0	0	0	0				
Mike Anderson, R (1,9) OBP: 0.295, SLG: 0.323										3	1	1	0	0	1	0				
Woodie Fryman, R (1,1) OBP: 0.200, SLG: 0.357										1	0	0	0	0	0	1				
Ron Stone, L (6,PH) OBP: 0.375, SLG: 0.381										0	0	0	0	1	0	0				
Darrell Brandon, R (6,1) OBP: 0.329, SLG: 0.418										0	0	0	0	0	0	0				
Tom Hutton, L (8,PH) OBP: 0.329, SLG: 0.418										1	0	0	0	0	0	0				
Wayne Twitchell, R (8,1)										0	0	0	0	0	0	0				
Inning Stats	R: 0 E: 0 K: 1 S: 5	H: 0 LOB: 1 BB: 1 P: 9	R: 0 E: 0 K: 0 S: 3	H: 0 LOB: 0 BB: 0 P: 3	R: 1 E: 0 K: 0 S: 4	H: 1 LOB: 0 BB: 0 P: 4	R: 0 E: 0 K: 0 S: 3	H: 0 LOB: 0 BB: 0 P: 3	R: 0 E: 0 K: 0 S: 3	H: 0 LOB: 1 BB: 1 P: 7	R: 0 E: 0 K: 0 S: 3	H: 0 LOB: 0 BB: 0 P: 3	R: 0 E: 0 K: 1 S: 5	H: 0 LOB: 0 BB: 0 P: 5	R: 0 E: 0 K: 0 S: 3	H: 0 LOB: 0 BB: 0 P: 3	1B: 0 2B: 0 3B: 1 HR: 0	SF: 1 SAC: 0 DP: 0 HBP: 0	WP: 0 PB: 0 SB: 0 CS: 0	PA: 30
PITCHER Carl Morton, R (1,1) ERA: 3.74	IP: 9.0 WLS: W BF: 30	H: 1 R: 1 ER: 1 SO: 2	BB: 2 IBB: 0 HBP: 0 BLK: 0	WP: 0 HR: 0 S: 32 P: 40	ERA: 1.00 WHIP: 0.333	PITCHER										IP: 9.0 WLS: W BF: 30	H: 1 R: 1 ER: 1 SO: 2	BB: 2 IBB: 0 HBP: 0 BLK: 0	WP: 0 HR: 0 S: 32 P: 40	ERA: 1.00 WHIP: 0.333

AB	27
R	1
H	1
RBI	1
BB	2
SO	2
LOB	5



Batter	1	2	3	4	5	6	7	8	9	AB	R	H	RBI	BB	SO	LOB	BOTTOM			
Ron Hunt, R (1,4) OBP: 0.319, SLG: 0.278										4	0	1	1	0	0	1	Philadelphia Phillies @ Montreal Expos Jarry Park, Montreal, QB Wed May 24, 1972, 7:05 PM EDT Att: 9,341 - Unknown			
Hector Torres, R (1,6) OBP: 0.174, SLG: 0.364										4	1	1	1	0	0	1				
Clyde Mashore, R (1,9) OBP: 0.298, SLG: 0.314										4	0	1	0	0	1	1				
Bob Bailey, R (1,5) OBP: 0.313, SLG: 0.320										4	1	2	1	0	0	1				
Bobby Wine, R (9,5) OBP: 0.333, SLG: 0.444										0	0	0	0	0	0	0				
Ken Singleton, S (1,7) OBP: 0.350, SLG: 0.358										3	1	1	0	0	1	1				
Ron Woods, R (1,8) OBP: 0.300, SLG: 0.304										3	0	1	1	0	0	0				
Mike Jorgensen, L (1,3) OBP: 0.349, SLG: 0.427										3	0	0	0	0	0	0				
John Boccabella, R (1,2) OBP: 0.271, SLG: 0.300										3	1	2	0	0	0	0				
Carl Morton, R (1,1) OBP: 0.077, SLG: 0.154										3	0	0	0	0	1	2				
Inning Stats	R: 0 E: 0 K: 0 S: 4	H: 1 LOB: 1 BB: 0 P: 4	R: 1 E: 0 K: 0 S: 4	H: 2 LOB: 0 BB: 0 P: 4	R: 1 E: 0 K: 1 S: 6	H: 1 LOB: 0 BB: 0 P: 6	R: 1 E: 0 K: 1 S: 6	H: 1 LOB: 0 BB: 0 P: 6	R: 1 E: 0 K: 0 S: 5	H: 2 LOB: 1 BB: 0 P: 5	R: 0 E: 0 K: 0 S: 3	H: 1 LOB: 0 BB: 0 P: 3	R: 0 E: 0 K: 1 S: 4	H: 0 LOB: 0 BB: 0 P: 4	R: 0 E: 0 K: 1 S: 5	H: 0 LOB: 0 BB: 0 P: 5	1B: 5 2B: 2 3B: 0 HR: 2	SF: 0 SAC: 1 DP: 1 HBP: 0	WP: 2 PB: 0 SB: 0 CS: 0	PA: 31
PITCHER Woodie Fryman, L (1,1) ERA: 3.1	IP: 5.0 WLS: L BF: 21	H: 7 R: 4 ER: 4 SO: 2	BB: 0 IBB: 0 HBP: 0 BLK: 0	WP: 2 HR: 2 S: 25 P: 25	ERA: 7.20 WHIP: 1.400	PITCHER										IP: 5.0 WLS: L BF: 21	H: 7 R: 4 ER: 4 SO: 2	BB: 0 IBB: 0 HBP: 0 BLK: 0	WP: 2 HR: 2 S: 25 P: 25	ERA: 7.20 WHIP: 1.400
Darrell Brandon, R (6,1) ERA: 4.15	IP: 2.0 WLS: 7 BF: 7	H: 2 R: 0 ER: 0 SO: 0	BB: 0 IBB: 0 HBP: 0 BLK: 0	WP: 0 HR: 0 S: 7 P: 7	ERA: 0.00 WHIP: 1.000	PITCHER										IP: 2.0 WLS: 7 BF: 7	H: 2 R: 0 ER: 0 SO: 0	BB: 0 IBB: 0 HBP: 0 BLK: 0	WP: 0 HR: 0 S: 7 P: 7	ERA: 0.00 WHIP: 1.000
Wayne Twitchell, R (8,1) ERA: 4.02	IP: 1.0 WLS: 3 BF: 3	H: 0 R: 0 ER: 0 SO: 1	BB: 0 IBB: 0 HBP: 0 BLK: 0	WP: 0 HR: 0 S: 5 P: 5	ERA: 0.00 WHIP: 0.000	PITCHER										IP: 1.0 WLS: 3 BF: 3	H: 0 R: 0 ER: 0 SO: 1	BB: 0 IBB: 0 HBP: 0 BLK: 0	WP: 0 HR: 0 S: 5 P: 5	ERA: 0.00 WHIP: 0.000



Batter	1	2	3	4	5	6	7	8	9	AB	R	H	RBI	BB	SO	LOB	TOP					
Larry Bowa, S OBP: 0.286, SLG: 0.237	P6	K						F9		5	1	2	0	0	1	3	Philadelphia Phillies @ Pittsburgh Pirates Three Rivers Stadium, Pittsburgh, PA Fri May 26 1972, 7:05 PM EDT Att: 25,164 - Unknown					
Denny Doyle, L OBP: 0.243, SLG: 0.370			3-1	L7			E8		3-1	4	1	1	0	1	0	2						
Tim McCarver, L OBP: 0.273, SLG: 0.319	L7				F8		SF8		F9	4	0	0	1	0	0	1						
Greg Luzinski, R OBP: 0.345, SLG: 0.515	K		K				F9			5	0	1	0	0	2	2						
Willie Montanez, L OBP: 0.329, SLG: 0.380	K								6-3	5	1	3	0	0	1	3						
Deron Johnson, R OBP: 0.247, SLG: 0.338		K					F9			4	1	1	0	0	2	2						
Don Money, R OBP: 0.319, SLG: 0.317		K								4	0	1	0	0	2	2						
Mike Anderson, R OBP: 0.296, SLG: 0.316										2	0	0	0	1	0	2						
Ron Stone, L OBP: 0.360, SLG: 0.364										1	0	0	0	0	0	1						
Steve Carlton, L OBP: 0.355, SLG: 0.379										2	0	0	1	1	1	1						
Tom Hutton, L OBP: 0.326, SLG: 0.413										1	0	0	0	0	0	1						
Wayne Twitchell, R OBP: 0.300, SLG: 0.300										0	0	0	0	0	0	0						
Inning Stats	R: 0 H: 0 E: 1 K: 2 S: 8	H: 0 LOB: 2 BB: 1 P: 12	R: 0 H: 0 E: 0 K: 3 S: 9	H: 0 LOB: 2 BB: 2 P: 17	R: 0 H: 0 E: 0 K: 1 S: 5	H: 0 LOB: 0 BB: 0 P: 5	R: 2 H: 3 E: 2 K: 0 S: 7	H: 3 LOB: 2 BB: 0 P: 7	R: 0 H: 1 E: 0 K: 1 S: 6	H: 1 LOB: 1 BB: 0 P: 6	R: 0 H: 0 E: 0 K: 2 S: 7	H: 0 LOB: 0 BB: 0 P: 7	R: 2 H: 3 E: 1 K: 0 S: 6	H: 3 LOB: 1 BB: 0 P: 6	R: 0 H: 1 E: 0 K: 0 S: 4	H: 1 LOB: 1 BB: 0 P: 4	R: 0 H: 1 E: 0 K: 0 S: 4	H: 1 LOB: 1 BB: 0 P: 4	1B: 8 2B: 1 3B: 0 HR: 0	SF: 1 SAC: 0 DP: 0 HBP: 0	WP: 0 PB: 0 SB: 0 CS: 0	PA: 41
PITCHER Nelson Briles, R ERA: 4.5	IP: 9.0 WLS: W BF: 41 H: 9 R: 4 ER: 1 SO: 9 BB: 3 IBB: 0 HBP: 0 BLK: 0 WP: 0 HR: 0 S: 56 P: 68 ERA: 1.00 WHIP: 1.333															PITCHER						

Batter	1	2	3	4	5	6	7	8	9	AB	R	H	RBI	BB	SO	LOB	BOTTOM			
Dave Cash, R OBP: 0.338, SLG: 0.407	K	5-3		K		K				5	1	1	0	0	3	0	Philadelphia Phillies @ Pittsburgh Pirates Three Rivers Stadium, Pittsburgh, PA Fri May 26 1972, 7:05 PM EDT Att: 25,164 - Unknown			
Gene Clines, R OBP: 0.292, SLG: 0.279										5	2	3	0	0	1	1				
Roberto Clemente, R OBP: 0.377, SLG: 0.515										5	2	4	1	0	0	0				
Manny Sanguillen, R OBP: 0.379, SLG: 0.500										4	0	2	1	1	0	2				
Jose Pagan, R OBP: 0.250, SLG: 0.269										5	1	2	1	0	1	5				
Al Oliver, L OBP: 0.364, SLG: 0.458										3	0	0	1	0	0	3				
Bob Robertson, R OBP: 0.304, SLG: 0.247										1	0	0	0	3	1	0				
Gene Alley, R OBP: 0.386, SLG: 0.328										4	0	1	1	0	1	5				
Nelson Briles, R OBP: 0.100, SLG: 0.200										4	0	0	0	0	2	4				
Inning Stats	R: 2 H: 2 E: 1 K: 1 S: 8	H: 2 LOB: 3 BB: 2 P: 16	R: 0 H: 2 E: 0 K: 1 S: 7	H: 2 LOB: 0 BB: 0 P: 7	R: 0 H: 1 E: 0 K: 2 S: 8	H: 1 LOB: 2 BB: 1 P: 12	R: 2 H: 3 E: 0 K: 2 S: 10	H: 3 LOB: 1 BB: 0 P: 10	R: 0 H: 0 E: 0 K: 1 S: 5	H: 0 LOB: 0 BB: 0 P: 5	R: 0 H: 0 E: 0 K: 2 S: 7	H: 0 LOB: 0 BB: 0 P: 7	R: 1 H: 2 E: 0 K: 0 S: 5	H: 2 LOB: 2 BB: 1 P: 9	R: 1 H: 3 E: 0 K: 0 S: 5	H: 3 LOB: 1 BB: 0 P: 5		1B: 8 2B: 5 3B: 1 HR: 0	SF: 1 SAC: 0 DP: 1 HBP: 0	WP: 0 PB: 0 SB: 1 CS: 0
PITCHER Steve Carlton, L ERA: 2.46	IP: 7.0 WLS: L BF: 36 H: 10 R: 5 ER: 4 SO: 9 BB: 3 IBB: 1 HBP: 0 BLK: 0 WP: 0 HR: 0 S: 50 P: 66 ERA: 5.14 WHIP: 1.857															PITCHER				
Wayne Twitchell, R ERA: 4.32	IP: 1.0 WLS: 5 BF: 3 H: 1 R: 1 ER: 1 SO: 0 BB: 0 IBB: 0 HBP: 0 BLK: 0 WP: 0 HR: 0 S: 5 P: 5 ERA: 9.00 WHIP: 3.000															PITCHER				

Batter	1	2	3	4	5	6	7	8	9	10	11	12	AB	R	H	RBI	BB	SO	LOB	TOP									
Ron Stone, L OBP: 0.367, SLG: 0.320 (12, 7)													3	0	0	0	2	1	1										
Larry Bowa, S OBP: 0.281, SLG: 0.229 (1, 6)													5	0	0	0	1	0	6										
Willie Montanez, L OBP: 0.336, SLG: 0.398 (1, 8)													4	1	1	1	2	1	2										
Greg Luzinski, R OBP: 0.338, SLG: 0.500 Mike Anderson, R OBP: 0.296, SLG: 0.316 (12, PR) (12, 9)													6	0	1	0	0	2	5										
Tom Hutton, L OBP: 0.315, SLG: 0.388 (1, 3)														5	1	0	0	1	0	2									
Tim McCarver, L OBP: 0.276, SLG: 0.314 (1, 2)														5	0	1	0	1	1	1									
Don Money, R OBP: 0.320, SLG: 0.312 (1, 5)														5	0	1	1	1	1	3									
Denny Doyle, L OBP: 0.343, SLG: 0.361 (1, 4)															5	0	1	0	1	0	6								
Bill Champion, R OBP: 0.358, SLG: 0.538 Joe Hoerner, R (7, 1)													2	0	2	0	0	0	0	0									
Deron Johnson, R OBP: 0.243, SLG: 0.333 Darrell Brandon, R (11, PH) Chris Short, R (12, 1)													0	0	0	0	0	0	0	0									
Inning Stats	R: 0 E: 0 K: 1 S: 5	H: 0 LOB: 0 BB: 5	R: 0 E: 0 K: 1 S: 5	H: 0 LOB: 2 BB: 13	R: 0 E: 0 K: 0 S: 4	H: 1 LOB: 1 BB: 4	R: 0 E: 0 K: 0 S: 3	H: 0 LOB: 2 BB: 2 P: 11	R: 0 E: 0 K: 1 S: 6	H: 1 LOB: 2 BB: 1 P: 9	R: 0 E: 0 K: 1 S: 5	H: 0 LOB: 0 BB: 0 P: 5	R: 0 E: 0 K: 0 S: 4	H: 1 LOB: 3 BB: 2 P: 12	R: 0 E: 0 K: 2 S: 7	H: 1 LOB: 1 BB: 1 P: 11	R: 1 E: 0 K: 0 S: 6	H: 2 LOB: 1 BB: 0 P: 6	1B: 6 2B: 0 3B: 0 HR: 1	SF: 0 SAC: 3 DP: 0 HBP: 0	WP: 0 PB: 0 SB: 0 CS: 1	PA: 53							
PITCHER	IP WLS BF H R ER SO BB IBB HBP BLK WP HR S P ERA WHIP																												
Bob Johnson, R ERA: 3.89	9.0	40	4	1	1	4	7	1	0	0	0	0	0	0	13	17	0.00	1.000											
Ramon Hernandez, L ERA: 0.57	2.0	8	1	0	0	3	1	0	0	0	0	0	0	0	5	5	9.00	2.000											
Dave Giusti, R ERA: 4.22	1.0	L	5	2	1	1	0	0	0	0	0	0	0	0	0	0	0	0	0	0	0								

Philadelphia Phillies @ Pittsburgh Pirates
Three Rivers Stadium, Pittsburgh, PA

Sat May 27 1972, 7:05 PM EDT
Alt. 19,398 - Unknown

AB 41
R 2
H 7
RBI 2
BB 9
SO 7
LOB 26



Batter	1	2	3	4	5	6	7	8	9	10	11	12	AB	R	H	RBI	BB	SO	LOB	BOTTOM										
Dave Cash, R OBP: 0.324, SLG: 0.388 (1, 4)														6	0	0	0	0	0	3										
Vic Davalillo, L OBP: 0.422, SLG: 0.500 Gene Clines, R OBP: 0.300, SLG: 0.311 (10, PH) (11, 7)														4	0	1	0	0	0	2										
Dock Ellis, S OBP: 0.063, SLG: 0.063 (12, PR)														5	1	1	0	1	1	1										
Roberto Clemente, R OBP: 0.375, SLG: 0.504 (1, 9)														4	0	3	0	2	0	3										
Al Oliver, L OBP: 0.381, SLG: 0.473 (1, 8)														4	0	3	0	2	0	3										
Richie Hebner, L OBP: 0.388, SLG: 0.530 (1, 5)														6	0	1	0	0	1	6										
Manny Sanguillen, R OBP: 0.378, SLG: 0.493 (1, 2)														4	0	1	1	1	0	3										
Bob Robertson, R OBP: 0.289, SLG: 0.231 (1, 3)														5	0	0	0	0	1	4										
Gene Alley, R OBP: 0.373, SLG: 0.318 (1, 6)														5	0	1	0	0	0	0										
Bob Johnson, L ERA: 3.89 Rennie Stennett, R OBP: 0.386, SLG: 0.571 (9, PH) Ramon Hernandez, S (10, 1) Willie Stargell, L OBP: 0.354, SLG: 0.568 Dave Giusti, R (12, 1)														2	0	1	0	1	1	1										
Inning Stats	R: 0 E: 0 K: 1 S: 5	H: 0 LOB: 0 BB: 0	R: 0 E: 0 K: 1 S: 6	H: 2 LOB: 1 BB: 0	R: 0 E: 0 K: 0 S: 4	H: 1 LOB: 2 BB: 1 P: 8	R: 0 E: 0 K: 0 S: 4	H: 1 LOB: 1 BB: 0 P: 6	R: 1 E: 0 K: 0 S: 4	H: 1 LOB: 1 BB: 1 P: 8	R: 0 E: 0 K: 0 S: 3	H: 0 LOB: 0 BB: 0 P: 5	R: 0 E: 0 K: 0 S: 4	H: 0 LOB: 0 BB: 0 P: 3	R: 0 E: 0 K: 1 S: 5	H: 2 LOB: 2 BB: 0 P: 5	R: 0 E: 0 K: 1 S: 6	H: 0 LOB: 0 BB: 0 P: 10	1B: 8 2B: 2 3B: 0 HR: 0	SF: 0 SAC: 0 DP: 1 HBP: 0	WP: 0 PB: 0 SB: 1 CS: 0	PA: 50								
PITCHER	IP WLS BF H R ER SO BB IBB HBP BLK WP HR S P ERA WHIP																													
Bill Champion, R ERA: 3.81	6.2	30	7	1	1	3	2	2	0	0	0	0	0	0	12	12	0.00	0.600												
Joe Hoerner, L ERA: 1.98	3.1	12	2	0	0	0	0	0	0	0	0	0	0	0	8	8	0.00	0.600												
Darrell Brandon, R ERA: 3.68	1.2	W	6	1	0	0	1	0	0	0	0	0	0	0	0	0	0	0	0	0										
Chris Short, L ERA: 5.73	0.1	S	2	0	0	0	1	1	0	0	0	0	0	0	0	3	7	0.00	3.000											

Philadelphia Phillies @ Pittsburgh Pirates
Three Rivers Stadium, Pittsburgh, PA

Sat May 27 1972, 7:05 PM EDT
Alt. 19,398 - Unknown

AB 45
R 1
H 10
RBI 1
BB 5
SO 5
LOB 23



Batter	1	2	3	4	5	6	7	8	9	AB	R	H	RBI	BB	SO	LOB	TOP					
Ron Stone, L OBP: 0.371, SLG: 0.310 (1, 9)										4	0	1	0	1	1	1	Philadelphia Phillies @ Pittsburgh Pirates Three Rivers Stadium, Pittsburgh, PA Sun May 28 1972, 3:33 AM EDT Att: 15,236 - Unknown					
Larry Bowa, S OBP: 0.279, SLG: 0.228 (1, 6)										5	1	1	0	0	0	5						
Willie Montanez, L OBP: 0.338, SLG: 0.390 (1, 8)										3	0	0	0	2	0	2						
Greg Luzinski, R OBP: 0.346, SLG: 0.503 (1, 7)										5	0	3	1	0	1	2						
Tom Hutton, L OBP: 0.309, SLG: 0.371 (1, 3)										4	1	0	0	1	0	5						
Tim McCarver, L OBP: 0.283, SLG: 0.320 (1, 2)										4	2	2	0	0	0	2						
Don Money, R OBP: 0.325, SLG: 0.326 (1, 5)										4	0	2	2	0	0	1						
Denny Doyle, L OBP: 0.339, SLG: 0.356 (1, 4)										4	1	1	1	0	1	2						
Dick Selma, R OBP: 0.111, SLG: 0.118 (5, 1)										1	0	0	0	1	0	1						
Barry Lersch, S OBP: 0.225, SLG: 0.333 (7, PH)										0	0	0	0	0	0	0						
Deron Johnson, R OBP: 0.225, SLG: 0.333 (7, PH)										0	0	0	0	0	0	0						
Mike Anderson, R OBP: 0.225, SLG: 0.333 (7, PH)										0	0	0	0	0	0	0						
Chris Short, L OBP: 0.225, SLG: 0.333 (7, PH)										0	0	0	0	0	0	0						
Pete Koegel, R OBP: 0.225, SLG: 0.333 (9, PH)										1	0	0	0	0	0	1						
Wayne Twitchell, L OBP: 0.225, SLG: 0.333 (9, PH)										0	0	0	0	0	0	0						
Joe Hoerner, R OBP: 0.225, SLG: 0.333 (9, PH)										0	0	0	0	0	0	0						
Inning Stats	R: 0 E: 0 K: 2 S: 8	H: 1 LOB: 2 BB: 1 P: 12	R: 1 E: 0 K: 0 S: 4	H: 2 LOB: 0 BB: 0 P: 4	R: 0 E: 0 K: 0 S: 3	H: 0 LOB: 0 BB: 0 P: 3	R: 0 E: 0 K: 0 S: 3	H: 0 LOB: 0 BB: 0 P: 3	R: 0 E: 0 K: 0 S: 3	H: 0 LOB: 2 BB: 1 P: 11	R: 2 E: 0 K: 1 S: 8	H: 3 LOB: 1 BB: 0 P: 8	R: 0 E: 0 K: 0 S: 3	H: 0 LOB: 2 BB: 1 P: 7	R: 0 E: 0 K: 0 S: 3	H: 1 LOB: 1 BB: 1 P: 7	R: 2 E: 1 K: 0 S: 6	H: 3 LOB: 2 BB: 1 P: 10	1B: 9 2B: 2 3B: 0 HR: 0	SF: 0 SAC: 0 DP: 1 HBP: 0	WP: 0 PB: 0 SB: 0 CS: 1	PA: 41
PITCHER	IP	WLS	BF	H	R	ER	SO	BB	IBB	HBP	BLK	WP	HR	S	P	ERA	WHIP					
Steve Blass, R ERA: 3.09 (1, 1)	8.1		37	9	5	5	3	5	0	0	0	0	0	38	58	5.40	1.680					
Bob Miller, R ERA: 1.09 (9, 1)	0.1		3	1	0	0	0	0	1	0	0	0	0	2	6	0.00	3.000					
Ramon Hernandez, L ERA: 0.56 (9, 1)	0.1	W	1	0	0	0	0	0	0	0	0	0	0	1	1	0.00	0.000					

AB	35
R	5
H	10
RBI	4
BB	6
SO	3
LOB	22



Batter	1	2	3	4	5	6	7	8	9	AB	R	H	RBI	BB	SO	LOB	BOTTOM				
Dave Cash, R OBP: 0.326, SLG: 0.396 (1, 4)										5	1	2	2	0	0	0	Philadelphia Phillies @ Pittsburgh Pirates Three Rivers Stadium, Pittsburgh, PA Sun May 28 1972, 3:33 AM EDT Att: 15,236 - Unknown				
Vic Davallilo, L OBP: 0.412, SLG: 0.483 (1, 9)										4	1	1	0	0	0	0					
Gene Clines, R OBP: 0.314, SLG: 0.326 (9, PH)										1	0	1	0	0	0	0					
Al Oliver, L OBP: 0.382, SLG: 0.473 (1, 8)										4	0	2	2	0	1	0					
Willie Stargell, L OBP: 0.368, SLG: 0.579 (1, 3)										3	1	2	1	1	1	0					
Bob Robertson, R OBP: 0.299, SLG: 0.231 (9, 3)										0	0	0	0	0	0	0					
Richie Hebner, L OBP: 0.377, SLG: 0.513 (1, 5)										4	0	0	0	0	1	5					
Manny Sanguillen, R OBP: 0.383, SLG: 0.490 (1, 2)										3	0	1	1	1	0	2					
Rennie Stennett, R OBP: 0.365, SLG: 0.541 (1, 7)										4	0	0	0	0	1	3					
Jackie Hernandez, R OBP: 0.283, SLG: 0.316 (1, 6)										3	0	0	0	0	2	2					
Roberto Clemente, R OBP: 0.379, SLG: 0.504 (9, PH)										0	1	0	0	1	0	0					
Steve Blass, R OBP: 0.240, SLG: 0.250 (1, 1)										2	1	0	0	1	1	1					
Bob Miller, R (9, 1)										0	0	0	0	0	0	0					
Ramon Hernandez, S (9, 1)										0	0	0	0	0	0	0					
Milt May, L OBP: 0.304, SLG: 0.286 (9, PH)										0	0	0	0	0	0	0					
Gene Alley, R OBP: 0.373, SLG: 0.318 (9, PH)										0	1	0	0	0	0	0					
Inning Stats	R: 0 E: 0 K: 0 S: 3	H: 0 LOB: 0 BB: 0 P: 3	R: 1 E: 0 K: 0 S: 5	H: 1 LOB: 1 BB: 0 P: 5	R: 2 E: 0 K: 0 S: 4	H: 2 LOB: 1 BB: 2 P: 12	R: 0 E: 0 K: 1 S: 5	H: 0 LOB: 1 BB: 1 P: 9	R: 0 E: 0 K: 3 S: 9	H: 0 LOB: 0 BB: 0 P: 9	R: 0 E: 0 K: 1 S: 5	H: 0 LOB: 0 BB: 0 P: 5	R: 0 E: 0 K: 2 S: 8	H: 1 LOB: 1 BB: 0 P: 8	R: 0 E: 0 K: 0 S: 4	H: 3 LOB: 3 BB: 1 P: 8	1B: 7 2B: 2 3B: 0 HR: 0	SF: 1 SAC: 1 DP: 1 HBP: 0	WP: 0 PB: 1 SB: 1 CS: 0	PA: 39	
PITCHER	IP	WLS	BF	H	R	ER	SO	BB	IBB	HBP	BLK	WP	HR	S	P	ERA	WHIP				
Dick Selma, R ERA: 4.7 (1, 1)	4.1		22	5	4	3	1	2	0	0	0	0	0	11	11	0.00	0.000				
Barry Lersch, R ERA: 2.07 (5, 1)	1.2		5	0	0	0	3	0	0	0	0	0	0	11	11	0.00	0.000				
Chris Short, L ERA: 4.85 (7, 1)	2.0		7	1	0	0	3	0	0	0	0	0	0	13	13	0.00	0.500				
Wayne Twitchell, R ERA: 4.86 (9, 1)	0.0	L	1	0	1	1	0	1	0	0	0	0	0	4	4	∞	∞				
Joe Hoerner, L ERA: 1.98 (9, 1)	0.0		4	3	1	0	0	0	0	0	0	0	0	4	4	∞	∞				

AB	33
R	6
H	9
RBI	6
BB	4
SO	7
LOB	13



Batter	1	2	3	4	5	6	7	8	9	AB	R	H	RBI	BB	SO	LOB	TOP				
Larry Bowa, S OBP: 0.276, SLG: 0.227										5	0	1	1	0	0	4	Philadelphia Phillies @ Pittsburgh Pirates Three Rivers Stadium, Pittsburgh, PA Mon May 29 1972, 3:33 AM EDT Unknown				
Terry Harmon, R OBP: 0.489, SLG: 0.475										4	0	2	1	1	1	0					
Willie Montanez, L OBP: 0.329, SLG: 0.379 Roger Freed, R OBP: 0.267, SLG: 0.467										4	0	0	0	0	2	7					
Greg Luzinski, R OBP: 0.348, SLG: 0.500										5	0	2	0	0	0	2					
Pete Koegel, R OBP: 0.267, SLG: 0.214										5	0	2	0	0	2	1					
Don Money, R OBP: 0.321, SLG: 0.316										4	1	0	0	1	1	4					
Mike Anderson, R OBP: 0.319, SLG: 0.323										1	1	1	0	3	0	0					
Barry Lersch, S Tom Hutton, L OBP: 0.316, SLG: 0.378										0	0	0	0	0	0	0					
Mike Ryan, R OBP: 0.276, SLG: 0.259 Deron Johnson, R OBP: 0.250, SLG: 0.329 Tim McCarver, L OBP: 0.281, SLG: 0.317										3	1	1	1	0	0	3					
Woodie Fryman, R OBP: 0.235, SLG: 0.375 Byron Browne, R OBP: 0.364, SLG: 0.300										2	0	1	0	0	0	0					
Inning Stats	R: 0 E: 0 K: 1 S: 6	H: 2 LOB: 1 BB: 0 P: 6	R: 3 E: 1 K: 1 S: 8	H: 2 LOB: 2 BB: 2 P: 16	R: 0 E: 0 K: 1 S: 6	H: 1 LOB: 2 BB: 1 P: 10	R: 0 E: 0 K: 0 S: 3	H: 0 LOB: 0 BB: 0 P: 3	R: 0 E: 0 K: 1 S: 4	H: 1 LOB: 3 BB: 2 P: 4	R: 0 E: 1 K: 2 S: 9	H: 1 LOB: 2 BB: 0 P: 9	R: 0 E: 0 K: 2 S: 7	H: 0 LOB: 0 BB: 0 P: 7	R: 0 E: 0 K: 1 S: 8	H: 3 LOB: 3 BB: 0 P: 8	1B: 11 2B: 0 3B: 0 HR: 0	SF: 0 SAC: 1 DP: 1 HBP: 0	WP: 0 PB: 0 SB: 0 CS: 0	PA: 44	
PITCHER	IP WLS BF H R ER SO BB IBB HBP BLK WP HR S P ERA WHIP	IP WLS BF H R ER SO BB IBB HBP BLK WP HR S P ERA WHIP	IP WLS BF H R ER SO BB IBB HBP BLK WP HR S P ERA WHIP	IP WLS BF H R ER SO BB IBB HBP BLK WP HR S P ERA WHIP	IP WLS BF H R ER SO BB IBB HBP BLK WP HR S P ERA WHIP	IP WLS BF H R ER SO BB IBB HBP BLK WP HR S P ERA WHIP	IP WLS BF H R ER SO BB IBB HBP BLK WP HR S P ERA WHIP	IP WLS BF H R ER SO BB IBB HBP BLK WP HR S P ERA WHIP	IP WLS BF H R ER SO BB IBB HBP BLK WP HR S P ERA WHIP	IP WLS BF H R ER SO BB IBB HBP BLK WP HR S P ERA WHIP	IP WLS BF H R ER SO BB IBB HBP BLK WP HR S P ERA WHIP	IP WLS BF H R ER SO BB IBB HBP BLK WP HR S P ERA WHIP	IP WLS BF H R ER SO BB IBB HBP BLK WP HR S P ERA WHIP	IP WLS BF H R ER SO BB IBB HBP BLK WP HR S P ERA WHIP	IP WLS BF H R ER SO BB IBB HBP BLK WP HR S P ERA WHIP	IP WLS BF H R ER SO BB IBB HBP BLK WP HR S P ERA WHIP	IP WLS BF H R ER SO BB IBB HBP BLK WP HR S P ERA WHIP	IP WLS BF H R ER SO BB IBB HBP BLK WP HR S P ERA WHIP	IP WLS BF H R ER SO BB IBB HBP BLK WP HR S P ERA WHIP	IP WLS BF H R ER SO BB IBB HBP BLK WP HR S P ERA WHIP	IP WLS BF H R ER SO BB IBB HBP BLK WP HR S P ERA WHIP

AB	38
R	3
H	11
RBI	3
BB	5
SO	9
LOB	26



Batter	1	2	3	4	5	6	7	8	9	AB	R	H	RBI	BB	SO	LOB	BOTTOM				
Dave Cash, R OBP: 0.322, SLG: 0.388										5	0	1	0	0	0	2	Philadelphia Phillies @ Pittsburgh Pirates Three Rivers Stadium, Pittsburgh, PA Mon May 29 1972, 3:33 AM EDT Unknown				
Gene Clines, R OBP: 0.339, SLG: 0.353										5	1	3	0	0	0	0					
Roberto Clemente, R OBP: 0.397, SLG: 0.504										4	2	2	0	1	0	2					
Willie Stargell, L OBP: 0.371, SLG: 0.600 Bob Robertson, R OBP: 0.296, SLG: 0.231										4	1	2	3	0	0	2					
Manny Sanguillen, R OBP: 0.377, SLG: 0.480										5	0	1	1	0	2	5					
Al Oliver, L OBP: 0.379, SLG: 0.468										4	1	1	0	0	1	2					
Jose Pagan, R OBP: 0.344, SLG: 0.533										4	2	4	2	0	0	0					
Jackie Hernandez, R OBP: 0.281, SLG: 0.311										4	0	1	0	0	0	2					
Luke Walker, L Gene Alley, R OBP: 0.362, SLG: 0.328 Bruce Kison, R OBP: 0.333, SLG: 0.333 Ramon Hernandez, S OBP: 0.311, SLG: 0.311										0	0	0	0	0	0	0					
Inning Stats	R: 0 E: 0 K: 1 S: 7	H: 3 LOB: 1 BB: 0 P: 5	R: 0 E: 0 K: 0 S: 3	H: 0 LOB: 0 BB: 0 P: 3	R: 0 E: 0 K: 1 S: 6	H: 1 LOB: 1 BB: 0 P: 6	R: 2 E: 0 K: 2 S: 10	H: 3 LOB: 2 BB: 1 P: 14	R: 1 E: 0 K: 0 S: 4	H: 1 LOB: 0 BB: 0 P: 4	R: 3 E: 0 K: 0 S: 7	H: 4 LOB: 1 BB: 0 P: 7	R: 0 E: 0 K: 0 S: 5	H: 2 LOB: 3 BB: 1 P: 9	R: 0 E: 0 K: 1 S: 8	H: 3 LOB: 3 BB: 0 P: 8		1B: 12 2B: 2 3B: 0 HR: 2	SF: 0 SAC: 0 DP: 1 HBP: 0	WP: 0 PB: 0 SB: 0 CS: 0	PA: 41
PITCHER	IP WLS BF H R ER SO BB IBB HBP BLK WP HR S P ERA WHIP	IP WLS BF H R ER SO BB IBB HBP BLK WP HR S P ERA WHIP	IP WLS BF H R ER SO BB IBB HBP BLK WP HR S P ERA WHIP	IP WLS BF H R ER SO BB IBB HBP BLK WP HR S P ERA WHIP	IP WLS BF H R ER SO BB IBB HBP BLK WP HR S P ERA WHIP	IP WLS BF H R ER SO BB IBB HBP BLK WP HR S P ERA WHIP	IP WLS BF H R ER SO BB IBB HBP BLK WP HR S P ERA WHIP	IP WLS BF H R ER SO BB IBB HBP BLK WP HR S P ERA WHIP	IP WLS BF H R ER SO BB IBB HBP BLK WP HR S P ERA WHIP	IP WLS BF H R ER SO BB IBB HBP BLK WP HR S P ERA WHIP	IP WLS BF H R ER SO BB IBB HBP BLK WP HR S P ERA WHIP	IP WLS BF H R ER SO BB IBB HBP BLK WP HR S P ERA WHIP	IP WLS BF H R ER SO BB IBB HBP BLK WP HR S P ERA WHIP	IP WLS BF H R ER SO BB IBB HBP BLK WP HR S P ERA WHIP	IP WLS BF H R ER SO BB IBB HBP BLK WP HR S P ERA WHIP	IP WLS BF H R ER SO BB IBB HBP BLK WP HR S P ERA WHIP	IP WLS BF H R ER SO BB IBB HBP BLK WP HR S P ERA WHIP	IP WLS BF H R ER SO BB IBB HBP BLK WP HR S P ERA WHIP	IP WLS BF H R ER SO BB IBB HBP BLK WP HR S P ERA WHIP	IP WLS BF H R ER SO BB IBB HBP BLK WP HR S P ERA WHIP	IP WLS BF H R ER SO BB IBB HBP BLK WP HR S P ERA WHIP



Batter	1	2	3	4	5	6	7	8	9	AB	R	H	RBI	BB	SO	LOB	TOP				
Ron Stone, L (1,9) OBP: 0.359, SLG: 0.281	4-0 6-3 2B BB		0-0 4-3		0-3 K		0-0 F8			3	1	0	0	1	1	3					
Denny Doyle, L (1,4) OBP: 0.328, SLG: 0.343	0-0 6-3 1-2		0-0 F7		0-0 F8			0-3 K		4	0	0	0	0	1	3					
Willie Montanez, L (1,8) OBP: 0.333, SLG: 0.396	0-0 2H 2B		0-0 4-3		0-0 1-3 2B			0-0 4-3		4	0	2	1	0	0	0					
Greg Luzinski, R (1,7) OBP: 0.339, SLG: 0.487	0-3 K		0-0 6-3		0-3 K			0-0 6-3		4	0	0	0	0	2	2					
Tom Hutton, L (1,3) OBP: 0.304, SLG: 0.362	0-0 4-3		0-0 F8		0-0 1-3			0-0 4-3		4	0	0	0	0	0	2					
Tim McCarver, L (1,2) OBP: 0.273, SLG: 0.308		0-0 4-3		0-0 F5		0-0 4-3		0-0 F8		4	0	0	0	0	0	1					
Don Money, R (1,5) OBP: 0.331, SLG: 0.336		0-0 1B 1B		0-0 G3 1B		0-0 L9		0-0 1B 2B		4	1	3	0	0	0	0					
Larry Bowa, S (1,6) OBP: 0.287, SLG: 0.241		0-0 G4-6-3 1B		0-0 G3 1-2 1B		0-0 1B		0-0 2H 1B		4	0	3	1	0	0	1					
Ken Reynolds, L (1,1) Pete Koegel, R (7,PH) Darrell Brandon, R (7,1) Chris Short, R (8,1) Roger Freed, R (9,PH)		0-0 G4-6-3 1-2		0-0 G4-6-3 1-2		0-0 K BB		0-0 P3		1	0	0	0	1	0	2					
Inning Stats	R: 1 E: 0 K: 1 S: 6	H: 1 LOB: 1 BB: 1 P: 10	R: 0 E: 0 K: 0 S: 4	H: 2 LOB: 1 BB: 0 P: 4	R: 0 E: 0 K: 0 S: 3	H: 0 LOB: 0 BB: 0 P: 3	R: 0 E: 0 K: 0 S: 3	H: 0 LOB: 0 BB: 0 P: 3	R: 0 E: 0 K: 1 S: 6	H: 1 LOB: 2 BB: 1 P: 10	R: 0 E: 0 K: 1 S: 6	H: 1 LOB: 1 BB: 0 P: 6	R: 0 E: 0 K: 1 S: 5	H: 0 LOB: 0 BB: 0 P: 5	R: 1 E: 0 K: 0 S: 5	H: 2 LOB: 1 BB: 0 P: 5	1B: 5 2B: 3 3B: 0 HR: 0	SF: 0 SAC: 0 DP: 1 HBP: 0	WP: 0 PB: 0 SB: 0 CS: 0	PA: 36	
PITCHER	IP	WLS	BF	H	R	ER	SO	BB	IBB	HBP	BLK	WP	HR	S	P	ERA	WHIP				
Bob Moose, R (1,1) ERA: 3.43	8.2	W	35	8	2	2	5	2	0	0	0	0	0	43	51	2.08	1.154				
Dave Giusti, R (9,1) ERA: 4.15	0.1	S	1	0	0	0	0	0	0	0	0	0	0	1	1	0.00	0.000				

Philadelphia Phillies @ Pittsburgh Pirates
Three Rivers Stadium, Pittsburgh, PA
Mon May 29 1972, 3:38 AM EDT
Att: 36,464 - Unknown

AB 34
R 2
H 8
RBI 2
BB 2
SO 5
LOB 16



Batter	1	2	3	4	5	6	7	8	9	AB	R	H	RBI	BB	SO	LOB	BOTTOM				
Gene Clines, R (1,9) OBP: 0.339, SLG: 0.370	0-0 6-3 1B 2B		0-0 L5-3		0-0 L4-3			0-0 SH3-4		3	1	1	0	0	0	1					
Al Oliver, L (1,8) OBP: 0.376, SLG: 0.462	0-0 6-3 2-3		0-0 F7		0-0 P4			0-0 1B 1B		4	1	1	1	0	0	1					
Rennie Stennett, R (1,4) OBP: 0.385, SLG: 0.577	0-0 1B 3H 1B		0-0 1B		0-0 SF8 3B		0-0 F7	0-0 1B 1B		4	1	3	1	0	0	0					
Willie Stargell, L (1,7) OBP: 0.388, SLG: 0.594	0-0 6-3-6 1B		0-0 SF8		0-0 6-3			0-0 P5		3	0	1	1	0	0	2					
Roberto Clemente, R (9,9) OBP: 0.387, SLG: 0.504	0-0 6-3-6 1B		0-0 SF8		0-0 6-3			0-0 P5		0	0	0	0	0	0	0					
Manny Sanguillen, R (1,2) OBP: 0.373, SLG: 0.474	0-0 6-3-6 1-2		0-0 F3		0-0 F3		0-0 6-3	0-0 1-2 2H 1B		4	0	1	1	0	0	2					
Bob Robertson, R (1,3) OBP: 0.284, SLG: 0.220		0-0 F9		0-0 5-3		0-0 K		0-0 F7		4	0	0	0	0	1	2					
Jose Pagan, R (1,5) OBP: 0.371, SLG: 0.563		0-0 5-3		0-0 E 2B		0-0 K		0-0 FC6 BB		2	0	1	0	1	0	0					
Gene Alley, R (9,5) OBP: 0.382, SLG: 0.328		0-0 5-3		0-0 E 2B		0-0 K		0-0 FC6 BB		0	0	0	0	0	0	0					
Jackie Hernandez, R (1,6) OBP: 0.269, SLG: 0.297		0-0 2-3		0-0 K		0-0 K		0-0 FC6		3	0	0	0	0	1	2					
Bob Moose, R (1,1) OBP: 0.190, SLG: 0.190			0-0 K		0-0 6-3			0-0 SH3-4 1B		3	1	1	0	0	1	1					
Dave Giusti, R (9,1) ERA: 4.15			0-0 K		0-0 6-3			0-0 SH3-4 1B		0	0	0	0	0	0	0					
Inning Stats	R: 1 E: 0 K: 0 S: 5	H: 3 LOB: 1 BB: 0 P: 5	R: 0 E: 0 K: 0 S: 3	H: 0 LOB: 0 BB: 0 P: 3	R: 0 E: 0 K: 1 S: 5	H: 0 LOB: 0 BB: 0 P: 5	R: 1 E: 0 K: 0 S: 4	H: 1 LOB: 0 BB: 0 P: 4	R: 0 E: 0 K: 1 S: 6	H: 1 LOB: 1 BB: 0 P: 6	R: 0 E: 0 K: 0 S: 3	H: 0 LOB: 0 BB: 0 P: 3	R: 0 E: 0 K: 1 S: 5	H: 0 LOB: 1 BB: 1 P: 9	R: 2 E: 0 K: 0 S: 7	H: 4 LOB: 2 BB: 0 P: 7	1B: 6 2B: 3 3B: 1 HR: 0	SF: 1 SAC: 1 DP: 1 HBP: 0	WP: 0 PB: 0 SB: 0 CS: 0	PA: 33	
PITCHER	IP	WLS	BF	H	R	ER	SO	BB	IBB	HBP	BLK	WP	HR	S	P	ERA	WHIP				
Ken Reynolds, L (1,1) ERA: 1.93	6.0	L	22	5	2	2	2	2	0	0	0	0	0	26	26	3.00	0.833				
Darrell Brandon, R (7,1) ERA: 4.5	1.1		8	3	2	2	1	1	0	0	0	0	0	9	13	13.50	3.000				
Chris Short, L (8,1) ERA: 4.61	0.2		3	1	0	0	0	0	0	0	0	0	0	3	3	0.00	1.500				

Philadelphia Phillies @ Pittsburgh Pirates
Three Rivers Stadium, Pittsburgh, PA
Mon May 29 1972, 3:38 AM EDT
Att: 36,464 - Unknown

AB 30
R 4
H 9
RBI 4
BB 1
SO 3
LOB 11



Batter	1	2	3	4	5	6	7	8	9	AB	R	H	RBI	BB	SO	LOB	TOP		
Terry Harmon, R (1,4) OBP: 0.490, SLG: 0.465	0-0 6-3			4-0 FC4-6 1B BB	0-0 FC5-4			0-0 E 1B		3	0	1	0	1	0	2	Philadelphia Phillies @ New York Mets Shea Stadium, Flushing, NY Tue May 30 1972, 7:05 PM EDT Att: 17,598 - Unknown		
Larry Bowa, S (1,6) OBP: 0.292, SLG: 0.242	4-0 L3 BB			0-0 FC4-6 1B			0-0 5-3	0-0 E6		3	0	1	0	1	0	1			
Willie Montanez, L (1,8) OBP: 0.326, SLG: 0.385	0-0 L3			0-0 FC4-6			0-0 4-3	0-0 4-3		4	0	0	0	0	0	5			
Greg Luzinski, R (1,7) OBP: 0.331, SLG: 0.475		0-0 L4		0-3 K			0-0 6-3		0-0 6-3	4	0	0	0	0	1	2			
Pete Koegel, R (1,3) OBP: 0.200, SLG: 0.158		0-0 4-3		0-0 F7					0-0 5-3	4	0	0	0	0	0	2			
Don Money, R (1,5) OBP: 0.335, SLG: 0.331		0-0 P4			4-0 WP BB				4-0 1B BB	2	0	0	0	2	0	0			
Mike Anderson, R (1,9) OBP: 0.317, SLG: 0.320			0-3 K		0-0 F9				0-0 1B	4	0	1	0	0	2	1			
Mike Ryan, R (1,2) OBP: 0.242, SLG: 0.226			0-0 F7		0-0 F7			0-3 K	0-0 F2	4	0	0	0	0	1	3			
Steve Carlton, L (1,1) OBP: 0.364, SLG: 0.367			0-3 K		4-0 FC5-4 BB			0-3 K		1	0	0	0	1	1	0			
Wayne Twitchell, R (5,1)										1	0	0	0	0	1	0			
Inning Stats	R: 0 E: 0 K: 0 S: 2	H: 0 LOB: 0 BB: 1 P: 6	R: 0 E: 0 K: 0 S: 3	H: 0 LOB: 0 BB: 0 P: 3	R: 0 E: 0 K: 2 S: 7	H: 0 LOB: 0 BB: 0 P: 7	R: 0 E: 0 K: 1 S: 6	H: 1 LOB: 2 BB: 1 P: 10	R: 0 E: 0 K: 0 S: 3	H: 0 LOB: 0 BB: 0 P: 3	R: 0 E: 0 K: 1 S: 5	H: 0 LOB: 0 BB: 0 P: 5	R: 0 E: 1 K: 2 S: 9	H: 1 LOB: 2 BB: 1 P: 9	R: 0 E: 0 K: 0 S: 4	H: 1 LOB: 2 BB: 1 P: 8	1B: 3 2B: 1 3B: 0 HR: 0	SF: 0 SAC: 0 DP: 1 HBP: 0	WP: 1 PA: 35 CS: 0
PITCHER Jon Matlack, L (1,1) ERA: 1.95	IP: 9.0 WLS: W BF: 35 H: 3 R: 0 ER: 0 SO: 6	BB: 5 IBB: 0 HBP: 0 BLK: 0	WP: 1 HR: 0 S: 42 P: 62	ERA: 0.00 WHIP: 0.889	PITCHER IP: WLS: BF: H: R: ER: SO: BB: IBB: HBP: BLK: WP: HR: S: P: ERA: WHIP														

Batter	1	2	3	4	5	6	7	8	9	AB	R	H	RBI	BB	SO	LOB	BOTTOM		
Willie Mays, R (1,8) OBP: 0.444, SLG: 0.384	0-3 K		4-0 BB 1B BB	0-3 K		4-0 BB		0-0 1B 1B		3	1	1	0	2	2	1	Philadelphia Phillies @ New York Mets Shea Stadium, Flushing, NY Tue May 30 1972, 7:05 PM EDT Att: 17,598 - Unknown		
Bud Harrelson, S (1,6) OBP: 0.326, SLG: 0.289	4-0 1B BB		4-0 1B SF9 BB		0-0 1B 3B		0-0 F7	0-0 1B 1B		3	3	2	1	2	0	1			
Tommie Agee, R (1,7) OBP: 0.395, SLG: 0.493	0-0 1-2 2B 1B		0-3 K		0-0 F3		0-3 K	0-3 K		5	1	1	0	0	3	5			
Rusty Staub, L (1,9) OBP: 0.403, SLG: 0.494	0-0 1-3 2H 2B		0-0 1-3 2H 1B		0-0 1B 1B		0-0 1B 1B	0-0 CS 2B		4	1	4	4	0	0	0			
Cleon Jones, R (1,3) OBP: 0.324, SLG: 0.344	0-0 1-3		0-0 SF9		0-0 1B 1B		1-0 HBP			2	0	1	1	0	0	1			
Jim Fregosi, R (1,5) OBP: 0.312, SLG: 0.404	0-0 F8		0-0 F7		0-0 G4-6-3 1B		0-3 K			4	0	1	1	0	1	4			
Ted Martinez, R (1,4) OBP: 0.292, SLG: 0.381		0-0 6-3		0-0 FC4-6 1B		0-0 G4-6-3		0-0 P6		4	0	1	0	0	0	2			
Jerry Grote, R (1,2) OBP: 0.358, SLG: 0.385		0-3 K		0-0 FC4-6		0-0 F8		4-0 1B BB		3	1	0	0	1	1	1			
Jon Matlack, L (1,1) OBP: 0.217, SLG: 0.190		0-3 K		0-3 K		0-3 K		0-3 K		4	0	0	0	0	4	2			
Inning Stats	R: 2 E: 0 K: 1 S: 7	H: 2 LOB: 1 BB: 1 P: 11	R: 0 E: 0 K: 2 S: 7	H: 0 LOB: 0 BB: 0 P: 7	R: 2 E: 0 K: 1 S: 6	H: 1 LOB: 1 BB: 2 P: 14	R: 0 E: 0 K: 2 S: 8	H: 1 LOB: 1 BB: 0 P: 8	R: 2 E: 0 K: 0 S: 6	H: 4 LOB: 1 BB: 0 P: 6	R: 0 E: 0 K: 1 S: 5	H: 0 LOB: 1 BB: 1 P: 9	R: 0 E: 0 K: 2 S: 7	H: 1 LOB: 2 BB: 0 P: 8	R: 1 E: 0 K: 2 S: 9	H: 2 LOB: 2 BB: 1 P: 13	1B: 8 2B: 3 3B: 1 HR: 0	SF: 1 SAC: 0 DP: 2 HBP: 1	WP: 0 PA: 39 CS: 1
PITCHER Steve Carlton, L (1,1) ERA: 2.95	IP: 4.1 WLS: L BF: 24 H: 8 R: 6 ER: 6 SO: 6	BB: 3 IBB: 0 HBP: 0 BLK: 0	WP: 0 HR: 0 S: 33 P: 45	ERA: 12.46 WHIP: 2.538	PITCHER IP: WLS: BF: H: R: ER: SO: BB: IBB: HBP: BLK: WP: HR: S: P: ERA: WHIP														
Wayne Twitchell, R (5,1) ERA: 4.43	3.2 15 3 1 1 5	2 0 1 0	0 0 22 31	2.46 1.364															

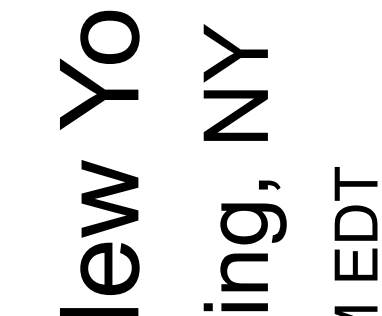
Batter	1	2	3	4	5	6	7	8	9	AB	R	H	RBI	BB	SO	LOB	TOP		
Denny Doyle, L (1,4) OBP: 0.325, SLG: 0.339	E8		G4-6-3		F8			1B		4	0	1	0	0	0	3	Philadelphia Phillies @ New York Mets Shea Stadium, Flushing, NY Thu Jun 01 1972, 7:05 PM EDT Att: 16,850 - Unknown		
Larry Bowa, S (1,6) OBP: 0.286, SLG: 0.236	B2			F9		K		P4		4	0	0	0	0	1	3			
Willie Montanez, L (1,8) OBP: 0.318, SLG: 0.375	F7			K		F3		K		4	0	0	0	0	2	3			
Greg Luzinski, R (1,7) OBP: 0.330, SLG: 0.488	F2			HR		K		F9		4	1	1	1	0	1	3			
Tom Hutton, L (1,3) OBP: 0.311, SLG: 0.361		P4		3-1				1B	WP	3	0	1	0	1	0	0			
Roger Freed, R (1,9) OBP: 0.300, SLG: 0.450		6-3			1-3	1B		1B	F8	4	0	2	0	0	0	1			
Don Money, R (1,5) OBP: 0.333, SLG: 0.329					1-3	1B		L5	F7	4	0	1	0	0	1	3			
Mike Ryan, R (1,2) OBP: 0.216, SLG: 0.200			K		1-3			G5-4-3	P6	4	0	0	0	0	1	5			
Dick Selma, R (1,1) Bary Lersch, S (3,1) Tim McCarver, L (5, Ph) Chris Short, L (5,1) Ron Stone, L (8, Ph) Joe Hoerner, R (8,1)			G4-6-3		F3			1B		1	0	1	0	0	0	0			
Inning Stats	R: 0 E: 1 K: 0 S: 4	H: 0 LOB: 1 BB: 0 P: 4	R: 0 E: 0 K: 1 S: 5	H: 0 LOB: 0 BB: 0 P: 5	R: 0 E: 0 K: 1 S: 5	H: 1 LOB: 0 BB: 0 P: 5	R: 1 E: 0 K: 1 S: 6	H: 1 LOB: 0 BB: 0 P: 6	R: 0 E: 0 K: 2 S: 7	H: 2 LOB: 2 BB: 0 P: 5	R: 0 E: 0 K: 0 S: 4	H: 2 LOB: 1 BB: 0 P: 4	R: 0 E: 0 K: 1 S: 6	H: 1 LOB: 2 BB: 1 P: 10	R: 0 E: 0 K: 0 S: 3	H: 0 LOB: 1 BB: 1 P: 7	1B: 6 2B: 0 3B: 0 HR: 1	SF: 0 SAC: 0 DP: 2 HBP: 0	WP: 1 PA: 35
PITCHER Jim McAndrew, R (1,1) ERA: 2.29	IP: 9.0 WLS: W BF: 35 H: 7 R: 1 ER: 1 SO: 6 BB: 2 IBB: 0 HBP: 0 BLK: 0 WP: 1 HR: 1 S: 45 P: 53 ERA: 1.00 WHIP: 1.000															PITCHER			

Batter	1	2	3	4	5	6	7	8	9	AB	R	H	RBI	BB	SO	LOB	BOTTOM		
Bud Harrelson, S (1,6) OBP: 0.324, SLG: 0.294	FC6-4 HR	K		F8		F9				4	1	1	0	0	1	0	Philadelphia Phillies @ New York Mets Shea Stadium, Flushing, NY Thu Jun 01 1972, 7:05 PM EDT Att: 16,850 - Unknown		
Jim Fregosi, R (1,5) Wayne Garrett, L (5,5) OBP: 0.318, SLG: 0.401 OBP: 0.333, SLG: 0.273	FC6-4 BB	FC2-6 BB		6-3		K				1	0	0	0	2	0	0			
Tommy Agee, R (1,8) OBP: 0.392, SLG: 0.493	FC6-4 HR	FC2-6				F8				4	1	1	0	0	0	3			
Rusty Staub, L (1,9) OBP: 0.400, SLG: 0.506	HR	K		3-1		L6				4	1	1	3	0	1	2			
Cleon Jones, R (1,3) OBP: 0.329, SLG: 0.344	2B SF9 BB		FC3-6 1B		F9			F9		3	1	1	0	1	0	0			
John Milner, L (1,7) OBP: 0.365, SLG: 0.500			FC3-6 2B		G4-6-3 1B			HR		4	2	3	1	0	0	1			
Ken Boswell, L (1,4) OBP: 0.254, SLG: 0.240			P3		G4-6-3			FC6-4 1B		3	0	1	0	1	0	2			
Jerry Grote, R (1,2) OBP: 0.354, SLG: 0.393	SF9					L4		FC6-4		3	0	1	2	0	0	1			
Jim McAndrew, R (1,1)	F3		F9			P3		L4		4	0	0	0	0	0	4			
Inning Stats	R: 4 E: 0 K: 0 S: 6	H: 3 LOB: 2 BB: 3 P: 18	R: 0 E: 0 K: 2 S: 7	H: 0 LOB: 1 BB: 1 P: 11	R: 1 E: 0 K: 0 S: 5	H: 2 LOB: 1 BB: 0 P: 5	R: 0 E: 0 K: 0 S: 4	H: 1 LOB: 1 BB: 0 P: 4	R: 0 E: 0 K: 0 S: 3	H: 0 LOB: 0 BB: 0 P: 3	R: 0 E: 0 K: 1 S: 5	H: 0 LOB: 0 BB: 0 P: 5	R: 0 E: 0 K: 0 S: 5	H: 2 LOB: 1 BB: 0 P: 5	R: 1 E: 0 K: 0 S: 5	H: 2 LOB: 1 BB: 0 P: 5	1B: 3 2B: 4 3B: 0 HR: 2	SF: 1 SAC: 0 DP: 1 HBP: 0	WP: 0 PA: 36
PITCHER Dick Selma, R (1,1) ERA: 5.27 Bary Lersch, R (3,1) Chris Short, L (5,1) Joe Hoerner, L (8,1) ERA: 2.43 ERA: 3.78 ERA: 2.45	IP: 2.2 WLS: L BF: 17 H: 5 R: 5 ER: 5 SO: 2 BB: 3 IBB: 0 HBP: 0 BLK: 0 WP: 0 HR: 1 S: 17 P: 33 ERA: 16.88 WHIP: 3.000															PITCHER			

AB 33
R 1
H 7
RBI 1
BB 2
SO 6
LOB 23

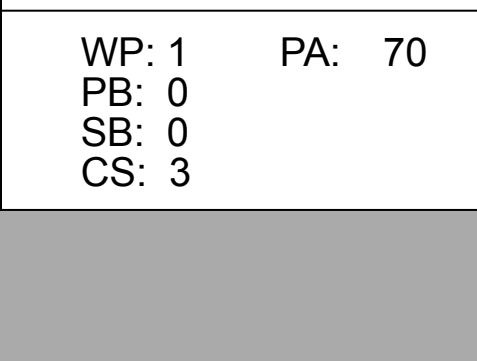


AB 31
R 6
H 9
RBI 6
BB 4
SO 3
LOB 13



Batter	1	2	3	4	5	6	7	8	9	10	11	12	13	14	15	16	17	AB	R	H	RBI	BB	SO	LOB	TOP
Pete Rose, S OBP: 0.325, SLG: 0.332 (1, 7)	4-3			4-3				F8			F7		WP F2 1B				SH1-4	7	0	3	0	0	0	0	
Joe Morgan, L OBP: 0.419, SLG: 0.468 (1, 8)	K			P5				F9			BB BB		F2		FC5-6 1B		1B	6	1	1	0	2	1	4	
Bobby Tolan, L OBP: 0.369, SLG: 0.485 (1, 8)	F8			K			P4	CS BB	F8		BB		F3		K		HR 1B	7	1	1	1	1	2	2	
Johnny Bench, R OBP: 0.385, SLG: 0.584 (1, 3)		P3						HR	F9		K					F7	HR 1B	7	2	2	4	1	1	2	
Tony Perez, R OBP: 0.362, SLG: 0.517 (1, 3)		F9						1-3 1B	F9				SH5-4 1B			1B	F8	7	1	3	0	1	1	0	
George Foster, R OBP: 0.245, SLG: 0.286 (10, PH) Joe Hoerner, L OBP: 0.381, SLG: 0.472 Cesar Ceronino, L OBP: 0.216, SLG: 0.408 (10, 9)		K						1-3 1B		F3			SH5-4 1B	G3		1B	K	3	0	0	0	0	0	1	1
Dennis Menke, R OBP: 0.248, SLG: 0.328 (10, PR) Darrel Chaney, S OBP: 0.226, SLG: 0.450 (10, 6)			K					6-3		G5-4 1B			FC5-4 BB			K		3	0	0	0	0	0	1	1
Dave Concepcion, R OBP: 0.289, SLG: 0.300 (10, 5)			E7 CS					G3		G5-4-3			F8			F9	F3	6	0	0	0	1	0	6	
Don Girty, L OBP: 0.202, SLG: 0.202 (10, PH) Hal Wagner, L OBP: 0.202, SLG: 0.202 (10, PH) Joe Hoerner, L OBP: 0.381, SLG: 0.472 (10, PH) Bobby Tolan, L OBP: 0.369, SLG: 0.485 (1, 8)			K					FC1-6 BB		F9			F7	FC5-4			1B SH1-4 1B	2	0	0	0	0	0	0	2
Inning Stats	R: 0 E: 0 K: 1 S: 5	H: 0 LOB: 0 BB: 0 P: 5	R: 0 E: 0 K: 1 S: 5	H: 0 LOB: 0 BB: 0 P: 5	R: 0 E: 1 K: 2 S: 7	H: 0 LOB: 0 BB: 0 P: 7	R: 0 E: 0 K: 1 S: 5	H: 0 LOB: 0 BB: 0 P: 5	R: 0 E: 0 K: 0 S: 3	H: 0 LOB: 0 BB: 0 P: 3	R: 0 E: 0 K: 0 S: 3	H: 1 LOB: 1 BB: 0 P: 3	R: 0 E: 0 K: 0 S: 4	H: 0 LOB: 2 BB: 2 P: 13	R: 0 E: 0 K: 0 S: 5	H: 0 LOB: 0 BB: 0 P: 5	R: 1 E: 0 K: 1 S: 7	H: 2 LOB: 1 BB: 0 P: 7	R: 4 E: 0 K: 1 S: 9	H: 4 LOB: 0 BB: 0 P: 9	1B: 9 2B: 2 3B: 1 HR: 2	SF: 0 SAC: 2 DP: 1 HBP: 0	WP: 1 PA: 70		
PITCHER	IP: 9.0 WLS: 32 BF: 31 ER: 1 SO: 6 BB: 0 IBB: 0 HBP: 0 BLK: 0 WP: 0 HR: 0 S: 41 P: 53 ERA: 1.00 WHIP: 0.667																								
Woody Fryman, L ERA: 3.44 Darrel Brandon, R ERA: 3.79 Joe Hoerner, L ERA: 2.04 Wayne Twitchell, R ERA: 5.4 Bary Lersch, R ERA: 2.97																									
Batter	1	2	3	4	5	6	7	8	9	10	11	12	13	14	15	16	17	AB	R	H	RBI	BB	SO	LOB	BOTTOM
Larry Bowa, S OBP: 0.283, SLG: 0.247 (1, 6)	6-3										K							9	0	2	0	0	1	6	
Terry Harmon, R OBP: 0.441, SLG: 0.412 (1, 4)	K										F8		FC6-4 1B				L5	8	0	1	0	0	1	4	
Don Money, R OBP: 0.330, SLG: 0.320 (1, 5)	K												FC6-4					7	1	1	0	1	2	2	
Greg Luzinski, R OBP: 0.337, SLG: 0.482 (1, 7)													E6 FC5-6 BB					6	1	2	0	2	1	2	
Roger Freed, R OBP: 0.301, SLG: 0.391 (8, PH) Tom Hutton, L OBP: 0.306, SLG: 0.353 (8, 9)		P7											FC5-6 BB					3	0	0	0	0	0	2	
Willie Montanez, L OBP: 0.315, SLG: 0.365 (1, 8)		F9											FC5-6 FC6-4					5	0	1	1	0	0	5	
Pete Kragel, R OBP: 0.305, SLG: 0.327 (10, PH) Byron Browne, R OBP: 0.297, SLG: 0.297 (10, PH) Wayne Twitchell, R ERA: 5.4 Bary Lersch, S Denny Doyle, L OBP: 0.202, SLG: 0.202 (10, PH)													FC6-4 BB					6	1	2	0	2	1	2	
Mike Ryan, R OBP: 0.311, SLG: 0.325 (1, 2)													F7					7	0	1	0	1	0	6	
Woody Fryman, R Tim Lincecum, L Ken Reynolds, R Darrel Brandon, R Joe Hoerner, R Ron Stone, L OBP: 0.272, SLG: 0.286 (10, 9)													FC6-4 1B					5	1	3	2	2	0	0	
Inning Stats	R: 0 E: 0 K: 2 S: 7	H: 0 LOB: 0 BB: 0 P: 7	R: 1 E: 0 K: 0 S: 5	H: 2 LOB: 2 BB: 1 P: 9	R: 0 E: 0 K: 0 S: 3	H: 0 LOB: 0 BB: 0 P: 3	R: 0 E: 0 K: 0 S: 4	H: 2 LOB: 2 BB: 0 P: 4	R: 0 E: 0 K: 1 S: 6	H: 1 LOB: 1 BB: 0 P: 6	R: 0 E: 0 K: 0 S: 3	H: 1 LOB: 3 BB: 2 P: 12	R: 0 E: 1 K: 0 S: 4	H: 0 LOB: 2 BB: 1 P: 8	R: 0 E: 0 K: 0 S: 5	H: 0 LOB: 0 BB: 0 P: 5	R: 1 E: 1 K: 0 S: 5	H: 2 LOB: 2 BB: 1 P: 9	R: 1 E: 0 K: 1 S: 6	H: 1 LOB: 0 BB: 0 P: 6	1B: 11 2B: 1 3B: 1 HR: 1	SF: 0 SAC: 2 DP: 1 HBP: 1	WP: 0 PA: 73		
PITCHER	IP: 7.0 WLS: 28 BF: 11 ER: 1 SO: 3 BB: 1 IBB: 0 HBP: 0 BLK: 0 WP: 0 HR: 0 S: 32 P: 40 ERA: 1.29 WHIP: 1.143																								
Ross Grimsley, L ERA: 2.3 Clay Carroll, R ERA: 2.0 Tom Hall, L ERA: 2.97 Ed Sprague, R ERA: 3.79 Don Gullett, L ERA: 8.74																									
PITCHER	IP: 1.0 WLS: 4 BF: 1 ER: 1 SO: 1 BB: 0 IBB: 0 HBP: 0 BLK: 0 WP: 0 HR: 0 S: 6 P: 6 ERA: 9.00 WHIP: 1.000																								
Pedro Borbon, R ERA: 3.94 (17, 1)																									

Cincinnati Reds @ Philadelphia Phillies
Veterans Stadium, Philadelphia, PA
Fri Jun 02 1972, 7:05 PM EDT
Alt. 16,251 - Unknown



AB 59
R 6
H 13
RBI 6
BB 8
SO 11
LOB 23

Cincinnati Reds @ Philadelphia Phillies
Veterans Stadium, Philadelphia, PA
Fri Jun 02 1972, 7:05 PM EDT
Alt. 16,251 - Unknown



AB 63
R 3
H 14
RBI 3
BB 7
SO 9
LOB 35

Batter	1	2	3	4	5	6	7	8	9	10	AB	R	H	RBI	BB	SO	LOB	TOP									
Pete Rose, S OBP: 0.317, SLG: 0.323 (1, 7)	0-0 6-3		0-3 K			0-0 6-3	0-0 4-3		0-0 5-3		5	0	0	0	0	1	2	Cincinnati Reds @ Philadelphia Phillies Veterans Stadium, Philadelphia, PA Sat Jun 03 1972, 3:33 AM EDT Att: 16,623 - Unknown									
Joe Morgan, L OBP: 0.414, SLG: 0.466 (1, 4)	0-0 F8			0-0 F8		0-0 F5		0-0 CS 3B 2B	0-0 L8		5	1	1	0	0	0	0										
Johnny Bench, R OBP: 0.385, SLG: 0.595 (1, 2)	0-0 L5			0-3 K				0-0 HR	0-0 CS BB	0-0 P3	4	1	1	1	1	1	0										
Tony Perez, R OBP: 0.358, SLG: 0.625 (8, PR)		0-0 6-3			0-0 4-3			0-0 6-3	0-0 1-2 2-H 3B	0-0 1B 1B	4	0	1	1	0	0	0										
George Foster, R OBP: 0.305, SLG: 0.392 Bobby Tolan, L OBP: 0.278, SLG: 0.206 (8, 9)								0-0 K2-3	0-0 HR 2B	0-0 K 1B	3	1	2	0	0	1	0										
Julian Javier, R OBP: 0.327, SLG: 0.455 (8, 3)		0-3 K						0-0 K	0-0 HR 2B	0-0 1B 1B	2	0	1	0	0	1	1										
Dave Concepcion, R OBP: 0.288, SLG: 0.297 (8, 5)		0-3 K						0-0 K	0-0 2B	0-0 1B	4	1	3	3	1	1	1										
Cesar Geronimo, L OBP: 0.305, SLG: 0.392 Hal McRae, R OBP: 0.278, SLG: 0.500 (7, PH)				0-3 K				0-0 3-1	0-0 BLK 1B	0-0 HR	2	0	0	0	0	1	1										
Joe Hague, L OBP: 0.381, SLG: 0.472 Wayne Simpson, R OBP: 0.327, SLG: 0.455 (8, 3)								0-0 K	0-0 K	0-0 K	1	0	0	0	0	1	0										
Darrel Chaney, S OBP: 0.500, SLG: 0.375 Ed Sprague, R OBP: 0.352, SLG: 0.328 Denis Menke, R OBP: 0.352, SLG: 0.328 Tom Hall, L OBP: 0.352, SLG: 0.328 (7, 1)								0-0 K	0-0 K	0-0 K	0	0	0	0	0	0	0										
Inning Stats	R: 0 E: 0 K: 0 S: 3	H: 0 LOB: 0 BB: 0 P: 3	R: 0 E: 0 K: 1 S: 6	H: 1 LOB: 1 BB: 0 P: 6	R: 0 E: 0 K: 3 S: 9	H: 0 LOB: 0 BB: 0 P: 9	R: 0 E: 0 K: 1 S: 5	H: 0 LOB: 0 BB: 0 P: 5	R: 0 E: 0 K: 2 S: 8	H: 1 LOB: 1 BB: 0 P: 8	R: 0 E: 0 K: 1 S: 5	H: 0 LOB: 0 BB: 0 P: 5	R: 3 E: 0 K: 0 S: 7	H: 4 LOB: 2 BB: 1 P: 11	R: 1 E: 0 K: 2 S: 8	H: 2 LOB: 2 BB: 2 P: 16	R: 1 E: 0 K: 1 S: 6	H: 1 LOB: 0 BB: 0 P: 6	R: 1 E: 0 K: 0 S: 5	H: 4 LOB: 2 BB: 0 P: 5	1B: 7 2B: 2 3B: 1 HR: 3	SF: 0 SAC: 0 DP: 0 HBP: 0	WP: 0 PA: 43				
PITCHER	IP 7.0	WLS 29	H 7	R 4	ER 4	SO 8	BB 1	IBB 0	HBP 0	BLK 1	WP 0	HR 2	S 44	P 48	ERA 5.14	WHIP 1.143											
Steve Carlton, L ERA: 3.12	(1, 1)	0.1	2	1	0	0	0	1	0	0	0	0	0	1	5	0.00	6.000										
Dick Selma, R ERA: 5.24	(8, 1)	1.2	7	1	1	1	3	1	0	0	0	0	1	12	16	5.40	1.200										
Chris Short, L ERA: 3.93	(8, 1)	0.1	L	3	2	1	1	0	0	0	0	0	0	3	3	27.00	6.000										
Ken Reynolds, L ERA: 2.37	(10, 1)	0.2	2	2	0	0	0	0	0	0	0	0	2	2	0.00	3.000											
Darrell Brandon, R ERA: 3.69	(10, 1)	0.2	2	2	0	0	0	0	0	0	0	0	2	2	0.00	3.000											

Batter	1	2	3	4	5	6	7	8	9	10	AB	R	H	RBI	BB	SO	LOB	BOTTOM								
Denny Doyle, L OBP: 0.333, SLG: 0.348 (1, 4)	0-0 HR 1B	0-0 1B		0-0 F8		0-0 1-3 1B			0-3 K		5	1	3	0	0	1	0	Cincinnati Reds @ Philadelphia Phillies Veterans Stadium, Philadelphia, PA Sat Jun 03 1972, 3:33 AM EDT Att: 16,623 - Unknown								
Oscar Gamble, L OBP: 0.335, SLG: 0.477 (8, 7)	0-0 F9	0-0 F5		0-0 3-1			0-3 K		0-0 F3		3	0	0	0	0	0	2									
Byron Browne, R OBP: 0.286, SLG: 0.231 (8, 9)	0-0 F9	0-0 F5		0-0 3-1			0-0 K		0-0 F3		2	0	0	0	0	1	0									
Willie Montanez, L OBP: 0.307, SLG: 0.354 (1, 8)	0-3 K	0-0 F9		0-0 L9			0-0 F8		0-0 F7		5	0	0	0	0	1	2									
Greg Luzinski, R OBP: 0.335, SLG: 0.477 Ron Stone, L OBP: 0.372, SLG: 0.286 Pete Koegel, R OBP: 0.240, SLG: 0.217 (10, PH)	0-0 HR 1B		0-0 L7		0-0 5-3		0-3 K		0-3 K		4	1	1	0	0	1	0									
Tom Hutton, L OBP: 0.304, SLG: 0.377 Deron Johnson, R OBP: 0.244, SLG: 0.319 (10, PH)	0-0 HR		0-3 K		0-0 4-3			0-0 3-1		0-3 K	4	1	1	3	0	1	0									
Don Money, R OBP: 0.333, SLG: 0.320 (1, 5)	0-0 BB 1B		4-0 BB 3B		0-0 6-3			0-0 5-3			3	1	1	0	1	0	0									
Tim McCarver, L OBP: 0.295, SLG: 0.311 Mike Ryan, R OBP: 0.311, SLG: 0.325 (9, 2)	4-0 BB 1B		4-0 BB 3B			4-0 FC1-6 BB		4-0 BB			0	1	0	0	4	0	0									
Larry Bowa, S OBP: 0.282, SLG: 0.258 (1, 6)	0-0 4-3		0-0 3B			0-0 F5		0-0 F9			4	0	1	2	0	0	4									
Steve Carlton, L OBP: 0.333, SLG: 0.333 Dick Selma, R OBP: 0.286, SLG: 0.217 Chris Short, R OBP: 0.286, SLG: 0.217 Roger Freed, R OBP: 0.286, SLG: 0.217 Ken Reynolds, L OBP: 0.286, SLG: 0.217 Darrell Brandon, R OBP: 0.286, SLG: 0.217 (10, 1)	0-0 F8		0-0 G3			0-0 FC1-6 1B			0-0 F9		3	0	0	0	0	0	2									
Inning Stats	R: 3 E: 0 K: 1 S: 9	H: 4 LOB: 2 BB: 1 P: 13	R: 0 E: 0 K: 0 S: 4	H: 1 LOB: 1 BB: 0 P: 4	R: 2 E: 0 K: 1 S: 6	H: 1 LOB: 1 BB: 2 P: 14	R: 0 E: 0 K: 0 S: 3	H: 0 LOB: 0 BB: 0 P: 3	R: 0 E: 0 K: 0 S: 3	H: 0 LOB: 1 BB: 1 P: 7	R: 0 E: 0 K: 1 S: 7	H: 0 LOB: 0 BB: 0 P: 7	R: 0 E: 0 K: 0 S: 3	H: 0 LOB: 1 BB: 1 P: 7	R: 0 E: 0 K: 1 S: 5	H: 0 LOB: 0 BB: 0 P: 5	R: 0 E: 0 K: 2 S: 7	H: 0 LOB: 0 BB: 0 P: 7	1B: 5 2B: 0 3B: 1 HR: 1	SF: 0 SAC: 0 DP: 0 HBP: 0	WP: 0 PA: 41					
PITCHER	IP 5.0	WLS 24	H 6	R 5	ER 5	SO 2	BB 3	IBB 0	HBP 0	BLK 0	WP 0	HR 1	S 25	P 37	ERA 9.00	WHIP 1.800										
Wayne Simpson, R ERA: 4.08	(1, 1)	1.0	4	1	0	0	0	0	0	0	0	0	3	7	0.00	2.000										
Ed Sprague, R ERA: 3.6	(6, 1)	4.0	W	13	0	0	5	1	0	0	0	0	22	26	0.00	0.250										

AB	40
R	6
H	13
RBI	6
BB	3
SO	11
LOB	9



AB	36
R	5
H	7
RBI	5
BB	5
SO	7
LOB	10



Batter	1	2	3	4	5	6	7	8	9	AB	R	H	RBI	BB	SO	LOB	TOP					
Pete Rose, S OBP: 0.321, SLG: 0.332 (1, 7)										4	1	2	0	0	0	0	Cincinnati Reds @ Philadelphia Phillies Veterans Stadium, Philadelphia, PA Sun Jun 04 1972, 3:33 AM EDT Att: 15,861 - Unknown					
Bobby Tolan, L OBP: 0.373, SLG: 0.486 (1, 8)										4	1	2	0	0	1	1						
Johnny Bench, R OBP: 0.382, SLG: 0.593 (1, 2)										4	0	1	2	0	0	2						
Tony Perez, R OBP: 0.348, SLG: 0.508 (1, 3)										4	0	0	0	0	2	2						
Joe Hague, L OBP: 0.384, SLG: 0.463 (1, 9)										2	0	0	0	2	0	0						
Cesar Geronimo, L OBP: 0.305, SLG: 0.392 (9, PR)										0	0	0	0	0	0	0						
Denis Menke, R OBP: 0.347, SLG: 0.322 (1, 5)										2	0	0	0	0	0	2						
Bill Plummer, R (5, 5)										2	0	0	0	0	0	1						
Dave Concepcion, R OBP: 0.287, SLG: 0.302 (1, 6)											4	0	1	0	0	1		2				
Darrel Chaney, S OBP: 0.478, SLG: 0.333 (1, 4)											2	0	0	0	1	0		0				
Jack Billingham, R OBP: 0.091, SLG: 0.048 (1, 1)											3	0	0	0	0	1	2					
Tom Hall, L (8, 1)											0	0	0	0	0	0						
Clay Carroll, R (9, 1)											0	0	0	0	0	0						
Inning Stats	R: 2 E: 0 K: 1 S: 7	H: 3 LOB: 1 BB: 1 P: 11	R: 0 E: 0 K: 1 S: 5	H: 0 LOB: 0 BB: 0 P: 5	R: 0 E: 0 K: 1 S: 6	H: 1 LOB: 1 BB: 1 P: 6	R: 0 E: 0 K: 0 S: 4	H: 1 LOB: 2 BB: 1 P: 8	R: 0 E: 0 K: 0 S: 3	H: 0 LOB: 0 BB: 0 P: 3	R: 0 E: 0 K: 0 S: 3	H: 0 LOB: 0 BB: 0 P: 3	R: 0 E: 0 K: 0 S: 3	H: 1 LOB: 0 BB: 0 P: 3	R: 0 E: 0 K: 2 S: 10	H: 3 LOB: 3 BB: 0 P: 10	R: 0 E: 0 K: 1 S: 6	H: 1 LOB: 1 BB: 0 P: 6	1B: 3 2B: 3 3B: 0 HR: 0	SF: 0 SAC: 0 DP: 1 HBP: 0	WP: 0 PB: 0 SB: 0 CS: 2	PA: 34
PITCHER	IP WLS BF H R ER SO BB IBB HBP BLK WP HR S P ERA WHIP																					
Bill Champion, R ERA: 3.42 (1, 1)	8.0 L 30 6 2 2 3 0 2 0 0 0 0 0 0 34 42 2.25 0.750																					
Wayne Twitchell, R ERA: 5.16 (9, 1)	1.0 4 0 0 0 2 1 0 0 0 0 0 0 7 11 0.00 1.000																					

Batter	1	2	3	4	5	6	7	8	9	AB	R	H	RBI	BB	SO	LOB	BOTTOM			
Denny Doyle, L OBP: 0.331, SLG: 0.345 (1, 4)										4	0	1	0	0	0	0	Cincinnati Reds @ Philadelphia Phillies Veterans Stadium, Philadelphia, PA Sun Jun 04 1972, 3:33 AM EDT Att: 15,861 - Unknown			
Oscar Gamble, L OBP: 0.143, SLG: 0.143 (1, 9)										3	0	1	0	0	0	0				
Pete Koegel, R OBP: 0.269, SLG: 0.250 (8, PH)										1	0	1	0	0	0	0				
Wayne Twitchell, R (9, 1)										0	0	0	0	0	0	0				
Willie Montanez, L OBP: 0.301, SLG: 0.345 (1, 8)										4	0	0	0	0	1	4				
Greg Luzinski, R OBP: 0.333, SLG: 0.472 (1, 7)										4	0	1	0	0	1	0				
Tom Hutton, L OBP: 0.303, SLG: 0.382 (1, 3)										4	0	1	0	0	0	2				
Don Money, R OBP: 0.337, SLG: 0.325 (1, 5)										4	0	2	0	0	0	1				
Tim McCarver, L OBP: 0.288, SLG: 0.301 (1, 2)										4	0	0	0	0	0	2				
Larry Bowa, S OBP: 0.283, SLG: 0.260 (1, 6)										3	0	1	0	0	0	0				
Bill Champion, R OBP: 0.267, SLG: 0.467 (1, 1)										2	0	0	0	0	2	0				
Ron Stone, L OBP: 0.364, SLG: 0.278 (8, PH)										1	0	0	0	0	1	1				
Byron Browne, R OBP: 0.286, SLG: 0.231 (9, 9)										0	0	0	0	0	0	0				
Inning Stats	R: 0 E: 0 K: 0 S: 5	H: 2 LOB: 2 BB: 0 P: 5	R: 0 E: 0 K: 0 S: 3	H: 1 LOB: 0 BB: 0 P: 3	R: 0 E: 0 K: 1 S: 5	H: 0 LOB: 0 BB: 0 P: 5	R: 0 E: 0 K: 0 S: 3	H: 0 LOB: 0 BB: 0 P: 3	R: 0 E: 0 K: 1 S: 5	H: 0 LOB: 0 BB: 0 P: 5	R: 0 E: 0 K: 0 S: 4	H: 1 LOB: 1 BB: 0 P: 4	R: 0 E: 0 K: 2 S: 10	H: 3 LOB: 3 BB: 0 P: 10	R: 0 E: 0 K: 1 S: 6	H: 1 LOB: 1 BB: 0 P: 6	1B: 7 2B: 2 3B: 0 HR: 0	SF: 0 SAC: 0 DP: 1 HBP: 0	WP: 0 PB: 0 SB: 0 CS: 0	PA: 34
PITCHER	IP WLS BF H R ER SO BB IBB HBP BLK WP HR S P ERA WHIP																			
Jack Billingham, R ERA: 4.62 (8, 1)	0.1 2 1 0 0 1 0 0 0 0 0 0 4 4 0.00 3.000																			
Tom Hall, L ERA: 2.69 (9, 1)	1.0 S 4 1 0 0 1 0 0 0 0 0 0 6 6 0.00 1.000																			

Batter	1	2	3	4	5	6	7	8	9	AB	R	H	RBI	BB	SO	LOB	TOP		
Roger Metzger, S (1, 6) OBP: 0.276, SLG: 0.246	K	4-1		K			4-3		F7	5	0	0	0	0	2	1			
Jesus Alou, R (1, 9) OBP: 0.375, SLG: 0.326	1B 2B		F5		5-3		P4		1B	5	1	2	0	0	0	0			
Cesar Cedeno, R (1, 8) OBP: 0.400, SLG: 0.455	1B E 2-3			2B	L6		F3		1B	5	1	3	0	0	0	0			
Lee May, R (1, 3) OBP: 0.344, SLG: 0.509	E IBB		K						P5	2	0	0	0	2	1	1			
Bob Watson, R (1, 7) OBP: 0.378, SLG: 0.529	E6 1-3 2H 3H		1-3		FC5-4		FC5-4		1B	4	0	2	1	0	0	2			
Doug Radler, R (1, 5) OBP: 0.284, SLG: 0.417	G4-3 IBB								F7	2	0	1	0	2	0	1			
Larry Howard, R (1, 2) OBP: 0.333, SLG: 0.111	G4-3 1-2		G6-4-3		SH1-4		SH1-4		K	3	0	0	0	0	1	5			
Jimmy Stewart, S (1, 4) OBP: 0.300, SLG: 0.383			F3						4-3	4	1	1	0	0	0	1			
Bobby Fenwick, R (9, 4) OBP: 0.313, SLG: 0.345				HR			F9			0	0	0	0	0	0	0			
Dave Roberts, L (1, 1) OBP: 0.348, SLG: 0.500			F8				F7			4	1	2	2	0	0	1			
Fred Gladding, L (9, 1) OBP: 0.348, SLG: 0.500				HR					1B	0	0	0	0	0	0	0			
Inning Stats	R: 2 E: 1 K: 1 S: 7	H: 3 LOB: 2 BB: 2 P: 15	R: 0 E: 0 K: 0 S: 3	H: 0 LOB: 0 BB: 0 P: 3	R: 0 E: 0 K: 1 S: 6	H: 1 LOB: 1 BB: 0 P: 6	R: 2 E: 0 K: 1 S: 7	H: 3 LOB: 0 BB: 0 P: 7	R: 0 E: 0 K: 0 S: 3	H: 0 LOB: 1 BB: 1 P: 7	R: 0 E: 0 K: 0 S: 3	H: 0 LOB: 0 BB: 0 P: 3	R: 0 E: 0 K: 1 S: 6	H: 1 LOB: 1 BB: 0 P: 6	R: 0 E: 0 K: 0 S: 5	H: 3 LOB: 2 BB: 0 P: 5	1B: 7 2B: 3 3B: 0 HR: 1	SF: 0 SAC: 1 DP: 2 HBP: 0	WP: 0 PA: 39 PB: 0 CS: 0
PITCHER	IP WLS BF H R ER SO BB IBB HBP BLK WP HR S P ERA WHIP	IP WLS BF H R ER SO BB IBB HBP BLK WP HR S P ERA WHIP	IP WLS BF H R ER SO BB IBB HBP BLK WP HR S P ERA WHIP	IP WLS BF H R ER SO BB IBB HBP BLK WP HR S P ERA WHIP	IP WLS BF H R ER SO BB IBB HBP BLK WP HR S P ERA WHIP	IP WLS BF H R ER SO BB IBB HBP BLK WP HR S P ERA WHIP	IP WLS BF H R ER SO BB IBB HBP BLK WP HR S P ERA WHIP	IP WLS BF H R ER SO BB IBB HBP BLK WP HR S P ERA WHIP	IP WLS BF H R ER SO BB IBB HBP BLK WP HR S P ERA WHIP	IP WLS BF H R ER SO BB IBB HBP BLK WP HR S P ERA WHIP	IP WLS BF H R ER SO BB IBB HBP BLK WP HR S P ERA WHIP	IP WLS BF H R ER SO BB IBB HBP BLK WP HR S P ERA WHIP	IP WLS BF H R ER SO BB IBB HBP BLK WP HR S P ERA WHIP	IP WLS BF H R ER SO BB IBB HBP BLK WP HR S P ERA WHIP	IP WLS BF H R ER SO BB IBB HBP BLK WP HR S P ERA WHIP	IP WLS BF H R ER SO BB IBB HBP BLK WP HR S P ERA WHIP	IP WLS BF H R ER SO BB IBB HBP BLK WP HR S P ERA WHIP	IP WLS BF H R ER SO BB IBB HBP BLK WP HR S P ERA WHIP	IP WLS BF H R ER SO BB IBB HBP BLK WP HR S P ERA WHIP
Woodie Fryman, L (1, 1) ERA: 3.7	5.0 L	23 7	4 4	4 4	3 3	1 1	2 2	0 0	0 0	0 0	0 0	1 1	26 38	7.20 1.600					
Barry Lersch, R (6, 1) ERA: 2.7	3.0	11	1	0	0	1	1	0	0	0	0	0	12	0.00	0.667				
Dick Selma, R (9, 1) ERA: 5.15	1.0	5	3	0	0	0	0	0	0	0	0	0	5	0.00	3.000				

Houston Astros @ Philadelphia Phillies
Veterans Stadium, Philadelphia, PA
Tue Jun 06 1972, 7:05 PM EDT
Att: 8,237 - Unknown

AB 34
R 4
H 11
RBI 3
BB 4
SO 4
LOB 12



Batter	1	2	3	4	5	6	7	8	9	AB	R	H	RBI	BB	SO	LOB	BOTTOM		
Larry Bowa, S (1, 6) OBP: 0.287, SLG: 0.276	5-3									4	0	2	0	0	0	0			
Terry Harmon, R (1, 4) OBP: 0.413, SLG: 0.382	4-3		P4						FC6-4	4	1	0	0	0	1	2			
Don Money, R (1, 5) OBP: 0.340, SLG: 0.325					5-3				2B	3	1	1	0	1	0	0			
Greg Luzinski, R (1, 7) OBP: 0.332, SLG: 0.472	K				4-3				1B	4	1	1	1	0	1	1			
Roger Freed, R (1, 9) OBP: 0.222, SLG: 0.333			5-3						1B	3	0	0	0	0	0	0			
Tom Hutton, L (9, PH) OBP: 0.308, SLG: 0.387					4-3				2B	1	0	1	2	0	0	0			
Deron Johnson, R (1, 3) OBP: 0.232, SLG: 0.303			F5						1B	4	0	0	0	0	0	1			
Willie Montanez, L (1, 8) OBP: 0.294, SLG: 0.337			F8							4	0	0	0	0	1	1			
Mike Ryan, R (1, 2) OBP: 0.313, SLG: 0.326			F7							3	0	1	0	0	0	0			
Woodie Fryman, R (1, 1) OBP: 0.200, SLG: 0.316										1	0	0	0	0	0	0			
Byron Browne, R (5, PH) OBP: 0.287, SLG: 0.214					5-3					1	0	0	0	0	1	1			
Barry Lersch, S (6, 1) OBP: 0.287, SLG: 0.214										0	0	0	0	0	0	0			
Pete Koegel, R (8, PH) OBP: 0.259, SLG: 0.240										1	0	0	0	0	0	0			
Dick Selma, R (9, 1) OBP: 0.198, SLG: 0.167										0	0	0	0	0	0	0			
Inning Stats	R: 0 E: 0 K: 1 S: 6	H: 1 LOB: 1 BB: 0 P: 6	R: 0 E: 0 K: 0 S: 3	H: 0 LOB: 0 BB: 0 P: 3	R: 0 E: 0 K: 0 S: 4	H: 1 LOB: 1 BB: 0 P: 4	R: 0 E: 0 K: 0 S: 3	H: 0 LOB: 0 BB: 0 P: 3	R: 0 E: 0 K: 0 S: 3	H: 0 LOB: 0 BB: 0 P: 3	R: 0 E: 0 K: 0 S: 3	H: 0 LOB: 0 BB: 0 P: 3	R: 0 E: 0 K: 0 S: 3	H: 0 LOB: 0 BB: 0 P: 3	R: 3 E: 0 K: 1 S: 8	H: 3 LOB: 1 BB: 1 P: 12	1B: 4 2B: 1 3B: 1 HR: 0	SF: 0 SAC: 0 DP: 0 HBP: 0	WP: 0 PA: 34 PB: 1 CS: 0
PITCHER	IP WLS BF H R ER SO BB IBB HBP BLK WP HR S P ERA WHIP	IP WLS BF H R ER SO BB IBB HBP BLK WP HR S P ERA WHIP	IP WLS BF H R ER SO BB IBB HBP BLK WP HR S P ERA WHIP	IP WLS BF H R ER SO BB IBB HBP BLK WP HR S P ERA WHIP	IP WLS BF H R ER SO BB IBB HBP BLK WP HR S P ERA WHIP	IP WLS BF H R ER SO BB IBB HBP BLK WP HR S P ERA WHIP	IP WLS BF H R ER SO BB IBB HBP BLK WP HR S P ERA WHIP	IP WLS BF H R ER SO BB IBB HBP BLK WP HR S P ERA WHIP	IP WLS BF H R ER SO BB IBB HBP BLK WP HR S P ERA WHIP	IP WLS BF H R ER SO BB IBB HBP BLK WP HR S P ERA WHIP	IP WLS BF H R ER SO BB IBB HBP BLK WP HR S P ERA WHIP	IP WLS BF H R ER SO BB IBB HBP BLK WP HR S P ERA WHIP	IP WLS BF H R ER SO BB IBB HBP BLK WP HR S P ERA WHIP	IP WLS BF H R ER SO BB IBB HBP BLK WP HR S P ERA WHIP	IP WLS BF H R ER SO BB IBB HBP BLK WP HR S P ERA WHIP	IP WLS BF H R ER SO BB IBB HBP BLK WP HR S P ERA WHIP	IP WLS BF H R ER SO BB IBB HBP BLK WP HR S P ERA WHIP	IP WLS BF H R ER SO BB IBB HBP BLK WP HR S P ERA WHIP	IP WLS BF H R ER SO BB IBB HBP BLK WP HR S P ERA WHIP
Dave Roberts, L (1, 1) ERA: 4.57	8.1 W	31 31	5 3	3 3	3 3	1 0	0 0	0 0	0 0	0 0	0 0	5 5	5 5	0.00 1.500					
Fred Gladding, R (9, 1) ERA: 4.5	0.2	S	3	1	0	0	1	0	0	0	0	0	5	0.00	1.500				

Houston Astros @ Philadelphia Phillies
Veterans Stadium, Philadelphia, PA
Tue Jun 06 1972, 7:05 PM EDT
Att: 8,237 - Unknown

AB 33
R 3
H 6
RBI 3
BB 1
SO 4
LOB 6



Batter	1	2	3	4	5	6	7	8	9	AB	R	H	RBI	BB	SO	LOB	TOP					
Roger Metzger, S (1, 6) OBP: 0.271, SLG: 0.241	0-3 K ①		0-3 K ②			0-0 F8 ①	0-0 G4-6-3 ③			4	0	0	0	0	2	2	Houston Astros @ Philadelphia Phillies Veterans Stadium, Philadelphia, PA Wed Jun 07 1972, 7:05 PM EDT Att: 10,712 - Unknown					
Jesus Alou, R (1, 9) OBP: 0.385, SLG: 0.340	0-0 E5 1B		0-0 6-3 ③			0-0 BB 1B		0-0 P4 ①		4	0	2	0	0	0	0						
Cesar Cedeno, R (1, 8) OBP: 0.397, SLG: 0.446	0-0 L6 ②			0-3 K ①		4-0 FC6-4 BB ②		0-0 4-3 ②		3	0	0	0	1	1							
Lee May, R (1, 3) OBP: 0.342, SLG: 0.503	0-3 K ③			0-3 K ②		0-0 P4 ②		0-0 1B ③		4	0	1	0	0	2	3						
Bob Watson, R (1, 7) OBP: 0.376, SLG: 0.520		4-0 1-3 BB		0-3 K ③		0-0 FC6-4 ③		0-3 K ③		3	0	0	0	1	2	3						
Doug Rader, R (1, 5) OBP: 0.283, SLG: 0.413		0-3 K ①			0-3 K ①		0-0 WP 1B		0-3 K ①	4	1	1	0	0	3	1						
Larry Howard, R (1, 2) Johnny Edwards, L (9, PH) OBP: 0.303, SLG: 0.333		0-0 1-3 ②			0-0 F2 ②		4-0 1B BB ②		0-0 F5 ②	2	0	0	0	1	0	1						
Jimmy Stewart, S (1, 4) OBP: 0.315, SLG: 0.392		0-0 P4 ③			0-0 1B ③		0-0 G4-6-3 ③		0-0 F7 ③	4	0	2	1	0	0	1						
Jerry Reuss, L (1, 1) Bobby Fenwick, R (7, PH) George Culver, R (7, 1) OBP: 0.250, SLG: 0.500			0-3 K ①		0-3 K ③		0-3 K ①			2	0	0	0	0	2	1						
										1	0	0	0	0	1	2						
										0	0	0	0	0	0	0						
Inning Stats	R: 0 E: 1 K: 2 S: 8	H: 1 LOB: 1 BB: 0 P: 8	R: 0 E: 0 K: 1 S: 5	H: 0 LOB: 1 BB: 1 P: 9	R: 0 E: 0 K: 2 S: 7	H: 0 LOB: 0 BB: 0 P: 7	R: 0 E: 0 K: 3 S: 9	H: 0 LOB: 0 BB: 0 P: 9	R: 0 E: 0 K: 2 S: 8	H: 1 LOB: 1 BB: 0 P: 8	R: 0 E: 0 K: 0 S: 4	H: 1 LOB: 2 BB: 1 P: 8	R: 1 E: 0 K: 1 S: 6	H: 2 LOB: 1 BB: 1 P: 10	R: 0 E: 0 K: 1 S: 6	H: 1 LOB: 1 BB: 0 P: 6	R: 0 E: 0 K: 1 S: 5	H: 0 LOB: 0 BB: 0 P: 5	1B: 6 2B: 0 3B: 0 HR: 0	SF: 0 SAC: 0 DP: 1 HBP: 0	WP: 1 PB: 0 SB: 0 CS: 0	PA: 35
PITCHER	IP WLS BF H R ER SO BB IBB HBP BLK WP HR S P ERA WHIP																					
Steve Carlton, L (1, 1) ERA: 2.99	7.0 W 28 5 1 1 11 3 0 0 0 0 0 0 47 59 1.29 1.143																					
Darrell Brandon, R (8, 1) ERA: 3.32	2.0 S 7 1 0 0 2 0 0 0 0 0 0 0 11 11 0.00 0.500																					

Batter	1	2	3	4	5	6	7	8	9	AB	R	H	RBI	BB	SO	LOB	BOTTOM			
Larry Bowa, S (1, 6) OBP: 0.286, SLG: 0.271	0-0 F7 ①			0-0 F8 ①		4-0 S SH3-4 2B BB	0-0 P6 ③			3	1	0	0	1	0	0	Houston Astros @ Philadelphia Phillies Veterans Stadium, Philadelphia, PA Wed Jun 07 1972, 7:05 PM EDT Att: 10,712 - Unknown			
Terry Harmon, R (1, 4) OBP: 0.409, SLG: 0.368	0-0 F9 ②			4-0 1B BB		0-0 SH3-4 ①		0-0 6-3 ①		2	0	0	0	1	0	0				
Don Money, R (1, 5) OBP: 0.344, SLG: 0.325	0-0 F9 ③			0-0 1B		4-0 2-3 2B BB		0-0 6-3 ②		3	1	1	0	1	0	0				
Greg Luzinski, R (1, 7) Ron Stone, L (8, PR) OBP: 0.364, SLG: 0.278		0-3 K ①		0-3 K ②		0-0 1-H 3-H 1B 2B		1-0 1B HBP		3	1	1	2	0	2	2				
Roger Freed, R (1, 9) Willie Montanez, L (8, PH) OBP: 0.298, SLG: 0.341		0-3 K ②		0-0 F8 ③		0-0 P3 ②		0-0 BB 1B		3	0	0	0	0	1	3				
Deron Johnson, R (1, 3) Tom Hutton, L (6, PR) OBP: 0.314, SLG: 0.387		0-0 5-3 ③			0-0 6-3 ①	0-0 S 1B		4-0 1-2 BB		3	0	1	1	0	0	0				
Byron Browne, R (1, 8) Tim McCarver, L (8, PH) Pete Koegel, R (9, 3) OBP: 0.278, SLG: 0.235			0-0 6-3 ①		0-0 1B	0-3 K ③		0-3 K ③		3	0	1	0	0	1	1				
Mike Ryan, R (1, 2) OBP: 0.294, SLG: 0.304			0-0 F8 ②		0-0 F9 ②		0-0 6-3 ①			3	0	0	0	0	0	1				
Steve Carlton, L (1, 1) Oscar Gamble, L (7, PH) Darrell Brandon, R (8, 1) OBP: 0.125, SLG: 0.125			0-3 K ③		0-3 K ③		0-0 F8 ②			2	0	0	0	0	2	1				
										1	0	0	0	0	0	0				
										0	0	0	0	0	0	0				
Inning Stats	R: 0 E: 0 K: 0 S: 3	H: 0 LOB: 0 BB: 0 P: 3	R: 0 E: 0 K: 2 S: 7	H: 0 LOB: 0 BB: 0 P: 7	R: 0 E: 0 K: 1 S: 5	H: 0 LOB: 0 BB: 0 P: 5	R: 0 E: 0 K: 1 S: 6	H: 1 LOB: 2 BB: 1 P: 10	R: 0 E: 0 K: 1 S: 6	H: 1 LOB: 1 BB: 0 P: 6	R: 3 E: 0 K: 1 S: 7	H: 2 LOB: 2 BB: 2 P: 15	R: 0 E: 0 K: 0 S: 3	H: 0 LOB: 0 BB: 0 P: 3	R: 0 E: 0 K: 1 S: 6	H: 1 LOB: 3 BB: 1 P: 11	1B: 4 2B: 1 3B: 0 HR: 0	SF: 0 SAC: 1 DP: 0 HBP: 1	WP: 0 PB: 0 SB: 2 CS: 0	PA: 34
PITCHER	IP WLS BF H R ER SO BB IBB HBP BLK WP HR S P ERA WHIP																			
Jerry Reuss, L (1, 1) ERA: 4.45	6.0 L 25 4 3 3 6 3 0 0 0 0 0 0 34 46 4.50 1.167																			
George Culver, R (7, 1) ERA: 1.97	2.0 9 1 0 0 1 1 0 1 0 0 0 0 9 14 0.00 1.000																			

Batter	1	2	3	4	5	6	7	8	9	AB	R	H	RBI	BB	SO	LOB	TOP			
Jimmy Stewart, S (1, 4) OBP: 0.288, SLG: 0.357	K		6-3			6-3		F8	F8	5	0	0	0	0	1	2				
Norm Miller, L (1, 9) OBP: 0.293, SLG: 0.333				K		K				2	0	0	0	1	2	0				
Jesus Alou, R (8, PH) OBP: 0.396, SLG: 0.340	BB							1B	HBP	0	0	0	0	0	0	0				
Cesar Cedeno, R (1, 8) OBP: 0.404, SLG: 0.463				6-3						3	1	2	0	1	0	0				
Lee May, R (1, 3) OBP: 0.340, SLG: 0.497										4	0	1	1	0	1	4				
Bob Watson, R (1, 7) OBP: 0.383, SLG: 0.542										4	1	3	1	0	0	0				
Johnny Edwards, L (1, 2) OBP: 0.348, SLG: 0.402										2	0	0	0	0	1	0	2			
Jim York, R (7, 1)										0	0	0	0	0	0	0				
Bobby Fenwick, R (8, PH) OBP: 0.294, SLG: 0.323										1	0	0	0	0	0	0				
Doug Rader, R (1, 5) OBP: 0.277, SLG: 0.404										4	0	0	0	0	1	4				
Roger Metzger, S (1, 6) OBP: 0.271, SLG: 0.241										4	0	1	0	0	0	3				
Larry Dierker, R (1, 1) OBP: 0.207, SLG: 0.179										2	0	0	0	0	1	0				
Jim Ray, R (6, 1) OBP: 0.200, SLG: 0.200										0	0	0	0	0	0	0				
Bob Stinson, S (7, 2) OBP: 0.250, SLG: 0.182										2	0	1	0	0	0	0				
Inning Stats	R: 0 E: 0 K: 1 S: 4	H: 0 LOB: 1 BB: 2 P: 12	R: 0 E: 0 K: 1 S: 5	H: 0 LOB: 0 BB: 0 P: 5	R: 0 E: 0 K: 1 S: 5	H: 0 LOB: 0 BB: 0 P: 5	R: 0 E: 0 K: 1 S: 3	H: 1 LOB: 1 BB: 1 P: 7	R: 0 E: 0 K: 1 S: 5	H: 0 LOB: 0 BB: 0 P: 5	R: 1 E: 0 K: 0 S: 6	H: 3 LOB: 2 BB: 0 P: 6	R: 0 E: 0 K: 1 S: 6	H: 1 LOB: 2 BB: 0 P: 7	R: 1 E: 0 K: 0 S: 6	H: 3 LOB: 3 BB: 0 P: 6	1B: 6 2B: 0 3B: 1 HR: 1	SF: 0 SAC: 0 DP: 2 HBP: 1	WP: 0 PB: 0 SB: 0 CS: 0	PA: 37
PITCHER	IP WLS BF H R ER SO BB IBB HBP BLK WP HR S P ERA WHIP																			
Bill Champion, R (1, 1) ERA: 3.23	6.0 W 23 4 1 1 5 3 0 0 0 0 0 30 42 1.50 1.167																			
Joe Hoerner, L (7, 1) ERA: 2.18	3.0 S 14 4 1 1 1 0 0 1 0 0 1 15 16 3.00 1.333																			

Houston Astros @ Philadelphia Phillies
Veterans Stadium, Philadelphia, PA
Thu Jun 08 1972, 7:05 PM EDT
Att: 20,155 - Unknown

AB	33
R	2
H	8
RBI	2
BB	3
SO	6
LOB	15



Batter	1	2	3	4	5	6	7	8	9	AB	R	H	RBI	BB	SO	LOB	BOTTOM			
Denny Doyle, L (1, 4) OBP: 0.326, SLG: 0.333	F8		4-3			F7	F7			4	0	0	0	1	0	1				
Oscar Gamble, L (1, 9) OBP: 0.231, SLG: 0.308										5	0	2	0	0	2	1				
Willie Montanez, L (1, 8) OBP: 0.300, SLG: 0.345										4	1	1	0	1	2	2				
Greg Luzinski, R (1, 7) OBP: 0.343, SLG: 0.478										3	2	2	1	1	0	1				
Ron Stone, L (8, 7) OBP: 0.356, SLG: 0.270	6-3									1	0	0	0	0	0	2				
Tom Hutton, L (1, 3) OBP: 0.333, SLG: 0.435										4	3	3	2	1	0	2				
Don Money, R (1, 5) OBP: 0.345, SLG: 0.327										5	1	2	0	0	1	4				
Tim McCarver, L (1, 2) OBP: 0.291, SLG: 0.302										2	0	1	1	1	0	1				
Larry Bowa, S (1, 6) OBP: 0.295, SLG: 0.293										3	0	3	3	0	0	0				
Bill Champion, R (1, 1) OBP: 0.222, SLG: 0.389										3	0	0	0	0	1	4				
Joe Hoerner, R (7, 1) ERA: 7.71										1	0	0	0	0	1	2				
Inning Stats	R: 0 E: 0 K: 1 S: 6	H: 1 LOB: 1 BB: 0 P: 6	R: 1 E: 0 K: 0 S: 5	H: 2 LOB: 1 BB: 0 P: 5	R: 0 E: 0 K: 1 S: 5	H: 0 LOB: 0 BB: 0 P: 5	R: 2 E: 0 K: 1 S: 8	H: 4 LOB: 1 BB: 0 P: 8	R: 0 E: 0 K: 0 S: 4	H: 1 LOB: 2 BB: 1 P: 8	R: 1 E: 0 K: 0 S: 5	H: 2 LOB: 1 BB: 0 P: 5	R: 3 E: 0 K: 3 S: 13	H: 4 LOB: 2 BB: 1 P: 17	R: 0 E: 0 K: 1 S: 5	H: 0 LOB: 3 BB: 3 P: 17	1B: 9 2B: 3 3B: 1 HR: 1	SF: 2 SAC: 0 DP: 0 HBP: 0	WP: 0 PB: 0 SB: 0 CS: 2	PA: 42
PITCHER	IP WLS BF H R ER SO BB IBB HBP BLK WP HR S P ERA WHIP																			
Larry Dierker, R (1, 1) ERA: 3.03	5.0 L 25 10 4 4 3 1 0 0 0 0 0 1 13 17 7.20 2.200																			
Jim Ray, R (6, 1) ERA: 5.28	1.2 10 4 3 3 2 1 0 0 0 0 0 1 13 17 16.20 3.000																			
Jim York, R (7, 1) ERA: 7.71	1.1 7 0 0 0 2 3 0 0 0 0 0 0 8 20 0.00 2.250																			

Houston Astros @ Philadelphia Phillies
Veterans Stadium, Philadelphia, PA
Thu Jun 08 1972, 7:05 PM EDT
Att: 20,155 - Unknown

AB	35
R	7
H	14
RBI	7
BB	5
SO	7
LOB	20



Batter	1	2	3	4	5	6	7	8	9	AB	R	H	RBI	BB	SO	LOB	TOP								
Ralph Garr, L (1, 9) OBP: 0.332, SLG: 0.376	F7		K		F7		1-3		F7	5	0	0	0	0	1	1	Atlanta Braves @ Philadelphia Phillies Veterans Stadium, Philadelphia, PA Fri Jun 09 1972, 7:05 PM EDT Att: 17,082 - Unknown								
Felix Milan, R (1, 4) OBP: 0.292, SLG: 0.291	K2-3		F8		F9		F9			4	0	0	0	0	1	1									
Hank Aaron, R (1, 3) OBP: 0.351, SLG: 0.434	F8			P4		F2		6-3		4	0	0	0	0	0	0									
Rico Carty, R (1, 7) OBP: 0.432, SLG: 0.508 Oscar Brown, R (8, PR) OBP: 0.276, SLG: 0.588		G5-4-3 1B		2B		HR BB		F7 BB 1B		3	2	3	0	1	0	0									
Earl Williams, R (1, 2) OBP: 0.340, SLG: 0.392	G5-4-3 1-2			2B		F7		BB		3	0	1	1	1	0	2									
Dusty Baker Jr., R (1, 8) OBP: 0.363, SLG: 0.413	BB 1B			5-3		HR		F7		4	1	2	2	0	0	3									
Darrell Evans, L (1, 5) OBP: 0.424, SLG: 0.526	BB 1-2			F5		FC4-6 BB		4-3		2	0	0	0	2	0	3									
Marty Perez, R (1, 6) OBP: 0.287, SLG: 0.307	4-3				BB	FC4-6			K	3	0	0	0	1	1	3									
Jim Nash, R (1, 1) OBP: 0.250, SLG: 0.250 Jim Breazeale, L (7, PH) OBP: 0.200, SLG: 0.208 George Stone, L (7, 1) Paul Casanova, R (9, PH) OBP: 0.188, SLG: 0.167			5-3		K		K		K	0	0	0	0	0	0	0									
										1	0	0	0	0	1	0									
										0	0	0	0	0	0	1									
										1	0	0	0	0	1	0									
										1	0	0	0	0	1	0									
										1	0	0	0	0	1	0									
Inning Stats	R: 0 E: 0 K: 1 S: 5	H: 0 LOB: 0 BB: 0 P: 5	R: 0 E: 0 K: 0 S: 4	H: 2 LOB: 2 BB: 1 P: 8	R: 0 E: 0 K: 1 S: 5	H: 0 LOB: 0 BB: 0 P: 5	R: 1 E: 0 K: 0 S: 5	H: 2 LOB: 1 BB: 0 P: 5	R: 0 E: 0 K: 1 S: 5	H: 0 LOB: 0 BB: 0 P: 9	R: 2 E: 0 K: 0 S: 4	H: 1 LOB: 1 BB: 2 P: 12	R: 0 E: 0 K: 1 S: 5	H: 0 LOB: 0 BB: 0 P: 5	R: 0 E: 0 K: 0 S: 4	H: 1 LOB: 2 BB: 1 P: 8	R: 0 E: 0 K: 2 S: 7	H: 0 LOB: 0 BB: 0 P: 7	1B: 3 2B: 2 3B: 0 HR: 1	SF: 0 SAC: 0 DP: 1 HBP: 0	WP: 0 PB: 0 SB: 0 CS: 0	PA: 37			
PITCHER	IP	WLS	BF	H	R	ER	SO	BB	IBB	HBP	BLK	WP	HR	S	P	ERA	WHIP								
Ken Reynolds, L (1, 1) ERA: 2.88	6.0		26	5	3	3	3	4	0	0	0	0	1	28	44	4.50	1.500								
Barry Lersch, R (7, 1) ERA: 2.57	1.2	W	7	1	0	0	1	1	0	0	0	0	0	8	12	0.00	1.200								
Chris Short, L (8, 1) ERA: 3.86	0.1		1	0	0	0	0	0	0	0	0	0	0	1	1	0.00	0.000								
Joe Hoerner, L (9, 1) ERA: 2.08	1.0	S	3	0	0	0	2	0	0	0	0	0	0	7	7	0.00	0.000								

Batter	1	2	3	4	5	6	7	8	9	AB	R	H	RBI	BB	SO	LOB	BOTTOM								
Denny Doyle, L (1, 4) OBP: 0.324, SLG: 0.333	2-3		BB 1B		F8	SF7		SH5-3		3	0	1	1	0	0	0	Atlanta Braves @ Philadelphia Phillies Veterans Stadium, Philadelphia, PA Fri Jun 09 1972, 7:05 PM EDT Att: 17,082 - Unknown								
Oscar Gamble, L (1, 9) OBP: 0.235, SLG: 0.250 Deron Johnson, R (8, PH) OBP: 0.244, SLG: 0.304 Bill Champion, R (8, PR) OBP: 0.222, SLG: 0.389 Joe Hoerner, R (9, 1)	F5		FC3-6 BB		P6	K		IBB IBB		3	0	0	0	1	1	2									
Willie Montanez, L (1, 8) OBP: 0.303, SLG: 0.359	HR		FC3-6 2B		BB		K	F7		4	1	1	1	1	1	3									
Greg Luzinski, R (1, 7) OBP: 0.349, SLG: 0.484	1-3		1-2 2B		1-3		1B	1B		4	0	2	0	1	0	1									
Tom Hutton, L (1, 3) OBP: 0.338, SLG: 0.432 Chris Short, R (8, 1)	4-3			P4		1B 2B BB		1B		3	1	1	0	1	0	0									
Byron Browne, R (8, PH) OBP: 0.263, SLG: 0.222 (9, 9)						2B BB	1-2	1B	F9	0	0	0	0	0	0	0									
Don Money, R (1, 5) OBP: 0.346, SLG: 0.331	5-3			1B		2B SF7 1B		K		4	1	2	0	0	1	2									
Tim McCarver, L (1, 2) OBP: 0.296, SLG: 0.310	1B BB			F7		1-3 2H 2B		K		3	0	1	1	1	1	3									
Larry Bowa, S (1, 6) OBP: 0.304, SLG: 0.313	1-2			1B		P5		1B 3B		4	1	3	0	0	0	2									
Ken Reynolds, L (1, 1) Ron Stone, L (6, PH) OBP: 0.370, SLG: 0.270 Barry Lersch, S (7, 1) Pete Koegel, R (8, 3) OBP: 0.286, SLG: 0.269	F7			F5		IBB		IBB SH5-3 1B		2	0	0	0	0	0	4									
										0	0	0	0	1	0	0									
										0	0	0	0	0	0	0									
										1	0	1	1	0	0	0									
Inning Stats	R: 1 E: 0 K: 0 S: 4	H: 1 LOB: 2 BB: 1 P: 4	R: 0 E: 0 K: 0 S: 4	H: 1 LOB: 2 BB: 1 P: 8	R: 0 E: 0 K: 0 S: 3	H: 2 LOB: 2 BB: 1 P: 7	R: 0 E: 0 K: 0 S: 5	H: 2 LOB: 2 BB: 0 P: 5	R: 0 E: 0 K: 1 S: 3	H: 0 LOB: 1 BB: 1 P: 7	R: 2 E: 0 K: 1 S: 7	H: 2 LOB: 2 BB: 2 P: 15	R: 0 E: 0 K: 3 S: 11	H: 2 LOB: 2 BB: 0 P: 11	R: 1 E: 0 K: 0 S: 5	H: 2 LOB: 3 BB: 2 P: 13	1B: 8 2B: 2 3B: 1 HR: 1	SF: 1 SAC: 1 DP: 0 HBP: 0	WP: 0 PB: 0 SB: 0 CS: 0	PA: 41					
PITCHER	IP	WLS	BF	H	R	ER	SO	BB	IBB	HBP	BLK	WP	HR	S	P	ERA	WHIP								
Jim Nash, R (1, 1) ERA: 5.14	6.0		29	8	3	3	1	4	1	0	0	0	1	26	46	4.50	2.000								
George Stone, L (7, 1) ERA: 9.64	2.0	L	12	4	1	1	3	0	2	0	0	0	0	16	24	4.50	2.000								

AB 30
R 3
H 6
RBI 3
BB 5
SO 5
LOB 13

AB 32
R 4
H 12
RBI 4
BB 7
SO 4
LOB 20



Batter	1	2	3	4	5	6	7	8	9	AB	R	H	RBI	BB	SO	LOB	TOP					
Felix Millan, R OBP: 0.288, SLG: 0.288 (1, 4)	F9		1B		P4		FC4-6			4	0	2	1	0	0	0	Atlanta Braves @ Philadelphia Phillies Veterans Stadium, Philadelphia, PA Sun Jun 11 1972, 3:33 AM EDT Att: 32,468 - Unknown					
Ralph Carr, L OBP: 0.339, SLG: 0.373 (1, 9)	6-3		F7		1-3		FC4-6			4	0	0	0	0	2							
Hank Aaron, R OBP: 0.358, SLG: 0.453 (1, 3)	P5		FC4-6							4	0	2	0	0	1							
Rico Carty, R OBP: 0.435, SLG: 0.500 (1, 7)		1B	FC4-6							3	0	1	0	1	0							
Earl Williams, R OBP: 0.343, SLG: 0.408 (1, 5)		K			6-3		FC5-4			4	0	0	0	0	2							
Mike Lum, L OBP: 0.316, SLG: 0.329 (1, 8)					K		4-3			4	0	1	0	0	1							
Paul Casanova, R OBP: 0.244, SLG: 0.256 (1, 2)		K								4	1	3	0	0	1							
Marty Perez, R OBP: 0.295, SLG: 0.310 (1, 6)		K			F8		K			4	0	0	0	0	2							
Ron Reed, R OBP: 0.071, SLG: 0.115 (7, PH)					4-3					2	0	0	0	0	1							
Orlando Cepeda, R OBP: 0.362, SLG: 0.508 (7, 1)			K				K			1	0	0	0	0	1							
Mike McQueen, L OBP: 0.250, SLG: 0.250 (7, 1)										0	0	0	0	0	0							
Inning Stats	R: 0 E: 0 K: 0 S: 3	H: 0 LOB: 0 BB: 0 P: 3	R: 0 E: 0 K: 3 S: 10	H: 1 LOB: 2 BB: 1 P: 14	R: 0 E: 0 K: 1 S: 7	H: 2 LOB: 2 BB: 0 P: 7	R: 0 E: 0 K: 1 S: 6	H: 1 LOB: 0 BB: 0 P: 6	R: 0 E: 0 K: 1 S: 3	H: 0 LOB: 0 BB: 0 P: 3	R: 0 E: 0 K: 2 S: 6	H: 1 LOB: 1 BB: 0 P: 6	R: 1 E: 0 K: 2 S: 9	H: 2 LOB: 1 BB: 0 P: 9	R: 0 E: 0 K: 1 S: 5	H: 1 LOB: 0 BB: 0 P: 5	R: 0 E: 0 K: 0 S: 3	H: 1 LOB: 0 BB: 0 P: 3	1B: 8 2B: 1 3B: 0 HR: 0	SF: 0 SAC: 0 DP: 2 HBP: 0	WP: 1 PB: 0 SB: 0 CS: 0	PA: 35
PITCHER Steve Carlton, L ERA: 2.83 (1, 1)	IP: 9.0 WLS: W BF: 35 H: 9 R: 1 ER: 1 SO: 9 BB: 1 IBB: 0 HBP: 0 BLK: 0 WP: 1 HR: 0 S: 52 P: 56 ERA: 1.00 WHIP: 1.111															PITCHER						

Batter	1	2	3	4	5	6	7	8	9	AB	R	H	RBI	BB	SO	LOB	BOTTOM					
Denny Doyle, L OBP: 0.311, SLG: 0.319 (1, 4)	4-3		5-3				F7			4	0	1	0	0	0	0	Atlanta Braves @ Philadelphia Phillies Veterans Stadium, Philadelphia, PA Sun Jun 11 1972, 3:33 AM EDT Att: 32,468 - Unknown					
Oscar Gamble, L OBP: 0.292, SLG: 0.250 (7, PH)	G1						6-3			1	1	0	1	1	0							
Roger Freed, R OBP: 0.188, SLG: 0.281 (8, 9)										1	0	0	0	0	0							
Willie Montanez, L OBP: 0.306, SLG: 0.356 (1, 8)										3	1	1	0	1	1							
Greg Luzinski, R OBP: 0.350, SLG: 0.474 (9, 7)	G3									4	0	1	0	0	1							
Ron Stone, L OBP: 0.362, SLG: 0.263 (1, 7)										0	0	0	0	0	0							
Deron Johnson, R OBP: 0.236, SLG: 0.293 (7, 3)										3	0	0	0	0	2							
Tom Hutton, L OBP: 0.341, SLG: 0.426 (1, 2)										1	0	0	0	0	1							
Tim McCarver, L OBP: 0.310, SLG: 0.324 (1, 5)										3	0	2	1	0	0							
Don Money, R OBP: 0.343, SLG: 0.326 (1, 6)										3	0	0	0	0	2							
Larry Bowa, S OBP: 0.299, SLG: 0.303 (1, 6)										2	1	0	0	1	1							
Steve Carlton, L OBP: 0.300, SLG: 0.297 (1, 1)										2	0	0	0	0	0							
Inning Stats	R: 0 E: 0 K: 0 S: 3	H: 0 LOB: 1 BB: 1 P: 7	R: 0 E: 0 K: 2 S: 7	H: 0 LOB: 0 BB: 0 P: 7	R: 0 E: 0 K: 0 S: 3	H: 0 LOB: 0 BB: 0 P: 3	R: 2 E: 0 K: 3 S: 11	H: 2 LOB: 1 BB: 1 P: 15	R: 1 E: 0 K: 0 S: 4	H: 1 LOB: 1 BB: 1 P: 8	R: 0 E: 0 K: 1 S: 7	H: 2 LOB: 2 BB: 0 P: 7	R: 0 E: 0 K: 0 S: 3	H: 0 LOB: 0 BB: 0 P: 3	R: 0 E: 0 K: 2 S: 7	H: 0 LOB: 0 BB: 0 P: 7	R: 0 E: 0 K: 0 S: 3	H: 0 LOB: 0 BB: 0 P: 7	1B: 5 2B: 0 3B: 0 HR: 0	SF: 1 SAC: 1 DP: 0 HBP: 0	WP: 1 PB: 0 SB: 0 CS: 0	PA: 32
PITCHER Ron Reed, R ERA: 4.02 Mike McQueen, L ERA: 4.5 (7, 1)	IP: 6.0 WLS: L BF: 26 H: 5 R: 3 ER: 3 SO: 6 BB: 3 IBB: 0 HBP: 0 BLK: 0 WP: 0 HR: 0 S: 35 P: 47 ERA: 4.50 WHIP: 1.333															PITCHER						

AB	34
R	1
H	9
RBI	1
BB	1
SO	9
LOB	16



Batter	1	2	3	4	5	6	7	8	9	AB	R	H	RBI	BB	SO	LOB	TOP												
Terry Harmon, R OBP: 0.400, SLG: 0.354 (1, 4)	F7		1B BB			F8		K	FC4-6 1B	4	0	1	0	1	1	1	Philadelphia Phillies @ Cincinnati Reds Riverfront Stadium, Cincinnati, OH Tue Jun 13 1972, 7:05 PM EDT Att: 31,509 - Unknown AB 33 R 2 H 6 RBI 2 BB 5 SO 9 LOB 11												
Larry Bowa, S OBP: 0.296, SLG: 0.300 (1, 6)	F9		1-2 1B			6-3		F2	FC4-6 1-2	5	0	1	0	0	0	1													
Don Money, R OBP: 0.330, SLG: 0.311 (1, 5)	K		K			L5		5-3		4	0	0	0	0	2	2													
Greg Luzinski, R OBP: 0.356, SLG: 0.493 (1, 7)		K		K		E4 2B		HR		4	1	2	1	0	2	0													
Roger Freed, R OBP: 0.282, SLG: 0.405 (1, 9)	WP 1B			BB		E4 BB		HR		2	1	2	1	2	0	0													
Deron Johnson, R OBP: 0.226, SLG: 0.279 Wayne Twitchell, R (6, 1)	K		K			E4		BB		3	0	0	0	0	2	4													
Tim McCarver, L OBP: 0.316, SLG: 0.329 Dick Selma, R OBP: 0.158, SLG: 0.167 (8, PH)	K		K			1-2 2-H		BB		0	0	0	0	0	0	0													
Willie Montanez, L OBP: 0.296, SLG: 0.344 Byron Browne, R OBP: 0.250, SLG: 0.211 Tom Hutton, L OBP: 0.336, SLG: 0.417 Ron Stone, L OBP: 0.362, SLG: 0.263 (8, PH)	3-1			4-3				4-3	5-3	3	0	0	0	0	0	2													
Mike Ryan, R OBP: 0.276, SLG: 0.286 Oscar Gamble, L OBP: 0.306, SLG: 0.273 (9, PH)			1-3			F4		F6	K	3	0	0	0	0	0	0													
Ken Reynolds, L Pete Koegel, R OBP: 0.290, SLG: 0.250 (6, 3)			6-3			K			F8	1	0	0	0	0	1	0													
Inning Stats	R: 0 E: 0 K: 1 S: 5	H: 0 LOB: 0 BB: 0 P: 5	R: 0 E: 0 K: 2 S: 8	H: 1 LOB: 1 BB: 0 P: 8	R: 0 E: 0 K: 1 S: 6	H: 1 LOB: 2 BB: 1 P: 10	R: 0 E: 0 K: 2 S: 7	H: 0 LOB: 1 BB: 1 P: 11	R: 0 E: 0 K: 1 S: 5	H: 0 LOB: 0 BB: 0 P: 5	R: 0 E: 1 K: 0 S: 4	H: 1 LOB: 2 BB: 1 P: 8	R: 0 E: 0 K: 1 S: 5	H: 0 LOB: 1 BB: 1 P: 9	R: 2 E: 0 K: 0 S: 5	H: 2 LOB: 1 BB: 1 P: 9		R: 0 E: 0 K: 1 S: 6	H: 1 LOB: 1 BB: 0 P: 6	1B: 3 2B: 1 3B: 0 HR: 2	SF: 0 SAC: 0 DP: 0 HBP: 0	WP: 1 PB: 0 SB: 0 CS: 0	PA: 38						
PITCHER	IP	WLS	BF	H	R	ER	SO	BB	IBB	HBP	BLK	WP	HR	S	P	ERA		WHIP											
Ross Grimsley, L ERA: 2.44 Pedro Borbon, R ERA: 3.07	(1, 1)	7.2	W	33	5	2	2	8	5	0	0	0	1	2	44	64		2.35	1.304										
	(8, 1)	1.1	S	5	1	0	0	1	0	0	0	0	0	0	7	7		0.00	0.750										

Batter	1	2	3	4	5	6	7	8	9	AB	R	H	RBI	BB	SO	LOB	BOTTOM												
Pete Rose, S OBP: 0.320, SLG: 0.341 (1, 7)	4-3		4-3			4-3		F9		4	0	0	0	0	0	0	Philadelphia Phillies @ Cincinnati Reds Riverfront Stadium, Cincinnati, OH Tue Jun 13 1972, 7:05 PM EDT Att: 31,509 - Unknown AB 28 R 4 H 5 RBI 4 BB 2 SO 6 LOB 7												
Joe Morgan, L OBP: 0.410, SLG: 0.439 (1, 4)	L9			S 2B 1B		3B BB BB		3-1 S HBP		2	2	1	0	1	0	0													
Bobby Tolan, L OBP: 0.379, SLG: 0.488 (1, 8)	CS 1B			1-H 2B		P6		3-1		4	0	2	1	0	0	2													
Johnny Bench, R OBP: 0.389, SLG: 0.613 (1, 2)	CS 1-2		F7		K		3B BB	F8		3	1	0	0	1	1	2													
Tony Perez, R OBP: 0.348, SLG: 0.527 (1, 3)		L5		F9		1-H 2-H 3B				3	0	1	2	0	0	1													
George Foster, R OBP: 0.270, SLG: 0.373 (1, 9)				F7		4-3				3	1	1	1	0	0	2													
Julian Javier, R OBP: 0.300, SLG: 0.389 Denis Menke, R OBP: 0.347, SLG: 0.341 (8, 5)				HR						3	0	0	0	0	1	0													
Dave Concepcion, R OBP: 0.266, SLG: 0.275 (1, 6)				F4		5-3		K		0	0	0	0	0	0	0													
Ross Grimsley, L ERA: 3.52 Pedro Borbon, R ERA: 5.34	(1, 1)	5.2	L	23	5	4	4	3	2	0	0	0	0	0	3	30		6.35	1.235										
Ken Reynolds, L Wayne Twitchell, R Dick Selma, R	(1, 1)	1.1		4	0	0	0	3	0	0	0	0	0	0	3	4		0.00	0.000										
	(8, 1)	1.0		4	0	0	0	0	0	0	1	0	0	0	3	4		0.00	0.000										
Inning Stats	R: 0 E: 0 K: 0 S: 3	H: 1 LOB: 0 BB: 0 P: 3	R: 1 E: 0 K: 0 S: 4	H: 1 LOB: 0 BB: 0 P: 4	R: 0 E: 0 K: 1 S: 5	H: 0 LOB: 0 BB: 0 P: 5	R: 1 E: 0 K: 1 S: 7	H: 2 LOB: 1 BB: 0 P: 7	R: 0 E: 0 K: 1 S: 5	H: 0 LOB: 0 BB: 0 P: 5	R: 2 E: 0 K: 0 S: 4	H: 1 LOB: 2 BB: 2 P: 12	R: 0 E: 0 K: 3 S: 9	H: 0 LOB: 0 BB: 0 P: 9	R: 0 E: 0 K: 0 S: 3	H: 0 LOB: 1 BB: 0 P: 4		1B: 2 2B: 1 3B: 1 HR: 1	SF: 0 SAC: 0 DP: 0 HBP: 1	WP: 0 PB: 0 SB: 2 CS: 1	PA: 32								
PITCHER	IP	WLS	BF	H	R	ER	SO	BB	IBB	HBP	BLK	WP	HR	S	P	ERA		WHIP											
	(1, 1)	7.2	W	33	5	2	2	8	5	0	0	0	1	2	44	64		2.35	1.304										
	(8, 1)	1.1	S	5	1	0	0	1	0	0	0	0	0	0	7	7		0.00	0.750										

Batter	1	2	3	4	5	6	7	8	9	AB	R	H	RBI	BB	SO	LOB	TOP									
Denny Doyle, L (1,4) OBP: 0.312, SLG: 0.326	0-0 4-3			0-0 3-1		0-0 1-2 1B			0-0 4-3	4	0	1	0	0	0	0	Philadelphia Phillies @ Cincinnati Reds Riverfront Stadium, Cincinnati, OH Wed Jun 14 1972, 7:05 PM EDT Att: 16,127 - Unknown									
Larry Bowa, S (1,6) OBP: 0.292, SLG: 0.296	0-0 3-1			0-0 5-3		0-0 P6			0-0 5-3	3	0	0	0	0	0	2										
Deron Johnson, R (9, PH) OBP: 0.223, SLG: 0.276										1	0	0	0	0	0	0										
Willie Montanez, L (1,8) Ken Reynolds, L (9, PR)	0-0 F7			0-3 K					0-0 1B 2B	4	1	2	0	0	1	0										
Greg Luzinski, R (1,7)		0-0 1-3			0-0 5-3				0-0 L9	4	0	0	0	0	0	2										
Tom Hutton, L (1,3) OBP: 0.343, SLG: 0.423		0-0 F7			0-0 CS 1B				0-0 G5-4-3 2H 1B	3	0	2	1	0	0	0										
Roger Freed, R (1,9) OBP: 0.282, SLG: 0.375		0-3 K			0-0 6-3				0-0 G5-4-3 1-2	3	0	0	0	0	1	2										
Don Money, R (1,5) OBP: 0.326, SLG: 0.306				0-0 5-3		0-0 P4			0-0 5-3	3	0	0	0	0	0	0										
Mike Ryan, R (1,2) OBP: 0.266, SLG: 0.275				0-3 K		0-0 P6			0-0 1-3	2	0	0	0	0	1	0										
Ron Stone, L (8, PH) Dick Selma, R (8, PH) OBP: 0.158, SLG: 0.167				0-3 K		0-0 1B BB			0-3 K	0	0	0	0	0	0	0										
Barry Lersch, S (1,1) Oscar Gamble, L (6, PH) Darrell Brandon, R (6, PH) Pete Koegel, R (8, PH) OBP: 0.261, SLG: 0.241				0-3 K						1	0	0	0	0	1	0										
Inning Stats	R: 0 E: 0 K: 0 S: 3	H: 0 LOB: 0 BB: 0 P: 3	R: 0 E: 0 K: 1 S: 5	H: 0 LOB: 0 BB: 0 P: 5	R: 0 E: 0 K: 2 S: 7	H: 0 LOB: 0 BB: 0 P: 7	R: 0 E: 0 K: 1 S: 5	H: 0 LOB: 0 BB: 0 P: 5	R: 0 E: 0 K: 0 S: 3	H: 1 LOB: 0 BB: 0 P: 3	R: 0 E: 0 K: 0 S: 4	H: 1 LOB: 2 BB: 1 P: 8	R: 1 E: 0 K: 0 S: 4	H: 2 LOB: 0 BB: 0 P: 4	R: 0 E: 0 K: 1 S: 5	H: 0 LOB: 0 BB: 0 P: 5	R: 0 E: 0 K: 0 S: 4	H: 1 LOB: 1 BB: 0 P: 4	1B: 4 2B: 1 3B: 0 HR: 0	SF: 0 SAC: 0 DP: 1 HBP: 0	WP: 0 PB: 0 SB: 0 CS: 1	PA: 31				
PITCHER	IP WLS BF H R ER SO BB IBB HBP BLK WP HR S P ERA WHIP	8.2 W 30 5 1 1 5 1 0 0 0 0 0 0 39 43 1.04 0.692	0.1 S 1 0 0 0 0 0 0 0 0 0 0 0 1 1 0.00 0.000																							

AB	30
R	1
H	5
RBI	1
BB	1
SO	5
LOB	6



Batter	1	2	3	4	5	6	7	8	9	AB	R	H	RBI	BB	SO	LOB	BOTTOM							
Pete Rose, S (1,7) OBP: 0.323, SLG: 0.352	0-0 1-4-3		0-0 1-6-3		0-0 3B		0-0 1B			4	0	2	0	0	0	0	Philadelphia Phillies @ Cincinnati Reds Riverfront Stadium, Cincinnati, OH Wed Jun 14 1972, 7:05 PM EDT Att: 16,127 - Unknown							
Joe Morgan, L (1,4) OBP: 0.408, SLG: 0.432	4-0 1B SF8 BB		0-0 L9		0-0 F3		0-0 F8			3	1	0	0	1	0	2								
Bobby Tolan, L (1,8) OBP: 0.377, SLG: 0.483	0-0 1-3 1B		0-0 5-3		0-0 F6		0-0 G3			4	0	1	0	0	0	2								
Johnny Bench, R (1,2) OBP: 0.391, SLG: 0.628	0-0 SF8			0-0 HR	4-0 IBB			0-3 K		2	1	1	2	1	1	0								
Tony Perez, R (1,3) OBP: 0.339, SLG: 0.513	0-0 F9		0-0 E3 5-3		0-0 P4			0-0 4-3		4	0	0	0	0	0	3								
Joe Hague, L (1,9) OBP: 0.394, SLG: 0.508		0-3 K		0-0 P6		0-0 L9		0-3 K2-3		3	0	0	0	0	1	1								
Cesar Geronimo, L (7,9) OBP: 0.313, SLG: 0.393										1	0	0	0	0	1	0								
Denis Menke, R (1,5) OBP: 0.340, SLG: 0.333		0-0 F9		0-0 5-3		0-3 K				3	0	0	0	0	1	1								
Dave Concepcion, R (1,6) OBP: 0.272, SLG: 0.289		0-0 3B		4-0 IBB		0-0 6-3				2	0	1	0	1	0	0								
Jack Billingham, R (1,1) OBP: 0.080, SLG: 0.042		0-3 K		0-0 1-3			0-3 K			3	0	0	0	0	2	3								
Clay Carroll, R (9,1)										0	0	0	0	0	0	0								
Inning Stats	R: 1 E: 0 K: 0 S: 4	H: 1 LOB: 1 BB: 1 P: 8	R: 0 E: 0 K: 2 S: 8	H: 1 LOB: 0 BB: 0 P: 8	R: 0 E: 0 K: 0 S: 3	H: 0 LOB: 0 BB: 0 P: 3	R: 1 E: 1 K: 0 S: 5	H: 1 LOB: 2 BB: 1 P: 9	R: 0 E: 0 K: 0 S: 4	H: 1 LOB: 2 BB: 1 P: 8	R: 0 E: 0 K: 1 S: 6	H: 0 LOB: 0 BB: 0 P: 5	R: 0 E: 0 K: 1 S: 6	H: 1 LOB: 1 BB: 0 P: 6	R: 0 E: 0 K: 2 S: 7	H: 0 LOB: 0 BB: 0 P: 7	1B: 2 2B: 0 3B: 2 HR: 1	SF: 1 SAC: 0 DP: 0 HBP: 0	WP: 0 PB: 0 SB: 0 CS: 0	PA: 33				
PITCHER	IP WLS BF H R ER SO BB IBB HBP BLK WP HR S P ERA WHIP	5.0 L 23 4 2 2 2 1 2 0 0 0 0 1 24 36 3.60 1.000	2.0 7 1 0 0 2 0 0 0 0 0 0 0 0 11 11 0.00 0.500	1.0 3 0 0 0 2 0 0 0 0 0 0 0 0 7 7 0.00 0.000																				

AB	29
R	2
H	5
RBI	2
BB	3
SO	6
LOB	12



Batter	1	2	3	4	5	6	7	8	9	10	11	AB	R	H	RBI	BB	SO	LOB	TOP				
Ron Stone, L OBP: 0.315, SLG: 0.222 (1, 9)	F3		L7		F3		F6			4-3	4-3	6	0	0	0	0	0	3					
Denny Doyle, L OBP: 0.315, SLG: 0.324 (1, 4)	BB		F7		L9			6-3		1B	1B	4	0	1	0	1	0	0					
Tom Hutton, L OBP: 0.345, SLG: 0.437 (1, 3)	F7		2B			2B		F8		F7		5	0	2	0	0	0	2					
Greg Luzinski, R OBP: 0.346, SLG: 0.476 (1, 7)	K		F8			6-3		6-3			1B	5	0	1	0	0	1	3					
Willie Montanez, L OBP: 0.302, SLG: 0.350 (1, 8)		K			F9						F7	4	0	1	0	1	1	2					
John Bateman, R OBP: 0.351, SLG: 0.353 (1, 2)																							
Terry Harmon, R OBP: 0.400, SLG: 0.354 (11, PR)																							
Mike Ryan, R OBP: 0.288, SLG: 0.275 (11, 2)	1B																						
Don Money, R OBP: 0.324, SLG: 0.302 (1, 5)																							
Larry Bowa, S OBP: 0.295, SLG: 0.300 (1, 6)																							
Steve Carlton, L OBP: 0.273, SLG: 0.288 (1, 1)																							
Oscar Gamble, L OBP: 0.357, SLG: 0.304 (11, PH)																							
Ken Reynolds, L OBP: 0.158, SLG: 0.167 (11, PR)																							
Dick Selma, R OBP: 0.158, SLG: 0.167 (11, 1)																							
Inning Stats	R: 0 E: 0 K: 1 S: 5	H: 0 LOB: 1 BB: 0 P: 9	R: 0 E: 0 K: 1 S: 7	H: 2 LOB: 2 BB: 0 P: 7	R: 0 E: 0 K: 1 S: 4	H: 1 LOB: 1 BB: 0 P: 4	R: 0 E: 0 K: 0 S: 3	H: 1 LOB: 1 BB: 0 P: 7	R: 0 E: 0 K: 0 S: 3	H: 0 LOB: 1 BB: 1 P: 7	R: 0 E: 0 K: 3 S: 11	H: 2 LOB: 2 BB: 0 P: 11	R: 0 E: 0 K: 0 S: 5	H: 2 LOB: 2 BB: 0 P: 5	R: 0 E: 0 K: 0 S: 5	H: 2 LOB: 2 BB: 0 P: 5	1B: 8 2B: 3 3B: 0 HR: 0	SF: 0 SAC: 2 DP: 1 HBP: 0	WP: 0 PB: 0 SB: 0 CS: 0	PA: 46			
PITCHER	IP: 6.1 WLS: 6 BF: 26 H: 5 R: 0 ER: 0 SO: 2 BB: 3 IBB: 0 HBP: 0 BLK: 0 WP: 0 HR: 0 S: 27 P: 39 ERA: 0.00 WHIP: 1.263																						
Don Wilson, R ERA: 3.09 (1, 1)																							
Tom Griffin, R ERA: 0.59 (7, 1)																							

Philadelphia Phillies @ Houston Astros
Astrodome, Houston, TX
Fri Jun 16 1972, 8:05 PM EDT
Att: 14,891 - Unknown

AB 41
R 0
H 11
RBI 0
BB 3
SO 5
LOB 24



Batter	1	2	3	4	5	6	7	8	9	10	11	AB	R	H	RBI	BB	SO	LOB	BOTTOM				
Roger Metzger, S OBP: 0.268, SLG: 0.229 (1, 6)	CS		L7			K		K		K		5	0	1	0	0	3	2					
Cesar Cedeno, R OBP: 0.399, SLG: 0.495 (1, 8)	K				L6	CS		CS		BB	2B	5	0	2	0	0	1	2					
Jimmy Wynn, R OBP: 0.579, SLG: 0.495 (1, 9)	6-3				K	CS		CS		BB	1B	4	1	2	1	1	1	0					
Lee May, R OBP: 0.338, SLG: 0.485 (1, 3)					F5	5-3		K		K		4	0	0	0	0	2	3					
Bob Watson, R OBP: 0.367, SLG: 0.495 (1, 7)					5-3			F9		L7		4	0	0	0	0	0	3					
Doug Rader, R OBP: 0.291, SLG: 0.413 (1, 5)												1	0	0	0	3	1	0					
Tommy Helms, R OBP: 0.263, SLG: 0.306 (1, 4)												4	0	1	0	0	0	6					
Larry Howard, R OBP: 0.360, SLG: 0.381 (1, 2)												4	0	1	0	0	1	2					
Don Wilson, R OBP: 0.125, SLG: 0.087 (1, 1)												2	0	0	0	0	2	1					
Tom Griffin, R OBP: 0.250, SLG: 0.625 (7, 1)												1	0	0	0	0	1	0					
Inning Stats	R: 0 E: 0 K: 1 S: 5	H: 1 LOB: 0 BB: 0 P: 5	R: 0 E: 0 K: 1 S: 5	H: 0 LOB: 0 BB: 0 P: 5	R: 0 E: 0 K: 1 S: 6	H: 1 LOB: 1 BB: 0 P: 6	R: 0 E: 0 K: 1 S: 5	H: 0 LOB: 0 BB: 0 P: 5	R: 0 E: 0 K: 1 S: 5	H: 1 LOB: 2 BB: 1 P: 10	R: 0 E: 0 K: 2 S: 7	H: 1 LOB: 3 BB: 2 P: 14	R: 0 E: 0 K: 1 S: 6	H: 1 LOB: 1 BB: 0 P: 6	R: 1 E: 0 K: 0 S: 1	H: 1 LOB: 0 BB: 0 P: 1	1B: 5 2B: 1 3B: 0 HR: 1	SF: 0 SAC: 1 DP: 0 HBP: 0	WP: 0 PB: 0 SB: 0 CS: 2	PA: 40			
PITCHER	IP: 10.0 WLS: 10 BF: 38 H: 6 R: 0 ER: 0 SO: 12 BB: 3 IBB: 1 HBP: 0 BLK: 1 WP: 0 HR: 0 S: 58 P: 74 ERA: 0.00 WHIP: 0.900																						
Steve Carlton, L ERA: 2.6 (1, 1)																							
Dick Selma, R ERA: 5.4 (11, 1)																							

Philadelphia Phillies @ Houston Astros
Astrodome, Houston, TX
Fri Jun 16 1972, 8:05 PM EDT
Att: 14,891 - Unknown

AB 34
R 1
H 7
RBI 1
BB 4
SO 12
LOB 19



Batter	1	2	3	4	5	6	7	8	9	AB	R	H	RBI	BB	SO	LOB	TOP										
Terry Harmon, R OBP: 0.400, SLG: 0.362 (1, 4)										4	1	2	1	0	0	0	Philadelphia Phillies @ Houston Astros Astrodome, Houston, TX Sat Jun 17 1972, 8:05 PM EDT Att: 24,834 - Dome										
Larry Bowa, S OBP: 0.298, SLG: 0.302 (1, 6)										5	0	2	0	0	1	2											
Tom Hutton, L OBP: 0.340, SLG: 0.424 (1, 3)										4	0	0	0	1	1	3											
Greg Luzinski, R OBP: 0.349, SLG: 0.481 (1, 7)										4	2	2	0	0	0	1											
Roger Freed, R OBP: 0.304, SLG: 0.419 (1, 9)										3	0	2	1	1	0	1											
Willie Montanez, L OBP: 0.301, SLG: 0.348 (1, 8)										4	1	1	0	0	1	4											
Don Money, R OBP: 0.327, SLG: 0.306 (1, 5)										4	1	2	1	0	0	1											
John Bateman, R OBP: 0.366, SLG: 0.395 (1, 2)										4	0	2	1	0	1	3											
Woodie Fryman, R OBP: 0.174, SLG: 0.279 (5, 1) Darrell Brandon, R OBP: 0.286, SLG: 0.300 (6, 1) Wayne Twitchell, R OBP: 0.286, SLG: 0.300 (7, PH) Byron Browne, R OBP: 0.286, SLG: 0.300 (7, PH) Gary Neibauer, R OBP: 0.286, SLG: 0.300 (7, PH) Oscar Gamble, L OBP: 0.286, SLG: 0.292 (8, PH)										2	0	0	0	0	1	3											
Inning Stats	R: 1 E: 0 K: 0 S: 5	H: 3 LOB: 1 BB: 0 P: 5	R: 2 E: 0 K: 2 S: 10	H: 3 LOB: 1 BB: 0 P: 10	R: 0 E: 0 K: 2 S: 8	H: 1 LOB: 1 BB: 0 P: 8	R: 0 E: 0 K: 0 S: 3	H: 1 LOB: 0 BB: 0 P: 3	R: 1 E: 0 K: 1 S: 7	H: 2 LOB: 1 BB: 0 P: 7	R: 0 E: 0 K: 0 S: 3	H: 0 LOB: 0 BB: 0 P: 3	R: 1 E: 0 K: 0 S: 4	H: 1 LOB: 2 BB: 2 P: 12	R: 0 E: 0 K: 1 S: 6	H: 1 LOB: 1 BB: 0 P: 6		1B: 10 2B: 3 3B: 0 HR: 0	SF: 1 SAC: 0 DP: 2 HBP: 0	WP: 0 PB: 0 SB: 1 CS: 1	PA: 39						
PITCHER	IP	WLS	BF	H	R	ER	SO	BB	IBB	HBP	BLK	WP	HR	S	P	ERA	WHIP										
Dave Roberts, L ERA: 4.45 (1, 1)	7.2	W	34	12	5	5	5	2	0	0	0	0	0	42	50	5.87	1.826										
Jim Ray, R ERA: 5.06 (8, 1)	1.1	S	5	1	0	0	1	0	0	0	0	0	0	7	7	0.00	0.750										

Batter	1	2	3	4	5	6	7	8	9	AB	R	H	RBI	BB	SO	LOB	BOTTOM										
Roger Metzger, S OBP: 0.271, SLG: 0.229 (1, 6)										4	1	1	0	1	0	1	Philadelphia Phillies @ Houston Astros Astrodome, Houston, TX Sat Jun 17 1972, 8:05 PM EDT Att: 24,834 - Dome										
Cesar Cedeno, R OBP: 0.404, SLG: 0.497 (1, 8)										5	2	3	0	0	0	0											
Jimmy Wynn, R OBP: 0.381, SLG: 0.508 (1, 9) Jesus Alou, R OBP: 0.389, SLG: 0.333 (7, 9)										3	2	1	1	1	0	3											
Lee May, R OBP: 0.345, SLG: 0.500 (1, 3) Jimmy Stewart, S OBP: 0.296, SLG: 0.333 (7, 3)										4	1	3	3	0	0	2											
Bob Watson, R OBP: 0.372, SLG: 0.498 (8, PR) Bob Stinson, S OBP: 0.235, SLG: 0.188 (9, 7)										3	1	1	0	1	2	2											
Doug Rader, R OBP: 0.298, SLG: 0.431 (1, 5)										5	2	3	2	0	1	3											
Tommy Helms, R OBP: 0.267, SLG: 0.305 (1, 4)										4	1	1	1	1	0	3											
Larry Howard, R OBP: 0.379, SLG: 0.440 (1, 2)										4	0	2	3	0	0	3											
Dave Roberts, L OBP: 0.290, SLG: 0.400 (1, 1) Jim Ray, R OBP: 0.200, SLG: 0.200 (8, 1)										4	0	1	0	0	0	2											
Inning Stats	R: 0 E: 0 K: 0 S: 4	H: 2 LOB: 1 BB: 0 P: 4	R: 0 E: 0 K: 0 S: 4	H: 1 LOB: 1 BB: 0 P: 4	R: 1 E: 1 K: 1 S: 5	H: 2 LOB: 2 BB: 0 P: 5	R: 2 E: 1 K: 1 S: 8	H: 3 LOB: 1 BB: 0 P: 8	R: 4 E: 0 K: 0 S: 6	H: 4 LOB: 1 BB: 2 P: 14	R: 3 E: 0 K: 2 S: 10	H: 3 LOB: 2 BB: 2 P: 18	R: 0 E: 0 K: 0 S: 3	H: 0 LOB: 0 BB: 0 P: 3	R: 0 E: 0 K: 1 S: 6	H: 1 LOB: 2 BB: 0 P: 7		1B: 10 2B: 4 3B: 0 HR: 2	SF: 0 SAC: 0 DP: 2 HBP: 1	WP: 0 PB: 1 SB: 0 CS: 0	PA: 43						
PITCHER	IP	WLS	BF	H	R	ER	SO	BB	IBB	HBP	BLK	WP	HR	S	P	ERA	WHIP										
Woodie Fryman, L ERA: 4.32 (1, 1)	4.1	L	23	10	6	4	1	1	0	0	0	0	0	4	16	8.31	2.538										
Darrell Brandon, R ERA: 4.44 (5, 1)	0.2		7	3	4	4	0	1	2	0	0	0	0	4	16	54.00	6.000										
Wayne Twitchell, R ERA: 5.79 (6, 1)	1.0		5	2	0	0	2	0	0	0	0	0	0	9	9	0.00	2.000										
Gary Neibauer, R ERA: 6.52 (7, 1)	2.0		8	1	0	0	1	0	0	1	0	0	0	9	10	0.00	0.500										

Batter	1	2	3	4	5	6	7	8	9	AB	R	H	RBI	BB	SO	LOB	TOP			
Terry Harmon, R OBP: 0.381, SLG: 0.342	F3		FC4-6			L7		F6		4	0	0	0	0	0	2	Philadelphia Phillies @ Houston Astros Astrodome, Houston, TX Sun Jun 18 1972, 4:33 AM EDT Att: 20,768 - Dome			
Larry Bowa, S OBP: 0.297, SLG: 0.305	5-3		K			F8				4	0	1	0	0	1	1				
Don Money, R OBP: 0.322, SLG: 0.299	K				F3					4	0	0	0	0	1	1				
Greg Luzinski, R OBP: 0.343, SLG: 0.473		6-3			6-3					4	0	0	0	0	2	1				
Roger Freed, R OBP: 0.300, SLG: 0.391		5-3			K					3	0	0	0	1	2	1				
Willie Montanez, L OBP: 0.301, SLG: 0.344										2	0	0	0	1	2	1				
Pete Koegel, R OBP: 0.257, SLG: 0.219										3	0	0	0	0	0	1				
Mike Ryan, R OBP: 0.281, SLG: 0.275										0	0	0	0	1	0	0				
John Bateman, R OBP: 0.349, SLG: 0.375										2	0	0	0	0	0	0				
Bill Champion, R OBP: 0.201, SLG: 0.350										0	0	0	0	0	0	0				
Barry Lersch, S OBP: 0.227, SLG: 0.190										1	0	0	0	0	0	1				
Byron Browne, R OBP: 0.227, SLG: 0.190										1	0	0	0	0	0	0				
Ken Reynolds, L OBP: 0.227, SLG: 0.190										0	0	0	0	0	0	0				
Oscar Gamble, L OBP: 0.227, SLG: 0.190										0	0	0	0	1	0	0				
Wayne Twitchell, R OBP: 0.188, SLG: 0.187										0	0	0	0	0	0	0				
Dick Selma, R OBP: 0.188, SLG: 0.187										0	0	0	0	0	0	0				
Inning Stats	R: 0 E: 0 K: 1 S: 5	H: 0 LOB: 0 BB: 0 P: 5	R: 0 E: 0 K: 0 S: 3	H: 0 LOB: 1 BB: 1 P: 7	R: 0 E: 0 K: 2 S: 7	H: 0 LOB: 0 BB: 0 P: 11	R: 0 E: 0 K: 1 S: 5	H: 0 LOB: 0 BB: 0 P: 5	R: 0 E: 0 K: 0 S: 3	H: 0 LOB: 0 BB: 0 P: 3	R: 0 E: 0 K: 2 S: 7	H: 0 LOB: 1 BB: 1 P: 11	R: 0 E: 0 K: 0 S: 3	H: 0 LOB: 1 BB: 0 P: 7	R: 0 E: 0 K: 2 S: 8	H: 1 LOB: 1 BB: 0 P: 8	1B: 0 2B: 1 3B: 0 HR: 0	SF: 0 SAC: 0 DP: 0 HBP: 0	WP: 0 PB: 0 SB: 0 CS: 0	PA: 32
PITCHER Jerry Reuss, L ERA: 3.52	IP: 9.0 WLS: W BF: 32 H: 1 R: 0 ER: 0 SO: 9 BB: 4 IBB: 0 HBP: 0 BLK: 0 WP: 0 HR: 0 S: 46 P: 62 ERA: 0.00 WHIP: 0.556															IP: 9.0 WLS: W BF: 32 H: 1 R: 0 ER: 0 SO: 9 BB: 4 IBB: 0 HBP: 0 BLK: 0 WP: 0 HR: 0 S: 46 P: 62 ERA: 0.00 WHIP: 0.556				

Batter	1	2	3	4	5	6	7	8	9	AB	R	H	RBI	BB	SO	LOB	BOTTOM			
Roger Metzger, S OBP: 0.273, SLG: 0.233	S 2B	4-3				F8				5	2	2	0	0	0	0	Philadelphia Phillies @ Houston Astros Astrodome, Houston, TX Sun Jun 18 1972, 4:33 AM EDT Att: 20,768 - Dome			
Cesar Cedeno, R OBP: 0.413, SLG: 0.530	1B 5-3	K								5	3	4	2	0	1	0				
Jimmy Wynn, R OBP: 0.385, SLG: 0.511	1B WP									3	2	2	0	0	0	0				
Jesus Alou, R OBP: 0.375, SLG: 0.320	1B 2-3									2	0	0	1	0	0	3				
Lee May, R OBP: 0.351, SLG: 0.505	5-3									4	1	2	2	1	0	2				
Bob Watson, R OBP: 0.377, SLG: 0.510	E 2B									3	1	2	4	1	0	1				
Doug Rader, R OBP: 0.304, SLG: 0.437	E2 1B									4	0	2	1	1	2	4				
Tommy Helms, R OBP: 0.261, SLG: 0.298	F9									4	0	0	0	0	0	4				
Larry Howard, R OBP: 0.333, SLG: 0.379	1-3									4	0	0	0	0	0	1				
Jerry Reuss, L OBP: 0.161, SLG: 0.107										3	1	0	0	1	3	0				
Inning Stats	R: 4 E: 1 K: 0 S: 8	H: 5 LOB: 1 BB: 0 P: 8	R: 0 E: 0 K: 2 S: 7	H: 0 LOB: 0 BB: 0 P: 7	R: 0 E: 0 K: 1 S: 6	H: 1 LOB: 1 BB: 0 P: 6	R: 0 E: 0 K: 1 S: 5	H: 0 LOB: 0 BB: 0 P: 5	R: 3 E: 1 K: 0 S: 7	H: 4 LOB: 1 BB: 0 P: 7	R: 0 E: 0 K: 1 S: 5	H: 0 LOB: 0 BB: 0 P: 5	R: 1 E: 0 K: 0 S: 5	H: 2 LOB: 2 BB: 1 P: 9	R: 2 E: 0 K: 1 S: 7	H: 2 LOB: 3 BB: 3 P: 19	1B: 7 2B: 6 3B: 0 HR: 1	SF: 1 SAC: 0 DP: 0 HBP: 0	WP: 1 PB: 0 SB: 2 CS: 0	PA: 42
PITCHER Bill Champion, R ERA: 4.24	IP: 0.1 WLS: L BF: 5 H: 4 R: 4 ER: 4 SO: 0 BB: 0 IBB: 0 HBP: 0 BLK: 0 WP: 0 HR: 0 S: 5 P: 5 ERA: 108.00 WHIP: 12.000															IP: 0.1 WLS: L BF: 5 H: 4 R: 4 ER: 4 SO: 0 BB: 0 IBB: 0 HBP: 0 BLK: 0 WP: 0 HR: 0 S: 5 P: 5 ERA: 108.00 WHIP: 12.000				
PITCHER Barry Lersch, R ERA: 3.02	IP: 4.2 WLS: L BF: 20 H: 6 R: 3 ER: 3 SO: 4 BB: 0 IBB: 0 HBP: 0 BLK: 0 WP: 0 HR: 1 S: 28 P: 28 ERA: 5.79 WHIP: 1.286															IP: 4.2 WLS: L BF: 20 H: 6 R: 3 ER: 3 SO: 4 BB: 0 IBB: 0 HBP: 0 BLK: 0 WP: 0 HR: 1 S: 28 P: 28 ERA: 5.79 WHIP: 1.286				
PITCHER Ken Reynolds, L ERA: 3.58	IP: 2.0 WLS: L BF: 9 H: 2 R: 1 ER: 1 SO: 1 BB: 1 IBB: 0 HBP: 0 BLK: 0 WP: 0 HR: 0 S: 10 P: 14 ERA: 4.50 WHIP: 1.500															IP: 2.0 WLS: L BF: 9 H: 2 R: 1 ER: 1 SO: 1 BB: 1 IBB: 0 HBP: 0 BLK: 0 WP: 0 HR: 0 S: 10 P: 14 ERA: 4.50 WHIP: 1.500				
PITCHER Wayne Twitchell, R ERA: 6.28	IP: 0.2 WLS: L BF: 7 H: 2 R: 2 ER: 2 SO: 0 BB: 3 IBB: 0 HBP: 0 BLK: 0 WP: 0 HR: 0 S: 4 P: 16 ERA: 27.00 WHIP: 7.500															IP: 0.2 WLS: L BF: 7 H: 2 R: 2 ER: 2 SO: 0 BB: 3 IBB: 0 HBP: 0 BLK: 0 WP: 0 HR: 0 S: 4 P: 16 ERA: 27.00 WHIP: 7.500				
PITCHER Dick Selma, R ERA: 5.37	IP: 0.1 WLS: L BF: 1 H: 0 R: 0 ER: 0 SO: 1 BB: 0 IBB: 0 HBP: 0 BLK: 0 WP: 0 HR: 0 S: 3 P: 3 ERA: 0.00 WHIP: 0.000															IP: 0.1 WLS: L BF: 1 H: 0 R: 0 ER: 0 SO: 1 BB: 0 IBB: 0 HBP: 0 BLK: 0 WP: 0 HR: 0 S: 3 P: 3 ERA: 0.00 WHIP: 0.000				

Batter	1	2	3	4	5	6	7	8	9	AB	R	H	RBI	BB	SO	LOB	TOP					
Denny Doyle, L (1,4) OBP: 0.310, SLG: 0.324	1-3		P3-4-1		P4-3			P4-3		4	0	0	0	0	0	1	Philadelphia Phillies @ Chicago Cubs Wrigley Field, Chicago, IL Mon Jun 26 1972, 3:33 AM CDT Att: 14,363 - Unknown					
Don Money, R (1,5) OBP: 0.323, SLG: 0.302	FC4-6 1B		P4-6-3 1B			K		6-3		4	1	2	0	0	1	1						
Oscar Gamble, L (1,9) OBP: 0.347, SLG: 0.349 Bill Robinson, R (6,9) OBP: 0.500, SLG: 1.000	FC4-6 1B		P4-6-3 1-2			P4-3		L7		3	0	1	0	0	0	1						
Greg Luzinski, R (1,7) OBP: 0.333, SLG: 0.448	FC4-6 1B					K		F9		4	0	0	0	0	2	2						
Willie Montanez, L (1,8) OBP: 0.312, SLG: 0.356	FC6-4 1B					P4-3		K		4	0	1	1	0	1	0						
Joe Lis, R (1,3) OBP: 0.385, SLG: 0.273 Barry Lersch, S (4,1)	FC6-4 1B							K		2	0	1	0	0	0	2						
Wayne Twitchell, R (6,1)										0	0	0	0	0	0	0						
Roger Freed, R (7,PH) OBP: 0.315, SLG: 0.460 Dick Selma, R (7,1) OBP: 0.158, SLG: 0.167	1-2									1	0	0	0	0	1	0						
Larry Bowa, S (1,6) OBP: 0.292, SLG: 0.299										0	0	0	0	0	0	0						
John Bateman, R (1,2) OBP: 0.356, SLG: 0.472 Mike Ryan, R (8,PH) OBP: 0.300, SLG: 0.315										2	0	0	0	0	0	0						
Bill Champion, R (1,1) OBP: 0.190, SLG: 0.333 Tom Hutton, L (4,3) OBP: 0.333, SLG: 0.408										1	0	0	0	0	1	0						
Inning Stats	R: 1 E: 0 K: 0 S: 6	H: 3 LOB: 2 BB: 0 P: 6	R: 0 E: 0 K: 1 S: 5	H: 0 LOB: 0 BB: 0 P: 5	R: 0 E: 0 K: 1 S: 3	H: 1 LOB: 0 BB: 0 P: 3	R: 0 E: 0 K: 1 S: 6	H: 1 LOB: 1 BB: 0 P: 6	R: 0 E: 0 K: 0 S: 3	H: 0 LOB: 0 BB: 0 P: 3	R: 0 E: 0 K: 2 S: 7	H: 0 LOB: 0 BB: 0 P: 7	R: 0 E: 0 K: 1 S: 5	H: 0 LOB: 0 BB: 0 P: 5	R: 0 E: 0 K: 0 S: 4	H: 1 LOB: 1 BB: 0 P: 4	R: 0 E: 0 K: 1 S: 5	H: 0 LOB: 0 BB: 0 P: 5	1B: 6 2B: 0 3B: 0 HR: 0	SF: 0 SAC: 0 DP: 1 HBP: 0	WP: 0 PB: 0 SB: 0 CS: 0	PA: 32
PITCHER Rick Reuschel, R (1,1) ERA: 1.76	IP: 9.0 WLS: W BF: 32	H: 6 R: 1 ER: 1 SO: 6	BB: 0 IBB: 0 HBP: 0 BLK: 0	WP: 0 HR: 0 S: 44 P: 44	ERA: 1.00 WHIP: 0.667	PITCHER IP: WLS: BF: H: R: ER: SO: BB: IBB: HBP: BLK: WP: HR: S: P: ERA: WHIP																

Batter	1	2	3	4	5	6	7	8	9	AB	R	H	RBI	BB	SO	LOB	BOTTOM			
Bill North, S (1,9) OBP: 0.212, SLG: 0.161	4-3	E7 1B		L4	1-3					4	0	1	1	1	0	3	Philadelphia Phillies @ Chicago Cubs Wrigley Field, Chicago, IL Mon Jun 26 1972, 3:33 AM CDT Att: 14,363 - Unknown			
Don Kessinger, S (1,6) OBP: 0.365, SLG: 0.318	WP BB	1H 2H 1B		2B WP 1B		1B 3B	1-3-4 BB			2	2	2	1	3	0	0				
Billy Williams, L (1,7) OBP: 0.347, SLG: 0.526 Gene Hiser, L (7,7) OBP: 0.375, SLG: 0.286	1-3	F8		WP 1B	2B	K	4-3-4			4	1	1	0	0	1	4				
Jim Hickman, R (1,3) OBP: 0.373, SLG: 0.465 Carmen Fanzone, R (8,3) OBP: 0.336, SLG: 0.383	5-3			F9		1B 1B		E6 BB 1B		4	1	2	2	0	0	1				
Rick Monday, L (1,8) OBP: 0.426, SLG: 0.475		5-3 1B		F8		K		1B SF8 BB		4	3	2	1	1	1	2				
Ron Santo, R (1,5) OBP: 0.389, SLG: 0.559	5-3	F3		F8		1B		1B		5	0	2	1	0	0	1				
Paul Popovich, S (1,4) OBP: 0.225, SLG: 0.189	FC2-5 1B			P3		SH2-4 1B		P7		5	0	3	2	0	0	2				
Randy Hundley, R (1,2) OBP: 0.280, SLG: 0.322 J.C. Martin, L (6,PH) OBP: 0.333, SLG: 0.400	FC2-5 1B			SH5-4 1B		SH2-4 BB		SF8		2	2	2	0	0	0	0				
Rick Reuschel, R (1,1) OBP: 0.333, SLG: 0.500	FC2-5 1B			SH5-4		SH2-4		F2		3	1	0	0	0	1	3				
Inning Stats	R: 0 E: 0 K: 0 S: 3	H: 0 LOB: 1 BB: 1 P: 7	R: 3 E: 1 K: 0 S: 7	H: 4 LOB: 2 BB: 1 P: 11	R: 1 E: 0 K: 0 S: 4	H: 1 LOB: 0 BB: 0 P: 4	R: 3 E: 0 K: 0 S: 7	H: 4 LOB: 1 BB: 0 P: 7	R: 0 E: 0 K: 0 S: 4	H: 1 LOB: 2 BB: 1 P: 8	R: 2 E: 0 K: 2 S: 11	H: 4 LOB: 2 BB: 0 P: 11	R: 0 E: 0 K: 1 S: 4	H: 0 LOB: 1 BB: 2 P: 12	R: 2 E: 1 K: 0 S: 5	H: 1 LOB: 1 BB: 1 P: 9		1B: 12 2B: 2 3B: 1 HR: 1	SF: 1 SAC: 2 DP: 1 HBP: 0	WP: 2 PB: 0 SB: 1 CS: 0
PITCHER Bill Champion, R (1,1) ERA: 4.65 Barry Lersch, R (4,1) ERA: 3.45 Wayne Twitchell, R (6,1) ERA: 6.21 Dick Selma, R (7,1) ERA: 5.2	IP: 3.2 WLS: L BF: 20	H: 7 R: 3 ER: 3 SO: 2	BB: 2 IBB: 0 HBP: 0 BLK: 0	WP: 1 HR: 0 S: 17 P: 21	ERA: 13.50 WHIP: 4.000	PITCHER IP: WLS: BF: H: R: ER: SO: BB: IBB: HBP: BLK: WP: HR: S: P: ERA: WHIP														



Batter	1	2	3	4	5	6	7	8	9	AB	R	H	RBI	BB	SO	LOB	TOP					
Denny Doyle, L (1,4) OBP: 0.307, SLG: 0.316	F7		L9				F8		P6-4-3	4	0	0	0	1	0	3	Philadelphia Phillies @ Chicago Cubs Wrigley Field, Chicago, IL Tue Jun 27 1972, 3:33 AM CDT Unknown					
Don Money, R (1,5) OBP: 0.332, SLG: 0.316	5-3		6-3				HR			4	1	1	3	0	1	2						
Tom Hutton, L (1,3) OBP: 0.331, SLG: 0.400	HBP BB		P4-3				F3			3	0	0	0	1	1	0						
Greg Luzinski, R (1,7) OBP: 0.332, SLG: 0.443	HBP						F8		6-3	3	0	0	0	0	0	0						
Willie Montanez, L (1,8) OBP: 0.314, SLG: 0.358	K								FC4-6 1B	4	0	2	0	0	1	2						
Oscar Gamble, L (1,9) OBP: 0.327, SLG: 0.326			P4-3						F8	3	0	0	0	0	1	1						
Bill Robinson, R (7,9) OBP: 0.333, SLG: 0.667							P4-3			1	0	0	0	0	0	1						
Terry Harmon, R (1,6) OBP: 0.392, SLG: 0.345			6-3				6-3 2B		FC4-6 1B	3	1	1	0	1	0	1						
John Bateman, R (1,2) OBP: 0.365, SLG: 0.474			E9				6-3			4	1	2	0	0	0	1						
Larry Bowa, S (9, PR) OBP: 0.292, SLG: 0.299							2-3		P6-4-3 1B	0	0	0	0	0	0	0						
Jim Nash, R (1,1) OBP: 0.214, SLG: 0.214			1-3				F3			2	0	0	0	0	0	2						
Chris Short, L (6,1) OBP: 0.300, SLG: 0.493										0	0	0	0	0	0	0						
Roger Freed, R (6,9) OBP: 0.300, SLG: 0.493										1	0	0	0	0	1	2						
Wayne Twitchell, R (7,1) OBP: 0.300, SLG: 0.493										0	0	0	0	0	0	0						
Dick Selma, R (8,1) OBP: 0.158, SLG: 0.167										0	0	0	0	0	0	0						
Joe Lis, R (9, PH) OBP: 0.307, SLG: 0.290										1	0	0	0	0	1	1						
Inning Stats	R: 0 E: 0 K: 1 S: 5	H: 0 LOB: 2 BB: 1 P: 10	R: 0 E: 1 K: 0 S: 4	H: 0 LOB: 1 BB: 0 P: 4	R: 0 E: 0 K: 0 S: 3	H: 0 LOB: 0 BB: 0 P: 3	R: 0 E: 0 K: 1 S: 5	H: 0 LOB: 0 BB: 0 P: 5	R: 0 E: 0 K: 1 S: 6	H: 1 LOB: 2 BB: 0 P: 10	R: 0 E: 0 K: 1 S: 6	H: 1 LOB: 1 BB: 0 P: 6	R: 3 E: 0 K: 1 S: 7	H: 2 LOB: 0 BB: 1 P: 11	R: 0 E: 0 K: 0 S: 4	H: 1 LOB: 1 BB: 0 P: 4	R: 0 E: 0 K: 1 S: 5	H: 1 LOB: 1 BB: 0 P: 5	1B: 4 2B: 1 3B: 0 HR: 1	SF: 0 SAC: 0 DP: 1 HBP: 1	WP: 0 PB: 0 SB: 0 CS: 0	PA: 37
PITCHER Fergie Jenkins, R (1,1) ERA: 2.99	IP: 9.0 WLS: W BF: 37 H: 6 R: 3 ER: 3 SO: 6 BB: 3 IBB: 0 HBP: 1 BLK: 0 WP: 0 HR: 1 S: 45 P: 58 ERA: 3.00 WHIP: 1.000															PITCHER						

AB	33
R	3
H	6
RBI	3
BB	3
SO	6
LOB	16



Batter	1	2	3	4	5	6	7	8	9	AB	R	H	RBI	BB	SO	LOB	BOTTOM			
Bill North, S (1,9) OBP: 0.211, SLG: 0.222	K		F7				F4		FC1-4-6	5	0	1	1	0	1	4	Philadelphia Phillies @ Chicago Cubs Wrigley Field, Chicago, IL Tue Jun 27 1972, 3:33 AM CDT Unknown			
Don Kessinger, S (1,6) OBP: 0.362, SLG: 0.311	F7		F8				F8		4-3	5	0	0	0	0	0	3				
Billy Williams, L (1,7) OBP: 0.346, SLG: 0.520							F5		L4	3	1	0	0	1	0	0				
Jim Hickman, R (1,3) OBP: 0.372, SLG: 0.459			F3				F7		SH WP BB	2	1	0	0	1	0	1				
Rick Monday, L (1,8) OBP: 0.427, SLG: 0.473							4-3		SH WP BB	3	1	1	0	1	0	0				
Ron Santo, R (1,5) OBP: 0.391, SLG: 0.568							F4		1B BB	3	1	1	0	1	0	2				
Paul Popovich, S (1,4) OBP: 0.227, SLG: 0.225									L5	3	1	1	1	0	0	1				
J.C. Martin, L (1,2) OBP: 0.375, SLG: 0.571									2B 3B	4	1	2	1	0	1	3				
Fergie Jenkins, R (1,1) OBP: 0.250, SLG: 0.241									FC2-5 2B	4	0	2	2	0	0	2				
Inning Stats	R: 0 E: 0 K: 1 S: 5	H: 0 LOB: 1 BB: 1 P: 9	R: 0 E: 0 K: 0 S: 3	H: 0 LOB: 0 BB: 0 P: 3	R: 0 E: 0 K: 0 S: 4	H: 1 LOB: 1 BB: 0 P: 4	R: 0 E: 0 K: 0 S: 3	H: 0 LOB: 0 BB: 0 P: 3	R: 2 E: 0 K: 0 S: 6	H: 3 LOB: 1 BB: 0 P: 6	R: 3 E: 1 K: 0 S: 6	H: 1 LOB: 2 BB: 2 P: 14	R: 0 E: 0 K: 0 S: 4	H: 1 LOB: 2 BB: 1 P: 8	R: 1 E: 0 K: 1 S: 7	H: 2 LOB: 1 BB: 0 P: 7		1B: 3 2B: 3 3B: 2 HR: 0	SF: 1 SAC: 1 DP: 0 HBP: 0	WP: 2 PB: 0 SB: 1 CS: 0
PITCHER Jim Nash, R (1,1) ERA: 4.57	IP: 5.0 WLS: L BF: 22 H: 4 R: 4 ER: 4 SO: 3 BB: 1 IBB: 0 HBP: 0 BLK: 0 WP: 1 HR: 0 S: 23 P: 27 ERA: 5.40 WHIP: 2.000															PITCHER				
Chris Short, L (6,1) ERA: 3.91	1.0 6 1 1 0 0 1 1 0 0 0 1 0 4 12 0.00 2.000																			
Wayne Twitchell, R (7,1) ERA: 6.23	1.1 8 3 1 1 1 1 0 0 0 0 0 0 9 13 6.75 3.000																			
Dick Selma, R (8,1) ERA: 5.15	0.2 2 0 0 0 0 0 0 0 0 0 0 0 2 2 0.00 0.000																			

AB	32
R	6
H	8
RBI	5
BB	4
SO	2
LOB	16



Batter	1	2	3	4	5	6	7	8	9	AB	R	H	RBI	BB	SO	LOB	TOP										
Larry Bowa, S OBP: 0.290, SLG: 0.294 (1, 6)	0-0 4-3		4-0 CS BB	0-0 F8		0-0 F7		0-0 6-3		4	0	0	0	1	0	2	Philadelphia Phillies @ Chicago Cubs Wrigley Field, Chicago, IL Tue Jun 27 1972, 3:38 AM CDT Att: 31,408 - Unknown										
Don Money, R OBP: 0.324, SLG: 0.318 (1, 5)	0-0 F8		0-0 5-3	0-0 1B		0-0 E6 WP		0-0 1B		5	0	2	0	0	0	1											
Bill Robinson, R OBP: 0.250, SLG: 0.375 (1, 8) (4, 9)	0-0 1B		0-0 5-3	0-0 6-3		0-3 K		0-0 6-3		5	0	1	0	0	1	5											
Greg Luzinski, R OBP: 0.330, SLG: 0.442 (1, 7)	0-0 F9			0-0 WP FC 2B		0-0 6-3		0-0 L7		5	1	1	0	0	0	2											
Joe Lis, R OBP: 0.333, SLG: 0.200 Tom Hutton, L OBP: 0.329, SLG: 0.397 (1, 3) (8, 3)		0-0 6-3		4-0 BB FC 1B BB		0-0 1-3		0-0 F9		3	1	0	0	1	0	0											
Roger Freed, R OBP: 0.321, SLG: 0.481 Willie Montanez, L OBP: 0.313, SLG: 0.356 (1, 9) (4, 8) (4, 8)		0-0 HR 2B		0-0 FC BB 1B		0-0 1B		0-0 F3		1	1	1	0	0	0	0											
Terry Harmon, R OBP: 0.406, SLG: 0.356 (1, 4)	0-0 F3		0-0 1B 1B BB	0-0 1B		0-0 2B 1B				3	1	2	0	1	0	1											
Mike Ryan, R OBP: 0.328, SLG: 0.414 (1, 2)	0-0 HR		0-3 K	0-0 1-2 2-3 2H		0-0 1B		0-0 2B		4	1	3	4	0	1	3											
Ken Reynolds, L Oscar Gamble, L Darrell Brandon, R Woodie Fryman, R OBP: 0.192, SLG: 0.280 (1, 1) (4, PH) (4, 1) (9, 1)	0-0 1-3		0-0 1B	0-0 1-2 2-3 2H		0-3 K		0-3 K		1	0	0	0	0	0	0											
Inning Stats	R: 0 E: 0 K: 0 S: 4	H: 1 LOB: 1 BB: 0 P: 4	R: 2 E: 0 K: 0 S: 5	H: 2 LOB: 0 BB: 0 P: 5	R: 0 E: 0 K: 0 S: 2	H: 0 LOB: 0 BB: 1 P: 6	R: 3 E: 0 K: 1 S: 9	H: 3 LOB: 3 BB: 2 P: 17	R: 1 E: 0 K: 1 S: 8	H: 3 LOB: 2 BB: 0 P: 8	R: 0 E: 1 K: 1 S: 6	H: 0 LOB: 1 BB: 0 P: 6	R: 1 E: 0 K: 0 S: 4	H: 2 LOB: 1 BB: 0 P: 4	R: 0 E: 0 K: 1 S: 6	H: 1 LOB: 1 BB: 0 P: 6		R: 0 E: 0 K: 0 S: 3	H: 0 LOB: 0 BB: 0 P: 3	1B: 8 2B: 3 3B: 0 HR: 1	SF: 0 SAC: 0 DP: 0 HBP: 0	WP: 2 PB: 0 SB: 0 CS: 1	PA: 42				
PITCHER	IP	WLS	BF	H	R	ER	SO	BB	IBB	HBP	BLK	WP	HR	S	P	ERA	WHIP										
Juan Pizarro, L ERA: 3.3 Tom Phoebus, R ERA: 3.33 Dan McGinn, L ERA: 3.77 Jack Aker, R ERA: 1.15	3.0	L	14	4	4	4	0	2	0	0	0	1	1	12	20	12.00	2.000										

Batter	1	2	3	4	5	6	7	8	9	AB	R	H	RBI	BB	SO	LOB	BOTTOM										
Bill North, S OBP: 0.186, SLG: 0.195 (1, 7)	0-3 K		0-0 6-3	0-0 F3				0-3 K		5	0	0	0	0	2	0	Philadelphia Phillies @ Chicago Cubs Wrigley Field, Chicago, IL Tue Jun 27 1972, 3:38 AM CDT Att: 31,408 - Unknown										
Glenn Beckert, R OBP: 0.303, SLG: 0.346 (1, 4)	0-0 5-3		0-0 3B 1B			0-0 5-3		0-0 BB 1B 1B		5	2	3	1	0	0	0											
Ron Santo, R OBP: 0.386, SLG: 0.556 (1, 5)	0-0 6-3		0-0 F7			0-3 K		0-0 BB 1B		5	0	1	0	0	1	1											
Jim Hickman, R OBP: 0.384, SLG: 0.472 (1, 9)		4-0 SH1-3 FC5-4 BB	0-0 1B 3B	0-0 1-3		0-0 1-3		4-0 BB 1B		2	2	1	1	2	0	0											
Carmen Fanzone, R OBP: 0.345, SLG: 0.387 (1, 3)		0-0 FC5-4 SH1-3 1B	4-0 1B IBB			0-0 F9		0-0 F3		4	0	2	0	1	0	3											
Rick Monday, L OBP: 0.433, SLG: 0.478 (1, 8)		0-0 SH1-3	0-0 1B			0-0 1B		0-0 G4-6-3 1B		4	0	3	1	0	1	2											
Don Kessinger, S OBP: 0.360, SLG: 0.310 (1, 6)		0-0 FC5-4 1B	0-0 L5			0-0 F6		0-0 G4-6-3 1B		4	0	1	0	0	0	4											
Ken Rudolph, R OBP: 0.263, SLG: 0.361 J.C. Martin, L OBP: 0.389, SLG: 0.563 (1, 2) (6, PH) (7, 2)		0-0 FC5-4		0-0 F7		0-0 F9		0-0 1B		2	0	0	1	0	0	2											
Juan Pizarro, L Tom Phoebus, R Gene Hager, R Dan McGinn, L Paul Popovich, S Jack Aker, R OBP: 0.118, SLG: 0.118 OBP: 0.291, SLG: 0.291 OBP: 0.349, SLG: 0.400 OBP: 0.279, SLG: 0.279 OBP: 0.322, SLG: 0.322 (1, 1) (4, 1) (7, PH) (8, 1) (8, PH) (9, 1)		0-0 1-3		0-0 F9		0-0 F7		0-0 P4-3		1	0	0	0	0	0	2											
Inning Stats	R: 0 E: 0 K: 1 S: 5	H: 0 LOB: 0 BB: 0 P: 5	R: 1 E: 0 K: 0 S: 5	H: 2 LOB: 2 BB: 1 P: 9	R: 2 E: 0 K: 0 S: 6	H: 3 LOB: 2 BB: 1 P: 10	R: 0 E: 0 K: 0 S: 3	H: 0 LOB: 0 BB: 0 P: 3	R: 0 E: 0 K: 1 S: 5	H: 0 LOB: 0 BB: 0 P: 5	R: 0 E: 0 K: 0 S: 4	H: 1 LOB: 1 BB: 0 P: 4	R: 0 E: 0 K: 1 S: 7	H: 2 LOB: 3 BB: 1 P: 11	R: 0 E: 0 K: 0 S: 4	H: 2 LOB: 1 BB: 0 P: 4		R: 1 E: 0 K: 1 S: 7	H: 2 LOB: 2 BB: 0 P: 8	1B: 10 2B: 0 3B: 1 HR: 1	SF: 0 SAC: 1 DP: 1 HBP: 1	WP: 0 PB: 0 SB: 0 CS: 0	PA: 42				
PITCHER	IP	WLS	BF	H	R	ER	SO	BB	IBB	HBP	BLK	WP	HR	S	P	ERA	WHIP										
Ken Reynolds, L ERA: 4.04 Darrell Brandon, R ERA: 3.48 Woodie Fryman, L ERA: 4.47	3.0	W	25	7	1	1	2	1	0	1	0	0	1	27	32	1.59	1.412										

Batter	1	2	3	4	5	6	7	8	9	AB	R	H	RBI	BB	SO	LOB	TOP					
Willie Mays, R OBP: 0.390, SLG: 0.339 (1, 8)	F9		F7		6-3		F8			4	0	0	0	0	0	1	New York Mets @ Philadelphia Phillies Veterans Stadium, Philadelphia, PA Wed Jun 28 1972, 7:05 PM EDT Att: 26,545 - Unknown					
Bud Harrelson, S OBP: 0.323, SLG: 0.281 (1, 6)	K			2B			F7			2	1	0	0	2	1	0						
Dave Marshall, L OBP: 0.273, SLG: 0.325 (1, 9)	K			1B	F5			4-3	2B	4	2	2	1	0	1	1						
Jim Fregosi, R OBP: 0.315, SLG: 0.394 (1, 5)		F9		BB	F8			4-3		4	0	1	0	0	0	2						
Ed Kranepool, L OBP: 0.292, SLG: 0.346 (1, 3)		G3		BB	F9			SF9		3	0	1	0	0	0	2						
Jim Beauchamp, R OBP: 0.263, SLG: 0.250 (8, PH)				2-3						0	0	0	1	0	0	0						
Ted Martinez, R OBP: 0.270, SLG: 0.306 (1, 7)		P5		1-2	BB			L6		4	0	1	1	0	0	1						
Wayne Garrett, L OBP: 0.357, SLG: 0.234 (1, 4)			F3	1-2	BB		P4		K	3	0	0	0	1	1	1						
Jerry Grote, R OBP: 0.310, SLG: 0.333 (1, 2)			6-3	F7			F3		K	4	0	0	0	0	1	4						
Tom Seaver, R OBP: 0.220, SLG: 0.385 (1, 1)				1-3	1B		F9		F7	4	0	1	0	0	0	3						
Inning Stats	R: 0 E: 0 K: 2 S: 7	H: 0 LOB: 0 BB: 0 P: 7	R: 0 E: 0 K: 0 S: 3	H: 0 LOB: 0 BB: 0 P: 3	R: 0 E: 0 K: 0 S: 4	H: 1 LOB: 1 BB: 0 P: 4	R: 2 E: 0 K: 0 S: 6	H: 3 LOB: 3 BB: 2 P: 14	R: 0 E: 0 K: 0 S: 3	H: 0 LOB: 1 BB: 0 P: 7	R: 0 E: 0 K: 0 S: 4	H: 0 LOB: 0 BB: 0 P: 4	R: 0 E: 0 K: 0 S: 3	H: 0 LOB: 0 BB: 0 P: 3	R: 1 E: 0 K: 0 S: 4	H: 1 LOB: 0 BB: 0 P: 4	R: 0 E: 0 K: 0 S: 7	H: 0 LOB: 0 BB: 0 P: 7	1B: 4 2B: 2 3B: 0 HR: 0	SF: 1 SAC: 0 DP: 0 HBP: 0	WP: 0 PB: 0 CS: 0	PA: 36
PITCHER	IP	WLS	BF	H	R	ER	SO	BB	IBB	HBP	BLK	WP	HR	S	P	ERA	WHIP					
Gary Neibauer, R ERA: 6.0 (1, 1)	7.1	L	31	6	3	3	2	3	0	0	0	0	0	32	44	3.68	1.227					
Woodie Fryman, L ERA: 4.35 (8, 1)	1.2		5	0	0	0	2	0	0	0	0	0	0	9	9	0.00	0.000					

AB 32
R 3
H 6
RBI 3
BB 3
SO 4
LOB 15



Batter	1	2	3	4	5	6	7	8	9	AB	R	H	RBI	BB	SO	LOB	BOTTOM					
Denny Doyle, L OBP: 0.306, SLG: 0.320 (1, 4)	4-3				4-3			K		4	0	1	1	0	1	0	New York Mets @ Philadelphia Phillies Veterans Stadium, Philadelphia, PA Wed Jun 28 1972, 7:05 PM EDT Att: 26,545 - Unknown					
Don Money, R OBP: 0.327, SLG: 0.326 (1, 5)		2B						F9		4	1	2	0	0	0	1						
Oscar Gamble, L OBP: 0.333, SLG: 0.333 (1, 9)	E8		F9		4-1			4-3		4	0	1	1	0	0	1						
Joe Lis, R OBP: 0.318, SLG: 0.211 (1, 3)		1B	K				F9		K	4	0	1	0	0	2	0						
Willie Montanez, L OBP: 0.309, SLG: 0.350 (1, 8)	K		4-3				K		P6	4	0	0	0	0	2	2						
Bill Robinson, R OBP: 0.182, SLG: 0.273 (1, 7)	4-3			K			F8			3	0	0	0	0	1	2						
Tom Hutton, L OBP: 0.333, SLG: 0.401 (8, PH)									1B	1	0	1	0	0	0	0						
Larry Bowa, S OBP: 0.290, SLG: 0.295 (1, 6)		2B			3-1			F9		3	1	1	0	0	0	0						
Greg Luzinski, R OBP: 0.328, SLG: 0.440 (8, PH)		1B							4-3	1	0	0	0	0	0	1						
John Bateman, R OBP: 0.348, SLG: 0.450 (1, 2)		K			P6					3	0	0	0	0	1	1						
Gary Neibauer, R OBP: 0.192, SLG: 0.280 (8, 1)		K							K	3	0	0	0	0	3	1						
Inning Stats	R: 1 E: 1 K: 1 S: 8	H: 3 LOB: 2 BB: 0 P: 8	R: 1 E: 0 K: 2 S: 9	H: 2 LOB: 1 BB: 0 P: 9	R: 0 E: 0 K: 1 S: 5	H: 0 LOB: 0 BB: 0 P: 5	R: 0 E: 0 K: 1 S: 5	H: 0 LOB: 0 BB: 0 P: 5	R: 0 E: 0 K: 1 S: 5	H: 0 LOB: 0 BB: 0 P: 5	R: 0 E: 0 K: 1 S: 5	H: 0 LOB: 0 BB: 0 P: 5	R: 0 E: 0 K: 1 S: 6	H: 1 LOB: 1 BB: 0 P: 6	R: 0 E: 0 K: 1 S: 5	H: 0 LOB: 0 BB: 0 P: 5	R: 0 E: 0 K: 1 S: 6	H: 1 LOB: 1 BB: 0 P: 6	1B: 5 2B: 2 3B: 0 HR: 0	SF: 0 SAC: 0 DP: 0 HBP: 0	WP: 0 PB: 0 CS: 0	PA: 34
PITCHER	IP	WLS	BF	H	R	ER	SO	BB	IBB	HBP	BLK	WP	HR	S	P	ERA	WHIP					
Tom Seaver, R ERA: 3.29 (1, 1)	9.0	W	34	7	2	2	10	0	0	0	0	0	0	54	54	2.00	0.778					

AB 34
R 2
H 7
RBI 2
BB 0
SO 10
LOB 9



Batter	1	2	3	4	5	6	7	8	9	AB	R	H	RBI	BB	SO	LOB	TOP				
Willie Mays, R OBP: 0.419, SLG: 0.331 (1, 8)										3	0	0	0	2	1	2	New York Mets @ Philadelphia Phillies Veterans Stadium, Philadelphia, PA Thu Jun 29 1972, 7:05 PM EDT Att: 14,451 - Unknown				
Bud Harrelson, S OBP: 0.321, SLG: 0.276 (1, 6)										4	0	0	0	1	1	3					
Dave Marshall, L OBP: 0.286, SLG: 0.318 (1, 9)										4	0	1	1	1	1	3					
Jim Fregosi, R OBP: 0.314, SLG: 0.391 (1, 5)										4	0	1	0	0	1	3					
Jim Beauchamp, R OBP: 0.238, SLG: 0.225 (1, 3)										4	0	0	0	0	4	2					
Duffy Dyer, R OBP: 0.330, SLG: 0.521 (1, 2)										4	1	1	0	0	2	1					
Ted Martinez, R OBP: 0.286, SLG: 0.339 (1, 7)										4	2	3	0	0	0	1					
Wayne Garrett, L OBP: 0.364, SLG: 0.242 (1, 4)										2	1	1	3	1	1	1					
Gary Gentry, R OBP: 0.161, SLG: 0.100 (5, 1)										0	0	0	0	1	0	0					
Bob Rauch, R OBP: 0.323, SLG: 0.295 (6, 1)										0	0	0	0	0	0	0					
Tommie Agee, R OBP: 0.323, SLG: 0.388 (6, 1)										1	0	0	0	0	0	0					
Buzz Capra, R OBP: 0.323, SLG: 0.344 (8, 1)										0	0	0	0	0	0	0					
Ed Kranepool, L OBP: 0.323, SLG: 0.344 (8, 1)										1	0	0	0	0	1	1					
Ray Sadecki, L OBP: 0.200, SLG: 0.200 (8, 1)										0	0	0	0	0	0	0					
Inning Stats	R: 0 E: 0 K: 1 S: 4	H: 0 LOB: 0 BB: 1 P: 8	R: 0 E: 0 K: 2 S: 8	H: 1 LOB: 1 BB: 0 P: 8	R: 1 E: 0 K: 1 S: 6	H: 1 LOB: 2 BB: 2 P: 14	R: 2 E: 0 K: 2 S: 10	H: 3 LOB: 3 BB: 2 P: 18	R: 0 E: 0 K: 1 S: 5	H: 0 LOB: 0 BB: 0 P: 5	R: 1 E: 0 K: 1 S: 6	H: 1 LOB: 0 BB: 0 P: 6	R: 0 E: 0 K: 1 S: 5	H: 0 LOB: 1 BB: 1 P: 9	R: 0 E: 0 K: 3 S: 10	H: 1 LOB: 1 BB: 0 P: 10	R: 0 E: 0 K: 1 S: 5	H: 0 LOB: 0 BB: 0 P: 5	1B: 6 2B: 0 3B: 1 HR: 0	SF: 1 SAC: 1 DP: 0 HBP: 0	WP: 1 PA: 39 PB: 0 SB: 0 CS: 1
PITCHER Steve Carlton, L ERA: 2.74 (1, 1)	IP: 9.0 WLS: W BF: 39 H: 7 R: 4 ER: 4 SO: 13 BB: 6 IBB: 0 HBP: 0 BLK: 0 WP: 1 HR: 0 S: 59 P: 83 ERA: 4.00 WHIP: 1.444															PITCHER					

Batter	1	2	3	4	5	6	7	8	9	AB	R	H	RBI	BB	SO	LOB	BOTTOM		
Denny Doyle, L OBP: 0.307, SLG: 0.317 (1, 4)										5	0	1	0	1	0	2	New York Mets @ Philadelphia Phillies Veterans Stadium, Philadelphia, PA Thu Jun 29 1972, 7:05 PM EDT Att: 14,451 - Unknown		
Don Money, R OBP: 0.336, SLG: 0.344 (1, 5)										3	2	2	2	2	0	2			
Oscar Gamble, L OBP: 0.355, SLG: 0.345 (1, 9)										4	2	2	0	1	0	3			
Joe Lis, R OBP: 0.346, SLG: 0.227 (1, 3)										3	0	1	0	1	1	0			
Tom Hutton, L OBP: 0.337, SLG: 0.401 (7, 3)										0	0	0	0	1	0	0			
Greg Luzinski, R OBP: 0.333, SLG: 0.447 (1, 7)										5	2	3	3	0	2	3			
Bill Robinson, R OBP: 0.250, SLG: 0.500 (1, 8)										5	2	2	1	0	1	4			
Larry Bowa, S OBP: 0.296, SLG: 0.301 (1, 6)										5	1	3	0	0	1	2			
John Bateman, R OBP: 0.338, SLG: 0.438 (1, 2)										4	0	1	1	0	2	4			
Steve Carlton, L OBP: 0.278, SLG: 0.260 (1, 1)										5	0	2	2	0	0	3			
Inning Stats	R: 0 E: 0 K: 1 S: 6	H: 2 LOB: 3 BB: 1 P: 10	R: 0 E: 0 K: 2 S: 9	H: 2 LOB: 2 BB: 0 P: 9	R: 1 E: 0 K: 1 S: 6	H: 1 LOB: 0 BB: 0 P: 6	R: 1 E: 0 K: 0 S: 6	H: 3 LOB: 2 BB: 0 P: 6	R: 4 E: 0 K: 1 S: 10	H: 5 LOB: 3 BB: 2 P: 18	R: 1 E: 0 K: 1 S: 8	H: 3 LOB: 2 BB: 0 P: 8	R: 2 E: 0 K: 0 S: 4	H: 1 LOB: 2 BB: 3 P: 16	R: 0 E: 0 K: 1 S: 5	H: 0 LOB: 0 BB: 0 P: 5	1B: 14 2B: 1 3B: 0 HR: 2	SF: 1 SAC: 0 DP: 0 HBP: 0	WP: 1 PA: 46 PB: 0 SB: 2 CS: 0
PITCHER Gary Gentry, R ERA: 4.06 Bob Rauch, R ERA: 9.0 Buzz Capra, R ERA: 4.68 Ray Sadecki, L ERA: 4.5	IP: 4.0 WLS: L BF: 23 H: 11 R: 5 ER: 5 SO: 4 BB: 1 IBB: 0 HBP: 0 BLK: 0 WP: 1 HR: 2 S: 30 P: 34 ERA: 11.25 WHIP: 3.000															PITCHER			

Batter	1	2	3	4	5	6	7	8	9	AB	R	H	RBI	BB	SO	LOB	TOP								
Lou Brock, L OBP: 0.355, SLG: 0.413 (1, 7)										4	1	2	0	1	1	3	St. Louis Cardinals @ Philadelphia Phillies Veterans Stadium, Philadelphia, PA Sat Jul 01 1972, 7:05 PM EDT Unknown								
Ed Crosby, L OBP: 0.294, SLG: 0.274 (1, 4)										5	1	1	0	0	0	4									
Matty Alou, L OBP: 0.355, SLG: 0.399 (1, 3)										3	1	1	0	2	0	0									
Joe Torre, R OBP: 0.366, SLG: 0.496 (1, 5)										4	0	0	1	0	2	1									
Ted Simmons, S OBP: 0.321, SLG: 0.470 (1, 2)										5	2	2	1	0	0	1									
Jose Cruz, L OBP: 0.279, SLG: 0.279 (1, 8)										4	0	2	1	1	0	2									
Bernie Carbo, L OBP: 0.376, SLG: 0.265 (1, 9)										3	1	0	0	0	2	1									
Dal Maxwell, R OBP: 0.299, SLG: 0.276 (1, 6)										4	0	2	0	0	0	1									
Bob Gibson, R OBP: 0.205, SLG: 0.410 (1, 1)										4	0	3	1	0	0	1									
Inning Stats	R: 0 E: 0 K: 0 S: 3	H: 1 LOB: 0 BB: 0 P: 3	R: 2 E: 0 K: 2 S: 10	H: 4 LOB: 2 BB: 0 P: 11	R: 0 E: 0 K: 1 S: 5	H: 0 LOB: 0 BB: 0 P: 5	R: 1 E: 0 K: 0 S: 5	H: 3 LOB: 1 BB: 0 P: 5	R: 0 E: 0 K: 0 S: 3	H: 0 LOB: 1 BB: 1 P: 7	R: 0 E: 0 K: 1 S: 5	H: 0 LOB: 0 BB: 0 P: 9	R: 2 E: 1 K: 0 S: 6	H: 2 LOB: 2 BB: 1 P: 10	R: 0 E: 0 K: 1 S: 6	H: 1 LOB: 2 BB: 0 P: 10	R: 1 E: 0 K: 0 S: 4	H: 1 LOB: 0 BB: 0 P: 4	1B: 6 2B: 5 3B: 2 HR: 1	SF: 1 SAC: 0 DP: 2 HBP: 1	WP: 1 PB: 0 SB: 1 CS: 0	PA: 42			
PITCHER	IP	WLS	BF	H	R	ER	SO	BB	IBB	HBP	BLK	WP	HR	S	P	ERA	WHIP								
Jim Nash, R ERA: 4.79 (1, 1)	3.2	L	17	8	3	3	3	0	0	1	0	0	1	22	23	7.36	2.182								
Barry Lersch, R ERA: 3.22 (4, 1)	1.1		5	1	0	0	0	1	0	0	0	0	0	4	8	0.00	1.500								
Dick Selma, R ERA: 5.13 (6, 1)	2.0		11	2	2	1	1	1	0	0	0	0	0	11	19	4.50	1.500								
Wayne Twitchell, R ERA: 6.21 (8, 1)	2.0		9	2	1	1	1	0	1	0	0	1	0	10	14	4.50	1.000								

Batter	1	2	3	4	5	6	7	8	9	AB	R	H	RBI	BB	SO	LOB	BOTTOM								
Denny Doyle, L OBP: 0.300, SLG: 0.305 (1, 4)										3	0	0	0	1	0	1	St. Louis Cardinals @ Philadelphia Phillies Veterans Stadium, Philadelphia, PA Sat Jul 01 1972, 7:05 PM EDT Unknown								
Don Money, R OBP: 0.330, SLG: 0.336 (1, 5)										4	0	0	0	0	0	2									
Tom Hutton, L OBP: 0.333, SLG: 0.395 (1, 9)										4	1	1	0	0	1	1									
Joe Lis, R OBP: 0.353, SLG: 0.345 (1, 3)										3	2	1	0	1	2	1									
Greg Luzinski, R OBP: 0.334, SLG: 0.449 (1, 7)										4	0	1	1	0	1	2									
Willie Montanez, L OBP: 0.313, SLG: 0.361 (1, 8)										4	1	1	2	0	1	1									
Larry Bowa, S OBP: 0.292, SLG: 0.297 (1, 6)										4	0	1	1	0	1	0									
John Bateman, R OBP: 0.333, SLG: 0.423 (1, 2)										4	0	2	0	0	0	1									
Jim Nash, R OBP: 0.205, SLG: 0.200 (1, 1)										1	0	0	0	0	0	1									
Barry Lersch, S OBP: 0.343, SLG: 0.617 (4, 1)										0	0	0	0	0	0	0									
Oscar Gamble, L OBP: 0.343, SLG: 0.617 (5, PH)										1	0	0	0	0	0	0									
Dick Selma, R OBP: 0.195, SLG: 0.197 (6, 1)										0	0	0	0	0	0	0									
Roger Freed, R OBP: 0.195, SLG: 0.463 (7, PH)										1	0	0	0	0	0	1									
Wayne Twitchell, R OBP: 0.300, SLG: 0.463 (8, 1)										0	0	0	0	0	0	0									
Inning Stats	R: 0 E: 0 K: 2 S: 7	H: 0 LOB: 1 BB: 1 P: 11	R: 0 E: 0 K: 1 S: 5	H: 0 LOB: 0 BB: 0 P: 5	R: 0 E: 0 K: 0 S: 4	H: 1 LOB: 1 BB: 0 P: 4	R: 2 E: 0 K: 1 S: 8	H: 3 LOB: 1 BB: 0 P: 8	R: 0 E: 0 K: 0 S: 3	H: 0 LOB: 0 BB: 0 P: 3	R: 0 E: 0 K: 1 S: 5	H: 0 LOB: 0 BB: 0 P: 5	R: 0 E: 0 K: 2 S: 8	H: 1 LOB: 1 BB: 0 P: 8	R: 0 E: 0 K: 0 S: 3	H: 0 LOB: 0 BB: 0 P: 3	R: 2 E: 0 K: 0 S: 4	H: 2 LOB: 0 BB: 1 P: 8	1B: 5 2B: 1 3B: 0 HR: 1	SF: 0 SAC: 0 DP: 0 HBP: 0	WP: 1 PB: 0 SB: 0 CS: 0	PA: 35			
PITCHER	IP	WLS	BF	H	R	ER	SO	BB	IBB	HBP	BLK	WP	HR	S	P	ERA	WHIP								
Bob Gibson, R ERA: 2.96 (1, 1)	9.0	W	35	7	4	4	7	2	0	0	0	1	1	47	55	4.00	1.000								

Batter	1	2	3	4	5	6	7	8	9	AB	R	H	RBI	BB	SO	LOB	TOP										
Lou Brock, L OBP: 0.354, SLG: 0.411 (1, 7)										4	0	1	0	0	1	1	St. Louis Cardinals @ Philadelphia Phillies Veterans Stadium, Philadelphia, PA Sat Jul 01 1972, 7:05 PM EDT Att: 26,571 - Unknown										
Luis Melendez, R OBP: 0.284, SLG: 0.336 (1, 8) (7, 9)										4	0	0	0	0	1	3											
Donn Clendenon, R OBP: 0.275, SLG: 0.330 (1, 3)										4	1	1	1	0	0	1											
Joe Torre, R OBP: 0.364, SLG: 0.492 (1, 5)										4	0	1	0	0	0	1											
Jerry McNertney, R OBP: 0.375, SLG: 0.424 (1, 2)										3	0	0	0	1	1	1											
Brant Aveya, R OBP: 0.214, SLG: 0.259 (1, 9)																											
Jose Cruz, L OBP: 0.277, SLG: 0.277 (7, 8)										3	0	1	0	0	0	0											
Dwain Anderson, R OBP: 0.315, SLG: 0.280 (1, 6)																											
Dal Maxvill, R OBP: 0.299, SLG: 0.276 (7, 6)										3	0	0	0	0	3	1											
Ed Crosby, L OBP: 0.295, SLG: 0.270 (1, 4)										2	0	0	0	1	0	1											
Al Santorini, R OBP: 0.176, SLG: 0.125 (1, 1)																											
Diego Segui, R OBP: 0.125, SLG: 0.125 (8, 1)										3	0	0	0	0	2	1											
Inning Stats	R: 0 E: 0 K: 0 S: 4	H: 1 LOB: 1 BB: 0 P: 4	R: 0 E: 0 K: 1 S: 6	H: 1 LOB: 1 BB: 0 P: 6	R: 0 E: 0 K: 2 S: 7	H: 0 LOB: 0 BB: 0 P: 7	R: 1 E: 0 K: 0 S: 4	H: 2 LOB: 0 BB: 0 P: 4	R: 0 E: 1 K: 1 S: 6	H: 0 LOB: 2 BB: 1 P: 10	R: 0 E: 0 K: 1 S: 5	H: 0 LOB: 0 BB: 0 P: 5	R: 0 E: 0 K: 1 S: 5	H: 0 LOB: 0 BB: 0 P: 5	R: 0 E: 0 K: 2 S: 7	H: 0 LOB: 1 BB: 1 P: 9	1B: 2 2B: 1 3B: 0 HR: 1	SF: 0 SAC: 0 DP: 1 HBP: 0	WP: 0 PB: 0 SB: 0 CS: 0	PA: 33							
PITCHER	IP	WLS	BF	H	R	ER	SO	BB	IBB	HBP	BLK	WP	HR	S	P	ERA	WHIP										
Ken Reynolds, L ERA: 3.5 (1, 1)	8.0	L	29	4	1	1	8	1	0	0	0	0	1	44	48	1.12	0.625										
Darrell Brandon, R ERA: 3.35 (9, 1)	1.0		4	0	0	0	1	1	0	0	0	0	0	5	9	0.00	1.000										

AB	31
R	1
H	4
RBI	1
BB	2
SO	9
LOB	11



Batter	1	2	3	4	5	6	7	8	9	AB	R	H	RBI	BB	SO	LOB	BOTTOM										
Terry Harmon, R OBP: 0.400, SLG: 0.351 (1, 4) (9, 6)										4	0	1	0	0	2	1	St. Louis Cardinals @ Philadelphia Phillies Veterans Stadium, Philadelphia, PA Sat Jul 01 1972, 7:05 PM EDT Att: 26,571 - Unknown										
Don Money, R OBP: 0.326, SLG: 0.335 (1, 5)										4	0	1	0	0	1	1											
Tom Hutton, L OBP: 0.326, SLG: 0.385 (1, 3)										4	0	0	0	0	0	1											
Greg Luzinski, R OBP: 0.337, SLG: 0.447 (1, 7)										3	0	1	0	1	0	0											
Willie Montanez, L OBP: 0.312, SLG: 0.359 (1, 8)										4	0	1	0	0	1	3											
Bill Robinson, R OBP: 0.286, SLG: 0.476 (1, 9)										3	0	1	0	0	0	1											
Larry Bowa, S OBP: 0.284, SLG: 0.298 (1, 6)										2	0	1	0	0	0	0											
Joe Lis, R OBP: 0.343, SLG: 0.333 (8, PH)										1	0	0	0	0	0	0											
Denny Doyle, L OBP: 0.300, SLG: 0.305 (9, 4)										0	0	0	0	0	0	0											
Mike Ryan, R OBP: 0.318, SLG: 0.400 (1, 2)										2	0	0	0	0	2	2											
Oscar Gamble, L OBP: 0.353, SLG: 0.333 (8, PH)										1	0	1	0	0	0	0											
Darrell Brandon, R (9, 1)										0	0	0	0	0	0	0											
Ken Reynolds, L (1, 1)										2	0	0	0	0	2												
John Bateman, R OBP: 0.329, SLG: 0.417 (8, PH) (9, 2)										1	0	0	0	0	0	1											
Inning Stats	R: 0 E: 0 K: 0 S: 4	H: 1 LOB: 2 BB: 1 P: 8	R: 0 E: 0 K: 1 S: 6	H: 2 LOB: 1 BB: 0 P: 6	R: 0 E: 0 K: 1 S: 5	H: 0 LOB: 0 BB: 0 P: 5	R: 0 E: 0 K: 0 S: 3	H: 1 LOB: 0 BB: 0 P: 3	R: 0 E: 0 K: 0 S: 3	H: 0 LOB: 0 BB: 0 P: 3	R: 0 E: 0 K: 1 S: 6	H: 1 LOB: 1 BB: 0 P: 6	R: 0 E: 0 K: 2 S: 8	H: 1 LOB: 1 BB: 0 P: 8	1B: 7 2B: 0 3B: 0 HR: 0	SF: 0 SAC: 0 DP: 2 HBP: 0	WP: 1 PB: 0 SB: 0 CS: 1	PA: 32									
PITCHER	IP	WLS	BF	H	R	ER	SO	BB	IBB	HBP	BLK	WP	HR	S	P	ERA	WHIP										
Al Santorini, R ERA: 4.25 (1, 1)	7.1	W	26	6	0	0	3	1	0	0	0	1	0	31	35	0.00	0.955										
Diego Segui, R ERA: 2.85 (8, 1)	1.2	S	6	1	0	0	3	0	0	0	0	0	0	12	12	0.00	0.600										



Batter	1	2	3	4	5	6	7	8	9	AB	R	H	RBI	BB	SO	LOB	TOP			
Bobby Bonds, R OBP: 0.319, SLG: 0.446 (1, 9)										3	0	2	0	1	0	0	San Francisco Giants @ Philadelphia Phillies Veterans Stadium, Philadelphia, PA Mon Jul 03 1972, 7:05 PM EDT Att: 43,016 - Unknown			
Jim Howarth, L OBP: 0.357, SLG: 0.356 (1, 8)										2	0	0	0	0	0	2				
Ken Henderson, S OBP: 0.268, SLG: 0.328 (5, PH) (5, 8)										2	0	0	0	0	2	2				
Chris Speier, R OBP: 0.346, SLG: 0.426 (1, 6)										4	0	0	0	0	2	1				
Willie McCovey, L OBP: 0.321, SLG: 0.389 (1, 3)										3	0	0	0	1	1	0				
Dave Kingman, R OBP: 0.305, SLG: 0.509 (1, 7)										4	2	2	2	0	0	2				
Dave Rader, L OBP: 0.304, SLG: 0.347 (1, 2)										4	0	1	0	0	0	0				
Al Gallagher, R OBP: 0.353, SLG: 0.315 (1, 5)										3	0	0	0	0	1	1				
Tito Fuentes, S OBP: 0.306, SLG: 0.373 (1, 4)										3	0	1	0	0	0	1				
Randy Moffitt, R (7, 1)										0	0	0	0	0	0	0				
Don Carrithers, R OBP: 0.125, SLG: 0.125 (1, 1)										0	0	0	0	0	0	0				
Frank Reberger, L OBP: 0.200, SLG: 0.200 (1, 1)										1	0	0	0	0	1	0				
Chris Arnold, R OBP: 0.318, SLG: 0.356 (5, PH) (5, 1)										1	0	0	0	0	1	0				
Don McMahon, R OBP: 0.250, SLG: 0.250 (5, 1)										0	0	0	0	0	0	0				
Damaso Blanco, R OBP: 0.333, SLG: 0.333 (7, 4)										1	0	0	0	0	0	0				
Inning Stats	R: 0 E: 0 K: 1 S: 6	H: 1 LOB: 2 BB: 1 P: 10	R: 0 E: 0 K: 0 S: 3	H: 0 LOB: 0 BB: 0 P: 3	R: 0 E: 0 K: 1 S: 5	H: 1 LOB: 0 BB: 0 P: 5	R: 1 E: 0 K: 0 S: 4	H: 1 LOB: 0 BB: 0 P: 4	R: 0 E: 0 K: 1 S: 6	H: 1 LOB: 2 BB: 1 P: 10	R: 0 E: 0 K: 1 S: 5	H: 1 LOB: 0 BB: 0 P: 5	R: 0 E: 0 K: 1 S: 5	H: 0 LOB: 0 BB: 0 P: 5	R: 1 E: 0 K: 1 S: 6	H: 1 LOB: 0 BB: 0 P: 6	1B: 2 2B: 2 3B: 0 HR: 2	SF: 0 SAC: 0 DP: 2 HBP: 0	WP: 0 PB: 0 SB: 0 CS: 0	PA: 33
PITCHER Steve Carlton, L ERA: 2.7 (1, 1)	IP: 9.0 WLS: W BF: 33 H: 6 R: 2 ER: 2 SO: 7 BB: 2 IBB: 0 HBP: 0 BLK: 0 WP: 0 HR: 2 S: 45 P: 53 ERA: 2.00 WHIP: 0.889															PITCHER				

Batter	1	2	3	4	5	6	7	8	9	AB	R	H	RBI	BB	SO	LOB	BOTTOM				
Larry Bowa, S OBP: 0.293, SLG: 0.298 (1, 6)										4	1	1	0	0	1	4	San Francisco Giants @ Philadelphia Phillies Veterans Stadium, Philadelphia, PA Mon Jul 03 1972, 7:05 PM EDT Att: 43,016 - Unknown				
Don Money, R OBP: 0.325, SLG: 0.343 (1, 5)										4	1	1	1	0	0	1					
Willie Montanez, L OBP: 0.311, SLG: 0.361 (1, 8)										4	1	1	1	0	0	0					
Deron Johnson, R OBP: 0.222, SLG: 0.264 (1, 3)										3	1	0	0	1	2	0					
Tom Hutton, L OBP: 0.330, SLG: 0.395 (9, 3)										0	0	0	0	0	0	0					
Greg Luzinski, R OBP: 0.331, SLG: 0.438 (1, 7)										4	0	1	1	0	1	0					
Joe Lie, R OBP: 0.381, SLG: 0.371 (1, 9)										2	0	1	1	1	0	0					
Bill Robinson, R OBP: 0.304, SLG: 0.478 (7, 9)										1	0	0	0	0	0	0					
Denny Doyle, L OBP: 0.298, SLG: 0.299 (1, 4)										2	0	0	0	1	0	3					
John Bateman, R OBP: 0.337, SLG: 0.403 (1, 2)										1	0	0	0	1	1	1					
Steve Carlton, L OBP: 0.263, SLG: 0.245 (1, 1)										3	0	0	0	0	2	5					
Inning Stats	R: 4 E: 0 K: 1 S: 10	H: 5 LOB: 3 BB: 2 P: 18	R: 0 E: 0 K: 1 S: 5	H: 0 LOB: 0 BB: 0 P: 5	R: 0 E: 0 K: 0 S: 2	H: 0 LOB: 1 BB: 1 P: 6	R: 0 E: 0 K: 1 S: 5	H: 0 LOB: 0 BB: 0 P: 6	R: 0 E: 0 K: 2 S: 7	H: 0 LOB: 1 BB: 1 P: 11	R: 0 E: 0 K: 0 S: 3	H: 0 LOB: 0 BB: 0 P: 3	R: 0 E: 0 K: 1 S: 5	H: 0 LOB: 0 BB: 0 P: 5	R: 0 E: 0 K: 1 S: 5	H: 0 LOB: 0 BB: 0 P: 5		1B: 2 2B: 3 3B: 0 HR: 0	SF: 0 SAC: 0 DP: 0 HBP: 1	WP: 0 PB: 0 SB: 0 CS: 1	PA: 33
PITCHER Don Carrithers, R ERA: 5.6 (1, 1)	IP: 0.0 WLS: L BF: 4 H: 4 R: 4 ER: 4 SO: 0 BB: 1 IBB: 0 HBP: 0 BLK: 0 WP: 0 HR: 0 S: 4 P: 8 ERA: ∞ WHIP: ∞															PITCHER					
Frank Reberger, R ERA: 5.27 (1, 1)	IP: 4.0 WLS: L BF: 15 H: 1 R: 0 ER: 0 SO: 3 BB: 1 IBB: 1 HBP: 1 BLK: 0 WP: 0 HR: 0 S: 18 P: 27 ERA: 0.00 WHIP: 0.500															PITCHER					
Don McMahon, R ERA: 2.77 (5, 1)	IP: 2.0 WLS: L BF: 7 H: 0 R: 0 ER: 0 SO: 3 BB: 1 IBB: 0 HBP: 0 BLK: 0 WP: 0 HR: 0 S: 12 P: 16 ERA: 0.00 WHIP: 0.500															PITCHER					
Randy Moffitt, R ERA: 3.38 (7, 1)	IP: 2.0 WLS: L BF: 6 H: 0 R: 0 ER: 0 SO: 1 BB: 0 IBB: 0 HBP: 0 BLK: 0 WP: 0 HR: 0 S: 8 P: 8 ERA: 0.00 WHIP: 0.000															PITCHER					

Batter	1	2	3	4	5	6	7	8	9	AB	R	H	RBI	BB	SO	LOB	TOP										
Bobby Bonds, R OBP: 0.318, SLG: 0.443 (1, 9)										4	0	1	0	0	0	1	San Francisco Giants @ Philadelphia Phillies Veterans Stadium, Philadelphia, PA Tue Jul 04 1972, 7:05 PM EDT Att: 6,098 - Unknown										
Jim Howarth, L OBP: 0.341, SLG: 0.338 (1, 8)										4	0	0	0	0	0	1											
Chris Speier, R OBP: 0.345, SLG: 0.424 (1, 6)										4	0	1	0	0	0	0											
Willie McCovey, L OBP: 0.319, SLG: 0.394 Damaso Blanco, R OBP: 0.333, SLG: 0.333 Ken Henderson, S OBP: 0.288, SLG: 0.328 (1, 3)										4	0	1	0	0	0	2											
Dave Kingman, R OBP: 0.310, SLG: 0.512 (9, 3)										2	1	1	0	2	1	0											
Dave Radler, L OBP: 0.303, SLG: 0.345 (1, 2)										4	1	1	1	0	0	3											
Al Gallagher, R OBP: 0.351, SLG: 0.313 (1, 5)										4	0	1	0	0	0	3											
Tito Fuentes, S OBP: 0.310, SLG: 0.375 (1, 4)										1	0	1	1	1	0	0											
Jim Barr, R (1, 1)										2	0	0	0	0	2	2											
Inning Stats	R: 0 E: 0 K: 0 S: 4	H: 2 LOB: 1 BB: 0 P: 4	R: 0 E: 0 K: 2 S: 8	H: 1 LOB: 2 BB: 1 P: 12	R: 0 E: 0 K: 0 S: 3	H: 0 LOB: 0 BB: 0 P: 3	R: 0 E: 0 K: 0 S: 2	H: 0 LOB: 0 BB: 0 P: 6	R: 0 E: 0 K: 0 S: 4	H: 1 LOB: 1 BB: 0 P: 4	R: 0 E: 0 K: 0 S: 3	H: 0 LOB: 0 BB: 0 P: 3	R: 2 E: 0 K: 1 S: 7	H: 2 LOB: 0 BB: 0 P: 7	R: 0 E: 0 K: 0 S: 3	H: 0 LOB: 0 BB: 0 P: 3		R: 0 E: 0 K: 0 S: 3	H: 1 LOB: 1 BB: 1 P: 7	1B: 5 2B: 3 3B: 0 HR: 0	SF: 1 SAC: 1 DP: 3 HBP: 0	WP: 0 PB: 0 SB: 1 CS: 0	PA: 34				
PITCHER	IP	WLS	BF	H	R	ER	SO	BB	IBB	HBP	BLK	WP	HR	S	P	ERA	WHIP										
Bill Champion, R ERA: 4.41 Woodie Fryman, L ERA: 4.47 (1, 1)	8.0	L	30	6	2	2	3	2	0	0	0	0	0	34	42	2.25	1.000										
Woodie Fryman, L ERA: 4.47 (9, 1)	1.0		4	1	0	0	0	0	1	0	0	0	0	3	7	0.00	1.000										

Batter	1	2	3	4	5	6	7	8	9	AB	R	H	RBI	BB	SO	LOB	BOTTOM										
Larry Bowa, S OBP: 0.295, SLG: 0.301 (1, 6)										4	1	2	0	0	0	0	San Francisco Giants @ Philadelphia Phillies Veterans Stadium, Philadelphia, PA Tue Jul 04 1972, 7:05 PM EDT Att: 6,098 - Unknown										
Don Money, R OBP: 0.324, SLG: 0.341 (1, 5)										4	0	1	0	0	0	2											
Willie Montanez, L OBP: 0.311, SLG: 0.357 (1, 8)										3	0	0	0	1	0	3											
Deron Johnson, R OBP: 0.214, SLG: 0.255 (1, 3)										3	0	0	1	0	0	2											
Greg Luzinski, R OBP: 0.327, SLG: 0.432 (1, 7)										4	0	0	0	0	0	1											
Joe Lie, R OBP: 0.378, SLG: 0.351 Bill Robinson, R OBP: 0.292, SLG: 0.458 (1, 9)										2	0	0	0	1	0	0											
John Bateman, R OBP: 0.326, SLG: 0.388 (1, 2)										3	0	0	0	0	0	1											
Denny Doyle, L OBP: 0.298, SLG: 0.296 (1, 4)										2	0	0	0	1	0	1											
Bill Champion, R OBP: 0.167, SLG: 0.292 Tom Hutton, L OBP: 0.328, SLG: 0.393 Woodie Fryman, R OBP: 0.185, SLG: 0.269 (1, 1)										2	0	0	0	0	0	1											
Inning Stats	R: 0 E: 0 K: 0 S: 3	H: 0 LOB: 0 BB: 0 P: 3	R: 0 E: 0 K: 0 S: 3	H: 0 LOB: 0 BB: 0 P: 3	R: 0 E: 0 K: 0 S: 5	H: 1 LOB: 1 BB: 0 P: 5	R: 0 E: 0 K: 0 S: 3	H: 0 LOB: 1 BB: 1 P: 7	R: 0 E: 0 K: 0 S: 3	H: 1 LOB: 1 BB: 1 P: 7	R: 0 E: 0 K: 0 S: 3	H: 0 LOB: 0 BB: 0 P: 7	R: 0 E: 0 K: 0 S: 4	H: 1 LOB: 1 BB: 0 P: 4	R: 0 E: 0 K: 0 S: 3	H: 0 LOB: 0 BB: 0 P: 3		1B: 3 2B: 0 3B: 0 HR: 0	SF: 1 SAC: 0 DP: 1 HBP: 0	WP: 0 PB: 0 SB: 0 CS: 0	PA: 33						
PITCHER	IP	WLS	BF	H	R	ER	SO	BB	IBB	HBP	BLK	WP	HR	S	P	ERA	WHIP										
Jim Barr, R ERA: 2.61 (1, 1)	9.0	W	33	3	1	0	0	3	0	0	0	0	0	30	42	0.00	0.667										

Batter	1	2	3	4	5	6	7	8	9	AB	R	H	RBI	BB	SO	LOB	TOP					
Derrel Thomas, S (1,4) OBP: 0.305, SLG: 0.309	F3		1B		F9		F8			4	0	1	0	0	0	2	San Diego Padres @ Philadelphia Phillies Veterans Stadium, Philadelphia, PA Fri Jul 07 1972, 7:05 PM EDT Unknown					
Dave Roberts, R (1,5) OBP: 0.279, SLG: 0.368	F8		K		G4-6-3 1B			1B		4	0	2	0	0	1	1						
Jerry Morales, R (1,9) OBP: 0.335, SLG: 0.415	6-3			6-3	G4-6-3 1B			K		4	0	0	0	0	1	3						
Nate Colbert, R (1,3) OBP: 0.286, SLG: 0.445		K		F7		F7		K		4	0	0	0	0	2	1						
Cito Gaston, R (1,7) OBP: 0.274, SLG: 0.327		1B		2B	BB			K		3	1	2	0	1	1	1						
Johnny Jeter, R (1,8) OBP: 0.271, SLG: 0.350		K		1B	G6-3 1B				1-3	4	0	1	1	0	1	2						
Pat Corrales, R (1,2) Fred Kendall, R (9, PH) OBP: 0.248, SLG: 0.243		K		K			P4		P4	3	0	0	0	0	2	2						
Enzo Hernandez, R (1,6) Garry Jesteadt, R (9, PH) OBP: 0.294, SLG: 0.308			F7		2B		F5		P6	3	1	1	0	0	0	0						
Mike Corkins, R (1,1) Mark Schaeffer, L (8,1)			F8		1B					3	0	2	1	0	0	0						
Inning Stats	R: 0 E: 0 K: 0 S: 3	H: 0 LOB: 0 BB: 0 P: 3	R: 0 E: 0 K: 3 S: 10	H: 1 LOB: 1 BB: 0 P: 10	R: 0 E: 0 K: 1 S: 6	H: 1 LOB: 1 BB: 0 P: 6	R: 1 E: 0 K: 1 S: 7	H: 2 LOB: 1 BB: 0 P: 7	R: 1 E: 0 K: 0 S: 5	H: 3 LOB: 1 BB: 0 P: 5	R: 0 E: 0 K: 0 S: 2	H: 0 LOB: 0 BB: 1 P: 6	R: 0 E: 0 K: 0 S: 4	H: 1 LOB: 1 BB: 0 P: 4	R: 0 E: 0 K: 3 S: 10	H: 1 LOB: 1 BB: 0 P: 10		R: 0 E: 0 K: 0 S: 3	H: 0 LOB: 0 BB: 0 P: 3	1B: 7 2B: 2 3B: 0 HR: 0	SF: 0 SAC: 0 DP: 2 HBP: 0	WP: 0 PB: 0 SB: 1 CS: 0
PITCHER Steve Carlton, L (1,1) ERA: 2.66	IP: 9.0 WLS: W BF: 35 H: 9 R: 2 ER: 2 SO: 8 BB: 1 IBB: 0 HBP: 0 BLK: 0 WP: 0 HR: 0 S: 50 P: 54 ERA: 2.00 WHIP: 1.111																					

AB	34
R	2
H	9
RBI	2
BB	1
SO	8
LOB	12



Batter	1	2	3	4	5	6	7	8	9	AB	R	H	RBI	BB	SO	LOB	BOTTOM			
Larry Bowa, S (1,6) OBP: 0.297, SLG: 0.300	G3		B5-3			FC3-6 1B	G6-4-3 1B			4	0	2	0	0	0	2	San Diego Padres @ Philadelphia Phillies Veterans Stadium, Philadelphia, PA Fri Jul 07 1972, 7:05 PM EDT Unknown			
Don Money, R (1,5) OBP: 0.321, SLG: 0.350	F8		6-3			F8	G6-4-3 1B			4	0	0	0	0	0	4				
Willie Montanez, L (1,8) OBP: 0.309, SLG: 0.354	G3			F8		FC3-6 1B		K		4	1	0	0	0	1	1				
Deron Johnson, R (1,3) Tom Hutton, L (9,3) OBP: 0.326, SLG: 0.393		K		F9		BB 1B		F7		3	1	0	0	1	1	0				
Greg Luzinski, R (1,7) Bill Robinson, R (9,7) OBP: 0.310, SLG: 0.483		K				BB 1B				4	2	3	2	0	1	0				
Oscar Gamble, L (1,9) OBP: 0.364, SLG: 0.318				1B		1-2 2-H 1B		HR		0	0	0	0	0	0	0				
John Bateman, R (1,2) OBP: 0.333, SLG: 0.393			K			1-2 2-3 BB		1B		2	0	0	0	2	0	1				
Denny Doyle, L (1,4) OBP: 0.297, SLG: 0.292			B5-3 HBP BB			1-2 2-3 BB		1B		4	0	2	2	0	1	0				
Steve Carlton, L (1,1) OBP: 0.267, SLG: 0.236			B5-3 HBP		K			F8		2	0	0	0	0	1	0				
Inning Stats	R: 0 E: 0 K: 0 S: 3	H: 0 LOB: 0 BB: 0 P: 3	R: 0 E: 0 K: 2 S: 7	H: 0 LOB: 0 BB: 0 P: 7	R: 0 E: 0 K: 1 S: 5	H: 0 LOB: 2 BB: 1 P: 10	R: 0 E: 0 K: 0 S: 4	H: 1 LOB: 1 BB: 0 P: 4	R: 0 E: 0 K: 1 S: 5	H: 0 LOB: 0 BB: 0 P: 5	R: 3 E: 0 K: 0 S: 6	H: 3 LOB: 2 BB: 2 P: 14	R: 0 E: 0 K: 0 S: 3	H: 1 LOB: 0 BB: 0 P: 3	R: 1 E: 0 K: 2 S: 9	H: 2 LOB: 2 BB: 1 P: 13		1B: 6 2B: 0 3B: 0 HR: 1	SF: 0 SAC: 0 DP: 1 HBP: 1	WP: 0 PB: 0 SB: 0 CS: 0
PITCHER Mike Corkins, R (1,1) Mark Schaeffer, L (8,1) ERA: 3.19 ERA: 4.24	IP: 7.2 WLS: L BF: 34 H: 7 R: 4 ER: 4 SO: 5 BB: 4 IBB: 0 HBP: 1 BLK: 0 WP: 0 HR: 1 S: 39 P: 56 ERA: 4.70 WHIP: 1.435																			

AB	30
R	4
H	7
RBI	4
BB	4
SO	6
LOB	12



Batter	1	2	3	4	5	6	7	8	9	AB	R	H	RBI	BB	SO	LOB	TOP										
Derrel Thomas, S OBP: 0.299, SLG: 0.302 (1, 8)										5	1	0	0	0	0	3											
Dave Roberts, R OBP: 0.276, SLG: 0.373 (1, 5)										4	1	1	0	0	2	1											
Leron Lee, L OBP: 0.360, SLG: 0.500 (1, 7)										3	2	1	1	0	1	0											
Larry Stahl, L OBP: 0.298, SLG: 0.361 (1, 9)										3	0	1	0	1	1	1											
Curt Blefary, L OBP: 0.292, SLG: 0.314 (1, 3)										3	0	0	1	0	1	1											
Garry Jestadt, R OBP: 0.256, SLG: 0.298 (1, 4)										4	0	0	0	0	0	1											
Fred Kendall, R OBP: 0.256, SLG: 0.304 (1, 2)										4	2	2	2	0	1	0											
Fred Stanley, R OBP: 0.333, SLG: 0.255 (1, 6)										3	0	2	0	1	0	0											
Clay Kirby, R OBP: 0.140, SLG: 0.098 (1, 1)										4	0	1	0	0	1	3											
Inning Stats	R: 3 H: 1 E: 2 K: 1 S: 7	H: 1 LOB: 0 BB: 1 P: 11	R: 1 H: 1 E: 0 K: 1 S: 6	H: 1 LOB: 1 BB: 1 P: 10	R: 1 H: 1 E: 0 K: 1 S: 6	H: 1 LOB: 0 BB: 0 P: 6	R: 0 H: 1 E: 0 K: 0 S: 4	H: 1 LOB: 1 BB: 0 P: 4	R: 0 H: 1 E: 0 K: 1 S: 5	H: 2 LOB: 1 BB: 0 P: 5	R: 0 H: 0 E: 0 K: 2 S: 7	H: 0 LOB: 0 BB: 0 P: 7	R: 0 H: 0 E: 0 K: 0 S: 3	H: 0 LOB: 0 BB: 0 P: 3	R: 0 H: 1 E: 0 K: 1 S: 6	H: 1 LOB: 1 BB: 0 P: 6	1B: 5 2B: 2 3B: 0 HR: 2	SF: 2 SAC: 0 DP: 1 HBP: 0	WP: 1 PB: 0 SB: 0 CS: 1	PA: 38							
PITCHER	IP	WLS	BF	H	R	ER	SO	BB	IBB	HBP	BLK	WP	HR	S	P	ERA	WHIP										
Jim Nash, R ERA: 4.88 (1, 1)	1.0	L	8	2	4	1	1	2	0	0	0	1	1	8	16	9.00	4.000										
Wayne Twitchell, R ERA: 5.49 (2, 1)	5.0		19	5	2	1	3	0	0	0	0	0	1	25	25	1.80	1.000										
Dick Selma, R ERA: 4.91 (7, 1)	3.0		10	1	0	0	3	0	0	0	0	0	0	16	16	0.00	0.333										

San Diego Padres @ Philadelphia Phillies
Veterans Stadium, Philadelphia, PA
Fri Jul 07 1972, 7:05 PM EDT
Att: 18,106 - Unknown

AB 33
R 6
H 8
RBI 4
BB 2
SO 7
LOB 10

Batter	1	2	3	4	5	6	7	8	9	AB	R	H	RBI	BB	SO	LOB	BOTTOM										
Larry Bowa, S OBP: 0.300, SLG: 0.303 (1, 6)										4	0	2	0	0	0	0											
Don Money, R OBP: 0.317, SLG: 0.346 (1, 5)										3	0	0	0	0	0	2											
Dick Selma, R OBP: 0.200, SLG: 0.211 (7, 1)										1	0	1	0	0	0	0											
Willie Montanez, L OBP: 0.308, SLG: 0.352 (1, 8)										4	1	1	0	0	0	2											
Deron Johnson, R OBP: 0.226, SLG: 0.286 (1, 3)										4	0	1	0	0	2	1											
Greg Luzinski, R OBP: 0.326, SLG: 0.436 (1, 7)										4	0	1	0	0	2	2											
Joe Lis, R OBP: 0.377, SLG: 0.349 (1, 9)										3	0	0	0	1	2	1											
Denny Doyle, L OBP: 0.301, SLG: 0.296 (1, 4)										4	0	2	1	0	0	1											
Mike Ryan, R OBP: 0.296, SLG: 0.369 (1, 2)										2	0	0	0	0	2	1											
Roger Freed, R OBP: 0.295, SLG: 0.439 (7, PH)										1	0	0	0	0	1	2											
John Bateman, R OBP: 0.333, SLG: 0.393 (8, 2)										0	0	0	0	0	0	0											
Jim Nash, R OBP: 0.200, SLG: 0.200 (1, 1)										0	0	0	0	0	0	0											
Wayne Twitchell, R (2, 1)										1	0	0	0	0	1	0											
Oscar Gamble, L OBP: 0.359, SLG: 0.313 (6, PH)										1	0	0	0	0	0	0											
Terry Harmon, R OBP: 0.383, SLG: 0.333 (7, 5)										1	0	0	0	0	1	0											
Inning Stats	R: 0 H: 0 E: 0 K: 0 S: 3	H: 0 LOB: 0 BB: 0 P: 3	R: 0 H: 0 E: 0 K: 2 S: 7	H: 0 LOB: 0 BB: 0 P: 7	R: 0 H: 0 E: 0 K: 2 S: 7	H: 0 LOB: 0 BB: 0 P: 7	R: 0 H: 1 E: 0 K: 1 S: 6	H: 1 LOB: 1 BB: 0 P: 6	R: 0 H: 1 E: 0 K: 3 S: 10	H: 1 LOB: 1 BB: 0 P: 10	R: 0 H: 1 E: 0 K: 0 S: 3	H: 1 LOB: 2 BB: 0 P: 3	R: 1 H: 3 E: 0 K: 1 S: 7	H: 3 LOB: 2 BB: 1 P: 11	R: 0 H: 1 E: 0 K: 1 S: 6	H: 1 LOB: 1 BB: 0 P: 6	R: 0 H: 1 E: 0 K: 1 S: 6	H: 1 LOB: 1 BB: 0 P: 6	1B: 8 2B: 1 3B: 0 HR: 0	SF: 0 SAC: 0 DP: 2 HBP: 0	WP: 0 PB: 1 SB: 0 CS: 0	PA: 34					
PITCHER	IP	WLS	BF	H	R	ER	SO	BB	IBB	HBP	BLK	WP	HR	S	P	ERA	WHIP										
Clay Kirby, R ERA: 3.12 (1, 1)	9.0	W	34	8	1	1	11	1	0	0	0	0	0	55	59	1.00	1.000										

San Diego Padres @ Philadelphia Phillies
Veterans Stadium, Philadelphia, PA
Fri Jul 07 1972, 7:05 PM EDT
Att: 18,106 - Unknown

AB 33
R 1
H 8
RBI 1
BB 1
SO 11
LOB 12

Batter	1	2	3	4	5	6	7	8	9	AB	R	H	RBI	BB	SO	LOB	TOP			
Derrel Thomas, S OBP: 0.301, SLG: 0.301 (1,4)										4	2	1	0	1	0	1				
Dave Roberts, R OBP: 0.277, SLG: 0.368 (1,5)										4	1	1	0	0	0	0				
Leron Lee, L OBP: 0.365, SLG: 0.514 (1,7)										5	3	3	2	0	1	2				
Nate Colbert, R OBP: 0.294, SLG: 0.465 (1,3)										5	2	4	5	0	0	0				
Cito Gaston, R OBP: 0.297, SLG: 0.336 (1,9)										3	0	2	0	2	0	0				
Larry Stahl, L OBP: 0.289, SLG: 0.350 (1,8)										5	0	0	0	0	0	7				
Fred Kendall, R OBP: 0.254, SLG: 0.294 (1,2)										4	0	0	0	1	1	1				
Enzo Hernandez, R OBP: 0.250, SLG: 0.238 (1,6)										2	0	1	1	1	0	0				
Mike Caldwell, R OBP: 0.063, SLG: 0.063 (1,1)										3	0	0	0	0	1	3				
Gary Ross, R OBP: 0.286, SLG: 0.286 (8,1)										0	0	0	0	0	0	0				
Inning Stats	R: 1 E: 0 K: 0 S: 6	H: 4 LOB: 2 BB: 0 P: 6	R: 0 E: 0 K: 0 S: 3	H: 0 LOB: 0 BB: 0 P: 3	R: 1 E: 0 K: 0 S: 5	H: 2 LOB: 2 BB: 1 P: 9	R: 0 E: 0 K: 0 S: 3	H: 1 LOB: 0 BB: 0 P: 3	R: 0 E: 0 K: 1 S: 5	H: 0 LOB: 0 BB: 0 P: 5	R: 0 E: 0 K: 0 S: 3	H: 0 LOB: 1 BB: 1 P: 7	R: 0 E: 1 K: 1 S: 9	H: 3 LOB: 2 BB: 1 P: 13	R: 3 E: 0 K: 1 S: 7	H: 2 LOB: 1 BB: 2 P: 15	1B: 8 2B: 2 3B: 1 HR: 1	SF: 1 SAC: 2 DP: 1 HBP: 0	WP: 0 PB: 1 CS: 0	PA: 43
PITCHER	IP WLS BF H R ER SO BB IBB HBP BLK WP HR S P ERA WHIP																			
Bill Champion, R ERA: 4.27 (1,1)	7.0	28	7	2	2	1	2	0	0	0	0	0	0	28	36	2.57	1.286			
Barry Lersch, R ERA: 3.27 (8,1)	0.0	4	3	3	1	0	0	0	0	0	0	0	4	4	∞	∞				
Dick Selma, R ERA: 5.15 (8,1)	2.0	L	11	2	3	3	2	2	1	0	0	0	1	12	24	13.50	2.000			



AB 35
R 8
H 12
RBI 8
BB 5
SO 3
LOB 14

San Diego Padres @ Philadelphia Phillies
Veterans Stadium, Philadelphia, PA
Sat Jul 08 1972, 7:05 PM EDT
Att: 14,428 - Unknown

livebaseballscores.com

Batter	1	2	3	4	5	6	7	8	9	AB	R	H	RBI	BB	SO	LOB	BOTTOM			
Larry Bowa, S OBP: 0.302, SLG: 0.305 (1,6)										5	1	2	0	0	2	3				
Don Money, R OBP: 0.315, SLG: 0.344 (1,5)										5	1	1	0	0	1	3				
Willie Montanez, L OBP: 0.310, SLG: 0.354 (1,8)										4	1	2	2	0	0	1				
Deron Johnson, R OBP: 0.227, SLG: 0.278 (1,3)										3	0	0	0	1	2	3				
Greg Luzinski, R OBP: 0.325, SLG: 0.434 (1,7)										4	1	1	1	0	0	3				
Joe Lie, R OBP: 0.375, SLG: 0.348 (1,9)										3	0	1	0	0	1	0				
Bill Robinson, R OBP: 0.300, SLG: 0.467 (7, PR) (8,9)										1	0	0	0	0	1	2				
John Bateman, R OBP: 0.330, SLG: 0.398 (1,2)										4	0	1	2	0	1	1				
Oscar Gamble, L OBP: 0.359, SLG: 0.313 (8, PR)										0	0	0	0	0	0	0				
Mike Ryan, R OBP: 0.296, SLG: 0.369 (9,2)										0	0	0	0	0	0	0				
Terry Harmon, R OBP: 0.378, SLG: 0.324 (1,4)										3	1	0	0	1	2	2				
Bill Champion, R OBP: 0.192, SLG: 0.280 (1,1)										1	0	0	0	1	0	0				
Roger Freed, R OBP: 0.290, SLG: 0.431 (7, PH)										1	0	0	0	0	0	1				
Barry Lersch, S (8,1)										0	0	0	0	0	0	0				
Dick Selma, R OBP: 0.200, SLG: 0.211 (8,1)										0	0	0	0	0	0	0				
Tom Hutton, L OBP: 0.331, SLG: 0.396 (9, PH)										1	0	1	0	0	0	0				
Inning Stats	R: 0 E: 0 K: 1 S: 6	H: 1 LOB: 1 BB: 0 P: 6	R: 0 E: 0 K: 0 S: 3	H: 0 LOB: 0 BB: 0 P: 3	R: 1 E: 0 K: 1 S: 6	H: 1 LOB: 3 BB: 3 P: 18	R: 0 E: 0 K: 3 S: 9	H: 0 LOB: 0 BB: 0 P: 9	R: 0 E: 0 K: 1 S: 5	H: 0 LOB: 0 BB: 0 P: 5	R: 0 E: 0 K: 1 S: 6	H: 1 LOB: 1 BB: 0 P: 6	R: 4 E: 0 K: 2 S: 12	H: 5 LOB: 1 BB: 0 P: 12	R: 0 E: 0 K: 0 S: 3	H: 1 LOB: 0 BB: 0 P: 3	1B: 8 2B: 1 3B: 0 HR: 0	SF: 0 SAC: 0 DP: 1 HBP: 0	WP: 1 PB: 0 CS: 0	PA: 38
PITCHER	IP WLS BF H R ER SO BB IBB HBP BLK WP HR S P ERA WHIP																			
Mike Caldwell, L ERA: 3.47 (1,1)	7.0	30	6	4	4	8	3	0	0	0	0	1	0	43	55	5.14	1.286			
Gary Ross, R ERA: 2.09 (8,1)	2.0	W	8	3	1	1	2	0	0	0	0	1	0	12	12	4.50	1.500			



San Diego Padres @ Philadelphia Phillies
Veterans Stadium, Philadelphia, PA
Sat Jul 08 1972, 7:05 PM EDT
Att: 14,428 - Unknown

AB 35
R 5
H 9
RBI 5
BB 3
SO 10
LOB 19

Batter	1	2	3	4	5	6	7	8	9	AB	R	H	RBI	BB	SO	LOB	TOP																					
Derrel Thomas, S OBP: 0.299, SLG: 0.299 (1,4)	F7		1B			F7		FC4-6		5	0	1	1	0	0	2	San Diego Padres @ Philadelphia Phillies Veterans Stadium, Philadelphia, PA Sun Jul 09 1972, 3:33 AM EDT Att: 18,445 - Unknown livebaseballscorecards.com																					
Dave Roberts, R OBP: 0.290, SLG: 0.381 (1,5)	K		2B			1B		F8		4	3	2	0	1	1																							
Leron Lee, L OBP: 0.362, SLG: 0.512 (1,7)	F7		2B			F8		F7		5	1	1	1	0	0	2																						
Nate Colbert, R OBP: 0.299, SLG: 0.467 (1,3)		K	1B			1B		F2		5	0	3	1	0	1	1																						
Cito Gaston, R OBP: 0.301, SLG: 0.348 (1,9)	K		6-3			1B		FC6-4		5	0	2	2	0	1	2																						
Larry Stahl, L OBP: 0.292, SLG: 0.360 (1,8)					K			6-3		4	0	1	0	1	2	3																						
Fred Kendall, R OBP: 0.254, SLG: 0.293 (1,2)	K				E6			F8		4	0	1	0	0	1	3																						
Enzo Hernandez, R OBP: 0.254, SLG: 0.243 (1,6)			1B		K			F2		4	1	2	0	0	1	1																						
Bill Greif, R OBP: 0.080, SLG: 0.042 (1,1)					E1			P1		3	0	1	0	0	0	2																						
Fred Norman, S OBP: 0.242, SLG: 0.226 (7,1)			1B					FC4-6		0	0	0	0	1	0	0																						
Inning Stats	R: 0 E: 0 K: 1 S: 5	H: 0 LOB: 0 BB: 0 P: 5	R: 0 E: 0 K: 3 S: 10	H: 1 LOB: 1 BB: 0 P: 10	R: 3 E: 1 K: 0 S: 7	H: 5 LOB: 1 BB: 0 P: 7	R: 0 E: 1 K: 2 S: 8	H: 2 LOB: 2 BB: 0 P: 8	R: 1 E: 0 K: 1 S: 4	H: 3 LOB: 2 BB: 0 P: 8	R: 0 E: 0 K: 0 S: 4	H: 1 LOB: 1 BB: 0 P: 4	R: 1 E: 0 K: 0 S: 4	H: 1 LOB: 2 BB: 2 P: 12	R: 0 E: 0 K: 0 S: 3	H: 0 LOB: 1 BB: 1 P: 7	R: 0 E: 0 K: 0 S: 4	H: 1 LOB: 1 BB: 0 P: 4	1B: 10 2B: 3 3B: 1 HR: 0	SF: 0 SAC: 0 DP: 0 HBP: 0	WP: 0 PB: 0 SB: 1 CS: 0	PA: 42																
PITCHER	IP	WLS	BF	H	R	ER	SO	BB	IBB	HBP	BLK	WP	HR	S	P	ERA	WHIP	PITCHER				IP	WLS	BF	H	R	ER	SO	BB	IBB	HBP	BLK	WP	HR	S	P	ERA	WHIP
Darrell Brandon, R ERA: 3.38 (1,1)	7.0	L	34	13	5	2	7	1	1	0	0	0	0	46	54	2.57	2.000																					
Barry Lersch, R ERA: 3.15 (8,1)	2.0		8	1	0	0	0	1	0	0	0	0	0	7	11	0.00	1.000																					

Batter	1	2	3	4	5	6	7	8	9	AB	R	H	RBI	BB	SO	LOB	BOTTOM																					
Larry Bowa, S OBP: 0.303, SLG: 0.306 (1,6)	K		4-3						5-3	5	0	2	0	0	1	1	San Diego Padres @ Philadelphia Phillies Veterans Stadium, Philadelphia, PA Sun Jul 09 1972, 3:33 AM EDT Att: 18,445 - Unknown livebaseballscorecards.com																					
Don Money, R OBP: 0.313, SLG: 0.341 (1,5)	6-3				1B		1-3	FC6-4		5	0	1	0	0	0	4																						
Willie Montanez, L OBP: 0.309, SLG: 0.352 (1,8)	K				1B			3-1		5	1	1	0	0	1	2																						
Deron Johnson, R OBP: 0.236, SLG: 0.313 (1,3)					K			F8		4	1	2	1	0	1	3																						
Greg Luzinski, R OBP: 0.321, SLG: 0.428 (1,7)		K			P6			F8		4	0	0	0	0	2	4																						
Joe Lis, R OBP: 0.400, SLG: 0.429 (1,9)										3	1	2	2	1	0	2																						
Bill Robinson, R OBP: 0.300, SLG: 0.467 (8,9)					F7					0	0	0	0	0	0	0																						
John Bateman, R OBP: 0.317, SLG: 0.380 (1,2)	F7				K			4-3		4	0	0	0	0	2	2																						
Denny Doyle, L OBP: 0.297, SLG: 0.292 (1,4)					G3					3	0	0	0	0	0	0																						
Pete Koeneil, R OBP: 0.263, SLG: 0.257 (8,PH)								F7		1	0	0	0	0	1	1																						
Terry Harmon, R OBP: 0.378, SLG: 0.324 (9,4)								6-3		0	0	0	0	0	0	0																						
Darrell Brandon, R OBP: 0.167, SLG: 0.167 (1,1)					K					2	0	1	0	0	1	0																						
Oscar Gamble, L OBP: 0.367, SLG: 0.368 (7,PH)										1	1	1	1	0	0	0																						
Barry Lersch, S OBP: 0.302, SLG: 0.458 (8,1)								1B		0	0	0	0	0	0	0																						
Roger Freed, R OBP: 0.302, SLG: 0.458 (8,PH)										1	0	1	0	0	0	0																						
Inning Stats	R: 0 E: 0 K: 2 S: 7	H: 0 LOB: 0 BB: 0 P: 7	R: 0 E: 0 K: 1 S: 5	H: 1 LOB: 1 BB: 1 P: 9	R: 0 E: 0 K: 1 S: 5	H: 0 LOB: 0 BB: 0 P: 5	R: 0 E: 0 K: 1 S: 7	H: 2 LOB: 2 BB: 0 P: 7	R: 0 E: 0 K: 0 S: 5	H: 2 LOB: 2 BB: 0 P: 7	R: 2 E: 1 K: 0 S: 5	H: 1 LOB: 0 BB: 0 P: 5	R: 1 E: 0 K: 0 S: 5	H: 2 LOB: 1 BB: 0 P: 5	R: 1 E: 0 K: 3 S: 11	H: 2 LOB: 1 BB: 0 P: 11	R: 0 E: 0 K: 0 S: 4	H: 1 LOB: 1 BB: 0 P: 4	1B: 7 2B: 2 3B: 0 HR: 3	SF: 0 SAC: 0 DP: 1 HBP: 0	WP: 0 PB: 0 SB: 0 CS: 1	PA: 39																
PITCHER	IP	WLS	BF	H	R	ER	SO	BB	IBB	HBP	BLK	WP	HR	S	P	ERA	WHIP	PITCHER				IP	WLS	BF	H	R	ER	SO	BB	IBB	HBP	BLK	WP	HR	S	P	ERA	WHIP
Bill Greif, R ERA: 5.26 (1,1)	6.1	W	27	7	3	1	6	1	0	0	0	0	1	18	18	1.42	1.263																					
Fred Norman, L ERA: 3.36 (7,1)	2.2	S	12	4	1	1	3	0	0	0	0	0	1	18	18	3.38	1.500																					



Batter	1	2	3	4	5	6	7	8	9	10	11	AB	R	H	RBI	BB	SO	LOB	TOP						
Lee Lacy, R OBP: 0.356, SLG: 0.333 (1, 4)												5	0	1	0	1	0	3							
Wille Davis, L OBP: 0.368, SLG: 0.434 (1, 8)												6	3	4	1	0	0	2							
Manny Mota, R OBP: 0.363, SLG: 0.492 (1, 7)												5	1	3	2	0	0	1							
Frank Robinson, R OBP: 0.363, SLG: 0.440 (1, 9)												4	0	1	0	2	0	4							
Wes Parker, S OBP: 0.351, SLG: 0.333 (1, 3)												5	0	2	1	0	0	4							
Billy Grabarkewitz, R OBP: 0.245, SLG: 0.233 Bill Buckner, L OBP: 0.342, SLG: 0.346 Jim Lefebvre, S OBP: 0.258, SLG: 0.348 (1, 5)													5	0	0	0	0	2	3						
Dick Dietz, R OBP: 0.320, SLG: 0.250 Wille Crawford, L OBP: 0.301, SLG: 0.410 Pete Richert, L OBP: 0.600, SLG: 0.600 (1, 2)												4	1	1	1	1	2	1							
Maury Wills, S OBP: 0.191, SLG: 0.159 (1, 6)												4	0	1	0	0	0	0							
Al Downing, R Bobby Valentine, L Jim Brewer, L Steve Garvey, R Pete Mikkelsen, R Chris Cannizzaro, R (1, 1)												2	0	0	0	0	2	0							
Inning Stats	R: 0 E: 0 K: 0 S: 3	H: 0 LOB: 2 BB: 1 P: 8	R: 0 E: 0 K: 1 S: 5	H: 0 LOB: 0 BB: 0 P: 5	R: 1 E: 0 K: 1 S: 8	H: 3 LOB: 2 BB: 0 P: 8	R: 0 E: 0 K: 1 S: 5	H: 0 LOB: 0 BB: 0 P: 5	R: 0 E: 0 K: 1 S: 6	H: 1 LOB: 1 BB: 0 P: 6	R: 0 E: 0 K: 1 S: 7	H: 2 LOB: 2 BB: 0 P: 7	R: 1 E: 0 K: 1 S: 7	H: 2 LOB: 2 BB: 1 P: 11	R: 0 E: 0 K: 1 S: 5	H: 0 LOB: 2 BB: 1 P: 9	R: 2 E: 0 K: 1 S: 7	H: 3 LOB: 1 BB: 1 P: 11	1B: 13 2B: 0 3B: 0 HR: 2	SF: 1 SAC: 1 DP: 0 HBP: 1	WP: 1 PB: 1 SB: 0 CS: 0	PA: 52			
PITCHER	Ken Reynolds, L ERA: 3.74 Dick Selma, R ERA: 5.13 Mac Scarce, L ERA: 3.0 Darrell Brandon, R ERA: 3.3	IP: 6.2 WLS: 0.1 BF: 17 H: 4 R: 3 ER: 3 SO: 4 BB: 0 IBB: 0 HBP: 0 BLK: 0 WP: 0 HR: 1 S: 36 P: 41 ERA: 4.05 WHIP: 1.350	IP: 7.1 WLS: 0 BF: 30 H: 8 R: 3 ER: 3 SO: 4 BB: 0 IBB: 0 HBP: 0 BLK: 0 WP: 0 HR: 1 S: 36 P: 41 ERA: 4.05 WHIP: 1.350	IP: 8.1 WLS: L BF: 17 H: 6 R: 3 ER: 3 SO: 3 BB: 2 IBB: 0 HBP: 0 BLK: 0 WP: 1 HR: 1 S: 21 P: 29 ERA: 9.00 WHIP: 2.667	IP: 11.1 WLS: 1.0 BF: 4 H: 1 R: 0 ER: 0 SO: 1 BB: 1 IBB: 0 HBP: 0 BLK: 0 WP: 0 HR: 0 S: 5 P: 9 ERA: 0.00 WHIP: 2.000	PITCHER	IP: 6.2 WLS: 0.1 BF: 30 H: 8 R: 3 ER: 3 SO: 4 BB: 0 IBB: 0 HBP: 0 BLK: 0 WP: 0 HR: 1 S: 36 P: 41 ERA: 4.05 WHIP: 1.350	IP: 7.1 WLS: 0 BF: 30 H: 8 R: 3 ER: 3 SO: 4 BB: 0 IBB: 0 HBP: 0 BLK: 0 WP: 0 HR: 1 S: 36 P: 41 ERA: 4.05 WHIP: 1.350	IP: 8.1 WLS: L BF: 17 H: 6 R: 3 ER: 3 SO: 3 BB: 2 IBB: 0 HBP: 0 BLK: 0 WP: 1 HR: 1 S: 21 P: 29 ERA: 9.00 WHIP: 2.667	IP: 11.1 WLS: 1.0 BF: 4 H: 1 R: 0 ER: 0 SO: 1 BB: 1 IBB: 0 HBP: 0 BLK: 0 WP: 0 HR: 0 S: 5 P: 9 ERA: 0.00 WHIP: 2.000	PITCHER	IP: 6.2 WLS: 0.1 BF: 30 H: 8 R: 3 ER: 3 SO: 4 BB: 0 IBB: 0 HBP: 0 BLK: 0 WP: 0 HR: 1 S: 36 P: 41 ERA: 4.05 WHIP: 1.350	IP: 7.1 WLS: 0 BF: 30 H: 8 R: 3 ER: 3 SO: 4 BB: 0 IBB: 0 HBP: 0 BLK: 0 WP: 0 HR: 1 S: 36 P: 41 ERA: 4.05 WHIP: 1.350	IP: 8.1 WLS: L BF: 17 H: 6 R: 3 ER: 3 SO: 3 BB: 2 IBB: 0 HBP: 0 BLK: 0 WP: 1 HR: 1 S: 21 P: 29 ERA: 9.00 WHIP: 2.667	IP: 11.1 WLS: 1.0 BF: 4 H: 1 R: 0 ER: 0 SO: 1 BB: 1 IBB: 0 HBP: 0 BLK: 0 WP: 0 HR: 0 S: 5 P: 9 ERA: 0.00 WHIP: 2.000	PITCHER	IP: 6.2 WLS: 0.1 BF: 30 H: 8 R: 3 ER: 3 SO: 4 BB: 0 IBB: 0 HBP: 0 BLK: 0 WP: 0 HR: 1 S: 36 P: 41 ERA: 4.05 WHIP: 1.350	IP: 7.1 WLS: 0 BF: 30 H: 8 R: 3 ER: 3 SO: 4 BB: 0 IBB: 0 HBP: 0 BLK: 0 WP: 0 HR: 1 S: 36 P: 41 ERA: 4.05 WHIP: 1.350	IP: 8.1 WLS: L BF: 17 H: 6 R: 3 ER: 3 SO: 3 BB: 2 IBB: 0 HBP: 0 BLK: 0 WP: 1 HR: 1 S: 21 P: 29 ERA: 9.00 WHIP: 2.667	IP: 11.1 WLS: 1.0 BF: 4 H: 1 R: 0 ER: 0 SO: 1 BB: 1 IBB: 0 HBP: 0 BLK: 0 WP: 0 HR: 0 S: 5 P: 9 ERA: 0.00 WHIP: 2.000	PITCHER	IP: 6.2 WLS: 0.1 BF: 30 H: 8 R: 3 ER: 3 SO: 4 BB: 0 IBB: 0 HBP: 0 BLK: 0 WP: 0 HR: 1 S: 36 P: 41 ERA: 4.05 WHIP: 1.350	IP: 7.1 WLS: 0 BF: 30 H: 8 R: 3 ER: 3 SO: 4 BB: 0 IBB: 0 HBP: 0 BLK: 0 WP: 0 HR: 1 S: 36 P: 41 ERA: 4.05 WHIP: 1.350	IP: 8.1 WLS: L BF: 17 H: 6 R: 3 ER: 3 SO: 3 BB: 2 IBB: 0 HBP: 0 BLK: 0 WP: 1 HR: 1 S: 21 P: 29 ERA: 9.00 WHIP: 2.667	IP: 11.1 WLS: 1.0 BF: 4 H: 1 R: 0 ER: 0 SO: 1 BB: 1 IBB: 0 HBP: 0 BLK: 0 WP: 0 HR: 0 S: 5 P: 9 ERA: 0.00 WHIP: 2.000

Los Angeles Dodgers @ Philadelphia Phillies
Veterans Stadium, Philadelphia, PA
Mon Jul 10 1972, 7:05 PM EDT
Unknown

AB 45
R 6
H 15
RBI 6
BB 4
SO 8
LOB 23



Batter	1	2	3	4	5	6	7	8	9	10	11	AB	R	H	RBI	BB	SO	LOB	BOTTOM						
Larry Bowa, S OBP: 0.302, SLG: 0.302 (1, 6)												4	1	0	0	1	1	4							
Terry Harmon, R OBP: 0.367, SLG: 0.336 (1, 4)												5	2	3	0	0	0	1							
Don Money, R OBP: 0.316, SLG: 0.354 (1, 5)												4	1	2	3	0	1	1							
Deron Johnson, R OBP: 0.230, SLG: 0.304 Tom Hutton, L OBP: 0.333, SLG: 0.394 (1, 3)												3	0	0	0	0	1	1							
Greg Luzinski, R OBP: 0.320, SLG: 0.426 Bill Robinson, R OBP: 0.290, SLG: 0.452 (1, 7)												4	0	1	1	0	0	0							
Roger Freed, R OBP: 0.309, SLG: 0.444 (1, 9)												4	0	1	0	0	2	2							
Willie Montanez, L OBP: 0.305, SLG: 0.347 (1, 8)												4	0	0	0	0	1	1							
John Bateman, R OBP: 0.327, SLG: 0.383 Oscar Gamble, L OBP: 0.367, SLG: 0.368 Mike Ryan, R OBP: 0.292, SLG: 0.364 (1, 2)												2	0	1	0	1	1	0							
Ken Reynolds, L Dick Selma, R Joe Lefebvre, L Mac Scarce, L Darrell Brandon, R Pete Knepper, R (1, 1)												2	0	1	0	0	0	1							
Inning Stats	R: 3 E: 0 K: 1 S: 7	H: 2 LOB: 1 BB: 1 P: 12	R: 0 E: 0 K: 1 S: 5	H: 1 LOB: 0 BB: 0 P: 5	R: 0 E: 0 K: 1 S: 5	H: 0 LOB: 0 BB: 0 P: 5	R: 0 E: 0 K: 1 S: 5	H: 0 LOB: 0 BB: 0 P: 5	R: 0 E: 0 K: 0 S: 3	H: 1 LOB: 1 BB: 0 P: 3	R: 0 E: 0 K: 1 S: 6	H: 2 LOB: 2 BB: 1 P: 10	R: 1 E: 0 K: 0 S: 4	H: 2 LOB: 1 BB: 1 P: 8	R: 0 E: 0 K: 2 S: 7	H: 0 LOB: 0 BB: 0 P: 7	R: 0 E: 0 K: 0 S: 4	H: 1 LOB: 1 BB: 0 P: 4	R: 0 E: 0 K: 2 S: 7	H: 0 LOB: 0 BB: 0 P: 7	1B: 9 2B: 0 3B: 0 HR: 1	SF: 0 SAC: 2 DP: 1 HBP: 1	WP: 0 PB: 0 SB: 0 CS: 2	PA: 43	
PITCHER	Al Downing, L ERA: 3.06 Jim Brewer, L ERA: 1.16 Pete Mikkelsen, R ERA: 4.15 Pete Richert, L ERA: 2.08	IP: 6.0 WLS: 1.0 BF: 23 H: 5 R: 2 ER: 0 SO: 4 BB: 1 IBB: 0 HBP: 1 BLK: 0 WP: 0 HR: 1 S: 29 P: 34 ERA: 4.50 WHIP: 1.000	IP: 7.1 WLS: 5 BF: 30 H: 8 R: 3 ER: 3 SO: 4 BB: 0 IBB: 0 HBP: 0 BLK: 0 WP: 0 HR: 1 S: 36 P: 41 ERA: 4.05 WHIP: 1.350	IP: 8.1 WLS: 2 BF: 17 H: 6 R: 3 ER: 3 SO: 3 BB: 2 IBB: 0 HBP: 0 BLK: 0 WP: 1 HR: 1 S: 21 P: 29 ERA: 9.00 WHIP: 2.667	IP: 11.1 WLS: 1.0 BF: 4 H: 1 R: 0 ER: 0 SO: 1 BB: 1 IBB: 0 HBP: 0 BLK: 0 WP: 0 HR: 0 S: 5 P: 9 ERA: 0.00 WHIP: 2.000	PITCHER	IP: 6.0 WLS: 1.0 BF: 23 H: 5 R: 2 ER: 0 SO: 4 BB: 1 IBB: 0 HBP: 1 BLK: 0 WP: 0 HR: 1 S: 29 P: 34 ERA: 4.50 WHIP: 1.000	IP: 7.1 WLS: 5 BF: 30 H: 8 R: 3 ER: 3 SO: 4 BB: 0 IBB: 0 HBP: 0 BLK: 0 WP: 0 HR: 1 S: 36 P: 41 ERA: 4.05 WHIP: 1.350	IP: 8.1 WLS: 2 BF: 17 H: 6 R: 3 ER: 3 SO: 3 BB: 2 IBB: 0 HBP: 0 BLK: 0 WP: 1 HR: 1 S: 21 P: 29 ERA: 9.00 WHIP: 2.667	IP: 11.1 WLS: 1.0 BF: 4 H: 1 R: 0 ER: 0 SO: 1 BB: 1 IBB: 0 HBP: 0 BLK: 0 WP: 0 HR: 0 S: 5 P: 9 ERA: 0.00 WHIP: 2.000	PITCHER	IP: 6.0 WLS: 1.0 BF: 23 H: 5 R: 2 ER: 0 SO: 4 BB: 1 IBB: 0 HBP: 1 BLK: 0 WP: 0 HR: 1 S: 29 P: 34 ERA: 4.50 WHIP: 1.000	IP: 7.1 WLS: 5 BF: 30 H: 8 R: 3 ER: 3 SO: 4 BB: 0 IBB: 0 HBP: 0 BLK: 0 WP: 0 HR: 1 S: 36 P: 41 ERA: 4.05 WHIP: 1.350	IP: 8.1 WLS: 2 BF: 17 H: 6 R: 3 ER: 3 SO: 3 BB: 2 IBB: 0 HBP: 0 BLK: 0 WP: 1 HR: 1 S: 21 P: 29 ERA: 9.00 WHIP: 2.667	IP: 11.1 WLS: 1.0 BF: 4 H: 1 R: 0 ER: 0 SO: 1 BB: 1 IBB: 0 HBP: 0 BLK: 0 WP: 0 HR: 0 S: 5 P: 9 ERA: 0.00 WHIP: 2.000	PITCHER	IP: 6.0 WLS: 1.0 BF: 23 H: 5 R: 2 ER: 0 SO: 4 BB: 1 IBB: 0 HBP: 1 BLK: 0 WP: 0 HR: 1 S: 29 P: 34 ERA: 4.50 WHIP: 1.000	IP: 7.1 WLS: 5 BF: 30 H: 8 R: 3 ER: 3 SO: 4 BB: 0 IBB: 0 HBP: 0 BLK: 0 WP: 0 HR: 1 S: 36 P: 41 ERA: 4.05 WHIP: 1.350	IP: 8.1 WLS: 2 BF: 17 H: 6 R: 3 ER: 3 SO: 3 BB: 2 IBB: 0 HBP: 0 BLK: 0 WP: 1 HR: 1 S: 21 P: 29 ERA: 9.00 WHIP: 2.667	IP: 11.1 WLS: 1.0 BF: 4 H: 1 R: 0 ER: 0 SO: 1 BB: 1 IBB: 0 HBP: 0 BLK: 0 WP: 0 HR: 0 S: 5 P: 9 ERA: 0.00 WHIP: 2.000	PITCHER	IP: 6.0 WLS: 1.0 BF: 23 H: 5 R: 2 ER: 0 SO: 4 BB: 1 IBB: 0 HBP: 1 BLK: 0 WP: 0 HR: 1 S: 29 P: 34 ERA: 4.50 WHIP: 1.000	IP: 7.1 WLS: 5 BF: 30 H: 8 R: 3 ER: 3 SO: 4 BB: 0 IBB: 0 HBP: 0 BLK: 0 WP: 0 HR: 1 S: 36 P: 41 ERA: 4.05 WHIP: 1.350	IP: 8.1 WLS: 2 BF: 17 H: 6 R: 3 ER: 3 SO: 3 BB: 2 IBB: 0 HBP: 0 BLK: 0 WP: 1 HR: 1 S: 21 P: 29 ERA: 9.00 WHIP: 2.667	IP: 11.1 WLS: 1.0 BF: 4 H: 1 R: 0 ER: 0 SO: 1 BB: 1 IBB: 0 HBP: 0 BLK: 0 WP: 0 HR: 0 S: 5 P: 9 ERA: 0.00 WHIP: 2.000

Los Angeles Dodgers @ Philadelphia Phillies
Veterans Stadium, Philadelphia, PA
Mon Jul 10 1972, 7:05 PM EDT
Unknown

AB 37
R 4
H 10
RBI 4
BB 3
SO 9
LOB 12



Batter	1	2	3	4	5	6	7	8	9	AB	R	H	RBI	BB	SO	LOB	TOP			
Lee Lacy, R OBP: 0.347, SLG: 0.348 (1,4)	0-0 6-3		0-0 F3		0-0 2B		0-0 5-3			4	0	1	0	0	0	0	Los Angeles Dodgers @ Philadelphia Phillies Veterans Stadium, Philadelphia, PA Mon Jul 10 1972, 7:05 PM EDT Att: 20,159 - Unknown			
Willie Davis, L OBP: 0.307, SLG: 0.431 Willie Crawford, L OBP: 0.301, SLG: 0.410 (1,8) (8,9)	0-0 1-3			0-0 1B	0-0 P6			0-3 K		4	0	1	0	0	1	2				
Manny Mota, R OBP: 0.371, SLG: 0.514 (1,7)	0-0 P4			0-0 1B		0-0 BB 1B		0-0 HR		4	1	3	1	0	0	0				
Frank Robinson, R OBP: 0.359, SLG: 0.433 Bobby Valentine, R OBP: 0.324, SLG: 0.356 (1,9) (6,9) (8,8)		0-3 K		0-0 F8		0-0 P4		0-0 1B		3	0	0	0	0	1	3				
Wes Parker, S OBP: 0.344, SLG: 0.326 (1,3)		0-0 F8		0-0 F8		0-0 F9		0-0 F8		4	0	0	0	0	0	4				
Chris Cannizzaro, R OBP: 0.369, SLG: 0.367 (1,2)		4-0 BB		0-0 F2		4-0 BB		0-0 F9		2	0	0	0	2	0	3				
Billy Grabarkewitz, R OBP: 0.243, SLG: 0.219 (1,5) (7,6)		0-3 K			0-0 6-3		0-0 F9		0-0 F8	4	0	0	0	0	1	3				
Maury Wills, S OBP: 0.186, SLG: 0.155 Hoyt Wilhelm, R (7,1) Dick Dietz, R OBP: 0.314, SLG: 0.244 (9, PH)			0-0 F7		0-0 1-3		0-0 F8		0-0 1-3	3	0	0	0	0	0	0				
Mike Strahler, R Jose Pena, R Steve Garvey, R OBP: 0.319, SLG: 0.422 (1,1) (5,1) (7,5)			0-3 K		4-0 2B BB		0-3 K		0-0 F7	1	0	0	0	1	1	0				
Inning Stats	R: 0 E: 0 K: 0 S: 3	H: 0 LOB: 0 BB: 0 P: 3	R: 0 E: 0 K: 2 S: 7	H: 0 LOB: 1 BB: 1 P: 11	R: 0 E: 0 K: 1 S: 5	H: 0 LOB: 0 BB: 0 P: 5	R: 0 E: 0 K: 0 S: 5	H: 2 LOB: 2 BB: 0 P: 5	R: 0 E: 0 K: 0 S: 4	H: 1 LOB: 2 BB: 1 P: 8	R: 0 E: 0 K: 1 S: 5	H: 0 LOB: 0 BB: 0 P: 5	R: 1 E: 0 K: 1 S: 7	H: 2 LOB: 1 BB: 0 P: 7	R: 0 E: 0 K: 0 S: 3	H: 0 LOB: 0 BB: 0 P: 3		1B: 4 2B: 1 3B: 0 HR: 1	SF: 0 SAC: 0 DP: 0 HBP: 0	WP: 0 PB: 0 SB: 0 CS: 0
PITCHER Woodie Fryman, L ERA: 4.25 (1,1)	IP: 9.0 WLS: W BF: 36 H: 6 R: 1 ER: 1 SO: 5 BB: 3 IBB: 0 HBP: 0 BLK: 0 WP: 0 HR: 1 S: 43 P: 55 ERA: 1.00 WHIP: 1.000															PITCHER				

Batter	1	2	3	4	5	6	7	8	9	AB	R	H	RBI	BB	SO	LOB	BOTTOM			
Larry Bowa, S OBP: 0.306, SLG: 0.300 (1,6)	4-0 F8 1B BB		4-0 E 1B BB						0-0 P6	2	2	0	0	3	0	3	Los Angeles Dodgers @ Philadelphia Phillies Veterans Stadium, Philadelphia, PA Mon Jul 10 1972, 7:05 PM EDT Att: 20,159 - Unknown			
Don Money, R OBP: 0.314, SLG: 0.351 (1,5)	0-0 F8		0-0 E5 1B		0-0 FC5-4 1B	0-0 P1		0-0 G6-4-3 BB 1B		5	2	1	0	0	0	3				
Tom Hutton, L OBP: 0.346, SLG: 0.402 (1,7) (7,3)	0-0 CS 1B		0-0 1-2 2-H 1B		0-0 1-2 3B 1B	0-0 4-3		4-0 G6-4-3 BB		4	1	3	2	1	0	0				
Deron Johnson, R OBP: 0.238, SLG: 0.311 Bill Robinson, R OBP: 0.291, SLG: 0.438 (1,3) (6, PR) (7,7)	0-3 K		0-3 K		0-0 1-2 2-H 3B 1B	0-0 HR 1B		0-0 G6-4-3 1-2 2-3		4	1	2	1	0	2	3				
Willie Montanez, L OBP: 0.309, SLG: 0.369 (1,8)		0-0 F7	0-0 1-2 2-H 1B		0-0 1-H 2-H SF9 3B	0-0 1-H HR		0-0 4-3		5	2	3	5	0	0	1				
Oscar Gamble, L OBP: 0.373, SLG: 0.371 (1,9)		4-0 FC6-4 BB	0-0 F8		0-0 3-H SF9	0-0 1B				2	0	1	1	1	0	2				
John Bateman, R OBP: 0.324, SLG: 0.378 (1,2)		0-0 FC6-4 1-2		0-0 5-3	0-0 1B BB 1B	0-0 F8				4	0	1	0	0	0	2				
Denny Doyle, L OBP: 0.296, SLG: 0.288 (1,4)		0-0 F7		0-0 F8	4-0 1B BB		0-0 P2			3	0	0	0	1	0	1				
Woodie Fryman, R OBP: 0.194, SLG: 0.267 (1,1)			0-0 6-3	0-0 1-3	0-0 1-2 1B		0-0 1-3			4	0	1	0	0	0	0				
Inning Stats	R: 1 E: 0 K: 1 S: 5	H: 1 LOB: 1 BB: 1 P: 9	R: 0 E: 0 K: 0 S: 3	H: 0 LOB: 1 BB: 1 P: 7	R: 2 E: 1 K: 1 S: 8	H: 2 LOB: 2 BB: 1 P: 12	R: 0 E: 0 K: 0 S: 3	H: 0 LOB: 0 BB: 0 P: 3	R: 4 E: 0 K: 0 S: 8	H: 5 LOB: 3 BB: 2 P: 16	R: 2 E: 0 K: 0 S: 6	H: 3 LOB: 1 BB: 0 P: 6	R: 0 E: 0 K: 0 S: 3	H: 0 LOB: 0 BB: 0 P: 3	R: 0 E: 0 K: 0 S: 3	H: 1 LOB: 1 BB: 1 P: 7		1B: 10 2B: 0 3B: 1 HR: 1	SF: 1 SAC: 0 DP: 1 HBP: 0	WP: 0 PB: 0 SB: 0 CS: 1
PITCHER Mike Strahler, R ERA: 4.63 Jose Pena, R ERA: 7.11 Hoyt Wilhelm, R ERA: 4.62 (1,1) (5,1) (7,1)	IP: 4.1 WLS: L BF: 22 H: 6 R: 3 ER: 3 SO: 0 BB: 1 IBB: 0 HBP: 0 BLK: 0 WP: 0 HR: 1 S: 11 P: 15 ERA: 16.20 WHIP: 4.200															PITCHER				

Batter	1	2	3	4	5	6	7	8	9	AB	R	H	RBI	BB	SO	LOB	TOP					
Lee Lacy, R OBP: 0.377, SLG: 0.380 (1, 4)										4	1	3	0	0	0	0	Los Angeles Dodgers @ Philadelphia Phillies Veterans Stadium, Philadelphia, PA Tue Jul 11 1972, 7:05 PM EDT Att: 18,443 - Unknown					
Willie Davis, L OBP: 0.304, SLG: 0.426 (1, 8)										4	0	0	0	0	2	3						
Manny Mota, R OBP: 0.368, SLG: 0.508 (1, 7)										4	0	1	0	0	0	2						
Frank Robinson, R OBP: 0.357, SLG: 0.427 (1, 9)										3	0	0	0	1	0	3						
Wes Parker, S OBP: 0.338, SLG: 0.319 (1, 3)										4	0	0	0	0	0	5						
Chris Cannizzaro, R OBP: 0.357, SLG: 0.354 (1, 2)										4	0	0	0	0	1	1						
Billy Grabarkewitz, R OBP: 0.244, SLG: 0.221 (1, 5)										4	0	1	0	0	1	0						
Maury Wills, S OBP: 0.182, SLG: 0.150 (9, PH)										3	0	0	0	0	1	1						
Bobby Valentine, R OBP: 0.322, SLG: 0.354 (7, PH)										1	0	0	0	0	1	0						
Don Sutton, R OBP: 0.217, SLG: 0.182 (7, PH)										2	0	0	0	0	1	0						
Dick Dietz, R OBP: 0.308, SLG: 0.238 (7, 1)										1	0	0	0	0	1	1						
Pete Mikkelsen, R (7, 1)										0	0	0	0	0	0	0						
Inning Stats	R: 0 E: 0 K: 1 S: 7	H: 2 LOB: 2 BB: 0 P: 7	R: 0 E: 0 K: 0 S: 3	H: 0 LOB: 0 BB: 0 P: 3	R: 0 E: 0 K: 2 S: 7	H: 0 LOB: 0 BB: 0 P: 7	R: 0 E: 1 K: 1 S: 6	H: 0 LOB: 1 BB: 0 P: 6	R: 0 E: 0 K: 1 S: 7	H: 0 LOB: 2 BB: 1 P: 7	R: 0 E: 0 K: 0 S: 4	H: 1 LOB: 2 BB: 1 P: 8	R: 0 E: 0 K: 1 S: 6	H: 1 LOB: 1 BB: 0 P: 6	R: 1 E: 1 K: 0 S: 5	H: 1 LOB: 1 BB: 0 P: 5	R: 0 E: 0 K: 1 S: 5	H: 0 LOB: 0 BB: 0 P: 5	1B: 5 2B: 0 3B: 0 HR: 0	SF: 0 SAC: 0 DP: 0 HBP: 0	WP: 1 PB: 0 SB: 0 CS: 0	PA: 35
PITCHER Steve Carlton, L ERA: 2.52 (1, 1)	IP: 9.0 WLS: W BF: 35 H: 5 R: 1 ER: 0 SO: 8 BB: 1 IBB: 0 HBP: 0 BLK: 0 WP: 1 HR: 0 S: 50 P: 54 ERA: 0.00 WHIP: 0.667															PITCHER Steve Carlton, L ERA: 2.52 (1, 1)	IP: 9.0 WLS: W BF: 35 H: 5 R: 1 ER: 0 SO: 8 BB: 1 IBB: 0 HBP: 0 BLK: 0 WP: 1 HR: 0 S: 50 P: 54 ERA: 0.00 WHIP: 0.667					

Batter	1	2	3	4	5	6	7	8	9	AB	R	H	RBI	BB	SO	LOB	BOTTOM			
Larry Bowa, S OBP: 0.308, SLG: 0.298 (1, 6)										2	1	0	0	1	1	1	Los Angeles Dodgers @ Philadelphia Phillies Veterans Stadium, Philadelphia, PA Tue Jul 11 1972, 7:05 PM EDT Att: 18,443 - Unknown			
Don Money, R OBP: 0.313, SLG: 0.354 (1, 5)										4	0	1	3	0	1	1				
Tom Hutton, L OBP: 0.344, SLG: 0.395 (7, 3)										3	0	0	0	1	0	2				
Deron Johnson, R OBP: 0.233, SLG: 0.303 (1, 3)										3	0	0	0	0	1	2				
Bill Robinson, R OBP: 0.273, SLG: 0.424 (7, 7)										1	0	0	0	0	1	0				
Willie Montanez, L OBP: 0.309, SLG: 0.365 (1, 8)										3	1	0	0	1	0	1				
Oscar Gamble, L OBP: 0.380, SLG: 0.356 (1, 9)										3	0	0	0	0	1	1				
John Bateman, R OBP: 0.324, SLG: 0.376 (1, 2)										3	0	1	0	0	1	1				
Denny Doyle, L OBP: 0.298, SLG: 0.290 (1, 4)										2	1	1	1	0	1	0				
Steve Carlton, L OBP: 0.270, SLG: 0.241 (1, 1)										3	1	1	0	0	1	1				
Inning Stats	R: 0 E: 0 K: 0 S: 3	H: 0 LOB: 1 BB: 0 P: 4	R: 4 E: 0 K: 1 S: 8	H: 3 LOB: 1 BB: 2 P: 16	R: 0 E: 0 K: 0 S: 3	H: 0 LOB: 0 BB: 0 P: 3	R: 0 E: 0 K: 1 S: 6	H: 1 LOB: 1 BB: 0 P: 6	R: 0 E: 0 K: 1 S: 5	H: 0 LOB: 1 BB: 1 P: 9	R: 0 E: 0 K: 2 S: 7	H: 0 LOB: 0 BB: 0 P: 7	R: 0 E: 0 K: 2 S: 7	H: 0 LOB: 0 BB: 0 P: 7	R: 0 E: 0 K: 1 S: 5	H: 0 LOB: 0 BB: 0 P: 5	1B: 3 2B: 1 3B: 0 HR: 0	SF: 0 SAC: 1 DP: 0 HBP: 1	WP: 0 PB: 0 SB: 2 CS: 0	PA: 32
PITCHER Don Sutton, R ERA: 2.09 (7, 1)	IP: 6.0 WLS: L BF: 26 H: 4 R: 4 ER: 4 SO: 4 BB: 3 IBB: 0 HBP: 1 BLK: 0 WP: 0 HR: 0 S: 32 P: 45 ERA: 6.00 WHIP: 1.167															PITCHER Pete Mikkelsen, R ERA: 3.9 (7, 1)	IP: 2.0 WLS: 6 BF: 0 H: 0 R: 0 ER: 0 SO: 3 BB: 0 IBB: 0 HBP: 0 BLK: 0 WP: 0 HR: 12 S: 12 P: 12 ERA: 0.00 WHIP: 0.000			

Batter	1	2	3	4	5	6	7	8	9	AB	R	H	RBI	BB	SO	LOB	TOP					
Lee Lacy, R OBP: 0.379, SLG: 0.382 (1, 4)										5	1	2	1	0	0	2	Los Angeles Dodgers @ Philadelphia Phillies Veterans Stadium, Philadelphia, PA Wed Jul 12 1972, 7:05 PM EDT Att: 15,533 - Unknown					
Manny Mota, R OBP: 0.374, SLG: 0.510 (1, 7)										5	1	3	1	0	0	0						
Willie Davis, L OBP: 0.305, SLG: 0.425 (1, 8)										5	0	2	0	0	0	5						
Wes Parker, S OBP: 0.344, SLG: 0.337 (1, 3)										5	2	3	2	0	0	1						
Bill Buckner, L OBP: 0.348, SLG: 0.358 (1, 9)										5	0	3	2	0	0	3						
Bobby Valentine, R OBP: 0.324, SLG: 0.352 (1, 6)										4	1	1	0	1	0	2						
Duke Sims, L OBP: 0.277, SLG: 0.293 (1, 2)										5	1	2	1	0	1	3						
Billy Grabarkewitz, R OBP: 0.253, SLG: 0.236 (1, 5)										4	2	1	1	1	2	1						
Tommy John, R OBP: 0.083, SLG: 0.083 (1, 1)										4	1	1	0	0	1	1						
Inning Stats	R: 1 E: 0 K: 0 S: 5	H: 3 LOB: 1 BB: 0 P: 5	R: 3 E: 0 K: 0 S: 7	H: 5 LOB: 1 BB: 0 P: 7	R: 0 E: 0 K: 0 S: 4	H: 1 LOB: 1 BB: 0 P: 4	R: 4 E: 0 K: 0 S: 7	H: 4 LOB: 2 BB: 2 P: 15	R: 0 E: 0 K: 1 S: 5	H: 2 LOB: 1 BB: 0 P: 5	R: 0 E: 0 K: 0 S: 5	H: 0 LOB: 0 BB: 0 P: 5	R: 1 E: 0 K: 0 S: 5	H: 2 LOB: 1 BB: 0 P: 5	R: 0 E: 0 K: 0 S: 5	H: 2 LOB: 2 BB: 0 P: 5	R: 0 E: 0 K: 2 S: 8	H: 1 LOB: 1 BB: 0 P: 8	1B: 14 2B: 3 3B: 1 HR: 0	SF: 0 SAC: 1 DP: 2 HBP: 0	WP: 1 PB: 0 SB: 1 CS: 0	PA: 45
PITCHER	IP WLS BF H R ER SO BB IBB HBP BLK WP HR S P ERA WHIP	IP WLS BF H R ER SO BB IBB HBP BLK WP HR S P ERA WHIP																				
Bill Champion, R ERA: 4.6 (1, 1)	1.1 L 10 7 4 4 0 0 0 0 0 1 0 10 10 27.00 5.250	2.1 5 4 4 0 1 0 0 0 0 0 0 0 11 15 15.43 2.571	2.1 3 1 1 1 1 0 0 0 0 0 0 0 12 16 3.86 1.714	2.0 8 2 0 0 1 0 0 0 0 0 0 0 10 10 0.00 1.000	1.0 4 1 0 0 2 0 0 0 0 0 0 0 8 8 0.00 1.000																	

Batter	1	2	3	4	5	6	7	8	9	AB	R	H	RBI	BB	SO	LOB	BOTTOM					
Larry Bowa, S OBP: 0.313, SLG: 0.310 (1, 6)										5	1	3	1	0	1	1	Los Angeles Dodgers @ Philadelphia Phillies Veterans Stadium, Philadelphia, PA Wed Jul 12 1972, 7:05 PM EDT Att: 15,533 - Unknown					
Terry Harmon, R OBP: 0.380, SLG: 0.330 (1, 4)										5	0	1	1	0	1	2						
Don Money, R OBP: 0.314, SLG: 0.358 (1, 5)										5	2	2	0	0	2	2						
Deron Johnson, R OBP: 0.239, SLG: 0.307 (1, 3)										5	0	2	1	0	1	2						
Greg Luzinski, R OBP: 0.321, SLG: 0.423 (1, 7)										4	1	1	0	1	0	2						
Roger Freed, R OBP: 0.315, SLG: 0.433 (1, 9)										4	0	1	0	1	2	4						
Willie Montanez, L OBP: 0.305, SLG: 0.360 (1, 8)										2	0	1	2	0	0	1						
John Bateman, R OBP: 0.322, SLG: 0.381 (1, 2)										4	0	1	0	0	1	0						
Oscar Gamble, L OBP: 0.350, SLG: 0.356 (8, PR)										0	1	0	0	0	0	0						
Dick Selma, R OBP: 0.200, SLG: 0.211 (9, 1)										0	0	0	0	0	0	0						
Bill Champion, R OBP: 0.192, SLG: 0.280 (1, 1)										0	0	0	0	0	0	0						
Barry Lersch, S (2, 1)										1	0	0	0	0	0	0						
Bill Robinson, R OBP: 0.278, SLG: 0.417 (4, 8)										3	0	1	0	0	0	1						
Inning Stats	R: 3 E: 0 K: 0 S: 6	H: 4 LOB: 2 BB: 1 P: 10	R: 0 E: 0 K: 1 S: 7	H: 2 LOB: 2 BB: 0 P: 7	R: 0 E: 0 K: 1 S: 5	H: 0 LOB: 1 BB: 1 P: 9	R: 0 E: 0 K: 2 S: 7	H: 0 LOB: 0 BB: 0 P: 7	R: 1 E: 0 K: 1 S: 7	H: 2 LOB: 1 BB: 0 P: 7	R: 0 E: 0 K: 0 S: 4	H: 1 LOB: 1 BB: 0 P: 4	R: 0 E: 0 K: 2 S: 9	H: 2 LOB: 2 BB: 0 P: 9	R: 1 E: 0 K: 0 S: 5	H: 2 LOB: 2 BB: 0 P: 5	R: 0 E: 1 K: 1 S: 6	H: 0 LOB: 1 BB: 0 P: 6	1B: 10 2B: 2 3B: 1 HR: 0	SF: 0 SAC: 0 DP: 0 HBP: 0	WP: 0 PB: 0 SB: 1 CS: 0	PA: 42
PITCHER	IP WLS BF H R ER SO BB IBB HBP BLK WP HR S P ERA WHIP	IP WLS BF H R ER SO BB IBB HBP BLK WP HR S P ERA WHIP																				
Tommy John, L ERA: 3.03 (1, 1)	9.0 W 42 13 5 5 8 2 0 0 0 0 0 56 64 5.00 1.667																					



Batter	1	2	3	4	5	6	7	8	9	AB	R	H	RBI	BB	SO	LOB	TOP					
Larry Bowa, S OBP: 0.312, SLG: 0.309 (1, 6)	F5			1B	6-3			6-3		4	0	1	0	0	0	1						
Don Money, R OBP: 0.314, SLG: 0.356 (1, 5)	6-3			F3				K		4	0	1	0	0	0	1						
Tom Hutton, L OBP: 0.342, SLG: 0.392 (1, 3)	3-4-1			1B			L8	4-3		4	0	1	0	0	0	1						
Greg Luzinski, R OBP: 0.320, SLG: 0.421 (1, 7)		K		F9			F3	FC4-6 BB		4	0	1	0	0	1	3						
Willie Montanez, L OBP: 0.312, SLG: 0.366 (1, 8)		PO		K			F8	FC4-6 BB		3	0	1	0	1	1	3						
Oscar Gamble, L OBP: 0.367, SLG: 0.364 (1, 9)	F7				1B			F3		4	1	2	0	0	0	3						
Denny Doyle, L OBP: 0.297, SLG: 0.289 (1, 4)	PO		F7		F9			FC4-6		4	0	1	0	0	0	3						
John Bateman, R OBP: 0.322, SLG: 0.380 (7, PR)			K		F9			K		3	0	1	0	0	1	1						
Bill Robinson, R OBP: 0.276, SLG: 0.417 (7, 2)					F9			K		0	0	0	0	0	0	0						
Mike Ryan, R OBP: 0.288, SLG: 0.358 (7, 2)								K		1	0	0	0	0	1	2						
Ken Reynolds, L OBP: 0.142, SLG: 0.077 (3, 1)										1	0	0	0	0	0	0						
Barry Lersch, S OBP: 0.443, SLG: 0.442 (5, PH)										0	0	0	0	0	0	0						
Joe Lis, R OBP: 0.227, SLG: 0.335 (5, 1)										0	0	0	0	0	0	0						
Wayne Twitchell, R OBP: 0.227, SLG: 0.335 (7, PH)										0	0	0	0	0	0	2						
Deron Johnson, R OBP: 0.227, SLG: 0.335 (7, 1)										0	0	0	0	0	0	0						
Mac Scarce, L OBP: 0.227, SLG: 0.335 (7, 1)										0	0	0	0	0	0	0						
Inning Stats	R: 0 E: 0 K: 0 S: 3	H: 0 LOB: 0 BB: 0 P: 3	R: 0 E: 0 K: 1 S: 5	H: 1 LOB: 0 BB: 0 P: 5	R: 0 E: 0 K: 1 S: 5	H: 0 LOB: 0 BB: 0 P: 5	R: 0 E: 0 K: 1 S: 7	H: 2 LOB: 2 BB: 0 P: 7	R: 1 E: 1 K: 0 S: 5	H: 2 LOB: 1 BB: 0 P: 5	R: 0 E: 0 K: 0 S: 4	H: 1 LOB: 1 BB: 0 P: 4	R: 0 E: 0 K: 0 S: 4	H: 3 LOB: 2 BB: 0 P: 4	R: 0 E: 0 K: 1 S: 5	H: 0 LOB: 0 BB: 0 P: 5	R: 0 E: 0 K: 1 S: 6	H: 1 LOB: 2 BB: 1 P: 10	1B: 10 2B: 0 3B: 0 HR: 0	SF: 0 SAC: 0 DP: 1 HBP: 0	WP: 0 PB: 0 SB: 0 CS: 0	PA: 36
PITCHER	IP WLS BF H R ER SO BB IBB HBP BLK WP HR S P ERA WHIP	IP WLS BF H R ER SO BB IBB HBP BLK WP HR S P ERA WHIP																				
Juan Marichal, R ERA: 3.36 (1, 1)	6.0 W 23 6 1 0 3 0 0 0 0 0 0 29 29 0.00 1.000	3.0 S 12 4 0 0 2 1 0 0 0 0 0 15 19 0.00 1.667																				
Randy Moffitt, R ERA: 2.2 (7, 1)																						

Philadelphia Phillies @ San Francisco Giants
Candlestick Park, San Francisco, CA
Fri Jul 14 1972, 10:05 PM EDT
Att: 8,607 - Unknown

AB 34
R 1
H 10
RBI 0
BB 1
SO 5
LOB 20



Batter	1	2	3	4	5	6	7	8	9	AB	R	H	RBI	BB	SO	LOB	BOTTOM			
Bobby Bonds, R OBP: 0.329, SLG: 0.475 (1, 9)	E8		3B	1B			HR	BB		4	3	4	2	1	0	0				
Gary Maddox, R OBP: 0.300, SLG: 0.457 (1, 8)	5-3		6-3	K			K	F8		5	1	1	1	0	2	4				
Chris Speier, R OBP: 0.341, SLG: 0.411 (1, 6)	F7		6-3		6-3		WP	BB		3	1	0	1	1	0	0				
Willie McCovey, L OBP: 0.324, SLG: 0.418 (1, 3)			6-3		5-3					3	0	1	0	0	1	0				
Ken Henderson, S OBP: 0.296, SLG: 0.322 (6, 7)	K		FC6-4		5-3		1B			1	0	1	1	0	0	0				
Dave Kingman, R OBP: 0.298, SLG: 0.481 (6, 3)		5-3	K		K		K			4	0	0	0	0	3	2				
Dave Rader, L OBP: 0.309, SLG: 0.357 (1, 2)		HR	FC6-4		6-3			F3		3	1	0	0	1	0	1				
Tito Fuentes, S OBP: 0.299, SLG: 0.378 (1, 4)							F8			3	2	2	2	1	0	0				
Al Gallagher, R OBP: 0.358, SLG: 0.313 (1, 5)							K			3	0	0	0	1	3	1				
Juan Marichal, R OBP: 0.243, SLG: 0.278 (1, 1)										1	0	0	0	0	0	0				
Randy Moffitt, R (7, 1)										2	0	0	0	0	2	2				
Inning Stats	R: 1 E: 1 K: 1 S: 6	H: 1 LOB: 0 BB: 0 P: 6	R: 2 E: 0 K: 1 S: 6	H: 1 LOB: 1 BB: 1 P: 10	R: 2 E: 0 K: 1 S: 8	H: 3 LOB: 1 BB: 0 P: 8	R: 1 E: 0 K: 2 S: 9	H: 2 LOB: 0 BB: 0 P: 9	R: 0 E: 0 K: 1 S: 5	H: 0 LOB: 0 BB: 0 P: 5	R: 0 E: 0 K: 1 S: 5	H: 0 LOB: 0 BB: 0 P: 5	R: 2 E: 0 K: 3 S: 11	H: 2 LOB: 1 BB: 1 P: 15	R: 0 E: 0 K: 1 S: 5	H: 0 LOB: 3 BB: 3 P: 17	1B: 5 2B: 0 3B: 2 HR: 2	SF: 0 SAC: 1 DP: 0 HBP: 0	WP: 1 PB: 0 SB: 0 CS: 0	PA: 38
PITCHER	IP WLS BF H R ER SO BB IBB HBP BLK WP HR S P ERA WHIP	IP WLS BF H R ER SO BB IBB HBP BLK WP HR S P ERA WHIP																		
Ken Reynolds, L ERA: 4.21 (1, 1)	2.1 L 13 5 5 4 2 1 0 0 0 0 0 16 20 5.40 1.200	1.2 7 2 1 1 3 0 0 0 0 0 0 0 13 13 5.40 1.200																		
Barry Lersch, R ERA: 3.7 (3, 1)																				
Wayne Twitchell, R ERA: 5.15 (5, 1)																				
Mac Scarce, L ERA: 6.43 (7, 1)																				

Philadelphia Phillies @ San Francisco Giants
Candlestick Park, San Francisco, CA
Fri Jul 14 1972, 10:05 PM EDT
Att: 8,607 - Unknown

AB 32
R 8
H 9
RBI 7
BB 5
SO 11
LOB 10



Batter	1	2	3	4	5	6	7	8	9	AB	R	H	RBI	BB	SO	LOB	TOP										
Larry Bowa, S OBP: 0.309, SLG: 0.306 Roger Freed, R OBP: 0.320, SLG: 0.426 Dick Selma, R OBP: 0.200, SLG: 0.211	0-3 K		0-0 F7			0-0 F5	0-0 K			3	0	0	0	0	1	1	Philadelphia Phillies @ San Francisco Giants Candlestick Park, San Francisco, CA Sat Jul 15 1972, 6:33 AM EDT Att: 5,984 - Unknown										
Denny Doyle, L OBP: 0.299, SLG: 0.290	4-0 BB			0-0 3-1		0-0 1B	0-0 SF9	0-0 5-3		3	0	1	1	1	0	0											
Tom Hutton, L OBP: 0.348, SLG: 0.391	0-0 L7			0-0 P3		4-0 1B	0-0 2B	4-0 BB		3	1	1	0	2	0	1											
Deron Johnson, R OBP: 0.232, SLG: 0.298 Darrell Brandon, R OBP: 0.167, SLG: 0.167 Terry Harmon, R OBP: 0.382, SLG: 0.327	0-3 K			0-0 5-3		0-0 FC6-4	4-0 1B	0-0 F9		3	0	0	0	0	1	4											
Willie Montanez, L OBP: 0.313, SLG: 0.367		0-0 4-3			0-0 P3		0-0 BB	0-3 K		4	2	1	2	1	1	1											
Don Money, R OBP: 0.315, SLG: 0.357	0-3 K			0-0 1-3			0-0 1B	0-0 F6		5	2	2	1	0	1	0											
Oscar Gamble, L OBP: 0.379, SLG: 0.388		0-0 6-3			0-0 L3		0-0 BB	4-0 G1-4-3		3	2	1	2	2	0	0											
John Bateman, R OBP: 0.322, SLG: 0.378 Barry Lersch, S OBP: 0.280, SLG: 0.353 Mike Ryan, R OBP: 0.280, SLG: 0.353			0-0 5-3			0-0 4-3	0-0 1B	0-0 G1-4-3		3	0	1	1	0	0	0											
Steve Carlton, L OBP: 0.266, SLG: 0.237 Joe Lis, R OBP: 0.422, SLG: 0.453 Ken Reynolds, L OBP: 0.143, SLG: 0.077 Greg Luzinski, R OBP: 0.324, SLG: 0.421			0-0 F5			0-0 1B	0-0 BB	0-0 BB		1	0	0	0	0	0	0											
Inning Stats	R: 0 E: 0 K: 2 S: 7	H: 0 LOB: 1 BB: 1 P: 11	R: 0 E: 0 K: 1 S: 5	H: 0 LOB: 0 BB: 0 P: 5	R: 0 E: 0 K: 0 S: 3	H: 0 LOB: 0 BB: 0 P: 3	R: 0 E: 0 K: 0 S: 3	H: 2 LOB: 3 BB: 1 P: 9	R: 11 E: 0 K: 1 S: 11	H: 6 LOB: 1 BB: 6 P: 35	R: 0 E: 0 K: 1 S: 5	H: 0 LOB: 1 BB: 1 P: 9	R: 0 E: 0 K: 2 S: 2	H: 0 LOB: 0 BB: 1 P: 6	1B: 6 2B: 1 3B: 1 HR: 0	SF: 2 SAC: 0 DP: 1 HBP: 0		WP: 2 PA: 44 PB: 0 SB: 0 CS: 0									
PITCHER	IP	WLS	BF	H	R	ER	SO	BB	IBB	HBP	BLK	WP	HR	S	P	ERA	WHIP	PITCHER									
Frank Reberger, R ERA: 4.13	6.0		24	3	2	2	3	3	0	0	0	0	0	27	39	3.00	1.000										
Don McMahon, R ERA: 3.05	0.0	L	3	1	0	0	0	2	0	0	0	0	0	1	9	∞	∞										
Jerry Johnson, R ERA: 6.0	0.1		5	2	5	5	0	2	0	0	0	1	0	3	11	135.00	12.000										
Randy Moffitt, R ERA: 2.73	0.1		4	2	4	4	0	1	0	0	0	1	0	3	7	108.00	9.000										
Don Carrithers, R ERA: 5.62	2.1		8	0	0	0	2	2	0	0	0	0	0	10	18	0.00	0.857										

Batter	1	2	3	4	5	6	7	8	9	AB	R	H	RBI	BB	SO	LOB	BOTTOM										
Bobby Bonds, R OBP: 0.332, SLG: 0.484	0-0 HR		0-0 1B		0-0 5-3			0-3 K	4-0 BB	4	2	2	1	1	1	0	Philadelphia Phillies @ San Francisco Giants Candlestick Park, San Francisco, CA Sat Jul 15 1972, 6:33 AM EDT Att: 5,984 - Unknown										
Gary Maddox, R OBP: 0.298, SLG: 0.451	0-3 K		0-0 HR		0-3 K			0-0 6-3	0-3 K	5	1	1	1	0	3	3											
Chris Speier, R OBP: 0.343, SLG: 0.420	0-0 5-3		0-0 HR		0-0 L7			4-0 BB		3	1	1	2	1	0	0											
Dave Kingman, R OBP: 0.300, SLG: 0.481 Ed Goodson, L OBP: 0.340, SLG: 0.430	4-0 BB		0-0 F7		0-0 F7			0-0 E3		0	0	0	0	1	0	0											
Tito Fuentes, S OBP: 0.299, SLG: 0.376	0-0 PO	0-0 F7		0-0 F2		0-0 FC6-4		0-0 F8		4	0	1	0	0	0	2											
Al Gallagher, R OBP: 0.358, SLG: 0.314 Randy Moffitt, R		0-0 5-3		0-0 1B		0-0 FC6-4		0-0 E6		3	0	1	0	0	0	1											
Don Carrithers, R OBP: 0.125, SLG: 0.125 Dave Rader, L OBP: 0.308, SLG: 0.356						0-0 1B		4-3 BB		0	0	0	0	0	0	0											
Ken Henderson, S OBP: 0.266, SLG: 0.318		0-0 F9		0-0 L8			0-0 F8		4-0 BB	3	0	0	0	1	0	1											
Fran Healy, R OBP: 0.266, SLG: 0.253			0-3 K	0-3 K			0-0 L7		0-3 K	4	0	0	0	0	3	3											
Frank Reberger, L OBP: 0.143, SLG: 0.143 Don McMahon, R OBP: 0.250, SLG: 0.250 Jerry Johnson, R			0-0 P3				0-3 K		0-0 4-3	2	0	0	0	0	1	0											
Damaso Blanco, R OBP: 0.333, SLG: 0.333 Willie McCovey, L OBP: 0.321, SLG: 0.415								1-2 2-3		1	0	0	0	1	0	2											
Inning Stats	R: 1 E: 0 K: 1 S: 5	H: 1 LOB: 0 BB: 1 P: 9	R: 0 E: 0 K: 0 S: 3	H: 0 LOB: 0 BB: 0 P: 3	R: 3 E: 0 K: 1 S: 8	H: 3 LOB: 0 BB: 0 P: 8	R: 0 E: 0 K: 1 S: 6	H: 1 LOB: 1 BB: 0 P: 6	R: 0 E: 0 K: 2 S: 7	H: 0 LOB: 0 BB: 0 P: 7	R: 0 E: 0 K: 0 S: 4	H: 1 LOB: 1 BB: 0 P: 4	R: 0 E: 1 K: 1 S: 6	H: 0 LOB: 2 BB: 1 P: 10	R: 0 E: 1 K: 2 S: 8	H: 0 LOB: 3 BB: 2 P: 16	1B: 4 2B: 0 3B: 0 HR: 2	SF: 0 SAC: 0 DP: 0 HBP: 0	WP: 0 PA: 39 PB: 0 SB: 1 CS: 0								
PITCHER	IP	WLS	BF	H	R	ER	SO	BB	IBB	HBP	BLK	WP	HR	S	P	ERA	WHIP	PITCHER									
Steve Carlton, L ERA: 2.65	5.0		20	5	4	4	5	1	0	0	0	0	2	29	33	7.20	1.200										
Darrell Brandon, R ERA: 3.23	1.0	W	4	1	0	0	0	0	0	0	0	0	0	4	4	0.00	1.000										
Dick Selma, R ERA: 4.86	3.0	S	14	0	0	0	4	3	0	0	0	0	0	19	31	0.00	1.000										



Batter	1	2	3	4	5	6	7	8	9	AB	R	H	RBI	BB	SO	LOB	TOP				
Larry Bowa, S OBP: 0.306, SLG: 0.302 (1, 6)	F7		SH G4-6-3 1B 1-2		F5		F9		F9	4	0	0	0	0	0	0	Philadelphia Phillies @ San Francisco Giants Candlestick Park, San Francisco, CA Sun Jul 16 1972, 6:33 AM EDT Att: 16,299 - Unknown				
Denny Doyle, L OBP: 0.301, SLG: 0.292 (1, 4)	K				4-3				6-3	5	0	2	0	0	1	0					
Tom Hutton, L OBP: 0.354, SLG: 0.397 (1, 7)			G4-6-3 1B 1-2 2-3						FC 1B	5	1	3	0	0	0	3					
Deron Johnson, R OBP: 0.233, SLG: 0.291 Barry Lersch, S OBP: 0.276, SLG: 0.417 Roger Freed, R OBP: 0.329, SLG: 0.478 (1, 3) (7, 1) (8, 9)					5-3				FC 1B HR	3	0	0	0	1	0	4					
Willie Montanez, L OBP: 0.312, SLG: 0.365 (1, 8)	4-3								HR	1	1	1	2	0	0	0					
Don Money, R OBP: 0.320, SLG: 0.362 (1, 5)									HR	5	1	1	0	0	0	2					
Oscar Gamble, L Mac Scarce, L (1, 9) (8, 1)									HR	4	1	3	1	0	0	0					
John Bateman, R OBP: 0.320, SLG: 0.374 Bill Robinson, R OBP: 0.278, SLG: 0.417 Mike Ryan, R OBP: 0.280, SLG: 0.353 (1, 2) (8, PR) (8, 2)									HR	4	0	1	1	0	0	1					
Woodie Fryman, R Wayne Twitchell, R Joe Lis, R Jim Nash, R Greg Luzinski, R (1, 1) (3, 1) (4, PH) (4, 1) (6, PH) (7, PH) (7, 3)									HR	1	1	0	0	0	0	0					
Inning Stats	R: 0 E: 0 K: 1 S: 6	H: 1 LOB: 2 BB: 1 P: 10	R: 0 E: 0 K: 0 S: 3	H: 1 LOB: 0 BB: 0 P: 3	R: 1 E: 1 K: 0 S: 5	H: 1 LOB: 1 BB: 0 P: 5	R: 1 E: 1 K: 1 S: 7	H: 2 LOB: 1 BB: 0 P: 7	R: 0 E: 0 K: 0 S: 4	H: 0 LOB: 1 BB: 0 P: 3	R: 1 E: 0 K: 0 S: 6	H: 2 LOB: 2 BB: 0 P: 6	R: 2 E: 0 K: 0 S: 5	H: 3 LOB: 1 BB: 0 P: 5	R: 2 E: 0 K: 0 S: 5	H: 2 LOB: 0 BB: 0 P: 5		1B: 10 2B: 0 3B: 1 HR: 2	SF: 0 SAC: 1 DP: 2 HBP: 0	WP: 0 PB: 0 SB: 0 CS: 1	PA: 41
PITCHER Jim Barr, R ERA: 3.02 (1, 1)	IP: 9.0 WLS: W BF: 41 H: 13 R: 7 ER: 5 SO: 2	IP: 0 WLS: 0 BF: 0 H: 0 R: 0 ER: 0 SO: 0	IP: 0 WLS: 0 BF: 0 H: 0 R: 0 ER: 0 SO: 0	IP: 0 WLS: 0 BF: 0 H: 0 R: 0 ER: 0 SO: 0	IP: 0 WLS: 0 BF: 0 H: 0 R: 0 ER: 0 SO: 0	IP: 0 WLS: 0 BF: 0 H: 0 R: 0 ER: 0 SO: 0	IP: 0 WLS: 0 BF: 0 H: 0 R: 0 ER: 0 SO: 0	IP: 0 WLS: 0 BF: 0 H: 0 R: 0 ER: 0 SO: 0	IP: 0 WLS: 0 BF: 0 H: 0 R: 0 ER: 0 SO: 0	IP: 0 WLS: 0 BF: 0 H: 0 R: 0 ER: 0 SO: 0	IP: 0 WLS: 0 BF: 0 H: 0 R: 0 ER: 0 SO: 0	IP: 0 WLS: 0 BF: 0 H: 0 R: 0 ER: 0 SO: 0	IP: 0 WLS: 0 BF: 0 H: 0 R: 0 ER: 0 SO: 0	IP: 0 WLS: 0 BF: 0 H: 0 R: 0 ER: 0 SO: 0	IP: 0 WLS: 0 BF: 0 H: 0 R: 0 ER: 0 SO: 0	IP: 0 WLS: 0 BF: 0 H: 0 R: 0 ER: 0 SO: 0	IP: 0 WLS: 0 BF: 0 H: 0 R: 0 ER: 0 SO: 0	ERA: 5.00 WHIP: 1.556			

Batter	1	2	3	4	5	6	7	8	9	AB	R	H	RBI	BB	SO	LOB	BOTTOM			
Bobby Bonds, R OBP: 0.333, SLG: 0.481 (1, 9)	K		E7 1B 1-H	HR BB 1-2		6-3			K	4	2	1	0	1	2	1	Philadelphia Phillies @ San Francisco Giants Candlestick Park, San Francisco, CA Sun Jul 16 1972, 6:33 AM EDT Att: 16,299 - Unknown			
Gary Maddox, R OBP: 0.304, SLG: 0.465 (1, 8)	K		BLK HR HBP	HR 1B 1-H 2-H		1B		F7	4	2	2	3	0	1	1					
Chris Speier, R OBP: 0.344, SLG: 0.419 (1, 6)			E5 HR BLK	F8 1B 1-2 2-H					3	1	1	0	1	0	1					
Ed Goodson, L OBP: 0.339, SLG: 0.422 Willie McCovey, L OBP: 0.319, SLG: 0.411 (1, 3) (6, PH) (7, 3)									2	1	0	0	1	0	1					
Tito Fuentes, S OBP: 0.298, SLG: 0.384 (1, 4)									1	0	0	0	0	0	2					
Al Gallagher, R OBP: 0.350, SLG: 0.306 (1, 5)									4	2	1	4	0	0	0					
Ken Henderson, S OBP: 0.281, SLG: 0.312 (1, 7)									4	0	0	0	0	1	1					
Dave Rader, L OBP: 0.315, SLG: 0.360 (1, 2)									4	0	0	0	0	2	1					
Jim Barr, R OBP: 0.063, SLG: 0.063 (1, 1)									4	0	0	0	0	1	1					
Inning Stats	R: 0 E: 0 K: 2 S: 7	H: 0 LOB: 1 BB: 1 P: 11	R: 0 E: 0 K: 0 S: 3	H: 0 LOB: 0 BB: 0 P: 3	R: 6 E: 2 K: 2 S: 11	H: 3 LOB: 0 BB: 1 P: 16	R: 3 E: 0 K: 1 S: 7	H: 2 LOB: 0 BB: 1 P: 11	R: 1 E: 1 K: 0 S: 5	H: 1 LOB: 1 BB: 0 P: 5	R: 0 E: 0 K: 0 S: 4	H: 2 LOB: 1 BB: 0 P: 4	R: 0 E: 0 K: 1 S: 5	H: 0 LOB: 0 BB: 0 P: 5	R: 0 E: 0 K: 1 S: 5	H: 0 LOB: 1 BB: 1 P: 9		1B: 6 2B: 0 3B: 0 HR: 2	SF: 0 SAC: 0 DP: 1 HBP: 1	WP: 0 PB: 0 SB: 0 CS: 0
PITCHER Woodie Fryman, L ERA: 4.57 Wayne Twitchell, R ERA: 5.08 Jim Nash, R ERA: 5.12 Barry Lersch, R ERA: 3.84 Mac Scarce, L ERA: 5.63 (1, 1) (3, 1) (4, 1) (7, 1) (8, 1)	IP: 2.1 WLS: L BF: 14 H: 3 R: 6 ER: 5 SO: 2	IP: 0 WLS: 0 BF: 0 H: 0 R: 0 ER: 0 SO: 0	IP: 0 WLS: 0 BF: 0 H: 0 R: 0 ER: 0 SO: 0	IP: 0 WLS: 0 BF: 0 H: 0 R: 0 ER: 0 SO: 0	IP: 0 WLS: 0 BF: 0 H: 0 R: 0 ER: 0 SO: 0	IP: 0 WLS: 0 BF: 0 H: 0 R: 0 ER: 0 SO: 0	IP: 0 WLS: 0 BF: 0 H: 0 R: 0 ER: 0 SO: 0	IP: 0 WLS: 0 BF: 0 H: 0 R: 0 ER: 0 SO: 0	IP: 0 WLS: 0 BF: 0 H: 0 R: 0 ER: 0 SO: 0	IP: 0 WLS: 0 BF: 0 H: 0 R: 0 ER: 0 SO: 0	IP: 0 WLS: 0 BF: 0 H: 0 R: 0 ER: 0 SO: 0	IP: 0 WLS: 0 BF: 0 H: 0 R: 0 ER: 0 SO: 0	IP: 0 WLS: 0 BF: 0 H: 0 R: 0 ER: 0 SO: 0	IP: 0 WLS: 0 BF: 0 H: 0 R: 0 ER: 0 SO: 0	IP: 0 WLS: 0 BF: 0 H: 0 R: 0 ER: 0 SO: 0	IP: 0 WLS: 0 BF: 0 H: 0 R: 0 ER: 0 SO: 0	ERA: 19.29 WHIP: 2.143			

Batter	1	2	3	4	5	6	7	8	9	AB	R	H	RBI	BB	SO	LOB	TOP			
Larry Bowa, S (1, 6) OBP: 0.305, SLG: 0.299	L6		6-3			BB			F4	3	0	0	0	1	0	0	Philadelphia Phillies @ San Diego Padres San Diego Stadium, San Diego, CA Tue Jul 18, 1972, 10:05 PM EDT Att: 4,764 - Unknown livebaseballscorecards.com			
Denny Doyle, L (1, 4) OBP: 0.300, SLG: 0.291	F3			F8		4-3			BLK 1B	4	1	1	0	0	0	1				
Tom Hutton, L (1, 3) OBP: 0.357, SLG: 0.396				L7					1-H 1B	3	0	1	1	1	0	0				
Greg Luzinski, R (1, 7) OBP: 0.322, SLG: 0.426	5-3			6-3					F8	4	0	0	0	0	0	2				
Willie Montanez, L (1, 8) OBP: 0.312, SLG: 0.362			4-3			CS BB			4-3	2	0	0	0	1	0	0				
Don Money, R (1, 5) OBP: 0.317, SLG: 0.359	K			F8					K	3	0	0	0	0	2	1				
Oscar Gamble, L (1, 9) OBP: 0.363, SLG: 0.391	F3			F9					5-3	3	0	0	0	0	0	1				
John Bateman, R (1, 2) OBP: 0.313, SLG: 0.364			F8	CS	5-3				5-3	3	0	0	0	0	0	0				
Bill Champion, R (1, 1) OBP: 0.185, SLG: 0.269				K					L5	1	0	0	0	0	1	0				
Joe Lis, R (6, PH) OBP: 0.409, SLG: 0.436										1	0	0	0	0	1	0				
Wayne Twitchell, R (6, 1) OBP: 0.231, SLG: 0.289										0	0	0	0	0	0	0				
Deron Johnson, R (9, PH)										1	0	0	0	0	0	0				
Inning Stats	R: 0 E: 0 K: 0 S: 3	H: 0 LOB: 1 BB: 1 P: 7	R: 0 E: 0 K: 1 S: 5	H: 0 LOB: 0 BB: 0 P: 5	R: 0 E: 0 K: 1 S: 5	H: 0 LOB: 0 BB: 0 P: 5	R: 0 E: 0 K: 0 S: 3	H: 0 LOB: 0 BB: 0 P: 3	R: 0 E: 0 K: 0 S: 2	H: 0 LOB: 0 BB: 1 P: 6	R: 0 E: 0 K: 1 S: 5	H: 0 LOB: 0 BB: 0 P: 3	R: 0 E: 0 K: 1 S: 5	H: 0 LOB: 0 BB: 0 P: 5	R: 1 E: 0 K: 0 S: 5	H: 2 LOB: 1 BB: 0 P: 5	1B: 2 2B: 0 3B: 0 HR: 0	SF: 0 SAC: 0 DP: 0 HBP: 0	WP: 0 PB: 0 SB: 0 CS: 1	PA: 32
PITCHER Steve Arlin, R (1, 1) ERA: 2.89	IP: 9.0 WLS: W BF: 31 H: 2 R: 1 ER: 1 SO: 4 BB: 3 IBB: 0 HBP: 0 BLK: 1 WP: 0 HR: 0 S: 36 P: 48 ERA: 1.00 WHIP: 0.556																			

Batter	1	2	3	4	5	6	7	8	9	AB	R	H	RBI	BB	SO	LOB	BOTTOM			
Derrel Thomas, S (1, 4) OBP: 0.295, SLG: 0.298	K			5-3					6-3	4	0	0	0	1	2	1	Philadelphia Phillies @ San Diego Padres San Diego Stadium, San Diego, CA Tue Jul 18, 1972, 10:05 PM EDT Att: 4,764 - Unknown livebaseballscorecards.com			
Dave Roberts, R (1, 5) OBP: 0.295, SLG: 0.354	6-3	BB							BB 1B	5	0	1	0	0	0	3				
Jerry Morales, R (1, 7) OBP: 0.350, SLG: 0.423	2B BB		F2		E8 HR 1B			2B 3B	1-2 BB	3	3	2	0	2	0	0				
Nate Colbert, R (1, 3) OBP: 0.310, SLG: 0.495	1-H 2B		FC5-4 BB		2-H HR			2B FC4-6 IBB	F8	3	2	2	3	2	0	2				
Cito Gaston, R (1, 9) OBP: 0.316, SLG: 0.399	F3		FC5-4 1B		L8			1-3 3-H 4-0 2B		4	0	1	1	0	0	2				
Johnny Jeter, R (1, 8) OBP: 0.281, SLG: 0.349			1-2 1B		K			FC4-6 IBB		3	0	1	0	1	2	0				
Pat Corrales, R (1, 2) OBP: 0.267, SLG: 0.187			F8		6-3			1-2 FC4-6		4	0	0	1	0	0	4				
Enzo Hernandez, R (1, 6) OBP: 0.250, SLG: 0.243			BB BB 1B		F8			3-H G3	F9	4	0	1	0	0	0	2				
Steve Arlin, R (1, 1) OBP: 0.200, SLG: 0.178			1-2 BB		6-3			BB 1B	K	3	0	1	0	1	1	0				
Inning Stats	R: 1 E: 0 K: 1 S: 6	H: 1 LOB: 1 BB: 1 P: 10	R: 0 E: 0 K: 1 S: 6	H: 1 LOB: 3 BB: 2 P: 14	R: 0 E: 0 K: 0 S: 4	H: 1 LOB: 2 BB: 1 P: 8	R: 0 E: 0 K: 0 S: 3	H: 0 LOB: 0 BB: 0 P: 3	R: 2 E: 1 K: 1 S: 7	H: 2 LOB: 0 BB: 0 P: 7	R: 0 E: 0 K: 1 S: 6	H: 1 LOB: 0 BB: 0 P: 6	R: 2 E: 0 K: 0 S: 5	H: 2 LOB: 2 BB: 2 P: 13	R: 0 E: 0 K: 1 S: 6	H: 1 LOB: 2 BB: 1 P: 10		1B: 5 2B: 2 3B: 1 HR: 1	SF: 0 SAC: 0 DP: 0 HBP: 0	WP: 0 PB: 0 SB: 0 CS: 0
PITCHER Bill Champion, R (1, 1) ERA: 4.64 Wayne Twitchell, R (6, 1) ERA: 5.13	IP: 5.0 WLS: L BF: 24 H: 5 R: 3 ER: 3 SO: 3 BB: 4 IBB: 0 HBP: 0 BLK: 0 WP: 1 HR: 1 S: 26 P: 42 ERA: 5.40 WHIP: 1.800																			

Batter	1	2	3	4	5	6	7	8	9	10	11	AB	R	H	RBI	BB	SO	LOB	TOP						
Larry Bowa, S OBP: 0.306, SLG: 0.300 (1, 6)												6	1	2	0	0	0	2							
Denny Doyle, L OBP: 0.305, SLG: 0.297 (1, 4)												6	1	3	0	0	0	2							
Tom Hutton, L OBP: 0.361, SLG: 0.396 (1, 3)												5	1	2	1	1	0	2							
Joe Lis, R OBP: 0.391, SLG: 0.414 Bill Robinson, R OBP: 0.316, SLG: 0.474 (8, 7)												3	0	0	0	0	1	3							
Willie Montanez, L OBP: 0.315, SLG: 0.361 (1, 8)												4	0	1	1	2	2	4							
Roger Freed, R OBP: 0.316, SLG: 0.458 Oscar Gamble, L OBP: 0.356, SLG: 0.382 (8, 9)												3	0	0	0	0	0	3							
Don Money, R OBP: 0.316, SLG: 0.356 (1, 5)												5	0	1	0	0	1	1							
John Bateman, R OBP: 0.316, SLG: 0.366 (1, 2)												5	0	2	0	0	0	5							
Steve Carlton, L OBP: 0.290, SLG: 0.222 (1, 1)												4	0	0	0	0	2	2							
Inning Stats	R: 2 E: 0 K: 1 S: 8	H: 3 LOB: 1 BB: 0 P: 8	R: 0 E: 0 K: 0 S: 4	H: 1 LOB: 1 BB: 0 P: 4	R: 0 E: 0 K: 2 S: 3	H: 0 LOB: 0 BB: 0 P: 3	R: 0 E: 0 K: 2 S: 7	H: 0 LOB: 0 BB: 0 P: 7	R: 0 E: 0 K: 1 S: 5	H: 2 LOB: 3 BB: 1 P: 9	R: 0 E: 0 K: 1 S: 5	H: 0 LOB: 1 BB: 1 P: 9	R: 0 E: 1 K: 1 S: 7	H: 2 LOB: 3 BB: 3 P: 11	R: 0 E: 1 K: 0 S: 4	H: 0 LOB: 1 BB: 0 P: 4	R: 1 E: 0 K: 1 S: 7	H: 2 LOB: 1 BB: 0 P: 7	1B: 12 2B: 1 3B: 0 HR: 0	SF: 0 SAC: 2 DP: 0 HBP: 0	WP: 0 PB: 0 SB: 1 CS: 0	PA: 50			
PITCHER Clay Kirby, R ERA: 3.22 (1, 1)	IP: 11.0 WLS: 1 BF: 50	H: 13 R: 3 ER: 3 SO: 7	BB: 2 IBB: 1 HBP: 0 BLK: 0	WP: 0 HR: 0 S: 61 P: 73	ERA: 2.46 WHIP: 1.364																				

Philadelphia Phillies @ San Diego Padres
San Diego Stadium, San Diego, CA
Wed Jul 19 1972, 10:05 PM EDT
Att: 6,787 - Unknown

AB 45
R 3
H 13
RBI 3
BB 3
SO 7
LOB 25



Batter	1	2	3	4	5	6	7	8	9	10	11	AB	R	H	RBI	BB	SO	LOB	BOTTOM						
Derrel Thomas, S OBP: 0.298, SLG: 0.301 Fred Stanley, R OBP: 0.343, SLG: 0.250 (9, 4)												4	1	2	0	0	0	0							
Dave Roberts, R OBP: 0.294, SLG: 0.351 (1, 5)												4	0	1	0	0	2	1							
Jerry Morales, R OBP: 0.346, SLG: 0.414 (1, 7)												4	0	0	0	1	1	1							
Nate Colbert, R OBP: 0.308, SLG: 0.489 (1, 3)												4	0	0	0	1	1	2							
Cito Gaston, R OBP: 0.306, SLG: 0.385 (1, 9)												5	0	0	0	0	1	3							
Johnny Jeter, R OBP: 0.280, SLG: 0.347 (1, 8)												4	0	1	0	0	2	0							
Fred Kendall, R OBP: 0.261, SLG: 0.307 Larry Stahl, L OBP: 0.294, SLG: 0.354 Pat Corrales, R OBP: 0.267, SLG: 0.187 (11, 2)												4	1	2	0	0	0	1							
Enzo Hernandez, R OBP: 0.254, SLG: 0.253 (1, 6)												3	0	1	1	1	0	0							
Clay Kirby, R OBP: 0.137, SLG: 0.083 (1, 1)												4	0	0	0	0	1	3							
Inning Stats	R: 1 E: 0 K: 1 S: 6	H: 2 LOB: 1 BB: 1 P: 10	R: 1 E: 0 K: 1 S: 6	H: 2 LOB: 0 BB: 0 P: 6	R: 0 E: 0 K: 1 S: 5	H: 0 LOB: 0 BB: 0 P: 5	R: 0 E: 0 K: 0 S: 3	H: 0 LOB: 0 BB: 0 P: 3	R: 0 E: 0 K: 1 S: 5	H: 1 LOB: 1 BB: 0 P: 5	R: 0 E: 0 K: 0 S: 3	H: 0 LOB: 0 BB: 0 P: 3	R: 0 E: 0 K: 1 S: 5	H: 1 LOB: 2 BB: 1 P: 10	R: 0 E: 0 K: 0 S: 3	H: 0 LOB: 2 BB: 2 P: 11	1B: 5 2B: 1 3B: 1 HR: 0	SF: 0 SAC: 1 DP: 1 HBP: 0	WP: 0 PB: 0 SB: 0 CS: 1	PA: 41					
PITCHER Steve Carlton, L ERA: 2.59 (1, 1)	IP: 11.0 WLS: 7 BF: 41	H: 7 R: 2 ER: 2 SO: 8	BB: 2 IBB: 2 HBP: 0 BLK: 0	WP: 0 HR: 0 S: 53 P: 69	ERA: 1.64 WHIP: 0.818																				

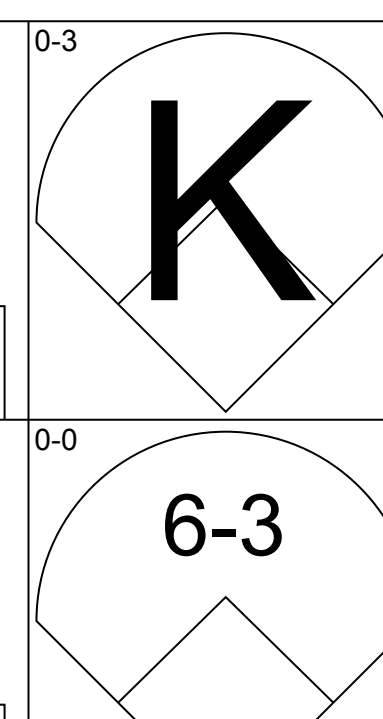
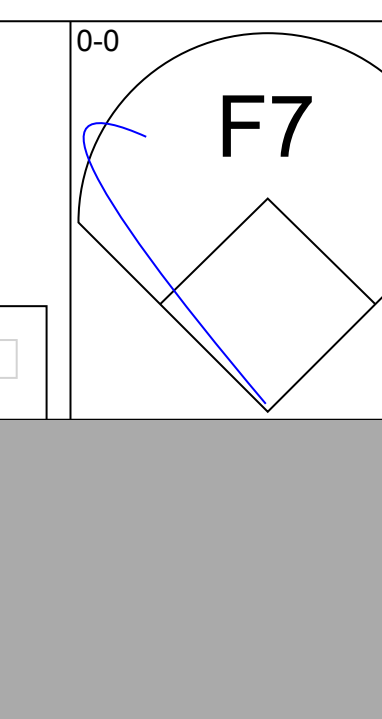
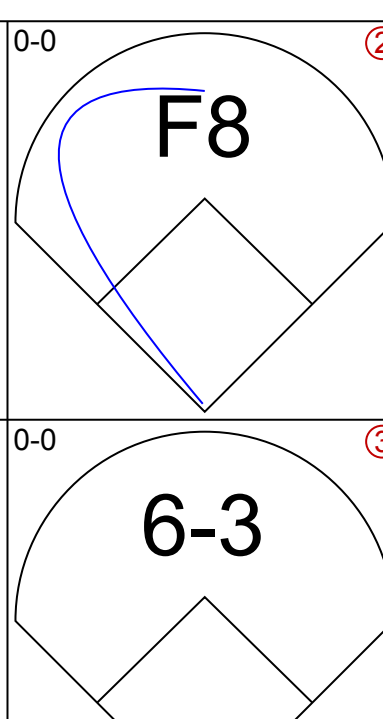
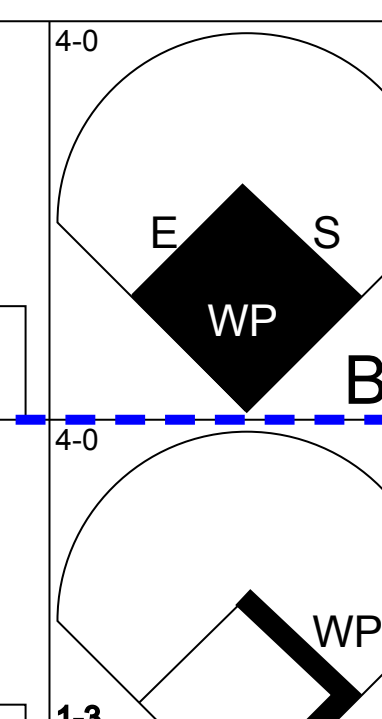
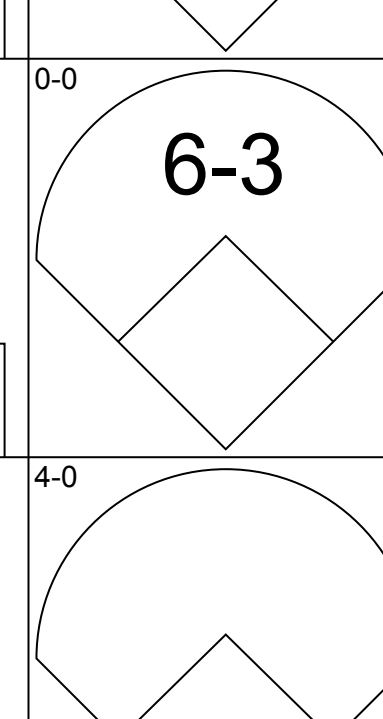
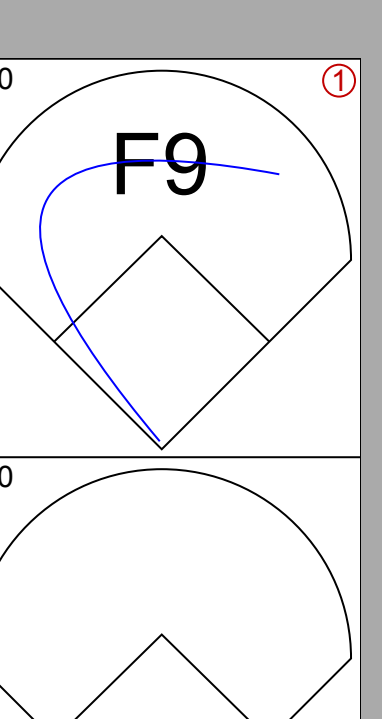
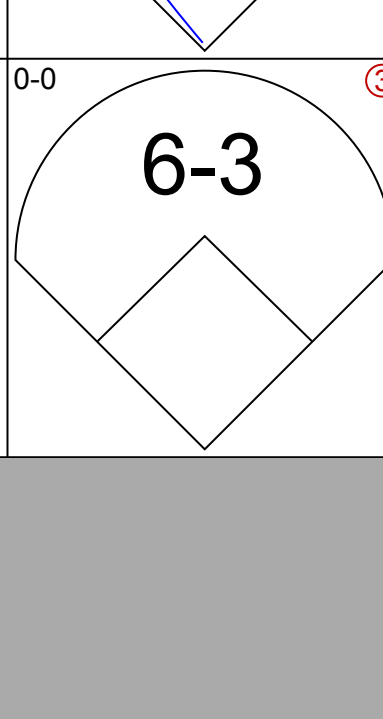
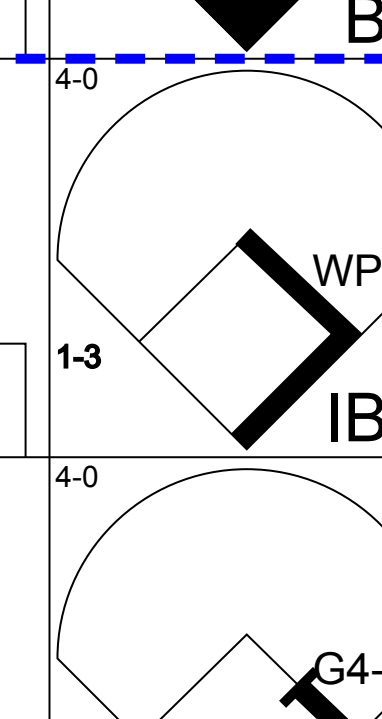
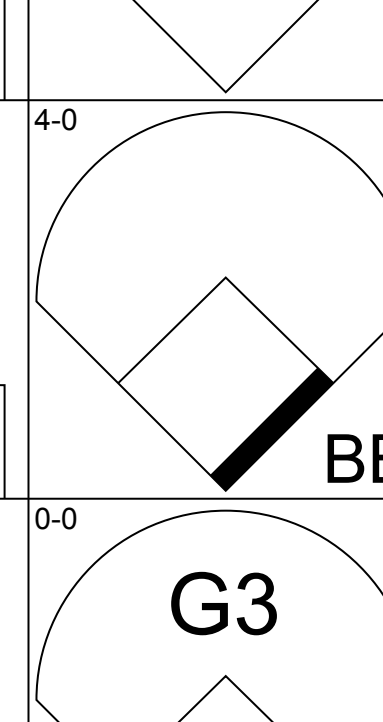
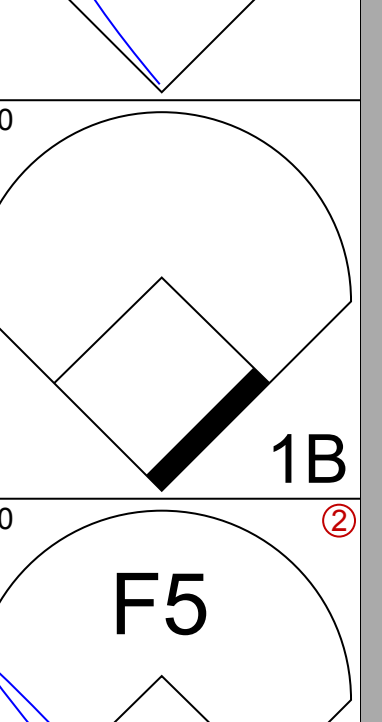
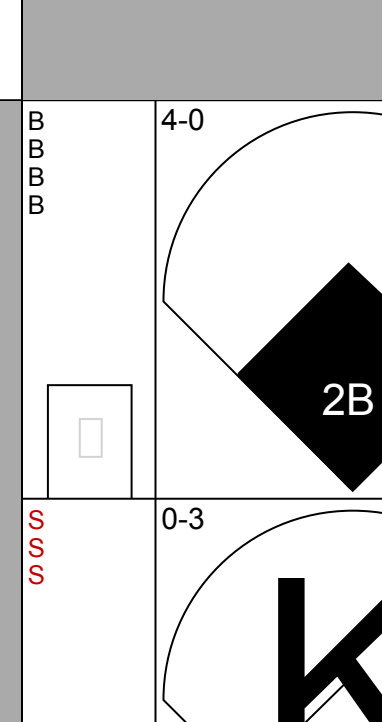
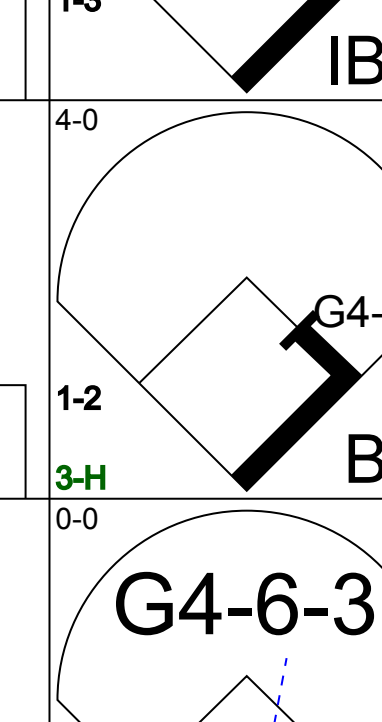
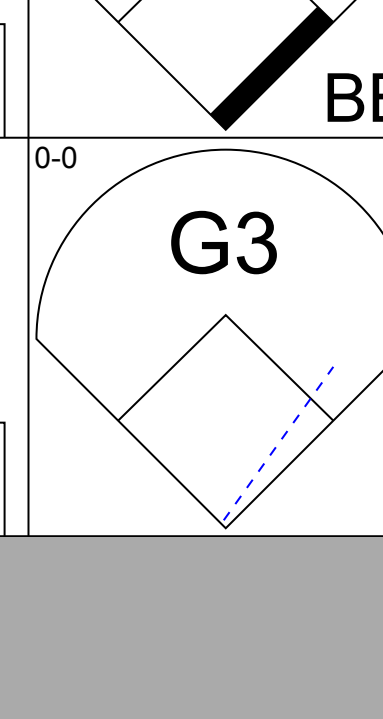
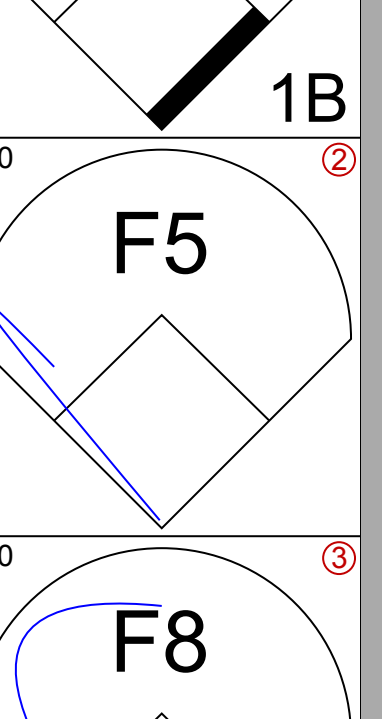
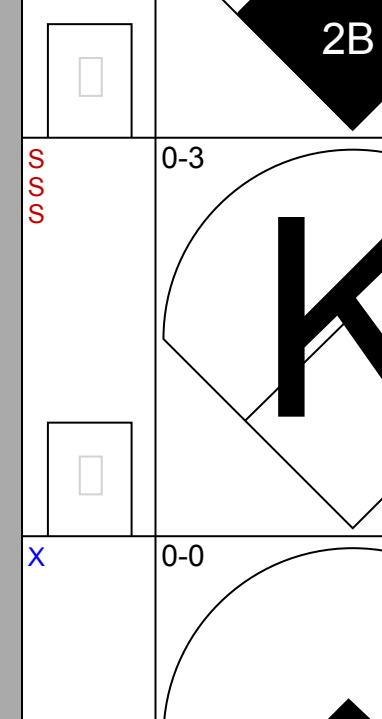
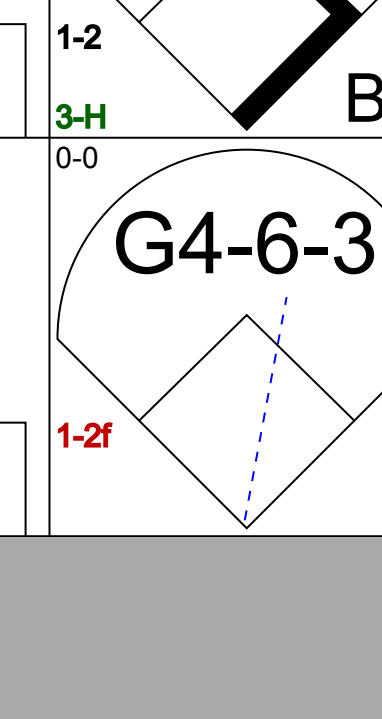
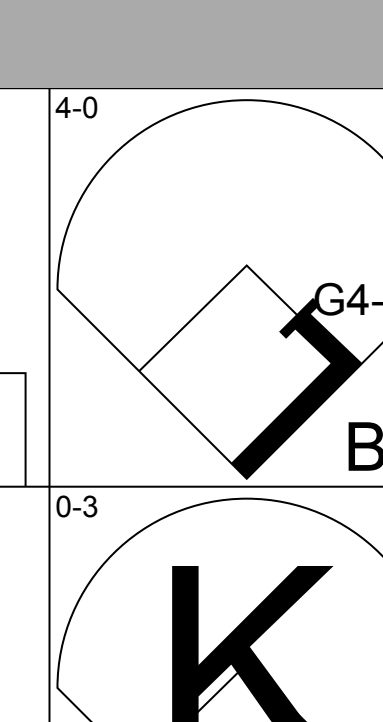
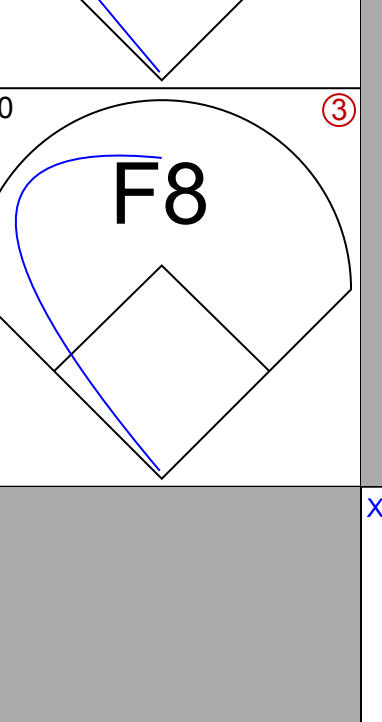
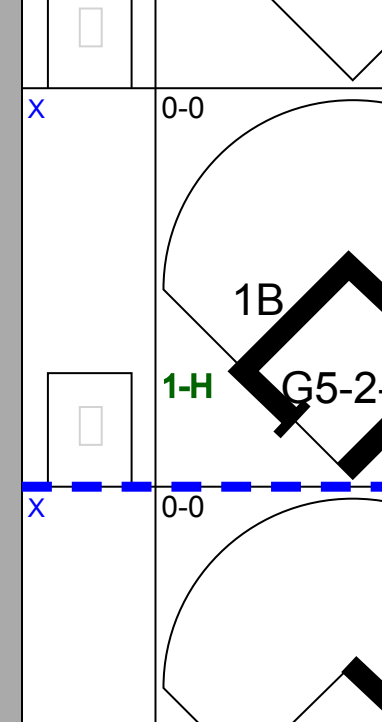
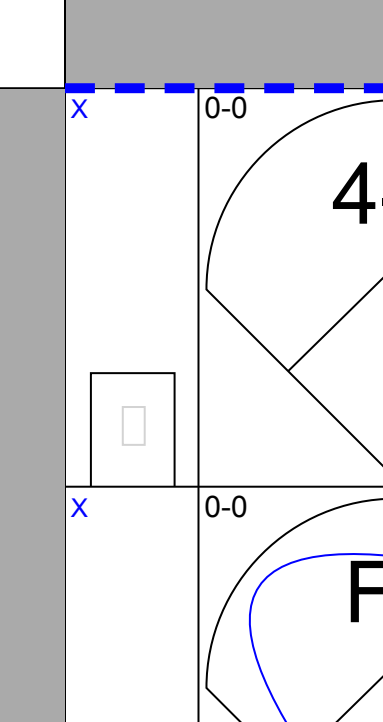

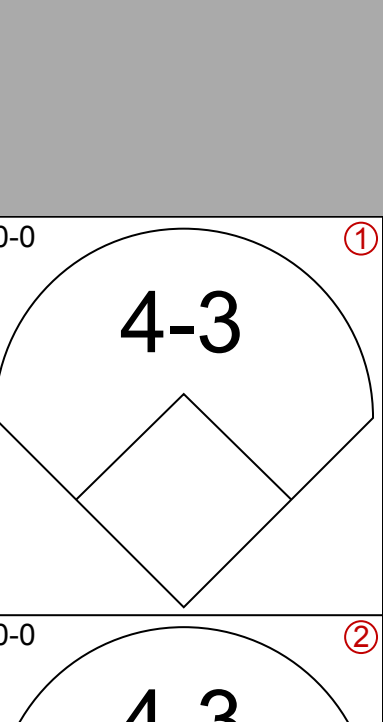
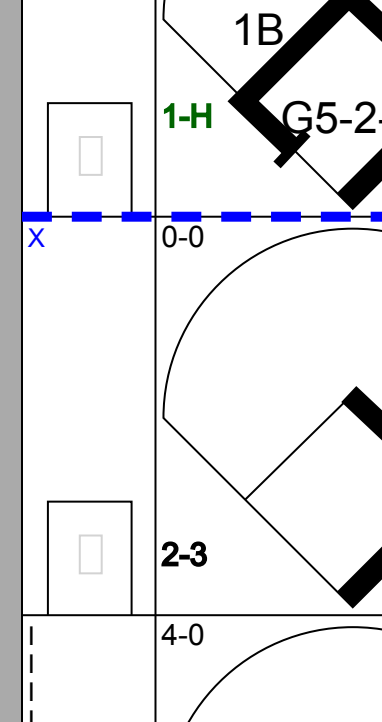
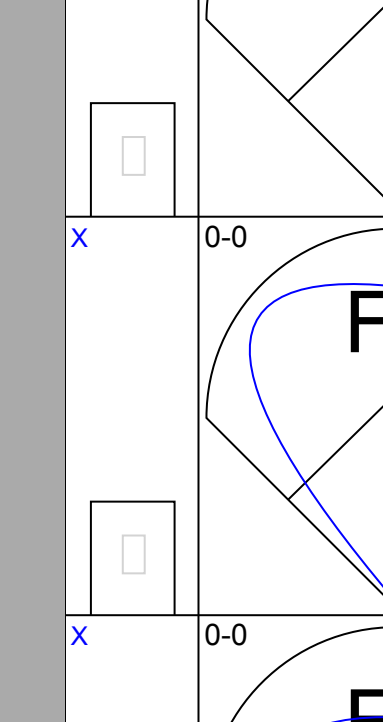
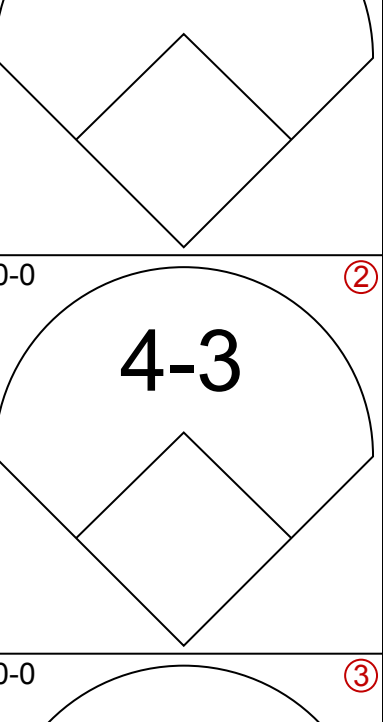
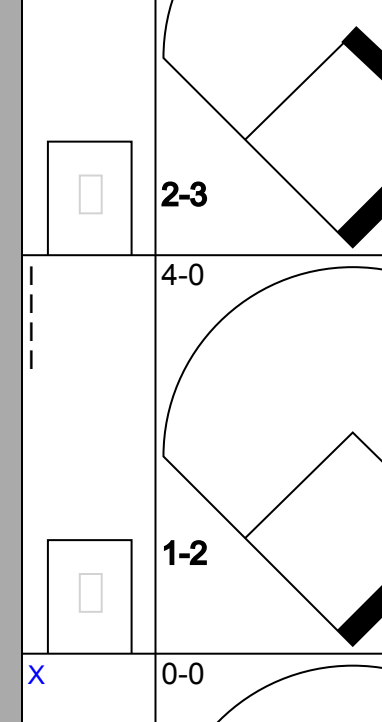
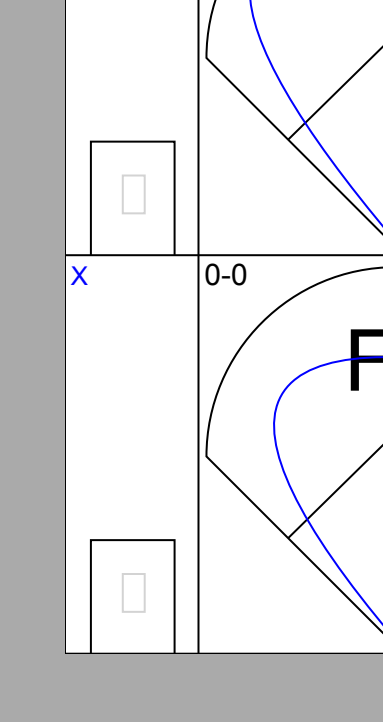

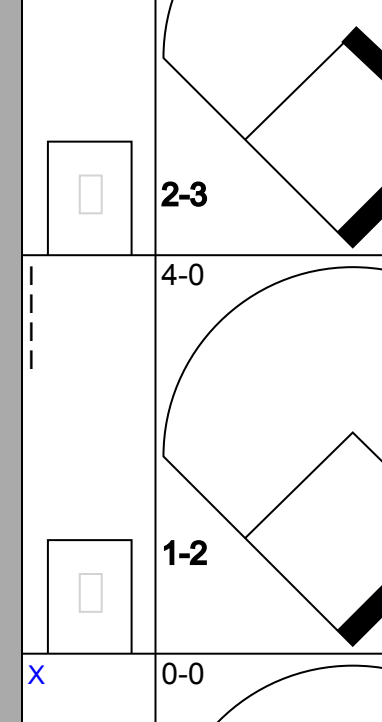
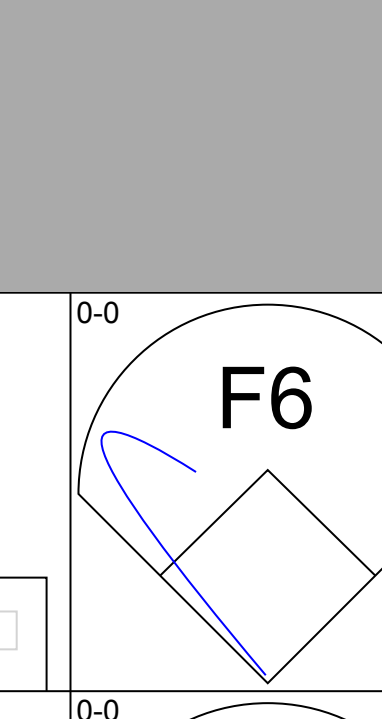
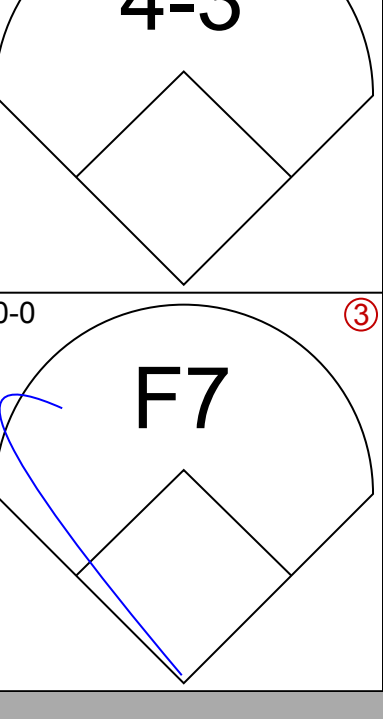
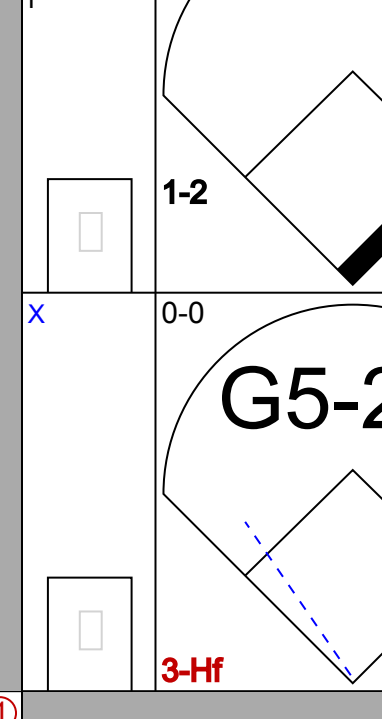
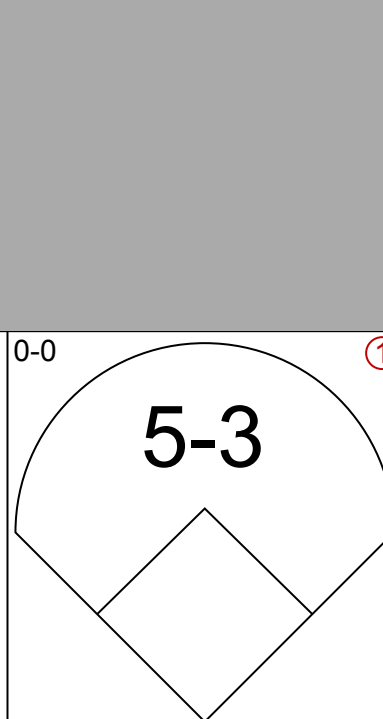
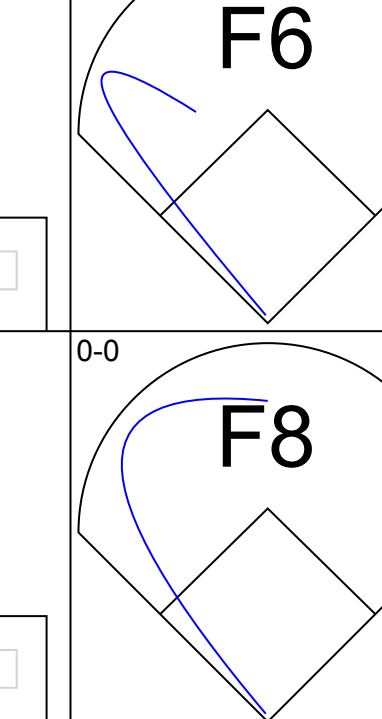
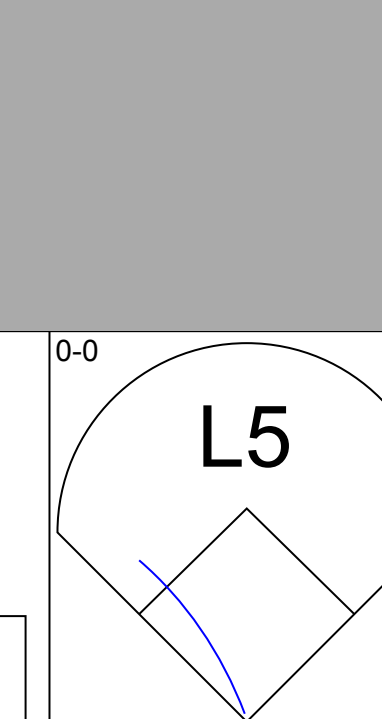
Philadelphia Phillies @ San Diego Padres
San Diego Stadium, San Diego, CA
Wed Jul 19 1972, 10:05 PM EDT
Att: 6,787 - Unknown

AB 36
R 2
H 7
RBI 1
BB 4
SO 8
LOB 11



Batter	1	2	3	4	5	6	7	8	9	AB	R	H	RBI	BB	SO	LOB	TOP					
Terry Harmon, R (1,6) OBP: 0.378, SLG: 0.325	L8		5-3			L8		1B		4	0	1	0	0	0	0	Philadelphia Phillies @ Los Angeles Dodgers Dodger Stadium, Los Angeles, CA Fri Jul 21 1972, 7:05 PM PDT Att: 21,678 - Unknown					
Denny Davis, L (1,4) OBP: 0.300, SLG: 0.292	L8			4-3		F5		F9		4	0	0	0	0	0	1						
Tom Hutton, L (1,3) OBP: 0.355, SLG: 0.388	F5			4-3		K		F6		4	0	0	0	0	1	1						
Joe Lis, R (1,7) OBP: 0.384, SLG: 0.393		L7			4-0			F7		3	0	0	0	1	1	0						
Willie Montanez, L (1,8) OBP: 0.314, SLG: 0.359		F8				1B		F3		4	0	1	0	0	0	1						
Don Money, R (1,5) OBP: 0.316, SLG: 0.358						1B		K		4	0	2	0	0	1	0						
Oscar Gamble, L (1,9) OBP: 0.346, SLG: 0.370		1-3				FC1-6		K		3	0	0	0	0	0	3						
John Bateman, R (1,2) OBP: 0.316, SLG: 0.373						F2				3	0	1	0	0	1	2						
Ken Reynolds, L (1,1) OBP: 0.125, SLG: 0.067 (8, PH)			1-3							2	0	0	0	0	0	1						
Bill Robinson, R (8, PH) OBP: 0.309, SLG: 0.462				6-3						1	0	0	0	0	1	0						
Darrell Brandon, R (8,1) OBP: 0.167, SLG: 0.167								K		0	0	0	0	0	0	0						
Inning Stats	R: 0 E: 0 K: 0 S: 3	H: 0 LOB: 0 BB: 0 P: 3	R: 0 E: 0 K: 0 S: 4	H: 1 LOB: 1 BB: 0 P: 4	R: 0 E: 0 K: 1 S: 5	H: 0 LOB: 0 BB: 0 P: 5	R: 0 E: 0 K: 0 S: 3	H: 0 LOB: 1 BB: 1 P: 7	R: 0 E: 0 K: 0 S: 4	H: 1 LOB: 0 BB: 0 P: 4	R: 0 E: 0 K: 1 S: 5	H: 0 LOB: 0 BB: 0 P: 5	R: 0 E: 0 K: 0 S: 5	H: 2 LOB: 2 BB: 0 P: 5	R: 0 E: 0 K: 1 S: 6	H: 1 LOB: 1 BB: 0 P: 6	R: 0 E: 0 K: 2 S: 7	H: 0 LOB: 0 BB: 0 P: 7	1B: 4 2B: 1 3B: 0 HR: 0	SF: 0 SAC: 0 DP: 0 HBP: 0	WP: 0 PB: 0 SB: 0 CS: 0	PA: 33
PITCHER Don Sutton, R (1,1) ERA: 1.9	IP: 9.0 WLS: W BF: 33 H: 5 R: 0 ER: 0 SO: 5 BB: 1 IBB: 0 HBP: 0 BLK: 0 WP: 0 HR: 0 S: 42 P: 46 ERA: 0.00 WHIP: 0.667																					

Batter	1	2	3	4	5	6	7	8	9	AB	R	H	RBI	BB	SO	LOB	BOTTOM					
Lee Lacy, R (1,4) OBP: 0.337, SLG: 0.345	4-3	FC4-6				K				4	1	1	0	0	1	2	Philadelphia Phillies @ Los Angeles Dodgers Dodger Stadium, Los Angeles, CA Fri Jul 21 1972, 7:05 PM PDT Att: 21,678 - Unknown					
Willie Davis, L (1,8) OBP: 0.307, SLG: 0.429	F7		SH1-3					L6		4	0	2	1	0	0	0						
Manny Mota, R (1,7) OBP: 0.373, SLG: 0.479	6-3		SH1-3					5-3		2	0	0	0	1	0	0						
Frank Robinson, R (1,9) OBP: 0.354, SLG: 0.424		HR	F2			K2-4-5-2		F3		3	1	0	0	1	1	3						
Wes Parker, S (1,3) OBP: 0.363, SLG: 0.363		HR	F7					K		3	1	1	2	0	1	1						
Bobby Valentine, R (1,6) OBP: 0.325, SLG: 0.344		5-3								3	0	1	0	0	0	0						
Steve Garvey, R (1,5) OBP: 0.318, SLG: 0.422		3-1						F7		3	0	0	0	0	0	1						
Dick Dietz, R (1,2) OBP: 0.305, SLG: 0.213		1B						F7		2	0	0	0	1	0	0						
Don Sutton, R (1,1) OBP: 0.212, SLG: 0.180		FC4-6				K		6-3		3	0	1	0	0	1	0						
Inning Stats	R: 0 E: 0 K: 0 S: 3	H: 0 LOB: 0 BB: 0 P: 3	R: 2 E: 0 K: 0 S: 5	H: 2 LOB: 2 BB: 2 P: 13	R: 0 E: 0 K: 0 S: 4	H: 1 LOB: 1 BB: 0 P: 4	R: 0 E: 0 K: 0 S: 3	H: 0 LOB: 0 BB: 0 P: 3	R: 1 E: 0 K: 2 S: 8	H: 2 LOB: 2 BB: 1 P: 12	R: 0 E: 0 K: 1 S: 5	H: 1 LOB: 0 BB: 0 P: 5	R: 0 E: 0 K: 1 S: 5	H: 0 LOB: 0 BB: 0 P: 5	R: 0 E: 0 K: 0 S: 3	H: 0 LOB: 0 BB: 0 P: 3	R: 0 E: 0 K: 1 S: 3	H: 0 LOB: 0 BB: 0 P: 3	1B: 2 2B: 3 3B: 1 HR: 1	SF: 0 SAC: 1 DP: 1 HBP: 0	WP: 0 PB: 0 SB: 0 CS: 1	PA: 31
PITCHER Ken Reynolds, L (1,1) ERA: 4.18	IP: 7.0 WLS: L BF: 28 H: 6 R: 3 ER: 3 SO: 4 BB: 2 IBB: 0 HBP: 0 BLK: 0 WP: 0 HR: 1 S: 33 P: 45 ERA: 3.86 WHIP: 1.143																					
PITCHER Darrell Brandon, R (8,1) ERA: 3.17	IP: 1.0 WLS: L BF: 3 H: 0 R: 0 ER: 0 SO: 0 BB: 0 IBB: 0 HBP: 0 BLK: 0 WP: 0 HR: 0 S: 3 P: 3 ERA: 0.00 WHIP: 0.000																					

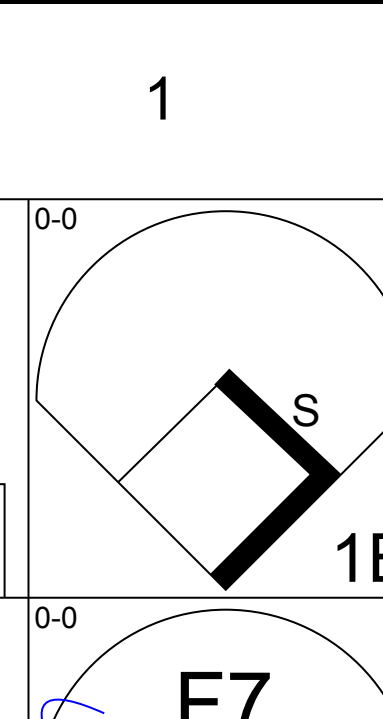
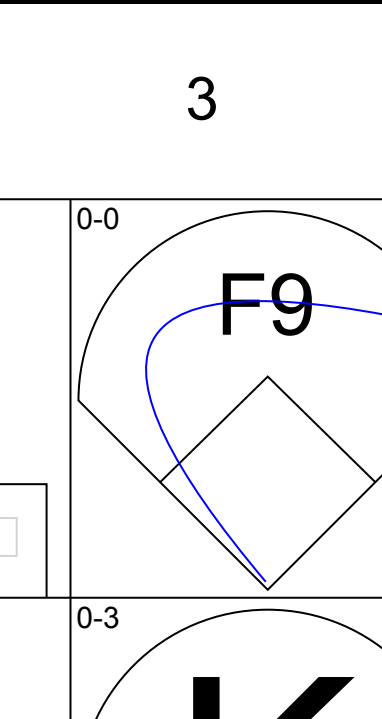
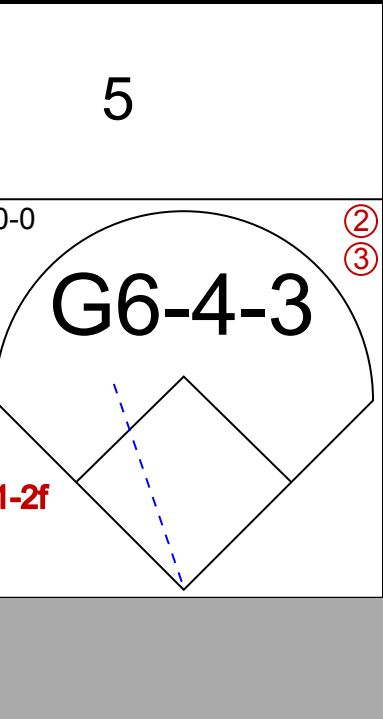
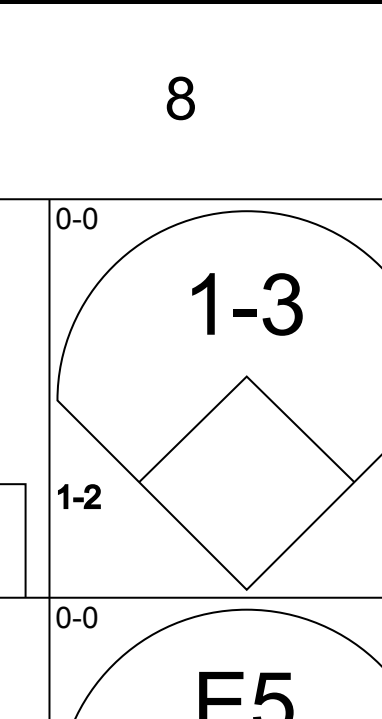
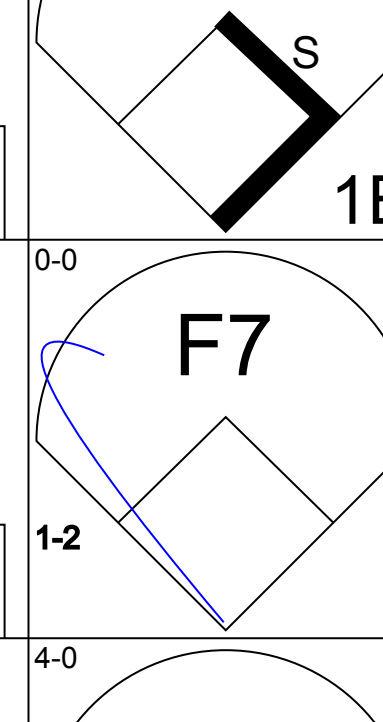
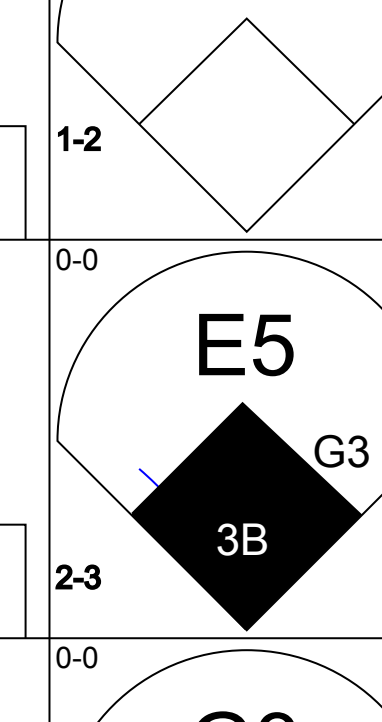
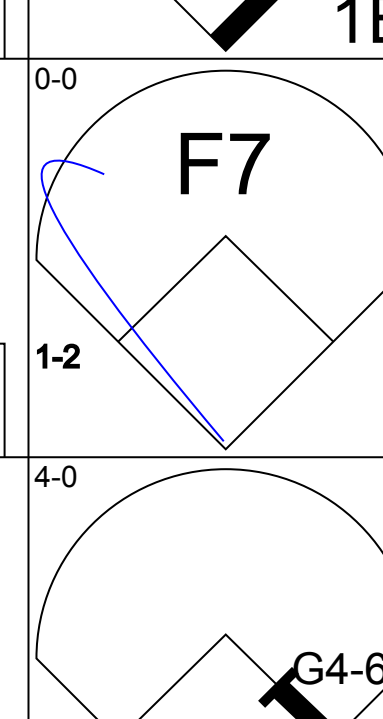
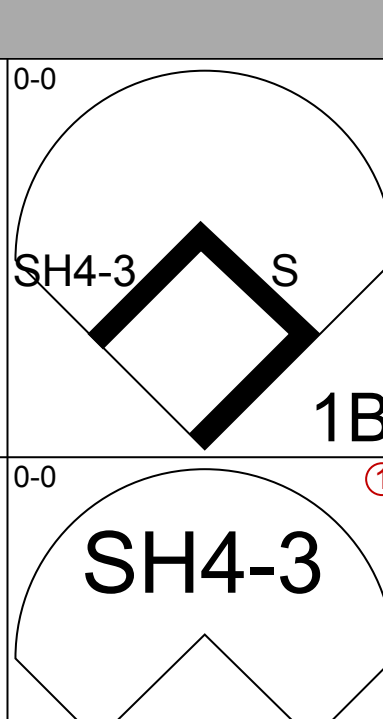
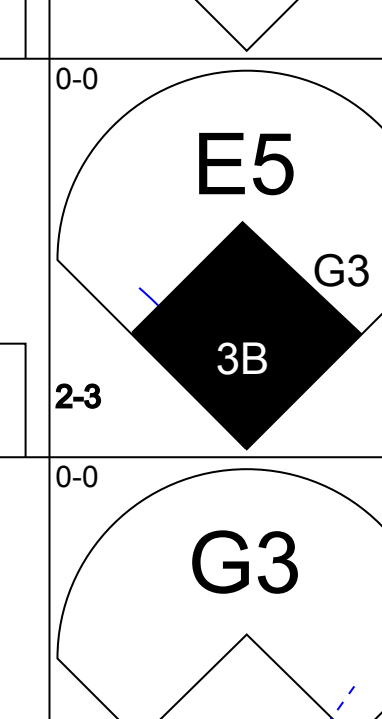
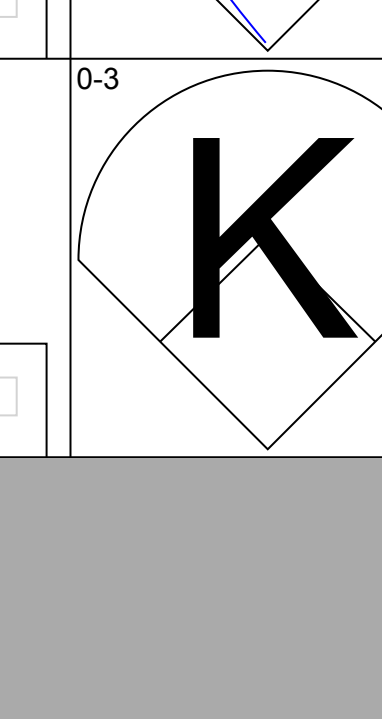
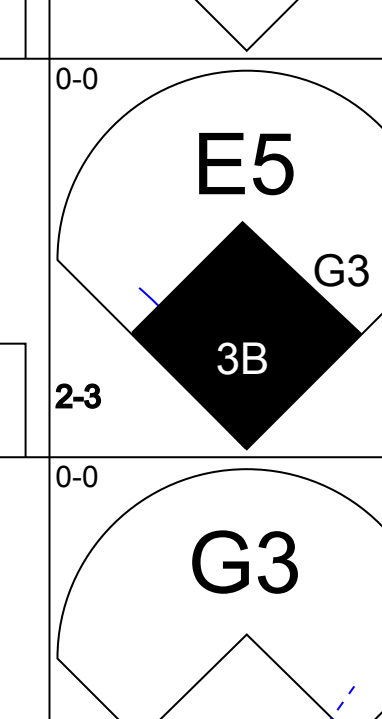
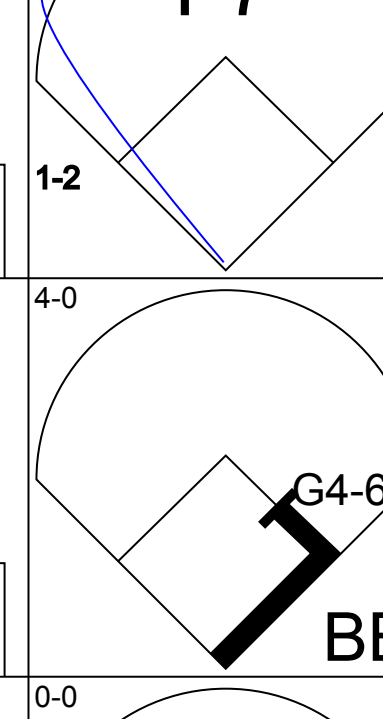
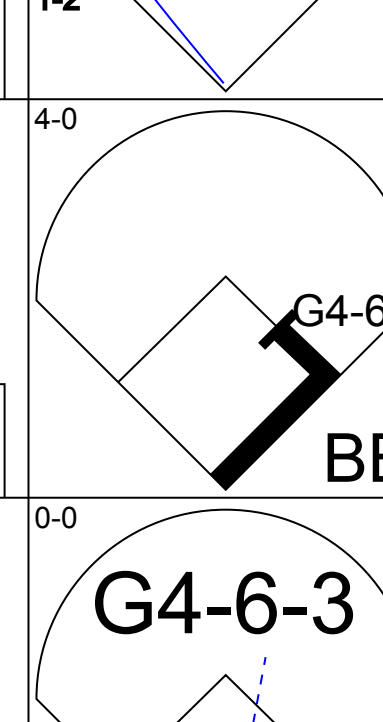
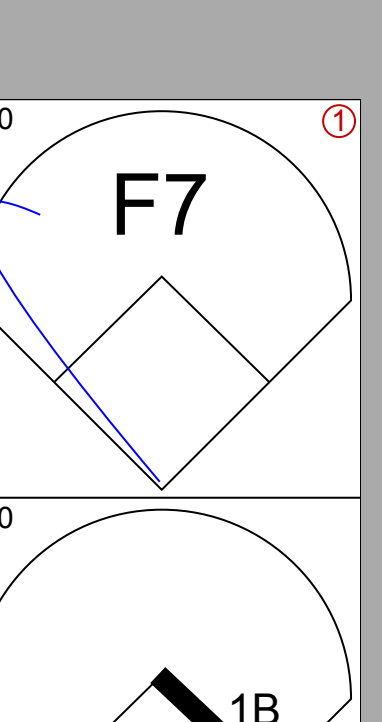
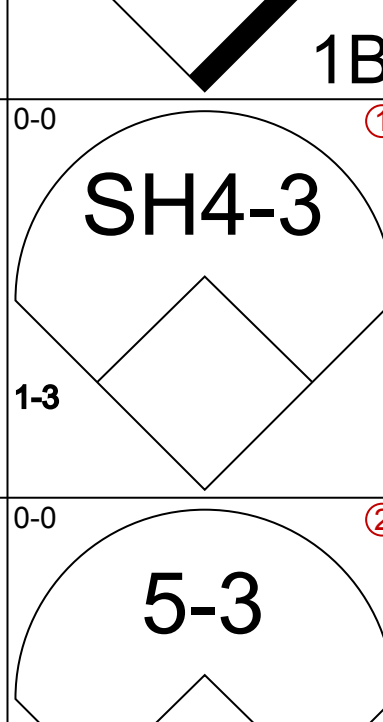
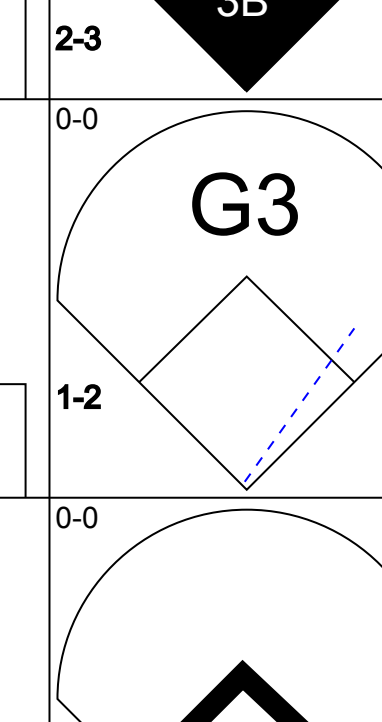
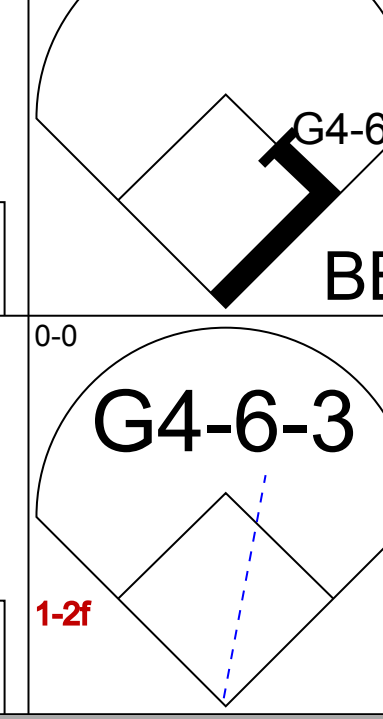
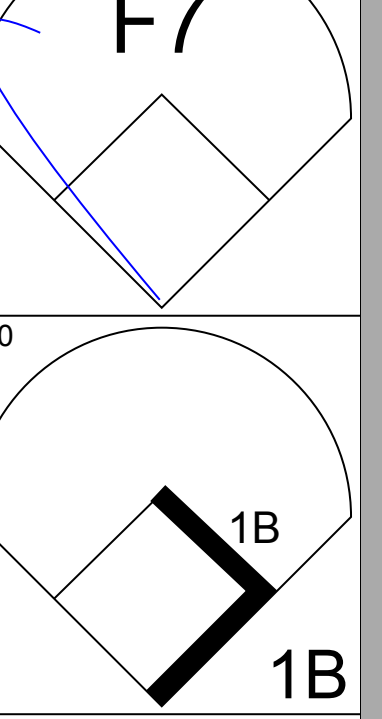
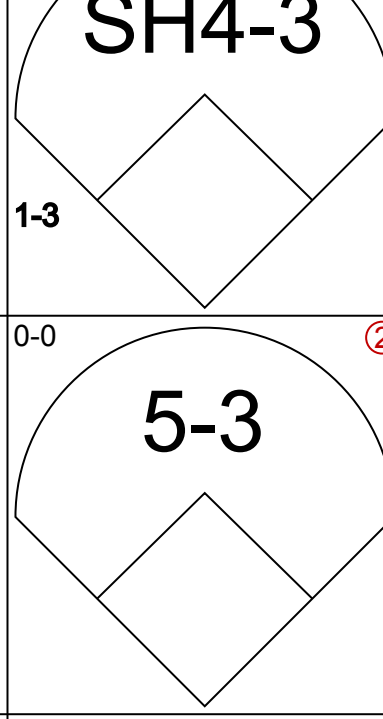
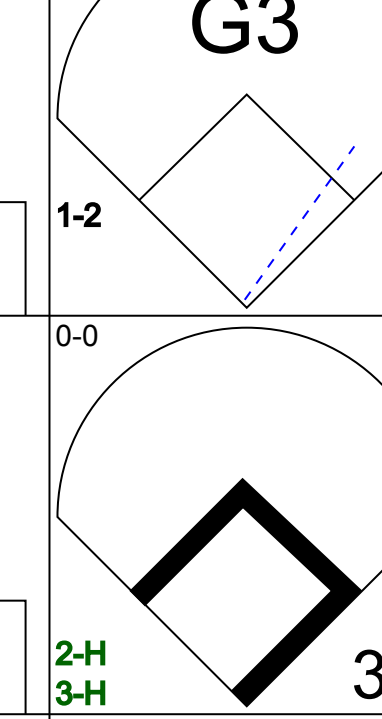
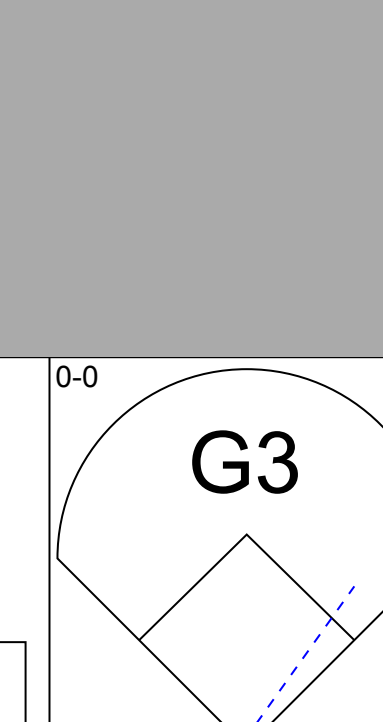
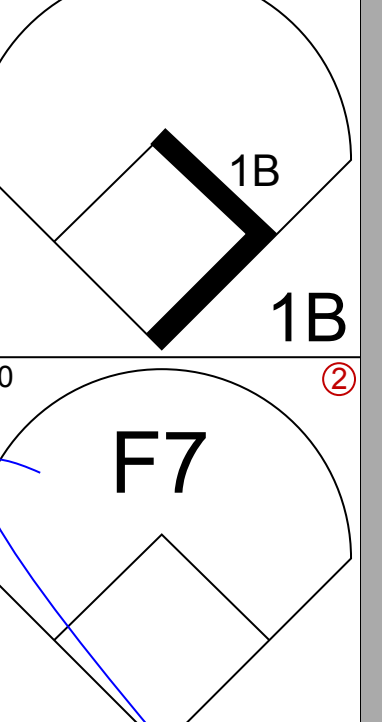
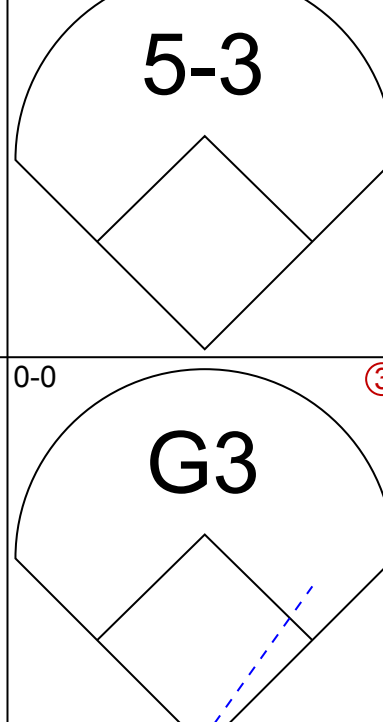
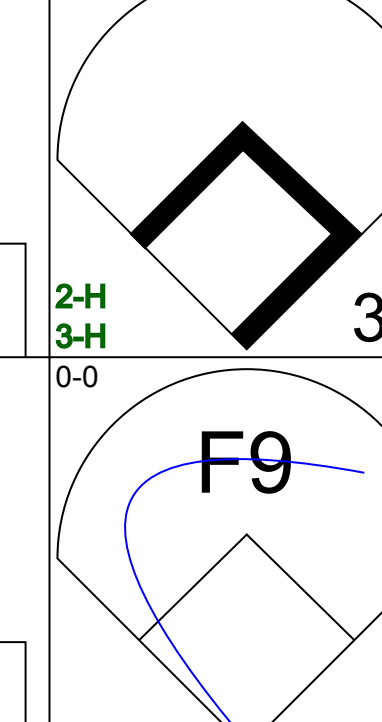
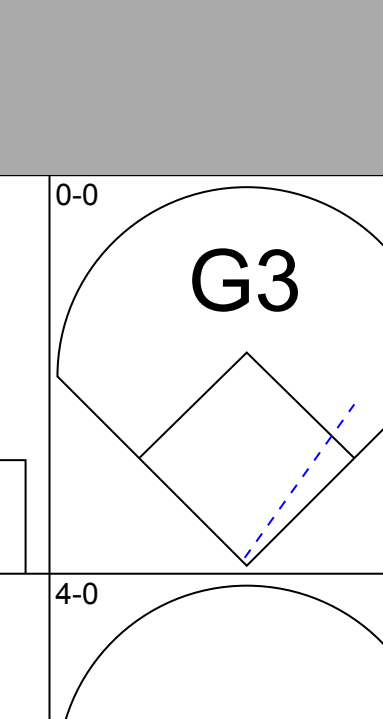
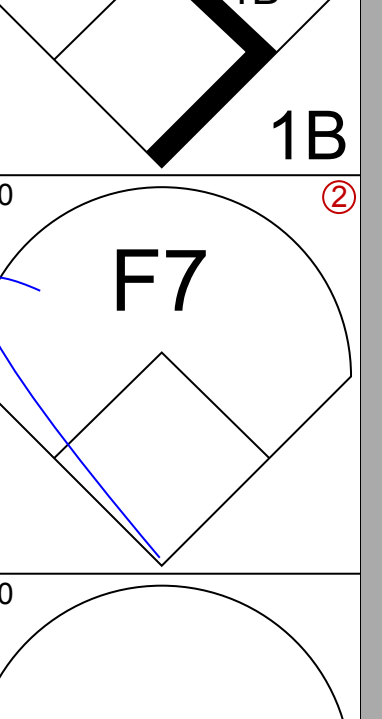
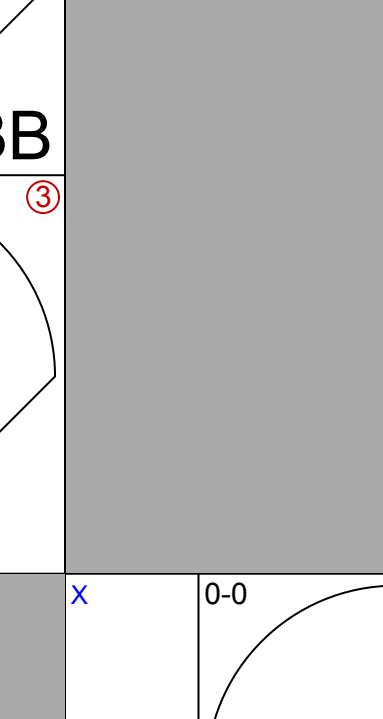

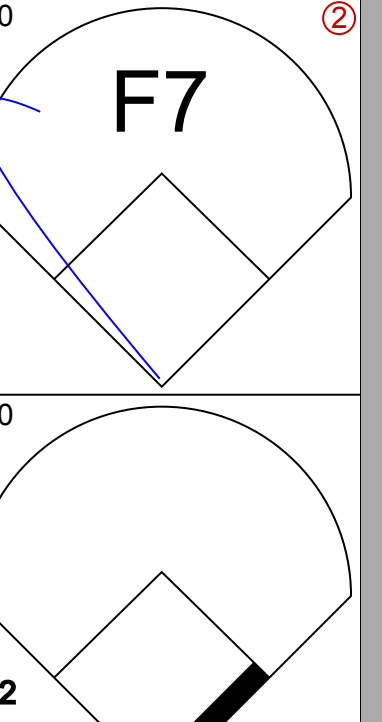
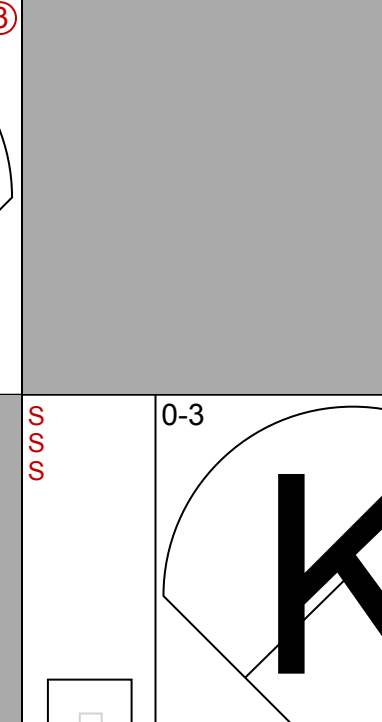
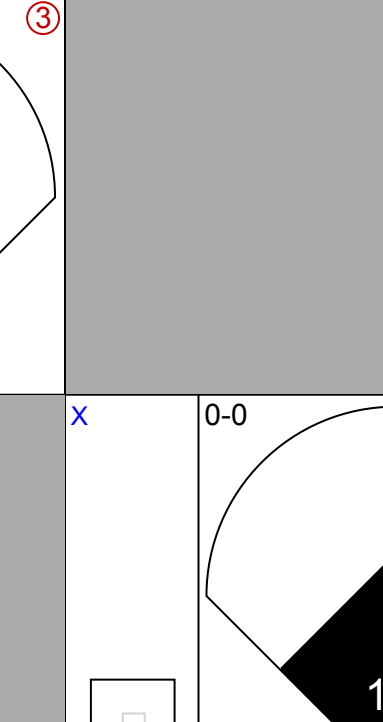


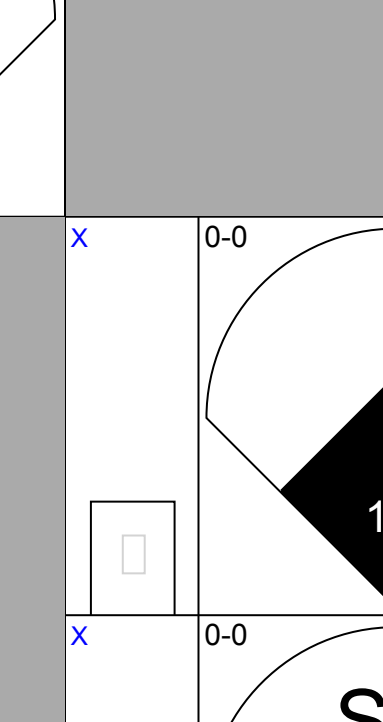
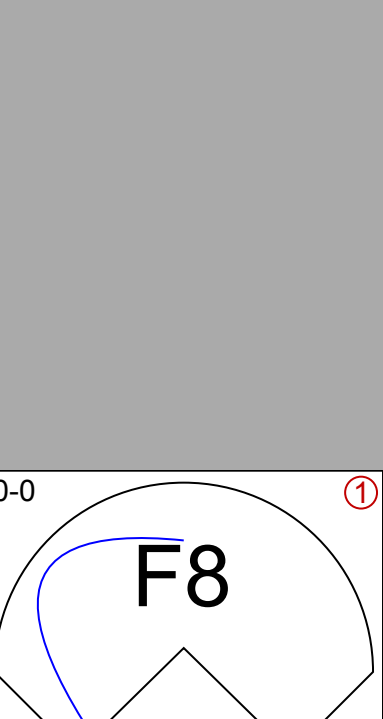

Batter	1	2	3	4	5	6	7	8	9	AB	R	H	RBI	BB	SO	LOB	TOP					
Rick Monday, L OBP: 0.372, SLG: 0.411 (1, 8)										3	1	0	0	1	1	0						
Glenn Beckert, R OBP: 0.304, SLG: 0.357 (1, 4)										3	0	0	0	1	0	0						
Billy Williams, L OBP: 0.392, SLG: 0.600 (1, 7)										1	1	1	0	3	0	0						
Joe Pepitone, L OBP: 0.301, SLG: 0.437 (1, 3)										4	0	0	0	0	1	5						
Ron Santo, R OBP: 0.361, SLG: 0.493 (1, 5)										3	0	1	1	1	0	1						
Jose Cardenal, R OBP: 0.340, SLG: 0.462 (1, 9)										4	0	1	0	0	1	1						
J.C. Martin, L OBP: 0.376, SLG: 0.406 (7, PR)										2	0	0	0	1	0	1						
Frank Coggins, S (7, PR)										0	0	0	0	0	0	0						
Randy Hundley, R OBP: 0.261, SLG: 0.294 (7, 2)										1	0	0	0	0	0	0						
Don Kessinger, S OBP: 0.361, SLG: 0.318 (1, 6)										3	0	0	0	0	0	3						
Burt Hooton, R OBP: 0.154, SLG: 0.104 (1, 1)										2	0	0	0	0	0	0						
Tommy Davis, R OBP: 0.313, SLG: 0.267 (8, PH)										1	0	0	0	0	0	0						
Jack Aker, R (8, 1)										0	0	0	0	0	0	0						
Inning Stats	R: 0 E: 0 K: 1 S: 5	H: 0 LOB: 1 BB: 1 P: 9	R: 0 E: 0 K: 1 S: 4	H: 0 LOB: 0 BB: 1 P: 8	R: 0 E: 0 K: 0 S: 3	H: 0 LOB: 0 BB: 0 P: 3	R: 0 E: 0 K: 0 S: 4	H: 1 LOB: 1 BB: 0 P: 4	R: 0 E: 0 K: 0 S: 3	H: 0 LOB: 0 BB: 0 P: 3	R: 0 E: 0 K: 0 S: 3	H: 0 LOB: 0 BB: 0 P: 3	R: 1 E: 0 K: 1 S: 6	H: 2 LOB: 2 BB: 2 P: 14	R: 1 E: 0 K: 0 S: 2	H: 0 LOB: 1 BB: 3 P: 14	R: 0 E: 0 K: 0 S: 3	H: 0 LOB: 0 BB: 0 P: 3	1B: 2 2B: 1 3B: 0 HR: 0	SF: 0 SAC: 0 DP: 3 HBP: 0	WP: 1 PB: 0 SB: 1 CS: 0	PA: 34
PITCHER	IP	WLS	BF	H	R	ER	SO	BB	IBB	HBP	BLK	WP	HR	S	P	ERA	WHIP					
Wayne Twitchell, R ERA: 4.61 (1, 1)	6.1		23	2	1	1	3	3	0	0	0	0	0	26	38	1.42	0.789					
Barry Lersch, R ERA: 3.59 (7, 1)	1.0		5	1	1	0	0	1	1	0	0	0	0	3	11	0.00	2.000					
Mac Scarce, L ERA: 5.19 (8, 1)	0.2		3	0	0	0	0	1	1	0	0	1	0	1	9	0.00	1.500					
Dick Selma, R ERA: 4.79 (9, 1)	1.0	W	3	0	0	0	0	0	0	0	0	0	0	3	3	0.00	0.000					

Chicago Cubs @ Philadelphia Phillies
Veterans Stadium, Philadelphia, PA
Thu Jul 27 1972, 7:05 PM EDT
Att: 17,349 - Unknown

livebaseballscores.com

AB 27
R 2
H 3
RBI 1
BB 7
SO 3
LOB 11




Batter	1	2	3	4	5	6	7	8	9	AB	R	H	RBI	BB	SO	LOB	BOTTOM					
Denny Doyle, L OBP: 0.295, SLG: 0.286 (1, 4)										4	0	1	0	0	0	2						
Larry Bowa, S OBP: 0.297, SLG: 0.291 (1, 6)										3	0	1	0	0	1	1						
Joe Lis, R OBP: 0.368, SLG: 0.375 (8, PH)										1	0	0	0	0	0	1						
Bill Robinson, R OBP: 0.293, SLG: 0.439 (8, PR)										0	1	0	0	0	0	0						
Dick Selma, R OBP: 0.200, SLG: 0.211 (9, 1)										0	0	0	0	0	0	0						
Tom Hutton, L OBP: 0.349, SLG: 0.371 (1, 9)										2	0	0	0	1	0	2						
Greg Luzinski, R OBP: 0.323, SLG: 0.432 (1, 7)										4	0	2	2	0	0	3						
Willie Montanez, L OBP: 0.313, SLG: 0.372 (1, 8)										4	0	0	0	0	0	4						
Deron Johnson, R OBP: 0.247, SLG: 0.305 (1, 3)										3	0	2	0	1	1	0						
Ken Reynolds, L OBP: 0.111, SLG: 0.059 (9, PR)										0	1	0	0	0	0	0						
Don Money, R OBP: 0.308, SLG: 0.346 (1, 5)										3	0	1	0	0	1	3						
John Bateman, R OBP: 0.304, SLG: 0.355 (1, 2)										4	0	1	1	0	0	2						
Wayne Twitchell, R OBP: 0.250, SLG: 0.250 (7, 1)										2	0	1	0	0	1	0						
Barry Lersch, S (7, 1)										0	0	0	0	0	0	0						
Mac Scarce, L (8, 1)										0	0	0	0	0	0	0						
Oscar Gamble, L OBP: 0.351, SLG: 0.361 (8, PH)										0	1	0	0	1	0	0						
Terry Harmon, R OBP: 0.388, SLG: 0.342 (9, 6)										0	0	0	0	0	0	0						
Inning Stats	R: 0 E: 0 K: 0 S: 3	H: 1 LOB: 1 BB: 1 P: 7	R: 0 E: 0 K: 1 S: 5	H: 0 LOB: 1 BB: 1 P: 9	R: 0 E: 0 K: 2 S: 7	H: 0 LOB: 0 BB: 0 P: 7	R: 0 E: 0 K: 0 S: 5	H: 2 LOB: 2 BB: 0 P: 5	R: 0 E: 0 K: 0 S: 3	H: 1 LOB: 0 BB: 0 P: 3	R: 0 E: 0 K: 0 S: 4	H: 1 LOB: 1 BB: 0 P: 4	R: 0 E: 0 K: 1 S: 5	H: 1 LOB: 0 BB: 0 P: 5	R: 2 E: 1 K: 0 S: 5	H: 1 LOB: 2 BB: 1 P: 9	R: 1 E: 1 K: 0 S: 3	H: 2 LOB: 2 BB: 0 P: 3	1B: 8 2B: 0 3B: 1 HR: 0	SF: 0 SAC: 2 DP: 3 HBP: 0	WP: 0 PB: 0 SB: 2 CS: 0	PA: 35
PITCHER	IP	WLS	BF	H	R	ER	SO	BB	IBB	HBP	BLK	WP	HR	S	P	ERA	WHIP					
Burt Hooton, R ERA: 2.66 (1, 1)	7.0		26	6	0	0	4	2	0	0	0	0	0	32	40	0.00	1.143					
Jack Aker, R ERA: 2.67 (8, 1)	1.0	L	9	3	3	1	0	1	0	0	0	0	0	8	12	9.00	4.000					

Chicago Cubs @ Philadelphia Phillies
Veterans Stadium, Philadelphia, PA
Thu Jul 27 1972, 7:05 PM EDT
Att: 17,349 - Unknown

livebaseballscores.com

AB 30
R 3
H 9
RBI 3
BB 3
SO 4
LOB 18



Batter	1	2	3	4	5	6	7	8	9	AB	R	H	RBI	BB	SO	LOB	TOP		
Don Kessinger, S OBP: 0.357, SLG: 0.314 (1, 6)										4	0	0	0	0	0	0	Chicago Cubs @ Philadelphia Phillies Veterans Stadium, Philadelphia, PA Fri Jul 28 1972, 3:33 AM EDT Att: 12,453 - Unknown		
Glenn Beckert, R OBP: 0.306, SLG: 0.358 (1, 4)										4	0	2	0	0	0	0			
Billy Williams, L OBP: 0.388, SLG: 0.593 (1, 7)										4	0	0	0	0	0	2			
Jim Hickman, R OBP: 0.387, SLG: 0.470 (1, 3)										4	0	1	0	0	1	0			
Jose Cardenal, R OBP: 0.339, SLG: 0.459 (1, 9)										4	0	1	0	0	2	2			
Ron Santo, R OBP: 0.361, SLG: 0.489 (1, 5)										2	0	0	0	1	0	0			
Rick Monday, L OBP: 0.369, SLG: 0.407 (1, 8)										3	0	0	0	0	1	2			
Randy Hundley, R OBP: 0.256, SLG: 0.291 (1, 2)										3	0	0	0	0	0	2			
Mitt Pappas, R OBP: 0.225, SLG: 0.184 (1, 1)										3	0	0	0	0	3	0			
Inning Stats	R: 0 E: 0 K: 0 S: 3	H: 0 LOB: 0 BB: 0 P: 3	R: 0 E: 0 K: 1 S: 5	H: 0 LOB: 0 BB: 0 P: 5	R: 0 E: 0 K: 1 S: 5	H: 0 LOB: 0 BB: 0 P: 5	R: 0 E: 0 K: 0 S: 3	H: 0 LOB: 0 BB: 0 P: 3	R: 0 E: 0 K: 2 S: 8	H: 1 LOB: 2 BB: 1 P: 12	R: 0 E: 0 K: 0 S: 3	H: 0 LOB: 0 BB: 0 P: 3	R: 0 E: 0 K: 1 S: 5	H: 0 LOB: 0 BB: 0 P: 5	R: 0 E: 0 K: 1 S: 7	H: 2 LOB: 2 BB: 0 P: 7	1B: 4 2B: 0 3B: 0 HR: 0	SF: 0 SAC: 0 DP: 0 HBP: 0	WP: 0 PA: 32 PB: 0 SB: 1 CS: 0
PITCHER Steve Carlton, L ERA: 2.37 (1, 1)	IP: 9.0 WLS: W BF: 32 H: 4 R: 0 ER: 0 SO: 7 BB: 1 IBB: 0 HBP: 0 BLK: 0 WP: 0 HR: 0 S: 45 P: 49 ERA: 0.00 WHIP: 0.556															PITCHER			

AB	31
R	0
H	4
RBI	0
BB	1
SO	7
LOB	8



Batter	1	2	3	4	5	6	7	8	9	AB	R	H	RBI	BB	SO	LOB	BOTTOM		
Denny Doyle, L OBP: 0.284, SLG: 0.285 (1, 4)										4	0	1	0	0	0	1	Chicago Cubs @ Philadelphia Phillies Veterans Stadium, Philadelphia, PA Fri Jul 28 1972, 3:33 AM EDT Att: 12,453 - Unknown		
Larry Bowa, S OBP: 0.294, SLG: 0.287 (1, 6)										4	0	0	0	0	0	2			
Tom Hutton, L OBP: 0.352, SLG: 0.378 (1, 9) (6, 3)										4	0	2	0	0	0	0			
Greg Luzinski, R OBP: 0.325, SLG: 0.433 (1, 7)										4	1	2	0	0	2	1			
Willie Montanez, L OBP: 0.313, SLG: 0.379 (1, 8)										4	1	1	2	0	1	1			
Deron Johnson, R OBP: 0.248, SLG: 0.306 (1, 3)										3	0	1	0	0	1	1			
Bill Robinson, R OBP: 0.293, SLG: 0.439 (7, FR) (8, 9)										0	0	0	0	0	0	0			
Don Money, R OBP: 0.306, SLG: 0.343 (1, 5)										3	0	0	0	0	0	1			
John Bateman, R OBP: 0.305, SLG: 0.355 (1, 2)										3	0	1	0	0	0	0			
Steve Carlton, L OBP: 0.247, SLG: 0.250 (1, 1)										2	0	0	0	0	0	0			
Inning Stats	R: 0 E: 0 K: 1 S: 6	H: 1 LOB: 1 BB: 0 P: 6	R: 0 E: 0 K: 1 S: 5	H: 0 LOB: 0 BB: 0 P: 5	R: 0 E: 0 K: 0 S: 4	H: 1 LOB: 1 BB: 0 P: 4	R: 0 E: 0 K: 1 S: 6	H: 2 LOB: 1 BB: 0 P: 6	R: 0 E: 0 K: 1 S: 3	H: 0 LOB: 0 BB: 0 P: 3	R: 0 E: 0 K: 0 S: 3	H: 1 LOB: 1 BB: 0 P: 6	R: 0 E: 0 K: 0 S: 4	H: 1 LOB: 1 BB: 0 P: 4	R: 2 E: 0 K: 0 S: 3	H: 2 LOB: 0 BB: 0 P: 3	1B: 6 2B: 1 3B: 0 HR: 1	SF: 0 SAC: 1 DP: 0 HBP: 0	WP: 0 PA: 32 PB: 0 SB: 0 CS: 0
PITCHER Mitt Pappas, R ERA: 3.43 (1, 1)	IP: 8.1 WLS: L BF: 32 H: 8 R: 2 ER: 2 SO: 4 BB: 0 IBB: 0 HBP: 0 BLK: 0 WP: 0 HR: 1 S: 40 P: 40 ERA: 2.16 WHIP: 0.960															PITCHER			

AB	31
R	2
H	8
RBI	2
BB	0
SO	4
LOB	7



Batter	1	2	3	4	5	6	7	8	9	AB R H RBI BB SO LOB	TOP												
Gene Clines, R OBP: 0.366, SLG: 0.414	0-0 FC5-4 1B	0-0 L7			0-0 L8		0-3 K		0-3 K	5 0 1 0 0 2 3	Pittsburgh Pirates @ Philadelphia Phillies Veterans Stadium, Philadelphia, PA Sat Jul 29 1972, 7:05 PM EDT Unknown												
Dave Cash, R OBP: 0.296, SLG: 0.360	0-0 FC5-4 1B		0-0 1B		0-0 F8		0-0 5-3		0-0 4-3	5 1 1 0 0 0 4													
Al Oliver, L OBP: 0.357, SLG: 0.447	4-0 BB 1B		0-0 F8		0-0 6-3		0-0 4-3			3 0 0 0 1 0 2													
Willie Stargell, L OBP: 0.384, SLG: 0.587	0-3 K		0-3 K		0-0 HR			0-0 F8		4 1 1 1 0 2 3													
Manny Sanguillen, R OBP: 0.351, SLG: 0.452	0-0 BB 1B		0-0 P6		0-0 1B			0-0 9-6-5 2B		4 0 3 1 0 0 1													
Bob Robertson, R OBP: 0.274, SLG: 0.291	4-0 1-2 2-3 BB			0-3 K		0-3 K		0-0 9-6-5 2-3f		3 0 0 0 1 2 2													
Richie Hebner, L OBP: 0.398, SLG: 0.491	0-0 4-3			0-0 F5		0-0 1-2 1B			0-3 K	4 0 1 0 0 1 3													
Gene Alley, R OBP: 0.355, SLG: 0.362		0-0 G2		0-0 P4		0-3 K			0-0 1B	4 0 1 0 0 1 2													
Steve Blass, R OBP: 0.188, SLG: 0.176	0-0 F9				0-0 1B				0-0 1-2 1B	1 0 0 0 0 0 0													
Rennie Stennett, R OBP: 0.317, SLG: 0.407										1 0 1 0 0 0 0													
Bob Johnson, R OBP: 0.246, SLG: 0.250										0 0 0 0 0 0 0													
Bill Mazeroski, R OBP: 0.383, SLG: 0.530										1 0 0 0 0 0 2													
Bob Miller, R OBP: 0.310, SLG: 0.498										0 0 0 0 0 0 0													
Jose Pagan, R OBP: 0.110, SLG: 0.498										1 0 1 0 0 0 0													
Inning Stats	R: 1 E: 0 K: 1 S: 7	H: 2 LOB: 3 BB: 2 P: 15	R: 0 E: 0 K: 0 S: 3	H: 0 LOB: 0 BB: 0 P: 3	R: 0 E: 0 K: 1 S: 6	H: 1 LOB: 1 BB: 0 P: 6	R: 0 E: 0 K: 1 S: 5	H: 0 LOB: 0 BB: 0 P: 5	R: 0 E: 0 K: 2 S: 4	H: 3 LOB: 2 BB: 0 P: 10	R: 0 E: 0 K: 1 S: 5	H: 0 LOB: 0 BB: 0 P: 5	R: 0 E: 0 K: 0 S: 3	H: 1 LOB: 0 BB: 0 P: 3	R: 0 E: 0 K: 2 S: 9	H: 2 LOB: 2 BB: 0 P: 9	1B: 8 2B: 2 3B: 0 HR: 1	SF: 0 SAC: 0 DP: 1 HBP: 0	WP: 0 PB: 0 SB: 1 CS: 0	PA: 38			
PITCHER	IP WLS BF H R ER SO BB IBB HBP BLK WP HR S P ERA WHIP											PITCHER	IP WLS BF H R ER SO BB IBB HBP BLK WP HR S P ERA WHIP										
Woody Fryman, L ERA: 4.36	(1, 1) 8.1 W 36 10 2 2 7 2 0 0 0 0 1 48 56 2.16 1.440																						
Dick Selma, R ERA: 4.75	(9, 1) 0.2 S 2 0 0 0 1 0 0 0 0 0 0 4 4 0.00 0.000																						

AB 36
R 2
H 10
RBI 2
BB 2
SO 8
LOB 22



Batter	1	2	3	4	5	6	7	8	9	AB R H RBI BB SO LOB	BOTTOM												
Denny Doyle, L OBP: 0.297, SLG: 0.286	4-0 FC5-4 BB		0-0 F7	0-0 1B		0-0 F7				3 1 1 1 1 0 0	Pittsburgh Pirates @ Philadelphia Phillies Veterans Stadium, Philadelphia, PA Sat Jul 29 1972, 7:05 PM EDT Unknown												
Larry Bowa, S OBP: 0.296, SLG: 0.290	0-0 FC5-4 S WP E		0-0 1B FC4	0-0 1B			0-0 4-3			4 2 2 2 0 0 1													
Tom Hutton, L OBP: 0.358, SLG: 0.379	4-0 S BB		0-0 FC4	4-0 FC6-4 IBB			0-0 P6			2 0 1 0 2 0 0													
Greg Luzinski, R OBP: 0.322, SLG: 0.428	0-3 K		0-0 FC4	0-0 FC6-4			0-0 L9			4 0 0 1 0 1 4													
Willie Montanez, L OBP: 0.312, SLG: 0.381	0-3 K		0-0 F8		0-0 F8			0-0 CS 2B		4 0 1 0 0 1 2													
Deron Johnson, R OBP: 0.248, SLG: 0.299		4-0 FC6-4 BB		0-0 5-3	0-0 F8			0-0 5-3		3 0 0 0 1 0 1													
Bill Robinson, R OBP: 0.293, SLG: 0.439								2-3		0 0 0 0 0 0 0													
Don Money, R OBP: 0.305, SLG: 0.341		0-0 L9		0-0 F8	0-0 F7					4 0 1 0 0 0 1													
John Bateman, R OBP: 0.303, SLG: 0.352		0-0 FC6-4		0-0 BB 1B		0-0 5-3		0-0 F7		4 1 1 0 0 0 2													
Woody Fryman, R OBP: 0.200, SLG: 0.242		0-0 4-3		4-0 BB 1B		0-0 6-3				2 1 0 0 1 0 1													
Dick Selma, R OBP: 0.200, SLG: 0.211				1-2 1B BB						0 0 0 0 0 0 0													
Inning Stats	R: 1 E: 0 K: 2 S: 7	H: 0 LOB: 1 BB: 2 P: 15	R: 0 E: 0 K: 0 S: 3	H: 0 LOB: 1 BB: 1 P: 7	R: 1 E: 0 K: 0 S: 5	H: 2 LOB: 0 BB: 0 P: 5	R: 3 E: 0 K: 0 S: 6	H: 3 LOB: 2 BB: 2 P: 14	R: 0 E: 0 K: 0 S: 3	H: 0 LOB: 0 BB: 0 P: 3	R: 0 E: 0 K: 0 S: 3	H: 0 LOB: 0 BB: 0 P: 3	R: 0 E: 0 K: 0 S: 4	H: 2 LOB: 1 BB: 0 P: 4	1B: 6 2B: 1 3B: 0 HR: 0	SF: 0 SAC: 0 DP: 0 HBP: 0	WP: 1 PB: 0 SB: 2 CS: 1	PA: 35					
PITCHER	IP WLS BF H R ER SO BB IBB HBP BLK WP HR S P ERA WHIP											PITCHER	IP WLS BF H R ER SO BB IBB HBP BLK WP HR S P ERA WHIP										
Steve Blass, R ERA: 2.81	(1, 1) 4.0 L 22 5 5 4 2 4 1 0 0 0 0 3 3 9.00 2.250																						
Bob Johnson, R ERA: 3.69	(5, 1) 1.0 3 0 0 0 0 0 0 0 0 0 0 3 3 0.00 0.000																						
Bob Miller, R ERA: 2.1	(6, 1) 3.0 10 2 0 0 0 0 0 0 0 0 0 10 10 0.00 0.667																						

AB 30
R 5
H 7
RBI 4
BB 5
SO 2
LOB 12



Batter	1	2	3	4	5	6	7	8	9	AB	R	H	RBI	BB	SO	LOB	TOP										
Gene Clines, R OBP: 0.364, SLG: 0.407	L5-3		L8		FC6-4			1B BB		3	1	0	0	1	0	1	Pittsburgh Pirates @ Philadelphia Phillies Veterans Stadium, Philadelphia, PA Sat Jul 29 1972, 7:05 PM EDT Att: 37,544 - Unknown										
Vic Davallio, L OBP: 0.376, SLG: 0.445	P6			FC6-4	L	K		K2-3		5	0	1	0	0	2	2											
Al Oliver, L OBP: 0.356, SLG: 0.443	4-3			FC6-4		K		1B HBP		3	1	0	0	0	1	1											
Willie Stargell, L OBP: 0.383, SLG: 0.583		K		1-4		3-1		1B		4	0	1	1	0	1	1											
Bob Robertson, R OBP: 0.274, SLG: 0.291										0	0	0	0	0	0	0											
Manny Sanguillen, R OBP: 0.356, SLG: 0.463		HR		2B				5-3		3	1	2	2	1	0	0											
Richie Hebner, L OBP: 0.399, SLG: 0.495	4-3			2B				1B		4	0	2	0	0	1	3											
Bill Mazerowski, R OBP: 0.306, SLG: 0.356	5-3			5-3				F8		4	0	0	0	0	0	3											
Jackie Hernandez, R OBP: 0.236, SLG: 0.280			G3		6-3			K		4	0	0	0	0	1	1											
Luke Walker, L OBP: 0.095, SLG: 0.050								P5		1	0	0	0	1	1	0											
Jose Pagan, R OBP: 0.307, SLG: 0.463			K							1	0	0	0	0	0	0											
Ramon Hernandez, S OBP: 0.125, SLG: 0.250										1	0	0	0	0	1	0											
Dave Giusti, R ERA:										0	0	0	0	0	0	0											
Inning Stats	R: 0 E: 0 K: 0 S: 3	H: 0 LOB: 0 BB: 0 P: 3	R: 1 E: 0 K: 1 S: 6	H: 1 LOB: 0 BB: 0 P: 6	R: 0 E: 0 K: 1 S: 5	H: 0 LOB: 0 BB: 0 P: 5	R: 1 E: 0 K: 0 S: 6	H: 3 LOB: 2 BB: 0 P: 6	R: 0 E: 0 K: 0 S: 2	H: 0 LOB: 0 BB: 1 P: 6	R: 0 E: 0 K: 1 S: 6	H: 1 LOB: 1 BB: 0 P: 6	R: 1 E: 0 K: 2 S: 8	H: 1 LOB: 3 BB: 2 P: 17	R: 0 E: 0 K: 1 S: 5	H: 0 LOB: 0 BB: 0 P: 5	1B: 4 2B: 1 3B: 0 HR: 1	SF: 0 SAC: 0 DP: 0 HBP: 1	WP: 0 PB: 0 SB: 1 CS: 1	PA: 37							
PITCHER	IP	WLS	BF	H	R	ER	SO	BB	IBB	HBP	BLK	WP	HR	S	P	ERA	WHIP										
Darrell Brandon, R ERA: 3.21	7.2	L	31	5	3	3	6	2	0	1	0	0	1	39	48	3.52	0.913										
Mac Scarce, L ERA: 5.0	0.1		3	1	0	0	1	0	1	0	0	0	0	4	8	0.00	3.000										
Bill Wilson, R ERA:	1.0		3	0	0	0	1	0	0	0	0	0	0	5	5	0.00	0.000										

AB 33
R 3
H 6
RBI 3
BB 3
SO 8
LOB 12

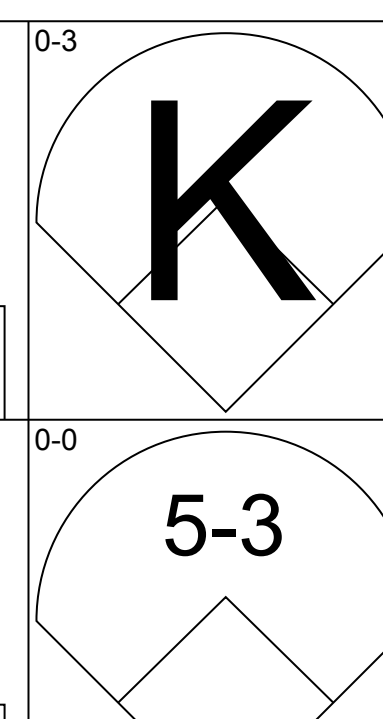
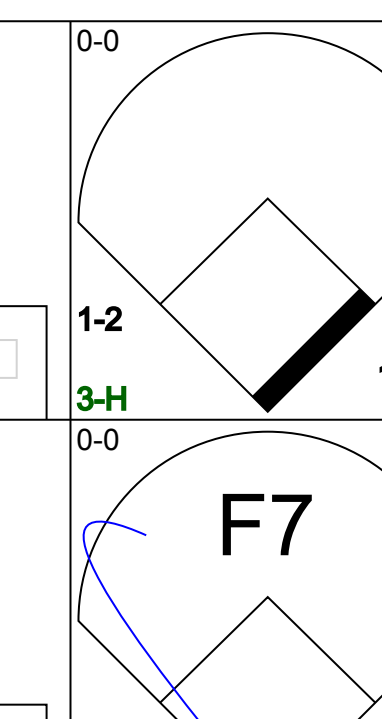
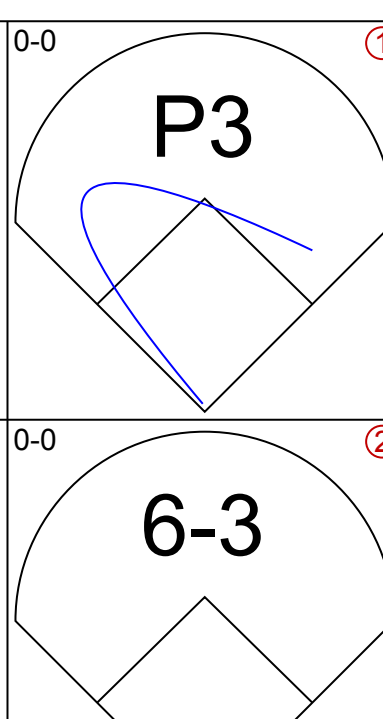
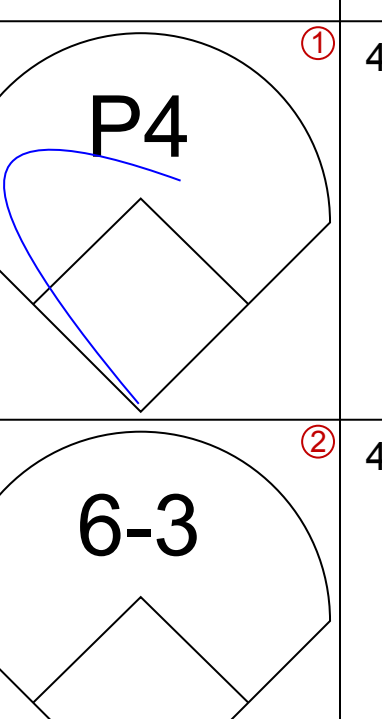
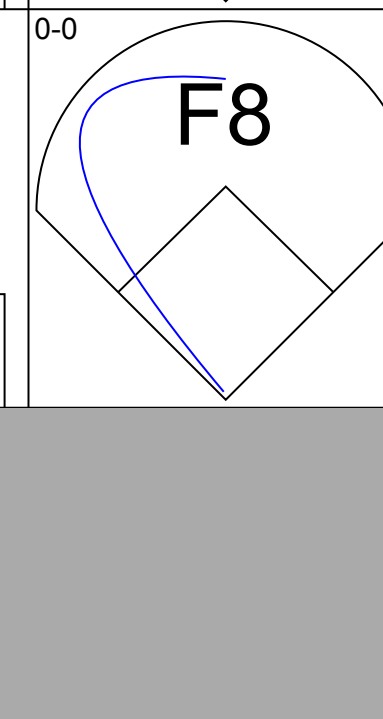
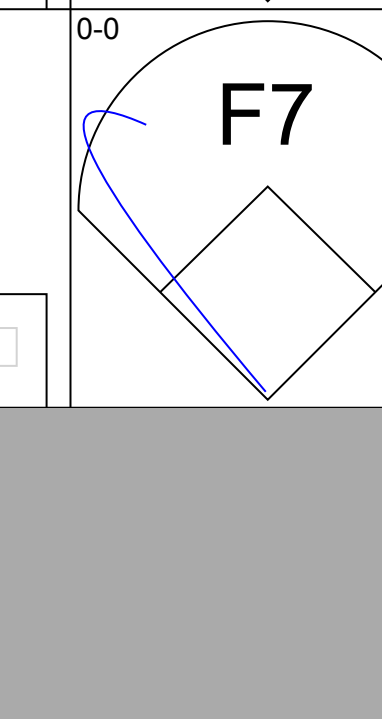
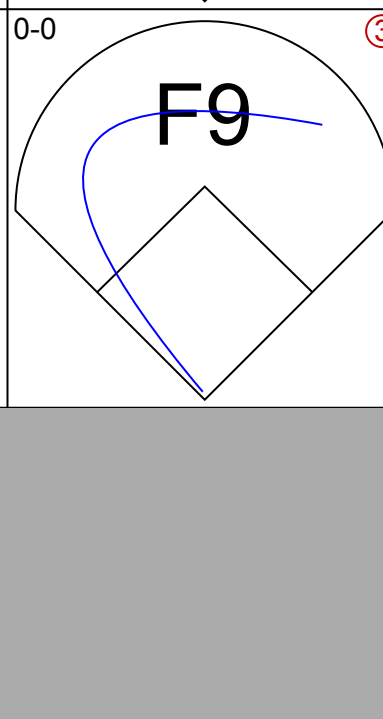
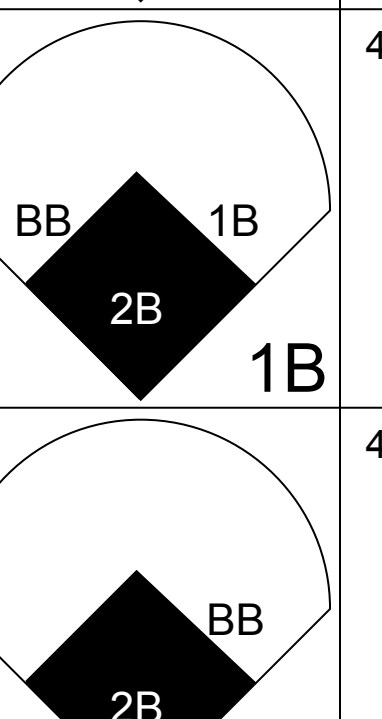



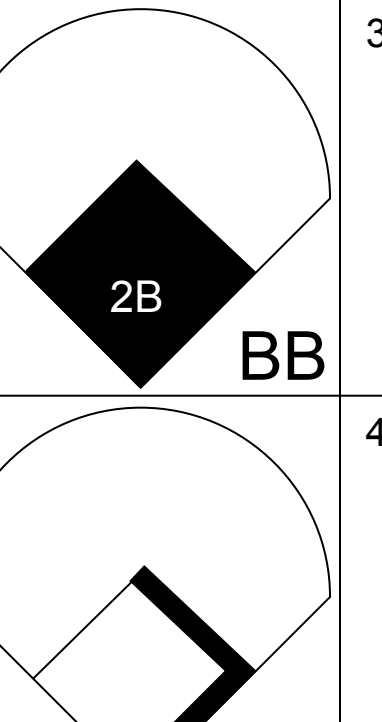



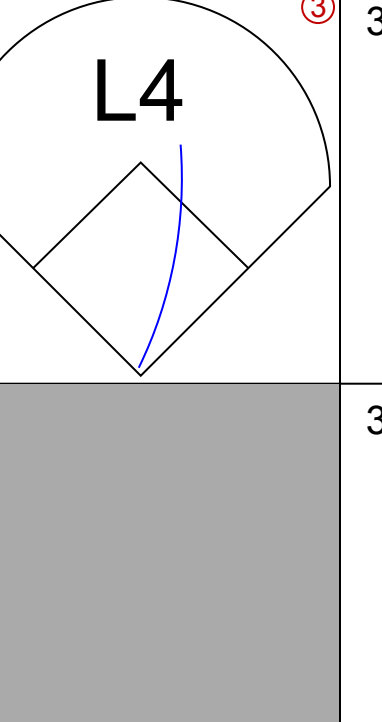


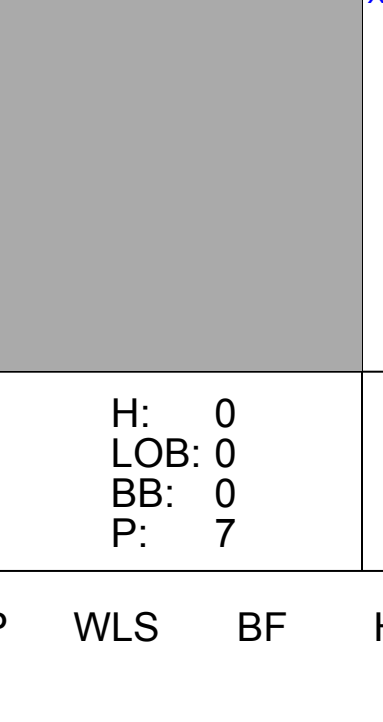
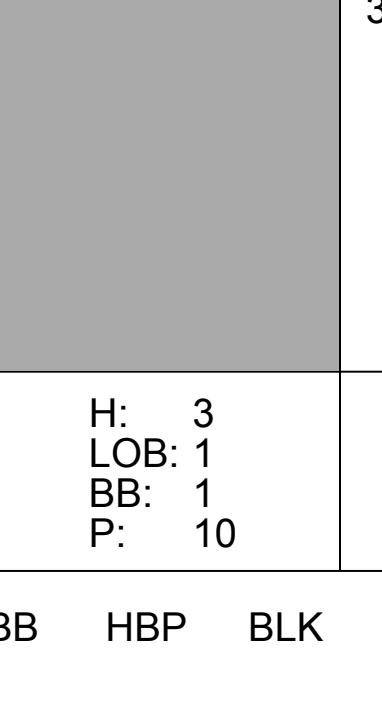
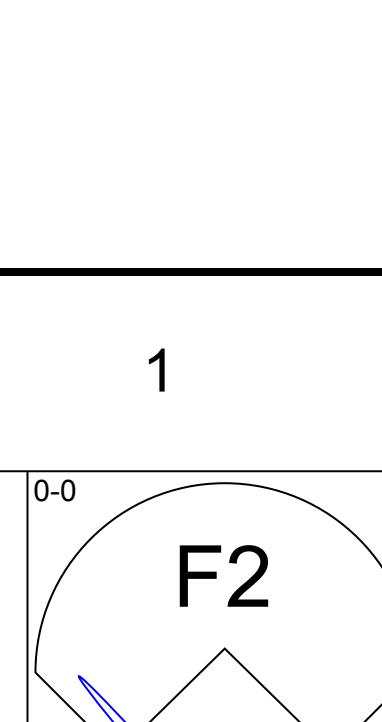
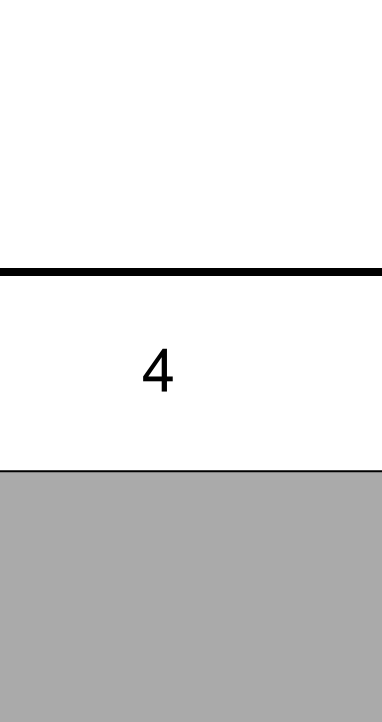
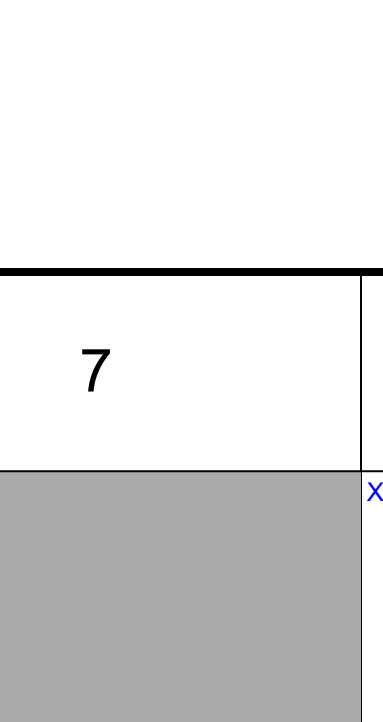
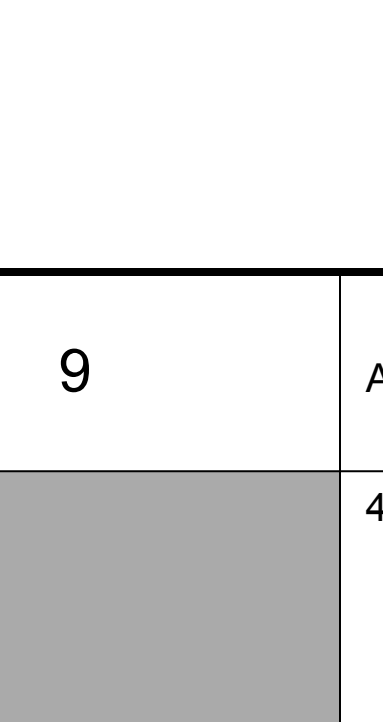
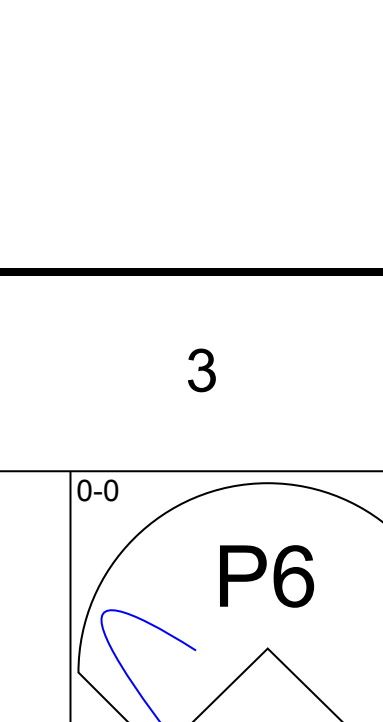
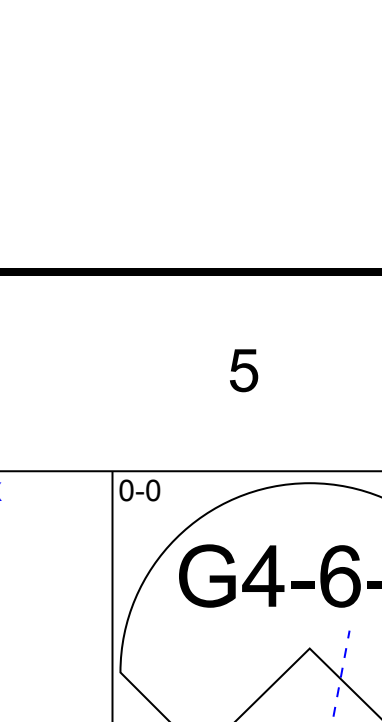
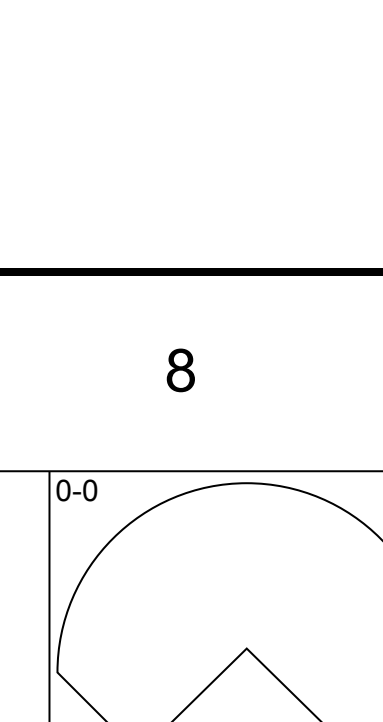


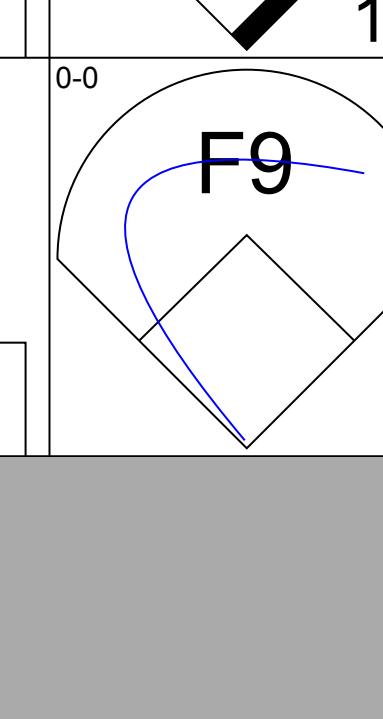





Batter	1	2	3	4	5	6	7	8	9	AB	R	H	RBI	BB	SO	LOB	BOTTOM										
Terry Harmon, R OBP: 0.392, SLG: 0.341	4-3		6-3			G6-4-3		3B BB		3	1	1	0	1	0	0	Pittsburgh Pirates @ Philadelphia Phillies Veterans Stadium, Philadelphia, PA Sat Jul 29 1972, 7:05 PM EDT Att: 37,544 - Unknown										
Larry Bowa, S OBP: 0.295, SLG: 0.295	4-3			6-3		G6-4-3		2B 3B		4	1	1	1	0	0	1											
Don Money, R OBP: 0.302, SLG: 0.337	E6			6-3		F8		F2		4	0	0	0	0	0	1											
Greg Luzinski, R OBP: 0.321, SLG: 0.429	FC5-4			5-3		L9		2B		4	0	1	1	0	0	1											
Denny Doyle, L OBP: 0.297, SLG: 0.286	FC5-4									0	0	0	0	0	0	0											
Deron Johnson, R OBP: 0.242, SLG: 0.291		6-3				6-3		K		4	0	0	0	0	1	1											
Willie Montanez, L OBP: 0.314, SLG: 0.380								P4		3	0	1	0	1	1	1											
Bill Robinson, R OBP: 0.295, SLG: 0.455		G1-4-3				F7		2B		3	0	1	0	0	0	2											
Mike Ryan, R OBP: 0.263, SLG: 0.329								K		2	0	0	0	0	1	1											
Joe Lis, R OBP: 0.364, SLG: 0.369								K		1	0	0	0	0	1	1											
John Bateman, R OBP: 0.303, SLG: 0.352										0	0	0	0	0	0	0											
Darrell Brandon, R OBP: 0.125, SLG: 0.125										2	0	0	0	0	0	0											
Mac Scarce, L ERA: 5.0										0	0	0	0	0	0	0											
Roger Freed, R OBP: 0.306, SLG: 0.429										1	0	0	0	0	1	1											
Bill Wilson, R ERA:										0	0	0	0	0	0	0											
Inning Stats	R: 0 E: 1 K: 0 S: 4	H: 0 LOB: 1 BB: 0 P: 4	R: 0 E: 0 K: 0 S: 3	H: 1 LOB: 0 BB: 0 P: 3	R: 0 E: 0 K: 0 S: 3	H: 0 LOB: 0 BB: 0 P: 3	R: 0 E: 0 K: 0 S: 3	H: 0 LOB: 0 BB: 0 P: 3	R: 0 E: 0 K: 0 S: 3	H: 1 LOB: 0 BB: 0 P: 3	R: 0 E: 0 K: 2 S: 8	H: 1 LOB: 1 BB: 0 P: 8	R: 2 E: 0 K: 2 S: 9	H: 2 LOB: 1 BB: 1 P: 13	1B: 2 2B: 2 3B: 1 HR: 0	SF: 0 SAC: 0 DP: 2 HBP: 0	WP: 0 PB: 0 SB: 0 CS: 0	PA: 33									
PITCHER	IP	WLS	BF	H	R	ER	SO	BB	IBB	HBP	BLK	WP	HR	S	P	ERA	WHIP										
Luke Walker, L ERA: 3.36	7.0	W	23	2	0	0	1	1	0	0	0	0	0	24	28	0.00	0.429										
Ramon Hernandez, L ERA: 2.05	1.0		6	2	2	2	2	1	0	0	0	0	0	9	13	18.00	3.000										
Dave Giusti, R ERA: 1.76	1.0	S	4	1	0	0	2	0	0	0	0	0	0	8	8	0.00	1.000										

AB 31
R 2
H 5
RBI 2
BB 2
SO 5
LOB 10

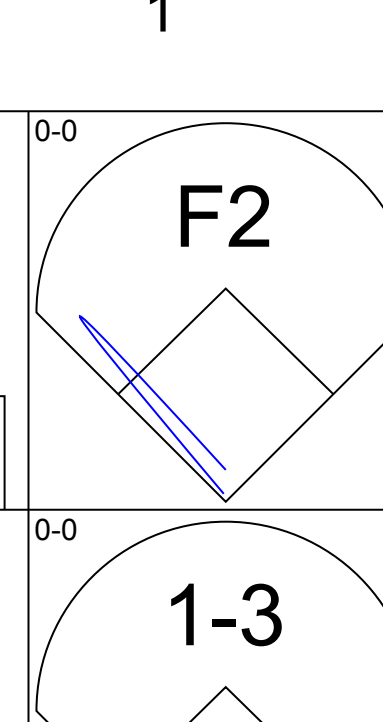
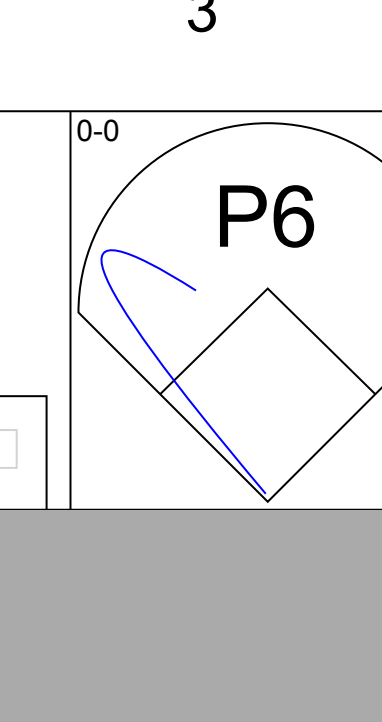
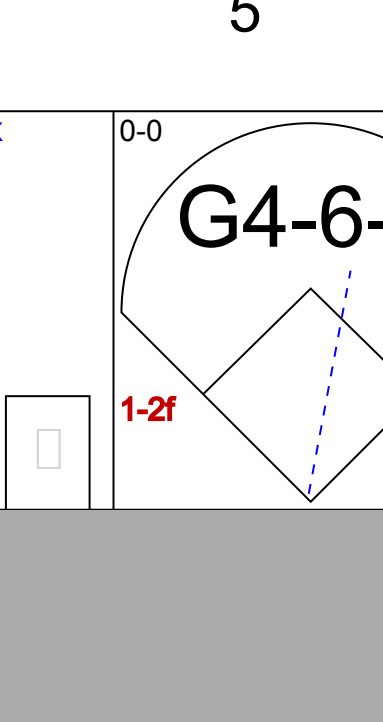
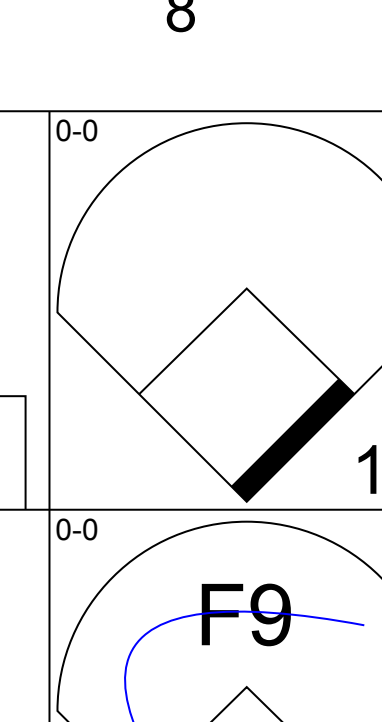
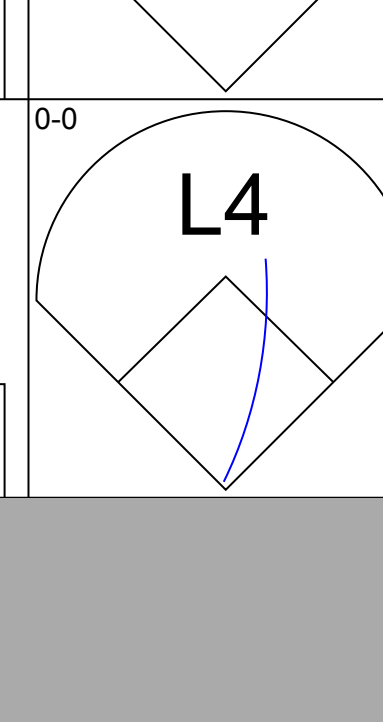
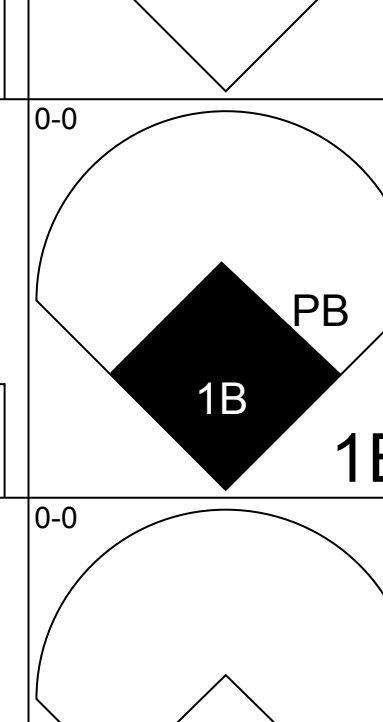
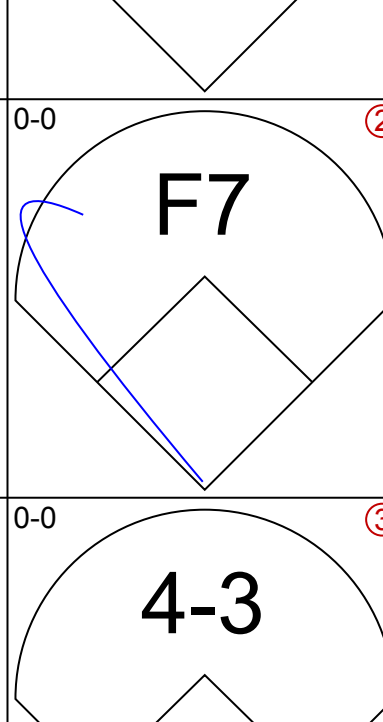


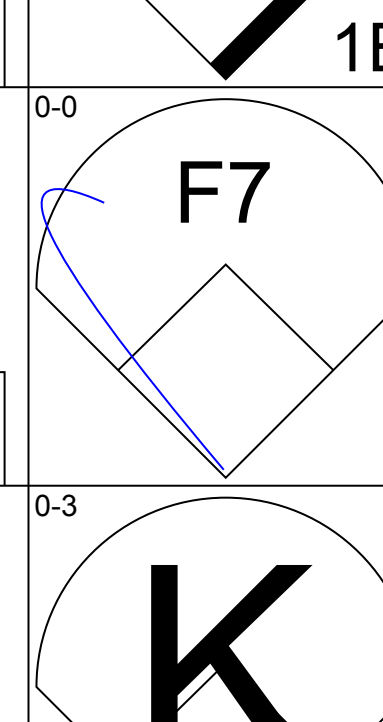


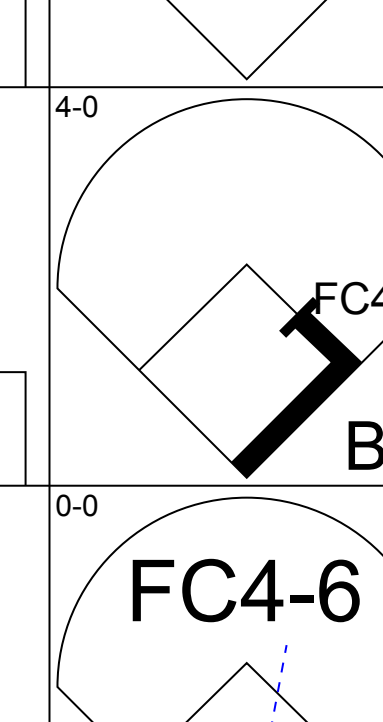


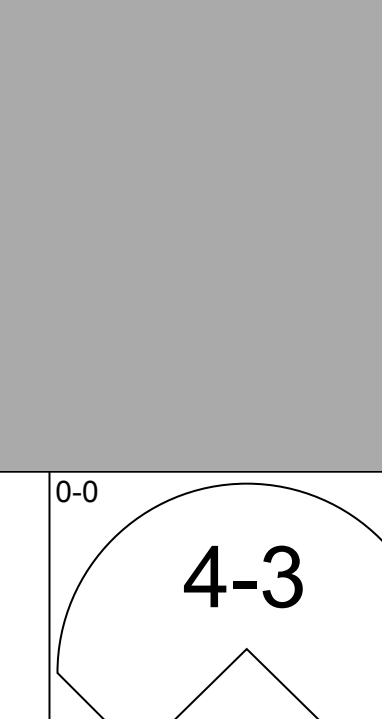
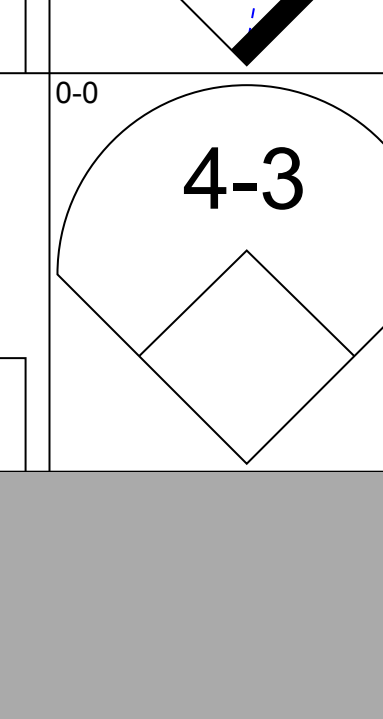
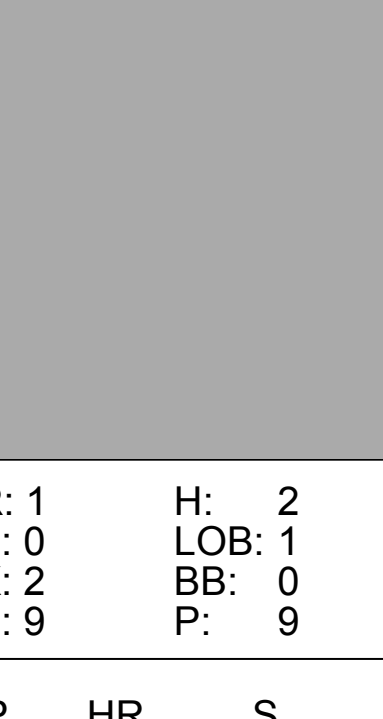
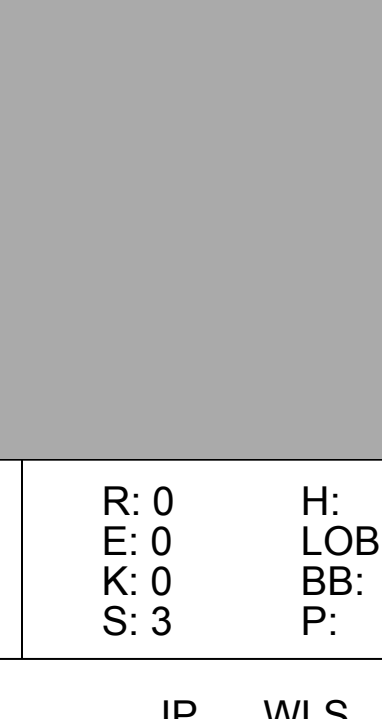
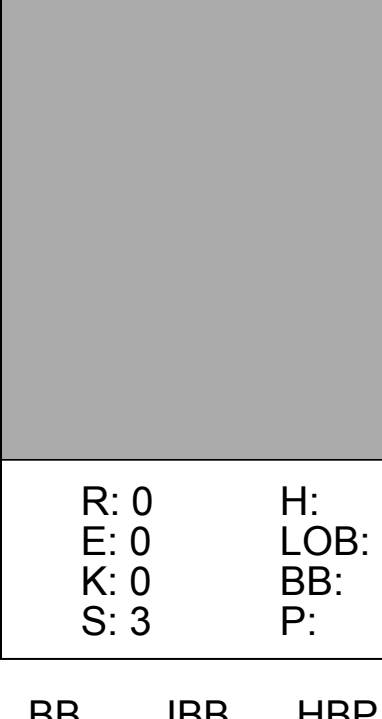
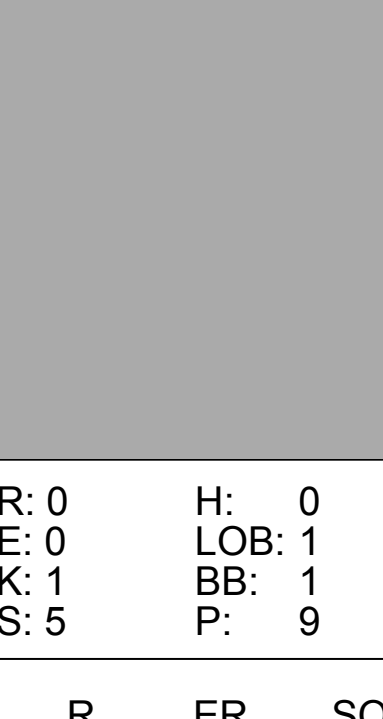






TOP																		AB R H RBI BB SO LOB				TOP														
Terry Harmon, R (1.4)	F7				F8	6-3		F8			F8		F9			E6		5-3	8	0	0	0	0	0	2	Philadelphia Phillies @ New York Mets Shea Stadium, Flushing, NY Tue Aug 01 1972: 7:05 PM EDT Unknown										
Larry Bowa, S (1.0)	1-3				FC5-4 1B	K		P4			K				K	SH3-4		L4	7	0	1	0	0	3	2											
Don Money, R (1.5)	F3				FC5-4 1-2										F5	G5-4-3 IBB			6	1	2	1	1	0	1											
Greg Lovvorn, R (1.7)					K														4	0	0	0	0	0	2											
Willy Martinez, L (1.6)					K														1	0	1	0	0	0	0											
Doc Selma, R (1.5)																			1	0	1	0	0	0	0											
Mac Scarce, L (1.6)																			1	0	0	0	0	0	0											
John Bateman, R (1.6)																			1	0	0	0	0	0	0											
Darrell Brandon, R (1.6)																			0	0	0	0	0	0	0											
Deron Johnson, R (1.3)	F7							F7										F9	2	0	1	0	1	0	0											
Oscar Gamble, L (7. PR)																			0	0	0	0	0	0	0											
Roger Freed, R (7.9)																			3	0	0	0	0	1	1											
Tom Hutton, L (1.9)	4-3							F2											5	0	1	0	2	0	2											
Bill Robinson, R (1.0)																			7	1	2	1	0	1	4											
Mike Ryan, R (1.2)																			6	0	2	0	1	2	2											
Denny Doyle, L (16. PR)																			0	0	0	0	0	0	0											
Pete Koegel, R (18. 2)																			0	0	0	0	0	0	0											
Wayne Twitchell, R (1.1)																			3	0	0	0	3	2												
Joe Lis, R (9. 7)																			4	0	0	0	0	3												
Inning Stats	R: 0 E: 0 K: 3 S: 3	H: 0 LOB: 0 BB: 0 P: 3	R: 0 E: 0 K: 5 S: 5	H: 0 LOB: 0 BB: 0 P: 5	R: 0 E: 0 K: 5 S: 5	H: 1 LOB: 1 BB: 0 P: 6	R: 0 E: 0 K: 1 S: 6	H: 1 LOB: 2 BB: 1 P: 10	R: 0 E: 0 K: 2 S: 8	H: 1 LOB: 1 BB: 0 P: 8	R: 1 E: 0 K: 0 S: 3	H: 1 LOB: 1 BB: 1 P: 7	R: 0 E: 0 K: 1 S: 5	H: 0 LOB: 0 BB: 0 P: 5	R: 1 E: 0 K: 0 S: 3	H: 1 LOB: 1 BB: 1 P: 7	R: 0 E: 0 K: 1 S: 5	H: 0 LOB: 0 BB: 0 P: 5	R: 0 E: 0 K: 2 S: 8	H: 1 LOB: 1 BB: 0 P: 8	R: 0 E: 0 K: 1 S: 3	H: 1 LOB: 1 BB: 0 P: 6	R: 0 E: 1 K: 0 S: 3	H: 0 LOB: 1 BB: 1 P: 7	R: 0 E: 0 K: 1 S: 3	H: 0 LOB: 1 BB: 0 P: 7	R: 0 E: 0 K: 1 S: 6	H: 0 LOB: 1 BB: 0 P: 6	R: 0 E: 0 K: 0 S: 4	H: 0 LOB: 1 BB: 0 P: 4	R: 0 E: 0 K: 0 S: 4	H: 1 LOB: 2 BB: 0 P: 4	1B: 7 2B: 3 3B: 0 HR: 2	SF: 0 SAC: 2 DF: 2 HBP: 0	WP: 1 PB: 0 CS: 1	PA: 66
PITCHER	IP WLS BF H R ER SO BB IBB HBP BLK WP HR S P ERA WHIP																																			
Jon Matlack, L (1.1)	8.2	33	5	2	2	7	2	1	0	0	0	0	0	0	0	32	36	0.00	0.789																	
Tug McGraw, L (9. 1)	6.1	21	4	0	0	6	1	0	0	0	0	0	0	0	10	14	0.00	0.667																		
Ray Sadecki, L (16. 1)	3.0	W	11	2	0	0	0	1	0	0	1	0	10	14	0.00	0.667																				
PITCHER	IP WLS BF H R ER SO BB IBB HBP BLK WP HR S P ERA WHIP																																			
Batter	1	2	3	4	5	6	7	8	9	10	11	12	13	14	15	16	17	18	AB R H RBI BB SO LOB	BOTTOM																
Tommie Agee, R (1.8)	4-3				K							K							7	1	2	0	1	3	2	Philadelphia Phillies @ New York Mets Shea Stadium, Flushing, NY Tue Aug 01 1972: 7:05 PM EDT Unknown										
Wayne Garrett, L (1.5)																			6	0	0	0	3	2												
Willie Mays, R (15. PR)	K																		1	0	0	0	1	2												
Ray Sadecki, L (16. 1)																			0	0	0	0	0	0												
Dave Schneck, L (1.9)	F8																		8	1	1	0	0	2	5											
Ed Kranepool, L (1.3)																			6	0	2	0	2	0	0											
Cleon Jones, R (1.7)																			6	1	3	3	1	0	1											
Ken Boswell, L (1.4)																			6	0	1	0	1	0	4											
Duffy Dyer, R (1.2)																			7	0	0	0	3	4												
Ted Martinez, R (1.6)																			6	0	1	0	1	0	0											
Jon Matlack, L (1.1)																			2	0	1	0	0	1	0											
Tug McGraw, R (9. 1)																			2	0	0	0	1	0												
Bud Harrelson, S (15. PR)																			1	0	0	0	0	0	0											
Inning Stats	R: 0 E: 0 K: 1 S: 5	H: 0 LOB: 0 BB: 0 P: 5	R: 0 E: 0 K: 4 S: 4	H: 1 LOB: 0 BB: 0 P: 4	R: 0 E: 0 K: 1 S: 5	H: 1 LOB: 2 BB: 1 P: 8	R: 1 E: 0 K: 1 S: 7	H: 2 LOB: 2 BB: 1 P: 11	R: 0 E: 0 K: 1 S: 6	H: 1 LOB: 1 BB: 0 P: 6	R: 1 E: 0 K: 0 S: 4	H: 1 LOB: 0 BB: 0 P: 4	R: 0 E: 0 K: 1 S: 5	H: 0 LOB: 0 BB: 0 P: 5	R: 0 E: 0 K: 1 S: 3	H: 0 LOB: 0 BB: 0 P: 7	R: 0 E: 0 K: 2 S: 7	H: 0 LOB: 0 BB: 0 P: 7	R: 0 E: 0 K: 0 S: 3	H: 1 LOB: 0 BB: 0 P: 3	R: 0 E: 0 K: 2 S: 7	H: 0 LOB: 2 BB: 2 P: 15	R: 0 E: 0 K: 0 S: 3	H: 0 LOB: 0 BB: 0 P: 3	R: 0 E: 0 K: 0 S: 5		H: 0 LOB: 0 BB: 0 P: 5	R: 0 E: 0 K: 0 S: 4	H: 0 LOB: 0 BB: 0 P: 8	R: 1 E: 0 K: 0 S: 4	H: 2 LOB: 3 BB: 1 P: 8	1B: 8 2B: 2 3B: 1 HR: 1	SF: 1 SAC: 3 DF: 2 HBP: 0	WP: 0 PB: 0 CS: 0	PA: 68	
PITCHER	IP WLS BF H R ER SO BB IBB HBP BLK WP HR S P ERA WHIP																																			
Wayne Twitchell, R (1.1)	8.0	33	7	2	2	6	1	1	0	0	0	0	13	17	0.00	0.667																				
Bill Wilson, R (9. 1)	3.0	10	1	0	0	2	1	0	0	0	0	0	16	24	0.00	0.600																				
Doc Selma, R (12. 1)	12	1	0	0	3	1	1	0	0	0	0	0	6	6	0.00	0.000																				
Mac Scarce, L (15. 1)	0.2	2	0	0	0	2	0	0	0	0	0	0	6	6	0.00	0.000																				
Darrell Brandon, R (16. 1)	2.1	L	11	2	1	1	1	0	1	0	0	0	12	16	3.86	0.857																				

Batter	1	2	3	4	5	6	7	8	9	AB	R	H	RBI	BB	SO	LOB	TOP		
Terry Harmon, R OBP: 0.372, SLG: 0.324 (1,4)										4	0	1	1	0	1	0	Philadelphia Phillies @ New York Mets Shea Stadium, Flushing, NY Tue Aug 01 1972, 7:05 PM EDT Att: 31,846 - Unknown		
Larry Bowa, S OBP: 0.289, SLG: 0.288 (1,6)										4	0	0	0	0	0	2			
Don Money, R OBP: 0.303, SLG: 0.345 (1,5)										4	1	1	0	0	0	2			
Greg Luzinski, R OBP: 0.318, SLG: 0.426 (1,7)										4	1	2	0	0	2	0			
Deron Johnson, R OBP: 0.256, SLG: 0.296 (1,3)										3	1	0	0	1	2	1			
Bill Robinson, R OBP: 0.288, SLG: 0.475 (1,8)										4	0	1	3	0	0	1			
Tom Hutton, L OBP: 0.359, SLG: 0.367 (1,9)										3	1	0	0	1	0	1			
John Bateman, R OBP: 0.291, SLG: 0.335 (1,2)										3	0	1	0	0	0	0			
Steve Carlton, L OBP: 0.237, SLG: 0.239 (1,1)										3	0	0	0	0	2	2			
Inning Stats	R: 0 E: 0 K: 1 S: 5	H: 0 LOB: 0 BB: 0 P: 5	R: 0 E: 0 K: 2 S: 7	H: 0 LOB: 0 BB: 0 P: 7	R: 1 E: 0 K: 1 S: 7	H: 2 LOB: 2 BB: 1 P: 11	R: 0 E: 0 K: 0 S: 3	H: 1 LOB: 0 BB: 0 P: 3	R: 0 E: 0 K: 1 S: 5	H: 0 LOB: 0 BB: 0 P: 5	R: 0 E: 0 K: 2 S: 7	H: 0 LOB: 0 BB: 0 P: 7	R: 0 E: 0 K: 0 S: 3	H: 0 LOB: 0 BB: 0 P: 3	R: 0 E: 0 K: 0 S: 6	H: 0 LOB: 0 BB: 0 P: 10	1B: 5 2B: 1 3B: 0 HR: 0	SF: 0 SAC: 0 DP: 1 HBP: 0	WP: 0 PA: 34 SB: 0 CS: 0
PITCHER Jerry Koosman, L ERA: 3.79 (1,1)	IP: 9.0 WLS: L BF: 34	H: 6 R: 4 ER: 4 SO: 7	BB: 2 IBB: 0 HBP: 0 BLK: 0	WP: 0 HR: 0 S: 46 P: 54	ERA: 4.00 WHIP: 0.889	PITCHER IP: WLS: BF: H: R: ER: SO: BB: IBB: HBP: BLK: WP: HR: S: P: ERA: WHIP													

AB	32
R	4
H	6
RBI	4
BB	2
SO	7
LOB	9



Batter	1	2	3	4	5	6	7	8	9	AB	R	H	RBI	BB	SO	LOB	BOTTOM		
Tommie Agee, R OBP: 0.336, SLG: 0.394 (1,9)										4	0	1	0	0	0	2	Philadelphia Phillies @ New York Mets Shea Stadium, Flushing, NY Tue Aug 01 1972, 7:05 PM EDT Att: 31,846 - Unknown		
Ted Martinez, R OBP: 0.256, SLG: 0.281 (1,6)										4	0	0	0	0	1	1			
Willie Mays, R OBP: 0.409, SLG: 0.366 (1,8)										4	1	1	0	0	0	0			
Cleon Jones, R OBP: 0.329, SLG: 0.359 (1,7)										4	0	1	1	0	1	0			
Jim Fregosi, R OBP: 0.303, SLG: 0.354 (1,5)										3	0	0	0	1	0	1			
Jim Beauchamp, R OBP: 0.207, SLG: 0.200 (1,3)										3	0	0	0	0	1	2			
Jerry Grote, R OBP: 0.297, SLG: 0.293 (1,2)										3	0	1	0	0	0	1			
Wayne Garrett, L OBP: 0.374, SLG: 0.276 (1,4)										3	0	1	0	0	0	0			
Jerry Koosman, R OBP: 0.097, SLG: 0.097 (1,1)										3	0	0	0	0	2	2			
Inning Stats	R: 0 E: 0 K: 0 S: 3	H: 0 LOB: 0 BB: 0 P: 3	R: 0 E: 0 K: 1 S: 5	H: 0 LOB: 1 BB: 1 P: 9	R: 0 E: 0 K: 0 S: 3	H: 0 LOB: 0 BB: 0 P: 3	R: 1 E: 0 K: 2 S: 9	H: 2 LOB: 1 BB: 0 P: 9	R: 0 E: 0 K: 1 S: 6	H: 2 LOB: 1 BB: 0 P: 6	R: 0 E: 0 K: 0 S: 3	H: 0 LOB: 0 BB: 0 P: 3	R: 0 E: 0 K: 0 S: 3	H: 1 LOB: 0 BB: 0 P: 6	R: 0 E: 0 K: 0 S: 3	H: 0 LOB: 0 BB: 0 P: 3	1B: 5 2B: 0 3B: 0 HR: 0	SF: 0 SAC: 0 DP: 1 HBP: 0	WP: 0 PA: 32 SB: 0 CS: 0
PITCHER Steve Carlton, L ERA: 2.27 (1,1)	IP: 9.0 WLS: W BF: 32	H: 5 R: 1 ER: 0 SO: 5	BB: 1 IBB: 0 HBP: 0 BLK: 0	WP: 0 HR: 0 S: 41 P: 45	ERA: 0.00 WHIP: 0.667	PITCHER IP: WLS: BF: H: R: ER: SO: BB: IBB: HBP: BLK: WP: HR: S: P: ERA: WHIP													

AB	31
R	1
H	5
RBI	1
BB	1
SO	5
LOB	9



Batter	1	2	3	4	5	6	7	8	9	AB	R	H	RBI	BB	SO	LOB	TOP			
Denny Doyle, L (1,4) OBP: 0.292, SLG: 0.284										4	1	1	0	0	0	1				
Larry Bowa, S (1,6) OBP: 0.292, SLG: 0.291										3	1	2	0	0	0	0				
Tom Hutton, L (1,3) OBP: 0.365, SLG: 0.378										4	1	3	2	0	0	1				
Willie Montanez, L (1,8) OBP: 0.314, SLG: 0.388										4	1	1	1	0	1	2				
Greg Luzinski, R (1,7) OBP: 0.315, SLG: 0.423										3	0	0	0	0	2	0				
Deron Johnson, R (9, PH) OBP: 0.260, SLG: 0.319										1	1	1	2	0	0	0				
Roger Freed, R (9,9) OBP: 0.295, SLG: 0.413										0	0	0	0	0	0	0				
Don Money, R (1,5) OBP: 0.303, SLG: 0.344										4	0	1	0	0	2	0				
Bill Robinson, R (1,9) OBP: 0.270, SLG: 0.444										4	0	0	0	0	1	1				
John Bateman, R (1,2) OBP: 0.286, SLG: 0.329										3	0	0	0	0	0	1				
Bill Champion, R (1,1) OBP: 0.207, SLG: 0.286										1	0	0	0	0	1	0				
Bill Wilson, R (7,1)										0	0	0	0	0	0	0				
Oscar Gamble, L (8, PH) OBP: 0.336, SLG: 0.343										1	0	0	0	0	1	0				
Mac Scarce, L (8,1)										0	0	0	0	0	0	0				
Dick Selma, R (9,1) OBP: 0.238, SLG: 0.250										0	0	0	0	0	0	0				
Inning Stats	R: 2 E: 0 K: 1 S: 7	H: 3 LOB: 0 BB: 0 P: 7	R: 0 E: 0 K: 1 S: 5	H: 0 LOB: 0 BB: 0 P: 5	R: 0 E: 0 K: 1 S: 6	H: 1 LOB: 1 BB: 0 P: 6	R: 0 E: 0 K: 2 S: 7	H: 0 LOB: 0 BB: 0 P: 7	R: 0 E: 1 K: 1 S: 6	H: 0 LOB: 1 BB: 0 P: 6	R: 0 E: 0 K: 0 S: 3	H: 1 LOB: 0 BB: 0 P: 3	R: 0 E: 0 K: 1 S: 5	H: 0 LOB: 0 BB: 0 P: 5	R: 3 E: 0 K: 0 S: 6	H: 3 LOB: 0 BB: 0 P: 6	1B: 5 2B: 3 3B: 0 HR: 2	SF: 0 SAC: 2 DP: 2 HBP: 0	WP: 0 PB: 0 SB: 0 CS: 2	PA: 34
PITCHER Tom Seaver, R (1,1) ERA: 3.23	IP: 9.0 WLS: L BF: 34 H: 9 R: 5 ER: 5 SO: 8 BB: 0 IBB: 0 HBP: 0 BLK: 0 WP: 0 HR: 2 S: 50 P: 50 ERA: 5.00 WHIP: 1.000																			

Philadelphia Phillies @ New York Mets
Shea Stadium, Flushing, NY
Wed Aug 02 1972, 7:05 PM EDT
Att: 22,733 - Unknown

AB 32
R 5
H 9
RBI 5
BB 0
SO 8
LOB 6



Batter	1	2	3	4	5	6	7	8	9	AB	R	H	RBI	BB	SO	LOB	BOTTOM					
Tommie Agee, R (1,8) OBP: 0.337, SLG: 0.394										5	0	2	1	0	0	2						
Wayne Garrett, L (1,5) OBP: 0.376, SLG: 0.277										3	0	1	0	1	1	2						
Dave Schneck, L (1,9) OBP: 0.276, SLG: 0.380										3	0	0	1	1	0	1						
Ed Kranepool, L (1,3) OBP: 0.311, SLG: 0.341										4	1	1	1	0	1	3						
Cleon Jones, R (1,7) OBP: 0.332, SLG: 0.359										3	0	1	0	0	0	0						
Willie Mays, R (8, PR) OBP: 0.409, SLG: 0.366										0	0	0	0	0	0	0						
Ken Boswell, L (1,4) OBP: 0.222, SLG: 0.234										4	0	0	0	0	1	2						
Duffy Dyer, R (1,2) OBP: 0.306, SLG: 0.427										4	2	2	0	0	1	0						
Ted Martinez, R (1,6) OBP: 0.260, SLG: 0.283										2	0	1	0	0	1	1						
Jim Fregosi, R (7,6) OBP: 0.301, SLG: 0.352										2	0	0	0	0	0	1						
Tom Seaver, R (1,1) OBP: 0.217, SLG: 0.291										2	0	0	0	0	2	2						
John Milner, L (9, PH) OBP: 0.336, SLG: 0.418										0	0	0	0	1	0	0						
Inning Stats	R: 0 E: 0 K: 0 S: 3	H: 1 LOB: 0 BB: 0 P: 3	R: 0 E: 0 K: 0 S: 3	H: 0 LOB: 0 BB: 0 P: 3	R: 1 E: 0 K: 2 S: 9	H: 2 LOB: 3 BB: 2 P: 17	R: 0 E: 0 K: 0 S: 3	H: 0 LOB: 0 BB: 0 P: 3	R: 0 E: 0 K: 1 S: 6	H: 1 LOB: 1 BB: 0 P: 6	R: 1 E: 0 K: 0 S: 4	H: 2 LOB: 0 BB: 0 P: 4	R: 1 E: 0 K: 1 S: 7	H: 2 LOB: 1 BB: 0 P: 7	R: 0 E: 0 K: 2 S: 7	H: 0 LOB: 0 BB: 0 P: 8	R: 0 E: 0 K: 1 S: 5	H: 0 LOB: 1 BB: 1 P: 9	1B: 7 2B: 0 3B: 0 HR: 1	SF: 0 SAC: 1 DP: 1 HBP: 1	WP: 1 PB: 1 SB: 0 CS: 1	PA: 37
PITCHER Bill Champion, R (1,1) ERA: 4.62	IP: 6.0 WLS: 5 BF: 24 H: 6 R: 2 ER: 2 SO: 3 BB: 2 IBB: 0 HBP: 0 BLK: 0 WP: 1 HR: 0 S: 7 P: 7 ERA: 9.00 WHIP: 2.000																					
Bill Wilson, R (7,1) ERA: 1.5	IP: 1.0 WLS: W BF: 4 H: 0 R: 0 ER: 0 SO: 2 BB: 0 IBB: 0 HBP: 1 BLK: 0 WP: 0 HR: 0 S: 7 P: 8 ERA: 0.00 WHIP: 0.000																					
Mac Scarce, L (8,1) ERA: 3.65	IP: 1.0 WLS: S BF: 4 H: 0 R: 0 ER: 0 SO: 1 BB: 0 IBB: 0 HBP: 0 BLK: 0 WP: 0 HR: 0 S: 5 P: 9 ERA: 0.00 WHIP: 1.000																					
Dick Selma, R (9,1) ERA: 5.01																						

Philadelphia Phillies @ New York Mets
Shea Stadium, Flushing, NY
Wed Aug 02 1972, 7:05 PM EDT
Att: 22,733 - Unknown

AB 32
R 3
H 8
RBI 3
BB 3
SO 7
LOB 14



Batter	1	2	3	4	5	6	7	8	9	AB	R	H	RBI	BB	SO	LOB	TOP																				
Denny Doyle, L (1,4) OBP: 0.297, SLG: 0.298	L5		HR			SH5-3 1B	CS BB		FC6-4	4	2	2	1	1	0	1																					
Larry Bowa, S (1,6) OBP: 0.291, SLG: 0.291	F9		P6			SH5-3 1-2	CS 1-2		F7	4	1	1	0	0	0	1																					
Tom Hutton, L (1,9) OBP: 0.365, SLG: 0.375 (8,3)	F9		L4			BB 1B SF7			SH1-3	2	1	0	0	1	0	0																					
Willie Montanez, L (1,8) OBP: 0.316, SLG: 0.392		F8				BB 1-2 2-3				4	0	2	1	0	0	0																					
Deron Johnson, R (1,3) OBP: 0.271, SLG: 0.321 Ken Reynolds, L (8, PR) OBP: 0.150, SLG: 0.105 Mac Scarce, L (8,1)		1B				BB 1B 1-2 2-3 3-4				2	0	1	1	2	0	0																					
Don Money, R (1,5) OBP: 0.299, SLG: 0.341	F8					BB 1-2 2-3 3-4			IBB	0	0	0	0	0	0	0																					
Bill Robinson, R (1,7) OBP: 0.269, SLG: 0.433						BB 1-2 2-3 3-4			F3	3	0	0	1	0	0	3																					
John Bateman, R (1,2) OBP: 0.282, SLG: 0.325 Mike Ryan, R (5,2) OBP: 0.270, SLG: 0.321		F8				BB 1-2 2-3 3-4			F3	3	0	0	1	0	0	3																					
Barry Lersch, S (1,1) Roger Freed, R (8,9) OBP: 0.303, SLG: 0.420						BB 1-2 2-3 3-4			F3	3	0	0	1	0	0	3																					
Inning Stats	R: 0 E: 0 K: 0 S: 3	H: 0 LOB: 0 BB: 0 P: 3	R: 0 E: 0 K: 0 S: 5	H: 2 LOB: 2 BB: 0 P: 5	R: 1 E: 0 K: 1 S: 6	H: 1 LOB: 0 BB: 0 P: 6	R: 0 E: 0 K: 0 S: 3	H: 0 LOB: 0 BB: 0 P: 3	R: 0 E: 0 K: 1 S: 5	H: 0 LOB: 0 BB: 0 P: 5	R: 2 E: 0 K: 0 S: 5	H: 2 LOB: 2 BB: 2 P: 13	R: 0 E: 0 K: 1 S: 4	H: 0 LOB: 0 BB: 1 P: 8	R: 1 E: 0 K: 0 S: 7	H: 2 LOB: 2 BB: 1 P: 11	R: 0 E: 0 K: 0 S: 4	H: 1 LOB: 1 BB: 0 P: 4	1B: 6 2B: 1 3B: 0 HR: 1	SF: 1 SAC: 2 DP: 0 HBP: 0	WP: 0 PB: 0 SB: 0 CS: 1	PA: 39															
PITCHER	IP	WLS	BF	H	R	ER	SO	BB	IBB	HBP	BLK	WP	HR	S	P	ERA	WHIP	PITCHER		IP	WLS	BF	H	R	ER	SO	BB	IBB	HBP	BLK	WP	HR	S	P	ERA	WHIP	
Gary Gentry, R (1,1) ERA: 3.78	5.1	L	23	5	3	3	2	2	0	0	0	0	1	25	33	5.06	1.312																				
Bob Rauch, R (6,1) ERA: 3.39	1.2		5	0	0	0	1	1	0	0	0	0	0	6	10	0.00	0.600																				
Ray Sadecki, L (8,1) ERA: 3.12	2.0		10	3	1	1	1	0	1	0	0	0	0	11	15	4.50	1.500																				

Philadelphia Phillies @ New York Mets
Shea Stadium, Flushing, NY
Thu Aug 03 1972, 3:33 AM EDT
Att: 28,506 - Unknown

AB 31
R 4
H 8
RBI 4
BB 4
SO 4
LOB 11



Batter	1	2	3	4	5	6	7	8	9	AB	R	H	RBI	BB	SO	LOB	BOTTOM																			
Tommie Agee, R (1,8) OBP: 0.339, SLG: 0.398			6-3				5-3			3	0	1	1	1	0	1																				
Wayne Garrett, L (1,5) OBP: 0.368, SLG: 0.270	2B		P5			BB	1-2 3-H			4	0	0	0	0	1	3																				
Dave Schneck, L (1,9) OBP: 0.275, SLG: 0.365			P6				0-3			3	0	0	0	1	1	0																				
Ed Kranepool, L (1,3) OBP: 0.306, SLG: 0.335 Jim Beauchamp, R (8, PH) OBP: 0.203, SLG: 0.196 (9,3)		F8					0-3			3	0	0	0	0	0	2																				
John Milner, L (1,7) OBP: 0.335, SLG: 0.420							0-3			4	0	1	0	0	1	2																				
Jim Fregosi, R (1,6) OBP: 0.300, SLG: 0.350		6-3								4	0	1	0	0	1	1																				
Ken Boswell, L (1,4) OBP: 0.224, SLG: 0.235 Willie Mays, R (8, PH) OBP: 0.412, SLG: 0.366 (9, PH)										3	0	1	0	0	0	1																				
Duffy Dyer, R (1,2) OBP: 0.311, SLG: 0.425		5-3								3	1	1	0	0	0	1																				
Gary Gentry, R (1,1) OBP: 0.205, SLG: 0.150 Bob Rauch, R (6,1)		5-3								2	0	0	0	0	1	1																				
Dave Marshall, L (7, PH) OBP: 0.312, SLG: 0.345 Ray Sadecki, L (8,1) OBP: 0.167, SLG: 0.167 (9, PH)		5-3								1	0	1	0	0	0	0																				
Cleon Jones, R (8, PH) OBP: 0.331, SLG: 0.357										1	0	0	0	0	2																					
Inning Stats	R: 0 E: 0 K: 1 S: 6	H: 1 LOB: 2 BB: 1 P: 10	R: 0 E: 0 K: 0 S: 4	H: 1 LOB: 1 BB: 0 P: 4	R: 0 E: 0 K: 0 S: 3	H: 0 LOB: 0 BB: 0 P: 3	R: 0 E: 0 K: 0 S: 4	H: 1 LOB: 1 BB: 0 P: 4	R: 0 E: 0 K: 1 S: 7	H: 2 LOB: 1 BB: 0 P: 7	R: 1 E: 0 K: 1 S: 5	H: 0 LOB: 0 BB: 0 P: 5	R: 0 E: 0 K: 1 S: 4	H: 0 LOB: 1 BB: 1 P: 9	R: 0 E: 0 K: 1 S: 4	H: 0 LOB: 1 BB: 1 P: 9	1B: 4 2B: 2 3B: 0 HR: 0	SF: 0 SAC: 0 DP: 1 HBP: 1	WP: 0 PB: 0 SB: 0 CS: 0	PA: 36																
PITCHER	IP	WLS	BF	H	R	ER	SO	BB	IBB	HBP	BLK	WP	HR	S	P	ERA	WHIP	PITCHER		IP	WLS	BF	H	R	ER	SO	BB	IBB	HBP	BLK	WP	HR	S	P	ERA	WHIP
Barry Lersch, R (1,1) ERA: 3.24	7.0	W	29	6	1	1	3	2	0	0	0	0	0	33	41	1.29	1.143																			
Mac Scarce, L (8,1) ERA: 3.14	2.0	S	7	0	0	0	2	1	0	1	0	0	0	9	14	0.00	0.500																			

Philadelphia Phillies @ New York Mets
Shea Stadium, Flushing, NY
Thu Aug 03 1972, 3:33 AM EDT
Att: 28,506 - Unknown

AB 32
R 1
H 6
RBI 1
BB 3
SO 5
LOB 14



Batter	1	2	3	4	5	6	7	8	9	AB	R	H	RBI	BB	SO	LOB	TOP								
Denny Doyle, L (1,4) OBP: 0.302, SLG: 0.307	SH5-3 SF8 2B		6-3			G3 1B		SH 1B	K	5	2	3	0	0	1	0									
Larry Bowa, S (1,6) OBP: 0.292, SLG: 0.291	SH5-3 2-3			P4		G3 1B		SH 1B	6-3	3	1	1	0	0	0	0									
Tom Hutton, L (1,9) OBP: 0.362, SLG: 0.373	SF8 3-H			4-3		G3		FC1-6 1B	4-3	4	1	1	4	0	0	2									
Willie Montanez, L (1,8) OBP: 0.318, SLG: 0.391	F8			F8		IBB		FC1-6 1B		3	0	1	1	1	0	0									
Deron Johnson, R (1,3) OBP: 0.265, SLG: 0.313		K				K		FC1-6 3B		4	0	0	0	0	3	5									
Dick Selma, R (8, PR) OBP: 0.238, SLG: 0.250										0	1	0	0	0	0	0									
Roger Freed, R (8, 9) OBP: 0.303, SLG: 0.420										0	0	0	0	0	0	0									
Don Money, R (1,5) OBP: 0.299, SLG: 0.345		P3				1-3		1B		4	1	1	2	0	0	0									
Bill Robinson, R (1,7) OBP: 0.268, SLG: 0.423				F7		6-3		3B		4	0	1	1	0	0	0									
John Bateman, R (1,2) OBP: 0.276, SLG: 0.317				F9		E5 FC6-4		F9	F9	4	0	0	0	0	0	1									
Ken Reynolds, L (1,1) OBP: 0.143, SLG: 0.100										1	0	0	0	0	1	0									
Greg Luzinski, R (6, PH) OBP: 0.315, SLG: 0.421				K		FC6-4 1B		SH 1B		1	1	0	0	0	0	1									
Bill Wilson, R (6, 1) OBP: 0.339, SLG: 0.340									K	0	0	0	0	0	0	0									
Oscar Gamble, L (8, PH) OBP: 0.339, SLG: 0.340										1	1	0	0	1	1	1									
Darrell Brandon, R (8, 1) OBP: 0.125, SLG: 0.125										0	0	0	0	0	0	0									
Inning Stats	R: 1 E: 0 K: 0 S: 4	H: 1 LOB: 0 BB: 0 P: 4	R: 0 E: 0 K: 1 S: 5	H: 0 LOB: 0 BB: 0 P: 5	R: 0 E: 0 K: 1 S: 5	H: 0 LOB: 0 BB: 0 P: 5	R: 0 E: 0 K: 0 S: 3	H: 0 LOB: 0 BB: 0 P: 3	R: 0 E: 0 K: 1 S: 5	H: 0 LOB: 0 BB: 0 P: 5	R: 1 E: 1 K: 1 S: 8	H: 2 LOB: 3 BB: 1 P: 12	R: 0 E: 0 K: 0 S: 3	H: 0 LOB: 0 BB: 0 P: 3	R: 6 E: 0 K: 1 S: 11	H: 5 LOB: 1 BB: 1 P: 15	R: 0 E: 0 K: 1 S: 5	H: 0 LOB: 0 BB: 0 P: 5	1B: 6 2B: 1 3B: 1 HR: 0	SF: 1 SAC: 2 DP: 0 HBP: 0	WP: 0 PB: 0 SB: 0 CS: 0	PA: 39			
PITCHER	IP	WLS	BF	H	R	ER	SO	BB	IBB	HBP	BLK	WP	HR	S	P	ERA	WHIP								
Don Durham, R (1,1) ERA: 4.71	7.0	L	30	5	6	5	4	1	1	0	0	0	0	36	44	6.43	0.857								
John Cumberland, L (8,1) ERA: 8.17	0.0		1	1	0	0	0	0	0	0	0	0	0	1	1	∞	∞								
Diego Segui, R (8,1) ERA: 3.12	1.0		5	2	2	2	1	0	0	0	0	0	0	7	7	18.00	2.000								
Joe Grzenda, L (9,1) ERA: 4.23	1.0		3	0	0	0	1	0	0	0	0	0	0	5	5	0.00	0.000								

Philadelphia Phillies @ St. Louis Cardinals
 Busch Stadium, St. Louis, MO
 Fri Aug 04 1972, 7:05 PM CDT
 Att: 14,234 - Unknown

AB	34
R	8
H	8
RBI	8
BB	2
SO	6
LOB	10



Batter	1	2	3	4	5	6	7	8	9	AB	R	H	RBI	BB	SO	LOB	BOTTOM								
Lou Brock, L (1,7) OBP: 0.391, SLG: 0.400	F8	L6			F8		SH2-4		BB	3	0	0	0	1	0	1									
Ted Sizemore, R (1,4) OBP: 0.315, SLG: 0.333	BB		5-3		FC6-4 BB		F2		K	3	0	0	0	2	1	4									
Matty Alou, L (1,3) OBP: 0.353, SLG: 0.400	K		P4		FC6-4		4-3		F2	5	0	0	0	0	1	7									
Joe Torre, R (1,5) OBP: 0.358, SLG: 0.462	F9				F8				6-3	4	0	1	0	0	0	3									
Ted Simmons, S (1,2) OBP: 0.321, SLG: 0.455		1-3			K		F8		4-3	4	0	0	0	0	1	1									
Luis Melendez, R (1,9) OBP: 0.289, SLG: 0.339		5-3			6-3		4-3		FC6 1B	4	0	1	0	0	0	0									
Jorge Roque, R (1,8) OBP: 0.222, SLG: 0.125					G5-4-3 BB		F9		FC6	3	1	1	0	1	0	1									
Dal Maxvill, R (1,6) OBP: 0.308, SLG: 0.286		HR					SH2-4 1B		4-3	1	1	0	0	2	0	1									
Dwain Anderson, R (9,6) OBP: 0.311, SLG: 0.268		HR			G5-4-3		SH2-4 BB			1	0	0	0	0	0	0									
Don Durham, R (1,1) OBP: 0.500, SLG: 1.000							SH2-4 1B			3	1	3	3	0	0	0									
John Cumberland, R (8,1) OBP: 0.091, SLG: 0.091										0	0	0	0	0	0	0									
Diego Segui, R (8,1) OBP: 0.100, SLG: 0.100										0	0	0	0	0	0	0									
Joe Grzenda, R (9,1) OBP: 0.287, SLG: 0.281		HR			FC6-4 BB		SH2-4 1B			0	0	0	0	0	0	0									
Jose Cruz, L (9, PH) OBP: 0.287, SLG: 0.281										1	0	1	0	0	0	0									
Inning Stats	R: 0 E: 0 K: 1 S: 5	H: 0 LOB: 1 BB: 1 P: 9	R: 3 E: 0 K: 0 S: 5	H: 2 LOB: 0 BB: 1 P: 9	R: 0 E: 0 K: 1 S: 6	H: 1 LOB: 1 BB: 0 P: 6	R: 0 E: 0 K: 0 S: 2	H: 0 LOB: 0 BB: 1 P: 6	R: 0 E: 0 K: 0 S: 4	H: 1 LOB: 2 BB: 1 P: 8	R: 0 E: 0 K: 0 S: 3	H: 0 LOB: 0 BB: 0 P: 3	R: 0 E: 0 K: 0 S: 4	H: 1 LOB: 2 BB: 1 P: 8	R: 0 E: 0 K: 0 S: 4	H: 1 LOB: 1 BB: 0 P: 4	R: 0 E: 0 K: 1 S: 6	H: 1 LOB: 2 BB: 1 P: 10	1B: 5 2B: 1 3B: 0 HR: 1	SF: 0 SAC: 1 DP: 1 HBP: 0	WP: 0 PB: 0 SB: 0 CS: 0	PA: 39			
PITCHER	IP	WLS	BF	H	R	ER	SO	BB	IBB	HBP	BLK	WP	HR	S	P	ERA	WHIP								
Ken Reynolds, L (1,1) ERA: 4.1	5.0		22	4	3	3	2	4	0	0	0	0	0	22	38	5.40	1.600								
Bill Wilson, R (6,1) ERA: 1.13	2.0	W	8	1	0	0	0	1	0	0	0	0	0	7	11	0.00	1.000								
Darrell Brandon, R (8,1) ERA: 3.13	2.0	S	9	2	0	0	1	1	0	0	0	0	0	10	14	0.00	1.500								

Philadelphia Phillies @ St. Louis Cardinals
 Busch Stadium, St. Louis, MO
 Fri Aug 04 1972, 7:05 PM CDT
 Att: 14,234 - Unknown

AB	32
R	3
H	7
RBI	3
BB	6
SO	3
LOB	18



Batter	1	2	3	4	5	6	7	8	9	AB	R	H	RBI	BB	SO	LOB	TOP			
Denny Doyle, L (1.4) OBP: 0.297, SLG: 0.302	4-3		E3		G3			P4		4	0	0	0	0	0	0				
Larry Bowa, S (1.6) OBP: 0.291, SLG: 0.290	6-3		F5			4-3		1B		4	0	1	0	0	0	1				
Tom Hutton, L (1.3) OBP: 0.358, SLG: 0.369	4-3			1B		F7		K		4	0	1	0	0	1	1				
Willie Montanez, L (1.8) OBP: 0.319, SLG: 0.392		K	F7			2B		P3		4	0	1	0	0	1	1				
Greg Luzinski, R (1.7) Mac Scarce, L (6.1) Bill Wilson, R (6.1) Gary Neibauer, R (7.1) Darrell Brandon, R (8.1) Deron Johnson, R (9. PH) OBP: 0.203, SLG: 0.311		1B	F8			4-3		6-3		3	0	1	0	0	0	2				
Don Money, R (1.5) OBP: 0.300, SLG: 0.346		1B	G1-6-3		FC4			F8		4	0	2	0	0	0	0				
Bill Robinson, R (1.9) OBP: 0.269, SLG: 0.449		1B	G1-6-3		FC4			4-3		3	0	0	0	0	0	4				
Mike Ryan, R (1.2) Oscar Gamble, L (7. PH) John Bateman, R (7.2) OBP: 0.270, SLG: 0.310			K		F3			F7		2	0	0	0	0	1	0				
Wayne Twitchell, R (1.1) Joe Lis, R (6.7) OBP: 0.341, SLG: 0.343			K		F9			K		2	0	0	0	0	1	0				
Inning Stats	R: 0 E: 0 K: 1 S: 3	H: 0 LOB: 0 BB: 0 P: 3	R: 0 E: 0 K: 1 S: 6	H: 2 LOB: 1 BB: 0 P: 6	R: 0 E: 1 K: 2 S: 8	H: 0 LOB: 1 BB: 0 P: 8	R: 0 E: 0 K: 0 S: 5	H: 2 LOB: 2 BB: 0 P: 5	R: 0 E: 0 K: 0 S: 4	H: 1 LOB: 1 BB: 0 P: 4	R: 0 E: 0 K: 0 S: 3	H: 0 LOB: 0 BB: 0 P: 3	R: 0 E: 0 K: 2 S: 8	H: 1 LOB: 1 BB: 0 P: 8	R: 0 E: 0 K: 0 S: 3	H: 0 LOB: 0 BB: 0 P: 3	1B: 5 2B: 1 3B: 0 HR: 0	SF: 0 SAC: 0 DP: 1 HBP: 0	WP: 0 PB: 0 SB: 0 CS: 0	PA: 33
PITCHER	IP WLS BF H R ER SO BB IBB HBP BLK WP HR S P ERA WHIP																			
A Santorini, R (1.1) ERA: 4.32	9.0 W 33 6 0 0 5 0 0 0 0 0 0 0 43 43 0.00 0.667																			

Philadelphia Phillies @ St. Louis Cardinals
 Busch Stadium, St. Louis, MO
 Sun Aug 06 1972, 3:33 AM CDT
 Att: 26,917 - Unknown

AB 33
 R 0
 H 6
 RBI 0
 BB 0
 SO 5
 LOB 9



Batter	1	2	3	4	5	6	7	8	9	AB	R	H	RBI	BB	SO	LOB	BOTTOM	
Lou Brock, L (1.7) OBP: 0.349, SLG: 0.397	K		K		6-3		1-3	BB		4	0	0	0	1	2	0		
Ted Sizemore, R (1.4) OBP: 0.315, SLG: 0.336	F7		HBP		3B		F9	BB		3	0	1	0	1	0	0		
Bernie Carbo, L (1.9) OBP: 0.398, SLG: 0.344	4-3		F7			WP	1B	BB		3	2	1	0	2	0	1		
Joe Torre, R (1.5) OBP: 0.357, SLG: 0.459		2B	P6			F7	1B	F8		5	2	2	0	0	0	5		
Ted Simmons, S (1.2) OBP: 0.323, SLG: 0.457		1B	K		K	WP	1B	1B		4	2	3	2	0	1	0		
Matty Alou, L (1.3) OBP: 0.357, SLG: 0.402	F9		1B		1B	2B	1B	1B		3	0	2	1	1	0	1		
Jose Cruz, L (1.8) Luis Melendez, R (6. PH) OBP: 0.296, SLG: 0.347		FC1-6	F8		F8	1-3	2B	F3		2	0	1	1	0	0	1		
Dal Maxvill, R (1.6) OBP: 0.300, SLG: 0.278		FC1-6	L6		L6	K		F9		4	0	0	0	0	1	4		
A Santorini, R (1.1) OBP: 0.107, SLG: 0.074		FC4-6	G3		G3	L6		K		4	0	0	0	0	1	3		
Inning Stats	R: 0 E: 0 K: 1 S: 5	H: 3 LOB: 1 BB: 0 P: 6	R: 0 E: 0 K: 1 S: 5	H: 0 LOB: 1 BB: 0 P: 6	R: 0 E: 0 K: 1 S: 6	H: 1 LOB: 1 BB: 0 P: 6	R: 0 E: 0 K: 0 S: 3	H: 1 LOB: 1 BB: 0 P: 3	R: 2 E: 0 K: 1 S: 8	H: 3 LOB: 2 BB: 1 P: 12	R: 2 E: 0 K: 0 S: 6	H: 3 LOB: 1 BB: 1 P: 10	R: 0 E: 0 K: 1 S: 5	H: 0 LOB: 3 BB: 3 P: 17	1B: 8 2B: 2 3B: 1 HR: 0	SF: 0 SAC: 0 DP: 0 HBP: 1	WP: 1 PB: 0 SB: 0 CS: 0	PA: 40
PITCHER	IP WLS BF H R ER SO BB IBB HBP BLK WP HR S P ERA WHIP																	
Wayne Twitchell, R (1.1) ERA: 4.5	5.1 L 23 7 4 4 3 0 0 0 0 0 0 0 28 29 6.75 1.312																	
Mac Scarce, L (6.1) ERA: 3.14	0.0 1 0 0 0 0 0 0 1 0 0 0 1 0 0 4																	
Bill Wilson, R (6.1) ERA: 1.0	1.0 4 1 0 0 0 1 0 0 0 0 0 0 6 6 0.00 1.000																	
Gary Neibauer, R (7.1) ERA: 6.6	1.1 11 3 2 2 1 4 0 0 0 0 0 0 9 25 13.50 5.250																	
Darrell Brandon, R (8.1) ERA: 3.12	0.1 1 0 0 0 0 0 0 0 0 0 0 0 0 1 1 0.00 0.000																	

Philadelphia Phillies @ St. Louis Cardinals
 Busch Stadium, St. Louis, MO
 Sun Aug 06 1972, 3:33 AM CDT
 Att: 26,917 - Unknown

AB 34
 R 6
 H 11
 RBI 6
 BB 5
 SO 5
 LOB 17



Batter	1	2	3	4	5	6	7	8	9	AB	R	H	RBI	BB	SO	LOB	TOP			
Denny Doyle, L (1,4) OBP: 0.297, SLG: 0.301	F7		F7		F7			1B		4	0	1	0	0	0	0	Philadelphia Phillies @ Pittsburgh Pirates Three Rivers Stadium, Pittsburgh, PA Tue Aug 08 1972, 7:05 PM EDT Att: 18,228 - Unknown			
Larry Bowa, S (1,6) OBP: 0.291, SLG: 0.290	G3					F5		L9		3	1	1	0	0	0	0				
Joe Lis, R (8,PH) OBP: 0.337, SLG: 0.338										1	0	0	0	0	0	1				
Mac Scarce, L (8,1)										0	0	0	0	0	0	0				
Darrell Brandon, R (8,1) OBP: 0.125, SLG: 0.125				E						0	0	0	0	0	0	0				
Tom Hutton, L (1,3) OBP: 0.357, SLG: 0.364				E6		F7				3	1	0	0	1	0	0				
Willie Montanez, L (1,8) OBP: 0.316, SLG: 0.388	G3			1-H		3-1				4	0	0	0	0	0	2				
Greg Luzinski, R (1,7) OBP: 0.313, SLG: 0.430		L9								4	0	1	1	0	0	0				
Don Money, R (1,5) OBP: 0.266, SLG: 0.343		K								3	0	0	0	0	2	1				
Bill Robinson, R (1,9) OBP: 0.259, SLG: 0.432		K								3	0	0	0	0	1	1				
John Bateman, R (1,2) OBP: 0.265, SLG: 0.304				5-3		5-3		6-3		3	0	0	0	0	0	0				
Bill Champion, R (1,1) OBP: 0.200, SLG: 0.276										1	0	0	0	0	1	0				
Oscar Gamble, L (5,PH) OBP: 0.333, SLG: 0.333										1	0	0	0	0	0	0				
Ken Reynolds, L (5,1) OBP: 0.143, SLG: 0.100										0	0	0	0	0	0	0				
Deron Johnson, R (8,PH) OBP: 0.262, SLG: 0.310										1	0	0	0	0	1	0				
Terry Harmon, R (8,6) OBP: 0.372, SLG: 0.324										0	0	0	0	0	0	0				
Inning Stats	R: 0 E: 0 K: 0 S: 3	H: 0 LOB: 1 BB: 1 P: 7	R: 0 E: 0 K: 2 S: 7	H: 0 LOB: 0 BB: 0 P: 7	R: 0 E: 0 K: 1 S: 5	H: 0 LOB: 0 BB: 0 P: 5	R: 2 E: 1 K: 0 S: 6	H: 2 LOB: 1 BB: 0 P: 6	R: 0 E: 0 K: 0 S: 3	H: 0 LOB: 0 BB: 0 P: 3	R: 0 E: 0 K: 1 S: 5	H: 0 LOB: 0 BB: 0 P: 5	R: 0 E: 0 K: 1 S: 6	H: 1 LOB: 1 BB: 0 P: 6	R: 0 E: 0 K: 0 S: 3	H: 0 LOB: 0 BB: 0 P: 3	1B: 2 2B: 0 3B: 1 HR: 0	SF: 0 SAC: 0 DP: 0 HBP: 0	WP: 0 PB: 0 SB: 0 CS: 0	PA: 32
PITCHER Dock Ellis, R (1,1) ERA: 2.75	IP: 9.0 WLS: W BF: 32 H: 3 R: 2 ER: 1 SO: 5 BB: 1 IBB: 0 HBP: 0 BLK: 0 WP: 0 HR: 0 S: 41 P: 45 ERA: 1.00 WHIP: 0.444																			

AB	31
R	2
H	3
RBI	1
BB	1
SO	5
LOB	5




Batter	1	2	3	4	5	6	7	8	9	AB	R	H	RBI	BB	SO	LOB	BOTTOM			
Vic Davallilo, L (1,7) OBP: 0.373, SLG: 0.426	K		1B		1B			L6		3	1	1	0	1	1	0	Philadelphia Phillies @ Pittsburgh Pirates Three Rivers Stadium, Pittsburgh, PA Tue Aug 08 1972, 7:05 PM EDT Att: 18,228 - Unknown			
Gene Clines, R (1,9) OBP: 0.384, SLG: 0.416								L8		3	1	2	0	1	0	0				
Al Oliver, L (1,8) OBP: 0.352, SLG: 0.445										4	0	0	0	0	0	5				
Willie Stargell, L (1,3) OBP: 0.402, SLG: 0.623										4	2	2	3	0	1	2				
Manny Sanguillen, R (1,2) OBP: 0.345, SLG: 0.447										3	0	1	0	1	0	1				
Richie Hebner, L (1,5) OBP: 0.395, SLG: 0.518										3	0	1	1	0	0	3				
Rennie Stennett, R (1,4) OBP: 0.313, SLG: 0.398										4	0	2	0	0	0	2				
Jackie Hernandez, R (1,6) OBP: 0.222, SLG: 0.262										3	0	0	0	0	1	3				
Mitt May, L (8,PH) OBP: 0.314, SLG: 0.321										0	0	0	0	0	0	0				
Gene Alley, R (9,6) OBP: 0.353, SLG: 0.353										0	0	0	0	0	0	0				
Dock Ellis, S (1,1) OBP: 0.095, SLG: 0.095										3	0	0	0	0	0	1				
Inning Stats	R: 0 E: 0 K: 1 S: 4	H: 0 LOB: 0 BB: 1 P: 8	R: 1 E: 0 K: 0 S: 5	H: 3 LOB: 1 BB: 0 P: 5	R: 3 E: 0 K: 0 S: 6	H: 3 LOB: 0 BB: 0 P: 6	R: 0 E: 0 K: 1 S: 6	H: 1 LOB: 1 BB: 0 P: 6	R: 0 E: 0 K: 0 S: 4	H: 1 LOB: 3 BB: 2 P: 12	R: 0 E: 0 K: 0 S: 3	H: 0 LOB: 0 BB: 0 P: 3	R: 0 E: 0 K: 0 S: 3	H: 0 LOB: 0 BB: 0 P: 3	R: 0 E: 2 K: 1 S: 6	H: 1 LOB: 2 BB: 0 P: 6	1B: 7 2B: 1 3B: 0 HR: 1	SF: 0 SAC: 0 DP: 2 HBP: 0	WP: 0 PB: 0 SB: 0 CS: 0	PA: 34
PITCHER Bill Champion, R (1,1) ERA: 4.78 Ken Reynolds, L (5,1) ERA: 3.96 Mac Scarce, L (8,1) ERA: 3.07 Darrell Brandon, R (8,1) ERA: 3.08	IP: 4.0 WLS: L BF: 18 H: 7 R: 4 ER: 4 SO: 2 BB: 1 IBB: 0 HBP: 0 BLK: 0 WP: 0 HR: 1 S: 21 P: 25 ERA: 9.00 WHIP: 2.000																			


AB	30
R	4
H	9
RBI	4
BB	3
SO	3
LOB	17



Batter	1	2	3	4	5	6	7	8	9	AB	R	H	RBI	BB	SO	LOB	TOP			
Denny Doyle, L (1,4) OBP: 0.286, SLG: 0.301	1-4-3		6-3					4-3		4	0	1	0	0	0	0	Philadelphia Phillies @ Pittsburgh Pirates Three Rivers Stadium, Pittsburgh, PA Wed Aug 09 1972, 7:05 PM EDT Att: 19,832 - Unknown			
Larry Bowa, S (1,6) OBP: 0.288, SLG: 0.288	G3		L9					L9		4	0	0	0	0	0	1				
Tom Hutton, L (1,3) OBP: 0.359, SLG: 0.364								F6		3	0	1	0	1	0	0				
Willie Montanez, L (1,8) OBP: 0.316, SLG: 0.386	PO		P3					F7		4	1	1	0	0	1	1				
Greg Luzinski, R (1,7) OBP: 0.318, SLG: 0.437										4	0	3	0	0	1	0				
Terry Harmon, R (9, PR) OBP: 0.372, SLG: 0.324										0	0	0	0	0	0	0				
Roger Freed, R (9,9) OBP: 0.303, SLG: 0.420										0	0	0	0	0	0	0				
Don Money, R (1,5) OBP: 0.286, SLG: 0.345										4	0	1	0	0	0	3				
Bill Robinson, R (1,9) OBP: 0.250, SLG: 0.417										3	0	0	0	0	0	2				
John Bateman, R (1,2) OBP: 0.261, SLG: 0.299										3	0	0	0	0	1	2				
Steve Carlton, L (1,1) OBP: 0.244, SLG: 0.286										3	1	1	1	0	0	0				
Inning Stats	R: 0 E: 0 K: 0 S: 2	H: 0 LOB: 0 BB: 1 P: 6	R: 1 E: 1 K: 0 S: 5	H: 2 LOB: 1 BB: 0 P: 5	R: 1 E: 0 K: 0 S: 5	H: 2 LOB: 1 BB: 0 P: 5	R: 0 E: 0 K: 2 S: 8	H: 1 LOB: 1 BB: 0 P: 8	R: 0 E: 0 K: 0 S: 4	H: 1 LOB: 0 BB: 0 P: 4	R: 0 E: 0 K: 0 S: 3	H: 0 LOB: 0 BB: 0 P: 3	R: 0 E: 0 K: 0 S: 3	H: 0 LOB: 0 BB: 0 P: 3	R: 0 E: 0 K: 1 S: 5	H: 1 LOB: 1 BB: 0 P: 5	1B: 5 2B: 2 3B: 0 HR: 1	SF: 0 SAC: 0 DP: 1 HBP: 0	WP: 0 PB: 0 SB: 0 CS: 1	PA: 34
PITCHER Steve Blass, R (1,1) ERA: 2.61	IP: 9.0 WLS: L BF: 33	H: 8 R: 2 ER: 1 SO: 3	BB: 1 IBB: 0 HBP: 0 BLK: 0	WP: 0 HR: 1 S: 38 P: 42	ERA: 1.00 WHIP: 1.000															

Batter	1	2	3	4	5	6	7	8	9	AB	R	H	RBI	BB	SO	LOB	BOTTOM					
Gene Clines, R (1,9) OBP: 0.362, SLG: 0.413	K			L6-3				K		4	0	1	0	0	2	0	Philadelphia Phillies @ Pittsburgh Pirates Three Rivers Stadium, Pittsburgh, PA Wed Aug 09 1972, 7:05 PM EDT Att: 19,832 - Unknown					
Rennie Stennett, R (1,4) OBP: 0.312, SLG: 0.400	6-3							F3		4	0	1	0	0	0	2						
Al Oliver, L (1,8) OBP: 0.349, SLG: 0.441	K									4	0	0	0	0	2	3						
Willie Stargell, L (1,3) OBP: 0.399, SLG: 0.618										3	0	0	0	0	1	1						
Manny Sanguillen, R (1,2) OBP: 0.345, SLG: 0.446										3	0	1	0	0	0	0						
Bob Robertson, R (1,7) OBP: 0.274, SLG: 0.279										3	0	0	0	0	2	1						
Richie Hebner, L (1,5) OBP: 0.391, SLG: 0.512										3	0	0	0	0	1	1						
Jackie Hernandez, R (1,6) OBP: 0.219, SLG: 0.258										2	0	0	0	0	2	1						
Jose Pagan, R (8, PH) OBP: 0.306, SLG: 0.451										1	0	0	0	0	0	0						
Gene Alley, R (9,6) OBP: 0.353, SLG: 0.353										0	0	0	0	0	0	0						
Steve Blass, R (1,1) OBP: 0.190, SLG: 0.179										2	0	0	0	0	2	0						
Roberto Clemente, R (9, PH) OBP: 0.333, SLG: 0.462										0	0	0	0	1	0	0						
Dock Ellis, S (9, PR) OBP: 0.095, SLG: 0.095										0	0	0	0	0	0	0						
Inning Stats	R: 0 E: 0 K: 2 S: 7	H: 0 LOB: 0 BB: 0 P: 7	R: 0 E: 0 K: 1 S: 5	H: 0 LOB: 0 BB: 0 P: 5	R: 0 E: 0 K: 2 S: 7	H: 0 LOB: 0 BB: 0 P: 7	R: 0 E: 0 K: 2 S: 8	H: 1 LOB: 1 BB: 0 P: 8	R: 0 E: 0 K: 3 S: 10	H: 1 LOB: 1 BB: 0 P: 10	R: 0 E: 0 K: 2 S: 7	H: 0 LOB: 0 BB: 0 P: 7	R: 0 E: 0 K: 0 S: 3	H: 0 LOB: 0 BB: 0 P: 3	R: 0 E: 0 K: 0 S: 3	H: 0 LOB: 2 BB: 1 P: 7	R: 0 E: 0 K: 0 S: 3	H: 1 LOB: 2 BB: 1 P: 7	1B: 2 2B: 2 3B: 0 HR: 0	SF: 0 SAC: 0 DP: 1 HBP: 0	WP: 0 PB: 0 SB: 0 CS: 0	PA: 30
PITCHER Steve Carlton, L (1,1) ERA: 2.09	IP: 9.0 WLS: W BF: 30	H: 3 R: 0 ER: 0 SO: 12	BB: 1 IBB: 0 HBP: 0 BLK: 0	WP: 0 HR: 0 S: 53 P: 57	ERA: 0.00 WHIP: 0.444																	

Batter	1	2	3	4	5	6	7	8	9	AB	R	H	RBI	BB	SO	LOB	TOP					
Ron Hunt, R OBP: 0.354, SLG: 0.300 Hector Torres, R OBP: 0.163, SLG: 0.232	G3	6-3					P5	BB		5	0	2	1	0	0	1	Montreal Expos @ Philadelphia Phillies Veterans Stadium, Philadelphia, PA Fri Aug 11 1972, 7:05 PM EDT Att: 20,190 - Unknown AB 35 R 4 H 9 RBI 3 BB 6 SO 2 LOB 17 					
Boots Day, L OBP: 0.299, SLG: 0.269	F7		P5		SH5-4		4-3	BB		3	0	0	0	1	0	0						
Ken Singleton, S OBP: 0.349, SLG: 0.388	2B	BB	F9					4-3		4	1	2	0	1	0	2						
Ron Fairly, L OBP: 0.336, SLG: 0.394	1-H	2B	G3		P3		F8		K	5	0	1	1	0	1	3						
Tim McCarver, L OBP: 0.334, SLG: 0.372	BB		F8		6-3		F9	F5		4	0	0	0	1	0	2						
Mike Jorgensen, L OBP: 0.330, SLG: 0.354	P5		F9	S	BB		4-3	F8	G3	4	0	0	0	1	0	2						
Bob Bailey, R OBP: 0.332, SLG: 0.370			BLK	1B	FC4-6	BB	4-3	1B	1B	3	1	2	0	1	0	0						
Tim Foli, R OBP: 0.271, SLG: 0.270			F9		F9			E3	1B	3	1	1	0	1	0	3						
Mike Torrez, R OBP: 0.175, SLG: 0.161			K		FC4-6		P1	1B	1B	4	1	1	1	0	1	4						
Inning Stats	R: 1 E: 0 K: 0 S: 4	H: 1 LOB: 2 BB: 2 P: 12	R: 0 E: 0 K: 1 S: 6	H: 1 LOB: 1 BB: 0 P: 6	R: 0 E: 0 K: 0 S: 3	H: 0 LOB: 0 BB: 0 P: 3	R: 0 E: 0 K: 0 S: 3	H: 0 LOB: 2 BB: 2 P: 11	R: 0 E: 0 K: 0 S: 5	H: 2 LOB: 2 BB: 0 P: 5	R: 0 E: 0 K: 0 S: 4	H: 1 LOB: 1 BB: 0 P: 4	R: 3 E: 1 K: 0 S: 7	H: 4 LOB: 2 BB: 1 P: 11	R: 0 E: 0 K: 1 S: 5	H: 0 LOB: 0 BB: 0 P: 5	1B: 8 2B: 1 3B: 0 HR: 0	SF: 0 SAC: 1 DP: 0 HBP: 0	WP: 0 PB: 0 SB: 1 CS: 0	PA: 42		
PITCHER	IP	WLS	BF	H	R	ER	SO	BB	IBB	HBP	BLK	WP	HR	S	P	ERA	WHIP					
Wayne Twitchell, R ERA: 4.4	(1, 1)	7.2	L	37	9	4	3	1	5	0	0	1	0	0	34	54	3.52	1.826				
Bill Wilson, R ERA: 0.95	(8, 1)	0.1		2	0	0	0	0	1	0	0	0	0	1	5	0.00	3.000					
Mac Scarce, L ERA: 2.87	(9, 1)	1.0		3	0	0	0	1	0	0	0	0	0	5	5	0.00	0.000					

Batter	1	2	3	4	5	6	7	8	9	AB	R	H	RBI	BB	SO	LOB	BOTTOM				
Denny Doyle, L OBP: 0.295, SLG: 0.300	G3					F7		F8		4	0	1	0	0	0	0	Montreal Expos @ Philadelphia Phillies Veterans Stadium, Philadelphia, PA Fri Aug 11 1972, 7:05 PM EDT Att: 20,190 - Unknown AB 29 R 1 H 3 RBI 1 BB 3 SO 1 LOB 6 				
Larry Bowa, S OBP: 0.286, SLG: 0.285	1-3		F9			E4	CS	4-3		4	0	0	0	0	0	1					
Tom Hutton, L OBP: 0.361, SLG: 0.361			4-3			BB	BB		F7	2	0	0	0	2	0	1					
Willie Montanez, L OBP: 0.317, SLG: 0.386	4-1				G3					3	0	1	0	1	0	1					
Greg Luzinski, R OBP: 0.315, SLG: 0.432			5-3		G3					4	0	0	0	0	0	3					
Deron Johnson, R OBP: 0.256, SLG: 0.304			6-3		5-3					3	0	0	0	0	0	0					
Don Money, R OBP: 0.296, SLG: 0.353						F8		F4		3	1	1	1	0	0	0					
John Bateman, R OBP: 0.257, SLG: 0.294			F3			1-3		1-3		3	0	0	0	0	0	0					
Wayne Twitchell, R OBP: 0.091, SLG: 0.091 Bill Wilson, R Oscar Gamble, L OBP: 0.331, SLG: 0.330 Mac Scarce, L	(1, 1)	(8, 1)	(8, PH)	(9, 1)				F7		2	0	0	0	0	1	0					
Inning Stats	R: 0 E: 0 K: 0 S: 3	H: 0 LOB: 1 BB: 1 P: 7	R: 1 E: 0 K: 0 S: 4	H: 1 LOB: 0 BB: 0 P: 4	R: 0 E: 0 K: 1 S: 6	H: 1 LOB: 1 BB: 0 P: 6	R: 0 E: 0 K: 0 S: 3	H: 0 LOB: 0 BB: 0 P: 3	R: 0 E: 1 K: 0 S: 3	H: 0 LOB: 2 BB: 2 P: 11	R: 0 E: 0 K: 0 S: 3	H: 0 LOB: 0 BB: 0 P: 3	R: 0 E: 0 K: 0 S: 3	H: 0 LOB: 0 BB: 0 P: 3	R: 0 E: 0 K: 0 S: 3	H: 1 LOB: 0 BB: 0 P: 3	1B: 2 2B: 0 3B: 0 HR: 1	SF: 0 SAC: 0 DP: 1 HBP: 0	WP: 0 PB: 0 SB: 0 CS: 1	PA: 32	
PITCHER	IP	WLS	BF	H	R	ER	SO	BB	IBB	HBP	BLK	WP	HR	S	P	ERA	WHIP				
Mike Torrez, R ERA: 2.97	(1, 1)	9.0	W	32	3	1	1	1	3	0	0	0	1	31	43	1.00	0.667				

Batter	1	2	3	4	5	6	7	8	9	AB	R	H	RBI	BB	SO	LOB	TOP			
Ron Hunt, R OBP: 0.356, SLG: 0.298 (1,4)	F7		F8			G5-4-3 1B		F8		4	0	1	0	0	0	0	Montreal Expos @ Philadelphia Phillies Veterans Stadium, Philadelphia, PA Sun Aug 13 1972, 3:33 AM EDT Unknown livebaseballscorecards.com			
Clyde Mashore, R OBP: 0.285, SLG: 0.359 (1,9)	K			F9		F8			K	4	0	0	0	0	2	1				
Bob Bailey, R OBP: 0.336, SLG: 0.392 (1,5)	BB			HR		G5-4-3 1-2			K	3	1	1	1	1	1	1				
Hal Breedren, R OBP: 0.320, SLG: 0.391 (1,3) Mike Jorgensen, L OBP: 0.330, SLG: 0.354 (9, PR)	K			6-3			4-3		BB	4	0	1	0	0	1	1				
Ken Singleton, S OBP: 0.344, SLG: 0.380 (1,7)		5-3		K			FC4-6 BB		G3	3	0	0	0	1	1	1				
Ron Woods, R OBP: 0.263, SLG: 0.295 (1,8)	F7				K		FC4-6 1-2			3	0	0	0	0	1	1				
Tim Foli, R OBP: 0.274, SLG: 0.271 (1,6)	5-3				K		F9			3	0	0	0	0	1	1				
John Boccabella, R OBP: 0.258, SLG: 0.285 (1,2)			1-3		BB			6-3		2	0	0	0	1	0	0				
Ernie McAnally, R OBP: 0.152, SLG: 0.161 (1,1) Hector Torres, R OBP: 0.159, SLG: 0.226 (8, PH) Mike Marshall, R OBP: 0.176, SLG: 0.125 (8, 1)	F9				K			6-3		2	0	0	0	0	1	1				
								6-3		1	0	0	0	0	0	0				
										0	0	0	0	0	0	0				
Inning Stats	R: 0 E: 0 K: 2 S: 7	H: 0 LOB: 1 BB: 1 P: 11	R: 0 E: 0 K: 0 S: 3	H: 0 LOB: 0 BB: 0 P: 3	R: 0 E: 0 K: 0 S: 3	H: 0 LOB: 0 BB: 0 P: 3	R: 1 E: 0 K: 1 S: 6	H: 1 LOB: 0 BB: 0 P: 6	R: 0 E: 0 K: 3 S: 9	H: 0 LOB: 1 BB: 1 P: 13	R: 0 E: 0 K: 0 S: 3	H: 0 LOB: 1 BB: 1 P: 7	R: 0 E: 0 K: 0 S: 3	H: 0 LOB: 0 BB: 0 P: 3	R: 0 E: 0 K: 2 S: 8	H: 1 LOB: 1 BB: 0 P: 8	1B: 2 2B: 0 3B: 0 HR: 1	SF: 0 SAC: 0 DP: 1 HBP: 0	WP: 0 PB: 0 SB: 0 CS: 0	PA: 32
PITCHER Steve Carlton, L ERA: 2.05 (1,1)	IP: 9.0 WLS: W BF: 32 H: 3 R: 1 ER: 1 SO: 8 BB: 3 IBB: 0 HBP: 0 BLK: 0 WP: 0 HR: 1 S: 45 P: 57 ERA: 1.00 WHIP: 0.667															PITCHER				

Batter	1	2	3	4	5	6	7	8	9	AB	R	H	RBI	BB	SO	LOB	BOTTOM			
Denny Doyle, L OBP: 0.284, SLG: 0.299 (1,4)	FC5-6 1B	G3			6-3			K		4	0	1	0	0	1	0	Montreal Expos @ Philadelphia Phillies Veterans Stadium, Philadelphia, PA Sun Aug 13 1972, 3:33 AM EDT Unknown livebaseballscorecards.com			
Larry Bowa, S OBP: 0.281, SLG: 0.279 (1,6)	FC5-6 2B		P6		F8			G3		4	1	0	0	0	1	1				
Tom Hutton, L OBP: 0.356, SLG: 0.353 (1,3)	F7		G3			4-0 CS BB				2	0	0	0	1	0	1				
Willie Montanez, L OBP: 0.324, SLG: 0.408 (1,8)	1B 2B					0-3 K				3	1	2	1	0	1	1				
Greg Luzinski, R OBP: 0.314, SLG: 0.429 (1,7)	2B 1B		K			F3				3	0	1	1	0	1	1				
Don Money, R OBP: 0.296, SLG: 0.352 (1,5)				K			6-3			3	0	1	0	0	1	0				
Bill Robinson, R OBP: 0.239, SLG: 0.398 (1,9)	F8			F6			6-3			3	0	0	0	0	2	2				
John Bateman, R OBP: 0.264, SLG: 0.295 (1,2)		6-3		1-3			5-3			3	0	0	0	0	0	0				
Steve Carlton, L OBP: 0.235, SLG: 0.275 (1,1)		K			4-3			P5		3	0	0	0	1	0	1				
Inning Stats	R: 2 E: 0 K: 0 S: 7	H: 4 LOB: 2 BB: 0 P: 7	R: 0 E: 0 K: 1 S: 5	H: 0 LOB: 0 BB: 0 P: 5	R: 0 E: 0 K: 1 S: 6	H: 1 LOB: 0 BB: 0 P: 6	R: 0 E: 0 K: 1 S: 5	H: 0 LOB: 0 BB: 0 P: 5	R: 0 E: 0 K: 0 S: 3	H: 0 LOB: 0 BB: 0 P: 3	R: 0 E: 0 K: 1 S: 4	H: 0 LOB: 1 BB: 1 P: 8	R: 0 E: 0 K: 0 S: 3	H: 0 LOB: 0 BB: 0 P: 3	R: 0 E: 0 K: 1 S: 5	H: 0 LOB: 0 BB: 0 P: 5	1B: 3 2B: 3 3B: 0 HR: 0	SF: 0 SAC: 0 DP: 1 HBP: 0	WP: 0 PB: 0 SB: 0 CS: 1	PA: 29
PITCHER Ernie McAnally, R ERA: 4.56 (1,1) Mike Marshall, R ERA: 1.27 (8, 1)	IP: 7.0 WLS: L BF: 26 H: 5 R: 2 ER: 2 SO: 4 BB: 1 IBB: 0 HBP: 0 BLK: 0 WP: 0 HR: 0 S: 33 P: 37 ERA: 2.57 WHIP: 0.857															PITCHER				

Batter	1	2	3	4	5	6	7	8	9	AB	R	H	RBI	BB	SO	LOB	TOP			
Ron Hunt, R OBP: 0.358, SLG: 0.298 (1,4)										3	0	1	1	1	0	1	Montreal Expos @ Philadelphia Phillies Veterans Stadium, Philadelphia, PA Sun Aug 13 1972, 3:38 AM EDT Att: 30,207 - Unknown			
Boots Day, L OBP: 0.295, SLG: 0.265 (1,9)										4	0	0	0	0	1	2				
Clyde Mashore, R OBP: 0.284, SLG: 0.357 (8, PH)										1	0	0	0	0	0	2				
Ken Singleton, S OBP: 0.345, SLG: 0.377 (1,7)										3	1	0	0	2	0	1				
Ron Fairly, L OBP: 0.340, SLG: 0.396 (1,3)										4	1	2	0	1	1	1				
Tim McCarver, L OBP: 0.333, SLG: 0.368 (1,2)										3	0	0	0	1	1	3				
John Boccabella, R OBP: 0.263, SLG: 0.289 (8,2)										1	1	1	1	0	0	0				
Mike Jorgensen, L OBP: 0.331, SLG: 0.360 (1,8)										4	3	1	1	1	0	3				
Bob Bailey, R OBP: 0.334, SLG: 0.389 (1,5)										5	0	1	1	0	0	2				
Tim Foli, R OBP: 0.278, SLG: 0.276 (1,6)										5	1	3	2	0	1	0				
Balor Moore, L OBP: 0.172, SLG: 0.179 (1,1)										4	1	2	1	0	0	2				
Mike Marshall, R OBP: 0.167, SLG: 0.118 (8,1)										1	0	0	0	0	1	1				
Inning Stats	R: 0 E: 0 K: 0 S: 4	H: 1 LOB: 2 BB: 1 P: 8	R: 0 E: 0 K: 1 S: 5	H: 0 LOB: 0 BB: 0 P: 5	R: 0 E: 0 K: 0 S: 3	H: 0 LOB: 1 BB: 1 P: 7	R: 4 E: 1 K: 1 S: 9	H: 4 LOB: 1 BB: 1 P: 13	R: 0 E: 0 K: 0 S: 4	H: 1 LOB: 1 BB: 0 P: 4	R: 0 E: 0 K: 1 S: 5	H: 0 LOB: 1 BB: 1 P: 9	R: 1 E: 0 K: 0 S: 4	H: 2 LOB: 2 BB: 1 P: 9	R: 3 E: 0 K: 2 S: 10	H: 3 LOB: 1 BB: 1 P: 14	1B: 10 2B: 0 3B: 1 HR: 0	SF: 0 SAC: 0 DP: 1 HBP: 1	WP: 1 PB: 0 SB: 0 CS: 0	PA: 45
PITCHER	IP WLS BF H R ER SO BB IBB HBP BLK WP HR S P ERA WHIP																			
Bill Champion, R ERA: 4.86 (1,1)	3.2 L 19 5 4 3 1 3 0 0 0 0 0 0 18 30 7.36 2.182																			
Bill Wilson, R ERA: 0.54 (4,1)	1.1 5 0 0 0 1 0 0 0 0 0 0 0 7 7 0.00 0.000																			
Darrell Brandon, R ERA: 3.09 (6,1)	2.2 13 3 1 1 0 1 2 0 1 0 0 0 12 21 3.38 1.875																			
Mac Scarce, L ERA: 4.32 (8,1)	0.2 5 2 3 3 1 1 0 0 0 0 1 0 6 10 40.50 4.500																			
Dick Selma, R ERA: 4.95 (9,1)	0.2 3 1 0 0 1 0 0 0 0 0 0 0 5 5 0.00 1.500																			

AB	38
R	8
H	11
RBI	7
BB	6
SO	5
LOB	18



Batter	1	2	3	4	5	6	7	8	9	AB	R	H	RBI	BB	SO	LOB	BOTTOM					
Terry Harmon, R OBP: 0.363, SLG: 0.314 (1,4)										4	0	0	0	0	1	3	Montreal Expos @ Philadelphia Phillies Veterans Stadium, Philadelphia, PA Sun Aug 13 1972, 3:38 AM EDT Att: 30,207 - Unknown					
Larry Bowa, S OBP: 0.279, SLG: 0.277 (1,6)										3	0	0	0	0	1	0						
Oscar Gamble, L OBP: 0.328, SLG: 0.327 (8, PH)										1	0	0	0	0	0	1						
Denny Doyle, L OBP: 0.294, SLG: 0.299 (9,4)										0	0	0	0	0	0	0						
Don Money, R OBP: 0.293, SLG: 0.349 (1,5)										4	0	0	0	0	1	1						
Greg Luzinski, R OBP: 0.316, SLG: 0.429 (1,7)										3	1	1	0	1	1	0						
Roger Freed, R OBP: 0.312, SLG: 0.452 (1,9)										3	1	1	2	1	0	1						
Deron Johnson, R OBP: 0.259, SLG: 0.316 (1,3)										3	1	1	1	0	1	1						
Bill Robinson, R OBP: 0.242, SLG: 0.389 (1,8)										2	0	0	0	1	1	0						
Mac Scarce, L OBP: 0.258, SLG: 0.250 (8,1)										0	0	0	0	0	0	0						
Dick Selma, R OBP: 0.238, SLG: 0.250 (9,1)										0	0	0	0	0	0	0						
Mike Ryan, R OBP: 0.255, SLG: 0.302 (1,2)										3	0	0	0	0	1	2						
Bill Champion, R OBP: 0.194, SLG: 0.267 (1,1)										1	0	0	0	0	1	2						
Bill Wilson, R ERA: 0.54 (4,1)										0	0	0	0	0	0	0						
Pete Koegel, R OBP: 0.250, SLG: 0.243 (5, PH)										1	0	0	0	0	1	0						
Darrell Brandon, R OBP: 0.125, SLG: 0.125 (6,1)										0	0	0	0	0	0	0						
Tom Hutton, L OBP: 0.358, SLG: 0.355 (8,8)										1	0	1	0	0	0	0						
Inning Stats	R: 0 E: 0 K: 1 S: 5	H: 0 LOB: 0 BB: 0 P: 5	R: 2 E: 0 K: 3 S: 10	H: 1 LOB: 2 BB: 2 P: 19	R: 0 E: 0 K: 1 S: 5	H: 0 LOB: 0 BB: 0 P: 5	R: 0 E: 0 K: 1 S: 4	H: 0 LOB: 0 BB: 1 P: 8	R: 0 E: 0 K: 1 S: 5	H: 0 LOB: 0 BB: 0 P: 5	R: 0 E: 0 K: 0 S: 3	H: 0 LOB: 0 BB: 0 P: 3	R: 1 E: 0 K: 0 S: 4	H: 1 LOB: 0 BB: 0 P: 4	R: 0 E: 0 K: 1 S: 6	H: 1 LOB: 1 BB: 0 P: 6	R: 0 E: 0 K: 1 S: 5	H: 1 LOB: 0 BB: 0 P: 5	1B: 2 2B: 0 3B: 0 HR: 2	SF: 0 SAC: 0 DP: 2 HBP: 1	WP: 0 PB: 0 SB: 0 CS: 0	PA: 33
PITCHER	IP WLS BF H R ER SO BB IBB HBP BLK WP HR S P ERA WHIP																					
Balor Moore, L ERA: 3.98 (1,1)	7.0 W 27 3 3 3 0 3 0 0 0 0 0 0 2 37 50 3.86 0.857																					
Mike Marshall, R ERA: 1.24 (8,1)	2.0 S 6 1 0 0 2 0 0 0 0 0 0 0 10 10 0.00 0.500																					

AB	29
R	3
H	4
RBI	3
BB	3
SO	9
LOB	11



Batter	1	2	3	4	5	6	7	8	9	AB R H RBI BB SO LOB	TOP											
Pete Rose, S OBP: 0.370, SLG: 0.393 (1, 7)	4-0 FC6-4 BB		0-0 F7		0-0 BB 1B		0-0 2B			3 1 2 0 1 0 0	Cincinnati Reds @ Philadelphia Phillies Veterans Stadium, Philadelphia, PA Tue Aug 15 1972, 7:05 PM EDT Att: 17,106 - Unknown											
Joe Morgan, L OBP: 0.416, SLG: 0.432 (1, 4)	0-0 F9		0-0 P6		4-0 1B E BB		0-0 P4			3 1 0 0 1 0 2												
Bobby Tolan, L OBP: 0.347, SLG: 0.412 (1, 8)	0-0 FC6-4 1B 1-2 1B		0-0 1B		0-0 E1 1-H 2-H 1B			0-0 G6-4-3 1B		4 1 3 1 0 0 1												
Johnny Bench, R OBP: 0.371, SLG: 0.527 (1, 2)	0-0 1B 1-3 1B		0-0 F7		0-0 4-3			0-0 P6		4 0 1 0 0 0 3												
Tony Perez, R OBP: 0.352, SLG: 0.512 (1, 3)	0-0 1-3 3-H 1B			0-3 K		0-3 K		0-0 G6-4-3 1-2		4 0 1 1 0 2 1												
Denis Menke, R OBP: 0.314, SLG: 0.332 (1, 5)	0-0 F8			0-3 K		0-0 P6			0-0 F7	4 0 0 0 0 1 2												
Cesar Geronimo, L OBP: 0.335, SLG: 0.434 (1, 9)		0-3 K		0-0 4-3		0-0 F8			0-0 1B	4 0 1 0 0 1 0												
Darrel Chaney, S OBP: 0.361, SLG: 0.339 (1, 6)		0-3 K			0-0 G3		0-0 3-1		0-0 F7	4 0 0 0 0 1 1												
Wayne Simpson, R OBP: 0.079, SLG: 0.105 Don Gullett, R OBP: 0.316, SLG: 0.294 (2, 1)	0-0 5-3				0-3 K		0-3 K		0-3 K	1 0 0 0 0 0 0 3 0 0 0 0 3 1	AB 34 R 3 H 8 RBI 2 BB 2 SO 8 LOB 11											
Inning Stats	R: 1 E: 0 K: 0 S: 5	H: 2 LOB: 2 BB: 1 P: 9	R: 0 E: 0 K: 2 S: 7	H: 0 LOB: 0 BB: 0 P: 7	R: 0 E: 0 K: 0 S: 4	H: 1 LOB: 1 BB: 0 P: 4	R: 0 E: 0 K: 2 S: 7	H: 0 LOB: 0 BB: 0 P: 7	R: 2 E: 1 K: 1 S: 7	H: 2 LOB: 1 BB: 1 P: 11	R: 0 E: 0 K: 1 S: 5	H: 0 LOB: 1 BB: 0 P: 5	R: 0 E: 0 K: 1 S: 6	H: 1 LOB: 1 BB: 0 P: 6	R: 0 E: 0 K: 0 S: 3	H: 1 LOB: 0 BB: 0 P: 3	R: 0 E: 0 K: 1 S: 6	H: 1 LOB: 1 BB: 0 P: 6	1B: 7 2B: 1 3B: 0 HR: 0	SF: 0 SAC: 0 DP: 1 HBP: 0	WP: 0 PB: 0 SB: 1 CS: 0	PA: 36
PITCHER	IP WLS BF H R ER SO BB IBB HBP BLK WP HR S P ERA WHIP																					
Wayne Twitchell, R ERA: 4.2 Bill Wilson, R ERA: 0.77 (9, 1)	8.0 L 32 7 3 2 7 2 0 0 0 0 0 0 0 44 52 2.25 1.125																					

Batter	1	2	3	4	5	6	7	8	9	AB R H RBI BB SO LOB	BOTTOM											
Denny Doyle, L OBP: 0.292, SLG: 0.296 Bill Robinson, R OBP: 0.239, SLG: 0.385 Bill Wilson, R (9, 1)	0-0 1-3		0-0 FC5-2 1-2 3-H			0-0 F6		0-3 K		3 0 0 0 0 0 2 1 0 0 0 0 1 0 0 0 0 0 0 0 0	Cincinnati Reds @ Philadelphia Phillies Veterans Stadium, Philadelphia, PA Tue Aug 15 1972, 7:05 PM EDT Att: 17,106 - Unknown											
Larry Bowa, S OBP: 0.276, SLG: 0.274 (1, 6)	0-0 F8		0-0 P6		0-0 E5			0-0 P6		4 0 0 0 0 0 2												
Tom Hutton, L OBP: 0.353, SLG: 0.350 (1, 3)	0-0 4-3			0-0 4-3		0-0 F9		0-0 4-3		4 0 0 0 0 0 1												
Willie Montanez, L OBP: 0.326, SLG: 0.414 (1, 8)		0-0 F9		0-0 2B		0-3 K		0-0 2B		4 0 2 0 0 1 1												
Greg Luzinski, R OBP: 0.313, SLG: 0.424 (1, 7)		0-0 F9		0-0 P3		0-0 F8		0-0 6-3		4 0 0 0 0 0 2												
Oscar Gamble, L OBP: 0.331, SLG: 0.324 Roger Freed, R OBP: 0.309, SLG: 0.447 (8, 9)	4-0 CS BB		0-0 F8		0-0 F8		0-3 K			1 0 0 0 1 0 1 1 0 0 0 0 1 0												
Don Money, R OBP: 0.294, SLG: 0.349 (1, 5)	0-0 CS 1-2		0-0 1B FC5-2 1B		0-3 K		0-0 5-3			3 0 1 0 0 1 0												
John Bateman, R OBP: 0.255, SLG: 0.296 (1, 2)			0-0 1-3 1B FC5-2 1B		0-3 K			0-0 6-3		3 0 1 0 0 1 0												
Wayne Twitchell, R OBP: 0.077, SLG: 0.077 Terry Harmon, R OBP: 0.360, SLG: 0.312 (9, 4)	0-0 K		0-3 K		0-3 K		0-3 K			2 0 0 0 0 2 2 1 0 0 0 0 1 0	AB 31 R 0 H 4 RBI 0 BB 1 SO 8 LOB 11											
Inning Stats	R: 0 E: 0 K: 0 S: 3	H: 0 LOB: 0 BB: 0 P: 3	R: 0 E: 0 K: 0 S: 2	H: 0 LOB: 0 BB: 1 P: 6	R: 0 E: 0 K: 1 S: 7	H: 2 LOB: 2 BB: 0 P: 7	R: 0 E: 0 K: 0 S: 4	H: 1 LOB: 1 BB: 0 P: 4	R: 0 E: 0 K: 3 S: 9	H: 0 LOB: 0 BB: 0 P: 9	R: 0 E: 1 K: 1 S: 6	H: 0 LOB: 1 BB: 0 P: 6	R: 0 E: 0 K: 1 S: 5	H: 0 LOB: 0 BB: 0 P: 5	R: 0 E: 0 K: 2 S: 7	H: 0 LOB: 0 BB: 0 P: 7	R: 0 E: 0 K: 0 S: 4	H: 1 LOB: 1 BB: 0 P: 4	1B: 2 2B: 2 3B: 0 HR: 0	SF: 0 SAC: 0 DP: 0 HBP: 0	WP: 0 PB: 0 SB: 0 CS: 1	PA: 33
PITCHER	IP WLS BF H R ER SO BB IBB HBP BLK WP HR S P ERA WHIP																					
Wayne Simpson, R ERA: 3.51 Don Gullett, L ERA: 5.09 (2, 1)	1.0 W 29 4 0 0 8 1 0 0 0 0 0 0 0 44 48 0.00 0.625																					

Batter	1	2	3	4	5	6	7	8	9	AB	R	H	RBI	BB	SO	LOB	TOP			
Pete Rose, S OBP: 0.371, SLG: 0.395 (1, 7)	0-0 6-3		0-0 2B 1B		0-0 1-3		0-0 6-3		0-0 6-3	5	1	1	1	0	0	2	Cincinnati Reds @ Philadelphia Phillies Veterans Stadium, Philadelphia, PA Thu Aug 17 1972, 7:05 PM EDT Att: 42,635 - Unknown			
Joe Morgan, L OBP: 0.415, SLG: 0.431 (1, 4)	0-0 1-3		0-0 1-H FC5-2 2B		4-0 BB		0-0 P6			3	0	1	1	1	0	0				
Bobby Tolan, L OBP: 0.344, SLG: 0.406 (1, 8)	0-0 4-3		0-0 FC5-2		0-0 G3		4-0 S 1B BB			3	1	0	0	1	0	3				
Johnny Bench, R OBP: 0.376, SLG: 0.528 (1, 3)		0-0 F5	0-3 K		4-0 BB		0-0 1-H 1B			3	0	1	1	1	1	1				
Denis Menke, R OBP: 0.311, SLG: 0.328 (1, 5)		0-0 F2		0-0 F7		0-0 F8		0-0 F8		4	0	0	0	0	0	2				
George Foster, R OBP: 0.248, SLG: 0.309 (1, 9)		0-3 K		0-0 5-3		0-0 F8		0-0 P4		4	0	0	0	0	1	2				
Dave Concepcion, R OBP: 0.284, SLG: 0.269 (1, 6)			0-0 2B 1B	4-0 CS BB		0-0 F9				3	1	2	0	1	0	1				
Bill Plummer, R OBP: 0.189, SLG: 0.200 (1, 2)			0-0 SH1-4 1-H 1B 2B	0-0 CS 1-2	0-0 SH2-4 1B		0-0 F8		0-0 F9	4	1	2	1	0	0	1				
Ross Grimsley, L OBP: 0.128, SLG: 0.109 Ed Sprague, R (5, 1)			0-0 SH1-4		0-0 SH2-4		0-0 F9		0-0 F7	0	0	0	0	0	0	0				
Julian Javier, R OBP: 0.269, SLG: 0.324 (7, PH) Clay Carroll, R OBP: 0.125, SLG: 0.125 (7, 1) Hai McRae, R OBP: 0.250, SLG: 0.381 (9, PH)			0-0 2-3		1-2		0-0 F9		0-0 F7	1	0	0	0	0	0	0				
Inning Stats	R: 0 E: 0 K: 0 S: 3	H: 0 LOB: 0 BB: 0 P: 3	R: 0 E: 0 K: 1 S: 5	H: 0 LOB: 0 BB: 0 P: 5	R: 3 E: 0 K: 1 S: 9	H: 4 LOB: 1 BB: 0 P: 9	R: 0 E: 0 K: 0 S: 2	H: 0 LOB: 0 BB: 1 P: 6	R: 0 E: 0 K: 0 S: 4	H: 1 LOB: 2 BB: 1 P: 8	R: 0 E: 0 K: 0 S: 3	H: 0 LOB: 0 BB: 0 P: 3	R: 1 E: 0 K: 0 S: 4	H: 1 LOB: 1 BB: 1 P: 8	R: 0 E: 0 K: 0 S: 4	H: 1 LOB: 1 BB: 0 P: 4	1B: 4 2B: 3 3B: 0 HR: 0	SF: 0 SAC: 2 DP: 0 HBP: 0	WP: 0 PB: 0 SB: 3 CS: 1	PA: 38
PITCHER Steve Carlton, L ERA: 2.12 (1, 1)	IP: 9.0 WLS: W BF: 37 H: 7 R: 4 ER: 4 SO: 2 BB: 4 IBB: 0 HBP: 0 BLK: 0 WP: 0 HR: 0 S: 37 P: 53 ERA: 4.00 WHIP: 1.222																			



Batter	1	2	3	4	5	6	7	8	9	AB	R	H	RBI	BB	SO	LOB	BOTTOM
Terry Harmon, R OBP: 0.375, SLG: 0.317 (1, 4)	0-0 5-3		0-0 SH1-4 1B		0-0 1B S SF8 1B	4-0 E 1B BB		4-0 FC6-5 4-3 BB		3	2	2	0	2	0	0	Cincinnati Reds @ Philadelphia Phillies Veterans Stadium, Philadelphia, PA Thu Aug 17 1972, 7:05 PM EDT Att: 42,635 - Unknown
Larry Bowa, S OBP: 0.279, SLG: 0.277 (1, 6)	0-0 F8		0-0 SH1-4 1-2		1-3 HR 1B	1-3 1-H 3-H 1B		0-0 4-3		4	1	2	1	0	0	1	
Don Money, R OBP: 0.288, SLG: 0.343 (1, 5)	0-0 6-3		0-0 F7		0-0 SF8	0-0 F7		0-0 FC6-5 CS		4	0	0	1	0	0	3	
Willie Montanez, L OBP: 0.326, SLG: 0.426 (1, 8)		0-0 4-3	0-0 F9		0-0 HR	0-0 1B 3B		0-0 CS		4	2	2	2	0	0	1	
Greg Luzinski, R OBP: 0.319, SLG: 0.429 (1, 7)		0-0 HR 1B		0-3 K	0-0 G6-3 1B		0-0 WP 1B SF7 1B			4	2	3	1	0	1	0	
Deron Johnson, R OBP: 0.288, SLG: 0.341 Tom Hutton, L OBP: 0.355, SLG: 0.350 (7, FR) (8, 3)		0-0 HR		0-3 K	0-0 G6-3		0-0 SF7 WP 1B			4	1	2	2	0	1	1	
Bill Robinson, R OBP: 0.258, SLG: 0.421 (1, 9)		0-0 CS 1B		0-0 2B		0-0 1B 2B		0-0 SF7		3	0	3	1	0	0	0	
John Bateman, R OBP: 0.260, SLG: 0.301 (1, 2)		0-0 2B		4-0 FC4-6 1B IBB		0-0 G3 E 1B		0-3 K2-3		3	1	2	0	1	1	2	
Steve Carlton, L OBP: 0.225, SLG: 0.262 (1, 1)	0-0 F7		0-0 FC4-6		0-0 G3		0-0 4-3			4	0	0	0	0	0	6	
Inning Stats	R: 0 E: 0 K: 0 S: 3	H: 0 LOB: 0 BB: 0 P: 3	R: 2 E: 0 K: 0 S: 6	H: 4 LOB: 1 BB: 0 P: 6	R: 0 E: 0 K: 2 S: 8	H: 1 LOB: 2 BB: 1 P: 12	R: 3 E: 0 K: 0 S: 6	H: 3 LOB: 1 BB: 1 P: 9	R: 2 E: 0 K: 1 S: 8	H: 3 LOB: 2 BB: 0 P: 8	R: 0 E: 0 K: 0 S: 2	H: 0 LOB: 0 BB: 1 P: 6	1B: 10 2B: 3 3B: 1 HR: 2	SF: 2 SAC: 1 DP: 1 HBP: 0	WP: 1 PB: 0 SB: 1 CS: 2	PA: 40	
PITCHER Ross Grimsley, L ERA: 2.99 Ed Sprague, R ERA: 3.69 Clay Carroll, R ERA: 2.51	IP: 1.1 WLS: L BF: 22 H: 9 R: 5 ER: 5 SO: 2 BB: 0 IBB: 1 HBP: 0 BLK: 0 WP: 0 HR: 2 S: 25 P: 29 ERA: 10.38 WHIP: 2.077																



Batter	1	2	3	4	5	6	7	8	9	AB	R	H	RBI	BB	SO	LOB	TOP			
Roger Metzger, S (1, 6) OBP: 0.275, SLG: 0.256										4	1	1	0	0	0	2	Houston Astros @ Philadelphia Phillies Veterans Stadium, Philadelphia, PA Fri Aug 18 1972, 7:05 PM EDT Att: 11,707 - Unknown			
Cesar Cedeno, R (1, 8) OBP: 0.409, SLG: 0.571										4	0	0	0	0	1	3				
Jimmy Wynn, R (1, 9) OBP: 0.384, SLG: 0.487										3	0	1	2	1	0	1				
Lee May, R (1, 3) OBP: 0.351, SLG: 0.526										4	0	0	0	0	0	2				
Bob Watson, R (1, 7) OBP: 0.380, SLG: 0.447										3	0	1	0	0	1	0				
Jimmy Stewart, S (6, PR) OBP: 0.234, SLG: 0.299										1	1	0	0	0	0	0				
Johnny Edwards, L (1, 2) OBP: 0.353, SLG: 0.389										4	0	1	0	0	0	0				
Doug Rader, R (1, 5) OBP: 0.308, SLG: 0.434										1	1	1	1	1	0	0				
Tommy Helms, R (1, 4) OBP: 0.294, SLG: 0.374										4	0	1	0	0	1	3				
Dave Roberts, L (1, 1) OBP: 0.258, SLG: 0.356										3	1	1	1	0	1	0				
Jim Ray, R (7, 1) OBP: 0.071, SLG: 0.071										0	0	0	0	0	0	0				
Fred Gladding, L (7, 1)										1	0	0	0	0	1	1				
Inning Stats	R: 0 E: 0 K: 0 S: 3	H: 1 LOB: 1 BB: 1 P: 7	R: 0 E: 0 K: 2 S: 7	H: 0 LOB: 1 BB: 0 P: 8	R: 0 E: 1 K: 1 S: 6	H: 0 LOB: 0 BB: 0 P: 6	R: 0 E: 0 K: 0 S: 3	H: 0 LOB: 0 BB: 0 P: 3	R: 3 E: 0 K: 1 S: 9	H: 4 LOB: 1 BB: 0 P: 9	R: 1 E: 0 K: 0 S: 4	H: 2 LOB: 1 BB: 0 P: 4	R: 0 E: 0 K: 0 S: 3	H: 0 LOB: 0 BB: 0 P: 3	R: 0 E: 0 K: 1 S: 5	H: 0 LOB: 1 BB: 1 P: 9	1B: 5 2B: 2 3B: 0 HR: 0	SF: 1 SAC: 0 DP: 1 HBP: 1	WP: 0 PB: 0 SB: 0 CS: 1	PA: 36
PITCHER	IP WLS BF H R ER SO BB IBB HBP BLK WP HR S P ERA WHIP																			
Darrell Brandon, R (1, 1) ERA: 3.3	7.0 L 29 7 4 4 4 1 0 1 0 0 0 35 40 5.14 1.143																			
Bill Wilson, R (8, 1) ERA: 0.53	1.0 3 0 0 0 0 0 0 0 0 0 0 3 3 0.00 0.000																			
Dick Selma, R (9, 1) ERA: 4.98	1.0 4 0 0 0 0 1 1 0 0 0 0 5 9 0.00 1.000																			

Batter	1	2	3	4	5	6	7	8	9	AB	R	H	RBI	BB	SO	LOB	BOTTOM			
Terry Harmon, R (1, 4) OBP: 0.382, SLG: 0.327										5	0	3	0	0	0	0	Houston Astros @ Philadelphia Phillies Veterans Stadium, Philadelphia, PA Fri Aug 18 1972, 7:05 PM EDT Att: 11,707 - Unknown			
Larry Bowa, S (1, 6) OBP: 0.280, SLG: 0.285										5	1	2	1	0	0	3				
Don Money, R (1, 5) OBP: 0.285, SLG: 0.338										5	0	0	0	0	1	5				
Willie Montanez, L (1, 8) OBP: 0.326, SLG: 0.427										4	0	1	0	0	1	2				
Greg Luzinski, R (1, 7) OBP: 0.318, SLG: 0.430										4	0	1	0	0	0	1				
Deron Johnson, R (1, 3) OBP: 0.288, SLG: 0.354										4	1	1	1	0	1	2				
Bill Robinson, R (1, 9) OBP: 0.257, SLG: 0.408										3	0	0	0	1	0	1				
John Bateman, R (1, 2) OBP: 0.264, SLG: 0.320										4	1	2	1	0	0	1				
Ken Reynolds, L (8, PR) OBP: 0.167, SLG: 0.091										0	0	0	0	0	0	0				
Mike Ryan, R (9, 2) OBP: 0.255, SLG: 0.302										0	0	0	0	0	0	0				
Darrell Brandon, R (1, 1) OBP: 0.100, SLG: 0.100										2	0	0	0	0	0	0				
Roger Fresno, R (7, PR) OBP: 0.316, SLG: 0.447										0	0	0	0	0	0	0				
Oscar Gamboa, L (8, 1) OBP: 0.333, SLG: 0.521										0	0	0	0	1	0	0				
Bill Wilson, R (8, 1) OBP: 0.333, SLG: 0.521										0	0	0	0	0	0	0				
Tom Hutton, R (8, PR) OBP: 0.304, SLG: 0.348										1	0	0	0	0	0	3				
Dick Selma, R (9, 1) OBP: 0.238, SLG: 0.290										0	0	0	0	0	0	0				
Inning Stats	R: 1 E: 0 K: 2 S: 8	H: 1 LOB: 0 BB: 0 P: 8	R: 0 E: 0 K: 0 S: 4	H: 1 LOB: 0 BB: 0 P: 4	R: 0 E: 0 K: 0 S: 5	H: 2 LOB: 0 BB: 0 P: 5	R: 1 E: 0 K: 0 S: 4	H: 1 LOB: 0 BB: 0 P: 4	R: 0 E: 0 K: 1 S: 5	H: 0 LOB: 0 BB: 0 P: 5	R: 1 E: 0 K: 0 S: 5	H: 2 LOB: 2 BB: 1 P: 9	R: 0 E: 0 K: 0 S: 5	H: 2 LOB: 3 BB: 1 P: 9	R: 0 E: 0 K: 0 S: 3	H: 0 LOB: 0 BB: 0 P: 3	1B: 5 2B: 2 3B: 0 HR: 3	SF: 0 SAC: 0 DP: 0 HBP: 0	WP: 0 PB: 0 SB: 0 CS: 0	PA: 39
PITCHER	IP WLS BF H R ER SO BB IBB HBP BLK WP HR S P ERA WHIP																			
Dave Roberts, L (1, 1) ERA: 4.57	6.1 W 26 7 3 3 3 0 0 0 0 0 0 3 32 32 4.26 1.105																			
Jim Ray, R (7, 1) ERA: 3.52	0.0 2 1 0 0 0 1 0 0 0 0 0 0 1 5 ∞ ∞																			
Fred Gladding, R (7, 1) ERA: 2.33	2.2 S 11 2 0 0 0 1 0 0 0 0 0 0 10 14 0.00 1.125																			

AB	32
R	4
H	7
RBI	4
BB	2
SO	5
LOB	12



AB	37
R	3
H	10
RBI	3
BB	2
SO	3
LOB	18



Batter	1	2	3	4	5	6	7	8	9	AB	R	H	RBI	BB	SO	LOB	TOP		
Roger Metzger, S (1,6) OBP: 0.275, SLG: 0.256										4	0	1	0	0	1	0			
Cesar Cedeno, R (1,8) OBP: 0.405, SLG: 0.566										4	0	0	0	0	1	2			
Jimmy Wynn, R (1,9) OBP: 0.383, SLG: 0.484										4	0	1	0	0	2	2			
Lee May, R (1,3) OBP: 0.350, SLG: 0.524										4	0	1	0	0	1	1			
Norm Miller, L (1,7) OBP: 0.320, SLG: 0.385										3	0	0	0	0	3	1			
Johnny Edwards, L (1,2) OBP: 0.353, SLG: 0.388										3	0	1	0	0	0	0			
Doug Rader, R (1,5) OBP: 0.306, SLG: 0.431										3	0	0	0	0	0	2			
Tommy Helms, R (1,4) OBP: 0.292, SLG: 0.371										3	0	0	0	0	0	0			
Larry Dierker, R (1,1) OBP: 0.194, SLG: 0.180										2	0	1	0	0	0	0			
Jimmy Stewart, S (8, PH) OBP: 0.232, SLG: 0.295										1	0	0	0	0	0	0			
Tom Griffin, R (8, 1) OBP: 0.261, SLG: 0.522										0	0	0	0	0	0	0			
Inning Stats	R: 0 H: 0 E: 0 K: 2 S: 7	H: 0 LOB: 0 BB: 0 P: 7	R: 0 H: 2 E: 0 K: 1 S: 6	LOB: 1 BB: 0 P: 6	R: 0 H: 2 E: 0 K: 1 S: 7	LOB: 2 BB: 0 P: 7	R: 0 H: 0 E: 0 K: 1 S: 5	H: 0 LOB: 0 BB: 0 P: 5	R: 0 H: 1 E: 0 K: 0 S: 4	LOB: 1 BB: 0 P: 4	R: 0 H: 0 E: 0 K: 1 S: 5	H: 0 LOB: 0 BB: 0 P: 5	R: 0 H: 0 E: 0 K: 0 S: 3	H: 0 LOB: 0 BB: 0 P: 3	R: 0 H: 0 E: 0 K: 2 S: 7	H: 0 LOB: 0 BB: 0 P: 7	1B: 5 2B: 0 3B: 0 HR: 0	SF: 0 SAC: 0 DP: 1 HBP: 0	WP: 0 PA: 31 PB: 0 SB: 0 CS: 0
PITCHER Wayne Twitchell, R (1,1) ERA: 3.79	IP: 9.0 WLS: W BF: 31 H: 5 R: 0 ER: 0 SO: 8 BB: 0 IBB: 0 HBP: 0 BLK: 0 WP: 0 HR: 0 S: 47 P: 47 ERA: 0.00 WHIP: 0.556																	PITCHER	

Houston Astros @ Philadelphia Phillies
Veterans Stadium, Philadelphia, PA
Sat Aug 19 1972, 7:05 PM EDT
Att: 33,525 - Unknown

AB	31
R	0
H	5
RBI	0
BB	0
SO	8
LOB	8



Batter	1	2	3	4	5	6	7	8	9	AB	R	H	RBI	BB	SO	LOB	BOTTOM		
Denny Doyle, L (1,4) OBP: 0.280, SLG: 0.297										4	0	1	1	0	0	0			
Larry Bowa, S (1,6) OBP: 0.277, SLG: 0.283										4	0	0	0	0	0	2			
Tom Hutton, L (1,9) OBP: 0.353, SLG: 0.344										3	1	0	0	1	0	0			
Willie Montanez, L (1,8) OBP: 0.330, SLG: 0.429										3	1	2	0	1	0	0			
Greg Luzinski, R (1,7) OBP: 0.315, SLG: 0.426										4	0	0	0	0	0	4			
Deron Johnson, R (1,3) OBP: 0.272, SLG: 0.358										4	1	2	1	0	1	3			
Bill Robinson, R (9,9) OBP: 0.257, SLG: 0.408										0	0	0	0	0	0	0			
Don Money, R (1,5) OBP: 0.285, SLG: 0.337										4	1	1	1	0	0	4			
John Bateman, R (1,2) OBP: 0.259, SLG: 0.313										4	0	0	0	0	1	6			
Wayne Twitchell, R (1,1) OBP: 0.063, SLG: 0.067										2	0	0	1	0	1	0			
Inning Stats	R: 0 H: 0 E: 0 K: 0 S: 3	H: 0 LOB: 0 BB: 0 P: 3	R: 0 H: 0 E: 0 K: 0 S: 3	LOB: 1 BB: 1 P: 7	R: 0 H: 0 E: 0 K: 1 S: 5	LOB: 0 BB: 0 P: 5	R: 0 H: 0 E: 0 K: 0 S: 3	H: 0 LOB: 0 BB: 0 P: 3	R: 2 H: 2 E: 2 K: 0 S: 7	LOB: 2 BB: 0 P: 7	R: 1 H: 2 E: 1 K: 0 S: 6	LOB: 2 BB: 0 P: 6	R: 0 H: 0 E: 0 K: 1 S: 5	H: 0 LOB: 0 BB: 0 P: 5	R: 1 H: 2 E: 0 K: 1 S: 7	LOB: 2 BB: 1 P: 11	1B: 6 2B: 0 3B: 0 HR: 0	SF: 1 SAC: 0 DP: 0 HBP: 0	WP: 0 PA: 35 PB: 0 SB: 0 CS: 0
PITCHER Larry Dierker, R (1,1) ERA: 3.12	IP: 7.0 WLS: L BF: 29 H: 4 R: 3 ER: 0 SO: 2 BB: 1 IBB: 0 HBP: 0 BLK: 0 WP: 0 HR: 0 S: 32 P: 36 ERA: 0.00 WHIP: 0.714																	PITCHER	
Tom Griffin, R (8, 1) ERA: 2.97	IP: 1.0 WLS: L BF: 6 H: 2 R: 1 ER: 1 SO: 1 BB: 0 IBB: 0 HBP: 0 BLK: 0 WP: 0 HR: 0 S: 7 P: 11 ERA: 9.00 WHIP: 3.000																	PITCHER	

Houston Astros @ Philadelphia Phillies
Veterans Stadium, Philadelphia, PA
Sat Aug 19 1972, 7:05 PM EDT
Att: 33,525 - Unknown

AB	32
R	4
H	6
RBI	4
BB	2
SO	3
LOB	19



Batter	1	2	3	4	5	6	7	8	9	AB	R	H	RBI	BB	SO	LOB	TOP								
Roger Metzger, S (1,6) OBP: 0.275, SLG: 0.254										3	0	0	0	1	0	1									
Cesar Cedeno, R (1,8) OBP: 0.406, SLG: 0.577										4	1	2	1	0	0	2									
Jimmy Wynn, R (1,9) OBP: 0.380, SLG: 0.480										4	0	0	0	0	0	2									
Lee May, R (1,3) OBP: 0.350, SLG: 0.521										4	0	1	0	0	2	1									
Doug Rader, R (1,5) OBP: 0.304, SLG: 0.427										4	0	0	0	0	0	1									
Tommy Helms, R (1,4) OBP: 0.291, SLG: 0.370										4	1	1	0	0	0	0									
Jesus Alou, R (1,7) OBP: 0.370, SLG: 0.348										4	1	2	1	0	1	0									
Larry Howard, R (1,2) OBP: 0.283, SLG: 0.298										4	0	1	1	0	1	1									
Don Wilson, R (1,1) OBP: 0.096, SLG: 0.078										2	0	0	0	0	2	0									
Inning Stats	R: 0 E: 0 K: 1 S: 5	H: 0 LOB: 1 BB: 1 P: 9	R: 0 E: 0 K: 0 S: 4	H: 1 LOB: 1 BB: 0 P: 4	R: 0 E: 0 K: 1 S: 6	H: 1 LOB: 1 BB: 0 P: 6	R: 0 E: 0 K: 1 S: 5	H: 0 LOB: 0 BB: 0 P: 5	R: 0 E: 0 K: 2 S: 7	H: 0 LOB: 0 BB: 0 P: 7	R: 1 E: 0 K: 0 S: 5	H: 2 LOB: 1 BB: 0 P: 5	R: 2 E: 1 K: 0 S: 6	H: 3 LOB: 1 BB: 0 P: 6	R: 0 E: 0 K: 0 S: 3	H: 0 LOB: 0 BB: 0 P: 3	R: 0 E: 0 K: 1 S: 5	H: 0 LOB: 0 BB: 0 P: 5	1B: 3 2B: 2 3B: 1 HR: 1	SF: 0 SAC: 1 DP: 0 HBP: 0	WP: 0 PB: 0 SB: 0 CS: 1	PA: 35			
PITCHER	IP	WLS	BF	H	R	ER	SO	BB	IBB	HBP	BLK	WP	HR	S	P	ERA	WHIP								
Ken Reynolds, L (1,1) ERA: 4.15	6.2	L	28	7	3	3	5	1	0	0	0	0	1	37	41	4.05	1.200								
Bill Wilson, R (7,1) ERA: 0.57	1.1		4	0	0	0	0	0	0	0	0	0	0	4	4	0.00	0.000								
Dick Selma, R (9,1) ERA: 4.93	1.0		3	0	0	0	1	0	0	0	0	0	0	5	5	0.00	0.000								

Houston Astros @ Philadelphia Phillies
Veterans Stadium, Philadelphia, PA
Sun Aug 20 1972, 3:33 AM EDT
Att: 13,712 - Unknown

AB 33
R 3
H 7
RBI 3
BB 1
SO 6
LOB 8



Batter	1	2	3	4	5	6	7	8	9	AB	R	H	RBI	BB	SO	LOB	BOTTOM								
Denny Doyle, L (1,4) OBP: 0.287, SLG: 0.293										4	0	0	0	0	1	2									
Larry Bowa, S (1,6) OBP: 0.278, SLG: 0.283										3	0	1	0	0	0	0									
Roger Freed, R (8, PH) OBP: 0.313, SLG: 0.442										1	0	0	0	0	1	1									
Dick Selma, R (9,1) OBP: 0.238, SLG: 0.250										0	0	0	0	0	0	0									
Tom Hutton, L (1,9) OBP: 0.352, SLG: 0.348										3	0	1	0	0	0	1									
Willie Montanez, L (1,8) OBP: 0.327, SLG: 0.425										4	0	0	0	0	4	2									
Greg Luzinski, R (1,7) OBP: 0.317, SLG: 0.432										3	1	1	1	1	2	1									
Deron Johnson, R (1,3) OBP: 0.272, SLG: 0.352										3	0	0	0	1	2	0									
Don Money, R (1,5) OBP: 0.283, SLG: 0.335										3	0	0	0	0	2	2									
John Bateman, R (1,2) OBP: 0.256, SLG: 0.309										3	0	0	0	0	1	1									
Ken Reynolds, L (1,1) OBP: 0.192, SLG: 0.125										2	0	1	0	0	1	0									
Bill Wilson, R (7,1) ERA: 0.57										0	0	0	0	0	0	0									
Oscar Gamble, L (8, PH) OBP: 0.338, SLG: 0.321										0	0	0	0	1	0	0									
Terry Harmon, R (9,6) OBP: 0.382, SLG: 0.327										0	0	0	0	0	0	0									
Inning Stats	R: 0 E: 0 K: 1 S: 6	H: 1 LOB: 1 BB: 0 P: 6	R: 0 E: 0 K: 0 S: 2	H: 0 LOB: 2 BB: 2 P: 10	R: 0 E: 0 K: 1 S: 5	H: 0 LOB: 0 BB: 0 P: 5	R: 1 E: 0 K: 1 S: 6	H: 1 LOB: 0 BB: 0 P: 6	R: 0 E: 0 K: 3 S: 10	H: 1 LOB: 1 BB: 0 P: 10	R: 0 E: 0 K: 2 S: 8	H: 1 LOB: 1 BB: 0 P: 8	R: 0 E: 0 K: 2 S: 7	H: 0 LOB: 0 BB: 0 P: 7	R: 0 E: 0 K: 1 S: 5	H: 0 LOB: 1 BB: 1 P: 9	R: 0 E: 0 K: 3 S: 9	H: 0 LOB: 0 BB: 0 P: 9	1B: 2 2B: 1 3B: 0 HR: 1	SF: 0 SAC: 1 DP: 1 HBP: 0	WP: 0 PB: 0 SB: 0 CS: 0	PA: 33			
PITCHER	IP	WLS	BF	H	R	ER	SO	BB	IBB	HBP	BLK	WP	HR	S	P	ERA	WHIP								
Don Wilson, R (1,1) ERA: 3.01	9.0	W	33	4	1	1	14	3	0	0	0	0	1	58	70	1.00	0.778								

Houston Astros @ Philadelphia Phillies
Veterans Stadium, Philadelphia, PA
Sun Aug 20 1972, 3:33 AM EDT
Att: 13,712 - Unknown

AB 29
R 1
H 4
RBI 1
BB 3
SO 14
LOB 10



Batter	1	2	3	4	5	6	7	8	9	10	11	AB	R	H	RBI	BB	SO	LOB	TOP							
Ralph Garr, L OBP: 0.356, SLG: 0.406 (1.9)												5	0	1	0	0	1	1								
Felix Milan, R OBP: 0.291, SLG: 0.310 (1.4)												5	1	2	0	0	0	1								
Hank Aaron, R OBP: 0.390, SLG: 0.488 (1.3)												5	0	1	1	0	3	2								
Dusty Baker Jr., R OBP: 0.379, SLG: 0.475 (1.8)												5	1	2	0	0	1	2								
Earl Williams, R OBP: 0.335, SLG: 0.446 (1.2)												4	0	0	0	1	1	2								
Rico Carty, R OBP: 0.406, SLG: 0.423 Mike Lum, L OBP: 0.320, SLG: 0.347 (7.9)												2	0	0	0	1	0	0								
Darrell Evans, L OBP: 0.372, SLG: 0.412 (1.5)												4	0	0	0	1	1	3								
Marty Perez, R OBP: 0.260, SLG: 0.252 Sonny Jackson, L OBP: 0.277, SLG: 0.246 Gil Garrido, R OBP: 0.389, SLG: 0.306 (10.6)												4	0	0	0	0	0	2								
Phil Niekro, R OBP: 0.209, SLG: 0.240 (1.1)												4	0	0	0	0	2	2								
Inning Stats	R: 0 E: 0 K: 2 S: 8	H: 1 LOB: 1 BB: 0 P: 8	R: 0 E: 0 K: 1 S: 5	H: 0 LOB: 1 BB: 1 P: 9	R: 1 E: 0 K: 3 S: 12	H: 3 LOB: 2 BB: 0 P: 12	R: 0 E: 0 K: 0 S: 3	H: 0 LOB: 1 BB: 1 P: 7	R: 0 E: 0 K: 1 S: 6	H: 1 LOB: 1 BB: 0 P: 6	R: 0 E: 0 K: 3 S: 3	H: 0 LOB: 0 BB: 0 P: 3	R: 0 E: 0 K: 0 S: 3	H: 0 LOB: 0 BB: 0 P: 3	R: 0 E: 0 K: 1 S: 5	H: 0 LOB: 0 BB: 0 P: 5	R: 0 E: 1 K: 1 S: 5	H: 0 LOB: 1 BB: 0 P: 5	R: 0 E: 1 K: 1 S: 5	H: 0 LOB: 1 BB: 0 P: 5	R: 0 E: 0 K: 1 S: 7	H: 2 LOB: 2 BB: 1 P: 11	1B: 3 2B: 4 3B: 0 HR: 0	SF: 0 SAC: 0 DP: 1 HBP: 0	WP: 0 PB: 0 SB: 1 CS: 0	PA: 43
PITCHER Steve Carlton, L ERA: 2.1 (1.1)	IP: 11.0 WLS: 1 BF: 43 H: 7 R: 2 ER: 2 SO: 10 BB: 2 IBB: 1 HBP: 0 BLK: 0 WP: 0 HR: 0 S: 60 P: 72 ERA: 1.64 WHIP: 0.818																									

Atlanta Braves @ Philadelphia Phillies
Veterans Stadium, Philadelphia, PA
Mon Aug 21 1972, 7:05 PM EDT
Att: 41,212 - Unknown

AB 40
R 2
H 7
RBI 2
BB 3
SO 10
LOB 15



Batter	1	2	3	4	5	6	7	8	9	10	11	AB	R	H	RBI	BB	SO	LOB	BOTTOM					
Denny Doyle, L OBP: 0.290, SLG: 0.297 (1.4)												6	0	3	0	0	0	1						
Larry Bowa, S OBP: 0.277, SLG: 0.282 (1.6)												5	0	1	0	0	1	3						
Willie Montanez, L OBP: 0.330, SLG: 0.426 (1.8)												3	1	1	0	2	0	1						
Greg Luzinski, R OBP: 0.318, SLG: 0.434 (1.7)												5	0	2	1	0	1	2						
Deron Johnson, R OBP: 0.273, SLG: 0.352 Tom Hutton, L OBP: 0.350, SLG: 0.345 (7.3)												3	0	1	0	0	1	4						
Don Money, R OBP: 0.282, SLG: 0.336 (1.5)												5	0	1	0	0	2	2						
Bill Robinson, R OBP: 0.245, SLG: 0.388 (1.9)												5	0	0	0	0	1	5						
John Bateman, R OBP: 0.256, SLG: 0.304 (1.2)												3	0	0	0	1	0	1						
Steve Carlton, L OBP: 0.273, SLG: 0.250 Terry Harmon, R OBP: 0.379, SLG: 0.325 (11. PH)												4	0	0	0	0	3	4						
Inning Stats	R: 0 E: 0 K: 0 S: 4	H: 2 LOB: 2 BB: 1 P: 8	R: 0 E: 0 K: 1 S: 6	H: 1 LOB: 1 BB: 0 P: 6	R: 0 E: 0 K: 1 S: 6	H: 1 LOB: 2 BB: 1 P: 10	R: 0 E: 0 K: 0 S: 3	H: 0 LOB: 0 BB: 0 P: 3	R: 0 E: 0 K: 1 S: 6	H: 1 LOB: 1 BB: 0 P: 6	R: 0 E: 0 K: 1 S: 6	H: 1 LOB: 2 BB: 0 P: 6	R: 0 E: 0 K: 1 S: 6	H: 1 LOB: 3 BB: 1 P: 12	R: 0 E: 0 K: 1 S: 5	H: 0 LOB: 0 BB: 0 P: 5	R: 0 E: 0 K: 2 S: 7	H: 0 LOB: 0 BB: 0 P: 7	R: 0 E: 0 K: 1 S: 6	H: 0 LOB: 1 BB: 0 P: 6	1B: 6 2B: 3 3B: 0 HR: 0	SF: 0 SAC: 1 DP: 1 HBP: 0	WP: 0 PB: 2 SB: 1 CS: 0	PA: 46
PITCHER Phil Niekro, R ERA: 3.09 (1.1)	IP: 11.0 WLS: 1 BF: 46 H: 9 R: 1 ER: 1 SO: 10 BB: 2 IBB: 1 HBP: 0 BLK: 0 WP: 0 HR: 0 S: 63 P: 75 ERA: 0.82 WHIP: 1.000																							

Atlanta Braves @ Philadelphia Phillies
Veterans Stadium, Philadelphia, PA
Mon Aug 21 1972, 7:05 PM EDT
Att: 41,212 - Unknown

AB 42
R 1
H 9
RBI 1
BB 3
SO 10
LOB 25



Batter	1	2	3	4	5	6	7	8	9	AB	R	H	RBI	BB	SO	LOB	TOP			
Ralph Garr, L (1, 7) OBP: 0.355, SLG: 0.406	0-3 K	0-3 K		0-0 4-3			0-0 6-3		0-0 2B	5	1	1	0	1	2	2	Atlanta Braves @ Philadelphia Phillies Veterans Stadium, Philadelphia, PA Tue Aug 22 1972, 7:05 PM EDT Att: 10,408 - Unknown			
Felix Milan, R (1, 4) OBP: 0.287, SLG: 0.305	0-0 6-3		0-0 5-3		0-0 6-3		0-0 6-3		0-0 6-3 BB	6	0	0	0	0	0	3				
Dusty Baker Jr., R (1, 8) OBP: 0.385, SLG: 0.486	0-3 K		0-0 HR		4-0 BLK BB		4-0 BB		0-0 HR BB	3	2	2	2	2	1	0				
Earl Williams, R (1, 2) OBP: 0.335, SLG: 0.443		0-0 F9	4-0 BB		0-3 K		0-3 K		4-0 HR BB	3	1	0	0	2	2	2				
Jim Breazeale, L (1, 3) OBP: 0.259, SLG: 0.500		0-0 BB PB FC5-2 1B	0-0 F9		4-0 BB				0-0 HR	4	1	3	3	1	0	1				
Darrell Evans, L (1, 5) OBP: 0.373, SLG: 0.410		4-0 FC5-2 BB 1B	0-0 3-1		0-0 3-1			0-3 K	0-0 1B	4	2	1	0	1	1	4				
Mike Lum, L (1, 9) OBP: 0.324, SLG: 0.359		4-0 FC5-2 BB 1B		0-0 HR		0-0 6-3		0-3 K	0-0 1B	4	3	2	1	1	1	1				
Marty Perez, R (1, 6) OBP: 0.258, SLG: 0.250		0-0 FC5-2 1B		0-0 4-3		0-0 F7		0-0 F5	0-0 3B 1B	3	0	0	0	0	0	3				
Hank Aaron, R (8, PH) OBP: 0.389, SLG: 0.486		1-2 2-3 3-H		0-0 4-3		0-0 F7		0-0 F5	1-2 3-H	1	0	0	0	0	0	1				
Gil Garrido, R (8, 6) OBP: 0.397, SLG: 0.317		1-2 2-3 3-H		0-0 5-3		0-0 K		0-0 K	1-2 3-H	1	1	1	1	0	0	0				
Ron Reed, R (1, 1) OBP: 0.174, SLG: 0.194		0-0 1B		0-0 5-3		0-0 K		0-0 K	0-0 3B	3	0	1	2	0	1	0				
Sonny Jackson, L (9, PH) OBP: 0.294, SLG: 0.286		1-2 2-H 3-H		0-0 5-3		0-0 K		0-0 K	0-0 3B	2	0	1	2	0	0	0				
Pat Jarvis, R (9, 1) OBP: 0.182, SLG: 0.238		1-2 2-H 3-H		0-0 5-3		0-0 K		0-0 K	0-0 3B	0	0	0	0	0	0	0				
Inning Stats	R: 0 E: 0 K: 2 S: 7	H: 0 LOB: 0 BB: 0 P: 7	R: 2 E: 0 K: 1 S: 7	H: 2 LOB: 2 BB: 2 P: 15	R: 1 E: 0 K: 0 S: 4	H: 1 LOB: 1 BB: 1 P: 8	R: 1 E: 0 K: 0 S: 4	H: 1 LOB: 0 BB: 0 P: 4	R: 0 E: 0 K: 1 S: 5	H: 0 LOB: 2 BB: 2 P: 13	R: 0 E: 0 K: 1 S: 5	H: 0 LOB: 1 BB: 1 P: 9	R: 0 E: 0 K: 2 S: 8	H: 1 LOB: 1 BB: 0 P: 8	R: 7 E: 0 K: 0 S: 10	H: 7 LOB: 2 BB: 2 P: 18		1B: 6 2B: 2 3B: 1 HR: 3	SF: 0 SAC: 0 DP: 0 HBP: 0	WP: 0 PA: 47 PB: 1 SB: 0 CS: 0
PITCHER	IP WLS BF H R ER SO BB IBB HBP BLK WP HR S P ERA WHIP																			
Darrell Brandon, R (1, 1) ERA: 3.57	4.2	23	4	4	4	4	5	0	0	0	1	0	0	0	0	2	26	46	7.71	1.929
Mac Scarce, L (5, 1) ERA: 3.55	3.0	11	1	0	0	4	1	0	0	0	0	0	0	0	0	1	8	22	0.00	0.667
Bill Wilson, R (8, 1) ERA: 3.78	1.0	L	9	5	6	6	0	1	0	0	0	0	1	8	12	54.00	6.000			
Dick Selma, R (9, 1) ERA: 5.01	0.1		4	2	1	1	0	1	0	0	0	0	0	0	3	7	27.00	9.000		

Batter	1	2	3	4	5	6	7	8	9	AB	R	H	RBI	BB	SO	LOB	BOTTOM				
Denny Doyle, L (1, 4) OBP: 0.284, SLG: 0.304	0-0 F8	0-0 2H 1B			0-0 CS 1B		0-0 1B 2B		0-0 G6-4-3	5	1	3	1	0	0	1	Atlanta Braves @ Philadelphia Phillies Veterans Stadium, Philadelphia, PA Tue Aug 22 1972, 7:05 PM EDT Att: 10,408 - Unknown				
Larry Bowa, S (1, 6) OBP: 0.276, SLG: 0.281	0-0 F9		0-0 F8		0-0 6-3		0-0 S 1B 1B		0-0 1-3	5	1	1	0	0	0	1					
Tom Hutton, L (1, 9) OBP: 0.352, SLG: 0.345	0-0 G3		4-0 1-3 BB		0-0 F9		0-0 1-2 3-H 1B		0-0 S 1B	3	0	1	1	1	0	0					
Willie Montanez, L (1, 8) OBP: 0.327, SLG: 0.423		0-0 G3	0-0 4-3		0-3 K		0-0 1-2 3-H 1B		0-0 K	3	0	0	0	0	1	1					
Bill Robinson, R (7, 8) OBP: 0.252, SLG: 0.394		0-0 G3	0-0 4-3		0-0 K		0-0 1-2 3-H 1B		0-0 K	1	0	1	1	0	0	0					
Greg Luzinski, R (1, 7) OBP: 0.322, SLG: 0.442		0-0 HR 2B		0-0 2B		0-0 1B		0-3 K	0-0 K	4	1	3	0	0	1	0					
Deron Johnson, R (1, 3) OBP: 0.272, SLG: 0.347		4-0 HR BB		0-3 K		0-3 K		0-0 5-3	0-0 K	3	1	0	0	1	2	2					
Don Money, R (1, 5) OBP: 0.286, SLG: 0.354		0-0 1-2 2-H HR		0-3 K		0-0 HR		0-0 1B	0-0 K	4	2	3	4	0	1	1					
John Bateman, R (1, 2) OBP: 0.256, SLG: 0.303		0-0 SH5-4 1B		0-3 K		0-0 6-3		0-0 K	0-0 K	4	1	1	0	0	2	2					
Darrell Brandon, R (1, 1) OBP: 0.100, SLG: 0.100		0-0 SH5-4		0-0 1-3		0-3 K		4-0 G6-4-3 BB	0	0	0	0	0	0	0	0					
Mac Scarce, L (5, 1)										2	0	0	0	0	1	0					
Bill Wilson, R (8, 1)										0	0	0	0	0	0	0					
Dick Selma, R (9, 1)										0	0	0	0	0	0	0					
Terry Harmon, R (9, PH) OBP: 0.383, SLG: 0.325		1-2								0	0	0	0	1	0	0					
Inning Stats	R: 0 E: 0 K: 0 S: 3	H: 0 LOB: 0 BB: 0 P: 3	R: 4 E: 0 K: 0 S: 6	H: 4 LOB: 1 BB: 1 P: 10	R: 0 E: 0 K: 0 S: 2	H: 0 LOB: 0 BB: 1 P: 6	R: 0 E: 0 K: 3 S: 10	H: 1 LOB: 0 BB: 0 P: 10	R: 0 E: 0 K: 0 S: 3	H: 1 LOB: 0 BB: 0 P: 3	R: 0 E: 0 K: 2 S: 8	H: 1 LOB: 1 BB: 0 P: 8	R: 3 E: 0 K: 1 S: 9	H: 5 LOB: 2 BB: 0 P: 9	R: 0 E: 0 K: 2 S: 8	H: 1 LOB: 1 BB: 0 P: 8	R: 0 E: 0 K: 0 S: 2	H: 0 LOB: 0 BB: 1 P: 6	1B: 8 2B: 3 3B: 0 HR: 2	SF: 0 SAC: 1 DP: 1 HBP: 0	WP: 0 PA: 38 PB: 0 SB: 2 CS: 1
PITCHER	IP WLS BF H R ER SO BB IBB HBP BLK WP HR S P ERA WHIP																				
Ron Reed, R (1, 1) ERA: 3.8	8.0	W	35	13	7	7	8	2	0	0	0	0	0	2	49	57	7.88	1.875			
Pat Jarvis, R (9, 1) ERA: 3.95	1.0	S	3	0	0	0	0	1	0	0	0	0	0	2	6	0.00	1.000				

AB	39
R	11
H	12
RBI	11
BB	8
SO	8
LOB	17

AB	34
R	7
H	13
RBI	7
BB	3
SO	8
LOB	8


Batter	1	2	3	4	5	6	7	8	9	AB	R	H	RBI	BB	SO	LOB	TOP								
Ralph Garr, L OBP: 0.360, SLG: 0.408 (1, 7)	F7			FC5-4 1B		FC4-6 BB		G5-4-3 BB		3	1	2	0	2	0	0	Atlanta Braves @ Philadelphia Phillies Veterans Stadium, Philadelphia, PA Wed Aug 23 1972, 7:05 PM EDT Att: 10,057 - Unknown								
Felix Milon, R OBP: 0.291, SLG: 0.310 Larvell Blanks, R OBP: 0.404, SLG: 0.511 (1, 4) (6, 4)	CS 1B			FC5-4 1B	HR	SF8		G5-4-3 1-2		3	1	3	1	0	0	0									
Dusty Baker Jr., R OBP: 0.382, SLG: 0.491 (1, 8)	K			FC5-4 1B E	HR	FC4-6		F8		5	2	1	3	0	1	4									
Jim Breazeale, L OBP: 0.288, SLG: 0.500 (1, 3)	F7			E 1B	4-6-3 BB			G3		4	1	2	0	1	0	0									
Darrell Evans, L OBP: 0.370, SLG: 0.410 (1, 5)	K			E6 1B	4-6-3			F7		5	1	1	2	0	1	2									
Mike Lum, L OBP: 0.326, SLG: 0.367 (1, 9)	F5			2B	F5			F8		5	2	2	0	0	0	2									
Paul Casanova, R OBP: 0.225, SLG: 0.287 (1, 2)				6-3 K				L4 1B		5	0	1	1	0	1	2									
Marty Perez, R OBP: 0.263, SLG: 0.255 (1, 6)				F8	2B	SF8 BB				3	1	2	1	1	0	0									
Jim Hardin, R OBP: 0.238, SLG: 0.235 Pat Jarvis, R OBP: 0.162, SLG: 0.238 Joe Hoerner, R (8, 1) (9, 1)				K	K	BB		6-3		3	0	0	0	1	2	3									
Inning Stats	R: 0 E: 0 K: 1 S: 5	H: 1 LOB: 1 BB: 0 P: 5	R: 0 E: 0 K: 1 S: 5	H: 0 LOB: 0 BB: 0 P: 5	R: 0 E: 0 K: 1 S: 5	H: 0 LOB: 0 BB: 0 P: 5	R: 5 E: 1 K: 2 S: 13	H: 6 LOB: 1 BB: 0 P: 13	R: 2 E: 0 K: 0 S: 5	H: 3 LOB: 1 BB: 1 P: 9	R: 1 E: 0 K: 0 S: 3	H: 0 LOB: 2 BB: 3 P: 15	R: 1 E: 0 K: 0 S: 6	H: 3 LOB: 2 BB: 0 P: 6	R: 0 E: 0 K: 0 S: 2	H: 0 LOB: 0 BB: 1 P: 6	R: 0 E: 0 K: 0 S: 4	H: 1 LOB: 1 BB: 0 P: 4	1B: 9 2B: 5 3B: 0 HR: 1	SF: 1 SAC: 0 DP: 2 HBP: 0	WP: 0 PB: 0 SB: 0 CS: 1	PA: 43			
PITCHER	IP	WLS	BF	H	R	ER	SO	BB	IBB	HBP	BLK	WP	HR	S	P	ERA	WHIP								
Wayne Twitchell, R ERA: 4.27 Bob Terjeski, R ERA: 9.82 Bill Champion, R ERA: 4.81 Gary Neibauer, R ERA: 6.0	4.1	L	21	10	7	7	5	0	0	0	0	0	1	31	31	14.54	2.308								


Batter	1	2	3	4	5	6	7	8	9	AB	R	H	RBI	BB	SO	LOB	BOTTOM								
Denny Doyle, L OBP: 0.301, SLG: 0.316 (1, 4)	G1-6-3 1B			F8				1B 2B		4	1	3	1	1	0	0	Atlanta Braves @ Philadelphia Phillies Veterans Stadium, Philadelphia, PA Wed Aug 23 1972, 7:05 PM EDT Att: 10,057 - Unknown								
Larry Bowa, S OBP: 0.275, SLG: 0.280 Terry Harmon, R OBP: 0.388, SLG: 0.327 (1, 6) (6, 6)	F9			4-3		6-3		2B 1B		2	0	0	0	0	0	1									
Tom Hutton, L OBP: 0.347, SLG: 0.339 (1, 9) (6, 7)	G1-6-3 1-2			F8				P6 1B		5	0	0	0	0	0	6									
Willie Montanez, L OBP: 0.327, SLG: 0.424 (1, 8)	F8			F7				4-3 2B		4	0	1	3	0	0	0									
Greg Luzinski, R OBP: 0.320, SLG: 0.440 Roger Freed, R OBP: 0.316, SLG: 0.443 (1, 7) (6, 9)	K			F9				5-3		2	0	0	0	0	1	0									
Deron Johnson, R OBP: 0.274, SLG: 0.353 Joe Lis, R OBP: 0.337, SLG: 0.329 (1, 3) (6, 3)	F8			2B				F9 HR		2	0	1	0	0	0	0									
Don Money, R OBP: 0.286, SLG: 0.360 (1, 5)				6-3		F7		6-3 HR		4	1	1	2	0	0	1									
John Bateman, R OBP: 0.254, SLG: 0.302 Pete Koegel, R OBP: 0.256, SLG: 0.231 (1, 2) (6, 2)	F8			F8		6-3		1B 1B		1	0	0	0	0	0	0									
Wayne Twitchell, R OBP: 0.288, SLG: 0.283 Bob Terjeski, R Oscar Gamble, L OBP: 0.286, SLG: 0.318 Bill Champion, R OBP: 0.256, SLG: 0.287 Gary Neibauer, R OBP: 0.256, SLG: 0.320 Bill Robinson, R OBP: 0.250, SLG: 0.320 (1, 1) (5, 1) (6, PH) (7, 1) (8, 1) (9, PH)	K			G3				P5 1B		1	0	0	0	0	1	0									
Inning Stats	R: 0 E: 0 K: 0 S: 3	H: 1 LOB: 0 BB: 0 P: 3	R: 0 E: 0 K: 1 S: 5	H: 0 LOB: 0 BB: 0 P: 5	R: 0 E: 0 K: 1 S: 5	H: 0 LOB: 0 BB: 0 P: 5	R: 0 E: 0 K: 0 S: 3	H: 0 LOB: 0 BB: 0 P: 3	R: 0 E: 0 K: 0 S: 4	H: 1 LOB: 1 BB: 0 P: 4	R: 0 E: 0 K: 0 S: 4	H: 1 LOB: 1 BB: 0 P: 4	R: 0 E: 0 K: 0 S: 4	H: 1 LOB: 1 BB: 0 P: 4	R: 4 E: 0 K: 0 S: 7	H: 4 LOB: 1 BB: 1 P: 11	R: 2 E: 0 K: 0 S: 4	H: 1 LOB: 2 BB: 3 P: 16	1B: 5 2B: 2 3B: 1 HR: 1	SF: 0 SAC: 0 DP: 1 HBP: 0	WP: 0 PB: 0 SB: 0 CS: 0	PA: 39			
PITCHER	IP	WLS	BF	H	R	ER	SO	BB	IBB	HBP	BLK	WP	HR	S	P	ERA	WHIP								
Jim Hardin, R ERA: 3.6 Pat Jarvis, R ERA: 4.15 Joe Hoerner, L ERA: 4.17	7.2	W	31	8	4	4	2	1	0	0	0	0	1	4	16	18.00	4.000								



Batter	1	2	3	4	5	6	7	8	9	AB	R	H	RBI	BB	SO	LOB	TOP				
Terry Harmon, R OBP: 0.385, SLG: 0.321 (1, 4)	F9		F8		6-3			BB		3	0	0	0	1	0	0	Philadelphia Phillies @ Cincinnati Reds Riverfront Stadium, Cincinnati, OH Fri Aug 25 1972, 7:05 PM EDT Att: 32,017 - Unknown				
Larry Bowa, S OBP: 0.275, SLG: 0.282 (1, 6)	K		F7			2B		P6		4	0	1	0	0	1	1					
Don Money, R OBP: 0.285, SLG: 0.361 (1, 5)	K			2B		P6		L7		4	1	1	0	0	1	2					
Greg Luzinski, R OBP: 0.320, SLG: 0.441 (1, 7)		K		2B		K		F3		4	0	1	1	0	2	2					
Willie Montanez, L OBP: 0.324, SLG: 0.420 (1, 8)		L6		2B		P3			K	4	0	0	0	0	2	2					
Deron Johnson, R OBP: 0.283, SLG: 0.351 (1, 3)		BB		F7			HBP		FC6-4	1	0	0	0	2	0	1					
Roger Freed, R OBP: 0.314, SLG: 0.429 (1, 9)		BB		K			F4		K	3	0	0	0	1	2	3					
John Bateman, R OBP: 0.250, SLG: 0.296 (1, 2)		4-3			4-3				FC6-4	4	0	0	0	0	1	4					
Ken Reynolds, L OBP: 0.185, SLG: 0.120 (1, 1)			K							1	0	0	0	0	1	0					
Bill Wilson, R OBP: 0.248, SLG: 0.387 (5, PH)					5-3			F8		0	0	0	0	0	0	0					
Bill Robinson, R OBP: 0.248, SLG: 0.387 (5, 1)										0	0	0	0	0	0	0					
Bill Champion, R OBP: 0.323, SLG: 0.527 (5, 1)										0	0	0	0	0	0	0					
Joe Lis, R OBP: 0.323, SLG: 0.524 (7, PH)										0	0	0	0	0	0	1					
Mac Scarce, L OBP: 0.323, SLG: 0.524 (7, 1)										0	0	0	0	0	0	0					
Bob Terlecki, R OBP: 0.323, SLG: 0.524 (8, 1)										0	0	0	0	0	0	0					
Inning Stats	R: 0 E: 0 K: 2 S: 7	H: 0 LOB: 0 BB: 0 P: 7	R: 0 E: 0 K: 1 S: 5	H: 0 LOB: 2 BB: 2 P: 13	R: 0 E: 0 K: 1 S: 5	H: 0 LOB: 0 BB: 0 P: 5	R: 1 E: 0 K: 2 S: 9	H: 2 LOB: 1 BB: 0 P: 9	R: 0 E: 0 K: 0 S: 3	H: 0 LOB: 0 BB: 0 P: 3	R: 0 E: 0 K: 1 S: 6	H: 1 LOB: 1 BB: 0 P: 6	R: 0 E: 0 K: 1 S: 5	H: 0 LOB: 1 BB: 0 P: 6	R: 0 E: 0 K: 0 S: 3	H: 0 LOB: 1 BB: 1 P: 7	R: 0 E: 0 K: 2 S: 7	H: 0 LOB: 1 BB: 1 P: 11	1B: 0 2B: 3 3B: 0 HR: 0	SF: 0 SAC: 0 DP: 0 HBP: 1	WP: 0 PA: 35 PB: 0 SB: 0 CS: 0
PITCHER Don Gullett, L ERA: 4.26 (1, 1)	IP: 9.0 WLS: W BF: 35 H: 3 R: 1 ER: 1 SO: 10 BB: 4 IBB: 0 HBP: 1 BLK: 0 WP: 0 HR: 0 S: 50 P: 67 ERA: 1.00 WHIP: 0.778															PITCHER					

Batter	1	2	3	4	5	6	7	8	9	AB	R	H	RBI	BB	SO	LOB	BOTTOM		
Pete Rose, S OBP: 0.375, SLG: 0.397 (1, 7)	5-3			BB		F8				3	1	0	0	1	0	3	Philadelphia Phillies @ Cincinnati Reds Riverfront Stadium, Cincinnati, OH Fri Aug 25 1972, 7:05 PM EDT Att: 32,017 - Unknown		
Joe Morgan, L OBP: 0.417, SLG: 0.443 (1, 4)	F8			1B	2B	G5-4-3		FC4-6		4	1	3	0	0	0	0			
Bobby Tolan, L OBP: 0.341, SLG: 0.396 (1, 8)	6-3			F5	2B	G5-4-3		FC4-6		3	0	0	0	1	0	3			
Johnny Bench, R OBP: 0.383, SLG: 0.540 (1, 9) (9, 3)		L7		1B	2B	G5-4-3		P4		3	1	0	0	1	0	3			
Tony Perez, R OBP: 0.356, SLG: 0.517 (1, 3)		F3		SF7		F3		F3		3	0	0	1	0	0	2			
Cesar Geronimo, L OBP: 0.328, SLG: 0.414 (9, 9)		F3				F3		F3		0	0	0	0	0	0	0			
Denis Menke, R OBP: 0.324, SLG: 0.344 (1, 5)		1-3		2B	1B	FC1-6		FC6-4		2	1	1	1	2	0	0			
Dave Concepcion, R OBP: 0.287, SLG: 0.272 (1, 6)			6-3	1B	2B	FC1-6		K		4	2	1	1	0	1	2			
Bill Plummer, R OBP: 0.221, SLG: 0.258 (1, 2)			F3	1B	IBB	K		FC6-4		3	0	0	0	1	1	1			
Don Gullett, R OBP: 0.346, SLG: 0.333 (1, 1)			K	1B	IBB			4-3		4	0	2	2	0	1	1			
Inning Stats	R: 0 E: 0 K: 0 S: 3	H: 0 LOB: 0 BB: 0 P: 3	R: 0 E: 0 K: 0 S: 3	H: 0 LOB: 0 BB: 0 P: 3	R: 0 E: 0 K: 1 S: 5	H: 0 LOB: 0 BB: 0 P: 5	R: 5 E: 0 K: 0 S: 7	H: 4 LOB: 2 BB: 3 P: 19	R: 0 E: 0 K: 0 S: 3	H: 1 LOB: 1 BB: 1 P: 7	R: 1 E: 0 K: 1 S: 6	H: 1 LOB: 1 BB: 1 P: 10	R: 0 E: 0 K: 0 S: 4	H: 1 LOB: 1 BB: 0 P: 4	R: 0 E: 0 K: 1 S: 5	H: 0 LOB: 1 BB: 1 P: 9	1B: 4 2B: 3 3B: 0 HR: 0	SF: 1 SAC: 0 DP: 1 HBP: 0	WP: 0 PA: 36 PB: 0 SB: 1 CS: 0
PITCHER Ken Reynolds, L ERA: 4.43 (1, 1)	IP: 3.2 WLS: L BF: 18 H: 4 R: 5 ER: 5 SO: 1 BB: 1 IBB: 2 HBP: 0 BLK: 0 WP: 0 HR: 0 S: 17 P: 29 ERA: 12.27 WHIP: 1.364															PITCHER			
Bill Wilson, R ERA: 3.71 (4, 1)	0.1	1	0	0	0	0	0	0	0	0	0	1	1	0.00	0.000				
Bill Champion, R ERA: 4.73 (5, 1)	2.0	9	2	1	0	1	2	0	0	0	0	9	17	0.00	2.000				
Mac Scarce, L ERA: 3.48 (7, 1)	1.0	4	1	0	0	0	0	0	0	0	0	4	4	0.00	1.000				
Bob Terlecki, R ERA: 7.71 (8, 1)	1.0	4	0	0	0	1	1	0	0	0	0	5	9	0.00	1.000				

Batter	1	2	3	4	5	6	7	8	9	AB	R	H	RBI	BB	SO	LOB	TOP					
Terry Harmon, R (1.4)	F7		6-3			SH1-4 1B		5-3		4	0	1	0	0	0	0	Philadelphia Phillies @ Cincinnati Reds Riverfront Stadium, Cincinnati, OH Sun Aug 27 1972, 3:33 AM EDT Att: 37,167 - Unknown AB 31 R 2 H 6 RBI 2 BB 3 SO 1 LOB 15 					
Larry Bowa, S (1.6)	F7				F8	SH1-4 1-2				3	0	1	0	0	0							
Don Money, R (1.5)	L5				F8	P6		F8		4	0	0	0	0	2							
Greg Luzinski, R (1.7)								F9		2	1	1	0	2	0							
Willie Montanez, L (1.8)										4	1	1	0	0	4							
Deron Johnson, R (1.3)										2	0	1	2	1	0							
Bill Robinson, R (1.9)										4	0	1	0	0	2							
John Bateman, R (1.2)										2	0	0	0	0	1							
Mike Ryan, R (6.2)										1	0	0	0	0	1							
Oscar Gamble, L (9, PH)										1	0	0	0	0	1							
Wayne Twitchell, R (1.1)										2	0	0	0	0	1							
Bill Wilson, R (6.1)										0	0	0	0	0	0							
Joe Lis, R (7, PH)										1	0	0	0	0	1							
Dick Selma, R (7.1)										0	0	0	0	0	0							
Roger Freed, R (9, PH)										1	0	0	0	0	1							
Inning Stats	R: 0 E: 0 K: 0 S: 3	H: 0 LOB: 0 BB: 0 P: 3	R: 1 E: 0 K: 0 S: 4	H: 1 LOB: 0 BB: 0 P: 4	R: 0 E: 0 K: 1 S: 5	H: 0 LOB: 0 BB: 0 P: 5	R: 0 E: 0 K: 0 S: 3	H: 0 LOB: 1 BB: 1 P: 7	R: 0 E: 0 K: 0 S: 4	H: 1 LOB: 1 BB: 0 P: 4	R: 0 E: 0 K: 0 S: 4	H: 1 LOB: 2 BB: 1 P: 8	R: 0 E: 0 K: 0 S: 3	H: 0 LOB: 1 BB: 1 P: 7	R: 0 E: 0 K: 0 S: 4	H: 1 LOB: 1 BB: 0 P: 4	R: 1 E: 0 K: 0 S: 5	H: 2 LOB: 1 BB: 0 P: 5	1B: 4 2B: 2 3B: 0 HR: 0	SF: 1 SAC: 1 DP: 0 HBP: 0	WP: 0 PB: 0 SB: 0 CS: 0	PA: 36
PITCHER	IP WLS BF H R ER SO BB IBB HBP BLK WP HR S P ERA WHIP	8.0 W 33 6 2 2 1 2 2 1 0 0 0 0 0 2.25 1.000	1.0 S 3 0 0 0 0 0 0 0 0 0 0 0 0 0.00 0.000																			
Ross Grimsley, L (1.1)	ERA: 2.65																					
Pedro Borbon, R (9.1)	ERA: 3.0																					

Batter	1	2	3	4	5	6	7	8	9	AB	R	H	RBI	BB	SO	LOB	BOTTOM															
Pete Rose, S (1.7)	1B							G4-6-3		4	2	3	1	1	0	1	Philadelphia Phillies @ Cincinnati Reds Riverfront Stadium, Cincinnati, OH Sun Aug 27 1972, 3:33 AM EDT Att: 37,167 - Unknown AB 36 R 7 H 13 RBI 7 BB 3 SO 8 LOB 20 															
Joe Morgan, L (1.4)	F4									5	2	3	3	0	1	2																
Bobby Tolan, L (1.8)										5	0	1	0	0	1	3																
Cesar Geronimo, L (9.8)										0	0	0	0	0	0	0																
Johnny Bench, R (1.9)										3	1	1	0	1	1	2																
Tony Perez, R (1.3)										4	0	1	1	0	2	3																
Denis Menke, R (1.5)										3	1	1	2	1	1	0																
Darrel Chaney, S (1.6)										4	0	1	0	0	1	3																
Bill Plummer, R (1.2)										4	0	1	0	0	4																	
Ross Grimsley, L (1.1)										4	1	1	0	0	1	2																
Pedro Borbon, R (9.1)										0	0	0	0	0	0	0																
Inning Stats	R: 0 E: 0 K: 2 S: 9	H: 2 LOB: 2 BB: 0 P: 9	R: 0 E: 0 K: 1 S: 5	H: 0 LOB: 0 BB: 0 P: 5	R: 0 E: 0 K: 3 S: 10	H: 1 LOB: 1 BB: 0 P: 10	R: 0 E: 0 K: 1 S: 5	H: 0 LOB: 0 BB: 0 P: 5	R: 2 E: 0 K: 0 S: 6	H: 3 LOB: 1 BB: 0 P: 6	R: 2 E: 0 K: 0 S: 6	H: 3 LOB: 1 BB: 0 P: 6	R: 2 E: 0 K: 1 S: 7	H: 2 LOB: 3 BB: 3 P: 19	R: 1 E: 0 K: 0 S: 4	H: 2 LOB: 0 BB: 0 P: 4		1B: 5 2B: 4 3B: 2 HR: 2	SF: 0 SAC: 0 DP: 1 HBP: 0	WP: 0 PB: 0 SB: 2 CS: 0	PA: 39											
PITCHER	IP WLS BF H R ER SO BB IBB HBP BLK WP HR S P ERA WHIP	5.1 L 25 9 4 2 2 7 0 0 0 0 0 0 0 3.38 1.688	0.2	2	0	0	0	0	0	0	0	2	2	0.00	0.000																	
Bill Wilson, R (6.1)	ERA: 3.57																															
Dick Selma, R (7.1)	ERA: 5.2																															

Batter	1	2	3	4	5	6	7	8	9	AB	R	H	RBI	BB	SO	LOB	TOP																
Denny Doyle, L (1,4) OBP: 0.286, SLG: 0.310	WP 1B		4-3			4-3	G6-4-3		1-3	5	0	1	0	0	0	3	Philadelphia Phillies @ Houston Astros Astrodome, Houston, TX Tue Aug 29 1972, 8:05 PM EDT Att: 8,704 - Dome																
Larry Bowa, S (1,6) OBP: 0.278, SLG: 0.288	F5					L3		F4		3	0	0	0	1	0	1																	
Tom Hutton, L (1,9) OBP: 0.349, SLG: 0.344										3	0	2	0	1	0	1																	
Willie Montanez, L (1,8) OBP: 0.326, SLG: 0.417	K							F8		4	0	1	0	0	1	3																	
Greg Luzinski, R (1,7) OBP: 0.328, SLG: 0.443	F7									3	0	1	0	1	0	4																	
Joe Lis, R (1,3) OBP: 0.330, SLG: 0.312										2	0	0	0	1	1	1																	
Bill Robinson, R (7, PR) OBP: 0.246, SLG: 0.378										1	0	0	0	0	0	2																	
Don Money, R (1,5) OBP: 0.283, SLG: 0.355										4	1	1	0	0	0	0																	
John Bateman, R (1,2) OBP: 0.253, SLG: 0.295										3	0	1	0	0	0	2																	
Ken Reynolds, L (7, PR) OBP: 0.195, SLG: 0.120										0	0	0	0	0	0	0																	
Mike Ryan, R (7,2) OBP: 0.250, SLG: 0.295										1	0	0	0	0	0	0																	
Darrell Brandon, R (1,1) OBP: 0.283, SLG: 0.383										2	0	0	0	0	1	1																	
Oscar Gamble, L (7, PH) OBP: 0.338, SLG: 0.321										1	0	1	1	0	0	0																	
Bill Wilson, R (7,1) OBP: 0.285, SLG: 0.348										0	0	0	0	0	0	0																	
Deron Johnson, R (6, PH) OBP: 0.194, SLG: 0.248										0	0	0	0	0	1	0																	
Bill Champion, R (6, PR) OBP: 0.194, SLG: 0.248										0	0	0	0	0	0	0																	
Mac Scarce, L (9,1) OBP: 0.194, SLG: 0.248										0	0	0	0	0	0	0																	
Inning Stats	R: 0 E: 0 K: 1 S: 6	H: 1 LOB: 2 BB: 1 P: 10	R: 0 E: 0 K: 0 S: 3	H: 0 LOB: 0 BB: 0 P: 3	R: 0 E: 0 K: 1 S: 5	H: 0 LOB: 1 BB: 1 P: 9	R: 0 E: 0 K: 1 S: 5	H: 1 LOB: 1 BB: 0 P: 5	R: 0 E: 0 K: 0 S: 3	H: 1 LOB: 0 BB: 0 P: 3	R: 0 E: 0 K: 0 S: 5	H: 2 LOB: 2 BB: 0 P: 5	R: 1 E: 0 K: 0 S: 4	H: 2 LOB: 2 BB: 1 P: 8	R: 0 E: 0 K: 0 S: 4	H: 1 LOB: 2 BB: 1 P: 8	R: 0 E: 0 K: 0 S: 3	H: 0 LOB: 1 BB: 1 P: 7	1B: 8 2B: 1 3B: 0 HR: 0	SF: 0 SAC: 0 DP: 3 HBP: 0	WP: 1 PB: 0 SB: 0 CS: 1	PA: 37											
PITCHER	IP WLS BF H R ER SO BB IBB HBP BLK WP HR S P ERA WHIP																																
Don Wilson, R (1,1) ERA: 2.87	7.2	32	8	1	1	3	4	0	0	0	0	1	0	34	50	1.17	1.565																
Jim Ray, R (8,1) ERA: 3.85	0.1	1	0	0	0	0	0	0	0	0	0	0	0	1	1	0.00	0.000																
Fred Gladding, R (9,1) ERA: 2.25	1.0	W	4	0	0	0	1	0	0	0	0	0	0	3	7	0.00	1.000																

Batter	1	2	3	4	5	6	7	8	9	AB	R	H	RBI	BB	SO	LOB	BOTTOM																
Roger Metzger, S (1,6) OBP: 0.281, SLG: 0.258	6-3		F7			F8		K		4	0	0	0	0	1	1	Philadelphia Phillies @ Houston Astros Astrodome, Houston, TX Tue Aug 29 1972, 8:05 PM EDT Att: 8,704 - Dome																
Cesar Cedeno, R (1,8) OBP: 0.405, SLG: 0.588	5-3									2	1	1	1	2	0	0																	
Jimmy Wynn, R (1,9) OBP: 0.382, SLG: 0.475										4	0	1	0	0	2	3																	
Lee May, R (1,3) OBP: 0.348, SLG: 0.517	F3									4	1	1	1	0	0	2																	
Johnny Edwards, L (1,2) OBP: 0.349, SLG: 0.371										2	0	0	0	1	0	1																	
Doug Rader, R (1,5) OBP: 0.309, SLG: 0.437										2	0	1	0	1	1	0																	
Jesus Alou, R (1,7) OBP: 0.385, SLG: 0.398										2	0	0	0	1	0	1																	
Tommy Helms, R (1,4) OBP: 0.300, SLG: 0.372										2	0	0	0	0	0	2																	
Don Wilson, R (1,1) OBP: 0.107, SLG: 0.091										2	0	0	0	0	1	1																	
Jim Ray, R (8,1) OBP: 0.071, SLG: 0.071										0	0	0	0	0	0	0																	
Norm Miller, L (6, PH) OBP: 0.317, SLG: 0.389										1	0	1	0	0	0	0																	
Fred Gladding, L (9,1) ERA: 3.74										0	0	0	0	0	0	0																	
Inning Stats	R: 0 E: 0 K: 0 S: 4	H: 1 LOB: 1 BB: 0 P: 4	R: 0 E: 0 K: 0 S: 1	H: 0 LOB: 2 BB: 2 P: 9	R: 0 E: 0 K: 0 S: 3	H: 0 LOB: 0 BB: 0 P: 3	R: 0 E: 0 K: 0 S: 3	H: 0 LOB: 1 BB: 1 P: 7	R: 0 E: 0 K: 2 S: 7	H: 0 LOB: 1 BB: 0 P: 8	R: 1 E: 0 K: 1 S: 6	H: 1 LOB: 0 BB: 0 P: 6	R: 0 E: 0 K: 0 S: 3	H: 1 LOB: 1 BB: 1 P: 7	R: 0 E: 0 K: 2 S: 7	H: 1 LOB: 2 BB: 1 P: 11	R: 0 E: 0 K: 0 S: 1	H: 1 LOB: 0 BB: 0 P: 1	1B: 1 2B: 1 3B: 1 HR: 2	SF: 0 SAC: 0 DP: 2 HBP: 1	WP: 1 PB: 0 SB: 1 CS: 1	PA: 31											
PITCHER	IP WLS BF H R ER SO BB IBB HBP BLK WP HR S P ERA WHIP																																
Darrell Brandon, R (1,1) ERA: 3.42	6.0	22	2	1	1	3	3	0	0	0	0	0	0	10	18	0.00	1.000																
Bill Wilson, R (7,1) ERA: 3.2	2.0	8	2	0	0	2	0	2	0	0	0	0	0	10	18	0.00	1.000																
Mac Scarce, L (9,1) ERA: 3.74	0.0	L	1	1	1	1	0	0	0	0	0	1	1	1	1	∞	∞																

Batter	1	2	3	4	5	6	7	8	9	AB	R	H	RBI	BB	SO	LOB	TOP					
Terry Harmon, R OBP: 0.382, SLG: 0.339 (1,4) (3,6) (8,4)										5	1	2	1	0	0	2						
Larry Bowa, S OBP: 0.277, SLG: 0.287 (1,6) (3,4)										2	0	0	0	0	1	1						
Denny Doyle, L OBP: 0.295, SLG: 0.309 (8,PH)										1	0	0	0	0	1	0						
Pete Koegel, R OBP: 0.250, SLG: 0.225 (8,PH)										1	0	1	0	0	0	0						
Tom Hutton, L OBP: 0.351, SLG: 0.346 (9,PH)										1	0	1	0	0	0	0						
Don Money, R OBP: 0.282, SLG: 0.352 (1,5) (8,6)										4	0	0	0	1	0	2						
Greg Luzinski, R OBP: 0.327, SLG: 0.441 (1,7)										4	1	1	0	0	1	1						
Willie Montanez, L OBP: 0.327, SLG: 0.418 (1,8)										4	1	2	0	0	1	2						
Joe Lis, R OBP: 0.347, SLG: 0.346 (1,3)										4	0	3	1	0	0	0						
Roger Freed, R OBP: 0.299, SLG: 0.406 (1,9)										4	0	0	0	0	1	4						
Dick Selma, R OBP: 0.238, SLG: 0.250 (8,1)										0	0	0	0	0	0	0						
John Bateman, R OBP: 0.261, SLG: 0.303 (9,FR)										4	0	3	0	0	0	2						
Ken Reynolds, L OBP: 0.195, SLG: 0.120 (8,9)										0	0	0	0	0	0	0						
Steve Carlton, L OBP: 0.212, SLG: 0.245 (7,PH)										2	0	0	0	0	2	1						
Deron Johnson, R OBP: 0.283, SLG: 0.344 (7,PH)										1	0	0	0	0	0	1						
Bill Wilson, R OBP: 0.336, SLG: 0.319 (8,9)										0	0	0	0	0	0	1						
Oscar Gamble, L OBP: 0.336, SLG: 0.319 (8,9)										1	0	0	0	0	0	1						
Inning Stats	R: 0 E: 1 K: 1 S: 6	H: 1 LOB: 2 BB: 1 P: 10	R: 0 E: 0 K: 2 S: 8	H: 1 LOB: 1 BB: 0 P: 8	R: 0 E: 0 K: 1 S: 5	H: 0 LOB: 0 BB: 0 P: 5	R: 0 E: 0 K: 0 S: 5	H: 2 LOB: 2 BB: 0 P: 5	R: 1 E: 0 K: 2 S: 8	H: 1 LOB: 0 BB: 0 P: 8	R: 0 E: 0 K: 1 S: 6	H: 1 LOB: 1 BB: 0 P: 6	R: 0 E: 0 K: 0 S: 3	H: 1 LOB: 0 BB: 0 P: 3	R: 2 E: 1 K: 1 S: 8	H: 3 LOB: 1 BB: 0 P: 8	R: 0 E: 0 K: 0 S: 5	H: 2 LOB: 2 BB: 0 P: 5	1B: 10 2B: 1 3B: 0 HR: 1	SF: 0 SAC: 0 DP: 2 HBP: 0	WP: 0 PB: 0 SB: 3 CS: 0	PA: 39
PITCHER	IP WLS BF H R ER SO BB IBB HBP BLK WP HR S P ERA WHIP																					
Jerry Reuss, L ERA: 4.11 (1,1)	7.2 W 33 10 3 2 8 1 0 0 0 0 1 48 52 2.35 1.435																					
Jim Ray, R ERA: 3.99 (8,1)	1.1 S 6 2 0 0 0 0 0 0 0 0 0 0 6 6 0.00 1.500																					

Philadelphia Phillies @ Houston Astros
Astrodome, Houston, TX
Wed Aug 30 1972, 8:05 PM EDT
Att: 10,264 - Unknown

AB 38
R 3
H 12
RBI 2
BB 1
SO 8
LOB 17

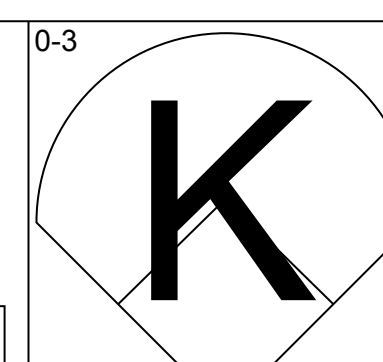
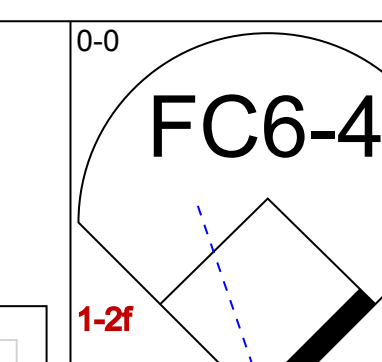
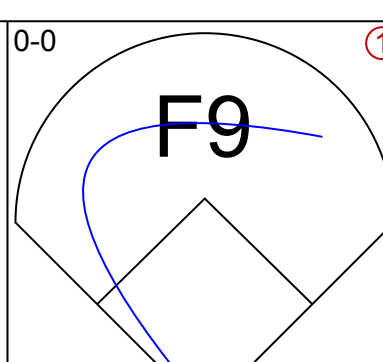
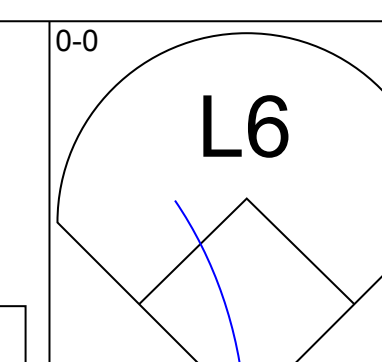
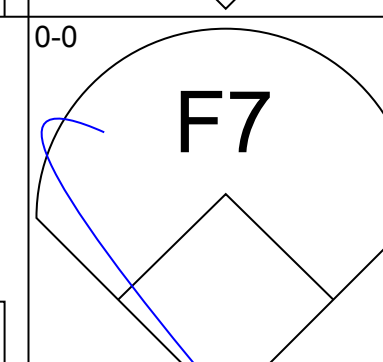
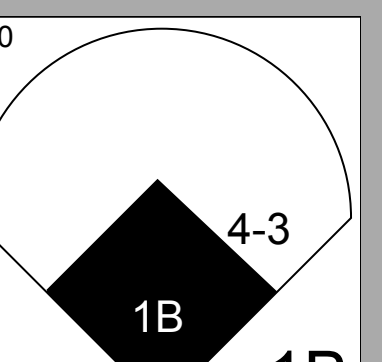
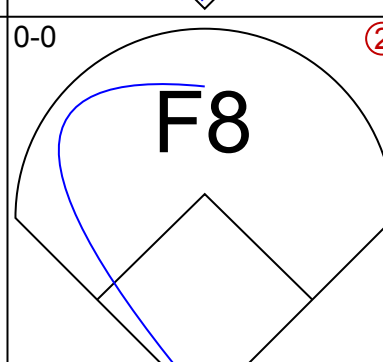
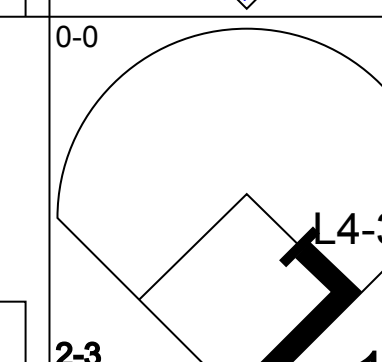
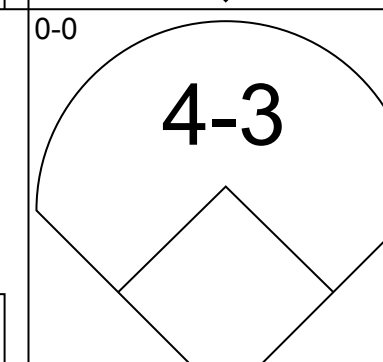
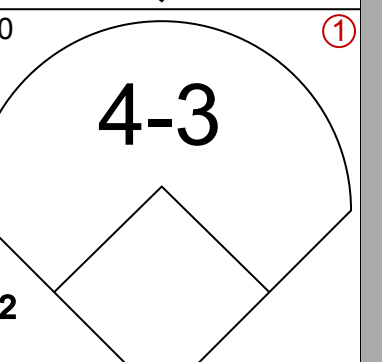
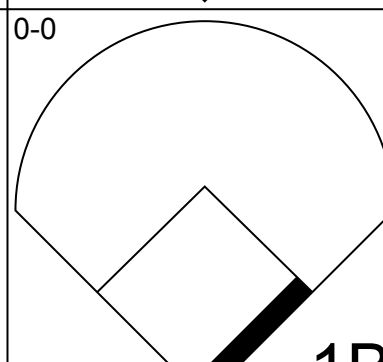
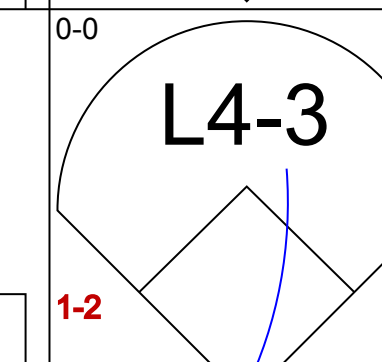
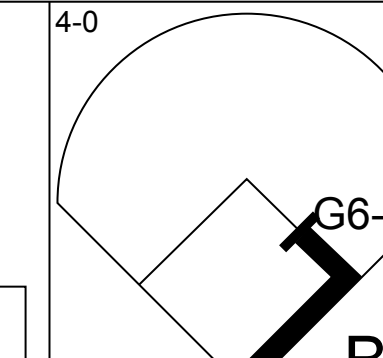
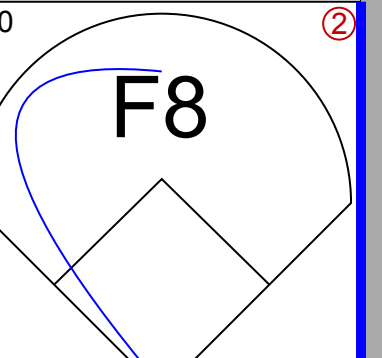
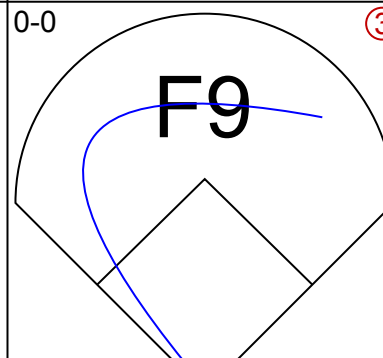

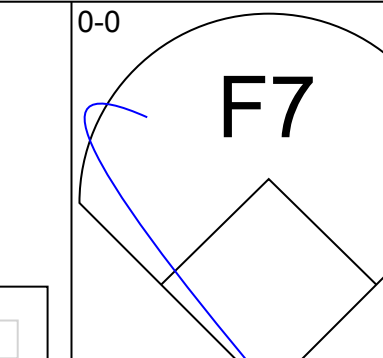
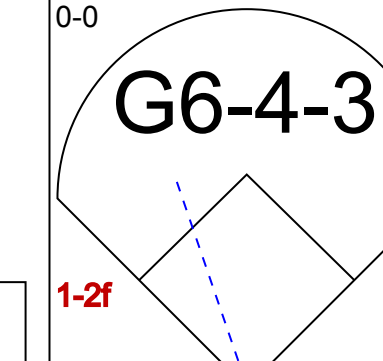
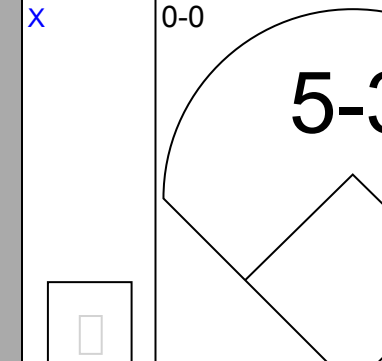
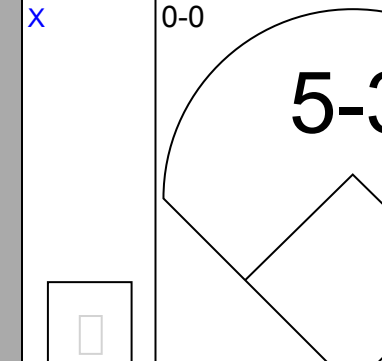
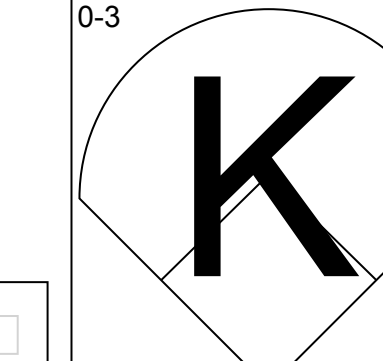
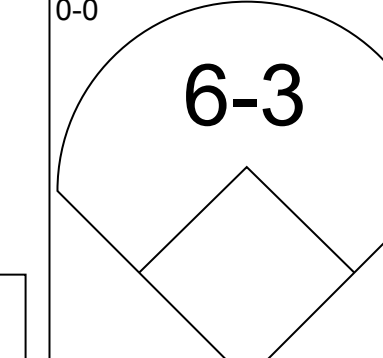
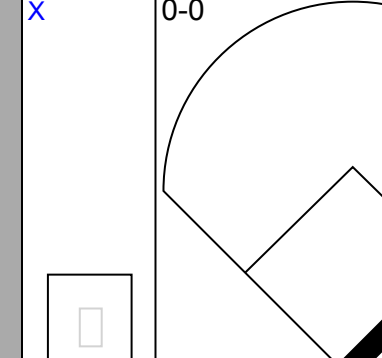
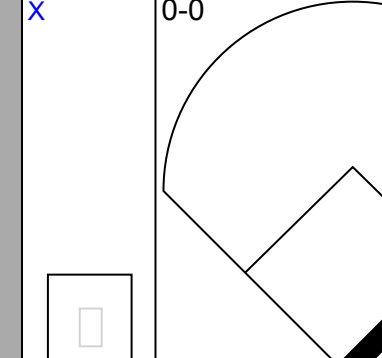
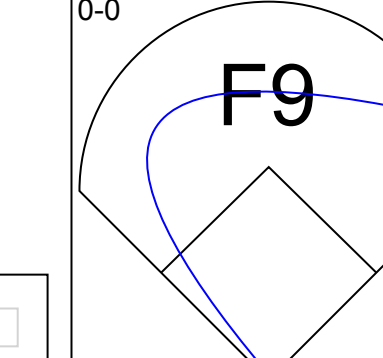
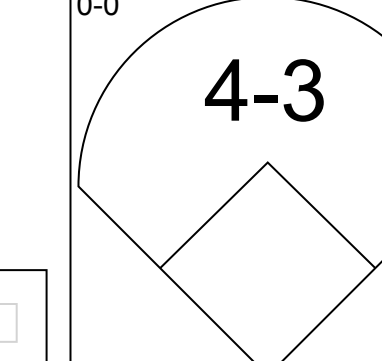
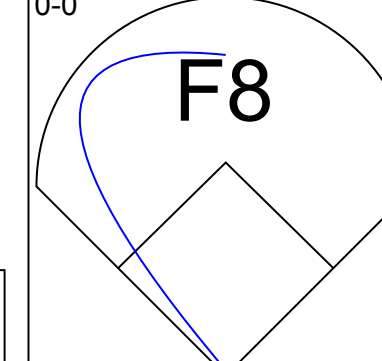
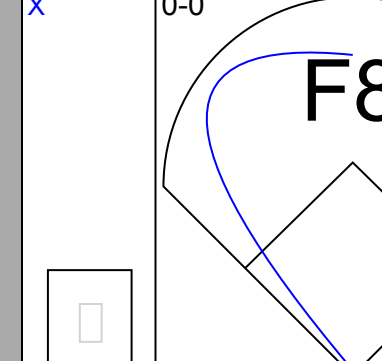
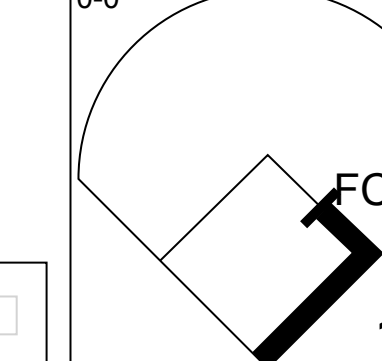
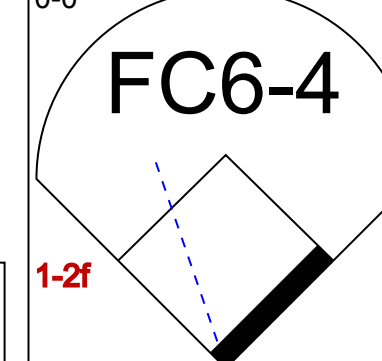
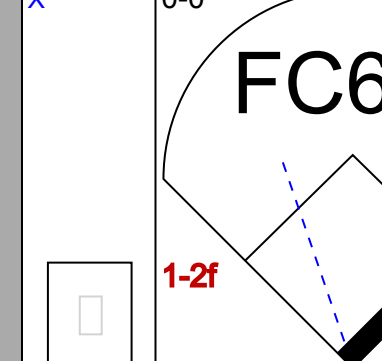
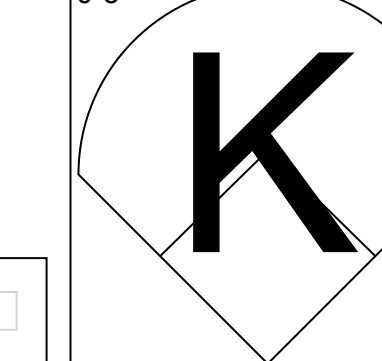
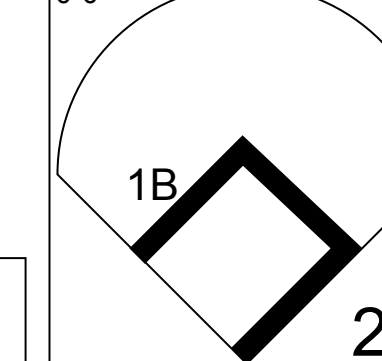


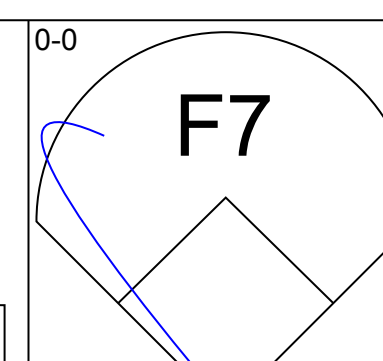
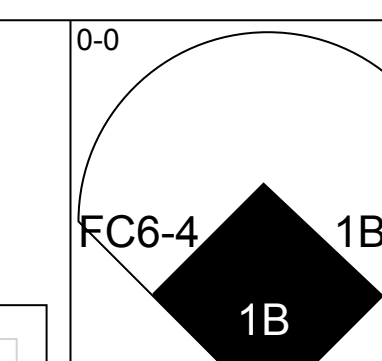
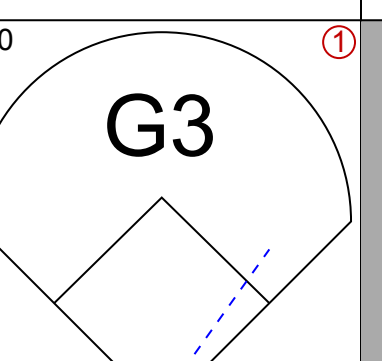
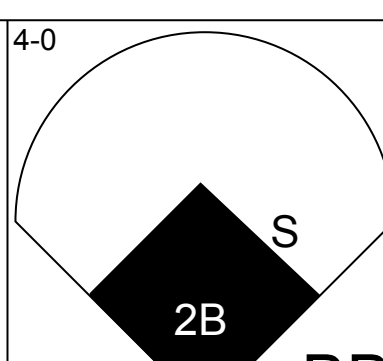
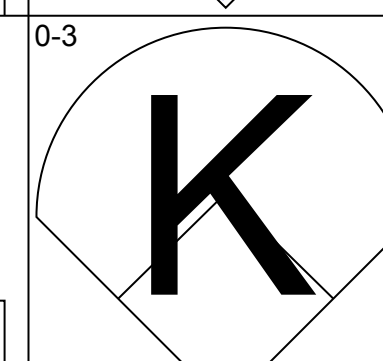
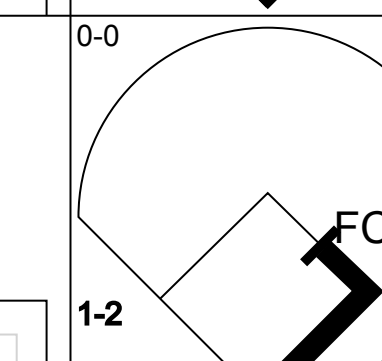
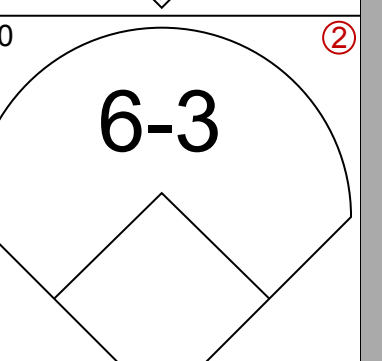
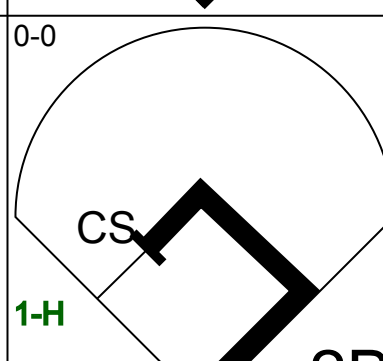
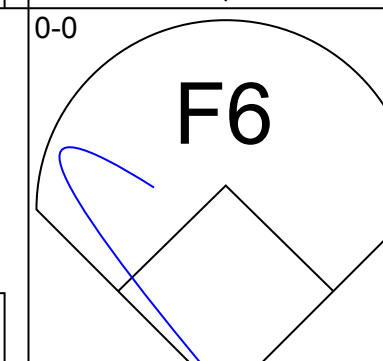
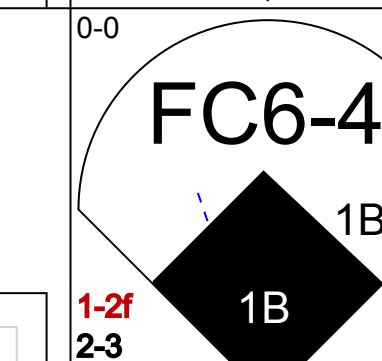
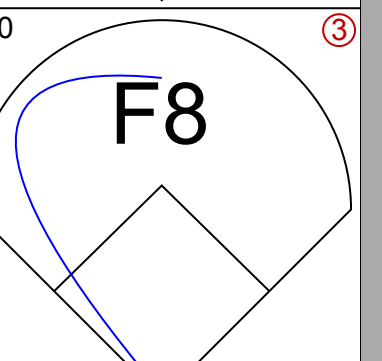
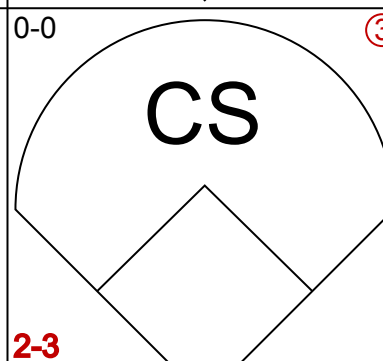
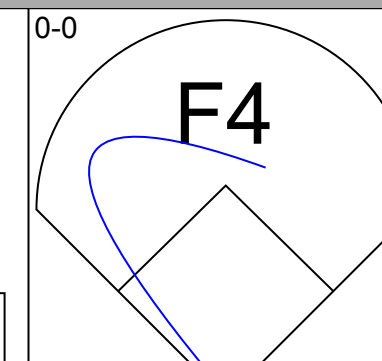
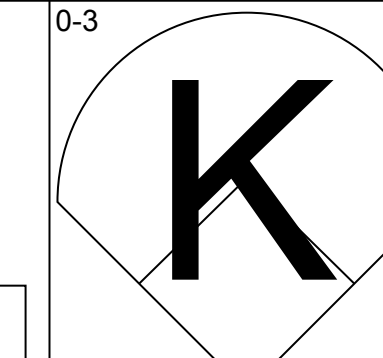
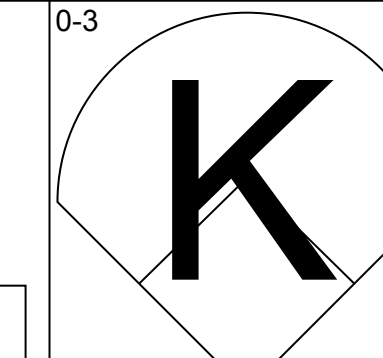
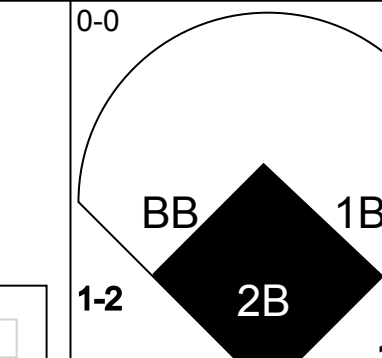
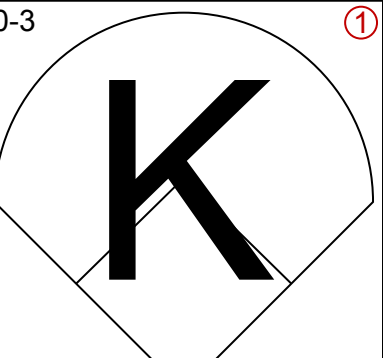
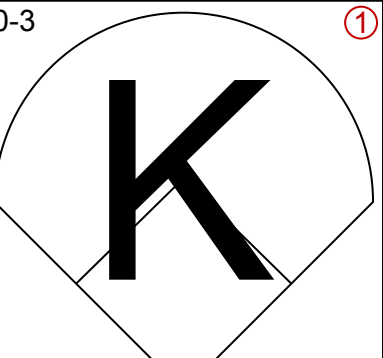
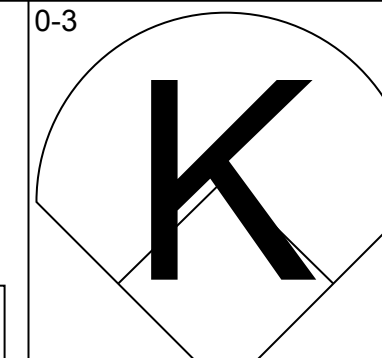
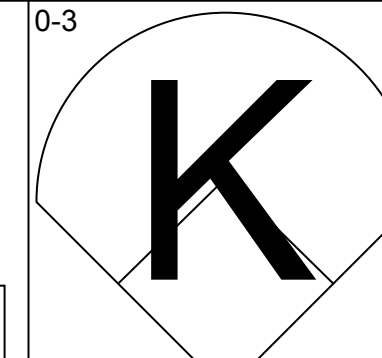
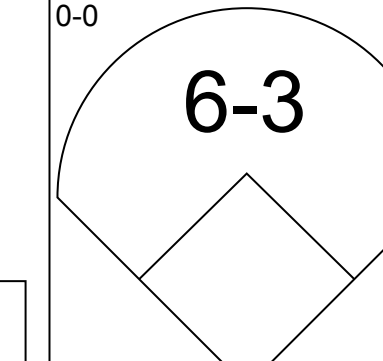
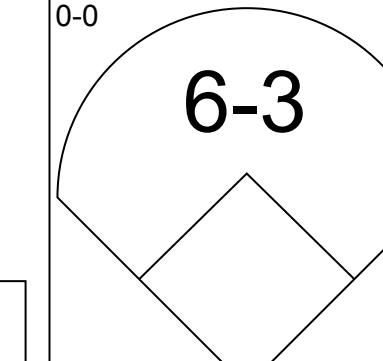
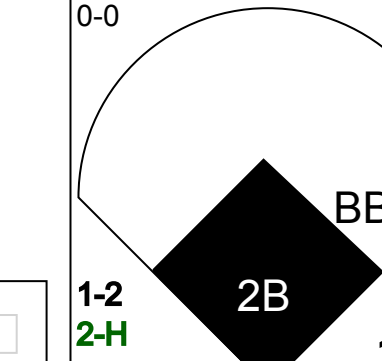
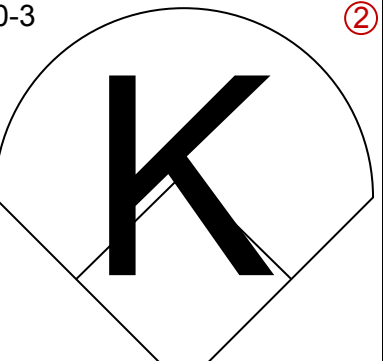
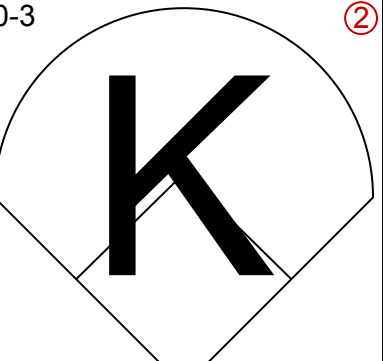
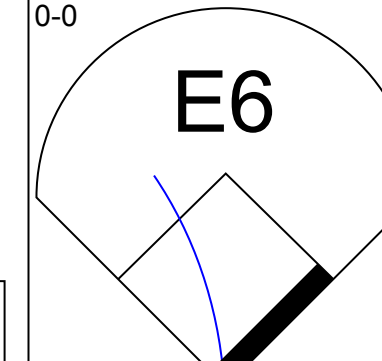
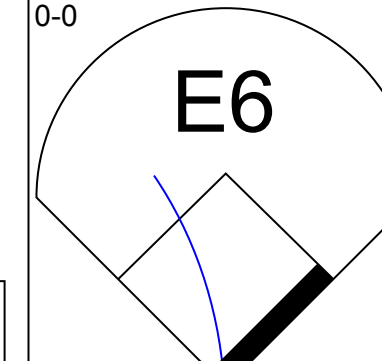
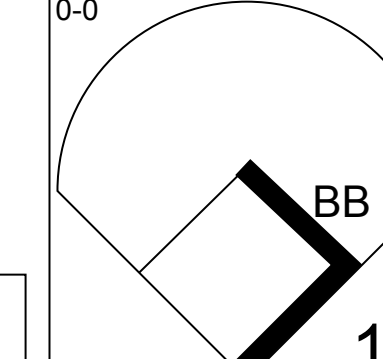
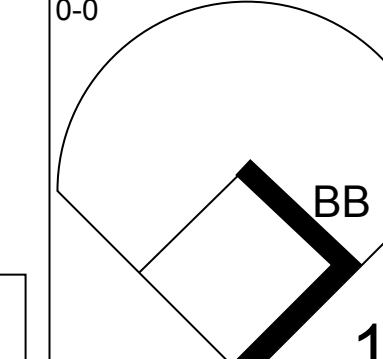
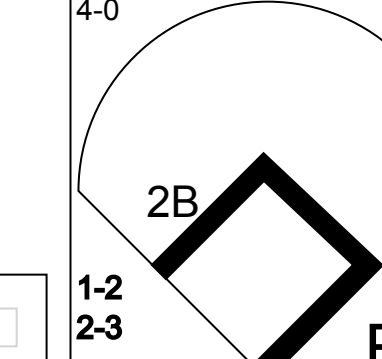
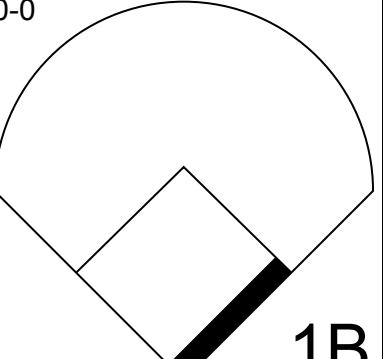
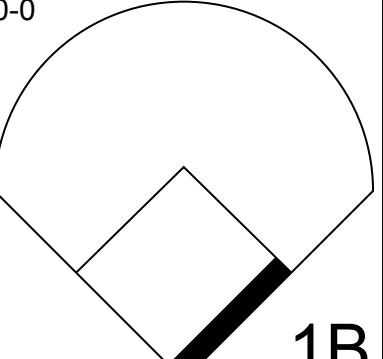
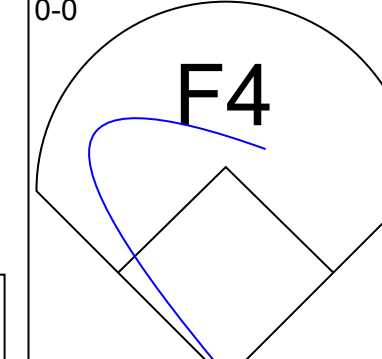
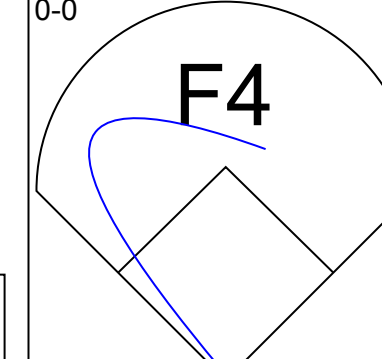
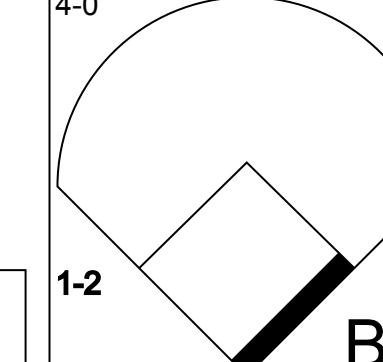
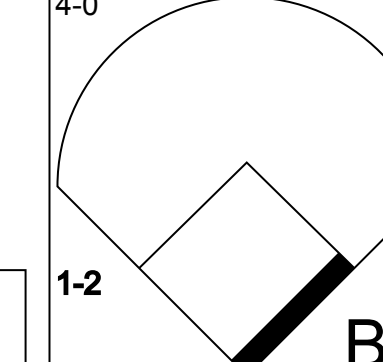
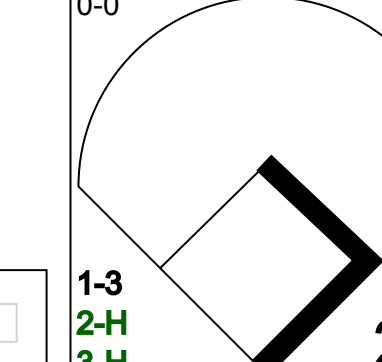
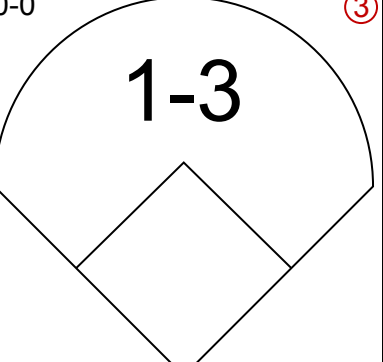
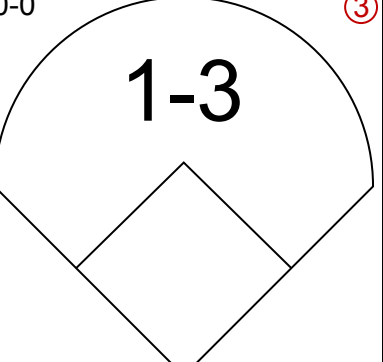
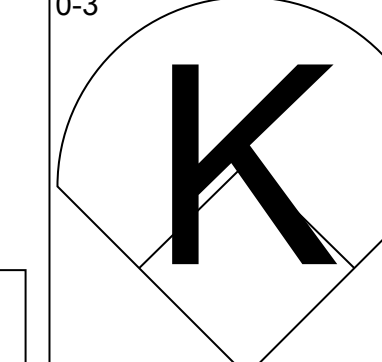
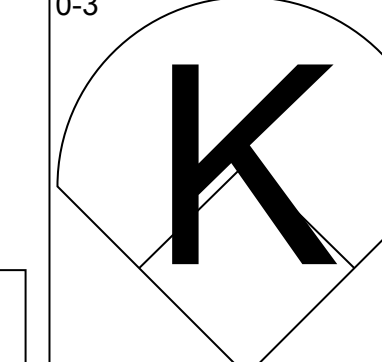
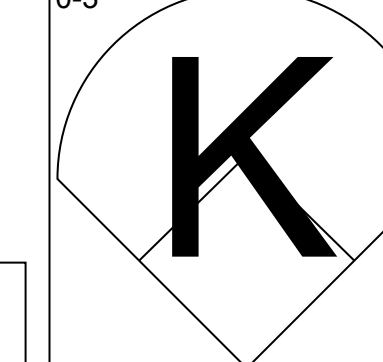
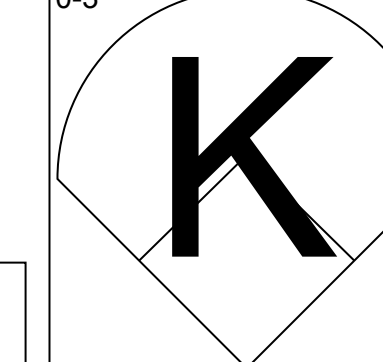
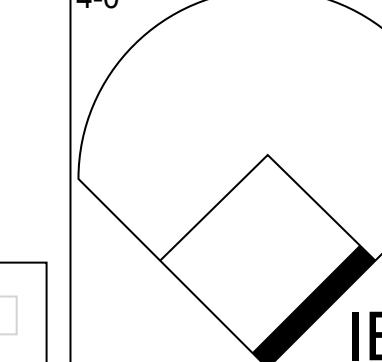
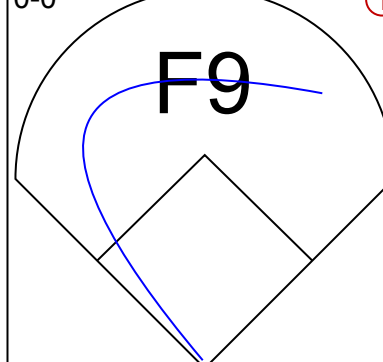
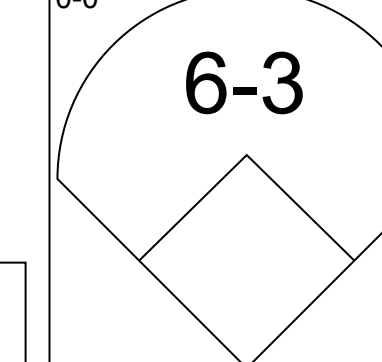
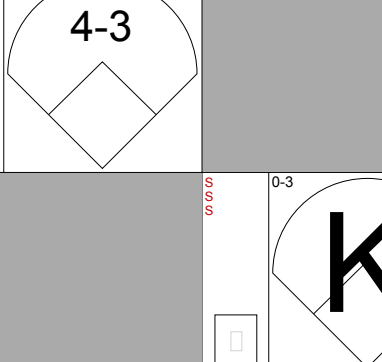

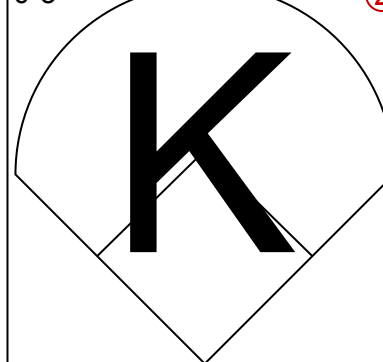
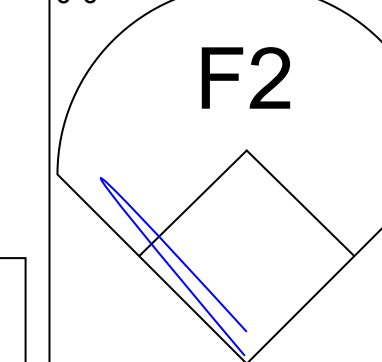
Batter	1	2	3	4	5	6	7	8	9	AB	R	H	RBI	BB	SO	LOB	BOTTOM			
Roger Metzger, S OBP: 0.280, SLG: 0.256 (1,6)										3	0	0	1	1	1	2				
Cesar Cedeno, R OBP: 0.402, SLG: 0.583 (1,8)										4	1	0	0	0	1	4				
Jimmy Wynn, R OBP: 0.383, SLG: 0.473 (1,9)										2	1	0	0	2	1	0				
Lee May, R OBP: 0.345, SLG: 0.513 (1,3)										4	0	0	0	0	1	2				
Bob Watson, R OBP: 0.379, SLG: 0.450 (1,7)										4	0	2	1	0	0	0				
Doug Rader, R OBP: 0.309, SLG: 0.434 (1,5)										3	1	0	0	1	0	2				
Tommy Helms, R OBP: 0.300, SLG: 0.371 (1,4)										4	1	1	0	0	0	2				
Larry Howard, R OBP: 0.273, SLG: 0.295 (1,2)										3	0	1	1	0	1	0				
Jerry Reuss, L ERA: 2.19 (1,1)										2	1	1	0	1	0	0				
Jim Ray, R OBP: 0.071, SLG: 0.071 (8,1)										0	0	0	0	0	0	0				
Inning Stats	R: 0 E: 0 K: 2 S: 7	H: 0 LOB: 1 BB: 1 P: 11	R: 0 E: 0 K: 0 S: 3	H: 0 LOB: 0 BB: 0 P: 3	R: 0 E: 0 K: 0 S: 3	H: 0 LOB: 0 BB: 0 P: 3	R: 0 E: 0 K: 0 S: 3	H: 0 LOB: 0 BB: 0 P: 3	R: 2 E: 0 K: 1 S: 6	H: 2 LOB: 2 BB: 1 P: 10	R: 2 E: 0 K: 2 S: 8	H: 1 LOB: 1 BB: 1 P: 12	R: 0 E: 0 K: 0 S: 4	H: 1 LOB: 1 BB: 0 P: 4	1B: 4 2B: 1 3B: 0 HR: 0	SF: 0 SAC: 0 DP: 0 HBP: 0	WP: 0 PB: 0 SB: 3 CS: 0	PA: 34		
PITCHER	IP WLS BF H R ER SO BB IBB HBP BLK WP HR S P ERA WHIP																			
Steve Carlton, L ERA: 2.19 (7,1)	1.0 L 5 1 2 0 2 1 0 0 0 0 0 0 8 12 0.00 2.000																			
Bill Wilson, R ERA: 3.05 (8,1)	1.0 4 1 0 0 0 0 0 0 0 0 0 0 4 4 0.00 1.000																			

Philadelphia Phillies @ Houston Astros
Astrodome, Houston, TX
Wed Aug 30 1972, 8:05 PM EDT
Att: 10,264 - Unknown

AB 29
R 5
H 5
RBI 3
BB 5
SO 5
LOB 12



Batter	1	2	3	4	5	6	7	8	9	AB	R	H	RBI	BB	SO	LOB	TOP					
Terry Harmon, R (1, 6) OBP: 0.374, SLG: 0.331										4	0	0	0	0	1	2	Philadelphia Phillies @ Houston Astros Astrodome, Houston, TX Thu Aug 31 1972, 8:05 PM EDT Att: 7,197 - Dome					
Denny Doyle, L (1, 4) OBP: 0.297, SLG: 0.312										4	1	2	0	0	0	0						
Tom Hutton, L (1, 9) OBP: 0.350, SLG: 0.345										4	0	1	0	0	0	3						
Willie Montanez, L (1, 8) OBP: 0.328, SLG: 0.417										1	0	0	0	1	0	1						
Bill Robinson, R (4, 8) OBP: 0.241, SLG: 0.372										2	0	0	0	0	0	1						
Greg Luzinski, R (1, 7) OBP: 0.326, SLG: 0.439										4	0	1	1	0	1	1						
Joe Lis, R (1, 3) OBP: 0.343, SLG: 0.341										4	0	1	0	0	0	1						
Don Money, R (1, 5) OBP: 0.280, SLG: 0.350										3	0	0	0	0	0	1						
John Bateman, R (1, 2) OBP: 0.262, SLG: 0.303										3	0	1	0	0	0	1						
Wayne Twitchell, R (1, 1) OBP: 0.048, SLG: 0.050										2	0	0	0	0	2	1						
Oscar Gamble, L (8, PH) OBP: 0.341, SLG: 0.333										1	0	1	0	0	0	0						
Bob Terlecki, R (8, 1)										0	0	0	0	0	0	0						
Inning Stats	R: 0 E: 0 K: 1 S: 5	H: 0 LOB: 0 BB: 0 P: 5	R: 0 E: 0 K: 0 S: 2	H: 0 LOB: 0 BB: 1 P: 6	R: 0 E: 0 K: 1 S: 6	H: 1 LOB: 1 BB: 0 P: 6	R: 1 E: 0 K: 0 S: 5	H: 2 LOB: 1 BB: 0 P: 5	R: 0 E: 0 K: 1 S: 5	H: 0 LOB: 0 BB: 0 P: 5	R: 0 E: 0 K: 0 S: 4	H: 1 LOB: 1 BB: 0 P: 4	R: 0 E: 0 K: 0 S: 4	H: 1 LOB: 1 BB: 0 P: 4	R: 0 E: 0 K: 1 S: 4	H: 2 LOB: 1 BB: 0 P: 4	R: 0 E: 0 K: 1 S: 5	H: 0 LOB: 0 BB: 0 P: 5	1B: 6 2B: 2 3B: 0 HR: 0	SF: 0 SAC: 0 DP: 2 HBP: 0	WP: 0 PB: 0 SB: 0 CS: 0	PA: 33
PITCHER Larry Dierker, R (1, 1) ERA: 3.01	IP: 9.0 WLS: W BF: 33 H: 7 R: 1 ER: 1 SO: 4 BB: 1 IBB: 0 HBP: 0 BLK: 0 WP: 0 HR: 0 S: 40 P: 44 ERA: 1.00 WHIP: 0.889															PITCHER						

Batter	1	2	3	4	5	6	7	8	9	AB	R	H	RBI	BB	SO	LOB	BOTTOM			
Roger Metzger, S (1, 6) OBP: 0.282, SLG: 0.257										3	2	1	0	1	0	0	Philadelphia Phillies @ Houston Astros Astrodome, Houston, TX Thu Aug 31 1972, 8:05 PM EDT Att: 7,197 - Dome			
Cesar Cedeno, R (1, 8) OBP: 0.402, SLG: 0.584										4	0	2	1	0	1	0				
Jimmy Wynn, R (1, 9) OBP: 0.380, SLG: 0.469										4	1	0	0	0	0	2				
Lee May, R (1, 3) OBP: 0.345, SLG: 0.510										4	1	1	1	0	3	0				
Bob Watson, R (1, 7) OBP: 0.378, SLG: 0.448										4	1	1	1	0	1	0				
Johnny Edwards, L (1, 2) OBP: 0.353, SLG: 0.374										3	0	2	0	1	0	1				
Doug Rader, R (1, 5) OBP: 0.310, SLG: 0.436										3	0	1	2	1	1	1				
Tommy Helms, R (1, 4) OBP: 0.300, SLG: 0.369										3	0	0	0	1	1	2				
Larry Dierker, R (1, 1) OBP: 0.164, SLG: 0.153										4	0	0	0	0	2	3				
Inning Stats	R: 0 E: 0 K: 1 S: 5	H: 1 LOB: 2 BB: 1 P: 12	R: 4 E: 0 K: 1 S: 10	H: 5 LOB: 3 BB: 2 P: 18	R: 0 E: 0 K: 0 S: 3	H: 0 LOB: 0 BB: 0 P: 3	R: 0 E: 0 K: 2 S: 8	H: 1 LOB: 1 BB: 0 P: 8	R: 1 E: 0 K: 1 S: 5	H: 1 LOB: 0 BB: 1 P: 9	R: 0 E: 1 K: 1 S: 6	H: 0 LOB: 1 BB: 0 P: 6	R: 0 E: 0 K: 1 S: 5	H: 0 LOB: 0 BB: 0 P: 5	R: 0 E: 0 K: 1 S: 5	H: 0 LOB: 0 BB: 0 P: 5		1B: 6 2B: 2 3B: 0 HR: 0	SF: 0 SAC: 0 DP: 0 HBP: 0	WP: 0 PB: 0 SB: 1 CS: 1
PITCHER Wayne Twitchell, R (1, 1) ERA: 4.36	IP: 7.0 WLS: L BF: 33 H: 8 R: 5 ER: 5 SO: 8 BB: 3 IBB: 1 HBP: 0 BLK: 0 WP: 0 HR: 0 S: 45 P: 61 ERA: 6.43 WHIP: 1.571															PITCHER				
Bob Terlecki, R (8, 1) ERA: 6.35	IP: 1.0 WLS: 3 BF: 0 H: 0 R: 0 ER: 0 SO: 1 BB: 0 IBB: 0 HBP: 0 BLK: 0 WP: 0 HR: 0 S: 5 P: 5 ERA: 0.00 WHIP: 0.000															PITCHER				

Batter	1	2	3	4	5	6	7	8	9	AB	R	H	RBI	BB	SO	LOB	TOP			
Denny Doyle, L (1,4) OBP: 0.293, SLG: 0.306	4-3		FC6-4 1B	K	1-3		F9		4-3	6	1	0	0	0	1	4	Philadelphia Phillies @ Atlanta Braves Atlanta Stadium, Atlanta, GA Fri Sep 01 1972, 7:05 PM EDT Unknown			
Larry Bowa, S (1,6) OBP: 0.282, SLG: 0.298	F9		1B WP	1B	1B		1B		F9	6	2	4	3	0	0	0				
Tom Hutton, L (1,9) OBP: 0.359, SLG: 0.353	2B BB		1B WP	HR	1B		1B			4	3	4	2	1	0	0				
Willie Montanez, L (1,8) OBP: 0.331, SLG: 0.420	1H 2B		F8	HR	4-3		1B			4	1	2	1	1	0	3				
Greg Luzinski, R (1,7) OBP: 0.325, SLG: 0.437	K		1B	K			F3		F5	5	0	1	1	0	2	5				
Joe Lis, R (1,3) OBP: 0.346, SLG: 0.378		K	F5	HR			1B		6-3	5	1	2	3	0	1	1				
Don Money, R (1,5) OBP: 0.284, SLG: 0.350	6-3			HBP			1B		6-3	3	1	1	0	1	0	0				
Mike Ryan, R (1,2) OBP: 0.248, SLG: 0.283	6-3			BB			F9		F3	4	1	0	0	1	0	3				
Ken Reynolds, L (1,1) OBP: 0.188, SLG: 0.133			E3	FC6-4 3B 1B	F9		4-3		F2	5	1	1	0	0	0	2				
Inning Stats	R: 1 E: 0 K: 1 S: 6	H: 1 LOB: 1 BB: 1 P: 10	R: 0 E: 0 K: 1 S: 5	H: 0 LOB: 0 BB: 0 P: 5	R: 3 E: 1 K: 0 S: 7	H: 3 LOB: 1 BB: 0 P: 7	R: 7 E: 0 K: 2 S: 11	H: 4 LOB: 1 BB: 3 P: 24	R: 0 E: 0 K: 0 S: 5	H: 2 LOB: 2 BB: 0 P: 5	R: 0 E: 0 K: 0 S: 5	H: 3 LOB: 2 BB: 0 P: 5	R: 0 E: 0 K: 0 S: 3	H: 0 LOB: 0 BB: 0 P: 3	R: 0 E: 0 K: 0 S: 3	H: 0 LOB: 0 BB: 0 P: 3	1B: 11 2B: 2 3B: 1 HR: 1	SF: 0 SAC: 0 DP: 0 HBP: 1	WP: 1 PB: 0 CS: 0	PA: 47
PITCHER	IP WLS BF H R ER SO	IP WLS BF H R ER SO	IP WLS BF H R ER SO	IP WLS BF H R ER SO	IP WLS BF H R ER SO	IP WLS BF H R ER SO	IP WLS BF H R ER SO	IP WLS BF H R ER SO	IP WLS BF H R ER SO	IP WLS BF H R ER SO	IP WLS BF H R ER SO	IP WLS BF H R ER SO	IP WLS BF H R ER SO	IP WLS BF H R ER SO	IP WLS BF H R ER SO	IP WLS BF H R ER SO	ERA WHIP	ERA WHIP		
Ron Reed, R (1,1) ERA: 3.92	3.0	L	17	4	6	4	2	2	0	0	1	0	18	27	12.00	2.000				
Denny McLain, R (4,1) ERA: 6.13	6.0		30	11	5	5	2	2	0	0	0	0	1	32	7.50	2.167				

Batter	1	2	3	4	5	6	7	8	9	AB	R	H	RBI	BB	SO	LOB	BOTTOM			
Ralph Garr, L (1,9) OBP: 0.355, SLG: 0.418	L7				4-3		1B			3	0	0	0	0	0	1	Philadelphia Phillies @ Atlanta Braves Atlanta Stadium, Atlanta, GA Fri Sep 01 1972, 7:05 PM EDT Unknown			
Oscar Brown, R (6,9) OBP: 0.216, SLG: 0.316	F7						1B			1	0	1	0	0	0	0				
Larvell Blanks, R (1,4) OBP: 0.382, SLG: 0.462	1B BB		K		F3		G6-4-3 1B			3	0	1	0	1	1	0				
Hank Aaron, R (1,3) OBP: 0.389, SLG: 0.487	F7		5-3				G6-4-3 1B			3	0	0	0	1	0	4				
Dusty Baker Jr., R (1,8) OBP: 0.371, SLG: 0.481	1B		5-3		F4				F9	4	0	1	0	0	0	1				
Earl Williams, R (1,2) OBP: 0.335, SLG: 0.461	F4				F7		G6-4-3 1B		6-3	4	0	1	0	0	0	2				
Rico Carty, R (1,7) OBP: 0.407, SLG: 0.433			HR		K		G6-4-3 1B		6-3	4	1	1	1	0	1	1				
Darrell Evans, L (1,5) OBP: 0.366, SLG: 0.414	4-1				1B BB		F7		4-3	3	0	0	0	1	0	0				
Marty Perez, R (1,6) OBP: 0.272, SLG: 0.262	G3 2B				1B				F2	4	0	2	0	0	0	0				
Ron Reed, R (1,1) OBP: 0.171, SLG: 0.191									F8	1	0	0	0	0	0	1				
Denny McLain, R (4,1) OBP: 0.222, SLG: 0.125	G3				K				F7	1	0	0	0	1	1	2				
Rod Gilbreath, R (9,PH)							1B 1B BB			1	0	0	0	0	0	0				
Inning Stats	R: 0 E: 0 K: 0 S: 4	H: 1 LOB: 2 BB: 1 P: 8	R: 1 E: 0 K: 0 S: 5	H: 2 LOB: 1 BB: 0 P: 5	R: 0 E: 0 K: 1 S: 5	H: 0 LOB: 0 BB: 0 P: 5	R: 0 E: 0 K: 2 S: 8	H: 1 LOB: 2 BB: 1 P: 12	R: 0 E: 0 K: 0 S: 3	H: 1 LOB: 0 BB: 0 P: 3	R: 0 E: 0 K: 0 S: 4	H: 2 LOB: 2 BB: 1 P: 8	R: 0 E: 0 K: 0 S: 3	H: 0 LOB: 0 BB: 0 P: 3	R: 0 E: 0 K: 0 S: 3	H: 0 LOB: 0 BB: 0 P: 3	1B: 5 2B: 1 3B: 0 HR: 1	SF: 0 SAC: 0 DP: 2 HBP: 0	WP: 0 PB: 0 CS: 0	PA: 36
PITCHER	IP WLS BF H R ER SO	IP WLS BF H R ER SO	IP WLS BF H R ER SO	IP WLS BF H R ER SO	IP WLS BF H R ER SO	IP WLS BF H R ER SO	IP WLS BF H R ER SO	IP WLS BF H R ER SO	IP WLS BF H R ER SO	IP WLS BF H R ER SO	IP WLS BF H R ER SO	IP WLS BF H R ER SO	IP WLS BF H R ER SO	IP WLS BF H R ER SO	IP WLS BF H R ER SO	IP WLS BF H R ER SO	ERA WHIP	ERA WHIP		
Ken Reynolds, L (1,1) ERA: 4.17	9.0	W	36	7	1	1	3	4	0	0	0	0	1	38	54	1.00	1.222			

AB	42
R	11
H	15
RBI	10
BB	4
SO	4
LOB	18



Batter	1	2	3	4	5	6	7	8	9	AB	R	H	RBI	BB	SO	LOB	TOP			
Terry Harmon, R OBP: 0.380, SLG: 0.341 (1, 4)										4	3	2	0	1	0	1				
Larry Bowa, S OBP: 0.283, SLG: 0.302 (1, 6)										4	0	1	1	1	0	2				
Don Money, R OBP: 0.281, SLG: 0.347 Bob Terlecki, R (6, 1)										4	0	0	0	0	0	4				
Willie Montanez, L OBP: 0.332, SLG: 0.421 (8, FH)										0	0	0	0	0	0	0				
Gary Neibauer, R OBP: 0.125, SLG: 0.125 (8, 1)										0	0	0	0	0	0	0				
Joe Lis, R OBP: 0.358, SLG: 0.409 (1, 7)										3	2	1	2	2	1	2				
Deron Johnson, R OBP: 0.294, SLG: 0.346 (1, 3)										2	0	1	0	3	1	1				
Roger Freed, R OBP: 0.330, SLG: 0.418 (1, 9)										2	0	2	2	3	0	0				
Bill Robinson, R OBP: 0.231, SLG: 0.356 (1, 8)										5	0	0	0	0	1	9				
John Bateman, R OBP: 0.257, SLG: 0.297 (1, 2)										5	0	0	0	0	1	4				
Barry Lersch, S (1, 1)										0	0	0	0	0	0	0				
Bill Champion, R OBP: 0.162, SLG: 0.250 Mac Scarce, L (4, 1)										2	0	0	0	0	1	1				
Greg Luzinski, R OBP: 0.324, SLG: 0.436 Pete Koegel, R OBP: 0.297, SLG: 0.225 (6, 5)										0	0	0	0	0	0	0				
Inning Stats	R: 2 E: 0 K: 0 S: 5	H: 2 LOB: 2 BB: 2 P: 13	R: 0 E: 0 K: 2 S: 7	H: 0 LOB: 0 BB: 0 P: 7	R: 0 E: 0 K: 1 S: 5	H: 0 LOB: 1 BB: 1 P: 9	R: 0 E: 0 K: 0 S: 4	H: 1 LOB: 1 BB: 0 P: 4	R: 2 E: 0 K: 0 S: 3	H: 1 LOB: 2 BB: 4 P: 19	R: 1 E: 0 K: 0 S: 5	H: 2 LOB: 1 BB: 0 P: 5	R: 0 E: 0 K: 2 S: 8	H: 1 LOB: 2 BB: 1 P: 12	R: 0 E: 0 K: 0 S: 4	H: 1 LOB: 2 BB: 2 P: 10	1B: 5 2B: 1 3B: 1 HR: 1	SF: 0 SAC: 0 DP: 2 HBP: 0	WP: 1 PB: 1 SB: 0 CS: 0	PA: 44
PITCHER Jimmy Freeman, L ERA: 5.0 (1, 1)	IP: 9.0 WLS: W BF: 44 H: 8 R: 5 ER: 5 SO: 5	BB: 11 IBB: 0 HBP: 0 BLK: 0	WP: 1 HR: 1 S: 43 P: 87	ERA: 5.00 WHIP: 2.111																

Philadelphia Phillies @ Atlanta Braves
Atlanta Stadium, Atlanta, GA
Fri Sep 01 1972, 7:05 PM EDT
Att: 3,333 - Unknown

AB 33
R 5
H 8
RBI 5
BB 11
SO 5
LOB 24



Batter	1	2	3	4	5	6	7	8	9	AB	R	H	RBI	BB	SO	LOB	BOTTOM			
Ralph Garr, L OBP: 0.356, SLG: 0.416 (1, 7)										4	2	1	0	1	0	5				
Sonny Jackson, L OBP: 0.288, SLG: 0.319 (1, 6)										5	2	2	0	0	0	0				
Jim Breazeale, L OBP: 0.324, SLG: 0.530 (1, 3)										4	2	2	1	1	1	2				
Dusty Baker Jr., R OBP: 0.374, SLG: 0.489 (1, 8)										3	2	1	4	2	1	1				
Darrell Evans, L OBP: 0.371, SLG: 0.426 (1, 5)										4	3	3	4	1	0	1				
Mike Lum, L OBP: 0.327, SLG: 0.358 (1, 9)										3	0	0	0	2	0	3				
Paul Casanova, R OBP: 0.233, SLG: 0.292 (1, 2)										5	0	2	2	0	0	1				
Laryell Blanks, R OBP: 0.383, SLG: 0.446 (1, 4)										4	0	1	0	1	0	3				
Jimmy Freeman, L (1, 1)										4	0	0	0	1	2	5				
Inning Stats	R: 4 E: 0 K: 2 S: 12	H: 5 LOB: 3 BB: 2 P: 20	R: 0 E: 0 K: 0 S: 4	H: 1 LOB: 1 BB: 0 P: 4	R: 0 E: 0 K: 0 S: 3	H: 0 LOB: 1 BB: 1 P: 7	R: 5 E: 0 K: 0 S: 6	H: 3 LOB: 1 BB: 3 P: 18	R: 1 E: 0 K: 0 S: 5	H: 1 LOB: 0 BB: 1 P: 9	R: 0 E: 0 K: 0 S: 3	H: 0 LOB: 2 BB: 2 P: 11	R: 0 E: 0 K: 1 S: 5	H: 0 LOB: 0 BB: 0 P: 5	1B: 7 2B: 2 3B: 0 HR: 3	SF: 0 SAC: 0 DP: 1 HBP: 0	WP: 0 PB: 0 SB: 0 CS: 0	PA: 45		
PITCHER Barry Lersch, R ERA: 3.7 Bill Champion, R ERA: 4.52 Mac Scarce, L ERA: 4.18 Bob Terlecki, R ERA: 4.7 Gary Neibauer, R ERA: 5.82	IP: 0.1 WLS: L BF: 7 H: 4 R: 4 ER: 4 SO: 1	BB: 2 IBB: 0 HBP: 0 BLK: 0	WP: 0 HR: 1 S: 7 P: 15	ERA: 108.00 WHIP: 18.000																
	IP: 2.2 WLS: L BF: 15 H: 4 R: 4 ER: 4 SO: 1	BB: 3 IBB: 0 HBP: 0 BLK: 0	WP: 0 HR: 0 S: 14 P: 26	ERA: 13.50 WHIP: 2.625																
	IP: 2.0 WLS: L BF: 9 H: 2 R: 2 ER: 2 SO: 1	BB: 1 IBB: 0 HBP: 0 BLK: 0	WP: 0 HR: 2 S: 10 P: 14	ERA: 9.00 WHIP: 1.500																
	IP: 2.0 WLS: L BF: 11 H: 2 R: 1 ER: 0 SO: 0	BB: 3 IBB: 0 HBP: 0 BLK: 0	WP: 0 HR: 0 S: 8 P: 20	ERA: 0.00 WHIP: 2.500																
	IP: 1.0 WLS: L BF: 3 H: 0 R: 0 ER: 0 SO: 1	BB: 0 IBB: 0 HBP: 0 BLK: 0	WP: 0 HR: 5 S: 5 P: 5	ERA: 0.00 WHIP: 0.000																

Philadelphia Phillies @ Atlanta Braves
Atlanta Stadium, Atlanta, GA
Fri Sep 01 1972, 7:05 PM EDT
Att: 3,333 - Unknown

AB 36
R 11
H 12
RBI 11
BB 9
SO 4
LOB 21



Batter	1	2	3	4	5	6	7	8	9	AB	R	H	RBI	BB	SO	LOB	TOP			
Terry Harmon, R OBP: 0.367, SLG: 0.324	0-0 4-3		0-0 F9		0-0 F8			0-0 F8	0-0 FC6-4	5	0	0	0	0	0	2	Philadelphia Phillies @ Atlanta Braves Atlanta Stadium, Atlanta, GA Sat Sep 02 1972, 7:05 PM EDT Att: 5,239 - Unknown			
Larry Bowa, S OBP: 0.284, SLG: 0.307	0-0 F9		0-0 F8		0-0 F9			0-0 F8		4	0	0	0	0	0	0				
Don Money, R OBP: 0.280, SLG: 0.343	0-0 F9				0-0 L9			0-0 5-3		4	0	1	0	0	0	0				
Joe Lis, R OBP: 0.293, SLG: 0.398 Bill Robinson, R OBP: 0.230, SLG: 0.374		0-0 L9	0-0 5-3			0-3 K			4-0 S 1B BB	3	0	0	0	1	1	1				
Roger Freed, R OBP: 0.355, SLG: 0.447		0-0 2B 1B		4-0 2B BB		0-0 6-3			0-0 F8	3	1	1	0	1	0	1				
Willie Montanez, L OBP: 0.333, SLG: 0.427		0-0 1-3 2B		0-0 1-H 2B		0-0 F9			0-0 F3	4	0	2	1	0	0	2				
Deron Johnson, R OBP: 0.293, SLG: 0.344 Tom Hutton, L OBP: 0.361, SLG: 0.353		0-3 K		0-0 F8				0-0 F3	0-0 1B 1B	4	0	1	1	0	1	3				
John Bateman, R OBP: 0.261, SLG: 0.297		4-0 1B IBB		0-0 F4				0-0 F8	0-0 1B 1B	3	0	1	0	1	0	1				
Dave Downs, R OBP: 0.250, SLG: 0.250	0-0 F3			0-0 4-3				0-3 K	0-0 1-2 2-H 1B	4	0	1	1	0	1	4				
Inning Stats	R: 0 E: 0 K: 0 S: 3	H: 0 LOB: 0 BB: 0 P: 3	R: 0 E: 0 K: 1 S: 7	H: 2 LOB: 3 BB: 1 P: 11	R: 0 E: 0 K: 0 S: 4	H: 1 LOB: 1 BB: 0 P: 4	R: 1 E: 0 K: 0 S: 4	H: 1 LOB: 1 BB: 1 P: 8	R: 0 E: 0 K: 1 S: 5	H: 0 LOB: 0 BB: 0 P: 5	R: 0 E: 0 K: 1 S: 5	H: 0 LOB: 0 BB: 0 P: 5	R: 0 E: 0 K: 0 S: 3	H: 0 LOB: 0 BB: 0 P: 3	R: 2 E: 0 K: 0 S: 6	H: 3 LOB: 2 BB: 1 P: 10	1B: 5 2B: 2 3B: 0 HR: 0	SF: 0 SAC: 0 DP: 0 HBP: 0	WP: 0 PB: 0 SB: 1 CS: 0	PA: 37
PITCHER Mike McQueen, L ERA: 5.04	IP: 9.0 WLS: L BF: 37	H: 7 R: 3 ER: 3 SO: 3	BB: 2 IBB: 1 HBP: 0 BLK: 0	WP: 0 HR: 0 S: 40 P: 52	ERA: 3.00 WHIP: 1.000	PITCHER	IP: 9.0 WLS: L BF: 37	H: 7 R: 3 ER: 3 SO: 3	BB: 2 IBB: 1 HBP: 0 BLK: 0	WP: 0 HR: 0 S: 40 P: 52	ERA: 3.00 WHIP: 1.000									

AB 34
R 3
H 7
RBI 3
BB 3
SO 3
LOB 14



Batter	1	2	3	4	5	6	7	8	9	AB	R	H	RBI	BB	SO	LOB	BOTTOM			
Ralph Garr, L OBP: 0.359, SLG: 0.421	0-0 F8		0-0 1-2 1B			0-0 F8 8-2 2B		0-0 G3-6		4	0	2	0	0	0	2	Philadelphia Phillies @ Atlanta Braves Atlanta Stadium, Atlanta, GA Sat Sep 02 1972, 7:05 PM EDT Att: 5,239 - Unknown			
Sonny Jackson, L OBP: 0.293, SLG: 0.351	4-0 WP BLK BB		0-0 F6			0-0 F8			0-0 4-3 2B	3	0	1	0	1	0	3				
Jim Breazeale, L OBP: 0.307, SLG: 0.500	0-3 K		0-0 F3			0-0 8-2			0-0 4-3	4	0	0	0	0	1	5				
Dusty Baker Jr., R OBP: 0.378, SLG: 0.494	0-3 K			0-0 L9-3 1B				0-0 F7	0-0 5-3	4	0	1	0	0	1	2				
Darrell Evans, L OBP: 0.367, SLG: 0.418		0-0 F8		0-0 F7				0-0 1-3	0-0 F5	4	0	0	0	0	0	2				
Mike Lum, L OBP: 0.325, SLG: 0.355		0-0 5-3		0-0 L9-3				0-0 F3		3	0	0	0	0	0	1				
Rod Gilbreath, R OBP: 0.316, SLG: 0.235		0-0 F9			0-0 G6-4-3 1B			0-0 FC1-5 1B		3	0	2	0	0	0	0				
Paul Casanova, R OBP: 0.235, SLG: 0.293 Oscar Brown, R OBP: 0.214, SLG: 0.313 Earl Williams, R OBP: 0.338, SLG: 0.460			0-0 L7		0-0 G6-4-3			0-0 FC1-5 1B	0-0 FC1-5 1B	3	0	1	0	0	0	1				
Mike McQueen, L OBP: 0.154, SLG: 0.154			0-0 1B		0-0 4-3			0-0 FC1-5	0-0 G3-6	3	0	1	0	0	0	2				
Inning Stats	R: 0 E: 0 K: 2 S: 7	H: 0 LOB: 1 BB: 1 P: 11	R: 0 E: 0 K: 0 S: 3	H: 0 LOB: 0 BB: 0 P: 3	R: 0 E: 0 K: 0 S: 5	H: 2 LOB: 2 BB: 0 P: 5	R: 0 E: 0 K: 0 S: 3	H: 1 LOB: 0 BB: 0 P: 3	R: 0 E: 0 K: 0 S: 3	H: 1 LOB: 0 BB: 0 P: 3	R: 0 E: 0 K: 0 S: 3	H: 0 LOB: 0 BB: 0 P: 3	R: 0 E: 0 K: 0 S: 4	H: 2 LOB: 2 BB: 0 P: 4	R: 0 E: 0 K: 0 S: 4	H: 1 LOB: 1 BB: 0 P: 4	1B: 6 2B: 4 3B: 0 HR: 0	SF: 0 SAC: 0 DP: 4 HBP: 0	WP: 1 PB: 0 SB: 0 CS: 0	PA: 32
PITCHER Dave Downs, R ERA:	IP: 9.0 WLS: W BF: 32	H: 8 R: 0 ER: 0 SO: 2	BB: 1 IBB: 0 HBP: 0 BLK: 1	WP: 1 HR: 0 S: 35 P: 39	ERA: 0.00 WHIP: 1.000	PITCHER	IP: 9.0 WLS: W BF: 32	H: 8 R: 0 ER: 0 SO: 2	BB: 1 IBB: 0 HBP: 0 BLK: 1	WP: 1 HR: 0 S: 35 P: 39	ERA: 0.00 WHIP: 1.000									

AB 31
R 0
H 8
RBI 0
BB 1
SO 2
LOB 18



Batter	1	2	3	4	5	6	7	8	9	AB	R	H	RBI	BB	SO	LOB	TOP			
Denny Doyle, L (1,4) OBP: 0.292, SLG: 0.306	L8		SH2-4		L7			F8		4	0	1	1	0	0	1	Philadelphia Phillies @ Atlanta Braves Atlanta Stadium, Atlanta, GA Sun Sep 03 1972, 3:33 AM EDT Att: 5,119 - Unknown			
Larry Bowa, S (1,6) OBP: 0.285, SLG: 0.308	1B		1B			F4		4-3		5	1	2	0	0	0	1				
Tom Hutton, L (1,9) OBP: 0.359, SLG: 0.351	F8		1B	HR	F7			F8		5	1	1	0	0	0	1				
Willie Montanez, L (1,8) OBP: 0.336, SLG: 0.427	1B		HR		K			F7		4	1	2	2	1	1	0				
Joe Lis, R (1,3) OBP: 0.377, SLG: 0.431	5-3		HR					BB		4	1	2	3	1	0	3				
Greg Luzinski, R (1,7) OBP: 0.377, SLG: 0.437		F8	HR		K			BB		4	1	1	1	1	1	1				
Don Money, R (1,5) OBP: 0.280, SLG: 0.341	6-3		2B	1B		F7		K		5	1	1	0	0	1	2				
John Bateman, R (1,2) OBP: 0.261, SLG: 0.300	5-3		4-3	1B	2B			5-3		4	1	1	1	0	0	0				
Steve Carlton, L (1,1) OBP: 0.223, SLG: 0.247			1B					F8		3	1	1	0	1	0	1				
Inning Stats	R: 0 E: 0 K: 0 S: 5	H: 2 LOB: 2 BB: 0 P: 5	R: 0 E: 0 K: 0 S: 3	H: 0 LOB: 0 BB: 0 P: 3	R: 8 E: 0 K: 0 S: 12	H: 9 LOB: 1 BB: 0 P: 12	R: 0 E: 0 K: 2 S: 8	H: 1 LOB: 1 BB: 0 P: 8	R: 0 E: 0 K: 0 S: 3	H: 0 LOB: 1 BB: 1 P: 7	R: 0 E: 0 K: 1 S: 5	H: 0 LOB: 0 BB: 0 P: 5	R: 0 E: 0 K: 0 S: 3	H: 0 LOB: 0 BB: 0 P: 3	R: 0 E: 0 K: 0 S: 3	H: 0 LOB: 2 BB: 2 P: 11	1B: 9 2B: 1 3B: 0 HR: 2	SF: 0 SAC: 1 DP: 0 HBP: 0	WP: 0 PB: 0 SB: 0 CS: 0	PA: 43
PITCHER	IP WLS BF H R ER SO BB IBB HBP BLK WP HR S P ERA WHIP																			
Jim Hardin, R (1,1) ERA: 4.06	2.1 L 14 7 5 5 0 0 0 0 0 0 0 1 14 14 19.29 3.000																			
Tom Kelley, R (3,1) ERA: 4.55	4.2 21 5 3 3 3 2 0 0 0 0 0 1 25 33 5.79 1.500																			
Ron Schueler, R (8,1) ERA: 3.99	1.0 3 0 0 0 0 0 0 0 0 0 0 0 3 3 0.00 0.000																			
Joe Hoerner, L (9,1) ERA: 4.19	1.0 5 0 0 0 0 2 0 0 0 0 0 0 3 11 0.00 2.000																			

Batter	1	2	3	4	5	6	7	8	9	AB	R	H	RBI	BB	SO	LOB	BOTTOM					
Oscar Brown, R (1,9) OBP: 0.328, SLG: 0.328	K		5-3			G5-4-3		1B	FC6-4	4	0	2	0	0	1	0	Philadelphia Phillies @ Atlanta Braves Atlanta Stadium, Atlanta, GA Sun Sep 03 1972, 3:33 AM EDT Att: 5,119 - Unknown					
Rod Gilbreath, R (1,5) OBP: 0.304, SLG: 0.238	K			G5-3	BB	1B		G5-4-3	1B	4	0	1	0	0	1	2						
Hank Aaron, R (1,3) OBP: 0.392, SLG: 0.503				F2				BB		3	0	2	0	1	0	1						
Dusty Baker Jr., R (1,8) OBP: 0.377, SLG: 0.490	F4			BB				F4		3	0	0	0	1	0	4						
Rico Carty, R (1,7) OBP: 0.397, SLG: 0.420		4-3		G5-3				K		4	0	0	0	0	1	5						
Paul Casanova, R (1,2) OBP: 0.230, SLG: 0.286		L5				F4		F4		3	0	0	0	0	0	1						
Larvell Blanks, R (1,4) OBP: 0.381, SLG: 0.431		6-3				G5-4-3		BB	F8	2	0	0	0	1	0	0						
Marty Perez, R (1,6) OBP: 0.270, SLG: 0.261				F7		G5-4-3			6-3	3	0	0	0	0	0	1						
Jim Hardin, R (1,1) OBP: 0.217, SLG: 0.211				F5					F8	0	0	0	0	0	0	0						
Tom Kelley, R (3,1) OBP: 0.139, SLG: 0.088						K			F8	2	0	0	0	0	1	0						
Ron Schueler, R (8,1) OBP: 0.214, SLG: 0.220										0	0	0	0	0	0	0						
Gil Garrido, R (8,PH) OBP: 0.387, SLG: 0.308										1	0	0	0	0	0	0						
Joe Hoerner, R (9,1) ERA: 4.19										0	0	0	0	0	0	0						
Inning Stats	R: 0 E: 0 K: 2 S: 8	H: 1 LOB: 1 BB: 0 P: 8	R: 0 E: 0 K: 0 S: 3	H: 0 LOB: 0 BB: 0 P: 3	R: 0 E: 0 K: 0 S: 3	H: 0 LOB: 0 BB: 0 P: 3	R: 0 E: 0 K: 0 S: 3	H: 1 LOB: 1 BB: 1 P: 7	R: 0 E: 0 K: 0 S: 2	H: 0 LOB: 0 BB: 1 P: 6	R: 0 E: 0 K: 1 S: 5	H: 1 LOB: 0 BB: 0 P: 5	R: 0 E: 0 K: 1 S: 5	H: 0 LOB: 1 BB: 1 P: 9	R: 0 E: 0 K: 0 S: 3	H: 0 LOB: 0 BB: 0 P: 3	R: 0 E: 0 K: 0 S: 5	H: 2 LOB: 2 BB: 0 P: 5	1B: 4 2B: 1 3B: 0 HR: 0	SF: 0 SAC: 0 DP: 3 HBP: 0	WP: 0 PB: 0 SB: 0 CS: 0	PA: 32
PITCHER	IP WLS BF H R ER SO BB IBB HBP BLK WP HR S P ERA WHIP																					
Steve Carlton, L (1,1) ERA: 2.12	9.0 W 32 5 0 0 4 3 0 0 0 0 0 0 37 49 0.00 0.889																					



Batter	1	2	3	4	5	6	7	8	9	AB	R	H	RBI	BB	SO	LOB	TOP										
Denny Doyle, L (1,4) OBP: 0.289, SLG: 0.302	5-3		FC4-6			FC3-6		F9		4	0	0	0	0	0	2											
Larry Bowa, S (1,6) OBP: 0.287, SLG: 0.308	F8				F4					3	0	1	0	1	0	0											
Tom Hutton, L (1,9) OBP: 0.355, SLG: 0.346	F9				F3					4	0	0	0	0	0	3											
Willie Montanez, L (1,8) OBP: 0.334, SLG: 0.424		4-3								3	0	0	0	0	1	0											
Bill Robinson, R (7,8) OBP: 0.236, SLG: 0.379				K						1	0	1	0	0	0	0											
Joe Lis, R (1,3) OBP: 0.365, SLG: 0.415					6-3					4	0	0	0	0	2	2											
Greg Luzinski, R (1,7) OBP: 0.322, SLG: 0.436										3	0	1	0	0	0	0											
Gary Nelbauer, R (7,1) OBP: 0.125, SLG: 0.125	5-3				6-3					0	0	0	0	0	0	0											
Pete Koegel, R (6,PH) OBP: 0.261, SLG: 0.220						FC6-4				1	0	0	0	0	0	2											
Don Money, R (1,5) OBP: 0.280, SLG: 0.341					F6					3	0	1	0	0	0	1											
John Bateman, R (1,2) OBP: 0.258, SLG: 0.297						F9				3	0	0	0	0	0	1											
Wayne Twitchell, R (1,1) OBP: 0.045, SLG: 0.048										1	0	0	0	0	0	1											
Oscar Gamble, L (6,PH) OBP: 0.346, SLG: 0.339										1	0	1	0	0	0	0											
Bob Terlecki, R (6,1) OBP: 0.346, SLG: 0.339										0	0	0	0	0	0	0											
Mac Scarce, L (6,1) OBP: 0.292, SLG: 0.342										0	0	0	0	0	0	0											
Deron Johnson, R (7,3) OBP: 0.292, SLG: 0.342										1	0	0	0	0	1	0											
Inning Stats	R: 0 E: 0 K: 0 S: 3	H: 0 LOB: 0 BB: 0 P: 3	R: 0 E: 0 K: 1 S: 5	H: 0 LOB: 0 BB: 0 P: 5	R: 0 E: 0 K: 0 S: 4	H: 1 LOB: 1 BB: 0 P: 4	R: 0 E: 0 K: 1 S: 5	H: 0 LOB: 0 BB: 0 P: 5	R: 0 E: 0 K: 0 S: 3	H: 0 LOB: 0 BB: 0 P: 3	R: 0 E: 0 K: 0 S: 4	H: 1 LOB: 2 BB: 1 P: 8	R: 0 E: 0 K: 0 S: 4	H: 1 LOB: 1 BB: 0 P: 4	R: 0 E: 0 K: 1 S: 5	H: 0 LOB: 0 BB: 0 P: 5	R: 0 E: 0 K: 1 S: 7	H: 2 LOB: 2 BB: 0 P: 7	1B: 5 2B: 0 3B: 0 HR: 0	SF: 0 SAC: 0 DP: 0 HBP: 0	WP: 0 PB: 0 SB: 0 CS: 0	PA: 33					
PITCHER	IP	WLS	BF	H	R	ER	SO	BB	IBB	HBP	BLK	WP	HR	S	P	ERA	WHIP										
Steve Blass, R (1,1) ERA: 2.48	9.0	W	33	5	0	0	4	1	0	0	0	0	0	40	44	0.00	0.667										

Philadelphia Phillies @ Pittsburgh Pirates
Three Rivers Stadium, Pittsburgh, PA
Mon Sep 04 1972, 3:33 AM EDT
Unknown

AB 32
R 0
H 5
RBI 0
BB 1
SO 4
LOB 12



Batter	1	2	3	4	5	6	7	8	9	AB	R	H	RBI	BB	SO	LOB	BOTTOM										
Vic Davallo, L (1,7) OBP: 0.380, SLG: 0.425			F7							5	3	4	0	0	0	0											
Al Oliver, L (1,8) OBP: 0.352, SLG: 0.445										5	4	4	6	0	1	1											
Roberto Clemente, R (1,9) OBP: 0.354, SLG: 0.478										4	1	1	1	0	1	1											
Willie Stargell, L (1,3) OBP: 0.397, SLG: 0.611										4	0	3	1	1	1	1											
Gene Clines, R (9,7) OBP: 0.397, SLG: 0.427										0	0	0	0	0	0	0											
Richie Hebner, L (1,5) OBP: 0.402, SLG: 0.539										2	0	0	1	1	0	2											
Manny Sanguillen, R (1,2) OBP: 0.332, SLG: 0.421										4	0	0	1	0	0	3											
Dave Cash, R (1,4) OBP: 0.310, SLG: 0.371										4	0	1	0	0	0	2											
Gene Alley, R (1,6) OBP: 0.329, SLG: 0.323										4	0	0	0	0	2	2											
Steve Blass, R (1,1) OBP: 0.183, SLG: 0.188										4	2	1	0	0	1	2											
Inning Stats	R: 0 E: 0 K: 3 S: 10	H: 1 LOB: 1 BB: 0 P: 10	R: 0 E: 0 K: 2 S: 8	H: 1 LOB: 2 BB: 1 P: 12	R: 2 E: 0 K: 0 S: 6	H: 3 LOB: 1 BB: 0 P: 6	R: 0 E: 0 K: 0 S: 3	H: 0 LOB: 0 BB: 0 P: 3	R: 2 E: 1 K: 0 S: 7	H: 3 LOB: 2 BB: 0 P: 7	R: 3 E: 1 K: 0 S: 7	H: 3 LOB: 1 BB: 0 P: 7	R: 0 E: 0 K: 1 S: 5	H: 0 LOB: 0 BB: 0 P: 5	R: 3 E: 0 K: 0 S: 6	H: 3 LOB: 1 BB: 1 P: 10	1B: 11 2B: 1 3B: 0 HR: 2	SF: 3 SAC: 0 DP: 0 HBP: 0	WP: 0 PB: 0 SB: 2 CS: 0	PA: 42							
PITCHER	IP	WLS	BF	H	R	ER	SO	BB	IBB	HBP	BLK	WP	HR	S	P	ERA	WHIP										
Wayne Twitchell, R (1,1) ERA: 4.41	5.0	L	25	8	4	3	5	1	0	0	0	0	0	34	38	5.40	1.800										
Bob Terlecki, R (6,1) ERA: 6.48	0.2		6	3	3	2	0	0	0	0	0	0	1	6	6	27.00	4.500										
Mac Scarce, L (6,1) ERA: 4.74	0.1		1	0	0	0	0	0	0	0	0	0	0	1	1	0.00	0.000										
Gary Nelbauer, R (7,1) ERA: 6.25	2.0		10	3	3	3	1	1	0	0	0	0	1	11	15	13.50	2.000										

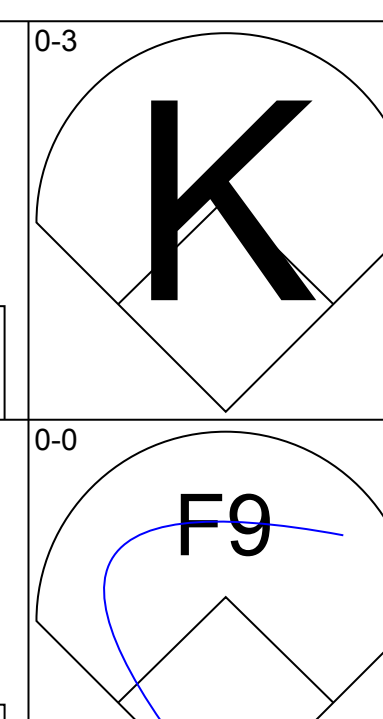
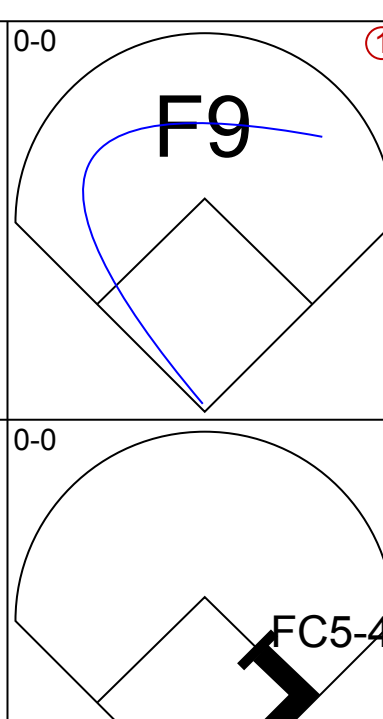
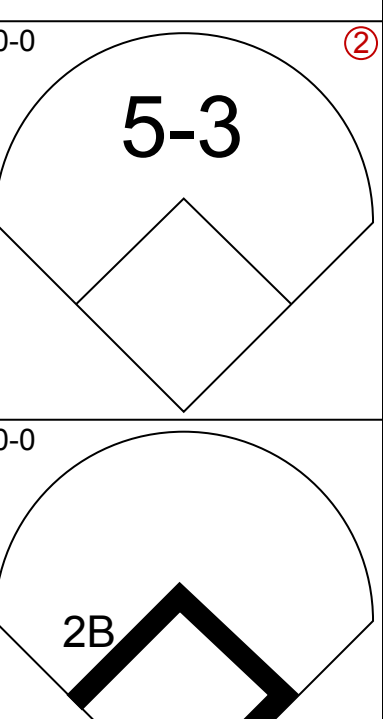
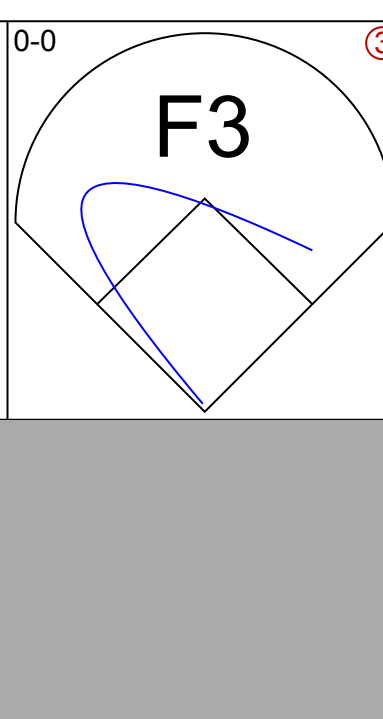
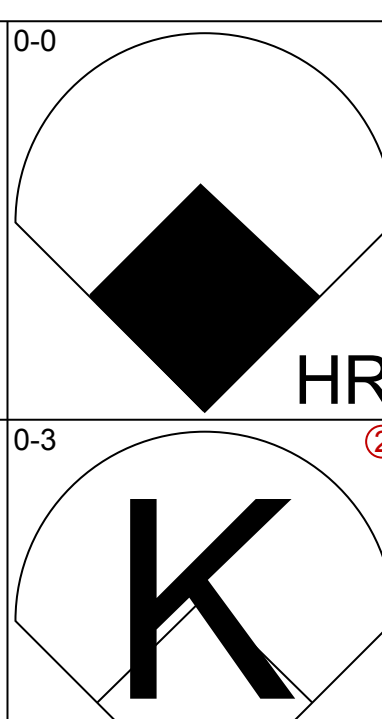
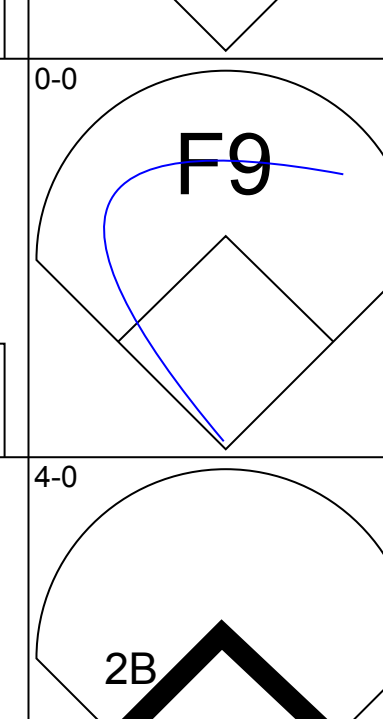
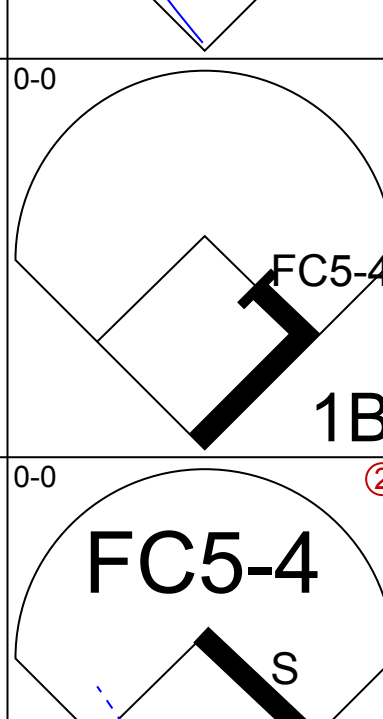
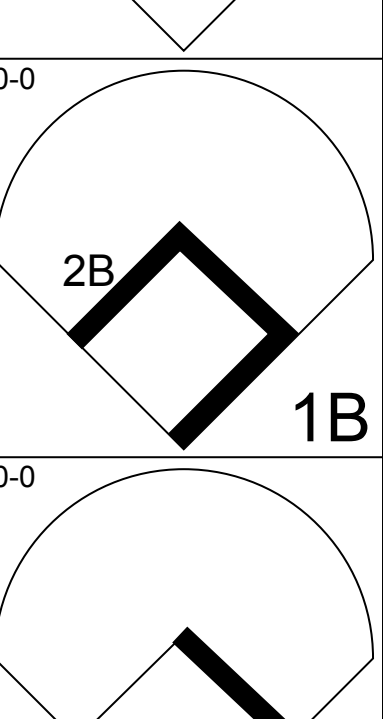
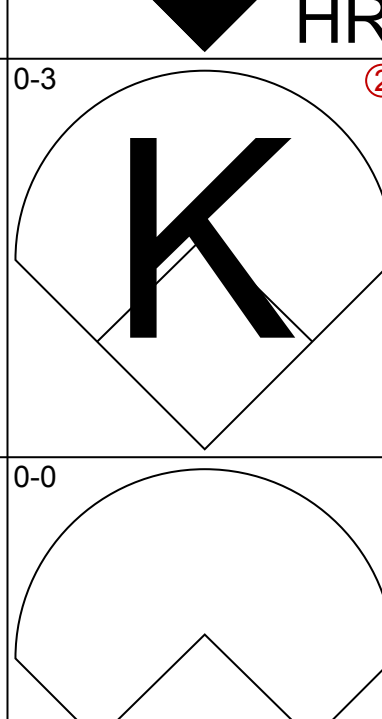
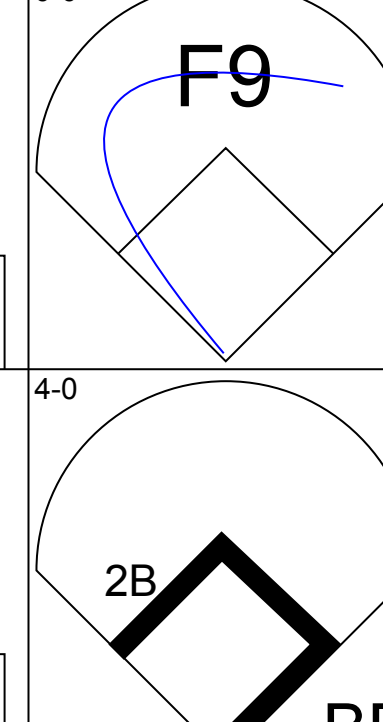
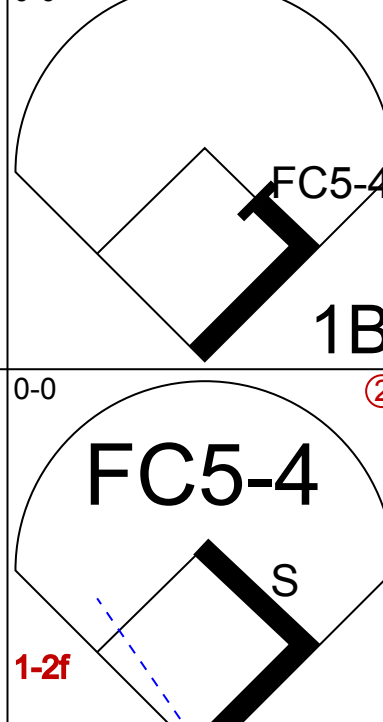
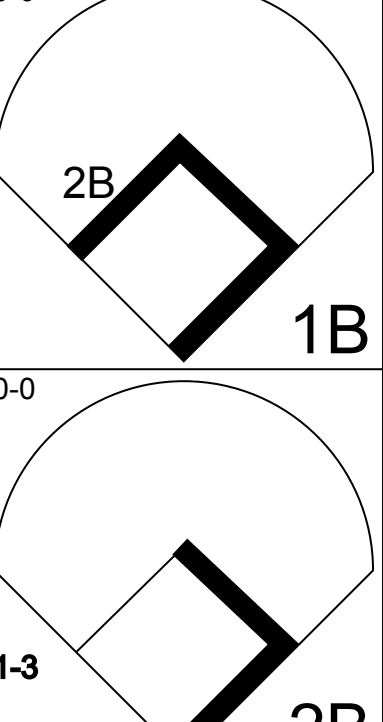
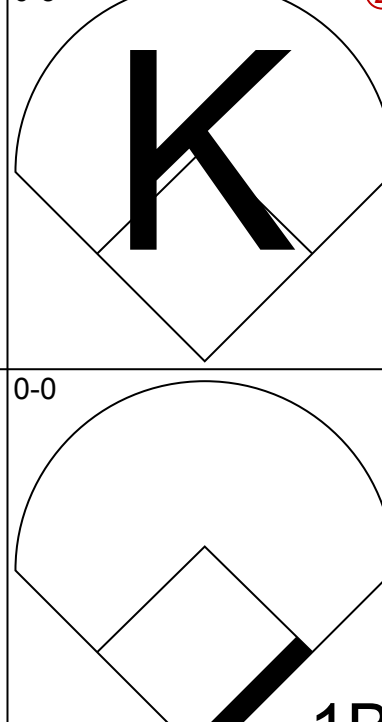
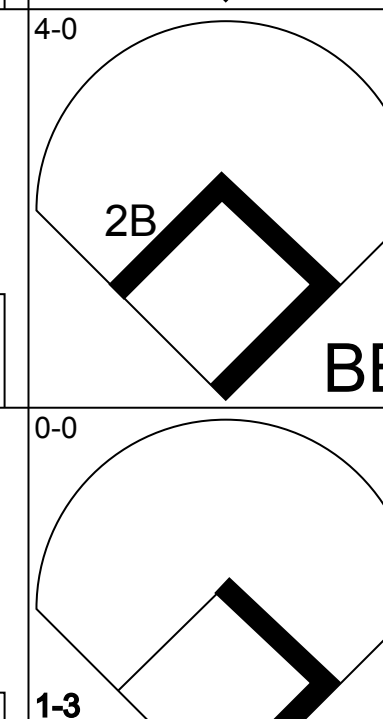
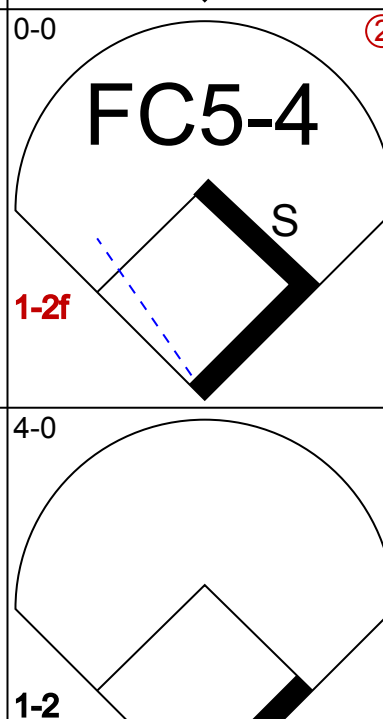
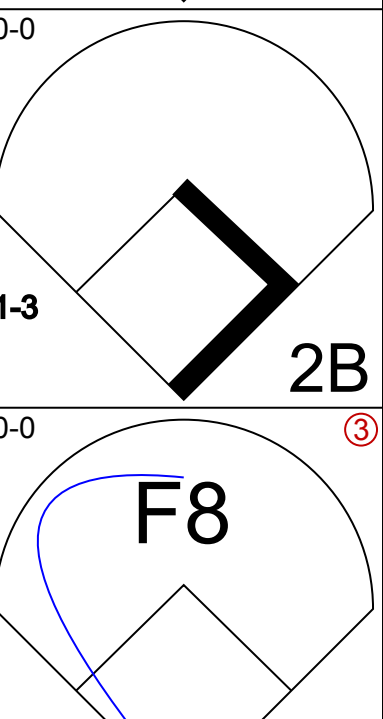
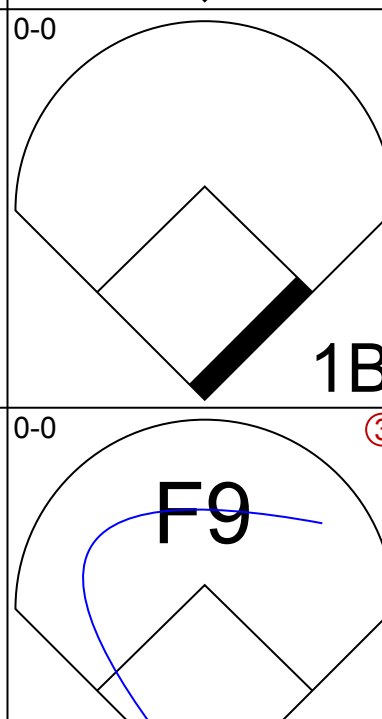
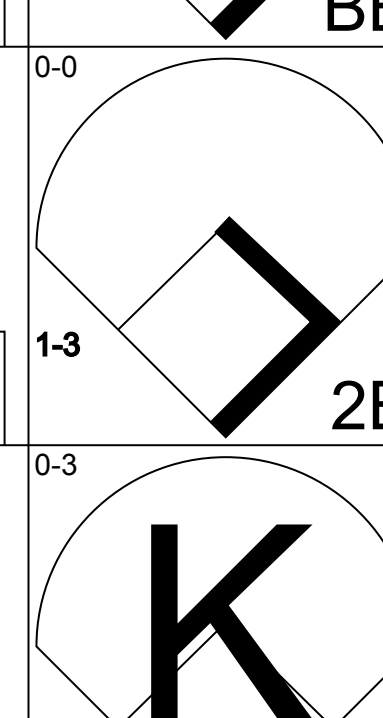
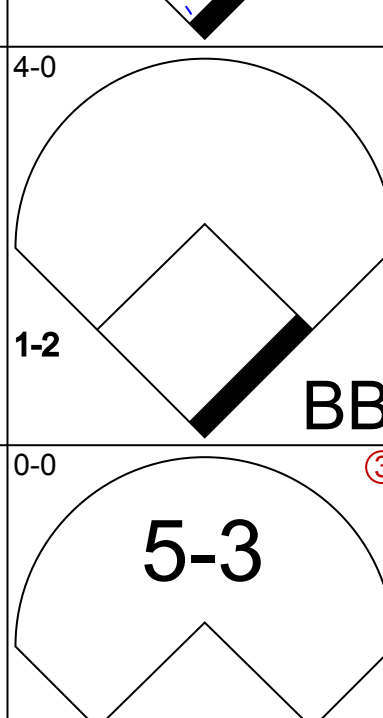
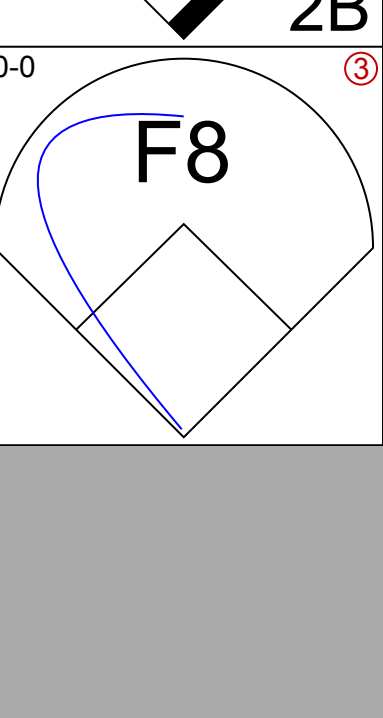
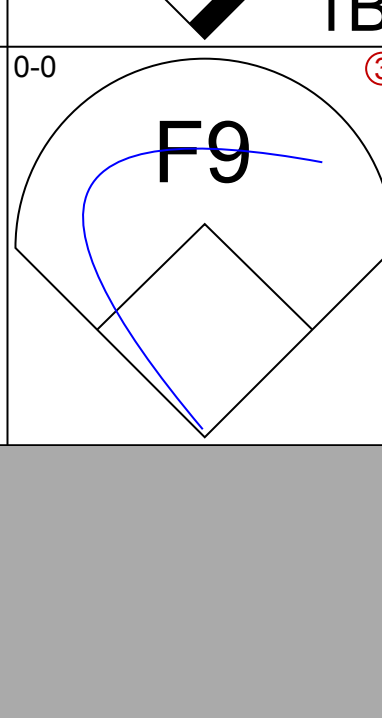
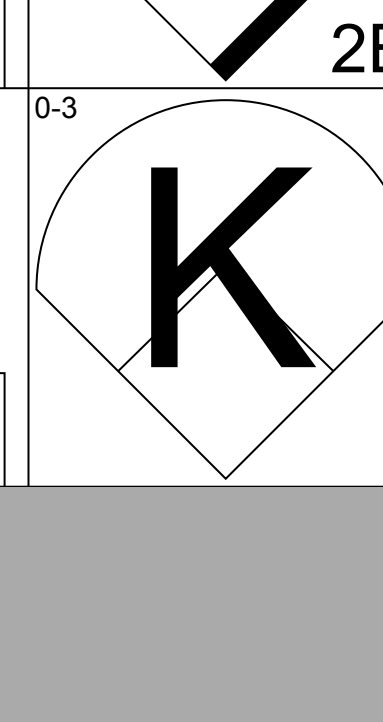
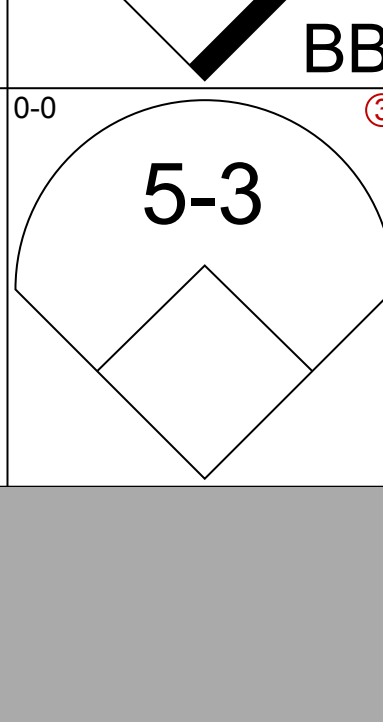


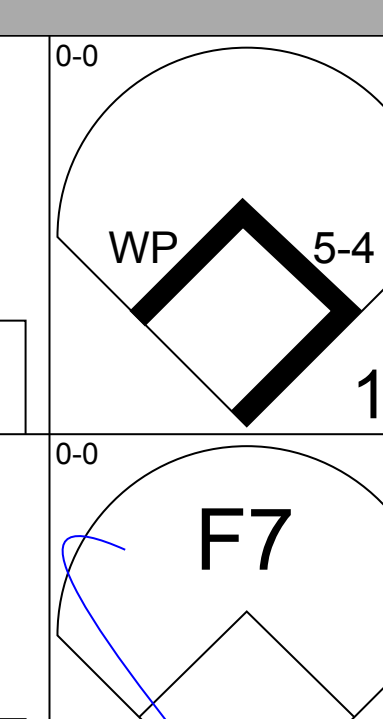

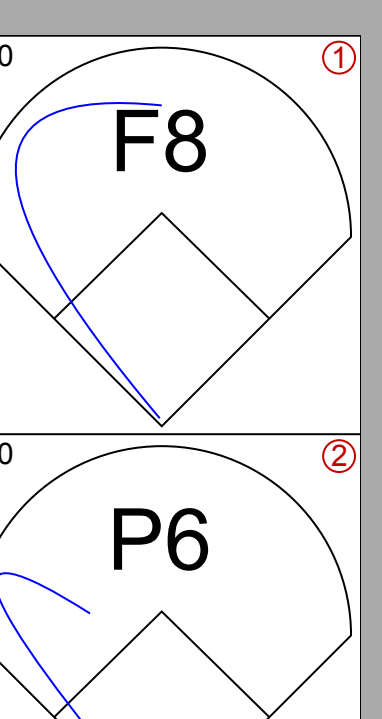
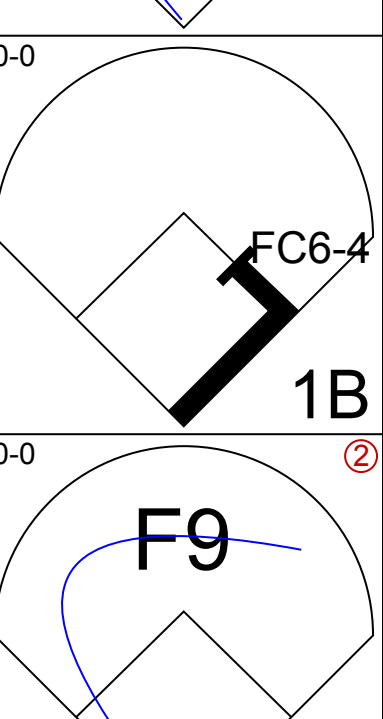











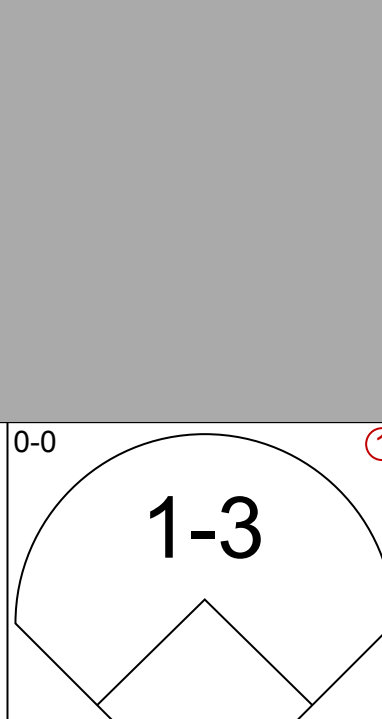


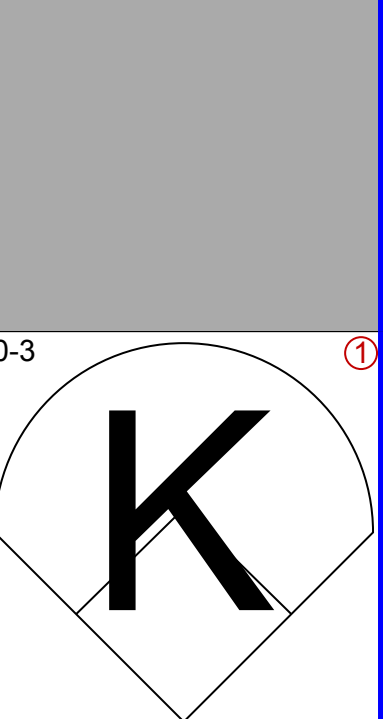
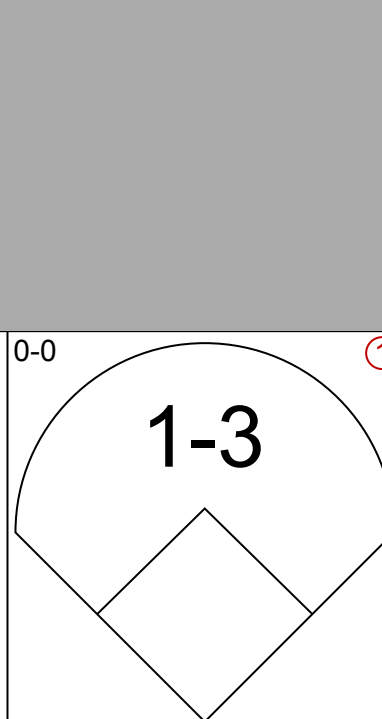
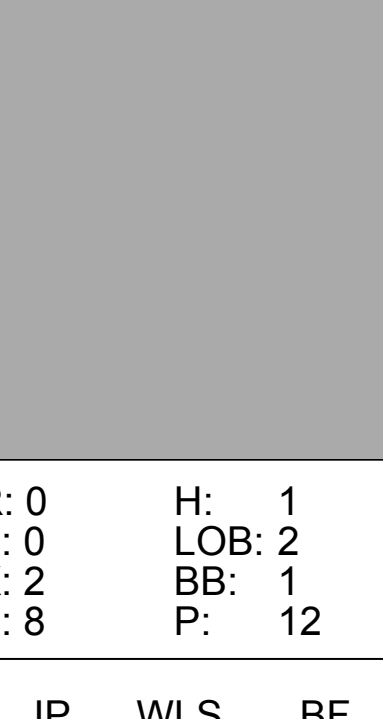
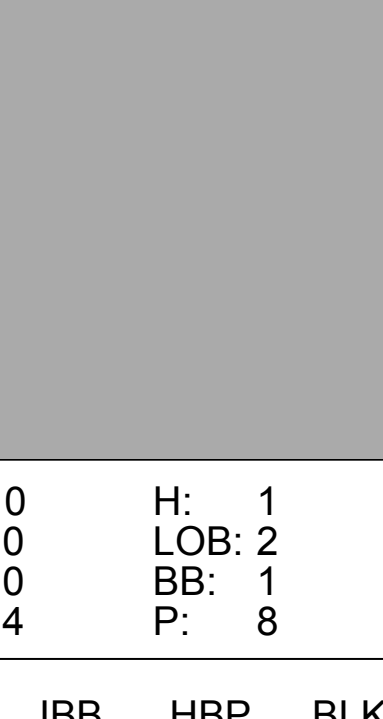
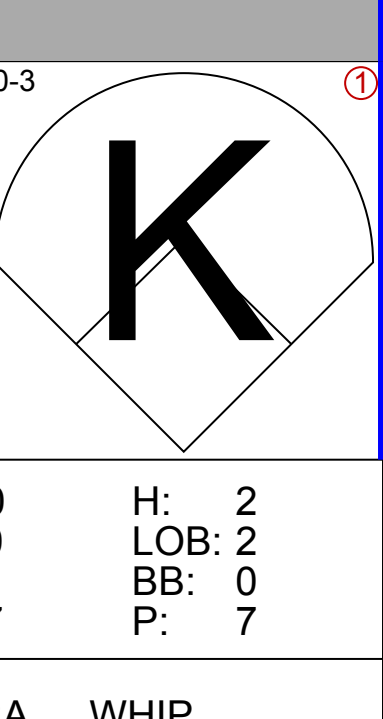
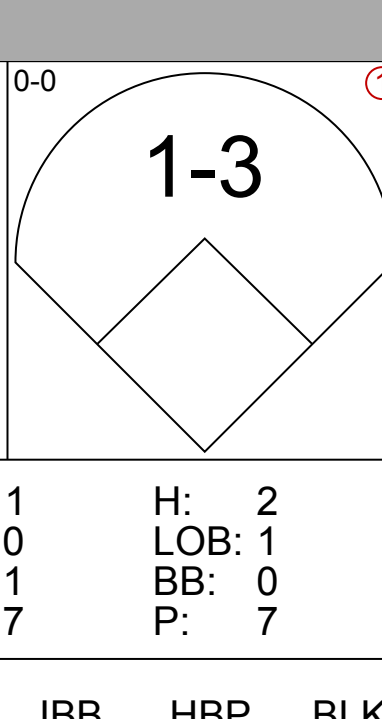
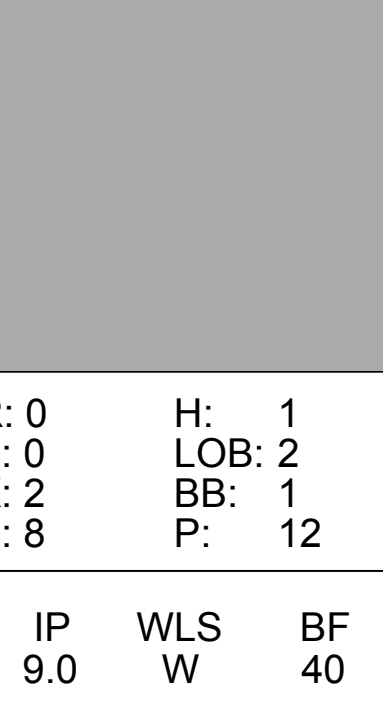
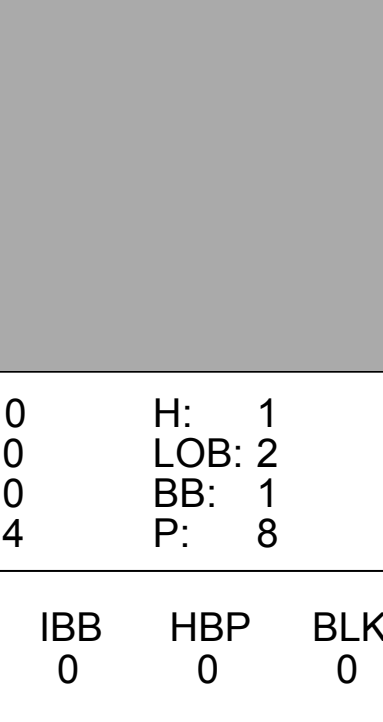
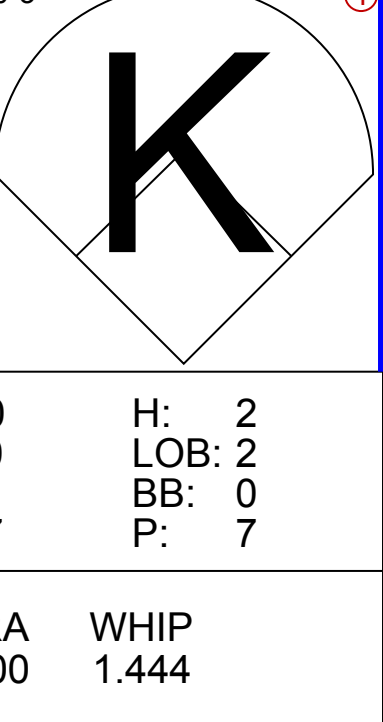
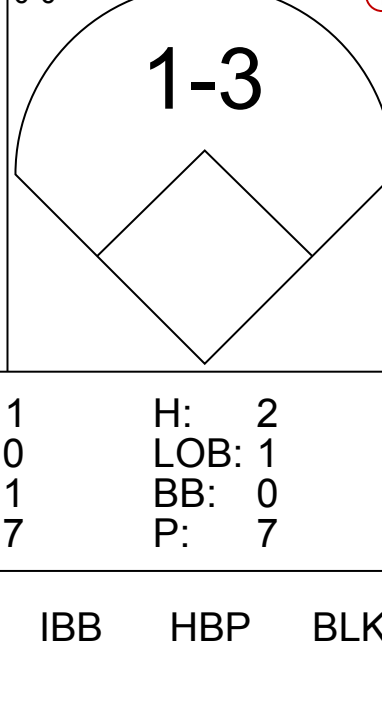
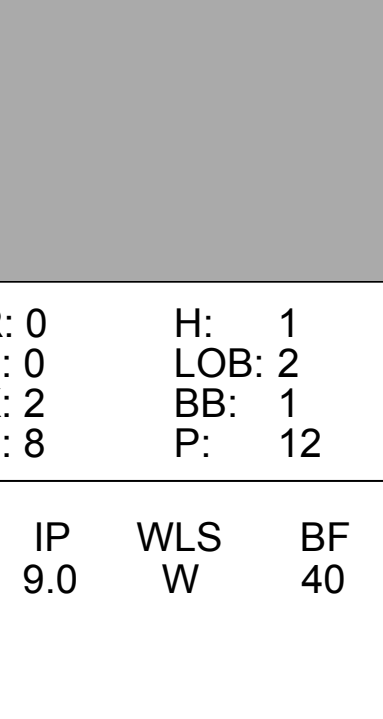
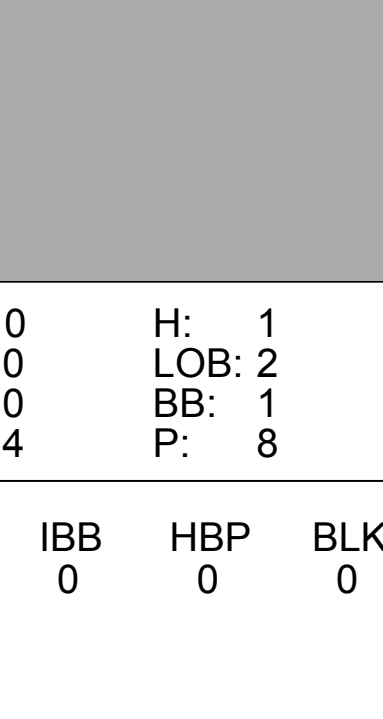
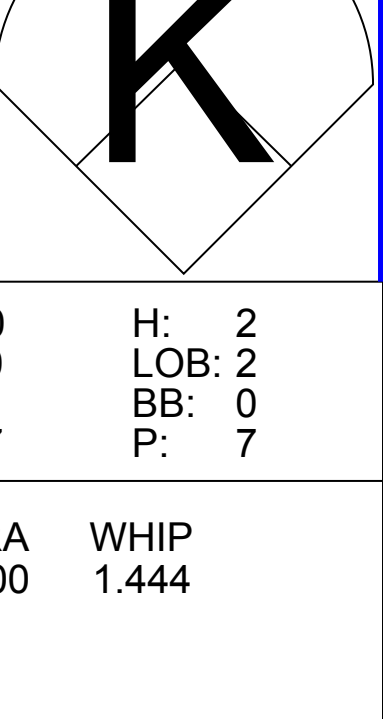
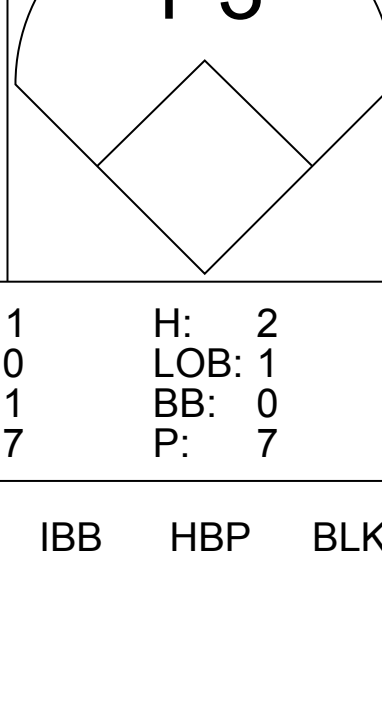
Philadelphia Phillies @ Pittsburgh Pirates
Three Rivers Stadium, Pittsburgh, PA
Mon Sep 04 1972, 3:33 AM EDT
Unknown

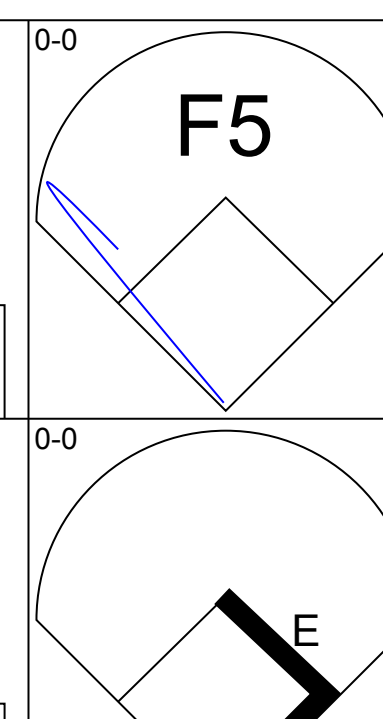
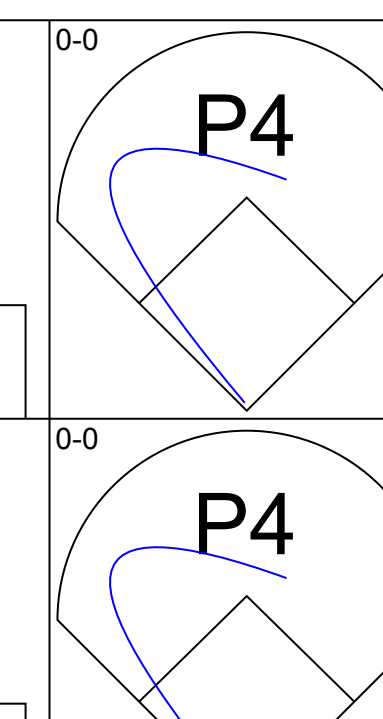
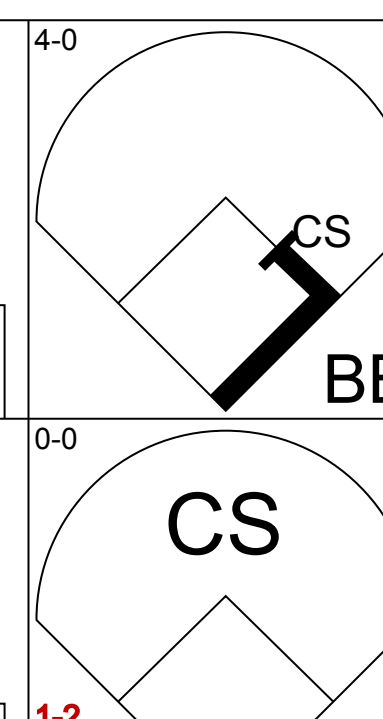
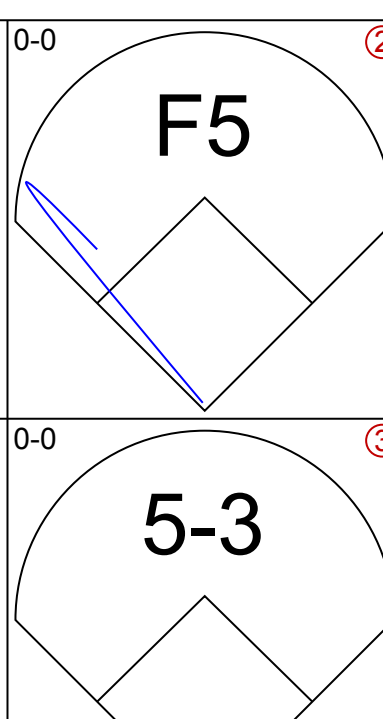
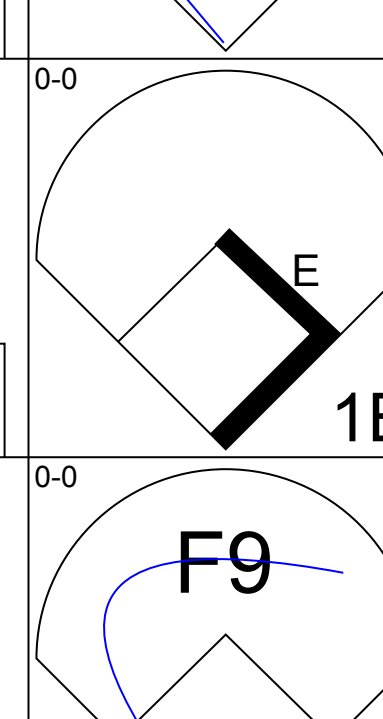
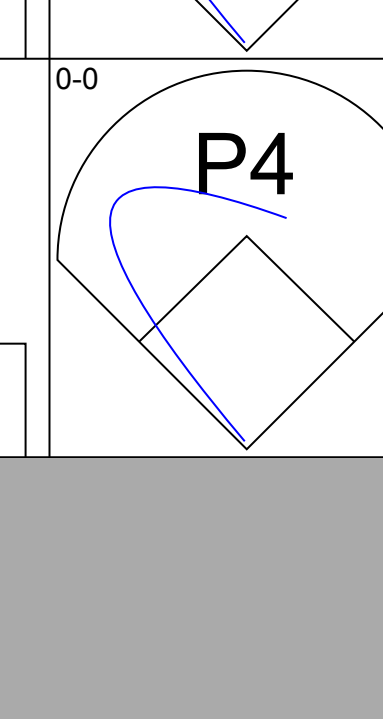
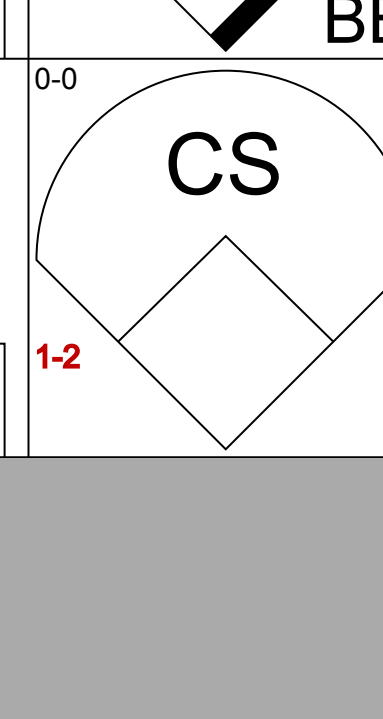
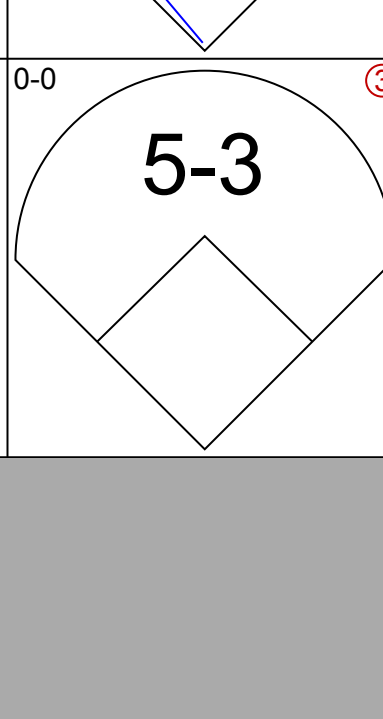
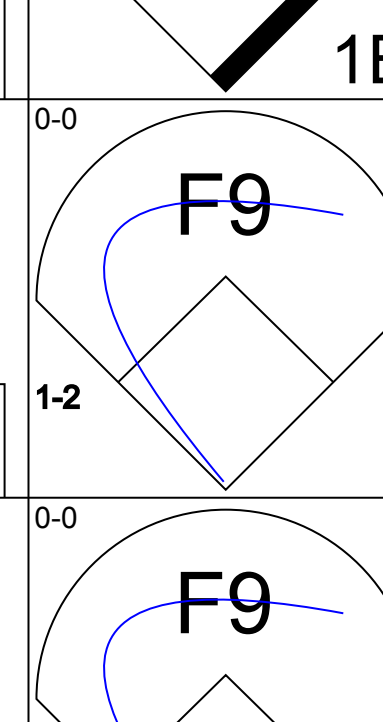
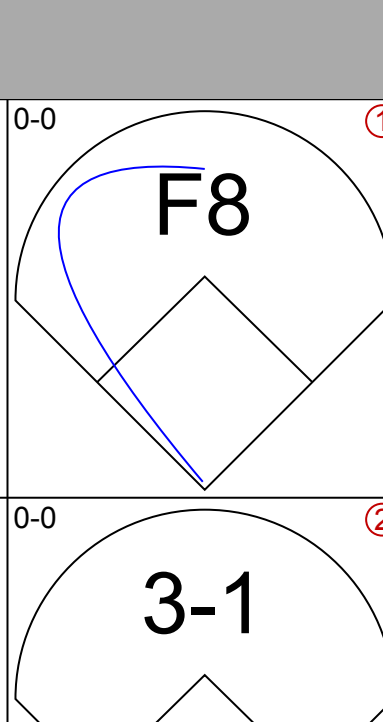
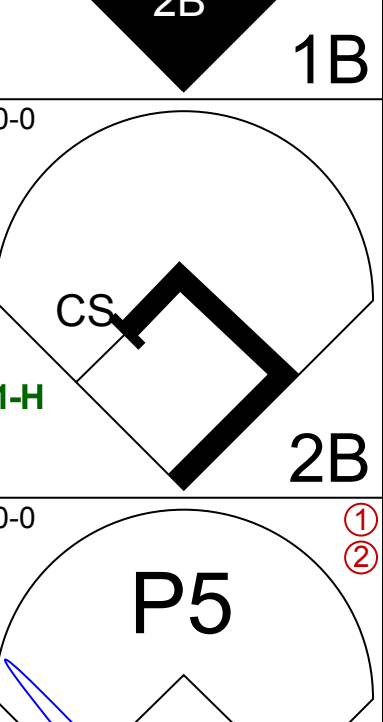

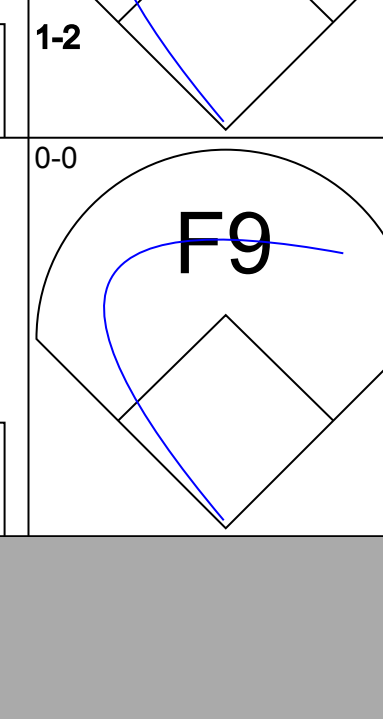
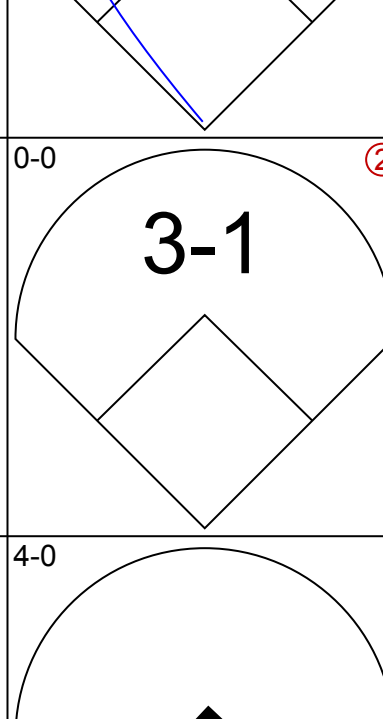
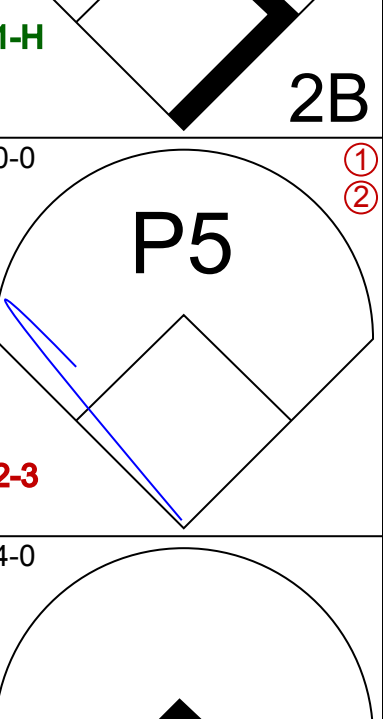

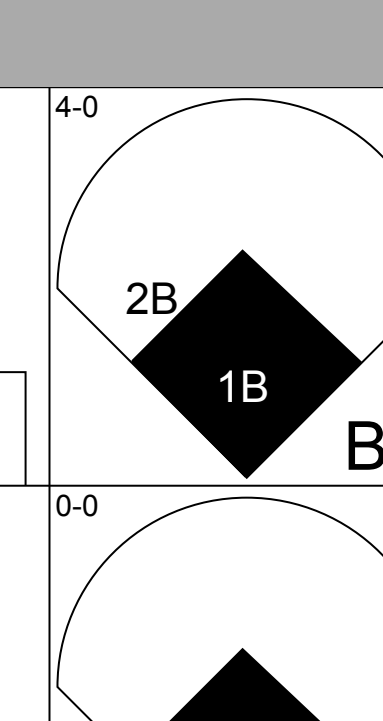
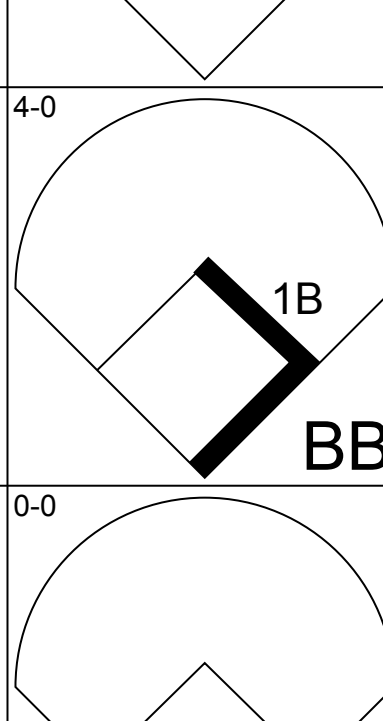
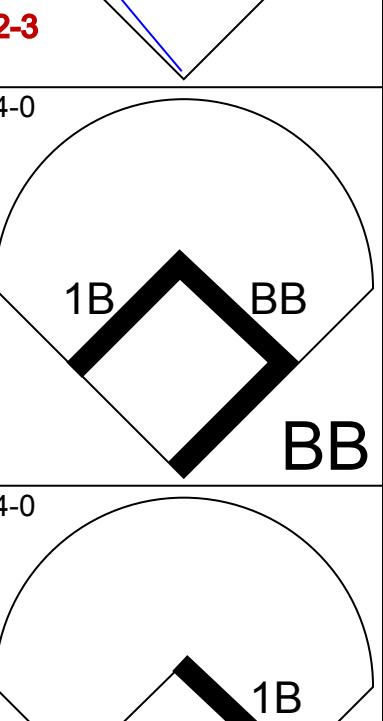
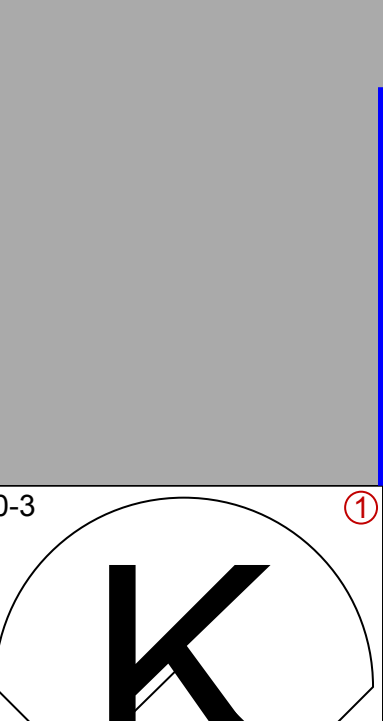
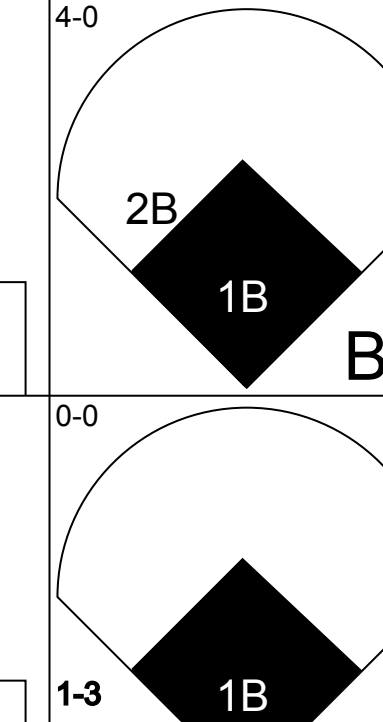
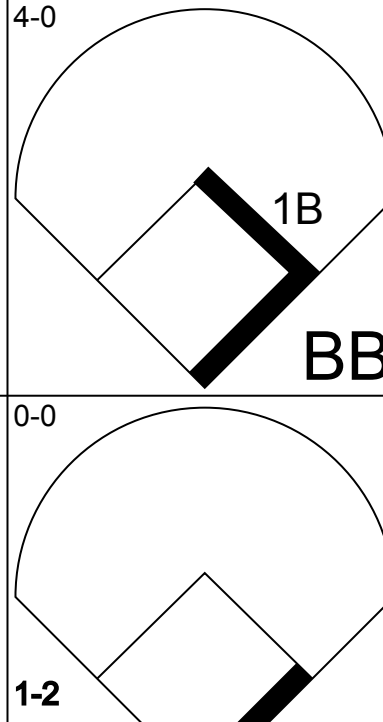
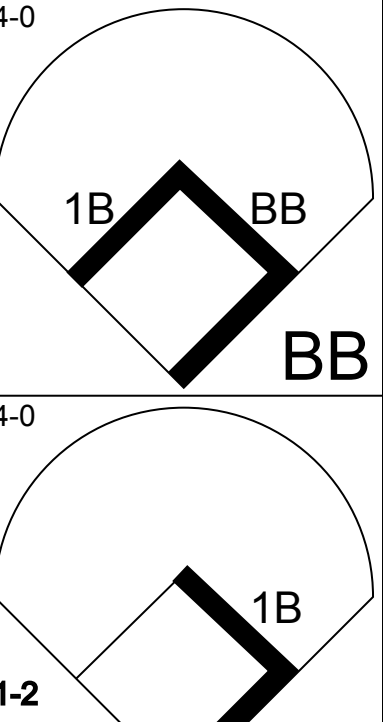
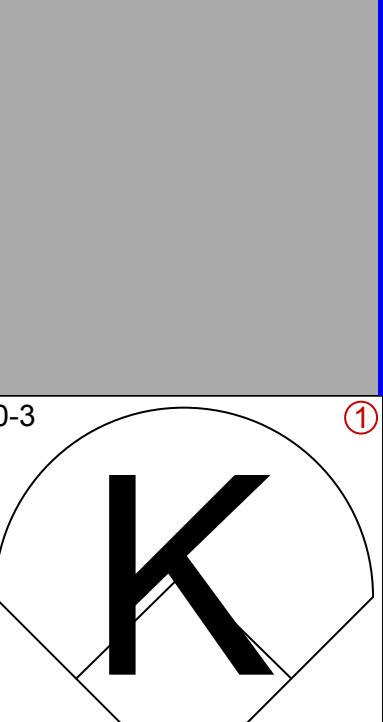

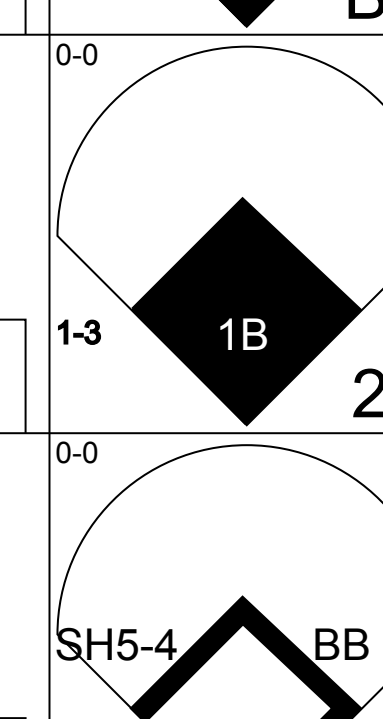
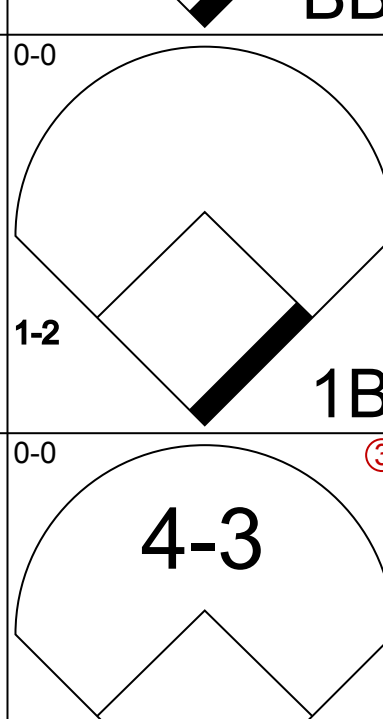
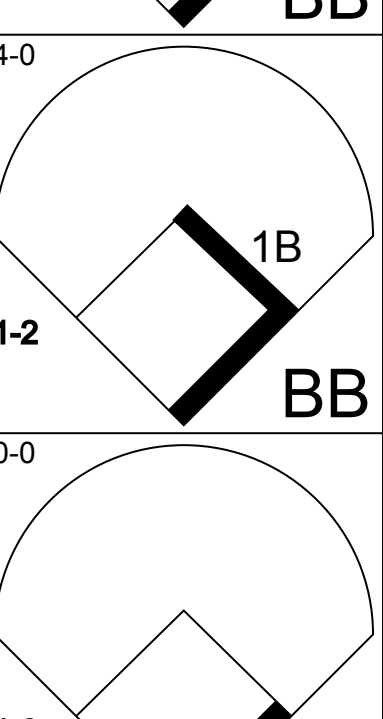
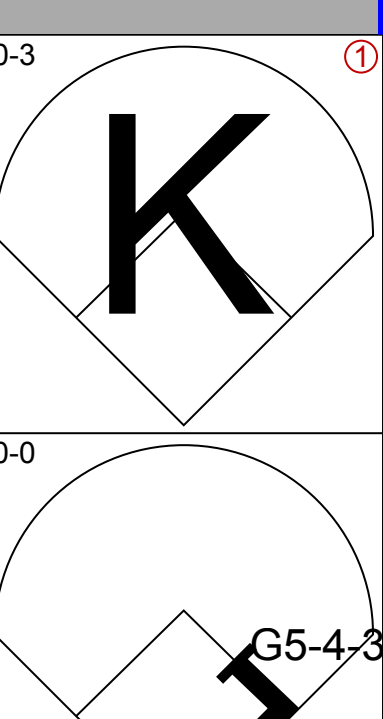
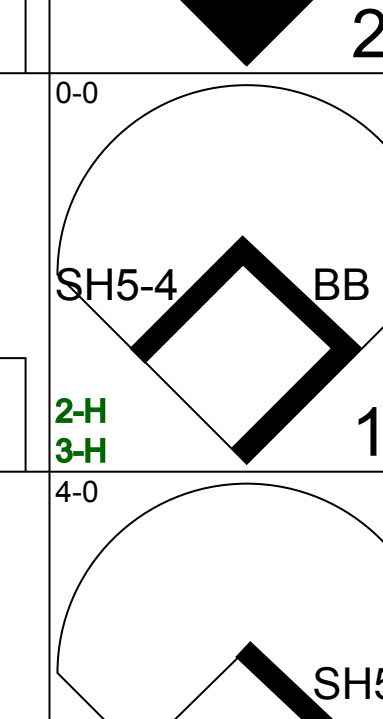
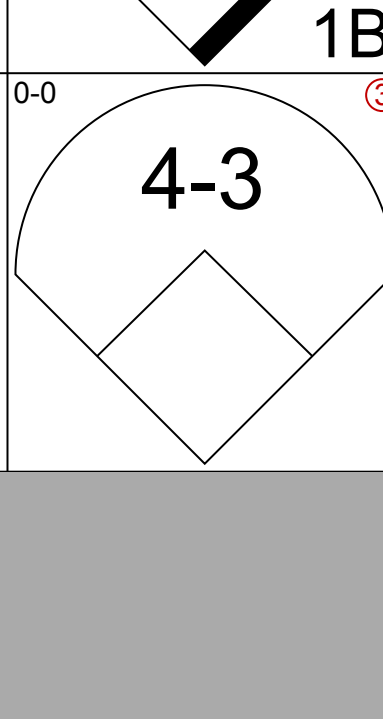
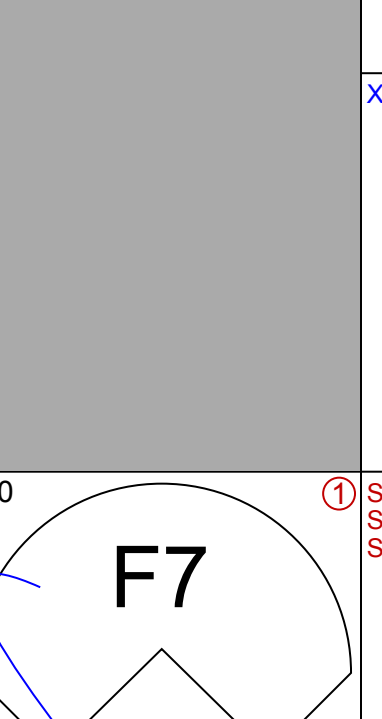
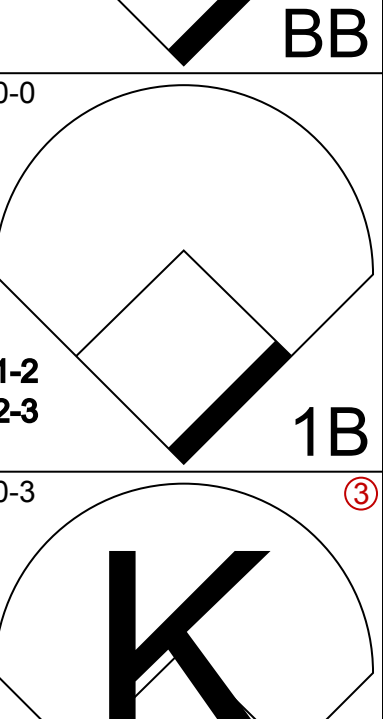
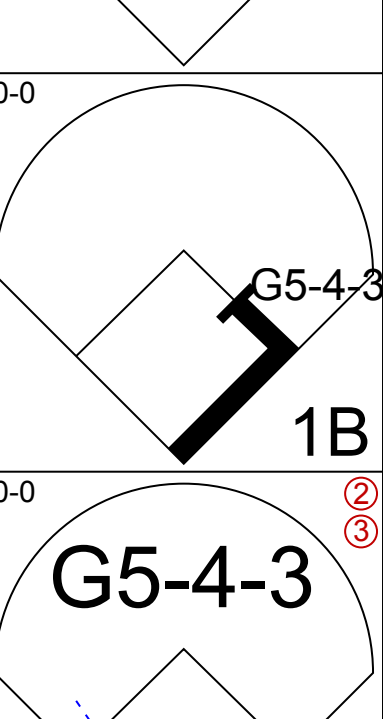
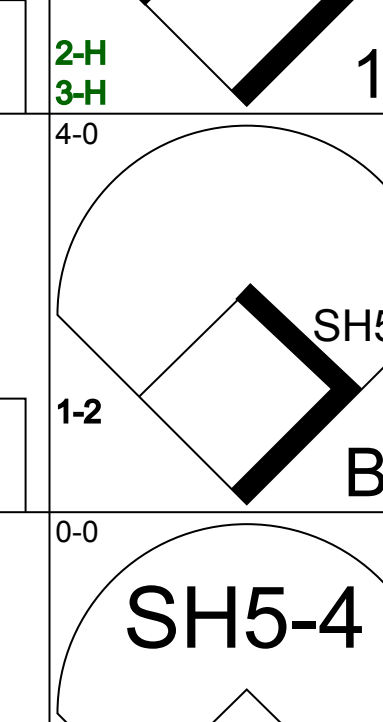

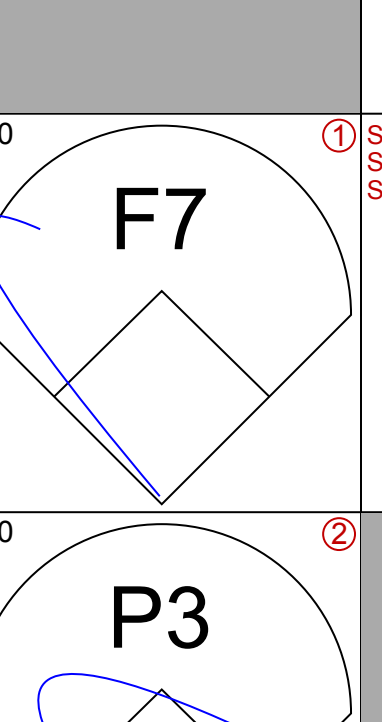
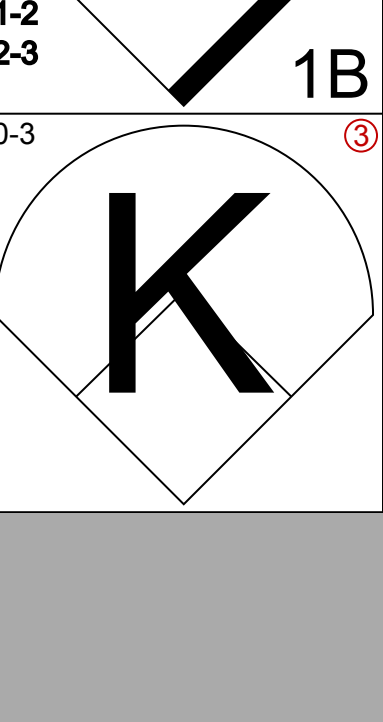
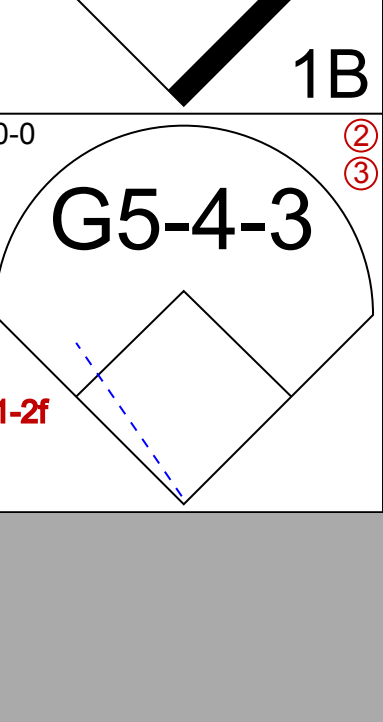
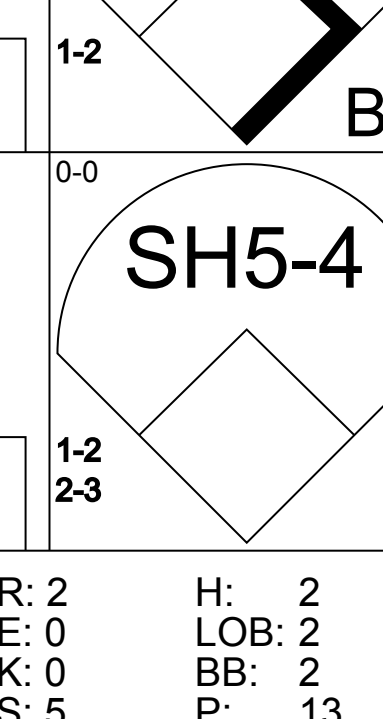
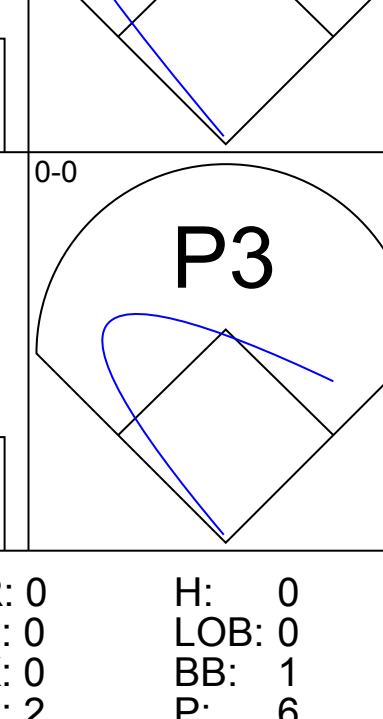
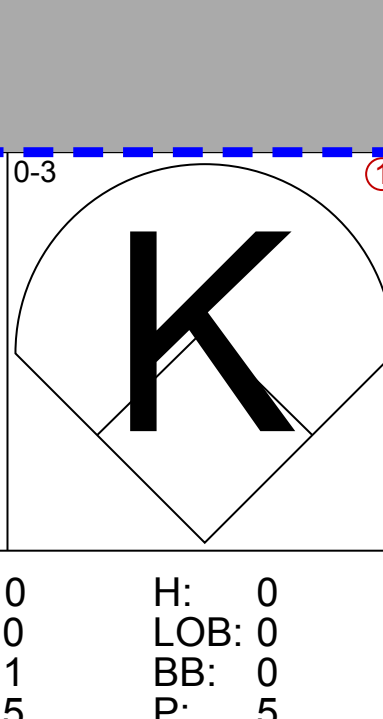
AB 36
R 10
H 14
RBI 10
BB 2
SO 6
LOB 14



Batter	1	2	3	4	5	6	7	8	9	AB	R	H	RBI	BB	SO	LOB	TOP			
Denny Doyle, L (1,4) OBP: 0.289, SLG: 0.302	0-0 4-3		0-0 F7			0-0 4-3		0-0 1B		4	0	1	0	0	0	0	Philadelphia Phillies @ Pittsburgh Pirates Three Rivers Stadium, Pittsburgh, PA Mon Sep 04 1972, 3:38 AM EDT Att: 26,627 - Unknown livebaseballscorecards.com			
Larry Bowa, S (1,6) OBP: 0.288, SLG: 0.309	0-0 2B		0-0 1B			0-0 4-3		0-0 1-3		4	1	2	0	0	0	1				
Tom Hutton, L (1,8) OBP: 0.357, SLG: 0.351	0-0 1-H		0-0 4-3			0-0 F9		0-0 FC6-4		4	0	2	1	0	0	1				
Joe Lis, R (1,3) OBP: 0.354, SLG: 0.400	0-0 FC5-4-5		0-3 K			0-3 K		0-3 K		4	0	0	0	0	3	2				
Oscar Gamble, L (1,9) OBP: 0.336, SLG: 0.328	0-0 FC6-4		0-0 4-3			0-0 F8		0-0 F8		4	0	0	0	0	0	2				
Greg Luzinski, R (1,7) OBP: 0.322, SLG: 0.434		4-0 BB		0-3 K		0-0 E3		0-0 FC6-4		2	0	0	0	0	1	1				
Mac Scarce, L (7,1)		0-0 BB		0-0 K		0-0 K		0-0 K		0	0	0	0	0	0	0				
Deron Johnson, R (6, PH) OBP: 0.291, SLG: 0.341		0-0 BB		0-0 K		0-3 K		0-0 F3		1	0	0	0	0	0	1				
Don Money, R (1,5) OBP: 0.278, SLG: 0.339	0-0 F9		0-0 F9			0-0 6-3		0-3 K		3	0	0	0	0	0	1				
Mike Ryan, R (1,2) OBP: 0.259, SLG: 0.296	0-3 K		0-3 K			0-0 F7		0-3 K		3	0	0	0	0	0	2				
Jim Nash, R (1,1) OBP: 0.176, SLG: 0.176	0-3 K		0-3 K			0-0 L6		0-0 F3		2	0	0	0	0	0	1				
Roger Freed, R (7,7) OBP: 0.352, SLG: 0.442										1	0	0	0	0	0	0				
Inning Stats	R: 1 E: 0 K: 0 S: 5	H: 2 LOB: 1 BB: 0 P: 5	R: 0 E: 0 K: 2 S: 7	H: 0 LOB: 1 BB: 1 P: 11	R: 0 E: 0 K: 2 S: 3	H: 1 LOB: 0 BB: 0 P: 3	R: 0 E: 0 K: 2 S: 7	H: 0 LOB: 0 BB: 0 P: 7	R: 0 E: 0 K: 0 S: 3	H: 0 LOB: 0 BB: 0 P: 3	R: 0 E: 1 K: 2 S: 8	H: 0 LOB: 0 BB: 0 P: 8	R: 0 E: 0 K: 1 S: 6	H: 1 LOB: 1 BB: 0 P: 6	R: 0 E: 0 K: 1 S: 6	H: 1 LOB: 1 BB: 0 P: 6	1B: 4 2B: 1 3B: 0 HR: 0	SF: 0 SAC: 0 DP: 0 HBP: 0	WP: 0 PB: 0 CS: 0	PA: 33
PITCHER Bruce Kison, R (1,1) ERA: 2.63	IP: 9.0 WLS: W BF: 33	H: 5 R: 1 ER: 1 SO: 8	BB: 1 IBB: 0 HBP: 0 BLK: 0	WP: 0 HR: 0 S: 48 P: 52	ERA: 1.00 WHIP: 0.667															

Batter	1	2	3	4	5	6	7	8	9	AB	R	H	RBI	BB	SO	LOB	BOTTOM			
Vic Davallo, L (1,7) OBP: 0.378, SLG: 0.421	0-3 K		0-0 6-3			4-0 BB		0-3 K		3	0	0	0	1	2	1	Philadelphia Phillies @ Pittsburgh Pirates Three Rivers Stadium, Pittsburgh, PA Mon Sep 04 1972, 3:38 AM EDT Att: 26,627 - Unknown livebaseballscorecards.com			
Al Oliver, L (1,8) OBP: 0.349, SLG: 0.441	0-0 F5		0-0 F3			0-0 F6		0-0 F3		4	0	0	0	0	0	2				
Roberto Clemente, R (1,9) OBP: 0.356, SLG: 0.477	4-0 3B		0-0 3-1			0-0 F4		0-0 G1-6-3		3	1	1	0	1	0	0				
Willie Stargell, L (1,3) OBP: 0.398, SLG: 0.621	0-0 1-H		0-0 3B			0-0 F8		0-0 G1-6-3		4	1	2	2	0	0	1				
Bob Robertson, R (9,3) OBP: 0.291, SLG: 0.309	0-0 3B		0-0 HR			0-0 F8		0-0 G1-6-3		0	0	0	0	0	0	0				
Richie Hebner, L (1,5) OBP: 0.398, SLG: 0.532	0-0 4-3		0-0 6-3			0-0 4-3		0-0 4-3		4	0	0	0	0	0	1				
Milt May, L (1,2) OBP: 0.321, SLG: 0.353		0-0 1B		0-0 5-3		0-0 1B		0-0 2B		3	2	2	0	0	0	0				
Dave Cash, R (1,4) OBP: 0.311, SLG: 0.372	0-0 2B		0-0 5-3			0-0 F9		0-0 F9		2	0	1	1	0	0	0				
Rennie Stennett, R (5,4) OBP: 0.305, SLG: 0.392	0-0 CS		0-0 1B			0-0 F9		0-0 F9		1	0	0	0	0	0	1				
Jackie Hernandez, R (1,6) OBP: 0.228, SLG: 0.263	0-3 K		0-3 K			0-0 6-3		0-0 2B		3	1	1	0	0	1	1				
Bruce Kison, R (1,1) OBP: 0.196, SLG: 0.326	0-0 4-3		0-0 4-3			0-3 K		0-0 2B		3	0	1	2	0	1	0				
Inning Stats	R: 1 E: 0 K: 1 S: 6	H: 1 LOB: 1 BB: 1 P: 10	R: 1 E: 0 K: 1 S: 6	H: 2 LOB: 0 BB: 0 P: 6	R: 0 E: 0 K: 0 S: 3	H: 0 LOB: 0 BB: 0 P: 3	R: 1 E: 0 K: 0 S: 4	H: 1 LOB: 0 BB: 0 P: 4	R: 0 E: 0 K: 1 S: 5	H: 0 LOB: 1 BB: 1 P: 9	R: 0 E: 0 K: 0 S: 3	H: 0 LOB: 0 BB: 0 P: 3	R: 2 E: 0 K: 1 S: 8	H: 3 LOB: 1 BB: 0 P: 8	R: 0 E: 0 K: 0 S: 3	H: 1 LOB: 0 BB: 0 P: 3	1B: 3 2B: 3 3B: 1 HR: 1	SF: 0 SAC: 0 DP: 1 HBP: 0	WP: 0 PB: 0 CS: 1	PA: 32
PITCHER Jim Nash, R (1,1) ERA: 5.34	IP: 6.1 WLS: L BF: 27	H: 7 R: 5 ER: 5 SO: 3	BB: 2 IBB: 0 HBP: 0 BLK: 0	WP: 0 HR: 1 S: 31 P: 39	ERA: 7.11 WHIP: 1.421															
PITCHER Mac Scarce, L (7,1) ERA: 4.44	IP: 1.2 WLS: L BF: 5	H: 1 R: 0 ER: 0 SO: 1	BB: 0 IBB: 0 HBP: 0 BLK: 0	WP: 0 HR: 0 S: 7 P: 7	ERA: 0.00 WHIP: 0.600															


Batter	1	2	3	4	5	6	7	8	9	AB	R	H	RBI	BB	SO	LOB	TOP			
Bill Stein, R OBP: 0.200, SLG: 0.800 (1, 7)										5	1	1	1	0	1	2	St. Louis Cardinals @ Philadelphia Phillies Veterans Stadium, Philadelphia, PA Wed Sep 06 1972, 7:05 PM EDT Att: 6,137 - Unknown			
Mike Tyson, R OBP: 0.333, SLG: 0.333 (1, 4)										4	0	2	0	0	0	0				
Jerry McNertney, R OBP: 0.296, SLG: 0.319 (9, PH)										1	0	0	0	0	1	0				
Luis Melendez, R OBP: 0.311, SLG: 0.364 (1, 9)										4	0	2	0	1	0	1				
Skip Jutze, R OBP: 0.250, SLG: 0.318 (1, 2)										4	0	1	0	1	0	3				
Ted Simmons, S OBP: 0.330, SLG: 0.461 (1, 3)										4	0	0	0	0	1	4				
Ken Reitz, R OBP: 0.500, SLG: 0.571 (1, 5)										4	0	2	0	0	0	0				
Jorge Roque, R OBP: 0.120, SLG: 0.125 (1, 8)										4	1	1	0	0	0	2				
Mick Kelleher, R OBP: 0.333, SLG: 0.200 (1, 6)										2	0	0	0	0	1	1				
Ted Sizemore, R OBP: 0.323, SLG: 0.342 (6, PH)										0	0	0	0	1	0	0				
Dwain Anderson, R OBP: 0.298, SLG: 0.290 (6, 6)										1	0	0	0	0	0	1				
Lowell Palmer, R OBP: 0.355, SLG: 0.435 (6, PH)										2	0	0	0	0	2	1				
Joe Torre, R OBP: 0.345, SLG: 0.383 (9, PH)										1	0	1	1	0	0	0				
Lou Brock, L OBP: 0.345, SLG: 0.383 (9, PH)										1	0	0	0	0	0	0				
Inning Stats	R: 0 E: 0 K: 2 S: 8	H: 1 LOB: 2 BB: 1 P: 12	R: 0 E: 0 K: 1 S: 6	H: 1 LOB: 1 BB: 0 P: 6	R: 0 E: 0 K: 0 S: 4	H: 0 LOB: 0 BB: 1 P: 8	R: 0 E: 0 K: 1 S: 5	H: 0 LOB: 0 BB: 0 P: 5	R: 0 E: 0 K: 1 S: 7	H: 2 LOB: 2 BB: 0 P: 7	R: 0 E: 0 K: 0 S: 3	H: 0 LOB: 0 BB: 0 P: 3	R: 0 E: 0 K: 0 S: 4	H: 1 LOB: 1 BB: 0 P: 4	R: 1 E: 0 K: 1 S: 7	H: 2 LOB: 1 BB: 0 P: 7	1B: 6 2B: 3 3B: 0 HR: 1	SF: 0 SAC: 0 DP: 0 HBP: 0	WP: 1 PB: 0 SB: 1 CS: 0	PA: 40
PITCHER Ken Reynolds, L ERA: 4.01 (1, 1)	IP: 9.0 WLS: W BF: 40 H: 10 R: 2 ER: 2 SO: 6 BB: 3 IBB: 0 HBP: 0 BLK: 0 WP: 1 HR: 1 S: 49 P: 61 ERA: 2.00 WHIP: 1.444															PITCHER				

Batter	1	2	3	4	5	6	7	8	9	AB	R	H	RBI	BB	SO	LOB	BOTTOM				
Denny Doyle, L OBP: 0.289, SLG: 0.299 (1, 4)										3	0	0	0	1	0	2	St. Louis Cardinals @ Philadelphia Phillies Veterans Stadium, Philadelphia, PA Wed Sep 06 1972, 7:05 PM EDT Att: 6,137 - Unknown				
Larry Bowa, S OBP: 0.290, SLG: 0.311 (1, 6)										4	1	2	0	0	0	2					
Tom Hutton, L OBP: 0.355, SLG: 0.353 (1, 9)										4	0	1	1	0	0	1					
Willie Montanez, L OBP: 0.331, SLG: 0.421 (1, 8)										4	0	0	0	0	1	2					
Joe Lis, R OBP: 0.366, SLG: 0.396 (1, 3)										1	1	0	0	3	0	0					
Bill Robinson, R OBP: 0.236, SLG: 0.379 (9, 9)										0	0	0	0	0	0	0					
Greg Luzinski, R OBP: 0.325, SLG: 0.438 (1, 7)										3	1	2	0	1	1	0					
Don Money, R OBP: 0.282, SLG: 0.342 (1, 5)										4	0	3	2	0	0	2					
Mike Ryan, R OBP: 0.259, SLG: 0.287 (1, 2)										3	0	0	0	1	1	4					
Ken Reynolds, L OBP: 0.176, SLG: 0.125 (1, 1)										2	0	0	0	0	1	0					
Inning Stats	R: 0 E: 0 K: 0 S: 4	H: 1 LOB: 1 BB: 0 P: 4	R: 2 E: 0 K: 0 S: 5	H: 2 LOB: 2 BB: 2 P: 13	R: 0 E: 0 K: 0 S: 4	H: 1 LOB: 2 BB: 1 P: 8	R: 0 E: 0 K: 0 S: 2	H: 0 LOB: 0 BB: 1 P: 6	R: 1 E: 0 K: 1 S: 7	H: 3 LOB: 3 BB: 2 P: 15	R: 0 E: 0 K: 1 S: 5	H: 0 LOB: 0 BB: 0 P: 5	R: 0 E: 0 K: 1 S: 5	H: 1 LOB: 0 BB: 0 P: 5	R: 0 E: 0 K: 1 S: 5	H: 1 LOB: 0 BB: 0 P: 5		1B: 6 2B: 2 3B: 0 HR: 0	SF: 0 SAC: 1 DP: 1 HBP: 0	WP: 0 PB: 0 SB: 1 CS: 2	PA: 36
PITCHER Lowell Palmer, R ERA: 3.34 (1, 1)	IP: 5.0 WLS: L BF: 26 H: 7 R: 3 ER: 3 SO: 3 BB: 6 IBB: 0 HBP: 0 BLK: 0 WP: 0 HR: 0 S: 22 P: 46 ERA: 5.40 WHIP: 2.600															PITCHER					
Rich Folkers, L ERA: (6, 1)	IP: 3.0 WLS: 9 BF: 1 H: 0 R: 0 ER: 0 SO: 3 BB: 0 IBB: 0 HBP: 0 BLK: 0 WP: 0 HR: 0 S: 15 P: 15 ERA: 0.00 WHIP: 0.333															PITCHER					

Batter	1	2	3	4	5	6	7	8	9	AB	R	H	RBI	BB	SO	LOB	TOP		
Bill Stein, R OBP: 0.333, SLG: 0.667 (1, 7)	0-0 4-3 S 1B		0-0 F7		0-3 K		0-0 1-2 2-H 1B			4	0	2	1	0	1	2			
Mike Tyson, R OBP: 0.250, SLG: 0.250 (1, 4)	0-3 K		0-3 K			0-0 F7	0-0 F7			2	0	0	0	0	2	1			
Ted Sizemore, R OBP: 0.322, SLG: 0.341 (6, PH)	1-2 K									2	0	0	0	0	0	2			
Luis Melendez, R OBP: 0.307, SLG: 0.359 (1, 9)	0-0 4-3 2-3			0-0 F9		0-0 6-3		0-0 1-3		4	0	0	0	0	0	1			
Skip Jutze, R OBP: 0.286, SLG: 0.346 (1, 2)	0-0 F9			0-0 G4-6-3 1B		0-0 1B		0-3 K		4	0	2	0	0	1	1			
Ted Simmons, S OBP: 0.331, SLG: 0.463 (1, 3)		0-0 S CS 2B		0-0 G4-6-3 1-2		0-0 5-3		0-0 FC5-4 1B		4	0	2	0	0	0	2			
Ken Reitz, R OBP: 0.417, SLG: 0.455 (1, 5)		0-0 6-3			0-0 6-3		0-0 1B 1B	0-0 FC5-4 1-2		4	1	1	0	0	0	2			
Jorge Roque, R OBP: 0.138, SLG: 0.111 (1, 8)		4-0 2-3 BB			0-0 F9		0-3 K		0-0 6-3	3	0	0	0	1	1	1	AB 34		
Mick Kelleher, R OBP: 0.357, SLG: 0.250 (1, 6)		0-3 K			0-0 BB		0-3 K		0-0 F8	2	0	1	0	0	1	2	R 1		
Dwain Anderson, R OBP: 0.293, SLG: 0.286 (7, PH)		3-H K				0-0 BB				2	0	0	0	0	1	1	H 9		
Al Santorini, R OBP: 0.139, SLG: 0.061 (1, 1)				0-3 K						2	0	1	0	0	1	2	RBI 1		
Joe Torre, R OBP: 0.356, SLG: 0.436 (7, PH)										2	0	0	0	0	1	1	BB 2		
Don Durham, R OBP: 0.500, SLG: 0.929 (7, PR)										2	0	0	0	0	0	0	SO 9		
Charlie Hudson, L OBP: 0.929, SLG: 0.929 (7, 1)										2	0	0	0	0	0	0	LOB 15		
Jerry McNertney, R OBP: 0.291, SLG: 0.313 (9, PH)					1-2 BB		1-2 1B		0-3 K	1	0	0	0	1	1	0			
Inning Stats	R: 0 E: 0 K: 1 S: 6	H: 1 LOB: 1 BB: 0 P: 6	R: 0 E: 0 K: 1 S: 5	H: 1 LOB: 2 BB: 1 P: 9	R: 0 E: 0 K: 2 S: 7	H: 0 LOB: 0 BB: 0 P: 7	R: 0 E: 0 K: 0 S: 3	H: 1 LOB: 0 BB: 0 P: 3	R: 0 E: 0 K: 1 S: 6	H: 1 LOB: 1 BB: 0 P: 4	R: 1 E: 0 K: 2 S: 10	H: 3 LOB: 2 BB: 0 P: 10	R: 0 E: 0 K: 1 S: 6	H: 1 LOB: 1 BB: 0 P: 6	R: 0 E: 0 K: 1 S: 5	H: 0 LOB: 0 BB: 0 P: 5	1B: 8 2B: 2 3B: 0 HR: 0	SF: 0 SAC: 0 DP: 2 HBP: 0	WP: 0 PA: 36 CS: 1
PITCHER Steve Carlton, L ERA: 2.09 (1, 1)	IP: 9.0 WLS: W BF: 36 H: 9 R: 1 ER: 1 SO: 9 BB: 2 IBB: 0 HBP: 0 BLK: 0 WP: 0 HR: 0 S: 52 P: 60 ERA: 1.00 WHIP: 1.222															PITCHER			

St. Louis Cardinals @ Philadelphia Phillies
Veterans Stadium, Philadelphia, PA
Thu Sep 07 1972, 7:05 PM EDT
Att: 12,151 - Unknown


AB 34
R 1
H 9
RBI 1
BB 2
SO 9
LOB 15



Batter	1	2	3	4	5	6	7	8	9	AB	R	H	RBI	BB	SO	LOB	BOTTOM
Denny Doyle, L OBP: 0.288, SLG: 0.299 (1, 4)	0-0 BB BB 1B		0-0 F7		0-0 4-3		0-0 F8			4	0	1	0	0	0	2	
Larry Bowa, S OBP: 0.289, SLG: 0.314 (1, 6)	0-0 F7		0-0 G3		0-0 3B		0-0 F9			4	1	1	0	0	0	3	
Tom Hutton, L OBP: 0.357, SLG: 0.359 (1, 9)	4-0 1-2 BB BB		0-0 L3		0-0 3B		0-0 F9			3	0	1	1	1	0	0	
Willie Montanez, L OBP: 0.329, SLG: 0.417 (1, 8)	0-3 K		0-0 F8		0-0 4-3		0-3 K			4	0	0	0	0	2	3	
Joe Lis, R OBP: 0.365, SLG: 0.389 (1, 3)	4-0 1-2 2-3 BB		0-0 1-3		0-0 F6		0-0 E6 CS			2	0	0	0	1	0	0	
Bill Robinson, R OBP: 0.234, SLG: 0.376 (7, 9)										1	0	0	0	0	0	0	
Greg Luzinski, R OBP: 0.325, SLG: 0.444 (1, 7)	0-3 K			0-0 1-6-3		0-0 HR		0-0 CS		3	1	1	1	0	1	3	
Don Money, R OBP: 0.280, SLG: 0.340 (1, 5)		0-0 5-3		0-0 5-3		0-0 5-3				3	0	0	0	0	0	0	AB 30
John Bateman, R OBP: 0.259, SLG: 0.297 (1, 2)		0-0 1B 1B		0-3 K2-3		0-0 4-3				3	0	1	0	0	1	0	R 2
Steve Carlton, L OBP: 0.226, SLG: 0.250 (1, 1)		0-0 1-2 1B			0-0 3-1		0-0 L4			3	0	1	0	0	0	0	H 6
Inning Stats	R: 0 E: 0 K: 2 S: 8	H: 1 LOB: 3 BB: 2 P: 16	R: 0 E: 0 K: 0 S: 5	H: 2 LOB: 2 BB: 0 P: 5	R: 0 E: 0 K: 1 S: 5	H: 0 LOB: 0 BB: 0 P: 3	R: 1 E: 0 K: 0 S: 5	H: 2 LOB: 1 BB: 0 P: 5	R: 1 E: 0 K: 0 S: 4	H: 1 LOB: 0 BB: 0 P: 4	R: 0 E: 0 K: 0 S: 3	H: 0 LOB: 0 BB: 0 P: 3	R: 0 E: 1 K: 1 S: 5	H: 0 LOB: 0 BB: 0 P: 5	1B: 3 2B: 0 3B: 2 HR: 1	SF: 0 SAC: 0 DP: 0 HBP: 0	WP: 0 PA: 33 CS: 1
PITCHER Al Santorini, R ERA: 4.68 (1, 1)	IP: 6.0 WLS: L BF: 26 H: 6 R: 2 ER: 2 SO: 3 BB: 2 IBB: 2 HBP: 2 BLK: 0 WP: 0 HR: 1 S: 30 P: 38 ERA: 3.00 WHIP: 1.333															PITCHER	
Charlie Hudson, L ERA: 2.45 (7, 1)	IP: 2.0 WLS: L BF: 6 H: 0 R: 0 ER: 0 SO: 1 BB: 0 IBB: 0 HBP: 0 BLK: 0 WP: 0 HR: 0 S: 8 P: 8 ERA: 0.00 WHIP: 0.000															PITCHER	

St. Louis Cardinals @ Philadelphia Phillies
Veterans Stadium, Philadelphia, PA
Thu Sep 07 1972, 7:05 PM EDT
Att: 12,151 - Unknown

AB 30
R 2
H 6
RBI 2
BB 2
SO 4
LOB 11



Batter	1	2	3	4	5	6	7	8	9	AB	R	H	RBI	BB	SO	LOB	TOP																		
Don Kessinger, S (1, 6) OBP: 0.362, SLG: 0.338	0-0 6-3		0-0 6-3			0-0 HR 1B		0-0 2B 2B		4	2	2	0	0	0	0	Chicago Cubs @ Philadelphia Phillies Veterans Stadium, Philadelphia, PA Fri Sep 08 1972, 7:05 PM EDT Att: 7,648 - Unknown																		
Jose Cardenal, R (1, 9) OBP: 0.352, SLG: 0.451	0-0 F5			0-0 F7		0-0 P3		0-0 CS 2B		4	0	1	1	0	0	1																			
Billy Williams, L (1, 7) OBP: 0.401, SLG: 0.592	0-0 F9			0-0 4-3		0-0 HR		4-0 IBB		3	1	1	2	1	0	0																			
Joe Peppone, L (1, 3) OBP: 0.309, SLG: 0.397 Jim Tyrone, R (4, PR)		0-0 4-3		0-0 1B		0-0 6-3		0-0 F7		2	0	1	0	0	0	0																			
Jim Hickman, R (4, 3) OBP: 0.376, SLG: 0.474				S 1B				2-3 F7		0	0	0	0	0	0	2																			
Ron Santo, R (1, 5) OBP: 0.394, SLG: 0.501	0-0 5-3		0-0 K			0-0 6-3			0-0 4-3	4	0	0	0	0	1	1																			
Rick Monday, L (1, 8) OBP: 0.356, SLG: 0.393	0-0 F5					0-0 F6		G4-6-3 1B	B B B B 4-0 CS BB	3	0	1	0	1	0	0																			
Carmen Fanzone, R (1, 4) OBP: 0.341, SLG: 0.399			0-0 F9 S WP 1B		H 1-0 FC5-4 HBP		0-0 F3		0-0 F9 1-2	3	1	1	0	0	0	2																			
Ken Rudolph, R (1, 2) OBP: 0.263, SLG: 0.312			0-0 F9 1-3		X 0-0 P6		X 0-0 G4-6-3 1-2			3	0	0	0	0	0	3																			
Fergie Jenkins, R (1, 1) OBP: 0.216, SLG: 0.236			0-3 K 3-H		X 0-0 FC5-4 1-2		X 0-3 K			3	0	0	0	0	2	1																			
Inning Stats	R: 0 E: 0 K: 0 S: 3	H: 0 LOB: 0 BB: 0 P: 3	R: 0 E: 0 K: 0 S: 3	H: 0 LOB: 0 BB: 0 P: 3	R: 1 E: 0 K: 1 S: 6	H: 1 LOB: 0 BB: 0 P: 6	R: 0 E: 0 K: 1 S: 6	H: 1 LOB: 2 BB: 0 P: 6	R: 0 E: 0 K: 0 S: 5	H: 0 LOB: 1 BB: 0 P: 4	R: 2 E: 0 K: 0 S: 5	H: 2 LOB: 0 BB: 0 P: 5	R: 0 E: 0 K: 0 S: 3	H: 1 LOB: 0 BB: 0 P: 3	R: 1 E: 0 K: 1 S: 6	H: 2 LOB: 1 BB: 1 P: 10	R: 0 E: 0 K: 0 S: 2	H: 0 LOB: 0 BB: 1 P: 6	1B: 4 2B: 2 3B: 0 HR: 1	SF: 0 SAC: 0 DP: 1 HBP: 1	WP: 1 PB: 0 SB: 2 CS: 2	PA: 34													
PITCHER	IP 7.0	WLS L	BF 26	H 5	R 3	ER 3	SO 2	BB 0	IBB 0	HBP 1	BLK 0	WP 1	HR 1	S 29	P 30	ERA 3.86	WHIP 0.714	PITCHER	IP 2.0	WLS L	BF 8	H 2	R 1	ER 1	SO 1	BB 1	IBB 0	HBP 0	BLK 0	WP 0	HR 0	S 8	P 16	ERA 4.50	WHIP 1.500

Batter	1	2	3	4	5	6	7	8	9	AB	R	H	RBI	BB	SO	LOB	BOTTOM																		
Denny Doyle, L (1, 4) OBP: 0.285, SLG: 0.296	0-0 F8		0-0 4-3			0-0 4-3		0-0 4-3		4	0	0	0	0	0	0	Chicago Cubs @ Philadelphia Phillies Veterans Stadium, Philadelphia, PA Fri Sep 08 1972, 7:05 PM EDT Att: 7,648 - Unknown																		
Larry Bowa, S (1, 6) OBP: 0.291, SLG: 0.316	0-3 K			0-0 1B 1B		0-0 CS BB 1B		0-0 F8		4	1	2	0	0	1	0																			
Tom Hutton, L (1, 9) OBP: 0.361, SLG: 0.365	0-0 4-3			0-0 1B FC4-6 1B		4-0 1-2 BB		0-0 2B		3	1	2	0	1	0	0																			
Willie Montanez, L (1, 8) OBP: 0.332, SLG: 0.425		0-0 HR		0-0 FC4-6 1B		0-0 F7 2-3		4-0 IBB		3	1	2	2	1	0	2																			
Joe Lis, R (1, 3) OBP: 0.360, SLG: 0.383		0-3 K		0-0 FC4-6 1B		0-0 F9		0-0 F3		2	0	0	1	0	1	1																			
Oscar Gamble, L (6, PH) OBP: 0.333, SLG: 0.325				4-3 PB 1-2						1	0	0	0	0	0	1																			
Bill Robinson, R (7, 9) OBP: 0.233, SLG: 0.373				1-2 3-H						1	0	0	0	0	0	2																			
Greg Luzinski, R (1, 7) OBP: 0.323, SLG: 0.440	0-0 F8		0-0 4-3		0-0 4-3		0-0 5-3		0-3 K	4	0	0	0	0	1	1																			
Don Money, R (1, 5) OBP: 0.278, SLG: 0.337	0-0 F2			0-0 F2		0-0 F3		0-0 6-3		4	0	0	0	0	0	1																			
John Bateman, R (1, 2) OBP: 0.262, SLG: 0.300			0-0 1B		0-0 P6		0-0 1B		0-3 K	4	0	2	0	0	1	0																			
Dave Downs, R (1, 1) OBP: 0.167, SLG: 0.167 Roger Freed, R (7, PH) OBP: 0.350, SLG: 0.438 Darrell Brandon, R (8, 1) OBP: 0.071, SLG: 0.071			0-3 K		0-3 K		0-3 K			2	0	0	0	0	2	0																			
Inning Stats	R: 0 E: 0 K: 1 S: 5	H: 0 LOB: 0 BB: 0 P: 5	R: 1 E: 0 K: 1 S: 6	H: 1 LOB: 0 BB: 0 P: 6	R: 0 E: 0 K: 1 S: 5	H: 1 LOB: 0 BB: 0 P: 5	R: 2 E: 0 K: 0 S: 6	H: 3 LOB: 1 BB: 0 P: 6	R: 0 E: 0 K: 1 S: 5	H: 0 LOB: 0 BB: 0 P: 5	R: 0 E: 0 K: 0 S: 3	H: 1 LOB: 1 BB: 1 P: 7	R: 0 E: 0 K: 1 S: 6	H: 1 LOB: 1 BB: 0 P: 6	R: 0 E: 0 K: 0 S: 4	H: 1 LOB: 2 BB: 1 P: 8	R: 0 E: 0 K: 2 S: 7	H: 0 LOB: 0 BB: 0 P: 7	1B: 6 2B: 1 3B: 0 HR: 1	SF: 0 SAC: 0 DP: 0 HBP: 0	WP: 0 PB: 1 SB: 0 CS: 1	PA: 35													
PITCHER	IP 9.0	WLS W	BF 35	H 8	R 3	ER 3	SO 7	BB 1	IBB 1	HBP 0	BLK 0	WP 0	HR 1	S 47	P 55	ERA 3.00	WHIP 1.000	PITCHER	IP 9.0	WLS W	BF 35	H 8	R 3	ER 3	SO 7	BB 1	IBB 1	HBP 0	BLK 0	WP 0	HR 1	S 47	P 55	ERA 3.00	WHIP 1.000

AB	31
R	4
H	7
RBI	3
BB	2
SO	3
LOB	10

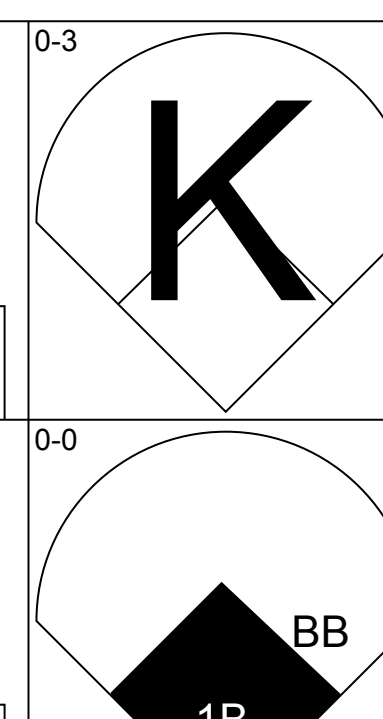
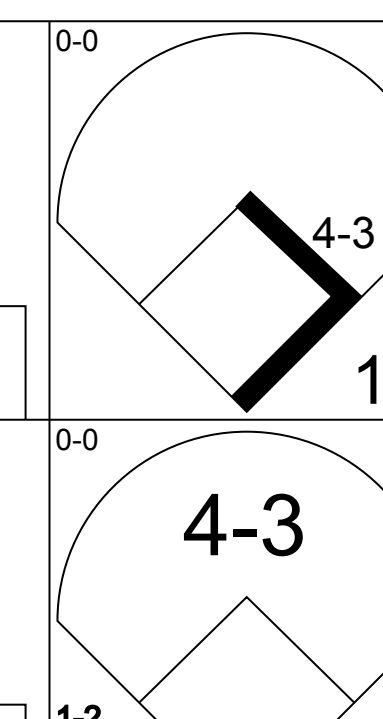
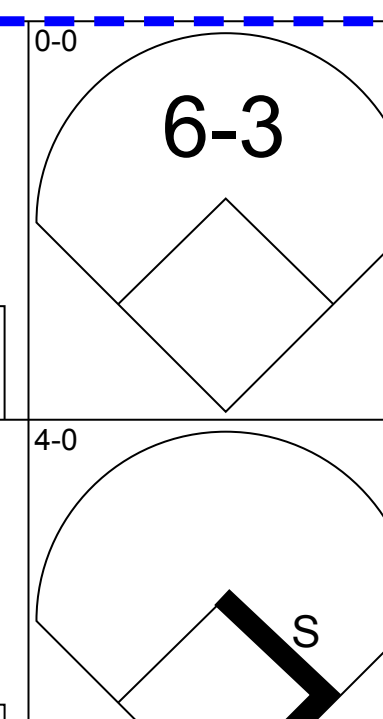
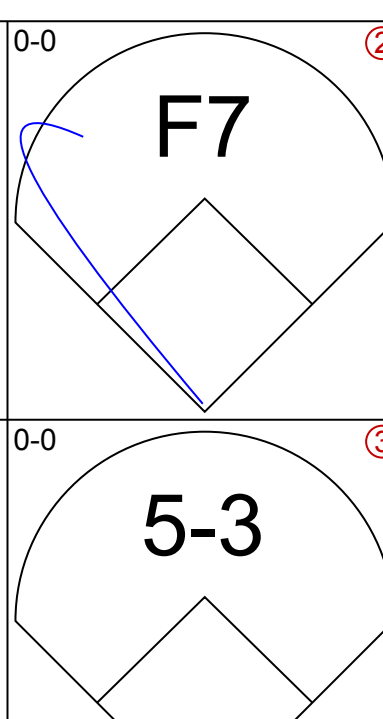
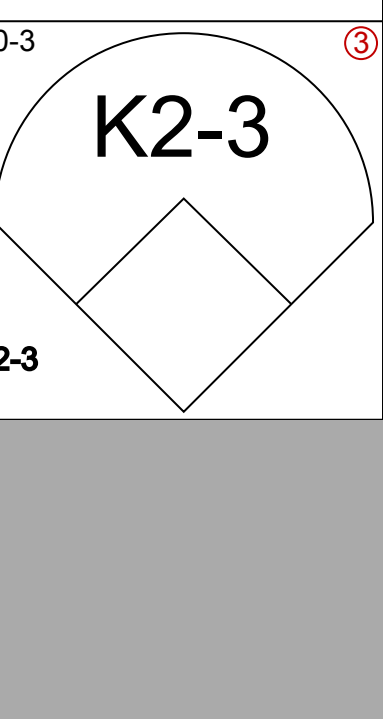

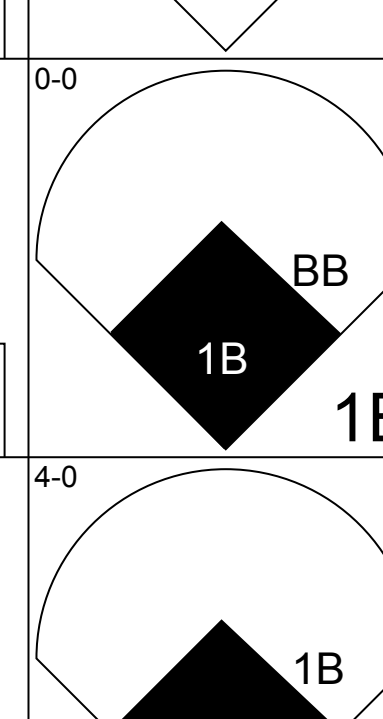
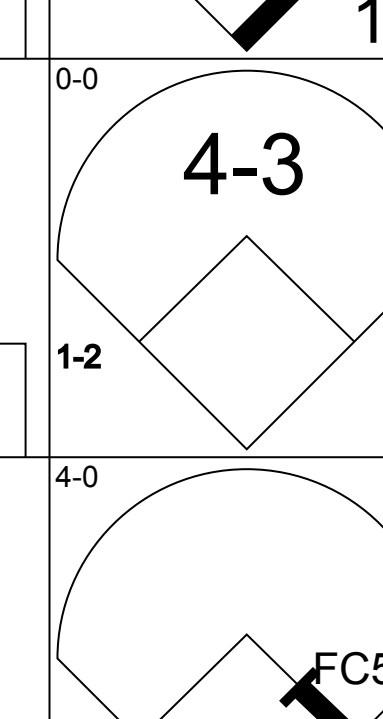
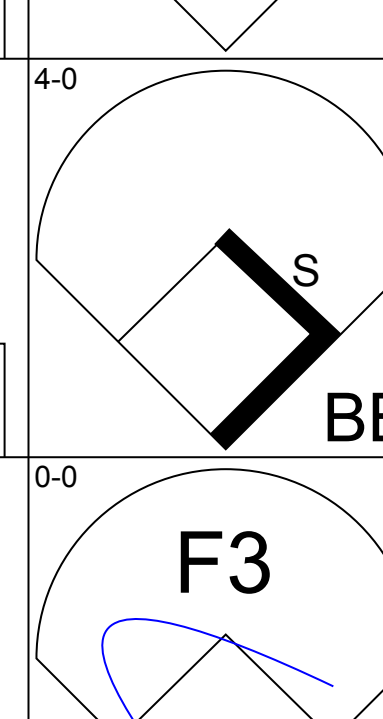
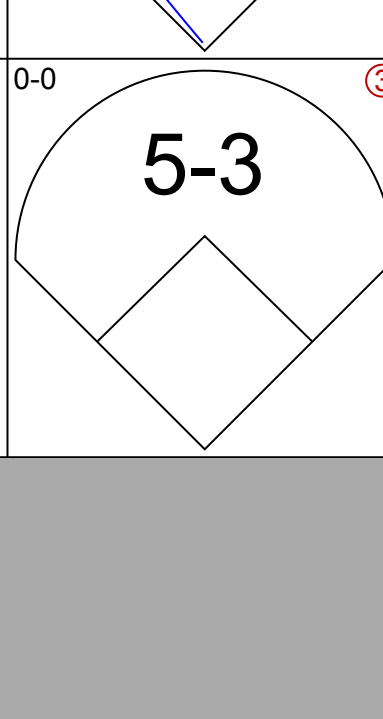

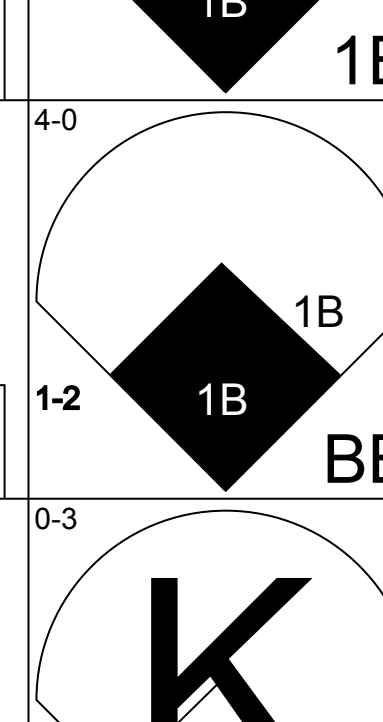
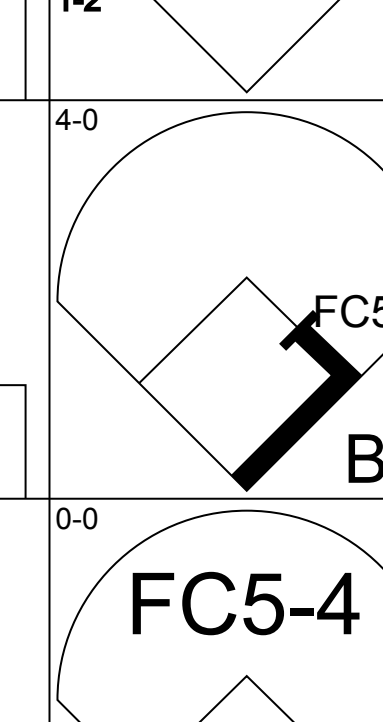
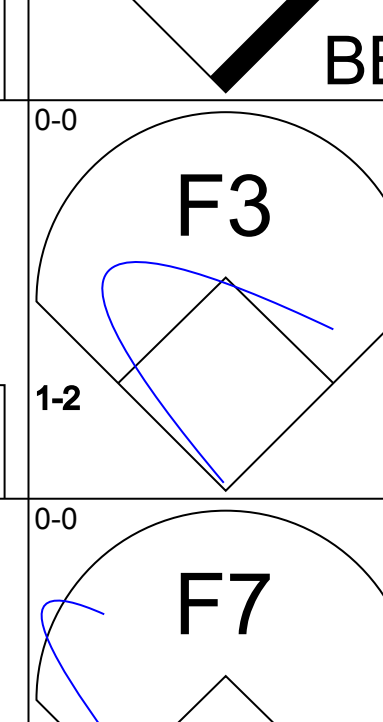


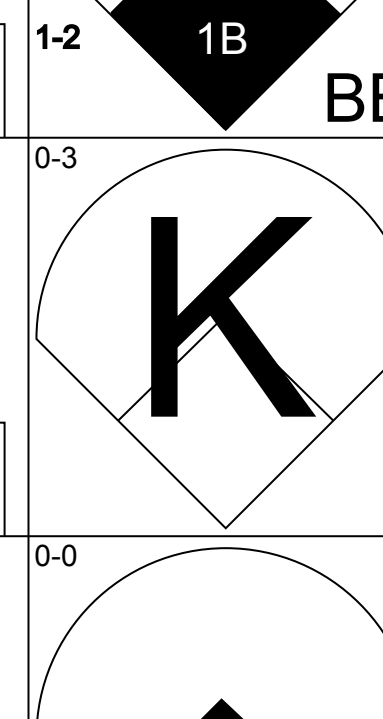
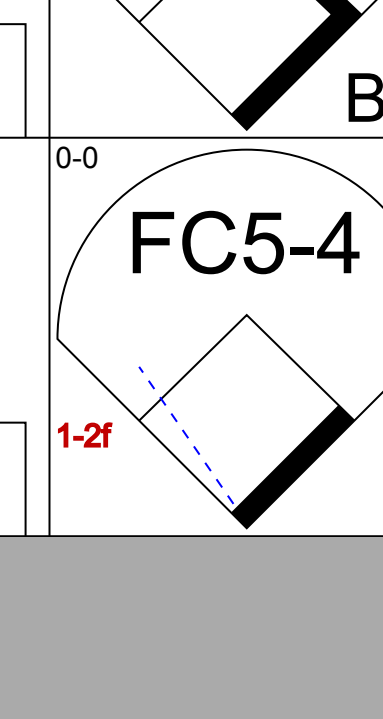
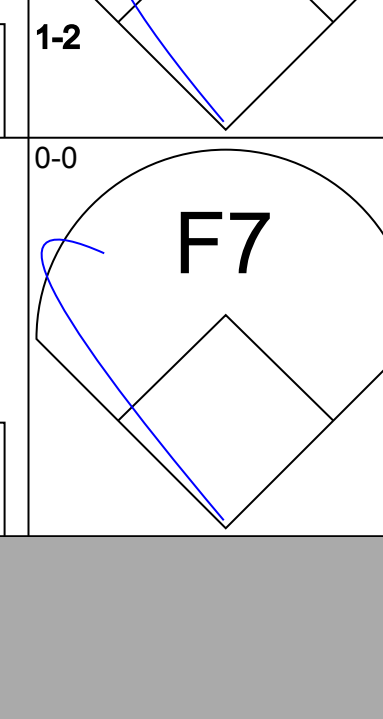


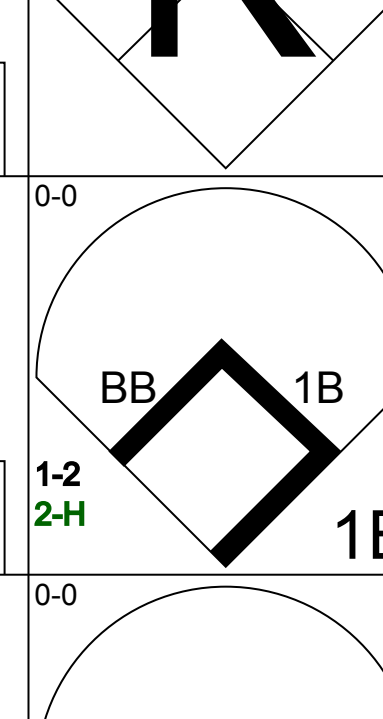




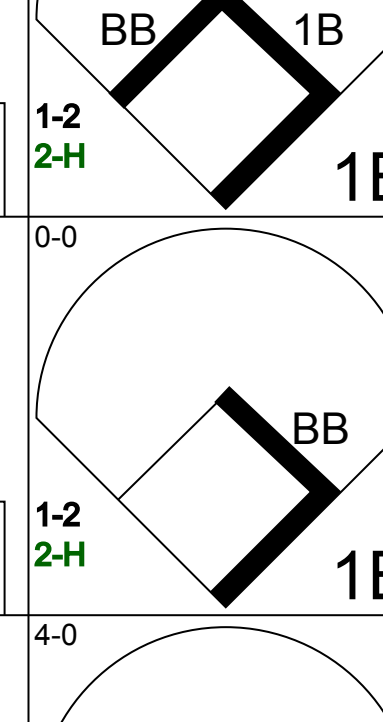




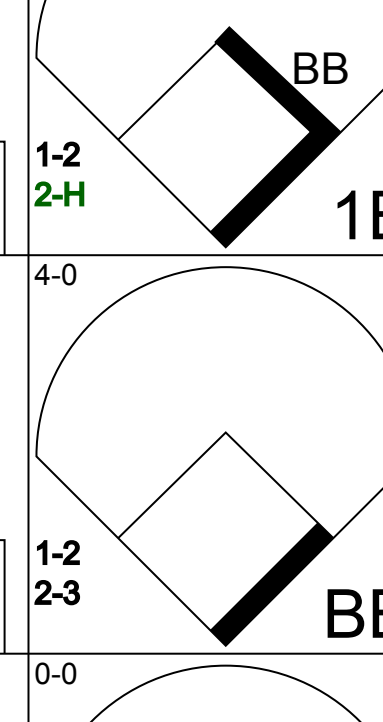


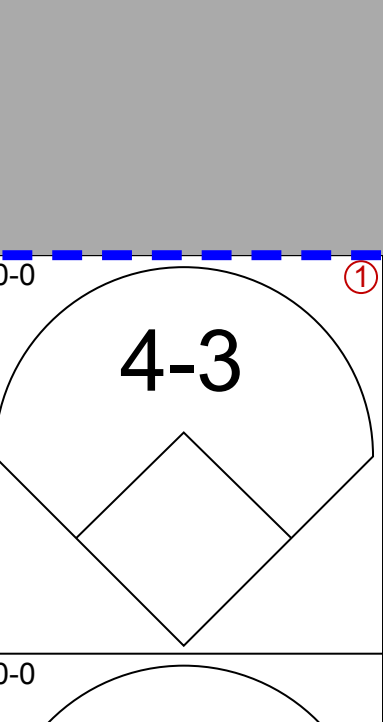
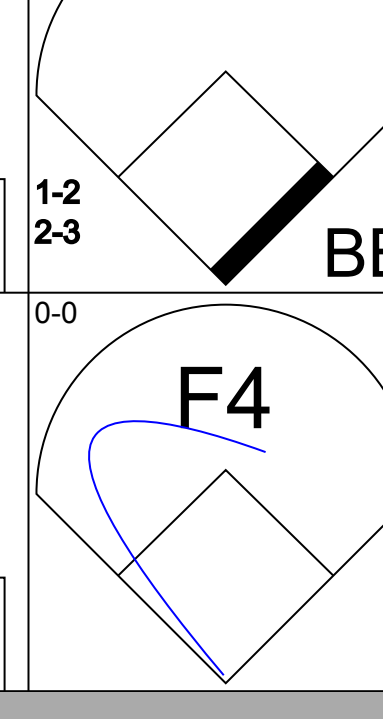


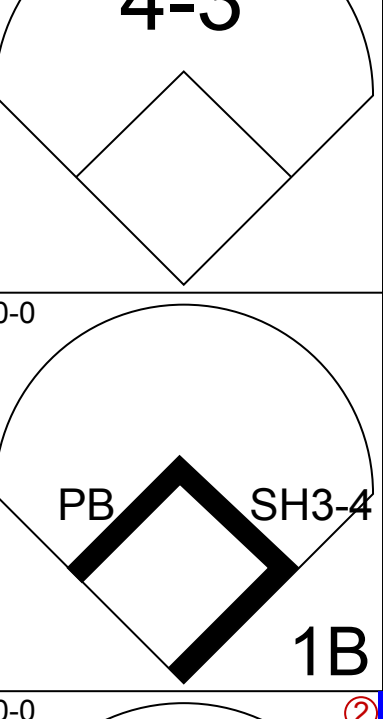
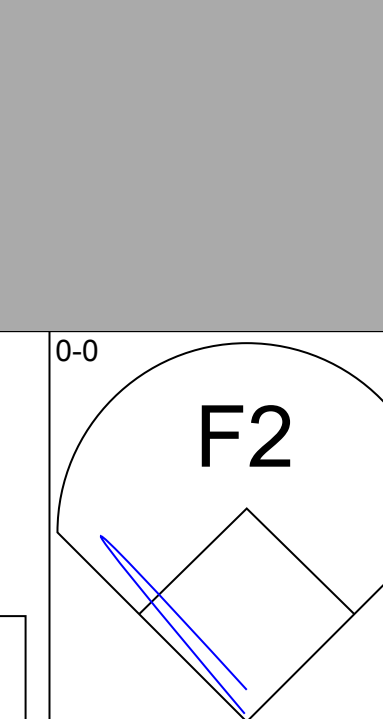

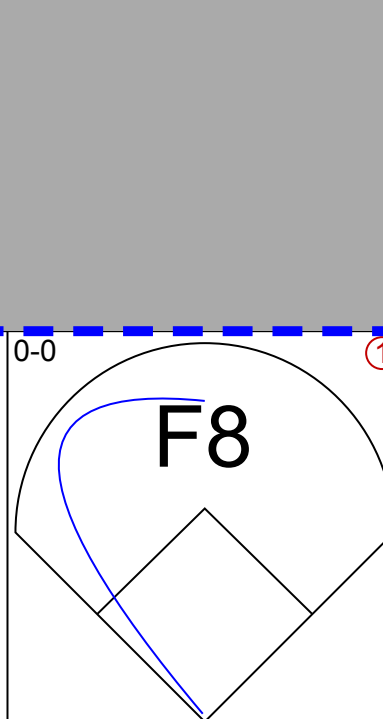
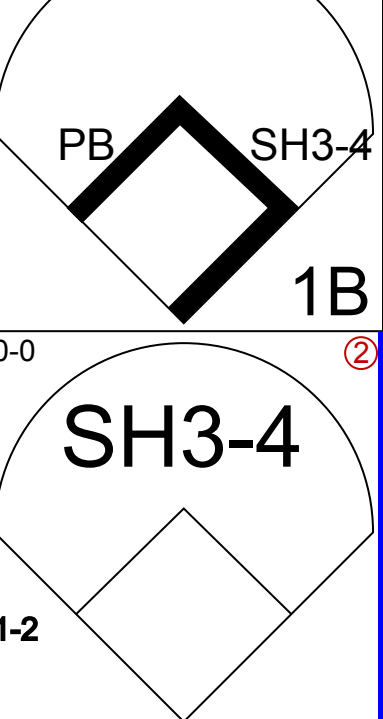


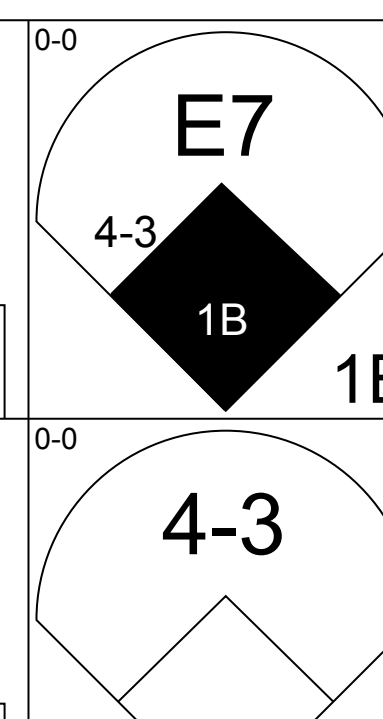


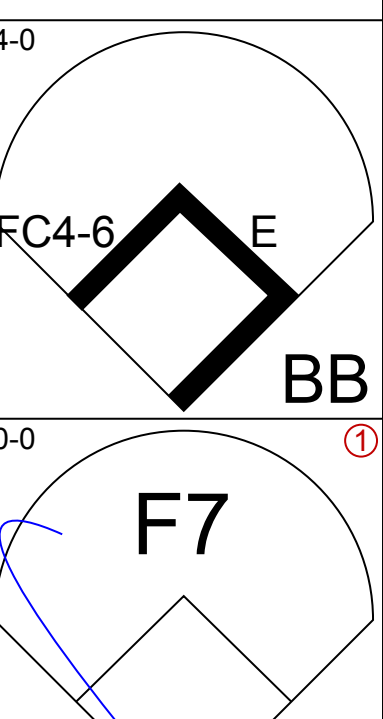

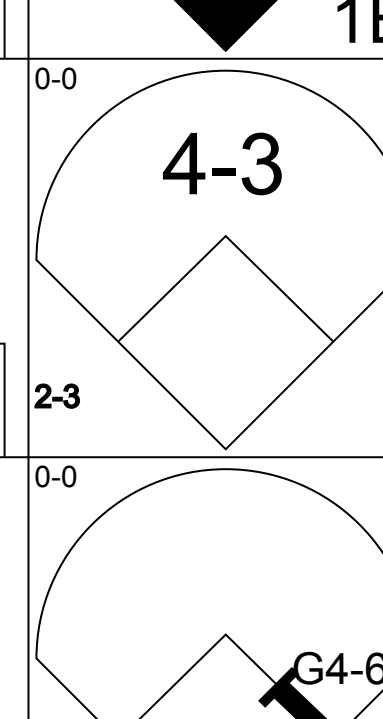


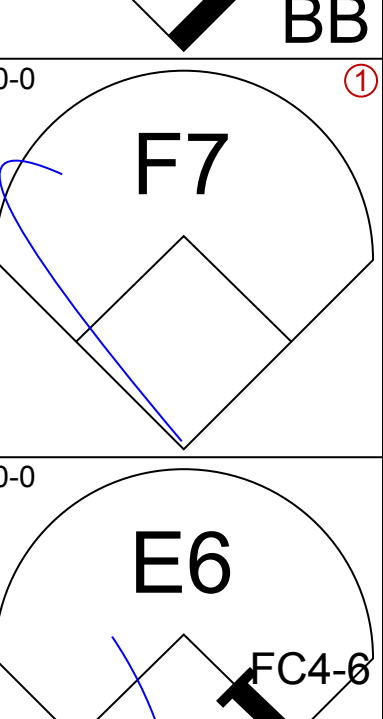
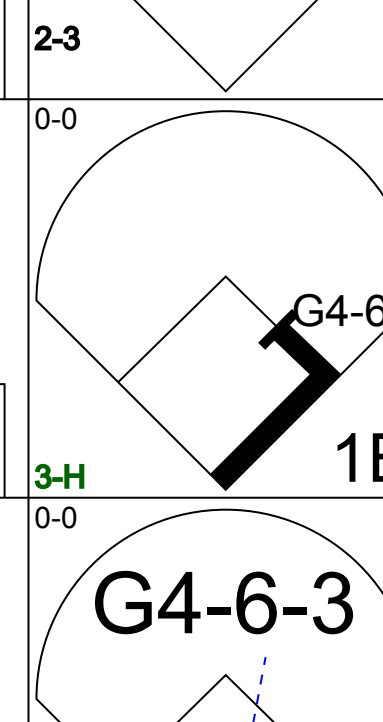

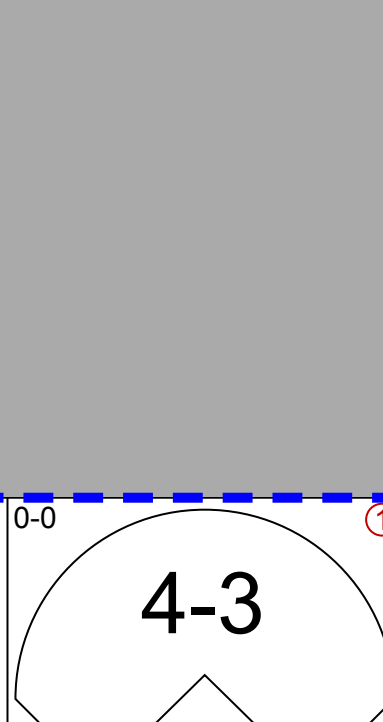
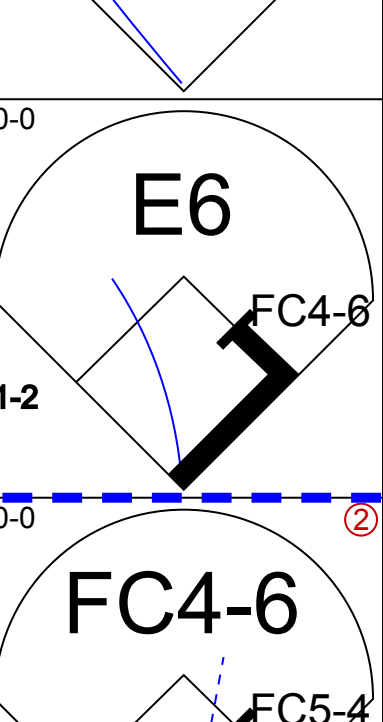
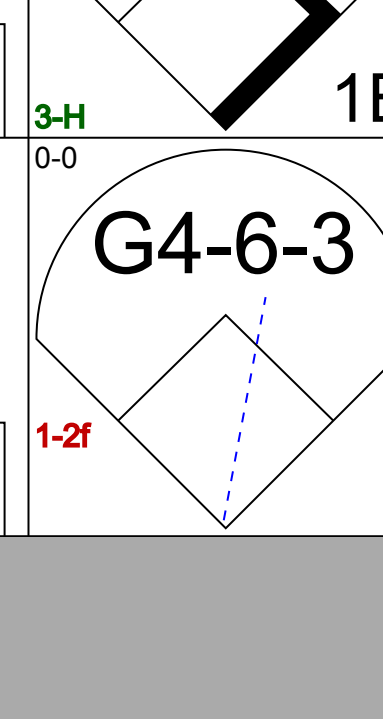

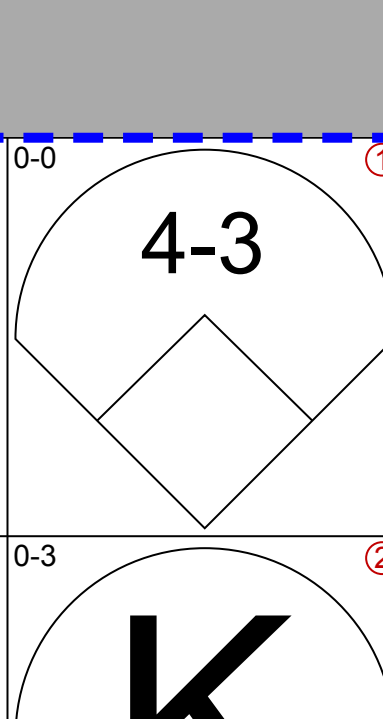
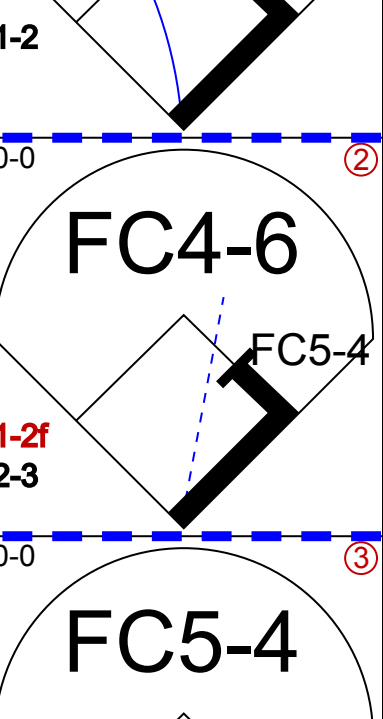
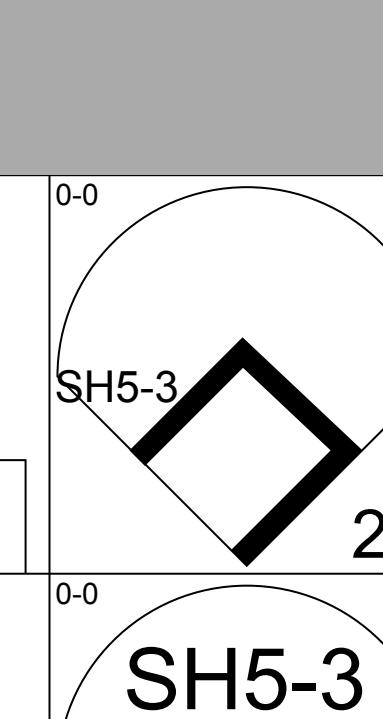

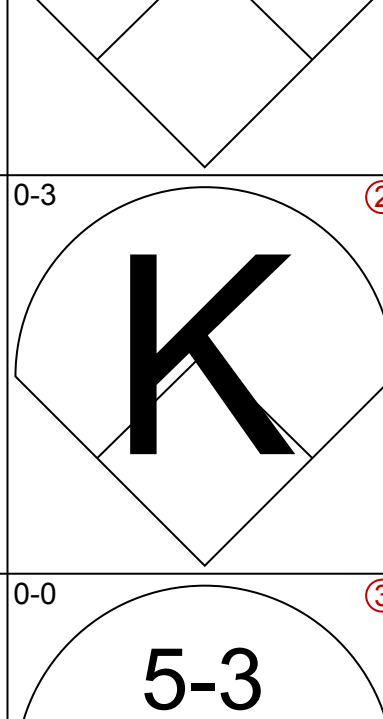
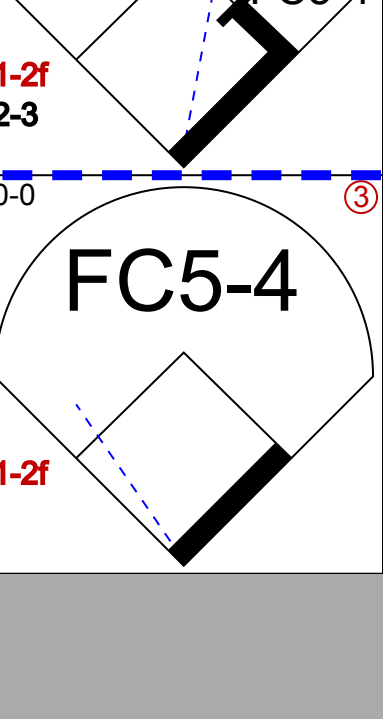
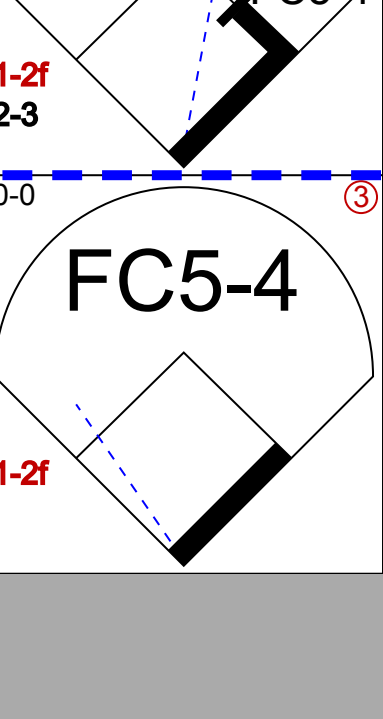
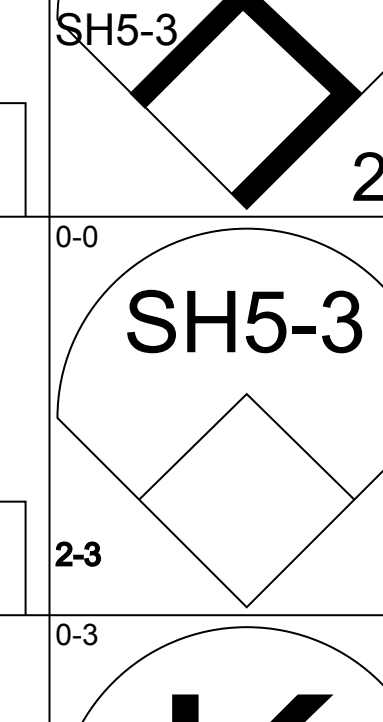
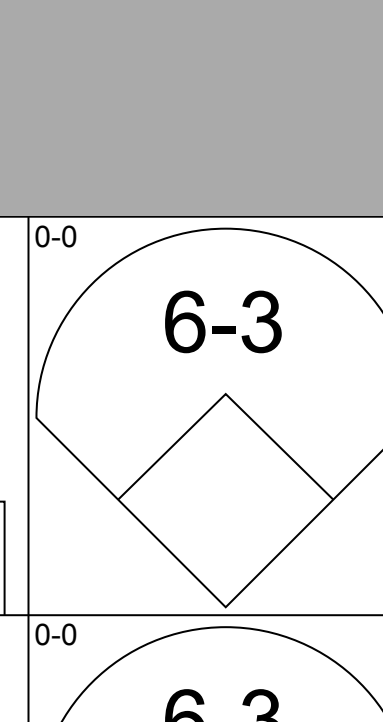
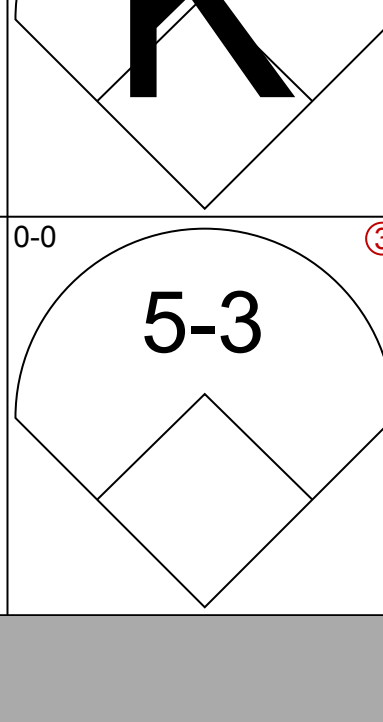

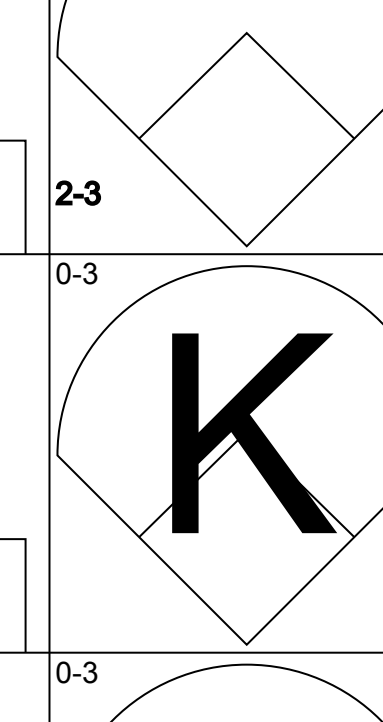
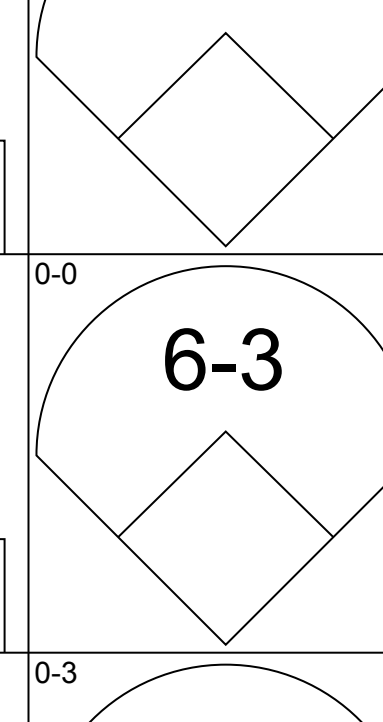
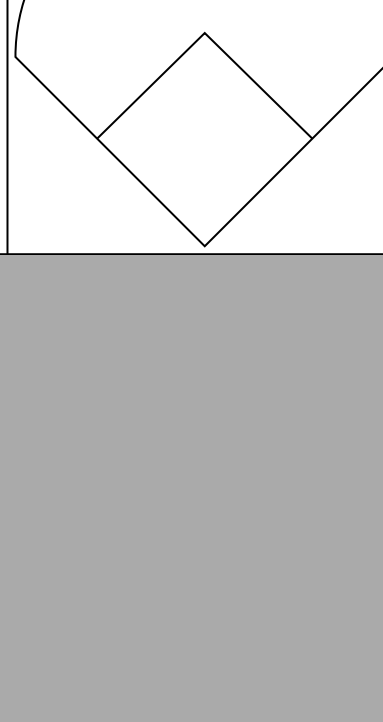

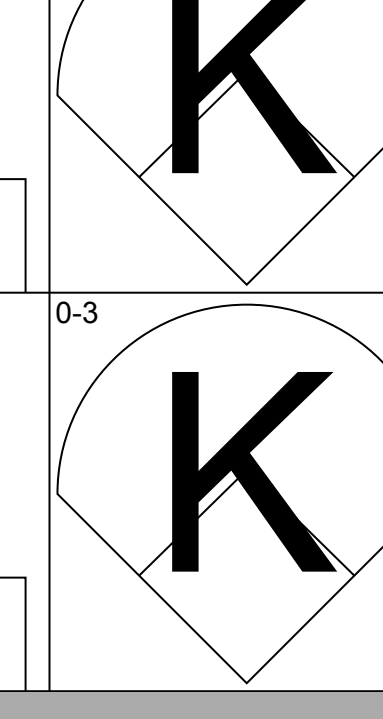
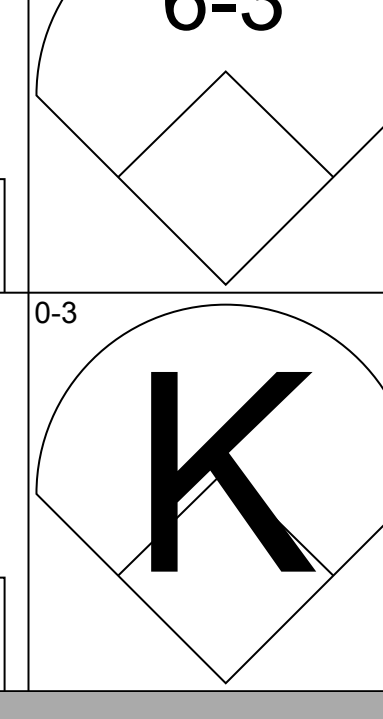


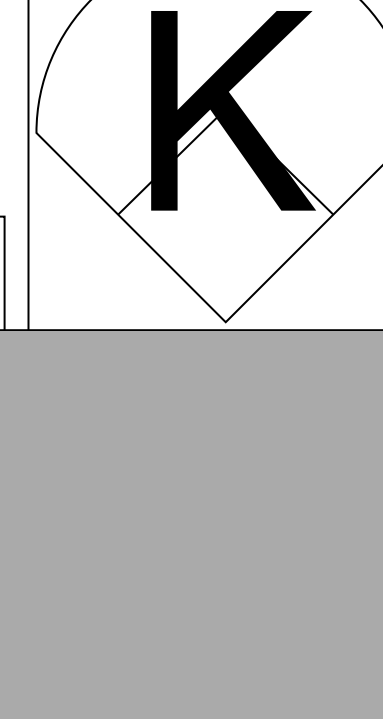



AB	33
R	3
H	8
RBI	3
BB	2
SO	7
LOB	9



Batter	1	2	3	4	5	6	7	8	9	AB	R	H	RBI	BB	SO	LOB	TOP										
Don Kessinger, S OBP: 0.362, SLG: 0.336 (1, 6)										3	1	0	0	2	1	3	Chicago Cubs @ Philadelphia Phillies Veterans Stadium, Philadelphia, PA Sat Sep 09 1972, 7:05 PM EDT Att: 10,101 - Unknown										
Jose Cardenal, R OBP: 0.401, SLG: 0.448 (1, 9)										3	2	0	0	2	0	1											
Billy Williams, L OBP: 0.401, SLG: 0.592 Bill North, S OBP: 0.254, SLG: 0.196 (9, PR) (9, 7)										5	0	2	1	0	1	1											
Jim Hickman, R OBP: 0.377, SLG: 0.479 (1, 3)										5	1	2	1	0	2	3											
Ron Santo, R OBP: 0.397, SLG: 0.501 (1, 5)										4	1	2	3	1	1	2											
Rick Monday, L OBP: 0.359, SLG: 0.395 (1, 8)										3	1	1	1	2	1	1											
Eliot Hendricks, L Glenn Beckert, R OBP: 0.265, SLG: 0.248 OBP: 0.294, SLG: 0.341 (8, 4)										3	0	0	0	1	3	2											
Carmen Fanzone, R OBP: 0.347, SLG: 0.408 Bill Bonham, R OBP: 0.364, SLG: 0.222 (8, 1)										3	0	2	1	1	1	0											
Rick Reuschel, R OBP: 0.179, SLG: 0.162 Larry Gura, S Randy Hundley, R OBP: 0.299, SLG: 0.299 (7, 1) (7, 2)										2	0	0	0	0	1	3											
Inning Stats	R: 2 E: 0 K: 2 S: 8	H: 1 LOB: 1 BB: 2 P: 16	R: 0 E: 0 K: 1 S: 6	H: 1 LOB: 1 BB: 0 P: 6	R: 1 E: 0 K: 1 S: 5	H: 1 LOB: 0 BB: 1 P: 9	R: 0 E: 0 K: 2 S: 7	H: 0 LOB: 1 BB: 1 P: 11	R: 0 E: 0 K: 0 S: 3	H: 0 LOB: 0 BB: 0 P: 3	R: 2 E: 0 K: 1 S: 7	H: 2 LOB: 2 BB: 2 P: 15	R: 1 E: 0 K: 2 S: 9	H: 2 LOB: 2 BB: 1 P: 13	R: 0 E: 0 K: 1 S: 5	H: 0 LOB: 1 BB: 2 P: 9		R: 1 E: 0 K: 2 S: 9	H: 2 LOB: 3 BB: 2 P: 17	1B: 5 2B: 3 3B: 1 HR: 0	SF: 0 SAC: 1 DP: 0 HBP: 0	WP: 1 PB: 0 SB: 3 CS: 1	PA: 46				
PITCHER	IP	WLS	BF	H	R	ER	SO	BB	IBB	HBP	BLK	WP	HR	S	P	ERA	WHIP										
Wayne Twitchell, R ERA: 4.45 (1, 1)	5.0		21	3	3	3	6	4	0	0	0	0	0	29	45	5.40	1.400										
Barry Lersch, R ERA: 3.93 (6, 1)	0.1	L	5	2	2	2	0	1	1	0	0	1	0	3	11	54.00	9.000										
Bill Wilson, R ERA: 3.13 (6, 1)	0.2		2	0	0	0	1	0	0	0	0	0	0	4	4	0.00	0.000										
Dick Selma, R ERA: 5.5 (7, 1)	0.2		4	2	1	1	1	0	0	0	0	0	0	6	6	13.50	3.000										
Mac Scarce, L ERA: 4.4 (7, 1)	2.1		13	2	1	1	4	4	0	0	0	0	0	17	33	3.86	2.571										

Batter	1	2	3	4	5	6	7	8	9	AB	R	H	RBI	BB	SO	LOB	BOTTOM										
Denny Doyle, L OBP: 0.284, SLG: 0.294 Terry Harmon, R OBP: 0.363, SLG: 0.321 (7, PH) (8, 4)										2	0	0	0	0	0	1	Chicago Cubs @ Philadelphia Phillies Veterans Stadium, Philadelphia, PA Sat Sep 09 1972, 7:05 PM EDT Att: 10,101 - Unknown										
Larry Bowa, S OBP: 0.293, SLG: 0.321 (1, 6)										4	1	2	2	0	0	1											
Tom Hutton, L OBP: 0.361, SLG: 0.363 Joe Lis, R OBP: 0.364, SLG: 0.397 Craig Robinson, R (7, PR) (7, 7)										2	0	0	0	1	1	2											
Willie Montanez, L OBP: 0.331, SLG: 0.424 (1, 8)										4	0	1	1	0	2	2											
Greg Luzinski, R OBP: 0.320, SLG: 0.436 (1, 7)										4	0	0	0	0	1	2											
Don Money, R OBP: 0.276, SLG: 0.337 (1, 5)										4	0	1	0	0	0	2											
Pete Koegel, R OBP: 0.240, SLG: 0.200 (6, 2)										4	0	0	0	0	2	3											
John Bateman, R OBP: 0.262, SLG: 0.302 Ken Reynolds, L OBP: 0.179, SLG: 0.125 Barry Lersch, S Bill Wilson, R Ron Stone, L OBP: 0.321, SLG: 0.234 Dick Selma, R OBP: 0.299, SLG: 0.299 Mac Scarce, L OBP: 0.368, SLG: 0.438 (5, PR) (8, 1) (8, 1) (8, 1) (7, 1) (7, 1) (9, PH)										2	0	1	0	0	1	0											
Wayne Twitchell, R OBP: 0.087, SLG: 0.091 Oscar Gamble, L (5, PH) (6, 9)										1	0	1	0	0	0	0											
Inning Stats	R: 0 E: 0 K: 1 S: 5	H: 0 LOB: 0 BB: 0 P: 5	R: 0 E: 0 K: 0 S: 3	H: 0 LOB: 0 BB: 0 P: 3	R: 0 E: 0 K: 2 S: 8	H: 1 LOB: 1 BB: 0 P: 8	R: 1 E: 0 K: 0 S: 5	H: 2 LOB: 2 BB: 1 P: 9	R: 2 E: 0 K: 1 S: 8	H: 3 LOB: 1 BB: 0 P: 8	R: 0 E: 0 K: 0 S: 4	H: 1 LOB: 1 BB: 0 P: 4	R: 1 E: 0 K: 1 S: 7	H: 2 LOB: 1 BB: 0 P: 7	R: 0 E: 0 K: 2 S: 7	H: 0 LOB: 0 BB: 0 P: 7		R: 0 E: 0 K: 1 S: 4	H: 0 LOB: 0 BB: 1 P: 8	1B: 7 2B: 1 3B: 1 HR: 0	SF: 0 SAC: 1 DP: 1 HBP: 0	WP: 0 PB: 0 SB: 0 CS: 0	PA: 37				
PITCHER	IP	WLS	BF	H	R	ER	SO	BB	IBB	HBP	BLK	WP	HR	S	P	ERA	WHIP										
Rick Reuschel, R ERA: 3.06 (7, 1)	1.0		4	1	0	0	1	0	0	0	0	0	0	6	6	0.00	1.000										
Larry Gura, L ERA: 11.97 (8, 1)	2.0	S	6	0	0	0	3	1	0	0	0	0	0	11	15	0.00	0.500										

Batter	1	2	3	4	5	6	7	8	9	AB	R	H	RBI	BB	SO	LOB	TOP					
Bill North, S OBP: 0.252, SLG: 0.196 (1, 9)		 1B						 2-3		5	0	1	0	0	2	1	Chicago Cubs @ Philadelphia Phillies Veterans Stadium, Philadelphia, PA Sun Sep 10 1972, 3:33 AM EDT Att: 12,248 - Unknown AB 34 R 5 H 9 RBI 5 BB 7 SO 6 LOB 20 					
Jose Cardenal, R OBP: 0.355, SLG: 0.448 (1, 7)	 1B	 1-2		 BB				 S 1B		4	1	2	0	1	0	1						
Ron Santo, R OBP: 0.387, SLG: 0.498 (1, 5)	 1B	 BB		 1-2				 1-3		3	1	0	0	2	1	2						
Jim Hickman, R OBP: 0.374, SLG: 0.473 (1, 3)		 1-2				 BB				4	0	0	0	1	2	6						
Rick Monday, L OBP: 0.363, SLG: 0.400 (1, 8)	 1B		 HR		 1B						3	2	2	1	2	0		1				
Glenn Beckert, R OBP: 0.293, SLG: 0.339 (1, 4)	 1B		 1-3		 2-3		 1-2				5	0	1	1	0	0		5				
Ken Rudolph, R OBP: 0.286, SLG: 0.363 (1, 2)	 1-2 2-3		 3-H		 1B					3	1	2	3	1	0	0						
Dave Rosello, R OBP: 0.250, SLG: 0.250 (1, 6)					 1-2			 SH3-4 1B		4	0	1	0	0	0	4						
Mitt Pappas, R OBP: 0.242, SLG: 0.271 Chris Ward, L (6, PH)								 1-2		2	0	0	0	0	1	0						
Joe Decker, R (6, 1)										1	0	0	0	0	0	0						
Dan McGinn, L OBP: 0.250, SLG: 0.500 Jack Aker, R (8, 1)										0	0	0	0	0	0	0						
Inning Stats	R: 2 E: 0 K: 2 S: 10	H: 3 LOB: 3 BB: 2 P: 18	R: 0 E: 0 K: 0 S: 4	H: 1 LOB: 2 BB: 1 P: 8	R: 2 E: 0 K: 1 S: 6	H: 1 LOB: 0 BB: 1 P: 10	R: 0 E: 0 K: 0 S: 3	H: 0 LOB: 1 BB: 1 P: 7	R: 1 E: 0 K: 0 S: 4	H: 2 LOB: 0 BB: 0 P: 4	R: 0 E: 0 K: 0 S: 3	H: 0 LOB: 0 BB: 0 P: 3	R: 0 E: 0 K: 0 S: 3	H: 0 LOB: 1 BB: 1 P: 7	R: 0 E: 0 K: 1 S: 6	H: 1 LOB: 1 BB: 0 P: 6	R: 0 E: 0 K: 2 S: 8	H: 1 LOB: 2 BB: 1 P: 12	1B: 7 2B: 2 3B: 0 HR: 1	SF: 0 SAC: 1 DP: 1 HBP: 0	WP: 1 PB: 1 SB: 3 CS: 0	PA: 42
PITCHER	IP	WLS	BF	H	R	ER	SO	BB	IBB	HBP	BLK	WP	HR	S	P	ERA	WHIP					
Jim Nash, R ERA: 5.67	3.0	L	18	5	4	4	3	4	0	0	0	0	1	20	36	12.00	3.000					
Bill Champion, R ERA: 4.52	2.0		8	2	1	1	0	1	0	0	0	1	0	7	11	4.50	1.500					
Dick Selma, R ERA: 5.38	2.0		7	0	0	0	0	1	0	0	0	0	0	6	10	0.00	0.500					
Darrell Brandon, R ERA: 3.55	2.0		9	2	0	0	3	0	1	0	0	0	0	14	18	0.00	1.000					

Batter	1	2	3	4	5	6	7	8	9	AB	R	H	RBI	BB	SO	LOB	BOTTOM				
Denny Doyle, L OBP: 0.288, SLG: 0.297 (1, 4)	 4-3 1B		 2-3 1B		 1-2			 E BB		3	1	2	0	1	0	1	Chicago Cubs @ Philadelphia Phillies Veterans Stadium, Philadelphia, PA Sun Sep 10 1972, 3:33 AM EDT Att: 12,248 - Unknown AB 33 R 3 H 9 RBI 3 BB 2 SO 7 LOB 17 				
Larry Bowa, S OBP: 0.292, SLG: 0.320 (1, 6)	 2-3		 1-2 3-H 1B							4	1	1	1	0	0	3					
Tom Hutton, L OBP: 0.362, SLG: 0.365 (1, 3)	 3-H 1B		 1-3				 FC4-6 1-2			4	0	2	1	0	1	2					
Willie Montanez, L OBP: 0.331, SLG: 0.422 (1, 8)	 1-2		 1-3 3-H 1B				 FC5-4 1-2 2-3			4	0	1	1	0	0	3					
Greg Luzinski, R OBP: 0.320, SLG: 0.437 (1, 7)		 2B	 1-2						 1-2		4	0	1	0	0	1		4			
Don Money, R OBP: 0.276, SLG: 0.335 (1, 5)		 2-3								3	0	0	0	0	1	0					
Pete Koegel, R OBP: 0.231, SLG: 0.191 Bill Robinson, R OBP: 0.237, SLG: 0.370 (7, PH) (8, 9)										2	0	0	0	0	1	1					
Mike Ryan, R OBP: 0.254, SLG: 0.282 Bob Boone, R (7, PH) (8, 2)										2	0	0	0	0	2	1					
Jim Nash, R OBP: 0.176, SLG: 0.176 Oslen Cambria, L OBP: 0.345, SLG: 0.347 Bill Champion, R OBP: 0.152, SLG: 0.443 Roger Freed, R OBP: 0.252, SLG: 0.250 Dick Selma, R OBP: 0.256, SLG: 0.250 Deron Johnson, R OBP: 0.226, SLG: 0.339 Darrell Brandon, R OBP: 0.271, SLG: 0.371 Ron Stone, L OBP: 0.316, SLG: 0.229 (3, PH) (4, 1) (5, PH) (6, 1) (7, PH) (8, 1) (9, PH)			 FC3-6 2B		 1B						0	0	0	0	0	0					
Inning Stats	R: 1 E: 1 K: 0 S: 4	H: 2 LOB: 0 BB: 0 P: 4	R: 0 E: 0 K: 2 S: 8	H: 1 LOB: 0 BB: 0 P: 8	R: 2 E: 0 K: 0 S: 6	H: 4 LOB: 1 BB: 0 P: 6	R: 0 E: 0 K: 1 S: 5	H: 0 LOB: 0 BB: 0 P: 5	R: 0 E: 0 K: 1 S: 5	H: 2 LOB: 1 BB: 0 P: 6	R: 0 E: 0 K: 1 S: 5	H: 0 LOB: 0 BB: 0 P: 5	R: 0 E: 0 K: 0 S: 4	H: 0 LOB: 2 BB: 1 P: 8	R: 0 E: 0 K: 1 S: 5	H: 0 LOB: 1 BB: 1 P: 9		1B: 7 2B: 2 3B: 0 HR: 0	SF: 0 SAC: 1 DP: 3 HBP: 0	WP: 0 PB: 0 SB: 0 CS: 0	PA: 36
PITCHER	IP	WLS	BF	H	R	ER	SO	BB	IBB	HBP	BLK	WP	HR	S	P	ERA	WHIP				
Mitt Pappas, R ERA: 3.02	5.0	W	21	9	3	2	4	0	0	0	0	0	0	29	29	3.60	1.800				
Joe Decker, R ERA: 3.66	2.1		9	0	0	0	2	1	0	0	0	0	0	12	16	0.00	0.429				
Dan McGinn, L ERA: 5.15	0.1		1	0	0	0	0	0	0	0	0	0	0	1	1	0.00	0.000				
Jack Aker, R ERA: 3.13	1.1	S	5	0	0	0	1	1	0	0	0	0	0	6	10	0.00	0.750				

Batter	1	2	3	4	5	6	7	8	9	AB	R	H	RBI	BB	SO	LOB	TOP					
Tommie Agee, R OBP: 0.323, SLG: 0.381 (1, 8)	0-3 K 1		0-0 4-3 3		0-0 F9 1		0-0 5-3 2		0-0 1-3 3	5	0	0	0	0	1	0						
Bud Harrelson, S OBP: 0.318, SLG: 0.274 (1, 6)	0-0 G4-6-3 1B			4-0 1B WP FC6-4 BB	0-0 F7 2		4-0 BB			2	1	1	0	2	0	0						
John Milner, L OBP: 0.359, SLG: 0.467 Dave Marshall, L OBP: 0.349, SLG: 0.372 (1, 7) (8, 9)	0-0 G4-6-3 1-2			4-0 FC6-4 1B 1-2 2B BB	0-3 K 3		0-0 F8 3			3	1	0	0	1	1	2						
Cleon Jones, R OBP: 0.315, SLG: 0.347 (1, 9) (8, 7)		0-0 4-3 1		0-0 FC6-4 1B 1-2 2-3		0-0 F8 1		0-0 3B 1B		4	1	2	0	0	0	0						
Jim Fregosi, R OBP: 0.313, SLG: 0.354 Wayne Garrett, L OBP: 0.367, SLG: 0.290 (1, 5) (8, 5)		0-0 F9 2		0-3 K 1		0-0 F8 2		0-0 F8 1		4	0	0	0	0	1	4						
Duffy Dyer, R OBP: 0.324, SLG: 0.410 (1, 2)		0-0 1B		0-0 FC6-4 2B 1-2 2-3 3-H		0-0 HR		0-0 9-2 3B 1-H		4	1	3	3	0	0	2						
Jim Beauchamp, R OBP: 0.303, SLG: 0.354 Ed Kranepool, L OBP: 0.330, SLG: 0.389 (1, 3) (8, 3)		0-3 K 3		0-0 2B 1-3 3-H 4-0		0-0 1B		0-0 9-2 3B 3-H		4	0	2	1	0	1	2						
Ted Martinez, R OBP: 0.248, SLG: 0.266 (1, 4)			0-0 F8 1		0-0 IBB		0-3 K 3		0-0 F9 1	3	0	0	0	1	1	1						
Jerry Koosman, R OBP: 0.098, SLG: 0.098 Tug McGraw, R OBP: 0.222, SLG: 0.125 (1, 1) (8, 1)			0-0 5-3 2		0-0 F9 3		0-0 5-3 1		0-0 5-3 2	3	0	0	0	0	0	3						
										1	0	0	0	0	0	0						
Inning Stats	R: 0 E: 0 K: 1 S: 5	H: 1 LOB: 0 BB: 0 P: 5	R: 0 E: 0 K: 1 S: 6	H: 1 LOB: 1 BB: 0 P: 6	R: 0 E: 0 K: 0 S: 3	H: 0 LOB: 0 BB: 0 P: 3	R: 2 E: 0 K: 1 S: 7	H: 2 LOB: 3 BB: 3 P: 19	R: 0 E: 0 K: 0 S: 5	H: 0 LOB: 0 BB: 0 P: 5	R: 1 E: 0 K: 0 S: 7	H: 2 LOB: 1 BB: 0 P: 7	R: 0 E: 0 K: 0 S: 3	H: 0 LOB: 1 BB: 1 P: 7	R: 1 E: 0 K: 0 S: 4	H: 2 LOB: 0 BB: 0 P: 4	R: 0 E: 0 K: 0 S: 3	H: 0 LOB: 0 BB: 0 P: 3	1B: 5 2B: 2 3B: 1 HR: 1	SF: 0 SAC: 0 DP: 2 HBP: 0	WP: 1 PB: 0 SB: 0 CS: 0	PA: 37
PITCHER Steve Carlton, L ERA: 2.14 (1, 1)	IP: 9.0 WLS: L BF: 37 H: 8 R: 4 ER: 4 SO: 5 BB: 3 IBB: 1 HBP: 0 BLK: 0 WP: 1 HR: 1 S: 43 P: 59 ERA: 4.00 WHIP: 1.222															PITCHER	IP: 9.0 WLS: L BF: 37 H: 8 R: 4 ER: 4 SO: 5 BB: 3 IBB: 1 HBP: 0 BLK: 0 WP: 1 HR: 1 S: 43 P: 59 ERA: 4.00 WHIP: 1.222					

New York Mets @ Philadelphia Phillies
Veterans Stadium, Philadelphia, PA
Mon Sep 11 1972, 7:05 PM EDT
Att: 10,317 - Unknown

AB 33
R 4
H 8
RBI 4
BB 4
SO 5
LOB 14



Batter	1	2	3	4	5	6	7	8	9	AB	R	H	RBI	BB	SO	LOB	BOTTOM			
Terry Harmon, R OBP: 0.359, SLG: 0.314 (1, 4)	0-3 K 1	0-3 K 2		0-0 F3 2			4-0 FC1-6 BB		0-0 P6 2	4	0	0	0	1	2	1				
Larry Bowa, S OBP: 0.291, SLG: 0.319 (1, 6)	0-0 E8 S 2B	0-0 6-3 3		0-0 6-3 3			0-0 FC1-6 FC6-4 1-2		0-0 F5 3	5	1	1	0	0	0	2				
Don Money, R OBP: 0.280, SLG: 0.335 (1, 5)	4-0 2B SF9 BB 2-3		4-0 2B BB		0-0 G6-4-3 1B		0-0 FC6-4 1-2			2	1	1	0	2	0	1				
Greg Luzinski, R OBP: 0.319, SLG: 0.437 (1, 7)	0-0 2B 1-3 3-H		0-0 F5 1		0-0 G6-4-3 1-2		0-0 F9 3			4	0	1	1	0	0	3				
Joe Lis, R OBP: 0.382, SLG: 0.424 (1, 3)	4-0 IBB		0-0 2B 1-3		0-0 2B		4-0 FC1-4 BB			2	0	2	0	2	0	0				
Roger Freed, R OBP: 0.357, SLG: 0.435 Ken Reynolds, L OBP: 0.176, SLG: 0.125 Bill Robinson, R OBP: 0.237, SLG: 0.370 (1, 9) (8, FR) (9, 9)	0-0 SF9 3-H		4-0 IBB		0-0 6-3 3		0-0 FC1-4 1-2			2	0	0	1	1	0	2				
Willie Montanez, L OBP: 0.328, SLG: 0.418 (1, 8)	0-0 F8 3		0-3 K 2		0-0 F9 1		0-3 K 2		0-0 K 3	4	0	0	0	0	2	6				
John Bateman, R OBP: 0.264, SLG: 0.305 (1, 2)		0-0 G3 2B		0-0 F7 3		0-0 F9 2		0-3 K 3		4	0	1	0	0	1	4				
Steve Carlton, L OBP: 0.220, SLG: 0.243 Bob Boone, R (9, PH)		0-0 G3 2-3		0-3 K 1		0-0 P4 3		0-3 K 1		3	0	0	0	0	1	1				
										1	0	0	0	0	1	0				
Inning Stats	R: 2 E: 1 K: 1 S: 7	H: 2 LOB: 2 BB: 2 P: 15	R: 0 E: 0 K: 1 S: 6	H: 1 LOB: 1 BB: 0 P: 6	R: 0 E: 0 K: 1 S: 6	H: 1 LOB: 2 BB: 2 P: 14	R: 0 E: 0 K: 1 S: 5	H: 0 LOB: 0 BB: 0 P: 5	R: 0 E: 0 K: 0 S: 4	H: 2 LOB: 1 BB: 0 P: 4	R: 0 E: 0 K: 0 S: 3	H: 0 LOB: 0 BB: 0 P: 3	R: 0 E: 0 K: 2 S: 7	H: 0 LOB: 1 BB: 1 P: 11	R: 0 E: 0 K: 1 S: 5	H: 0 LOB: 0 BB: 0 P: 5	1B: 2 2B: 4 3B: 0 HR: 0	SF: 1 SAC: 0 DP: 1 HBP: 0	WP: 0 PB: 0 SB: 1 CS: 0	PA: 38
PITCHER Jerry Koosman, L ERA: 4.23 Tug McGraw, L ERA: 1.65 (1, 1) (8, 1)	IP: 7.0 WLS: W BF: 32 H: 6 R: 2 ER: 2 SO: 4 BB: 4 IBB: 2 HBP: 0 BLK: 0 WP: 0 HR: 0 S: 34 P: 58 ERA: 2.57 WHIP: 1.429															PITCHER	IP: 2.0 WLS: S BF: 6 H: 0 R: 0 ER: 0 SO: 3 BB: 0 IBB: 0 HBP: 0 BLK: 0 WP: 0 HR: 0 S: 12 P: 12 ERA: 0.00 WHIP: 0.000			

New York Mets @ Philadelphia Phillies
Veterans Stadium, Philadelphia, PA
Mon Sep 11 1972, 7:05 PM EDT
Att: 10,317 - Unknown

AB 31
R 2
H 6
RBI 2
BB 6
SO 7
LOB 20



Batter	1	2	3	4	5	6	7	8	9	AB	R	H	RBI	BB	SO	LOB	TOP										
Tommie Agee, R OBP: 0.321, SLG: 0.377 (1, 8)	0-0 6-3		0-0 6-3		0-0 6-3		0-0 F8			4	0	0	0	0	0	0	New York Mets @ Philadelphia Phillies Veterans Stadium, Philadelphia, PA Tue Sep 12 1972, 7:05 PM EDT Att: 5,057 - Unknown livebaseballscorecards.com										
Bud Harrelson, S OBP: 0.315, SLG: 0.271 (1, 6)	0-0 E5 1B		0-0 4-3		0-0 6-3			0-0 2-3		4	1	0	0	0	0												
John Milner, L OBP: 0.360, SLG: 0.466 (1, 7)	4-0 1B 1-2 FC4 BB		0-0 F4		0-0			0-0 F2		3	1	1	0	1	0												
Cleon Jones, R OBP: 0.317, SLG: 0.349 (1, 9)	0-0 FC4 1-3 2H 1B			0-0 BB 3B 1B		0-0 F8		0-3 K		4	1	2	1	0	1												
Jim Fregosi, R OBP: 0.309, SLG: 0.350 (1, 5)	0-0 FC4 1-2F 3H 1B			0-3 K		0-0 P4		0-3 K		4	0	0	1	0	2												
Duffy Dyer, R OBP: 0.323, SLG: 0.406 (1, 2)	0-0 FC5-6-4 1-2F			4-0 BB 1-2 3B BB		0-0 6-3		0-3 K		3	1	0	0	1	1												
Jim Beauchamp, R OBP: 0.292, SLG: 0.340 Danny Frisella, L OBP: 0.333, SLG: 0.333 (9, 1)			0-0 F8		0-3 K		0-0 5-3		0-0 5-3	4	0	0	0	0	1	2											
Lute Barnes, R OBP: 0.308, SLG: 0.333 (1, 4)		4-0 CS BB		0-0 1-3H 2H 3B			0-0 F9			2	0	1	2	1	0												
Jim McAndrew, R OBP: 0.140, SLG: 0.051 Ed Kranepool, L OBP: 0.330, SLG: 0.389 (9, 3)			0-3 K		0-3 K		0-0 4-3			3	0	0	0	0	2	2											
Inning Stats	R: 2 E: 1 K: 0 S: 5	H: 1 LOB: 1 BB: 1 P: 9	R: 0 E: 0 K: 1 S: 4	H: 0 LOB: 1 BB: 1 P: 8	R: 0 E: 0 K: 0 S: 3	H: 0 LOB: 0 BB: 0 P: 3	R: 2 E: 0 K: 3 S: 11	H: 2 LOB: 1 BB: 1 P: 15	R: 0 E: 0 K: 0 S: 4	H: 0 LOB: 1 BB: 0 P: 4	R: 0 E: 0 K: 0 S: 3	H: 0 LOB: 0 BB: 0 P: 3	R: 0 E: 0 K: 1 S: 5	H: 0 LOB: 0 BB: 0 P: 5	R: 0 E: 0 K: 2 S: 7	H: 0 LOB: 0 BB: 0 P: 7		1B: 3 2B: 1 3B: 1 HR: 0	SF: 0 SAC: 0 DP: 1 HBP: 0	WP: 0 PB: 0 SB: 0 CS: 1	PA: 34						
PITCHER	IP	WLS	BF	H	R	ER	SO	BB	IBB	HBP	BLK	WP	HR	S	P	ERA	WHIP										
Ken Reynolds, L ERA: 3.99 (1, 1)	5.0	L	22	4	4	2	4	3	0	0	0	0	0	27	39	3.60	1.400										
Barry Lersch, R ERA: 3.79 (6, 1)	3.0		9	0	0	0	1	0	0	0	0	0	0	11	11	0.00	0.000										
Dick Selma, R ERA: 5.32 (9, 1)	1.0		3	0	0	0	2	0	0	0	0	0	0	7	7	0.00	0.000										

Batter	1	2	3	4	5	6	7	8	9	AB	R	H	RBI	BB	SO	LOB	BOTTOM										
Craig Robinson, R OBP: 0.250, SLG: 0.500 (1, 6)	0-0 F7			0-0 4-3 2B		0-3 K		0-0 B3		4	0	1	0	0	1	0	New York Mets @ Philadelphia Phillies Veterans Stadium, Philadelphia, PA Tue Sep 12 1972, 7:05 PM EDT Att: 5,057 - Unknown livebaseballscorecards.com										
Denny Doyle, L OBP: 0.288, SLG: 0.297 (1, 4)	0-0 F4			0-0 4-3		0-0 FC4-6 1B		0-0 4-3		4	0	1	0	0	0	1											
Tom Hutton, L OBP: 0.359, SLG: 0.360 (1, 9)	0-0 F9			0-0 2-3 P4		0-3 K			0-0 6-3	4	0	0	0	0	1	2											
Willie Montanez, L OBP: 0.328, SLG: 0.419 (1, 8)		0-0 F8		0-0 F7		0-0 FC4-6 1-2F		0-0 1B 2B		4	1	1	0	0	0	2											
Greg Luzinski, R OBP: 0.319, SLG: 0.436 (1, 7)		0-3 K			0-0 F8		0-0 6-3		0-0 BB 1B 1B	4	1	1	1	0	1	0											
Joe Lie, R OBP: 0.385, SLG: 0.446 (1, 3) Terry Harmon, R OBP: 0.359, SLG: 0.314 (9, FR)		0-0 6-3			0-0 F5		0-0 HR		4-0 1B 1-2 BB	3	1	1	1	1	0	0											
Don Money, R OBP: 0.280, SLG: 0.335 (1, 5) Mike Schmidt, R OBP: 0.500, SLG: 0.333 (2, 5) Larry Bowa, S OBP: 0.291, SLG: 0.319 (9, FR)			0-3 K		0-0 1B 1B		0-3 K		4-0 1-2 2-3 BB	0	0	0	0	0	0	0											
Bob Boone, R OBP: 0.286, SLG: 0.286 (1, 2)				0-0 F8		0-0 P6			0-0 G6-4-3 1-2 2-3 3H 1B	4	0	2	1	0	0	0											
Ken Reynolds, L OBP: 0.171, SLG: 0.121 (5, PH) Ron Stone, L OBP: 0.310, SLG: 0.224 (5, PH) Barry Lersch, S OBP: 0.260, SLG: 0.344 (6, PH) Oscar Gamble, L OBP: 0.258, SLG: 0.250 (9, PH) Dick Selma, R OBP: 0.298, SLG: 0.250 (9, PH) Deron Johnson, R OBP: 0.226, SLG: 0.336 (9, PH)				0-0 F7		0-0 F5		0-0 F2		1	0	0	0	0	0	0											
Inning Stats	R: 0 E: 0 K: 0 S: 3	H: 0 LOB: 0 BB: 0 P: 3	R: 0 E: 0 K: 1 S: 5	H: 0 LOB: 0 BB: 0 P: 5	R: 0 E: 0 K: 1 S: 5	H: 0 LOB: 0 BB: 0 P: 5	R: 0 E: 0 K: 0 S: 4	H: 1 LOB: 1 BB: 0 P: 4	R: 0 E: 0 K: 2 S: 8	H: 1 LOB: 1 BB: 0 P: 8	R: 1 E: 0 K: 1 S: 6	H: 1 LOB: 0 BB: 0 P: 6	R: 0 E: 0 K: 0 S: 3	H: 0 LOB: 0 BB: 0 P: 3	R: 2 E: 0 K: 0 S: 5	H: 3 LOB: 3 BB: 2 P: 13		1B: 5 2B: 2 3B: 0 HR: 1	SF: 0 SAC: 0 DP: 1 HBP: 0	WP: 0 PB: 0 SB: 0 CS: 0	PA: 36						
PITCHER	IP	WLS	BF	H	R	ER	SO	BB	IBB	HBP	BLK	WP	HR	S	P	ERA	WHIP										
Jim McAndrew, R ERA: 2.25 (1, 1)	8.1	W	33	7	3	3	5	1	0	0	0	0	0	42	46	3.24	0.960										
Danny Frisella, R ERA: 3.75 (9, 1)	0.2	S	3	1	0	0	0	1	0	0	0	0	0	2	6	0.00	3.000										

Batter	1	2	3	4	5	6	7	8	9	AB	R	H	RBI	BB	SO	LOB	TOP					
Wayne Garrett, L (1.5) OBP: 0.369, SLG: 0.296	4-3		4-3	E		K		1B	BB	5	2	2	1	1	1	1	New York Mets @ Philadelphia Phillies Veterans Stadium, Philadelphia, PA Wed Sep 13 1972, 7:05 PM EDT Att: 6,185 - Unknown					
Ken Boswell, L (1.4) OBP: 0.265, SLG: 0.322	1-3		2B	E		3-1		1B	BB	5	4	4	0	1	0	1						
John Milner, L (1.7) OBP: 0.365, SLG: 0.465	1-3		2B	E8				1B	BB	3	2	1	1	3	0	1						
Cleon Jones, R (1.9) OBP: 0.323, SLG: 0.359	1B		2B	K				1B	BB	5	1	3	4	1	2	4						
Ed Kranepool, L (1.3) OBP: 0.328, SLG: 0.386	F5		F7					1B	FC6-4	5	0	1	1	0	0	4						
Dave Marshall, L (1.8) OBP: 0.351, SLG: 0.369								F7	F7	4	0	1	0	1	0	4						
Duffy Dyer, R (1.2) OBP: 0.318, SLG: 0.400	G6-4-3		G6-4-3					SF8	FC6-4	4	0	0	1	0	0	4						
Bud Harrelson, S (1.6) OBP: 0.318, SLG: 0.273	P5			2B				1B	4-3	4	1	2	0	1	0	0						
Jon Matlack, L (1.1) OBP: 0.237, SLG: 0.162			K					FC6-4	4-3	1	1	0	0	1	1	0						
Hank Webb, R (4.1)				2B						0	0	0	0	0	0	0						
Bob Rauch, R (5.1)				E						1	0	0	0	0	1	1						
Tug McGraw, R (6.1) OBP: 0.200, SLG: 0.111				BB						2	0	0	0	0	0	2						
Inning Stats	R: 1 E: 0 K: 0 S: 5	H: 2 LOB: 1 BB: 0 P: 5	R: 0 E: 0 K: 0 S: 3	H: 1 LOB: 0 BB: 3 P: 3	R: 2 E: 0 K: 1 S: 7	H: 2 LOB: 1 BB: 1 P: 11	R: 4 E: 1 K: 1 S: 6	H: 1 LOB: 4 BB: 22 P: 22	R: 0 E: 0 K: 0 S: 3	H: 0 LOB: 0 BB: 0 P: 3	R: 0 E: 0 K: 2 S: 8	H: 1 LOB: 1 BB: 0 P: 8	R: 2 E: 0 K: 0 S: 5	H: 2 LOB: 2 BB: 2 P: 13	R: 2 E: 0 K: 0 S: 7	H: 4 LOB: 2 BB: 7 P: 7	R: 0 E: 0 K: 1 S: 6	H: 1 LOB: 3 BB: 2 P: 14	1B: 9 2B: 5 3B: 0 HR: 0	SF: 1 SAC: 0 DP: 2 HBP: 0	WP: 1 PB: 1 SB: 1 CS: 0	PA: 49
PITCHER	IP WLS BF H R ER SO BB IBB HBP BLK WP HR S P ERA WHIP	IP WLS BF H R ER SO BB IBB HBP BLK WP HR S P ERA WHIP																				
Dave Downs, R (1.1) ERA: 2.84	3.0 L 14 5 3 3 1 1 0 0 0 0 0 0 15 19 9.00 2.000																					
Darrell Brandon, R (4.1) ERA: 3.57	2.0 11 4 1 4 1 1 4 0 0 0 0 0 0 9 25 4.50 2.500																					
Mac Scarce, L (6.1) ERA: 4.25	1.0 4 1 0 0 2 0 0 0 0 0 1 0 8 8 0.00 1.000																					
Dick Selma, R (7.1) ERA: 5.51	0.0 3 1 2 2 0 2 0 0 0 0 0 0 1 9 ∞ ∞																					
Bill Wilson, R (7.1) ERA: 3.75	1.0 7 4 2 2 0 0 0 0 0 0 0 0 7 7 18.00 4.000																					
PITCHER	IP WLS BF H R ER SO BB IBB HBP BLK WP HR S P ERA WHIP	IP WLS BF H R ER SO BB IBB HBP BLK WP HR S P ERA WHIP																				
Bob Terlecki, R (8.1) ERA: 5.79	1.0 4 1 0 0 0 0 0 0 0 0 0 0 8 14 0.00 1.000																					
Bill Champion, R (9.1) ERA: 4.95	1.0 6 1 0 0 1 2 0 0 0 0 0 0 6 14 0.00 3.000																					

AB 39
R 11
H 14
RBI 8
BB 9
SO 5
LOB 22



Batter	1	2	3	4	5	6	7	8	9	AB	R	H	RBI	BB	SO	LOB	BOTTOM					
Craig Robinson, R (1.6) OBP: 0.400, SLG: 0.444	BB	E7		5-3	F9		B3		1B	5	0	2	0	1	0	1	New York Mets @ Philadelphia Phillies Veterans Stadium, Philadelphia, PA Wed Sep 13 1972, 7:05 PM EDT Att: 6,185 - Unknown					
Terry Harmon, R (1.4) OBP: 0.372, SLG: 0.337	1B	K		1B			G4-6-3		BB	5	1	4	1	1	1	1						
Willie Montanez, L (1.8) OBP: 0.328, SLG: 0.417	1B	3-1		2B			G4-6-3		BB	5	1	1	1	1	1	6						
Greg Luzinski, R (1.7) OBP: 0.320, SLG: 0.436	K		5-3	1B			FC6-4		K	4	1	1	1	1	2	3						
Joe Lis, R (1.3) OBP: 0.386, SLG: 0.440	K		2B	F3			FC6-4		F9	4	0	1	0	1	1	4						
Roger Freed, R (1.9) OBP: 0.281, SLG: 0.446	F3						FC6-4		6-3	4	0	2	1	0	0	5						
Ken Reardon, L (6.9) OBP: 0.171, SLG: 0.121										0	0	0	0	0	0	0						
Dick Selma, R (7.1) OBP: 0.238, SLG: 0.250										0	0	0	0	0	0	0						
Bill Wilson, R (7.1) OBP: 0.238, SLG: 0.250										0	0	0	0	0	0	0						
Bob Terlecki, R (8.1) ERA: 5.79										0	0	0	0	0	0	0						
Pete Koegel, R (8.9) OBP: 0.246, SLG: 0.198										1	0	0	0	0	0	0						
Bill Champion, R (9.1) ERA: 4.95										0	0	0	0	0	0	0						
Mike Schmidt, R (1.5) OBP: 0.333, SLG: 0.143		5-3		K	FC5-4		K			4	0	0	0	1	2	5						
Bob Boone, R (1.2) OBP: 0.500, SLG: 0.500		1B							G5-4-3	3	1	2	0	2	0	1						
Dave Downs, R (1.1) OBP: 0.286, SLG: 0.286										1	1	1	1	0	0	0						
Deron Johnson, R (3.9) OBP: 0.287, SLG: 0.236										1	0	0	0	0	1	3						
Darrell Brandon, R (4.1) OBP: 0.237, SLG: 0.326										0	0	0	0	0	0	0						
Oscar Gamble, R (4.1) OBP: 0.237, SLG: 0.341										1	0	0	0	0	1	0						
Mac Scarce, L (6.1) ERA: 4.66										0	0	0	0	0	0	0						
Bill Robinson, R (7.9) OBP: 0.241, SLG: 0.372										2	1	1	0	0	0	3						
Inning Stats	R: 0 E: 0 K: 2 S: 9	H: 2 LOB: 3 BB: 1 P: 13	R: 2 E: 1 K: 1 S: 8	H: 3 LOB: 1 BB: 0 P: 8	R: 0 E: 0 K: 2 S: 8	H: 1 LOB: 2 BB: 2 P: 16	R: 3 E: 0 K: 0 S: 7	H: 4 LOB: 1 BB: 0 P: 7	R: 0 E: 0 K: 1 S: 7	H: 2 LOB: 2 BB: 0 P: 7	R: 0 E: 0 K: 1 S: 6	H: 1 LOB: 3 BB: 2 P: 14	R: 0 E: 0 K: 0 S: 2	H: 0 LOB: 0 BB: 1 P: 6	R: 0 E: 0 K: 1 S: 5	H: 0 LOB: 0 BB: 0 P: 5	R: 1 E: 0 K: 0 S: 4	H: 2 LOB: 2 BB: 2 P: 12	1B: 10 2B: 5 3B: 0 HR: 0	SF: 0 SAC: 0 DP: 2 HBP: 0	WP: 1 PB: 0 SB: 0 CS: 0	PA: 48
PITCHER	IP WLS BF H R ER SO BB IBB HBP BLK WP HR S P ERA WHIP	IP WLS BF H R ER SO BB IBB HBP BLK WP HR S P ERA WHIP																				
Jon Matlack, L (1.1) ERA: 2.51	3.1 22 5 4 4 5 2 1 0 0 0 0 0 7 7 10.80 3.300																					
Hank Webb, R (4.1) ERA: 5.79	1.1 7 3 0 0 0 0 0 0 0 0 0 0 7 7 0.00 2.250																					
Bob Rauch, R (5.1) ERA: 4.66	1.0 6 1 0 0 2 2 0 0 0 0 0 0 8 16 0.00 3.000																					
Tug McGraw, L (6.1) ERA: 1.69	3.1 W 13 2 1 1 1 3 0 0 0 0 0 0 12 24 2.70 1.500																					

AB 40
R 6
H 15
RBI 5
BB 8
SO 8
LOB 33



Batter	1	2	3	4	5	6	7	8	9	AB	R	H	RBI	BB	SO	LOB	TOP			
Ron Woods, R OBP: 0.313, SLG: 0.431 (1, 8)	0-0 6-3 1B		0-0 SF8 E 1-2 1B	0-0 FC5-4		0-3 K		0-0 F8		5	1	2	0	0	1	3				
Tim Foli, R OBP: 0.289, SLG: 0.288 (1, 6)	0-0 6-3		0-0 E5		0-0 BB 1B		0-0 G4-3 1B		0-0 5-3	5	0	2	0	0	0	3				
Bob Bailey, R OBP: 0.317, SLG: 0.364 (1, 7) (7, 5)	0-0 5-3		0-0 SF8		0-0 F8		0-0 G4-3 1B		0-3 K	4	0	0	1	0	1	3				
Hal Breeden, R OBP: 0.273, SLG: 0.377 (1, 3)	0-0 F5		0-0 SF8		0-0 L5		0-0 BB 1B		0-0 6-3	4	0	1	1	0	0	2				
Ken Singleton, S OBP: 0.370, SLG: 0.416 (1, 9)		0-0 P4	0-3 K		0-0 BB 1B		4-0 FC6-4 BB			3	0	1	0	1	1	1				
Coco Laboy, R OBP: 0.389, SLG: 0.645 (1, 5)		0-0 HR			0-0 F7		4-0 FC6-4			3	1	1	1	1	0	2				
Mike Marshall, R OBP: 0.217, SLG: 0.190 (7, 1)					1-2 2-3 BB		1-2 2-3 BB			0	0	0	0	0	0	0				
John Boccabella, R OBP: 0.265, SLG: 0.294 (1, 2)	0-0 6-3				0-0 BB 1B				0-0 6-3	4	0	1	0	0	0	3				
Hector Torres, R OBP: 0.212, SLG: 0.217 (1, 4)	0-3 K				0-0 F9		0-0 F3		0-0 F3	4	0	0	0	0	1	1				
Mike Torrez, R OBP: 0.207, SLG: 0.213 (1, 1)					4-0 E SF8 1B		0-0 F2		0-0 1B	2	1	1	0	1	0	0				
Clyde Mashore, R OBP: 0.275, SLG: 0.331 (7, 7)					1-2 BB					1	0	1	0	0	0	0				
Inning Stats	R: 0 E: 0 K: 0 S: 4	H: 1 LOB: 1 BB: 0 P: 4	R: 1 E: 0 K: 1 S: 6	H: 1 LOB: 0 BB: 0 P: 6	R: 2 E: 2 K: 1 S: 8	H: 2 LOB: 1 BB: 0 P: 8	R: 0 E: 0 K: 0 S: 4	H: 1 LOB: 2 BB: 1 P: 8	R: 0 E: 0 K: 1 S: 5	H: 0 LOB: 0 BB: 0 P: 5	R: 0 E: 0 K: 0 S: 4	H: 2 LOB: 2 BB: 1 P: 8	R: 0 E: 0 K: 0 S: 4	H: 1 LOB: 1 BB: 0 P: 4	R: 0 E: 0 K: 1 S: 5	H: 0 LOB: 0 BB: 0 P: 5	1B: 9 2B: 0 3B: 0 HR: 1	SF: 2 SAC: 0 DP: 1 HBP: 0	WP: 0 PB: 0 SB: 0 CS: 0	PA: 40
PITCHER Steve Carlton, L ERA: 2.11 (1, 1)	IP: 9.0 WLS: W BF: 40 H: 10 R: 3 ER: 1 SO: 4 BB: 3 IBB: 0 HBP: 0 BLK: 0 WP: 0 HR: 1 S: 45 P: 57 ERA: 1.00 WHIP: 1.444															PITCHER				

Montreal Expos @ Philadelphia Phillies
Veterans Stadium, Philadelphia, PA
Fri Sep 15 1972, 7:05 PM EDT
Att: 20,120 - Unknown

AB	35
R	3
H	10
RBI	3
BB	3
SO	4
LOB	18

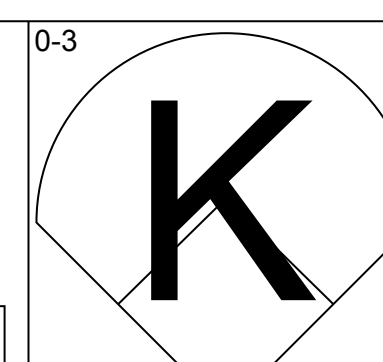
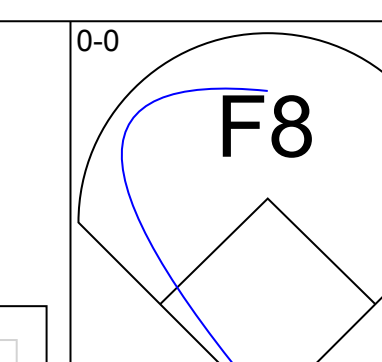
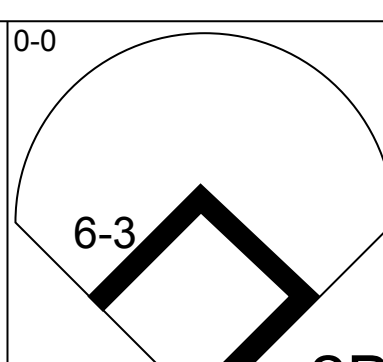
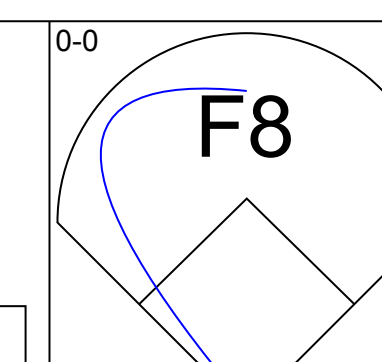
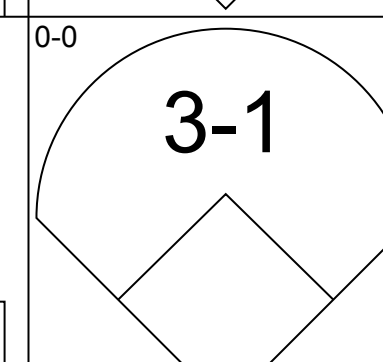
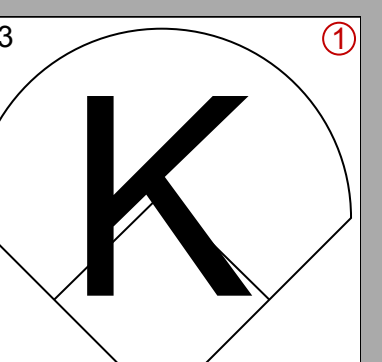
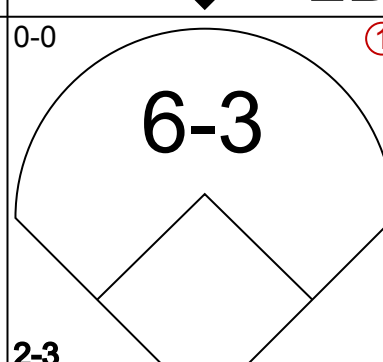
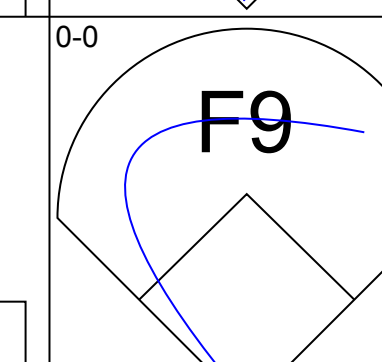
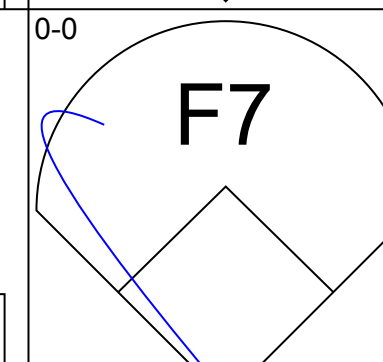
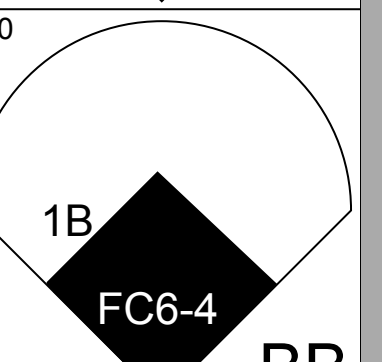
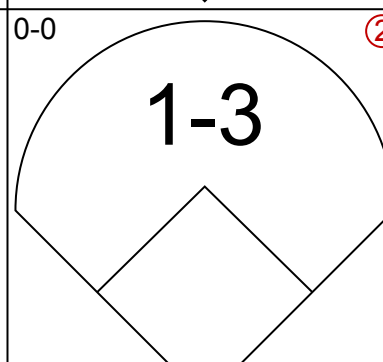
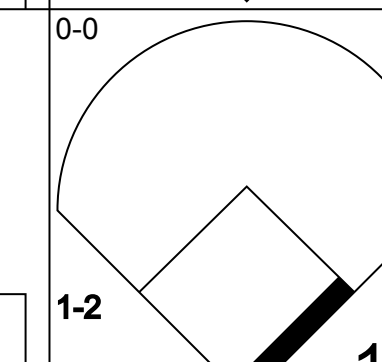
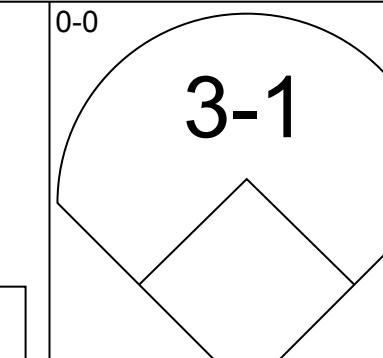
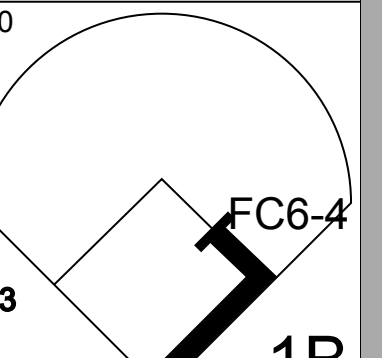
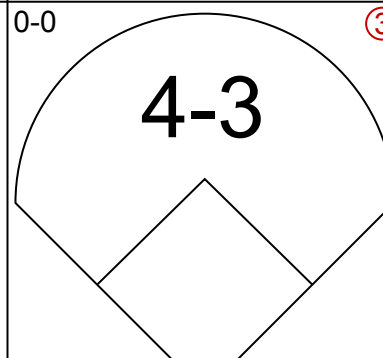
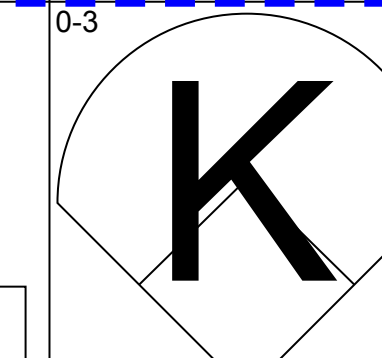
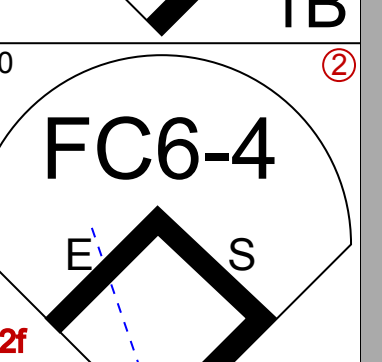
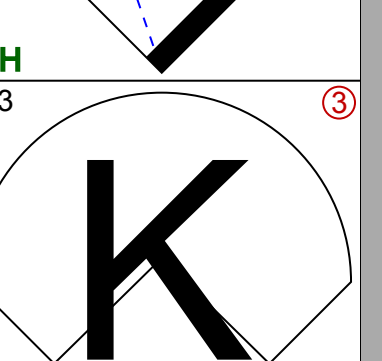
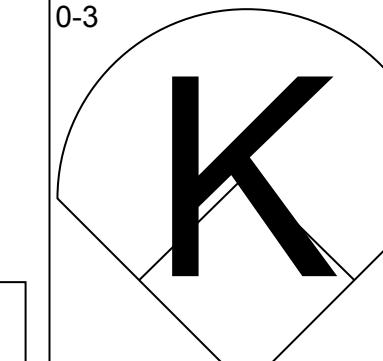
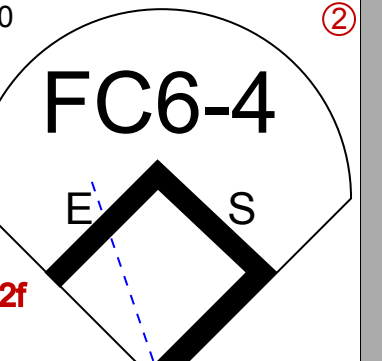
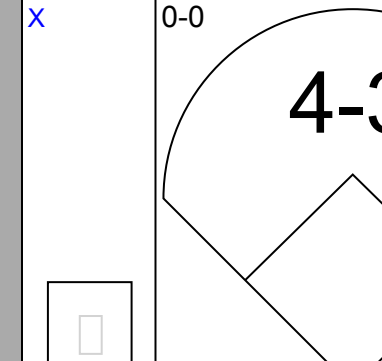
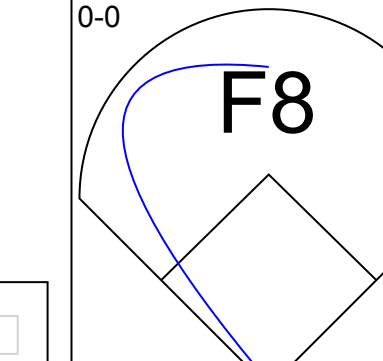
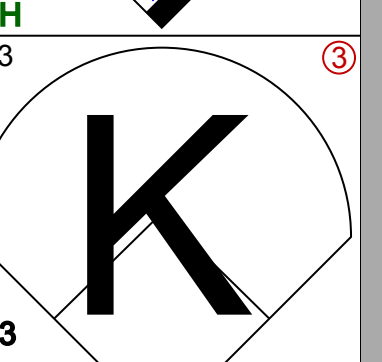
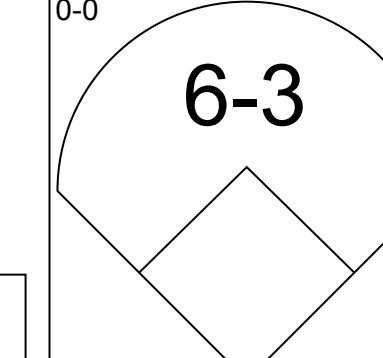

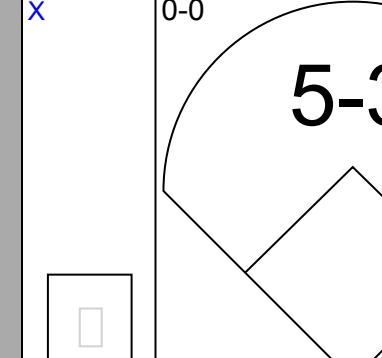
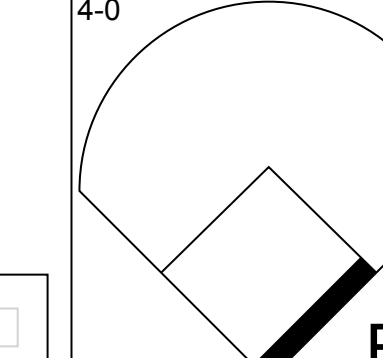

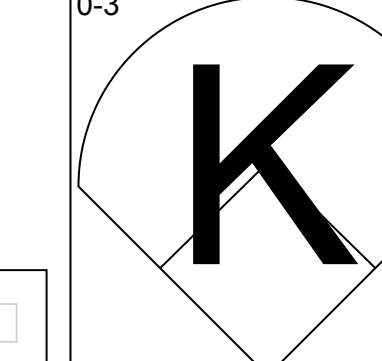
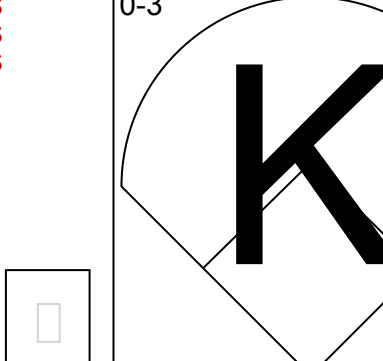
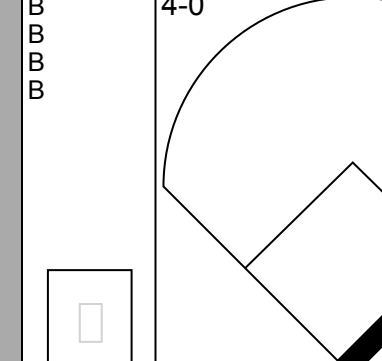
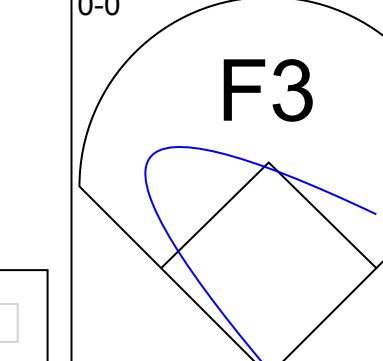
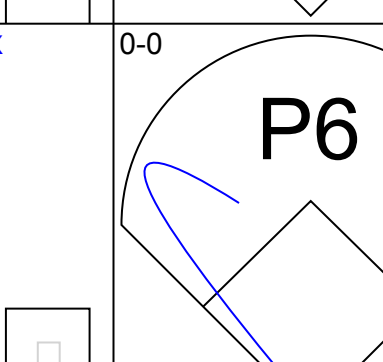
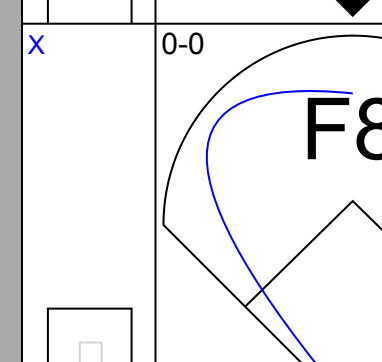
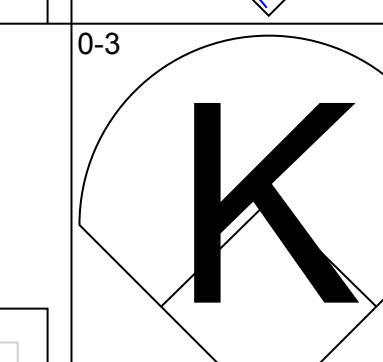
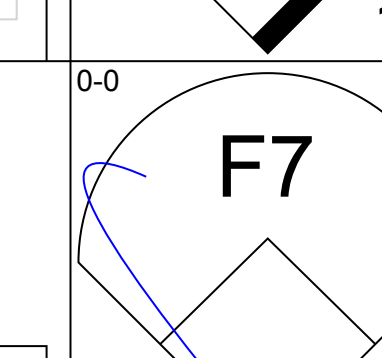
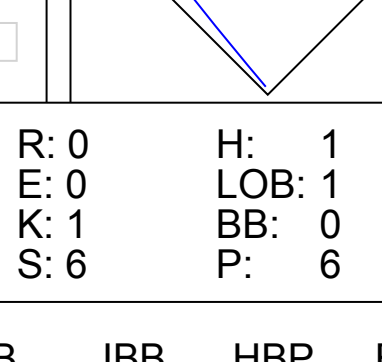
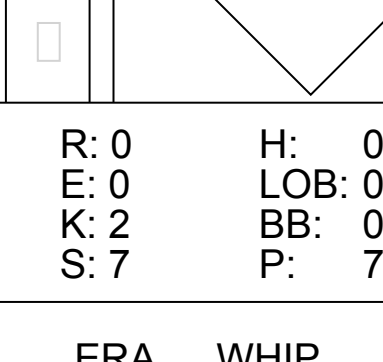
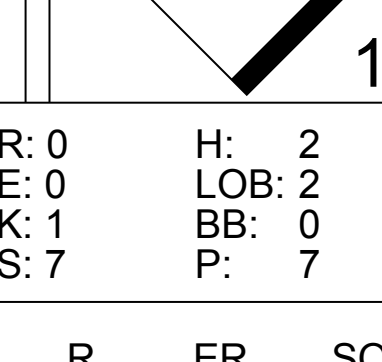



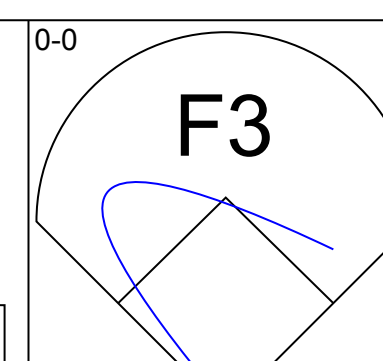
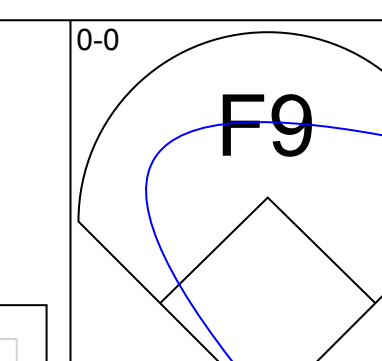
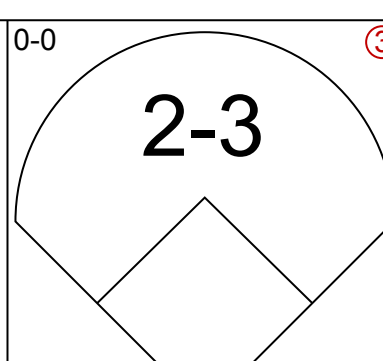
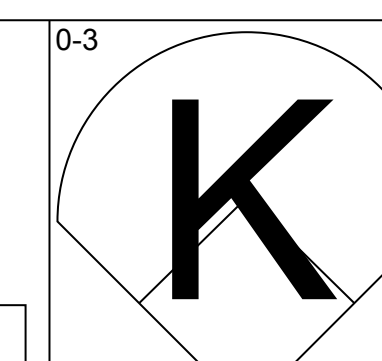
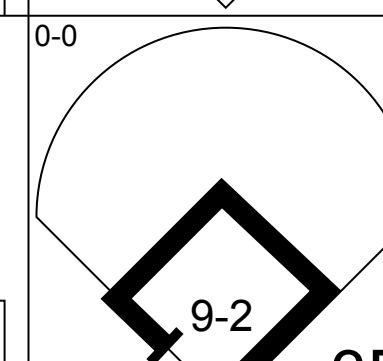

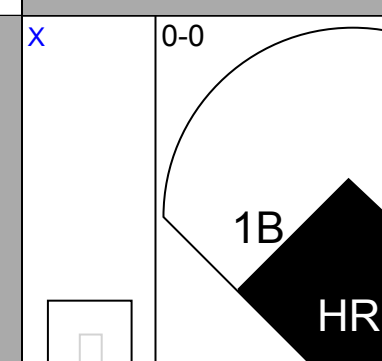
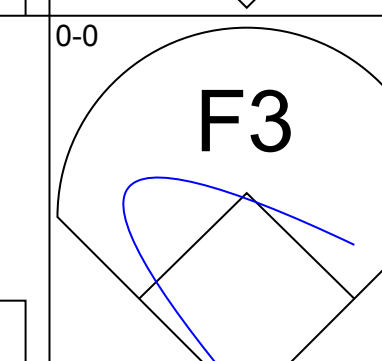
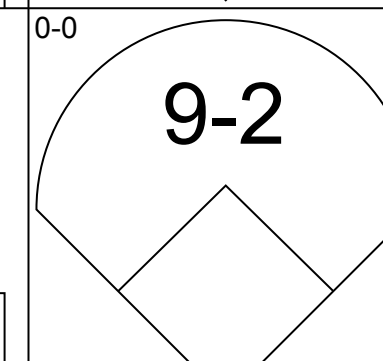
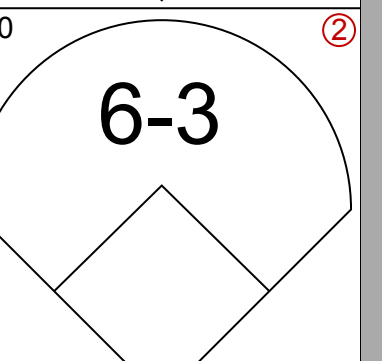
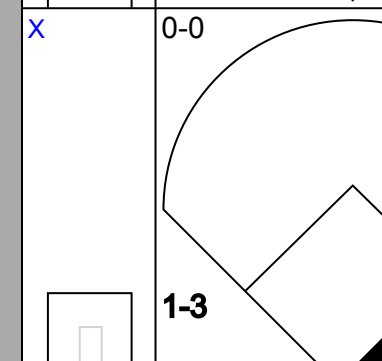
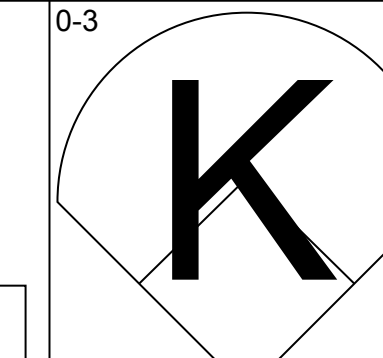
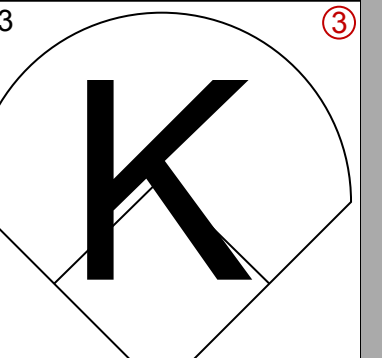
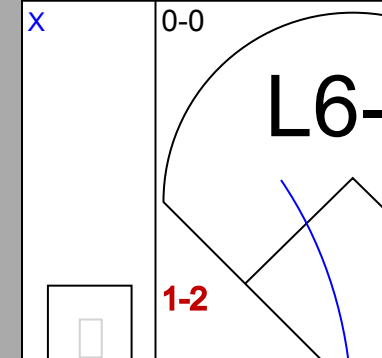
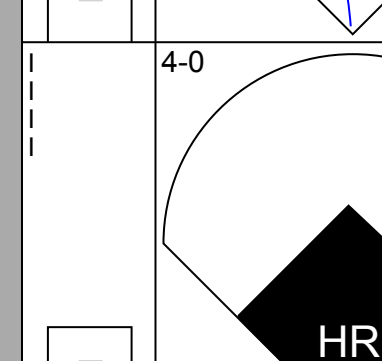
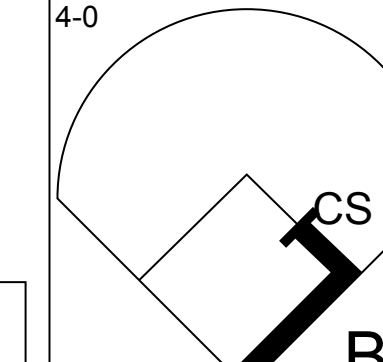
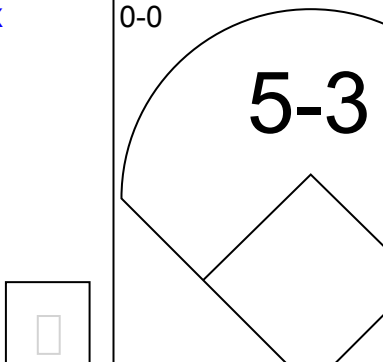
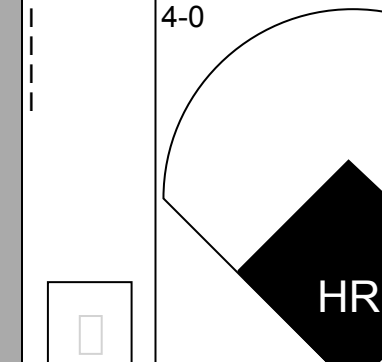
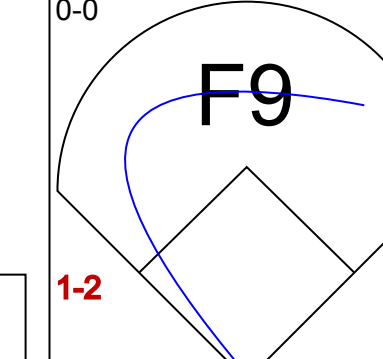
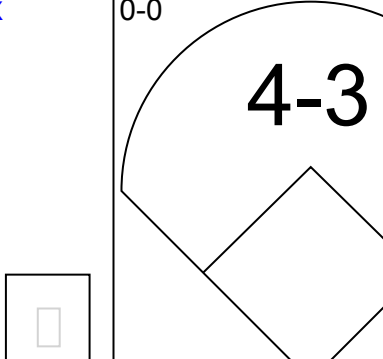
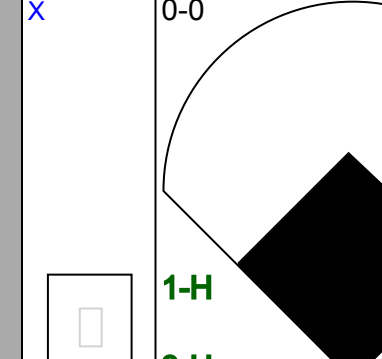
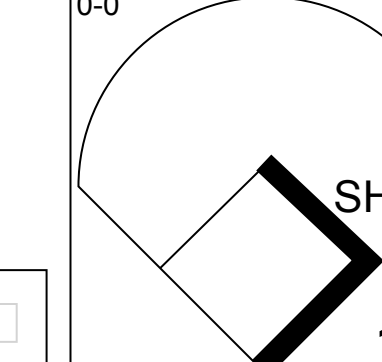
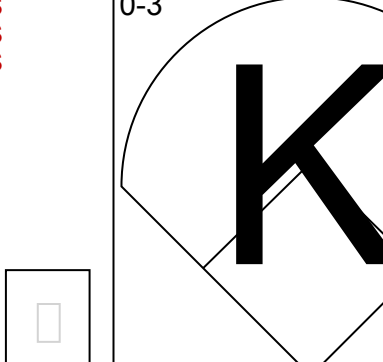
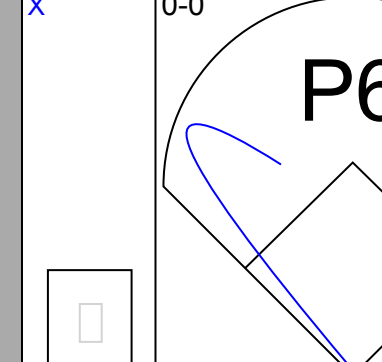
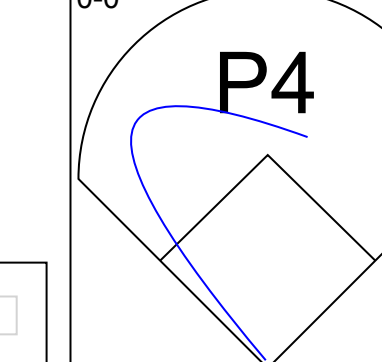
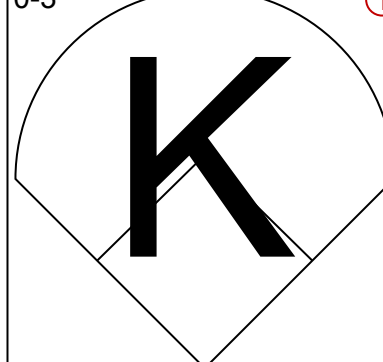
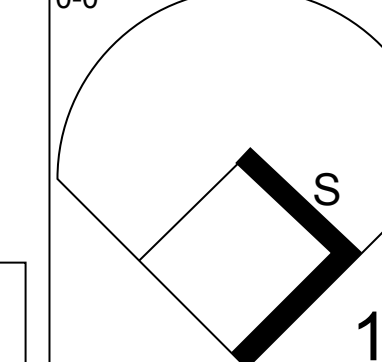
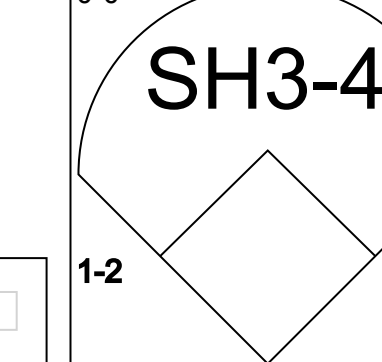
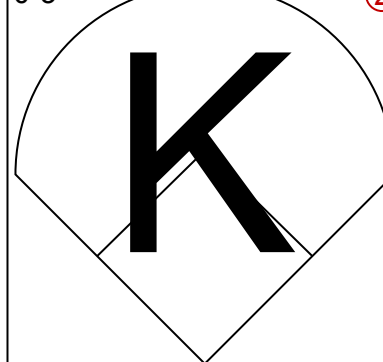
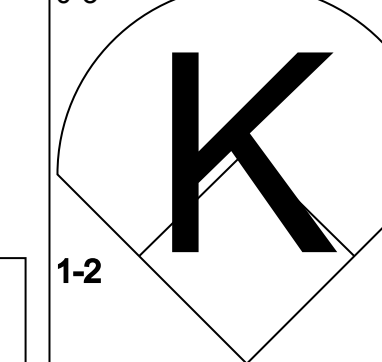
Batter	1	2	3	4	5	6	7	8	9	AB	R	H	RBI	BB	SO	LOB	BOTTOM			
Denny Doyle, L OBP: 0.290, SLG: 0.297 (1, 4)	4-0 FC4-6 BB		0-0 FC6-4 2B 1B		0-0 6-3		0-0 BB G3 1B			3	1	1	0	1	0	1				
Larry Bowa, S OBP: 0.291, SLG: 0.321 (1, 6)	0-0 FC4-6 CS		0-0 1B		0-0 F3		0-0 G3			4	1	1	0	0	0	3				
Tom Hutton, L OBP: 0.358, SLG: 0.357 (1, 9) (9, 3)	0-0 6-3		0-0 F5			0-0 G3	4-0 BB BB			3	0	0	0	1	0	3				
Willie Montanez, L OBP: 0.329, SLG: 0.416 (1, 8)		0-3 K	0-0 1B		0-0 4-3	4-0 BB BB				3	0	1	3	1	1	0				
Greg Luzinski, R OBP: 0.321, SLG: 0.442 (1, 7)		1-0 1B SF9 HBP	0-3 K		0-0 4-3	0-0 HR		0-0 F8		3	2	1	1	0	1	4				
Joe Lie, R OBP: 0.389, SLG: 0.442 (1, 3)					0-0 F7		0-0 5-3			4	0	2	0	0	0	0				
Bill Robinson, R OBP: 0.241, SLG: 0.372 (9, 9)					1-3 1B		0-0 1B			0	0	0	0	0	0	0				
Don Money, R OBP: 0.278, SLG: 0.333 (1, 5)		0-0 SF9			0-0 6-3		0-3 K		0-0 F8	3	0	0	1	0	1	1				
John Bateman, R OBP: 0.264, SLG: 0.304 (1, 2)		3-H 5-3			0-0 F3		0-0 1B		0-0 P2	4	0	1	0	0	0	1				
Steve Carlton, L OBP: 0.225, SLG: 0.248 (1, 1)			0-0 FC6-4 1B		0-0 P4		0-0 SH5-4			2	0	1	0	0	0	0				
Inning Stats	R: 0 E: 0 K: 0 S: 2	H: 0 LOB: 0 BB: 1 P: 6	R: 1 E: 0 K: 1 S: 6	H: 1 LOB: 1 BB: 0 P: 7	R: 2 E: 0 K: 1 S: 8	H: 3 LOB: 1 BB: 0 P: 8	R: 0 E: 0 K: 0 S: 3	H: 0 LOB: 0 BB: 0 P: 3	R: 0 E: 0 K: 1 S: 7	H: 2 LOB: 1 BB: 0 P: 7	R: 1 E: 0 K: 0 S: 5	H: 2 LOB: 2 BB: 2 P: 13	R: 0 E: 0 K: 0 S: 3	H: 0 LOB: 0 BB: 0 P: 3	R: 0 E: 0 K: 1 S: 3	H: 0 LOB: 0 BB: 0 P: 3	1B: 6 2B: 1 3B: 0 HR: 1	SF: 1 SAC: 1 DP: 0 HBP: 1	WP: 0 PB: 0 SB: 0 CS: 1	PA: 35
PITCHER Mike Torrez, R ERA: 3.2 (1, 1)	IP: 6.2 WLS: L BF: 31 H: 8 R: 5 ER: 3 SO: 3 BB: 3 IBB: 0 HBP: 1 BLK: 0 WP: 0 HR: 1 S: 33 P: 46 ERA: 6.75 WHIP: 1.650															PITCHER				
Mike Marshall, R ERA: 1.6 (7, 1)	IP: 1.1 WLS: L BF: 4 H: 0 R: 0 ER: 0 SO: 0 BB: 0 IBB: 0 HBP: 0 BLK: 0 WP: 0 HR: 0 S: 4 P: 4 ERA: 0.00 WHIP: 0.000															PITCHER				

Montreal Expos @ Philadelphia Phillies
Veterans Stadium, Philadelphia, PA
Fri Sep 15 1972, 7:05 PM EDT
Att: 20,120 - Unknown

AB	29
R	4
H	8
RBI	5
BB	3
SO	3
LOB	13



Batter	1	2	3	4	5	6	7	8	9	AB	R	H	RBI	BB	SO	LOB	TOP			
Boots Day, L OBP: 0.289, SLG: 0.269 (1, 8)										4	0	1	0	0	1	2	Montreal Expos @ Philadelphia Phillies Veterans Stadium, Philadelphia, PA Sat Sep 16 1972, 7:05 PM EDT Att: 6,471 - Unknown			
Tim Foli, R OBP: 0.287, SLG: 0.286 (1, 6)										4	0	0	0	0	1	2				
Ken Singleton, S OBP: 0.371, SLG: 0.415 (1, 9)										3	1	1	0	1	0	1				
Ron Fairly, L OBP: 0.345, SLG: 0.400 (8, PH)										3	0	1	0	0	0	1				
Hal Bredren, R OBP: 0.299, SLG: 0.371 (8, PH)										1	0	0	0	0	1	2				
Tom Walker, R OBP: 0.371, SLG: 0.415 (8, 1)										0	0	0	0	0	0	0				
Tim McCarver, L OBP: 0.321, SLG: 0.343 (9, PH)										3	0	0	1	0	1	1				
Ron Hunt, R OBP: 0.359, SLG: 0.294 (9, PH)										1	0	0	0	0	0	0				
Jim Fairey, L OBP: 0.278, SLG: 0.278 (9, PH)										3	0	0	0	0	1	1				
Clyde Mashore, R OBP: 0.279, SLG: 0.331 (9, PH)										0	0	0	0	1	0	0				
Coco Laboy, R OBP: 0.375, SLG: 0.588 (1, 5)										3	0	0	0	1	2	1				
Hector Torres, R OBP: 0.214, SLG: 0.219 (9, PH)										3	0	1	0	0	0	1				
Ron Woods, R OBP: 0.311, SLG: 0.429 (9, PH)										1	0	0	0	0	1	1				
Balor Moore, L OBP: 0.180, SLG: 0.167 (8, 3)										2	0	0	0	0	1	1				
Bob Bailey, R OBP: 0.318, SLG: 0.366 (8, 3)										1	0	1	0	0	0	0				
Inning Stats	R: 0 E: 0 K: 1 S: 5	H: 0 LOB: 0 BB: 0 P: 5	R: 0 E: 0 K: 1 S: 5	H: 0 LOB: 0 BB: 0 P: 5	R: 0 E: 0 K: 1 S: 6	H: 1 LOB: 1 BB: 0 P: 6	R: 1 E: 0 K: 2 S: 8	H: 1 LOB: 0 BB: 0 P: 12	R: 0 E: 0 K: 0 S: 4	H: 0 LOB: 0 BB: 0 P: 7	R: 0 E: 0 K: 0 S: 3	H: 0 LOB: 1 BB: 1 P: 7	R: 0 E: 0 K: 0 S: 3	H: 2 LOB: 2 BB: 0 P: 7	R: 0 E: 0 K: 1 S: 5	H: 0 LOB: 1 BB: 1 P: 9	1B: 4 2B: 1 3B: 0 HR: 0	SF: 0 SAC: 0 DP: 0 HBP: 0	WP: 0 PB: 0 SB: 1 CS: 0	PA: 35
PITCHER	IP WLS BF H R ER SO BB IBB HBP BLK WP HR S P ERA WHIP																			
Wayne Twitchell, R ERA: 4.25 (1, 1)	7.2 W 30 5 1 1 7 2 0 0 0 0 0 0 0 0 42 50 1.17 0.913																			
Mac Scarce, L ERA: 4.06 (8, 1)	1.1 S 5 0 0 0 2 1 0 0 0 0 0 0 0 0 8 12 0.00 0.750																			

Batter	1	2	3	4	5	6	7	8	9	AB	R	H	RBI	BB	SO	LOB	BOTTOM	
Craig Robinson, R OBP: 0.286, SLG: 0.308 (9, 6)										4	0	0	0	0	1	2	Montreal Expos @ Philadelphia Phillies Veterans Stadium, Philadelphia, PA Sat Sep 16 1972, 7:05 PM EDT Att: 6,471 - Unknown	
Larry Bowa, S OBP: 0.291, SLG: 0.321 (9, 6)										0	0	0	0	0	0	0		
Terry Harmon, R OBP: 0.374, SLG: 0.350 (1, 4)										4	1	2	0	0	1	1		
Greg Luzinski, R OBP: 0.321, SLG: 0.441 (1, 7)										3	0	1	0	0	0	1		
Joe Lis, R OBP: 0.381, SLG: 0.432 (9, 3)										3	0	0	0	0	2	2		
Tom Hutton, L OBP: 0.356, SLG: 0.357 (9, 3)										0	0	0	0	0	0	0		
Roger Freed, R OBP: 0.368, SLG: 0.442 (1, 9)										1	1	0	0	2	0	0		
Mike Schmidt, R OBP: 0.333, SLG: 0.500 (1, 5)										3	1	1	3	0	0	1		
Bill Robinson, R OBP: 0.243, SLG: 0.371 (1, 8)										3	0	1	0	0	1	0		
Bob Boone, R OBP: 0.467, SLG: 0.462 (1, 2)										3	0	1	0	0	1	1		
Wayne Twitchell, R OBP: 0.083, SLG: 0.087 (8, 1)										1	0	0	0	0	1	0		
Mac Scarce, L ERA: 3.02 (8, 1)										1	0	0	0	0	1	1		
Inning Stats	R: 0 E: 0 K: 0 S: 3	H: 1 LOB: 0 BB: 0 P: 3	R: 0 E: 0 K: 1 S: 4	H: 0 LOB: 0 BB: 1 P: 8	R: 0 E: 0 K: 0 S: 4	H: 1 LOB: 1 BB: 0 P: 4	R: 0 E: 0 K: 2 S: 7	H: 0 LOB: 0 BB: 0 P: 7	R: 0 E: 0 K: 2 S: 7	H: 0 LOB: 0 BB: 0 P: 7	R: 3 E: 0 K: 0 S: 5	H: 3 LOB: 0 BB: 1 P: 9	R: 0 E: 0 K: 2 S: 8	H: 1 LOB: 1 BB: 0 P: 8	1B: 4 2B: 2 3B: 1 HR: 1	SF: 0 SAC: 1 DP: 2 HBP: 0	WP: 0 PB: 0 SB: 1 CS: 1	PA: 29
PITCHER	IP WLS BF H R ER SO BB IBB HBP BLK WP HR S P ERA WHIP																	
Balor Moore, L ERA: 3.46 (1, 1)	7.0 L 25 5 3 3 6 1 0 0 0 0 0 0 0 1 35 43 3.86 0.857																	
Tom Walker, R ERA: 3.02 (8, 1)	1.0 4 1 0 0 2 0 0 0 0 0 0 0 0 0 8 8 0.00 1.000																	

AB	32
R	1
H	5
RBI	1
BB	3
SO	9
LOB	14



AB	26
R	3
H	6
RBI	3
BB	2
SO	8
LOB	9



Batter	1	2	3	4	5	6	7	8	9	AB	R	H	RBI	BB	SO	LOB	TOP										
Ron Woods, R (1, 8) OBP: 0.315, SLG: 0.428 Boots Day, L (9, PH) OBP: 0.288, SLG: 0.268	4-0 SH1-4 BB		0-0 1-3		0-0 BB 1B	0-0 F8		0-0 F8	0-0 F8	3	1	1	0	1	0	2											
Tim Foli, R (1, 6) OBP: 0.288, SLG: 0.288	0-0 SH1-4		0-0 F7		0-0 BB 1B		0-0 BB 1B	0-0 1-3	0-0 1-3	4	0	2	1	0	0	0											
Bob Bailey, R (1, 7) OBP: 0.321, SLG: 0.368	0-0 F7		0-0 2B		0-0 BB 1B		0-0 BB 1B	0-0 G5-4-3	0-0 G5-4-3	2	0	1	0	2	0	1											
Hal Breedren, R (1, 3) OBP: 0.280, SLG: 0.370 Ron Fairly, L (7, 3) OBP: 0.345, SLG: 0.400	4-0 BB		0-0 F7		0-0 BB 1B		0-0 BB 1B	0-0 L6	0-0 L6	3	0	1	1	1	0	3											
Ken Singleton, S (1, 9) OBP: 0.370, SLG: 0.414	0-0 F8			0-0 CS 1B	0-0 P5		0-0 G5-4-3	0-0 G5-4-3	0-0 G5-4-3	4	0	1	0	0	0	6											
Coco Laboy, R (1, 5) OBP: 0.354, SLG: 0.541		4-0 FC1-4 BB		0-3 K	0-0 K	0-0 F9		0-0 4-3	0-0 4-3	3	0	0	0	1	1	1											
John Boccabella, R (1, 2) OBP: 0.265, SLG: 0.293		0-0 FC1-4		0-0 6-3	0-0 6-3	0-0 2B 1B		0-0 6-3	0-0 6-3	4	0	1	0	0	0	1											
Hector Torres, R (1, 4) OBP: 0.220, SLG: 0.227		0-0 F8		0-0 F8	0-0 1B SH3-4 BB	0-0 1-3 2B		0-0 P6	0-0 P6	3	1	1	0	1	0	1											
Ernie McAnally, R (1, 1) OBP: 0.140, SLG: 0.128 Mike Marshall, R (6, 1) OBP: 0.217, SLG: 0.190 Tim McCarver, L (9, PH) OBP: 0.320, SLG: 0.342		0-3 K		0-0 SH3-4	0-0 SH3-4	0-0 K		0-0 F7	0-0 F7	2	0	0	0	0	2	3											
Inning Stats	R: 0 E: 0 K: 0 S: 3	H: 0 LOB: 2 BB: 2 P: 11	R: 0 E: 0 K: 1 S: 5	H: 0 LOB: 1 BB: 1 P: 9	R: 0 E: 0 K: 0 S: 4	H: 1 LOB: 0 BB: 0 P: 4	R: 0 E: 0 K: 1 S: 5	H: 1 LOB: 0 BB: 0 P: 5	R: 2 E: 0 K: 0 S: 5	H: 3 LOB: 2 BB: 2 P: 13	R: 0 E: 0 K: 1 S: 7	H: 2 LOB: 2 BB: 0 P: 7	R: 0 E: 0 K: 0 S: 3	H: 1 LOB: 1 BB: 1 P: 7	R: 0 E: 0 K: 0 S: 3	H: 0 LOB: 0 BB: 0 P: 3	R: 0 E: 0 K: 0 S: 3	H: 0 LOB: 0 BB: 0 P: 3	1B: 6 2B: 2 3B: 0 HR: 0	SF: 0 SAC: 2 DP: 1 HBP: 0	WP: 0 PB: 0 SB: 0 CS: 1	PA: 38					
PITCHER	IP	WLS	BF	H	R	ER	SO	BB	IBB	HBP	BLK	WP	HR	S	P	ERA	WHIP										
Ken Reynolds, L (1, 1) ERA: 3.92	7.0		32	8	2	2	3	6	0	0	0	0	0	32	56	2.57	2.000										
Darrell Brandon, R (8, 1) ERA: 3.49	2.0	W	6	0	0	0	0	0	0	0	0	0	0	6	6	0.00	0.000										

Montreal Expos @ Philadelphia Phillies
Veterans Stadium, Philadelphia, PA
Sun Sep 17 1972, 3:33 AM EDT
Att: 16,366 - Unknown

AB	30
R	2
H	8
RBI	2
BB	6
SO	3
LOB	18



Batter	1	2	3	4	5	6	7	8	9	AB	R	H	RBI	BB	SO	LOB	BOTTOM										
Denny Doyle, L (1, 4) OBP: 0.292, SLG: 0.299	0-0 F7		0-0 CS FC1-5 1B		0-0 F8		0-0 3B 1B			4	1	2	0	0	0	1											
Larry Bowa, S (1, 6) OBP: 0.291, SLG: 0.324	0-0 G3		0-0 FC1-5		0-0 G3		0-0 3B			4	0	1	1	0	0	2											
Tom Hutton, L (1, 8) OBP: 0.356, SLG: 0.356	0-0 2B 1B		0-3 K		0-0 G3		0-0 G3			4	0	1	0	0	1	3											
Willie Montanez, L (1, 3) OBP: 0.332, SLG: 0.423	0-0 1-H 2B		0-3 K		0-0 1B 1B		0-0 1B SF7 2B			4	2	3	0	0	1	0											
Greg Luzinski, R (1, 7) OBP: 0.324, SLG: 0.442		0-0 6-3		0-0 G3-6-3 BB	0-0 E 1B 1B		0-0 2-3 1B			3	0	2	0	1	0	0											
Oscar Gamble, L (1, 9) OBP: 0.344, SLG: 0.341		0-0 4-3		0-0 G3-6-3	0-0 E1 1B		0-0 1-2 BB			3	0	1	1	1	0	1											
Mike Schmidt, R (1, 5) OBP: 0.333, SLG: 0.462 Don Money, R (8, 5) OBP: 0.277, SLG: 0.333		0-0 1B		0-0 6-3	0-0 K		0-0 K			3	0	1	0	0	1	2											
John Bateman, R (1, 2) OBP: 0.260, SLG: 0.301		0-3 K		0-3 K		0-0 5-3		0-0 SF7		3	0	0	1	0	2	1											
Ken Reynolds, L (1, 1) OBP: 0.216, SLG: 0.171 Ron Stone, L (7, PH) OBP: 0.305, SLG: 0.220 Darrell Brandon, R (8, 1) OBP: 0.067, SLG: 0.067			0-0 FC1-5 1B		0-0 1B		0-3 K		0-3 K	2	0	2	0	0	0	0											
Inning Stats	R: 0 E: 0 K: 0 S: 4	H: 2 LOB: 2 BB: 0 P: 4	R: 0 E: 0 K: 1 S: 6	H: 1 LOB: 0 BB: 0 P: 6	R: 0 E: 0 K: 1 S: 4	H: 0 LOB: 0 BB: 1 P: 8	R: 0 E: 0 K: 1 S: 6	H: 1 LOB: 0 BB: 0 P: 6	R: 1 E: 1 K: 1 S: 8	H: 3 LOB: 2 BB: 0 P: 8	R: 1 E: 0 K: 1 S: 7	H: 2 LOB: 1 BB: 0 P: 7	R: 1 E: 0 K: 2 S: 9	H: 2 LOB: 2 BB: 1 P: 13	R: 1 E: 0 K: 2 S: 9	H: 2 LOB: 2 BB: 1 P: 13	1B: 10 2B: 3 3B: 1 HR: 0	SF: 1 SAC: 0 DP: 2 HBP: 0	WP: 0 PB: 0 SB: 0 CS: 1	PA: 36							
PITCHER	IP	WLS	BF	H	R	ER	SO	BB	IBB	HBP	BLK	WP	HR	S	P	ERA	WHIP										
Ernie McAnally, R (1, 1) ERA: 4.04	5.2		24	9	1	1	4	1	0	0	0	0	0	31	35	1.59	1.765										
Mike Marshall, R (6, 1) ERA: 1.73	2.1	L	12	4	2	2	4	1	0	0	0	0	0	19	23	7.71	2.143										

Montreal Expos @ Philadelphia Phillies
Veterans Stadium, Philadelphia, PA
Sun Sep 17 1972, 3:33 AM EDT
Att: 16,366 - Unknown

AB	33
R	3
H	13
RBI	3
BB	2
SO	8
LOB	15



Batter	1	2	3	4	5	6	7	8	9	AB	R	H	RBI	BB	SO	LOB	TOP		
Denny Doyle, L (1,4) OBP: 0.290, SLG: 0.298	F9		FC3-6 FC1-6		F6			F5	5-3	5	0	0	0	0	0	1	Philadelphia Phillies @ St. Louis Cardinals Busch Stadium, St. Louis, MO Thu Sep 21 1972, 7:05 PM CDT Att: 4,719 - Unknown		
Larry Bowa, S (1,6) OBP: 0.290, SLG: 0.322	K		FC1-6		F8			E S E 1B		4	1	1	0	0	1	1			
Tom Hutton, L (1,9) OBP: 0.356, SLG: 0.356	F8		6-3				F9	E BB		3	1	0	0	1	0	1			
Willie Montanez, L (1,3) OBP: 0.329, SLG: 0.417		F8		4-3			F8	E3 1-H 2-H		4	0	0	0	0	0	0			
Greg Luzinski, R (1,7) OBP: 0.328, SLG: 0.444	F8			1B 2B			F9	IBB		3	0	1	0	1	0	0			
Bill Robinson, R (1,8) OBP: 0.243, SLG: 0.364				F8			6-3	P4		4	0	1	0	0	0	3			
Mike Schmidt, R (1,5) Don Money, R (8,5) OBP: 0.277, SLG: 0.331							K	K		3	0	1	0	1	2	2			
Bob Boone, R (1,2) OBP: 0.348, SLG: 0.476									K	4	1	1	1	0	1	4			
Wayne Twitchell, R (1,1) Mac Scarce, L (8,1)				E6 FC3-6			K		F8	3	0	0	0	0	2	0			
										1	0	0	0	0	0	0			
Inning Stats	R: 0 E: 0 K: 1 S: 5	H: 0 LOB: 0 BB: 0 P: 5	R: 0 E: 0 K: 0 S: 4	H: 1 LOB: 2 BB: 1 P: 8	R: 0 E: 1 K: 0 S: 4	H: 0 LOB: 1 BB: 0 P: 4	R: 0 E: 0 K: 0 S: 5	H: 2 LOB: 2 BB: 0 P: 5	R: 0 E: 0 K: 1 S: 5	H: 0 LOB: 0 BB: 0 P: 3	R: 1 E: 0 K: 2 S: 8	H: 1 LOB: 0 BB: 0 P: 8	R: 2 E: 1 K: 1 S: 7	H: 1 LOB: 2 BB: 2 P: 15	R: 0 E: 0 K: 1 S: 5	H: 0 LOB: 0 BB: 0 P: 5	1B: 3 2B: 1 3B: 0 HR: 1	SF: 0 SAC: 0 DP: 0 HBP: 0	WP: 0 PA: 37 PB: 0 SB: 1 CS: 0
PITCHER	IP WLS BF H R ER SO BB IBB HBP BLK WP HR S P ERA WHIP																		
Jim Bibby, R (1,1) ERA: 3.62	8.0 L 34 5 3 1 5 2 1 0 0 0 1 41 53 1.12 0.875																		
Diego Segui, R (9,1) ERA: 3.3	1.0 3 0 0 0 1 0 0 0 0 0 0 5 5 0.00 0.000																		

Batter	1	2	3	4	5	6	7	8	9	AB	R	H	RBI	BB	SO	LOB	BOTTOM		
Lou Brock, L (1,7) OBP: 0.358, SLG: 0.397	K			CS 1B		4-3		SH1-4		3	0	1	0	0	1	0	Philadelphia Phillies @ St. Louis Cardinals Busch Stadium, St. Louis, MO Thu Sep 21 1972, 7:05 PM CDT Att: 4,719 - Unknown		
Ted Sizemore, R (1,4) OBP: 0.325, SLG: 0.342	6-3			E1		5-3		5-3		4	0	0	0	0	4				
Jose Cruz, L (1,8) Luis Melendez, R (8,PH) Diego Segui, R (9,1) OBP: 0.294, SLG: 0.340 OBP: 0.143, SLG: 0.214	F8			F5			G3 WP 2B	P6		3	1	1	0	0	0	1			
Skip Jutze, R (1,2) OBP: 0.269, SLG: 0.300				K			G3		6-3	4	0	0	0	0	1	2			
Ted Simmons, S (1,3) OBP: 0.332, SLG: 0.454		F8				4-3		K		4	0	0	0	0	2	0			
Bernie Carbo, L (1,9) Bill Stein, R (9,PH) OBP: 0.379, SLG: 0.373 OBP: 0.368, SLG: 0.526		F7				F7				3	0	1	0	0	0	0			
Ken Reitz, R (1,5) OBP: 0.385, SLG: 0.435				6-3				P4		4	0	1	0	0	0	2			
Mike Tyson, R (1,6) OBP: 0.200, SLG: 0.158				6-3				F7		2	0	0	0	1	0	1			
Jim Bibby, R (1,1) Bill Voss, L (8,PH) Jorge Roque, R (8,PR) OBP: 0.375, SLG: 0.167 OBP: 0.279, SLG: 0.288 OBP: 0.163, SLG: 0.200				6-3				6-3		2	0	0	0	0	0	0			
										0	0	0	0	1	0	0			
Inning Stats	R: 0 E: 0 K: 1 S: 5	H: 0 LOB: 0 BB: 0 P: 5	R: 0 E: 0 K: 0 S: 3	H: 0 LOB: 0 BB: 0 P: 3	R: 0 E: 0 K: 0 S: 3	H: 0 LOB: 0 BB: 0 P: 3	R: 0 E: 1 K: 1 S: 6	H: 1 LOB: 1 BB: 0 P: 6	R: 0 E: 0 K: 0 S: 4	H: 1 LOB: 1 BB: 0 P: 4	R: 1 E: 0 K: 1 S: 7	H: 2 LOB: 1 BB: 0 P: 7	R: 0 E: 0 K: 0 S: 3	H: 0 LOB: 3 BB: 2 P: 11	R: 0 E: 0 K: 1 S: 6	H: 1 LOB: 1 BB: 0 P: 6	1B: 3 2B: 2 3B: 0 HR: 0	SF: 0 SAC: 1 DP: 0 HBP: 0	WP: 1 PA: 34 PB: 0 SB: 0 CS: 1
PITCHER	IP WLS BF H R ER SO BB IBB HBP BLK WP HR S P ERA WHIP																		
Wayne Twitchell, R (1,1) ERA: 4.1	7.0 W 27 4 1 1 3 2 0 0 0 0 0 31 39 1.29 0.857																		
Mac Scarce, L (8,1) ERA: 3.82	2.0 S 7 1 0 0 1 0 0 0 0 0 0 9 9 0.00 0.500																		

Batter	1	2	3	4	5	6	7	8	9	10	11	AB	R	H	RBI	BB	SO	LOB	TOP					
Denny Doyle, L OBP: 0.288, SLG: 0.295 Terry Harmon, R OBP: 0.370, SLG: 0.345 (7, 4)	F8		F7			K	P4			FC6-4	F8	3	0	0	0	0	1	0						
Larry Bowa, S OBP: 0.239, SLG: 0.320 Joe Lis, R OBP: 0.379, SLG: 0.429 Darrell Brandon, R OBP: 0.067, SLG: 0.067	F2		4-3			1B HBP	F5			K		3	0	0	0	0	0	1						
Don Money, R OBP: 0.278, SLG: 0.331 (10, 6)	BB		6-3			1-2 1B				K		4	0	1	0	1	1	1						
Willie Montanez, L OBP: 0.327, SLG: 0.414 Roger Freed, R OBP: 0.370, SLG: 0.439 Oscar Gamble, L OBP: 0.335, SLG: 0.331 (11, 9)	F7					G3	F7			K		3	0	0	0	0	0	3						
Greg Luzinski, R OBP: 0.325, SLG: 0.439 (1, 7)			F3			F8	F8			6-3		5	0	0	0	0	1	3						
Tom Hutton, L OBP: 0.359, SLG: 0.358 (6, 3)						G3				4-3		4	2	2	0	1	0	0						
Bill Robinson, R OBP: 0.248, SLG: 0.400 (1, 8)						K				6-3		5	2	2	3	0	1	1						
Bob Boone, R OBP: 0.321, SLG: 0.417 (1, 2)			F8			F9	SF7			6-3		3	0	0	1	1	0	0						
Ken Reynolds, L OBP: 0.223, SLG: 0.211 Deron Johnson, R OBP: 0.290, SLG: 0.336 Pete Koegel, R OBP: 0.226, SLG: 0.188 Mike Schmidt, R OBP: 0.348, SLG: 0.368 (10, 5)	F5					K						3	0	1	0	0	1	0						
Inning Stats	R: 0 E: 0 K: 0 S: 3	H: 0 LOB: 1 BB: 1 P: 7	R: 2 E: 0 K: 0 S: 5	H: 2 LOB: 0 BB: 0 P: 5	R: 0 E: 0 K: 0 S: 3	H: 0 LOB: 0 BB: 0 P: 3	R: 0 E: 0 K: 0 S: 3	H: 0 LOB: 0 BB: 0 P: 3	R: 0 E: 0 K: 1 S: 6	H: 1 LOB: 2 BB: 0 P: 7	R: 2 E: 0 K: 0 S: 5	H: 2 LOB: 1 BB: 1 P: 9	R: 0 E: 0 K: 2 S: 7	H: 0 LOB: 0 BB: 0 P: 7	R: 0 E: 0 K: 0 S: 3	H: 0 LOB: 0 BB: 0 P: 3	R: 0 E: 0 K: 1 S: 5	H: 0 LOB: 1 BB: 1 P: 9	R: 1 E: 1 K: 2 S: 9	H: 1 LOB: 3 BB: 2 P: 17	1B: 3 2B: 1 3B: 1 HR: 1	SF: 1 SAC: 0 DP: 0 HBP: 1	WP: 0 PB: 0 SB: 1 CS: 0	PA: 46
PITCHER	IP ERA	WLS L	BF 27	H 5	R 4	ER 4	SO 3	BB 2	IBB 0	HBP 1	BLK 0	WP 0	HR 1	S 30	P 39	ERA 5.68	WHIP 1.105							
Jim McAndrew, R ERA: 2.48 Tug McGraw, L ERA: 1.77	(1, 1) (7, 1)	6.1 4.2	19 L	1 1	1 0	0 5	2 5	2 1	0 0	0 0	0 0	0 0	0 26	0 38	0.00 0.643									

Philadelphia Phillies @ New York Mets
Shea Stadium, Flushing, NY
Fri Sep 22 1972, 7:05 PM EDT
Att: 15,265 - Unknown

AB 39
R 5
H 6
RBI 4
BB 5
SO 8
LOB 18

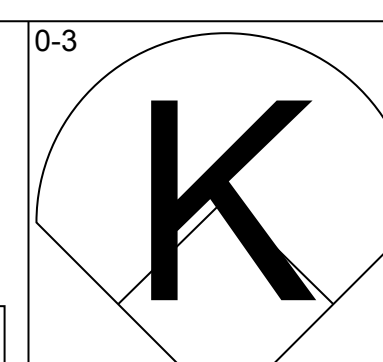
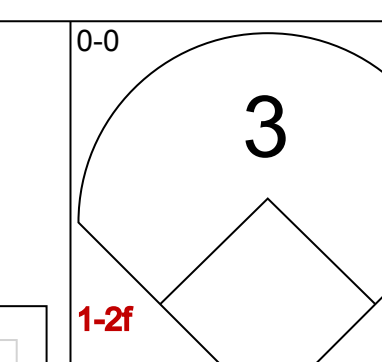
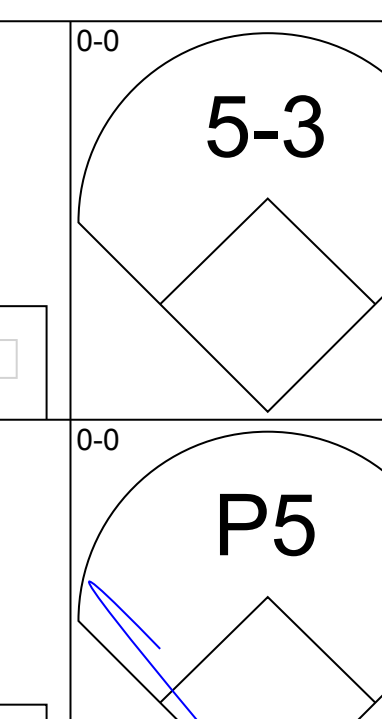
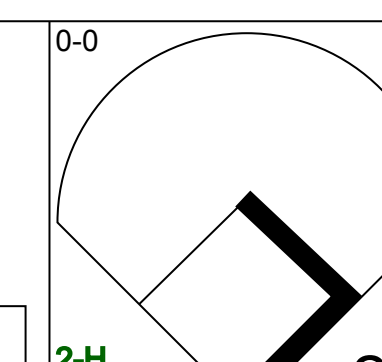
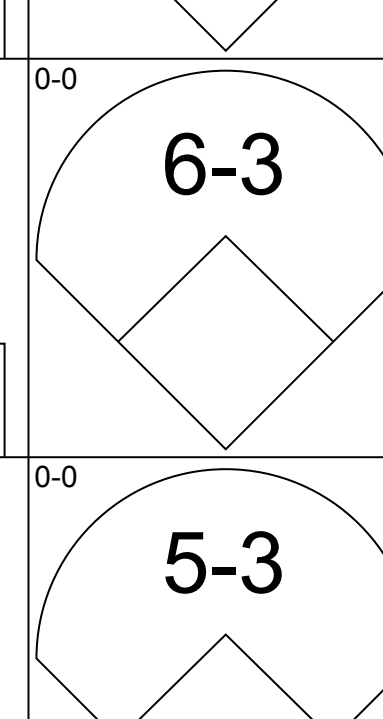
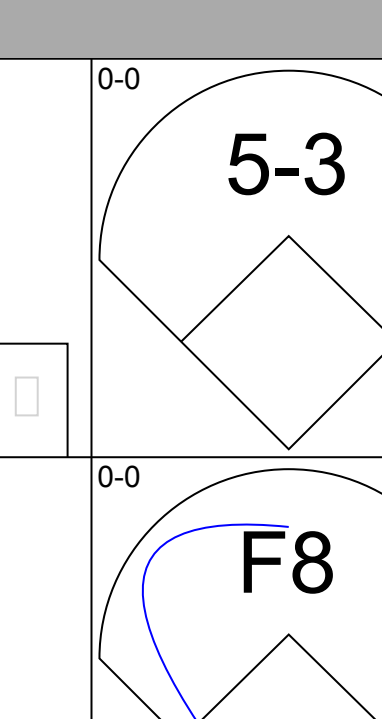
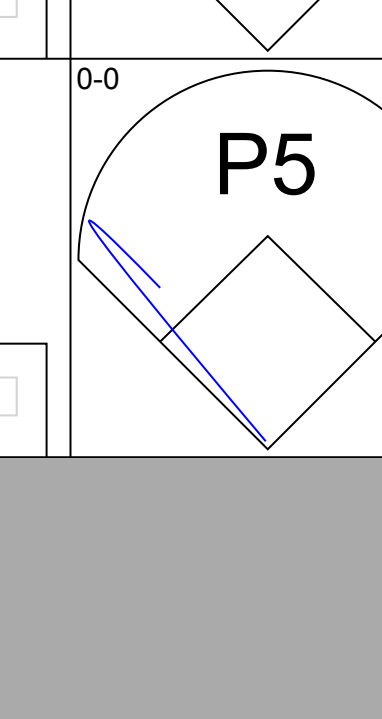
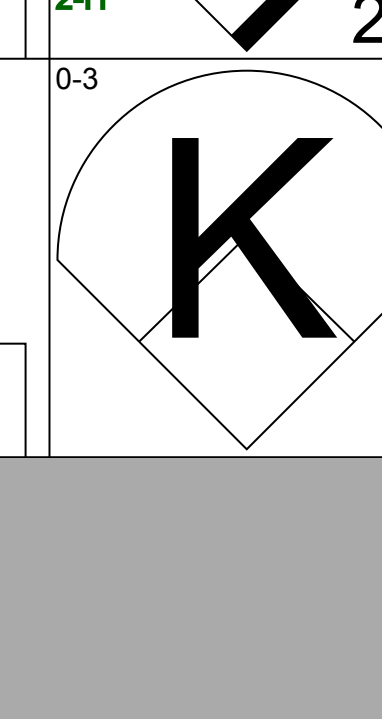
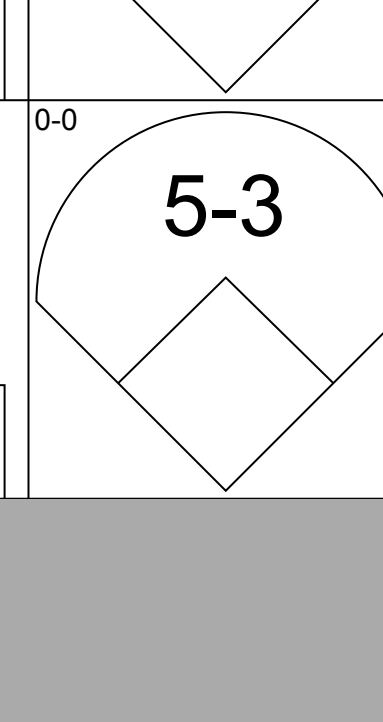
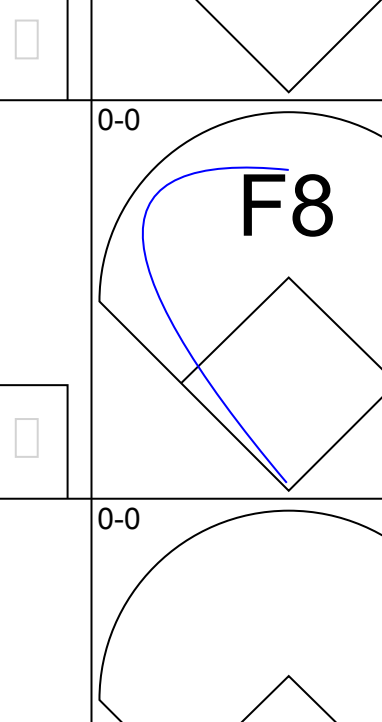
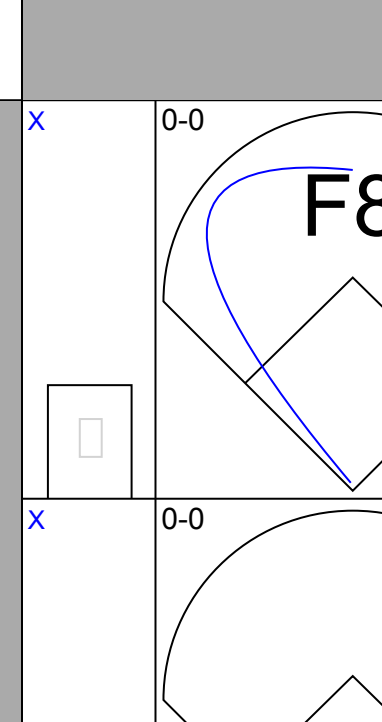
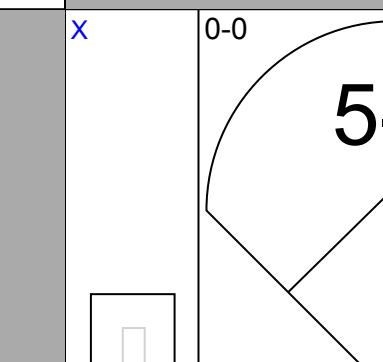
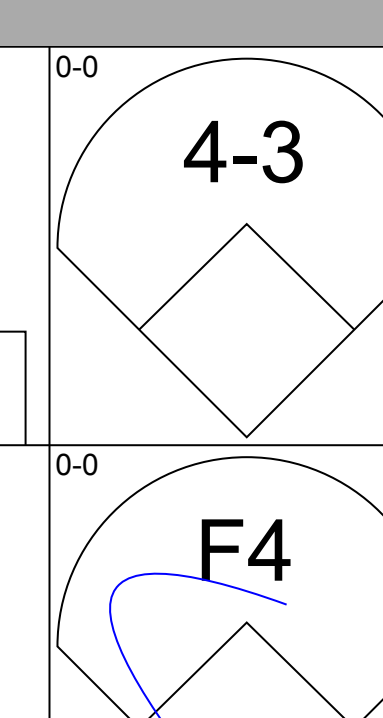
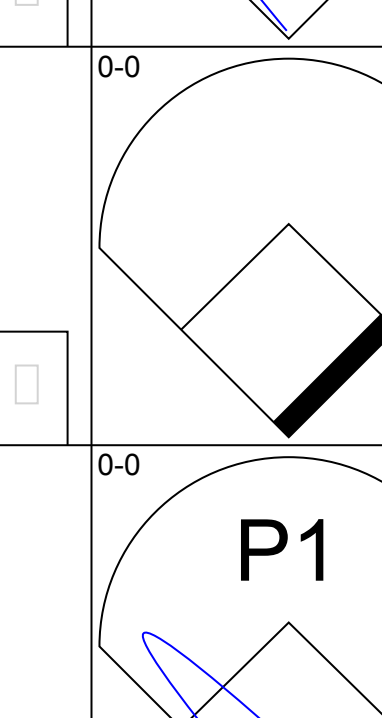
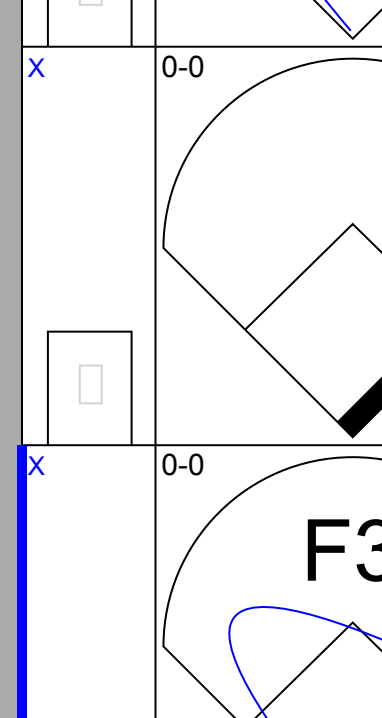
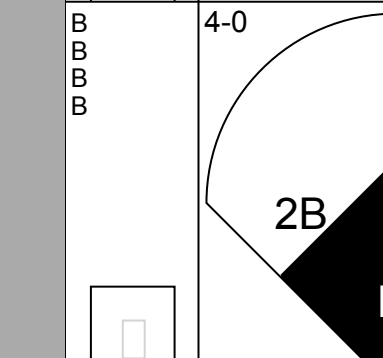
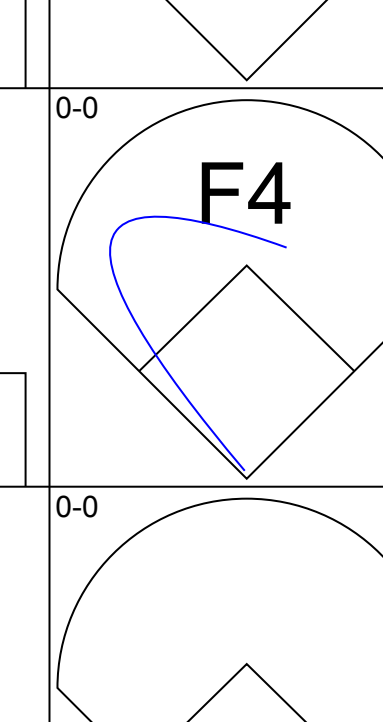
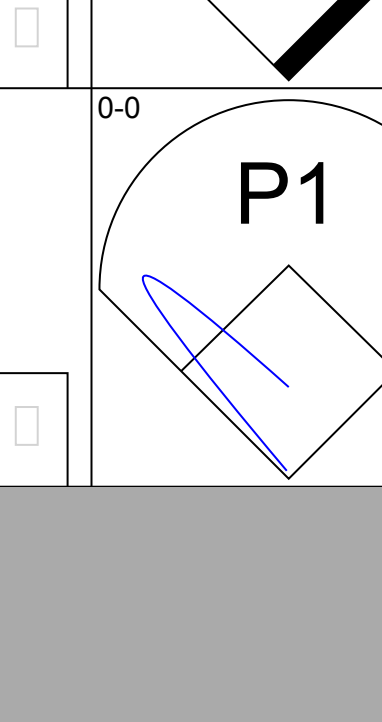
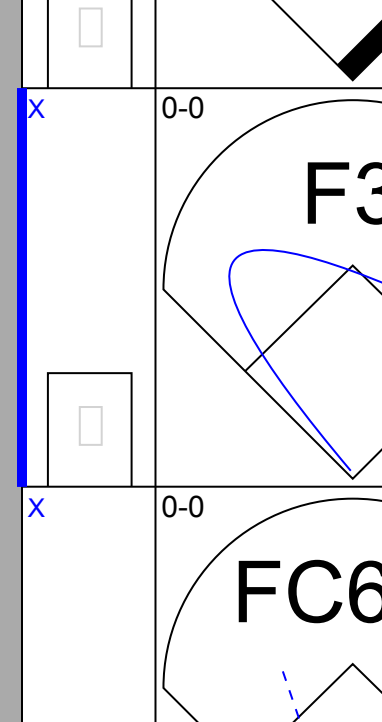
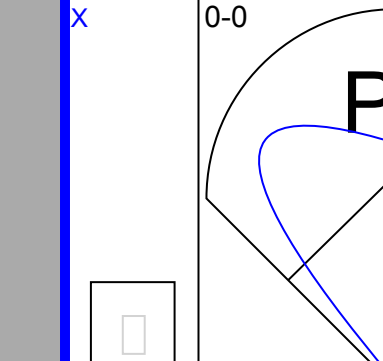
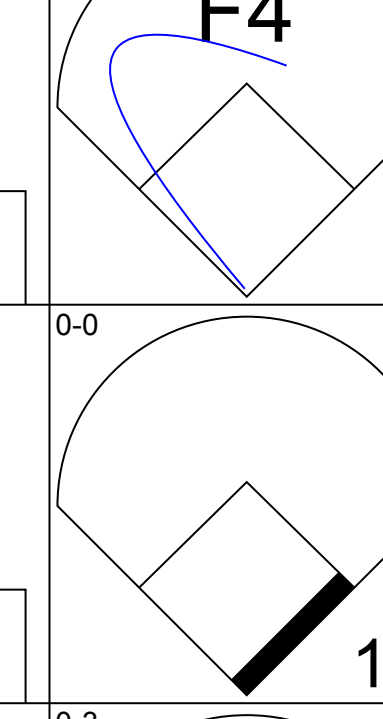
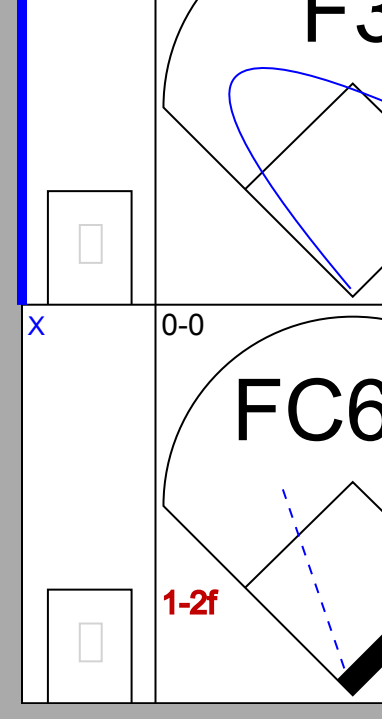
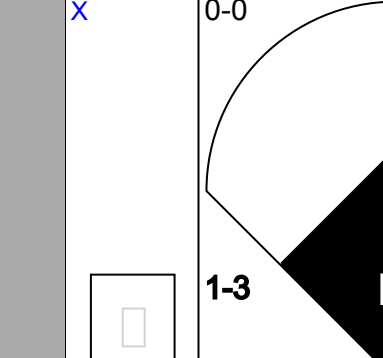
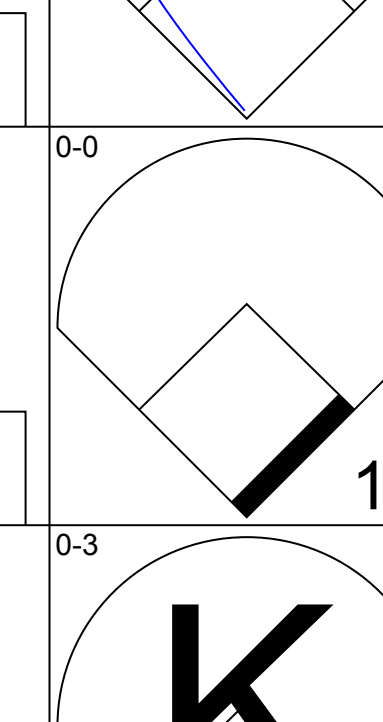
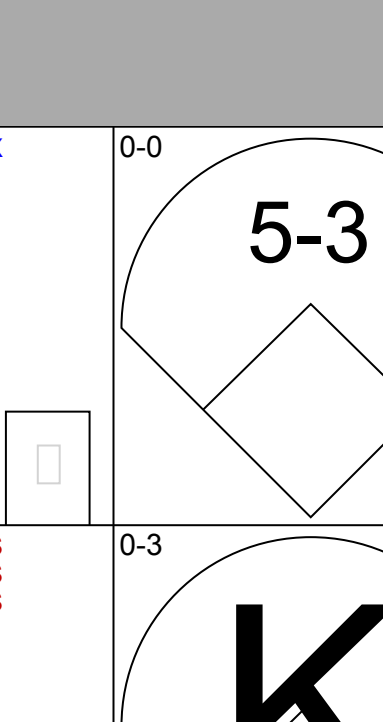
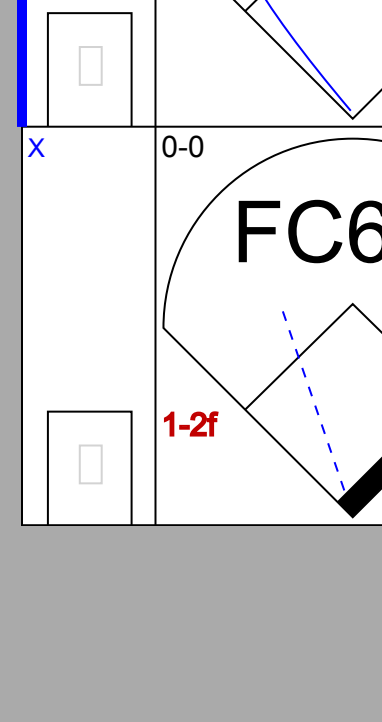
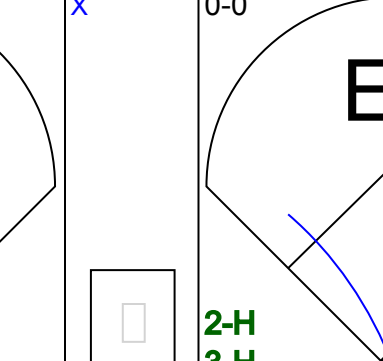
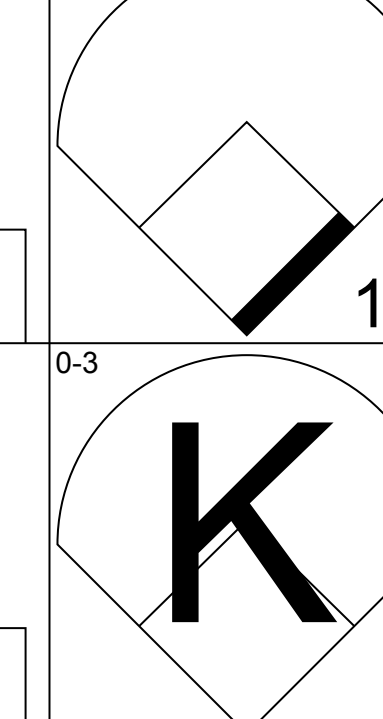
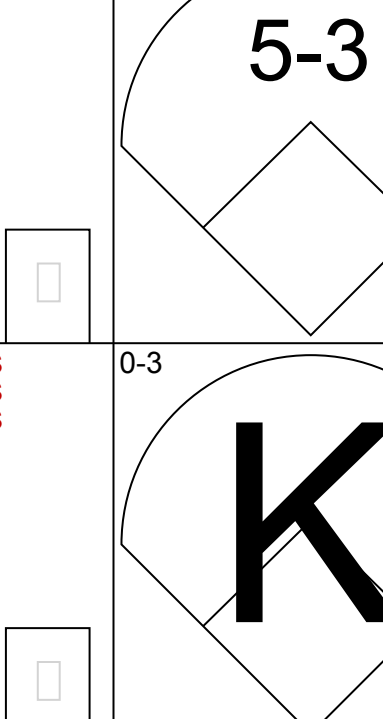
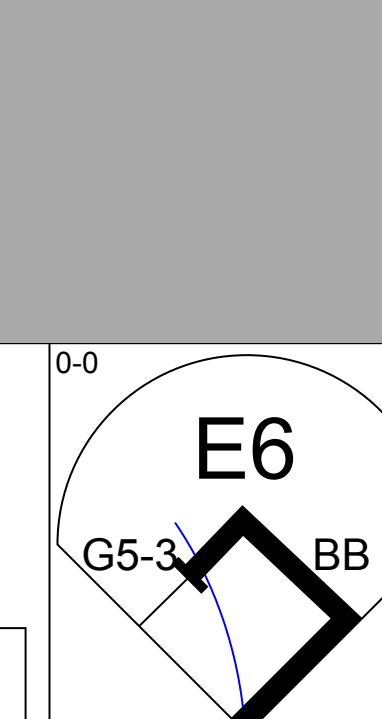
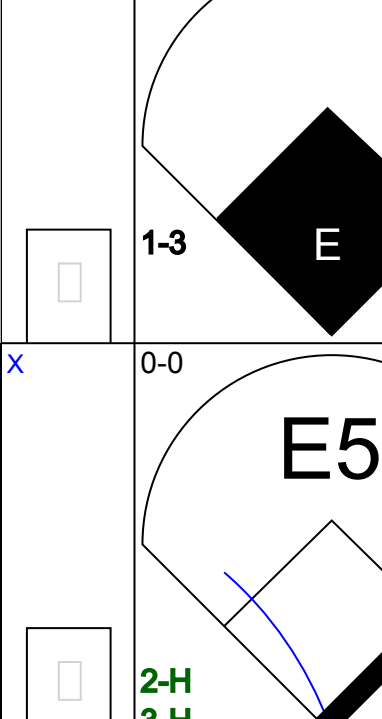
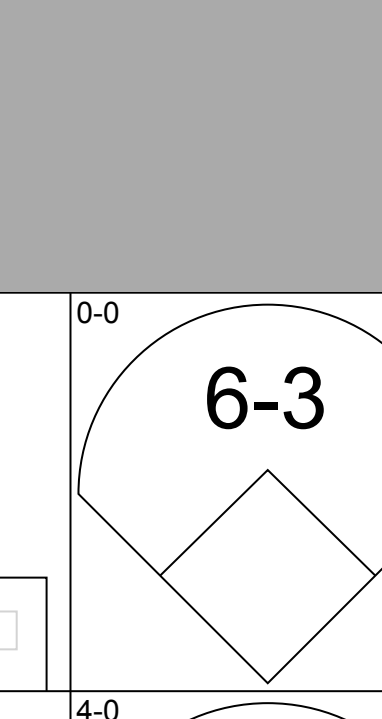
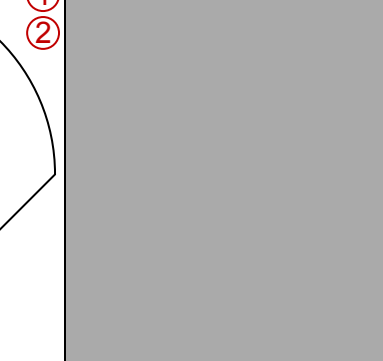
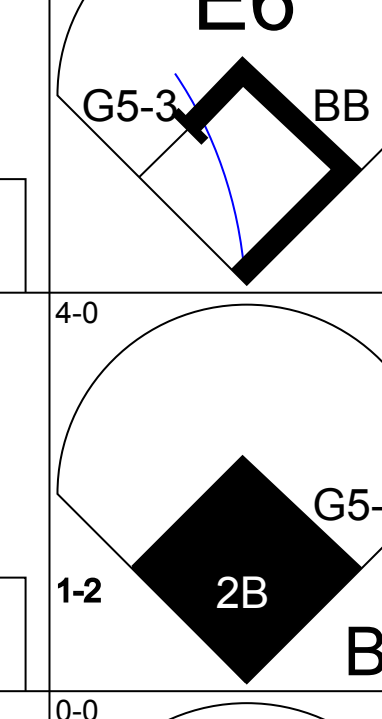
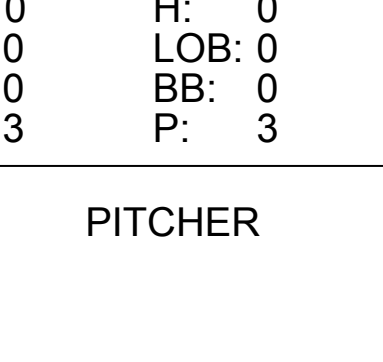
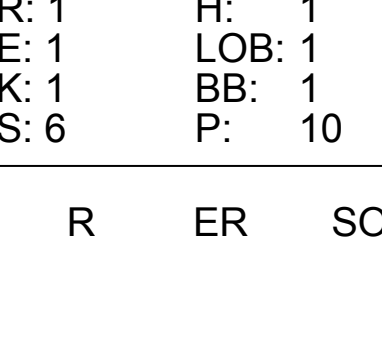

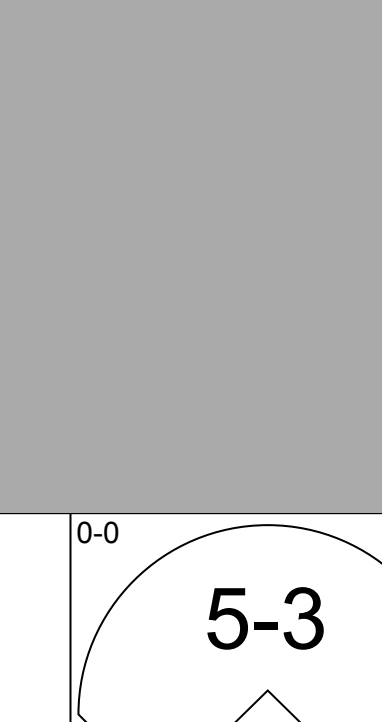
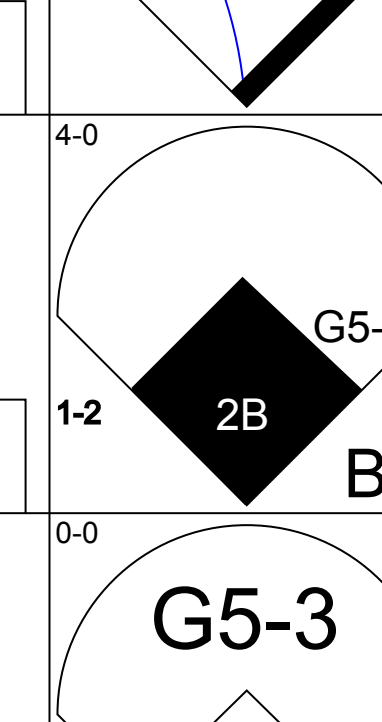
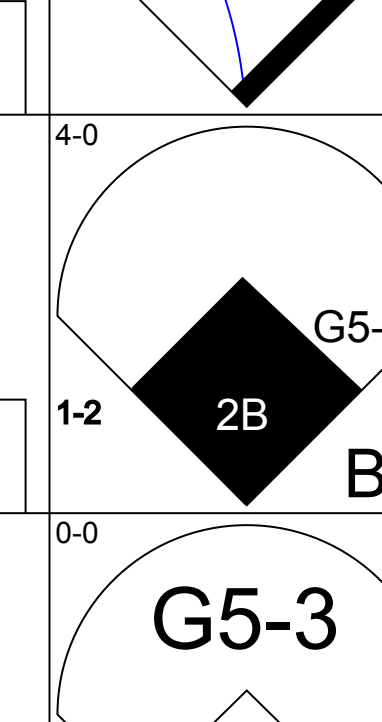


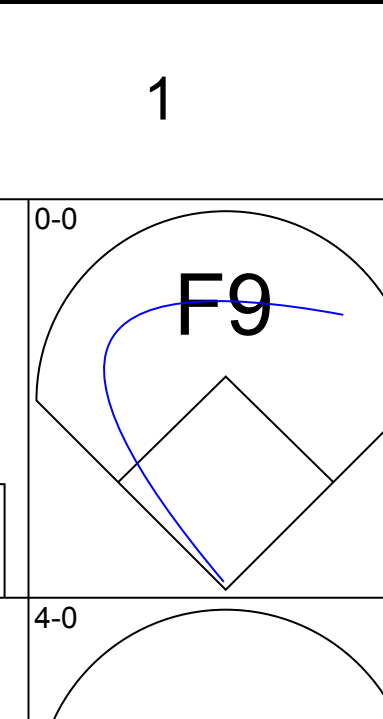
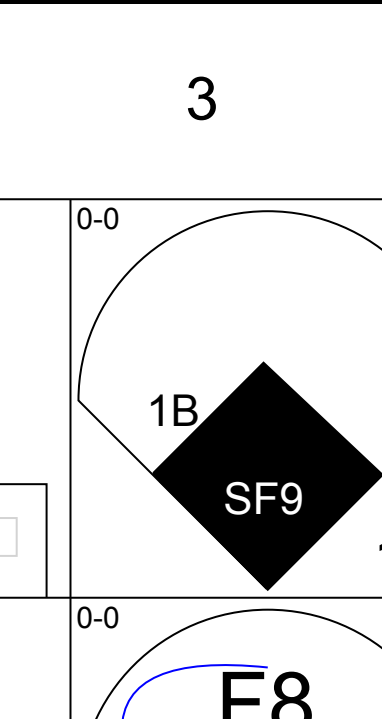
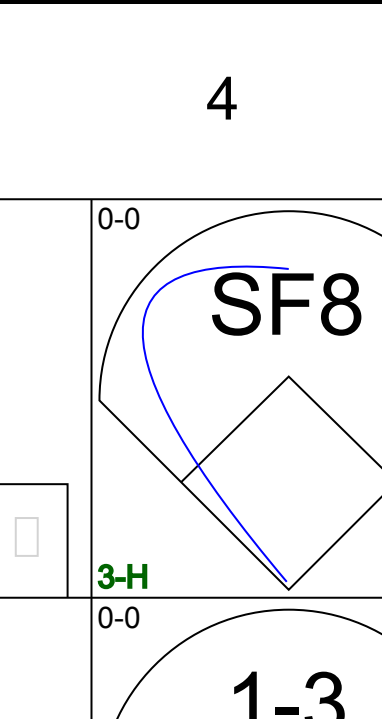
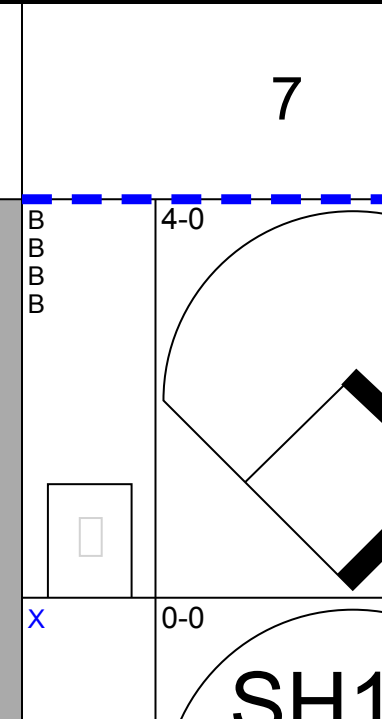
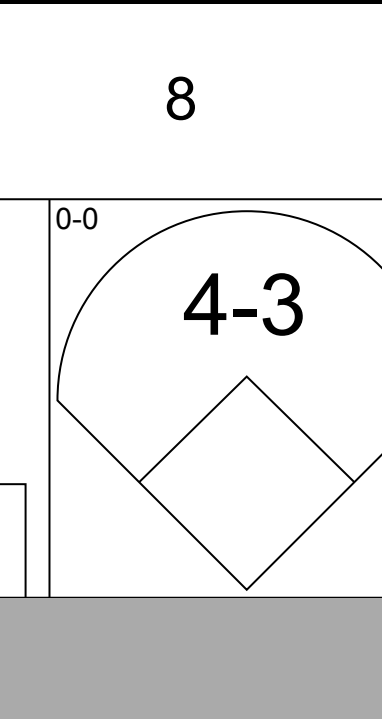
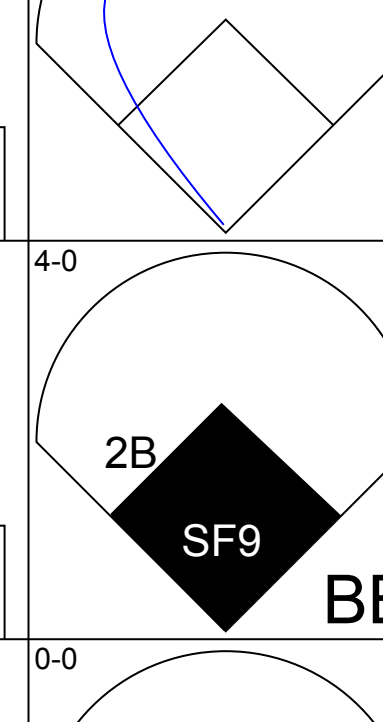
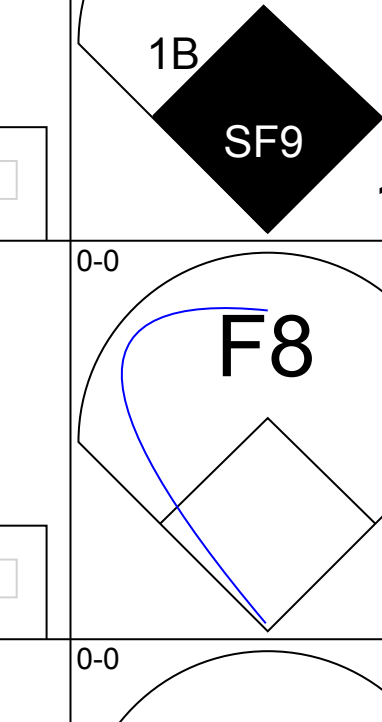
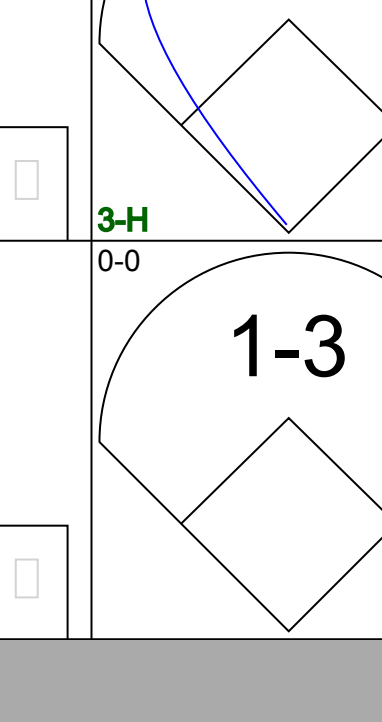
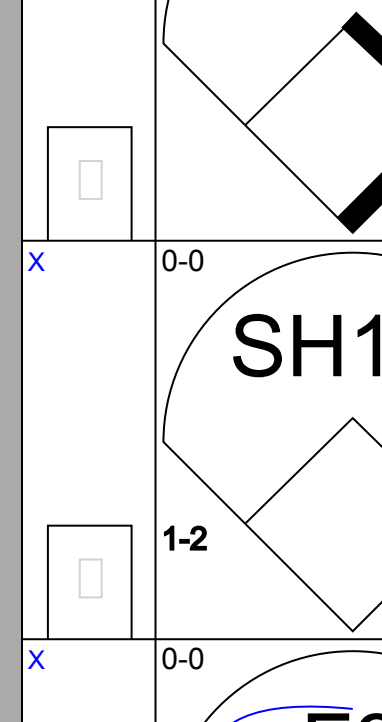
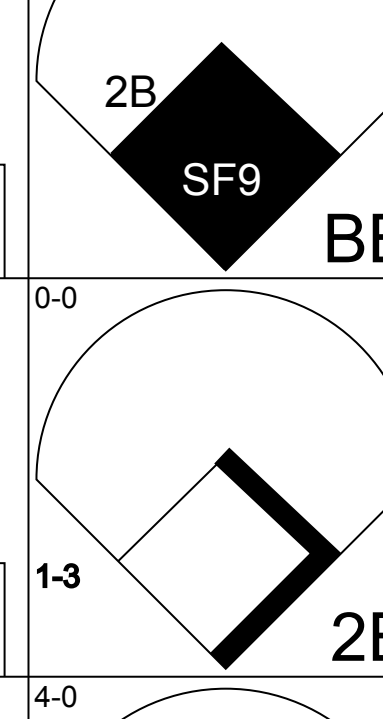
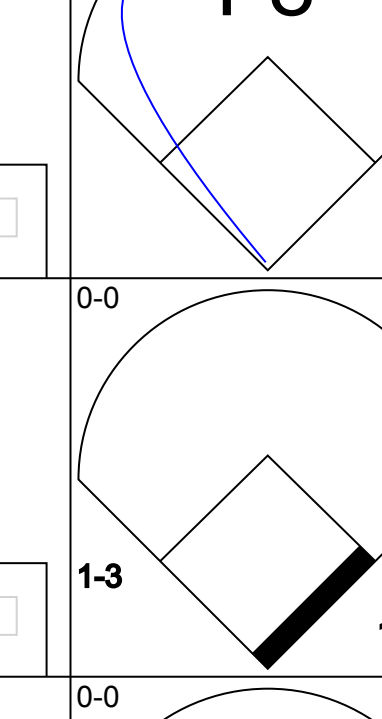
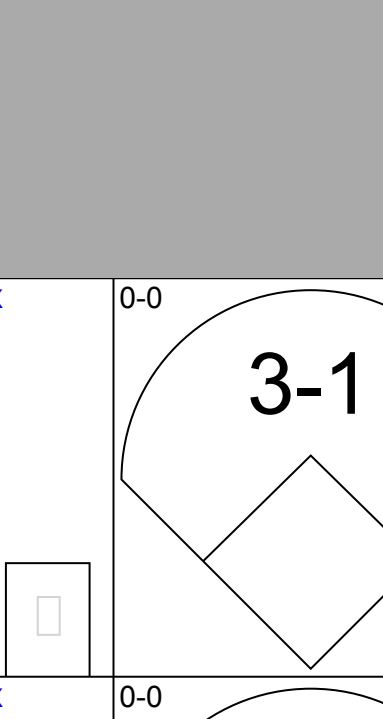
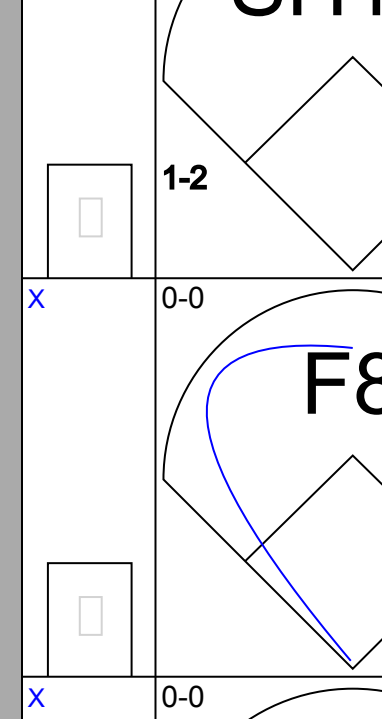
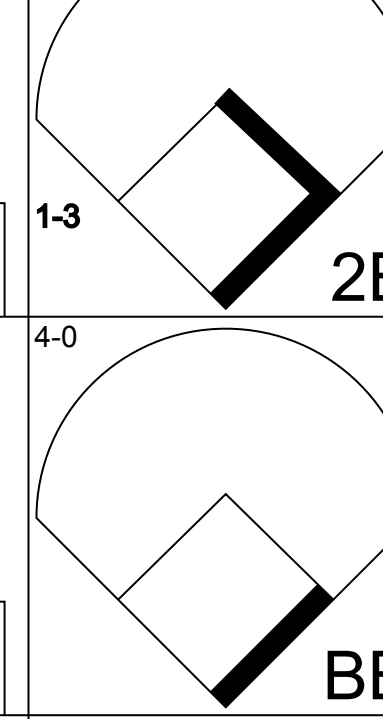
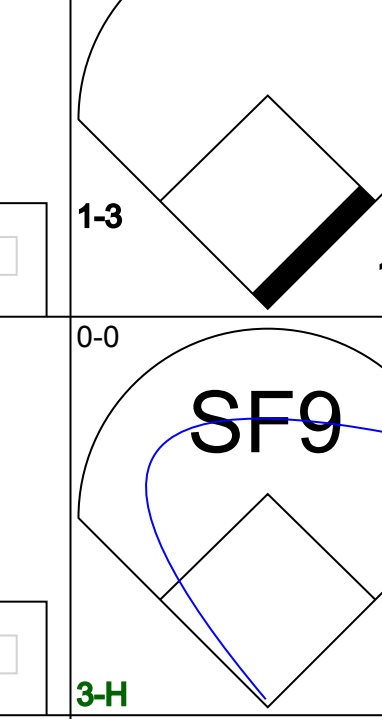
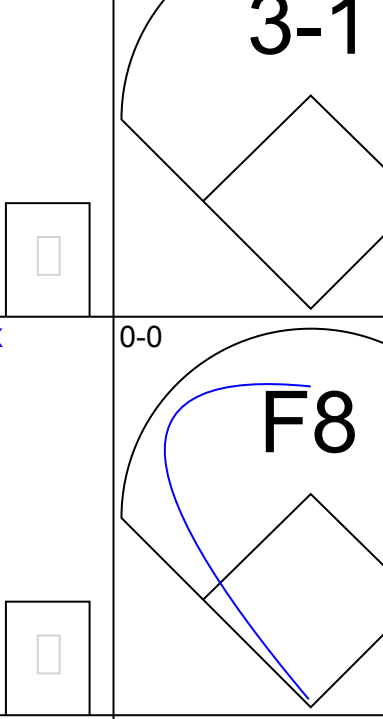
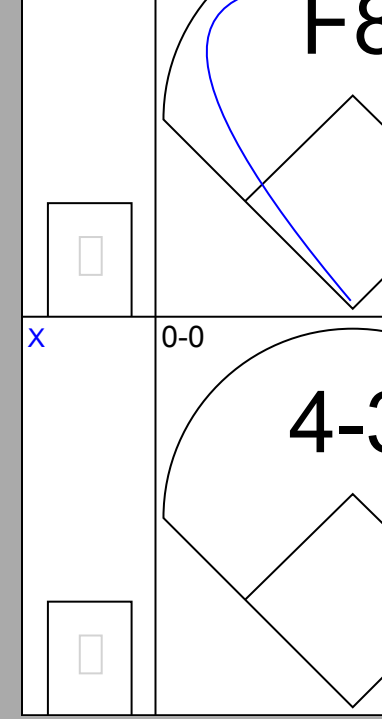
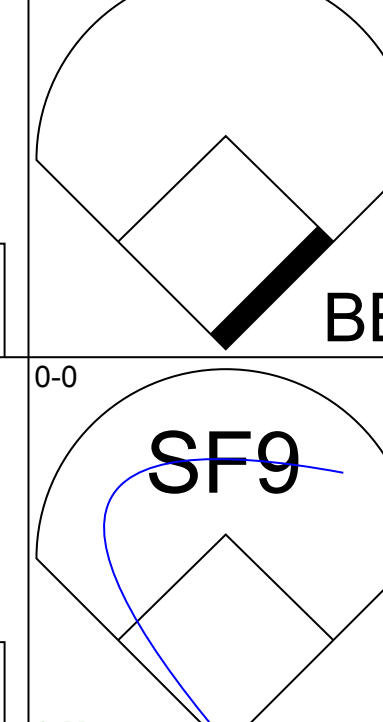
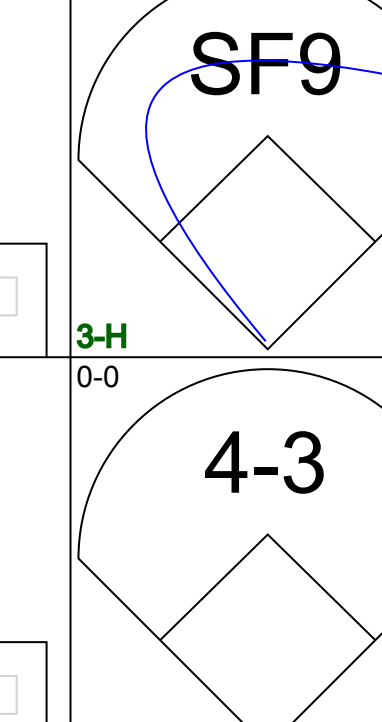
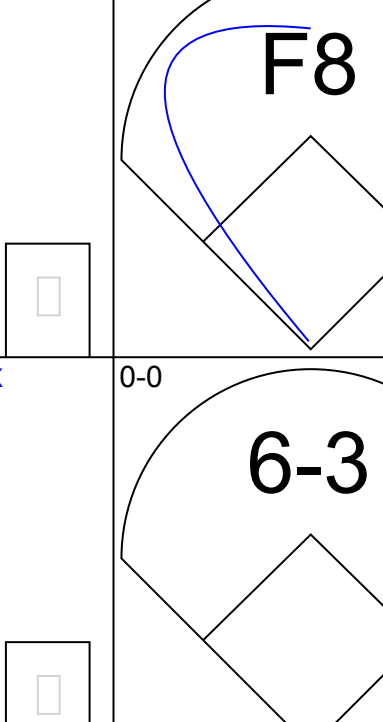
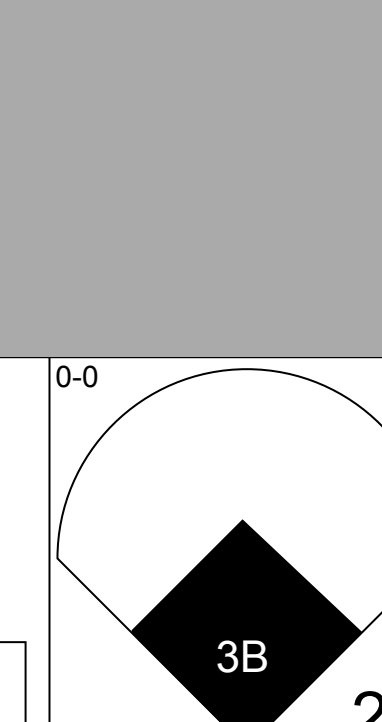
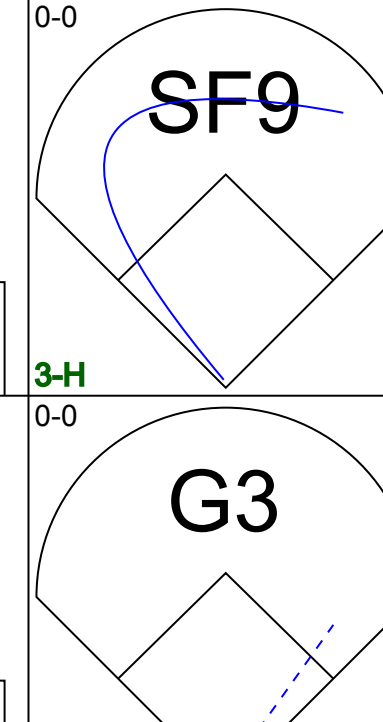
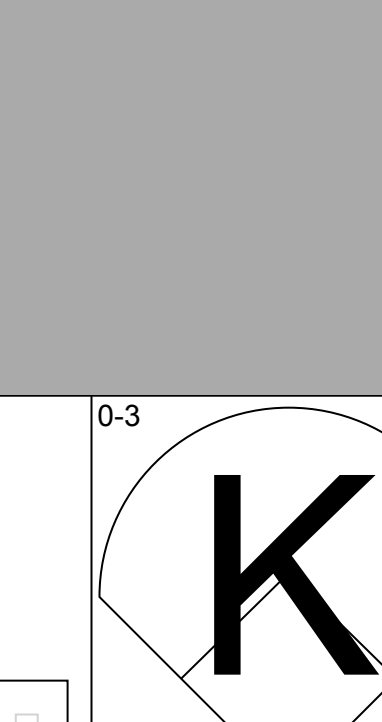
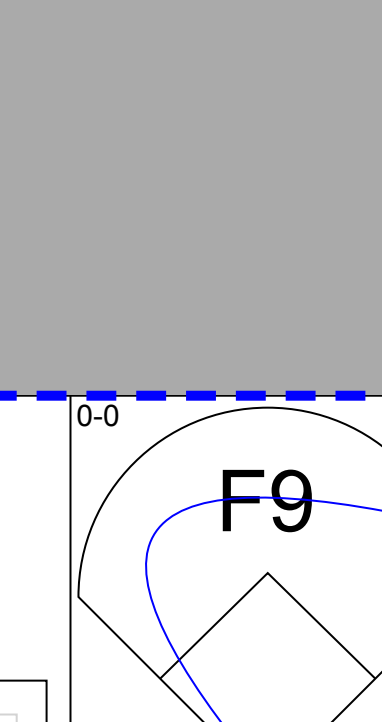
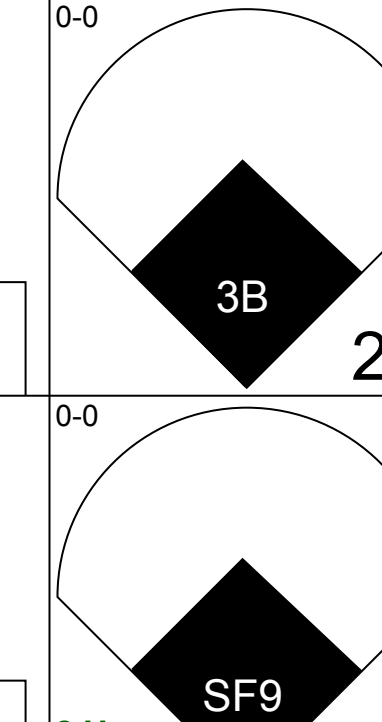
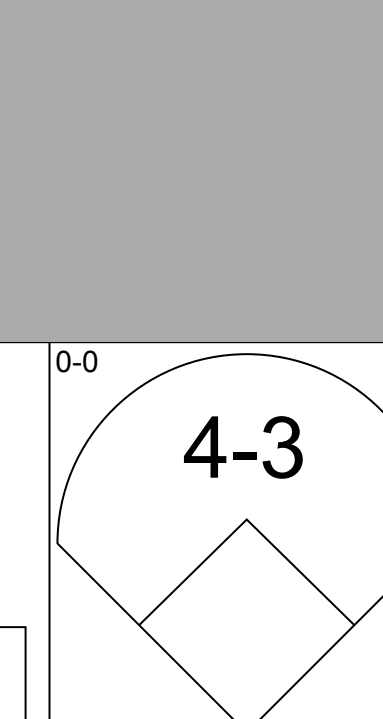
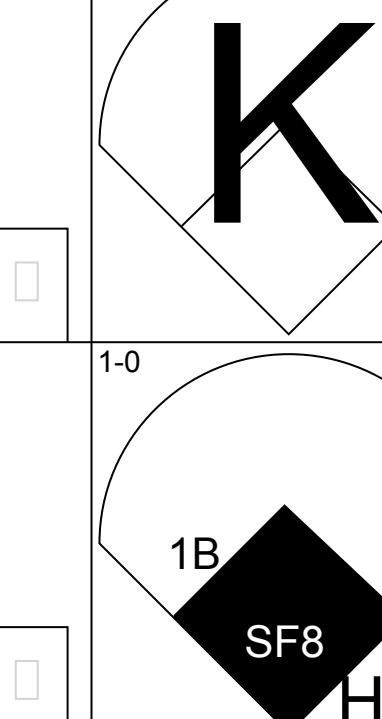
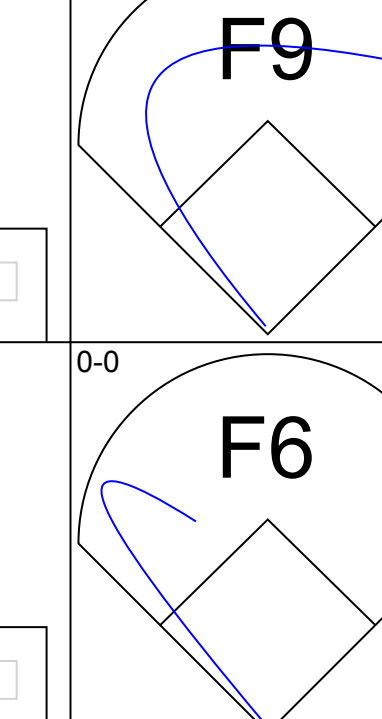
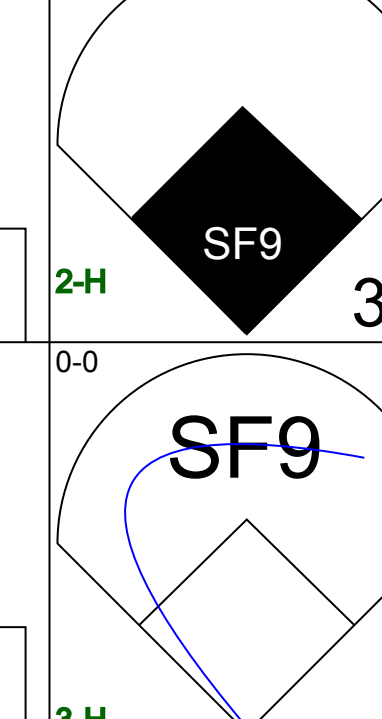
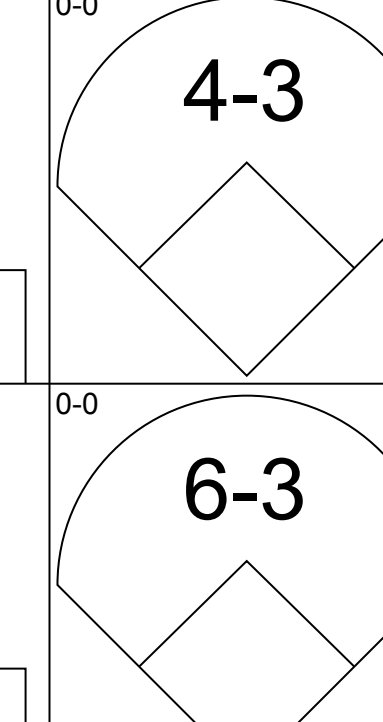
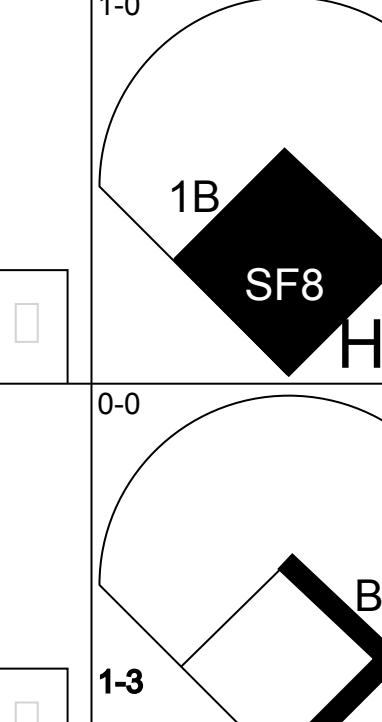
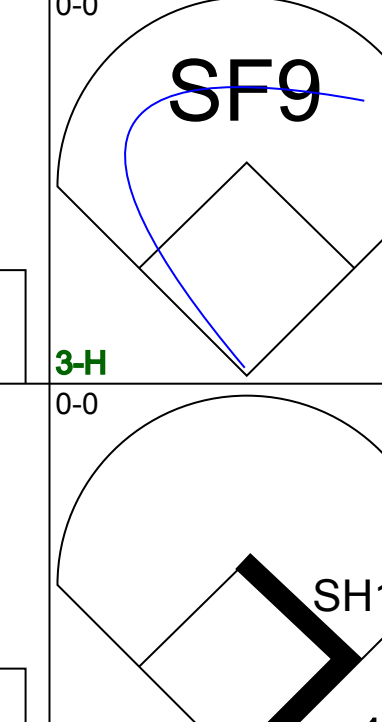
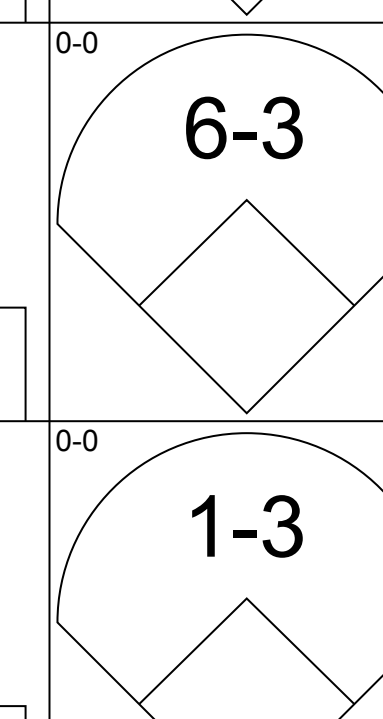
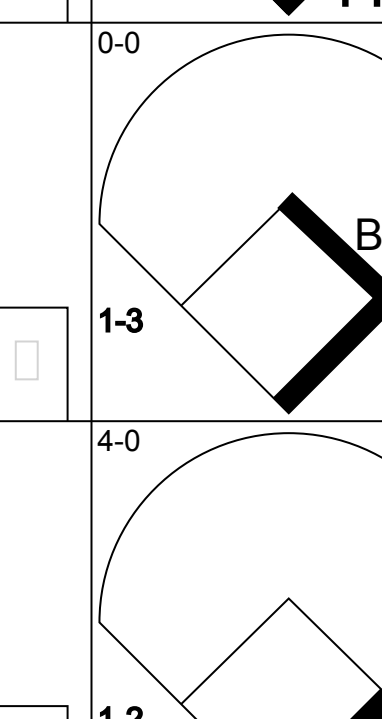
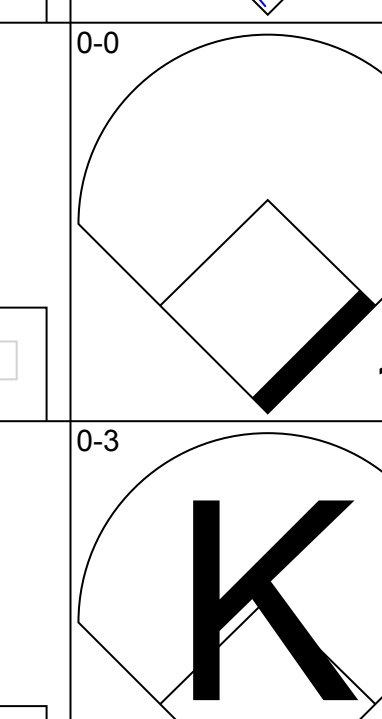
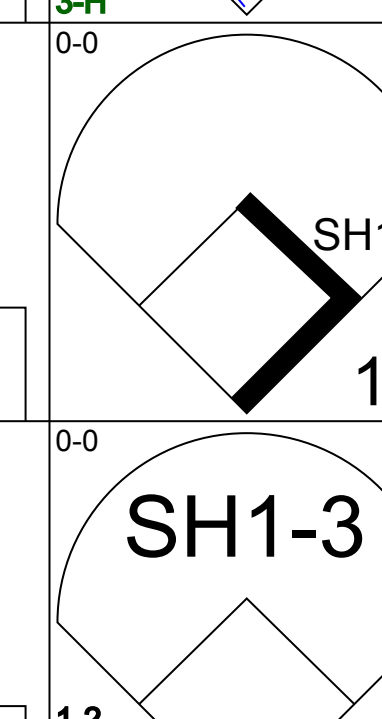
Batter	1	2	3	4	5	6	7	8	9	10	11	AB	R	H	RBI	BB	SO	LOB	BOTTOM			
Tommie Agee, R OBP: 0.316, SLG: 0.365 (1, 8)	F4		F8			K	F9			E S 1B		5	0	1	0	0	1	1				
Bud Harrelson, S OBP: 0.310, SLG: 0.266 (1, 6)	F8		K			L6				F7		5	0	0	0	0	2	2				
Jim Fregosi, R OBP: 0.314, SLG: 0.354 (1, 5)	F7					1B HR BB	F9			FC6-4 BB		3	1	0	0	2	1	1				
Cleon Jones, R OBP: 0.315, SLG: 0.341 (1, 7)			F8			F9				FC6-4		5	1	1	0	0	0	1				
Jim Beauchamp, R OBP: 0.293, SLG: 0.366 Ed Kranepool, L OBP: 0.531, SLG: 0.388 (7, 3)			HR			F9				F8		3	1	2	1	0	0	2				
Bill Sudakis, S OBP: 0.211, SLG: 0.206 (1, 2)	K					1B HR				F8		2	0	0	0	0	0	1				
Don Hahn, R OBP: 0.250, SLG: 0.143 (1, 9)			K			FC6-4 BB				K		4	1	1	3	1	2	0				
Ted Martinez, R OBP: 0.252, SLG: 0.268 (1, 4)			F7			6-3				6-3		4	0	0	0	0	2					
Jim McAndrew, R ERA: 3.93 Tug McGraw, R ERA: 3.42 (10, 1)						FC6-4 BB				K		4	0	1	0	0	2	0				
Jim McAndrew, R ERA: 3.93 Tug McGraw, R ERA: 3.42 (10, 1)						1-2 1B				6-3		1	0	0	0	0	0	0				
Inning Stats	R: 0 E: 0 K: 0 S: 3	H: 0 LOB: 0 BB: 0 P: 3	R: 1 E: 0 K: 1 S: 6	H: 1 LOB: 0 BB: 0 P: 6	R: 0 E: 0 K: 1 S: 6	H: 1 LOB: 1 BB: 0 P: 6	R: 3 E: 0 K: 0 S: 5	H: 2 LOB: 0 BB: 1 P: 9	R: 0 E: 0 K: 1 S: 5	H: 0 LOB: 0 BB: 0 P: 5	R: 0 E: 0 K: 0 S: 3	H: 0 LOB: 1 BB: 1 P: 7	R: 0 E: 0 K: 2 S: 7	H: 0 LOB: 0 BB: 0 P: 7	R: 0 E: 0 K: 2 S: 8	H: 0 LOB: 0 BB: 0 P: 8	R: 0 E: 0 K: 0 S: 3	H: 0 LOB: 0 BB: 0 P: 3	1B: 4 2B: 0 3B: 0 HR: 2	SF: 0 SAC: 1 DP: 0 HBP: 0	WP: 0 PB: 0 SB: 1 CS: 0	PA: 42
PITCHER	IP ERA	WLS W	BF 35	H 5	R 4	ER 4	SO 6	BB 3	IBB 0	HBP 0	BLK 0	WP 0	HR 2	S 44	P 56	ERA 4.00	WHIP 0.889					
Ken Reynolds, L ERA: 3.93 Darrell Brandon, R ERA: 3.42	(1, 1) (10, 1)	9.0 2.0	35 W	5 1	4 0	4 0	6 2	3 0	0 0	0 0	0 0	0 0	0 0	0 11	0 11	0.00 0.500						

Philadelphia Phillies @ New York Mets
Shea Stadium, Flushing, NY
Fri Sep 22 1972, 7:05 PM EDT
Att: 15,265 - Unknown

AB 38
R 4
H 6
RBI 4
BB 3
SO 8
LOB 10



Batter	1	2	3	4	5	6	7	8	9	AB	R	H	RBI	BB	SO	LOB	TOP					
Terry Harmon, R OBP: 0.368, SLG: 0.348 (1, 4)										4	0	1	1	0	1	1	Philadelphia Phillies @ New York Mets Shea Stadium, Flushing, NY Sat Sep 23 1972, 3:33 AM EDT Att: 14,465 - Unknown					
Larry Bowa, S OBP: 0.287, SLG: 0.318 (1, 6)										4	0	0	0	0	1							
Don Money, R OBP: 0.276, SLG: 0.328 (1, 5)											4	0	0	0	0	0						
Greg Luzinski, R OBP: 0.328, SLG: 0.441 (1, 7)										3	1	2	0	1	0	0						
Joe Lis, R OBP: 0.374, SLG: 0.422 Barry Lersch, S (6, 1)										2	0	0	0	0	0	1						
Mike Schmidt, R OBP: 0.333, SLG: 0.350 Dick Selma, R OBP: 0.238, SLG: 0.250 John Bateman, R OBP: 0.255, SLG: 0.295 (7, PH) (7, 1) (9, PH)										1	0	0	0	0	0	1						
Bill Robinson, R OBP: 0.255, SLG: 0.409 (1, 8)											4	1	2	0	0	1						
Roger Freed, R OBP: 0.359, SLG: 0.424 (1, 9)										4	0	0	0	0	2	1						
Bob Boone, R OBP: 0.313, SLG: 0.370 (1, 2)										3	1	0	0	1	0	1						
Jim Nash, R OBP: 0.222, SLG: 0.176 Deron Johnson, R OBP: 0.288, SLG: 0.333 (6, PH) (6, 3)										0	0	0	0	1	0	0						
										2	0	0	0	0	0	2						
Inning Stats	R: 0 E: 0 K: 1 S: 5	H: 0 LOB: 0 BB: 0 P: 5	R: 0 E: 0 K: 1 S: 6	H: 1 LOB: 1 BB: 0 P: 6	R: 0 E: 0 K: 0 S: 2	H: 0 LOB: 0 BB: 1 P: 6	R: 0 E: 0 K: 0 S: 4	H: 1 LOB: 1 BB: 0 P: 4	R: 0 E: 0 K: 1 S: 5	H: 0 LOB: 0 BB: 0 P: 5	R: 0 E: 0 K: 0 S: 3	H: 0 LOB: 0 BB: 0 P: 3	R: 0 E: 0 K: 0 S: 4	H: 1 LOB: 1 BB: 0 P: 4	R: 1 E: 1 K: 1 S: 6	H: 1 LOB: 1 BB: 1 P: 10		R: 2 E: 1 K: 0 S: 5	H: 1 LOB: 1 BB: 1 P: 9	1B: 3 2B: 3 3B: 0 HR: 0	SF: 0 SAC: 0 DP: 2 HBP: 0	WP: 0 PB: 0 SB: 0 CS: 0
PITCHER Jon Matlack, L ERA: 2.31 (1, 1)	IP: 9.0 WLS: W BF: 35 H: 5 R: 3 ER: 0 SO: 4 BB: 3 IBB: 0 HBP: 0 BLK: 0 WP: 0 HR: 0 S: 40 P: 52 ERA: 0.00 WHIP: 0.889															PITCHER IP: WLS: BF: H: R: ER: SO: BB: IBB: HBP: BLK: WP: HR: S: P: ERA: WHIP						

Batter	1	2	3	4	5	6	7	8	9	AB	R	H	RBI	BB	SO	LOB	BOTTOM						
Wayne Garrett, L OBP: 0.375, SLG: 0.303 (1, 5)										3	1	1	1	1	0	1	Philadelphia Phillies @ New York Mets Shea Stadium, Flushing, NY Sat Sep 23 1972, 3:33 AM EDT Att: 14,465 - Unknown						
Ken Boswell, L OBP: 0.266, SLG: 0.315 (1, 4)										2	1	0	0	1	0	3							
Ed Kranepool, L OBP: 0.333, SLG: 0.392 (1, 3)										4	0	2	0	0	0	1							
Rusty Staub, L OBP: 0.383, SLG: 0.473 (1, 9)										2	0	0	1	1	0	1							
Cleon Jones, R OBP: 0.314, SLG: 0.343 (1, 7)										3	1	1	1	0	0	1							
Dave Schneck, L OBP: 0.255, SLG: 0.327 (1, 8)										4	1	1	1	0	1	2							
Duffy Dyer, R OBP: 0.310, SLG: 0.394 (1, 2)										2	1	0	1	0	0	0							
Ted Martinez, R OBP: 0.258, SLG: 0.275 (1, 6)										4	0	3	0	0	0	0							
Jon Matlack, L OBP: 0.244, SLG: 0.153 (1, 1)										2	0	0	0	1	1	1							
Inning Stats	R: 1 E: 0 K: 0 S: 4	H: 1 LOB: 2 BB: 2 P: 12	R: 0 E: 0 K: 0 S: 3	H: 0 LOB: 0 BB: 0 P: 3	R: 1 E: 0 K: 0 S: 5	H: 2 LOB: 1 BB: 0 P: 5	R: 1 E: 0 K: 1 S: 6	H: 1 LOB: 1 BB: 1 P: 11	R: 0 E: 0 K: 0 S: 3	H: 0 LOB: 0 BB: 0 P: 3	R: 0 E: 0 K: 1 S: 6	H: 1 LOB: 1 BB: 0 P: 6	R: 0 E: 0 K: 0 S: 3	H: 0 LOB: 1 BB: 1 P: 7	R: 2 E: 0 K: 0 S: 6	H: 3 LOB: 1 BB: 0 P: 6		R: 2 E: 0 K: 0 S: 6	H: 3 LOB: 1 BB: 0 P: 6	1B: 5 2B: 2 3B: 1 HR: 0	SF: 4 SAC: 2 DP: 0 HBP: 1	WP: 0 PB: 0 SB: 0 CS: 0	PA: 37
PITCHER Jim Nash, R ERA: 5.65 Barry Lersch, R ERA: 3.59 Dick Selma, R ERA: 5.59 (1, 1) (6, 1) (7, 1)	IP: 5.0 WLS: L BF: 23 H: 4 R: 3 ER: 3 SO: 3 BB: 3 IBB: 0 HBP: 0 BLK: 0 WP: 0 HR: 0 S: 21 P: 34 ERA: 5.40 WHIP: 1.400															PITCHER IP: WLS: BF: H: R: ER: SO: BB: IBB: HBP: BLK: WP: HR: S: P: ERA: WHIP							

Batter	1	2	3	4	5	6	7	8	9	AB	R	H	RBI	BB	SO	LOB	TOP										
Denny Doyle, L (1,4) OBP: 0.290, SLG: 0.297	F8		1B			SH5-3 1B		F7		4	0	2	0	0	0	1	Philadelphia Phillies @ New York Mets Shea Stadium, Flushing, NY Sun Sep 24 1972, 3:33 AM EDT Att: 41,644 - Unknown livebaseballscores.com										
Larry Bowa, S (1,6) OBP: 0.286, SLG: 0.316	K		F3			SH5-3		F4		3	0	0	0	0	1	2											
Tom Hutton, L (1,9) OBP: 0.355, SLG: 0.354	1-3				F7	6-3		K		4	0	0	0	0	1	2											
Willie Montanez, L (1,3) OBP: 0.326, SLG: 0.412		K			BB	4-3		1-3		3	0	0	0	1	1	1											
Greg Luzinski, R (1,7) OBP: 0.327, SLG: 0.438		BB			K			K		3	0	0	0	1	2	1											
Bill Robinson, R (1,8) OBP: 0.255, SLG: 0.425		K			K			K		4	1	1	1	0	3	2											
Don Money, R (1,5) OBP: 0.274, SLG: 0.326		F7				HR		K		3	0	0	0	0	0	1											
John Bateman, R (1,2) OBP: 0.256, SLG: 0.296					5-4 1B	4-3		1-3		3	0	1	0	0	0	0											
Steve Carlton, L (1,1) OBP: 0.222, SLG: 0.243					5-4 1-2	F8		WP 1B		3	0	1	0	0	0	1											
Inning Stats	R: 0 E: 0 K: 1 S: 5	H: 0 LOB: 0 BB: 5 P: 5	R: 0 E: 0 K: 2 S: 7	H: 0 LOB: 1 BB: 1 P: 11	R: 0 E: 0 K: 0 S: 4	H: 2 LOB: 1 BB: 0 P: 4	R: 0 E: 0 K: 2 S: 7	H: 0 LOB: 1 BB: 1 P: 11	R: 0 E: 0 K: 0 S: 3	H: 0 LOB: 0 BB: 0 P: 3	R: 0 E: 0 K: 0 S: 4	H: 1 LOB: 1 BB: 0 P: 4	R: 1 E: 0 K: 0 S: 4	H: 1 LOB: 0 BB: 0 P: 4	R: 0 E: 0 K: 1 S: 6	H: 1 LOB: 0 BB: 0 P: 6	R: 0 E: 0 K: 2 S: 7	H: 0 LOB: 0 BB: 0 P: 7	1B: 4 2B: 1 3B: 0 HR: 1	SF: 0 SAC: 1 DP: 1 HBP: 0	WP: 1 PB: 0 SB: 0 CS: 0	PA: 33					
PITCHER	IP	WLS	BF	H	R	ER	SO	BB	IBB	HBP	BLK	WP	HR	S	P	ERA	WHIP										
Tom Seaver, R (1,1) ERA: 3.06	8.1	W	31	5	1	1	6	2	0	0	0	1	1	41	49	1.08	0.840										
Tug McGraw, L (9,1) ERA: 1.76	0.2	S	2	0	0	0	2	0	0	0	0	0	0	6	6	0.00	0.000										

Batter	1	2	3	4	5	6	7	8	9	AB	R	H	RBI	BB	SO	LOB	BOTTOM										
Tommie Agee, R (1,8) OBP: 0.318, SLG: 0.374	HR		F3		F7			E2 SF8-5 1-3 1B		4	1	2	1	0	0	1	Philadelphia Phillies @ New York Mets Shea Stadium, Flushing, NY Sun Sep 24 1972, 3:33 AM EDT Att: 41,644 - Unknown livebaseballscores.com										
Lute Barnes, R (1,4) OBP: 0.314, SLG: 0.359			K			G1-6-3 1B		SF8-5		3	0	2	1	0	1	0											
Jim Fregosi, R (1,5) OBP: 0.314, SLG: 0.353						G1-6-3				3	0	1	0	0	1	2											
Wayne Garrett, L (9,5) OBP: 0.375, SLG: 0.303					1B					0	0	0	0	0	0	0											
Cleon Jones, R (1,7) OBP: 0.312, SLG: 0.341					F8			1-3		3	0	0	0	0	1	2											
Jim Beauchamp, R (1,3) OBP: 0.286, SLG: 0.357					F8			K		3	0	0	0	0	2	2											
Ed Kranepool, L (9,3) OBP: 0.333, SLG: 0.392					F8			K		0	0	0	0	0	0	0											
Duffy Dyer, R (1,2) OBP: 0.307, SLG: 0.390					F6			F9		3	0	0	0	0	1	1											
Don Hahn, R (1,9) OBP: 0.211, SLG: 0.118			F3					K		3	0	0	0	0	1	0											
Ted Martinez, R (1,6) OBP: 0.262, SLG: 0.279			F3							3	1	2	0	0	0	0											
Tom Seaver, R (1,1) OBP: 0.205, SLG: 0.325										3	0	0	0	0	2	2											
Tug McGraw, R (9,1) OBP: 0.182, SLG: 0.100			K					F8		0	0	0	0	0	0	0											
Inning Stats	R: 1 E: 0 K: 3 S: 11	H: 2 LOB: 1 BB: 0 P: 11	R: 0 E: 0 K: 1 S: 5	H: 0 LOB: 0 BB: 0 P: 5	R: 0 E: 0 K: 2 S: 7	H: 0 LOB: 0 BB: 0 P: 7	R: 0 E: 0 K: 0 S: 4	H: 1 LOB: 1 BB: 0 P: 4	R: 0 E: 0 K: 0 S: 4	H: 1 LOB: 1 BB: 0 P: 4	R: 0 E: 0 K: 0 S: 3	H: 1 LOB: 0 BB: 0 P: 3	R: 0 E: 0 K: 2 S: 7	H: 0 LOB: 0 BB: 0 P: 7	R: 1 E: 1 K: 1 S: 6	H: 2 LOB: 0 BB: 0 P: 6	R: 0 E: 0 K: 1 S: 6	H: 0 LOB: 0 BB: 0 P: 6	1B: 5 2B: 2 3B: 0 HR: 1	SF: 1 SAC: 0 DP: 2 HBP: 0	WP: 0 PB: 0 SB: 0 CS: 0	PA: 29					
PITCHER	IP	WLS	BF	H	R	ER	SO	BB	IBB	HBP	BLK	WP	HR	S	P	ERA	WHIP										
Steve Carlton, L (1,1) ERA: 2.06	8.0	L	29	7	2	1	9	0	0	0	0	0	1	47	47	1.12	0.875										

Batter	1	2	3	4	5	6	7	8	9	AB	R	H	RBI	BB	SO	LOB	TOP										
Dave Cash, R OBP: 0.314, SLG: 0.374 (1, 4)										5	0	2	0	0	0	3	Pittsburgh Pirates @ Philadelphia Phillies Veterans Stadium, Philadelphia, PA Tue Sep 26 1972, 7:05 PM EDT Att: 8,472 - Unknown										
Rennie Stennett, R OBP: 0.307, SLG: 0.377 (1, 7)										5	1	1	0	0	2	3											
Roberto Clemente, R OBP: 0.397, SLG: 0.481 (1, 9)										5	1	2	0	0	1	0											
Willie Stargell, L OBP: 0.382, SLG: 0.580 Bob Robertson, R OBP: 0.292, SLG: 0.339 (9, 3)										5	1	0	0	0	0	4											
Al Oliver, L OBP: 0.356, SLG: 0.443 (1, 8)										4	1	1	2	0	0	1											
Richie Hebner, L OBP: 0.382, SLG: 0.506 (1, 5)										3	1	1	0	1	0	0											
Manny Sanguillen, R OBP: 0.319, SLG: 0.453 (1, 2)										4	0	2	2	0	1	1											
Gene Alley, R OBP: 0.317, SLG: 0.319 (1, 6)										4	0	2	0	0	0	3											
Steve Blass, R OBP: 0.205, SLG: 0.210 (1, 1)										2	0	1	1	0	0	1											
Inning Stats	R: 0 E: 0 K: 0 S: 3	H: 0 LOB: 0 BB: 0 P: 3	R: 0 E: 0 K: 0 S: 3	H: 0 LOB: 0 BB: 0 P: 3	R: 0 E: 0 K: 0 S: 4	H: 1 LOB: 1 BB: 0 P: 4	R: 0 E: 1 K: 0 S: 4	H: 0 LOB: 1 BB: 0 P: 4	R: 0 E: 0 K: 1 S: 7	H: 2 LOB: 2 BB: 0 P: 7	R: 5 E: 0 K: 1 S: 11	H: 6 LOB: 1 BB: 1 P: 15	R: 0 E: 0 K: 0 S: 5	H: 1 LOB: 1 BB: 0 P: 4	R: 0 E: 0 K: 1 S: 6	H: 2 LOB: 1 BB: 0 P: 6	1B: 11 2B: 2 3B: 0 HR: 0	SF: 0 SAC: 2 DP: 2 HBP: 0	WP: 1 PB: 0 SB: 0 CS: 0	PA: 40							
PITCHER	IP	WLS	BF	H	R	ER	SO	BB	IBB	HBP	BLK	WP	HR	S	P	ERA	WHIP										
Wayne Twitchell, R ERA: 4.07 (1, 1)	1.0		3	0	0	0	0	0	0	0	0	0	0	3	3	0.00	0.000										
Bill Champion, R ERA: 5.0 (2, 1)	4.0	L	20	6	4	4	1	0	0	0	0	1	0	22	22	9.00	1.500										
Bill Wilson, R ERA: 3.81 (6, 1)	2.0		9	3	1	1	2	0	1	0	0	0	0	12	16	4.50	1.500										
Bob Terlecki, R ERA: 4.76 (8, 1)	2.0		8	3	0	0	1	0	0	0	0	0	0	10	10	0.00	1.500										

Batter	1	2	3	4	5	6	7	8	9	AB	R	H	RBI	BB	SO	LOB	BOTTOM										
Denny Doyle, L OBP: 0.292, SLG: 0.298 (1, 4)										3	0	1	0	1	0	0	Pittsburgh Pirates @ Philadelphia Phillies Veterans Stadium, Philadelphia, PA Tue Sep 26 1972, 7:05 PM EDT Att: 8,472 - Unknown										
Larry Bowa, S OBP: 0.287, SLG: 0.318 (1, 6)										4	1	2	0	0	0	2											
Willie Montanez, L OBP: 0.324, SLG: 0.408 (1, 3)										4	0	0	0	0	0	4											
Greg Luzinski, R OBP: 0.327, SLG: 0.437 (1, 7)										4	0	1	1	0	0	2											
Tom Hutton, L OBP: 0.354, SLG: 0.351 (1, 9)										3	0	0	0	1	0	1											
Bill Robinson, R OBP: 0.261, SLG: 0.427 (1, 8)										4	0	2	0	0	0	1											
Mike Schmidt, R OBP: 0.296, SLG: 0.304 Bob Terlecki, R OBP: 0.171, SLG: 0.235 (1, 5) (8, 1)										3	0	0	0	0	1	2											
Ron Stone, L OBP: 0.295, SLG: 0.212 (9, PH) (7, PH)										1	0	0	0	0	0	0											
Bob Boone, R OBP: 0.333, SLG: 0.387 (1, 2)										4	0	2	0	0	0	0											
Wayne Twitchell, R OBP: 0.074, SLG: 0.077 Bill Champion, R OBP: 0.171, SLG: 0.235 Bill Wilson, R (6, 1) Don Money, R OBP: 0.274, SLG: 0.326 (7, PH) (8, 5)										0	0	0	0	0	0	0											
Inning Stats	R: 0 E: 0 K: 0 S: 4	H: 1 LOB: 1 BB: 0 P: 4	R: 0 E: 0 K: 1 S: 4	H: 0 LOB: 0 BB: 1 P: 8	R: 0 E: 0 K: 1 S: 5	H: 0 LOB: 0 BB: 0 P: 5	R: 0 E: 0 K: 0 S: 3	H: 1 LOB: 0 BB: 0 P: 3	R: 0 E: 0 K: 0 S: 5	H: 2 LOB: 2 BB: 0 P: 5	R: 0 E: 0 K: 0 S: 4	H: 1 LOB: 1 BB: 0 P: 4	R: 0 E: 0 K: 0 S: 5	H: 2 LOB: 2 BB: 0 P: 5	R: 1 E: 0 K: 0 S: 4	H: 1 LOB: 1 BB: 1 P: 8	R: 0 E: 0 K: 0 S: 3	H: 0 LOB: 0 BB: 0 P: 3	1B: 8 2B: 1 3B: 0 HR: 0	SF: 0 SAC: 0 DP: 2 HBP: 0	WP: 0 PB: 0 SB: 0 CS: 0	PA: 35					
PITCHER	IP	WLS	BF	H	R	ER	SO	BB	IBB	HBP	BLK	WP	HR	S	P	ERA	WHIP										
Steve Blass, R ERA: 2.37 (1, 1)	9.0	W	35	8	1	1	2	2	0	0	0	0	0	37	45	1.00	1.111										

Batter	1	2	3	4	5	6	7	8	9	AB	R	H	RBI	BB	SO	LOB	TOP										
Dave Cash, R OBP: 0.316, SLG: 0.377 (1, 4)	F9		E 1B		1-H 2B			4-3		4	0	2	1	0	0	0	Pittsburgh Pirates @ Philadelphia Phillies Veterans Stadium, Philadelphia, PA Wed Sep 27 1972, 7:05 PM EDT Att: 5,335 - Unknown										
Al Oliver, L OBP: 0.355, SLG: 0.443 (1, 8)	2B		E3 G6-3		4-3			4-3		4	0	1	0	0	0	2											
Roberto Clemente, R OBP: 0.359, SLG: 0.481 (1, 9)	F7		G6-3							4	1	2	0	0	0	3											
Willie Stargell, L OBP: 0.380, SLG: 0.575 Bob Robertson, R OBP: 0.292, SLG: 0.339 (1, 3) (9, 3)	F7				6-3			F9		4	0	0	0	0	0	3											
Manny Sanguillen, R OBP: 0.321, SLG: 0.406 (1, 2)								G6-4-3		4	1	2	0	0	0	1											
Richie Hebner, L OBP: 0.379, SLG: 0.501 (1, 5)										4	0	0	1	0	1	2											
Rennie Stennett, R OBP: 0.310, SLG: 0.379 (1, 7)										4	0	2	1	0	0	1											
Gene Alley, R OBP: 0.315, SLG: 0.317 (1, 6)										3	1	0	0	0	1	1											
Bruce Kison, R OBP: 0.189, SLG: 0.288 Luke Walker, L OBP: 0.083, SLG: 0.043 (1, 1) (6, 1)										2	0	0	0	0	2	1											
										1	0	0	0	0	1	0	AB 34 R 3 H 9 RBI 3 BB 0 SO 5 LOB 14										
Inning Stats	R: 0 E: 0 K: 0 S: 4	H: 1 LOB: 1 BB: 0 P: 4	R: 1 E: 0 K: 2 S: 8	H: 2 LOB: 0 BB: 0 P: 8	R: 0 E: 1 K: 1 S: 6	H: 1 LOB: 1 BB: 0 P: 6	R: 0 E: 0 K: 0 S: 3	H: 0 LOB: 0 BB: 0 P: 3	R: 1 E: 0 K: 1 S: 7	H: 2 LOB: 1 BB: 0 P: 7	R: 0 E: 0 K: 0 S: 3	H: 1 LOB: 0 BB: 0 P: 3	R: 0 E: 0 K: 0 S: 3	H: 0 LOB: 0 BB: 0 P: 3	R: 0 E: 0 K: 1 S: 5	H: 0 LOB: 0 BB: 0 P: 5		R: 1 E: 0 K: 0 S: 5	H: 2 LOB: 1 BB: 0 P: 5	1B: 6 2B: 3 3B: 0 HR: 0	SF: 0 SAC: 0 DP: 2 HBP: 0	WP: 0 PB: 0 SB: 0 CS: 0	PA: 34				
PITCHER	IP	WLS	BF	H	R	ER	SO	BB	IBB	HBP	BLK	WP	HR	S	P	ERA	WHIP										
Ken Reynolds, L ERA: 3.89 (1, 1)	6.0	L	23	7	2	2	4	0	0	0	0	0	0	31	31	3.00	1.167										
Darrell Brandon, R ERA: 3.43 (7, 1)	2.1		9	2	1	1	1	0	0	0	0	0	0	11	11	3.86	0.857										
Mac Scarce, L ERA: 3.74 (9, 1)	0.2		2	0	0	0	0	0	0	0	0	0	0	2	2	0.00	0.000										

Batter	1	2	3	4	5	6	7	8	9	AB	R	H	RBI	BB	SO	LOB	BOTTOM										
Denny Doyle, L OBP: 0.290, SLG: 0.296 Terry Harmon, R OBP: 0.364, SLG: 0.345 (1, 4) (7, PH) (8, 4)	4-3		F9		4-3				F9	3	0	0	0	0	0	0	Pittsburgh Pirates @ Philadelphia Phillies Veterans Stadium, Philadelphia, PA Wed Sep 27 1972, 7:05 PM EDT Att: 5,335 - Unknown										
Larry Bowa, S OBP: 0.287, SLG: 0.317 (1, 6)	E6 1B		6-3		S 1B			6-3		4	0	1	0	0	0	0											
Willie Montanez, L OBP: 0.325, SLG: 0.409 (1, 3)								F7		4	0	2	0	0	0	1											
Greg Luzinski, R OBP: 0.326, SLG: 0.437 (1, 7)	F9		F9		5-3					4	0	1	0	0	0	4											
Tom Hutton, L OBP: 0.352, SLG: 0.348 Roger Freed, R OBP: 0.357, SLG: 0.420 (1, 9) (8, PH) (9, 9)	FC4-6									3	0	0	0	0	1	2											
Bill Robinson, R OBP: 0.261, SLG: 0.441 (1, 8)										1	0	0	0	0	0	1											
Don Money, R OBP: 0.275, SLG: 0.326 (1, 5)										3	0	1	0	1	0	1											
Bob Boone, R OBP: 0.350, SLG: 0.400 (1, 2)										4	0	2	0	0	1	0											
Ken Reynolds, L OBP: 0.238, SLG: 0.225 Joe Lis, R OBP: 0.372, SLG: 0.419 Darrell Brandon, R OBP: 0.067, SLG: 0.067 Mac Scarce, L (9, 1) Deron Johnson, R OBP: 0.287, SLG: 0.332 (9, PH)										2	0	1	0	0	0	0											
										1	0	0	0	0	1	2	AB 36 R 1 H 9 RBI 1 BB 1 SO 5 LOB 12										
Inning Stats	R: 0 E: 1 K: 0 S: 5	H: 1 LOB: 2 BB: 0 P: 5	R: 1 E: 0 K: 1 S: 6	H: 1 LOB: 0 BB: 0 P: 6	R: 0 E: 0 K: 0 S: 4	H: 1 LOB: 1 BB: 0 P: 4	R: 0 E: 0 K: 0 S: 4	H: 2 LOB: 2 BB: 1 P: 8	R: 0 E: 0 K: 0 S: 4	H: 1 LOB: 1 BB: 0 P: 4	R: 0 E: 0 K: 2 S: 9	H: 2 LOB: 2 BB: 0 P: 9	R: 0 E: 0 K: 1 S: 5	H: 0 LOB: 0 BB: 0 P: 5	R: 0 E: 0 K: 0 S: 4	H: 1 LOB: 1 BB: 0 P: 4		R: 0 E: 0 K: 1 S: 5	H: 0 LOB: 0 BB: 0 P: 5	1B: 7 2B: 1 3B: 0 HR: 1	SF: 0 SAC: 0 DP: 0 HBP: 0	WP: 0 PB: 0 SB: 1 CS: 0	PA: 37				
PITCHER	IP	WLS	BF	H	R	ER	SO	BB	IBB	HBP	BLK	WP	HR	S	P	ERA	WHIP										
Bruce Kison, R ERA: 3.3 (1, 1)	5.0	W	22	6	1	1	1	1	0	0	0	0	0	23	27	1.80	1.400										
Luke Walker, L ERA: 3.55 (6, 1)	4.0	S	15	3	0	0	4	0	0	0	0	0	0	23	23	0.00	0.750										

Batter	1	2	3	4	5	6	7	8	9	AB	R	H	RBI	BB	SO	LOB	TOP			
Dave Cash, R OBP: 0.317, SLG: 0.379 (1, 4)	0-0 6-3		0-0 1B			0-0 F8		0-0 1B		4	0	2	0	0	0	0	Pittsburgh Pirates @ Philadelphia Phillies Veterans Stadium, Philadelphia, PA Thu Sep 28 1972, 7:05 PM EDT Att: 12,216 - Unknown			
Al Oliver, L OBP: 0.352, SLG: 0.440 (1, 8)	0-0 4-3		0-3 K			0-0 4-3		0-0 1-3		4	0	0	0	0	1	2				
Roberto Clemente, R OBP: 0.359, SLG: 0.451 Bob Robertson, R OBP: 0.291, SLG: 0.337 (1, 9) (6, PH) (6, 7)	0-0 F9			0-0 PB 1B		0-3 K		0-3 K	0-3 K	2	0	1	0	0	0	0				
Willie Stargell, L OBP: 0.377, SLG: 0.570 (1, 3)		0-0 E4 WP SF8		0-3 K			0-3 K		0-3 K	4	1	0	0	0	3	1				
Manny Sanguillen, R OBP: 0.320, SLG: 0.406 (1, 2)	0-0 SF8		0-3 K			0-0 F9		0-0 FC5-4 1B		3	0	1	1	0	1	1				
Rennie Stennett, R OBP: 0.309, SLG: 0.377 (1, 7) (6, 9)	0-0 F9		0-0 F7			0-0 2B 1B		0-0 FC5-4 1-2		4	0	1	0	0	0	2				
Richie Hebner, L OBP: 0.378, SLG: 0.502 (1, 5)		0-3 K		0-3 K		0-0 1-2 2B				3	0	1	0	0	2	0				
Jackie Hernandez, R OBP: 0.228, SLG: 0.246 Bill Mazerowski, R OBP: 0.238, SLG: 0.271 Frank Taveras, R (8, 6) (8, 6)	0-0 F8		0-0 F7			0-0 P4		0-0 P6		2	0	0	0	0	0	0				
Bob Moose, R OBP: 0.256, SLG: 0.203 Ramon Hernandez, S OBP: 0.167, SLG: 0.250 Jose Pagan, R OBP: 0.286, SLG: 0.403 Dave Giusti, R (8, 1) (8, 1)	0-3 K		0-3 K							2	0	0	0	0	2	0				
Inning Stats	R: 0 E: 0 K: 0 S: 3	H: 0 LOB: 0 BB: 0 P: 3	R: 1 E: 1 K: 1 S: 6	H: 0 LOB: 0 BB: 0 P: 6	R: 0 E: 0 K: 2 S: 8	H: 1 LOB: 1 BB: 0 P: 8	R: 0 E: 0 K: 2 S: 8	H: 0 LOB: 0 BB: 0 P: 7	R: 0 E: 0 K: 1 S: 5	H: 0 LOB: 0 BB: 0 P: 5	R: 0 E: 0 K: 1 S: 6	H: 2 LOB: 2 BB: 0 P: 6	R: 0 E: 0 K: 0 S: 4	H: 1 LOB: 1 BB: 0 P: 4	R: 0 E: 0 K: 2 S: 8	H: 1 LOB: 1 BB: 0 P: 8		1B: 5 2B: 1 3B: 0 HR: 0	SF: 1 SAC: 0 DP: 0 HBP: 0	WP: 1 PB: 1 SB: 0 CS: 0
PITCHER Steve Carlton, L ERA: 2.0 (1, 1)	IP: 9.0 WLS: W BF: 33 H: 6 R: 1 ER: 0 SO: 11 BB: 0 IBB: 0 HBP: 0 BLK: 0 WP: 1 HR: 0 S: 55 P: 55 ERA: 0.00 WHIP: 0.667															PITCHER Steve Carlton, L ERA: 2.0 (1, 1)	IP: 9.0 WLS: W BF: 33 H: 6 R: 1 ER: 0 SO: 11 BB: 0 IBB: 0 HBP: 0 BLK: 0 WP: 1 HR: 0 S: 55 P: 55 ERA: 0.00 WHIP: 0.667			

Batter	1	2	3	4	5	6	7	8	9	AB	R	H	RBI	BB	SO	LOB	BOTTOM			
Denny Doyle, L OBP: 0.284, SLG: 0.298 (1, 4)	0-0 S 1B		4-0 BB			0-0 FC1-2 1B		0-0 B1		3	0	2	1	1	0	1	Pittsburgh Pirates @ Philadelphia Phillies Veterans Stadium, Philadelphia, PA Thu Sep 28 1972, 7:05 PM EDT Att: 12,216 - Unknown			
Larry Bowa, S OBP: 0.287, SLG: 0.316 (1, 6)	0-0 P5		0-0 F9		0-3 2-3 3-H K		4-0 G6-4-3 BB		0-0 G6-4-3	3	0	0	0	1	1	4				
Willie Montanez, L OBP: 0.325, SLG: 0.410 (1, 3)	0-0 F8			0-0 G3 2B		0-0 FC1-2 1-2 3-H K		0-0 G6-4-3		4	0	1	0	0	0	5				
Greg Luzinski, R OBP: 0.324, SLG: 0.434 (1, 7)	0-3 K			0-0 6-3		0-0 1-3		0-3 K		4	0	0	0	0	2	4				
Tom Hutton, L OBP: 0.353, SLG: 0.348 (1, 9)		0-0 G3		0-0 G3		0-0 1B		4-0 WP BB		3	0	1	0	1	0	1				
Bill Robinson, R OBP: 0.254, SLG: 0.430 (1, 8)	0-0 F7		0-3 K		0-0 F9		0-3 K		0-3 K	4	0	0	0	0	2	3				
Don Money, R OBP: 0.275, SLG: 0.325 (1, 5)	0-3 K				0-0 S FC1 2B 1B		0-0 K		0-0 F9	4	1	1	0	0	2	2				
John Bateman, R OBP: 0.253, SLG: 0.292 (1, 2)			0-3 K		0-0 FC1 2B 1B		0-0 F5			3	1	0	0	0	1	2				
Steve Carlton, L OBP: 0.233, SLG: 0.263 (1, 1)			0-0 6-3		0-0 1B FC1-2 2B		0-0 BB			3	0	2	1	0	0	0				
Inning Stats	R: 0 E: 0 K: 1 S: 6	H: 1 LOB: 1 BB: 0 P: 6	R: 0 E: 0 K: 1 S: 5	H: 0 LOB: 0 BB: 0 P: 5	R: 0 E: 0 K: 1 S: 5	H: 0 LOB: 1 BB: 1 P: 9	R: 0 E: 0 K: 1 S: 6	H: 1 LOB: 1 BB: 0 P: 6	R: 2 E: 0 K: 1 S: 9	H: 3 LOB: 2 BB: 0 P: 9	R: 0 E: 0 K: 1 S: 6	H: 1 LOB: 1 BB: 0 P: 6	R: 0 E: 0 K: 0 S: 3	H: 1 LOB: 1 BB: 1 P: 7	R: 0 E: 0 K: 2 S: 7	H: 0 LOB: 1 BB: 1 P: 11		1B: 5 2B: 2 3B: 0 HR: 0	SF: 0 SAC: 0 DP: 1 HBP: 0	WP: 1 PB: 0 SB: 2 CS: 0
PITCHER Bob Moose, R ERA: 2.97 Ramon Hernandez, L ERA: 1.59 Dave Giusti, R ERA: 2.01 (1, 1) (7, 1) (8, 1)	IP: 6.1 WLS: L BF: 29 H: 7 R: 2 ER: 2 SO: 6 BB: 2 IBB: 0 HBP: 0 BLK: 0 WP: 0 HR: 0 S: 39 P: 47 ERA: 2.84 WHIP: 1.421															PITCHER Bob Moose, R ERA: 2.97 Ramon Hernandez, L ERA: 1.59 Dave Giusti, R ERA: 2.01 (1, 1) (7, 1) (8, 1)	IP: 6.1 WLS: L BF: 29 H: 7 R: 2 ER: 2 SO: 6 BB: 2 IBB: 0 HBP: 0 BLK: 0 WP: 0 HR: 0 S: 39 P: 47 ERA: 2.84 WHIP: 1.421			

Batter	1	2	3	4	5	6	7	8	9	AB	R	H	RBI	BB	SO	LOB	TOP			
Denny Doyle, L (1,4) OBP: 0.296, SLG: 0.301	4-3	3-1		FC6-4						4	1	1	1	1	0	3	Philadelphia Phillies @ Montreal Expos Jarry Park, Montreal, QB Sun Oct 01 1972, 3:33 AM EDT Att: 10,314 - Unknown			
Larry Bowa, S (1,6) OBP: 0.287, SLG: 0.314	6-3			HR	F6					5	1	2	2	0	0	3				
Willie Montanez, L (1,3) OBP: 0.325, SLG: 0.412										5	0	1	0	0	2	4				
Greg Luzinski, R (1,7) OBP: 0.326, SLG: 0.439										5	1	2	2	0	1	1				
Tom Hutton, L (1,9) OBP: 0.355, SLG: 0.347										5	1	2	0	0	1	1				
Bill Robinson, R (1,8) OBP: 0.288, SLG: 0.429										4	0	0	0	1	0	2				
Don Money, R (1,5) OBP: 0.275, SLG: 0.326										5	1	2	0	0	1	3				
Bob Boone, R (1,2) OBP: 0.347, SLG: 0.386										4	0	2	1	0	0	0				
Ken Reynolds, L (1,1) OBP: 0.256, SLG: 0.225										0	0	0	0	1	0	0				
Bill Champion, R (2,1) OBP: 0.177, SLG: 0.235										0	0	0	0	0	0	0				
Oscar Gamble, R (4,PH) OBP: 0.233, SLG: 0.328										1	0	0	0	0	1	2				
Bob Terlecki, R (4,1) OBP: 0.283, SLG: 0.338										0	0	0	0	0	0	0				
Ron Stone, L (5,PH) OBP: 0.290, SLG: 0.228										1	0	0	0	0	0	1				
Bill Wilson, R (5,1) OBP: 0.269, SLG: 0.338										0	0	0	0	0	0	0				
Deron Johnson, R (5,PH) OBP: 0.269, SLG: 0.338										1	1	1	0	0	0	0				
Dick Selma, R (8,1) OBP: 0.228, SLG: 0.250										0	0	0	0	0	0	0				
Inning Stats	R: 0 E: 0 K: 1 S: 6	H: 1 LOB: 1 BB: 0 P: 6	R: 1 E: 0 K: 0 S: 5	H: 3 LOB: 2 BB: 1 P: 9	R: 2 E: 0 K: 2 S: 9	H: 2 LOB: 0 BB: 0 P: 9	R: 1 E: 0 K: 1 S: 7	H: 2 LOB: 1 BB: 0 P: 7	R: 0 E: 0 K: 0 S: 4	H: 0 LOB: 2 BB: 1 P: 8	R: 0 E: 1 K: 1 S: 6	H: 0 LOB: 0 BB: 0 P: 3	R: 0 E: 0 K: 1 S: 8	H: 3 LOB: 1 BB: 0 P: 8	R: 0 E: 0 K: 0 S: 4	H: 1 LOB: 1 BB: 0 P: 4	1B: 9 2B: 3 3B: 0 HR: 1	SF: 0 SAC: 0 DP: 0 HBP: 0	WP: 0 PB: 0 SB: 0 CS: 0	PA: 43
PITCHER	IP WLS BF H R ER SO BB IBB HBP BLK WP HR S P ERA WHIP																			
Ernie McAnally, R (1,1) ERA: 3.92	5.0 W 25 9 4 4 4 2 0 0 0 0 1 31 39 7.20 2.200																			
Tom Walker, R (6,1) ERA: 2.89	4.0 S 18 4 2 2 2 1 0 0 0 0 0 0 21 25 4.50 1.250																			

AB 40
R 6
H 13
RBI 6
BB 3
SO 6
LOB 20



Batter	1	2	3	4	5	6	7	8	9	AB	R	H	RBI	BB	SO	LOB	BOTTOM			
Ron Hunt, R (1,4) OBP: 0.362, SLG: 0.289	F8									2	1	0	0	1	0	0	Philadelphia Phillies @ Montreal Expos Jarry Park, Montreal, QB Sun Oct 01 1972, 3:33 AM EDT Att: 10,314 - Unknown			
Hector Torres, R (4,4) OBP: 0.219, SLG: 0.225										2	0	0	0	0	0	2				
Tim Foli, R (1,6) OBP: 0.279, SLG: 0.284										5	0	0	0	0	0	1				
Bob Bailey, R (1,7) OBP: 0.315, SLG: 0.369										2	2	2	1	0	0	0				
Jim Fairey, L (3,7) OBP: 0.279, SLG: 0.289										2	0	0	0	0	0	0				
Hal Breeden, R (1,3) OBP: 0.278, SLG: 0.358										1	0	0	0	0	0	0				
Ron Fairly, L (2,PH) OBP: 0.345, SLG: 0.415										3	1	1	1	0	0	0				
Ken Singleton, S (1,9) OBP: 0.366, SLG: 0.413										3	2	1	1	1	0	0				
Ron Woods, R (1,8) OBP: 0.320, SLG: 0.426										1	0	0	0	0	1	0				
Boots Day, L (2,PH) OBP: 0.293, SLG: 0.270										2	1	1	1	1	1	0				
Coco Laboy, R (1,5) OBP: 0.356, SLG: 0.460										3	1	2	2	0	0	0				
John Boccabella, R (1,2) OBP: 0.267, SLG: 0.299										4	1	2	1	0	0	3				
Ernie McAnally, R (1,1) OBP: 0.145, SLG: 0.135										2	1	1	2	0	0	0				
Mike Jorgensen, L (5,PH) OBP: 0.329, SLG: 0.384										0	0	0	0	1	0	0				
Carl Morton, R (5,PH) OBP: 0.218, SLG: 0.220										0	0	0	0	0	0	0				
Tom Walker, R (6,1) ERA: 5.59										1	0	0	0	0	0	0				
Inning Stats	R: 1 E: 0 K: 0 S: 4	H: 1 LOB: 0 BB: 0 P: 4	R: 3 E: 1 K: 1 S: 12	H: 7 LOB: 3 BB: 3 P: 24	R: 0 E: 0 K: 0 S: 3	H: 0 LOB: 0 BB: 0 P: 3	R: 0 E: 0 K: 0 S: 3	H: 0 LOB: 0 BB: 0 P: 3	R: 1 E: 0 K: 0 S: 4	H: 2 LOB: 2 BB: 1 P: 8	R: 0 E: 0 K: 0 S: 3	H: 0 LOB: 0 BB: 0 P: 3	R: 0 E: 1 K: 1 S: 6	H: 0 LOB: 1 BB: 0 P: 6	R: 0 E: 0 K: 0 S: 3	H: 0 LOB: 0 BB: 0 P: 3	1B: 6 2B: 2 3B: 0 HR: 2	SF: 0 SAC: 1 DP: 1 HBP: 0	WP: 0 PB: 0 SB: 0 CS: 0	PA: 38
PITCHER	IP WLS BF H R ER SO BB IBB HBP BLK WP HR S P ERA WHIP																			
Ken Reynolds, L (1,1) ERA: 4.26	1.2 L 12 6 2 2 2 0 1 1 0 0 0 0 6 14 13.50 2.250																			
Bill Champion, R (2,1) ERA: 5.09	1.1 8 2 2 2 0 1 1 0 0 0 0 0 7 11 4.50 1.500																			
Bob Terlecki, R (4,1) ERA: 4.73	2.0 8 2 1 1 0 1 0 0 0 0 0 0 9 9 0.00 0.000																			
Bill Wilson, R (6,1) ERA: 3.54	2.0 7 0 0 0 0 1 0 0 0 0 0 0 9 9 0.00 0.000																			
Dick Selma, R (8,1) ERA: 5.59	1.0 3 0 0 0 0 0 0 0 0 0 0 0 3 3 0.00 0.000																			

AB 33
R 10
H 10
RBI 9
BB 4
SO 2
LOB 6



Batter	1	2	3	4	5	6	7	8	9	AB	R	H	RBI	BB	SO	LOB	TOP								
Terry Harmon, R (1, 6) OBP: 0.371, SLG: 0.352 Larry Bowa, S (8, 6) OBP: 0.287, SLG: 0.314 Deron Johnson, R (9, PH) OBP: 0.295, SLG: 0.341 Pete Koegel, R (9, FR) OBP: 0.236, SLG: 0.184	5-3		K			FC4-6 BB	1-2 1B		BB 1B	3	0	1	0	1	1	0	Philadelphia Phillies @ Chicago Cubs Wrigley Field, Chicago, IL Mon Oct 02 1972, 3:33 AM CDT Att: 1,942 - Sunny - 67 F								
Denny Doyle, L (1, 4) OBP: 0.295, SLG: 0.298	K			5-3		FC4-6 1B	K		BB	4	1	0	0	1	2	3									
Willie Montanez, L (1, 3) OBP: 0.324, SLG: 0.410	K			K					G3 P4	5	0	1	0	0	2	2									
Greg Luzinski, R (1, 7) OBP: 0.327, SLG: 0.440		F7		6-3						4	0	2	1	0	0	0									
Tom Hutton, L (1, 9) OBP: 0.354, SLG: 0.346		1-3 1B			F8	F9			G3	4	0	1	0	0	0	3									
Bill Robinson, R (1, 8) OBP: 0.262, SLG: 0.420		1-3 1-2			E6 1B	K			E5 3B	4	1	0	0	0	1	3									
Mike Schmidt, R (1, 5) OBP: 0.314, SLG: 0.300 Don Money, R (8, 5) OBP: 0.276, SLG: 0.331		K					F4		BB 1B 3B	3	0	1	0	0	1	1									
Bob Boone, R (1, 2) OBP: 0.340, SLG: 0.375			K			F8			P5	4	0	1	0	0	1	3									
Wayne Twitchell, R (1, 1) OBP: 0.069, SLG: 0.071 Mac Scarce, L (5, 1)			2-3			K			F8	2	0	0	0	0	1	2									
Ron Stone, L (7, PH) OBP: 0.286, SLG: 0.204 Bill Wilson, R (7, 1) Oscar Gamble, L (9, PH) OBP: 0.331, SLG: 0.326										0	0	0	0	0	0	0									
Inning Stats	R: 0 E: 0 K: 2 S: 7	H: 0 LOB: 0 BB: 0 P: 7	R: 0 E: 0 K: 1 S: 6	H: 1 LOB: 1 BB: 0 P: 6	R: 0 E: 0 K: 2 S: 7	H: 0 LOB: 0 BB: 0 P: 7	R: 0 E: 0 K: 1 S: 5	H: 0 LOB: 0 BB: 0 P: 5	R: 0 E: 0 K: 1 S: 7	H: 1 LOB: 2 BB: 0 P: 7	R: 1 E: 0 K: 1 S: 7	H: 2 LOB: 2 BB: 1 P: 11	R: 0 E: 0 K: 2 S: 9	H: 2 LOB: 2 BB: 0 P: 9	R: 0 E: 0 K: 0 S: 3	H: 1 LOB: 0 BB: 0 P: 3	R: 2 E: 1 K: 0 S: 6	H: 2 LOB: 2 BB: 1 P: 10	1B: 8 2B: 0 3B: 1 HR: 0	SF: 0 SAC: 0 DP: 0 HBP: 0	WP: 0 PB: 0 SB: 0 CS: 1	PA: 39			
PITCHER	IP	WLS	BF	H	R	ER	SO	BB	IBB	HBP	BLK	WP	HR	S	P	ERA	WHIP								
Rick Reuschel, R (1, 1) ERA: 2.93	7.0	W	29	6	1	1	10	1	0	0	0	0	0	48	52	1.29	1.000								
Tom Phoebus, R (8, 1) ERA: 4.04	1.2		9	3	2	0	0	1	0	0	0	0	0	8	12	0.00	2.400								
Juan Pizarro, L (9, 1) ERA: 3.94	0.1	S	1	0	0	0	0	0	0	0	0	0	0	1	1	0.00	0.000								

AB 37
R 3
H 9
RBI 3
BB 2
SO 10
LOB 19



Batter	1	2	3	4	5	6	7	8	9	AB	R	H	RBI	BB	SO	LOB	BOTTOM								
Bill North, S (1, 8) OBP: 0.263, SLG: 0.250	E 2B		1B 3B				E 1B		G3	4	2	3	0	0	0	0	Philadelphia Phillies @ Chicago Cubs Wrigley Field, Chicago, IL Mon Oct 02 1972, 3:33 AM CDT Att: 1,942 - Sunny - 67 F								
Ralph LaCock, L (1, 9) OBP: 0.429, SLG: 0.500	E7 4-3 WP 1B		G4-3 1B				SF7 1-2 2-3 3H 4-0		G3	3	1	2	3	0	0	0									
Gene Hiser, L (1, 7) OBP: 0.326, SLG: 0.225	4-3 2-3		G4-3 1-2						G3	3	0	0	0	1	0	2									
Pat Bourque, L (1, 3) OBP: 0.292, SLG: 0.227	K						F9		4-3	3	0	0	0	1	1	3									
Carmen Fanzone, R (1, 5) OBP: 0.335, SLG: 0.385	6-3						G5-4-3 BB		F9	3	0	0	0	0	0	1									
Ken Rudolph, R (1, 2) OBP: 0.275, SLG: 0.314		F7					5-3		5-3	3	0	0	0	0	0	0									
Al Montreuil, R (1, 4) OBP: 0.111, SLG: 0.111		K					F8		K	3	0	0	0	0	2	0									
Dave Rosello, R (1, 6) OBP: 0.455, SLG: 0.625		6-3							6-3	2	1	0	0	1	0	0									
Rick Reuschel, R (1, 1) OBP: 0.174, SLG: 0.159 Jim Tyrone, R (7, PH)			5-3							1	0	0	0	0	0	0									
Tom Phoebus, R (8, 1) OBP: 0.118, SLG: 0.118 Juan Pizarro, L (9, 1) OBP: 0.182, SLG: 0.143							SH 1B		K	1	0	0	0	0	0	0									
Inning Stats	R: 2 E: 1 K: 1 S: 7	H: 2 LOB: 0 BB: 0 P: 7	R: 0 E: 0 K: 1 S: 5	H: 0 LOB: 0 BB: 0 P: 5	R: 1 E: 0 K: 0 S: 4	H: 2 LOB: 0 BB: 0 P: 4	R: 0 E: 0 K: 0 S: 2	H: 0 LOB: 0 BB: 1 P: 6	R: 1 E: 2 K: 0 S: 5	H: 1 LOB: 3 BB: 2 P: 13	R: 0 E: 0 K: 1 S: 5	H: 0 LOB: 0 BB: 0 P: 5	R: 0 E: 0 K: 1 S: 5	H: 0 LOB: 0 BB: 0 P: 5	R: 0 E: 0 K: 0 S: 3	H: 0 LOB: 0 BB: 0 P: 3	R: 0 E: 0 K: 0 S: 3	H: 0 LOB: 0 BB: 0 P: 3	1B: 3 2B: 1 3B: 1 HR: 0	SF: 1 SAC: 1 DP: 2 HBP: 0	WP: 1 PB: 0 SB: 0 CS: 0	PA: 31			
PITCHER	IP	WLS	BF	H	R	ER	SO	BB	IBB	HBP	BLK	WP	HR	S	P	ERA	WHIP								
Wayne Twitchell, R (1, 1) ERA: 4.06	4.2	L	21	5	4	2	2	3	0	0	0	0	0	22	34	3.86	1.714								
Mac Scarce, L (5, 1) ERA: 3.44	1.1		4	0	0	0	1	0	0	0	0	0	0	6	6	0.00	0.000								
Bill Wilson, R (7, 1) ERA: 3.3	2.0		6	0	0	0	1	0	0	0	0	0	0	8	8	0.00	0.000								

AB 26
R 4
H 5
RBI 3
BB 3
SO 4
LOB 6



Batter	1	2	3	4	5	6	7	8	9	AB	R	H	RBI	BB	SO	LOB	TOP								
Terry Harmon, R OBP: 0.372, SLG: 0.367 (1,4)										5	1	2	1	0	1	2	Philadelphia Phillies @ Chicago Cubs Wrigley Field, Chicago, IL Tue Oct 03 1972, 3:33 AM CDT Att: 2,264 - Unknown								
Larry Bowa, S OBP: 0.288, SLG: 0.317 (1,6)										5	2	2	1	0	1	2									
Don Money, R OBP: 0.278, SLG: 0.344 Mike Schmidt, R OBP: 0.351, SLG: 0.323 (1,5) (5,5)										3	2	2	3	0	0	0									
Greg Luzinski, R OBP: 0.331, SLG: 0.453 (1,7)										4	3	3	2	1	0	1									
Willie Montanez, L OBP: 0.322, SLG: 0.408 Joe Lis, R OBP: 0.380, SLG: 0.414 (7, PH) (7, 3)										3	0	0	0	0	0	1									
Roger Freed, R OBP: 0.344, SLG: 0.395 (1,9)										5	0	1	0	0	1	4									
Bill Robinson, R OBP: 0.262, SLG: 0.432 (1,8)										4	1	1	2	0	1	2									
John Bateman, R OBP: 0.253, SLG: 0.292 (1,2)										4	0	1	0	0	1	0									
Steve Carlton, L OBP: 0.236, SLG: 0.265 (1,1)										3	1	1	0	0	0	0									
Inning Stats	R: 0 E: 0 K: 0 S: 3	H: 1 LOB: 0 BB: 0 P: 3	R: 2 E: 0 K: 0 S: 5	H: 2 LOB: 0 BB: 0 P: 5	R: 4 E: 0 K: 1 S: 10	H: 5 LOB: 1 BB: 0 P: 10	R: 0 E: 0 K: 1 S: 6	H: 1 LOB: 1 BB: 0 P: 6	R: 2 E: 0 K: 2 S: 9	H: 2 LOB: 0 BB: 0 P: 9	R: 0 E: 0 K: 0 S: 3	H: 0 LOB: 0 BB: 0 P: 3	R: 2 E: 0 K: 0 S: 4	H: 2 LOB: 1 BB: 2 P: 12	R: 1 E: 0 K: 1 S: 6	H: 1 LOB: 0 BB: 0 P: 6		R: 0 E: 0 K: 0 S: 3	H: 0 LOB: 1 BB: 1 P: 7	1B: 7 2B: 1 3B: 0 HR: 6	SF: 0 SAC: 1 DP: 1 HBP: 0	WP: 1 PB: 0 SB: 0 CS: 1	PA: 42		
PITCHER	IP WLS BF H R ER SO BB IBB HBP BLK WP HR S P ERA WHIP	IP WLS BF H R ER SO BB IBB HBP BLK WP HR S P ERA WHIP	IP WLS BF H R ER SO BB IBB HBP BLK WP HR S P ERA WHIP	IP WLS BF H R ER SO BB IBB HBP BLK WP HR S P ERA WHIP	IP WLS BF H R ER SO BB IBB HBP BLK WP HR S P ERA WHIP	IP WLS BF H R ER SO BB IBB HBP BLK WP HR S P ERA WHIP	IP WLS BF H R ER SO BB IBB HBP BLK WP HR S P ERA WHIP	IP WLS BF H R ER SO BB IBB HBP BLK WP HR S P ERA WHIP	IP WLS BF H R ER SO BB IBB HBP BLK WP HR S P ERA WHIP	IP WLS BF H R ER SO BB IBB HBP BLK WP HR S P ERA WHIP	IP WLS BF H R ER SO BB IBB HBP BLK WP HR S P ERA WHIP	IP WLS BF H R ER SO BB IBB HBP BLK WP HR S P ERA WHIP	IP WLS BF H R ER SO BB IBB HBP BLK WP HR S P ERA WHIP	IP WLS BF H R ER SO BB IBB HBP BLK WP HR S P ERA WHIP	IP WLS BF H R ER SO BB IBB HBP BLK WP HR S P ERA WHIP	IP WLS BF H R ER SO BB IBB HBP BLK WP HR S P ERA WHIP	IP WLS BF H R ER SO BB IBB HBP BLK WP HR S P ERA WHIP	IP WLS BF H R ER SO BB IBB HBP BLK WP HR S P ERA WHIP	IP WLS BF H R ER SO BB IBB HBP BLK WP HR S P ERA WHIP	IP WLS BF H R ER SO BB IBB HBP BLK WP HR S P ERA WHIP	IP WLS BF H R ER SO BB IBB HBP BLK WP HR S P ERA WHIP	IP WLS BF H R ER SO BB IBB HBP BLK WP HR S P ERA WHIP	IP WLS BF H R ER SO BB IBB HBP BLK WP HR S P ERA WHIP	IP WLS BF H R ER SO BB IBB HBP BLK WP HR S P ERA WHIP	IP WLS BF H R ER SO BB IBB HBP BLK WP HR S P ERA WHIP

AB	38
R	11
H	14
RBI	10
BB	3
SO	5
LOB	13



Batter	1	2	3	4	5	6	7	8	9	AB	R	H	RBI	BB	SO	LOB	BOTTOM								
Bill North, S OBP: 0.281, SLG: 0.248 (1,8)										5	0	1	0	0	0	5	Philadelphia Phillies @ Chicago Cubs Wrigley Field, Chicago, IL Tue Oct 03 1972, 3:33 AM CDT Att: 2,264 - Unknown								
Gene Hiser, L OBP: 0.294, SLG: 0.200 (1,9)										5	0	0	0	0	1	5									
Jim Tyrone, R (1,7)										4	0	0	0	0	2	2									
Carmen Fanzone, R OBP: 0.333, SLG: 0.383 (1,5)										4	1	1	0	0	0	0									
Pat Bourque, L OBP: 0.321, SLG: 0.308 (1,3)										4	0	2	1	0	0	0									
Ken Rudolph, R OBP: 0.283, SLG: 0.321 (1,2)										4	0	2	0	0	1	1									
Al Montreuil, R OBP: 0.167, SLG: 0.091 (1,4)										2	0	0	0	1	1	3									
Dave Rosello, R OBP: 0.400, SLG: 0.500 (1,6)										4	0	1	0	0	1	2									
Don McGinn, L ERA: 5.89 Larry Gura, L ERA: 3.85 Clint Compton, L ERA: 9.0 Joe Decker, R ERA: 2.13 (1,1) (4,1) (6,1) (8,1)										3	0	0	0	0	0	0									
Inning Stats	R: 0 E: 0 K: 1 S: 5	H: 0 LOB: 0 BB: 0 P: 5	R: 0 E: 0 K: 1 S: 6	H: 1 LOB: 1 BB: 0 P: 6	R: 0 E: 0 K: 0 S: 4	H: 1 LOB: 1 BB: 0 P: 4	R: 0 E: 0 K: 0 S: 5	H: 2 LOB: 2 BB: 0 P: 5	R: 0 E: 0 K: 0 S: 3	H: 0 LOB: 0 BB: 0 P: 3	R: 0 E: 1 K: 1 S: 6	H: 0 LOB: 1 BB: 0 P: 6	R: 1 E: 0 K: 3 S: 11	H: 2 LOB: 1 BB: 0 P: 11	R: 0 E: 0 K: 1 S: 6	H: 1 LOB: 2 BB: 1 P: 10		R: 0 E: 0 K: 1 S: 6	H: 1 LOB: 1 BB: 1 P: 10	1B: 8 2B: 1 3B: 0 HR: 0	SF: 0 SAC: 0 DP: 0 HBP: 0	WP: 0 PB: 0 SB: 0 CS: 0	PA: 38		
PITCHER	IP WLS BF H R ER SO BB IBB HBP BLK WP HR S P ERA WHIP	IP WLS BF H R ER SO BB IBB HBP BLK WP HR S P ERA WHIP	IP WLS BF H R ER SO BB IBB HBP BLK WP HR S P ERA WHIP	IP WLS BF H R ER SO BB IBB HBP BLK WP HR S P ERA WHIP	IP WLS BF H R ER SO BB IBB HBP BLK WP HR S P ERA WHIP	IP WLS BF H R ER SO BB IBB HBP BLK WP HR S P ERA WHIP	IP WLS BF H R ER SO BB IBB HBP BLK WP HR S P ERA WHIP	IP WLS BF H R ER SO BB IBB HBP BLK WP HR S P ERA WHIP	IP WLS BF H R ER SO BB IBB HBP BLK WP HR S P ERA WHIP	IP WLS BF H R ER SO BB IBB HBP BLK WP HR S P ERA WHIP	IP WLS BF H R ER SO BB IBB HBP BLK WP HR S P ERA WHIP	IP WLS BF H R ER SO BB IBB HBP BLK WP HR S P ERA WHIP	IP WLS BF H R ER SO BB IBB HBP BLK WP HR S P ERA WHIP	IP WLS BF H R ER SO BB IBB HBP BLK WP HR S P ERA WHIP	IP WLS BF H R ER SO BB IBB HBP BLK WP HR S P ERA WHIP	IP WLS BF H R ER SO BB IBB HBP BLK WP HR S P ERA WHIP	IP WLS BF H R ER SO BB IBB HBP BLK WP HR S P ERA WHIP	IP WLS BF H R ER SO BB IBB HBP BLK WP HR S P ERA WHIP	IP WLS BF H R ER SO BB IBB HBP BLK WP HR S P ERA WHIP	IP WLS BF H R ER SO BB IBB HBP BLK WP HR S P ERA WHIP	IP WLS BF H R ER SO BB IBB HBP BLK WP HR S P ERA WHIP	IP WLS BF H R ER SO BB IBB HBP BLK WP HR S P ERA WHIP	IP WLS BF H R ER SO BB IBB HBP BLK WP HR S P ERA WHIP	IP WLS BF H R ER SO BB IBB HBP BLK WP HR S P ERA WHIP	IP WLS BF H R ER SO BB IBB HBP BLK WP HR S P ERA WHIP



Batter	1	2	3	4	5	6	7	8	9	AB	R	H	RBI	BB	SO	LOB	TOP											
Denny Doyle, L (1,4) OBP: 0.295, SLG: 0.296	F7		G3				G3			3	0	0	0	1	0	1	Philadelphia Phillies @ Chicago Cubs Wrigley Field, Chicago, IL Wed Oct 04 1972, 3:33 AM CDT Att. 3,445 - Overcast - 65 F											
Don Money, R (1,5) OBP: 0.276, SLG: 0.343	K		K				K			1	0	0	0	1	0													
Mike Schmidt, R (2,5) OBP: 0.325, SLG: 0.294	K		K				K			3	0	0	0	3	3													
Tom Hutton, L (1,9) OBP: 0.354, SLG: 0.344			1-3				G3			2	0	0	0	1	0	3												
Deron Johnson, R (6, PH) OBP: 0.298, SLG: 0.357										1	1	1	1	0	0	0												
Roger Freed, R (8,9) OBP: 0.344, SLG: 0.395								HR		0	0	0	0	0	0	0												
Willie Montanez, L (1,3) OBP: 0.320, SLG: 0.405	F7									4	0	0	0	0	1													
Greg Luzinski, R (1,7) OBP: 0.332, SLG: 0.453										4	1	2	0	0	0	0												
Bill Robinson, R (1,8) OBP: 0.258, SLG: 0.426										3	0	0	0	0	1													
Bob Boone, R (1,2) OBP: 0.333, SLG: 0.353										3	0	0	0	1	0	1												
Larry Bowa, S (1,6) OBP: 0.291, SLG: 0.320										4	0	3	1	0	0	0												
Barry Lersch, S (1,1)	K									3	0	0	0	0	1	4												
Inning Stats	R: 0 E: 0 K: 1 S: 5	H: 0 LOB: 1 BB: 1 P: 9	R: 1 E: 0 K: 1 S: 7	H: 2 LOB: 1 BB: 0 P: 7	R: 0 E: 0 K: 1 S: 5	H: 0 LOB: 0 BB: 0 P: 5	R: 0 E: 0 K: 0 S: 3	H: 0 LOB: 0 BB: 0 P: 3	R: 0 E: 1 K: 1 S: 6	H: 1 LOB: 3 BB: 2 P: 14	R: 0 E: 0 K: 0 S: 4	H: 1 LOB: 1 BB: 0 P: 4	R: 1 E: 0 K: 1 S: 6	H: 1 LOB: 0 BB: 0 P: 6	R: 0 E: 0 K: 0 S: 3	H: 0 LOB: 0 BB: 0 P: 3	1B: 5 2B: 0 3B: 0 HR: 1	SF: 0 SAC: 1 DP: 1 HBP: 0	WP: 0 PB: 0 SB: 0 CS: 0	PA: 35								
PITCHER	IP	WLS	BF	H	R	ER	SO	BB	IBB	HBP	BLK	WP	HR	S	P	ERA	WHIP											
Bill Bonham, R (1,1) ERA: 3.12	8.0	L	32	6	2	2	5	2	1	0	0	0	0	1	39	51	2.25	1.000										
Jack Aker, R (9,1) ERA: 2.96	1.0		3	0	0	0	0	0	0	0	0	0	0	3	3	0.00	0.000											

AB	31
R	2
H	6
RBI	2
BB	3
SO	5
LOB	14



Batter	1	2	3	4	5	6	7	8	9	AB	R	H	RBI	BB	SO	LOB	BOTTOM										
Don Kessinger, S (1,6) OBP: 0.351, SLG: 0.334	5-3									4	0	1	0	0	0	0	Philadelphia Phillies @ Chicago Cubs Wrigley Field, Chicago, IL Wed Oct 04 1972, 3:33 AM CDT Att. 3,445 - Overcast - 65 F										
Jose Cardenal, R (1,9) OBP: 0.356, SLG: 0.454	5-3		1B							4	0	0	0	0	1												
Billy Williams, L (1,7) OBP: 0.398, SLG: 0.606										3	0	1	0	0	0	1											
Gene Hiser, L (6, PR) OBP: 0.288, SLG: 0.196	G3		F9							1	0	0	0	0	0	0											
Jim Hickman, R (1,3) OBP: 0.364, SLG: 0.462										4	1	1	1	0	2	1											
Ron Santo, R (1,5) OBP: 0.391, SLG: 0.487										3	0	0	0	1	0	0											
Glenn Beckert, R (1,4) OBP: 0.304, SLG: 0.344										3	0	1	0	0	0	1											
Bill North, S (1,8) OBP: 0.262, SLG: 0.244										2	0	0	0	1	0	2											
Randy Hundley, R (1,2) OBP: 0.261, SLG: 0.294										3	0	0	0	0	0	4											
Bill Bonham, R (1,1) OBP: 0.375, SLG: 0.286										2	0	0	0	0	1	0											
Pat Bourque, L (8, PH) OBP: 0.310, SLG: 0.296										1	0	0	0	0	0	0											
Jack Aker, R (9,1) ERA: 2.96										0	0	0	0	0	0	0											
Inning Stats	R: 0 E: 0 K: 0 S: 3	H: 0 LOB: 0 BB: 0 P: 3	R: 1 E: 1 K: 0 S: 4	H: 1 LOB: 1 BB: 1 P: 8	R: 0 E: 0 K: 1 S: 6	H: 1 LOB: 1 BB: 0 P: 6	R: 0 E: 0 K: 1 S: 5	H: 0 LOB: 0 BB: 0 P: 5	R: 0 E: 0 K: 0 S: 3	H: 0 LOB: 0 BB: 0 P: 3	R: 0 E: 0 K: 0 S: 4	H: 1 LOB: 1 BB: 0 P: 4	R: 0 E: 0 K: 0 S: 3	H: 1 LOB: 1 BB: 1 P: 7	R: 0 E: 0 K: 0 S: 3	H: 0 LOB: 0 BB: 0 P: 3	R: 0 E: 0 K: 1 S: 5	H: 0 LOB: 0 BB: 0 P: 5	1B: 2 2B: 0 3B: 1 HR: 1	SF: 0 SAC: 0 DP: 2 HBP: 0	WP: 0 PB: 0 SB: 0 CS: 0	PA: 32					
PITCHER	IP	WLS	BF	H	R	ER	SO	BB	IBB	HBP	BLK	WP	HR	S	P	ERA	WHIP										
Barry Lersch, R (1,1) ERA: 3.04	9.0	W	32	4	1	1	3	2	0	0	1	0	1	36	44	1.00	0.667										

