

Philadelphia Phillies - 1973

Batter	1	2	3	4	5	6	7	8	9	AB R H RBI BB SO LOB	TOP					
Larry Bowa, S (1, 6) OBP: 0.250, SLG: 0.250	0-0 F6		0-0 L8			0-0 1B		0-0 5-3		4 0 1 0 0 0 1						
Del Unser, L (1, 8)	0-0 1-3			0-3 K		0-0 L8		4-0 BB		3 0 0 0 1 1 1						
Willie Montanez, L (1, 9) OBP: 0.667, SLG: 0.500	4-0 BB			0-0 CS 1B		0-0 L9		0-0 F5		2 0 1 0 1 0 1						
Deron Johnson, R (8, PH)										1 0 0 0 0 0 2						
Bill Wilson, R (8, 1)										0 0 0 0 0 0 0						
Tom Hutton, L (1, 3) OBP: 0.333, SLG: 0.333	0-0 G3			0-0 F9			0-0 1B		0-0 5-3	3 0 1 0 0 0 2						
Mike Anderson, R (9, PH)				1-2						1 0 0 0 0 0 0						
Greg Luzinski, R (1, 7)		0-0 5-3			0-3 K		0-3 K		0-3 K	4 0 0 0 0 3 1						
Jose Pagan, R (1, 5) OBP: 0.250, SLG: 0.500		0-3 K			0-0 2B		0-0 F8		0-0 F7	4 0 1 0 0 1 1						
Mike Ryan, R (1, 2)		0-0 F3			0-3 K		0-3 K			3 0 0 0 0 2 2						
Denny Doyle, L (1, 4)			0-3 K		0-3 K			0-0 4-3		3 0 0 0 0 2 1						
Steve Carlton, L (1, 1)						0-0 F2		0-0 2B		2 0 0 0 0 0 0						
Bill Robinson, R (8, PH) OBP: 1.000, SLG: 2.000			0-0 6-3							1 0 1 0 0 0 0						
Inning Stats	R: 0 E: 0 K: 0 S: 3	H: 0 LOB: 1 BB: 1 P: 7	R: 0 E: 0 K: 1 S: 5	H: 0 LOB: 0 BB: 0 P: 5	R: 0 E: 0 K: 1 S: 5	H: 1 LOB: 0 BB: 0 P: 5	R: 0 E: 0 K: 3 S: 10	H: 1 LOB: 1 BB: 0 P: 10	R: 0 E: 0 K: 2 S: 8	H: 1 LOB: 1 BB: 0 P: 8	R: 0 E: 0 K: 1 S: 5	H: 0 LOB: 0 BB: 0 P: 5	1B: 3 2B: 2 3B: 0 HR: 0	SF: 0 SAC: 0 DP: 0 HBP: 0	WP: 0 PB: 0 SB: 0 CS: 1	PA: 33
PITCHER	IP WLS BF H R ER SO BB IBB HBP BLK WP HR S P ERA WHIP															
Tom Seaver, R (1, 1) ERA:	7.2 W 29 5 0 0 8 2 0 0 0 0 0 0 43 51 0.00 0.913															
Tug McGraw, L (8, 1) ERA:	1.1 S 4 0 0 0 1 0 0 0 0 0 0 0 6 6 0.00 0.000															

Philadelphia Phillies @ New York Mets
 Shea Stadium, Flushing, NY
 Fri Apr 06 1973, 3:33 AM EST
 Att. 27,326 - Unknown

AB	31
R	0
H	5
RBI	0
BB	2
SO	9
LOB	12



WP: 0	PA: 33
-------	--------

Batter	1	2	3	4	5	6	7	8	9	AB	R	H	RBI	BB	SO	LOB
Bud Harrelson, S (1, 6) BBB	4-0 G4-3 BB		x 0-0 L4		x 0-0 L4			x 0-0 6-3		3	0	0	0	1	0	1
Felix Millan, R (1, 4) OBP: 0.250, SLG: 0.500	x 0-0 G4-3 1-2f			x 0-0 HR 2B		x 0-0 6-3		x 0-0 5-3		4	1	1	0	0	0	1
Willie Mays, R (1, 8)	x 0-0 P3			x 0-0 F8		x 0-0 P3				3	0	0	0	0	0	1
Rusty Staub, L (1, 9)		x 0-0 F2		x 0-3 K		x 0-0 L8				3	0	0	0	0	1	1
Cleon Jones, R (1, 7) OBP: 1.000, SLG: 3.000		x 0-0 1B		x 0-0 HR 2-H			x 0-0 HR			3	2	3	3	0	0	0
John Milner, L (1, 3)		x 0-0 F8		x 0-0 F7		x 0-0 F8				3	0	0	0	0	0	1
Jim Fregosi, R (1, 5) OBP: 0.333, SLG: 0.333		x 0-0 P4			x 0-0 SH2-4 1B		x 0-3 K			3	0	1	0	0	1	1
Duffy Dyer, R (1, 2)			x 0-0 P5		x 0-0 F8		x 0-0 5-3			3	0	0	0	0	0	1
Tom Seaver, R (1, 1)			x 0-3 K		x 0-0 SH2-4 1-2					1	0	0	0	0	1	0
Tug McGraw, R (8, 1)								x 0-0 1-3		1	0	0	0	0	0	0


Inning Stats	R: 0	H: 0	E: 0	K: 0	S: 2	LOB: 0	BB: 1	P: 6	R: 0	H: 1	E: 0	K: 0	S: 4	LOB: 1	BB: 0	P: 4	R: 0	H: 0	E: 0	K: 1	S: 5	LOB: 0	BB: 0	P: 5	R: 2	H: 2	E: 0	K: 1	S: 7	LOB: 0	BB: 0	P: 7	R: 0	H: 1	E: 0	K: 0	S: 4	LOB: 1	BB: 0	P: 4	R: 0	H: 0	E: 0	K: 0	S: 3	LOB: 0	BB: 0	P: 3	R: 1	H: 1	E: 0	K: 1	S: 6	LOB: 0	BB: 0	P: 6	R: 0	H: 0	E: 0	K: 0	S: 3	LOB: 0	BB: 0	P: 3
PITCHER	IP	WLS	BF	H	R	ER	SO	BB	IBB	HBP	BLK	WP	HR	S	P	ERA	WHIP																																															
Steve Carlton, L (1, 1) ERA: 3.86	7.0	L	26	5	3	3	3	1	0	0	0	0	0	31	35	3.86	0.857																																															
Bill Wilson, R (8, 1) ERA:	1.0		3	0	0	0	0	0	0	0	0	0	0	3	3	0.00	0.000																																															

BOTTOM

Philadelphia Phillies @ New York Mets
Shea Stadium, Flushing, NY
Fri Apr 06 1973, 3:33 AM EST
Att. 27,326 - Unknown

livebaseballscores.com

AB	27
R	3
H	5
RBI	3
BB	1
SO	3
LOB	7



WP: 0	PA: 29
PB: 0	SB: 0
CS: 0	

Batter	1	2	3	4	5	6	7	8	9	AB R H RBI BB SO LOB	TOP
Larry Bowa, S OBP: 0.125, SLG: 0.125 (1, 6) X	0-0 6-3		0-0 F3		0-0 F9			0-0 6-3		4 0 0 0 0 0 1	
Bill Robinson, R OBP: 0.800, SLG: 1.750 (1, 8) B B B	4-0 1B BB		0-0 1B			0-0 HR		0-0 6-3		3 2 2 1 1 0 0	
Willie Montanez, L OBP: 0.571, SLG: 0.400 (1, 9) X	0-0 1B		0-0 1-3			0-0 1-3		4-0 SH3-4 BB		3 0 1 1 1 0 1	
Deron Johnson, R (1, 3) X	0-0 G6-4-3			0-0 F8		0-3 K		0-0 SH3-4		3 0 0 0 0 1 1	
Greg Luzinski, R (1, 7) X		0-0 F6		0-0 F3		0-0 6-3		4-0 IBB		3 0 0 0 1 0 0	
Jose Pagan, R OBP: 0.125, SLG: 0.250 (1, 5) S S S		0-3 K		0-0 5-3			0-0 1-3		0-0 F9	4 0 0 0 0 1 2	
Bob Boone, R OBP: 0.500, SLG: 0.333 (1, 2) B B B B		4-0 BB			0-0 F8		0-0 F4 1B		0-0 F3	3 0 1 0 1 0 2	
Terry Harmon, R (1, 4) X		0-0 F8			0-0 F8		0-0 F4			3 0 0 0 0 0 2	
Jim Lonborg, R (1, 1)			0-0 5-3			4-0 BB		0-0 6-3		1 0 0 0 1 0 0	
Bill Wilson, R (7, 1)										0 0 0 0 0 0 0	
Mike Anderson, R (8, PH)										1 0 0 0 0 0 0	
Dick Selma, R (8, 1)										0 0 0 0 0 0 0	
Inning Stats	R: 1 H: 1 E: 0 LOB: 0 K: 0 BB: 1 S: 3 P: 7	R: 0 H: 0 E: 0 LOB: 1 K: 1 BB: 1 S: 5 P: 9	R: 0 H: 1 E: 0 LOB: 1 K: 0 BB: 0 S: 4 P: 4	R: 0 H: 0 E: 0 LOB: 0 K: 0 BB: 0 S: 3 P: 3	R: 0 H: 0 E: 0 LOB: 1 K: 0 BB: 1 S: 3 P: 7	R: 1 H: 1 E: 0 LOB: 0 K: 1 BB: 0 S: 6 P: 6	R: 0 H: 1 E: 0 LOB: 0 K: 0 BB: 0 S: 3 P: 3	R: 0 H: 0 E: 0 LOB: 0 K: 0 BB: 0 S: 3 P: 3	R: 0 H: 0 E: 0 LOB: 2 K: 0 BB: 2 S: 3 P: 11	1B: 3 SF: 0 2B: 0 SAC: 1 3B: 0 DP: 1 HR: 1 HBP: 0	WP: 0 PA: 34 PB: 0 SB: 1 CS: 0
PITCHER Jon Matlack, L (1, 1) ERA: 2.0	IP WLS BF H R ER SO BB IBB HBP BLK WP HR S P ERA WHIP										
	9.0 W 34 4 2 2 2 4 1 0 0 0 1 33 53 2.00 0.889										
PITCHER	IP WLS BF H R ER SO BB IBB HBP BLK WP HR S P ERA WHIP										

Philadelphia Phillies @ New York Mets
Shea Stadium, Flushing, NY
Sat Apr 07 1973, 3:33 AM EST
Att. 18,738 - Unknown

livebaseballscorecards.com

AB	28
R	2
H	4
RBI	2
BB	5
SO	2
LOB	9



BOTTOM

Philadelphia Phillies @ New York Mets
Shea Stadium, Flushing, NY

livebaseballscorecards.com

AB	31
R	3
H	9
RBI	3
BB	6
SO	4
LOB	19



WP:	0	PA:	39
PB:	0		
SB:	1		
CS:	1		

Sat Apr 07 1973, 3:33 AM EST
Att. 18,738 - Unknown

AB R H RBI BB SO LOB

4	0	1	0	1	2	4
5	0	1	0	0	1	3
5	0	1	1	0	0	4
3	1	1	0	1	0	1
4	0	1	1	0	0	3
3	1	2	1	1	0	0
4	0	2	0	0	0	3
3	0	0	0	0	1	1
0	0	0	0	2	0	0
0	0	0	0	1	0	0
0	1	0	0	0	0	0

1B:	6	SF:	0
2B:	2	SAC:	1
3B:	0	DP:	1
HR:	1	HBP:	1

Batter	1	2	3	4	5	6	7	8	9
Bud Harrelson, S OBP: 0.333, SLG: 0.143 (1, 6)	4-0 BB S	0-3 K		0-0 1-3 2-3			0-0 G5-2-3 1-2 1B		0-3 K
Felix Millan, R OBP: 0.222, SLG: 0.333 (1, 4)	0-3 K 1-2		0-0 L8	0-0 6-3			0-0 G5-2-3 1-2 2-3 1B		0-0 4-3 1-2
Willie Mays, R OBP: 0.125, SLG: 0.125 (1, 8)	0-0 F8		0-0 L9		0-0 F2		0-0 G5-2-3 1-2 2-3 3-Hf		0-0 2-H 1B
Rusty Staub, L OBP: 0.286, SLG: 0.333 (1, 9)	0-0 F8		0-0 1B 2B		0-0 F3		0-0 FC6 IBB		
Cleon Jones, R OBP: 0.571, SLG: 1.429 (1, 7)		0-0 F4	0-0 BB 1B 2-H		0-0 1-3		0-0 FC6 1-2f		
John Milner, L OBP: 0.429, SLG: 0.833 (1, 3)		0-0 HR	4-0 BB			0-0 CS 1B		0-0 L8	
Jim Fregosi, R OBP: 0.429, SLG: 0.571 (1, 5)		0-0 2B	0-0 F7			0-0 F4 1-2		0-0 1B	
Duffy Dyer, R (1, 2)		0-0 F8		1-0 SH1-4 HBP		0-0 F8		0-3 K	
Jon Mattack, L (1, 1)		4-0 BB		0-0 SH1-4			4-0 1B G5-2-3 1B BB		4-0 BB 1B 4-3

Inning Stats	R: 0	H: 0	E: 0	K: 1	S: 5	H: 0	LOB: 1	BB: 1	P: 9	R: 1	H: 2	E: 0	K: 1	S: 7	H: 2	LOB: 2	BB: 1	P: 11	R: 1	H: 0	E: 0	K: 0	S: 5	H: 0	LOB: 1	BB: 0	P: 4	R: 0	H: 0	E: 0	K: 0	S: 3	H: 1	LOB: 0	BB: 0	P: 3	R: 0	H: 2	E: 0	K: 0	S: 4	H: 1	LOB: 3	BB: 2	P: 12	R: 0	H: 1	E: 0	K: 1	S: 5	H: 1	LOB: 0	BB: 0	P: 5	R: 1	H: 1	E: 0	K: 1	S: 5	H: 1	LOB: 1	BB: 1	P: 9	1B: 6	SF: 0	2B: 2	SAC: 1	3B: 0	DP: 1	HR: 1	HBP: 1	WP: 0	PA: 39
--------------	------	------	------	------	------	------	--------	-------	------	------	------	------	------	------	------	--------	-------	-------	------	------	------	------	------	------	--------	-------	------	------	------	------	------	------	------	--------	-------	------	------	------	------	------	------	------	--------	-------	-------	------	------	------	------	------	------	--------	-------	------	------	------	------	------	------	------	--------	-------	------	-------	-------	-------	--------	-------	-------	-------	--------	-------	--------

PITCHER	IP	WLS	BF	H	R	ER	SO	BB	IBB	HBP	BLK	WP	HR	S	P	ERA	WHIP
Jim Lonborg, R ERA: 3.0 (1, 1)	6.0		29	7	2	2	2	4	0	1	0	0	1	28	45	3.00	1.833
Bill Wilson, R ERA: (7, 1)	1.0		3	0	0	0	0	0	1	0	0	0	0	2	6	0.00	0.000
Dick Selma, R ERA: 5.4 (8, 1)	1.2	L	7	2	1	1	2	1	0	0	0	0	0	10	14	5.40	1.800

Batter	1	2	3	4	5	6	7	8	9	AB R H RBI BB SO LOB	TOP											
Ron Hunt, R OBP: 0.316, SLG: 0.188 (1, 4)	0-0 F8			0-0 2B WP 1B	0-0 E6 BB BB		4-0 E BB		0-0 F8	4 1 1 0 1 0 1	Montreal Expos @ Philadelphia Phillies Veterans Stadium, Philadelphia, PA Tue Apr 10 1973, 6:05 PM EST Att. 40,809 - Unknown											
Tim Foli, R OBP: 0.389, SLG: 0.375 (1, 6)	0-0 4-3			0-0 WP 1-3 1B 2B	4-0 BB 1-2 BB		0-0 F9	0-0 2-H 1B	4 1 2 1 1 0 1													
Pepe Mangual, R OBP: 0.308, SLG: 0.583 Tom Walker, R (7, 1) Coco Laboy, R (9, PH)	0-3 K			0-3 K	0-3 K		0-0 F8	0-3 K	4 0 0 0 0 3 4 0 0 0 0 0 0 0 1 0 0 0 0 1 1													
Ron Woods, R OBP: 0.600, SLG: 0.500 (1, 9) (7, 7)		0-0 P3		0-0 BB 1B	4-0 BB 1-2 2-3 BB		0-0 F8		3 1 1 1 1 0 0													
Bob Bailey, R OBP: 0.133, SLG: 0.071 (1, 5)		0-0 6-3		4-0 BB 1-2 1B BB	0-0 F9		0-0 5-3		3 0 0 0 1 0 3													
Hal Breeden, R OBP: 0.250, SLG: 1.000 (1, 3)		0-0 F9		0-3 K		0-0 F8		0-0 HR	4 1 1 1 0 1 2													
John Boccabella, R OBP: 0.250, SLG: 0.250 (1, 2)			0-0 F8	0-0 1-2 2-H 1B	0-3 K	0-3 K	0-3 K		4 0 1 1 0 2 0													
Jorge Roque, R OBP: 0.067, SLG: 0.133 (1, 8)			0-3 K	0-0 F8		0-0 F9		0-0 1B 2B	4 1 1 0 0 1 2													
Mike Torrez, R OBP: 0.200, SLG: 0.200 Joe Gilbert, R (5, 1) Ken Singleton, S OBP: 0.214, SLG: 0.091 (7, PH) (7, 9)			0-0 F9		0-0 F8		0-0 6-3	0-3 K	2 0 0 0 0 0 0 0 0 0 0 0 0 0 2 0 0 0 0 1 1													
Inning Stats	R: 0 E: 0 K: 1 S: 5	H: 0 LOB: 0 BB: 0 P: 5	R: 0 E: 0 K: 0 S: 3	H: 0 LOB: 0 BB: 0 P: 3	R: 0 E: 0 K: 1 S: 5	H: 0 LOB: 0 BB: 0 P: 5	R: 3 E: 0 K: 2 S: 11	H: 4 LOB: 2 BB: 1 P: 15	R: 0 E: 1 K: 1 S: 6	H: 0 LOB: 3 BB: 2 P: 14	R: 0 E: 0 K: 1 S: 5	H: 0 LOB: 0 BB: 0 P: 5	R: 0 E: 1 K: 0 S: 3	H: 0 LOB: 1 BB: 1 P: 7	R: 1 E: 0 K: 1 S: 6	H: 1 LOB: 0 BB: 0 P: 6	R: 1 E: 0 K: 2 S: 9	H: 2 LOB: 1 BB: 0 P: 9	1B: 4 2B: 2 3B: 0 HR: 1	SF: 0 SAC: 0 DP: 0 HBP: 0	WP: 1 PB: 0 SB: 0 CS: 0	PA: 39
PITCHER Steve Carlton, L ERA: 4.5 (1, 1)	IP: 9.0 WLS: W BF: 39 H: 7 R: 5 ER: 5 SO: 9 BB: 4 IBB: 0 HBP: 0 BLK: 0 WP: 1 HR: 1 S: 53 P: 69 ERA: 5.00 WHIP: 1.222											PITCHER IP: WLS: BF: H: R: ER: SO: BB: IBB: HBP: BLK: WP: HR: S: P: ERA: WHIP										

livebaseballscorecards.com

AB	35
R	5
H	7
RBI	4
BB	4
SO	9
LOB	15



Batter	1	2	3	4	5	6	7	8	9
Larry Bowa, S OBP: 0.308, SLG: 0.250 (1, 6)	0-0 5-3		0-0 FC4-2 1B		0-0 P5	4-0 BB		0-0 1-2 3-H 1B	
Cesar Tovar, R Jose Pagan, R OBP: 0.111, SLG: 0.222 (1, 5) (8, 5)	0-0 1-3		0-0 FC4-2 1-3 3-H SF8		4-0 HR BB	0-0 F8		0-0 F8	
Willie Montanez, L OBP: 0.417, SLG: 0.600 (1, 9)	0-3 K		0-0 FC4-2 2-3 3-H		0-0 HR		0-3 K	0-0 F9	
Deron Johnson, R OBP: 0.375, SLG: 0.333 (1, 3)		0-0 G6-4-3 1B	0-0 SF8		4-0 F8 1B BB		0-0 FC6-4 1B		
Greg Luzinski, R OBP: 0.167, SLG: 0.091 (1, 7)		0-0 G6-4-3 1-2f	0-0 6-3		0-0 FC6-4 1B		0-0 F8		
Del Unser, L OBP: 0.500, SLG: 0.400 (1, 8) Bill Robinson, R OBP: 0.571, SLG: 1.167 (5, PH) (6, 8)		0-0 CS 1B		0-0 G6-4-3 1B	0-0 F8		0-0 FC6-4 1-2f		
Mike Ryan, R OBP: 0.286, SLG: 0.167 (1, 2)		0-0 CS 1-2	4-0 BB E BB	0-0 G6-4-3 1-2f	0-0 FC6-4 1-2f			0-0 E 1B 1B	
Denny Doyle, L (1, 4)			4-0 E 1-2 BB	4-0 BB		0-0 P6		0-3 K	
Steve Carlton, L OBP: 0.167, SLG: 0.167 (1, 1)			0-0 E8 1-H 2-H 1B	0-0 3-1		0-0 F9		0-0 E2 1-3 1B	

Inning Stats	R: 0 E: 0 K: 1 S: 5	H: 0 LOB: 0 BB: 0 P: 5	R: 0 E: 0 K: 0 S: 3	H: 2 LOB: 0 BB: 0 P: 3	R: 4 E: 2 K: 0 S: 6	H: 2 LOB: 1 BB: 2 P: 14	R: 0 E: 0 K: 0 S: 3	H: 1 LOB: 1 BB: 1 P: 7	R: 2 E: 0 K: 0 S: 5	H: 2 LOB: 2 BB: 2 P: 13	R: 0 E: 0 K: 1 S: 3	H: 0 LOB: 1 BB: 1 P: 7	R: 0 E: 0 K: 1 S: 6	H: 1 LOB: 1 BB: 0 P: 6	R: 1 E: 1 K: 1 S: 8	H: 2 LOB: 2 BB: 0 P: 8
--------------	------------------------------	---------------------------------	------------------------------	---------------------------------	------------------------------	----------------------------------	------------------------------	---------------------------------	------------------------------	----------------------------------	------------------------------	---------------------------------	------------------------------	---------------------------------	------------------------------	---------------------------------

PITCHER	IP	WLS	BF	H	R	ER	SO	BB	IBB	HBP	BLK	WP	HR	S	P	ERA	WHIP
Mike Torrez, R ERA: 2.92 (1, 1)	4.1	L	23	7	6	3	1	5	0	0	0	0	1	20	40	6.23	2.769
Joe Gilbert, L ERA: (5, 1)	1.2		6	0	0	0	0	1	0	0	0	0	0	5	9	0.00	0.600
Tom Walker, R ERA: (7, 1)	2.0		10	3	1	0	2	0	0	0	0	0	0	14	14	0.00	1.500

BOTTOM

AB	R	H	RBI	BB	SO	LOB
4	0	2	1	1	0	0
3	2	0	0	1	0	2
1	0	0	0	0	0	2
5	1	1	2	0	2	4
2	0	2	1	1	0	0
4	0	1	0	0	0	3
2	0	2	0	0	0	0
2	0	0	0	0	0	3
3	2	1	0	1	0	3
2	1	0	0	2	1	1
4	1	1	1	0	0	2

AB 32
R 7
H 10
RBI 5
BB 6
SO 3
LOB 20

WP: 0 PA: 40
PB: 0
SB: 0
CS: 1

Phillies

Montreal Expos @ Philadelphia Phillies
Veterans Stadium, Philadelphia, PA
Tue Apr 10 1973, 6:05 PM EST
Att. 40,809 - Unknown

livebaseballscorecards.com

Batter	1	2	3	4	5	6	7	8	9	AB R H RBI BB SO LOB	TOP											
Ron Hunt, R OBP: 0.375, SLG: 0.167 (1, 4)			1-0 			0-0 		0-3 		2 1 0 0 1 1 1												
Tim Foli, R OBP: 0.318, SLG: 0.300 (1, 6)			0-0 			0-0 		0-0 		4 0 0 0 0 0 4												
Mike Jorgensen, L OBP: 0.222, SLG: 0.222 (1, 3)		0-0 			0-0 		0-0 		0-0 		5 0 2 0 0 0 1											
Ron Fairly, L OBP: 0.625, SLG: 0.400 Pepe Mangual, R OBP: 0.308, SLG: 0.583 (1, 7) (9, 7)		4-0 			0-0 		0-0 		0-0 		2 1 1 0 2 0 0 0 0 0 0 0 0 0											
Ken Singleton, S OBP: 0.211, SLG: 0.067 (1, 9)		0-0 			0-0 		0-3 		0-3 		4 1 0 0 1 2 4											
Jorge Roque, R OBP: 0.158, SLG: 0.333 (1, 8)		4-0 			0-0 		0-0 				3 1 1 4 1 0 1											
Coco Laboy, R OBP: 0.200, SLG: 0.800 (1, 5)		0-0 			0-3 		0-0 				4 1 1 1 0 1 2											
Terry Humphrey, R OBP: 0.167, SLG: 0.167 (1, 2)			0-0 			0-0 		0-3 		4 0 1 0 0 1 0												
Balor Moore, L Mike Marshall, R OBP: 0.500, SLG: 0.500 (1, 1) (7, 1)			0-3 			0-3 		0-0 		2 0 0 0 1 2 0 1 0 1 0 0 0 0												
Inning Stats	R: 5 E: 0 K: 0 S: 6	H: 3 LOB: 3 BB: 4 P: 23	R: 0 E: 0 K: 0 S: 3	H: 1 LOB: 2 BB: 2 P: 11	R: 0 E: 0 K: 1 S: 5	H: 0 LOB: 1 BB: 0 P: 6	R: 0 E: 0 K: 0 S: 3	H: 0 LOB: 0 BB: 0 P: 3	R: 0 E: 0 K: 1 S: 5	H: 0 LOB: 0 BB: 0 P: 5	R: 0 E: 0 K: 1 S: 5	H: 0 LOB: 0 BB: 0 P: 5	R: 0 E: 0 K: 1 S: 6	H: 1 LOB: 1 BB: 0 P: 6	R: 0 E: 0 K: 2 S: 8	H: 1 LOB: 1 BB: 0 P: 8	R: 0 E: 0 K: 1 S: 6	H: 1 LOB: 1 BB: 0 P: 6	1B: 5 2B: 0 3B: 0 HR: 2	SF: 0 SAC: 2 DP: 1 HBP: 2	WP: 0 PB: 0 SB: 0 CS: 0	PA: 41
PITCHER	IP WLS BF H R ER SO BB IBB HBP BLK WP HR S P ERA WHIP																					
Jim Lonborg, R ERA: 9.45 (1, 1)	0.2 L 9 3 5 5 0 3 0 0 0 0 0 2 5 18 67.50 9.000																					
Wayne Twitchell, R ERA: (1, 1)	1.1 7 1 0 0 0 3 0 0 0 0 0 0 4 16 0.00 3.000																					
Barry Lersch, R ERA: (3, 1)	4.0 13 0 0 0 3 0 0 1 0 0 0 0 18 19 0.00 0.000																					
Mac Scarce, L ERA: (7, 1)	2.0 8 2 0 0 3 0 0 0 0 0 0 0 14 14 0.00 1.000																					
Bill Wilson, R ERA: (9, 1)	1.0 4 1 0 0 1 0 0 0 0 0 0 0 6 6 0.00 1.000																					

Montreal Expos @ Philadelphia Phillies
 Veterans Stadium, Philadelphia, PA
 Thu Apr 12 1973, 6:05 PM EST
 Att. 5,130 - Unknown

livebaseballscorecards.com

AB	31
R	5
H	7
RBI	5
BB	6
SO	7
LOB	13



Batter	1	2	3	4	5	6	7	8	9	AB	R	H	RBI	BB	SO	LOB
Larry Bowa, S OBP: 0.333, SLG: 0.250 (1, 6)	0-3 K	4-0 E BB		0-0 L6		0-0 6-3		0-0 HBP 1B		4	0	1	0	1	1	1
Cesar Tovar, R (1, 5)	4-0 BB	0-0 E6			0-0 6-3		4-0 BB 1B	1-0 1B HBP		2	0	0	0	2	0	2
Willie Montanez, L OBP: 0.412, SLG: 0.533 (1, 9)	0-3 K	0-3 K			0-3 K		0-0 BB 1B	0-0 1B HBP		5	0	2	1	0	3	4
Deron Johnson, R OBP: 0.385, SLG: 0.222 (1, 3)	0-0 P4		0-0 5-3		4-0 BB BB		4-0 BB 1B	0-0 F1		3	0	0	0	2	0	3
Greg Luzinski, R OBP: 0.294, SLG: 0.333 (1, 7)		0-0 PB 1B 2B	0-0 2B		4-0 BB BB		0-3 K		0-0 6-3	4	1	2	0	1	1	3
Bill Robinson, R OBP: 0.333, SLG: 0.636 (1, 8)		0-0 P4	0-0 F9		0-0 5-3		0-3 K		0-0 1-3	5	0	0	0	0	1	7
Bob Boone, R OBP: 0.444, SLG: 0.286 (1, 2)		0-0 BB E 1B	0-0 F3		4-0 6-3 PB BB		0-0 4-3		0-0 4-3	4	1	1	1	1	0	4
Terry Harmon, R (1, 4)		4-0 E BB BB		0-3 K		0-0 L4		4-0 FC5-4 BB		2	0	0	0	2	1	1
Jim Lonborg, R Wayne Twitchell, R Mike Anderson, R Barry Lersch, S Jose Pagan, R Mac Scarce, L Del Unser, L Bill Wilson, R		0-0 F8		0-3 K		0-0 6-3		0-0 FC5-4 HBP 1B		0	0	0	0	0	0	0

Inning Stats	R: 0	H: 0	E: 0	K: 2	S: 7	H: 0	LOB: 1	BB: 1	P: 11	R: 2	H: 2	E: 1	K: 1	S: 8	H: 1	LOB: 3	BB: 2	P: 16	R: 0	H: 1	E: 0	K: 0	S: 4	H: 0	LOB: 1	BB: 0	P: 4	R: 0	H: 0	E: 0	K: 2	S: 7	H: 0	LOB: 0	BB: 0	P: 7	R: 0	H: 0	E: 0	K: 1	S: 5	H: 0	LOB: 2	BB: 2	P: 13	R: 0	H: 0	E: 0	K: 0	S: 3	H: 0	LOB: 1	BB: 1	P: 7	R: 0	H: 1	E: 0	K: 2	S: 8	H: 1	LOB: 3	BB: 2	P: 16	R: 1	H: 2	E: 0	K: 0	S: 4	H: 2	LOB: 2	BB: 1	P: 9	R: 0	H: 0	E: 0	K: 0	S: 3	H: 0	LOB: 0	BB: 0	P: 3	1B: 4	SF: 0	2B: 2	SAC: 0	3B: 0	DP: 0	HR: 0	HBP: 1	WP: 0	PA: 43
PITCHER	IP	WLS	BF	H	R	ER	SO	BB	IBB	HBP	BLK	WP	HR	S	P	ERA	WHIP																																																																										
Balor Moore, L ERA: 2.08 (1, 1)	6.0	W	30	4	2	1	6	7	0	0	0	0	0	35	63	1.50	1.833																																																																										
Mike Marshall, R ERA: 2.84 (7, 1)	3.0	S	13	2	1	1	2	2	0	1	0	0	0	14	23	3.00	1.333																																																																										

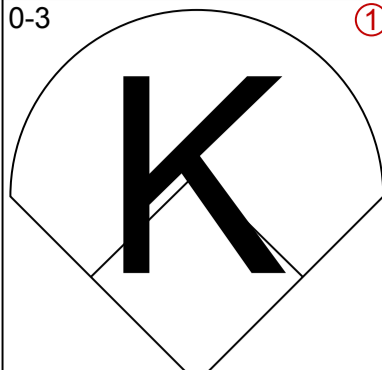
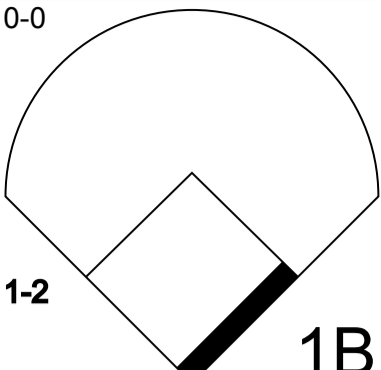
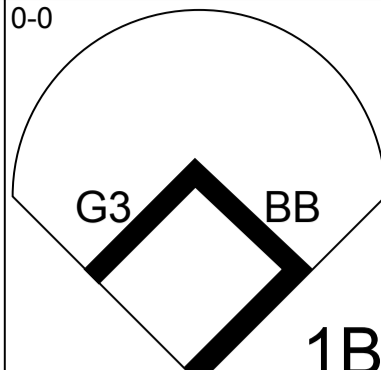
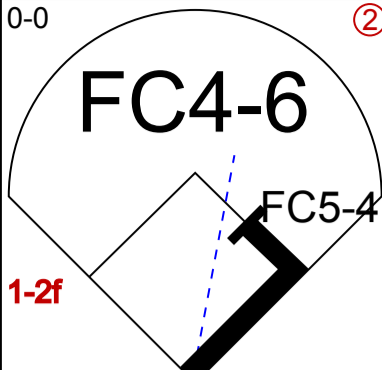
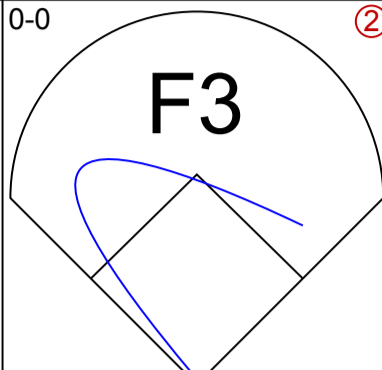
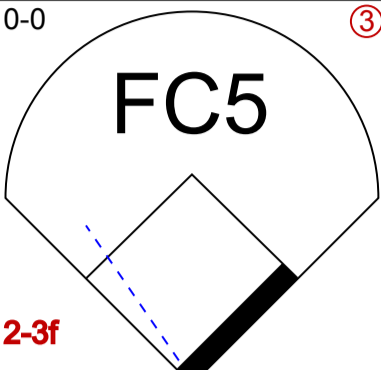
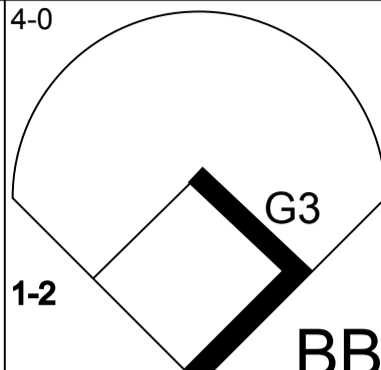
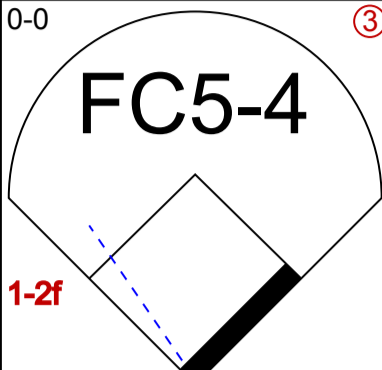
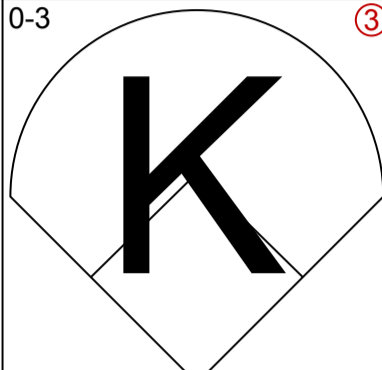
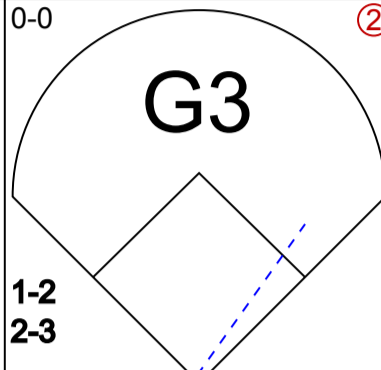
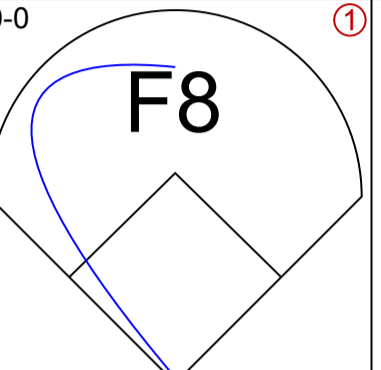
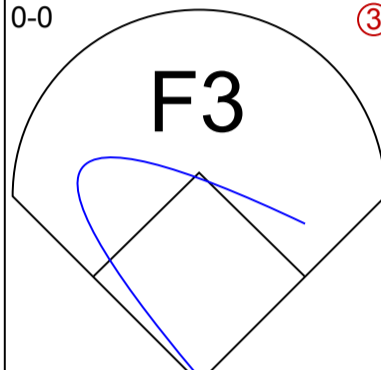
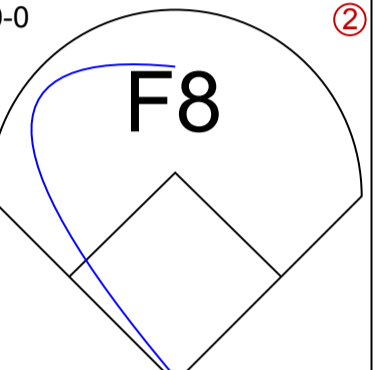
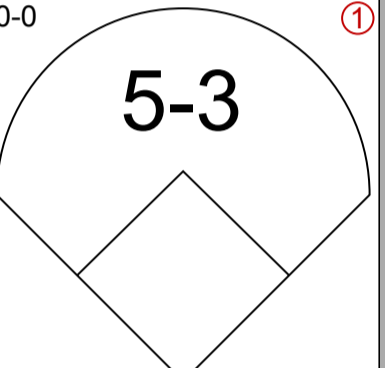
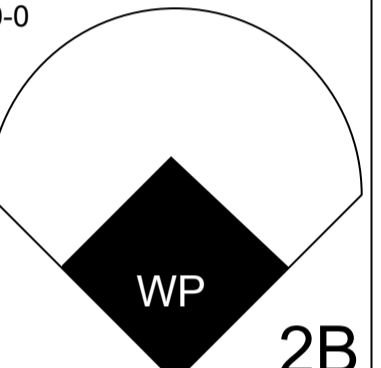
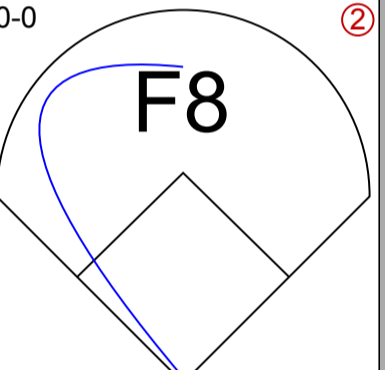
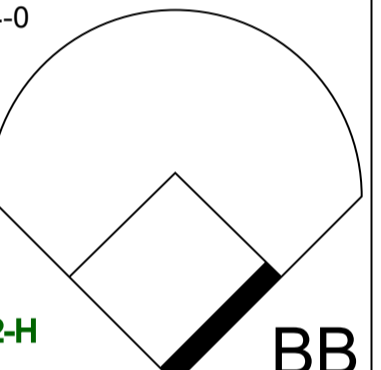
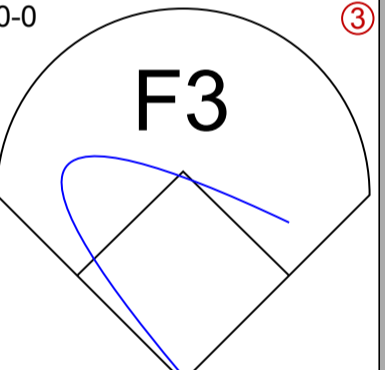
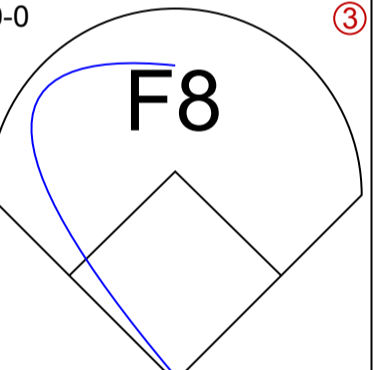
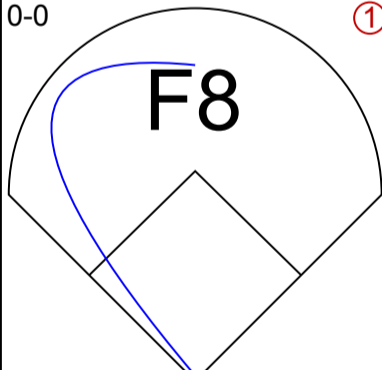
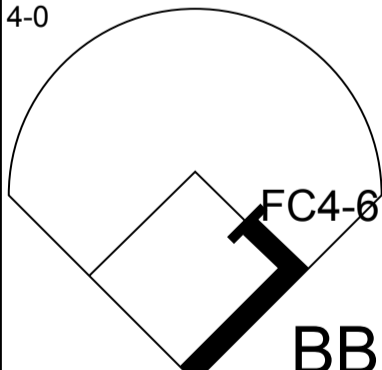
BOTTOM

Montreal Expos @ Philadelphia Phillies
Veterans Stadium, Philadelphia, PA
 Thu Apr 12 1973, 6:05 PM EST
 Att. 5,130 - Unknown

livebaseballscorecards.com

AB	33
R	3
H	6
RBI	2
BB	9
SO	8
LOB	29



Batter	1	2	3	4	5	6	7	8	9	AB R H RBI BB SO LOB	TOP	
Bud Harrelson, S (1, 6) OBP: 0.409, SLG: 0.400	0-3 		0-0  1B			0-0  G3 BB 1B		0-0  FC4-6 FC5-4 1-2f		4 0 2 0 0 1 1		
Felix Millan, R (1, 4) OBP: 0.300, SLG: 0.389	0-0 		0-0  FC5 2-3f			4-0  G3 BB 1-2		0-0  FC5-4 1-2f		3 0 0 0 1 0 3		
John Milner, L (1, 3) OBP: 0.421, SLG: 0.688	0-3 					0-0  G3 1-2 2-3			0-0  F8	3 0 0 0 1 1 2		
Rusty Staub, L (1, 9) OBP: 0.316, SLG: 0.250						0-0  F3			0-0  F8	3 0 1 0 1 0 2		
Cleon Jones, R (1, 7) OBP: 0.316, SLG: 0.706								0-0  5-3	0-0  2B	4 1 1 0 0 0 2		
Jim Fregosi, R (1, 5) OBP: 0.400, SLG: 0.385								0-0  F8	4-0  2-H BB	3 0 1 0 1 1 0		
Rich Chiles, L (1, 8) OBP: 0.083, SLG: 0.167								0-0  F3	0-0  F8	4 0 0 0 0 0 2		
Duffy Dyer, R (1, 2) OBP: 0.111, SLG: 0.059									0-0  F8	3 0 0 0 0 0 1		
Jon Matlack, L (1, 1) George Stone, L (5, 1) Ken Boswell, L (6, PH) Ray Sadecki, L (6, 1) Ed Kranepool, L (8, PH) Tug McGraw, R (8, 1)									4-0  FC4-6 BB	0 0 0 0 1 0 0 0 0 0 0 0 0 0 1 0 0 0 0 0 0 0 0 0 0 0 0 0 0 0 0 0 1 0 0 0 0 0 0 0 0 0		
Inning Stats	R: 0 E: 0 K: 2 S: 7 H: 0 LOB: 0 BB: 0 P: 7	R: 0 E: 0 K: 1 S: 4 H: 0 LOB: 0 BB: 1 P: 8	R: 0 E: 0 K: 0 S: 4 H: 1 LOB: 2 BB: 1 P: 8	R: 0 E: 0 K: 0 S: 2 H: 1 LOB: 0 BB: 1 P: 6	R: 0 E: 0 K: 0 S: 3 H: 1 LOB: 0 BB: 0 P: 3	R: 0 E: 0 K: 0 S: 4 H: 1 LOB: 2 BB: 1 P: 8	R: 0 E: 0 K: 0 S: 3 H: 0 LOB: 0 BB: 0 P: 3	R: 0 E: 0 K: 0 S: 3 H: 0 LOB: 1 BB: 1 P: 7	R: 1 E: 0 K: 0 S: 4 H: 1 LOB: 1 BB: 1 P: 8	1B: 4 2B: 1 3B: 0 HR: 0 SF: 0 SAC: 0 DP: 3 HBP: 0	WP: 2 PB: 0 SB: 0 CS: 0 PA: 34	
PITCHER Larry Christenson, R (1, 1) ERA: 1.0	IP WLS BF H R ER SO BB IBB HBP BLK WP HR S P ERA WHIP	9.0 W 34 5 1 1 3 6 0 0 0 1 0 34 58 1.00 1.222										

New York Mets @ Philadelphia Phillies
Veterans Stadium, Philadelphia, PA

AB	28
R	1
H	5
RBI	0
BB	6
SO	3
LOB	13



Fri Apr 13 1973, 6:05 PM EST
Att. 7,127 - Unknown

livebaseballscorecards.com

Batter	1	2	3	4	5	6	7	8	9	AB	R	H	RBI	BB	SO	LOB
Larry Bowa, S OBP: 0.348, SLG: 0.286 (1, 6)	0-0 L4		0-3 K	0-0 P4				0-0 1B		5	0	2	1	0	1	4
Cesar Tovar, R OBP: 0.500, SLG: 0.444 (1, 5)	0-0 1B		0-3 K		4-0 WP	0-3 K		0-0 1B		4	2	2	0	1	2	2
Willie Montanez, L OBP: 0.455, SLG: 0.526 (1, 9)	0-0 CS			0-0 FC6-4	4-0 HR	0-3 K		0-0 F3		4	1	2	1	1	1	3
Deron Johnson, R OBP: 0.353, SLG: 0.462 (1, 3)	0-0 P6			0-0 F2	0-0 HR					4	1	1	3	0	1	2
Greg Luzinski, R OBP: 0.238, SLG: 0.263 (1, 7)	0-0 CS	0-0 F7		0-0 FC6-4	0-0 4-3			0-3 K		4	1	0	0	0	1	1
Mike Anderson, R (8, 8)	1-2			1-2 WP				0-3 K		0	0	0	0	0	0	0
Bill Robinson, R OBP: 0.313, SLG: 0.600 (1, 8)		0-0 6-3		0-0 WP	0-0 F8			0-0 F8		4	1	1	0	0	0	0
Bob Boone, R OBP: 0.385, SLG: 0.200 (1, 2)		0-0 5-3		4-0 BB	0-0 E5					3	0	0	0	1	0	0
Terry Harmon, R OBP: 0.455, SLG: 0.444 (1, 4)			0-0 1B	0-0 BB	0-0 L3			0-0 1B		4	1	3	1	0	0	1
Larry Christenson, R (1, 1)			0-3 K	4-0 BB		0-3 K		0-3 K		3	0	0	0	1	3	2

Inning Stats	R: 1	H: 2	E: 0	K: 0	S: 4	LOB: 0	BB: 0	P: 4	R: 0	H: 0	E: 0	K: 0	S: 3	LOB: 0	BB: 0	P: 3	R: 0	H: 1	E: 0	K: 3	S: 10	LOB: 1	BB: 0	P: 10	R: 2	H: 3	E: 0	K: 0	S: 6	LOB: 3	BB: 2	P: 14	R: 3	H: 1	E: 1	K: 0	S: 5	LOB: 1	BB: 2	P: 13	R: 0	H: 1	E: 0	K: 3	S: 10	LOB: 1	BB: 0	P: 10	R: 0	H: 0	E: 0	K: 2	S: 7	LOB: 0	BB: 0	P: 7	R: 1	H: 3	E: 0	K: 1	S: 8	LOB: 2	BB: 0	P: 8
--------------	------	------	------	------	------	--------	-------	------	------	------	------	------	------	--------	-------	------	------	------	------	------	-------	--------	-------	-------	------	------	------	------	------	--------	-------	-------	------	------	------	------	------	--------	-------	-------	------	------	------	------	-------	--------	-------	-------	------	------	------	------	------	--------	-------	------	------	------	------	------	------	--------	-------	------

PITCHER	IP	WLS	BF	H	R	ER	SO	BB	IBB	HBP	BLK	WP	HR	S	P	ERA	WHIP
Jon Matlack, L ERA: 5.54 (1, 1)	4.0	L	22	7	6	6	3	3	1	0	0	2	1	24	40	13.50	2.500
George Stone, L ERA: (5, 1)	1.0		4	0	0	0	0	0	0	0	0	0	0	4	4	0.00	0.000
Ray Sadecki, L ERA: (6, 1)	2.0		7	1	0	0	5	0	0	0	0	0	0	17	17	0.00	0.500
Tug McGraw, L ERA: 4.5 (8, 1)	1.0		6	3	1	1	1	0	0	0	0	1	0	8	8	9.00	3.000

BOTTOM

New York Mets @ Philadelphia Phillies
Veterans Stadium, Philadelphia, PA

Fri Apr 13 1973, 6:05 PM EST
 Att. 7,127 - Unknown

AB 35
 R 7
 H 11
 RBI 6
 BB 4
 SO 9
 LOB 15



WP: 3 PA: 40
 PB: 0
 SB: 0
 CS: 1

1B: 7 SF: 0
 2B: 2 SAC: 0
 3B: 1 DP: 0
 HR: 1 HBP: 0

livebaseballscorecards.com

Batter	1	2	3	4	5	6	7	8	9	AB R H RBI BB SO LOB	TOP									
Bud Harrelson, S (1, 6) OBP: 0.385, SLG: 0.348	4-0 BB	0-0 F8			0-0 F3			0-0 F2		3 0 0 0 1 0 1										
Felix Millan, R (1, 4) OBP: 0.250, SLG: 0.318	0-0 F9		0-3 K			0-0 6-3		0-0 F6		4 0 0 0 0 1 1										
Willie Mays, R (1, 8) OBP: 0.182, SLG: 0.100	0-3 K		0-0 F9			4-0 1B FC5-4 BB		0-3 K		2 1 0 0 1 1 1										
George Theodore, R (6, 8)										1 0 0 0 0 1 0										
Rusty Staub, L (1, 9) OBP: 0.304, SLG: 0.250	0-3 K		0-0 F2			0-0 FC5-4 1B		0-0 F7		4 0 1 0 0 1 1										
Cleon Jones, R (1, 7) OBP: 0.304, SLG: 0.619		0-0 1B 2B 1B		0-0 F7		0-0 FC5-4		0-0 6-3		4 1 1 1 0 0 1										
John Milner, L (1, 3) OBP: 0.391, SLG: 0.600		0-0 1-2 2B 1B		0-3 K		0-0 P4		0-0 2-3		4 1 1 0 0 1 1										
Jim Fregosi, R (1, 5) OBP: 0.389, SLG: 0.438		0-0 CS 1-H 2-H 2B		0-0 6-3			0-3 K			3 0 1 2 0 1 0										
Duffy Dyer, R (1, 2) OBP: 0.085, SLG: 0.050		0-0 F9			0-0 6-3		0-0 F8			3 0 0 0 0 0 1										
Jim McAndrew, R (1, 1)		4-0 BB			0-3 K		0-0 3-1			1 0 0 0 1 1 0										
Ray Sadecki, L (6, 1)										1 0 0 0 0 0 0										
Inning Stats	R: 0 E: 0 K: 2 S: 7	H: 0 LOB: 1 BB: 1 P: 11	R: 2 E: 0 K: 0 S: 5	H: 3 LOB: 1 BB: 1 P: 9	R: 0 E: 0 K: 1 S: 5	H: 0 LOB: 0 BB: 0 P: 5	R: 0 E: 0 K: 1 S: 5	H: 0 LOB: 0 BB: 0 P: 5	R: 1 E: 0 K: 0 S: 4	H: 1 LOB: 1 BB: 1 P: 8	R: 0 E: 0 K: 1 S: 5	H: 0 LOB: 0 BB: 0 P: 5	R: 0 E: 0 K: 0 S: 3	H: 0 LOB: 0 BB: 0 P: 3	R: 0 E: 0 K: 0 S: 3	H: 0 LOB: 0 BB: 0 P: 3	1B: 3 2B: 1 3B: 0 HR: 0	SF: 0 SAC: 0 DP: 0 HBP: 0	WP: 0 PB: 0 SB: 0 CS: 1	PA: 33
PITCHER Steve Carlton, L (1, 1) ERA: 3.96	IP: 9.0 WLS: W BF: 33 H: 4 R: 3 ER: 3 SO: 7 BB: 3 IBB: 0 HBP: 0 BLK: 0 WP: 0 HR: 0 S: 44 P: 56 ERA: 3.00 WHIP: 0.778																			

New York Mets @ Philadelphia Phillies
Veterans Stadium, Philadelphia, PA
 Sat Apr 14 1973, 6:05 PM EST
 Att. 11,063 - Unknown

livebaseballscorecards.com

AB 30
R 3
H 4
RBI 3
BB 3
SO 7
LOB 7



Batter	1	2	3	4	5	6	7	8	9
Larry Bowa, S OBP: 0.333, SLG: 0.292 (1, 6)	0-0 F8		0-0 1B 3B 1B		0-0 SF9	0-0 2-3			
Cesar Tovar, R OBP: 0.500, SLG: 0.538 (1, 5)	0-0 2B		0-0 1-2 3B 1B		0-0 3-H F8		0-0 L5		
Willie Montanez, L OBP: 0.423, SLG: 0.565 (1, 9)	0-0 F8		0-0 1-H 2-H 3B		0-0 P3		0-0 F8		
Deron Johnson, R OBP: 0.333, SLG: 0.471 (1, 3)	0-3 K		0-0 F8		0-0 2B 2B		0-0 F7		
Greg Luzinski, R OBP: 0.240, SLG: 0.261 (1, 7)		0-0 P6		0-3 K		0-0 F8		0-0 1-3 1B 1B	
Del Unser, L OBP: 0.444, SLG: 0.375 (1, 8)		0-0 P5		0-0 CS 1B		0-0 HR 2B		0-0 F7	
Bill Robinson, R OBP: 0.353, SLG: 0.688 (6, PH)									
Terry Harmon, R OBP: 0.417, SLG: 0.400 (7, 4)									
Bob Boone, R OBP: 0.412, SLG: 0.231 (1, 2)		0-0 1-3		0-0 1-2 F8		4-0 HR IBB		0-0 1-3 1B	
Denny Doyle, L OBP: 0.333, SLG: 0.286 (1, 4)			0-0 F7		0-0 1B SF9 2B	0-0 1-H 2-H HR		0-0 1-3	
Mike Anderson, R OBP: 0.200, SLG: 0.800 (6, PH) (7, 8)					0-0 2-3 1B	0-3 K		0-0 1-2 2-3	
Steve Carlton, L OBP: 0.200, SLG: 0.200 (1, 1)			0-0 F3					0-0 4-3	

Inning Stats	R: 0	H: 1	E: 0	K: 1	S: 6	LOB: 1	BB: 0	P: 6
	R: 0	H: 0	E: 0	K: 0	S: 3	LOB: 0	BB: 0	P: 3
	R: 2	H: 3	E: 0	K: 0	S: 6	LOB: 1	BB: 0	P: 6
	R: 0	H: 1	E: 0	K: 1	S: 5	LOB: 0	BB: 0	P: 5
	R: 1	H: 2	E: 0	K: 0	S: 5	LOB: 1	BB: 0	P: 5
	R: 4	H: 3	E: 0	K: 1	S: 8	LOB: 0	BB: 1	P: 12
	R: 0	H: 0	E: 0	K: 0	S: 3	LOB: 0	BB: 0	P: 3
	R: 0	H: 2	E: 0	K: 0	S: 5	LOB: 2	BB: 0	P: 5

PITCHER	IP	WLS	BF	H	R	ER	SO	BB	IBB	HBP	BLK	WP	HR	S	P	ERA	WHIP
Jim McAndrew, R ERA: 6.75 (1, 1)	5.1	L	23	8	4	4	2	0	0	0	0	0	0	27	27	6.75	1.500
Ray Sadecki, L ERA: 5.79 (6, 1)	2.2		13	4	3	3	1	0	1	0	0	0	1	14	18	10.12	1.500

BOTTOM

New York Mets @ Philadelphia Phillies
Veterans Stadium, Philadelphia, PA

Sat Apr 14 1973, 6:05 PM EST
Att. 11,063 - Unknown

AB	R	H	RBI	BB	SO	LOB
3	1	1	1	0	0	0
4	1	2	0	0	0	1
4	0	1	2	0	0	2
4	1	1	0	0	1	2
4	0	1	0	0	1	1
2	0	1	0	0	0	0
1	1	1	1	0	0	0
1	0	0	0	0	0	1
3	1	1	0	1	0	1
2	1	1	0	0	0	0
2	1	1	3	0	0	2
4	0	1	0	0	1	2

AB	34
R	7
H	12
RBI	7
BB	1
SO	3
LOB	12

WP: 0 PA: 36
PB: 0
SB: 0
CS: 1



1B	2B	3B	HR	SF	SAC	DP	HBP
6	4	1	1	1	0	0	0

Batter	1	2	3	4	5	6	7	8	9	AB R H RBI BB SO LOB	TOP											
Bud Harrelson, S (1, 6) OBP: 0.367, SLG: 0.308	0-3 K		0-0 6-3			4-0 WP 4-3 BB	0-0 F9			3 0 0 0 1 1 1												
Felix Millan, R (1, 4) OBP: 0.250, SLG: 0.308	0-0 HR 1B		0-0 F7			0-0 4-3		0-0 F8		4 1 1 0 0 0 1												
John Milner, L (1, 3) OBP: 0.444, SLG: 0.727	0-0 HR			4-0 FC3-6 BB		4-0 WP BB		0-0 F9		2 1 1 2 2 0 0												
Rusty Staub, L (1, 9) OBP: 0.259, SLG: 0.208	0-3 K			0-0 FC3-6 1-2f		0-0 P4		0-0 P5		4 0 0 0 0 1 3												
Cleon Jones, R (1, 7) OBP: 0.333, SLG: 0.583	0-0 5-3			0-3 K		4-0 1-2 2-3 IBB			0-0 FC4-6 1B	3 0 1 0 1 1 1												
Jim Fregosi, R (1, 5) OBP: 0.364, SLG: 0.368		4-0 G6-3 BB		0-0 F4		0-0 F9			0-0 F2	3 0 0 0 1 0 5												
Wayne Garrett, L (9, 5) OBP: 0.250, SLG: 0.250										0 0 0 0 0 0 0												
Rich Chiles, L (1, 8) OBP: 0.071, SLG: 0.143			0-0 G6-3 1-2f		0-0 F8				0-0 F7	2 0 0 0 0 0 1												
Ted Martinez, R (7, PH) (7, 8)										2 0 0 0 0 1 1												
Duffy Dyer, R (1, 2) OBP: 0.120, SLG: 0.083			0-3 K		0-0 F6				0-0 FC4-6 1-2f	4 0 1 0 0 1 1												
Harry Parker, R (1, 1)			0-3 K		0-3 K					2 0 0 0 0 2 0												
Tug McGraw, R (8, 1)										0 0 0 0 0 0 0												
Inning Stats	R: 2 E: 0 K: 2 S: 9	H: 2 LOB: 0 BB: 0 P: 9	R: 0 E: 0 K: 1 S: 4	H: 0 LOB: 0 BB: 1 P: 8	R: 0 E: 0 K: 1 S: 5	H: 0 LOB: 0 BB: 0 P: 5	R: 0 E: 0 K: 1 S: 5	H: 0 LOB: 1 BB: 1 P: 9	R: 0 E: 0 K: 1 S: 5	H: 0 LOB: 0 BB: 0 P: 5	R: 0 E: 0 K: 0 S: 3	H: 1 LOB: 3 BB: 3 P: 15	R: 0 E: 0 K: 1 S: 6	H: 1 LOB: 1 BB: 0 P: 6	R: 0 E: 0 K: 0 S: 3	H: 0 LOB: 0 BB: 0 P: 3	R: 0 E: 0 K: 0 S: 4	H: 1 LOB: 1 BB: 0 P: 4	1B: 3 2B: 0 3B: 0 HR: 1	SF: 0 SAC: 1 DP: 1 HBP: 0	WP: 1 PB: 0 SB: 0 CS: 0	PA: 35
PITCHER	IP WLS BF H R ER SO BB IBB HBP BLK WP HR S P ERA WHIP																					
Jim Lonborg, R (1, 1) ERA: 6.94	5.0 L 18 2 2 2 6 2 0 0 0 0 0 1 28 36 3.60 0.800																					
Ken Brett, L (6, 1) ERA:	3.0 13 1 0 0 1 2 1 0 0 1 0 12 24 0.00 1.000																					
Bill Wilson, R (9, 1) ERA:	1.0 4 1 0 0 0 0 0 0 0 0 0 0 4 4 0.00 1.000																					

New York Mets @ Philadelphia Phillies
Veterans Stadium, Philadelphia, PA
 Sun Apr 15 1973, 3:33 AM EST
 Att: 30,718 - Unknown

livebaseballscorecards.com

AB	29
R	2
H	4
RBI	2
BB	5
SO	7
LOB	14



Batter 1 2 3 4 5 6 7 8 9 AB R H RBI BB SO LOB

Larry Bowa, S OBP: 0.355, SLG: 0.321 (1, 6)	0-0 G4-6-3 1B 1B		0-0 CS 1B		0-0 P6		0-0 F2		4 0 2 0 0 0 2
Cesar Tovar, R OBP: 0.455, SLG: 0.471 (1, 5)	0-0 G4-6-3 1B		0-0 F9		0-0 FC4 1-2f		0-0 P3		4 0 1 0 0 0 3
Willie Montanez, L OBP: 0.400, SLG: 0.500 (1, 9)	0-0 G4-6-3 1-2f 2-3		0-3 K		0-0 F7		4-0 1B 1B 1-2 BB		3 0 0 0 1 1 3
Deron Johnson, R OBP: 0.360, SLG: 0.450 Terry Harmon, R OBP: 0.417, SLG: 0.400 Bill Wilson, R (1, 3) (8, PR) (9, 1)	0-0 F8		1-0 FC6-4 HBP		0-3 K		0-0 1B 1B 1-2 2-H		3 0 1 1 0 0 1 1 0 0 0 0 0 0 0 0 0 0 0 0 0 0
Greg Luzinski, R OBP: 0.241, SLG: 0.259 (1, 7)		0-0 6-3		0-0 F8		0-0 F9		0-0 1B 1-2 2-3	4 0 1 0 0 0 1
Del Unser, L OBP: 0.333, SLG: 0.273 Bill Robinson, R OBP: 0.333, SLG: 0.647 (1, 8) (8, PH) (9, 8)		0-0 E3 1B		0-0 F7		0-0 3-1		0-3 K	3 0 0 0 0 0 1 1 0 0 0 0 1 3
Bob Boone, R OBP: 0.333, SLG: 0.176 (1, 2)		0-0 F8		0-0 FC6-4 1-2f		0-0 5-3		0-0 F7	4 0 0 0 0 0 2
Denny Doyle, L OBP: 0.417, SLG: 0.333 Mike Anderson, R OBP: 0.167, SLG: 0.667 (1, 4) (9, PH)		0-0 1-2 1B		4-0 FC4 BB		0-0 F9		0-0 5-3	2 0 1 0 1 0 0 1 0 0 0 0 0 0
Jim Lonborg, R Jose Pagan, R OBP: 0.091, SLG: 0.182 Ken Brett, L Tom Hutton, L OBP: 0.400, SLG: 0.400 (1, 1) (5, PH) (6, 1) (8, PH) (9, 3)		0-3 K		0-0 F8		0-0 BB 1B		0-0 F9	1 0 0 0 0 1 2 1 0 0 0 0 0 1 0 0 0 0 0 0 0 2 1 1 0 0 0 0

Inning Stats	R: 0 E: 0 K: 4 S: 4	H: 2 LOB: 1 BB: 0 P: 4	R: 0 E: 1 K: 1 S: 7	H: 1 LOB: 2 BB: 0 P: 7	R: 0 E: 0 K: 1 S: 5	H: 1 LOB: 1 BB: 0 P: 5	R: 0 E: 0 K: 0 S: 3	H: 0 LOB: 1 BB: 0 P: 4	R: 0 E: 0 K: 0 S: 3	H: 0 LOB: 1 BB: 1 P: 7	R: 0 E: 0 K: 1 S: 5	H: 0 LOB: 0 BB: 0 P: 5	R: 0 E: 0 K: 0 S: 3	H: 0 LOB: 0 BB: 0 P: 3	R: 1 E: 0 K: 1 S: 8	H: 3 LOB: 3 BB: 1 P: 12	R: 0 E: 0 K: 0 S: 3	H: 0 LOB: 0 BB: 0 P: 3	1B: 7 2B: 1 3B: 0 HR: 0	SF: 0 SAC: 0 DP: 2 HBP: 1
---------------------	------------------------------	---------------------------------	------------------------------	---------------------------------	------------------------------	---------------------------------	------------------------------	---------------------------------	------------------------------	---------------------------------	------------------------------	---------------------------------	------------------------------	---------------------------------	------------------------------	----------------------------------	------------------------------	---------------------------------	----------------------------------	------------------------------------


PITCHER	IP	WLS	BF	H	R	ER	SO	BB	IBB	HBP	BLK	WP	HR	S	P	ERA	WHIP
Harry Parker, R ERA: 1.17 Tug McGraw, L ERA: 3.38	(1, 1) (8, 1)	7.2 1.1	W S	31 5	6 1	1 0	3 1	2 0	0 0	1 0	0 0	0 0	0 0	34 7	43 7	1.17 0.00	1.043 0.750

BOTTOM

New York Mets @ Philadelphia Phillies
Veterans Stadium, Philadelphia, PA

Sun Apr 15 1973, 3:33 AM EST
Att. 30,718 - Unknown

AB	33
R	1
H	7
RBI	1
BB	2
SO	4
LOB	19



WP: 0	PA: 36
PB: 0	ERA
SB: 0	WHIP
CS: 1	

Batter	1	2	3	4	5	6	7	8	9	AB R H RBI BB SO LOB	TOP											
Larry Bowa, S OBP: 0.361, SLG: 0.333 (1, 6) X	0-0 6-3		0-0 FC6-4 1B		0-0 5-3		0-0 4-3	0-0 1B		5 0 2 2 0 0 2												
Cesar Tovar, R OBP: 0.407, SLG: 0.455 (1, 5) X	0-0 4-3		0-0 FC6-4 1-2f			0-0 F8	0-0 2B	0-0 P6		5 0 1 1 0 0 2												
Willie Montanez, L OBP: 0.343, SLG: 0.419 (1, 9) X	0-0 4-3			0-0 E1		0-0 F5	0-3 K		0-0 3-1	5 0 0 0 0 1 1												
Deron Johnson, R OBP: 0.300, SLG: 0.360 (1, 3) X		0-0 5-3		0-0 F3		0-0 P6		0-0 P3	0-0 6-3	5 0 0 0 0 0 1												
Greg Luzinski, R OBP: 0.265, SLG: 0.344 (1, 7) X		0-0 SF7 3B		0-0 F8			0-0 1B WP 1B	0-0 4-3	0-3 K	5 2 2 0 0 1 1												
Mike Anderson, R OBP: 0.400, SLG: 0.625 (1, 8) X		4-0 CS BB		0-3 K			4-0 WP 1B 1-2 6-3 BB	0-0 3B 1B		2 2 1 0 2 1 1												
Mike Ryan, R OBP: 0.455, SLG: 0.667 (1, 2) X		0-0 SF7			0-0 SH1-3 1B		0-0 1B 6-3 1B 1-2 2-3	0-0 1H 2B 3B		3 2 3 2 0 0 0												
Terry Harmon, R OBP: 0.438, SLG: 0.385 (1, 4) X		0-0 CS	0-0 G4-3 1B		0-0 F8		0-0 6-3	4-0 2B BB		3 1 1 1 1 0 2												
Dick Ruthven, R (1, 1) Mac Scarce, L (2, 1) Jose Pagan, R (3, PH) Wayne Twitchell, R (3, 1) Bill Robinson, R (7, PH) Dick Sefton, R (7, 1) Tom Hutton, L (8, PH) Bill Wilson, R (8, 1)			0-0 G4-3		0-0 SH1-3		0-0 2B 4-3 1B 1-2 2-3	0-0 1H 1B 2B 3-H		0 0 0 0 0 0 0 0 0 0 0 0 0 0 1 0 0 0 0 0 1 0 0 0 0 0 0 0 1 1 1 0 0 0 0 0 0 0 0 0 0 0 1 1 1 2 0 0 0 0 0 0 0 0 0 0												
Inning Stats	R: 0 E: 0 K: 0 S: 3	H: 0 LOB: 0 BB: 0 P: 3	R: 1 E: 0 K: 0 S: 3	H: 1 LOB: 0 BB: 1 P: 7	R: 0 E: 0 K: 0 S: 4	H: 2 LOB: 1 BB: 0 P: 4	R: 0 E: 1 K: 1 S: 6	H: 0 LOB: 1 BB: 0 P: 6	R: 0 E: 0 K: 0 S: 4	H: 1 LOB: 1 BB: 0 P: 4	R: 0 E: 0 K: 0 S: 3	H: 0 LOB: 0 BB: 0 P: 3	R: 4 E: 0 K: 1 S: 9	H: 4 LOB: 1 BB: 1 P: 13	R: 4 E: 0 K: 0 S: 7	H: 4 LOB: 1 BB: 1 P: 11	R: 0 E: 0 K: 1 S: 5	H: 0 LOB: 0 BB: 0 P: 5	1B: 8 2B: 2 3B: 2 HR: 0	SF: 1 SAC: 1 DP: 1 HBP: 0	WP: 1 PB: 0 SB: 0 CS: 1	PA: 42
PITCHER	IP WLS BF H R ER SO BB IBB HBP BLK WP HR S P ERA WHIP												PITCHER	IP WLS BF H R ER SO BB IBB HBP BLK WP HR S P ERA WHIP								
Balor Moore, L (1, 1) ERA: 3.72	6.1		7 5 5 1 2 0 0 0 1 0 27 35 7.11 1.421																			
Mike Marshall, R (7, 1) ERA: 8.38	1.1	L	8 3 3 1 1 0 0 0 0 0 9 13 20.25 3.000																			
Tom Walker, R (8, 1) ERA: 3.38	1.1		6 2 1 1 1 0 0 0 0 0 8 8 6.75 1.500																			

Philadelphia Phillies @ Montreal Expos
 Jarry Park, Montreal, QB
 Tue Apr 17 1973, 3:33 AM EST
 Att. 7,831 - Unknown

AB	36
R	9
H	12
RBI	8
BB	3
SO	3
LOB	11



WP: 1	PA: 42
PB: 0	
SB: 0	
CS: 1	

Batter	1	2	3	4	5	6	7	8	9	AB R H RBI BB SO LOB	TOP									
Larry Bowa, S (1, 6) OBP: 0.375, SLG: 0.333	0-3 K		0-0 F5			0-0 1B			4-0 1B BB	3 1 1 0 1 1 0										
Cesar Tovar, R (1, 5) OBP: 0.387, SLG: 0.423	0-0 6-3			0-0 P6		0-0 1B			0-0 F7	4 0 1 0 0 0 1										
Willie Montanez, L (1, 9) OBP: 0.359, SLG: 0.412	4-0 BB			0-0 F8		0-0 P6			0-0 G5-3 1B	3 0 1 0 1 0 2										
Deron Johnson, R (1, 3) Tom Hutton, L (9, PH) OBP: 0.571, SLG: 0.714	0-3 K			0-0 F8			0-3 K		0-0 1B	3 0 0 0 0 2 1 1 0 1 1 0 0 0										
Greg Luzinski, R (1, 7) OBP: 0.237, SLG: 0.306		0-0 5-3			0-0 F8		0-0 F9		0-0 G5-3	4 0 0 0 0 0 2										
Del Unser, L (1, 8) OBP: 0.267, SLG: 0.214		0-0 F3			0-0 F7		0-0 4-3			3 0 0 0 0 0 0										
Mike Ryan, R (1, 2) Bill Robinson, R (8, PH) Larry Cox, R (8, 2)		0-3 K			0-3 K			0-0 4-3		2 0 0 0 0 2 0 1 0 0 0 0 0 0 0 0 0 0 0 0 0	AB 30 R 1 H 4 RBI 1 BB 2 SO 6 LOB 6									
Denny Doyle, L (1, 4) OBP: 0.333, SLG: 0.250			0-0 F3			0-0 6-3		0-0 4-3		3 0 0 0 0 0 0										
Steve Carlton, L (1, 1) OBP: 0.154, SLG: 0.154			0-0 F9			0-3 K		0-0 F3		3 0 0 0 0 1 0										
Inning Stats	R: 0 E: 0 K: 2 S: 7	H: 0 LOB: 1 BB: 1 P: 11	R: 0 E: 0 K: 1 S: 5	H: 0 LOB: 0 BB: 0 P: 5	R: 0 E: 0 K: 0 S: 3	H: 0 LOB: 0 BB: 0 P: 3	R: 0 E: 0 K: 0 S: 3	H: 0 LOB: 0 BB: 0 P: 3	R: 0 E: 0 K: 1 S: 5	H: 2 LOB: 2 BB: 0 P: 7	R: 0 E: 0 K: 1 S: 5	H: 0 LOB: 0 BB: 0 P: 5	R: 0 E: 0 K: 0 S: 3	H: 0 LOB: 0 BB: 0 P: 3	R: 1 E: 0 K: 0 S: 4	H: 2 LOB: 1 BB: 1 P: 8	1B: 4 2B: 0 3B: 0 HR: 0	SF: 0 SAC: 0 DP: 1 HBP: 0	WP: 0 PB: 0 SB: 0 CS: 0	PA: 32
PITCHER Steve Renko, R (1, 1) ERA: 1.0	IP 9.0 WLS W BF 32 H 4 R 1 ER 1 SO 6 BB 2 IBB 0 HBP 0 BLK 0 WP 0 HR 0 S 42 P 50 ERA 1.00 WHIP 0.667											PITCHER	IP WLS BF H R ER SO BB IBB HBP BLK WP HR S P ERA WHIP							

Philadelphia Phillies @ Montreal Expos
 Jarry Park, Montreal, QB
 Wed Apr 18 1973, 3:33 AM EST
 Att: 13,728 - Unknown

livebaseballscorecards.com



Batter	1	2	3	4	5	6	7	8	9
Pepe Frias, R OBP: 0.250, SLG: 0.250 (1, 4)	0-0 SH5-4 1B		0-0 F9		0-0 5-3		0-0 1-3		
Tim Foli, R OBP: 0.237, SLG: 0.306 (1, 6)	0-0 SH5-4 1-2		0-3 K		0-0 5-3		0-0 F7		
Ron Woods, R OBP: 0.645, SLG: 0.375 (1, 7)	4-0 1B BB		0-0 1B 1B		0-0 P6		4-0 1B BB		
Hal Breeden, R OBP: 0.444, SLG: 0.778 (1, 3)	0-0 1B 1-2 2-H		0-0 1B 1-2		0-3 K		0-0 1B 1-2		
Jorge Roque, R OBP: 0.257, SLG: 0.344 (1, 8)	0-0 1B 1-2 2-H		0-3 K		0-0 1B G1-4-3		0-3 K		
Ken Singleton, S OBP: 0.314, SLG: 0.148 (1, 9)	0-0 G5-4-3 1-2f		0-3 K		0-0 G1-4-3 1-2f		0-0 1B 4-3 SH		
John Boccabella, R OBP: 0.217, SLG: 0.217 (1, 2)		0-0 F8		0-0 F7		0-0 SH 1B			
Coco Laboy, R OBP: 0.412, SLG: 0.571 (1, 5)		0-0 F7		0-0 1B		0-0 SH 1-2			
Steve Renko, R (1, 1)		0-0 1-3		0-3 K		0-0 4-3 2-3			

Inning Stats	R: 2	H: 3	E: 0	LOB: 1	K: 0	P: 9	R: 0	H: 0	E: 0	LOB: 0	K: 0	P: 9	R: 0	H: 2	E: 0	LOB: 2	K: 2	P: 9	R: 0	H: 1	E: 0	LOB: 1	K: 2	P: 8	R: 0	H: 0	E: 0	LOB: 0	K: 0	P: 3	R: 0	H: 1	E: 0	LOB: 0	K: 1	P: 5	R: 0	H: 1	E: 0	LOB: 1	K: 0	P: 4	R: 0	H: 1	E: 0	LOB: 1	K: 1	P: 9
	5	1	5	1	0	9	3	0	3	0	9	3	0	0	0	3	0	8	9	0	0	0	0	8	3	0	0	0	0	0	3	0	1	5	0	0	5	4	0	1	5	0	1	9				

PITCHER	IP	WLS	BF	H	R	ER	SO	BB	IBB	HBP	BLK	WP	HR	S	P	ERA	WHIP	PITCHER	IP	WLS	BF	H	R	ER	SO	BB	IBB	HBP	BLK	WP	HR	S	P	ERA	WHIP												
Steve Carlton, L ERA: 3.55 (1, 1)	8.0	L	32	9	2	2	6	2	0	0	0	0	0	42	50	2.25	1.375																														

BOTTOM

AB	R	H	RBI	BB	SO	LOB
4	1	1	0	0	0	1
3	0	0	0	0	1	0
2	1	1	0	2	0	0
4	0	3	1	0	1	0
4	0	2	1	0	2	3
3	0	0	0	0	1	3
3	0	1	0	0	0	0
2	0	1	0	0	0	0
3	0	0	0	0	1	2

AB	28
R	2
H	9
RBI	2
BB	2
SO	6
LOB	9



WP: 0	PA: 32
PB: 0	SB: 0
CS: 0	

Philadelphia Phillies @ Montreal Expos
Jarry Park, Montreal, QB
 Wed Apr 18 1973, 3:33 AM EST
 Att. 13,728 - Unknown

livebaseballscorecards.com

Batter	1	2	3	4	5	6	7	8	9	AB R H RBI BB SO LOB	TOP		
Larry Bowa, S (1, 6) OBP: 0.356, SLG: 0.300	0-0 1-3		0-0 6-3		0-0 4-3		4-0 FC1-5 BB	0-0 B5-3		4 0 0 0 1 0 2	Philadelphia Phillies @ Montreal Expos Jarry Park, Montreal, QB Thu Apr 19 1973, 3:33 AM EST Att. 12,359 - Unknown		
Cesar Tovar, R (1, 5) OBP: 0.361, SLG: 0.367	0-0 6-3		4-0 G4-6-3 BB		0-0 6-3		0-0 FC1-5 BB	0-0 5-3		4 0 0 1 1 0 3			
Willie Montanez, L (1, 9) OBP: 0.341, SLG: 0.378	4-0 BB		0-0 G4-6-3		0-0 F8		0-0 SF9	0-0 6-3		3 0 0 1 1 0 2			
Deron Johnson, R (1, 3) OBP: 0.316, SLG: 0.355	0-3 K			4-0 2B BB		0-0 1B	4-0 1-2 BB		0-0 4-3	3 1 1 0 2 1 1			
Greg Luzinski, R (1, 7) OBP: 0.262, SLG: 0.308 Barry Lersch, S (7, 1) Tom Hutton, L (9, PH) OBP: 0.500, SLG: 0.625		4-0 SH5-3 BB		0-3 K		0-0 1B	0-3 K		0-0 3-1	3 0 1 1 1 2 3 0 0 0 0 0 0 0 1 0 0 0 0 0 0			
Del Unser, L (1, 8) OBP: 0.316, SLG: 0.278		0-0 SH5-3		0-0 F9		0-0 CS 1B		0-0 E 1B	0-0 G3	4 1 2 0 0 0 1			
Bob Boone, R (1, 2) OBP: 0.360, SLG: 0.250		0-0 F8		0-0 2B		4-0 1-2 BB		0-0 E5 1B		3 1 1 0 1 0 2			
Denny Doyle, L (1, 4) OBP: 0.421, SLG: 0.286		4-0 IBB		4-0 IBB		0-0 4-3		0-0 E 1B	0-0 5-3 1B	2 1 1 1 2 0 1			
Larry Christenson, R (1, 1) Dick Selma, R (6, 1) Bill Robinson, R (7, PH) OBP: 0.409, SLG: 0.650		0-3 K		0-3 K			4-0 FC1-5 BB SF9	0-0 E7 1B		2 0 0 0 0 2 5 0 0 0 0 0 0 0 1 1 1 1 1 0 0			
Inning Stats	R: 0 H: 0 E: 0 LOB: 1 K: 1 BB: 1 S: 5 P: 9	R: 0 H: 0 E: 0 LOB: 2 K: 1 BB: 2 S: 5 P: 13	R: 0 H: 0 E: 0 LOB: 0 K: 0 BB: 1 S: 2 P: 6	R: 0 H: 1 E: 0 LOB: 3 K: 2 BB: 2 S: 8 P: 16	R: 0 H: 0 E: 0 LOB: 0 K: 0 BB: 0 S: 3 P: 3	R: 1 H: 3 E: 0 LOB: 1 K: 0 BB: 1 S: 4 P: 8	R: 1 H: 0 E: 0 LOB: 2 K: 1 BB: 3 S: 5 P: 17	R: 3 H: 3 E: 2 LOB: 1 K: 0 BB: 0 S: 7 P: 7	R: 0 H: 0 E: 0 LOB: 0 K: 0 BB: 0 S: 3 P: 3	1B: 5 SF: 1 2B: 2 SAC: 1 3B: 0 DP: 1 HR: 0 HBP: 0		WP: 0 PA: 42 PB: 0 SB: 0 CS: 1	
PITCHER	IP WLS BF H R ER SO BB IBB HBP BLK WP HR S P ERA WHIP											PITCHER	IP WLS BF H R ER SO BB IBB HBP BLK WP HR S P ERA WHIP
Mike Torrez, R (1, 1) ERA: 3.24	6.0 W 27 4 2 2 4 6 2 0 0 0 0 0 27 59 3.00 1.667												
Tom Walker, R (7, 1) ERA: 3.24	3.0 S 15 3 3 1 1 2 0 0 0 0 0 0 15 23 3.00 1.667												

livebaseballscorecards.com

AB 30
R 5
H 7
RBI 5
BB 10
SO 5
LOB 20



Batter	1	2	3	4	5	6	7	8	9	AB	R	H	RBI	BB	SO	LOB
Pepe Frias, R (1, 4) OBP: 0.444, SLG: 0.556	0-0 F2	0-0 1-2 1B		0-0 G5-4-3 1B		0-0 6-3 2B	0-0 6-3			5	1	3	1	0	0	1
Tim Foli, R (1, 6) OBP: 0.209, SLG: 0.268	0-0 4-3	0-0 F8		0-0 G5-4-3 1-2f		0-0 6-3		0-3 K		5	0	0	0	0	1	4
Mike Jorgensen, L (1, 3) OBP: 0.296, SLG: 0.280	0-0 E3 2B		0-0 1B 1B	4-0 FC6 BB		0-0 HR 2B		0-3 K		4	2	2	1	1	1	0
Ron Fairly, L (1, 7) OBP: 0.647, SLG: 0.818	0-0		0-0 BB 1B	0-0 FC6 1-2f		4-0 HR		0-0 6-3		4	1	2	0	1	0	1
Pepe Mangual, R (9, 7) OBP: 0.308, SLG: 0.583	1-3 2B		1-2 1B	1-2f		HR		IBB		0	0	0	0	0	0	0
Ken Singleton, S (1, 9) OBP: 0.359, SLG: 0.300	4-0 BB		0-0 P4		0-0 G6-4-3 1B	1-H 2-H HR				3	1	2	3	1	0	2
Jorge Roque, R (1, 8) OBP: 0.282, SLG: 0.361	0-0 3-1		0-0 BB 1B	1-2 2-H	0-0 G6-4-3 1-2f	CS 1B				4	0	2	1	0	0	4
Coco Laboy, R (1, 5) OBP: 0.381, SLG: 0.471		0-0 1-3	4-0 FC6-4 BB	1-2 2-3	0-3 K	CS 1-2	0-0 F3			3	0	0	0	1	1	0
John Boccabella, R (1, 2) OBP: 0.259, SLG: 0.259		0-0 4-3	0-0 F8			SH1-4 2B 1B	SH1-4 1B			4	1	2	0	0	0	3
Mike Torrez, R (1, 1) OBP: 0.222, SLG: 0.222		0-0 1B	0-0 FC6-4	1-2f		SH1-4 1-2	SH1-4 1-2			2	0	1	0	0	0	3
Tom Walker, R (7, 1) OBP: 0.222, SLG: 0.222		0-0 1B	0-0 FC6-4	1-2f						0	0	0	0	0	0	0

Inning Stats																	1B	2B	3B	HR	SF	SAC	DP	HBP	WP	HR	S	P	ERA	WHIP																																								
R: 0	H: 1	E: 1	LOB: 3	K: 0	BB: 1	S: 5	R: 0	H: 2	E: 0	LOB: 2	K: 0	BB: 0	S: 5	R: 1	H: 3	E: 0	LOB: 3	K: 0	BB: 1	S: 6	R: 0	H: 1	E: 0	LOB: 1	K: 0	BB: 1	S: 3	R: 0	H: 1	E: 0	LOB: 0	K: 1	BB: 0	S: 5	R: 5	H: 5	E: 0	LOB: 0	K: 0	BB: 1	S: 7	R: 0	H: 1	E: 0	LOB: 1	K: 0	BB: 0	S: 4	R: 0	H: 0	E: 0	LOB: 0	K: 2	BB: 0	S: 7	1B: 10	SF: 0	2B: 3	SAC: 2	3B: 0	DP: 2	HR: 1	HBP: 0	WP: 0	PA: 41	PB: 0	SB: 0	CS: 1	ERA	WHIP
PITCHER	IP	WLS	BF	H	R	ER	SO	BB	IBB	HBP	BLK	WP	HR	S	P	ERA	WHIP	PITCHER	IP	WLS	BF	H	R	ER	SO	BB	IBB	HBP	BLK	WP	HR	S	P	ERA	WHIP																																			
Larry Christenson, R (1, 1) ERA: 1.93	5.0	L	26	9	2	2	1	3	0	0	0	0	0	25	37	3.60	2.400																																																					
Dick Selma, R (6, 1) ERA: 12.27	1.0		7	4	4	4	0	0	1	0	0	0	1	6	10	36.00	4.000																																																					
Barry Lersch, R (7, 1) ERA:	2.0		7	1	0	0	2	0	0	0	0	0	0	11	11	0.00	0.500																																																					

BOTTOM

Philadelphia Phillies @ Montreal Expos
 Jarry Park, Montreal, QB
 Thu Apr 19 1973, 3:33 AM EST
 Att. 12,359 - Unknown

livebaseballscores.com

AB	34
R	6
H	14
RBI	6
BB	4
SO	3
LOB	18



Batter	1	2	3	4	5	6	7	8	9	AB R H RBI BB SO LOB	TOP		
Lou Brock, L (1, 7) OBP: 0.231, SLG: 0.240	0-0 1-4-3			0-0 4-3		0-0 2B	4-0 BB BB BB			3 1 1 1 1 0 0	St. Louis Cardinals @ Philadelphia Phillies Veterans Stadium, Philadelphia, PA Sat Apr 21 1973, 3:33 AM EST Att. 8,031 - Unknown livebaseballscorecards.com		
Ted Sizemore, R (1, 4) OBP: 0.447, SLG: 0.452	0-0 P6		0-0 5-3		0-0 3-H	0-0 3-1 SF8 2B	4-0 1-2 2-3			3 1 1 2 1 0 0			
Jose Cruz, L (1, 8) OBP: 0.370, SLG: 0.585	0-0 3-1		0-3 K		0-0 2-3	0-0 3-1	0-0 6-3			4 0 0 0 0 1 4			
Joe Torre, R (1, 3) OBP: 0.404, SLG: 0.439		0-0 6-3		0-3 K		0-0 SF8		0-0 6-3		3 0 0 1 0 1 0			
Ted Simmons, S (1, 2) OBP: 0.340, SLG: 0.372		0-0 3-1		0-0 F9		0-0 F8		0-0 G6-4-3 1B		4 0 1 0 0 0 0			
Ken Reitz, R (1, 5) OBP: 0.273, SLG: 0.225		0-0 5-3		0-0 E 1B		0-0 L6		0-0 G6-4-3 1-2f		4 0 1 0 0 0 1			
Luis Melendez, R (1, 9) OBP: 0.375, SLG: 0.357			0-0 G6-4-3 1B		0-0 E4		0-3 K		0-0 4-3	4 0 1 0 0 1 1			
Ray Busse, R (1, 6) OBP: 0.118, SLG: 0.212			0-0 G6-4-3 1-2f		0-3 K		4-0 BB BB 1B BB		0-3 K	3 1 0 0 1 2 3			
Scipio Spinks, R (1, 1) Jim Bibby, R (4, 1) Ed Crosby, L (6, PH) John Andrews, L (6, 1) Bill Stein, R (7, PH) Al Santorini, R (7, 1) Tim McCarver, L (9, PH) OBP: 0.500, SLG: 0.333			0-3 K		0-0 2B 3B		0-0 BB BB 1B		0-0 L6	1 0 0 0 0 0 1 0 0 0 0 0 0 0 0 0 1 1 1 0 0 0 0 0 0 0 0 0 0 0 0 0 1 0 1 0 0 0 0 0 0 0 0 0 0 0 0 0 1 0 0 0 0 0 0 0			
Inning Stats	R: 0 H: 0 E: 0 LOB: 0 K: 0 BB: 0 S: 3 P: 3	R: 0 H: 0 E: 0 LOB: 0 K: 0 BB: 0 S: 3 P: 3	R: 0 H: 1 E: 0 LOB: 0 K: 1 BB: 0 S: 5 P: 5	R: 0 H: 0 E: 0 LOB: 0 K: 1 BB: 0 S: 5 P: 5	R: 0 H: 1 E: 1 LOB: 2 K: 2 BB: 0 S: 9 P: 9	R: 3 H: 3 E: 0 LOB: 0 K: 0 BB: 0 S: 6 P: 6	R: 1 H: 1 E: 0 LOB: 3 K: 1 BB: 3 S: 6 P: 18	R: 0 H: 1 E: 0 LOB: 0 K: 0 BB: 0 S: 3 P: 3	R: 0 H: 0 E: 0 LOB: 0 K: 1 BB: 0 S: 5 P: 5	1B: 4 SF: 1 2B: 2 SAC: 0 3B: 1 DP: 2 HR: 0 HBP: 0	WP: 0 PA: 36 PB: 0 SB: 0 CS: 0		
PITCHER	IP WLS BF H R ER SO BB IBB HBP BLK WP HR S P ERA WHIP											PITCHER	IP WLS BF H R ER SO BB IBB HBP BLK WP HR S P ERA WHIP
Jim Lonborg, R (1, 1) ERA: 6.38	6.2 W 27 6 4 4 5 1 0 0 0 0 0 0 36 40 5.40 1.050												
Mac Scarce, L (7, 1) ERA:	2.1 S 9 1 0 0 1 2 0 0 0 0 0 0 9 17 0.00 1.286												



Batter	1	2	3	4	5	6	7	8	9	AB	R	H	RBI	BB	SO	LOB
Larry Bowa, S OBP: 0.360, SLG: 0.318 (1, 6)	4-0 S 1B BB	0-0 F7		0-0 1B 2B 3-H		0-0 6-3		0-0 F8		4	2	1	1	1	0	0
Tom Hutton, L OBP: 0.417, SLG: 0.500 (1, 3)	0-3 K 1-2	0-0 F9		0-0 G3 WP 1B 2-H		0-0 6-3				4	1	1	1	0	1	1
Willie Montanez, L OBP: 0.333, SLG: 0.366 (1, 9)	0-0 2B 1B 2-H		0-3 K	0-0 G3 2-3		0-0 F7				4	1	1	1	0	1	1
Greg Luzinski, R OBP: 0.304, SLG: 0.333 (1, 7)	0-0 2B 1B 1-2		0-0 E7 1B 1B	0-3 K 3-H			1-0 4-3 HBP			3	1	2	0	0	1	0
Bill Robinson, R OBP: 0.423, SLG: 0.708 (1, 8)	0-0 1B 2B 1-3 2-H		0-0 6-3		0-0 2B		0-0 4-3			4	1	2	1	0	0	2
Mike Schmidt, R OBP: 0.250, SLG: 0.250 (1, 5)	0-0 6-3		0-0 1B 2-3		0-3 K2-3		0-0 F7			4	0	1	0	0	1	4
Bob Boone, R OBP: 0.345, SLG: 0.250 (1, 2)	0-0 1B 2-H 3-H		0-0 F6		0-0 5-3		0-0 6-3			4	0	1	2	0	0	4
Denny Doyle, L OBP: 0.435, SLG: 0.412 (1, 4)	0-3 K			0-0 2B 3B	4-0 IBB			0-0 F9		3	1	1	0	1	1	1
Jim Lonborg, R Mac Scarce, L (1, 1) (7, 1)		0-3 K		0-0 5-3	0-3 K			0-0 4-3		3	0	0	0	0	2	3
										1	0	0	0	0	0	0

Inning Stats	R: 4	H: 4	E: 0	LOB: 1	K: 2	S: 11	P: 15	R: 0	H: 0	E: 0	LOB: 0	K: 1	S: 5	R: 0	H: 2	E: 1	LOB: 2	K: 1	S: 7	R: 3	H: 3	E: 0	LOB: 0	K: 1	S: 8	R: 0	H: 1	E: 0	LOB: 2	K: 2	S: 8	R: 0	H: 0	E: 0	LOB: 0	K: 0	S: 3	R: 0	H: 0	E: 0	LOB: 1	K: 0	S: 3	R: 0	H: 0	E: 0	LOB: 0	K: 0	S: 3	
1B: 6	SF: 0	2B: 3	SAC: 0	3B: 1	DP: 0	HR: 0	HBP: 1	WP: 1	PA: 37	PB: 0	SB: 1	CS: 0																																						


PITCHER	IP	WLS	BF	H	R	ER	SO	BB	IBB	HBP	BLK	WP	HR	S	P	ERA	WHIP
Scipio Spinks, R ERA: 9.26 (1, 1)	3.1	L	20	9	7	7	4	1	0	0	0	0	0	27	31	18.90	3.000
Jim Bibby, R ERA: (4, 1)	1.2		7	1	0	0	3	0	1	0	0	1	0	12	16	0.00	0.600
John Andrews, L ERA: 5.68 (6, 1)	1.0		3	0	0	0	0	0	0	0	0	0	0	3	3	0.00	0.000
Al Santorini, R ERA: 11.57 (7, 1)	2.0		7	0	0	0	0	0	0	1	0	0	0	6	7	0.00	0.000

BOTTOM

St. Louis Cardinals @ Philadelphia Phillies
Veterans Stadium, Philadelphia, PA

Sat Apr 21 1973, 3:33 AM EST
Att. 8,031 - Unknown

AB	34
R	7
H	10
RBI	6
BB	2
SO	7
LOB	16



livebaseballscorecards.com

Batter	1	2	3	4	5	6	7	8	9	AB R H RBI BB SO LOB	TOP
Luis Melendez, R (1, 9) OBP: 0.350, SLG: 0.333	0-0 S 1B		0-3 K	0-0 FC5-4			0-0 F8			4 0 1 0 0 1 4	St. Louis Cardinals @ Philadelphia Phillies Veterans Stadium, Philadelphia, PA Sun Apr 22 1973, 3:33 AM EST Unknown livebaseballscorecards.com
Ted Sizemore, R (1, 4) OBP: 0.412, SLG: 0.413	0-0 F2		0-3 K			0-0 F8	0-0 F7			4 0 0 0 0 1 3	
Jose Cruz, L (1, 8) OBP: 0.360, SLG: 0.556	0-3 K		0-0 BB E 1B			0-0 1-3		0-3 K		4 1 1 0 0 2 1	
Joe Torre, R (1, 3) OBP: 0.392, SLG: 0.409	0-0 F8		4-0 E 1B BB			0-0 F9		0-0 1-4-3		3 0 0 0 1 0 1	
Ted Simmons, S (1, 2) OBP: 0.333, SLG: 0.362		0-0 G6-4-3 1B	0-0 5-3			0-0 F8		0-0 4-3		4 0 1 0 0 0 1	
Ken Reitz, R (1, 5) OBP: 0.250, SLG: 0.205		0-0 G6-4-3 1B		0-0 6-3		0-0 P3		0-0 5-3		4 0 0 0 0 0 1	
Bill Stein, R (1, 7) OBP: 0.444, SLG: 0.375		0-0 1B		0-3 K		0-0 4-3		0-0 5-3		4 0 1 0 0 1 0	
Ray Busse, R (1, 6) OBP: 0.132, SLG: 0.243		0-3 K		0-0 2B			0-3 K		0-3 K	4 0 1 0 0 3 1	
Reggie Cleveland, R (1, 1) OBP: 0.400, SLG: 0.250 Dwain Anderson, R (7, PH) OBP: 0.250, SLG: 0.250 Alan Foster, R (7, 1)			0-0 BB E 1B	4-0 FC5-4 BB			0-0 1B			1 1 1 0 1 0 0 1 0 1 0 0 0 0 0 0 0 0 0 0 0	
Inning Stats	R: 0 H: 1 E: 0 LOB: 1 K: 1 BB: 0 S: 6 P: 6	R: 0 H: 2 E: 0 LOB: 1 K: 1 BB: 0 S: 6 P: 6	R: 2 H: 2 E: 1 LOB: 1 K: 2 BB: 1 S: 9 P: 13	R: 0 H: 1 E: 0 LOB: 2 K: 1 BB: 1 S: 6 P: 10	R: 0 H: 0 E: 0 LOB: 0 K: 0 BB: 0 S: 3 P: 3	R: 0 H: 0 E: 0 LOB: 0 K: 0 BB: 0 S: 3 P: 3	R: 0 H: 1 E: 0 LOB: 1 K: 1 BB: 0 S: 6 P: 6	R: 0 H: 0 E: 0 LOB: 0 K: 1 BB: 0 S: 5 P: 5	R: 0 H: 0 E: 0 LOB: 0 K: 1 BB: 0 S: 5 P: 5	1B: 6 SF: 0 2B: 1 SAC: 0 3B: 0 DP: 1 HR: 0 HBP: 0	WP: 0 PA: 35 PB: 0 SB: 1 CS: 0
PITCHER Steve Carlton, L (1, 1) ERA: 2.79	IP WLS BF H R ER SO BB IBB HBP BLK WP HR S P ERA WHIP										



Batter	1	2	3	4	5	6	7	8	9	AB	R	H	RBI	BB	SO	LOB
Larry Bowa, S OBP: 0.370, SLG: 0.333 (1, 6)	F8		F8	F9		F8				4	1	2	2	0	0	0
Tom Hutton, L OBP: 0.313, SLG: 0.375 (1, 3)	4-3		E3	F9			F9			4	1	0	0	0	0	2
Willie Montanez, L OBP: 0.346, SLG: 0.349 (1, 9)	1B		2B	G3			4-3			2	0	0	0	2	0	1
Greg Luzinski, R OBP: 0.320, SLG: 0.348 (1, 7)	1B		F9				1B			4	0	2	0	0	1	3
Mike Anderson, R OBP: 0.400, SLG: 0.625 (8, 8)	1B									0	0	0	0	0	0	0
Bill Robinson, R OBP: 0.400, SLG: 0.679 (1, 8)	K		2B				K			4	0	1	2	0	2	3
Mike Schmidt, R OBP: 0.250, SLG: 0.250 (1, 5)			K							4	0	1	0	0	2	2
Bob Boone, R OBP: 0.364, SLG: 0.286 (1, 2)										4	1	2	0	0	0	1
Denny Doyle, L OBP: 0.407, SLG: 0.381 (1, 4)										4	1	1	0	0	2	1
Steve Carlton, L OBP: 0.125, SLG: 0.125 (1, 1)										3	0	0	0	0	1	1

Inning Stats	R: 0	H: 1	R: 0	H: 0	R: 2	H: 2	R: 2	H: 3	R: 0	H: 1	R: 0	H: 0	R: 0	H: 1	R: 0	H: 1
	E: 0	LOB: 2	E: 0	LOB: 0	E: 1	LOB: 2	E: 0	LOB: 1	E: 0	LOB: 1	E: 0	LOB: 0	E: 1	LOB: 1	E: 0	LOB: 1
	K: 1	BB: 1	K: 1	BB: 0	K: 1	BB: 1	K: 0	BB: 0	K: 1	BB: 0	K: 1	BB: 0	K: 3	BB: 0	K: 10	BB: 10
	S: 6	P: 10	S: 5	P: 5	S: 8	P: 12	S: 6	P: 6	S: 6	P: 6	S: 6	P: 3	S: 10	P: 6	S: 10	P: 10

PITCHER	IP	WLS	BF	H	R	ER	SO	BB	IBB	HBP	BLK	WP	HR	S	P	ERA	WHIP
Reggie Cleveland, R ERA: 5.4 (1, 1)	6.0	L	28	7	4	2	4	2	0	0	0	0	0	34	42	3.00	1.500
Alan Foster, R ERA: 2.57 (7, 1)	2.0		8	2	0	0	4	0	0	0	0	0	0	16	16	0.00	1.000

BOTTOM

St. Louis Cardinals @ Philadelphia Phillies
Veterans Stadium, Philadelphia, PA
Sun Apr 22 1973, 3:33 AM EST
Unknown

AB	33
R	4
H	9
RBI	4
BB	2
SO	8
LOB	14



WP: 0	PA: 36
PB: 0	CS: 0
SB: 0	

Batter	1	2	3	4	5	6	7	8	9	AB R H RBI BB SO LOB	TOP																									
Lou Brock, L (1, 7) OBP: 0.214, SLG: 0.222	0-0 6-3		0-3 K			0-0 4-3		0-0 F7		4 0 0 0 0 1 1	St. Louis Cardinals @ Philadelphia Phillies Veterans Stadium, Philadelphia, PA Sun Apr 22 1973, 3:38 AM EST Att. 18,042 - Unknown																									
Ted Sizemore, R (1, 4) OBP: 0.418, SLG: 0.408	0-0 1B 1B		0-3 K			0-0 6-3		4-0 1B 1-2 BB		3 0 1 0 1 1 0																										
Tim McCarver, L (1, 2) OBP: 0.417, SLG: 0.300	0-0 F7				0-0 4-3		0-0 F9	0-0 FC5-4 1B 1-3 2-H		4 0 1 1 0 0 1																										
Joe Torre, R (1, 5) OBP: 0.400, SLG: 0.417	0-0 1-2 1B		0-3 K			0-0 G4-6-3 1B		0-0 FC5-4 1-2f		4 0 2 0 0 1 2																										
Ted Simmons, S (1, 3) OBP: 0.327, SLG: 0.340	0-0 F9		0-3 K			0-0 G4-6-3 1-2f		4-0 BB		3 0 0 0 1 1 3																										
Jose Cruz, L (1, 8)		0-0 F5			0-0 G3		0-0 1B	0-0 P3		4 0 1 0 0 0 1																										
Bernie Carbo, L (1, 9) OBP: 0.286, SLG: 0.200		0-0 6-3			4-0 BB		0-0 F7	0-0 P6		3 0 0 0 1 0 2																										
Ed Crosby, L (1, 6) OBP: 0.154, SLG: 0.385		0-3 K			0-3 K		0-3 K	0-0 F8		2 0 0 0 0 2 1																										
Ray Busse, R (5, 6) OBP: 0.132, SLG: 0.243										0 0 0 0 0 0 0																										
Bill Stein, R (8, PH) OBP: 0.400, SLG: 0.333										1 0 0 0 0 1 0																										
Mike Tyson, R (8, 6)										1 0 0 0 0 0 1																										
Bob Gibson, R (1, 1)			0-0 F8		0-3 K			4-0 S 1B BB		2 1 0 0 1 1 1																										
Inning Stats	R: 0 E: 0 K: 0 S: 5	H: 2 LOB: 2 BB: 0 P: 5	R: 0 E: 0 K: 1 S: 5	H: 0 LOB: 0 BB: 0 P: 5	R: 0 E: 0 K: 2 S: 7	H: 0 LOB: 0 BB: 0 P: 7	R: 0 E: 0 K: 2 S: 7	H: 0 LOB: 1 BB: 1 P: 11	R: 0 E: 0 K: 0 S: 3	H: 0 LOB: 0 BB: 0 P: 3	R: 0 E: 0 K: 0 S: 4	H: 2 LOB: 1 BB: 0 P: 4	R: 1 E: 0 K: 1 S: 6	H: 1 LOB: 2 BB: 2 P: 14	R: 0 E: 0 K: 0 S: 3	H: 0 LOB: 1 BB: 1 P: 7	1B: 5 2B: 0 3B: 0 HR: 0	SF: 0 SAC: 0 DP: 1 HBP: 0	WP: 0 PB: 0 SB: 1 CS: 0	PA: 35																
PITCHER	IP WLS BF H R ER SO BB IBB HBP BLK WP HR S P ERA WHIP																																			
Dick Ruthven, R (1, 1) ERA: 4.82	7.2	30	5	1	1	8	3	0	0	0	0	0	0	43	55	1.17	1.043																			
Bill Wilson, R (8, 1) ERA:	1.1	5	0	0	0	0	1	0	0	0	0	0	0	4	8	0.00	0.750																			

livebaseballscorecards.com

AB	31
R	1
H	5
RBI	1
BB	4
SO	8
LOB	13



Batter	1	2	3	4	5	6	7	8	9	AB	R	H	RBI	BB	SO	LOB
Larry Bowa, S (1, 6) OBP: 0.362, SLG: 0.365	0-0 1B 3B		0-3 K		0-0 FC5-4 1-2f			0-0 6-3		4	1	1	0	0	1	1
Tom Hutton, L (1, 3) OBP: 0.300, SLG: 0.350	0-0 1B		0-0 4-3		0-0 G3			0-0 4-3		4	0	1	1	0	0	1
Willie Montanez, L (1, 9) OBP: 0.321, SLG: 0.319	0-3 K 1-2			0-0 L4				0-3 K		4	0	0	0	0	3	1
Greg Luzinski, R (1, 7) OBP: 0.315, SLG: 0.360	0-0 F9			0-0 2B				0-0 1-3		4	0	1	0	0	0	1
Bill Robinson, R (1, 8) OBP: 0.353, SLG: 0.594	0-0 6-3			0-3 K				0-3 K		4	0	0	0	0	2	2
Mike Schmidt, R (1, 5) OBP: 0.333, SLG: 0.545		0-3 K		4-0 BB				0-3 K		3	1	1	1	1	2	0
Mike Ryan, R (1, 2) OBP: 0.313, SLG: 0.429		0-0 F9		0-0 1-3				0-3 K		3	0	0	0	0	1	2
Denny Doyle, L (1, 4) OBP: 0.400, SLG: 0.375		0-0 F9			0-0 FC3-6 1B			0-0 E6		3	0	1	0	0	0	0
Dick Ruthven, R (1, 1) Bill Wilson, R (8, 1)			0-0 3-1		0-0 FC3-6 FC5-4 1-2f			0-3 K		3	0	0	0	0	1	2
										0	0	0	0	0	0	0


Inning Stats	R: 1	H: 2	E: 0	K: 1	S: 7	H: 2	LOB: 1	BB: 0	P: 7	R: 0	H: 0	E: 0	K: 1	S: 5	H: 0	LOB: 0	BB: 0	P: 5	R: 0	H: 0	E: 0	K: 1	S: 5	H: 0	LOB: 0	BB: 0	P: 5	R: 0	H: 1	E: 0	K: 1	S: 6	H: 1	LOB: 2	BB: 1	P: 10	R: 0	H: 0	E: 0	K: 0	S: 4	H: 1	LOB: 1	BB: 0	P: 4	R: 0	H: 0	E: 0	K: 2	S: 7	H: 0	LOB: 0	BB: 0	P: 7	R: 0	H: 0	E: 1	K: 3	S: 10	H: 0	LOB: 1	BB: 0	P: 10	R: 0	H: 0	E: 0	K: 1	S: 5	H: 0	LOB: 0	BB: 0	P: 5	R: 1	H: 1	E: 0	K: 0	S: 3	H: 1	LOB: 0	BB: 0	P: 3	1B: 2	SF: 0	2B: 1	SAC: 0	3B: 1	DP: 0	HR: 1	HBP: 0	WP: 0	PA: 33	ERA: 2.12	WHIP: 0.692	ERA: 2.08	WHIP: 0.692	ERA: 2.08	WHIP: 0.692
--------------	------	------	------	------	------	------	--------	-------	------	------	------	------	------	------	------	--------	-------	------	------	------	------	------	------	------	--------	-------	------	------	------	------	------	------	------	--------	-------	-------	------	------	------	------	------	------	--------	-------	------	------	------	------	------	------	------	--------	-------	------	------	------	------	------	-------	------	--------	-------	-------	------	------	------	------	------	------	--------	-------	------	------	------	------	------	------	------	--------	-------	------	-------	-------	-------	--------	-------	-------	-------	--------	-------	--------	-----------	-------------	-----------	-------------	-----------	-------------

BOTTOM

St. Louis Cardinals @ Philadelphia Phillies
Veterans Stadium, Philadelphia, PA

Sun Apr 22 1973, 3:38 AM EST
Att. 18,042 - Unknown

AB 32
R 2
H 5
RBI 2
BB 1
SO 10
LOB 10



PITCHER	IP	WLS	BF	H	R	ER	SO	BB	IBB	HBP	BLK	WP	HR	S	P	ERA	WHIP
Bob Gibson, R (1, 1) ERA: 2.12	8.2	L	33	5	2	2	10	1	0	0	0	0	1	52	56	2.08	0.692

Batter	1	2	3	4	5	6	7	8	9	AB R H RBI BB SO LOB	TOP	
Larry Bowa, S OBP: 0.371, SLG: 0.375 (1, 6) X	0-0 1B 1B	0-0 F5		0-0 L1			0-0 E9 1B			4 1 2 0 0 0 3	Philadelphia Phillies @ Atlanta Braves Atlanta Stadium, Atlanta, GA Tue Apr 24 1973, 6:05 PM EST Att. 3,405 - Unknown livebaseballscorecards.com	
Del Unser, L OBP: 0.304, SLG: 0.286 (1, 8) X	0-0 1B 1B		0-0 F9		0-0 4-3	0-0 SF7				3 0 1 1 0 0 0		
Willie Montanez, L OBP: 0.333, SLG: 0.333 Barry Lersch, S (7, 1) X	0-0 1B		0-0 1B		0-0 F8	0-0 F7				4 0 2 1 0 0 1 0 0 0 0 0 0 0		
Deron Johnson, R OBP: 0.286, SLG: 0.314 (1, 3) X	0-0 P4		0-3 K		0-0 F8		0-3 K			4 0 0 0 0 2 3		
Greg Luzinski, R OBP: 0.293, SLG: 0.333 (1, 7) S S S	0-3 K		0-3 K		0-3 K		0-3 K			4 0 0 0 0 4 3		
Mike Schmidt, R OBP: 0.250, SLG: 0.400 (1, 5) S S S	0-3 K		0-3 K		0-0 F7		0-3 K			4 0 0 0 0 3 2		
Bob Boone, R OBP: 0.405, SLG: 0.323 (1, 2) X		0-0 1B		4-0 1B BB		0-0 5-3		0-0 1B		3 0 2 0 1 0 0		
Denny Doyle, L OBP: 0.412, SLG: 0.393 (1, 4) X		0-0 F7		0-0 1B		0-0 E SF7 1B		0-0 G4-6-3 1B		4 1 2 0 0 0 2		
Larry Christenson, R (1, 1) Ken Brett, L (2, 1) Mike Anderson, R (7, PH) (7, 9) S S S		0-3 K		0-0 F5		0-0 F9		0-0 F9		1 0 0 0 0 1 1 1 0 0 0 0 0 2 2 0 0 0 0 0 1		
Inning Stats	R: 1 H: 3 E: 0 LOB: 2 K: 2 BB: 0 S: 10 P: 10	R: 0 H: 1 E: 0 LOB: 1 K: 1 BB: 0 S: 6 P: 6	R: 0 H: 1 E: 0 LOB: 1 K: 2 BB: 0 S: 8 P: 8	R: 0 H: 1 E: 0 LOB: 2 K: 1 BB: 1 S: 6 P: 10	R: 0 H: 0 E: 0 LOB: 0 K: 0 BB: 0 S: 3 P: 3	R: 0 H: 0 E: 0 LOB: 0 K: 1 BB: 0 S: 5 P: 5	R: 1 H: 2 E: 1 LOB: 1 K: 0 BB: 0 S: 5 P: 5	R: 0 H: 0 E: 0 LOB: 0 K: 3 BB: 0 S: 9 P: 9	R: 0 H: 1 E: 0 LOB: 0 K: 0 BB: 0 S: 3 P: 3	1B: 9 SF: 1 2B: 0 SAC: 0 3B: 0 DP: 1 HR: 0 HBP: 0	WP: 0 PA: 36 PB: 0 SB: 0 CS: 0	
PITCHER Carl Morton, R (1, 1) ERA: 3.1 Ron Schueler, R (8, 1) ERA: 8.22	IP WLS BF H R ER SO BB IBB HBP BLK WP HR S P ERA WHIP											PITCHER IP WLS BF H R ER SO BB IBB HBP BLK WP HR S P ERA WHIP



Batter	1	2	3	4	5	6	7	8	9
Ralph Garr, L (1, 7) OBP: 0.216, SLG: 0.236	0-0 4-3	0-0 2B	0-0 P4			4-0 HR BB		0-0 1B	
Johnny Oates, L (1, 2) OBP: 0.355, SLG: 0.448	0-0 F5	0-0 F7		0-0 3-1		0-0 HR		0-0 1B	
Hank Aaron, R (1, 9) OBP: 0.345, SLG: 0.452 Rod Gilbreath, R (8, 5) OBP: 0.313, SLG: 0.322	0-0 F8		0-0 1B 1B	0-0 F8		0-0 P4		0-0 1B	
Darrell Evans, L (1, 5) OBP: 0.313, SLG: 0.483		0-0 G3	0-0 F7	0-0 F7			0-3 K2-3		
Mike Lum, L (1, 3) OBP: 0.296, SLG: 0.556		0-0 HR	0-0 1B 1B		0-0 F7		0-3 K		
Dusty Baker Jr., R (1, 8) OBP: 0.338, SLG: 0.400		0-0 2B 1B	0-0 1B 1B		0-0 1-3		4-0 WP BB		
Davey Johnson, R (1, 4) OBP: 0.377, SLG: 0.383		0-0 F8	0-0 1B FC5-4		0-0 F8		0-0 F7		
Marty Perez, R (1, 6) OBP: 0.339, SLG: 0.462		4-0 2B BB	0-0 FC5-4 1B			0-0 F9		0-0 6-3	
Carl Morton, R (1, 1) OBP: 0.250, SLG: 0.273 Ron Schueler, R (8, 1) OBP: 0.500, SLG: 0.500		0-0 2B 2B	0-0 FC5-4			0-3 K		0-0 1B 1B	

Inning Stats	R: 0	H: 0	E: 0	K: 0	S: 3	R: 4	H: 4	E: 0	K: 0	S: 7	R: 4	H: 5	E: 0	K: 0	S: 8	R: 0	H: 0	E: 0	K: 0	S: 3	R: 2	H: 1	E: 0	K: 1	S: 6	R: 0	H: 0	E: 0	K: 2	S: 7	R: 1	H: 3	E: 0	K: 0	S: 5
	LOB: 0	BB: 0	P: 3	ER: 4	LOB: 1	BB: 1	P: 11	LOB: 1	BB: 0	P: 8	LOB: 0	BB: 0	P: 3	LOB: 0	BB: 0	P: 3	LOB: 0	BB: 0	P: 3	LOB: 0	BB: 1	P: 10	LOB: 1	BB: 1	P: 11	LOB: 1	BB: 0	P: 5	SF: 0	SAC: 0	DP: 1	HBP: 0	WP: 1	PA: 39	

PITCHER	IP	WLS	BF	H	R	ER	SO	BB	IBB	HBP	BLK	WP	HR	S	P	ERA	WHIP
Larry Christenson, R (1, 1) ERA: 4.02	1.2	L	10	4	4	4	0	1	0	0	0	0	1	9	13	21.60	3.000
Ken Brett, L (2, 1) ERA: 7.36	4.1		20	6	6	6	1	1	0	0	0	0	1	21	25	12.46	1.615
Barry Lersch, R (7, 1) ERA: 1.13	2.0		9	3	1	1	2	1	0	0	0	1	0	12	16	4.50	2.000

BOTTOM

Philadelphia Phillies @ Atlanta Braves
Atlanta Stadium, Atlanta, GA
 Tue Apr 24 1973, 6:05 PM EST
 Att. 3,405 - Unknown

AB	R	H	RBI	BB	SO	LOB
4	1	2	1	1	0	1
5	1	2	3	0	0	1
4	1	1	0	0	0	0
1	0	0	0	0	0	2
4	0	0	0	0	1	1
4	2	2	1	0	1	0
3	2	2	0	1	0	0
4	1	1	2	0	0	2
3	1	1	1	1	0	0
3	1	1	3	0	1	1
1	1	1	0	0	0	0

AB	36
R	11
H	13
RBI	11
BB	3
SO	3
LOB	8

livebaseballscorecards.com

Braves

Batter	1	2	3	4	5	6	7	8	9	AB R H RBI BB SO LOB	TOP											
Larry Bowa, S (1, 6) OBP: 0.364, SLG: 0.367	0-3 K		0-0 F8			0-0 1B		0-0 F7		4 0 1 0 0 1 3												
Cesar Tovar, R (1, 9) OBP: 0.325, SLG: 0.324	0-0 F8			0-0 6-3		0-0 F9		0-0 P3		4 0 0 0 0 0 3												
Willie Montanez, L (1, 3) OBP: 0.328, SLG: 0.327	0-0 F5			0-0 3-1		0-0 F7			0-0 1B	4 1 1 0 0 0 1												
Bill Robinson, R (1, 7) OBP: 0.368, SLG: 0.583		0-0 P6		0-0 5-3			0-0 FC4-6		0-0 1B	4 1 2 0 0 0 0												
Bob Boone, R (1, 2) OBP: 0.366, SLG: 0.286		0-0 F2			0-0 5-3		0-0 FC4-6		0-0 P3	4 0 0 0 0 0 3												
Del Unser, L (1, 8) OBP: 0.333, SLG: 0.320		0-0 G3					0-3 K		0-0 1B	4 0 2 1 0 1 1												
Mike Schmidt, R (1, 5) OBP: 0.300, SLG: 0.389			0-0 5-3		0-0 F8			4-0 FC4-3	0-0 1B	3 0 1 1 1 0 1												
Denny Doyle, L (1, 4) OBP: 0.405, SLG: 0.387			0-0 1B		0-0 F8			0-0 FC4-3	0-3 K	3 0 1 0 0 0 2												
Deron Johnson, R (9, PH) OBP: 0.279, SLG: 0.306			0-3 K			0-3 K		0-0 1B	0-0 F5	1 0 0 0 0 0 1 2												
Jim Lonborg, R (1, 1) Dick Selma, R (5, 1) Terry Harmon, R (6, PH) Wayne Twitchell, R (6, 1) Greg Luzinski, R (8, PH) Bill Wilson, R (8, 1) Jose Pagan, R (9, PH) OBP: 0.077, SLG: 0.154										1 0 0 0 0 0 1 1 0 0 0 0 0 0 0 0 1 0 0 0 0 0 1 0 0 0 0 0 0 0 0 0 1 0 1 0 0 0 0 0 0 0 0 0 0 0 0 0 1 0 0 0 0 0 0 2												
Inning Stats	R: 0 E: 0 K: 1 S: 5	H: 0 LOB: 0 BB: 0 P: 5	R: 0 E: 0 K: 0 S: 3	H: 0 LOB: 0 BB: 0 P: 3	R: 0 E: 0 K: 1 S: 6	H: 1 LOB: 1 BB: 0 P: 6	R: 0 E: 0 K: 0 S: 3	H: 0 LOB: 0 BB: 0 P: 3	R: 0 E: 0 K: 0 S: 4	H: 1 LOB: 1 BB: 0 P: 4	R: 0 E: 0 K: 1 S: 6	H: 1 LOB: 1 BB: 0 P: 6	R: 0 E: 0 K: 1 S: 5	H: 1 LOB: 0 BB: 0 P: 5	R: 0 E: 0 K: 0 S: 4	H: 1 LOB: 2 BB: 1 P: 8	R: 2 E: 0 K: 1 S: 9	H: 4 LOB: 2 BB: 0 P: 9	1B: 9 2B: 0 3B: 0 HR: 0	SF: 0 SAC: 0 DP: 0 HBP: 0	WP: 0 PB: 0 SB: 0 CS: 0	PA: 36
PITCHER	IP WLS BF H R ER SO BB IBB HBP BLK WP HR S P ERA WHIP																					
Gary Gentry, R (1, 1) ERA: 3.19	8.1 W 33 8 2 2 4 1 0 0 0 0 0 0 40 44 2.16 1.080																					
Phil Niekro, R (9, 1) ERA: 1.93	0.2 S 3 1 0 0 1 0 0 0 0 0 0 0 5 5 0.00 1.500																					

Philadelphia Phillies @ Atlanta Braves
Atlanta Stadium, Atlanta, GA
Wed Apr 25 1973, 6:05 PM EST
Att. 2,866 - Unknown

livebaseballscorecards.com

AB	35
R	2
H	9
RBI	2
BB	1
SO	5
LOB	19



Batter	1	2	3	4	5	6	7	8	9
Ralph Garr, L OBP: 0.231, SLG: 0.263 (1, 7)	0-0 4-3 S 3B 1B	0-0 1B 1-3 2B		0-0 F7		0-0 FC6-2 S 2-3 3-H			
Johnny Oates, L OBP: 0.348, SLG: 0.435 (1, 2)	0-0 4-3 1-3	0-0 G5-4-3 2-3 3-H 1B		0-0 F8		0-0 P4 1-2			
Hank Aaron, R OBP: 0.339, SLG: 0.422 (1, 9)	4-0 3B BB	0-0 G5-4-3 1-2f			0-0 P3		0-3 K		
Rod Gilbreath, R OBP: 0.313, SLG: 0.322 (8, 5)									
Darrell Evans, L OBP: 0.324, SLG: 0.532 (1, 5)	0-0 1-H 3-H SF9 3B		0-0 F7		0-0 2B		0-3 K		
Mike Lum, L OBP: 0.323, SLG: 0.552 (1, 3)	0-0 SF9 3-H		0-0 1B		4-0 G5-4-3 IBB		0-3 K		
Dusty Baker Jr., R OBP: 0.347, SLG: 0.406 (1, 8)	0-0 1B		0-0 F9		0-0 G5-4-3 1-2f			0-0 S 1B	
Davey Johnson, R OBP: 0.384, SLG: 0.381 (1, 4)	0-0 5-3		0-0 L5			0-0 SH5-4 FC6-2 HBP 1B		4-0 BB 1-2 BB	
Marty Perez, R OBP: 0.355, SLG: 0.463 (1, 6)		0-3 K		0-0 SH1-4 1B		1-0 FC6-2 SH5-4 HBP		0-0 F9	
Sonny Jackson, L OBP: 0.125, SLG: 0.125 (6, PR)									
Gary Gentry, R OBP: 0.417, SLG: 0.417 (1, 1)		0-0 2B 1B 1B		0-0 SH1-4 1-2		0-0 SH5-4 1-2 2-3		0-0 E9 1-2 2-H	
Phil Niekro, R (9, 1)									

AB	R	H	RBI	BB	SO	LOB
4	1	2	0	0	0	4
4	0	1	1	0	0	4
3	1	0	0	1	1	2
0	0	0	0	0	0	0
4	1	2	2	0	1	0
2	0	1	1	1	1	0
4	1	2	0	0	0	3
3	0	1	0	1	0	2
2	0	1	0	0	1	0
1	0	0	0	0	0	2
2	1	2	1	0	0	0
0	0	0	0	0	0	0

BOTTOM

Philadelphia Phillies @ Atlanta Braves
Atlanta Stadium, Atlanta, GA
 Wed Apr 25 1973, 6:05 PM EST
 Att. 2,866 - Unknown

AB	29
R	5
H	12
RBI	5
BB	3
SO	4
LOB	17



1B: 9	SF: 1	WP: 0	PA: 36
2B: 2	SAC: 2	PB: 0	
3B: 1	DP: 2	SB: 3	
HR: 0	HBP: 1	CS: 0	

Inning Stats	R	H	E	K	S	P	10	R	H	E	K	S	P	7	R	H	E	K	S	P	4	R	H	E	K	S	P	7	R	H	E	K	S	P	9	R	H	E	K	S	P	7
PITCHER	IP	WLS	BF	H	R	ER	SO	BB	IBB	HBP	BLK	WP	HR	S	P	ERA	WHIP																									
Jim Lonborg, R ERA: 6.75 (1, 1)	4.1	L	23	9	4	4	1	1	1	0	0	0	0	23	31	8.31	2.308																									
Dick Selma, R ERA: 10.38 (5, 1)	0.2		1	0	0	0	0	0	0	0	0	0	0	1	1	0.00	0.000																									
Wayne Twitchell, R ERA: 1.23 (6, 1)	2.0		8	1	0	0	3	0	0	1	0	0	0	13	14	0.00	0.500																									
Bill Wilson, R ERA: 1.08 (8, 1)	1.0		4	2	1	1	0	1	0	0	0	0	0	3	7	9.00	3.000																									

Batter	1	2	3	4	5	6	7	8	9	AB R H RBI BB SO LOB	TOP									
Larry Bowa, S (1, 6) OBP: 0.352, SLG: 0.354	0-0 E 1B 1B		0-0 L5		0-0 F8		0-0 1-3		0-0 1-3	5 1 1 0 0 0 2										
Mike Anderson, R (1, 9) OBP: 0.375, SLG: 0.462	0-0 E8 1B 1B		0-0 F7		4-0 G3 BB			0-3 K		3 1 1 0 1 1 0										
Willie Montanez, L (1, 3) OBP: 0.324, SLG: 0.322	0-0 E5 1B		0-0 4-3		0-0 G3			0-0 4-3		4 0 1 1 0 0 1										
Bill Robinson, R (1, 8) OBP: 0.381, SLG: 0.600	0-0 6-3			0-0 1B 2B	0-0 F8			0-0 1B		4 1 2 0 0 0 2										
Greg Luzinski, R (1, 7) OBP: 0.286, SLG: 0.322	0-0 F9			0-0 F9		0-3 K		0-0 5-3		4 0 0 0 0 1 3										
Mike Schmidt, R (1, 5) OBP: 0.333, SLG: 0.381	0-3 K			0-0 S 1B	0-0 G4-3 BB			0-0 5-3		3 0 1 1 1 1 1										
Bob Boone, R (1, 2) OBP: 0.356, SLG: 0.282		0-0 F7		0-0 F4	0-0 G4-3			0-0 E 1B		4 0 1 0 0 0 2										
Terry Harmon, R (1, 4) OBP: 0.381, SLG: 0.294		0-3 K		4-0 1-2 IBB	0-0 F9			0-0 E5		3 0 0 0 1 1 1										
Steve Carlton, L (1, 1) OBP: 0.100, SLG: 0.100		0-3 K		0-0 F7	0-0 G3			0-3 K		4 0 0 0 0 2 4										
Inning Stats	R: 2 E: 2 K: 1 S: 8	H: 3 LOB: 1 BB: 0 P: 8	R: 0 E: 0 K: 2 S: 7	H: 0 LOB: 0 BB: 0 P: 7	R: 0 E: 0 K: 0 S: 3	H: 0 LOB: 0 BB: 0 P: 3	R: 1 E: 0 K: 0 S: 5	H: 2 LOB: 2 BB: 1 P: 9	R: 0 E: 0 K: 1 S: 4	H: 0 LOB: 0 BB: 1 P: 8	R: 0 E: 0 K: 0 S: 3	H: 0 LOB: 0 BB: 0 P: 3	R: 0 E: 0 K: 1 S: 6	H: 1 LOB: 1 BB: 0 P: 6	R: 0 E: 1 K: 1 S: 7	H: 1 LOB: 2 BB: 0 P: 7	1B: 6 2B: 1 3B: 0 HR: 0	SF: 0 SAC: 0 DP: 1 HBP: 0	WP: 0 PB: 0 SB: 1 CS: 0	PA: 37
PITCHER	IP WLS BF H R ER SO BB IBB HBP BLK WP HR S P ERA WHIP																			
Ross Grimsley, L (1, 1) ERA: 2.52	5.0 L 22 5 3 3 3 1 1 0 0 0 0 26 34 5.40 1.200																			
Clay Carroll, R (6, 1) ERA: 9.53	3.0 10 1 0 0 2 1 0 0 0 0 0 13 17 0.00 0.667																			
Ed Sprague, R (9, 1) ERA:	1.0 5 1 0 0 1 0 0 0 0 0 0 7 7 0.00 1.000																			

Philadelphia Phillies @ Cincinnati Reds
Riverfront Stadium, Cincinnati, OH
Fri Apr 27 1973, 6:05 PM EST
Att. 13,690 - Unknown

AB	34
R	3
H	7
RBI	2
BB	3
SO	6
LOB	16



Batter	1	2	3	4	5	6	7	8	9	AB	R	H	RBI	BB	SO	LOB
Dave Concepcion, R (1, 6) OBP: 0.411, SLG: 0.577	0-3 K		0-3 K			0-0 4-3 WP 4-3 1B		0-0 F8		4	1	1	0	0	2	0
Joe Morgan, L (1, 4) OBP: 0.435, SLG: 0.629	0-0 P3		0-0 S 1B			0-0 4-3		0-0 P4		4	0	1	0	0	0	1
Bobby Tolan, L (1, 8) OBP: 0.297, SLG: 0.333	0-0 F2		0-0 F2			0-0 4-3		0-0 L3		4	0	0	1	0	0	1
Johnny Bench, R (1, 2) OBP: 0.354, SLG: 0.328		4-0 1B BB		0-0 F3		0-0 F8		0-0 5-3		3	0	0	0	1	0	0
Tony Perez, R (1, 3) OBP: 0.388, SLG: 0.493		0-3 K		0-0 5-3		4-0 FC6-4 BB		0-0 1B		3	0	1	0	1	1	1
Denis Menke, R (1, 5) OBP: 0.380, SLG: 0.282		0-0 P4		0-0 F8		0-0 F8		0-0 L6		4	0	0	0	0	0	3
Richie Scheinblum, S (1, 7) OBP: 0.316, SLG: 0.333		0-0 FC6-4 1B		0-0 F9		0-0 FC6-4		0-0 1-2f		3	0	1	0	0	0	1
Cesar Geronimo, L (1, 9) OBP: 0.232, SLG: 0.313		0-0 FC6-4		0-0 4-3		0-0 F8		0-0 F8		3	0	0	0	0	0	3
Ross Grimsley, L (1, 1) Bob Barton, R (5, PH) Clay Carroll, R (6, 1) Phil Gagliano, R (8, PH) Ed Sprague, R (9, 1)		0-3 K		0-0 F9		0-0 P4				1	0	0	0	0	1	0

Inning Stats	R: 0	H: 0	E: 0	K: 1	S: 5	R: 0	H: 1	E: 0	K: 1	S: 6	R: 0	H: 1	E: 0	K: 2	S: 8	R: 0	H: 0	E: 0	K: 0	S: 3	R: 0	H: 0	E: 0	K: 0	S: 3	R: 1	H: 1	E: 0	K: 0	S: 4	R: 0	H: 0	E: 0	K: 0	S: 3	R: 0	H: 0	E: 0	K: 0	S: 3	R: 0	H: 0	E: 0	K: 0	S: 3	R: 0	H: 1	E: 0	K: 0	S: 4	1B: 4	2B: 0	3B: 0	HR: 0	SF: 0	SAC: 0	DP: 0	HBP: 0	WP: 1	PA: 33
PITCHER Steve Carlton, L (1, 1) ERA: 2.47	IP	WLS	BF	H	R	ER	SO	BB	IBB	HBP	BLK	WP	HR	S	P	ERA	WHIP															IP	WLS	BF	H	R	ER	SO	BB	IBB	HBP	BLK	WP	HR	S	P	ERA	WHIP												

BOTTOM

Philadelphia Phillies @ Cincinnati Reds
Riverfront Stadium, Cincinnati, OH
Fri Apr 27 1973, 6:05 PM EST
Att. 13,690 - Unknown

livebaseballscorecards.com

AB	31
R	1
H	4
RBI	1
BB	2
SO	4
LOB	10



Batter	1	2	3	4	5	6	7	8	9	AB R H RBI BB SO LOB	TOP									
Larry Bowa, S (1, 6) OBP: 0.329, SLG: 0.329	0-0 F8			x 0-0 F7		x 0-0 F9		x 0-0 FC2-5 1B	x 0-0 1-3	5 0 0 0 0 0 5										
Mike Anderson, R (1, 9) OBP: 0.421, SLG: 0.625 Del Unser, L (8, PH) OBP: 0.357, SLG: 0.320 (8, 8)	0-0 4-3			x 0-0 2B		x 0-0 2B		BBB 4-0 1B BB		3 0 2 0 0 0 0 0 0 0 0 1 0 0										
Willie Montanez, L (1, 3) OBP: 0.319, SLG: 0.317	0-0 F9			x 0-0 F7		x 0-0 F4		x 0-0 1-2 2-3 1B		4 0 1 1 0 0 2										
Bill Robinson, R (1, 8) OBP: 0.348, SLG: 0.545 (8, 9)		x 0-0 5-3		x 0-0 F8			x 0-0 5-3	SS 0-3 K		4 0 0 0 0 1 3										
Greg Luzinski, R (1, 7) OBP: 0.284, SLG: 0.306		SS 0-3 K			x 0-0 F8		SS 0-3 K	BBB 4-0 SH1-4 BB		3 0 0 0 1 2 0										
Mike Schmidt, R (1, 5) OBP: 0.393, SLG: 0.435		SS 0-3 K			x 0-0 2B		BBB 4-0 BB	BBB 4-0 SH1-4 BB		2 0 1 0 2 1 0										
Bob Boone, R (1, 2) OBP: 0.333, SLG: 0.262			x 0-0 P4		x 0-0 F9		x 0-0 F7	x 0-0 SH1-4		3 0 0 0 0 0 2										
Terry Harmon, R (1, 4) OBP: 0.375, SLG: 0.300 Denny Doyle, L (9, PH) OBP: 0.421, SLG: 0.387 (9, 4)			x 0-0 F8		x 0-0 F8			x 0-0 FC2-5 1B 1B	4-0 IBB	3 0 1 0 0 0 1 0 0 0 0 1 0 0										
Dick Ruthven, R (1, 1) Cesar Tovar, R (8, PH) OBP: 0.341, SLG: 0.343 Bill Wilson, R (8, 1) Tom Hutton, L (9, PH) OBP: 0.286, SLG: 0.333 Mac Scarce, L (9, 1)			x 0-0 F9		SS 0-3 K		x 0-0 BB FC2-5 1B	x 0-0 P6		2 0 0 0 0 1 0 1 1 1 0 0 0 0 0 0 0 0 0 0 0 1 0 0 0 0 0 3 0 0 0 0 0 0 0										
Inning Stats	R: 0 E: 0 K: 0 S: 3	H: 0 LOB: 0 BB: 0 P: 3	R: 0 E: 0 K: 2 S: 7	H: 0 LOB: 0 BB: 0 P: 7	R: 0 E: 0 K: 0 S: 3	H: 0 LOB: 0 BB: 0 P: 3	R: 0 E: 0 K: 0 S: 4	H: 1 LOB: 1 BB: 0 P: 4	R: 0 E: 0 K: 1 S: 6	H: 1 LOB: 1 BB: 0 P: 6	R: 0 E: 0 K: 1 S: 5	H: 0 LOB: 1 BB: 1 P: 9	R: 1 E: 0 K: 1 S: 7	H: 3 LOB: 2 BB: 1 P: 11	R: 0 E: 0 K: 0 S: 3	H: 0 LOB: 3 BB: 3 P: 15	1B: 3 2B: 3 3B: 0 HR: 0	SF: 0 SAC: 1 DP: 0 HBP: 0	WP: 0 PB: 0 SB: 0 CS: 0	PA: 37
PITCHER	IP WLS BF H R ER SO BB IBB HBP BLK WP HR S P ERA WHIP																			
Don Gullett, L (1, 1) ERA: 1.9	7.1 L 28 5 1 1 4 1 0 0 0 0 0 0 35 39 1.23 0.818																			
Pedro Borbon, R (8, 1) ERA: 0.64	0.2 3 1 0 0 1 1 0 0 0 0 0 0 4 8 0.00 3.000																			
Tom Hall, L (9, 1) ERA: 10.8	0.0 2 0 0 0 0 2 0 0 0 0 0 0 0 8 ∞ ∞																			
Jim McGlothlin, R (9, 1) ERA: 4.15	1.0 4 0 0 0 0 0 1 0 0 0 0 0 3 7 0.00 0.000																			

Philadelphia Phillies @ Cincinnati Reds
Riverfront Stadium, Cincinnati, OH
Sat Apr 28 1973, 6:05 PM EST
Att. 14,126 - Unknown

AB	31
R	1
H	6
RBI	1
BB	5
SO	5
LOB	16



Batter	1	2	3	4	5	6	7	8	9	AB R H RBI BB SO LOB
Pete Rose, S (1, 7) OBP: 0.398, SLG: 0.392	4-0 WP BB		0-0 1B			0-0 3-1		0-0 F8		3 0 1 0 1 0 1
Joe Morgan, L (1, 4) OBP: 0.416, SLG: 0.595	0-0 P4		0-0 P6			0-3 K		0-0 L4		4 0 0 0 0 1 2
Bobby Tolan, L (1, 8) OBP: 0.282, SLG: 0.315	0-3 K				0-0 P6	0-0 4-3		0-0 4-3		4 0 0 0 0 1 1
Johnny Bench, R (1, 2) OBP: 0.349, SLG: 0.313	0-3 K				4-0 BB		0-0 5-3	0-3 K		3 0 0 0 1 2 1
Tony Perez, R (1, 3) OBP: 0.373, SLG: 0.472		0-0 4-3			0-0 F9		0-3 K			3 0 0 0 0 1 1
Cesar Geronimo, L (1, 9) OBP: 0.222, SLG: 0.300		0-0 F5			0-3 K		0-3 K			3 0 0 0 0 2 1
Dave Concepcion, R (1, 6) OBP: 0.390, SLG: 0.545		0-0 F9				0-0 F7		0-0 F8		3 0 0 0 0 0 0
Denis Menke, R (1, 5) OBP: 0.365, SLG: 0.268			0-0 6-3			0-3 K		0-0 F8		2 0 0 0 0 1 0
Joe Hague, L (8, PH) OBP: 0.667, SLG: 0.750										1 0 0 0 0 0 0
Darrel Chaney, S (9, 5) OBP: 0.083, SLG: 0.043										0 0 0 0 0 0 0
Don Gullett, R (1, 1) OBP: 0.353, SLG: 0.167			0-3 K			0-0 F9		0-0 1B		2 0 0 0 0 1 0
Pedro Borbon, R (8, 1)										0 0 0 0 0 0 0
Larry Stahl, L (8, PH) OBP: 0.636, SLG: 0.500										1 0 1 0 0 0 0
Tom Hall, L (9, 1)										0 0 0 0 0 0 0
Jim McGlothlin, R (9, 1)										0 0 0 0 0 0 0

Inning Stats	R: 0 E: 0 K: 2 S: 7	H: 0 LOB: 1 BB: 1 P: 11	R: 0 E: 0 K: 0 S: 3	H: 0 LOB: 0 BB: 0 P: 3	R: 0 E: 0 K: 1 S: 6	H: 1 LOB: 1 BB: 0 P: 6	R: 0 E: 0 K: 1 S: 5	H: 0 LOB: 1 BB: 1 P: 9	R: 0 E: 0 K: 1 S: 5	H: 0 LOB: 0 BB: 0 P: 5	R: 0 E: 0 K: 1 S: 5	H: 0 LOB: 0 BB: 0 P: 5	R: 0 E: 0 K: 2 S: 7	H: 0 LOB: 0 BB: 0 P: 7	R: 0 E: 0 K: 0 S: 4	H: 1 LOB: 1 BB: 0 P: 4	R: 0 E: 0 K: 1 S: 5	H: 0 LOB: 0 BB: 0 P: 5	1B: 2 2B: 0 3B: 0 HR: 0	SF: 0 SAC: 0 DP: 0 HBP: 0
--------------	------------------------------	----------------------------------	------------------------------	---------------------------------	------------------------------	---------------------------------	------------------------------	---------------------------------	------------------------------	---------------------------------	------------------------------	---------------------------------	------------------------------	---------------------------------	------------------------------	---------------------------------	------------------------------	---------------------------------	----------------------------------	------------------------------------

PITCHER	IP	WLS	BF	H	R	ER	SO	BB	IBB	HBP	BLK	WP	HR	S	P	ERA	WHIP
Dick Ruthven, R (1, 1) ERA: 2.76	7.0	W	24	1	0	0	8	2	0	0	0	1	0	38	46	0.00	0.429
Bill Wilson, R (8, 1) ERA: 0.96	1.0		4	1	0	0	0	0	0	0	0	0	0	4	4	0.00	1.000
Mac Scarce, L (9, 1) ERA:	1.0	S	3	0	0	0	1	0	0	0	0	0	0	5	5	0.00	0.000

BOTTOM

Philadelphia Phillies @ Cincinnati Reds
 Riverfront Stadium, Cincinnati, OH
 Sat Apr 28 1973, 6:05 PM EST
 Att. 14,126 - Unknown

livebaseballscorecards.com

AB	29
R	0
H	2
RBI	0
BB	2
SO	9
LOB	7



WP: 1	PA: 31
PB: 0	
SB: 0	
CS: 0	

Batter	1	2	3	4	5	6	7	8	9	AB R H RBI BB SO LOB	TOP
Larry Bowa, S (1, 6) x OBP: 0.338, SLG: 0.338	0-0 5-3 ①			x 0-0 4-3 ①		x 0-0 1B		x 0-0 1B	x 0-0 G6-3 1B	4 0 2 0 0 0 0	
Del Unser, L (1, 8) x OBP: 0.344, SLG: 0.310	0-0 1-3 ②			x 0-0 F7 ②		x 0-0 F8 ③		x 0-0 1B	x 0-0 G6-3 1B	4 0 1 0 0 0 1	
Willie Montanez, L (1, 3) x OBP: 0.303, SLG: 0.299	0-0 1-3 ③			0-3 K ③			x 0-0 6-3 ①		x 0-0 G6-3 ① ②	4 0 0 0 0 1 2	
Bill Robinson, R (1, 9) OBP: 0.340, SLG: 0.521		x 0-0 5-3 ①		0-3 K ①		x 0-0 1B		x 0-0 6-3 ③	x 0-0 6-3 ③	4 0 1 0 0 1 1	
Greg Luzinski, R (1, 7) OBP: 0.271, SLG: 0.292		0-3 K ②		0-0 5-3 ②		x 0-3 K ②				3 0 0 0 0 2 1	
Mike Schmidt, R (1, 5) OBP: 0.387, SLG: 0.423		x 0-0 L4 ③		0-0 1B ③		x 0-3 K ③				3 0 1 0 0 1 1	
Bob Boone, R (1, 2) OBP: 0.314, SLG: 0.244			x 0-0 5-3 ①		x 0-0 F2 ③		x 0-3 K ①			3 0 0 0 0 1 1	
Denny Doyle, L (1, 4) OBP: 0.390, SLG: 0.353			x 0-0 1-3 ②		x 0-0 4-3 ①		x 0-0 4-3 ②			3 0 0 0 0 0 0	
Larry Christenson, R (1, 1) Wayne Twitchell, R (2, 1) Jose Pagan, R (6, PH) OBP: 0.071, SLG: 0.143 Ken Brett, L (6, 1) Dick Selma, R (6, 1) Mike Anderson, R (8, PH) OBP: 0.400, SLG: 0.588 Barry Lersch, S (8, 1)			0-3 K ③		0-3 K ②		0-3 K ③			0 0 0 0 0 0 0 1 0 0 0 0 1 0 1 0 0 0 0 1 0 0 0 0 0 0 0 0 0 0 0 0 0 0 0 1 0 0 0 0 1 0 0 0 0 0 0 0 0	
Inning Stats	R: 0 H: 0 E: 0 LOB: 0 K: 0 BB: 0 S: 3 P: 3	R: 0 H: 0 E: 0 LOB: 0 K: 1 BB: 0 S: 5 P: 5	R: 0 H: 0 E: 0 LOB: 0 K: 1 BB: 0 S: 5 P: 5	R: 0 H: 0 E: 0 LOB: 0 K: 1 BB: 0 S: 5 P: 5	R: 0 H: 1 E: 0 LOB: 1 K: 1 BB: 0 S: 6 P: 6	R: 0 H: 1 E: 0 LOB: 1 K: 2 BB: 0 S: 8 P: 8	R: 0 H: 0 E: 0 LOB: 0 K: 2 BB: 0 S: 7 P: 7	R: 0 H: 2 E: 0 LOB: 1 K: 0 BB: 0 S: 4 P: 4	1B: 5 SF: 0 2B: 0 SAC: 0 3B: 0 DP: 1 HR: 0 HBP: 0	WP: 0 PA: 31 PB: 0 SB: 0 CS: 0	
PITCHER Jack Billingham, R (1, 1) ERA: 2.78	IP WLS BF H R ER SO BB IBB HBP BLK WP HR S P ERA WHIP										
	9.0 W 31 5 0 0 9 0 0 0 0 0 0 0 49 49 0.00 0.556										

Philadelphia Phillies @ Cincinnati Reds
Riverfront Stadium, Cincinnati, OH
Sun Apr 29 1973, 3:33 AM EDT
Att. 39,191 - Unknown

AB	31
R	0
H	5
RBI	0
BB	0
SO	9
LOB	7



Batter	1	2	3	4	5	6	7	8	9	AB	R	H	RBI	BB	SO	LOB
Pete Rose, S (1, 7) Gene Locklear, L (8, 7)	0-0 F7	4-0 BB 2B BB		4-0 BB 2B BB		0-0 PB 1B 2B	0-0 4-3			3	3	1	0	2	0	0
Joe Morgan, L (1, 4) Darrel Chaney, S (8, 4)	0-0 1B 2B	4-0 BB 2B BB		0-0 F5		4-0 1B SF9 BB	4-0 BB			2	2	1	1	3	0	1
Bobby Tolan, L (1, 8) OBP: 0.301, SLG: 0.359	0-0 F6	0-0 BB 2B		0-0 BB 2B		0-0 2B SF8 1B	0-3 K			5	1	3	5	0	1	2
Johnny Bench, R (1, 2) Bill Plummer, R (8, 2) OBP: 0.286, SLG: 0.167	0-0 BB 2B 1B	0-0 BB L6		0-0 BB P3		0-0 SF9		0-0 F8		3	0	1	1	0	0	2
Tony Perez, R (1, 3) OBP: 0.375, SLG: 0.474	0-0 F7		4-0 BB F9 4-3 BB	0-0 BB 6-3		0-0 BB 2B		0-3 K		4	0	1	0	1	1	3
Joe Hague, L (1, 9) Phil Gagliano, R (6, PH) Cesar Geronimo, L (7, 9) OBP: 0.233, SLG: 0.300		0-3 BB K	0-0 BB 4-3	0-0 BB 3-1		4-0 BB IBB		4-0 BB		3	0	0	0	0	1	1
Dave Concepcion, R (1, 6) OBP: 0.375, SLG: 0.525		0-0 BB 1B BB 1B	0-0 BB F9	0-0 BB 6-3		0-0 BB SF8		0-3 BB K		4	1	1	1	0	1	2
Denis Menke, R (1, 5) OBP: 0.375, SLG: 0.295		0-0 BB F8	4-0 BB IBB	0-0 BB 2B		0-0 BB F7				3	0	1	0	1	0	3
Jack Billingham, R (1, 1) OBP: 0.063, SLG: 0.063		0-0 BB 2B BB 1B	0-0 BB G3	0-3 BB K			0-0 BB 3-1			4	1	1	0	0	1	3

Inning Stats	R: 0	H: 2	E: 0	K: 5	S: 5	LOB: 2	BB: 0	P: 5	R: 4	H: 3	E: 0	K: 1	S: 8	LOB: 1	BB: 2	P: 16	R: 0	H: 0	E: 0	K: 0	S: 3	LOB: 2	BB: 2	P: 11	R: 1	H: 1	E: 0	K: 0	S: 4	LOB: 1	BB: 1	P: 8	R: 0	H: 1	E: 0	K: 1	S: 6	LOB: 1	BB: 0	P: 6	R: 3	H: 3	E: 0	K: 0	S: 6	LOB: 2	BB: 2	P: 14	R: 0	H: 0	E: 0	K: 1	S: 5	LOB: 1	BB: 1	P: 9	R: 0	H: 0	E: 0	K: 2	S: 7	LOB: 1	BB: 1	P: 11
--------------	------	------	------	------	------	--------	-------	------	------	------	------	------	------	--------	-------	-------	------	------	------	------	------	--------	-------	-------	------	------	------	------	------	--------	-------	------	------	------	------	------	------	--------	-------	------	------	------	------	------	------	--------	-------	-------	------	------	------	------	------	--------	-------	------	------	------	------	------	------	--------	-------	-------


PITCHER	IP	WLS	BF	H	R	ER	SO	BB	IBB	HBP	BLK	WP	HR	S	P	ERA	WHIP
Larry Christenson, R (1, 1) ERA: 5.71	1.2	L	12	5	4	4	1	2	0	0	0	0	0	12	20	21.60	4.200
Wayne Twitchell, R (2, 1) ERA: 1.69	3.1		15	2	1	1	1	2	1	0	0	0	0	14	26	2.70	1.200
Ken Brett, L (6, 1) ERA: 10.57	0.1		6	3	3	3	0	1	1	0	0	0	0	4	12	81.00	12.000
Dick Selma, R (6, 1) ERA: 7.5	1.2		6	0	0	0	1	1	0	0	0	0	0	7	11	0.00	0.600
Barry Lersch, R (8, 1) ERA: 1.0	1.0		4	0	0	0	2	1	0	0	0	0	0	7	11	0.00	1.000

BOTTOM

Philadelphia Phillies @ Cincinnati Reds
Riverfront Stadium, Cincinnati, OH

Sun Apr 29 1973, 3:33 AM EDT
Att. 39,191 - Unknown

AB	32
R	8
H	10
RBI	8
BB	9
SO	5
LOB	17



WP	PA	ERA	WHIP
0	43		

Batter	1	2	3	4	5	6	7	8	9	AB R H RBI BB SO LOB	TOP
Jimmy Wynn, R (1, 9) OBP: 0.360, SLG: 0.573	0-0 6-3		0-0 5-3		0-0 HR		1-0 1B HBP		0-0 1-4-3	4 2 1 1 0 0 0	
Hector Torres, R (1, 6) OBP: 0.182, SLG: 0.100	0-0 P4		0-0 F8		0-3 K		0-0 1B			4 0 1 1 0 1 0	
Cesar Cedeno, R (1, 8) OBP: 0.368, SLG: 0.495	0-0 1B		0-0 2B		0-3 K		0-0 F8			4 0 2 0 0 1 1	
Bob Watson, R (1, 7) (8, 3) OBP: 0.408, SLG: 0.511	0-0 6-3		0-3 K		0-0 G4-3 1B		0-3 K			4 0 1 0 0 2 2	
Lee May, R (1, 3) Tommy Agee, R (8, 7) OBP: 0.211, SLG: 0.279 OBP: 0.325, SLG: 0.324		0-0 1B 1B		4-0 FC3-6 BB		0-0 G4-3 1-2f		0-0 2B		3 0 2 0 1 0 1 0 0 0 0 0 0 0	
Doug Rader, R (1, 5) OBP: 0.300, SLG: 0.402		0-3 K		0-0 FC3-6 1-2f		0-3 K		0-0 P5		4 0 0 0 0 2 3	
Larry Howard, R (1, 2) OBP: 0.233, SLG: 0.250		0-3 K		0-3 K 1-2		0-0 G3 PB 2B		0-0 6-3		4 1 1 0 0 2 3	
Tommy Helms, R (1, 4) OBP: 0.275, SLG: 0.263		0-0 1B		0-0 F8		0-0 G3 2-3		0-0 5-3		4 0 1 0 0 0 2	
Jerry Reuss, L (1, 1) OBP: 0.278, SLG: 0.278		0-0 1B		0-0 4-3		0-3 K 3-H		0-3 K		4 0 1 0 0 2 0	
Inning Stats	R: 0 E: 0 K: 0 S: 4 H: 1 LOB: 1 BB: 0 P: 4	R: 0 E: 0 K: 2 S: 9 H: 3 LOB: 2 BB: 0 P: 9	R: 0 E: 0 K: 1 S: 6 H: 1 LOB: 1 BB: 0 P: 6	R: 0 E: 0 K: 1 S: 5 H: 0 LOB: 1 BB: 1 P: 9	R: 1 E: 0 K: 2 S: 8 H: 1 LOB: 0 BB: 0 P: 8	R: 0 E: 0 K: 1 S: 5 H: 1 LOB: 0 BB: 0 P: 5	R: 2 E: 0 K: 1 S: 7 H: 2 LOB: 1 BB: 0 P: 8	R: 0 E: 0 K: 1 S: 6 H: 1 LOB: 1 BB: 0 P: 6	R: 0 E: 0 K: 1 S: 5 H: 0 LOB: 0 BB: 0 P: 5	1B: 6 2B: 3 3B: 0 HR: 1 SF: 0 SAC: 0 DP: 1 HBP: 1	WP: 0 PB: 1 SB: 2 CS: 0 PA: 37
PITCHER Steve Carlton, L (1, 1) ERA: 2.59 Bill Wilson, R (9, 1) ERA: 0.87	IP WLS BF H R ER SO BB IBB HBP BLK WP HR S P ERA WHIP										
	8.0 L 34 10 3 3 9 1 0 1 0 0 1 50 55 3.38 1.375										
	1.0 3 0 0 0 1 0 0 0 0 0 0 5 5 0.00 0.000										

Houston Astros @ Philadelphia Phillies
Veterans Stadium, Philadelphia, PA
Tue May 01 1973, 7:05 PM EDT
Att. 10,333 - Unknown

livebaseballscorecards.com

AB	35
R	3
H	10
RBI	2
BB	1
SO	10
LOB	12



Batter	1	2	3	4	5	6	7	8	9	AB	R	H	RBI	BB	SO	LOB
Larry Bowa, S OBP: 0.321, SLG: 0.321 (1, 6)	0-0 6-3		0-0 G6-4-3		0-0 F7			0-0 P6		4	0	0	0	0	0	4
Mike Anderson, R OBP: 0.417, SLG: 0.571 (1, 9)	0-3 K			0-0 4-3		0-0 B1 1B		0-0 1B		4	0	2	0	0	1	0
Willie Montanez, L OBP: 0.300, SLG: 0.296 (1, 3)	0-0 4-3			0-0 CS 1B		0-0 B1 1-2		0-0 4-3		4	0	1	0	0	0	2
Bill Robinson, R OBP: 0.315, SLG: 0.481 (1, 8)		0-0 6-3		0-3 K 1-2		0-3 K			0-0 5-3	4	0	0	0	0	2	2
Greg Luzinski, R OBP: 0.270, SLG: 0.290 (1, 7)		0-3 K			0-0 1B 1B 1B	0-3 K			0-3 K	4	0	1	0	0	3	1
Mike Schmidt, R OBP: 0.400, SLG: 0.414 (1, 5)		4-0 BB			0-0 1B 1B		0-0 5-3		0-3 K	3	0	1	0	1	1	0
Bob Boone, R OBP: 0.315, SLG: 0.250 (1, 2)		0-3 K			0-0 1B 1-2 2-3		0-0 P5			3	0	1	0	0	1	1
Terry Harmon, R OBP: 0.333, SLG: 0.261 (1, 4)			0-0 6-3		0-0 P4		0-0 6-3			3	0	0	0	0	0	3
Steve Carlton, L OBP: 0.136, SLG: 0.136 (1, 1)			0-0 G6-4-3 1B		0-3 K			0-0 6-3		2	0	1	0	0	1	3
Cesar Tovar, R OBP: 0.333, SLG: 0.333 (8, PH)										1	0	0	0	0	0	0
Bill Wilson, R (9, 1)										0	0	0	0	0	0	0

BOTTOM

Houston Astros @ Philadelphia Phillies
Veterans Stadium, Philadelphia, PA
 Tue May 01 1973, 7:05 PM EDT
 Att. 10,333 - Unknown

livebaseballscorecards.com

AB	32
R	0
H	7
RBI	0
BB	1
SO	9
LOB	16




Inning Stats	R: 0	H: 0	R: 0	H: 0	R: 0	H: 1	R: 0	H: 3	R: 0	H: 1	R: 0	H: 0	R: 0	H: 1	R: 0	H: 0	R: 0	H: 0
	E: 0	LOB: 0	E: 0	LOB: 1	E: 0	LOB: 0	E: 0	LOB: 3	E: 0	LOB: 1	E: 0	LOB: 0	E: 0	LOB: 1	E: 0	LOB: 0	E: 0	LOB: 0
	K: 1	BB: 0	K: 2	BB: 1	K: 0	BB: 0	K: 1	BB: 0	K: 2	BB: 0	K: 0	BB: 0	K: 0	BB: 0	K: 2	BB: 0	K: 0	BB: 0
	S: 5	P: 5	S: 7	P: 11	S: 3	P: 3	S: 8	P: 8	S: 8	P: 8	S: 3	P: 3	S: 4	P: 4	S: 7	P: 7	S: 0	P: 0

PITCHER	IP	WLS	BF	H	R	ER	SO	BB	IBB	HBP	BLK	WP	HR	S	P	ERA	WHIP
Jerry Reuss, L ERA: 1.5 (1, 1)	9.0	W	33	7	0	0	9	1	0	0	0	0	0	50	54	0.00	0.889

PITCHER	IP	WLS	BF	H	R	ER	SO	BB	IBB	HBP	BLK	WP	HR	S	P	ERA	WHIP

WP: 0	PA: 33
PB: 0	
SB: 0	
CS: 1	

Batter	1	2	3	4	5	6	7	8	9	AB R H RBI BB SO LOB	TOP	
Jimmy Wynn, R (1, 9) ^x OBP: 0.357, SLG: 0.560 Jesus Alou, R (7, 9) OBP: 0.200, SLG: 0.400	0-0 ¹ F7		0-3 ¹ K		0-0 ^x	0-0 ^x FC6-4		0-0 ^x 6-3		4 0 1 0 0 1 2 1 0 1 0 0 0 0		
Roger Metzger, S (1, 6) ^x OBP: 0.171, SLG: 0.183	0-0 S 2B 1B		4-0 ¹ FC5-4 BB		0-0 ^x F5		0-0 1B 2B	4-0 6-3 BB		3 2 2 0 2 0 1		
Cesar Cedeno, R (1, 8) ^x OBP: 0.360, SLG: 0.480	0-0 ² F7		0-0 ² P4		0-0 ^x	0-0 ¹ P6	0-0 S 1B 1B	0-0 ¹ 6-3		5 1 1 0 0 0 4		
Bob Watson, R (1, 7) ^H OBP: 0.426, SLG: 0.548 (7, 3)	1-0 2B HBP		0-0 ³ FC5-4		0-0 ^x	0-0 HR	0-0 1B 1B 1-H 3-H	4-0 IBB		3 3 2 3 1 0 1		
Lee May, R (1, 3) ^x OBP: 0.240, SLG: 0.319 Tommie Agee, R (7, PR) OBP: 0.317, SLG: 0.316 (7, 7)	0-0 1-H 2-H 2B		0-3 ¹ K		0-0 ^x	0-0 HBP 1B 1B	0-0 CS 1B	0-3 ² K		4 1 3 2 0 1 0 1 0 0 0 0 1 3		
Doug Rader, R (1, 5) ^x OBP: 0.305, SLG: 0.389	0-0 ³ F9		0-3 ² K		0-0 ^H	1-0 1B 1B 1-2 HBP	4-0 ¹ S 1B BB	0-3 ³ K		3 2 0 0 1 2 4		
Johnny Edwards, L (1, 2) ^x OBP: 0.254, SLG: 0.368		0-0 ¹ L4	0-0 ³ 5-3		0-0 ^x	0-0 FC1-5 1B 1B 1-3 2-H	0-3 ² K		0-0 ¹ F8	5 0 1 1 0 1 2	AB 39 R 9 H 13 RBI 9 BB 4 SO 6 LOB 20	
Tommy Helms, R (1, 4) ^x OBP: 0.280, SLG: 0.270		0-0 ² 6-3			0-0 ^x	0-0 F9	0-0 FC1-5 1B 1-2 3-H	0-0 1B	0-0 ² F9	5 0 2 3 0 0 0		
Dave Roberts, L (1, 1) ^x OBP: 0.071, SLG: 0.071 Jim Ray, R (8, 1)		0-0 ³ 4-3			0-0 ^x	0-0 4-3	0-0 ² FC1-5 FC6-4	0-0 ³ L5	0-0 ³ 6-3	4 0 0 0 0 0 3 1 0 0 0 0 0 0		
Inning Stats	R: 2 H: 2 E: 0 LOB: 1 K: 0 BB: 0 S: 5 P: 6	R: 0 H: 0 E: 0 LOB: 0 K: 0 BB: 0 S: 3 P: 3	R: 0 H: 0 E: 0 LOB: 1 K: 1 BB: 1 S: 5 P: 9	R: 0 H: 0 E: 0 LOB: 0 K: 2 BB: 0 S: 7 P: 7	R: 0 H: 1 E: 0 LOB: 1 K: 0 BB: 0 S: 4 P: 4	R: 3 H: 4 E: 0 LOB: 2 K: 0 BB: 0 S: 7 P: 8	R: 4 H: 5 E: 0 LOB: 1 K: 1 BB: 1 S: 9 P: 13	R: 0 H: 1 E: 0 LOB: 3 K: 2 BB: 2 S: 8 P: 16	R: 0 H: 0 E: 0 LOB: 0 K: 0 BB: 0 S: 3 P: 3	1B: 9 SF: 0 2B: 3 SAC: 0 3B: 0 DP: 0 HR: 1 HBP: 2	WP: 0 PA: 45 PB: 1 SB: 3 CS: 2	
PITCHER	IP WLS BF H R ER SO BB IBB HBP BLK WP HR S P ERA WHIP											
Jim Lonborg, R (1, 1) ERA: 7.07 Barry Lersch, R (6, 1) ERA: 3.72 Wayne Twitchell, R (7, 1) ERA: 2.31 Ken Brett, L (8, 1) ERA: 8.38	5.1 L 25 6 5 5 3 1 0 2 0 0 1 28 34 8.44 1.312											

Houston Astros @ Philadelphia Phillies
 Veterans Stadium, Philadelphia, PA
 Wed May 02 1973, 7:05 PM EDT
 Att. 8,101 - Unknown

livebaseballscorecards.com

Batter	1	2	3	4	5	6	7	8	9	AB R H RBI BB SO LOB
Larry Bowa, S OBP: 0.326, SLG: 0.317 (1, 6)	0-0 5-3		0-0 6-3		0-0 5-3		4-0 1B BB		0-0 1B	4 0 1 0 1 0 1
Cesar Tovar, R OBP: 0.362, SLG: 0.415 (1, 9)	0-0 G1 2B			0-0 1B 2B	0-0 L6		0-0 1-2 2-H 1B		0-0 F8	5 1 3 1 0 0 2
Willie Montanez, L OBP: 0.298, SLG: 0.293 Ken Brett, L (8, 1)	0-0 G1 2-3			0-0 G6-4-3 1B		0-0 6-3	0-0 P6			4 0 1 0 0 0 3 0 0 0 0 0 0 0
Bill Robinson, R OBP: 0.310, SLG: 0.464 (1, 7)	0-0 5-3			0-0 G6-4-3 1B		0-0 F5		0-3 K		4 0 1 1 0 1 1
Mike Schmidt, R OBP: 0.385, SLG: 0.424 (1, 5)		0-3 K		0-0 G6-4-3 1-2 2-3		0-0 6-3		0-0 2B		4 0 1 0 0 1 2
Bob Boone, R OBP: 0.293, SLG: 0.231 (1, 2)		0-0 F3		0-0 6-3			0-0 6-3	0-0 5-3		4 0 0 0 0 0 2
Mike Anderson, R OBP: 0.429, SLG: 0.680 (1, 8)		0-0 F9			0-0 HR		0-0 2B 1B	0-0 6-3		4 2 2 1 0 0 1
Terry Harmon, R OBP: 0.333, SLG: 0.269 Denny Doyle, L OBP: 0.381, SLG: 0.343 (9, PH)			0-0 F8		0-0 SH5-4 1B		0-0 F3		0-0 F9	3 0 1 0 0 0 1 1 0 0 0 0 0 0
Jim Lonborg, R Barry Lersch, S Wayne Twitchell, R Jose Pagan, R OBP: 0.125, SLG: 0.250 (8, 3)			0-3 K		0-0 SH5-4 1-2		0-0 1-H 1B 2B		0-3 K	1 0 0 0 0 1 0 0 0 0 0 0 0 0 0 0 0 0 0 0 0 2 1 1 1 0 1 0

Inning Stats	R: 0 E: 0 K: 0 S: 4	H: 1 LOB: 1 BB: 0 P: 4	R: 0 E: 0 K: 1 S: 5	H: 0 LOB: 0 BB: 0 P: 5	R: 0 E: 0 K: 1 S: 5	H: 0 LOB: 0 BB: 0 P: 5	R: 1 E: 0 K: 0 S: 5	H: 3 LOB: 1 BB: 0 P: 5	R: 1 E: 0 K: 0 S: 5	H: 2 LOB: 1 BB: 0 P: 5	R: 0 E: 0 K: 0 S: 3	H: 0 LOB: 0 BB: 0 P: 3	R: 2 E: 0 K: 0 S: 6	H: 3 LOB: 2 BB: 1 P: 10	R: 0 E: 0 K: 1 S: 6	H: 1 LOB: 1 BB: 0 P: 6	R: 0 E: 0 K: 1 S: 6	H: 1 LOB: 1 BB: 0 P: 6	1B: 6 2B: 4 3B: 0 HR: 1	SF: 0 SAC: 1 DP: 1 HBP: 0	WP: 0 PB: 0 SB: 0 CS: 0	PA: 38
--------------	------------------------------	---------------------------------	------------------------------	---------------------------------	------------------------------	---------------------------------	------------------------------	---------------------------------	------------------------------	---------------------------------	------------------------------	---------------------------------	------------------------------	----------------------------------	------------------------------	---------------------------------	------------------------------	---------------------------------	----------------------------------	------------------------------------	----------------------------------	--------

PITCHER	IP	WLS	BF	H	R	ER	SO	BB	IBB	HBP	BLK	WP	HR	S	P	ERA	WHIP
Dave Roberts, L ERA: 3.43 (1, 1)	7.0	W	30	9	4	4	2	1	0	0	0	0	1	33	37	5.14	1.429
Jim Ray, R ERA: (8, 1)	2.0	S	8	2	0	0	2	0	0	0	0	0	0	12	12	0.00	1.000

BOTTOM

Houston Astros @ Philadelphia Phillies
Veterans Stadium, Philadelphia, PA
 Wed May 02 1973, 7:05 PM EDT
 Att. 8,101 - Unknown

livebaseballscorecards.com

AB	36
R	4
H	11
RBI	4
BB	1
SO	4
LOB	13



Batter	1	2	3	4	5	6	7	8	9	10	11	12	13	14	15	16	17	18	19	20	AB	R	H	RBI	BB	SO	LOB	TOP				
Ralph Garr, L OBP: 0.222, SLG: 0.231 (1, 9)	6-3		F8	FC4-6			G3		K		6-3 1B		K	K		F5		P3		F7	11	0	1	0	0	3	7					
Sonny Jackson, L OBP: 0.200, SLG: 0.167 Marty Perez, R OBP: 0.352, SLG: 0.417 (9, PH) (9, 6)	B2-3		BLK 2B 1B		3-1				L6		6-3 1-2		K			SH1-4 BB		1B BB		FC5	3	1	1	0	0	0	0					
Hank Aaron, R OBP: 0.337, SLG: 0.507 Oscar Brown, R OBP: 0.320, SLG: 0.273 (7, 7)	K		2B BB				F8		K		K		HR 1B		SH1-4						3	0	1	0	1	1	1					
Darrell Evans, L OBP: 0.330, SLG: 0.568 (1, 5)		F5		P6			F8					F9					F7			FC3-6 BB	9	1	3	4	1	0	5					
Mike Lum, L OBP: 0.306, SLG: 0.457 (1, 3)			6-3		F9					SH2-4 1B							P6			FC4-6	8	0	3	0	0	0	8					
Dusty Baker Jr., R OBP: 0.358, SLG: 0.395 (1, 8)	K						F8		FC5-4 1B				6-3 HBP	F8		K			F8		8	0	1	0	2	2	8					
Davey Johnson, R OBP: 0.363, SLG: 0.382 (1, 4)	F8									IBB			6-3								8	0	2	0	1	2	7					
Johnny Oates, L OBP: 0.312, SLG: 0.368 (1, 2)			6-3	E4			F7			F5				3-1			5-3			P4	8	0	1	0	2	1	5					
Non Reed, R Barry Franklin, L Fred Green, R Pro Nieto, R Dick Gits, R Jack Reed, L Tom House, L Ron Schaefer, R Lance Elliott, R Tom Kelley, R	E5 BLK 1B 2B			E4														B1		1-3	8	0	1	0	2	1	5					
							K																									
Inning Stats	R: 0 E: 0 K: 1 S: 5	H: 0 LOB: 0 BB: 0 P: 5	R: 0 E: 0 K: 1 S: 6	H: 1 LOB: 1 BB: 0 P: 6	R: 2 E: 1 K: 0 S: 6	H: 2 LOB: 2 BB: 1 P: 10	R: 0 E: 2 K: 1 S: 6	H: 0 LOB: 2 BB: 1 P: 10	R: 0 E: 0 K: 2 S: 8	H: 1 LOB: 2 BB: 1 P: 12	R: 0 E: 0 K: 2 S: 8	H: 0 LOB: 0 BB: 0 P: 7	R: 0 E: 0 K: 2 S: 7	H: 0 LOB: 3 BB: 2 P: 12	R: 2 E: 0 K: 2 S: 10	H: 3 LOB: 1 BB: 0 P: 10	R: 0 E: 0 K: 1 S: 5	H: 0 LOB: 2 BB: 2 P: 13	R: 0 E: 0 K: 0 S: 4	H: 1 LOB: 0 BB: 0 P: 4	R: 0 E: 0 K: 0 S: 4	H: 1 LOB: 2 BB: 1 P: 8	R: 0 E: 0 K: 0 S: 4	H: 1 LOB: 2 BB: 1 P: 8	R: 0 E: 1 K: 0 S: 4	H: 2 LOB: 2 BB: 1 P: 5	R: 0 E: 0 K: 0 S: 3	H: 0 LOB: 0 BB: 0 P: 3	1B: 13 2B: 3 3B: 0 HR: 1	SF: 0 SAC: 2 DP: 0 HBP: 3	WP: 0 PB: 0 SB: 0 CS: 2	PA: 91
PITCHER	IP	WLS	BF	H	R	ER	SO	BB	IBB	HBP	BLK	WP	HR	S	P	ERA	WHIP															
Dick Ruthven, R ERA: 1.85	(1, 1)	8.0	36	6	2	0	6	2	1	1	0	0	0	0	21	34	0.00	1.000														
Mac Scarce, L ERA:	(9, 1)	3.2	17	2	0	0	4	1	2	1	0	0	0	0	1	11	13.50	2.250														
Bill Wilson, R ERA: 2.31	(12, 1)	1.1	7	3	2	2	2	0	0	0	0	0	0	1	11	11	13.50	2.250														
Wayne Twitchell, R ERA: 1.98	(14, 1)	2.0	9	1	0	0	3	1	1	1	0	0	0	12	21	0.00	1.000															
Barry Lersch, R ERA: 2.84	(16, 1)	3.0	14	4	0	0	0	1	0	0	0	0	0	13	17	0.00	1.667															
PITCHER	IP	WLS	BF	H	R	ER	SO	BB	IBB	HBP	BLK	WP	HR	S	P	ERA	WHIP															
Jim Lonborg, R ERA: 6.6	(19, 1)	2.0	8	1	0	0	0	1	0	0	0	0	0	7	11	0.00	1.000															

Atlanta Braves @ Philadelphia Phillies
Veterans Stadium, Philadelphia, PA
Fri May 04 1973, 7:05 PM EDT
Att. 10,158 - Unknown

livebaseballscorecards.com

AB	76
R	4
H	17
RBI	4
BB	10
SO	15
LOB	53



Batter	1	2	3	4	5	6	7	8	9	AB R H RBI BB SO LOB	TOP											
Oscar Brown, R (1, 9) OBP: 0.300, SLG: 0.296	0-3 K		0-0 4-3	0-0 F8			0-0 1-3		0-0 F8 1B 2B	5 1 1 0 0 1 2												
Marty Perez, R (1, 6) OBP: 0.355, SLG: 0.406	0-0 F8			0-0 2B 1B	0-0 F8		4-0 BB BB		0-0 F8 2B 2-3	4 1 1 0 1 0 1												
Hank Aaron, R (1, 7) OBP: 0.352, SLG: 0.569	0-0 HR			0-0 1B 1B 2B	0-0 F8		0-0 F2		0-0 1B 1B	5 2 3 2 0 0 1												
Davey Johnson, R (1, 4) OBP: 0.364, SLG: 0.376	0-3 K			0-3 K	0-0 F8		4-0 FC6-4 BB		0-0 1-2 1B	4 0 1 0 1 2 2												
Dusty Baker Jr., R (1, 8) OBP: 0.360, SLG: 0.422		0-0 6-3		4-0 1B 1B IBB		0-0 HR	0-0 FC6-4		0-0 F7	4 2 1 1 1 0 4												
Darrell Evans, L (1, 5) OBP: 0.337, SLG: 0.565				0-0 1B 1B		0-3 K		0-0 F8		4 1 2 1 0 1 0												
Dick Dietz, R (1, 3) OBP: 0.438, SLG: 0.357				0-0 1B 1B		0-0 1B		0-0 F7		4 0 2 2 0 0 1												
Paul Casanova, R (1, 2) OBP: 0.337, SLG: 0.565				0-0 1B 1B		0-0 1B		0-0 F7		4 0 0 0 0 1 3												
Carl Morton, R (1, 1) OBP: 0.222, SLG: 0.235				0-0 4-3	0-0 1B		0-3 K		0-0 F8	4 0 1 1 0 1 1												
Inning Stats	R: 1 E: 0 K: 2 S: 8	H: 1 LOB: 0 BB: 0 P: 8	R: 0 E: 0 K: 0 S: 3	H: 1 LOB: 0 BB: 0 P: 3	R: 0 E: 0 K: 1 S: 5	H: 0 LOB: 0 BB: 0 P: 5	R: 4 E: 0 K: 1 S: 10	H: 5 LOB: 2 BB: 1 P: 14	R: 0 E: 0 K: 0 S: 3	H: 0 LOB: 0 BB: 0 P: 3	R: 1 E: 0 K: 2 S: 9	H: 2 LOB: 1 BB: 0 P: 9	R: 0 E: 0 K: 0 S: 3	H: 0 LOB: 2 BB: 2 P: 11	R: 0 E: 0 K: 0 S: 3	H: 0 LOB: 0 BB: 0 P: 3	R: 1 E: 0 K: 0 S: 6	H: 3 LOB: 2 BB: 0 P: 6	1B: 8 2B: 2 3B: 0 HR: 2	SF: 0 SAC: 0 DP: 1 HBP: 0	WP: 1 PB: 0 SB: 0 CS: 0	PA: 41
PITCHER	IP WLS BF H R ER SO BB IBB HBP BLK WP HR S P ERA WHIP																					
Steve Carlton, L (1, 1) ERA: 3.18	6.0 L 27 9 6 6 6 0 1 0 0 0 1 2 38 42 9.00 1.500																					
Dick Selma, R (7, 1) ERA: 5.63	2.0 8 0 0 0 0 2 0 0 0 0 0 0 6 14 0.00 1.000																					
Barry Lersch, R (9, 1) ERA: 3.29	1.0 6 3 1 1 0 0 0 0 0 0 0 0 6 6 9.00 3.000																					

Atlanta Braves @ Philadelphia Phillies
Veterans Stadium, Philadelphia, PA
Sat May 05 1973, 7:05 PM EDT
Att: 11,368 - Unknown

livebaseballscorecards.com

AB	38
R	7
H	12
RBI	7
BB	3
SO	6
LOB	15



Batter	1	2	3	4	5	6	7	8	9	AB R H RBI BB SO LOB	BOTTOM
Larry Bowa, S OBP: 0.301, SLG: 0.284 (1, 6)	0-0 6-3 ①		0-0 6-3 ①		0-0 F9 ②		0-3 K ②		0-0 4-3 ③	5 0 0 0 0 1 2	Atlanta Braves @ Philadelphia Phillies Veterans Stadium, Philadelphia, PA Sat May 05 1973, 7:05 PM EDT Att. 11,368 - Unknown AB 34 R 0 H 7 RBI 0 BB 3 SO 8 LOB 17
Cesar Tovar, R OBP: 0.345, SLG: 0.392 (1, 7) (7, 5)	0-0 6-3 ②		0-0 F8 ②		0-0 1B ③		0-0 FC6-4 ③			4 0 1 0 0 0 2	
Del Unser, L OBP: 0.273, SLG: 0.250 (1, 8)	0-0 F8 ③		0-0 1B 1B ③		0-0 F9 ③		0-3 K ①			4 0 1 0 0 1 1	
Willie Montanez, L OBP: 0.302, SLG: 0.282 (1, 3)		0-0 4-3 ①	0-0 1B 1-3 1B ①		0-0 4-3 ①		0-0 BB 1B ①			4 0 2 0 0 0 0	
Bob Boone, R OBP: 0.300, SLG: 0.242 (1, 2)		4-0 2B BB ①	0-0 F8 ③		0-3 K ②		4-0 1-2 BB ②			2 0 0 0 2 1 2	
Mike Schmidt, R OBP: 0.340, SLG: 0.372 Dick Selma, R (7, 1) Greg Luzinski, R OBP: 0.269, SLG: 0.278 (8, PH) (9, 7)		0-0 1-3 2B ①		0-0 P4 ①		0-3 K ③		0-3 K ②		3 0 1 0 0 1 0 0 0 0 0 0 0 0 1 0 0 0 0 1 2	
Mike Anderson, R OBP: 0.375, SLG: 0.568 Barry Lersch, S (9, 1)		0-3 K ②		0-0 F9 ②		0-0 1B 1B ②		0-3 K ③		4 0 1 0 0 2 4 0 0 0 0 0 0 0	
Denny Doyle, L OBP: 0.370, SLG: 0.356 (1, 4)		4-0 IBB ①		0-0 6-3 ③		0-0 F9 ①		0-3 K ①		3 0 0 0 1 1 1	
Steve Carlton, L OBP: 0.125, SLG: 0.125 Mike Rogodzinski, L OBP: 0.500, SLG: 0.500 (7, 7) (9, 9)		0-0 F7 ③		0-0 F4 ①		0-0 1-2 FC6-4 1B ①		0-0 3-1 ②		2 0 0 0 0 0 3 2 0 1 0 0 0 0	
Inning Stats	R: 0 H: 0 E: 0 LOB: 0 K: 0 BB: 0 S: 3 P: 3	R: 0 H: 1 E: 0 LOB: 3 K: 1 BB: 2 S: 6 P: 14	R: 0 H: 2 E: 0 LOB: 2 K: 0 BB: 0 S: 5 P: 5	R: 0 H: 0 E: 0 LOB: 0 K: 0 BB: 0 S: 3 P: 3	R: 0 H: 1 E: 0 LOB: 1 K: 0 BB: 0 S: 4 P: 4	R: 0 H: 0 E: 0 LOB: 0 K: 2 BB: 0 S: 7 P: 7	R: 0 H: 2 E: 0 LOB: 2 K: 1 BB: 0 S: 7 P: 7	R: 0 H: 1 E: 0 LOB: 2 K: 3 BB: 1 S: 10 P: 14	R: 0 H: 0 E: 0 LOB: 0 K: 1 BB: 0 S: 5 P: 5	1B: 6 SF: 0 2B: 1 SAC: 0 3B: 0 DP: 0 HR: 0 HBP: 0	
PITCHER Carl Morton, R ERA: 2.15 (1, 1)	IP 9.0 WLS W BF 37 H 7 R 0 ER 0 SO 8 BB 2 IBB 1 HBP 0 BLK 0 WP 0 HR 0 S 50 P 62 ERA 0.00 WHIP 1.000										

livebaseballscorecards.com



Batter	1	2	3	4	5	6	7	8	9	AB R H RBI BB SO LOB	TOP															
Sonny Jackson, L (1, 7) OBP: 0.200, SLG: 0.172	0-0 F8	0-0 4-3			0-0 F8		0-0 G6-3 1B	0-0 4-3		5 0 1 0 0 0 5	Atlanta Braves @ Philadelphia Phillies Veterans Stadium, Philadelphia, PA Sun May 06 1973, 3:33 AM EDT Att: 60,120 - Unknown															
Johnny Oates, L (1, 2) OBP: 0.306, SLG: 0.359	0-0 1-3		0-0 F7		0-0 1B 1B		0-0 G6-3 1-2f	0-0 F4	5 0 1 0 0 0 1																	
Darrell Evans, L (1, 5) OBP: 0.339, SLG: 0.557 (8, 3)	0-0 HBP 1B		0-0 F8		0-0 1B 1-2 1B			0-0 4-3	0-0 F7	5 0 2 0 0 0 0																
Mike Lum, L (1, 9) OBP: 0.352, SLG: 0.469	1-0 FC6-4 1-2 HBP		0-0 3-1		0-0 1-3 2-H 1B			0-0 BB BB 1B 1B	4-0 BB	3 1 2 0 1 0 0																
Dusty Baker Jr., R (1, 8) OBP: 0.362, SLG: 0.453	0-0 FC6-4 1-2f			0-0 HR	0-0 F8			0-0 BB BB 1B 1B	0-0 F4	5 2 2 1 0 0 5																
Jack Pierce, L (1, 3)		0-0 4-3		0-0 F8		0-0 F8		0-3 K		3 0 0 0 0 0 0																
Hank Aaron, R (8, PH) OBP: 0.348, SLG: 0.562										1 0 0 0 0 1 2																
Rod Gilbreath, R (8, 5) OBP: 0.310, SLG: 0.318										0 0 0 0 0 0 0																
Davey Johnson, R (1, 4) OBP: 0.378, SLG: 0.385		0-0 1B 1B		0-0 1B		0-0 P5		4-0 BB BB 1-2 2-3 BB		3 0 2 0 1 0 0																
Marty Perez, R (1, 6) OBP: 0.363, SLG: 0.403		0-0 1-2 1B		0-0 F9		0-3 K		4-0 BB BB 1-2 2-3 3-H BB		3 0 1 1 1 1 1																
Gary Gentry, R (1, 1) OBP: 0.353, SLG: 0.313		0-3 K		0-3 K		0-3 K		4-0 BB BB 1-2 2-3 3-H BB		3 0 0 1 1 3 3																
Inning Stats	R: 0 E: 0 K: 0 S: 4 H: 1 LOB: 2 BB: 0 P: 5	R: 0 E: 0 K: 1 S: 7 H: 2 LOB: 2 BB: 0 P: 7	R: 0 E: 0 K: 0 S: 3 H: 0 LOB: 0 BB: 0 P: 3	R: 1 E: 0 K: 1 S: 7 H: 2 LOB: 1 BB: 0 P: 7	R: 0 E: 0 K: 0 S: 5 H: 3 LOB: 2 BB: 0 P: 5	R: 0 E: 0 K: 1 S: 5 H: 0 LOB: 0 BB: 0 P: 5	R: 0 E: 0 K: 1 S: 5 H: 1 LOB: 0 BB: 0 P: 5	R: 2 E: 0 K: 1 S: 7 H: 2 LOB: 3 BB: 3 P: 19	R: 0 E: 0 K: 0 S: 3 H: 0 LOB: 1 BB: 1 P: 7	1B: 10 2B: 0 3B: 0 HR: 1 SF: 0 SAC: 0 DP: 1 HBP: 1	WP: 0 PB: 0 SB: 0 CS: 0 PA: 41															
PITCHER	IP WLS BF H R ER SO BB IBB HBP BLK WP HR S P ERA WHIP											PITCHER	IP WLS BF H R ER SO BB IBB HBP BLK WP HR S P ERA WHIP													
Larry Christenson, R (1, 1) ERA: 4.44	7.0	29	9	1	1	4	0	0	1	0	0	1	36	37	1.29	1.286										
Mac Scarce, L (8, 1) ERA: 1.8	0.2	L	5	2	2	2	1	1	0	0	0	0	6	10	27.00	4.500										
Bill Wilson, R (8, 1) ERA: 2.08	1.1		7	0	0	0	0	3	0	0	0	0	4	16	0.00	2.250										

livebaseballscorecards.com

AB	36
R	3
H	11
RBI	3
BB	4
SO	5
LOB	17



Batter	1	2	3	4	5	6	7	8	9	AB	R	H	RBI	BB	SO	LOB
Cesar Tovar, R (1, 5) OBP: 0.355, SLG: 0.400	0-0 F7 ①		0-0 WP 1B ①		0-0 CS 1B ①			0-0 F2 ②		4	0	2	0	0	0	0
Larry Bowa, S (1, 6) OBP: 0.290, SLG: 0.273	0-0 P6 ②		0-0 F7 ②		0-0 CS ③	0-0 6-3 ①		0-0 G3 ③		4	0	0	0	0	0	2
Willie Montanez, L (1, 3) OBP: 0.290, SLG: 0.270	0-0 4-3 ③		0-0 F7 ③				0-0 F7 ②		0-0 4-3 ①	4	0	0	0	0	0	2
Greg Luzinski, R (1, 7) OBP: 0.268, SLG: 0.276		0-3 K ①		0-0 G6-3 1B ①		0-0 P4 ③		0-0 F3 ②	4	0	1	0	0	1	0	
Mike Rogodzinski, L (1, 9) OBP: 0.333, SLG: 0.200		4-0 FC5-4 BB ①		0-0 G6-3 ①	0-3 K ③	0-0 3-1 ①		0-0 F9 ③	3	0	0	0	1	0	1	
Mike Anderson, R (1, 8) OBP: 0.372, SLG: 0.538 Mac Scarce, L (8, 1) Bill Wilson, R (8, 1)		0-0 F9 ②					4-0 BB ①		2	0	0	0	1	1	1	
Mike Ryan, R (1, 2) OBP: 0.316, SLG: 0.588		0-0 FC5-4 ③							0	0	0	0	0	0	0	
Denny Doyle, L (1, 4) OBP: 0.351, SLG: 0.333			0-0 F7 ①				0-0 HR ②		3	1	1	1	0	1	2	
Larry Christenson, R (1, 1) Del Unser, L (8, 8) OBP: 0.267, SLG: 0.244			0-0 F8 ①				0-0 5-3 ③		3	0	0	0	0	0	1	
			4-0 WP 1B BB ②		0-3 K ②			0-0 1-3 ①	1	0	0	0	1	1	0	
									1	0	0	0	0	0	0	

Inning Stats	R: 0 E: 0 K: 0 S: 3	H: 0 LOB: 0 BB: 0 P: 3	R: 0 E: 0 K: 1 S: 5	H: 0 LOB: 1 BB: 1 P: 9	R: 0 E: 0 K: 0 S: 4	H: 1 LOB: 2 BB: 1 P: 8	R: 0 E: 0 K: 1 S: 5	H: 1 LOB: 0 BB: 0 P: 5	R: 1 E: 0 K: 1 S: 6	H: 2 LOB: 0 BB: 0 P: 6	R: 0 E: 0 K: 0 S: 3	H: 0 LOB: 0 BB: 0 P: 3	R: 0 E: 0 K: 0 S: 3	H: 0 LOB: 0 BB: 0 P: 3	R: 0 E: 0 K: 0 S: 3	H: 0 LOB: 0 BB: 0 P: 3	1B: 3 2B: 0 3B: 0 HR: 1	SF: 0 SAC: 0 DP: 1 HBP: 0
---------------------	------------------------------	---------------------------------	------------------------------	---------------------------------	------------------------------	---------------------------------	------------------------------	---------------------------------	------------------------------	---------------------------------	------------------------------	---------------------------------	------------------------------	---------------------------------	------------------------------	---------------------------------	----------------------------------	------------------------------------

PITCHER Gary Gentry, R (1, 1) ERA: 3.31	IP: 9.0 WLS: W BF: 32 H: 4 R: 1 ER: 1 SO: 4 BB: 3 IBB: 0 HBP: 0 BLK: 0 WP: 1 HR: 1 S: 37 P: 49 ERA: 1.00 WHIP: 0.778	PITCHER	IP: 9.0 WLS: W BF: 32 H: 4 R: 1 ER: 1 SO: 4 BB: 3 IBB: 0 HBP: 0 BLK: 0 WP: 1 HR: 1 S: 37 P: 49 ERA: 1.00 WHIP: 0.778
--	--	----------------	--

BOTTOM

Atlanta Braves @ Philadelphia Phillies
Veterans Stadium, Philadelphia, PA

Sun May 06 1973, 3:33 AM EDT
Att. 60,120 - Unknown

AB	29
R	1
H	4
RBI	1
BB	3
SO	4
LOB	9

livebaseballscorecards.com




WP: 1 PA: 33
PB: 0
SB: 0
CS: 1

Batter	1	2	3	4	5	6	7	8	9	10	11	12	13	14	AB	R	H	RBI	BB	SO	LOB	TOP										
Pete Rose, S OBP: 0.373, SLG: 0.369 (1, 7)	4-0 CS BB		0-0 G1 1-2			0-0 G6-4-3 1-2 1B		0-0 F8		0-0 F7		0-0 F7			5	0	1	0	1	0	1											
Dave Concepcion, R OBP: 0.370, SLG: 0.553 (1, 6)	0-3 K 1-2			4-0 1-3 BB		0-3 K		0-0 1B 1B		4-0 FC5-4 BB		0-0 F8			4	0	1	0	2	2	3											
Johnny Bench, R OBP: 0.345, SLG: 0.389 (1, 2)	0-0 F9			0-0 4-3 1-2f		0-0 G6-4-3 1-2f		0-0 1B		0-0 FC5-4			0-0 P6		6	0	1	0	0	0	4											
Bobby Tolan, L OBP: 0.309, SLG: 0.379 (1, 8)		0-0 4-3		0-0 4-3			0-0 1-3	0-3 K			0-0 F2		0-3 K		6	0	0	0	0	2	2											
Tony Perez, R OBP: 0.365, SLG: 0.440 (1, 3)		0-0 6-3				0-0 F8		0-0 F8		0-0 6-3			0-0 6-3		6	1	1	0	0	0	2											
Joe Hague, L OBP: 0.292, SLG: 0.300 (1, 9)		0-0 F9				0-0 F8		0-0 F6		0-0 G3		4-0 BB		0-0 F9	5	0	0	0	1	0	1											
Darrel Chaney, S OBP: 0.188, SLG: 0.103 (1, 4)			0-3 K			1-0 HBP		0-0 2B 1B		0-3 K			0-3 K		1	0	0	0	0	1	0											
Larry Stahl, L OBP: 0.600, SLG: 0.750 (7, PH)								1-2 2B 1B						1	1	1	0	0	0	0	0											
Phil Gagliano, R OBP: 0.310, SLG: 0.231 (7, 4)														3	0	0	0	0	3	1												
Denis Menke, R OBP: 0.382, SLG: 0.259 (1, 5)			0-0 K			0-0 F8		0-0 F8		0-0 F8			0-0 P4		2	0	1	0	0	0	1											
Joe Morgan, L OBP: 0.440, SLG: 0.575 (7, PH)								1-H 2-H 2B						1	0	1	2	0	0	0	0											
Don Gullett, R OBP: 0.316, SLG: 0.143 (7, PR)														0	0	0	0	0	0	0	0											
Bill Plummer, R OBP: 0.222, SLG: 0.125 (7, 5)														2	0	0	0	0	0	0	0											
Ross Grimsley, L OBP: 0.093, SLG: 0.053 (6, PH)			0-3 K							0-3 K			0-0 6-3		1	0	0	0	0	1	1											
Gene Locklear, L OBP: 0.333, SLG: 0.200 (6, 1)														1	0	1	0	0	0	0	0											
Clay Carroll, R OBP: 0.331, SLG: 0.375 (7, PH)														1	0	0	0	0	0	0	1											
Richie Scheinblum, S OBP: 0.321, SLG: 0.375 (7, 1)														0	0	0	0	0	0	0	0											
Jim McElhinn, R OBP: 0.250, SLG: 0.293 (6, PH)														1	0	0	0	0	1	0	0											
Cesar Geronimo, L OBP: 0.250, SLG: 0.293 (10, 1)														1	0	0	0	0	1	0	0											
Pedro Borbon, R OBP: 0.331, SLG: 0.333 (10, 1)														1	0	0	0	0	0	0	0											
Inning Stats	R: 0 E: 0 K: 1 S: 4	H: 0 LOB: 0 BB: 1 P: 8	R: 0 E: 0 K: 0 S: 3	H: 0 LOB: 0 BB: 0 P: 3	R: 0 E: 0 K: 2 S: 8	H: 1 LOB: 1 BB: 0 P: 8	R: 0 E: 0 K: 0 S: 2	H: 0 LOB: 0 BB: 1 P: 6	R: 0 E: 0 K: 0 S: 3	H: 0 LOB: 1 BB: 0 P: 4	R: 0 E: 0 K: 1 S: 6	H: 2 LOB: 1 BB: 0 P: 6	R: 2 E: 0 K: 0 S: 7	H: 3 LOB: 1 BB: 0 P: 6	R: 0 E: 0 K: 1 S: 5	H: 0 LOB: 0 BB: 0 P: 5	R: 0 E: 0 K: 1 S: 5	H: 0 LOB: 1 BB: 1 P: 9	R: 0 E: 0 K: 1 S: 5	H: 0 LOB: 1 BB: 1 P: 9	R: 0 E: 0 K: 0 S: 3	H: 0 LOB: 0 BB: 0 P: 3	R: 0 E: 0 K: 1 S: 5	H: 0 LOB: 0 BB: 0 P: 5	R: 0 E: 0 K: 1 S: 5	H: 0 LOB: 0 BB: 0 P: 5	R: 0 E: 0 K: 1 S: 5	H: 0 LOB: 0 BB: 0 P: 5	1B: 7 2B: 3 3B: 0 HR: 0	SF: 0 SAC: 0 DP: 3 HBP: 1	WP: 0 PB: 0 SB: 1 CS: 1	PA: 52
PITCHER	IP	WLS	BF	H	R	ER	SO	BB	IBB	HBP	BLK	WP	HR	S	P	ERA	WHIP															
Wayne Twitchell, R ERA: 2.14 (1, 1)	7.1		30	8	2	2	4	2	0	1	0	0	0	35	44	2.46	1.364															
Mac Scarce, L ERA: 1.54 (8, 1)	1.2		5	0	0	0	2	0	0	0	0	0	0	9	9	0.00	0.000															
Bill Wilson, R ERA: 1.8 (10, 1)	2.0		8	0	0	0	2	2	0	0	0	0	0	10	18	0.00	1.000															
Barry Lersch, R ERA: 2.7 (12, 1)	3.0	W	9	0	0	0	2	0	0	0	0	0	0	13	13	0.00	0.000															

Cincinnati Reds @ Philadelphia Phillies
Veterans Stadium, Philadelphia, PA
Mon May 07 1973, 7:05 PM EDT
Att: 7,886 - Unknown

livebaseballscorecards.com

AB	47
R	2
H	8
RBI	2
BB	4
SO	10
LOB	17



Batter	1	2	3	4	5	6	7	8	9	10	11	12	13	14	AB	R	H	RBI	BB	SO	LOB
Cesar Tovar, R (1, 5) OBP: 0.358, SLG: 0.400 Bill Wilson, R (10, 1) Jose Pagan, R (11, PH) Barry Lersch, S (12, 1)	K	1B			F9		1-3		1B		F8		K		5	0	2	0	0	1	0
Larry Bowa, S (1, 6) OBP: 0.289, SLG: 0.292	3B	4-3			6-3		4-3		1B		L6			B1-3	7	0	2	0	0	0	2
Willie Montanez, L (1, 3) OBP: 0.290, SLG: 0.281	K				1B		5-3		K		F8			4-3	7	0	2	0	0	2	4
Greg Luzinski, R (1, 7) OBP: 0.270, SLG: 0.277	K				1B				F8		F8			4-3	7	1	2	0	0	1	2
Bill Robinson, R (1, 8) OBP: 0.303, SLG: 0.429		E			F7				6-3		F8			F8	6	1	1	0	1	0	4
Mike Anderson, R (1, 9) OBP: 0.345, SLG: 0.488 Mike Rogodzinski, L (10, PH) OBP: 0.444, SLG: 0.286		1B							F8		1B			E8	4	1	0	0	0	2	1
Bob Boone, R (1, 2) OBP: 0.297, SLG: 0.242 Tom Hutton, L (10, PH) OBP: 0.304, SLG: 0.346 Mike Ryan, R (11, 2) OBP: 0.333, SLG: 0.556		K			5-3				K		F8			F9	4	0	1	0	0	2	1
Terry Harmon, R (1, 4) OBP: 0.333, SLG: 0.276 Del Unser, L (9, PH) OBP: 0.261, SLG: 0.238 Denny Doyle, L (10, 4) OBP: 0.356, SLG: 0.327		1B			F8				F9		1B			F7	3	0	1	1	0	0	1
Wayne Twitchell, R (1, 1) Mac Scarce, L (8, 1) Mike Schmidt, R (9, PH) OBP: 0.340, SLG: 0.356		B2			F8				1B		P6			K	3	0	0	0	0	0	0

BOTTOM	
AB	56
R	3
H	12
RBI	2
BB	5
SO	11
LOB	23
WP	0
PA	61

Cincinnati Reds @ Philadelphia Phillies
Veterans Stadium, Philadelphia, PA
Mon May 07 1973, 7:05 PM EDT
Att: 7,886 - Unknown

Inning Stats	PITCHER										PITCHER										PITCHER															
	R	H	E	K	S	R	H	E	K	S	R	H	E	K	S	R	H	E	K	S	IP	WLS	BF	H	R	ER	SO	BB	IBB	HBP	BLK	WP	HR	S	P	ERA
R: 0 H: 1 E: 3 K: 3 S: 10	R: 2 H: 3 E: 1 K: 1 S: 9	R: 0 H: 1 E: 0 K: 1 S: 6	R: 0 H: 0 E: 0 K: 0 S: 3	R: 0 H: 2 E: 0 K: 0 S: 5	R: 0 H: 1 E: 0 K: 2 S: 8	R: 0 H: 0 E: 0 K: 0 S: 3	R: 0 H: 0 E: 0 K: 0 S: 3	R: 0 H: 2 E: 0 K: 2 S: 9	R: 0 H: 1 E: 0 K: 0 S: 4	R: 0 H: 0 E: 0 K: 0 S: 3	R: 0 H: 0 E: 0 K: 0 S: 7	R: 1 H: 1 E: 0 K: 0 S: 4	R: 0 H: 0 E: 0 K: 0 S: 7	R: 0 H: 0 E: 0 K: 0 S: 7	R: 0 H: 0 E: 0 K: 0 S: 7	R: 0 H: 0 E: 0 K: 0 S: 7	R: 0 H: 0 E: 0 K: 0 S: 7	R: 0 H: 0 E: 0 K: 0 S: 7	R: 0 H: 0 E: 0 K: 0 S: 7	R: 0 H: 0 E: 0 K: 0 S: 7	R: 0 H: 0 E: 0 K: 0 S: 7	R: 0 H: 0 E: 0 K: 0 S: 7	R: 0 H: 0 E: 0 K: 0 S: 7	R: 0 H: 0 E: 0 K: 0 S: 7	R: 0 H: 0 E: 0 K: 0 S: 7	R: 0 H: 0 E: 0 K: 0 S: 7	R: 0 H: 0 E: 0 K: 0 S: 7	R: 0 H: 0 E: 0 K: 0 S: 7	R: 0 H: 0 E: 0 K: 0 S: 7	R: 0 H: 0 E: 0 K: 0 S: 7	R: 0 H: 0 E: 0 K: 0 S: 7	R: 0 H: 0 E: 0 K: 0 S: 7	R: 0 H: 0 E: 0 K: 0 S: 7	R: 0 H: 0 E: 0 K: 0 S: 7		



Batter	1	2	3	4	5	6	7	8	9	AB R H RBI BB SO LOB	TOP											
Pete Rose, S (1, 7) OBP: 0.385, SLG: 0.383	0-0 4-3 2B 1B		0-0 1-3 1B		0-0 2-H 3-H 1B			0-0 2-H HR 1B		4 2 3 3 0 0 0	Cincinnati Reds @ Philadelphia Phillies Veterans Stadium, Philadelphia, PA Tue May 08 1973, 7:05 PM EDT Att. 6,196 - Unknown											
Dave Concepcion, R (1, 6) OBP: 0.365, SLG: 0.539	0-0 4-3 1-2		0-0 5-3				0-0 F9	0-0 1-2 HR 1B		4 1 1 0 0 0 1												
Johnny Bench, R (1, 2) OBP: 0.358, SLG: 0.444	0-0 E 2-H 2B			0-0 6-3			0-0 G4-6-3 1B	0-0 1-H 2-H HR		4 1 3 4 0 0 0												
Bobby Tolan, L (1, 8) OBP: 0.298, SLG: 0.364	0-0 E1 2-3 F7			0-0 F7			0-0 G4-6-3 1-2f	0-0 F7		4 0 0 0 0 0 2												
Tony Perez, R (1, 3) OBP: 0.353, SLG: 0.423	0-0 F7 1-2			0-0 1-3			0-0 F3	0-3 K		4 0 0 0 0 1 2												
Cesar Geronimo, L (1, 9) OBP: 0.250, SLG: 0.282		0-3 K			0-0 F8		1-0 CS HBP	0-3 K		3 0 0 0 0 2 0												
Darrel Chaney, S (1, 4) OBP: 0.194, SLG: 0.121		0-0 1-3			0-0 E 1B 1B		0-0 F7 1-2	0-3 K		4 1 1 0 0 1 1												
Denis Menke, R (1, 5) OBP: 0.400, SLG: 0.279		0-3 K			0-0 E1 1-3 1B 1B			1-0 SH5-4 1B HBP		3 2 2 0 0 1 0												
Jack Billingham, R (1, 1) OBP: 0.048, SLG: 0.048			0-0 4-3		0-3 K			0-0 SH5-4 1-2	0-3 K	3 0 0 0 0 2 3												
Inning Stats	R: 1 E: 1 K: 0 S: 5	H: 2 LOB: 1 BB: 0 P: 5	R: 0 E: 0 K: 2 S: 7	H: 0 LOB: 0 BB: 0 P: 7	R: 0 E: 0 K: 0 S: 3	H: 0 LOB: 0 BB: 0 P: 3	R: 0 E: 0 K: 0 S: 3	H: 0 LOB: 0 BB: 0 P: 3	R: 2 E: 1 K: 1 S: 7	H: 3 LOB: 1 BB: 0 P: 7	R: 0 E: 0 K: 0 S: 3	H: 1 LOB: 0 BB: 0 P: 3	R: 0 E: 0 K: 0 S: 2	H: 0 LOB: 0 BB: 0 P: 3	R: 4 E: 0 K: 1 S: 8	H: 3 LOB: 0 BB: 0 P: 9	R: 0 E: 0 K: 3 S: 10	H: 1 LOB: 1 BB: 0 P: 10	1B: 8 2B: 1 3B: 0 HR: 1	SF: 0 SAC: 1 DP: 1 HBP: 2	WP: 0 PB: 0 SB: 0 CS: 1	PA: 36
PITCHER	IP WLS BF H R ER SO BB IBB HBP BLK WP HR S P ERA WHIP												PITCHER	IP WLS BF H R ER SO BB IBB HBP BLK WP HR S P ERA WHIP								
Dick Ruthven, R (1, 1) ERA: 2.01	7.0 L 25 6 3 2 3 0 0 1 0 0 0 30 31 2.57 0.857																					
Jim Lonborg, R (8, 1) ERA: 7.31	2.0 11 4 4 4 4 0 0 1 0 0 1 18 19 18.00 2.000																					

livebaseballscorecards.com

AB	33
R	7
H	10
RBI	7
BB	0
SO	7
LOB	9



Batter	1	2	3	4	5	6	7	8	9	AB	R	H	RBI	BB	SO	LOB	BOTTOM					
Cesar Tovar, R OBP: 0.352, SLG: 0.406 (1, 5)	0-0 F7		0-0 2B		0-0 5-3		0-0 5-3			4	0	1	0	0	0	3	Cincinnati Reds @ Philadelphia Phillies Veterans Stadium, Philadelphia, PA Tue May 08 1973, 7:05 PM EDT Att. 6,196 - Unknown					
Larry Bowa, S OBP: 0.280, SLG: 0.282 (1, 6)	0-0 1-3		0-0 6-3			0-3 K		0-0 G3		4	0	0	0	0	1	1						
Willie Montanez, L OBP: 0.297, SLG: 0.300 (1, 3)	0-0 1B			0-0 4-3		0-3 K		0-0 1B 2B		4	0	2	0	0	1	0						
Greg Luzinski, R OBP: 0.269, SLG: 0.276 (1, 7)	0-0 5-3			0-3 K		0-0 F7		0-0 G4-6-3 1B		4	0	1	0	0	1	1						
Mike Rogodzinski, L OBP: 0.385, SLG: 0.200 (1, 9)		0-3 K		4-0 BB			0-3 K	0-0 G4-6-3 1-2f		3	0	0	0	1	2	2						
Del Unser, L OBP: 0.280, SLG: 0.261 (1, 8)		0-0 4-3		0-3 K			0-0 1B 1B	0-0 G6-4-3 1B		4	1	2	0	0	1	1						
Bob Boone, R OBP: 0.295, SLG: 0.243 (1, 2)		0-0 5-3			0-3 K		0-0 6-3 1B 1-2	0-0 F8		4	0	1	0	0	1	1						
Denny Doyle, L OBP: 0.349, SLG: 0.321 (1, 4)			0-0 6-3		0-0 1-3		0-0 6-3 1B 1-2 2-H	0-0 G6-4-3 1-2f		4	0	1	1	0	0	1						
Dick Ruthven, R OBP: 0.111, SLG: 0.111 (1, 1) Tom Hutton, L OBP: 0.292, SLG: 0.333 (7, PH) Jim Lonborg, R (8, 1)			0-0 1-3			0-0 1B	0-0 6-3			2	0	1	0	0	0	0						
Inning Stats	R: 0 E: 0 K: 0 S: 4	H: 1 LOB: 1 BB: 0 P: 4	R: 0 E: 0 K: 1 S: 5	H: 0 LOB: 0 BB: 0 P: 5	R: 0 E: 0 K: 0 S: 4	H: 1 LOB: 1 BB: 0 P: 4	R: 0 E: 0 K: 2 S: 7	H: 0 LOB: 1 BB: 1 P: 11	R: 0 E: 0 K: 1 S: 6	H: 1 LOB: 1 BB: 0 P: 6	R: 0 E: 0 K: 2 S: 7	H: 0 LOB: 0 BB: 0 P: 7	R: 1 E: 0 K: 1 S: 8	H: 3 LOB: 2 BB: 0 P: 8	R: 0 E: 0 K: 0 S: 4	H: 2 LOB: 1 BB: 0 P: 4	R: 0 E: 0 K: 0 S: 3	H: 1 LOB: 0 BB: 0 P: 3	1B: 7 2B: 2 3B: 0 HR: 0	SF: 0 SAC: 0 DP: 2 HBP: 0	WP: 0 PB: 0 SB: 0 CS: 0	PA: 35
PITCHER Jack Billingham, R ERA: 2.87 (1, 1)	IP 9.0	WLS W	BF 35	H 9	R 1	ER 1	SO 7	BB 1	IBB 0	HBP 0	BLK 0	WP 0	HR 0	S 48	P 52	ERA 1.00	WHIP 1.111			ERA 1.111	WHIP 1.111	

livebaseballscorecards.com

AB	34
R	1
H	9
RBI	1
BB	1
SO	7
LOB	12



Batter	1	2	3	4	5	6	7	8	9	AB R H RBI BB SO LOB	TOP																
Pete Rose, S (1, 7) OBP: 0.402, SLG: 0.402	0-0 5-3 HR 1B		0-0 1-3		0-0 1B HR 1B		0-0 HR 1B		0-0 HR 1B	5 4 4 0 0 0 0	Cincinnati Reds @ Philadelphia Phillies Veterans Stadium, Philadelphia, PA Wed May 09 1973, 7:05 PM EDT Att: 11,992 - Unknown																
Dave Concepcion, R (1, 6) OBP: 0.366, SLG: 0.564	0-0 5-3 1-2		0-3 K2-3		0-0 1-2 HR 1B		0-0 F9		0-0 1-H HR	5 2 2 2 0 1 2																	
Johnny Bench, R (1, 2) OBP: 0.375, SLG: 0.544	0-0 HR 2-H		4-0 FC6-4 BB		0-0 1-H 2-H HR		0-0 1-H HR		0-0 4-3	4 3 3 7 1 0 0																	
Tony Perez, R (1, 3) OBP: 0.347, SLG: 0.413	0-0 5-3		0-0 FC6-4 1-2f		0-0 F3		0-0 1B		0-3 K	5 0 1 0 0 1 1																	
Bobby Tolan, L (1, 8) OBP: 0.288, SLG: 0.351	0-3 K			0-0 P4		0-0 1-3		0-3 K		4 0 0 0 0 2 1																	
Phil Gagliano, R (1, 5) OBP: 0.303, SLG: 0.207		0-0 6-3		0-0 P4		4-0 FC4-6 BB		0-3 K		3 0 0 0 1 1 0																	
Joe Morgan, L (8, 4) OBP: 0.440, SLG: 0.575										0 0 0 0 0 0 0																	
Cesar Geronimo, L (1, 9) OBP: 0.250, SLG: 0.280		0-0 1B		0-3 K		0-0 FC4-6 1-2f		0-0 6-3		4 0 1 0 0 1 1																	
Darrel Chaney, S (1, 4) OBP: 0.179, SLG: 0.111		0-3 K			0-3 K		0-0 4-3		0-3 K	3 0 0 0 0 2 2																	
Pedro Borbon, R (6, 1) OBP: 0.250, SLG: 0.250										1 0 0 0 0 1 0																	
Tom Hall, L (8, 1)										0 0 0 0 0 0 0																	
Don Gullett, R (1, 1) OBP: 0.300, SLG: 0.133		0-3 K			0-0 4-3			0-0 F2		0-3 K	1 0 0 0 0 1 1																
Ed Sprague, R (3, 1) OBP: 0.299, SLG: 0.167										0 0 0 0 0 0 0																	
Gene Locklear, L (5, PH) OBP: 0.250, SLG: 0.111										0 0 0 0 0 0 0																	
Clay Carroll, R (5, 1) OBP: 0.250, SLG: 0.111										0 0 0 0 0 0 0																	
Bill Plummer, R (6, 5) OBP: 0.250, SLG: 0.111										1 0 0 0 0 0 0																	
Denis Menke, R (8, 5) OBP: 0.395, SLG: 0.274										1 0 0 0 0 1 0																	
Inning Stats	R: 2 E: 0 K: 1 S: 7	H: 2 LOB: 0 BB: 0 P: 7	R: 0 E: 0 K: 2 S: 8	H: 1 LOB: 1 BB: 0 P: 8	R: 0 E: 0 K: 1 S: 5	H: 0 LOB: 1 BB: 1 P: 9	R: 0 E: 0 K: 1 S: 5	H: 0 LOB: 0 BB: 0 P: 5	R: 3 E: 0 K: 1 S: 8	H: 3 LOB: 0 BB: 0 P: 8	R: 0 E: 1 K: 0 S: 3	H: 0 LOB: 1 BB: 1 P: 7	R: 2 E: 0 K: 1 S: 8	H: 3 LOB: 1 BB: 0 P: 8	R: 0 E: 0 K: 2 S: 7	H: 0 LOB: 0 BB: 0 P: 7	R: 2 E: 0 K: 2 S: 9	H: 2 LOB: 0 BB: 0 P: 9	1B: 7 2B: 0 3B: 0 HR: 4	SF: 0 SAC: 0 DP: 0 HBP: 0	WP: 0 PB: 0 SB: 0 CS: 0	PA: 40					
PITCHER	IP WLS BF H R ER SO BB IBB HBP BLK WP HR S P ERA WHIP																										
Steve Carlton, L (1, 1) ERA: 3.77	6.2		31	9	7	7	6	2	0	0	0	0	3	41	49	9.45	1.650										
Bill Wilson, R (7, 1) ERA: 1.65	1.1		4	0	0	0	3	0	0	0	0	0	0	10	10	0.00	0.000										
Barry Lersch, R (9, 1) ERA: 3.57	1.0	L	5	2	2	2	2	0	0	0	0	0	1	9	9	18.00	2.000										

livebaseballscorecards.com

AB	38
R	9
H	11
RBI	9
BB	2
SO	11
LOB	8



BOTTOM

Cincinnati Reds @ Philadelphia Phillies
Veterans Stadium, Philadelphia, PA

livebaseballscorecards.com

AB	38
R	7
H	12
RBI	7
BB	5
SO	7
LOB	23



WP	0	PA	44
PB	0		
SB	0		
CS	0		

Wed May 09 1973, 7:05 PM EDT
Att. 11,992 - Unknown

AB	R	H	RBI	BB	SO	LOB
4	1	1	0	1	0	0
5	0	1	1	0	0	2
3	2	1	2	2	0	2
4	1	1	0	1	1	5
5	1	3	2	0	2	3
5	0	2	1	0	2	3
2	0	0	0	1	1	3
1	0	1	0	0	0	0
1	0	0	0	0	0	0
1	0	0	0	0	0	2
3	1	1	0	0	0	3
1	0	0	0	0	1	0
2	0	0	0	0	0	0
0	0	0	0	0	0	0
1	1	1	1	0	0	0
0	0	0	0	0	0	0

Batter	1	2	3	4	5	6	7	8	9
Cesar Tovar, R OBP: 0.355, SLG: 0.397 (1, 5)	0-0 F9 ①		4-0 HR BB	0-0 6-3 ②		0-0 1B 1B		0-0 E6 4-3 FC5-2 E	
Larry Bowa, S OBP: 0.276, SLG: 0.278 (1, 6)	0-0 F3 ②		0-0 L5 ②	0-0 6-3 ③		0-0 1B 1B		0-0 4-3 ①	
Willie Montanez, L OBP: 0.310, SLG: 0.330 (1, 3)	0-0 F8 ③		0-0 HR 1-H		4-0 2B BB	0-0 P6 ②		4-0 FC5-2 BB	
Greg Luzinski, R OBP: 0.276, SLG: 0.275 (1, 7)			0-0 HR 1B		0-3 K ①	0-0 P4 ③		0-0 FC5-2 ②	
Bill Robinson, R OBP: 0.324, SLG: 0.485 (1, 8)			0-0 HR 1B		0-3 K ②		0-0 1B 1B	0-3 K ③	
Mike Anderson, R OBP: 0.346, SLG: 0.521 (1, 9)			0-0 2B		0-0 2B 1-H		0-3 K ①		0-0 6-3 ①
Mike Ryan, R OBP: 0.333, SLG: 0.500 (1, 2)			4-0 BB		0-3 K ③		0-0 1B ②		0-0 F7 ②
Mike Rogodzinski, L OBP: 0.429, SLG: 0.273 (7, PH)			0-0 BB		0-3 K ③		0-0 1B 1-3		0-3 K ③
Bob Boone, R OBP: 0.291, SLG: 0.239 (8, 2)			0-0 BB						
Terry Harmon, R OBP: 0.324, SLG: 0.267 (1, 4)			0-0 4-3 ③			0-0 1B SH1-4 1B		0-0 P6 ③	
Denny Doyle, L OBP: 0.348, SLG: 0.321 (3, PH)			0-0 4-3 ③						0-3 K ③
Mike Schmidt, R OBP: 0.333, SLG: 0.348 (9, PH)									
Steve Carlton, L OBP: 0.115, SLG: 0.115 (1, 1)			0-0 F8 ①		0-0 F8 ①				
Bill Wilson, R (7, 1)									
Del Unser, L OBP: 0.294, SLG: 0.340 (8, PH)									
Barry Lersch, S (9, 1)									

Inning	R	H	E	K	S	H	LOB	BB	P
1	0	0	0	0	3	1	0	0	3
2	0	1	0	1	6	0	2	10	10
3	4	4	0	0	7	0	2	15	15
4	0	0	0	0	3	0	0	3	3
5	1	1	0	3	10	0	1	14	14
6	0	3	0	0	6	0	2	6	6
7	0	2	0	1	6	0	1	6	6
8	1	1	2	1	7	0	2	11	11
9	0	0	0	1	5	0	0	5	5

PITCHER	IP	WLS	BF	H	R	ER	SO	BB	IBB	HBP	BLK	WP	HR	S	P	ERA	WHIP
Don Gullett, L ERA: 3.2 (1, 1)	2.2		15	5	4	4	1	2	0	0	0	0	2	15	23	13.50	2.625
Ed Sprague, R ERA: (3, 1)	1.1		5	0	0	0	0	1	0	0	0	0	0	4	8	0.00	0.750
Clay Carroll, R ERA: 10.8 (5, 1)	1.1		9	4	2	2	3	1	0	0	0	0	0	14	18	13.50	3.750
Pedro Borbon, R ERA: 0.71 (6, 1)	2.0		9	3	1	1	1	0	0	0	0	0	1	11	11	4.50	1.500
Tom Hall, L ERA: 4.85 (8, 1)	1.2	W	6	0	0	0	2	1	0	0	0	0	0	9	13	0.00	0.600

Batter	1	2	3	4	5	6	7	8	9	AB R H RBI BB SO LOB	TOP														
Cesar Tovar, R (1, 5) OBP: 0.363, SLG: 0.417	0-0 F5		0-0 G1-6-3 1B			0-0 1B 2B		0-3 K		4 1 2 0 0 1 0	Philadelphia Phillies @ Chicago Cubs Wrigley Field, Chicago, IL Fri May 11 1973, 3:33 AM CDT Att. 5,514 - Unknown - 65 F														
Larry Bowa, S (1, 6) OBP: 0.268, SLG: 0.269	0-0 F8		0-0 F9			0-0 F9		0-0 4-3		4 0 0 0 0 0 2															
Willie Montanez, L (1, 3) OBP: 0.308, SLG: 0.327	0-0 F3		0-0 G1-6-3 1-2f			0-0 HR 1B		0-0 4-3		4 1 1 1 0 0 1															
Greg Luzinski, R (1, 7) OBP: 0.275, SLG: 0.305		0-0 F8		0-0 1-3		0-0 HR		0-0 F8		4 1 1 2 0 0 0															
Del Unser, L (1, 8) OBP: 0.309, SLG: 0.340		0-0 2B 1B		0-0 4-3		4-0 BB CS BB		0-0 4-3		3 0 1 0 1 0 0															
Mike Anderson, R (1, 9) OBP: 0.321, SLG: 0.481		0-3 K		0-0 6-3		0-0 L9 1-2		0-0 6-3		4 0 0 0 0 1 2															
Bob Boone, R (1, 2) OBP: 0.283, SLG: 0.257		0-0 1-3 2B		0-0 5-3		0-0 6-3		0-0 6-3		3 0 1 0 0 0 0															
Denny Doyle, L (1, 4) OBP: 0.348, SLG: 0.310		4-0 IBB		0-0 1-3		0-0 L8		0-0 L8		2 0 0 0 1 0 0															
Larry Christenson, R (1, 1) Ken Brett, L (2, 1) Mike Rogodzinski, L (7, PH) Mac Scarce, L (7, 1)		0-0 5-3		0-0 4-3		0-0 F7		0-0 F7		1 0 0 0 0 0 3 1 0 0 0 0 0 0 1 0 0 0 0 0 0 0 0 0 0 0 0 0															
Inning Stats	R: 0 E: 0 K: 0 S: 3	H: 0 LOB: 0 BB: 0 P: 3	R: 0 E: 0 K: 1 S: 7	H: 2 LOB: 3 BB: 1 P: 11	R: 0 E: 0 K: 0 S: 3	H: 1 LOB: 0 BB: 0 P: 3	R: 0 E: 0 K: 0 S: 3	H: 0 LOB: 0 BB: 0 P: 3	R: 3 E: 0 K: 0 S: 5	H: 3 LOB: 0 BB: 1 P: 9	R: 0 E: 0 K: 0 S: 3	H: 0 LOB: 0 BB: 0 P: 3	R: 0 E: 0 K: 1 S: 5	H: 0 LOB: 0 BB: 0 P: 5	R: 0 E: 0 K: 0 S: 3	H: 0 LOB: 0 BB: 0 P: 3	R: 0 E: 0 K: 0 S: 3	H: 0 LOB: 0 BB: 0 P: 3	1B: 3 2B: 2 3B: 0 HR: 1	SF: 0 SAC: 0 DP: 1 HBP: 0	WP: 0 PB: 0 SB: 0 CS: 1	PA: 33			
PITCHER	IP	WLS	BF	H	R	ER	SO	BB	IBB	HBP	BLK	WP	HR	S	P	ERA	WHIP								
Milt Pappas, R (1, 1) ERA: 5.85	5.1		21	5	2	2	1	0	1	0	0	0	0	22	26	3.38	0.938								
Bob Locker, R (6, 1) ERA: 1.96	2.2	W	9	1	1	1	1	1	0	0	0	0	1	10	14	3.38	0.750								
Jack Aker, R (9, 1) ERA: 2.53	1.0	S	3	0	0	0	0	0	0	0	0	0	0	3	3	0.00	0.000								

livebaseballscorecards.com

AB	31
R	3
H	6
RBI	3
BB	2
SO	2
LOB	8




Batter	1	2	3	4	5	6	7	8	9
Rick Monday, L OBP: 0.447, SLG: 0.620 (1, 8) X	0-0 F7	4-0 1B IBB			0-0 1-3		0-3 K		
Glenn Beckert, R OBP: 0.322, SLG: 0.343 (1, 4) X	0-0 5-3	0-0 1-2 3-H 1B			0-0 L8		0-0 F9		
Billy Williams, L OBP: 0.344, SLG: 0.386 Gene Hiser, L OBP: 0.400, SLG: 0.394 (8, PR) (9, 7)	0-0 1B	0-3 K			0-0 1B		0-0 1B	4-0 BB	
Joe Papitone, L OBP: 0.321, SLG: 0.404 (1, 3) X	0-0 1-3		0-0 CS 1B		0-0 1-3		0-3 K	1-2	
Ron Santo, R OBP: 0.451, SLG: 0.554 (1, 5)		0-0 2B 2B	4-0 G6-4-3 BB		0-0 F4		4-0 BB	4-0 BB	
Jose Cardenal, R OBP: 0.390, SLG: 0.491 (1, 9)		0-0 F9	0-0 G6-4-3		0-0 6-3		0-0 F4	0-0 F4	
Randy Hundley, R OBP: 0.267, SLG: 0.346 (1, 2)		0-0 2B 2B		0-0 6-3		0-0 HR			
Don Kessinger, S OBP: 0.336, SLG: 0.257 (1, 6)		0-0 5-3 1B 2B		0-0 F9		0-0 4-3			
Milt Pappas, R (1, 1) Bob Locker, S OBP: 0.200, SLG: 0.200 (6, 1) Jack Aker, R (9, 1)		0-0 5-3		0-3 K			0-0 1-3		

AB	R	H	RBI	BB	SO	LOB
3	0	0	0	1	1	0
4	0	1	1	0	0	0
3	0	2	0	1	1	2
0	0	0	0	0	0	0
4	0	1	0	0	1	3
2	1	1	0	2	0	0
4	0	0	0	0	0	3
3	2	2	2	0	0	0
3	1	1	1	0	0	0
2	0	0	0	0	1	1
1	0	0	0	0	0	0
0	0	0	0	0	0	0

Philadelphia Phillies @ Chicago Cubs
Wrigley Field, Chicago, IL
 Fri May 11 1973, 3:33 AM CDT
 Att. 5,514 - Unknown - 65 F

AB	29
R	4
H	8
RBI	4
BB	4
SO	4
LOB	9



Inning Stats		R: 0	H: 1	E: 0	LOB: 1	K: 0	BB: 0	S: 4	P: 4
Inning Stats		R: 3	H: 4	E: 0	LOB: 2	K: 1	BB: 1	S: 9	P: 13
Inning Stats		R: 0	H: 1	E: 0	LOB: 0	K: 0	BB: 1	S: 2	P: 6
Inning Stats		R: 0	H: 0	E: 0	LOB: 0	K: 1	BB: 0	S: 5	P: 5
Inning Stats		R: 0	H: 1	E: 0	LOB: 1	K: 0	BB: 0	S: 4	P: 4
Inning Stats		R: 1	H: 1	E: 0	LOB: 0	K: 0	BB: 0	S: 4	P: 4
Inning Stats		R: 0	H: 0	E: 0	LOB: 0	K: 1	BB: 0	S: 5	P: 5
Inning Stats		R: 0	H: 0	E: 0	LOB: 1	K: 1	BB: 2	S: 4	P: 12

PITCHER																
IP	WLS	BF	H	R	ER	SO	BB	IBB	HBP	BLK	WP	HR	S	P	ERA	WHIP
Larry Christenson, R (1, 1)	1.2		11	5	3	0	0	0	0	0	0	0	10	14	16.20	3.000
Ken Brett, L (2, 1)	4.1	L	15	3	1	2	1	0	0	0	0	1	18	22	2.08	0.923
Mac Scarce, L (7, 1)	2.0		7	0	0	2	2	0	0	0	0	0	9	17	0.00	1.000

WP	PA	ERA	WHIP
0	33		
0			
0			
1			

Batter	1	2	3	4	5	6	7	8	9	AB R H RBI BB SO LOB	TOP
Cesar Tovar, R (1, 4) <small>OBP: 0.369, SLG: 0.427</small> Mac Scarce, L (7, 1) Bill Wilson, R (7, 1)	1-0 		0-0 		0-0 		0-0 			3 1 1 0 0 0 1 0 0 0 0 0 0 0 0 0 0 0 0 0 0	Philadelphia Phillies @ Chicago Cubs Wrigley Field, Chicago, IL Sat May 12 1973, 3:33 AM CDT Att. 15,095 - Cloudy - 55 F
Del Unser, L (1, 8) <small>OBP: 0.322, SLG: 0.327</small>	0-0 		4-0 		4-0 		0-0 			2 0 0 0 2 0 2	
Willie Montanez, L (1, 9) <small>OBP: 0.306, SLG: 0.324</small>	0-0 		0-0 		0-0 			0-0 		4 0 1 1 0 0 2	
Greg Luzinski, R (1, 7) <small>OBP: 0.264, SLG: 0.293</small>	0-0 		0-3 		0-3 			0-0 		4 0 0 0 0 2 4	
Tom Hutton, L (1, 3) <small>OBP: 0.250, SLG: 0.286</small>		0-0 		0-0 		0-0 		0-0 		4 0 0 0 0 0 0	
Mike Schmidt, R (1, 5) <small>OBP: 0.362, SLG: 0.367</small>		0-0 		0-0 		4-0 		0-0 		3 0 2 0 1 0 0	
Bob Boone, R (1, 2) <small>OBP: 0.279, SLG: 0.244</small>		0-0 		0-3 		0-0 		0-0 		4 0 0 0 0 1 3	
Larry Bowa, S (1, 6) <small>OBP: 0.267, SLG: 0.268</small>	0-0 		0-0 		0-0 			0-0 		4 0 1 0 0 0 2	
Wayne Twitchell, R (1, 1) Denny Doyle, L (7, PH) <small>OBP: 0.343, SLG: 0.305</small> (7, 4)			0-0 		0-0 		0-0 			2 0 0 0 0 0 0 1 0 0 0 0 0 1	
Inning Stats	R: 1 H: 0 E: 0 LOB: 0 K: 0 BB: 0 S: 3 P: 4	R: 0 H: 1 E: 0 LOB: 1 K: 0 BB: 0 S: 4 P: 4	R: 0 H: 1 E: 0 LOB: 2 K: 1 BB: 1 S: 6 P: 10	R: 0 H: 1 E: 0 LOB: 1 K: 1 BB: 0 S: 6 P: 6	R: 0 H: 1 E: 0 LOB: 2 K: 1 BB: 1 S: 6 P: 10	R: 0 H: 0 E: 0 LOB: 0 K: 0 BB: 1 S: 2 P: 6	R: 0 H: 1 E: 0 LOB: 1 K: 0 BB: 0 S: 4 P: 4	R: 0 H: 0 E: 0 LOB: 0 K: 0 BB: 0 S: 3 P: 3	R: 0 H: 0 E: 0 LOB: 0 K: 0 BB: 0 S: 3 P: 3	1B: 4 SF: 0 2B: 1 SAC: 0 3B: 0 DP: 0 HR: 0 HBP: 1	WP: 0 PA: 35 PB: 0 SB: 1 CS: 1
PITCHER Rick Reuschel, R (1, 1) <small>ERA: 1.58</small>	IP WLS BF H R ER SO BB IBB HBP BLK WP HR S P ERA WHIP 9.0 W 35 5 1 0 3 3 0 1 0 0 0 37 50 0.00 0.889										

livebaseballscorecards.com

AB	31
R	1
H	5
RBI	1
BB	3
SO	3
LOB	15



Batter	1	2	3	4	5	6	7	8	9	AB	R	H	RBI	BB	SO	LOB
Rick Monday, L (1, 8) OBP: 0.441, SLG: 0.600	4-0 BB		0-0 F8	0-0 F9			0-0 F6			3	0	0	0	1	0	1
Glenn Beckert, R (1, 4) OBP: 0.336, SLG: 0.351	0-0 4-3 1-2		0-0 1B			0-0 G4-6-3 1B	4-0 PB BB BB			3	0	2	0	1	0	1
Billy Williams, L (1, 7) OBP: 0.341, SLG: 0.381	0-3 K		0-0 1B			0-0 G4-6-3 1-2f	0-0 F6			4	0	1	0	0	1	3
Joe Papitone, L (1, 3) OBP: 0.312, SLG: 0.392	0-0 5-3		0-0 4-3			0-0 F5	4-0 1-2 PB BB			3	0	0	0	0	0	3
Jim Hickman, R (7, PH) OBP: 0.269, SLG: 0.184										0	0	0	0	1	0	0
Ron Santo, R (1, 5) OBP: 0.444, SLG: 0.543		0-0 6-3		0-0 5-3			0-3 K			4	0	1	0	0	1	2
Jose Cardenal, R (1, 9) OBP: 0.402, SLG: 0.504		0-0 2B		4-0 2B 1B BB			0-3 K			3	1	2	0	1	1	0
Ken Rudolph, R (1, 2) OBP: 0.368, SLG: 0.639		0-0 F9		0-0 1B 2B			0-0 9-6 HR			4	2	2	1	0	0	3
Don Kessinger, S (1, 6) OBP: 0.342, SLG: 0.260		0-3 K		0-0 1B			0-0 F7			3	0	1	2	1	1	1
Rick Reuschel, R (1, 1) OBP: 0.167, SLG: 0.167			0-0 F3	0-0 1B			0-3 K			4	0	1	0	0	1	2


Inning Stats	R: 0	H: 0	E: 0	K: 1	S: 5	R: 0	H: 1	E: 0	K: 1	S: 6	R: 0	H: 2	E: 0	K: 0	S: 5	R: 2	H: 3	E: 0	K: 0	S: 5	R: 0	H: 1	E: 0	K: 0	S: 3	R: 0	H: 2	E: 0	K: 0	S: 4	R: 0	H: 0	E: 0	K: 1	S: 5	R: 1	H: 1	E: 0	K: 2	S: 8	
	LOB: 1	BB: 1				LOB: 1	BB: 0				LOB: 1	BB: 1				LOB: 0	BB: 0				LOB: 2	BB: 1					LOB: 2	BB: 1				LOB: 2	BB: 2				LOB: 0	BB: 0			

PITCHER	IP	WLS	BF	H	R	ER	SO	BB	IBB	HBP	BLK	WP	HR	S	P	ERA	WHIP
Wayne Twitchell, R (1, 1) ERA: 2.33	6.0	L	27	9	2	2	2	2	1	0	0	0	0	28	40	3.00	1.833
Mac Scarce, L (7, 1) ERA: 1.26	0.2		4	0	0	0	0	2	0	0	0	0	0	2	10	0.00	3.000
Bill Wilson, R (7, 1) ERA: 2.04	1.1		5	1	1	1	3	0	0	0	0	0	1	11	11	6.75	0.750

BOTTOM

Philadelphia Phillies @ Chicago Cubs
 Wrigley Field, Chicago, IL
 Sat May 12 1973, 3:33 AM CDT
 Att. 15,095 - Cloudy - 55 F

AB	31
R	3
H	10
RBI	3
BB	5
SO	5
LOB	16



WP	PA	ERA	WHIP
0	36		

Batter	1	2	3	4	5	6	7	8	9	AB R H RBI BB SO LOB	TOP
Cesar Tovar, R (1, 4) OBP: 0.364, SLG: 0.418	0-0 HR 1B	0-0 1-3			0-0 F7			0-3 K		4 1 1 0 0 1 1	
Del Unser, L (1, 8) OBP: 0.333, SLG: 0.339	0-3 K		0-0 FC6-4 1B		0-0 4-3			0-0 G6-3 1B		4 0 2 0 0 1 1	
Willie Montanez, L (1, 9) OBP: 0.297, SLG: 0.313	0-0 F9		0-3 K		0-3 K			0-0 G6-3 1-2f		4 0 0 0 0 2 3	
Greg Luzinski, R (1, 7) OBP: 0.264, SLG: 0.320	0-0 1-H HR		0-0 FC6-4 1B 1-2f		0-0 F3			0-0 F9		4 1 1 2 0 0 1	
Tom Hutton, L (1, 3) OBP: 0.281, SLG: 0.313	0-0 1B		0-0 1-2 1B		0-0 L8			0-0 F9		4 0 2 0 0 0 0	
Mike Schmidt, R (1, 5) OBP: 0.339, SLG: 0.340	0-3 K		0-0 2-3		0-0 1-3			0-0 F9		4 0 0 0 0 1 3	
Mike Ryan, R (1, 2) OBP: 0.296, SLG: 0.435		0-3 K		0-0 F8			0-0 F9			3 0 0 0 0 1 0	
Larry Bowa, S (1, 6) OBP: 0.269, SLG: 0.270		0-0 1B		0-0 4-3			0-0 4-3			3 0 1 0 0 0 0	
Steve Carlton, L (1, 1) OBP: 0.103, SLG: 0.103 Darrell Brandon, R (7, 1)		0-0 F6		0-3 K			0-0 G3			3 0 0 0 0 1 1 0 0 0 0 0 0 0	
Inning Stats	R: 2 E: 0 K: 2 S: 10 H: 3 LOB: 1 BB: 0 P: 10	R: 0 E: 0 K: 1 S: 6 H: 1 LOB: 1 BB: 0 P: 6	R: 0 E: 0 K: 1 S: 7 H: 2 LOB: 2 BB: 0 P: 7	R: 0 E: 0 K: 1 S: 5 H: 0 LOB: 0 BB: 0 P: 5	R: 0 E: 0 K: 1 S: 5 H: 0 LOB: 0 BB: 0 P: 5	R: 0 E: 0 K: 0 S: 3 H: 0 LOB: 0 BB: 0 P: 3	R: 0 E: 0 K: 0 S: 3 H: 0 LOB: 0 BB: 0 P: 3	R: 0 E: 0 K: 1 S: 5 H: 1 LOB: 0 BB: 0 P: 5	R: 0 E: 0 K: 0 S: 3 H: 0 LOB: 0 BB: 0 P: 3	1B: 6 2B: 0 3B: 0 HR: 1 SF: 0 SAC: 0 DP: 1 HBP: 0	WP: 0 PB: 0 SB: 0 CS: 0 PA: 33
PITCHER Fergie Jenkins, R (1, 1) ERA: 3.69	IP: 9.0 WLS: W BF: 33 H: 7 R: 2 ER: 2 SO: 7 BB: 0 IBB: 0 HBP: 0 BLK: 0 WP: 0 HR: 1 S: 47 P: 47 ERA: 2.00 WHIP: 0.778										

Philadelphia Phillies @ Chicago Cubs
Wrigley Field, Chicago, IL
Sun May 13 1973, 3:33 AM CDT
Overcast - 46 F

AB	33
R	2
H	7
RBI	2
BB	0
SO	7
LOB	10



WP: 0	PA: 33
PB: 0	
SB: 0	
CS: 0	

livebaseballscorecards.com


Batter	1	2	3	4	5	6	7	8	9	AB	R	H	RBI	BB	SO	LOB
Rick Monday, L OBP: 0.443, SLG: 0.588 (1, 8)	4-0 CS BB		0-0 G3		0-0 1-3		4-0 1-2 BB			2	0	0	0	2	0	0
Glenn Beckert, R OBP: 0.349, SLG: 0.360 (1, 4)	0-0 1-2 BB 1B			0-0 G6-4-3 1B		4-0 G5-4-3 BB	0-0 F7			3	0	2	0	1	0	2
Jose Cardenal, R OBP: 0.397, SLG: 0.491 (1, 9)	4-0 G6-4-3 1-2 BB			0-0 F8		0-0 G5-4-3 1-2f	0-3 K			3	0	0	0	1	1	4
Jim Hickman, R OBP: 0.306, SLG: 0.195 (1, 7) (7, 3)	0-0 G6-4-3 1-2f			0-0 G6-4-3 1-2f		4-0 2B BB		0-0 G3 1B		3	1	1	0	1	0	3
Ron Santo, R OBP: 0.446, SLG: 0.546 (1, 5)		0-3 K			4-0 1B E BB	0-0 2B		0-0 G3 1-2		3	1	1	1	1	1	1
Carmen Fanzone, R OBP: 0.278, SLG: 0.154 Gene Hiser, L OBP: 0.417, SLG: 0.394 (1, 3) (6, PR) (7, 7)		0-3 K			0-0 E4 E 1B	4-0 IBB		4-0 IBB		2	1	0	0	1	1	1
Randy Hundley, R OBP: 0.266, SLG: 0.341 (1, 2)		0-0 6-3			0-0 E1 1B G4-6-3 1B	0-0 F8		0-0 F7		4	1	1	0	0	0	4
Don Kessinger, S OBP: 0.347, SLG: 0.269 (1, 6)			0-0 F7		0-0 G4-6-3 1B		0-0 BB 1B	0-3 K		4	0	2	1	0	1	2
Fergie Jenkins, R (1, 1)			0-0 F8		0-0 G4-6-3 1-2f 3-H		0-3 K			3	0	0	0	0	1	2

Inning Stats	R: 0	H: 1	E: 0	LOB: 1	K: 0	P: 2	S: 2	R: 0	H: 0	E: 0	LOB: 0	K: 2	P: 7	R: 0	H: 0	E: 0	LOB: 0	K: 0	P: 3	R: 0	H: 1	E: 0	LOB: 0	K: 0	P: 3	R: 3	H: 2	E: 2	LOB: 0	K: 0	P: 5	R: 1	H: 1	E: 0	LOB: 2	K: 0	P: 15	R: 0	H: 1	E: 0	LOB: 2	K: 2	P: 12	R: 0	H: 1	E: 0	LOB: 2	K: 1	P: 10
Steve Carlton, L ERA: 3.69 (1, 1)	6.1	WLS: L	BF: 28	H: 6	R: 4	ER: 2	SO: 3	BB: 6	IBB: 1	HBP: 0	BLK: 0	WP: 0	HR: 0	S: 27	P: 55	ERA: 2.84	WHIP: 1.895																																
Darrell Brandon, R ERA: (7, 1)	1.2		7	1	0	0	2	0	1	0	0	0	0	10	14	0.00	0.600																																

BOTTOM

Philadelphia Phillies @ Chicago Cubs
 Wrigley Field, Chicago, IL
 Sun May 13 1973, 3:33 AM CDT
 Overcast - 46 F

AB	27
R	4
H	7
RBI	2
BB	8
SO	5
LOB	19



1B: 6	SF: 0	WP: 0	PA: 35
2B: 1	SAC: 0	PB: 0	
3B: 0	DP: 4	SB: 0	
HR: 0	HBP: 0	CS: 1	

livebaseballscorecards.com

Batter	1	2	3	4	5	6	7	8	9	AB R H RBI BB SO LOB	TOP												
Cesar Tovar, R (1, 4) OBP: 0.370, SLG: 0.434 (6, 5)	0-3 K		0-0 FC6-5 2-H 2B		0-0 1-2 1B		0-0 L5			4 0 2 1 0 1 1													
Del Unser, L (1, 8) OBP: 0.313, SLG: 0.317	0-0 6-3		0-0 FC6-5 CS		0-3 K			0-3 K		4 0 0 0 0 2 3													
Mike Rogodzinski, L (1, 9) OBP: 0.368, SLG: 0.200	0-0 P4-3		0-0 CS	4-0 P1-4-3 BB		0-0 F7		0-0 F7		3 0 0 0 1 0 0													
Greg Luzinski, R (1, 7) OBP: 0.254, SLG: 0.308		0-0 5-3		0-0 P1-4-3 1-2f		0-3 K		0-0 6-3		4 0 0 0 0 1 1													
Tom Hutton, L (1, 3) OBP: 0.361, SLG: 0.371		0-0 FC6-4 1B		0-0 1B		4-0 BB		0-0 FC5-4 1B		3 0 3 0 1 0 0													
Mike Schmidt, R (1, 5) OBP: 0.323, SLG: 0.321 Jim Lonborg, R (6, 1) Jose Pagan, R (9, PH) OBP: 0.105, SLG: 0.222		0-3 K		0-0 P4		0-3 K		0-0 FC5-4 HR		3 0 0 0 0 2 3 0 0 0 0 0 0 0 1 1 0 0 0 0 1													
Bob Boone, R (1, 2) OBP: 0.278, SLG: 0.280		0-0 FC6-4 1-2f				0-0 F7		0-0 6-3		4 1 1 2 0 0 1													
Larry Bowa, S (1, 6) OBP: 0.268, SLG: 0.269			0-0 SH1-4 2B 1B		0-0 6-3		0-0 1-3		0-0 F8	4 1 1 0 0 0 0													
Dick Ruthven, R (1, 1) OBP: 0.200, SLG: 0.111 Bill Wilson, R (5, 1) Barry Lersch, S (5, 1) Denny Doyle, L (6, 4) OBP: 0.347, SLG: 0.300			0-0 SH1-4		4-0 1B BB		4-0 BB		0-0 P4-3	0 0 0 0 1 0 0 0 0 0 0 0 0 0 0 0 0 0 0 0 0 1 0 0 0 1 0 0													
Inning Stats	R: 0 E: 0 K: 1 S: 5	H: 0 LOB: 0 BB: 0 P: 5	R: 0 E: 0 K: 1 S: 6	H: 1 LOB: 1 BB: 0 P: 6	R: 1 E: 0 K: 0 S: 4	H: 2 LOB: 0 BB: 0 P: 4	R: 0 E: 0 K: 0 S: 3	H: 1 LOB: 1 BB: 1 P: 7	R: 0 E: 0 K: 1 S: 6	H: 1 LOB: 2 BB: 1 P: 10	R: 0 E: 0 K: 2 S: 7	H: 0 LOB: 1 BB: 1 P: 11	R: 0 E: 0 K: 0 S: 3	H: 0 LOB: 1 BB: 1 P: 7	R: 0 E: 0 K: 1 S: 5	H: 0 LOB: 0 BB: 0 P: 5	R: 2 E: 0 K: 0 S: 5	H: 2 LOB: 0 BB: 0 P: 5	1B: 5 2B: 1 3B: 0 HR: 1	SF: 0 SAC: 1 DP: 1 HBP: 0	WP: 0 PB: 0 SB: 0 CS: 1	PA: 37	
PITCHER Bill Bonham, R (1, 1) ERA: 2.89	IP 9.0	WLS W	BF 36	H 7	R 3	ER 3	SO 6	BB 4	IBB 0	HBP 0	BLK 0	WP 0	HR 1	S 44	P 60	ERA 3.00	WHIP 1.222						PITCHER IP WLS BF H R ER SO BB IBB HBP BLK WP HR S P ERA WHIP

Philadelphia Phillies @ Chicago Cubs
Wrigley Field, Chicago, IL
Sun May 13 1973, 3:38 AM CDT
Att. 19,242 - Unknown

AB	31
R	3
H	7
RBI	3
BB	4
SO	6
LOB	10



WP	0	PA	37
PB	0		
SB	0		
CS	1		

livebaseballscorecards.com

Batter	1	2	3	4	5	6	7	8	9	AB	R	H	RBI	BB	SO	LOB
Rick Monday, L OBP: 0.449, SLG: 0.610 (1, 8)	0-0 4-3 ①		4-0 1B P4-3 BB	4-0 IBB	0-0 1-H HR		0-3 K ①			3	1	1	2	2	1	1
Paul Popovich, S OBP: 0.316, SLG: 0.250 (1, 4)	0-3 K ②		0-0 P4-3 1-2	0-0 P1-3	0-0 G3 1B		0-0 P8 ②			5	0	1	0	0	1	5
Billy Williams, L OBP: 0.353, SLG: 0.388 Gene Hiser, L OBP: 0.405, SLG: 0.382 (1, 7) (6, 7) (8, 9)	4-0 BB 1B BB		0-0 G1-4-3 1B		0-0 1B G3		0-0 FC4-6 1-2f ③			3	2	2	0	1	0	1
Jim Hickman, R OBP: 0.296, SLG: 0.178 (1, 3)	4-0 1-2 1B BB		0-0 G1-4-3 1-2f ② ③		5-3 1-2 6-3			0-0 6-3 ①		4	0	0	0	1	0	4
Ron Santo, R OBP: 0.463, SLG: 0.571 Carmen Fanzone, R OBP: 0.263, SLG: 0.143 (1, 5) (6, PR) (7, 5)	0-0 FC5-4 1-2 2-H 1B			0-0 1B 2B	0-0 2-H 1B	0-0 G5-3 BB 1B		0-0 F3 ②		4	2	4	2	0	0	0
Jose Cardenal, R OBP: 0.407, SLG: 0.521 Cleo James, R OBP: 0.192, SLG: 0.160 (1, 9) (8, 7)	0-0 FC5-4 1-2f ③			0-0 SH5-4 2-H 1B	0-0 1-H HR	4-0 1-2 G5-3 BB		0-0 F2 ③		3	1	2	3	1	0	2
Ken Rudolph, R OBP: 0.357, SLG: 0.600 (1, 2)		0-0 L5 ①		0-0 4-3 1-2	0-0 3B 1B	0-0 1-2f 2-3 ① ②				4	1	1	0	0	0	3
Don Kessinger, S OBP: 0.352, SLG: 0.288 (1, 6)		0-0 4-3 ②		4-0 SH5-4 IBB	0-0 1-H 1B 3B	0-0 F9 ③				3	1	1	1	1	0	2
Bill Bonham, R OBP: 0.333, SLG: 0.333 (1, 1)		0-0 4-3 ③		0-0 SH5-4 1-2 2-3	0-0 3-H 1B		0-0 FC4-6 1B			3	1	2	1	0	0	0

Inning Stats	R: 1	H: 1	E: 0	K: 1	S: 6	LOB: 2	BB: 2	P: 14	R: 0	H: 0	E: 0	K: 0	S: 3	LOB: 0	BB: 0	P: 3	R: 0	H: 1	E: 0	K: 0	S: 5	LOB: 3	BB: 2	P: 13	R: 7	H: 8	E: 0	K: 0	S: 11	LOB: 1	BB: 0	P: 11	R: 0	H: 1	E: 0	K: 1	S: 6	LOB: 1	BB: 0	P: 6	R: 0	H: 0	E: 0	K: 0	S: 3	LOB: 0	BB: 0	P: 3
--------------	------	------	------	------	------	--------	-------	-------	------	------	------	------	------	--------	-------	------	------	------	------	------	------	--------	-------	-------	------	------	------	------	-------	--------	-------	-------	------	------	------	------	------	--------	-------	------	------	------	------	------	------	--------	-------	------


PITCHER	IP	WLS	BF	H	R	ER	SO	BB	IBB	HBP	BLK	WP	HR	S	P	ERA	WHIP
Dick Ruthven, R ERA: 2.78 (1, 1)	4.1	L	23	6	4	4	1	3	2	0	0	0	0	20	40	8.31	2.077
Bill Wilson, R ERA: 3.57 (5, 1)	0.0		3	3	2	2	0	0	0	0	0	0	1	3	3	∞	∞
Barry Lersch, R ERA: 4.42 (5, 1)	0.2		5	3	3	3	0	0	0	0	0	0	1	5	5	40.50	4.500
Jim Lonborg, R ERA: 6.69 (6, 1)	3.0		11	2	0	0	1	1	0	0	0	0	0	12	16	0.00	1.000

BOTTOM

Philadelphia Phillies @ Chicago Cubs
Wrigley Field, Chicago, IL
Sun May 13 1973, 3:38 AM CDT
Att. 19,242 - Unknown

AB	35
R	9
H	14
RBI	9
BB	6
SO	2
LOB	19

livebaseballscorecards.com



WP	0	PA	42
PB	0		
SB	0		
CS	0		

Batter	1	2	3	4	5	6	7	8	9	AB R H RBI BB SO LOB	TOP	
Cesar Tovar, R (1, 4) OBP: 0.375, SLG: 0.430 Denny Doyle, L (6, 4) OBP: 0.342, SLG: 0.295	0-0 4-3		0-0 5-3	4-0 1B 1-2 2-3 1B BB		0-0 FC6-4 1B		0-0 F3		3 1 1 0 1 0 0 1 0 0 0 0 0 0		
Mike Anderson, R (1, 8) OBP: 0.311, SLG: 0.456	0-0 F8		0-0 6-3	0-0 1B 1-2 2-H 3-H 1B		0-0 FC6-4		0-0 F8		5 0 1 2 0 0 1		
Willie Montanez, L (1, 9) OBP: 0.295, SLG: 0.311 Del Unser, L (8, 8) OBP: 0.324, SLG: 0.328	0-0 G3			6-3 1B 1-2 2-H 3-H 1B		0-0 F7		0-0 2B 1B		4 0 1 1 0 0 1 1 1 1 0 0 0 0		
Greg Luzinski, R (1, 7) OBP: 0.269, SLG: 0.348 Bill Robinson, R (9, PR) OBP: 0.324, SLG: 0.485		0-0 FC 3B		0-0 1B 1B 5-3		0-0 6-3		0-0 1B 2B		5 2 3 1 0 0 2 0 1 0 0 0 0 0		
Tom Hutton, L (1, 3) OBP: 0.366, SLG: 0.359	0-0 4-3		0-0 BB 1B FC4-6 1B	0-3 K		0-0 6-3		4-0 E 1B FC5-4 BB		4 2 1 0 1 1 1		
Mike Schmidt, R (1, 5) OBP: 0.357, SLG: 0.350	0-0 FC		0-0 FC4-6 BB 1-2 2-H 1B	0-0 1B		1-0 HBP		0-0 E7 FC5-4 1B		4 1 3 3 0 0 0		
Bob Boone, R (1, 2) OBP: 0.274, SLG: 0.267	0-0 L8		4-0 BB 1-2 2-3 BB FC4-6	0-3 K		0-0 F7		0-0 FC5-4		4 0 0 1 1 1 5		
Larry Bowa, S (1, 6) OBP: 0.259, SLG: 0.259	0-0 4-3		0-0 FC4-6 BB 1B 1-2 2-3 3-H	0-0 1B		0-0 1-3		0-0 1-3 F9		5 1 0 1 0 0 6		
Ken Brett, L (1, 1) OBP: 0.200, SLG: 0.200 Jose Pagan, R (8, PH) OBP: 0.100, SLG: 0.211 Mac Scarce, L (8, 1)			0-0 6-3	0-0 BB 1-2 3-H 1B		0-0 F3		0-0 F7		3 1 1 1 0 0 0 1 0 0 0 0 0 0 0 0 0 0 0 0 0		
Inning Stats	R: 0 H: 0 E: 0 LOB: 0 K: 0 BB: 0 S: 3 P: 3	R: 1 H: 1 E: 0 LOB: 1 K: 0 BB: 0 S: 5 P: 5	R: 0 H: 0 E: 0 LOB: 0 K: 0 BB: 0 S: 3 P: 3	R: 6 H: 6 E: 0 LOB: 2 K: 0 BB: 2 S: 9 P: 17	R: 0 H: 1 E: 0 LOB: 1 K: 2 BB: 0 S: 8 P: 8	R: 0 H: 1 E: 0 LOB: 1 K: 0 BB: 0 S: 4 P: 4	R: 0 H: 0 E: 0 LOB: 1 K: 0 BB: 0 S: 3 P: 4	R: 0 H: 0 E: 0 LOB: 0 K: 0 BB: 0 S: 3 P: 3	R: 3 H: 3 E: 1 LOB: 2 K: 0 BB: 1 S: 6 P: 10	1B: 10 SF: 0 2B: 1 SAC: 0 3B: 1 DP: 0 HR: 0 HBP: 1	WP: 0 PA: 44 PB: 0 SB: 0 CS: 0	
PITCHER	IP WLS BF H R ER SO BB IBB HBP BLK WP HR S P ERA WHIP											
Reggie Cleveland, R (1, 1) ERA: 3.72	3.2 L 20 6 7 7 0 2 0 0 0 0 0 0 18 26 17.18 2.182											
Tom Murphy, R (4, 1) ERA:	2.1 10 3 0 0 2 0 0 0 0 0 0 0 14 14 0.00 1.286											
Rich Folkers, L (7, 1) ERA: 1.23	2.0 7 0 0 0 0 0 0 0 1 0 0 0 6 7 0.00 0.000											
Wayne Granger, R (9, 1) ERA: 5.14	1.0 7 3 3 2 0 1 0 0 0 0 0 0 6 10 18.00 4.000											

Philadelphia Phillies @ St. Louis Cardinals
 Busch Stadium, St. Louis, MO
 Mon May 14 1973, 7:05 PM CDT
 Att. 7,677 - Unknown

livebaseballscorecards.com

AB	40
R	10
H	12
RBI	10
BB	3
SO	2
LOB	16



Batter 1 2 3 4 5 6 7 8 9 AB R H RBI BB SO LOB BOTTOM

Lou Brock, L OBP: 0.302, SLG: 0.344 (1, 7)	0-0 6-3		0-0 L7		0-0 3-1		0-0 1B 1B	0-3 K	5 1 1 0 0 1 2
Luis Melendez, R OBP: 0.338, SLG: 0.339 (1, 9)	0-0 BB 1B			0-0 F8	0-0 PB 1B		0-0 F8 1B	0-0 5-3	5 1 2 1 0 0 2
Joe Torre, R OBP: 0.417, SLG: 0.405 (1, 3)	4-0 G3-6-1 BB			0-0 G4-6-3 1B	0-0 1B 1B		0-0 1B 2B 1B	0-0 5-3	4 1 3 1 1 0 1
Ted Simmons, S OBP: 0.310, SLG: 0.272 (1, 2)	0-0 G3-6-1 1-2f			0-0 G4-6-3 1-2f	0-0 FC4-6 1B		0-0 1-3 2-H 2B 1B		4 1 2 1 0 0 3
Ken Reitz, R OBP: 0.231, SLG: 0.284 (1, 5)		0-3 K			0-0 6-3		4-0 BB BB BB 2B 1B		3 0 0 0 0 1 2
Rich Folkers, L (7, 1)									0 0 0 0 0 0 0
Dwain Anderson, R OBP: 0.333, SLG: 0.143 (8, PH)									0 0 0 0 1 0 0
Wayne Granger, R (9, 1)									0 0 0 0 0 0 0
Jose Cruz, L OBP: 0.322, SLG: 0.448 (1, 8)		0-3 K			4-0 G4-6-3 BB		0-0 FC6-4 1B	1-3 2-H 3-H 2B	3 0 2 2 1 1 0
Ray Busse, R OBP: 0.200, SLG: 0.343 (1, 6)		0-3 K			0-0 G4-6-3 1-2f		0-0 FC6-4 1-2f	0-0 5-3	4 0 0 0 0 1 4
Mike Tyson, R OBP: 0.308, SLG: 0.271 (1, 4)			0-0 L8				0-0 E9 3-1 1B	0-3 F8 K	4 1 0 0 0 1 3
Reggie Cleveland, R OBP: 0.267, SLG: 0.231 (1, 1)							0-0 F8		1 0 0 0 0 0 0
Tom Murphy, R (4, 1)									0 0 0 0 0 0 0
Bill Stein, R OBP: 0.304, SLG: 0.200 (6, PH)			0-0 4-3				0-0 F3	4-0 WP BB	2 0 0 0 1 0 2

Inning Stats	R: 0 E: 0 K: 0 S: 3	H: 1 LOB: 1 BB: 1 P: 7	R: 0 E: 0 K: 3 S: 9	H: 0 LOB: 0 BB: 0 P: 9	R: 0 E: 0 K: 0 S: 3	H: 0 LOB: 0 BB: 0 P: 3	R: 0 E: 0 K: 0 S: 3	H: 1 LOB: 0 BB: 0 P: 3	R: 0 E: 0 K: 0 S: 2	H: 0 LOB: 0 BB: 1 P: 6	R: 2 E: 1 K: 0 S: 7	H: 3 LOB: 2 BB: 0 P: 7	R: 0 E: 0 K: 0 S: 4	H: 1 LOB: 1 BB: 0 P: 4	R: 3 E: 0 K: 1 S: 9	H: 4 LOB: 2 BB: 1 P: 13	R: 0 E: 0 K: 1 S: 5	H: 0 LOB: 1 BB: 1 P: 9	1B: 9 2B: 1 3B: 0 HR: 0	SF: 0 SAC: 0 DP: 3 HBP: 0	WP: 1 PB: 1 SB: 0 CS: 0	PA: 39
--------------	------------------------------	---------------------------------	------------------------------	---------------------------------	------------------------------	---------------------------------	------------------------------	---------------------------------	------------------------------	---------------------------------	------------------------------	---------------------------------	------------------------------	---------------------------------	------------------------------	----------------------------------	------------------------------	---------------------------------	----------------------------------	------------------------------------	----------------------------------	--------

PITCHER	IP	WLS	BF	H	R	ER	SO	BB	IBB	HBP	BLK	WP	HR	S	P	ERA	WHIP
Ken Brett, L ERA: 4.29 (1, 1)	7.0	W	27	6	2	0	3	2	0	0	0	0	0	31	39	0.00	1.143
Mac Scarce, L ERA: 2.76 (8, 1)	2.0	S	12	4	3	3	2	2	0	0	0	1	0	14	22	13.50	3.000

Philadelphia Phillies @ St. Louis Cardinals
 Busch Stadium, St. Louis, MO
 Mon May 14 1973, 7:05 PM CDT
 Att. 7,677 - Unknown

livebaseballscores.com

AB	35
R	5
H	10
RBI	5
BB	4
SO	5
LOB	19



Batter	1	2	3	4	5	6	7	8	9	AB R H RBI BB SO LOB	TOP	
Cesar Tovar, R (1, 4) Denny Doyle, L (7, 4) OBP: 0.360, SLG: 0.411 OBP: 0.342, SLG: 0.295	0-0 4-1		0-0 F9		0-0 F9		0-0 F4			4 0 0 0 0 0 1 0 0 0 0 0 0 0		
Mike Anderson, R (1, 8) (8, 9)	0-3 K		0-3 K		0-3 K		0-0 1-3			4 0 0 0 0 3 1		
Willie Montanez, L (1, 9) (8, 3)	0-0 3-1		0-3 K		0-0 1B			0-0 L7		4 0 1 0 0 1 1		
Greg Luzinski, R (1, 7) OBP: 0.260, SLG: 0.336		0-0 L8		0-0 6-3	0-0 6-3			0-0 F9		4 0 0 0 0 0 1		
Tom Hutton, L (1, 3) Darrell Brandon, R (8, 1) Jim Lonborg, R (8, 1)		0-0 HR 2B		0-0 F7		0-0 WP 1B		0-0 4-3		4 2 2 0 0 0 0 0 0 0 0 0 0 0 0 0 0 0 0 0 0		
Mike Schmidt, R (1, 5) OBP: 0.365, SLG: 0.397		0-0 HR		4-0 2B BB		0-0 5-3 1-2		0-3 K		3 2 1 2 1 1 1		
Bob Boone, R (1, 2) OBP: 0.273, SLG: 0.278		0-0 L1		0-0 1-H 2B		0-0 L1 2-H		0-0 F8		4 0 1 1 0 0 0		
Larry Bowa, S (1, 6) OBP: 0.259, SLG: 0.254		0-0 5-3		4-0 IBB		0-0 4-3		0-0 3-1		3 0 0 0 1 0 0		
Larry Christenson, R (1, 1) Barry Lersch, S (1, 1) Del Unser, L (8, 8) OBP: 0.200, SLG: 0.200 OBP: 0.324, SLG: 0.328			0-0 1B		0-0 6-3		0-3 K			0 0 0 0 0 0 0 3 0 1 0 0 1 2 0 0 0 0 0 0 0		
Inning Stats	R: 0 H: 0 E: 0 LOB: 0 K: 1 BB: 0 S: 5 P: 5	R: 2 H: 2 E: 0 LOB: 0 K: 0 BB: 0 S: 5 P: 5	R: 0 H: 1 E: 0 LOB: 1 K: 2 BB: 0 S: 8 P: 8	R: 1 H: 1 E: 0 LOB: 2 K: 0 BB: 2 S: 4 P: 12	R: 0 H: 1 E: 0 LOB: 1 K: 1 BB: 0 S: 6 P: 6	R: 1 H: 1 E: 0 LOB: 0 K: 0 BB: 0 S: 4 P: 4	R: 0 H: 0 E: 0 LOB: 0 K: 1 BB: 0 S: 5 P: 5	R: 0 H: 0 E: 0 LOB: 0 K: 0 BB: 0 S: 3 P: 3	R: 0 H: 0 E: 0 LOB: 0 K: 1 BB: 0 S: 5 P: 5	1B: 3 SF: 0 2B: 2 SAC: 0 3B: 0 DP: 0 HR: 1 HBP: 0	WP: 2 PA: 35 PB: 0 SB: 0 CS: 0	
PITCHER Rick Wise, R (1, 1) ERA: 3.62	IP WLS BF H R ER SO BB IBB HBP BLK WP HR S P ERA WHIP	9.0 W 35 6 4 4 6 1 1 0 0 1 1 45 53 4.00 0.778										

Philadelphia Phillies @ St. Louis Cardinals
 Busch Stadium, St. Louis, MO
 Tue May 15 1973, 3:33 AM CDT
 Att. 7,368 - Unknown

livebaseballscorecards.com

AB 33
 R 4
 H 6
 RBI 3
 BB 2
 SO 6
 LOB 7



Batter	1	2	3	4	5	6	7	8	9	AB	R	H	RBI	BB	SO	LOB
Lou Brock, L (1, 7) OBP: 0.319, SLG: 0.360	0-0 E S 1B	0-0 E S WP 1B		0-0 1B		0-3 K		0-0 1B 1B		5	3	4	0	0	1	0
Jose Cruz, L (1, 8) OBP: 0.333, SLG: 0.444	4-0 1B 1B BB	0-0 BB 1B 1B		0-0 L7		0-0 1-3		4-0 1B 1B BB		3	2	1	1	2	0	0
Joe Torre, R (1, 3) OBP: 0.423, SLG: 0.414	0-0 1B 1-2 G5-2-3 3-H	0-0 BB 1B		0-0 F7			0-3 K	0-0 1B 1B		5	0	3	3	0	1	0
Ted Simmons, S (1, 2) OBP: 0.328, SLG: 0.282	0-0 G5-2-3 1-3 2-H	4-0 1B BB			4-0 FC4-6 BB		0-0 1-4-3	0-0 G4-6-3 1B		3	0	2	2	2	0	0
Bernie Carbo, L (1, 9) OBP: 0.323, SLG: 0.259	4-0 G5-2-3 1-2 BB	0-3 K			0-0 FC4-6 BB 1-2f		4-0 1B 1B E BB	0-3 K		3	1	0	0	2	2	6
Ken Reitz, R (1, 5) OBP: 0.230, SLG: 0.280	0-0 G5-2-3 1-2 2-3 3-Hf	0-0 F8			0-0 P3		0-0 1B 1B E	0-0 G4-6-3 1-2f		5	0	1	0	0	0	9
Ed Crosby, L (1, 6) OBP: 0.229, SLG: 0.258	4-0 IBB		0-0 L7		4-0 BB 1-2		0-0 E1 1-H 2-H			1	0	0	0	2	0	0
Tim McCarver, L (7, PH) OBP: 0.310, SLG: 0.229										1	0	1	0	0	0	0
Mick Kelleher, R (8, 6) OBP: 0.333, SLG: 0.278										0	0	0	0	0	0	0
Mike Tyson, R (1, 4) OBP: 0.304, SLG: 0.269	0-0 5-3		0-0 6-3		0-0 L4			0-0 1B SH BB 1B		4	1	1	0	0	0	5
Rick Wise, R (1, 1) OBP: 0.208, SLG: 0.190		0-0 F3	0-3 K			0-0 5-3		0-0 SH BB 1B		3	1	0	0	0	1	0


Inning Stats	R: 2	H: 3	E: 0	K: 5	LOB: 3	BB: 3	P: 17	R: 1	H: 3	E: 0	K: 1	S: 8	LOB: 3	BB: 1	P: 12	R: 0	H: 0	E: 0	K: 1	S: 5	LOB: 0	BB: 0	P: 5	R: 0	H: 1	E: 0	K: 0	S: 3	LOB: 0	BB: 0	P: 3	R: 0	H: 0	E: 0	K: 1	S: 3	LOB: 2	BB: 2	P: 11	R: 1	H: 2	E: 1	K: 1	S: 6	LOB: 2	BB: 1	P: 10	R: 4	H: 4	E: 0	K: 1	S: 9	LOB: 1	BB: 1	P: 13	1B: 13	2B: 0	3B: 0	HR: 0	SF: 0	SAC: 1	DP: 2	HBP: 0	WP: 1	PB: 0	SB: 2	CS: 0	PA: 42
--------------	------	------	------	------	--------	-------	-------	------	------	------	------	------	--------	-------	-------	------	------	------	------	------	--------	-------	------	------	------	------	------	------	--------	-------	------	------	------	------	------	------	--------	-------	-------	------	------	------	------	------	--------	-------	-------	------	------	------	------	------	--------	-------	-------	--------	-------	-------	-------	-------	--------	-------	--------	-------	-------	-------	-------	--------

PITCHER	IP	WLS	BF	H	R	ER	SO	BB	IBB	HBP	BLK	WP	HR	S	P	ERA	WHIP
Larry Christenson, R (1, 1) ERA: 5.88	0.0		5	3	2	2	0	2	0	0	0	0	0	3	11	∞	∞
Barry Lersch, R (1, 1) ERA: 3.55	7.0		29	6	2	1	4	4	1	0	0	1	0	32	52	1.29	1.429
Darrell Brandon, R (8, 1) ERA: 21.6	0.0	L	6	4	4	4	0	1	0	0	0	0	0	5	9	∞	∞
Jim Lonborg, R (8, 1) ERA: 6.5	1.0		2	0	0	0	1	0	0	0	0	0	0	4	4	0.00	0.000

BOTTOM

Philadelphia Phillies @ St. Louis Cardinals
 Busch Stadium, St. Louis, MO
 Tue May 15 1973, 3:33 AM CDT
 Att. 7,368 - Unknown

AB	33
R	8
H	13
RBI	6
BB	8
SO	5
LOB	20



Batter	1	2	3	4	5	6	7	8	9	AB R H RBI BB SO LOB	TOP		
Cesar Tovar, R (1, 4) OBP: 0.365, SLG: 0.419 Denny Doyle, L (7, 4) OBP: 0.342, SLG: 0.295	0-0 E4 BB 1B 1B	0-0 6-3		4-0 BB			0-0 4-3 2B			3 1 1 0 1 0 0 0 0 0 0 0 0 0			
Del Unser, L (1, 8) OBP: 0.333, SLG: 0.369	0-0 1-2 BB 1B	0-0 6-3 3B		0-0 1-3			0-0 4-3 2-3			4 2 2 0 0 0 2			
Willie Montanez, L (1, 9) OBP: 0.293, SLG: 0.302	4-0 1-2 2-3 BB E 1B	0-0 6-3			0-0 F9		0-0 F7			3 1 0 1 1 0 1			
Greg Luzinski, R (1, 7) OBP: 0.260, SLG: 0.333	0-0 1-1 2-1 3-1 E9 6-3 1B	0-0 5-3			0-0 6-3		0-0 F4			4 1 1 2 0 0 0			
Tom Hutton, L (1, 3) OBP: 0.347, SLG: 0.362	0-0 6-3		0-0 4-3		0-3 K		0-0 4-3			4 0 0 0 0 1 1			
Mike Schmidt, R (1, 5) OBP: 0.359, SLG: 0.379	4-0 6-3 IBB		0-0 F9		0-3 K		0-0 F7			3 0 0 0 1 1 0			
Bob Boone, R (1, 2) OBP: 0.262, SLG: 0.266	0-0 1-2 3-1 6-3		0-0 5-3		0-0 F2		0-0 6-3			4 0 0 1 0 0 1			
Larry Bowa, S (1, 6) OBP: 0.258, SLG: 0.248	4-0 IBB			0-0 B4-3		0-3 K		0-0 F4		3 0 0 0 1 1 0			
Wayne Twitchell, R (1, 1) Mac Scarce, L (9, 1)	0-3 K			0-3 K		0-3 K		0-3 K		4 0 0 0 0 4 2 0 0 0 0 0 0 0			
Inning Stats	R: 4 E: 2 K: 1 S: 8 H: 2 LOB: 2 BB: 3 P: 20	R: 1 E: 0 K: 0 S: 4 H: 1 LOB: 0 BB: 0 P: 4	R: 0 E: 0 K: 0 S: 3 H: 0 LOB: 0 BB: 0 P: 3	R: 0 E: 0 K: 1 S: 5 H: 0 LOB: 1 BB: 1 P: 9	R: 0 E: 0 K: 1 S: 5 H: 0 LOB: 0 BB: 0 P: 5	R: 0 E: 0 K: 2 S: 7 H: 0 LOB: 0 BB: 0 P: 7	R: 0 E: 0 K: 1 S: 6 H: 1 LOB: 1 BB: 0 P: 6	R: 0 E: 0 K: 0 S: 3 H: 0 LOB: 0 BB: 0 P: 3	R: 0 E: 0 K: 1 S: 5 H: 0 LOB: 0 BB: 0 P: 5	1B: 2 2B: 1 3B: 1 HR: 0 SF: 0 SAC: 0 DP: 0 HBP: 0	WP: 0 PB: 0 SB: 0 CS: 0 PA: 36		
PITCHER	IP WLS BF H R ER SO BB IBB HBP BLK WP HR S P ERA WHIP											PITCHER	IP WLS BF H R ER SO BB IBB HBP BLK WP HR S P ERA WHIP
Dock Ellis, R (1, 1) ERA: 3.46	8.0 L 33 4 5 3 6 2 2 0 0 0 0 0 41 57 3.38 0.750												
Jim Rooker, L (9, 1) ERA: 1.1	1.0 3 0 0 0 1 0 0 0 0 0 0 0 5 5 0.00 0.000												

Philadelphia Phillies @ Pittsburgh Pirates
 Three Rivers Stadium, Pittsburgh, PA
 Wed May 16 1973, 7:05 PM EDT
 Att. 6,885 - Unknown

livebaseballscorecards.com

AB	32
R	5
H	4
RBI	4
BB	4
SO	7
LOB	7



Batter	1	2	3	4	5	6	7	8	9	AB	R	H	RBI	BB	SO	LOB
--------	---	---	---	---	---	---	---	---	---	----	---	---	-----	----	----	-----

Dave Cash, R <small>OBP: 0.366, SLG: 0.415</small> (1, 4)										3	0	1	1	1	0	0
Richie Hebner, L <small>OBP: 0.362, SLG: 0.413</small> (1, 5)										3	0	0	0	1	0	1
Manny Sanguillen, R <small>OBP: 0.343, SLG: 0.515</small> (1, 9)										4	0	0	0	0	1	3
Willie Stargell, L <small>OBP: 0.407, SLG: 0.673</small> (1, 7)										4	1	1	0	0	2	2
Al Oliver, L <small>OBP: 0.338, SLG: 0.552</small> (1, 8)										4	0	0	0	0	0	3
Bob Robertson, R <small>OBP: 0.405, SLG: 0.515</small> (1, 3)										3	0	1	1	0	1	0
Milt May, L <small>OBP: 0.364, SLG: 0.422</small> Jackie Hernandez, R <small>(8, PR)</small> (9, 6)										3	0	1	0	0	0	1
Gene Alley, R <small>OBP: 0.300, SLG: 0.397</small> Gene Clines, R <small>OBP: 0.385, SLG: 0.417</small> Jerry McNertney, R <small>OBP: 0.500, SLG: 0.500</small> (9, 2)										2	1	1	0	0	0	0
Dock Ellis, S <small>OBP: 0.095, SLG: 0.050</small> Vic Davalillo, L <small>OBP: 0.172, SLG: 0.250</small> Jim Rooker, R (9, 1)										2	0	0	0	0	2	1

Inning Stats	R: 0	H: 0	E: 0	K: 0	S: 3	R: 1	H: 2	E: 0	K: 0	S: 4	R: 1	H: 2	E: 0	K: 1	S: 7	R: 0	H: 0	E: 0	K: 2	S: 7	R: 0	H: 0	E: 0	K: 1	S: 5	R: 0	H: 0	E: 0	K: 0	S: 3	R: 0	H: 1	E: 0	K: 0	S: 3	R: 0	H: 0	E: 0	K: 2	S: 7	R: 0	H: 0	E: 0	K: 0	S: 7	1B: 3	2B: 1	3B: 1	HR: 0	SF: 0	SAC: 0	DP: 2	HBP: 0	WP: 0	PB: 0	SB: 0	CS: 0	PA: 32
PITCHER Wayne Twitchell, R <small>ERA: 2.29</small> Mac Scarce, L <small>ERA: 2.65</small>	IP	WLS	BF	H	R	ER	SO	BB	IBB	HBP	BLK	WP	HR	S	P	ERA	WHIP																																									
	8.1	W	30	5	2	2	5	2	0	0	0	0	0	38	46	2.16	0.840																																									
	0.2	S	2	0	0	0	1	0	0	0	0	0	0	4	4	0.00	0.000																																									

BOTTOM

Philadelphia Phillies @ Pittsburgh Pirates
 Three Rivers Stadium, Pittsburgh, PA
 Wed May 16 1973, 7:05 PM EDT
 Att. 6,885 - Unknown

livebaseballscores.com

AB	30
R	2
H	5
RBI	2
BB	2
SO	6
LOB	13



Batter	1	2	3	4	5	6	7	8	9	AB R H RBI BB SO LOB	TOP											
Cesar Tovar, R (1, 4) OBP: 0.349, SLG: 0.398	0-0 5-3	0-0 F9			0-0 L8		0-0 L6		0-0 F7	5 0 0 0 0 0 5												
Del Unser, L (1, 8) OBP: 0.329, SLG: 0.377	0-0 1-3		0-0 1-3		0-0 F7		0-0 2B		0-0 1-3	4 0 1 1 0 0 0												
Jose Pagan, R (9, PH) OBP: 0.095, SLG: 0.200										1 0 0 0 0 0 1												
Willie Montanez, L (1, 9) OBP: 0.306, SLG: 0.310	0-0 F7		0-0 1B		0-0 1B		4-0 IBB			3 0 2 0 1 0 0												
Greg Luzinski, R (1, 7) OBP: 0.260, SLG: 0.331		0-3 K	0-0 1B		0-0 FC5-4		0-0 L8			4 0 1 0 0 1 3												
Tom Hutton, L (1, 3) OBP: 0.327, SLG: 0.340		0-3 K	0-0 F7		0-0 4-3		0-0 4-3			3 0 0 0 0 1 2												
Terry Harmon, R (8, PH) OBP: 0.314, SLG: 0.258										1 0 0 0 0 0 0												
Mike Anderson, R (8, 9) OBP: 0.292, SLG: 0.426										0 0 0 0 0 0 0												
Mike Schmidt, R (1, 5) OBP: 0.354, SLG: 0.362		4-0 1B	0-3 K		0-0 6-3		0-0 F9			3 1 0 0 1 1 2												
Mike Ryan, R (1, 2) OBP: 0.290, SLG: 0.407		0-0 1B		0-3 K		0-3 K		0-0 F9		4 0 1 0 0 2 0												
Larry Bowa, S (1, 6) OBP: 0.258, SLG: 0.248		0-0 1B		0-0 F6		0-0 L9		0-0 F7		4 0 1 1 0 0 0												
Steve Carlton, L (1, 1) OBP: 0.156, SLG: 0.161		4-0 BB		0-0 F7		0-0 2B		0-0 2B		2 1 1 0 1 0 0												
Bill Wilson, R (7, 1)										0 0 0 0 0 0 0												
Bill Robinson, R (9, PH) OBP: 0.333, SLG: 0.507		1-2 2-3								1 0 1 0 0 0 0												
Inning Stats	R: 0 E: 0 K: 0 S: 3	H: 0 LOB: 0 BB: 0 P: 3	R: 1 E: 0 K: 2 S: 9	H: 2 LOB: 3 BB: 2 P: 17	R: 0 E: 0 K: 1 S: 7	H: 2 LOB: 2 BB: 0 P: 7	R: 0 E: 0 K: 1 S: 5	H: 0 LOB: 0 BB: 0 P: 5	R: 0 E: 0 K: 0 S: 4	H: 1 LOB: 1 BB: 0 P: 4	R: 0 E: 0 K: 1 S: 5	H: 0 LOB: 0 BB: 0 P: 5	R: 1 E: 0 K: 0 S: 5	H: 2 LOB: 2 BB: 1 P: 9	R: 0 E: 0 K: 0 S: 3	H: 0 LOB: 0 BB: 0 P: 3	R: 0 E: 0 K: 0 S: 4	H: 1 LOB: 1 BB: 0 P: 4	1B: 5 2B: 3 3B: 0 HR: 0	SF: 0 SAC: 0 DP: 0 HBP: 0	WP: 0 PB: 0 SB: 0 CS: 0	PA: 38
PITCHER	IP WLS BF H R ER SO BB IBB HBP BLK WP HR S P ERA WHIP																					
Bob Moose, R (1, 1) ERA: 3.72	7.0 W 31 7 2 2 5 2 1 0 0 0 0 0 38 50 2.57 1.286																					
Jim Rooker, L (8, 1) ERA: 0.98	2.0 S 7 1 0 0 0 0 0 0 0 0 0 0 7 7 0.00 0.500																					

Philadelphia Phillies @ Pittsburgh Pirates
 Three Rivers Stadium, Pittsburgh, PA
 Thu May 17 1973, 7:05 PM EDT
 Att. 6,885 - Unknown

livebaseballscorecards.com

AB	35
R	2
H	8
RBI	2
BB	3
SO	5
LOB	13



BOTTOM

Philadelphia Phillies @ Pittsburgh Pirates
Three Rivers Stadium, Pittsburgh, PA
Thu May 17 1973, 7:05 PM EDT
Att. 6,885 - Unknown

livebaseballscores.com

AB	30
R	5
H	6
RBI	5
BB	4
SO	6
LOB	11



WP:	0	PA:	34
PB:	0	SB:	0
CS:	0		

AB R H RBI BB SO LOB

4	0	0	1	0	0	2
3	1	2	2	1	1	0
3	0	1	0	1	0	2
4	1	1	1	0	1	5
3	0	1	1	0	0	1
1	0	0	0	0	0	0
4	0	0	0	0	2	1
4	1	1	0	0	1	0
2	1	0	0	1	0	0
2	0	0	0	0	1	0
0	1	0	0	1	0	0

1B:	3	SF:	0
2B:	2	SAC:	0
3B:	1	DP:	1
HR:	0	HBP:	0

WP	HR	S	P	ERA	WHIP
0	0	0	0	0.00	0.000

Batter	1	2	3	4	5	6	7	8	9
Gene Clines, R OBP: 0.333, SLG: 0.357 (1, 8)	0-0 L4-3 		0-0 L6-3 		0-0 L8 		0-0 L5 		
Dave Cash, R OBP: 0.381, SLG: 0.433 (1, 4)	0-0 		4-0 F7 BB 			0-3 K 	0-0 		
Manny Sanguillen, R OBP: 0.347, SLG: 0.511 (1, 9)	0-0 F7 		0-0 F7 			0-0 	0-0 	4-0 G6-4-3 IBB 	
Bob Robertson, R OBP: 0.400, SLG: 0.514 (1, 3)	0-0 		0-3 K 			0-0 F8 	0-0 G6-4-3 		
Richie Zisk, R OBP: 0.238, SLG: 0.350 Jim Rooker, R (8, 1)	0-0 			0-0 4-3 		0-0 F9 		0-0 6-3 	
Fernando Gonzalez, R OBP: 0.154, SLG: 0.154 (1, 5)	0-3 K 			0-3 K 			0-0 G3 	0-0 4-3 	
Gene Alley, R OBP: 0.298, SLG: 0.390 (1, 6)		0-0 F9 		0-0 F8 			0-0 BB BB 	0-3 K 	
Milt May, L OBP: 0.364, SLG: 0.414 (1, 2)		0-0 F8 			0-0 G3 		4-0 E BB 	1-2 2B BB 	
Bob Moose, R OBP: 0.211, SLG: 0.167 Rennie Stennett, R OBP: 0.242, SLG: 0.384 (7, PH) (8, 7)		0-3 K 			0-0 P3 		4-0 	1-2 2B BB 	

Inning Stats	R: 2	H: 3	E: 0	K: 1	S: 8	LOB: 1	BB: 0	P: 8	R: 0	H: 0	E: 0	K: 1	S: 5	LOB: 0	BB: 0	P: 5	R: 0	H: 0	E: 0	K: 1	S: 5	LOB: 0	BB: 1	P: 9	R: 0	H: 0	E: 0	K: 0	S: 3	LOB: 0	BB: 0	P: 3	R: 0	H: 1	E: 0	K: 1	S: 6	LOB: 1	BB: 0	P: 6	R: 3	H: 2	E: 1	K: 0	S: 5	LOB: 2	BB: 3	P: 17	R: 0	H: 0	E: 0	K: 1	S: 5	LOB: 0	BB: 0	P: 5
--------------	------	------	------	------	------	--------	-------	------	------	------	------	------	------	--------	-------	------	------	------	------	------	------	--------	-------	------	------	------	------	------	------	--------	-------	------	------	------	------	------	------	--------	-------	------	------	------	------	------	------	--------	-------	-------	------	------	------	------	------	--------	-------	------

PITCHER	IP	WLS	BF	H	R	ER	SO	BB	IBB	HBP	BLK	WP	HR	S	P	ERA	WHIP
Steve Carlton, L ERA: 3.84 (1, 1)	6.1	L	29	6	5	4	5	3	0	0	0	0	0	36	48	5.68	1.421
Bill Wilson, R ERA: 3.26 (7, 1)	1.2		5	0	0	0	1	0	1	0	0	0	0	6	10	0.00	0.000

PITCHER	IP	WLS	BF	H	R	ER	SO	BB	IBB	HBP	BLK	WP	HR	S	P	ERA	WHIP
---------	----	-----	----	---	---	----	----	----	-----	-----	-----	----	----	---	---	-----	------

Batter	1	2	3	4	5	6	7	8	9	AB R H RBI BB SO LOB	TOP											
Rick Monday, L (1, 8) OBP: 0.445, SLG: 0.591	0-3 K	0-0 F8		4-0 1B BB	0-3 K			0-0 SF8 2B	0-0 SF7	4 2 1 1 1 2 1												
Glenn Beckert, R (1, 4) OBP: 0.392, SLG: 0.394	0-0 1B BB	4-0 BB		4-0 1B FC3-6 BB		0-0 5-3		0-0 P3	0-0 P4-3	2 2 1 0 2 0 0 2 0 0 0 0 0 3												
Paul Popovich, S (6, 4) OBP: 0.267, SLG: 0.205																						
Billy Williams, L (1, 7) OBP: 0.359, SLG: 0.407	4-0 1B BB	0-0 G3		0-0 FC3-6 1B		0-0 BB 1B		0-0 SF8		3 0 2 1 1 0 1 0 0 0 1 0 0 0												
Gene Hiser, L (6, 7) OBP: 0.410, SLG: 0.429	1-2 1B BB			1-3 2-H 1B				3-H 0-0 F9		3 1 1 2 2 0 1												
Joe Peppone, L (1, 3) OBP: 0.320, SLG: 0.375	0-0 S 1B			0-0 FC3-6		4-0 1-2 BB				3 1 1 2 2 0 1												
Ron Santo, R (1, 5) OBP: 0.433, SLG: 0.528	0-3 K			G6-4-3 E 1B BB		0-3 K			0-0 HR	4 0 0 0 0 2 6 1 1 1 1 0 0 0												
Carmen Fanzone, R (7, 5) OBP: 0.300, SLG: 0.400	1-2 K			1-2 K		0-0 F9																
Jose Cardenal, R (1, 9) OBP: 0.388, SLG: 0.481	0-3 K			0-0 G6-4-3		0-0 4-3			0-0 FC3-6 WP SF7 1B	5 0 1 0 0 1 7 0 1 0 0 0 0 0												
Cleo James, R (9, PR) OBP: 0.192, SLG: 0.160				1-2f 2-3																		
Randy Hundley, R (1, 2) OBP: 0.280, SLG: 0.358				1-2f 2-3																		
Don Kessinger, S (1, 6) OBP: 0.350, SLG: 0.281				1-2f 2-3																		
Fergie Jenkins, R (1, 1)				1-2f 2-3																		
Inning Stats	R: 1 E: 0 K: 3 S: 11	H: 2 LOB: 2 BB: 1 P: 15	R: 2 E: 1 K: 1 S: 6	H: 1 LOB: 1 BB: 2 P: 14	R: 1 E: 1 K: 1 S: 6	H: 1 LOB: 2 BB: 2 P: 14	R: 2 E: 0 K: 1 S: 6	H: 1 LOB: 1 BB: 2 P: 14	R: 0 E: 0 K: 2 S: 7	H: 0 LOB: 1 BB: 1 P: 11	R: 0 E: 0 K: 0 S: 4	H: 1 LOB: 2 BB: 1 P: 8	R: 0 E: 0 K: 1 S: 5	H: 0 LOB: 0 BB: 0 P: 5	R: 1 E: 0 K: 0 S: 4	H: 1 LOB: 0 BB: 0 P: 4	R: 2 E: 0 K: 0 S: 5	H: 2 LOB: 2 BB: 2 P: 13	1B: 7 2B: 1 3B: 0 HR: 1	SF: 2 SAC: 0 DP: 1 HBP: 0	WP: 1 PB: 0 SB: 2 CS: 0	PA: 47
PITCHER	IP WLS BF H R ER SO BB IBB HBP BLK WP HR S P ERA WHIP																					
Dick Ruthven, R (1, 1) ERA: 3.05	2.2 L 17 4 4 2 4 5 0 0 0 0 0 0 20 40 6.75 3.375																					
Darrell Brandon, R (3, 1) ERA: 13.5	2.1 11 1 2 2 4 3 0 0 0 0 0 0 16 28 7.71 1.714																					
Larry Christenson, R (6, 1) ERA: 5.59	3.0 12 2 1 1 1 1 0 0 0 0 0 0 13 17 3.00 1.000																					
Barry Lersch, R (9, 1) ERA: 4.1	1.0 7 2 2 2 0 2 0 0 0 0 1 1 5 13 18.00 4.000																					

Chicago Cubs @ Philadelphia Phillies
Veterans Stadium, Philadelphia, PA

Fri May 18 1973, 7:05 PM EDT
Att. 10,067 - Unknown - 57 F

AB	34
R	9
H	9
RBI	7
BB	11
SO	9
LOB	23



WP: 1	PA: 47
PB: 0	
SB: 2	
CS: 0	

PITCHER	IP	WLS	BF	H	R	ER	SO	BB	IBB	HBP	BLK	WP	HR	S	P	ERA	WHIP
Dick Ruthven, R	2.2	L	17	4	4	2	4	5	0	0	0	0	0	20	40	6.75	3.375
Darrell Brandon, R	2.1		11	1	2	2	4	3	0	0	0	0	0	16	28	7.71	1.714
Larry Christenson, R	3.0		12	2	1	1	1	1	0	0	0	0	0	13	17	3.00	1.000
Barry Lersch, R	1.0		7	2	2	2	0	2	0	0	0	1	1	5	13	18.00	4.000

Batter	1	2	3	4	5	6	7	8	9	AB R H RBI BB SO LOB
Cesar Tovar, R (1, 4) OBP: 0.345, SLG: 0.392	0-0 P8		0-3 K		0-0 6-3			0-0 P4-6-3 1B		4 0 1 0 0 1 0
Del Unser, L (1, 8) OBP: 0.325, SLG: 0.411	0-0 3-1		0-0 HR		0-0 3-1			0-0 F8		4 1 1 1 0 0 1
Willie Montanez, L (1, 9) OBP: 0.297, SLG: 0.301 Barry Lersch, S (9, 1) OBP: 0.200, SLG: 0.200	0-0 F8		0-0 F8			0-0 P4-3		0-0 P4-6-3 1-2f		4 0 0 0 0 0 1 0 0 0 0 0 0 0
Greg Luzinski, R (1, 7) OBP: 0.259, SLG: 0.328		0-0 4-3 1B		0-0 1-3		0-3 K		0-3 K		4 0 1 0 0 2 0
Tom Hutton, L (1, 3) OBP: 0.321, SLG: 0.333		0-0 1-2 4-3 1B		0-0 3-1		0-3 K		0-0 G3		4 0 1 0 0 1 0
Mike Schmidt, R (1, 5) OBP: 0.349, SLG: 0.347		0-0 F5		1-0 1B HBP		0-3 K		0-0 F7		3 0 0 0 0 1 2
Mike Ryan, R (1, 2) OBP: 0.294, SLG: 0.400		0-0 1-2 2-3 4-3		0-0 1-2 1B		0-3 K				3 0 1 0 0 1 2
Larry Bowa, S (1, 6) OBP: 0.253, SLG: 0.243		0-3 K		0-0 F9		0-0 F7				3 0 0 0 0 1 4
Dick Ruthven, R (1, 1) OBP: 0.236, SLG: 0.111 Darrell Brandon, R (3, 1) Mike Anderson, R (5, PH) OBP: 0.288, SLG: 0.419 Larry Christenson, R (6, 1) Mike Rogodzinski, L (8, PH) OBP: 0.400, SLG: 0.438			0-0 P6		0-3 K			0-0 HR		0 0 0 0 0 0 0 1 0 0 0 0 0 0 1 0 0 0 0 1 0 0 0 0 0 0 0 0 1 1 1 1 0 0 0

BOTTOM

Chicago Cubs @ Philadelphia Phillies
Veterans Stadium, Philadelphia, PA
Fri May 18 1973, 7:05 PM EDT
Att: 10,067 - Unknown - 57 F

livebaseballscorecards.com

AB	32
R	2
H	6
RBI	2
BB	0
SO	8
LOB	10



Inning Stats	R: 0	H: 0	E: 0	K: 0	S: 3	LOB: 0	BB: 0	P: 3	R: 0	H: 2	E: 0	K: 1	S: 7	LOB: 2	BB: 0	P: 7	R: 1	H: 1	E: 0	K: 1	S: 6	LOB: 0	BB: 0	P: 6	R: 0	H: 1	E: 0	K: 0	S: 4	LOB: 2	BB: 0	P: 5	R: 0	H: 0	E: 0	K: 1	S: 5	LOB: 0	BB: 0	P: 5	R: 0	H: 0	E: 0	K: 2	S: 7	LOB: 0	BB: 0	P: 7	R: 0	H: 0	E: 0	K: 2	S: 7	LOB: 0	BB: 0	P: 7	R: 1	H: 2	E: 0	K: 0	S: 4	LOB: 0	BB: 0	P: 4	R: 0	H: 0	E: 0	K: 1	S: 5	LOB: 0	BB: 0	P: 5	1B: 4	SF: 0	2B: 0	SAC: 0	3B: 0	DP: 1	HR: 2	HBP: 1	WP: 0	PA: 33	PB: 0	SB: 0	CS: 0	PITCHER	IP	WLS	BF	H	R	ER	SO	BB	IBB	HBP	BLK	WP	HR	S	P	ERA	WHIP
Ferguson, R (1, 1) ERA: 3.48	9.0	W	33	6	2	2	8	0	0	1	0	0	0	2	48	49	2.00	0.667																																																																																					

Batter	1	2	3	4	5	6	7	8	9	AB R H RBI BB SO LOB	TOP									
Rick Monday, L (1, 8) OBP: 0.433, SLG: 0.571	0-3 K		0-3 K			0-0 F5		0-0 2-3		4 0 0 0 0 2 1										
Glenn Beckert, R (1, 4) OBP: 0.381, SLG: 0.382	0-0 1-3		0-0 F9			0-0 F3			0-0 F3	4 0 0 0 0 0 1										
Billy Williams, L (1, 7) OBP: 0.350, SLG: 0.396	0-0 F2				0-3 K				0-3 K	4 0 0 0 0 2 0										
Jim Hickman, R (1, 3) OBP: 0.306, SLG: 0.192		4-0 CS BB			0-0 1-3				0-0 F3	3 0 0 0 1 0 0										
Jose Cardenal, R (1, 9) OBP: 0.387, SLG: 0.478		0-0 F8 1-2			0-0 F9				0-0 FC5 BB 1B	3 0 1 0 0 0 1										
Carmen Fanzone, R (1, 5) OBP: 0.348, SLG: 0.471		0-0 2B			0-3 K				4-0 1-2 BB	2 0 1 0 1 1 0										
Ken Rudolph, R (1, 2) OBP: 0.306, SLG: 0.511		0-0 4-3			0-0 F7				0-0 FC5 2-3f	3 0 0 0 0 0 3										
Don Kessinger, S (1, 6) OBP: 0.343, SLG: 0.274			0-0 F8			0-0 F8			0-0 F7	3 0 0 0 0 0 0										
Burt Hooton, R (1, 1) OBP: 0.318, SLG: 0.250			0-0						0-0 F8	2 0 1 0 0 0 0										
Dave LaRoche, L (7, 1) OBP: 1.000, SLG: 1.000										0 0 0 0 0 0 0										
Bob Locker, S (7, 1) OBP: 0.200, SLG: 0.200										0 0 0 0 0 0 0										
Randy Hundley, R (7, 2) OBP: 0.278, SLG: 0.354						0-0 6-3				1 0 0 0 0 0 0										
Inning Stats	R: 0 E: 0 K: 1 S: 5	H: 0 LOB: 0 BB: 0 P: 5	R: 0 E: 0 K: 0 S: 3	H: 1 LOB: 1 BB: 1 P: 7	R: 0 E: 0 K: 1 S: 6	H: 1 LOB: 1 BB: 0 P: 6	R: 0 E: 0 K: 1 S: 5	H: 0 LOB: 0 BB: 0 P: 5	R: 0 E: 0 K: 1 S: 5	H: 0 LOB: 0 BB: 0 P: 5	R: 0 E: 0 K: 0 S: 4	H: 1 LOB: 2 BB: 1 P: 8	R: 0 E: 0 K: 0 S: 3	H: 0 LOB: 0 BB: 0 P: 3	R: 0 E: 0 K: 1 S: 5	H: 0 LOB: 0 BB: 0 P: 5	1B: 2 2B: 1 3B: 0 HR: 0	SF: 0 SAC: 0 DP: 0 HBP: 0	WP: 0 PB: 0 SB: 0 CS: 1	PA: 31
PITCHER Ken Brett, L (1, 1) ERA: 3.0	IP: 9.0 WLS: W BF: 31 H: 3 R: 0 ER: 0 SO: 5 BB: 2 IBB: 0 HBP: 0 BLK: 0 WP: 0 HR: 0 S: 39 P: 47 ERA: 0.00 WHIP: 0.556																			

Chicago Cubs @ Philadelphia Phillies
Veterans Stadium, Philadelphia, PA
 Sat May 19 1973, 7:05 PM EDT
 Unknown

livebaseballscorecards.com

AB	29
R	0
H	3
RBI	0
BB	2
SO	5
LOB	6



Batter	1	2	3	4	5	6	7	8	9	AB	R	H	RBI	BB	SO	LOB
Cesar Tovar, R OBP: 0.356, SLG: 0.396 (1, 5)	0-0 F7		4-0 FC5-4 BB		0-0 1B	0-0 1B		0-3 K		4	1	2	0	1	1	0
Larry Bowa, S OBP: 0.252, SLG: 0.242 (1, 6)	0-0 5-3		0-3 K		0-0 F2	0-0 B3		0-0 1B		5	0	1	0	0	1	5
Willie Montanez, L OBP: 0.307, SLG: 0.307 (1, 3) (8, 9)	4-0 BB		0-0 FC5-4		0-0 1B 1B		0-0 FC5-4 1B	0-0 F9		4	1	2	1	1	0	3
Greg Luzinski, R OBP: 0.259, SLG: 0.326 (1, 7) Mike Anderson, R OBP: 0.268, SLG: 0.419 (7, PR) (8, 8)	0-3 K		0-0 1-3		0-0 1B 1B		0-0 FC5-4 2B			4	0	1	0	0	1	4
Bill Robinson, R OBP: 0.355, SLG: 0.521 (1, 9) (8, 7)		0-0 2B 1B		0-0 6-3	0-0 1-2 2-H 1B		0-0 2B 1B			4	0	3	1	0	0	0
Del Unser, L OBP: 0.325, SLG: 0.421 (1, 8) Jose Pagan, R OBP: 0.136, SLG: 0.286 (7, PH) Terry Harmon, R OBP: 0.314, SLG: 0.258 (8, 4)		0-0 1-H 2B		0-0 F7	0-0 4-3		0-0 1-3 2-H 2B			3	0	1	0	0	0	2
Bob Boone, R OBP: 0.271, SLG: 0.260 (1, 2)		0-0 6-3		4-0 FC6-4 BB		0-0 E4 CS	4-0 G4-6-3 IBB			2	0	0	0	2	0	1
Denny Doyle, L OBP: 0.329, SLG: 0.281 (1, 4) Mike Schmidt, R OBP: 0.349, SLG: 0.347 (7, PH) Tom Hutton, L OBP: 0.316, SLG: 0.327 (7, PH) (8, 3)		0-0 1-3		0-0 FC6-4		0-3 K	0-0 G4-6-3			3	0	0	0	0	1	3
Ken Brett, L OBP: 0.333, SLG: 0.444 (1, 1)			0-0 FC5-4 WP 1B		0-0 F9	0-0 1B 2B		0-0 4-1		0	0	2	0	0	0	0

Inning Stats	R: 0	H: 0	E: 0	K: 1	S: 5	LOB: 1	BB: 1	P: 9	R: 0	H: 2	E: 0	K: 0	S: 4	LOB: 1	BB: 0	P: 4	R: 0	H: 1	E: 0	K: 1	S: 6	LOB: 2	BB: 1	P: 10	R: 0	H: 0	E: 0	K: 0	S: 3	LOB: 1	BB: 1	P: 7	R: 2	H: 4	E: 0	K: 0	S: 7	LOB: 2	BB: 0	P: 7	R: 0	H: 2	E: 1	K: 1	S: 7	LOB: 2	BB: 0	P: 7	R: 1	H: 3	E: 0	K: 0	S: 5	LOB: 3	BB: 1	P: 9	R: 0	H: 1	E: 0	K: 1	S: 6	LOB: 1	BB: 0	P: 6
--------------	------	------	------	------	------	--------	-------	------	------	------	------	------	------	--------	-------	------	------	------	------	------	------	--------	-------	-------	------	------	------	------	------	--------	-------	------	------	------	------	------	------	--------	-------	------	------	------	------	------	------	--------	-------	------	------	------	------	------	------	--------	-------	------	------	------	------	------	------	--------	-------	------


PITCHER	IP	WLS	BF	H	R	ER	SO	BB	IBB	HBP	BLK	WP	HR	S	P	ERA	WHIP
Burt Hooton, R ERA: 4.5 (1, 1)	6.1	L	32	11	3	3	3	3	3	0	0	1	0	35	47	4.26	2.211
Dave LaRoche, L ERA: 6.14 (7, 1)	0.0		2	1	0	0	0	0	1	0	0	0	0	1	5	∞	∞
Bob Locker, R ERA: 1.75 (7, 1)	1.2		5	1	0	0	1	0	0	0	0	0	0	7	7	0.00	0.600

BOTTOM

Chicago Cubs @ Philadelphia Phillies
Veterans Stadium, Philadelphia, PA
Sat May 19 1973, 7:05 PM EDT
Unknown

AB	35
R	3
H	13
RBI	3
BB	4
SO	4
LOB	21

livebaseballscorecards.com



1B:	10	SF:	0	WP:	1	PA:	39
2B:	4	SAC:	0	PB:	0		
3B:	0	DP:	2	SB:	1		
HR:	0	HBP:	0	CS:	1		

Batter	1	2	3	4	5	6	7	8	9	AB	R	H	RBI	BB	SO	LOB	TOP								
Rick Monday, L (1, 8) OBP: 0.426, SLG: 0.565	0-3 K	0-0 FC4-6		0-0 2B		0-0 F7		0-0 F7		5	1	1	0	0	1	1									
Don Kessinger, S (1, 6) OBP: 0.358, SLG: 0.272	4-0 1B BB		4-0 HR BB	4-0 2B BB		0-0 4-3		4-0 CS BB		1	3	0	0	4	0	0									
Billy Williams, L (1, 7) OBP: 0.358, SLG: 0.431	0-0 1B 1B		0-0 HR	0-0 2B		0-0 F7		0-0 4-3		5	2	3	4	0	0	1									
Gene Hiser, L (8, 7) OBP: 0.410, SLG: 0.429	1-3 1B		1-H HR	1-H 2-H 2B				1-2		0	0	0	0	0	0	0									
Ron Santo, R (1, 5) OBP: 0.445, SLG: 0.531	0-0 1B 1B		0-0 FC5-4 G3 1B	4-0 2B BB		4-0 BB E BB		0-0 5-3		3	0	2	1	2	0	0									
Pat Bourque, L (1, 3) OBP: 0.400, SLG: 0.600	0-0 1B		0-0 G3	0-0 2B		0-0 E7 BB		0-3 K		5	0	2	1	0	1	2									
Jose Cardenal, R (1, 9) OBP: 0.400, SLG: 0.489	0-0 G6-4-3		4-0 FC5-4 BB		0-0 1B SF7 2B		4-0 1-2 2-3 BB		0-0 1B	3	1	2	0	2	0	3									
Randy Hundley, R (1, 2) OBP: 0.274, SLG: 0.347		0-0 F7	0-0 FC5-4 CS		0-0 G4-6-3 1B		0-0 P4		0-0 F3	5	0	1	0	0	0	6									
Paul Popovich, S (1, 4) OBP: 0.245, SLG: 0.190		0-0 P8	0-0 CS	0-0 P8	0-0 SF7		0-3 K			3	0	0	1	0	1	3									
Bill Bonham, R (1, 1) OBP: 0.250, SLG: 0.250		0-0 E6		0-0 F8	0-0 G4-6-3		0-3 K			2	0	0	0	0	0	0									
Juan Pizarro, L (4, 1)										1	0	0	0	0	0	1									
Bob Locker, S (6, 1)										1	0	0	0	0	1	3									
Jack Aker, R (9, 1)										0	0	0	0	0	0	0									
Inning Stats	R: 1 E: 0 K: 1 S: 7	H: 3 LOB: 2 BB: 1 P: 11	R: 0 E: 1 K: 0 S: 4	H: 0 LOB: 1 BB: 0 P: 4	R: 2 E: 0 K: 0 S: 4	H: 2 LOB: 1 BB: 2 P: 12	R: 3 E: 0 K: 0 S: 5	H: 3 LOB: 2 BB: 2 P: 13	R: 1 E: 0 K: 0 S: 4	H: 2 LOB: 0 BB: 0 P: 4	R: 0 E: 0 K: 0 S: 3	H: 0 LOB: 0 BB: 0 P: 3	R: 0 E: 1 K: 2 S: 8	H: 0 LOB: 3 BB: 2 P: 16	R: 0 E: 0 K: 0 S: 2	H: 0 LOB: 0 BB: 1 P: 6	R: 0 E: 0 K: 1 S: 6	H: 1 LOB: 1 BB: 0 P: 6	1B: 6 2B: 4 3B: 0 HR: 1	SF: 1 SAC: 0 DP: 2 HBP: 0	WP: 0 PB: 0 SB: 0 CS: 2	PA: 44			
PITCHER	IP	WLS	BF	H	R	ER	SO	BB	IBB	HBP	BLK	WP	HR	S	P	ERA	WHIP								
Jim Lonborg, R (1, 1) ERA: 7.03	3.2	L	20	6	5	5	1	4	0	0	0	0	1	18	34	12.27	2.727								
Barry Lersch, R (4, 1) ERA: 4.39	0.1		3	2	1	1	0	1	0	0	0	0	0	2	6	27.00	9.000								
Darrell Brandon, R (5, 1) ERA: 10.5	2.0		7	2	1	1	0	0	0	0	0	0	0	7	7	4.50	1.000								
Mac Scarce, L (7, 1) ERA: 2.25	3.0		13	1	0	0	3	3	0	0	0	0	0	16	28	0.00	1.333								

Chicago Cubs @ Philadelphia Phillies
Veterans Stadium, Philadelphia, PA
 Sat May 19 1973, 7:05 PM EDT
 Att: 27,569 - Unknown

livebaseballscorecards.com

AB 34
R 7
H 11
RBI 7
BB 8
SO 4
LOB 20



BOTTOM

Chicago Cubs @ Philadelphia Phillies
Veterans Stadium, Philadelphia, PA

livebaseballscorecards.com

AB 39
R 6
H 15
RBI 5
BB 4
SO 6
LOB 22



WP: 1 PA: 44
PB: 0
SB: 1
CS: 0

Sat May 19 1973, 7:05 PM EDT
Att. 27,569 - Unknown

AB	R	H	RBI	BB	SO	LOB
5	0	1	1	0	0	4
4	0	2	1	0	0	1
5	0	1	1	0	1	2
4	0	0	0	0	0	4
0	0	0	0	0	0	0
0	0	0	0	1	0	0
0	0	0	0	0	0	0
5	1	3	0	0	1	0
4	1	2	1	1	2	1
4	1	1	1	1	1	4
2	1	2	0	0	0	0
2	0	1	0	0	1	1
1	0	0	0	0	0	3
1	0	0	0	0	0	2
0	0	0	0	0	0	0
0	1	0	0	1	0	0
0	0	0	0	0	0	0
0	0	0	0	0	0	0
2	1	2	0	0	0	0

Batter	1	2	3	4	5	6	7	8	9
Cesar Tovar, R OBP: 0.350, SLG: 0.387 (1, 5) (6, 4) (7, 7)	0-0 5-3		0-0 5-3	0-0 F3		0-0 SH3-4 1B		0-0 FC4-6-3-2	
Larry Bowa, S OBP: 0.257, SLG: 0.248 (1, 6)	0-0 1B		0-0 6-3	0-0 1B 1B		0-0 SH3-4		0-0 P6	
Willie Montanez, L OBP: 0.304, SLG: 0.303 (1, 3)	0-0 F6		0-3 K	0-0 1B		0-0 3-1		0-0 P4-3	
Greg Luzinski, R OBP: 0.252, SLG: 0.316 Mac Scarce, L (7, 1) Tom Hutton, L OBP: 0.328, SLG: 0.327 Ken Brett, L OBP: 0.333, SLG: 0.444 (9, PH) (9, PR)	0-0 5-3			0-0 5-3		0-0 3-1		4-0 E 1B BB	
Bill Robinson, R OBP: 0.370, SLG: 0.538 (1, 9)		0-3 K		0-0 3B 2B		0-0 2-3		0-0 E 1B	
Del Unser, L OBP: 0.341, SLG: 0.450 (1, 8)		0-0 1B 1B		0-0 1B 3B		0-3 K		4-0 FC6-4 IBB	
Bob Boone, R OBP: 0.277, SLG: 0.260 (1, 2)		0-0 F9		0-0 WP F3 1B		4-0 BB		0-3 K	
Denny Doyle, L OBP: 0.346, SLG: 0.303 Mike Schmidt, R OBP: 0.352, SLG: 0.351 (5, PH) (6, 5) Jose Pagan, R OBP: 0.130, SLG: 0.273 (9, PH)	0-0 1B		0-0 F3 WP	0-0 BLK 1B		0-3 K		0-0 FC6-4	
Jim Lonborg, R Barry Lersch, S OBP: 0.209, SLG: 0.200 Mike Rogodzinski, L OBP: 0.429, SLG: 0.438 Darrell Brandon, R (5, 1) Terry Harmon, R OBP: 0.351, SLG: 0.303 (6, PH) (7, 4)	0-0 G3		4-0 BLK 1B	4-0 BLK 1B BB		0-0 SH3-4 1B 3-1 1B		0-0 FC4-6-3-2 1B	

Inning	R	H	E	K	S	H	LOB	BB	P
1	0	1	0	0	4	2	0	7	4
2	0	2	0	1	7	2	0	7	4
3	0	0	0	1	5	0	0	5	11
4	5	6	0	0	9	2	1	13	5
5	0	0	0	2	7	1	1	11	5
6	1	2	0	0	5	1	0	5	5
7	0	1	0	1	5	0	0	5	5
8	0	2	0	0	4	1	0	4	4
9	1	1	1	3	6	3	2	14	14

PITCHER	IP	WLS	BF	H	R	ER	SO	BB	IBB	HBP	BLK	WP	HR	S	P	ERA	WHIP
Bill Bonham, R ERA: 3.98 (1, 1)	3.2		20	8	5	5	2	1	0	0	1	1	0	23	27	12.27	2.455
Juan Pizarro, L ERA: 4.5 (4, 1)	2.0		10	3	1	1	2	1	0	0	0	0	0	13	17	4.50	2.000
Bob Locker, R ERA: 1.59 (6, 1)	2.2	W	11	4	0	0	1	1	0	0	0	0	0	12	16	0.00	1.875
Jack Aker, R ERA: 2.74 (9, 1)	0.2	S	3	0	0	0	1	0	1	0	0	0	0	4	8	0.00	0.000

Batter	1	2	3	4	5	6	7	8	9	AB R H RBI BB SO LOB	TOP																
Gene Clines, R (1, 8) OBP: 0.300, SLG: 0.316	0-0 L9		0-0 L3		0-0 L1-3		0-0 L5-3		0-0 L8	5 0 0 0 0 0 3																	
Dave Cash, R (1, 4) OBP: 0.398, SLG: 0.454	0-0 F8			4-0 G6-4-3 BB		0-0 HR 2B				2 1 1 0 2 0 0																	
Manny Sanguillen, R (1, 9) OBP: 0.338, SLG: 0.507	0-0 L5			0-0 G6-4-3 1-2f		0-0 HR 2H				4 1 1 2 0 0 3																	
Willie Stargell, L (1, 7) OBP: 0.390, SLG: 0.675		0-0 F8		0-0 HR		0-0 F8		0-3 K		4 1 1 1 0 1 0																	
Bob Robertson, R (1, 3) OBP: 0.406, SLG: 0.555		0-3 K		0-0 G3		0-0 F7		0-0 F3		4 0 0 0 0 1 0																	
Richie Hebner, L (1, 5) OBP: 0.378, SLG: 0.421		0-0 1B			0-0 1B	0-0 FC5-4 1B		0-0 6-3		4 1 3 0 0 0 0																	
Gene Alley, R (1, 6) OBP: 0.287, SLG: 0.360		0-3 K			0-0 F9	0-0 FC5-4 1-2f				4 1 1 0 0 1 3																	
Milt May, L (1, 2) OBP: 0.348, SLG: 0.402			0-3 K		0-0 1-3		0-0 SH5-4 2B		0-0 SH2-4 1B	3 0 1 0 0 1 1																	
Steve Blass, R (1, 1) OBP: 0.500, SLG: 0.563			0-3 K2-3		0-0 1-2		0-0 SH5-4 2-3		0-0 CS 1B	2 0 1 1 0 1 0																	
Richie Zisk, R (9, PH) OBP: 0.261, SLG: 0.364										1 0 1 1 0 0 0																	
Vic Davalillo, L (9, PR) OBP: 0.167, SLG: 0.241										0 0 0 0 0 0 0																	
Dave Giusti, R (9, 1) OBP: 1.000, SLG: 1.000										0 0 0 0 0 0 0																	
Inning Stats	R: 0 E: 0 K: 0 S: 3	H: 0 LOB: 0 BB: 0 P: 3	R: 0 E: 0 K: 2 S: 8	H: 1 LOB: 1 BB: 0 P: 8	R: 0 E: 0 K: 2 S: 7	H: 0 LOB: 0 BB: 0 P: 7	R: 1 E: 0 K: 0 S: 3	H: 1 LOB: 0 BB: 1 P: 7	R: 1 E: 0 K: 0 S: 5	H: 2 LOB: 1 BB: 0 P: 5	R: 2 E: 0 K: 0 S: 6	H: 3 LOB: 1 BB: 0 P: 6	R: 0 E: 0 K: 0 S: 4	H: 1 LOB: 2 BB: 1 P: 8	R: 0 E: 0 K: 1 S: 5	H: 0 LOB: 0 BB: 0 P: 5	R: 1 E: 0 K: 0 S: 4	H: 2 LOB: 1 BB: 0 P: 4	1B: 6 2B: 2 3B: 0 HR: 2	SF: 0 SAC: 2 DP: 1 HBP: 0	WP: 0 PB: 0 SB: 0 CS: 1	PA: 37					
PITCHER	IP WLS BF H R ER SO BB IBB HBP BLK WP HR S P ERA WHIP																										
Steve Carlton, L (1, 1) ERA: 3.96	6.2		29	8	4	4	4	2	0	0	0	0	2	35	43	5.40	1.500										
Bill Wilson, R (7, 1) ERA: 3.2	0.1		1	0	0	0	0	0	0	0	0	0	0	1	1	0.00	0.000										
Mac Scarce, L (8, 1) ERA: 2.45	2.0	L	7	2	1	1	1	0	0	0	0	0	0	9	9	4.50	1.000										

Pittsburgh Pirates @ Philadelphia Phillies
Veterans Stadium, Philadelphia, PA
Mon May 21 1973, 7:05 PM EDT
Att. 9,010 - Unknown

livebaseballscorecards.com

AB	33
R	5
H	10
RBI	5
BB	2
SO	5
LOB	10



Batter	1	2	3	4	5	6	7	8	9	AB	R	H	RBI	BB	SO	LOB
Larry Bowa, S OBP: 0.257, SLG: 0.244 (1, 6)	0-0 F7		4-0 1B BB		0-0 L3		0-0 FC1-5			3	1	0	0	1	0	2
Del Unser, L OBP: 0.337, SLG: 0.440 (1, 8) Mac Scarce, L (8, 1)	0-0 L8		0-0 2B E 1B		0-0 F7		0-0 F7			4	1	1	1	0	0	2
Willie Montanez, L OBP: 0.302, SLG: 0.308 (1, 3)	0-0 4-3		0-0 E8 HR 2B		0-0 F9			0-0 F7		4	1	1	0	0	0	0
Greg Luzinski, R OBP: 0.259, SLG: 0.343 (1, 7)		0-0 L8	0-0 HR		0-3 K			0-0 1B		4	1	2	2	0	1	0
Bill Robinson, R OBP: 0.353, SLG: 0.512 (1, 9) (8, 8)		0-0 6-3	0-0 5-3		0-3 K			0-3 K		4	0	0	0	0	2	1
Mike Schmidt, R OBP: 0.348, SLG: 0.338 (1, 5)		4-0 1B BB	0-3 K		0-0 P3			0-0 F9		3	0	0	0	1	1	1
Mike Ryan, R OBP: 0.306, SLG: 0.406 (1, 2) Mike Rogodzinski, L OBP: 0.391, SLG: 0.389 (7, PH) (8, 9)		0-0 1B		0-0 6-3			0-0 L4		0-0 G3	2	0	1	0	0	0	0
Denny Doyle, L OBP: 0.341, SLG: 0.290 (1, 4)		0-0 F9		0-0 F9			4-0 FC1-5 1B BB		0-3 K2-3	3	0	0	0	1	1	2
Steve Carlton, L OBP: 0.147, SLG: 0.152 (1, 1) Bill Wilson, R (7, 1) Tom Hutton, L OBP: 0.339, SLG: 0.339 (7, PH) Ken Brett, L OBP: 0.333, SLG: 0.444 (7, PR) Bob Boone, R OBP: 0.274, SLG: 0.257 (8, 2)			0-0 P6	0-0 F7			0-0 FC1-5 1B		0-0 F6	2	0	0	0	0	0	0

Inning Stats	R: 0	H: 0	E: 0	K: 0	S: 3	R: 0	H: 1	E: 0	K: 0	S: 4	R: 4	H: 3	E: 1	K: 1	S: 8	R: 0	H: 0	E: 0	K: 0	S: 3	R: 0	H: 0	E: 0	K: 2	S: 7	R: 0	H: 1	E: 0	K: 1	S: 6	R: 0	H: 0	E: 0	K: 1	S: 5	1B: 4	SF: 0	2B: 1	SAC: 0	3B: 0	DP: 0	HR: 1	HBP: 0	WP: 0	PA: 36
--------------	------	------	------	------	------	------	------	------	------	------	------	------	------	------	------	------	------	------	------	------	------	------	------	------	------	------	------	------	------	------	------	------	------	------	------	-------	-------	-------	--------	-------	-------	-------	--------	-------	--------

PITCHER	IP	WLS	BF	H	R	ER	SO	BB	IBB	HBP	BLK	WP	HR	S	P	ERA	WHIP
Steve Blass, R ERA: 7.52 (1, 1)	8.0	W	33	6	4	4	4	3	0	0	0	0	1	38	50	4.50	1.125
Dave Giusti, R ERA: 1.61 (9, 1)	1.0	S	3	0	0	0	1	0	0	0	0	0	0	5	5	0.00	0.000

BOTTOM

Pittsburgh Pirates @ Philadelphia Phillies
Veterans Stadium, Philadelphia, PA
Mon May 21 1973, 7:05 PM EDT
Att. 9,010 - Unknown

AB	33
R	4
H	6
RBI	3
BB	3
SO	5
LOB	8



PITCHER	IP	WLS	BF	H	R	ER	SO	BB	IBB	HBP	BLK	WP	HR	S	P	ERA	WHIP
---------	----	-----	----	---	---	----	----	----	-----	-----	-----	----	----	---	---	-----	------

Batter	1	2	3	4	5	6	7	8	9	AB R H RBI BB SO LOB	TOP											
Dave Cash, R (1, 4) OBP: 0.407, SLG: 0.469	0-0 G6-4-3 1B		0-0 2-H 1B			0-0 FC6 1B 2B	0-0 6-3		0-0 F8	5 1 3 1 0 0 2												
Richie Hebner, L (1, 5) OBP: 0.372, SLG: 0.413	0-3 K		0-0 F7			0-3 K		0-0 G3 1B	0-0 4-3	5 0 1 0 0 2 4												
Manny Sanguillen, R (1, 9) OBP: 0.335, SLG: 0.500	0-0 G6-4-3 1-2f		0-0 F9			0-0 FC6 1B		0-0 G3 1-2		4 0 1 0 0 0 3												
Willie Stargell, L (1, 7) OBP: 0.379, SLG: 0.653		0-0 F8		0-0 F3		0-0 FC6 1B 1-2f 2-3		0-3 K		4 0 0 0 0 1 3												
Al Oliver, L (1, 8) OBP: 0.324, SLG: 0.522		0-0 4-3		0-3 K		0-0 1-3 3-H 1B		0-0 4-3		4 0 1 1 0 1 1												
Bob Robertson, R (1, 3) OBP: 0.408, SLG: 0.549		0-0 WP 1B		0-0 L8		0-3 K		4-0 WP 2B BB		3 0 1 0 1 1 2 0 1 0 0 0 0 0												
Bob Moose, R (9, PR) OBP: 0.211, SLG: 0.167																						
Milt May, L (1, 2) OBP: 0.346, SLG: 0.405		0-0 F9 1-2					0-0 G3		0-0 4-3	4 1 1 1 0 0 1												
Gene Alley, R (1, 6) OBP: 0.289, SLG: 0.360			0-0 SH1-4 1B				0-0 6-3		0-0 3-1 1B 2B	3 1 1 0 0 0 0 1 0 0 0 0 0 2												
Vic Davalillo, L (9, PH) OBP: 0.161, SLG: 0.233									0-0 3-1													
Dock Ellis, S (1, 1) OBP: 0.091, SLG: 0.048			0-0 SH1-4				0-3 K		0-0 2B	1 0 0 0 0 1 0												
Gene Clines, R (7, PH) OBP: 0.317, SLG: 0.359									0-0 1B	1 0 1 0 0 0 0												
Jim Rooker, R (7, 1)										0 0 0 0 0 0 0												
Bob Johnson, L (7, 1)										0 0 0 0 0 0 0												
Rennie Stennett, R (9, PH) OBP: 0.255, SLG: 0.393			1-2						3-H 1B	1 0 1 1 0 0 0												
Inning Stats	R: 0 E: 0 K: 1 S: 5	H: 1 LOB: 0 BB: 0 P: 5	R: 0 E: 0 K: 0 S: 4	H: 1 LOB: 1 BB: 0 P: 4	R: 1 E: 0 K: 0 S: 5	H: 2 LOB: 1 BB: 0 P: 5	R: 0 E: 0 K: 1 S: 5	H: 0 LOB: 0 BB: 0 P: 5	R: 0 E: 0 K: 1 S: 5	H: 0 LOB: 0 BB: 0 P: 5	R: 1 E: 0 K: 2 S: 10	H: 3 LOB: 2 BB: 0 P: 10	R: 0 E: 0 K: 0 S: 4	H: 1 LOB: 1 BB: 0 P: 4	R: 0 E: 0 K: 1 S: 6	H: 1 LOB: 1 BB: 0 P: 6	R: 2 E: 0 K: 0 S: 5	H: 2 LOB: 1 BB: 1 P: 9	1B: 8 2B: 3 3B: 0 HR: 0	SF: 0 SAC: 1 DP: 1 HBP: 0	WP: 2 PB: 0 SB: 0 CS: 0	PA: 38
PITCHER Wayne Twitchell, R (1, 1) ERA: 2.64	IP: 9.0 WLS: W BF: 38 H: 11 R: 4 ER: 4 SO: 6 BB: 1 IBB: 0 HBP: 0 BLK: 0 WP: 2 HR: 0 S: 49 P: 53 ERA: 4.00 WHIP: 1.333											PITCHER	IP: 9.0 WLS: W BF: 38 H: 11 R: 4 ER: 4 SO: 6 BB: 1 IBB: 0 HBP: 0 BLK: 0 WP: 2 HR: 0 S: 49 P: 53 ERA: 4.00 WHIP: 1.333									

Pittsburgh Pirates @ Philadelphia Phillies
Veterans Stadium, Philadelphia, PA
Tue May 22 1973, 7:05 PM EDT
Att: 11,617 - Unknown

livebaseballscorecards.com

AB	36
R	4
H	11
RBI	4
BB	1
SO	6
LOB	18



Batter	1	2	3	4	5	6	7	8	9	AB	R	H	RBI	BB	SO	LOB
Larry Bowa, S OBP: 0.261, SLG: 0.244 (1, 6)	0-0 4-3	0-0 1-2 1B			0-0 F9	0-0 4-3		1-0 HR HBP		4	1	1	0	0	0	1
Cesar Tovar, R OBP: 0.344, SLG: 0.379 (1, 5)	0-0 2B 1B	0-3 K			0-0 E5 1B	0-0 6-3		0-3 K		5	2	1	0	0	2	4
Willie Montanez, L OBP: 0.311, SLG: 0.329 (1, 3)	0-0 E4 2B				0-0 E7 2B 1B		4-0 4-3 WP 1B BB	0-0 1-H HR		3	4	1	2	2	0	2
Greg Luzinski, R OBP: 0.263, SLG: 0.352 (1, 7)	0-0 2B				0-0 F9 2B 1B		0-0 4-3 1-3	0-3 K		5	0	2	3	0	1	2
Bill Robinson, R OBP: 0.367, SLG: 0.529 (1, 9) (8, 8)	0-0 6-3				0-0 F7 2B		0-0 E 5-3 1B	0-0 CS 1B		5	0	3	2	0	0	2
Del Unser, L OBP: 0.337, SLG: 0.430 Mike Anderson, R OBP: 0.284, SLG: 0.413 (1, 8) (7, PH) (8, 9)	0-0 G3				0-0 5-3 IBB		0-0 5-3 1-2	0-0 CS 1-2		2 1	0 0	0 0	0 0	1 0	0 0	2 1
Bob Boone, R OBP: 0.274, SLG: 0.250 (1, 2)					0-0 F8 2-3f		4-0 9-1-4 IBB			3	0	0	0	1	0	3
Denny Doyle, L OBP: 0.353, SLG: 0.296 Terry Harmon, R OBP: 0.368, SLG: 0.303 (1, 4) (7, PH) (8, 4)					0-0 6-3		0-0 4-3 1B	4-0 1-2 2-3 IBB		2 0	0 0	1 0	0 0	1 0	0 0	0 0
Wayne Twitchell, R (1, 1)					0-3 K		0-3 K	0-3 K		4	0	0	0	0	4	5

Inning Stats	R: 2	H: 2	E: 1	K: 0	S: 6	LOB: 1	BB: 0	P: 6	R: 0	H: 1	E: 0	K: 2	S: 8	LOB: 2	BB: 1	P: 12	R: 0	H: 0	E: 0	K: 0	S: 3	LOB: 1	BB: 1	P: 7	R: 0	H: 0	E: 0	K: 1	S: 5	LOB: 0	BB: 0	P: 5	R: 2	H: 2	E: 2	K: 0	S: 6	LOB: 2	BB: 1	P: 10	R: 0	H: 1	E: 0	K: 1	S: 6	LOB: 1	BB: 0	P: 6	R: 1	H: 1	E: 1	K: 1	S: 6	LOB: 3	BB: 3	P: 18	R: 2	H: 2	E: 0	K: 2	S: 8	LOB: 0	BB: 0	P: 9
PITCHER	IP	WLS	BF	H	R	ER	SO	BB	IBB	HBP	BLK	WP	HR	S	P	ERA	WHIP																																															
Dock Ellis, R ERA: 3.26 (1, 1)	6.0	L	29	6	4	1	4	2	1	0	0	0	0	34	46	1.50	1.333																																															
Jim Rooker, L ERA: 1.42 (7, 1)	0.2		5	1	1	1	0	1	1	0	0	1	0	3	11	13.50	3.000																																															
Bob Johnson, R ERA: 3.32 (7, 1)	1.1		7	2	2	2	3	0	1	1	0	0	1	11	16	13.50	1.500																																															


BOTTOM

Pittsburgh Pirates @ Philadelphia Phillies
Veterans Stadium, Philadelphia, PA

Tue May 22 1973, 7:05 PM EDT
Att. 11,617 - Unknown

AB	34
R	7
H	9
RBI	7
BB	6
SO	7
LOB	22

livebaseballscorecards.com



WP: 1	PA: 42
PB: 0	
SB: 0	
CS: 1	

Batter	1	2	3	4	5	6	7	8	9	AB R H RBI BB SO LOB	TOP		
Cesar Tovar, R (1, 4) OBP: 0.341, SLG: 0.375 Denny Doyle, L (7, 4) OBP: 0.349, SLG: 0.292	0-0 P4		0-0 F5			0-0 SH3-4 1B	0-0 FC6-4	0-0 F8		4 0 1 0 0 0 3 1 0 0 0 0 0 2	Philadelphia Phillies @ San Diego Padres San Diego Stadium, San Diego, CA Fri May 25 1973, 10:05 PM EDT Att. 26,615 - Unknown livebaseballscorecards.com		
Larry Bowa, S (1, 6) OBP: 0.256, SLG: 0.238	0-0 F7		0-0 FC6-4			0-0 SH3-4 1-2		0-0 F8	0-0 F8	4 0 0 0 0 0 1			
Willie Montanez, L (1, 3) OBP: 0.326, SLG: 0.344	0-0 1B			0-0 G5-4-3 1B		0-0 P5		0-0 HR 1B	0-0 HR 1B	5 2 4 0 0 0 1			
Greg Luzinski, R (1, 7) OBP: 0.256, SLG: 0.342 Del Unser, L (8, 8) OBP: 0.333, SLG: 0.425	0-3 K			0-3 K		0-3 K		0-0 F8	0-0 F8	4 0 0 0 0 3 4 1 0 0 0 0 0 1			
Bill Robinson, R (1, 8) OBP: 0.379, SLG: 0.598		0-0 F9		0-0 G5-4-3			0-0 SH5-4 FC6-4 1B	0-0 HR 1B	0-0 HR 1B	5 3 3 4 0 0 1			
Mike Schmidt, R (1, 5) OBP: 0.371, SLG: 0.354		0-0 P3			0-0 SH1 1B 2B		4-0 FC6-4 SH5-4 1-2 BB	4-0 S 1B BB	4-0 BB	2 2 1 0 3 0 0			
Bob Boone, R (1, 2) OBP: 0.275, SLG: 0.252		0-0 F6			0-0 SH1 2-3		0-0 SH5-4	0-0 HR 1B 1B	0-0 F9	3 1 1 1 0 0 1			
Mike Anderson, R (1, 9) OBP: 0.310, SLG: 0.424			0-0 F8		0-0 CS 1B		4-0 FC6-4 IBB	0-0 1B 1-2 1B		3 0 2 1 1 0 0			
Ken Brett, L (1, 1) OBP: 0.385, SLG: 0.462			0-0 FC6-4 1B		0-0 4-3		0-0 FC6-4	0-0 1B		4 0 2 2 0 0 3			
Inning Stats	R: 0 H: 1 E: 0 LOB: 1 K: 1 BB: 0 S: 6 P: 6	R: 0 H: 0 E: 0 LOB: 0 K: 0 BB: 0 S: 3 P: 3	R: 0 H: 1 E: 0 LOB: 1 K: 0 BB: 0 S: 4 P: 4	R: 0 H: 1 E: 0 LOB: 0 K: 1 BB: 0 S: 5 P: 5	R: 1 H: 2 E: 0 LOB: 0 K: 0 BB: 0 S: 4 P: 4	R: 0 H: 1 E: 0 LOB: 1 K: 1 BB: 0 S: 6 P: 6	R: 1 H: 1 E: 0 LOB: 2 K: 0 BB: 2 S: 4 P: 12	R: 4 H: 5 E: 0 LOB: 2 K: 0 BB: 1 S: 8 P: 12	R: 2 H: 2 E: 0 LOB: 1 K: 0 BB: 1 S: 5 P: 9	1B: 11 SF: 0 2B: 1 SAC: 3 3B: 0 DP: 1 HR: 2 HBP: 0		WP: 0 PA: 43 PB: 0 SB: 1 CS: 1	
PITCHER	IP WLS BF H R ER SO BB IBB HBP BLK WP HR S P ERA WHIP											PITCHER	IP WLS BF H R ER SO BB IBB HBP BLK WP HR S P ERA WHIP
Fred Norman, L (1, 1) ERA: 3.91	7.2 L 33 9 5 5 3 2 1 0 0 0 0 1 36 48 5.87 1.435												
Gary Ross, R (8, 1) ERA: 3.86	0.0 2 2 0 0 0 0 0 0 0 0 0 0 2 2 ∞ ∞												
Rich Troedson, L (8, 1) ERA: 4.56	0.1 2 1 1 1 0 0 0 0 0 0 0 0 2 2 27.00 3.000												
Bob Miller, R (9, 1) ERA: 5.59	1.0 6 2 2 2 0 1 0 0 0 0 0 1 5 9 18.00 3.000												



Batter	1	2	3	4	5	6	7	8	9	AB	R	H	RBI	BB	SO	LOB
Enzo Hernandez, R (1, 6) OBP: 0.308, SLG: 0.258	0-0 F8 ①		0-0 5-3 ③		0-0 5-3 ③			0-0 F8 ②		4	0	0	0	0	0	2
Johnny Grubb, L (1, 8) OBP: 0.409, SLG: 0.475	0-0 4-3 ②			0-0 G4-6-3 1B		0-0 P5 ①		0-0 1-3 ③		4	0	1	0	0	0	0
Leron Lee, L (1, 7) OBP: 0.356, SLG: 0.350	0-0 4-3 ③			0-0 G4-6-3 1-2f		0-0 G3 ②			0-0 G1-4-3 1B	4	0	1	0	0	0	1
Nate Colbert, R (1, 3) OBP: 0.346, SLG: 0.371		0-0 F9 ①		4-0 BB		0-3 K ③			0-3 K ①	3	0	0	0	1	2	1
Fred Kendall, R (1, 2) OBP: 0.349, SLG: 0.417		0-0 6-3 ②		0-0 F7 ③			0-0 F9 ①		0-0 G1-4-3 1-2f	4	0	0	0	0	0	2
Dave Roberts, R (1, 5) OBP: 0.138, SLG: 0.074		0-3 K ③			0-3 K ①		0-0 E4			3	0	0	0	0	2	0
Jerry Morales, R (1, 9) OBP: 0.297, SLG: 0.413			0-0 WP 3B		4-0 BB		0-0 F7 ②			2	1	1	0	1	0	1
Derrel Thomas, S (1, 4) OBP: 0.285, SLG: 0.255			0-0 F8 ①		0-0 FC5-4 1B 1-2f		0-0 F3 ③			3	0	0	0	0	0	2
Fred Norman, S (1, 1) OBP: 0.174, SLG: 0.136			0-3 K ②		0-0 1B			0-0 F7 ①		2	0	1	0	0	1	0
Gary Ross, R (8, 1)										0	0	0	0	0	0	0
Rich Troedson, L (8, 1)										0	0	0	0	0	0	0
Ivan Murrell, R (8, PH) OBP: 0.185, SLG: 0.222										1	0	0	0	0	0	0
Bob Miller, R (9, 1)										0	0	0	0	0	0	0

Inning Stats	R: 0	H: 0	E: 0	K: 0	S: 3	R: 0	H: 0	E: 0	K: 1	S: 5	R: 1	H: 1	E: 0	K: 1	S: 6	R: 0	H: 1	E: 0	K: 0	S: 3	R: 0	H: 1	E: 0	K: 1	S: 6	R: 0	H: 0	E: 0	K: 1	S: 5	R: 0	H: 0	E: 1	K: 0	S: 3	R: 0	H: 0	E: 0	K: 0	S: 3	R: 0	H: 1	E: 0	K: 1	S: 5
	0	0	0	0	3	0	0	0	1	5	1	1	0	1	6	0	1	0	0	0	3	0	0	0	0	6	0	0	0	0	5	0	0	1	0	4	0	0	0	3	0	0	0	0	5

PITCHER	IP	WLS	BF	H	R	ER	SO	BB	IBB	HBP	BLK	WP	HR	S	P	ERA	WHIP
Ken Brett, L (1, 1) ERA: 2.54	9.0	W	32	4	1	1	5	2	0	0	0	1	0	40	48	1.00	0.667

BOTTOM

Philadelphia Phillies @ San Diego Padres
San Diego Stadium, San Diego, CA
 Fri May 25 1973, 10:05 PM EDT
 Att. 26,615 - Unknown

AB	30
R	1
H	4
RBI	0
BB	2
SO	5
LOB	9



WP	HR	S	P	ERA	WHIP
1	0	3	32		

livebaseballscorecards.com

Batter	1	2	3	4	5	6	7	8	9	AB R H RBI BB SO LOB	TOP
Cesar Tovar, R (1, 4) <small>OBP: 0.346, SLG: 0.369</small> Del Unser, L (8, 8) <small>OBP: 0.333, SLG: 0.425</small>	4-0 6-3 BB		0-3 K			0-0 F9		4-0 SF8 1B IBB		2 1 0 0 2 1 1 0 0 0 0 0 0 0	Philadelphia Phillies @ San Diego Padres San Diego Stadium, San Diego, CA Sat May 26 1973, 10:05 PM EDT Att. 7,260 - Unknown livebaseballscorecards.com
Larry Bowa, S (1, 6) <small>OBP: 0.255, SLG: 0.238</small>	0-0 6-3 1-2			0-0 6-3		0-0 F7		0-0 E 1B		4 1 1 1 0 0 2	
Willie Montanez, L (1, 3) <small>OBP: 0.324, SLG: 0.340</small>	0-0 F7			4-0 BB		0-0 4-3		0-0 SF8		2 0 0 1 1 0 2	
Greg Luzinski, R (1, 7) <small>OBP: 0.250, SLG: 0.333</small> Denny Doyle, L (8, 4) <small>OBP: 0.349, SLG: 0.292</small>	0-0 F7			0-0 F3		0-0 5-3		0-0 F8 1B		4 0 0 0 0 0 2 0 0 0 0 0 0 0	
Bill Robinson, R (1, 8) <small>OBP: 0.364, SLG: 0.573</small> (8, 7)		0-3 K		0-3 K		0-0 F7		0-0 5-3		4 0 0 0 0 2 1	
Mike Schmidt, R (1, 5) <small>OBP: 0.376, SLG: 0.346</small>		4-0 CS BB			0-0 L5		4-0 2B BB	0-0 F9		2 1 0 0 2 0 0	
Bob Boone, R (1, 2) <small>OBP: 0.274, SLG: 0.261</small>		0-0 G3 1-2			0-0 5-3		0-0 2B 1-H	0-0 6-3		4 0 1 1 0 0 1	
Mike Anderson, R (1, 9) <small>OBP: 0.311, SLG: 0.412</small>			0-3 K		0-3 K			4-0 SH1-4 1B BB		2 1 0 0 1 2 0	
Steve Carlton, L (1, 1) <small>OBP: 0.167, SLG: 0.171</small>			0-0 F8			0-0 1B		0-0 SH1-4 1-2		2 0 1 0 0 0 0	
Inning Stats	R: 0 H: 0 E: 0 LOB: 1 K: 0 BB: 1 S: 3 P: 7	R: 0 H: 0 E: 0 LOB: 0 K: 1 BB: 1 S: 4 P: 8	R: 0 H: 0 E: 0 LOB: 0 K: 2 BB: 0 S: 7 P: 7	R: 0 H: 0 E: 0 LOB: 1 K: 1 BB: 1 S: 5 P: 9	R: 0 H: 0 E: 0 LOB: 0 K: 1 BB: 0 S: 5 P: 5	R: 0 H: 1 E: 0 LOB: 1 K: 0 BB: 0 S: 4 P: 4	R: 1 H: 1 E: 0 LOB: 1 K: 0 BB: 1 S: 3 P: 7	R: 3 H: 1 E: 1 LOB: 0 K: 0 BB: 2 S: 4 P: 12	R: 0 H: 0 E: 0 LOB: 0 K: 0 BB: 0 S: 3 P: 3	1B: 2 SF: 1 2B: 1 SAC: 1 3B: 0 DP: 0 HR: 0 HBP: 0	WP: 0 PA: 34 PB: 0 SB: 0 CS: 1
PITCHER Mike Caldwell, L (1, 1) <small>ERA: 3.86</small> Gary Ross, R (9, 1) <small>ERA: 3.72</small>	IP WLS BF H R ER SO BB IBB HBP BLK WP HR S P ERA WHIP 8.0 L 31 3 4 3 5 5 1 0 0 0 0 0 35 59 3.38 1.000										

Philadelphia Phillies @ San Diego Padres
 San Diego Stadium, San Diego, CA
 Sat May 26 1973, 10:05 PM EDT
 Att. 7,260 - Unknown

AB	26
R	4
H	3
RBI	3
BB	6
SO	5
LOB	9



Batter	1	2	3	4	5	6	7	8	9	AB R H RBI BB SO LOB
Enzo Hernandez, R (1, 6) OBP: 0.313, SLG: 0.259	0-3 K ①			0-0 F9 ①		4-0 BB		0-0 FC6-4 1B ①		3 0 1 0 1 1 0
Johnny Grubb, L (1, 8) OBP: 0.404, SLG: 0.468	0-3 K ②			0-0 K 1B ②		0-0 F5 ③		0-0 FC6-4 ③		4 0 1 0 0 1 3
Leron Lee, L (1, 7) OBP: 0.353, SLG: 0.347	0-3 K ③			0-0 1-2 1B			0-0 5-3 ①		0-3 K ①	4 0 1 0 0 2 0
Nate Colbert, R (1, 3) OBP: 0.349, SLG: 0.370		0-0 K 1B ①		0-3 K ② ③		4-0 BB		0-0 P5 ②		3 0 1 0 1 1 2
Fred Kendall, R (1, 2) OBP: 0.340, SLG: 0.406		0-0 B5 ①			0-0 4-3 ①		0-0 F3 ②		0-0 6-3 ③	4 0 0 0 0 0 2
Dave Roberts, R (1, 5) OBP: 0.125, SLG: 0.067		0-3 K ② ③			0-3 K ②		0-3 K ③			3 0 0 0 0 3 2
Jerry Morales, R (1, 9) OBP: 0.298, SLG: 0.404			0-3 K ①		0-0 6-3 ③			4-0 BB 1B		2 0 0 0 1 1 0
Derrel Thomas, S (1, 4) OBP: 0.286, SLG: 0.250			0-0 F8 ②			4-0 BB B2-6-4		0-3 K ①		2 0 0 0 1 1 1
Mike Caldwell, R (1, 1) OBP: 0.188, SLG: 0.188			0-3 K ③			0-0 B2-6-4 ① ②		0-3 K ②		2 0 0 0 0 1 1
Ivan Murrell, R (8, PH) OBP: 0.179, SLG: 0.214						1-2f				1 0 0 0 0 1 1
Gary Ross, R (9, 1)										0 0 0 0 0 0 0


Inning Stats	R: 0	H: 0	E: 0	K: 3	S: 9	R: 0	H: 1	E: 0	K: 1	S: 5	R: 0	H: 0	E: 0	K: 2	S: 7	R: 0	H: 2	E: 0	K: 1	S: 6	R: 0	H: 0	E: 0	K: 1	S: 5	R: 0	H: 0	E: 0	K: 2	S: 2	R: 0	H: 0	E: 0	K: 1	S: 5	R: 0	H: 1	E: 0	K: 2	S: 8	R: 0	H: 0	E: 0	K: 1	S: 5	R: 0	H: 0	E: 0	K: 1	S: 5	1B: 4	2B: 0	3B: 0	HR: 0	SF: 0	SAC: 0	DP: 1	HBP: 0	WP: 0	PB: 0	SB: 1	CS: 0	PA: 32
PITCHER Steve Carlton, L (1, 1) ERA: 3.6	IP: 9.0	WLS: W	BF: 32	H: 4	R: 0	ER: 0	SO: 12	BB: 4	IBB: 0	HBP: 0	BLK: 0	WP: 0	HR: 0	S: 52	P: 68	ERA: 0.00	WHIP: 0.889																																														
PITCHER	IP	WLS	BF	H	R	ER	SO	BB	IBB	HBP	BLK	WP	HR	S	P	ERA	WHIP																																														

BOTTOM

Philadelphia Phillies @ San Diego Padres
San Diego Stadium, San Diego, CA
 Sat May 26 1973, 10:05 PM EDT
 Att. 7,260 - Unknown

livebaseballscorecards.com

AB	28
R	0
H	4
RBI	0
BB	4
SO	12
LOB	12



Batter	1	2	3	4	5	6	7	8	9	AB R H RBI BB SO LOB	TOP
Cesar Tovar, R (1, 4) <small>OBP: 0.343, SLG: 0.365</small> Mac Scarce, L (8, 1) Tom Hutton, L (9, PH) <small>OBP: 0.333, SLG: 0.333</small> Barry Lersch, S (9, 1) <small>OBP: 0.200, SLG: 0.200</small>	0-0 1B	0-0 6-3			0-0 P3		0-0 6-3		0-3 K	4 1 1 0 0 0 0 0 0 0 0 0 0 0 1 0 0 0 0 1 2 0 0 0 0 0 0 0	
Del Unser, L (1, 8) <small>OBP: 0.330, SLG: 0.451</small>	0-3 K 1-3	0-0 F8			0-0 HR		0-3 K			4 1 1 1 0 2 1	
Willie Montanez, L (1, 3) <small>OBP: 0.328, SLG: 0.344</small>	0-0 E4 HBP E 3-H		0-0 FC4-6 1B		0-0 F7			0-0 G6-4-3 1B		4 1 2 1 0 0 0	
Greg Luzinski, R (1, 7) <small>OBP: 0.256, SLG: 0.329</small> Mike Anderson, R (8, 9) <small>OBP: 0.311, SLG: 0.412</small>	1-0 BB E SF8 HBP 1-2		0-0 F7		4-0 BB		0-0 F3			2 1 0 0 1 0 2 0 0 0 0 0 0 0	
Bill Robinson, R (1, 9) <small>OBP: 0.350, SLG: 0.550</small>	0-0 E5 BB 1-2 2-H		0-0 FC4-6 1-2f		0-0 F8		0-0 G6-4-3 1-2f			4 0 0 0 0 0 4	
Mike Schmidt, R (1, 5) <small>OBP: 0.371, SLG: 0.333</small>	4-0 1-2 2-3 BB		0-3 K			0-3 K			0-0 F8	3 0 0 0 1 2 1	
Bob Boone, R (1, 2) <small>OBP: 0.266, SLG: 0.254</small>	0-0 SF8 3-H			0-3 K		0-3 K			0-0 F8	3 0 0 1 0 2 0	
Larry Bowa, S (1, 6) <small>OBP: 0.250, SLG: 0.233</small>	0-3 K			0-0 4-3		0-0 P4			0-0 E3 S	4 0 0 0 0 1 2	
Wayne Twitchell, R (1, 1) Bill Wilson, R (7, 1) Denny Doyle, L (7, 4) <small>OBP: 0.356, SLG: 0.292</small>		0-3 K		0-0 6-3			0-3 K		4-0 BB 1-3	3 0 0 0 0 2 0 0 0 0 0 0 0 0 0 0 0 0 1 0 0	
Inning Stats	R: 3 E: 3 K: 2 S: 10 H: 1 LOB: 2 BB: 1 P: 15	R: 0 E: 0 K: 1 S: 5 H: 0 LOB: 0 BB: 0 P: 5	R: 0 E: 0 K: 1 S: 6 H: 1 LOB: 1 BB: 0 P: 6	R: 0 E: 0 K: 1 S: 5 H: 0 LOB: 0 BB: 0 P: 5	R: 1 E: 0 K: 0 S: 4 H: 1 LOB: 1 BB: 1 P: 8	R: 0 E: 0 K: 2 S: 7 H: 0 LOB: 0 BB: 0 P: 7	R: 0 E: 0 K: 2 S: 7 H: 0 LOB: 0 BB: 0 P: 7	R: 0 E: 0 K: 1 S: 6 H: 1 LOB: 2 BB: 1 P: 10	1B: 3 2B: 0 3B: 0 HR: 1 SF: 1 SAC: 0 DP: 1 HBP: 1	WP: 0 PB: 0 SB: 2 CS: 0 PA: 37	
PITCHER Bill Greif, R (1, 1) <small>ERA: 2.33</small> Vicente Romo, R (9, 1) <small>ERA: 3.56</small>	IP: 8.0 WLS: L BF: 32 H: 4 R: 4 ER: 1 SO: 9 BB: 2 IBB: 0 HBP: 1 BLK: 0 WP: 0 HR: 1 S: 47 P: 56 ERA: 1.12 WHIP: 0.750				PITCHER IP: 1.0 WLS: 5 BF: 5 H: 0 R: 0 ER: 0 SO: 1 BB: 1 IBB: 0 HBP: 0 BLK: 0 WP: 0 HR: 0 S: 6 P: 10 ERA: 0.00 WHIP: 1.000						

Philadelphia Phillies @ San Diego Padres
 San Diego Stadium, San Diego, CA
 Sun May 27 1973, 6:33 AM EDT
 Unknown

AB	32
R	4
H	4
RBI	3
BB	3
SO	10
LOB	12



livebaseballscorecards.com


Batter	1	2	3	4	5	6	7	8	9	AB	R	H	RBI	BB	SO	LOB	BOTTOM							
Enzo Hernandez, R (1, 6) OBP: 0.309, SLG: 0.252	4-0 FC6-4 BB BB	0-0 FC6 1-2f		0-0 F8		0-0 6-3		0-0 5-3		4	0	0	0	1	0	5	Philadelphia Phillies @ San Diego Padres San Diego Stadium, San Diego, CA Sun May 27 1973, 6:33 AM EDT Unknown							
Johnny Grubb, L (1, 8) OBP: 0.418, SLG: 0.468	4-0 FC6-4 BB 1-2		0-0 WP S E 1B		0-0 F5		1-0 SH BB G5-2-3 HBP	4-0 BB BB BB BB 2-3 BB		2	1	1	0	2	0	0								
Leron Lee, L (1, 7) OBP: 0.355, SLG: 0.344	0-3 K S S S		0-3 K 1-H		0-0 1B 1B		4-0 G5-2-3 SH 1-2 BB	0-3 K S S S		4	0	1	0	1	3	4								
Nate Colbert, R (1, 3) OBP: 0.347, SLG: 0.367	0-0 FC6-4 1-2f 2-3		0-3 K S S S		0-0 P4		0-0 SH G5-2-3 1-2 2-3	0-0 SH1-4 1B		4	0	1	0	0	1	3								
Fred Kendall, R (1, 2) OBP: 0.338, SLG: 0.401	0-0 5-3		0-3 K S S S		0-0 1B 1-2		0-0 G5-2-3 1-2 2-3 3-Hf	0-0 SH1-4 1B		4	0	1	0	0	1	5								
Jerry Morales, R (1, 9) OBP: 0.294, SLG: 0.394		0-0 6-3		0-0 E 1B 1B		0-3 K S S S		0-0 5-3	0-0 F7		5	0	1	0	0	1		5						
Dave Roberts, R (1, 5) OBP: 0.189, SLG: 0.229		0-0 BB 1B		0-0 E9 1B 1-3		0-0 HR		0-0 F7	0-0 P4		5	1	3	1	0	0		1						
Derrel Thomas, S (1, 4) OBP: 0.285, SLG: 0.250		0-3 K S S S		0-3 K S S S		0-0 F9		0-0 2B 1B		4	1	1	0	0	2	3								
Bill Greif, R (1, 1) OBP: 0.273, SLG: 0.111 Dave Marshall, L (8, PH) OBP: 0.391, SLG: 0.421 Vicente Romo, R (9, 1)	4-0 FC6 1-2 BB		0-3 K S S S		0-3 K S S S		0-0 G3	0-0 WP 1-H 2B		2	0	0	0	1	1	2								
										1	0	1	1	0	0	0								
										0	0	0	0	0	0	0								
Inning Stats	R: 0 E: 0 K: 1 S: 5	H: 0 LOB: 2 BB: 2 P: 13	R: 0 E: 0 K: 1 S: 6	H: 1 LOB: 2 BB: 1 P: 10	R: 1 E: 1 K: 3 S: 10	H: 1 LOB: 0 BB: 0 P: 10	R: 0 E: 1 K: 2 S: 9	H: 2 LOB: 2 BB: 0 P: 9	R: 0 E: 0 K: 1 S: 7	H: 2 LOB: 2 BB: 0 P: 7	R: 1 E: 0 K: 0 S: 4	H: 1 LOB: 0 BB: 0 P: 4	R: 0 E: 0 K: 0 S: 3	H: 0 LOB: 2 BB: 1 P: 8	R: 1 E: 0 K: 1 S: 7	H: 2 LOB: 2 BB: 1 P: 11	R: 0 E: 0 K: 0 S: 4	H: 1 LOB: 1 BB: 0 P: 4	1B: 8 3B: 0 HR: 1	SF: 0 SAC: 2 DP: 1 HBP: 1	WP: 2 PB: 0 SB: 1 CS: 0	PA: 43		
PITCHER	IP WLS BF H R ER SO	W W 2 0 0 1 8	BF H R ER SO	H R ER SO	BB IBB HBP BLK WP HR S P	IBB HBP BLK WP HR S P	ERA WHIP	PITCHER	IP WLS BF H R ER SO	W W 2 0 0 1 8	BF H R ER SO	H R ER SO	BB IBB HBP BLK WP HR S P	IBB HBP BLK WP HR S P	ERA WHIP									
Wayne Twitchell, R (1, 1) ERA: 2.5	6.0		30	7	2	1	8	4	0	0	0	0	1	1	58	1.50	1.833							
Bill Wilson, R (7, 1) ERA: 3.38	1.2		7	2	1	1	0	0	0	0	0	0	0	0	7	5.40	1.200							
Mac Scarce, L (8, 1) ERA: 2.42	0.1		2	0	0	0	1	1	0	0	0	0	0	0	7	0.00	3.000							
Barry Lersch, R (9, 1) ERA: 4.23	1.0	S	4	1	0	0	0	0	0	0	0	0	0	4	4	0.00	1.000							

AB	35
R	3
H	10
RBI	2
BB	5
SO	9
LOB	28



WP	2	PA	43
PB	0		
SB	1		
CS	0		

ERA	2.5
WHIP	1.833

Batter	1	2	3	4	5	6	7	8	9	AB R H RBI BB SO LOB	TOP
Cesar Tovar, R OBP: 0.345, SLG: 0.366 (1, 4) (4, 5)	0-0 6-3 1B		0-0 1B 1B	0-0 2B 1B		0-0 F8		0-0 CS 1-2	0-0 F7	5 1 2 0 0 0 1	
Del Unser, L OBP: 0.343, SLG: 0.469 (1, 8)	0-0 1B		0-0 P3	0-0 2B		0-0 1B			0-0 F7	5 0 3 4 0 0 1	
Willie Montanez, L OBP: 0.324, SLG: 0.339 (1, 3)	0-0 F4		0-0 FC5-4 1B	0-3 K		0-0 F9			0-3 K	5 0 1 0 0 2 3	
Greg Luzinski, R OBP: 0.251, SLG: 0.323 Jim Lonborg, R Mac Scarce, L Tom Hutton, L OBP: 0.333, SLG: 0.333 (1, 7) (4, 1) (9, 1) (9, 3)	0-0 F8		0-0 FC5-4 1-2f	0-3 K			0-0 1-3			3 0 0 0 0 1 4 1 0	
Bill Robinson, R OBP: 0.355, SLG: 0.548 (1, 9) (4, 7)		0-0 FC1-4-6 1B		0-0 BB 1B BB 1B	0-3 K		0-3 K			4 1 2 0 0 2 0	
Mike Schmidt, R OBP: 0.368, SLG: 0.329 Mike Rogodzinski, L OBP: 0.385, SLG: 0.381 (1, 5) (4, PH) (4, 9)		0-3 K		0-0 BB BB 1-2 SF7 1B	0-0 F7		0-3 K			1 0 0 0 0 1 1 3 1 1 0 0 1 0	
Mike Ryan, R OBP: 0.325, SLG: 0.400 (1, 2)		0-0 F2		4-0 1B BB 1-2 2-3 2B BB	0-3 K			0-0 L4-3 1B		3 1 1 0 1 1 1	AB 36 R 6 H 12 RBI 6 BB 2 SO 10 LOB 13
Larry Bowa, S OBP: 0.250, SLG: 0.229 (1, 6)		0-0 FC1-4-6 1-2f		4-0 1B BB 1-2 2-3 3-H 2B BB	0-3 K			0-0 L4-3 1-2		3 1 0 1 1 1 2	
Larry Christenson, R Darrell Brandon, R Denny Doyle, L OBP: 0.367, SLG: 0.324 (1, 1) (3, 1) (4, PH) (4, 4)			0-3 K	0-0 SF7	0-0 1B 2B		0-0 CS 1B			1 0 0 0 0 1 0 0 0 0 0 0 0 0 2 1 2 1 0 0 0	
Inning Stats	R: 0 E: 0 K: 0 S: 4 H: 1 LOB: 1 BB: 0 P: 4	R: 0 E: 0 K: 1 S: 6 H: 1 LOB: 1 BB: 0 P: 6	R: 0 E: 0 K: 1 S: 7 H: 2 LOB: 2 BB: 0 P: 7	R: 5 E: 0 K: 2 S: 11 H: 4 LOB: 1 BB: 2 P: 19	R: 0 E: 0 K: 2 S: 7 H: 0 LOB: 0 BB: 0 P: 7	R: 1 E: 0 K: 1 S: 7 H: 2 LOB: 1 BB: 0 P: 7	R: 0 E: 0 K: 2 S: 7 H: 0 LOB: 0 BB: 0 P: 7	R: 0 E: 0 K: 0 S: 3 H: 2 LOB: 0 BB: 0 P: 3	R: 0 E: 0 K: 1 S: 5 H: 0 LOB: 0 BB: 0 P: 5	1B: 10 2B: 3 3B: 0 HR: 0 SF: 1 SAC: 0 DP: 1 HBP: 0	WP: 0 PB: 0 SB: 0 CS: 1 PA: 40
PITCHER Steve Arlin, R ERA: 6.23 Rich Troedson, L ERA: 4.44 Clay Kirby, R ERA: 6.96 (1, 1) (4, 1) (5, 1)	IP WLS BF H R ER SO BB IBB HBP BLK WP HR S P ERA WHIP	3.1 L 20 8 5 5 2 2 0 0 0 0 0 0 22 30 13.50 3.000	0.2 2 0 0 0 2 0 0 0 0 0 0 0 6 6 0.00 0.000	5.0 17 4 1 1 6 0 0 0 0 0 0 0 29 29 1.80 0.800	PITCHER IP WLS BF H R ER SO BB IBB HBP BLK WP HR S P ERA WHIP						

Philadelphia Phillies @ San Diego Padres
San Diego Stadium, San Diego, CA
Sun May 27 1973, 6:38 AM EDT
Att. 9,983 - Unknown

livebaseballscorecards.com

Batter	1	2	3	4	5	6	7	8	9	AB R H RBI BB SO LOB
Enzo Hernandez, R (1, 6) OBP: 0.312, SLG: 0.252	0-0 F3	0-0 1-3		0-0 1B			0-0 F9		4-0 BB	4 0 1 0 1 0 1
Johnny Grubb, L (1, 8) OBP: 0.411, SLG: 0.458	0-0 G3		0-0 6-3	0-0 1B			0-3 K		0-0 BB	5 0 1 1 0 1 2
Leron Lee, L (1, 7) OBP: 0.352, SLG: 0.348	0-0 F7		0-0 2B	0-0 F9			0-0 F7			4 0 1 0 0 0 2
Nate Colbert, R (1, 3) OBP: 0.351, SLG: 0.385		0-0 HR	4-0 BB	FC6-4 BB		0-0 P5		0-3 K		3 1 1 1 1 1 0
Jerry Morales, R (1, 9) OBP: 0.292, SLG: 0.382		4-0 CS BB	0-0 FC6-4	1-2		0-0 F8		0-0 F7		3 0 0 0 1 0 2
Dave Roberts, R (1, 5) OBP: 0.171, SLG: 0.205		0-0 L5	0-3 K			0-0 F7		0-3 K		4 0 0 0 0 2 3
Derrel Thomas, S (1, 4) OBP: 0.291, SLG: 0.258		0-0 3B 1B		0-0 1B 1B		0-0 1-3			0-0 E6 BB	4 2 2 0 0 0 0
Pat Corrales, R (1, 2) OBP: 0.417, SLG: 0.636		0-0 1B 3B		0-0 P6		0-0 F7			0-0 P4	3 1 1 1 0 0 1
Dave Marshall, L (9, PH) OBP: 0.391, SLG: 0.421		1-H 1B 3B								0 0 0 0 0 0 0
Fred Kendall, R (9, PH) OBP: 0.335, SLG: 0.399										1 0 0 0 0 0 1
Steve Arjin, R (1, 1) OBP: 0.214, SLG: 0.214		0-0 1B		0-0 F2		0-3 K			0-0 F7	1 0 1 1 0 0 0
Rich Troedson, L (4, 1)										0 0 0 0 0 0 0
Don Mason, L (4, PH)										1 0 0 0 0 0 1
Clay Kirby, R (5, 1)										1 0 0 0 0 1 0
Ivan Murrell, R (9, PH) OBP: 0.172, SLG: 0.207		3-H 1B								1 0 0 0 0 0 1

Inning Stats	R: 0	H: 0	E: 0	K: 0	S: 3	H: 0	LOB: 0	BB: 0	P: 3	R: 3	H: 4	E: 0	K: 0	S: 6	R: 0	H: 1	E: 0	K: 1	S: 6	R: 0	H: 3	E: 0	K: 0	S: 6	R: 0	H: 0	E: 0	K: 0	S: 3	R: 0	H: 0	E: 0	K: 1	S: 5	R: 0	H: 0	E: 0	K: 1	S: 5	R: 0	H: 0	E: 0	K: 2	S: 7	R: 0	H: 0	E: 1	K: 0	S: 4	R: 0	H: 0	E: 0	K: 0	S: 4	1B: 5	SF: 0	2B: 1	3B: 1	HR: 1	SAC: 0	DP: 0	HBP: 0	WP: 0	PB: 0	SB: 0	CS: 1	PA: 38
--------------	------	------	------	------	------	------	--------	-------	------	------	------	------	------	------	------	------	------	------	------	------	------	------	------	------	------	------	------	------	------	------	------	------	------	------	------	------	------	------	------	------	------	------	------	------	------	------	------	------	------	------	------	------	------	------	-------	-------	-------	-------	-------	--------	-------	--------	-------	-------	-------	-------	--------

PITCHER	IP	WLS	BF	H	R	ER	SO	BB	IBB	HBP	BLK	WP	HR	S	P	ERA	WHIP
Larry Christenson, R (1, 1) ERA: 6.03	2.1		13	5	3	3	0	2	0	0	0	0	1	11	19	11.57	3.000
Darrell Brandon, R (3, 1) ERA: 9.45	0.2		2	0	0	0	1	0	0	0	0	0	0	4	4	0.00	0.000
Jim Lonborg, R (4, 1) ERA: 6.45	5.0	W	19	3	1	1	4	0	0	0	0	0	0	27	27	1.80	0.600
Mac Scarce, L (9, 1) ERA: 2.31	1.0	S	4	0	0	0	0	1	0	0	0	0	0	3	7	0.00	1.000

BOTTOM

Philadelphia Phillies @ San Diego Padres
San Diego Stadium, San Diego, CA
 Sun May 27 1973, 6:38 AM EDT
 Att. 9,983 - Unknown

livebaseballscorecards.com

AB	35
R	4
H	8
RBI	4
BB	3
SO	5
LOB	14



Batter	1	2	3	4	5	6	7	8	9	AB R H RBI BB SO LOB	TOP											
Cesar Tovar, R (1, 4) OBP: 0.347, SLG: 0.368	0-3 K		0-0 F6		0-0 G3 1B		0-0 1B 1B		0-0 F8	5 0 2 0 0 1 1	Philadelphia Phillies @ Los Angeles Dodgers Dodger Stadium, Los Angeles, CA Mon May 28 1973, 7:05 PM PDT Att. 15,300 - Unknown											
Del Unser, L (1, 8) OBP: 0.339, SLG: 0.460	0-3 K		0-3 K		0-0 G3 1-2		0-0 1-2 1B			4 0 1 0 0 2 2												
Willie Montanez, L (1, 3) OBP: 0.317, SLG: 0.331	0-3 K		0-0 G3		0-0 F8		0-0 F8			4 0 0 0 0 1 5												
Greg Luzinski, R (1, 7) OBP: 0.251, SLG: 0.327		0-3 K PB		0-0 4-3 SF8 2B		0-0 F8		0-0 P4		4 1 1 0 0 1 0												
Bill Robinson, R (1, 9) OBP: 0.342, SLG: 0.528		0-3 K 1-2		0-0 4-3 2-3		0-3 K		0-3 K		4 0 0 0 0 3 2												
Mike Schmidt, R (1, 5) OBP: 0.373, SLG: 0.345		0-3 K		0-0 SF8 3-H		0-0 2B		4-0 BB		2 0 1 1 1 1 1												
Bob Boone, R (1, 2) OBP: 0.265, SLG: 0.254		0-0 F9		0-0 1B		0-3 K		0-3 K		4 0 1 0 0 2 3												
Larry Bowa, S (1, 6) OBP: 0.250, SLG: 0.230			0-0 SH1-3 1B		0-0 F8		0-0 P5		0-0 F5	4 0 1 0 0 0 1												
Dick Ruthven, R (1, 1) OBP: 0.182, SLG: 0.100			0-0 SH1-3		0-0 5-3		0-3 K		0-0 F8	1 0 0 0 0 0 0												
Darrell Brandon, R (6, 1)										0 0 0 0 0 0 0												
Mike Rogodzinski, L (7, PH) OBP: 0.370, SLG: 0.364										1 0 0 0 0 1 0												
Barry Lersch, S (7, 1) OBP: 0.200, SLG: 0.200										0 0 0 0 0 0 0												
Jose Pagan, R (9, PH) OBP: 0.125, SLG: 0.261										1 0 0 0 0 0 0												
Inning Stats	R: 0 E: 0 K: 3 S: 9	H: 0 LOB: 0 BB: 0 P: 9	R: 0 E: 0 K: 3 S: 10	H: 0 LOB: 1 BB: 0 P: 10	R: 0 E: 0 K: 1 S: 7	H: 1 LOB: 2 BB: 0 P: 7	R: 1 E: 0 K: 0 S: 5	H: 2 LOB: 1 BB: 0 P: 5	R: 0 E: 0 K: 0 S: 4	H: 1 LOB: 1 BB: 0 P: 4	R: 0 E: 0 K: 2 S: 8	H: 1 LOB: 1 BB: 0 P: 8	R: 0 E: 0 K: 1 S: 7	H: 2 LOB: 2 BB: 0 P: 7	R: 0 E: 0 K: 2 S: 7	H: 0 LOB: 1 BB: 1 P: 11	R: 0 E: 0 K: 0 S: 3	H: 0 LOB: 0 BB: 0 P: 3	1B: 5 2B: 2 3B: 0 HR: 0	SF: 1 SAC: 1 DP: 0 HBP: 0	WP: 0 PB: 3 SB: 0 CS: 0	PA: 37
PITCHER Andy Messersmith, R (1, 1) ERA: 3.21	IP: 9.0 WLS: W BF: 37 H: 7 R: 1 ER: 1 SO: 12 BB: 1 IBB: 0 HBP: 0 BLK: 0 WP: 0 HR: 0 S: 60 P: 64 ERA: 1.00 WHIP: 0.889											PITCHER IP: WLS: BF: H: R: ER: SO: BB: IBB: HBP: BLK: WP: HR: S: P: ERA: WHIP:										

livebaseballscorecards.com

AB	34
R	1
H	7
RBI	1
BB	1
SO	12
LOB	15



Batter	1	2	3	4	5	6	7	8	9
Davey Lopes, R OBP: 0.400, SLG: 0.400 (1, 4)	0-0 2-3		0-0 2B	0-0 P6		0-0 L5-3		0-0 6-3	
Bill Buckner, L OBP: 0.298, SLG: 0.338 (1, 3)	0-0 2B		0-0 F8		0-0 6-3		0-0 F8		
Willie Davis, L OBP: 0.339, SLG: 0.450 (1, 8)	0-0 F2			0-0 HR 1B	0-0 F7		4-0 FC6-4 BB		
Joe Ferguson, R OBP: 0.396, SLG: 0.552 (1, 2)	0-3 K			0-0 F2	4-0 BB		0-0 FC6-4		
Willie Crawford, L OBP: 0.417, SLG: 0.464 (1, 9)		4-0 BB		0-0 HR	0-3 K		0-0 1-3		
Ron Cey, R OBP: 0.407, SLG: 0.464 (1, 5)		0-0 6-3		0-0 HR		0-0 E 3B		0-0 E3 2B	
Von Joshua, L OBP: 0.432, SLG: 0.455 (1, 7)		0-0 4-3		0-0 F7		0-0 4-3		0-3 K	
Bill Russell, R OBP: 0.304, SLG: 0.347 (1, 6)			0-0 F7	4-0 1B E BB		4-0 E 1B IBB		0-0 1-3 2B	
Andy Messersmith, R OBP: 0.176, SLG: 0.176 (1, 1)			0-0 6-3	0-0 1-3 1B		0-0 1-5-3 1B		0-0 F8	

Inning Stats	R: 0	H: 1	E: 0	K: 1	S: 6	LOB: 1	BB: 0	P: 6
	R: 0	H: 0	E: 0	K: 0	S: 2	LOB: 0	BB: 1	P: 6
	R: 0	H: 1	E: 0	K: 0	S: 4	LOB: 1	BB: 0	P: 4
	R: 3	H: 4	E: 1	K: 0	S: 7	LOB: 2	BB: 1	P: 11
	R: 0	H: 0	E: 0	K: 1	S: 5	LOB: 1	BB: 1	P: 9
	R: 2	H: 2	E: 1	K: 0	S: 4	LOB: 0	BB: 1	P: 8
	R: 0	H: 0	E: 0	K: 0	S: 3	LOB: 1	BB: 1	P: 7
	R: 0	H: 1	E: 1	K: 1	S: 7	LOB: 2	BB: 0	P: 7

PITCHER	IP	WLS	BF	H	R	ER	SO	BB	IBB	HBP	BLK	WP	HR	S	P	ERA	WHIP
Dick Ruthven, R ERA: 3.5 (1, 1)	5.1	L	27	8	5	4	2	3	1	0	0	0	2	27	43	6.75	2.062
Darrell Brandon, R ERA: 8.59 (6, 1)	0.2		1	0	0	0	0	0	0	0	0	0	1	1	0.00	0.000	
Barry Lersch, R ERA: 3.94 (7, 1)	2.0		9	1	0	0	1	1	0	0	0	0	0	10	14	0.00	1.000

BOTTOM

AB	R	H	RBI	BB	SO	LOB
5	0	1	0	0	0	5
4	0	1	0	0	0	1
3	1	1	0	1	0	1
3	0	0	0	1	1	3
3	1	1	2	1	1	2
4	2	2	1	0	0	1
4	0	0	0	0	1	2
2	1	1	0	2	0	0
4	0	2	1	0	0	2

AB	32
R	5
H	9
RBI	4
BB	5
SO	3
LOB	17



WP	PA	ERA	WHIP
37	37		

Philadelphia Phillies @ Los Angeles Dodgers
 Dodger Stadium, Los Angeles, CA
 Mon May 28 1973, 7:05 PM PDT
 Att. 15,300 - Unknown

livebaseballscorecards.com

Batter	1	2	3	4	5	6	7	8	9	AB R H RBI BB SO LOB	TOP											
Cesar Tovar, R OBP: 0.348, SLG: 0.376 (1, 4) (8, 7)	0-0 1B		0-0 6-3			0-0 F9		0-0 1H 2B	0-0 5-3	5 0 2 1 0 0 3	Philadelphia Phillies @ Los Angeles Dodgers Dodger Stadium, Los Angeles, CA Tue May 29 1973, 7:05 PM PDT Att. 12,350 - Unknown											
Mike Anderson, R OBP: 0.308, SLG: 0.394 (1, 9)	0-0 F8		0-0 5-3			4-0 1B BB		0-3 K		3 1 0 0 1 1 2												
Willie Montanez, L OBP: 0.316, SLG: 0.326 (1, 3)	0-0 F7			1-0 FC5-4 HBP		0-0 4-1		0-3 K		3 0 0 0 0 1 3												
Greg Luzinski, R OBP: 0.251, SLG: 0.325 Barry Lersch, S OBP: 0.200, SLG: 0.200 (1, 7) (8, 1)	0-0 L5			0-3 K		0-0 FC6-4 1B		0-0 5-3		4 0 1 1 0 1 3 0 0 0 0 0 0 0												
Bill Robinson, R OBP: 0.348, SLG: 0.554 (1, 8)		0-0 HR		0-0 F9		0-0 FC6-4			0-0 FC5 1B	4 1 2 1 0 0 2												
Mike Schmidt, R OBP: 0.368, SLG: 0.341 (1, 5)		0-0 4-3		0-0 FC5-4			0-0 4-3		0-0 1B FC5	4 0 1 0 0 0 1												
Bob Boone, R OBP: 0.272, SLG: 0.262 (1, 2)		0-0 G5-4-3 1B			0-0 G6-3 1B		0-0 5-3		0-0 FC5 1B	4 0 2 0 0 0 2												
Larry Bowa, S OBP: 0.250, SLG: 0.230 (1, 6)		0-0 G5-4-3			0-0 G6-3		0-3 K		0-0 1B	4 0 1 0 0 1 2												
Ken Brett, L OBP: 0.333, SLG: 0.400 Darrell Brandon, R (5, 1) Terry Harmon, R OBP: 0.375, SLG: 0.294 (8, PH) (8, 4)			0-0 P5		0-3 K		4-0 2B BB		0-0 P4	2 0 0 0 0 1 0 0 0 0 0 0 0 0 1 1 0 0 1 0 3												
Inning Stats	R: 0 E: 0 K: 0 S: 4	H: 1 LOB: 1 BB: 0 P: 4	R: 1 E: 0 K: 0 S: 4	H: 2 LOB: 0 BB: 0 P: 4	R: 0 E: 0 K: 0 S: 3	H: 0 LOB: 0 BB: 0 P: 3	R: 0 E: 0 K: 1 S: 5	H: 0 LOB: 1 BB: 0 P: 6	R: 0 E: 0 K: 1 S: 5	H: 1 LOB: 0 BB: 0 P: 5		R: 1 E: 0 K: 0 S: 4	H: 1 LOB: 1 BB: 1 P: 8	R: 0 E: 0 K: 1 S: 5	H: 0 LOB: 0 BB: 0 P: 5	R: 1 E: 0 K: 2 S: 8	H: 1 LOB: 1 BB: 1 P: 12	R: 0 E: 0 K: 0 S: 6	H: 3 LOB: 3 BB: 0 P: 6	1B: 7 2B: 1 3B: 0 HR: 1	SF: 0 SAC: 0 DP: 2 HBP: 1	WP: 0 PB: 0 SB: 0 CS: 0
PITCHER Tommy John, L ERA: 3.24 Jim Brewer, L ERA: 1.67	IP 8.1	WLS W	BF 35	H 9	R 3	ER 3	SO 5	BB 2	IBB 0	HBP 1	BLK 0	WP 0	HR 1	S 42	P 51	ERA 3.24	WHIP 1.320					
	IP 0.2	WLS S	BF 2	H 0	R 0	ER 0	SO 0	BB 0	IBB 0	HBP 0	BLK 0	WP 0	HR 0	S 2	P 2	ERA 0.00	WHIP 0.000					

livebaseballscorecards.com

AB	34
R	3
H	9
RBI	3
BB	2
SO	5
LOB	21



Batter	1	2	3	4	5	6	7	8	9
Davey Lopes, R OBP: 0.400, SLG: 0.395 (1, 4)	0-0 E5 1-3 FC3-2		4-0 2B 2B BB	0-0 F8		0-0 1B SF7 1B	0-0 G6-4-3 1-2f 3-H		
Bill Buckner, L OBP: 0.305, SLG: 0.349 (1, 3)	0-0 1-3		0-0 2B 2B		0-0 1B 2B 1B	0-0 1B 1B	0-0 G3		
Willie Davis, L OBP: 0.336, SLG: 0.446 (1, 8)	0-0 FC3-2		0-0 G3		0-0 2B 1B	0-0 SF7		0-0 P4	
Joe Ferguson, R OBP: 0.401, SLG: 0.563 (1, 2) Steve Yeager, R OBP: 0.429, SLG: 0.407 (9, 2)	0-0 P3 3-H		0-0 2B		0-0 2B 2B	4-0 BB		0-0 P4	
Manny Mota, R OBP: 0.381, SLG: 0.389 (1, 7) Tom Paciorek, R OBP: 0.250, SLG: 0.289 (8, PH) (9, 7)		0-0 4-3	0-0 1B		0-0 1-3	0-0 G5-4-3		0-0 1B	
Ron Cey, R OBP: 0.412, SLG: 0.471 (1, 5)		0-0 1-3 2B	0-3 K		4-0 2B IBB		0-0 2B 1B	0-0 F8	
Willie Crawford, L OBP: 0.413, SLG: 0.465 (1, 9)		0-0 1-3		0-0 F2	0-3 K		0-0 1B 2B		
Bill Russell, R OBP: 0.308, SLG: 0.352 (1, 6)		0-0 4-3		0-0 F2	0-0 2B		4-0 1B G6-4-3 IBB		
Tommy John, R OBP: 0.190, SLG: 0.150 (1, 1) Jim Brewer, L OBP: 0.667, SLG: 0.667 (9, 1)			0-0 6-3	0-0 1B	0-0 5-3		0-0 1B		

Inning Stats	R: 0 E: 1 K: 0 S: 4	H: 0 LOB: 1 BB: 0 P: 4	R: 0 E: 0 K: 0 S: 4	H: 1 LOB: 1 BB: 0 P: 4	R: 2 E: 0 K: 1 S: 8	H: 3 LOB: 2 BB: 1 P: 12	R: 0 E: 0 K: 0 S: 4	H: 1 LOB: 1 BB: 0 P: 4	R: 3 E: 0 K: 1 S: 9	H: 4 LOB: 2 BB: 1 P: 13	R: 1 E: 0 K: 0 S: 4	H: 2 LOB: 1 BB: 1 P: 8	R: 3 E: 0 K: 0 S: 5	H: 3 LOB: 0 BB: 1 P: 9	R: 0 E: 0 K: 0 S: 4	H: 1 LOB: 1 BB: 0 P: 4
1B: 9 2B: 6 3B: 0 HR: 0	SF: 1 SAC: 0 DP: 2 HBP: 0	WP: 0 PB: 0 SB: 0 CS: 0														

PITCHER	IP	WLS	BF	H	R	ER	SO	BB	IBB	HBP	BLK	WP	HR	S	P	ERA	WHIP
Ken Brett, L ERA: 3.3 (1, 1)	4.2	L	26	9	5	5	2	1	1	0	0	0	0	28	36	9.64	2.143
Darrell Brandon, R ERA: 10.24 (5, 1)	2.1		12	5	4	4	0	1	1	0	0	0	0	10	18	15.43	2.571
Barry Lersch, R ERA: 3.82 (8, 1)	1.0		4	1	0	0	0	0	0	0	0	0	0	4	4	0.00	1.000

BOTTOM

Philadelphia Phillies @ Los Angeles Dodgers
 Dodger Stadium, Los Angeles, CA
 Tue May 29 1973, 7:05 PM PDT
 Att. 12,350 - Unknown

livebaseballscorecards.com

AB	37
R	9
H	15
RBI	8
BB	4
SO	2
LOB	19



WP	PA
WP: 0	PA: 42
PB: 0	
SB: 0	
CS: 0	

Batter	1	2	3	4	5	6	7	8	9	AB R H RBI BB SO LOB	TOP												
Cesar Tovar, R OBP: 0.344, SLG: 0.370 (1, 4) (7, 7)	0-0 3-1	0-0 1-3			0-0 5-3		0-0 1B		0-0 6-3	5 1 1 0 0 0 1													
Larry Bowa, S OBP: 0.249, SLG: 0.229 (1, 6)	0-0 6-3	0-0 6-3			0-0 6-3		0-0 1B		0-0 6-3	5 0 1 0 0 0 1													
Willie Montanez, L OBP: 0.320, SLG: 0.330 (1, 3)	0-0 1B		0-3 K		0-3 K		0-0 1B			4 1 2 1 0 2 0													
Greg Luzinski, R OBP: 0.251, SLG: 0.320 Jim Lonborg, R (7, 1)	4-0 1B		0-0 4-3		0-0 4-3		0-0 FC5-4			3 0 0 0 1 0 2 0 0 0 0 0 0 0													
Bill Robinson, R OBP: 0.353, SLG: 0.578 (1, 8)	0-0 1B		0-0 F9		0-0 HR			0-0 5-3		4 1 2 2 0 0 0													
Mike Schmidt, R OBP: 0.356, SLG: 0.326 (1, 5)	0-0 F7			0-0 6-3		0-0 E5		0-0 6-3		4 0 0 0 0 0 2													
Bob Boone, R OBP: 0.279, SLG: 0.294 (1, 2)		0-0 HR		0-0 1-3		0-0 4-3		0-0 1B		4 1 2 1 0 0 1													
Mike Anderson, R OBP: 0.305, SLG: 0.378 (1, 9)		0-3 K		0-0 4-3		4-0 BB		0-3 K		3 0 0 0 1 2 1													
Steve Carlton, L OBP: 0.184, SLG: 0.189 Bill Wilson, R Mac Scarce, L Terry Harmon, R OBP: 0.357, SLG: 0.278 (7, PH) (7, 4)		0-0 1B			0-0 G3		0-0 G5-4-3		0-0 6-3	2 0 1 0 0 0 0 0 0 0 0 0 0 0 0 0 0 0 0 0 0 2 0 0 0 0 0 1													
Inning Stats	R: 1 E: 0 K: 0 S: 5	H: 2 LOB: 2 BB: 1 P: 9	R: 1 E: 0 K: 1 S: 7	H: 2 LOB: 1 BB: 0 P: 7	R: 0 E: 0 K: 1 S: 5	H: 0 LOB: 0 BB: 0 P: 5	R: 0 E: 0 K: 0 S: 3	H: 0 LOB: 0 BB: 0 P: 3	R: 0 E: 0 K: 0 S: 3	H: 0 LOB: 0 BB: 0 P: 3	R: 1 E: 1 K: 1 S: 7	H: 1 LOB: 1 BB: 0 P: 7	R: 1 E: 0 K: 0 S: 5	H: 3 LOB: 2 BB: 1 P: 9	R: 0 E: 0 K: 1 S: 6	H: 1 LOB: 1 BB: 0 P: 6	R: 0 E: 0 K: 0 S: 3	H: 0 LOB: 0 BB: 0 P: 3	1B: 7 2B: 0 3B: 0 HR: 2	SF: 0 SAC: 0 DP: 1 HBP: 0	WP: 0 PB: 0 SB: 0 CS: 0	PA: 38	
PITCHER Claude Osteen, L ERA: 3.78 (1, 1)	IP 9.0	WLS W	BF 38	H 9	R 4	ER 4	SO 4	BB 2	IBB 0	HBP 0	BLK 0	WP 0	HR 2	S 44	P 52	ERA 4.00	WHIP 1.222						PITCHER IP WLS BF H R ER SO BB IBB HBP BLK WP HR S P ERA WHIP

Philadelphia Phillies @ Los Angeles Dodgers
Dodger Stadium, Los Angeles, CA
Wed May 30 1973, 7:05 PM PDT
Att. 15,462 - Unknown

livebaseballscorecards.com

AB	36
R	4
H	9
RBI	4
BB	2
SO	4
LOB	9



Batter	1	2	3	4	5	6	7	8	9	AB	R	H	RBI	BB	SO	LOB
Davey Lopes, R OBP: 0.413, SLG: 0.402 (1, 4)	0-0 5-3	0-0 FC4-6 1-2 1B		0-0 1B	4-0 IBB	4-0 1-2 IBB				3	0	2	0	2	0	0
Bill Buckner, L OBP: 0.303, SLG: 0.345 (1, 3)	0-0 F7	0-0 FC4-6 1-2f		0-0 1-3 1B	0-0 F8	0-0 1-2f G6-4-3				5	0	1	0	0	0	8
Willie Davis, L OBP: 0.338, SLG: 0.455 (1, 8)	0-0 3B		0-0 P4	0-0 F9		0-0 S 2B 1B		0-0 4-3		5	1	2	0	0	0	2
Joe Ferguson, R OBP: 0.401, SLG: 0.561 (1, 2)	0-0 1-3		0-0 F9		B B B B 4-0 FC5-4 BB	0-0 1-H 1B 2B		0-3 K		4	1	1	1	1	1	1
Manny Mota, R OBP: 0.389, SLG: 0.393 (1, 7)		0-0 2B 1B 1B	0-0 1B 1B		B B B B 4-0 FC5-4 1-2f 1B	4-0 1B 1B IBB		0-0 6-3		4	3	2	0	1	0	1
Ron Cey, R OBP: 0.422, SLG: 0.497 (1, 5)		0-0 F3	0-0 1-3 1B		B B B B 4-0 1-2 2B BB	0-0 1-2 2-H 1B 1B		0-0 HR		4	3	3	2	1	0	1
Willie Crawford, L OBP: 0.418, SLG: 0.475 (1, 9)		0-0 1-3 1B 2B	0-3 K		B B B B 0-0 2B 1-2 2-H 1B	0-0 1-2 2-H 1B 1B		0-0 4-3		5	1	3	2	0	1	2
Bill Russell, R OBP: 0.319, SLG: 0.368 (1, 6)		0-0 2-H 3-H 1B 1B		0-0 F3	0-0 1-3 2-H 2B	0-0 1-3 2-H 1B		0-0 G4-6-3 1B		5	0	4	4	0	0	0
Claude Osteen, L OBP: 0.107, SLG: 0.038 (1, 1)		0-3 K		0-0 6-3	0-3 K	0-3 K		0-0 1-2f G4-6-3		5	0	0	0	0	3	6

Inning Stats	R: 0	H: 1	E: 0	K: 0	S: 4	LOB: 1	BB: 0	P: 4	R: 2	H: 4	E: 0	K: 1	S: 9	LOB: 2	BB: 0	P: 9	R: 0	H: 2	E: 0	K: 1	S: 7	LOB: 2	BB: 0	P: 7	R: 0	H: 2	E: 0	K: 0	S: 5	LOB: 2	BB: 0	P: 5	R: 2	H: 2	E: 0	K: 1	S: 7	LOB: 3	BB: 3	P: 19	R: 4	H: 5	E: 0	K: 1	S: 9	LOB: 2	BB: 2	P: 17	R: 0	H: 0	E: 0	K: 1	S: 5	LOB: 0	BB: 0	P: 5	R: 1	H: 2	E: 0	K: 0	S: 4	LOB: 0	BB: 0	P: 4
1B: 13	SF: 0	2B: 3	SAC: 0	3B: 1	DP: 2	HR: 1	HBP: 0	WP: 0	PA: 45																																																							

PITCHER	IP	WLS	BF	H	R	ER	SO	BB	IBB	HBP	BLK	WP	HR	S	P	ERA	WHIP
Steve Carlton, L ERA: 3.94 (1, 1)	5.0	L	31	13	6	6	3	2	1	0	0	0	0	34	46	10.80	3.000
Bill Wilson, R ERA: 4.22 (6, 1)	0.0		4	3	2	2	0	0	1	0	0	0	0	3	7	∞	∞
Mac Scarce, L ERA: 2.22 (6, 1)	1.0		3	0	0	0	1	0	1	0	0	0	0	4	8	0.00	0.000
Jim Lonborg, R ERA: 6.36 (7, 1)	2.0		7	2	1	1	1	0	0	0	0	0	1	9	9	4.50	1.000

BOTTOM

Philadelphia Phillies @ Los Angeles Dodgers
 Dodger Stadium, Los Angeles, CA
 Wed May 30 1973, 7:05 PM PDT
 Att. 15,462 - Unknown

livebaseballscorecards.com

AB	40
R	9
H	18
RBI	9
BB	5
SO	5
LOB	21



Batter	1	2	3	4	5	6	7	8	9	AB R H RBI BB SO LOB	TOP	
Cesar Tovar, R (1, 5) OBP: 0.348, SLG: 0.376	0-0 1B 2B	0-0 G3			H 1-0 FC6-4 HBP			X 0-0 5-3		3 1 1 0 0 0 1		
Terry Harmon, R (1, 4) OBP: 0.348, SLG: 0.275	0-0 WP 1B		X 0-0 P4		X 0-0 FC6-4 1-2f			X 0-0 F8		4 0 1 1 0 0 1		
Willie Montanez, L (1, 3) OBP: 0.313, SLG: 0.322	0-0 F7 1-2		X 0-0 F9					X 0-0 4-3		4 0 0 0 0 1 1		
Bill Robinson, R (1, 8) OBP: 0.341, SLG: 0.558	0-3 K		X 0-0 1-3					X 0-0 F8	X 0-0 F3	4 0 0 0 0 1 1		
Greg Luzinski, R (1, 7) OBP: 0.257, SLG: 0.320	4-0 BB			X 0-0 F8				X 0-0 1B	X 0-0 3-1	3 0 1 0 1 0 0		
Mike Anderson, R (1, 9) OBP: 0.302, SLG: 0.364	0-0 F7			BB 4-0 CS BB				X 0-0 1-3	X 0-0 5-3	3 0 0 0 1 0 3		
Bob Boone, R (1, 2) OBP: 0.280, SLG: 0.295		X 0-0 FC1-6 1B		X 0-0 F7 1-2f				X 0-0 1-3		3 0 1 0 0 0 1		
Larry Bowa, S (1, 6) OBP: 0.245, SLG: 0.226		X 0-0 F8			0.0/0.0 0-3 K			X 0-0 5-3		3 0 0 0 0 1 1		
Wayne Twitchell, R (1, 1) Mac Scarce, L (8, 1)		X 0-0 FC1-6 1-2f			0.0/0.0 0-3 K			X 0-3 K		3 0 0 0 0 2 1 0 0 0 0 0 0 0		
Inning Stats	R: 1 E: 0 K: 1 S: 7 H: 2 LOB: 2 BB: 1 P: 11	R: 0 E: 0 K: 0 S: 4 H: 1 LOB: 1 BB: 0 P: 4	R: 0 E: 0 K: 0 S: 3 H: 0 LOB: 0 BB: 0 P: 3	R: 0 E: 0 K: 0 S: 2 H: 0 LOB: 0 BB: 1 P: 6	R: 0 E: 0 K: 2 S: 7 H: 0 LOB: 1 BB: 0 P: 8	R: 0 E: 0 K: 1 S: 6 H: 1 LOB: 1 BB: 0 P: 6	R: 0 E: 0 K: 1 S: 5 H: 0 LOB: 0 BB: 0 P: 5	R: 0 E: 0 K: 0 S: 3 H: 0 LOB: 0 BB: 0 P: 3	R: 0 E: 0 K: 0 S: 3 H: 0 LOB: 0 BB: 0 P: 3	1B: 3 2B: 1 3B: 0 HR: 0 SF: 0 SAC: 0 DP: 0 HBP: 1	WP: 1 PB: 0 SB: 0 CS: 1 PA: 33	
PITCHER Ron Bryant, L (1, 1) ERA: 2.24	IP WLS BF H R ER SO BB IBB HBP BLK WP HR S P ERA WHIP	9.0 W 33 4 1 1 5 2 0 1 0 1 0 40 49 1.00 0.667										

Philadelphia Phillies @ San Francisco Giants
Candlestick Park, San Francisco, CA

Fri Jun 01 1973, 10:05 PM EDT
Att. 5,359 - Unknown

livebaseballscorecards.com

AB	30
R	1
H	4
RBI	1
BB	2
SO	5
LOB	10



Batter	1	2	3	4	5	6	7	8	9
Bobby Bonds, R OBP: 0.370, SLG: 0.552 (1, 9) X	0-0 6-3		0-3 K			0-0 CS 1B		4-0 WP SH2-4 IBB	
Tito Fuentes, S OBP: 0.316, SLG: 0.389 (1, 4) S S S	0-3 K			0-0 6-3		0-0 1-2 1B		0-0 SH2-4	
Garry Maddox, R OBP: 0.372, SLG: 0.483 (1, 8) X	0-0 F4			0-3 K		0-0 F8		1-0 WP HBP	
Willie McCovey, L OBP: 0.388, SLG: 0.507 (1, 3)		0-3 K		0-0 HR			4-0 BB BB	4-0 G6-3 IBB	
Dave Kingman, R OBP: 0.236, SLG: 0.408 (8, PR) (9, 3)								1-2 2-3 3-H	
Ed Goodson, L OBP: 0.365, SLG: 0.422 (1, 5) X		0-0 4-3		0-0 1B		0-0 F7		0-0 G6-3	
Gary Matthews, R OBP: 0.420, SLG: 0.504 (1, 7) X		0-0 P6		0-0 1-3		0-3 K		0-0 1-2f	
Chris Speier, R OBP: 0.349, SLG: 0.432 (1, 6) X			0-0 4-3		0-0 F3		4-0 BB		
Dave Rader, L OBP: 0.293, SLG: 0.265 (1, 2) X			0-0 4-3		0-0 P6		0-0 F8		
Ron Bryant, S OBP: 0.171, SLG: 0.176 (1, 1) B B B B			4-0 BB		0-3 K			0-0 SH2-4 WP	

AB	R	H	RBI	BB	SO	LOB
3	0	1	0	1	1	1
3	0	1	0	0	1	0
3	0	0	0	0	1	0
2	1	1	1	2	1	0
0	0	0	0	0	0	0
4	0	1	0	0	0	4
3	0	0	0	0	1	2
2	0	0	0	1	0	0
3	0	0	0	0	0	2
2	1	1	0	1	1	0

BOTTOM

Philadelphia Phillies @ San Francisco Giants
Candlestick Park, San Francisco, CA

livebaseballscores.com

AB	25
R	2
H	5
RBI	1
BB	5
SO	6
LOB	9



WP: 1	PA: 32
PB: 0	
SB: 0	
CS: 1	

Inning Stats	R: 0	H: 0	E: 0	LOB: 0	K: 1	BB: 0	S: 5	P: 5									
Wayne Twitchell, R ERA: 2.5 (1, 1)	7.1	WLS: L	BF: 30	H: 5	R: 2	ER: 2	SO: 6	BB: 3	IBB: 1	HBP: 1	BLK: 0	WP: 0	HR: 1	S: 37	P: 54	ERA: 2.46	WHIP: 1.091
Mac Scarce, L ERA: 2.16 (8, 1)	0.2		2	0	0	0	0	0	1	0	0	1	0	1	5	0.00	0.000

PITCHER	IP	WLS	BF	H	R	ER	SO	BB	IBB	HBP	BLK	WP	HR	S	P	ERA	WHIP
Wayne Twitchell, R	7.1	L	30	5	2	2	6	3	1	1	0	0	1	37	54	2.46	1.091
Mac Scarce, L	0.2		2	0	0	0	0	0	1	0	0	1	0	1	5	0.00	0.000

Fri Jun 01 1973, 10:05 PM EDT
Att. 5,359 - Unknown

Batter	1	2	3	4	5	6	7	8	9	AB R H RBI BB SO LOB	TOP														
Cesar Tovar, R (1, 5) OBP: 0.349, SLG: 0.383	0-0 1B 1B	0-0 2-H 2B			0-0 F8	0-0 F2			0-0 F8	5 1 2 1 0 0 2															
Denny Doyle, L (1, 4) OBP: 0.389, SLG: 0.346	0-0 FC4-6 1-3 1B 1B	4-0 BB			0-0 1B HR 1B	0-0 1B		0-0 2-H 3-H 1B	0-3 K	4 1 3 2 1 1 0															
Willie Montanez, L (1, 3) OBP: 0.316, SLG: 0.321	0-0 P6	0-0 6-3			0-0 1-3 HR 1B	0-0 1-3		0-0 BB	4-0 BB	4 1 1 0 1 0 5															
Greg Luzinski, R (1, 7) OBP: 0.261, SLG: 0.339	0-0 1-2 3-H FC4-6 1B		0-0 F4		0-0 1-H 3-H HR		0-3 K	0-0 5-3	0-0 5 1 2 4 0 1 1																
Mike Rogodzinski, L (1, 9) OBP: 0.323, SLG: 0.308	0-0 FC4-6 FC6 1-2f 2-3		0-0 4-3		0-0 4-1		0-3 K		0-3 4 0 0 0 0 1 2																
Del Unser, L (1, 8) OBP: 0.327, SLG: 0.442	0-0 FC6 1-2f		0-0 F7		0-0 G1		0-0 F8		0-0 4 0 0 0 0 0 2																
Bob Boone, R (1, 2) OBP: 0.286, SLG: 0.301		0-0 F8		0-0 6-3		0-0 4-3 1B E 1B		0-0 G6-4-3 1B	0-0 4 1 2 0 0 0 0																
Ken Brett, L (8, PR) OBP: 0.333, SLG: 0.400									0 0 0 0 0 0 0																
Mac Scarce, L (8, 1)									0 0 0 0 0 0 0																
Larry Bowa, S (1, 6) OBP: 0.245, SLG: 0.231		0-0 2B 2B		0-0 F3		0-0 E6 1-2 1B 4-3		0-0 F6	0-0 4 2 1 0 0 0 2																
Dick Ruthven, R (1, 1) OBP: 0.154, SLG: 0.083									2 0 0 0 0 0 1 1																
Barry Lersch, S (4, 1) OBP: 0.200, SLG: 0.200									0 0 0 0 0 0 0 0																
Tom Hutton, L (6, PH) OBP: 0.325, SLG: 0.328									1 0 0 0 0 0 0 2																
Jim Lonborg, R (6, 1)									0 0 0 0 0 0 0 0																
Bill Wilson, R (6, 1)									0 0 0 0 0 0 0 0																
Jose Pagan, R (8, PH) OBP: 0.120, SLG: 0.250									1 0 0 0 0 0 0 1																
Mike Ryan, R (8, 2) OBP: 0.325, SLG: 0.400									0 0 0 0 0 0 0 0																
Inning Stats	R: 1 E: 0 K: 0 S: 6	H: 3 LOB: 2 BB: 0 P: 6	R: 1 E: 0 K: 1 S: 7	H: 2 LOB: 2 BB: 1 P: 11	R: 0 E: 0 K: 0 S: 3	H: 0 LOB: 0 BB: 0 P: 3	R: 0 E: 0 K: 0 S: 3	H: 0 LOB: 0 BB: 0 P: 3	R: 3 E: 0 K: 0 S: 6	H: 3 LOB: 0 BB: 0 P: 6	R: 2 E: 1 K: 0 S: 6	H: 2 LOB: 1 BB: 0 P: 6	R: 0 E: 0 K: 2 S: 7	H: 0 LOB: 0 BB: 0 P: 7	R: 0 E: 0 K: 0 S: 3	H: 1 LOB: 1 BB: 0 P: 3	R: 0 E: 0 K: 1 S: 5	H: 0 LOB: 1 BB: 1 P: 9	1B: 8 2B: 2 3B: 0 HR: 1	SF: 0 SAC: 0 DP: 1 HBP: 0	WP: 0 PB: 0 SB: 0 CS: 0	PA: 40			
PITCHER	IP WLS BF H R ER SO BB IBB HBP BLK WP HR S P ERA WHIP																								
Juan Marichal, R (1, 1) ERA: 3.29	5.0		25	9	6	5	1	1	0	0	0	0	1	26	30	9.00	2.000								
Charlie Williams, R (6, 1) ERA:	1.0	W	5	1	1	0	0	0	0	0	0	0	0	5	5	0.00	1.000								
Elias Sosa, R (7, 1) ERA: 1.57	3.0	S	10	1	0	0	3	1	0	0	0	0	0	15	19	0.00	0.667								

Philadelphia Phillies @ San Francisco Giants
 Candlestick Park, San Francisco, CA
 Sat Jun 02 1973, 6:33 AM EDT
 Att. 5,949 - Unknown

livebaseballscorecards.com



Batter	1	2	3	4	5	6	7	8	9
Bobby Bonds, R OBP: 0.375, SLG: 0.566 (1, 9)	0-0 F9		0-0 1B	0-0 FC6-4		0-0 1B		0-0 HR	
Tito Fuentes, S OBP: 0.322, SLG: 0.394 (1, 4)	0-0 5-3		0-0 G1-2-3		0-0 1B	0-0 1B		0-0 BB	
Garry Maddox, R OBP: 0.379, SLG: 0.490 (1, 8)	0-0 F2			0-0 1B	0-0 2B	0-0 1B	0-0 8-5	4-0 BB	
Ed Coodson, L OBP: 0.366, SLG: 0.428 (1, 5)		0-0 1B		0-0 1-3	0-0 2B	0-0 4-3		0-0 E9	
Gary Matthews, R OBP: 0.414, SLG: 0.493 (1, 7)		0-0 G4-3		0-0 2B	0-0 4-3		0-0 6-3	0-0 F9	
Chris Speier, R OBP: 0.348, SLG: 0.426 (1, 6)		0-0 4-3		4-0 BB	0-0 5-3		0-0 5-3		
Dave Kingman, R OBP: 0.236, SLG: 0.412 (1, 3)			0-0 F7	0-0 2B	0-3 K		0-3 K		
Dave Rader, L OBP: 0.302, SLG: 0.272 (1, 2)			0-0 1B	4-0 FC6-4		0-0 1B		0-0 3-1	
Juan Marichal, R OBP: 0.323, SLG: 0.308 (1, 1)			0-0 1B	0-0 SF9		0-0 1B		0-0 4-3	
Charlie Williams, R (6, 1)									
Jim Howarth, L OBP: 0.226, SLG: 0.188 (6, PH)									
Elias Sosa, R OBP: 0.500, SLG: 0.500 (7, 1)									

Inning Stats	R: 0	H: 0	E: 0	K: 0	S: 3	R: 0	H: 1	E: 0	K: 0	S: 3	R: 0	H: 3	E: 0	K: 0	S: 5	R: 3	H: 3	E: 0	K: 1	S: 8	R: 0	H: 0	E: 0	K: 1	S: 5	R: 3	H: 2	E: 1	K: 0	S: 6
	0	0	0	0	3	0	1	0	0	3	0	3	0	0	5	0	3	0	1	8	0	0	0	0	5	0	2	1	0	6

PITCHER	IP	WLS	BF	H	R	ER	SO	BB	IBB	HBP	BLK	WP	HR	S	P	ERA	WHIP
Dick Ruthven, R ERA: 3.83 (1, 1)	3.1		16	7	3	3	0	1	0	0	0	0	0	15	19	8.10	2.400
Barry Lersch, R ERA: 4.18 (4, 1)	1.2		9	3	2	2	1	0	1	0	0	0	0	10	14	10.80	1.800
Jim Lonborg, R ERA: 6.94 (6, 1)	0.0	L	4	4	3	3	0	0	0	0	0	0	0	4	4	∞	∞
Bill Wilson, R ERA: 3.86 (6, 1)	2.0		5	0	0	0	1	0	0	0	0	0	0	7	7	0.00	0.000
Mac Scarce, L ERA: 2.42 (8, 1)	1.0		7	2	3	1	0	1	0	0	0	0	1	6	10	9.00	3.000

BOTTOM

Philadelphia Phillies @ San Francisco Giants
Candlestick Park, San Francisco, CA


Sat Jun 02 1973, 6:33 AM EDT
Att. 5,949 - Unknown

AB	R	H	RBI	BB	SO	LOB
5	2	3	2	0	0	2
5	2	3	2	0	0	3
4	3	2	0	1	0	1
5	0	2	1	0	0	1
5	1	1	2	0	0	3
3	1	0	0	1	0	1
4	0	1	1	0	2	1
3	1	2	0	1	0	0
1	0	1	1	0	0	0
0	0	0	0	0	0	0
1	1	1	0	0	0	0
1	0	0	0	0	0	0

AB	37
R	11
H	16
RBI	9
BB	3
SO	2
LOB	12

livebaseballscorecards.com

WP	PA
0	41



Batter	1	2	3	4	5	6	7	8	9	AB	R	H	RBI	BB	SO	LOB	TOP										
Cesar Tovar, R (1, 5) OBP: 0.345, SLG: 0.377 Mike Schmidt, R (8, 5) OBP: 0.356, SLG: 0.326	0-0 5-3		0-3 K		0-0 1B 1B	0-0 F7		0-0 F9		5	1	1	0	0	1	1											
Denny Doyle, L (1, 4) OBP: 0.370, SLG: 0.325	0-0 5-3		0-0 3-1		0-0 F2	0-0 G1			0-0 4-3	5	0	0	0	0	0	2											
Willie Montanez, L (1, 9) OBP: 0.318, SLG: 0.323 Mike Anderson, R (9, 9) OBP: 0.302, SLG: 0.364	0-0 FC6-4 1B		0-0 G3		0-0 1B 1B			0-0 F7	0-3 K	5	1	2	0	0	1	0											
Greg Luzinski, R (1, 7) OBP: 0.275, SLG: 0.365	0-0 FC6-4 1-2f			0-0 1B 1B	0-0 1B 1B			0-0 HR	4-0 BB WP BB	4	1	3	2	1	0	1											
Tom Hutton, L (1, 3) OBP: 0.348, SLG: 0.339		0-0 E6 2B FC3		0-0 1B	0-0 1B			0-0 1-3	4-0 BB BB	4	0	2	1	1	0	0											
Del Unser, L (1, 8) OBP: 0.339, SLG: 0.454		0-0 FC3 1-3 2B		0-0 F3	0-0 F9			0-0 FC6-4 1B	4-0 1-2 2-3 BB	4	0	2	0	1	0	4											
Bob Boone, R (1, 2) OBP: 0.285, SLG: 0.299 Mike Rogodzinski, L (9, PH) OBP: 0.313, SLG: 0.296 Mike Ryan, R (9, 2) OBP: 0.325, SLG: 0.400		0-0 P3		0-0 F7		0-0 SH2-3 2B 1B		0-0 FC6-4 1-2f	0-0 F7	4	1	1	0	0	0	5											
Larry Bowa, S (1, 6) OBP: 0.242, SLG: 0.228		0-0 FC3 2-3 3-H		0-0 F9		0-0 SH2-3 1-2			0-0 1-3	3	0	0	0	0	0	4											
Ken Brett, L (1, 1) OBP: 0.316, SLG: 0.421 Mac Scarce, L (9, 1) Bill Wilson, R (9, 1)		0-0 F7			0-0 B2			0-0 2B	0-0 6-3	4	0	1	1	0	0	2											
Inning Stats	R: 0 E: 0 K: 0 S: 4	H: 1 LOB: 1 BB: 0 P: 4	R: 0 E: 1 K: 0 S: 5	H: 1 LOB: 2 BB: 0 P: 5	R: 0 E: 0 K: 1 S: 5	H: 0 LOB: 0 BB: 0 P: 5	R: 0 E: 0 K: 0 S: 5	H: 2 LOB: 2 BB: 0 P: 5	R: 2 E: 0 K: 0 S: 7	H: 4 LOB: 2 BB: 0 P: 7	R: 1 E: 0 K: 0 S: 5	H: 2 LOB: 1 BB: 0 P: 5	R: 1 E: 0 K: 0 S: 5	H: 2 LOB: 1 BB: 0 P: 5	R: 0 E: 0 K: 0 S: 3	H: 0 LOB: 0 BB: 0 P: 3	R: 0 E: 0 K: 1 S: 5	H: 0 LOB: 3 BB: 3 P: 17	1B: 9 2B: 2 3B: 0 HR: 1	SF: 0 SAC: 1 DP: 0 HBP: 0	WP: 1 PB: 0 SB: 0 CS: 0	PA: 43					
PITCHER	IP	WLS	BF	H	R	ER	SO	BB	IBB	HBP	BLK	WP	HR	S	P	ERA	WHIP										
Jim Barr, R (1, 1) ERA: 3.62	5.1		27	10	3	3	1	0	0	0	0	0	0	29	29	5.06	1.875										
Jim Willoughby, R (6, 1) ERA: 4.57	1.2		7	2	1	1	0	0	0	0	0	0	1	7	7	5.40	1.200										
Sam McDowell, L (8, 1) ERA: 4.7	1.2		8	0	0	0	1	3	0	0	0	1	0	7	19	0.00	1.800										
Charlie Williams, R (9, 1) ERA:	0.1	W	1	0	0	0	0	0	0	0	0	0	0	1	1	0.00	0.000										

Philadelphia Phillies @ San Francisco Giants
Candlestick Park, San Francisco, CA

Sun Jun 03 1973, 6:33 AM EDT
Att. 15,483 - Unknown

livebaseballscorecards.com

AB	39
R	4
H	12
RBI	4
BB	3
SO	2
LOB	22



Batter	1	2	3	4	5	6	7	8	9	AB R H RBI BB SO LOB
Bobby Bonds, R OBP: 0.379, SLG: 0.565 (1, 9) X	0-0 E5 1B		0-0 K 1B		0-3 K		4-0 BB		0-0 G6-4-3 1-2f	4 1 2 0 1 1 2
Tito Fuentes, S OBP: 0.324, SLG: 0.394 (1, 4) X	0-0 F8		0-3 K 1-2			0-0 L6 1B	0-3 K		0-0 HR 1B	5 1 2 0 0 2 3
Garry Maddox, R OBP: 0.386, SLG: 0.519 (1, 8) X	0-0 F7			0-0 6-3		0-0 1B 1-2 WP 1B		0-0 4-3 2B	0-0 HR 1-H	5 1 3 2 0 0 1
Ed Coodson, L OBP: 0.363, SLG: 0.423 (1, 5) X	0-0 1B 2-H			0-3 K		0-0 L6 2-3		0-0 4-3 2-3		4 0 1 1 0 1 3
Gary Matthews, R OBP: 0.416, SLG: 0.490 (1, 7) X	0-0 5-3			0-0 1B		4-0 1B 1-2 BB		0-0 5-3		3 0 1 0 1 0 2
Chris Speier, R OBP: 0.346, SLG: 0.423 (1, 6) X		0-0 F7		0-0 1-3		0-0 FC6-4 1B 1-2 2-3		0-0 1-3		4 0 1 0 0 0 2
Dave Kingman, R OBP: 0.237, SLG: 0.406 (1, 3) X		0-0 F8			0-3 K	0-0 FC6-4 1-2f			0-0 HR 1B	4 1 1 0 0 1 3
Mike Sadek, R OBP: 0.333, SLG: 0.091 (1, 2) X		0-0 F3			4-0 SH1-4 BB		0-3 K		0-0 HR 1-H	1 0 0 0 1 0 0
Chris Arnold, R OBP: 0.455, SLG: 0.667 (7, PH)										1 0 0 0 0 1 0
Dave Rader, L OBP: 0.306, SLG: 0.294 (8, 2) X										1 1 1 2 0 0 0
Jim Barr, R OBP: 0.143, SLG: 0.077 (1, 1) X			0-0 4-3		0-0 SH1-4 1-2		0-0 F9		4-0 G6-4-3 BB	1 0 0 0 0 0 0
Jim Willoughby, R OBP: 0.074, SLG: 0.273 (6, 1) X										0 0 0 0 0 0 0
Damaso Blanco, R OBP: 0.182, SLG: 0.192 (7, PH) X										1 0 0 0 0 0 0
Sam McDowell, L OBP: 0.162, SLG: 0.192 (8, 1) X										0 0 0 0 0 0 0
Charlie Williams, R OBP: 0.391, SLG: 0.507 (9, PH) X										0 0 0 0 0 0 0
Willie McCovey, L OBP: 0.314, SLG: 0.338 (9, PR) X										0 0 0 0 0 1 0
Gary Thomasson, L OBP: 0.314, SLG: 0.338 (9, PR) X										0 0 0 0 0 0 0

Inning Stats	R: 1	H: 2	E: 1	K: 0	S: 5	LOB: 1	BB: 0	P: 5	R: 0	H: 0	E: 0	K: 0	S: 3	LOB: 0	BB: 0	P: 3	R: 0	H: 1	E: 0	K: 1	S: 5	LOB: 0	BB: 0	P: 5	R: 0	H: 1	E: 0	K: 1	S: 6	LOB: 1	BB: 0	P: 6	R: 0	H: 3	E: 0	K: 0	S: 5	LOB: 3	BB: 1	P: 9	R: 0	H: 0	E: 0	K: 2	S: 7	LOB: 1	BB: 1	P: 11	R: 0	H: 1	E: 0	K: 0	S: 4	LOB: 1	BB: 0	P: 4	R: 4	H: 4	E: 0	K: 0	S: 5	LOB: 1	BB: 1	P: 9	1B: 9	2B: 2	3B: 0	HR: 2	SF: 0	SAC: 1	DP: 2	HBP: 0	WP: 1	PB: 0	SB: 0	CS: 0	PA: 39
--------------	------	------	------	------	------	--------	-------	------	------	------	------	------	------	--------	-------	------	------	------	------	------	------	--------	-------	------	------	------	------	------	------	--------	-------	------	------	------	------	------	------	--------	-------	------	------	------	------	------	------	--------	-------	-------	------	------	------	------	------	--------	-------	------	------	------	------	------	------	--------	-------	------	-------	-------	-------	-------	-------	--------	-------	--------	-------	-------	-------	-------	--------

PITCHER	IP	WLS	BF	H	R	ER	SO	BB	IBB	HBP	BLK	WP	HR	S	P	ERA	WHIP
Ken Brett, L ERA: 3.14 (1, 1)	8.0		35	10	3	2	6	3	0	0	0	1	1	44	56	2.25	1.625
Mac Scarce, L ERA: 2.42 (9, 1)	0.0	L	1	0	0	0	0	1	0	0	0	0	0	0	4	∞	∞
Bill Wilson, R ERA: 4.5 (9, 1)	0.2	L	3	2	2	2	0	0	0	0	0	0	1	3	3	27.00	3.000

BOTTOM

Philadelphia Phillies @ San Francisco Giants
Candlestick Park, San Francisco, CA
Sun Jun 03 1973, 6:33 AM EDT
Att. 15,483 - Unknown

livebaseballscores.com

AB	34
R	5
H	12
RBI	5
BB	4
SO	6
LOB	16



Batter	1	2	3	4	5	6	7	8	9	AB R H RBI BB SO LOB	TOP											
Cesar Tovar, R (1, 9) OBP: 0.337, SLG: 0.368	0-3 K		0-0 F9			0-0 1-3		0-0 1-3		4 0 0 0 0 1 2												
Terry Harmon, R (1, 4) OBP: 0.320, SLG: 0.250	0-0 P4			0-0 F7		0-3 K		0-0 F8		4 0 0 0 0 1 1												
Willie Montanez, L (1, 3) OBP: 0.316, SLG: 0.321	0-0 F9			0-0 CS 1B		0-0 1-3		0-0 F9		4 0 1 0 0 0 1												
Greg Luzinski, R (1, 7) OBP: 0.279, SLG: 0.368		0-0 1B		0-3 K 1-2		0-0 E5 G6-4-3		0-0 1B		4 0 2 0 0 1 1												
Mike Schmidt, R (1, 5) OBP: 0.344, SLG: 0.313		0-0 F7			0-3 K	0-3 K		0-0 5-3		4 0 0 0 0 2 3												
Bob Boone, R (1, 2) OBP: 0.286, SLG: 0.300		0-0 F7			0-0 FC6-4 1B	0-0 G6-4-3 1-2f				3 0 1 0 0 0 2												
Mike Anderson, R (1, 8) OBP: 0.292, SLG: 0.350		0-0 F7			0-0 FC6-4 1-2f		0-0 6-3			3 0 0 0 0 0 2												
Larry Bowa, S (1, 6) OBP: 0.239, SLG: 0.224			0-0 5-3		0-0 F7		0-0 L5			3 0 0 0 0 0 1												
Larry Christenson, R (1, 1) Darrell Brandon, R (4, 1) Mike Rogodzinski, L (6, PH) Jim Lonborg, R (6, 1) Jose Pagan, R (8, PH) Barry Lelsch, S (8, 1)			0-3 K			0-0 1-3 2B		0-0 1B		1 0 0 0 0 0 1 0 0 0 0 0 0 0 0 0 1 0 1 0 0 0 0 0 0 0 0 0 0 0 0 0 1 0 1 0 0 0 0 0 0 0 0 0 0 0 0 0												
Inning Stats	R: 0 E: 0 K: 1 S: 5	H: 0 LOB: 0 BB: 0 P: 5	R: 0 E: 0 K: 0 S: 4	H: 1 LOB: 1 BB: 0 P: 4	R: 0 E: 0 K: 1 S: 5	H: 0 LOB: 0 BB: 0 P: 5	R: 0 E: 0 K: 1 S: 6	H: 1 LOB: 1 BB: 0 P: 6	R: 0 E: 0 K: 1 S: 6	H: 1 LOB: 1 BB: 0 P: 6	R: 0 E: 1 K: 1 S: 5	H: 0 LOB: 0 BB: 0 P: 5	R: 0 E: 0 K: 1 S: 4	H: 1 LOB: 1 BB: 0 P: 4	R: 0 E: 0 K: 0 S: 4	H: 1 LOB: 1 BB: 0 P: 4	1B: 5 2B: 2 3B: 0 HR: 0	SF: 0 SAC: 0 DP: 2 HBP: 0	WP: 0 PB: 0 SB: 0 CS: 1	PA: 32		
PITCHER Dave Roberts, L (1, 1) ERA: 2.59	IP 9.0	WLS W	BF 32	H 6	R 0	ER 0	SO 6	BB 0	IBB 0	HBP 0	BLK 0	WP 0	HR 0	S 44	P 44	ERA 0.00	WHIP 0.667					PITCHER IP WLS BF H R ER SO BB IBB HBP BLK WP HR S P ERA WHIP

Philadelphia Phillies @ Houston Astros
Astrodome, Houston, TX
Mon Jun 04 1973, 8:05 PM EDT
Att. 13,291 - Unknown

livebaseballscorecards.com

AB	32
R	0
H	6
RBI	0
BB	0
SO	6
LOB	13



Batter	1	2	3	4	5	6	7	8	9	AB R H RBI BB SO LOB
Tommie Agee, R OBP: 0.306, SLG: 0.370 (1, 8) X	0-0 BB 1B FC5-2 1B		0-0 6-3	0-3 K			0-0 F8			4 0 1 0 0 1 2
Roger Metzger, S OBP: 0.288, SLG: 0.366 (1, 6) X	0-0 FC5-2 BB 1-2 1B		0-0 F8	0-0 L4			0-0 FC4-6 HR			4 1 1 0 0 0 2
Jimmy Wynn, R OBP: 0.333, SLG: 0.480 (1, 9) B B B	4-0 FC5-2 BB 1-2 2-3			4-0 1B 1B 1B BB	0-0 F2		0-0 HR			2 2 1 2 2 0 0
Bob Watson, R OBP: 0.444, SLG: 0.492 (1, 7) X	0-0 FC5-2 G5-4-3 1-2 2-3 3-H			0-0 1B 1B	0-0 F9		0-0 F9			4 1 1 0 0 0 3
Lee May, R OBP: 0.249, SLG: 0.348 (1, 3) X	0-0 G5-4-3 1-2f			0-0 2B 1B	0-0 P4					4 1 1 0 0 0 3
Bob Gallagher, L OBP: 0.231, SLG: 0.297 (9, 3) X				1-2 2-3						0 0 0 0 0 0 0
Doug Rader, R OBP: 0.321, SLG: 0.347 (1, 5) X		0-0 L5		0-0 2B 1B 1-2 2-H 3-H	0-3 K		0-0 4-3			4 1 1 2 0 1 0
Tommy Helms, R OBP: 0.311, SLG: 0.335 (1, 4) X		0-0 G6-4-3 1B		0-0 1B 2B 1-H 2-H	0-0 F8		0-0 2B			4 1 3 2 0 0 0
Skip Jutze, R OBP: 0.231, SLG: 0.208 (1, 2) X		0-0 G6-4-3 1-2f		0-0 WP SH1-4 2-H 1B	0-0 F9		0-0 6-3			4 0 1 1 0 0 2
Dave Roberts, L OBP: 0.185, SLG: 0.185 (1, 1) S S S			0-3 K	0-0 SH1-4 1-2			0-0 FC4-6 1B			2 0 1 0 0 1 0

Inning Stats	R: 0 E: 0 K: 0 S: 4	H: 2 LOB: 2 BB: 1 P: 8	R: 0 E: 0 K: 0 S: 3	H: 1 LOB: 0 BB: 0 P: 3	R: 0 E: 0 K: 1 S: 5	H: 0 LOB: 0 BB: 0 P: 5	R: 5 E: 0 K: 1 S: 10	H: 5 LOB: 1 BB: 1 P: 14	R: 0 E: 0 K: 0 S: 3	H: 0 LOB: 0 BB: 0 P: 3	R: 0 E: 0 K: 1 S: 5	H: 0 LOB: 0 BB: 0 P: 5	R: 2 E: 0 K: 0 S: 5	H: 2 LOB: 0 BB: 0 P: 5	R: 0 E: 0 K: 0 S: 4	H: 1 LOB: 1 BB: 0 P: 4
1B: 8 2B: 2 3B: 0 HR: 1	SF: 0 SAC: 1 DP: 2 HBP: 0	WP: 1 PB: 1 SB: 0 CS: 0	PA: 35													

PITCHER	IP	WLS	BF	H	R	ER	SO	BB	IBB	HBP	BLK	WP	HR	S	P	ERA	WHIP
Larry Christenson, R ERA: 6.55 (1, 1)	3.0	L	15	6	4	4	1	2	0	0	0	0	0	15	23	12.00	2.667
Darrell Brandon, R ERA: 9.26 (4, 1)	2.0		8	2	1	1	1	0	0	0	0	1	0	10	10	4.50	1.000
Jim Lonborg, R ERA: 7.03 (6, 1)	2.0		8	2	2	2	1	0	0	0	0	0	1	10	10	9.00	1.000
Barry Lersch, R ERA: 4.05 (8, 1)	1.0		4	1	0	0	0	0	0	0	0	0	0	4	4	0.00	1.000


BOTTOM

Philadelphia Phillies @ Houston Astros
Astrodome, Houston, TX

Mon Jun 04 1973, 8:05 PM EDT
Att. 13,291 - Unknown

livebaseballscorecards.com

AB	32
R	7
H	11
RBI	7
BB	2
SO	3
LOB	12



Batter	1	2	3	4	5	6	7	8	9	AB R H RBI BB SO LOB	TOP											
Cesar Tovar, R (1, 9) OBP: 0.344, SLG: 0.373	0-3 K		0-0 FC6 1B		0-0 SF8		4-0 G6-4-3 IBB		0-0 CS 1B	3 0 2 2 1 1 0												
Terry Harmon, R (1, 4) OBP: 0.321, SLG: 0.255	0-0		0-0 FC6		0-0 6-3		0-0 G6-4-3		0-0 G3	3 0 1 1 0 0 1												
Tom Hutton, L (7, PH) OBP: 0.343, SLG: 0.333			1-2f 3-H				1-2f		1-2	1 0 0 0 0 0 3												
Denny Doyle, L (7, 4) OBP: 0.366, SLG: 0.321	1B									1 0 0 0 0 0 1												
Willie Montanez, L (1, 3) OBP: 0.311, SLG: 0.315	0-3 K		0-0 F8		0-0 3-1		0-0 P5			4 0 0 0 0 1 2												
Greg Luzinski, R (1, 7) OBP: 0.274, SLG: 0.360	0-3 K			0-0 4-3		0-0 F8		0-3 K		4 0 0 0 0 2 1												
Mike Schmidt, R (1, 5) OBP: 0.349, SLG: 0.314		0-0 5-3		0-0 1B		0-3 K		1-0 1B HBP		3 0 1 0 0 1 0												
Mike Anderson, R (1, 8) OBP: 0.301, SLG: 0.381		0-3 K		0-0 F9			0-0 1B 3B	0-0 1B		4 1 2 0 0 1 1												
Bob Boone, R (1, 2) OBP: 0.285, SLG: 0.299		0-0 F8		0-0 F8			0-0 1B 1B	0-0 5-3		4 0 1 1 0 0 3												
Larry Bowa, S (1, 6) OBP: 0.252, SLG: 0.244			0-0 1B FC6 1B		0-0 PB SF8 2B		0-0 1B 1B		0-0 S 1B 1B	4 3 4 0 0 0 0												
Wayne Twitchell, R (1, 1) OBP: 0.252, SLG: 0.244			0-3 K		0-0 B1-4		0-3 K		0-3 K	4 0 0 0 0 3 5												
Inning Stats	R: 0 E: 0 K: 3 S: 10	H: 1 LOB: 1 BB: 0 P: 10	R: 0 E: 0 K: 1 S: 5	H: 0 LOB: 0 BB: 0 P: 5	R: 1 E: 0 K: 1 S: 7	H: 2 LOB: 1 BB: 0 P: 7	R: 0 E: 0 K: 0 S: 4	H: 1 LOB: 1 BB: 0 P: 4	R: 1 E: 0 K: 0 S: 4	H: 1 LOB: 0 BB: 0 P: 4	R: 0 E: 0 K: 1 S: 5	H: 0 LOB: 0 BB: 0 P: 5	R: 1 E: 0 K: 1 S: 7	H: 3 LOB: 2 BB: 1 P: 11	R: 0 E: 0 K: 1 S: 6	H: 1 LOB: 2 BB: 0 P: 7	R: 1 E: 0 K: 1 S: 6	H: 2 LOB: 0 BB: 0 P: 6	1B: 9 2B: 1 3B: 1 HR: 0	SF: 1 SAC: 0 DP: 1 HBP: 1	WP: 0 PB: 1 SB: 2 CS: 1	PA: 38
PITCHER	IP WLS BF H R ER SO BB IBB HBP BLK WP HR S P ERA WHIP																					
Jerry Reuss, L (1, 1) ERA: 3.07	6.0 L 26 8 3 2 6 0 0 0 0 0 0 0 38 38 3.00 1.333																					
Jim Ray, R (7, 1) ERA: 2.95	1.0 3 0 0 0 1 0 1 0 0 0 0 0 4 8 0.00 0.000																					
Jim York, R (8, 1) ERA: 3.86	1.1 8 3 1 1 2 0 0 1 0 0 0 0 11 12 6.75 2.250																					
Cecil Upshaw, R (9, 1) ERA: 5.66	0.2 1 0 0 0 0 0 0 0 0 0 0 0 1 1 0.00 0.000																					

Philadelphia Phillies @ Houston Astros
Astrodome, Houston, TX
Tue Jun 05 1973, 8:05 PM EDT
Att. 12,912 - Unknown

livebaseballscorecards.com

AB	35
R	4
H	11
RBI	4
BB	1
SO	9
LOB	17




Batter	1	2	3	4	5	6	7	8	9	AB R H RBI BB SO LOB
Tommie Agee, R OBP: 0.311, SLG: 0.358 (1, 8) X	0-0 6-3 ①		4-0 CS BB		0-3 K ①		0-0 G4-6-3 ① ②		4-0 BB 1-2 BB	3 0 0 0 2 1 3
Roger Metzger, S OBP: 0.281, SLG: 0.356 (1, 6) X	0-0 6-3 ②		0-0 F9 ① ②		0-3 K ②		0-0 F8 ③		0-0 F9 ③	5 0 0 0 0 1 6
Jimmy Wynn, R OBP: 0.341, SLG: 0.480 (1, 9) B B B B	4-0 WP BB		0-0 E 1B		4-0 BB			0-0 F9 ①		2 0 1 0 2 0 0
Bob Watson, R OBP: 0.436, SLG: 0.482 (1, 7) S S S	0-3 K ③		0-0 2-3 ③		0-3 K ③			0-0 4-3 ②		4 0 0 0 0 2 4
Lee May, R OBP: 0.249, SLG: 0.346 (1, 3)		0-0 CS 1B		0-3 K ①		0-0 6-3 ①		0-3 K ③		4 0 1 0 0 2 0
Doug Rader, R OBP: 0.325, SLG: 0.347 (1, 5) B B B B		4-0 1B BB		0-0 1B		0-0 5-3 ②			0-0 6-3 ①	3 0 1 0 1 0 0
Tommy Helms, R OBP: 0.314, SLG: 0.343 (1, 4) X		0-0 1B		0-3 K ②		0-0 F8 ③			0-0 1B 2B	4 0 2 0 0 1 1
Skip Jutze, R OBP: 0.267, SLG: 0.250 (1, 2) X		0-0 F9 ②		0-0 L3 ③			0-0 G4-6-3 BB 1B		0-0 BB 1B	4 0 2 0 0 0 3
Jerry Reuss, L OBP: 0.286, SLG: 0.212 (1, 1)		0-3 K ③			4-0 PB WP BB		4-0 BB 1B		0-0 P4 ②	1 0 0 0 0 1 1 2
Jim Ray, R OBP: 0.200, SLG: 0.200 (7, 1)										0 0 0 0 0 0 0 0
Jimmy Stewart, S OBP: 0.280, SLG: 0.182 (7, PH)										0 0 0 0 0 1 0 0
Jim York, R OBP: 0.280, SLG: 0.182 (8, 1)										0 0 0 0 0 0 0 0
Cecil Upshaw, R OBP: 0.225, SLG: 0.289 (9, 1)										0 0 0 0 0 0 0 0
Bob Gallagher, L OBP: 0.225, SLG: 0.289 (9, PH)										1 0 0 0 0 0 0 2

Inning Stats	R: 0 H: 0 E: 0 K: 5 S: 5	H: 0 LOB: 1 BB: 1 P: 9	R: 0 H: 2 E: 0 K: 1 S: 6	H: 2 LOB: 2 BB: 1 P: 10	R: 0 H: 1 E: 1 K: 0 S: 3	H: 1 LOB: 1 BB: 1 P: 7	R: 0 H: 1 E: 0 K: 2 S: 8	H: 1 LOB: 1 BB: 0 P: 8	R: 0 H: 0 E: 0 K: 3 S: 9	H: 0 LOB: 2 BB: 2 P: 17	R: 0 H: 0 E: 0 K: 3 S: 3	H: 0 LOB: 0 BB: 0 P: 3	R: 0 H: 1 E: 0 K: 0 S: 3	H: 1 LOB: 1 BB: 1 P: 7	R: 0 H: 0 E: 0 K: 1 S: 5	H: 0 LOB: 0 BB: 0 P: 5	R: 0 H: 2 E: 0 K: 0 S: 5	H: 2 LOB: 3 BB: 1 P: 9	1B: 6 SF: 0 2B: 1 SAC: 0 3B: 0 DP: 1 HR: 0 HBP: 0
PITCHER Wayne Twitchell, R ERA: 2.16 (1, 1)	IP 9.0 WLS W BF 38 H 7 R 0 ER 0 SO 8 BB 7 IBB 0 HBP 0 BLK 0 WP 2 HR 0 S 47 P 75 ERA 0.00 WHIP 1.556																		
PITCHER	IP WLS BF H R ER SO BB IBB HBP BLK WP HR S P ERA WHIP																		

Philadelphia Phillies @ Houston Astros
Astrodome, Houston, TX
Tue Jun 05 1973, 8:05 PM EDT
Att. 12,912 - Unknown

AB	31
R	0
H	7
RBI	0
BB	7
SO	8
LOB	21



Batter	1	2	3	4	5	6	7	8	9	10	AB R H RBI BB SO LOB	TOP															
Cesar Tovar, R (1, 5) OBP: 0.337, SLG: 0.365 Mike Schmidt, R (7, 5) OBP: 0.346, SLG: 0.311	0-3 K		0-3 K		0-0 5-3		0-0 P3			0-0 F3	4 0 0 0 0 2 1 1 0 0 0 0 0 0	Philadelphia Phillies @ Houston Astros Astrodome, Houston, TX Wed Jun 06 1973, 8:05 PM EDT Att. 13,081 - Unknown															
Denny Doyle, L (1, 4) OBP: 0.356, SLG: 0.310 Terry Harmon, R (8, PH) OBP: 0.315, SLG: 0.250	0-0 4-3		0-0 P4		0-0 F9			0-0 F8			3 0 0 0 0 0 1 1 0 0 0 0 0 0																
Willie Montanez, L (1, 9) OBP: 0.309, SLG: 0.313	0-0 F8			0-0 F9		0-0 HR		0-0 5-3			4 1 1 0 0 0 0																
Greg Luzinski, R (1, 7) OBP: 0.273, SLG: 0.373		0-3 K		0-0 F7		0-0 HR		0-0 F9			4 1 1 2 0 1 0																
Tom Hutton, L (1, 3) OBP: 0.357, SLG: 0.354 Mike Anderson, R (9, PH) OBP: 0.298, SLG: 0.376		4-0 1B BB		0-0 1B		0-0 P4			0-3 K		2 1 1 0 1 0 0 1 0 0 0 0 1 0																
Del Unser, L (1, 8) OBP: 0.355, SLG: 0.468 Jose Pagan, R (9, PH) OBP: 0.148, SLG: 0.269		0-0 1-2 1B		0-0 2-H 1B		0-0 G6-4-3 1B		0-0 6-3			3 0 3 1 0 0 0 1 0 0 0 0 0 0																
Bob Boone, R (1, 2) OBP: 0.278, SLG: 0.291		0-0 P2		0-0 L6		0-0 G6-4-3		0-0 F8			4 0 0 0 0 0 4																
Larry Bowa, S (1, 6) OBP: 0.248, SLG: 0.239		0-3 K			0-0 E8		0-0 F8			0-0 F7	4 0 0 0 0 1 2																
Dick Ruthven, R (1, 1) OBP: 0.125, SLG: 0.067 Mac Scarce, L (8, 1)			0-3 K		0-0 1-3		0-3 K			0-0 P4	3 0 0 0 0 2 1 0 0 0 0 0 0 0 0 0 0 0 0 0 0 1 0 0 0 0 0 0 0 0 0 0 0 0 0																
Mike Ryan, R (10, PH) OBP: 0.317, SLG: 0.389 Barry Lersch, S (10, 1) OBP: 0.200, SLG: 0.200																											
Inning Stats	R: 0 E: 0 K: 1 S: 5	H: 0 LOB: 0 BB: 0 P: 5	R: 0 E: 0 K: 2 S: 8	H: 1 LOB: 2 BB: 1 P: 12	R: 0 E: 0 K: 2 S: 7	H: 0 LOB: 0 BB: 0 P: 7	R: 1 E: 0 K: 0 S: 5	H: 2 LOB: 1 BB: 0 P: 5	R: 0 E: 1 K: 0 S: 4	H: 0 LOB: 1 BB: 0 P: 4	R: 2 E: 0 K: 0 S: 5	H: 3 LOB: 0 BB: 0 P: 5	R: 0 E: 0 K: 1 S: 3	H: 0 LOB: 0 BB: 0 P: 3	R: 0 E: 0 K: 1 S: 5	H: 0 LOB: 0 BB: 0 P: 5	R: 0 E: 0 K: 0 S: 3	H: 0 LOB: 0 BB: 0 P: 3	R: 0 E: 0 K: 0 S: 3	H: 0 LOB: 0 BB: 0 P: 3	1B: 4 2B: 1 3B: 0 HR: 1	SF: 0 SAC: 0 DP: 1 HBP: 0	WP: 0 PB: 0 SB: 0 CS: 0	PA: 37			
PITCHER	IP WLS BF H R ER SO BB IBB HBP BLK WP HR S P ERA WHIP																										
Larry Dierker, R (1, 1) ERA: 2.61	5.0	22	5	3	3	5	1	0	0	0	0	0	31	35	5.40	1.200											
Jim Crawford, L (6, 1) ERA: 2.93	5.0	15	1	0	0	2	0	0	0	0	0	0	19	19	0.00	0.200											

livebaseballscores.com

AB 36
R 3
H 6
RBI 3
BB 1
SO 7
LOB 9



Batter	1	2	3	4	5	6	7	8	9	10	AB R H RBI BB SO LOB
Jimmy Wynn, R OBP: 0.346, SLG: 0.478 (1, 9) BB BB BB	4-0 FC6-4 BB		0-3 K			0-0 BB 1B		4-0 FC5-4 BB		0-3 K	3 0 1 0 2 2 1
Roger Metzger, S OBP: 0.284, SLG: 0.354 (1, 6) X	0-0 FC6-4 E 1-2f		0-0 4-3			4-0 FC1-6 BB 1-2		0-3 K		0-0 1B 1BB 1B 1-3	4 0 1 0 1 1 2
Cesar Cedeno, R OBP: 0.363, SLG: 0.536 (1, 8) X Bob Gallagher, L OBP: 0.225, SLG: 0.289 (7, 8) Jesus Alou, R OBP: 0.324, SLG: 0.429 (8, PH) (9, 9)	0-0 E1 G6-3 1-2		0-0 5-3			0-0 FC1-6 G6-4-3 1-2f		0-0 FC5-4 WP 1-2f		4-0 1B 1BB 1-2	3 0 0 0 0 0 3 0 0 0 0 0 0 0 1 0 0 0 1 0 1
Bob Watson, R OBP: 0.436, SLG: 0.478 (1, 7) X	0-0 G6-3 1-2f			0-0 4-3		0-0 G6-4-3 1-2f		4-0 BB 1-2		0-0 1B 1-2 2-3 3-H	4 0 1 1 1 0 4
Lee May, R OBP: 0.254, SLG: 0.360 (1, 3)		0-0 1B 3B		0-3 K			0-0 HR 1B	0-0 P5			4 2 2 0 0 1 2
Doug Rader, R OBP: 0.328, SLG: 0.365 (1, 5)		0-0 FC5-4 1B 3-H		0-0 6-3			0-0 HR		0-3 K		4 1 2 3 0 1 0
Johnny Edwards, L OBP: 0.275, SLG: 0.377 (1, 2)		0-3 K			0-0 F8		0-0 F8		0-0 F5		4 0 0 0 0 1 1
Tommy Helms, R OBP: 0.308, SLG: 0.337 (1, 4)		0-0 FC5-4 1-2f			0-0 5-3		0-0 F8		0-0 F3		4 0 0 0 0 0 1
Larry Dierker, R (1, 1) Jim Crawford, L OBP: 0.333, SLG: 0.500 (6, 1) Jimmy Stewart, S OBP: 0.308, SLG: 0.182 (10, PH)		0-0 1-3			0-0 6-3		0-3 K			4-0 1B 1B BB	2 0 0 0 0 0 1 1 0 0 0 0 1 0 0 1 0 0 1 0 0

Inning Stats	R: 0 E: 1 K: 0 S: 3	H: 0 LOB: 1 BB: 1 P: 7	R: 1 E: 0 K: 1 S: 7	H: 2 LOB: 1 BB: 0 P: 7	R: 0 E: 0 K: 1 S: 5	H: 0 LOB: 0 BB: 0 P: 5	R: 0 E: 0 K: 1 S: 5	H: 0 LOB: 0 BB: 0 P: 5	R: 0 E: 0 K: 0 S: 3	H: 0 LOB: 0 BB: 0 P: 3	R: 0 E: 0 K: 0 S: 3	H: 1 LOB: 1 BB: 1 P: 7	R: 2 E: 0 K: 1 S: 7	H: 2 LOB: 0 BB: 0 P: 7	R: 0 E: 0 K: 1 S: 5	H: 0 LOB: 2 BB: 2 P: 13	R: 0 E: 0 K: 1 S: 5	H: 0 LOB: 0 BB: 0 P: 5	R: 1 E: 0 K: 1 S: 5	H: 2 LOB: 3 BB: 2 P: 13	1B: 5 2B: 0 3B: 1 HR: 1	SF: 0 SAC: 0 DP: 2 HBP: 0	WP: 1 PB: 0 SB: 0 CS: 0	PA: 40
--------------	------------------------------	---------------------------------	------------------------------	---------------------------------	------------------------------	---------------------------------	------------------------------	---------------------------------	------------------------------	---------------------------------	------------------------------	---------------------------------	------------------------------	---------------------------------	------------------------------	----------------------------------	------------------------------	---------------------------------	------------------------------	----------------------------------	----------------------------------	------------------------------------	----------------------------------	--------


PITCHER	IP	WLS	BF	H	R	ER	SO	BB	IBB	HBP	BLK	WP	HR	S	P	ERA	WHIP
Dick Ruthven, R ERA: 3.83 (1, 1)	7.0		28	5	3	3	4	3	0	0	0	0	1	33	45	3.86	1.143
Mac Scarce, L ERA: 2.36 (8, 1)	0.2		3	0	0	0	1	1	0	0	0	1	0	4	8	0.00	1.500
Bill Wilson, R ERA: 4.26 (8, 1)	1.1		4	0	0	0	1	0	0	0	0	0	0	6	6	0.00	0.000
Barry Lersch, R ERA: 4.28 (10, 1)	0.1	L	5	2	1	1	1	1	1	0	0	0	0	5	13	27.00	9.000

PITCHER	IP	WLS	BF	H	R	ER	SO	BB	IBB	HBP	BLK	WP	HR	S	P	ERA	WHIP

Philadelphia Phillies @ Houston Astros
Astrodome, Houston, TX
Wed Jun 06 1973, 8:05 PM EDT
Att: 13,081 - Unknown

livebaseballscorecards.com

AB	34
R	4
H	7
RBI	4
BB	6
SO	7
LOB	16



Batter	1	2	3	4	5	6	7	8	9	AB R H RBI BB SO LOB	TOP									
Enzo Hernandez, R (1, 6) OBP: 0.300, SLG: 0.265	0-0 F8		0-0 6-3		0-0 F8		0-0 F8			4 0 0 0 0 0 1	San Diego Padres @ Philadelphia Phillies Veterans Stadium, Philadelphia, PA Fri Jun 08 1973, 7:05 PM EDT Att. 18,096 - Unknown livebaseballscorecards.com									
Jerry Morales, R (1, 8) OBP: 0.316, SLG: 0.413	0-0 4-3 2B		0-0 F9		0-0 F8			0-0 6-3		4 0 1 0 0 0 0										
Ivan Murrell, R (1, 7) OBP: 0.232, SLG: 0.393	0-0 4-3 2-3			0-0 SH2-3 BB 1B	0-0 P5			0-0 4-3		4 1 1 0 0 0 1										
Nate Colbert, R (1, 3) OBP: 0.332, SLG: 0.360	0-3 K			0-0 BB SH2-3 1-2 1B		0-0 6-3		0-3 K		4 0 1 0 0 2 1										
Cito Gaston, R (1, 9) OBP: 0.338, SLG: 0.444		0-0 5-3		0-0 SH2-3 1-2 2-3		0-0 4-3		0-3 K		3 0 0 0 0 1 0										
Fred Kendall, R (1, 2) OBP: 0.333, SLG: 0.375		0-0 F8		4-0 BB IBB		0-0 L5		0-3 K		3 0 0 0 1 1 0										
Dave Roberts, R (1, 5) OBP: 0.244, SLG: 0.288		0-0 2B		0-0 F7		0-0 5-3		0-0 F7		4 0 1 0 0 0 3										
Rich Morales, R (1, 4) OBP: 0.222, SLG: 0.087		0-0 F7		4-0 BB 1-2 2-3 3-H BB		4-0 BB				1 0 0 1 2 0 1										
Steve Arlin, R (1, 1) OBP: 0.188, SLG: 0.188			0-0 F9	0-3 K	0-3 K		0-3 K			2 0 0 0 0 1 3										
Rich Troedson, L (6, 1)										0 0 0 0 0 0 0										
Dwain Anderson, R (7, PH) OBP: 0.273, SLG: 0.111										1 0 0 0 0 1 1										
Fred Norman, S (7, 1) OBP: 0.174, SLG: 0.136										0 0 0 0 0 0 0										
Inning Stats	R: 0 E: 0 K: 1 S: 6	H: 1 LOB: 1 BB: 0 P: 6	R: 0 E: 0 K: 0 S: 4	H: 1 LOB: 1 BB: 0 P: 4	R: 0 E: 0 K: 0 S: 3	H: 0 LOB: 0 BB: 0 P: 3	R: 1 E: 0 K: 1 S: 7	H: 2 LOB: 3 BB: 2 P: 15	R: 0 E: 0 K: 0 S: 3	H: 0 LOB: 0 BB: 0 P: 3	R: 0 E: 0 K: 1 S: 5	H: 0 LOB: 1 BB: 1 P: 9	R: 0 E: 0 K: 1 S: 5	H: 0 LOB: 0 BB: 0 P: 5	R: 0 E: 0 K: 2 S: 7	H: 0 LOB: 0 BB: 0 P: 7	1B: 2 2B: 2 3B: 0 HR: 0	SF: 0 SAC: 1 DP: 0 HBP: 0	WP: 0 PB: 0 SB: 0 CS: 0	PA: 34
PITCHER Steve Carlton, L (1, 1) ERA: 3.71	IP: 9.0 WLS: W BF: 34 H: 4 R: 1 ER: 1 SO: 6 BB: 2 IBB: 1 HBP: 0 BLK: 0 WP: 0 HR: 0 S: 43 P: 55 ERA: 1.00 WHIP: 0.667																			

AB	30
R	1
H	4
RBI	1
BB	3
SO	6
LOB	11



Batter	1	2	3	4	5	6	7	8	9	AB R H RBI BB SO LOB	TOP		
Enzo Hernandez, R (1, 6) OBP: 0.299, SLG: 0.265	0-0 4-3		0-0 6-3			0-0 F7		0-0 1-2 1B		4 0 1 0 0 0 0	San Diego Padres @ Philadelphia Phillies Veterans Stadium, Philadelphia, PA Sat Jun 09 1973, 7:05 PM EDT Att. 15,226 - Unknown livebaseballscorecards.com		
Jerry Morales, R (1, 8) OBP: 0.317, SLG: 0.411 Leron Lee, L (8, PH) OBP: 0.338, SLG: 0.349 (8, 7)	0-0 F8		0-3 K			0-0 1B		0-3 K		3 0 1 0 0 1 0 1 0 0 0 0 1 2			
Ivan Murrell, R (1, 7) OBP: 0.220, SLG: 0.373 Johnny Grubb, L (8, PH) OBP: 0.386, SLG: 0.440 (8, 8)	0-0 F8		0-0 P4			0-3 K		0-0 F7		3 0 0 0 0 1 1 1 0 0 0 0 0 2			
Nate Colbert, R (1, 3) OBP: 0.326, SLG: 0.353		0-3 K		0-0 6-3		0-0 L5		0-0 6-3		4 0 0 0 0 1 1			
Cito Gaston, R (1, 9) OBP: 0.329, SLG: 0.432		0-3 K		0-0 4-3			0-0 4-3	0-3 K		4 0 0 0 0 2 0			
Fred Kendall, R (1, 2) OBP: 0.337, SLG: 0.378		0-0 1B 2B 1B		0-0 F7			0-0 P3	0-0 1B		4 1 2 0 0 0 0			
Dave Roberts, R (1, 5) OBP: 0.244, SLG: 0.286		0-0 2B 1-2 1B			0-0 6-3		0-0 4-3	0-0 5-3		4 0 1 0 0 0 1			
Rich Morales, R (1, 4) OBP: 0.300, SLG: 0.167		0-0 1-3 2-H 2B		4-0 CS BB			4-0 1B BB			1 0 1 1 2 0 0			
Bill Greif, R (1, 1) OBP: 0.200, SLG: 0.077 Vicente Romo, R (5, 1) Dwain Anderson, R (8, PH) OBP: 0.261, SLG: 0.105 Rich Troedson, L (8, 1)		0-3 K		0-0 F3			0-3 K			2 0 0 0 0 1 3 0 0 0 0 0 0 0 1 0 0 0 0 1 1 0 0 0 0 0 0 0			
Inning Stats	R: 0 H: 0 E: 0 LOB: 0 K: 0 BB: 0 S: 3 P: 3	R: 1 H: 3 E: 0 LOB: 2 K: 3 BB: 0 S: 12 P: 12	R: 0 H: 0 E: 0 LOB: 0 K: 1 BB: 0 S: 5 P: 5	R: 0 H: 0 E: 0 LOB: 0 K: 0 BB: 0 S: 3 P: 3	R: 0 H: 0 E: 0 LOB: 0 K: 0 BB: 1 S: 2 P: 6	R: 0 H: 1 E: 0 LOB: 1 K: 1 BB: 0 S: 6 P: 6	R: 0 H: 0 E: 0 LOB: 0 K: 0 BB: 0 S: 3 P: 3	R: 0 H: 1 E: 0 LOB: 2 K: 2 BB: 1 S: 8 P: 12	R: 0 H: 1 E: 0 LOB: 1 K: 1 BB: 0 S: 6 P: 6	1B: 5 SF: 0 2B: 1 SAC: 0 3B: 0 DP: 0 HR: 0 HBP: 0	WP: 0 PA: 34 PB: 0 SB: 0 CS: 1		
PITCHER	IP WLS BF H R ER SO BB IBB HBP BLK WP HR S P ERA WHIP											PITCHER	IP WLS BF H R ER SO BB IBB HBP BLK WP HR S P ERA WHIP
Ken Brett, L (1, 1) ERA: 2.9	7.1 W 28 5 1 1 6 2 0 0 0 0 0 0 38 46 1.23 0.955												
Bill Wilson, R (8, 1) ERA: 4.0	1.2 S 6 1 0 0 2 0 0 0 0 0 0 0 10 10 0.00 0.600												



Batter	1	2	3	4	5	6	7	8	9
Cesar Tovar, R (1, 5) OBP: 0.342, SLG: 0.369	0-0 6-3 S 1B		0-0 6-3		0-0 SH1-3 1B	0-0 S 1B		0-0 S 1B	
Denny Doyle, L (1, 4) OBP: 0.339, SLG: 0.287	0-0 F3 1-2		0-0 6-3		0-0 SH1-3 1-2	0-0 F8 1-2		0-0 F7	
Willie Montanez, L (1, 9) OBP: 0.310, SLG: 0.321	0-0 6-3 2-3		0-0 F8		4-0 1B 1B SF7 BB	0-0 6-3		0-0 F8	
Greg Luzinski, R (1, 7) OBP: 0.277, SLG: 0.370	0-0 P4			4-0 3 BB	0-0 1B 1B 1-2 2-H 1B		0-0 F9		
Tom Hutton, L (1, 3) OBP: 0.372, SLG: 0.370		0-0 F9		0-0 3 1-2	0-0 1B 1-2 2-3 1B		0-0 1B 1B		
Del Unser, L (1, 8) OBP: 0.367, SLG: 0.496		4-0 1B BB		0-0 1B 2B	0-0 SF7 3-H		0-0 1-2 1B		
Bob Boone, R (1, 2) OBP: 0.284, SLG: 0.297		0-0 1-3 1B		0-0 2-H 1B	0-0 1-2 2-3 1B		0-0 F7		
Larry Bowa, S (1, 6) OBP: 0.249, SLG: 0.245		0-0 F9		0-0 4-3	0-3 K		0-3 K		
Ken Brett, L (1, 1) OBP: 0.318, SLG: 0.545		0-3 K			0-0 HR		0-0 F8		
Bill Wilson, R (8, 1)								0-3 K	

Inning Stats	R: 0 E: 0 K: 4 S: 4	H: 1 LOB: 1 BB: 0 P: 4	R: 0 E: 0 K: 1 S: 6	H: 1 LOB: 2 BB: 1 P: 10	R: 0 E: 0 K: 3 S: 3	H: 0 LOB: 0 BB: 0 P: 3	R: 1 E: 0 K: 0 S: 4	H: 2 LOB: 1 BB: 1 P: 8	R: 3 E: 0 K: 1 S: 10	H: 5 LOB: 3 BB: 1 P: 14	R: 0 E: 0 K: 1 S: 4	H: 1 LOB: 1 BB: 0 P: 4	R: 0 E: 0 K: 1 S: 7	H: 2 LOB: 2 BB: 0 P: 7	R: 0 E: 0 K: 1 S: 6	H: 1 LOB: 1 BB: 0 P: 6
1B: 11 2B: 2 3B: 0 HR: 1	SF: 1 SAC: 1 DP: 1 HBP: 0	WP: 0 PB: 0 SB: 2 CS: 0														

PITCHER	IP	WLS	BF	H	R	ER	SO	BB	IBB	HBP	BLK	WP	HR	S	P	ERA	WHIP
Bill Greif, R (1, 1) ERA: 2.59	4.1	L	23	8	4	4	1	3	0	0	0	0	1	22	34	8.31	2.538
Vicente Romo, R (5, 1) ERA: 3.13	2.2		12	4	0	0	2	0	0	0	0	0	0	16	16	0.00	1.500
Rich Troedson, L (8, 1) ERA: 3.96	1.0		4	1	0	0	1	0	0	0	0	0	0	6	6	0.00	1.000

AB R H RBI BB SO LOB

5	1	4	0	0	0	0
4	0	0	0	0	0	3
4	1	0	0	1	0	3
3	0	1	1	1	0	1
4	0	2	0	0	0	1
2	1	2	1	1	0	0
4	0	3	1	0	0	2
4	0	0	0	0	2	8
3	1	1	1	0	1	2
1	0	0	0	0	1	0

WP: 0	PA: 39
ERA	WHIP

San Diego Padres @ Philadelphia Phillies
Veterans Stadium, Philadelphia, PA

livebaseballscores.com

AB	34
R	4
H	13
RBI	4
BB	3
SO	4
LOB	20



Sat Jun 09 1973, 7:05 PM EDT
Att. 15,226 - Unknown

Batter	1	2	3	4	5	6	7	8	9	AB R H RBI BB SO LOB	TOP									
Enzo Hernandez, R (1, 6) OBP: 0.293, SLG: 0.259	0-3 K		0-0 4-3		0-0 F9			0-0 F9		4 0 0 0 0 1 0	San Diego Padres @ Philadelphia Phillies Veterans Stadium, Philadelphia, PA Sun Jun 10 1973, 3:33 AM EDT Att. 27,863 - Unknown livebaseballscorecards.com									
Johnny Grubb, L (1, 8) OBP: 0.383, SLG: 0.435	0-0 S 1B		0-0 E4 WP			0-0 F8		0-0 6-3		4 0 1 0 0 0 0										
Leron Lee, L (1, 7) OBP: 0.332, SLG: 0.342	0-3 K 1-2		0-3 K 1-2			0-3 K			0-0 F9	4 0 0 0 0 3 2										
Nate Colbert, R (1, 3) OBP: 0.329, SLG: 0.352	4-0 BB			0-3 K		0-0 5-3			0-0 WP 1B	3 0 1 0 1 1 0										
Cito Gaston, R (1, 9) OBP: 0.333, SLG: 0.440	0-3 K			0-0 1B			0-0 1B 2B		0-0 F2 1-2	4 0 2 0 0 1 3										
Fred Kendall, R (1, 2) OBP: 0.335, SLG: 0.375		0-0 F8		0-0 F7			0-0 G6-4-3 1B		0-0 F8	4 0 1 0 0 0 2										
Dave Roberts, R (1, 5) OBP: 0.235, SLG: 0.275		0-0 5-3		0-0 F7			0-0 F9			3 0 0 0 0 0 3										
Rich Morales, R (1, 4) OBP: 0.273, SLG: 0.148		0-0 F2			0-0 P6		0-0 G6-4-3 1-2			3 0 0 0 0 0 2										
Clay Kirby, R (1, 1) Mike Corkins, R (2, 1) Ivan Murrell, R (5, PH) Bob Miller, R (5, 1) Dave Marshall, L (8, PH) Gary Ross, R (8, 1)			0-3 K		0-3 K			0-0 F5		0 0 0 0 0 0 0 1 0 0 0 0 1 0 1 0 0 0 0 1 0 0 0 0 0 0 0 0 1 0 0 0 0 0 0 0 0 0 0 0 0 0										
Inning Stats	R: 0 E: 0 K: 3 S: 10	H: 1 LOB: 2 BB: 1 P: 14	R: 0 E: 0 K: 0 S: 3	H: 0 LOB: 0 BB: 0 P: 3	R: 0 E: 1 K: 2 S: 8	H: 0 LOB: 1 BB: 0 P: 8	R: 0 E: 0 K: 1 S: 6	H: 1 LOB: 1 BB: 0 P: 6	R: 0 E: 0 K: 1 S: 5	H: 0 LOB: 0 BB: 0 P: 5	R: 0 E: 0 K: 0 S: 4	H: 2 LOB: 1 BB: 0 P: 4	R: 0 E: 0 K: 0 S: 3	H: 0 LOB: 0 BB: 0 P: 3	R: 0 E: 0 K: 0 S: 4	H: 1 LOB: 1 BB: 0 P: 4	1B: 4 2B: 1 3B: 0 HR: 0	SF: 0 SAC: 0 DP: 1 HBP: 0	WP: 2 PB: 0 SB: 1 CS: 0	PA: 33
PITCHER Wayne Twitchell, R (1, 1) ERA: 1.9	IP 9.0 WLS W BF 33 H 5 R 0 ER 0 SO 8 BB 1 IBB 0 HBP 0 BLK 0 WP 2 HR 0 S 48 P 52 ERA 0.00 WHIP 0.667																			



Batter	1	2	3	4	5	6	7	8	9	AB	R	H	RBI	BB	SO	LOB
Cesar Tovar, R OBP: 0.338, SLG: 0.370 Mike Schmidt, R OBP: 0.346, SLG: 0.311	0-0 5-3	0-0 BB 1-3 3-H 2B	0-0 FC5-4 2B		0-0 P5			0-0 FC5-4 HBP 1-2f 2B		5	2	1	2	0	0	4
Denny Doyle, L OBP: 0.350, SLG: 0.306	0-0 1B	0-0 F3	0-0 1-H 3-H 2B		0-3 K			4-0 BB 1-2 2B HBP BB		4	1	2	2	1	1	3
Willie Montanez, L OBP: 0.316, SLG: 0.321 Mike Anderson, R OBP: 0.298, SLG: 0.376	0-0 1-3 1B	4-0 BB IBB	0-0 F7					1-0 H 2B 1-2 2-3 1B HBP		3	1	1	0	1	0	1
Greg Luzinski, R OBP: 0.284, SLG: 0.382 Mike Rogodzinski, L OBP: 0.333, SLG: 0.357	0-3 K	4-0 1-2 2-3 3-H BB		0-0 G3 SF9 2B				0-0 1-3 2-H 3-H 1B 2B		4	2	2	3	1	1	2
Tom Hutton, L OBP: 0.361, SLG: 0.359	0-0 4-3	0-0 F5		0-0 2-3 G3				0-0 2-H 3-H BB 1B		5	0	1	2	0	1	6
Del Unser, L OBP: 0.368, SLG: 0.492		0-0 2B 1B 1B	0-0 F8	0-0 3-H SF9				4-0 BB 1-2 3-6 BB		3	1	1	1	1	0	0
Bob Boone, R OBP: 0.287, SLG: 0.306		0-0 1B 1-3 2B 2B	0-0 SH FC5-4 1B	0-0 F8				0-0 1-2f 3-6 2B		5	2	2	0	0	0	2
Larry Bowa, S OBP: 0.249, SLG: 0.246 Terry Harmon, R OBP: 0.315, SLG: 0.250		0-0 P6	0-0 FC5-4 1-2 SH 2B 1B		0-0 F2			0-0 6-3		4	1	1	0	0	0	2
Wayne Twitchell, R OBP: 0.111, SLG: 0.148		0-0 2B BB 1B	0-0 SH FC5-4		0-0 2B			0-0 FC5-4 1B		3	1	3	1	0	0	0

Inning Stats	R: 0	H: 2	E: 0	LOB: 2	K: 1	BB: 0	S: 7	P: 7	R: 3	H: 4	E: 0	LOB: 3	K: 0	BB: 2	S: 7	P: 15	R: 3	H: 3	E: 1	LOB: 1	K: 0	BB: 0	S: 7	P: 7	R: 1	H: 1	E: 0	LOB: 0	K: 0	BB: 0	S: 4	P: 4	R: 0	H: 1	E: 0	LOB: 1	K: 1	BB: 0	S: 6	P: 6	R: 0	H: 0	E: 0	LOB: 0	K: 0	BB: 0	S: 3	P: 3	R: 4	H: 3	E: 0	LOB: 1	K: 0	BB: 2	S: 5	P: 14
--------------	------	------	------	--------	------	-------	------	------	------	------	------	--------	------	-------	------	-------	------	------	------	--------	------	-------	------	------	------	------	------	--------	------	-------	------	------	------	------	------	--------	------	-------	------	------	------	------	------	--------	------	-------	------	------	------	------	------	--------	------	-------	------	-------

PITCHER	IP	WLS	BF	H	R	ER	SO	BB	IBB	HBP	BLK	WP	HR	S	P	ERA	WHIP
Clay Kirby, R ERA: 6.38	(1, 1)	1.2	L	13	6	3	3	1	1	1	0	0	0	13	21	16.20	4.200
Mike Corkins, R ERA: 5.76	(2, 1)	2.1		12	4	4	1	0	0	0	0	0	0	12	12	3.86	1.714
Bob Miller, R ERA: 4.44	(5, 1)	3.0		10	1	0	0	2	0	0	0	0	0	14	14	0.00	0.333
Gary Ross, R ERA: 5.35	(8, 1)	1.0		8	3	4	4	0	2	0	1	0	0	5	14	36.00	5.000


BOTTOM

San Diego Padres @ Philadelphia Phillies
Veterans Stadium, Philadelphia, PA

Sun Jun 10 1973, 3:33 AM EDT
Att. 27,863 - Unknown

AB	36
R	11
H	14
RBI	11
BB	4
SO	3
LOB	20

livebaseballscores.com



1B: 8	SF: 1	WP: 0	PA: 43
2B: 7	SAC: 1	PB: 0	
3B: 0	DP: 1	SB: 0	
HR: 0	HBP: 1	CS: 0	

Batter	1	2	3	4	5	6	7	8	9	AB R H RBI BB SO LOB	TOP							
Davey Lopes, R (1, 4) OBP: 0.415, SLG: 0.431	0-0 6-3	0-0 S WP 1B 1B		0-0 6-3			0-0 G3 S PB 1B		0-3 K	5 2 2 1 0 1 0	Los Angeles Dodgers @ Philadelphia Phillies Veterans Stadium, Philadelphia, PA Mon Jun 11 1973, 7:05 PM EDT Att. 10,635 - Unknown							
Bill Buckner, L (1, 3) OBP: 0.288, SLG: 0.326	0-0 F8	0-3 K		0-0 6-3			0-0 G3			4 0 0 0 0 1 2								
Willie Davis, L (1, 8) OBP: 0.333, SLG: 0.486	0-0 1B 1B	4-0 BB 1B BB		0-0 F9			0-0 G3			3 0 1 0 1 0 0								
Joe Ferguson, R (1, 2) OBP: 0.404, SLG: 0.538	0-0 1-2 1B	0-0 BB 1B		0-0 5-3			0-0 P4			4 0 2 1 0 0 0								
Willie Crawford, L (1, 9) OBP: 0.413, SLG: 0.464	0-0 F7	4-0 BB 1B		0-3 K			0-0 F9			3 0 0 0 1 1 2								
Ron Cey, R (1, 5) OBP: 0.410, SLG: 0.472		E SF8 BB K		0-0 F8			0-3 K			3 1 0 0 1 2 3								
Von Joshua, L (1, 7) OBP: 0.333, SLG: 0.333		0-0 E3 1B WP 1B	0-0 F8		0-0 F7		0-0 6-3			4 1 0 0 0 0 1								
Bill Russell, R (1, 6) OBP: 0.297, SLG: 0.347		0-0 SF8	0-0 F7		0-0 F9		0-0 CS 1B			3 0 1 1 0 0 0								
Don Sutton, R (1, 1) OBP: 0.179, SLG: 0.114		0-0 1B WP 1B	0-3 K		0-0 6-3		0-3 K			4 1 1 0 0 2 1								
Pete Richert, L (9, 1) OBP: 0.250, SLG: 0.250		1-3 WP 1B						1-2 K		0 0 0 0 0 0 0								
Inning Stats	R: 0 E: 0 K: 0 S: 5	H: 2 LOB: 2 BB: 0 P: 5	R: 4 E: 1 K: 2 S: 11	H: 3 LOB: 3 BB: 3 P: 23	R: 0 E: 0 K: 1 S: 5	H: 0 LOB: 0 BB: 0 P: 5	R: 0 E: 0 K: 0 S: 3	H: 0 LOB: 0 BB: 0 P: 3	R: 1 E: 0 K: 0 S: 4	H: 1 LOB: 0 BB: 0 P: 4	R: 0 E: 0 K: 1 S: 5	H: 0 LOB: 0 BB: 0 P: 5	R: 0 E: 0 K: 2 S: 7	H: 1 LOB: 0 BB: 0 P: 7	1B: 7 2B: 0 3B: 0 HR: 0	SF: 1 SAC: 0 DP: 0 HBP: 0	WP: 2 PB: 1 SB: 2 CS: 1	PA: 37
PITCHER	IP WLS BF H R ER SO BB IBB HBP BLK WP HR S P ERA WHIP																	
Dick Ruthven, R (1, 1) ERA: 4.04	1.2 L 12 4 4 2 1 2 0 0 0 0 2 0 12 20 10.80 3.600																	
Barry Lersch, R (2, 1) ERA: 3.79	4.1 15 1 0 0 3 1 0 0 0 0 0 0 20 24 0.00 0.462																	
Darrell Brandon, R (7, 1) ERA: 7.9	2.0 7 1 1 0 1 0 0 0 0 0 0 0 9 9 0.00 0.500																	
Mac Scarce, L (9, 1) ERA: 2.28	1.0 3 1 0 0 2 0 0 0 0 0 0 0 7 7 0.00 1.000																	

livebaseballscorecards.com

AB	33
R	5
H	7
RBI	3
BB	3
SO	7
LOB	9



Batter	1	2	3	4	5	6	7	8	9	AB	R	H	RBI	BB	SO	LOB
Cesar Tovar, R OBP: 0.337, SLG: 0.367 (1, 5) X	0-0 5-3 ①			X 0-0 1-3 ①		X 0-0 1B ②		X 0-0 P6 ③		4	0	1	0	0	0	0
Denny Doyle, L OBP: 0.355, SLG: 0.307 (1, 4) X	0-0 F9 ②			B B B B 4-0 BB		X 0-0 F7 ②		X 0-0 HR 1B ①		3	1	1	0	1	0	2
Willie Montanez, L OBP: 0.311, SLG: 0.315 (1, 9) X	0-0 P5 ③			X 0-0 F9 ②		S S S 0-3 K ③		S S S 0-3 K ①		4	0	0	0	0	2	4
Greg Luzinski, R OBP: 0.288, SLG: 0.413 (1, 7)		S S S 0-3 K ①		X 0-0 F9 ③		X 0-0 HR ①		X 0-0 HR ①		4	2	2	3	0	1	1
Tom Hutton, L OBP: 0.345, SLG: 0.341 (1, 3)		X 0-0 3-1 ②		X 0-0 F7 ①		X 0-0 4-3 ①		X 0-0 G3 ②		4	0	0	0	0	0	0
Del Unser, L OBP: 0.365, SLG: 0.492 (1, 8)		X 0-0 G3 ③		X 0-0 F7 ②		X 0-0 6-3 ②		X 0-0 2B ③		4	0	1	0	0	0	0
Bob Boone, R OBP: 0.281, SLG: 0.299 (1, 2)			X 0-0 F9 ①		X 0-0 F8 ③		X 0-0 F9 ③		X 0-0 F8 ③		4	0	0	0	0	1
Larry Bowa, S OBP: 0.250, SLG: 0.247 (1, 6)			X 0-0 F8 ②		X 0-0 1B 1B ①		X 0-0 1-3 ①			3	0	1	0	0	0	0
Dick Ruthven, R OBP: 0.125, SLG: 0.067 (1, 1)			S S S 0-3 K ③		S S S 0-3 K ①		S S S 0-3 K ②			0	0	0	0	0	0	0
Barry Lersch, S OBP: 0.167, SLG: 0.167 (2, 1)										1	0	0	0	0	1	0
Mike Kocoshinski, L OBP: 0.324, SLG: 0.545 (6, PH)										0	0	0	0	0	1	1
Darrell Brandon, R OBP: 0.324, SLG: 0.545 (7, 1)										0	0	0	0	0	0	0
Mike Schmidt, R OBP: 0.344, SLG: 0.308 (8, PH)										1	0	0	0	0	1	0
Mac Scarce, L (9, 1)										0	0	0	0	0	0	0

BOTTOM

Los Angeles Dodgers @ Philadelphia Phillies
Veterans Stadium, Philadelphia, PA

Mon Jun 11 1973, 7:05 PM EDT
Att. 10,635 - Unknown

AB	33
R	3
H	6
RBI	3
BB	1
SO	6
LOB	9

livebaseballscores.com



Inning Stats	R: 0	H: 0	E: 0	LOB: 0	K: 0	S: 3	P: 3	R: 0	H: 0	E: 0	LOB: 0	K: 1	S: 5	R: 0	H: 0	E: 0	LOB: 0	K: 0	S: 3	R: 0	H: 0	E: 0	LOB: 0	K: 0	S: 3	R: 0	H: 2	E: 0	LOB: 2	K: 2	S: 9	R: 1	H: 1	E: 0	LOB: 0	K: 0	S: 4	R: 0	H: 0	E: 0	LOB: 0	K: 1	S: 5	R: 2	H: 3	E: 0	LOB: 1	K: 1	S: 8	1B: 3	SF: 0	2B: 1	SAC: 0	3B: 0	DP: 0	HR: 2	HBP: 0	WP: 0	PA: 34
PITCHER	IP	WLS	BF	H	R	ER	SO	BB	IBB	HBP	BLK	WP	HR	S	P	ERA	WHIP																																										
Don Sutton, R ERA: 2.56 (1, 1)	8.2	W	33	6	3	3	6	1	0	0	0	0	0	44	48	3.12	0.808																																										
Pete Richert, L ERA: 1.33 (9, 1)	0.1	S	1	0	0	0	0	0	0	0	0	0	0	1	1	0.00	0.000																																										

Batter	1	2	3	4	5	6	7	8	9	AB R H RBI BB SO LOB	TOP																
Davey Lopes, R (1, 4) OBP: 0.404, SLG: 0.419	0-0 6-3		0-0 P3	0-0 4-3			0-0 F8	0-3 K		5 0 0 0 0 1 2	Los Angeles Dodgers @ Philadelphia Phillies Veterans Stadium, Philadelphia, PA Tue Jun 12 1973, 7:05 PM EDT Att: 16,218 - Unknown																
Manny Mota, R (1, 7) OBP: 0.399, SLG: 0.398	0-0 P5		0-0 1B PB 1B			0-0 1B	0-0 G6-4-3		0-0 F3	5 1 2 0 0 0 1																	
Willie Davis, L (1, 8) OBP: 0.335, SLG: 0.482	0-3 K		4-0 1B 1B 1-2 BB			0-0 F8		0-0 2B BB 1B	0-0 F8	4 1 1 0 1 1 1																	
Joe Ferguson, R (1, 9) OBP: 0.400, SLG: 0.530		0-0 6-3	0-0 1B 1-2 2-3 1B			0-0 F8		0-0 P4	0-0 F8	5 0 1 0 0 0 2																	
Ron Cey, R (1, 5) OBP: 0.412, SLG: 0.470		0-0 5-3	0-0 1-2 2-3 3-H 1B			0-0 F8		4-0 2B 1-2 3B BB		3 1 1 1 1 0 1																	
Tom Paciorek, R (1, 3) OBP: 0.296, SLG: 0.373		0-0 1B HR 1B	0-0 F9			0-0 1-4-3 1B		0-0 1-3 2-H 3B 2B		4 2 3 1 0 0 3																	
Bill Russell, R (1, 6) OBP: 0.300, SLG: 0.347		0-0 1-3 HR 1B	0-0 F7			0-0 L4-3		4-0 3B IBB		3 2 1 0 1 0 4																	
Steve Yeager, R (1, 2) OBP: 0.385, SLG: 0.457		0-0 1-H 3-H HR		0-0 P4		0-0 5-3		0-3 K		4 1 1 3 0 1 3																	
Andy Messersmith, R (1, 1) OBP: 0.190, SLG: 0.214		0-0 5-3		0-0 4-3			4-0 BB	0-0 1-H 2-H 3-H 3B		2 0 0 0 0 0 0																	
Lee Lacy, R (7, PH) OBP: 0.316, SLG: 0.220										0 0 0 0 1 0 0																	
Doug Rau, L (7, 1)										0 0 0 0 0 0 0																	
Steve Garvey, R (8, PH) OBP: 0.236, SLG: 0.364										1 0 1 3 0 0 0																	
Jim Brewer, L (8, 1) OBP: 0.667, SLG: 0.667										0 0 0 0 0 0 0																	
Inning Stats	R: 0 E: 0 K: 1 S: 5	H: 0 LOB: 0 BB: 0 P: 5	R: 3 E: 0 K: 0 S: 6	H: 3 LOB: 0 BB: 0 P: 6	R: 1 E: 0 K: 0 S: 6	H: 3 LOB: 3 BB: 1 P: 10	R: 0 E: 0 K: 0 S: 3	H: 0 LOB: 0 BB: 0 P: 3	R: 0 E: 0 K: 0 S: 4	H: 1 LOB: 1 BB: 0 P: 4	R: 0 E: 0 K: 0 S: 3	H: 1 LOB: 0 BB: 0 P: 3	R: 0 E: 0 K: 0 S: 2	H: 0 LOB: 0 BB: 1 P: 6	R: 4 E: 0 K: 2 S: 10	H: 3 LOB: 1 BB: 2 P: 18	R: 0 E: 0 K: 0 S: 3	H: 0 LOB: 0 BB: 0 P: 3	1B: 8 2B: 2 3B: 1 HR: 1	SF: 0 SAC: 0 DP: 2 HBP: 0	WP: 0 PB: 1 SB: 0 CS: 0	PA: 40					
PITCHER	IP WLS BF H R ER SO BB IBB HBP BLK WP HR S P ERA WHIP																										
Steve Carlton, L (1, 1) ERA: 3.93	7.1		32	9	6	6	1	3	0	0	0	0	1	31	43	7.36	1.636										
Mac Scarce, L (8, 1) ERA: 2.86	0.2	L	5	2	2	2	2	0	1	0	0	0	0	8	12	27.00	3.000										
Bill Wilson, R (9, 1) ERA: 3.86	1.0		3	0	0	0	0	0	0	0	0	0	0	3	3	0.00	0.000										

livebaseballscorecards.com

AB	36
R	8
H	11
RBI	8
BB	4
SO	3
LOB	17



Batter	1	2	3	4	5	6	7	8	9	AB	R	H	RBI	BB	SO	LOB
Cesar Tovar, R OBP: 0.338, SLG: 0.375 (1, 5) X	0-0 HR 3B	0-0 F9		0-0 6-3		0-0 5-3			4-0 FC5-4 BB	4	1	1	0	1	0	1
Denny Doyle, L OBP: 0.360, SLG: 0.324 Jose Pagan, R OBP: 0.143, SLG: 0.259 (1, 4) X (9, PH)	0-0 HR 1B	0-0 2B			0-0 F8		0-0 G3		0-0 FC5-4 1-2f	4	1	2	0	0	0	0
Willie Montanez, L OBP: 0.317, SLG: 0.329 (1, 9) X	0-0 HR 1-H 3-H	4-0 BB			0-0 P5		4-0 2B BB		0-0 F9	3	2	1	3	2	0	1
Greg Luzinski, R OBP: 0.286, SLG: 0.413 (1, 7) X	0-0 2B	0-0 F8			0-0 F9		0-0 P4		0-3 K	5	0	1	0	0	1	4
Tom Hutton, L OBP: 0.352, SLG: 0.360 (1, 3) SSS	0-3 K		0-0 F8			0-0 BB E 1B		0-0 1-H 2B		4	1	2	1	0	1	1
Del Unser, L OBP: 0.369, SLG: 0.484 (1, 8) BBB	4-0 BB		0-3 K			4-0 1B 1-2 SF8 BB		0-3 K		2	1	0	0	2	2	1
Bob Boone, R OBP: 0.280, SLG: 0.298 (1, 2) X	0-0 F8		0-0 5-3			0-0 1B 1-3 2-H		0-0 F9		4	0	1	0	0	0	2
Larry Bowa, S OBP: 0.246, SLG: 0.242 (1, 6) X	0-0 G1			0-0 G3		0-0 F2		0-0 5-3		4	0	0	0	0	0	4
Steve Carlton, L OBP: 0.163, SLG: 0.171 Mac Scarce, L (8, 1) Mike Anderson, R OBP: 0.295, SLG: 0.372 Bill Wilson, R (9, 1)		0-0 3-1		0-3 K		0-0 3-H SF8		0-3 K		2	0	0	1	0	1	0
										0	0	0	0	0	0	0
										1	0	0	0	0	1	0
										0	0	0	0	0	0	0

BOTTOM		AB	R	H	RBI	BB	SO	LOB
		4	1	1	0	1	0	1
		4	1	2	0	0	0	0
		1	0	0	0	0	0	1
		3	2	1	3	2	0	1
		5	0	1	0	0	1	4
		4	1	2	1	0	1	1
		2	1	0	0	2	2	1
		4	0	1	0	0	0	2
		4	0	0	0	0	0	4
		2	0	0	1	0	1	0
		0	0	0	0	0	0	0
		1	0	0	0	0	1	0
		0	0	0	0	0	0	0

Los Angeles Dodgers @ Philadelphia Phillies
Veterans Stadium, Philadelphia, PA
Tue Jun 12 1973, 7:05 PM EDT
Att. 16,218 - Unknown

livebaseballscores.com

AB	34
R	6
H	8
RBI	5
BB	5
SO	6
LOB	15



Inning Stats		R	H	E	K	S									R	H	E	K	S	ERA	WHIP
		3	4	0	1	9									0	0	0	0	5	3.00	1.667
		0	0	0	0	4									0	0	0	0	1	6.00	2.000
		0	1	0	1	2									0	0	0	0	10	0.00	0.500

PITCHER		IP	WLS	BF	H	R	ER	SO	BB	IBB	HBP	BLK	WP	HR	S	P	ERA	WHIP
Andy Messersmith, R ERA: 3.33 (1, 1)		6.0		28	7	5	4	3	3	0	0	0	0	1	31	43	6.00	1.667
Doug Rau, L ERA: 6.33 (7, 1)		1.0	W	5	1	1	1	1	1	0	0	0	0	0	6	10	9.00	2.000
Jim Brewer, L ERA: 1.55 (8, 1)		2.0	S	7	0	0	0	2	1	0	0	0	0	0	10	14	0.00	0.500

Batter	1	2	3	4	5	6	7	8	9	AB R H RBI BB SO LOB	TOP																						
Davey Lopes, R OBP: 0.401, SLG: 0.411 (1, 4) (7, 8)	0-0 F3		4-0 BB BB	0-0 G5-4-3 1-2f			0-0 6-3			3 0 0 0 1 0 2																							
Manny Mota, R OBP: 0.397, SLG: 0.393 Lee Lacy, R OBP: 0.313, SLG: 0.217 (1, 7) (7, PH) (7, 4)	0-3 K		4-0 FC6-4 BB 1-2		0-0 P3		0-0 F9			2 0 0 0 1 1 0 1 0 0 0 0 0 0																							
Willie Davis, L OBP: 0.336, SLG: 0.480 Steve Garvey, R OBP: 0.228, SLG: 0.351 (1, 8) (4, 3)	4-0 FC6-4 BB		0-3 K		0-0 P4			0-0 4-3		1 0 0 0 1 1 2 2 0 0 0 0 0 0																							
Joe Ferguson, R OBP: 0.394, SLG: 0.521 (1, 9)	0-0 FC6-4 1-2f		0-0 FC6-4 1-2f		0-0 6-3			0-0 6-3		4 0 0 0 0 0 3																							
Ron Cey, R OBP: 0.409, SLG: 0.463 (1, 5)		4-0 FC5-4 BB		0-0 E5 FC5-4		0-0 5-3		0-0 5-3		3 0 0 0 1 0 0																							
Tom Paciorek, R OBP: 0.293, SLG: 0.364 (1, 3) (4, 8) (7, 7)		0-0 F9		0-0 FC5-4 1B 1-2f		0-0 FC6-4 1B		0-0 F8		4 1 1 0 0 0 2																							
Bill Russell, R OBP: 0.303, SLG: 0.361 (1, 6)		0-0 FC5-4 1-2f		0-0 1B 1-2 1B		0-0 F8		0-0 HR		4 2 2 1 0 0 2																							
Steve Yeager, R OBP: 0.391, SLG: 0.447 George Culver, R (1, 2) (6, 1)		0-3 K		0-0 1B 1-2 2-H 1B		0-0 FC6-4 1-2f		0-0 5-3		3 0 1 1 0 1 2 0 0 0 0 0 0 0 1 0 0 0 0 0 0																							
Ken McMullen, R OBP: 0.348, SLG: 0.409 (9, PH)																																	
Tommy John, R OBP: 0.208, SLG: 0.174 Charlie Hough, R OBP: 0.200, SLG: 0.200 Chris Cannizzaro, R (1, 1) (2, 1) (6, 2)			0-0 1-3	0-0 G5-4-3 1B 1-2 2-H			0-0 4-3		0-0 L4	0 0 0 0 0 0 0 2 0 1 1 0 0 0 2 0 0 0 0 0 0																							
Inning Stats	R: 0 E: 0 K: 1 S: 5	H: 0 LOB: 1 BB: 1 P: 9	R: 0 E: 0 K: 1 S: 5	H: 0 LOB: 1 BB: 1 P: 9	R: 0 E: 0 K: 1 S: 5	H: 0 LOB: 2 BB: 2 P: 13	R: 2 E: 1 K: 0 S: 6	H: 3 LOB: 1 BB: 0 P: 6	R: 0 E: 0 K: 0 S: 3	H: 0 LOB: 0 BB: 0 P: 3	R: 0 E: 0 K: 0 S: 4	H: 1 LOB: 1 BB: 0 P: 4	R: 0 E: 0 K: 0 S: 3	H: 0 LOB: 0 BB: 0 P: 3	R: 0 E: 0 K: 0 S: 3	H: 0 LOB: 0 BB: 0 P: 3	R: 1 E: 0 K: 0 S: 4	H: 1 LOB: 0 BB: 0 P: 4	1B: 4 2B: 0 3B: 0 HR: 1	SF: 0 SAC: 0 DP: 1 HBP: 0	WP: 0 PB: 0 SB: 0 CS: 0	PA: 36											
PITCHER Ken Brett, L ERA: 2.78 (1, 1)	IP 9.0	WLS W	BF 36	H 5	R 3	ER 2	SO 3	BB 4	IBB 0	HBP 0	BLK 0	WP 0	HR 1	S 38	P 54	ERA 2.00	WHIP 1.000																
											PITCHER	IP	WLS	BF	H	R	ER	SO	BB	IBB	HBP	BLK	WP	HR	S	P	ERA	WHIP					

Los Angeles Dodgers @ Philadelphia Phillies
Veterans Stadium, Philadelphia, PA
Wed Jun 13 1973, 7:05 PM EDT
Att: 13,068 - Unknown

livebaseballscorecards.com

AB	32
R	3
H	5
RBI	3
BB	4
SO	3
LOB	13



Batter	1	2	3	4	5	6	7	8	9	AB	R	H	RBI	BB	SO	LOB
Cesar Tovar, R (1, 4) Terry Harmon, R (6, 4) OBP: 0.332, SLG: 0.367 OBP: 0.309, SLG: 0.245	0-0 F7	0-0 E8 2B	0-3 K		0-0 6-3		0-0 1-3			4	1	0	0	0	1	0
Larry Bowa, S (1, 6) OBP: 0.245, SLG: 0.246	0-0 E5 3B	0-0 1B 2B	0-0 5-3		0-0 P1		0-0 4-3			5	2	1	1	0	0	0
Willie Montanez, L (1, 3) Tom Hutton, L (7, 3) OBP: 0.328, SLG: 0.347 OBP: 0.348, SLG: 0.356	0-0 1B 3B	0-0 HBP 3B 1B	0-0 1B			4-0 BB 1B BB	0-0 F2			3	3	3	2	1	0	0
Greg Luzinski, R (1, 7) Mike Rogodzinski, L (8, 7) OBP: 0.290, SLG: 0.412 OBP: 0.314, SLG: 0.333	0-0 FC4-6 3B 1B	1-0 HBP 3B HBP	0-3 K			0-0 F8		0-0 G3		3	2	1	1	0	1	2
Mike Schmidt, R (1, 5) OBP: 0.353, SLG: 0.308	0-0 FC4-6 1B	1-0 3B HBP		0-0 5-3		4-0 BB 1B FC5-4		0-0 L4		3	2	1	0	1	0	0
Del Unser, L (1, 8) OBP: 0.370, SLG: 0.496	0-0 FC4-6 3B	0-0 SF8 3B		0-0 F9		0-0 FC5-4 1B		0-3 K		5	2	2	4	0	1	2
Bob Boone, R (1, 2) OBP: 0.280, SLG: 0.308	0-0 HR 3B	0-0 L5		0-3 K		0-0 FC5-4 1B PB				4	2	1	3	0	1	2
Mike Anderson, R (1, 9) OBP: 0.303, SLG: 0.416	0-0 HR	0-0 SF8			0-0 F9		0-0 PB 1B			3	1	2	3	0	0	0
Ken Brett, L (1, 1) OBP: 0.308, SLG: 0.615	0-0 1-3	0-0 4-3			0-0 HR		0-3 K			4	1	1	1	0	1	1

Inning Stats	R: 6	H: 5	E: 1	LOB: 0	K: 0	S: 9	R: 6	H: 3	E: 1	LOB: 0	K: 0	S: 7	R: 0	H: 1	E: 0	LOB: 1	K: 2	S: 8	R: 0	H: 0	E: 0	LOB: 0	K: 1	S: 5	R: 1	H: 1	E: 0	LOB: 0	K: 0	S: 4	R: 3	H: 2	E: 0	LOB: 1	K: 1	S: 7	R: 0	H: 0	E: 0	LOB: 0	K: 0	S: 3	R: 0	H: 0	E: 0	LOB: 0	K: 1	S: 5	
	1B: 6	SF: 1	2B: 1	SAC: 0	3B: 3	DP: 0	HR: 2	HBP: 2	WP: 0	PA: 42	SB: 0	CS: 0																																					

PITCHER	IP	WLS	BF	H	R	ER	SO	BB	IBB	HBP	BLK	WP	HR	S	P	ERA	WHIP
Tommy John, L (1, 1) ERA: 3.46	1.0	L	11	6	8	2	0	0	0	0	0	0	1	11	11	18.00	6.000
Charlie Hough, R (2, 1) ERA: 3.81	4.1		22	5	8	6	3	2	0	2	0	0	1	24	34	12.46	1.615
George Culver, R (6, 1) ERA: 2.36	2.2		9	1	0	0	2	0	0	0	0	0	0	13	13	0.00	0.375

BOTTOM

Los Angeles Dodgers @ Philadelphia Phillies
Veterans Stadium, Philadelphia, PA
Wed Jun 13 1973, 7:05 PM EDT
Att. 13,068 - Unknown

livebaseballscorecards.com

AB	37
R	16
H	12
RBI	15
BB	2
SO	5
LOB	7



Batter	1	2	3	4	5	6	7	8	9	10	AB R H RBI BB SO LOB	TOP													
Bobby Bonds, R OBP: 0.411, SLG: 0.594 (1, 9) X	0-0 6-3		0-3 K		4-0 S BB		0-0 HR			0-0 F9	4 1 1 1 1 1 0	San Francisco Giants @ Philadelphia Phillies Veterans Stadium, Philadelphia, PA Fri Jun 15 1973, 7:05 PM EDT Att. 23,585 - Unknown livebaseballscorecards.com													
Tito Fuentes, S OBP: 0.336, SLG: 0.397 (1, 4) X	0-0 CS 1B		4-0 BB		0-0 F7		0-0 5-3			4-0 BB HR BB	3 1 1 0 2 0 1														
Garry Maddox, R OBP: 0.375, SLG: 0.495 (1, 8) X	0-0 BB 1-2 1B		0-0 F7		0-0 P6				0-0 6-3	4-0 1-2 HR BB	4 1 1 0 1 0 2														
Willie McCovey, L OBP: 0.427, SLG: 0.540 (1, 3) B B B B	4-0 1-2 2-3 BB			0-0 BB 1B		0-0 1-3 SH5-3 1B			0-0 F8	0-0 1-H 2-H HR	4 1 3 3 1 0 0														
Ed Goodson, L OBP: 0.371, SLG: 0.460 (1, 5) X	0-0 P6			0-0 BB 1-2 1B		0-0 SH5-3			0-0 F8	0-0 G6-4-3 1B	4 0 2 0 0 0 2														
Gary Matthews, R OBP: 0.390, SLG: 0.446 (1, 7) S S S		0-3 K		0-0 P4		0-0 1-3			0-3 K	0-0 G6-4-3	5 0 0 0 0 2 4														
Chris Speier, R OBP: 0.355, SLG: 0.407 (1, 6) X		0-0 P5		4-0 G4-6-3 BB		0-0 1-3			0-0 1B		3 0 1 0 1 0 1														
Dave Rader, L OBP: 0.313, SLG: 0.310 (1, 2) X		0-0 1-3		0-0 G4-6-3					0-0 L9		4 0 0 0 0 0 4														
Ron Bryant, S OBP: 0.156, SLG: 0.159 (1, 1) X			0-0 6-3		0-3 K				0-0 4-3		4 0 0 0 0 2 1														
Elias Sosa, R OBP: 0.500, SLG: 0.333 (10, 1) S S S S					0-3 K				0-0 4-3		0 0 0 0 0 0 0														
Inning Stats	R: 0 E: 0 K: 0 S: 4	H: 2 LOB: 2 BB: 1 P: 8	R: 0 E: 0 K: 1 S: 5	H: 0 LOB: 0 BB: 0 P: 5	R: 0 E: 0 K: 1 S: 5	H: 0 LOB: 1 BB: 1 P: 9	R: 0 E: 0 K: 0 S: 4	H: 2 LOB: 2 BB: 1 P: 8	R: 0 E: 0 K: 1 S: 5	H: 0 LOB: 1 BB: 1 P: 9	R: 0 E: 0 K: 0 S: 4	H: 1 LOB: 1 BB: 0 P: 4	R: 1 E: 0 K: 1 S: 6	H: 1 LOB: 0 BB: 0 P: 6	R: 0 E: 0 K: 0 S: 3	H: 0 LOB: 0 BB: 0 P: 3	R: 0 E: 0 K: 1 S: 6	H: 1 LOB: 1 BB: 0 P: 6	R: 3 E: 0 K: 0 S: 4	H: 2 LOB: 0 BB: 2 P: 12	1B: 7 2B: 0 3B: 0 HR: 2	SF: 0 SAC: 1 DP: 2 HBP: 0	WP: 0 PB: 0 SB: 1 CS: 1	PA: 42	
PITCHER	IP	WLS	BF	H	R	ER	SO	BB	IBB	HBP	BLK	WP	HR	S	P	ERA	WHIP								
Wayne Twitchell, R ERA: 1.81 (1, 1)	9.0		36	7	1	1	5	4	0	0	0	0	1	42	58	1.00	1.222								
Bill Wilson, R ERA: 4.45 (10, 1)	0.1	L	3	0	2	2	0	2	0	0	0	0	0	1	9	54.00	6.000								
Mac Scarce, L ERA: 3.1 (10, 1)	0.2		3	2	1	1	0	0	0	0	0	0	1	3	3	13.50	3.000								

Batter	1	2	3	4	5	6	7	8	9	10	AB	R	H	RBI	BB	SO	LOB
Cesar Tovar, R (1, 4) OBP: 0.324, SLG: 0.358	0-0 4-3		X 0-0 P4		X 0-0 6-3			X 0-0 F9		X 0-0 F5	5	0	0	0	0	0	0
Larry Bowa, S (1, 6) OBP: 0.248, SLG: 0.249	0-0 FC4-6 1B		X 0-0 6-3			X 0-0 CS 1B		X 0-0 F7		X 0-0 5-3	5	0	2	0	0	0	0
Willie Montanez, L (1, 3) OBP: 0.325, SLG: 0.344	0-0 FC4-6 S 1-2f			X 0-0 2-3		X 0-0 P3 1-2		X 0-0 4-3		X 0-0 HR 1B	5	1	1	0	0	0	2
Greg Luzinski, R (1, 7) OBP: 0.297, SLG: 0.427	4-0 FC5-4 BB 1-2			X 0-0 S 1B		X 0-0 F9			X 0-0 F9	X 0-0 HR 1B	4	1	2	2	1	0	0
Mike Schmidt, R (1, 5) Tom Hutton, L (10, PH) OBP: 0.344, SLG: 0.352	0-0 FC5-4 1-2f			X 0-0 1-3			X 0-0 6-3 SH1-4 2B 1B		X 0-0 6-3	X 0-3 K	4	1	1	0	0	0	3
Del Unser, L (1, 8) OBP: 0.376, SLG: 0.496		0-3 K		4-0 BB BB BB BB		X 0-0 1-2	X 0-0 SH1-4 1B		X 0-0 E 1B 1B		2	0	1	0	1	1	0
Bob Boone, R (1, 2) OBP: 0.279, SLG: 0.307		X 0-0 6-3		X 0-0 F9			X 0-0 6-3		X 0-0 E6 1B		4	0	1	0	0	0	3
Mike Anderson, R (1, 9) OBP: 0.311, SLG: 0.424		0-3 K			X 0-0 5-3		X 0-0 2B		4-0 1-2 IBB		3	0	1	1	1	1	0
Wayne Twitchell, R (1, 1) Terry Harmon, R (9, PH) Bill Wilson, R (10, 1) Mac Scarce, L (10, 1)		0-3 K		X 0-0 F9			X 0-3 3-H K		S S S 0-3 K		3	0	0	0	0	2	1

Inning Stats	R: 0	H: 1	E: 0	K: 0	S: 4	P: 8	R: 0	H: 0	E: 0	K: 2	S: 7	P: 7	R: 0	H: 0	E: 0	K: 1	S: 5	R: 0	H: 1	E: 0	K: 0	S: 4	P: 8	R: 0	H: 0	E: 0	K: 0	S: 3	R: 1	H: 2	E: 0	K: 1	S: 7	R: 0	H: 0	E: 0	K: 0	S: 3	R: 0	H: 2	E: 1	K: 1	S: 7	R: 2	H: 2	E: 0	K: 1	S: 7	P: 7	1B: 7	2B: 1	3B: 0	HR: 1	SF: 0	SAC: 1	DP: 0	HBP: 0	WP: 0	PA: 41
--------------	------	------	------	------	------	------	------	------	------	------	------	------	------	------	------	------	------	------	------	------	------	------	------	------	------	------	------	------	------	------	------	------	------	------	------	------	------	------	------	------	------	------	------	------	------	------	------	------	------	-------	-------	-------	-------	-------	--------	-------	--------	-------	--------

PITCHER	IP	WLS	BF	H	R	ER	SO	BB	IBB	HBP	BLK	WP	HR	S	P	ERA	WHIP
Ron Bryant, L (1, 1) ERA: 2.22	9.2	W	40	9	3	3	5	2	1	0	0	0	1	47	59	2.79	1.138
Elias Sosa, R (10, 1) ERA: 1.98	0.1	S	1	0	0	0	1	0	0	0	0	0	0	3	3	0.00	0.000


PITCHER	IP	WLS	BF	H	R	ER	SO	BB	IBB	HBP	BLK	WP	HR	S	P	ERA	WHIP
---------	----	-----	----	---	---	----	----	----	-----	-----	-----	----	----	---	---	-----	------

BOTTOM

San Francisco Giants @ Philadelphia Phillies
Veterans Stadium, Philadelphia, PA

Fri Jun 15 1973, 7:05 PM EDT
Att: 23,585 - Unknown

AB	37
R	3
H	9
RBI	3
BB	3
SO	6
LOB	12



Batter	1	2	3	4	5	6	7	8	9	AB R H RBI BB SO LOB	TOP										
Bobby Bonds, R (1, 9) OBP: 0.414, SLG: 0.602	0-0 HR	0-0 FC6-4		4-0 FC5-4 1B 1-2 BB		0-3 K		4-0 1B BB		3 1 1 1 2 1 2											
Tito Fuentes, S (1, 4) OBP: 0.340, SLG: 0.401	0-3 K		0-0 2B 1B	1-2 2-3 3-H 1B		0-0 F9		0-0 1-2 FC6-4 1B		5 1 3 1 0 1 0											
Garry Maddox, R (1, 8) OBP: 0.376, SLG: 0.498	0-0 G3 1B		0-0 F8 1-H 2B	1-2f 2-3 3-H FC5-4		0-0 F7		0-0 1-2f FC6-4		5 0 2 2 0 0 4											
Willie McCovey, L (1, 3) OBP: 0.417, SLG: 0.524	0-0 G3		0-0 F8 2-3	0-0 4-3		0-0 G3		0-0 F7		5 0 0 0 0 0 4											
Ed Goodson, L (1, 5) OBP: 0.369, SLG: 0.456 Mike Phillips, L (7, PR) OBP: 0.333, SLG: 0.412	0-0 F8		0-3 K		0-3 K		0-0 BB 1B		0-0 G3	4 0 1 0 0 2 2 1 0 0 0 0 0 0											
Gary Matthews, R (1, 7) OBP: 0.395, SLG: 0.447		0-0 CS 1B	0-0 P6		0-0 E S 1B		4-0 1-2 BB		0-0 6-3	4 0 2 0 1 0 1											
Chris Speier, R (1, 6) OBP: 0.353, SLG: 0.405		0-0 BB 1B		0-0 F5	0-3 K		0-0 L5			4 0 1 0 0 1 3											
Dave Rader, L (1, 2) OBP: 0.316, SLG: 0.320		4-0 FC6-4 1-2 BB		0-0 1B 3B	0-3 K			0-0 F7		3 1 1 0 1 1 1											
Juan Marichal, R (1, 1) OBP: 0.297, SLG: 0.258 Jim Barr, R (5, 1) OBP: 0.138, SLG: 0.074 Jim Howarth, L (8, PH) OBP: 0.241, SLG: 0.226 Randy Moffitt, R (8, 1)		0-3 K		4-0 1B BB FC5-4 BB		0-0 5-3		0-0 4-3		1 1 0 0 1 1 2 1 0 0 0 0 0 0 1 0 0 0 0 0 0 0 0 0 0 0 0 0											
Inning Stats	R: 1 E: 0 K: 1 S: 7	H: 2 LOB: 1 BB: 0 P: 7	R: 0 E: 0 K: 1 S: 6	H: 2 LOB: 2 BB: 1 P: 10	R: 1 E: 0 K: 1 S: 7	H: 2 LOB: 1 BB: 0 P: 7	R: 2 E: 0 K: 0 S: 5	H: 2 LOB: 2 BB: 2 P: 13	R: 0 E: 0 K: 3 S: 10	H: 1 LOB: 1 BB: 0 P: 10	R: 0 E: 0 K: 1 S: 5	H: 0 LOB: 0 BB: 0 P: 5	R: 0 E: 0 K: 0 S: 4	H: 1 LOB: 2 BB: 1 P: 8	R: 0 E: 0 K: 0 S: 4	H: 1 LOB: 2 BB: 1 P: 8	R: 0 E: 0 K: 0 S: 3	H: 0 LOB: 0 BB: 0 P: 3	1B: 8 2B: 1 3B: 1 HR: 1	SF: 0 SAC: 0 DP: 0 HBP: 0	WP: 0 PA: 42 PB: 0 SB: 1 CS: 1
PITCHER	IP WLS BF H R ER SO BB IBB HBP BLK WP HR S P ERA WHIP																				
Dick Ruthven, R (1, 1) ERA: 4.42 Barry Lersch, R (4, 1) ERA: 3.3	3.1 W 23 4 0 0 4 2 0 0 0 0 0 29 37 10.80 1.059																				

San Francisco Giants @ Philadelphia Phillies
Veterans Stadium, Philadelphia, PA
Sat Jun 16 1973, 7:05 PM EDT
Att. 25,615 - Unknown

livebaseballscorecards.com

AB	37
R	4
H	11
RBI	4
BB	5
SO	7
LOB	19



Batter	1	2	3	4	5	6	7	8	9	AB	R	H	RBI	BB	SO	LOB
Denny Doyle, L (1, 4) OBP: 0.349, SLG: 0.312	0-0 F9		0-0 5-3		0-3 K		0-0 4-3			4	0	0	0	0	1	0
Del Unser, L (1, 8) OBP: 0.379, SLG: 0.489	0-0 P3		0-0 6-3		4-0 K 1B BB		1-0 5-3 1B HBP			2	2	0	0	1	0	0
Willie Montanez, L (1, 9) OBP: 0.328, SLG: 0.351	0-0 P3		0-0 2B		0-0 E 1B 1B		0-0 5-3			4	2	2	0	0	0	1
Greg Luzinski, R (1, 7) OBP: 0.304, SLG: 0.438		0-0 F9	0-0 2B		0-0 E8 1B 1B		0-0 1B			4	0	3	3	0	0	0
Tom Hutton, L (1, 3) OBP: 0.351, SLG: 0.359		0-0 1B 1B 1B	0-0 4-3		0-0 WP 1B		0-0 5-3			4	0	2	1	0	0	2
Mike Schmidt, R (1, 5) OBP: 0.355, SLG: 0.339		0-0 1B 1B		0-0 HR		0-0 L6		0-0 5-3		4	1	2	1	0	0	1
Bob Boone, R (1, 2) OBP: 0.273, SLG: 0.300		0-0 F7		0-3 K		0-0 6-3		0-3 K		4	0	0	0	0	2	2
Larry Bowa, S (1, 6) OBP: 0.252, SLG: 0.253		0-0 1B		0-0 4-3		0-0 F8		0-0 1B		4	0	2	0	0	0	0
Dick Ruthven, R (1, 1) OBP: 0.118, SLG: 0.063		0-3 K		0-3 K		0-3 K		0-0 F9		1	0	0	0	0	1	3
Barry Lersch, S (4, 1) OBP: 0.111, SLG: 0.111										3	0	0	0	0	2	1

Inning Stats	R: 0	H: 0	E: 0	K: 0	S: 3	R: 0	H: 3	E: 0	K: 1	S: 8	R: 1	H: 2	E: 0	K: 0	S: 5	R: 1	H: 1	E: 0	K: 2	S: 8	R: 2	H: 3	E: 1	K: 1	S: 7	R: 0	H: 0	E: 0	K: 1	S: 5	R: 1	H: 1	E: 0	K: 0	S: 4	R: 0	H: 1	E: 0	K: 1	S: 6
	0	0	0	0	3	0	3	0	1	8	1	2	0	0	5	1	1	0	2	8	2	3	0	0	1	5	0	0	0	0	5	1	1	0	0	6	0	1	0	6
	0	0	0	0	3	0	3	0	0	8	0	1	0	0	8	0	1	0	1	8	1	3	0	0	1	5	0	0	0	0	5	1	1	0	0	6	0	1	0	6

BOTTOM

San Francisco Giants @ Philadelphia Phillies
Veterans Stadium, Philadelphia, PA


Sat Jun 16 1973, 7:05 PM EDT
Att. 25,615 - Unknown

livebaseballscorecards.com

AB	34
R	5
H	11
RBI	5
BB	1
SO	6
LOB	10



WP: 1	PA: 36
PB: 0	SB: 0
CS: 0	

Batter	1	2	3	4	5	6	7	8	9	AB R H RBI BB SO LOB	TOP											
Bobby Bonds, R (1, 9) OBP: 0.419, SLG: 0.599	0-3 K		4-0 BB BB		0-0 F2	4-0 BB BB	0-0 1B		4-0 BB BB	3 0 1 0 3 1 0												
Tito Fuentes, S (1, 4) OBP: 0.340, SLG: 0.399	0-3 K		0-0 B2		0-0 2B 1B	0-0 F7	0-0 1B		0-0 F7	6 1 2 1 0 1 6												
Garry Maddox, R (1, 8) OBP: 0.372, SLG: 0.488	0-3 K		0-3 K		0-0 F3					4 1 0 0 1 2 4												
Willie McCovey, L (1, 3) OBP: 0.422, SLG: 0.529 Mike Phillips, L (8, 5) OBP: 0.333, SLG: 0.412		0-0 G4-6-3 1B 1B	4-0 FC5-4 BB		0-0 2B		0-3 K	0-3 K		4 1 2 1 1 2 1 0 0 0 0 0 0 0												
Gary Matthews, R (1, 7) OBP: 0.395, SLG: 0.443		0-0 G4-6-3 1B	0-0 FC5-4		0-3 K		4-0 BB HR BB	0-0 F9		4 1 1 0 1 1 3												
Chris Speier, R (1, 6) OBP: 0.354, SLG: 0.400		0-0 G4-6-3 1-2f 2-3		0-0 P4		4-0 BB 1B BB	4-0 HR BB	0-3 K		3 1 0 0 2 1 2												
Dave Kingman, R (1, 5) OBP: 0.250, SLG: 0.439		4-0 FC5 1B BB		0-0 FC5-4 1B		0-0 P4	0-0 HR		0-0 3-1	4 1 2 4 1 0 1	AB 37 R 7 H 11 RBI 7 BB 10 SO 9 LOB 23											
Mike Sadek, R (1, 2) OBP: 0.345, SLG: 0.208		0-0 1B		0-0 F8		0-0 BB 1B	0-0 F8		0-0 6-3	5 0 2 1 0 0 1												
Tom Bradley, R (1, 1) OBP: 0.160, SLG: 0.125 Jim Willoughby, R (4, 1) OBP: 0.174, SLG: 0.273 Chris Arnold, R (6, PH) OBP: 0.600, SLG: 0.615 John Morris, R (6, 1) Don Carrithers, R (6, 1) OBP: 0.500, SLG: 0.500 Gary Thomasson, L (7, PH) OBP: 0.304, SLG: 0.325 Elias Sosa, R (7, 1) OBP: 0.500, SLG: 0.333 Jim Howarth, L (9, PH) OBP: 0.294, SLG: 0.226		0-0 FC5 2-3f		0-0 FC5-4 1-2f		0-3 K	0-0 1B 1B		4-0 BB BB	2 0 0 0 0 0 0 3 0 0 0 0 0 0 0 0 1 0 0 0 0 0 1 2 0 0 0 0 0 0 0 0 0 0 0 0 0 0 0 0 1 1 1 0 0 0 0 0 0 0 0 0 0 0 0 0 0 0 0 0 1 0 0 0												
Inning Stats	R: 0 E: 0 K: 3 S: 9	H: 0 LOB: 0 BB: 0 P: 9	R: 1 E: 0 K: 0 S: 5	H: 3 LOB: 2 BB: 1 P: 9	R: 0 E: 0 K: 1 S: 5	H: 0 LOB: 2 BB: 2 P: 13	R: 0 E: 0 K: 0 S: 4	H: 1 LOB: 1 BB: 0 P: 4	R: 1 E: 0 K: 1 S: 7	H: 2 LOB: 1 BB: 0 P: 7	R: 0 E: 0 K: 1 S: 6	H: 1 LOB: 3 BB: 2 P: 14	R: 5 E: 0 K: 1 S: 9	H: 4 LOB: 2 BB: 3 P: 21	R: 0 E: 0 K: 2 S: 7	H: 0 LOB: 0 BB: 0 P: 7	R: 0 E: 0 K: 0 S: 3	H: 0 LOB: 2 BB: 2 P: 11	1B: 9 2B: 1 3B: 0 HR: 1	SF: 0 SAC: 0 DP: 1 HBP: 0	WP: 0 PB: 0 SB: 0 CS: 0	PA: 47
PITCHER	IP WLS BF H R ER SO BB IBB HBP BLK WP HR S P ERA WHIP																					
Steve Carlton, L (1, 1) ERA: 4.16	6.1 W 34 8 6 6 7 8 0 0 0 0 0 1 40 72 8.53 2.526																					
Bill Wilson, R (7, 1) ERA: 4.35	2.2 S 13 3 1 1 2 2 0 0 0 0 0 0 15 23 3.38 1.875																					

San Francisco Giants @ Philadelphia Phillies
Veterans Stadium, Philadelphia, PA
Sun Jun 17 1973, 3:33 AM EDT
Att. 25,299 - Unknown

livebaseballscorecards.com

Batter	1	2	3	4	5	6	7	8	9	AB	R	H	RBI	BB	SO	LOB
Denny Doyle, L (1, 4) OBP: 0.358, SLG: 0.319	0-0 P3		0-0 HR	4-0 BB		0-0 P4	0-0			4	1	2	0	1	0	1
Del Unser, L (1, 8) OBP: 0.380, SLG: 0.486	0-0 4-3		0-0 HR	0-0 4-3		0-0 1B	0-0 5-3			5	2	2	0	0	0	2
Willie Montanez, L (1, 9) Mike Anderson, R (7, 9) OBP: 0.338, SLG: 0.383 OBP: 0.317, SLG: 0.430	0-0 2B		0-0 HR		0-0 WP	0-0 1B	0-0 1B	0-0 SF7		4	3	4	4	0	0	0
Greg Luzinski, R (1, 7) OBP: 0.298, SLG: 0.428	0-0 4-3		0-0 6-3		0-0 6-3	0-3 K	0-0 P4			5	0	0	0	0	1	5
Tom Hutton, L (1, 3) OBP: 0.373, SLG: 0.406		0-0 HR	0-0 F9		4-0 SF8	0-0 E	0-0 IBB	0-0 HBP		4	2	3	2	1	0	0
Mike Schmidt, R (1, 5) OBP: 0.349, SLG: 0.331		0-3 K	0-3 K		0-0 SF8	0-0 E5	1-0 IBB	1-2 HBP		3	0	0	1	0	2	1
Bob Boone, R (1, 2) OBP: 0.281, SLG: 0.322		4-0 BB		0-0 HR	0-0 FC6-4	0-0 L4	0-0 SF7			3	1	2	3	1	0	2
Larry Bowa, S (1, 6) OBP: 0.255, SLG: 0.253		0-0 P2		0-0 CS	0-0 FC6-4		0-0 1-3	4-0 IBB		4	0	1	0	1	0	2
Steve Carlton, L (1, 1) Bill Wilson, R (7, 1) OBP: 0.174, SLG: 0.182		0-3 K		0-0 3-4		0-0 1B	0-0 F7	0-3 K		3	1	1	0	0	1	2
				1-2		1B	1B			2	0	0	0	0	1	3

Inning Stats	R: 0	H: 1	E: 0	LOB: 1	K: 0	BB: 0	S: 4	P: 4	R: 1	H: 1	E: 0	LOB: 1	K: 2	BB: 1	S: 8	P: 12	R: 3	H: 3	E: 0	LOB: 0	K: 1	BB: 0	S: 8	P: 8	R: 1	H: 2	E: 0	LOB: 1	K: 0	BB: 1	S: 4	P: 8	R: 2	H: 2	E: 0	LOB: 1	K: 0	BB: 1	S: 5	P: 9	R: 3	H: 4	E: 1	LOB: 2	K: 1	BB: 0	S: 10	P: 10	R: 0	H: 1	E: 0	LOB: 1	K: 0	BB: 0	S: 4	P: 4	R: 1	H: 2	E: 0	LOB: 3	K: 1	BB: 1	S: 7	P: 12
--------------	------	------	------	--------	------	-------	------	------	------	------	------	--------	------	-------	------	-------	------	------	------	--------	------	-------	------	------	------	------	------	--------	------	-------	------	------	------	------	------	--------	------	-------	------	------	------	------	------	--------	------	-------	-------	-------	------	------	------	--------	------	-------	------	------	------	------	------	--------	------	-------	------	-------


PITCHER	IP	WLS	BF	H	R	ER	SO	BB	IBB	HBP	BLK	WP	HR	S	P	ERA	WHIP
Tom Bradley, R (1, 1) ERA: 4.14	3.2	L	19	7	5	5	3	2	0	0	0	0	3	23	31	12.27	2.455
Jim Willoughby, R (4, 1) ERA: 5.11	1.1		7	2	2	2	0	1	0	0	0	1	0	6	10	13.50	2.250
John Morris, L (6, 1) ERA: 9.0	0.1		4	3	3	2	0	0	0	0	0	1	0	4	4	54.00	9.000
Don Carrithers, R (6, 1) ERA: 6.14	0.2		4	1	0	0	1	0	0	0	0	0	0	6	6	0.00	1.500
Elias Sosa, R (7, 1) ERA: 2.11	2.0		11	3	1	1	1	0	1	1	0	0	0	11	16	4.50	1.500

BOTTOM

San Francisco Giants @ Philadelphia Phillies
Veterans Stadium, Philadelphia, PA
Sun Jun 17 1973, 3:33 AM EDT
Att. 25,299 - Unknown

AB	38
R	11
H	16
RBI	10
BB	4
SO	5
LOB	18

WP: 2 PA: 45
PB: 0
SB: 1
CS: 1



PITCHER	IP	WLS	BF	H	R	ER	SO	BB	IBB	HBP	BLK	WP	HR	S	P	ERA	WHIP
Tom Bradley, R (1, 1) ERA: 4.14	3.2	L	19	7	5	5	3	2	0	0	0	0	3	23	31	12.27	2.455
Jim Willoughby, R (4, 1) ERA: 5.11	1.1		7	2	2	2	0	1	0	0	0	1	0	6	10	13.50	2.250
John Morris, L (6, 1) ERA: 9.0	0.1		4	3	3	2	0	0	0	0	0	1	0	4	4	54.00	9.000
Don Carrithers, R (6, 1) ERA: 6.14	0.2		4	1	0	0	1	0	0	0	0	0	0	6	6	0.00	1.500
Elias Sosa, R (7, 1) ERA: 2.11	2.0		11	3	1	1	1	0	1	1	0	0	0	11	16	4.50	1.500

Batter	1	2	3	4	5	6	7	8	9	AB R H RBI BB SO LOB	TOP											
Willie Mays, R (1, 8) OBP: 0.232, SLG: 0.222	4-0 HR BB	0-3 K			0-0 F8		0-3 K		0-0 F7	4 1 0 0 1 2 1												
Felix Millan, R (1, 4) OBP: 0.323, SLG: 0.374	0-0 HR 1B		0-0 6-3		0-0 1B 4-3		0-0 4-3		0-0 6-3	5 2 2 0 0 0 1												
Rusty Staub, L (1, 9) OBP: 0.373, SLG: 0.436	0-0 HR 1-H 2-H		0-0 1B G4-6-3		0-0 1B 4-3			0-0 F8		4 1 3 3 0 0 0												
John Milner, L (1, 3) OBP: 0.345, SLG: 0.435	0-0 F9		0-0 1B G4-6-3 1-2f		0-0 1B 4-3			0-0 F5		4 0 0 1 0 0 2												
Jim Fregosi, R (1, 6) OBP: 0.348, SLG: 0.296	4-0 BB			0-0 F3		0-0 6-3		4-0 BB FC6-4		2 0 0 0 2 0 1												
Don Hahn, R (1, 7) OBP: 0.455, SLG: 0.545	0-0 F9			0-0 1B 2B		0-0 F7		0-0 BB FC6-4 1-2f		4 1 1 0 0 0 2												
Ted Martinez, R (1, 5) OBP: 0.275, SLG: 0.248	0-3 K			0-0 1B 2-H		0-0 F9			0-0 2B SF9 1B	4 1 2 1 0 1 1												
Duffy Dyer, R (1, 2) OBP: 0.201, SLG: 0.193			0-0 5-3		0-3 K		0-3 K		0-0 2B	4 0 1 0 0 2 1												
Jim McAndrew, R (1, 1) OBP: 0.357, SLG: 0.200			0-3 K		0-0 F2		0-0 F8		0-0 SF9	1 0 0 0 0 1 0												
Ray Sadecki, L (2, 1) OBP: 0.200, SLG: 0.200										1 0 0 0 0 0 1												
George Theodore, R (7, PH) OBP: 0.301, SLG: 0.291										1 0 0 0 0 0 0												
Buzz Capra, R (7, 1)										0 0 0 0 0 0 0												
Jim Beauchamp, R (9, PH) OBP: 0.344, SLG: 0.269									3-H	0 0 0 1 0 0 0												
Inning Stats	R: 3 E: 0 K: 1 S: 7	H: 2 LOB: 1 BB: 2 P: 15	R: 0 E: 0 K: 2 S: 7	H: 0 LOB: 0 BB: 0 P: 7	R: 0 E: 0 K: 0 S: 3	H: 1 LOB: 0 BB: 0 P: 3	R: 1 E: 0 K: 1 S: 7	H: 2 LOB: 1 BB: 0 P: 7	R: 1 E: 0 K: 0 S: 5	H: 2 LOB: 1 BB: 0 P: 5	R: 0 E: 0 K: 1 S: 5	H: 0 LOB: 0 BB: 0 P: 5	R: 0 E: 0 K: 1 S: 5	H: 0 LOB: 0 BB: 0 P: 5	R: 0 E: 0 K: 0 S: 3	H: 0 LOB: 1 BB: 1 P: 7	R: 1 E: 0 K: 0 S: 5	H: 2 LOB: 1 BB: 0 P: 5	1B: 6 2B: 2 3B: 0 HR: 1	SF: 1 SAC: 0 DP: 1 HBP: 0	WP: 0 PB: 0 SB: 0 CS: 0	PA: 38
PITCHER Ken Brett, L (1, 1) ERA: 3.16	IP 9.0 WLS W BF 38 H 9 R 6 ER 6 SO 6 BB 3 IBB 0 HBP 0 BLK 0 WP 0 HR 1 S 47 P 59 ERA 6.00 WHIP 1.333											PITCHER	IP WLS BF H R ER SO BB IBB HBP BLK WP HR S P ERA WHIP									

New York Mets @ Philadelphia Phillies
Veterans Stadium, Philadelphia, PA
 Mon Jun 18 1973, 7:05 PM EDT
 Att. 13,190 - Unknown

livebaseballscorecards.com

AB	34
R	6
H	9
RBI	6
BB	3
SO	6
LOB	10



Batter	1	2	3	4	5	6	7	8	9	AB	R	H	RBI	BB	SO	LOB
Denny Doyle, L (1, 4) OBP: 0.360, SLG: 0.322	0-0 WP 1B	0-0 4-3 1B		0-0 4-3 1B	0-3 K		0-0 F8			5	1	2	0	0	1	4
Del Unser, L (1, 8) OBP: 0.380, SLG: 0.479	0-0 P4 1B	0-0 4-3 1-2 1B		0-0 FC6-4 1B		0-3 K		4-0 2B SF8 BB		4	1	1	0	1	1	2
Willie Montanez, L (1, 9) OBP: 0.340, SLG: 0.388	0-0 WP 1-3 2B 1B	0-0 P6		0-0 P4		0-0 F9		0-0 SF8 1-3 1B 2B		5	2	2	0	0	0	2
Greg Luzinski, R (1, 7) OBP: 0.296, SLG: 0.425	0-3 K 1-2 3-H 4-0		0-3 K	0-0 FC6-4 1-2f		0-0 1B		0-0 SF8 2-3 3-H		4	0	1	1	0	2	2
Tom Hutton, L (1, 3) OBP: 0.383, SLG: 0.410	4-0 2B IBB		0-0 1B 1B		0-3 K	0-3 K		0-0 1B		4	1	2	1	1	2	1
Mike Schmidt, R (1, 5) OBP: 0.351, SLG: 0.366	0-0 1-H 2-H 2B		0-0 F8		0-0 HR		0-3 K	0-3 K		5	1	2	3	0	2	2
Bob Boone, R (1, 2) OBP: 0.294, SLG: 0.332		0-0 S E 1B 1B	0-0 FC5-4 1-3 1B		0-0 S 1B		4-0 FC1-6 BB	0-0 F7		4	1	3	0	1	0	1
Larry Bowa, S (1, 6) OBP: 0.258, SLG: 0.254		0-0 E 1-2 SF7 1B	0-0 FC5-4 1-2f		4-0 BB		0-0 FC1-6 1-2f			3	1	1	0	1	0	3
Ken Brett, L (1, 1) OBP: 0.300, SLG: 0.690		0-0 1-H 2-H SF7		0-0 HR		0-0 P5		0-0 FC1		3	1	1	2	0	0	3

Inning Stats	R: 3	H: 3	E: 0	K: 1	S: 7	H: 3	LOB: 1	BB: 1	P: 11	R: 2	H: 3	E: 0	K: 0	S: 6	R: 0	H: 2	E: 0	K: 1	S: 7	R: 1	H: 2	E: 0	K: 0	S: 5	R: 1	H: 2	E: 0	K: 2	S: 9	R: 0	H: 1	E: 0	K: 1	S: 8	R: 0	H: 0	E: 1	K: 1	S: 6	R: 2	H: 2	E: 0	K: 1	S: 7	1B: 11	SF: 2	2B: 2	3B: 0	HR: 2
--------------	------	------	------	------	------	------	--------	-------	-------	------	------	------	------	------	------	------	------	------	------	------	------	------	------	------	------	------	------	------	------	------	------	------	------	------	------	------	------	------	------	------	------	------	------	------	--------	-------	-------	-------	-------

PITCHER	IP	WLS	BF	H	R	ER	SO	BB	IBB	HBP	BLK	WP	HR	S	P	ERA	WHIP
Jim McAndrew, R (1, 1) ERA: 5.56	1.1	L	10	6	5	4	1	0	0	0	0	1	0	11	15	27.00	4.500
Ray Sadecki, L (2, 1) ERA: 4.1	4.2		22	7	2	2	5	1	0	0	0	0	2	31	35	3.86	1.714
Buzz Capra, R (7, 1) ERA: 3.86	2.0		11	2	2	2	2	2	0	0	0	0	0	13	21	9.00	2.000


BOTTOM

New York Mets @ Philadelphia Phillies
Veterans Stadium, Philadelphia, PA

Mon Jun 18 1973, 7:05 PM EDT
Att. 13,190 - Unknown

AB	37
R	9
H	15
RBI	7
BB	4
SO	8
LOB	20

WP: 1 PA: 43
PB: 0
SB: 2
CS: 0



PITCHER	IP	WLS	BF	H	R	ER	SO	BB	IBB	HBP	BLK	WP	HR	S	P	ERA	WHIP
---------	----	-----	----	---	---	----	----	----	-----	-----	-----	----	----	---	---	-----	------

Batter	1	2	3	4	5	6	7	8	9	AB R H RBI BB SO LOB	TOP									
Don Hahn, R (1, 8) OBP: 0.400, SLG: 0.533	0-0 F7		0-3 K			0-0 F6		0-0 2B		4 0 1 1 0 1 0										
Felix Millan, R (1, 4) OBP: 0.317, SLG: 0.368	0-3 K			0-0 6-3		0-3 K		0-0 5-3		4 0 0 0 0 2 2										
Rusty Staub, L (1, 9) OBP: 0.371, SLG: 0.433	0-0 4-3			0-0 4-3 1B			0-0 6-3		0-0 F7	4 0 1 0 0 0 0										
John Milner, L (1, 3) OBP: 0.342, SLG: 0.425		0-0 4-3		0-0 4-3 1-2			0-0 F7		4-0 BB	3 0 0 0 1 0 1										
Ed Kranepool, L (1, 7) OBP: 0.313, SLG: 0.370		0-0 F5		0-3 K2-3			0-0 4-3		0-3 K	4 0 0 0 0 2 2										
Wayne Garrett, L (1, 5) OBP: 0.321, SLG: 0.331		4-0 BB			0-0 F8			4-0 F9 2B BB	0-0 1-3	2 1 0 0 2 0 1										
Jim Fregosi, R (1, 6) OBP: 0.347, SLG: 0.297		0-0 1-3			0-0 G4-6-3 1B			0-3 K		3 0 1 0 0 1 2										
Ron Hodges, L (1, 2) OBP: 0.308, SLG: 0.583			0-3 K		0-0 G4-6-3 1-2f			0-0 2B 1-2 1B		3 0 1 0 0 1 1										
Harry Parker, R (1, 1) OBP: 0.133, SLG: 0.133			0-0 F9			0-0 G3		0-0 F9		1 0 0 0 0 0 0										
Ken Boswell, L (6, PH) OBP: 0.263, SLG: 0.333										1 0 0 0 0 0 0										
Phil Hennigan, R (6, 1) OBP: 0.333, SLG: 0.333										0 0 0 0 0 0 0										
Jim Gosger, L (8, PH) OBP: 0.298, SLG: 0.263										1 0 0 0 0 0 2										
Tug McGraw, R (8, 1) OBP: 0.167, SLG: 0.167										0 0 0 0 0 0 0										
Inning Stats	R: 0 E: 0 K: 1 S: 5	H: 0 LOB: 0 BB: 0 P: 5	R: 0 E: 0 K: 0 S: 3	H: 0 LOB: 1 BB: 1 P: 7	R: 0 E: 0 K: 2 S: 7	H: 0 LOB: 0 BB: 0 P: 7	R: 0 E: 0 K: 1 S: 6	H: 1 LOB: 1 BB: 0 P: 6	R: 0 E: 0 K: 0 S: 3	H: 0 LOB: 0 BB: 0 P: 3	R: 0 E: 0 K: 0 S: 3	H: 0 LOB: 0 BB: 0 P: 3	R: 1 E: 0 K: 1 S: 7	H: 2 LOB: 2 BB: 1 P: 11	R: 0 E: 0 K: 1 S: 5	H: 0 LOB: 1 BB: 1 P: 9	1B: 3 2B: 1 3B: 0 HR: 0	SF: 0 SAC: 0 DP: 1 HBP: 0	WP: 0 PB: 0 SB: 0 CS: 0	PA: 33
PITCHER	IP WLS BF H R ER SO BB IBB HBP BLK WP HR S P ERA WHIP																			
Jim Lonborg, R (1, 1) ERA: 6.19	8.0 W 29 4 1 1 6 2 0 0 0 0 0 0 39 47 1.12 0.750																			
Mac Scarce, L (9, 1) ERA: 3.0	1.0 S 4 0 0 0 1 1 0 0 0 0 0 0 5 9 0.00 1.000																			

New York Mets @ Philadelphia Phillies
Veterans Stadium, Philadelphia, PA
 Tue Jun 19 1973, 7:05 PM EDT
 Att: 17,481 - Unknown

livebaseballscorecards.com

AB	30
R	1
H	4
RBI	1
BB	3
SO	7
LOB	11



Batter	1	2	3	4	5	6	7	8	9	AB	R	H	RBI	BB	SO	LOB
Denny Doyle, L (1, 4) OBP: 0.357, SLG: 0.320	0-0 5-3		0-0 F7		0-0 F9		0-0 1B 1-2 1B			4	1	1	0	0	0	0
Del Unser, L (1, 8) OBP: 0.383, SLG: 0.476	0-0 L4			0-0 4-3	4-0 BB		0-0 1-3 1-2 2-3 1B			3	0	1	0	1	0	0
Willie Montanez, L (1, 9) OBP: 0.346, SLG: 0.388	4-0 BB			4-0 1B HR BB	0-0 F9		0-0 1-2 2-H 3-H 1-3 1B			2	1	1	2	2	0	1
Greg Luzinski, R (1, 7) OBP: 0.295, SLG: 0.422	0-0 P4			0-0 1-3 HR 1B		0-0 4-3	0-0 1-3			4	1	1	0	0	0	3
Tom Hutton, L (1, 3) OBP: 0.376, SLG: 0.398		0-0 F7		4-0 1-2 HR IBB		0-0 F9	0-0 F5			3	1	0	0	1	0	2
Mike Schmidt, R (1, 5) OBP: 0.355, SLG: 0.389		0-3 K		0-0 1-H 2-H 3-H HR		4-0 1B BB	0-3 K			3	1	1	4	1	2	2
Bob Boone, R (1, 2) OBP: 0.293, SLG: 0.330		0-0 F3		0-0 P4		0-0 1-3 1B				4	0	1	0	0	0	0
Larry Bowa, S (1, 6) OBP: 0.255, SLG: 0.250			0-0 F9	0-0 4-3		0-0 F8		0-0 5-3		4	0	0	0	0	0	2
Jim Lonborg, R (1, 1) OBP: 0.154, SLG: 0.083			0-3 K		0-3 K		0-0 1B 1B 1B		0-3 K	3	1	1	0	0	2	0
Jose Pagan, R (8, PH) OBP: 0.138, SLG: 0.250										1	0	0	0	0	1	0
Mac Scarce, L (9, 1)										0	0	0	0	0	0	0

Inning Stats																	1B	2B	3B	HR	SF	SAC	DP	HBP	WP	HR	S	P	ERA	WHIP																								
R: 0	H: 0	E: 0	K: 0	S: 3	R: 0	H: 0	E: 0	K: 1	S: 5	R: 0	H: 0	E: 0	K: 1	S: 5	R: 4	H: 2	E: 0	K: 0	S: 5	R: 0	H: 0	E: 0	K: 1	S: 5	R: 0	H: 1	E: 0	K: 0	S: 4	R: 2	H: 4	E: 0	K: 1	S: 9	R: 0	H: 0	E: 0	K: 1	S: 5	1B: 6	SF: 0	2B: 0	SAC: 0	3B: 0	DP: 0	HR: 1	HBP: 0	WP: 0	PA: 36	PB: 0	SB: 1	CS: 0	ERA	WHIP
PITCHER	IP	WLS	BF	H	R	ER	SO	BB	IBB	HBP	BLK	WP	HR	S	P	ERA	WHIP																																					
Harry Parker, R (1, 1) ERA: 3.42	5.0	L	21	2	4	4	3	3	1	0	0	0	1	23	39	7.20	1.000																																					
Phil Hennigan, R (6, 1) ERA: 3.48	2.0		12	5	2	2	1	1	0	0	0	0	0	13	17	9.00	3.000																																					
Tug McGraw, L (8, 1) ERA: 5.05	1.0		3	0	0	0	1	0	0	0	0	0	0	5	5	0.00	0.000																																					

BOTTOM

New York Mets @ Philadelphia Phillies
Veterans Stadium, Philadelphia, PA
 Tue Jun 19 1973, 7:05 PM EDT
 Att. 17,481 - Unknown

livebaseballscorecards.com

AB	31
R	6
H	7
RBI	6
BB	5
SO	5
LOB	10



Batter	1	2	3	4	5	6	7	8	9	AB R H RBI BB SO LOB	TOP													
Don Hahn, R (1, 8) OBP: 0.316, SLG: 0.421	0-3 K		0-0 F7		0-0 F8		0-0 F8			4 0 0 0 0 1 1														
Felix Millan, R (1, 4) OBP: 0.316, SLG: 0.366	0-0 5-3			0-0 3B 1B	0-0 6-3			0-0 F7		4 1 1 0 0 0 0														
Rusty Staub, L (1, 9) OBP: 0.365, SLG: 0.425	0-0 P5			0-3 K		0-0 F8		0-3 K		4 0 0 0 0 2 1														
John Milner, L (1, 3) OBP: 0.346, SLG: 0.438		0-0 F7		0-0 1-H SF9 3B		4-0 1B BB		0-0 F7		3 1 1 1 1 0 0														
Ed Kranepool, L (1, 7) OBP: 0.304, SLG: 0.362		0-0 F9		0-0 3-H SF9		0-0 F8		0-3 K		3 0 0 1 0 1 1														
Wayne Garrett, L (1, 5) OBP: 0.325, SLG: 0.354		0-0 G3		0-0 HR		0-0 1-2 1B		0-0 P6		4 1 2 1 0 0 0														
Jim Fregosi, R (1, 6) OBP: 0.352, SLG: 0.291			4-0 SH5-4 BB	4-0 WP S BB		0-3 K		0-0 6-3		2 0 0 0 2 1 2	AB 29 R 3 H 4 RBI 3 BB 3 SO 7 LOB 7													
Ron Hodges, L (1, 2) OBP: 0.250, SLG: 0.467			0-3 K	0-0 1-3 F7		0-3 K				3 0 0 0 0 2 2														
Jon Matlack, L (1, 1) OBP: 0.296, SLG: 0.136			0-0 SH5-4		0-0 3-1		0-0 4-3			1 0 0 0 0 0 0														
Ken Boswell, L (7, PH) OBP: 0.256, SLG: 0.324										1 0 0 0 0 0 0														
Tug McGraw, R (7, 1) OBP: 0.167, SLG: 0.167										0 0 0 0 0 0 0														
Inning Stats	R: 0 E: 0 K: 1 S: 5	H: 0 LOB: 0 BB: 0 P: 5	R: 0 E: 0 K: 0 S: 3	H: 0 LOB: 0 BB: 0 P: 3	R: 0 E: 0 K: 1 S: 5	H: 0 LOB: 1 BB: 1 P: 9	R: 3 E: 0 K: 1 S: 8	H: 3 LOB: 1 BB: 1 P: 12	R: 0 E: 0 K: 0 S: 3	H: 0 LOB: 0 BB: 0 P: 3	R: 0 E: 0 K: 1 S: 6	H: 1 LOB: 2 BB: 1 P: 10	R: 0 E: 0 K: 1 S: 5	H: 0 LOB: 0 BB: 0 P: 5	R: 0 E: 0 K: 1 S: 5	H: 0 LOB: 0 BB: 0 P: 5	R: 0 E: 0 K: 1 S: 5	H: 0 LOB: 0 BB: 0 P: 5	R: 0 E: 0 K: 1 S: 5	H: 0 LOB: 0 BB: 0 P: 5	1B: 2 2B: 0 3B: 1 HR: 1	SF: 1 SAC: 1 DP: 0 HBP: 0	WP: 1 PB: 0 SB: 1 CS: 0	PA: 34
PITCHER Wayne Twitchell, R (1, 1) ERA: 1.92	IP 9.0 WLS W BF 34 H 4 R 3 ER 3 SO 7 BB 3 IBB 0 HBP 0 BLK 0 WP 1 HR 1 S 45 P 57 ERA 3.00 WHIP 0.778																				PITCHER	IP WLS BF H R ER SO BB IBB HBP BLK WP HR S P ERA WHIP		

New York Mets @ Philadelphia Phillies
 Veterans Stadium, Philadelphia, PA
 Wed Jun 20 1973, 7:05 PM EDT
 Att. 24,302 - Unknown

livebaseballscorecards.com



Batter	1	2	3	4	5	6	7	8	9	AB	R	H	RBI	BB	SO	LOB
Cesar Tovar, R OBP: 0.332, SLG: 0.363 (1, 8)	0-0 5-3 2B 1B		0-0 FC6-4 1B		1-0 1B 1B HBP		0-0 F8			3	2	2	0	0	0	0
Terry Harmon, R OBP: 0.317, SLG: 0.259 (1, 4)	0-0 5-3 1-2		0-0 FC6-4 1-2f S		0-0 1-3 2-H 1B 1B			0-0 1B		4	1	2	1	0	0	2
Willie Montanez, L OBP: 0.348, SLG: 0.388 (1, 3)	0-0 F7		0-0 6-3 1-2		0-0 1-3 3-H 1B CS 1B			1-0 1-3 HBP		3	0	1	1	0	0	2
Greg Luzinski, R OBP: 0.298, SLG: 0.427 (1, 7)	0-0 2-H 2B			0-0 G3		0-0 1-3 1B		0-0 1-3 1-2		4	0	2	2	0	0	1
Mike Schmidt, R OBP: 0.346, SLG: 0.377 (1, 5)	0-3 K			0-0 F3		0-0 3-H CS 1B		0-0 F9		4	0	0	0	0	1	2
Mike Anderson, R OBP: 0.308, SLG: 0.417 (1, 9)		0-3 K		0-3 K				0-3 K		3	0	0	0	0	3	0
Bob Boone, R OBP: 0.294, SLG: 0.330 (1, 2)		0-0 5-3				0-0 FC4-6 1B		0-0 L5		3	0	1	0	0	0	0
Larry Bowa, S OBP: 0.252, SLG: 0.247 (1, 6)		0-0 1-3				0-0 FC4-6 SH5-4 1B		0-0 B3		3	1	0	0	0	0	1
Wayne Twitchell, R OBP: 0.094, SLG: 0.125 (1, 1)			0-3 K			0-0 SH5-4 1-2		0-3 K		2	0	0	0	0	2	0
Inning Stats	R: 1 E: 0 K: 1 S: 7	H: 2 LOB: 1 BB: 0 P: 7	R: 0 E: 0 K: 1 S: 5	H: 0 LOB: 0 BB: 0 P: 5	R: 0 E: 0 K: 1 S: 6	H: 1 LOB: 1 BB: 0 P: 6	R: 0 E: 0 K: 1 S: 5	H: 0 LOB: 0 BB: 0 P: 5	R: 0 E: 0 K: 1 S: 5	H: 0 LOB: 0 BB: 0 P: 5	R: 0 E: 0 K: 1 S: 5	H: 0 LOB: 0 BB: 0 P: 5	R: 0 E: 0 K: 0 S: 3	H: 1 LOB: 1 BB: 0 P: 4	1B: 7 2B: 1 3B: 0 HR: 0	SF: 0 SAC: 1 DP: 0 HBP: 2
PITCHER	IP WLS BF H R ER SO	IP WLS BF H R ER SO	IP WLS BF H R ER SO	IP WLS BF H R ER SO	IP WLS BF H R ER SO	IP WLS BF H R ER SO	IP WLS BF H R ER SO	IP WLS BF H R ER SO	IP WLS BF H R ER SO	IP WLS BF H R ER SO	IP WLS BF H R ER SO	IP WLS BF H R ER SO	IP WLS BF H R ER SO	IP WLS BF H R ER SO	IP WLS BF H R ER SO	IP WLS BF H R ER SO
Jon Matlack, L ERA: 4.12 (1, 1)	6.0 L	25	7	4	4	5	0	0	0	0	0	0	0	0	0	0
Tug McGraw, L ERA: 4.78 (7, 1)	2.0	7	1	0	0	1	0	0	0	0	0	0	0	0	0	0

BOTTOM

New York Mets @ Philadelphia Phillies
Veterans Stadium, Philadelphia, PA
 Wed Jun 20 1973, 7:05 PM EDT
 Att. 24,302 - Unknown

livebaseballscorecards.com

AB	29
R	4
H	8
RBI	4
BB	0
SO	6
LOB	8



WP: 0	PA: 33
PB: 0	
SB: 1	
CS: 1	

ERA	WHIP

Batter	1	2	3	4	5	6	7	8	9	AB R H RBI BB SO LOB	TOP									
Denny Doyle, L (1, 4) OBP: 0.354, SLG: 0.312	0-0 F3	0-0 F3			0-0 6-3			4-0 1B G3-6-3 BB		3 1 0 0 1 0 2	Philadelphia Phillies @ Montreal Expos Jarry Park, Montreal, QB Fri Jun 22 1973, 7:05 PM EDT Att. 11,707 - Unknown									
Del Unser, L (1, 8) OBP: 0.392, SLG: 0.503	0-0 HR		0-0 F7			0-0 1B 1B		0-0 1B G3-6-3		4 1 3 1 0 0 0										
Willie Montanez, L (1, 9) OBP: 0.346, SLG: 0.386	0-0 E3 1B 6-3		0-3 K			0-0 1B G4-6-3		0-0 1B G3-6-3 1-2f		4 0 1 0 0 1 1										
Greg Luzinski, R (1, 7) OBP: 0.294, SLG: 0.420	0-0 6-3 1-2		0-0 5-3			0-3 1B K		0-3 1B K 3-H		4 0 0 0 0 2 3										
Tom Hutton, L (1, 3) OBP: 0.374, SLG: 0.393	0-0 1B 2-H				0-0 F3		0-0 1B G4-6-3 1-2f		0-0 4-3	4 0 1 0 0 0 2										
Mike Schmidt, R (1, 5) OBP: 0.344, SLG: 0.368		0-3 K			0-0 L7		0-3 1B K		4-0 1B FC6-4 BB	3 0 0 0 1 2 0										
Bob Boone, R (1, 2) OBP: 0.293, SLG: 0.325		4-0 1B FC3-6 BB			0-0 6-3		0-0 1B 5-3		0-0 1B FC6-4 1-2f	3 0 0 0 1 0 1										
Larry Bowa, S (1, 6) OBP: 0.256, SLG: 0.252		0-0 1B FC3-6			0-0 F9		0-0 1B		0-0 1B P4	3 0 2 0 0 0 0										
Jose Pagan, R (9, PH) OBP: 0.133, SLG: 0.241		1-2 1B								1 0 0 0 0 0 1										
Steve Carlton, L (1, 1) OBP: 0.167, SLG: 0.174		0-0 1B FC3-6			0-0 4-3		0-0 1B F7			2 0 0 0 0 0 2										
Bill Wilson, R (6, 1)										0 0 0 0 0 0 0										
Mike Rogodzinski, L (7, PH) OBP: 0.306, SLG: 0.323		1-2f 2-3 1B								1 0 0 0 0 0 1										
Darrell Brandon, R (7, 1)										0 0 0 0 0 0 0										
Inning Stats	R: 1 E: 1 K: 0 S: 5	H: 2 LOB: 2 BB: 0 P: 5	R: 0 E: 0 K: 1 S: 6	H: 1 LOB: 2 BB: 1 P: 10	R: 0 E: 0 K: 1 S: 5	H: 0 LOB: 0 BB: 0 P: 5	R: 0 E: 0 K: 0 S: 3	H: 0 LOB: 0 BB: 0 P: 3	R: 0 E: 0 K: 1 S: 6	H: 2 LOB: 1 BB: 0 P: 6	R: 0 E: 0 K: 1 S: 6	H: 1 LOB: 1 BB: 0 P: 6	R: 1 E: 0 K: 1 S: 5	H: 1 LOB: 0 BB: 1 P: 9	R: 0 E: 0 K: 0 S: 3	H: 0 LOB: 1 BB: 1 P: 7	1B: 6 2B: 0 3B: 0 HR: 1	SF: 0 SAC: 0 DP: 2 HBP: 0	WP: 0 PB: 0 SB: 0 CS: 0	PA: 35
PITCHER Mike Torrez, R (1, 1) ERA: 3.68	IP 9.0 WLS W BF 35 H 7 R 2 ER 2 SO 5 BB 3 IBB 0 HBP 0 BLK 0 WP 0 HR 1 S 42 P 54 ERA 2.00 WHIP 1.111																			
PITCHER	IP WLS BF H R ER SO BB IBB HBP BLK WP HR S P ERA WHIP																			

livebaseballscores.com

AB	32
R	2
H	7
RBI	1
BB	3
SO	5
LOB	13



Batter	1	2	3	4	5	6	7	8	9	AB R H RBI BB SO LOB	TOP		
Cesar Tovar, R (1, 8) OBP: 0.338, SLG: 0.362	0-3 K		4-0 FC6-4 BB		0-0 SH5-4 1B		4-0 HR BB	0-0 F7		3 1 1 0 2 1 0			
Terry Harmon, R (1, 4) OBP: 0.328, SLG: 0.276	0-0 E FC3-2 1B		0-0 FC6-4 1B		0-0 SH5-4		0-0 HR 1B		0-0 P1	4 1 2 0 0 0 1			
Willie Montanez, L (1, 3) OBP: 0.347, SLG: 0.395	0-0 FC3-2 1B HR		0-3 K		4-0 IBB		0-0 HR		0-0 1-3	4 2 1 3 1 1 2			
Greg Luzinski, R (1, 7) OBP: 0.296, SLG: 0.420	0-0 HR 1B		0-0 FC5-4 1B		0-3 K		0-3 K		0-0 6-3	5 1 2 0 0 2 3			
Mike Schmidt, R (1, 5) OBP: 0.347, SLG: 0.394	0-0 HR		0-0 FC5-4		0-0 F8		0-0 FC6-4 1B			4 1 2 3 0 0 5			
Mike Anderson, R (1, 9) OBP: 0.297, SLG: 0.400	0-3 K			0-0 6-3		0-3 K	0-3 K			4 0 0 0 0 3 1			
Bob Boone, R (1, 2) OBP: 0.288, SLG: 0.318		0-0 6-3		0-0 6-3		0-0 L7	0-0 FC6-4			4 0 0 0 0 0 1			
Larry Bowa, S (1, 6) OBP: 0.253, SLG: 0.248		0-0 F8		0-0 6-3		0-0 4-3		0-0 F9		4 0 0 0 0 0 0			
Ken Brett, L (1, 1) OBP: 0.324, SLG: 0.750		0-3 K			4-0 SH5-4 1B BB		0-0 HR	0-0 F5		3 1 1 1 1 1 0			
Inning Stats	R: 3 E: 1 K: 2 S: 10 H: 3 LOB: 0 BB: 0 P: 10	R: 0 E: 0 K: 1 S: 5 H: 0 LOB: 0 BB: 0 P: 5	R: 0 E: 0 K: 1 S: 6 H: 1 LOB: 2 BB: 1 P: 10	R: 0 E: 0 K: 0 S: 3 H: 0 LOB: 0 BB: 0 P: 3	R: 0 E: 0 K: 1 S: 6 H: 1 LOB: 3 BB: 2 P: 14	R: 0 E: 0 K: 1 S: 5 H: 0 LOB: 0 BB: 0 P: 5	R: 4 E: 0 K: 2 S: 11 H: 4 LOB: 1 BB: 1 P: 15	R: 0 E: 0 K: 0 S: 3 H: 0 LOB: 0 BB: 0 P: 3	R: 0 E: 0 K: 0 S: 3 H: 0 LOB: 0 BB: 0 P: 3	1B: 6 2B: 0 3B: 0 HR: 3 SF: 0 SAC: 1 DP: 0 HBP: 0	WP: 0 PB: 0 SB: 0 CS: 0 PA: 40		
PITCHER	IP WLS BF H R ER SO BB IBB HBP BLK WP HR S P ERA WHIP											PITCHER	IP WLS BF H R ER SO BB IBB HBP BLK WP HR S P ERA WHIP
Balor Moore, L (1, 1) ERA: 4.04	4.0 L 19 5 3 3 4 2 0 0 0 0 0 1 25 33 6.75 1.750												
Tom Walker, R (5, 1) ERA: 3.19	3.0 15 4 4 4 4 1 1 0 0 0 2 21 29 12.00 1.667												
Pat Jarvis, R (8, 1) ERA: 11.57	2.0 6 0 0 0 0 0 0 0 0 0 0 0 6 6 0.00 0.000												

Philadelphia Phillies @ Montreal Expos
 Jarry Park, Montreal, QB
 Sat Jun 23 1973, 7:05 PM EDT
 Att. 18,385 - Unknown

livebaseballscorecards.com

AB 35
 R 7
 H 9
 RBI 7
 BB 4
 SO 8
 LOB 13



Batter	1	2	3	4	5	6	7	8	9	AB	R	H	RBI	BB	SO	LOB				
Ron Hunt, R OBP: 0.401, SLG: 0.342 (1, 4)	0-0 E BB 1B		0-0 F8		0-3 K		0-0 6-3		0-0 F9	5	0	1	0	0	1	2				
Ron Woods, R OBP: 0.367, SLG: 0.372 (1, 8)	4-0 E 1-2 BB		4-0 G5-4-3 BB		0-0 FC6-4		0-0 6-3			2	0	0	0	2	0	1				
Clyde Mashore, R OBP: 0.341, SLG: 0.568 (1, 7)	0-0 F9		0-0 G5-4-3			0-0 F9		0-0 1-3 1B		4	0	1	0	0	0	3				
Hal Breeden, R OBP: 0.403, SLG: 0.576 (1, 3)	0-0 E6 1-2 2-3			0-0 1B 1B		0-0 6-3		0-0 P5		4	0	1	0	0	0	3				
Bob Bailey, R OBP: 0.397, SLG: 0.519 (1, 5)	0-0 P4			0-0 G1-4-3 1B		4-0 BB		0-0 1-3		3	0	1	0	1	0	4				
Ken Singleton, S OBP: 0.431, SLG: 0.450 (1, 9)	0-3 K			0-0 P4		0-0 F8		0-0 F9		4	0	0	0	0	1	7				
Tim Foli, R OBP: 0.281, SLG: 0.274 (1, 6)		0-0 F8		0-0 G1-4-3			0-0 HR 1B		0-0 6-3	4	1	1	0	0	0	2				
Terry Humphrey, R OBP: 0.200, SLG: 0.243 (1, 2)		0-0 5-3			0-0 L6		0-0 1-H HR		0-0 1B	4	1	2	2	0	0	0				
Balor Moore, L OBP: 0.125, SLG: 0.100 (1, 1)		0-0 F7			4-0 FC6-4 BB		0-3 K		0-0 P6	1	0	0	0	0	0	0				
Tom Walker, R (5, 1)										0	0	0	0	1	0	0				
John Boccabella, R (7, PH)										1	0	0	0	0	1	0				
Pat Jarvis, R (8, 1)										0	0	0	0	0	0	0				
Bob Stinson, S (9, PH)										1	0	0	0	0	0	1				
Inning Stats	R: 0 E: 1 K: 1 S: 7	H: 1 LOB: 3 BB: 1 P: 11	R: 0 E: 0 K: 0 S: 3	H: 0 LOB: 0 BB: 0 P: 3	R: 0 E: 0 K: 0 S: 2	H: 2 LOB: 1 BB: 0 P: 4	R: 0 E: 0 K: 1 S: 5	H: 0 LOB: 1 BB: 1 P: 9	R: 0 E: 0 K: 0 S: 3	H: 1 LOB: 1 BB: 0 P: 4	R: 0 E: 0 K: 0 S: 4	H: 1 LOB: 1 BB: 0 P: 4	R: 0 E: 0 K: 0 S: 4	H: 1 LOB: 1 BB: 0 P: 4	R: 0 E: 0 K: 0 S: 4	H: 1 LOB: 1 BB: 0 P: 4	1B: 6 2B: 0 3B: 0 HR: 1	SF: 0 SAC: 0 DP: 2 HBP: 0	WP: 0 PB: 0 SB: 0 CS: 0	PA: 37
PITCHER Ken Brett, L (1, 1) ERA: 3.03	IP: 9.0 WLS: W BF: 37 H: 7 R: 2 ER: 2 SO: 3	BB: 4 IBB: 0 HBP: 0 BLK: 0	WP: 0 HR: 1 S: 39 P: 55	ERA: 2.00 WHIP: 1.222																

BOTTOM

Philadelphia Phillies @ Montreal Expos
Jarry Park, Montreal, QB
 Sat Jun 23 1973, 7:05 PM EDT
 Att. 18,385 - Unknown

AB	33
R	2
H	7
RBI	2
BB	4
SO	3
LOB	23



Batter	1	2	3	4	5	6	7	8	9	AB R H RBI BB SO LOB	TOP														
Cesar Tovar, R (1, 5) OBP: 0.339, SLG: 0.374	0-0 P3		4-0 1B BB	0-3 K		0-0 HR		0-0 6-3		4 2 1 1 1 1 2															
Denny Doyle, L (1, 4) OBP: 0.349, SLG: 0.308	0-0 4-3		0-0 1B 1-2 1B		0-0 E6 1B	0-0 4-3		0-0 P5	5 1 1 0 0 0 0																
Willie Montanez, L (1, 9) OBP: 0.348, SLG: 0.395 Mike Anderson, R (9, PR) OBP: 0.297, SLG: 0.400	0-3 K		0-0 F8		0-3 K	0-0 1B		0-0 FC6 1B	5 0 2 0 0 2 3 0 0 0 0 0 0 0																
Greg Luzinski, R (1, 7) OBP: 0.294, SLG: 0.416		0-0 6-3	0-0 1B 1-3 2-H		0-0 F9	0-3 K		0-0 FC6 1-2f	5 0 1 1 0 1 3																
Tom Hutton, L (1, 3) OBP: 0.375, SLG: 0.420		0-0 HR	0-0 4-3		0-0 BB 1-2 1B		0-0 4-3	0-0 F8	5 1 2 1 0 0 4																
Del Unser, L (1, 8) OBP: 0.394, SLG: 0.503		0-0 L5		0-0 1B FC1-2 1B	0-0 BB 1-2 2-H 1B		0-0 3-1		4 0 2 1 0 0 0																
Bob Boone, R (1, 2) OBP: 0.296, SLG: 0.338		0-0 HR		0-0 FC1-5 1-3 1B	4-0 BB 1-2 2-3 BB		0-0 L7		3 1 2 1 1 0 0																
Larry Bowa, S (1, 6) OBP: 0.249, SLG: 0.244		0-0 4-3		0-0 FC1-2 FC1-5 1-2 3-H 1B	0-0 4-3			0-0 P4	4 0 0 0 0 0 5																
Jim Lonborg, R (1, 1) OBP: 0.118, SLG: 0.063 Bill Wilson, R (8, 1)			0-3 K	0-0 FC1-5 1-2 2-3f 1B		0-3 K		0-0 6-3	4 0 0 0 0 2 2 0 0 0 0 0 0 0																
Inning Stats	R: 0 E: 0 K: 1 S: 5	H: 0 LOB: 0 BB: 0 P: 5	R: 2 E: 0 K: 0 S: 5	H: 2 LOB: 0 BB: 0 P: 5	R: 1 E: 0 K: 1 S: 7	H: 2 LOB: 2 BB: 1 P: 11	R: 0 E: 0 K: 1 S: 7	H: 2 LOB: 2 BB: 0 P: 7	R: 1 E: 1 K: 1 S: 8	H: 2 LOB: 3 BB: 1 P: 12	R: 1 E: 0 K: 2 S: 9	H: 2 LOB: 1 BB: 0 P: 9	R: 0 E: 0 K: 0 S: 3	H: 0 LOB: 0 BB: 0 P: 3	R: 0 E: 0 K: 0 S: 3	H: 0 LOB: 0 BB: 0 P: 3	R: 0 E: 1 K: 0 S: 4	H: 1 LOB: 2 BB: 0 P: 4	1B: 8 2B: 0 3B: 0 HR: 3	SF: 0 SAC: 0 DP: 0 HBP: 0	WP: 0 PB: 0 SB: 0 CS: 0	PA: 41			
PITCHER	IP	WLS	BF	H	R	ER	SO	BB	IBB	HBP	BLK	WP	HR	S	P	ERA	WHIP								
Steve Renko, R (1, 1) ERA: 3.02	5.0	L	26	8	4	3	4	2	0	0	0	0	2	32	40	5.40	2.000								
Mickey Scott, L (6, 1) ERA: 4.82	2.0		8	2	1	1	2	0	0	0	0	0	1	12	12	4.50	1.000								
Pat Jarvis, R (8, 1) ERA: 8.1	2.0		7	1	0	0	0	0	0	0	0	0	0	7	7	0.00	0.500								

Philadelphia Phillies @ Montreal Expos
 Jarry Park, Montreal, QB
 Sun Jun 24 1973, 3:33 AM EDT
 Att. 17,776 - Unknown

livebaseballscorecards.com

AB	39
R	5
H	11
RBI	5
BB	2
SO	6
LOB	19



Batter	1	2	3	4	5	6	7	8	9	AB	R	H	RBI	BB	SO	LOB	BOTTOM
--------	---	---	---	---	---	---	---	---	---	----	---	---	-----	----	----	-----	--------

Ron Hunt, R OBP: 0.410, SLG: 0.348 (1, 4) 										2	1	2	0	1	0	0	Philadelphia Phillies @ Montreal Expos Jarry Park, Montreal, QB Sun Jun 24 1973, 3:33 AM EDT Att. 17,776 - Unknown		
Boots Day, L OBP: 0.350, SLG: 0.397 (1, 8) 										4	0	0	0	0	0	5			
Ron Fairly, L OBP: 0.473, SLG: 0.497 (1, 7) 										3	1	1	0	1	0	1			
Ken Singleton, S OBP: 0.432, SLG: 0.463 (1, 9) 										3	1	1	3	1	0	1			
Mike Jorgensen, L OBP: 0.338, SLG: 0.337 (1, 3) 										3	0	0	0	1	1	1			
Bob Bailey, R OBP: 0.389, SLG: 0.506 (1, 5) 										4	0	0	0	0	0	2			
John Boccabella, R OBP: 0.305, SLG: 0.314 (1, 2) Mickey Scott, L (6, 1) Hal Breeden, R OBP: 0.410, SLG: 0.582 (7, PH) Pat Jarvis, R (8, 1) Ron Woods, R OBP: 0.371, SLG: 0.372 (9, PH) Tim Foli, R OBP: 0.276, SLG: 0.269 (1, 6) 											2	0	1	0	0	1		0	AB 30 R 4 H 7 RBI 3 BB 5 SO 4 LOB 14
Steve Renko, R OBP: 0.343, SLG: 0.323 (1, 1) Terry Humphrey, R OBP: 0.209, SLG: 0.250 (6, 2) 											4	0	0	0	0	1		4	
											1	0	0	0	0	0		0	
											3	1	1	0	0	1		0	

Inning Stats		R: 0	H: 0	E: 0	LOB: 0	K: 0	BB: 0	S: 2	P: 3	R: 0	H: 0	E: 0	LOB: 0	K: 0	BB: 0	S: 3	P: 3	R: 0	H: 0	E: 0	LOB: 0	K: 1	BB: 0	S: 5	P: 5	R: 0	H: 0	E: 0	LOB: 1	K: 0	BB: 2	S: 2	P: 10	R: 0	H: 1	E: 0	LOB: 1	K: 2	BB: 0	S: 8	P: 8	R: 1	H: 2	E: 0	LOB: 0	K: 0	BB: 0	S: 4	P: 4	R: 0	H: 1	E: 0	LOB: 2	K: 0	BB: 1	S: 4	P: 8	R: 3	H: 3	E: 0	LOB: 1	K: 1	BB: 1	S: 8	P: 12	R: 0	H: 0	E: 0	LOB: 0	K: 0	BB: 1	S: 2	P: 6	1B: 6	SF: 0	2B: 1	SAC: 0	3B: 0	DP: 4	HR: 1	HBP: 1	WP: 1	PA: 36
PITCHER	IP	WLS	BF	H	R	ER	SO	BB	IBB	HBP	BLK	WP	HR	S	P	ERA	WHIP																																																																		
Jim Lonborg, R ERA: 6.02 (1, 1)	7.2	W	32	7	4	4	4	4	4	0	0	1	1	35	52	4.70	1.435																																																																		
Bill Wilson, R ERA: 4.09 (8, 1)	1.1	S	4	0	0	0	0	1	0	0	0	0	0	3	7	0.00	0.750																																																																		
PITCHER	IP	WLS	BF	H	R	ER	SO	BB	IBB	HBP	BLK	WP	HR	S	P	ERA	WHIP																																																																		



Batter	1	2	3	4	5	6	7	8	9	AB R H RBI BB SO LOB	TOP																		
Lou Brock, L (1, 7) OBP: 0.360, SLG: 0.382	0-3 K		4-0 S 1B BB		0-3 K		0-0 1-2 1B		4-0 BB	3 1 1 0 2 2 0																			
Ted Sizemore, R (1, 4) OBP: 0.365, SLG: 0.322	0-0 L4		4-0 1B 1-2 BB		4-0 HR BB		0-0 5-4 2-3f		0-0 FC5 2-3f	3 2 0 0 2 0 4																			
Tim McCarver, L (1, 3) OBP: 0.343, SLG: 0.395	0-0 P4		0-0 1B 1-3 2-H 1B		0-0 HR			0-0 4-3		4 2 2 3 0 0 0																			
Joe Torre, R (1, 5) OBP: 0.426, SLG: 0.426		4-0 1B FC5-2 BB	0-0 E9 1-3 3-H 1B		0-0 5-3			0-0 1-3		3 0 1 1 1 0 0																			
Ted Simmons, S (1, 2) OBP: 0.355, SLG: 0.394		0-0 FC5 FC5-2 1-3 1B	0-3 K			0-0 1B 3-6-4-3-2		0-0 HR		4 1 3 1 0 1 0																			
Jose Cruz, L (1, 9) OBP: 0.340, SLG: 0.417		0-0 FC5-2 1-2 3-H		0-0 F8		0-0 F9		0-0 F9		4 0 0 0 0 0 3																			
Jim Dwyer, L (1, 8) OBP: 0.171, SLG: 0.200		0-3 K		0-0 F9		0-0 G3-6-4-3-2 1-2f			4-0 FC5 SH1-3 BB	3 0 0 0 0 1 3 0 0 0 0 1 0 0																			
Luis Melendez, R (9, PH) OBP: 0.304, SLG: 0.299																													
Mike Tyson, R (1, 6) OBP: 0.281, SLG: 0.302		0-0 FC5 2-3f		0-0 F8			0-0 1-3		0-0 SH1-3 1-2	3 0 0 0 0 0 2																			
Alan Foster, R (1, 1) OBP: 0.231, SLG: 0.231			0-0 F9		0-3 K		4-0 5-4 1B BB		0-0 F8	2 0 0 0 0 1 0 0 0 0 0 1 0 0 1 0 0 0 0 0 1																			
Diego Segui, R (6, 1)																													
Ken Reitz, R (9, PH) OBP: 0.242, SLG: 0.339																													
Inning Stats	R: 0 E: 0 K: 1 S: 5 H: 0 LOB: 0 BB: 0 P: 5	R: 0 E: 0 K: 1 S: 6 H: 1 LOB: 2 BB: 1 P: 10	R: 3 E: 1 K: 1 S: 6 H: 2 LOB: 0 BB: 2 P: 14	R: 0 E: 0 K: 0 S: 3 H: 0 LOB: 0 BB: 0 P: 3	R: 2 E: 0 K: 2 S: 8 H: 1 LOB: 0 BB: 1 P: 12	R: 0 E: 0 K: 0 S: 3 H: 1 LOB: 0 BB: 0 P: 3	R: 0 E: 0 K: 0 S: 3 H: 1 LOB: 1 BB: 1 P: 7	R: 1 E: 0 K: 0 S: 4 H: 1 LOB: 0 BB: 0 P: 4	R: 0 E: 0 K: 0 S: 3 H: 0 LOB: 2 BB: 2 P: 11	1B: 5 2B: 1 3B: 0 HR: 2 SF: 0 SAC: 1 DP: 2 HBP: 0	WP: 0 PB: 0 SB: 1 CS: 0 PA: 38																		
PITCHER	IP WLS BF H R ER SO BB IBB HBP BLK WP HR S P ERA WHIP											PITCHER	IP WLS BF H R ER SO BB IBB HBP BLK WP HR S P ERA WHIP																
Wayne Twitchell, R (1, 1) ERA: 2.17	6.0		25	5	5	4	5	4	0	0	0	0	0	1	31	47	6.00	1.500											
Darrell Brandon, R (7, 1) ERA: 6.62	2.0	W	8	2	1	1	0	1	0	0	0	0	1	7	11	4.50	1.500												
Mac Scarce, L (9, 1) ERA: 2.9	1.0	S	5	0	0	0	0	2	0	0	0	0	0	3	11	0.00	2.000												

St. Louis Cardinals @ Philadelphia Phillies
Veterans Stadium, Philadelphia, PA
Mon Jun 25 1973, 7:05 PM EDT
Att. 16,570 - Unknown

livebaseballscorecards.com

AB 30
R 6
H 7
RBI 5
BB 7
SO 5
LOB 13



Batter	1	2	3	4	5	6	7	8	9
Cesar Tovar, R OBP: 0.342, SLG: 0.383 (1, 9) X (7, 5)	0-0 6-3 ①		0-0 6-3 ③			4-0 BBB G4-6-3 1-2 1B BB	0-0 1-H 1B 3B		
Denny Doyle, L OBP: 0.353, SLG: 0.313 (1, 4) X	0-0 F9 ②			0-0 F7 ①		0-0 G4-6-3 1-2 2-H 1B	0-0 3-H 1B		
Del Unser, L OBP: 0.385, SLG: 0.490 (1, 8) X	0-0 F9 ③			0-0 4-3 ②		0-0 G4-6-3 1-2 2-3 ① ② ③	0-3 K ③		
Greg Luzinski, R OBP: 0.293, SLG: 0.413 (1, 7) X		0-0 F9 ①		0-0 L4 ③		0-0 3-H 2B 1B		0-0 6-3 ①	
Tom Hutton, L OBP: 0.379, SLG: 0.431 (1, 3) X		0-3 K ②			0-0 3-1 ①	0-0 1-H 2B		0-0 HR 1B	
Mike Schmidt, R OBP: 0.347, SLG: 0.388 (7, 1) Darrell Brandon, R (8, PH) Mike Rogodzinski, L OBP: 0.324, SLG: 0.438 Mac Scarce, L (9, 1)		0-0 F7 ③			4-0 BBB BB	0-3 K ③		0-0 1-H HR	
Bob Boone, R OBP: 0.295, SLG: 0.337 (1, 2) X			0-0 SH3-4 1B		0-0 F8 ②		0-0 P3 ①	0-0 F8 ②	
Larry Bowa, S OBP: 0.246, SLG: 0.241 (1, 6) X			0-0 F9 ①		0-0 6-3 ③		0-0 6-3 ②	0-0 F9 ③	
Wayne Twitchell, R OBP: 0.094, SLG: 0.125 (6, PH) Mike Anderson, R OBP: 0.310, SLG: 0.406 (7, 9)			0-0 SH3-4 1-2			0-0 BB 1B 1B	4-0 BB 3B BB		

BOTTOM													
AB	R	H	RBI	BB	SO	LOB	3	2	1	1	1	0	1
4	0	2	2	0	0	0	4	0	0	0	0	1	3
4	1	1	1	0	0	0	4	1	2	1	0	1	0
2	0	0	0	1	1	1	4	0	1	0	0	0	1
0	0	0	0	0	0	0	4	0	0	0	0	0	2
1	1	1	2	0	0	0	0	0	0	0	0	0	0
0	0	0	0	0	0	0	1	2	1	0	1	0	0
1B: 6	SF: 0	WP: 0	PA: 35	2B: 1	SAC: 1	PB: 0	3B: 1	DP: 1	SB: 0	HR: 1	HBP: 0	CS: 0	

St. Louis Cardinals @ Philadelphia Phillies
Veterans Stadium, Philadelphia, PA
Mon Jun 25 1973, 7:05 PM EDT
Att. 16,570 - Unknown

livebaseballscorecards.com

AB	31
R	7
H	9
RBI	7
BB	3
SO	3
LOB	8



Inning Stats																	
R: 0	H: 0	R: 0	H: 0	R: 0	H: 1	R: 0	H: 0	R: 0	H: 0	R: 3	H: 4	R: 2	H: 2				
E: 0	LOB: 0	E: 0	LOB: 0	E: 0	LOB: 1	E: 0	LOB: 0	E: 0	LOB: 1	E: 0	LOB: 1	E: 0	LOB: 0				
K: 0	BB: 0	K: 1	BB: 0	K: 0	BB: 0	K: 0	BB: 0	K: 1	BB: 1	K: 1	BB: 1	K: 0	BB: 0				
S: 3	P: 3	S: 5	P: 5	S: 4	P: 4	S: 3	P: 3	S: 3	P: 7	S: 8	P: 12	S: 7	P: 11				
PITCHER	IP	WLS	BF	H	R	ER	SO	BB	IBB	HBP	BLK	WP	HR	S	P	ERA	WHIP
Alan Foster, R ERA: 3.03 (1, 1)	5.2		23	5	3	3	1	2	0	0	0	0	0	23	31	4.76	1.235
Diego Segui, R ERA: 2.35 (6, 1)	2.1	L	12	4	4	4	2	1	0	0	0	0	1	15	19	15.43	2.143

Batter	1	2	3	4	5	6	7	8	9	AB R H RBI BB SO LOB	TOP											
Lou Brock, L (1, 7) OBP: 0.357, SLG: 0.380	0-0 6-3		0-0 SF8		0-3 K		0-0 BB BB 1B		0-0 1-4-3	4 0 1 1 0 1 1	St. Louis Cardinals @ Philadelphia Phillies Veterans Stadium, Philadelphia, PA Tue Jun 26 1973, 7:05 PM EDT Unknown											
Ted Sizemore, R (1, 4) OBP: 0.371, SLG: 0.322	0-3 K		4-0 G3 BB		0-0 P6		4-0 BB 1-2 BB		0-0 FC6 1B	3 0 1 0 2 1 1												
Tim McCarver, L (1, 3) OBP: 0.331, SLG: 0.380	0-3 K		0-0 G3		0-0 4-3		0-3 K		0-0 F7	5 0 0 0 0 2 5												
Joe Torre, R (1, 5) OBP: 0.425, SLG: 0.420		0-0 6-3	0-0 G3		4-0 G3 3B BB		4-0 FC5-4 BB		0-0 FC6	3 1 0 0 2 0 3												
Ted Simmons, S (1, 2) OBP: 0.353, SLG: 0.404		0-0 HR		0-0 P4		0-0 G3		0-0 FC5-4		4 1 1 1 0 0 4												
Jose Cruz, L (1, 9) OBP: 0.339, SLG: 0.423		0-0 F7		0-0 4-3		0-0 2-H 3B		0-3 K		4 0 1 1 0 1 0												
Jim Dwyer, L (1, 8) OBP: 0.205, SLG: 0.211		0-0 4-3		0-0 4-3		4-0 FC6-4 BB		0-0 1B		3 0 1 0 1 0 0												
Mike Tyson, R (1, 6) OBP: 0.280, SLG: 0.301			0-0 BLK SF8 1B 1B		0-0 L1		0-0 FC6-4		0-0 F8	4 1 1 0 0 0 3												
Bob Gibson, R (1, 1) OBP: 0.273, SLG: 0.300			0-0 G3 BLK 1B		0-0 1B		0-3 K		0-0 F3	2 0 2 0 0 0 0												
Bill Stein, R (7, PH) OBP: 0.300, SLG: 0.200										1 0 0 0 0 1 0												
Al Hrabosky, R (7, 1)										0 0 0 0 0 0 0												
Ken Reitz, R (8, PH) OBP: 0.241, SLG: 0.337										1 0 0 0 0 0 1												
Orlando Pena, R (8, 1)										0 0 0 0 0 0 0												
Inning Stats	R: 0 E: 0 K: 2 S: 7	H: 0 LOB: 0 BB: 0 P: 7	R: 1 E: 0 K: 0 S: 4	H: 1 LOB: 0 BB: 0 P: 4	R: 1 E: 0 K: 0 S: 5	H: 2 LOB: 2 BB: 1 P: 9	R: 0 E: 0 K: 0 S: 3	H: 0 LOB: 0 BB: 0 P: 3	R: 0 E: 0 K: 1 S: 6	H: 1 LOB: 1 BB: 0 P: 6	R: 1 E: 0 K: 0 S: 4	H: 1 LOB: 2 BB: 2 P: 12	R: 0 E: 0 K: 2 S: 8	H: 1 LOB: 3 BB: 2 P: 16	R: 0 E: 0 K: 1 S: 6	H: 1 LOB: 1 BB: 0 P: 6	R: 0 E: 0 K: 0 S: 4	H: 1 LOB: 1 BB: 0 P: 4	1B: 6 2B: 0 3B: 1 HR: 1	SF: 1 SAC: 0 DP: 0 HBP: 0	WP: 0 PB: 0 SB: 0 CS: 0	PA: 40
PITCHER	IP WLS BF H R ER SO BB IBB HBP BLK WP HR S P ERA WHIP																					
Dick Ruthven, R (1, 1) ERA: 4.43	6.0 W 26 5 3 3 3 3 3 0 0 1 0 1 29 41 4.50 1.333																					
Mac Scarce, L (7, 1) ERA: 2.65	3.0 S 14 3 0 0 3 2 0 0 0 0 0 0 18 26 0.00 1.667																					

livebaseballscorecards.com

AB	34
R	3
H	8
RBI	3
BB	5
SO	6
LOB	18



Batter	1	2	3	4	5	6	7	8	9
Cesar Tovar, R (1, 9) OBP: 0.340, SLG: 0.382 Mike Anderson, R (6, PR) OBP: 0.316, SLG: 0.422 (7, 9)	0-0 F9	0-0 SF8		0-3 K		0-0 HR 1B	0-0 1B 2B		
Denny Doyle, L (1, 4) OBP: 0.360, SLG: 0.338	0-0 WP 3B	0-3 K			0-0 1B 1B	0-0 HR 1B	0-0 L4		
Del Unser, L (1, 8) OBP: 0.397, SLG: 0.519	0-0 4-3		0-0 G4-6-3 1B 1B		0-0 HBP 1B	0-0 HR	0-0 1B		
Greg Luzinski, R (1, 7) OBP: 0.292, SLG: 0.409	0-0 5-3		0-0 1-2 1B		0-3 K	0-0 P4	0-0 4-3		
Tom Hutton, L (1, 3) OBP: 0.380, SLG: 0.425		0-0 SH5-3 1B BB	0-0 G4-6-3		0-0 F2	4-0 BB		0-0 F8	
Mike Schmidt, R (1, 5) OBP: 0.360, SLG: 0.394		4-0 1B SH5-3 SF8 BB	0-0 1B		1-0 FC5-4 HBP	0-0 F2		0-0 G5-4-3 1B	
Mike Ryan, R (1, 2) OBP: 0.289, SLG: 0.350		0-0 SH5-3	0-3 K		0-0 FC5-4		0-0 F9	0-0 G5-4-3	
Larry Bowa, S (1, 6) OBP: 0.249, SLG: 0.242		4-0 SF8 1B IBB		0-0 5-3		0-0 6-3	0-0 SH 2B 1B		
Dick Ruthven, R (1, 1) OBP: 0.158, SLG: 0.111 Jose Pagan, R (6, PH) OBP: 0.161, SLG: 0.300 Barry Lersch, S (6, PR) OBP: 0.111, SLG: 0.111 Mac Scarce, L (7, 1)		0-0 1-2 2-3 3-H 1B		0-3 K		0-0 1B 2B	0-0 SH 2B 1B		

Inning Stats	R: 1	H: 1	E: 0	K: 0	S: 4	H: 1	LOB: 0	BB: 0	P: 4	R: 2	H: 2	E: 0	K: 1	S: 7	H: 3	LOB: 1	BB: 2	P: 15	R: 0	H: 0	E: 0	K: 2	S: 7	H: 0	LOB: 0	BB: 0	P: 7	R: 0	H: 2	E: 0	K: 1	S: 7	H: 4	LOB: 2	BB: 1	P: 11	R: 2	H: 3	E: 0	K: 0	S: 7	H: 1	LOB: 0	BB: 0	P: 3
	12	8	8	5	2	1	1	0	1	12	8	8	5	2	1	1	0	1	12	8	8	5	2	1	1	0	1	12	8	8	5	2	1	1	0	1	12	8	8	5	2	1	1	0	1

PITCHER	IP	WLS	BF	H	R	ER	SO	BB	IBB	HBP	BLK	WP	HR	S	P	ERA	WHIP
Bob Gibson, R (1, 1) ERA: 3.28	6.0	L	33	12	8	8	5	2	1	1	0	1	1	39	52	12.00	2.333
Al Hrabosky, L (7, 1) ERA: 4.26	1.0		7	3	2	2	0	0	0	0	0	0	0	7	7	18.00	3.000
Orlando Pena, R (8, 1) ERA: 3.62	1.0		3	1	0	0	0	0	0	0	0	0	0	3	3	0.00	1.000

BOTTOM

AB R H RBI BB SO LOB

3	0	1	1	0	1	0
1	1	1	1	0	0	0

5 2 3 1 0 1 4

5 2 4 4 0 0 0

5 0 1 0 0 1 6

4 1 1 0 1 0 4

3 1 2 1 1 0 2

4 0 0 0 0 1 5

3 1 1 0 1 0 0

2 0 1 1 0 1 0

1 0 1 0 0 0 0

0 1 0 0 0 0 0

0 1 0 0 0 0 0


1B: 12 SF: 1
2B: 2 SAC: 2
3B: 1 DP: 2
HR: 1 HBP: 1

WP: 1 PA: 43
PB: 0
SB: 0
CS: 0

St. Louis Cardinals @ Philadelphia Phillies
Veterans Stadium, Philadelphia, PA

Tue Jun 26 1973, 7:05 PM EDT
Unknown

livebaseballscorecards.com



AB	R	H	RBI	BB	SO	LOB
36	10	16	9	3	5	21

Batter	1	2	3	4	5	6	7	8	9	10	11	AB R H RBI BB SO LOB	TOP				
Mike Tyson, R (1, 6) OBP: 0.282, SLG: 0.308	0-0 HR 2B		0-3 K			0-0 P4		0-0 SH3-4 1B	0-0 P4		0-0 F8	6 1 2 0 0 1 4	St. Louis Cardinals @ Philadelphia Phillies Veterans Stadium, Philadelphia, PA Tue Jun 26 1973, 7:05 PM EDT Att. 40,492 - Unknown				
Dave Campbell, R (1, 4) OBP: 0.248, SLG: 0.225 Al Hrabosky, R (11, 1) Orlando Pena, R (11, 1)	0-0 F7		0-0 F8			0-3 K		0-0 SH3-4 1-2		0-3 K		4 0 0 0 0 2 1 0 0 0 0 0 0 0 0 0 0 0 0 0 0					
Luis Melendez, R (1, 8) OBP: 0.296, SLG: 0.291	0-0 F7		0-3 K			0-0 G3		0-0 6-3		0-0 5-3		5 0 0 0 0 1 2					
Joe Torre, R (1, 5) OBP: 0.429, SLG: 0.449	0-0 HR				0-0 6-3		0-0 HR	4-0 IBB		0-0 6-3		4 2 2 3 1 0 0					
Ted Simmons, S (1, 3) OBP: 0.361, SLG: 0.413	0-0 1B				0-0 CS 1B		1-0 HBP	0-0 P5			0-0 SH5-4 SF7 2B	4 1 3 0 0 0 2					
Tim McCarver, L (1, 2) OBP: 0.327, SLG: 0.368	0-0 G3				0-0 F8 1-2		0-0 F7		0-0 F7		4-0 SH5-4 IBB	4 0 0 0 1 0 3					
Bill Stein, R (1, 7) OBP: 0.279, SLG: 0.184 Diego Segui, R (7, 1) Wayne Granger, R (8, 1) Ted Sizemore, R (11, PH) OBP: 0.371, SLG: 0.322 (11, 4)		0-0 F9			0-0 F7		0-3 K		4-0 WP BB		0-0 SH5-4 1-2 2-3	3 0 0 0 0 1 1 0 0 0 0 0 0 0 0 0 0 0 0 0 0					
Jose Cruz, L (1, 9) OBP: 0.340, SLG: 0.417		0-0 F5			4-0 B5-3 BB		0-3 K		0-0 F8 1-2		4-0 BB	3 0 0 0 2 1 2					
Rich Folkers, L (1, 1) Lou Brock, L (7, 7) OBP: 0.360, SLG: 0.394		0-0 6-3			0-0 B5-3 1-2			0-0 HR	4-0 BB		0-0 SF7 3-H	2 0 0 0 0 0 1 1 1 1 2 1 0 0					
Inning Stats	R: 2 H: 3 E: 0 LOB: 1 K: 0 BB: 0 S: 6 P: 6	R: 0 H: 0 E: 0 LOB: 0 K: 0 BB: 0 S: 3 P: 3	R: 0 H: 0 E: 0 LOB: 0 K: 2 BB: 0 S: 7 P: 7	R: 0 H: 1 E: 0 LOB: 0 K: 0 BB: 0 S: 3 P: 3	R: 0 H: 0 E: 0 LOB: 0 K: 0 BB: 1 S: 2 P: 6	R: 0 H: 0 E: 0 LOB: 0 K: 1 BB: 0 S: 5 P: 5	R: 1 H: 1 E: 0 LOB: 1 K: 2 BB: 0 S: 8 P: 9	R: 1 H: 2 E: 0 LOB: 2 K: 0 BB: 1 S: 5 P: 9	R: 0 H: 0 E: 0 LOB: 2 K: 0 BB: 2 S: 3 P: 11	R: 0 H: 0 E: 0 LOB: 0 K: 1 BB: 0 S: 5 P: 5	R: 1 H: 1 E: 0 LOB: 2 K: 0 BB: 2 S: 4 P: 12	1B: 3 SF: 1 2B: 3 SAC: 2 3B: 0 DP: 1 HR: 3 HBP: 1		WP: 1 PA: 46 PB: 0 SB: 0 CS: 1			
PITCHER	IP WLS BF H R ER SO BB IBB HBP BLK WP HR S P ERA WHIP																
Steve Carlton, L (1, 1) ERA: 4.24	7.0	26	5	3	3	5	1	0	1	0	0	0	2	34	39	3.86	0.857
Bill Wilson, R (8, 1) ERA: 4.24	1.0	6	2	1	1	0	0	1	0	0	0	0	1	5	9	9.00	2.000
Mac Scarce, L (9, 1) ERA: 2.57	1.0	5	0	0	0	0	2	0	0	0	1	0	3	11	0.00	2.000	
Darrell Brandon, R (10, 1) ERA: 6.41	2.0	L 9	1	1	1	1	1	1	0	0	0	0	0	9	17	4.50	1.000

livebaseballscores.com

AB	36
R	5
H	8
RBI	5
BB	6
SO	6
LOB	16



Batter	1	2	3	4	5	6	7	8	9	AB R H RBI BB SO LOB	TOP													
Cesar Tovar, R OBP: 0.336, SLG: 0.374 (1, 5) (8, 4)	0-0 P3	4-0 BB		0-3 K		0-0 P6		0-0 P3		4 0 0 0 1 1 1														
Terry Harmon, R OBP: 0.297, SLG: 0.250 (1, 4) Tom Hutton, L OBP: 0.379, SLG: 0.423 (8, PH) (8, 3)	0-0 6-3	0-0 F9		0-0 E 1B		0-3 K		0-0 FC6		4 0 1 0 0 1 3 1 0 0 0 0 0 1														
Bill Robinson, R OBP: 0.321, SLG: 0.523 (1, 8) (7, 9)	0-3 K		0-0 F7	0-0 E5		0-0 4-3		0-3 K		5 0 0 0 0 2 1														
Greg Luzinski, R OBP: 0.299, SLG: 0.421 (1, 7)		0-0 HR	0-0 BB HR 1B	0-0 1-3		4-0 BB		0-0 P4		4 2 2 1 1 0 2														
Mike Schmidt, R OBP: 0.368, SLG: 0.389 (1, 3) (8, 5)		0-0 1B 1B	4-0 HR BB		0-3 K		0-3 K	0-0 6-3		4 2 1 0 1 2 1														
Mike Anderson, R OBP: 0.328, SLG: 0.482 (1, 9) Del Unser, L OBP: 0.396, SLG: 0.533 (7, PH) (7, 8)		0-3 K	0-0 HR		0-0 1B 1B E 1B		0-3 K			3 2 2 3 0 1 1 1 0 0 0 0 1 1														
Bob Boone, R OBP: 0.298, SLG: 0.338 (1, 2)		0-0 1B 1B	0-0 6-3		0-0 E 1B		0-0 L7			4 0 2 0 0 0 1														
Larry Bowa, S OBP: 0.250, SLG: 0.246 (1, 6)		0-0 P4	0-0 F7		0-0 E5		0-0 F9			4 0 1 0 0 0 2														
Barry Lersch, S OBP: 0.167, SLG: 0.167 (1, 1) Mike Rogodzinski, L OBP: 0.359, SLG: 0.455 (8, PH) Bill Wilson, R (8, 1)		0-0 BB 1B		0-0 6-3	0-3 K		4-0 FC6 BB			3 0 1 1 0 1 1 0 0 0 0 1 0 0 0 0 0 0 0 0 0														
Inning Stats	R: 0 E: 0 K: 1 S: 5	H: 0 LOB: 0 BB: 0 P: 5	R: 2 E: 0 K: 1 S: 9	H: 4 LOB: 3 BB: 1 P: 13	R: 3 E: 0 K: 0 S: 5	H: 2 LOB: 0 BB: 1 P: 9	R: 0 E: 1 K: 1 S: 7	H: 1 LOB: 2 BB: 0 P: 7	R: 1 E: 1 K: 2 S: 9	H: 3 LOB: 1 BB: 0 P: 9	R: 0 E: 0 K: 1 S: 5	H: 0 LOB: 0 BB: 0 P: 5	R: 0 E: 0 K: 2 S: 7	H: 0 LOB: 1 BB: 1 P: 11	R: 0 E: 0 K: 0 S: 3	H: 0 LOB: 1 BB: 1 P: 7	R: 0 E: 0 K: 1 S: 5	H: 0 LOB: 0 BB: 0 P: 5	1B: 8 2B: 0 3B: 0 HR: 2	SF: 0 SAC: 0 DP: 0 HBP: 0	WP: 0 PB: 0 SB: 0 CS: 0	PA: 41		
PITCHER George Stone, L ERA: 2.79 Buzz Capra, R ERA: 2.79	IP WLS BF H R ER SO BB IBB HBP BLK WP HR S P ERA WHIP	5.0 W 27 10 6 5 5 2 0 0 0 0 2 35 43 9.00 2.400	4.0 S 14 0 0 0 4 2 0 0 0 0 0 20 28 0.00 0.500																					

Philadelphia Phillies @ New York Mets
Shea Stadium, Flushing, NY
Wed Jun 27 1973, 7:05 PM EDT
Unknown

livebaseballscorecards.com

AB	37
R	6
H	10
RBI	5
BB	4
SO	9
LOB	15



Batter	1	2	3	4	5	6	7	8	9	AB R H RBI BB SO LOB	TOP									
Denny Doyle, L (1, 4) OBP: 0.359, SLG: 0.338	0-0 F8			0-0 FC3-6 1B		0-0 1B WP 6-4-3 1B	0-0 F9		0-0 G5-4-3	5 1 2 0 0 0 1										
Mike Rogodzinski, L (1, 9) OBP: 0.349, SLG: 0.417	0-0 P5			0-3 K		4-0 6-4-3 1B 1-2 HR BB	0-0 4-3			3 1 0 0 1 1 1										
Del Unser, L (1, 8) OBP: 0.393, SLG: 0.527	0-0 F5			0-0 FC3-6 1B		0-0 1-2 2-3 HR 1B	0-0 P4			4 2 1 0 0 0 1										
Greg Luzinski, R (1, 7) OBP: 0.302, SLG: 0.422		0-0 F8		0-0 1-H 1B		0-0 6-4-3		0-0 FC5-4 1B		4 0 2 2 0 0 2										
Tom Hutton, L (1, 3) OBP: 0.375, SLG: 0.413		0-0 G3		0-0 P6		4-0 HR IBB		0-0 F7		3 1 0 0 1 0 2										
Mike Schmidt, R (1, 5) OBP: 0.370, SLG: 0.431		0-0 L6			0-0 HR	0-0 HR		0-0 F8		4 2 2 5 0 0 1										
Bob Boone, R (1, 2) OBP: 0.293, SLG: 0.332			0-0 F9		0-0 1-3	0-0 P4		0-0 FC5-4		4 0 0 0 0 0 1										
Larry Bowa, S (1, 6) OBP: 0.247, SLG: 0.243			0-0 F5		0-0 1-3	0-0 E4 FC6-4			0-0 P4	4 0 0 0 0 0 0										
Mike Wallace, L (1, 1)			0-0 5-3		0-0 6-3	0-0 FC6-4			4-0 G5-4-3 BB	3 0 0 0 1 0 1										
Inning Stats	R: 0 E: 0 K: 0 S: 3	H: 0 LOB: 0 BB: 0 P: 3	R: 0 E: 0 K: 0 S: 3	H: 0 LOB: 0 BB: 0 P: 3	R: 1 E: 0 K: 1 S: 7	H: 2 LOB: 1 BB: 0 P: 7	R: 1 E: 0 K: 0 S: 4	H: 1 LOB: 0 BB: 0 P: 4	R: 5 E: 1 K: 0 S: 7	H: 3 LOB: 1 BB: 2 P: 15	R: 0 E: 0 K: 0 S: 3	H: 0 LOB: 0 BB: 0 P: 3	R: 0 E: 0 K: 0 S: 4	H: 1 LOB: 1 BB: 0 P: 4	R: 0 E: 0 K: 0 S: 2	H: 0 LOB: 0 BB: 1 P: 6	1B: 5 2B: 0 3B: 0 HR: 2	SF: 0 SAC: 0 DP: 1 HBP: 0	WP: 1 PB: 0 SB: 1 CS: 0	PA: 37
PITCHER	IP WLS BF H R ER SO BB IBB HBP BLK WP HR S P ERA WHIP																			
Harry Parker, R (1, 1) ERA: 3.44	5.0 L 18 3 2 2 1 0 0 0 0 0 0 1 20 20 3.60 0.600																			
Phil Hennigan, R (6, 1) ERA: 4.42	3.0 16 4 5 5 0 1 1 0 0 1 1 14 22 15.00 1.667																			
Ray Sadecki, L (9, 1) ERA: 3.56	1.0 3 0 0 0 0 0 1 0 0 0 0 0 2 6 0.00 1.000																			

Philadelphia Phillies @ New York Mets
Shea Stadium, Flushing, NY
Wed Jun 27 1973, 7:05 PM EDT
Att. 31,095 - Unknown

livebaseballscorecards.com

AB	34
R	7
H	7
RBI	7
BB	3
SO	1
LOB	10



Batter	1	2	3	4	5	6	7	8	9	AB	R	H	RBI	BB	SO	LOB
Don Hahn, R (1, 7) OBP: 0.321, SLG: 0.393	0-0 5-3		0-0 P3			0-0 F8		0-0 P6		4	0	0	0	0	0	0
Felix Millan, R (1, 4) OBP: 0.299, SLG: 0.340	0-0 P4			0-0 6-3		0-0 4-3		0-0 F8		4	0	0	0	0	0	0
Willie Mays, R (1, 8) OBP: 0.269, SLG: 0.274	0-0 2B			0-3 K		0-0 6-3		0-0 2B 1B		4	0	2	0	0	1	0
Rusty Staub, L (1, 9) OBP: 0.347, SLG: 0.406	0-0 F8			0-0 5-3			0-0 1-3	0-0 F8		4	0	0	0	0	0	2
George Theodore, R (1, 3) OBP: 0.320, SLG: 0.323		0-0 P1			0-0 1B 1B		0-0 1B	0-0 1B 2B		4	0	3	0	0	0	0
Duffy Dyer, R (1, 2) OBP: 0.205, SLG: 0.197		0-3 K			0-0 2B SF8 1B		0-0 F9	0-0 5-3		4	1	1	0	0	1	3
Wayne Garrett, L (1, 5) OBP: 0.320, SLG: 0.339		0-3 K			0-0 1B 2B		0-0 4-3			3	0	1	0	0	1	1
Ted Martinez, R (1, 6) OBP: 0.287, SLG: 0.274			0-0 F8		0-0 SF8			0-0 P4		2	0	0	1	0	0	0
Harry Parker, R (1, 1) OBP: 0.125, SLG: 0.125			0-0 6-3		0-0 6-3			0-0 6-3		1	0	0	0	0	0	0
Jim Beauchamp, R (5, PH) OBP: 0.343, SLG: 0.345										1	0	0	0	0	0	1
Phil Hennigan, R (6, 1) OBP: 0.333, SLG: 0.333										0	0	0	0	0	0	0
Jim Fregosi, R (8, PH) OBP: 0.331, SLG: 0.275										1	0	0	0	0	0	0
Ray Sadecki, L (9, 1) OBP: 0.200, SLG: 0.200										0	0	0	0	0	0	0

BOTTOM

Philadelphia Phillies @ New York Mets
Shea Stadium, Flushing, NY
 Wed Jun 27 1973, 7:05 PM EDT
 Att. 31,095 - Unknown

livebaseballscorecards.com

AB	32
R	1
H	7
RBI	1
BB	0
SO	3
LOB	7



Inning Stats	R: 0	H: 1	E: 0	LOB: 1	K: 0	BB: 0	S: 4	P: 4	R: 0	H: 0	E: 0	LOB: 0	K: 2	BB: 0	S: 7	P: 7	R: 0	H: 0	E: 0	LOB: 0	K: 0	BB: 0	S: 3	P: 3	R: 0	H: 0	E: 0	LOB: 0	K: 1	BB: 0	S: 5	P: 5	R: 1	H: 3	E: 0	LOB: 1	K: 0	BB: 0	S: 5	P: 5	R: 0	H: 0	E: 0	LOB: 0	K: 0	BB: 0	S: 3	P: 3	R: 0	H: 1	E: 0	LOB: 1	K: 0	BB: 0	S: 4	P: 4	R: 0	H: 0	E: 0	LOB: 0	K: 0	BB: 0	S: 3	P: 3	R: 0	H: 2	E: 0	LOB: 2	K: 0	BB: 0	S: 5	P: 5	1B: 4	SF: 1	2B: 3	SAC: 0	3B: 0	DP: 0	HR: 0	HBP: 0	WP: 0	PA: 33
--------------	------	------	------	--------	------	-------	------	------	------	------	------	--------	------	-------	------	------	------	------	------	--------	------	-------	------	------	------	------	------	--------	------	-------	------	------	------	------	------	--------	------	-------	------	------	------	------	------	--------	------	-------	------	------	------	------	------	--------	------	-------	------	------	------	------	------	--------	------	-------	------	------	------	------	------	--------	------	-------	------	------	-------	-------	-------	--------	-------	-------	-------	--------	-------	--------

PITCHER	IP	WLS	BF	H	R	ER	SO	BB	IBB	HBP	BLK	WP	HR	S	P	ERA	WHIP
Mike Wallace, L (1, 1) ERA: 1.0	9.0	W	33	7	1	1	3	0	0	0	0	0	0	39	39	1.00	0.778

Batter	1	2	3	4	5	6	7	8	9	AB R H RBI BB SO LOB	TOP											
Denny Doyle, L (1, 4) OBP: 0.357, SLG: 0.336	0-0 HR 1B	0-0 SH1-3 1-2 3-H		0-0 4-3			0-0 F8	0-0 F9		4 1 1 1 0 0 2												
Mike Rogodzinski, L (1, 9) OBP: 0.354, SLG: 0.400 (7, 7)	0-3 K	0-0 G3			4-0 E G4-6-3 BB		0-0 E 1B	0-0 FC4-6 2B 1-2f		4 2 1 0 1 1 3												
Del Unser, L (1, 8) OBP: 0.393, SLG: 0.546	0-0 HR		0-0 3-1		0-0 E4 G4-6-3		0-0 FC 1B HR	0-0 2B		5 2 2 2 0 0 2												
Greg Luzinski, R (1, 7) OBP: 0.301, SLG: 0.420 Mike Anderson, R (7, PR) OBP: 0.325, SLG: 0.477 (7, 9)	0-3 K		0-3 K		0-0 G4-6-3 1-2f 3-H		0-0 HR 1B	0-0 5-3		4 0 1 1 0 2 1 1 1 0 0 0 0 2												
Tom Hutton, L (1, 3) OBP: 0.390, SLG: 0.481	0-0 4-3		0-0 HR		0-0 1B		0-0 HR		0-0 2B	5 3 4 4 0 0 0												
Mike Schmidt, R (1, 5) OBP: 0.366, SLG: 0.430		0-0 4-3 1B 2B	0-3 K		0-0 F9		0-0 E3		0-0 P6	5 1 1 0 0 1 3												
Bob Boone, R (1, 2) OBP: 0.291, SLG: 0.326				0-0 4-3		0-0 F7		0-0 5-3	0-0 6-3	4 0 0 0 1 0 2												
Larry Bowa, S (1, 6) OBP: 0.252, SLG: 0.250		0-0 1B SH1-3 1B 3-H		4-0 BB		0-0 1-3	0-0 G5-4-3 BB 1-2f		0-0 2B	4 1 2 2 1 0 2												
Jim Lonborg, R (1, 1) OBP: 0.182, SLG: 0.100		0-0 SH1-3 1B 1-3		0-3 K		0-0 4-1		4-0 FC4-6 BB	0-0 4-3	4 0 1 0 1 1 2												
Inning Stats	R: 2 E: 0 K: 2 S: 9	H: 2 LOB: 0 BB: 0 P: 9	R: 2 E: 0 K: 0 S: 6	H: 3 LOB: 1 BB: 0 P: 6	R: 1 E: 0 K: 2 S: 8	H: 1 LOB: 0 BB: 0 P: 8	R: 0 E: 0 K: 1 S: 5	H: 0 LOB: 1 BB: 1 P: 9	R: 1 E: 1 K: 0 S: 4	H: 1 LOB: 1 BB: 1 P: 8	R: 0 E: 0 K: 0 S: 3	H: 0 LOB: 0 BB: 0 P: 3	R: 4 E: 2 K: 0 S: 7	H: 3 LOB: 2 BB: 1 P: 11	R: 0 E: 0 K: 0 S: 4	H: 1 LOB: 2 BB: 1 P: 8	R: 1 E: 0 K: 0 S: 5	H: 2 LOB: 1 BB: 0 P: 5	1B: 6 2B: 4 3B: 0 HR: 3	SF: 0 SAC: 1 DP: 2 HBP: 0	WP: 0 PB: 0 SB: 1 CS: 0	PA: 45
PITCHER	IP WLS BF H R ER SO BB IBB HBP BLK WP HR S P ERA WHIP																					
Jim McAndrew, R (1, 1) ERA: 5.47	4.0 L 19 6 5 5 5 1 0 0 0 0 2 28 32 11.25 1.750																					
Phil Hennigan, R (5, 1) ERA: 4.42	2.0 8 1 1 1 0 1 0 0 0 0 0 7 11 4.50 1.000																					
Tug McGraw, L (7, 1) ERA: 4.85	2.0 13 4 4 3 0 2 0 0 0 0 1 11 19 13.50 3.000																					
Ray Sadecki, L (9, 1) ERA: 3.73	1.0 5 2 1 1 0 0 0 0 0 0 0 5 5 9.00 2.000																					

Philadelphia Phillies @ New York Mets
 Shea Stadium, Flushing, NY
 Thu Jun 28 1973, 3:33 AM EDT
 Att. 9,965 - Unknown

livebaseballscorecards.com

AB	40
R	11
H	13
RBI	10
BB	4
SO	5
LOB	19



BOTTOM

Philadelphia Phillies @ New York Mets
Shea Stadium, Flushing, NY
Thu Jun 28 1973, 3:33 AM EDT
Att. 9,965 - Unknown

livebaseballscores.com

AB 38
R 4
H 11
RBI 4
BB 4
SO 5
LOB 22



WP: 0 PA: 42
PB: 0
SB: 0
CS: 0

AB R H RBI BB SO LOB

5 0 3 1 0 0 0

4 1 0 0 1 0 5

4 1 3 0 1 0 1

4 0 0 0 1 1 5

5 0 1 1 0 0 3

4 2 1 0 1 0 3

4 0 2 2 0 2 0

4 0 0 0 0 2 3

1B: 6 SF: 0
2B: 5 SAC: 0
3B: 0 DP: 0
HR: 0 HBP: 0

Batter	1	2	3	4	5	6	7	8	9
Wayne Garrett, L (1, 5) OBP: 0.326, SLG: 0.356	0-0 L7	0-0 FC6-4 1-2 1B		0-0 E2 2B		0-0 3-1		0-0 1-3 2-H 2B	
Felix Millan, R (1, 4) OBP: 0.297, SLG: 0.335	4-0 BB 1B BB	0-0 FC6-4 1-2		0-0 F8 2B			0-0 F7 1B	0-0 F3 2B	
Rusty Staub, L (1, 9) OBP: 0.355, SLG: 0.419	0-0 F8 2B		0-0 2B	4-0 BB 2B			0-0 2B		0-0 1B
John Milner, L (1, 3) OBP: 0.330, SLG: 0.411	4-0 E 1-2 1B BB		0-0 F8 1B	0-0 F2 2B			0-0 6-3 2B	0-3 K 1B	
Ed Kranepool, L (1, 7) OBP: 0.319, SLG: 0.359	0-0 E8 1-3 2-H 1B		0-0 F8 2B		0-0 F7 2B		0-0 F9 2B	0-0 F7 2B	
Jim Gosger, L (1, 8) OBP: 0.306, SLG: 0.270	0-0 4-3 2B		4-0 2B BB		0-0 F8 2B			0-0 1B 2B 1B	0-0 G3 1B
Ron Hodges, L (1, 2) OBP: 0.381, SLG: 0.474		0-3 K 1-H 2-H 2B	0-0 K 2B		0-3 K 2B			0-0 2B 1-2 1B	
Ted Martinez, R (1, 6) OBP: 0.280, SLG: 0.267		0-3 K 2B	0-0 P5 2B			0-0 F8 2B		0-3 K 1B	
Jim McAndrew, R (1, 1) OBP: 0.444, SLG: 0.250		0-0 1B		0-0 F7 2B		0-0 4-3 2B		0-0 F9 2B	
Ken Boswell, L (4, PH) OBP: 0.255, SLG: 0.295									
Phil Hennigan, R (5, 1) OBP: 0.353, SLG: 0.333									
Jim Beauchamp, R (6, PH) OBP: 0.333, SLG: 0.333									
Tug McGraw, R (7, 1) OBP: 0.167, SLG: 0.167									
George Theodore, R (8, PH) OBP: 0.317, SLG: 0.319									
Ray Sadecki, L (9, 1) OBP: 0.200, SLG: 0.200									

Inning Stats	R: 1	H: 1	E: 1	K: 0	S: 4	LOB: 2	BB: 2	P: 12
	R: 0	H: 2	E: 0	K: 2	S: 9 <td>LOB: 2</td> <td>BB: 0</td> <td>P: 9 </td>	LOB: 2	BB: 0	P: 9
	R: 2	H: 2	E: 0	K: 0	S: 5 <td>LOB: 1</td> <td>BB: 1</td> <td>P: 9 </td>	LOB: 1	BB: 1	P: 9
	R: 0	H: 1	E: 1	K: 0	S: 4 <td>LOB: 2</td> <td>BB: 1</td> <td>P: 8 </td>	LOB: 2	BB: 1	P: 8
	R: 0	H: 0	E: 0	K: 1	S: 5 <td>LOB: 0</td> <td>BB: 0</td> <td>P: 5 </td>	LOB: 0	BB: 0	P: 5
	R: 0	H: 0	E: 0	K: 0	S: 3 <td>LOB: 0</td> <td>BB: 0</td> <td>P: 3 </td>	LOB: 0	BB: 0	P: 3
	R: 0	H: 1	E: 0	K: 0	S: 4 <td>LOB: 1</td> <td>BB: 0</td> <td>P: 4 </td>	LOB: 1	BB: 0	P: 4
	R: 1	H: 3	E: 0	K: 1	S: 8 <td>LOB: 2</td> <td>BB: 0</td> <td>P: 8 </td>	LOB: 2	BB: 0	P: 8
	R: 0	H: 1	E: 0	K: 1	S: 6 <td>LOB: 1</td> <td>BB: 0</td> <td>P: 6 </td>	LOB: 1	BB: 0	P: 6

PITCHER	IP	WLS	BF	H	R	ER	SO	BB	IBB	HBP	BLK	WP	HR	S	P	ERA	WHIP
Jim Lonborg, R (1, 1) ERA: 5.77	9.0	W	42	11	4	4	5	4	0	0	0	0	0	48	64	4.00	1.667

Batter	1	2	3	4	5	6	7	8	9	10	AB R H RBI BB SO LOB	TOP													
Cesar Tovar, R (1, 9) OBP: 0.337, SLG: 0.379 Mike Rogodzinski, L (4, PR) OBP: 0.333, SLG: 0.372 (4, 9)	0-0 F7			0-0 4-3 3B 2B		0-0 L3		0-3 K		0-0 4-3	2 0 1 0 0 0 0 3 1 0 0 0 1 0														
Denny Doyle, L (1, 4) OBP: 0.354, SLG: 0.333	0-0 5-3			0-0 4-3		0-0		0-0 4-3			4 0 1 0 0 0 1														
Del Unser, L (1, 8) OBP: 0.390, SLG: 0.539	0-0 4-3			0-3 K		0-0 F8			0-0 2B 1B		4 0 1 0 0 1 3														
Greg Luzinski, R (1, 7) OBP: 0.304, SLG: 0.432		0-0 P4		0-0		0-0	0-0 5-3		0-0 L4-6 1-3 2B		4 0 2 1 0 0 0														
Tom Hutton, L (1, 3) OBP: 0.393, SLG: 0.474		0-0 F9		0-0 3-H 6-3		0-0	4-0 1B 4-3 BB		4-0 IBB		2 0 0 0 2 0 2														
Mike Schmidt, R (1, 5) OBP: 0.359, SLG: 0.420		0-3 K			0-3 K		0-0 4-3		0-3 K		4 0 0 0 0 3 4														
Bob Boone, R (1, 2) OBP: 0.290, SLG: 0.325			0-0 6-3		0-0 6-3		0-0	0-0 L4-6			4 0 1 0 0 0 3														
Larry Bowa, S (1, 6) OBP: 0.249, SLG: 0.247			0-0 1-3		0-0 L6		0-0 F8			0-0 4-3	4 0 0 0 0 0 2														
Wayne Twitchell, R (1, 1) OBP: 0.086, SLG: 0.114 Bill Robinson, R (10, PH) OBP: 0.318, SLG: 0.519 Mac Scarce, L (10, 1)			0-0 5-3			0-3 K		0-3 K		0-3 K	3 0 0 0 0 2 0 1 0 0 0 0 1 0 0 0 0 0 0 0 0														
Inning Stats	R: 0 E: 0 K: 0 S: 3	H: 0 LOB: 0 BB: 0 P: 3	R: 0 E: 0 K: 1 S: 5	H: 0 LOB: 0 BB: 0 P: 5	R: 0 E: 0 K: 0 S: 3	H: 0 LOB: 0 BB: 0 P: 3	R: 1 E: 0 K: 1 S: 7	H: 2 LOB: 2 BB: 0 P: 7	R: 0 E: 0 K: 1 S: 5	H: 0 LOB: 0 BB: 0 P: 5	R: 0 E: 0 K: 1 S: 6	H: 1 LOB: 1 BB: 0 P: 6	R: 0 E: 0 K: 0 S: 4	H: 1 LOB: 2 BB: 1 P: 8	R: 0 E: 0 K: 2 S: 7	H: 0 LOB: 0 BB: 0 P: 7	R: 0 E: 0 K: 1 S: 6	H: 2 LOB: 2 BB: 1 P: 10	R: 0 E: 0 K: 1 S: 5	H: 0 LOB: 0 BB: 0 P: 5	1B: 3 2B: 3 3B: 1 HR: 0	SF: 0 SAC: 0 DP: 1 HBP: 0	WP: 0 PB: 0 SB: 0 CS: 0	PA: 37	
PITCHER	IP WLS BF H R ER SO BB IBB HBP BLK WP HR S P ERA WHIP																								
Tom Murphy, R (1, 1) ERA: 2.37	7.0																								
Diego Segui, R (8, 1) ERA: 2.4	2.0	8	2	0	0	3	0	1	0	0	0	0	0	13	17	0.00	1.000								
Orlando Pena, R (10, 1) ERA: 3.46	1.0	W 3	0	0	0	1	0	0	0	0	0	0	0	5	5	0.00	0.000								

Philadelphia Phillies @ St. Louis Cardinals
 Busch Stadium, St. Louis, MO
 Fri Jun 29 1973, 7:05 PM CDT
 Att. 13,743 - Unknown

livebaseballscores.com

AB	35
R	1
H	6
RBI	1
BB	2
SO	8
LOB	15



Batter	1	2	3	4	5	6	7	8	9	10	AB	R	H	RBI	BB	SO	LOB
--------	---	---	---	---	---	---	---	---	---	----	----	---	---	-----	----	----	-----

Lou Brock, L <small>OBP: 0.360, SLG: 0.392</small> (1, 7) X	0-0 3-1 		0-3 K 		0-0 S 1B		0-3 K 		0-0 4-3 		5	0	1	0	0	2	1
Ted Sizemore, R <small>OBP: 0.373, SLG: 0.317</small> (1, 4) B B B	4-0 5-3 BB		0-0 P5 		0-0 1-2 F8			0-0 G3 SH FC4-6 1B		4-0 FC4-6 SH1-4 1B BB	3	2	1	0	2	0	2
Tim McCarver, L <small>OBP: 0.319, SLG: 0.353</small> (1, 3) X	0-0 5-3 1-2			4-0 FC4-6 E BB		0-0 4-3 		0-0 SH FC4-6 G3 1-2		0-0 SH1-4 1-2	2	0	0	0	1	0	1
Joe Torre, R <small>OBP: 0.427, SLG: 0.467</small> (1, 5) S S S	0-3 K 			0-0 E4 FC4-6 1-2		0-3 K 		0-0 G3 1-2 2-3		4-0 FC4-6 IBB	4	0	0	0	1	2	4
Ted Simmons, S <small>OBP: 0.363, SLG: 0.429</small> (1, 2) X		0-0 F3		0-3 K 		0-0 BB 1B		4-0 FC4-6 IBB		0-0 FC4-6 1B 1-2f 2-3	4	0	1	0	1	1	4
Jose Cruz, L <small>OBP: 0.343, SLG: 0.417</small> Luis Melendez, R <small>OBP: 0.299, SLG: 0.294</small> (10, PH) B B B		4-0 CS BB		0-0 FC4-6 1-2f 2-3		4-0 BB 1B		0-0 FC4-6 1-2f 2-3 3-H		0-0 FC4-6 1B 1-2 3-H	2	0	0	1	2	0	4
Jim Dwyer, L <small>OBP: 0.213, SLG: 0.217</small> (1, 8) X		0-0 P4 1-2		0-0 F8		0-0 4-3 		0-0 G3			4	0	0	0	0	0	7
Mike Tyson, R <small>OBP: 0.280, SLG: 0.310</small> (1, 6) X			0-0 2B		0-0 L4		0-3 K 		0-0 4-3 		4	0	1	0	0	1	0
Tom Murphy, R <small>OBP: 0.320, SLG: 0.247</small> Diego Segui, R <small>OBP: 0.214, SLG: 0.237</small> Orlando Pena, R <small>OBP: 0.214, SLG: 0.237</small> (10, 1) S S S		0-3 K 		0-0 P6		0-0 4-3 2		0-0 G3 2			2	0	0	0	0	1	1
											1	0	0	0	0	0	0
											0	0	0	0	0	0	0
											1	0	0	0	0	0	0
											0	0	0	0	0	0	0

BOTTOM

Philadelphia Phillies @ St. Louis Cardinals
 Busch Stadium, St. Louis, MO
 Fri Jun 29 1973, 7:05 PM CDT
 Att. 13,743 - Unknown

livebaseballscorecards.com

AB 33
 R 2
 H 5
 RBI 2
 BB 7
 SO 7
 LOB 24



Inning Stats	R: 0 E: 0 K: 1 S: 5	H: 0 LOB: 1 BB: 1 P: 9	R: 0 E: 0 K: 0 S: 2	H: 0 LOB: 0 BB: 1 P: 6	R: 0 E: 0 K: 2 S: 8	H: 1 LOB: 1 BB: 0 P: 8	R: 0 E: 1 K: 1 S: 6	H: 0 LOB: 2 BB: 1 P: 10	R: 0 E: 0 K: 0 S: 4	H: 1 LOB: 1 BB: 0 P: 4	R: 0 E: 0 K: 1 S: 6	H: 1 LOB: 2 BB: 1 P: 10	R: 0 E: 0 K: 2 S: 7	H: 0 LOB: 0 BB: 0 P: 7	R: 1 E: 1 K: 0 S: 5	H: 1 LOB: 2 BB: 1 P: 9	R: 0 E: 0 K: 0 S: 3	H: 0 LOB: 0 BB: 0 P: 3	R: 1 E: 0 K: 0 S: 3	H: 1 LOB: 2 BB: 2 P: 11	1B: 4 2B: 1 3B: 0 HR: 0	SF: 0 SAC: 2 DP: 0 HBP: 0	WP: 0 PB: 0 SB: 1 CS: 1	PA: 42
--------------	------------------------------	---------------------------------	------------------------------	---------------------------------	------------------------------	---------------------------------	------------------------------	----------------------------------	------------------------------	---------------------------------	------------------------------	----------------------------------	------------------------------	---------------------------------	------------------------------	---------------------------------	------------------------------	---------------------------------	------------------------------	----------------------------------	----------------------------------	------------------------------------	----------------------------------	--------

PITCHER	IP	WLS	BF	H	R	ER	SO	BB	IBB	HBP	BLK	WP	HR	S	P	ERA	WHIP
Wayne Twitchell, R (1, 1) ERA: 1.99	9.0		37	4	1	0	7	4	1	0	0	0	0	46	66	0.00	0.889
Mac Scarce, L (10, 1) ERA: 2.78	0.2	L	5	1	1	1	0	1	1	0	0	0	0	3	11	13.50	3.000

Batter	1	2	3	4	5	6	7	8	9	AB R H RBI BB SO LOB	TOP
Bill Robinson, R OBP: 0.333, SLG: 0.522 (1, 9) BB BB (7, 5)	4-0 2B BB		x 0-0 1B 1B		x 0-0 1B		x 0-0 1-3 BB 1-2 E 1B	x 0-0 3-1 1-2 3-H	x 0-0 L6	5 2 3 1 1 0 3	
Denny Doyle, L OBP: 0.356, SLG: 0.342 (1, 4) SS SS	0-3 K		x 0-0 1-2 1B		x 0-0 L7		x 0-3 K	x 0-0 2-H 2B		5 0 2 1 0 2 4	
Del Unser, L OBP: 0.390, SLG: 0.538 (1, 8) X	0-0 6-3 1-H 2B		x 0-0 F8			x 0-0 3-1	x 4-0 1-2 2-3 E 1-3 BB	x 0-3 K		4 0 1 1 1 1 3	
Greg Luzinski, R OBP: 0.302, SLG: 0.428 (1, 7) X	0-0 6-3 2-3		x 0-0 F9			x 0-0 FC3-6 1B	x 0-0 1-3		x 0-0 4-3	5 0 1 1 0 0 5	
Tom Hutton, L OBP: 0.389, SLG: 0.463 Jose Pagan, R OBP: 0.189, SLG: 0.333 (1, 3) (9, PH) X	0-0 1-3			x 0-0 3-1		x 0-0 FC3-6 1B 1-2f 1B	x 4-0 BB		x 0-0 1B 1B 2B	3 1 0 0 1 0 2 1 1 1 0 0 0 0	
Mike Schmidt, R OBP: 0.358, SLG: 0.418 Willie Montanez, L OBP: 0.347, SLG: 0.394 Barry Lersch, S OBP: 0.167, SLG: 0.167 Cesar Tovar, R OBP: 0.340, SLG: 0.382 Dick Ruthven, R OBP: 0.158, SLG: 0.111 Bob Boone, R OBP: 0.296, SLG: 0.328 (1, 5) (7, PH) (7, 1) (9, PH) (9, PR) (1, 2) X		x 0-0 F8		x 0-0 6-3		x 0-0 1B 1-2 1B	x 0-0 G3		x 0-0 1B 2B SF8 1B	3 0 1 0 0 0 0 1 0 0 0 0 0 2 0 0 0 0 0 0 0 1 0 1 0 0 0 0 0 1 0 0 0 0 0	
Larry Bowa, S OBP: 0.249, SLG: 0.244 Mike Rogodzinski, L OBP: 0.346, SLG: 0.386 (1, 6) (9, PH) X		x 0-0 G3		x 0-0 5-3		x 0-0 1-3 2-H 1B		x 0-0 L8 3-1 1B	x 4-0 SF8 1B BB	4 1 2 1 1 0 0 3 1 0 0 1 1 2 1 0 1 1 0 0 0	
Steve Carlton, L OBP: 0.154, SLG: 0.160 Darrell Brandon, R Mike Anderson, R OBP: 0.325, SLG: 0.473 (1, 1) (5, 1) (7, PH) (7, 9) SS SS			x 0-3 K		x 0-0 5-3		x 0-0 G3		x 0-0 L8 SF8	2 0 0 0 0 1 0 0 0 0 0 0 0 0 1 1 0 1 1 0 2	
Inning Stats	R: 1 E: 0 K: 1 S: 6 H: 1 LOB: 1 BB: 1 P: 10	R: 0 E: 0 K: 0 S: 3 H: 0 LOB: 0 BB: 0 P: 3	R: 0 E: 0 K: 1 S: 7 H: 2 LOB: 2 BB: 0 P: 7	R: 0 E: 0 K: 0 S: 3 H: 0 LOB: 0 BB: 0 P: 3	R: 0 E: 0 K: 0 S: 4 H: 1 LOB: 1 BB: 0 P: 4	R: 1 E: 0 K: 1 S: 8 H: 3 LOB: 2 BB: 0 P: 8	R: 2 E: 1 K: 1 S: 6 H: 1 LOB: 2 BB: 3 P: 18	R: 2 E: 0 K: 1 S: 7 H: 2 LOB: 1 BB: 1 P: 11	R: 2 E: 0 K: 0 S: 6 H: 3 LOB: 2 BB: 1 P: 10	1B: 10 2B: 3 3B: 0 HR: 0 SF: 1 SAC: 0 DP: 0 HBP: 0	WP: 0 PB: 0 SB: 0 CS: 0 PA: 46
PITCHER	IP WLS BF H R ER SO BB IBB HBP BLK WP HR S P ERA WHIP	IP WLS BF H R ER SO BB IBB HBP BLK WP HR S P ERA WHIP	IP WLS BF H R ER SO BB IBB HBP BLK WP HR S P ERA WHIP	IP WLS BF H R ER SO BB IBB HBP BLK WP HR S P ERA WHIP	IP WLS BF H R ER SO BB IBB HBP BLK WP HR S P ERA WHIP	IP WLS BF H R ER SO BB IBB HBP BLK WP HR S P ERA WHIP	IP WLS BF H R ER SO BB IBB HBP BLK WP HR S P ERA WHIP	IP WLS BF H R ER SO BB IBB HBP BLK WP HR S P ERA WHIP	IP WLS BF H R ER SO BB IBB HBP BLK WP HR S P ERA WHIP	IP WLS BF H R ER SO BB IBB HBP BLK WP HR S P ERA WHIP	IP WLS BF H R ER SO BB IBB HBP BLK WP HR S P ERA WHIP
Alan Foster, R ERA: 3.13 Rich Folkers, L ERA: 1.23 Wayne Granger, R ERA: 4.28 Al Hrabosky, L ERA: 5.0 Orlando Pena, R ERA: 3.44 (1, 1) (7, 1) (7, 1) (8, 1) (9, 1)	6.0 W 28 8 4 3 3 2 0 0 0 0 0 0 32 40 4.50 1.667										
PITCHER	IP WLS BF H R ER SO BB IBB HBP BLK WP HR S P ERA WHIP	IP WLS BF H R ER SO BB IBB HBP BLK WP HR S P ERA WHIP	IP WLS BF H R ER SO BB IBB HBP BLK WP HR S P ERA WHIP	IP WLS BF H R ER SO BB IBB HBP BLK WP HR S P ERA WHIP	IP WLS BF H R ER SO BB IBB HBP BLK WP HR S P ERA WHIP	IP WLS BF H R ER SO BB IBB HBP BLK WP HR S P ERA WHIP	IP WLS BF H R ER SO BB IBB HBP BLK WP HR S P ERA WHIP	IP WLS BF H R ER SO BB IBB HBP BLK WP HR S P ERA WHIP	IP WLS BF H R ER SO BB IBB HBP BLK WP HR S P ERA WHIP	IP WLS BF H R ER SO BB IBB HBP BLK WP HR S P ERA WHIP	IP WLS BF H R ER SO BB IBB HBP BLK WP HR S P ERA WHIP
Diego Segui, R ERA: 2.38 (9, 1)	0.1 S 1 0 0 0 0 0 0 0 0 0 0 0 1 1 0.00 0.000										

Philadelphia Phillies @ St. Louis Cardinals
 Busch Stadium, St. Louis, MO
 Sat Jun 30 1973, 7:05 PM CDT
 Att. 45,869 - Unknown

AB 39
 R 8
 H 13
 RBI 7
 BB 6
 SO 5
 LOB 23



Batter	1	2	3	4	5	6	7	8	9
Lou Brock, L OBP: 0.361, SLG: 0.390 (1, 7)	4-0 BB 2B BB	0-3 K		0-0 2B 1B		0-0 4-3		0-0 4-3	
Ted Sizemore, R OBP: 0.376, SLG: 0.323 (1, 4)	0-0 F7		4-0 G6-4-3 BB	0-0 2B		0-0 P5			
Joe Torre, R OBP: 0.421, SLG: 0.459 (1, 3)	0-0 P6		0-0 F7	0-0 F3		0-0 L5			
Ted Simmons, S OBP: 0.362, SLG: 0.424 (1, 2)	4-0 2B BB		0-0 G6-4-3 1-2f	0-0 P3		0-0 4-3			
Luis Melendez, R OBP: 0.308, SLG: 0.310 (1, 8)	0-0 2B			0-0 1B 1B	0-0 1B 1B		0-0 F8		
Jim Dwyer, L OBP: 0.213, SLG: 0.217 (9, 8)	1-3 2-H			0-0 1B 1B	0-0 E 1B		0-0 F8		
Ken Reitz, R OBP: 0.259, SLG: 0.350 (1, 5)	0-0 F8			0-0 1B 1B	0-0 1B 1B		0-0 F8		
Mike Tyson, R OBP: 0.280, SLG: 0.309 (1, 6)		0-0 F8		0-0 1B 1B	0-3 K		0-0 F8		
Jose Cruz, L OBP: 0.349, SLG: 0.433 (1, 9)		0-0 F9		4-0 1B 2B BB	0-0 E9 1B		0-0 HR		
Alan Foster, R OBP: 0.241, SLG: 0.241 (7, 1)		0-0 1B		0-0 P4	0-0 2-3-5-2		0-3 K		
Rich Folkers, L Wayne Granger, R Al Hrabosky, R Orlando Pena, R Diego Segui, R (9, 1)									

AB	R	H	RBI	BB	SO	LOB
4	2	1	2	1	1	1
3	0	1	2	1	0	1
4	0	0	0	0	0	3
3	0	0	0	1	0	2
4	2	3	1	0	0	0
0	0	0	0	0	0	0
4	2	2	0	0	0	2
4	1	1	1	0	1	2
3	2	2	2	1	0	0
3	0	1	0	0	0	4
0	0	0	0	0	0	0
0	0	0	0	0	0	0
1	0	0	0	0	1	0
0	0	0	0	0	0	0
0	0	0	0	0	0	0

BOTTOM

Philadelphia Phillies @ St. Louis Cardinals
 Busch Stadium, St. Louis, MO
 Sat Jun 30 1973, 7:05 PM CDT
 Att. 45,869 - Unknown

AB	33
R	9
H	11
RBI	8
BB	4
SO	3
LOB	15



Inning Stats	R: 1	H: 1	E: 0	LOB: 2	K: 0	P: 12	R: 0	H: 1	E: 0	LOB: 1	K: 1	P: 6	R: 0	H: 0	E: 0	LOB: 0	K: 0	P: 6	R: 5	H: 5	E: 0	LOB: 1	K: 0	P: 12	R: 2	H: 3	E: 1	LOB: 0	K: 1	P: 7	R: 0	H: 0	E: 0	LOB: 0	K: 0	P: 3	R: 0	H: 0	E: 0	LOB: 0	K: 0	P: 3	R: 1	H: 1	E: 0	LOB: 0	K: 1	P: 6
Steve Carlton, L ERA: 4.55 (1, 1)	IP	WLS	BF	H	R	ER	SO	BB	IBB	HBP	BLK	WP	HR	S	P	ERA	WHIP																															
Darrell Brandon, R ERA: 5.91 (5, 1)	1.2		4	0	0	0	0	0	0	0	0	0	0	4	4	0.00	0.000																															
Barry Lersch, R ERA: 4.1 (7, 1)	2.0		7	1	1	1	1	0	0	0	0	0	0	1	9	4.50	0.500																															
PITCHER	IP	WLS	BF	H	R	ER	SO	BB	IBB	HBP	BLK	WP	HR	S	P	ERA	WHIP																															

Batter	1	2	3	4	5	6	7	8	9	AB R H RBI BB SO LOB	TOP
Bill Robinson, R (1, 9) OBP: 0.338, SLG: 0.518 BB 			0-0 4-3 		0-0 G6-3 			0-0 SH3-4 1B 		3 1 1 0 1 0 1	Philadelphia Phillies @ St. Louis Cardinals Busch Stadium, St. Louis, MO Sun Jul 01 1973, 3:33 AM CDT Att. 15,477 - Unknown
Denny Doyle, L (1, 4) OBP: 0.355, SLG: 0.342 			0-0 P6 			0-0 3-1 		0-0 SH3-4 		3 0 1 0 0 0 0	
Del Unser, L (1, 8) OBP: 0.392, SLG: 0.533 			0-3 K 			4-0 S BB 		4-0 1B 2-5 IBB 		2 0 0 0 2 1 2	
Greg Luzinski, R (1, 7) OBP: 0.301, SLG: 0.425 			0-3 K 			0-3 K 		0-0 1-3 2-H 1B 		4 0 1 1 0 2 4	
Tom Hutton, L (1, 3) OBP: 0.392, SLG: 0.460 			0-0 PB 1B 			4-0 IBB 		0-0 2-5 		3 0 1 0 1 0 4	
Mike Schmidt, R (1, 5) OBP: 0.356, SLG: 0.414 			0-3 K 			0-3 K 		0-0 S 1B 		4 0 1 0 0 2 3	
Mike Ryan, R (1, 2) OBP: 0.260, SLG: 0.311 			0-0 P6 			0-3 K 		0-3 K 		4 0 0 0 0 2 2	
Larry Bowa, S (1, 6) OBP: 0.246, SLG: 0.241 			0-0 1-3 			0-0 F7 		0-0 F7 		4 0 0 0 0 0 1	
Dick Ruthven, R (1, 1) OBP: 0.174, SLG: 0.136 			0-0 G6-3 1B 			0-0 P3 		0-3 K 		4 0 1 0 0 1 2	
Inning Stats	R: 0 H: 1 E: 1 LOB: 2 K: 0 BB: 1 S: 4 P: 8	R: 0 H: 0 E: 1 LOB: 1 K: 0 BB: 0 S: 4 P: 4	R: 0 H: 0 E: 0 LOB: 0 K: 1 BB: 0 S: 5 P: 5	R: 0 H: 1 E: 0 LOB: 1 K: 2 BB: 0 S: 8 P: 8	R: 0 H: 1 E: 0 LOB: 0 K: 0 BB: 0 S: 3 P: 3	R: 0 H: 0 E: 0 LOB: 2 K: 2 BB: 2 S: 7 P: 15	R: 0 H: 0 E: 0 LOB: 0 K: 1 BB: 0 S: 5 P: 5	R: 1 H: 2 E: 0 LOB: 1 K: 0 BB: 1 S: 4 P: 8	R: 0 H: 1 E: 0 LOB: 1 K: 2 BB: 0 S: 8 P: 8	1B: 6 SF: 0 2B: 1 SAC: 1 3B: 0 DP: 3 HR: 0 HBP: 0	WP: 0 PA: 36 PB: 1 SB: 2 CS: 0
PITCHER Bob Gibson, R (1, 1) ERA: 3.15 Diego Segui, R (9, 1) ERA: 2.32	IP WLS BF H R ER SO BB IBB HBP BLK WP HR S P ERA WHIP 8.0 L 32 5 1 1 6 2 2 0 0 0 0 40 56 1.12 0.875 1.0 4 1 0 0 2 0 0 0 0 0 0 8 8 0.00 1.000	PITCHER IP WLS BF H R ER SO BB IBB HBP BLK WP HR S P ERA WHIP									

livebaseballscorecards.com

AB	31
R	1
H	6
RBI	1
BB	4
SO	8
LOB	19



Batter	1	2	3	4	5	6	7	8	9	AB R H RBI BB SO LOB
--------	---	---	---	---	---	---	---	---	---	----------------------

Jim Dwyer, L (1, 8) <small>OBP: 0.200, SLG: 0.204</small> Tim McCarver, L (8, PH) <small>OBP: 0.317, SLG: 0.350</small> Diego Segui, R (9, 1)	0-3 K		0-3 K		0-0 4-3			0-0 6-3		3 0 0 0 0 2 0 1 0 0 0 0 0 0 0 0 0 0 0 0 0
Ted Sizemore, R (1, 4) <small>OBP: 0.373, SLG: 0.318</small>	4-0 F8 BB BB		0-0 5-3		0-0 F9			0-0 P3		3 0 0 0 1 0 0
Joe Torre, R (1, 3) <small>OBP: 0.418, SLG: 0.453</small>	4-0 1-2 BB		0-3 K		0-0 F2			0-0 6-3		3 0 0 0 1 1 0
Ted Simmons, S (1, 2) <small>OBP: 0.360, SLG: 0.421</small>	0-0 F8			0-0 F9 BB 1B		0-0 6-3		0-0 G3		4 0 1 0 0 0 2
Jose Cruz, L (1, 9) <small>OBP: 0.344, SLG: 0.426</small> (9, 8)	0-0 F8			0-0 P3		0-0 4-3		0-0 G3		4 0 0 0 0 0 3
Bernie Carbo, L (1, 7) <small>OBP: 0.320, SLG: 0.241</small> (9, 9)		0-0 F7		4-0 1-2 BB		0-0 F7				2 0 0 0 1 0 0
Ken Reitz, R (1, 5) <small>OBP: 0.255, SLG: 0.345</small>		0-0 3-1		0-0 F9		0-0 F8				3 0 0 0 0 0 2
Mike Tyson, R (1, 6) <small>OBP: 0.280, SLG: 0.309</small>		0-0 WP 1B		0-0 F9		0-0 4-3				3 0 1 0 0 0 2
Bob Gibson, R (1, 1) <small>OBP: 0.261, SLG: 0.286</small> Lou Brock, L (8, PH) <small>OBP: 0.360, SLG: 0.389</small> (9, 7)		0-0 F7			0-0 F8			0-0 6-3		2 0 0 0 0 0 1 1 0 0 0 0 0 0

Inning Stats	R: 0	H: 0	E: 0	K: 1	S: 5	R: 0	H: 1	E: 0	K: 0	S: 4	R: 0	H: 0	E: 0	K: 2	S: 7	R: 0	H: 1	E: 0	K: 0	S: 4	R: 0	H: 0	E: 0	K: 0	S: 3	R: 0	H: 0	E: 0	K: 0	S: 3	R: 0	H: 0	E: 0	K: 0	S: 3	R: 0	H: 0	E: 0	K: 0	S: 3	R: 0	H: 0	E: 0	K: 0	S: 3	R: 0	H: 0	E: 0	K: 0	S: 3	1B: 2	2B: 0	3B: 0	HR: 0	SF: 0	SAC: 0	DP: 0	HBP: 0	WP: 1	PB: 0	SB: 0	CS: 0	PA: 32
--------------	------	------	------	------	------	------	------	------	------	------	------	------	------	------	------	------	------	------	------	------	------	------	------	------	------	------	------	------	------	------	------	------	------	------	------	------	------	------	------	------	------	------	------	------	------	------	------	------	------	------	-------	-------	-------	-------	-------	--------	-------	--------	-------	-------	-------	-------	--------

PITCHER	IP	WLS	BF	H	R	ER	SO	BB	IBB	HBP	BLK	WP	HR	S	P	ERA	WHIP
Dick Ruthven, R (1, 1) <small>ERA: 3.89</small>	9.0	W	32	2	0	0	3	3	0	0	0	1	0	35	47	0.00	0.556

BOTTOM

Philadelphia Phillies @ St. Louis Cardinals
 Busch Stadium, St. Louis, MO
 Sun Jul 01 1973, 3:33 AM CDT
 Att. 15,477 - Unknown

livebaseballscorecards.com

AB	29
R	0
H	2
RBI	0
BB	3
SO	3
LOB	10




Batter	1	2	3	4	5	6	7	8	9	AB R H RBI BB SO LOB	TOP	
Bill Robinson, R (1, 9) OBP: 0.342, SLG: 0.525	0-0 PB FC4-2-5-4 1B		0-0 5-3			0-0 F8			0-0 1B 2B	4 1 2 0 0 0 1	Philadelphia Phillies @ St. Louis Cardinals Busch Stadium, St. Louis, MO Mon Jul 02 1973, 7:05 PM CDT Att: 13,096 - Unknown	
Denny Doyle, L (1, 4) OBP: 0.353, SLG: 0.339	0-0 L9 1-3			0-0 3-1		0-0 FC3-6 1-2f			0-0 1B 1B 2-H	4 1 1 1 0 0 2		
Del Unser, L (1, 8) OBP: 0.390, SLG: 0.527	0-0 FC4-2-5-4 3-H			0-0 G3			0-0 1B 1B		0-0 F9	4 0 1 0 0 0 2		
Greg Luzinski, R (1, 7) OBP: 0.304, SLG: 0.426	0-0 L6			0-0 F9			0-0 L1-3 1-2 1B		0-0 BB 1B 1B 1B	4 1 2 0 0 0 1		
Tom Hutton, L (1, 3) OBP: 0.389, SLG: 0.455		0-3 K			0-0 P6		0-3 K		0-0 BB 1B 1B 1-2 2-H	4 1 1 1 0 2 2		
Mike Schmidt, R (1, 5) OBP: 0.351, SLG: 0.407 Mike Rogodzinski, L (9, PH) OBP: 0.358, SLG: 0.386		0-0 F9		0-3 K		0-0 L1-3 1-2		4-0 BB BB BB BB BB	4-0 1B BB BB	3 0 0 0 0 1 2 0 0 0 0 1 0 0		
Bob Boone, R (1, 2) OBP: 0.296, SLG: 0.326		0-0 F8		0-0 L7				0-0 L8	0-0 1B 1-2 2-H 3-H	4 0 1 2 0 0 0		
Larry Bowa, S (1, 6) OBP: 0.243, SLG: 0.238			0-0 F5		0-0 P4			0-0 F2	0-0 P6	4 0 0 0 0 0 2		
Mike Wallace, L (1, 1) Barry Lersch, S (1, 1) OBP: 0.154, SLG: 0.154 Willie Montanez, L (6, PH) OBP: 0.340, SLG: 0.396 Darrell Brandon, R (6, PR) (6, 1) Jose Pagan, R (8, PH) OBP: 0.184, SLG: 0.324 Mac Scarce, L (8, 1) Mike Anderson, R (9, PH) OBP: 0.320, SLG: 0.489		0-3 K		0-3 K		0-0 FC3-6 1B		0-3 K	0-3 K	0 0 0 0 0 0 0 1 0 0 0 0 1 0 1 0 1 0 0 0 0 0 0 0 0 0 0 0 1 0 0 0 0 1 0 0 0 0 0 0 0 0 1 0 0 0 0 1 2		
Inning Stats	R: 0 H: 1 E: 0 LOB: 1 K: 0 BB: 0 S: 4 P: 4	R: 0 H: 0 E: 0 LOB: 0 K: 1 BB: 0 S: 5 P: 5	R: 0 H: 0 E: 0 LOB: 0 K: 1 BB: 0 S: 5 P: 5	R: 0 H: 0 E: 0 LOB: 0 K: 0 BB: 0 S: 3 P: 3	R: 0 H: 0 E: 0 LOB: 0 K: 1 BB: 0 S: 5 P: 5	R: 0 H: 1 E: 0 LOB: 1 K: 0 BB: 0 S: 4 P: 4	R: 0 H: 2 E: 0 LOB: 1 K: 1 BB: 0 S: 6 P: 6	R: 0 H: 0 E: 0 LOB: 0 K: 1 BB: 0 S: 5 P: 5	R: 4 H: 5 E: 0 LOB: 2 K: 1 BB: 1 S: 10 P: 14	1B: 8 SF: 0 2B: 2 SAC: 0 3B: 0 DP: 1 HR: 0 HBP: 0		WP: 0 PA: 36 PB: 2 SB: 0 CS: 0
PITCHER	IP WLS BF H R ER SO BB IBB HBP BLK WP HR S P ERA WHIP											
Reggie Cleveland, R (1, 1) ERA: 3.47	8.1 W 33 8 4 4 5 1 0 0 0 0 0 0 42 46 4.32 1.080											
Orlando Pena, R (9, 1) ERA: 3.4	0.2 S 3 1 0 0 1 0 0 0 0 0 0 0 5 5 0.00 1.500											

livebaseballscores.com

AB	35
R	4
H	9
RBI	4
BB	1
SO	6
LOB	14



Batter	1	2	3	4	5	6	7	8	9	AB	R	H	RBI	BB	SO	LOB
Lou Brock, L OBP: 0.360, SLG: 0.387 (1, 7)	4-0 CS 1B BB	0-0 2-H 1B		0-3 K		0-0 F8		0-0 4-3		4	1	1	1	1	1	1
Ted Sizemore, R OBP: 0.374, SLG: 0.316 (1, 4)	4-0 CS 1B BB	0-0 5-3		0-0 1B FC5-4		0-0 5-3		0-0 5-3		4	1	1	0	1	0	2
Joe Torre, R OBP: 0.423, SLG: 0.454 Tim McCarver, L OBP: 0.315, SLG: 0.348 (1, 3) (8, 3)	4-0 BB 1B BB	0-3 K		0-0 1B FC5-4		1-0 HR HBP		0-0 P6		2	1	1	0	1	1	1
Ted Simmons, S OBP: 0.362, SLG: 0.433 (1, 2)	0-0 BB 1B		0-0 F9	0-0 FC5-4		0-0 HR				4	1	2	5	0	0	1
Luis Melendez, R OBP: 0.317, SLG: 0.312 Jim Dwyer, L OBP: 0.200, SLG: 0.204 (1, 8) (7, 8)	4-0 BB 1B BB		0-0 1B SF8	0-0 4-3		4-0 BB				2	1	1	0	2	0	1
Ken Reitz, R OBP: 0.255, SLG: 0.343 (1, 5)	0-0 F8		0-0 1B 1B		0-0 6-3	0-0 P6				4	0	1	0	0	0	4
Jose Cruz, L OBP: 0.339, SLG: 0.420 (1, 9)	0-0 3-1		0-0 SF8		0-0 5-3		0-0 F9			3	0	0	1	0	0	3
Mike Tyson, R OBP: 0.285, SLG: 0.313 (1, 6)		0-0 SH3-4 1B	0-0 1B		0-0 4-3		0-0 F8			4	1	2	0	0	0	0
Reggie Cleveland, R OBP: 0.375, SLG: 0.405 Orlando Pena, R (1, 1) (9, 1)		0-0 SH3-4	0-3 K			0-0 WP HR 1B		0-0 6-3		3	1	1	0	0	1	2
										0	0	0	0	0	0	0
Inning Stats	R: 1 E: 0 K: 0 S: 3	H: 1 LOB: 3 BB: 4 P: 19	R: 1 E: 0 K: 1 S: 7	H: 2 LOB: 1 BB: 0 P: 7	R: 1 E: 0 K: 1 S: 8	H: 3 LOB: 2 BB: 0 P: 8	R: 1 E: 0 K: 1 S: 7	H: 2 LOB: 1 BB: 0 P: 7	R: 0 E: 0 K: 0 S: 3	H: 0 LOB: 0 BB: 0 P: 3	R: 3 E: 0 K: 0 S: 5	H: 2 LOB: 1 BB: 1 P: 10	R: 0 E: 0 K: 0 S: 3	H: 0 LOB: 0 BB: 0 P: 3	R: 0 E: 0 K: 0 S: 3	H: 0 LOB: 0 BB: 0 P: 3

BOTTOM																	
Philadelphia Phillies @ St. Louis Cardinals Busch Stadium, St. Louis, MO Mon Jul 02 1973, 7:05 PM CDT Att. 13,096 - Unknown	<table border="0"> <tr> <td>AB</td> <td>31</td> </tr> <tr> <td>R</td> <td>7</td> </tr> <tr> <td>H</td> <td>10</td> </tr> <tr> <td>RBI</td> <td>7</td> </tr> <tr> <td>BB</td> <td>5</td> </tr> <tr> <td>SO</td> <td>3</td> </tr> <tr> <td>LOB</td> <td>15</td> </tr> </table> 	AB	31	R	7	H	10	RBI	7	BB	5	SO	3	LOB	15		
AB	31																
R	7																
H	10																
RBI	7																
BB	5																
SO	3																
LOB	15																
<table border="0"> <tr> <td>WP: 1</td> <td>PA: 39</td> </tr> <tr> <td>PB: 0</td> <td></td> </tr> <tr> <td>SB: 0</td> <td></td> </tr> <tr> <td>CS: 2</td> <td></td> </tr> </table>	WP: 1	PA: 39	PB: 0		SB: 0		CS: 2		<table border="0"> <tr> <td>1B: 9</td> <td>SF: 1</td> </tr> <tr> <td>2B: 0</td> <td>SAC: 1</td> </tr> <tr> <td>3B: 0</td> <td>DP: 0</td> </tr> <tr> <td>HR: 1</td> <td>HBP: 1</td> </tr> </table>	1B: 9	SF: 1	2B: 0	SAC: 1	3B: 0	DP: 0	HR: 1	HBP: 1
WP: 1	PA: 39																
PB: 0																	
SB: 0																	
CS: 2																	
1B: 9	SF: 1																
2B: 0	SAC: 1																
3B: 0	DP: 0																
HR: 1	HBP: 1																

PITCHER	IP	WLS	BF	H	R	ER	SO	BB	IBB	HBP	BLK	WP	HR	S	P	ERA	WHIP
Mike Wallace, L ERA: 1.93 (1, 1)	0.1	L	5	1	1	1	0	4	0	0	0	0	0	1	17	27.00	15.000
Barry Lersch, R ERA: 4.24 (1, 1)	4.2		21	7	3	3	3	0	0	0	0	0	0	27	27	5.79	1.500
Darrell Brandon, R ERA: 6.56 (6, 1)	2.0		10	2	3	3	0	1	0	1	0	1	1	8	13	13.50	1.500
Mac Scarce, L ERA: 2.7 (8, 1)	1.0		3	0	0	0	0	0	0	0	0	0	0	3	3	0.00	0.000

Batter	1	2	3	4	5	6	7	8	9	AB R H RBI BB SO LOB	TOP	
Bill Robinson, R (1, 9) OBP: 0.344, SLG: 0.524	0-0 4-1 HR 2B	0-0 F9		0-0 5-3	4-0 1-2 2-3 BB			0-3 K		4 1 1 0 1 1 1		
Denny Doyle, L (1, 4) OBP: 0.346, SLG: 0.331 Jose Pagan, R (5, 5) OBP: 0.179, SLG: 0.316	0-0 4-1 2-3	0-0 F7		0-3 K	0-3 K			0-0 F7		4 0 0 0 0 2 5 1 0 0 0 0 0 0		
Del Unser, L (1, 8) OBP: 0.394, SLG: 0.531	0-0 F7		4-0 SH1-4 BB E BB	0-0 1B 2B			0-0 5-3	0-0 CS 1B		4 2 2 0 1 0 1		
Greg Luzinski, R (1, 7) OBP: 0.308, SLG: 0.439	0-0 HR		0-0 E5 BB SH1-4 E	0-0 1B			0-0 1B	0-0 CS	0-0 5-3	5 2 3 3 0 0 1		
Tom Hutton, L (1, 3) OBP: 0.379, SLG: 0.442	0-0 4-3		0-0 SH1-4	0-0 4-3			0-0 F7		0-0 5-3	4 0 0 0 0 0 2		
Mike Schmidt, R (1, 5) OBP: 0.357, SLG: 0.426		0-0 HR	4-0 BB E IBB		0-3 K		0-3 K		0-0 1B	4 2 2 1 1 2 1		
Bob Boone, R (1, 2) OBP: 0.294, SLG: 0.321		0-0 6-3	4-0 E6 BB		0-3 K		0-0 F7		0-0 1-3	4 0 0 1 1 1 1		
Larry Bowa, S (1, 6) OBP: 0.246, SLG: 0.241		0-0 2B 1B	0-0 E6 BB BB		0-0 1B		0-0 4-3			4 1 2 0 0 0 1		
Jim Lonborg, R (1, 1) OBP: 0.231, SLG: 0.174		0-0 2B	0-0 1-3 BB BB		4-0 BB BB		0-0 4-3			3 0 1 1 1 0 1		
Inning Stats	R: 2 E: 0 K: 0 S: 5 H: 2 LOB: 0 BB: 0 P: 5	R: 2 E: 0 K: 0 S: 6 H: 3 LOB: 1 BB: 0 P: 6	R: 3 E: 2 K: 0 S: 4 H: 0 LOB: 1 BB: 3 P: 16	R: 1 E: 0 K: 1 S: 7 H: 2 LOB: 1 BB: 0 P: 7	R: 0 E: 0 K: 3 S: 10 H: 1 LOB: 3 BB: 2 P: 18	R: 0 E: 0 K: 1 S: 6 H: 1 LOB: 1 BB: 0 P: 6	R: 0 E: 0 K: 0 S: 3 H: 0 LOB: 0 BB: 0 P: 3	R: 0 E: 0 K: 1 S: 5 H: 1 LOB: 0 BB: 0 P: 5	R: 0 E: 0 K: 0 S: 4 H: 1 LOB: 1 BB: 0 P: 4	1B: 6 2B: 3 3B: 0 HR: 2 SF: 0 SAC: 1 DP: 0 HBP: 0	WP: 0 PB: 0 SB: 0 CS: 1 PA: 44	
PITCHER	IP WLS BF H R ER SO BB IBB HBP BLK WP HR S P ERA WHIP											
Milt Pappas, R (1, 1) ERA: 4.78	2.1 L 16 5 7 4 0 2 2 1 0 0 0 2 13 25 15.43 3.000											
Bill Bonham, R (3, 1) ERA: 3.58	1.2 7 2 1 1 1 0 0 0 0 0 0 9 9 5.40 1.200											
Ray Burris, R (5, 1) ERA: 0.89	3.0 13 2 0 0 4 2 0 0 0 0 0 19 27 0.00 1.333											
Larry Gura, L (8, 1) ERA: 3.47	2.0 7 2 0 0 1 0 0 0 0 0 0 9 9 0.00 1.000											

Philadelphia Phillies @ Chicago Cubs
Wrigley Field, Chicago, IL
Tue Jul 03 1973, 3:33 AM CDT
Att. 18,849 - Unknown

livebaseballscorecards.com

AB	37
R	8
H	11
RBI	6
BB	5
SO	6
LOB	14



Batter	1	2	3	4	5	6	7	8	9	AB R H RBI BB SO LOB
Rick Monday, L (1, 8) OBP: 0.398, SLG: 0.546	0-0 HR		0-0 HR		0-0 6-3		0-0 1-3 1B		4-0 CS BB	4 2 3 2 1 0 0
Glenn Beckert, R (1, 4) OBP: 0.320, SLG: 0.303	0-0 F8		0-0 4-3		0-0 1B		0-0 P4		0-0 CS	4 0 1 0 0 0 2
Billy Williams, L (1, 7) OBP: 0.373, SLG: 0.434	0-0 1-3		0-0 1B 2B		0-0 F7		0-0 L8			4 0 1 0 0 0 3
Ron Santo, R (1, 5) OBP: 0.396, SLG: 0.489	0-0 P6		0-0 1B		0-0 5-3			0-0 5-3		4 0 1 0 0 0 1
Jose Cardenal, R (1, 9) OBP: 0.391, SLG: 0.489		1-0 S HBP	0-3 K		0-0 F8			0-0 1B		0 0 0 0 0 0 0
Gene Hiser, L (3, 9) OBP: 0.329, SLG: 0.319										3 0 1 0 0 1 2
Carmen Fanzone, R (1, 3) OBP: 0.362, SLG: 0.559		0-0 5-3		0-0 1-3		0-0 5-3		0-0 F9		4 0 0 0 0 0 2
Don Kessinger, S (1, 6) OBP: 0.367, SLG: 0.341		0-0 1-3		0-0 2B		0-0 F7		0-0 F8		4 0 1 0 0 0 2
Randy Hundley, R (1, 2) OBP: 0.269, SLG: 0.368		0-0 1-3		0-0 P4			0-0 5-3		0-0 F7	4 0 0 0 0 0 2
Milt Pappas, R (1, 1) OBP: 0.084, SLG: 0.161			0-0 P6		0-0 6-3		0-0 1B 1B		0-0 P4	0 0 0 0 0 0 0
Bill Bonham, R (3, 1) OBP: 0.105, SLG: 0.105										1 0 0 0 0 0 0
Cleo James, R (4, PH) OBP: 0.128, SLG: 0.105										1 0 0 0 0 0 1
Ray Burris, R (5, 1) OBP: 0.128, SLG: 0.105										0 0 0 0 0 0 0
Adrian Garrett, L (7, PH) OBP: 0.172, SLG: 0.357										1 0 1 0 0 0 0
Larry Gura, S (8, 1) OBP: 0.287, SLG: 0.214										0 0 0 0 0 0 0
Pat Bourque, L (9, PH) OBP: 0.313, SLG: 0.438										1 0 0 0 0 0 0

BOTTOM

Philadelphia Phillies @ Chicago Cubs
 Wrigley Field, Chicago, IL
 Tue Jul 03 1973, 3:33 AM CDT
 Att. 18,849 - Unknown

livebaseballscorecards.com

AB	35
R	2
H	9
RBI	2
BB	1
SO	1
LOB	15



Inning Stats	R: 1	H: 1	E: 0	K: 0	S: 4	LOB: 0	BB: 0	P: 4	R: 0	H: 0	E: 0	K: 0	S: 3	LOB: 1	BB: 0	P: 4	R: 0	H: 3	E: 0	K: 1	S: 8	LOB: 2	BB: 0	P: 8	R: 0	H: 1	E: 0	K: 0	S: 4	LOB: 1	BB: 0	P: 4	R: 0	H: 1	E: 0	K: 0	S: 4	LOB: 1	BB: 0	P: 4	R: 0	H: 0	E: 0	K: 0	S: 3	LOB: 0	BB: 0	P: 3	R: 0	H: 2	E: 0	K: 0	S: 5	LOB: 2	BB: 0	P: 5	R: 0	H: 1	E: 0	K: 0	S: 4	LOB: 1	BB: 0	P: 4	R: 0	H: 0	E: 0	K: 0	S: 2	LOB: 0	BB: 1	P: 6	1B: 5	2B: 2	3B: 0	HR: 2	SF: 0	SAC: 0	DP: 0	HBP: 1	WP: 0	PB: 0	SB: 1	CS: 1	PA: 38
PITCHER Jim Lonborg, R (1, 1) ERA: 5.36	IP	WLS	BF	H	R	ER	SO	BB	IBB	HBP	BLK	WP	HR	S	P	ERA	WHIP																			IP	WLS	BF	H	R	ER	SO	BB	IBB	HBP	BLK	WP	HR	S	P	ERA	WHIP																																	

Batter	1	2	3	4	5	6	7	8	9	10	AB R H RBI BB SO LOB	TOP																	
Bill Robinson, R (1, 9) OBP: 0.346, SLG: 0.520	0-0 F9		0-0 PB 1B		0-0 5-3		0-0 1-2 2-H 1B			0-0 6-3	5 0 2 1 0 0 1	Philadelphia Phillies @ Chicago Cubs Wrigley Field, Chicago, IL Wed Jul 04 1973, 3:33 AM CDT Att: 22,141 - Cloudy - 78 F																	
Denny Doyle, L (1, 4) OBP: 0.347, SLG: 0.333	0-0 6-3		0-0 F9			0-0 FC6-4 1B	0-0 F9			0-0 2B 1B	5 1 2 0 0 0 3																		
Del Unser, L (1, 8) OBP: 0.399, SLG: 0.538	0-0 1B 1B		0-0 F5			0-0 FC6-4 1B		0-0 1-3		0-0 1-H 2B	5 0 3 1 0 0 1																		
Greg Luzinski, R (1, 7) OBP: 0.307, SLG: 0.435	0-0 1-2 1B			0-3 K		0-0 FC6-4 G4-6-3		0-3 K		0-0 F8	5 0 1 0 0 2 3																		
Tom Hutton, L (1, 3) OBP: 0.370, SLG: 0.430	0-0 F7			0-3 K		0-0 G4-6-3		0-0 G3			4 0 0 0 0 1 4																		
Mike Schmidt, R (1, 5) OBP: 0.350, SLG: 0.417		0-3 K		0-0 F9			0-0 5-3		0-3 K		4 0 0 0 0 2 0																		
Bob Boone, R (1, 2) OBP: 0.293, SLG: 0.320		0-0 L9			0-0 1-3		0-0 FC6-4 1B		0-0 4-3		4 0 1 0 0 0 0																		
Larry Bowa, S (1, 6) OBP: 0.246, SLG: 0.241		0-0 F8			0-0 E5 6-3 1B		0-0 FC6-4 1B		0-0 4-3		4 1 1 0 0 0 1																		
Wayne Twitchell, R (1, 1) OBP: 0.081, SLG: 0.108 Willie Montanez, L (7, PH) OBP: 0.352, SLG: 0.398 Dick Ruthven, R (7, PR) OBP: 0.174, SLG: 0.136 Mac Scarce, L (7, 1) Mike Rogodzinski, L (10, PH) OBP: 0.352, SLG: 0.378 Bill Wilson, R (10, 1)			0-0 1-3		0-0 6-3 1B		0-0 1-2 1B		0-3 K		2 0 0 0 0 0 1 1 0 1 0 0 0 0 0 0 0 0 0 0 0 0 0 0 0 0 0 0 1 0 0 0 0 1 0 0 0 0 0 0 0 0																		
Inning Stats	R: 0 E: 0 K: 0 S: 5	H: 2 LOB: 2 BB: 0 P: 5	R: 0 E: 0 K: 1 S: 5	H: 0 LOB: 0 BB: 0 P: 5	R: 0 E: 0 K: 0 S: 4	H: 1 LOB: 1 BB: 0 P: 4	R: 0 E: 0 K: 2 S: 7	H: 0 LOB: 0 BB: 0 P: 7	R: 0 E: 1 K: 0 S: 4	H: 1 LOB: 1 BB: 0 P: 4	R: 0 E: 0 K: 0 S: 4		H: 2 LOB: 1 BB: 0 P: 4	R: 1 E: 0 K: 0 S: 6	H: 3 LOB: 2 BB: 0 P: 6	R: 0 E: 0 K: 1 S: 5	H: 0 LOB: 0 BB: 0 P: 5	R: 0 E: 0 K: 1 S: 5	H: 0 LOB: 0 BB: 0 P: 5	R: 1 E: 0 K: 1 S: 7	H: 2 LOB: 1 BB: 0 P: 7	1B: 10 2B: 1 3B: 0 HR: 0	SF: 0 SAC: 0 DP: 1 HBP: 0	WP: 0 PB: 1 SB: 0 CS: 0	PA: 40				
PITCHER	IP WLS BF H R ER SO BB IBB HBP BLK WP HR S P ERA WHIP												IP WLS BF H R ER SO BB IBB HBP BLK WP HR S P ERA WHIP																
Burt Hooton, R (1, 1) ERA: 4.03	7.0	29	9	1	1	3	0	0	0	0	0	0	0	0	35	35	1.29	1.286											
Bob Locker, R (8, 1) ERA: 1.86	2.0	6	0	0	0	2	0	0	0	0	0	0	0	10	10	0.00	0.000												
Jack Aker, R (10, 1) ERA: 3.47	1.0	5	2	1	1	1	0	0	0	0	0	0	0	7	7	9.00	2.000												

livebaseballscores.com

AB 40
R 2
H 11
RBI 2
BB 0
SO 6
LOB 14




Batter	1	2	3	4	5	6	7	8	9	10	AB	R	H	RBI	BB	SO	LOB
Rick Monday, L (1, 8) OBP: 0.395, SLG: 0.543	0-0 F8		0-3 K		0-0 1B 2B		0-0 4-3		0-3 K		5	1	1	0	0	2	2
Glenn Beckert, R (1, 4) OBP: 0.325, SLG: 0.305	0-0 3-1		4-0 BB		0-0 2-H 1B		0-0 6-3		0-0 HR 1B		4	1	2	1	1	0	0
Billy Williams, L (1, 7) OBP: 0.371, SLG: 0.433	0-0 2B		0-0 F9		0-3 K		0-3 K		0-0 P4		5	0	1	0	0	2	3
Ron Santo, R (1, 5) OBP: 0.396, SLG: 0.498	0-0 6-3		0-0 L9		0-0 SH3-4 1B		0-0 F7		0-0 HR		5	1	2	2	0	0	2
Gene Hiser, L (1, 9)		4-0 SH5-3 1B BB		0-0 F6		0-0 SH3-4		0-0 4-3		2	0	0	0	1	0	0	
Carmen Fanzone, R (1, 3) OBP: 0.356, SLG: 0.540		0-0 SH5-3 1B		0-0 6-3		0-0 F7		0-3 K		4	0	1	0	0	1	1	
Don Kessinger, S (1, 6) OBP: 0.367, SLG: 0.338		0-0 SH5-3		0-0 F7		4-0 BB		0-0 P3		2	0	0	0	1	0	0	
Randy Hundley, R (1, 2) OBP: 0.268, SLG: 0.366		0-0 F3		0-3 K		0-3 K		0-0 1B 1B		4	0	1	0	0	2	4	
Burt Hooton, R (1, 1) OBP: 0.273, SLG: 0.200		0-0 5-3		0-0 5-3		0-3 K		0-0 1B		2	0	0	0	0	0	2	
Cleo James, R (7, PH) OBP: 0.125, SLG: 0.103										1	0	0	0	0	1	0	
Bob Locker, S (8, 1) OBP: 0.100, SLG: 0.100										0	0	0	0	0	0	0	
Jim Hickman, R (9, PH) OBP: 0.356, SLG: 0.233										1	0	1	0	0	0	0	
Jack Aker, R (10, 1)										0	0	0	0	0	0	0	

Inning Stats	R: 0	H: 1	E: 0	K: 0	S: 4	H: 1	LOB: 1	BB: 0	P: 4	R: 0	H: 2	E: 0	K: 0	S: 4	H: 0	LOB: 2	BB: 1	P: 8	R: 0	H: 0	E: 0	K: 1	S: 5	H: 0	LOB: 1	BB: 1	P: 9	R: 0	H: 0	E: 0	K: 0	S: 3	R: 1	H: 2	E: 0	K: 2	S: 9	R: 0	H: 1	E: 0	K: 1	S: 6	R: 0	H: 0	E: 0	K: 1	S: 5	R: 0	H: 0	E: 0	K: 1	S: 5	R: 0	H: 2	E: 0	K: 2	S: 9	R: 2	H: 2	E: 0	K: 0	S: 3	1B: 6	SF: 0	2B: 2	SAC: 2	3B: 0	DP: 0	HR: 1	HBP: 0	WP: 0	PA: 40
--------------	------	------	------	------	------	------	--------	-------	------	------	------	------	------	------	------	--------	-------	------	------	------	------	------	------	------	--------	-------	------	------	------	------	------	------	------	------	------	------	------	------	------	------	------	------	------	------	------	------	------	------	------	------	------	------	------	------	------	------	------	------	------	------	------	------	-------	-------	-------	--------	-------	-------	-------	--------	-------	--------

PITCHER	IP	WLS	BF	H	R	ER	SO	BB	IBB	HBP	BLK	WP	HR	S	P	ERA	WHIP
Wayne Twitchell, R (1, 1) ERA: 1.96	6.0		26	5	1	1	4	3	0	0	0	0	0	31	43	1.50	1.333
Mac Scarce, L (7, 1) ERA: 2.5	3.0		11	2	0	0	4	0	0	0	0	0	0	19	19	0.00	0.667
Bill Wilson, R (10, 1) ERA: 4.58	0.1	L	3	2	2	2	0	0	0	0	0	0	1	3	3	54.00	6.000

Philadelphia Phillies @ Chicago Cubs
Wrigley Field, Chicago, IL
Wed Jul 04 1973, 3:33 AM CDT
Att. 22,141 - Cloudy - 78 F

AB	35
R	3
H	9
RBI	3
BB	3
SO	8
LOB	14



Batter	1	2	3	4	5	6	7	8	9	AB R H RBI BB SO LOB	TOP			
Bill Robinson, R (1, 9) OBP: 0.348, SLG: 0.542	0-0 6-3	0-0 1-3 3-H 2B			0-0 F7	0-0 HR			0-3 K	5 1 2 3 0 1 0				
Denny Doyle, L (1, 4) OBP: 0.348, SLG: 0.335	0-0 6-3	0-0 6-3			0-0 CS 1B	0-0 1B			0-0 2-3	5 0 2 0 0 0 2				
Del Unser, L (1, 8) OBP: 0.395, SLG: 0.530	0-3 K		0-0 4-3		0-0 1B WP 1B	0-0 F7			0-0 1-3	5 1 1 0 0 1 1				
Greg Luzinski, R (1, 7) OBP: 0.309, SLG: 0.446		0-0 4-3	0-0 HR		0-0 1B 1-3 1B			0-0 4-3		4 1 2 1 0 0 0				
Tom Hutton, L (1, 3) OBP: 0.373, SLG: 0.432		0-0 1B 1B	0-0 4-3		0-0 1B 1-3 1B			0-0 F7		4 1 2 1 0 0 0				
Mike Schmidt, R (1, 5) OBP: 0.348, SLG: 0.413		0-0 1B 1-2 1B	0-0 P5		0-3 3-H K			0-3 K		4 1 1 0 0 2 2				
Bob Boone, R (1, 2) OBP: 0.296, SLG: 0.323		0-0 E 1B 2B 1B		0-0 F9		0-0 4-3 HR 1B		0-0 6-3		4 2 2 1 0 0 0				
Larry Bowa, S (1, 6) OBP: 0.246, SLG: 0.241		0-0 E5 2B 1B		0-0 G3		0-0 4-3		0-0 F8		4 0 1 1 0 0 1				
Steve Carlton, L (1, 1) OBP: 0.143, SLG: 0.148		0-3 K		0-0 L7		0-3 K		0-0 P4		4 0 0 0 0 2 3				
Inning Stats	R: 0 E: 0 K: 1 S: 5 H: 0 LOB: 0 P: 5	R: 3 E: 1 K: 1 S: 10 H: 5 LOB: 2 BB: 0 P: 10	R: 1 E: 0 K: 0 S: 4 H: 1 LOB: 0 BB: 0 P: 4	R: 0 E: 0 K: 0 S: 3 H: 0 LOB: 0 BB: 0 P: 3	R: 1 E: 0 K: 1 S: 8 H: 4 LOB: 2 BB: 0 P: 8	R: 2 E: 0 K: 1 S: 8 H: 3 LOB: 1 BB: 0 P: 8	R: 0 E: 0 K: 1 S: 5 H: 0 LOB: 0 BB: 0 P: 5	R: 0 E: 0 K: 0 S: 3 H: 0 LOB: 0 BB: 0 P: 3	R: 0 E: 0 K: 1 S: 5 H: 0 LOB: 0 BB: 0 P: 5	1B: 10 2B: 1 3B: 0 HR: 2 SF: 0 SAC: 0 DP: 0 HBP: 0	WP: 1 PB: 0 SB: 0 CS: 1 PA: 39			
PITCHER	IP WLS BF H R ER SO BB IBB HBP BLK WP HR S P ERA WHIP												PITCHER	IP WLS BF H R ER SO BB IBB HBP BLK WP HR S P ERA WHIP
Rick Reuschel, R (1, 1) ERA: 2.25	4.2 L 23 10 5 5 2 0 0 0 0 0 1 1 27 27 9.64 2.143													
Bill Bonham, R (5, 1) ERA: 3.56	0.1 1 0 0 0 1 0 0 0 0 0 0 0 3 3 0.00 0.000													
Ray Burris, R (6, 1) ERA: 1.61	2.0 9 3 2 2 2 0 0 0 0 0 0 1 13 13 9.00 1.500													
Dave LaRoche, L (8, 1) ERA: 5.47	2.0 6 0 0 0 0 1 0 0 0 0 0 0 8 8 0.00 0.000													

Philadelphia Phillies @ Chicago Cubs
Wrigley Field, Chicago, IL
Thu Jul 05 1973, 3:33 AM CDT
Att. 24,849 - Cloudy - 82 F

AB	39
R	7
H	13
RBI	7
BB	0
SO	6
LOB	9



livebaseballscorecards.com

Batter	1	2	3	4	5	6	7	8	9	AB	R	H	RBI	BB	SO	LOB
Rick Monday, L OBP: 0.389, SLG: 0.533 (1, 8)	0-3 K		0-0 L4			0-3 K		0-0 4-3	0-0 B1-3	5	0	0	0	0	2	0
Glenn Beckert, R OBP: 0.326, SLG: 0.307 (1, 4)	0-0 FC4-6 1B		0-0 4-3			0-0 1B 1B		0-0 6-3	0-0 F9	5	1	2	0	0	0	0
Billy Williams, L OBP: 0.369, SLG: 0.431 (1, 7)	0-0 FC4-6 1B		0-0 F7			0-3 K		0-0 PB 1B		4	1	1	0	0	1	2
Ron Santo, R OBP: 0.400, SLG: 0.502 (1, 5)	0-0 1-2 1B			0-0 G1-4-3 1B		0-0 1-2 1B		0-0 1-H 3B		4	1	3	0	0	0	0
Jim Hickman, R OBP: 0.360, SLG: 0.262 (1, 9)	0-0 F9			0-3 K		0-0 1-2 2-H 1B		0-0 2-H 1B 3B		4	1	2	2	0	1	3
Carmen Fanzone, R OBP: 0.351, SLG: 0.522 (1, 3)		0-3 K		0-0 G1-4-3		0-0 F8		0-0 1B 1B		4	0	1	1	0	1	3
Don Kessinger, S OBP: 0.369, SLG: 0.341 (1, 6)		0-0 F9			0-0 G6-4-3 1B		0-0 F8	0-0 1-3 1B		4	0	2	0	0	0	0
Ken Rudolph, R OBP: 0.223, SLG: 0.330 (1, 2)		4-0 BB			0-0 G6-4-3		0-0 4-3	0-3 K		2	0	0	0	1	0	1
Adrian Garrett, L OBP: 0.167, SLG: 0.345 (8, 2)					0-0 1-2f					1	0	0	0	0	1	2
Rick Reuschel, R OBP: 0.146, SLG: 0.125 (5, 1)		0-0 5-3			0-0 P4		0-3 K		0-3 K	1	0	0	0	0	0	1
Bill Bonham, R OBP: 0.105, SLG: 0.105 (5, PH)										0	0	0	0	0	0	0
Cleo James, R OBP: 0.122, SLG: 0.100 (6, 1)										0	0	0	0	0	0	0
Ray Burris, R OBP: 0.087, SLG: 0.500 (8, 1)										0	0	0	0	0	0	0
Paul Popovich, S OBP: 0.279, SLG: 0.245 (7, PH)										1	0	0	0	0	1	0
Dave LaRoche, L OBP: 0.267, SLG: 0.364 (9, PH)										0	0	0	0	0	0	0
Randy Hundley, R										1	0	0	0	0	1	0

Inning Stats	R: 0	H: 2	E: 0	K: 1	S: 7	R: 0	H: 0	E: 0	K: 1	S: 5	R: 0	H: 0	E: 0	K: 0	S: 3	R: 0	H: 1	E: 0	K: 1	S: 5	R: 0	H: 1	E: 0	K: 0	S: 3	R: 1	H: 3	E: 0	K: 2	S: 10	R: 0	H: 0	E: 0	K: 1	S: 5	R: 3	H: 4	E: 1	K: 1	S: 10	R: 0	H: 0	E: 0	K: 1	S: 5	1B: 10	2B: 0	3B: 1	HR: 0	SF: 0	SAC: 0	DP: 2	HBP: 0	WP: 0	PB: 1	SB: 0	CS: 0	PA: 38
PITCHER Steve Carlton, L ERA: 4.34 (1, 1)	IP	WLS	BF	H	R	ER	SO	BB	IBB	HBP	BLK	WP	HR	S	P	ERA	WHIP	IP	WLS	BF	H	R	ER	SO	BB	IBB	HBP	BLK	WP	HR	S	P	ERA	WHIP	IP	WLS	BF	H	R	ER	SO	BB	IBB	HBP	BLK	WP	HR	S	P	ERA	WHIP							

BOTTOM

Philadelphia Phillies @ Chicago Cubs
Wrigley Field, Chicago, IL

Thu Jul 05 1973, 3:33 AM CDT
Att. 24,849 - Cloudy - 82 F

livebaseballscorecards.com

AB	37
R	4
H	11
RBI	3
BB	1
SO	8
LOB	12



Batter	1	2	3	4	5	6	7	8	9	AB R H RBI BB SO LOB	TOP											
Pete Rose, S (1, 7) OBP: 0.380, SLG: 0.400	0-0 F8		0-0 1-3		0-0 G6-4-3 1B		0-0 F7		0-0 SF9 3B	5 1 2 0 0 0 0												
Joe Morgan, L (1, 4) OBP: 0.405, SLG: 0.481	4-0 BB		0-0 P6		0-0 G6-4-3		0-0 CS 1B		0-0 SF9	3 0 1 1 1 0 2												
Dan Driessen, L (1, 5) OBP: 0.353, SLG: 0.344	0-0 F8			0-0 G4-6-3 1B		0-0 1-3 2B		0-0 5-3	0-0 5-3	3 2 2 0 0 0 1												
Denis Menke, R (6, 5) OBP: 0.376, SLG: 0.239							0-0 5-3			2 0 0 0 0 0 1												
Johnny Bench, R (1, 9) OBP: 0.336, SLG: 0.430	0-0 1-3			0-0 G4-6-3 1B		0-0 1-3		0-0 5-3	0-0 G3	5 0 1 0 0 0 2												
Cesar Geronimo, L (9, 8) OBP: 0.212, SLG: 0.217										0 0 0 0 0 0 0												
Tony Perez, R (1, 3) OBP: 0.381, SLG: 0.524		0-0 4-3		0-0 G4-6-3		0-0 P6		0-0 HR		4 1 1 1 0 0 3												
Bobby Tolan, L (1, 8) OBP: 0.248, SLG: 0.316		0-0 HR		0-0 1-2f 2-3		4-0 2B		0-0 HR		3 3 3 2 1 0 0												
Dave Concepcion, R (1, 6) OBP: 0.314, SLG: 0.432		0-3 K		0-3 K		0-0 2B		0-3 K		4 0 1 2 0 3 2												
Bill Plummer, R (1, 2) OBP: 0.333, SLG: 0.276		0-0 6-3			0-0 L4	4-0 FC6-4 IBB		0-0 HR		3 1 1 2 1 0 0												
Fred Norman, S (1, 1) OBP: 0.125, SLG: 0.079			0-0 1-3		4-0 1B BB	0-0 FC6-4		0-0 4-3		3 0 0 0 1 0 2												
Inning Stats	R: 0 E: 0 K: 0 S: 3	H: 0 LOB: 1 BB: 1 P: 7	R: 1 E: 0 K: 1 S: 6	H: 1 LOB: 0 BB: 0 P: 6	R: 0 E: 0 K: 0 S: 3	H: 0 LOB: 0 BB: 0 P: 3	R: 1 E: 0 K: 1 S: 7	H: 3 LOB: 1 BB: 0 P: 7	R: 0 E: 0 K: 0 S: 3	H: 1 LOB: 1 BB: 1 P: 7	R: 2 E: 0 K: 0 S: 5	H: 2 LOB: 2 BB: 2 P: 13	R: 0 E: 0 K: 0 S: 3	H: 1 LOB: 0 BB: 0 P: 3	R: 3 E: 0 K: 1 S: 8	H: 3 LOB: 0 BB: 0 P: 8	R: 1 E: 0 K: 0 S: 4	H: 1 LOB: 0 BB: 0 P: 4	1B: 7 2B: 1 3B: 1 HR: 3	SF: 1 SAC: 0 DP: 2 HBP: 0	WP: 0 PB: 0 SB: 1 CS: 1	PA: 40
PITCHER	IP WLS BF H R ER SO BB IBB HBP BLK WP HR S P ERA WHIP												PITCHER	IP WLS BF H R ER SO BB IBB HBP BLK WP HR S P ERA WHIP								
Dick Ruthven, R (1, 1) ERA: 4.05	6.0 L 27 7 4 4 2 2 2 0 0 0 0 1 27 43 6.00 1.500																					
Barry Lersch, R (7, 1) ERA: 4.62	3.0 13 5 4 4 1 0 0 0 0 0 0 2 15 15 12.00 1.667																					

Cincinnati Reds @ Philadelphia Phillies
Veterans Stadium, Philadelphia, PA
Fri Jul 06 1973, 7:05 PM EDT
Att: 58,294 - Unknown

AB	35
R	8
H	12
RBI	8
BB	4
SO	3
LOB	13



Batter	1	2	3	4	5	6	7	8	9	AB R H RBI BB SO LOB
Terry Harmon, R OBP: 0.304, SLG: 0.250 (1, 4) BBB	4-0 1B SF8 BB		X 0-0 F8		X 0-0 SH1-4 1B	X 0-0 P4			X 0-0 F8	4 1 1 0 1 0 2
Tom Hutton, L OBP: 0.372, SLG: 0.430 (1, 3) X	0-0 1-3 1B		X 0-0 E1 FC6-4		X 0-0 SH1-4 1-2			X 0-0 F8		3 0 1 0 0 0 0
Bill Robinson, R OBP: 0.339, SLG: 0.528 (1, 8) SSS	0-3 K		X 0-0 L6		X 0-0 6-3			SSS 0-3 K		4 0 0 0 0 2 4
Greg Luzinski, R OBP: 0.308, SLG: 0.443 (1, 7) X	0-0 SF8		X 0-0 FC6-4 1-2f		4-0 IBB			SSS 0-3 K		2 0 0 1 1 1 1
Mike Anderson, R OBP: 0.313, SLG: 0.453 (1, 9) SSS	0-3 K			X 0-0 5-3	X 0-0 F8			X 0-0 6-3		4 0 0 0 0 1 3
Mike Schmidt, R OBP: 0.347, SLG: 0.426 (1, 5) X		X 0-0 HR		SSS 0-3 K		X 0-0 P4		X 0-0 F8		4 1 1 1 0 1 0
Mike Ryan, R OBP: 0.278, SLG: 0.333 (1, 2) X		X 0-0 P6		X 0-0 2B		SSS 4-0 1B BB		X 0-0 F7		3 0 1 0 1 0 0
Larry Bowa, S OBP: 0.246, SLG: 0.239 (1, 6) SSS		SSS 0-3 K		4-0 IBB		X 0-0 F2		X 0-0 F2		3 0 0 0 1 1 1
Dick Ruthven, R OBP: 0.160, SLG: 0.125 (1, 1)		X 0-0 1-3		X 0-0 6-3		X 0-0 1B		X 0-0 5-3		2 0 0 0 0 0 2
Willie Montanez, L OBP: 0.354, SLG: 0.401 (6, PH)										1 0 1 0 0 0 0
Barry Lersch, S OBP: 0.154, SLG: 0.154 (6, PR)										0 0 0 0 0 0 0
Cesar Tovar, R OBP: 0.339, SLG: 0.381 (7, 1)										1 0 0 0 0 0 0
Cesar Tovar, R OBP: 0.339, SLG: 0.381 (9, PH)										1 0 0 0 0 0 0

Inning Stats	R: 1	H: 1	R: 1	H: 1	R: 0	H: 0	R: 0	H: 1	R: 0	H: 0	R: 0	H: 0	R: 0	H: 0	R: 0	H: 0	R: 0	H: 0	R: 0	H: 0	1B: 3	SF: 1	WP: 0	PA: 37	
E: 0	LOB: 1	E: 0	LOB: 0	E: 1	LOB: 1	E: 0	LOB: 2	E: 0	LOB: 2	E: 0	LOB: 0	E: 0	LOB: 0	E: 0	LOB: 0	E: 0	LOB: 0	E: 0	LOB: 0	E: 0	LOB: 0	2B: 1 <td>SAC: 1 <td>PB: 0</td> <td></td> </td>	SAC: 1 <td>PB: 0</td> <td></td>	PB: 0	
K: 2	BB: 1	K: 1	BB: 0	K: 0	BB: 0	K: 1	BB: 1	K: 0	BB: 1	K: 2	BB: 0	K: 0	BB: 0	K: 0	BB: 0	K: 0	BB: 0	K: 0	BB: 0	K: 0	BB: 0	3B: 0	DP: 0	SB: 0	
S: 8	P: 12	S: 6	P: 6	S: 4	P: 4	S: 6	P: 10	S: 4	P: 8	S: 7	P: 7	S: 3	P: 3	S: 3	P: 3	S: 3	P: 3	S: 3	P: 3	S: 3	P: 3	HR: 1	HBP: 0	CS: 0	

PITCHER	IP	WLS	BF	H	R	ER	SO	BB	IBB	HBP	BLK	WP	HR	S	P	ERA	WHIP	PITCHER	IP	WLS	BF	H	R	ER	SO	BB	IBB	HBP	BLK	WP	HR	S	P	ERA	WHIP	
Fred Norman, L ERA: 3.39 (1, 1)	9.0	W	37	5	2	2	6	2	2	0	0	0	1	45	61	2.00	0.778																			

BOTTOM

Cincinnati Reds @ Philadelphia Phillies
Veterans Stadium, Philadelphia, PA
 Fri Jul 06 1973, 7:05 PM EDT
 Att. 58,294 - Unknown

livebaseballscorecards.com

AB	31
R	2
H	5
RBI	2
BB	4
SO	6
LOB	13



Batter	1	2	3	4	5	6	7	8	9	AB R H RBI BB SO LOB	TOP											
Pete Rose, S (1, 7) OBP: 0.380, SLG: 0.400	0-0 G3	0-0 6-3		0-0 1B		0-0 6-3		0-0 1B		5 0 2 1 0 0 0												
Joe Morgan, L (1, 4) OBP: 0.408, SLG: 0.481 Darrel Chaney, S (8, 4) OBP: 0.284, SLG: 0.193	0-0 2B		4-0 G3 S SF7 BB	0-3 K		0-0 F8		0-0 1B		4 2 2 0 1 1 1 0 0 0 0 0 0 0												
Dan Driessen, L (1, 5) OBP: 0.358, SLG: 0.361 Denis Menke, R (6, 5) OBP: 0.374, SLG: 0.238	0-0 HR		0-0 G3	0-0 F8		0-0 1B		0-3 K		4 1 2 1 0 0 2 1 0 0 0 0 1 1												
Johnny Bench, R (1, 2) OBP: 0.340, SLG: 0.433	0-0 F7		0-0 SF7	0-0 1B		0-0 BB		4-0 BB		3 0 2 1 1 0 1												
Tony Perez, R (1, 3) OBP: 0.384, SLG: 0.533	0-0 HR		4-0 HBP BB BB	0-0 5-3		4-0 BB		0-0 F7		3 1 1 2 2 0 4												
Bobby Tolan, L (1, 9) OBP: 0.253, SLG: 0.319	0-0 2B		4-0 HBP BB	1-2 BB		0-0 F8		0-3 K		3 0 1 0 2 1 3												
Dave Concepcion, R (1, 6) OBP: 0.316, SLG: 0.430	0-3 K		1-0 HBP	1-2 2-3 HBP		0-0 6-3		0-0 6-3		4 0 1 0 0 1 2												
Cesar Geronimo, L (1, 8) OBP: 0.212, SLG: 0.212		0-0 F7	0-0 F7		4-0 FC5-4 BB		0-0 3-1		0-3 K	4 0 0 0 1 1 4												
Jim McGlothlin, R (1, 1) OBP: 0.176, SLG: 0.250 Dave Tomlin, L (7, 1) Don Gullett, R (9, 1) OBP: 0.324, SLG: 0.200		0-0 5-3		0-0 1B		0-0 FC5-4		0-3 K		4 1 1 0 0 1 2 0 0 0 0 0 0 0 0 0 0 0 0 0 0												
Inning Stats	R: 3 E: 0 K: 1 S: 9	H: 4 LOB: 1 BB: 0 P: 9	R: 0 E: 0 K: 0 S: 3	H: 0 LOB: 0 BB: 0 P: 3	R: 1 E: 0 K: 0 S: 3	H: 0 LOB: 3 BB: 3 P: 16	R: 1 E: 0 K: 1 S: 8	H: 3 LOB: 2 BB: 0 P: 8	R: 0 E: 0 K: 0 S: 2	H: 0 LOB: 1 BB: 2 P: 10	R: 0 E: 1 K: 1 S: 5	H: 2 LOB: 3 BB: 1 P: 9	R: 0 E: 1 K: 1 S: 5	H: 1 LOB: 1 BB: 0 P: 5	R: 0 E: 0 K: 2 S: 6	H: 2 LOB: 2 BB: 1 P: 10	R: 0 E: 0 K: 2 S: 7	H: 0 LOB: 0 BB: 0 P: 7	1B: 8 2B: 4 3B: 1 HR: 1	SF: 1 SAC: 0 DP: 2 HBP: 1	WP: 0 PB: 0 SB: 1 CS: 1	PA: 44
PITCHER	IP WLS BF H R ER SO BB IBB HBP BLK WP HR S P ERA WHIP																					
Jim Lonborg, R (1, 1) ERA: 5.56	5.0 L 27 7 5 5 2 5 0 1 0 0 0 1 25 46 9.00 2.400																					
Darrell Brandon, R (6, 1) ERA: 6.04	2.0 9 3 0 0 1 1 0 0 0 0 0 0 10 14 0.00 2.000																					
Mike Wallace, L (8, 1) ERA: 1.59	2.0 8 2 0 0 3 1 0 0 0 0 0 0 13 17 0.00 1.500																					

Cincinnati Reds @ Philadelphia Phillies
Veterans Stadium, Philadelphia, PA
Sat Jul 07 1973, 7:05 PM EDT
Att: 31,250 - Unknown

livebaseballscorecards.com

AB 35
R 5
H 12
RBI 5
BB 7
SO 6
LOB 20



BOTTOM

Cincinnati Reds @ Philadelphia Phillies
Veterans Stadium, Philadelphia, PA

livebaseballscorecards.com

AB	36
R	4
H	10
RBI	3
BB	5
SO	3
LOB	18



WP:	1	PA:	41
PB:	0	SB:	0
CS:	0		

Sat Jul 07 1973, 7:05 PM EDT
Att. 31,250 - Unknown

Batter	1	2	3	4	5	6	7	8	9	AB	R	H	RBI	BB	SO	LOB
Bill Robinson, R OBP: 0.347, SLG: 0.546 (1, 9)	0-0 P6 		0-0 F6 		0-0 G4-6-3 1B 		4-0 1B BB 		0-0 2-H HR 	4	1	2	2	1	0	1
Denny Doyle, L OBP: 0.343, SLG: 0.330 Jose Pagan, R OBP: 0.220, SLG: 0.350 (7, PH) (8, 4)	0-0 P5 		0-0 F8 		0-0 G4-6-3 1-2 2-3 		0-0 1-3 1B 		0-0 1B 1B 	3	0	0	0	0	0	3
Del Unser, L OBP: 0.391, SLG: 0.522 (1, 8)	0-0 F8 			0-0 2B 4-3 1B 	0-0 3-1 		0-0 G3 		0-3 K 	5	1	1	0	0	1	5
Greg Luzinski, R OBP: 0.310, SLG: 0.445 (1, 7)		0-0 6-3 		0-0 4-3 WP 2B 		0-0 6-3 		0-0 F9 	0-0 1-3 1B 	5	1	2	0	0	0	0
Tom Hutton, L OBP: 0.369, SLG: 0.422 Terry Harmon, R OBP: 0.300, SLG: 0.247 (1, 3) (9, PH)		0-0 3-1 		0-0 4-3 		0-0 G3 		4-0 BB 	0-0 F9 	3	0	0	1	1	0	1
Mike Schmidt, R OBP: 0.349, SLG: 0.424 (1, 5)		0-0 E3 1B 		0-3 K 3-H 		4-0 BB 		0-3 K 		3	0	1	0	1	2	1
Bob Boone, R OBP: 0.296, SLG: 0.321 (1, 2)		0-0 6-3 		0-0 1B 		0-0 F7 		0-0 F8 		4	0	1	0	0	0	3
Larry Bowa, S OBP: 0.246, SLG: 0.237 (1, 6)			0-0 G3 	0-0 P6 			0-0 F9 		4-0 3-1 HR BB 	3	1	0	0	1	0	1
Jim Lonborg, R OBP: 0.258, SLG: 0.250 Cesar Tovar, R OBP: 0.341, SLG: 0.381 Darrell Brandon, R (5, PH) (5, PR) (6, 1)			0-0 2B 		4-0 G4-6-3 1B BB 		0-0 F8 		0-0 3-1 	1	0	1	0	0	0	0
Mike Rogodzinski, L OBP: 0.346, SLG: 0.370 Mike Wallace, L (7, PH) (8, 1)									1-2 	1	0	0	0	0	0	0
Mike Anderson, R OBP: 0.311, SLG: 0.449 (9, PH)										1	0	0	0	0	0	1

Inning Stats	R: 0	H: 0	E: 0	K: 0	S: 3	R: 0	H: 1	E: 1	K: 0	S: 4	R: 0	H: 1	E: 0	K: 0	S: 4	R: 2	H: 3	E: 0	K: 1	S: 8	R: 0	H: 1	E: 0	K: 0	S: 3	R: 0	H: 0	E: 0	K: 0	S: 3	R: 0	H: 1	E: 0	K: 0	S: 4	R: 0	H: 0	E: 0	K: 1	S: 5	R: 2	H: 3	E: 0	K: 1	S: 8	R: 0	H: 0	E: 0	K: 1	S: 5	R: 0	H: 3	E: 0	K: 1	S: 8	1B: 7	2B: 2	3B: 0	HR: 1	SF: 0	SAC: 0	DP: 1	HBP: 0	WP: 1	PA: 41
--------------	------	------	------	------	------	------	------	------	------	------	------	------	------	------	------	------	------	------	------	------	------	------	------	------	------	------	------	------	------	------	------	------	------	------	------	------	------	------	------	------	------	------	------	------	------	------	------	------	------	------	------	------	------	------	------	-------	-------	-------	-------	-------	--------	-------	--------	-------	--------

PITCHER	IP	WLS	BF	H	R	ER	SO	BB	IBB	HBP	BLK	WP	HR	S	P	ERA	WHIP
Jim McGlothlin, R ERA: 5.28 (1, 1)	6.2	W	28	6	2	2	1	3	0	0	0	1	0	27	39	2.70	1.350
Dave Tomlin, L ERA: 5.14 (7, 1)	1.2		9	2	2	2	1	2	0	0	0	0	1	9	17	10.80	2.400
Don Gullett, L ERA: 4.0 (9, 1)	0.2	S	4	2	0	0	1	0	0	0	0	0	0	6	6	0.00	3.000

Batter	1	2	3	4	5	6	7	8	9	AB R H RBI BB SO LOB	TOP		
Pete Rose, S (1, 7) OBP: 0.386, SLG: 0.401	4-0 1B BB		4-0 E 1B BB		0-0 WP 1B		4-0 G4-6-3 BB		0-0 G4-6-3 1-2f	2 1 1 0 3 0 1			
Joe Morgan, L (1, 4) OBP: 0.406, SLG: 0.478	0-0 P4		0-0 E 1B		0-0 F9		0-0 G4-6-3 1-2f			4 1 1 0 0 0 4			
Dan Driessen, L (1, 5) Denis Menke, R (5, 5) OBP: 0.358, SLG: 0.360 OBP: 0.378, SLG: 0.238	0-0 G4-3 1B		0-0 FC4 1B		0-0 4-3			4-0 1B BB		3 0 1 0 0 0 3 0 1 0 0 1 0 0			
Johnny Bench, R (1, 2) OBP: 0.342, SLG: 0.433	0-0 G4-3 1-2f		0-0 1B 1-2 2-3					0-0 1B 1-3		4 0 2 2 0 0 2			
Tony Perez, R (1, 3) OBP: 0.383, SLG: 0.529		0-3 K	0-0 F8					0-0 1B FC6-4		4 0 1 1 0 1 1			
Bobby Tolan, L (1, 8) OBP: 0.250, SLG: 0.315 (7, 9)		0-0 P6		0-3 K				0-0 1B P4		4 0 0 0 0 1 1			
Dave Concepcion, R (1, 6) OBP: 0.318, SLG: 0.431		0-0 1B		0-3 K				0-0 1B FC6-4 1-2f		4 1 2 0 0 1 1			
Larry Stahl, L (1, 9) Cesar Geronimo, L (7, PR) OBP: 0.356, SLG: 0.369 OBP: 0.216, SLG: 0.212 (7, 8)		0-0 F7		0-0 5-3				0-0 3B BB		3 0 1 1 0 0 1 0 0 0 0 1 0 0			
Jack Billingham, R (1, 1) OBP: 0.058, SLG: 0.020			0-3 K		0-0 6-3			0-0 1-4-3 BB		3 0 0 0 1 1 1			
Inning Stats	R: 0 H: 1 E: 0 LOB: 1 K: 0 BB: 1 S: 3 P: 7	R: 0 H: 1 E: 0 LOB: 1 K: 1 BB: 0 S: 6 P: 6	R: 2 H: 2 E: 1 LOB: 1 K: 1 BB: 1 S: 7 P: 11	R: 0 H: 0 E: 0 LOB: 0 K: 2 BB: 0 S: 7 P: 7	R: 0 H: 1 E: 0 LOB: 1 K: 0 BB: 0 S: 4 P: 4	R: 0 H: 0 E: 0 LOB: 0 K: 0 BB: 0 S: 3 P: 3	R: 1 H: 2 E: 0 LOB: 1 K: 0 BB: 1 S: 4 P: 8	R: 1 H: 2 E: 0 LOB: 1 K: 0 BB: 1 S: 4 P: 8	R: 0 H: 0 E: 0 LOB: 0 K: 0 BB: 2 S: 1 P: 9	1B: 8 SF: 0 2B: 0 SAC: 0 3B: 1 DP: 3 HR: 0 HBP: 0	WP: 1 PA: 37 PB: 0 SB: 0 CS: 1		
PITCHER	IP WLS BF H R ER SO BB IBB HBP BLK WP HR S P ERA WHIP											PITCHER	IP WLS BF H R ER SO BB IBB HBP BLK WP HR S P ERA WHIP
Wayne Twitchell, R (1, 1) ERA: 2.07	7.1 L 32 9 4 3 4 4 0 0 0 1 0 36 52 3.68 1.773												
Mac Scarce, L (8, 1) ERA: 2.45	0.2 2 0 0 0 0 0 0 0 0 0 0 2 2 0.00 0.000												
Bill Wilson, R (9, 1) ERA: 4.46	1.0 3 0 0 0 0 2 0 0 0 0 0 1 9 0.00 2.000												

Cincinnati Reds @ Philadelphia Phillies
Veterans Stadium, Philadelphia, PA
Sun Jul 08 1973, 3:33 AM EDT
Att: 36,165 - Unknown

livebaseballscorecards.com

AB	31
R	4
H	9
RBI	4
BB	6
SO	4
LOB	15



Batter	1	2	3	4	5	6	7	8	9	AB	R	H	RBI	BB	SO	LOB
Bill Robinson, R OBP: 0.351, SLG: 0.545 (1, 9)	0-0 CS 1B		0-3 K		0-0 5-3			0-0 1-2 1B		4	0	2	0	0	1	1
Denny Doyle, L OBP: 0.337, SLG: 0.323 (1, 4)	0-0 4-3 1-2		0-0 G3			0-0 6-3		0-0 F7		4	0	0	0	0	0	3
Willie Montanez, L OBP: 0.349, SLG: 0.395 (1, 3) Bill Wilson, R (9, 1)	0-0 6-3		0-0 1-3			0-0 4-3		0-0 G3		4	0	0	0	0	0	2
Greg Luzinski, R OBP: 0.309, SLG: 0.441 (1, 7)				0-0 1-4-3		0-3 K			0-0 1-3	3	0	0	0	1	1	0
Del Unser, L OBP: 0.392, SLG: 0.519 (1, 8)				0-0 4-3			4-0 G5-4-3 BB		0-0 3-1	3	0	1	0	1	0	0
Mike Schmidt, R OBP: 0.346, SLG: 0.420 (1, 5) Mike Rogodzinski, L (7, PH) Jose Pagan, R (8, 5)			0-3 K	0-3 K		0-3 K		0-0 4-3		2	0	0	0	0	2	1
Bob Boone, R OBP: 0.296, SLG: 0.319 (1, 2)					0-0 F8		0-0 G5-4-3			2	0	0	0	1	0	1
Larry Bowa, S OBP: 0.247, SLG: 0.235 (1, 6)					0-0 4-3			0-0 F8		2	0	0	0	1	0	0
Wayne Twitchell, R OBP: 0.103, SLG: 0.154 (1, 1) Mac Scarce, L (8, 1) Tom Hutton, L (8, PH) (9, 3)					0-0 2B			4-0 1B BB		2	0	1	0	0	0	3

Inning Stats	R: 0 E: 0 K: 0 S: 3	H: 1 LOB: 0 BB: 0 P: 3	R: 0 E: 0 K: 1 S: 5	H: 1 LOB: 3 BB: 3 P: 17	R: 0 E: 0 K: 1 S: 5	H: 0 LOB: 0 BB: 0 P: 5	R: 0 E: 0 K: 1 S: 5	H: 0 LOB: 0 BB: 0 P: 5	R: 0 E: 0 K: 0 S: 4	H: 1 LOB: 1 BB: 0 P: 4	R: 0 E: 0 K: 1 S: 5	H: 0 LOB: 0 BB: 0 P: 5	R: 0 E: 0 K: 1 S: 4	H: 0 LOB: 0 BB: 1 P: 8	R: 0 E: 0 K: 0 S: 4	H: 1 LOB: 2 BB: 1 P: 8	R: 0 E: 0 K: 0 S: 3	H: 0 LOB: 0 BB: 0 P: 3	1B: 3 2B: 1 3B: 0 HR: 0	SF: 0 SAC: 0 DP: 1 HBP: 0
---------------------	------------------------------	---------------------------------	------------------------------	----------------------------------	------------------------------	---------------------------------	------------------------------	---------------------------------	------------------------------	---------------------------------	------------------------------	---------------------------------	------------------------------	---------------------------------	------------------------------	---------------------------------	------------------------------	---------------------------------	----------------------------------	------------------------------------

PITCHER Jack Billingham, R (1, 1) ERA: 3.33	IP: 9.0 WLS: W BF: 33 H: 4 R: 0 ER: 0 SO: 5 BB: 5 IBB: 0 HBP: 0 BLK: 0 WP: 0 HR: 0 S: 38 P: 58 ERA: 0.00 WHIP: 1.000	PITCHER	IP: 9.0 WLS: W BF: 33 H: 4 R: 0 ER: 0 SO: 5 BB: 5 IBB: 0 HBP: 0 BLK: 0 WP: 0 HR: 0 S: 38 P: 58 ERA: 0.00 WHIP: 1.000
--	--	----------------	--

BOTTOM

Cincinnati Reds @ Philadelphia Phillies
Veterans Stadium, Philadelphia, PA

Sun Jul 08 1973, 3:33 AM EDT
Att. 36,165 - Unknown

AB	28
R	0
H	4
RBI	0
BB	5
SO	5
LOB	12



WP: 0	PA: 33
PB: 0	
SB: 0	
CS: 2	

Batter	1	2	3	4	5	6	7	8	9	10	AB R H RBI BB SO LOB	TOP					
Ralph Garr, L (1, 9) OBP: 0.307, SLG: 0.389	0-0 G3 SH5-3 1B		0-3 K		0-0 FC5-2 1-2 2-3 3-H		0-0 6-3		0-0 S 1B	0-0 CS 1B	6 0 3 1 0 1 4	Atlanta Braves @ Philadelphia Phillies Veterans Stadium, Philadelphia, PA Mon Jul 09 1973, 7:05 PM EDT Att. 18,804 - Unknown					
Marty Perez, R (1, 6) OBP: 0.292, SLG: 0.295	0-0 SH5-3 1-2			0-0 2-3	0-0 FC5 2-3f		0-3 K		0-3 K 1-2	0-0 SF9 3-H	4 0 0 1 0 2 5						
Darrell Evans, L (1, 5) OBP: 0.392, SLG: 0.562	0-0 G3 2-3			0-0 4-3		0-0 SF7 3B		0-3 K	0-3 K	0-0 CS 1-2	5 1 1 0 0 2 2						
Dusty Baker Jr., R (1, 8) OBP: 0.364, SLG: 0.415	0-3 K			0-0 FC1-6 1B		0-0 SF7 3-H		0-0 F9 BB 1B	4-0 IBB		3 0 2 1 1 1 1						
Davey Johnson, R (1, 4) OBP: 0.359, SLG: 0.508		0-0 L6		0-0 FC1-6 1-2f		0-0 F8		4-0 FC4-6 BB	0-0 F8		4 0 0 0 1 0 3						
Dick Dietz, R (1, 3) OBP: 0.472, SLG: 0.389		0-0 P5			4-0 FC4-6 BB FC5-2 1B	0-0 1B		0-0 F9 2-3		4-0 SH5-4 2B BB	3 0 1 0 1 0 2 0 1 0 0 1 0 0						
Frank Tepedino, L (10, PH) OBP: 0.319, SLG: 0.364																	
Mike Lum, L (1, 7) OBP: 0.360, SLG: 0.462		0-0 F7			0-0 FC4-6 1-2 1B	0-0 1-3		0-0 FC4-6 1-2f		0-0 SH5-4 1-2	4 0 1 0 0 0 3						
Johnny Oates, L (1, 2) OBP: 0.295, SLG: 0.303			0-3 K		0-0 FC4-6 FC5-2 BB 1-2f 2-3		0-0 FC6-4 1B		4-0 HR BB	4-0 2B 1B IBB	3 2 1 0 2 1 2						
Ron Reed, R Jimmy Freeman, L Chuck Cooper, S Jim Panther, R Sonny Jackson, L Danny Pflumm, L Paul Casanova, R Tom Hodge, L Norm Miller, L Joe Hoerner, R			0-3 K		4-0 FC5 FC5-2 1-2 BB		0-0 FC6-4 1-2f		0-0 HR	0-0 1B SF9 2B	1 0 0 0 0 0 1 0 0 0 0 0 0 1 0						
Inning Stats	R: 0 H: 1 E: 0 LOB: 1 K: 1 BB: 0 S: 6 P: 6	R: 0 H: 0 E: 0 LOB: 0 K: 0 BB: 0 S: 3 P: 3	R: 0 H: 0 E: 0 LOB: 0 K: 3 BB: 0 S: 9 P: 9	R: 0 H: 1 E: 0 LOB: 1 K: 0 BB: 0 S: 4 P: 4	R: 0 H: 1 E: 0 LOB: 3 K: 0 BB: 2 S: 4 P: 12	R: 1 H: 2 E: 0 LOB: 1 K: 0 BB: 0 S: 5 P: 5	R: 0 H: 1 E: 1 LOB: 1 K: 1 BB: 0 S: 6 P: 6	R: 0 H: 1 E: 0 LOB: 2 K: 1 BB: 1 S: 6 P: 10	R: 2 H: 2 E: 0 LOB: 2 K: 2 BB: 2 S: 9 P: 17	R: 3 H: 2 E: 0 LOB: 0 K: 0 BB: 2 S: 4 P: 12	1B: 8 SF: 2 2B: 1 SAC: 2 3B: 1 DP: 0 HR: 1 HBP: 0	WP: 0 PA: 48 PB: 0 SB: 1 CS: 1					
PITCHER	IP WLS BF H R ER SO BB IBB HBP BLK WP HR S P ERA WHIP																
Steve Carlton, L (1, 1) ERA: 4.3	8.0																
Mac Scarce, L (9, 1) ERA: 2.4	1.0																
Barry Lersch, R (10, 1) ERA: 4.99	1.0	L	6	2	3	3	0	1	1	0	0	0	0	4	12	27.00	3.000

livebaseballscorecards.com

AB	36
R	6
H	11
RBI	6
BB	7
SO	8
LOB	23



BOTTOM

Atlanta Braves @ Philadelphia Phillies
Veterans Stadium, Philadelphia, PA

Mon Jul 09 1973, 7:05 PM EDT
Att: 18,804 - Unknown

livebaseballscorecards.com

AB	37
R	3
H	9
RBI	3
BB	0
SO	9
LOB	12



WP	0	PA	39
PB	0		
SB	0		
CS	0		

AB	R	H	RBI	BB	SO	LOB
5	1	1	2	0	1	2
4	0	1	0	0	1	1
1	0	0	0	0	0	0
4	1	1	1	0	0	1
4	0	1	0	0	1	1
4	0	0	0	0	2	2
4	0	1	0	0	2	0
3	0	1	0	0	1	0
4	1	2	0	0	0	2
3	0	1	0	0	0	2
0	0	0	0	0	0	0
1	0	0	0	0	1	1
0	0	0	0	0	0	0

Batter	1	2	3	4	5	6	7	8	9	10	AB	R	H	RBI	BB	SO	LOB
Bill Robinson, R OBP: 0.346, SLG: 0.552 (1, 9)	6-3		3-1		F9			HR		K	5	1	1	2	0	1	2
Denny Doyle, L OBP: 0.335, SLG: 0.321 (1, 4)	4-3		P6			G6-4-3 1B		K		4-3	4	0	1	0	0	1	1
Terry Harmon, R OBP: 0.296, SLG: 0.243 (10, PH)	4-3										1	0	0	0	0	0	0
Willie Montanez, L OBP: 0.350, SLG: 0.404 (1, 3)	4-3			HR		G6-4-3 1-2f		HBP		F7	4	1	1	1	0	0	1
Greg Luzinski, R OBP: 0.308, SLG: 0.439 (1, 7)		1-3		K				F8			4	0	1	0	0	1	1
Del Unser, L OBP: 0.386, SLG: 0.509 (1, 8)		F7		K				P6			4	0	0	0	0	2	2
Mike Schmidt, R OBP: 0.345, SLG: 0.416 (1, 5)					K					K	4	0	1	0	0	2	0
Bob Boone, R OBP: 0.296, SLG: 0.319 (1, 2)										SH1-4 1B	3	0	1	0	0	1	0
Larry Bowa, S OBP: 0.250, SLG: 0.239 (1, 6)										SH1-4 1-2	3	0	1	0	0	1	0
Steve Carlton, L OBP: 0.153, SLG: 0.175 (1, 1)											4	1	2	0	0	0	2
Mac Scarce, L ERA: 5.87 (9, 1)											4	1	2	0	0	0	2
Jose Pagan, R OBP: 0.209, SLG: 0.333 (9, PH)											4	1	2	0	0	0	2
Barry Lersch, S OBP: 0.154, SLG: 0.154 (10, 1)											3	0	1	0	0	0	2
											0	0	0	0	0	0	0
											1	0	0	0	0	1	1
											0	0	0	0	0	0	0

Inning Stats	R	H	E	K	S	P	BB	IBB	HBP	BLK	WP	HR	S	P	ERA	WHIP
	0	0	0	3	3		1	0	0	0	0	1	22	22	4.91	0.818
	0	0	0	1	0		0	0	0	0	0	0	3	3	0.00	0.000
	0	3	0	0	0		0	0	0	0	0	0	10	10	0.00	1.500
	0	1	1	0	1		0	0	1	0	0	1	10	11	4.50	1.000
	0	0	0	1	0		0	0	0	0	0	0	6	6	0.00	1.000

PITCHER	IP	WLS	BF	H	R	ER	SO	BB	IBB	HBP	BLK	WP	HR	S	P	ERA	WHIP
Ron Reed, R ERA: 4.41 (1, 1)	3.2		14	3	2	2	4	0	0	0	0	0	1	22	22	4.91	0.818
Jimmy Freeman, L ERA: 5.87 (4, 1)	0.1		1	0	0	0	1	0	0	0	0	0	0	3	3	0.00	0.000
Jim Panther, R ERA: 4.07 (5, 1)	2.0		8	3	0	0	1	0	0	0	0	0	0	10	10	0.00	1.500
Danny Frisella, R ERA: 4.8 (7, 1)	2.0		9	2	1	1	1	0	0	1	0	0	1	10	11	4.50	1.000
Tom House, L ERA: 5.61 (9, 1)	1.0	W	4	1	0	0	1	0	0	0	0	0	0	6	6	0.00	1.000

PITCHER	IP	WLS	BF	H	R	ER	SO	BB	IBB	HBP	BLK	WP	HR	S	P	ERA	WHIP
Joe Hoerner, L ERA: 6.57 (10, 1)	1.0		3	0	0	0	1	0	0	0	0	0	0	5	5	0.00	0.000

Batter	1	2	3	4	5	6	7	8	9	AB R H RBI BB SO LOB	TOP
Johnny Oates, L (1, 2) <small>OBP: 0.294, SLG: 0.303</small>	0-3 		0-0 			0-0 		0-0 		4 1 1 0 0 1 1	Atlanta Braves @ Philadelphia Phillies Veterans Stadium, Philadelphia, PA Tue Jul 10 1973, 7:05 PM EDT Att. 22,297 - Unknown
Mike Lum, L (1, 7) <small>OBP: 0.358, SLG: 0.459</small>	0-3 			0-0 		0-0 		0-0 		4 1 1 0 0 1 0	
Darrell Evans, L (1, 5) <small>OBP: 0.393, SLG: 0.580</small>	0-0 			0-0 		0-0 		0-0 		4 2 2 4 0 0 0	
Dusty Baker Jr., R (1, 8) <small>OBP: 0.366, SLG: 0.418</small>		0-3 		4-0 		0-0 		0-0 		3 0 1 0 1 1 0	
Ralph Garr, L (1, 9) <small>OBP: 0.304, SLG: 0.385</small>		0-0 		0-0 		0-0 		0-0 		4 0 0 0 0 0 2	
Frank Tepedino, L (1, 3) <small>OBP: 0.300, SLG: 0.340</small> Dick Dietz, R (9, PH) <small>OBP: 0.479, SLG: 0.389</small> Sonny Jackson, L (9, PR) <small>OBP: 0.289, SLG: 0.268</small>		0-0 			0-0 		0-3 	4-0 		3 0 0 0 0 1 0 0 0 0 0 1 0 0 0 0 0 0 0 0 0	
Davey Johnson, R (1, 4) <small>OBP: 0.355, SLG: 0.502</small>			0-3 		0-3 		0-0 	0-3 		4 0 0 0 0 3 2	
Marty Perez, R (1, 6) <small>OBP: 0.291, SLG: 0.298</small>			0-0 		0-0 		0-0 	0-0 		4 0 1 0 0 0 2	
Roric Harrison, R (1, 1) <small>OBP: 0.077, SLG: 0.231</small> Chuck Goggin, S (8, PH) <small>OBP: 0.286, SLG: 0.300</small> Tom House, L (8, 1) <small>OBP: 0.167, SLG: 0.333</small> Adrian Devine, R (8, 1) <small>OBP: 0.333, SLG: 0.333</small>			0-3 			0-0 		0-0 		2 0 0 0 0 1 1 1 0	
Inning Stats	R: 0 H: 0 E: 0 LOB: 0 K: 2 BB: 0 S: 7 P: 7	R: 0 H: 0 E: 0 LOB: 0 K: 1 BB: 0 S: 5 P: 5	R: 0 H: 1 E: 0 LOB: 1 K: 2 BB: 0 S: 8 P: 8	R: 0 H: 0 E: 0 LOB: 1 K: 0 BB: 1 S: 3 P: 7	R: 0 H: 0 E: 0 LOB: 0 K: 1 BB: 0 S: 5 P: 5	R: 3 H: 3 E: 0 LOB: 0 K: 0 BB: 0 S: 6 P: 6	R: 0 H: 0 E: 0 LOB: 0 K: 1 BB: 0 S: 5 P: 5	R: 0 H: 0 E: 0 LOB: 0 K: 0 BB: 0 S: 3 P: 3	R: 1 H: 2 E: 0 LOB: 2 K: 1 BB: 1 S: 7 P: 11	1B: 2 SF: 0 2B: 2 SAC: 0 3B: 0 DP: 0 HR: 2 HBP: 0	
PITCHER Dick Ruthven, R (1, 1) <small>ERA: 4.03</small> Mac Scarce, L (8, 1) <small>ERA: 2.53</small> Bill Wilson, R (9, 1) <small>ERA: 4.38</small>	IP WLS BF H R ER SO BB IBB HBP BLK WP HR S P ERA WHIP 7.0 L 26 4 3 3 7 1 0 0 0 1 1 39 43 3.86 0.714 1.1 7 2 1 1 0 0 0 1 0 0 0 1 6 10 6.75 1.500 0.2 2 0 0 0 0 1 0 0 0 0 0 0 4 4 0.00 0.000	PITCHER IP WLS BF H R ER SO BB IBB HBP BLK WP HR S P ERA WHIP									

livebaseballscorecards.com

AB	33
R	4
H	6
RBI	4
BB	2
SO	8
LOB	8



Batter	1	2	3	4	5	6	7	8	9	AB	R	H	RBI	BB	SO	LOB
Bill Robinson, R OBP: 0.353, SLG: 0.557 (1, 9) (9, 5)	0-0 4-3 ①		0-0 1-H 2B		4-0 WP 4-3 BB		0-0 1-2f G6-4-3 ①②		0-0 6-3 E 1B	4	0	2	1	1	0	1
Denny Doyle, L OBP: 0.333, SLG: 0.316 Terry Harmon, R OBP: 0.293, SLG: 0.240 (1, 4) (7, PR) (8, 4) (9, 6)	0-0 P6 ②		0-0 1-3 ③		0-0 4-3 ②		4-0 BB ③		0-0 E4 6-3 1B 1-2	3	0	0	0	1	0	2
Willie Montanez, L OBP: 0.354, SLG: 0.412 (1, 3) (9, 9)	0-0 1B ③			0-0 FC4-2-5 3B	4-0 2-3 BB		0-0 4-3 ③		0-0 6-3 ② 1-2 2-3	4	0	2	0	1	0	3
Greg Luzinski, R OBP: 0.307, SLG: 0.444 (1, 7)		0-0 4-3 ①		0-0 6-3 ①	0-0 L5 ③			0-0 HR ①	0-0 6-3 ③	5	1	1	1	0	0	5
Del Unser, L OBP: 0.384, SLG: 0.505 (1, 8)		0-0 F7 ②		0-0 FC4-2-5 BB 1B ②		0-0 E8 1B ①		0-0 B1-3 ①		4	0	1	0	0	0	1
Mike Schmidt, R OBP: 0.347, SLG: 0.415 (1, 5) (9, 4)		0-0 F9 ③		0-0 3-H BB 1B ③		0-3 K ①		4-0 BB ②		3	0	1	0	1	1	1
Bob Boone, R OBP: 0.299, SLG: 0.319 (1, 2)			0-0 FC6 1B ①	4-0 1-2 2-3 BB ③		0-3 K ②		0-0 F2 ②		3	0	1	0	1	1	2
Larry Bowa, S OBP: 0.248, SLG: 0.237 Tom Hutton, L OBP: 0.371, SLG: 0.420 (1, 6) (8, PH) (9, 3)			0-0 FC6 2B 1-2f ②	0-0 P6 ③		0-0 B1-3 ③		0-0 F8 ③		3	1	0	0	0	0	5
Dick Ruthven, R OBP: 0.148, SLG: 0.115 Mike Rogodzinski, L OBP: 0.351, SLG: 0.375 Mac Scarce, L OBP: 0.371, SLG: 0.420 Bill Wilson, R OBP: 0.205, SLG: 0.326 (1, 1) (7, PH) (8, 1) (9, 1) (9, PH)			0-3 K ②		0-0 F9 ①		0-0 G6-4-3 1B ①		0-0 5-3 ①	2	0	0	0	0	1	1

Inning Stats	R: 0	H: 1	E: 0	LOB: 1	K: 0	BB: 0	S: 3	P: 3	R: 0	H: 0	E: 0	LOB: 0	K: 0	BB: 0	S: 3	P: 3	R: 1	H: 2	E: 0	LOB: 1	K: 1	BB: 0	S: 7	P: 7	R: 0	H: 2	E: 0	LOB: 3	K: 0	BB: 1	S: 5	P: 9	R: 0	H: 0	E: 0	LOB: 2	K: 0	BB: 2	S: 3	P: 11	R: 0	H: 1	E: 1	LOB: 1	K: 2	BB: 0	S: 8	P: 8	R: 0	H: 1	E: 0	LOB: 1	K: 0	BB: 1	S: 3	P: 7	R: 1	H: 1	E: 0	LOB: 1	K: 0	BB: 1	S: 4	P: 8	R: 0	H: 1	E: 1	LOB: 2	K: 0	BB: 0	S: 5	P: 5	1B: 6	SF: 0	2B: 1	SAC: 0	3B: 1	DP: 1	HR: 1	HBP: 0	WP: 1	PA: 40
--------------	------	------	------	--------	------	-------	------	------	------	------	------	--------	------	-------	------	------	------	------	------	--------	------	-------	------	------	------	------	------	--------	------	-------	------	------	------	------	------	--------	------	-------	------	-------	------	------	------	--------	------	-------	------	------	------	------	------	--------	------	-------	------	------	------	------	------	--------	------	-------	------	------	------	------	------	--------	------	-------	------	------	-------	-------	-------	--------	-------	-------	-------	--------	-------	--------

PITCHER	IP	WLS	BF	H	R	ER	SO	BB	IBB	HBP	BLK	WP	HR	S	P	ERA	WHIP
Roric Harrison, R ERA: 2.83 (1, 1)	7.0	W	30	7	1	1	3	4	0	0	0	1	0	32	48	1.29	1.571
Tom House, L ERA: 5.82 (8, 1)	0.1		3	1	1	1	0	1	0	0	0	0	1	2	6	27.00	6.000
Adrian Devine, R ERA: 6.28 (8, 1)	1.2	S	7	1	0	0	0	0	0	0	0	0	0	7	7	0.00	0.600

BOTTOM

Atlanta Braves @ Philadelphia Phillies
Veterans Stadium, Philadelphia, PA
Tue Jul 10 1973, 7:05 PM EDT
Att. 22,297 - Unknown

livebaseballscorecards.com

AB	35
R	2
H	9
RBI	2
BB	5
SO	3
LOB	23



Batter	1	2	3	4	5	6	7	8	9	AB R H RBI BB SO LOB
--------	---	---	---	---	---	---	---	---	---	----------------------

Ralph Garr, L (1, 9) OBP: 0.305, SLG: 0.388	0-3 K		0-0 1B 2B	0-0 6-3			0-3 K		0-0 K BB 1B	5 0 2 0 0 2 1
Marty Perez, R (1, 6) OBP: 0.296, SLG: 0.305	0-0 F9		0-0 5-3			0-0 1B G4-3	0-0 F8 2B		4-0 FC5-4 BB	4 0 2 0 1 0 1
Darrell Evans, L (1, 5) OBP: 0.393, SLG: 0.574	4-0 2B BB		4-0 1B HR BB			0-0 G4-3	0-0 F8 2-3		0-3 K 2-3	3 2 0 0 2 1 4
Hank Aaron, R (1, 7) OBP: 0.359, SLG: 0.565	0-0 1B 2B		0-0 HR 1B			0-0 IBB 1B	0-0 F3		0-0 FC5-4	5 2 3 1 0 0 2
Dusty Baker Jr., R (1, 8) OBP: 0.373, SLG: 0.435	0-0 1B		0-0 HR			4-0 IBB		0-0 2B		3 1 3 4 1 0 0
Davey Johnson, R (1, 4) OBP: 0.354, SLG: 0.498		0-0 1B 5-3	0-0 L5			0-0 F8		0-3 K		4 0 1 0 0 1 3
Dick Dietz, R (1, 3) OBP: 0.468, SLG: 0.368		0-0 1B 5-3		4-0 SH3-4 BB		0-0 5-3		0-3 K		3 0 0 0 1 1 2
Johnny Oates, L (1, 2) OBP: 0.297, SLG: 0.303		0-0 1B		0-0 F9		0-0 6-3		4-0 FC6-4 BB		3 0 1 0 1 0 1
Ron Schueler, R (1, 1) OBP: 0.174, SLG: 0.136		0-0 5-3		0-0 SH3-4		0-0 F7		0-0 FC6-4		2 0 0 0 0 0 1
Jimmy Freeman, L (7, 1) OBP: 0.286, SLG: 0.286										0 0 0 0 0 0 0
Chuck Goggin, S (8, PH) OBP: 0.278, SLG: 0.293										1 0 0 0 0 0 2
Danny Frisella, L (8, 1)										0 0 0 0 0 0 0

Inning Stats	R: 2 E: 0 K: 1 S: 6	H: 2 LOB: 1 BB: 1 P: 10	R: 0 E: 0 K: 0 S: 4	H: 2 LOB: 1 BB: 0 P: 4	R: 3 E: 0 K: 0 S: 5	H: 3 LOB: 0 BB: 1 P: 9	R: 0 E: 0 K: 0 S: 3	H: 0 LOB: 1 BB: 1 P: 7	R: 0 E: 0 K: 0 S: 4	H: 2 LOB: 2 BB: 1 P: 8	R: 0 E: 0 K: 0 S: 3	H: 0 LOB: 0 BB: 0 P: 3	R: 0 E: 0 K: 1 S: 6	H: 1 LOB: 1 BB: 0 P: 6	R: 0 E: 0 K: 2 S: 8	H: 1 LOB: 2 BB: 1 P: 12	R: 0 E: 0 K: 1 S: 5	H: 1 LOB: 1 BB: 1 P: 9	1B: 7 2B: 4 3B: 0 HR: 1	SF: 0 SAC: 1 DP: 0 HBP: 0	WP: 0 PB: 0 SB: 0 CS: 0	PA: 40
--------------	------------------------------	----------------------------------	------------------------------	---------------------------------	------------------------------	---------------------------------	------------------------------	---------------------------------	------------------------------	---------------------------------	------------------------------	---------------------------------	------------------------------	---------------------------------	------------------------------	----------------------------------	------------------------------	---------------------------------	----------------------------------	------------------------------------	----------------------------------	--------

PITCHER	IP	WLS	BF	H	R	ER	SO	BB	IBB	HBP	BLK	WP	HR	S	P	ERA	WHIP
Mike Wallace, L (1, 1) ERA: 4.02	4.1		21	8	5	5	1	3	0	0	0	0	1	20	32	10.38	2.538
Bill Wilson, R (5, 1) ERA: 4.3	0.2		3	1	0	0	0	0	1	0	0	0	0	2	6	0.00	1.500
Darrell Brandon, R (6, 1) ERA: 5.81	1.0		3	0	0	0	0	0	0	0	0	0	0	3	3	0.00	0.000
Ken Brett, L (7, 1) ERA: 2.93	3.0	W	13	3	0	0	4	2	0	0	0	0	0	19	27	0.00	1.667

TOP

Atlanta Braves @ Philadelphia Phillies
Veterans Stadium, Philadelphia, PA

Wed Jul 11 1973, 7:05 PM EDT
Att: 18,117 - Unknown

AB	33
R	5
H	12
RBI	5
BB	6
SO	5
LOB	17

Braves

Batter	1	2	3	4	5	6	7	8	9	AB	R	H	RBI	BB	SO	LOB
Bill Robinson, R OBP: 0.351, SLG: 0.550 (1, 9)	0-0 F7		0-0 1B		0-0 P6		0-0 F8			4	0	1	0	0	0	0
Denny Doyle, L OBP: 0.327, SLG: 0.310 (1, 4)	0-0 3-1		0-0 F8		0-0 F8		0-0 6-3			4	0	0	0	0	0	1
Willie Montanez, L OBP: 0.353, SLG: 0.414 (1, 3)	0-0 4-3		0-0 P6		0-0 4-3		0-0 HR 2B			4	1	1	0	0	0	1
Greg Luzinski, R OBP: 0.309, SLG: 0.463 (1, 7)		0-0 6-3	0-0 F2		0-0 HR		0-0 HR 2-H			4	2	2	3	0	0	1
Del Unser, L OBP: 0.390, SLG: 0.516 (1, 8)		0-0 BB 2B		0-0 G3		4-0 BB 1B		0-0 BB 3B		3	2	2	0	1	0	0
Mike Schmidt, R OBP: 0.350, SLG: 0.411 (1, 5)		4-0 BB 2B		0-3 K		4-0 BB 1B		0-0 F7		2	1	0	0	2	1	1
Bob Boone, R OBP: 0.306, SLG: 0.330 (1, 2)		0-0 1-H 2-H 2B		0-0 1B		0-0 1-2 2-H 1B		0-3 K		4	0	3	3	0	1	0
Terry Harmon, R OBP: 0.286, SLG: 0.234 (1, 6)		0-0 5-3		0-0 F7		0-3 K		0-0 F7		2	0	0	0	0	0	2
Mike Rogodzinski, L OBP: 0.345, SLG: 0.367 (6, PH)		0-0 6-3		0-3 K		0-3 K		0-0 F8		1	0	0	0	0	1	2
Larry Bowa, S OBP: 0.247, SLG: 0.236 (7, 6)										1	0	0	0	0	0	0
Mike Wallace, L (1, 1)										1	0	0	0	0	0	1
Bill Wilson, R (5, 1)										0	0	0	0	0	0	0
Mike Anderson, R (5, PH)										1	0	0	0	0	1	0
Darrell Brandon, R (6, 1)										0	0	0	0	0	0	0
Tom Hutton, L (6, PH)										1	0	0	0	0	1	2
Ken Brett, L (7, 1)										1	0	0	0	0	0	0

BOTTOM

Atlanta Braves @ Philadelphia Phillies
Veterans Stadium, Philadelphia, PA
Wed Jul 11 1973, 7:05 PM EDT
Att. 18,117 - Unknown

livebaseballscorecards.com

AB	33
R	6
H	9
RBI	6
BB	3
SO	5
LOB	11



Inning Stats	R: 0	H: 0	E: 0	K: 0	S: 3	R: 2	H: 2	E: 0	K: 0	S: 5	R: 0	H: 1	E: 0	K: 0	S: 4	R: 0	H: 1	E: 0	K: 1	S: 6	R: 0	H: 0	E: 0	K: 1	S: 5	R: 2	H: 2	E: 0	K: 2	S: 9	R: 2	H: 3	E: 0	K: 0	S: 6	R: 0	H: 0	E: 0	K: 1	S: 5	1B: 4	2B: 2	3B: 1	HR: 2	SF: 0	SAC: 0	DP: 0	HBP: 0	WP: 0	PA: 36
--------------	------	------	------	------	------	------	------	------	------	------	------	------	------	------	------	------	------	------	------	------	------	------	------	------	------	------	------	------	------	------	------	------	------	------	------	------	------	------	------	------	-------	-------	-------	-------	-------	--------	-------	--------	-------	--------

PITCHER	IP	WLS	BF	H	R	ER	SO	BB	IBB	HBP	BLK	WP	HR	S	P	ERA	WHIP
Ron Schuele, R (1, 1)	6.0		27	6	4	4	4	3	0	0	0	0	1	32	44	6.00	1.500
Jimmy Freeman, L (7, 1)	1.0	L	6	3	2	2	0	0	0	0	0	0	1	6	6	18.00	3.000
Danny Frisella, R (8, 1)	1.0		3	0	0	0	1	0	0	0	0	0	0	5	5	0.00	0.000

Batter	1	2	3	4	5	6	7	8	9	AB R H RBI BB SO LOB	TOP																									
Tommie Agee, R OBP: 0.297, SLG: 0.432 (1, 8) X	0-0 6-3		0-0 P6			0-0 1B	0-3 K	0-0 1-3		5 0 1 0 0 1 3																										
Roger Metzger, S OBP: 0.309, SLG: 0.356 (1, 6) X	0-0 P6		0-0 G6-4-3 1B			0-0 1B		0-0 F8 2B 1B	0-3 K	5 1 3 0 0 1 0																										
Jimmy Wynn, R OBP: 0.343, SLG: 0.430 (1, 9) X	0-0 HR		0-0 G6-4-3 1-2f			0-3 K		0-0 2B 1B	0-0 HR	5 3 3 2 0 1 3																										
Bob Watson, R OBP: 0.412, SLG: 0.451 (1, 7) X	0-0 E 1B			0-3 K2-3		0-3 K		0-0 F8 2-3	0-3 K	5 0 1 0 0 3 4																										
Doug Rader, R OBP: 0.328, SLG: 0.405 (1, 5) X	0-0 P4 1-3			0-0 6-3		0-0 F8		4-0 2B 1B BB	0-0 6-3	4 1 0 0 1 0 3																										
Lee May, R OBP: 0.303, SLG: 0.458 (1, 3) X		0-0 F7		0-0 5-3			0-0 BB 1B G6-3	0-0 1-3 2-H 3-H 1B 2B		4 2 2 2 0 0 0																										
Tommy Helms, R OBP: 0.331, SLG: 0.370 (1, 4) X		0-0 P4		0-0 5-3		0-0 5-3	0-0 G6-3 1-2 1B	0-0 SH1-2-4 1B IBB		3 0 1 0 1 0 0																										
Skip Jutze, R OBP: 0.322, SLG: 0.296 (1, 2) X		4-0 BB		0-0 F8		0-0 F8	4-0 1-2 2-3 BB G6-3	0-0 SH1-2-4 1B		2 0 1 2 2 0 0																										
Ken Forsch, R OBP: 0.109, SLG: 0.094 (1, 1) X		0-0 5-3		0-0 F7		0-0 F7	0-0 G6-3 1-2f 2-3 3-H	0-0 SH1-2-4		2 0 0 0 0 0 1																										
Bob Gallagher, L OBP: 0.260, SLG: 0.313 (7, PH) X										1 0 0 0 0 0 2																										
Jim Ray, R OBP: 0.200, SLG: 0.200 (7, 1) X										0 0 0 0 0 0 0																										
Juan Pizarro, L (8, 1) X										0 0 0 0 0 0 0																										
Inning Stats	R: 1 E: 1 K: 0 S: 5	H: 2 LOB: 1 BB: 0 P: 5	R: 0 E: 0 K: 0 S: 3	H: 0 LOB: 1 BB: 1 P: 7	R: 0 E: 0 K: 1 S: 3	H: 1 LOB: 0 BB: 0 P: 3	R: 0 E: 0 K: 1 S: 5	H: 0 LOB: 0 BB: 0 P: 5	R: 0 E: 0 K: 2 S: 9	H: 2 LOB: 2 BB: 0 P: 9	R: 1 E: 0 K: 1 S: 6	H: 2 LOB: 1 BB: 1 P: 10	R: 4 E: 0 K: 2 S: 7	H: 4 LOB: 2 BB: 2 P: 15	R: 1 E: 0 K: 2 S: 8	H: 1 LOB: 0 BB: 0 P: 8	1B: 9 2B: 1 3B: 0 HR: 2	SF: 0 SAC: 1 DP: 2 HBP: 0	WP: 0 PB: 0 SB: 1 CS: 0	PA: 41																
PITCHER	IP WLS BF H R ER SO BB IBB HBP BLK WP HR S P ERA WHIP																																			
Jim Lonborg, R ERA: 5.7 (1, 1)	7.1		33	10	6	6	4	3	0	0	0	0	1	38	50	7.36	1.773																			
Bill Wilson, R ERA: 4.23 (8, 1)	0.2		4	1	0	0	0	0	1	0	0	0	0	3	7	0.00	1.500																			
Barry Lersch, R ERA: 5.05 (9, 1)	1.0	L	4	1	1	1	2	0	0	0	0	0	1	8	8	9.00	1.000																			

Houston Astros @ Philadelphia Phillies
Veterans Stadium, Philadelphia, PA
Thu Jul 12 1973, 7:05 PM EDT
Att. 13,110 - Unknown

livebaseballscorecards.com

AB	36
R	7
H	12
RBI	6
BB	4
SO	6
LOB	16



Batter	1	2	3	4	5	6	7	8	9	AB	R	H	RBI	BB	SO	LOB
Bill Robinson, R OBP: 0.352, SLG: 0.546 Barry Lersch, S OBP: 0.154, SLG: 0.154	0-0 F8		0-3 K		0-0 FC6-4 1B		0-0 F7	0-0 1B		5	0	2	2	0	1	0
Denny Doyle, L OBP: 0.330, SLG: 0.318 Mike Anderson, R OBP: 0.306, SLG: 0.442	0-0 1B		0-0 4-3		0-0 FC6-4 G4-6-3 1-2f		0-0 2B	0-0 F9		4	1	2	0	0	0	1
Willie Montanez, L OBP: 0.353, SLG: 0.413	0-0 1B		0-3 K		0-0 G4-6-3 1-2f		0-3 K		0-0 FC6-4 1B	5	0	2	0	0	2	2
Greg Luzinski, R OBP: 0.310, SLG: 0.471	0-0 FC5-4 1B		0-3 K		0-0 HR		0-3 K		0-0 FC6-4 G4-6-3 1-2f	5	1	2	2	0	2	2
Del Unser, L OBP: 0.390, SLG: 0.509	0-3 K		4-0 2B		0-0 3-1		0-0 3-1		0-0 FC9-8 BB	3	1	0	0	2	1	3
Mike Schmidt, R OBP: 0.344, SLG: 0.403	0-0 FC5-4 1-2f		0-0 F7		0-0 5-3		0-0 5-3		0-0 FC9-6 BB 1B	4	1	0	0	0	0	4
Bob Boone, R OBP: 0.308, SLG: 0.336		0-0 F8		0-0 1B		0-0 1B		0-0 F7		4	1	2	1	0	0	1
Terry Harmon, R OBP: 0.299, SLG: 0.241 Mike Rogodzinski, L OBP: 0.356, SLG: 0.380 Larry Bowa, S OBP: 0.247, SLG: 0.236		0-0 F8		0-0 1B		4-0 1B		0-0 BB 1B		2	0	1	1	1	0	0
Jim Lonborg, R OBP: 0.233, SLG: 0.222 Bill Wilson, R OBP: 0.372, SLG: 0.417 Jose Pagan, R OBP: 0.205, SLG: 0.326		0-0 1-3		0-3 K		0-3 K		4-0 1B		1	0	1	0	0	0	0
										0	0	0	0	0	0	0
										0	0	0	0	1	0	0
										0	0	0	0	0	0	0

Inning Stats	R	H	E	K	S	R	H	E	K	S	R	H	E	K	S	R	H	E	K	S	R	H	E	K	S	R	H	E	K	S	R	H	E	K	S			
	1	3	0	1	8	0	0	0	2	9	0	1	0	0	3	0	1	0	0	8	2	0	1	0	0	0	0	0	0	0	0	0	0	0	0	0	0	0

PITCHER	IP	WLS	BF	H	R	ER	SO	BB	IBB	HBP	BLK	WP	HR	S	P	ERA	WHIP
Ken Forsch, R ERA: 3.74	(1, 1)	6.0	27	8	4	4	6	1	1	0	0	0	1	37	45	6.00	1.500
Jim Ray, R ERA: 4.64	(7, 1)	1.2	10	3	2	2	2	2	0	0	0	0	0	12	20	10.80	3.000
Juan Pizarro, L ERA: 8.44	(8, 1)	1.1	4	1	0	0	0	0	0	0	0	0	0	4	4	0.00	0.750

BOTTOM

Houston Astros @ Philadelphia Phillies
Veterans Stadium, Philadelphia, PA

Thu Jul 12 1973, 7:05 PM EDT
Att. 13,110 - Unknown

AB	37
R	6
H	12
RBI	6
BB	4
SO	8
LOB	18



WP	PA	ERA	WHIP
0	41		

Batter	1	2	3	4	5	6	7	8	9	AB R H RBI BB SO LOB	TOP	
Jimmy Wynn, R (1, 9) OBP: 0.342, SLG: 0.426	4-0 1B BB		x 0-0 E6		x 0-0 F8		0-3 K			3 1 0 0 1 1 2		
Roger Metzger, S (1, 6) OBP: 0.306, SLG: 0.352	x 0-0 4-3		x 0-0 F9		x 0-0 F8			x 0-0 4-3		4 0 0 0 0 0 4		
Cesar Cedeno, R (1, 8) OBP: 0.366, SLG: 0.550	x 0-0 1B			x 0-0 4-3		BBB 4-0 1B BB		SSS 0-3 K		3 0 1 1 1 1 0		
Bob Watson, R (1, 7) OBP: 0.413, SLG: 0.450	SSS 0-3 K			BBB 4-0 FC6-4 BB		x 0-0 1B		x 0-0 6-3		3 0 1 0 1 1 0		
Doug Rader, R (1, 5) OBP: 0.327, SLG: 0.403		SSS 0-3 K		SSS 0-3 K		x 0-0 F8		x 0-0 HR 1B		4 1 1 0 0 2 3		
Lee May, R (1, 3) OBP: 0.300, SLG: 0.452		x 0-0 F7		x 0-0 FC6-4		x 0-0 F7		SSS 0-3 K		4 0 0 0 0 1 4		
Tommy Helms, R (1, 4) OBP: 0.331, SLG: 0.378		x 0-0 4-3			x 0-0 F9	x 0-0 F8		x 0-0 HR		4 1 1 2 0 0 2		
Skip Jutze, R (1, 2) OBP: 0.320, SLG: 0.295			x 0-0 G3		x 0-0 1B 1B		SSS 0-3 K		x 0-0 F8	4 0 1 0 0 1 0		
Don Wilson, R (1, 1) OBP: 0.224, SLG: 0.271			x 0-0 F7		x 0-0 1B		SSS 0-3 K		x 0-0 F8	3 0 1 0 0 1 0		
Bob Gallagher, L (9, PH) OBP: 0.255, SLG: 0.306					1-2 1B					1 0 0 0 0 0 0		
Inning Stats	R: 1 H: 1 E: 0 LOB: 0 K: 1 BB: 1 S: 5 P: 9	R: 0 H: 0 E: 0 LOB: 0 K: 1 BB: 0 S: 5 P: 5	R: 0 H: 0 E: 1 LOB: 1 K: 0 BB: 0 S: 4 P: 4	R: 0 H: 0 E: 0 LOB: 1 K: 1 BB: 1 S: 5 P: 9	R: 0 H: 2 E: 0 LOB: 2 K: 0 BB: 0 S: 5 P: 5	R: 0 H: 1 E: 0 LOB: 2 K: 0 BB: 1 S: 4 P: 8	R: 0 H: 0 E: 0 LOB: 0 K: 3 BB: 0 S: 9 P: 9	R: 0 H: 0 E: 0 LOB: 0 K: 1 BB: 0 S: 5 P: 5	R: 2 H: 2 E: 0 LOB: 0 K: 1 BB: 0 S: 7 P: 7	1B: 5 SF: 0 2B: 0 SAC: 0 3B: 0 DP: 0 HR: 1 HBP: 0	WP: 0 PA: 36 PB: 0 SB: 0 CS: 0	
PITCHER Wayne Twitchell, R (1, 1) ERA: 2.13	IP WLS BF H R ER SO BB IBB HBP BLK WP HR S P ERA WHIP	9.0 W 36 6 3 3 8 3 0 0 0 0 0 1 49 61 3.00 1.000										

Houston Astros @ Philadelphia Phillies
Veterans Stadium, Philadelphia, PA
Fri Jul 13 1973, 7:05 PM EDT
Att. 19,087 - Unknown

livebaseballscorecards.com

AB 33
R 3
H 6
RBI 3
BB 3
SO 8
LOB 15



Batter	1	2	3	4	5	6	7	8	9	AB	R	H	RBI	BB	SO	LOB
Bill Robinson, R OBP: 0.350, SLG: 0.556 (1, 9)	0-0 HR		0-0 F3	0-3 K			0-0 P5			4	1	1	1	0	1	1
Denny Doyle, L OBP: 0.329, SLG: 0.332 (1, 4)	0-0 1-3		0-0 4-3			0-0 F9	0-0 HR			4	1	1	1	0	0	0
Willie Montanez, L OBP: 0.355, SLG: 0.415 (1, 3)	0-0 1B		0-0 HBP HR 1B			0-0 G3	0-0 4-3			4	1	2	0	0	0	0
Greg Luzinski, R OBP: 0.315, SLG: 0.469 (1, 7)	0-3 K		1-0 HR HBP			4-0 BB		4-0 4-1 BB		1	1	0	0	2	1	1
Del Unser, L OBP: 0.391, SLG: 0.522 (1, 8)	0-0 1-3 1B		0-0 1-H 2-H HR			0-0 F9		0-0 4-1		4	1	2	3	0	0	2
Mike Schmidt, R OBP: 0.339, SLG: 0.395 (1, 5)	0-0 F7		0-3 K			0-0 L5		0-0 L5		4	0	0	0	0	1	3
Bob Boone, R OBP: 0.304, SLG: 0.331 (1, 2)		0-0 F7		0-0 F9		0-0 P6		0-0 6-3		4	0	0	0	0	0	1
Terry Harmon, R OBP: 0.289, SLG: 0.232 (1, 6)		0-0 F7		0-0 F7		0-0 F8				3	0	0	0	0	0	0
Wayne Twitchell, R OBP: 0.119, SLG: 0.167 (1, 1)		0-0 3-1		0-0 1B			0-3 K			3	0	1	0	0	1	0

Inning Stats	R: 1	H: 3	E: 0	K: 1	S: 8	LOB: 2	BB: 0	P: 8	R: 0	H: 0	E: 0	K: 0	S: 3	LOB: 0	BB: 0	P: 3	R: 3	H: 2	E: 0	K: 1	S: 7	LOB: 0	BB: 0	P: 8	R: 0	H: 1	E: 0	K: 1	S: 6	LOB: 1	BB: 0	P: 6	R: 0	H: 0	E: 0	K: 0	S: 3	LOB: 0	BB: 0	P: 3	R: 1	H: 1	E: 0	K: 1	S: 6	LOB: 0	BB: 0	P: 6	R: 0	H: 0	E: 0	K: 0	S: 3	LOB: 1	BB: 1	P: 7	R: 0	H: 0	E: 0	K: 0	S: 3	LOB: 1	BB: 1	P: 7
1B: 4	2B: 0	3B: 0	HR: 3	SF: 0	SAC: 0	DP: 0	HBP: 1	WP: 0	PA: 34																																																							

PITCHER	IP	WLS	BF	H	R	ER	SO	BB	IBB	HBP	BLK	WP	HR	S	P	ERA	WHIP
Don Wilson, R ERA: 3.26 (1, 1)	8.0	L	34	7	5	5	4	2	0	1	0	0	3	39	48	5.62	1.125


BOTTOM

Houston Astros @ Philadelphia Phillies
Veterans Stadium, Philadelphia, PA

Fri Jul 13 1973, 7:05 PM EDT
Att. 19,087 - Unknown

livebaseballscorecards.com

AB	31
R	5
H	7
RBI	5
BB	2
SO	4
LOB	8



Batter	1	2	3	4	5	6	7	8	9	AB R H RBI BB SO LOB	TOP	
Jimmy Wynn, R (1, 9) OBP: 0.344, SLG: 0.424	4-0 BB G5-4-3		0-3 K			0-0 F8		4-0 BB		2 0 0 0 2 1 0		
Roger Metzger, S (1, 6) OBP: 0.302, SLG: 0.348	0-0 G5-4-3 1-2f		0-0 P4			0-0 F9		0-0 F8		4 0 0 0 0 0 3		
Cesar Cedeno, R (1, 8) OBP: 0.368, SLG: 0.546	4-0 BB			4-0 BB G1-6-3			0-0 F7		0-3 K	2 0 0 0 2 1 0		
Bob Watson, R (1, 7) OBP: 0.411, SLG: 0.448	0-3 K			0-0 G1-6-3 1-2f			0-0 1B		0-0 6-3	4 0 1 0 0 1 2		
Doug Rader, R (1, 5) OBP: 0.326, SLG: 0.401		0-0 1B		0-0 F8			0-0 L7		0-0 5-3	4 0 1 0 0 0 1		
Lee May, R (1, 3) OBP: 0.300, SLG: 0.450		4-0 BB FC6-4			0-0 F8		0-0 P5			2 0 0 0 1 0 1		
Tommy Helms, R (1, 4) OBP: 0.328, SLG: 0.374		0-0 F8			0-0 F9			0-0 F8		3 0 0 0 0 0 1		
Skip Jutze, R (1, 2) OBP: 0.314, SLG: 0.289		0-0 FC6-4 1-2f			0-0 F8			0-0 F3		3 0 0 0 0 0 1		
Jerry Reuss, L (1, 1) OBP: 0.203, SLG: 0.214 Larry Dierker, R (3, 1) Ray Busse, R (6, PH) Cecil Upshaw, R (6, 1) Jesus Alou, R (8, PH) Tom Griffin, R (8, 1)			0-3 K			0-3 K		0-0 BB 1B		1 0 0 0 0 0 1 0 0 0 0 0 0 0 0 0 1 0 0 0 0 0 1 0 0 0 0 0 0 0 0 0 1 0 1 0 0 0 0 0 0 0 0 0 0 0 0 0		
Inning Stats	R: 0 H: 0 E: 0 LOB: 1 K: 1 BB: 2 S: 4 P: 12	R: 0 H: 1 E: 0 LOB: 1 K: 0 BB: 1 S: 3 P: 7	R: 0 H: 0 E: 0 LOB: 0 K: 2 BB: 0 S: 7 P: 7	R: 0 H: 0 E: 0 LOB: 0 K: 0 BB: 1 S: 2 P: 6	R: 0 H: 0 E: 0 LOB: 0 K: 0 BB: 0 S: 3 P: 3	R: 0 H: 0 E: 0 LOB: 0 K: 1 BB: 0 S: 5 P: 5	R: 0 H: 1 E: 0 LOB: 1 K: 0 BB: 0 S: 4 P: 4	R: 0 H: 1 E: 0 LOB: 2 K: 0 BB: 1 S: 4 P: 8	R: 0 H: 0 E: 0 LOB: 0 K: 1 BB: 0 S: 5 P: 5	1B: 3 SF: 0 2B: 0 SAC: 0 3B: 0 DP: 2 HR: 0 HBP: 0	WP: 0 PA: 32 PB: 0 SB: 0 CS: 0	
PITCHER Steve Carlton, L (1, 1) ERA: 4.07	IP WLS BF H R ER SO BB IBB HBP BLK WP HR S P ERA WHIP	9.0 W 32 3 0 0 5 5 0 0 0 0 0 0 37 57 0.00 0.889										

Houston Astros @ Philadelphia Phillies
Veterans Stadium, Philadelphia, PA
Sat Jul 14 1973, 7:05 PM EDT
Att. 25,062 - Unknown

livebaseballscorecards.com

AB	27
R	0
H	3
RBI	0
BB	5
SO	5
LOB	9



Batter	1	2	3	4	5	6	7	8	9	AB R H RBI BB SO LOB	TOP					
Jimmy Wynn, R OBP: 0.343, SLG: 0.420 (1, 9)	0-3 K	4-0 BB		0-3 K		0-3 K				3 0 0 0 1 3 0						
Roger Metzger, S OBP: 0.305, SLG: 0.350 (1, 6)	0-0 WP G3 1B	0-0 1-3				0-0 S 1B				3 1 2 0 0 0 2						
Cesar Cedeno, R OBP: 0.368, SLG: 0.542 (1, 8)	0-0 G3			4-0 S 1B BB		0-0 F8				2 1 0 0 1 0 2						
Bob Watson, R OBP: 0.413, SLG: 0.448 (1, 7)	4-0 BB BB			0-0 5-3		0-0 CS 1B				2 0 1 1 1 0 1						
Doug Rader, R OBP: 0.332, SLG: 0.408 (1, 5)	4-0 FC6-4 BB			0-0 2-H 1B		0-0 1-2 2B				2 0 2 1 1 0 0						
Lee May, R OBP: 0.300, SLG: 0.447 (1, 3)	0-0 FC6-4 1-2f			0-3 K		4-0 FC6-4 IBB				2 0 0 0 1 1 4						
Tommy Helms, R OBP: 0.325, SLG: 0.371 (1, 4)				0-0 F8		0-0 6-3 FC6-4 1-2f				3 0 0 0 0 0 3						
Skip Jutze, R OBP: 0.314, SLG: 0.290 (1, 2)				0-0 WP BB 1B		0-0 4-3				3 0 1 0 0 0 0						
Dave Roberts, L OBP: 0.130, SLG: 0.130 (1, 1)				0-3 K		0-0 K				3 0 0 0 0 2 1						
Inning Stats	R: 0 E: 0 K: 1 S: 6	H: 1 LOB: 3 BB: 2 P: 14	R: 0 E: 0 K: 1 S: 6	H: 1 LOB: 2 BB: 1 P: 10	R: 1 E: 0 K: 1 S: 6	H: 1 LOB: 1 BB: 1 P: 10	R: 0 E: 0 K: 2 S: 7	H: 0 LOB: 0 BB: 0 P: 7	R: 1 E: 0 K: 0 S: 5	H: 3 LOB: 2 BB: 1 P: 9	R: 0 E: 0 K: 1 S: 5	H: 0 LOB: 0 BB: 0 P: 5	1B: 5 2B: 1 3B: 0 HR: 0	SF: 0 SAC: 0 DP: 0 HBP: 0	WP: 2 PB: 0 SB: 2 CS: 1	PA: 28
PITCHER Dick Ruthven, R ERA: 3.97 (1, 1)	IP: 6.0 WLS: L BF: 28 H: 6 R: 2 ER: 2 SO: 6 BB: 4 IBB: 1 HBP: 0 BLK: 0 WP: 2 HR: 0 S: 35 P: 55 ERA: 3.00 WHIP: 1.667											PITCHER	IP: WLS: BF: H: R: ER: SO: BB: IBB: HBP: BLK: WP: HR: S: P: ERA: WHIP			

Houston Astros @ Philadelphia Phillies
Veterans Stadium, Philadelphia, PA
Sun Jul 15 1973, 7:05 PM EDT
Att. 20,648 - Unknown

livebaseballscorecards.com

AB	23
R	2
H	6
RBI	2
BB	5
SO	6
LOB	13



Batter	1	2	3	4	5	6	7	8	9	AB	R	H	RBI	BB	SO	LOB
--------	---	---	---	---	---	---	---	---	---	----	---	---	-----	----	----	-----

Bill Robinson, R <small>OBP: 0.358, SLG: 0.559</small> (1, 8) X	0-0 2B		4-0 BB		0-0 1B					2	0	2	0	1	0	0
Terry Harmon, R <small>OBP: 0.289, SLG: 0.227</small> (1, 4) X	0-0 6-3		0-0 F7		0-0 F8					3	0	0	0	0	0	4
Willie Montanez, L <small>OBP: 0.358, SLG: 0.418</small> (1, 3) B B B B	4-0 G6-4-3 BB		0-3 K							1	0	0	0	1	1	1
Greg Luzinski, R <small>OBP: 0.321, SLG: 0.480</small> (1, 7) X	0-0 G6-4-3 1-2f			0-0 6-3						2	0	0	0	0	0	2
Mike Anderson, R <small>OBP: 0.314, SLG: 0.444</small> (1, 9) X		0-0 1B		0-0 5-3						2	0	1	0	0	0	0
Mike Schmidt, R <small>OBP: 0.331, SLG: 0.384</small> (1, 5) X		0-0 P4		0-0 5-3						2	0	0	0	0	0	1
Bob Boone, R <small>OBP: 0.301, SLG: 0.325</small> (1, 2) X		0-0 F7			0-0 F7					2	0	0	0	0	0	1
Larry Bowa, S <small>OBP: 0.246, SLG: 0.235</small> (1, 6) X		0-0 F9			0-0 6-3					2	0	0	0	0	0	1
Dick Ruthven, R <small>OBP: 0.172, SLG: 0.143</small> (1, 1) S S S S			0-3 K		0-0 1B					2	0	1	0	0	1	0

Inning Stats	R: 0	H: 1	E: 0	LOB: 1	K: 0	BB: 1	S: 3	P: 7	R: 0	H: 1	E: 0	LOB: 1	K: 0	BB: 0	S: 4	P: 4	R: 0	H: 0	E: 0	LOB: 0	K: 2	BB: 1	S: 7	P: 11	R: 0	H: 0	E: 0	LOB: 0	K: 0	BB: 0	S: 3	P: 3	R: 0	H: 2	E: 0	LOB: 2	K: 0	BB: 0	S: 5	P: 5
--------------	------	------	------	--------	------	-------	------	------	------	------	------	--------	------	-------	------	------	------	------	------	--------	------	-------	------	-------	------	------	------	--------	------	-------	------	------	------	------	------	--------	------	-------	------	------

PITCHER	IP	WLS	BF	H	R	ER	SO	BB	IBB	HBP	BLK	WP	HR	S	P	ERA	WHIP
Dave Roberts, L <small>ERA: 2.87</small> (1, 1)	5.0	W	20	4	0	0	2	2	0	0	0	0	0	22	30	0.00	1.200

BOTTOM

Houston Astros @ Philadelphia Phillies
 Veterans Stadium, Philadelphia, PA
 Sun Jul 15 1973, 7:05 PM EDT
 Att. 20,648 - Unknown

AB	18
R	0
H	4
RBI	0
BB	2
SO	2
LOB	10



1B:	3	SF:	0	WP:	0	PA:	20
2B:	1	SAC:	0	PB:	0		
3B:	0	DP:	1	SB:	0		
HR:	0	HBP:	0	CS:	0		

Batter	1	2	3	4	5	6	7	8	9	AB R H RBI BB SO LOB	TOP																													
Bill Robinson, R (1, 8) OBP: 0.356, SLG: 0.551	0-0 4-3		0-0 F7			4-0 WP SH1-4 BB	0-0 P4			3 0 0 0 1 0 1																														
Terry Harmon, R (1, 4) OBP: 0.290, SLG: 0.231	0-0 F7			0-0 FC4-6 1B		0-0 SH1-4		0-0 F7		3 0 1 0 0 0 0																														
Willie Montanez, L (1, 3) OBP: 0.353, SLG: 0.412	0-0 4-3			0-0 FC4-6 G6-4-3 1-2f		0-0 L9		0-0 F9		4 0 0 0 0 0 2																														
Greg Luzinski, R (1, 7) OBP: 0.320, SLG: 0.476		0-3 K		0-0 G6-4-3 1-2f		4-0 WP IBB		0-3 K		3 0 0 0 1 2 1																														
Mike Anderson, R (1, 9) OBP: 0.326, SLG: 0.450		0-3 K			0-0 WP 1B 1B	4-0 1-2 2-3 BB		0-0 2B 1B		3 0 2 0 1 1 0																														
Mike Schmidt, R (1, 5) OBP: 0.333, SLG: 0.388		4-0 BB			0-3 K	0-0 F8		0-0 1-3 2B		3 0 1 0 1 1 4																														
Bob Boone, R (1, 2) OBP: 0.297, SLG: 0.320		0-3 K			0-0 F8		0-0 F3		0-0 P6	4 0 0 0 0 1 4																														
Larry Bowa, S (1, 6) OBP: 0.249, SLG: 0.241			0-0 6-3		0-0 WP 1B		0-0 1-3 2B		0-3 K	3 0 2 0 0 0 0 1 0 0 0 0 1 2																														
Del Unser, L (9, PH) OBP: 0.390, SLG: 0.520					0-0 1-3		0-0 1-3		0-0 6-3	3 0 0 0 0 1 3 1 0 0 0 0 0 2																														
Ken Brett, L (1, 1) OBP: 0.289, SLG: 0.667			0-3 K																																					
Tom Hutton, L (9, PH) OBP: 0.370, SLG: 0.415																																								
Inning Stats	R: 0 E: 0 K: 0 S: 3	H: 0 LOB: 0 BB: 0 P: 3	R: 0 E: 0 K: 3 S: 9	H: 0 LOB: 1 BB: 1 P: 13	R: 0 E: 0 K: 1 S: 5	H: 0 LOB: 0 BB: 0 P: 5	R: 0 E: 0 K: 0 S: 3	H: 1 LOB: 0 BB: 0 P: 3	R: 0 E: 0 K: 1 S: 7	H: 2 LOB: 2 BB: 0 P: 7	R: 0 E: 0 K: 0 S: 3	H: 0 LOB: 3 BB: 3 P: 15	R: 0 E: 0 K: 0 S: 4	H: 1 LOB: 1 BB: 0 P: 4	R: 0 E: 0 K: 1 S: 5	H: 0 LOB: 0 BB: 0 P: 5	R: 0 E: 0 K: 1 S: 7	H: 2 LOB: 2 BB: 0 P: 7	1B: 4 2B: 2 3B: 0 HR: 0	SF: 0 SAC: 1 DP: 1 HBP: 0	WP: 2 PB: 0 SB: 0 CS: 0	PA: 36																		
PITCHER Fred Norman, L (1, 1) ERA: 3.27	IP 9.0	WLS W	BF 36	H 6	R 0	ER 0	SO 7	BB 3	IBB 1	HBP 0	BLK 0	WP 2	HR 0	S 46	P 62	ERA 0.00	WHIP 1.000						PITCHER	IP 9.0	WLS W	BF 36	H 6	R 0	ER 0	SO 7	BB 3	IBB 1	HBP 0	BLK 0	WP 2	HR 0	S 46	P 62	ERA 0.00	WHIP 1.000

Philadelphia Phillies @ Cincinnati Reds
Riverfront Stadium, Cincinnati, OH
Mon Jul 16 1973, 7:05 PM EDT
Att. 16,457 - Unknown

livebaseballscorecards.com

AB	31
R	0
H	6
RBI	0
BB	4
SO	7
LOB	19



Batter	1	2	3	4	5	6	7	8	9
Pete Rose, S OBP: 0.394, SLG: 0.402 (1, 7)	0-0 FC4-6 1B		0-0 1-3			0-0 1-3 3-H 2B		0-0 1B FC5-2 1B	
Joe Morgan, L OBP: 0.418, SLG: 0.491 (1, 4)	0-0 FC4-6 FC5-4 1-2f			0-0 F9		0-0 4-3		0-3 K	
Dave Concepcion, R OBP: 0.325, SLG: 0.431 (1, 6)	0-0 F9			0-3 K		4-0 IBB		0-0 FC5-2 1B 1-3	
Johnny Bench, R OBP: 0.339, SLG: 0.441 (1, 9) (8, 2)	0-0 FC5-4 1-2f			0-0 6-3		0-0 F6		4-0 FC5-2 IBB 1-2	
Tony Perez, R OBP: 0.380, SLG: 0.512 (1, 3)		0-0 F9			0-0 F8	0-3 K		0-0 FC5-2 FC3-8 1-2 2-3 3-Hf	
Bobby Tolan, L OBP: 0.247, SLG: 0.309 (1, 8) (8, 9)		0-3 K			0-0 G3		0-0 F9	0-0 FC3-6 1-2f	
Denis Menke, R OBP: 0.359, SLG: 0.214 (1, 5)		0-0 F3			0-0 F8		4-0 FC6-4 BB		
Bill Plummer, R OBP: 0.309, SLG: 0.286 (1, 2) Cesar Geronimo, L OBP: 0.215, SLG: 0.210 (7, PR) (8, 8)			0-0 F8			0-0 E 2B	0-0 FC6-4 1-2f		
Fred Norman, S OBP: 0.109, SLG: 0.068 (1, 1)			0-3 K			0-0 E5 2B	0-0 L1		

Inning Stats	R: 0	H: 1	E: 0	LOB: 1	K: 0	S: 4	P: 4	R: 0	H: 0	E: 0	LOB: 0	K: 1	S: 5	P: 5	R: 0	H: 0	E: 0	LOB: 0	K: 1	S: 5	P: 5	R: 0	H: 0	E: 0	LOB: 0	K: 0	S: 3	P: 3	R: 1	H: 2	E: 1	LOB: 3	K: 1	S: 8	P: 12	R: 0	H: 0	E: 0	LOB: 1	K: 0	S: 3	P: 7	R: 0	H: 2	E: 0	LOB: 3	K: 1	S: 7	P: 11
Ken Brett, L ERA: 2.69 (1, 1)	IP: 8.0	WLS: L	BF: 33	H: 5	R: 1	ER: 0	SO: 5	BB: 1	IBB: 2	HBP: 0	BLK: 0	WP: 0	HR: 0	S: 40	P: 52	ERA: 0.00	WHIP: 0.750																																
																		PITCHER Ken Brett, L IP: 8.0 WLS: L BF: 33 H: 5 R: 1 ER: 0 SO: 5 BB: 1 IBB: 2 HBP: 0 BLK: 0 WP: 0 HR: 0 S: 40 P: 52 ERA: 0.00 WHIP: 0.750																															
																		PITCHER IP: 8.0 WLS: L BF: 33 H: 5 R: 1 ER: 0 SO: 5 BB: 1 IBB: 2 HBP: 0 BLK: 0 WP: 0 HR: 0 S: 40 P: 52 ERA: 0.00 WHIP: 0.750																															


BOTTOM

Philadelphia Phillies @ Cincinnati Reds
 Riverfront Stadium, Cincinnati, OH
 Mon Jul 16 1973, 7:05 PM EDT
 Att. 16,457 - Unknown

AB	R	H	RBI	BB	SO	LOB
4	0	3	1	0	0	0
4	0	0	0	0	1	4
3	0	1	0	1	1	1
3	0	0	0	1	0	4
4	0	0	0	0	1	6
4	0	0	0	0	1	3
2	0	0	0	1	0	0
3	1	1	0	0	0	1
0	0	0	0	0	0	0
3	0	0	0	0	1	2


AB	30
R	1
H	5
RBI	1
BB	3
SO	5
LOB	21

livebaseballscorecards.com



WP	PA
0	33

1B	SF	WP	PA
3	0	0	33
2B	SAC	PB	CS
2	0	0	0
3B	DP	SB	CS
0	0	0	0
HR	HBP		
0	0		

Batter	1	2	3	4	5	6	7	8	9	AB R H RBI BB SO LOB	TOP	
Bill Robinson, R (1, 5) <small>OBP: 0.352, SLG: 0.542</small>	0-0 5-3		0-0 5-3		0-0 1B		0-3 K		0-0 1-3	5 0 1 0 0 1 1		
Denny Doyle, L (1, 4) <small>OBP: 0.328, SLG: 0.330</small>	0-0 G6-4-3 1B		0-0 F7		0-0 P6		0-0 1-3			4 0 1 0 0 0 1		
Willie Montanez, L (1, 9) <small>OBP: 0.355, SLG: 0.413</small> Mike Schmidt, R (7, 5) <small>OBP: 0.333, SLG: 0.388</small>	0-0 G6-4-3 1-2f			0-0 FC4-6 1B		0-0 2B 1B	0-0 4-3			4 0 2 0 0 0 1 0 0 0 0 0 0 0		
Greg Luzinski, R (1, 7) <small>OBP: 0.325, SLG: 0.480</small>		4-0 FC4-6 BB		0-0 1-2 1B		0-0 1-H 2B	0-3 K			3 1 2 0 1 1 0		
Tom Hutton, L (1, 3) <small>OBP: 0.368, SLG: 0.407</small>		0-0 FC4-6 WP 1-2f		0-0 B1		4-0 2B FC4-6 BB	0-3 K			3 1 0 0 1 1 3		
Del Unser, L (1, 8) <small>OBP: 0.388, SLG: 0.519</small>		0-0 F7 1-2		0-0 FC4-6 1-2f 2-3		0-0 FC4-6 1-3 2-H 2B	0-0 4-3			4 0 1 1 0 0 3		
Bob Boone, R (1, 2) <small>OBP: 0.300, SLG: 0.318</small>		4-0 BB		0-0 5-3		4-0 FC4-6 IBB		0-0 6-3		2 0 0 0 2 0 2	AB 33 R 2 H 8 RBI 2 BB 4 SO 6 LOB 17	
Larry Bowa, S (1, 6) <small>OBP: 0.247, SLG: 0.239</small>		0-0 P5			0-0 P6	0-0 FC4-6 1-2f 2-3 3-H		0-0 P3		4 0 0 1 0 0 4		
Jim Lonborg, R (1, 1) <small>OBP: 0.235, SLG: 0.226</small>			0-3 K		0-3 K	0-3 K		0-0 1B		4 0 1 0 0 3 2		
Inning Stats	R: 0 H: 1 E: 0 LOB: 0 K: 0 BB: 0 S: 3 P: 3	R: 0 H: 0 E: 0 LOB: 2 K: 0 BB: 2 S: 3 P: 11	R: 0 H: 0 E: 0 LOB: 0 K: 1 BB: 0 S: 5 P: 5	R: 0 H: 2 E: 0 LOB: 2 K: 0 BB: 0 S: 5 P: 5	R: 0 H: 1 E: 0 LOB: 1 K: 1 BB: 0 S: 6 P: 6	R: 2 H: 3 E: 0 LOB: 2 K: 1 BB: 2 S: 7 P: 15	R: 0 H: 0 E: 0 LOB: 0 K: 1 BB: 0 S: 5 P: 5	R: 0 H: 0 E: 0 LOB: 0 K: 2 BB: 0 S: 7 P: 7	R: 0 H: 1 E: 0 LOB: 1 K: 0 BB: 0 S: 4 P: 4	1B: 6 SF: 0 2B: 2 SAC: 0 3B: 0 DP: 1 HR: 0 HBP: 0	WP: 1 PA: 37 PB: 0 SB: 0 CS: 0	
PITCHER Jack Billingham, R (1, 1) <small>ERA: 3.18</small> Don Gullett, L (8, 1) <small>ERA: 4.14</small>	IP WLS BF H R ER SO BB IBB HBP BLK WP HR S P ERA WHIP 7.0 L 30 7 2 2 4 3 1 0 0 1 0 34 50 2.57 1.429											PITCHER IP WLS BF H R ER SO BB IBB HBP BLK WP HR S P ERA WHIP 2.0 7 1 0 0 2 0 0 0 0 0 0 11 11 0.00 0.500

Philadelphia Phillies @ Cincinnati Reds
 Riverfront Stadium, Cincinnati, OH
 Tue Jul 17 1973, 7:05 PM EDT
 Att. 19,549 - Unknown

livebaseballscorecards.com

BOTTOM

Philadelphia Phillies @ Cincinnati Reds
Riverfront Stadium, Cincinnati, OH

Tue Jul 17 1973, 7:05 PM EDT
Att. 19,549 - Unknown

livebaseballscorecards.com

AB	35
R	1
H	10
RBI	1
BB	5
SO	5
LOB	23



WP	0	PA	41
PB	0		
SB	0		
CS	1		

AB R H RBI BB SO LOB

5	0	3	0	0	0	2
4	0	0	0	1	2	3
5	0	1	0	0	0	3
3	0	2	0	1	0	0
0	0	0	0	0	0	0
0	0	0	0	0	0	0
1	0	1	0	0	0	0
4	0	1	0	1	2	7
3	0	0	0	0	0	1
3	0	0	0	1	0	2
4	1	1	1	0	1	5
1	0	0	0	1	0	0
1	0	1	0	0	0	0
0	0	0	0	0	0	0
1	0	0	0	0	0	0

Batter	1	2	3	4	5	6	7	8	9
Pete Rose, S (1, 7) OBP: 0.396, SLG: 0.405	0-0 CS 1B		0-0 BB 1B	0-0 F8			0-0 6-3		0-0 1B BB 1B
Joe Morgan, L (1, 4) OBP: 0.415, SLG: 0.485	0-3 K 1-2		0-0 F7				0-3 K		4-0 BB BB BB 1-2 BB 1B
Dan Driessen, L (1, 5) OBP: 0.352, SLG: 0.347	0-0 3-1		0-0 BB 1B				0-0 F9		0-0 F7
Johnny Bench, R (1, 2) OBP: 0.343, SLG: 0.443		0-0 P4	4-0 BB BB BB				0-0	0-0 SH5-4 1B	0-0
Darrel Chaney, S (8, PR) OBP: 0.295, SLG: 0.224			1-2 2-3 BB					1-2 2-3 1B	1-2 2-3 1B
Bill Plummer, R (9, 2) OBP: 0.309, SLG: 0.286									
Phil Gagliano, R (9, PH) OBP: 0.351, SLG: 0.229									
Tony Perez, R (1, 3) OBP: 0.381, SLG: 0.509		4-0 BB BB BB	0-3 K				0-3 K	0-0 SH5-4 1B	0-0 4-3
Bobby Tolan, L (1, 9) OBP: 0.245, SLG: 0.306		0-0 E4 1-2		0-0 4-3			0-0 4-3	0-0 SH5-4	
Dave Concepcion, R (1, 6) OBP: 0.324, SLG: 0.427		0-0 F9		0-0 6-3			0-0 F7	4-0 G6-4-3 IBB	
Cesar Geronimo, L (1, 8) OBP: 0.216, SLG: 0.230		0-0 L5		0-0 HR			0-3 K	0-0 G6-4-3 1-2f	
Jack Billingham, R (1, 1) OBP: 0.070, SLG: 0.019			0-0 4-3	4-0 HR			0-0	0-0 F7	
Larry Stahl, L (7, PH) OBP: 0.330, SLG: 0.354									
Don Gullett, R (8, 1) OBP: 0.324, SLG: 0.200									
Hal King, L (9, PH) OBP: 0.300, SLG: 0.706									

Inning Stats	R: 0 E: 0 K: 1 S: 5	H: 1 LOB: 0 BB: 0 P: 5	R: 0 E: 1 K: 0 S: 4	H: 0 LOB: 2 BB: 1 P: 8	R: 0 E: 0 K: 1 S: 7	H: 2 LOB: 3 BB: 1 P: 11	R: 1 E: 0 K: 0 S: 4	H: 1 LOB: 1 BB: 1 P: 8	R: 0 E: 0 K: 1 S: 6	H: 1 LOB: 1 BB: 0 P: 6	R: 0 E: 0 K: 1 S: 5	H: 0 LOB: 0 BB: 0 P: 5	R: 0 E: 0 K: 1 S: 6	H: 1 LOB: 1 BB: 0 P: 6	R: 0 E: 0 K: 0 S: 4	H: 2 LOB: 3 BB: 1 P: 8	R: 0 E: 0 K: 0 S: 5	H: 2 LOB: 3 BB: 1 P: 9	1B: 8 2B: 1 3B: 1 HR: 1	SF: 0 SAC: 1 DP: 2 HBP: 0	WP: 0 PB: 0 SB: 0 CS: 1	PA: 41
--------------	------------------------------	---------------------------------	------------------------------	---------------------------------	------------------------------	----------------------------------	------------------------------	---------------------------------	------------------------------	---------------------------------	------------------------------	---------------------------------	------------------------------	---------------------------------	------------------------------	---------------------------------	------------------------------	---------------------------------	----------------------------------	------------------------------------	----------------------------------	--------

PITCHER	Jim Lonborg, R (1, 1) ERA: 5.3	IP: 9.0 WLS: W BF: 41 H: 10 R: 1 ER: 1 SO: 5 BB: 4 IBB: 1 HBP: 0 BLK: 0 WP: 0 HR: 1 S: 46 P: 66 ERA: 1.00 WHIP: 1.556	PITCHER	IP: WLS: BF: H: R: ER: SO: BB: IBB: HBP: BLK: WP: HR: S: P: ERA: WHIP:
---------	--	---	----------------	--

Batter	1	2	3	4	5	6	7	8	9	AB R H RBI BB SO LOB	TOP	
Bill Robinson, R (1, 9) OBP: 0.353, SLG: 0.553	0-0 1B		0-0 HR		0-0 6-3			0-0 6-3	0-0 1-3	5 1 2 1 0 0 2		
Terry Harmon, R (1, 4) OBP: 0.288, SLG: 0.232	0-3 K		0-3 K			0-0 F9		0-0 1B		4 0 1 0 0 2 1		
Willie Montanez, L (1, 3) OBP: 0.351, SLG: 0.408 Dave Wallace, R (8, 1) Darrell Brandon, R (8, 1)	0-0 F8		0-0 6-3			0-0 3-1		0-0 F8		4 0 0 0 0 0 2 0 0 0 0 0 0 0 0 0 0 0 0 0 0		
Greg Luzinski, R (1, 7) OBP: 0.324, SLG: 0.478	0-0 F8		0-0 6-3			0-3 K			0-0 2B 6-3 1B	4 1 1 0 0 1 1		
Del Unser, L (1, 8) OBP: 0.386, SLG: 0.513		0-3 K		4-0 BB G5-4-3			0-0 F8		0-3 K	3 0 0 0 1 2 1		
Mike Schmidt, R (1, 5) OBP: 0.332, SLG: 0.390		0-3 K		0-0 G5-4-3 1-2f			0-3 K		0-0 6-3 2B 2B	4 1 1 0 0 2 1		
Bob Boone, R (1, 2) OBP: 0.303, SLG: 0.328		0-0 2B		0-0 F5			0-0 2B		0-0 6-3 2-3 3-H	4 0 2 1 0 0 1		
Larry Bowa, S (1, 6) OBP: 0.247, SLG: 0.237 Tom Hutton, L (9, PH) OBP: 0.371, SLG: 0.417		4-0 IBB			0-3 K		0-0 6-3		0-0 1B 2B 3-H	2 0 0 0 1 1 1 1 0 1 1 0 0 0		
Steve Carlton, L (1, 1) OBP: 0.172, SLG: 0.230 Jose Pagan, R (8, PH) OBP: 0.217, SLG: 0.333 (8, 3)		0-3 K			0-3 K			0-0 F7	0-0 2-3 1B	2 0 0 0 0 2 2 2 0 1 0 0 0 0		
Inning Stats	R: 0 H: 1 E: 0 LOB: 1 K: 1 BB: 0 S: 6 P: 6	R: 0 H: 1 E: 0 LOB: 2 K: 3 BB: 1 S: 10 P: 14	R: 1 H: 1 E: 0 LOB: 0 K: 1 BB: 0 S: 6 P: 6	R: 0 H: 0 E: 0 LOB: 0 K: 0 BB: 1 S: 2 P: 6	R: 0 H: 0 E: 0 LOB: 0 K: 2 BB: 0 S: 7 P: 7	R: 0 H: 0 E: 0 LOB: 0 K: 1 BB: 0 S: 5 P: 5	R: 0 H: 1 E: 0 LOB: 1 K: 1 BB: 0 S: 6 P: 6	R: 0 H: 1 E: 0 LOB: 1 K: 0 BB: 0 S: 4 P: 4	R: 2 H: 4 E: 0 LOB: 2 K: 1 BB: 0 S: 9 P: 9	1B: 4 SF: 0 2B: 4 SAC: 0 3B: 0 DP: 1 HR: 1 HBP: 0	WP: 0 PA: 37 PB: 0 SB: 0 CS: 0	
PITCHER	IP WLS BF H R ER SO BB IBB HBP BLK WP HR S P ERA WHIP											
Tom Hall, L (1, 1) ERA: 4.06 Clay Carroll, R (9, 1) ERA: 4.34	8.1 W 33 7 3 3 10 1 1 0 0 0 1 51 59 3.24 0.960											

Philadelphia Phillies @ Cincinnati Reds
Riverfront Stadium, Cincinnati, OH
Wed Jul 18 1973, 7:05 PM EDT
Att: 17,429 - Unknown

AB	35
R	3
H	9
RBI	3
BB	2
SO	10
LOB	12



Batter	1	2	3	4	5	6	7	8	9	AB	R	H	RBI	BB	SO	LOB
Pete Rose, S (1, 7) OBP: 0.397, SLG: 0.414	0-0 F8			0-0 3B		0-0 2B	0-0 F8			4	1	2	0	0	0	0
Joe Morgan, L (1, 4) OBP: 0.416, SLG: 0.486 Darrel Chaney, S (9, 4) OBP: 0.295, SLG: 0.224	0-0 F8			0-3 K		0-0 2B		4-0 2B		3	2	1	1	1	1	1
Dave Concepcion, R (1, 6) OBP: 0.326, SLG: 0.435	0-0 F7			0-0 P4		0-0 2B		0-0 2B		4	1	2	2	0	0	1
Johnny Bench, R (1, 2) OBP: 0.345, SLG: 0.442		0-0 F7		0-0 P5		4-0 HR		0-0 1B		3	1	1	0	1	0	1
Tony Perez, R (1, 3) OBP: 0.377, SLG: 0.503		0-0 6-3			0-3 K	0-0 FC5		0-3 K		4	1	0	0	0	2	4
Andy Kosco, R (1, 9) OBP: 0.342, SLG: 0.469		0-3 K			0-3 K	0-0 HR		0-0 2B		4	1	2	4	0	2	0
Denis Menke, R (1, 5) OBP: 0.357, SLG: 0.210			0-0 F4		4-0 BB	0-3 K		0-0 5-3		3	0	0	0	1	1	2
Cesar Geronimo, L (1, 8) OBP: 0.217, SLG: 0.226			0-3 K		0-3 K		0-3 K	4-0 IBB		3	0	0	0	1	3	1
Tom Hall, L (1, 1) OBP: 0.050, SLG: 0.050 Clay Carroll, R (9, 1) OBP: 0.182, SLG: 0.182			0-3 K			0-3 K	0-3 K	0-3 K		4	0	0	0	0	4	3

Inning Stats	R: 0	H: 0	E: 0	LOB: 0	K: 0	BB: 0	S: 3	R: 0	H: 0	E: 0	LOB: 0	K: 1	BB: 0	S: 5	R: 0	H: 0	E: 0	LOB: 0	K: 2	BB: 0	S: 7	R: 0	H: 1	E: 0	LOB: 1	K: 1	BB: 0	S: 6	R: 0	H: 0	E: 0	LOB: 1	K: 3	BB: 1	S: 9	R: 5	H: 4	E: 1	LOB: 0	K: 2	BB: 1	S: 11	R: 0	H: 0	E: 0	LOB: 0	K: 2	BB: 0	S: 7	R: 2	H: 3	E: 0	LOB: 3	K: 2	BB: 2	S: 10	R: 0	H: 0	E: 0	LOB: 0	K: 2	BB: 0	S: 7	R: 0	H: 0	E: 0	LOB: 0	K: 2	BB: 0	S: 7	R: 2	H: 3	E: 0	LOB: 3	K: 2	BB: 2	S: 18
--------------	------	------	------	--------	------	-------	------	------	------	------	--------	------	-------	------	------	------	------	--------	------	-------	------	------	------	------	--------	------	-------	------	------	------	------	--------	------	-------	------	------	------	------	--------	------	-------	-------	------	------	------	--------	------	-------	------	------	------	------	--------	------	-------	-------	------	------	------	--------	------	-------	------	------	------	------	--------	------	-------	------	------	------	------	--------	------	-------	-------

PITCHER	IP	WLS	BF	H	R	ER	SO	BB	IBB	HBP	BLK	WP	HR	S	P	ERA	WHIP
Steve Carlton, L (1, 1) ERA: 4.16	7.0	L	28	5	5	5	11	1	1	0	0	0	1	48	56	6.43	0.857
Dave Wallace, R (8, 1) ERA: 54.0	0.1		5	3	2	2	1	1	0	0	0	0	0	6	10	54.00	12.000
Darrell Brandon, R (8, 1) ERA: 5.67	0.2		3	0	0	0	1	0	1	0	0	0	0	4	8	0.00	0.000

BOTTOM

Philadelphia Phillies @ Cincinnati Reds
Riverfront Stadium, Cincinnati, OH

Wed Jul 18 1973, 7:05 PM EDT
Att. 17,429 - Unknown

AB	32
R	7
H	8
RBI	7
BB	4
SO	13
LOB	13



WP	HR	S	P	ERA	WHIP
0	0	0	0	0	0

Batter	1	2	3	4	5	6	7	8	9	AB R H RBI BB SO LOB	TOP											
Bill Robison, R (1, 9) OBP: 0.359, SLG: 0.555	0-0 1B 2B	4-0 3-1 1B BB		0-3 K			4-0 PB BB		0-3 K	3 3 1 0 2 2 0												
Denny Doyle, L (1, 4) OBP: 0.329, SLG: 0.332 Terry Harmon, R (9, PR) OBP: 0.288, SLG: 0.232 (9, 4)	0-0 1B 2-3 1B	0-0 3-1		0-0 4-3			0-0 6-3		0-0 BB SF8 1B	5 0 2 0 0 0 4 0 1 0 0 0 0 0												
Willie Montanez, L (1, 3) OBP: 0.352, SLG: 0.408	0-0 F8	0-0 2-H 3-H 1B				0-3 K	0-0 F7		0-0 BB 1B	5 0 2 2 0 1 3												
Greg Luzinski, R (1, 7) OBP: 0.327, SLG: 0.476	0-0 1-2 3-H 1B	0-0 F3				0-0 F7	4-0 2-H BB		4-0 1-2 2-3 BB	3 0 1 1 2 0 1												
Del Unser, L (1, 8) OBP: 0.382, SLG: 0.506	0-3 K			0-0 F7		4-0 BB	0-0 1-3		0-0 SF8	3 0 0 1 1 1 3												
Jose Pagan, R (1, 5) OBP: 0.196, SLG: 0.300	0-3 K2-3			0-0 F2		0-3 K2-3			0-0 F9 P4	5 0 0 0 0 2 5												
Bob Boone, R (1, 2) OBP: 0.302, SLG: 0.330		0-0 1B CS 2B		0-0 F8			0-0 5-3		0-0 5-3	4 0 1 0 0 0 0												
Larry Bowa, S (1, 6) OBP: 0.253, SLG: 0.243		0-0 WP CS 1B 2-3 1B		0-0 F9			0-0 CS 1B		0-0 1B	4 1 3 0 0 0 0												
Wayne Twitchell, R (1, 1) OBP: 0.133, SLG: 0.178 Mac Scarce, L (7, 1) Dick Ruthven, R (9, 1) OBP: 0.172, SLG: 0.143		0-0 3-1 1B 1-H 3-H 1B		0-0 5-3			0-0 F8		0-3 K	3 1 1 1 0 0 1 1 0 0 0 0 1 1 0 0 0 0 0 0 0												
Inning Stats	R: 1 E: 0 K: 2 S: 10	H: 3 LOB: 2 BB: 0 P: 10	R: 3 E: 0 K: 0 S: 6	H: 4 LOB: 1 BB: 1 P: 10	R: 0 E: 0 K: 0 S: 3	H: 0 LOB: 0 BB: 0 P: 3	R: 0 E: 0 K: 1 S: 6	H: 0 LOB: 1 BB: 0 P: 6	R: 0 E: 0 K: 2 S: 7	H: 0 LOB: 1 BB: 1 P: 11	R: 0 E: 0 K: 0 S: 3	H: 1 LOB: 0 BB: 0 P: 3	R: 1 E: 0 K: 0 S: 3	H: 0 LOB: 1 BB: 2 P: 11	R: 0 E: 0 K: 1 S: 6	H: 1 LOB: 1 BB: 0 P: 6	R: 1 E: 0 K: 1 S: 7	H: 2 LOB: 2 BB: 1 P: 11	1B: 9 2B: 2 3B: 0 HR: 0	SF: 1 SAC: 0 DP: 0 HBP: 0	WP: 1 PB: 2 SB: 1 CS: 3	PA: 42
PITCHER	IP WLS BF H R ER SO BB IBB HBP BLK WP HR S P ERA WHIP																					
Phil Niekro, R (1, 1) ERA: 3.52	6.0 L 27 8 4 4 5 2 0 0 0 1 0 35 43 6.00 1.667																					
Gary Gentry, R (7, 1) ERA: 3.43	0.2 3 0 1 0 0 1 0 0 0 0 0 2 6 0.00 1.500																					
Danny Frisella, R (7, 1) ERA: 4.54	1.1 6 1 0 0 1 1 0 0 0 0 0 7 11 0.00 1.500																					
Adrian Devine, R (9, 1) ERA: 8.47	0.1 4 2 1 1 1 1 0 0 0 0 0 5 9 27.00 9.000																					
Tom House, L (9, 1) ERA: 5.59	0.2 2 0 0 0 0 0 0 0 0 0 0 2 2 0.00 0.000																					

Philadelphia Phillies @ Atlanta Braves
 Atlanta Stadium, Atlanta, GA
 Fri Jul 20 1973, 7:05 PM EDT
 Att. 9,231 - Unknown

livebaseballscorecards.com

AB	36
R	6
H	11
RBI	5
BB	5
SO	7
LOB	18



Batter	1	2	3	4	5	6	7	8	9	AB	R	H	RBI	BB	SO	LOB
Ralph Garr, L (1, 9) OBP: 0.300, SLG: 0.388	0-0 6-3			0-0 4-3			0-0 F8	0-3 K		4	0	0	0	0	1	1
Marty Perez, R (1, 6) OBP: 0.313, SLG: 0.330	0-0 P3			0-0 G3-6-3 1B			0-0 1B HR		0-3 K	4	1	2	0	0	1	0
Darrell Evans, L (1, 5) OBP: 0.391, SLG: 0.570	0-0 F5			0-0 G3-6-3 1-2f			0-0 1-2 HR	1B	0-0 F8	4	1	1	0	0	0	1
Hank Aaron, R (1, 7) OBP: 0.362, SLG: 0.587		0-0 6-3			0-3 K		0-0 HR		4-0 BB	3	1	1	3	1	1	0
Dusty Baker Jr., R (1, 8) OBP: 0.367, SLG: 0.431		0-3 K			0-0 4-3		0-0 F8		0-0 F9	4	0	0	0	0	1	1
Davey Johnson, R (1, 4) OBP: 0.347, SLG: 0.488		0-3 K			0-0 G3		0-0 HR			3	1	1	1	0	1	0
Mike Lum, L (1, 3) OBP: 0.356, SLG: 0.450			0-3 K			0-0 F9	0-3 K			3	0	0	0	0	2	0
Paul Casanova, R (1, 2) OBP: 0.197, SLG: 0.266		0-0 6-3			0-0 6-3		0-0 6-3	0-3 K		3	0	0	0	0	1	0
Phil Niekro, R (1, 1) OBP: 0.156, SLG: 0.222 Chuck Goggin, S (6, PH) OBP: 0.356, SLG: 0.358 Gary Gentry, R (7, 1) OBP: 0.258, SLG: 0.233 Danny Frisella, L (7, 1) OBP: 0.500, SLG: 0.500 Dick Dietz, R (8, PH) OBP: 0.462, SLG: 0.377 Sonny Jackson, L (8, PR) OBP: 0.291, SLG: 0.269 Adrian Devine, R (9, 1) OBP: 0.333, SLG: 0.333 Tom House, L (9, 1) OBP: 0.167, SLG: 0.333		0-0 6-3			0-0 6-3		0-3 K	4-0 CS BB		1	0	0	0	0	0	0

BOTTOM

Philadelphia Phillies @ Atlanta Braves
Atlanta Stadium, Atlanta, GA
 Fri Jul 20 1973, 7:05 PM EDT
 Att. 9,231 - Unknown

AB	30
R	4
H	5
RBI	4
BB	2
SO	9
LOB	3



Inning Stats	R: 0	H: 0	E: 0	LOB: 0	K: 0	S: 3	R: 0	H: 0	E: 0	LOB: 0	K: 2	S: 7	R: 0	H: 0	E: 0	LOB: 0	K: 1	S: 5	R: 0	H: 1	E: 0	LOB: 0	K: 0	S: 3	R: 0	H: 0	E: 0	LOB: 0	K: 1	S: 5	R: 0	H: 0	E: 0	LOB: 0	K: 1	S: 5	R: 4	H: 4	E: 0	LOB: 0	K: 1	S: 9	R: 0	H: 0	E: 0	LOB: 1	K: 2	S: 6	R: 0	H: 0	E: 0	LOB: 1	K: 1	S: 5	1B: 3	SF: 0	2B: 1	SAC: 0	3B: 0	DP: 2	HR: 2	HBP: 0	WP: 0	PA: 32
--------------	------	------	------	--------	------	------	------	------	------	--------	------	------	------	------	------	--------	------	------	------	------	------	--------	------	------	------	------	------	--------	------	------	------	------	------	--------	------	------	------	------	------	--------	------	------	------	------	------	--------	------	------	------	------	------	--------	------	------	-------	-------	-------	--------	-------	-------	-------	--------	-------	--------

PITCHER	IP	WLS	BF	H	R	ER	SO	BB	IBB	HBP	BLK	WP	HR	S	P	ERA	WHIP
Wayne Twitchell, R (1, 1) ERA: 2.29	6.2	W	24	5	4	4	5	0	0	0	0	0	2	34	34	5.40	0.750
Mac Scarce, L (7, 1) ERA: 2.42	2.0		7	0	0	0	4	2	0	0	0	0	0	13	21	0.00	1.000
Dick Ruthven, R (9, 1) ERA: 3.95	0.1	S	1	0	0	0	0	0	0	0	0	0	0	1	1	0.00	0.000

PITCHER	IP	WLS	BF	H	R	ER	SO	BB	IBB	HBP	BLK	WP	HR	S	P	ERA	WHIP
---------	----	-----	----	---	---	----	----	----	-----	-----	-----	----	----	---	---	-----	------

Batter	1	2	3	4	5	6	7	8	9	AB R H RBI BB SO LOB	TOP
Bill Robinson, R (1, 9) OBP: 0.357, SLG: 0.563	0-0 P5		0-0 HR		0-0 G5-4-3		0-3 K		0-0 SH1-3	4 1 1 2 0 1 1	
Denny Doyle, L (1, 4) OBP: 0.326, SLG: 0.329	0-0 F7		0-0 6-3			0-0 2B 1B 1B		0-0 3-1	0-0 E4	5 1 1 0 0 0 0	
Willie Montanez, L (1, 3) OBP: 0.352, SLG: 0.409	0-3 K		0-0 4-3			0-0 1B 2B		0-0 F7	4-0 1B BB	4 1 1 0 1 1 0	
Greg Luzinski, R (1, 7) OBP: 0.331, SLG: 0.477		4-0 E 1B 1-3 BB	0-3 K			0-3 K		0-0 1B	0-0 1B	4 1 2 0 1 2 2	
Del Unser, L (1, 8) OBP: 0.379, SLG: 0.498		0-0 1-3		0-0 F7		4-0 1B SF7		0-3 K	0-0 F7	4 1 0 0 1 1 5	
Jose Pagan, R (1, 5) OBP: 0.200, SLG: 0.296		0-3 K		0-0 P4		0-0 1B CS			0-0 5-3	4 0 1 2 0 1 1	
Bob Boone, R (1, 2) OBP: 0.301, SLG: 0.340		0-0 E5 1B 1B		0-0 6-3		0-0 SF7			0-0 HR	3 1 1 2 0 0 1	
Larry Bowa, S (1, 6) OBP: 0.255, SLG: 0.246		0-0 1B 1B			0-0 4-3	0-0 CS	0-0 B1-3		0-0 E8	4 1 2 1 0 0 0	
Ken Brett, L (1, 1) OBP: 0.317, SLG: 0.667		0-0 1B			0-0 G5-4-3		0-3 K		4-0 SH1-3	3 0 2 0 0 1 0	
Darrell Brandon, R (8, 1)		1-2 2-H 1B							2-3 E BB	0 1 0 0 1 0 0	
Inning Stats	R: 0 H: 0 E: 0 LOB: 0 K: 1 BB: 0 S: 5 P: 5	R: 1 H: 2 E: 1 LOB: 3 K: 1 BB: 1 S: 7 P: 11	R: 1 H: 1 E: 0 LOB: 0 K: 1 BB: 0 S: 6 P: 6	R: 0 H: 0 E: 0 LOB: 0 K: 0 BB: 0 S: 3 P: 3	R: 0 H: 1 E: 0 LOB: 0 K: 0 BB: 0 S: 3 P: 3	R: 3 H: 3 E: 0 LOB: 0 K: 1 BB: 1 S: 7 P: 11	R: 0 H: 0 E: 0 LOB: 0 K: 2 BB: 0 S: 7 P: 7	R: 0 H: 1 E: 0 LOB: 1 K: 1 BB: 0 S: 6 P: 6	R: 3 H: 3 E: 2 LOB: 3 K: 0 BB: 2 S: 7 P: 15	1B: 8 SF: 1 2B: 1 SAC: 1 3B: 0 DP: 1 HR: 2 HBP: 0	WP: 0 PA: 42 PB: 0 SB: 1 CS: 1
PITCHER	IP WLS BF H R ER SO BB IBB HBP BLK WP HR S P ERA WHIP										
Ron Schueler, R (1, 1) ERA: 4.13	8.1 L 36 10 8 5 7 2 1 0 0 0 2 47 59 5.40 1.440										
Adrian Devine, R (9, 1) ERA: 8.15	0.2 5 1 0 0 0 1 0 0 0 0 0 4 8 0.00 3.000										

Philadelphia Phillies @ Atlanta Braves
Atlanta Stadium, Atlanta, GA
Sat Jul 21 1973, 3:33 AM EDT
Att. 16,236 - Unknown

livebaseballscorecards.com

AB	35
R	8
H	11
RBI	7
BB	4
SO	7
LOB	10



Batter	1	2	3	4	5	6	7	8	9	AB	R	H	RBI	BB	SO	LOB
Ralph Garr, L (1, 9) OBP: 0.300, SLG: 0.387	0-0 5-3	0-0 PO 1B		0-0 F8			0-0 F9			4	0	1	1	0	0	0
Marty Perez, R (1, 6) OBP: 0.312, SLG: 0.329	0-0 6-3	0-0 3-H 1B		0-0 5-3			0-0 5-3			4	0	1	0	0	0	0
Darrell Evans, L (1, 5) OBP: 0.390, SLG: 0.569	0-0 E3 1B WP	0-0 PO 2-3	0-0 HR 2B				0-0 F9			4	1	1	0	0	0	0
Hank Aaron, R (1, 7) OBP: 0.364, SLG: 0.598	0-0 1-3 1B		0-0 HR 2-H				0-0 F8		0-0 F7	4	1	2	2	0	0	0
Dusty Baker Jr., R (1, 8) OBP: 0.363, SLG: 0.427	0-0 F9		0-0 6-3				0-0 F7		0-0 L4	4	0	0	0	0	0	2
Davey Johnson, R (1, 4) OBP: 0.344, SLG: 0.482		0-3 K	0-0 F8				0-0 F3		0-0 6-3	4	0	0	0	0	1	0
Dick Dietz, R (1, 3) OBP: 0.488, SLG: 0.381		0-0 2B 6-3	4-0 BB				0-0 6-3		0-0 F8	2	1	1	0	1	0	0
Sonny Jackson, L (9, PH) OBP: 0.289, SLG: 0.267		0-0 1B 6-3	0-0 BB				0-0 6-3		0-0 F8	1	0	0	0	0	0	0
Paul Casanova, R (1, 2) OBP: 0.217, SLG: 0.288		0-0 1B 6-3	0-0 G1				4-0 BB		0-0 3-1	2	1	1	0	1	0	1
Frank Tepedino, L (9, PH) OBP: 0.322, SLG: 0.389		0-0 2B 1-3					0-0 BB		0-0 F8	1	0	0	0	0	0	0
Ron Schueler, R (1, 1) OBP: 0.167, SLG: 0.138		0-0 6-3		0-0 P4			0-0 L6		0-0 F8	3	0	0	1	0	0	2
Adrian Devine, R (9, 1) OBP: 0.333, SLG: 0.333										0	0	0	0	0	0	0
Mike Lum, L (9, PH) OBP: 0.355, SLG: 0.449		0-0 2-3 3-H								1	0	0	0	0	0	0

Inning Stats	R: 0	H: 1	E: 1	K: 0	S: 5	H: 1	LOB: 2	BB: 0	P: 5	R: 2	H: 4	E: 0	K: 1	S: 8	H: 4	LOB: 1	BB: 0	P: 8	R: 2	H: 2	E: 0	K: 0	S: 5	H: 0	LOB: 0	BB: 0	P: 3	R: 0	H: 0	E: 0	K: 0	S: 3	H: 0	LOB: 1	BB: 1	P: 7	R: 0	H: 0	E: 0	K: 0	S: 3	H: 0	LOB: 0	BB: 0	P: 3	R: 0	H: 0	E: 0	K: 0	S: 3	H: 0	LOB: 0	BB: 0	P: 3	R: 0	H: 0	E: 0	K: 0	S: 3	H: 0	LOB: 0	BB: 0	P: 3	R: 0	H: 0	E: 0	K: 0	S: 3	H: 0	LOB: 0	BB: 0	P: 3
1B: 4	SF: 0	2B: 2	SAC: 0	3B: 0	DP: 0	HR: 1	HBP: 0	WP: 1	PA: 37	ERA: 5.14	WHIP: 1.286																																																													
WP: 1	PA: 37																																																																							
ERA: 5.28																																																																								
Ken Brett, L (1, 1) ERA: 2.86	IP	WLS	BF	H	R	ER	SO	BB	IBB	HBP	BLK	WP	HR	S	P	ERA	WHIP																																																							
Darrell Brandon, R (8, 1) ERA: 5.28	7.0	W	30	7	4	4	1	2	0	0	0	1	1	30	38	5.14	1.286																																																							
	2.0	S	6	0	0	0	0	0	0	0	0	0	0	6	6	0.00	0.000																																																							

BOTTOM

Philadelphia Phillies @ Atlanta Braves
Atlanta Stadium, Atlanta, GA

Sat Jul 21 1973, 3:33 AM EDT
Att. 16,236 - Unknown

livebaseballscorecards.com

AB	34
R	4
H	7
RBI	4
BB	2
SO	1
LOB	5



Batter	1	2	3	4	5	6	7	8	9	AB R H RBI BB SO LOB	TOP																									
Bill Robinson, R (1, 9) OBP: 0.366, SLG: 0.578	0-0 BB 1B		4-0 BB		0-0 F9		0-0 HR	4-0 BB		3 2 2 1 2 0 0																										
Terry Harmon, R (1, 4) OBP: 0.312, SLG: 0.255 (8, 5)	4-0 1B BB		0-0 F9		0-0 1B 2B 1B		0-0 1B 2B	4-0 BB		3 2 2 0 2 0 1																										
Willie Montanez, L (1, 3) OBP: 0.356, SLG: 0.412	0-0 G5-4-3 1B		0-0 F8		0-0 2B 1B		0-0 FC5-4 1B	0-0 F7		5 0 3 2 0 0 3																										
Greg Luzinski, R (1, 7) OBP: 0.334, SLG: 0.480	0-0 P3			0-0 WP 1B 1B	0-0 2B		0-0 FC5-4 FC6-4	4-0 SH1-3 BB		4 0 2 1 1 0 3																										
Jose Pagan, R (1, 5) OBP: 0.203, SLG: 0.293 Dick Ruthven, R (7, 1) OBP: 0.172, SLG: 0.143	0-0 G5-4-3			0-0 WP 1B	0-0 5-3		0-0 FC6-4	0-0 SH1-3		4 0 1 0 0 0 5 0 0 0 0 0 0 0																										
Bob Boone, R (1, 2) OBP: 0.303, SLG: 0.341		0-0 5-3		0-0 F9		0-0 FC5-6 1B		0-0 2B SF8 1B	0-0 F8	5 1 2 0 0 0 3																										
Del Unser, L (1, 8) OBP: 0.379, SLG: 0.498		0-3 K		0-3 K		0-0 FC5-6 G6-4-3		0-0 SF8 WP 2B	4-0 IBB	4 1 1 0 1 2 3																										
Larry Bowa, S (1, 6) OBP: 0.252, SLG: 0.242		0-0 F9		0-0 F3		0-0 G6-4-3		0-0 P6	0-0 4-3	5 0 0 0 0 0 7																										
Steve Carlton, L (1, 1) OBP: 0.167, SLG: 0.222 Mike Schmidt, R (7, PH) OBP: 0.331, SLG: 0.388 (7, 5) Tom Hutton, L (8, PH) OBP: 0.369, SLG: 0.417 Denny Doyle, L (8, 4) OBP: 0.326, SLG: 0.329		0-3 K		0-3 K			0-0 F2	0-0 SF8		2 0 0 0 0 2 0 1 0 0 0 0 0 0 0 0 0 1 0 0 0 0 0 0 0 0 0 0																										
Inning Stats	R: 1 E: 0 K: 0 S: 4	H: 2 LOB: 1 BB: 1 P: 8	R: 0 E: 0 K: 1 S: 5	H: 0 LOB: 0 BB: 0 P: 5	R: 0 E: 0 K: 1 S: 5	H: 2 LOB: 2 BB: 0 P: 7	R: 1 E: 0 K: 1 S: 8	H: 3 LOB: 2 BB: 0 P: 8	R: 0 E: 0 K: 0 S: 3	H: 1 LOB: 0 BB: 0 P: 3	R: 2 E: 0 K: 0 S: 6	H: 3 LOB: 1 BB: 0 P: 6	R: 2 E: 1 K: 0 S: 5	H: 2 LOB: 2 BB: 2 P: 13	R: 0 E: 0 K: 0 S: 3	H: 0 LOB: 2 BB: 2 P: 11	1B: 9 2B: 3 3B: 0 HR: 1	SF: 1 SAC: 1 DP: 2 HBP: 0	WP: 2 PB: 0 SB: 1 CS: 0	PA: 44																
PITCHER	IP WLS BF H R ER SO BB IBB HBP BLK WP HR S P ERA WHIP																																			
Jimmy Freeman, L (1, 1) ERA: 6.96	6.1		29	10	4	4	4	2	0	0	0	1	1	35	43	5.68	1.895																			
Max Leon, R (7, 1) ERA: 4.15	1.2	L	10	3	2	2	0	2	0	0	0	1	0	8	16	10.80	3.000																			
Danny Frisella, R (9, 1) ERA: 4.41	1.0		5	0	0	0	0	1	1	0	0	0	0	3	11	0.00	1.000																			

Philadelphia Phillies @ Atlanta Braves
Atlanta Stadium, Atlanta, GA
Sun Jul 22 1973, 3:33 AM EDT
Unknown

livebaseballscorecards.com

AB	36
R	6
H	13
RBI	5
BB	6
SO	4
LOB	25



Batter	1	2	3	4	5	6	7	8	9	AB	R	H	RBI	BB	SO	LOB
Ralph Garr, L (1, 9) OBP: 0.301, SLG: 0.388	0-3 K	0-0 F7			0-0 SH2-3 1B	0-3 K		4-0 G6-4-3 BB		4	1	1	0	1	2	2
Marty Perez, R (1, 6) OBP: 0.314, SLG: 0.332	0-0 6-3		0-0 4-3 2B		0-0 SH2-3 2B	4-0 BB		0-0 G6-4-3		3	0	1	0	1	0	3
Darrell Evans, L (1, 5) OBP: 0.390, SLG: 0.575	0-3 K		0-0 4-3 2B		0-0 2B 1B	0-0 F5			0-0 HR	5	1	2	2	0	1	3
Hank Aaron, R (1, 7) OBP: 0.365, SLG: 0.592		4-0 E 1B HR BB	0-3 K		0-0 F5		0-0 5-3		0-0 WP 1B	4	1	1	0	1	1	2
Dusty Baker Jr., R (1, 8) OBP: 0.364, SLG: 0.429		0-0 E7 1B HR	0-0 6-3		0-0 1-3 2B		0-0 6-3		0-3 K	5	1	2	0	0	1	2
Davey Johnson, R (1, 4) OBP: 0.344, SLG: 0.488		0-0 2-H 3-H HR		0-0 F8	4-0 IBB		0-0 1-3		0-3 K	4	1	1	3	1	1	1
Dick Dietz, R (1, 3) OBP: 0.483, SLG: 0.379		0-3 K		0-0 1B	0-3 K			0-0 BB 1B	0-0 6-3	3	0	1	0	0	2	3
Frank Tepedino, L (8, PH) OBP: 0.328, SLG: 0.393		0-0 K		0-0 1B	0-3 K			0-0 BB 1B		2	0	1	0	0	0	1
Freddie Velazquez, R (1, 2) OBP: 0.500, SLG: 0.500		0-0 FC4-6 1B		0-3 K		0-0 FC6-4 1B		0-0 F7		3	0	2	0	0	1	1
Mike Lum, L (8, PH) OBP: 0.354, SLG: 0.447		0-0 FC4-6 1B		0-0 F7		0-0 FC6-4 1B		0-0 BB		1	0	0	0	0	0	1
Paul Casanova, R (9, 2) OBP: 0.217, SLG: 0.288		0-0 FC4-6 1B		0-0 F7		0-0 FC6-4 1B		1-2 BB 1B		0	0	0	0	0	0	0
Jimmy Freeman, L (1, 1) OBP: 0.182, SLG: 0.182		0-0 FC4-6 1B		0-0 F7		0-0 FC6-4 1B				3	0	0	0	0	0	3
Max Leon, R (7, 1)		0-0 FC4-6 1B		0-0 F7		0-0 FC6-4 1B				0	0	0	0	0	0	0
Sonny Jackson, L (8, PH) OBP: 0.294, SLG: 0.272		0-0 FC4-6 1B		0-0 F7		0-0 FC6-4 1B				1	0	1	0	0	0	0
Danny Frisella, L (9, 1) OBP: 0.500, SLG: 0.500		0-0 FC4-6 1B		0-0 F7		0-0 FC6-4 1B				0	0	0	0	0	0	0

Inning Stats	R: 0	H: 0	E: 0	K: 2	S: 7	H: 0	LOB: 0	BB: 0	P: 7	R: 3	H: 3	E: 1	K: 1	S: 8	R: 0	H: 1	E: 0	K: 1	S: 6	R: 0	H: 1	E: 0	K: 1	S: 6	R: 1	H: 3	E: 0	K: 1	S: 8	R: 0	H: 1	E: 0	K: 1	S: 6	R: 0	H: 1	E: 0	K: 1	S: 6	R: 0	H: 2	E: 0	K: 0	S: 4	R: 0	H: 2	E: 0	K: 2	S: 9	R: 1	H: 2	E: 0	K: 2	S: 9	1B: 8	2B: 3	3B: 0	HR: 2	SF: 0	SAC: 1	DP: 1	HBP: 0	WP: 1	PA: 43
--------------	------	------	------	------	------	------	--------	-------	------	------	------	------	------	------	------	------	------	------	------	------	------	------	------	------	------	------	------	------	------	------	------	------	------	------	------	------	------	------	------	------	------	------	------	------	------	------	------	------	------	------	------	------	------	------	-------	-------	-------	-------	-------	--------	-------	--------	-------	--------

PITCHER	IP	WLS	BF	H	R	ER	SO	BB	IBB	HBP	BLK	WP	HR	S	P	ERA	WHIP
Steve Carlton, L (1, 1) ERA: 4.22	6.0		30	9	4	4	7	2	1	0	0	0	1	41	53	6.00	1.833
Dick Ruthven, R (7, 1) ERA: 3.92	3.0	W	13	4	1	1	2	1	0	0	0	1	1	16	20	3.00	1.667

BOTTOM

Philadelphia Phillies @ Atlanta Braves
 Atlanta Stadium, Atlanta, GA
 Sun Jul 22 1973, 3:33 AM EDT
 Unknown

livebaseballscores.com

AB	38
R	5
H	13
RBI	5
BB	4
SO	9
LOB	22



Batter	1	2	3	4	5	6	7	8	9	AB R H RBI BB SO LOB	TOP
Bill Robinson, R (1, 9) OBP: 0.367, SLG: 0.583	0-0 E9 1B 2B		0-0 5-3	0-0 1B 2B		0-0 6-3			0-0 E6	5 2 2 1 0 0 0	Philadelphia Phillies @ Atlanta Braves Atlanta Stadium, Atlanta, GA Sun Jul 22 1973, 3:38 AM EDT Att. 18,788 - Unknown livebaseballscorecards.com
Denny Doyle, L (1, 4) OBP: 0.328, SLG: 0.330	0-0 L4-3 1B		0-0 P5	0-0 1B		0-0 F7			0-0 P4	5 0 2 2 0 0 1	
Willie Montanez, L (1, 3) OBP: 0.354, SLG: 0.409	0-0 L4-3 1-2 1B		0-0 E S 1B	0-0 4-3		0-0 F7			0-0 P3	5 0 1 0 0 0 3	
Greg Luzinski, R (1, 7) OBP: 0.333, SLG: 0.474	0-0 5-3		4-0 1-3 BB		0-0 E6 FC3-6		0-3 K		0-0 F7	4 0 0 0 1 1 1	
Del Unser, L (1, 8) OBP: 0.374, SLG: 0.490		0-0 4-3	0-0 6-3		0-0 FC3-6 1B E		0-0 P3			4 1 0 0 0 0 3	
Jose Pagan, R (1, 5) OBP: 0.206, SLG: 0.290		0-0 F9		0-0 E E SH3 1B		0-0 F8		0-0 F7		4 1 1 0 0 0 1	
Mike Ryan, R (1, 2) OBP: 0.293, SLG: 0.346		0-0 FC5 1B 1B		0-0 F8 1-2		0-0 E 1B		0-0 P4		4 0 2 0 0 0 1	
Larry Bowa, S (1, 6) OBP: 0.252, SLG: 0.243		0-0 1-2 1B		0-0 E1 SH3 2B		0-0 E4 1-2		0-0 F7		4 1 1 0 0 0 2	
Jim Lonborg, R (1, 1) OBP: 0.222, SLG: 0.212		0-0 FC5 2-3f		0-0 SH3		0-0 F3		0-0 F8		2 0 0 1 0 0 4	
Mike Anderson, R (8, PH) OBP: 0.324, SLG: 0.446										1 0 0 0 0 0 0	
Darrell Brandon, R (8, 1)										0 0 0 0 0 0 0	
Inning Stats	R: 1 H: 2 E: 1 LOB: 0 K: 0 BB: 0 S: 4 P: 4	R: 0 H: 2 E: 0 LOB: 2 K: 0 BB: 0 S: 5 P: 5	R: 0 H: 1 E: 1 LOB: 2 K: 0 BB: 1 S: 4 P: 8	R: 3 H: 3 E: 2 LOB: 1 K: 0 BB: 0 S: 7 P: 7	R: 1 H: 1 E: 2 LOB: 2 K: 0 BB: 0 S: 6 P: 6	R: 0 H: 0 E: 0 LOB: 0 K: 0 BB: 0 S: 3 P: 3	R: 0 H: 0 E: 0 LOB: 0 K: 1 BB: 0 S: 5 P: 5	R: 0 H: 0 E: 0 LOB: 0 K: 0 BB: 0 S: 3 P: 3	R: 0 H: 0 E: 1 LOB: 1 K: 0 BB: 0 S: 4 P: 4	1B: 7 SF: 0 2B: 3 SAC: 1 3B: 0 DP: 1 HR: 0 HBP: 0	WP: 0 PA: 40 PB: 0 SB: 1 CS: 0
PITCHER	IP WLS BF H R ER SO BB IBB HBP BLK WP HR S P ERA WHIP										
Carl Morton, R (1, 1) ERA: 3.3	7.0 L 33 9 5 0 1 1 0 0 0 0 0 0 0 34 38 0.00 1.429										
Tom House, L (8, 1) ERA: 5.31	2.0 7 0 0 0 0 0 0 0 0 0 0 0 0 7 7 0.00 0.000										




Batter	1	2	3	4	5	6	7	8	9	AB	R	H	RBI	BB	SO	LOB
Sonny Jackson, L (1, 6) OBP: 0.291, SLG: 0.264	0-0 F8		4-0 BB BB	0-0 F8			0-0 F8		0-0 G4-6-3 1-2f	4	0	0	0	1	0	3
Mike Lum, L (1, 7) OBP: 0.359, SLG: 0.449	0-0 1B		4-0 BB BB		0-0 P5		0-0 1B			3	0	2	0	1	0	0
Darrell Evans, L (1, 5) OBP: 0.387, SLG: 0.569	0-0 F7		0-0 F8		0-0 F9		0-0 4-3			4	0	0	0	0	0	4
Dusty Baker Jr., R (1, 8) OBP: 0.365, SLG: 0.427	0-0 F8		4-0 BB	0-0 BB	0-3 K			4-0 BB		2	0	0	0	2	1	1
Ralph Garr, L (1, 9) OBP: 0.300, SLG: 0.389		0-0 4-3 2B	0-0 3-1		0-0 F8		0-0 F9			4	1	1	0	0	0	4
Davey Johnson, R (1, 4) OBP: 0.341, SLG: 0.483		0-0 4-3 2B		0-0 5-3		0-0 P4		0-3 K		4	0	0	0	0	1	2
Frank Tepedino, L (1, 3) OBP: 0.338, SLG: 0.400		0-0 4-3 3-H		0-0 2B 1B		0-0 1B		0-0 L3		4	0	2	1	0	0	1
Paul Casanova, R (1, 2) OBP: 0.233, SLG: 0.314		0-3 K		0-0 1-3 2B		0-0 4-3			0-0 FC4-6 1B	4	0	2	0	0	1	1
Carl Morton, R (1, 1) OBP: 0.224, SLG: 0.327			0-0 6-3	0-3 K			0-3 K		0-0 FC4-6 1B 1-2f	2	0	0	0	0	1	2
Marty Perez, R (7, PH) OBP: 0.313, SLG: 0.331										1	0	0	0	0	1	0
Tom House, L (8, 1) OBP: 0.167, SLG: 0.333										0	0	0	0	0	0	0
Dick Dietz, R (9, PH) OBP: 0.478, SLG: 0.373										1	0	0	0	0	0	1

Inning Stats		R: 0	H: 1	E: 0	K: 0	S: 4	R: 1	H: 1	E: 0	K: 1	S: 6	R: 0	H: 0	E: 0	K: 0	S: 3	R: 0	H: 2	E: 0	K: 1	S: 7	R: 0	H: 0	E: 0	K: 1	S: 5	R: 0	H: 1	E: 0	K: 0	S: 4	R: 0	H: 1	E: 0	K: 1	S: 6	R: 0	H: 0	E: 0	K: 0	S: 5	R: 0	H: 0	E: 0	K: 1	S: 6	R: 0	H: 0	E: 0	K: 0	S: 3	R: 0	H: 1	E: 0	K: 0	S: 3	1B: 5	2B: 2	3B: 0	HR: 0	SF: 0	SAC: 0	DP: 1	HBP: 0	WP: 0	PB: 0	SB: 0	CS: 0	PA: 37
Jim Lonborg, R (1, 1) ERA: 5.04	IP	WLS	BF	H	R	ER	SO	BB	IBB	HBP	BLK	WP	HR	S	P	ERA	WHIP																																																				
Darrell Brandon, R (8, 1) ERA: 4.94	2.0	S	7	1	0	0	1	1	0	0	0	0	0	8	12	0.00	1.000																																																				

Philadelphia Phillies @ Atlanta Braves
Atlanta Stadium, Atlanta, GA
Sun Jul 22 1973, 3:38 AM EDT
Att. 18,788 - Unknown

AB	33
R	1
H	7
RBI	1
BB	4
SO	5
LOB	19



Batter	1	2	3	4	5	6	7	8	9	AB R H RBI BB SO LOB	TOP
Ron Hunt, R OBP: 0.413, SLG: 0.334 (1, 4) X	0-0 4-3 1B		0-0 1B		4-0 BB		0-0 1-2 3-H 1B	4-0 G3-6 IBB		3 0 2 1 2 0 0	
Clyde Mashore, R OBP: 0.317, SLG: 0.368 (1, 7) X	0-0 1B		0-3 K		0-0 F2		0-3 K	0-0 G3-6 1-2f		5 0 1 0 0 2 8	
Ron Woods, R OBP: 0.351, SLG: 0.324 (1, 8) X	0-0 F7		0-0 5-3		0-0 5-3		0-3 K		4-0 FC1-6 BB	4 0 0 0 1 1 4	
Hal Breeden, R OBP: 0.377, SLG: 0.526 Mike Jorgensen, L OBP: 0.349, SLG: 0.346 (1, 3) X (8, PR) (8, 3)	0-0 P4			0-0 F9		0-0 F8		4-0 E 2B BB	0-0 FC1-6 E 1-2f	3 0 0 0 1 0 1 1 1 0 0 0 0 1	
Bob Bailey, R OBP: 0.376, SLG: 0.529 (1, 5) X		0-0 E5 G6-4-3		0-0 F7		4-0 BB		0-0 E6 2B 1B	0-0 6-3 1-3	4 1 0 0 1 0 2	
Ken Singleton, S OBP: 0.403, SLG: 0.476 (1, 9) X		0-0 G6-4-3 1-2f		0-0 G3		0-0 L5		0-0 1B 1-3 2-H 2B	0-0 F9	5 1 1 1 0 0 3	
John Boccabella, R OBP: 0.301, SLG: 0.337 (1, 2) X		0-0 2B			0-3 K			0-0 1B SH1-4 1B IBB		3 1 2 0 1 1 0	
Pepe Frias, R OBP: 0.248, SLG: 0.276 (1, 6) X		0-0 5-3			0-0 F7			0-0 SH1-4 1-2 1-2 2-H 3-H 1B		3 0 1 2 0 0 1	
Steve Rogers, R OBP: 0.500, SLG: 0.250 (1, 1) X			0-3 K		4-0 BB BB			0-0 1B 2-3 1B	0-0 SH3-4	2 0 1 0 1 1 0	
Inning Stats	R: 0 E: 0 K: 0 S: 4 H: 1 LOB: 1 BB: 0 P: 4	R: 0 E: 1 K: 0 S: 4 H: 1 LOB: 1 BB: 0 P: 4	R: 0 E: 0 K: 2 S: 8 H: 1 LOB: 1 BB: 0 P: 8	R: 0 E: 0 K: 0 S: 3 H: 0 LOB: 0 BB: 0 P: 3	R: 0 E: 0 K: 1 S: 5 H: 0 LOB: 2 BB: 2 P: 13	R: 0 E: 0 K: 0 S: 3 H: 0 LOB: 1 BB: 1 P: 7	R: 1 E: 0 K: 2 S: 10 H: 3 LOB: 2 BB: 0 P: 10	R: 3 E: 1 K: 0 S: 5 H: 2 LOB: 3 BB: 3 P: 17	R: 0 E: 1 K: 0 S: 3 H: 0 LOB: 1 BB: 1 P: 7	1B: 6 2B: 3 3B: 0 HR: 0 SF: 0 SAC: 2 DP: 2 HBP: 0	WP: 0 PB: 0 SB: 0 CS: 0 PA: 42
PITCHER Steve Carlton, L ERA: 4.16 (1, 1)	IP 9.0 WLS L BF 42 H 8 R 4 ER 3 SO 5 BB 5 IBB 2 HBP 0 BLK 0 WP 0 HR 0 S 45 P 73 ERA 3.00 WHIP 1.444	PITCHER IP WLS BF H R ER SO BB IBB HBP BLK WP HR S P ERA WHIP									

Montreal Expos @ Philadelphia Phillies
 Veterans Stadium, Philadelphia, PA
 Thu Jul 26 1973, 3:33 AM EDT
 Unknown

livebaseballscorecards.com

AB	33
R	4
H	8
RBI	4
BB	7
SO	5
LOB	20



Batter	1	2	3	4	5	6	7	8	9	AB R H RBI BB SO LOB
Bill Robinson, R (1, 9) OBP: 0.361, SLG: 0.573	0-0 F8			0-0 5-3		0-0 6-3			0-0 1-3	4 0 0 0 0 0 0
Denny Doyle, L (1, 4) OBP: 0.323, SLG: 0.325	0-0 P6			0-0 4-3			0-0 F9		0-0 G3	4 0 0 0 0 0 0
Willie Montanez, L (1, 3) OBP: 0.351, SLG: 0.405	0-0 6-3			0-3 K			0-0 3-1			3 0 0 0 0 1 0
Greg Luzinski, R (1, 7) OBP: 0.330, SLG: 0.471		0-0 4-1			0-0 6-3		0-0 F8			3 0 0 0 0 0 0
Del Unser, L (1, 8) OBP: 0.374, SLG: 0.486		4-0 CS BB			0-0 F8			0-3 K		2 0 0 0 1 1 0
Jose Pagan, R (1, 5) OBP: 0.212, SLG: 0.292		0-3 K			0-0 1B			0-0 4-3		3 0 1 0 0 1 1
Bob Boone, R (1, 2) OBP: 0.303, SLG: 0.339				0-0 5-3		0-0 F8		4-0 BB		2 0 0 0 1 0 1
Larry Bowa, S (1, 6) OBP: 0.251, SLG: 0.241				0-0 P4			0-0 G3		0-0 F5	2 0 0 0 0 0 0
Mike Rogodzinski, L (8, PH) OBP: 0.350, SLG: 0.373										1 0 0 0 0 0 1
Terry Harmon, R (9, 6) OBP: 0.312, SLG: 0.255										0 0 0 0 0 0 0
Steve Carlton, L (1, 1) OBP: 0.162, SLG: 0.215				0-0 4-3			0-0 4-3		0-0 F7	2 0 0 0 0 0 0
Mike Schmidt, R (9, PH) OBP: 0.330, SLG: 0.387										1 0 0 0 0 0 0

BOTTOM

Montreal Expos @ Philadelphia Phillies
Veterans Stadium, Philadelphia, PA
 Thu Jul 26 1973, 3:33 AM EDT
 Unknown

livebaseballscorecards.com

AB	27
R	0
H	1
RBI	0
BB	2
SO	3
LOB	3



Inning Stats	R: 0	H: 0	E: 0	K: 0	S: 3	LOB: 0	BB: 0	P: 3	R: 0	H: 0	E: 0	K: 1	S: 5	LOB: 0	BB: 0	P: 3	R: 0	H: 1	E: 0	K: 0	S: 4	LOB: 1	BB: 0	P: 4	R: 0	H: 0	E: 0	K: 0	S: 3	LOB: 0	BB: 0	P: 3	R: 0	H: 0	E: 0	K: 1	S: 5	LOB: 1	BB: 1	P: 9	R: 0	H: 0	E: 0	K: 0	S: 3	LOB: 0	BB: 0	P: 3	1B: 1	SF: 0	2B: 0	SAC: 0	3B: 0	DP: 0	HR: 0	HBP: 0	WP: 0	PA: 29	ERA	WHIP
PITCHER Steve Rogers, R (1, 1) ERA: 1.06	IP	WLS	BF	H	R	ER	SO	BB	IBB	HBP	BLK	WP	HR	S	P	ERA	WHIP	IP	WLS	BF	H	R	ER	SO	BB	IBB	HBP	BLK	WP	HR	S	P	ERA	WHIP	IP	WLS	BF	H	R	ER	SO	BB	IBB	HBP	BLK	WP	HR	S	P	ERA	WHIP									

Batter	1	2	3	4	5	6	7	8	9	AB R H RBI BB SO LOB	TOP											
Ron Hunt, R (1, 4) OBP: 0.408, SLG: 0.329	0-3 K		0-0 FC1-6 CS		0-3 K		0-3 K		0-0 F7	5 0 0 0 0 3 4												
Clyde Mashore, R (1, 7) OBP: 0.305, SLG: 0.352 Jim Lyttle, L (9, PH) OBP: 0.500, SLG: 1.000	0-0 F7		0-0 F5		0-0 F8			0-0 F7	0-0 2B	4 0 0 0 0 0 1 1 0 1 1 0 0 0												
Ron Woods, R (1, 8) OBP: 0.344, SLG: 0.316	0-0 F8		0-0 CS	0-0 F7		0-0 6-3		0-0 F7	0-0 6-3	5 0 0 0 0 0 2												
Hal Breeden, R (1, 3) OBP: 0.380, SLG: 0.543 Mike Jorgensen, L (8, PR) OBP: 0.349, SLG: 0.346		0-3 K		0-0 4-3		0-0 HR		4-0 CS BB		3 1 1 1 1 1 0 0 0 0 0 0 0 0												
Bob Bailey, R (1, 5) OBP: 0.384, SLG: 0.532		4-0 1B BB		4-0 1B BB		0-0 8-6 1B		0-0 CS 1-2	0-0 1B 1B	2 1 2 0 2 0 0												
Ken Singleton, S (1, 9) OBP: 0.406, SLG: 0.477		0-0 1-2 1B		4-0 1-2 1B BB		0-0 8-6 1-2			0-0 1B 1B	3 1 2 0 1 0 1												
John Boccabella, R (1, 2) OBP: 0.303, SLG: 0.339		0-0 P3		0-0 1-2 2-H 1B			0-0 6-3		0-0 1B 1-3 1B	4 1 2 1 0 0 2												
Pepe Frias, R (1, 6) OBP: 0.248, SLG: 0.275		0-0 5-3		0-3 K			0-0 F9		0-0 1-3 2B 1B	4 1 1 1 0 1 4												
Steve Renko, R (1, 1) OBP: 0.356, SLG: 0.340 Mike Marshall, R (7, 1) OBP: 0.350, SLG: 0.278			0-0 FC1-6 1B		0-0 1-3		0-0 1B		0-0 1-2 3-H 1B	3 0 2 0 0 0 0 1 0 1 1 0 0 0												
Inning Stats	R: 0 E: 0 K: 1 S: 5	H: 0 LOB: 0 BB: 0 P: 5	R: 0 E: 0 K: 1 S: 6	H: 1 LOB: 2 BB: 1 P: 10	R: 0 E: 0 K: 0 S: 3	H: 1 LOB: 0 BB: 0 P: 3	R: 1 E: 0 K: 1 S: 6	H: 1 LOB: 2 BB: 2 P: 14	R: 0 E: 0 K: 1 S: 5	H: 0 LOB: 0 BB: 0 P: 5	R: 1 E: 0 K: 0 S: 4	H: 2 LOB: 0 BB: 0 P: 4	R: 0 E: 0 K: 1 S: 6	H: 1 LOB: 1 BB: 0 P: 6	R: 0 E: 0 K: 0 S: 2	H: 0 LOB: 1 BB: 1 P: 6	R: 3 E: 0 K: 0 S: 8	H: 6 LOB: 2 BB: 0 P: 8	1B: 10 2B: 2 3B: 0 HR: 1	SF: 0 SAC: 0 DP: 1 HBP: 0	WP: 0 PB: 0 SB: 0 CS: 2	PA: 41
PITCHER	IP WLS BF H R ER SO BB IBB HBP BLK WP HR S P ERA WHIP																					
Ken Brett, L (1, 1) ERA: 3.04	8.1 L 35 10 5 5 5 4 0 0 0 0 0 1 41 57 5.40 1.680																					
Bill Wilson, R (9, 1) ERA: 4.15	0.2 4 2 0 0 0 0 0 0 0 0 0 0 4 4 0.00 3.000																					

Montreal Expos @ Philadelphia Phillies
 Veterans Stadium, Philadelphia, PA
 Thu Jul 26 1973, 7:05 PM EDT
 Att. 34,459 - Unknown

AB	35
R	5
H	12
RBI	5
BB	4
SO	5
LOB	14



Batter	1	2	3	4	5	6	7	8	9	AB	R	H	RBI	BB	SO	LOB
Bill Robinson, R OBP: 0.359, SLG: 0.567 (1, 5)	0-3 K			0-0 5-3		0-0 F8		0-0 1B		4	0	1	0	0	1	0
Denny Doyle, L OBP: 0.322, SLG: 0.323 (1, 4)	0-3 K			0-0 E6 CS BB		0-0 1B		0-3 K		4	0	1	0	0	2	1
Willie Montanez, L OBP: 0.352, SLG: 0.402 (1, 9)	0-0 F9			4-0 1-2 BB		4-0 1-2 BB		0-0 F8		2	0	0	0	2	0	1
Greg Luzinski, R OBP: 0.327, SLG: 0.466 (1, 7)		0-0 6-3		0-3 K 1-2 2-3		0-0 6-3		0-3 K		4	0	0	0	0	2	5
Tom Hutton, L OBP: 0.366, SLG: 0.409 (1, 3)		0-0 F8			0-0 3-1		4-0 1B BB		0-0 F8	3	0	0	0	1	0	0
Del Unser, L OBP: 0.375, SLG: 0.496 (1, 8)		0-0 F8			4-0 FC6-4 BB		0-0 F4		0-0 HR	3	1	1	1	1	0	1
Mike Ryan, R OBP: 0.290, SLG: 0.339 (1, 2)			0-3 K		0-3 K		0-0 P4		0-0 G6-4-3 1B	4	0	1	0	0	2	2
Larry Bowa, S Terry Harmon, R OBP: 0.253, SLG: 0.243 (1, 6) OBP: 0.313, SLG: 0.257 (4, 6)			0-0 CS 1B		0-0 FC6-4 1-2f		0-0 1-2 1B		0-0 G6-4-3 1-2f	1	0	1	0	0	0	0
Ken Brett, L Bill Wilson, R OBP: 0.295, SLG: 0.619 (1, 1) (9, 1)			0-0 P6 1-2		0-3 K		0-0 F8			3	0	0	0	0	1	3
										0	0	0	0	0	0	0


Inning Stats	R: 0	H: 0	E: 0	K: 2	S: 7	R: 0	H: 0	E: 0	K: 0	S: 3	R: 0	H: 1	E: 0	K: 1	S: 5	R: 0	H: 0	E: 1	K: 1	S: 5	R: 0	H: 0	E: 0	K: 1	S: 5	R: 0	H: 1	E: 0	K: 1	S: 6	R: 0	H: 1	E: 0	K: 0	S: 4	R: 0	H: 1	E: 0	K: 2	S: 8	R: 1	H: 2	E: 0	K: 0	S: 4	1B: 5	2B: 0	3B: 0	HR: 1	SF: 0	SAC: 0	DP: 1	HBP: 0	WP: 0	PA: 35
PITCHER	IP	WLS	BF	H	R	ER	SO	BB	IBB	HBP	BLK	WP	HR	S	P	ERA	WHIP																																						
Steve Renko, R ERA: 2.94 (1, 1)	6.1	W	24	2	0	0	6	4	0	0	0	0	0	32	48	0.00	0.947																																						
Mike Marshall, R ERA: 2.86 (7, 1)	2.2	S	11	4	1	1	2	0	0	0	0	0	1	15	15	3.38	1.500																																						

BOTTOM

Montreal Expos @ Philadelphia Phillies
Veterans Stadium, Philadelphia, PA

Thu Jul 26 1973, 7:05 PM EDT
Att. 34,459 - Unknown

AB	31
R	1
H	6
RBI	1
BB	4
SO	8
LOB	15



PITCHER	IP	WLS	BF	H	R	ER	SO	BB	IBB	HBP	BLK	WP	HR	S	P	ERA	WHIP
Steve Renko, R ERA: 2.94 (1, 1)	6.1	W	24	2	0	0	6	4	0	0	0	0	0	32	48	0.00	0.947
Mike Marshall, R ERA: 2.86 (7, 1)	2.2	S	11	4	1	1	2	0	0	0	0	0	1	15	15	3.38	1.500

Batter	1	2	3	4	5	6	7	8	9	AB R H RBI BB SO LOB	TOP																	
Ron Hunt, R (1, 4) OBP: 0.412, SLG: 0.334	0-0 G4-6-3 1B		0-0 4-3			0-0 BB BB BB 1B	4-0 FC3-6 BB		0-0 2-3 3B 1B	4 2 3 0 1 0 0																		
Mike Jorgensen, L (1, 3) OBP: 0.350, SLG: 0.355	0-0 G4-6-3 1-2f		0-0 1B			0-0 F7	0-0 FC3-6 S		0-0 1-H 3-H 3B	5 0 2 2 0 0 3																		
Ken Singleton, S (1, 9) OBP: 0.406, SLG: 0.473	4-0 BB		0-0 1-3			4-0 BB BB 1B BB	0-0 6-3		0-0 5-3	3 1 0 0 2 0 4																		
Ron Fairly, L (1, 7) OBP: 0.456, SLG: 0.452	0-3 K			4-0 G4-6-3 BB		4-0 1B BB FC5-2 BB		0-0 4-3	0-3 K	3 0 0 0 2 2 3 0 0 0 0 0 0 0																		
Mike Marshall, R (9, 1) OBP: 0.350, SLG: 0.278																												
Jim Lyttle, L (1, 8) OBP: 0.417, SLG: 0.700		0-0 P3		0-0 G4-6-3 1-2f		4-0 FC5-2 1B BB		0-0 6-3		3 0 0 1 1 0 1																		
Bob Bailey, R (1, 5) OBP: 0.382, SLG: 0.528			0-0 F9		0-3 K	0-0 FC5 FC5-2 1B		0-0 4-3		4 0 1 1 0 1 0																		
Bob Stinson, S (1, 2) OBP: 0.333, SLG: 0.441						0-0 FC5-2			H 1-0	3 0 1 0 0 0 3 0 0 0 0 0 0 0																		
John Boccabella, R (9, 2) OBP: 0.303, SLG: 0.339						1-2 2-3 3-H 1B			FC4-6 HBP		AB 33 R 5 H 8 RBI 5 BB 6 SO 4 LOB 19																	
Pepe Frias, R (1, 6) OBP: 0.245, SLG: 0.271						0-0 FC5			FC4-6 S	2 0 0 0 0 0 1 1 0 0 0 0 0 3 1 1 0 0 0 0 1																		
Boots Day, L (6, PH) OBP: 0.371, SLG: 0.423						2-3f			1-2f 2B																			
Larry Lintz, S (6, 6) OBP: 0.333, SLG: 0.250									1-H 3B 2B	2 0 0 0 0 0 1 1 0 0 0 0 0 0 0 0 0 0 0 0 0 1 0 1 1 0 0 0 0 1 0 0 0 0 0 0 0 0 0 0 0 0																		
Ernie McAnally, R (1, 1) OBP: 0.200, SLG: 0.200						0-3 K																						
Ron Woods, R (7, PH) OBP: 0.342, SLG: 0.315																												
Pat Jarvis, R (7, 1) OBP: 0.384, SLG: 0.553																												
Tom Walker, R (8, 1) OBP: 0.333, SLG: 0.400																												
Hal Breeden, R (9, PH) OBP: 0.333, SLG: 0.400																												
Jim Cox, R (9, PR) OBP: 0.305, SLG: 0.352																												
Clyde Mashore, R (9, 7) OBP: 0.305, SLG: 0.352																												
Inning Stats	R: 0 E: 0 K: 1 S: 5	H: 1 LOB: 1 BB: 1 P: 9	R: 0 E: 0 K: 0 S: 4	H: 1 LOB: 1 BB: 0 P: 4	R: 0 E: 0 K: 0 S: 4	H: 1 LOB: 1 BB: 0 P: 4	R: 0 E: 0 K: 1 S: 4	H: 0 LOB: 0 BB: 1 P: 8	R: 0 E: 0 K: 1 S: 5	H: 0 LOB: 0 BB: 0 P: 5	R: 2 E: 0 K: 0 S: 5	H: 2 LOB: 3 BB: 3 P: 17	R: 0 E: 0 K: 0 S: 3	H: 0 LOB: 1 BB: 1 P: 7	R: 0 E: 0 K: 0 S: 3	H: 0 LOB: 0 BB: 0 P: 3	R: 3 E: 0 K: 1 S: 8	H: 3 LOB: 2 BB: 0 P: 9	1B: 6 2B: 1 3B: 1 HR: 0	SF: 0 SAC: 0 DP: 2 HBP: 1	WP: 0 PB: 0 SB: 2 CS: 0	PA: 40						
PITCHER	IP WLS BF H R ER SO BB IBB HBP BLK WP HR S P ERA WHIP																											
Jim Lonborg, R (1, 1) ERA: 4.97	5.1		24	5	2	2	3	5	0	0	0	0	0	0	25	45	3.38	1.875										
Darrell Brandon, R (6, 1) ERA: 5.29	3.0	L	13	2	3	3	0	1	0	1	0	0	0	0	11	16	9.00	1.000										
Mike Wallace, L (9, 1) ERA: 3.86	0.2		3	1	0	0	1	0	0	0	0	0	0	0	5	5	0.00	1.500										

Montreal Expos @ Philadelphia Phillies
 Veterans Stadium, Philadelphia, PA
 Fri Jul 27 1973, 7:05 PM EDT
 Att. 18,254 - Unknown

livebaseballscorecards.com



Batter	1	2	3	4	5	6	7	8	9	AB	R	H	RBI	BB	SO	LOB
Bill Robinson, R OBP: 0.360, SLG: 0.568 (1, 5) (9, 9)	0-0 1B		0-3 K		0-0 2B		0-3 K		0-0 B1-3	5	0	2	1	0	2	2
Denny Doyle, L OBP: 0.319, SLG: 0.321 (1, 4) S S S	0-3 K		0-0 WP 1B		0-0 F8		0-0 FC6-4		0-0 F7	5	0	1	1	0	1	3
Willie Montanez, L OBP: 0.354, SLG: 0.407 Mike Schmidt, R OBP: 0.328, SLG: 0.385 (1, 9) (9, 5)	0-0 F9		0-0 6-3 1-3				0-0 1B 2B		0-0 HR 1B	4	1	2	0	0	0	2
Greg Luzinski, R OBP: 0.324, SLG: 0.461 (1, 7) X	0-0 5-3			0-3 K		0-0 5-3		0-0 F2		4	0	0	0	0	1	3
Tom Hutton, L OBP: 0.364, SLG: 0.423 (1, 3) X		0-0 G3		0-0 F8		0-0 F8		0-0 HR 1H		4	1	1	2	0	0	1
Del Unser, L OBP: 0.377, SLG: 0.498 (1, 8) X		0-0 F9		0-0 4-3		4-0 1B IBB		0-0 FC5-4 2B		3	0	1	0	1	0	0
Bob Boone, R OBP: 0.308, SLG: 0.345 (1, 2) X		0-0 6-3			0-0 4-3 2B		0-0 1-2 2-H 1B		4-0 FC5-4 IBB	3	0	2	0	1	0	0
Craig Robinson, R OBP: 0.250, SLG: 0.250 (1, 6) X			0-0 SH3-4 1B		0-0 4-3		0-0 P4		0-0 FC5-4	4	1	1	0	0	0	3
Jim Lonborg, R OBP: 0.243, SLG: 0.235 Darrell Brandon, R OBP: 0.500, SLG: 0.333 Mike Wallace, L (1, 1) (6, 1) (9, 1)			0-0 SH3-4		0-0 E6 2B 1B		0-0 FC6-4 1B		0-3 K	1	1	1	0	0	0	0

Inning Stats	R: 0	H: 1	E: 0	LOB: 1	K: 1	S: 6	R: 0	H: 0	E: 0	LOB: 0	K: 0	S: 3	R: 1	H: 2	E: 0	LOB: 1	K: 1	S: 7	R: 0	H: 0	E: 0	LOB: 0	K: 1	S: 5	R: 1	H: 3	E: 1	LOB: 1	K: 0	S: 5	R: 0	H: 2	E: 0	LOB: 2	K: 0	S: 4	R: 0	H: 1	E: 0	LOB: 1	K: 1	S: 6	R: 2	H: 3	E: 0	LOB: 2	K: 1	S: 8	R: 0	H: 0	E: 0	LOB: 0	K: 1	S: 5	1B: 7	SF: 0	2B: 4	SAC: 1	3B: 0	DP: 0	HR: 1	HBP: 0
--------------	------	------	------	--------	------	------	------	------	------	--------	------	------	------	------	------	--------	------	------	------	------	------	--------	------	------	------	------	------	--------	------	------	------	------	------	--------	------	------	------	------	------	--------	------	------	------	------	------	--------	------	------	------	------	------	--------	------	------	-------	-------	-------	--------	-------	-------	-------	--------

PITCHER	IP	WLS	BF	H	R	ER	SO	BB	IBB	HBP	BLK	WP	HR	S	P	ERA	WHIP
Ernie McAnally, R ERA: 3.7 (1, 1)	6.0		25	8	2	1	3	0	1	0	0	1	0	30	34	1.50	1.333
Pat Jarvis, R ERA: 3.12 (7, 1)	1.1		9	4	2	2	1	0	1	0	0	0	1	10	14	13.50	3.000
Tom Walker, R ERA: 3.25 (8, 1)	0.2	W	2	0	0	0	1	0	0	0	0	0	0	4	4	0.00	0.000
Mike Marshall, R ERA: 2.84 (9, 1)	1.0	S	3	0	0	0	1	0	0	0	0	0	0	5	5	0.00	0.000

BOTTOM

Montreal Expos @ Philadelphia Phillies
Veterans Stadium, Philadelphia, PA

livebaseballscorecards.com

AB	36
R	4
H	12
RBI	4
BB	2
SO	6
LOB	16



WP	HR	S	P	ERA	WHIP
2	0	0	39		
0	0	0			
0	0	0			
0	0	0			

Fri Jul 27 1973, 7:05 PM EDT
Att. 18,254 - Unknown

Batter	1	2	3	4	5	6	7	8	9	AB R H RBI BB SO LOB	TOP		
Cesar Tovar, R (1, 9) OBP: 0.340, SLG: 0.383 Del Unser, L (7, 8) OBP: 0.379, SLG: 0.500	0-0 4-3 2B		0-0 E9		0-3 K		0-0 6-3		0-0 1B SF9 1B	4 0 1 0 0 1 1 1 1 1 0 0 0 0			
Terry Harmon, R (1, 4) OBP: 0.325, SLG: 0.276	4-0 4-3 BB		0-3 K		0-0 2B		0-0 6-3		0-0 1B WP 1B	4 1 2 1 1 1 1			
Willie Montanez, L (1, 3) OBP: 0.349, SLG: 0.402	0-0 4-3 1-2 2-3		0-3 K		0-0 F7		0-0 L6		0-0 SF9	4 0 0 1 0 1 4			
Greg Luzinski, R (1, 7) OBP: 0.327, SLG: 0.466	0-3 K		0-0 5-3		4-0 1B 1B 1B BB		0-0 E 3B		0-0 1B 1-H	4 2 2 1 1 1 3			
Bill Robinson, R (1, 8) OBP: 0.357, SLG: 0.560 (7, 9)	0-0 4-3		0-0 P4		0-0 1B 1B 1B		0-0 5-3		0-3 K	5 0 1 0 0 1 4			
Jose Pagan, R (1, 5) OBP: 0.225, SLG: 0.290		0-3 K		0-0 F6		0-0 1B 1-2 2-3 1B		4-0 G3 E IBB	0-0 F8	4 0 1 0 1 1 1			
Bob Boone, R (1, 2) OBP: 0.311, SLG: 0.347		0-0 1B		0-0 L4		0-0 1-3 2-3 3-H 1B		0-0 FC G3		4 0 2 1 0 0 1			
Craig Robinson, R (1, 6) OBP: 0.250, SLG: 0.250		0-0 P3		0-0 SH1-4 2B 1B		0-3 K		0-0 G3		4 1 1 0 0 1 5			
Wayne Twitchell, R (1, 1) OBP: 0.125, SLG: 0.167		0-3 K		0-0 SH1-4 1-2		0-0 6-3		0-3 K		3 0 0 0 0 2 5			
Inning Stats	R: 0 H: 1 E: 0 LOB: 2 K: 1 BB: 1 S: 6 P: 10	R: 0 H: 1 E: 0 LOB: 1 K: 2 BB: 0 S: 8 P: 8	R: 0 H: 0 E: 1 LOB: 1 K: 2 BB: 0 S: 8 P: 8	R: 0 H: 0 E: 0 LOB: 0 K: 0 BB: 0 S: 3 P: 3	R: 1 H: 2 E: 0 LOB: 1 K: 1 BB: 0 S: 7 P: 7	R: 1 H: 3 E: 0 LOB: 2 K: 1 BB: 1 S: 7 P: 11	R: 0 H: 0 E: 0 LOB: 0 K: 0 BB: 0 S: 3 P: 3	R: 1 H: 1 E: 1 LOB: 2 K: 1 BB: 1 S: 7 P: 11	R: 2 H: 3 E: 0 LOB: 1 K: 1 BB: 0 S: 8 P: 8	1B: 8 SF: 1 2B: 2 SAC: 1 3B: 1 DP: 0 HR: 0 HBP: 0	WP: 1 PA: 42 PB: 0 SB: 0 CS: 0		
PITCHER	IP WLS BF H R ER SO BB IBB HBP BLK WP HR S P ERA WHIP											PITCHER	IP WLS BF H R ER SO BB IBB HBP BLK WP HR S P ERA WHIP
Jim Rooker, L (1, 1) ERA: 3.47	7.0 L 30 7 2 2 7 2 0 0 0 0 0 0 42 50 2.57 1.286												
John Lamb, R (8, 1) ERA: 5.3	2.0 12 4 3 2 2 0 1 0 0 1 0 15 19 9.00 2.000												

Philadelphia Phillies @ Pittsburgh Pirates
 Three Rivers Stadium, Pittsburgh, PA
 Sat Jul 28 1973, 3:33 AM EDT
 Att. 14,630 - Unknown

livebaseballscorecards.com

AB	37
R	5
H	11
RBI	4
BB	3
SO	9
LOB	25




Batter	1	2	3	4	5	6	7	8	9	AB	R	H	RBI	BB	SO	LOB
Rennie Stennett, R (1, 4) OBP: 0.281, SLG: 0.403	0-0 E 1B		0-3 K		4-0 BB			0-3 K		3	0	1	0	1	2	0
Manny Sanguillen, R (1, 2) OBP: 0.292, SLG: 0.427	0-0 E4 1-2		0-0 F8		0-0 F9			0-0 F9		4	0	0	0	0	0	3
Al Oliver, L (1, 8) OBP: 0.315, SLG: 0.478	0-3 K			0-0 6-3		0-0 6-3		0-0 F7		4	0	0	0	0	1	2
Willie Stargell, L (1, 7) OBP: 0.380, SLG: 0.658	0-0 P4			1-0 HBP		0-0 F7			0-0 G3	3	0	0	0	0	0	2
Richie Hebner, L (1, 5) OBP: 0.366, SLG: 0.497	0-3 K			0-0 F7		0-0 F7			0-0 BB 1B 1B	4	0	1	0	0	1	3
Dave Parker, L (1, 9) OBP: 0.200, SLG: 0.371		0-0 3-1		0-0 G3			0-0 4-3		0-0 P6	4	0	0	0	0	0	2
Bob Robertson, R (1, 3) OBP: 0.324, SLG: 0.399		0-0 F8			0-3 K		0-0 F6		0-0 BB 1B	4	0	1	0	0	1	0
Dal Maxvill, R (1, 6) OBP: 0.282, SLG: 0.270 Milt May, L (9, PH) OBP: 0.355, SLG: 0.384		0-0 F8			0-0 BB 1B		0-0 2B		4-0 BB 1-2 2-3 BB	3	0	2	0	0	0	0
Jim Rooker, R (1, 1) OBP: 0.190, SLG: 0.190 Vic Davalillo, L (7, PH) OBP: 0.202, SLG: 0.232 John Lamb, R (8, 1) Richie Zisk, R (9, PH) OBP: 0.345, SLG: 0.475			0-0 F9		0-3 K		0-0 4-3		0-3 K	2	0	0	0	0	1	1

Inning Stats	R: 0	H: 1	E: 1	K: 2	S: 9	LOB: 2	BB: 0	P: 9	R: 0	H: 0	E: 0	K: 0	S: 3	LOB: 0	BB: 0	P: 3	R: 0	H: 0	E: 0	K: 1	S: 5	LOB: 0	BB: 0	P: 5	R: 0	H: 0	E: 0	K: 0	S: 3	LOB: 1	BB: 0	P: 4	R: 0	H: 1	E: 0	K: 2	S: 8	LOB: 2	BB: 1	P: 12	R: 0	H: 0	E: 0	K: 0	S: 3	LOB: 0	BB: 0	P: 3	R: 0	H: 1	E: 0	K: 0	S: 4	LOB: 1	BB: 0	P: 4	R: 0	H: 0	E: 0	K: 1	S: 5	LOB: 0	BB: 0	P: 5	R: 0	H: 2	E: 0	K: 1	S: 7	LOB: 3	BB: 1	P: 11	1B: 4	2B: 1	3B: 0	HR: 0	SF: 0	SAC: 0	DP: 0	HBP: 1	WP: 0	PB: 0	SB: 0	CS: 0	PA: 36
PITCHER Wayne Twitchell, R (1, 1) ERA: 2.15	IP	WLS	BF	H	R	ER	SO	BB	IBB	HBP	BLK	WP	HR	S	P	ERA	WHIP																			PITCHER	IP	WLS	BF	H	R	ER	SO	BB	IBB	HBP	BLK	WP	HR	S	P	ERA	WHIP																																

BOTTOM

Philadelphia Phillies @ Pittsburgh Pirates
 Three Rivers Stadium, Pittsburgh, PA
 Sat Jul 28 1973, 3:33 AM EDT
 Att. 14,630 - Unknown

AB	33
R	0
H	5
RBI	0
BB	2
SO	7
LOB	17



Batter	1	2	3	4	5	6	7	8	9	AB R H RBI BB SO LOB	TOP	
Bill Robinson, R (1, 5) <small>OBP: 0.365, SLG: 0.576</small> (7, 9)	 3B		 3-1 2B		 FC4-6 1B		 SH3-4 1B BB	 1-3		4 1 3 0 1 0 1	Philadelphia Phillies @ Pittsburgh Pirates Three Rivers Stadium, Pittsburgh, PA Sun Jul 29 1973, 3:33 AM EDT Unknown	
Denny Doyle, L (1, 4) <small>OBP: 0.316, SLG: 0.317</small> Terry Harmon, R (9, PH) <small>OBP: 0.331, SLG: 0.283</small>	 F6		 F8		 FC4-6 1-2f		 SH3-4 1-2		 E 1B	3 0 0 0 0 0 3 1 0 1 0 0 0 0		
Willie Montanez, L (1, 9) <small>OBP: 0.350, SLG: 0.400</small> (7, 3)	 BB BB		 3-1 2-3		 F7		 WP 1B 2-H	 E5 1-3	4 0 1 1 1 0 3			
Greg Luzinski, R (1, 7) <small>OBP: 0.328, SLG: 0.463</small>	 P4		 K			 1B BB	 1-2 IBB	 K	3 1 0 0 2 2 5			
Tom Hutton, L (1, 3) <small>OBP: 0.364, SLG: 0.418</small> Jose Pagan, R (7, PH) <small>OBP: 0.219, SLG: 0.282</small> (7, 5)	 1-2 BB			 F9		 F8	 F8	 P4	2 0 0 0 1 0 1 2 0 0 0 0 0 4			
Del Unser, L (1, 8) <small>OBP: 0.380, SLG: 0.498</small>	 F8			 WP WP 1B		 1B 1-2 1B	 F7	 K	5 0 2 0 0 1 7			
Bob Boone, R (1, 2) <small>OBP: 0.310, SLG: 0.346</small>		 6-3		 F7 1-2		 F8		 1B	4 0 1 0 0 0 3			
Craig Robinson, R (1, 6) <small>OBP: 0.333, SLG: 0.417</small>		 CS 2B		 6-3 2-3		 FC6-4 1-2 2-H 1B	 F3		4 0 2 1 0 0 2			
Dick Ruthven, R (1, 1) <small>OBP: 0.156, SLG: 0.129</small> Mike Schmidt, R (8, PH) <small>OBP: 0.327, SLG: 0.383</small> Dave Wallace, R (8, 1) Mike Wallace, L (8, 1)		 K 2-3		 6-3		 FC6-4 1-2f	 K		3 0 0 0 0 1 3 1 0 0 0 0 1 1 0 0 0 0 0 0 0 0 0 0 0 0 0 0			
Inning Stats	R: 0 H: 1 E: 0 LOB: 3 K: 0 BB: 2 S: 4 P: 12	R: 0 H: 1 E: 0 LOB: 0 K: 1 BB: 0 S: 5 P: 5	R: 0 H: 1 E: 0 LOB: 1 K: 1 BB: 0 S: 6 P: 6	R: 0 H: 1 E: 0 LOB: 1 K: 0 BB: 0 S: 4 P: 4	R: 0 H: 1 E: 0 LOB: 1 K: 0 BB: 0 S: 4 P: 4	R: 1 H: 2 E: 0 LOB: 2 K: 0 BB: 1 S: 5 P: 9	R: 1 H: 1 E: 0 LOB: 2 K: 0 BB: 2 S: 4 P: 12	R: 0 H: 1 E: 1 LOB: 2 K: 2 BB: 0 S: 9 P: 9	1B: 7 SF: 0 2B: 2 SAC: 1 3B: 1 DP: 0 HR: 0 HBP: 0	WP: 3 PA: 42 PB: 0 SB: 0 CS: 1		
PITCHER John Morlan, R (1, 1) <small>ERA: 4.22</small> Ramon Hernandez, L (7, 1) <small>ERA: 1.96</small>	IP WLS BF H R ER SO BB IBB HBP BLK WP HR S P ERA WHIP 6.1 0 30 8 2 2 2 4 0 0 0 2 0 30 46 2.84 1.895											IP WLS BF H R ER SO BB IBB HBP BLK WP HR S P ERA WHIP 2.2 W 12 2 0 0 3 0 1 0 0 1 0 17 21 0.00 0.750

AB	36
R	2
H	10
RBI	2
BB	5
SO	5
LOB	33



Batter	1	2	3	4	5	6	7	8	9
Rennie Stennett, R (1, 4) OBP: 0.280, SLG: 0.401	0-3 K		0-3 K			0-3 K		0-0 6-3 SH1-4 1B	
Manny Sanguillen, R (1, 9) OBP: 0.293, SLG: 0.426	0-0 E5 FC4-6		0-0 CS 1B			0-0 6-3		0-0 SH1-4 1-2	
Al Oliver, L (1, 8) OBP: 0.314, SLG: 0.476	0-0 FC4-6 1-2f		0-0 CS 1-2	0-0 5-3			0-0 HR 1B	0-0 6-3 2-3	
Willie Stargell, L (1, 7) OBP: 0.381, SLG: 0.665	0-3 K		0-3 K	0-3 K			0-0 HR 1-H	4-0 E 1B IBB	
Richie Hebner, L (1, 5) OBP: 0.365, SLG: 0.494		0-0 4-3		0-0 F8			0-0 E3 4-1	0-0 E4 1-H 3-H 1B	
Bob Robertson, R (1, 3) OBP: 0.327, SLG: 0.398		0-0 1B SF9-2-3 1B			4-0 CS BB		0-0 F7	0-0 P4	
Milt May, L (1, 2) OBP: 0.355, SLG: 0.384		0-0 1B SF9-2-3 1-3 1B			0-3 K		0-0 4-1 1-2		
Dal Maxvill, R (1, 6) OBP: 0.284, SLG: 0.267		0-0 SF9-2-3 1-2 3-H			0-3 K 1-2		4-0 BB		
John Morlan, R (1, 1) OBP: 0.333, SLG: 0.667 Ramon Hernandez, S (7, 1)			0-3 K			0-3 K	0-3 K		

AB	R	H	RBI	BB	SO	LOB
4	1	1	0	0	3	0
3	0	1	0	0	0	0
4	1	1	0	0	0	2
3	2	1	2	1	2	1
4	0	1	1	0	0	0
3	1	1	0	1	0	2
3	0	1	0	0	1	2
1	0	0	1	1	1	1
2	0	0	0	0	2	0
1	0	0	0	0	1	2

BOTTOM

Philadelphia Phillies @ Pittsburgh Pirates
 Three Rivers Stadium, Pittsburgh, PA
 Sun Jul 29 1973, 3:33 AM EDT
 Unknown

livebaseballscorecards.com

AB	28
R	5
H	7
RBI	4
BB	3
SO	10
LOB	10



Inning Stats	R: 0	H: 0	E: 1	K: 2	S: 8	H: 0	LOB: 1	BB: 0	P: 8	R: 1	H: 2	E: 0	K: 0	S: 4	R: 0	H: 1	E: 0	K: 2	S: 7	R: 0	H: 0	E: 0	K: 1	S: 5	R: 0	H: 0	E: 0	K: 2	S: 6	R: 0	H: 0	E: 0	K: 2	S: 7	R: 2	H: 2	E: 1	K: 1	S: 8	R: 2	H: 2	E: 1	K: 0	S: 5
--------------	------	------	------	------	------	------	--------	-------	------	------	------	------	------	------	------	------	------	------	------	------	------	------	------	------	------	------	------	------	------	------	------	------	------	------	------	------	------	------	------	------	------	------	------	------

PITCHER	IP	WLS	BF	H	R	ER	SO	BB	IBB	HBP	BLK	WP	HR	S	P	ERA	WHIP
Dick Ruthven, R (1, 1) ERA: 3.92	7.0	L	27	5	3	3	10	2	0	0	0	0	1	45	53	3.86	1.000
Dave Wallace, R (8, 1) ERA: 40.5	0.1		2	1	1	1	0	0	0	0	0	0	0	2	2	27.00	3.000
Mike Wallace, L (8, 1) ERA: 3.71	0.2		4	1	1	0	0	0	1	0	0	0	0	3	7	0.00	1.500

WP	PA
0	34

WP	HR	S	P	ERA	WHIP
0	0	0	0	0	0

Batter	1	2	3	4	5	6	7	8	9	AB R H RBI BB SO LOB	TOP	
Craig Robinson, R (1, 6) OBP: 0.267, SLG: 0.333 Del Unser, L (7, PH) OBP: 0.377, SLG: 0.494 (7, 8)	0-0 4-3		0-0 6-3		0-0 G5-4-3		0-0 F9		0-0 4-3	3 0 0 0 0 0 2 2 0 0 0 0 0 3		
Terry Harmon, R (1, 4) OBP: 0.328, SLG: 0.282	0-0 6-3		0-0 F8		0-0 1B		0-0 F6			4 0 1 0 0 0 3		
Willie Montanez, L (1, 3) OBP: 0.349, SLG: 0.398	0-0 1B		0-0 G3		0-0 F7		0-3 K			4 0 1 0 0 1 4		
Bill Robinson, R (1, 8) OBP: 0.364, SLG: 0.569 (7, 9)	0-3 K			4-0 1B 1B SF8 BB		0-3 K		0-0 F7		3 1 0 0 1 2 1		
Greg Luzinski, R (1, 7) OBP: 0.327, SLG: 0.461		0-0 6-3		0-0 G5-3 1B 1-2 1B		0-3 K		0-0 F9		4 0 1 0 0 1 0		
Jose Pagan, R (1, 9) OBP: 0.221, SLG: 0.280 (7, 5)		0-3 K		0-0 1-2 2-3 1B		0-0 F8		0-0 5-3		4 0 1 0 0 1 0		
Mike Schmidt, R (1, 5) OBP: 0.330, SLG: 0.400 (7, 6)		0-0 1B		0-0 SF8			0-0 HR		0-3 K	3 1 2 2 0 1 0		
Mike Ryan, R (1, 2) OBP: 0.292, SLG: 0.328 Darrell Brandon, R (7, 1) OBP: 0.500, SLG: 0.333 Mike Rogodzinski, L (9, PH) OBP: 0.344, SLG: 0.365		0-0 F8		0-0 G5-3			4-0 BB BB		0-0 4-3	2 0 0 0 1 0 3 0 0 0 0 0 0 0 1 0 0 0 0 0 0		
Barry Lersch, S (1, 1) OBP: 0.214, SLG: 0.154 Denny Doyle, L (5, PH) OBP: 0.318, SLG: 0.320 Mike Wallace, L (5, 1) Bob Boone, R (7, PH) OBP: 0.314, SLG: 0.348 (7, 2)			4-0 6-3 BB		0-0 G5-4-3 1B		4-0 1-2 BB		0-0 1B	0 0 0 0 1 0 0 1 0 1 0 0 0 0 0 0 0 0 0 0 0 1 0 1 0 1 0 0		
Inning Stats	R: 0 H: 1 E: 0 LOB: 1 K: 1 BB: 0 S: 6 P: 6	R: 0 H: 1 E: 0 LOB: 1 K: 1 BB: 0 S: 6 P: 6	R: 0 H: 0 E: 0 LOB: 1 K: 0 BB: 1 S: 3 P: 7	R: 1 H: 2 E: 0 LOB: 1 K: 0 BB: 1 S: 4 P: 8	R: 0 H: 2 E: 0 LOB: 1 K: 0 BB: 0 S: 4 P: 4	R: 0 H: 0 E: 0 LOB: 0 K: 2 BB: 0 S: 7 P: 7	R: 1 H: 1 E: 0 LOB: 2 K: 1 BB: 2 S: 6 P: 14	R: 0 H: 0 E: 0 LOB: 0 K: 0 BB: 0 S: 3 P: 3	R: 0 H: 1 E: 0 LOB: 1 K: 1 BB: 0 S: 6 P: 6	1B: 7 SF: 1 2B: 0 SAC: 0 3B: 0 DP: 2 HR: 1 HBP: 0	WP: 0 PA: 37 PB: 0 SB: 0 CS: 0	
PITCHER	IP WLS BF H R ER SO BB IBB HBP BLK WP HR S P ERA WHIP											
Luke Walker, L (1, 1) ERA: 3.94	6.0 W 27 7 2 2 4 4 0 0 0 0 0 1 31 47 3.00 1.833											
John Lamb, R (7, 1) ERA: 5.12	0.2 2 0 0 0 0 0 0 0 0 0 0 0 2 2 0.00 0.000											
Ramon Hernandez, L (7, 1) ERA: 1.94	0.1 1 0 0 0 1 0 0 0 0 0 0 0 3 3 0.00 0.000											
Dave Giusti, R (8, 1) ERA: 1.27	2.0 S 7 1 0 0 1 0 0 0 0 0 0 0 9 9 0.00 0.500											

Philadelphia Phillies @ Pittsburgh Pirates
Three Rivers Stadium, Pittsburgh, PA
Sun Jul 29 1973, 3:38 AM EDT
Att: 26,947 - Unknown

livebaseballscorecards.com

AB	32
R	2
H	8
RBI	2
BB	4
SO	6
LOB	16



Batter	1	2	3	4	5	6	7	8	9
Rennie Stennett, R (1, 4) OBP: 0.282, SLG: 0.399	0-0 P4		4-0 HR BB		0-0 5-3		0-0 BB 1B	0-0 F9	
Manny Sanguillen, R (1, 2) OBP: 0.297, SLG: 0.438	0-0 2B		0-0 HR		0-0 5-3		4-0 WP 1B BB		
Al Oliver, L (1, 8) OBP: 0.313, SLG: 0.474	0-0 F9		0-0 F6		0-0 6-3		0-0 WP 1B		
Willie Stargell, L (1, 7) OBP: 0.378, SLG: 0.658	0-0 3-1		0-0 F9			0-3 K	0-3 K		
Dave Parker, L (7, 9) OBP: 0.194, SLG: 0.361							1-2 2-3		
Richie Hebner, L (1, 5) OBP: 0.361, SLG: 0.488		0-0 3-1		0-0 F9		0-3 K	0-0 F8		
Richie Zisk, R (1, 9) OBP: 0.368, SLG: 0.534		0-0 3B		0-0 1B 3B		0-0 FC5-4 1B		0-0 FC6-4 BB 1B	
Bob Robertson, R (1, 3) OBP: 0.331, SLG: 0.410		0-0 HR		0-0 FC5-4 1B		0-0 FC5-4 1-2f		4-0 FC6-4 BB	
Dal Maxvill, R (1, 6) OBP: 0.271, SLG: 0.253		0-0 2-3		0-0 FC5-4 1-2f			0-0 4-3	0-0 F9	
Luke Walker, L (1, 1) OBP: 0.071, SLG: 0.071			0-3 K	0-3 K			0-0 4-3	0-0 FC6-4	
John Lamb, R (7, 1)									
Ramon Hernandez, S (7, 1)									
Vic Davalillo, L (7, PH) OBP: 0.200, SLG: 0.229									
Dave Giusti, R (8, 1) OBP: 0.429, SLG: 0.333								1-2f 2-3	

Inning Stats	R: 0	H: 1	E: 0	K: 0	S: 4	R: 1	H: 2	E: 0	K: 0	S: 4	R: 2	H: 1	E: 0	K: 1	S: 6	R: 1	H: 2	E: 0	K: 1	S: 7	R: 0	H: 0	E: 0	K: 0	S: 3	R: 0	H: 1	E: 0	K: 2	S: 8	R: 1	H: 2	E: 0	K: 1	S: 8	R: 0	H: 1	E: 0	K: 0	S: 4	R: 0	H: 1	E: 0	K: 0	S: 8
	LOB: 1	BB: 0	P: 4	LOB: 0	BB: 0	P: 4	LOB: 0	BB: 0	P: 4	LOB: 0	BB: 0	LOB: 0	BB: 0	P: 4	LOB: 0	BB: 0	LOB: 1	BB: 1	P: 10	LOB: 1	BB: 1	P: 7	LOB: 0	BB: 0	P: 3	LOB: 1	BB: 0	P: 8	LOB: 3	BB: 1	P: 12	LOB: 2	BB: 1	P: 8	LOB: 2	BB: 1	P: 8	LOB: 0	SAC: 0	DP: 0	HBP: 0				

PITCHER	IP	WLS	BF	H	R	ER	SO	BB	IBB	HBP	BLK	WP	HR	S	P	ERA	WHIP
Barry Lersch, R (1, 1) ERA: 5.29	4.0	L	18	6	4	4	2	1	0	0	0	0	2	21	25	9.00	1.750
Mike Wallace, L (5, 1) ERA: 3.32	2.0		7	1	0	0	2	0	0	0	0	0	0	11	11	0.00	0.500
Darrell Brandon, R (7, 1) ERA: 5.25	2.0		12	3	1	1	1	2	0	0	0	1	0	12	20	4.50	2.500

AB	R	H	RBI	BB	SO	LOB
4	2	1	0	1	0	2
3	1	2	2	1	0	0
4	0	1	1	0	0	1
3	0	0	0	0	1	1
1	0	0	0	0	1	2
4	0	0	0	0	1	3
4	1	4	0	0	0	0
3	1	2	2	1	0	1
4	0	0	0	0	0	3
2	0	0	0	0	2	1
0	0	0	0	0	0	0
0	0	0	0	0	0	0
1	0	0	0	0	0	0
1	0	0	0	0	0	2

AB	R	H	RBI	BB	SO	LOB
34	5	10	5	3	5	16



WP	PA	ERA	WHIP
1	37		

Philadelphia Phillies @ Pittsburgh Pirates
 Three Rivers Stadium, Pittsburgh, PA
 Sun Jul 29 1973, 3:38 AM EDT
 Att. 26,947 - Unknown

livebaseballscorecards.com

Batter	1	2	3	4	5	6	7	8	9	AB R H RBI BB SO LOB	TOP													
Bill Robison, R (1, 9) OBP: 0.358, SLG: 0.560	0-0 F7		0-3 K		0-0 F8		0-0 G6-4-3			4 0 0 0 0 1 3	Philadelphia Phillies @ Pittsburgh Pirates Three Rivers Stadium, Pittsburgh, PA Mon Jul 30 1973, 7:05 PM EDT Att: 17,220 - Unknown													
Denny Doyle, L (1, 4) OBP: 0.317, SLG: 0.318	0-0 1-3		0-0 FC6-4		0-0 1B			0-0 G3		4 0 1 0 0 0 1														
Willie Montanez, L (1, 3) OBP: 0.345, SLG: 0.394	0-0 1-3			0-0 L7	0-0 F7			0-3 K		4 0 0 0 0 1 1														
Greg Luzinski, R (1, 7) OBP: 0.326, SLG: 0.458		0-3 K		0-0 1B		0-0 6-3		0-0 4-3		4 1 1 0 0 1 0														
Del Unser, L (1, 8) OBP: 0.375, SLG: 0.489		0-0 6-3		4-0 1B		0-0 G3		0-3 K		3 0 0 0 1 1 0														
Bob Boone, R (1, 2) OBP: 0.316, SLG: 0.353		0-0 2B		0-0 1B		0-0 F7		0-0 1-3		4 0 2 1 0 0 0														
Mike Schmidt, R (1, 5) OBP: 0.329, SLG: 0.395		0-0 P2		0-3 K		4-0 SH		0-0 5-3		3 0 0 0 1 1 3														
Craig Robinson, R (1, 6) OBP: 0.294, SLG: 0.353			0-0 1B	0-3 K		0-0 SH				2 0 1 0 0 1 2														
Steve Carlton, L (1, 1) OBP: 0.155, SLG: 0.206			0-0 FC2-6		0-0 6-3		0-3 K			3 0 0 0 0 1 3														
Inning Stats	R: 0 E: 0 K: 0 S: 3	H: 0 LOB: 0 BB: 0 P: 3	R: 0 E: 0 K: 1 S: 6	H: 1 LOB: 1 BB: 0 P: 6	R: 0 E: 0 K: 1 S: 6	H: 1 LOB: 1 BB: 0 P: 6	R: 1 E: 0 K: 2 S: 9	H: 2 LOB: 2 BB: 1 P: 13	R: 0 E: 0 K: 0 S: 4	H: 1 LOB: 1 BB: 0 P: 4	R: 0 E: 0 K: 0 S: 3	H: 0 LOB: 0 BB: 0 P: 3	R: 0 E: 0 K: 1 S: 5	H: 0 LOB: 1 BB: 1 P: 9	R: 0 E: 0 K: 1 S: 5	H: 0 LOB: 0 BB: 0 P: 5	R: 0 E: 0 K: 1 S: 5	H: 0 LOB: 0 BB: 0 P: 5	R: 0 E: 0 K: 1 S: 5	H: 0 LOB: 0 BB: 0 P: 5	1B: 4 2B: 1 3B: 0 HR: 0	SF: 0 SAC: 1 DP: 1 HBP: 0	WP: 0 PB: 0 SB: 0 CS: 0	PA: 34
PITCHER	IP WLS BF H R ER SO BB IBB HBP BLK WP HR S P ERA WHIP																				ERA WHIP			
Bob Moose, R (1, 1) ERA: 3.91	7.0 L 28 5 1 1 5 2 0 0 0 0 0 0 36 44 1.29 1.000																							
Ramon Hernandez, L (8, 1) ERA: 1.86	2.0 6 0 0 0 0 2 0 0 0 0 0 0 10 10 0.00 0.000																							

livebaseballscorecards.com

AB	31
R	1
H	5
RBI	1
BB	2
SO	7
LOB	13




Batter	1	2	3	4	5	6	7	8	9	AB	R	H	RBI	BB	SO	LOB
Rennie Stennett, R (1, 4) OBP: 0.279, SLG: 0.393	0-3 K		0-0 5-3		0-0 F7		0-3 K			4	0	0	0	0	2	3
Manny Sanguillen, R (1, 2) OBP: 0.297, SLG: 0.436	0-0 FC4-6 1B		0-0 4-3			0-3 K		0-0 F9		4	0	1	0	0	1	0
Al Oliver, L (1, 8) OBP: 0.313, SLG: 0.471	0-0 FC4-6 FC6-4 1-2f		0-0 4-3			0-0 1B		0-0 4-3		4	0	1	0	0	0	1
Willie Stargell, L (1, 7) OBP: 0.374, SLG: 0.650	0-0 FC6-4 1-2f			0-0 F7		0-3 K		0-3 K		4	0	0	0	0	2	2
Richie Zisk, R (1, 9) OBP: 0.364, SLG: 0.523		0-0 1B 1B		0-0 P3		0-0 4-3			0-0 L9	4	0	1	0	0	0	1
Bob Robertson, R (1, 3) OBP: 0.331, SLG: 0.408		0-3 K		0-3 K			4-0 WP 1B BB		0-0 5-3	2	0	0	0	1	2	1
Vic Davalillo, L (7, PR) OBP: 0.200, SLG: 0.229										0	0	0	0	0	0	0
Gene Alley, R (9, PH) OBP: 0.302, SLG: 0.300										1	0	0	0	0	0	0
Richie Hebner, L (1, 5) OBP: 0.359, SLG: 0.485		0-0 1B			0-0 1-5-3		0-0 P4		0-3 K	4	0	1	0	0	1	1
Dal Maxvill, R (1, 6) OBP: 0.273, SLG: 0.256		0-0 P3			0-0 1B		0-3 K			3	0	1	0	0	1	3
Bob Moose, R (1, 1) OBP: 0.163, SLG: 0.100		0-0 4-3			0-3 K		0-0 WP 1B			2	0	0	0	0	1	3
Dave Cash, R (7, PH) OBP: 0.336, SLG: 0.356										1	0	1	0	0	0	0
Ramon Hernandez, S (8, 1)										0	0	0	0	0	0	0

Inning Stats	R: 0	H: 1	E: 0	K: 1	S: 6	R: 0	H: 2	E: 0	K: 1	S: 7	R: 0	H: 0	E: 0	K: 0	S: 3	R: 0	H: 0	E: 0	K: 1	S: 5	R: 0	H: 1	E: 0	K: 1	S: 6	R: 0	H: 1	E: 0	K: 2	S: 8	R: 0	H: 0	E: 0	K: 1	S: 5	R: 0	H: 0	E: 0	K: 1	S: 5	R: 0	H: 0	E: 0	K: 1	S: 5	1B: 6	SF: 0	2B: 0	3B: 0	HR: 0	WP: 1	PA: 34
PITCHER Steve Carlton, L (1, 1) ERA: 3.98	IP	WLS	BF	H	R	ER	SO	BB	IBB	HBP	BLK	WP	HR	S	P	ERA	WHIP																																			

BOTTOM

Philadelphia Phillies @ Pittsburgh Pirates
 Three Rivers Stadium, Pittsburgh, PA
 Mon Jul 30 1973, 7:05 PM EDT
 Att. 17,220 - Unknown

AB	33
R	0
H	6
RBI	0
BB	1
SO	10
LOB	15



Batter	1	2	3	4	5	6	7	8	9	AB R H RBI BB SO LOB
Rick Monday, L (1, 8) OBP: 0.397, SLG: 0.530	0-0 4-3		0-0 G3		0-0 1B SF8 1B		0-0 G4-6-3 1B		0-0 G3	5 1 2 0 0 0 1
Don Kessinger, S (1, 6) OBP: 0.346, SLG: 0.316	0-0 4-3		0-0 1B 2B		0-0 1B 1B		0-0 G4-6-3 1-2f			4 1 2 1 0 0 1
Billy Williams, L (1, 7) OBP: 0.365, SLG: 0.432	0-0 P4		0-0 1B		0-0 SF8		0-0 F5			3 0 1 2 0 0 0
Pat Bourque, L (1, 3) OBP: 0.290, SLG: 0.421		0-0 P5	0-0 F8		0-0 F8			0-0 P5		4 0 0 0 0 0 2
Jose Cardenal, R (1, 9) OBP: 0.385, SLG: 0.470		0-0 F3		0-0 P4-6-3 2B		0-0 5-3		0-0 5-3 1B		4 0 2 0 0 0 1
Ron Santo, R (1, 5) OBP: 0.373, SLG: 0.443		0-0 6-3		4-0 P4-6-3 BB		0-0 FC4-6 1B		0-0 5-3 1-2		3 0 1 0 1 0 1
Paul Popovich, S (1, 4) OBP: 0.267, SLG: 0.269			0-0 2B 3B	0-0 P4-6-3	0-0 P3		0-3 K			4 1 1 0 0 1 4
Randy Hundley, R (1, 2) OBP: 0.264, SLG: 0.351			0-0 G3 2B 2B	4-0 S IBB	0-0 FC4-6			0-0 5-3		3 1 1 1 1 0 1
Fergie Jenkins, R (1, 1) OBP: 0.143, SLG: 0.103			0-0 6-3	0-0 P4	0-0 4-3			0-3 K		3 0 0 0 0 0 4
Bob Locker, S (7, 1) OBP: 0.091, SLG: 0.091										1 0 0 0 0 1 0

Inning Stats	R: 0 E: 0 K: 0 S: 3	H: 0 LOB: 0 BB: 0 P: 3	R: 0 E: 0 K: 0 S: 3	H: 0 LOB: 0 BB: 0 P: 3	R: 3 E: 0 K: 0 S: 7	H: 4 LOB: 1 BB: 0 P: 7	R: 0 E: 0 K: 0 S: 3	H: 1 LOB: 2 BB: 2 P: 11	R: 1 E: 0 K: 0 S: 5	H: 2 LOB: 1 BB: 0 P: 5	R: 0 E: 0 K: 0 S: 4	H: 1 LOB: 1 BB: 0 P: 4	R: 0 E: 0 K: 0 S: 3	H: 1 LOB: 0 BB: 0 P: 3	R: 0 E: 0 K: 1 S: 6	H: 1 LOB: 1 BB: 0 P: 6	R: 0 E: 0 K: 1 S: 5	H: 0 LOB: 0 BB: 0 P: 5	1B: 6 2B: 3 3B: 1 HR: 0	SF: 1 SAC: 0 DP: 2 HBP: 0	WP: 0 PB: 0 SB: 1 CS: 0	PA: 37
--------------	------------------------------	---------------------------------	------------------------------	---------------------------------	------------------------------	---------------------------------	------------------------------	----------------------------------	------------------------------	---------------------------------	------------------------------	---------------------------------	------------------------------	---------------------------------	------------------------------	---------------------------------	------------------------------	---------------------------------	----------------------------------	------------------------------------	----------------------------------	--------

PITCHER	IP	WLS	BF	H	R	ER	SO	BB	IBB	HBP	BLK	WP	HR	S	P	ERA	WHIP
Jim Lonborg, R (1, 1) ERA: 4.98	7.0	L	30	9	4	4	0	1	1	0	0	0	0	28	36	5.14	1.429
Darrell Brandon, R (8, 1) ERA: 4.97	2.0		7	1	0	0	2	0	0	0	0	0	0	11	11	0.00	0.500

Chicago Cubs @ Philadelphia Phillies
Veterans Stadium, Philadelphia, PA
Tue Jul 31 1973, 7:05 PM EDT
Overcast - 88 F

livebaseballscorecards.com

AB	34
R	4
H	10
RBI	4
BB	2
SO	2
LOB	15



Batter	1	2	3	4	5	6	7	8	9	AB R H RBI BB SO LOB	TOP	
Rick Monday, L (1, 8) <small>OBP: 0.394, SLG: 0.525</small> Ray Burris, R (7, 1) Pat Bourque, L (9, PH) <small>OBP: 0.288, SLG: 0.418</small>	0-0 F9		0-0 4-3			0-3 K	0-3 K		0-0 4-3	4 0 0 0 0 2 2 0 0 0 0 0 0 0 1 0 0 0 0 0 0		
Don Kessinger, S (1, 6) <small>OBP: 0.347, SLG: 0.318</small>	0-0 1B			0-0 F9		0-0 2B 1B	0-0 F8			4 1 2 0 0 0 2		
Jose Cardenal, R (1, 9) <small>OBP: 0.386, SLG: 0.482</small> (7, 8)	0-0 P5			0-0 HR		0-0 1B 2B		0-0 P4		4 2 2 2 0 0 1		
Jim Hickman, R (1, 7) <small>OBP: 0.385, SLG: 0.331</small> (7, 9)	0-3 K			0-3 K		0-0 1B		0-0 HR		4 1 2 2 0 2 1		
Carmen Fanzone, R (1, 5) <small>OBP: 0.308, SLG: 0.413</small>			0-3 K		0-3 K	0-0 F9		0-0 F3 2B		4 0 1 0 0 2 1		
Andre Thornton, R (1, 3)		0-0 F7			0-0 P6		4-0 F9 1B 1B BB	0-0 F3		3 1 0 0 1 0 1		
Glenn Beckert, R (1, 4) <small>OBP: 0.318, SLG: 0.295</small>		0-0 L3			0-0 F8		0-0 1B 1B	0-0 F2		4 0 1 0 0 0 1		
Ken Rudolph, R (1, 2) <small>OBP: 0.209, SLG: 0.297</small> Ron Santo, R (7, PH) <small>OBP: 0.372, SLG: 0.442</small> Randy Hundley, R (7, 2) <small>OBP: 0.263, SLG: 0.350</small>			0-0 F8		0-0 4-3		0-0 F9		0-0 6-3	2 0 0 0 0 0 0 1 0 0 0 0 0 2 1 0 0 0 0 0 0		
Milt Pappas, R (1, 1) <small>OBP: 0.077, SLG: 0.132</small> Paul Popovich, S (6, PH) <small>OBP: 0.265, SLG: 0.267</small> Larry Gura, S (6, 1) <small>OBP: 0.250, SLG: 0.200</small> Billy Williams, L (7, PH) <small>OBP: 0.365, SLG: 0.433</small> (7, 7)			0-0 F8			0-3 K	0-0 1B		0-0 4-3	1 0 0 0 0 0 0 1 0 0 0 0 1 0 0 0 0 0 0 0 0 2 0 1 1 0 0 0		
Inning Stats	R: 0 H: 1 E: 0 LOB: 1 K: 1 BB: 0 S: 6 P: 6	R: 0 H: 0 E: 0 LOB: 0 K: 1 BB: 0 S: 5 P: 5	R: 0 H: 0 E: 0 LOB: 0 K: 0 BB: 0 S: 3 P: 3	R: 1 H: 1 E: 0 LOB: 0 K: 2 BB: 0 S: 8 P: 8	R: 0 H: 0 E: 0 LOB: 0 K: 0 BB: 0 S: 3 P: 3	R: 2 H: 3 E: 0 LOB: 1 K: 2 BB: 0 S: 10 P: 10	R: 1 H: 2 E: 0 LOB: 2 K: 1 BB: 1 S: 7 P: 11	R: 1 H: 2 E: 0 LOB: 1 K: 0 BB: 0 S: 5 P: 5	R: 0 H: 0 E: 0 LOB: 0 K: 0 BB: 0 S: 3 P: 3	1B: 5 SF: 0 2B: 2 SAC: 0 3B: 0 DP: 0 HR: 2 HBP: 0	WP: 0 PA: 37 PB: 0 SB: 0 CS: 0	
PITCHER Ken Brett, L (1, 1) <small>ERA: 3.19</small>	IP WLS BF H R ER SO BB IBB HBP BLK WP HR S P ERA WHIP	9.0 W 37 9 5 5 7 1 0 0 0 0 2 50 54 5.00 1.111										

Chicago Cubs @ Philadelphia Phillies
Veterans Stadium, Philadelphia, PA
Tue Jul 31 1973, 7:05 PM EDT
Att: 37,003 - Unknown

livebaseballscorecards.com

AB	36
R	5
H	9
RBI	5
BB	1
SO	7
LOB	11



Batter	1	2	3	4	5	6	7	8	9	AB	R	H	RBI	BB	SO	LOB
Bill Robinson, R OBP: 0.355, SLG: 0.552 (1, 5) (8, 7)	0-0 5-3	0-0 SF8			0-0 4-3	0-0 1-2 1B				3	0	1	1	0	0	0
Del Unser, L OBP: 0.382, SLG: 0.500 (1, 8)	0-0 WP 1B 2B	0-0 F9			0-0 1B	0-0 1-3				4	1	2	0	0	0	2
Willie Montanez, L OBP: 0.341, SLG: 0.386 (1, 9)	0-0 F8		0-0 4-3		0-0 L6		0-3 K			4	0	0	0	0	1	2
Greg Luzinski, R OBP: 0.327, SLG: 0.457 Jose Pagan, R OBP: 0.221, SLG: 0.280 (1, 7) (8, 5)	0-0 2B 1B		0-0 6-3		0-0 F7		0-0 FC6-4 1B			4	1	2	1	0	0	1
Tom Hutton, L OBP: 0.366, SLG: 0.423 (1, 3)	0-0 1-3 1B 2B		0-0 F7		0-0 FC1-6 1B		0-3 K			4	1	2	0	0	1	1
Bob Boone, R OBP: 0.317, SLG: 0.354 (1, 2)	0-0 2-H 3-H 1B			0-0 6-3		0-0 F8	0-0 FC6-4 1-2f			4	0	1	2	0	0	2
Denny Doyle, L OBP: 0.312, SLG: 0.312 (1, 4)	0-0 G3			0-0 1B		0-0 FC1-6 2B 1B		0-0 1-3		4	1	1	0	0	0	2
Craig Robinson, R OBP: 0.304, SLG: 0.435 (1, 6)		0-0 4-3 SF8 2B		0-0 F8		0-0 1-3 1B 2B		0-0 B3		4	2	2	0	0	0	1
Ken Brett, L OBP: 0.292, SLG: 0.587 (1, 1)		0-0 4-3		0-0 4-3		0-0 2-H 3-H 1B 1B		0-3 K		4	0	1	2	0	1	2

Inning Stats	R: 3	H: 4	E: 0	LOB: 1	K: 0	BB: 0	S: 7	P: 7	R: 1	H: 1	E: 0	LOB: 0	K: 0	BB: 0	S: 4	P: 4	R: 0	H: 0	E: 0	LOB: 0	K: 0	BB: 0	S: 3	P: 3	R: 0	H: 1	E: 0	LOB: 1	K: 0	BB: 0	S: 4	P: 4	R: 0	H: 4	E: 2	LOB: 2	K: 0	BB: 0	S: 7	P: 7	R: 0	H: 1	E: 0	LOB: 1	K: 2	BB: 0	S: 8	P: 8	R: 0	H: 0	E: 0	LOB: 0	K: 1	BB: 0	S: 5	P: 5
--------------	------	------	------	--------	------	-------	------	------	------	------	------	--------	------	-------	------	------	------	------	------	--------	------	-------	------	------	------	------	------	--------	------	-------	------	------	------	------	------	--------	------	-------	------	------	------	------	------	--------	------	-------	------	------	------	------	------	--------	------	-------	------	------

PITCHER	IP	WLS	BF	H	R	ER	SO	BB	IBB	HBP	BLK	WP	HR	S	P	ERA	WHIP
Milt Pappas, R ERA: 4.62 (1, 1)	5.0	L	22	7	4	4	0	0	0	0	0	1	0	22	22	7.20	1.400
Larry Gura, L ERA: 4.4 (6, 1)	1.0		7	4	2	2	0	0	0	0	0	0	0	7	7	18.00	4.000
Ray Burris, R ERA: 1.64 (7, 1)	2.0		7	1	0	0	3	0	0	0	0	0	0	13	13	0.00	0.500

BOTTOM

Chicago Cubs @ Philadelphia Phillies
Veterans Stadium, Philadelphia, PA

Tue Jul 31 1973, 7:05 PM EDT
Att. 37,003 - Unknown

AB	35
R	6
H	12
RBI	6
BB	0
SO	3
LOB	13

livebaseballscores.com



1B:	8	SF:	1	WP:	1	PA:	36
2B:	4	SAC:	0	PB:	0		
3B:	0	DP:	0	SB:	0		
HR:	0	HBP:	0	CS:	0		

Batter	1	2	3	4	5	6	7	8	9	AB R H RBI BB SO LOB	TOP	
Rick Monday, L (1, 8) OBP: 0.395, SLG: 0.527 Gene Hiser, L (6, 8) OBP: 0.293, SLG: 0.284	4-0 G3 BB		0-0 F8			0-0 CS 2B			0-0 F8	2 0 1 0 1 0 1 1 0 0 0 0 0 0		
Don Kessinger, S (1, 6) OBP: 0.346, SLG: 0.316	0-0 F7		0-0 FC4-6 1-2f			4-0 BB BB BB			0-0 6-3	3 0 0 0 1 0 2		
Billy Williams, L (1, 7) OBP: 0.364, SLG: 0.429	0-0 G3 1-2				4-0 CS BB	0-0 F8 2-3			0-0 P6	3 0 0 0 1 0 3		
Jim Hickman, R (1, 3) OBP: 0.385, SLG: 0.331	0-3 K				0-3 K				0-0 G6-4-3 1B	3 0 1 0 0 2 2		
Jose Cardenal, R (1, 9) OBP: 0.386, SLG: 0.479		4-0 CS BB			0-0 P4 1-2				0-3 K	2 0 0 0 1 1 2		
Ron Santo, R (1, 5) OBP: 0.369, SLG: 0.438		0-0 F9			0-0 6-3				0-0 G6-4-3 1-2f	3 0 0 0 0 0 2		
Glenn Beckert, R (1, 4) OBP: 0.316, SLG: 0.292		0-0 P4 1-2			0-0 F7				0-0 6-3	3 0 0 0 0 0 1		
Randy Hundley, R (1, 2) OBP: 0.260, SLG: 0.346			0-3 K		0-0 P4				0-0 F7	3 0 0 0 0 1 0		
Burt Hooton, R (1, 1) OBP: 0.245, SLG: 0.167 Pat Bourque, L (8, PH) OBP: 0.286, SLG: 0.415 Dave LaRoche, L (8, 1) OBP: 0.667, SLG: 0.500			4-0 FC4-6 BB			0-3 K			0-3 K	1 0 0 0 1 1 0 1 0 0 0 0 1 0 0 0 0 0 0 0 0		
Inning Stats	R: 0 H: 0 E: 0 LOB: 1 K: 1 BB: 1 S: 5 P: 9	R: 0 H: 0 E: 0 LOB: 0 K: 0 BB: 1 S: 2 P: 6	R: 0 H: 0 E: 0 LOB: 1 K: 1 BB: 1 S: 5 P: 9	R: 0 H: 0 E: 0 LOB: 0 K: 1 BB: 1 S: 4 P: 8	R: 0 H: 0 E: 0 LOB: 0 K: 0 BB: 0 S: 3 P: 3	R: 0 H: 1 E: 0 LOB: 1 K: 0 BB: 1 S: 5 P: 9	R: 0 H: 1 E: 0 LOB: 0 K: 1 BB: 0 S: 5 P: 5	R: 0 H: 0 E: 0 LOB: 0 K: 1 BB: 0 S: 5 P: 5	R: 0 H: 0 E: 0 LOB: 0 K: 0 BB: 0 S: 3 P: 3	1B: 1 SF: 0 2B: 1 SAC: 0 3B: 0 DP: 1 HR: 0 HBP: 0	WP: 0 PA: 30 PB: 0 SB: 0 CS: 3	
PITCHER Wayne Twitchell, R (1, 1) ERA: 2.02	IP WLS BF H R ER SO BB IBB HBP BLK WP HR S P ERA WHIP											
	9.0 W 30 2 0 0 6 5 0 0 0 0 0 0 37 57 0.00 0.778											

Chicago Cubs @ Philadelphia Phillies
Veterans Stadium, Philadelphia, PA
Wed Aug 01 1973, 7:05 PM EDT
Att. 23,381 - Cloudy - 85 F

livebaseballscorecards.com

AB	25
R	0
H	2
RBI	0
BB	5
SO	6
LOB	13



Batter	1	2	3	4	5	6	7	8	9
Bill Robinson, R (1, 5) <small>OBP: 0.350, SLG: 0.544</small> Mike Schmidt, R (8, 5) <small>OBP: 0.324, SLG: 0.388</small>	0-0 5-3		0-0 F8		0-0 FC5-4		0-0 6-3		
Del Unser, L (1, 8) <small>OBP: 0.377, SLG: 0.493</small>	0-0 6-3		0-0 6-3			0-0 B1-3		0-3 K	
Willie Montanez, L (1, 9) <small>OBP: 0.343, SLG: 0.387</small>	0-0 4-3			0-0 FC5-4 1B		0-3 K		0-0 CS 1B	
Greg Luzinski, R (1, 7) <small>OBP: 0.327, SLG: 0.455</small>		0-0 1B 1B		0-0 FC5-4 G3		0-3 K		0-3 K	
Tom Hutton, L (1, 3) <small>OBP: 0.367, SLG: 0.422</small>		0-0 1B FC5-4		0-0 G3		0-0 F9			
Bob Boone, R (1, 2) <small>OBP: 0.318, SLG: 0.357</small>		0-0 F3		0-0 6-3		0-0 1B 2B			
Denny Doyle, L (1, 4) <small>OBP: 0.312, SLG: 0.310</small>		0-3 K			0-3 K		4-0 1B IBB		
Craig Robinson, R (1, 6) <small>OBP: 0.346, SLG: 0.462</small>		0-0 FC5-4			0-0 FC5-4 1B		0-0 E8 1B		
Wayne Twitchell, R (1, 1) <small>OBP: 0.118, SLG: 0.157</small>			0-3 K		0-3 K		0-3 K		

Inning Stats	R: 0	H: 0	E: 0	K: 0	S: 3	R: 0	H: 2	E: 0	K: 1	S: 7	R: 0	H: 0	E: 0	K: 1	S: 5	R: 0	H: 1	E: 0	K: 0	S: 4	R: 0	H: 1	E: 0	K: 2	S: 8	R: 0	H: 0	E: 0	K: 2	S: 7	R: 2	H: 2	E: 1	K: 1	S: 7	R: 0	H: 1	E: 0	K: 2	S: 7										
	0	0	0	0	3	0	2	0	1	7	0	0	0	1	5	0	1	0	0	4	0	1	0	0	8	0	0	0	2	11	0	1	0	1	7	0	2	0	1	11	0	1	0	0	7	0	1	0	0	7

PITCHER	IP	WLS	BF	H	R	ER	SO	BB	IBB	HBP	BLK	WP	HR	S	P	ERA	WHIP
Burt Hooton, R (1, 1) <small>ERA: 4.19</small>	7.0	L	28	6	2	1	7	0	1	0	0	0	0	41	45	1.29	0.857
Dave LaRoche, L (8, 1) <small>ERA: 5.35</small>	1.0		3	1	0	0	2	0	0	0	0	0	0	7	7	0.00	1.000

BOTTOM

AB	R	H	RBI	BB	SO	LOB
4	0	0	0	0	0	2
0	0	0	0	0	0	0
4	0	0	0	0	1	0
4	0	2	0	0	1	0
4	0	1	0	0	2	2
3	0	1	0	0	0	1
3	1	1	0	0	0	3
2	1	0	0	1	2	2
3	0	2	1	0	0	2
3	0	0	0	0	3	2

AB 30
R 2
H 7
RBI 1
BB 1
SO 9
LOB 14

WP: 0 PA: 31
PB: 0
SB: 0
CS: 1

livebaseballscorecards.com



Chicago Cubs @ Philadelphia Phillies
Veterans Stadium, Philadelphia, PA
 Wed Aug 01 1973, 7:05 PM EDT
 Att. 23,381 - Cloudy - 85 F

Batter	1	2	3	4	5	6	7	8	9	AB R H RBI BB SO LOB	TOP											
Don Kessinger, S (1, 6) OBP: 0.345, SLG: 0.312	0-0 F7		0-0 G3		4-0 1B BB		0-3 K		0-0 6-3	4 0 0 0 1 1 1												
Jose Cardenal, R (1, 9) OBP: 0.386, SLG: 0.478	0-3 K		0-0 5-3		0-0 1B		0-0 G3 1B		0-0 F7	5 0 2 0 0 1 1												
Rick Monday, L (1, 8) OBP: 0.394, SLG: 0.523	4-0 BB			0-0 F8	0-3 K		0-0 G3			3 0 0 0 1 1 3												
Billy Williams, L (1, 7) OBP: 0.366, SLG: 0.433	0-3 K			0-0 2B		0-0 1B BB		0-0 F7		4 1 2 0 0 1 2												
Ron Santo, R (1, 5) OBP: 0.373, SLG: 0.437		0-0 6-3		4-0 BB		4-0 1B BB		4-0 P6-4-3 BB		1 0 0 0 3 0 0												
Andre Thornton, R (1, 3)		4-0 P1-3 BB		0-3 K		0-0 F8		0-0 P6		3 0 0 0 1 1 5												
Paul Popovich, S (1, 4) OBP: 0.258, SLG: 0.259		0-0 P1-3		0-0 P8		0-0 F5		0-0 P6-4-3		4 0 0 0 0 0 6												
Ken Rudolph, R (1, 2) OBP: 0.205, SLG: 0.292		0-3 K			0-0 6-3	0-0 1B			0-3 K	2 0 0 0 0 1 1												
Pat Bourque, L (6, PH) OBP: 0.291, SLG: 0.419						1-3 2-H				1 0 1 1 0 0 0												
Randy Hundley, R (6, 2) OBP: 0.260, SLG: 0.346										0 0 0 0 0 0 0												
Glenn Beckert, R (9, PH) OBP: 0.315, SLG: 0.292										1 0 0 0 0 1 0												
Bill Bonham, R (1, 1) OBP: 0.080, SLG: 0.080			0-3 K		0-3 K	0-0 F8			4-0 PB BB	2 0 0 0 0 2 0												
Gene Hiser, L (6, PH) OBP: 0.290, SLG: 0.281										1 0 0 0 0 0 2												
Jack Aker, R (6, 1)										0 0 0 0 0 0 0												
Jim Hickman, R (9, PH) OBP: 0.388, SLG: 0.331										0 0 0 0 1 0 0												
Inning Stats	R: 0 E: 0 K: 2 S: 7	H: 0 LOB: 1 BB: 1 P: 11	R: 0 E: 0 K: 1 S: 5	H: 0 LOB: 1 BB: 1 P: 9	R: 0 E: 0 K: 1 S: 5	H: 0 LOB: 0 BB: 0 P: 5	R: 0 E: 0 K: 1 S: 6	H: 1 LOB: 2 BB: 1 P: 10	R: 0 E: 0 K: 2 S: 8	H: 1 LOB: 2 BB: 1 P: 12	R: 1 E: 0 K: 0 S: 5	H: 2 LOB: 2 BB: 1 P: 9	R: 0 E: 0 K: 1 S: 6	H: 1 LOB: 1 BB: 0 P: 6	R: 0 E: 0 K: 0 S: 2	H: 0 LOB: 0 BB: 1 P: 6	R: 0 E: 0 K: 1 S: 5	H: 0 LOB: 1 BB: 1 P: 9	1B: 4 2B: 1 3B: 0 HR: 0	SF: 0 SAC: 0 DP: 1 HBP: 0	WP: 0 PB: 1 SB: 0 CS: 0	PA: 38
PITCHER Dick Ruthven, R (1, 1) ERA: 3.69	IP: 9.0 WLS: W BF: 38 H: 5 R: 1 ER: 1 SO: 9 BB: 7 IBB: 0 HBP: 0 BLK: 0 WP: 0 HR: 0 S: 49 P: 77 ERA: 1.00 WHIP: 1.333																				PITCHER	IP: WLS: BF: H: R: ER: SO: BB: IBB: HBP: BLK: WP: HR: S: P: ERA: WHIP:

Chicago Cubs @ Philadelphia Phillies
Veterans Stadium, Philadelphia, PA

Thu Aug 02 1973, 7:05 PM EDT
Att. 16,855 - Overcast - 85 F

livebaseballscorecards.com

AB	31
R	1
H	5
RBI	1
BB	7
SO	9
LOB	21



Batter	1	2	3	4	5	6	7	8	9
Bill Robinson, R OBP: 0.344, SLG: 0.534 (1, 5) (8, 7)	0-0 5-3		0-0 1-3	0-0 F8		0-0 F9		0-0 P4-3	
Del Unser, L OBP: 0.382, SLG: 0.497 (1, 8)	0-0 1B 1B		0-0 1B 1B		0-0 BB 1B	0-0 6-3			
Willie Montanez, L OBP: 0.344, SLG: 0.387 (1, 9)	0-0 1B 1B		4-0 1B BB		0-0 F9		0-0 P4-3		
Greg Luzinski, R OBP: 0.330, SLG: 0.458 Mike Schmidt, R OBP: 0.324, SLG: 0.388 (1, 7) (8, 5)	0-0 1B P4-6-3		0-0 E9 1B		0-0 BB 1B		0-3 K		
Tom Hutton, L OBP: 0.365, SLG: 0.415 (1, 3)	0-0 P4-6-3		0-0 3-1		4-0 BB 1-2 2-3		0-3 K		
Bob Boone, R OBP: 0.320, SLG: 0.356 (1, 2)		0-0 5-3		4-0 1B BB		0-3 K		0-0 2B 1B	
Denny Doyle, L OBP: 0.311, SLG: 0.309 (1, 4)		0-0 F7		0-0 G3 1B		0-3 K		0-0 P6	
Craig Robinson, R OBP: 0.333, SLG: 0.433 (1, 6)		0-0 F8		0-0 G3 1-2		0-0 F9 SH3-4 1B		0-0 F3	
Dick Ruthven, R OBP: 0.171, SLG: 0.176 (1, 1)			0-3 K	0-3 K		0-0 SH3-4		0-0 2B	

AB	R	H	RBI	BB	SO	LOB
5	0	0	0	0	0	4
4	2	3	0	0	0	1
3	1	1	0	1	0	1
4	0	3	2	0	1	0
0	0	0	0	0	0	0
3	0	0	0	1	1	3
3	1	1	0	1	1	3
4	0	1	0	0	1	4
4	0	1	0	0	0	3
3	0	1	1	0	2	2

BOTTOM

Chicago Cubs @ Philadelphia Phillies
Veterans Stadium, Philadelphia, PA
 Thu Aug 02 1973, 7:05 PM EDT
 Att. 16,855 - Overcast - 85 F

livebaseballscorecards.com

AB	33
R	4
H	11
RBI	3
BB	3
SO	6
LOB	21



1B: 10	SF: 0
2B: 1	SAC: 1
3B: 0	DP: 1
HR: 0	HBP: 0

WP: 0	PA: 37
PB: 0	
SB: 0	
CS: 0	

Inning Stats		R: 1	H: 3	R: 0	H: 0	R: 2	H: 2	R: 0	H: 1	R: 0	H: 2	R: 0	H: 1	R: 0	H: 0	R: 1	H: 2	
PITCHER		IP	WLS	BF	H	R	ER	SO	BB	IBB	HBP	BLK	WP	HR	S	P	ERA	WHIP
Bill Bonham, R ERA: 3.56 (1, 1)	5.0	L	25	8	3	2	4	4	3	0	0	0	0	0	30	42	3.60	2.200
Jack Aker, R ERA: 3.98 (6, 1)	3.0		12	3	1	1	2	2	0	0	0	0	0	0	16	16	3.00	1.000

Batter	1	2	3	4	5	6	7	8	9	AB R H RBI BB SO LOB	TOP											
Dave Cash, R (1, 5) OBP: 0.332, SLG: 0.349	0-0 F9		0-0 B1-3		0-0 F7			0-0 6-3		4 0 0 0 0 0 0	Pittsburgh Pirates @ Philadelphia Phillies Veterans Stadium, Philadelphia, PA Fri Aug 03 1973, 7:05 PM EDT Att: 24,152 - Unknown livebaseballscorecards.com											
Manny Sanguillen, R (1, 2) OBP: 0.300, SLG: 0.441	0-0 F3		0-0 1B			0-0 HR		0-0 6-3		4 1 2 1 0 0 0												
Al Oliver, L (1, 8) OBP: 0.305, SLG: 0.463	0-0 HR		0-0 P4			0-0 F8		0-0 3-1		4 1 1 0 0 0 1												
Willie Stargell, L (1, 7) OBP: 0.373, SLG: 0.646	0-0 HR			0-3 K		0-0 1-3		0-0 F7		4 1 1 2 0 1 0												
Richie Zisk, R (1, 9) OBP: 0.387, SLG: 0.544	0-0 6-3			4-0 BB		0-0 1B		0-0 P3		3 0 1 0 1 0 0												
Bob Robertson, R (1, 3) OBP: 0.333, SLG: 0.409		0-0 P3		0-3 K		0-0 F8		0-0 F7		4 0 0 0 0 1 2												
Rennie Stennett, R (1, 4) OBP: 0.269, SLG: 0.379		0-0 5-3		0-3 K			0-0 F8			3 0 0 0 0 1 1												
Dal Maxvill, R (1, 6) OBP: 0.283, SLG: 0.276		0-0 4-3			0-0 F3		0-3 K			3 0 0 0 0 1 0												
John Morlan, R (1, 1) OBP: 0.167, SLG: 0.333			0-0 F8		0-3 K		0-3 K		3 0 0 0 0 2 0	P												
Ramon Hernandez, S (8, 1)									0 0 0 0 0 0 0													
Inning Stats	R: 2 E: 0 K: 0 S: 5	H: 2 LOB: 0 BB: 0 P: 5	R: 0 E: 0 K: 0 S: 3	H: 0 LOB: 0 BB: 0 P: 3	R: 0 E: 0 K: 0 S: 4	H: 1 LOB: 1 BB: 0 P: 4	R: 0 E: 0 K: 3 S: 9	H: 0 LOB: 1 BB: 1 P: 13	R: 0 E: 0 K: 1 S: 5	H: 0 LOB: 0 BB: 0 P: 5	R: 1 E: 0 K: 0 S: 5	H: 2 LOB: 1 BB: 0 P: 5	R: 0 E: 0 K: 2 S: 7	H: 0 LOB: 0 BB: 0 P: 7	R: 0 E: 0 K: 0 S: 3	H: 0 LOB: 0 BB: 0 P: 3	R: 0 E: 0 K: 0 S: 3	H: 0 LOB: 0 BB: 0 P: 3	1B: 2 2B: 0 3B: 1 HR: 2	SF: 0 SAC: 0 DP: 0 HBP: 0	WP: 0 PB: 0 SB: 0 CS: 0	PA: 33
PITCHER Steve Carlton, L (1, 1) ERA: 3.94	IP 9.0 WLS L BF 33 H 5 R 3 ER 3 SO 6 BB 1 IBB 0 HBP 0 BLK 0 WP 0 HR 2 S 44 P 48 ERA 3.00 WHIP 0.667											PITCHER	IP WLS BF H R ER SO BB IBB HBP BLK WP HR S P ERA WHIP									

Batter	1	2	3	4	5	6	7	8	9	AB R H RBI BB SO LOB
Bill Robinson, R OBP: 0.341, SLG: 0.527 (1, 5) X	0-0 5-3 ①		0-3 K ②			0-0 5-3 ①		0-0 1B 1B X	0-0 F9 ③	5 0 1 0 0 1 2
Del Unser, L OBP: 0.380, SLG: 0.493 (1, 8) X	0-0 F8 ②		0-0 G3 ③			0-3 K ②		0-0 1B 1-2 X		4 0 1 0 0 1 0
Willie Montanez, L OBP: 0.343, SLG: 0.385 (1, 9) S S	0-3 K ③			0-0 E5 G6-4-3 X		0-0 2B 1B X		0-3 K ① S S		4 1 1 0 0 2 2
Greg Luzinski, R OBP: 0.330, SLG: 0.458 (1, 7) S S		0-3 K ①		0-0 G6-4-3 ① ② 1-2f X		0-0 2B 1-H X		0-0 P5 ② X		4 0 1 1 0 1 3
Tom Hutton, L OBP: 0.367, SLG: 0.411 (1, 3) B B B B		4-0 1B BB		4-0 FC5-4 BB X		0-0 F9 ③ X		0-3 K ③ S S		2 0 0 0 2 1 3
Bob Boone, R OBP: 0.319, SLG: 0.355 (1, 2) X		0-0 1B 1-2		0-0 FC5-4 ③ 1-2f X			0-0 6-3 ① X		0-3 K ① S S	4 0 1 0 0 1 1
Denny Doyle, L OBP: 0.311, SLG: 0.307 (1, 4) X		0-0 P5 ②			0-0 P6 ① X		4-0 BB X		0-0 F3 ② X	2 0 0 0 1 0 2
Cesar Tovar, R OBP: 0.339, SLG: 0.381 (9, PH)										1 0 0 0 0 0 0
Craig Robinson, R OBP: 0.324, SLG: 0.412 (1, 6) X		0-0 F7 ③			0-0 1B G4-6-3 X		0-3 K ② S S		0-0 E3 HBP X	4 0 1 0 0 1 3
Steve Carlton, L OBP: 0.149, SLG: 0.197 (1, 1) X			0-0 F7 ①			0-0 G4-6-3 ② ③ 1-2f X		0-0 3-1 ③ X	H 1-0 HBP X	3 0 0 0 0 0 2
Mike Schmidt, R OBP: 0.326, SLG: 0.388 (9, PH)									1-2 HBP X	0 0 0 0 0 0 0

Inning Stats	R: 0	H: 0	E: 0	K: 1	S: 5	R: 0	H: 1	E: 0	K: 1	S: 6	R: 0	H: 0	E: 0	K: 1	S: 5	R: 0	H: 0	E: 1	K: 0	S: 3	R: 0	H: 1	E: 0	K: 0	S: 3	R: 1	H: 2	E: 0	K: 1	S: 7	R: 0	H: 0	E: 0	K: 1	S: 5	R: 0	H: 2	E: 0	K: 2	S: 9	R: 0	H: 0	E: 1	K: 1	S: 6	1B: 5	SF: 0	2B: 1	SAC: 0	3B: 0	DP: 2	HR: 0	HBP: 1	WP: 0	PA: 37
PITCHER	IP	WLS	BF	H	R	ER	SO	BB	IBB	HBP	BLK	WP	HR	S	P	ERA	WHIP																																						
John Morlan, R ERA: 3.06 (1, 1)	7.0	W	27	4	1	1	5	3	0	0	0	0	0	34	46	1.29	1.000																																						
Ramon Hernandez, L ERA: 1.69 (8, 1)	2.0	S	10	2	0	0	3	0	0	1	0	0	0	15	16	0.00	1.000																																						


BOTTOM

Pittsburgh Pirates @ Philadelphia Phillies
Veterans Stadium, Philadelphia, PA

Fri Aug 03 1973, 7:05 PM EDT
Att. 24,152 - Unknown

livebaseballscorecards.com

AB	33
R	1
H	6
RBI	1
BB	3
SO	8
LOB	18



Batter	1	2	3	4	5	6	7	8	9	AB R H RBI BB SO LOB	TOP	
Gene Clines, R (1, 7) OBP: 0.323, SLG: 0.360	0-3 K		0-0 L1-3		0-0 FC3-6		0-0 L5-3		0-0 L8	5 1 0 0 0 1 3	Pittsburgh Pirates @ Philadelphia Phillies Veterans Stadium, Philadelphia, PA Sat Aug 04 1973, 7:05 PM EDT Unknown	
Rennie Stennett, R (1, 4) OBP: 0.268, SLG: 0.380	0-0 F8		0-3 K		0-0 2B			0-0 6-3		4 0 1 1 0 1 2		
Al Oliver, L (1, 8) OBP: 0.307, SLG: 0.468	0-0 4-3			0-0 1B 2B	0-0 4-3			0-0 2B 2B		4 2 2 0 0 0 1		
Richie Zisk, R (1, 9) OBP: 0.390, SLG: 0.574		0-0 1-3		0-0 P6		0-0 HR		0-0 1B 2B		4 2 2 2 0 0 1		
Manny Sanguillen, R (1, 2) OBP: 0.307, SLG: 0.441		0-0 6-3		0-0 FC3-6 1B		0-0 E5		0-0 1B		4 0 2 2 0 0 0		
Bob Robertson, R (1, 3) OBP: 0.330, SLG: 0.404		0-3 K		0-0 FC3-6		0-0 FC5-4		0-0 F2		4 0 0 0 0 1 3		
Richie Hebner, L (1, 5) OBP: 0.349, SLG: 0.464			0-0 L1-3 BB 1B	0-0 P4		0-0 G4-6-3		0-0 F9		4 0 1 0 0 0 3		
Dal Maxvill, R (1, 6) OBP: 0.282, SLG: 0.267			4-0 L1-3 BB		0-0 5-3		0-0 5-3		0-0 F8	3 0 0 0 1 0 0		
Luke Walker, L (1, 1) OBP: 0.069, SLG: 0.069 Jackie Hernandez, R (5, PH) OBP: 0.260, SLG: 0.271 Bob Johnson, L (5, 1) Dave Parker, L (7, PH) OBP: 0.195, SLG: 0.325 John Lamb, R (7, 1) Gene Alley, R (8, PH) OBP: 0.500, SLG: 0.298			0-3 K		4-0 FC3-6 BB		0-3 K		0-0 5-3	1 0 0 0 0 0 1 2 0 0 0 0 0 1 0 0 0 0 0 0 0 0 0 0 1 0 0 0 0 0 1 0 0 0 0 0 0 0 0 0 1 0 0 0 0 0 0 0		
Inning Stats	R: 0 H: 0 E: 0 LOB: 0 K: 1 BB: 0 S: 5 P: 5	R: 0 H: 0 E: 0 LOB: 0 K: 1 BB: 0 S: 5 P: 5	R: 0 H: 1 E: 0 LOB: 2 K: 2 BB: 1 S: 8 P: 12	R: 1 H: 2 E: 0 LOB: 1 K: 0 BB: 0 S: 5 P: 5	R: 1 H: 1 E: 0 LOB: 1 K: 0 BB: 1 S: 4 P: 8	R: 1 H: 1 E: 1 LOB: 0 K: 0 BB: 0 S: 4 P: 4	R: 0 H: 0 E: 0 LOB: 0 K: 1 BB: 0 S: 5 P: 5	R: 2 H: 3 E: 0 LOB: 1 K: 0 BB: 0 S: 6 P: 6	R: 0 H: 0 E: 0 LOB: 0 K: 0 BB: 0 S: 3 P: 3	1B: 3 SF: 0 2B: 4 SAC: 0 3B: 0 DP: 1 HR: 1 HBP: 0	WP: 0 PA: 37 PB: 0 SB: 0 CS: 0	
PITCHER Ken Brett, L (1, 1) ERA: 3.31	IP WLS BF H R ER SO BB IBB HBP BLK WP HR S P ERA WHIP	9.0 W 37 8 5 5 5 2 0 0 0 0 0 1 45 53 5.00 1.111										

livebaseballscorecards.com

AB	35
R	5
H	8
RBI	5
BB	2
SO	5
LOB	15



Batter	1	2	3	4	5	6	7	8	9
Cesar Tovar, R (1, 9) OBP: 0.336, SLG: 0.378 Del Unser, L (5, PH) OBP: 0.380, SLG: 0.490 (6, 8)	0-3 K		0-3 K		0-0 L7		0-0 L7	4-0 FC5 1B BB	
Terry Harmon, R (1, 4) OBP: 0.315, SLG: 0.270	0-0 L6		0-0 L7		0-0 6-3		0-0 FC6-4 1-2f HR	0-0 FC5 1-2 2-3f 1B	
Willie Montanez, L (1, 3) OBP: 0.344, SLG: 0.394	0-0 3-1			0-3 K	0-0 F9		0-0 HR 1-H	0-0 FC5 BB 1-3 2-H 1B	
Greg Luzinski, R (1, 7) OBP: 0.335, SLG: 0.460		0-3 K		0-0 1B 2B 1B		4-0 HR BB	0-0 1B 1B	4-0 1-2 BB	
Bill Robinson, R (1, 8) OBP: 0.349, SLG: 0.554 (6, 9)		0-0 HR		0-0 2B HR 1B		0-0 HR 1-H	0-0 1B	0-0 FC5 2-3f	
Bob Boone, R (1, 2) OBP: 0.318, SLG: 0.357		0-0 6-3		0-0 HR 1-3 2-H 2B		0-0 P6	0-0 P6		
Mike Schmidt, R (1, 5) OBP: 0.329, SLG: 0.402		0-0 F8		0-0 HR 2-H 3-H HR		0-0 F2		0-0 6-3 2B 1B	
Craig Robinson, R (1, 6) OBP: 0.289, SLG: 0.368			0-0 F9	0-3 K		0-0 4-3		0-0 6-3 1-2	
Ken Brett, L (1, 1) OBP: 0.327, SLG: 0.620			0-0 1B	0-0 F8			0-0 FC6-4 1B	0-0 FC5 2-H 2B	

AB	R	H	RBI	BB	SO	LOB
2	0	0	0	0	2	1
2	1	0	0	1	0	1
5	1	0	0	0	0	4
5	1	2	3	0	1	0
3	2	2	0	2	1	0
5	3	4	3	0	0	3
4	1	1	1	0	0	2
4	2	2	3	0	0	0
4	0	0	0	0	1	1
4	0	3	1	0	0	0


BOTTOM

Pittsburgh Pirates @ Philadelphia Phillies
Veterans Stadium, Philadelphia, PA

Sat Aug 04 1973, 7:05 PM EDT
Unknown

AB	38
R	11
H	14
RBI	11
BB	3
SO	5
LOB	12

WP: 0 PA: 41
PB: 0
SB: 0
CS: 0



Inning Stats	R: 0	H: 0	E: 0	K: 1	S: 5	R: 1	H: 1	E: 0	K: 1	S: 6	R: 0	H: 1	E: 0	K: 1	S: 6	R: 4	H: 4	E: 0	K: 2	S: 11	R: 0	H: 0	E: 0	K: 0	S: 3	R: 2	H: 1	E: 0	K: 0	S: 4	R: 2	H: 4	E: 0	K: 0	S: 7	R: 2	H: 3	E: 0	K: 0	S: 6
	0	0	0	1	5	1	1	0	1	6	0	1	0	1	6	4	4	0	2	11	0	0	0	0	3	2	1	0	0	4	2	4	0	0	7	2	3	0	6	

PITCHER	IP	WLS	BF	H	R	ER	SO	BB	IBB	HBP	BLK	WP	HR	S	P	ERA	WHIP
Luke Walker, L (1, 1) ERA: 4.22	4.0	L	18	6	5	5	5	0	0	0	0	0	2	28	28	11.25	1.500
Bob Johnson, R (5, 1) ERA: 3.96	2.0		8	1	2	2	0	1	0	0	0	0	1	7	11	9.00	1.000
John Lamb, R (7, 1) ERA: 5.79	2.0		15	7	4	4	0	2	0	0	0	0	1	13	21	18.00	4.500

WP	PA	ERA	WHIP
0	41		

Batter	1	2	3	4	5	6	7	8	9	AB R H RBI BB SO LOB	TOP		
Rennie Stennett, R (1, 4) OBP: 0.269, SLG: 0.379	0-0 1-3	0-0 1-3 1B		0-0 6-3		0-3 K	0-0 1-2 2-H 3-H 1B	0-0 1-3		6 0 2 3 0 1 2			
Dave Parker, L (1, 8) OBP: 0.234, SLG: 0.435	0-0 1B	0-0 F8		0-0 HR		0-0 L6	0-3 K		0-0 L4-3 2B	6 1 3 2 0 1 4			
Al Oliver, L (1, 3) OBP: 0.308, SLG: 0.466	0-0 F7		0-0 F8	0-0 1B		0-0 1B	0-0 1-3		0-0 F8	6 0 2 0 0 0 4			
Willie Stargell, L (1, 7) Gene Clines, R (8, 7) OBP: 0.371, SLG: 0.643 OBP: 0.321, SLG: 0.358	0-0 P6		0-0 4-3	0-3 K		0-0 F8		0-0 2B	0-0 L4-3 2B	5 1 1 0 0 1 3 1 0 0 0 0 0 1			
Richie Zisk, R (1, 9) OBP: 0.401, SLG: 0.594		0-3 K	4-0 BB		4-0 G4-6-3 BB		0-0 WP 3B	0-0 HR 2B	0-0 F9	4 2 2 1 2 1 1			
Richie Hebner, L (1, 5) OBP: 0.349, SLG: 0.470		4-0 1B 1B BB	0-0 F7		0-0 G4-6-3 1-2f		0-0 G3	0-0 HR		4 2 1 2 1 0 3			
Milt May, L (1, 2) OBP: 0.359, SLG: 0.389		0-0 FC1-6 1-3 1B 1B		0-0 F8	0-0 1B 1B		4-0 BB WP 1B IBB	0-0 G1-5-4 2B		4 2 3 0 1 0 0			
Dal Maxvill, R (1, 6) Jackie Hernandez, R (8, 6) OBP: 0.313, SLG: 0.288 OBP: 0.260, SLG: 0.271		0-0 FC1-6 1-2 3-H 1B		0-0 2B 1B	0-0 1-2 1B		4-0 BB 1B BB	4-0 G1-5-4 BB		3 2 3 1 2 0 0 0 0 0 0 0 0 0			
Bob Moose, R (1, 1) Ramon Hernandez, S (5, 1) OBP: 0.174, SLG: 0.140		0-0 FC1-6 1-2f 2-3 1B		0-0 HR 2B	0-3 K		4-0 1-2 2-3 1B BB	0-0 G1-5-4		3 1 1 1 0 1 4 1 0 0 0 1 0 2			
Inning Stats	R: 0 E: 0 K: 0 S: 4 H: 1 LOB: 1 P: 4	R: 2 E: 0 K: 1 S: 8 H: 3 LOB: 2 BB: 1 P: 12	R: 0 E: 0 K: 0 S: 3 H: 0 LOB: 1 BB: 1 P: 7	R: 3 E: 0 K: 1 S: 9 H: 4 LOB: 1 BB: 0 P: 9	R: 0 E: 0 K: 1 S: 6 H: 2 LOB: 2 BB: 1 P: 10	R: 0 E: 0 K: 1 S: 6 H: 1 LOB: 1 BB: 0 P: 6	R: 3 E: 0 K: 1 S: 7 H: 2 LOB: 2 BB: 3 P: 19	R: 3 E: 0 K: 0 S: 6 H: 4 LOB: 1 BB: 1 P: 10	R: 0 E: 0 K: 0 S: 4 H: 1 LOB: 1 BB: 0 P: 4	1B: 10 2B: 5 3B: 1 HR: 2 SF: 0 SAC: 0 DP: 2 HBP: 0	WP: 1 PB: 0 SB: 0 CS: 0 PA: 50		
PITCHER	IP WLS BF H R ER SO BB IBB HBP BLK WP HR S P ERA WHIP											PITCHER	IP WLS BF H R ER SO BB IBB HBP BLK WP HR S P ERA WHIP
Jim Lonborg, R (1, 1) ERA: 5.19	3.2 L 21 8 5 5 1 2 0 0 0 0 0 1 21 29 12.27 2.727											Barry Lersch, R (8, 1) ERA: 5.14	2.0 6 1 0 0 0 0 0 0 0 0 0 0 6 6 0.00 0.500
Mike Wallace, L (4, 1) ERA: 3.1	1.1 6 2 0 0 2 1 0 0 0 0 0 0 9 13 0.00 2.250												
Darrell Brandon, R (6, 1) ERA: 4.85	1.0 4 1 0 0 1 0 0 0 0 0 0 0 6 6 0.00 1.000												
Bill Wilson, R (7, 1) ERA: 4.81	0.1 5 1 3 3 0 2 1 0 0 1 0 2 14 81.00 9.000												
Dave Wallace, R (7, 1) ERA: 40.5	0.2 8 5 3 3 1 1 0 0 0 0 0 1 9 13 40.50 9.000												

Pittsburgh Pirates @ Philadelphia Phillies
Veterans Stadium, Philadelphia, PA
Sat Aug 04 1973, 7:05 PM EDT
Att: 48,294 - Unknown

livebaseballscorecards.com

AB	43
R	11
H	18
RBI	10
BB	7
SO	5
LOB	24



BOTTOM

Pittsburgh Pirates @ Philadelphia Phillies
Veterans Stadium, Philadelphia, PA

Sat Aug 04 1973, 7:05 PM EDT
 Att. 48,294 - Unknown

livebaseballscorecards.com

AB	32
R	4
H	9
RBI	4
BB	4
SO	4
LOB	14



WP: 0	PA: 38
PB: 0	
SB: 0	
CS: 0	


AB	R	H	RBI	BB	SO	LOB
5	0	2	1	0	0	0
3	0	2	0	0	0	0
2	0	0	0	0	0	1
4	0	0	1	0	1	3
0	0	0	0	0	0	0
2	1	0	0	2	1	0
4	0	0	0	0	1	4
1	0	0	0	1	0	0
1	0	1	0	0	0	0
3	1	3	1	0	0	0
4	1	1	1	0	0	5
1	0	0	0	0	1	0
0	0	0	0	0	0	0
0	1	0	0	1	0	0
0	0	0	0	0	0	0
1	0	0	0	0	0	1
0	0	0	0	0	0	0
0	0	0	0	0	0	0
1	0	0	0	0	0	0

Batter	1	2	3	4	5	6	7	8	9
Del Unser, L (1, 8) OBP: 0.380, SLG: 0.488	0-0 F7		0-0 F7		0-0 6-3 1B		0-0 G6-4-3 1B		0-0 6-3
Denny Doyle, L (1, 4) OBP: 0.315, SLG: 0.311	0-0 4-3		0-0		0-0 6-3 1B		0-0 G6-4-3 1-2f		0-0 F8
Terry Harmon, R (7, PH) OBP: 0.310, SLG: 0.265					1-2 2-3 1B				
Willie Montanez, L (1, 9) OBP: 0.341, SLG: 0.389	0-3 K		0-0 4-3		0-0 6-3		0-0 6-3		
Barry Lersch, S (8, 1) OBP: 0.214, SLG: 0.154					1-2 2-3 3-H				
Greg Luzinski, R (1, 7) OBP: 0.336, SLG: 0.457		4-0 BB 1B BB		0-0 F7	4-0 G5-4-3 IBB			0-3 K	
Bill Robinson, R (1, 5) OBP: 0.344, SLG: 0.546		0-3 K		0-0 P3	0-0 G5-4-3 1-2f			0-0 F9	
Tom Hutton, L (1, 3) OBP: 0.369, SLG: 0.408		4-0 BB 1B BB		0-0 4-3		0-0 SH1-4 1B		1-0 1B HBP	
Mike Schmidt, R (6, PH) OBP: 0.333, SLG: 0.405		1-2 BB							
Mike Ryan, R (1, 2) OBP: 0.324, SLG: 0.393		0-0 G5-4-3 1-2 2-H 1B			0-0 2B 3B	0-0 SH1-4		0-0 1-2 1B	
Craig Robinson, R (1, 6) OBP: 0.286, SLG: 0.381		0-0 G5-4-3 1-2f			0-0 1B 2B	0-0 F9		0-0 F8	
Jim Lenborg, R (1, 1) OBP: 0.228, SLG: 0.216			0-3 K		4-0 BB 1B 1B	0-0 1-3			0-0 F8
Mike Wallace, L (4, 1) OBP: 0.349, SLG: 0.565					6-3 BB				
Mike Rogodzinski, L (5, PH) OBP: 0.333, SLG: 0.333									
Darrell Brandon, R (6, PH) OBP: 0.335, SLG: 0.376									
Cesar Tovar, R (7, 1) OBP: 0.218, SLG: 0.276									
Bill Wilson, R (7, 1)									
Dave Wallace, R (7, 1)									
Jose Pagan, R (8, 3) OBP: 0.218, SLG: 0.276									

Inning Stats	R: 0	H: 0	E: 0	K: 1	S: 5	R: 1	H: 1	E: 0	K: 1	S: 5	R: 0	H: 1	E: 0	K: 1	S: 6	R: 0	H: 0	E: 0	K: 0	S: 3	R: 3	H: 4	E: 0	K: 0	S: 6	R: 0	H: 1	E: 0	K: 0	S: 4	R: 0	H: 1	E: 0	K: 0	S: 3	R: 0	H: 1	E: 0	K: 1	S: 6	R: 0	H: 0	E: 0	K: 0	S: 3					
	LOB: 0	BB: 0				LOB: 1	BB: 2				LOB: 0	BB: 0				LOB: 0	BB: 0				LOB: 2	BB: 2				LOB: 1	BB: 0				LOB: 0	BB: 0				LOB: 2	BB: 0				LOB: 0	BB: 0				LOB: 0	BB: 0			

PITCHER	IP	WLS	BF	H	R	ER	SO	BB	IBB	HBP	BLK	WP	HR	S	P	ERA	WHIP
Bob Moose, R (1, 1) ERA: 4.06	4.0		20	6	4	4	3	3	0	0	0	0	0	23	35	9.00	2.250
Ramon Hernandez, L (5, 1) ERA: 1.54	5.0	W	18	3	0	0	1	0	1	1	0	0	0	18	23	0.00	0.600

WP	PA	ERA	WHIP
0	38		

Batter	1	2	3	4	5	6	7	8	9	AB R H RBI BB SO LOB	TOP			
Rennie Stennett, R (1, 4) OBP: 0.272, SLG: 0.379	0-0 L3		0-0 3-1			0-0 BB SH3 1B		4-0 F9 HBP 2B BB	0-0 SH PB	3 1 1 0 1 0 0				
Dave Parker, L (1, 8) OBP: 0.255, SLG: 0.417	0-0 3-1		0-0 F9			0-0 SH3		1-0 2B IBB HBP	4-0 IBB	2 1 0 0 1 0 0				
Al Oliver, L (1, 3) OBP: 0.306, SLG: 0.463	0-0 6-3				0-3 K	1-0 BB HBP		0-0 F9	0-0 SF7	3 0 0 1 0 1 2				
Willie Stargell, L (1, 7) OBP: 0.374, SLG: 0.640		0-0 2B WP 1B		0-0 P6		4-0 1-2 2-3 BB		4-0 2B IBB	0-3 K	3 1 1 0 2 1 2				
Richie Zisk, R (1, 9) OBP: 0.408, SLG: 0.609		0-0 1-3 2B		0-0 1B		0-3 K		0-0 1-3 2-H 3-H 2B	0-0 F3	5 0 3 2 0 1 5				
Manny Sanguillen, R (1, 2) OBP: 0.299, SLG: 0.437		0-0 F3		0-0 F9		0-0 5-3		0-0 1-3		4 0 0 0 0 0 7				
Richie Hebner, L (1, 5) OBP: 0.351, SLG: 0.467		4-0 G6-4-3 BB			0-0 P4		0-0 5-3	4-0 IBB		2 0 0 0 2 0 0	AB 30 R 4 H 6 RBI 3 BB 6 SO 6 LOB 21			
Dal Maxvill, R (1, 6) OBP: 0.303, SLG: 0.278		0-0 G6-4-3			0-3 K		0-0 F8	0-0 F8		4 0 0 0 0 1 5				
Dock Ellis, S (1, 1) OBP: 0.125, SLG: 0.109			0-3 K		0-0 P6		0-3 K		0-0 PB SH SF7 1B	3 0 0 0 0 2 0				
Dave Giusti, R (8, 1) OBP: 0.500, SLG: 0.429									1 1 1 0 0 0 0					
Inning Stats	R: 0 E: 0 K: 0 S: 3 H: 0 LOB: 0 BB: 0 P: 3	R: 1 E: 0 K: 0 S: 4 H: 2 LOB: 1 BB: 1 P: 8	R: 0 E: 0 K: 1 S: 5 H: 0 LOB: 0 BB: 0 P: 5	R: 0 E: 0 K: 1 S: 6 H: 1 LOB: 1 BB: 0 P: 6	R: 0 E: 0 K: 1 S: 5 H: 0 LOB: 0 BB: 0 P: 5	R: 0 E: 0 K: 1 S: 6 H: 1 LOB: 3 BB: 1 P: 11	R: 0 E: 0 K: 1 S: 5 H: 0 LOB: 0 BB: 0 P: 5	R: 2 E: 0 K: 0 S: 4 H: 1 LOB: 3 BB: 3 P: 17	R: 1 E: 0 K: 1 S: 7 H: 1 LOB: 2 BB: 1 P: 11	1B: 4 2B: 2 3B: 0 HR: 0 SF: 1 SAC: 2 DP: 1 HBP: 2	WP: 1 PB: 1 SB: 0 CS: 0 PA: 41			
PITCHER	IP WLS BF H R ER SO BB IBB HBP BLK WP HR S P ERA WHIP												PITCHER	IP WLS BF H R ER SO BB IBB HBP BLK WP HR S P ERA WHIP
Wayne Twitchell, R (1, 1) ERA: 2.09	8.0 L 35 5 3 3 5 3 2 2 0 1 0 38 60 3.38 1.000													
Darrell Brandon, R (9, 1) ERA: 5.08	0.0 3 1 1 1 0 0 0 1 0 0 0 0 2 6 ∞ ∞													
Mike Wallace, L (9, 1) ERA: 2.95	1.0 3 0 0 0 1 0 0 0 0 0 0 0 5 5 0.00 0.000													

Pittsburgh Pirates @ Philadelphia Phillies
Veterans Stadium, Philadelphia, PA
Sun Aug 05 1973, 3:33 AM EDT
Att: 31,157 - Unknown


livebaseballscorecards.com

Batter	1	2	3	4	5	6	7	8	9	AB	R	H	RBI	BB	SO	LOB
Del Unser, L (1, 8) OBP: 0.375, SLG: 0.482	0-0 1-3			0-0 1-3		0-0 F8		0-0 6-3		4	0	0	0	0	0	2
Denny Doyle, L (1, 4) OBP: 0.317, SLG: 0.311	0-0 6-3			0-0 FC6-4 1B			4-0 BB BB BB		0-0 4-3	3	0	1	0	1	0	0
Willie Montanez, L (1, 3) OBP: 0.337, SLG: 0.385 (9, 9)	0-0 6-3			0-0 FC6-4 1-2f			0-0 F8		0-3 K	4	0	0	0	0	1	2
Greg Luzinski, R (1, 7) OBP: 0.333, SLG: 0.453		0-3 K		0-3 K			0-0 G6-4-3 1-2f		0-0 F9	4	0	0	0	0	2	2
Bill Robinson, R (1, 9) OBP: 0.344, SLG: 0.544 (9, 5)		0-0 5-3			0-0 F7			0-0 1B 2B 1B		3	1	1	0	0	0	0
Bob Boone, R (1, 2) OBP: 0.321, SLG: 0.360		0-0 F8			0-0 G6-4-3 1B			0-0 2B 1-2 1B		3	0	2	0	0	0	0
Mike Schmidt, R (1, 5) OBP: 0.330, SLG: 0.400 (9, 6)			0-3 K		0-0 G6-4-3 1-2f			0-3 K		3	0	0	0	0	2	3
Terry Harmon, R (1, 6) OBP: 0.305, SLG: 0.261			0-3 K			0-0 F9		0-0 F8		2	0	0	0	0	1	0
Mike Rogodzinski, L (8, PH) OBP: 0.344, SLG: 0.358			0-3 K							1	0	0	0	0	0	2
Darrell Brandon, R (9, 1) OBP: 0.500, SLG: 0.333			0-3 K							0	0	0	0	0	0	0
Mike Wallace, L (9, 1)			0-3 K							0	0	0	0	0	0	0
Wayne Twitchell, R (1, 1) OBP: 0.113, SLG: 0.151			0-3 K			0-0 P3		0-0 2B		2	0	0	0	0	1	0
Tom Hutton, L (8, PH) OBP: 0.372, SLG: 0.417 (9, 3)			0-3 K					1-3 2-H		1	0	1	1	0	0	0

BOTTOM

Pittsburgh Pirates @ Philadelphia Phillies
Veterans Stadium, Philadelphia, PA
Sun Aug 05 1973, 3:33 AM EDT
Att. 31,157 - Unknown

AB	30
R	1
H	5
RBI	1
BB	1
SO	7
LOB	11



Inning Stats	R: 0	H: 0	E: 0	K: 0	S: 3	R: 0	H: 0	E: 0	K: 1	S: 5	R: 0	H: 0	E: 0	K: 3	S: 9	R: 0	H: 1	E: 0	K: 1	S: 6	R: 0	H: 1	E: 0	K: 0	S: 3	R: 0	H: 0	E: 0	K: 0	S: 3	R: 1	H: 3	E: 0	K: 1	S: 8	R: 0	H: 0	E: 0	K: 1	S: 5	1B: 4	SF: 0	2B: 1	SAC: 0	3B: 0	DP: 2	HR: 0	HBP: 0	WP: 0	PA: 31
PITCHER	IP	WLS	BF	H	R	ER	SO	BB	IBB	HBP	BLK	WP	HR	S	P	ERA	WHIP	PITCHER	IP	WLS	BF	H	R	ER	SO	BB	IBB	HBP	BLK	WP	HR	S	P	ERA	WHIP															
Dock Ellis, R (1, 1) ERA: 2.84	7.0	W	24	4	1	1	5	1	0	0	0	0	0	33	37	1.29	0.714	Dave Giusti, R (8, 1) ERA: 1.51	2.0	S	7	1	0	0	2	0	0	0	0	0	11	11	0.00	0.500																

Batter	1	2	3	4	5	6	7	8	9	AB R H RBI BB SO LOB	TOP											
Cesar Tovar, R (1, 5) OBP: 0.330, SLG: 0.370	0-0 P4			X 0-0 P4			X 0-0 P4		X 0-0 F9	4 0 0 0 0 0 0	Philadelphia Phillies @ San Diego Padres San Diego Stadium, San Diego, CA Wed Aug 08 1973, 10:05 PM EDT Att. 2,696 - Unknown livebaseballscorecards.com											
Del Unser, L (1, 8) OBP: 0.372, SLG: 0.477	0-3 K			0-3 K			0-0 F9			3 0 0 0 0 2 0												
Willie Montanez, L (1, 3) OBP: 0.337, SLG: 0.385	0-0 F8			X 0-0 G3			0-0 1B			3 0 1 0 0 0 0												
Greg Luzinski, R (1, 7) OBP: 0.335, SLG: 0.453		4-0 BB			X 0-0 BB		0-3 K			2 0 1 0 1 1 1												
Bill Robinson, R (1, 9) OBP: 0.341, SLG: 0.538		0-3 K			X 0-0 G6-4-3			X 0-0 F9		3 0 0 0 0 1 2												
Bob Boone, R (1, 2) OBP: 0.318, SLG: 0.357		0-0 5-3			X 0-0 F9			X 0-0 5-3		3 0 0 0 0 0 1												
Denny Doyle, L (1, 4) OBP: 0.314, SLG: 0.307			X 0-0 P6			X 0-0 F8		X 0-0 4-3		3 0 0 0 0 0 0												
Craig Robinson, R (1, 6) OBP: 0.267, SLG: 0.356			X 0-0 F8			X 0-0 F9			X 0-0 5-3	3 0 0 0 0 0 0												
Steve Carlton, L (1, 1) OBP: 0.145, SLG: 0.192 Mike Rogodzinski, L (9, PH) OBP: 0.338, SLG: 0.352			X 0-0 F8			X 0-0 F9			X 0-3 K	2 0 0 0 0 0 0 1 0 0 0 0 1 0												
Inning Stats	R: 0 E: 0 K: 1 S: 5	H: 0 LOB: 0 BB: 0 P: 5	R: 0 E: 0 K: 1 S: 4	H: 0 LOB: 0 BB: 1 P: 8	R: 0 E: 0 K: 0 S: 3	H: 0 LOB: 0 BB: 0 P: 3	R: 0 E: 0 K: 1 S: 5	H: 0 LOB: 0 BB: 0 P: 5	R: 0 E: 0 K: 0 S: 3	H: 1 LOB: 0 BB: 0 P: 3	R: 0 E: 0 K: 0 S: 3	H: 0 LOB: 0 BB: 0 P: 3	R: 0 E: 0 K: 1 S: 6	H: 1 LOB: 1 BB: 0 P: 6	R: 0 E: 0 K: 0 S: 3	H: 0 LOB: 0 BB: 0 P: 3	R: 0 E: 0 K: 1 S: 5	H: 0 LOB: 0 BB: 0 P: 5	1B: 2 2B: 1 3B: 0 HR: 0	SF: 0 SAC: 0 DP: 2 HBP: 0	WP: 0 PB: 0 SB: 0 CS: 0	PA: 28
PITCHER Bill Greif, R (1, 1) ERA: 3.24	IP 9.0 WLS W BF 28 H 2 R 0 ER 0 SO 5 BB 1 IBB 0 HBP 0 BLK 0 WP 0 HR 0 S 37 P 41 ERA 0.00 WHIP 0.333											PITCHER	IP WLS BF H R ER SO BB IBB HBP BLK WP HR S P ERA WHIP									




Batter	1	2	3	4	5	6	7	8	9	AB	R	H	RBI	BB	SO	LOB
Derrel Thomas, S OBP: 0.297, SLG: 0.250 (1, 6)	F9		F8	1-3			P3			4	0	0	0	0	0	2
Jerry Morales, R OBP: 0.318, SLG: 0.400 (1, 8)	FC5 1B		F9				P4	6-3		4	0	1	0	0	0	0
Dave Roberts, R OBP: 0.294, SLG: 0.421 (1, 5)	FC5 1B			K	K			5-3		4	0	1	0	0	2	0
Nate Colbert, R OBP: 0.337, SLG: 0.415 (1, 3)	FC5			E HR 1B	CS BB			K		3	1	1	0	1	1	2
Cito Gaston, R OBP: 0.284, SLG: 0.385 Ivan Murrell, R OBP: 0.188, SLG: 0.305 (1, 9) (4, PH) (5, 9)	K			E4 HR 1-2	CS		4-3			1	0	0	0	0	1	2
Fred Kendall, R OBP: 0.300, SLG: 0.364 (1, 2)								F9		2	1	1	3	1	0	0
Dave Winfield, R OBP: 0.353, SLG: 0.426 (1, 7)								4-3		3	0	0	0	0	0	1
Rich Morales, R OBP: 0.237, SLG: 0.192 (1, 4)								L7		3	0	1	0	0	1	0
Bill Greif, R OBP: 0.157, SLG: 0.085 (1, 1)								K		3	0	1	0	0	1	0

Inning Stats	R: 0	H: 2	R: 0	H: 0	R: 0	H: 0	R: 3	H: 4	R: 0	H: 0	R: 0	H: 0	R: 0	H: 0	R: 0	H: 0	R: 0	H: 0
	E: 0	LOB: 2	E: 0	LOB: 0	E: 0	LOB: 0	E: 2	LOB: 2	E: 0	LOB: 0	E: 0	LOB: 0	E: 0	LOB: 0	E: 0	LOB: 0	E: 0	LOB: 0
	K: 1	BB: 0	K: 1	BB: 1	K: 0	BB: 0	K: 1	BB: 0	K: 1	BB: 1	K: 1	BB: 0	K: 1	BB: 0	K: 1	BB: 0	K: 1	BB: 0
	S: 7	P: 7	S: 4	P: 8	S: 3	P: 3	S: 10	P: 10	S: 4	P: 8	S: 3	P: 3	S: 5	P: 5	S: 5	P: 5	S: 5	P: 5

Philadelphia Phillies @ San Diego Padres
San Diego Stadium, San Diego, CA
 Wed Aug 08 1973, 10:05 PM EDT
 Att. 2,696 - Unknown

AB	29
R	3
H	6
RBI	3
BB	2
SO	6
LOB	8



WP: 0	PA: 32
PB: 0	
SB: 0	
CS: 1	

PITCHER	IP	WLS	BF	H	R	ER	SO	BB	IBB	HBP	BLK	WP	HR	S	P	ERA	WHIP
Steve Carlton, L ERA: 3.87 (1, 1)	8.0	L	31	6	3	2	6	2	0	0	0	0	1	41	49	2.25	1.000

Batter	1	2	3	4	5	6	7	8	9	10	11	AB R H RBI BB SO LOB	TOP			
Cesar Tovar, R (1, 9) OBP: 0.338, SLG: 0.378 Del Unser, L (10, PH) OBP: 0.374, SLG: 0.479	0-0 5-3		4-0 1B BB		4-0 G4-6-3 BB		0-0 SF9 4-3 2B	0-0 1B BB 1B		0-0 IBB 1B		3 3 2 0 2 0 0 1 0 1 0 0 0 0	Philadelphia Phillies @ San Diego Padres San Diego Stadium, San Diego, CA Thu Aug 09 1973, 10:05 PM EDT Att: 4,791 - Unknown			
Bob Boone, R (1, 2) OBP: 0.316, SLG: 0.353	0-0 5-3		0-0 SF7		0-0 G4-6-3		0-0 SF9	4-0 1B BB		0-0 F7		3 1 0 3 1 0 2				
Willie Montanez, L (1, 3) OBP: 0.340, SLG: 0.385	0-0 4-3		0-0 FC6-4 1B		0-3 K		0-0 4-3	0-0 1B 1B		4-0 1-2 IBB		5 0 2 3 1 1 0				
Greg Luzinski, R (1, 7) OBP: 0.340, SLG: 0.452		4-0 BB BB BB	0-0 FC6-4		4-0 BB BB		4-0 BB	0-0 1B		0-0 F8		3 0 1 2 3 0 3				
Bill Robinson, R (1, 8) OBP: 0.337, SLG: 0.531 Barry Lersch, L (7, 1) OBP: 0.214, SLG: 0.154 Tom Hutton, L (8, PH) OBP: 0.370, SLG: 0.415 Bill Wilson, R (8, 1) Ken Brett, L (11, PH) OBP: 0.321, SLG: 0.608 Darrell Brandon, R (11, 1) OBP: 0.500, SLG: 0.333		0-0 G5-4-3		0-0 5-3		0-3 K	0-3 K	0-0 F8		0-3 K		4 0 0 0 0 0 2 3 0 0 0 0 0 0 0 0 1 0 0 0 0 0 0 2 0 0 0 0 0 0 0 0 1 0 0 0 0 0 1 0 0 0 0 0 0 0 0 0				
Mike Schmidt, R (1, 5) OBP: 0.327, SLG: 0.392	0-0 5-3			0-0 L8		0-0 F8		4-0 FC5-4 BB		0-0 5-3		5 0 0 0 1 1 1				
Terry Harmon, R (1, 4) OBP: 0.311, SLG: 0.262 Denny Doyle, L (9, PH) OBP: 0.312, SLG: 0.305			0-0 E5 BB 1B WP		0-0 1B 1B		4-0 1-2 BB	0-0 FC5-4 1B BB		0-0 4-3		3 2 1 0 1 0 1 2 0 0 0 0 0 0				
Craig Robinson, R (1, 6) OBP: 0.280, SLG: 0.360			0-0 WP BB SF7 1B		0-0 1-2 1B		0-0 F8	0-3 K		0-3 K		5 1 2 0 0 2 3				
Jim Lonborg, R (1, 1) OBP: 0.220, SLG: 0.211 Jose Fagnano, R (4, PH) OBP: 0.215, SLG: 0.273 Dave Wallace, R (4, 1) Ron Ditoro, R (6, 1) Mike Rogodzinski, L (7, PH) OBP: 0.353, SLG: 0.368			0-3 K		0-0 6-3		0-0 2B SF9 1B	0-0 BB 1B 1B		0-0 P5		1 0 0 0 0 0 1 2 1 0 0 0 0 0 0 2 0 0 0 0 0 0 0 0 0 0 0 0 0 0 0 0 3 2 2 0 0 0 0 0				
Inning Stats	R: 0 H: 0 E: 0 LOB: 0 K: 0 BB: 0 S: 3 P: 3	R: 0 H: 0 E: 0 LOB: 0 K: 0 BB: 1 S: 2 P: 6	R: 3 H: 2 E: 1 LOB: 1 K: 1 BB: 1 S: 8 P: 12	R: 0 H: 2 E: 0 LOB: 2 K: 0 BB: 0 S: 5 P: 5	R: 0 H: 0 E: 0 LOB: 0 K: 1 BB: 1 S: 4 P: 8	R: 0 H: 0 E: 0 LOB: 2 K: 1 BB: 2 S: 5 P: 13	R: 2 H: 2 E: 0 LOB: 1 K: 1 BB: 1 S: 7 P: 11	R: 4 H: 4 E: 0 LOB: 2 K: 1 BB: 2 S: 9 P: 17	R: 0 H: 0 E: 0 LOB: 0 K: 1 BB: 0 S: 5 P: 5	R: 0 H: 1 E: 0 LOB: 2 K: 0 BB: 1 S: 4 P: 8	R: 0 H: 0 E: 0 LOB: 0 K: 2 BB: 0 S: 7 P: 7	1B: 10 SF: 2 2B: 1 SAC: 0 3B: 0 DP: 2 HR: 0 HBP: 0		WP: 1 PA: 52 PB: 0 SB: 0 CS: 0		
PITCHER	IP WLS BF H R ER SO BB IBB HBP BLK WP HR S P ERA WHIP													PITCHER	IP WLS BF H R ER SO BB IBB HBP BLK WP HR S P ERA WHIP	
Randy Jones, L (1, 1) ERA: 3.16	6.1		29 6 5 2 3 5 0 0 0 1 0 30 50 2.84 1.737													
Mike Caldwell, L (7, 1) ERA: 4.0	1.1		9 2 4 4 2 3 0 0 0 0 0 10 22 27.00 3.750													
Vicente Romo, R (8, 1) ERA: 3.65	2.1		11 3 0 0 1 0 1 0 0 0 0 12 16 0.00 1.286													
Mike Corkins, R (11, 1) ERA: 5.33	1.0	W	3 0 0 0 2 0 0 0 0 0 0 7 7 0.00 0.000													

AB	41
R	9
H	11
RBI	8
BB	9
SO	8
LOB	19




Batter	1	2	3	4	5	6	7	8	9	10	11	AB R H RBI BB SO LOB
Jerry Morales, R OBP: 0.322, SLG: 0.406 (1, 9)	0-0 SH5-4 BB 1B	0-3 K		0-0 CS 1B		0-0 1B 2B		0-0 P4		0-3 K		6 2 3 1 0 2 1
Johnny Grubb, L OBP: 0.378, SLG: 0.444 (1, 8)	4-0 SH5-4 1B	0-0 4-3		0-0 F7 1-2		4-0 1B IBB		0-0 4-3		0-0 2B 1B		4 2 1 0 2 0 1
Dave Roberts, R OBP: 0.299, SLG: 0.437 (1, 5)	0-0 SH5-4 1-2 2-3		0-0 HR	0-0 F9		0-0 1-3 2-H 3-H 1B		0-0 6-3		0-0 1-H 2B		5 1 3 4 0 0 0
Nate Colbert, R OBP: 0.336, SLG: 0.410 (1, 3)	4-0 1B IBB		0-3 K		0-0 F8	0-3 K		0-0 F8				4 1 0 0 1 2 2
Leron Lee, L OBP: 0.307, SLG: 0.312 (1, 7)	0-0 1B FC6-2 1-2 2-H 3-H 1B		0-0 E4 1B 3B		0-0 F3	0-0 6-3		0-0 F8				5 1 1 2 0 0 2
Fred Kendall, R OBP: 0.299, SLG: 0.361 (1, 2)	0-0 FC6-2 1-3 2-H 1B		0-0 F9		0-0 6-3		0-0 6-3		0-0 6-3			5 0 1 1 0 0 1
Dwain Anderson, R OBP: 0.234, SLG: 0.137 (1, 6)	0-0 FC6-2 1-2 3-H 1B		0-0 3B 1B		0-0 1B 2B 1B	0-3 K		0-0 FC3-6 BB		4-0 BB BB BB		4 2 2 0 1 1 2
Rich Morales, R OBP: 0.241, SLG: 0.209 (1, 4)	0-0 F8		0-0 3B		0-0 F8	0-0 1B		0-0 FC3-6 4-3		0-0 1-2		5 0 2 2 0 0 4
Randy Jones, R OBP: 0.217, SLG: 0.182 Mike Caldwell, R OBP: 0.182, SLG: 0.156 Vicente Romo, R OBP: 0.250, SLG: 0.182 Gene Locklear, L OBP: 0.294, SLG: 0.281 Mike Corkins, R OBP: 0.273, SLG: 0.650 (1, 1) (7, 1) (8, 1) (10, PH) (11, 1)		0-3 K	0-0 F8		0-0 2B 1B	0-3 K		0-0 4-3				3 1 1 0 0 1 1 1 0 0 0 0 1 1 0 0 0 0 0 0 0 1 0 0 0 0 0 1 0 0 0 0 0 0 0

Inning Stats	R: 3	H: 3	E: 0	LOB: 2	K: 0	BB: 2	S: 6	P: 14	R: 0	H: 0	E: 0	LOB: 0	K: 2	BB: 0	S: 7	P: 7	R: 3	H: 3	E: 1	LOB: 1	K: 1	BB: 0	S: 9	P: 9	R: 0	H: 1	E: 0	LOB: 0	K: 0	BB: 0	S: 3	P: 3	R: 0	H: 0	E: 0	LOB: 0	K: 0	BB: 0	S: 3	P: 3	R: 3	H: 4	E: 0	LOB: 2	K: 1	BB: 1	S: 9	P: 13	R: 0	H: 1	E: 0	LOB: 1	K: 2	BB: 0	S: 8	P: 8	R: 0	H: 0	E: 0	LOB: 0	K: 0	BB: 0	S: 3	P: 3	R: 0	H: 0	E: 0	LOB: 0	K: 1	BB: 1	S: 5	P: 9	R: 1	H: 2	E: 0	LOB: 1	K: 0	BB: 0	S: 2	P: 2
--------------	------	------	------	--------	------	-------	------	-------	------	------	------	--------	------	-------	------	------	------	------	------	--------	------	-------	------	------	------	------	------	--------	------	-------	------	------	------	------	------	--------	------	-------	------	------	------	------	------	--------	------	-------	------	-------	------	------	------	--------	------	-------	------	------	------	------	------	--------	------	-------	------	------	------	------	------	--------	------	-------	------	------	------	------	------	--------	------	-------	------	------

PITCHER	IP	WLS	BF	H	R	ER	SO	BB	IBB	HBP	BLK	WP	HR	S	P	ERA	WHIP
Jim Lonborg, R ERA: 5.34 (1, 1)	3.0		18	6	6	4	3	1	1	0	0	0	1	22	30	12.00	2.333
Dave Wallace, R ERA: 22.09 (4, 1)	2.1		10	4	3	3	0	0	0	0	0	0	0	10	10	11.57	1.714
Ron Diorio, R ERA: (6, 1)	0.2		4	1	0	0	1	0	1	0	0	0	0	5	9	0.00	1.500
Barry Lersch, R ERA: 5.06 (7, 1)	1.0		4	1	0	0	2	0	0	0	0	0	0	8	8	0.00	1.000
Bill Wilson, R ERA: 4.46 (8, 1)	3.0		10	0	0	0	1	1	0	0	0	0	0	11	15	0.00	0.333

AB	R	H	RBI	BB	SO	LOB
1B: 10	SF: 0	2B: 2	SAC: 1	3B: 1	DP: 0	HR: 1
WP: 0	PA: 48	PB: 0	SB: 0	CS: 1		

Philadelphia Phillies @ San Diego Padres
San Diego Stadium, San Diego, CA
Thu Aug 09 1973, 10:05 PM EDT
Att: 4,791 - Unknown



Batter	1	2	3	4	5	6	7	8	9	AB R H RBI BB SO LOB	TOP	
Cesar Tovar, R (1, 9) OBP: 0.344, SLG: 0.384 Del Unser, L (7, 8) OBP: 0.373, SLG: 0.477	0-0 4-3 5-3 1B		0-3 K			0-0 FC6-4 1B	0-0 S 1B		0-0 4-3	4 1 3 0 0 1 0 1 0 0 0 0 0 0	Philadelphia Phillies @ Los Angeles Dodgers Dodger Stadium, Los Angeles, CA Fri Aug 10 1973, 7:05 PM PDT Att: 21,167 - Unknown	
Terry Harmon, R (1, 4) OBP: 0.302, SLG: 0.254	0-0 5-3 1-2		0-0 3-1			0-0 FC6-4 1-2f	0-0 5-3			4 0 0 0 0 0 3		
Willie Montanez, L (1, 3) OBP: 0.336, SLG: 0.381	0-0 4-3 2-3		0-3 K			0-0 F7		0-0 F8		4 0 0 0 0 1 2		
Greg Luzinski, R (1, 7) OBP: 0.343, SLG: 0.454	0-0 FC5-4 3-H 1B			0-0 G6-4-3 1B		0-0 G3		4-0 BB		3 0 2 1 1 0 1		
Bill Robinson, R (1, 8) OBP: 0.335, SLG: 0.527 (7, 9)	0-0 FC5-4 1-2f			0-0 F8			0-0 1B HR 1B	0-3 K		4 1 1 0 0 1 3		
Bob Boone, R (1, 2) OBP: 0.315, SLG: 0.352		0-0 F7		0-0 G6-4-3 1-2f			0-0 1B HR 1B	0-0 P4		4 1 1 0 0 0 2		
Mike Schmidt, R (1, 5) OBP: 0.332, SLG: 0.421					0-0 L8		0-0 1B HR	0-0 HR		4 2 3 4 0 0 0		
Craig Robinson, R (1, 6) OBP: 0.259, SLG: 0.333		0-3 K			0-0 6-3		0-0 5-3	0-3 K		4 0 0 0 0 2 1		
Wayne Twitchell, R (1, 1) OBP: 0.105, SLG: 0.140		0-0 5-3			0-3 K		0-0 1-3	0-0 4-3		4 0 0 0 0 1 1		
Inning Stats	R: 1 E: 0 K: 0 S: 5 H: 2 LOB: 1 BB: 0 P: 5	R: 0 E: 0 K: 1 S: 6 H: 1 LOB: 1 BB: 0 P: 6	R: 0 E: 0 K: 2 S: 7 H: 0 LOB: 0 BB: 0 P: 7	R: 0 E: 0 K: 0 S: 3 H: 1 LOB: 0 BB: 0 P: 3	R: 0 E: 0 K: 1 S: 5 H: 0 LOB: 0 BB: 0 P: 5	R: 0 E: 0 K: 0 S: 4 H: 1 LOB: 1 BB: 0 P: 4	R: 3 E: 0 K: 0 S: 7 H: 4 LOB: 1 BB: 0 P: 7	R: 0 E: 0 K: 1 S: 5 H: 0 LOB: 1 BB: 1 P: 9	R: 1 E: 0 K: 1 S: 6 H: 1 LOB: 0 BB: 0 P: 6	1B: 8 2B: 0 3B: 0 HR: 2 SF: 0 SAC: 0 DP: 1 HBP: 0	WP: 0 PB: 0 SB: 1 CS: 0 PA: 37	
PITCHER	IP WLS BF H R ER SO BB IBB HBP BLK WP HR S P ERA WHIP											
Tommy John, L (1, 1) ERA: 2.87	6.0 L 25 8 4 4 4 0 0 0 0 0 1 33 33 6.00 1.333											
Doug Rau, L (7, 1) ERA: 4.14	3.0 12 2 1 1 2 1 0 0 0 0 1 15 19 3.00 1.000											

livebaseballscorecards.com

AB	36
R	5
H	10
RBI	5
BB	1
SO	6
LOB	13



Batter	1	2	3	4	5	6	7	8	9	AB R H RBI BB SO LOB
Davey Lopes, R OBP: 0.349, SLG: 0.348 (1, 4)	0-0 F9		0-0 5-3		0-0 CS 1B		0-3 K			4 0 1 0 0 1 1
Bill Buckner, L OBP: 0.298, SLG: 0.342 (1, 7)	0-3 K		0-0 P6		0-3 K		0-0 WP 1B			4 0 1 0 0 2 2
Willie Davis, L OBP: 0.333, SLG: 0.463 (1, 8)	0-0 E S 1B			0-0 F8	0-0 F9		0-3 K			4 0 1 0 0 1 1
Steve Garvey, R OBP: 0.333, SLG: 0.432 (1, 3)	0-0 F8			0-0 BB HR 1B		4-0 BB 1B		0-0 5-3		3 1 1 0 1 0 1
Willie Crawford, L OBP: 0.399, SLG: 0.447 (1, 9)		0-0 4-3		4-0 BB HR 1B		0-0 BB 1B		0-3 K		3 1 1 0 1 1 0
Joe Ferguson, R OBP: 0.369, SLG: 0.447 (1, 2)		0-0 F9		0-0 HR		0-0 P4		0-0 F9		4 1 1 3 0 0 2
Ron Cey, R OBP: 0.354, SLG: 0.400 (1, 5)		0-0 F9		0-0 1B		0-3 K			0-0 F5	3 0 1 0 0 1 2
Bill Russell, R OBP: 0.310, SLG: 0.348 (1, 6)			0-0 E6 SH1-4	0-0 F8		0-0 2-3			0-3 K	4 0 0 0 0 1 3
Tommy John, R OBP: 0.173, SLG: 0.176 (1, 1)			0-0 SH1-4	0-0 4-3			0-0 F7		0-0 6-3	1 0 0 0 0 0 1
Ken McMullen, R OBP: 0.283, SLG: 0.483 (7, 5)										2 0 0 0 0 0 0
Doug Rau, L OBP: 0.143, SLG: 0.143 (7, 1)										0 0 0 0 0 0 0
Von Joshua, L OBP: 0.281, SLG: 0.273 (9, PH)										1 0 0 0 0 0 0

Inning Stats	R: 0 E: 0 K: 1 S: 6	H: 1 LOB: 1 BB: 0 P: 6	R: 0 E: 0 K: 0 S: 3	H: 0 LOB: 0 BB: 0 P: 3	R: 0 E: 1 K: 0 S: 4	H: 0 LOB: 1 BB: 0 P: 4	R: 3 E: 0 K: 0 S: 6	H: 3 LOB: 1 BB: 1 P: 10	R: 0 E: 0 K: 1 S: 5	H: 1 LOB: 0 BB: 0 P: 5	R: 0 E: 0 K: 1 S: 6	H: 1 LOB: 2 BB: 1 P: 10	R: 0 E: 0 K: 2 S: 8	H: 1 LOB: 1 BB: 0 P: 8	R: 0 E: 0 K: 1 S: 5	H: 0 LOB: 0 BB: 0 P: 5	R: 0 E: 0 K: 1 S: 5	H: 0 LOB: 0 BB: 0 P: 5	1B: 6 2B: 0 3B: 0 HR: 1	SF: 0 SAC: 1 DP: 0 HBP: 0	WP: 1 PB: 0 SB: 1 CS: 1	PA: 36
PITCHER Wayne Twitchell, R ERA: 2.14 (1, 1)	IP 9.0	WLS W	BF 36	H 7	R 3	ER 3	SO 7	BB 2	IBB 0	HBP 0	BLK 0	WP 1	HR 1	S 48	P 56	ERA 3.00	WHIP 1.000					

Philadelphia Phillies @ Los Angeles Dodgers
Dodger Stadium, Los Angeles, CA
 Fri Aug 10 1973, 7:05 PM PDT
 Att. 21,167 - Unknown

livebaseballscorecards.com

AB	33
R	3
H	7
RBI	3
BB	2
SO	7
LOB	13



Batter	1	2	3	4	5	6	7	8	9	AB R H RBI BB SO LOB	TOP											
Cesar Tovar, R (1, 9) OBP: 0.339, SLG: 0.378 Del Unser, L (7, 8) OBP: 0.373, SLG: 0.477	0-0 F8		0-0 FC4-6 1B		0-3 K		0-0 E5 1-3 2-H			4 0 0 0 0 1 2 0 0 0 0 0 0 0	Philadelphia Phillies @ Los Angeles Dodgers Dodger Stadium, Los Angeles, CA Sat Aug 11 1973, 7:05 PM PDT Att: 50,557 - Unknown											
Terry Harmon, R (1, 4) OBP: 0.301, SLG: 0.254	0-3 K		0-0 1B		0-0 L1		0-0 F2		4 0 1 0 0 1 0													
Willie Montanez, L (1, 3) OBP: 0.336, SLG: 0.380	0-0 1B		0-0 F7		0-0 L4		0-0 2-3		4 0 1 0 0 0 2													
Greg Luzinski, R (1, 7) OBP: 0.344, SLG: 0.461	0-0 1B		0-3 K		0-0 F9		0-0 HR		4 1 2 1 0 1 2													
Bill Robinson, R (1, 8) OBP: 0.334, SLG: 0.533 (7, 9)	0-0 P3			0-0 HR	0-3 K		0-0 5-3		4 1 1 1 0 1 2													
Bob Boone, R (1, 2) OBP: 0.312, SLG: 0.348		0-0 L7		0-0 L8		0-0 4-3		0-0 5-3	4 0 0 0 0 0 0													
Mike Schmidt, R (1, 5) OBP: 0.331, SLG: 0.416		0-0 P3		0-0 F7		0-0 F8		4-0 4-3 BLK BB	3 0 0 0 1 0 0													
Craig Robinson, R (1, 6) OBP: 0.259, SLG: 0.345		0-0 L3		0-0 F9		0-0 E 2B		0-0 4-3	4 1 1 0 0 0 1													
Ken Brett, L (1, 1) OBP: 0.333, SLG: 0.585			4-0 FC4-6 BB		0-0 L8		4-0 E BB	0-0 F8	2 0 0 0 2 0 1													
Inning Stats	R: 0 E: 0 K: 1 S: 7	H: 2 LOB: 2 BB: 0 P: 7	R: 0 E: 0 K: 0 S: 3	H: 0 LOB: 0 BB: 0 P: 3	R: 0 E: 0 K: 1 S: 6	H: 1 LOB: 2 BB: 1 P: 10	R: 1 E: 0 K: 0 S: 4	H: 1 LOB: 0 BB: 0 P: 4	R: 0 E: 0 K: 1 S: 5	H: 0 LOB: 0 BB: 0 P: 5	R: 0 E: 0 K: 1 S: 5	H: 0 LOB: 0 BB: 0 P: 5	R: 1 E: 1 K: 0 S: 4	H: 1 LOB: 2 BB: 1 P: 8	R: 1 E: 0 K: 0 S: 4	H: 1 LOB: 0 BB: 0 P: 4	R: 0 E: 0 K: 0 S: 3	H: 0 LOB: 1 BB: 1 P: 7	1B: 3 2B: 1 3B: 0 HR: 2	SF: 0 SAC: 0 DP: 0 HBP: 0	WP: 0 PB: 0 SB: 0 CS: 0	PA: 36
PITCHER	IP WLS BF H R ER SO BB IBB HBP BLK WP HR S P ERA WHIP																					
Al Downing, L (1, 1) ERA: 2.99	7.0 L 28 5 2 1 4 2 0 0 0 0 0 1 34 42 1.29 1.000																					
Pete Richert, L (8, 1) ERA: 2.13	2.0 8 1 1 1 0 1 0 0 0 1 0 1 7 11 4.50 1.000																					

livebaseballscorecards.com

AB	33
R	3
H	6
RBI	2
BB	3
SO	4
LOB	10



Batter	1	2	3	4	5	6	7	8	9	AB R H RBI BB SO LOB	TOP																									
Cesar Tovar, R (1, 9) OBP: 0.348, SLG: 0.383	0-0 1-3 1B		0-0 1-2 1B		4-0 FC1-6 BB		0-0 1-3 1B		0-0 F7	4 0 3 0 1 0 1																										
Denny Doyle, L (1, 4) OBP: 0.308, SLG: 0.301	0-0 1-3		0-0 FC5-4		0-0 FC1-6		0-0 F7		0-0 F9	4 0 0 0 0 0 6																										
Bill Robinson, R (9, PH) OBP: 0.333, SLG: 0.532	1-2		1-2f 2-3		1-2f					1 0 0 0 0 0 1																										
Terry Harmon, R (9, 4) OBP: 0.301, SLG: 0.254										0 0 0 0 0 0 0																										
Willie Montanez, L (1, 3) OBP: 0.335, SLG: 0.378	0-3 K		0-0 F7		0-0 F6			0-0 FC6-4 1B		4 0 1 0 0 1 4																										
Greg Luzinski, R (1, 7) OBP: 0.344, SLG: 0.466	0-3 K			0-0 HR		0-0 5-3		0-0 FC6-4 BB		4 1 1 1 0 1 2																										
Del Unser, L (1, 8) OBP: 0.371, SLG: 0.472		0-3 K		0-3 K		0-0 4-3		4-0 1-2 BB		3 0 0 0 1 2 0																										
Bob Boone, R (1, 2) OBP: 0.309, SLG: 0.344		0-0 F3		0-0 6-3		0-0 F8		0-0 F7		4 0 0 0 0 0 2																										
Mike Schmidt, R (1, 5) OBP: 0.330, SLG: 0.412		0-0 P3		4-0 BB			0-0 L7	0-3 K		3 0 0 0 1 1 2																										
Craig Robinson, R (1, 6) OBP: 0.258, SLG: 0.339			0-0 5-3	0-0 P6			0-0 FC3-6 1B		0-0 F9	4 0 1 0 0 0 1																										
Steve Carlton, L (1, 1) OBP: 0.163, SLG: 0.208			0-0 FC5-4 1B		0-0 P5		0-0 FC3-6 1B		0-0 1B	4 0 2 0 0 0 1																										
Inning Stats	R: 0 E: 0 K: 2 S: 8	H: 1 LOB: 1 BB: 0 P: 8	R: 0 E: 0 K: 1 S: 5	H: 0 LOB: 0 BB: 0 P: 5	R: 0 E: 0 K: 0 S: 5	H: 2 LOB: 2 BB: 0 P: 5	R: 1 E: 0 K: 1 S: 6	H: 1 LOB: 1 BB: 1 P: 10	R: 0 E: 0 K: 0 S: 3	H: 0 LOB: 1 BB: 1 P: 7	R: 0 E: 0 K: 0 S: 3	H: 0 LOB: 0 BB: 0 P: 3	R: 0 E: 0 K: 0 S: 5	H: 2 LOB: 2 BB: 0 P: 5	R: 0 E: 0 K: 1 S: 6	H: 1 LOB: 2 BB: 1 P: 10	R: 0 E: 0 K: 0 S: 4	H: 1 LOB: 1 BB: 0 P: 4	1B: 7 2B: 0 3B: 0 HR: 1	SF: 0 SAC: 0 DP: 0 HBP: 0	WP: 0 PB: 0 SB: 0 CS: 0	PA: 38														
PITCHER	IP WLS BF H R ER SO BB IBB HBP BLK WP HR S P ERA WHIP																																			
Andy Messersmith, R (1, 1) ERA: 2.76	8.0	34	7	1	1	5	3	0	0	0	0	0	1	41	53	1.12	1.250																			
Jim Brewer, L (9, 1) ERA: 1.91	1.0	W	4	1	0	0	0	0	0	0	0	0	0	4	4	0.00	1.000																			

Philadelphia Phillies @ Los Angeles Dodgers
Dodger Stadium, Los Angeles, CA
Sun Aug 12 1973, 3:33 AM PDT
Att: 22,281 - Unknown

livebaseballscorecards.com

AB	35
R	1
H	8
RBI	1
BB	3
SO	5
LOB	20



Batter	1	2	3	4	5	6	7	8	9	AB R H RBI BB SO LOB
Bill Russell, R (1, 6) OBP: 0.310, SLG: 0.348	0-0 FC5-4 1B		0-0 5-3			0-0 F8		0-0 F7		4 0 1 0 0 0 0
Manny Mota, R (1, 7) OBP: 0.380, SLG: 0.383 Jim Brewer, L (9, 1) OBP: 0.400, SLG: 0.400	0-0 FC5-4 WP 1-2f			0-0 G5-4-3 E 1B		0-0 4-3		0-0 L6		4 0 1 0 0 0 1 0 0 0 0 0 0 0
Willie Davis, L (1, 8) OBP: 0.331, SLG: 0.466	0-0 F8 1-2			0-0 E3 G5-4-3 1-2 1B		0-0 2B		0-0 3-1		4 0 1 0 0 0 2
Steve Garvey, R (1, 3) OBP: 0.331, SLG: 0.424	0-0 4-3			0-0 G5-4-3 1-2f 2-3		0-3 K			0-0 L9	4 0 0 0 0 1 4
Ron Cey, R (1, 5) OBP: 0.350, SLG: 0.395		0-0 F9		0-0 F9		0-3 K			0-0 F8	4 0 0 0 0 1 1
Tom Paciorek, R (1, 9) OBP: 0.272, SLG: 0.296 (9, 7)		0-0 F7			0-3 K		0-0 F9		0-0 1B 1B 1B	4 1 1 0 0 1 0
Steve Yeager, R (1, 2) OBP: 0.336, SLG: 0.311		0-0 P4			0-0 2B		4-0 BB BB BB		0-0 1B 1B	3 0 2 0 1 0 0
Davey Lopes, R (1, 4) OBP: 0.349, SLG: 0.347			0-3 K		0-0 F8		0-0 F7		0-0 1B 1-2 3-H	4 0 1 1 0 1 2
Andy Messersmith, R (1, 1) OBP: 0.234, SLG: 0.219 Joe Ferguson, R (8, PH) OBP: 0.367, SLG: 0.452 (9, 9)			0-3 K		0-0 4-3				0-0 HR	2 0 0 0 0 1 1 1 1 1 1 0 0 0

Inning Stats	R: 0 E: 0 K: 0 S: 4	H: 1 LOB: 1 BB: 0 P: 4	R: 0 E: 0 K: 0 S: 3	H: 0 LOB: 0 BB: 0 P: 3	R: 0 E: 0 K: 2 S: 7	H: 0 LOB: 0 BB: 0 P: 7	R: 0 E: 1 K: 0 S: 4	H: 1 LOB: 1 BB: 0 P: 4	R: 0 E: 0 K: 1 S: 6	H: 1 LOB: 1 BB: 0 P: 6	R: 0 E: 0 K: 1 S: 6	H: 1 LOB: 1 BB: 0 P: 6	R: 0 E: 0 K: 1 S: 5	H: 0 LOB: 1 BB: 1 P: 9	R: 1 E: 0 K: 0 S: 4	H: 1 LOB: 0 BB: 0 P: 4	R: 1 E: 0 K: 0 S: 5	H: 3 LOB: 2 BB: 0 P: 5	1B: 5 2B: 2 3B: 0 HR: 1	SF: 0 SAC: 0 DP: 1 HBP: 0	WP: 1 PB: 0 SB: 0 CS: 0	PA: 35	
PITCHER Steve Carlton, L (1, 1) ERA: 3.81	IP: 8.2 WLS: L BF: 35 H: 8 R: 2 ER: 2 SO: 5 BB: 1 IBB: 0 HBP: 0 BLK: 0 WP: 1 HR: 1 S: 44 P: 48 ERA: 2.08 WHIP: 1.038																						

BOTTOM

Philadelphia Phillies @ Los Angeles Dodgers
Dodger Stadium, Los Angeles, CA

Sun Aug 12 1973, 3:33 AM PDT
Att. 22,281 - Unknown

livebaseballscorecards.com

AB	34
R	2
H	8
RBI	2
BB	1
SO	5
LOB	11

Batter	1	2	3	4	5	6	7	8	9	AB R H RBI BB SO LOB	TOP
Cesar Tovar, R (1, 4) OBP: 0.346, SLG: 0.381 Denny Doyle, L (7, 4) OBP: 0.308, SLG: 0.301	0-0 F3		0-0 5-3		0-0 1B		0-0 F8			4 0 1 1 0 0 0 0 0 0 0 0 0 0	Philadelphia Phillies @ San Francisco Giants Candlestick Park, San Francisco, CA Tue Aug 14 1973, 10:05 PM EDT Att. 4,128 - Unknown livebaseballscorecards.com
Tom Hutton, L (1, 3) OBP: 0.363, SLG: 0.406	0-0 4-3		0-0 F9		0-0 F8		0-0 F8			4 0 0 0 0 0 1	
Willie Montanez, L (1, 9) OBP: 0.334, SLG: 0.377 Mike Schmidt, R (8, 5) OBP: 0.330, SLG: 0.412	0-0 L8			0-0 6-3		0-0 1B 1B		0-3 K		4 1 1 0 0 1 0 0 0 0 0 0 0 0	
Greg Luzinski, R (1, 7) OBP: 0.345, SLG: 0.480		0-0 HR		0-0 HR		0-0 F9		0-0 F9		4 2 2 2 0 0 1	
Del Unser, L (1, 8) OBP: 0.373, SLG: 0.473		0-0 1B		0-0 F7		0-0 1B 1B		0-0 F6		4 0 2 0 0 0 0	
Bill Robinson, R (1, 5) OBP: 0.332, SLG: 0.528 (8, 9)		0-0 F3		0-0 P4		0-0 1B		0-0 F7		4 0 1 1 0 0 1	
Bob Boone, R (1, 2) OBP: 0.306, SLG: 0.341		0-0 F8			0-0 6-3	0-0 P4		0-0 F8		4 0 0 0 0 0 3	
Craig Robinson, R (1, 6) OBP: 0.242, SLG: 0.318		0-0 F8			0-0 E6 1B	0-0 4-3		0-0 P4		4 1 0 0 0 0 3	
Jim Lonborg, R (1, 1) OBP: 0.205, SLG: 0.195			0-0 6-3		0-3 K		0-3 K			3 0 0 0 0 2 1	
Inning Stats	R: 0 H: 0 E: 0 LOB: 0 K: 0 BB: 0 S: 3 P: 3	R: 1 H: 2 E: 0 LOB: 1 K: 0 BB: 0 S: 5 P: 5	R: 0 H: 0 E: 0 LOB: 0 K: 0 BB: 0 S: 3 P: 3	R: 1 H: 1 E: 0 LOB: 0 K: 0 BB: 0 S: 4 P: 4	R: 1 H: 1 E: 1 LOB: 1 K: 1 BB: 0 S: 7 P: 7	R: 1 H: 3 E: 0 LOB: 2 K: 0 BB: 0 S: 6 P: 6	R: 0 H: 0 E: 0 LOB: 0 K: 1 BB: 0 S: 5 P: 5	R: 0 H: 0 E: 0 LOB: 0 K: 0 BB: 0 S: 3 P: 3	1B: 5 SF: 0 2B: 0 SAC: 0 3B: 0 DP: 0 HR: 2 HBP: 0	WP: 0 PA: 35 PB: 0 SB: 1 CS: 0	
PITCHER	IP WLS BF H R ER SO BB IBB HBP BLK WP HR S P ERA WHIP										
Jim Barr, R (1, 1) ERA: 3.34	7.0 L 29 7 4 3 2 0 0 0 0 0 0 2 33 33 3.86 1.000										
Randy Moffitt, R (8, 1) ERA: 2.58	2.0 6 0 0 0 1 0 0 0 0 0 0 0 8 8 0.00 0.000										



Batter	1	2	3	4	5	6	7	8	9	AB R H RBI BB SO LOB
--------	---	---	---	---	---	---	---	---	---	----------------------

Garry Maddox, R OBP: 0.343, SLG: 0.436 (1, 8)	4-0 FC6-4 BB		0-0 6-3		0-0 5-3		0-0 1B		0-0 E 1B	4 0 2 0 1 0 1
Tito Fuentes, S OBP: 0.312, SLG: 0.359 (1, 4)	0-0 FC6-4 1-2f		0-0 E6 FC5-4		0-0 1B		0-0 F8		0-0 E4 1-2 2-3	5 0 1 0 0 0 4
Bobby Bonds, R OBP: 0.395, SLG: 0.586 (1, 9)	4-0 G4-6-3 BB		0-0 FC5-4 1-2f			0-0 E5 2B 1B		0-3 K	0-0 1-3	4 1 1 0 1 1 4
Willie McCovey, L OBP: 0.430, SLG: 0.523 Gary Thomasson, L OBP: 0.339, SLG: 0.401 (1, 3) (7, 3)	0-0 G4-6-3 1-2f		0-0 F9			0-0 2B		0-0 2B 2B		3 0 1 1 0 0 3 1 1 1 0 0 0 0
Ed Goodson, L OBP: 0.334, SLG: 0.458 Mike Phillips, L OBP: 0.242, SLG: 0.267 (1, 5) (8, PR) (9, 5)		0-0 2B FC4-6 1B		0-0 6-3		0-0 P6		0-0 CS 2B 2B		4 1 2 1 0 0 1 0 0 0 0 0 0 0
Gary Matthews, R OBP: 0.382, SLG: 0.470 (1, 7)		0-0 FC4-6 1-3 2B		0-0 1-3		0-0 F8		0-3 K 2-3		4 0 1 0 0 1 2
Chris Speier, R OBP: 0.342, SLG: 0.368 (1, 6)		4-0 FC4-6 BB		0-0 F8		0-0 4-3			0-0 E 1B 1B	3 0 1 0 1 0 1
Dave Rader, L OBP: 0.317, SLG: 0.335 (1, 2)		0-0 FC4-6 G4-3 1-2f 2-3 3-H			0-0 SH1-4 1B 1B		0-0 3-1		0-0 P3	4 0 1 1 0 0 3
Jim Barr, R OBP: 0.189, SLG: 0.180 Jim Howarth, L OBP: 0.247, SLG: 0.225 Randy Moffitt, R OBP: 0.077, SLG: 0.077 Chris Arnold, R OBP: 0.343, SLG: 0.367 (1, 1) (7, PH) (8, 1) (9, PH)		0-0 G4-3			0-0 SH1-4		0-0 F8		0-3 K	1 0 0 0 0 0 2 1 0 0 0 0 0 0 0 0 0 0 0 0 0 1 0 0 0 0 1 1

Inning Stats	R: 0 E: 1 K: 0 S: 2	H: 0 LOB: 1 BB: 2 P: 10	R: 1 E: 0 K: 0 S: 4	H: 2 LOB: 1 BB: 1 P: 8	R: 0 E: 1 K: 0 S: 4	H: 0 LOB: 1 BB: 0 P: 4	R: 0 E: 0 K: 0 S: 3	H: 0 LOB: 0 BB: 0 P: 3	R: 0 E: 0 K: 0 S: 4	H: 2 LOB: 2 BB: 0 P: 4	R: 1 E: 1 K: 0 S: 5	H: 2 LOB: 1 BB: 0 P: 5	R: 0 E: 0 K: 0 S: 4	H: 1 LOB: 1 BB: 0 P: 4	R: 1 E: 0 K: 2 S: 8	H: 2 LOB: 1 BB: 0 P: 8	R: 0 E: 1 K: 1 S: 8	H: 2 LOB: 3 BB: 0 P: 8	1B: 7 2B: 4 3B: 0 HR: 0	SF: 0 SAC: 1 DP: 2 HBP: 0	WP: 0 PB: 0 SB: 0 CS: 1	PA: 39
--------------	------------------------------	----------------------------------	------------------------------	---------------------------------	------------------------------	---------------------------------	------------------------------	---------------------------------	------------------------------	---------------------------------	------------------------------	---------------------------------	------------------------------	---------------------------------	------------------------------	---------------------------------	------------------------------	---------------------------------	----------------------------------	------------------------------------	----------------------------------	--------

PITCHER	IP	WLS	BF	H	R	ER	SO	BB	IBB	HBP	BLK	WP	HR	S	P	ERA	WHIP	PITCHER	IP	WLS	BF	H	R	ER	SO	BB	IBB	HBP	BLK	WP	HR	S	P	ERA	WHIP		
Jim Lonborg, R ERA: 5.19 (1, 1)	9.0	W	39	11	3	3	3	3	0	0	0	0	0	42	54	3.00	1.556																				

BOTTOM

Philadelphia Phillies @ San Francisco Giants
Candlestick Park, San Francisco, CA
Tue Aug 14 1973, 10:05 PM EDT
Att. 4,128 - Unknown

livebaseballscorecards.com

AB	35
R	3
H	11
RBI	3
BB	3
SO	3
LOB	22



Batter	1	2	3	4	5	6	7	8	9	AB R H RBI BB SO LOB	TOP											
Cesar Tovar, R (1, 4) OBP: 0.344, SLG: 0.378	0-0 L5		0-0 F8		0-0 BB 1B		0-0 F3		0-0 P6	5 0 1 1 0 0 3	Philadelphia Phillies @ San Francisco Giants Candlestick Park, San Francisco, CA Wed Aug 15 1973, 6:33 AM EDT Att. 4,089 - Unknown											
Tom Hutton, L (1, 3) OBP: 0.361, SLG: 0.400 Barry Lersch, S (7, 1) OBP: 0.214, SLG: 0.154	0-3 K		0-0 F8		4-0 3-H BB		0-0 F7			3 0 0 0 1 1 2 0 0 0 0 0 0 0												
Willie Montanez, L (1, 9) OBP: 0.333, SLG: 0.374 (7, 3)	4-0 BB			0-3 K	0-0 P5			0-0 F8		3 0 0 0 1 1 2												
Greg Luzinski, R (1, 7) OBP: 0.342, SLG: 0.476	0-0 F7			0-0 F9		0-3 K		0-0 6-3		4 0 0 0 0 1 1												
Del Unser, L (1, 8) OBP: 0.374, SLG: 0.473		0-0 P6		0-0 1B		0-0 1B		0-0 1-3		4 0 2 0 0 0 0												
Bill Robinson, R (1, 5) OBP: 0.328, SLG: 0.521 (7, 9)		0-0 6-3		0-0 P6		0-3 K			0-0 F7	4 0 0 0 0 1 2												
Bob Boone, R (1, 2) OBP: 0.308, SLG: 0.353		0-0 F9			0-0 WP 1B 2B		0-0 L9			4 2 2 1 0 0 1												
Craig Robinson, R (1, 6) OBP: 0.243, SLG: 0.314			0-0 SH1-4 1B		0-0 F8		0-0 6-3		0-0 F9	4 0 1 0 0 0 1												
Wayne Twitchell, R (1, 1) OBP: 0.105, SLG: 0.140 Ron Diorio, R (4, 1) Jose Pagan, R (5, PH) Mike Wallace, L (5, 1) Bill Wilson, R (6, 1) Mike Schmidt, R (7, PH) (7, 5)			0-0 SH1-4		0-0 K	0-3 2-3		0-0 1B	4-0 BB	0 0 0 0 0 0 0 0 0 0 0 0 0 0 1 0 0 0 0 1 1 0 0 0 0 0 0 0 0 0 0 0 0 0 0 1 0 1 0 1 0 0												
Inning Stats	R: 0 E: 0 K: 1 S: 5	H: 0 LOB: 1 BB: 1 P: 9	R: 0 E: 0 K: 0 S: 3	H: 0 LOB: 0 BB: 0 P: 3	R: 0 E: 0 K: 0 S: 4	H: 1 LOB: 1 BB: 0 P: 4	R: 0 E: 0 K: 1 S: 6	H: 1 LOB: 1 BB: 0 P: 6	R: 1 E: 0 K: 1 S: 7	H: 2 LOB: 2 BB: 1 P: 11	R: 0 E: 0 K: 2 S: 8	H: 1 LOB: 1 BB: 0 P: 8	R: 0 E: 0 K: 0 S: 4	H: 1 LOB: 1 BB: 0 P: 4	R: 0 E: 0 K: 0 S: 3	H: 0 LOB: 0 BB: 0 P: 3	R: 1 E: 0 K: 0 S: 4	H: 1 LOB: 1 BB: 1 P: 8	1B: 5 2B: 1 3B: 0 HR: 1	SF: 0 SAC: 1 DP: 0 HBP: 0	WP: 1 PB: 0 SB: 0 CS: 0	PA: 37
PITCHER Juan Marichal, R (1, 1) ERA: 3.63	IP 9.0 WLS W BF 37 H 7 R 2 ER 2 SO 5 BB 3 IBB 0 HBP 0 BLK 0 WP 1 HR 1 S 44 P 56 ERA 2.00 WHIP 1.111											PITCHER	IP WLS BF H R ER SO BB IBB HBP BLK WP HR S P ERA WHIP									

livebaseballscorecards.com

AB	33
R	2
H	7
RBI	2
BB	3
SO	5
LOB	13



Batter	1	2	3	4	5	6	7	8	9
Garry Maddox, R OBP: 0.346, SLG: 0.441 (1, 8)	0-0 SH5-3 HR 1B	0-0 SF8 2-3 3-H		0-3 K		0-0 3B 2B	0-0 1B		
Tito Fuentes, S OBP: 0.312, SLG: 0.363 (1, 4)	0-0 SH5-3 1-2	0-0 4-3		0-0 L9		0-0 E 2-H 3-H	0-0 F7		
Bobby Bonds, R OBP: 0.396, SLG: 0.585 Jim Howarth, L OBP: 0.244, SLG: 0.222 (1, 9) (7, 9)	1-0 HR 2-3 HBP		0-0 4-3 1B		0-3 K	0-0 E5 WP 1B		0-0 3-1	
Willie McCovey, L OBP: 0.429, SLG: 0.532 Gary Thomasson, L OBP: 0.341, SLG: 0.399 (1, 3) (6, PH) (7, 3)	0-0 HR 1-H 3-H		0-0 4-3		0-0 P6	4-0 1B BB		0-0 4-3	
Ed Goodson, L OBP: 0.331, SLG: 0.453 Mike Phillips, L OBP: 0.254, SLG: 0.267 (1, 5) (7, 5)	0-3 K		0-0 P6		0-3 K	0-0 L8		4-0 BB	
Gary Matthews, R OBP: 0.385, SLG: 0.470 (1, 7)	0-3 K		0-0 FC6-4 1B					0-0 F9	
Chris Speier, R OBP: 0.343, SLG: 0.369 (1, 6)		0-0 SH3-4 E SF8 1B		0-0 FC6-4					
Dave Rader, L OBP: 0.319, SLG: 0.335 (1, 2)		0-0 E1 SF8 SH3-4 1-2		4-0 SH3-4 WP BB		0-0 2B 3B 1B	0-0 4-3		
Juan Marichal, R OBP: 0.276, SLG: 0.250 (1, 1)		0-0 SH3-4 1-2 2-3		0-0 SH3-4		0-3 K	0-0 F7		

AB	R	H	RBI	BB	SO	LOB
4	2	3	2	0	1	1
4	1	1	2	0	0	3
3	3	1	0	0	1	0
1	0	0	0	0	0	0
3	1	1	3	0	0	1
1	0	0	0	1	0	0
4	0	0	0	0	2	3
0	0	0	0	1	0	0
4	1	2	2	1	1	1
4	2	2	1	0	0	3
3	1	1	0	1	0	1
2	0	0	0	0	1	2

BOTTOM

Philadelphia Phillies @ San Francisco Giants
Candlestick Park, San Francisco, CA
Wed Aug 15 1973, 6:33 AM EDT
Att. 4,089 - Unknown

AB	33
R	11
H	11
RBI	10
BB	4
SO	6
LOB	15



1B: 8	SF: 1
2B: 1	SAC: 3
3B: 1	DP: 0
HR: 1	HBP: 1

WP: 2	PA: 42
PB: 0	
SB: 2	
CS: 0	

Inning Stats	R	H	E	K	S	P	IP	WLS	BF	H	R	ER	SO	BB	IBB	HBP	BLK	WP	HR	S	P	ERA	WHIP
Wayne Twitchell, R ERA: 2.31 (1, 1)	3	2	0	2	9	10	3.0	L	17	5	5	4	2	1	0	0	0	0	1	19	24	12.00	2.000
Ron Diorio, R ERA: (4, 1)	0	0	0	0	0	0	1.0		3	0	0	0	1	0	0	0	0	1	0	5	5	0.00	0.000
Mike Wallace, L ERA: 4.03 (5, 1)	1	3	3	1	1	1	1.0		6	2	3	3	2	1	0	0	0	0	0	9	13	27.00	3.000
Bill Wilson, R ERA: 4.78 (6, 1)	0	3	2	1	1	1	1.0		8	3	3	2	1	1	0	0	0	1	0	9	13	18.00	4.000
Barry Lersch, R ERA: 4.92 (7, 1)	0	1	0	0	0	0	2.0		8	1	0	0	0	1	0	0	0	0	0	7	11	0.00	1.000

PITCHER	IP	WLS	BF	H	R	ER	SO	BB	IBB	HBP	BLK	WP	HR	S	P	ERA	WHIP
Wayne Twitchell, R ERA: 2.31 (1, 1)	3.0	L	17	5	5	4	2	1	0	0	0	0	1	19	24	12.00	2.000
Ron Diorio, R ERA: (4, 1)	1.0		3	0	0	0	1	0	0	0	0	1	0	5	5	0.00	0.000
Mike Wallace, L ERA: 4.03 (5, 1)	1.0		6	2	3	3	2	1	0	0	0	0	0	9	13	27.00	3.000
Bill Wilson, R ERA: 4.78 (6, 1)	1.0		8	3	3	2	1	1	0	0	0	1	0	9	13	18.00	4.000
Barry Lersch, R ERA: 4.92 (7, 1)	2.0		8	1	0	0	0	1	0	0	0	0	0	7	11	0.00	1.000

Batter	1	2	3	4	5	6	7	8	9	AB R H RBI BB SO LOB	TOP											
Cesar Tovar, R (1, 5) <small>OBP: 0.342, SLG: 0.376</small> Mike Schmidt, R (8, 5) <small>OBP: 0.334, SLG: 0.414</small>	0-0 4-3			0-0 1B		0-0 L8		0-0 F8		4 0 1 0 0 0 0 0 0 0 0 0 0 0												
Del Unser, L (1, 8) <small>OBP: 0.376, SLG: 0.474</small>	0-0 1B			0-0 F7		0-0 G3		0-0 1B	4 0 2 0 0 0 1													
Willie Montanez, L (1, 9) <small>OBP: 0.330, SLG: 0.371</small>	0-0 F7			0-0 F7		0-0 F7		0-3 K	4 0 0 0 0 1 3													
Greg Luzinski, R (1, 7) <small>OBP: 0.341, SLG: 0.474</small>	0-0 CS	0-0 F7		0-0 6-3		0-0 4-3		0-0 1B	4 0 1 0 0 0 1													
Tom Hutton, L (1, 3) <small>OBP: 0.355, SLG: 0.392</small>		0-0 F9		0-0 4-3		0-0 P6		0-0 G6-4-3	4 0 0 0 0 0 2													
Bob Boone, R (1, 2) <small>OBP: 0.310, SLG: 0.364</small>		0-0 F7		HR		0-0 E6		1-2f	3 1 2 1 0 0 0													
Denny Doyle, L (1, 4) <small>OBP: 0.308, SLG: 0.301</small>			0-3 K		0-0 1B		0-0 F9		3 0 1 0 0 1 1													
Craig Robinson, R (1, 6) <small>OBP: 0.236, SLG: 0.306</small> Mike Rogodzinski, L (8, PH) <small>OBP: 0.348, SLG: 0.362</small> Terry Harmon, R (8, 6) <small>OBP: 0.301, SLG: 0.254</small>			0-0 1-3		0-0 F8		0-0 L3		2 0 0 0 0 0 1 1 0 0 0 0 0 0 0 0 0 0 0 0 0													
Ken Brett, L (1, 1) <small>OBP: 0.317, SLG: 0.554</small>			0-0 F9		0-0 4-3		0-0 F8		3 0 0 0 0 0 1													
Inning Stats	R: 0 E: 0 K: 0 S: 3	H: 1 LOB: 0 BB: 0 P: 3	R: 0 E: 0 K: 0 S: 3	H: 0 LOB: 0 BB: 0 P: 3	R: 0 E: 0 K: 1 S: 5	H: 0 LOB: 0 BB: 0 P: 5	R: 0 E: 0 K: 0 S: 4	H: 1 LOB: 1 BB: 0 P: 4	R: 1 E: 0 K: 0 S: 5	H: 2 LOB: 1 BB: 0 P: 5	R: 0 E: 0 K: 0 S: 3	H: 0 LOB: 0 BB: 0 P: 3	R: 0 E: 1 K: 0 S: 4	H: 1 LOB: 1 BB: 0 P: 4	R: 0 E: 0 K: 0 S: 3	H: 0 LOB: 0 BB: 0 P: 3	R: 0 E: 0 K: 1 S: 6	H: 2 LOB: 1 BB: 0 P: 6	1B: 6 2B: 0 3B: 0 HR: 1	SF: 0 SAC: 0 DP: 1 HBP: 0	WP: 0 PB: 0 SB: 0 CS: 1	PA: 33
PITCHER	IP WLS BF H R ER SO BB IBB HBP BLK WP HR S P ERA WHIP																					
Tom Bradley, R (1, 1) <small>ERA: 3.76</small> Elias Sosa, R (9, 1) <small>ERA: 3.24</small>	8.0 W 29 6 1 1 1 0 0 0 0 0 1 31 31 1.12 0.750																					
	1.0 S 3 1 0 0 1 0 0 0 0 0 0 5 5 0.00 1.000																					

Philadelphia Phillies @ San Francisco Giants
Candlestick Park, San Francisco, CA
Thu Aug 16 1973, 6:33 AM EDT
Att. 4,519 - Unknown

livebaseballscorecards.com

AB	32
R	1
H	7
RBI	1
BB	0
SO	2
LOB	10



Batter	1	2	3	4	5	6	7	8	9
Garry Maddox, R (1, 8) OBP: 0.347, SLG: 0.442	0-0 F8		0-0 1B		0-3 K		0-0 1-2 1B		
Tito Fuentes, S (1, 4) OBP: 0.313, SLG: 0.364	0-0 5-3		0-0 BB 1B		0-0 1B		0-0 P4		
Chris Speier, R (1, 6) OBP: 0.343, SLG: 0.367	0-0 F8		4-0 1-2 BB		0-0 F9			0-0 F8	
Willie McCovey, L (1, 3) OBP: 0.430, SLG: 0.534 Dave Kingman, R (9, 3) OBP: 0.241, SLG: 0.409		0-0 4-3 1B 2B	0-3 K		0-0 4-3			4-0 BB FC6-4 E BB	
Gary Matthews, R (1, 7) OBP: 0.384, SLG: 0.468		0-0 4-3		0-0 E S SF7 1B		0-0 1-3		0-0 E4 FC6-4	
Ed Goodson, L (1, 5) OBP: 0.330, SLG: 0.451 Mike Phillips, L (8, PR) OBP: 0.254, SLG: 0.267		0-0 1B 1B		0-0 G3		0-0 4-3		0-0 FC6-4 IBB	
Gary Thomasson, L (1, 9) OBP: 0.340, SLG: 0.400 Bobby Bonds, R (8, PH) OBP: 0.397, SLG: 0.585		0-0 1B 1B		0-0 SF7		0-0 4-3		4-0 1-2 IBB	
Dave Rader, L (1, 2) OBP: 0.316, SLG: 0.332 Chris Arnold, R (8, PH) OBP: 0.333, SLG: 0.355 Mike Sadek, R (9, 2) OBP: 0.295, SLG: 0.162		0-0 G4-6-3 1B		0-0 3-1		0-0 F3		0-0 P4	
Tom Bradley, R (1, 1) OBP: 0.220, SLG: 0.228 Elias Sosa, R (9, 1) OBP: 0.222, SLG: 0.125			0-3 K		0-0 F7		0-0 1B 1B		

Inning Stats	R: 0	H: 0	E: 0	K: 0	S: 3	R: 1	H: 3	E: 0	K: 0	S: 5	R: 0	H: 2	E: 0	K: 2	S: 8	R: 1	H: 1	E: 0	K: 0	S: 4	R: 0	H: 1	E: 0	K: 1	S: 6	R: 0	H: 0	E: 0	K: 0	S: 3	R: 0	H: 2	E: 1	K: 0	S: 4	R: 0	H: 0	E: 1	K: 0	S: 4		
	0	0	0	0	3	1	3	0	0	5	0	2	0	0	8	1	1	0	0	4	0	0	0	1	6	0	0	0	0	3	0	0	1	0	4	0	0	1	0	12	3	12

PITCHER	IP	WLS	BF	H	R	ER	SO	BB	IBB	HBP	BLK	WP	HR	S	P	ERA	WHIP
Ken Brett, L (1, 1) ERA: 3.12	8.0	L	35	9	2	2	3	2	1	0	0	0	0	38	50	2.25	1.375

BOTTOM

Philadelphia Phillies @ San Francisco Giants
Candlestick Park, San Francisco, CA


Thu Aug 16 1973, 6:33 AM EDT
Att. 4,519 - Unknown

AB	R	H	RBI	BB	SO	LOB
4	0	2	0	0	1	0
4	0	2	0	0	0	2
3	0	0	0	1	0	1
3	1	1	0	1	1	2
0	0	0	0	0	0	0
4	1	1	0	0	0	2
4	0	1	1	0	0	3
0	0	0	0	0	0	0
2	0	1	1	0	0	0
0	0	0	0	1	0	0
3	0	0	0	0	0	2
1	0	0	0	0	0	3
0	0	0	0	0	0	0
3	0	1	0	0	1	0
0	0	0	0	0	0	0

AB	31
R	2
H	9
RBI	2
BB	3
SO	3
LOB	15

livebaseballscorecards.com

WP	PA
0	35



Batter	1	2	3	4	5	6	7	8	9	AB	R	H	RBI	BB	SO	LOB	TOP
Cesar Tovar, R (1, 5) <small>OBP: 0.344, SLG: 0.375</small> Mike Schmidt, R (8, PH) <small>OBP: 0.333, SLG: 0.412</small> (8, 5)	4-0 BB E BB	0-0 E5 G4-6-3		0-0 F7			0-0 HR 1B	0-0 P5		3	2	1	0	1	0	0	
Del Unser, L (1, 8) <small>OBP: 0.373, SLG: 0.469</small>	0-3 K	0-0 G4-6-3 1-2f		0-0 3-1			0-3 K		0-0 HBP BB 1B 1B	5	1	1	0	0	2	3	
Willie Montanez, L (1, 9) <small>OBP: 0.333, SLG: 0.379</small> (7, 3)	4-0 E 1B BB	0-0 P5					0-0 P4 1-H HR		0-0 FC6 HBP 1B 1B	4	2	2	2	1	0	0	
Greg Luzinski, R (1, 7) <small>OBP: 0.344, SLG: 0.476</small>	0-0 E8 1B 1B 1-3 2-H		0-3 K				0-0 P4		1-0 BB FC6 SF9 HBP	4	2	2	1	0	1	0	
Tom Hutton, L (1, 3) <small>OBP: 0.359, SLG: 0.390</small> Bill Robinson, R (7, PH) <small>OBP: 0.329, SLG: 0.519</small> (7, 9)	4-0 1B 1B IBB		4-0 WP BB				0-0 3-1		0-0 FC6 SF9 BB	1	0	0	0	2	0	0	
Bob Boone, R (1, 2) <small>OBP: 0.311, SLG: 0.363</small>	0-0 FC5 1B 1B 1-2 2-3 3-H		0-3 K				0-0 F8		4-0 SF9 BB	4	0	1	2	1	1	3	
Denny Doyle, L (1, 4) <small>OBP: 0.303, SLG: 0.297</small>	0-0 F6		0-0 P3				0-0 F9		0-0 L8	4	0	0	1	0	0	4	
Craig Robinson, R (1, 6) <small>OBP: 0.247, SLG: 0.312</small>	0-0 1B 1-2 2-3 3-H			0-0 P6			0-0 F8		0-0 6-3 1B	5	0	2	1	0	1	2	
Steve Carlton, L (1, 1) <small>OBP: 0.167, SLG: 0.247</small>	0-0 FC5 2-3f			0-0 HR					0-0 5-3	4	1	1	1	0	0	4	
Inning Stats	R: 3 E: 1 K: 1 S: 8 H: 3 LOB: 3 BB: 3 P: 20	R: 0 E: 1 K: 0 S: 3 H: 0 LOB: 0 BB: 0 P: 3	R: 0 E: 0 K: 2 S: 7 H: 0 LOB: 1 BB: 1 P: 11	R: 1 E: 0 K: 0 S: 4 H: 1 LOB: 0 BB: 0 P: 4	R: 0 E: 0 K: 0 S: 3 H: 0 LOB: 0 BB: 0 P: 3	R: 0 E: 0 K: 0 S: 3 H: 0 LOB: 0 BB: 0 P: 3	R: 2 E: 0 K: 1 S: 8 H: 3 LOB: 2 BB: 1 P: 12	R: 0 E: 0 K: 0 S: 4 H: 1 LOB: 1 BB: 0 P: 4	R: 2 E: 0 K: 1 S: 7 H: 2 LOB: 2 BB: 1 P: 12	1B: 7 2B: 1 3B: 0 HR: 2 SF: 1 SAC: 0 DP: 1 HBP: 1	WP: 1 PB: 0 SB: 0 CS: 0	PA: 44					
PITCHER	IP WLS BF H R ER SO BB IBB HBP BLK WP HR S P ERA WHIP	IP WLS BF H R ER SO BB IBB HBP BLK WP HR S P ERA WHIP	IP WLS BF H R ER SO BB IBB HBP BLK WP HR S P ERA WHIP	IP WLS BF H R ER SO BB IBB HBP BLK WP HR S P ERA WHIP	IP WLS BF H R ER SO BB IBB HBP BLK WP HR S P ERA WHIP	IP WLS BF H R ER SO BB IBB HBP BLK WP HR S P ERA WHIP	IP WLS BF H R ER SO BB IBB HBP BLK WP HR S P ERA WHIP	IP WLS BF H R ER SO BB IBB HBP BLK WP HR S P ERA WHIP	IP WLS BF H R ER SO BB IBB HBP BLK WP HR S P ERA WHIP								
Don Wilson, R (1, 1) <small>ERA: 3.09</small>	6.2 L 31 7 6 6 4 3 1 0 0 1 2 35 51 8.10 1.500																
Jim Crawford, L (7, 1) <small>ERA: 4.38</small>	0.0 1 0 0 0 0 0 0 1 0 0 0 0 0 4 ∞ ∞																
Ken Forsch, R (7, 1) <small>ERA: 4.02</small>	0.1 1 0 0 0 0 0 0 0 0 0 0 0 1 1 0.00 0.000																
Larry Dierker, R (8, 1) <small>ERA: 3.38</small>	1.0 6 3 2 2 0 0 0 0 0 0 0 0 6 6 18.00 3.000																
Tom Griffin, R (9, 1) <small>ERA: 5.54</small>	1.0 5 0 0 0 0 1 1 0 1 0 0 0 5 10 0.00 1.000																

Philadelphia Phillies @ Houston Astros
Astrodome, Houston, TX
Fri Aug 17 1973, 8:05 PM EDT
Att: 20,690 - Unknown

AB	36
R	8
H	10
RBI	8
BB	6
SO	5
LOB	20



Batter	1	2	3	4	5	6	7	8	9	AB R H RBI BB SO LOB
Jimmy Wynn, R OBP: 0.335, SLG: 0.390 (1, 9)	0-0 P5		0-0 4-3		4-0 BB			4-0 BB		2 0 0 0 2 0 0
Roger Metzger, S OBP: 0.308, SLG: 0.341 (1, 6)	0-0 1B		0-0 G6-4-3 1B		0-3 K			4-0 1-2 BB		3 1 2 0 1 1 1
Cesar Cedeno, R OBP: 0.376, SLG: 0.521 Tommie Agee, R OBP: 0.294, SLG: 0.397 (1, 8) (2, 8)	0-0 1B		0-0 G6-4-3 1-2f		0-0 G3			0-3 K		1 0 1 0 0 0 0 3 0 0 0 0 1 3
Bob Watson, R OBP: 0.400, SLG: 0.444 (1, 7)	0-0 1B			0-0 HR				0-0 F7		4 1 3 2 0 0 2
Doug Rader, R OBP: 0.314, SLG: 0.418 (1, 5)	0-0 F2			0-3 K				0-3 K		4 0 0 0 0 3 4
Lee May, R OBP: 0.307, SLG: 0.449 (1, 3)		0-0 E G6-4-3 2B		0-0 2B				0-0 1B		4 1 3 0 0 1 1
Tommy Helms, R OBP: 0.322, SLG: 0.368 (1, 4)		0-0 E5 G6-4-3 2-3		0-0 5-3				0-0 F7		4 0 0 0 0 0 3
Skip Jutze, R OBP: 0.270, SLG: 0.243 (1, 2)		0-0 G6-4-3 1-2f 3-H		0-0 5-3				0-3 K		4 0 0 0 0 2 3
Don Wilson, R OBP: 0.197, SLG: 0.231 Jim Crawford, L OBP: 0.308, SLG: 0.333 Ken Forsch, R OBP: 0.097, SLG: 0.083 Ray Busse, R OBP: 0.165, SLG: 0.316 Larry Dierker, R (8, 1) Tom Griffin, R OBP: 0.222, SLG: 0.250 Hector Torres, R OBP: 0.174, SLG: 0.095 (9, PH)		0-0 5-3			0-3 K			0-3 K		2 0 0 0 0 1 0 0 0 0 0 0 0 0 0 0 0 0 0 0 0 1 0 0 0 0 1 0 0 0 0 0 0 0 0 0 0 0 0 0 0 0 1 0 0 0 0 1 1

Inning Stats	R: 1 E: 0 K: 0 S: 5	H: 3 LOB: 1 BB: 0 P: 5	R: 1 E: 1 K: 0 S: 4	H: 1 LOB: 0 BB: 0 P: 4	R: 0 E: 0 K: 0 S: 3	H: 1 LOB: 0 BB: 0 P: 3	R: 1 E: 0 K: 1 S: 7	H: 2 LOB: 1 BB: 0 P: 7	R: 0 E: 0 K: 2 S: 6	H: 0 LOB: 0 BB: 1 P: 10	R: 0 E: 0 K: 2 S: 8	H: 1 LOB: 1 BB: 0 P: 8	R: 0 E: 0 K: 2 S: 7	H: 0 LOB: 0 BB: 0 P: 7	R: 0 E: 1 K: 2 S: 7	H: 0 LOB: 2 BB: 2 P: 15	R: 0 E: 0 K: 2 S: 8	H: 1 LOB: 1 BB: 0 P: 8	1B: 6 2B: 2 3B: 0 HR: 1	SF: 0 SAC: 0 DP: 2 HBP: 0	WP: 0 PB: 0 SB: 0 CS: 0	PA: 36
--------------	------------------------------	---------------------------------	------------------------------	---------------------------------	------------------------------	---------------------------------	------------------------------	---------------------------------	------------------------------	----------------------------------	------------------------------	---------------------------------	------------------------------	---------------------------------	------------------------------	----------------------------------	------------------------------	---------------------------------	----------------------------------	------------------------------------	----------------------------------	--------

PITCHER	IP	WLS	BF	H	R	ER	SO	BB	IBB	HBP	BLK	WP	HR	S	P	ERA	WHIP
Steve Carlton, L ERA: 3.74 (1, 1)	9.0	W	36	9	3	2	11	3	0	0	0	0	1	55	67	2.00	1.333

BOTTOM

Philadelphia Phillies @ Houston Astros
Astrodome, Houston, TX

Fri Aug 17 1973, 8:05 PM EDT
Att. 20,690 - Unknown

livebaseballscorecards.com

AB	33
R	3
H	9
RBI	2
BB	3
SO	11
LOB	18



Batter	1	2	3	4	5	6	7	8	9	AB	R	H	RBI	BB	SO	LOB	TOP	
Cesar Tovar, R (1, 9) OBP: 0.340, SLG: 0.370 Denny Doyle, L (8, 4) OBP: 0.303, SLG: 0.297	0-3 K		0-0 L8		0-0 5-3			0-0 4-3		4	0	0	0	0	1	1		
Billy Grabarkewitz, R (1, 4) OBP: 0.311, SLG: 0.288 Del Unser, L (8, PH) OBP: 0.372, SLG: 0.468	0-3 K		0-0 L7		0-0 5-3			0-0 F8		3	0	0	0	0	1	1		
Willie Montanez, L (1, 3) OBP: 0.333, SLG: 0.378	0-0 1-3							0-0 F6		4	1	1	0	0	1	0		
Greg Luzinski, R (1, 7) OBP: 0.343, SLG: 0.476																		
Bill Robinson, R (1, 8) OBP: 0.331, SLG: 0.529																		
Bob Boone, R (1, 2) OBP: 0.311, SLG: 0.361																		
Mike Schmidt, R (1, 5) OBP: 0.333, SLG: 0.409																		
Craig Robinson, R (1, 6) OBP: 0.266, SLG: 0.329 Tom Hutton, L (7, PH) OBP: 0.357, SLG: 0.388 Terry Harmon, R (7, 6) OBP: 0.301, SLG: 0.254																		
Jim Lonborg, R (1, 1) OBP: 0.200, SLG: 0.190 Mike Rogodzinski, L (7, PH) OBP: 0.343, SLG: 0.356 Mac Scarce, L (7, 1) Ron Diorio, R (7, 1)																		
Inning Stats	R: 0 E: 0 K: 2 S: 7 H: 0 LOB: 0 BB: 0 P: 7	R: 0 E: 0 K: 0 S: 4 H: 2 LOB: 3 BB: 1 P: 8	R: 0 E: 0 K: 0 S: 3 H: 0 LOB: 0 BB: 0 P: 3	R: 2 E: 0 K: 1 S: 7 H: 2 LOB: 0 BB: 0 P: 7	R: 0 E: 1 K: 0 S: 4 H: 1 LOB: 1 BB: 0 P: 4	R: 0 E: 0 K: 2 S: 7 H: 1 LOB: 1 BB: 0 P: 7	R: 0 E: 0 K: 3 S: 10 H: 1 LOB: 1 BB: 0 P: 10	R: 0 E: 0 K: 0 S: 3 H: 0 LOB: 0 BB: 0 P: 3	R: 0 E: 0 K: 0 S: 3 H: 0 LOB: 0 BB: 0 P: 3	1B: 5 2B: 1 3B: 0 HR: 1 SF: 0 SAC: 1 DP: 0 HBP: 0	WP: 0 PB: 0 SB: 0 CS: 0	PA: 33						
PITCHER Dave Roberts, L (1, 1) ERA: 2.88 Jim Ray, R (1, 1) ERA: 4.31 Ken Forsch, R (6, 1) ERA: 3.93	IP	WLS	BF	H	R	ER	SO	BB	IBB	HBP	BLK	WP	HR	S	P	ERA	WHIP	
	0.1		1	0	0	0	1	0	0	0	0	0	0	3	3	0.00	0.000	
	4.2	W	19	5	2	2	2	1	0	0	0	0	1	22	26	3.86	1.286	
	4.0	S	13	2	0	0	5	0	0	0	0	0	0	23	23	0.00	0.500	
PITCHER	IP	WLS	BF	H	R	ER	SO	BB	IBB	HBP	BLK	WP	HR	S	P	ERA	WHIP	

Philadelphia Phillies @ Houston Astros
Astrodome, Houston, TX
Sat Aug 18 1973, 8:05 PM EDT
Att: 23,047 - Unknown

livebaseballscorecards.com

AB	31
R	2
H	7
RBI	2
BB	1
SO	8
LOB	8



Batter	1	2	3	4	5	6	7	8	9
Bob Gallagher, L (1, 8) OBP: 0.228, SLG: 0.273	0-3 K			0-0 F7	0-0 4-3			0-0 G3	
Roger Metzger, S (1, 6) OBP: 0.309, SLG: 0.341	0-0 P6			4-0 2B BB		0-0 G6-4-3 1B		0-3 K	
Jimmy Wynn, R (1, 9) OBP: 0.333, SLG: 0.386	0-3 K			0-0 F9		0-0 G6-4-3 1-2f		0-3 K	
Bob Watson, R (1, 7) OBP: 0.400, SLG: 0.445		0-3 K		0-0 HR 2B		0-0 L8			
Lee May, R (1, 3) OBP: 0.309, SLG: 0.458		0-3 K		0-0 HR			0-0 SH5-4 1B		
Johnny Edwards, L (1, 2) OBP: 0.299, SLG: 0.363		0-0 F8		0-0 6-3			0-0 SH5-4 1-2		
Jimmy Stewart, S (1, 5) OBP: 0.298, SLG: 0.184			0-0 F7		0-0 4-3		4-0 FC6-4 IBB		
Tommy Helms, R (1, 4) OBP: 0.322, SLG: 0.368			0-0 5-3				0-0 F9 1B		
Dave Roberts, L (1, 1) OBP: 0.113, SLG: 0.129			0-0 F8		0-3 K		0-0 FC6-4 1-2f		
Jim Ray, R (1, 1) OBP: 0.182, SLG: 0.182									
Ray Busse, R (5, PH) OBP: 0.183, SLG: 0.312									
Ken Forsch, R (6, 1) OBP: 0.095, SLG: 0.082									

AB	R	H	RBI	BB	SO	LOB
4	0	0	0	0	1	1
3	1	1	0	1	1	0
4	0	0	0	0	2	2
3	1	1	1	0	1	0
3	1	2	2	0	1	0
2	0	0	0	0	0	0
2	0	0	0	1	0	0
3	0	1	0	0	0	2
0	0	0	0	0	0	0
1	0	0	0	0	0	0
1	0	0	0	1	1	1
1	0	0	0	0	0	2

BOTTOM

Philadelphia Phillies @ Houston Astros
Astrodome, Houston, TX

Sat Aug 18 1973, 8:05 PM EDT
Att. 23,047 - Unknown

AB	27
R	3
H	5
RBI	3
BB	2
SO	7
LOB	8



Inning Stats	R	H	E	K	S	P	WLS	BF	H	R	ER	SO	BB	IBB	HBP	BLK	WP	HR	S	P	ERA	WHIP
	0	0	0	2	7	7			0	0	0	0	0	0	0	0	0	0	31	35	4.50	0.833
	0	0	0	2	7	7			0	0	0	0	0	0	0	0	0	0	2	6	0.00	3.000
	0	0	0	2	7	7			0	0	0	2	0	0	0	0	0	0	9	9	0.00	0.000

PITCHER	IP	WLS	BF	H	R	ER	SO	BB	IBB	HBP	BLK	WP	HR	S	P	ERA	WHIP
Jim Lonborg, R (1, 1) ERA: 5.16	6.0	L	22	4	3	3	5	1	0	0	0	0	1	31	35	4.50	0.833
Mac Scarce, L (7, 1) ERA: 2.4	0.1		3	1	0	0	0	0	1	0	0	0	0	2	6	0.00	3.000
Ron Diorio, R (7, 1) ERA:	1.2		5	0	0	0	2	0	0	0	0	0	0	9	9	0.00	0.000

Batter	1	2	3	4	5	6	7	8	9	AB R H RBI BB SO LOB	TOP									
Cesar Tovar, R (1, 9) OBP: 0.339, SLG: 0.368 Del Unser, L (7, 8) OBP: 0.371, SLG: 0.466	0-0 4-3		0-0 HR 1B	0-0 6-3		0-0 5-3			0-0 4-3	4 1 1 0 0 0 1 1 0 0 0 0 0 0										
Billy Grabarkewitz, R (1, 4) OBP: 0.315, SLG: 0.289 Denny Doyle, L (7, 4) OBP: 0.302, SLG: 0.296	0-3 K		0-0 HR 1B		0-0 5-3		4-0 CS BB		0-0 G3	3 1 1 0 1 1 0 1 0 0 0 0 0 0										
Willie Montanez, L (1, 3) OBP: 0.333, SLG: 0.379 Tom Hutton, L (9, 3) OBP: 0.357, SLG: 0.388	0-0 4-3		0-3 K		1-0 1B HBP		0-0 1B SF9 2B		0-0 1-3	4 1 1 0 0 1 2 0 0 0 0 0 0 0										
Greg Luzinski, R (1, 7) OBP: 0.346, SLG: 0.477		0-0 5-3	4-0 HR BB		0-0 1B		0-0 S 1B			3 1 2 0 1 0 0										
Bill Robinson, R (1, 8) OBP: 0.333, SLG: 0.538		1-0 BB HBP	0-0 HR		0-0 L7		0-0 SF9			2 1 1 5 0 0 2										
Bob Boone, R (1, 2) OBP: 0.310, SLG: 0.360		0-0 P5	0-0 1B		0-0 P3		0-3 K			4 0 1 0 0 1 4										
Mike Schmidt, R (1, 5) OBP: 0.335, SLG: 0.406		4-0 BB	0-0 L6			4-0 SH5-4 E BB		0-0 6-3		2 0 0 0 2 0 1										
Craig Robinson, R (1, 6) OBP: 0.256, SLG: 0.317		0-0 L4		0-0 1-3		0-0 SH5-4		0-0 F8		3 0 0 0 0 0 2										
Wayne Twitchell, R (1, 1) OBP: 0.098, SLG: 0.131			0-0 6-3	0-3 K		0-3 K		0-0 F9		4 0 0 0 0 2 1										
Inning Stats	R: 0 E: 0 K: 1 S: 5	H: 0 LOB: 0 BB: 0 P: 5	R: 0 E: 0 K: 0 S: 3	H: 0 LOB: 2 BB: 1 P: 8	R: 4 E: 0 K: 1 S: 9	H: 4 LOB: 1 BB: 1 P: 13	R: 0 E: 0 K: 1 S: 5	H: 0 LOB: 0 BB: 0 P: 5	R: 0 E: 0 K: 1 S: 5	H: 0 LOB: 1 BB: 1 P: 9	R: 1 E: 0 K: 1 S: 6	H: 2 LOB: 1 BB: 1 P: 10	R: 0 E: 0 K: 0 S: 3	H: 0 LOB: 0 BB: 0 P: 3	R: 0 E: 0 K: 0 S: 3	H: 0 LOB: 0 BB: 0 P: 3	1B: 5 2B: 1 3B: 0 HR: 1	SF: 1 SAC: 1 DP: 0 HBP: 2	WP: 0 PB: 0 SB: 1 CS: 1	PA: 39
PITCHER	IP WLS BF H R ER SO BB IBB HBP BLK WP HR S P ERA WHIP																			
Jerry Reuss, L (1, 1) ERA: 3.43	6.1 L 31 7 5 5 4 4 0 2 0 0 1 33 51 7.11 1.737																			
Tom Griffin, R (7, 1) ERA: 5.45	0.2 2 0 0 0 1 0 0 0 0 0 0 4 4 0.00 0.000																			
Jim Crawford, L (8, 1) ERA: 4.24	2.0 6 0 0 0 0 0 0 0 0 0 0 6 6 0.00 0.000																			

Philadelphia Phillies @ Houston Astros
Astrodome, Houston, TX
Sun Aug 19 1973, 4:33 AM EDT
Att. 17,202 - Unknown

livebaseballscorecards.com

AB 31
R 5
H 7
RBI 5
BB 4
SO 5
LOB 13



Batter	1	2	3	4	5	6	7	8	9	AB	R	H	RBI	BB	SO	LOB
Bob Gallagher, L (1, 8) OBP: 0.226, SLG: 0.267	0-3 K	0-3 K					0-0 F9		0-0 L8	5	0	1	0	0	2	1
Roger Metzger, S (1, 6) OBP: 0.308, SLG: 0.338	4-0 3B BB		0-0 F7				0-0 FC3-6		0-0 5-3	4	1	0	0	1	0	1
Jimmy Wynn, R (1, 9) OBP: 0.334, SLG: 0.391	0-0 3B		4-0 FC5-4 BB				0-0 F9		0-0 6-3	3	0	1	1	1	0	1
Bob Watson, R (1, 7) OBP: 0.400, SLG: 0.444	4-0 BB		0-3 K				0-3 K		0-0 E8 1B	3	1	1	0	1	2	2
Lee May, R (1, 3) OBP: 0.309, SLG: 0.456	0-3 K		0-0 FC5-4				0-0 5-3		0-0 1B 1B	4	1	1	1	0	1	3
Johnny Edwards, L (1, 2) OBP: 0.298, SLG: 0.361	0-0 F7						0-0 F7		0-0 1B 1B	4	0	1	0	0	1	2
Jimmy Stewart, S (1, 5) OBP: 0.295, SLG: 0.189							0-0 P6		0-0 1B 1B	4	0	1	1	0	0	0
Tommy Helms, R (1, 4) OBP: 0.323, SLG: 0.369							0-0 SH1-3 1B		0-0 1-3	4	0	2	0	0	0	2
Jerry Reuss, L (1, 1) OBP: 0.167, SLG: 0.173							0-0 SH1-3		0-0 F8	1	0	0	0	0	1	1
Tom Griffin, R (7, 1) OBP: 0.222, SLG: 0.250							0-3 K			0	0	0	0	0	0	0
Ray Busse, R (7, PH) OBP: 0.181, SLG: 0.308										1	0	0	0	0	1	0
Jim Crawford, L (8, 1) OBP: 0.308, SLG: 0.333										0	0	0	0	0	0	0
Cesar Cedeno, R (9, PH) OBP: 0.375, SLG: 0.519										1	0	0	0	0	0	0


Inning Stats	R: 1	H: 1	E: 0	LOB: 2	K: 2	S: 8	P: 16	R: 0	H: 1	E: 0	LOB: 1	K: 1	BB: 0	S: 6	R: 0	H: 0	E: 0	LOB: 1	K: 1	BB: 1	S: 5	R: 0	H: 1	E: 0	LOB: 1	K: 1	BB: 0	S: 6	R: 0	H: 0	E: 0	LOB: 0	K: 1	BB: 0	S: 5	R: 0	H: 0	E: 0	LOB: 0	K: 1	BB: 0	S: 5	R: 2	H: 4	E: 1	LOB: 2	K: 0	BB: 0	S: 7	R: 0	H: 0	E: 0	LOB: 0	K: 0	BB: 0	S: 3	1B: 7	SF: 0	2B: 0	SAC: 1	3B: 1	DP: 0	HR: 0	HBP: 0	WP: 0	PA: 38
--------------	------	------	------	--------	------	------	-------	------	------	------	--------	------	-------	------	------	------	------	--------	------	-------	------	------	------	------	--------	------	-------	------	------	------	------	--------	------	-------	------	------	------	------	--------	------	-------	------	------	------	------	--------	------	-------	------	------	------	------	--------	------	-------	------	-------	-------	-------	--------	-------	-------	-------	--------	-------	--------

PITCHER	IP	WLS	BF	H	R	ER	SO	BB	IBB	HBP	BLK	WP	HR	S	P	ERA	WHIP
Wayne Twitchell, R (1, 1) ERA: 2.34	9.0	W	38	8	3	3	8	3	0	0	0	0	0	51	63	3.00	1.222

Philadelphia Phillies @ Houston Astros
Astrodome, Houston, TX

Sun Aug 19 1973, 4:33 AM EDT
Att. 17,202 - Unknown

AB	34
R	3
H	8
RBI	3
BB	3
SO	8
LOB	13



Batter	1	2	3	4	5	6	7	8	9	AB R H RBI BB SO LOB	TOP												
Jerry Morales, R OBP: 0.331, SLG: 0.412 (1, 8) X	0-0 E7 HR		0-0 1B 1B 1B	0-0 6-3			0-0 PB 2B 1B		0-0 F8	5 3 2 0 0 0 0	San Diego Padres @ Philadelphia Phillies Veterans Stadium, Philadelphia, PA Tue Aug 21 1973, 7:05 PM EDT Att: 13,108 - Unknown												
Derrel Thomas, S OBP: 0.303, SLG: 0.261 (1, 4) X	0-0 5-3		0-0 P2	0-0 6-3		0-3 K	0-0 2B 1B	0-0 2B 1B	5 1 1 0 0 1 4														
Dave Roberts, R OBP: 0.301, SLG: 0.430 (1, 5) X	0-0 F7		0-0 1B BB 1B		0-0 L6	0-0 1-H 2B	0-0 1-H 2B	0-0 2B	5 1 3 3 0 0 1														
Nate Colbert, R OBP: 0.331, SLG: 0.419 Ivan Murrell, R OBP: 0.194, SLG: 0.302 (1, 3) X (3, PR) (3, 3)	0-0 HR		4-0 BB 1B IBB		0-0 F8	0-0 L5	0-0 K	0-3 K	1 1 1 2 1 0 0 3 0 0 0 0 1 2														
Cito Gaston, R OBP: 0.296, SLG: 0.413 (1, 9) S S S	0-3 K		0-0 1-2 2-3 3-H 1B		0-0 6-3		0-0 HR		4 1 2 2 0 1 0														
Fred Kendall, R OBP: 0.294, SLG: 0.355 (1, 2) X		0-0 P3	0-0 P5		0-0 5-3		0-0 G3		4 0 0 0 0 0 3														
Dave Winfield, R OBP: 0.353, SLG: 0.434 (1, 7) X		0-0 F7	4-0 1-2 2-3 3-H BB		0-0 6-3		0-0 1-3		3 0 0 1 1 0 0														
Dwain Anderson, R OBP: 0.218, SLG: 0.123 (1, 6) X		0-0 F8	0-3 K		0-0 P4		0-0 P4		4 0 0 0 0 1 3														
Randy Jones, R OBP: 0.214, SLG: 0.185 Mike Corkins, R OBP: 0.259, SLG: 0.560 Vicente Romo, R OBP: 0.231, SLG: 0.167 Mike Caldwell, R OBP: 0.171, SLG: 0.147 (1, 1) (3, 1) (8, 1) (9, 1)			0-0 1B 1B	0-3 K		0-3 K		0-0 F7	1 1 1 0 0 0 0 2 0 0 0 0 2 0 1 0 0 0 0 0 0 0 0 0 0 0 0 0														
Inning Stats	R: 2 E: 1 K: 1 S: 7	H: 1 LOB: 0 BB: 0 P: 7	R: 0 E: 0 K: 0 S: 3	H: 0 LOB: 0 BB: 0 P: 3	R: 3 E: 0 K: 1 S: 9	H: 4 LOB: 3 BB: 2 P: 17	R: 0 E: 0 K: 1 S: 5	H: 0 LOB: 0 BB: 0 P: 5	R: 0 E: 0 K: 0 S: 3	H: 0 LOB: 0 BB: 0 P: 3		R: 0 E: 0 K: 0 S: 3	H: 0 LOB: 0 BB: 0 P: 3	R: 1 E: 0 K: 2 S: 9	H: 2 LOB: 1 BB: 0 P: 9	R: 1 E: 0 K: 0 S: 4	H: 1 LOB: 0 BB: 0 P: 4	R: 1 E: 0 K: 1 S: 7	H: 2 LOB: 1 BB: 0 P: 7	1B: 6 2B: 2 3B: 0 HR: 2	SF: 0 SAC: 0 DP: 0 HBP: 0	WP: 0 PB: 1 SB: 0 CS: 0	PA: 40
PITCHER Ken Brett, L ERA: 3.21 Ron Diorio, R ERA: 2.08 George Culver, R ERA: 3.14	IP 7.0 1.0 1.0	WLS 4 5	BF 31 4 5	H 7 1 2	R 6 1 1	ER 4 1 1	SO 5 0 1	BB 1 0 0	IBB 1 0 0	HBP 0 0 0	BLK 0 0 0	WP 0 0 0	HR 1 4 0	S 39 4 7	P 47 4 7	ERA 5.14 9.00 9.00	WHIP 1.143 1.000 2.000						PITCHER IP WLS BF H R ER SO BB IBB HBP BLK WP HR S P ERA WHIP

livebaseballscores.com

AB	38
R	8
H	10
RBI	8
BB	2
SO	6
LOB	13



Batter	1	2	3	4	5	6	7	8	9	AB	R	H	RBI	BB	SO	LOB				
Cesar Tovar, R OBP: 0.343, SLG: 0.379 (1, 9) (9, 5)	0-0 6-3 ①		0-0 1B 3B 1-H	0-0 F9 2-3			0-0 4-3 1B		0-0 1B WP 1B	5	2	3	1	0	0	2				
Billy Grabarkewitz, R OBP: 0.317, SLG: 0.292 Denny Doyle, L OBP: 0.303, SLG: 0.296 (1, 4) (4, PH) (5, 4)	0-0 6-3 ②		0-0 1B HR 1B 3-H	0-0 FC3-2 1-2			0-0 4-3 1-2		0-0 BB 1B 2B 1B 1-3	2	1	1	1	0	0	0				
Willie Montanez, L OBP: 0.333, SLG: 0.378 Mike Anderson, R OBP: 0.322, SLG: 0.443 (1, 3) (9, PH)	0-0 G3 ③		0-0 HR 1B 1-2	0-0 P4			0-3 K ②		0-0 P2 ①	4	1	1	0	0	1	3				
Greg Luzinski, R OBP: 0.349, SLG: 0.486 (1, 7)		0-0 2B	0-0 HR 1-H 2-H		0-0 F3 ①		1-0 HBP		0-3 K ②	4	1	2	3	0	1	1				
Bill Robinson, R OBP: 0.331, SLG: 0.533 (1, 8) (9, 9)		0-0 F3 ①	0-3 K ②		0-3 K ②		0-0 F2 ③		0-0 BB 2B 1B 1-2	5	1	1	0	0	2	3				
Bob Boone, R OBP: 0.311, SLG: 0.362 (1, 2)		0-0 5-3 ②	0-0 2B		0-0 5-3 ③			0-0 6-3 ①	4-0 BB 2B BB 1-2 2-3	4	1	1	0	1	0	1				
Mike Schmidt, R OBP: 0.332, SLG: 0.401 Del Unser, L OBP: 0.372, SLG: 0.470 (1, 5) (8, PH) (9, 8)		0-3 K ③	0-3 K ③			0-3 K ①		0-0 G3 ②	0-0 1-H 2-H 3-H 2B	3	0	0	0	0	3	2				
Craig Robinson, R OBP: 0.279, SLG: 0.349 (1, 6)			0-0 3B 1B	0-0 F9 FC3-2 1B		0-3 K ②		0-0 2B		4	1	3	0	0	1	0				
Ken Brett, L OBP: 0.317, SLG: 0.542 Ron Diorio, R (1, 1) (8, 1)			0-0 F8 ①	0-0 FC3-2 1B 1-2		0-3 K ③		0-3 K ③		3	0	1	0	0	1	1				
Tom Hutton, L OBP: 0.356, SLG: 0.386 George Culver, R (8, PH) (9, 1)										0	0	0	0	0	0	0				
										1	0	0	0	0	1	1				
										0	0	0	0	0	0	0				
										0	0	0	0	0	0	0				
Inning Stats	R: 0 E: 0 K: 0 S: 3	H: 0 LOB: 0 BB: 0 P: 3	R: 0 E: 0 K: 1 S: 6	H: 1 LOB: 1 BB: 0 P: 6	R: 5 E: 0 K: 2 S: 13	H: 6 LOB: 1 BB: 0 P: 13	R: 0 E: 0 K: 0 S: 5	H: 2 LOB: 2 BB: 0 P: 5	R: 0 E: 0 K: 3 S: 9	H: 0 LOB: 0 BB: 0 P: 9	R: 0 E: 0 K: 1 S: 6	H: 1 LOB: 2 BB: 0 P: 7	R: 0 E: 0 K: 1 S: 6	H: 1 LOB: 1 BB: 0 P: 6	R: 4 E: 0 K: 1 S: 8	H: 4 LOB: 1 BB: 1 P: 12	1B: 9 2B: 4 3B: 1 HR: 1	SF: 0 SAC: 0 DP: 0 HBP: 1	WP: 1 PB: 0 SB: 0 CS: 0	PA: 43

BOTTOM

San Diego Padres @ Philadelphia Phillies
Veterans Stadium, Philadelphia, PA
Tue Aug 21 1973, 7:05 PM EDT
Att. 13,108 - Unknown

livebaseballscorecards.com

AB	41
R	9
H	15
RBI	8
BB	1
SO	10
LOB	19



PITCHER	IP	WLS	BF	H	R	ER	SO	BB	IBB	HBP	BLK	WP	HR	S	P	ERA	WHIP
Randy Jones, L ERA: 3.26 (1, 1)	2.2		15	7	5	5	2	0	0	0	0	0	1	19	19	16.88	2.625
Mike Corkins, R ERA: 4.56 (3, 1)	4.1		17	3	0	0	6	0	0	1	0	0	0	28	29	0.00	0.692
Vicente Romo, R ERA: 3.75 (8, 1)	1.0		6	3	2	2	1	0	0	0	0	0	0	8	8	18.00	3.000
Mike Caldwell, L ERA: 3.95 (9, 1)	0.2	L	5	2	2	2	1	1	0	0	0	1	0	6	10	27.00	4.500

Batter	1	2	3	4	5	6	7	8	9	AB R H RBI BB SO LOB	TOP			
Jerry Morales, R (1, 8) OBP: 0.334, SLG: 0.417	0-0 1B 2B	0-0 1-2 1B		0-0 F8		0-3 K		0-0 1B WP 1B	0-0 F8	6 1 3 1 0 1 1				
Derrel Thomas, S (1, 4) OBP: 0.298, SLG: 0.258	0-0 B1-3	0-3 K		0-0 F8		0-0 F8		0-0 SF8		4 0 0 1 0 1 3				
Dave Roberts, R (1, 5) OBP: 0.303, SLG: 0.429	0-0 FC4-6 2-3 1B		0-0 1B 3B 1B	0-0 6-3			0-0 F9	0-0 F8		5 1 2 0 0 0 1				
Cito Gaston, R (1, 9) OBP: 0.303, SLG: 0.415	0-3 K		0-0 1-3 3B 1B		4-0 3B BB		4-0 FC5 1B BB	0-0 2B 1B		3 2 2 1 2 1 2				
Fred Kendall, R (1, 2) OBP: 0.300, SLG: 0.374	0-0 FC4-6 1-2f		0-0 1-H 3-H E 3B		0-0 1-H 3B		0-0 1-2 1B	0-0 1-3 2B		5 1 4 3 0 0 2				
Dave Winfield, R (1, 7) OBP: 0.333, SLG: 0.407		0-0 F8	0-0 2-3	0-0 6-3		0-0 P4	0-0 4-3			5 0 0 0 0 0 6				
Ivan Murrell, R (1, 3) OBP: 0.195, SLG: 0.324		0-0 HR	0-0 P4	0-0 5-3		0-0 FC5 2-3f		0-0 6-3		5 1 1 1 0 0 4				
Dwain Anderson, R (1, 6) OBP: 0.234, SLG: 0.136		4-0 1B BB	0-0 E6 3-H	0-0 L6			0-0 E 1B 1B	0-0 1B		4 1 2 0 1 0 1				
Steve Arlin, R (1, 1) OBP: 0.231, SLG: 0.188		0-3 K	0-3 K		0-0 F8		0-0 E6 1B SF8	0-3 K		5 1 0 0 0 3 4				
Inning Stats	R: 0 E: 0 K: 1 S: 7 H: 2 LOB: 2 BB: 0 P: 7	R: 1 E: 0 K: 2 S: 9 H: 2 LOB: 2 BB: 1 P: 13	R: 3 E: 1 K: 1 S: 9 H: 3 LOB: 1 BB: 0 P: 9	R: 0 E: 0 K: 0 S: 3 H: 0 LOB: 0 BB: 0 P: 3	R: 1 E: 0 K: 0 S: 4 H: 1 LOB: 1 BB: 1 P: 8	R: 0 E: 0 K: 1 S: 5 H: 0 LOB: 0 BB: 0 P: 5	R: 0 E: 0 K: 0 S: 4 H: 1 LOB: 2 BB: 1 P: 8	R: 3 E: 1 K: 0 S: 8 H: 4 LOB: 2 BB: 0 P: 8	R: 0 E: 0 K: 1 S: 6 H: 1 LOB: 1 BB: 0 P: 6	1B: 9 2B: 2 3B: 2 HR: 1 SF: 1 SAC: 0 DP: 0 HBP: 0	WP: 1 PA: 46 PB: 0 SB: 0 CS: 0			
PITCHER	IP WLS BF H R ER SO BB IBB HBP BLK WP HR S P ERA WHIP												PITCHER	IP WLS BF H R ER SO BB IBB HBP BLK WP HR S P ERA WHIP
Steve Carlton, L (1, 1) ERA: 3.83	4.0 L 23 8 5 4 4 2 0 0 0 0 0 1 29 37 9.00 2.500													
Darrell Brandon, R (5, 1) ERA: 4.93	3.0 11 1 0 0 1 1 0 0 0 0 0 0 12 16 0.00 0.667													
Bill Wilson, R (8, 1) ERA: 4.98	0.0 3 2 3 1 0 0 0 0 0 0 0 0 3 3 ∞ ∞													
Ron Diorio, R (8, 1) ERA: 1.69	1.0 5 2 0 0 0 0 0 0 0 0 1 0 5 5 0.00 2.000													
Barry Lersch, R (9, 1) ERA: 4.85	1.0 4 1 0 0 0 1 0 0 0 0 0 0 6 6 0.00 1.000													

San Diego Padres @ Philadelphia Phillies
Veterans Stadium, Philadelphia, PA
Wed Aug 22 1973, 7:05 PM EDT
Att: 16,131 - Unknown

livebaseballscorecards.com

AB	42
R	8
H	14
RBI	7
BB	3
SO	6
LOB	24



Batter	1	2	3	4	5	6	7	8	9	AB	R	H	RBI	BB	SO	LOB
Cesar Tovar, R OBP: 0.342, SLG: 0.375 (1, 5)	1-0 S E HBP	0-0 F9			0-0 F7		0-0 G3			3	1	0	0	0	0	1
Del Unser, L OBP: 0.371, SLG: 0.467 (1, 8)	0-0 E9 1-H 2B 1B		0-0 6-3		0-0 P4		0-0 F8			4	1	1	0	0	0	0
Willie Montanez, L OBP: 0.334, SLG: 0.381 (1, 3)	0-0 P4		0-0		0-0			0-0 F8		4	0	2	0	0	0	1
Greg Luzinski, R OBP: 0.348, SLG: 0.486 (1, 7)	0-0 2B		0-0 P6		0-0 F9			0-0 F3		4	0	1	1	0	0	2
Bill Robinson, R OBP: 0.330, SLG: 0.538 (1, 9) Barry Lersch, S OBP: 0.214, SLG: 0.154 (9, 1)	0-3 K		0-0 P4			0-0 HR		0-0 L7		4	1	1	1	0	1	2
Bob Boone, R OBP: 0.308, SLG: 0.358 (1, 2)	0-0 6-3			0-3 K2-3		0-0 P4		0-0 F8		4	0	0	0	0	1	1
Denny Doyle, L OBP: 0.299, SLG: 0.292 (1, 4)		0-0 4-3		0-0 4-3		0-0 F8		0-0 6-3		4	0	0	0	0	0	0
Craig Robinson, R OBP: 0.278, SLG: 0.356 (1, 6)		0-0 4-3		0-0 2B		0-0 F7		0-3 K		4	0	1	0	0	1	0
Steve Carlton, L OBP: 0.174, SLG: 0.253 (1, 1) Darrell Brandon, R OBP: 0.500, SLG: 0.333 (5, 1) Tom Hutton, L OBP: 0.354, SLG: 0.385 (7, PH) Bill Wilson, R OBP: 0.354, SLG: 0.385 (8, 1) Ron Diorio, R OBP: 0.354, SLG: 0.385 (8, 1) Mike Anderson, R OBP: 0.322, SLG: 0.443 (9, 9)		0-0 1B		0-0 4-3			0-0 F8			2	0	1	0	0	0	1

Inning Stats	R: 2	H: 2	E: 1	K: 1	S: 7	LOB: 1	BB: 0	P: 8	R: 0	H: 1	E: 0	K: 0	S: 4	LOB: 1	BB: 0	P: 4	R: 0	H: 1	E: 0	K: 1	S: 6	LOB: 1	BB: 0	P: 6	R: 0	H: 1	E: 0	K: 0	S: 4	LOB: 0	BB: 0	P: 4	R: 0	H: 0	E: 0	K: 0	S: 3	LOB: 0	BB: 0	P: 3	R: 0	H: 0	E: 0	K: 0	S: 3	LOB: 0	BB: 0	P: 3	R: 0	H: 0	E: 0	K: 1	S: 5	LOB: 0	BB: 0	P: 5	1B: 3	2B: 3	3B: 0	HR: 1	SF: 0	SAC: 0	DP: 0	HBP: 1	WP: 0	PB: 0	SB: 1	CS: 0	PA: 35
PITCHER Steve Arlin, R ERA: 4.76 (1, 1)	IP	WLS	BF	H	R	ER	SO	BB	IBB	HBP	BLK	WP	HR	S	P	ERA	WHIP	IP	WLS	BF	H	R	ER	SO	BB	IBB	HBP	BLK	WP	HR	S	P	ERA	WHIP																																			


BOTTOM

San Diego Padres @ Philadelphia Phillies
Veterans Stadium, Philadelphia, PA

Wed Aug 22 1973, 7:05 PM EDT
Att. 16,131 - Unknown

livebaseballscorecards.com

AB	34
R	3
H	7
RBI	2
BB	0
SO	3
LOB	8



Batter	1	2	3	4	5	6	7	8	9	AB R H RBI BB SO LOB	TOP
Jerry Morales, R (1, 7) OBP: 0.333, SLG: 0.414	0-0 4-3		0-0 6-3		0-0 6-3			0-0 HR 1B		4 1 1 0 0 0 0	San Diego Padres @ Philadelphia Phillies Veterans Stadium, Philadelphia, PA Thu Aug 23 1973, 7:05 PM EDT Att: 10,601 - Unknown
Johnny Grubb, L (1, 8) OBP: 0.363, SLG: 0.417	0-0 L6		0-0 F6			0-0 4-3		0-0 F5 1-2		4 0 0 0 0 0 1	
Dave Roberts, R (1, 5) OBP: 0.307, SLG: 0.451	0-0 F9			0-0 SF8 3B		0-0 2B		0-0 HR		4 2 3 2 0 0 0	
Cito Gaston, R (1, 9) OBP: 0.300, SLG: 0.412		0-0 5-3		0-0 SF8 3-H		0-3 K		0-0 G1		3 0 0 1 0 1 1	
Fred Kendall, R (1, 2) OBP: 0.302, SLG: 0.381		0-0 1B 2B		0-0 2B		0-0 6-3		0-0 F7		4 0 2 0 0 0 1	
Derrel Thomas, S (1, 4) OBP: 0.301, SLG: 0.261		0-0 2-3 1B		0-3 K		0-0 1B		0-0 F5		4 0 2 0 0 1 1	
Ivan Murrell, R (1, 3) OBP: 0.197, SLG: 0.330		0-0 F8		0-0 L6		0-3 K		0-0 3-1 2B		4 0 1 0 0 1 4	
Dwain Anderson, R (1, 6) OBP: 0.228, SLG: 0.133 Leron Lee, L (9, PH) OBP: 0.303, SLG: 0.305		0-0 F7			0-0 6-3		0-0 F9		0-0 3-1	3 0 0 0 0 0 3 1 0 0 0 0 0 1	
Clay Kirby, R (1, 1) OBP: 0.116, SLG: 0.140 Gene Locklear, L (7, PH) OBP: 0.282, SLG: 0.268 Gary Ross, R (7, 1) Dave Winfield, R (9, PH) OBP: 0.330, SLG: 0.402			0-0 5-3		0-3 K		0-3 K		0-0 1-3	2 0 0 0 0 1 0 1 0 0 0 0 1 1 0 0 0 0 0 0 0 1 0 0 0 0 0 1	
Inning Stats	R: 0 E: 0 K: 0 S: 3 H: 0 LOB: 0 BB: 0 P: 3	R: 0 E: 0 K: 0 S: 5 H: 2 LOB: 2 BB: 0 P: 5	R: 0 E: 0 K: 0 S: 3 H: 0 LOB: 0 BB: 0 P: 3	R: 1 E: 0 K: 1 S: 7 H: 2 LOB: 1 BB: 0 P: 7	R: 0 E: 0 K: 1 S: 5 H: 0 LOB: 0 BB: 0 P: 5	R: 0 E: 0 K: 1 S: 6 H: 1 LOB: 1 BB: 0 P: 6	R: 0 E: 0 K: 2 S: 8 H: 1 LOB: 1 BB: 0 P: 8	R: 2 E: 1 K: 0 S: 5 H: 2 LOB: 0 BB: 0 P: 5	R: 0 E: 0 K: 0 S: 4 H: 1 LOB: 1 BB: 0 P: 4	1B: 3 2B: 4 3B: 1 HR: 1 SF: 1 SAC: 0 DP: 0 HBP: 0	
PITCHER Jim Lonborg, R (1, 1) ERA: 5.04	IP WLS BF H R ER SO BB IBB HBP BLK WP HR S P ERA WHIP	PITCHER IP WLS BF H R ER SO BB IBB HBP BLK WP HR S P ERA WHIP									

livebaseballscores.com

AB	35
R	3
H	9
RBI	3
BB	0
SO	5
LOB	14



Batter	1	2	3	4	5	6	7	8	9	AB	R	H	RBI	BB	SO	LOB
--------	---	---	---	---	---	---	---	---	---	----	---	---	-----	----	----	-----

Cesar Tovar, R <small>OBP: 0.347, SLG: 0.381</small> Mike Schmidt, R <small>OBP: 0.332, SLG: 0.401</small>	0-0 WP BB 1B	0-0 CS 1B			0-0 1B		0-0 5-3			4	1	3	0	0	0	0
										0	0	0	0	0	0	0

Del Unser, L <small>OBP: 0.372, SLG: 0.466</small>	4-0 1B WP SF7 BB	0-0 CS	0-0 G3-6 1B		0-0 F7			0-0 F9		3	1	1	0	1	0	1

Willie Montanez, L <small>OBP: 0.333, SLG: 0.380</small>	0-0 HR 1B		0-0 G3-6			0-0 F9		0-0 6-3		4	1	1	1	0	0	1

Greg Luzinski, R <small>OBP: 0.349, SLG: 0.493</small>	0-0 SF7		0-0 F7			0-0 HR		4-0 BB		2	1	1	2	1	0	0

Bill Robinson, R <small>OBP: 0.332, SLG: 0.556</small>	0-0 HR			0-0 P4		0-0 HR		0-0 4-3		4	2	2	3	0	0	1

Bob Boone, R <small>OBP: 0.309, SLG: 0.358</small>	0-0 F8			0-0 F7		0-0 1B				3	0	1	0	0	0	0

Denny Doyle, L <small>OBP: 0.296, SLG: 0.289</small>	0-3 K			0-0 4-3		0-3 K				3	0	0	0	0	2	0

Craig Robinson, R <small>OBP: 0.269, SLG: 0.344</small>		0-3 K			0-0 5-3		0-0 4-3			3	0	0	0	0	1	0

Jim Lonborg, R <small>OBP: 0.188, SLG: 0.178</small>		0-3 K			0-0 L5		0-3 K			3	0	0	0	0	2	0

Inning Stats	R: 4 E: 0 K: 1 S: 8	H: 3 LOB: 0 BB: 1 P: 12	R: 0 E: 0 K: 2 S: 7	H: 1 LOB: 0 BB: 0 P: 7	R: 0 E: 0 K: 0 S: 3	H: 1 LOB: 0 BB: 0 P: 3	R: 0 E: 0 K: 0 S: 3	H: 0 LOB: 0 BB: 0 P: 3	R: 0 E: 0 K: 0 S: 4	H: 1 LOB: 1 BB: 0 P: 4	R: 2 E: 0 K: 1 S: 7	H: 3 LOB: 0 BB: 0 P: 7	R: 0 E: 0 K: 1 S: 5	H: 0 LOB: 0 BB: 0 P: 5	R: 0 E: 0 K: 0 S: 3	H: 0 LOB: 1 BB: 1 P: 7	1B: 6 2B: 0 3B: 0 HR: 3	SF: 1 SAC: 0 DP: 1 HBP: 0	WP: 1 PB: 0 SB: 0 CS: 1	PA: 33
--------------	------------------------------	----------------------------------	------------------------------	---------------------------------	------------------------------	---------------------------------	------------------------------	---------------------------------	------------------------------	---------------------------------	------------------------------	---------------------------------	------------------------------	---------------------------------	------------------------------	---------------------------------	----------------------------------	------------------------------------	----------------------------------	--------

PITCHER	IP	WLS	BF	H	R	ER	SO	BB	IBB	HBP	BLK	WP	HR	S	P	ERA	WHIP
Clay Kirby, R <small>ERA: 4.53</small>	(1, 1)	6.0	L	25	9	6	6	4	1	0	0	1	3	32	36	9.00	1.667
Gary Ross, R <small>ERA: 5.07</small>	(7, 1)	2.0		7	0	0	1	1	0	0	0	0	0	8	12	0.00	0.500


BOTTOM

San Diego Padres @ Philadelphia Phillies
 Veterans Stadium, Philadelphia, PA
 Thu Aug 23 1973, 7:05 PM EDT
 Att. 10,601 - Unknown

AB	29
R	6
H	9
RBI	6
BB	2
SO	5
LOB	3



PITCHER	IP	WLS	BF	H	R	ER	SO	BB	IBB	HBP	BLK	WP	HR	S	P	ERA	WHIP
---------	----	-----	----	---	---	----	----	----	-----	-----	-----	----	----	---	---	-----	------

Batter	1	2	3	4	5	6	7	8	9	AB R H RBI BB SO LOB	TOP
Davey Lopes, R (1, 4) OBP: 0.347, SLG: 0.338	0-3 K		0-0 G5-4-3		4-0 PB BB		0-0 6-3		0-0 P4	4 0 0 0 1 1 2	
Bill Buckner, L (1, 3) OBP: 0.301, SLG: 0.348	0-0 5-3			0-0 2B E 1B	0-3 K		0-0 F9			4 1 1 0 0 1 2	
Willie Davis, L (1, 8) OBP: 0.321, SLG: 0.455	0-3 K			0-0 E9 1-H 2B	4-0 IBB		0-0 F3			3 0 1 0 1 1 0	
Joe Ferguson, R (1, 2) OBP: 0.364, SLG: 0.458		0-0 F9		4-0 BB	0-0 4-3			0-0 P4		3 0 0 0 1 0 3	
Willie Crawford, L (1, 9) OBP: 0.397, SLG: 0.454		0-0 S 1B		0-3 K		0-0 3B 3B		0-0 5-3		4 1 2 0 0 1 2	
Von Joshua, L (1, 7) OBP: 0.283, SLG: 0.293		0-3 K		0-3 K		0-0 SF7 3B		0-0 F8		4 1 1 1 0 2 3	
Bill Russell, R (1, 6) OBP: 0.310, SLG: 0.350		0-0 6-3 1-2		0-3 K		0-0 SF7			4-0 CS BB	2 0 0 1 1 1 3	AB 31 R 3 H 7 RBI 2 BB 4 SO 8 LOB 16
Ron Cey, R (1, 5) OBP: 0.346, SLG: 0.387			0-0 P4		0-0 E6 PB SH4	0-0 6-3		0-0 F9		4 0 0 0 0 0 1	
Tommy John, R (1, 1) OBP: 0.203, SLG: 0.207			0-0 G5-4-3 1B		0-0 SH4	0-3 K		0-0 1B		3 0 2 0 0 1 0	
Inning Stats	R: 0 E: 0 K: 2 S: 7 H: 0 LOB: 0 BB: 0 P: 7	R: 0 E: 0 K: 1 S: 6 H: 1 LOB: 1 BB: 0 P: 6	R: 0 E: 0 K: 0 S: 3 H: 1 LOB: 0 BB: 0 P: 3	R: 1 E: 1 K: 3 S: 11 H: 2 LOB: 2 BB: 1 P: 15	R: 0 E: 1 K: 1 S: 6 H: 0 LOB: 3 BB: 2 P: 14	R: 2 E: 0 K: 1 S: 7 H: 2 LOB: 0 BB: 0 P: 7	R: 0 E: 0 K: 0 S: 3 H: 0 LOB: 0 BB: 0 P: 3	R: 0 E: 0 K: 0 S: 3 H: 0 LOB: 0 BB: 0 P: 3	R: 0 E: 0 K: 0 S: 3 H: 1 LOB: 1 BB: 1 P: 7	1B: 4 2B: 1 3B: 2 HR: 0 SF: 1 SAC: 1 DP: 1 HBP: 0	WP: 0 PB: 1 SB: 1 CS: 1 PA: 37
PITCHER	IP WLS BF H R ER SO BB IBB HBP BLK WP HR S P ERA WHIP										
Wayne Twitchell, R (1, 1) ERA: 2.34	8.0 L 33 6 3 2 8 2 1 0 0 0 0 0 46 58 2.25 1.000										
Ron Diorio, R (9, 1) ERA: 1.42	1.0 4 1 0 0 0 1 0 0 0 0 0 0 3 7 0.00 2.000										

Los Angeles Dodgers @ Philadelphia Phillies
Veterans Stadium, Philadelphia, PA
Fri Aug 24 1973, 7:05 PM EDT
Att: 30,671 - Unknown

livebaseballscorecards.com

Batter	1	2	3	4	5	6	7	8	9	AB	R	H	RBI	BB	SO	LOB
Cesar Tovar, R (1, 4) OBP: 0.345, SLG: 0.378 Billy Grabarkewitz, R (5, 4) OBP: 0.314, SLG: 0.288	0-3 K		0-3 K			0-3 K		0-0 6-3		2	0	0	0	0	2	0
Mike Anderson, R (1, 9) OBP: 0.320, SLG: 0.433	0-0 6-3			0-0 1-3		4-0 1-2 4-3 BB		0-0 E6 1B		3	0	0	0	1	0	0
Willie Montanez, L (1, 3) OBP: 0.333, SLG: 0.379	0-0 G3			0-0 K2-3-2 1B		0-0 4-3 1-2 2-3		0-3 K		4	0	1	0	0	1	3
Greg Luzinski, R (1, 7) OBP: 0.348, SLG: 0.491		0-0 6-3		0-3 K2-3-2 1-1		0-0 6-3		0-0 1-3 1B		4	0	1	0	0	1	3
Bill Robinson, R (1, 8) OBP: 0.329, SLG: 0.550		0-0 F7			0-0 6-3		0-0 F8		0-0 1-3	4	0	0	0	0	0	2
Bob Boone, R (1, 2) OBP: 0.309, SLG: 0.356		4-0 BB			0-0 E6		0-0 5-3			2	0	0	0	1	0	0
Mike Schmidt, R (1, 5) OBP: 0.329, SLG: 0.397		0-0 P4			0-0 F9		0-0 6-3			3	0	0	0	0	0	2
Craig Robinson, R (1, 6) OBP: 0.260, SLG: 0.333			0-3 K		0-0 6-3			0-0 4-3		3	0	0	0	0	1	1
Wayne Twitchell, R (1, 1) OBP: 0.111, SLG: 0.143 Terry Harmon, R (8, PH) OBP: 0.299, SLG: 0.252 Ron Diorio, R (9, 1)			0-3 K			0-0 4-3 BB 1B		0-0 F8		2	0	1	0	0	1	0
										1	0	0	0	0	0	0
										0	0	0	0	0	0	0

Inning Stats	R: 0	H: 0	R: 0	H: 0	R: 0	H: 1	R: 0	H: 0	R: 0	H: 1	R: 0	H: 0	R: 0	H: 1	R: 0	H: 1	1B: 3	SF: 0	WP: 0	PA: 32	
	E: 0	LOB: 0	E: 0	LOB: 1	E: 0	LOB: 1	E: 1	LOB: 1	E: 0	LOB: 2	E: 0	LOB: 0	E: 0	LOB: 1	E: 1	LOB: 1	2B: 2	SAC: 0	PB: 0		
	K: 1	BB: 0	K: 0	BB: 1	K: 3	BB: 0	K: 0	BB: 0	K: 1	BB: 1	K: 0	BB: 0	K: 0	BB: 0	K: 1	BB: 0	3B: 0	DP: 2	SB: 0		
	S: 5	P: 5	S: 3	P: 7	S: 9	P: 9	S: 5	P: 5	S: 6	P: 10	S: 3	P: 3	S: 3	P: 6	S: 6	P: 6	HR: 0	HBP: 0	CS: 0		
PITCHER Tommy John, L (1, 1) ERA: 2.69	IP: 9.0	WLS: W	BF: 32	H: 3	R: 0	ER: 0	SO: 7	BB: 2	IBB: 0	HBP: 0	BLK: 0	WP: 0	HR: 0	S: 44	P: 52	ERA: 0.00	WHIP: 0.556				
PITCHER	IP	WLS	BF	H	R	ER	SO	BB	IBB	HBP	BLK	WP	HR	S	P	ERA	WHIP				

BOTTOM

Los Angeles Dodgers @ Philadelphia Phillies
Veterans Stadium, Philadelphia, PA

Fri Aug 24 1973, 7:05 PM EDT
Att. 30,671 - Unknown

livebaseballscorecards.com

AB	30
R	0
H	3
RBI	0
BB	2
SO	7
LOB	12



Batter	1	2	3	4	5	6	7	8	9	10	11	12	AB	R	H	RBI	BB	SO	LOB	TOP																	
Davey Lopes, R (1, 4) OBP: 0.347, SLG: 0.337 Von Joshua, L (9, PH) OBP: 0.289, SLG: 0.299 Pete Richert, L (9, 1) OBP: 0.200, SLG: 0.200 Ken McMullen, R (12, PH) OBP: 0.282, SLG: 0.485	F9		G4-6-3 1B		FC6-4 1-2f		FC6-4 1-2f					SF8 1B	4 0 1 0 0 0 2 1 0 1 1 0 0 0 0 0 0 0 0 0 0 0 1 0 0 1 0 0																								
Bill Buckner, L (1, 7) OBP: 0.301, SLG: 0.348	FC6-4 1B		G4-6-3 1-2f			4-3		4-3				FC6-4 1B	6 0 2 1 0 0 2																								
Willie Davis, L (1, 8) OBP: 0.321, SLG: 0.455	F8			5-3 1B		HR		F9				F7	6 1 2 0 0 1 3																								
Joe Ferguson, R (1, 2) OBP: 0.366, SLG: 0.475	FC6-4 1-2f			5-3 1-2		HR		HR				SF8	5 2 3 4 0 0 2																								
Steve Garvey, R (1, 3) OBP: 0.327, SLG: 0.417			G4-6-3 1B		1-3		F9					FC5-6-4 1B	6 0 1 0 0 0 3																								
Willie Crawford, L (1, 9) OBP: 0.395, SLG: 0.449			G4-6-3 1-2f		K		3-1						4 1 0 0 1 2 2																								
Bill Russell, R (1, 6) OBP: 0.308, SLG: 0.347			P3		6-3		F8					SH2-4	4 0 0 0 0 0 0																								
Ron Cey, R (1, 5) OBP: 0.347, SLG: 0.385 Jery Royster, R (9, PR) OBP: 0.143, SLG: 0.143 Doug Rau, L (12, 1) OBP: 0.143, SLG: 0.143					F9		5-3					FC6-4 BB	2 0 0 0 2 0 0 1 0 0 0 0 1 0 0 0 0 0 0 0 0																								
Al Downing, R (1, 1) OBP: 0.192, SLG: 0.149 Tom Paciorek, R (7, PH) OBP: 0.276, SLG: 0.300 Jim Brewer, L (7, 1) OBP: 0.400, SLG: 0.400 Manny Mota, R (9, PH) OBP: 0.366, SLG: 0.365 Lee Lacy, R (9, 4) OBP: 0.304, SLG: 0.218					K		FC6-4 BB					FC6-4 1B	1 0 0 0 1 1 1 1 0 1 0 0 0 0 0 0 0 0 0 0 0 1 0 0 0 0 0 2 1 1 0 0 0 0 0																								
Inning Stats	R: 0 E: 0 K: 0 S: 4	H: 1 LOB: 1 BB: 0 P: 4	R: 0 E: 0 K: 0 S: 3	H: 1 LOB: 0 BB: 0 P: 3	R: 0 E: 0 K: 1 S: 5	H: 1 LOB: 1 BB: 1 P: 9	R: 0 E: 0 K: 1 S: 6	H: 1 LOB: 1 BB: 0 P: 6	R: 0 E: 0 K: 0 S: 3	H: 0 LOB: 1 BB: 1 P: 7	R: 2 E: 0 K: 0 S: 5	H: 2 LOB: 0 BB: 0 P: 5	R: 0 E: 0 K: 0 S: 4	H: 1 LOB: 1 BB: 0 P: 4	R: 1 E: 0 K: 0 S: 4	H: 1 LOB: 0 BB: 0 P: 4	R: 1 E: 0 K: 0 S: 3	H: 1 LOB: 2 BB: 2 P: 11	R: 0 E: 0 K: 1 S: 6	H: 1 LOB: 1 BB: 0 P: 6	R: 0 E: 0 K: 2 S: 7	H: 0 LOB: 0 BB: 0 P: 7	R: 0 E: 1 K: 0 S: 5	H: 0 LOB: 0 BB: 0 P: 7	R: 2 E: 1 K: 0 S: 5	H: 1 LOB: 1 BB: 1 P: 9	1B: 8 2B: 1 3B: 0 HR: 2	SF: 1 SAC: 1 DP: 2 HBP: 0	WP: 0 PB: 0 SB: 0 CS: 0	PA: 50							
PITCHER	IP	WLS	BF	H	R	ER	SO	BB	IBB	HBP	BLK	WP	HR	S	P	ERA	WHIP																				
Ken Brett, L (1, 1) ERA: 3.26	8.1		35	8	4	4	2	4	0	0	0	0	2	35	51	4.32	1.440																				
George Culver, R (9, 1) ERA: 3.09	0.2		2	1	0	0	0	0	0	0	0	0	0	2	2	0.00	1.500																				
Mac Scarce, L (10, 1) ERA: 2.28	2.1	L	11	2	2	0	3	0	1	0	0	0	0	16	20	0.00	0.857																				
Darrell Brandon, R (12, 1) ERA: 4.85	0.2		2	0	0	0	0	0	0	0	0	0	0	2	2	0.00	0.000																				

Los Angeles Dodgers @ Philadelphia Phillies
 Veterans Stadium, Philadelphia, PA
 Sat Aug 25 1973, 7:05 PM EDT
 Att: 44,116 - Unknown

livebaseballscores.com

AB	43
R	6
H	11
RBI	6
BB	5
SO	5
LOB	17



Batter	1	2	3	4	5	6	7	8	9	10	11	12	AB	R	H	RBI	BB	SO	LOB
Billy Grabarkewitz, R OBP: 0.322, SLG: 0.310 (1, 4)	0-0 HR		4-0 1B BB	4-0 1-2 2-3 BB			0-0 5-3		0-0 SH SH5-4		0-0 F9		3	1	1	1	2	0	0
Mike Anderson, R OBP: 0.312, SLG: 0.420 (1, 9)	0-0 6-3		0-0 P3	0-0 F9			0-0 5-3		0-0 SH5-4		0-0 L7		4	0	0	0	0	0	4
Terry Harmon, R OBP: 0.299, SLG: 0.252 (9, PH)													0	0	0	0	0	0	0
Mac Scarce, L OBP: 0.500, SLG: 0.333 (10, 1)													1	0	0	0	0	0	0
Darrell Brandon, R OBP: 0.356, SLG: 0.390 (12, 1)													0	0	0	0	0	0	0
Willie Montanez, L OBP: 0.332, SLG: 0.378 (1, 3)	0-0 F7		0-0 P5				0-0 1-3		0-0 5-3			0-0	4	0	1	0	0	0	1
Tom Hutton, L OBP: 0.356, SLG: 0.390 (8, PR)													2	1	1	0	0	0	2
Greg Luzinski, R OBP: 0.346, SLG: 0.487 (1, 7)	0-3 K		0-0 1B				0-3 K		0-0 F9			0-3 K	6	0	1	0	0	4	4
Bill Robinson, R OBP: 0.329, SLG: 0.549 (1, 8)		0-0 4-3 S 1B	0-0 F1				0-0 P5		0-0 SF7		0-0 F8		6	1	2	0	0	1	3
Mike Schmidt, R OBP: 0.335, SLG: 0.394 (10, 9)																			
Mike Schmidt, R OBP: 0.335, SLG: 0.394 (1, 5)		4-0 1-2 1B BB		4-0 BB 1B BB			0-3 K		4-0 1-3 2B IBB		4-0 BB BB		2	1	0	0	4	1	1
Bob Boone, R OBP: 0.308, SLG: 0.355 (1, 2)		0-0 4-3		0-0 1-2 2-3 1B			0-0 4-3		0-0 SF7		0-0 F6		4	0	1	1	0	0	3
Craig Robinson, R OBP: 0.257, SLG: 0.327 (1, 6)		0-0 1-2 2-3 1B		0-3 K			0-0 5-3		0-0 4-3		0-0 L3		5	0	1	2	0	1	5
Ken Brett, L OBP: 0.303, SLG: 0.516 (1, 1)		0-0 4		0-0 F2			0-0 F2		0-0 SH5-4 SH BB		0-0 P3		3	0	0	0	0	0	3
George Culver, R OBP: 0.347, SLG: 0.378 (9, PH)													0	0	0	0	0	0	0
Cesar Tovar, R OBP: 0.371, SLG: 0.464 (10, 8)													0	0	0	0	1	0	0
Del Unser, L OBP: 0.371, SLG: 0.464 (10, 8)													1	0	0	0	0	0	0


Inning Stats	R: 1	H: 1	E: 0	LOB: 0	K: 1	S: 6	R: 2	H: 2	E: 0	LOB: 0	K: 0	S: 4	R: 0	H: 1	E: 0	LOB: 2	K: 1	S: 4	R: 0	H: 1	E: 0	LOB: 3	K: 1	S: 6	R: 0	H: 0	E: 0	LOB: 0	K: 1	S: 5	R: 0	H: 0	E: 0	LOB: 2	K: 1	S: 7	R: 0	H: 0	E: 0	LOB: 2	K: 0	S: 4	R: 0	H: 0	E: 0	LOB: 1	K: 0	S: 3	R: 0	H: 1	E: 0	LOB: 1	K: 2	S: 8	R: 0	H: 1	E: 0	LOB: 1	K: 2	S: 8	1B: 5	2B: 3	3B: 0	HR: 1	SF: 1	SAC: 2	DP: 1	HBP: 0	WP: 0	PA: 51
--------------	------	------	------	--------	------	------	------	------	------	--------	------	------	------	------	------	--------	------	------	------	------	------	--------	------	------	------	------	------	--------	------	------	------	------	------	--------	------	------	------	------	------	--------	------	------	------	------	------	--------	------	------	------	------	------	--------	------	------	------	------	------	--------	------	------	-------	-------	-------	-------	-------	--------	-------	--------	-------	--------

PITCHER	IP	WLS	BF	H	R	ER	SO	BB	IBB	HBP	BLK	WP	HR	S	P	ERA	WHIP
Al Downing, L ERA: 3.01 (1, 1)	6.0		26	5	3	3	4	4	0	0	0	0	1	30	46	4.50	1.500
Jim Brewer, L ERA: 2.2 (7, 1)	2.0		9	2	1	1	1	0	1	0	0	0	0	10	14	4.50	1.000
Pete Richert, L ERA: 1.99 (9, 1)	3.0	W	12	0	0	0	0	2	0	0	0	0	0	10	18	0.00	0.667
Doug Rau, L ERA: 3.77 (12, 1)	1.0	S	4	1	0	0	2	0	0	0	0	0	0	8	8	0.00	1.000

Los Angeles Dodgers @ Philadelphia Phillies
Veterans Stadium, Philadelphia, PA
 Sat Aug 25 1973, 7:05 PM EDT
 Att: 44,116 - Unknown

livebaseballscorecards.com

AB	41
R	4
H	8
RBI	4
BB	7
SO	7
LOB	26



Batter	1	2	3	4	5	6	7	8	9	AB R H RBI BB SO LOB	TOP											
Davey Lopes, R OBP: 0.350, SLG: 0.348 (1, 4)	0-0 4-3 SH1-3 HR 1B		0-0 E 3B	0-0 4-3 2B	0-0 FC6 1-2f		0-0 FC6-4 1B		0-0 F8	6 2 4 0 0 0 4	Los Angeles Dodgers @ Philadelphia Phillies Veterans Stadium, Philadelphia, PA Sun Aug 26 1973, 3:33 AM EDT Att: 31,045 - Unknown livebaseballscorecards.com											
Bill Buckner, L OBP: 0.301, SLG: 0.347 (1, 7)	0-0 SH1-3 1-2		0-0 E5 SF8	0-0 4-3 2-3		0-0 BB FC4 SF9 1B	0-0 FC6-4 1-2f			4 2 1 0 0 0 2												
Willie Davis, L OBP: 0.318, SLG: 0.451 (1, 8)	0-0 4-3 2-3		0-0 F8 2-3	0-0 F8 2-3		0-0 FC4 BB 1-2		0-0 G3		5 0 0 0 0 0 4												
Joe Ferguson, R OBP: 0.371, SLG: 0.483 (1, 2)	0-0 HR 3-H		4-0 BB 1B IBB		4-0 SH1-3 E BB	4-0 FC6-4 BB 1-2 2-3		0-0 L4		2 2 1 2 3 0 0												
Steve Garvey, R OBP: 0.329, SLG: 0.417 (1, 3)	0-0 1B		0-0 SF8		0-0 E6 BB SH1-3 1-2	0-0 SF9		1-0 WP HBP		2 0 1 2 0 0 1												
Willie Crawford, L OBP: 0.394, SLG: 0.446 (1, 9)	0-0 F9		4-0 1B BB 3-H		0-0 SH1-3 1-2 2-3	0-3 K 3-H		0-0 1-4-3 1-2		3 0 0 0 1 1 4												
Bill Russell, R OBP: 0.309, SLG: 0.347 (1, 6)		0-0 P4	0-0 1B 1-2 2-H		4-0 BB IBB	0-0 FC6-4 1-2f		0-0 5-3		4 0 1 0 1 0 2												
Ron Cey, R OBP: 0.350, SLG: 0.394 (1, 5)		0-3 K		0-0 HR	4-0 FC6 BB 1-2 2-3 3-H		0-0 1-3	0-0 SH1-3 1B		4 1 2 2 1 1 0												
Don Sutton, R OBP: 0.154, SLG: 0.097 (1, 1)		0-0 5-3		0-0 G3	0-3 K		0-0 6-3	0-0 SH1-3 1-2		3 0 0 0 0 1 3												
Charlie Hough, R OBP: 0.200, SLG: 0.200 (6, 1)										1 0 0 0 0 0 0												
Inning Stats	R: 2 E: 0 K: 0 S: 6	H: 3 LOB: 1 BB: 0 P: 6	R: 0 E: 0 K: 1 S: 5	H: 0 LOB: 0 BB: 0 P: 5	R: 2 E: 1 K: 0 S: 5	H: 2 LOB: 2 BB: 2 P: 13	R: 1 E: 0 K: 0 S: 5	H: 2 LOB: 1 BB: 0 P: 5	R: 1 E: 1 K: 1 S: 6	H: 0 LOB: 3 BB: 3 P: 18	R: 1 E: 0 K: 1 S: 7	H: 1 LOB: 2 BB: 1 P: 11	R: 0 E: 0 K: 0 S: 4	H: 1 LOB: 1 BB: 0 P: 4	R: 0 E: 0 K: 0 S: 3	H: 0 LOB: 1 BB: 0 P: 4	R: 0 E: 0 K: 0 S: 4	H: 1 LOB: 1 BB: 0 P: 4	1B: 6 2B: 1 3B: 1 HR: 2	SF: 2 SAC: 3 DP: 0 HBP: 1	WP: 1 PB: 0 SB: 1 CS: 0	PA: 46
PITCHER	IP WLS BF H R ER SO BB IBB HBP BLK WP HR S P ERA WHIP																					
Steve Carlton, L ERA: 3.9 (1, 1)	4.1 L 24 7 6 4 1 2 1 0 0 0 2 23 35 8.31 2.077																					
Ron Diorio, R ERA: 1.29 (5, 1)	0.2 4 0 0 0 1 1 1 0 0 0 0 4 12 0.00 1.500																					
Barry Lersch, R ERA: 4.78 (6, 1)	3.0 14 2 1 1 1 1 0 1 0 1 0 14 19 3.00 1.000																					
George Culver, R ERA: 3.02 (9, 1)	1.0 4 1 0 0 0 0 0 0 0 0 0 4 4 0.00 1.000																					



Batter	1	2	3	4	5	6	7	8	9	AB R H RBI BB SO LOB	TOP											
Gary Matthews, R (1, 7) OBP: 0.380, SLG: 0.470	0-3 K		0-0 5-3			0-0 1B		0-0 HR	0-0 5-3	5 1 2 3 0 1 2	San Francisco Giants @ Philadelphia Phillies Veterans Stadium, Philadelphia, PA Mon Aug 27 1973, 7:05 PM EDT Att: 17,027 - Unknown											
Tito Fuentes, S (1, 4) OBP: 0.317, SLG: 0.364	0-0 1B		0-0 2B			0-0 1B		0-0 G3	0-0 F8	5 0 3 0 0 0 2												
Bobby Bonds, R (1, 9) OBP: 0.389, SLG: 0.561	0-0 L6		0-3 K			0-3 K		0-0 1B		4 0 1 0 0 2 4												
Willie McCovey, L (1, 3) OBP: 0.427, SLG: 0.532	0-3 K			0-0 4-3		0-0 F9		0-0 1-4-3		4 0 0 0 0 1 4												
Garry Maddox, R (1, 8) OBP: 0.344, SLG: 0.431		0-0 F9		0-0 G3		0-0 FC5-4		0-3 K		4 0 0 0 0 1 3												
Chris Speier, R (1, 6) OBP: 0.335, SLG: 0.356		0-0 F8		0-3 K			0-3 K		0-0 BB	4 1 1 0 0 2 0												
Dave Kingman, R (1, 5) OBP: 0.247, SLG: 0.419		0-0 HR			0-0 5-3		0-0 5-3		4-0 5-3	3 1 1 1 1 0 0												
Dave Rader, L (1, 2) OBP: 0.322, SLG: 0.334		0-0 F9			0-0 F9		0-0 4-3		0-0 F7	3 0 0 0 0 0 0												
Don McMahon, R (7, 1)										0 0 0 0 0 0 0												
Gary Thomasson, L (9, PH) OBP: 0.343, SLG: 0.412										1 0 0 0 0 0 2												
Jim Barr, R (1, 1) OBP: 0.182, SLG: 0.173			0-0 3-1			0-0 L4		0-0 E5	4-0 5-3	0 0 0 0 0 0 0												
Steve Ontiveros, S (3, PH)										1 0 0 0 0 0 0												
Jim Willoughby, R (3, 1) OBP: 0.231, SLG: 0.333										1 0 0 0 0 0 0												
Chris Arnold, R (7, 2) OBP: 0.375, SLG: 0.364										1 1 1 0 1 0 0												
Inning Stats	R: 0 E: 0 K: 2 S: 8	H: 1 LOB: 1 BB: 0 P: 8	R: 1 E: 0 K: 0 S: 4	H: 1 LOB: 0 BB: 0 P: 4	R: 0 E: 0 K: 1 S: 6	H: 1 LOB: 1 BB: 0 P: 6	R: 0 E: 0 K: 1 S: 5	H: 0 LOB: 0 BB: 0 P: 5	R: 0 E: 0 K: 1 S: 3	H: 0 LOB: 0 BB: 0 P: 3	R: 0 E: 0 K: 1 S: 7	H: 2 LOB: 2 BB: 0 P: 7	R: 0 E: 0 K: 1 S: 5	H: 0 LOB: 0 BB: 0 P: 5	R: 2 E: 1 K: 1 S: 8	H: 3 LOB: 1 BB: 0 P: 8	R: 1 E: 0 K: 0 S: 4	H: 1 LOB: 2 BB: 2 P: 12	1B: 6 2B: 1 3B: 0 HR: 2	SF: 0 SAC: 0 DP: 0 HBP: 0	WP: 0 PB: 0 SB: 0 CS: 0	PA: 38
PITCHER	IP WLS BF H R ER SO BB IBB HBP BLK WP HR S P ERA WHIP																					
Jim Lonborg, R (1, 1) ERA: 4.95	8.0 W 32 8 3 3 7 0 0 0 0 0 0 2 46 46 3.38 1.000																					
George Culver, R (9, 1) ERA: 3.22	0.0 2 1 1 1 0 1 0 0 0 0 0 0 1 5 ∞ ∞																					
Mac Scarce, L (9, 1) ERA: 2.23	1.0 S 4 0 0 0 0 1 0 0 0 0 0 0 3 7 0.00 1.000																					

livebaseballscorecards.com

AB	36
R	4
H	9
RBI	4
BB	2
SO	7
LOB	17



Batter	1	2	3	4	5	6	7	8	9	AB	R	H	RBI	BB	SO	LOB
Del Unser, L OBP: 0.363, SLG: 0.454 (1, 8)	0-0 F8	0-0 F8			0-0 F7	0-0 4-3				4	0	0	0	0	0	1
Denny Doyle, L OBP: 0.301, SLG: 0.298 (1, 4)	0-0 2B SF8 1B	0-0 6-3			0-0 FC6-4 1B		0-0			4	1	3	0	0	0	0
Willie Montanez, L OBP: 0.333, SLG: 0.381 (1, 3)	0-0 SF8 1B 2B		0-0 4-3		0-0 F8		0-0 G3			4	1	1	0	0	0	1
Greg Luzinski, R OBP: 0.347, SLG: 0.484 (1, 7)	4-0 1B HR IBB		0-0 F7		0-0 FC6-4 1-2f		0-0 2B 1B			3	1	1	0	1	0	1
Bill Robinson, R OBP: 0.332, SLG: 0.559 (1, 9)	0-0 SF8 2-3 3-H		0-3 K			0-0 HR	0-0 2B			3	1	2	2	0	1	0
Bob Boone, R OBP: 0.313, SLG: 0.361 (1, 2)	0-0 1-2 HR 3-H 1B			0-0 1B		0-0 P6	0-0 F9			4	1	2	1	0	0	2
Mike Schmidt, R OBP: 0.333, SLG: 0.404 (1, 5)	0-0 1-H 2-H HR			0-0 F2		0-0 1B 2B		0-3 K		4	2	2	3	0	1	1
Craig Robinson, R OBP: 0.248, SLG: 0.312 (1, 6)	0-3 K			0-0 F9		0-0 2-H 1B		0-0 L1		4	0	1	1	0	1	1
Jim Lonborg, R OBP: 0.178, SLG: 0.167 (1, 1)		0-0 F7		0-3 K		0-0 F8		0-0 P5		3	0	0	0	0	1	2
Mike Rogodzinski, L OBP: 0.333, SLG: 0.344 (8, PH)										1	0	0	0	0	0	0
George Culver, R (9, 1)										0	0	0	0	0	0	0
Mac Scarce, L (9, 1)										0	0	0	0	0	0	0


Inning Stats	R: 5	H: 4	E: 0	K: 1	S: 9	LOB: 0	BB: 1	P: 13	R: 0	H: 0	E: 0	K: 0	S: 3	LOB: 0	BB: 0	P: 3	R: 0	H: 0	E: 0	K: 1	S: 5	LOB: 0	BB: 0	P: 5	R: 0	H: 1	E: 0	K: 0	S: 4	LOB: 1	BB: 0	P: 4	R: 2	H: 3	E: 0	K: 0	S: 6	LOB: 1	BB: 0	P: 6	R: 0	H: 3	E: 0	K: 0	S: 5	LOB: 2	BB: 0	P: 5	R: 0	H: 0	E: 0	K: 1	S: 5	LOB: 0	BB: 0	P: 5
PITCHER	IP	WLS	BF	H	R	ER	SO	BB	IBB	HBP	BLK	WP	HR	S	P	ERA	WHIP																																							
Jim Barr, R ERA: 3.67 (1, 1)	2.0	L	11	4	5	5	1	0	0	0	0	0	1	12	16	22.50	2.000																																							
Jim Willoughby, R ERA: 4.53 (3, 1)	4.2		21	8	2	2	2	0	0	0	0	0	1	25	25	3.86	1.714																																							
Don McMahon, R ERA: 2.3 (7, 1)	1.1		4	0	0	0	1	0	0	0	0	0	0	6	6	0.00	0.000																																							

BOTTOM

San Francisco Giants @ Philadelphia Phillies
Veterans Stadium, Philadelphia, PA
Mon Aug 27 1973, 7:05 PM EDT
Att. 17,027 - Unknown

livebaseballscorecards.com

AB	34
R	7
H	12
RBI	7
BB	1
SO	4
LOB	9



WP: 0	PA: 36
PB: 0	SB: 0
CS: 0	

Batter	1	2	3	4	5	6	7	8	9	AB R H RBI BB SO LOB	TOP	
Bobby Bonds, R (1, 9) OBP: 0.387, SLG: 0.556	0-3 K		0-3 K		X 0-0 4-3			0-3 K		4 0 0 0 0 3 1		
Tito Fuentes, S (1, 4) OBP: 0.318, SLG: 0.365	0-0 BB 1B		0-0 4-3		X 0-0 1-3			0-0 FC3-6 1B		4 0 2 0 0 0 0		
Garry Maddox, R (1, 8) OBP: 0.341, SLG: 0.427	0-0 F8		0-0 P6		X 0-0 F7			0-0 FC3-6 1B 1-2f		4 0 0 0 0 0 2		
Willie McCovey, L (1, 3) OBP: 0.428, SLG: 0.530 Mike Phillips, L (9, PR) OBP: 0.279, SLG: 0.346	4-0 BB 1-2 BB		X 0-0 F9		X 0-0 6-3			0-0 1B 1-3		3 0 1 0 1 0 0 0 0 0 0 0 0 0		
Gary Matthews, R (1, 7) OBP: 0.377, SLG: 0.466	0-0 F2		0-3 K		X 0-0 F9			0-3 K		4 0 0 0 0 2 3		
Chris Speier, R (1, 6) OBP: 0.333, SLG: 0.354		X 0-0 F9		X 0-0 5-6-3			X 0-0 P3			3 0 0 0 0 0 0		
Dave Kingman, R (1, 5) OBP: 0.248, SLG: 0.418		X 0-0 4-3 1B		0-3 K			0-3 K			3 0 1 0 0 2 0		
Dave Rader, L (1, 2) OBP: 0.322, SLG: 0.332		X 0-0 4-3 1-2 BB		4-0 SH1-4 BB			X 0-0 4-3			2 0 0 0 1 0 1		
Juan Marichal, R (1, 1) OBP: 0.270, SLG: 0.246 Gary Thomasson, L (8, PH) OBP: 0.342, SLG: 0.410 Randy Moffitt, R (8, 1) OBP: 0.071, SLG: 0.071		X 0-0 P6		X 0-0 SH1-4 1-2			0-3 K			1 0 0 0 0 0 1 1 0 0 0 0 1 0 0 0 0 0 0 0 0		
Inning Stats	R: 0 E: 0 K: 1 S: 6 H: 1 LOB: 2 BB: 1 P: 10	R: 0 E: 0 K: 0 S: 4 H: 1 LOB: 1 BB: 0 P: 4	R: 0 E: 0 K: 1 S: 5 H: 0 LOB: 0 BB: 0 P: 5	R: 0 E: 0 K: 1 S: 5 H: 0 LOB: 0 BB: 0 P: 5	R: 0 E: 0 K: 1 S: 5 H: 0 LOB: 1 BB: 1 P: 9	R: 0 E: 0 K: 0 S: 3 H: 0 LOB: 0 BB: 0 P: 3	R: 0 E: 0 K: 1 S: 5 H: 0 LOB: 0 BB: 0 P: 5	R: 0 E: 0 K: 2 S: 7 H: 0 LOB: 0 BB: 0 P: 7	R: 0 E: 0 K: 1 S: 6 H: 2 LOB: 1 BB: 0 P: 6	1B: 4 2B: 0 3B: 0 HR: 0 SF: 0 SAC: 1 DP: 0 HBP: 0	WP: 0 PB: 0 SB: 0 CS: 0 PA: 32	
PITCHER Wayne Twitchell, R (1, 1) ERA: 2.23	IP 9.0 WLS W BF 32 H 4 R 0 ER 0 SO 8 BB 2 IBB 0 HBP 0 BLK 0 WP 0 HR 0 S 46 P 54 ERA 0.00 WHIP 0.667											PITCHER IP WLS BF H R ER SO BB IBB HBP BLK WP HR S P ERA WHIP

San Francisco Giants @ Philadelphia Phillies
Veterans Stadium, Philadelphia, PA
Tue Aug 28 1973, 7:05 PM EDT
Att: 20,363 - Unknown

livebaseballscorecards.com

AB 29
R 0
H 4
RBI 0
BB 2
SO 8
LOB 8



Batter	1	2	3	4	5	6	7	8	9	AB	R	H	RBI	BB	SO	LOB
Del Unser, L (1, 8) OBP: 0.360, SLG: 0.449	0-0 F5		0-0 F7			0-0 F7		0-0 G3		4	0	0	0	0	0	0
Denny Doyle, L (1, 4) OBP: 0.298, SLG: 0.295	0-0 F7		0-0 4-3			0-0 P6				3	0	0	0	0	0	0
Willie Montanez, L (1, 3) OBP: 0.331, SLG: 0.378	0-0 6-3				0-0 F7			0-0 F9		3	0	0	0	0	0	0
Greg Luzinski, R (1, 7) OBP: 0.349, SLG: 0.487		0-0 F9			0-0 1B			0-0 2B		3	0	2	0	0	0	0
Bill Robinson, R (1, 9) OBP: 0.332, SLG: 0.566		0-0 HR			0-0 F6			0-3 K		3	1	1	1	0	1	2
Bob Boone, R (1, 2) OBP: 0.313, SLG: 0.361		0-0 FC6-4 1B			0-0 F7			0-3 K		3	0	1	0	0	1	2
Mike Schmidt, R (1, 5) OBP: 0.330, SLG: 0.400		0-3 K				0-0 5-3		0-3 K		3	0	0	0	0	2	2
Craig Robinson, R (1, 6) OBP: 0.250, SLG: 0.313		0-0 FC6-4 1-2f				0-0 G1-6-3 1B		0-0 6-3		3	0	1	0	0	0	1
Wayne Twitchell, R (1, 1) OBP: 0.106, SLG: 0.136			0-0 F3			0-0 G1-6-3 1-2f		0-3 K		3	0	0	0	0	1	1

Inning Stats		R: 0	H: 0	E: 0	K: 0	S: 3	R: 1	H: 2	E: 0	K: 1	S: 7	R: 0	H: 0	E: 0	K: 0	S: 3	R: 0	H: 1	E: 0	K: 0	S: 4	R: 0	H: 1	E: 0	K: 0	S: 3	R: 0	H: 0	E: 0	K: 3	S: 10	R: 0	H: 0	E: 0	K: 1	S: 5	R: 0	H: 0	E: 0	K: 0	S: 5
Juan Marichal, R (1, 1) ERA: 3.54	IP	WLS	BF	H	R	ER	SO	BB	IBB	HBP	BLK	WP	HR	S	P	ERA	WHIP																								
Randy Moffitt, R (8, 1) ERA: 2.58	1.0	3	0	0	0	1	0	0	0	0	0	0	0	5	5	0.00	0.000																								
PITCHER		IP	WLS	BF	H	R	ER	SO	BB	IBB	HBP	BLK	WP	HR	S	P	ERA	WHIP	WP: 0	PA: 28	PB: 0	SB: 0	CS: 0	1B: 3	SF: 0	2B: 1	SAC: 0	3B: 0	DP: 1	HR: 1	HBP: 0										

BOTTOM

San Francisco Giants @ Philadelphia Phillies
Veterans Stadium, Philadelphia, PA
 Tue Aug 28 1973, 7:05 PM EDT
 Att. 20,363 - Unknown

livebaseballscorecards.com

AB	28
R	1
H	5
RBI	1
BB	0
SO	5
LOB	8



Batter	1	2	3	4	5	6	7	8	9	AB R H RBI BB SO LOB	TOP		
Bobby Bonds, R (1, 9) OBP: 0.387, SLG: 0.561	0-3 K	0-3 K2-3			X 0-0 HR	X 0-0 P4			X 0-0 E S 1B	5 1 2 1 0 2 4			
Tito Fuentes, S (1, 4) OBP: 0.318, SLG: 0.364	4-0 IBB 1B BB		0-3 K		X 0-0 1B		X 0-0 6-3	X 0-0 5-3 1-2	4 0 1 0 1 1 1				
Garry Maddox, R (1, 8) OBP: 0.341, SLG: 0.427	0-0 IBB 1-2 1B		X 0-0 F9		X 0-0 1-3 1B		X 0-0 F8	X 0-0 E5 FC5-4 2-3	5 0 2 0 0 0 1				
Gary Matthews, R (1, 7) OBP: 0.375, SLG: 0.462	4-0 G6-4-3 1-2 2-3 IBB		0-3 K		X 0-0 4-3		X 0-0 G3	X 0-0 FC5-4 1-2f	4 0 0 0 1 1 4				
Chris Speier, R (1, 6) OBP: 0.333, SLG: 0.353	0-0 G6-4-3 1-2f			X 0-0 CS 1B		X 0-0 F8		X 0-0 5-3	4 0 1 0 0 0 3				
Dave Kingman, R (1, 5) OBP: 0.252, SLG: 0.449		0-3 K		0-3 K		X 0-0 HR		X 0-0 HR	4 2 2 2 0 2 1				
Gary Thomasson, L (1, 3) OBP: 0.335, SLG: 0.401			0-0 4-3		0-3 K 1-2		X 0-0 K	X 0-0 6-3	4 0 0 0 0 2 1				
Mike Sadek, R (1, 2) OBP: 0.313, SLG: 0.154		4-0 1B BB			0-3 K		X 0-0 1B BB	X 0-3 K	2 0 0 0 2 2 0				
Tom Bradley, R (1, 1) OBP: 0.246, SLG: 0.242			0-0 1-3 1B		X 0-0 F3		X 0-0 1-2 1B	X 0-0 6-3	4 0 2 0 0 0 0				
Inning Stats	R: 0 E: 0 K: 1 S: 5 H: 1 LOB: 2 BB: 2 P: 13	R: 0 E: 0 K: 2 S: 8 H: 1 LOB: 2 BB: 1 P: 12	R: 0 E: 0 K: 2 S: 7 H: 0 LOB: 0 BB: 0 P: 7	R: 0 E: 0 K: 2 S: 7 H: 1 LOB: 1 BB: 0 P: 7	R: 1 E: 0 K: 1 S: 8 H: 3 LOB: 2 BB: 0 P: 8	R: 1 E: 0 K: 1 S: 7 H: 2 LOB: 2 BB: 1 P: 11	R: 0 E: 0 K: 0 S: 3 H: 0 LOB: 0 BB: 0 P: 3	R: 1 E: 0 K: 1 S: 6 H: 1 LOB: 0 BB: 0 P: 6	R: 0 E: 1 K: 0 S: 5 H: 1 LOB: 2 BB: 0 P: 5	1B: 7 2B: 1 3B: 0 HR: 3 SF: 0 SAC: 0 DP: 2 HBP: 0	WP: 0 PB: 0 SB: 1 CS: 1 PA: 40		
PITCHER	IP WLS BF H R ER SO BB IBB HBP BLK WP HR S P ERA WHIP											PITCHER	IP WLS BF H R ER SO BB IBB HBP BLK WP HR S P ERA WHIP
Ken Brett, L (1, 1) ERA: 3.27	8.0 L 35 9 3 3 10 3 1 0 0 0 3 51 67 3.38 1.500												
Ron Diorio, R (9, 1) ERA: 1.13	1.0 5 1 0 0 0 0 0 0 0 0 0 5 5 0.00 1.000												

San Francisco Giants @ Philadelphia Phillies
Veterans Stadium, Philadelphia, PA
Wed Aug 29 1973, 7:05 PM EDT
Att: 25,146 - Unknown

livebaseballscorecards.com

AB	36
R	3
H	10
RBI	3
BB	4
SO	10
LOB	15



Batter	1	2	3	4	5	6	7	8	9	AB	R	H	RBI	BB	SO	LOB
Del Unser, L OBP: 0.359, SLG: 0.449 (1, 8) X	0-0 SH3 2B		0-0 4-3		0-0 4-3		0-0 4-3			4	1	1	0	0	0	0
Denny Doyle, L OBP: 0.301, SLG: 0.299 (1, 4) X	0-0 SH3 2-3		0-0 1B		0-0 1B		0-0 4-3			3	0	2	0	0	0	0
Willie Montanez, L OBP: 0.330, SLG: 0.379 (1, 3) X	0-0 F8 2B		0-3 K		0-0 F7		0-0 F5			4	0	1	1	0	1	2
Greg Luzinski, R OBP: 0.346, SLG: 0.483 (1, 7) X	0-0 F8 2-3		0-0 F8		0-0 3-4-1		0-3 K			4	0	0	0	0	1	3
Bill Robinson, R OBP: 0.334, SLG: 0.564 (1, 9) B B B B	4-0 BB		0-3 K		0-0 6-3		0-0 1B			3	0	1	0	1	1	0
Bob Boone, R OBP: 0.313, SLG: 0.358 (1, 2) X	0-0 F8		4-0 1B BB		0-0 F9		0-3 K			3	0	0	0	1	1	2
Mike Schmidt, R OBP: 0.329, SLG: 0.398 (1, 5) X	0-0 5-3		0-0 1B		0-0 E5		0-0 P4			4	0	1	0	0	0	0
Craig Robinson, R OBP: 0.246, SLG: 0.307 (1, 6) S S S	0-3 K		0-3 1B		0-0 G3		0-3 K			2	0	0	0	0	2	2
Mike Rogodzinski, L OBP: 0.329, SLG: 0.339 (6, PH)			0-3 K							1	0	0	0	0	0	1
Terry Harmon, R OBP: 0.299, SLG: 0.252 (7, 6)										0	0	0	0	0	0	0
Tom Hutton, L OBP: 0.357, SLG: 0.392 (9, PH)										1	0	0	0	0	1	0
Ken Brett, L OBP: 0.290, SLG: 0.492 (1, 1) X	0-0 F5		0-0 4-3		0-0 P6					3	0	0	0	0	0	2
Ron Diorio, R (9, 1) X										0	0	0	0	0	0	0

Inning Stats	R: 1 E: 0 K: 5 S: 5	H: 2 LOB: 2 BB: 1 P: 9	R: 0 E: 0 K: 1 S: 5	H: 0 LOB: 0 BB: 0 P: 5	R: 0 E: 0 K: 1 S: 6	H: 1 LOB: 1 BB: 0 P: 6	R: 0 E: 0 K: 2 S: 8	H: 1 LOB: 2 BB: 1 P: 12	R: 0 E: 1 K: 0 S: 4	H: 0 LOB: 1 BB: 0 P: 4	R: 0 E: 0 K: 0 S: 3	H: 0 LOB: 0 BB: 0 P: 3	R: 0 E: 0 K: 1 S: 5	H: 1 LOB: 1 BB: 0 P: 5	R: 0 E: 0 K: 2 S: 7	H: 0 LOB: 0 BB: 0 P: 7	1B: 4 2B: 2 3B: 0 HR: 0	SF: 0 SAC: 1 DP: 0 HBP: 0
PITCHER Tom Bradley, R ERA: 3.38 (1, 1)	IP: 9.0 WLS: W BF: 35 H: 6 R: 1 ER: 1 SO: 7 BB: 2 IBB: 0 HBP: 0 BLK: 0 WP: 0 HR: 0 S: 47 P: 55 ERA: 1.00 WHIP: 0.889																WP: 0 PB: 0 SB: 0 CS: 0	PA: 35 ERA WHIP

BOTTOM

San Francisco Giants @ Philadelphia Phillies
Veterans Stadium, Philadelphia, PA

Wed Aug 29 1973, 7:05 PM EDT
Att. 25,146 - Unknown

livebaseballscorecards.com

AB	32
R	1
H	6
RBI	1
BB	2
SO	7
LOB	12



Batter 1 2 3 4 5 6 7 8 9 AB R H RBI BB SO LOB TOP

Larry Lintz, S OBP: 0.424, SLG: 0.333 (1, 4) X	0-0 F8 ①		4-0 SH1-3 HR BB ①	0-0 SH1-3 2-H ②	0-0 6-3 ③		0-0 1-3 ② ③ 1-2f		3 1 0 1 1 0 1
Ron Woods, R OBP: 0.341, SLG: 0.309 (1, 8) X	0-0 F7 ②		0-0 SH1-3 1-2 ①	0-0 F7 ③		0-0 1-3 ①		0-0 4-3 ①	4 0 0 0 0 0 0
Bob Bailey, R OBP: 0.374, SLG: 0.507 (1, 5) X	0-0 HR 1B		0-0 HR 2-H		0-0 E5 BB FC4-2 1B		0-0 HR 1B		5 3 3 2 0 1 0
Hal Breeden, R OBP: 0.367, SLG: 0.542 Mike Jorgensen, L OBP: 0.339, SLG: 0.340 (1, 3) X (9, 3)	0-0 HR 1-H		0-0 1B 1B		0-0 FC4-2 BB 1B 1-2		0-0 HR 1-H		5 2 4 4 0 0 0 0 0 0 0 0 0 0
Ken Singleton, S OBP: 0.416, SLG: 0.489 (1, 9) X	0-0 P4 ③		0-0 FC4-6 1B 1-3		4-0 G5-3 FC4-2 BB 1-2 2-3		0-0 G3 WP 1B		3 0 2 0 1 0 0
Pepe Mangual, R OBP: 0.241, SLG: 0.436 Ron Fairly, L OBP: 0.424, SLG: 0.452 (1, 7) (5, PH) (5, 7)		0-0 P3 S S ①	0-3 K ②		0-0 FC4-2 ① 1-2 2-3 3-Hf		0-0 G3 ② 1-3		2 0 0 0 0 1 2 2 0 0 0 0 0 4 0 0 0 0 0 0 0
Mike Marshall, R OBP: 0.292, SLG: 0.227 (7, 1)									
Tim Foli, R OBP: 0.278, SLG: 0.280 (1, 6) X		0-0 1B	0-0 FC4-6 1-2f ③		0-0 G5-3 ② ③ 2-3f		0-0 P4 ③		4 0 1 0 0 0 6
Terry Humphrey, R OBP: 0.176, SLG: 0.179 (1, 2) X		0-3 K ② S S		0-0 E5 PB SH1-4 SH1-3		0-0 4-3 ①		0-0 F8 ①	4 1 0 0 0 1 1
Steve Renko, R OBP: 0.350, SLG: 0.356 Pat Jarvis, R (1, 1) (5, 1)		0-3 K ③		0-0 SH1-4 ①		0-0 4-3 ②		0-0 1-3 1B	1 0 0 0 0 1 1 0 0 0 0 0 0 0 1 0 0 0 0 0 0 0 0 0 0 0 0 0 1 0 1 0 0 0 0
Jim Lyttle, L OBP: 0.288, SLG: 0.433 Tom Walker, R (6, PH) (6, 1)									
Boots Day, L OBP: 0.362, SLG: 0.391 (7, 7)									

Montreal Expos @ Philadelphia Phillies
Veterans Stadium, Philadelphia, PA
Thu Aug 30 1973, 7:05 PM EDT
Att: 10,220 - Unknown

AB	35
R	7
H	11
RBI	7
BB	2
SO	4
LOB	15



Inning Stats	R: 2 E: 0 K: 0 S: 5	H: 2 LOB: 0 BB: 0 P: 5	R: 0 E: 0 K: 2 S: 8	H: 1 LOB: 1 BB: 0 P: 8	R: 2 E: 0 K: 1 S: 8	H: 3 LOB: 2 BB: 1 P: 12	R: 1 E: 1 K: 0 S: 4	H: 0 LOB: 0 BB: 0 P: 4	R: 0 E: 1 K: 0 S: 4	H: 1 LOB: 2 BB: 1 P: 8	R: 0 E: 0 K: 0 S: 3	H: 0 LOB: 0 BB: 0 P: 3	R: 2 E: 0 K: 0 S: 6	H: 3 LOB: 1 BB: 0 P: 6	R: 0 E: 0 K: 0 S: 3	H: 1 LOB: 0 BB: 0 P: 3	R: 0 E: 0 K: 1 S: 5	H: 0 LOB: 0 BB: 0 P: 5	1B: 8 2B: 1 3B: 0 HR: 3	SF: 0 SAC: 3 DP: 2 HBP: 0	WP: 1 PB: 1 SB: 0 CS: 0	PA: 40
--------------	------------------------------	---------------------------------	------------------------------	---------------------------------	------------------------------	----------------------------------	------------------------------	---------------------------------	------------------------------	---------------------------------	------------------------------	---------------------------------	------------------------------	---------------------------------	------------------------------	---------------------------------	------------------------------	---------------------------------	----------------------------------	------------------------------------	----------------------------------	--------

PITCHER	IP	WLS	BF	H	R	ER	SO	BB	IBB	HBP	BLK	WP	HR	S	P	ERA	WHIP
Steve Carlton, L ERA: 3.99 (1, 1)	4.0		23	7	5	4	3	2	0	0	0	0	2	27	35	9.00	2.250
Darrell Brandon, R ERA: 5.0 (5, 1)	2.1		9	3	2	2	0	0	0	0	0	0	1	9	9	7.71	1.286
Mac Scarce, L ERA: 2.2 (7, 1)	0.2		2	0	0	0	0	0	0	0	0	1	0	2	2	0.00	0.000
George Culver, R ERA: 3.09 (8, 1)	2.0	W	6	1	0	0	1	0	0	0	0	0	0	8	8	0.00	0.500

BOTTOM

Montreal Expos @ Philadelphia Phillies
Veterans Stadium, Philadelphia, PA
Thu Aug 30 1973, 7:05 PM EDT
Att. 10,220 - Unknown

livebaseballscorecards.com

AB	39
R	8
H	11
RBI	8
BB	1
SO	5
LOB	16



WP	0	PA	40
PB	0		
SB	0		
CS	0		

AB R H RBI BB SO LOB

5	1	1	0	0	0	1
5	1	2	0	0	0	2
5	1	1	2	0	0	6
5	2	3	3	0	0	2
4	0	1	0	0	1	0
3	1	0	0	1	2	2
4	1	1	3	0	1	1
3	0	0	0	0	1	1
1	0	1	0	0	0	0
0	0	0	0	0	0	0
1	0	1	0	0	0	0
0	0	0	0	0	0	0
1	0	0	0	0	0	1

Batter	1	2	3	4	5	6	7	8	9
Cesar Tovar, R OBP: 0.345, SLG: 0.375 (1, 5)	0-0 P2 		0-0 6-3 		0-0 P6 		0-0 E6 		0-0
Denny Doyle, L OBP: 0.303, SLG: 0.304 (1, 4)	0-0 F7 		0-0 E6 		0-0 HR 		0-0 		0-0 E4
Willie Montanez, L OBP: 0.329, SLG: 0.384 (1, 3)	0-0 4-3 		0-0 6-3 		0-0 HR 		0-0 F5 		0-0 P4
Greg Luzinski, R OBP: 0.348, SLG: 0.492 (1, 7)		0-0 		0-0 P4 		0-0 HR 		0-0 F8 	0-0
Bill Robinson, R OBP: 0.333, SLG: 0.561 (1, 9)		0-0 		0-0 4-3 		0-0 F7 		0-3 K 	
Del Unser, L OBP: 0.358, SLG: 0.445 (1, 8)		0-3 		4-0 HR 		0-0 F8 		0-3 K 	
Bob Boone, R OBP: 0.312, SLG: 0.365 (1, 2)		0-0 		0-0 HR 		0-0 P4 		0-3 K 	
Craig Robinson, R OBP: 0.239, SLG: 0.299 (1, 6)		0-0 		0-3 K 		0-0 6-3 			0-0
Mike Anderson, R OBP: 0.314, SLG: 0.421 (9, PH)									0-0
Billy Grabarkewitz, R OBP: 0.322, SLG: 0.310 (9, PR)									0-0
Steve Carlton, L OBP: 0.170, SLG: 0.247 (1, 1)			0-0 F8 		0-0 6-3 		0-0 		0-0
Darrell Brandon, R OBP: 0.400, SLG: 0.250 (7, 1)									
Mac Scarfone, L (7, 1)									
Tom Hutton, L OBP: 0.360, SLG: 0.394 (7, PH)									
George Culver, R (8, 1)									
Terry Harmon, R OBP: 0.297, SLG: 0.250 (9, PH)									

Inning Stats	R: 0	H: 0	E: 0	K: 0	S: 3	H: 0	LOB: 0	BB: 0	P: 3	R: 1	H: 2	E: 0	K: 1	S: 7	R: 0	H: 0	E: 1	K: 0	S: 4	R: 2	H: 1	E: 0	K: 1	S: 6	R: 3	H: 3	E: 0	K: 0	S: 6	R: 0	H: 0	E: 0	K: 0	S: 3	R: 0	H: 2	E: 1	K: 0	S: 5	R: 0	H: 0	E: 0	K: 3	S: 9	R: 0	H: 0	E: 1	K: 0	S: 6	R: 2	H: 3	E: 1	K: 0	S: 6	R: 0	H: 0	E: 0	K: 3	S: 9	R: 0	H: 3	E: 1	K: 0	S: 6	1B: 6	SF: 0	2B: 2	SAC: 0	3B: 0	DP: 0	HR: 3	HBP: 0	WP: 0	PA: 40
--------------	------	------	------	------	------	------	--------	-------	------	------	------	------	------	------	------	------	------	------	------	------	------	------	------	------	------	------	------	------	------	------	------	------	------	------	------	------	------	------	------	------	------	------	------	------	------	------	------	------	------	------	------	------	------	------	------	------	------	------	------	------	------	------	------	------	-------	-------	-------	--------	-------	-------	-------	--------	-------	--------

PITCHER	IP	WLS	BF	H	R	ER	SO	BB	IBB	HBP	BLK	WP	HR	S	P	ERA	WHIP
Steve Renko, R ERA: 3.0 (1, 1)	4.2		22	6	6	6	2	1	0	0	0	0	3	25	29	11.57	1.500
Pat Jarvis, R ERA: 2.75 (5, 1)	0.1		1	0	0	0	0	0	0	0	0	0	0	1	1	0.00	0.000
Tom Walker, R ERA: 3.59 (6, 1)	1.0		4	1	0	0	0	0	0	0	0	0	0	4	4	0.00	1.000
Mike Marshall, R ERA: 2.62 (7, 1)	2.2	L	13	4	2	0	3	0	0	0	0	0	0	19	19	0.00	1.500

Batter	1	2	3	4	5	6	7	8	9	AB R H RBI BB SO LOB	TOP											
Mike Jorgensen, L (1, 3) OBP: 0.339, SLG: 0.337	0-0 F8		0-0 F8		0-0 E1 CS B1-3		4-0 1B BB BB	4-0 IBB		3 0 0 0 2 0 0												
Larry Lintz, S (1, 4) OBP: 0.406, SLG: 0.309	0-0 L5		0-0 4-3		0-0 B1-3		4-0 1B BB BB	0-3 K		4 0 0 0 1 1 4												
Ron Fairly, L (1, 7) Hal Breeden, R (7, PH) Ron Woods, R (7, 7) OBP: 0.426, SLG: 0.452 OBP: 0.369, SLG: 0.545 OBP: 0.340, SLG: 0.308	0-0 F7			0-0 2B 1B BB	4-0 BB		0-0 5-3 1B 1-2 2-3		0-0 4-3	2 1 1 0 1 0 0 1 0 1 0 0 0 0 1 0 0 0 0 0 0												
Ken Singleton, S (1, 9) OBP: 0.419, SLG: 0.496		4-0 4-3 BB		0-0 HR 2B 1-H	0-0 CS	0-0 PB E 1B	0-0 5-3 1-2f		0-0 4-3	4 2 3 1 1 0 3												
Boots Day, L (1, 8) OBP: 0.358, SLG: 0.386		0-0 B5		0-0 P6		0-3 K 1-2		0-0 SH2-4 1B 1-3 1B	0-0 F7	5 1 1 0 0 1 4												
Bernie Allen, L (1, 5) OBP: 0.289, SLG: 0.333		0-0 4-3 1-2		0-0 HR 2-H		0-0 E1 2-H		0-0 1-3 SH2-4 1-2 1B	4-0 IBB	4 1 2 2 1 0 1												
Bob Stinson, S (1, 2) OBP: 0.325, SLG: 0.358		4-0 BB		0-0 F7		0-0 F2		0-0 SH2-4 1-2 2-3	0-0 4-3	3 0 0 0 1 0 3												
Tim Foli, R (1, 6) OBP: 0.277, SLG: 0.278		0-0 4-3		0-3 K		0-0 6-3		4-0 1-3 IBB		3 0 0 0 1 1 3												
Steve Rogers, R (1, 1) Mike Marshall, R (9, 1) OBP: 0.250, SLG: 0.167 OBP: 0.292, SLG: 0.227			0-0 1-3		0-3 K		0-3 K	0-0 1-3 1-2 2-3 3-H		4 0 0 1 0 2 2 0 0 0 0 0 0 0												
Inning Stats	R: 0 E: 0 K: 0 S: 3	H: 0 LOB: 0 BB: 0 P: 3	R: 0 E: 0 K: 0 S: 3	H: 0 LOB: 2 BB: 2 P: 11	R: 0 E: 0 K: 0 S: 3	H: 0 LOB: 0 BB: 0 P: 3	R: 3 E: 0 K: 1 S: 8	H: 3 LOB: 0 BB: 0 P: 8	R: 0 E: 1 K: 1 S: 5	H: 0 LOB: 1 BB: 1 P: 9	R: 1 E: 1 K: 1 S: 7	H: 1 LOB: 1 BB: 0 P: 7	R: 0 E: 0 K: 1 S: 5	H: 1 LOB: 2 BB: 2 P: 13	R: 1 E: 0 K: 1 S: 7	H: 2 LOB: 3 BB: 2 P: 15	R: 0 E: 0 K: 0 S: 4	H: 1 LOB: 2 BB: 1 P: 8	1B: 5 2B: 3 3B: 0 HR: 1	SF: 0 SAC: 1 DP: 1 HBP: 0	WP: 0 PB: 1 SB: 0 CS: 1	PA: 44
PITCHER	IP WLS BF H R ER SO BB IBB HBP BLK WP HR S P ERA WHIP																					
Jim Lonborg, R (1, 1) ERA: 4.93	6.1 L 29 4 4 3 4 5 0 0 0 0 0 1 32 52 4.26 1.421																					
Mac Scarce, L (7, 1) ERA: 2.17	0.2 2 1 0 0 0 0 0 0 0 0 0 0 2 2 0.00 1.500																					
George Culver, R (8, 1) ERA: 3.14	2.0 12 3 1 1 1 0 3 0 0 0 0 0 11 23 4.50 1.500																					

Montreal Expos @ Philadelphia Phillies
 Veterans Stadium, Philadelphia, PA
 Fri Aug 31 1973, 7:05 PM EDT
 Att. 14,171 - Unknown

livebaseballscorecards.com

AB	34
R	5
H	8
RBI	4
BB	8
SO	5
LOB	20



Batter	1	2	3	4	5	6	7	8	9	AB	R	H	RBI	BB	SO	LOB
Cesar Tovar, R OBP: 0.348, SLG: 0.378 (1, 5)	4-0 CS BB			x 0-0 FC5 2B	4-0 1-2 BB		x 0-0 G4-6-3 1-2f		x 0-0 6-3	3	0	1	0	2	0	2
Denny Doyle, L OBP: 0.299, SLG: 0.300 (1, 4)	0-3 1-2 K			x 0-0 6-3	0-0 4-3			x 0-0 F8		4	0	0	0	0	1	4
Willie Montanez, L OBP: 0.330, SLG: 0.384 (1, 3)	0-3 K			x 0-0 F8		x 0-0 1B 1B		B 4-0 BB 1B		3	0	1	0	1	1	1
Greg Luzinski, R OBP: 0.349, SLG: 0.492 (1, 7)		x 0-0 5-3		x 0-0 FC5 2-3		x 0-0 1B 1-3		x 0-0 1B 1-2		4	0	2	0	0	0	1
Bill Robinson, R OBP: 0.332, SLG: 0.560 (1, 9)		0-3 K			x 0-0 E G4-6-3 2B		x 0-0 F2	B 0-3 K		4	1	1	0	0	2	4
Del Unser, L OBP: 0.356, SLG: 0.442 (1, 8)		x 0-0 F7			B 4-0 G4-6-3 1B BB		x 0-3 K	x 0-0 F8		3	1	0	0	1	1	4
Bob Boone, R OBP: 0.312, SLG: 0.362 (1, 2)			x 0-0 5-3		x 0-0 E6 G4-6-3 1-2 2-3		x 0-0 F8	B 4-0 BB BB		3	0	0	0	1	0	4
Craig Robinson, R OBP: 0.237, SLG: 0.297 (1, 6)			x 0-0 5-3		x 0-0 G4-6-3		x 0-0 P6	x 0-0 P9		1	0	0	0	0	0	0
Tom Hutton, L OBP: 0.358, SLG: 0.393 (5, PH)					1-2f 2-3 3-H					1	0	0	0	0	0	2
Terry Harmon, R OBP: 0.293, SLG: 0.246 (6, 6)										2	0	0	0	0	0	1
Jim Lonborg, R OBP: 0.189, SLG: 0.180 (1, 1)								x 0-0 G3		2	0	1	1	0	1	0
Mac Scarce, L (7, 1)										0	0	0	0	0	0	0
Mike Rogodzinski, L OBP: 0.338, SLG: 0.339 (7, PH)										0	0	0	0	0	1	0
George Culver, R (8, 1)										0	0	0	0	0	0	0
Mike Anderson, R OBP: 0.312, SLG: 0.418 (9, PH)					3-H			x 1-2 BB		1	0	0	0	0	0	1

Inning Stats	R: 0	H: 0	E: 0	LOB: 0	K: 2	P: 10	R: 0	H: 0	E: 0	LOB: 0	K: 1	P: 5	R: 0	H: 0	E: 0	LOB: 0	K: 1	P: 5	R: 0	H: 0	E: 0	LOB: 1	K: 0	P: 4	R: 2	H: 2	E: 1	LOB: 2	K: 0	P: 13	R: 0	H: 2	E: 0	LOB: 2	K: 1	P: 7	R: 0	H: 0	E: 0	LOB: 0	K: 0	P: 6	R: 0	H: 1	E: 0	LOB: 2	K: 1	P: 10	R: 0	H: 0	E: 0	LOB: 1	K: 0	P: 7	1B: 4	SF: 0	2B: 2	SAC: 0	3B: 0	DP: 2	HR: 0	HBP: 0	WP: 0	PA: 37
Steve Rogers, R ERA: 1.19 (1, 1)	8.0	WLS	W	BF	H	R	ER	SO	BB	IBB	HBP	BLK	WP	HR	S	P	ERA	WHIP																																														
Mike Marshall, R ERA: 2.6 (9, 1)	1.0	S	3	0	0	0	0	0	0	0	0	0	0	0	3	3	0.00	0.000																																														

BOTTOM

Montreal Expos @ Philadelphia Phillies
Veterans Stadium, Philadelphia, PA

Fri Aug 31 1973, 7:05 PM EDT
Att. 14,171 - Unknown

AB 31
R 2
H 6
RBI 1
BB 6
SO 6
LOB 24



livebaseballscorecards.com

Batter	1	2	3	4	5	6	7	8	9	AB R H RBI BB SO LOB	TOP											
Mike Jorgensen, L (1, 3) OBP: 0.343, SLG: 0.351	4-0 G3 S BB	0-0 F8		0-0 1-H HR		0-0 4-3		0-0 2-H 2B		4 1 2 3 1 0 1												
Clyde Mashore, R (1, 4) OBP: 0.304, SLG: 0.333	0-0 P5	0-0 4-3		0-0 F8			4-0 1B BB	0-0 F8		0 0 0 0 0 0 0 4 0 0 0 1 0 4												
Ron Fairly, L (1, 7) OBP: 0.429, SLG: 0.463	0-0 G3		0-0 HR		4-0 2B BB		0-0 1-3 1B		4-0 5-3 S BB	3 2 2 1 1 0 1 0 1 0 0 1 0 0												
Ron Woods, R (7, PR) OBP: 0.342, SLG: 0.308	1-3																					
Ken Singleton, S (1, 9) OBP: 0.419, SLG: 0.496	0-3 K		0-0 1-3		0-0 1-H 2B		0-3 K		4-0 2-4 5-3 BB	4 0 1 1 1 2 3												
Bob Bailey, R (1, 5) OBP: 0.374, SLG: 0.507		4-0 E WP BB	0-3 K		0-0 2B		0-0 2B		0-0 5-3	4 2 1 0 1 1 4 0 0 0 0 0 0 0												
Pepe Frias, R (9, 5) OBP: 0.256, SLG: 0.264																						
Boots Day, L (1, 8) OBP: 0.362, SLG: 0.396		0-0 2B E 1B	0-0 F7		0-0 3-6 2B			4-0 PB SH5-4 5-3 BB	0-0 SF9	3 1 2 1 0 0 0 0 1 0 1 1 0 0												
Pepe Mangual, R (8, PH) OBP: 0.250, SLG: 0.436																						
Bob Stinson, S (1, 2) OBP: 0.337, SLG: 0.377		0-0 E SH5-3 2B		4-0 G3-6-3 BB	0-0 3-6		0-0 SH5-4		0-0 2-4	2 1 1 0 1 0 1												
Tim Foli, R (1, 6) OBP: 0.277, SLG: 0.276		0-0 E3 F8 SH5-3		0-0 G3-6-3		0-0 6-3		4-0 2B 5-3 IBB		3 1 0 1 1 0 2												
Balor Moore, L (1, 1) OBP: 0.115, SLG: 0.082		0-0 SH5-3		1-0 HR		0-3 K		0-0 5-3		0 0 0 1 0 0 0 0 1 0 0 0 0 0 1 0 0 0 0 1 0 1 0 0 1 0 0 1												
Tony Scott, S (4, PR)																						
Pat Jarvis, R (4, 1)																						
Mike Marshall, R (6, 1) OBP: 0.280, SLG: 0.217																						
Inning Stats	R: 0 E: 0 K: 1 S: 5	H: 0 LOB: 1 BB: 1 P: 9	R: 3 E: 2 K: 0 S: 6	H: 2 LOB: 1 BB: 1 P: 10	R: 1 E: 0 K: 1 S: 6	H: 1 LOB: 0 BB: 0 P: 6	R: 2 E: 0 K: 0 S: 3	H: 1 LOB: 1 BB: 1 P: 8	R: 2 E: 0 K: 0 S: 4	H: 3 LOB: 0 BB: 1 P: 8	R: 0 E: 0 K: 1 S: 5	H: 0 LOB: 0 BB: 0 P: 5	R: 0 E: 0 K: 1 S: 5	H: 1 LOB: 2 BB: 1 P: 9	R: 2 E: 0 K: 0 S: 4	H: 1 LOB: 1 BB: 2 P: 12	R: 1 E: 0 K: 0 S: 2	H: 0 LOB: 1 BB: 2 P: 10	1B: 2 2B: 6 3B: 0 HR: 2	SF: 1 SAC: 2 DP: 3 HBP: 1	WP: 1 PB: 1 SB: 2 CS: 0	PA: 42
PITCHER	IP WLS BF H R ER SO BB IBB HBP BLK WP HR S P ERA WHIP																					
Wayne Twitchell, R (1, 1) ERA: 2.53	4.1 L 23 6 8 8 2 4 0 1 0 1 2 22 39 16.61 2.308																					
Ron Diorio, R (5, 1) ERA: 1.04	0.2 2 1 0 0 0 0 0 0 0 0 0 2 2 0.00 1.500																					
Barry Lersch, R (6, 1) ERA: 4.66	2.0 7 1 0 0 2 1 0 0 0 0 0 10 14 0.00 1.000																					
Mike Wallace, L (8, 1) ERA: 4.63	1.0 6 1 2 2 0 1 1 0 0 0 0 4 12 18.00 2.000																					
Bill Wilson, R (9, 1) ERA: 5.08	1.0 5 0 1 1 0 2 0 0 0 0 0 2 10 9.00 2.000																					

Montreal Expos @ Philadelphia Phillies
 Veterans Stadium, Philadelphia, PA
 Sat Sep 01 1973, 7:05 PM EDT
 Att: 14,217 - Unknown

AB	29
R	11
H	9
RBI	10
BB	9
SO	4
LOB	17



Batter	1	2	3	4	5	6	7	8	9	AB	R	H	RBI	BB	SO	LOB
Cesar Tovar, R (1, 5) OBP: 0.345, SLG: 0.374	0-0 F9		0-0 5-3		0-0 5-3		0-0 FC4-6			3	0	0	0	0	0	1
Barry Lersch, S (6, 1) OBP: 0.214, SLG: 0.154										0	0	0	0	0	0	0
Willie Montanez, L (7, PH) OBP: 0.329, SLG: 0.383										1	0	0	0	0	0	1
Mike Wallace, L (8, 1)										0	0	0	0	0	0	0
Bill Wilson, R (9, 1)										0	0	0	0	0	0	0
Billy Grabarkewitz, R (1, 4) OBP: 0.326, SLG: 0.310	4-0 HR		0-0 F8			0-0 HR		0-0 G3		3	2	1	0	1	0	1
Mike Anderson, R (1, 9) OBP: 0.317, SLG: 0.462	0-0 HR		0-3 K			0-0 HR		0-3 K		4	2	2	4	0	2	0
Greg Luzinski, R (1, 7) OBP: 0.347, SLG: 0.488	0-3 K			0-0 P4		0-0 F9		0-0 F9		4	0	0	0	0	1	0
Bill Robinson, R (1, 8) OBP: 0.334, SLG: 0.566	4-0 BB			0-0 F7		0-0 HR		0-0 6-3		3	1	1	1	1	0	0
Bob Boone, R (1, 2) OBP: 0.311, SLG: 0.359	0-0 P4			0-0 F9		4-0 BB			0-3 K	3	0	0	0	1	1	1
Mike Schmidt, R (1, 3) OBP: 0.330, SLG: 0.395		0-3 K			1-0 HBP		0-0 G6-4-3		0-0 5-3	2	0	0	0	0	1	1
Terry Harmon, R (9, 4) OBP: 0.291, SLG: 0.244										1	0	0	0	0	0	0
Craig Robinson, R (1, 6) OBP: 0.238, SLG: 0.295		0-0 P6			0-3 K			0-0 6-3		4	0	1	0	0	1	1
Wayne Twitchell, R (1, 1) OBP: 0.104, SLG: 0.134		0-0 6-3			0-0 FC3-6			0-0 1B		1	0	0	0	0	0	0
Ron Diorio, R (5, 1)										0	0	0	0	0	0	0
Tom Hutton, L (5, PH) OBP: 0.358, SLG: 0.392						1-2f 1B			1-3	3	0	1	0	0	0	2

Inning Stats	R: 2 E: 0 K: 1 S: 6	H: 1 LOB: 1 BB: 2 P: 14	R: 0 E: 0 K: 1 S: 5	H: 0 LOB: 0 BB: 0 P: 5	R: 0 E: 0 K: 1 S: 5	H: 0 LOB: 0 BB: 0 P: 5	R: 0 E: 0 K: 0 S: 3	H: 0 LOB: 0 BB: 0 P: 3	R: 0 E: 0 K: 1 S: 5	H: 0 LOB: 1 BB: 0 P: 6	R: 3 E: 0 K: 0 S: 5	H: 3 LOB: 0 BB: 1 P: 9	R: 0 E: 0 K: 0 S: 4	H: 1 LOB: 1 BB: 0 P: 4	R: 0 E: 0 K: 1 S: 5	H: 0 LOB: 0 BB: 0 P: 5	R: 0 E: 0 K: 1 S: 6	H: 1 LOB: 1 BB: 0 P: 6	1B: 3 2B: 0 3B: 0 HR: 3	SF: 0 SAC: 0 DP: 1 HBP: 1	WP: 0 PB: 0 SB: 1 CS: 0	PA: 36
--------------	------------------------------	----------------------------------	------------------------------	---------------------------------	------------------------------	---------------------------------	------------------------------	---------------------------------	------------------------------	---------------------------------	------------------------------	---------------------------------	------------------------------	---------------------------------	------------------------------	---------------------------------	------------------------------	---------------------------------	----------------------------------	------------------------------------	----------------------------------	--------


PITCHER	IP	WLS	BF	H	R	ER	SO	BB	IBB	HBP	BLK	WP	HR	S	P	ERA	WHIP
Balor Moore, L (1, 1) ERA: 4.39	3.0		12	1	2	2	3	2	0	0	0	0	1	16	24	6.00	1.000
Pat Jarvis, R (4, 1) ERA: 3.29	2.1		11	3	3	3	1	0	0	1	0	0	2	12	13	11.57	1.286
Mike Marshall, R (6, 1) ERA: 2.54	3.2	W	13	2	0	0	2	1	0	0	0	0	0	16	20	0.00	0.818

BOTTOM

Montreal Expos @ Philadelphia Phillies
Veterans Stadium, Philadelphia, PA

Sat Sep 01 1973, 7:05 PM EDT
Att. 14,217 - Unknown

AB	32
R	5
H	6
RBI	5
BB	3
SO	6
LOB	8



Batter	1	2	3	4	5	6	7	8	9	AB R H RBI BB SO LOB	TOP											
Ron Hunt, R (1, 4) OBP: 0.418, SLG: 0.344 Pepe Frias, R (1, PR) OBP: 0.255, SLG: 0.262	0-0 SH1 HR 2B	0-0 F8	0-3 K 1-2 2-3		0-0 6-3		0-0 6-3		0-0 FC6-4 1B	1 0 1 0 0 0 0 5 1 1 0 0 1 2												
Pepe Manquar, R (1, 7) OBP: 0.246, SLG: 0.407	0-0 SH1 2-3	4-0 CS BB	0-3 K		0-0 F4		0-0 F7		0-0 P4	4 0 0 0 1 1 4												
Bob Bailey, R (1, 5) OBP: 0.378, SLG: 0.514 Larry Lintz, S (8, PR) OBP: 0.386, SLG: 0.283	4-0 HR BB	0-0 1-2 2B	0-0 F9			0-0 2B		0-0 3B 1B	0-0 FC6-4 1-2f	4 2 3 0 1 0 3 1 1 0 0 0 0 1												
Hal Breeden, R (1, 3) OBP: 0.378, SLG: 0.587 Mike Jorgensen, L (8, PR) OBP: 0.343, SLG: 0.351	0-0 HR 1-H 3-H	0-3 K		0-0 1B 3B		0-0 4-3 SF7 2B		0-0 1B 3B		5 3 4 5 0 1 1 0 1 0 0 0 0 0												
Ken Singleton, S (1, 9) OBP: 0.421, SLG: 0.499 Tony Scott, S (8, PR) (8, 9)	0-0 BB 2B 1B		0-0 3B 2B		0-0 G3		0-0 4-3		0-0 FC6-4 1B	5 2 3 1 0 0 2 0 0 0 0 0 0 0												
Ron Woods, R (1, 8) OBP: 0.339, SLG: 0.314	0-0 F5		0-0 1B 3B		0-0 P6		0-0 SF7		0-0 F7	4 1 1 2 0 0 5												
Tim Foli, R (1, 6) OBP: 0.284, SLG: 0.281	4-0 2B BB		0-0 WP 1B 1B		0-0 1B		0-0 1B		0-3 K	4 1 3 2 1 1 2												
Terry Humphrey, R (1, 2) OBP: 0.189, SLG: 0.205	0-0 2B		0-0 WP 1B		0-0 F5		0-3 K		0-0 FC6-4 1-2f	5 0 2 2 0 1 4												
Mike Torrez, R (1, 1) OBP: 0.194, SLG: 0.197	0-0 6-3		0-3 K		0-3 K		0-0 P4		0-0 4-3	5 0 0 0 0 2 3												
Inning Stats	R: 5 E: 0 K: 0 S: 7	H: 4 LOB: 1 BB: 2 P: 15	R: 0 E: 0 K: 1 S: 5	H: 1 LOB: 1 BB: 1 P: 9	R: 2 E: 0 K: 3 S: 14	H: 4 LOB: 3 BB: 0 P: 14	R: 1 E: 0 K: 0 S: 5	H: 2 LOB: 1 BB: 0 P: 5	R: 0 E: 0 K: 1 S: 5	H: 0 LOB: 0 BB: 0 P: 5	R: 2 E: 0 K: 1 S: 8	H: 3 LOB: 1 BB: 0 P: 8	R: 0 E: 0 K: 0 S: 3	H: 0 LOB: 0 BB: 0 P: 3	R: 2 E: 0 K: 1 S: 8	H: 3 LOB: 2 BB: 0 P: 8	R: 0 E: 0 K: 0 S: 4	H: 1 LOB: 1 BB: 0 P: 4	1B: 8 2B: 6 3B: 3 HR: 1	SF: 1 SAC: 1 DP: 0 HBP: 0	WP: 1 PB: 0 SB: 0 CS: 1	PA: 48
PITCHER	IP WLS BF H R ER SO BB IBB HBP BLK WP HR S P ERA WHIP																				PITCHER	IP WLS BF H R ER SO BB IBB HBP BLK WP HR S P ERA WHIP
Ken Brett, L (1, 1) ERA: 3.5	1.2 L 12 5 5 5 0 3 0 0 0 0 1 9 21 27.00 4.800																					
Bill Wilson, R (2, 1) ERA: 5.44	0.1 4 3 2 2 1 0 0 0 0 0 0 0 6 6 54.00 9.000																					
Darrell Brandon, R (3, 1) ERA: 4.88	3.0 13 3 1 1 4 0 0 0 0 1 0 21 21 3.00 1.000																					
Barry Lersch, R (6, 1) ERA: 4.93	3.0 15 6 4 4 2 0 0 0 0 0 0 19 19 12.00 2.000																					
Ron Diorio, R (9, 1) ERA: 0.93	1.0 4 1 0 0 0 0 0 0 0 0 0 4 4 0.00 1.000																					

Montreal Expos @ Philadelphia Phillies
Veterans Stadium, Philadelphia, PA
 Sun Sep 02 1973, 3:33 AM EDT
 Att: 10,427 - Unknown

livebaseballscorecards.com

AB	43
R	12
H	18
RBI	12
BB	3
SO	7
LOB	27



BOTTOM

Montreal Expos @ Philadelphia Phillies
Veterans Stadium, Philadelphia, PA

Sun Sep 02 1973, 3:33 AM EDT
Att. 10,427 - Unknown

AB	32
R	0
H	7
RBI	0
BB	3
SO	3
LOB	14



WP	0	PA	35
PB	0	SB	0
CS	0		

AB R H RBI BB SO LOB

4	0	0	0	0	0	1
0	0	0	0	0	0	0
3	0	2	0	1	0	0
4	0	1	0	0	0	2
3	0	2	0	0	0	0
1	0	0	0	0	1	2
2	0	0	0	1	0	2
0	0	0	0	1	0	0
4	0	1	0	0	0	3
4	0	0	0	0	0	2
4	0	0	0	0	1	2
0	0	0	0	0	0	0
1	0	0	0	0	1	0
0	0	0	0	0	0	0
1	0	1	0	0	0	0
0	0	0	0	0	0	0
0	0	0	0	0	0	0
1	0	0	0	0	0	0

Batter	1	2	3	4	5	6	7	8	9
Cesar Tovar, R OBP: 0.341, SLG: 0.369 Ron Diorio, R (9, 1)	0-0 P6 1B		0-0 5-3 1B		0-0 G6-4-3 1-2f			0-0 1-3 1B	
Denny Doyle, L OBP: 0.305, SLG: 0.303 (1, 4)	0-0 BB 1B 1B		4-0 2B BB		0-0 6-3			0-0 1B 1B	
Willie Montanez, L OBP: 0.329, SLG: 0.382 (1, 3)	0-0 F9		0-0 F8					0-0 1-3 1B	
Greg Luzinski, R OBP: 0.349, SLG: 0.491 Mike Rogodzinski, L OBP: 0.333, SLG: 0.333 (1, 7) (7, 7)	0-0 BB 1-2 1B		0-0 1-3 2B					0-3 K 3	
Bill Robinson, R OBP: 0.334, SLG: 0.563 Mike Anderson, R OBP: 0.321, SLG: 0.462 (1, 9) (7, 9)	4-0 1-2 2-3 BB		0-0 F8 3					4-0 FC5-4 BB	
Del Unser, L OBP: 0.355, SLG: 0.440 (1, 8)	0-0 4-3 3			0-0 F9 1				0-0 FC5-4 1-2 1B	
Terry Harmon, R OBP: 0.283, SLG: 0.237 (1, 6)		0-0 6-3 2		0-0 F7 2				0-0 FC5-4 G5-4-3 1-2f 2-3	
Mike Ryan, R OBP: 0.306, SLG: 0.369 (1, 2)		0-3 K 2		0-0 F8 3				0-0 G5-4-3 1-2f	
Ken Brett, L OBP: 0.280, SLG: 0.492 Bill Wilson, R (2, 1) Darrell Brandon, R OBP: 0.400, SLG: 0.250 Billy Grabarkewitz, R OBP: 0.330, SLG: 0.315 Barry Lersch, S OBP: 0.214, SLG: 0.154 Mike Schmidt, R OBP: 0.329, SLG: 0.394 (1, 1) (8, PH) (8, PH) (9, 5)		0-3 K 3			0-0 G6-4-3 1B			0-0 F7 1	

Inning Stats	R: 0 H: 2 E: 0 LOB: 3 K: 0 BB: 1 S: 5 P: 9	R: 0 H: 0 E: 0 LOB: 0 K: 2 BB: 0 S: 7 P: 7	R: 0 H: 1 E: 0 LOB: 2 K: 0 BB: 1 S: 4 P: 8	R: 0 H: 0 E: 0 LOB: 0 K: 0 BB: 0 S: 3 P: 3	R: 0 H: 1 E: 0 LOB: 0 K: 0 BB: 0 S: 3 P: 3	R: 0 H: 0 E: 0 LOB: 0 K: 0 BB: 0 S: 3 P: 3	R: 0 H: 0 E: 0 LOB: 0 K: 0 BB: 0 S: 3 P: 3	R: 0 H: 2 E: 0 LOB: 2 K: 1 BB: 0 S: 7 P: 7	R: 0 H: 1 E: 0 LOB: 1 K: 0 BB: 1 S: 3 P: 7
---------------------	---	---	---	---	---	---	---	---	---

PITCHER Mike Torrez, R ERA: 4.37 (1, 1)	IP 9.0 WLS W BF 35 H 7 R 0 ER 0 SO 3 BB 3 IBB 0 HBP 0 BLK 0 WP 0 HR 0 S 38 P 50 ERA 0.00 WHIP 1.111	PITCHER	IP WLS BF H R ER SO BB IBB HBP BLK WP HR S P ERA WHIP
---	---	----------------	---

Batter	1	2	3	4	5	6	7	8	9	AB R H RBI BB SO LOB	TOP
Cesar Tovar, R (1, 5) OBP: 0.339, SLG: 0.365	4-0 BB 1B		0-0 6-3		0-0 E3 FC6		0-0 4-3		0-0 P4	4 0 0 0 1 0 1	Philadelphia Phillies @ New York Mets Shea Stadium, Flushing, NY Mon Sep 03 1973, 3:33 AM EDT Unknown livebaseballscorecards.com
Billy Grabarkewitz, R (1, 4) OBP: 0.328, SLG: 0.313	0-3 K		0-0 F7		0-0 F8		0-0 1B			4 0 1 0 0 1 2	
Willie Montanez, L (1, 3) OBP: 0.328, SLG: 0.381	0-0 P5		0-0 FC6-4 1B		0-0 FC6 1-2f		0-0 F7			4 0 1 0 0 0 3	
Greg Luzinski, R (1, 7) OBP: 0.348, SLG: 0.489	0-0 FC5 1-3 BB 1B		0-0 FC6-4 1-2f		0-0 F9		0-3 K			4 0 1 0 0 1 1	
Bill Robinson, R (1, 8) OBP: 0.333, SLG: 0.559	4-0 1-2 BB			0-0 P6		0-0 5-3		0-0 F3		3 0 0 0 1 0 0	
Mike Anderson, R (1, 9) OBP: 0.319, SLG: 0.456	0-0 FC5 2-3f			0-3 K		0-0 1B 1B		0-3 K		4 0 1 0 0 2 3	
Bob Boone, R (1, 2) OBP: 0.315, SLG: 0.363		0-0 CS 1B		0-0 1B		0-0 1-2 1B		0-0 6-3		4 0 3 0 0 0 0	
Craig Robinson, R (1, 6) OBP: 0.230, SLG: 0.286		0-0 F9 1-2		0-0 F9		0-0 B1-3		0-0 5-3		4 0 0 0 0 0 4	
Steve Carlton, L (1, 1) OBP: 0.167, SLG: 0.241 Terry Harmon, R (7, PH) OBP: 0.281, SLG: 0.236 Ron Diorio, R (7, 1) Mike Schmidt, R (9, PH) OBP: 0.330, SLG: 0.394		0-0 F8		0-0 4-3		0-0 F8		4-0 BB		2 0 0 0 0 0 0 1 0 0 0 0 0 0 0 0 0 0 0 0 0 0 0 0 0 1 0 0	
Inning Stats	R: 0 H: 1 E: 0 LOB: 3 K: 1 BB: 2 S: 6 P: 14	R: 0 H: 1 E: 0 LOB: 0 K: 0 BB: 0 S: 3 P: 3	R: 0 H: 1 E: 0 LOB: 1 K: 0 BB: 0 S: 4 P: 4	R: 0 H: 1 E: 0 LOB: 1 K: 1 BB: 0 S: 6 P: 6	R: 0 H: 0 E: 1 LOB: 1 K: 0 BB: 0 S: 4 P: 4	R: 0 H: 2 E: 0 LOB: 2 K: 0 BB: 0 S: 5 P: 5	R: 0 H: 1 E: 0 LOB: 1 K: 0 BB: 0 S: 4 P: 4	R: 0 H: 0 E: 0 LOB: 0 K: 2 BB: 0 S: 7 P: 7	R: 0 H: 0 E: 0 LOB: 1 K: 0 BB: 1 S: 3 P: 7	1B: 7 SF: 0 2B: 0 SAC: 0 3B: 0 DP: 0 HR: 0 HBP: 0	WP: 0 PA: 37 PB: 0 SB: 0 CS: 1
PITCHER Jerry Koosman, L (1, 1) ERA: 2.93	IP WLS BF H R ER SO BB IBB HBP BLK WP HR S P ERA WHIP										
	9.0 W 37 7 0 0 4 3 0 0 0 0 0 0 42 54 0.00 1.111										

Batter	1	2	3	4	5	6	7	8	9	AB R H RBI BB SO LOB
Bud Harrelson, S (1, 6) OBP: 0.343, SLG: 0.304	0-0 6-3	0-0 FC6-5		0-0 1B		0-0 5-3		0-0 F7		5 0 1 1 0 0 3
Felix Millan, R (1, 4) OBP: 0.327, SLG: 0.359	0-0 1B	0-0 F8		0-0 1B		0-0 5-3		0-0 F9		5 0 2 0 0 0 3
Willie Mays, R (1, 3) OBP: 0.296, SLG: 0.348	0-3 K		0-0 6-3	0-0 F6		0-0 L6				4 0 0 0 0 1 3
Cleon Jones, R (1, 7) OBP: 0.311, SLG: 0.361	0-0 5-3		0-3 K		4-0 SH1-4 2B BB		0-3 K			3 1 0 0 1 2 1
Rusty Staub, L (1, 9) OBP: 0.359, SLG: 0.413		4-0 E 1B BB	0-0 1B		0-0 E6 SH1-4 2B		0-0 1B 2B			3 2 2 0 1 0 1
Jerry Grote, R (1, 2) OBP: 0.282, SLG: 0.320		0-0 E9 1B BB FC6-5 1B	0-0 F2		0-0 SH1-4		0-0 G6-4-3 1B			3 1 2 0 0 0 1
Don Hahn, R (1, 8) OBP: 0.294, SLG: 0.315		4-0 FC6-5 1B 1-2 BB		0-0 P6	4-0 2B CS IBB		0-0 G6-4-3			2 0 0 0 2 0 2
Ted Martinez, R (1, 5) OBP: 0.292, SLG: 0.306		0-0 S FC6-5 1B 1-2 2-3 3-H		0-0 HR	0-0 2B		0-0 1B			4 1 4 4 0 0 0
Jerry Koosman, R (1, 1) OBP: 0.132, SLG: 0.134		0-3 K		0-0 F2	0-3 K		0-3 K			4 0 0 0 0 3 6


Inning Stats	R: 0	H: 1	E: 0	LOB: 1	K: 1	BB: 0	S: 6	P: 6
	R: 2	H: 2	E: 1	LOB: 2	K: 1	BB: 2	S: 7	P: 15
	R: 0	H: 1	E: 0	LOB: 1	K: 1	BB: 0	S: 6	P: 6
	R: 1	H: 3	E: 0	LOB: 2	K: 0	BB: 0	S: 6	P: 6
	R: 2	H: 1	E: 1	LOB: 1	K: 1	BB: 2	S: 6	P: 14
	R: 0	H: 0	E: 0	LOB: 0	K: 0	BB: 0	S: 3	P: 3
	R: 0	H: 2	E: 0	LOB: 1	K: 1	BB: 0	S: 6	P: 6
	R: 0	H: 1	E: 0	LOB: 1	K: 1	BB: 0	S: 6	P: 6

PITCHER	IP	WLS	BF	H	R	ER	SO	BB	IBB	HBP	BLK	WP	HR	S	P	ERA	WHIP
Steve Carlton, L (1, 1) ERA: 4.03	6.0	L	30	8	5	4	4	3	1	0	0	0	1	34	50	6.00	1.833
Ron Diorio, R (7, 1) ERA: 0.77	2.0		8	3	0	0	2	0	0	0	0	0	0	12	12	0.00	1.500

BOTTOM

Philadelphia Phillies @ New York Mets
Shea Stadium, Flushing, NY
Mon Sep 03 1973, 3:33 AM EDT
Unknown

AB	33
R	5
H	11
RBI	5
BB	4
SO	6
LOB	20



WP	PA	ERA	WHIP
0	38	0	0

Batter	1	2	3	4	5	6	7	8	9	AB R H RBI BB SO LOB	TOP											
Denny Doyle, L (1, 4) OBP: 0.312, SLG: 0.311	0-0 BB BB FC6-4 1B	0-0 2-3 3-H 1B		0-0 2-H 1B		0-0 1B		0-0 L6		5 1 4 1 0 0 0												
Del Unser, L (1, 8) OBP: 0.356, SLG: 0.438	4-0 FC6-4 BB 1-2 BB	0-0 F8			0-0 E8 SF7 1B	0-0 F8		0-0 1-3		4 1 1 0 1 0 2												
Willie Montanez, L (1, 3) OBP: 0.331, SLG: 0.382	4-0 FC6-4 1-2 2-3 BB		0-0 FC6-4 1B		0-0 SF7	0-0 1B		0-0 4-3		3 0 2 1 1 0 0												
Greg Luzinski, R (1, 7) OBP: 0.347, SLG: 0.492	0-0 FC6-4 1-2f 2-3 3-H CS		0-0 F8		0-0 HR	0-0 P4		0-0 L6		5 1 1 2 0 0 4												
Bill Robinson, R (1, 9) OBP: 0.332, SLG: 0.558	0-3 K		0-3 K		0-0 1B		0-0 E5 1B G6-4-3		0-0 6-3	4 2 1 0 0 2 3 1 0 0 0 0 0 0												
Mike Anderson, R (7, 9) OBP: 0.317, SLG: 0.453	1-2 K				0-0 2B																	
Bob Boone, R (1, 2) OBP: 0.314, SLG: 0.362		0-0 E7 1B 1B	0-0 FC6-4		0-0 F8		0-0 G6-4-3 1B			4 1 1 0 0 0 2												
Mike Schmidt, R (1, 5) OBP: 0.332, SLG: 0.395		0-0 F3		0-0 SH1-4 1B 1B	0-0 1B		0-0 G6-4-3			4 0 2 1 0 0 2												
Larry Bowa, S (1, 6) OBP: 0.255, SLG: 0.244		0-0 1B SH3 2-3 1B		0-0 F8	4-0 1B		0-0 4-3			3 0 1 0 1 0 1												
Dick Ruthven, R (1, 1) OBP: 0.167, SLG: 0.171		0-0 SH3		0-0 SH1-4	0-0 6-3			0-3 K		1 0 0 0 0 0 2 1 0 0 0 0 1 0												
Mac Scarce, L (7, 1)																						
Inning Stats	R: 1 E: 0 K: 1 S: 5	H: 1 LOB: 2 BB: 2 P: 13	R: 1 E: 1 K: 0 S: 6	H: 2 LOB: 2 BB: 0 P: 6	R: 0 E: 0 K: 1 S: 6	H: 1 LOB: 1 BB: 0 P: 6	R: 0 E: 0 K: 0 S: 4	H: 2 LOB: 2 BB: 0 P: 4	R: 3 E: 1 K: 0 S: 7	H: 4 LOB: 2 BB: 1 P: 11	R: 0 E: 0 K: 0 S: 4	H: 2 LOB: 1 BB: 0 P: 4	R: 1 E: 1 K: 0 S: 4	H: 1 LOB: 0 BB: 0 P: 4	R: 0 E: 0 K: 1 S: 5	H: 0 LOB: 0 BB: 0 P: 5	R: 0 E: 0 K: 0 S: 3	H: 0 LOB: 0 BB: 0 P: 3	1B: 11 2B: 2 3B: 0 HR: 1	SF: 1 SAC: 2 DP: 2 HBP: 0	WP: 0 PB: 0 SB: 0 CS: 1	PA: 41
PITCHER	IP WLS BF H R ER SO BB IBB HBP BLK WP HR S P ERA WHIP																					
Craig Swan, R (1, 1) ERA: 8.31	4.1 L 23 9 5 4 2 2 0 0 0 0 0 1 25 33 8.31 2.538																					
Jim McAndrew, R (5, 1) ERA: 5.29	2.2 12 4 1 0 0 0 1 0 0 0 0 0 11 15 0.00 1.500																					
Harry Parker, R (8, 1) ERA: 3.62	2.0 6 0 0 0 0 1 0 0 0 0 0 0 8 8 0.00 0.000																					

Philadelphia Phillies @ New York Mets
Shea Stadium, Flushing, NY
Mon Sep 03 1973, 7:05 PM EDT
Att: 30,748 - Unknown

livebaseballscorecards.com

AB	35
R	6
H	13
RBI	5
BB	3
SO	3
LOB	16



Batter	1	2	3	4	5	6	7	8	9	AB R H RBI BB SO LOB
Wayne Garrett, L (1, 5) OBP: 0.335, SLG: 0.350 Jim Beauchamp, R (9, PH) OBP: 0.328, SLG: 0.310	4-0 BB 1B BB	4-0 BB		0-0 P6			4-0 G4-6-3 BB		0-3 K	1 1 0 0 3 0 1 1 0 0 0 0 1 1
Felix Millan, R (1, 4) OBP: 0.326, SLG: 0.356	4-0 4-3 1-2 1B 4-3 BB	0-0 G3		0-0 F4			0-0 F8		0-0 F8	4 1 0 0 1 0 5
Rusty Staub, L (1, 9) OBP: 0.358, SLG: 0.412	0-0 4-3 1-2 2-H 1B 1B		0-0 F5		0-0 6-3		0-0 G4-6-3 1-2f			4 1 1 1 0 0 2
John Milner, L (1, 7) OBP: 0.328, SLG: 0.464	0-0 4-3 1-2 2-3		0-0 2B		0-0 P6			0-0 G6-3 WP 1B		4 0 2 0 0 0 2
Ed Kranepool, L (1, 3) OBP: 0.311, SLG: 0.308 Willie Mays, R (8, PH) OBP: 0.299, SLG: 0.348 (9, 3)	0-0 4-3 2-3 3-H		0-0 F8		0-3 K			4-0 G6-3 BB		3 0 0 1 0 1 2 0 0 0 0 1 0 0
Ron Hodges, L (1, 2) OBP: 0.308, SLG: 0.292 Duffy Dyer, R (8, PH) OBP: 0.246, SLG: 0.239 (9, 2)	0-0 3-H 1B		4-0 1B IBB		0-0 F8			0-0 G6-3 1-2f 2-3		2 0 1 1 1 0 0 1 0 0 0 0 0 2
Don Hahn, R (1, 8) OBP: 0.293, SLG: 0.314	0-0 P4 1B		0-0 1B		0-0 5-3			0-0 F7		4 0 1 0 0 0 2
Bud Harrelson, S (1, 6) OBP: 0.342, SLG: 0.303		0-3 K		0-0 1B		0-3 K		0-0 F7		4 0 1 0 0 2 0
Craig Swan, R (1, 1) Jim McAndrew, R (5, 1) OBP: 0.381, SLG: 0.200 Ken Boswell, L (7, PH) OBP: 0.273, SLG: 0.320 Harry Parker, R (8, 1) OBP: 0.150, SLG: 0.150 Cleon Jones, R (9, PH) OBP: 0.314, SLG: 0.364		0-3 K		0-3 K			0-0 2B		0-0 1B	2 0 0 0 0 2 1 0 0 0 0 0 0 0 1 0 1 0 0 0 0 0 0 0 0 0 0 0 1 0 1 0 0 0 0

Inning Stats	R: 3 E: 0 K: 0 S: 5	H: 2 LOB: 1 BB: 2 P: 13	R: 0 E: 0 K: 2 S: 7	H: 0 LOB: 1 BB: 1 P: 11	R: 0 E: 0 K: 0 S: 4	H: 2 LOB: 2 BB: 1 P: 8	R: 0 E: 0 K: 1 S: 6	H: 1 LOB: 1 BB: 0 P: 6	R: 0 E: 0 K: 1 S: 5	H: 0 LOB: 0 BB: 0 P: 5	R: 0 E: 0 K: 1 S: 5	H: 0 LOB: 0 BB: 0 P: 5	R: 0 E: 0 K: 0 S: 3	H: 1 LOB: 1 BB: 1 P: 7	R: 0 E: 0 K: 0 S: 3	H: 1 LOB: 1 BB: 1 P: 7	R: 0 E: 0 K: 1 S: 6	H: 1 LOB: 1 BB: 0 P: 6	1B: 6 2B: 2 3B: 0 HR: 0	SF: 0 SAC: 0 DP: 2 HBP: 0	WP: 1 PB: 0 SB: 0 CS: 0	PA: 38 ERA WHIP	
PITCHER Dick Ruthven, R (1, 1) ERA: 3.72 Mac Scarce, L (7, 1) ERA: 2.06	IP 6.1 2.2	WLS W S	BF 29 9	H 6 2	R 3 0	ER 3 0	SO 5 1	BB 4 1	IBB 1 0	HBP 0 0	BLK 0 0	WP 0 1	HR 0 0	S 34 10	P 54 14	ERA 4.26 0.00	WHIP 1.579 1.125						

BOTTOM

Philadelphia Phillies @ New York Mets
Shea Stadium, Flushing, NY
 Mon Sep 03 1973, 7:05 PM EDT
 Att. 30,748 - Unknown

livebaseballscorecards.com

AB	32
R	3
H	8
RBI	3
BB	6
SO	6
LOB	18



Batter	1	2	3	4	5	6	7	8	9	AB R H RBI BB SO LOB	TOP																				
Denny Doyle, L (1, 4) OBP: 0.314, SLG: 0.311	0-3 K			0-0 P6		4-0 BB		0-0 FC6 1B		3 0 1 0 1 1 0	Philadelphia Phillies @ New York Mets Shea Stadium, Flushing, NY Tue Sep 04 1973, 7:05 PM EDT Att. 13,674 - Unknown																				
Del Unser, L (1, 8) OBP: 0.353, SLG: 0.433	0-0 3-1		0-3 K		0-0 4-1		0-0 FC6 1-2f		4 0 0 0 0 1 2																						
Willie Montanez, L (1, 3) OBP: 0.328, SLG: 0.379	0-0 F7		0-0 4-3		0-3 K		0-0 5-3		4 0 0 0 0 1 2																						
Greg Luzinski, R (1, 7) OBP: 0.346, SLG: 0.491		0-0 6-3		0-0 1B 1B		0-3 K		0-3 K	4 1 1 0 0 2 1																						
Bill Robinson, R (1, 9) OBP: 0.332, SLG: 0.555		0-3 K		0-0 4-3 1B 1B		0-0 5-3		0-0 F8	4 0 1 0 0 1 0																						
Bob Boone, R (1, 2) OBP: 0.317, SLG: 0.364		0-0 4-3		0-0 1-2 2-H 1B		0-0 1B		0-0 F2	3 0 2 1 0 0 0 1 0 0 0 0 0 0																						
Mike Schmidt, R (1, 5) OBP: 0.330, SLG: 0.391			0-3 K		0-3 K		0-3 K		3 0 0 0 0 3 3																						
Larry Bowa, S (1, 6) OBP: 0.253, SLG: 0.242			0-0 P6		0-0 4-3		0-3 K		3 0 0 0 0 1 3																						
Jim Lonborg, R (1, 1) OBP: 0.185, SLG: 0.176			0-3 K		0-3 K		0-3 K		1 0 0 0 0 1 0 0 0 0 0 0 0 0 1 0 0 0 0 1 2 0 0 0 0 0 0 0 1 0 0 0 0 1 0 0 0 0 0 0 0 0																						
Darrell Brandon, R (3, 1) OBP: 0.400, SLG: 0.250																															
Tom Hutton, L (5, PH) OBP: 0.356, SLG: 0.390																															
Mike Wallace, L (5, 1)																															
Mike Rogodzinski, L (8, PH) OBP: 0.329, SLG: 0.328																															
Barry Letsch, S (8, 1) OBP: 0.214, SLG: 0.154																															
Inning Stats	R: 0 E: 0 K: 1 S: 5	H: 0 LOB: 0 BB: 0 P: 5	R: 0 E: 0 K: 1 S: 5	H: 0 LOB: 0 BB: 0 P: 5	R: 0 E: 0 K: 2 S: 7	H: 0 LOB: 0 BB: 0 P: 7	R: 0 E: 0 K: 1 S: 5	H: 0 LOB: 0 BB: 0 P: 5	R: 1 E: 0 K: 2 S: 10	H: 3 LOB: 2 BB: 0 P: 10	R: 0 E: 0 K: 2 S: 7	H: 0 LOB: 1 BB: 1 P: 11	R: 0 E: 0 K: 2 S: 8	H: 1 LOB: 1 BB: 0 P: 8	R: 0 E: 1 K: 1 S: 6	H: 1 LOB: 1 BB: 0 P: 6	R: 0 E: 0 K: 1 S: 5	H: 0 LOB: 0 BB: 0 P: 5	1B: 5 2B: 0 3B: 0 HR: 0	SF: 0 SAC: 0 DP: 0 HBP: 0	WP: 0 PB: 0 SB: 0 CS: 0	PA: 33									
PITCHER Tom Seaver, R (1, 1) ERA: 1.69	IP 9.0	WLS W	BF 33	H 5	R 1	ER 1	SO 13	BB 1	IBB 0	HBP 0	BLK 0	WP 0	HR 0	S 58	P 62	ERA 1.00	WHIP 0.667														
											PITCHER	IP	WLS	BF	H	R	ER	SO	BB	IBB	HBP	BLK	WP	HR	S	P	ERA	WHIP			

AB	32
R	1
H	5
RBI	1
BB	1
SO	13
LOB	13



livebaseballscorecards.com

Batter	1	2	3	4	5	6	7	8	9
Wayne Garrett, L (1, 5) OBP: 0.336, SLG: 0.361	0-0 HR		0-0 E 2B	0-3 K		0-0 P6 1-2 3-H			
Felix Millan, R (1, 4) OBP: 0.328, SLG: 0.357	0-0 P5		0-0 E4 BB 1B 2-H		0-0 1B		0-0 G6-3 1B		
Rusty Staub, L (1, 9) OBP: 0.357, SLG: 0.409	0-0 4-3		4-0 1B 3B BB 1-2		0-0 P3		0-0 G6-3 1-2f		
John Milner, L (1, 7) OBP: 0.327, SLG: 0.462	0-0 F8		0-0 3B 1B 1-2 2-H		0-3 K		0-0 F9		
Ed Kranepool, L (1, 3) OBP: 0.310, SLG: 0.315		0-0 F2	0-0 1B 3B 1-H 2-H		0-0 2-3		0-0 F9		
Jerry Grote, R (1, 2) OBP: 0.282, SLG: 0.319		0-0 L5	0-0 1B 3-H			0-0 F7		0-0 F8	
Don Hahn, R (1, 8) OBP: 0.288, SLG: 0.308		0-3 K	0-0 F7			0-0 E5 2B FC5-2		0-0 P4	
Bud Harrelson, S (1, 6) OBP: 0.342, SLG: 0.307			0-0 L6	0-0 2-3		0-0 FC5-2 WP 2B 1-3			
Tom Seaver, R (1, 1) OBP: 0.224, SLG: 0.253			0-3 K	0-0 6-3		0-0 FC5-2 WP 2-3 3-H			

Inning Stats	R: 1 E: 0 K: 0 S: 4	H: 1 LOB: 0 BB: 0 P: 4	R: 0 E: 0 K: 1 S: 5	H: 0 LOB: 0 BB: 0 P: 5	R: 5 E: 1 K: 1 S: 10	H: 4 LOB: 1 BB: 1 P: 14	R: 0 E: 0 K: 1 S: 5	H: 0 LOB: 0 BB: 0 P: 5	R: 0 E: 0 K: 1 S: 6	H: 1 LOB: 1 BB: 0 P: 6	R: 1 E: 1 K: 0 S: 5	H: 1 LOB: 1 BB: 0 P: 5	R: 0 E: 0 K: 0 S: 3	H: 1 LOB: 0 BB: 0 P: 3	R: 0 E: 0 K: 0 S: 3	H: 0 LOB: 0 BB: 0 P: 3
1B: 4 2B: 2 3B: 1 HR: 1	SF: 0 SAC: 0 DP: 1 HBP: 0	WP: 1 PB: 0 SB: 0 CS: 0	PA: 34													

PITCHER	IP	WLS	BF	H	R	ER	SO	BB	IBB	HBP	BLK	WP	HR	S	P	ERA	WHIP
Jim Lonborg, R (1, 1) ERA: 4.9	2.2	L	15	5	6	1	2	1	0	0	0	0	1	18	22	3.38	2.250
Darrell Brandon, R (3, 1) ERA: 4.74	1.1		4	0	0	0	1	0	0	0	0	0	0	6	6	0.00	0.000
Mike Wallace, L (5, 1) ERA: 4.1	3.0		12	3	1	0	1	0	0	0	0	1	0	14	14	0.00	1.000
Barry Lersch, R (8, 1) ERA: 4.87	1.0		3	0	0	0	0	0	0	0	0	0	0	3	3	0.00	0.000

BOTTOM

Philadelphia Phillies @ New York Mets
Shea Stadium, Flushing, NY
 Tue Sep 04 1973, 7:05 PM EDT
 Att. 13,674 - Unknown

livebaseballscorecards.com

AB	33
R	7
H	8
RBI	5
BB	1
SO	4
LOB	8



Batter	1	2	3	4	5	6	7	8	9	AB R H RBI BB SO LOB	TOP																									
Terry Harmon, R OBP: 0.278, SLG: 0.229 (1, 4) (6, 6)	0-3 K		4-0 BB		0-0 P4		0-0 F7		0-0 FC6-4	4 0 0 0 1 1 1																										
Mike Anderson, R OBP: 0.310, SLG: 0.442 (1, 9)	0-0 F8		0-0 F8		0-0 5-3		0-0 F9			4 0 0 0 0 0 1																										
Willie Montanez, L OBP: 0.328, SLG: 0.378 (1, 3)	0-0 1B		0-0 F7		0-3 K		0-0 6-3			4 0 1 0 0 1 1																										
Greg Luzinski, R OBP: 0.345, SLG: 0.488 (1, 7)	0-3 K			0-0 6-3		4-0 FC5-4 BB		0-0 6-3		3 0 0 0 1 1 1																										
Bill Robinson, R OBP: 0.328, SLG: 0.549 (1, 8)		0-0 5-3		0-3 K		0-0 F7		0-0 F9		4 0 0 0 0 1 1																										
Bob Boone, R OBP: 0.316, SLG: 0.363 (1, 2)		0-0 P6		0-0 BB 1B 1B		0-0 FC5-4 BB BB		0-0 F8		4 0 1 0 0 0 1																										
Mike Schmidt, R OBP: 0.337, SLG: 0.395 (1, 5)		4-0 FC6-4 BB		0-0 BB 1-2 1B		4-0 BB 1-2 BB		0-0 FC6-4 1B		2 0 2 0 2 0 0																										
Larry Bowa, S OBP: 0.254, SLG: 0.241 Billy Grabarkewitz, R OBP: 0.330, SLG: 0.311 (6, PH) (6, 4)	0-0 FC6-4		0-0 BB BB BB	4-0 BB BB BB	4-0 BB BB BB	4-0 BB BB BB	4-0 BB BB BB	0-0 FC6-4	0-3 K	1 0 0 0 1 0 1 1 0 0 0 1 1 1																										
Wayne Twitchell, R OBP: 0.101, SLG: 0.130 Cesar Tovar, R OBP: 0.338, SLG: 0.363 George Culver, R OBP: 0.228, SLG: 0.283 (9, PH)	0-3 K	0-3 K	0-3 K	0-0 F9				0-3 K		2 0 0 0 0 2 3 1 0 0 0 0 0 3 0 0 0 0 0 0 0 1 0 0 0 0 1 1																										
Inning Stats	R: 0 E: 0 K: 2 S: 8	H: 1 LOB: 1 BB: 0 P: 8	R: 0 E: 0 K: 0 S: 3	H: 0 LOB: 1 BB: 1 P: 7	R: 0 E: 0 K: 1 S: 5	H: 0 LOB: 1 BB: 1 P: 9	R: 0 E: 0 K: 2 S: 9	H: 2 LOB: 3 BB: 1 P: 13	R: 0 E: 0 K: 1 S: 5	H: 0 LOB: 0 BB: 0 P: 5	R: 0 E: 0 K: 0 S: 3	H: 0 LOB: 3 BB: 3 P: 15	R: 0 E: 0 K: 0 S: 3	H: 0 LOB: 0 BB: 0 P: 3	R: 0 E: 0 K: 0 S: 3	H: 0 LOB: 0 BB: 0 P: 3	R: 0 E: 0 K: 2 S: 8	H: 1 LOB: 1 BB: 0 P: 8	1B: 4 2B: 0 3B: 0 HR: 0	SF: 0 SAC: 0 DP: 0 HBP: 0	WP: 0 PB: 0 SB: 0 CS: 0	PA: 37														
PITCHER	IP WLS BF H R ER SO BB IBB HBP BLK WP HR S P ERA WHIP																																			
Ray Sadecki, L ERA: 3.43 Tug McGraw, L ERA: 4.86	(1, 1) (6, 1)	5.2 S	25 12	3 1	0 0	0 0	6 2	5 1	0 0	0 0	0 0	0 0	32 15	52 19	0.00 0.00	1.412 0.600																				

Philadelphia Phillies @ New York Mets
Shea Stadium, Flushing, NY
Wed Sep 05 1973, 7:05 PM EDT
Att. 12,563 - Unknown

livebaseballscorecards.com

AB	31
R	0
H	4
RBI	0
BB	6
SO	8
LOB	15



Batter	1	2	3	4	5	6	7	8	9
Wayne Garrett, L (1, 5) OBP: 0.337, SLG: 0.365	0-3 K		0-0 F8		4-0 BB WP BB E BB	0-0 3B		0-0 G4-6-3	
Felix Millan, R (1, 4) OBP: 0.325, SLG: 0.355	0-0 5-3		0-0 L6		0-0 WP BB	0-0 P4			
Rusty Staub, L (1, 9) OBP: 0.356, SLG: 0.414	0-0 HR		0-0 G3		0-0 P6		0-0 F8		
John Milner, L (1, 7) OBP: 0.331, SLG: 0.462	0-0 FC6-4 1B			4-0 4-3 S BB	4-0 WP BB		0-0 F7		
Ed Kranepool, L (1, 3) OBP: 0.309, SLG: 0.312	0-0 FC6-4			0-0 F8	0-0 4-3		4-0 WP BB		
Jerry Grote, R (1, 2) OBP: 0.286, SLG: 0.319		0-0 FC6 1B		0-0 4-3		4-0 1B 3B BB	0-0 4-3		
Don Hahn, R (1, 8) OBP: 0.288, SLG: 0.304		0-0 F7		4-0 BB		0-0 F9	0-0 F8		
Bud Harrelson, S (1, 6) OBP: 0.344, SLG: 0.307		0-0 F8		0-0 F7		0-0 3B 1B	4-0 SH BB		
Ray Sadecki, L (1, 1) OBP: 0.207, SLG: 0.276		0-0 FC6			0-0 F8	0-3 K	0-0 SH		
Tug McGraw, R (6, 1) OBP: 0.063, SLG: 0.063							1-2 G4-6-3		


Inning Stats	R: 1	H: 2	E: 0	K: 1	S: 7	R: 0	H: 1	E: 0	K: 0	S: 4	R: 0	H: 0	E: 0	K: 0	S: 3	R: 0	H: 0	E: 0	K: 0	S: 3	R: 1	H: 0	E: 1	K: 0	S: 4	R: 2	H: 2	E: 0	K: 1	S: 7	R: 0	H: 0	E: 0	K: 0	S: 3	R: 0	H: 0	E: 0	K: 0	S: 3																
IP	5.0	3.0	3.0	3.0	3.0	3.0	3.0	3.0	3.0	3.0	3.0	3.0	3.0	3.0	3.0	3.0	3.0	3.0	3.0	3.0	3.0	3.0	3.0	3.0	3.0	3.0	3.0	3.0	3.0	3.0	3.0	3.0	3.0	3.0	3.0	3.0	3.0	3.0	3.0	3.0	3.0	3.0	3.0	3.0	3.0											
WLS	L																																																							
BF	23	14	23	23	23	23	23	23	23	23	23	23	23	23	23	23	23	23	23	23	23	23	23	23	23	23	23	23	23	23	23	23	23	23	23	23	23	23	23	23	23	23	23	23	23	23	23									
H	3	2	3	3	3	3	3	3	3	3	3	3	3	3	3	3	3	3	3	3	3	3	3	3	3	3	3	3	3	3	3	3	3	3	3	3	3	3	3	3	3	3	3	3	3	3	3	3								
R	2	2	2	2	2	2	2	2	2	2	2	2	2	2	2	2	2	2	2	2	2	2	2	2	2	2	2	2	2	2	2	2	2	2	2	2	2	2	2	2	2	2	2	2	2	2	2	2	2							
ER	1	2	1	1	1	1	1	1	1	1	1	1	1	1	1	1	1	1	1	1	1	1	1	1	1	1	1	1	1	1	1	1	1	1	1	1	1	1	1	1	1	1	1	1	1	1	1	1								
SO	1	1	1	1	1	1	1	1	1	1	1	1	1	1	1	1	1	1	1	1	1	1	1	1	1	1	1	1	1	1	1	1	1	1	1	1	1	1	1	1	1	1	1	1	1	1	1	1	1							
BB	4	3	4	4	4	4	4	4	4	4	4	4	4	4	4	4	4	4	4	4	4	4	4	4	4	4	4	4	4	4	4	4	4	4	4	4	4	4	4	4	4	4	4	4	4	4	4	4	4	4						
IBB	0	0	0	0	0	0	0	0	0	0	0	0	0	0	0	0	0	0	0	0	0	0	0	0	0	0	0	0	0	0	0	0	0	0	0	0	0	0	0	0	0	0	0	0	0	0	0	0	0	0	0	0				
HBP	0	0	0	0	0	0	0	0	0	0	0	0	0	0	0	0	0	0	0	0	0	0	0	0	0	0	0	0	0	0	0	0	0	0	0	0	0	0	0	0	0	0	0	0	0	0	0	0	0	0	0	0	0			
BLK	0	0	0	0	0	0	0	0	0	0	0	0	0	0	0	0	0	0	0	0	0	0	0	0	0	0	0	0	0	0	0	0	0	0	0	0	0	0	0	0	0	0	0	0	0	0	0	0	0	0	0	0	0	0	0	
WP	1	1	1	1	1	1	1	1	1	1	1	1	1	1	1	1	1	1	1	1	1	1	1	1	1	1	1	1	1	1	1	1	1	1	1	1	1	1	1	1	1	1	1	1	1	1	1	1	1	1	1	1	1			
HR	1	0	0	0	0	0	0	0	0	0	0	0	0	0	0	0	0	0	0	0	0	0	0	0	0	0	0	0	0	0	0	0	0	0	0	0	0	0	0	0	0	0	0	0	0	0	0	0	0	0	0	0	0	0		
S	21	13	21	21	21	21	21	21	21	21	21	21	21	21	21	21	21	21	21	21	21	21	21	21	21	21	21	21	21	21	21	21	21	21	21	21	21	21	21	21	21	21	21	21	21	21	21	21	21	21	21	21	21	21		
P	37	25	37	37	37	37	37	37	37	37	37	37	37	37	37	37	37	37	37	37	37	37	37	37	37	37	37	37	37	37	37	37	37	37	37	37	37	37	37	37	37	37	37	37	37	37	37	37	37	37	37	37	37			
ERA	1.80	6.00	1.80	1.80	1.80	1.80	1.80	1.80	1.80	1.80	1.80	1.80	1.80	1.80	1.80	1.80	1.80	1.80	1.80	1.80	1.80	1.80	1.80	1.80	1.80	1.80	1.80	1.80	1.80	1.80	1.80	1.80	1.80	1.80	1.80	1.80	1.80	1.80	1.80	1.80	1.80	1.80	1.80	1.80	1.80	1.80	1.80	1.80	1.80	1.80	1.80	1.80	1.80			
WHIP	1.400	1.667	1.400	1.400	1.400	1.400	1.400	1.400	1.400	1.400	1.400	1.400	1.400	1.400	1.400	1.400	1.400	1.400	1.400	1.400	1.400	1.400	1.400	1.400	1.400	1.400	1.400	1.400	1.400	1.400	1.400	1.400	1.400	1.400	1.400	1.400	1.400	1.400	1.400	1.400	1.400	1.400	1.400	1.400	1.400	1.400	1.400	1.400	1.400	1.400	1.400	1.400	1.400	1.400	1.400	1.400

BOTTOM

Philadelphia Phillies @ New York Mets
Shea Stadium, Flushing, NY

Wed Sep 05 1973, 7:05 PM EDT
Att. 12,563 - Unknown

AB	29
R	4
H	5
RBI	3
BB	7
SO	2
LOB	20



1B: 3	SF: 0	WP: 2	PA: 37
2B: 0	SAC: 1	PB: 0	
3B: 1	DP: 1	SB: 1	
HR: 1	HBP: 0	CS: 0	

livebaseballscorecards.com

Batter	1	2	3	4	5	6	7	8	9	AB R H RBI BB SO LOB	TOP																									
Rennie Stennett, R (1, 4) OBP: 0.266, SLG: 0.359	0-0 P4		0-3 K		0-0 WP 1B 1-3		4-0 BB		1B 1B 5-3	5 2 2 1 1 1 2																										
Dave Cash, R (1, 5) OBP: 0.332, SLG: 0.337	0-0 F8		0-3 K		0-0 1-3		0-0 F8		F8	5 0 0 0 0 1 3																										
Al Oliver, L (1, 8) OBP: 0.310, SLG: 0.464	0-3 K		0-0 4-3		0-0 1B		0-0 F9		1B 1B 1-2	5 1 2 1 0 1 1																										
Willie Stargell, L (1, 7) OBP: 0.374, SLG: 0.641		0-0 2B BB 1B		0-0 3-1 1B		0-0 F7		0-0 F9 1B	1B 1-3 2B 1B 2-H	5 2 4 1 0 0 1																										
Richie Zisk, R (1, 9) OBP: 0.370, SLG: 0.528		0-0 BB 1-3 SF7-2-6-4 2B		0-0 3-1 1-2f		0-0 F9		0-0 F9 1-2	2B 1B 1-2	5 2 2 1 0 0 2																										
Manny Sanguillen, R (1, 2) OBP: 0.302, SLG: 0.425		4-0 SF7-2-6-4 BB IBB		0-0 E2 1B		0-0 L4		0-0 E5	1B 1-3 2B 2-H	4 1 2 1 1 0 0																										
Bob Robertson, R (1, 3) OBP: 0.327, SLG: 0.396		0-3 K		0-0 6-3		0-0 FC5-4 1B		4-0 IBB	1B 2B IBB	3 1 1 0 2 1 4																										
Dal Maxvill, R (1, 6) OBP: 0.282, SLG: 0.252		4-0 BB		0-3 K		0-0 FC5-4 1-2f		0-0 F8	2B 1B 1-2 2-H 3-H	2 0 0 1 1 1 1																										
Jim Campanis, R (8, PH) OBP: 0.292, SLG: 0.324		1-2 2-3 3-H BB		0-0 SF7-2-6-4		0-0 1B 3B		0-0 L8	K 2B	1 0 0 0 0 0 2																										
Jackie Hernandez, R (8, 6) OBP: 0.292, SLG: 0.324		1-2 2-3 3-H BB		0-0 SF7-2-6-4		0-0 1B 3B		0-0 L8	K 2B	1 0 1 2 0 0 0																										
Bruce Kison, R (1, 1) OBP: 0.250, SLG: 1.000		0-0 SF7-2-6-4		0-0 1B 3B		0-0 1B 3B		0-0 L8	K 2B	1 1 1 1 0 0 0																										
Gene Clines, R (7, PH) OBP: 0.311, SLG: 0.328		0-0 SF7-2-6-4		0-0 1B 3B		0-0 1B 3B		0-0 L8	K 2B	1 0 0 0 0 0 0																										
Bob Johnson, L (7, 1) OBP: 0.256, SLG: 0.341		0-0 SF7-2-6-4		0-0 1B 3B		0-0 1B 3B		0-0 L8	K 2B	0 0 0 0 0 0 0																										
Fernando Gonzalez, R (9, PH) OBP: 0.305, SLG: 0.467		0-0 SF7-2-6-4		0-0 1B 3B		0-0 1B 3B		0-0 L8	K 2B	1 0 0 0 0 1 0																										
Dave Parker, L (9, PH) OBP: 0.400, SLG: 0.333		0-0 SF7-2-6-4		0-0 1B 3B		0-0 1B 3B		0-0 L8	K 2B	1 0 1 1 0 0 0																										
Dave Giusti, R (9, 1) OBP: 0.400, SLG: 0.333		0-0 SF7-2-6-4		0-0 1B 3B		0-0 1B 3B		0-0 L8	K 2B	0 0 0 0 0 0 0																										
Ramon Hernandez, S (9, 1) OBP: 0.429, SLG: 0.200		0-0 SF7-2-6-4		0-0 1B 3B		0-0 1B 3B		0-0 L8	K 2B	0 0 0 0 0 0 0																										
Inning Stats	R: 0 H: 0 E: 0 K: 1 S: 5	H: 0 LOB: 0 BB: 0 P: 5	R: 2 H: 2 E: 0 K: 1 S: 6	H: 2 LOB: 1 BB: 2 P: 14	R: 0 H: 0 E: 0 K: 2 S: 7	H: 0 LOB: 0 BB: 0 P: 7	R: 0 H: 2 E: 1 K: 0 S: 4	H: 2 LOB: 1 BB: 0 P: 4	R: 2 H: 3 E: 0 K: 1 S: 8	H: 3 LOB: 1 BB: 0 P: 8	R: 0 H: 1 E: 0 K: 0 S: 4	H: 1 LOB: 1 BB: 0 P: 4	R: 0 H: 0 E: 0 K: 0 S: 3	H: 0 LOB: 1 BB: 1 P: 7	R: 0 H: 1 E: 1 K: 0 S: 4	H: 1 LOB: 2 BB: 1 P: 8	R: 6 H: 7 E: 0 K: 1 S: 12	H: 7 LOB: 2 BB: 1 P: 16	1B: 12 SF: 1 2B: 5 SAC: 0 3B: 1 DP: 2 HR: 0 HBP: 0	WP: 1 PA: 46 PB: 0 SB: 0 CS: 0																
PITCHER	IP WLS BF H R ER SO BB IBB HBP BLK WP HR S P ERA WHIP																																			
Ken Brett, L (1, 1) ERA: 3.54	8.0		35	9	4	4	5	2	2	0	0	1	0	41	57	4.50	1.375																			
Mac Scarce, L (9, 1) ERA: 2.55	0.2	L	5	3	3	3	1	0	0	0	0	0	0	7	7	40.50	4.500																			
Darrell Brandon, R (9, 1) ERA: 5.29	0.0		4	3	2	2	0	0	1	0	0	0	0	3	7	∞	∞																			
Mike Wallace, L (9, 1) ERA: 4.1	0.0		1	1	1	1	0	0	0	0	0	0	0	1	1	∞	∞																			
Ron Diorio, R (9, 1) ERA: 0.75	0.1		1	0	0	0	0	0	0	0	0	0	0	1	1	0.00	0.000																			

Pittsburgh Pirates @ Philadelphia Phillies
Veterans Stadium, Philadelphia, PA

Fri Sep 07 1973, 7:05 PM EDT
Att. 15,233 - Unknown

livebaseballscorecards.com

AB	40
R	10
H	16
RBI	10
BB	5
SO	6
LOB	16



Batter	1	2	3	4	5	6	7	8	9	AB	R	H	RBI	BB	SO	LOB
Cesar Tovar, R (1, 5) Mike Schmidt, R (9, 5) OBP: 0.334, SLG: 0.359 OBP: 0.336, SLG: 0.395	0-0 4-3 F8		0-0 F8		0-0 F9		0-0 P5		0-0 SF8	4	0	0	0	0	0	2
Denny Doyle, L (1, 4) OBP: 0.318, SLG: 0.324	0-0 5-3			0-0 6-3	0-0 1B			HR	2-H 1B	5	1	3	2	0	0	0
Willie Montanez, L (1, 3) Mike Anderson, R (9, PH) OBP: 0.325, SLG: 0.375 OBP: 0.308, SLG: 0.439	0-0 F8			0-3 K		0-0 4-3		0-3 K	0-3 K	4	0	0	0	0	2	0
Greg Luzinski, R (1, 7) OBP: 0.343, SLG: 0.484		0-0 1-3		0-0 5-3		0-0 F9		0-0 5-3		4	0	0	0	0	0	0
Bill Robinson, R (1, 9) OBP: 0.330, SLG: 0.546		0-0 5-3			4-0 1B 2B BB	4-0 1B PO BB		0-0 F8		2	1	0	0	2	0	0
Del Unser, L (1, 8) OBP: 0.356, SLG: 0.435		0-0 F8			0-0 2B 1-2 2B 1B	0-0 1B			4-0 F8 1B BB	3	2	2	0	1	0	0
Bob Boone, R (1, 2) OBP: 0.320, SLG: 0.376			0-0 HR		0-0 2B 1-3 2-H 2B	0-0 PO	0-0 F8		0-0 2B 1-2 SF8 1B	4	3	3	2	0	0	0
Larry Bowa, S (1, 6) Tom Hutton, L (9, PH) OBP: 0.255, SLG: 0.240 OBP: 0.355, SLG: 0.388		0-0 1-3		0-0 F7			4-0 S BB		0-0 F8	2	0	0	0	1	0	2
Ken Brett, L (1, 1) Mac Scarfo, L (9, 1) Darrell Brandon, R (9, 1) Mike Wallace, L (9, 1) Ron Diorio, R (9, 1) Mike Rogodzinski, L (9, PH) OBP: 0.252, SLG: 0.500 OBP: 0.400, SLG: 0.250			0-3 K		0-0 1B 2-H 3-H 2B		0-3 K		0-0 1B 3-H 2B	3	0	1	2	0	2	1

Inning Stats	R: 0	H: 0	E: 0	LOB: 0	K: 0	P: 3	R: 0	H: 0	E: 0	LOB: 0	K: 0	P: 3	R: 1	H: 1	E: 0	LOB: 0	K: 1	P: 6	R: 0	H: 0	E: 0	LOB: 0	K: 1	P: 5	R: 3	H: 4	E: 0	LOB: 2	K: 0	P: 10	R: 0	H: 1	E: 0	LOB: 1	K: 0	P: 7	R: 0	H: 0	E: 0	LOB: 1	K: 1	P: 9	R: 1	H: 1	E: 0	LOB: 0	K: 1	P: 6	R: 3	H: 3	E: 0	LOB: 1	K: 1	P: 12	1B: 5	SF: 1	2B: 3	SAC: 0	3B: 0	DP: 0	HR: 2	HBP: 0	WP: 0	PA: 40
--------------	------	------	------	--------	------	------	------	------	------	--------	------	------	------	------	------	--------	------	------	------	------	------	--------	------	------	------	------	------	--------	------	-------	------	------	------	--------	------	------	------	------	------	--------	------	------	------	------	------	--------	------	------	------	------	------	--------	------	-------	-------	-------	-------	--------	-------	-------	-------	--------	-------	--------

PITCHER	IP	WLS	BF	H	R	ER	SO	BB	IBB	HBP	BLK	WP	HR	S	P	ERA	WHIP
Bruce Kison, R (1, 1) ERA: 2.57	6.0		24	6	4	4	2	2	0	0	0	0	1	26	34	6.00	1.333
Bob Johnson, R (7, 1) ERA: 3.79	2.0	W	8	1	1	1	2	1	0	0	0	0	1	11	15	4.50	1.000
Dave Giusti, R (9, 1) ERA: 2.09	0.2		6	3	3	3	0	1	0	0	0	0	0	5	9	40.50	6.000
Ramon Hernandez, L (9, 1) ERA: 2.45	0.1	S	1	0	0	0	1	0	0	0	0	0	0	3	3	0.00	0.000


BOTTOM

Pittsburgh Pirates @ Philadelphia Phillies
Veterans Stadium, Philadelphia, PA

Fri Sep 07 1973, 7:05 PM EDT
Att. 15,233 - Unknown

livebaseballscorecards.com

AB	34
R	8
H	10
RBI	8
BB	4
SO	5
LOB	8



Batter	1	2	3	4	5	6	7	8	9	AB R H RBI BB SO LOB	TOP		
Rennie Stennett, R (1, 4) OBP: 0.268, SLG: 0.362	0-3 K		0-3 K		0-3 K		0-0 CS 1B 1B		0-0 FC1-5 1-H 2B	5 0 2 1 0 3 1			
Dave Cash, R (1, 5) OBP: 0.330, SLG: 0.338	0-0 F8		0-0 FC3-6 1-2f			0-0 2B 2B	0-0 F8		0-0 FC1-5 5-3 2-3	5 1 1 0 0 0 3			
Al Oliver, L (1, 8) OBP: 0.312, SLG: 0.467	0-0 5-3			0-0 1B SF7 1B		0-0 2B 2B	0-0 1-2 1B		0-0 5-3 1-2f	5 2 3 1 0 0 1			
Willie Stargell, L (1, 7) OBP: 0.379, SLG: 0.645 Dave Augustine, R (8, PR) OBP: 1.000, SLG: 1.000 (8, 7)		4-0 G6-4-3 E BB		0-0 1-3 1B		0-0 2-H E 2B	0-0 CS	0-0 6-3 1B		3 1 3 1 1 0 0 0 0 0 0 0 0 0			
Richie Zisk, R (1, 9) OBP: 0.365, SLG: 0.520		0-0 E6 G6-4-3 1-2		0-0 F8		0-3 K		0-0 F9		4 0 0 0 0 1 5			
Manny Sanguillen, R (1, 2) OBP: 0.302, SLG: 0.423		0-0 G6-4-3 1-2f 2-3		0-0 SF7 3-H		4-0 FC6-4 IBB		0-0 6-3 1-2		2 0 0 1 1 0 3			
Bob Robertson, R (1, 3) OBP: 0.327, SLG: 0.393		0-3 K		0-3 K		0-0 FC6-4 1-2f 2-H		4-0 BB BB		3 0 0 0 1 2 3			
Dal Maxvill, R (1, 6) OBP: 0.276, SLG: 0.246			0-0 5-3		0-3 K	0-0 P4		0-0 F9		4 0 0 0 0 1 3			
Bob Moose, R (1, 1) OBP: 0.194, SLG: 0.155 Dave Giusti, R (9, 1) OBP: 0.400, SLG: 0.333			0-0 E6 FC3-6		0-0 1-3		0-0 1-3		0-0 2B 1B	4 1 1 0 0 0 0 0 0 0 0 0 0 0			
Inning Stats	R: 0 E: 0 K: 1 S: 5 H: 0 LOB: 0 BB: 0 P: 5	R: 0 E: 1 K: 1 S: 5 H: 0 LOB: 1 BB: 1 P: 9	R: 0 E: 1 K: 1 S: 6 H: 0 LOB: 1 BB: 0 P: 6	R: 1 E: 0 K: 1 S: 7 H: 2 LOB: 1 BB: 0 P: 7	R: 0 E: 0 K: 2 S: 7 H: 0 LOB: 0 BB: 0 P: 7	R: 3 E: 1 K: 1 S: 8 H: 3 LOB: 1 BB: 1 P: 12	R: 0 E: 0 K: 0 S: 4 H: 2 LOB: 1 BB: 0 P: 4	R: 0 E: 0 K: 0 S: 4 H: 1 LOB: 2 BB: 1 P: 8	R: 1 E: 0 K: 0 S: 4 H: 2 LOB: 0 BB: 0 P: 4	1B: 6 2B: 5 3B: 0 HR: 0 SF: 1 SAC: 0 DP: 2 HBP: 0	WP: 0 PB: 0 SB: 0 CS: 1 PA: 40		
PITCHER	IP WLS BF H R ER SO BB IBB HBP BLK WP HR S P ERA WHIP											PITCHER	IP WLS BF H R ER SO BB IBB HBP BLK WP HR S P ERA WHIP
Steve Carlton, L (1, 1) ERA: 4.03	7.0 L 30 7 4 3 7 1 1 0 0 0 0 42 50 3.86 1.143												
George Culver, R (8, 1) ERA: 3.4	1.1 8 3 1 1 0 1 0 0 0 0 0 7 11 6.75 3.000												
Mac Scarce, L (9, 1) ERA: 2.52	0.2 1 0 0 0 0 0 0 0 0 0 0 1 1 0.00 0.000												

Pittsburgh Pirates @ Philadelphia Phillies
Veterans Stadium, Philadelphia, PA

Sat Sep 08 1973, 7:05 PM EDT
Att: 16,320 - Unknown

livebaseballscorecards.com

AB	35
R	5
H	10
RBI	4
BB	3
SO	7
LOB	19



BOTTOM

Pittsburgh Pirates @ Philadelphia Phillies
 Veterans Stadium, Philadelphia, PA
 Sat Sep 08 1973, 7:05 PM EDT
 Att. 16,320 - Unknown

livebaseballscorecards.com

AB	34
R	3
H	9
RBI	3
BB	3
SO	4
LOB	16



WP:	1	PA:	38
PB:	0	SB:	0
CS:	0		

AB	R	H	RBI	BB	SO	LOB
4	1	1	0	1	0	2
5	0	1	1	0	1	3
3	0	0	1	0	1	1
4	0	0	0	0	1	1
4	0	1	0	0	1	0
4	1	3	0	0	0	1
3	0	2	1	1	0	1
3	1	1	0	0	0	3
1	0	0	0	0	0	1
2	0	0	0	0	0	3
1	0	0	0	0	0	0
0	0	0	0	0	0	0
0	0	0	0	0	0	0
0	0	0	0	1	0	0

Batter	1	2	3	4	5	6	7	8	9
Denny Doyle, L (1, 4) OBP: 0.319, SLG: 0.323	0-0 FC3-6 1B		4-0 1B SF8 BB		0-0 4-3		0-0 F8		0-0 F9
Del Unser, L (1, 8) OBP: 0.354, SLG: 0.432	0-0 FC3-6 G6-4-3 1-2f		0-0 1B 1-3 2-H		0-0 F8		0-3 K		0-0 F2
Bill Robinson, R (1, 9) OBP: 0.327, SLG: 0.542	0-0 G6-4-3 1-2f		0-0 SF8 3-H		0-3 K		0-0 4-3		
Greg Luzinski, R (1, 7) OBP: 0.341, SLG: 0.481		0-3 K	0-0 6-3		0-0 F9		0-0 P4		
Willie Montanez, L (1, 3) OBP: 0.325, SLG: 0.374		0-0 F7		0-0 6-3		0-3 K		0-0 FC6-4 1B	
Bob Boone, R (1, 2) OBP: 0.323, SLG: 0.379		0-0 WP 1B		0-0 FC6-4 BB 1B		0-0 2B 1B		0-0 FC6-4 1-2f	
Mike Schmidt, R (1, 5) OBP: 0.341, SLG: 0.401		0-0 1-3 1-2		4-0 FC6-4 BB		0-0 1-H 2B		0-0 BB 1B	
Craig Robinson, R (1, 6) OBP: 0.231, SLG: 0.285			0-0 1B 1B		0-0 FC6-4 1-2f 2-3		0-0 5-3		0-0 F8
Mike Rogodzinski, L (9, PH) OBP: 0.333, SLG: 0.348									
Steve Carlton, L (1, 1) OBP: 0.163, SLG: 0.236			0-0 G3 1B		0-0 F8		0-0 4-3		4-0 BB 1B
Tom Hutton, L (7, PH) OBP: 0.353, SLG: 0.386									
George Culver, R (8, 1)									
Mac Scarce, L (9, 1)									
Cesar Tovar, R (9, PH) OBP: 0.336, SLG: 0.359									

Inning Stats	R: 0	H: 1	E: 0	LOB: 0	K: 0	S: 3	R: 0	H: 1	E: 0	LOB: 1	K: 1	S: 6	R: 2	H: 2	E: 0	LOB: 1	K: 0	S: 5	R: 0	H: 1	E: 0	LOB: 2	K: 0	S: 4	R: 0	H: 0	E: 0	LOB: 0	K: 1	S: 5	R: 1	H: 2	E: 0	LOB: 1	K: 1	S: 7	R: 0	H: 0	E: 0	LOB: 0	K: 1	S: 5	R: 0	H: 1	E: 0	LOB: 1	K: 0	S: 4	R: 0	H: 1	E: 0	LOB: 2	K: 0	S: 4	1B: 8	SF: 1	2B: 1	3B: 0	HR: 0	SAC: 0	DP: 1	HBP: 0	WP: 1	PA: 38
--------------	------	------	------	--------	------	------	------	------	------	--------	------	------	------	------	------	--------	------	------	------	------	------	--------	------	------	------	------	------	--------	------	------	------	------	------	--------	------	------	------	------	------	--------	------	------	------	------	------	--------	------	------	------	------	------	--------	------	------	-------	-------	-------	-------	-------	--------	-------	--------	-------	--------

PITCHER	IP	WLS	BF	H	R	ER	SO	BB	IBB	HBP	BLK	WP	HR	S	P	ERA	WHIP
Bob Moose, R (1, 1) ERA: 3.72	8.0	W	34	9	3	3	4	2	0	0	0	1	0	40	48	3.38	1.375
Dave Giusti, R (9, 1) ERA: 2.07	1.0	S	4	0	0	0	0	1	0	0	0	0	0	3	7	0.00	1.000

Batter	1	2	3	4	5	6	7	8	9	AB	R	H	RBI	BB	SO	LOB	TOP								
Rennie Stennett, R (1, 4) OBP: 0.265, SLG: 0.358	0-0 6-3		0-3 K	0-0 6-3		0-0 F7		0-0 F9		5	0	0	0	0	1	0									
Dave Parker, L (1, 8) OBP: 0.300, SLG: 0.464	0-0 5-3		0-0 4-3	1B 2B		0-0 F8		0-0 3-1		5	1	1	0	0	0	0									
Al Oliver, L (1, 3) OBP: 0.315, SLG: 0.471	0-3 K		0-0 HR 2B	2B 1B		0-0 2B		0-3 K		5	2	3	1	0	2	0									
Willie Stargell, L (1, 7) OBP: 0.381, SLG: 0.656		0-0 1B 2B	0-0 HR 2B	0-0 1B 2B		0-0 G3			0-0 L3	5	2	3	3	0	0	1									
Richie Hebner, L (1, 5) OBP: 0.356, SLG: 0.483		4-0 1B 1B BB	0-0 1B 2B 1B	0-0 2-3 1B		0-0 WP 1B			0-3 K	4	2	3	0	1	1	0									
Richie Zisk, R (1, 9) OBP: 0.366, SLG: 0.517		0-0 1B 1B	0-0 2B 1B	0-0 F8		0-3 K			0-0 F9	5	0	2	1	0	1	3									
Milt May, L (1, 2) OBP: 0.348, SLG: 0.375		0-0 F9 1B	0-0 2B		0-0 6-3				0-0 F9	4	0	2	2	0	0	1									
Dal Maxvill, R (1, 6) OBP: 0.271, SLG: 0.241		0-0 F9	0-0 5-3		0-0 F9				4-0 BB	3	0	0	0	0	0	3									
Bob Robertson, R (7, PH) OBP: 0.328, SLG: 0.393										0	0	0	0	1	0	0									
Jackie Hernandez, R (7, PR) OBP: 0.292, SLG: 0.324										0	0	0	0	0	0	0									
Nelson Briles, R (1, 1) OBP: 0.243, SLG: 0.288		0-3 K		0-0 F7		0-3 K			0-0 P6	3	0	0	0	0	2	1									
John Lamb, R (6, 1)										0	0	0	0	0	0	0									
Luke Walker, L (6, 1) OBP: 0.067, SLG: 0.067										0	0	0	0	0	0	0									
Manny Sanguillen, R (7, PH) OBP: 0.301, SLG: 0.422										1	0	0	0	0	0	2									
Bob Johnson, L (7, 1)										0	0	0	0	0	0	0									
Inning Stats	R: 0 E: 0 K: 1 S: 5	H: 0 LOB: 0 BB: 0 P: 5	R: 2 E: 0 K: 1 S: 7	H: 3 LOB: 1 BB: 1 P: 11	R: 3 E: 0 K: 1 S: 10	H: 5 LOB: 2 BB: 0 P: 10	R: 2 E: 0 K: 0 S: 7	H: 4 LOB: 2 BB: 0 P: 7	R: 0 E: 0 K: 1 S: 5	H: 0 LOB: 0 BB: 0 P: 5	R: 0 E: 0 K: 0 S: 4	H: 1 LOB: 1 BB: 0 P: 4	R: 0 E: 0 K: 1 S: 6	H: 1 LOB: 2 BB: 1 P: 10	R: 0 E: 0 K: 1 S: 5	H: 0 LOB: 0 BB: 0 P: 5	R: 0 E: 0 K: 1 S: 5	H: 0 LOB: 0 BB: 0 P: 5	1B: 7 2B: 6 3B: 0 HR: 1	SF: 0 SAC: 0 DP: 0 HBP: 0	WP: 1 PB: 0 SB: 0 CS: 0	PA: 42			
PITCHER	IP	WLS	BF	H	R	ER	SO	BB	IBB	HBP	BLK	WP	HR	S	P	ERA	WHIP								
Dick Ruthven, R (1, 1) ERA: 4.01	2.2		15	7	5	5	3	1	0	0	0	0	1	20	24	16.88	3.000								
Mike Wallace, L (3, 1) ERA: 4.4	2.1		12	5	2	2	1	0	0	0	0	0	0	14	14	7.71	2.143								
Barry Lersch, R (6, 1) ERA: 4.81	1.0		4	1	0	0	0	0	0	0	0	0	0	4	4	0.00	1.000								
Darrell Brandon, R (7, 1) ERA: 5.08	2.0		8	1	0	0	2	1	0	0	0	1	0	11	15	0.00	1.000								
Mac Scarce, L (9, 1) ERA: 2.47	1.0	W	3	0	0	0	1	0	0	0	0	0	0	5	5	0.00	0.000								

Pittsburgh Pirates @ Philadelphia Phillies
Veterans Stadium, Philadelphia, PA
Sun Sep 09 1973, 3:33 AM EDT
Att: 14,356 - Unknown

livebaseballscorecards.com

AB	40
R	7
H	14
RBI	7
BB	2
SO	7
LOB	11



Batter	1	2	3	4	5	6	7	8	9	AB	R	H	RBI	BB	SO	LOB
Denny Doyle, L (1, 4) OBP: 0.322, SLG: 0.324 Billy Grabarkewitz, R (6, PH) OBP: 0.332, SLG: 0.314 (7, 4)	4-0 E 1B 1B BB		0-0 F8			0-0 HR 1B		0-3 K		2	2	1	0	1	0	0
Del Unser, L (1, 8) OBP: 0.359, SLG: 0.444 Terry Harmon, R (6, PH) OBP: 0.281, SLG: 0.233 (7, 6)	0-0 E2 1B 1B		0-0 G6-4-3 1B			0-0 HR FC6-4 1B		0-0 BB 1B		3	1	3	2	0	0	0
Bill Robinson, R (1, 9) OBP: 0.328, SLG: 0.541 (7, 8)	0-0 F9		0-0 G6-4-3 1-2f			0-3 K	0-0 BB 2B	4-0 1-2 BB		4	0	1	0	1	1	3
Greg Luzinski, R (1, 7) OBP: 0.339, SLG: 0.478	0-3 K			0-3 K		0-0 E 1B 1B	0-3 K	0-0 P4		5	1	1	0	0	3	5
Willie Montanez, L (1, 3) OBP: 0.327, SLG: 0.381 (8, 9)	0-0 1-2 3-H 1B			0-0 F8		0-0 E4 BB 1B	4-0 BB 1B	0-0 HR		4	2	2	2	1	0	1
Bob Boone, R (1, 2) OBP: 0.320, SLG: 0.376	0-0 F8			0-3 K		0-0 F8	0-3 K			4	0	0	0	0	2	6
Mike Schmidt, R (1, 5) OBP: 0.342, SLG: 0.399		0-0 F7			0-3 K	4-0 1B 1-2 BB 1B	4-0 1-2 2-3 BB			2	1	0	0	2	1	0
Larry Bowa, S (1, 6) OBP: 0.256, SLG: 0.241 Mike Anderson, R (6, PH) OBP: 0.312, SLG: 0.442 (7, 9)		0-0 CS 1B			0-0 P5	0-0 1B 1B	0-0 P4			2	0	1	0	0	0	0
Tom Hutton, L (7, PH) OBP: 0.352, SLG: 0.385 (8, 3)		0-0 6-3			0-3 K	0-0 1-3 2-H 3-H 1B 1B		0-0 P6		1	1	1	2	0	0	0
Dick Ruthven, R (1, 1) OBP: 0.182, SLG: 0.167 Mike Wallace, L (3, 1) Mike Rogodzinski, L (5, PH) OBP: 0.329, SLG: 0.343 Barry Lensch, S (6, PH) OBP: 0.214, SLG: 0.154 Cesar Tovar, R (6, PH) OBP: 0.236, SLG: 0.361 Darrell Brandon, R (7, 1) OBP: 0.440, SLG: 0.250 Ken Brett, L (8, PH) OBP: 0.288, SLG: 0.493 Mac Scarce, L (9, 1)		0-0 1-2			0-3 K	0-0 1-2 3-H 1B 1B				1	0	0	0	0	0	1

BOTTOM

Pittsburgh Pirates @ Philadelphia Phillies
Veterans Stadium, Philadelphia, PA
 Sun Sep 09 1973, 3:33 AM EDT
 Att. 14,356 - Unknown


livebaseballscorecards.com

AB	36
R	8
H	13
RBI	8
BB	5
SO	9
LOB	21



Inning Stats	R: 1	H: 2	E: 1	K: 1	S: 7	H: 2	LOB: 2	BB: 1	P: 11	R: 0	H: 1	E: 0	K: 0	S: 3	H: 1	LOB: 0	BB: 0	P: 3	R: 0	H: 1	E: 0	K: 0	S: 3	R: 0	H: 0	E: 0	K: 2	S: 7	R: 0	H: 0	E: 0	K: 2	S: 7	R: 6	H: 6	E: 1	K: 1	S: 12	R: 0	H: 1	E: 0	K: 2	S: 8	R: 0	H: 1	E: 0	K: 1	S: 6	R: 1	H: 1	E: 0	K: 0	S: 1	1B: 10	SF: 0	2B: 1	SAC: 0	3B: 0	DP: 1	HR: 2	HBP: 0	WP: 0	PA: 41
--------------	------	------	------	------	------	------	--------	-------	-------	------	------	------	------	------	------	--------	-------	------	------	------	------	------	------	------	------	------	------	------	------	------	------	------	------	------	------	------	------	-------	------	------	------	------	------	------	------	------	------	------	------	------	------	------	------	--------	-------	-------	--------	-------	-------	-------	--------	-------	--------

PITCHER	IP	WLS	BF	H	R	ER	SO	BB	IBB	HBP	BLK	WP	HR	S	P	ERA	WHIP
Nelson Briles, R (1, 1) ERA: 2.86	5.2		26	8	7	2	6	2	0	0	0	0	1	36	44	3.18	1.765
John Lamb, R (6, 1) ERA: 5.02	0.0		1	1	0	0	0	0	0	0	0	0	0	1	1	∞	∞
Luke Walker, L (6, 1) ERA: 4.44	0.1		2	1	0	0	0	0	0	0	0	0	0	2	2	0.00	3.000
Bob Johnson, R (7, 1) ERA: 3.81	2.0	L	12	3	1	1	3	2	1	0	0	0	1	15	27	4.50	2.500

Batter	1	2	3	4	5	6	7	8	9	AB R H RBI BB SO LOB	TOP														
Wayne Garrett, L (1, 5) OBP: 0.335, SLG: 0.365 Ted Martinez, R (6, 5) OBP: 0.291, SLG: 0.305 Ken Boswell, L (8, PH) OBP: 0.274, SLG: 0.314	0-0 F5		0-0 HR 1B		0-0 P5			0-0 F7		3 1 1 0 0 0 0 0 0 0 0 0 0 0 1 0 0 0 0 0 0	<p>New York Mets @ Philadelphia Phillies Veterans Stadium, Philadelphia, PA</p> <p>Tue Sep 11 1973, 7:05 PM EDT Att. 8,159 - Unknown</p> <p>livebaseballscorecards.com</p> <table border="1"> <tr><td>AB</td><td>32</td></tr> <tr><td>R</td><td>4</td></tr> <tr><td>H</td><td>6</td></tr> <tr><td>RBI</td><td>4</td></tr> <tr><td>BB</td><td>2</td></tr> <tr><td>SO</td><td>3</td></tr> <tr><td>LOB</td><td>7</td></tr> </table> 	AB	32	R	4	H	6	RBI	4	BB	2	SO	3	LOB	7
AB	32																								
R	4																								
H	6																								
RBI	4																								
BB	2																								
SO	3																								
LOB	7																								
Felix Millan, R (1, 4) OBP: 0.332, SLG: 0.361	4-0 HR BB		0-0 P5		0-0 F7			0-0 6-3		3 1 0 0 1 0 1															
Rusty Staub, L (1, 9) OBP: 0.354, SLG: 0.417	0-0 HR		0-0 HR					0-0 F8		4 2 2 4 0 0 0															
John Milner, L (1, 7) OBP: 0.330, SLG: 0.452	0-0 L3		0-0 1B					0-0 P5		4 0 2 0 0 0 0															
Ed Kranepool, L (1, 3) OBP: 0.308, SLG: 0.307	0-3 K		0-0 F8					0-0 1B		4 0 1 0 0 1 2															
Jerry Grote, R (1, 2) OBP: 0.277, SLG: 0.300 Ron Hodges, L (9, PH) OBP: 0.306, SLG: 0.289		0-0 6-3		0-0 P3				0-0 FC5-4 1B		3 0 0 0 0 0 1 1 0 0 0 0 0 1															
Don Hahn, R (1, 8) OBP: 0.283, SLG: 0.290 Dave Schneck, L (9, PH)		4-0 G1-4-3 BB		0-0 5-3				0-0 G3		2 0 0 0 1 1 0 1 0 0 0 0 0 1															
Bud Harrelson, S (1, 6) OBP: 0.342, SLG: 0.301		0-0 G1-4-3		0-0 G3				0-0 F9		3 0 0 0 0 0 1															
Jerry Koosman, R (1, 1) OBP: 0.123, SLG: 0.125 Harry Parker, R (8, 1)			0-3 K		0-0 5-3			0-0 G3		3 0 0 0 0 1 0 0 0 0 0 0 0 0															
Inning Stats	R: 2 H: 1 E: 0 LOB: 0 K: 1 BB: 1 S: 6 P: 10	R: 0 H: 0 E: 0 LOB: 0 K: 0 BB: 1 S: 2 P: 6	R: 2 H: 3 E: 0 LOB: 1 K: 1 BB: 0 S: 8 P: 8	R: 0 H: 0 E: 0 LOB: 0 K: 0 BB: 0 S: 3 P: 3	R: 0 H: 0 E: 0 LOB: 0 K: 0 BB: 0 S: 3 P: 3	R: 0 H: 1 E: 0 LOB: 1 K: 0 BB: 0 S: 4 P: 4	R: 0 H: 0 E: 0 LOB: 0 K: 1 BB: 0 S: 5 P: 5	R: 0 H: 0 E: 0 LOB: 0 K: 0 BB: 0 S: 3 P: 3	R: 0 H: 1 E: 0 LOB: 1 K: 0 BB: 0 S: 4 P: 4	1B: 4 SF: 0 2B: 0 SAC: 0 3B: 0 DP: 1 HR: 2 HBP: 0	WP: 0 PA: 34 PB: 0 SB: 0 CS: 0														
PITCHER Jim Lonborg, R (1, 1) ERA: 4.86	IP WLS BF H R ER SO BB IBB HBP BLK WP HR S P ERA WHIP	9.0 W 34 6 4 4 3 2 0 0 0 0 0 2 38 46 4.00 0.889																							

Batter	1	2	3	4	5	6	7	8	9
Billy Grabarkewitz, R (1, 4) OBP: 0.340, SLG: 0.335	4-0 FC6-4 1B BB	0-0 F3			4-0 1B 1B BB		0-0 HR		
Mike Anderson, R (1, 9) OBP: 0.305, SLG: 0.431	0-3 K		0-3 K		0-0 F9		0-0 F8		
Bill Robinson, R (1, 8) OBP: 0.329, SLG: 0.541	0-0 FC6-4 1-2 1B		0-0 F8		0-0 1B 1-3 1B		0-0 F2		
Greg Luzinski, R (1, 7) OBP: 0.342, SLG: 0.491	0-0 FC6-4 1-2 2-3		0-0 HR		0-0 1B 1-3 3-H		0-0 HR		
Willie Montanez, L (1, 3) OBP: 0.325, SLG: 0.378	0-0 5-3		0-3 K		0-0 F8		0-0 F7		
Bob Boone, R (1, 2) OBP: 0.322, SLG: 0.375		0-0 1B		0-0 5-3		4-0 HR BB		0-0 P5	
Mike Schmidt, R (1, 5) OBP: 0.344, SLG: 0.408		0-0 F9		0-3 K		0-0 HR 1-H		4-0 S BB	
Larry Bowa, S (1, 6) OBP: 0.254, SLG: 0.240		0-1 CI BB		0-0 L5		0-0 P4		0-3 K 1-2	
Jim Lonborg, R (1, 1) OBP: 0.190, SLG: 0.167		4-0 1-2 BB			0-3 K	0-3 K		0-0 F8	

Inning Stats	R: 0	H: 1	E: 0	K: 1	S: 6	LOB: 2	BB: 1	P: 10
	R: 0	H: 1	E: 1	K: 0	S: 4	LOB: 2	BB: 1	P: 8
	R: 1	H: 1	E: 0	K: 2	S: 8	LOB: 0	BB: 0	P: 8
	R: 0	H: 0	E: 0	K: 1	S: 5	LOB: 0	BB: 0	P: 5
	R: 1	H: 2	E: 0	K: 1	S: 6	LOB: 2	BB: 1	P: 10
	R: 2	H: 1	E: 0	K: 1	S: 6	LOB: 0	BB: 1	P: 10
	R: 2	H: 2	E: 0	K: 0	S: 5	LOB: 0	BB: 0	P: 5
	R: 0	H: 0	E: 0	K: 1	S: 5	LOB: 1	BB: 1	P: 9

PITCHER	IP	WLS	BF	H	R	ER	SO	BB	IBB	HBP	BLK	WP	HR	S	P	ERA	WHIP
Jerry Koosman, L (1, 1) ERA: 3.03	7.0	L	32	8	6	6	6	4	0	0	0	0	4	40	56	7.71	1.714
Harry Parker, R (8, 1) ERA: 3.45	1.0		4	0	0	0	1	1	0	0	0	0	0	5	9	0.00	1.000

AB R H RBI BB SO LOB

2	2	1	1	2	0	2
4	0	0	0	0	2	2
4	0	2	0	0	0	0
4	2	3	3	0	0	2
4	0	0	0	0	1	2
3	1	1	0	1	0	0
3	1	1	2	1	1	0
3	0	0	0	0	1	1
3	0	0	0	1	2	1

1B: 4	SF: 0	WP: 0	PA: 36
2B: 0	SAC: 0	PB: 0	
3B: 0	DP: 0	SB: 1	
HR: 4	HBP: 0	CS: 0	

New York Mets @ Philadelphia Phillies
Veterans Stadium, Philadelphia, PA
 Tue Sep 11 1973, 7:05 PM EDT
 Att. 8,159 - Unknown

livebaseballscorecards.com

AB	30
R	6
H	8
RBI	6
BB	5
SO	7
LOB	10



Batter	1	2	3	4	5	6	7	8	9	AB R H RBI BB SO LOB	TOP
Wayne Garrett, L OBP: 0.337, SLG: 0.377 (1, 5) X	0-0 SH3 2B		0-0 HR		0-0 G4-6-3 1B		0-0 F9		0-0 G3	5 1 3 1 0 0 1	
Felix Millan, R OBP: 0.330, SLG: 0.359 (1, 4) X	0-0 SH3 2-3		0-0 5-3		0-0 G4-6-3 1-2f			0-0 5-3		3 0 0 0 0 0 2	
Rusty Staub, L OBP: 0.355, SLG: 0.419 (1, 9) BBB	4-0 BB BB		0-0 F2			0-0 F9		0-0 1B 2B		3 1 1 0 1 0 0	
John Milner, L OBP: 0.331, SLG: 0.461 (1, 3) SSS	0-3 K		0-0 P3			0-0 HR		0-0 1B 2-H		4 1 2 1 0 1 2	
Cleon Jones, R OBP: 0.311, SLG: 0.357 (1, 7) BBB	4-0 1-2 BB			0-0 6-3		0-3 K		0-0 F8		3 0 0 0 1 1 1	
Dave Schneck, L OBP: 0.250, SLG: 0.250 (1, 8) SSS	0-3 K			0-0 G3		0-0 1B 1B		0-3 K		3 0 1 0 0 1 3 1 0 0 0 0 1 1	
Don Hahn, R OBP: 0.282, SLG: 0.289 (8, PH) (8, 8)											
Jerry Grote, R OBP: 0.280, SLG: 0.304 (1, 2) X					0-3 K		0-0 1B 1-3		0-0 1B	4 0 2 0 0 1 0	
Bud Harrelson, S OBP: 0.341, SLG: 0.298 (1, 6) X					4-0 1B SH1-4 BB		0-0 F7		0-3 K	3 0 0 0 1 1 1	
Jon Matlack, L OBP: 0.278, SLG: 0.148 (1, 1) 0.000					0-0 SH1-4 1-2		0-3 K		0-3 K	2 0 0 0 0 2 0 1 0 0 0 0 1 1	
Tug McGraw, R OBP: 0.143, SLG: 0.143 (8, 1) 0.000											
Inning Stats	R: 0 E: 0 K: 2 S: 8 H: 1 LOB: 3 BB: 2 P: 16	R: 0 E: 0 K: 1 S: 5 H: 0 LOB: 0 BB: 0 P: 5	R: 1 E: 0 K: 0 S: 4 H: 1 LOB: 0 BB: 0 P: 4	R: 0 E: 0 K: 1 S: 5 H: 0 LOB: 0 BB: 0 P: 5	R: 0 E: 0 K: 1 S: 3 H: 1 LOB: 1 BB: 1 P: 7	R: 1 E: 0 K: 1 S: 7 H: 3 LOB: 2 BB: 0 P: 7	R: 0 E: 0 K: 1 S: 5 H: 0 LOB: 0 BB: 0 P: 5	R: 1 E: 0 K: 1 S: 7 H: 2 LOB: 1 BB: 0 P: 7	R: 0 E: 0 K: 2 S: 8 H: 1 LOB: 1 BB: 0 P: 8	1B: 5 2B: 2 3B: 0 HR: 2 SF: 0 SAC: 2 DP: 1 HBP: 0	WP: 0 PB: 0 SB: 0 CS: 0 PA: 37
PITCHER Wayne Twitchell, R ERA: 2.52 (1, 1)	IP: 7.0 WLS: L BF: 28 H: 6 R: 2 ER: 2 SO: 6 BB: 3 IBB: 0 HBP: 0 BLK: 0 WP: 0 HR: 2 S: 37 P: 49 ERA: 2.57 WHIP: 1.286										
Mac Scarce, L ERA: 2.54 (8, 1)	IP: 2.0 WLS: L BF: 9 H: 3 R: 1 ER: 1 SO: 3 BB: 0 IBB: 0 HBP: 0 BLK: 0 WP: 0 HR: 0 S: 15 P: 15 ERA: 4.50 WHIP: 1.500										

New York Mets @ Philadelphia Phillies
Veterans Stadium, Philadelphia, PA
Wed Sep 12 1973, 7:05 PM EDT
Att. 8,418 - Unknown

livebaseballscorecards.com

AB 32
R 3
H 9
RBI 2
BB 3
SO 9
LOB 12



Batter	1	2	3	4	5	6	7	8	9	AB R H RBI BB SO LOB
Billy Grabarkewitz, R OBP: 0.342, SLG: 0.338 (1, 4)	0-0 BB 2B 1B	0-0 1-2 1B			0-0 F8		0-3 K		0-3 K	5 1 2 0 0 2 0
Mike Anderson, R OBP: 0.309, SLG: 0.448 (1, 9)	4-0 2B 1-2 FC5-2 BB	0-3 K			0-0 F9			0-0 HR		3 1 1 1 1 1 2
Bill Robinson, R OBP: 0.333, SLG: 0.544 (1, 8)	0-0 FC5-2 1-3 2-H 2B		4-0 CS BB		0-0 F8			0-0 1B 1B		3 0 2 1 1 0 0
Greg Luzinski, R OBP: 0.340, SLG: 0.487 (1, 7)	0-3 K		0-0 L4		0-3 K		0-3 K			4 0 0 0 0 3 4
Bob Boone, R OBP: 0.321, SLG: 0.374 (1, 2)	0-0 FC5-2 2-3 3-H		0-0 5-3 1-2		0-0 6-3		0-0 1B			4 0 1 0 0 0 3
Mike Schmidt, R OBP: 0.343, SLG: 0.404 (1, 5)	0-3 K			0-0 F7		4-0 S BB	0-3 K			3 0 0 0 1 2 4
Tom Hutton, L OBP: 0.350, SLG: 0.382 (1, 3)		0-0 F8		0-0 1B		0-3 K		0-3 K		4 0 1 0 0 2 3
Larry Bowa, S OBP: 0.254, SLG: 0.240 (1, 6)		0-0 1B 1B		0-0 F9		0-0 F7		0-3 K		4 0 1 0 0 1 1
Wayne Twitchell, R OBP: 0.099, SLG: 0.127 Cesar Tovar, R OBP: 0.337, SLG: 0.360 Mac Scarce, L (8, 1) Terry Harmon, R OBP: 0.280, SLG: 0.231 (9, PH)		0-3 K		0-3 K		0-3 K		0-0 F3		2 0 0 0 0 2 2 1 0 0 0 0 1 0 0 0 0 0 0 0 0 1 0 0 0 0 0 0

Inning Stats	R: 1	H: 2	E: 0	K: 2	S: 9	LOB: 2	BB: 1	P: 13	R: 0	H: 2	E: 0	K: 2	S: 9	LOB: 2	BB: 0	P: 9	R: 0	H: 0	E: 0	K: 0	S: 2	LOB: 0	BB: 1	P: 6	R: 0	H: 1	E: 0	K: 1	S: 6	LOB: 1	BB: 0	P: 6	R: 0	H: 0	E: 0	K: 0	S: 3	LOB: 0	BB: 0	P: 3	R: 0	H: 0	E: 0	K: 2	S: 7	LOB: 1	BB: 1	P: 11	R: 0	H: 0	E: 0	K: 2	S: 7	LOB: 0	BB: 0	P: 7	R: 1	H: 3	E: 0	K: 3	S: 12	LOB: 2	BB: 0	P: 12	R: 0	H: 0	E: 0	K: 2	S: 7	LOB: 0	BB: 0	P: 7	R: 0	H: 0	E: 0	K: 2	S: 7	LOB: 0	BB: 0	P: 7	1B: 6	SF: 0	2B: 1	SAC: 0	3B: 0	DP: 0	HR: 1	HBP: 0	WP: 0	PA: 37
--------------	------	------	------	------	------	--------	-------	-------	------	------	------	------	------	--------	-------	------	------	------	------	------	------	--------	-------	------	------	------	------	------	------	--------	-------	------	------	------	------	------	------	--------	-------	------	------	------	------	------	------	--------	-------	-------	------	------	------	------	------	--------	-------	------	------	------	------	------	-------	--------	-------	-------	------	------	------	------	------	--------	-------	------	------	------	------	------	------	--------	-------	------	-------	-------	-------	--------	-------	-------	-------	--------	-------	--------

PITCHER	IP	WLS	BF	H	R	ER	SO	BB	IBB	HBP	BLK	WP	HR	S	P	ERA	WHIP
Jon Mattlack, L ERA: 3.28 (1, 1)	7.0	W	29	6	2	2	9	3	0	0	0	0	1	44	56	2.57	1.286
Tug McGraw, L ERA: 4.52 (8, 1)	2.0	S	8	2	0	0	5	0	0	0	0	0	0	18	18	0.00	1.000

BOTTOM

New York Mets @ Philadelphia Phillies
Veterans Stadium, Philadelphia, PA

Wed Sep 12 1973, 7:05 PM EDT
Att. 8,418 - Unknown

livebaseballscorecards.com

AB	34
R	2
H	8
RBI	2
BB	3
SO	14
LOB	19



Batter	1	2	3	4	5	6	7	8	9	10	11	12	AB R H RBI BB SO LOB	TOP								
Bud Harrelson, S OBP: 0.341, SLG: 0.296 (1, 6)	0-0 F8		0-3 K		0-0 4-3			0-0 FC6 1B		0-0 P4		4-0 G4-6-3 IBB	5 0 1 0 1 1 1	New York Mets @ Philadelphia Phillies Veterans Stadium, Philadelphia, PA Thu Sep 13 1973, 7:05 PM EDT Att. 8,194 - Unknown livebaseballscorecards.com								
Felix Millan, R OBP: 0.328, SLG: 0.356 (1, 4)	4-0 1B BB		0-0 F7		0-0 F9			0-0 F8		0-0 CS	0-0 F8	0-0 G4-6-3	5 0 0 0 1 0 4									
Rusty Staub, L OBP: 0.352, SLG: 0.415 (1, 9)	0-0 1-3			0-0 4-3				0-0 FC6			0-0 4-3		5 0 0 0 0 0 2									
Cleon Jones, R OBP: 0.312, SLG: 0.358 (1, 7)	0-0 2-H 1B			0-0 1B 1B				0-3 K			0-0 4-3		5 1 2 0 0 1 1									
John Milner, L OBP: 0.330, SLG: 0.457 (1, 3)		0-0 3-1		0-0 1B E 1B			0-0 F7		0-0 F8			0-0 6-3	5 1 1 0 0 0 0									
Jerry Grote, R OBP: 0.283, SLG: 0.306 (1, 2)		0-0		0-0 F9			0-0 6-3		0-3 K			0-0 2B 1B	5 0 2 0 0 1 2									
Lute Barnes, R (12, PR)													0 1 0 0 0 0 0									
Duffy Dyer, R OBP: 0.241, SLG: 0.234 (12, 2)													0 0 0 0 0 0 0									
Don Hahn, R OBP: 0.285, SLG: 0.295 (1, 8)		0-0 P4		0-0 E2 1B			0-0 1-3		0-0 F9			0-0 1B WP 2B	5 1 2 1 0 0 1									
Ted Martinez, R OBP: 0.294, SLG: 0.308 (1, 5)		0-3 K		0-0 6-3			0-0					4-0 WP 1B IBB	4 0 2 0 0 1 2									
Ken Boswell, L OBP: 0.281, SLG: 0.314 (12, PH)													0 0 0 0 1 0 0									
Tug McGraw, R OBP: 0.143, SLG: 0.143 (12, 1)													0 0 0 0 0 0 0									
Tom Seaver, R OBP: 0.207, SLG: 0.233 (1, 1)			0-0 4-3		0-0 6-3		0-3 K			0-0 F7		0-0 WP 1B	4 0 0 0 0 1 2									
Wayne Garrett, L OBP: 0.339, SLG: 0.378 (12, 5)												1-2 2-3 3-H	1 0 1 1 0 0 0									
Inning Stats	R: 0 E: 0 K: 3 S: 3	H: 1 LOB: 2 BB: 1 P: 7	R: 0 E: 0 K: 1 S: 6	H: 1 LOB: 1 BB: 0 P: 6	R: 0 E: 0 K: 1 S: 5	H: 0 LOB: 0 BB: 0 P: 5	R: 2 E: 1 K: 0 S: 6	H: 3 LOB: 1 BB: 0 P: 6	R: 0 E: 0 K: 0 S: 3	H: 0 LOB: 0 BB: 0 P: 3	R: 0 E: 0 K: 1 S: 6	H: 0 LOB: 1 BB: 0 P: 6	R: 0 E: 0 K: 1 S: 5	H: 0 LOB: 0 BB: 0 P: 5	R: 0 E: 0 K: 0 S: 3	H: 0 LOB: 0 BB: 0 P: 3	R: 2 E: 0 K: 0 S: 5	H: 3 LOB: 3 BB: 2 P: 13	1B: 10 2B: 1 3B: 0 HR: 0	SF: 0 SAC: 0 DP: 1 HBP: 0	WP: 1 PB: 0 SB: 0 CS: 1	PA: 48
PITCHER Ken Brett, L ERA: 3.39 George Culver, R ERA: 3.67	IP: 11.0 WLS: L BF: 40	H: 8 R: 2 ER: 1 SO: 5	BB: 1 IBB: 0 HBP: 0 BLK: 0	WP: 0 HR: 0 S: 49 P: 53	ERA: 0.82 WHIP: 0.818	IP: 1.0 WLS: L BF: 7	H: 3 R: 2 ER: 2 SO: 0	BB: 0 IBB: 2 HBP: 0 BLK: 0	WP: 1 HR: 0 S: 5 P: 13	ERA: 18.00 WHIP: 3.000												

AB	44
R	4
H	11
RBI	2
BB	3
SO	5
LOB	15



Batter	1	2	3	4	5	6	7	8	9	10	11	12	AB	R	H	RBI	BB	SO	LOB
Denny Doyle, L OBP: 0.324, SLG: 0.328 (1, 4)	0-0 L4		0-0 2B 1B		0-0 1B BB	0-0 L9			0-0 1B			0-0 1-3	6	1	3	0	0	0	1
Tom Hutton, L OBP: 0.354, SLG: 0.387 (1, 3)	0-0 FC4-6 1B		0-0 1-H 2B		4-0 1B BB		0-0 F7		0-0 F7			0-3 K	5	0	2	1	1	1	1
Del Unser, L OBP: 0.355, SLG: 0.438 Cesar Tovar, R OBP: 0.336, SLG: 0.358 (1, 8) (12, PH)	0-0 FC4-6 BB		0-0 F5		0-3 K		0-0 4-3		0-0 4-3			0-3 K	5	0	0	0	0	1	4
Greg Luzinski, R OBP: 0.340, SLG: 0.486 (1, 7)	4-0 1-2 BB		0-3 K		0-0 1-2 2-3 1B		0-3 K				0-0 4-3		4	0	1	0	1	2	1
Bob Boone, R OBP: 0.320, SLG: 0.372 (1, 2)	0-0 P9			0-0 F8		0-0 4-3		0-3 K		0-0 1B			5	0	1	0	0	1	5
Mike Anderson, R OBP: 0.312, SLG: 0.452 (1, 9)		0-0 6-3		0-0 WP 1B		0-0 SH1-4 2B		0-3 K		0-0 4-3			5	1	2	0	0	1	1
Mike Schmidt, R OBP: 0.339, SLG: 0.399 (1, 5)		0-3 K		0-3 1-2 K		0-0 SH1-4		0-3 K			0-3 K		4	0	0	0	0	4	1
Larry Bowa, S OBP: 0.254, SLG: 0.242 (1, 6)		0-0 F9		0-3 K		0-0 2B			0-0 F7			0-0 P4	5	0	1	1	0	1	1
Ken Brett, L OBP: 0.273, SLG: 0.466 Mike Rogodzinski, L OBP: 0.335, SLG: 0.338 George Culver, R (1, 1) (11, PH) (12, 1)			0-3 K		0-0 P6		0-0 F7		0-3 K		0-0 F7		4	0	0	0	0	2	1

Inning Stats	R: 0	H: 1	E: 0	K: 0	S: 4	LOB: 2	BB: 1	P: 8	R: 0	H: 0	E: 0	K: 1	S: 5	LOB: 0	BB: 0	P: 5	R: 1	H: 2	E: 0	K: 2	S: 9	LOB: 1	BB: 0	P: 9	R: 0	H: 1	E: 0	K: 2	S: 8	LOB: 1	BB: 0	P: 8	R: 0	H: 2	E: 0	K: 1	S: 7	LOB: 3	BB: 1	P: 11	R: 1	H: 2	E: 0	K: 0	S: 5	LOB: 1	BB: 0	P: 5	R: 0	H: 0	E: 0	K: 1	S: 5	LOB: 0	BB: 0	P: 5	R: 0	H: 0	E: 0	K: 3	S: 9	LOB: 0	BB: 0	P: 9	R: 0	H: 1	E: 0	K: 1	S: 6	LOB: 1	BB: 0	P: 6	R: 0	H: 1	E: 0	K: 0	S: 4	LOB: 1	BB: 0	P: 4	R: 0	H: 0	E: 0	K: 1	S: 5	LOB: 0	BB: 0	P: 5	R: 0	H: 0	E: 0	K: 2	S: 7	LOB: 0	BB: 0	P: 7	1B: 7	2B: 3	3B: 0	HR: 0	SF: 0	SAC: 1	DP: 0	HBP: 0	WP: 1	PA: 48
--------------	------	------	------	------	------	--------	-------	------	------	------	------	------	------	--------	-------	------	------	------	------	------	------	--------	-------	------	------	------	------	------	------	--------	-------	------	------	------	------	------	------	--------	-------	-------	------	------	------	------	------	--------	-------	------	------	------	------	------	------	--------	-------	------	------	------	------	------	------	--------	-------	------	------	------	------	------	------	--------	-------	------	------	------	------	------	------	--------	-------	------	------	------	------	------	------	--------	-------	------	------	------	------	------	------	--------	-------	------	-------	-------	-------	-------	-------	--------	-------	--------	-------	--------

PITCHER	IP	WLS	BF	H	R	ER	SO	BB	IBB	HBP	BLK	WP	HR	S	P	ERA	WHIP
Tom Seaver, R ERA: 1.73 (1, 1)	11.0	W	45	10	2	2	12	2	0	0	0	1	0	67	75	1.64	1.091
Tug McGraw, L ERA: 4.47 (12, 1)	1.0	S	3	0	0	0	2	0	0	0	0	0	0	7	7	0.00	0.000


BOTTOM

New York Mets @ Philadelphia Phillies
Veterans Stadium, Philadelphia, PA

Thu Sep 13 1973, 7:05 PM EDT
Att. 8,194 - Unknown

livebaseballscorecards.com

AB	45
R	2
H	10
RBI	2
BB	2
SO	14
LOB	16



Batter	1	2	3	4	5	6	7	8	9	AB R H RBI BB SO LOB	TOP		
Billy Grabarkewitz, R (1, 4) OBP: 0.333, SLG: 0.327	0-0 F9		0-0 5-3		0-0 P2		0-0 1-3		0-0 P3	5 0 0 0 0 0 0			
Mike Anderson, R (1, 9) OBP: 0.321, SLG: 0.465	0-0 F3		0-0 1B 2B		0-0 1B 1B		0-0 1B			4 1 3 0 0 0 0			
Bill Robinson, R (1, 8) (8, 7) OBP: 0.333, SLG: 0.541	0-0 F7		0-0 P2		0-0 1-3 1B		0-0 F8			4 0 1 0 0 0 2			
Greg Luzinski, R (1, 7) Cesar Tovar, R (2, PR) (2, 7) (8, 5) OBP: 0.342, SLG: 0.486 OBP: 0.336, SLG: 0.358		H 1-0 SH E HBP	0-0 BLK 1B		0-0 F8		0-3 K			0 0 0 0 0 0 0 3 1 1 1 0 1 2			
Bob Boone, R (1, 2) OBP: 0.320, SLG: 0.372		X 0-0 SH E	0-0 F8		0-0 5-3		0-0 FC4-6 1B			3 0 1 0 0 0 3			
Mike Schmidt, R (1, 5) Del Unser, L (8, PH) (8, 8) OBP: 0.339, SLG: 0.396 OBP: 0.354, SLG: 0.437		B B B B 4-0 1-3 BB		S S S 0-3 K		S S S 0-3 K		0-0 FC4-6 1-2f		2 0 0 0 1 2 0 1 0 0 0 0 0 1			
Tom Hutton, L (1, 3) OBP: 0.348, SLG: 0.380		X 0-0 F9		X 0-0 6-3		X 0-0 4-3		X 0-0 F8		4 0 0 0 0 0 3			
Larry Bowa, S (1, 6) OBP: 0.254, SLG: 0.244		X 0-0 1-3		X 0-0 2B		X 0-0 3-1		S S S 0-3 K		4 0 1 0 0 1 2			
Steve Carlton, L (1, 1) Mike Rogodzinski, L (9, PH) OBP: 0.158, SLG: 0.228 OBP: 0.321, SLG: 0.333		X 0-0 F9		X 0-0 F8		X 0-0 G3		X 0-0 F7		3 0 0 0 0 0 4 1 0 0 0 0 0 0			
Inning Stats	R: 0 E: 0 K: 0 S: 3 H: 0 LOB: 0 BB: 0 P: 3	R: 1 E: 2 K: 0 S: 4 H: 0 LOB: 3 BB: 1 P: 9	R: 1 E: 0 K: 0 S: 5 H: 2 LOB: 1 BB: 0 P: 5	R: 0 E: 0 K: 1 S: 6 H: 1 LOB: 1 BB: 0 P: 6	R: 0 E: 0 K: 0 S: 5 H: 2 LOB: 2 BB: 0 P: 5	R: 0 E: 0 K: 1 S: 5 H: 0 LOB: 0 BB: 0 P: 5	R: 0 E: 0 K: 0 S: 4 H: 1 LOB: 1 BB: 0 P: 4	R: 0 E: 0 K: 1 S: 6 H: 1 LOB: 1 BB: 0 P: 6	R: 0 E: 0 K: 1 S: 5 H: 0 LOB: 0 BB: 0 P: 5	1B: 5 2B: 2 3B: 0 HR: 0 SF: 0 SAC: 1 DP: 0 HBP: 1	WP: 0 PB: 0 SB: 0 CS: 0 PA: 37		
PITCHER	IP WLS BF H R ER SO BB IBB HBP BLK WP HR S P ERA WHIP											PITCHER	IP WLS BF H R ER SO BB IBB HBP BLK WP HR S P ERA WHIP
Balor Moore, L (1, 1) ERA: 4.25	4.0 18 3 2 1 1 1 0 1 1 0 0 18 23 2.25 1.000												
Chuck Taylor, R (5, 1) ERA: 0.79	5.0 W 19 4 0 0 3 0 0 0 0 0 0 25 25 0.00 0.800												

Philadelphia Phillies @ Montreal Expos
 Jarry Park, Montreal, QB
 Fri Sep 14 1973, 7:05 PM EDT
 Att. 13,458 - Unknown

AB	34
R	2
H	7
RBI	1
BB	1
SO	4
LOB	17



Batter	1	2	3	4	5	6	7	8	9	AB	R	H	RBI	BB	SO	LOB
--------	---	---	---	---	---	---	---	---	---	----	---	---	-----	----	----	-----

Felipe Alou, R <small>OBP: 0.258, SLG: 0.320</small> (1, 7)	0-0 6-3	0-0 1B WP 1B		0-0 F9			0-0 4-3			4	1	1	0	0	0	0
Ron Woods, R <small>OBP: 0.342, SLG: 0.307</small> (1, 8)	4-0 S 1B BB	0-0 E8 1B WP 1B			4-0 CS S BB		4-0 FC4-6 BB			1	1	1	1	3	0	0
Bob Bailey, R <small>OBP: 0.376, SLG: 0.505</small> (1, 5)	0-0 1B 1B 1-H	0-0 1B 1B 1-3 3-H			4-0 CS BB 1-2		0-0 FC4-6 1-2f			3	0	2	1	1	0	1
Hal Breden, R <small>OBP: 0.356, SLG: 0.542</small> Mike Jorgensen, L <small>OBP: 0.338, SLG: 0.348</small> (1, 3) (8, 3)	0-3 K	0-0 P6			0-0 F5		0-0 P6			4	0	0	0	0	1	6
Ken Singleton, S <small>OBP: 0.421, SLG: 0.493</small> (1, 9)	0-0 1B 1-2		0-0 F9		0-3 K 1-2 2-3		0-0 4-3			4	0	1	0	0	1	2
Tim Foli, R <small>OBP: 0.293, SLG: 0.288</small> (1, 6)	0-0 P4		0-0 F3		0-0 P3		0-0 1-3			4	0	0	0	0	0	2
John Boccabella, R <small>OBP: 0.279, SLG: 0.318</small> (1, 2)		0-0 5-3	0-0 4-3		0-0 E6		0-0 6-3			4	0	0	0	0	0	0
Pepe Frias, R <small>OBP: 0.259, SLG: 0.271</small> (1, 4)		0-0 F9		0-0 P2		0-0 L8				3	0	0	0	0	0	1
Balor Moore, L <small>OBP: 0.125, SLG: 0.077</small> Barry Foote, R (4, PH) Chuck Taylor, R (5, 1)		4-0 1B 1B BB		0-0 F8		0-3 K				0	1	0	0	1	0	0
										1	0	0	0	0	0	0
										1	0	0	0	0	1	1

Inning Stats	R: 1	H: 2	R: 2	H: 3	R: 0	H: 0	R: 0	H: 0	R: 0	H: 0	R: 0	H: 0	R: 0	H: 0	R: 0	H: 0
	E: 0	LOB: 2	E: 1	LOB: 2	E: 0	LOB: 0	E: 0	LOB: 1	E: 1	LOB: 1	E: 0	LOB: 1	E: 0	LOB: 0	E: 0	LOB: 0
	K: 1	BB: 1	K: 0	BB: 1	K: 0	BB: 0	K: 1	BB: 2	K: 1	BB: 0	K: 0	BB: 1	K: 0	BB: 0	K: 0	BB: 0
	S: 7	P: 11	S: 6	P: 10	S: 3	P: 3	S: 4	P: 12	S: 6	P: 6	S: 3	P: 7	S: 3	P: 3	S: 3	P: 3

PITCHER	IP	WLS	BF	H	R	ER	SO	BB	IBB	HBP	BLK	WP	HR	S	P	ERA	WHIP
Steve Carlton, L <small>ERA: 4.01</small> (1, 1)	8.0	L	34	5	3	3	3	5	0	0	0	1	0	35	55	3.38	1.250

BOTTOM

Philadelphia Phillies @ Montreal Expos
Jarry Park, Montreal, QB
 Fri Sep 14 1973, 7:05 PM EDT
 Att. 13,458 - Unknown

AB	29
R	3
H	5
RBI	2
BB	5
SO	3
LOB	13



WP	PA	ERA	WHIP
1	34		

Batter	1	2	3	4	5	6	7	8	9	10	AB	R	H	RBI	BB	SO	LOB
Denny Doyle, L (1, 4) OBP: 0.323, SLG: 0.326	0-0 4-3		0-0 F8		0-0 P6		0-0 1-2 HBP 1B	0-0 4-3			5	0	1	0	0	0	2
Mike Anderson, R (1, 9) OBP: 0.328, SLG: 0.466	0-0 G3 WP 1B		0-0 1B		0-0 5-3		1-0 1-2 2-3 HBP		0-3 K		4	1	2	0	0	1	0
Tom Hutton, L (1, 3) OBP: 0.346, SLG: 0.377	0-0 G3 1-3		0-0 F8			0-3 K	0-0 F9		0-0 2B 1B		5	0	1	0	0	1	5
Bill Robinson, R (1, 7) OBP: 0.331, SLG: 0.540	0-0 6-3 3-H			0-0 F7		0-3 K		0-3 K	0-0 1B 2B		5	0	1	0	0	2	0
Del Unser, L (1, 8) OBP: 0.357, SLG: 0.436		4-0 PB BB		0-0 4-3		0-0 G3		4-0 1B BB 1B BB	0-0 2-H 1B		3	1	1	0	2	0	0
Bob Boone, R (1, 2) OBP: 0.319, SLG: 0.370		0-0 F8 1-2		0-0 WP BB 1B			0-0 5-3	0-0 L6		0-0 P6	5	0	1	0	0	0	2
Mike Schmidt, R (1, 5) OBP: 0.340, SLG: 0.393		0-3 K		4-0 WP BB		0-0 6-3		4-0 1B BB		0-3 K	3	1	0	0	2	2	1
Larry Bowa, S (1, 6) OBP: 0.254, SLG: 0.250		0-0 G3		0-0 2-3			0-0 1B 3B		0-0 1B 1B		3	1	1	0	0	0	3
Greg Luzinski, R (8, PH) OBP: 0.343, SLG: 0.487				0-0 1-3						0-0 6-3	1	0	1	0	0	0	0
Terry Harmon, R (8, PR) OBP: 0.278, SLG: 0.230											1	0	0	0	0	0	0
Dick Ruthven, R (8, 7) OBP: 0.254, SLG: 0.250				0-0 1-3							1	0	0	0	0	0	0
Ron Dorris, R (8, 7) OBP: 0.254, SLG: 0.250											0	0	0	0	0	0	0
Jim Essian, R (8, 7) OBP: 0.254, SLG: 0.250											0	0	0	0	0	0	0
Barry Lersch, S (8, 7) OBP: 0.254, SLG: 0.250											0	0	0	0	0	0	0
Mike Rogozdzinski, L (8, 7) OBP: 0.254, SLG: 0.250											0	0	0	0	0	0	0
Darrell Johnson, R (8, 7) OBP: 0.254, SLG: 0.250											0	0	0	0	0	0	0
Cesar Torres, R (8, 7) OBP: 0.254, SLG: 0.250											0	0	0	0	0	0	0
Mac Scarfone, L (8, 7) OBP: 0.254, SLG: 0.250											0	0	0	0	0	0	0
George Culver, R (8, 7) OBP: 0.254, SLG: 0.250											0	0	0	0	0	0	0

AB	R	H	RBI	BB	SO	LOB
5	0	1	0	0	0	2
4	1	2	0	0	1	0
5	0	1	0	0	1	5
5	0	1	0	0	2	0
3	1	1	0	2	0	0
5	0	1	0	0	0	2
3	1	0	0	2	2	1
3	1	1	0	0	0	3
1	0	1	0	0	0	0
1	0	0	0	0	0	0
0	0	0	0	0	0	0
0	0	0	0	0	0	0
0	0	0	0	0	0	0
0	0	0	0	0	0	0
0	0	0	0	0	0	0
0	0	0	0	0	0	0
0	0	0	0	0	0	0

Inning	R	H	E	K	S	H	LOB	BB	P
1	1	1	0	0	4	0	0	0	0
2	0	0	0	1	5	0	1	1	9
3	0	0	0	0	4	1	1	0	4
4	0	0	0	0	4	0	0	0	4
5	0	0	0	0	4	0	0	0	4
6	0	0	0	0	4	0	0	0	4
7	0	0	0	0	4	0	0	0	4
8	0	0	0	0	4	0	0	0	4
9	0	0	0	0	4	0	0	0	4
10	0	0	0	0	4	0	0	0	4

PITCHER	IP	WLS	BF	H	R	ER	SO	BB	IBB	HBP	BLK	WP	HR	S	P	ERA	WHIP
Mike Torrez, R (1, 1) ERA: 4.12	6.2		28	6	2	1	3	2	0	0	0	2	0	32	40	1.35	1.200
Mike Marshall, R (7, 1) ERA: 2.66	2.0		12	4	2	2	2	2	0	1	0	0	0	13	22	9.00	3.000
Mickey Scott, L (9, 1) ERA: 5.33	0.1		1	1	0	0	0	0	0	0	0	0	0	1	1	0.00	3.000
Tom Walker, R (10, 1) ERA: 3.55	1.0	W	3	0	0	0	1	0	0	0	0	0	0	5	5	0.00	0.000

Philadelphia Phillies @ Montreal Expos
Jarry Park, Montreal, QB
 Sat Sep 15 1973, 7:05 PM EDT
 Att. 34,331 - Unknown

livebaseballscores.com

AB	39
R	4
H	11
RBI	3
BB	4
SO	6
LOB	13



WP	2	PA	44
PB	2		
SB	0		
CS	0		

BOTTOM

Philadelphia Phillies @ Montreal Expos
Jerry Park, Montreal, QB
Sat Sep 15 1973, 7:05 PM EDT
Att: 34,331 - Unknown

livebaseballscorecards.com

AB	32
R	5
H	10
RBI	5
BB	9
SO	5
LOB	15



WP:	0	PA:	41
PB:	1		
SB:	1		
CS:	0		

AB	3	R	1	H	1	RBI	0	BB	1	SO	1	LOB	3
	1	0	0	0	0	0	0	1	2				
	0	0	0	0	0	0	0	0	0				

4	0	0	0	0	0	0	2
1	1	1	1	0	0	0	0

4	1	1	1	1	1	2	0
---	---	---	---	---	---	---	---

2	1	1	0	3	0	0	0
---	---	---	---	---	---	---	---

3	1	1	1	2	0	1
---	---	---	---	---	---	---

4	0	1	1	0	0	1
---	---	---	---	---	---	---

3	0	3	2	0	0	0	0
0	0	0	0	0	0	0	0
0	0	0	0	0	0	0	0
1	0	1	0	0	0	0	0
0	0	0	0	0	0	0	0
0	0	0	0	0	0	0	0

3	0	0	0	1	0	3
---	---	---	---	---	---	---

2	0	0	0	0	1	3
0	0	0	0	0	0	0
1	0	0	0	0	0	0
0	0	0	0	1	0	0

1B:	10	SF:	0
2B:	0	SAC:	0
3B:	0	DP:	3
HR:	0	HBP:	0

Batter	1	2	3	4	5	6	7	8	9	10
Larry Lintz, S OBP: 0.378, SLG: 0.273 Pepe Mangual, R OBP: 0.250, SLG: 0.393 Tom Walker, R (10, 1)	0-3 K			BB FC6			G3-6-1 1B		0-3 K	
Ron Fairly, L OBP: 0.424, SLG: 0.458 Ron Woods, R OBP: 0.344, SLG: 0.310 (8, 8)	0-0 4-3			0-0 P3	0-0 P3		0-0 G3-6-1		0-0 PB S 1B	
Ken Singleton, S OBP: 0.421, SLG: 0.491 (1, 9)	0-3 K			0-0 BB 1B	0-3 K			0-0 F8		4-0 1B PB IBB
Mike Jorgensen, L OBP: 0.343, SLG: 0.349 (1, 3)		4-0 BB BB		4-0 1B BB	0-0 4-3			0-0 G6-4-3 1B		4-0 1-2 2-3 BB
Bob Bailey, R OBP: 0.378, SLG: 0.504 (1, 5)		4-0 1-2 BB		4-0 1-2 2-3 BB		0-0 F7		0-0 G6-4-3		0-0 1-2 2-3 3-H 1B
Felipe Alou, R OBP: 0.258, SLG: 0.319 (8, 7)		0-0 G5-4-3		0-0 1B		0-0 F9			0-0 F9	
Bob Stinson, S OBP: 0.348, SLG: 0.362 Mike Marshall, R OBP: 0.299, SLG: 0.241 Mickey Scott, L (9, 1) Hal Breeden, R OBP: 0.358, SLG: 0.544 Tony Scott, S (9, PR) Pepe Frias, R OBP: 0.259, SLG: 0.271 (10, 4)			0-0 F8	0-0 1-3 2-H 3-H 1B		0-0 FC6-4 1B		0-0 4-3 1B		
Tim Foli, R OBP: 0.293, SLG: 0.285 (1, 6)			0-0 F8	4-0 FC6 IBB		0-0 FC6-4		0-0 4-3		
Mike Torrez, R OBP: 0.182, SLG: 0.185 Terry Humphrey, R OBP: 0.208, SLG: 0.225 Boots Day, L OBP: 0.350, SLG: 0.377 John Boccabella, R OBP: 0.281, SLG: 0.318 (8, 2)			0-0 6-3	0-3 K			0-0 G3		4-0 IBB	

Inning Stats	R: 0	H: 0	E: 0	K: 2	S: 7	R: 0	H: 0	E: 0	K: 0	S: 1	R: 0	H: 1	E: 0	K: 0	S: 3	R: 4	H: 3	E: 1	K: 1	S: 8	R: 0	H: 0	E: 0	K: 1	S: 5	R: 0	H: 1	E: 0	K: 0	S: 4	R: 0	H: 1	E: 0	K: 0	S: 3	R: 0	H: 1	E: 0	K: 0	S: 3	R: 0	H: 1	E: 0	K: 1	S: 6	R: 1	H: 2	E: 0	K: 0	S: 2
--------------	------	------	------	------	------	------	------	------	------	------	------	------	------	------	------	------	------	------	------	------	------	------	------	------	------	------	------	------	------	------	------	------	------	------	------	------	------	------	------	------	------	------	------	------	------	------	------	------	------	------

PITCHER	IP	WLS	BF	H	R	ER	SO	BB	IBB	HBP	BLK	WP	HR	S	P	ERA	WHIP
Dick Ruthven, R ERA: 4.19 Ron Diorio, R ERA: 0.71 Barry Lersch, R ERA: 4.7 Darrell Brandon, R ERA: 4.99 Mac Scarce, L ERA: 2.61	(1, 1)	3.1	16	4	4	4	2	5	0	0	0	0	0	15	35	10.80	2.700
George Culver, R ERA: 3.67	(10, 1)	0.0	1	1	0	0	0	0	0	0	0	0	0	1	1	∞	∞

PITCHER	IP	WLS	BF	H	R	ER	SO	BB	IBB	HBP	BLK	WP	HR	S	P	ERA	WHIP
Dick Ruthven, R ERA: 4.19 Ron Diorio, R ERA: 0.71 Barry Lersch, R ERA: 4.7 Darrell Brandon, R ERA: 4.99 Mac Scarce, L ERA: 2.61	(1, 1)	3.1	16	4	4	4	2	5	0	0	0	0	0	15	35	10.80	2.700
George Culver, R ERA: 3.67	(10, 1)	0.0	1	1	0	0	0	0	0	0	0	0	0	1	1	∞	∞

PITCHER	IP	WLS	BF	H	R	ER	SO	BB	IBB	HBP	BLK	WP	HR	S	P	ERA	WHIP
Dick Ruthven, R ERA: 4.19 Ron Diorio, R ERA: 0.71 Barry Lersch, R ERA: 4.7 Darrell Brandon, R ERA: 4.99 Mac Scarce, L ERA: 2.61	(1, 1)	3.1	16	4	4	4	2	5	0	0	0	0	0	15	35	10.80	2.700
George Culver, R ERA: 3.67	(10, 1)	0.0	1	1	0	0	0	0	0	0	0	0	0	1	1	∞	∞

Batter	1	2	3	4	5	6	7	8	9	AB R H RBI BB SO LOB	TOP
Cesar Tovar, R (1, 5) X OBP: 0.337, SLG: 0.359 Mike Schmidt, R (8, 5) OBP: 0.340, SLG: 0.393 Tom Hutton, L (9, PH) OBP: 0.343, SLG: 0.377 Billy Grabarkewitz, R (9, PR) OBP: 0.333, SLG: 0.327	0-0 4-3 1B	0-3 K			0-0 5-3		0-0 F9		4-0 BB	4 1 1 0 0 1 2 0 0 0 0 0 0 0 0 0 0 0 1 0 0 0 0 0 0 0 0 0	
Denny Doyle, L (1, 4) X OBP: 0.321, SLG: 0.324	0-0 4-3 2-3		0-0 6-3		0-0 F7			0-0 SH1-4 E 1B	0-0 G3	5 1 1 0 0 0 3	
Willie Montanez, L (1, 3) X OBP: 0.323, SLG: 0.376	0-0 FC6 WP 3-H		0-0 1-3		0-3 K			0-0 SH1-4 1-2		3 0 0 1 0 1 0	
Greg Luzinski, R (1, 7) S S S OBP: 0.340, SLG: 0.483	0-3 K		0-3 K		0-0 F8			0-0 E6 CS 2-H		4 0 0 0 0 2 1	
Bill Robinson, R (1, 9) S S S OBP: 0.330, SLG: 0.537	0-3 K 1-2			0-3 K		0-0 P6		0-0 CS 1B		4 0 1 0 0 2 1	
Del Unser, L (1, 8) OBP: 0.358, SLG: 0.435		0-0 P5		4-0 G3 1B BB		0-0 FC6-4 1B		0-0 F8 1-2 2-3		3 0 1 0 1 0 2	
Bob Boone, R (1, 2) OBP: 0.320, SLG: 0.370		0-0 P3		0-0 G3 1B		0-0 FC6-4 1-2		4-0 4-3 3-1 BB		3 0 1 0 1 0 1	
Larry Bowa, S (1, 6) OBP: 0.252, SLG: 0.248		0-0 E4		0-0 G3 1-2 2-3		0-0 L9		0-0 3-1		4 0 0 0 0 0 3	
Jim Lonborg, R (1, 1) OBP: 0.197, SLG: 0.161 Mac Scarce, L (8, 1) Ron Diorio, R (8, 1) Mike Rogodzinski, L (9, PH) OBP: 0.325, SLG: 0.338		4-0 BB		0-3 K		0-0 F8		0-0 4-3 2-3		2 0 0 0 1 1 2 0 0 0 0 0 0 0 0 0 0 0 0 0 0 1 0 0 0 0 0 1	
Inning Stats	R: 1 H: 1 E: 1 LOB: 1 K: 2 BB: 0 S: 9 P: 9	R: 0 H: 0 E: 1 LOB: 2 K: 1 BB: 1 S: 6 P: 10	R: 0 H: 0 E: 0 LOB: 0 K: 1 BB: 0 S: 5 P: 5	R: 0 H: 1 E: 0 LOB: 2 K: 2 BB: 1 S: 8 P: 12	R: 0 H: 0 E: 0 LOB: 0 K: 1 BB: 0 S: 5 P: 5	R: 0 H: 1 E: 0 LOB: 1 K: 0 BB: 0 S: 4 P: 4	R: 0 H: 0 E: 0 LOB: 0 K: 0 BB: 0 S: 3 P: 3	R: 1 H: 2 E: 1 LOB: 1 K: 0 BB: 0 S: 5 P: 5	R: 0 H: 0 E: 0 LOB: 2 K: 0 BB: 2 S: 3 P: 11	1B: 5 SF: 0 2B: 0 SAC: 1 3B: 0 DP: 0 HR: 0 HBP: 0	WP: 1 PA: 38 PB: 0 SB: 0 CS: 2
PITCHER Steve Renko, R (1, 1) ERA: 2.68	IP: 9.0 WLS: W BF: 38 H: 5 R: 2 ER: 0 SO: 7 BB: 4 IBB: 0 HBP: 0 BLK: 0 WP: 1 HR: 0 S: 48 P: 64 ERA: 0.00 WHIP: 1.000										

Philadelphia Phillies @ Montreal Expos
 Jarry Park, Montreal, QB
 Sun Sep 16 1973, 3:33 AM EDT
 Att. 18,122 - Unknown

livebaseballscorecards.com

AB	33
R	2
H	5
RBI	1
BB	4
SO	7
LOB	16



Batter	1	2	3	4	5	6	7	8	9	AB R H RBI BB SO LOB	BOTTOM
--------	---	---	---	---	---	---	---	---	---	----------------------	--------

Larry Lintz, S OBP: 0.372, SLG: 0.263 (1, 4)	0-0 4-3			0-0 P6		4-0 BBB E BB		0-0 FC2-5 1B E		3 1 0 0 1 0 2	Philadelphia Phillies @ Montreal Expos Jarry Park, Montreal, QB Sun Sep 16 1973, 3:33 AM EDT Att. 18,122 - Unknown
Ron Fairly, L OBP: 0.423, SLG: 0.455 (1, 7) Clyde Mashore, R OBP: 0.305, SLG: 0.327 (8, PR) (9, 7)	0-0 G3			0-0 4-3		0-0 E3 G4-6-3		0-0 E 1B		4 0 1 0 0 0 2 0 1 0 0 0 0 0	
Ken Singleton, S OBP: 0.419, SLG: 0.487 (1, 9)	0-0 G3			0-3 K		0-0 G4-6-3 1-2f		0-0 E4 FC5		4 0 0 1 0 1 4	
Mike Jorgensen, L OBP: 0.341, SLG: 0.346 (1, 3) Felipe Alou, R OBP: 0.260, SLG: 0.319 (8, PH) (9, 3)		0-0 F9			0-0 P4		0-0 F8		0-0 E IBB	3 0 0 0 0 0 0 0 0 0 0 1 0 0	
Jim Lyttle, L OBP: 0.256, SLG: 0.378 (1, 8) Ron Woods, R OBP: 0.344, SLG: 0.310 (8, PH) Boots Day, L OBP: 0.348, SLG: 0.375 (8, PH) (9, 8)		0-0 4-3			0-0 F8		0-0 FC3-6 1B		0-0 FC5 1-2 2-3f 3-H	3 0 1 0 0 0 0 0 0 0 0 0 0 0 1 0 0 0 0 0 2	
Bernie Allen, L OBP: 0.274, SLG: 0.291 (1, 5)		0-0 P6			0-0 F8		0-0 FC3-6 1-2f		0-0 4-3	4 0 0 0 0 0 3	
Bob Stinson, S OBP: 0.357, SLG: 0.365 (1, 2)			4-0 BBB CS BB			0-0 BB SH3 E 1B		0-0 L8		2 1 1 0 1 0 1	
Tim Foli, R OBP: 0.294, SLG: 0.285 (1, 6)			0-0 P3 1-2			0-0 SH3		4-0 FC2-5 SH BB		1 0 0 0 1 0 1	
Steve Renko, R OBP: 0.356, SLG: 0.366 (1, 1)			0-3 K			4-0 E BB BB		0-0 SH 1B FC2-5 E		1 1 0 0 1 1 0	

Inning Stats	R: 0 E: 0 K: 0 S: 3	H: 0 LOB: 0 BB: 0 P: 3	R: 0 E: 0 K: 0 S: 3	H: 0 LOB: 0 BB: 0 P: 3	R: 0 E: 0 K: 1 S: 4	H: 0 LOB: 0 BB: 1 P: 8	R: 0 E: 0 K: 1 S: 5	H: 0 LOB: 0 BB: 0 P: 5	R: 0 E: 0 K: 0 S: 3	H: 0 LOB: 0 BB: 0 P: 3	R: 1 E: 1 K: 0 S: 4	H: 1 LOB: 2 BB: 2 P: 12	R: 0 E: 0 K: 0 S: 4	H: 1 LOB: 1 BB: 0 P: 4	R: 3 E: 3 K: 0 S: 6	H: 1 LOB: 2 BB: 2 P: 14	1B: 3 2B: 0 3B: 0 HR: 0	SF: 0 SAC: 2 DP: 1 HBP: 0	WP: 0 PB: 0 SB: 0 CS: 1	PA: 33
--------------	------------------------------	---------------------------------	------------------------------	---------------------------------	------------------------------	---------------------------------	------------------------------	---------------------------------	------------------------------	---------------------------------	------------------------------	----------------------------------	------------------------------	---------------------------------	------------------------------	----------------------------------	----------------------------------	------------------------------------	----------------------------------	--------

PITCHER	IP	WLS	BF	H	R	ER	SO	BB	IBB	HBP	BLK	WP	HR	S	P	ERA	WHIP	PITCHER	IP	WLS	BF	H	R	ER	SO	BB	IBB	HBP	BLK	WP	HR	S	P	ERA	WHIP	
Jim Lonborg, R ERA: 4.67 (1, 1)	7.1	L	30	3	4	0	2	4	0	0	0	0	0	30	46	0.00	0.955																			
Mac Scarce, L ERA: 2.61 (8, 1)	0.0		1	0	0	0	0	0	1	0	0	0	0	0	4	∞	∞																			
Ron Diorio, R ERA: 0.68 (8, 1)	0.2		2	0	0	0	0	0	0	0	0	0	0	2	2	0.00	0.000																			

livebaseballscorecards.com

AB	26
R	4
H	3
RBI	1
BB	5
SO	2
LOB	15



Batter	1	2	3	4	5	6	7	8	9	AB R H RBI BB SO LOB	TOP																									
Denny Doyle, L (1, 4) OBP: 0.320, SLG: 0.322	0-0 P4-3		0-0 6-3			0-0 3-1		0-0 6-3	0-0 5-3 BB 1-3 1B	5 0 1 0 0 0 1																										
Bob Boone, R (1, 2) OBP: 0.317, SLG: 0.367	0-0 F7			0-0 F8		0-0 6-3		0-0 L7	0-0 SF8	4 0 0 1 0 0 1																										
Willie Montanez, L (1, 3) OBP: 0.322, SLG: 0.373	0-3 K			0-0 F7			0-0 P4-3	0-0 E3 HR	4-0 5-3 1-2 BB	4 1 0 0 1 1 0																										
Greg Luzinski, R (1, 7) OBP: 0.341, SLG: 0.489		0-0 P5		0-0 F9			0-0 1B 2B	0-0 HR	0-0 5-3 1-2 2-3	5 2 2 2 0 0 2																										
Bill Robinson, R (1, 9) OBP: 0.331, SLG: 0.535		0-0 F5			0-0 5-3		0-0 1B 2-H	0-0 1B S	0-3 K	5 1 2 1 0 1 2																										
Del Unser, L (1, 8) OBP: 0.362, SLG: 0.437		0-0 1B			0-0 1B P4-6-3		0-0 F9	4-0 1B 1-2 IBB		3 0 2 0 1 0 1																										
Mike Schmidt, R (1, 5) OBP: 0.338, SLG: 0.390		0-0 F7			0-0 P4-6-3		0-0 BB 1-3 1B	0-0 1B		2 0 0 0 0 0 2																										
Mike Rogodzinski, L (7, PH) OBP: 0.333, SLG: 0.347					1-2			1-3 2-H		1 0 1 0 0 0 0																										
Billy Grabarkewitz, R (7, PR) OBP: 0.337, SLG: 0.331										1 0 1 1 0 0 0																										
Larry Bowa, S (1, 6) OBP: 0.251, SLG: 0.246			0-0 F7			0-0 P4 3-1 SH3-4	4-0 BB	0-3 K		2 0 0 0 0 0 0																										
Tom Hutton, L (7, PH) OBP: 0.351, SLG: 0.377							1-2			0 0 0 0 1 0 0																										
Barry Lersch, S (7, 1) OBP: 0.214, SLG: 0.154										0 0 0 0 0 0 0																										
Mike Anderson, R (8, PH) OBP: 0.327, SLG: 0.463			0-0 F8			0-0 SH3-4	0-0 1-3			1 0 0 0 0 1 2																										
Mac Scarce, L (8, 1)										0 0 0 0 0 0 0																										
Wayne Twitchell, R (1, 1) OBP: 0.097, SLG: 0.125									0-0 1B SF8	1 0 0 0 0 0 0																										
Mike Wallace, L (6, 1)										0 0 0 0 0 0 0																										
Cesar Tovar, R (7, PH) OBP: 0.336, SLG: 0.358										1 0 0 0 0 0 3																										
Craig Robinson, R (7, 6) OBP: 0.237, SLG: 0.290										1 1 1 0 0 0 0																										
Inning Stats	R: 0 E: 0 K: 1 S: 5	H: 0 LOB: 0 BB: 0 P: 5	R: 0 E: 0 K: 0 S: 4	H: 1 LOB: 1 BB: 0 P: 4	R: 0 E: 0 K: 0 S: 3	H: 0 LOB: 0 BB: 0 P: 3	R: 0 E: 0 K: 0 S: 3	H: 0 LOB: 0 BB: 0 P: 3	R: 0 E: 1 K: 0 S: 4	H: 0 LOB: 1 BB: 0 P: 4	R: 1 E: 0 K: 0 S: 6	H: 3 LOB: 3 BB: 1 P: 10	R: 3 E: 1 K: 1 S: 9	H: 3 LOB: 2 BB: 1 P: 13	R: 1 E: 0 K: 1 S: 7	H: 2 LOB: 2 BB: 1 P: 11	1B: 8 2B: 1 3B: 0 HR: 1	SF: 1 SAC: 1 DP: 1 HBP: 0	WP: 0 PB: 0 SB: 1 CS: 0	PA: 41																
PITCHER	IP WLS BF H R ER SO BB IBB HBP BLK WP HR S P ERA WHIP																																			
Milt Pappas, R (1, 1) ERA: 4.28	6.2		24	4	1	1	1	0	0	0	0	0	0	26	26	1.35	0.600																			
Bob Locker, R (7, 1) ERA: 2.59	1.0	L	10	4	3	0	0	1	1	0	0	0	1	8	16	0.00	5.000																			
Ray Burris, R (8, 1) ERA: 2.93	1.1		7	2	1	1	2	1	0	0	0	0	0	10	14	6.75	2.250																			

Philadelphia Phillies @ Chicago Cubs
Wrigley Field, Chicago, IL
Tue Sep 18 1973, 3:33 AM CDT
Unknown

livebaseballscorecards.com

AB	36
R	5
H	10
RBI	5
BB	3
SO	3
LOB	14



Batter	1	2	3	4	5	6	7	8	9	AB	R	H	RBI	BB	SO	LOB
Rick Monday, L OBP: 0.375, SLG: 0.469 (1, 8) Glenn Beckert, R OBP: 0.312, SLG: 0.289 (8, PH) Gene Hiser, L OBP: 0.256, SLG: 0.231 (9, 8)	4-0 SF7 BB	0-3 K			0-3 K			0-0 5-3		2	1	0	0	1	2	1
Don Kessinger, S OBP: 0.327, SLG: 0.308 (1, 6)	0-0 F8 1-3		0-0 3-1			0-3 K		0-0 G3		4	0	0	0	0	1	1
Billy Williams, L OBP: 0.376, SLG: 0.449 (1, 7)	4-0 BB		0-0 F7			0-0 3-1		0-0 3-1		3	0	0	0	1	0	0
Gonzalo Marquez, L OBP: 0.283, SLG: 0.286 (1, 3) Carmen Fanzone, R OBP: 0.351, SLG: 0.425 (9, PH)	0-0 SF7		0-3 K			0-0 F8			0-3 K	2	0	0	1	0	1	0
Jose Cardenal, R OBP: 0.383, SLG: 0.449 (1, 9)	0-0 F8			0-0 5-3				P4-6-3 1B 1B	0-3 K	4	0	1	0	0	1	1
Ron Santo, R OBP: 0.355, SLG: 0.455 (1, 5)		0-0 1B 2B		0-3 K				P4-6-3 1-2 1B	0-0 P3	4	1	2	0	0	1	0
Paul Popovich, S OBP: 0.277, SLG: 0.293 (1, 4)		0-0 P4-3		4-0 CS BB				P4-6-3 1-2f 2-3		2	0	0	0	1	0	3
Ken Rudolph, R OBP: 0.218, SLG: 0.297 (1, 2)		0-0 6-3		0-0 P 1-2	0-0 F8			4-0 S BB		3	0	0	0	1	0	2
Milt Pappas, R OBP: 0.100, SLG: 0.125 (1, 1) Bob Locker, S OBP: 0.067, SLG: 0.067 (7, 1) Ray Burris, R (8, 1)		0-0 2-H 1B			0-3 K			0-3 K 1-2		2	0	1	1	0	1	0

Inning Stats	R: 1 E: 1 K: 0 S: 3	H: 0 LOB: 1 BB: 2 P: 11	R: 1 E: 0 K: 1 S: 7	H: 2 LOB: 1 BB: 0 P: 7	R: 0 E: 0 K: 1 S: 5	H: 0 LOB: 0 BB: 0 P: 5	R: 0 E: 0 K: 1 S: 4	H: 0 LOB: 0 BB: 1 P: 8	R: 0 E: 0 K: 2 S: 7	H: 0 LOB: 0 BB: 0 P: 7	R: 0 E: 0 K: 1 S: 5	H: 0 LOB: 0 BB: 0 P: 5	R: 0 E: 0 K: 1 S: 6	H: 2 LOB: 2 BB: 1 P: 10	R: 0 E: 0 K: 0 S: 3	H: 0 LOB: 0 BB: 0 P: 3	R: 0 E: 0 K: 2 S: 7	H: 0 LOB: 0 BB: 0 P: 7	1B: 3 2B: 1 3B: 0 HR: 0	SF: 1 SAC: 0 DP: 1 HBP: 0	WP: 0 PB: 0 SB: 1 CS: 1	PA: 34
--------------	------------------------------	----------------------------------	------------------------------	---------------------------------	------------------------------	---------------------------------	------------------------------	---------------------------------	------------------------------	---------------------------------	------------------------------	---------------------------------	------------------------------	----------------------------------	------------------------------	---------------------------------	------------------------------	---------------------------------	----------------------------------	------------------------------------	----------------------------------	--------

PITCHER	IP	WLS	BF	H	R	ER	SO	BB	IBB	HBP	BLK	WP	HR	S	P	ERA	WHIP
Wayne Twitchell, R ERA: 2.5 (1, 1)	5.1		21	2	2	1	6	3	0	0	0	0	0	29	41	1.69	0.938
Mike Wallace, L ERA: 4.3 (6, 1)	0.2		2	0	0	0	0	0	0	0	0	0	0	2	2	0.00	0.000
Barry Lersch, R ERA: 4.64 (7, 1)	1.0	W	5	2	0	0	1	1	0	0	0	0	0	6	10	0.00	3.000
Mac Scarce, L ERA: 2.52 (8, 1)	2.0	S	6	0	0	0	2	0	0	0	0	0	0	10	10	0.00	0.000

BOTTOM

Philadelphia Phillies @ Chicago Cubs
Wrigley Field, Chicago, IL
Tue Sep 18 1973, 3:33 AM CDT
Unknown

AB	29
R	2
H	4
RBI	2
BB	4
SO	9
LOB	10



Batter	1	2	3	4	5	6	7	8	9	AB R H RBI BB SO LOB	TOP	
Denny Doyle, L (1, 4) OBP: 0.322, SLG: 0.322	0-0 FC6-5 WP 1B		0-0 G3			0-3 K		4-0 1-2 BB		3 0 1 0 1 1 0		
Mike Anderson, R (1, 9) OBP: 0.320, SLG: 0.453	0-0 FC6-5 FC6-4 1-3		0-0 F2			0-0 6-3		0-3 K		4 0 0 0 0 1 3		
Willie Montanez, L (1, 3) OBP: 0.320, SLG: 0.370	0-3 K				0-0 F9		0-0 4-3		0-0 1-3	4 0 0 0 0 1 1		
Greg Luzinski, R (1, 7) OBP: 0.340, SLG: 0.487	0-0 FC6-4 1-2f				4-0 5-3 BB		0-0 5-3		0-0 P4	3 0 0 0 1 0 1		
Del Unser, L (1, 8) OBP: 0.363, SLG: 0.436		0-0 E1 1B			0-0 5-3 1-2		0-0 F9		4-0 HR BB	3 1 1 0 1 0 1		
Mike Schmidt, R (1, 5) OBP: 0.338, SLG: 0.398		0-0 5-3			0-3 K		0-3 K		0-0 HR 1-H	4 1 1 2 0 2 2		
Larry Bowa, S (1, 6) OBP: 0.251, SLG: 0.247		0-0 6-3				0-0 4-3		0-0 FC6-4 1B	0-3 K	3 0 1 0 0 0 1		
Mike Rogodzinski, L (9, PH) OBP: 0.329, SLG: 0.342										1 0 0 0 0 1 0		
Mike Ryan, R (1, 2) OBP: 0.293, SLG: 0.353		0-0 F8				0-0 1-3		0-3 K		2 0 0 0 0 0 1		
Tom Hutton, L (8, PH) OBP: 0.349, SLG: 0.375										1 0 0 0 0 1 1		
Bob Boone, R (8, 2) OBP: 0.317, SLG: 0.367										0 0 0 0 0 0 0		
Ken Brett, L (1, 1) OBP: 0.266, SLG: 0.453			0-3 K			0-3 K				2 0 0 0 0 2 0		
Bill Robinson, R (8, PH) OBP: 0.330, SLG: 0.534										1 0 0 0 0 0 1		
Ron Diorio, R (8, 1)								0-0 FC6-4 BB 1-2f		0 0 0 0 0 0 0		
Inning Stats	R: 0 H: 1 E: 0 LOB: 1 K: 1 BB: 0 S: 6 P: 6	R: 0 H: 1 E: 1 LOB: 1 K: 0 BB: 0 S: 4 P: 4	R: 0 H: 0 E: 0 LOB: 0 K: 1 BB: 0 S: 5 P: 5	R: 0 H: 0 E: 0 LOB: 1 K: 1 BB: 1 S: 5 P: 9	R: 0 H: 0 E: 0 LOB: 0 K: 1 BB: 0 S: 5 P: 5	R: 0 H: 0 E: 0 LOB: 0 K: 1 BB: 0 S: 5 P: 5	R: 0 H: 0 E: 0 LOB: 0 K: 1 BB: 0 S: 5 P: 5	R: 0 H: 1 E: 0 LOB: 2 K: 2 BB: 1 S: 8 P: 12	R: 2 H: 1 E: 0 LOB: 0 K: 1 BB: 1 S: 6 P: 10	1B: 3 SF: 0 2B: 0 SAC: 0 3B: 0 DP: 0 HR: 1 HBP: 0	WP: 1 PA: 34 PB: 0 SB: 0 CS: 0	
PITCHER Bill Bonham, R (1, 1) ERA: 3.2	IP WLS BF H R ER SO BB IBB HBP BLK WP HR S P ERA WHIP	9.0 W 34 4 2 2 9 3 0 0 0 1 1 49 61 2.00 0.778										
PITCHER	IP WLS BF H R ER SO BB IBB HBP BLK WP HR S P ERA WHIP											

Philadelphia Phillies @ Chicago Cubs
Wrigley Field, Chicago, IL
Tue Sep 18 1973, 3:38 AM CDT
Att. 2,757 - Unknown

livebaseballscorecards.com

AB	31
R	2
H	4
RBI	2
BB	3
SO	9
LOB	12



Batter	1	2	3	4	5	6	7	8	9
Matt Alexander, S OBP: 0.333, SLG: 0.200 (1, 8) X	0-0 L1 ①		0-0 F3 ①		0-0 2-H 1B S		0-0 F8 ②		
Don Kessinger, S OBP: 0.324, SLG: 0.306 (1, 6) X	0-0 F9 ②		0-0 P5 ②		0-0 1-2 6-3		0-0 F8 ③		
Jose Cardenal, R OBP: 0.380, SLG: 0.445 (1, 9) S S	0-3 K ③		0-3 K ③			0-0 E6 FC5-4		0-0 5-3 ①	
Ron Santo, R OBP: 0.354, SLG: 0.453 (1, 5) X		0-0 5-3 ①		0-0 F9 ①		0-0 FC5-4 ①		0-0 5-3 ②	
Cleo James, R OBP: 0.130, SLG: 0.111 (7, 7) X						1-2f 1B			
Carmen Fanzone, R OBP: 0.361, SLG: 0.435 (1, 7) (7, 5) X		0-0 2-3 1B		0-0 G6-4-3 1B		0-0 1-2 1B		0-0 5-3 ③	
Andre Thornton, R OBP: 0.341, SLG: 0.294 (1, 3) X		0-0 2-3 1B		0-0 G6-4-3 ② ③		0-0 1-2 2-H 1B			
Paul Popovich, S OBP: 0.279, SLG: 0.296 (1, 4) X		0-0 FC6-4 1B				0-0 F7 ①		0-0 F9-3 ② ③	
Dave Rosello, R OBP: 0.200, SLG: 0.263 (3, 4) X		0-0 2-H 1B							
Randy Hundley, R OBP: 0.282, SLG: 0.343 (1, 2) X		0-0 FC6-4 ③				0-0 SH2-3 1B		0-0 6-3 ①	
Bill Bonham, R OBP: 0.103, SLG: 0.103 (1, 1) X			0-0 WP 1B			0-0 SH2-3 ②		0-0 1B	

Inning Stats	R: 0	H: 0	E: 0	K: 1	S: 5	R: 1	H: 2	E: 0	K: 0	S: 5	R: 0	H: 1	E: 0	K: 1	S: 6	R: 0	H: 1	E: 0	K: 0	S: 3	R: 1	H: 2	E: 1	K: 0	S: 5	R: 0	H: 1	E: 0	K: 0	S: 4	R: 0	H: 0	E: 0	K: 0	S: 3
	LOB: 0	BB: 0	P: 5	LOB: 1	BB: 0	P: 5	LOB: 1	BB: 0	P: 6	LOB: 0	BB: 0	P: 3	LOB: 1	BB: 0	P: 5	LOB: 1	BB: 0	P: 5	LOB: 0	BB: 0	P: 3	LOB: 1	BB: 0	P: 5	LOB: 1	BB: 0	P: 4	LOB: 0	BB: 0	P: 3	LOB: 0	BB: 0	P: 3		

PITCHER	IP	WLS	BF	H	R	ER	SO	BB	IBB	HBP	BLK	WP	HR	S	P	ERA	WHIP
Ken Brett, L ERA: 3.36 (1, 1)	7.0	L	29	9	3	2	2	0	0	0	0	1	0	33	33	2.57	1.286
Ron Diorio, R ERA: 0.63 (8, 1)	1.0		3	0	0	0	0	0	0	0	0	0	0	3	3	0.00	0.000


BOTTOM

Philadelphia Phillies @ Chicago Cubs
Wrigley Field, Chicago, IL
Tue Sep 18 1973, 3:38 AM CDT
Att. 2,757 - Unknown

AB	R	H	RBI	BB	SO	LOB
4	0	1	1	0	0	2
4	0	0	0	0	0	3
4	0	0	0	0	2	1
3	1	0	0	0	0	1
1	0	0	0	0	0	0
4	1	3	0	0	0	0
3	0	1	1	0	0	2
1	0	1	1	0	0	0
2	0	0	0	0	0	2
3	1	1	0	0	0	1
2	0	2	0	0	0	0

AB	31
R	3
H	9
RBI	3
BB	0
SO	2
LOB	12

livebaseballscorecards.com



WP	PA
1	32
PB	0
SB	1
CS	0

Batter	1	2	3	4	5	6	7	8	9	AB R H RBI BB SO LOB	TOP	
Lou Brock, L (1, 7) OBP: 0.364, SLG: 0.388 Tommy Cruz, L (7, 7)	0-0 6-3 E 1-3 1B		0-0 S 1B	0-0 F7			0-0 5-3			4 1 2 0 0 0 2 0 0 0 0 0 0 0		
Ted Sizemore, R (1, 4) OBP: 0.359, SLG: 0.327	0-0 6-3 1-3		0-0 F8			0-0 P3		0-0 G4-6-3 1B		4 0 1 0 0 0 2		
Tommie Agee, R (1, 8) OBP: 0.288, SLG: 0.402	0-0 1-3		0-0 F9 1-2			0-0 3-1		0-0 G4-6-3 1-2f		4 0 0 1 0 0 2		
Ted Simmons, S (1, 2) OBP: 0.360, SLG: 0.424	0-0 3-H 2B		0-0 4-0 BB			0-0 F8		0-0 F8		3 0 1 0 1 0 0		
Joe Torre, R (1, 3) OBP: 0.378, SLG: 0.402	0-0 5-3		0-0 F8			0-0 5-3		0-0 WP 2B 1B		4 1 1 0 0 0 3		
Luis Melendez, R (1, 9) OBP: 0.317, SLG: 0.333		0-0 5-3		0-0 SH1-4 1B 1B		0-0 5-3		0-3 K 1-2		4 0 1 0 0 1 1		
Ken Reitz, R (1, 5) OBP: 0.254, SLG: 0.335 Terry Hughes, R (6, 5) OBP: 0.286, SLG: 0.308 Bake McBride, L (9, PR) OBP: 0.364, SLG: 0.325		0-0 4-3 2B		0-3 K 1-2		0-3 K2-3		0-0 2B		3 0 1 0 0 2 1 1 0 1 1 0 0 0 0 0 0 0 0 0 0		
Mike Tyson, R (1, 6) OBP: 0.281, SLG: 0.301		0-0 4-3 2-3		0-0 SH1-4 1B 1-2		0-0 G5-4-3 1B		0-0 5-3		4 0 2 0 0 0 2		
Tom Murphy, R (1, 1) OBP: 0.268, SLG: 0.217 John Andrews, L (5, 1) OBP: 0.500, SLG: 0.500 Eddie Fisher, R (5, 1) OBP: 1.000, SLG: 1.000 Tom Heintzelman, R (7, PH) OBP: 0.387, SLG: 0.296 Mike Nagy, R (7, 1) OBP: 0.081, SLG: 0.091 Tim McCarver, L (9, PH) OBP: 0.330, SLG: 0.364		0-3 K 0-0 0-0		0-0 SH1-4 1-2 2-3		0-0 G5-4-3 1-2f		0-0 F8		1 0 0 0 0 0 1 1 0 0 0 0 0 0 0 0 0 0 0 0 0 0 0 0 1 0 0 0 0 0 0 1 0 0 0 0 0 0 0 0 1 0 0 0 0 0 0 1		
Inning Stats	R: 1 H: 2 E: 1 LOB: 1 K: 0 BB: 0 S: 5 P: 5	R: 0 H: 1 E: 0 LOB: 1 K: 1 BB: 0 S: 6 P: 6	R: 0 H: 1 E: 0 LOB: 2 K: 0 BB: 1 S: 4 P: 8	R: 0 H: 2 E: 0 LOB: 2 K: 1 BB: 0 S: 7 P: 7	R: 0 H: 0 E: 0 LOB: 0 K: 0 BB: 0 S: 3 P: 3	R: 0 H: 0 E: 0 LOB: 0 K: 1 BB: 0 S: 5 P: 5	R: 0 H: 1 E: 0 LOB: 0 K: 0 BB: 0 S: 3 P: 3	R: 0 H: 1 E: 0 LOB: 0 K: 0 BB: 0 S: 3 P: 3	R: 1 H: 2 E: 0 LOB: 1 K: 1 BB: 0 S: 7 P: 7	1B: 7 SF: 0 2B: 3 SAC: 1 3B: 0 DP: 2 HR: 0 HBP: 0	WP: 1 PA: 36 PB: 0 SB: 1 CS: 0	
PITCHER Steve Carlton, L (1, 1) ERA: 3.94	IP WLS BF H R ER SO BB IBB HBP BLK WP HR S P ERA WHIP	9.0 W 36 10 2 2 4 1 0 0 0 1 0 43 47 2.00 1.222										

St. Louis Cardinals @ Philadelphia Phillies
Veterans Stadium, Philadelphia, PA
Wed Sep 19 1973, 7:05 PM EDT
Att. 7,066 - Unknown

livebaseballscorecards.com

AB	34
R	2
H	10
RBI	2
BB	1
SO	4
LOB	16



Batter	1	2	3	4	5	6	7	8	9
Denny Doyle, L (1, 4) OBP: 0.323, SLG: 0.327	0-0 6-3		0-0 2B 1B		0-0 WP 1B 2B		0-0 L3		
Bob Boone, R (1, 2) OBP: 0.319, SLG: 0.370	0-3 K		0-0 1-3 2B		0-0 5-3		0-0 1B		
Del Unser, L (1, 8) OBP: 0.362, SLG: 0.435	0-0 F8		0-0 F8		0-0 1-3 1B		0-0 4-3		
Greg Luzinski, R (1, 7) OBP: 0.338, SLG: 0.483		0-0 5-3		0-0 F8	0-0 1-3			0-0 F9	
Bill Robinson, R (1, 9) OBP: 0.327, SLG: 0.529		0-3 K		0-3 K	0-0 5-3			0-0 P6	
Willie Montanez, L (1, 3) OBP: 0.323, SLG: 0.377		0-0 FC5-4 1B		0-0 1B 3B		0-0 G5-4-3 1B		0-0 6-3	
Mike Schmidt, R (1, 5) OBP: 0.338, SLG: 0.397		0-0 FC5-4		0-0 1B		0-0 G5-4-3			
Larry Bowa, S (1, 6) OBP: 0.249, SLG: 0.245			0-0 P6	0-0 F7		0-0 4-3			
Steve Carlton, L (1, 1) OBP: 0.163, SLG: 0.232			0-0 4-3		0-0 2B WP 1B		0-0 5-3		

Inning Stats	R: 0 E: 0 K: 1 S: 5	H: 0 LOB: 0 BB: 0 P: 5	R: 0 E: 0 K: 1 S: 6	H: 1 LOB: 1 BB: 0 P: 6	R: 0 E: 0 K: 0 S: 5	H: 2 LOB: 2 BB: 0 P: 5	R: 1 E: 0 K: 1 S: 7	H: 2 LOB: 1 BB: 0 P: 7	R: 2 E: 0 K: 0 S: 6	H: 3 LOB: 1 BB: 0 P: 6	R: 0 E: 0 K: 0 S: 3	H: 1 LOB: 0 BB: 0 P: 3	R: 0 E: 0 K: 0 S: 4	H: 1 LOB: 1 BB: 0 P: 4	R: 0 E: 0 K: 0 S: 3	H: 0 LOB: 0 BB: 0 P: 3
1B: 7 2B: 2 3B: 1 HR: 0	SF: 0 SAC: 0 DP: 1 HBP: 0	WP: 1 PA: 33 PB: 0 SB: 0 CS: 0														

PITCHER	IP	WLS	BF	H	R	ER	SO	BB	IBB	HBP	BLK	WP	HR	S	P	ERA	WHIP
Tom Murphy, R (1, 1) ERA: 3.76	4.1	L	20	7	3	3	3	0	0	0	0	1	0	26	26	6.23	1.615
John Andrews, L (5, 1) ERA: 4.42	0.0		1	1	0	0	0	0	0	0	0	0	0	1	1	∞	∞
Eddie Fisher, R (5, 1) ERA: 4.67	1.2		5	1	0	0	0	0	0	0	0	0	0	5	5	0.00	0.600
Mike Nagy, R (7, 1) ERA: 4.2	2.0		7	1	0	0	0	0	0	0	0	0	0	7	7	0.00	0.500

BOTTOM

St. Louis Cardinals @ Philadelphia Phillies
Veterans Stadium, Philadelphia, PA
Wed Sep 19 1973, 7:05 PM EDT
Att. 7,066 - Unknown

livebaseballscorecards.com

AB	33
R	3
H	10
RBI	2
BB	0
SO	3
LOB	9



Batter	1	2	3	4	5	6	7	8	9	AB	R	H	RBI	BB	SO	LOB	TOP								
Lou Brock, L (1, 7) OBP: 0.362, SLG: 0.385	4-0 BB	0-3 K		0-0 F7		0-0 F8	0-0 4-3			4	0	0	0	1	1	2									
Ted Sizemore, R (1, 4) OBP: 0.357, SLG: 0.324	0-3 K		0-0 F7	4-0 2B		0-0 6-3	0-0 P4			4	0	0	0	1	1	2									
Bake McBride, L (1, 8) OBP: 0.396, SLG: 0.333	4-0 BB		0-0 1B	0-3 K		1-0 2B		0-0 F9		2	2	1	0	1	1	1									
Jose Cruz, L (6, 8) OBP: 0.310, SLG: 0.383										0	0	0	0	0	0	0									
Tommie Agee, R (8, PH) OBP: 0.287, SLG: 0.400										1	0	0	0	0	0	0									
Ted Simmons, S (1, 2) OBP: 0.362, SLG: 0.429	0-0 F8		0-0 1B	0-0 2B		0-0 2B		0-0 4-3		5	1	3	1	0	0	2									
Tim McCarver, L (1, 3) OBP: 0.334, SLG: 0.364	0-0 F8		0-0 1B	4-0 IBB		4-0 BB		0-0 3-1		3	0	1	1	2	0	2									
Joe Torre, R (1, 5) OBP: 0.390, SLG: 0.402		0-0 1B	4-0 1B	0-0 G3		0-0 4-3			0-0 SH1-4	4	1	2	0	1	0	5									
Hector Cruz, R (9, PR)			1-2 IBB						1B	0	0	0	0	0	0	0									
Bernie Carbo, L (1, 9) OBP: 0.398, SLG: 0.423		0-0 E6	4-0 1B	0-3 K		0-0 HR		0-0 SH1-4		3	1	2	2	1	1	0									
Tom Heintzelman, R (9, PH) OBP: 0.367, SLG: 0.296		1-H 1B	1-2 2-3 3-H BB					1-2 K		0	0	0	0	0	0	0									
Mike Tyson, R (1, 6) OBP: 0.279, SLG: 0.299		0-3 K	0-0 F9		0-0 1-4-3		0-0 4-3		0-3 K	3	0	0	0	0	1	4									
Matty Alou, L (7, PH) OBP: 0.338, SLG: 0.354										1	0	1	0	0	0	0									
Diego Segui, R (7, 1)										0	0	0	0	0	0	0									
Terry Hughes, R (9, PH) OBP: 0.267, SLG: 0.286										1	0	0	0	0	1	2									
Alan Foster, R (1, 1) OBP: 0.227, SLG: 0.219		0-3 K	0-3 K		0-0 4-3		0-0 F7		0-0 F8	3	0	0	0	0	2	4									
Al Hrabosky, R (6, 1)										0	0	0	0	0	0	0									
Luis Melendez, R (7, PH) OBP: 0.316, SLG: 0.332										1	0	0	0	0	0	1									
Mick Kelleher, R (7, 6) OBP: 0.262, SLG: 0.216										0	0	0	0	0	0	0									
Ken Reitz, R (9, PH) OBP: 0.254, SLG: 0.334										1	0	0	0	0	0	2									
Inning Stats	R: 0 E: 0 K: 1 S: 5	H: 0 LOB: 2 BB: 2 P: 13	R: 1 E: 1 K: 3 S: 11	H: 2 LOB: 1 BB: 0 P: 11	R: 2 E: 0 K: 1 S: 8	H: 3 LOB: 3 BB: 2 P: 16	R: 0 E: 0 K: 1 S: 6	H: 1 LOB: 3 BB: 2 P: 14	R: 0 E: 0 K: 1 S: 5	H: 0 LOB: 0 BB: 0 P: 5	R: 1 E: 0 K: 0 S: 4	H: 1 LOB: 2 BB: 1 P: 9	R: 1 E: 0 K: 0 S: 5	H: 2 LOB: 1 BB: 0 P: 5	R: 0 E: 0 K: 0 S: 3	H: 0 LOB: 0 BB: 0 P: 3	R: 0 E: 0 K: 1 S: 6	H: 1 LOB: 2 BB: 0 P: 6	1B: 7 2B: 2 3B: 0 HR: 1	SF: 0 SAC: 1 DP: 0 HBP: 1	WP: 0 PB: 0 SB: 1 CS: 0	PA: 45			
PITCHER	IP	WLS	BF	H	R	ER	SO	BB	IBB	HBP	BLK	WP	HR	S	P	ERA	WHIP								
Dick Ruthven, R (1, 1) ERA: 4.21	3.2		22	6	3	2	6	4	1	0	0	0	0	29	49	4.91	2.727								
Ron Diorio, R (4, 1) ERA: 0.61	0.1		2	0	0	0	0	0	1	0	0	0	0	1	5	0.00	0.000								
Mike Wallace, L (5, 1) ERA: 4.2	0.2		2	0	0	0	1	0	0	0	0	0	0	4	4	0.00	0.000								
Darrell Brandon, R (5, 1) ERA: 5.17	1.2	W	10	3	2	2	0	1	0	1	0	0	1	8	13	10.80	2.400								
Mac Scarce, L (7, 1) ERA: 2.42	2.2	S	9	1	0	0	1	0	0	0	0	0	0	11	11	0.00	0.375								

St. Louis Cardinals @ Philadelphia Phillies
Veterans Stadium, Philadelphia, PA
Thu Sep 20 1973, 7:05 PM EDT
Att. 6,155 - Unknown

livebaseballscorecards.com

AB	36
R	5
H	10
RBI	4
BB	7
SO	8
LOB	27



Batter	1	2	3	4	5	6	7	8	9	AB R H RBI BB SO LOB
Denny Doyle, L (1, 4) OBP: 0.327, SLG: 0.338	0-0 1B	0-0 1B 1-H 3-H		0-0 SF9 2-H		0-0 4-3 BB	4-0 WP BB			3 1 2 4 1 0 0
Bob Boone, R (1, 2) OBP: 0.318, SLG: 0.374	0-0 P4	0-0 L6		0-0 P2		0-0 HR	0-0 B1-3 1-3			5 1 1 1 0 0 3
Del Unser, L (1, 8) OBP: 0.358, SLG: 0.429	0-0 F7		0-0 F7	0-0 E4 1-3		0-0 F2	0-3 K2-3			5 0 0 0 0 1 3
Greg Luzinski, R (1, 7) OBP: 0.342, SLG: 0.490	0-0 1-3 1B		4-0 1B BB	4-0 IBB		0-0 HR		0-3 K		3 1 2 1 2 1 0
Bill Robinson, R (1, 9) OBP: 0.326, SLG: 0.527	0-0 1-3		0-0 L5	0-0 F8		0-0 1B 2B		0-3 K		5 0 1 0 0 1 6
Willie Montanez, L (1, 3) OBP: 0.325, SLG: 0.378		0-3 K	0-0 1-2 1B		0-0 F7	1-0 1B HBP		0-0 1B		4 0 2 0 0 1 0
Mike Schmidt, R (1, 5) OBP: 0.338, SLG: 0.395		4-0 S 1B HR BB	0-0 P4		0-0 F9	0-0 1-2 2-3 1B		0-3 K		4 1 1 0 1 1 3
Larry Bowa, S (1, 6) OBP: 0.254, SLG: 0.252 Mac Scarce, L (7, 1)		0-0 1-2 HR 1B		0-0 PB BB SF9 1B	0-0 2B	0-3 K				4 2 3 0 0 1 3 0 0 0 0 0 0 0
Dick Ruthven, R (1, 1) OBP: 0.154, SLG: 0.158 Ron Diorio, R (4, 1) Mike Rogodzinski, L (4, PH) OBP: 0.337, SLG: 0.342 Mike Wallace, L (5, 1) Darrell Brandon, R (5, 1) OBP: 0.333, SLG: 0.290 Craig Robinson, R (7, 8) OBP: 0.235, SLG: 0.288		0-3 K	4-0 BB BB BB	4-0 E 1-2 BB	0-0 6-3		0-3 K			1 0 0 0 0 0 1 2 0 0 0 0 0 0 0 0 0 0 0 0 0 1 0 0 0 0 0 0 0 0 0 0 1 0 0 0 0 0 0 1 1 0 0 0 0 0 1 0

Inning Stats	R: 0 E: 0 K: 5 S: 5	H: 2 LOB: 2 BB: 0 P: 5	R: 3 E: 0 K: 2 S: 9	H: 2 LOB: 0 BB: 1 P: 13	R: 0 E: 0 K: 0 S: 4	H: 1 LOB: 2 BB: 1 P: 8	R: 1 E: 1 K: 0 S: 5	H: 1 LOB: 3 BB: 2 P: 13	R: 0 E: 0 K: 0 S: 4	H: 1 LOB: 1 BB: 0 P: 4	R: 2 E: 0 K: 1 S: 9	H: 4 LOB: 3 BB: 0 P: 10	R: 0 E: 0 K: 2 S: 7	H: 0 LOB: 1 BB: 1 P: 11	R: 0 E: 0 K: 3 S: 10	H: 1 LOB: 1 BB: 0 P: 10
--------------	------------------------------	---------------------------------	------------------------------	----------------------------------	------------------------------	---------------------------------	------------------------------	----------------------------------	------------------------------	---------------------------------	------------------------------	----------------------------------	------------------------------	----------------------------------	-------------------------------	----------------------------------


PITCHER	IP	WLS	BF	H	R	ER	SO	BB	IBB	HBP	BLK	WP	HR	S	P	ERA	WHIP
Alan Foster, R (1, 1) ERA: 3.2	5.2	L	32	10	6	5	2	3	1	0	0	0	3	32	48	7.94	2.294
Al Hrabosky, L (6, 1) ERA: 1.83	0.1		3	1	0	0	1	0	0	1	0	0	0	4	5	0.00	3.000
Diego Segui, R (7, 1) ERA: 2.9	2.0		8	1	0	0	5	1	0	0	0	1	0	17	21	0.00	1.000

BOTTOM


St. Louis Cardinals @ Philadelphia Phillies
Veterans Stadium, Philadelphia, PA

Thu Sep 20 1973, 7:05 PM EDT
Att. 6,155 - Unknown

AB	36
R	6
H	12
RBI	6
BB	5
SO	8
LOB	21



1B	2B	3B	HR	SF	SAC	DP	HBP	WP	PA	ERA	WHIP
7	2	0	3	1	0	0	1	2	43		


Batter	1	2	3	4	5	6	7	8	9	AB R H RBI BB SO LOB	TOP		
Lou Brock, L (1, 7) OBP: 0.362, SLG: 0.386 Hector Cruz, R (9, 7)	0-0 SH1-3 S 2B 1B		0-0 F7		0-3 K	0-0 1B 2B		0-0 F8	0-0 4-3	6 2 2 1 0 1 2 0 0 0 0 0 0 0			
Ted Sizemore, R (1, 4) OBP: 0.359, SLG: 0.327	0-0 SH1-3 1-3		0-0 F7		0-0 5-3	0-0 1B		0-0 E9 1B	0-0 1B	5 1 3 3 0 0 0			
Bake McBride, L (1, 8) OBP: 0.407, SLG: 0.396	0-0 2B		0-0 F8		0-0 1B 2B		0-0 SH1-4 PB 1B	0-0 G3	0-0 4-3	6 1 3 1 0 0 2			
Ted Simmons, S (1, 2) OBP: 0.365, SLG: 0.433	0-0 6-3			0-0 E SF8 2B	0-0 1B		0-0 FC5 SH1-4 BB	0-0 WP 1B HR 1B		4 2 3 2 1 0 1			
Tim McCarver, L (1, 3) OBP: 0.334, SLG: 0.361 Ken Reitz, R (7, 5) OBP: 0.255, SLG: 0.336	4-0 FC4-6 BB			0-0 E4 SF8 5-3 2-3	0-0 4-3		0-0 SH1-4	0-0 WP HR 1B		2 0 0 0 1 0 2 1 1 1 0 0 0 0			
Joe Torre, R (1, 5) OBP: 0.380, SLG: 0.407 (7, 3)	0-0 FC4-6 1-2f			0-0 5-3 1-2		0-0 F5	4-0 IBB	0-0 HR		4 1 1 3 1 0 4			
Bernie Carbo, L (1, 9) OBP: 0.401, SLG: 0.424		0-0 G1-6-3 1B		4-0 SF8 IBB		0-0 HBP 2B 1B	0-3 K	0-0 1-3		4 1 2 0 1 1 3	AB 39 R 12 H 17 RBI 11 BB 4 SO 4 LOB 21		
Mike Tyson, R (1, 6) OBP: 0.278, SLG: 0.297 Matty Alou, L (7, PH) OBP: 0.338, SLG: 0.354 Mick Kelleher, R (7, 6) OBP: 0.279, SLG: 0.237		0-0 G1-6-3		0-0 SF8 1-2f 2-3 3-H		0-3 K	0-0 FC5		0-0 4-3 SH1-3 1B 1B	2 0 0 1 0 1 2 1 0 0 0 0 0 3 1 1 1 0 0 0 0			
Rick Wise, R (1, 1) OBP: 0.264, SLG: 0.373		0-0 6-3		0-3 K		1-0 2B 1B HBP		0-0 1B E 1B	0-0 SH1-3	3 2 1 0 0 1 2			
Inning Stats	R: 1 H: 2 E: 0 LOB: 2 K: 0 BB: 1 S: 5 P: 9	R: 0 H: 1 E: 0 LOB: 0 K: 0 BB: 0 S: 3 P: 3	R: 0 H: 0 E: 0 LOB: 0 K: 0 BB: 0 S: 3 P: 3	R: 1 H: 1 E: 1 LOB: 2 K: 1 BB: 1 S: 7 P: 11	R: 1 H: 2 E: 0 LOB: 1 K: 1 BB: 0 S: 7 P: 7	R: 3 H: 3 E: 0 LOB: 1 K: 1 BB: 0 S: 7 P: 8	R: 0 H: 1 E: 0 LOB: 3 K: 1 BB: 2 S: 6 P: 14	R: 5 H: 5 E: 1 LOB: 0 K: 0 BB: 0 S: 8 P: 8	R: 1 H: 2 E: 0 LOB: 1 K: 0 BB: 0 S: 5 P: 5	1B: 12 SF: 1 2B: 4 SAC: 3 3B: 0 DP: 1 HR: 1 HBP: 1	WP: 1 PA: 48 PB: 1 SB: 1 CS: 0		
PITCHER	IP WLS BF H R ER SO BB IBB HBP BLK WP HR S P ERA WHIP											PITCHER	IP WLS BF H R ER SO BB IBB HBP BLK WP HR S P ERA WHIP
Jim Lonborg, R (1, 1) ERA: 4.76	6.0 L 31 10 6 5 3 2 1 1 0 0 0 0 33 46 7.50 2.000												
Mike Wallace, L (7, 1) ERA: 4.11	0.2 3 0 0 0 1 0 1 0 0 0 0 4 8 0.00 0.000												
Ron Diorio, R (7, 1) ERA: 0.6	0.1 1 0 0 0 0 0 0 0 0 0 0 1 1 0.00 0.000												
Bill Wilson, R (8, 1) ERA: 6.36	2.0 13 7 6 6 0 0 0 0 0 0 1 1 13 13 27.00 3.500												

St. Louis Cardinals @ Philadelphia Phillies
Veterans Stadium, Philadelphia, PA
Fri Sep 21 1973, 7:05 PM EDT
Att. 13,158 - Unknown

livebaseballscorecards.com

Batter	1	2	3	4	5	6	7	8	9	AB	R	H	RBI	BB	SO	LOB
Billy Grabarkewitz, R (1, 4) OBP: 0.338, SLG: 0.339	0-0 4-3 2B		0-3 K		0-0 1B		0-3 K		0-0 F7	5	0	2	0	0	2	1
Bob Boone, R (1, 2) OBP: 0.315, SLG: 0.371	0-0 4-3 2-3		0-0 F9		0-0 F8		0-0 F8			4	0	0	0	0	0	3
Del Unser, L (1, 8) OBP: 0.357, SLG: 0.426	0-0 P6			4-0 1B HR BB	0-0 F3			0-0 F8		3	1	0	0	1	0	2
Greg Luzinski, R (1, 7) OBP: 0.343, SLG: 0.490	0-0 F8			0-0 F9		0-0 F8 BB 1B		0-0 1B 1B		4	0	2	0	0	0	2
Bill Robinson, R (1, 9) OBP: 0.325, SLG: 0.525		0-0 6-3		0-0 F8		0-3 K		0-0 1B 1B		4	0	1	0	0	1	2
Willie Montanez, L (1, 3) OBP: 0.326, SLG: 0.377		0-0 P6		0-0 1B HR	4-0 FC6-4 BB		0-0 F8		0-0 F8	3	1	1	0	1	0	2
Mike Schmidt, R (1, 5) OBP: 0.337, SLG: 0.402		0-3 K		0-0 HR	0-0 F8		0-0 F8		0-0 F8	4	1	1	3	0	1	4
Larry Bowa, S (1, 6) OBP: 0.255, SLG: 0.254			0-0 1B	0-0 F8		0-0 FC6-4			0-3 K	2	0	1	0	0	0	0
Mike Rogodzinski, L (6, PH) OBP: 0.333, SLG: 0.338						1-2 1-2f				1	0	0	0	0	0	2
Craig Robinson, R (7, 6) OBP: 0.233, SLG: 0.286										1	0	0	0	0	1	0
Jim Lenborg, R (1, 1) OBP: 0.190, SLG: 0.155			0-0 B3		0-3 K		0-0 4-3		0-0 5-3	2	0	0	0	0	1	1
Mike Wallace, L (7, 1)										0	0	0	0	0	0	0
Ron Diorio, R (7, 1)										0	0	0	0	0	0	0
Cesar Tevar, R (7, PH) OBP: 0.335, SLG: 0.357										1	0	0	0	0	0	0
Bill Wilson, R (8, 1)										0	0	0	0	0	0	0
Mike Anderson, R (9, PH) OBP: 0.318, SLG: 0.451										1	0	0	0	0	0	0

BOTTOM	
St. Louis Cardinals @ Philadelphia Phillies	
Veterans Stadium, Philadelphia, PA	
Fri Sep 21 1973, 7:05 PM EDT	
Att. 13,158 - Unknown	
AB	35
R	3
H	8
RBI	3
BB	2
SO	6
LOB	19
WP: 0	PA: 37
PB: 0	SB: 0
CS: 0	



Inning Stats																																							
R: 0		H: 1		R: 0		H: 0		R: 0		H: 1		R: 3		H: 2		R: 0		H: 1		R: 0		H: 1		R: 0		H: 2		R: 0		H: 0		1B: 6		SF: 0		WP: 0		PA: 37	
E: 0		LOB: 1		E: 0		LOB: 0		E: 0		LOB: 1		E: 0		LOB: 0		E: 0		LOB: 2		E: 0		LOB: 0		E: 0		LOB: 2		E: 0		LOB: 0		2B: 1		SAC: 0		PB: 0			
K: 0		BB: 0		K: 1		BB: 0		K: 0		BB: 0		K: 0		BB: 1		K: 1		BB: 1		K: 1		BB: 0		K: 1		BB: 0		K: 1		BB: 0		3B: 0		DP: 0		SB: 0			
S: 4		P: 4		S: 5		P: 5		S: 6		P: 6		S: 5		P: 9		S: 6		P: 6		S: 6		P: 6		S: 5		P: 5		S: 5		P: 5		HR: 1		HBP: 0		CS: 0			
PITCHER		IP		WLS		BF		H		R		ER		SO		BB		IBB		HBP		BLK		WP		HR		S		P		ERA		WHIP					
Rick Wise, R (1, 1) ERA: 3.55		9.0		W		37		8		3		3		6		2		0		0		0		0		1		47		55		3.00		1.111					

Chicago Cubs @ Philadelphia Phillies
Veterans Stadium, Philadelphia, PA

Sat Sep 22 1973, 7:05 PM EDT
Att: 22,273 - Unknown - 68 F

livebaseballscorecards.com



AB 37
R 5
H 10
RBI 4
BB 5
SO 4
LOB 15

WP: 0 PA: 43
PB: 0
SB: 2
CS: 0

AB R H RBI BB SO LOB

4	0	1	0	1	0	1
3	0	0	0	2	1	4
5	1	1	0	0	0	2
5	1	1	0	0	2	2
4	1	2	2	1	0	1
3	1	1	0	0	0	1
2	0	1	0	0	0	1
2	1	1	1	0	0	0
3	0	1	0	0	0	1
3	0	0	0	0	1	1

Batter	1	2	3	4	5	6	7	8	9	10
Rick Monday, L (1, 8) OBP: 0.376, SLG: 0.474	0-0 4-3		0-0 F9		0-0 E4		4-0 IBB			0-0 1B
Don Kessinger, S (1, 6) OBP: 0.330, SLG: 0.312	4-0 FC6 BB		0-0 G3		0-0 G3		0-3 K			4-0 FC4-6 BB
Billy Williams, L (1, 7) OBP: 0.376, SLG: 0.448	0-0 F8			0-0 L3 1B		0-0 F8		0-0 4-3		0-0 FC4-6 1B E 1-2f
Ron Santo, R (1, 5) OBP: 0.354, SLG: 0.453	0-0 FC6 1-2f			0-3 K 1-2		0-0 F9		0-3 K		0-0 E 1B 1-3
Jose Cardenal, R (1, 9) OBP: 0.378, SLG: 0.444		0-0 5-3		0-0 L3 1-2		4-0 S BB		0-0 1B		0-0 E4 3B 1-H 3-H
Gonzalo Marquez, L (1, 3) OBP: 0.253, SLG: 0.310 Carmen Fanzone, R (8, PH) OBP: 0.363, SLG: 0.436		0-0 F9			0-0 3B 2B		0-0 4-3 1-2		0-0 F8	0-0 1B
Paul Popovich, S (1, 4) OBP: 0.281, SLG: 0.303 Dave Rosello, R (5, 4) OBP: 0.217, SLG: 0.273		0-0 P6			0-0 1B 3B 2-H		0-0 FC5-4 1B		0-0 4-3	0-0 F7
Randy Hundley, R (1, 2) OBP: 0.283, SLG: 0.342			4-0 SH3 BB		0-0 1B 3-H		0-0 FC5-4 S 1-2f		0-0 F8	
Bill Bonham, R (1, 1) OBP: 0.095, SLG: 0.095			0-0 SH3 1-2		0-0 G3		0-3 K 1-2		0-0 1-3	

Inning Stats	R: 0	H: 0	E: 0	LOB: 1	K: 0	BB: 1	S: 3	P: 7	R: 0	H: 0	E: 0	LOB: 0	K: 0	BB: 0	S: 3	P: 3	R: 0	H: 1	E: 0	LOB: 0	K: 1	BB: 0	S: 5	P: 5	R: 2	H: 3	E: 1	LOB: 1	K: 0	BB: 0	S: 6	P: 6	R: 0	H: 0	E: 0	LOB: 1	K: 0	BB: 1	S: 3	P: 7	R: 0	H: 1	E: 0	LOB: 2	K: 2	BB: 1	S: 8	P: 12	R: 0	H: 1	E: 0	LOB: 1	K: 1	BB: 0	S: 6	P: 6	R: 0	H: 0	E: 0	LOB: 0	K: 0	BB: 0	S: 3	P: 3	R: 3	H: 4	E: 1	LOB: 1	K: 0	BB: 1	S: 6	P: 10	1B: 7	SF: 0	2B: 2	SAC: 1	3B: 2	DP: 1	HR: 0	HBP: 0	WP: 0	PA: 43
--------------	------	------	------	--------	------	-------	------	------	------	------	------	--------	------	-------	------	------	------	------	------	--------	------	-------	------	------	------	------	------	--------	------	-------	------	------	------	------	------	--------	------	-------	------	------	------	------	------	--------	------	-------	------	-------	------	------	------	--------	------	-------	------	------	------	------	------	--------	------	-------	------	------	------	------	------	--------	------	-------	------	-------	-------	-------	-------	--------	-------	-------	-------	--------	-------	--------

PITCHER	IP	WLS	BF	H	R	ER	SO	BB	IBB	HBP	BLK	WP	HR	S	P	ERA	WHIP
Barry Lersch, R (1, 1) ERA: 4.58	5.0		20	4	2	2	1	2	0	0	0	0	0	20	28	3.60	1.200
George Culver, R (6, 1) ERA: 3.54	2.0		9	1	0	0	2	1	1	0	0	0	0	11	19	0.00	1.000
Mac Scarce, L (8, 1) ERA: 2.45	2.2	L	10	2	1	1	1	1	0	0	0	0	0	11	15	3.38	1.125
Ron Diorio, R (10, 1) ERA: 1.76	0.1		4	3	2	2	0	0	0	0	0	0	0	4	4	54.00	9.000

BOTTOM

Chicago Cubs @ Philadelphia Phillies
Veterans Stadium, Philadelphia, PA

Sat Sep 22 1973, 7:05 PM EDT
Att. 22,273 - Unknown - 68 F

livebaseballscorecards.com

AB	35
R	2
H	8
RBI	2
BB	4
SO	3
LOB	11



WP:	0	PA:	41
PB:	0		
SB:	0		
CS:	0		

AB R H RBI BB SO LOB

3 1 1 0 2 0 0

4 0 1 2 0 0 2
0 0 0 0 0 0 0

4 0 1 0 0 0 1
0 0 0 0 0 0 0
1 0 0 0 0 1 0

4 0 0 0 1 0 0

5 0 2 0 0 0 0

4 0 1 0 0 2 4

3 1 0 0 1 0 3

1 0 0 0 0 0 0
1 0 1 0 0 0 0
0 0 0 0 0 0 0
2 0 1 0 0 0 0

1 0 0 0 0 0 0
2 0 0 0 0 0 1
0 0 0 0 0 0 0

1B: 6 SF: 1
2B: 1 SAC: 1
3B: 1 DP: 1
HR: 0 HBP: 0

Batter	1	2	3	4	5	6	7	8	9	10
Billy Grabarkewitz, R OBP: 0.344, SLG: 0.345 (1, 4)	0-0 3-1		0-0 6-3		4-0 1B BB		0-0 3B 2B		4-0 1-2 BB	
Bob Boone, R OBP: 0.314, SLG: 0.374 Ron Diorio, R (10, 1)	0-0 F8			0-0 1-3	0-0 SF8		0-0 3B		0-0 P5	
Del Unser, L OBP: 0.356, SLG: 0.424 Mac Scarce, L Mike Ryan, R OBP: 0.289, SLG: 0.348 (1, 8) (8, 1) (10, 2)	0-0 P4-3			0-0 1-3	0-0 1B 1-2 2-H		0-0 G3			0-3 K
Greg Luzinski, R OBP: 0.342, SLG: 0.486 (1, 7)		4-0 1B BB		0-0 E6 1B		0-0 6-3		0-0 F7		0-0 6-3
Willie Montanez, L OBP: 0.327, SLG: 0.378 (1, 3)		0-0 1-2 1B P6-4-3		0-0 1-2 1B		0-0 F8		0-0 F7		0-0 F7
Mike Schmidt, R OBP: 0.337, SLG: 0.401 (1, 5)		0-3 K		0-3 K		0-0 FC6-4 1B		0-0 F3		
Mike Anderson, R OBP: 0.317, SLG: 0.443 (1, 9)		0-0 1-2f P6-4-3			4-0 SH1-4 1B SF8 BB	0-0 FC6-4 1-2f			0-0 6-3	
Craig Robinson, R OBP: 0.231, SLG: 0.284 Mike Rogodzinski, L OBP: 0.341, SLG: 0.347 George Culver, R Bill Robinson, R OBP: 0.326, SLG: 0.524 (1, 6) (5, PH) (6, 1) (7, PH) (8, 8)			0-0 F8		0-0 SH1-4 1B 1B		0-0 6-3		0-0 BB 1B	
Barry Lersch, S OBP: 0.200, SLG: 0.143 Larry Bowa, S OBP: 0.254, SLG: 0.252 (1, 1) (5, PH) (6, 6)			0-0 L3		0-0 SH1-4		0-0 6-3		0-0 P8	
Terry Harmon, R OBP: 0.278, SLG: 0.230 (10, 6)					1-2 2-3					

Inning Stats	R: 0	H: 0	E: 0	K: 0	S: 3	R: 0	H: 1	E: 0	K: 1	S: 5	R: 0	H: 0	E: 0	K: 0	S: 3	R: 0	H: 1	E: 1	K: 1	S: 7	R: 1	H: 2	E: 0	K: 0	S: 4	R: 0	H: 1	E: 0	K: 0	S: 4	R: 1	H: 2	E: 0	K: 0	S: 5	R: 0	H: 0	E: 0	K: 0	S: 3	R: 0	H: 1	E: 0	K: 1	S: 5	R: 0	H: 0	E: 0	K: 1	S: 5	1B: 6	2B: 1	3B: 1	HR: 0	SF: 1	SAC: 1	DP: 1	HBP: 0	WP: 0	PA: 41
--------------	------	------	------	------	------	------	------	------	------	------	------	------	------	------	------	------	------	------	------	------	------	------	------	------	------	------	------	------	------	------	------	------	------	------	------	------	------	------	------	------	------	------	------	------	------	------	------	------	------	------	-------	-------	-------	-------	-------	--------	-------	--------	-------	--------

PITCHER	IP	WLS	BF	H	R	ER	SO	BB	IBB	HBP	BLK	WP	HR	S	P	ERA	WHIP
Bill Bonham, R ERA: 3.1 (1, 1)	10.0	W	41	8	2	2	3	4	0	0	0	0	0	43	59	1.80	1.200

Batter	1	2	3	4	5	6	7	8	9	AB R H RBI BB SO LOB
--------	---	---	---	---	---	---	---	---	---	----------------------

Don Kessinger, S (1, 6) <small>OBP: 0.329, SLG: 0.313</small>	0-0 		0-0 	0-0 		0-0 		0-0 		5 0 1 1 0 0 3
---	---------	--	---------	---------	--	---------	--	---------	--	---------------

Rick Monday, L (1, 8) <small>OBP: 0.378, SLG: 0.475</small>	0-3 		0-0 	0-0 			0-0 		4-0 	4 1 2 0 1 1 1
---	---------	--	---------	---------	--	--	---------	--	---------	---------------

Billy Williams, L (1, 7) <small>OBP: 0.376, SLG: 0.449</small>	0-0 		0-0 		0-0 		0-0 		0-3 	5 1 2 0 0 1 2
--	---------	--	---------	--	---------	--	---------	--	---------	---------------

Ron Santo, R (1, 5) <small>OBP: 0.354, SLG: 0.455</small>	0-0 		0-0 		0-0 		0-0 		0-0 	5 1 2 2 0 0 2
---	---------	--	---------	--	---------	--	---------	--	---------	---------------

Jose Cardenal, R (1, 9) <small>OBP: 0.380, SLG: 0.444</small>	0-0 			4-0 	0-0 			0-0 	0-0 	4 2 2 0 1 0 2
---	---------	--	--	---------	---------	--	--	---------	---------	---------------

Carmen Fanzone, R (1, 3) <small>OBP: 0.366, SLG: 0.455</small> Gonzalo Marquez, L (9, PH) <small>OBP: 0.263, SLG: 0.319</small>		4-0 		0-0 	0-0 			0-0 	0-0 	3 1 1 2 1 0 2
--	--	---------	--	---------	---------	--	--	---------	---------	---------------

Dave Rosello, R (1, 4) <small>OBP: 0.259, SLG: 0.308</small> Ralph LaCock, L (9, PH) <small>OBP: 0.333, SLG: 0.357</small>		0-0 		0-0 			0-3 	0-0 	0-3 	4 0 2 0 0 1 1
---	--	---------	--	---------	--	--	---------	---------	---------	---------------

Randy Hundley, R (1, 2) <small>OBP: 0.283, SLG: 0.342</small> Ken Rudolph, R (1, 2) <small>OBP: 0.224, SLG: 0.296</small>		0-0 		0-0 			0-0 			0 0 0 0 0 0 0
--	--	---------	--	---------	--	--	---------	--	--	---------------

Rick Reuschel, R (1, 1) <small>OBP: 0.137, SLG: 0.141</small> Ray Burris, R (1, 1) <small>OBP: 0.250, SLG: 0.143</small> Glenn Beckert, R (8, PH) <small>OBP: 0.131, SLG: 0.291</small> Cleo James, R (8, PR) <small>OBP: 0.130, SLG: 0.111</small> Bob Locker, S (8, 1) <small>OBP: 0.067, SLG: 0.067</small> Burt Hooton, R (8, 1) <small>OBP: 0.247, SLG: 0.134</small> Mike Paul, L (8, 1)		0-0 		0-0 			0-0 		0-0 	0 0 0 0 0 0 0
---	--	---------	--	---------	--	--	---------	--	---------	---------------

Inning Stats	R: 1	H: 2	R: 0	H: 1	R: 0	H: 2	R: 3	H: 3	R: 0	H: 1	R: 0	H: 1	R: 0	H: 3	R: 2	H: 2	1B: 12	SF: 0	WP: 0	PA: 43
	E: 0	LOB: 1	E: 0	LOB: 1	E: 0	LOB: 1	E: 1	LOB: 1	E: 0	LOB: 1	E: 0	LOB: 0	E: 0	LOB: 2	E: 0	LOB: 1	2B: 3	SAC: 1	PB: 0	
	K: 1	BB: 0	K: 0	BB: 1	K: 0	BB: 0	K: 0	BB: 1	K: 0	BB: 0	K: 0	BB: 0	K: 0	BB: 0	K: 2	BB: 1	3B: 0	DP: 2	SB: 1	
	S: 7	P: 7	S: 3	P: 7	S: 4	P: 4	S: 6	P: 10	S: 4	P: 4	S: 6	P: 6	S: 3	P: 3	S: 9	P: 13	HR: 1	HBP: 0	CS: 2	

PITCHER	IP	WLS	BF	H	R	ER	SO	BB	IBB	HBP	BLK	WP	HR	S	P	ERA	WHIP
Ken Brett, L (1, 1) <small>ERA: 3.48</small>	8.1	W	40	15	7	6	3	3	0	0	0	0	1	43	55	6.48	2.160
Ron Diorio, R (9, 1) <small>ERA: 1.69</small>	0.2	S	3	1	0	0	1	0	0	0	0	0	0	5	5	0.00	1.500

Chicago Cubs @ Philadelphia Phillies
 Veterans Stadium, Philadelphia, PA
 Sun Sep 23 1973, 3:33 AM EDT
 Att. 9,991 - Unknown

AB	39
R	7
H	16
RBI	7
BB	3
SO	4
LOB	18



Batter	1	2	3	4	5	6	7	8	9	AB	R	H	RBI	BB	SO	LOB	BOTTOM
--------	---	---	---	---	---	---	---	---	---	----	---	---	-----	----	----	-----	--------

Billy Grabarkewitz, R <small>(1, 4) OBP: 0.346, SLG: 0.346</small> 										5	1	2	1	0	2	1	Chicago Cubs @ Philadelphia Phillies Veterans Stadium, Philadelphia, PA Sun Sep 23 1973, 3:33 AM EDT Att. 9,991 - Unknown
Del Unser, L <small>(1, 8) OBP: 0.354, SLG: 0.422</small> 										5	1	1	0	0	0	1	
Willie Montanez, L <small>(1, 3) OBP: 0.328, SLG: 0.379</small> 										4	2	2	1	0	0	0	
Greg Luzinski, R <small>(1, 7) OBP: 0.346, SLG: 0.491</small> 										4	1	4	1	0	0	0	
Bill Robinson, R <small>(1, 9) OBP: 0.326, SLG: 0.525</small> 										3	1	1	1	0	1	2	
Bob Boone, R <small>(1, 2) OBP: 0.316, SLG: 0.373</small> 										2	1	0	0	2	0	0	
Mike Schmidt, R <small>(1, 5) OBP: 0.334, SLG: 0.397</small> Tom Hutton, L <small>(8, PH) OBP: 0.352, SLG: 0.375</small> Larry Bowa, S <small>(9, 6) OBP: 0.254, SLG: 0.252</small> 										3	0	0	0	0	2	3	
Craig Robinson, R <small>(1, 6) OBP: 0.225, SLG: 0.275</small> 										4	0	0	0	0	2	5	
Ken Brett, L <small>(1, 1) OBP: 0.277, SLG: 0.468</small> Ron Diorio, R <small>(9, 1)</small> 										4	1	2	2	0	1	2	
Inning Stats R: 4 H: 5 E: 1 LOB: 2 K: 2 BB: 1 S: 12 R: 0 H: 0 E: 0 LOB: 0 K: 1 BB: 0 S: 5 R: 0 H: 1 E: 0 LOB: 0 K: 0 BB: 0 S: 3 R: 0 H: 1 E: 0 LOB: 1 K: 0 BB: 0 S: 4 R: 0 H: 0 E: 0 LOB: 0 K: 2 BB: 0 S: 7 R: 0 H: 0 E: 0 LOB: 0 K: 1 BB: 0 S: 5 R: 5 H: 4 E: 1 LOB: 1 K: 1 BB: 2 S: 9																	

livebaseballscorecards.com

AB	34
R	9
H	12
RBI	7
BB	3
SO	8
LOB	14



PITCHER	IP	WLS	BF	H	R	ER	SO	BB	IBB	HBP	BLK	WP	HR	S	P	ERA	WHIP
Rick Reuschel, R <small>(1, 1) ERA: 3.09</small>	0.0		4	4	4	3	0	0	0	0	0	0	0	4	4	∞	∞
Ray Burris, R <small>(1, 1) ERA: 2.6</small>	7.0		25	4	0	0	7	0	1	0	0	0	0	38	42	0.00	0.571
Bob Locker, R <small>(8, 1) ERA: 2.58</small>	0.0		1	1	1	1	0	0	0	0	0	0	0	1	1	∞	∞
Burt Hooton, R <small>(8, 1) ERA: 3.59</small>	0.2	L	7	3	4	3	1	1	1	0	0	0	0	7	15	40.50	6.000
Mike Paul, L <small>(8, 1) ERA: 4.81</small>	0.1		1	0	0	0	0	0	0	0	0	0	0	1	1	0.00	0.000

WP: 0	PA: 38
PB: 0	
SB: 1	
CS: 0	

Batter	1	2	3	4	5	6	7	8	9	AB R H RBI BB SO LOB	TOP											
Billy Grabarkewitz, R OBP: 0.339, SLG: 0.339 (1, 4) X	0-0 6-3		0-3 K		0-0 FC4-6 6-3-2			0-0 6-3		4 0 0 0 0 1 1												
Bob Boone, R OBP: 0.313, SLG: 0.370 (1, 2) X	0-0 P4		0-0 F7		0-0 6-3-2			0-0 P4		4 0 0 0 0 0 1												
Willie Montanez, L OBP: 0.326, SLG: 0.376 (1, 3) X	0-0 E1 2B		0-0 4-3			0-3 K		0-0 L8		4 0 0 0 0 1 0												
Greg Luzinski, R OBP: 0.348, SLG: 0.495 (1, 7) X	0-0 1-3 2B			0-0 2B 9-2-6-2 1B		0-0 5-3		0-0 1B 1B		4 0 3 0 0 0 0												
Bill Robinson, R OBP: 0.328, SLG: 0.534 (1, 8) S S S	0-3 K			0-0 1-3 2B		0-0 HR		0-3 K		4 1 2 1 0 2 3												
Mike Anderson, R OBP: 0.325, SLG: 0.463 (1, 9) X		0-0 HR		4-0 IBB		0-0 6-3		0-0 1-2 1B		3 1 2 1 1 0 0												
Mike Schmidt, R OBP: 0.331, SLG: 0.393 (1, 5) S S S		0-3 K		0-3 K			0-0 F7	0-3 K		4 0 0 0 0 3 5												
Larry Bowa, S OBP: 0.252, SLG: 0.250 (1, 6) X		0-0 P4		0-0 9-2-6-2			0-0 1-3	0-0 P3		4 0 0 0 0 0 5												
Steve Carlton, L OBP: 0.168, SLG: 0.235 (1, 1) X		0-0 G3			0-0 FC4-6 1B		0-3 K			3 0 1 0 0 1 0												
Inning Stats	R: 0 E: 1 K: 1 S: 7	H: 1 LOB: 2 BB: 0 P: 7	R: 1 E: 0 K: 1 S: 6	H: 1 LOB: 0 BB: 0 P: 6	R: 0 E: 0 K: 1 S: 5	H: 0 LOB: 0 BB: 0 P: 5	R: 0 E: 0 K: 1 S: 6	H: 2 LOB: 2 BB: 1 P: 10	R: 0 E: 1 K: 0 S: 3	H: 1 LOB: 0 BB: 0 P: 3	R: 1 E: 0 K: 1 S: 6	H: 1 LOB: 0 BB: 0 P: 6	R: 0 E: 0 K: 1 S: 5	H: 0 LOB: 0 BB: 0 P: 5	R: 0 E: 0 K: 0 S: 3	H: 0 LOB: 0 BB: 0 P: 3	R: 0 E: 0 K: 2 S: 9	H: 2 LOB: 2 BB: 0 P: 9	1B: 4 2B: 4 3B: 0 HR: 2	SF: 0 SAC: 0 DP: 2 HBP: 0	WP: 0 PB: 0 SB: 0 CS: 0	PA: 35
PITCHER	IP WLS BF H R ER SO BB IBB HBP BLK WP HR S P ERA WHIP																					
Jim Rooker, L ERA: 2.9 (1, 1)	8.0 L 30 6 2 2 6 0 1 0 0 0 2 41 45 2.25 0.750																					
Ramon Hernandez, L ERA: 2.45 (9, 1)	1.0 5 2 0 0 2 0 0 0 0 0 0 9 9 0.00 2.000																					

Philadelphia Phillies @ Pittsburgh Pirates
 Three Rivers Stadium, Pittsburgh, PA
 Tue Sep 25 1973, 7:05 PM EDT
 Att. 13,312 - Unknown

livebaseballscorecards.com

AB	34
R	2
H	8
RBI	2
BB	1
SO	8
LOB	15



Batter	1	2	3	4	5	6	7	8	9	AB	R	H	RBI	BB	SO	LOB
Dave Cash, R (1, 4) OBP: 0.327, SLG: 0.341	0-0 F8		0-0 1B		0-3 K			0-0 L6-3 3B		4	1	2	0	0	1	0
Gene Clines, R (1, 8) OBP: 0.324, SLG: 0.327	0-0 G5-4-3 1B		0-3 K			0-0 L5-3		0-0 L6-3		4	0	1	1	0	1	1
Manny Sanguillen, R (1, 2) OBP: 0.299, SLG: 0.414	0-0 G5-4-3 1-2f			0-0 4-3		0-0 P6		0-0 P3		4	0	0	0	0	0	1
Willie Stargell, L (1, 7) OBP: 0.390, SLG: 0.663		0-0 G3		0-0 G3		0-0 FC5-4 1B		0-3 K		4	0	1	0	0	1	0
Richie Zisk, R (1, 9) OBP: 0.375, SLG: 0.539		0-0 F8		0-0 BB 1B		0-0 FC5-4 1-2f		0-0 F8		4	0	1	0	0	0	1
Bob Robertson, R (1, 3) OBP: 0.334, SLG: 0.388		4-0 BB		4-0 1-2 BB		0-3 K		0-0 6-3		2	0	0	0	2	1	0
Richie Hebner, L (1, 5) OBP: 0.344, SLG: 0.477		0-0 F9		0-0 F8		0-0 F7				3	0	0	0	0	0	3
Dal Maxvill, R (1, 6) OBP: 0.260, SLG: 0.229			0-0 P4		0-0 F8		0-0 5-3			3	0	0	0	0	0	0
Jim Rooker, R (1, 1) OBP: 0.250, SLG: 0.217			0-3 K		0-3 K			0-3 K		2	0	0	0	0	2	0
Fernando Gonzalez, R (8, PH) OBP: 0.271, SLG: 0.348										1	0	0	0	0	1	0
Ramon Hernandez, S (9, 1) OBP: 0.300, SLG: 0.125										0	0	0	0	0	0	0

Inning Stats	R: 0	H: 1	E: 0	K: 0	S: 3	R: 0	H: 0	E: 0	K: 0	S: 3	R: 0	H: 1	E: 0	K: 2	S: 8	R: 0	H: 1	E: 0	K: 0	S: 4	R: 0	H: 0	E: 0	K: 2	S: 7	R: 0	H: 1	E: 0	K: 0	S: 4	R: 0	H: 0	E: 0	K: 1	S: 5	R: 1	H: 1	E: 0	K: 1	S: 6	R: 0	H: 0	E: 0	K: 1	S: 5	R: 0	H: 0	E: 0	K: 1	S: 5	1B: 4	2B: 0	3B: 1	HR: 0	SF: 0	SAC: 0	DP: 1	HBP: 0	WP: 0	PB: 0	SB: 0	CS: 0	PA: 33							
PITCHER Steve Carlton, L (1, 1) ERA: 3.85	IP	WLS	BF	H	R	ER	SO	BB	IBB	HBP	BLK	WP	HR	S	P	ERA	WHIP																			IP	WLS	BF	H	R	ER	SO	BB	IBB	HBP	BLK	WP	HR	S	P	ERA	WHIP																		


BOTTOM

Philadelphia Phillies @ Pittsburgh Pirates
Three Rivers Stadium, Pittsburgh, PA

Tue Sep 25 1973, 7:05 PM EDT
Att. 13,312 - Unknown

livebaseballscorecards.com

AB	31
R	1
H	5
RBI	1
BB	2
SO	7
LOB	6



Batter	1	2	3	4	5	6	7	8	9	AB R H RBI BB SO LOB	TOP														
Billy Grabarkewitz, R OBP: 0.345, SLG: 0.346 (1, 4)	0-0 1-3		0-0 SH2-3 1B		0-0 1B 1B		0-0 2-3 1B		0-3 K	5 0 3 1 0 1 1	Philadelphia Phillies @ Pittsburgh Pirates Three Rivers Stadium, Pittsburgh, PA Wed Sep 26 1973, 7:05 PM EDT Att. 8,991 - Unknown														
Del Unser, L OBP: 0.356, SLG: 0.424 (1, 8)	0-0 S 1B		0-0 SH2-3		0-0 1-2 1B		0-0 SF9		0-0 G3	3 0 2 1 0 0 1															
Willie Montanez, L OBP: 0.325, SLG: 0.374 George Culver, R (7, 1)	0-3 K		4-0 IBB		0-0 L8		0-0 G3			3 0 0 0 1 1 4 0 0 0 0 0 0 0															
Greg Luzinski, R OBP: 0.346, SLG: 0.492 (1, 7)	0-0 6-3		0-0 P4		0-3 K					4 0 0 0 0 1 6															
Bill Robinson, R OBP: 0.325, SLG: 0.530 Mike Anderson, R OBP: 0.325, SLG: 0.463 (8, 9)		0-0 5-3	0-0 5-3		0-3 K					4 0 0 0 0 2 3 0 0 0 0 0 0 0															
Bob Boone, R OBP: 0.312, SLG: 0.368 Tom Hutton, L OBP: 0.354, SLG: 0.378 (7, 3)		0-0 L8		0-0 F7		0-0 5-3				3 0 0 0 0 0 0 1 0 1 0 0 0 0															
Mike Schmidt, R OBP: 0.328, SLG: 0.388 (1, 5)		0-3 K		0-0 F9		0-3 K				4 0 0 0 0 3 1															
Larry Bowa, S OBP: 0.254, SLG: 0.252 (1, 6)			0-0 E1 S 1B		0-3 K		0-0 E5 1B SF9 1B		0-0 1B	4 2 2 0 0 1 0															
Jim Lonborg, R OBP: 0.203, SLG: 0.155 Darrell Brandon, R OBP: 0.333, SLG: 0.200 Mike Rogodzinski, L OBP: 0.337, SLG: 0.342 Bill Wilson, R Jim Essian, R (7, 2)			4-0 SH2-3 1B BB		0-0 1-3		0-0 5-3		0-3 K	0 0 0 0 0 1 0 0 0 0 0 0 0 0 0 0 1 0 0 0 0 0 0 0 0 0 0 0 0 0 0 0 2 0 0 0 0 0 1 2															
Inning Stats	R: 0 E: 0 K: 1 S: 6	H: 1 LOB: 1 BB: 0 P: 6	R: 0 E: 0 K: 1 S: 5	H: 0 LOB: 0 BB: 0 P: 5	R: 1 E: 1 K: 0 S: 5	H: 1 LOB: 3 BB: 2 P: 13	R: 0 E: 0 K: 1 S: 5	H: 0 LOB: 0 BB: 0 P: 5	R: 0 E: 0 K: 2 S: 7	H: 0 LOB: 0 BB: 0 P: 7		R: 1 E: 1 K: 0 S: 5	H: 2 LOB: 1 BB: 0 P: 5	R: 0 E: 0 K: 2 S: 8	H: 1 LOB: 1 BB: 0 P: 8	R: 0 E: 0 K: 2 S: 8	H: 1 LOB: 1 BB: 0 P: 8	1B: 8 2B: 0 3B: 0 HR: 0	SF: 1 SAC: 1 DP: 0 HBP: 0	WP: 0 PB: 0 SB: 2 CS: 0	PA: 38				
PITCHER	IP WLS BF H R ER SO BB IBB HBP BLK WP HR S P ERA WHIP																								
Jim McKee, R ERA: 4.97 (1, 1)	2.0		9 1 1 0 2	1 0 0 0	0 0 0 0	0 0 12 16 0.00 1.000																			
Bob Moose, R ERA: 3.59 (3, 1)	5.0	W	21 5 1 0 4	0 1 0 0	0 0 28 32 0.00 1.000																				
Bob Johnson, R ERA: 3.7 (8, 1)	2.0	S	8 2 0 0 4	0 0 0 0	0 0 16 16 0.00 1.000																				

livebaseballscorecards.com



Batter 1 2 3 4 5 6 7 8 9 AB R H RBI BB SO LOB

Main game log area containing batter names (e.g., Dave Cash, Gene Clines, Al Oliver, Willie Stargell, Dave Augustine, Richie Hebner, Richie Zisk, Manny Sanguillen, Dal Maxvill, Jim McKee, Bob Moose, Bob Johnson), pitch counts, and play diagrams for each at-bat.

Inning Stats table showing R, H, E, K, S for each of the 9 innings.

Pitcher log table listing pitcher names (Jim Lonborg, Darrell Brandon, Bill Wilson, George Culver), IP, WLS, BF, H, R, ER, SO, WP, HR, S, P, ERA, WHIP.

BOTTOM

Philadelphia Phillies @ Pittsburgh Pirates
Three Rivers Stadium, Pittsburgh, PA
Wed Sep 26 1973, 7:05 PM EDT
Att. 8,991 - Unknown

AB 37
R 13
H 13
RBI 13
BB 8
SO 1
LOB 19



WP: 0 PA: 45
PB: 0
SB: 0
CS: 0
ERA WHIP

Batter	1	2	3	4	5	6	7	8	9	10	11	12	13	AB R H RBI BB SO LOB	TOP	
Billy Grabarkewitz, R (1, 4) <small>OBP: 0.342, SLG: 0.339</small> Tom Hutton, L (12, PH) <small>OBP: 0.353, SLG: 0.376</small> George Culver, R (12, 1) <small>OBP: 0.353, SLG: 0.376</small> Mike Wallace, L (13, 1)	 HR BB	 F7			 F9		 K		 3-1	 1-4-3 1-2				4 1 0 0 1 1 2 1 0 0 0 0 0 1 0 0 0 0 0 0 0 0 0 0 0 0 0 0	Philadelphia Phillies @ Pittsburgh Pirates Three Rivers Stadium, Pittsburgh, PA Thu Sep 27 1973, 7:05 PM EDT Att. 11,577 - Unknown	
Del Unser, L (1, 8) <small>OBP: 0.356, SLG: 0.433</small> Mike Anderson, R (12, PH) <small>OBP: 0.329, SLG: 0.463</small>	 HR 1-H		 4-3		 2B		 4-1		 F9	 IBB				5 1 2 2 0 0 2 0 0 0 0 1 0 0		
Willie Montanez, L (1, 3) <small>OBP: 0.324, SLG: 0.371</small>	 4-3		 3-1		 4-3		 P4		 1B	 1-3				6 0 1 0 0 0 3		
Greg Luzinski, R (1, 7) <small>OBP: 0.344, SLG: 0.488</small>	 6-3		 L8				 K		 F3	 K			 1B SH3-4 WP 1B	6 1 1 0 0 2 1		
Bill Robinson, R (1, 9) <small>OBP: 0.326, SLG: 0.527</small>	 1B BB			 K		 4-3		 CS 1B		 K		 SH3-4		4 0 1 0 1 2 0		
Bob Boone, R (1, 2) <small>OBP: 0.315, SLG: 0.371</small>	 1-2 1B			 P4		 F2		 CS	 1-2 1B	 1B		 WP 1B		6 0 4 0 0 0 0		
Mike Schmidt, R (1, 5) <small>OBP: 0.326, SLG: 0.383</small>	 F9			 BB			 F9		 K		 K		 K	5 0 0 0 1 3 5		
Larry Bowa, S (1, 6) <small>OBP: 0.255, SLG: 0.252</small>		 F7		 6-3			 1B S BB		 P6		 1-4-3 1B	 L8		5 0 1 0 1 0 3		
Barry Lersch, S (1, 1) <small>OBP: 0.222, SLG: 0.176</small> Mike Roggensack, L (9, PH) <small>OBP: 0.333, SLG: 0.338</small> Ron Clingo, R (9, 1) <small>OBP: 0.333, SLG: 0.338</small> Mac Scarce, L (9, 1) <small>OBP: 0.333, SLG: 0.338</small> Craig Robinson, R (12, PH) <small>OBP: 0.223, SLG: 0.273</small>		 K		 4-3			 1-3 1B		 F9		 B3		3 0 1 0 0 1 0 1 0 0 0 0 0 1 0 0 0 0 0 0 0 0 0 0 0 0 0 0 1 0 0 0 0 0 1			
Inning Stats	R: 2 H: 2 E: 0 LOB: 2 K: 0 BB: 2 S: 5 P: 13	R: 0 H: 0 E: 0 LOB: 0 K: 1 BB: 0 S: 5 P: 5	R: 0 H: 0 E: 0 LOB: 0 K: 0 BB: 0 S: 3 P: 3	R: 0 H: 0 E: 0 LOB: 1 K: 1 BB: 1 S: 5 P: 9	R: 0 H: 1 E: 0 LOB: 1 K: 0 BB: 0 S: 4 P: 4	R: 0 H: 0 E: 0 LOB: 0 K: 1 BB: 0 S: 5 P: 5	R: 0 H: 1 E: 0 LOB: 2 K: 1 BB: 1 S: 6 P: 10	R: 0 H: 1 E: 0 LOB: 0 K: 0 BB: 0 S: 3 P: 3	R: 0 H: 1 E: 0 LOB: 1 K: 1 BB: 0 S: 6 P: 6	R: 0 H: 1 E: 0 LOB: 1 K: 1 BB: 0 S: 6 P: 6	R: 0 H: 1 E: 0 LOB: 0 K: 2 BB: 0 S: 7 P: 7	R: 0 H: 1 E: 0 LOB: 2 K: 1 BB: 1 S: 4 P: 8	R: 1 H: 2 E: 0 LOB: 1 K: 1 BB: 0 S: 7 P: 7	1B: 9 SF: 0 2B: 1 SAC: 1 3B: 0 DP: 0 HR: 1 HBP: 0		WP: 1 PA: 54 PB: 0 SB: 1 CS: 1
PITCHER Bruce Kison, R (1, 1) <small>ERA: 3.03</small> Ramon Hernandez, L (7, 1) <small>ERA: 2.41</small> Dave Giusti, R (9, 1) <small>ERA: 2.45</small> Bob Johnson, R (11, 1) <small>ERA: 3.63</small> Jim Foor, L (12, 1) <small>ERA:</small>	IP WLS BF H R ER SO BB IBB HBP BLK WP HR S P ERA WHIP 6.2 1.1 28 4 0 0 0 4 4 0 0 0 0 4 4 2.70 1.200 2.0 8 2 0 0 2 0 0 0 0 0 0 12 12 0.00 1.000 1.2 6 2 0 0 2 0 0 0 0 0 0 10 10 0.00 1.200 0.1 2 0 0 0 0 0 0 1 0 0 0 0 1 5 0.00 0.000	PITCHER Chris Zachary, R (13, 1) <small>ERA: 3.6</small>	IP WLS BF H R ER SO BB IBB HBP BLK WP HR S P ERA WHIP 1.0 L 5 2 1 1 1 1 0 0 0 0 1 0 7 7 9.00 2.000													

livebaseballscorecards.com

AB	47
R	3
H	11
RBI	2
BB	5
SO	9
LOB	19



Batter	1	2	3	4	5	6	7	8	9	10	11	12	13	AB R H RBI BB SO LOB
Dave Cash, R OBP: 0.328, SLG: 0.342 (1, 4)	0-0 HR 2B		0-0 F8			0-0 6-3			0-0 6-3		0-0 6-3		0-0 6-3	6 1 1 0 0 0 0
Gene Clines, R OBP: 0.328, SLG: 0.330 (1, 8)	0-0 L4-3		0-3 K			0-0 L4-3			0-0 L4-3		0-0 1B		4-0 BB	5 0 1 0 1 1 1
Al Oliver, L OBP: 0.315, SLG: 0.462 (1, 3)	0-0 2-H HR			0-0 G3			0-0 G3		0-0 1B		0-0 F2		0-0 P6	6 1 2 2 0 0 2
Willie Stargell, L OBP: 0.330, SLG: 0.655 (1, 7)	0-0 F9			0-0 F8			0-0 G3		0-0 G3		0-0 F9			5 0 0 0 0 0 2
Richie Hebner, L OBP: 0.347, SLG: 0.483 (1, 5)	0-0 G3			0-0 F7			0-0 FC5-4 1B			0-0 3-1		0-0 FC6-4 1B		5 0 2 0 0 0 0
Richie Zisk, R OBP: 0.371, SLG: 0.532 (1, 9)		0-0 P4			0-0 6-3		0-0 FC5-4			0-0 FC5-4 2B		0-0 FC6-4 1B		4 0 1 0 0 0 1
Dave Augustine, R OBP: 0.333, SLG: 0.500 (10, PR) (11, 9)							1-2f							1 0 0 0 0 0 1
Manny Sanguillen, R OBP: 0.300, SLG: 0.411 (1, 2)		0-0 5-3			0-0 6-3			0-0 5-3		4-0 FC5-4 1BB		0-0 FC6-4 1B		4 0 0 0 1 0 1
Dal Maxvill, R OBP: 0.297, SLG: 0.235 (1, 6)								0-0 G1-6-3 1B		0-0 FC5-4		0-0 FC6-4 1B		2 0 0 0 0 0 0
Dave Parker, L OBP: 0.302, SLG: 0.452 (8, PH)														1 0 1 0 0 0 0
Jackie Hernandez, R OBP: 0.284, SLG: 0.314 (9, 6)														1 0 0 0 0 0 2
Bob Robertson, R OBP: 0.333, SLG: 0.387 (12, PH)														1 0 0 0 0 0 1
Chris Zachary, L (13, 1)														0 0 0 0 0 0 0
Bruce Kison, R OBP: 0.154, SLG: 0.273 (1, 1)			0-3 K											2 0 0 0 0 0 1 0
Ramon Hernandez, S OBP: 0.300, SLG: 0.120 (7, 1)														0 0 0 0 0 0 0 0
Milt May, L OBP: 0.350, SLG: 0.379 (8, PH)														1 0 0 0 0 0 0 1
Dave Giusti, R OBP: 0.257, SLG: 0.308 (9, 1)														0 0 0 0 0 0 0 0
Fernando Gonzalez, R OBP: 0.290, SLG: 0.340 (10, PH)														1 0 0 0 0 0 0 3
Bob Johnson, L (11, 1)														0 0 0 0 0 0 0 0
Jim Foor, L (12, 1)														0 0 0 0 0 0 0 0
Gene Alley, R OBP: 0.292, SLG: 0.285 (13, 6)														1 0 0 0 0 0 1 0

Inning Stats	R: 2	H: 2	E: 0	LOB: 0	K: 0	S: 5	P: 5	R: 0	H: 0	E: 0	LOB: 0	K: 0	S: 3	P: 3	R: 0	H: 0	E: 0	LOB: 0	K: 0	S: 3	P: 3	R: 0	H: 0	E: 0	LOB: 0	K: 0	S: 3	P: 3	R: 0	H: 1	E: 0	LOB: 1	K: 0	S: 4	P: 4	R: 0	H: 1	E: 0	LOB: 0	K: 0	S: 3	P: 3	R: 0	H: 1	E: 0	LOB: 1	K: 0	S: 4	P: 4	R: 0	H: 1	E: 0	LOB: 3	K: 0	S: 4	P: 8	R: 0	H: 1	E: 0	LOB: 1	K: 0	S: 4	P: 4	R: 0	H: 1	E: 0	LOB: 1	K: 1	S: 5	P: 9	1B: 5	SF: 0	2B: 2	SAC: 0	3B: 0	DP: 1	HR: 1	HBP: 0	WP: 0	PA: 48
--------------	------	------	------	--------	------	------	------	------	------	------	--------	------	------	------	------	------	------	--------	------	------	------	------	------	------	--------	------	------	------	------	------	------	--------	------	------	------	------	------	------	--------	------	------	------	------	------	------	--------	------	------	------	------	------	------	--------	------	------	------	------	------	------	--------	------	------	------	------	------	------	--------	------	------	------	-------	-------	-------	--------	-------	-------	-------	--------	-------	--------

BOTTOM

Philadelphia Phillies @ Pittsburgh Pirates
Three Rivers Stadium, Pittsburgh, PA

Thu Sep 27 1973, 7:05 PM EDT
Att: 11,577 - Unknown

livebaseballscorecards.com

AB	46
R	2
H	8
RBI	2
BB	2
SO	3
LOB	15



PITCHER	IP	WLS	BF	H	R	ER	SO	BB	IBB	HBP	BLK	WP	HR	S	P	ERA	WHIP
Barry Lersch, R ERA: 4.39 (1, 1)	8.0		27	4	2	2	2	0	0	0	0	0	1	31	31	2.25	0.500
Ron Diorio, R ERA: 1.62 (9, 1)	0.2		2	0	0	0	0	0	0	0	0	0	2	2	0.00	0.000	
Mac Scarce, L ERA: 2.37 (9, 1)	2.1		11	3	0	0	0	0	1	0	0	0	10	14	0.00	1.286	
George Culver, R ERA: 3.32 (12, 1)	1.2	W	7	1	0	0	1	1	0	0	0	0	8	12	0.00	1.200	
Mike Wallace, L ERA: 4.06 (13, 1)	0.1	S	1	0	0	0	0	0	0	0	0	0	1	1	0.00	0.000	

Batter	1	2	3	4	5	6	7	8	9	AB R H RBI BB SO LOB	TOP
Billy Grabarkewitz, R (1, 4) OBP: 0.345, SLG: 0.335	4-0 BB BB		0-3 K		0-3 K		4-0 BB BB			2 0 0 0 2 2 2	Philadelphia Phillies @ St. Louis Cardinals Busch Stadium, St. Louis, MO Fri Sep 28 1973, 7:05 PM CDT Att. 10,377 - Unknown
Del Unser, L (1, 8) OBP: 0.355, SLG: 0.430	4-0 BB BB		0-0 F9			0-0 3-1	0-0 1-3			3 0 0 0 1 0 3	
Willie Montanez, L (1, 3) OBP: 0.323, SLG: 0.370	0-3 K		0-0 F8			0-0 F8		0-0 1B		4 0 1 0 0 1 3	
Greg Luzinski, R (1, 7) OBP: 0.344, SLG: 0.486	0-0 P4			0-0 F3		4-0 2B BB		0-0 F7		3 0 0 0 1 0 3	
Bill Robinson, R (1, 9) OBP: 0.325, SLG: 0.527	0-0 F8			0-0 5-3		0-0 1-3 2B		0-0 F3		4 0 1 0 0 0 3	
Bob Boone, R (1, 2) OBP: 0.313, SLG: 0.368		0-0 F7		0-0 5-3		0-0 6-3		0-0 F5		4 0 0 0 0 0 3	
Mike Schmidt, R (1, 5) OBP: 0.327, SLG: 0.381		0-3 K			4-0 4-3 4-3 BB		4-0 S BB	0-0 F9		2 0 0 0 2 1 0	
Larry Bowa, S (1, 6) OBP: 0.253, SLG: 0.249		0-0 4-3			0-0 4-3		0-0 P6	0-0 4-3		4 0 0 0 0 0 2	
Ken Brett, L (1, 1) OBP: 0.262, SLG: 0.463 Mike Wallace, L (6, 1) Mike Rogodzinski, L (7, PH) Ron Diorio, R (7, 1) Mac Scarce, L (8, 1) Tom Hutton, L (9, PH) OBP: 0.351, SLG: 0.374			4-0 BB		0-0 4-3		0-3 K	0-0 F8		1 0 0 0 0 1 0 1 0 0 0 0 0 0 0 0 1 0 0 0 0 0 1 1 0 0 0 0 0 0 0 0 0 0 0 0 0 0 0 0 1 0 0 0 0 0 0 0	
Inning Stats	R: 0 H: 0 E: 0 LOB: 2 K: 1 BB: 2 S: 5 P: 13	R: 0 H: 0 E: 0 LOB: 0 K: 1 BB: 0 S: 5 P: 5	R: 0 H: 0 E: 0 LOB: 1 K: 1 BB: 1 S: 5 P: 9	R: 0 H: 0 E: 0 LOB: 0 K: 0 BB: 0 S: 3 P: 3	R: 0 H: 0 E: 0 LOB: 1 K: 1 BB: 1 S: 5 P: 9	R: 0 H: 1 E: 0 LOB: 2 K: 0 BB: 1 S: 4 P: 8	R: 0 H: 0 E: 0 LOB: 2 K: 1 BB: 2 S: 5 P: 13	R: 0 H: 1 E: 0 LOB: 1 K: 0 BB: 0 S: 4 P: 4	R: 0 H: 0 E: 0 LOB: 0 K: 0 BB: 0 S: 3 P: 3	1B: 1 SF: 0 2B: 1 SAC: 0 3B: 0 DP: 0 HR: 0 HBP: 0	WP: 0 PA: 36 PB: 0 SB: 1 CS: 0
PITCHER	Mike Thompson, R (1, 1) ERA: 2.8	Diego Segui, R (5, 1)								IP WLS BF H R ER SO BB IBB HBP BLK WP HR S P ERA WHIP	IP WLS BF H R ER SO BB IBB HBP BLK WP HR S P ERA WHIP
	4.0 0 16 0 0 0 3 4 0 0 0 0 0 0 18 34 0.00 1.000	5.0 2 20 2 0 0 2 3 0 0 0 0 0 0 21 33 0.00 1.000									

livebaseballscorecards.com

AB 29
R 0
H 2
RBI 0
BB 7
SO 5
LOB 21



Batter	1	2	3	4	5	6	7	8	9	AB	R	H	RBI	BB	SO	LOB
Lou Brock, L (1, 7) OBP: 0.363, SLG: 0.391	0-0 G3		0-0 CS 1B			0-0 6-3 SH3 1B		0-0 SH 1B 2B		4	1	3	0	0	0	0
Ted Sizemore, R (1, 4) OBP: 0.363, SLG: 0.329	0-0 G5-4-3 1B		0-0 CS 1-2	4-0 G5-4-3 BB		0-0 SH3 1-2		0-0 SH 1B 2B		1	1	1	0	1	0	0
Tommie Agee, R (1, 8) OBP: 0.283, SLG: 0.402 Tim McCarver, L (8, PH) OBP: 0.333, SLG: 0.362 Bake McBride, L (8, PR) OBP: 0.348, SLG: 0.339	0-0 G5-4-3 1-2f			0-0 G5-4-3 1-2f		0-0 6-3 2-3		0-0 2B 1B		3	0	0	0	0	0	3
Ted Simmons, S (1, 3) OBP: 0.371, SLG: 0.441		0-0 6-3		0-0 1B 1B		4-0 1B IBB		0-0 1B 2B		3	0	2	1	1	0	0
Luis Melendez, R (1, 9) OBP: 0.318, SLG: 0.336		0-0 1B 2B		0-0 FC4-6 1B		0-3 K		0-0 P4		4	1	2	0	0	1	4
Ken Reitz, R (1, 5) OBP: 0.253, SLG: 0.333		0-0 G5-4-3 1B		0-0 FC4-6 1-2f		0-0 1B		0-0 5-3		4	0	2	1	0	0	4
Marc Hill, R (1, 2)		0-0 G5-4-3 1-2f			0-0 F3		0-3 K			3	0	0	0	0	1	2
Mike Tyson, R (1, 6) OBP: 0.275, SLG: 0.291			0-0 P4		0-0 5-3		0-0 F5			3	0	0	0	0	0	1
Mike Thompson, R (1, 1) Diego Segui, R (5, 1)			0-3 K		0-3 K		0-3 K			1	0	0	0	0	1	0
										2	0	0	0	0	2	1


Inning Stats	R: 0	H: 1	E: 0	LOB: 0	K: 0	BB: 0	S: 3	P: 3	R: 1	H: 2	E: 0	LOB: 0	K: 0	BB: 0	S: 4	P: 4	R: 0	H: 2	E: 0	LOB: 2	K: 0	BB: 1	S: 4	P: 8	R: 0	H: 0	E: 0	LOB: 0	K: 1	BB: 0	S: 5	P: 5	R: 0	H: 1	E: 0	LOB: 2	K: 1	BB: 1	S: 6	P: 10	R: 0	H: 1	E: 0	LOB: 1	K: 2	BB: 0	S: 8	P: 8	R: 2	H: 3	E: 0	LOB: 2	K: 0	BB: 0	S: 6	P: 6
--------------	------	------	------	--------	------	-------	------	------	------	------	------	--------	------	-------	------	------	------	------	------	--------	------	-------	------	------	------	------	------	--------	------	-------	------	------	------	------	------	--------	------	-------	------	-------	------	------	------	--------	------	-------	------	------	------	------	------	--------	------	-------	------	------

PITCHER	IP	WLS	BF	H	R	ER	SO	BB	IBB	HBP	BLK	WP	HR	S	P	ERA	WHIP
Ken Brett, L (1, 1) ERA: 3.44	5.0	L	18	6	1	1	2	1	0	0	0	0	0	21	25	1.80	1.400
Mike Wallace, L (6, 1) ERA: 3.94	1.0		5	1	0	0	1	0	1	0	0	0	0	6	10	0.00	1.000
Ron Diorio, R (7, 1) ERA: 2.55	1.0		6	2	2	2	2	0	0	0	0	0	0	10	10	18.00	2.000
Mac Scarce, L (8, 1) ERA: 2.34	1.0		4	2	0	0	0	0	0	0	0	0	0	4	4	0.00	2.000

BOTTOM

Philadelphia Phillies @ St. Louis Cardinals
 Busch Stadium, St. Louis, MO
 Fri Sep 28 1973, 7:05 PM CDT
 Att. 10,377 - Unknown

AB	29
R	3
H	11
RBI	3
BB	2
SO	5
LOB	15



WP	HR	S	P	ERA	WHIP
0	0	0	34	0	0

Batter	1	2	3	4	5	6	7	8	9	AB R H RBI BB SO LOB	TOP											
Larry Bowa, S OBP: 0.250, SLG: 0.247 (1, 6)	0-0 L6		0-0 P6		0-0 F8		0-0 F8		0-3 K	5 0 0 0 0 1 4	Philadelphia Phillies @ St. Louis Cardinals Busch Stadium, St. Louis, MO Sat Sep 29 1973, 3:33 AM CDT Att. 16,104 - Unknown livebaseballscorecards.com											
Del Unser, L OBP: 0.356, SLG: 0.431 (1, 8)	4-0 BB		0-0 F9			0-0 4-3 1B 2B		0-0 4-3		3 1 1 0 1 0 0												
Willie Montanez, L OBP: 0.325, SLG: 0.370 (1, 3)	0-0 F8			4-0 G6-4-3 BB		0-0 4-3		0-0 1B 1B		3 0 1 0 1 0 2												
Greg Luzinski, R OBP: 0.343, SLG: 0.484 (1, 7)	0-0 F8			0-0 G6-4-3 1-2f		0-0 FC6-4 1B		0-3 K		4 0 1 1 0 1 3												
Bill Robinson, R OBP: 0.326, SLG: 0.529 (1, 9)		0-0 9-5 2B		0-3 K		0-0 F9		0-0 1-2 1B		4 0 2 0 0 1 1												
Bob Boone, R OBP: 0.311, SLG: 0.366 (1, 2)		0-0 9-5 2-3f			0-0 F7	0-0 FC6-4 1-2f		0-0 B1-3		4 0 0 0 0 0 4												
Mike Schmidt, R OBP: 0.326, SLG: 0.377 (1, 5)		4-0 S BB			0-0 F5		0-3 K		0-3 K	3 0 0 0 1 2 0												
Billy Grabarkewitz, R OBP: 0.343, SLG: 0.333 (1, 4) Craig Robinson, R OBP: 0.232, SLG: 0.282 (4, 4)		0-3 K 1-2			0-0 1B 1B		0-0 G3 1B		0-0 E6	1 0 0 0 0 1 1 3 0 2 0 0 0 0												
Steve Carlton, L OBP: 0.175, SLG: 0.240 (1, 1) Mike Rogodzinski, L OBP: 0.326, SLG: 0.329 (7, PH) George Culver, R (7, 1) Ron Diorio, R (8, 1) Mike Anderson, R OBP: 0.327, SLG: 0.460 (9, PH)			0-0 G3		0-0 1-2 1B		0-0 G3		0-3 K	2 0 1 0 0 0 0 1 0 0 0 0 0 1 0 0 0 0 0 0 0 0 0 0 0 0 0 0 1 0 0 0 0 1 1												
Inning Stats	R: 0 E: 0 K: 0 S: 3	H: 0 LOB: 1 BB: 1 P: 7	R: 0 E: 0 K: 1 S: 5	H: 1 LOB: 1 BB: 1 P: 9	R: 0 E: 0 K: 0 S: 3	H: 0 LOB: 0 BB: 0 P: 3	R: 0 E: 0 K: 1 S: 4	H: 0 LOB: 0 BB: 1 P: 8	R: 0 E: 0 K: 0 S: 5	H: 2 LOB: 2 BB: 0 P: 5		R: 1 E: 0 K: 0 S: 5	H: 2 LOB: 1 BB: 0 P: 5	R: 0 E: 0 K: 1 S: 6	H: 1 LOB: 1 BB: 0 P: 6	R: 0 E: 0 K: 1 S: 7	H: 2 LOB: 2 BB: 0 P: 7	R: 0 E: 1 K: 3 S: 10	H: 0 LOB: 1 BB: 0 P: 10	1B: 6 2B: 3 3B: 0 HR: 0	SF: 0 SAC: 0 DP: 2 HBP: 0	WP: 0 PB: 0 SB: 1 CS: 0
PITCHER	IP WLS BF H R ER SO BB IBB HBP BLK WP HR S P ERA WHIP																					
Bob Gibson, R ERA: 2.77 (1, 1)	6.0 W 24 5 1 1 2 3 0 0 0 0 0 0 25 37 1.50 1.333																					
Orlando Pena, R ERA: 2.95 (7, 1)	3.0 S 13 3 0 0 5 0 0 0 0 0 0 0 23 23 0.00 1.000																					



Batter	1	2	3	4	5	6	7	8	9
Lou Brock, L (1, 7) OBP: 0.363, SLG: 0.397	0-0 6-3		0-0 2B	0-0 E		0-3 K	0-0 L5		
Ted Sizemore, R (1, 4) OBP: 0.365, SLG: 0.336	0-0 5-3		0-0 1B	0-0 E8		0-0 E6		0-0 1B	
Tommie Agee, R (1, 8) OBP: 0.282, SLG: 0.400 Bake McBride, L (8, PH) OBP: 0.358, SLG: 0.350	0-0 1B		0-0 F2	0-0 F3		0-0 F9		0-0 1B	
Ted Simmons, S (1, 2) OBP: 0.371, SLG: 0.440	0-0 F8		4-0 1B	0-0 6-3		0-0 FC5-4		0-0 1B	
Luis Melendez, R (1, 9) OBP: 0.319, SLG: 0.343		0-0 1B	0-0 F9		0-0 CS		0-0 F9	0-0 9-5-2-1	
Tim McCarver, L (1, 3) OBP: 0.337, SLG: 0.366		0-0 G6-3	0-0 FC5		0-0 F9		0-0 1B	0-0 F8	
Ken Reitz, R (1, 5) OBP: 0.253, SLG: 0.332		0-0 G6-3	0-0 E4		0-0 E6		0-0 F8		
Mike Tyson, R (1, 6) OBP: 0.275, SLG: 0.290		0-0 G6-3	0-0 FC5		0-3 K		0-0 1B		
Bob Gibson, R (1, 1) OBP: 0.217, SLG: 0.277 Tom Heintzelman, R (6, PH) OBP: 0.375, SLG: 0.310 Orlando Pena, R (7, 1) OBP: 0.143, SLG: 0.143	0-0 F9		0-3 K			0-0 E		0-0 1B	

Inning Stats	R: 0	H: 1	E: 0	K: 0	S: 4	LOB: 1	BB: 0	P: 4
	R: 1	H: 3	E: 0	K: 0	S: 5	LOB: 1	BB: 0	P: 5
	R: 3	H: 3	E: 1	K: 0	S: 7	LOB: 2	BB: 1	P: 11
	R: 1	H: 2	E: 1	K: 1	S: 7	LOB: 1	BB: 0	P: 7
	R: 0	H: 1	E: 1	K: 1	S: 6	LOB: 1	BB: 0	P: 6
	R: 0	H: 1	E: 1	K: 1	S: 7	LOB: 2	BB: 0	P: 7
	R: 1	H: 3	E: 0	K: 0	S: 6	LOB: 2	BB: 0	P: 6
	R: 1	H: 3	E: 0	K: 0	S: 5	LOB: 1	BB: 0	P: 5


PITCHER	IP	WLS	BF	H	R	ER	SO	BB	IBB	HBP	BLK	WP	HR	S	P	ERA	WHIP
Steve Carlton, L (1, 1) ERA: 3.9	6.0	L	31	11	5	4	3	0	0	0	0	0	0	36	40	6.00	1.833
George Culver, R (7, 1) ERA: 3.56	1.0		8	5	2	2	0	0	0	0	0	0	0	8	8	18.00	5.000
Ron Diorio, R (8, 1) ERA: 2.41	1.0		3	1	0	0	0	0	0	0	0	0	0	3	3	0.00	1.000

BOTTOM

Philadelphia Phillies @ St. Louis Cardinals
 Busch Stadium, St. Louis, MO
 Sat Sep 29 1973, 3:33 AM CDT
 Att. 16,104 - Unknown

AB	R	H	RBI	BB	SO	LOB
5	2	2	0	0	1	3
5	2	3	2	0	0	1
4	0	1	0	0	0	4
1	0	1	0	0	0	0
4	1	1	1	1	0	4
5	1	2	0	0	0	4
5	1	3	2	0	0	2
4	0	1	0	0	0	3
4	0	1	0	0	1	5
2	0	0	0	0	1	1
1	0	1	0	0	0	0
1	0	1	1	0	0	0

AB	41
R	7
H	17
RBI	6
BB	1
SO	3
LOB	27



1B	2B	3B	HR	SF	SAC	DP	HBP	WP	PA
12	3	3	0	0	2	0	0	0	42

WP	PA	ERA	WHIP
0	42		

Batter	1	2	3	4	5	6	7	8	9	AB R H RBI BB SO LOB	TOP																	
Larry Bowa, S OBP: 0.252, SLG: 0.249 (1, 6) X	0-0 4-3		0-0 E 1B		0-0 1B 1B		0-3 K			4 0 2 0 0 1 0	Philadelphia Phillies @ St. Louis Cardinals Busch Stadium, St. Louis, MO Sun Sep 30 1973, 3:33 AM CDT Att: 16,108 - Unknown																	
Bob Boone, R OBP: 0.311, SLG: 0.365 (1, 2) X	0-0 P4		0-0 E6		0-0 1B 1B			0-0 F9		4 0 1 1 0 0 2																		
Del Unser, L OBP: 0.354, SLG: 0.427 (1, 8) X	0-0 6-3		0-0 G3		0-0 F7			0-0 B1		4 0 0 0 0 0 5																		
Greg Luzinski, R OBP: 0.346, SLG: 0.484 Billy Grabarkewitz, R OBP: 0.343, SLG: 0.333 (1, 7) (8, PR) (8, 7)		4-0 FC3-6 BB		4-0 BB		0-0 F9		4-0 S BB		1 0 0 0 3 0 2 0 0 0 0 0 0 0																		
Tom Hutton, L OBP: 0.346, SLG: 0.368 (1, 3) X	0-0 FC3-6 CS		0-0 F9		0-0 F7			0-0 6-3		4 0 0 0 0 0 3																		
Mike Anderson, R OBP: 0.321, SLG: 0.451 (1, 9) SSS	0-3 K		0-3 K		0-3 K			0-0 6-3		4 0 0 0 0 3 2																		
Mike Schmidt, R OBP: 0.324, SLG: 0.373 (1, 5) SSS			0-0 5-3		0-3 K		0-3 K		0-3 K	4 0 0 0 0 3 1																		
Craig Robinson, R OBP: 0.226, SLG: 0.274 (1, 4) X	0-0 4-3		0-0 4-3		0-0 6-3		0-0 B3		0-0 P4	4 0 0 0 0 0 0																		
Jim Lonborg, R OBP: 0.215, SLG: 0.169 Mike Rogozzinski, L OBP: 0.333, SLG: 0.350 Mike Wallace, L (5, PH) (5, 1) Ron Diorio, R (6, 1) Willie Montanez, L OBP: 0.324, SLG: 0.370 Barry Letcher, S (7, PH) OBP: 0.222, SLG: 0.176 Darrell Brandon, R OBP: 0.333, SLG: 0.200 Mac Scarce, L (7, 1)			0-0 E 1B 1B		0-0 1B 1B 2B		0-0 F7			1 0 1 0 0 0 0 1 1 1 0 0 0 0 0 0 0 0 0 0 0 0 0 0 0 0 0 0 1 0																		
Inning Stats	R: 0 E: 0 K: 0 S: 3	H: 0 LOB: 0 BB: 0 P: 3	R: 0 E: 0 K: 1 S: 4	H: 0 LOB: 0 BB: 1 P: 8	R: 0 E: 1 K: 0 S: 6	H: 2 LOB: 3 BB: 0 P: 6	R: 0 E: 0 K: 2 S: 7	H: 0 LOB: 1 BB: 1 P: 11	R: 1 E: 0 K: 0 S: 6	H: 3 LOB: 2 BB: 0 P: 6	R: 0 E: 0 K: 2 S: 7	H: 0 LOB: 0 BB: 0 P: 7	R: 0 E: 0 K: 1 S: 5	H: 0 LOB: 0 BB: 0 P: 5	R: 0 E: 0 K: 0 S: 3	H: 0 LOB: 2 BB: 1 P: 7	R: 0 E: 0 K: 1 S: 5	H: 0 LOB: 0 BB: 0 P: 5	1B: 4 2B: 1 3B: 0 HR: 0	SF: 0 SAC: 0 DP: 0 HBP: 0	WP: 0 PB: 0 SB: 1 CS: 1	PA: 35						
PITCHER	IP WLS BF H R ER SO BB IBB HBP BLK WP HR S P ERA WHIP																											
Alan Foster, R ERA: 3.14 (1, 1)	4.1		19	4	1	1	3	2	0	0	0	0	0	0	23	31	2.08	1.385										
Diego Segui, R ERA: 2.78 (5, 1)	0.2		3	1	0	0	0	0	0	0	0	0	0	3	3	0.00	1.500											
Rick Wise, R ERA: 3.37 (6, 1)	4.0	W	13	0	0	0	4	1	0	0	0	0	0	20	24	0.00	0.250											

livebaseballscorecards.com

AB	32
R	1
H	5
RBI	1
BB	3
SO	7
LOB	15



Batter	1	2	3	4	5	6	7	8	9
Lou Brock, L <small>OBP: 0.364, SLG: 0.398 (1, 7)</small>									
Ted Sizemore, R <small>OBP: 0.365, SLG: 0.334 (1, 4)</small>									
Bake McBride, L <small>OBP: 0.352, SLG: 0.349 (1, 8)</small>									
Ted Simmons, S <small>OBP: 0.370, SLG: 0.438 (1, 2)</small>									
Tim McCarver, L <small>OBP: 0.339, SLG: 0.366 (1, 3)</small>									
Bernie Carbo, L <small>OBP: 0.397, SLG: 0.422 (1, 9)</small>									
Luis Melendez, R <small>OBP: 0.319, SLG: 0.343 (6, PH)</small>									
Matty Alou, L <small>OBP: 0.338, SLG: 0.354 (6, PH)</small>									
Jose Cruz, L <small>OBP: 0.310, SLG: 0.379 (7, 9)</small>									
Ken Reitz, R <small>OBP: 0.256, SLG: 0.333 (1, 5)</small>									
Mike Tyson, R <small>OBP: 0.279, SLG: 0.299 (1, 6)</small>									
Alan Foster, R <small>OBP: 0.214, SLG: 0.206 (1, 1)</small>									
Diego Segui, R <small>OBP: 0.281, SLG: 0.398 (5, 1)</small>									
Tommie Agee, R <small>OBP: 0.250, SLG: 0.352 (6, 1)</small>									
Rick Wise, R									

Inning Stats	R: 1	H: 1	E: 0	K: 1	S: 6	LOB: 1	BB: 1	P: 10
R: 0	H: 0	E: 0	K: 0	S: 3	LOB: 0	BB: 0	P: 6	
R: 0	H: 0	E: 0	K: 0	S: 3	LOB: 0	BB: 0	P: 3	
R: 1	H: 1	E: 0	K: 1	S: 6	LOB: 1	BB: 1	P: 10	
R: 0	H: 0	E: 0	K: 0	S: 3	LOB: 0	BB: 0	P: 3	
R: 0	H: 2	E: 0	K: 0	S: 4	LOB: 1	BB: 0	P: 4	
R: 0	H: 2	E: 0	K: 0	S: 5	LOB: 3	BB: 1	P: 9	
R: 1	H: 2	E: 0	K: 0	S: 5	LOB: 2	BB: 1	P: 9	

PITCHER					IP	WLS	BF	H	R	ER	SO	BB	IBB	HBP	BLK	WP	HR	S	P	ERA	WHIP
Jim Lonborg, R	(1, 1)	4.0	L	17	3	2	2	3	2	0	0	0	0	0	0	0	0	21	29	4.50	1.250
Mike Wallace, L	(5, 1)	1.1	6	2	0	0	0	0	0	0	0	0	0	0	0	0	0	6	6	0.00	1.500
Ron Diorio, R	(6, 1)	0.2	1	0	0	0	0	0	0	0	0	0	0	0	0	0	0	1	1	0.00	0.000
Barry Lersch, R	(7, 1)	0.0	2	2	0	0	0	0	0	0	0	0	0	0	0	0	0	2	2	∞	∞
Darrell Brandon, R	(7, 1)	0.2	3	0	0	0	0	0	0	0	0	0	1	0	0	0	0	2	6	0.00	0.000

PITCHER					IP	WLS	BF	H	R	ER	SO	BB	IBB	HBP	BLK	WP	HR	S	P	ERA	WHIP
Mac Scarce, L	(7, 1)	1.1	7	2	1	1	0	0	1	0	0	1	0	0	0	0	0	6	10	6.75	2.250

BOTTOM

Philadelphia Phillies @ St. Louis Cardinals
Busch Stadium, St. Louis, MO

AB 31
R 3
H 9
RBI 3
BB 4
SO 3
LOB 20



WP: 0 PA: 36
PB: 0
SB: 1
CS: 0

Sun Sep 30 1973, 3:33 AM CDT
Att. 16,108 - Unknown

livebaseballscorecards.com