

Philadelphia Phillies - 1973

Batter	1	2	3	4	5	6	7	8	9	AB	R	H	RBI	BB	SO	LOB	TOP	
Larry Bowa, S OBP: 0.250, SLG: 0.250	F6		L8			L8		5-3		4	0	1	0	0	0	1	Philadelphia Phillies @ New York Mets Shea Stadium, Flushing, NY Fri Apr 06 1973, 3:33 AM EST Att: 27,326 - Unknown	
Del Unser, L (1, 8)	1-3			K		L8		L8		3	0	0	0	1	1			
Willie Montanez, L OBP: 0.687, SLG: 0.500 Deron Johnson, R (8, PH) Bill Wilson, R (8, 1)						L9		F5		2	0	1	0	1	0			
Tom Hutton, L OBP: 0.333, SLG: 0.333 Mike Anderson, R (9, PH)	G3									1	0	0	0	0	0			
Greg Luzinski, R (1, 7)										3	0	1	0	0	0			
Jose Pagan, R OBP: 0.250, SLG: 0.500										4	0	0	0	0	3			
Mike Ryan, R (1, 2)										4	0	1	0	0	1			
Denny Doyle, L (1, 4)										3	0	0	0	0	2			
Steve Carlton, L OBP: 1.000, SLG: 2.000										2	0	0	0	0	0			
Bill Robinson, R (8, PH) (8, 9)										1	0	1	0	0	0			
Inning Stats	R: 0 E: 0 K: 0 S: 3	H: 0 LOB: 1 BB: 1 P: 7	R: 0 E: 0 K: 1 S: 5	H: 0 LOB: 0 BB: 0 P: 5	R: 0 E: 0 K: 1 S: 5	H: 1 LOB: 0 BB: 0 P: 5	R: 0 E: 0 K: 3 S: 10	H: 1 LOB: 1 BB: 0 P: 10	R: 0 E: 0 K: 2 S: 8	H: 1 LOB: 1 BB: 0 P: 8	R: 0 E: 0 K: 0 S: 4	H: 1 LOB: 2 BB: 1 P: 8	R: 0 E: 0 K: 1 S: 5	H: 0 LOB: 0 BB: 0 P: 5	1B: 3 2B: 2 3B: 0 HR: 0	SF: 0 SAC: 0 DP: 0 HBP: 0	WP: 0 PB: 0 SB: 0 CS: 1	PA: 33
PITCHER	IP WLS BF H R ER SO BB IBB HBP BLK WP HR S P ERA WHIP																	
Tom Seaver, R ERA: 3.86	(1, 1) 7.2 W 29 5 0 0 8 2 0 0 0 0 0 0 43 51 0.00 0.913																	
Tug McGraw, L ERA:	(8, 1) 1.1 S 4 0 0 0 1 0 0 0 0 0 0 0 6 6 0.00 0.000																	

AB	31
R	0
H	5
RBI	0
BB	2
SO	9
LOB	12



Batter	1	2	3	4	5	6	7	8	9	AB	R	H	RBI	BB	SO	LOB	BOTTOM			
Bud Harrelson, S (1, 6)	G4-3		L4		L4			6-3		3	0	0	0	1	0	1	Philadelphia Phillies @ New York Mets Shea Stadium, Flushing, NY Fri Apr 06 1973, 3:33 AM EST Att: 27,326 - Unknown			
Felix Milan, R OBP: 0.250, SLG: 0.500	G4-3							5-3		4	1	1	0	0	0	1				
Willie Mays, R (1, 8)	P3									3	0	0	0	0	0	1				
Rusty Staub, L (1, 9)										3	0	0	0	0	1	1				
Cleon Jones, R OBP: 1.000, SLG: 3.000										3	2	3	3	0	0	0				
John Milner, L (1, 3)										3	0	0	0	0	0	1				
Jim Fregosi, R OBP: 0.333, SLG: 0.333										3	0	1	0	0	1	1				
Duffy Dyer, R (1, 2)										3	0	0	0	0	0	1				
Tom Seaver, R ERA: 3.86	(1, 1) 7.0 L 26 5 3 3 3 1 0 0 0 0 0 0 31 35 3.86 0.857																			
Bill Wilson, R ERA:	(8, 1) 1.0 3 0 0 0 0 0 0 0 0 0 0 3 3 0.00 0.000																			
Inning Stats	R: 0 E: 0 K: 0 S: 2	H: 0 LOB: 0 BB: 1 P: 6	R: 0 E: 0 K: 0 S: 4	H: 1 LOB: 1 BB: 0 P: 4	R: 0 E: 0 K: 1 S: 5	H: 0 LOB: 0 BB: 0 P: 5	R: 2 E: 0 K: 1 S: 7	H: 2 LOB: 0 BB: 0 P: 7	R: 0 E: 0 K: 0 S: 4	H: 1 LOB: 1 BB: 0 P: 4	R: 0 E: 0 K: 0 S: 3	H: 0 LOB: 0 BB: 0 P: 3	R: 1 E: 0 K: 1 S: 6	H: 1 LOB: 0 BB: 0 P: 6	R: 0 E: 0 K: 0 S: 3	H: 0 LOB: 0 BB: 0 P: 3	1B: 2 2B: 1 3B: 0 HR: 2	SF: 0 SAC: 1 DP: 1 HBP: 0	WP: 0 PB: 0 SB: 0 CS: 0	PA: 29
PITCHER	IP WLS BF H R ER SO BB IBB HBP BLK WP HR S P ERA WHIP																			
Steve Carlton, L ERA: 3.86	(1, 1) 7.0 L 26 5 3 3 3 1 0 0 0 0 0 0 31 35 3.86 0.857																			
Bill Wilson, R ERA:	(8, 1) 1.0 3 0 0 0 0 0 0 0 0 0 0 3 3 0.00 0.000																			

AB	27
R	3
H	5
RBI	3
BB	1
SO	3
LOB	7



Batter	1	2	3	4	5	6	7	8	9	AB	R	H	RBI	BB	SO	LOB	TOP			
Larry Bowa, S OBP: 0.125, SLG: 0.125	0-0 6-3		0-0 F3		0-0 F9			0-0 6-3		4	0	0	0	0	0	1	Philadelphia Phillies @ New York Mets Shea Stadium, Flushing, NY Sat Apr 07 1973, 3:33 AM EST Att: 18,738 - Unknown			
Bill Robinson, R OBP: 0.800, SLG: 1.750	4-0 S 1B BB		0-0 1B		0-0 HR			0-0 6-3		3	2	2	1	1	0	0				
Willie Montanez, L OBP: 0.571, SLG: 0.400	0-0 G6-4-3 1-H 1B		0-0 1-3		0-0 1-3			4-0 SH3-4 BB		3	0	1	1	1	0	1				
Deron Johnson, R (1, 3)	0-0 G6-4-3 1-2		0-0 F8		0-3 K			0-0 SH3-4 BB		3	0	0	0	0	1	1				
Greg Luzinski, R (1, 7)		0-0 F6		0-0 F3		0-0 6-3		4-0 IBB		3	0	0	0	1	0	0				
Jose Pagan, R OBP: 0.125, SLG: 0.250	0-3 K		0-0 5-3		0-0 1-3			0-0 F9		4	0	0	0	0	1	2				
Bob Boone, R OBP: 0.500, SLG: 0.333	4-0 BB		0-0 F8		0-0 F8		0-0 F4 1B	0-0 F3		3	0	1	0	1	0	2				
Terry Harmon, R (1, 4)	0-0 F8		0-0 F8		0-0 F8		0-0 F4 1-2			3	0	0	0	0	0	2				
Jim Lonborg, R Bill Wilson, R Mike Anderson, R Dick Selma, R	0-0 5-3		0-0 5-3		4-0 BB		0-0 6-3			1	0	0	0	1	0	0				
Inning Stats	R: 1 E: 0 K: 0 S: 3	H: 1 LOB: 0 BB: 1 P: 7	R: 0 E: 0 K: 1 S: 5	H: 0 LOB: 1 BB: 1 P: 9	R: 0 E: 0 K: 0 S: 4	H: 1 LOB: 1 BB: 0 P: 4	R: 0 E: 0 K: 0 S: 3	H: 0 LOB: 0 BB: 0 P: 3	R: 0 E: 0 K: 1 S: 6	H: 1 LOB: 0 BB: 0 P: 6	R: 0 E: 0 K: 0 S: 3	H: 1 LOB: 0 BB: 0 P: 3	R: 0 E: 0 K: 0 S: 3	H: 0 LOB: 0 BB: 0 P: 3	R: 0 E: 0 K: 0 S: 3	H: 0 LOB: 2 BB: 2 P: 11		1B: 3 2B: 0 3B: 0 HR: 1	SF: 0 SAC: 1 DP: 1 HBP: 0	WP: 0 PB: 0 SB: 1 CS: 0
PITCHER Jon Matlack, L ERA: 2.0	IP: 9.0 WLS: W BF: 34 H: 4 R: 2 ER: 2 SO: 2 BB: 4 IBB: 1 HBP: 0 BLK: 0 WP: 0 HR: 1 S: 33 P: 53 ERA: 2.00 WHIP: 0.889																			

AB	28
R	2
H	4
RBI	2
BB	5
SO	2
LOB	9



Batter	1	2	3	4	5	6	7	8	9	AB	R	H	RBI	BB	SO	LOB	BOTTOM			
Bud Harrelson, S OBP: 0.333, SLG: 0.143	4-0 S BB	0-3 K		0-0 1-3			0-0 G5-2-3 1B 1-2 1B		0-3 K	4	0	1	0	1	2	4	Philadelphia Phillies @ New York Mets Shea Stadium, Flushing, NY Sat Apr 07 1973, 3:33 AM EST Att: 18,738 - Unknown			
Felix Milan, R OBP: 0.222, SLG: 0.333	0-3 K 1-2		0-0 L8	0-0 6-3		0-0 G5-2-3 1B 1-2 2-3		0-0 4-3		5	0	1	0	0	1	3				
Willie Mays, R OBP: 0.125, SLG: 0.125	0-0 F8		0-0 L9		0-0 F2		0-0 G5-2-3 1B 1-2 2-3 3-H 4-0		0-0 1B 2-H	5	0	1	1	0	0	4				
Rusty Staub, L OBP: 0.286, SLG: 0.333	0-0 F8		0-0 1B 2B		0-0 F3		0-0 FC6 IBB			3	1	1	0	1	0	1				
Cleon Jones, R OBP: 0.571, SLG: 1.429		0-0 F4	0-0 BB 1B		0-0 1-3		0-0 FC6 1-2			4	0	1	1	0	0	3				
John Milner, L OBP: 0.429, SLG: 0.833		0-0 HR	4-0 BB 1B		0-0 CS 1B		0-0 L8			3	1	2	1	1	0	0				
Jim Fregosi, R OBP: 0.429, SLG: 0.571		0-0 HR	0-0 BB 2B		0-0 F4		0-0 F4 1-2		0-0 1B	4	0	2	0	0	0	3				
Duffy Dyer, R (1, 2)	0-0 F8		1-0 SH1-4 HBP		0-0 F8		0-3 K			3	0	0	0	0	1	1				
Jon Matlack, L Ed Kranepool, L Ted Martinez, R	4-0 BB		0-0 SH1-4		4-0 1B BB		4-0 1B BB		4-0 1B BB	0	0	0	0	2	0	0				
Inning Stats	R: 0 E: 0 K: 1 S: 5	H: 0 LOB: 1 BB: 1 P: 9	R: 1 E: 0 K: 1 S: 7	H: 2 LOB: 2 BB: 1 P: 11	R: 1 E: 0 K: 0 S: 5	H: 2 LOB: 1 BB: 1 P: 9	R: 0 E: 0 K: 0 S: 3	H: 0 LOB: 0 BB: 0 P: 4	R: 0 E: 0 K: 0 S: 3	H: 1 LOB: 0 BB: 0 P: 3	R: 0 E: 0 K: 0 S: 4	H: 2 LOB: 3 BB: 2 P: 12	R: 0 E: 0 K: 1 S: 5	H: 1 LOB: 0 BB: 0 P: 5	R: 1 E: 0 K: 1 S: 5	H: 1 LOB: 1 BB: 1 P: 9		1B: 6 2B: 2 3B: 0 HR: 1	SF: 0 SAC: 1 DP: 1 HBP: 1	WP: 0 PB: 0 SB: 1 CS: 1
PITCHER Jim Lonborg, R ERA: 3.0 Bill Wilson, R ERA Dick Selma, R ERA: 5.4	IP: 6.0 WLS: 3 BF: 29 H: 7 R: 2 ER: 2 SO: 2 BB: 4 IBB: 0 HBP: 1 BLK: 0 WP: 0 HR: 1 S: 28 P: 45 ERA: 3.00 WHIP: 1.833																			

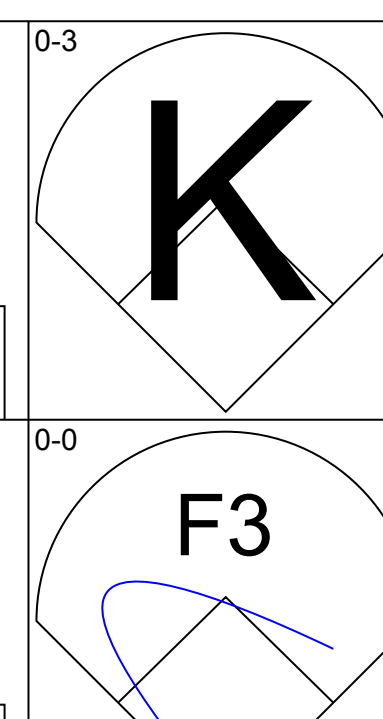
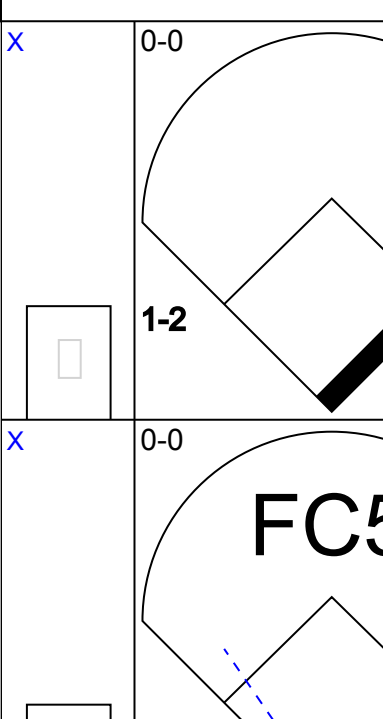
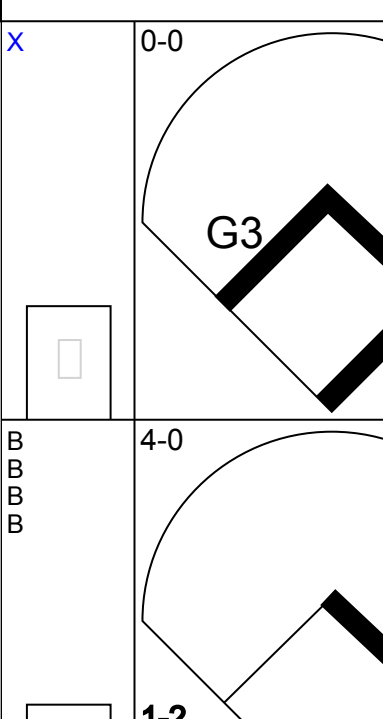
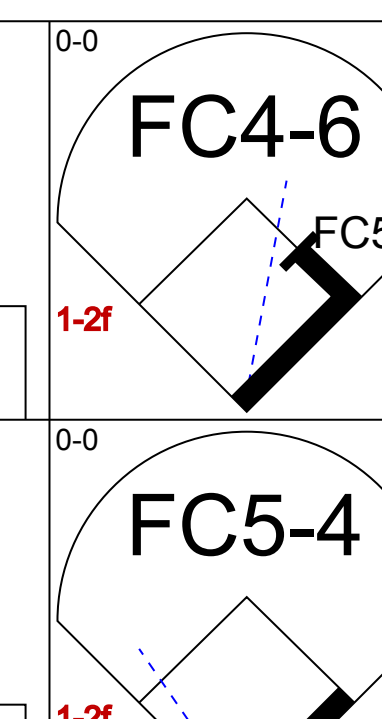
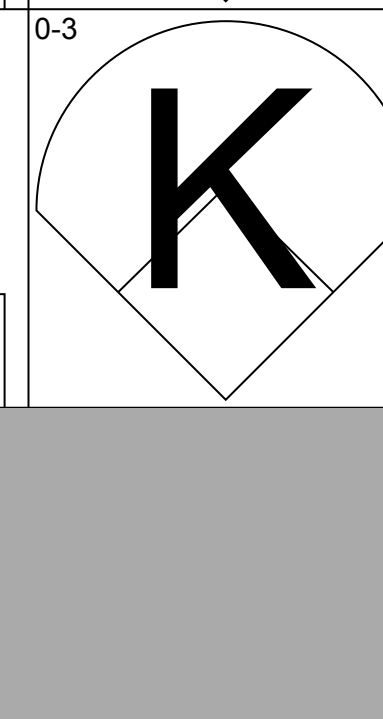

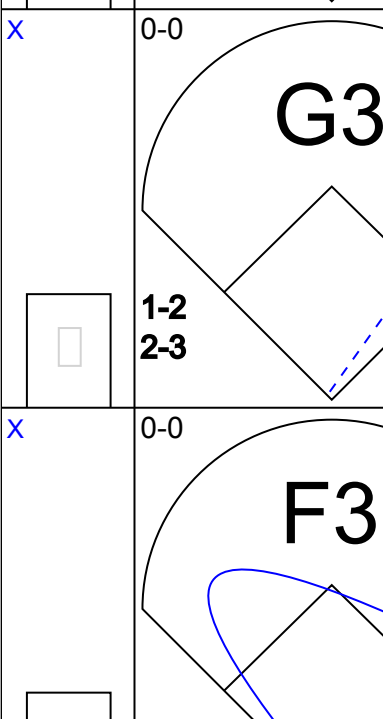


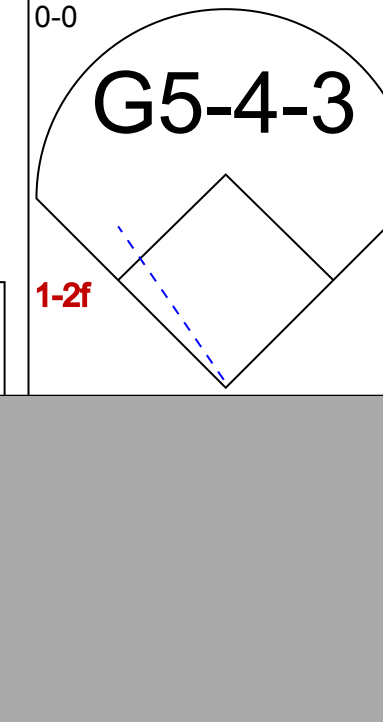

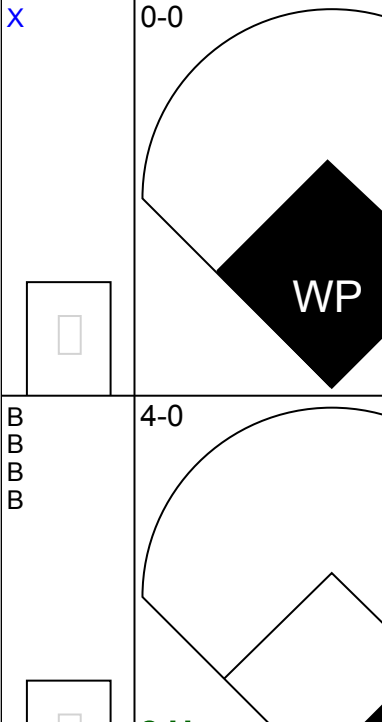
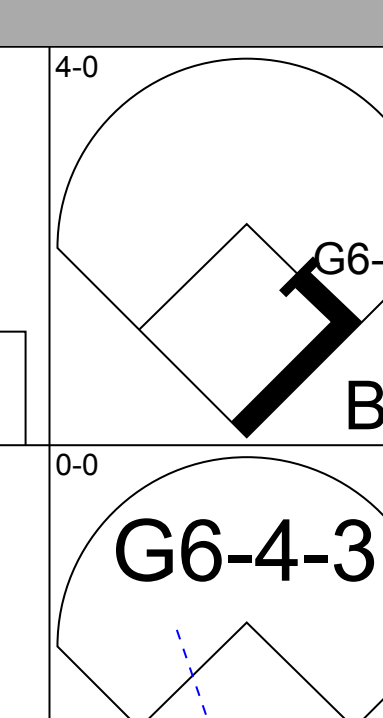
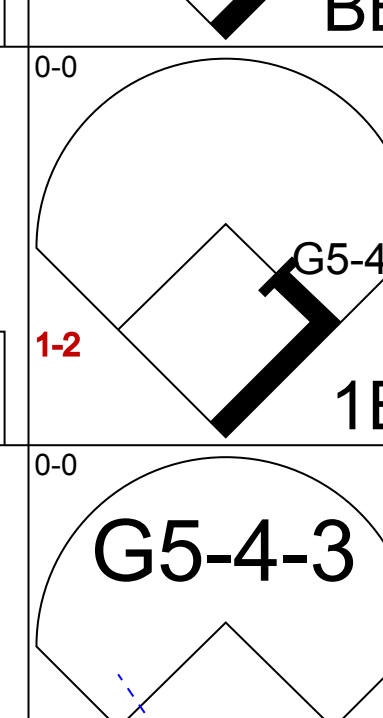
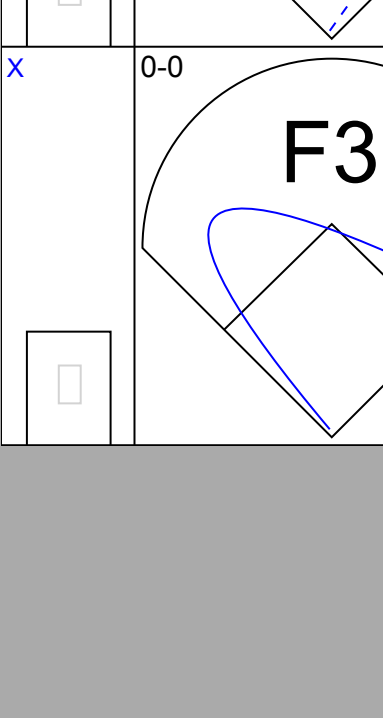
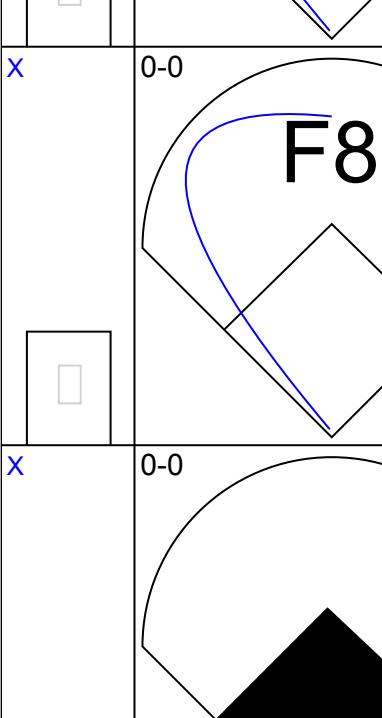
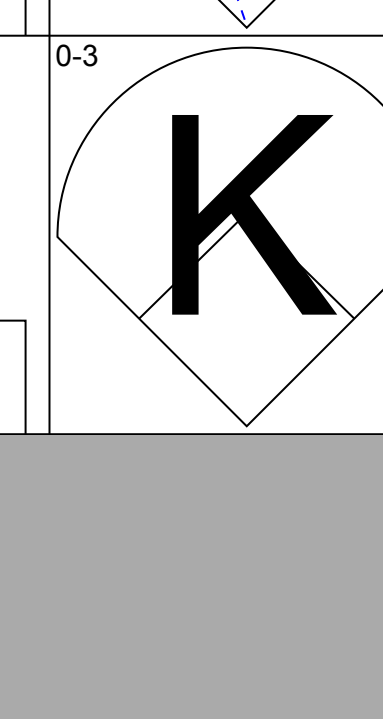

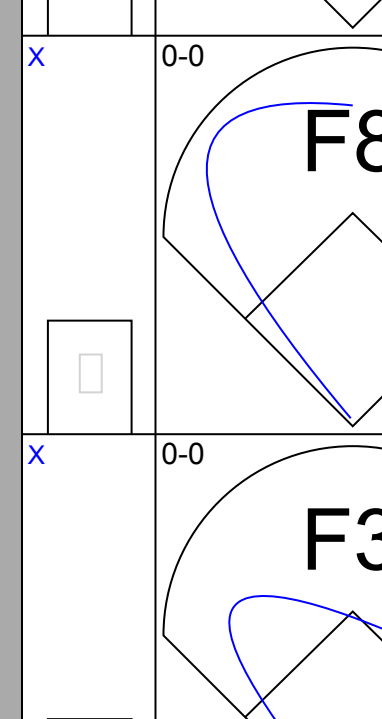
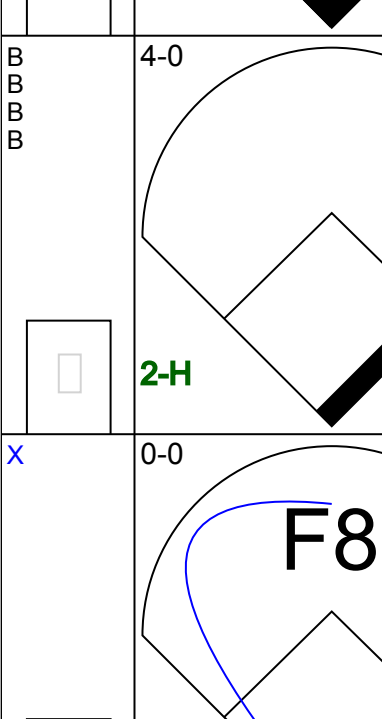

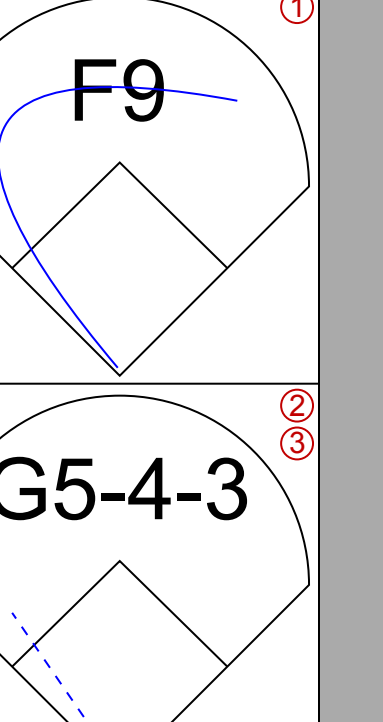
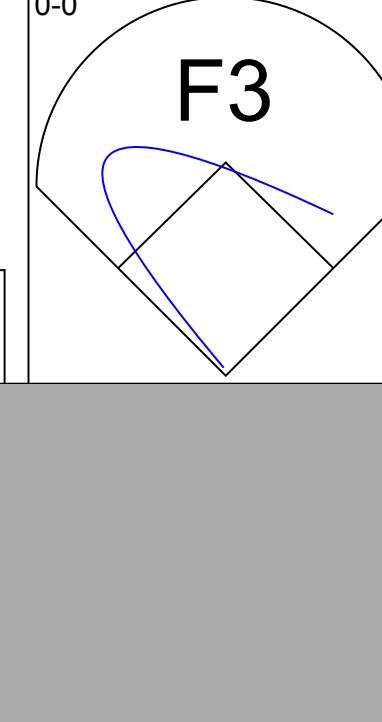
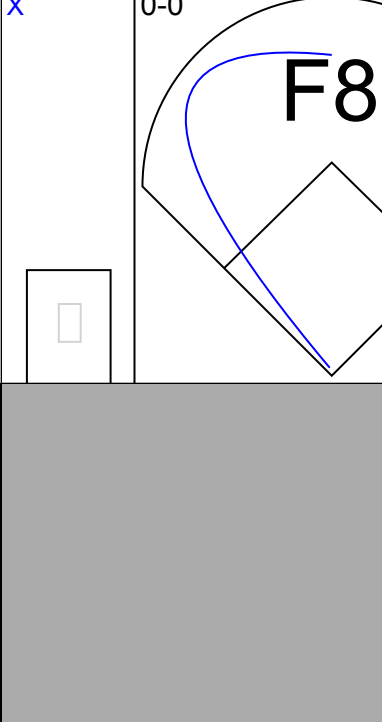
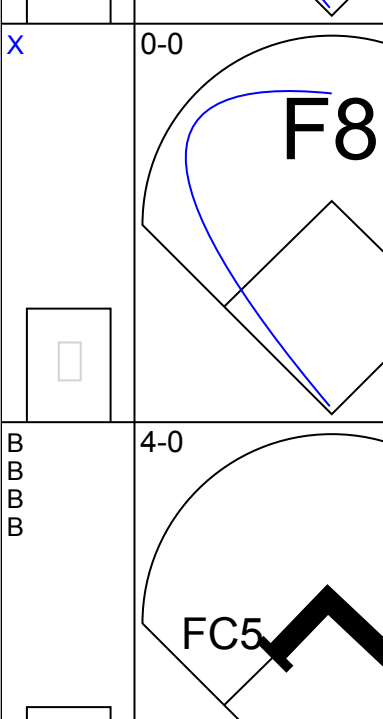
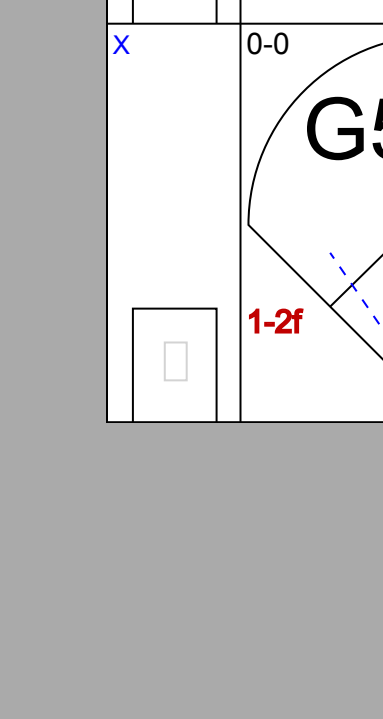


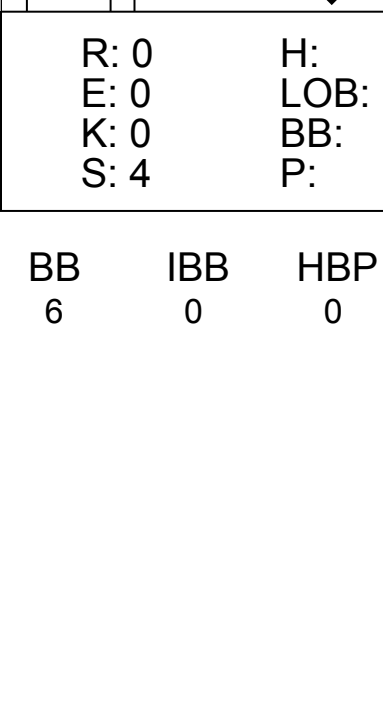
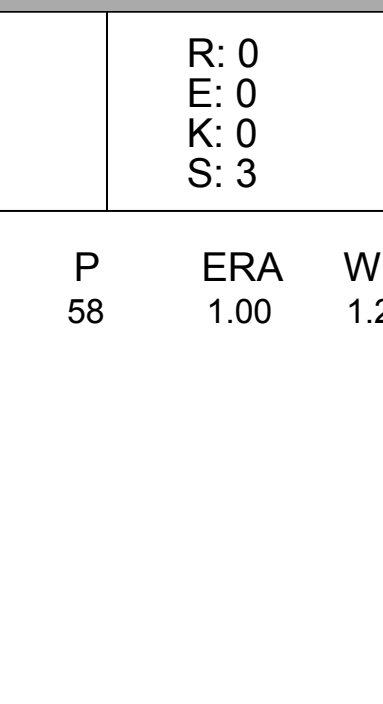
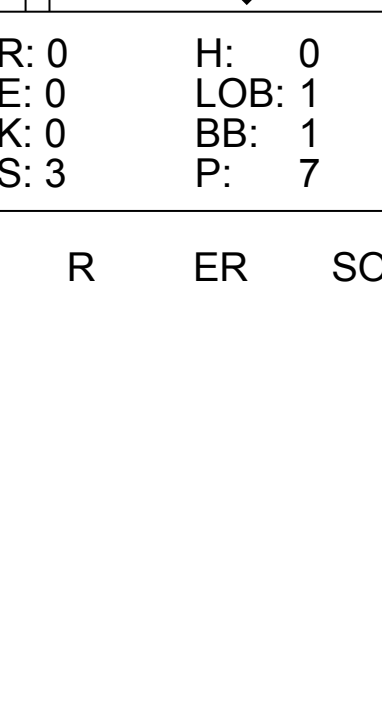
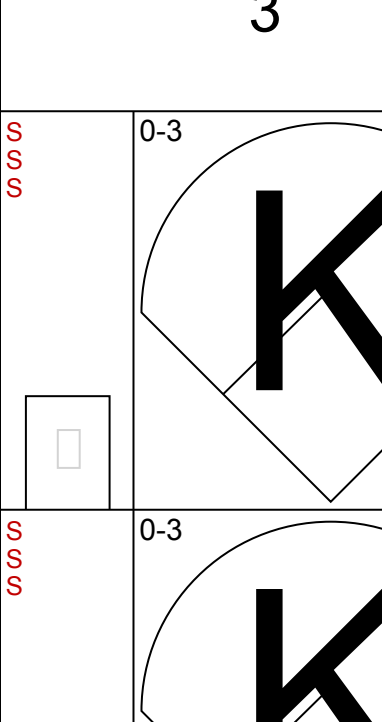
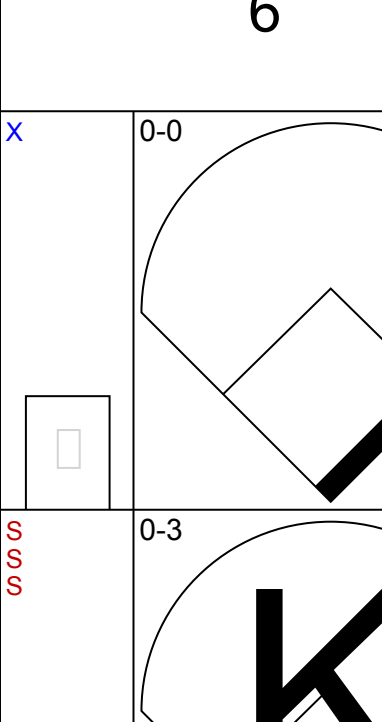
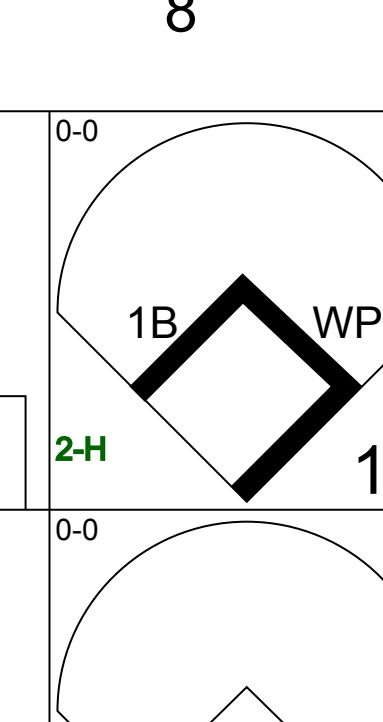
AB	31
R	3
H	9
RBI	3
BB	6
SO	4
LOB	19



Batter	1	2	3	4	5	6	7	8	9	AB	R	H	RBI	BB	SO	LOB	TOP					
Ron Hunt, R OBP: 0.316, SLG: 0.188 (1, 4)	F8			2B WP 1B	E6 BB BB		E BB	F8	F8	4	1	1	0	1	0	1	Montreal Expos @ Philadelphia Phillies Veterans Stadium, Philadelphia, PA Tue Apr 10 1973, 6:05 PM EST Att: 40,809 - Unknown livebaseballscores.com					
Tim Foli, R OBP: 0.389, SLG: 0.375 (1, 6)	4-3			WP 1B 2B	BB BB		F9 BB			4	1	2	1	1	0	1						
Pepe Mangual, R OBP: 0.306, SLG: 0.583 Tom Walker, R (7, 1) Coco Laboy, R (9, FH)	K			K 2-3 3-H	K		F8		K	4	0	0	0	0	3	4						
Ron Woods, R OBP: 0.600, SLG: 0.500 (7, 7)		P3		BB 1B				F8		3	1	1	1	1	0	0						
Bob Bailey, R OBP: 0.133, SLG: 0.071 (1, 5)	6-3			3-H 1B	BB			5-3		3	0	0	0	1	0	3						
Hal Breeden, R OBP: 0.250, SLG: 1.000 (1, 3)	F9			1-2 BB						4	1	1	1	0	1	2						
John Boccabella, R OBP: 0.250, SLG: 0.250 (1, 2)			F8	1-2 2-H 1B			K	HR	K	4	0	1	1	0	2	0						
Jorge Roque, R OBP: 0.067, SLG: 0.133 (1, 8)			K	F8			F9			4	1	1	0	0	1	2						
Mike Torrez, R OBP: 0.200, SLG: 0.200 Joe Gilbert, R (5, 1) Ken Singleton, S OBP: 0.214, SLG: 0.091 (7, FH) (7, 9)	F9				F8		6-3		K	2	0	0	0	0	0	0						
										2	0	0	0	0	1	1						
Inning Stats	R: 0 E: 0 K: 1 S: 5	H: 0 LOB: 0 BB: 0 P: 5	R: 0 E: 0 K: 0 S: 3	H: 0 LOB: 0 BB: 0 P: 3	R: 0 E: 0 K: 1 S: 5	H: 0 LOB: 0 BB: 0 P: 5	R: 3 E: 0 K: 2 S: 11	H: 4 LOB: 2 BB: 1 P: 15	R: 0 E: 0 K: 1 S: 6	H: 0 LOB: 0 BB: 0 P: 14	R: 0 E: 0 K: 0 S: 5	H: 0 LOB: 0 BB: 0 P: 5	R: 0 E: 1 K: 0 S: 3	H: 0 LOB: 1 BB: 1 P: 7	R: 1 E: 0 K: 1 S: 6	H: 1 LOB: 0 BB: 0 P: 6	R: 1 E: 0 K: 2 S: 9	H: 2 LOB: 1 BB: 0 P: 9	1B: 4 2B: 2 3B: 0 HR: 1	SF: 0 SAC: 0 DP: 0 HBP: 0	WP: 1 PB: 0 SB: 0 CS: 0	PA: 39
PITCHER Steve Carlton, L ERA: 4.5 (1, 1)	IP: 9.0 WLS: W BF: 39 H: 7 R: 5 ER: 5 SO: 9 BB: 4 IBB: 0 HBP: 0 BLK: 0 WP: 1 HR: 1 S: 53 P: 69 ERA: 5.00 WHIP: 1.222															PITCHER						

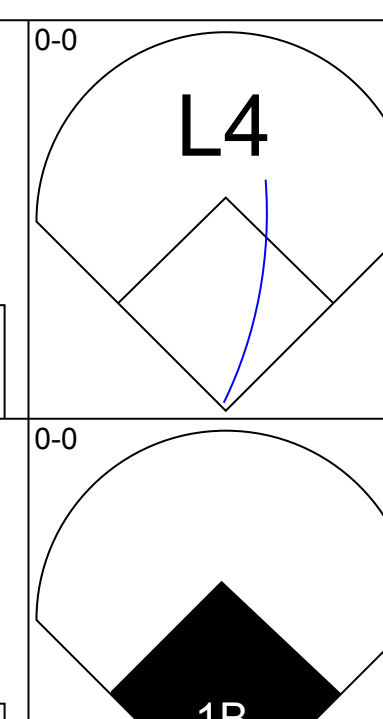
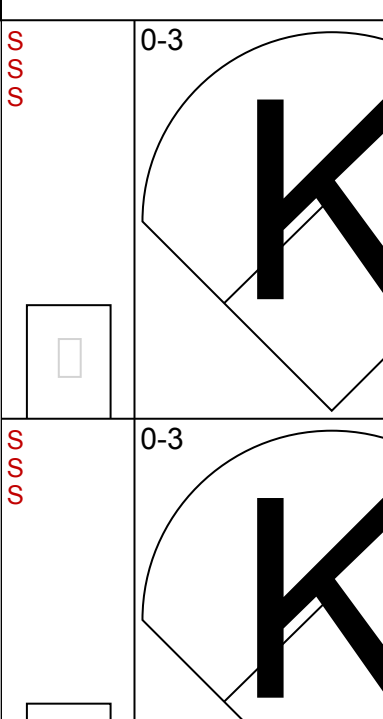
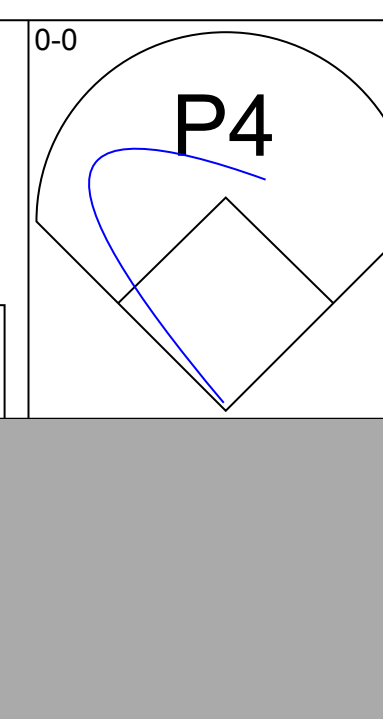
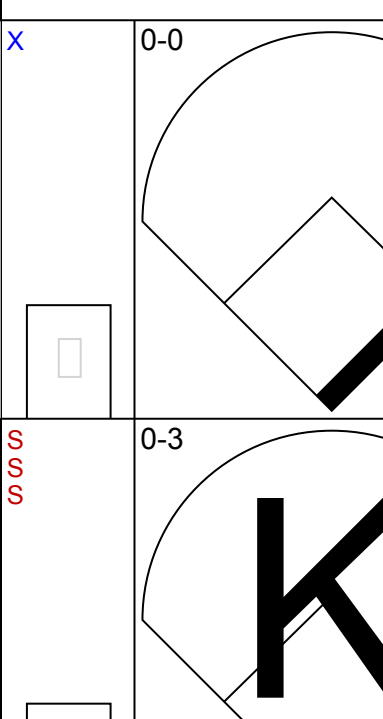
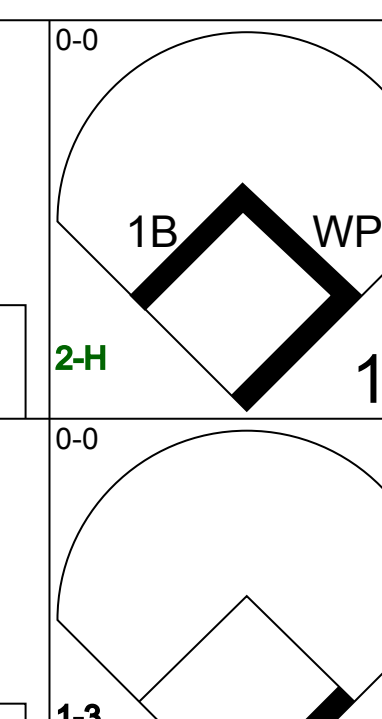
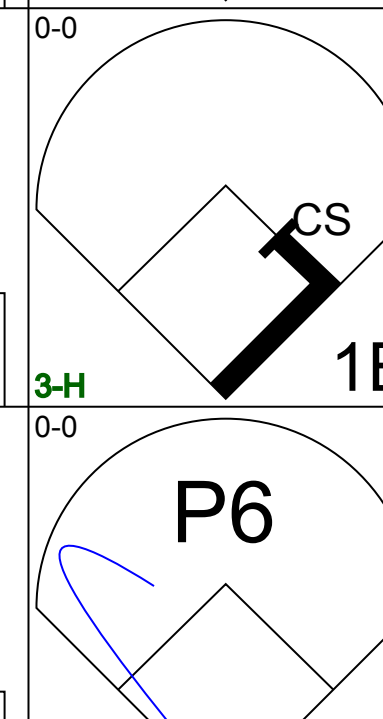

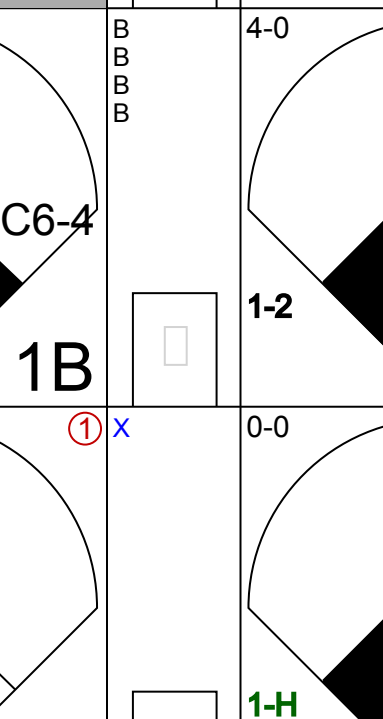
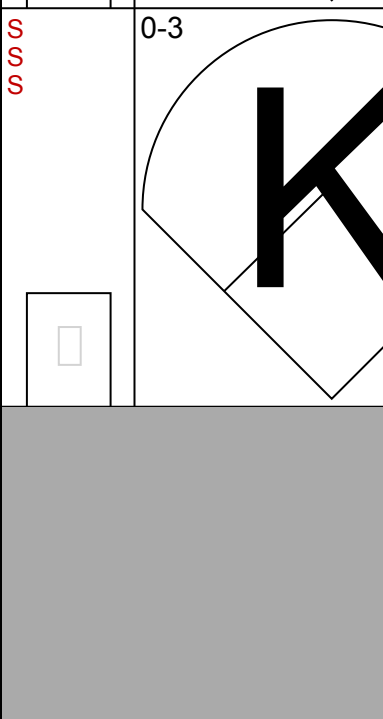
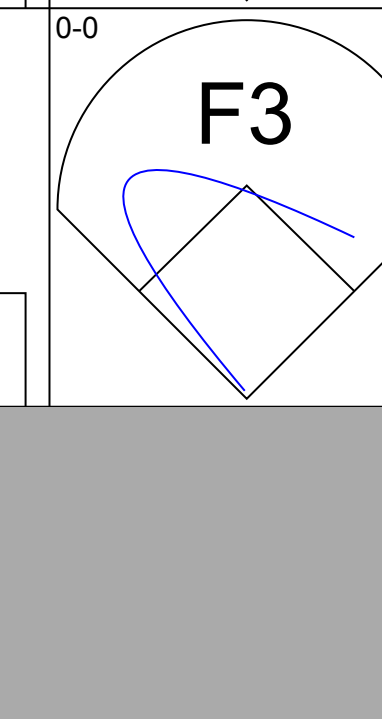
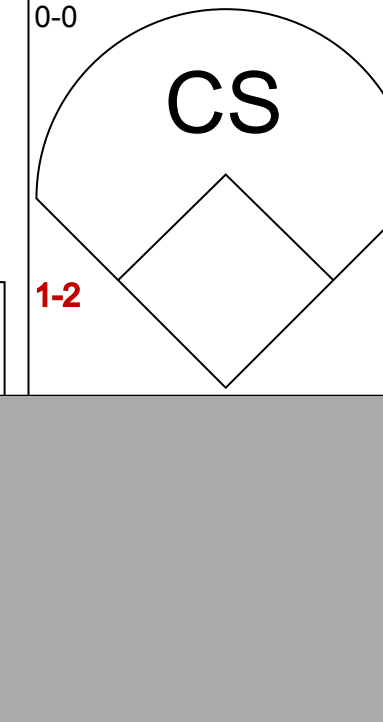
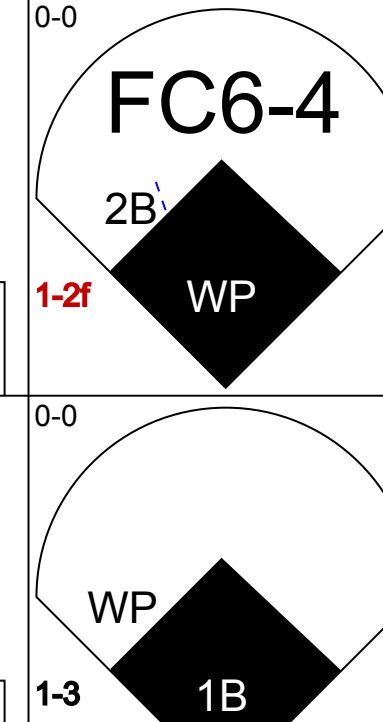
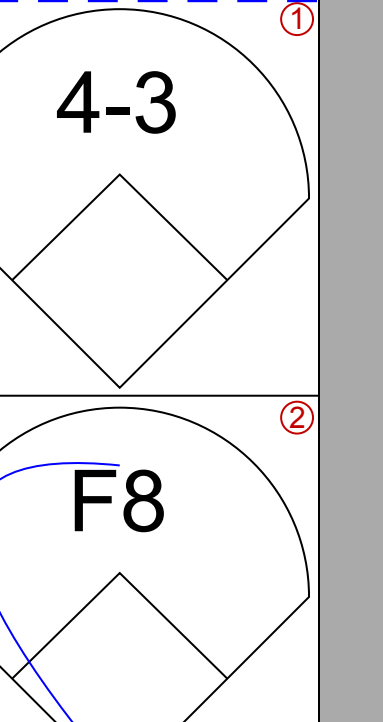



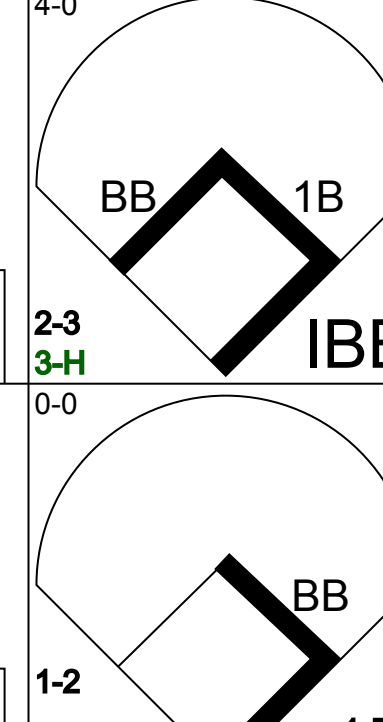
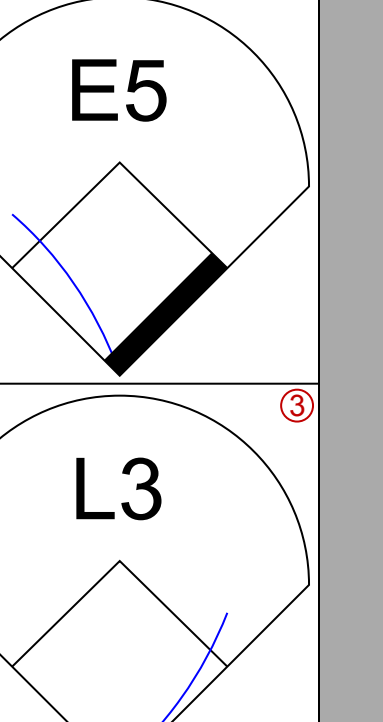



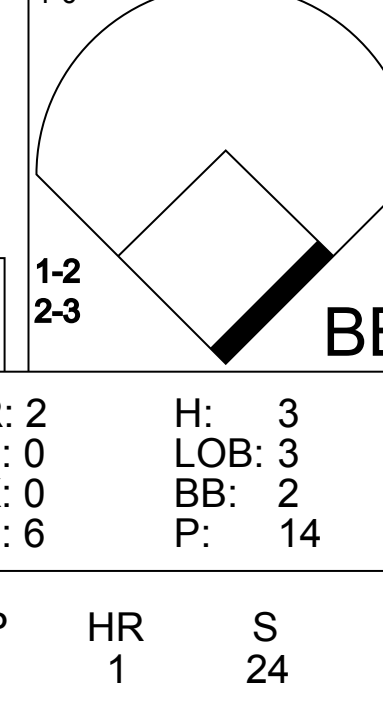
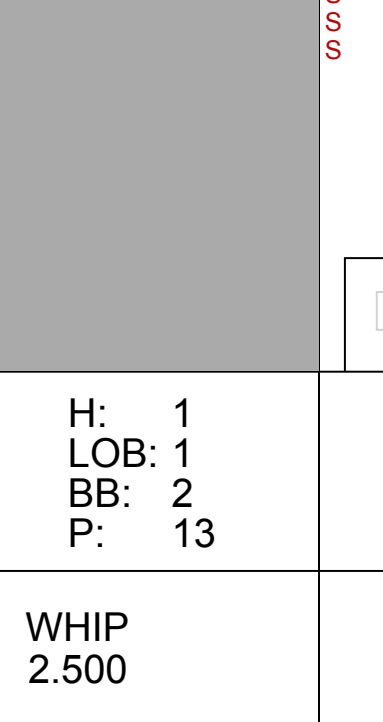
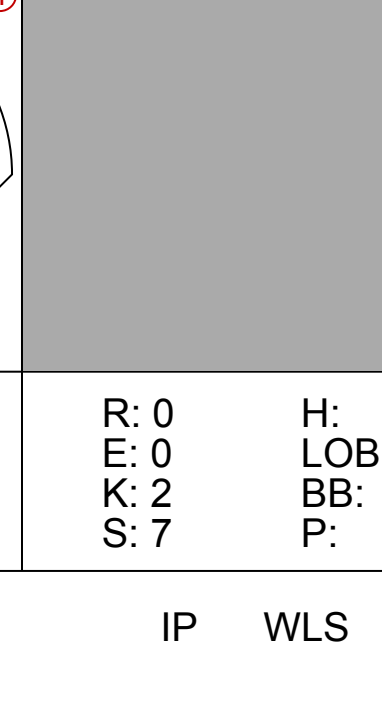




Batter	1	2	3	4	5	6	7	8	9	AB	R	H	RBI	BB	SO	LOB	BOTTOM			
Larry Bowa, S OBP: 0.308, SLG: 0.250 (1, 6)	5-3			E FC4-2 1B	P5	BB		1-2 3-H 1B		4	0	2	1	1	0	0	Montreal Expos @ Philadelphia Phillies Veterans Stadium, Philadelphia, PA Tue Apr 10 1973, 6:05 PM EST Att: 40,809 - Unknown livebaseballscores.com			
Cesar Tovar, R (1, 5) Jose Pagan, R OBP: 0.111, SLG: 0.222 (8, 5)	1-3			FC4-2 SF8 1-3 3-H	HR BB		F8	F8		3	2	0	0	1	0	2				
Willie Montanez, L OBP: 0.417, SLG: 0.600 (1, 9)	K			2-3 3-H FC4-2	HR		K	F9		5	1	1	2	0	2	4				
Deron Johnson, R OBP: 0.375, SLG: 0.333 (1, 3)				SF8	F8 1B					2	0	2	1	1	0	0				
Greg Luzinski, R OBP: 0.167, SLG: 0.091 (1, 7)	G6-4-3			3-H 6-3	BB					4	0	1	0	0	0	3				
Del Unser, L OBP: 0.500, SLG: 0.400 Bill Robinson, R OBP: 0.571, SLG: 1.167 (5, FH) (6, 8)	CS 1B			G6-4-3 1B	FC6-4 1B					2	0	2	0	0	0	0				
Mike Ryan, R OBP: 0.286, SLG: 0.167 (1, 2)	CS			G6-4-3 1B	FC6-4					3	2	1	0	1	0	3				
Denny Doyle, L (1, 4)				E BB	G6-4-3 1B					2	1	0	0	2	1	1				
Steve Carlton, L OBP: 0.167, SLG: 0.167 (1, 1)				E8 1B	3-1			E2 1B		4	1	1	1	0	0	2				
Inning Stats	R: 0 E: 0 K: 1 S: 5	H: 0 LOB: 0 BB: 0 P: 5	R: 0 E: 0 K: 0 S: 3	H: 2 LOB: 0 BB: 0 P: 3	R: 4 E: 2 K: 0 S: 6	H: 2 LOB: 1 BB: 2 P: 14	R: 0 E: 0 K: 0 S: 3	H: 1 LOB: 1 BB: 1 P: 7	R: 2 E: 0 K: 0 S: 5	H: 2 LOB: 2 BB: 2 P: 13	R: 0 E: 0 K: 0 S: 3	H: 0 LOB: 1 BB: 1 P: 7	R: 0 E: 0 K: 1 S: 6	H: 1 LOB: 1 BB: 0 P: 6	R: 1 E: 1 K: 1 S: 8	H: 2 LOB: 2 BB: 0 P: 8		1B: 9 2B: 0 3B: 0 HR: 1	SF: 1 SAC: 0 DP: 2 HBP: 0	WP: 0 PB: 0 SB: 0 CS: 1
PITCHER Mike Torrez, R ERA: 2.92 Joe Gilbert, L ERA: Tom Walker, R ERA:	IP: 4.1 WLS: L BF: 23 H: 7 R: 6 ER: 3 SO: 1 BB: 5 IBB: 0 HBP: 0 BLK: 0 WP: 0 HR: 1 S: 20 P: 40 ERA: 6.23 WHIP: 2.769															PITCHER				

Batter	1	2	3	4	5	6	7	8	9	AB	R	H	RBI	BB	SO	LOB	TOP					
Ron Hunt, R OBP: 0.375, SLG: 0.167										2	1	0	0	1	1	1	Montreal Expos @ Philadelphia Phillies Veterans Stadium, Philadelphia, PA Thu Apr 12 1973, 6:05 PM EST Att: 5,130 - Unknown					
Tim Foli, R OBP: 0.318, SLG: 0.300										4	0	0	0	0	0	4						
Mike Jorgensen, L OBP: 0.222, SLG: 0.222											5	0	2	0	0	0		1				
Ron Fairly, L OBP: 0.825, SLG: 0.400											2	1	1	0	2	0		0				
Pepe Mangual, R OBP: 0.306, SLG: 0.583											0	0	0	0	0	0		0				
Ken Singleton, S OBP: 0.211, SLG: 0.067											4	1	0	0	1	2		4				
Jorge Roque, R OBP: 0.156, SLG: 0.333											3	1	1	4	1	0		1				
Coco Laboy, R OBP: 0.200, SLG: 0.800											4	1	1	1	0	1		2				
Terry Humphrey, R OBP: 0.167, SLG: 0.167											4	0	1	0	0	1		0				
Balor Moore, L											2	0	0	0	1	2		0				
Mike Marshall, R OBP: 0.500, SLG: 0.500										1	0	1	0	0	0	0	0					
Inning Stats	R: 5 E: 0 K: 0 S: 6	H: 3 LOB: 3 BB: 4 P: 23	R: 0 E: 0 K: 0 S: 3	H: 1 LOB: 2 BB: 2 P: 11	R: 0 E: 0 K: 1 S: 5	H: 0 LOB: 1 BB: 0 P: 6	R: 0 E: 0 K: 0 S: 3	H: 0 LOB: 0 BB: 0 P: 3	R: 0 E: 0 K: 1 S: 5	H: 0 LOB: 0 BB: 0 P: 5	R: 0 E: 0 K: 1 S: 6	H: 1 LOB: 1 BB: 0 P: 6	R: 0 E: 0 K: 2 S: 8	H: 1 LOB: 0 BB: 0 P: 8	R: 0 E: 0 K: 1 S: 6	H: 1 LOB: 1 BB: 0 P: 6	1B: 5 2B: 0 3B: 0 HR: 2	SF: 0 SAC: 2 DP: 1 HBP: 2	WP: 0 PB: 0 SB: 0 CS: 0	PA: 41		
PITCHER	IP WLS BF H R ER SO BB IBB HBP BLK WP HR S P ERA WHIP																					
Jim Lonborg, R ERA: 9.45	(1, 1) 0.2 L 9 3 5 5 0 3 0 0 1 0 0 2 5 18 67.50 9.000																					
Wayne Twitchell, R ERA:	(1, 1) 1.1 7 1 0 0 0 3 0 0 0 0 0 0 4 16 0.00 3.000																					
Barry Lersch, R ERA:	(3, 1) 4.0 13 0 0 0 3 0 0 1 0 0 0 0 18 19 0.00 0.000																					
Mac Scarce, L ERA:	(7, 1) 2.0 8 2 0 0 3 0 0 0 0 0 0 0 14 14 0.00 1.000																					
Bill Wilson, R ERA:	(9, 1) 1.0 4 1 0 0 1 0 0 0 0 0 0 0 6 6 0.00 1.000																					
Batter	1	2	3	4	5	6	7	8	9	AB	R	H	RBI	BB	SO	LOB	BOTTOM					
Larry Bowa, S OBP: 0.333, SLG: 0.250										4	0	1	0	1	1	1	Montreal Expos @ Philadelphia Phillies Veterans Stadium, Philadelphia, PA Thu Apr 12 1973, 6:05 PM EST Att: 5,130 - Unknown					
Cesar Tovar, R										2	0	0	0	2	0	2						
Willie Montanez, L OBP: 0.412, SLG: 0.533										5	0	2	1	0	3	4						
Deron Johnson, R OBP: 0.385, SLG: 0.222										3	0	0	0	2	0	3						
Greg Luzinski, R OBP: 0.294, SLG: 0.333											4	1	2	0	1	1		3				
Bill Robinson, R OBP: 0.333, SLG: 0.636											5	0	0	0	1	7						
Bob Boone, R OBP: 0.444, SLG: 0.286											4	1	1	1	1	0		4				
Terry Harmon, R										2	0	0	0	2	1	1						
Jim Lonborg, R	(1, 1)										0	0	0	0	0	0						
Wayne Twitchell, R	(1, 1)									0	0	0	0	0	0	0						
Mike Anderson, R	(2, PH)									1	0	0	0	0	0	2						
Barry Lersch, S	(3, 1)									1	0	0	0	0	1	0						
Jose Pagan, R OBP: 0.102, SLG: 0.200	(5, PH)									1	0	0	0	0	1	0						
Mac Scarce, L	(7, 1)									0	0	0	0	0	0	0						
Del Unser, L OBP: 0.500, SLG: 0.333	(5, PH)									1	1	0	0	0	0	1						
Bill Wilson, R	(9, 1)									0	0	0	0	0	0	0						
Inning Stats	R: 0 E: 0 K: 2 S: 7	H: 0 LOB: 1 BB: 1 P: 11	R: 2 E: 1 K: 1 S: 8	H: 2 LOB: 3 BB: 2 P: 16	R: 0 E: 0 K: 0 S: 4	H: 1 LOB: 1 BB: 0 P: 4	R: 0 E: 0 K: 2 S: 7	H: 0 LOB: 0 BB: 0 P: 7	R: 0 E: 0 K: 1 S: 5	H: 0 LOB: 2 BB: 2 P: 13	R: 0 E: 0 K: 0 S: 3	H: 0 LOB: 1 BB: 1 P: 7	R: 0 E: 0 K: 2 S: 8	H: 1 LOB: 3 BB: 2 P: 16	R: 1 E: 0 K: 0 S: 4	H: 2 LOB: 2 BB: 1 P: 9	R: 0 E: 0 K: 0 S: 3	H: 0 LOB: 0 BB: 0 P: 3	1B: 4 2B: 2 3B: 0 HR: 0	SF: 0 SAC: 0 DP: 0 HBP: 1	WP: 0 PB: 2 SB: 0 CS: 0	PA: 43
PITCHER	IP WLS BF H R ER SO BB IBB HBP BLK WP HR S P ERA WHIP																					
Balor Moore, L ERA: 2.08	(1, 1) 6.0 W 30 4 2 1 1 2 7 0 0 0 0 0 0 35 63 1.50 1.833																					
Mike Marshall, R ERA: 2.84	(7, 1) 3.0 S 13 2 1 1 2 2 0 1 0 0 0 0 14 23 3.00 1.333																					

Batter	1	2	3	4	5	6	7	8	9	AB	R	H	RBI	BB	SO	LOB	TOP		
Bud Harrelson, S OBP: 0.409, SLG: 0.400 (1, 6)										4	0	2	0	0	1	1	New York Mets @ Philadelphia Phillies Veterans Stadium, Philadelphia, PA Fri Apr 13 1973, 6:05 PM EST Att: 7,127 - Unknown		
Felix Milten, R OBP: 0.300, SLG: 0.389 (1, 4)										3	0	0	0	1	0	3			
John Milner, L OBP: 0.421, SLG: 0.688 (1, 3)										3	0	0	0	1	1	2			
Rusty Staub, L OBP: 0.316, SLG: 0.250 (1, 9)										3	0	1	0	1	0	2			
Cleon Jones, R OBP: 0.316, SLG: 0.706 (1, 7)										4	1	1	0	0	0	2			
Jim Fregosi, R OBP: 0.400, SLG: 0.385 (1, 5)										3	0	1	0	1	1	0			
Rich Chiles, L OBP: 0.083, SLG: 0.167 (1, 8)										4	0	0	0	0	0	2			
Duffy Dyer, R OBP: 0.111, SLG: 0.059 (1, 2)										3	0	0	0	0	0	1			
Jon Matlack, L George Stone, L Ken Boswell, L Ray Sadecki, L Ed Kranepool, L Tug McGraw, R (1, 1) (5, 1) (6, Ph) (6, 1) (8, Ph) (8, 1)										0	0	0	0	1	0	0			
Inning Stats	R: 0 E: 0 K: 2 S: 7	H: 0 LOB: 0 BB: 0 P: 7	R: 0 E: 0 K: 1 S: 4	H: 0 LOB: 0 BB: 1 P: 8	R: 0 E: 0 K: 0 S: 4	H: 1 LOB: 2 BB: 1 P: 8	R: 0 E: 0 K: 0 S: 2	H: 1 LOB: 0 BB: 1 P: 6	R: 0 E: 0 K: 0 S: 3	H: 1 LOB: 0 BB: 0 P: 3	R: 0 E: 0 K: 0 S: 4	H: 0 LOB: 0 BB: 0 P: 3	R: 0 E: 0 K: 0 S: 3	H: 0 LOB: 1 BB: 1 P: 7	R: 1 E: 0 K: 0 S: 4	H: 1 LOB: 1 BB: 1 P: 8		1B: 4 2B: 1 3B: 0 HR: 0	SF: 0 SAC: 0 DP: 3 HBP: 0
PITCHER Larry Christenson, R ERA: 1.0 (1, 1)	IP: 9.0 WLS: W BF: 34 H: 5 R: 1 ER: 1 SO: 3	BB: 6 IBB: 0 HBP: 0 BLK: 0	WP: 1 HR: 0 S: 34 P: 58	ERA: 1.00 WHIP: 1.222															

AB	28
R	1
H	5
RBI	0
BB	6
SO	3
LOB	13



Batter	1	2	3	4	5	6	7	8	9	AB	R	H	RBI	BB	SO	LOB	BOTTOM		
Larry Bowa, S OBP: 0.348, SLG: 0.286 (1, 6)										5	0	2	1	0	1	4	New York Mets @ Philadelphia Phillies Veterans Stadium, Philadelphia, PA Fri Apr 13 1973, 6:05 PM EST Att: 7,127 - Unknown		
Cesar Tovar, R OBP: 0.500, SLG: 0.444 (1, 5)										4	2	2	0	1	2	2			
Willie Montanez, L OBP: 0.455, SLG: 0.526 (1, 9)										4	1	2	1	1	1	3			
Deron Johnson, R OBP: 0.353, SLG: 0.462 (1, 3)										4	1	1	3	0	1	2			
Greg Luzinski, R Mike Anderson, R OBP: 0.238, SLG: 0.263 (8, 8)										4	1	0	0	0	1	1			
Bill Robinson, R OBP: 0.313, SLG: 0.600 (8, 7)										4	1	1	0	0	0	0			
Bob Boone, R OBP: 0.385, SLG: 0.200 (1, 2)										3	0	0	0	1	0	0			
Terry Harmon, R OBP: 0.455, SLG: 0.444 (1, 4)										4	1	3	1	0	0	1			
Larry Christenson, R (1, 1)										3	0	0	0	1	3	2			
Inning Stats	R: 1 E: 0 K: 0 S: 4	H: 2 LOB: 0 BB: 0 P: 4	R: 0 E: 0 K: 0 S: 3	H: 0 LOB: 0 BB: 0 P: 3	R: 0 E: 0 K: 3 S: 10	H: 1 LOB: 1 BB: 0 P: 10	R: 2 E: 0 K: 0 S: 6	H: 3 LOB: 3 BB: 2 P: 14	R: 3 E: 1 K: 0 S: 5	H: 1 LOB: 1 BB: 2 P: 13	R: 0 E: 0 K: 3 S: 10	H: 1 LOB: 0 BB: 0 P: 10	R: 0 E: 0 K: 2 S: 7	H: 0 LOB: 0 BB: 0 P: 7	R: 1 E: 0 K: 1 S: 8	H: 3 LOB: 2 BB: 0 P: 8		1B: 7 2B: 2 3B: 1 HR: 1	SF: 0 SAC: 0 DP: 0 HBP: 0
PITCHER Jon Matlack, L George Stone, L Ray Sadecki, L Tug McGraw, L ERA: 5.54 (1, 1) (5, 1) (6, 1) (8, 1)	IP: 4.0 WLS: L BF: 22 H: 7 R: 6 ER: 6 SO: 3	BB: 3 IBB: 0 HBP: 0 BLK: 0	WP: 1 HR: 1 S: 24 P: 40	ERA: 13.50 WHIP: 2.500															

AB	35
R	7
H	11
RBI	6
BB	4
SO	9
LOB	15



Batter	1	2	3	4	5	6	7	8	9	AB	R	H	RBI	BB	SO	LOB	TOP			
Bud Harrelson, S (1, 6) OBP: 0.385, SLG: 0.348										3	0	0	0	1	0	1	New York Mets @ Philadelphia Phillies Veterans Stadium, Philadelphia, PA Sat Apr 14 1973, 6:05 PM EST Att: 11,063 - Unknown			
Felix Milten, R (1, 4) OBP: 0.250, SLG: 0.318										4	0	0	0	0	1	1				
Willie Mays, R (1, 8) George Theodore, R (6, 8)										2	1	0	0	1	1	1				
Rusty Staub, L (1, 9) OBP: 0.304, SLG: 0.250										4	0	1	0	0	1	1				
Cleon Jones, R (1, 7) OBP: 0.304, SLG: 0.619										4	1	1	1	0	0	1				
John Milner, L (1, 3) OBP: 0.391, SLG: 0.600										4	1	1	0	0	1	1				
Jim Fregosi, R (1, 5) OBP: 0.389, SLG: 0.438										3	0	1	2	0	1	0				
Duffy Dyer, R (1, 2) OBP: 0.095, SLG: 0.050										3	0	0	0	0	0	1				
Jim McAndrew, R (1, 1) Ray Sadecki, L (6, 1)										1	0	0	0	1	1	0				
										1	0	0	0	0	0	0				
Inning Stats	R: 0 E: 0 K: 2 S: 7	H: 0 LOB: 1 BB: 1 P: 11	R: 2 E: 0 K: 0 S: 5	H: 3 LOB: 1 BB: 1 P: 9	R: 0 E: 0 K: 1 S: 5	H: 0 LOB: 0 BB: 0 P: 5	R: 0 E: 0 K: 1 S: 5	H: 0 LOB: 0 BB: 0 P: 5	R: 1 E: 0 K: 0 S: 4	H: 1 LOB: 1 BB: 1 P: 8	R: 0 E: 0 K: 1 S: 5	H: 0 LOB: 0 BB: 0 P: 5	R: 0 E: 0 K: 0 S: 3	H: 0 LOB: 0 BB: 0 P: 3	R: 0 E: 0 K: 0 S: 3	H: 0 LOB: 0 BB: 0 P: 3	1B: 3 2B: 1 3B: 0 HR: 0	SF: 0 SAC: 0 DP: 0 HBP: 0	WP: 0 PB: 0 SB: 0 CS: 1	PA: 33
PITCHER Steve Carlton, L (1, 1) ERA: 3.96	IP: 9.0 WLS: W BF: 33 H: 4 R: 3 ER: 3 SO: 7 BB: 3 IBB: 0 HBP: 0 BLK: 0 WP: 0 HR: 0 S: 44 P: 56 ERA: 3.00 WHIP: 0.778															PITCHER				

Batter	1	2	3	4	5	6	7	8	9	AB	R	H	RBI	BB	SO	LOB	BOTTOM			
Larry Bowa, S (1, 6) OBP: 0.333, SLG: 0.292										3	1	1	1	0	0	0	New York Mets @ Philadelphia Phillies Veterans Stadium, Philadelphia, PA Sat Apr 14 1973, 6:05 PM EST Att: 11,063 - Unknown			
Cesar Tovar, R (1, 5) OBP: 0.500, SLG: 0.538										4	1	2	0	0	0	1				
Willie Montanez, L (1, 9) OBP: 0.423, SLG: 0.565										4	0	1	2	0	0	2				
Deron Johnson, R (1, 3) OBP: 0.333, SLG: 0.471										4	1	1	0	0	1	2				
Greg Luzinski, R (1, 7) OBP: 0.240, SLG: 0.261										4	0	1	0	0	1	1				
Del Unser, L (1, 8) OBP: 0.444, SLG: 0.375										2	0	1	0	0	0	0				
Bill Robinson, R (6, PH) Terry Harmon, R (7, 4) OBP: 0.353, SLG: 0.688										1	1	1	1	0	0	0				
Bob Boone, R (1, 2) OBP: 0.412, SLG: 0.231										3	1	1	0	1	0	1				
Denny Doyle, L (1, 4) OBP: 0.333, SLG: 0.286										2	1	1	0	0	0	0				
Mike Anderson, R (6, PH) Mike Anderson, R (7, 8) OBP: 0.200, SLG: 0.800										2	1	1	3	0	0	2				
Steve Carlton, L (1, 1) OBP: 0.200, SLG: 0.200										4	0	1	0	0	1	2				
Inning Stats	R: 0 E: 0 K: 1 S: 6	H: 1 LOB: 1 BB: 0 P: 6	R: 0 E: 0 K: 0 S: 3	H: 0 LOB: 0 BB: 0 P: 3	R: 2 E: 0 K: 0 S: 6	H: 3 LOB: 1 BB: 0 P: 6	R: 0 E: 0 K: 1 S: 5	H: 1 LOB: 0 BB: 0 P: 5	R: 1 E: 0 K: 0 S: 5	H: 2 LOB: 1 BB: 0 P: 5	R: 4 E: 0 K: 1 S: 8	H: 3 LOB: 1 BB: 1 P: 12	R: 0 E: 0 K: 0 S: 3	H: 0 LOB: 0 BB: 0 P: 3	R: 0 E: 0 K: 0 S: 5	H: 2 LOB: 2 BB: 0 P: 5	1B: 6 2B: 4 3B: 1 HR: 1	SF: 1 SAC: 0 DP: 0 HBP: 0	WP: 0 PB: 0 SB: 0 CS: 1	PA: 36
PITCHER Jim McAndrew, R (1, 1) ERA: 6.75	IP: 5.1 WLS: L BF: 23 H: 8 R: 4 ER: 4 SO: 2 BB: 0 IBB: 0 HBP: 0 BLK: 0 WP: 0 HR: 0 S: 27 P: 27 ERA: 6.75 WHIP: 1.500															PITCHER				
Ray Sadecki, L (6, 1) ERA: 5.79	IP: 2.2 WLS: L BF: 13 H: 4 R: 3 ER: 3 SO: 1 BB: 0 IBB: 1 HBP: 0 BLK: 0 WP: 0 HR: 1 S: 14 P: 18 ERA: 10.12 WHIP: 1.500															PITCHER				

AB	30
R	3
H	4
RBI	3
BB	3
SO	7
LOB	7



AB	34
R	7
H	12
RBI	7
BB	1
SO	3
LOB	12



Batter	1	2	3	4	5	6	7	8	9	AB	R	H	RBI	BB	SO	LOB	TOP		
Bud Harrelson, S OBP: 0.367, SLG: 0.308 (1, 6)	0-3 K		0-0 6-3			4-0 WP 4-3 BB	0-0 F9			3	0	0	0	1	1	1			
Felix Milan, R OBP: 0.250, SLG: 0.308 (1, 4)	0-0 HR		0-0 F7			0-0 4-3		0-0 F8		4	1	1	0	0	0	1			
John Milner, L OBP: 0.444, SLG: 0.727 (1, 3)	0-0 HR			4-0 FC3-6 BB		4-0 WP BB		0-0 F9		2	1	1	2	2	0	0			
Rusty Staub, L OBP: 0.259, SLG: 0.208 (1, 9)	0-3 K			0-0 FC3-6 1-2		0-0 P4		0-0 P5		4	0	0	0	0	1	3			
Cleon Jones, R OBP: 0.333, SLG: 0.583 (1, 7)	0-0 5-3			0-3 K		4-0 1-2 2-3 IBB		0-0 FC4-6 1B		3	0	1	0	1	1	1			
Jim Fregosi, R OBP: 0.384, SLG: 0.368 (1, 5)		4-0 G6-3 BB		0-0 F4		0-0 F9		0-0 F2		3	0	0	0	1	0	5			
Wayne Garrett, L OBP: 0.250, SLG: 0.250 (9, 5)										0	0	0	0	0	0	0			
Rich Chiles, L OBP: 0.071, SLG: 0.143 (7, PH)		0-0 G6-3		0-0 F8		0-0 F8		0-3 K		2	0	0	0	0	0	1			
Ted Martinez, R (7, 8)		1-2								2	0	0	0	0	1	1			
Duffy Dyer, R OBP: 0.120, SLG: 0.083 (1, 2)		0-3 K		0-0 F6		0-0 F6		0-0 SH1-4 1B		4	0	1	0	0	1	1			
Harry Parker, R (1, 1)			0-3 K		0-3 K		0-0 SH1-4			2	0	0	0	0	2	0			
Tug McGraw, R (8, 1)							1-2			0	0	0	0	0	0	0			
Inning Stats	R: 2 E: 0 K: 2 S: 9	H: 2 LOB: 0 BB: 0 P: 9	R: 0 E: 0 K: 1 S: 4	H: 0 LOB: 0 BB: 1 P: 8	R: 0 E: 0 K: 1 S: 5	H: 0 LOB: 1 BB: 1 P: 9	R: 0 E: 0 K: 1 S: 5	H: 0 LOB: 3 BB: 3 P: 15	R: 0 E: 0 K: 1 S: 6	H: 1 LOB: 1 BB: 0 P: 6	R: 0 E: 0 K: 0 S: 3	H: 0 LOB: 0 BB: 0 P: 3	R: 0 E: 0 K: 0 S: 4	H: 1 LOB: 1 BB: 0 P: 4	1B: 3 2B: 0 3B: 0 HR: 1	SF: 0 SAC: 1 DP: 1 HBP: 0	WP: 1 PA: 35 SB: 0 CS: 0		
PITCHER	IP	WLS	BF	H	R	ER	SO	BB	IBB	HBP	BLK	WP	HR	S	P	ERA	WHIP		
Jim Lonborg, R ERA: 6.94 (1, 1)	5.0	L	18	2	2	2	6	2	0	0	0	0	1	28	36	3.60	0.800		
Ken Brett, L ERA: (6, 1)	3.0		13	1	0	0	1	2	1	0	0	1	0	12	24	0.00	1.000		
Bill Wilson, R ERA: (9, 1)	1.0		4	1	0	0	0	0	0	0	0	0	0	4	4	0.00	1.000		

New York Mets @ Philadelphia Phillies
Veterans Stadium, Philadelphia, PA
Sun Apr 15 1973, 3:33 AM EST
Att: 30,718 - Unknown

AB 29
R 2
H 4
RBI 2
BB 5
SO 7
LOB 14



Batter	1	2	3	4	5	6	7	8	9	AB	R	H	RBI	BB	SO	LOB	BOTTOM				
Larry Bowa, S OBP: 0.355, SLG: 0.321 (1, 6)	0-0 G4-6-3 1B		0-0 CS 1B		0-0 P6			0-0 F2		4	0	2	0	0	0	2					
Cesar Tovar, R OBP: 0.455, SLG: 0.471 (1, 5)	0-0 G4-6-3 1B		0-0 F9		0-0 FC4			0-0 P3		4	0	1	0	0	0	3					
Willie Montanez, L OBP: 0.400, SLG: 0.500 (1, 9)	0-0 G4-6-3		0-3 K		0-0 F7			4-0 1B 1B BB		3	0	0	0	1	1	3					
Deron Johnson, R OBP: 0.360, SLG: 0.450 (1, 3)	0-0 F8			1-0 FC6-4 HBP		0-3 K		0-0 1B 1B		3	0	1	1	0	1	1					
Terry Harmon, R OBP: 0.091, SLG: 0.400 (8, PR)										0	0	0	0	0	0	0					
Bill Wilson, R (9, 1)								1-2 2-H		0	0	0	0	0	0	0					
Greg Luzinski, R OBP: 0.241, SLG: 0.259 (1, 7)		0-0 6-3		0-0 F8		0-0 F9		0-0 1B 1B		4	0	1	0	0	0	1					
Del Unser, L OBP: 0.333, SLG: 0.273 (1, 8)		0-0 E3		0-0 F7		0-0 3-1		0-3 K		3	0	0	0	0	0	1					
Bill Robinson, R OBP: 0.333, SLG: 0.647 (8, PH)										1	0	0	0	0	1	3					
Bob Boone, R OBP: 0.333, SLG: 0.176 (1, 2)		0-0 F8		0-0 FC6-4		0-0 5-3			0-0 F7	4	0	0	0	0	0	2					
Denny Doyle, L OBP: 0.417, SLG: 0.333 (1, 4)		0-0 1B			4-0 FC4 BB		0-0 F9		0-0 5-3	2	0	1	0	1	0	0					
Mike Anderson, R OBP: 0.167, SLG: 0.667 (9, PH)										1	0	0	0	0	0	0					
Jim Lonborg, R (1, 1)		0-3 K			0-0 F8			0-0 F9		1	0	0	0	0	1	2					
Jose Pagan, R OBP: 0.091, SLG: 0.182 (5, PH)										1	0	0	0	0	0	1					
Ken Brett, L (6, 1)										0	0	0	0	0	0	0					
Tom Hutton, L OBP: 0.400, SLG: 0.400 (8, PH)								1B 1B		2	1	1	0	0	0	0					
Inning Stats	R: 0 E: 0 K: 0 S: 4	H: 2 LOB: 1 BB: 0 P: 4	R: 0 E: 1 K: 1 S: 7	H: 1 LOB: 2 BB: 0 P: 7	R: 0 E: 0 K: 1 S: 5	H: 1 LOB: 1 BB: 0 P: 5	R: 0 E: 0 K: 0 S: 3	H: 0 LOB: 1 BB: 0 P: 4	R: 0 E: 0 K: 1 S: 5	H: 0 LOB: 1 BB: 1 P: 7	R: 0 E: 0 K: 1 S: 5	H: 0 LOB: 0 BB: 0 P: 5	R: 0 E: 0 K: 0 S: 3	H: 0 LOB: 0 BB: 0 P: 3	R: 1 E: 0 K: 1 S: 8	H: 3 LOB: 3 BB: 1 P: 12	R: 0 E: 0 K: 0 S: 3	H: 0 LOB: 0 BB: 0 P: 3	1B: 7 2B: 1 3B: 0 HR: 0	SF: 0 SAC: 0 DP: 2 HBP: 1	WP: 0 PA: 36 SB: 0 CS: 1
PITCHER	IP	WLS	BF	H	R	ER	SO	BB	IBB	HBP	BLK	WP	HR	S	P	ERA	WHIP				
Harry Parker, R ERA: 1.17 (1, 1)	7.2	W	31	6	1	1	3	2	0	1	0	0	0	34	43	1.17	1.043				
Tug McGraw, L ERA: 3.39 (8, 1)	1.1	S	5	1	0	0	1	0	0	0	0	0	0	7	7	0.00	0.750				

New York Mets @ Philadelphia Phillies
Veterans Stadium, Philadelphia, PA
Sun Apr 15 1973, 3:33 AM EST
Att: 30,718 - Unknown

AB 33
R 1
H 7
RBI 1
BB 2
SO 4
LOB 19



Batter	1	2	3	4	5	6	7	8	9	AB	R	H	RBI	BB	SO	LOB	TOP			
Larry Bowa, S OBP: 0.375, SLG: 0.333 (1,6)	0-3 K		0-0 F5			0-0 1B			4-0 1B BB	3	1	1	0	1	1	0	Philadelphia Phillies @ Montreal Expos Jarry Park, Montreal, QB Wed Apr 18 1973, 3:33 AM EST Att: 13,728 - Unknown			
Cesar Tovar, R OBP: 0.397, SLG: 0.423 (1,5)	0-0 6-3			0-0 P6		0-0 1B		0-0 F7	4	0	1	0	0	0	0	1				
Willie Montanez, L OBP: 0.359, SLG: 0.412 (1,9)	4-0 BB			0-0 F8		0-0 P6		0-0 G5-3 1B	3	0	1	0	1	0	2					
Deron Johnson, R OBP: 0.273, SLG: 0.321 (1,3) Tom Hutton, L OBP: 0.571, SLG: 0.714 (9, PH)	0-3 K			0-0 F8			0-3 K	0-0 1B	3	0	0	0	0	2	1	1		0	0	
Greg Luzinski, R OBP: 0.237, SLG: 0.306 (1,7)		0-0 5-3			0-0 F8		0-0 F9	0-0 G5-3	4	0	0	0	0	0	2	2				
Del Unser, L OBP: 0.267, SLG: 0.214 (1,8)		0-0 F3			0-0 F7		0-0 4-3		3	0	0	0	0	0	0	0				
Mike Ryan, R OBP: 0.365, SLG: 0.545 (1,2) Bill Robinson, R OBP: 0.350, SLG: 0.632 (8, PH) Larry Cox, R (8, 2)	0-3 K				0-3 K			0-0 4-3	2	0	0	0	0	2	0	0				
Denny Doyle, L OBP: 0.333, SLG: 0.250 (1,4)			0-0 F3			0-0 6-3		0-0 4-3	3	0	0	0	0	0	0	0				
Steve Carlton, L OBP: 0.154, SLG: 0.154 (1,1)			0-0 F9			0-3 K		0-0 F3	3	0	0	0	0	1	0	0				
Inning Stats	R: 0 E: 0 K: 2 S: 7	H: 0 LOB: 1 BB: 1 P: 11	R: 0 E: 0 K: 1 S: 5	H: 0 LOB: 0 BB: 0 P: 5	R: 0 E: 0 K: 0 S: 3	H: 0 LOB: 0 BB: 0 P: 3	R: 0 E: 0 K: 0 S: 3	H: 0 LOB: 0 BB: 0 P: 3	R: 0 E: 0 K: 1 S: 5	H: 2 LOB: 2 BB: 0 P: 7	R: 0 E: 0 K: 1 S: 5	H: 0 LOB: 0 BB: 0 P: 5	R: 0 E: 0 K: 0 S: 3	H: 0 LOB: 0 BB: 0 P: 3	R: 1 E: 0 K: 0 S: 4	H: 2 LOB: 1 BB: 1 P: 8		1B: 4 2B: 0 3B: 0 HR: 0	SF: 0 SAC: 0 DP: 1 HBP: 0	WP: 0 PB: 0 SB: 0 CS: 0
PITCHER Steve Renko, L ERA: 1.0 (1,1)	IP: 9.0 WLS: W BF: 32 H: 4 R: 1 ER: 1 SO: 6 BB: 2 IBB: 0 HBP: 0 BLK: 0 WP: 0 HR: 0 S: 42 P: 50 ERA: 1.00 WHIP: 0.667															PITCHER				

AB	30
R	1
H	4
RBI	1
BB	2
SO	6
LOB	6



Batter	1	2	3	4	5	6	7	8	9	AB	R	H	RBI	BB	SO	LOB	BOTTOM			
Pepe Frias, R OBP: 0.250, SLG: 0.250 (1,4)	0-0 SH5-4 1B		0-0 F9		0-0 5-3		0-0 1-3			4	1	1	0	0	0	1	Philadelphia Phillies @ Montreal Expos Jarry Park, Montreal, QB Wed Apr 18 1973, 3:33 AM EST Att: 13,728 - Unknown			
Tim Foli, R OBP: 0.237, SLG: 0.306 (1,6)	0-0 SH5-4		0-3 K		0-0 5-3			0-0 F7	3	0	0	0	0	1	0					
Ron Woods, R OBP: 0.545, SLG: 0.375 (1,7)	4-0 1B BB		0-0 1B		0-0 P6			4-0 1B BB	2	1	1	0	2	0	0					
Hal Breeden, R OBP: 0.444, SLG: 0.778 (1,3)	0-0 1B		0-0 1B		0-3 K			0-0 1B	4	0	3	1	0	1	0					
Jorge Roque, R OBP: 0.257, SLG: 0.344 (1,8)	0-0 G5-4-3 1B		0-3 K			0-0 G1-4-3 1B		0-3 K	4	0	2	1	0	2	3					
Ken Singleton, S OBP: 0.314, SLG: 0.148 (1,9)	0-0 G5-4-3			0-3 K		0-0 G1-4-3			3	0	0	0	0	1	3					
John Boccabella, R OBP: 0.217, SLG: 0.217 (1,2)		0-0 F8		0-0 F7			0-0 4-3 SH 1B		3	0	1	0	0	0	0					
Coco Laboy, R OBP: 0.412, SLG: 0.571 (1,5)		0-0 F7			0-0 1B		0-0 SH		2	0	1	0	0	0	0					
Steve Renko, R (1,1)		0-0 1-3		0-3 K			0-0 4-3		3	0	0	0	0	1	2					
Inning Stats	R: 2 E: 0 K: 0 S: 5	H: 3 LOB: 1 BB: 1 P: 9	R: 0 E: 0 K: 0 S: 3	H: 0 LOB: 0 BB: 0 P: 3	R: 0 E: 0 K: 2 S: 9	H: 2 LOB: 2 BB: 0 P: 9	R: 0 E: 0 K: 2 S: 8	H: 1 LOB: 1 BB: 0 P: 8	R: 0 E: 0 K: 0 S: 3	H: 0 LOB: 0 BB: 0 P: 3	R: 0 E: 0 K: 1 S: 5	H: 1 LOB: 0 BB: 0 P: 5	R: 0 E: 0 K: 0 S: 4	H: 1 LOB: 1 BB: 0 P: 4	R: 0 E: 0 K: 1 S: 5	H: 1 LOB: 1 BB: 1 P: 9		1B: 9 2B: 0 3B: 0 HR: 0	SF: 0 SAC: 2 DP: 2 HBP: 0	WP: 0 PB: 0 SB: 0 CS: 0
PITCHER Steve Carlton, L ERA: 3.55 (1,1)	IP: 8.0 WLS: L BF: 32 H: 9 R: 2 ER: 2 SO: 6 BB: 2 IBB: 0 HBP: 0 BLK: 0 WP: 0 HR: 0 S: 42 P: 50 ERA: 2.25 WHIP: 1.375															PITCHER				

AB	28
R	2
H	9
RBI	2
BB	2
SO	6
LOB	9



Batter	1	2	3	4	5	6	7	8	9	AB	R	H	RBI	BB	SO	LOB	TOP							
Luis Melendez, R OBP: 0.350, SLG: 0.333 (1, 9)										4	0	1	0	0	1	4	St. Louis Cardinals @ Philadelphia Phillies Veterans Stadium, Philadelphia, PA Sun Apr 22 1973, 3:33 AM EST Unknown							
Ted Sizemore, R OBP: 0.412, SLG: 0.413 (1, 4)										4	0	0	0	0	1	3								
Jose Cruz, L OBP: 0.360, SLG: 0.556 (1, 8)										4	1	1	0	0	2	1								
Joe Torre, R OBP: 0.392, SLG: 0.409 (1, 3)										3	0	0	0	1	0	1								
Ted Simmons, S OBP: 0.333, SLG: 0.362 (1, 2)											4	0	1	0	0	0		1						
Ken Reitz, R OBP: 0.250, SLG: 0.205 (1, 5)											4	0	0	0	0	0		1						
Bill Stein, R OBP: 0.444, SLG: 0.375 (1, 7)											4	0	1	0	0	1		0						
Ray Busse, R OBP: 0.132, SLG: 0.243 (1, 6)											4	0	1	0	0	3		1						
Reggie Cleveland, R OBP: 0.400, SLG: 0.250 (1, 1)										1	1	1	0	1	0	0								
Dwain Anderson, R OBP: 0.250, SLG: 0.250 (7, PH)										1	0	1	0	0	0	0								
Alan Foster, R (7, 1)										0	0	0	0	0	0	0								
Inning Stats	R: 0 E: 0 K: 1 S: 6	H: 1 LOB: 1 BB: 0 P: 6	R: 0 E: 0 K: 1 S: 6	H: 2 LOB: 1 BB: 0 P: 6	R: 2 E: 1 K: 2 S: 9	H: 2 LOB: 1 BB: 1 P: 13	R: 0 E: 0 K: 1 S: 6	H: 1 LOB: 2 BB: 1 P: 10	R: 0 E: 0 K: 0 S: 3	H: 0 LOB: 0 BB: 0 P: 3	R: 0 E: 0 K: 0 S: 3	H: 0 LOB: 0 BB: 0 P: 3	R: 0 E: 0 K: 1 S: 6	H: 1 LOB: 1 BB: 0 P: 6	R: 0 E: 0 K: 1 S: 5	H: 0 LOB: 0 BB: 0 P: 5	R: 0 E: 0 K: 1 S: 5	H: 0 LOB: 0 BB: 0 P: 5	R: 0 E: 0 K: 1 S: 5	H: 0 LOB: 0 BB: 0 P: 5	1B: 6 2B: 1 3B: 0 HR: 0	SF: 0 SAC: 0 DP: 1 HBP: 0	WP: 0 PB: 0 SB: 1 CS: 0	PA: 35
PITCHER Steve Carlton, L ERA: 2.79 (1, 1)	IP: 9.0 WLS: W BF: 35 H: 7 R: 2 ER: 0 SO: 8 BB: 2 IBB: 0 HBP: 0 BLK: 0 WP: 0 HR: 0 S: 49 P: 57 ERA: 0.00 WHIP: 1.000																							

Batter	1	2	3	4	5	6	7	8	9	AB	R	H	RBI	BB	SO	LOB	BOTTOM			
Larry Bowa, S OBP: 0.370, SLG: 0.333 (1, 6)										4	1	2	2	0	0	0	St. Louis Cardinals @ Philadelphia Phillies Veterans Stadium, Philadelphia, PA Sun Apr 22 1973, 3:33 AM EST Unknown			
Tom Hutton, L OBP: 0.313, SLG: 0.375 (1, 3)										4	1	0	0	0	0	2				
Willie Montanez, L OBP: 0.346, SLG: 0.349 (1, 9)										2	0	0	0	2	0	1				
Greg Luzinski, R OBP: 0.320, SLG: 0.348 (1, 7)										4	0	2	0	0	1	3				
Mike Anderson, R OBP: 0.400, SLG: 0.625 (8, 8)										0	0	0	0	0	0	0				
Bill Robinson, R OBP: 0.400, SLG: 0.679 (1, 8) (8, 7)										4	0	1	2	0	2	3				
Mike Schmidt, R OBP: 0.250, SLG: 0.250 (1, 5)										4	0	1	0	0	2	2				
Bob Boone, R OBP: 0.364, SLG: 0.286 (1, 2)										4	1	2	0	0	0	1				
Denny Doyle, L OBP: 0.407, SLG: 0.381 (1, 4)										4	1	1	0	0	2	1				
Steve Carlton, L OBP: 0.125, SLG: 0.125 (1, 1)										3	0	0	0	0	1	1				
Inning Stats	R: 0 E: 0 K: 1 S: 6	H: 1 LOB: 2 BB: 1 P: 10	R: 0 E: 0 K: 1 S: 5	H: 0 LOB: 0 BB: 0 P: 5	R: 2 E: 1 K: 1 S: 8	H: 2 LOB: 2 BB: 1 P: 12	R: 2 E: 0 K: 0 S: 6	H: 3 LOB: 1 BB: 0 P: 6	R: 0 E: 0 K: 1 S: 6	H: 1 LOB: 1 BB: 0 P: 6	R: 0 E: 0 K: 0 S: 3	H: 0 LOB: 0 BB: 0 P: 3	R: 0 E: 0 K: 1 S: 6	H: 1 LOB: 1 BB: 0 P: 6	R: 0 E: 1 K: 3 S: 10	H: 1 LOB: 1 BB: 0 P: 10	1B: 8 2B: 1 3B: 0 HR: 0	SF: 0 SAC: 1 DP: 0 HBP: 0	WP: 0 PB: 0 SB: 0 CS: 0	PA: 36
PITCHER Reggie Cleveland, R ERA: 5.4 Alan Foster, R ERA: 2.57 (1, 1) (7, 1)	IP: 6.0 WLS: L BF: 28 H: 7 R: 4 ER: 2 SO: 4 BB: 2 IBB: 0 HBP: 0 BLK: 0 WP: 0 HR: 0 S: 34 P: 42 ERA: 3.00 WHIP: 1.500																			

Batter	1	2	3	4	5	6	7	8	9	AB	R	H	RBI	BB	SO	LOB	TOP																	
Larry Bowa, S OBP: 0.371, SLG: 0.375 (1, 6)										4	1	2	0	0	0	3	Philadelphia Phillies @ Atlanta Braves Atlanta Stadium, Atlanta, GA Tue Apr 24 1973, 6:05 PM EST Att: 3,405 - Unknown																	
Del Unser, L OBP: 0.304, SLG: 0.286 (1, 8)										3	0	1	1	0	0	0																		
Willie Montanez, L OBP: 0.333, SLG: 0.333 Barry Lersch, S (7, 1)										4	0	2	1	0	0	1																		
Deron Johnson, R OBP: 0.286, SLG: 0.314 (1, 3)										4	0	0	0	0	2	3																		
Greg Luzinski, R OBP: 0.293, SLG: 0.333 (1, 7)										4	0	0	0	0	4	3																		
Mike Schmidt, R OBP: 0.250, SLG: 0.400 (1, 5)										4	0	0	0	0	3	2																		
Bob Boone, R OBP: 0.405, SLG: 0.323 (1, 2)										3	0	2	0	1	0	0																		
Denny Doyle, L OBP: 0.412, SLG: 0.393 (1, 4)										4	1	2	0	0	0	2																		
Larry Christenson, R Ken Brett, L Mike Anderson, R OBP: 0.333, SLG: 0.500 (7, 9)										1	0	0	0	0	1	1																		
Inning Stats	R: 1 E: 0 K: 2 S: 10	H: 3 LOB: 2 BB: 0 P: 10	R: 0 E: 0 K: 1 S: 6	H: 1 LOB: 0 BB: 0 P: 6	R: 0 E: 0 K: 2 S: 8	H: 1 LOB: 1 BB: 0 P: 8	R: 0 E: 0 K: 1 S: 6	H: 1 LOB: 2 BB: 1 P: 10	R: 0 E: 0 K: 0 S: 3	H: 0 LOB: 0 BB: 0 P: 3	R: 0 E: 0 K: 0 S: 5	H: 0 LOB: 0 BB: 0 P: 5	R: 1 E: 1 K: 0 S: 5	H: 2 LOB: 1 BB: 0 P: 5	R: 0 E: 0 K: 3 S: 9	H: 0 LOB: 0 BB: 0 P: 9	R: 0 E: 0 K: 0 S: 3	H: 1 LOB: 0 BB: 0 P: 3	1B: 9 2B: 0 3B: 0 HR: 0	SF: 1 SAC: 0 DP: 1 HBP: 0	WP: 0 PB: 0 SB: 0 CS: 0	PA: 36												
PITCHER	IP WLS BF H R ER SO BB IBB HBP BLK WP HR S P ERA WHIP																																	
Carl Morton, R ERA: 3.1 Ron Schueler, R ERA: 8.22	(1, 1) (8, 1)	7.0 S	30 6	8 1	2 0	1 0	7 3	1 0	0 0	0 0	0 0	0 0	0 0	0 0	43 12	47 12	1.29 0.00	1.286 0.500																

AB	34
R	2
H	9
RBI	2
BB	1
SO	10
LOB	18



Batter	1	2	3	4	5	6	7	8	9	AB	R	H	RBI	BB	SO	LOB	BOTTOM																	
Ralph Garr, L OBP: 0.216, SLG: 0.236 (1, 7)										4	1	2	1	1	0	1	Philadelphia Phillies @ Atlanta Braves Atlanta Stadium, Atlanta, GA Tue Apr 24 1973, 6:05 PM EST Att: 3,405 - Unknown																	
Johnny Oates, L OBP: 0.355, SLG: 0.448 (1, 2)										5	1	2	3	0	0	1																		
Hank Aaron, R OBP: 0.345, SLG: 0.452 Rod Gilbreath, R OBP: 0.313, SLG: 0.322 (8, 5)										4	1	1	0	0	0	0																		
Darrell Evans, L OBP: 0.313, SLG: 0.483 (8, 3)										4	0	0	0	0	1	1																		
Mike Lum, L OBP: 0.296, SLG: 0.556 (8, 9)										4	2	2	1	0	1	0																		
Dusty Baker Jr., R OBP: 0.338, SLG: 0.400 (1, 8)										3	2	2	0	1	0	0																		
Davey Johnson, R OBP: 0.377, SLG: 0.383 (1, 4)										4	1	1	2	0	0	2																		
Marty Perez, R OBP: 0.339, SLG: 0.462 (1, 6)										3	1	1	1	1	0	0																		
Carl Morton, R OBP: 0.250, SLG: 0.273 Ron Schueler, R OBP: 0.500, SLG: 0.500 (8, 1)										3	1	1	3	0	1	1																		
Inning Stats	R: 0 E: 0 K: 0 S: 3	H: 4 LOB: 1 BB: 1 P: 11	R: 4 E: 0 K: 0 S: 8	H: 5 LOB: 1 BB: 0 P: 8	R: 0 E: 0 K: 0 S: 3	H: 0 LOB: 0 BB: 0 P: 3	R: 0 E: 0 K: 1 S: 6	H: 1 LOB: 1 BB: 1 P: 10	R: 0 E: 0 K: 2 S: 7	H: 0 LOB: 1 BB: 1 P: 11	R: 1 E: 0 K: 0 S: 5	H: 3 LOB: 1 BB: 0 P: 5	1B: 9 2B: 3 3B: 0 HR: 2	SF: 0 SAC: 0 DP: 1 HBP: 0	WP: 1 PB: 0 SB: 1 CS: 0	PA: 39																		
PITCHER	IP WLS BF H R ER SO BB IBB HBP BLK WP HR S P ERA WHIP																																	
Larry Christenson, R ERA: 4.02 Ken Brett, L ERA: 7.36 Barry Lersch, R ERA: 1.13	(1, 1) (2, 1) (7, 1)	1.2 L	10 20	4 6	4 6	4 6	1 1	1 1	0 0	0 0	0 0	0 0	0 0	0 0	1 1	9 13	21.60 12.46	3.000 1.615																



Batter	1	2	3	4	5	6	7	8	9	AB	R	H	RBI	BB	SO	LOB	TOP					
Larry Bowa, S OBP: 0.364, SLG: 0.367 (1, 6)										4	0	1	0	0	1	3	Philadelphia Phillies @ Atlanta Braves Atlanta Stadium, Atlanta, GA Wed Apr 25 1973, 6:05 PM EST Att: 2,866 - Unknown					
Cesar Tovar, R OBP: 0.325, SLG: 0.324 (1, 9)										4	0	0	0	0	0	3						
Willie Montanez, L OBP: 0.328, SLG: 0.327 (1, 3)										4	1	1	0	0	0	1						
Bill Robinson, R OBP: 0.368, SLG: 0.583 (1, 7)										4	1	2	0	0	0	0						
Bob Boone, R OBP: 0.366, SLG: 0.286 (1, 2)										4	0	0	0	0	0	3						
Del Unser, L OBP: 0.333, SLG: 0.320 (1, 8)										4	0	2	1	0	1	1						
Mike Schmidt, R OBP: 0.300, SLG: 0.389 (1, 5)										3	0	1	1	1	0	1						
Denny Doyle, L OBP: 0.405, SLG: 0.387 (9, PH)										3	0	1	0	0	0	2						
Deron Johnson, R OBP: 0.279, SLG: 0.306 (9, PH)										1	0	0	0	0	1	2						
Jim Lonborg, R Dick Selma, R Terry Harmon, R Wayne Twitchell, R Greg Luzinski, R Bill Wilson, R Jose Pagan, R										1	0	0	0	0	1	1						
Inning Stats	R: 0 E: 0 K: 1 S: 5	H: 0 LOB: 0 BB: 0 P: 5	R: 0 E: 0 K: 0 S: 3	H: 0 LOB: 0 BB: 0 P: 3	R: 0 E: 0 K: 1 S: 6	H: 1 LOB: 1 BB: 0 P: 6	R: 0 E: 0 K: 0 S: 3	H: 0 LOB: 0 BB: 0 P: 3	R: 0 E: 0 K: 0 S: 4	H: 1 LOB: 1 BB: 0 P: 4	R: 0 E: 0 K: 1 S: 6	H: 1 LOB: 0 BB: 0 P: 6	R: 0 E: 0 K: 1 S: 5	H: 1 LOB: 0 BB: 0 P: 5	R: 0 E: 0 K: 0 S: 4	H: 1 LOB: 2 BB: 1 P: 8	R: 2 E: 0 K: 1 S: 9	H: 4 LOB: 2 BB: 0 P: 9	1B: 9 2B: 0 3B: 0 HR: 0	SF: 0 SAC: 0 DP: 0 HBP: 0	WP: 0 PB: 0 SB: 0 CS: 0	PA: 36
PITCHER	IP WLS BF H R ER SO BB IBB HBP BLK WP HR S P ERA WHIP																					
Gary Gentry, R ERA: 3.19	(1, 1)	8.1 W 33 8 2 2 4 1 0 0 0 0 0 40 44 2.16 1.080																				
Phil Niekro, R ERA: 1.93	(9, 1)	0.2 S 3 1 0 0 1 0 0 0 0 0 0 5 5 0.00 1.500																				

Batter	1	2	3	4	5	6	7	8	9	AB	R	H	RBI	BB	SO	LOB	BOTTOM			
Ralph Garr, L OBP: 0.231, SLG: 0.263 (1, 7)										4	1	2	0	0	0	4	Philadelphia Phillies @ Atlanta Braves Atlanta Stadium, Atlanta, GA Wed Apr 25 1973, 6:05 PM EST Att: 2,866 - Unknown			
Johnny Oates, L OBP: 0.348, SLG: 0.435 (1, 2)										4	0	1	1	0	0	4				
Hank Aaron, R Rod Gilbreath, R										3	1	0	0	1	1	2				
Darrell Evans, L OBP: 0.324, SLG: 0.532 (8, 3)										4	1	2	2	0	1	0				
Mike Lum, L OBP: 0.323, SLG: 0.552 (8, 9)										2	0	1	1	1	1	0				
Dusty Baker Jr., R OBP: 0.347, SLG: 0.406 (1, 8)										4	1	2	0	0	0	3				
Davey Johnson, R OBP: 0.384, SLG: 0.381 (1, 4)										3	0	1	0	1	0	2				
Marty Perez, R Sonny Jackson, L										2	0	1	0	0	1	0				
Gary Gentry, R Phil Niekro, R										2	1	2	1	0	0	0				
Inning Stats	R: 3 E: 0 K: 0 S: 6	H: 3 LOB: 1 BB: 1 P: 10	R: 1 E: 0 K: 1 S: 7	H: 3 LOB: 1 BB: 0 P: 7	R: 0 E: 0 K: 0 S: 4	H: 1 LOB: 1 BB: 0 P: 4	R: 0 E: 0 K: 0 S: 4	H: 1 LOB: 1 BB: 0 P: 4	R: 0 E: 0 K: 0 S: 3	H: 1 LOB: 1 BB: 1 P: 7	R: 0 E: 0 K: 0 S: 4	H: 1 LOB: 3 BB: 0 P: 5	R: 0 E: 0 K: 3 S: 9	H: 0 LOB: 0 BB: 0 P: 9	R: 1 E: 1 K: 0 S: 3	H: 2 LOB: 1 BB: 1 P: 7		1B: 9 2B: 2 3B: 1 HR: 0	SF: 1 SAC: 2 DP: 2 HBP: 1	WP: 0 PB: 0 SB: 3 CS: 0
PITCHER	IP WLS BF H R ER SO BB IBB HBP BLK WP HR S P ERA WHIP																			
Jim Lonborg, R ERA: 6.75	(1, 1)	4.1 L 23 9 4 4 1 1 0 0 0 0 0 23 31 8.31 2.308																		
Dick Selma, R ERA: 10.38	(5, 1)	0.2 1 0 0 0 0 0 0 0 0 0 0 1 1 0.00 0.000																		
Wayne Twitchell, R ERA: 1.23	(6, 1)	2.0 8 1 0 0 3 0 0 1 0 0 0 13 14 0.00 0.500																		
Bill Wilson, R ERA: 1.08	(8, 1)	1.0 4 2 1 1 0 1 0 0 0 0 0 3 7 9.00 3.000																		

Batter	1	2	3	4	5	6	7	8	9	AB	R	H	RBI	BB	SO	LOB	TOP			
Larry Bowa, S OBP: 0.329, SLG: 0.329	F8			F7		F9		FC2-5 1B	1-3	5	0	0	0	0	0	5	Philadelphia Phillies @ Cincinnati Reds Riverfront Stadium, Cincinnati, OH Sat Apr 28 1973, 6:05 PM EST Att: 14,126 - Unknown			
Mike Anderson, R OBP: 0.421, SLG: 0.625 Del Unser, L OBP: 0.357, SLG: 0.320	4-3							1B		3	0	2	0	0	0	0				
Willie Montanez, L OBP: 0.319, SLG: 0.317	F9			F7		F4		1B		4	0	1	1	0	0	2				
Bill Robinson, R OBP: 0.348, SLG: 0.545		5-3		F8				K		4	0	0	0	0	1	3				
Greg Luzinski, R OBP: 0.284, SLG: 0.306		K			F8			K	SH1-4 BB	3	0	0	0	1	2	0				
Mike Schmidt, R OBP: 0.393, SLG: 0.435		K				2B			SH1-4 BB	2	0	1	0	2	1	0				
Bob Boone, R OBP: 0.333, SLG: 0.262			P4		F9		F7		SH1-4	3	0	0	0	0	0	2				
Terry Harmon, R OBP: 0.375, SLG: 0.300 Denny Doyle, L OBP: 0.421, SLG: 0.387			F8		F8			FC2-5 1B		3	0	1	0	0	0	1				
Dick Ruthven, R OBP: 0.341, SLG: 0.343 Bill Wilson, R OBP: 0.286, SLG: 0.333 Tom Hutton, L OBP: 0.286, SLG: 0.333 Mac Scarce, L			F9			K		BB FC2-5 1B	P6	2	0	0	0	0	1	0				
Inning Stats	R: 0 E: 0 K: 0 S: 3	H: 0 LOB: 0 BB: 0 P: 3	R: 0 E: 0 K: 2 S: 7	H: 0 LOB: 0 BB: 0 P: 7	R: 0 E: 0 K: 0 S: 3	H: 1 LOB: 1 BB: 0 P: 3	R: 0 E: 0 K: 0 S: 4	H: 1 LOB: 1 BB: 0 P: 4	R: 0 E: 0 K: 1 S: 6	H: 1 LOB: 1 BB: 0 P: 6	R: 0 E: 0 K: 1 S: 5	H: 0 LOB: 1 BB: 1 P: 9	R: 1 E: 0 K: 1 S: 7	H: 3 LOB: 2 BB: 1 P: 11	R: 0 E: 0 K: 0 S: 3	H: 0 LOB: 3 BB: 3 P: 15		1B: 3 2B: 3 3B: 0 HR: 0	SF: 0 SAC: 1 DP: 0 HBP: 0	WP: 0 PA: 37 PB: 0 SB: 0 CS: 0
PITCHER	IP	WLS	BF	H	R	ER	SO	BB	IBB	HBP	BLK	WP	HR	S	P	ERA		WHIP		
Don Gullett, L ERA: 1.9	7.1	L	28	5	1	1	4	1	0	0	0	0	0	35	39	1.23		0.818		
Pedro Borbon, R ERA: 0.54	0.2		3	1	0	0	1	1	0	0	0	0	0	4	8	0.00		3.000		
Tom Hall, L ERA: 10.8	0.0		2	0	0	0	0	2	0	0	0	0	0	4	8	∞	∞			
Jim McGlothlin, R ERA: 4.15	1.0		4	0	0	0	0	0	1	0	0	0	0	3	7	0.00	0.000			

Batter	1	2	3	4	5	6	7	8	9	AB	R	H	RBI	BB	SO	LOB	BOTTOM			
Pete Rose, S OBP: 0.398, SLG: 0.392	WP BB					3-1		F8		3	0	1	0	1	0	1	Philadelphia Phillies @ Cincinnati Reds Riverfront Stadium, Cincinnati, OH Sat Apr 28 1973, 6:05 PM EST Att: 14,126 - Unknown			
Joe Morgan, L OBP: 0.416, SLG: 0.595	P4		P6			K			L4	4	0	0	0	0	1	2				
Bobby Tolan, L OBP: 0.282, SLG: 0.315	K			P6		4-3			4-3	4	0	0	0	0	1	1				
Johnny Bench, R OBP: 0.349, SLG: 0.313	K				BB		5-3		K	3	0	0	0	1	2	1				
Tony Perez, R OBP: 0.373, SLG: 0.472		4-3		F9		K				3	0	0	0	0	1	1				
Cesar Geronimo, L OBP: 0.222, SLG: 0.300		F5		K		K				3	0	0	0	0	2	1				
Dave Concepcion, R OBP: 0.390, SLG: 0.545		F9			F7			F8		3	0	0	0	0	0	0				
Denis Menke, R OBP: 0.365, SLG: 0.268 Joe Hagues, L OBP: 0.607, SLG: 0.750 Darrel Chaney, S OBP: 0.083, SLG: 0.043			6-3			K		F8		2	0	0	0	0	1	0				
Don Gullett, R OBP: 0.353, SLG: 0.167 Pedro Borbon, R			K				F9			0	0	0	0	0	0	0				
Larry Stahl, L OBP: 0.636, SLG: 0.500 Tom Hall, L OBP: 0.286, SLG: 0.333 Jim McGlothlin, R			K					1B		1	0	1	0	0	0	0				
Inning Stats	R: 0 E: 0 K: 2 S: 7	H: 0 LOB: 1 BB: 1 P: 11	R: 0 E: 0 K: 0 S: 3	H: 0 LOB: 0 BB: 0 P: 3	R: 0 E: 0 K: 1 S: 6	H: 1 LOB: 1 BB: 0 P: 6	R: 0 E: 0 K: 1 S: 5	H: 0 LOB: 0 BB: 1 P: 9	R: 0 E: 0 K: 1 S: 5	H: 0 LOB: 0 BB: 0 P: 5	R: 0 E: 0 K: 2 S: 7	H: 0 LOB: 0 BB: 0 P: 7	R: 0 E: 0 K: 0 S: 4	H: 1 LOB: 1 BB: 0 P: 4	R: 0 E: 0 K: 1 S: 5	H: 0 LOB: 0 BB: 0 P: 5		1B: 2 2B: 0 3B: 0 HR: 0	SF: 0 SAC: 0 DP: 0 HBP: 0	WP: 1 PA: 31 PB: 0 SB: 0 CS: 0
PITCHER	IP	WLS	BF	H	R	ER	SO	BB	IBB	HBP	BLK	WP	HR	S	P	ERA		WHIP		
Dick Ruthven, R ERA: 2.76	1.1		24	1	0	0	0	2	0	0	0	0	0	38	46	0.00		0.429		
Bill Wilson, R ERA: 0.96	1.0		4	1	0	0	0	0	0	0	0	0	0	4	4	0.00	1.000			
Mac Scarce, L ERA:	1.0	S	3	0	0	0	1	0	0	0	0	0	0	5	5	0.00	0.000			

Batter	1	2	3	4	5	6	7	8	9	AB	R	H	RBI	BB	SO	LOB	TOP
Larry Bowa, S OBP: 0.338, SLG: 0.338 (1, 6)	0-0 5-3			0-0 4-3		0-0 1B			0-0 G6-3 1B	4	0	2	0	0	0	0	Philadelphia Phillies @ Cincinnati Reds Riverfront Stadium, Cincinnati, OH Sun Apr 29 1973, 3:33 AM EDT Att: 39,191 - Unknown AB 31 R 0 H 5 RBI 0 BB 0 SO 9 LOB 7
Del Unser, L OBP: 0.344, SLG: 0.310 (1, 8)	0-0 1-3			0-0 F7		0-0 F8			0-0 G6-3 1B	4	0	1	0	0	0	1	
Willie Montanez, L OBP: 0.303, SLG: 0.299 (1, 3)	0-0 1-3			0-3 K					0-0 G6-3 1-2 2-3 1B	4	0	0	0	0	1	2	
Bill Robinson, R OBP: 0.340, SLG: 0.521 (1, 9)		0-0 5-3		0-3 K	0-3 K				0-0 6-3	4	0	1	0	0	1	1	
Greg Luzinski, R OBP: 0.271, SLG: 0.292 (1, 7)		0-3 K		0-0 5-3					0-3 K	3	0	0	0	0	2	1	
Mike Schmidt, R OBP: 0.387, SLG: 0.423 (1, 5)		0-0 L4		0-0 1B					0-3 K	3	0	1	0	0	1	1	
Bob Boone, R OBP: 0.314, SLG: 0.244 (1, 2)			0-0 5-3		0-0 F2				0-3 K	3	0	0	0	0	1	1	
Denny Doyle, L OBP: 0.390, SLG: 0.353 (1, 4)			0-0 1-3			0-0 4-3			0-0 4-3	3	0	0	0	0	0	0	
Larry Christenson, R Wayne Twitchell, R Jose Pagan, R Ken Brett, L Dick Selma, R Mike Anderson, R Barry Lersch, S (1, 1) (2, 1) (6, PH) (6, 1) (6, 1) (6, PH) (6, 1)			0-3 K			0-3 K			0-3 K	0	0	0	0	0	0	0	
Inning Stats	R: 0 E: 0 K: 0 S: 3	H: 0 LOB: 0 BB: 0 P: 3	R: 0 E: 0 K: 1 S: 5	H: 0 LOB: 0 BB: 0 P: 5	R: 0 E: 0 K: 1 S: 5	H: 0 LOB: 0 BB: 0 P: 5	R: 0 E: 0 K: 1 S: 6	H: 1 LOB: 1 BB: 0 P: 6	R: 0 E: 0 K: 2 S: 8	H: 1 LOB: 1 BB: 0 P: 8	R: 0 E: 0 K: 2 S: 7	H: 0 LOB: 0 BB: 0 P: 7	R: 0 E: 0 K: 0 S: 4	H: 2 LOB: 1 BB: 0 P: 4	1B: 5 2B: 0 3B: 0 HR: 0	SF: 0 SAC: 0 DP: 1 HBP: 0	
PITCHER Jack Billingham, R ERA: 2.78 (1, 1)	IP: 9.0 WLS: W BF: 31 H: 5 R: 0 ER: 0 SO: 9 BB: 0 IBB: 0 HBP: 0 BLK: 0 WP: 0 HR: 0 S: 49 P: 49 ERA: 0.00 WHIP: 0.556																

Batter	1	2	3	4	5	6	7	8	9	AB	R	H	RBI	BB	SO	LOB	BOTTOM		
Pete Rose, S OBP: 0.409, SLG: 0.403 Gene Locklear, L (1, 7) (8, 7)	0-0 F7	4-0 2B BB		4-0 2B BB		0-0 PB 1B 2B	0-0 4-3			3	3	1	0	2	0	0	Philadelphia Phillies @ Cincinnati Reds Riverfront Stadium, Cincinnati, OH Sun Apr 29 1973, 3:33 AM EDT Att: 39,191 - Unknown AB 32 R 8 H 10 RBI 8 BB 9 SO 5 LOB 17		
Joe Morgan, L OBP: 0.436, SLG: 0.605 Darrel Chaney, S OBP: 0.083, SLG: 0.043 (1, 4) (8, 4)	0-0 1B	4-0 2B BB		0-0 F5		4-0 1B SF9 BB	4-0 BB			2	2	1	1	3	0	1			
Bobby Tolan, L OBP: 0.301, SLG: 0.359 (1, 8)	0-0 F6	0-0 2B		0-0 1H 2H 3H 2B		0-0 2B SF8 1B	0-3 K			5	1	3	5	0	1	2			
Johnny Bench, R OBP: 0.344, SLG: 0.314 Bill Plummer, R OBP: 0.296, SLG: 0.167 (1, 2) (8, 2)	0-0 2-3 1B	0-0 L6		0-0 P3		0-0 SF9		0-0 F8		3	0	1	1	0	0	2			
Tony Perez, R OBP: 0.375, SLG: 0.474 (1, 3)	0-0 F7		4-0 F9 4-3 BB	0-0 6-3		0-0 2B		0-3 K		4	0	1	0	1	1	3			
Joe Hague, L OBP: 0.444, SLG: 0.429 Phil Gagliano, R OBP: 0.346, SLG: 0.261 Cesar Geronimo, L OBP: 0.233, SLG: 0.300 (1, 9) (6, PH) (7, 9)		0-3 K		0-0 4-3		0-0 3-1		4-0 K		3	0	0	0	0	1	1			
Dave Concepcion, R OBP: 0.375, SLG: 0.525 (1, 6)		0-0 BB 1B BB		0-0 F9		0-0 6-3		0-3 K		4	1	1	1	0	1	2			
Denis Menke, R OBP: 0.375, SLG: 0.295 (1, 5)		0-0 F8		4-0 IBB		0-0 2B		0-0 F7		3	0	1	0	1	0	3			
Jack Billingham, R OBP: 0.063, SLG: 0.063 (1, 1)		0-0 BB 2B 1B		0-0 G3		0-3 K		0-0 3-1		4	1	1	0	0	1	3			
Inning Stats	R: 0 E: 0 K: 0 S: 5	H: 2 LOB: 2 BB: 0 P: 5	R: 4 E: 0 K: 1 S: 8	H: 3 LOB: 1 BB: 2 P: 16	R: 0 E: 0 K: 0 S: 3	H: 0 LOB: 2 BB: 2 P: 11	R: 1 E: 0 K: 0 S: 4	H: 1 LOB: 1 BB: 1 P: 8	R: 0 E: 0 K: 1 S: 6	H: 1 LOB: 1 BB: 0 P: 6	R: 3 E: 0 K: 0 S: 6	H: 3 LOB: 2 BB: 2 P: 14	R: 0 E: 0 K: 1 S: 5	H: 0 LOB: 1 BB: 1 P: 9	R: 0 E: 0 K: 2 S: 7	H: 0 LOB: 1 BB: 1 P: 11		1B: 4 2B: 6 3B: 0 HR: 0	SF: 2 SAC: 0 DP: 0 HBP: 0
PITCHER Larry Christenson, R ERA: 5.71 Wayne Twitchell, R ERA: 1.69 Ken Brett, L ERA: 10.57 Dick Selma, R ERA: 7.5 Barry Lersch, R ERA: 1.0 (1, 1) (2, 1) (6, 1) (6, 1) (8, 1)	IP: 1.2 WLS: L BF: 12 H: 2 R: 4 ER: 4 SO: 4 BB: 2 IBB: 0 HBP: 0 BLK: 0 WP: 0 HR: 0 S: 12 P: 20 ERA: 21.60 WHIP: 4.200																		

Batter	1	2	3	4	5	6	7	8	9	AB	R	H	RBI	BB	SO	LOB	TOP					
Jimmy Wynn, R (1, 9) <small>OBP: 0.357, SLG: 0.560</small> Jesus Alou, R (7, 9) <small>OBP: 0.200, SLG: 0.400</small>	F7		K			FC6-4		6-3		4	0	1	0	0	1	2	Houston Astros @ Philadelphia Phillies Veterans Stadium, Philadelphia, PA Wed May 02 1973, 7:05 PM EDT Att: 8,101 - Unknown					
Roger Metzger, S (1, 6) <small>OBP: 0.177, SLG: 0.183</small>	2B		FC5-4		F5		1B	6-3		3	2	2	0	2	0	1						
Cesar Cedeno, R (1, 8) <small>OBP: 0.360, SLG: 0.480</small>	F7		P4			P6		6-3		5	1	1	0	0	0	4						
Bob Watson, R (1, 7) <small>OBP: 0.426, SLG: 0.548</small>	2B		FC5-4			HR		IBB		3	3	2	3	1	0	1						
Lee May, R (1, 3) <small>OBP: 0.240, SLG: 0.319</small> Tommie Agee, R (7, PR) <small>OBP: 0.317, SLG: 0.316</small>	2B				K		HBP	K		4	1	3	2	0	1	0						
Doug Radler, R (1, 5) <small>OBP: 0.305, SLG: 0.389</small>	F9				K		1B	K		3	2	0	0	1	2	4						
Johnny Edwards, L (1, 2) <small>OBP: 0.254, SLG: 0.368</small>			L4		5-3					5	0	1	1	0	1	2						
Tommy Helms, R (1, 4) <small>OBP: 0.280, SLG: 0.270</small>			6-3				F9	F9		5	0	2	3	0	0	0						
Dave Roberts, L (1, 1) <small>OBP: 0.071, SLG: 0.071</small> Jim Ray, R (8, 1)			4-3				4-3	6-3		4	0	0	0	0	0	3						
Inning Stats	R: 2 E: 0 K: 0 S: 5	H: 2 LOB: 1 BB: 0 P: 6	R: 0 E: 0 K: 0 S: 3	H: 0 LOB: 0 BB: 0 P: 3	R: 0 E: 0 K: 1 S: 5	H: 0 LOB: 1 BB: 1 P: 9	R: 0 E: 0 K: 2 S: 7	H: 0 LOB: 0 BB: 0 P: 7	R: 0 E: 0 K: 0 S: 4	H: 1 LOB: 1 BB: 0 P: 4	R: 3 E: 0 K: 0 S: 7	H: 4 LOB: 2 BB: 0 P: 8	R: 4 E: 0 K: 1 S: 9	H: 5 LOB: 1 BB: 1 P: 13	R: 0 E: 0 K: 2 S: 8	H: 1 LOB: 3 BB: 2 P: 16	R: 0 E: 0 K: 0 S: 3	H: 0 LOB: 0 BB: 0 P: 3	1B: 9 2B: 3 3B: 0 HR: 1	SF: 0 SAC: 0 DP: 0 HBP: 2	WP: 0 PB: 1 SB: 3 CS: 2	PA: 45
PITCHER	IP WLS BF H R ER SO BB IBB HBP BLK WP HR S P ERA WHIP																					
Jim Lonborg, R (1, 1) <small>ERA: 7.07</small> Barry Lersch, R (6, 1) <small>ERA: 3.72</small> Wayne Twitchell, R (7, 1) <small>ERA: 2.31</small> Ken Brett, L (8, 1) <small>ERA: 8.38</small>	5.1 L 25 6 5 5 3 1 0 2 0 0 0 1 28 34 8.44 1.312																					

AB	39
R	9
H	13
RBI	9
BB	4
SO	6
LOB	20



Batter	1	2	3	4	5	6	7	8	9	AB	R	H	RBI	BB	SO	LOB	BOTTOM					
Larry Bowa, S (1, 6) <small>OBP: 0.326, SLG: 0.317</small>	5-3		6-3		5-3					4	0	1	0	1	0	1	Houston Astros @ Philadelphia Phillies Veterans Stadium, Philadelphia, PA Wed May 02 1973, 7:05 PM EDT Att: 8,101 - Unknown					
Cesar Tovar, R (1, 9) <small>OBP: 0.382, SLG: 0.415</small>	G1				L6					5	1	3	1	0	0	2						
Willie Montanez, L (1, 3) <small>OBP: 0.298, SLG: 0.293</small> Ken Brett, L (8, 1)	G1									4	0	1	0	0	0	3						
Bill Robinson, R (1, 7) <small>OBP: 0.310, SLG: 0.464</small>	5-3									4	0	1	1	0	1	1						
Mike Schmidt, R (1, 5) <small>OBP: 0.385, SLG: 0.424</small>			K		G6-4-3					4	0	1	0	0	1	2						
Bob Boone, R (1, 2) <small>OBP: 0.293, SLG: 0.231</small>	F3				6-3					4	0	0	0	0	0	2						
Mike Anderson, R (1, 8) <small>OBP: 0.429, SLG: 0.680</small>	F9									4	2	2	1	0	0	1						
Terry Harmon, R (1, 4) <small>OBP: 0.333, SLG: 0.269</small> Denny Doyle, L (9, PH) <small>OBP: 0.351, SLG: 0.343</small>			F8							3	0	1	0	0	0	1						
Jim Lonborg, R (1, 1) <small>ERA: 3.43</small> Barry Lersch, S (6, 1) <small>ERA: 3.72</small> Wayne Twitchell, R (7, 1) <small>ERA: 2.31</small> Jose Pagan, R (7, PH) <small>OBP: 0.125, SLG: 0.250</small>	7.0 W 30 9 4 4 2 1 0 0 0 0 0 0 12 12 5.14 1.429																					
Inning Stats	R: 0 E: 0 K: 0 S: 4	H: 1 LOB: 1 BB: 0 P: 4	R: 0 E: 0 K: 1 S: 5	H: 0 LOB: 0 BB: 0 P: 5	R: 0 E: 0 K: 1 S: 5	H: 0 LOB: 0 BB: 0 P: 5	R: 1 E: 0 K: 0 S: 5	H: 3 LOB: 1 BB: 0 P: 5	R: 1 E: 0 K: 0 S: 5	H: 2 LOB: 1 BB: 0 P: 5	R: 0 E: 0 K: 0 S: 3	H: 0 LOB: 0 BB: 0 P: 3	R: 2 E: 0 K: 0 S: 6	H: 3 LOB: 2 BB: 1 P: 10	R: 0 E: 0 K: 1 S: 6	H: 1 LOB: 1 BB: 0 P: 6	R: 0 E: 0 K: 1 S: 6	H: 1 LOB: 1 BB: 0 P: 6	1B: 6 2B: 4 3B: 0 HR: 1	SF: 0 SAC: 1 DP: 1 HBP: 0	WP: 0 PB: 0 SB: 0 CS: 0	PA: 38
PITCHER	IP WLS BF H R ER SO BB IBB HBP BLK WP HR S P ERA WHIP																					
Dave Roberts, L (1, 1) <small>ERA: 3.43</small> Jim Ray, R (8, 1)	2.0 S 8 2 0 0 2 0 0 0 0 0 0 0 12 12 0.00 1.000																					

AB	36
R	4
H	11
RBI	4
BB	1
SO	4
LOB	13



Batter	1	2	3	4	5	6	7	8	9	10	11	12	13	14	15	16	17	18	19	20	AB	R	H	RBI	BB	SO	LOB																																																																																																																									
Ralph Garr, L OBP: 0.232, SLG: 0.231	6-3		F8	FC4-6			G3		K		6-3 1B		K	K		F5		P3		F7	11	0	1	0	0	3	7																																																																																																																									
Sony Jackson, L OBP: 0.200, SLG: 0.167 Marty Perez, R OBP: 0.352, SLG: 0.417	B2-3		2B 1B		3-1		HBP		L6		6-3		K				1B BB		FC5			3	1	1	0	0	0																																																																																																																									
Hank Aaron, R OBP: 0.307, SLG: 0.507 Oscar Brown, R OBP: 0.320, SLG: 0.273	K		2B BB				F8		K		K				SH1-4 BB		1B BB		2B			3	0	1	0	1	1																																																																																																																									
Darrell Evans, L OBP: 0.300, SLG: 0.568		F5			P6		F8										1B					9	1	3	4	1	0	5																																																																																																																								
Mike Lum, L OBP: 0.306, SLG: 0.457			6-3		F9																	8	0	3	0	0	0	8																																																																																																																								
Dusty Baker Jr., R OBP: 0.358, SLG: 0.395	K						F8		FC5-4 1B													8	0	1	0	2	2	8																																																																																																																								
Darvy Johnson Jr., R OBP: 0.303, SLG: 0.382	F8																					8	0	2	0	1	2	7																																																																																																																								
Johnny Oates, L OBP: 0.312, SLG: 0.368			6-3		E4		F7															8	0	1	0	2	1	5																																																																																																																								
...			E5 1B 2B		E4 FC4-6		K															1	0	0	0	0	0																																																																																																																									
Inning Stats	R:0 E:0 K:1 S:5	H:0 LOB:0 BB:0 P:5	R:0 E:0 K:1 S:5	H:1 LOB:1 BB:0 P:6	R:2 E:2 K:0 S:6	H:2 LOB:2 BB:1 P:10	R:0 E:0 K:0 S:3	H:0 LOB:0 BB:0 P:4	R:0 E:0 K:2 S:8	H:1 LOB:2 BB:1 P:12	R:0 E:0 K:1 S:3	H:1 LOB:1 BB:0 P:6	R:0 E:0 K:0 S:3	H:0 LOB:3 BB:2 P:12	R:2 E:0 K:2 S:10	H:3 LOB:1 BB:0 P:10	R:0 E:0 K:1 S:5	H:1 LOB:1 BB:0 P:8	R:0 E:0 K:0 S:4	H:0 LOB:2 BB:2 P:13	R:0 E:0 K:0 S:4	H:1 LOB:2 BB:0 P:5	R:0 E:0 K:0 S:5	H:1 LOB:2 BB:0 P:8	R:0 E:0 K:0 S:3	H:0 LOB:0 BB:0 P:3	1B:13 2B:3 3B:0 HR:1	SF:0 SAC:2 DP:0 HBP:3	WP:0 PB:0 SB:0 CS:2	PA:91																																																																																																																						
PITCHER	<table border="1"> <thead> <tr> <th>PITCHER</th> <th>IP</th> <th>WLS</th> <th>BF</th> <th>H</th> <th>R</th> <th>ER</th> <th>SO</th> <th>BB</th> <th>IBB</th> <th>HBP</th> <th>BLK</th> <th>WP</th> <th>HR</th> <th>S</th> <th>P</th> <th>ERA</th> <th>WHIP</th> </tr> </thead> <tbody> <tr> <td>Dick Ruthen, R ERA: 1.85</td> <td>2.0</td> <td>0</td> <td>8</td> <td>0</td> <td>0</td> <td>0</td> <td>0</td> <td>0</td> <td>0</td> <td>0</td> <td>0</td> <td>0</td> <td>0</td> <td>21</td> <td>34</td> <td>0.00</td> <td>0.818</td> </tr> <tr> <td>Mac Scarce, L ERA: 2.31</td> <td>2.0</td> <td>0</td> <td>7</td> <td>3</td> <td>2</td> <td>2</td> <td>2</td> <td>0</td> <td>0</td> <td>0</td> <td>0</td> <td>0</td> <td>1</td> <td>11</td> <td>11</td> <td>13.50</td> <td>2.250</td> </tr> <tr> <td>Bill Wilson, R ERA: 1.50</td> <td>2.0</td> <td>0</td> <td>9</td> <td>1</td> <td>0</td> <td>0</td> <td>3</td> <td>1</td> <td>1</td> <td>1</td> <td>0</td> <td>0</td> <td>0</td> <td>12</td> <td>21</td> <td>0.00</td> <td>1.000</td> </tr> <tr> <td>Wayne Twitchell, R ERA: 2.84</td> <td>3.0</td> <td>0</td> <td>14</td> <td>4</td> <td>0</td> <td>0</td> <td>0</td> <td>1</td> <td>0</td> <td>0</td> <td>0</td> <td>0</td> <td>0</td> <td>13</td> <td>17</td> <td>0.00</td> <td>1.667</td> </tr> </tbody> </table>																				PITCHER	IP	WLS	BF	H	R	ER	SO	BB	IBB	HBP	BLK	WP	HR	S	P	ERA	WHIP	Dick Ruthen, R ERA: 1.85	2.0	0	8	0	0	0	0	0	0	0	0	0	0	21	34	0.00	0.818	Mac Scarce, L ERA: 2.31	2.0	0	7	3	2	2	2	0	0	0	0	0	1	11	11	13.50	2.250	Bill Wilson, R ERA: 1.50	2.0	0	9	1	0	0	3	1	1	1	0	0	0	12	21	0.00	1.000	Wayne Twitchell, R ERA: 2.84	3.0	0	14	4	0	0	0	1	0	0	0	0	0	13	17	0.00	1.667	<table border="1"> <thead> <tr> <th>PITCHER</th> <th>IP</th> <th>WLS</th> <th>BF</th> <th>H</th> <th>R</th> <th>ER</th> <th>SO</th> <th>BB</th> <th>IBB</th> <th>HBP</th> <th>BLK</th> <th>WP</th> <th>HR</th> <th>S</th> <th>P</th> <th>ERA</th> <th>WHIP</th> </tr> </thead> <tbody> <tr> <td>Jim Lonborg, R ERA: 6.66</td> <td>2.0</td> <td>0</td> <td>8</td> <td>1</td> <td>0</td> <td>0</td> <td>0</td> <td>0</td> <td>0</td> <td>0</td> <td>0</td> <td>0</td> <td>0</td> <td>7</td> <td>11</td> <td>0.00</td> <td>1.000</td> </tr> </tbody> </table>		PITCHER	IP	WLS	BF	H	R	ER	SO	BB	IBB	HBP	BLK	WP	HR	S	P	ERA	WHIP	Jim Lonborg, R ERA: 6.66	2.0	0	8	1	0	0	0	0	0	0	0	0	0	7	11	0.00	1.000
PITCHER	IP	WLS	BF	H	R	ER	SO	BB	IBB	HBP	BLK	WP	HR	S	P	ERA	WHIP																																																																																																																																			
Dick Ruthen, R ERA: 1.85	2.0	0	8	0	0	0	0	0	0	0	0	0	0	21	34	0.00	0.818																																																																																																																																			
Mac Scarce, L ERA: 2.31	2.0	0	7	3	2	2	2	0	0	0	0	0	1	11	11	13.50	2.250																																																																																																																																			
Bill Wilson, R ERA: 1.50	2.0	0	9	1	0	0	3	1	1	1	0	0	0	12	21	0.00	1.000																																																																																																																																			
Wayne Twitchell, R ERA: 2.84	3.0	0	14	4	0	0	0	1	0	0	0	0	0	13	17	0.00	1.667																																																																																																																																			
PITCHER	IP	WLS	BF	H	R	ER	SO	BB	IBB	HBP	BLK	WP	HR	S	P	ERA	WHIP																																																																																																																																			
Jim Lonborg, R ERA: 6.66	2.0	0	8	1	0	0	0	0	0	0	0	0	0	7	11	0.00	1.000																																																																																																																																			

Atlanta Braves @ Philadelphia Phillies
Veterans Stadium, Philadelphia, PA
Fri May 04 1973, 7:05 PM EDT
Att: 10,156 - Unknown

WP: 0
PB: 0
SB: 0
CS: 2

PA: 91

AB: 76
R: 4
H: 17
RBI: 4
BB: 10
SO: 15
LOB: 53

WP: 0
PB: 0
SB: 0
CS: 2

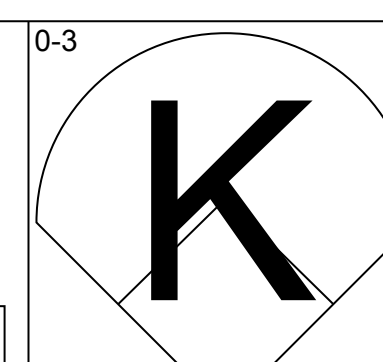
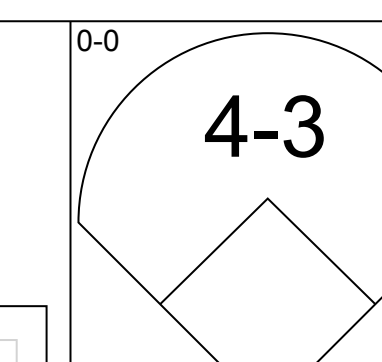
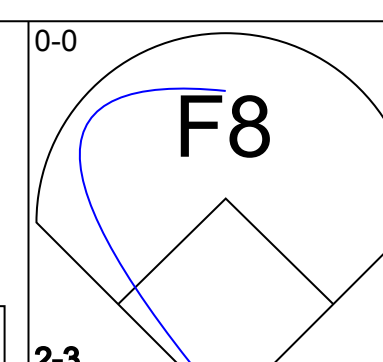
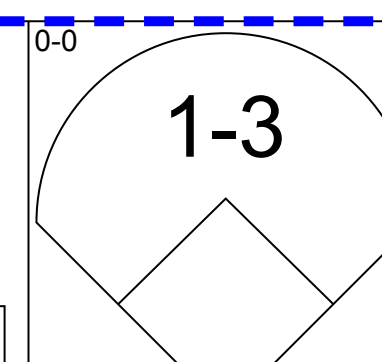
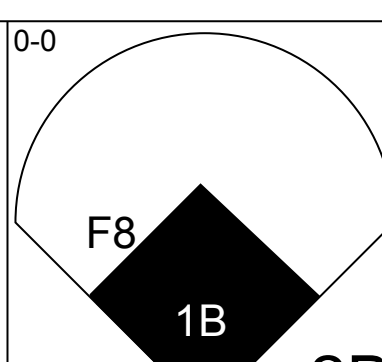
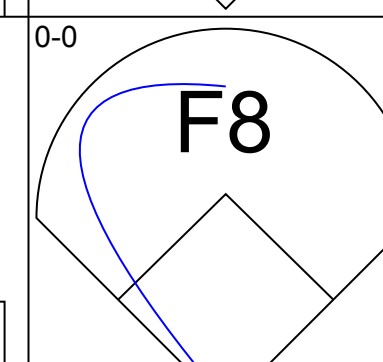
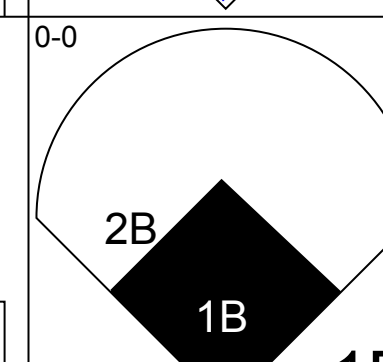
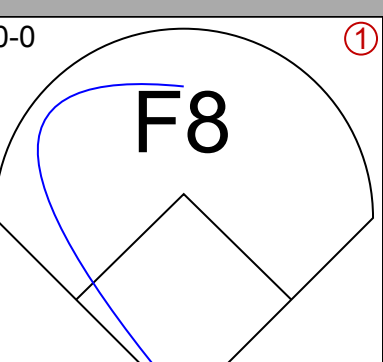
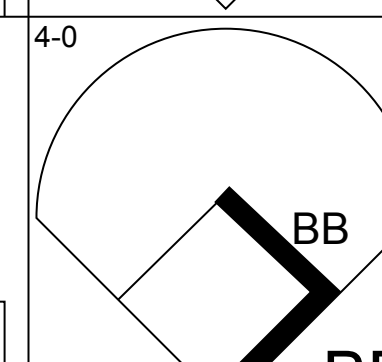
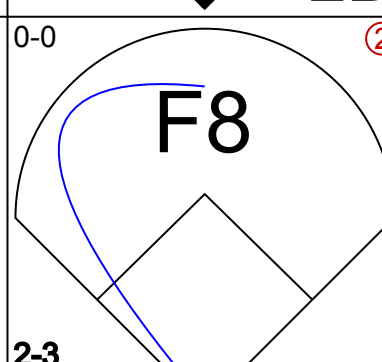
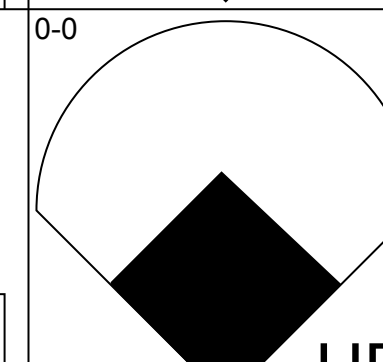
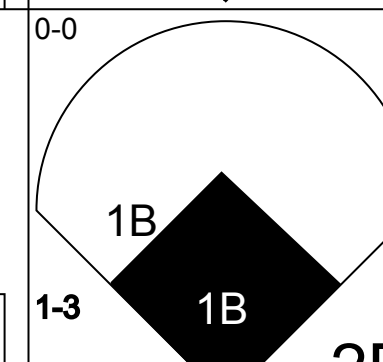
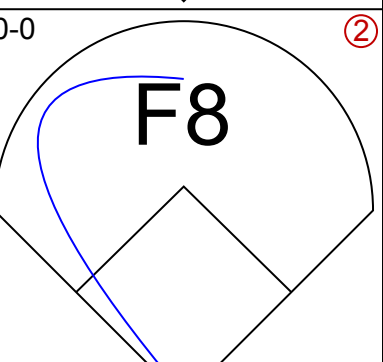
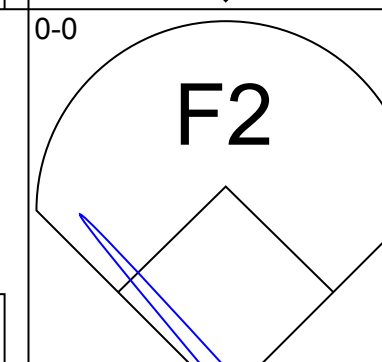
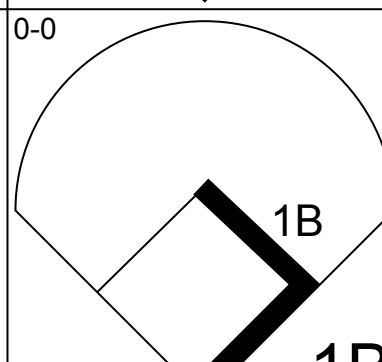
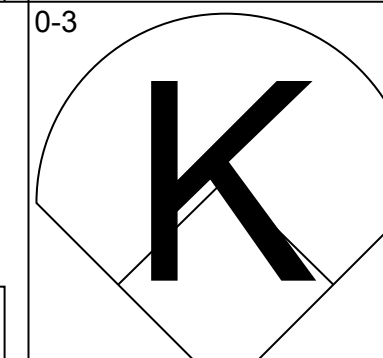
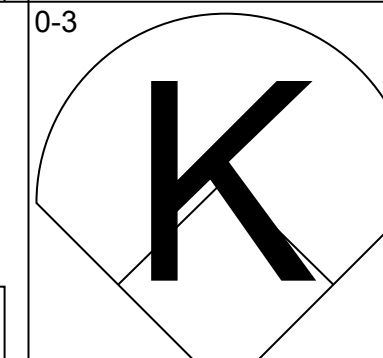
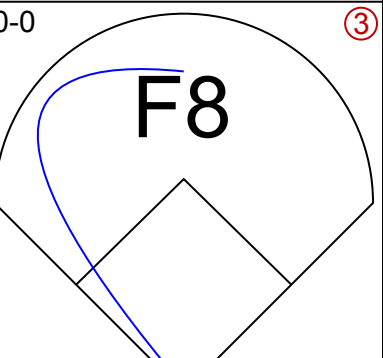
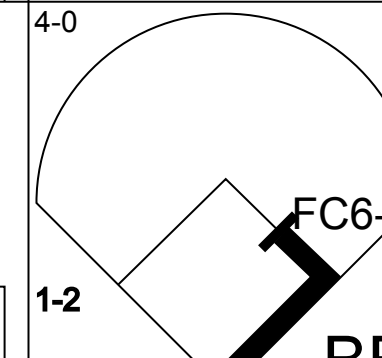
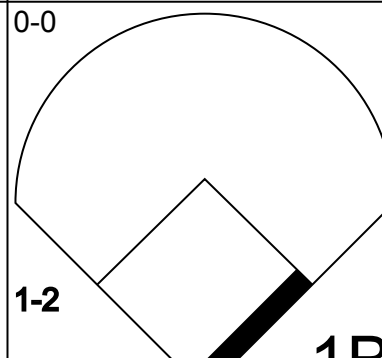
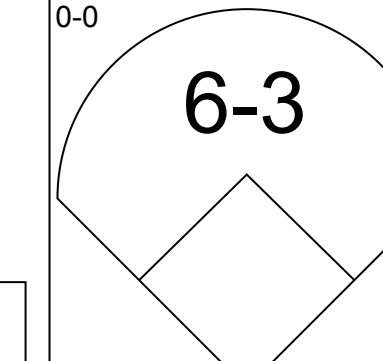
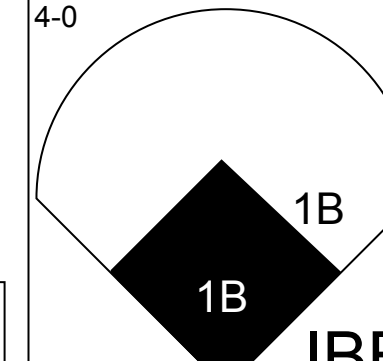
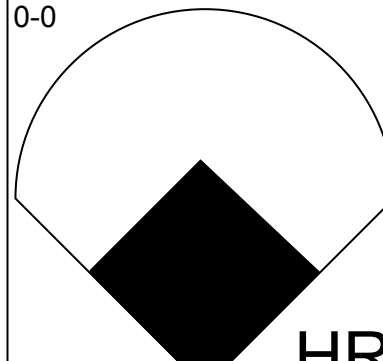
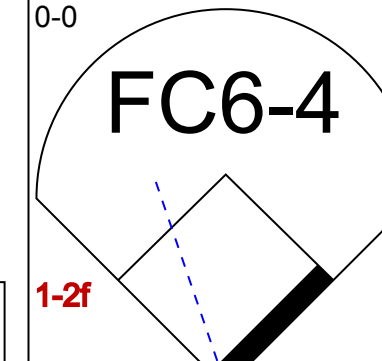
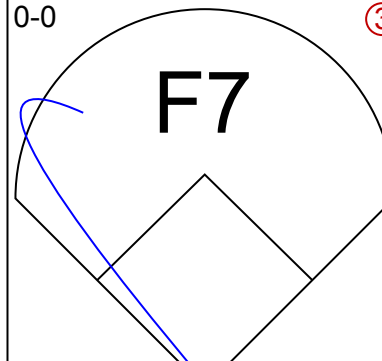
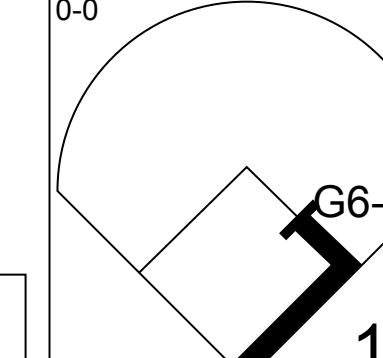
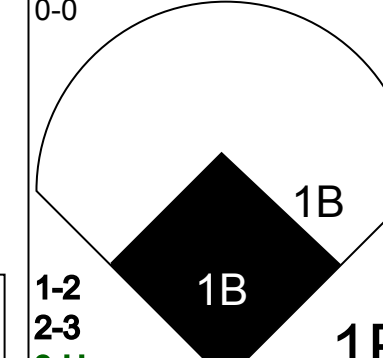
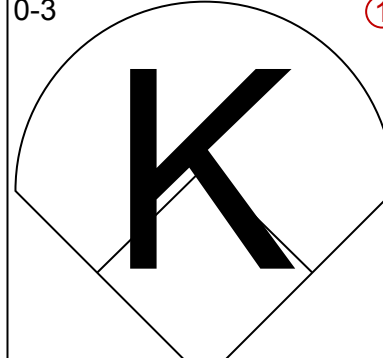
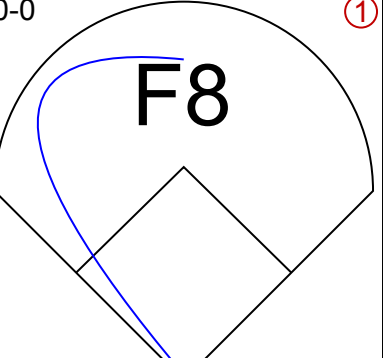
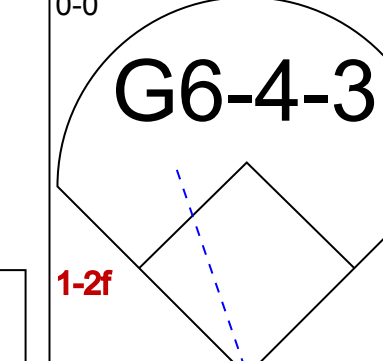
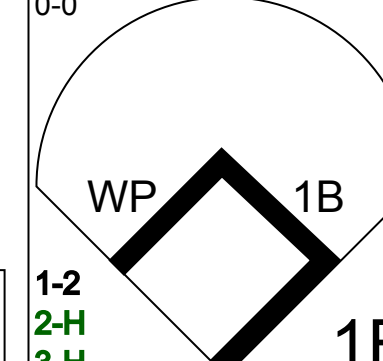
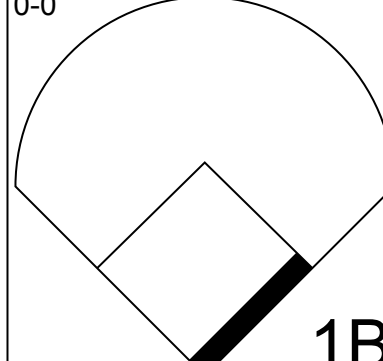
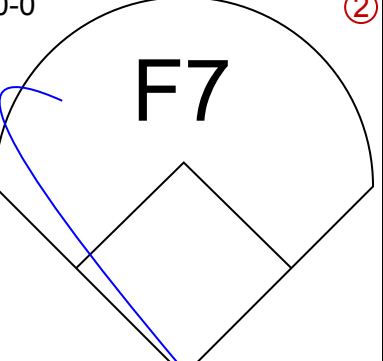
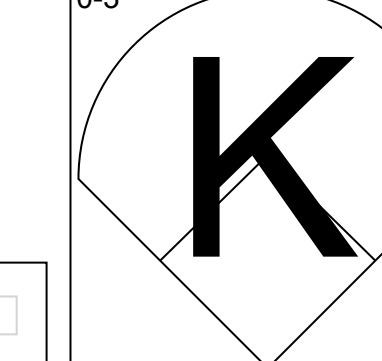
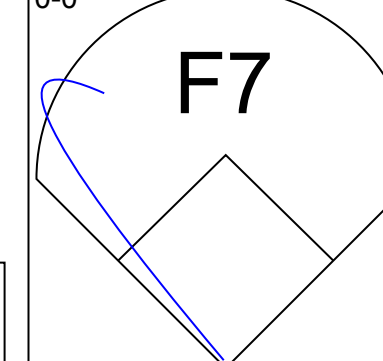
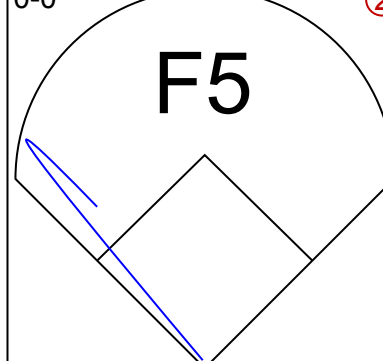
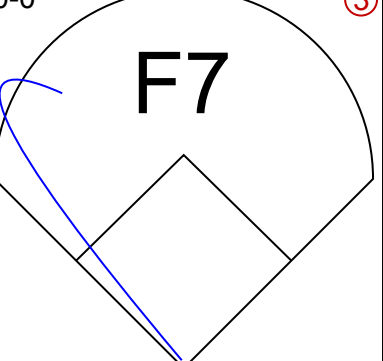
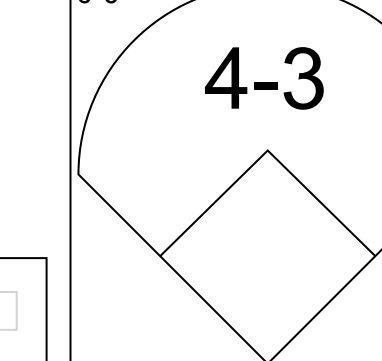
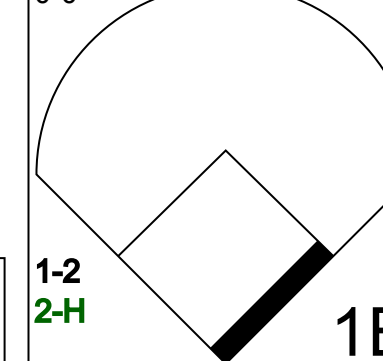

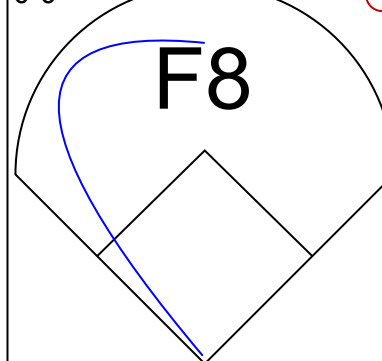
Batter	1	2	3	4	5	6	7	8	9	10	11	12	13	14	15	16	17	18	19	20	AB	R	H	RBI	BB	SO	LOB																																																																																																																									
Larry Bowa, S OBP: 0.316, SLG: 0.300	F7			1-3		F9		E8			F7				K			F8			8	0	1	0	1	1	0																																																																																																																									
Cesar Tovar, R OBP: 0.362, SLG: 0.404 Bary Lersch, S	K					F7		F7			F6				F7						6	0	1	0	1	1	1																																																																																																																									
Bill Robinson, R OBP: 0.305, SLG: 0.456 Jim Lonborg, R				3-1 2B																		1	0	0	0	1	0																																																																																																																									
Jose Pagan, R OBP: 0.118, SLG: 0.250 Del Unser, L OBP: 0.275, SLG: 0.250	F5			3-1		F9		P4			F5											7	0	0	1	0	0																																																																																																																									
Willie Montanez, L OBP: 0.302, SLG: 0.272		F7		P4																		6	0	0	0	2	2	1																																																																																																																								
Bob Boone, R OBP: 0.268, SLG: 0.250		6-3						4-3														8	0	2	0	0	1	4																																																																																																																								
Mike Schmidt, R OBP: 0.360, SLG: 0.350	K																					7	0	0	0	1	4	3																																																																																																																								
Mike Anderson, R OBP: 0.389, SLG: 0.606																						8	2	2	0	0	0	2																																																																																																																								
Denny Doyle, L OBP: 0.380, SLG: 0.381																							7	2	2	1	1	1	2																																																																																																																							
...				6-3																		2	0	0	0	0	0																																																																																																																									
Inning Stats	R:0 E:0 K:1 S:5	H:0 LOB:0 BB:0 P:5	R:0 E:0 K:1 S:5	H:0 LOB:0 BB:0 P:5	R:0 E:0 K:0 S:4	H:1 LOB:1 BB:0 P:4	R:0 E:0 K:0 S:3	H:0 LOB:0 BB:0 P:7	R:2 E:1 K:2 S:6	H:2 LOB:1 BB:0 P:6	R:0 E:0 K:1 S:5	H:0 LOB:0 BB:0 P:5	R:0 E:0 K:0 S:3	H:0 LOB:3 BB:2 P:14	R:0 E:0 K:2 S:7	H:0 LOB:0 BB:0 P:7	R:0 E:0 K:1 S:5	H:1 LOB:1 BB:0 P:6	R:0 E:0 K:0 S:2	H:0 LOB:2 BB:1 P:6	R:0 E:0 K:1 S:5	H:0 LOB:0 BB:0 P:5	R:0 E:0 K:0 S:6	H:1 LOB:1 BB:0 P:6	R:1 E:0 K:0 S:2	H:1 LOB:2 BB:2 P:10	1B:5 2B:3 3B:1 HR:0	SF:2 SAC:1 DP:1 HBP:0	WP:1 PB:1 SB:0 CS:0	PA:74																																																																																																																						
PITCHER	<table border="1"> <thead> <tr> <th>PITCHER</th> <th>IP</th> <th>WLS</th> <th>BF</th> <th>H</th> <th>R</th> <th>ER</th> <th>SO</th> <th>BB</th> <th>IBB</th> <th>HBP</th> <th>BLK</th> <th>WP</th> <th>HR</th> <th>S</th> <th>P</th> <th>ERA</th> <th>WHIP</th> </tr> </thead> <tbody> <tr> <td>Ron Reed, R ERA: 4.79</td> <td>7.0</td> <td>0</td> <td>28</td> <td>3</td> <td>2</td> <td>1</td> <td>2</td> <td>0</td> <td>0</td> <td>0</td> <td>0</td> <td>0</td> <td>0</td> <td>28</td> <td>36</td> <td>1.29</td> <td>0.714</td> </tr> <tr> <td>Danny Frisella, R ERA: 4.4</td> <td>1.0</td> <td>0</td> <td>3</td> <td>0</td> <td>0</td> <td>0</td> <td>0</td> <td>0</td> <td>0</td> <td>0</td> <td>0</td> <td>0</td> <td>0</td> <td>3</td> <td>3</td> <td>0.00</td> <td>0.000</td> </tr> <tr> <td>Phil Niekro, R ERA: 3.85</td> <td>1.0</td> <td>0</td> <td>4</td> <td>1</td> <td>1</td> <td>1</td> <td>1</td> <td>0</td> <td>0</td> <td>0</td> <td>0</td> <td>0</td> <td>0</td> <td>6</td> <td>6</td> <td>9.00</td> <td>1.000</td> </tr> <tr> <td>Tom House, L ERA: 5.4</td> <td>5.0</td> <td>0</td> <td>20</td> <td>3</td> <td>1</td> <td>1</td> <td>4</td> <td>2</td> <td>1</td> <td>0</td> <td>0</td> <td>1</td> <td>0</td> <td>25</td> <td>37</td> <td>1.80</td> <td>1.000</td> </tr> </tbody> </table>																				PITCHER	IP	WLS	BF	H	R	ER	SO	BB	IBB	HBP	BLK	WP	HR	S	P	ERA	WHIP	Ron Reed, R ERA: 4.79	7.0	0	28	3	2	1	2	0	0	0	0	0	0	28	36	1.29	0.714	Danny Frisella, R ERA: 4.4	1.0	0	3	0	0	0	0	0	0	0	0	0	0	3	3	0.00	0.000	Phil Niekro, R ERA: 3.85	1.0	0	4	1	1	1	1	0	0	0	0	0	0	6	6	9.00	1.000	Tom House, L ERA: 5.4	5.0	0	20	3	1	1	4	2	1	0	0	1	0	25	37	1.80	1.000	<table border="1"> <thead> <tr> <th>PITCHER</th> <th>IP</th> <th>WLS</th> <th>BF</th> <th>H</th> <th>R</th> <th>ER</th> <th>SO</th> <th>BB</th> <th>IBB</th> <th>HBP</th> <th>BLK</th> <th>WP</th> <th>HR</th> <th>S</th> <th>P</th> <th>ERA</th> <th>WHIP</th> </tr> </thead> <tbody> <tr> <td>Tom Kelley, R ERA: 3.38</td> <td>2.1</td> <td>0</td> <td>11</td> <td>2</td> <td>1</td> <td>1</td> <td>2</td> <td>0</td> <td>2</td> <td>0</td> <td>0</td> <td>0</td> <td>0</td> <td>13</td> <td>21</td> <td>3.86</td> <td>0.857</td> </tr> </tbody> </table>		PITCHER	IP	WLS	BF	H	R	ER	SO	BB	IBB	HBP	BLK	WP	HR	S	P	ERA	WHIP	Tom Kelley, R ERA: 3.38	2.1	0	11	2	1	1	2	0	2	0	0	0	0	13	21	3.86	0.857
PITCHER	IP	WLS	BF	H	R	ER	SO	BB	IBB	HBP	BLK	WP	HR	S	P	ERA	WHIP																																																																																																																																			
Ron Reed, R ERA: 4.79	7.0	0	28	3	2	1	2	0	0	0	0	0	0	28	36	1.29	0.714																																																																																																																																			
Danny Frisella, R ERA: 4.4	1.0	0	3	0	0	0	0	0	0	0	0	0	0	3	3	0.00	0.000																																																																																																																																			
Phil Niekro, R ERA: 3.85	1.0	0	4	1	1	1	1	0	0	0	0	0	0	6	6	9.00	1.000																																																																																																																																			
Tom House, L ERA: 5.4	5.0	0	20	3	1	1	4	2	1	0	0	1	0	25	37	1.80	1.000																																																																																																																																			
PITCHER	IP	WLS	BF	H	R	ER	SO	BB	IBB	HBP	BLK	WP	HR	S	P	ERA	WHIP																																																																																																																																			
Tom Kelley, R ERA: 3.38	2.1	0	11	2	1	1	2	0	2	0	0	0	0	13	21	3.86	0.857																																																																																																																																			

Atlanta Braves @ Philadelphia Phillies
Veterans Stadium, Philadelphia, PA
Fri May 04 1973, 7:05 PM EDT
Att: 10,156 - Unknown

WP: 1
PB: 1
SB: 0
CS: 0

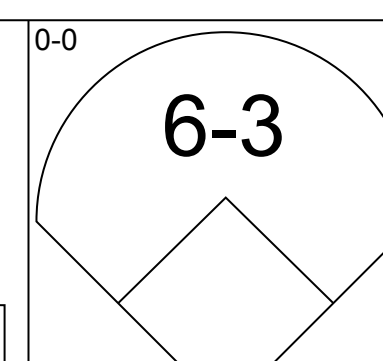
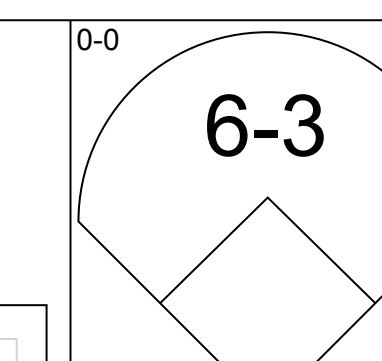
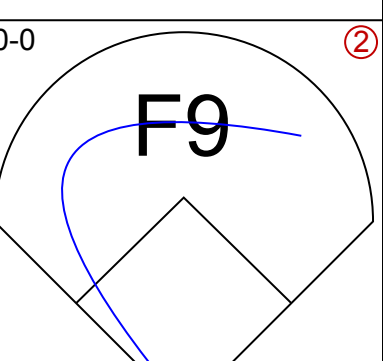
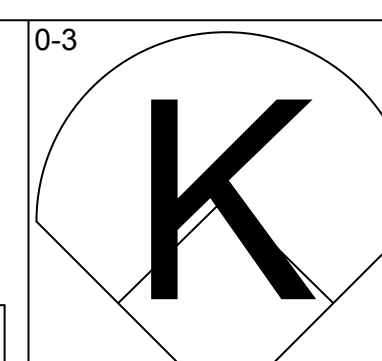
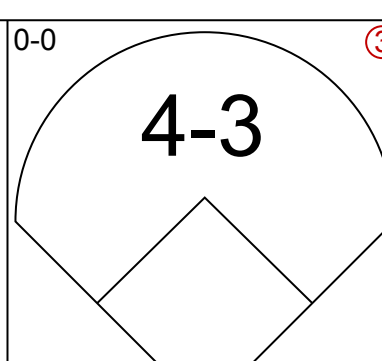
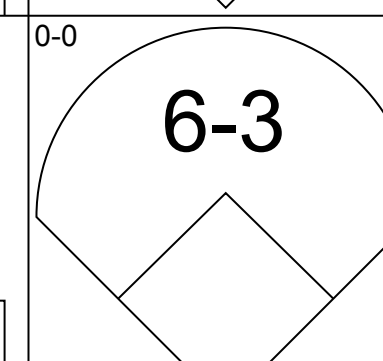
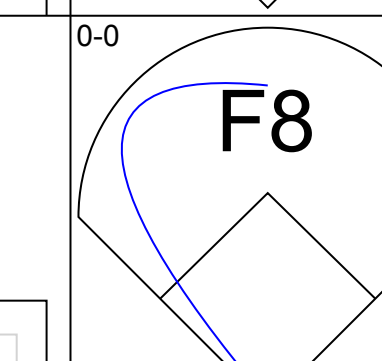
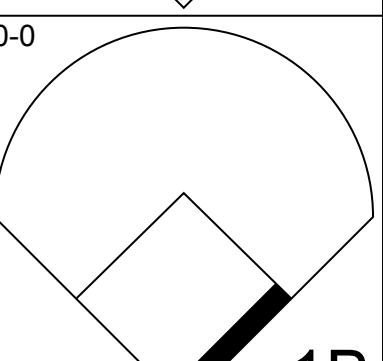
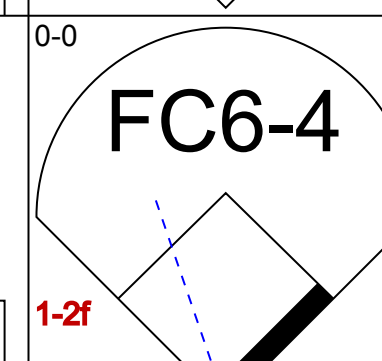
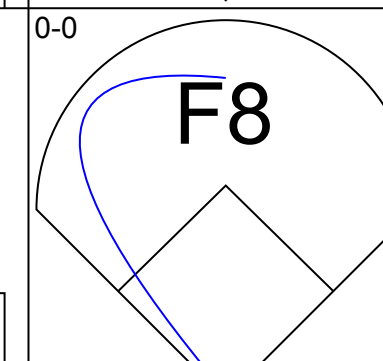
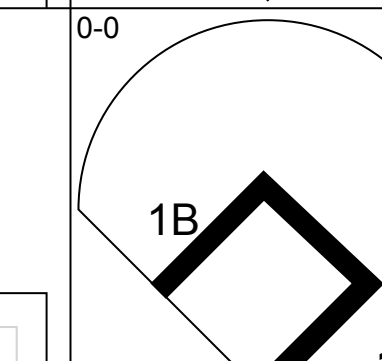
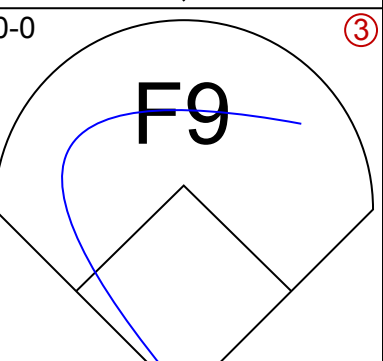
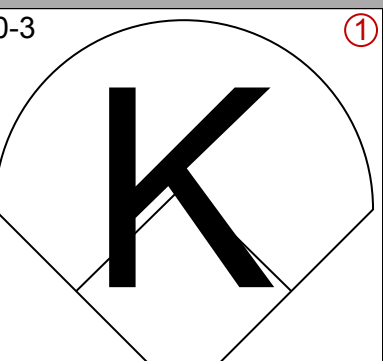
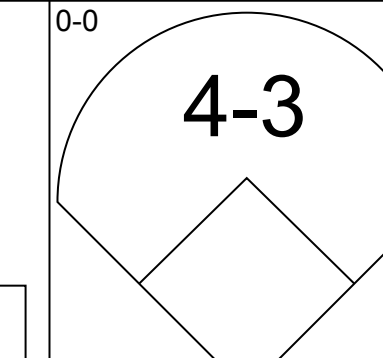
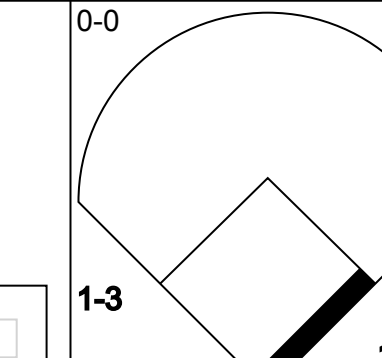
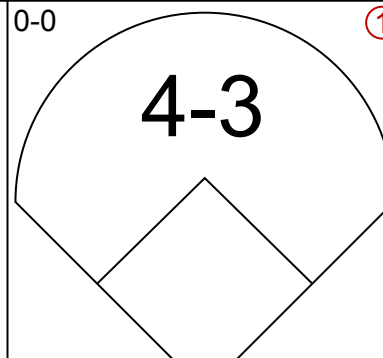
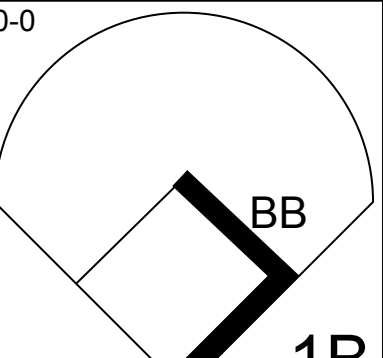
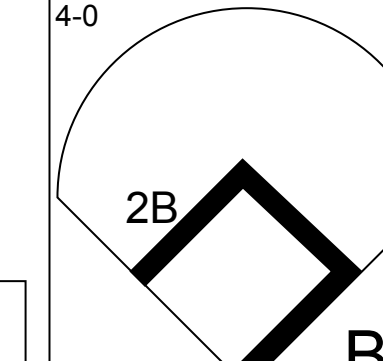
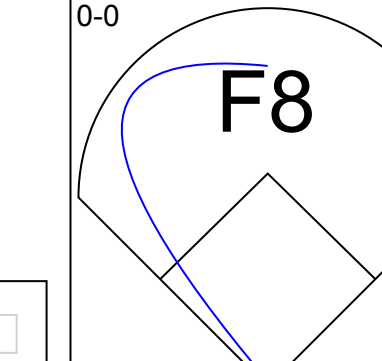
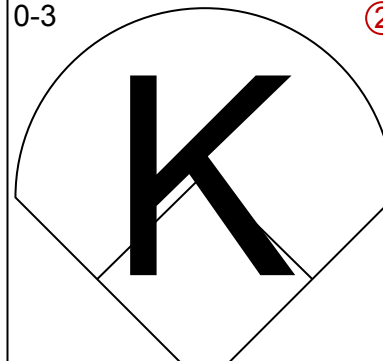
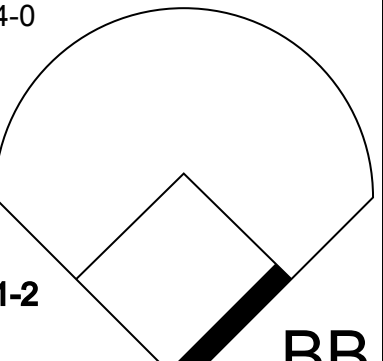
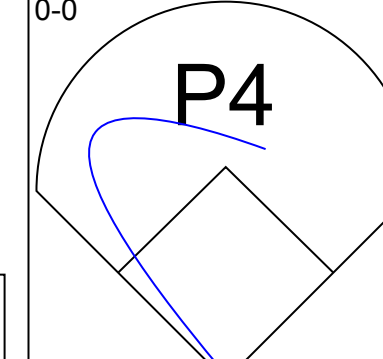
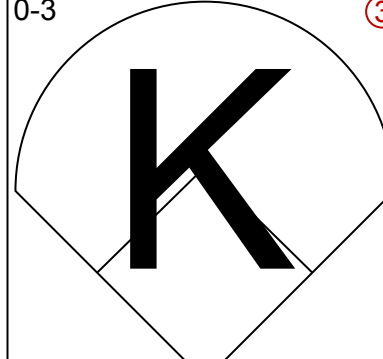
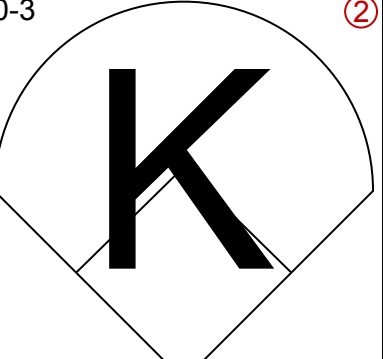
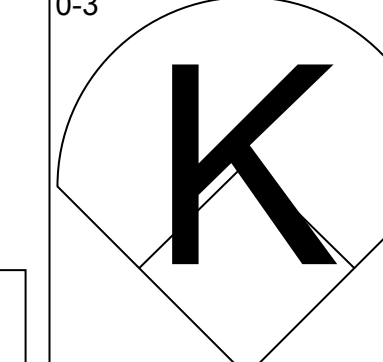
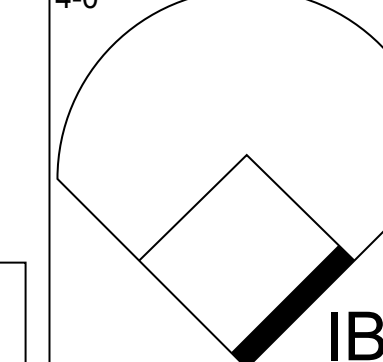
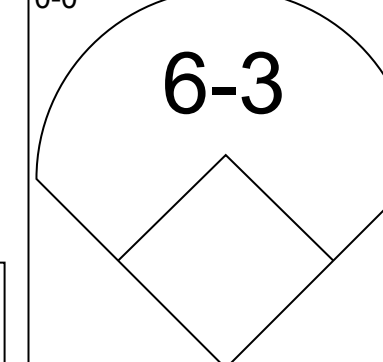
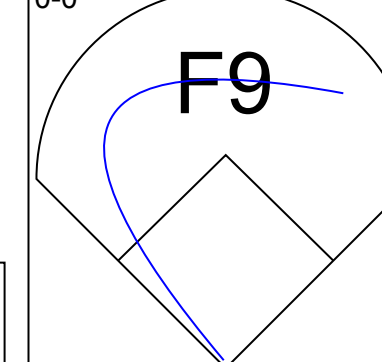

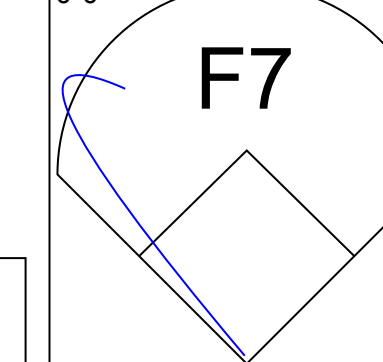

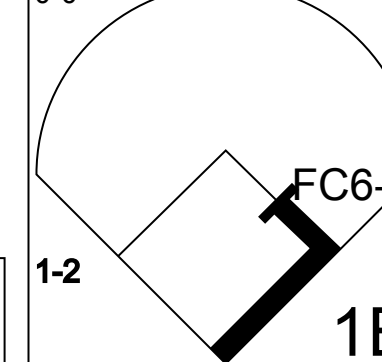
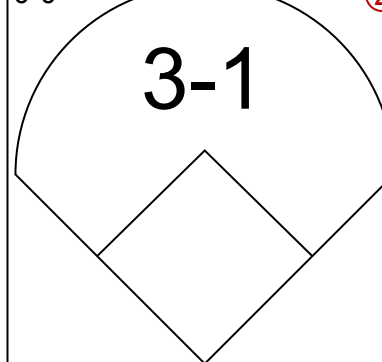
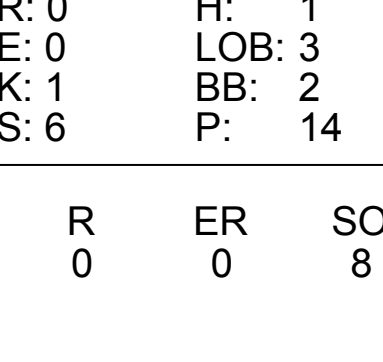
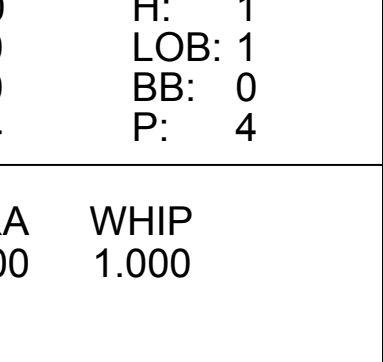
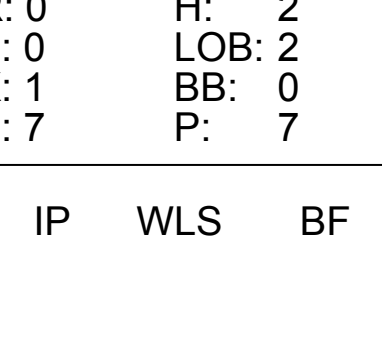
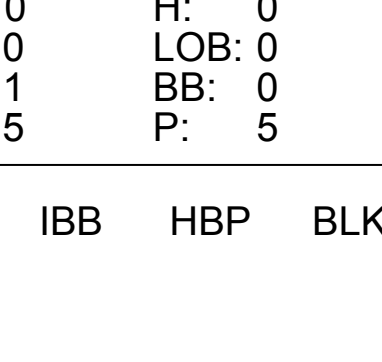
PA: 74

AB: 64
R: 5
H: 9
RBI: 3
BB: 7
SO: 12
LOB: 16

Batter	1	2	3	4	5	6	7	8	9	AB	R	H	RBI	BB	SO	LOB	TOP					
Oscar Brown, R OBP: 0.300, SLG: 0.296 (1, 9)										5	1	1	0	0	1	2	Atlanta Braves @ Philadelphia Phillies Veterans Stadium, Philadelphia, PA Sat May 05 1973, 7:05 PM EDT Att: 11,368 - Unknown					
Marty Perez, R OBP: 0.355, SLG: 0.406 (1, 6)										4	1	1	0	1	0	1						
Hank Aaron, R OBP: 0.352, SLG: 0.569 (1, 7)										5	2	3	2	0	0	1						
Davey Johnson, R OBP: 0.364, SLG: 0.376 (1, 4)										4	0	1	0	1	2	2						
Dusty Baker Jr., R OBP: 0.360, SLG: 0.422 (1, 8)										4	2	1	1	1	0	4						
Darrell Evans, L OBP: 0.337, SLG: 0.565 (1, 5)										4	1	2	1	0	1	0						
Dick Dietz, R OBP: 0.438, SLG: 0.357 (1, 3)										4	0	2	2	0	0	1						
Paul Casanova, R (1, 2)										4	0	0	0	0	1	3						
Carl Morton, R OBP: 0.222, SLG: 0.235 (1, 1)										4	0	1	1	0	1	1						
Inning Stats	R: 1 E: 0 K: 2 S: 8	H: 1 LOB: 0 BB: 0 P: 8	R: 0 E: 0 K: 0 S: 3	H: 1 LOB: 0 BB: 0 P: 3	R: 0 E: 0 K: 1 S: 5	H: 0 LOB: 0 BB: 0 P: 5	R: 4 E: 0 K: 1 S: 10	H: 5 LOB: 2 BB: 1 P: 14	R: 0 E: 0 K: 0 S: 3	H: 0 LOB: 0 BB: 0 P: 3	R: 1 E: 0 K: 2 S: 9	H: 2 LOB: 1 BB: 0 P: 9	R: 0 E: 0 K: 0 S: 3	H: 0 LOB: 0 BB: 0 P: 11	R: 0 E: 0 K: 0 S: 3	H: 0 LOB: 0 BB: 0 P: 3	R: 1 E: 0 K: 0 S: 6	H: 3 LOB: 2 BB: 0 P: 6	1B: 8 2B: 2 3B: 0 HR: 2	SF: 0 SAC: 0 DP: 1 HBP: 0	WP: 1 PB: 0 SB: 0 CS: 0	PA: 41
PITCHER	IP WLS BF H R ER SO BB IBB HBP BLK WP HR S P ERA WHIP																					
Steve Carlton, L ERA: 3.18 (1, 1)	6.0 L 27 9 6 6 6 0 1 0 0 0 1 2 38 42 9.00 1.500																					
Dick Selma, R ERA: 5.63 (7, 1)	2.0 8 0 0 0 0 2 0 0 0 0 0 6 14 0.00 1.000																					
Barry Lersch, R ERA: 3.29 (9, 1)	1.0 6 3 1 1 0 0 0 0 0 0 0 6 6 9.00 3.000																					

AB	38
R	7
H	12
RBI	7
BB	3
SO	6
LOB	15



Batter	1	2	3	4	5	6	7	8	9	AB	R	H	RBI	BB	SO	LOB	BOTTOM					
Larry Bowa, S OBP: 0.301, SLG: 0.284 (1, 6)										5	0	0	0	0	1	2	Atlanta Braves @ Philadelphia Phillies Veterans Stadium, Philadelphia, PA Sat May 05 1973, 7:05 PM EDT Att: 11,368 - Unknown					
Cesar Tovar, R OBP: 0.345, SLG: 0.392 (1, 7) (7, 5)										4	0	1	0	0	0	2						
Del Unser, L OBP: 0.273, SLG: 0.250 (1, 8)										4	0	1	0	0	1	1						
Willie Montanez, L OBP: 0.302, SLG: 0.282 (1, 3)										4	0	2	0	0	0	0						
Bob Boone, R OBP: 0.300, SLG: 0.242 (1, 2)										2	0	0	0	2	1	2						
Mike Schmidt, R OBP: 0.340, SLG: 0.372 (1, 5)										3	0	1	0	0	1	0						
Dick Selma, R (7, 1)										0	0	0	0	0	0	0						
Greg Luzinski, R OBP: 0.269, SLG: 0.278 (8, PH) (9, 7)										1	0	0	0	0	1	2						
Mike Anderson, R OBP: 0.125, SLG: 0.568 Barry Lersch, S (9, 1)										4	0	1	0	0	2	4						
Denny Doyle, L OBP: 0.370, SLG: 0.356 (1, 4)										3	0	0	0	1	1	1						
Steve Carlton, L OBP: 0.125, SLG: 0.125 Mike Rogodzinski, L OBP: 0.500, SLG: 0.500 (7, 7) (9, 9)										2	0	0	0	0	0	3						
Inning Stats	R: 0 E: 0 K: 0 S: 3	H: 0 LOB: 0 BB: 0 P: 3	R: 0 E: 0 K: 1 S: 6	H: 1 LOB: 3 BB: 2 P: 14	R: 0 E: 0 K: 0 S: 5	H: 2 LOB: 0 BB: 0 P: 5	R: 0 E: 0 K: 0 S: 3	H: 0 LOB: 0 BB: 0 P: 3	R: 0 E: 0 K: 0 S: 4	H: 1 LOB: 1 BB: 0 P: 4	R: 0 E: 0 K: 2 S: 7	H: 0 LOB: 0 BB: 0 P: 7	R: 0 E: 0 K: 1 S: 7	H: 2 LOB: 2 BB: 0 P: 7	R: 0 E: 0 K: 3 S: 10	H: 1 LOB: 2 BB: 1 P: 14	R: 0 E: 0 K: 1 S: 5	H: 0 LOB: 0 BB: 0 P: 5	1B: 6 2B: 1 3B: 0 HR: 0	SF: 0 SAC: 0 DP: 0 HBP: 0	WP: 0 PB: 0 SB: 0 CS: 0	PA: 37
PITCHER	IP WLS BF H R ER SO BB IBB HBP BLK WP HR S P ERA WHIP																					
Carl Morton, R ERA: 2.15 (1, 1)	9.0 W 37 7 0 0 8 2 1 0 0 0 0 50 62 0.00 1.000																					



Batter	1	2	3	4	5	6	7	8	9	AB	R	H	RBI	BB	SO	LOB	TOP		
Sonny Jackson, L OBP: 0.200, SLG: 0.172	F8	4-3			F8		G6-3 1B	4-3		5	0	1	0	0	0	5	Atlanta Braves @ Philadelphia Phillies Veterans Stadium, Philadelphia, PA Sun May 06 1973, 3:33 AM EDT Att: 60,120 - Unknown		
Johnny Oates, L OBP: 0.306, SLG: 0.359	1-3		F7		1B 1B		G6-3 1-2	F4		5	0	1	0	0	0	1			
Darrell Evans, L OBP: 0.339, SLG: 0.557	HBP 1B		F8		1B 1-2 1B			4-3	F7	5	0	2	0	0	0	0			
Mike Lum, L OBP: 0.352, SLG: 0.469	FC6-4 HBP		3-1		1-3 2-H 1B			BB 1B BB 1B		3	1	2	0	1	0	0			
Dusty Baker Jr., R OBP: 0.362, SLG: 0.453	FC6-4				F8			BB BB 1B	F4	5	2	2	1	0	0	5			
Jack Pierce, L					HR			BB BB 1B		3	0	0	0	0	0	0			
Hank Aaron, R OBP: 0.348, SLG: 0.562		4-3			F8			K		1	0	0	0	0	1	2			
Rod Gilbreath, R OBP: 0.310, SLG: 0.318										0	0	0	0	0	0	0			
Davey Johnson, R OBP: 0.378, SLG: 0.385								BB BB BB BB	BB BB BB	3	0	2	0	1	0	0			
Marty Perez, R OBP: 0.363, SLG: 0.403					F9			BB BB BB		3	0	1	1	1	1	1			
Gary Gentry, R OBP: 0.353, SLG: 0.313					K			BB BB BB	BB	3	0	0	1	1	3	3			
Inning Stats	R: 0 E: 0 K: 0 S: 4	H: 1 LOB: 2 BB: 0 P: 5	R: 0 E: 0 K: 1 S: 7	H: 2 LOB: 2 BB: 0 P: 7	R: 0 E: 0 K: 0 S: 3	H: 0 LOB: 0 BB: 0 P: 3	R: 1 E: 0 K: 1 S: 7	H: 2 LOB: 1 BB: 0 P: 7	R: 0 E: 0 K: 0 S: 5	H: 0 LOB: 0 BB: 0 P: 5	R: 0 E: 0 K: 1 S: 5	H: 1 LOB: 0 BB: 0 P: 5	R: 2 E: 0 K: 1 S: 7	H: 2 LOB: 3 BB: 1 P: 19	R: 0 E: 0 K: 0 S: 3	H: 0 LOB: 1 BB: 1 P: 7	1B: 10 2B: 0 3B: 0 HR: 1	SF: 0 SAC: 0 DP: 1 HBP: 1	WP: 0 PA: 41 PB: 0 SB: 0 CS: 0
PITCHER	IP WLS BF H R ER SO BB IBB HBP BLK WP HR S P ERA WHIP	IP WLS BF H R ER SO BB IBB HBP BLK WP HR S P ERA WHIP	IP WLS BF H R ER SO BB IBB HBP BLK WP HR S P ERA WHIP	IP WLS BF H R ER SO BB IBB HBP BLK WP HR S P ERA WHIP	IP WLS BF H R ER SO BB IBB HBP BLK WP HR S P ERA WHIP	IP WLS BF H R ER SO BB IBB HBP BLK WP HR S P ERA WHIP	IP WLS BF H R ER SO BB IBB HBP BLK WP HR S P ERA WHIP	IP WLS BF H R ER SO BB IBB HBP BLK WP HR S P ERA WHIP	IP WLS BF H R ER SO BB IBB HBP BLK WP HR S P ERA WHIP	IP WLS BF H R ER SO BB IBB HBP BLK WP HR S P ERA WHIP	IP WLS BF H R ER SO BB IBB HBP BLK WP HR S P ERA WHIP	IP WLS BF H R ER SO BB IBB HBP BLK WP HR S P ERA WHIP	IP WLS BF H R ER SO BB IBB HBP BLK WP HR S P ERA WHIP	IP WLS BF H R ER SO BB IBB HBP BLK WP HR S P ERA WHIP	IP WLS BF H R ER SO BB IBB HBP BLK WP HR S P ERA WHIP	IP WLS BF H R ER SO BB IBB HBP BLK WP HR S P ERA WHIP	IP WLS BF H R ER SO BB IBB HBP BLK WP HR S P ERA WHIP		
Larry Christenson, R ERA: 4.44	(1, 1)	7.0	29	9	1	1	4	0	0	1	36	37	1.29	1.286					
Mac Scarce, L ERA: 1.8	(8, 1)	0.2	L	5	2	2	1	1	0	0	6	10	27.00	4.500					
Bill Wilson, R ERA: 2.08	(8, 1)	1.1		7	0	0	0	3	0	0	4	16	0.00	2.250					

AB	36
R	3
H	11
RBI	3
BB	4
SO	5
LOB	17



Batter	1	2	3	4	5	6	7	8	9	AB	R	H	RBI	BB	SO	LOB	BOTTOM		
Cesar Tovar, R OBP: 0.355, SLG: 0.400	F7		WP 1-2 1B				CS 1B	F2		4	0	2	0	0	0	0	Atlanta Braves @ Philadelphia Phillies Veterans Stadium, Philadelphia, PA Sun May 06 1973, 3:33 AM EDT Att: 60,120 - Unknown		
Larry Bowa, S OBP: 0.290, SLG: 0.273	P6		F7		CS 1-2	6-3		G3		4	0	0	0	0	2				
Willie Montanez, L OBP: 0.290, SLG: 0.270	4-3		F7				F7		4-3	4	0	0	0	0	2				
Greg Luzinski, R OBP: 0.268, SLG: 0.276			K		G6-3 1B		P4		F3	4	0	1	0	0	1				
Mike Rogodzinski, L OBP: 0.333, SLG: 0.200					G6-3 1-2				F9	3	0	0	0	1	1				
Mike Anderson, R OBP: 0.372, SLG: 0.538			FC5-4 BB							2	0	0	0	1	1				
Mac Scarce, L OBP: 0.372, SLG: 0.538			F9		K					0	0	0	0	0	0				
Bill Wilson, R										0	0	0	0	0	0				
Mike Ryan, R OBP: 0.316, SLG: 0.588			FC5-4 1-2				HR		K	3	1	1	1	0	1				
Denny Doyle, L OBP: 0.351, SLG: 0.333					F7				F8	3	0	0	0	0	1				
Larry Christenson, R ERA: 3.31	(1, 1)	9.0	W	32	4	1	1	4	3	0	37	49	1.00	0.778					
Del Unser, L OBP: 0.257, SLG: 0.244	(8, 8)				WP 1B BB				K	1	0	0	0	0	0				
Inning Stats	R: 0 E: 0 K: 0 S: 3	H: 0 LOB: 0 BB: 0 P: 3	R: 0 E: 0 K: 1 S: 5	H: 0 LOB: 1 BB: 1 P: 9	R: 0 E: 0 K: 0 S: 4	H: 1 LOB: 2 BB: 1 P: 8	R: 0 E: 0 K: 1 S: 5	H: 1 LOB: 0 BB: 0 P: 5	R: 1 E: 0 K: 1 S: 6	H: 2 LOB: 0 BB: 0 P: 6	R: 0 E: 0 K: 0 S: 3	H: 0 LOB: 0 BB: 0 P: 3	R: 0 E: 0 K: 0 S: 5	H: 0 LOB: 1 BB: 1 P: 9	R: 0 E: 0 K: 0 S: 3	H: 0 LOB: 0 BB: 0 P: 3	1B: 3 2B: 0 3B: 0 HR: 1	SF: 0 SAC: 0 DP: 1 HBP: 0	WP: 1 PA: 33 PB: 0 SB: 0 CS: 1
PITCHER	IP WLS BF H R ER SO BB IBB HBP BLK WP HR S P ERA WHIP	IP WLS BF H R ER SO BB IBB HBP BLK WP HR S P ERA WHIP	IP WLS BF H R ER SO BB IBB HBP BLK WP HR S P ERA WHIP	IP WLS BF H R ER SO BB IBB HBP BLK WP HR S P ERA WHIP	IP WLS BF H R ER SO BB IBB HBP BLK WP HR S P ERA WHIP	IP WLS BF H R ER SO BB IBB HBP BLK WP HR S P ERA WHIP	IP WLS BF H R ER SO BB IBB HBP BLK WP HR S P ERA WHIP	IP WLS BF H R ER SO BB IBB HBP BLK WP HR S P ERA WHIP	IP WLS BF H R ER SO BB IBB HBP BLK WP HR S P ERA WHIP	IP WLS BF H R ER SO BB IBB HBP BLK WP HR S P ERA WHIP	IP WLS BF H R ER SO BB IBB HBP BLK WP HR S P ERA WHIP	IP WLS BF H R ER SO BB IBB HBP BLK WP HR S P ERA WHIP	IP WLS BF H R ER SO BB IBB HBP BLK WP HR S P ERA WHIP	IP WLS BF H R ER SO BB IBB HBP BLK WP HR S P ERA WHIP	IP WLS BF H R ER SO BB IBB HBP BLK WP HR S P ERA WHIP	IP WLS BF H R ER SO BB IBB HBP BLK WP HR S P ERA WHIP			
Gary Gentry, R ERA: 3.31	(1, 1)	9.0	W	32	4	1	1	4	3	0	37	49	1.00	0.778					



Batter	1	2	3	4	5	6	7	8	9	AB	R	H	RBI	BB	SO	LOB	TOP								
Cesar Tovar, R OBP: 0.363, SLG: 0.417 (1, 5)	F5		G1-6-3 1B			1B 2B		K		4	1	2	0	0	1	0	Philadelphia Phillies @ Chicago Cubs Wrigley Field, Chicago, IL Fri May 11 1973, 3:33 AM CDT Att. 5,514 - Unknown - 65 F								
Larry Bowa, S OBP: 0.288, SLG: 0.269 (1, 6)	F8		F9			F9		4-3		4	0	0	0	0	0	2									
Willie Montanez, L OBP: 0.308, SLG: 0.327 (1, 3)	F3		G1-6-3 1-2			HR 1B		4-3		4	1	1	1	0	0	1									
Greg Luzinski, R OBP: 0.275, SLG: 0.305 (1, 7)		F8		1-3		HR		F8		4	1	1	2	0	0	0									
Del Unser, L OBP: 0.309, SLG: 0.340 (1, 8)		2B 1B		4-3		CS BB		4-3		3	0	1	0	1	0	0									
Mike Anderson, R OBP: 0.321, SLG: 0.481 (1, 9)		K		6-3		L9 1-2		6-3		4	0	0	0	0	1	2									
Bob Boone, R OBP: 0.293, SLG: 0.257 (1, 2)		1-3 2B		5-3		6-3		6-3		3	0	1	0	0	0	0									
Denny Doyle, L OBP: 0.348, SLG: 0.310 (1, 4)		4-0 IBB		1-3		L8		L8		2	0	0	0	1	0	0									
Larry Christenson, R (1, 1)		5-3		4-3		F7		F7		1	0	0	0	0	0	3									
Ken Brett, L (2, 1)										1	0	0	0	0	0	0									
Mike Rogodzinski, L OBP: 0.400, SLG: 0.250 (7, PH)										1	0	0	0	0	0	0									
Mac Scarce, L (7, 1)										0	0	0	0	0	0	0									
Inning Stats	R: 0 E: 0 K: 0 S: 3	H: 0 LOB: 0 BB: 0 P: 3	R: 0 E: 0 K: 1 S: 7	H: 2 LOB: 1 BB: 1 P: 11	R: 0 E: 0 K: 0 S: 3	H: 1 LOB: 0 BB: 0 P: 3	R: 0 E: 0 K: 0 S: 3	H: 0 LOB: 0 BB: 0 P: 3	R: 3 E: 0 K: 0 S: 5	H: 3 LOB: 0 BB: 1 P: 9	R: 0 E: 0 K: 0 S: 3	H: 0 LOB: 0 BB: 0 P: 3	R: 0 E: 0 K: 1 S: 5	H: 0 LOB: 0 BB: 0 P: 5	R: 0 E: 0 K: 0 S: 3	H: 0 LOB: 0 BB: 0 P: 3	1B: 3 2B: 2 3B: 0 HR: 1	SF: 0 SAC: 0 DP: 1 HBP: 0	WP: 0 PB: 0 SB: 0 CS: 1	PA: 33					
PITCHER	IP	WLS	BF	H	R	ER	SO	BB	IBB	HBP	BLK	WP	HR	S	P	ERA	WHIP								
Mitt Pappas, R ERA: 5.85 (1, 1)	5.1		21	5	2	2	1	0	1	0	0	0	0	22	26	3.38	0.938								
Bob Locker, R ERA: 1.96 (6, 1)	2.2	W	9	1	1	1	1	1	0	0	0	0	1	10	14	3.38	0.750								
Jack Aker, R ERA: 2.53 (9, 1)	1.0	S	3	0	0	0	0	0	0	0	0	0	0	3	3	0.00	0.000								

AB	31
R	3
H	6
RBI	3
BB	2
SO	2
LOB	8



Batter	1	2	3	4	5	6	7	8	9	AB	R	H	RBI	BB	SO	LOB	BOTTOM								
Rick Monday, L OBP: 0.447, SLG: 0.620 (1, 8)	F7	1B IBB			1-3			K		3	0	0	0	1	1	0	Philadelphia Phillies @ Chicago Cubs Wrigley Field, Chicago, IL Fri May 11 1973, 3:33 AM CDT Att. 5,514 - Unknown - 65 F								
Glenn Beckert, R OBP: 0.322, SLG: 0.343 (1, 4)	5-3				L8			F9		4	0	1	1	0	0	0									
Billy Williams, L OBP: 0.344, SLG: 0.386 (1, 7)		1-2 3H 1B						4-0		3	0	2	0	1	1	2									
Gene Hiser, L OBP: 0.400, SLG: 0.394 (6, PR) (9, 7)		K						BB		0	0	0	0	0	0	0									
Joe Pepitone, L OBP: 0.321, SLG: 0.404 (1, 3)	1-3				1-3			BB		4	0	1	0	0	1	3									
Ron Santo, R OBP: 0.451, SLG: 0.554 (1, 5)		2B 2B	1-2 CS 1B		1-3			1-2 K		2	1	1	0	2	0	0									
Jose Cardenal, R OBP: 0.390, SLG: 0.491 (1, 9)		F9	G6-4-3 1-2		6-3			BB		4	0	0	0	0	0	3									
Randy Hundley, R OBP: 0.287, SLG: 0.346 (1, 2)		2H 2B			6-3			HR		3	2	2	2	0	0	0									
Don Kessinger, S OBP: 0.336, SLG: 0.257 (1, 6)		5-3 2H 1B 2B			F9			4-3		3	1	1	1	0	0	0									
Mitt Pappas, R (1, 1)		5-3			K			1-3		2	0	0	0	0	1	1									
Bob Locker, S OBP: 0.200, SLG: 0.200 (6, 1)										1	0	0	0	0	0	0									
Jack Aker, R (9, 1)										0	0	0	0	0	0	0									
Inning Stats	R: 0 E: 0 K: 0 S: 4	H: 1 LOB: 1 BB: 0 P: 4	R: 3 E: 0 K: 1 S: 9	H: 4 LOB: 2 BB: 1 P: 13	R: 0 E: 0 K: 0 S: 2	H: 1 LOB: 0 BB: 1 P: 6	R: 0 E: 0 K: 1 S: 5	H: 0 LOB: 0 BB: 0 P: 5	R: 0 E: 0 K: 0 S: 4	H: 1 LOB: 1 BB: 0 P: 4	R: 1 E: 0 K: 0 S: 4	H: 1 LOB: 0 BB: 0 P: 4	R: 0 E: 0 K: 1 S: 5	H: 0 LOB: 0 BB: 0 P: 5	R: 0 E: 0 K: 1 S: 4	H: 0 LOB: 1 BB: 2 P: 12	1B: 4 2B: 3 3B: 0 HR: 1	SF: 0 SAC: 0 DP: 1 HBP: 0	WP: 0 PB: 0 SB: 0 CS: 1	PA: 33					
PITCHER	IP	WLS	BF	H	R	ER	SO	BB	IBB	HBP	BLK	WP	HR	S	P	ERA	WHIP								
Larry Christenson, R ERA: 5.19 (1, 1)	1.2		11	5	3	3	0	0	1	0	0	0	0	10	14	16.20	3.000								
Ken Brett, L ERA: 6.43 (2, 1)	4.1	L	15	3	1	1	2	1	0	0	0	0	1	18	22	2.08	0.923								
Mac Scarce, L ERA: 1.32 (7, 1)	2.0		7	0	0	0	2	2	0	0	0	0	0	9	17	0.00	1.000								

AB	29
R	4
H	8
RBI	4
BB	4
SO	4
LOB	9



Batter	1	2	3	4	5	6	7	8	9	AB	R	H	RBI	BB	SO	LOB	TOP			
Cesar Tovar, R (1,4) OBP: 0.389, SLG: 0.427	1-0 E S 4-3 HBP		0-0 FC1-6 2B		0-0 F8		0-0 F8			3	1	1	0	0	0	1	Philadelphia Phillies @ Chicago Cubs Wrigley Field, Chicago, IL Sat May 12 1973, 3:33 AM CDT Att: 15,095 - Cloudy - 55 F			
Mac Scarce, L (7,1)										0	0	0	0	0	0					
Bill Wilson, R (7,1)										0	0	0	0	0	0					
Del Unser, L (1,8) OBP: 0.322, SLG: 0.327	0-0 F9		4-0 FC1-6 BB		4-0 1B BB		0-0 F8			2	0	0	0	2	0					
Willie Montanez, L (1,9) OBP: 0.306, SLG: 0.324	0-0 4-3		0-0 FC1-6 1-2 2-3		0-0 1B					4	0	1	1	0	0					
Greg Luzinski, R (1,7) OBP: 0.264, SLG: 0.293	0-0 1-3		0-3 K		0-3 K					4	0	0	0	0	2					
Tom Hutton, L (1,3) OBP: 0.250, SLG: 0.286		0-0 4-3		0-0 3-1		0-0 F3		0-0 3-1		4	0	0	0	0	0					
Mike Schmidt, R (1,5) OBP: 0.382, SLG: 0.367						4-0 CS BB				3	0	2	0	1	0					
Bob Boone, R (1,2) OBP: 0.279, SLG: 0.244						0-0 6-3 1-2				4	0	0	0	0	1					
Larry Bowa, S (1,6) OBP: 0.267, SLG: 0.268										4	0	1	0	0	0					
Wayne Twitchell, R (1,1)																				
Denny Doyle, L (7,PH) OBP: 0.343, SLG: 0.305										1	0	0	0	0	0					
Inning Stats	R: 1 E: 0 K: 0 S: 3	H: 0 LOB: 0 BB: 0 P: 4	R: 0 E: 0 K: 0 S: 4	H: 1 LOB: 1 BB: 0 P: 4	R: 0 E: 0 K: 1 S: 6	H: 1 LOB: 2 BB: 1 P: 10	R: 0 E: 0 K: 1 S: 6	H: 1 LOB: 1 BB: 0 P: 6	R: 0 E: 0 K: 0 S: 2	H: 0 LOB: 0 BB: 1 P: 6	R: 0 E: 0 K: 0 S: 4	H: 1 LOB: 0 BB: 0 P: 4	R: 0 E: 0 K: 0 S: 3	H: 0 LOB: 0 BB: 0 P: 3	R: 0 E: 0 K: 0 S: 3	H: 0 LOB: 0 BB: 0 P: 3	1B: 4 2B: 1 3B: 0 HR: 0	SF: 0 SAC: 0 DP: 0 HBP: 1	WP: 0 PB: 0 SB: 1 CS: 1	PA: 35
PITCHER Rick Reuschel, R (1,1) ERA: 1.58	IP: 9.0 WLS: W BF: 35 H: 5 R: 1 ER: 0 SO: 3 BB: 3 IBB: 0 HBP: 1 BLK: 0 WP: 0 HR: 0 S: 37 P: 50 ERA: 0.00 WHIP: 0.889															PITCHER				

Batter	1	2	3	4	5	6	7	8	9	AB	R	H	RBI	BB	SO	LOB	BOTTOM			
Rick Monday, L (1,8) OBP: 0.441, SLG: 0.600	4-0 4-3 BB		0-0 F8	0-0 F9			0-0 F6			3	0	0	0	1	0	1	Philadelphia Phillies @ Chicago Cubs Wrigley Field, Chicago, IL Sat May 12 1973, 3:33 AM CDT Att: 15,095 - Cloudy - 55 F			
Glenn Beckert, R (1,4) OBP: 0.336, SLG: 0.351	0-0 4-3 1-2		0-0 1B		0-0 G4-6-3 1B		4-0 PB BB BB			3	0	2	0	1	0	1				
Billy Williams, L (1,7) OBP: 0.341, SLG: 0.381	0-3 K		0-0 1B		0-0 G4-6-3 1-2		0-0 F6			4	0	1	0	0	1					
Joe Pepitone, L (1,3) OBP: 0.312, SLG: 0.392	0-0 5-3		0-0 4-3		0-0 F5		4-0 PB BB			3	0	0	0	0	0	3				
Jim Hickman, R (7,PH) OBP: 0.299, SLG: 0.184							1-2 PB BB			0	0	0	0	1	0	0				
Ron Santo, R (1,5) OBP: 0.444, SLG: 0.543							0-3 K			4	0	1	0	0	1	2				
Jose Cardenal, R (1,9) OBP: 0.402, SLG: 0.504							0-3 K			3	1	2	0	1	1	0				
Ken Rudolph, R (1,2) OBP: 0.368, SLG: 0.639							0-6 1B			4	2	2	1	0	0	3				
Don Kessinger, S (1,6) OBP: 0.342, SLG: 0.260							1-2 2-3			3	0	1	2	1	1	1				
Rick Reuschel, R (1,1) OBP: 0.167, SLG: 0.167							0-0 3-1			4	0	1	0	0	1	2				
Inning Stats	R: 0 E: 0 K: 1 S: 5	H: 0 LOB: 1 BB: 1 P: 9	R: 0 E: 0 K: 1 S: 6	H: 1 LOB: 0 BB: 0 P: 6	R: 0 E: 0 K: 0 S: 5	H: 2 LOB: 0 BB: 0 P: 5	R: 2 E: 0 K: 0 S: 5	H: 3 LOB: 1 BB: 1 P: 9	R: 0 E: 0 K: 0 S: 3	H: 1 LOB: 0 BB: 0 P: 3	R: 0 E: 0 K: 0 S: 4	H: 2 LOB: 2 BB: 1 P: 8	R: 0 E: 0 K: 1 S: 5	H: 0 LOB: 2 BB: 2 P: 13	R: 1 E: 0 K: 2 S: 8	H: 1 LOB: 0 BB: 0 P: 8	1B: 7 2B: 3 3B: 0 HR: 1	SF: 0 SAC: 0 DP: 2 HBP: 0	WP: 0 PB: 1 SB: 0 CS: 0	PA: 36
PITCHER Wayne Twitchell, R (1,1) ERA: 2.33	IP: 6.0 WLS: L BF: 27 H: 9 R: 2 ER: 2 SO: 2 BB: 2 IBB: 1 HBP: 0 BLK: 0 WP: 0 HR: 0 S: 28 P: 40 ERA: 3.00 WHIP: 1.833															PITCHER				
Mac Scarce, L (7,1) ERA: 1.29	0.2 4 0 0 0 0 2 0 0 0 0 0 0 2 10 0.00 3.000																			
Bill Wilson, R (7,1) ERA: 2.04	1.1 5 1 1 1 3 0 0 0 0 0 0 1 11 11 6.75 0.750																			

AB 31
R 1
H 5
RBI 1
BB 3
SO 3
LOB 15



AB 31
R 3
H 10
RBI 3
BB 5
SO 5
LOB 16



Batter	1	2	3	4	5	6	7	8	9	AB	R	H	RBI	BB	SO	LOB	TOP			
Cesar Tovar, R OBP: 0.364, SLG: 0.418 (1, 4)										4	1	1	0	0	1	1	Philadelphia Phillies @ Chicago Cubs Wrigley Field, Chicago, IL Sun May 13 1973, 3:33 AM CDT Overcast - 46 F			
Del Unser, L OBP: 0.333, SLG: 0.339 (1, 8)										4	0	2	0	0	1	1				
Willie Montanez, L OBP: 0.297, SLG: 0.313 (1, 9)										4	0	0	0	0	2	3				
Greg Luzinski, R OBP: 0.264, SLG: 0.320 (1, 7)										4	1	1	2	0	0	1				
Tom Hutton, L OBP: 0.281, SLG: 0.313 (1, 3)										4	0	2	0	0	0	0				
Mike Schmidt, R OBP: 0.339, SLG: 0.340 (1, 5)										4	0	0	0	0	1	3				
Mike Ryan, R OBP: 0.296, SLG: 0.435 (1, 2)										3	0	0	0	0	1	0				
Larry Bowa, S OBP: 0.269, SLG: 0.270 (1, 6)										3	0	1	0	0	0	0				
Steve Carlton, L OBP: 0.103, SLG: 0.103 (1, 1)										3	0	0	0	0	1	1				
Darrell Brandon, R (7, 1)										0	0	0	0	0	0	0				
Inning Stats	R: 2 E: 0 K: 2 S: 10	H: 3 LOB: 1 BB: 0 P: 10	R: 0 E: 0 K: 1 S: 6	H: 1 LOB: 1 BB: 0 P: 6	R: 0 E: 0 K: 1 S: 7	H: 2 LOB: 2 BB: 0 P: 7	R: 0 E: 0 K: 1 S: 5	H: 0 LOB: 0 BB: 0 P: 5	R: 0 E: 0 K: 1 S: 5	H: 0 LOB: 0 BB: 0 P: 5	R: 0 E: 0 K: 0 S: 3	H: 0 LOB: 0 BB: 0 P: 3	R: 0 E: 0 K: 1 S: 5	H: 1 LOB: 0 BB: 0 P: 5	R: 0 E: 0 K: 0 S: 3	H: 0 LOB: 0 BB: 0 P: 3	1B: 6 2B: 0 3B: 0 HR: 1	SF: 0 SAC: 0 DP: 1 HBP: 0	WP: 0 PB: 0 SB: 0 CS: 0	PA: 33
PITCHER Fergie Jenkins, R ERA: 3.69 (1, 1)	IP: 9.0 WLS: W BF: 33	H: 7 R: 2 ER: 2 SO: 7	BB: 0 IBB: 0 HBP: 0 BLK: 0	WP: 0 HR: 1 S: 47 P: 47	ERA: 2.00 WHIP: 0.778	PITCHER										ERA: 2.00 WHIP: 0.778				

Batter	1	2	3	4	5	6	7	8	9	AB	R	H	RBI	BB	SO	LOB	BOTTOM			
Rick Monday, L OBP: 0.443, SLG: 0.588 (1, 8)										2	0	0	0	2	0	0	Philadelphia Phillies @ Chicago Cubs Wrigley Field, Chicago, IL Sun May 13 1973, 3:33 AM CDT Overcast - 46 F			
Glenn Beckert, R OBP: 0.349, SLG: 0.360 (1, 4)										3	0	2	0	1	0	2				
Jose Cardenal, R OBP: 0.397, SLG: 0.491 (1, 9)										3	0	0	0	1	1	4				
Jim Hickman, R OBP: 0.306, SLG: 0.195 (1, 7) (7, 3)										3	1	1	0	1	0	3				
Ron Santo, R OBP: 0.446, SLG: 0.546 (1, 5)										3	1	1	1	1	1	1				
Carmen Fanzone, R OBP: 0.278, SLG: 0.154 (1, 3)										2	1	0	0	1	1	1				
Gene Hiser, L OBP: 0.417, SLG: 0.394 (6, FR) (7, 7)										0	0	0	0	1	0	0				
Randy Hundley, R OBP: 0.266, SLG: 0.341 (1, 2)										4	1	1	0	0	0	4				
Don Kessinger, S OBP: 0.347, SLG: 0.269 (1, 6)										4	0	2	1	0	1	2				
Fergie Jenkins, R (1, 1)										3	0	0	0	0	1	2				
Inning Stats	R: 0 E: 0 K: 0 S: 2	H: 1 LOB: 2 BB: 2 P: 10	R: 0 E: 0 K: 2 S: 7	H: 0 LOB: 0 BB: 0 P: 7	R: 0 E: 0 K: 0 S: 3	H: 0 LOB: 0 BB: 0 P: 3	R: 0 E: 0 K: 0 S: 3	H: 1 LOB: 0 BB: 0 P: 3	R: 3 E: 2 K: 0 S: 5	H: 2 LOB: 0 BB: 1 P: 9	R: 1 E: 0 K: 0 S: 3	H: 1 LOB: 2 BB: 3 P: 15	R: 0 E: 0 K: 2 S: 8	H: 1 LOB: 2 BB: 1 P: 12	R: 0 E: 0 K: 1 S: 6	H: 1 LOB: 2 BB: 1 P: 10	1B: 6 2B: 1 3B: 0 HR: 0	SF: 0 SAC: 0 DP: 4 HBP: 0	WP: 0 PB: 0 SB: 0 CS: 1	PA: 35
PITCHER Steve Carlton, L ERA: 3.69 (1, 1)	IP: 6.1 WLS: L BF: 28	H: 6 R: 4 ER: 2 SO: 3	BB: 6 IBB: 1 HBP: 0 BLK: 0	WP: 0 HR: 0 S: 27 P: 55	ERA: 2.84 WHIP: 1.895	PITCHER										ERA: 2.84 WHIP: 1.895				
Darrell Brandon, R (7, 1)	IP: 1.2 WLS: 7 BF: 1	H: 1 R: 0 ER: 0 SO: 2	BB: 0 IBB: 1 HBP: 0 BLK: 0	WP: 0 HR: 0 S: 10 P: 14	ERA: 0.00 WHIP: 0.600	PITCHER										ERA: 0.00 WHIP: 0.600				



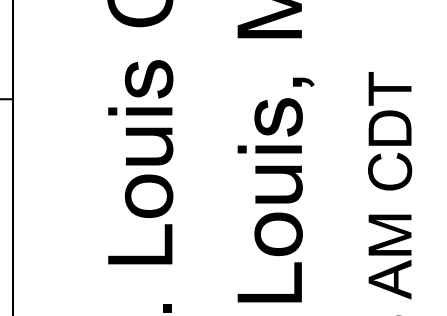
Batter	1	2	3	4	5	6	7	8	9	AB	R	H	RBI	BB	SO	LOB	TOP					
Cesar Tovar, R OBP: 0.360, SLG: 0.411 Denny Doyle, L OBP: 0.342, SLG: 0.295	0-0 4-1		0-0 F9		0-0 F9		0-0 F4			4	0	0	0	0	0	1	Philadelphia Phillies @ St. Louis Cardinals Busch Stadium, St. Louis, MO Tue May 15 1973, 3:33 AM CDT Att: 7,368 - Unknown					
Mike Anderson, R OBP: 0.292, SLG: 0.426	0-3 K		0-3 K		0-3 K		0-0 1-3			4	0	0	0	0	3	1						
Willie Montanez, L OBP: 0.294, SLG: 0.309	0-0 3-1		0-3 K					0-0 L7		4	0	1	0	0	1	1						
Greg Luzinski, R OBP: 0.260, SLG: 0.336		0-0 L8		0-0 6-3	0-0 6-3			0-0 F9		4	0	0	0	0	0	1						
Tom Hutton, L OBP: 0.378, SLG: 0.395 Darrell Brandon, R Jim Lonborg, R		0-0 HR 2B		0-0 F7		0-0 5-3 WP 1B		0-0 4-3		4	2	2	0	0	0	0						
Mike Schmidt, R OBP: 0.385, SLG: 0.397		0-0 2H HR		4-0 2B BB		0-0 5-3 1-2			0-3 K	3	2	1	2	1	1	1						
Bob Boone, R OBP: 0.273, SLG: 0.278		0-0 L1		0-0 1H 2B		0-0 L1 2H		0-0 F8		4	0	1	1	0	0	0						
Larry Bowa, S OBP: 0.259, SLG: 0.254		0-0 5-3		4-0 2B IBB		0-0 4-3		0-0 3-1		3	0	0	0	1	0	0						
Larry Christenson, R Bary Lersch, S Del Unser, L			0-0 1B		0-0 6-3		0-3 K			0	0	0	0	0	0	0						
										3	0	1	0	0	1	2						
										0	0	0	0	0	0	0						
										0	0	0	0	0	0	0						
										0	0	0	0	0	0	0						
										0	0	0	0	0	0	0						
										0	0	0	0	0	0	0						
										0	0	0	0	0	0	0						
										0	0	0	0	0	0	0						
Inning Stats	R: 0 E: 0 K: 1 S: 5	H: 0 LOB: 0 BB: 0 P: 5	R: 2 E: 0 K: 0 S: 5	H: 2 LOB: 0 BB: 0 P: 5	R: 0 E: 0 K: 2 S: 8	H: 1 LOB: 1 BB: 0 P: 8	R: 1 E: 0 K: 0 S: 4	H: 1 LOB: 2 BB: 2 P: 12	R: 0 E: 0 K: 1 S: 6	H: 1 LOB: 1 BB: 0 P: 6	R: 1 E: 0 K: 0 S: 4	H: 1 LOB: 0 BB: 0 P: 4	R: 0 E: 0 K: 1 S: 5	H: 0 LOB: 0 BB: 0 P: 5	R: 0 E: 0 K: 0 S: 3	H: 0 LOB: 0 BB: 0 P: 3	R: 0 E: 0 K: 1 S: 5	H: 0 LOB: 0 BB: 0 P: 5	1B: 3 2B: 2 3B: 0 HR: 1	SF: 0 SAC: 0 DP: 0 HBP: 0	WP: 2 PB: 0 SB: 0 CS: 0	PA: 35
PITCHER Rick Wise, R ERA: 3.62	IP: 9.0 WLS: W BF: 35 H: 6 R: 4 ER: 4 SO: 6 BB: 1 IBB: 1 HBP: 0 BLK: 0 WP: 1 HR: 1 S: 45 P: 53 ERA: 4.00 WHIP: 0.778																					

Batter	1	2	3	4	5	6	7	8	9	AB	R	H	RBI	BB	SO	LOB	BOTTOM			
Lou Brock, L OBP: 0.319, SLG: 0.360	0-0 E S 1B	0-0 E S WP 1B		0-0 1B		0-3 K		0-0 1-2 2-3 BB 1B		5	3	4	0	0	1	0	Philadelphia Phillies @ St. Louis Cardinals Busch Stadium, St. Louis, MO Tue May 15 1973, 3:33 AM CDT Att: 7,368 - Unknown			
Jose Cruz, L OBP: 0.333, SLG: 0.444	4-0 1B BB	0-0 1B BB 1B		0-0 L7		0-0 1-3		4-0 1-2 2-3 3-H BB 1B		3	2	1	1	2	0	0				
Joe Torre, R OBP: 0.423, SLG: 0.414	0-0 1B 1-2 G5-2-3 3-H 1B	0-0 1B BB 1B		0-0 F7		0-3 K		0-0 1-2 2-3 3-H BB 1B		5	0	3	3	0	1	0				
Ted Simmons, S OBP: 0.328, SLG: 0.282	0-0 G5-2-3 1-3 2H BB 1B	4-0 1-2 2-3 BB 1B		4-0 FC4-6 BB		0-0 1-4-3		0-0 1-2 2H G4-6-3 BB 1B		3	0	2	2	2	0	0				
Bernie Carbo, L OBP: 0.323, SLG: 0.259	4-0 1-2 BB BB	0-3 K		0-0 FC4-6 BB		4-0 1B E BB		0-3 K		3	1	0	0	2	2	6				
Ken Reitz, R OBP: 0.230, SLG: 0.280	0-0 G5-2-3 1-2 2-3 3-H 1B	0-0 F8		0-0 P3		0-0 1B E 1B		0-0 G4-6-3 1-2 1B		5	0	1	0	0	0	9				
Ed Crosby, L Tim McCarver, L Mick Kelleher, R			0-0 L7		4-0 1-2 BB BB		0-0 E1 1H 2H 1B			1	0	0	0	2	0	0				
Mike Tyson, R OBP: 0.304, SLG: 0.269	0-0 5-3		0-0 6-3		0-0 L4		0-0 1B SH BB 1B			4	1	1	0	0	0	5				
Rick Wise, R OBP: 0.208, SLG: 0.190		0-0 F3		0-3 K		0-0 5-3		0-0 SH BB 1B		3	1	0	0	0	1	0				
										1	0	0	0	2	0	0				
										1	0	1	0	0	0	0				
										0	0	0	0	0	0	0				
										0	0	0	0	0	0	0				
										0	0	0	0	0	0	0				
										0	0	0	0	0	0	0				
										0	0	0	0	0	0	0				
										0	0	0	0	0	0	0				
										0	0	0	0	0	0	0				
										0	0	0	0	0	0	0				
										0	0	0	0	0	0	0				
Inning Stats	R: 2 E: 0 K: 0 S: 5	H: 3 LOB: 3 BB: 3 P: 17	R: 1 E: 0 K: 1 S: 8	H: 3 LOB: 3 BB: 1 P: 12	R: 0 E: 0 K: 1 S: 5	H: 0 LOB: 0 BB: 0 P: 5	R: 0 E: 0 K: 0 S: 3	H: 1 LOB: 0 BB: 0 P: 3	R: 0 E: 0 K: 1 S: 5	H: 0 LOB: 2 BB: 2 P: 11	R: 0 E: 0 K: 1 S: 5	H: 0 LOB: 0 BB: 0 P: 5	R: 1 E: 1 K: 1 S: 6	H: 2 LOB: 2 BB: 1 P: 10	R: 4 E: 0 K: 1 S: 9	H: 4 LOB: 1 BB: 1 P: 13	1B: 13 2B: 0 3B: 0 HR: 0	SF: 0 SAC: 1 DP: 2 HBP: 0	WP: 1 PB: 0 SB: 2 CS: 0	PA: 42
PITCHER Larry Christenson, R ERA: 5.88 Bary Lersch, R ERA: 3.55 Darrell Brandon, R ERA: 21.6 Jim Lonborg, R ERA: 6.5	IP: 0.0 WLS: L BF: 6 H: 4 R: 4 ER: 4 SO: 0 BB: 1 IBB: 0 HBP: 0 BLK: 0 WP: 0 HR: 0 S: 5 P: 9 ERA: 1.29 WHIP: 1.429																			

AB	33
R	4
H	6
RBI	3
BB	2
SO	6
LOB	7



AB	33
R	8
H	13
RBI	6
BB	8
SO	5
LOB	20



Batter	1	2	3	4	5	6	7	8	9	AB	R	H	RBI	BB	SO	LOB	TOP					
Cesar Tovar, R (1,4) OBP: 0.365, SLG: 0.419 Denny Doyle, L (7,4) OBP: 0.342, SLG: 0.295	E4 BB 1B	6-3					4-3 2B			3	1	1	0	1	0	0						
Del Unser, L (1,8) OBP: 0.333, SLG: 0.369	1-2 1B	1B					4-3 2-3			4	2	2	0	0	0	2						
Willie Montanez, L (1,9) OBP: 0.293, SLG: 0.302	1-2 2-3 E	BB					F9			3	1	0	1	1	0	1						
Greg Luzinski, R (1,7) OBP: 0.260, SLG: 0.333	E9 6-3 1B	5-3					6-3			4	1	1	2	0	0	0						
Tom Hutton, L (1,3) OBP: 0.347, SLG: 0.362	6-3						K			4	0	0	0	0	1	1						
Mike Schmidt, R (1,5) OBP: 0.356, SLG: 0.379	6-3 IBB						F9			3	0	0	0	1	1	0						
Bob Boone, R (1,2) OBP: 0.262, SLG: 0.266	6-3 1-2 3-H						F2			4	0	0	1	0	0	1						
Larry Bowa, S (1,6) OBP: 0.256, SLG: 0.248	4-0 IBB						B4-3			3	0	0	0	1	1	0						
Wayne Twitchell, R (1,1) Mac Scarce, L (9,1)	K						K			4	0	0	0	0	4	2						
										0	0	0	0	0	0	0						
Inning Stats	R: 4 E: 2 K: 1 S: 8	H: 2 LOB: 2 BB: 3 P: 20	R: 1 E: 0 K: 0 S: 4	H: 1 LOB: 0 BB: 0 P: 4	R: 0 E: 0 K: 0 S: 3	H: 0 LOB: 0 BB: 0 P: 3	R: 0 E: 0 K: 1 S: 5	H: 0 LOB: 1 BB: 1 P: 9	R: 0 E: 0 K: 1 S: 5	H: 0 LOB: 0 BB: 0 P: 5	R: 0 E: 0 K: 2 S: 7	H: 0 LOB: 0 BB: 0 P: 7	R: 0 E: 0 K: 1 S: 6	H: 1 LOB: 1 BB: 0 P: 6	R: 0 E: 0 K: 0 S: 3	H: 0 LOB: 0 BB: 0 P: 3	R: 0 E: 0 K: 1 S: 5	H: 0 LOB: 0 BB: 0 P: 5	1B: 2 2B: 1 3B: 1 HR: 0	SF: 0 SAC: 0 DP: 0 HBP: 0	WP: 0 PB: 0 CS: 0	PA: 36
PITCHER	IP WLS BF H R ER SO BB IBB HBP BLK WP HR S P ERA WHIP																					
Dock Ellis, R (1,1) ERA: 3.46	8.0 L 33 4 5 3 6 2 2 0 0 0 0 0 41 57 3.38 0.750																					
Jim Rooker, L (9,1) ERA: 1.1	1.0 3 0 0 0 1 0 0 0 0 0 0 0 5 5 0.00 0.000																					

Philadelphia Phillies @ Pittsburgh Pirates
Three Rivers Stadium, Pittsburgh, PA
Wed May 16 1973, 7:05 PM EDT
Att: 6,885 - Unknown

AB 32
R 5
H 4
RBI 4
BB 4
SO 7
LOB 7



Batter	1	2	3	4	5	6	7	8	9	AB	R	H	RBI	BB	SO	LOB	BOTTOM			
Dave Cash, R (1,4) OBP: 0.366, SLG: 0.415	F7									3	0	1	1	1	0	0				
Richie Hebner, L (1,5) OBP: 0.362, SLG: 0.413	F9									3	0	0	0	1	0	1				
Manny Sanguillen, R (1,9) OBP: 0.343, SLG: 0.515	4-3									4	0	0	0	0	1	3				
Willie Stargell, L (1,7) OBP: 0.407, SLG: 0.673										4	1	1	0	0	2	2				
Al Oliver, L (1,8) OBP: 0.338, SLG: 0.552										4	0	0	0	0	0	3				
Bob Robertson, R (1,3) OBP: 0.405, SLG: 0.515										3	0	1	1	0	1	0				
Milt May, L (1,2) OBP: 0.364, SLG: 0.422 Jackie Hernandez, R (8, PR) (9, 6)										3	0	1	0	0	0	1				
Gene Alley, R (1,6) OBP: 0.300, SLG: 0.397 Gene Clines, R (8, PH) (9, PH) Jerry McNertney, R (9, 2) OBP: 0.500, SLG: 0.500										2	1	1	0	0	0	0				
Dock Ellis, S (1,1) OBP: 0.095, SLG: 0.050 Vic Davalillo, L (8, PH) (9, PH) Jim Rooker, R (9, 1)										2	0	0	0	0	2	1				
Inning Stats	R: 0 E: 0 K: 0 S: 3	H: 0 LOB: 0 BB: 0 P: 3	R: 1 E: 0 K: 0 S: 4	H: 2 LOB: 0 BB: 0 P: 4	R: 1 E: 0 K: 1 S: 7	H: 2 LOB: 1 BB: 0 P: 7	R: 0 E: 0 K: 2 S: 7	H: 0 LOB: 0 BB: 0 P: 7	R: 0 E: 0 K: 1 S: 5	H: 0 LOB: 0 BB: 0 P: 5	R: 0 E: 0 K: 0 S: 3	H: 0 LOB: 0 BB: 0 P: 3	R: 0 E: 0 K: 0 S: 3	H: 1 LOB: 1 BB: 0 P: 3	R: 0 E: 0 K: 2 S: 7	H: 0 LOB: 2 BB: 2 P: 15	1B: 3 2B: 1 3B: 1 HR: 0	SF: 0 SAC: 0 DP: 2 HBP: 0	WP: 0 PB: 0 CS: 0	PA: 32
PITCHER	IP WLS BF H R ER SO BB IBB HBP BLK WP HR S P ERA WHIP																			
Wayne Twitchell, R (1,1) ERA: 2.29	8.1 W 30 5 2 2 5 2 0 0 0 0 0 0 38 46 2.16 0.840																			
Mac Scarce, L (9,1) ERA: 2.65	0.2 S 2 0 0 0 1 0 0 0 0 0 0 0 4 4 0.00 0.000																			


Philadelphia Phillies @ Pittsburgh Pirates
Three Rivers Stadium, Pittsburgh, PA
Wed May 16 1973, 7:05 PM EDT
Att: 6,885 - Unknown


AB 30
R 2
H 5
RBI 2
BB 2
SO 6
LOB 13



Batter	1	2	3	4	5	6	7	8	9	AB	R	H	RBI	BB	SO	LOB	TOP				
Cesar Tovar, R (1, 4) OBP: 0.349, SLG: 0.398	0-0 5-3	0-0 F9			0-0 L8		0-0 L6		0-0 F7	5	0	0	0	0	0	5	Philadelphia Phillies @ Pittsburgh Pirates Three Rivers Stadium, Pittsburgh, PA Thu May 17 1973, 7:05 PM EDT Att: 6,885 - Unknown				
Del Unser, L (1, 8) OBP: 0.329, SLG: 0.377 Jose Pagan, R (9, PH) OBP: 0.095, SLG: 0.200	0-0 1-3		0-0 1-3		0-0 F7		0-0 2B		0-0 1-3	4	0	1	1	0	0	0					
Willie Montanez, L (1, 9) OBP: 0.306, SLG: 0.310	0-0 F7		0-0 1B		0-0 FC5-4 1B		0-0 IBB			3	0	2	0	1	0	0					
Greg Luzinski, R (1, 7) OBP: 0.260, SLG: 0.331		0-3 K	0-0 1-2 1B		0-0 FC5-4 1-2		0-0 L8			4	0	1	0	0	1	3					
Tom Hutton, L (1, 3) OBP: 0.327, SLG: 0.340 Terry Harmon, R (8, PH) OBP: 0.314, SLG: 0.258 Mike Anderson, R (8, 9) OBP: 0.292, SLG: 0.426		0-3 K	0-0 F7		0-0 4-3		0-0 4-3			3	0	0	0	0	1	2					
Mike Schmidt, R (1, 5) OBP: 0.354, SLG: 0.362		4-0 1B BB	0-3 K		0-0 6-3		0-0 F9			3	1	0	0	1	1	2					
Mike Ryan, R (1, 2) OBP: 0.290, SLG: 0.407		0-0 BB 1-2 1B		0-3 K		0-0 K		0-0 F9		4	0	1	0	0	2	0					
Larry Bowa, S (1, 6) OBP: 0.256, SLG: 0.248		0-0 BB 1-2 2H 1B		0-0 F6		0-0 L9		0-0 F7		4	0	1	1	0	0	0					
Steve Carlton, L (1, 1) OBP: 0.156, SLG: 0.161 Bill Wilson, R (7, 1) Bill Robinson, R (9, PH) OBP: 0.333, SLG: 0.507		4-0 1-2 2-3 BB		0-0 F7		0-0 2B 2B		0-0 2B		2	1	1	0	1	0	0					
Inning Stats	R: 0 E: 0 K: 0 S: 3	H: 0 LOB: 0 BB: 0 P: 3	R: 1 E: 0 K: 2 S: 9	H: 2 LOB: 3 BB: 2 P: 17	R: 0 E: 0 K: 1 S: 7	H: 2 LOB: 0 BB: 0 P: 7	R: 0 E: 0 K: 1 S: 5	H: 1 LOB: 1 BB: 0 P: 5	R: 0 E: 0 K: 1 S: 5	H: 0 LOB: 0 BB: 0 P: 5	R: 1 E: 0 K: 0 S: 5	H: 2 LOB: 2 BB: 1 P: 9	R: 0 E: 0 K: 0 S: 3	H: 0 LOB: 0 BB: 0 P: 3	R: 0 E: 0 K: 0 S: 4	H: 1 LOB: 1 BB: 0 P: 4		1B: 5 2B: 3 3B: 0 HR: 0	SF: 0 SAC: 0 DP: 0 HBP: 0	WP: 0 PB: 0 CS: 0	PA: 38
PITCHER	IP	WLS	BF	H	R	ER	SO	BB	IBB	HBP	BLK	WP	HR	S	P	ERA	WHIP				
Bob Moose, R (1, 1) ERA: 3.72 Jim Rooker, L (8, 1) ERA: 0.99	7.0	W	31	7	2	2	5	2	1	0	0	0	0	38	50	2.57	1.286				

Batter	1	2	3	4	5	6	7	8	9	AB	R	H	RBI	BB	SO	LOB	BOTTOM				
Gene Clines, R (1, 8) OBP: 0.333, SLG: 0.357	0-0 L4-3		0-0 L6-3		0-0 L8		0-0 L5 2B			4	0	0	1	0	0	2	Philadelphia Phillies @ Pittsburgh Pirates Three Rivers Stadium, Pittsburgh, PA Thu May 17 1973, 7:05 PM EDT Att: 6,885 - Unknown				
Dave Cash, R (1, 4) OBP: 0.381, SLG: 0.433	0-0 2B		4-0 F7 BB		0-0 K		0-0 2B			3	1	2	2	1	1	0					
Manny Sanguillen, R (1, 9) OBP: 0.347, SLG: 0.511	0-0 F7		0-0 F7		0-0 1-2		0-0 1B		0-0 G6-4-3 IBB	3	0	1	0	1	0	2					
Bob Robertson, R (1, 3) OBP: 0.400, SLG: 0.514	0-0 1H 3B 2B		0-3 K		0-0 F8		0-0 G6-4-3		0-0 6-3	4	1	1	1	0	1	5					
Richie Zisk, R (1, 7) OBP: 0.238, SLG: 0.350 Jim Rooker, R (8, 1)	0-0 2H 3B		0-0 4-3		0-0 F9		0-0 6-3			3	0	1	1	0	0	1					
Fernando Gonzalez, R (1, 5) OBP: 0.154, SLG: 0.154	0-3 K		0-3 K		0-0 F8		0-0 G3		0-0 4-3	4	0	0	0	0	2	1					
Gene Alley, R (1, 6) OBP: 0.298, SLG: 0.390		0-0 F9		0-0 F8		0-0 G3		0-3 K		4	1	1	0	0	1	0					
Mitt May, L (1, 2) OBP: 0.364, SLG: 0.414		0-0 F8		0-0 G3		4-0 E 2B BB				2	1	0	0	1	0	0					
Bob Moose, R (1, 1) OBP: 0.211, SLG: 0.167 Rennie Stennett, R (7, PH) OBP: 0.242, SLG: 0.384		0-3 K		0-0 P3		4-0 E 2B BB				2	0	0	0	0	1	0					
Inning Stats	R: 2 E: 0 K: 1 S: 8	H: 3 LOB: 1 BB: 0 P: 8	R: 0 E: 0 K: 1 S: 5	H: 0 LOB: 0 BB: 0 P: 5	R: 0 E: 0 K: 1 S: 5	H: 0 LOB: 0 BB: 1 P: 9	R: 0 E: 0 K: 1 S: 5	H: 0 LOB: 0 BB: 0 P: 5	R: 0 E: 0 K: 1 S: 6	H: 1 LOB: 1 BB: 0 P: 6	R: 3 E: 1 K: 0 S: 5	H: 2 LOB: 2 BB: 3 P: 17	R: 0 E: 0 K: 1 S: 5	H: 0 LOB: 0 BB: 0 P: 5	1B: 3 2B: 2 3B: 1 HR: 0	SF: 0 SAC: 0 DP: 1 HBP: 0		WP: 0 PB: 0 CS: 0	PA: 34		
PITCHER	IP	WLS	BF	H	R	ER	SO	BB	IBB	HBP	BLK	WP	HR	S	P	ERA	WHIP				
Steve Carlton, L (1, 1) ERA: 3.84 Bill Wilson, R (7, 1) ERA: 3.25	6.1	L	29	6	5	4	5	3	0	0	0	0	0	36	48	5.68	1.421				

Batter	1	2	3	4	5	6	7	8	9	AB	R	H	RBI	BB	SO	LOB	TOP			
Rick Monday, L OBP: 0.433, SLG: 0.571 (1, 8)	0-3 K		0-3 K					0-0 2-3		4	0	0	0	0	2	1	Chicago Cubs @ Philadelphia Phillies Veterans Stadium, Philadelphia, PA Sat May 19 1973, 7:05 PM EDT Unknown livebaseballscores.com AB 29 R 0 H 3 RBI 0 BB 2 SO 5 LOB 6 			
Glenn Beckert, R OBP: 0.381, SLG: 0.382 (1, 4)	0-0 1-3		0-0 F9					0-0 F3		4	0	0	0	0	0	1				
Billy Williams, L OBP: 0.350, SLG: 0.396 (1, 7)	0-0 F2			0-3 K				0-0 3-1		4	0	0	0	0	2	0				
Jim Hickman, R OBP: 0.306, SLG: 0.192 (1, 3)		4-0 CS BB		0-0 1-3				0-0 P6		3	0	0	0	1	0	0				
Jose Cardenal, R OBP: 0.387, SLG: 0.478 (1, 9)		0-0 F8 1-2		0-0 F9				0-0 FC5 BB 1B		3	0	1	0	0	0	1				
Carmen Fanzone, R OBP: 0.348, SLG: 0.471 (1, 5)		0-0 2B			0-3 K			4-0 1-2 BB		2	0	1	0	1	1	0				
Ken Rudolph, R OBP: 0.306, SLG: 0.511 (1, 2)		0-0 4-3			0-0 F7			0-0 FC5 2-3f		3	0	0	0	0	0	3				
Don Kessinger, S OBP: 0.343, SLG: 0.274 (1, 6)			0-0 F8		0-0 F8			0-0 F7		3	0	0	0	0	0	0				
Burt Hooton, R OBP: 0.318, SLG: 0.250 (1, 1)								0-0 F8		2	0	1	0	0	0	0				
Dave LaRoche, L OBP: 1.000, SLG: 1.000 (7, 1)						0-0 6-3				0	0	0	0	0	0	0				
Bob Locker, S OBP: 0.200, SLG: 0.200 (7, 1)										0	0	0	0	0	0	0				
Randy Hundley, R OBP: 0.278, SLG: 0.354 (7, 2)										1	0	0	0	0	0	0				
Inning Stats	R: 0 E: 0 K: 1 S: 5	H: 0 LOB: 0 BB: 0 P: 5	R: 0 E: 0 K: 0 S: 3	H: 1 LOB: 1 BB: 1 P: 7	R: 0 E: 0 K: 1 S: 6	H: 1 LOB: 0 BB: 0 P: 6	R: 0 E: 0 K: 1 S: 5	H: 0 LOB: 0 BB: 0 P: 5	R: 0 E: 0 K: 1 S: 5	H: 0 LOB: 2 BB: 1 P: 3	R: 0 E: 0 K: 0 S: 4	H: 1 LOB: 2 BB: 1 P: 8	R: 0 E: 0 K: 0 S: 3	H: 0 LOB: 0 BB: 0 P: 3	R: 0 E: 0 K: 1 S: 5	H: 0 LOB: 0 BB: 0 P: 5	1B: 2 2B: 1 3B: 0 HR: 0	SF: 0 SAC: 0 DP: 0 HBP: 0	WP: 0 PB: 0 SB: 0 CS: 1	PA: 31
PITCHER Ken Brett, L ERA: 3.0 (1, 1)	IP: 9.0 WLS: W BF: 31 H: 3 R: 0 ER: 0 SO: 5 BB: 2 IBB: 0 HBP: 0 BLK: 0 WP: 0 HR: 0 S: 39 P: 47 ERA: 0.00 WHIP: 0.556															PITCHER Ken Brett, L ERA: 3.0 (1, 1)	IP: 9.0 WLS: W BF: 31 H: 3 R: 0 ER: 0 SO: 5 BB: 2 IBB: 0 HBP: 0 BLK: 0 WP: 0 HR: 0 S: 39 P: 47 ERA: 0.00 WHIP: 0.556			

Batter	1	2	3	4	5	6	7	8	9	AB	R	H	RBI	BB	SO	LOB	BOTTOM			
Cesar Tovar, R OBP: 0.356, SLG: 0.396 (1, 5)	0-0 F7		4-0 FC5-4 BB					0-3 K		4	1	2	0	1	1	0	Chicago Cubs @ Philadelphia Phillies Veterans Stadium, Philadelphia, PA Sat May 19 1973, 7:05 PM EDT Unknown livebaseballscores.com AB 35 R 3 H 13 RBI 3 BB 4 SO 4 LOB 21 			
Larry Bowa, S OBP: 0.252, SLG: 0.242 (1, 6)	0-0 5-3		0-3 K		0-0 F2			0-0 1B		5	0	1	0	0	1	5				
Willie Montanez, L OBP: 0.307, SLG: 0.307 (1, 3) (8, 9)	4-0 BB		0-0 FC5-4 1-2f 2-3		0-0 1B			0-0 F9		4	1	2	1	1	0	3				
Greg Luzinski, R OBP: 0.259, SLG: 0.326 (1, 7)	0-3 K		0-0 1-3		0-0 1B			0-0 FC5-4 1B		4	0	1	0	0	1	4				
Mike Anderson, R OBP: 0.296, SLG: 0.419 (7, PR) (8, 8)			0-0 1-3		0-0 1B			0-0 FC5-4 1B 2B		0	1	0	0	0	0	0				
Bill Robinson, R OBP: 0.355, SLG: 0.521 (8, 7)		0-0 2B 1B		0-0 6-3				0-0 2B 1B		4	0	3	1	0	0	0				
Del Unser, L OBP: 0.325, SLG: 0.421 (1, 8)		0-0 2B 1B		0-0 F7				0-0 1B		3	0	1	0	0	0	2				
Jose Pagan, R OBP: 0.136, SLG: 0.286 (7, PH)		0-0 2B		0-0 F7				0-0 2B		1	0	1	1	0	0	0				
Terry Harmon, R OBP: 0.314, SLG: 0.258 (8, 4)		1-H 2B		0-0 F7				1-3 2-H 2B		0	0	0	0	0	0	0				
Bob Boone, R OBP: 0.271, SLG: 0.260 (1, 2)		0-0 6-3		4-0 FC6-4 BB				4-0 E4 CS IBB		2	0	0	0	2	0	1				
Denny Doyle, L OBP: 0.329, SLG: 0.281 (7, PH)		0-0 1-3		0-0 FC6-4				0-3 K		3	0	0	0	0	1	3				
Mike Schmidt, R OBP: 0.348, SLG: 0.347 (7, PH)				1-2f 2B				1-2 2B		0	0	0	0	0	0	0				
Tom Hutton, L OBP: 0.316, SLG: 0.327 (8, 3)				1-2f 2B				1-2 2B		1	0	0	0	0	0	3				
Ken Brett, L OBP: 0.333, SLG: 0.444 (1, 1)			0-0 FC5-4 WP 1B		0-0 F9			0-0 4-1		4	0	2	0	0	0	0				
Inning Stats	R: 0 E: 0 K: 1 S: 5	H: 0 LOB: 1 BB: 1 P: 9	R: 0 E: 0 K: 0 S: 4	H: 2 LOB: 1 BB: 0 P: 4	R: 0 E: 0 K: 1 S: 6	H: 1 LOB: 2 BB: 1 P: 10	R: 0 E: 0 K: 0 S: 3	H: 0 LOB: 1 BB: 1 P: 7	R: 2 E: 0 K: 1 S: 7	H: 4 LOB: 2 BB: 0 P: 7	R: 0 E: 1 K: 1 S: 5	H: 2 LOB: 3 BB: 1 P: 9	R: 0 E: 0 K: 1 S: 6	H: 1 LOB: 1 BB: 0 P: 6	R: 0 E: 0 K: 1 S: 5	H: 0 LOB: 0 BB: 0 P: 6	1B: 10 2B: 4 3B: 0 HR: 0	SF: 0 SAC: 0 DP: 2 HBP: 0	WP: 1 PB: 0 SB: 1 CS: 1	PA: 39
PITCHER Burt Hooton, R ERA: 4.5 (1, 1)	IP: 6.1 WLS: L BF: 32 H: 11 R: 3 ER: 3 SO: 3 BB: 3 IBB: 0 HBP: 0 BLK: 0 WP: 1 HR: 0 S: 35 P: 47 ERA: 4.26 WHIP: 2.211															PITCHER Burt Hooton, R ERA: 4.5 (1, 1)	IP: 6.1 WLS: L BF: 32 H: 11 R: 3 ER: 3 SO: 3 BB: 3 IBB: 0 HBP: 0 BLK: 0 WP: 1 HR: 0 S: 35 P: 47 ERA: 4.26 WHIP: 2.211			
Dave LaRoche, L OBP: 0.144 (7, 1)	0.0 WLS: L BF: 2 H: 1 R: 0 ER: 0 SO: 0 BB: 0 IBB: 0 HBP: 0 BLK: 0 WP: 0 HR: 0 S: 1 P: 5 ERA: ∞ WHIP: ∞															PITCHER Dave LaRoche, L OBP: 0.144 (7, 1)	0.0 WLS: L BF: 2 H: 1 R: 0 ER: 0 SO: 0 BB: 0 IBB: 0 HBP: 0 BLK: 0 WP: 0 HR: 0 S: 1 P: 5 ERA: ∞ WHIP: ∞			
Bob Locker, R ERA: 1.75 (7, 1)	1.2 WLS: L BF: 5 H: 1 R: 0 ER: 0 SO: 1 BB: 0 IBB: 0 HBP: 0 BLK: 0 WP: 0 HR: 0 S: 7 P: 7 ERA: 0.00 WHIP: 0.600															PITCHER Bob Locker, R ERA: 1.75 (7, 1)	1.2 WLS: L BF: 5 H: 1 R: 0 ER: 0 SO: 1 BB: 0 IBB: 0 HBP: 0 BLK: 0 WP: 0 HR: 0 S: 7 P: 7 ERA: 0.00 WHIP: 0.600			

Batter	1	2	3	4	5	6	7	8	9	AB	R	H	RBI	BB	SO	LOB	TOP									
Rick Monday, L OBP: 0.426, SLG: 0.565	0-3 K	0-0 FC4-6		0-0 2B		0-0 F7		0-0 F7		5	1	1	0	0	1	1	Chicago Cubs @ Philadelphia Phillies Veterans Stadium, Philadelphia, PA Sat May 19 1973, 7:05 PM EDT Att: 27,569 - Unknown									
Don Kessinger, S OBP: 0.356, SLG: 0.272	4-0 1B		4-0 HR	4-0 2B		0-0 4-3		4-0 CS		1	3	0	0	4	0	0										
Billy Williams, L OBP: 0.358, SLG: 0.431	0-0 1B		0-0 HR	0-0 2B		0-0 F7		0-0 4-3		5	2	3	4	0	0	1										
Gene Hiser, L OBP: 0.410, SLG: 0.429	1-3 1B		1-H HR	1-H 2B				1-2 1-2		0	0	0	0	0	0	0										
Ron Santo, R OBP: 0.445, SLG: 0.531	0-0 1B		0-0 FC5-4	4-0 2B				4-0 BB		3	0	2	1	2	0	0										
Pat Bourque, L OBP: 0.400, SLG: 0.600	0-0 1B		0-0 G3	0-0 BB				0-0 E7		5	0	2	1	0	1	2										
Jose Cardenal, R OBP: 0.400, SLG: 0.489	0-0 G6-4-3		4-0 FC5-4					4-0 BB		3	1	2	0	2	0	3										
Randy Hundley, R OBP: 0.274, SLG: 0.347			0-0 F7	0-0 FC5-4		0-0 G4-6-3		0-0 P4		5	0	1	0	0	0	6										
Paul Popovich, S OBP: 0.245, SLG: 0.190			0-0 P8	0-0 CS		0-0 SF7		0-3 K		3	0	0	1	0	1	3										
Bill Bonham, R OBP: 0.250, SLG: 0.250			0-0 E6			0-0 F8		0-3 K		2	0	0	0	0	0	0										
Juan Pizarro, L OBP: 0.167, SLG: 0.167			0-0 FC4-6			0-0 G4-6-3		0-0 K		1	0	0	0	0	0	1										
Jack Aker, R OBP: 0.167, SLG: 0.167						0-0 G4-6-3		0-0 K		0	0	0	0	0	0	0										
Inning Stats	R: 1 E: 0 K: 1 S: 7	H: 3 LOB: 2 BB: 1 P: 11	R: 0 E: 1 K: 0 S: 4	H: 0 LOB: 1 BB: 0 P: 4	R: 2 E: 0 K: 0 S: 4	H: 2 LOB: 1 BB: 2 P: 12	R: 3 E: 0 K: 0 S: 5	H: 3 LOB: 2 BB: 2 P: 13	R: 1 E: 0 K: 0 S: 4	H: 2 LOB: 0 BB: 0 P: 4	R: 0 E: 0 K: 0 S: 3	H: 0 LOB: 0 BB: 2 P: 3	R: 0 E: 1 K: 2 S: 8	H: 0 LOB: 3 BB: 2 P: 16	R: 0 E: 0 K: 0 S: 2	H: 1 LOB: 1 BB: 0 P: 6	R: 0 E: 0 K: 1 S: 6	H: 1 LOB: 1 BB: 0 P: 6	1B: 6 2B: 4 3B: 0 HR: 1	SF: 1 SAC: 0 DP: 2 HBP: 0	WP: 0 PB: 0 SB: 0 CS: 2	PA: 44				
PITCHER	IP	WLS	BF	H	R	ER	SO	BB	IBB	HBP	BLK	WP	HR	S	P	ERA	WHIP									
Jim Lonborg, R ERA: 7.03	(1, 1)	3.2	L	20	6	5	5	1	4	0	0	0	0	1	18	34	12.27	2.727								
Barry Lersch, R ERA: 4.39	(4, 1)	0.1		3	2	1	1	0	1	0	0	0	0	0	2	6	27.00	9.000								
Darrell Brandon, R ERA: 10.5	(5, 1)	2.0		7	2	1	1	0	0	0	0	0	0	7	7	4.50	1.000									
Mac Scarce, L ERA: 2.25	(7, 1)	3.0		13	1	0	0	3	3	0	0	0	0	16	28	0.00	1.333									

AB	34
R	7
H	11
RBI	7
BB	8
SO	4
LOB	20



Batter	1	2	3	4	5	6	7	8	9	AB	R	H	RBI	BB	SO	LOB	BOTTOM									
Cesar Tovar, R OBP: 0.350, SLG: 0.387	0-0 5-3		0-0 5-3	0-0 F3		0-0 SH3-4		0-0 FC4-6-3-2		5	0	1	1	0	0	4	Chicago Cubs @ Philadelphia Phillies Veterans Stadium, Philadelphia, PA Sat May 19 1973, 7:05 PM EDT Att: 27,569 - Unknown									
Larry Bowa, S OBP: 0.257, SLG: 0.248	0-0 1B		0-0 6-3	0-0 1B		0-0 SH3-4		0-0 P6		4	0	2	1	0	0	1										
Willie Montanez, L OBP: 0.304, SLG: 0.303	0-0 F6		0-3 K	0-0 1B		0-0 3-1		0-0 P4-3		5	0	1	1	0	1	2										
Greg Luzinski, R OBP: 0.252, SLG: 0.316	0-0 5-3		0-0 5-3	0-0 P4		0-0 3-1		4-0 E		4	0	0	0	0	0	4										
Mac Scarce, L OBP: 0.328, SLG: 0.327	0-0 5-3							4-0 1B		0	0	0	0	0	0	0										
Tom Hutton, L OBP: 0.328, SLG: 0.327								0-0 BB		0	0	0	0	1	0	0										
Ken Brett, L OBP: 0.333, SLG: 0.444								0-0 BB		0	0	0	0	0	0	0										
Bill Robinson, R OBP: 0.370, SLG: 0.538			0-3 K	0-0 3B		0-0 2-3		0-0 E		5	1	3	0	0	1	0										
Del Unser, L OBP: 0.341, SLG: 0.450			0-0 1B	0-0 1B		0-3 K		4-0 FC6-4		4	1	2	1	1	2	1										
Bob Boone, R OBP: 0.277, SLG: 0.260			0-0 F9	0-0 WP		4-0 BB		0-0 K		4	1	1	1	1	1	4										
Denny Doyle, L OBP: 0.346, SLG: 0.303			0-0 F3	0-0 WP		0-3 K		0-0 FC6-4		2	1	2	0	0	0	0										
Mike Schmidt, R OBP: 0.352, SLG: 0.351			0-0 F3	0-0 BLK		0-0 K		0-0 FC6-4		2	0	1	0	0	1	1										
Jose Pagan, R OBP: 0.130, SLG: 0.273			1-2 1B	1-2 BLK		0-0 K		1-2 1B		1	0	0	0	0	0	3										
Jim Lonborg, R ERA: 7.03	(1, 1)	3.2	L	20	6	5	5	1	4	0	0	0	0	1	18	34	12.27	2.727								
Barry Lersch, S ERA: 4.39	(4, 1)	0.1		3	2	1	1	0	1	0	0	0	0	0	2	6	27.00	9.000								
Darrell Brandon, R ERA: 10.5	(5, 1)	2.0		7	2	1	1	0	0	0	0	0	0	7	7	4.50	1.000									
Mac Scarce, L ERA: 2.25	(7, 1)	3.0		13	1	0	0	3	3	0	0	0	0	16	28	0.00	1.333									
Inning Stats	R: 0 E: 0 K: 0 S: 4	H: 1 LOB: 1 BB: 0 P: 4	R: 0 E: 0 K: 1 S: 7	H: 2 LOB: 2 BB: 0 P: 7	R: 0 E: 0 K: 1 S: 5	H: 0 LOB: 0 BB: 0 P: 5	R: 5 E: 0 K: 0 S: 9	H: 6 LOB: 2 BB: 1 P: 13	R: 0 E: 0 K: 2 S: 7	H: 0 LOB: 1 BB: 1 P: 11	R: 1 E: 0 K: 0 S: 5	H: 2 LOB: 1 BB: 0 P: 5	R: 0 E: 0 K: 1 S: 5	H: 1 LOB: 0 BB: 0 P: 5	R: 0 E: 0 K: 0 S: 4	H: 2 LOB: 1 BB: 0 P: 4	R: 0 E: 1 K: 1 S: 6	H: 1 LOB: 3 BB: 2 P: 14	1B: 13 2B: 2 3B: 1 HR: 0	SF: 0 SAC: 1 DP: 1 HBP: 0	WP: 1 PB: 0 SB: 1 CS: 0	PA: 44				
PITCHER	IP	WLS	BF	H	R	ER	SO	BB	IBB	HBP	BLK	WP	HR	S	P	ERA	WHIP									
Bill Bonham, R ERA: 3.98	(1, 1)	3.2		10	3	1	1	2	1	0	0	0	0	13	17	4.50	2.000									
Juan Pizarro, L ERA: 4.5	(4, 1)	2.0		7	2	1	1	0	0	0	0	0	0	12	16	0.00	1.875									
Bob Locker, R ERA: 1.59	(6, 1)	2.2	W	11	4	0	0	1	1	0	0	0	0	4	8	0.00	0.000									
Jack Aker, R ERA: 2.74	(9, 1)	0.2	S	3	0	0	0	1	0	0	0	0	0	4	8	0.00	0.000									

AB	39
R	6
H	15
RBI	5
BB	4
SO	6
LOB	22



Batter	1	2	3	4	5	6	7	8	9	AB	R	H	RBI	BB	SO	LOB	TOP								
Gene Clines, R OBP: 0.300, SLG: 0.316	L9		L3		L1-3		L5-3		L8	5	0	0	0	0	0	3	Pittsburgh Pirates @ Philadelphia Phillies Veterans Stadium, Philadelphia, PA Mon May 21 1973, 7:05 PM EDT Att: 9,010 - Unknown								
Dave Cash, R OBP: 0.398, SLG: 0.454	F8			G6-4-3 BB		HR 2B	BB			2	1	1	0	2	0	0									
Manny Sanguillen, R OBP: 0.339, SLG: 0.597	L5		G6-4-3 1-2		HR		5-3			4	1	1	2	0	0	3									
Willie Stargell, L OBP: 0.390, SLG: 0.675		F8		HR		F8		K		4	1	1	1	0	1	0									
Bob Robertson, R OBP: 0.406, SLG: 0.555		K		G3		F7		F3		4	0	0	0	0	1	0									
Richie Hebner, L OBP: 0.376, SLG: 0.421								6-3		4	1	3	0	0	0	0									
Gene Alley, R OBP: 0.287, SLG: 0.360		K				F9 1B	FC5-4 1B			4	1	1	0	0	1	3									
Milt May, L OBP: 0.348, SLG: 0.402			K		1-3		SH5-4 2B		SH2-4 1B	3	0	1	0	0	1	1									
Steve Blass, R OBP: 0.500, SLG: 0.563			K2-3				SH5-4 1B			2	0	1	1	0	1	0									
Richie Zisk, R OBP: 0.261, SLG: 0.364							SH5-4 2-3		CS 1B	1	0	1	1	0	0	0									
Vic Davallo, L OBP: 0.167, SLG: 0.241										0	0	0	0	0	0	0									
Dave Giusti, R OBP: 1.000, SLG: 1.000										0	0	0	0	0	0	0									
Inning Stats	R: 0 E: 0 K: 0 S: 3	H: 0 LOB: 0 BB: 0 P: 3	R: 0 E: 0 K: 2 S: 8	H: 1 LOB: 1 BB: 0 P: 8	R: 0 E: 0 K: 2 S: 7	H: 0 LOB: 0 BB: 0 P: 7	R: 1 E: 0 K: 0 S: 3	H: 1 LOB: 0 BB: 1 P: 7	R: 1 E: 0 K: 0 S: 5	H: 2 LOB: 1 BB: 0 P: 5	R: 2 E: 0 K: 0 S: 6	H: 3 LOB: 1 BB: 0 P: 6	R: 0 E: 0 K: 0 S: 4	H: 1 LOB: 2 BB: 1 P: 8	R: 0 E: 0 K: 1 S: 5	H: 0 LOB: 0 BB: 0 P: 5	R: 1 E: 0 K: 0 S: 4	H: 2 LOB: 1 BB: 0 P: 4	1B: 6 2B: 2 3B: 0 HR: 2	SF: 0 SAC: 2 DP: 1 HBP: 0	WP: 0 PB: 0 SB: 0 CS: 1	PA: 37			
PITCHER	IP	WLS	BF	H	R	ER	SO	BB	IBB	HBP	BLK	WP	HR	S	P	ERA	WHIP								
Steve Carlton, L ERA: 3.96	(1, 1)	6.2	29	8	4	4	4	2	0	0	0	0	2	35	43	5.40	1.500								
Bill Wilson, R ERA: 3.2	(7, 1)	0.1	1	0	0	0	0	0	0	0	0	0	0	1	1	0.00	0.000								
Mac Scarce, L ERA: 2.45	(8, 1)	2.0	L	7	2	1	1	1	0	0	0	0	0	9	9	4.50	1.000								

AB	33
R	5
H	10
RBI	5
BB	2
SO	5
LOB	10



Batter	1	2	3	4	5	6	7	8	9	AB	R	H	RBI	BB	SO	LOB	BOTTOM									
Larry Bowa, S OBP: 0.257, SLG: 0.244	F7		S 1B BB		L3		FC1-5 1-2 2-3			3	1	0	0	1	0	2	Pittsburgh Pirates @ Philadelphia Phillies Veterans Stadium, Philadelphia, PA Mon May 21 1973, 7:05 PM EDT Att: 9,010 - Unknown									
Del Unser, L OBP: 0.337, SLG: 0.440	L8		2B E 1B		F7		F7			4	1	1	1	0	0	2										
Mac Scarce, L										0	0	0	0	0	0	0										
Willie Montanez, L OBP: 0.302, SLG: 0.308	4-3		E8 HR 2B		F9				F7	4	1	1	0	0	0	0										
Greg Luzinski, R OBP: 0.259, SLG: 0.343		L8	HR			K				4	1	2	2	0	1	0										
Bill Robinson, R OBP: 0.353, SLG: 0.512		6-3	5-3			K			K	4	0	0	0	0	2	1										
Mike Schmidt, R OBP: 0.348, SLG: 0.338			K			P3			F9	3	0	0	0	1	1	1										
Mike Ryan, R OBP: 0.306, SLG: 0.406					6-3				L4	2	0	1	0	0	0	0										
Mike Rogodzinski, L OBP: 0.391, SLG: 0.389									G3	2	0	0	0	0	0	0										
Denny Doyle, L OBP: 0.341, SLG: 0.290									K2-3	3	0	0	0	1	1	2										
Steve Carlton, L OBP: 0.147, SLG: 0.152									F6	2	0	0	0	0	0	0										
Bill Wilson, R										0	0	0	0	0	0	0										
Tom Hutton, L OBP: 0.339, SLG: 0.339										1	0	1	0	0	0	0										
Ken Brett, L OBP: 0.333, SLG: 0.444										0	0	0	0	0	0	0										
Bob Boone, R OBP: 0.274, SLG: 0.257										1	0	0	0	0	0	0										
Inning Stats	R: 0 E: 0 K: 0 S: 3	H: 0 LOB: 0 BB: 0 P: 3	R: 0 E: 0 K: 0 S: 4	H: 1 LOB: 2 BB: 1 P: 8	R: 4 E: 1 K: 1 S: 8	H: 3 LOB: 0 BB: 1 P: 12	R: 0 E: 0 K: 0 S: 3	H: 0 LOB: 0 BB: 0 P: 3	R: 0 E: 0 K: 2 S: 7	H: 0 LOB: 0 BB: 0 P: 7	R: 0 E: 0 K: 0 S: 4	H: 1 LOB: 2 BB: 1 P: 8	R: 0 E: 0 K: 1 S: 6	H: 1 LOB: 1 BB: 0 P: 6	R: 0 E: 0 K: 1 S: 5	H: 0 LOB: 0 BB: 0 P: 5	1B: 4 2B: 1 3B: 0 HR: 1	SF: 0 SAC: 0 DP: 0 HBP: 0	WP: 0 PB: 0 SB: 1 CS: 0	PA: 36						
PITCHER	IP	WLS	BF	H	R	ER	SO	BB	IBB	HBP	BLK	WP	HR	S	P	ERA	WHIP									
Steve Blass, R ERA: 7.52	(1, 1)	8.0	W	33	6	4	4	4	3	0	0	0	0	1	38	50	4.50	1.125								
Dave Giusti, R ERA: 1.61	(9, 1)	1.0	S	3	0	0	0	1	0	0	0	0	0	5	5	0.00	0.000									



Batter	1	2	3	4	5	6	7	8	9	AB	R	H	RBI	BB	SO	LOB	TOP					
Dave Cash, R OBP: 0.407, SLG: 0.469 (1, 4)										5	1	3	1	0	0	2	Pittsburgh Pirates @ Philadelphia Phillies Veterans Stadium, Philadelphia, PA Tue May 22 1973, 7:05 PM EDT Att: 11,617 - Unknown livebaseballscorecards.com					
Richie Hebner, L OBP: 0.372, SLG: 0.413 (1, 5)										5	0	1	0	0	2	4						
Manny Sanguillen, R OBP: 0.335, SLG: 0.590 (1, 9)										4	0	1	0	0	0	3						
Willie Stargell, L OBP: 0.379, SLG: 0.653 (1, 7)										4	0	0	0	0	1	3						
Al Oliver, L OBP: 0.324, SLG: 0.522 (1, 8)										4	0	1	1	0	1	1						
Bob Robertson, R OBP: 0.408, SLG: 0.549 (1, 3)										3	0	1	0	1	1	2						
Bob Moose, R OBP: 0.211, SLG: 0.167 (9, PR)										0	1	0	0	0	0	0						
Milt May, L OBP: 0.346, SLG: 0.405 (1, 2)										4	1	1	1	0	0	1						
Gene Alley, R OBP: 0.289, SLG: 0.360 (1, 6)										3	1	1	0	0	0	0						
Vic Davallillo, L OBP: 0.161, SLG: 0.233 (9, PH)										1	0	0	0	0	0	2						
Dock Ellis, S OBP: 0.091, SLG: 0.048 (1, 1)										1	0	0	0	0	1	0						
Gene Clines, R OBP: 0.317, SLG: 0.359 (7, PH)										1	0	1	0	0	0	0						
Jim Rooker, R (7, 1)										0	0	0	0	0	0	0						
Bob Johnson, L (7, 1)										0	0	0	0	0	0	0						
Rennie Stennett, R OBP: 0.255, SLG: 0.393 (9, PH)										1	0	1	1	0	0	0						
Inning Stats	R: 0 E: 0 K: 1 S: 5	H: 1 LOB: 0 BB: 0 P: 5	R: 0 E: 0 K: 0 S: 4	H: 1 LOB: 1 BB: 0 P: 4	R: 1 E: 0 K: 0 S: 5	H: 2 LOB: 1 BB: 0 P: 5	R: 0 E: 0 K: 1 S: 5	H: 0 LOB: 0 BB: 0 P: 5	R: 0 E: 0 K: 1 S: 5	H: 0 LOB: 0 BB: 0 P: 5	R: 1 E: 0 K: 2 S: 10	H: 3 LOB: 2 BB: 0 P: 10	R: 0 E: 0 K: 0 S: 4	H: 1 LOB: 1 BB: 0 P: 4	R: 0 E: 0 K: 1 S: 6	H: 1 LOB: 1 BB: 0 P: 6	R: 2 E: 0 K: 0 S: 5	H: 2 LOB: 1 BB: 1 P: 9	1B: 8 2B: 3 3B: 0 HR: 0	SF: 0 SAC: 1 DP: 1 HBP: 0	WP: 2 PB: 0 SB: 0 CS: 0	PA: 38
PITCHER Wayne Twitchell, R ERA: 2.64 (1, 1)	IP: 9.0 WLS: W BF: 38 H: 11 R: 4 ER: 4 SO: 6 BB: 1 IBB: 0 HBP: 0 BLK: 0 WP: 2 HR: 0 S: 49 P: 53 ERA: 4.00 WHIP: 1.333											PITCHER	IP: 9.0 WLS: W BF: 38 H: 11 R: 4 ER: 4 SO: 6 BB: 1 IBB: 0 HBP: 0 BLK: 0 WP: 2 HR: 0 S: 49 P: 53 ERA: 4.00 WHIP: 1.333									

Batter	1	2	3	4	5	6	7	8	9	AB	R	H	RBI	BB	SO	LOB	BOTTOM									
Larry Bowa, S OBP: 0.261, SLG: 0.244 (1, 6)										4	1	1	0	0	0	1	Pittsburgh Pirates @ Philadelphia Phillies Veterans Stadium, Philadelphia, PA Tue May 22 1973, 7:05 PM EDT Att: 11,617 - Unknown livebaseballscorecards.com									
Cesar Tovar, R OBP: 0.344, SLG: 0.379 (1, 5)										5	2	1	0	0	2	4										
Willie Montanez, L OBP: 0.311, SLG: 0.329 (1, 3)										3	4	1	2	2	0	2										
Greg Luzinski, R OBP: 0.263, SLG: 0.352 (1, 7)										5	0	2	3	0	1	2										
Bill Robinson, R OBP: 0.367, SLG: 0.529 (8, 8)										5	0	3	2	0	0	2										
Del Unser, L OBP: 0.337, SLG: 0.430 (1, 8)										2	0	0	0	1	0	2										
Mike Anderson, R OBP: 0.284, SLG: 0.413 (7, PH)										1	0	0	0	0	0	1										
Bob Boone, R OBP: 0.274, SLG: 0.250 (1, 2)										3	0	0	0	1	0	3										
Denny Doyle, L OBP: 0.353, SLG: 0.296 (1, 4)										2	0	1	0	1	0	0										
Terry Harmon, R OBP: 0.368, SLG: 0.303 (8, 4)										0	0	0	0	1	0	0										
Wayne Twitchell, R (1, 1)										4	0	0	0	0	4	5										
Inning Stats	R: 2 E: 1 K: 0 S: 6	H: 2 LOB: 1 BB: 0 P: 6	R: 0 E: 0 K: 2 S: 8	H: 1 LOB: 2 BB: 1 P: 12	R: 0 E: 0 K: 0 S: 3	H: 0 LOB: 1 BB: 1 P: 7	R: 0 E: 0 K: 1 S: 5	H: 0 LOB: 0 BB: 0 P: 5	R: 2 E: 0 K: 0 S: 6	H: 2 LOB: 2 BB: 1 P: 10	R: 0 E: 0 K: 1 S: 6	H: 1 LOB: 1 BB: 0 P: 6	R: 1 E: 1 K: 1 S: 6	H: 1 LOB: 3 BB: 3 P: 18	R: 2 E: 0 K: 2 S: 8	H: 2 LOB: 0 BB: 0 P: 9		1B: 6 2B: 3 3B: 0 HR: 1	SF: 0 SAC: 0 DP: 1 HBP: 1	WP: 1 PB: 0 SB: 0 CS: 1	PA: 42					
PITCHER Dock Ellis, R ERA: 3.26 (1, 1)	IP: 6.0 WLS: L BF: 29 H: 6 R: 4 ER: 1 SO: 4 BB: 2 IBB: 1 HBP: 0 BLK: 0 WP: 1 HR: 0 S: 34 P: 46 ERA: 1.50 WHIP: 1.333											PITCHER	IP: 6.0 WLS: L BF: 29 H: 6 R: 4 ER: 1 SO: 4 BB: 2 IBB: 1 HBP: 0 BLK: 0 WP: 1 HR: 0 S: 34 P: 46 ERA: 1.50 WHIP: 1.333													
Jim Rooker, L ERA: 1.42 (7, 1)	0.2	5	1	1	1	0	1	1	0	3	11	13.50	3.000													
Bob Johnson, R ERA: 3.32 (7, 1)	1.1	7	2	2	2	3	0	1	1	0	0	1	11	16	13.50	1.500										

Batter	1	2	3	4	5	6	7	8	9	AB	R	H	RBI	BB	SO	LOB	TOP					
Cesar Tovar, R (1,4) OBP: 0.341, SLG: 0.375 Denny Doyle, L (7,4) OBP: 0.349, SLG: 0.292	P4		F5				FC6-4	F8		4	0	1	0	0	0	3	Philadelphia Phillies @ San Diego Padres San Diego Stadium, San Diego, CA Fri May 25 1973, 10:05 PM EDT Att: 26,615 - Unknown livebaseballscorecards.com					
Larry Bowa, S (1,6) OBP: 0.256, SLG: 0.238	F7		FC6-4			SH3-4		F8	F8	4	0	0	0	0	0	1						
Willie Montanez, L (1,3) OBP: 0.326, SLG: 0.344						P5			HR	5	2	4	0	0	0	1						
Greg Luzinski, R (1,7) OBP: 0.256, SLG: 0.342 Del Unser, L (8,8) OBP: 0.333, SLG: 0.425						K		F8	F8	4	0	0	0	0	3	4						
Bill Robinson, R (1,8) OBP: 0.379, SLG: 0.598										5	3	3	4	0	0	1						
Mike Schmidt, R (1,5) OBP: 0.371, SLG: 0.354										2	2	1	0	3	0	0						
Bob Boone, R (1,2) OBP: 0.275, SLG: 0.252										3	1	1	1	0	0	1						
Mike Anderson, R (1,9) OBP: 0.310, SLG: 0.424										3	0	2	1	1	0	0						
Ken Brett, L (1,1) OBP: 0.385, SLG: 0.462										4	0	2	2	0	0	3						
Inning Stats	R: 0 E: 0 K: 1 S: 6	H: 1 LOB: 1 BB: 0 P: 6	R: 0 E: 0 K: 0 S: 3	H: 0 LOB: 0 BB: 0 P: 3	R: 0 E: 0 K: 0 S: 4	H: 1 LOB: 1 BB: 0 P: 4	R: 0 E: 0 K: 1 S: 5	H: 1 LOB: 0 BB: 0 P: 5	R: 1 E: 0 K: 0 S: 4	H: 2 LOB: 0 BB: 0 P: 4	R: 0 E: 0 K: 1 S: 6	H: 1 LOB: 1 BB: 0 P: 6	R: 1 E: 0 K: 0 S: 4	H: 1 LOB: 2 BB: 2 P: 12	R: 4 E: 0 K: 0 S: 8	H: 5 LOB: 2 BB: 1 P: 12		R: 2 E: 0 K: 0 S: 5	H: 2 LOB: 1 BB: 1 P: 9	1B: 11 2B: 1 3B: 0 HR: 2	SF: 0 SAC: 3 DP: 1 HBP: 0	WP: 0 PB: 0 SB: 1 CS: 1
PITCHER	IP	WLS	BF	H	R	ER	SO	BB	IBB	HBP	BLK	WP	HR	S	P	ERA	WHIP					
Fred Norman, L (1,1) ERA: 3.91	7.2	L	33	9	5	5	3	2	1	0	0	0	1	36	48	5.87	1.435					
Gary Ross, R (8,1) ERA: 3.86	0.0		2	2	0	0	0	0	0	0	0	0	0	2	2	∞	∞					
Rich Troedson, L (8,1) ERA: 4.56	0.1		2	1	1	1	0	0	0	0	0	0	0	2	2	27.00	3.000					
Bob Miller, R (9,1) ERA: 5.59	1.0		6	2	2	2	0	1	0	0	0	0	1	5	9	18.00	3.000					

Batter	1	2	3	4	5	6	7	8	9	AB	R	H	RBI	BB	SO	LOB	BOTTOM					
Enzo Hernandez, R (1,6) OBP: 0.308, SLG: 0.258	F8		5-3					F8		4	0	0	0	0	0	2	Philadelphia Phillies @ San Diego Padres San Diego Stadium, San Diego, CA Fri May 25 1973, 10:05 PM EDT Att: 26,615 - Unknown livebaseballscorecards.com					
Johnny Grubb, L (1,8) OBP: 0.409, SLG: 0.475	4-3							1-3		4	0	1	0	0	0	0						
Leron Lee, L (1,7) OBP: 0.356, SLG: 0.350	4-3									4	0	1	0	0	0	1						
Nate Colbert, R (1,3) OBP: 0.346, SLG: 0.371										3	0	0	0	1	2	1						
Fred Kendall, R (1,2) OBP: 0.349, SLG: 0.417										4	0	0	0	0	0	2						
Dave Roberts, R (1,5) OBP: 0.138, SLG: 0.074										3	0	0	0	0	2	0						
Jerry Morales, R (1,9) OBP: 0.297, SLG: 0.413										2	1	1	0	1	0	1						
Derrel Thomas, S (1,4) OBP: 0.285, SLG: 0.255										3	0	0	0	0	0	2						
Fred Norman, S (1,1) OBP: 0.174, SLG: 0.136 Gary Ross, R (8,1)										2	0	1	0	0	1	0						
Rich Troedson, L (8,1)										0	0	0	0	0	0	0						
Ivan Murrell, R (8,PH) OBP: 0.185, SLG: 0.222 Bob Miller, R (9,1)										0	0	0	0	0	0	0						
Inning Stats	R: 0 E: 0 K: 0 S: 3	H: 0 LOB: 0 BB: 0 P: 3	R: 0 E: 0 K: 1 S: 5	H: 0 LOB: 0 BB: 0 P: 5	R: 1 E: 0 K: 1 S: 6	H: 1 LOB: 0 BB: 0 P: 6	R: 0 E: 0 K: 0 S: 3	H: 1 LOB: 1 BB: 1 P: 7	R: 0 E: 0 K: 1 S: 6	H: 1 LOB: 2 BB: 1 P: 10	R: 0 E: 0 K: 1 S: 5	H: 0 LOB: 0 BB: 0 P: 5	R: 0 E: 1 K: 0 S: 4	H: 0 LOB: 1 BB: 0 P: 4	R: 0 E: 0 K: 0 S: 3	H: 0 LOB: 0 BB: 0 P: 3	R: 0 E: 0 K: 1 S: 5	H: 1 LOB: 0 BB: 0 P: 5	1B: 3 2B: 0 3B: 1 HR: 0	SF: 0 SAC: 0 DP: 2 HBP: 0	WP: 1 PB: 0 SB: 0 CS: 0	PA: 32
PITCHER	IP	WLS	BF	H	R	ER	SO	BB	IBB	HBP	BLK	WP	HR	S	P	ERA	WHIP					
Ken Brett, L (1,1) ERA: 2.54	9.0	W	32	4	1	1	5	2	0	0	0	1	0	40	48	1.00	0.667					

Batter	1	2	3	4	5	6	7	8	9	AB	R	H	RBI	BB	SO	LOB	TOP										
Cesar Tovar, R (1,4) OBP: 0.346, SLG: 0.369 Del Unser, L (8,8) OBP: 0.333, SLG: 0.425	4-0 6-3 BB		0-3 K			0-0 F9		4-0 1B SF8 IBB		2	1	0	0	2	1	1											
Larry Bowa, S (1,6) OBP: 0.255, SLG: 0.238	0-0 6-3 1-2			0-0 6-3		0-0 F7		0-0 E 1B		4	1	1	1	0	0	2											
Willie Montanez, L (1,3) OBP: 0.324, SLG: 0.340	0-0 F7			4-0 BB		0-0 4-3		0-0 SF8		2	0	0	1	1	0	2											
Greg Luzinski, R (1,7) OBP: 0.250, SLG: 0.333 Denny Doyle, L (8,4) OBP: 0.349, SLG: 0.292	0-0 F7			0-0 F3		0-0 5-3		0-0 F8		4	0	0	0	0	0	2											
Bill Robinson, R (1,8) OBP: 0.364, SLG: 0.573		0-3 K		0-3 K		0-0 F7		0-0 5-3		4	0	0	0	0	2	1											
Mike Schmidt, R (1,5) OBP: 0.376, SLG: 0.346	4-0 CS BB			0-0 L5		4-0 2B BB		0-0 F9		2	1	0	0	2	0	0											
Bob Boone, R (1,2) OBP: 0.274, SLG: 0.261	0-0 G3 1-2			0-0 5-3		0-0 1-H 2B		0-0 6-3		4	0	1	1	0	0	1											
Mike Anderson, R (1,9) OBP: 0.311, SLG: 0.412			0-3 K		0-3 K			4-0 SH1-4 1B BB		2	1	0	0	1	2	0											
Steve Carlton, L (1,1) OBP: 0.167, SLG: 0.171			0-0 F8			0-0 1B		0-0 SH1-4		2	0	1	0	0	0	0											
Inning Stats	R: 0 E: 0 K: 0 S: 3	H: 0 LOB: 1 BB: 1 P: 7	R: 0 E: 0 K: 1 S: 4	H: 0 LOB: 0 BB: 1 P: 8	R: 0 E: 0 K: 2 S: 7	H: 0 LOB: 0 BB: 0 P: 7	R: 0 E: 0 K: 1 S: 5	H: 0 LOB: 1 BB: 1 P: 9	R: 0 E: 0 K: 1 S: 5	H: 0 LOB: 0 BB: 0 P: 5	R: 0 E: 0 K: 0 S: 4	H: 1 LOB: 1 BB: 0 P: 4	R: 1 E: 0 K: 0 S: 3	H: 1 LOB: 1 BB: 1 P: 7	R: 3 E: 1 K: 0 S: 4	H: 1 LOB: 2 BB: 12 P: 12	R: 0 E: 0 K: 0 S: 3	H: 0 LOB: 0 BB: 0 P: 3	1B: 2 2B: 1 3B: 0 HR: 0	SF: 1 SAC: 1 DP: 0 HBP: 0	WP: 0 PB: 0 SB: 1 CS: 0	PA: 34					
PITCHER	IP	WLS	BF	H	R	ER	SO	BB	IBB	HBP	BLK	WP	HR	S	P	ERA	WHIP										
Mike Caldwell, L (1,1) ERA: 3.86 Gary Ross, R (9,1) ERA: 3.72	8.0	L	31	3	4	3	5	5	1	0	0	0	0	35	59	3.38	1.000										

Philadelphia Phillies @ San Diego Padres
San Diego Stadium, San Diego, CA
Sat May 26 1973, 10:05 PM EDT
Att: 7,260 - Unknown

AB	26
R	4
H	3
RBI	3
BB	6
SO	5
LOB	9



Batter	1	2	3	4	5	6	7	8	9	AB	R	H	RBI	BB	SO	LOB	BOTTOM										
Enzo Hernandez, R (1,6) OBP: 0.313, SLG: 0.259	0-3 K			0-0 F9		4-0 BB		0-0 FC6-4 1B		3	0	1	0	1	1	0											
Johnny Grubb, L (1,8) OBP: 0.404, SLG: 0.468	0-3 K			0-0 K 1B		0-0 F5		0-0 FC6-4		4	0	1	0	0	1	3											
Leron Lee, L (1,7) OBP: 0.353, SLG: 0.347	0-3 K			0-0 1B		1-2 1B		0-0 K		4	0	1	0	0	2	0											
Nate Colbert, R (1,3) OBP: 0.349, SLG: 0.370		0-0 K 1B		0-3 K		4-0 S BB		0-0 P5		3	0	1	0	1	1	2											
Fred Kendall, R (1,2) OBP: 0.340, SLG: 0.406		0-0 B5		0-0 4-3		0-0 F3		0-0 6-3		4	0	0	0	0	0	2											
Dave Roberts, R (1,5) OBP: 0.125, SLG: 0.067		0-3 K		0-3 K		0-3 K				3	0	0	0	0	3	2											
Jerry Morales, R (1,9) OBP: 0.298, SLG: 0.404			0-3 K		0-0 6-3			4-0 1B BB		2	0	0	0	1	1	0											
Derrel Thomas, S (1,4) OBP: 0.286, SLG: 0.250			0-0 F8			4-0 B2-6-4 BB		0-3 K		2	0	0	0	1	1	1											
Mike Caldwell, R (1,1) OBP: 0.188, SLG: 0.188 Ivan Murrell, R (8,PH) OBP: 0.179, SLG: 0.214 Gary Ross, R (9,1)			0-3 K		0-0 B2-6-4			0-3 K		2	0	0	0	0	1	1											
Inning Stats	R: 0 E: 0 K: 3 S: 9	H: 1 LOB: 0 BB: 0 P: 9	R: 0 E: 0 K: 1 S: 5	H: 1 LOB: 0 BB: 0 P: 5	R: 0 E: 0 K: 2 S: 7	H: 0 LOB: 0 BB: 0 P: 7	R: 0 E: 0 K: 1 S: 6	H: 2 LOB: 1 BB: 0 P: 6	R: 0 E: 0 K: 1 S: 5	H: 0 LOB: 0 BB: 0 P: 5	R: 0 E: 0 K: 0 S: 2	H: 0 LOB: 1 BB: 2 P: 10	R: 0 E: 0 K: 1 S: 5	H: 0 LOB: 1 BB: 1 P: 9	R: 0 E: 0 K: 2 S: 8	H: 1 LOB: 2 BB: 1 P: 12	R: 0 E: 0 K: 1 S: 5	H: 0 LOB: 0 BB: 0 P: 5	1B: 4 2B: 0 3B: 0 HR: 0	SF: 0 SAC: 0 DP: 1 HBP: 0	WP: 0 PB: 0 SB: 1 CS: 0	PA: 32					
PITCHER	IP	WLS	BF	H	R	ER	SO	BB	IBB	HBP	BLK	WP	HR	S	P	ERA	WHIP										
Steve Carlton, L (1,1) ERA: 3.6	9.0	W	32	4	0	0	12	4	0	0	0	0	0	52	68	0.00	0.889										

Philadelphia Phillies @ San Diego Padres
San Diego Stadium, San Diego, CA
Sat May 26 1973, 10:05 PM EDT
Att: 7,260 - Unknown

AB	28
R	0
H	4
RBI	0
BB	4
SO	12
LOB	12



Batter	1	2	3	4	5	6	7	8	9	AB	R	H	RBI	BB	SO	LOB	TOP			
Cesar Tovar, R OBP: 0.343, SLG: 0.365 Mac Scarce, L (8, 1)	0-0 E 1B	0-0 6-3			0-0 P3		0-0 6-3		0-3 K	4	1	1	0	0	0	0	Philadelphia Phillies @ San Diego Padres San Diego Stadium, San Diego, CA Sun May 27 1973, 6:33 AM EDT Unknown			
Del Unser, L OBP: 0.330, SLG: 0.451	0-3 K	0-0 F8			0-0 HR		0-3 K			4	1	1	1	0	2	1				
Willie Montanez, L OBP: 0.328, SLG: 0.344	0-0 E4 HBP E			0-0 FC4-6 1B	0-0 F7			0-0 G6-4-3 1B		4	1	2	1	0	0	0				
Greg Luzinski, R OBP: 0.256, SLG: 0.329 Mike Anderson, R OBP: 0.311, SLG: 0.412	1-2 BB E SF8 HBP			0-0 F7	4-0 BB			0-0 F3		2	1	0	0	1	0	2				
Bill Robinson, R OBP: 0.350, SLG: 0.550	0-0 E5 BB			0-0 FC4-6	0-0 F8			0-0 G6-4-3		4	0	0	0	0	0	4				
Mike Schmidt, R OBP: 0.371, SLG: 0.333	4-0 BB			0-3 K		0-3 K			0-0 F8	3	0	0	0	1	2	1				
Bob Boone, R OBP: 0.266, SLG: 0.254	0-0 SF8			0-3 K		0-3 K			0-0 F8	3	0	0	1	0	2	0				
Larry Bowa, S OBP: 0.250, SLG: 0.233	0-3 K			0-0 4-3		0-0 P4			0-0 E3	4	0	0	0	0	1	2				
Wayne Twitchell, R Bill Wilson, R Denny Doyle, L OBP: 0.356, SLG: 0.292		0-3 K		0-0 6-3			0-3 K		4-0 BB	3	0	0	0	0	2	0				
Inning Stats	R: 3 E: 3 K: 2 S: 10	H: 1 LOB: 2 BB: 1 P: 15	R: 0 E: 0 K: 1 S: 5	H: 0 LOB: 0 BB: 0 P: 5	R: 0 E: 0 K: 1 S: 6	H: 1 LOB: 1 BB: 0 P: 6	R: 0 E: 0 K: 1 S: 5	H: 0 LOB: 0 BB: 0 P: 5	R: 1 E: 0 K: 0 S: 4	H: 1 LOB: 1 BB: 1 P: 8	R: 0 E: 0 K: 2 S: 7	H: 0 LOB: 0 BB: 0 P: 7	R: 0 E: 0 K: 0 S: 3	H: 1 LOB: 0 BB: 0 P: 3	R: 0 E: 1 K: 1 S: 6	H: 0 LOB: 2 BB: 1 P: 10		1B: 3 2B: 0 3B: 0 HR: 1	SF: 1 SAC: 0 DP: 1 HBP: 1	WP: 0 PB: 0 SB: 2 CS: 0
PITCHER	IP WLS BF L	H R ER SO	BB IBB HBP BLK	WP HR S P	ERA WHIP	PITCHER										IP WLS BF H R ER SO BB IBB HBP BLK WP HR S P ERA WHIP				
Bill Greif, R ERA: 2.33 Vicente Romo, R ERA: 3.56	8.0 L	32 4 4 1 9	2 0 1 0 0	0 1 47 56	1.12 0.750															

Batter	1	2	3	4	5	6	7	8	9	AB	R	H	RBI	BB	SO	LOB	BOTTOM					
Enzo Hernandez, R OBP: 0.309, SLG: 0.252	4-0 FC6-4 BB BB	0-0 FC6 1-2			0-0 F8		0-0 6-3		0-0 5-3	4	0	0	0	1	0	5	Philadelphia Phillies @ San Diego Padres San Diego Stadium, San Diego, CA Sun May 27 1973, 6:33 AM EDT Unknown					
Johnny Grubb, L OBP: 0.416, SLG: 0.468	4-0 FC6-4 BB BB		0-0 WP E S 1B		0-0 F5		1-0 SH BB HBP G5-2-3	4-0 BB 2-3		2	1	1	0	2	0	0						
Leron Lee, L OBP: 0.355, SLG: 0.344	0-3 K		0-3 K 1-H		0-0 1B		4-0 SH BB HBP G5-2-3	0-3 K		4	0	1	0	1	3	4						
Nate Colbert, R OBP: 0.347, SLG: 0.367	0-0 FC6-4 1-2 2-3		0-3 K		0-0 P4		0-0 SH G5-2-3		0-0 SH1-4 1B	4	0	1	0	0	1	3						
Fred Kendall, R OBP: 0.338, SLG: 0.401	0-0 5-3		0-3 K		0-0 1B		0-0 G5-2-3 1-2 2-3 3-H		0-0 SH1-4 1B	4	0	1	0	0	1	5						
Jerry Morales, R OBP: 0.294, SLG: 0.394		0-0 6-3		0-0 E 1B	0-3 K		0-0 5-3		0-0 F7	5	0	1	0	0	1	5						
Dave Roberts, R OBP: 0.189, SLG: 0.229		0-0 BB 1B		0-0 E9 1-3 1B		0-0 HR		0-0 F7	0-0 P4	5	1	3	1	0	0	1						
Derrel Thomas, S OBP: 0.285, SLG: 0.250		0-3 K		0-3 K		0-0 F9		0-0 2B 1B		4	1	1	0	0	2	3						
Bill Greif, R ERA: 2.5 Dave Marshall, L OBP: 0.391, SLG: 0.421 Vicente Romo, R (8, 1)	4-0 BB BB		0-3 K		0-3 K		0-0 G3		0-0 WP 1-H 2B	2	0	0	0	1	1	2						
Inning Stats	R: 0 E: 0 K: 1 S: 5	H: 0 LOB: 2 BB: 2 P: 13	R: 0 E: 0 K: 1 S: 6	H: 1 LOB: 2 BB: 1 P: 10	R: 1 E: 1 K: 3 S: 10	H: 1 LOB: 0 BB: 0 P: 10	R: 0 E: 1 K: 2 S: 9	H: 2 LOB: 2 BB: 0 P: 9	R: 0 E: 0 K: 1 S: 7	H: 2 LOB: 2 BB: 0 P: 7	R: 1 E: 0 K: 0 S: 4	H: 1 LOB: 0 BB: 0 P: 4	R: 0 E: 0 K: 0 S: 3	H: 0 LOB: 2 BB: 1 P: 8	R: 1 E: 0 K: 1 S: 7	H: 2 LOB: 2 BB: 1 P: 11		R: 0 E: 0 K: 0 S: 4	H: 1 LOB: 1 BB: 0 P: 4	1B: 8 2B: 1 3B: 0 HR: 1	SF: 0 SAC: 2 DP: 1 HBP: 1	WP: 2 PB: 0 SB: 1 CS: 0
PITCHER	IP WLS BF	H R ER SO	BB IBB HBP BLK	WP HR S P	ERA WHIP	PITCHER										IP WLS BF H R ER SO BB IBB HBP BLK WP HR S P ERA WHIP						
Wayne Twitchell, R ERA: 2.5 Bill Wilson, R ERA: 3.38 Mac Scarce, L ERA: 2.42 Barry Lersch, R ERA: 4.23	6.0 W	30 7 2 1 1 0	4 0 0 0 0 0	1 1 41 58	1.50 1.833																	




Batter	1	2	3	4	5	6	7	8	9	AB	R	H	RBI	BB	SO	LOB	TOP					
Cesar Tovar, R OBP: 0.345, SLG: 0.366 (1, 4)	6-3		1B	2B		F8		CS	F7	5	1	2	0	0	0	1						
Del Unser, L OBP: 0.343, SLG: 0.469 (1, 8)	1B		P3	2B		1B			F7	5	0	3	4	0	0	1						
Willie Montanez, L OBP: 0.324, SLG: 0.339 (1, 3)	F4		FC5-4	K		F9			K	5	0	1	0	0	2	3						
Greg Luzinski, R OBP: 0.251, SLG: 0.323 Jim Lonborg, R (4, 1) Mac Scarce, L (9, 1) Tom Hutton, L OBP: 0.333, SLG: 0.333 (9, 3)	F8		FC5-4	K			1-3			3	0	0	0	0	1	4						
Bill Robinson, R OBP: 0.355, SLG: 0.548 (4, 7)				BB	1B		K			4	1	2	0	0	2	0						
Mike Schmidt, R OBP: 0.388, SLG: 0.329 Mike Rogodzinski, L OBP: 0.385, SLG: 0.381 (4, 9)	K			BB	BB		F7			1	0	0	0	0	1	1						
Mike Ryan, R OBP: 0.325, SLG: 0.400 (1, 2)	F2			1B	2B		K			3	1	1	0	1	1	1						
Larry Bowa, S OBP: 0.250, SLG: 0.229 (1, 6)	FC1-4-6			1B	2B		K		L4-3	3	1	0	1	1	1	2						
Larry Christenson, R Darrell Brandon, R Denny Doyle, L OBP: 0.367, SLG: 0.324 (4, 4)			K	SF7			1B		CS	1	0	0	0	0	1	0						
Inning Stats	R: 0 E: 0 K: 0 S: 4	H: 1 LOB: 1 BB: 0 P: 4	R: 0 E: 0 K: 1 S: 6	H: 1 LOB: 1 BB: 0 P: 6	R: 0 E: 0 K: 1 S: 7	H: 2 LOB: 2 BB: 0 P: 7	R: 5 E: 0 K: 2 S: 11	H: 4 LOB: 1 BB: 2 P: 19	R: 0 E: 0 K: 2 S: 7	H: 0 LOB: 0 BB: 0 P: 7	R: 1 E: 0 K: 1 S: 7	H: 2 LOB: 1 BB: 0 P: 7	R: 0 E: 0 K: 2 S: 7	H: 0 LOB: 0 BB: 0 P: 7	R: 0 E: 0 K: 0 S: 3	H: 2 LOB: 0 BB: 0 P: 3	R: 0 E: 0 K: 1 S: 5	H: 0 LOB: 0 BB: 0 P: 5	1B: 10 2B: 3 HR: 0	SF: 1 SAC: 0 DP: 1 HBP: 0	WP: 0 PB: 0 SB: 0 CS: 1	PA: 40
PITCHER	IP	WLS	BF	H	R	ER	SO	BB	IBB	HBP	BLK	WP	HR	S	P	ERA	WHIP					
Steve Arlin, R ERA: 6.23 (1, 1)	3.1	L	20	8	5	5	2	2	0	0	0	0	0	22	30	13.50	3.000					
Rich Troedson, L ERA: 4.44 (4, 1)	0.2		2	0	0	0	2	0	0	0	0	0	0	6	6	0.00	0.000					
Clay Kirby, R ERA: 6.96 (5, 1)	5.0		17	4	1	1	6	0	0	0	0	0	0	29	29	1.80	0.800					

Philadelphia Phillies @ San Diego Padres
San Diego Stadium, San Diego, CA
Sun May 27 1973, 6:38 AM EDT
Att: 9,983 - Unknown

livebaseballscorecards.com

AB 36
R 6
H 12
RBI 6
BB 2
SO 10
LOB 13




Batter	1	2	3	4	5	6	7	8	9	AB	R	H	RBI	BB	SO	LOB	BOTTOM					
Enzo Hernandez, R OBP: 0.312, SLG: 0.252 (1, 6)	F3	1-3		1B			F9		4-0	4	0	1	0	1	0	1						
Johnny Grubb, L OBP: 0.411, SLG: 0.458 (1, 8)	G3		6-3	1B			K		4-3	5	0	1	1	0	1	2						
Leron Lee, L OBP: 0.352, SLG: 0.348 (1, 7)	F7			1B			F9			4	0	1	0	0	0	2						
Nate Colbert, R OBP: 0.351, SLG: 0.385 (1, 3)		HR	FC6-4			P5		K		3	1	1	1	1	1	0						
Jerry Morales, R OBP: 0.292, SLG: 0.382 (1, 9)		CS	FC6-4			F8		F7		3	0	0	0	1	0	2						
Dave Roberts, R OBP: 0.171, SLG: 0.205 (1, 5)	L5		K			F7		K		4	0	0	0	0	2	3						
Derrel Thomas, S OBP: 0.291, SLG: 0.258 (1, 4)		3B		1B		1-3			E6	4	2	2	0	0	0	0						
Pat Corrales, R OBP: 0.417, SLG: 0.636 Dave Marshall, L OBP: 0.391, SLG: 0.421 Fred Kendall, R OBP: 0.335, SLG: 0.399 (9, PH)		1B		1B		F7			P4	3	1	1	1	0	0	1						
Steve Arlin, R OBP: 0.214, SLG: 0.214 Rich Troedson, L (4, 1) Don Mason, L (4, PH) Clay Kirby, R (5, 1) Ivan Murrell, R OBP: 0.172, SLG: 0.207 (9, PH)		3B				F2			F7	1	0	1	1	0	0	0						
Inning Stats	R: 0 E: 0 K: 0 S: 3	H: 0 LOB: 0 BB: 0 P: 3	R: 3 E: 0 K: 0 S: 6	H: 4 LOB: 1 BB: 1 P: 10	R: 0 E: 0 K: 1 S: 6	H: 1 LOB: 2 BB: 1 P: 10	R: 1 E: 0 K: 0 S: 6	H: 3 LOB: 2 BB: 0 P: 6	R: 0 E: 0 K: 0 S: 3	H: 0 LOB: 0 BB: 0 P: 3	R: 0 E: 0 K: 1 S: 5	H: 0 LOB: 0 BB: 0 P: 5	R: 0 E: 0 K: 2 S: 7	H: 0 LOB: 0 BB: 0 P: 7	R: 0 E: 0 K: 0 S: 4	H: 0 LOB: 2 BB: 1 P: 8	1B: 5 2B: 1 HR: 1	SF: 0 SAC: 0 DP: 0 HBP: 0	WP: 0 PB: 0 SB: 0 CS: 1	PA: 38		
PITCHER	IP	WLS	BF	H	R	ER	SO	BB	IBB	HBP	BLK	WP	HR	S	P	ERA	WHIP					
Larry Christenson, R ERA: 9.45 (1, 1)	2.1		13	5	3	3	0	2	0	0	0	0	0	1	11	11.57	3.000					
Darrell Brandon, R ERA: 9.45 (3, 1)	0.2		2	0	0	0	1	0	0	0	0	0	0	4	4	0.00	0.000					
Jim Lonborg, R ERA: 6.45 (4, 1)	5.0	W	19	3	1	1	4	0	0	0	0	0	0	27	27	1.80	0.600					
Mac Scarce, L ERA: 2.31 (9, 1)	1.0	S	4	0	0	0	0	1	0	0	0	0	0	3	7	0.00	1.000					

Philadelphia Phillies @ San Diego Padres
San Diego Stadium, San Diego, CA
Sun May 27 1973, 6:38 AM EDT
Att: 9,983 - Unknown

livebaseballscorecards.com

AB 35
R 4
H 8
RBI 4
BB 3
SO 5
LOB 14



Batter	1	2	3	4	5	6	7	8	9	AB	R	H	RBI	BB	SO	LOB	TOP					
Cesar Tovar, R (1.4) OBP: 0.347, SLG: 0.368	K		F6		G3		1B		F8	5	0	2	0	0	1	1	Philadelphia Phillies @ Los Angeles Dodgers Dodger Stadium, Los Angeles, CA Mon May 28 1973, 7:05 PM PDT Att: 15,300 - Unknown					
Del Unser, L (1.8) OBP: 0.339, SLG: 0.460	K		K		G3		1B			4	0	1	0	0	2	2						
Willie Montanez, L (1.3) OBP: 0.317, SLG: 0.331	K		G3		F8		F8			4	0	0	0	0	1	5						
Greg Luzinski, R (1.7) OBP: 0.251, SLG: 0.327		K		4-3		F8		P4		4	1	1	0	0	1	0						
Bill Robinson, R (1.9) OBP: 0.342, SLG: 0.528	K		4-3		K		K			4	0	0	0	0	3	2						
Mike Schmidt, R (1.5) OBP: 0.373, SLG: 0.345	K		SF8				2B			2	0	1	1	1	1	1						
Bob Boone, R (1.2) OBP: 0.265, SLG: 0.254	F9					K		K		4	0	1	0	0	2	3						
Larry Bowa, S (1.6) OBP: 0.250, SLG: 0.230			SH1-3		F8		P5		F5	4	0	1	0	0	0	1						
Dick Ruthven, R (1.1) OBP: 0.182, SLG: 0.100			SH1-3				K		F8	1	0	0	0	0	0	0						
Darrell Brandon, R (6.1) OBP: 0.370, SLG: 0.354					5-3					0	0	0	0	0	0	0						
Mike Rogodzinski, L (7. PH) OBP: 0.200, SLG: 0.200										0	0	0	0	0	1	0						
Barry Lersch, S (7.1) OBP: 0.125, SLG: 0.261										0	0	0	0	0	0	0						
Jose Pagan, R (9. PH) OBP: 0.125, SLG: 0.261										1	0	0	0	0	0	0						
Inning Stats	R: 0 E: 0 K: 3 S: 9	H: 0 LOB: 0 BB: 0 P: 9	R: 0 E: 0 K: 3 S: 10	H: 0 LOB: 1 BB: 0 P: 10	R: 0 E: 0 K: 1 S: 7	H: 1 LOB: 2 BB: 0 P: 7	R: 1 E: 0 K: 0 S: 5	H: 2 LOB: 1 BB: 0 P: 5	R: 0 E: 0 K: 0 S: 4	H: 1 LOB: 1 BB: 0 P: 4	R: 0 E: 0 K: 1 S: 8	H: 1 LOB: 1 BB: 0 P: 8	R: 0 E: 0 K: 1 S: 7	H: 2 LOB: 2 BB: 0 P: 7	R: 0 E: 0 K: 2 S: 7	H: 0 LOB: 1 BB: 1 P: 11	R: 0 E: 0 K: 0 S: 3	H: 0 LOB: 0 BB: 0 P: 3	1B: 5 2B: 2 3B: 0 HR: 0	SF: 1 SAC: 1 DP: 0 HBP: 0	WP: 0 PB: 3 SB: 0 CS: 0	PA: 37
PITCHER Andy Messersmith, R (1.1) ERA: 3.21	IP: 9.0 WLS: W BF: 37 H: 7 R: 1 ER: 1 SO: 12 BB: 1 IBB: 0 HBP: 0 BLK: 0 WP: 0 HR: 0 S: 60 P: 64 ERA: 1.00 WHIP: 0.889															PITCHER						

AB	34
R	1
H	7
RBI	1
BB	1
SO	12
LOB	15



Batter	1	2	3	4	5	6	7	8	9	AB	R	H	RBI	BB	SO	LOB	BOTTOM			
Davey Lopes, R (1.4) OBP: 0.400, SLG: 0.400	2-3				P6	L5-3		6-3		5	0	1	0	0	0	5	Philadelphia Phillies @ Los Angeles Dodgers Dodger Stadium, Los Angeles, CA Mon May 28 1973, 7:05 PM PDT Att: 15,300 - Unknown			
Bill Buckner, L (1.3) OBP: 0.298, SLG: 0.338			F8		6-3		F8			4	0	1	0	0	0	1				
Willie Davis, L (1.8) OBP: 0.339, SLG: 0.450	F2				F7		FC6-4			3	1	1	0	1	0	1				
Joe Ferguson, R (1.2) OBP: 0.396, SLG: 0.552	K				F2		FC6-4			3	0	0	0	1	1	3				
Willie Crawford, L (1.9) OBP: 0.417, SLG: 0.464			6-3		HR		1-3			3	1	1	2	1	1	2				
Ron Cey, R (1.5) OBP: 0.407, SLG: 0.464			6-3		HR		E3			4	2	2	1	0	0	1				
Von Joshua, L (1.7) OBP: 0.432, SLG: 0.455			4-3		F7		K			4	0	0	0	0	1	2				
Bill Russell, R (1.6) OBP: 0.304, SLG: 0.347			F7		1B		E			2	1	1	0	2	0	0				
Andy Messersmith, R (1.1) OBP: 0.176, SLG: 0.176			6-3				1B			4	0	2	1	0	0	2				
Inning Stats	R: 0 E: 0 K: 1 S: 6	H: 1 LOB: 1 BB: 0 P: 6	R: 0 E: 0 K: 0 S: 2	H: 0 LOB: 0 BB: 1 P: 6	R: 0 E: 0 K: 0 S: 4	H: 1 LOB: 1 BB: 0 P: 4	R: 3 E: 1 K: 0 S: 7	H: 4 LOB: 2 BB: 1 P: 11	R: 0 E: 0 K: 1 S: 5	H: 0 LOB: 1 BB: 1 P: 9	R: 2 E: 1 K: 0 S: 4	H: 2 LOB: 0 BB: 1 P: 8	R: 0 E: 0 K: 0 S: 3	H: 0 LOB: 1 BB: 1 P: 7	R: 0 E: 1 K: 1 S: 7	H: 1 LOB: 2 BB: 0 P: 7		1B: 3 2B: 4 3B: 1 HR: 2	SF: 0 SAC: 0 DP: 1 HBP: 0	WP: 0 PB: 0 SB: 1 CS: 0
PITCHER Dick Ruthven, R (1.1) ERA: 3.5	IP: 5.1 WLS: L BF: 27 H: 8 R: 5 ER: 4 SO: 2 BB: 3 IBB: 1 HBP: 0 BLK: 0 WP: 0 HR: 2 S: 27 P: 43 ERA: 6.75 WHIP: 2.062															PITCHER				
Darrell Brandon, R (6.1) ERA: 8.59	0.2	1	0	0	0	0	0	0	0	0	0	1	1	0.00	0.000					
Barry Lersch, R (7.1) ERA: 3.94	2.0	9	1	0	0	1	1	0	0	0	0	10	14	0.00	1.000					

AB	32
R	5
H	9
RBI	4
BB	5
SO	3
LOB	17



Batter	1	2	3	4	5	6	7	8	9	AB	R	H	RBI	BB	SO	LOB	TOP			
Cesar Tovar, R OBP: 0.344, SLG: 0.370 (1, 4)	0-0 3-1	0-0 1-3					0-0 5-3		0-0 6-3	5	1	1	0	0	0	1				
Larry Bowa, S OBP: 0.249, SLG: 0.229 (1, 6)	0-0 6-3	0-0 6-3					0-0 6-3		0-0 6-3	5	0	1	0	0	0	1				
Willie Montanez, L OBP: 0.320, SLG: 0.330 (1, 3)	0-0 BB 1B		0-3 K			0-3 K		0-0 FC5-4 1B		4	1	2	1	0	2	0				
Greg Luzinski, R OBP: 0.251, SLG: 0.320 Jim Lonborg, R (7, 1)	4-0 1B BB		0-0 4-3			0-0 4-3		0-0 FC5-4 1B		3	0	0	0	1	0	2				
Bill Robinson, R OBP: 0.353, SLG: 0.578 (1, 8)	0-0 1B		0-0 F9			0-0 HR		0-0 5-3		4	1	2	2	0	0	0				
Mike Schmidt, R OBP: 0.356, SLG: 0.326 (1, 5)	0-0 F7			0-0 6-3		0-0 E5		0-0 6-3		4	0	0	0	0	0	2				
Bob Boone, R OBP: 0.279, SLG: 0.294 (1, 2)		0-0 HR		0-0 1-3		0-0 4-3		0-0 1B		4	1	2	1	0	0	1				
Mike Anderson, R OBP: 0.305, SLG: 0.378 (1, 9)		0-3 K		0-0 4-3			4-0 BB G5-4-3	0-3 K		3	0	0	0	1	2	1				
Steve Carlton, L OBP: 0.184, SLG: 0.189 Bill Wilson, R Mac Scarce, L Terry Harmon, R OBP: 0.357, SLG: 0.278 (7, 4)		0-0 1-3 1B			0-0 G3		0-0 G5-4-3	0-0 6-3		2	0	1	0	0	0	0				
Inning Stats	R: 1 E: 0 K: 0 S: 5	H: 2 LOB: 2 BB: 1 P: 9	R: 1 E: 0 K: 1 S: 7	H: 2 LOB: 1 BB: 0 P: 7	R: 0 E: 0 K: 1 S: 5	H: 0 LOB: 0 BB: 0 P: 5	R: 0 E: 0 K: 0 S: 3	H: 0 LOB: 0 BB: 0 P: 3	R: 0 E: 0 K: 1 S: 7	H: 1 LOB: 1 BB: 0 P: 7	R: 1 E: 0 K: 0 S: 5	H: 3 LOB: 2 BB: 1 P: 9	R: 0 E: 0 K: 1 S: 6	H: 1 LOB: 1 BB: 0 P: 6	R: 0 E: 0 K: 0 S: 3	H: 0 LOB: 0 BB: 0 P: 3	1B: 7 2B: 0 3B: 0 HR: 2	SF: 0 SAC: 0 DP: 1 HBP: 0	WP: 0 PB: 0 SB: 0 CS: 0	PA: 38
PITCHER Claude Osteen, L ERA: 3.78 (1, 1)	IP: 9.0 WLS: W BF: 38 H: 9 R: 4 ER: 4 SO: 4 BB: 2 IBB: 0 HBP: 0 BLK: 0 WP: 0 HR: 2 S: 44 P: 52 ERA: 4.00 WHIP: 1.222																			

Philadelphia Phillies @ Los Angeles Dodgers
 Dodger Stadium, Los Angeles, CA
 Wed May 30 1973, 7:05 PM PDT
 Att: 15,462 - Unknown

AB	36
R	4
H	9
RBI	4
BB	2
SO	4
LOB	9



Batter	1	2	3	4	5	6	7	8	9	AB	R	H	RBI	BB	SO	LOB	BOTTOM			
Davey Lopes, R OBP: 0.413, SLG: 0.402 (1, 4)	0-0 5-3			0-0 1B		4-0 1B		4-0 1B		3	0	2	0	2	0	0				
Bill Buckner, L OBP: 0.303, SLG: 0.345 (1, 3)	0-0 F7	0-0 FC4-6 1B		0-0 1B		0-0 F8		0-0 G6-4-3 1B		5	0	1	0	0	0	8				
Willie Davis, L OBP: 0.338, SLG: 0.455 (1, 8)	0-0 3B		0-0 P4	0-0 F9		0-0 2B		0-0 4-3		5	1	2	0	0	0	2				
Joe Ferguson, R OBP: 0.401, SLG: 0.561 (1, 2)	0-0 1-3		0-0 F9		4-0 BB FC5-4	0-0 1B 2B		0-3 K		4	1	1	1	1	1	1				
Manny Mota, R OBP: 0.389, SLG: 0.393 (1, 7)		0-0 2B 1B	0-0 1B		0-0 FC5-4 1B	4-0 1B 1B		0-0 6-3		4	3	2	0	1	0	1				
Ron Cey, R OBP: 0.422, SLG: 0.497 (1, 5)		0-0 F3	0-0 1B		4-0 1B	0-0 1B		0-0 HR		4	3	3	2	1	0	1				
Willie Crawford, L OBP: 0.418, SLG: 0.475 (1, 9)		0-0 1B 2B	0-3 K		0-0 2B	0-0 1B		0-0 4-3		5	1	3	2	0	1	2				
Bill Russell, R OBP: 0.319, SLG: 0.368 (1, 6)		0-0 1B		0-0 F3		0-0 1B		0-0 1B		5	0	4	4	0	0	0				
Claude Osteen, L OBP: 0.107, SLG: 0.038 (1, 1)		0-3 K		0-0 6-3		0-3 K		0-0 G4-6-3 1B		5	0	0	0	0	3	6				
Inning Stats	R: 0 E: 0 K: 0 S: 4	H: 1 LOB: 1 BB: 0 P: 4	R: 2 E: 0 K: 1 S: 9	H: 4 LOB: 2 BB: 0 P: 9	R: 0 E: 0 K: 1 S: 7	H: 2 LOB: 2 BB: 0 P: 7	R: 0 E: 0 K: 0 S: 5	H: 2 LOB: 0 BB: 0 P: 5	R: 2 E: 0 K: 1 S: 7	H: 2 LOB: 3 BB: 3 P: 19	R: 4 E: 0 K: 1 S: 9	H: 5 LOB: 2 BB: 2 P: 17	R: 0 E: 0 K: 1 S: 5	H: 0 LOB: 0 BB: 0 P: 5	R: 1 E: 0 K: 0 S: 4	H: 2 LOB: 0 BB: 0 P: 4	1B: 13 2B: 3 3B: 1 HR: 1	SF: 0 SAC: 0 DP: 2 HBP: 0	WP: 0 PB: 0 SB: 1 CS: 0	PA: 45
PITCHER Steve Carlton, L ERA: 3.94 Bill Wilson, R ERA: 4.22 Mac Scarce, L ERA: 2.22 Jim Lonborg, R ERA: 6.36 (7, 1)	IP: 5.0 WLS: L BF: 31 H: 13 R: 6 ER: 6 SO: 3 BB: 1 IBB: 0 HBP: 0 BLK: 0 WP: 0 HR: 0 S: 34 P: 46 ERA: 10.80 WHIP: 3.000																			

Philadelphia Phillies @ Los Angeles Dodgers
 Dodger Stadium, Los Angeles, CA
 Wed May 30 1973, 7:05 PM PDT
 Att: 15,462 - Unknown

AB	40
R	9
H	18
RBI	9
BB	5
SO	5
LOB	21

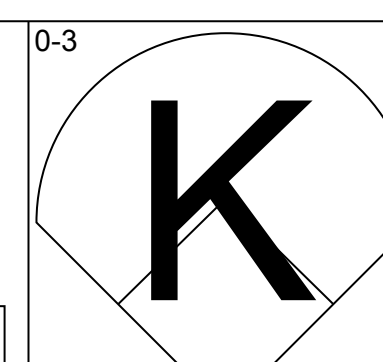
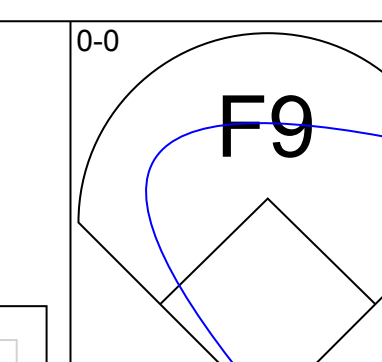
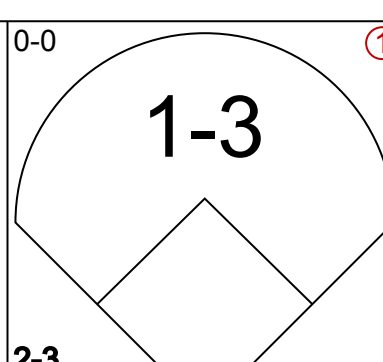
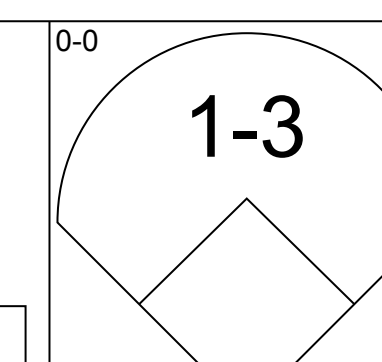
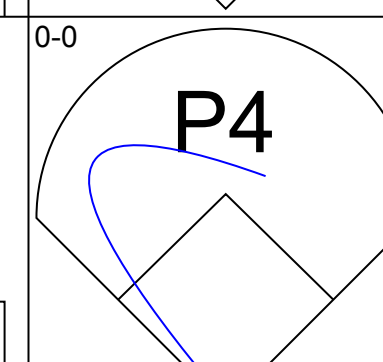
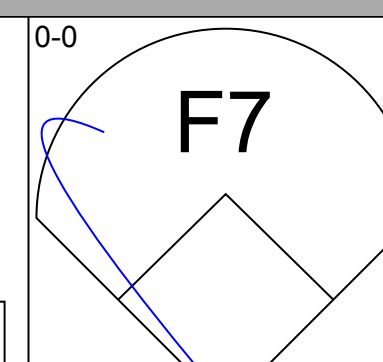
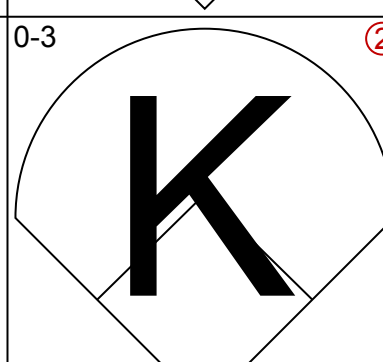
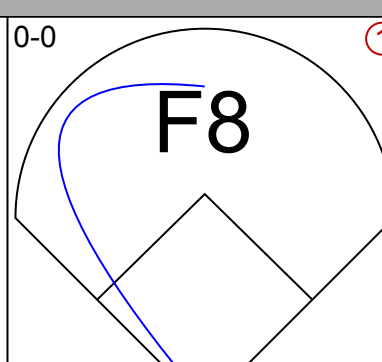
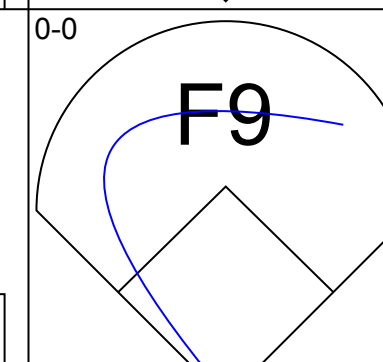
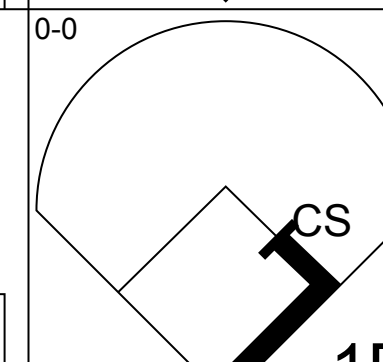
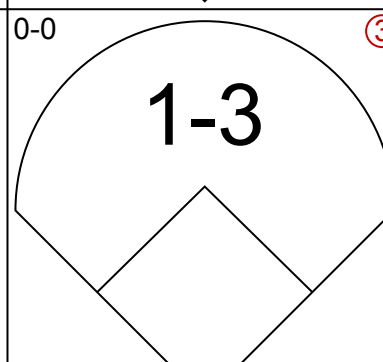
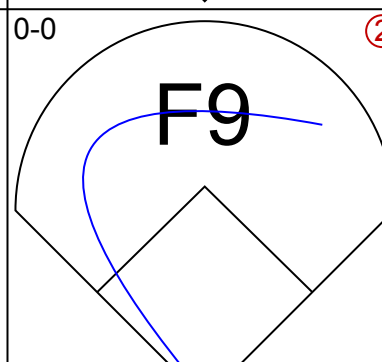
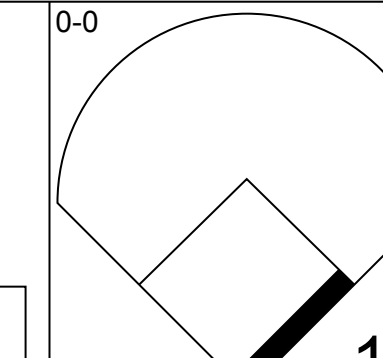
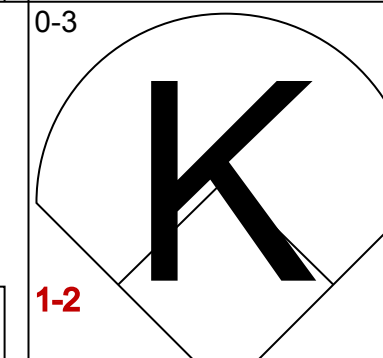
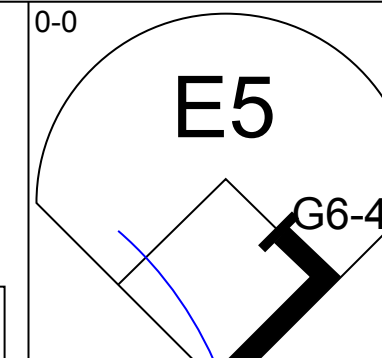
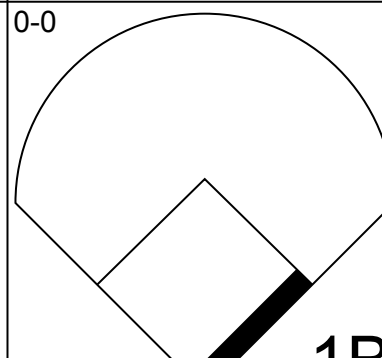
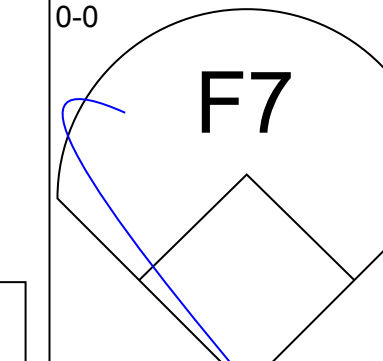
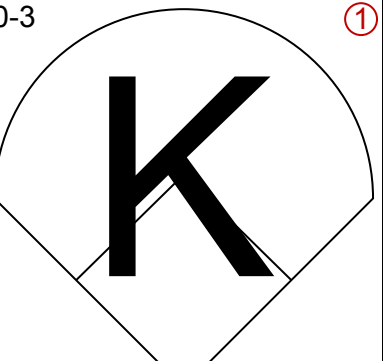
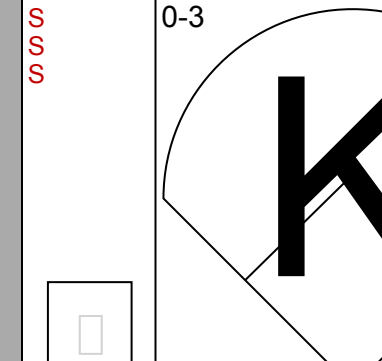
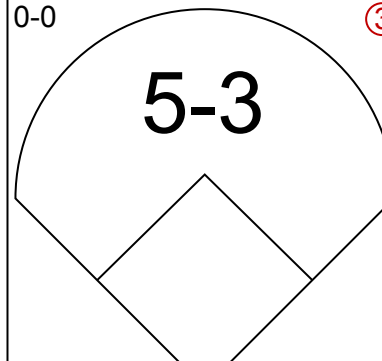
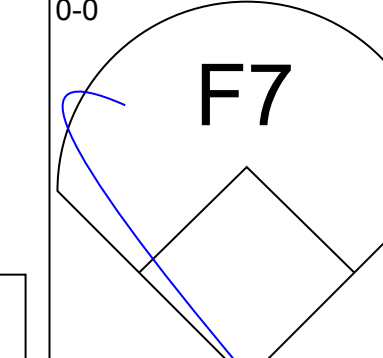
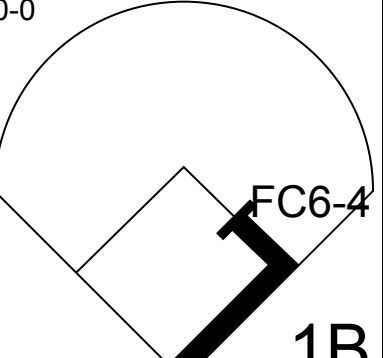
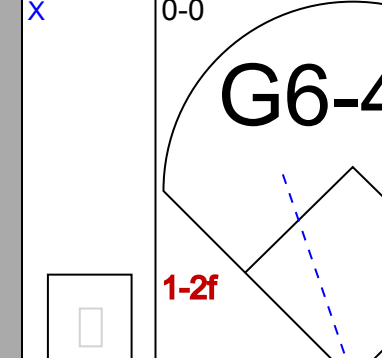
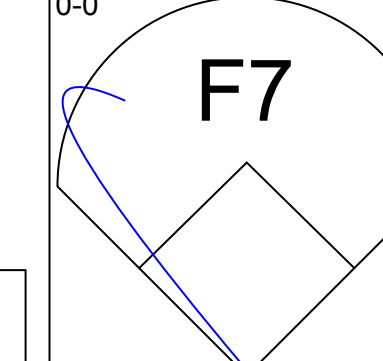
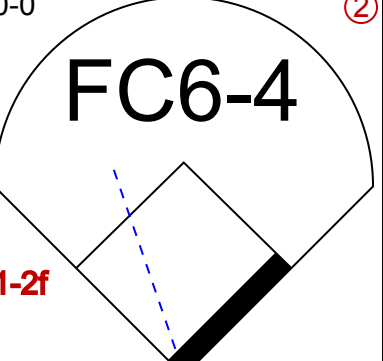
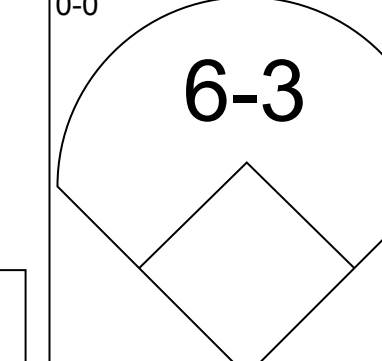
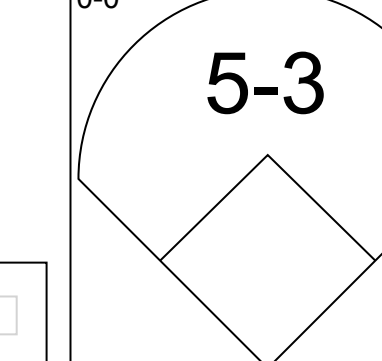
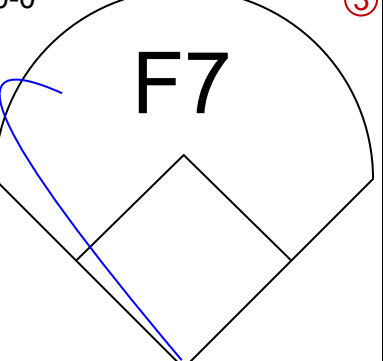
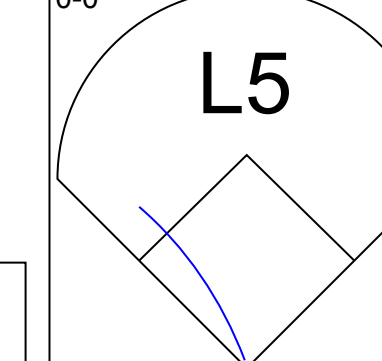
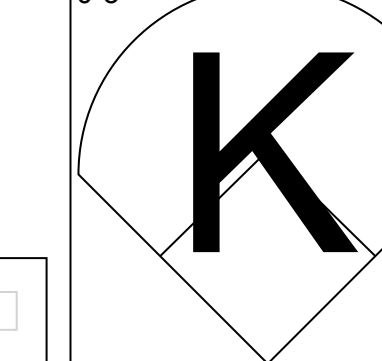
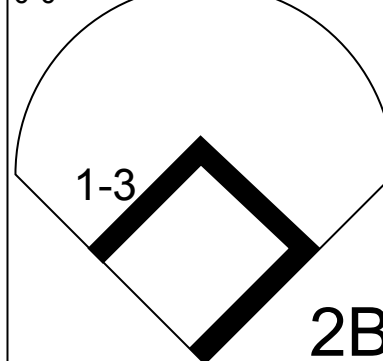
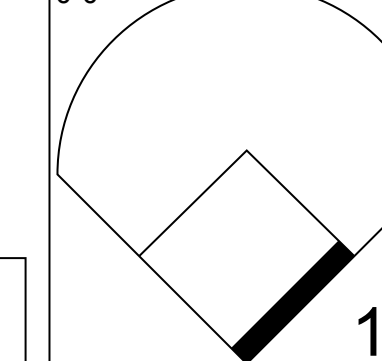


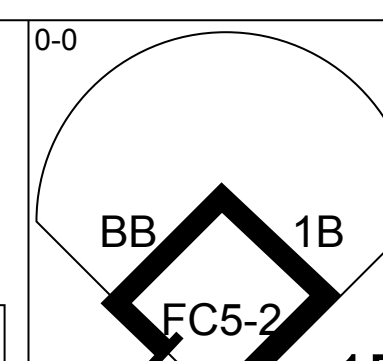
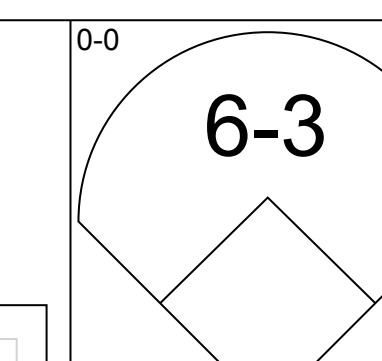
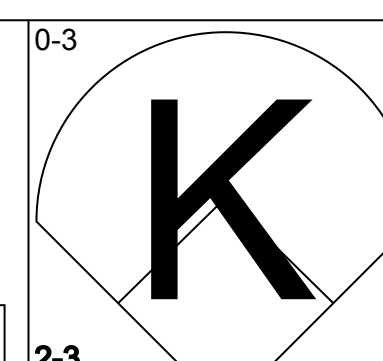
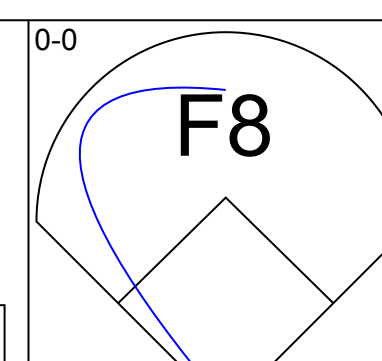
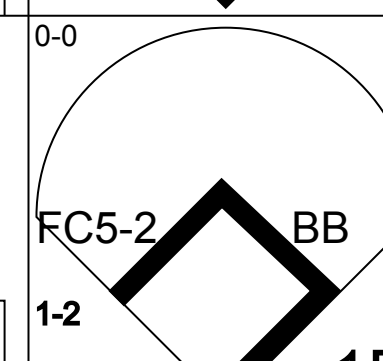
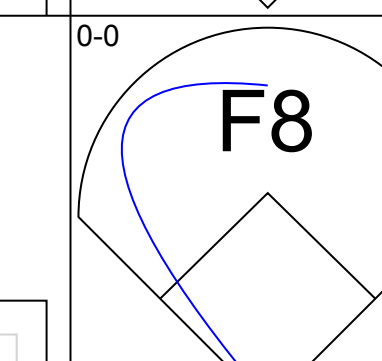
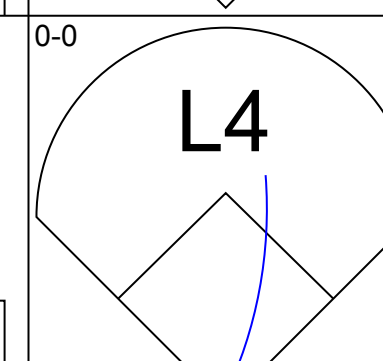
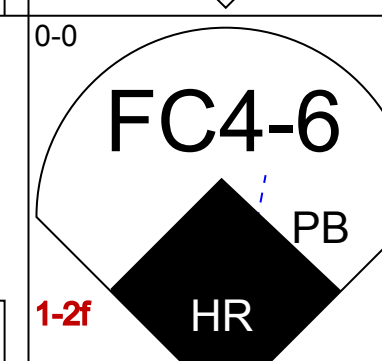
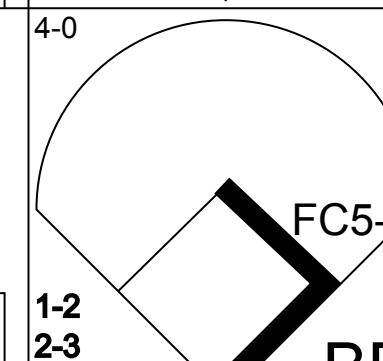
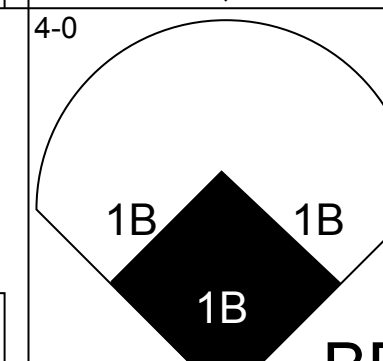
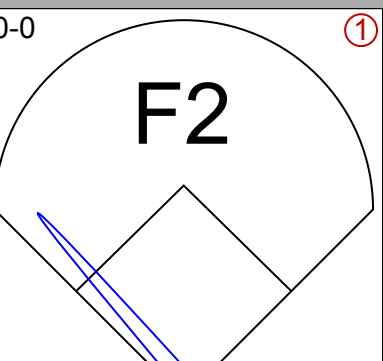
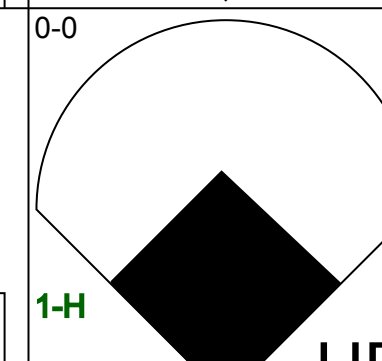
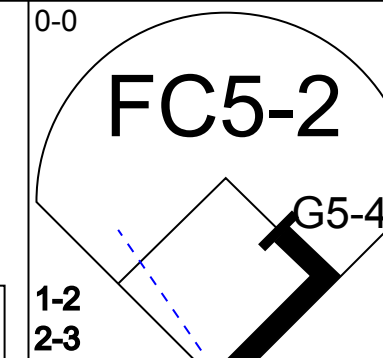
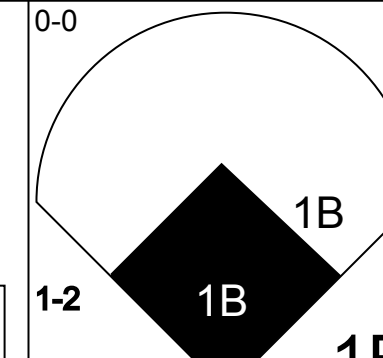
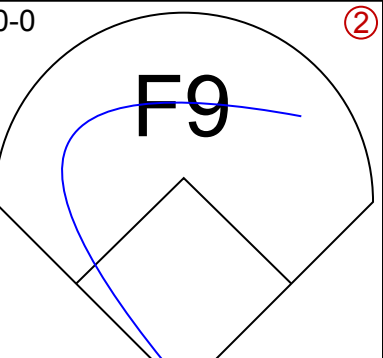
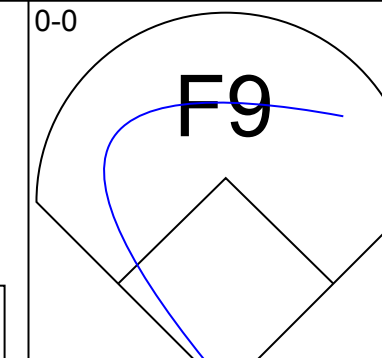
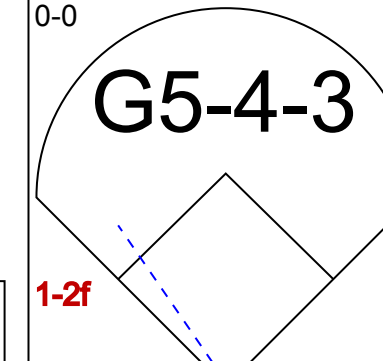
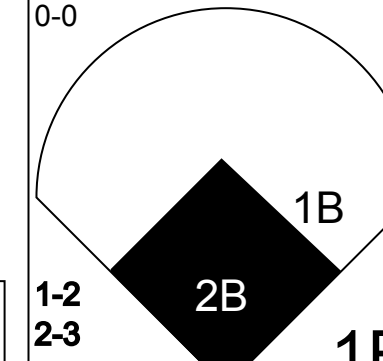
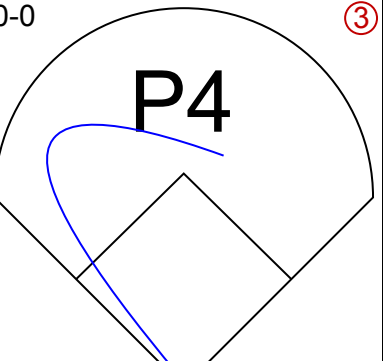
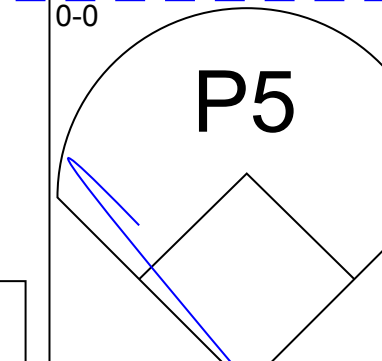

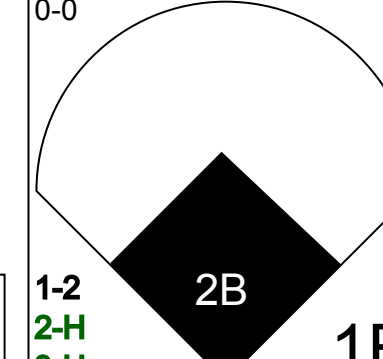
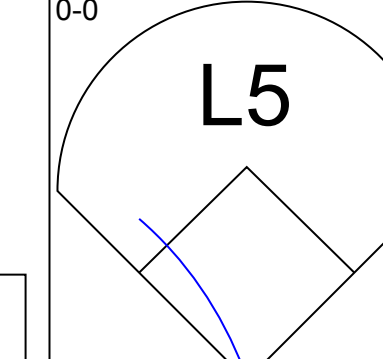
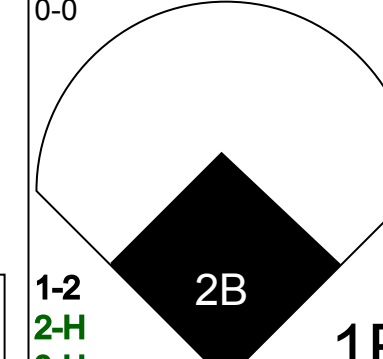
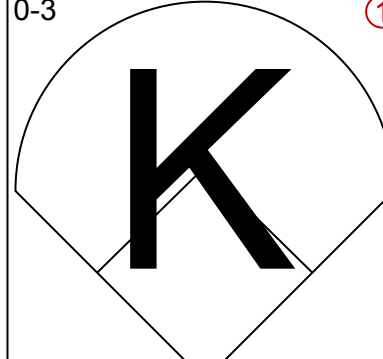
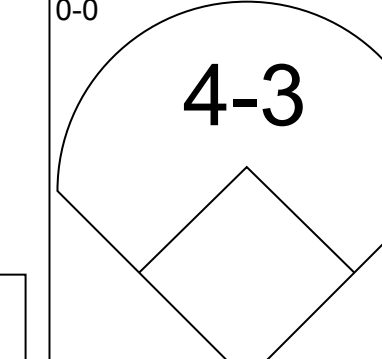
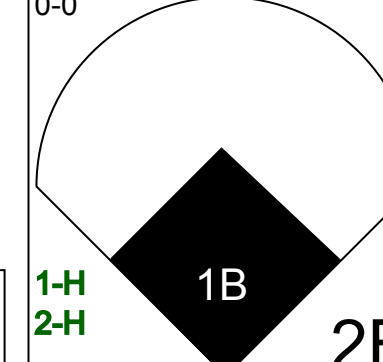
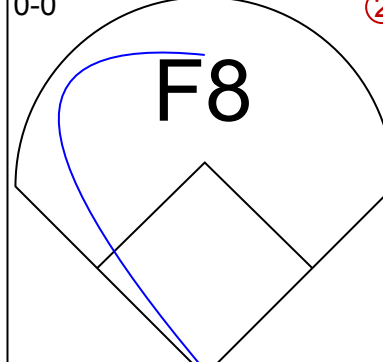
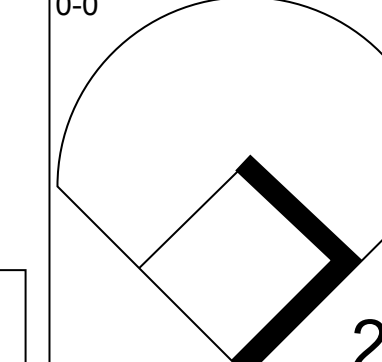
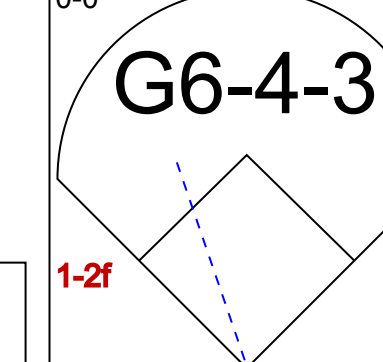
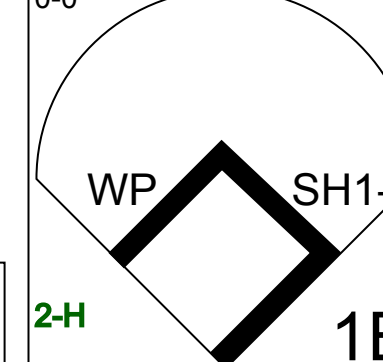
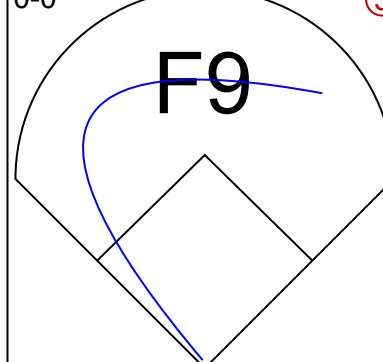
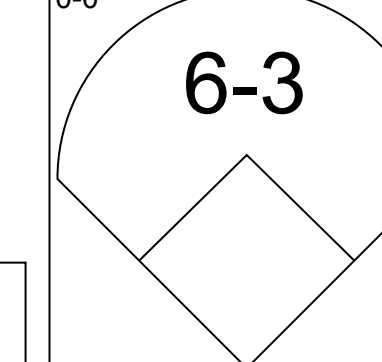
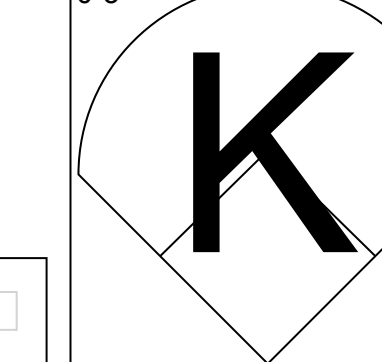
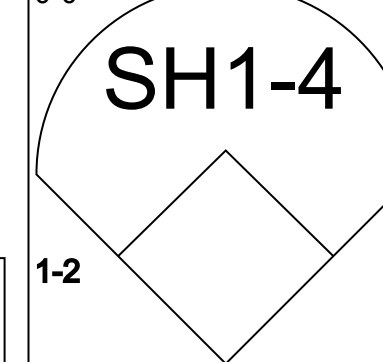
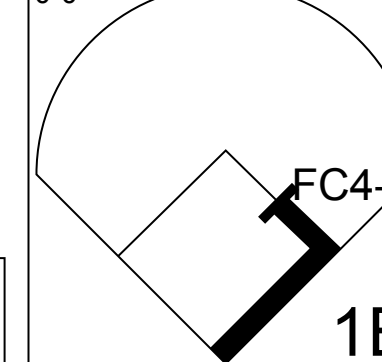
Batter	1	2	3	4	5	6	7	8	9	AB	R	H	RBI	BB	SO	LOB	TOP			
Cesar Tovar, R OBP: 0.348, SLG: 0.376 (1, 5)										3	1	1	0	0	0	1	Philadelphia Phillies @ San Francisco Giants Candlestick Park, San Francisco, CA Fri Jun 01 1973, 10:05 PM EDT Att: 5,359 - Unknown			
Terry Harmon, R OBP: 0.248, SLG: 0.275 (1, 4)										4	0	1	1	0	0	1				
Willie Montanez, L OBP: 0.313, SLG: 0.322 (1, 3)										4	0	0	0	0	1	1				
Bill Robinson, R OBP: 0.341, SLG: 0.558 (1, 8)										4	0	0	0	0	1	1				
Greg Luzinski, R OBP: 0.257, SLG: 0.320 (1, 7)										3	0	1	0	1	0	0				
Mike Anderson, R OBP: 0.302, SLG: 0.364 (1, 9)										3	0	0	0	1	0	3				
Bob Boone, R OBP: 0.280, SLG: 0.295 (1, 2)										3	0	1	0	0	0	1				
Larry Bowa, S OBP: 0.245, SLG: 0.226 (1, 6)										3	0	0	0	0	1	1				
Wayne Twitchell, R Mac Scarce, L (8, 1)										3	0	0	0	0	2	1				
Inning Stats	R: 1 E: 0 K: 1 S: 7	H: 2 LOB: 2 BB: 1 P: 11	R: 0 E: 0 K: 0 S: 4	H: 1 LOB: 1 BB: 0 P: 4	R: 0 E: 0 K: 0 S: 3	H: 0 LOB: 0 BB: 1 P: 3	R: 0 E: 0 K: 0 S: 2	H: 0 LOB: 0 BB: 1 P: 6	R: 0 E: 0 K: 1 S: 7	H: 1 LOB: 1 BB: 0 P: 8	R: 0 E: 0 K: 1 S: 5	H: 0 LOB: 0 BB: 0 P: 5	R: 0 E: 0 K: 0 S: 3	H: 0 LOB: 0 BB: 0 P: 3	R: 0 E: 0 K: 0 S: 3	H: 0 LOB: 0 BB: 0 P: 3		1B: 3 2B: 1 3B: 0 HR: 0	SF: 0 SAC: 0 DP: 0 HBP: 1	WP: 1 PB: 0 SB: 0 CS: 1
PITCHER Ron Bryant, L ERA: 2.24 (1, 1)	IP: 9.0 WLS: W BF: 33 H: 4 R: 1 ER: 1 SO: 5 BB: 2 IBB: 0 HBP: 1 BLK: 0 WP: 1 HR: 0 S: 40 P: 49 ERA: 1.00 WHIP: 0.667															PITCHER	IP: 9.0 WLS: W BF: 33 H: 4 R: 1 ER: 1 SO: 5 BB: 2 IBB: 0 HBP: 1 BLK: 0 WP: 1 HR: 0 S: 40 P: 49 ERA: 1.00 WHIP: 0.667			

Batter	1	2	3	4	5	6	7	8	9	AB	R	H	RBI	BB	SO	LOB	BOTTOM			
Bobby Bonds, R OBP: 0.370, SLG: 0.552 (1, 9)										3	0	1	0	1	1	1	Philadelphia Phillies @ San Francisco Giants Candlestick Park, San Francisco, CA Fri Jun 01 1973, 10:05 PM EDT Att: 5,359 - Unknown			
Tito Fuentes, S OBP: 0.316, SLG: 0.389 (1, 4)										3	0	1	0	0	1	0				
Garry Maddox, R OBP: 0.372, SLG: 0.483 (1, 8)										3	0	0	0	0	1	0				
Willie McCovey, L OBP: 0.388, SLG: 0.507 (8, PR)										2	1	1	1	2	1	0				
Dave Kingman, R OBP: 0.236, SLG: 0.408 (9, 3)										0	0	0	0	0	0	0				
Ed Goodson, L OBP: 0.365, SLG: 0.422 (1, 5)										4	0	1	0	0	0	4				
Gary Matthews, R OBP: 0.420, SLG: 0.504 (1, 7)										3	0	0	0	0	1	2				
Chris Speier, R OBP: 0.349, SLG: 0.432 (1, 6)										2	0	0	0	1	0	0				
Dave Rader, L OBP: 0.293, SLG: 0.265 (1, 2)										3	0	0	0	0	0	2				
Ron Bryant, S OBP: 0.171, SLG: 0.176 (1, 1)										2	1	1	0	1	1	0				
Inning Stats	R: 0 E: 0 K: 1 S: 5	H: 0 LOB: 0 BB: 0 P: 5	R: 0 E: 0 K: 1 S: 5	H: 0 LOB: 0 BB: 0 P: 5	R: 0 E: 0 K: 1 S: 5	H: 0 LOB: 1 BB: 1 P: 9	R: 1 E: 0 K: 1 S: 7	H: 2 LOB: 1 BB: 0 P: 7	R: 0 E: 0 K: 0 S: 3	H: 2 LOB: 0 BB: 0 P: 3	R: 0 E: 0 K: 1 S: 5	H: 0 LOB: 2 BB: 2 P: 13	R: 0 E: 0 K: 0 S: 3	H: 1 LOB: 3 BB: 2 P: 12	R: 1 E: 0 K: 0 S: 3	H: 1 LOB: 3 BB: 2 P: 12		1B: 3 2B: 1 3B: 0 HR: 1	SF: 0 SAC: 1 DP: 1 HBP: 1	WP: 1 PB: 0 SB: 0 CS: 1
PITCHER Wayne Twitchell, R ERA: 2.5 Mac Scarce, L ERA: 2.16 (8, 1)	IP: 0.2 WLS: L BF: 2 H: 0 R: 0 ER: 0 SO: 0 BB: 0 IBB: 1 HBP: 0 BLK: 0 WP: 1 HR: 0 S: 1 P: 5 ERA: 0.00 WHIP: 0.000															PITCHER	IP: 0.2 WLS: L BF: 2 H: 0 R: 0 ER: 0 SO: 0 BB: 0 IBB: 1 HBP: 0 BLK: 0 WP: 1 HR: 0 S: 1 P: 5 ERA: 0.00 WHIP: 0.000			

Batter	1	2	3	4	5	6	7	8	9	AB	R	H	RBI	BB	SO	LOB	TOP																			
Cesar Tovar, R OBP: 0.349, SLG: 0.383 (1, 5)										5	1	2	1	0	0	2	Philadelphia Phillies @ San Francisco Giants Candlestick Park, San Francisco, CA Sat Jun 02 1973, 6:33 AM EDT Att: 5,949 - Unknown																			
Denny Doyle, L OBP: 0.385, SLG: 0.346 (1, 4)										4	1	3	2	1	1	0																				
Willie Montanez, L OBP: 0.316, SLG: 0.321 (1, 3)										4	1	1	0	1	0	5																				
Greg Luzinski, R OBP: 0.261, SLG: 0.339 (1, 7)										5	1	2	4	0	1	1																				
Mike Rogodzinski, L OBP: 0.323, SLG: 0.308 (1, 9)										4	0	0	0	0	1	2																				
Del Unser, L OBP: 0.327, SLG: 0.442 (1, 8)										4	0	0	0	0	0	2																				
Bob Boone, R Ken Brett, L Mac Scarce, L (8, PR) (8, 1)										4	1	2	0	0	0	0		AB 38 R 7 H 11 RBI 7 BB 2 SO 4 LOB 18																		
Larry Bowa, S OBP: 0.245, SLG: 0.231 (1, 6)										4	2	1	0	0	0	2																				
Dick Ruthven, R Barry Lersch, S Tom Hutton, S Jim Lonborg, R Bill Wilson, R Jose Pagan, R Mike Ryan, R (1, 1) (4, 1) (6, PH) (6, 1) (6, 1) (6, PH) (8, 2)										2	0	0	0	0	1	1																				
Inning Stats	R: 1 E: 0 K: 0 S: 6	H: 3 LOB: 2 BB: 0 P: 6	R: 1 E: 0 K: 1 S: 7	H: 2 LOB: 2 BB: 1 P: 11	R: 0 E: 0 K: 0 S: 3	H: 0 LOB: 0 BB: 0 P: 3	R: 0 E: 0 K: 0 S: 3	H: 0 LOB: 0 BB: 0 P: 3	R: 3 E: 1 K: 0 S: 6	H: 3 LOB: 1 BB: 0 P: 6	R: 0 E: 0 K: 2 S: 7	H: 0 LOB: 0 BB: 0 P: 7	R: 0 E: 0 K: 0 S: 3	H: 1 LOB: 1 BB: 0 P: 3	R: 0 E: 0 K: 1 S: 5	H: 0 LOB: 1 BB: 1 P: 9			1B: 8 2B: 2 3B: 0 HR: 1	SF: 0 SAC: 0 DP: 1 HBP: 0	WP: 0 PB: 0 SB: 0 CS: 0	PA: 40														
PITCHER	IP WLS BF H R ER SO BB IBB HBP BLK WP HR S P ERA WHIP	IP WLS BF H R ER SO BB IBB HBP BLK WP HR S P ERA WHIP																																		
Juan Marichal, R ERA: 3.29 Charlie Williams, R ERA: Elias Sosa, R ERA: 1.57	(1, 1) (6, 1) (7, 1)	5.0 1.0 3.0	25 5 10	9 1 1	6 1 0	5 0 0	1 0 3	1 0 1	0 0 0	0 0 0	0 0 0	0 0 0	0 0 0	0 0 0	1 5 15	26 5 19	30 5 19	9.00 0.00 0.00	2.000 1.000 0.667																	

Batter	1	2	3	4	5	6	7	8	9	AB	R	H	RBI	BB	SO	LOB	BOTTOM																			
Bobby Bonds, R OBP: 0.375, SLG: 0.566 (1, 9)										5	2	3	2	0	0	2	Philadelphia Phillies @ San Francisco Giants Candlestick Park, San Francisco, CA Sat Jun 02 1973, 6:33 AM EDT Att: 5,949 - Unknown																			
Tito Fuentes, S OBP: 0.322, SLG: 0.394 (1, 4)										5	2	3	2	0	0	3																				
Garry Maddox, R OBP: 0.379, SLG: 0.490 (1, 8)										4	3	2	0	1	0	1																				
Ed Goodson, L OBP: 0.366, SLG: 0.428 (1, 5)										5	0	2	1	0	0	1																				
Gary Matthews, R OBP: 0.414, SLG: 0.493 (1, 7)									5	1	1	2	0	0	3																					
Chris Speier, R OBP: 0.348, SLG: 0.426 (1, 6)									3	1	0	0	1	0	1																					
Dave Kingman, R OBP: 0.236, SLG: 0.412 (1, 3)									4	0	1	1	0	2	1																					
Dave Rader, L OBP: 0.302, SLG: 0.272 (1, 2)										3	1	2	0	1	0	0																				
Juan Marichal, R Charlie Williams, R Jim Howarth, L Elias Sosa, R (1, 1) (6, 1) (6, PH) (7, 1)										1	0	1	1	0	0	0																				
Inning Stats	R: 0 E: 0 K: 0 S: 3	H: 0 LOB: 0 BB: 0 P: 3	R: 0 E: 0 K: 0 S: 3	H: 1 LOB: 0 BB: 0 P: 3	R: 0 E: 0 K: 0 S: 5	H: 3 LOB: 2 BB: 0 P: 5	R: 3 E: 0 K: 0 S: 6	H: 3 LOB: 2 BB: 2 P: 14	R: 2 E: 0 K: 1 S: 8	H: 3 LOB: 1 BB: 0 P: 8	R: 0 E: 0 K: 1 S: 5	H: 0 LOB: 0 BB: 0 P: 5	R: 3 E: 1 K: 0 S: 6	H: 2 LOB: 1 BB: 1 P: 10	R: 0 E: 0 K: 0 S: 6	H: 0 LOB: 0 BB: 0 P: 10			1B: 12 2B: 4 3B: 0 HR: 1	SF: 1 SAC: 0 DP: 3 HBP: 0	WP: 0 PB: 0 SB: 1 CS: 0	PA: 41														
PITCHER	IP WLS BF H R ER SO BB IBB HBP BLK WP HR S P ERA WHIP	IP WLS BF H R ER SO BB IBB HBP BLK WP HR S P ERA WHIP																																		
Dick Ruthven, R ERA: 3.83 Barry Lersch, R ERA: 4.18 Jim Lonborg, R ERA: 6.94 Bill Wilson, R ERA: 3.86 Mac Scarce, L ERA: 2.42	(1, 1) (4, 1) (6, 1) (6, 1) (8, 1)	3.1 1.2 0.0 2.0 1.0	16 9 4 5 7	7 3 4 0 2	3 2 3 0 3	3 2 3 0 1	0 1 0 0 0	0 1 0 0 1	0 0 0 0 0	0 0 0 0 0	0 0 0 0 0	0 0 0 0 0	0 0 0 0 0	0 0 0 0 0	15 10 4 7 6	15 10 4 7 10	19 14 4 7 10	8.10 10.80 ∞ 0.00 9.00	2.400 1.800 ∞ 0.000 3.000																	

Batter	1	2	3	4	5	6	7	8	9	AB	R	H	RBI	BB	SO	LOB	TOP			
Cesar Tovar, R OBP: 0.337, SLG: 0.368 (1, 9)										4	0	0	0	0	1	2	Philadelphia Phillies @ Houston Astros Astrodome, Houston, TX Mon Jun 04 1973, 8:05 PM EDT Att: 13,291 - Unknown			
Terry Harmon, R OBP: 0.230, SLG: 0.250 (1, 4)										4	0	0	0	0	1	1				
Willie Montanez, L OBP: 0.316, SLG: 0.321 (1, 3)										4	0	1	0	0	0	1				
Greg Luzinski, R OBP: 0.279, SLG: 0.368 (1, 7)										4	0	2	0	0	1	1				
Mike Schmidt, R OBP: 0.344, SLG: 0.313 (1, 5)										4	0	0	0	0	2	3				
Bob Boone, R OBP: 0.286, SLG: 0.300 (1, 2)										3	0	1	0	0	0	2				
Mike Anderson, R OBP: 0.292, SLG: 0.350 (1, 8)										3	0	0	0	0	0	2				
Larry Bowa, S OBP: 0.239, SLG: 0.224 (1, 6)										3	0	0	0	0	0	1				
Larry Christenson, R OBP: 0.333, SLG: 0.357 (6, PH)										1	0	0	0	0	1	0				
Darrell Brandon, R OBP: 0.333, SLG: 0.357 (6, PH)										0	0	0	0	0	0	0				
Mike Rogodzinski, L OBP: 0.333, SLG: 0.357 (6, PH)										1	0	1	0	0	0	0				
Jim Lonborg, R OBP: 0.333, SLG: 0.357 (6, PH)										0	0	0	0	0	0	0				
Jose Pagan, R OBP: 0.154, SLG: 0.280 (8, PH)										1	0	1	0	0	0	0				
Barry Lersch, S OBP: 0.200, SLG: 0.200 (8, PH)										0	0	0	0	0	0	0				
Inning Stats	R: 0 E: 0 K: 1 S: 5	H: 0 LOB: 0 BB: 0 P: 5	R: 0 E: 0 K: 0 S: 4	H: 1 LOB: 1 BB: 0 P: 4	R: 0 E: 0 K: 1 S: 5	H: 0 LOB: 0 BB: 0 P: 5	R: 0 E: 0 K: 1 S: 5	H: 1 LOB: 1 BB: 0 P: 5	R: 0 E: 0 K: 1 S: 6	H: 1 LOB: 1 BB: 0 P: 6	R: 0 E: 0 K: 1 S: 5	H: 0 LOB: 0 BB: 0 P: 5	R: 0 E: 0 K: 0 S: 4	H: 1 LOB: 1 BB: 0 P: 4	R: 0 E: 0 K: 0 S: 4	H: 1 LOB: 1 BB: 0 P: 4	1B: 5 2B: 2 3B: 0 HR: 0	SF: 0 SAC: 0 DP: 2 HBP: 0	WP: 0 PB: 0 SB: 0 CS: 1	PA: 32
PITCHER Dave Roberts, L ERA: 2.59 (1, 1)	IP: 9.0 WLS: W BF: 32 H: 6 R: 0 ER: 0 SO: 6 BB: 0 IBB: 0 HBP: 0 BLK: 0 WP: 0 HR: 0 S: 44 P: 44 ERA: 0.00 WHIP: 0.667																			

Batter	1	2	3	4	5	6	7	8	9	AB	R	H	RBI	BB	SO	LOB	BOTTOM			
Tommie Agee, R OBP: 0.306, SLG: 0.370 (1, 8)										4	0	1	0	0	1	2	Philadelphia Phillies @ Houston Astros Astrodome, Houston, TX Mon Jun 04 1973, 8:05 PM EDT Att: 13,291 - Unknown			
Roger Metzger, S OBP: 0.285, SLG: 0.366 (1, 6)										4	1	1	0	0	0	2				
Jimmy Wynn, R OBP: 0.333, SLG: 0.480 (1, 9)										2	2	1	2	2	0	0				
Bob Watson, R OBP: 0.444, SLG: 0.492 (1, 7)										4	1	1	0	0	0	3				
Lee May, R OBP: 0.249, SLG: 0.348 (1, 3)										4	1	1	0	0	0	3				
Bob Gallagher, L OBP: 0.231, SLG: 0.297 (9, 3)										0	0	0	0	0	0	0				
Doug Rader, R OBP: 0.321, SLG: 0.347 (1, 5)										4	1	1	2	0	1	0				
Tommy Helms, R OBP: 0.311, SLG: 0.335 (1, 4)										4	1	3	2	0	0	0				
Skip Jutze, R OBP: 0.231, SLG: 0.208 (1, 2)										4	0	1	1	0	0	2				
Dave Roberts, L OBP: 0.185, SLG: 0.185 (1, 1)										2	0	1	0	0	1	0				
Inning Stats	R: 0 E: 0 K: 0 S: 4	H: 2 LOB: 2 BB: 1 P: 8	R: 0 E: 0 K: 0 S: 3	H: 1 LOB: 0 BB: 0 P: 3	R: 0 E: 0 K: 1 S: 5	H: 0 LOB: 0 BB: 0 P: 5	R: 5 E: 0 K: 1 S: 10	H: 5 LOB: 1 BB: 1 P: 14	R: 0 E: 0 K: 0 S: 3	H: 0 LOB: 0 BB: 0 P: 3	R: 2 E: 0 K: 0 S: 5	H: 2 LOB: 0 BB: 0 P: 5	R: 0 E: 0 K: 0 S: 4	H: 1 LOB: 1 BB: 0 P: 4	R: 0 E: 0 K: 0 S: 4	H: 1 LOB: 1 BB: 0 P: 4	1B: 8 2B: 2 3B: 0 HR: 1	SF: 0 SAC: 1 DP: 2 HBP: 0	WP: 1 PB: 1 SB: 0 CS: 0	PA: 35
PITCHER Larry Christenson, R ERA: 8.55 (1, 1)	IP: 3.0 WLS: L BF: 15 H: 6 R: 4 ER: 4 SO: 1 BB: 2 IBB: 0 HBP: 0 BLK: 0 WP: 0 HR: 0 S: 15 P: 23 ERA: 12.00 WHIP: 2.667																			
Darrell Brandon, R ERA: 9.26 (4, 1)	IP: 2.0 WLS: 8 BF: 2 H: 2 R: 1 ER: 1 SO: 1 BB: 0 IBB: 0 HBP: 0 BLK: 0 WP: 1 HR: 0 S: 10 P: 10 ERA: 4.50 WHIP: 1.000																			
Jim Lonborg, R ERA: 7.03 (6, 1)	IP: 2.0 WLS: 8 BF: 2 H: 2 R: 2 ER: 2 SO: 1 BB: 0 IBB: 0 HBP: 0 BLK: 0 WP: 1 HR: 0 S: 10 P: 10 ERA: 9.00 WHIP: 1.000																			
Barry Lersch, R ERA: 4.05 (8, 1)	IP: 1.0 WLS: 4 BF: 1 H: 1 R: 0 ER: 0 SO: 0 BB: 0 IBB: 0 HBP: 0 BLK: 0 WP: 0 HR: 0 S: 4 P: 4 ERA: 0.00 WHIP: 1.000																			

Batter	1	2	3	4	5	6	7	8	9	AB	R	H	RBI	BB	SO	LOB	TOP										
Cesar Tovar, R (1, 9) OBP: 0.344, SLG: 0.373	0-3 K		0-0 FC6 1B		0-0 SF8		4-0 G6-4-3 IBB		0-0 CS 1B	3	0	2	2	1	1	0	Philadelphia Phillies @ Houston Astros Astrodome, Houston, TX Tue Jun 05 1973, 8:05 PM EDT Att: 12,912 - Unknown										
Terry Harmon, R (1, 4) OBP: 0.321, SLG: 0.255	0-0		0-0 FC6		0-0 6-3		0-0 G6-4-3		0-0 G3	3	0	1	1	0	0	1											
Tom Hutton, L (7, PH) OBP: 0.343, SLG: 0.333			1-2				1-2			1	0	0	0	0	0	3											
Denny Doyle, L (7, 4) OBP: 0.356, SLG: 0.321	1B		0-0						1-2	1	0	0	0	0	0	1											
Willie Montanez, L (1, 3) OBP: 0.311, SLG: 0.315	0-3 K		0-0 F8				0-0 3-1		0-0 P5	4	0	0	0	0	1	2											
Greg Luzinski, R (1, 7) OBP: 0.274, SLG: 0.360	0-3 K				0-0 4-3		0-0 F8		0-3 K	4	0	0	0	0	2	1											
Mike Schmidt, R (1, 5) OBP: 0.349, SLG: 0.314		0-0 5-3		0-0 1B		0-3 K		1-0 1B HBP		3	0	1	0	0	1	0											
Mike Anderson, R (1, 8) OBP: 0.301, SLG: 0.381	0-3 K		0-0 F9				0-0 1B 3B		1-3 1B	4	1	2	0	0	1	1											
Bob Boone, R (1, 2) OBP: 0.285, SLG: 0.299	0-0 F8		0-0 F8		0-0 F8		0-0 1B 1B		0-0 5-3	4	0	1	1	0	0	3											
Larry Bowa, S (1, 6) OBP: 0.252, SLG: 0.244			0-0 1B FC6 1B		0-0 PB SF8 2B		0-0 1-3 1B		0-0 S 1B 1B	4	3	4	0	0	0	0											
Wayne Twitchell, R (1, 1) OBP: 0.311, SLG: 0.315			0-3 K		0-0 B1-4		0-3 K		0-3 K	4	0	0	0	0	3	5											
Inning Stats	R: 0 E: 0 K: 3 S: 10	H: 1 LOB: 1 BB: 0 P: 10	R: 0 E: 0 K: 1 S: 5	H: 0 LOB: 0 BB: 0 P: 5	R: 1 E: 0 K: 1 S: 7	H: 2 LOB: 1 BB: 0 P: 7	R: 0 E: 0 K: 0 S: 4	H: 1 LOB: 1 BB: 0 P: 4	R: 1 E: 0 K: 0 S: 4	H: 1 LOB: 0 BB: 0 P: 4	R: 0 E: 0 K: 1 S: 5	H: 0 LOB: 0 BB: 0 P: 5	R: 1 E: 0 K: 1 S: 7	H: 3 LOB: 2 BB: 1 P: 11	R: 0 E: 0 K: 1 S: 6	H: 1 LOB: 2 BB: 0 P: 7	R: 1 E: 0 K: 1 S: 6	H: 2 LOB: 0 BB: 0 P: 6	1B: 9 2B: 1 3B: 1 HR: 0	SF: 1 SAC: 0 DP: 1 HBP: 1	WP: 0 PB: 1 SB: 2 CS: 1	PA: 38					
PITCHER	IP	WLS	BF	H	R	ER	SO	BB	IBB	HBP	BLK	WP	HR	S	P	ERA	WHIP										
Jerry Reuss, L (1, 1) ERA: 3.07	6.0	L	26	8	3	2	6	0	0	0	0	0	0	38	38	3.00	1.333										
Jim Ray, R (7, 1) ERA: 2.95	1.0		3	0	0	0	1	0	1	0	0	0	0	4	8	0.00	0.000										
Jim York, R (8, 1) ERA: 3.86	1.1		8	3	1	1	2	0	0	1	0	0	0	11	12	6.75	2.250										
Cecil Upshaw, R (9, 1) ERA: 5.66	0.2		1	0	0	0	0	0	0	0	0	0	0	1	1	0.00	0.000										

Batter	1	2	3	4	5	6	7	8	9	AB	R	H	RBI	BB	SO	LOB	BOTTOM										
Tommie Agee, R (1, 8) OBP: 0.311, SLG: 0.358	0-0 6-3		4-0 CS BB		0-3 K		0-0 G4-6-3		4-0 1-2 BB	3	0	0	0	2	1	3	Philadelphia Phillies @ Houston Astros Astrodome, Houston, TX Tue Jun 05 1973, 8:05 PM EDT Att: 12,912 - Unknown										
Roger Metzger, S (1, 6) OBP: 0.281, SLG: 0.356	0-0 6-3		0-0 F9		0-3 K		0-0 F8		0-0 F9	5	0	0	0	0	1	6											
Jimmy Wynn, R (1, 9) OBP: 0.341, SLG: 0.480	4-0 WP BB		0-0 E 1B		4-0 BB				0-0 F9	2	0	1	0	2	0	0											
Bob Watson, R (1, 7) OBP: 0.436, SLG: 0.482	0-3 K		0-0 2-3		0-3 K				0-0 4-3	4	0	0	0	0	2	4											
Lee May, R (1, 3) OBP: 0.249, SLG: 0.346		0-0 CS 1B		0-3 K		0-0 6-3		0-3 K		4	0	1	0	0	2	0											
Doug Rader, R (1, 5) OBP: 0.325, SLG: 0.347		4-0 1-2 BB		0-0 1B		0-0 5-3		0-0 6-3		3	0	1	0	1	0	0											
Tommy Helms, R (1, 4) OBP: 0.314, SLG: 0.343		0-0 1-2 1B		0-3 K		0-0 F8		0-0 1B 2B		4	0	2	0	0	1	1											
Skip Jutze, R (1, 2) OBP: 0.267, SLG: 0.250		0-0 F9		0-0 L3			0-0 G4-6-3 BB 1B		0-0 2-3 1B	4	0	2	0	0	0	3											
Jerry Reuss, L (1, 1) ERA: 3.07	0-3 K		0-3 PB WP BB		4-0 BB		4-0 G4-6-3 BB		0-0 P4	1	0	0	0	1	1	2											
Bob Gallagher, L (9, PH) OBP: 0.225, SLG: 0.289										0	0	0	0	0	0	0											
Inning Stats	R: 0 E: 0 K: 1 S: 5	H: 0 LOB: 1 BB: 1 P: 9	R: 0 E: 0 K: 1 S: 6	H: 2 LOB: 1 BB: 1 P: 10	R: 0 E: 1 K: 0 S: 3	H: 1 LOB: 1 BB: 1 P: 7	R: 0 E: 0 K: 2 S: 8	H: 1 LOB: 1 BB: 0 P: 8	R: 0 E: 0 K: 3 S: 9	H: 0 LOB: 2 BB: 2 P: 17	R: 0 E: 0 K: 0 S: 3	H: 0 LOB: 0 BB: 0 P: 3	R: 0 E: 0 K: 0 S: 3	H: 1 LOB: 1 BB: 1 P: 7	R: 0 E: 0 K: 1 S: 5	H: 0 LOB: 0 BB: 0 P: 5	R: 0 E: 0 K: 0 S: 5	H: 2 LOB: 3 BB: 1 P: 9	1B: 6 2B: 1 3B: 0 HR: 0	SF: 0 SAC: 0 DP: 1 HBP: 0	WP: 2 PB: 1 SB: 0 CS: 2	PA: 38					
PITCHER	IP	WLS	BF	H	R	ER	SO	BB	IBB	HBP	BLK	WP	HR	S	P	ERA	WHIP										
Wayne Twitchell, R (1, 1) ERA: 2.16	9.0	W	38	7	0	0	8	7	0	0	0	2	0	47	75	0.00	1.556										

Batter	1	2	3	4	5	6	7	8	9	10	AB	R	H	RBI	BB	SO	LOB	TOP									
Cesar Tovar, R OBP: 0.337, SLG: 0.365 Mike Schmidt, R OBP: 0.346, SLG: 0.311	(1,5) 0-3 K		(1,5) 0-3 K		(1,5) 0-0 5-3		(1,5) 0-0 P3			(1,5) 0-0 F3	4	0	0	0	0	2	1										
Denny Doyle, L OBP: 0.356, SLG: 0.310 Terry Harmon, R OBP: 0.315, SLG: 0.250	(1,4) 0-0 4-3		(1,4) 0-0 P4		(1,4) 0-0 F9					(1,4) 0-0 F8	3	0	0	0	0	0	1										
Willie Montanez, L OBP: 0.309, SLG: 0.313	(1,9) 0-0 F8				(1,9) 0-0 F9					(1,9) 0-0 5-3	4	1	1	0	0	0	0										
Greg Luzinski, R OBP: 0.273, SLG: 0.373					(1,7) 0-0 F7					(1,7) 0-0 F9	4	1	1	2	0	1	0										
Tom Hutton, L OBP: 0.354, SLG: 0.354 Mike Anderson, R OBP: 0.298, SLG: 0.376	(1,3) 4-0 1B BB				(1,3) 0-0 1B 2B					(1,3) 0-0 P4	2	1	1	0	1	0	0										
Del Unser, L OBP: 0.355, SLG: 0.468 Jose Pagan, R OBP: 0.148, SLG: 0.269	(1,8) 0-0 1-2 1B				(1,8) 0-0 1B					(1,8) 0-0 6-3	3	0	3	1	0	0	0										
Bob Boone, R OBP: 0.278, SLG: 0.291	(1,2) 0-0 P2				(1,2) 0-0 L6					(1,2) 0-0 G6-4-3	4	0	0	0	0	0	4										
Larry Bowa, S OBP: 0.248, SLG: 0.239	(1,6) 0-3 K				(1,6) 0-0 E8					(1,6) 0-0 F8	4	0	0	0	0	1	2										
Dick Ruthven, R OBP: 0.125, SLG: 0.067 Mac Scarce, L OBP: 0.148, SLG: 0.269	(1,1) 0-3 K				(1,1) 0-0 1-3					(1,1) 0-0 P4	3	0	0	0	0	2	1										
Bill Wilson, R OBP: 0.317, SLG: 0.389 Barry Lersch, S OBP: 0.200, SLG: 0.200	(8,1) 0-0 K				(10,PH) 0-0 K					(10,PH) 0-0 P4	0	0	0	0	0	0	0										
Inning Stats	R: 0 E: 0 K: 1 S: 5	H: 0 LOB: 0 BB: 0 P: 5	R: 0 E: 0 K: 2 S: 8	H: 1 LOB: 2 BB: 1 P: 12	R: 0 E: 0 K: 2 S: 7	H: 0 LOB: 0 BB: 0 P: 7	R: 1 E: 0 K: 0 S: 5	H: 2 LOB: 1 BB: 0 P: 5	R: 0 E: 1 K: 0 S: 4	H: 0 LOB: 1 BB: 0 P: 4	R: 2 E: 0 K: 0 S: 5	H: 3 LOB: 0 BB: 0 P: 5	R: 0 E: 0 K: 1 S: 5	H: 0 LOB: 0 BB: 0 P: 5	R: 0 E: 0 K: 1 S: 5	H: 0 LOB: 0 BB: 0 P: 5	R: 0 E: 0 K: 0 S: 3	H: 0 LOB: 0 BB: 0 P: 3	R: 0 E: 0 K: 0 S: 3	H: 0 LOB: 0 BB: 0 P: 3	1B: 4 2B: 1 3B: 0 HR: 1	SF: 0 SAC: 0 DP: 1 HBP: 0	WP: 0 PB: 0 SB: 0 CS: 0	PA: 37			
PITCHER	IP 5.0	WLS 22	BF 5	H 3	R 3	ER 3	SO 5	BB 1	IBB 0	HBP 0	BLK 0	WP 0	HR 1	S 31	P 35	ERA 5.40	WHIP 1.200										
Larry Dierker, R ERA: 2.61 Jim Crawford, L ERA: 2.93	(1,1) 5.0 W 15	(6,1) 15 W 1																									

Philadelphia Phillies @ Houston Astros
Astrodome, Houston, TX
Wed Jun 06 1973, 8:05 PM EDT
Att: 13,081 - Unknown

AB 36
R 3
H 6
RBI 3
BB 1
SO 7
LOB 9



Batter	1	2	3	4	5	6	7	8	9	10	AB	R	H	RBI	BB	SO	LOB	BOTTOM									
Jimmy Wynn, R OBP: 0.346, SLG: 0.478	(1,9) 4-0 FC6-4 BB																										
Roger Metzger, S OBP: 0.264, SLG: 0.354	(1,6) 0-0 FC6-4 E 1-2r																										
Cesar Cedeno, R OBP: 0.363, SLG: 0.536 Bob Gallagher, L OBP: 0.225, SLG: 0.289 Jesus Alou, R OBP: 0.324, SLG: 0.429	(1,8) 0-0 E1 G6-3 1-2																										
Bob Watson, R OBP: 0.436, SLG: 0.478	(1,7) 0-0 G6-3 1-2r																										
Lee May, R OBP: 0.254, SLG: 0.360	(1,3) 0-0 1B 3B																										
Doug Rader, R OBP: 0.328, SLG: 0.365	(1,5) 0-0 FC5-4 1B 3-H																										
Johnny Edwards, L OBP: 0.275, SLG: 0.377	(1,2) 0-3 K																										
Tommy Helms, R OBP: 0.308, SLG: 0.337	(1,4) 0-0 FC5-4 1-2r																										
Larry Dierker, R OBP: 0.353, SLG: 0.500 Jimmy Stewart, S OBP: 0.308, SLG: 0.182	(1,1) 0-0 1-3																										
Inning Stats	R: 0 E: 1 K: 0 S: 3	H: 0 LOB: 1 BB: 1 P: 7	R: 1 E: 0 K: 1 S: 7	H: 2 LOB: 1 BB: 0 P: 7	R: 0 E: 0 K: 1 S: 5	H: 0 LOB: 0 BB: 0 P: 5	R: 0 E: 0 K: 1 S: 5	H: 0 LOB: 0 BB: 0 P: 5	R: 0 E: 0 K: 0 S: 3	H: 1 LOB: 1 BB: 1 P: 7	R: 2 E: 0 K: 1 S: 7	H: 2 LOB: 0 BB: 0 P: 7	R: 0 E: 0 K: 1 S: 5	H: 0 LOB: 2 BB: 2 P: 13	R: 0 E: 0 K: 1 S: 5	H: 0 LOB: 0 BB: 0 P: 5	R: 0 E: 0 K: 1 S: 5	H: 0 LOB: 0 BB: 0 P: 5	R: 1 E: 0 K: 1 S: 5	H: 2 LOB: 3 BB: 2 P: 13	1B: 5 2B: 0 3B: 1 HR: 1	SF: 0 SAC: 0 DP: 2 HBP: 0	WP: 1 PB: 0 SB: 0 CS: 0	PA: 40			
PITCHER	IP 7.0	WLS 28	BF 5	H 3	R 3	ER 3	SO 4	BB 3	IBB 0	HBP 0	BLK 0	WP 0	HR 1	S 33	P 45	ERA 3.86	WHIP 1.143										
Dick Ruthven, R ERA: 3.83 Mac Scarce, L ERA: 2.36 Bill Wilson, R ERA: 4.26 Barry Lersch, R ERA: 4.28	(1,1) 7.0 L 5	(8,1) 0.2 3	(8,1) 4 0	(8,1) 0 0	(10,PH) 0.1 L 5																						

Philadelphia Phillies @ Houston Astros
Astrodome, Houston, TX
Wed Jun 06 1973, 8:05 PM EDT
Att: 13,081 - Unknown

AB 34
R 4
H 7
RBI 4
BB 6
SO 7
LOB 16



Batter	1	2	3	4	5	6	7	8	9	AB	R	H	RBI	BB	SO	LOB	TOP			
Enzo Hernandez, R OBP: 0.300, SLG: 0.265	F8		6-3		F8		F8			4	0	0	0	0	0	1	San Diego Padres @ Philadelphia Phillies Veterans Stadium, Philadelphia, PA Fri Jun 08 1973, 7:05 PM EDT Att: 18,096 - Unknown			
Jerry Morales, R OBP: 0.316, SLG: 0.413	4-3 2B		F9		F8			6-3		4	0	1	0	0	0	0				
Ivan Murrell, R OBP: 0.232, SLG: 0.393	4-3			SH2-3 1B BB 1B	P5			4-3		4	1	1	0	0	0	1				
Nate Colbert, R OBP: 0.332, SLG: 0.360	K			BB SH2-3 1-2 1B			6-3		K	4	0	1	0	0	2	1				
Cito Gaston, R OBP: 0.338, SLG: 0.444		5-3		SH2-3			4-3		K	3	0	0	0	0	1	0				
Fred Kendall, R OBP: 0.333, SLG: 0.375	F8			BB IBB		L5			K	3	0	0	0	1	1	0				
Dave Roberts, R OBP: 0.244, SLG: 0.288					F7		5-3		F7	4	0	1	0	0	0	3				
Rich Morales, R OBP: 0.222, SLG: 0.087	F7									1	0	0	1	2	0	1				
Steve Arlin, R OBP: 0.188, SLG: 0.188					F9					2	0	0	0	0	1	3				
Rich Troedson, L ERA: 4.08										0	0	0	0	0	0	0				
Dwain Anderson, R OBP: 0.273, SLG: 0.111										1	0	0	0	0	1	1				
Fred Norman, S OBP: 0.174, SLG: 0.136										0	0	0	0	0	0	0				
Inning Stats	R: 0 E: 0 K: 1 S: 6	H: 1 LOB: 1 BB: 0 P: 6	R: 0 E: 0 K: 0 S: 4	H: 1 LOB: 1 BB: 0 P: 4	R: 0 E: 0 K: 0 S: 3	H: 0 LOB: 0 BB: 0 P: 3	R: 1 E: 0 K: 1 S: 7	H: 2 LOB: 3 BB: 2 P: 15	R: 0 E: 0 K: 0 S: 3	H: 0 LOB: 0 BB: 0 P: 3	R: 0 E: 0 K: 1 S: 5	H: 0 LOB: 1 BB: 1 P: 9	R: 0 E: 0 K: 2 S: 7	H: 0 LOB: 0 BB: 0 P: 7	R: 0 E: 0 K: 2 S: 7	H: 0 LOB: 0 BB: 0 P: 7	1B: 2 2B: 2 3B: 0 HR: 0	SF: 0 SAC: 1 DP: 0 HBP: 0	WP: 0 PB: 0 SB: 0 CS: 0	PA: 34
PITCHER Steve Carlton, L ERA: 3.71	IP: 9.0 WLS: W BF: 34 H: 4 R: 1 ER: 1 SO: 6 BB: 2 IBB: 1 HBP: 0 BLK: 0 WP: 0 HR: 0 S: 43 P: 55 ERA: 1.00 WHIP: 0.667																			

Batter	1	2	3	4	5	6	7	8	9	AB	R	H	RBI	BB	SO	LOB	BOTTOM			
Cesar Tovar, R OBP: 0.330, SLG: 0.356	F7		4-3		F8		6-3			4	0	0	0	0	0	1	San Diego Padres @ Philadelphia Phillies Veterans Stadium, Philadelphia, PA Fri Jun 08 1973, 7:05 PM EDT Att: 18,096 - Unknown			
Denny Doyle, L OBP: 0.352, SLG: 0.300	4-0 BB		F7		F7		4-3			3	0	0	0	1	0	1				
Willie Montanez, L OBP: 0.313, SLG: 0.327	F8			1B 3B		1B 2B 1B		K		4	2	2	0	0	1	1				
Greg Luzinski, R OBP: 0.273, SLG: 0.371	FC5-4 BB			1B SF8 1B		F8		K		4	1	1	1	0	1	2				
Tom Hutton, L OBP: 0.365, SLG: 0.362		4-3		S 1B		2B 1B		F8		4	1	2	0	0	0	0				
Del Unser, L OBP: 0.355, SLG: 0.478		K		SF8		4-3 1H 2H 2B 2B				2	1	1	3	0	1	0				
Bob Boone, R OBP: 0.273, SLG: 0.285		5-3		1-2 K		4-3				3	0	0	0	0	1	2				
Larry Bowa, S OBP: 0.253, SLG: 0.250				4-3 SH1-4 1B		F3		E7		3	0	2	1	0	0	1				
Steve Carlton, L OBP: 0.175, SLG: 0.179				SH1-4		4-3		F7		2	0	0	0	0	0	0				
Inning Stats	R: 0 E: 0 K: 0 S: 3	H: 0 LOB: 1 BB: 1 P: 7	R: 0 E: 0 K: 1 S: 5	H: 0 LOB: 0 BB: 0 P: 5	R: 0 E: 0 K: 0 S: 4	H: 1 LOB: 1 BB: 0 P: 4	R: 2 E: 0 K: 1 S: 8	H: 3 LOB: 1 BB: 0 P: 8	R: 0 E: 0 K: 0 S: 3	H: 0 LOB: 0 BB: 0 P: 3	R: 3 E: 1 K: 0 S: 6	H: 4 LOB: 0 BB: 0 P: 6	R: 0 E: 0 K: 2 S: 7	H: 0 LOB: 0 BB: 0 P: 7	R: 0 E: 0 K: 2 S: 7	H: 0 LOB: 0 BB: 0 P: 7		1B: 5 2B: 2 3B: 1 HR: 0	SF: 1 SAC: 1 DP: 0 HBP: 0	WP: 0 PB: 0 SB: 1 CS: 0
PITCHER Steve Arlin, R ERA: 6.35	IP: 5.1 WLS: L BF: 23 H: 6 R: 4 ER: 4 SO: 2 BB: 1 IBB: 0 HBP: 0 BLK: 0 WP: 0 HR: 0 S: 26 P: 30 ERA: 6.75 WHIP: 1.312																			
Rich Troedson, L ERA: 4.08	0.2	3	2	1	1	0	0	0	0	0	0	3	3	13.50	3.000					
Fred Norman, L ERA: 4.26	2.0	6	0	0	0	2	0	0	0	0	0	10	10	0.00	0.000					

Batter	1	2	3	4	5	6	7	8	9	AB	R	H	RBI	BB	SO	LOB	TOP		
Enzo Hernandez, R OBP: 0.293, SLG: 0.259 (1, 6)			4-3		F9			F9		4	0	0	0	0	1	0	San Diego Padres @ Philadelphia Phillies Veterans Stadium, Philadelphia, PA Sun Jun 10 1973, 3:33 AM EDT Att: 27,863 - Unknown		
Johnny Grubb, L OBP: 0.383, SLG: 0.435 (1, 8)			E4 WP				F8	6-3		4	0	1	0	0	0	0			
Leron Lee, L OBP: 0.332, SLG: 0.342 (1, 7)			K						F9	4	0	0	0	0	3	2			
Nate Colbert, R OBP: 0.329, SLG: 0.352 (1, 3)				K					5-3	3	0	1	0	1	1	0			
Cito Gaston, R OBP: 0.333, SLG: 0.440 (1, 9)									1B 2B	4	0	2	0	0	1	3			
Fred Kendall, R OBP: 0.335, SLG: 0.375 (1, 2)		F8		F7					1B 2B G6-4-3	4	0	1	0	0	0	2			
Dave Roberts, R OBP: 0.235, SLG: 0.275 (1, 5)		5-3		F7					F9	3	0	0	0	0	0	3			
Rich Morales, R OBP: 0.273, SLG: 0.148 (1, 4)		F2		P6					G6-4-3	3	0	0	0	0	0	2			
Clay Kirby, R Mike Corkins, R Ivan Murrell, R Bob Miller, R Dave Marshall, L Gary Ross, R (1, 1) (2, 1) (5, PH) (5, 1) (8, PH) (8, 1)			K		K				F5	0	0	0	0	0	0	0			
Inning Stats	R: 0 E: 0 K: 3 S: 10	H: 1 LOB: 2 BB: 1 P: 14	R: 0 E: 0 K: 0 S: 3	H: 0 LOB: 0 BB: 0 P: 3	R: 0 E: 1 K: 2 S: 8	H: 0 LOB: 1 BB: 0 P: 8	R: 0 E: 0 K: 1 S: 6	H: 1 LOB: 1 BB: 0 P: 6	R: 0 E: 0 K: 1 S: 5	H: 0 LOB: 0 BB: 0 P: 5	R: 0 E: 0 K: 0 S: 4	H: 2 LOB: 1 BB: 0 P: 4	R: 0 E: 0 K: 0 S: 3	H: 0 LOB: 0 BB: 0 P: 3	R: 0 E: 0 K: 0 S: 4	H: 1 LOB: 1 BB: 0 P: 4	1B: 4 2B: 1 3B: 0 HR: 0	SF: 0 SAC: 0 DP: 1 HBP: 0	WP: 2 PA: 33 PB: 0 SB: 1 CS: 0
PITCHER Wayne Twitchell, R ERA: 1.9 (1, 1)	IP: 9.0 WLS: W BF: 33 H: 5 R: 0 ER: 0 SO: 8 BB: 1 IBB: 0 HBP: 0 BLK: 0 WP: 2 HR: 0 S: 48 P: 52 ERA: 0.00 WHIP: 0.667																		

Batter	1	2	3	4	5	6	7	8	9	AB	R	H	RBI	BB	SO	LOB	BOTTOM		
Cesar Tovar, R OBP: 0.338, SLG: 0.370 Mike Schmidt, R OBP: 0.346, SLG: 0.311 (1, 5) (9, 5)	5-3		FC5-4 2B		P5			FC5-4 HBP BB 2B		5	2	1	2	0	0	4	San Diego Padres @ Philadelphia Phillies Veterans Stadium, Philadelphia, PA Sun Jun 10 1973, 3:33 AM EDT Att: 27,863 - Unknown		
Denny Doyle, L OBP: 0.350, SLG: 0.306 (1, 4)	1B	F3			K			HBP 2B BB		4	1	2	2	1	1	3			
Willie Montanez, L Mike Anderson, R OBP: 0.298, SLG: 0.376 (1, 9) (9, 9)	1B	1B	F7					2B 1B HBP		3	1	1	0	1	0	1			
Greg Luzinski, R Mike Rogodzinski, L OBP: 0.284, SLG: 0.382 OBP: 0.333, SLG: 0.357 (1, 7) (9, 7)	K				G3 SF9 2B			1B 2B		4	2	2	3	1	1	2			
Tom Hutton, L OBP: 0.361, SLG: 0.359 (1, 3)	4-3	F5			G3			BB 1B		5	0	1	2	0	1	6			
Del Unser, L OBP: 0.368, SLG: 0.492 (1, 8)		2B 1B	F8		SF9			5-3 BB		3	1	1	1	1	0	0			
Bob Boone, R OBP: 0.287, SLG: 0.306 (1, 2)		1B 2B	SH FC5-4 1B		F8			3-6 BB		5	2	2	0	0	0	2			
Larry Bowa, S Terry Harmon, R OBP: 0.249, SLG: 0.246 OBP: 0.315, SLG: 0.250 (1, 6) (9, 6)		P6	FC5-4 SH 2B 1B		F2			6-3		4	1	1	0	0	0	2			
Wayne Twitchell, R OBP: 0.111, SLG: 0.148 (1, 1)		2B BB 1B	SH FC5-4					FC5-4 1B		3	1	3	1	0	0	0			
Inning Stats	R: 0 E: 0 K: 1 S: 7	H: 2 LOB: 2 BB: 0 P: 7	R: 3 E: 0 K: 0 S: 7	H: 4 LOB: 3 BB: 2 P: 15	R: 3 E: 1 K: 0 S: 7	H: 3 LOB: 1 BB: 0 P: 7	R: 1 E: 0 K: 0 S: 4	H: 1 LOB: 0 BB: 0 P: 4	R: 0 E: 0 K: 1 S: 6	H: 1 LOB: 1 BB: 0 P: 6	R: 0 E: 0 K: 1 S: 5	H: 0 LOB: 0 BB: 0 P: 5	R: 0 E: 0 K: 0 S: 3	H: 0 LOB: 0 BB: 0 P: 3	R: 4 E: 0 K: 0 S: 5	H: 3 LOB: 1 BB: 2 P: 14	1B: 8 2B: 7 3B: 0 HR: 0	SF: 1 SAC: 1 DP: 1 HBP: 1	WP: 0 PA: 43 PB: 0 SB: 0 CS: 0
PITCHER Clay Kirby, R ERA: 6.38 Mike Corkins, R ERA: 5.79 Bob Miller, R ERA: 4.44 Gary Ross, R ERA: 5.35 (1, 1) (2, 1) (5, 1) (8, 1)	IP: 1.2 WLS: L BF: 13 H: 6 R: 3 ER: 3 SO: 3 BB: 1 IBB: 0 HBP: 0 BLK: 0 WP: 0 HR: 0 S: 13 P: 21 ERA: 16.20 WHIP: 4.200																		



Batter	1	2	3	4	5	6	7	8	9	AB	R	H	RBI	BB	SO	LOB	TOP	
Davey Lopes, R OBP: 0.401, SLG: 0.411 (1, 4) (7, 8)	F3			G5-4-3			6-3			3	0	0	0	1	0	2	Los Angeles Dodgers @ Philadelphia Phillies Veterans Stadium, Philadelphia, PA Wed Jun 13 1973, 7:05 PM EDT Att: 13,068 - Unknown	
Manny Mota, R OBP: 0.397, SLG: 0.393 Lee Lacy, R OBP: 0.313, SLG: 0.217 (1, 7) (7, PH) (7, 4)	K				P3		F9			2	0	0	0	1	1	0		
Willie Davis, L OBP: 0.336, SLG: 0.480 Steve Garvey, R OBP: 0.228, SLG: 0.351 (1, 8) (4, 3)			K		P4		4-3			1	0	0	0	1	1	2		
Joe Ferguson, R OBP: 0.394, SLG: 0.521 (1, 9)	FC6-4		FC6-4		6-3		6-3			4	0	0	0	0	0	3		
Ron Cey, R OBP: 0.409, SLG: 0.463 (1, 5)				E5			5-3			3	0	0	0	1	0	0		
Tom Paciorek, R OBP: 0.293, SLG: 0.364 (1, 3) (4, 8) (7, 7)	F9			FC5-4 1B					F8	4	1	1	0	0	0	2		
Bill Russell, R OBP: 0.303, SLG: 0.361 (1, 6)							F8			4	2	2	1	0	0	2		
Steve Yeager, R OBP: 0.391, SLG: 0.447 George Culver, R OBP: 0.348, SLG: 0.409 (1, 2) (6, 1) (9, PH)							FC6-4		5-3	3	0	1	1	0	1	2		
Tommy John, R OBP: 0.208, SLG: 0.174 Charlie Hough, R OBP: 0.200, SLG: 0.200 Chris Cannizzaro, R (1, 1) (2, 1) (6, 2)				1-3			4-3		L4	0	0	0	0	0	0	0		
Inning Stats	R: 0 E: 0 K: 1 S: 5	H: 0 LOB: 1 BB: 1 P: 9	R: 0 E: 0 K: 1 S: 5	H: 0 LOB: 1 BB: 1 P: 9	R: 0 E: 1 K: 1 S: 6	H: 3 LOB: 1 BB: 0 P: 6	R: 0 E: 0 K: 0 S: 3	H: 1 LOB: 1 BB: 0 P: 4	R: 0 E: 0 K: 0 S: 3	H: 0 LOB: 0 BB: 0 P: 3	R: 0 E: 0 K: 0 S: 4	H: 0 LOB: 0 BB: 0 P: 4	R: 1 E: 0 K: 0 S: 4	H: 1 LOB: 0 BB: 0 P: 4	1B: 4 2B: 0 3B: 0 HR: 1	SF: 0 SAC: 0 DP: 1 HBP: 0		WP: 0 PB: 0 SB: 0 CS: 0
PITCHER Ken Brett, L ERA: 2.78 (1, 1)	IP: 9.0 WLS: W BF: 36 H: 5 R: 3 ER: 2 SO: 3 BB: 4 IBB: 0 HBP: 0 BLK: 0 WP: 0 HR: 1 S: 38 P: 54 ERA: 2.00 WHIP: 1.000											PITCHER	IP: 9.0 WLS: W BF: 36 H: 5 R: 3 ER: 2 SO: 3 BB: 4 IBB: 0 HBP: 0 BLK: 0 WP: 0 HR: 1 S: 38 P: 54 ERA: 2.00 WHIP: 1.000					

Batter	1	2	3	4	5	6	7	8	9	AB	R	H	RBI	BB	SO	LOB	BOTTOM	
Cesar Tovar, R OBP: 0.332, SLG: 0.367 Terry Harmon, R OBP: 0.309, SLG: 0.245 (1, 4) (6, 4)	F7	E8 2B	K		6-3		1-3			4	1	0	0	0	1	0	Los Angeles Dodgers @ Philadelphia Phillies Veterans Stadium, Philadelphia, PA Wed Jun 13 1973, 7:05 PM EDT Att: 13,068 - Unknown	
Larry Bowa, S OBP: 0.245, SLG: 0.246 (1, 6)	E5 3B		5-3		P1		4-3			5	2	1	1	0	0	0		
Willie Montanez, L OBP: 0.328, SLG: 0.347 Tom Hutton, L OBP: 0.348, SLG: 0.356 (1, 3) (7, 3)							F2			3	3	3	2	1	0	0		
Greg Luzinski, R OBP: 0.290, SLG: 0.412 Mike Rogodzinski, L OBP: 0.514, SLG: 0.333 (1, 7) (8, 7)									G3	3	2	1	1	0	1	2		
Mike Schmidt, R OBP: 0.353, SLG: 0.308 (1, 5)					5-3				L4	3	2	1	0	1	0	0		
Del Unser, L OBP: 0.370, SLG: 0.496 (1, 8)									K	5	2	2	4	0	1	2		
Bob Boone, R OBP: 0.280, SLG: 0.308 (1, 2)										4	2	1	3	0	1	2		
Mike Anderson, R OBP: 0.303, SLG: 0.416 (1, 9)										3	1	2	3	0	0	0		
Ken Brett, L OBP: 0.308, SLG: 0.615 (1, 1)										4	1	1	1	0	1	1		
Inning Stats	R: 6 E: 1 K: 0 S: 9	H: 5 LOB: 0 BB: 0 P: 9	R: 6 E: 1 K: 0 S: 7	H: 3 LOB: 0 BB: 0 P: 9	R: 0 E: 0 K: 2 S: 8	H: 1 LOB: 0 BB: 0 P: 8	R: 0 E: 0 K: 1 S: 5	H: 0 LOB: 0 BB: 0 P: 5	R: 1 E: 0 K: 0 S: 4	H: 1 LOB: 0 BB: 0 P: 4	R: 3 E: 0 K: 1 S: 7	H: 2 LOB: 1 BB: 2 P: 15	R: 0 E: 0 K: 1 S: 5	H: 0 LOB: 0 BB: 0 P: 5	1B: 6 2B: 1 3B: 3 HR: 2	SF: 1 SAC: 0 DP: 0 HBP: 2		WP: 0 PB: 1 SB: 0 CS: 0
PITCHER Tommy John, L ERA: 3.46 Charlie Hough, R ERA: 3.91 George Culver, R ERA: 2.36 (1, 1) (2, 1) (6, 1)	IP: 1.0 WLS: L BF: 11 H: 5 R: 8 ER: 6 SO: 3 BB: 0 IBB: 0 HBP: 2 BLK: 0 WP: 0 HR: 1 S: 11 P: 11 ERA: 18.00 WHIP: 6.000											PITCHER	IP: 1.0 WLS: L BF: 11 H: 5 R: 8 ER: 6 SO: 3 BB: 0 IBB: 0 HBP: 2 BLK: 0 WP: 0 HR: 1 S: 11 P: 11 ERA: 18.00 WHIP: 6.000					

Batter	1	2	3	4	5	6	7	8	9	AB	R	H	RBI	BB	SO	LOB	TOP					
Bobby Bonds, R OBP: 0.414, SLG: 0.602 (1, 9)										3	1	1	1	2	1	2	San Francisco Giants @ Philadelphia Phillies Veterans Stadium, Philadelphia, PA Sat Jun 16 1973, 7:05 PM EDT Att: 25,615 - Unknown					
Tito Fuentes, S OBP: 0.340, SLG: 0.401 (1, 4)										5	1	3	1	0	1	0						
Gary Maddox, R OBP: 0.376, SLG: 0.498 (1, 8)										5	0	2	2	0	0	4						
Willie McCovey, L OBP: 0.417, SLG: 0.524 (1, 3)										5	0	0	0	0	0	4						
Ed Goodson, L OBP: 0.369, SLG: 0.456 Mike Phillips, L OBP: 0.333, SLG: 0.412 (7, PR) (7, 5)										4	0	1	0	0	2	2						
Gary Matthews, R OBP: 0.395, SLG: 0.447 (1, 7)										4	0	2	0	1	0	1						
Chris Speier, R OBP: 0.353, SLG: 0.405 (1, 6)										4	0	1	0	0	1	3						
Dave Rader, L OBP: 0.316, SLG: 0.320 (1, 2)										3	1	1	0	1	1	1						
Juan Marichal, R OBP: 0.297, SLG: 0.258 Jim Barr, R OBP: 0.138, SLG: 0.074 Jim Howarth, L OBP: 0.241, SLG: 0.226 Randy Moffitt, R (8, 1)										1	1	0	0	0	1	2						
Inning Stats	R: 1 E: 0 K: 1 S: 7	H: 2 LOB: 1 BB: 0 P: 7	R: 0 E: 0 K: 1 S: 6	H: 2 LOB: 2 BB: 1 P: 10	R: 1 E: 0 K: 1 S: 7	H: 2 LOB: 1 BB: 0 P: 7	R: 2 E: 0 K: 0 S: 5	H: 2 LOB: 2 BB: 2 P: 13	R: 0 E: 0 K: 3 S: 10	H: 1 LOB: 1 BB: 0 P: 10	R: 0 E: 0 K: 1 S: 5	H: 0 LOB: 0 BB: 0 P: 5	R: 0 E: 0 K: 0 S: 4	H: 1 LOB: 2 BB: 1 P: 8	R: 0 E: 0 K: 0 S: 4	H: 1 LOB: 2 BB: 1 P: 8		R: 0 E: 0 K: 0 S: 3	H: 0 LOB: 0 BB: 0 P: 3	1B: 8 2B: 1 3B: 1 HR: 1	SF: 0 SAC: 0 DP: 0 HBP: 0	WP: 0 PB: 0 SB: 1 CS: 1
PITCHER	IP	WLS	BF	H	R	ER	SO	BB	IBB	HBP	BLK	WP	HR	S	P	ERA	WHIP					
Dick Ruthven, R ERA: 4.42 Barry Lersch, R ERA: 3.3	(1, 1) 3.1		19	7	4	4	3	3	0	0	0	0	1	22	34	10.80	3.000					

Batter	1	2	3	4	5	6	7	8	9	AB	R	H	RBI	BB	SO	LOB	BOTTOM					
Denny Doyle, L OBP: 0.349, SLG: 0.312 (1, 4)										4	0	0	0	0	1	0	San Francisco Giants @ Philadelphia Phillies Veterans Stadium, Philadelphia, PA Sat Jun 16 1973, 7:05 PM EDT Att: 25,615 - Unknown					
Del Unser, L OBP: 0.379, SLG: 0.489 (1, 8)										2	2	0	0	1	0	0						
Willie Montanez, L OBP: 0.328, SLG: 0.351 (1, 9)										4	2	2	0	0	0	1						
Greg Luzinski, R OBP: 0.304, SLG: 0.438 (1, 7)										4	0	3	3	0	0	0						
Tom Hutton, L OBP: 0.351, SLG: 0.359 (1, 3)										4	0	2	1	0	0	2						
Mike Schmidt, R OBP: 0.355, SLG: 0.339 (1, 5)										4	1	2	1	0	0	1						
Bob Boone, R OBP: 0.273, SLG: 0.300 (1, 2)										4	0	0	0	0	2	2						
Larry Bowa, S OBP: 0.252, SLG: 0.253 (1, 6)										4	0	2	0	0	0	0						
Dick Ruthven, R OBP: 0.118, SLG: 0.063 Barry Lersch, S OBP: 0.111, SLG: 0.111 (4, 1)										1	0	0	0	0	1	3						
Inning Stats	R: 0 E: 0 K: 0 S: 3	H: 0 LOB: 0 BB: 0 P: 3	R: 0 E: 0 K: 1 S: 8	H: 3 LOB: 3 BB: 0 P: 8	R: 1 E: 0 K: 0 S: 5	H: 2 LOB: 1 BB: 0 P: 5	R: 1 E: 0 K: 2 S: 8	H: 1 LOB: 0 BB: 0 P: 8	R: 2 E: 1 K: 1 S: 7	H: 3 LOB: 1 BB: 1 P: 11	R: 0 E: 0 K: 1 S: 5	H: 0 LOB: 0 BB: 0 P: 5	R: 1 E: 0 K: 0 S: 4	H: 1 LOB: 1 BB: 0 P: 5	R: 0 E: 0 K: 1 S: 6	H: 1 LOB: 1 BB: 0 P: 6		R: 0 E: 0 K: 1 S: 6	H: 1 LOB: 1 BB: 0 P: 6	1B: 8 2B: 2 3B: 0 HR: 1	SF: 0 SAC: 0 DP: 0 HBP: 1	WP: 1 PB: 0 SB: 0 CS: 0
PITCHER	IP	WLS	BF	H	R	ER	SO	BB	IBB	HBP	BLK	WP	HR	S	P	ERA	WHIP					
Juan Marichal, R ERA: 3.99 Jim Barr, R ERA: 3.98 Randy Moffitt, R ERA: 2.55	(1, 1) 4.1	L	10	2	1	1	1	0	0	1	0	1	0	11	12	3.38	0.750					

AB	37
R	4
H	11
RBI	4
BB	5
SO	7
LOB	19



Batter	1	2	3	4	5	6	7	8	9	AB	R	H	RBI	BB	SO	LOB	TOP			
Willie Mays, R OBP: 0.232, SLG: 0.222										4	1	0	0	1	2	1	New York Mets @ Philadelphia Phillies Veterans Stadium, Philadelphia, PA Mon Jun 18 1973, 7:05 PM EDT Att: 13,190 - Unknown			
Felix Milan, R OBP: 0.323, SLG: 0.374										5	2	2	0	0	0	1				
Rusty Staub, L OBP: 0.373, SLG: 0.436										4	1	3	3	0	0	0				
John Milner, L OBP: 0.345, SLG: 0.435										4	0	0	1	0	0	2				
Jim Fregosi, R OBP: 0.348, SLG: 0.296										2	0	0	0	2	0	1				
Don Hahn, R OBP: 0.455, SLG: 0.545										4	1	1	0	0	0	2				
Ted Martinez, R OBP: 0.275, SLG: 0.248										4	1	2	1	0	1	1				
Duffy Dyer, R OBP: 0.201, SLG: 0.193										4	0	1	0	0	2	1				
Jim McAndrew, R OBP: 0.357, SLG: 0.200										1	0	0	0	0	1	0				
Ray Sadecki, L OBP: 0.200, SLG: 0.200										1	0	0	0	0	0	1				
George Theodore, R OBP: 0.301, SLG: 0.291										1	0	0	0	0	0	0				
Buzz Capra, R OBP: 0.344, SLG: 0.269										0	0	0	0	0	0	0				
Inning Stats	R: 3 E: 0 K: 1 S: 7	H: 2 LOB: 1 BB: 2 P: 15	R: 0 E: 0 K: 2 S: 7	H: 0 LOB: 0 BB: 0 P: 7	R: 0 E: 0 K: 0 S: 3	H: 1 LOB: 0 BB: 0 P: 3	R: 1 E: 0 K: 1 S: 7	H: 2 LOB: 1 BB: 0 P: 7	R: 1 E: 0 K: 0 S: 5	H: 2 LOB: 1 BB: 0 P: 5	R: 0 E: 0 K: 1 S: 5	H: 0 LOB: 0 BB: 0 P: 5	R: 0 E: 0 K: 0 S: 3	H: 0 LOB: 1 BB: 1 P: 7	R: 0 E: 0 K: 0 S: 5	H: 2 LOB: 1 BB: 0 P: 5	1B: 6 2B: 2 3B: 0 HR: 1	SF: 1 SAC: 0 DP: 1 HBP: 0	WP: 0 PB: 0 SB: 0 CS: 0	PA: 38
PITCHER Ken Brett, L ERA: 3.16	IP: 9.0 WLS: W BF: 38 H: 9 R: 6 ER: 6 SO: 6 BB: 3 IBB: 0 HBP: 0 BLK: 0 WP: 0 HR: 1 S: 47 P: 59 ERA: 6.00 WHIP: 1.333															PITCHER				

Batter	1	2	3	4	5	6	7	8	9	AB	R	H	RBI	BB	SO	LOB	BOTTOM			
Denny Doyle, L OBP: 0.360, SLG: 0.322										5	1	2	0	0	1	4	New York Mets @ Philadelphia Phillies Veterans Stadium, Philadelphia, PA Mon Jun 18 1973, 7:05 PM EDT Att: 13,190 - Unknown			
Del Unser, L OBP: 0.380, SLG: 0.479										4	1	1	0	1	1	2				
Willie Montanez, L OBP: 0.340, SLG: 0.388										5	2	2	0	0	0	2				
Greg Luzinski, R OBP: 0.296, SLG: 0.425										4	0	1	1	0	2	2				
Tom Hutton, L OBP: 0.383, SLG: 0.410										4	1	2	1	1	1	1				
Mike Schmidt, R OBP: 0.351, SLG: 0.366										5	1	2	3	0	2	2				
Bob Boone, R OBP: 0.294, SLG: 0.332										4	1	3	0	1	0	1				
Larry Bowa, S OBP: 0.258, SLG: 0.254										3	1	1	0	1	0	3				
Ken Brett, L OBP: 0.300, SLG: 0.690										3	1	1	2	0	0	3				
Inning Stats	R: 3 E: 0 K: 1 S: 7	H: 3 LOB: 1 BB: 1 P: 11	R: 2 E: 0 K: 0 S: 6	H: 3 LOB: 1 BB: 0 P: 6	R: 0 E: 0 K: 1 S: 7	H: 2 LOB: 2 BB: 0 P: 7	R: 1 E: 0 K: 0 S: 5	H: 2 LOB: 1 BB: 0 P: 5	R: 1 E: 0 K: 2 S: 9	H: 2 LOB: 2 BB: 1 P: 13	R: 0 E: 0 K: 2 S: 8	H: 1 LOB: 1 BB: 0 P: 8	R: 0 E: 1 K: 1 S: 6	H: 0 LOB: 2 BB: 1 P: 10	R: 2 E: 0 K: 1 S: 7	H: 2 LOB: 1 BB: 1 P: 11		1B: 11 2B: 2 3B: 0 HR: 2	SF: 2 SAC: 0 DP: 0 HBP: 0	WP: 1 PB: 0 SB: 0 CS: 0
PITCHER Jim McAndrew, R ERA: 5.56	IP: 1.1 WLS: L BF: 10 H: 6 R: 5 ER: 4 SO: 1 BB: 0 IBB: 0 HBP: 0 BLK: 0 WP: 0 HR: 0 S: 11 P: 15 ERA: 27.00 WHIP: 4.500															PITCHER				
Ray Sadecki, L ERA: 4.1	IP: 4.2 WLS: 22 BF: 7 H: 2 R: 2 ER: 2 SO: 5 BB: 1 IBB: 0 HBP: 0 BLK: 0 WP: 0 HR: 2 S: 31 P: 35 ERA: 3.86 WHIP: 1.714															PITCHER				
Buzz Capra, R ERA: 3.86	IP: 2.0 WLS: 11 BF: 2 H: 2 R: 2 ER: 2 SO: 2 BB: 0 IBB: 0 HBP: 0 BLK: 0 WP: 0 HR: 0 S: 13 P: 21 ERA: 9.00 WHIP: 2.000															PITCHER				

AB	34
R	6
H	9
RBI	6
BB	3
SO	6
LOB	10



AB	37
R	9
H	15
RBI	7
BB	4
SO	8
LOB	20



Batter	1	2	3	4	5	6	7	8	9	AB	R	H	RBI	BB	SO	LOB	TOP				
Don Hahn, R OBP: 0.400, SLG: 0.533 (1, 8)										4	0	1	1	0	1	0					
Felix Milan, R OBP: 0.317, SLG: 0.368 (1, 4)										4	0	0	0	0	2	2					
Rusty Staub, L OBP: 0.371, SLG: 0.433 (1, 9)										4	0	1	0	0	0	0					
John Milner, L OBP: 0.342, SLG: 0.425 (1, 3)										3	0	0	0	1	0	1					
Ed Kranepool, L OBP: 0.313, SLG: 0.370 (1, 7)										4	0	0	0	0	2	2					
Wayne Garrett, L OBP: 0.321, SLG: 0.331 (1, 5)										2	1	0	0	2	0	1					
Jim Fregosi, R OBP: 0.347, SLG: 0.297 (1, 6)										3	0	1	0	0	1	2					
Ron Hodges, L OBP: 0.308, SLG: 0.583 (1, 2)										3	0	1	0	0	1	1					
Harry Parker, R OBP: 0.133, SLG: 0.133 (6, PH)										1	0	0	0	0	0	0					
Ken Boswell, L OBP: 0.263, SLG: 0.333 (6, PH)										1	0	0	0	0	0	0					
Phil Hennigan, R OBP: 0.333, SLG: 0.333 (6, PH)										0	0	0	0	0	0	0					
Jim Gosger, L OBP: 0.298, SLG: 0.263 (8, PH)										1	0	0	0	0	0	2					
Tug McGraw, R OBP: 0.167, SLG: 0.167 (8, 1)										0	0	0	0	0	0	0					
Inning Stats	R: 0 E: 0 K: 1 S: 5	H: 0 LOB: 0 BB: 0 P: 5	R: 0 E: 0 K: 0 S: 3	H: 0 LOB: 1 BB: 1 P: 7	R: 0 E: 0 K: 2 S: 7	H: 0 LOB: 0 BB: 0 P: 7	R: 0 E: 0 K: 1 S: 6	H: 1 LOB: 1 BB: 0 P: 6	R: 0 E: 0 K: 0 S: 3	H: 1 LOB: 0 BB: 0 P: 3	R: 0 E: 0 K: 1 S: 5	H: 0 LOB: 0 BB: 0 P: 5	R: 0 E: 0 K: 0 S: 3	H: 0 LOB: 0 BB: 0 P: 3	R: 1 E: 0 K: 1 S: 7	H: 2 LOB: 2 BB: 1 P: 11	R: 0 E: 0 K: 1 S: 5	H: 0 LOB: 1 BB: 1 P: 9	1B: 3 2B: 1 3B: 0 HR: 0	SF: 0 SAC: 0 DP: 1 HBP: 0	WP: 0 PA: 33 SB: 0 CS: 0
PITCHER	IP WLS BF H R ER SO BB IBB HBP BLK WP HR S P ERA WHIP																				
Jim Lonborg, R ERA: 6.19 (1, 1)	8.0 W 29 4 1 1 6 2 0 0 0 0 0 0 39 47 1.12 0.750																				
Mac Scarce, L ERA: 3.0 (9, 1)	1.0 S 4 0 0 0 1 1 0 0 0 0 0 0 5 9 0.00 1.000																				

New York Mets @ Philadelphia Phillies
Veterans Stadium, Philadelphia, PA
Tue Jun 19 1973, 7:05 PM EDT
Att: 17,481 - Unknown

AB 30
R 1
H 4
RBI 1
BB 3
SO 7
LOB 11

Batter	1	2	3	4	5	6	7	8	9	AB	R	H	RBI	BB	SO	LOB	BOTTOM		
Denny Doyle, L OBP: 0.357, SLG: 0.320 (1, 4)										4	1	1	0	0	0	0			
Del Unser, L OBP: 0.383, SLG: 0.476 (1, 8)										3	0	1	0	1	0	0			
Willie Montanez, L OBP: 0.346, SLG: 0.388 (1, 9)										2	1	1	2	2	0	1			
Greg Luzinski, R OBP: 0.295, SLG: 0.422 (1, 7)										4	1	1	0	0	0	3			
Tom Hutton, L OBP: 0.378, SLG: 0.398 (1, 3)										3	1	0	0	1	0	2			
Mike Schmidt, R OBP: 0.355, SLG: 0.389 (1, 5)										3	1	1	4	1	2	2			
Bob Boone, R OBP: 0.293, SLG: 0.330 (1, 2)										4	0	1	0	0	0	0			
Larry Bowa, S OBP: 0.255, SLG: 0.250 (1, 6)										4	0	0	0	0	0	2			
Jim Lonborg, R OBP: 0.154, SLG: 0.083 (1, 1)										3	1	1	0	0	2	0			
Jose Pagan, R OBP: 0.138, SLG: 0.250 (8, PH)										1	0	0	0	0	1	0			
Mac Scarce, L ERA: 3.0 (9, 1)										0	0	0	0	0	0	0			
Inning Stats	R: 0 E: 0 K: 0 S: 3	H: 0 LOB: 1 BB: 1 P: 7	R: 0 E: 0 K: 1 S: 5	H: 0 LOB: 0 BB: 0 P: 5	R: 0 E: 0 K: 1 S: 5	H: 0 LOB: 0 BB: 0 P: 5	R: 4 E: 0 K: 0 S: 5	H: 2 LOB: 2 BB: 2 P: 13	R: 0 E: 0 K: 1 S: 5	H: 0 LOB: 1 BB: 1 P: 9	R: 0 E: 0 K: 0 S: 4	H: 1 LOB: 2 BB: 1 P: 8	R: 2 E: 0 K: 1 S: 9	H: 4 LOB: 2 BB: 0 P: 9	R: 0 E: 0 K: 1 S: 5	H: 0 LOB: 0 BB: 0 P: 5	1B: 6 2B: 0 3B: 0 HR: 1	SF: 0 SAC: 0 DP: 0 HBP: 0	WP: 0 PA: 36 SB: 1 CS: 0
PITCHER	IP WLS BF H R ER SO BB IBB HBP BLK WP HR S P ERA WHIP																		
Harry Parker, R ERA: 3.42 (1, 1)	5.0 L 21 2 4 4 3 3 3 1 0 0 0 0 0 23 39 7.20 1.000																		
Phil Hennigan, R ERA: 3.48 (6, 1)	2.0 12 5 2 2 1 1 0 0 0 0 0 0 13 17 9.00 3.000																		
Tug McGraw, L ERA: 5.05 (8, 1)	1.0 3 0 0 0 1 0 0 0 0 0 0 0 5 5 0.00 0.000																		

New York Mets @ Philadelphia Phillies
Veterans Stadium, Philadelphia, PA
Tue Jun 19 1973, 7:05 PM EDT
Att: 17,481 - Unknown

AB 31
R 6
H 7
RBI 6
BB 5
SO 5
LOB 10


Batter	1	2	3	4	5	6	7	8	9	AB	R	H	RBI	BB	SO	LOB	TOP			
Don Hahn, R OBP: 0.316, SLG: 0.421 (1, 8)										4	0	0	0	0	1	1	New York Mets @ Philadelphia Phillies Veterans Stadium, Philadelphia, PA Wed Jun 20 1973, 7:05 PM EDT Att: 24,302 - Unknown			
Felix Milan, R OBP: 0.316, SLG: 0.366 (1, 4)										4	1	1	0	0	0	0				
Rusty Staub, L OBP: 0.365, SLG: 0.425 (1, 9)										4	0	0	0	0	2	1				
John Milner, L OBP: 0.346, SLG: 0.438 (1, 3)										3	1	1	1	1	0	0				
Ed Kranepool, L OBP: 0.304, SLG: 0.362 (1, 7)										3	0	0	1	0	1	1				
Wayne Garrett, L OBP: 0.325, SLG: 0.354 (1, 5)										4	1	2	1	0	0	0				
Jim Fregosi, R OBP: 0.352, SLG: 0.291 (1, 6)										2	0	0	0	2	1	2				
Ron Hodges, L OBP: 0.250, SLG: 0.467 (1, 2)										3	0	0	0	0	2	2				
Jon Matlack, L OBP: 0.296, SLG: 0.136 (7, PH)										1	0	0	0	0	0	0				
Ken Boswell, L OBP: 0.256, SLG: 0.324 (7, PH)										1	0	0	0	0	0	0				
Tug McGraw, R OBP: 0.167, SLG: 0.167 (7, 1)										0	0	0	0	0	0	0				
Inning Stats	R: 0 E: 0 K: 1 S: 5	H: 0 LOB: 0 BB: 0 P: 5	R: 0 E: 0 K: 0 S: 3	H: 0 LOB: 0 BB: 0 P: 3	R: 0 E: 0 K: 1 S: 5	H: 0 LOB: 1 BB: 1 P: 9	R: 3 E: 0 K: 1 S: 8	H: 3 LOB: 1 BB: 1 P: 12	R: 0 E: 0 K: 0 S: 3	H: 0 LOB: 0 BB: 0 P: 3	R: 0 E: 0 K: 1 S: 6	H: 1 LOB: 2 BB: 1 P: 10	R: 0 E: 0 K: 1 S: 5	H: 0 LOB: 0 BB: 0 P: 5	R: 0 E: 0 K: 1 S: 5	H: 0 LOB: 0 BB: 0 P: 5	1B: 2 2B: 0 3B: 1 HR: 1	SF: 1 SAC: 1 DP: 0 HBP: 0	WP: 1 PB: 0 SB: 1 CS: 0	PA: 34
PITCHER Wayne Twitchell, R ERA: 1.92 (1, 1)	IP: 9.0 WLS: W BF: 34 H: 4 R: 3 ER: 3 SO: 7 BB: 3 IBB: 0 HBP: 0 BLK: 0 WP: 1 HR: 1 S: 45 P: 57 ERA: 3.00 WHIP: 0.778															PITCHER				

AB	29
R	3
H	4
RBI	3
BB	3
SO	7
LOB	7



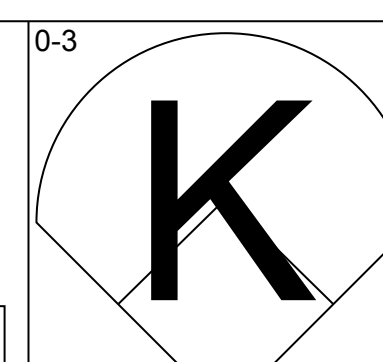
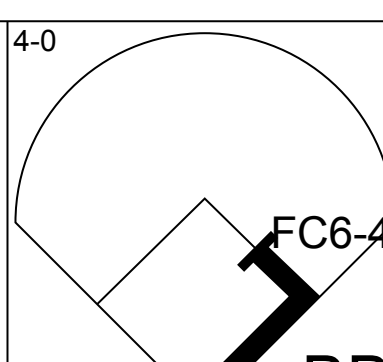
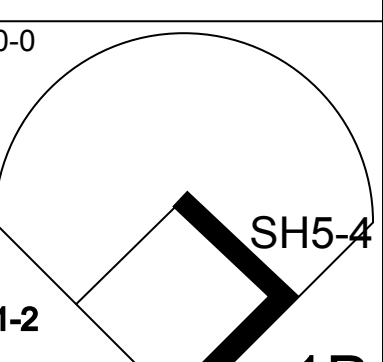
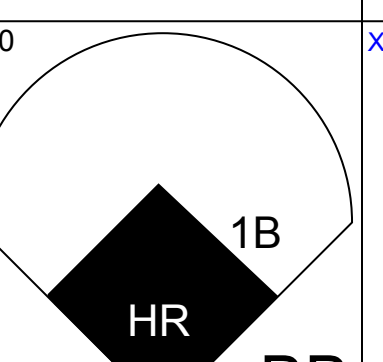
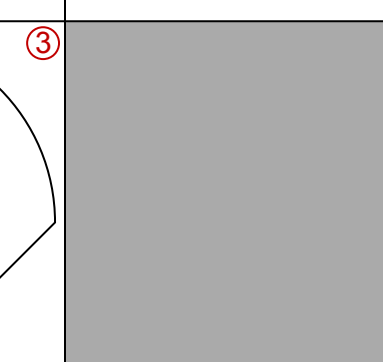
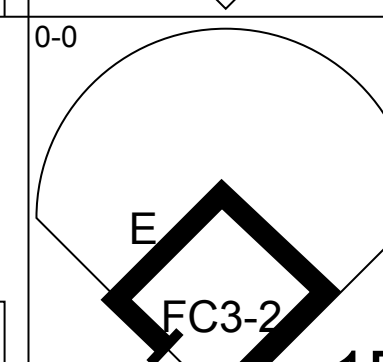
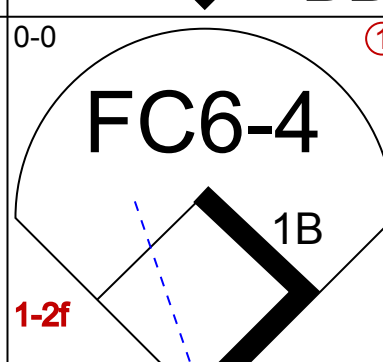
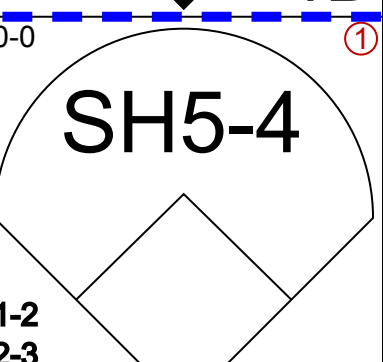
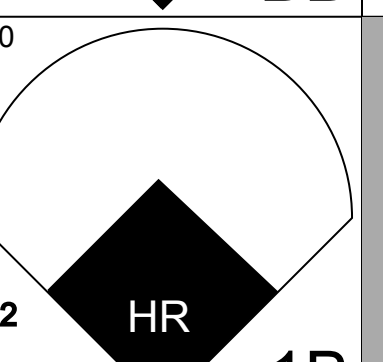
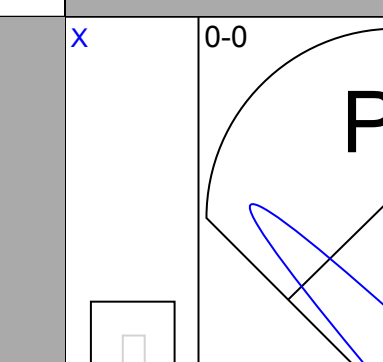
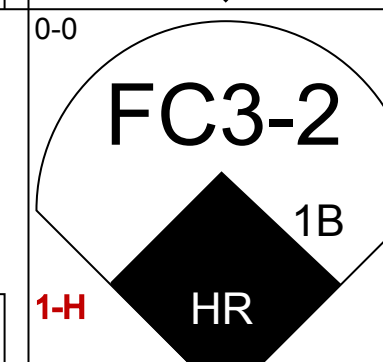
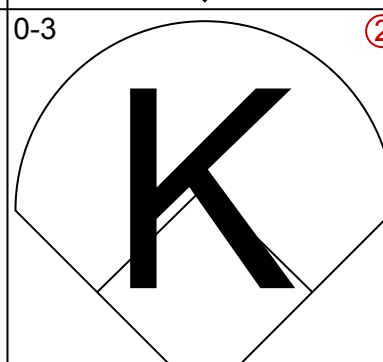
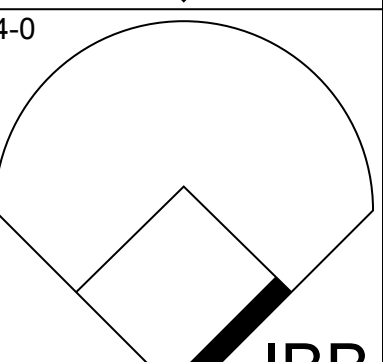
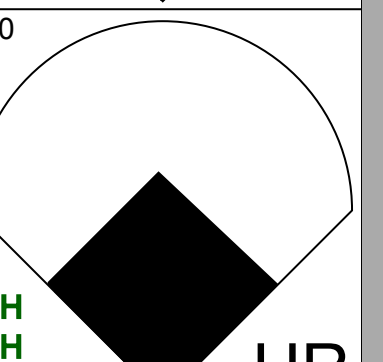
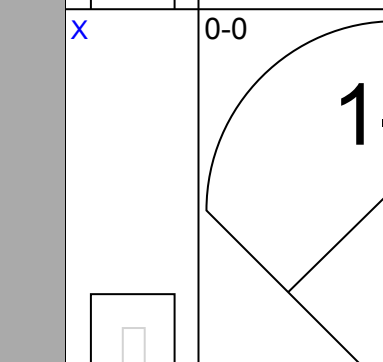
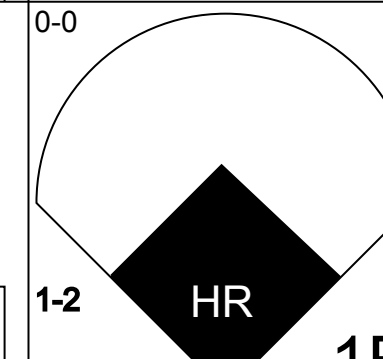
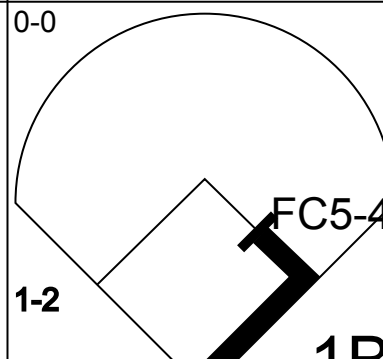
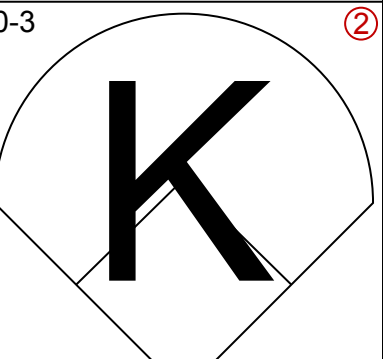

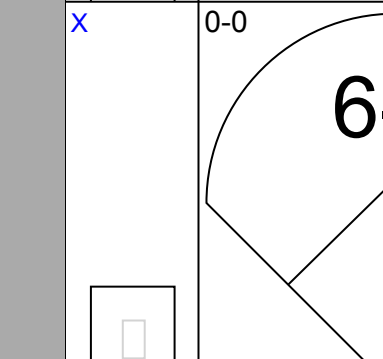
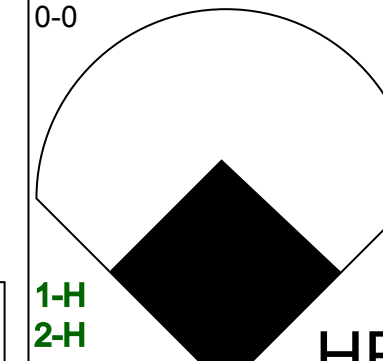
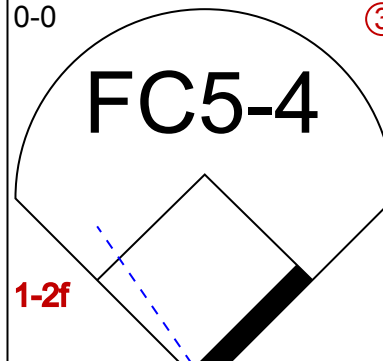
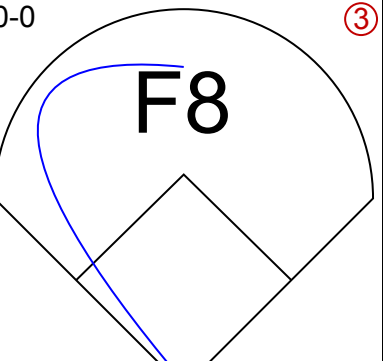
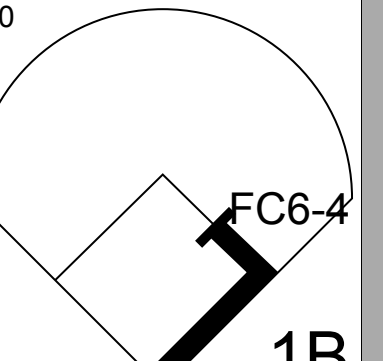
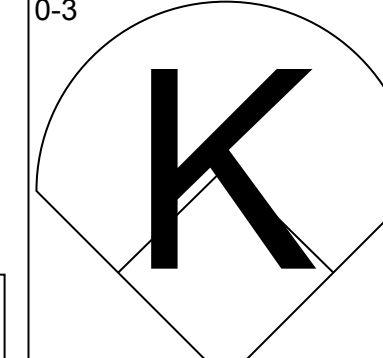
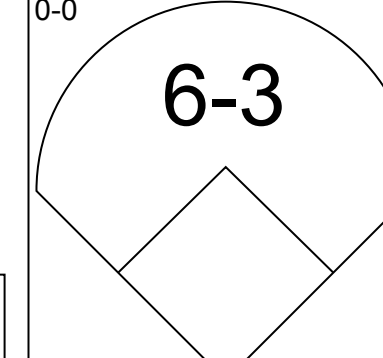
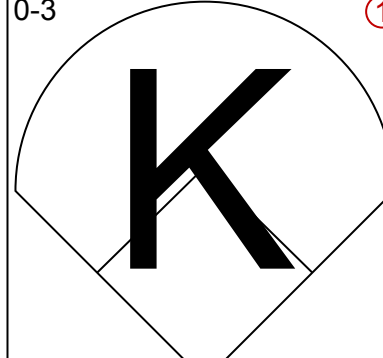

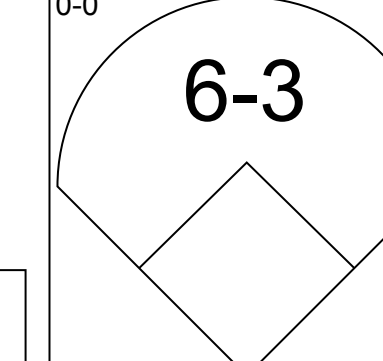
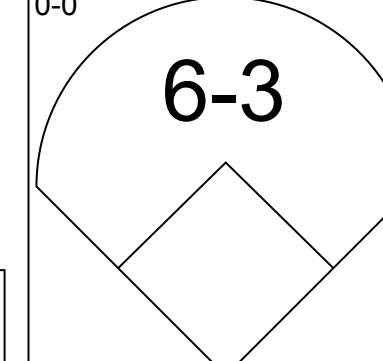
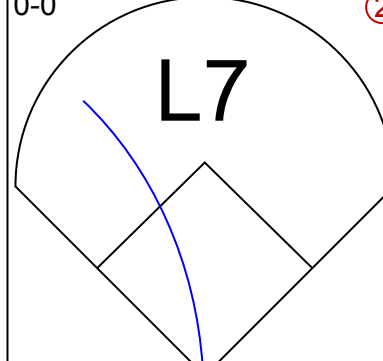

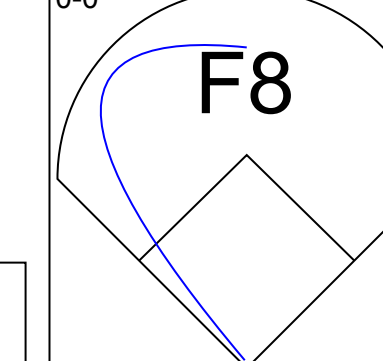
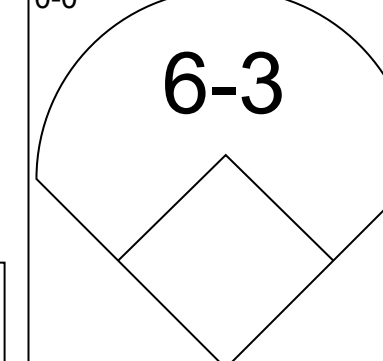
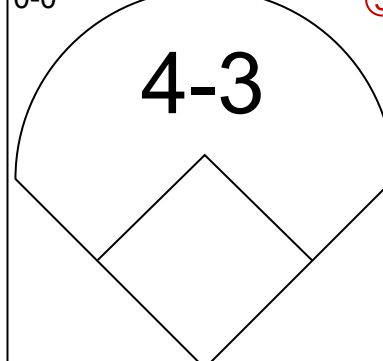
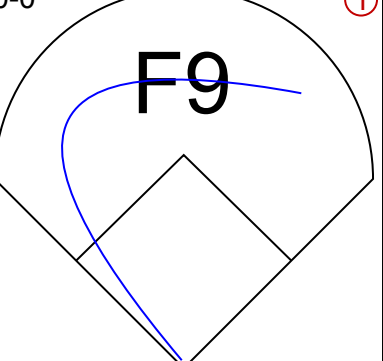

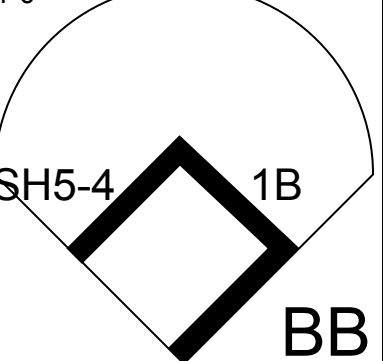
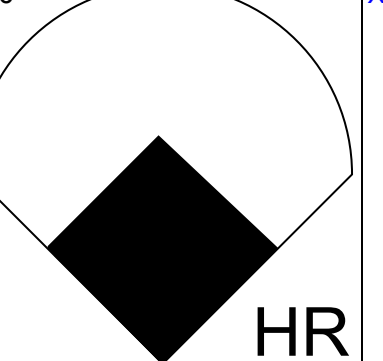
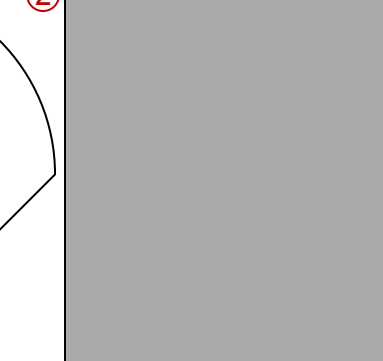
Batter	1	2	3	4	5	6	7	8	9	AB	R	H	RBI	BB	SO	LOB	BOTTOM			
Cesar Tovar, R OBP: 0.332, SLG: 0.363 (1, 8)										3	2	2	0	0	0	0	New York Mets @ Philadelphia Phillies Veterans Stadium, Philadelphia, PA Wed Jun 20 1973, 7:05 PM EDT Att: 24,302 - Unknown			
Terry Harmon, R OBP: 0.317, SLG: 0.259 (1, 4)										4	1	2	1	0	0	2				
Willie Montanez, L OBP: 0.348, SLG: 0.388 (1, 3)										3	0	1	1	0	0	2				
Greg Luzinski, R OBP: 0.298, SLG: 0.427 (1, 7)										4	0	2	2	0	0	1				
Mike Schmidt, R OBP: 0.346, SLG: 0.377 (1, 5)										4	0	0	0	0	1	2				
Mike Anderson, R OBP: 0.308, SLG: 0.417 (1, 9)										3	0	0	0	0	3	0				
Bob Boone, R OBP: 0.294, SLG: 0.330 (1, 2)										3	0	1	0	0	0	0				
Larry Bowa, S OBP: 0.252, SLG: 0.247 (1, 6)										3	1	0	0	0	0	1				
Wayne Twitchell, R OBP: 0.094, SLG: 0.125 (1, 1)										2	0	0	0	0	2	0				
Inning Stats	R: 1 E: 0 K: 1 S: 7	H: 2 LOB: 1 BB: 0 P: 7	R: 0 E: 0 K: 1 S: 5	H: 0 LOB: 0 BB: 0 P: 5	R: 0 E: 0 K: 1 S: 6	H: 1 LOB: 1 BB: 0 P: 6	R: 0 E: 0 K: 1 S: 5	H: 0 LOB: 0 BB: 0 P: 5	R: 3 E: 0 K: 0 S: 6	H: 4 LOB: 1 BB: 0 P: 7	R: 0 E: 0 K: 1 S: 5	H: 0 LOB: 0 BB: 0 P: 5	R: 0 E: 0 K: 1 S: 5	H: 0 LOB: 0 BB: 0 P: 5	R: 0 E: 0 K: 0 S: 3	H: 1 LOB: 1 BB: 0 P: 4		1B: 7 2B: 1 3B: 0 HR: 0	SF: 0 SAC: 1 DP: 0 HBP: 2	WP: 0 PB: 0 SB: 1 CS: 1
PITCHER Jon Matlack, L ERA: 4.12 (7, 1)	IP: 6.0 WLS: L BF: 25 H: 7 R: 4 ER: 4 SO: 5 BB: 0 IBB: 0 HBP: 1 BLK: 0 WP: 0 HR: 0 S: 34 P: 35 ERA: 6.00 WHIP: 1.167															PITCHER				
PITCHER Tug McGraw, L ERA: 4.79 (7, 1)	IP: 2.0 WLS: L BF: 7 H: 1 R: 0 ER: 0 SO: 1 BB: 0 IBB: 0 HBP: 1 BLK: 0 WP: 0 HR: 0 S: 8 P: 9 ERA: 0.00 WHIP: 0.500															PITCHER				

AB	29
R	4
H	8
RBI	4
BB	0
SO	6
LOB	8



Batter	1	2	3	4	5	6	7	8	9	AB	R	H	RBI	BB	SO	LOB	TOP			
Denny Doyle, L (1,4) OBP: 0.354, SLG: 0.312	F3	F3			6-3			1B G3-6-3 BB		3	1	0	0	1	0	2	Philadelphia Phillies @ Montreal Expos Jarry Park, Montreal, QB Fri Jun 22 1973, 7:05 PM EDT Att: 11,707 - Unknown			
Del Unser, L (1,8) OBP: 0.392, SLG: 0.593	HR		F7			1B 1B		1B G3-6-3		4	1	3	1	0	0	0				
Willie Montanez, L (1,9) OBP: 0.346, SLG: 0.386	E3 1B 6-3		K			1B G4-6-3		1B G3-6-3		4	0	1	0	0	1	1				
Greg Luzinski, R (1,7) OBP: 0.294, SLG: 0.420	6-3		5-3			K		K		4	0	0	0	0	2	3				
Tom Hutton, L (1,3) OBP: 0.374, SLG: 0.393	1B 2H			F3		G4-6-3			4-3	4	0	1	0	0	0	2				
Mike Schmidt, R (1,5) OBP: 0.344, SLG: 0.368		K		L7				K	4-0 FC6-4 BB	3	0	0	0	1	2	0				
Bob Boone, R (1,2) OBP: 0.293, SLG: 0.325		FC3-6 1B BB		6-3				5-3	3-0 FC6-4 1-2	3	0	0	0	1	0	1				
Larry Bowa, S (1,6) OBP: 0.256, SLG: 0.252					F9				3-0 P4	3	0	2	0	0	0	0				
Jose Pagan, R (9, PH) OBP: 0.153, SLG: 0.241		FC3-6 1B						1B	1-0 0-0 0-0 0-0	1	0	0	0	0	0	1				
Steve Carlton, L (1,1) OBP: 0.167, SLG: 0.174		FC3-6			4-3			F7	2-0 0-0 0-0 0-0	0	0	0	0	0	0	2				
Bill Wilson, R (6,1)										0	0	0	0	0	0	0				
Mike Rogodzinski, L (7, PH) OBP: 0.339, SLG: 0.323										1	0	0	0	0	0	1				
Darrell Brandon, R (7,1)										0	0	0	0	0	0	0				
Inning Stats	R: 1 E: 1 K: 0 S: 5	H: 2 LOB: 2 BB: 0 P: 5	R: 0 E: 0 K: 1 S: 6	H: 1 LOB: 2 BB: 1 P: 10	R: 0 E: 0 K: 1 S: 5	H: 0 LOB: 0 BB: 0 P: 5	R: 0 E: 0 K: 0 S: 3	H: 0 LOB: 0 BB: 0 P: 3	R: 0 E: 0 K: 1 S: 6	H: 2 LOB: 1 BB: 0 P: 6	R: 0 E: 0 K: 1 S: 6	H: 1 LOB: 1 BB: 0 P: 6	R: 1 E: 0 K: 1 S: 5	H: 1 LOB: 1 BB: 1 P: 9	R: 0 E: 0 K: 0 S: 3	H: 0 LOB: 1 BB: 1 P: 7	1B: 6 2B: 0 3B: 0 HR: 1	SF: 0 SAC: 0 DP: 2 HBP: 0	WP: 0 PB: 0 SB: 0 CS: 0	PA: 35
PITCHER Mike Torrez, R (1,1) ERA: 3.68	IP: 9.0 WLS: W BF: 35 H: 7 R: 2 ER: 2 SO: 5 BB: 3 IBB: 0 HBP: 0 BLK: 0 WP: 0 HR: 1 S: 42 P: 54 ERA: 2.00 WHIP: 1.111															PITCHER				

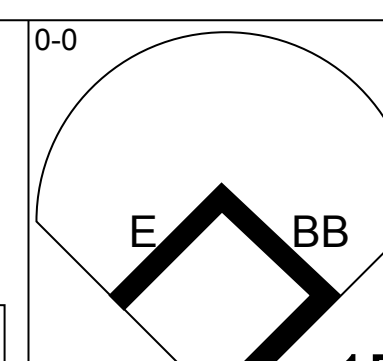
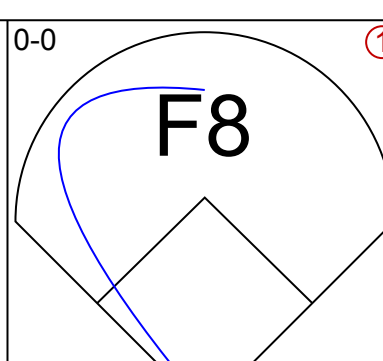
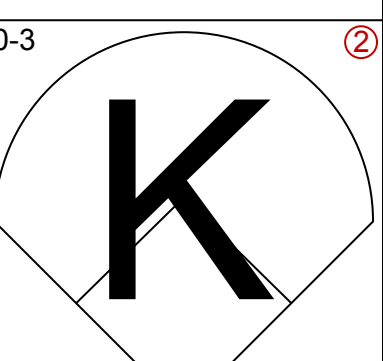
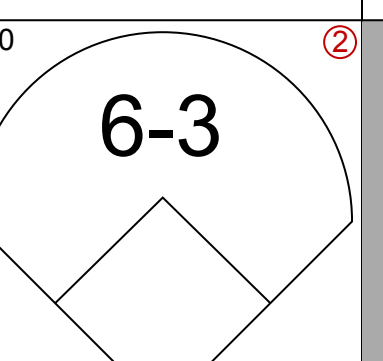
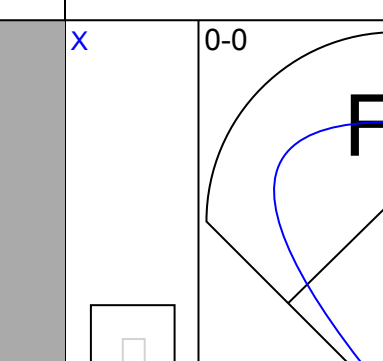
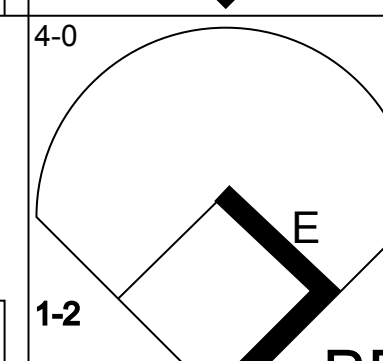
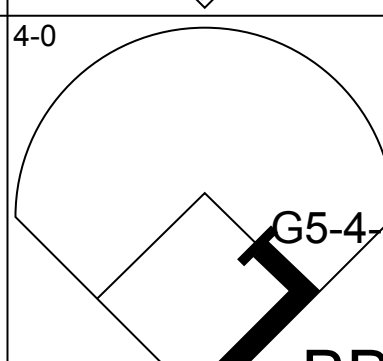
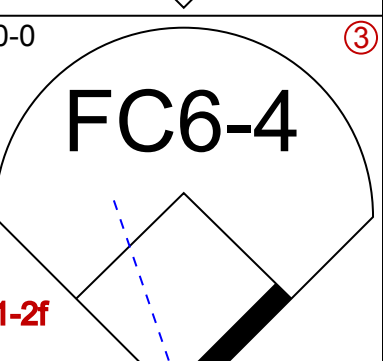
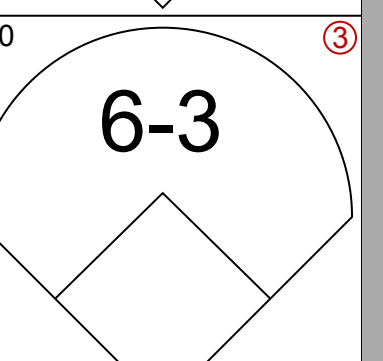
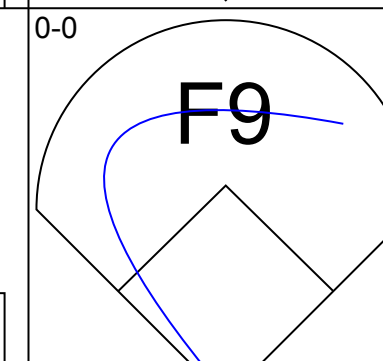
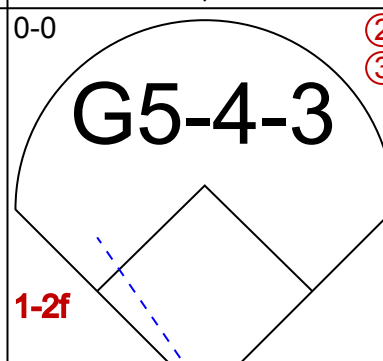
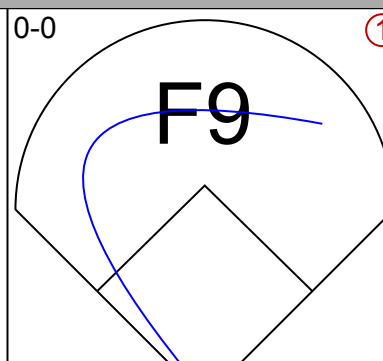
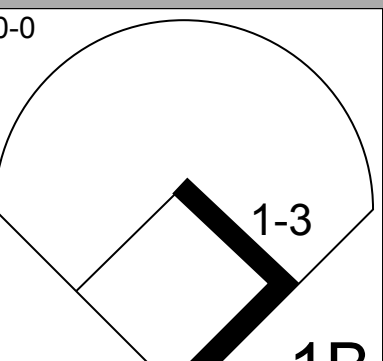
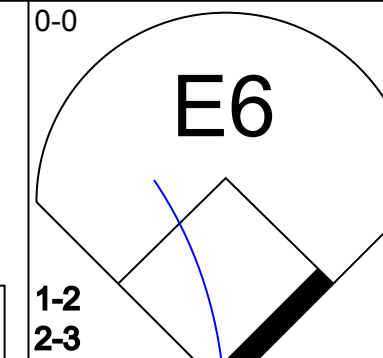
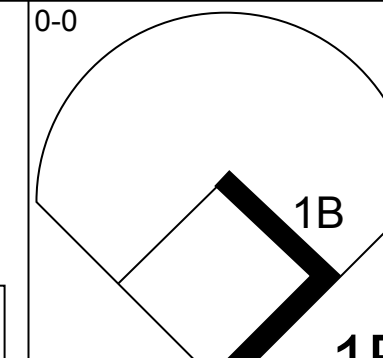
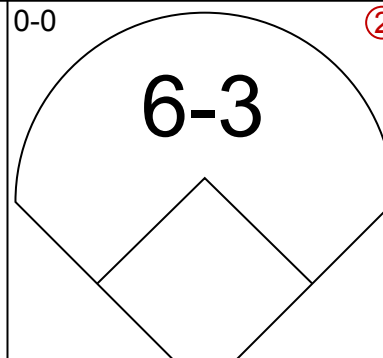
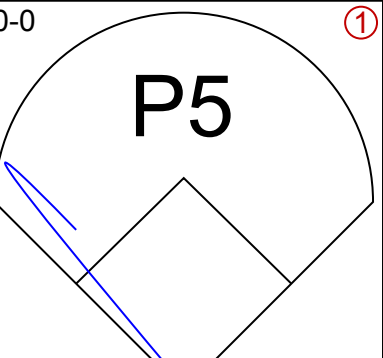
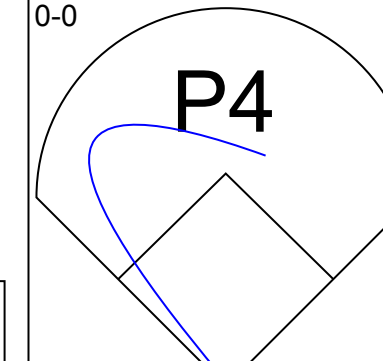
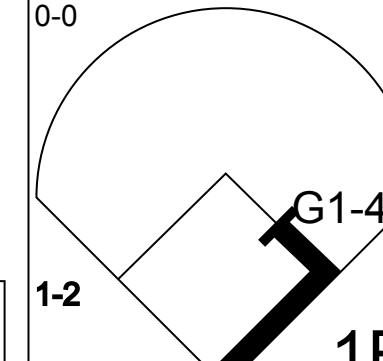
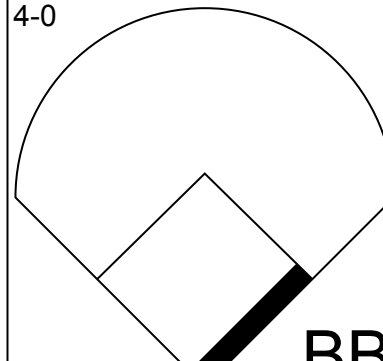
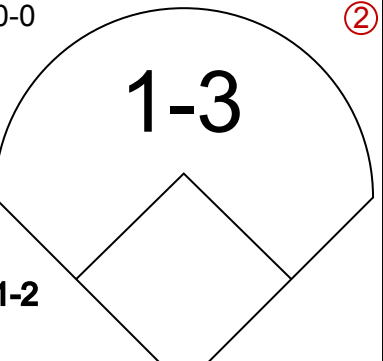
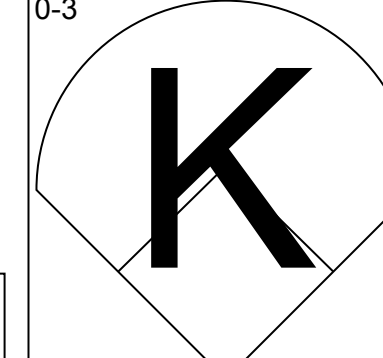
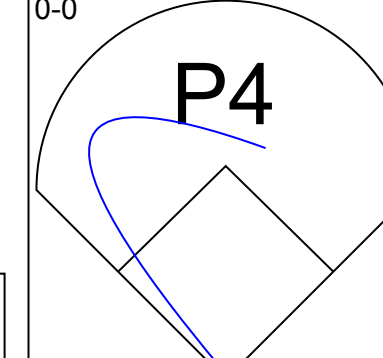
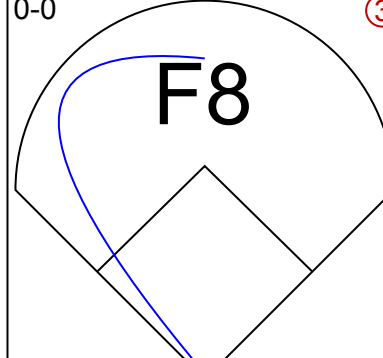
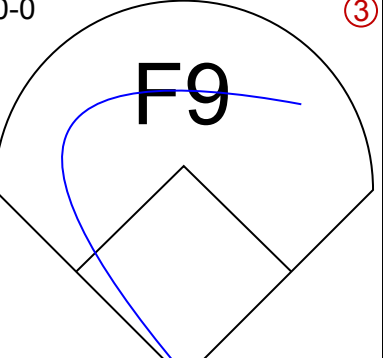
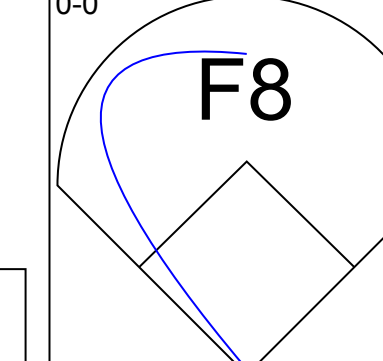
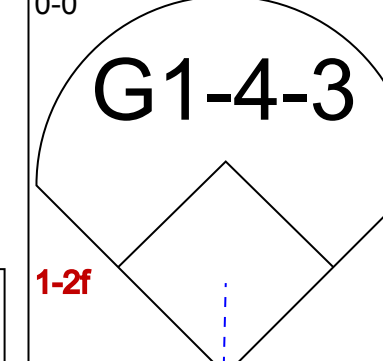
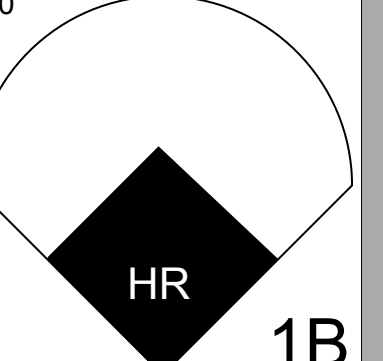
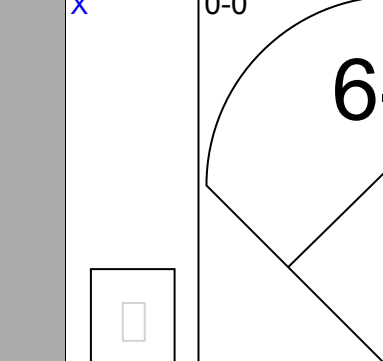
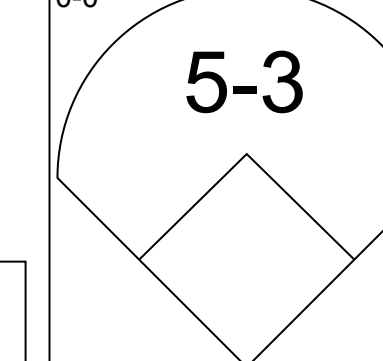
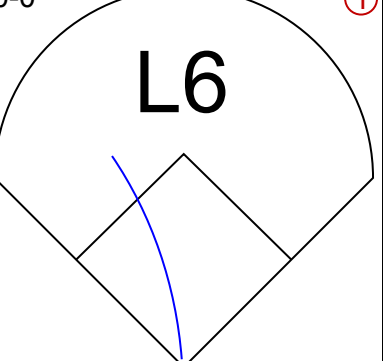
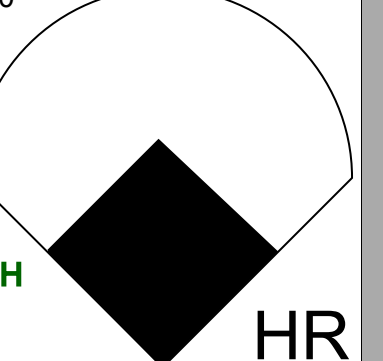
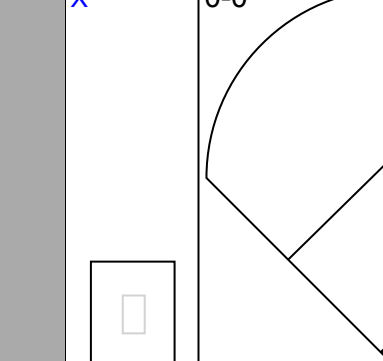
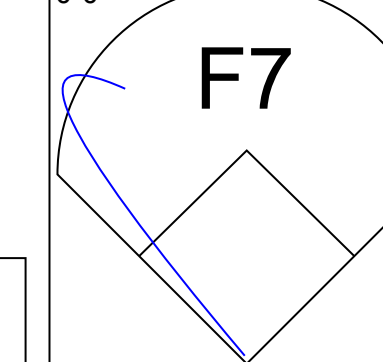
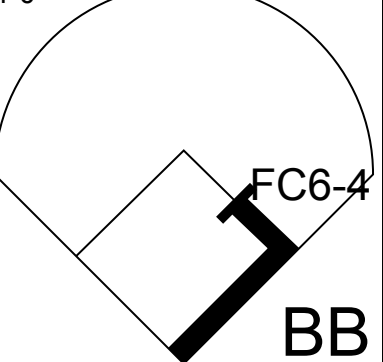
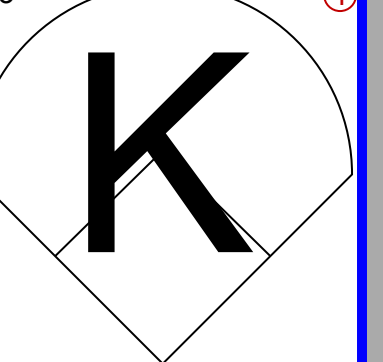
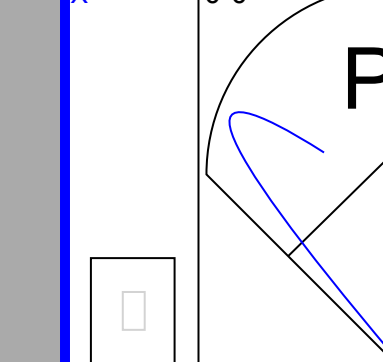
Batter	1	2	3	4	5	6	7	8	9	AB	R	H	RBI	BB	SO	LOB	BOTTOM			
Ron Hunt, R (1,4) OBP: 0.405, SLG: 0.345	5-3	6-3				SH1-4		L6		3	0	0	0	0	0	1	Philadelphia Phillies @ Montreal Expos Jarry Park, Montreal, QB Fri Jun 22 1973, 7:05 PM EDT Att: 11,707 - Unknown			
Ron Woods, R (1,8) OBP: 0.364, SLG: 0.378	1B 5-3 BB		P4	L4		1B BB		1B 1-3		4	2	2	1	1	0	3				
Clyde Mashore, R (1,7) OBP: 0.350, SLG: 0.606	5-3		F9			1B BB		1B 1-3		3	1	0	0	2	0	2				
Hal Breeden, R (1,3) OBP: 0.411, SLG: 0.597									2-0 2-1 1-0 0-0	2	0	2	1	1	0	0				
Mike Jorgensen, L (6, PH) OBP: 0.340, SLG: 0.343	BB CS 1B			3B		1B BB		1B 1-3 2H		1	0	1	1	0	0	0				
Bob Bailey, R (1,5) OBP: 0.395, SLG: 0.522	BB 1B		P3		F9	F8			4-0 1-0 0-0 0-5	4	0	1	0	0	0	5				
John Boccabella, R (1,2) OBP: 0.304, SLG: 0.314				HBP 1B		FC6-4 1B		F5	3-0 2-1 1-1 0-2	3	0	2	1	1	0	2				
Ken Singleton, S (1,9) OBP: 0.438, SLG: 0.459	CS							F3	4-0 2-0 2-0 0-1 0-2	4	0	2	0	0	1	2				
Tim Foli, R (1,6) OBP: 0.281, SLG: 0.275					F8	FC6-4		F9	4-0 0-0 0-0 0-5	4	0	0	0	0	0	5				
Mike Torrez, R (1,1) OBP: 0.241, SLG: 0.276		6-3			L6			6-3	4-1 1-1 0-0 0-3	4	1	1	0	0	0	3				
Inning Stats	R: 1 E: 0 K: 0 S: 4	H: 2 LOB: 2 BB: 2 P: 12	R: 0 E: 0 K: 0 S: 4	H: 1 LOB: 1 BB: 0 P: 4	R: 0 E: 0 K: 0 S: 4	H: 1 LOB: 1 BB: 0 P: 4	R: 0 E: 0 K: 0 S: 5	H: 2 LOB: 3 BB: 0 P: 6	R: 1 E: 0 K: 1 S: 6	H: 3 LOB: 2 BB: 1 P: 10	R: 0 E: 0 K: 0 S: 3	H: 0 LOB: 0 BB: 0 P: 3	R: 0 E: 0 K: 0 S: 3	H: 1 LOB: 0 BB: 0 P: 3	R: 0 E: 0 K: 0 S: 3	H: 0 LOB: 0 BB: 0 P: 3	1B: 10 2B: 0 3B: 1 HR: 0	SF: 0 SAC: 1 DP: 0 HBP: 1	WP: 0 PB: 0 SB: 1 CS: 1	PA: 40
PITCHER Steve Carlton, L (1,1) ERA: 4.26	IP: 5.1 WLS: L BF: 30 H: 9 R: 4 ER: 4 SO: 4 BB: 5 IBB: 0 HBP: 1 BLK: 0 WP: 0 HR: 0 S: 26 P: 47 ERA: 6.75 WHIP: 2.625															PITCHER				
Bill Wilson, R (6,1) ERA: 4.26	0.2	3	1	0	0	0	0	0	0	0	0	3	3	0.00	1.500					
Darrell Brandon, R (7,1) ERA: 6.89	2.0	6	1	0	0	0	0	0	0	0	6	6	0.00	0.500						

Batter	1	2	3	4	5	6	7	8	9	AB	R	H	RBI	BB	SO	LOB	TOP					
Cesar Tovar, R OBP: 0.338, SLG: 0.362 (1, 8)										3	1	1	0	2	1	0						
Terry Harmon, R OBP: 0.328, SLG: 0.276 (1, 4)										4	1	2	0	0	0	1						
Willie Montanez, L OBP: 0.347, SLG: 0.395 (1, 3)										4	2	1	3	1	1	2						
Greg Luzinski, R OBP: 0.296, SLG: 0.420 (1, 7)										5	1	2	0	0	2	3						
Mike Schmidt, R OBP: 0.347, SLG: 0.394 (1, 5)										4	1	2	3	0	0	5						
Mike Anderson, R OBP: 0.297, SLG: 0.400 (1, 9)										4	0	0	0	0	3	1						
Bob Boone, R OBP: 0.288, SLG: 0.318 (1, 2)										4	0	0	0	0	0	1						
Larry Bowa, S OBP: 0.253, SLG: 0.248 (1, 6)										4	0	0	0	0	0	0						
Ken Brett, L OBP: 0.324, SLG: 0.750 (1, 1)										3	1	1	1	1	1	0						
Inning Stats	R: 3 E: 1 K: 2 S: 10	H: 3 LOB: 0 BB: 0 P: 10	R: 0 E: 0 K: 1 S: 5	H: 0 LOB: 0 BB: 0 P: 5	R: 0 E: 0 K: 1 S: 6	H: 1 LOB: 2 BB: 1 P: 10	R: 0 E: 0 K: 0 S: 3	H: 0 LOB: 0 BB: 0 P: 3	R: 0 E: 0 K: 1 S: 6	H: 1 LOB: 3 BB: 2 P: 14	R: 0 E: 0 K: 1 S: 5	H: 0 LOB: 0 BB: 0 P: 5	R: 4 E: 0 K: 2 S: 11	H: 4 LOB: 1 BB: 1 P: 15	R: 0 E: 0 K: 0 S: 3	H: 0 LOB: 0 BB: 0 P: 3	R: 0 E: 0 K: 0 S: 3	H: 0 LOB: 0 BB: 0 P: 3	1B: 6 2B: 0 3B: 0 HR: 3	SF: 0 SAC: 1 DP: 0 HBP: 0	WP: 0 PB: 0 SB: 0 CS: 0	PA: 40
PITCHER	IP	WLS	BF	H	R	ER	SO	BB	IBB	HBP	BLK	WP	HR	S	P	ERA	WHIP					
Balor Moore, L ERA: 4.04 (1, 1)	4.0	L	19	5	3	3	4	2	0	0	0	0	1	25	33	6.75	1.750					
Tom Walker, R ERA: 3.19 (5, 1)	3.0		15	4	4	4	4	1	1	0	0	0	2	21	29	12.00	1.667					
Pat Jarvis, R ERA: 11.57 (8, 1)	2.0		6	0	0	0	0	0	0	0	0	0	0	6	6	0.00	0.000					

Philadelphia Phillies @ Montreal Expos
Jarry Park, Montreal, QB
Sat Jun 23 1973, 7:05 PM EDT
Att: 18,385 - Unknown

AB 35
R 7
H 9
RBI 7
BB 4
SO 8
LOB 13



Batter	1	2	3	4	5	6	7	8	9	AB	R	H	RBI	BB	SO	LOB	BOTTOM					
Ron Hunt, R OBP: 0.401, SLG: 0.342 (1, 4)										5	0	1	0	0	1	2						
Ron Woods, R OBP: 0.397, SLG: 0.372 (1, 8)										2	0	0	0	2	0	1						
Clyde Mashore, R OBP: 0.341, SLG: 0.568 (1, 7)										4	0	1	0	0	0	3						
Hal Breeden, R OBP: 0.403, SLG: 0.576 (1, 3)										4	0	1	0	0	0	3						
Bob Bailey, R OBP: 0.397, SLG: 0.519 (1, 5)										3	0	1	0	1	0	4						
Ken Singleton, S OBP: 0.431, SLG: 0.450 (1, 9)										4	0	0	0	0	1	7						
Tim Foli, R OBP: 0.281, SLG: 0.274 (1, 6)										4	1	1	0	0	0	2						
Terry Humphrey, R OBP: 0.200, SLG: 0.243 (1, 2)										4	1	2	2	0	0	0						
Balor Moore, L OBP: 0.125, SLG: 0.100 (1, 1)										1	0	0	0	0	0	0						
John Boccabella, R OBP: 0.303, SLG: 0.313 (7, PH)										1	0	0	0	0	1	0						
Pat Jarvis, R (8, 1)										0	0	0	0	0	0	0						
Bob Stinson, S (9, PH)										1	0	0	0	0	0	1						
Inning Stats	R: 0 E: 1 K: 1 S: 7	H: 1 LOB: 3 BB: 1 P: 11	R: 0 E: 0 K: 0 S: 3	H: 0 LOB: 0 BB: 0 P: 3	R: 0 E: 0 K: 0 S: 2	H: 0 LOB: 0 BB: 1 P: 6	R: 0 E: 0 K: 0 S: 4	H: 2 LOB: 1 BB: 0 P: 4	R: 0 E: 0 K: 1 S: 5	H: 0 LOB: 1 BB: 1 P: 9	R: 0 E: 0 K: 0 S: 3	H: 0 LOB: 1 BB: 1 P: 7	R: 2 E: 0 K: 1 S: 7	H: 2 LOB: 0 BB: 0 P: 7	R: 0 E: 0 K: 0 S: 4	H: 1 LOB: 1 BB: 0 P: 4	R: 0 E: 0 K: 0 S: 4	H: 1 LOB: 1 BB: 0 P: 4	1B: 6 2B: 0 3B: 0 HR: 1	SF: 0 SAC: 0 DP: 2 HBP: 0	WP: 0 PB: 0 SB: 0 CS: 0	PA: 37
PITCHER	IP	WLS	BF	H	R	ER	SO	BB	IBB	HBP	BLK	WP	HR	S	P	ERA	WHIP					
Ken Brett, L ERA: 3.03 (1, 1)	9.0	W	37	7	2	2	3	4	0	0	0	0	1	39	55	2.00	1.222					

Philadelphia Phillies @ Montreal Expos
Jarry Park, Montreal, QB
Sat Jun 23 1973, 7:05 PM EDT
Att: 18,385 - Unknown

AB 33
R 2
H 7
RBI 2
BB 4
SO 3
LOB 23



Batter	1	2	3	4	5	6	7	8	9	AB	R	H	RBI	BB	SO	LOB	TOP				
Cesar Tovar, R (1, 5) OBP: 0.339, SLG: 0.374	P3		1B BB	K		HR		6-3		4	2	1	1	1	1	2					
Denny Doyle, L (1, 4) OBP: 0.348, SLG: 0.308	4-3		1B 1-2		E6 1B	4-3			P5	5	1	1	0	0	0	0					
Willie Montanez, L (1, 9) OBP: 0.348, SLG: 0.395 Mike Anderson, R (9, PR) OBP: 0.297, SLG: 0.400	K		F8		K				FC6 1B	5	0	2	0	0	2	3					
Greg Luzinski, R (1, 7) OBP: 0.294, SLG: 0.416		6-3	1B 1-3 2H		F9	K			FC6	5	0	1	1	0	1	3					
Tom Hutton, L (1, 3) OBP: 0.375, SLG: 0.420		HR	4-3		BB 1-2	1B			F8	5	1	2	1	0	0	4					
Del Unser, L (1, 8) OBP: 0.394, SLG: 0.503	L5			1B FC1-2	1B	1-2 2H				4	0	2	1	0	0	0					
Bob Boone, R (1, 2) OBP: 0.296, SLG: 0.338	HR			FC1-5 1-3	1B	1-2 2-3				3	1	2	1	1	0	0					
Larry Bowa, S (1, 6) OBP: 0.249, SLG: 0.244	4-3			FC1-2 1-2 3H	FC1-5	4-3			P4	4	0	0	0	0	0	5					
Jim Lonborg, R (1, 1) OBP: 0.118, SLG: 0.063 Bill Wilson, R (8, 1)			K	FC1-5					6-3	4	0	0	0	0	2	2					
				1-2 2-3H						0	0	0	0	0	0	0					
Inning Stats	R: 0 E: 0 K: 1 S: 5	H: 0 LOB: 0 BB: 0 P: 5	R: 2 E: 0 K: 0 S: 5	H: 2 LOB: 0 BB: 0 P: 5	R: 1 E: 0 K: 1 S: 7	H: 2 LOB: 2 BB: 1 P: 11	R: 0 E: 0 K: 1 S: 7	H: 2 LOB: 2 BB: 0 P: 7	R: 1 E: 0 K: 2 S: 8	H: 2 LOB: 3 BB: 1 P: 12	R: 0 E: 0 K: 0 S: 3	H: 0 LOB: 0 BB: 0 P: 3	R: 0 E: 0 K: 0 S: 3	H: 0 LOB: 0 BB: 0 P: 3	R: 0 E: 1 K: 0 S: 4	H: 1 LOB: 2 BB: 0 P: 4	1B: 8 2B: 0 3B: 0 HR: 3	SF: 0 SAC: 0 DP: 0 HBP: 0	WP: 0 PB: 0 SB: 0 CS: 0	PA: 41	
PITCHER	IP	WLS	BF	H	R	ER	SO	BB	IBB	HBP	BLK	WP	HR	S	P	ERA	WHIP				
Steve Renko, R (1, 1) ERA: 3.02	5.0	L	26	8	4	3	4	2	0	0	0	0	2	32	40	5.40	2.000				
Mickey Scott, L (6, 1) ERA: 4.92	2.0		8	2	1	1	2	0	0	0	0	0	1	12	12	4.50	1.000				
Pat Jarvis, R (8, 1) ERA: 8.1	2.0		7	1	0	0	0	0	0	0	0	0	0	7	7	0.00	0.500				

Philadelphia Phillies @ Montreal Expos
Jarry Park, Montreal, QB
Sun Jun 24 1973, 3:33 AM EDT
Att: 17,776 - Unknown

AB 39
R 5
H 11
RBI 5
BB 2
SO 6
LOB 19

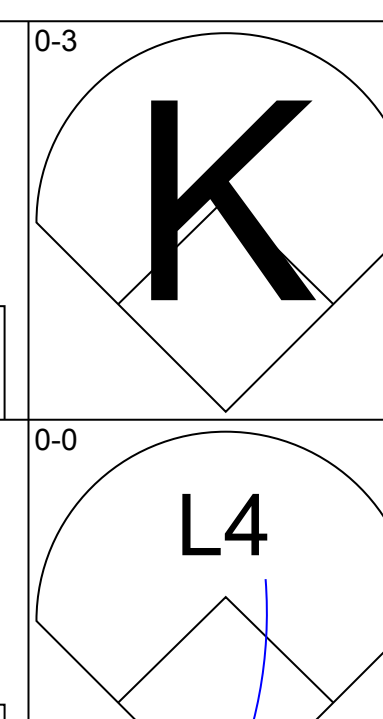
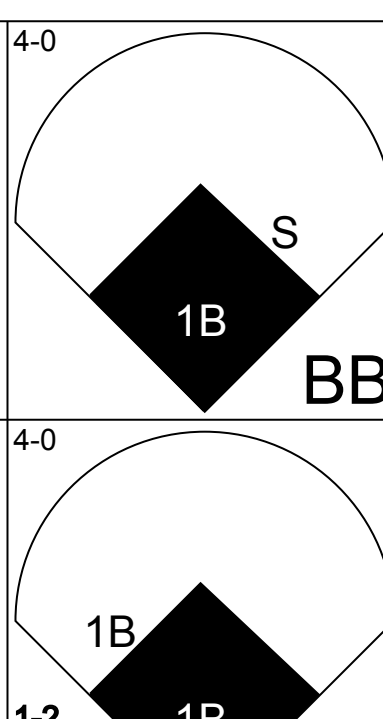
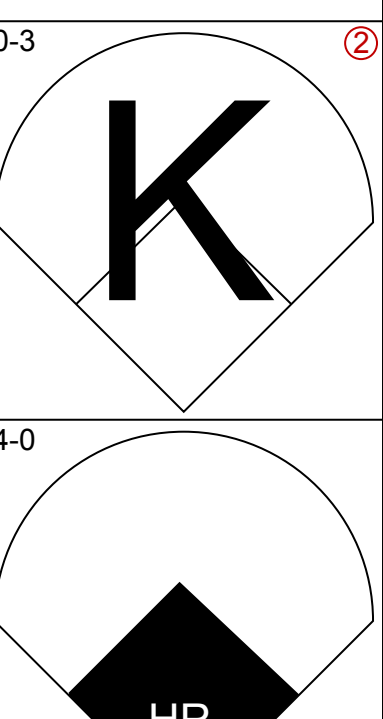
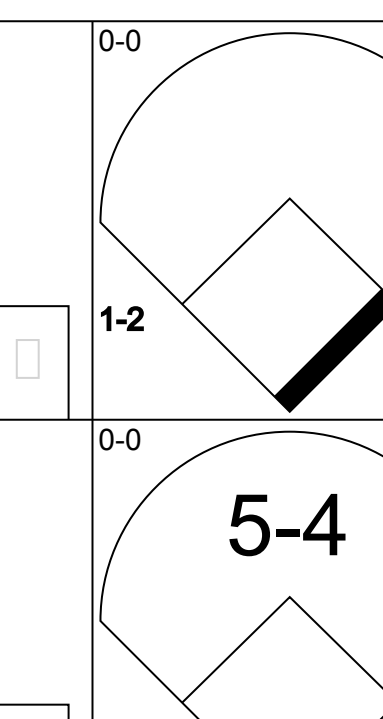
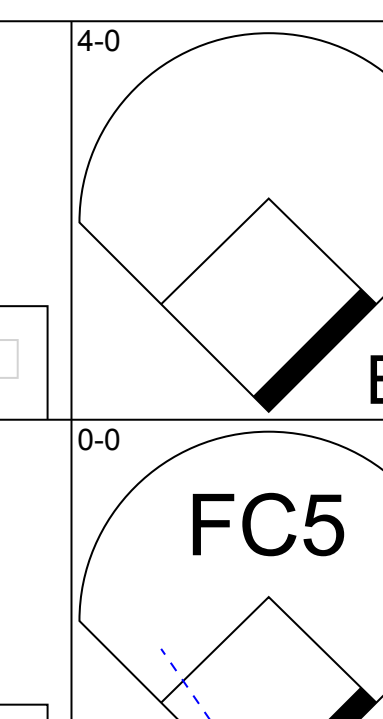
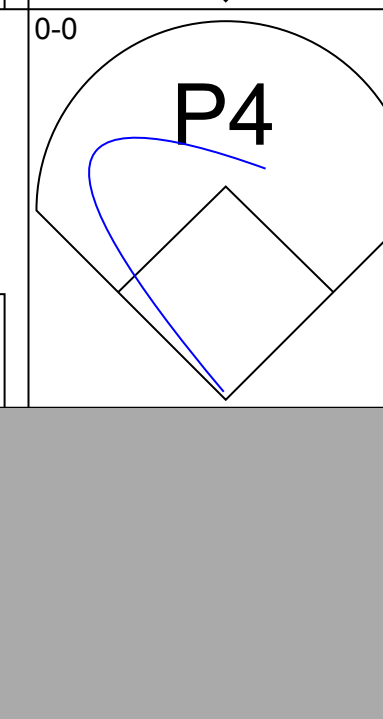
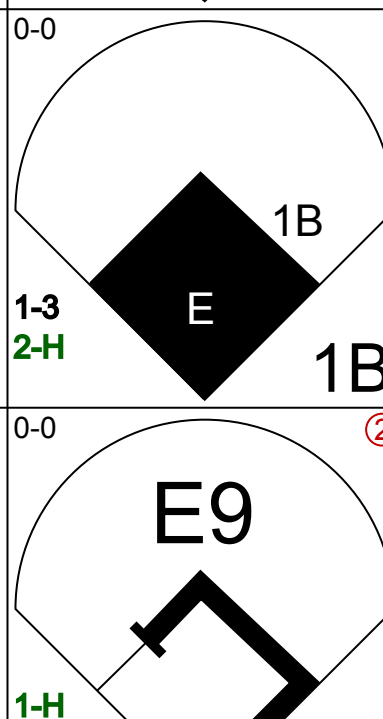
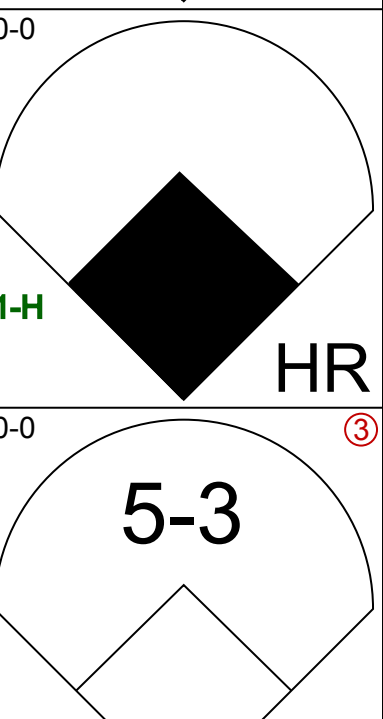





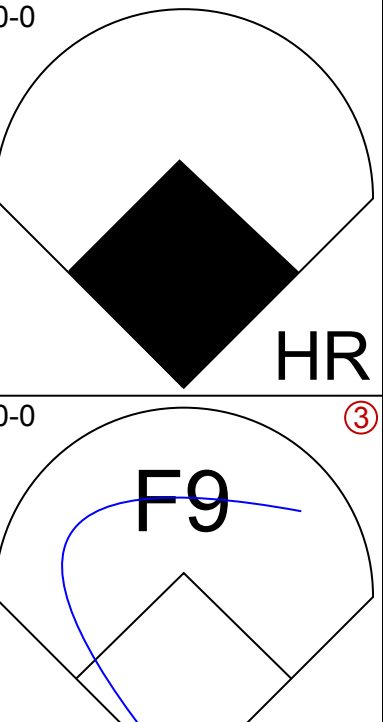
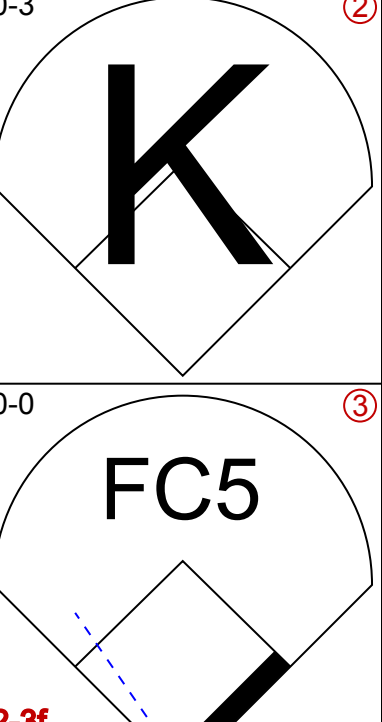



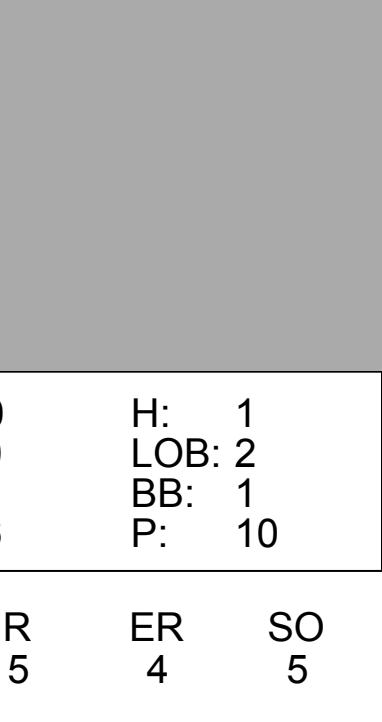
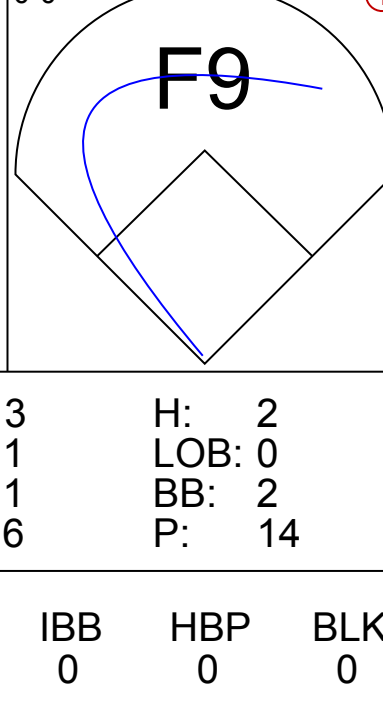

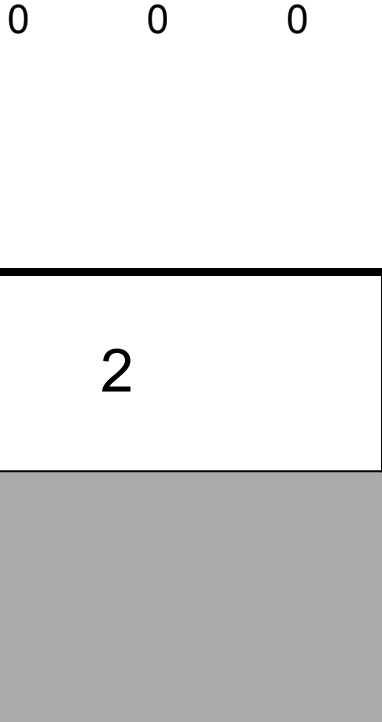
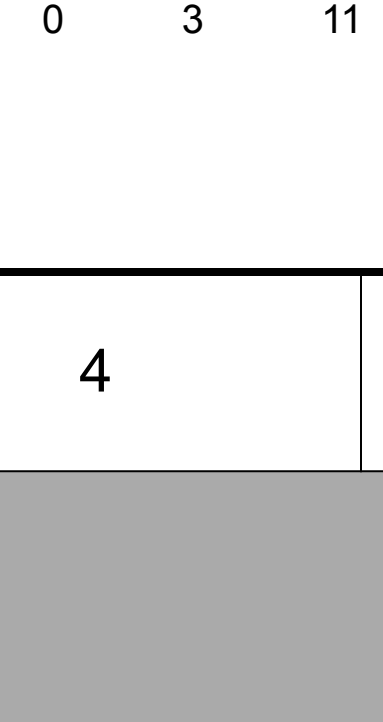
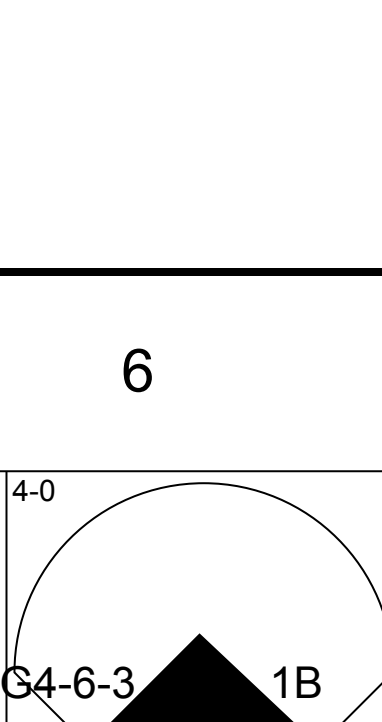
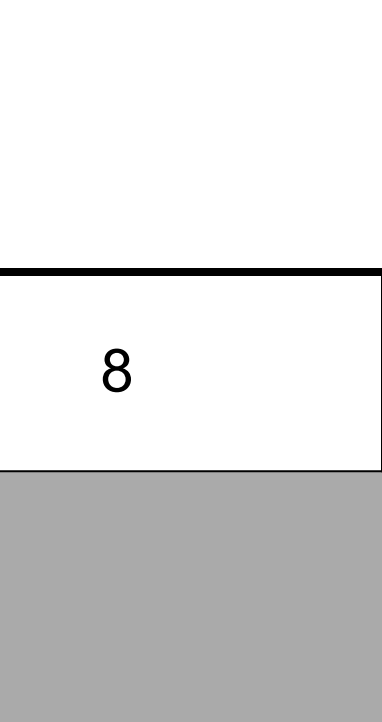
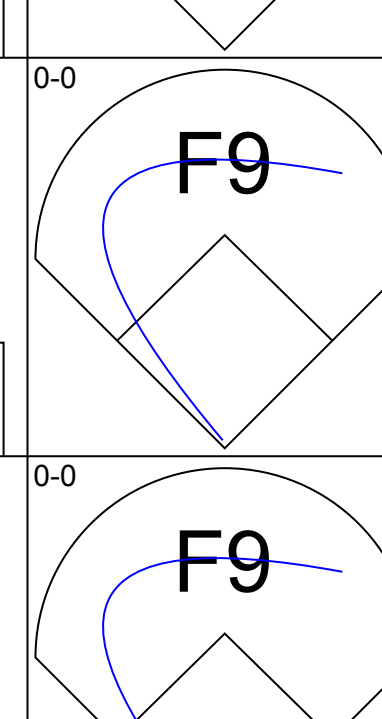
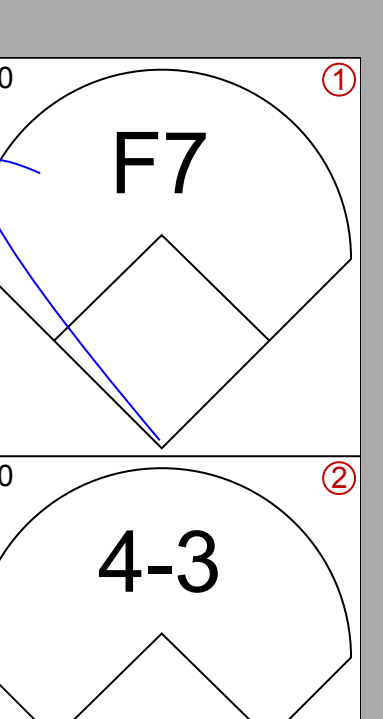
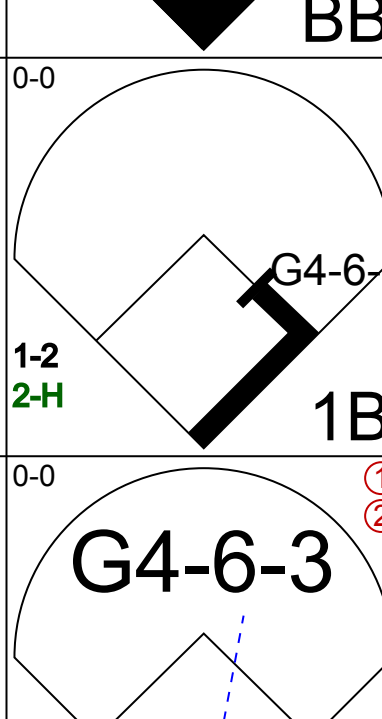

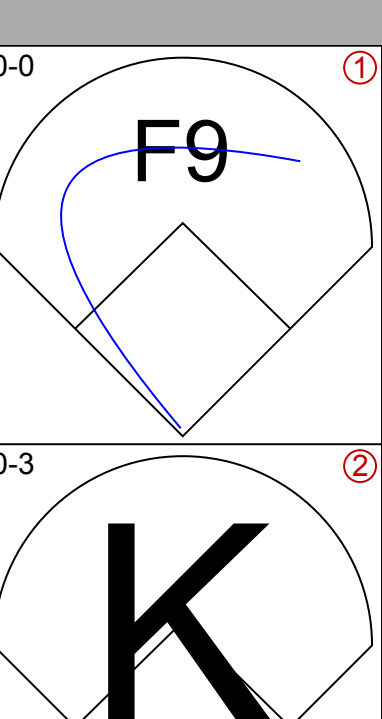
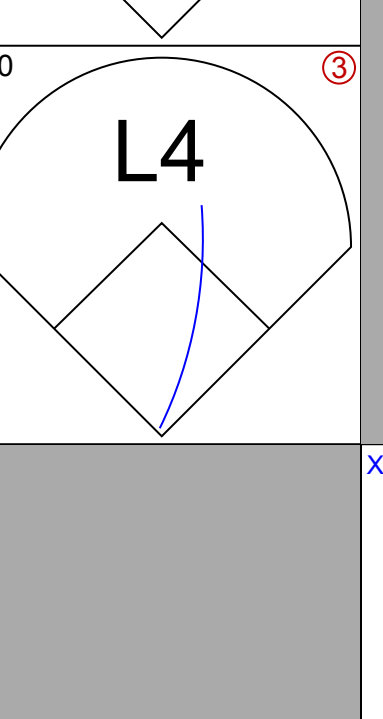



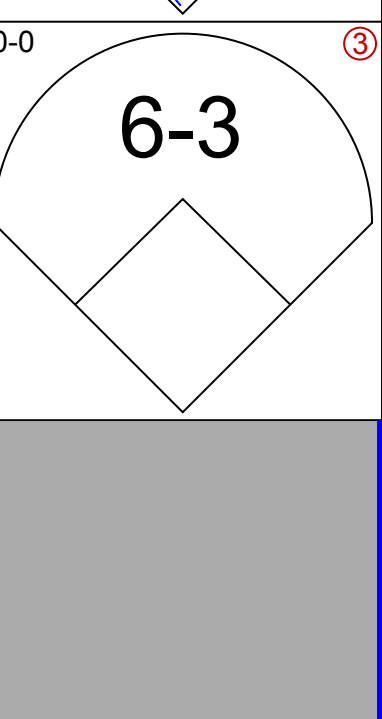
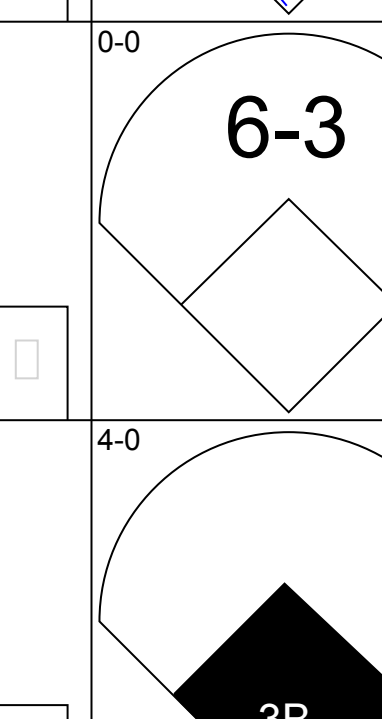


Batter	1	2	3	4	5	6	7	8	9	AB	R	H	RBI	BB	SO	LOB	BOTTOM					
Ron Hunt, R (1, 4) OBP: 0.410, SLG: 0.348	G4-6-3 HBP			3 BB		G6-3 1B		1B HR		2	1	2	0	1	0	0						
Boots Day, L (1, 8) OBP: 0.350, SLG: 0.397	F8			3 1-2H		G6-3 1-2H 2-3		F7		4	0	0	0	0	0	5						
Ron Fairly, L (1, 7) OBP: 0.473, SLG: 0.497	G4-6-3 1-2H			FC4-6 BB		P4 3H		1B HR		3	1	1	0	1	0	1						
Ken Singleton, S (1, 9) OBP: 0.432, SLG: 0.463		F7		FC4-6 1-2H			1B BB	1B HR		3	1	1	3	1	0	1						
Mike Jorgensen, L (1, 3) OBP: 0.338, SLG: 0.337		F3			K		P6			3	0	0	0	1	1	1						
Bob Bailey, R (1, 5) OBP: 0.388, SLG: 0.506		5-3			1-3		L8			4	0	0	0	0	0	2						
John Boccabella, R (1, 2) OBP: 0.305, SLG: 0.314 Mickey Scott, L (6, 1) OBP: 0.410, SLG: 0.582 Pat Jarvis, R (8, PH) OBP: 0.371, SLG: 0.372 Ron Woods, R (9, PH) OBP: 0.276, SLG: 0.269			K							2	0	1	0	0	1	0						
										0	0	0	0	0	0	0						
										1	0	1	0	0	0	0						
										0	0	0	0	0	0	0						
										0	0	0	0	1	0	0						
										4	0	0	0	0	1	4						
Steve Renko, R (1, 1) OBP: 0.343, SLG: 0.323 Terry Humphrey, R (6, 2) OBP: 0.209, SLG: 0.250			F8			G6-3 1B WP				1	0	0	0	0	0	0						
										3	1	1	0	0	1	0						
Inning Stats	R: 0 E: 0 K: 0 S: 2	H: 0 LOB: 0 BB: 0 P: 3	R: 0 E: 0 K: 0 S: 3	H: 0 LOB: 0 BB: 0 P: 3	R: 0 E: 0 K: 1 S: 5	H: 0 LOB: 0 BB: 0 P: 5	R: 0 E: 0 K: 0 S: 2	H: 0 LOB: 1 BB: 2 P: 10	R: 0 E: 0 K: 2 S: 8	H: 1 LOB: 1 BB: 0 P: 8	R: 1 E: 0 K: 0 S: 4	H: 2 LOB: 0 BB: 0 P: 4	R: 0 E: 0 K: 0 S: 4	H: 1 LOB: 2 BB: 1 P: 8	R: 3 E: 0 K: 1 S: 8	H: 3 LOB: 1 BB: 1 P: 12	R: 0 E: 0 K: 0 S: 2	H: 0 LOB: 0 BB: 1 P: 6	1B: 6 2B: 1 3B: 0 HR: 1	SF: 0 SAC: 0 DP: 4 HBP: 1	WP: 1 PB: 0 SB: 0 CS: 0	PA: 36
PITCHER	IP	WLS	BF	H	R	ER	SO	BB	IBB	HBP	BLK	WP	HR	S	P	ERA	WHIP					
Jim Lonborg, R (1, 1) ERA: 6.02	7.2	W	32	7	4	4	4	4	0	1	0	0	1	35	52	4.70	1.435					
Bill Wilson, R (8, 1) ERA: 4.09	1.1	S	4	0	0	0	0	1	0	0	0	0	0	3	7	0.00	0.750					

Philadelphia Phillies @ Montreal Expos
Jarry Park, Montreal, QB
Sun Jun 24 1973, 3:33 AM EDT
Att: 17,776 - Unknown

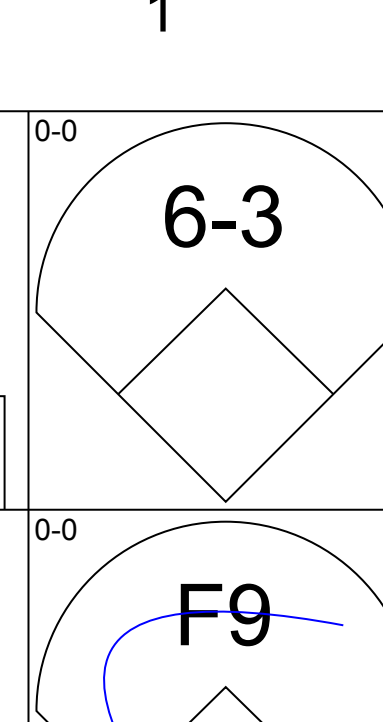
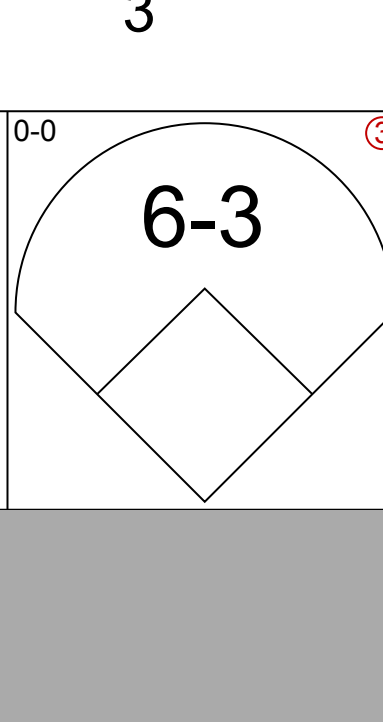
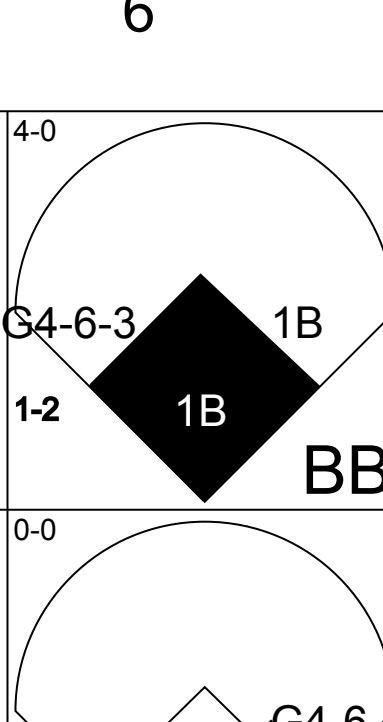

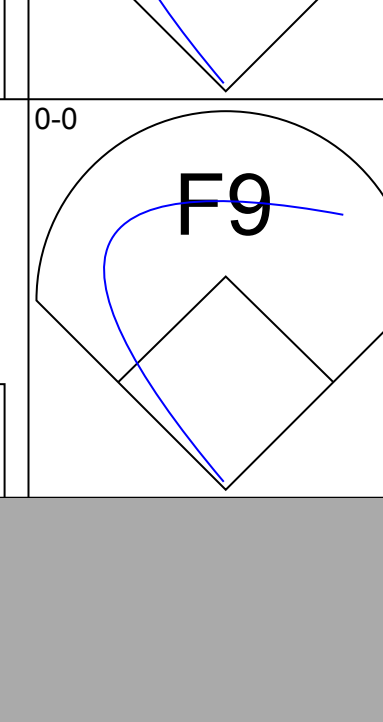
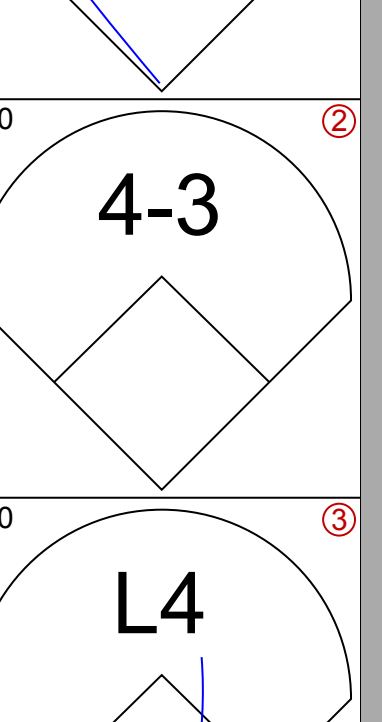
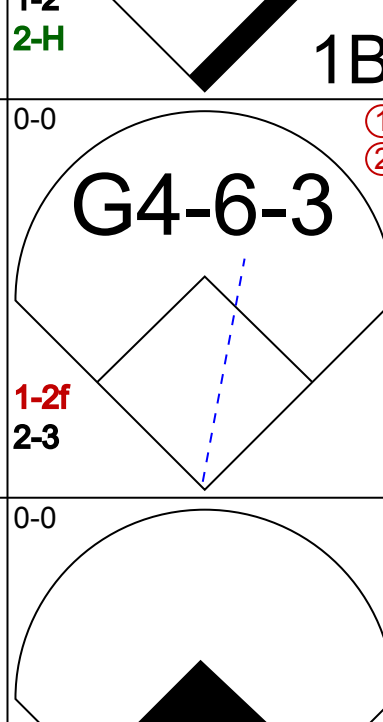
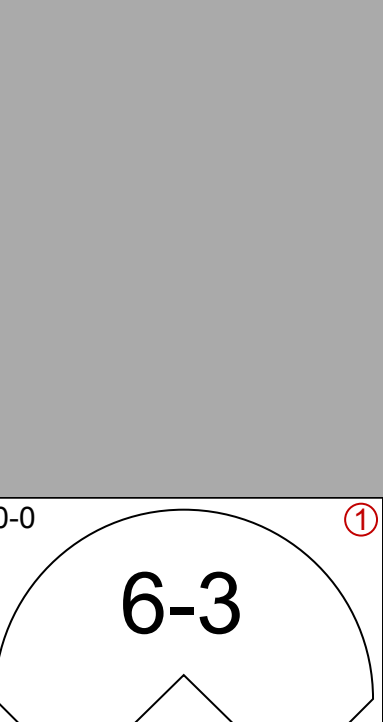


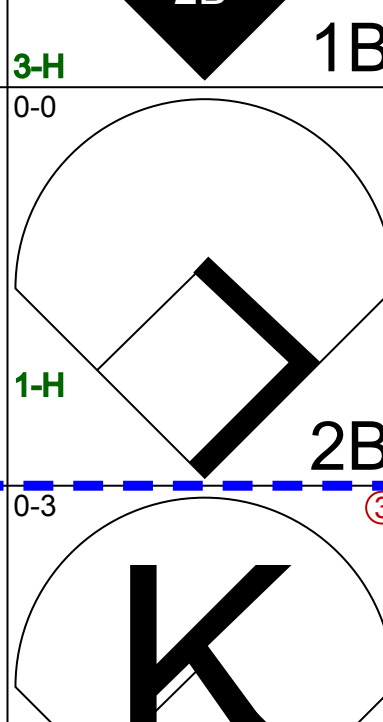
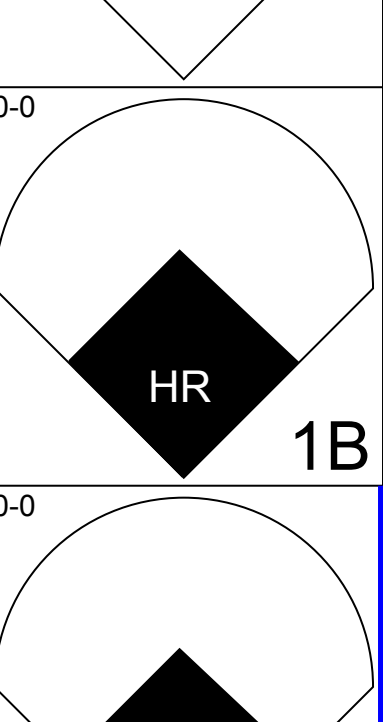



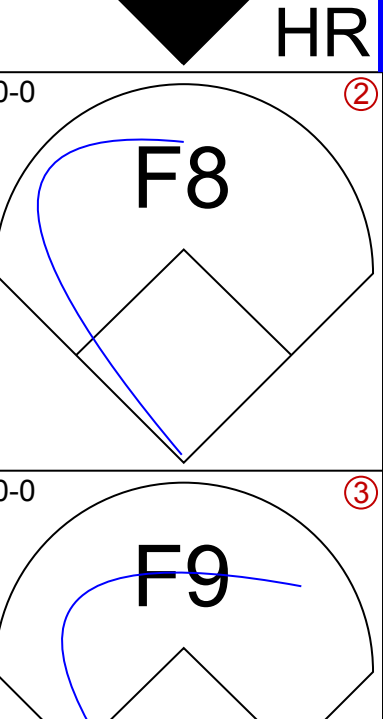
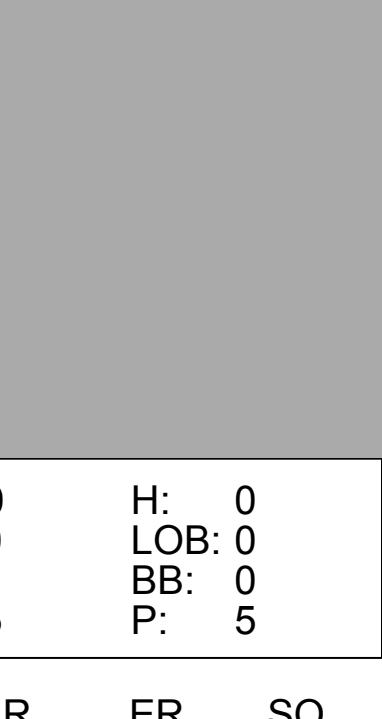
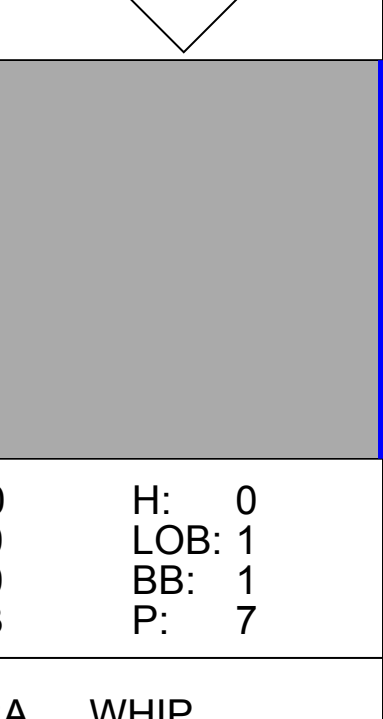
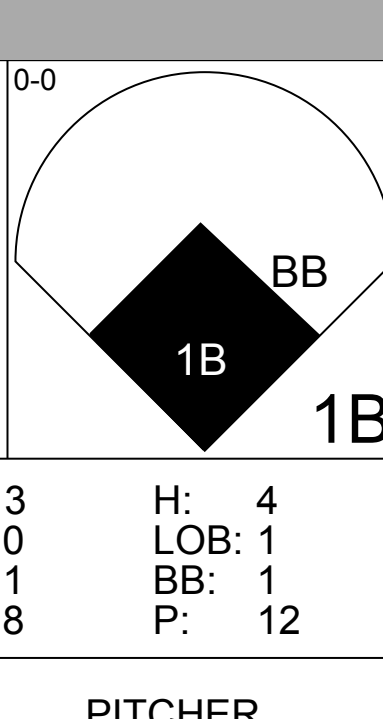
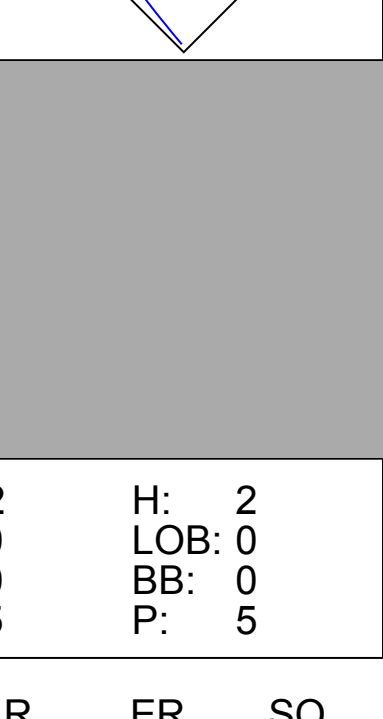
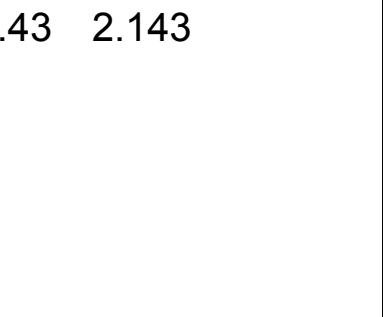


AB 30
R 4
H 7
RBI 3
BB 5
SO 4
LOB 14



Batter	1	2	3	4	5	6	7	8	9	AB	R	H	RBI	BB	SO	LOB	TOP		
Lou Brock, L OBP: 0.360, SLG: 0.382 (1, 7)										3	1	1	0	2	2	0	St. Louis Cardinals @ Philadelphia Phillies Veterans Stadium, Philadelphia, PA Mon Jun 25 1973, 7:05 PM EDT Att: 16,570 - Unknown		
Ted Sizemore, R OBP: 0.365, SLG: 0.322 (1, 4)										3	2	0	0	2	0	4			
Tim McCarver, L OBP: 0.343, SLG: 0.395 (1, 3)										4	2	2	3	0	0	0			
Joe Torre, R OBP: 0.426, SLG: 0.426 (1, 5)										3	0	1	1	1	0	0			
Ted Simmons, S OBP: 0.355, SLG: 0.394 (1, 2)										4	1	3	1	0	1	0			
Jose Cruz, L OBP: 0.340, SLG: 0.417 (1, 9)										4	0	0	0	0	0	3			
Jim Dwyer, L OBP: 0.171, SLG: 0.200 Luis Melendez, R OBP: 0.304, SLG: 0.299 (9, PH)										3	0	0	0	0	1	3			
Mike Tyson, R OBP: 0.281, SLG: 0.302 (1, 6)										3	0	0	0	0	0	2			
Alan Foster, R OBP: 0.231, SLG: 0.231 Diego Segui, R (6, 1)										2	0	0	0	0	1	0			
Ken Reitz, R OBP: 0.242, SLG: 0.339 (9, PH)										1	0	0	0	0	0	1			
Inning Stats	R: 0 E: 0 K: 1 S: 5	H: 0 LOB: 0 BB: 0 P: 5	R: 0 E: 0 K: 1 S: 6	H: 1 LOB: 2 BB: 1 P: 10	R: 3 E: 1 K: 1 S: 6	H: 2 LOB: 0 BB: 2 P: 14	R: 0 E: 0 K: 0 S: 3	H: 0 LOB: 0 BB: 0 P: 3	R: 2 E: 0 K: 2 S: 8	H: 1 LOB: 0 BB: 1 P: 12	R: 0 E: 0 K: 0 S: 3	H: 1 LOB: 1 BB: 1 P: 7	R: 1 E: 0 K: 0 S: 4	H: 1 LOB: 0 BB: 0 P: 4	R: 0 E: 0 K: 0 S: 3	H: 0 LOB: 2 BB: 2 P: 11	1B: 5 2B: 1 3B: 0 HR: 2	SF: 0 SAC: 1 DP: 2 HBP: 0	WP: 0 PA: 38 PB: 0 SB: 1 CS: 0
PITCHER	IP	WLS	BF	H	R	ER	SO	BB	IBB	HBP	BLK	WP	HR	S	P	ERA	WHIP		
Wayne Twitchell, R ERA: 2.17 (1, 1)	6.0		25	5	5	4	5	4	0	0	0	0	1	31	47	6.00	1.500		
Darrell Brandon, R ERA: 6.52 (7, 1)	2.0	W	8	2	1	1	0	1	0	0	0	0	1	7	11	4.50	1.500		
Mac Scarce, L ERA: 2.9 (9, 1)	1.0	S	5	0	0	0	0	2	0	0	0	0	0	3	11	0.00	2.000		

AB 30
R 6
H 7
RBI 5
BB 7
SO 5
LOB 13



Batter	1	2	3	4	5	6	7	8	9	AB	R	H	RBI	BB	SO	LOB	BOTTOM		
Cesar Tovar, R OBP: 0.342, SLG: 0.383 (1, 9) (7, 5)										3	2	1	1	1	0	1	St. Louis Cardinals @ Philadelphia Phillies Veterans Stadium, Philadelphia, PA Mon Jun 25 1973, 7:05 PM EDT Att: 16,570 - Unknown		
Denny Doyle, L OBP: 0.353, SLG: 0.313 (1, 4)										4	0	2	2	0	0	0			
Del Unser, L OBP: 0.385, SLG: 0.490 (1, 8)										4	0	0	0	0	1	3			
Greg Luzinski, R OBP: 0.293, SLG: 0.413 (1, 7)										4	1	1	1	0	0	0			
Tom Hutton, L OBP: 0.379, SLG: 0.431 (1, 3)										4	1	2	1	0	1	0			
Mike Schmidt, R OBP: 0.347, SLG: 0.388 Darrell Brandon, R (7, 1)										2	0	0	0	1	1	1			
Mike Rogodzinski, L OBP: 0.324, SLG: 0.438 Mac Scarce, L (9, 1)										0	0	0	0	0	0	0			
Bob Boone, R OBP: 0.295, SLG: 0.337 (1, 2)										4	0	1	0	0	0	1			
Larry Bowa, S OBP: 0.246, SLG: 0.241 (1, 6)										4	0	0	0	0	0	2			
Wayne Twitchell, R OBP: 0.094, SLG: 0.125 Mike Anderson, R OBP: 0.310, SLG: 0.406 (7, 9)										0	0	0	0	0	0	0			
Inning Stats	R: 0 E: 0 K: 0 S: 3	H: 0 LOB: 0 BB: 0 P: 3	R: 0 E: 0 K: 1 S: 5	H: 0 LOB: 0 BB: 0 P: 5	R: 0 E: 0 K: 0 S: 4	H: 1 LOB: 1 BB: 0 P: 4	R: 0 E: 0 K: 0 S: 3	H: 0 LOB: 0 BB: 0 P: 3	R: 0 E: 0 K: 0 S: 3	H: 0 LOB: 1 BB: 1 P: 7	R: 3 E: 0 K: 1 S: 8	H: 4 LOB: 1 BB: 1 P: 12	R: 2 E: 0 K: 1 S: 7	H: 2 LOB: 1 BB: 1 P: 11	R: 2 E: 0 K: 0 S: 5	H: 2 LOB: 0 BB: 0 P: 5	1B: 6 2B: 1 3B: 1 HR: 1	SF: 0 SAC: 1 DP: 1 HBP: 0	WP: 0 PA: 35 PB: 0 SB: 0 CS: 0
PITCHER	IP	WLS	BF	H	R	ER	SO	BB	IBB	HBP	BLK	WP	HR	S	P	ERA	WHIP		
Alan Foster, R ERA: 3.03 (1, 1)	5.2		23	5	3	3	1	2	0	0	0	0	0	23	31	4.76	1.235		
Diego Segui, R ERA: 2.35 (6, 1)	2.1	L	12	4	4	4	2	1	0	0	0	0	1	15	19	15.43	2.143		

AB 31
R 7
H 9
RBI 7
BB 3
SO 3
LOB 8



Batter	1	2	3	4	5	6	7	8	9	AB	R	H	RBI	BB	SO	LOB	TOP					
Cesar Tovar, R OBP: 0.336, SLG: 0.374 (1, 5)										4	0	0	0	1	1	1	Philadelphia Phillies @ New York Mets Shea Stadium, Flushing, NY Wed Jun 27 1973, 7:05 PM EDT Unknown					
Terry Harmon, R OBP: 0.297, SLG: 0.250 (1, 4)										4	0	1	0	0	1	3						
Tom Hutton, L OBP: 0.379, SLG: 0.423 (8, PH)										1	0	0	0	0	0	1						
Bill Robinson, R OBP: 0.321, SLG: 0.523 (1, 8)										5	0	0	0	0	2	1						
Greg Luzinski, R OBP: 0.299, SLG: 0.421 (1, 7)										4	2	2	1	1	0	2						
Mike Schmidt, R OBP: 0.368, SLG: 0.389 (1, 3)										4	2	1	0	1	2	1						
Mike Anderson, R OBP: 0.328, SLG: 0.482 (1, 9)										3	2	2	3	0	1	1						
Del Unser, L OBP: 0.396, SLG: 0.533 (7, PH)										1	0	0	0	0	1	1						
Bob Boone, R OBP: 0.298, SLG: 0.338 (1, 2)										4	0	2	0	0	0	1						
Larry Bowa, S OBP: 0.250, SLG: 0.246 (1, 6)										4	0	1	0	0	0	2						
Barry Lersch, S OBP: 0.167, SLG: 0.167 (8, PH)										3	0	1	1	0	1	1						
Mike Rogodzinski, L OBP: 0.359, SLG: 0.455 (8, 1)										0	0	0	0	1	0	0						
Bill Wilson, R (8, 1)										0	0	0	0	0	0	0						
Inning Stats	R: 0 E: 0 K: 1 S: 5	H: 0 LOB: 0 BB: 0 P: 5	R: 2 E: 0 K: 1 S: 9	H: 4 LOB: 3 BB: 1 P: 13	R: 3 E: 0 K: 0 S: 5	H: 2 LOB: 0 BB: 1 P: 9	R: 0 E: 1 K: 1 S: 7	H: 1 LOB: 2 BB: 0 P: 7	R: 1 E: 1 K: 2 S: 9	H: 3 LOB: 1 BB: 0 P: 9	R: 0 E: 0 K: 1 S: 5	H: 0 LOB: 0 BB: 0 P: 5	R: 0 E: 0 K: 2 S: 7	H: 0 LOB: 1 BB: 1 P: 11	R: 0 E: 0 K: 0 S: 3	H: 0 LOB: 1 BB: 1 P: 7	R: 0 E: 0 K: 1 S: 5	H: 0 LOB: 0 BB: 0 P: 5	1B: 8 2B: 0 3B: 0 HR: 2	SF: 0 SAC: 0 DP: 0 HBP: 0	WP: 0 PB: 0 SB: 0 CS: 0	PA: 41
PITCHER	IP	WLS	BF	H	R	ER	SO	BB	IBB	HBP	BLK	WP	HR	S	P	ERA	WHIP					
George Stone, L ERA: 2.79	5.0	W	27	10	6	5	5	2	0	0	0	0	2	35	43	9.00	2.400					
Buzz Capra, R ERA: 2.79	4.0	S	14	0	0	0	4	2	0	0	0	0	0	20	28	0.00	0.500					

AB	37
R	6
H	10
RBI	5
BB	4
SO	9
LOB	15



Batter	1	2	3	4	5	6	7	8	9	AB	R	H	RBI	BB	SO	LOB	BOTTOM					
Wayne Garrett, L OBP: 0.319, SLG: 0.333 (1, 5)										4	1	1	0	0	0	3	Philadelphia Phillies @ New York Mets Shea Stadium, Flushing, NY Wed Jun 27 1973, 7:05 PM EDT Unknown					
Felix Milten, R OBP: 0.304, SLG: 0.345 (1, 4)										4	0	2	0	0	0	2						
Rusty Staub, L OBP: 0.352, SLG: 0.412 (1, 9)										4	1	1	1	0	0	2						
John Milner, L OBP: 0.333, SLG: 0.421 (1, 3)										4	1	0	0	0	1	2						
Ed Kranepool, L OBP: 0.323, SLG: 0.365 (1, 7)										4	1	1	0	0	1	0						
Don Hahn, R OBP: 0.375, SLG: 0.458 (8, 8)										0	0	0	0	0	0	0						
Jim Gosger, L OBP: 0.301, SLG: 0.271 (1, 8)										4	1	1	1	0	0	0						
Ron Hodges, L OBP: 0.368, SLG: 0.441 (1, 2)										4	1	2	2	0	0	0						
Ted Martinez, R OBP: 0.292, SLG: 0.278 (1, 6)										4	1	4	1	0	0	0						
George Stone, L OBP: 0.438, SLG: 0.438 (1, 1)										2	0	1	2	0	0	2						
Ken Boswell, L OBP: 0.281, SLG: 0.302 (5, PH)										1	0	0	0	0	0	1						
Buzz Capra, R (6, 1)										1	0	0	0	0	0	1						
Inning Stats	R: 7 E: 0 K: 0 S: 12	H: 9 LOB: 2 BB: 0 P: 12	R: 0 E: 0 K: 1 S: 5	H: 0 LOB: 0 BB: 0 P: 5	R: 0 E: 0 K: 0 S: 5	H: 2 LOB: 2 BB: 0 P: 5	R: 0 E: 0 K: 0 S: 3	H: 0 LOB: 0 BB: 0 P: 3	R: 0 E: 0 K: 0 S: 4	H: 1 LOB: 1 BB: 0 P: 4	R: 0 E: 0 K: 0 S: 3	H: 0 LOB: 0 BB: 0 P: 3	R: 0 E: 0 K: 1 S: 5	H: 0 LOB: 0 BB: 0 P: 5	R: 0 E: 0 K: 0 S: 3	H: 1 LOB: 0 BB: 0 P: 3	R: 0 E: 0 K: 0 S: 3	H: 0 LOB: 0 BB: 0 P: 3	1B: 11 2B: 2 3B: 0 HR: 0	SF: 0 SAC: 0 DP: 1 HBP: 0	WP: 0 PB: 0 SB: 0 CS: 0	PA: 36
PITCHER	IP	WLS	BF	H	R	ER	SO	BB	IBB	HBP	BLK	WP	HR	S	P	ERA	WHIP					
Barry Lersch, R ERA: 4.09	7.0	L	33	12	7	7	2	0	0	0	0	0	0	37	37	9.00	1.714					
Bill Wilson, R ERA: 4.11	1.0		3	1	0	0	0	0	0	0	0	0	0	3	3	0.00	1.000					



Batter	1	2	3	4	5	6	7	8	9	AB	R	H	RBI	BB	SO	LOB	TOP								
Denny Doyle, L (1,4) OBP: 0.359, SLG: 0.338	F8			FC3-6 1B		1B WP 6-4-3 1B	F9		G5-4-3	5	1	2	0	0	0	1									
Mike Rogodzinski, L (1,9) OBP: 0.349, SLG: 0.417	P5			K		6-4-3 1B HR BB	4-3			3	1	0	0	1	1	1									
Del Unser, L (1,8) OBP: 0.393, SLG: 0.527	F5			FC3-6 1B		6-4-3 HR 1B	P4			4	2	1	0	0	0	1									
Greg Luzinski, R (1,7) OBP: 0.302, SLG: 0.422	F8			1B		6-4-3			FC5-4 1B	4	0	2	2	0	0	2									
Tom Hutton, L (1,3) OBP: 0.375, SLG: 0.413	G3			P6		HR IBB	F7			3	1	0	0	1	0	2									
Mike Schmidt, R (1,5) OBP: 0.370, SLG: 0.431	L6					HR	F8			4	2	2	5	0	0	1									
Bob Boone, R (1,2) OBP: 0.293, SLG: 0.332				F9		1-3	P4		FC5-4	4	0	0	0	0	0	1									
Larry Bowa, S (1,6) OBP: 0.247, SLG: 0.243	F5			F5		1-3	E4		P4	4	0	0	0	0	0	0									
Mike Wallace, L (1,1) OBP: 0.247, SLG: 0.243	5-3			5-3		6-3	FC6-4		G5-4-3 BB	3	0	0	0	1	0	1									
Inning Stats	R: 0 E: 0 K: 0 S: 3	H: 0 LOB: 0 BB: 0 P: 3	R: 0 E: 0 K: 0 S: 3	H: 0 LOB: 0 BB: 0 P: 3	R: 0 E: 0 K: 0 S: 3	H: 0 LOB: 0 BB: 0 P: 3	R: 1 E: 0 K: 1 S: 7	H: 2 LOB: 1 BB: 0 P: 7	R: 1 E: 0 K: 0 S: 4	H: 1 LOB: 0 BB: 0 P: 4	R: 5 E: 1 K: 0 S: 7	H: 3 LOB: 1 BB: 2 P: 15	R: 0 E: 0 K: 0 S: 4	H: 0 LOB: 0 BB: 0 P: 3	R: 0 E: 0 K: 0 S: 2	H: 1 LOB: 1 BB: 0 P: 6	R: 0 E: 0 K: 0 S: 2	H: 0 LOB: 0 BB: 1 P: 6	1B: 5 2B: 0 3B: 0 HR: 2	SF: 0 SAC: 0 DP: 1 HBP: 0	WP: 1 PB: 0 SB: 1 CS: 0	PA: 37			
PITCHER	IP	WLS	BF	H	R	ER	SO	BB	IBB	HBP	BLK	WP	HR	S	P	ERA	WHIP								
Harry Parker, R (1,1) ERA: 3.44	5.0	L	18	3	2	2	1	0	0	0	0	0	1	20	20	3.60	0.600								
Phil Hennigan, R (6,1) ERA: 4.42	3.0		16	4	5	5	0	1	1	0	0	1	1	14	22	15.00	1.667								
Ray Sadecki, L (9,1) ERA: 3.56	1.0		3	0	0	0	0	1	0	0	0	0	0	2	6	0.00	1.000								

Philadelphia Phillies @ New York Mets
Shea Stadium, Flushing, NY
Wed Jun 27 1973, 7:05 PM EDT
Att: 31,095 - Unknown

AB 34
R 7
H 7
RBI 7
BB 3
SO 1
LOB 10



Batter	1	2	3	4	5	6	7	8	9	AB	R	H	RBI	BB	SO	LOB	BOTTOM								
Don Hahn, R (1,7) OBP: 0.321, SLG: 0.393	5-3		P3			F8		P6		4	0	0	0	0	0	0									
Felix Milan, R (1,4) OBP: 0.299, SLG: 0.340	P4			6-3		4-3		F8		4	0	0	0	0	0	0									
Willie Mays, R (1,8) OBP: 0.269, SLG: 0.274	2B			K		6-3		2B 1B		4	0	2	0	0	1	0									
Rusty Staub, L (1,9) OBP: 0.347, SLG: 0.406	F8			5-3		1-3		F8		4	0	0	0	0	0	2									
George Theodore, R (1,3) OBP: 0.320, SLG: 0.323	P1			1B		1B		2B		4	0	3	0	0	0	0									
Duffy Dyer, R (1,2) OBP: 0.205, SLG: 0.197	K			2B SF8 1B		F9		5-3		4	1	1	0	0	1	3									
Wayne Garrett, L (1,5) OBP: 0.320, SLG: 0.339	K			2B		4-3				3	0	1	0	0	1	1									
Ted Martinez, R (1,6) OBP: 0.287, SLG: 0.274	F8			SF8		P4				2	0	0	1	0	0	0									
Harry Parker, R (1,1) OBP: 0.125, SLG: 0.125	6-3			6-3		6-3		6-3		1	0	0	0	0	0	0									
Jim Beauchamp, R (5, PH) OBP: 0.343, SLG: 0.345										1	0	0	0	0	0	1									
Phil Hennigan, R (6,1) OBP: 0.333, SLG: 0.333										0	0	0	0	0	0	0									
Jim Fregosi, R (8, PH) OBP: 0.331, SLG: 0.275										1	0	0	0	0	0	0									
Ray Sadecki, L (9,1) OBP: 0.200, SLG: 0.200										0	0	0	0	0	0	0									
Inning Stats	R: 0 E: 0 K: 0 S: 4	H: 1 LOB: 1 BB: 0 P: 4	R: 0 E: 0 K: 2 S: 7	H: 0 LOB: 0 BB: 0 P: 7	R: 0 E: 0 K: 0 S: 3	H: 0 LOB: 0 BB: 0 P: 3	R: 0 E: 0 K: 1 S: 5	H: 0 LOB: 0 BB: 0 P: 5	R: 1 E: 0 K: 0 S: 5	H: 3 LOB: 1 BB: 0 P: 5	R: 0 E: 0 K: 0 S: 3	H: 0 LOB: 0 BB: 0 P: 3	R: 0 E: 0 K: 0 S: 4	H: 1 LOB: 1 BB: 0 P: 4	R: 0 E: 0 K: 0 S: 3	H: 0 LOB: 0 BB: 0 P: 3	R: 0 E: 0 K: 0 S: 5	H: 2 LOB: 2 BB: 0 P: 5	1B: 4 2B: 3 3B: 0 HR: 0	SF: 1 SAC: 0 DP: 0 HBP: 0	WP: 0 PB: 0 SB: 0 CS: 0	PA: 33			
PITCHER	IP	WLS	BF	H	R	ER	SO	BB	IBB	HBP	BLK	WP	HR	S	P	ERA	WHIP								
Mike Wallace, L (1,1) ERA: 1.0	9.0	W	33	7	1	1	3	0	0	0	0	0	0	39	39	1.00	0.778								

Philadelphia Phillies @ New York Mets
Shea Stadium, Flushing, NY
Wed Jun 27 1973, 7:05 PM EDT
Att: 31,095 - Unknown

AB 32
R 1
H 7
RBI 1
BB 0
SO 3
LOB 7



Batter	1	2	3	4	5	6	7	8	9	10	AB	R	H	RBI	BB	SO	LOB	TOP						
Cesar Tovar, R OBP: 0.337, SLG: 0.379 Mike Ropodizinski, L OBP: 0.333, SLG: 0.372	F7			4-3 3B 2B		L3		K		4-3		2	0	1	0	0	0	0						
Denny Doyle, L OBP: 0.354, SLG: 0.333	5-3			4-3				4-3			4	0	1	0	0	0	1							
Del Unser, L OBP: 0.390, SLG: 0.539	4-3			K				F8		2B 1B	4	0	1	0	0	1	3							
Greg Luzinski, R OBP: 0.304, SLG: 0.432		P4						5-3		L4-6 1-3 2B	4	0	2	1	0	0	0							
Tom Hutton, L OBP: 0.333, SLG: 0.474	F9			3H 0-0 6-3				1B 4-3 BB		IBB	2	0	0	0	2	0	2							
Mike Schmidt, R OBP: 0.359, SLG: 0.420	K							4-3		K	4	0	0	0	0	3	4							
Bob Boone, R OBP: 0.290, SLG: 0.325				6-3				6-3		L4-6	4	0	1	0	0	0	3							
Larry Bowa, S OBP: 0.249, SLG: 0.247				1-3				L6		F8	4	0	0	0	0	2								
Wayne Twitchell, R OBP: 0.086, SLG: 0.114 Bill Robinson, R OBP: 0.318, SLG: 0.519 Mac Scarce, L OBP: 0.101				5-3				K		K	3	0	0	0	0	2	0							
											1	0	0	0	1	0								
											0	0	0	0	0	0	0							
Inning Stats	R: 0 E: 0 K: 0 S: 3	H: 0 LOB: 0 BB: 0 P: 3	R: 0 E: 0 K: 1 S: 5	H: 0 LOB: 0 BB: 0 P: 5	R: 0 E: 0 K: 0 S: 3	H: 0 LOB: 0 BB: 0 P: 3	R: 1 E: 0 K: 1 S: 7	H: 2 LOB: 2 BB: 0 P: 7	R: 0 E: 0 K: 1 S: 5	H: 0 LOB: 0 BB: 0 P: 5	R: 0 E: 0 K: 1 S: 6	H: 1 LOB: 1 BB: 0 P: 6	R: 0 E: 0 K: 2 S: 7	H: 1 LOB: 2 BB: 1 P: 8	R: 0 E: 0 K: 2 S: 7	H: 0 LOB: 0 BB: 0 P: 7	R: 0 E: 0 K: 1 S: 6	H: 2 LOB: 2 BB: 1 P: 10	R: 0 E: 0 K: 1 S: 5	H: 0 LOB: 0 BB: 0 P: 5	1B: 3 2B: 3 3B: 1 HR: 0	SF: 0 SAC: 0 DP: 1 HBP: 0	WP: 0 PA: 37 PB: 0 SB: 0 CS: 0	
PITCHER	IP 7.0	WLS 26	H 4	R 1	ER 1	SO 4	BB 1	IBB 0	HBP 0	BLK 0	WP 0	HR 0	S 33	P 37	ERA 1.29	WHIP 0.714								
Tom Murphy, R ERA: 2.37	8.1	2.0	8	2	0	0	3	0	1	0	0	0	0	13	17	0.00	1.000							
Diego Segui, R ERA: 2.4	10.1	1.0	W	3	0	0	0	1	0	0	0	0	0	5	5	0.00	0.000							
Orlando Pena, R ERA: 3.46																								
Batter	1	2	3	4	5	6	7	8	9	10	AB	R	H	RBI	BB	SO	LOB	BOTTOM						
Lou Brock, L OBP: 0.360, SLG: 0.392	3-1			K				K		4-3	5	0	1	0	0	2	1							
Ted Sizemore, R OBP: 0.373, SLG: 0.317	5-3 BB			P5				F8			3	2	1	0	2	0	2							
Tim McCarver, L OBP: 0.319, SLG: 0.353	5-3			FC4-6 E BB				4-3		SH FC4-6 G3	2	0	0	0	1	0	1							
Joe Torre, R OBP: 0.427, SLG: 0.467	K			E4 FC4-6				K		G3	4	0	0	0	1	2	4							
Ted Simmons, S OBP: 0.363, SLG: 0.429	F3			K				BB 1B		FC4-6 IBB	4	0	1	0	1	1	4							
Jose Cruz, L OBP: 0.343, SLG: 0.417 Luis Melendez, R OBP: 0.299, SLG: 0.294	CS BB			FC4-6				1B		FC4-6	2	0	0	1	2	0	4							
Jim Dwyer, L OBP: 0.213, SLG: 0.217	P4			1-2 2-3				BB		1-2 2-3 3H	1	0	1	1	0	0	0							
Mike Tyson, R OBP: 0.280, SLG: 0.310								L4		4-3	4	0	1	0	0	1	0							
Tom Murphy, R Bernie Carbo, L OBP: 0.320, SLG: 0.247 Diego Segui, R Ed Crosby, L OBP: 0.214, SLG: 0.237 Orlando Pena, R OBP: 0.101				K				P6		G3	2	0	0	0	0	1	1							
											1	0	0	0	0	0	0							
											1	0	0	0	0	0	0							
											1	0	0	0	0	0	0							
											0	0	0	0	0	0	0							
Inning Stats	R: 0 E: 0 K: 1 S: 5	H: 0 LOB: 0 BB: 1 P: 9	R: 0 E: 0 K: 0 S: 2	H: 0 LOB: 0 BB: 1 P: 6	R: 0 E: 0 K: 2 S: 8	H: 1 LOB: 1 BB: 0 P: 8	R: 0 E: 1 K: 1 S: 6	H: 0 LOB: 2 BB: 1 P: 10	R: 0 E: 0 K: 0 S: 4	H: 1 LOB: 1 BB: 0 P: 4	R: 0 E: 0 K: 1 S: 6	H: 1 LOB: 2 BB: 1 P: 10	R: 0 E: 0 K: 2 S: 7	H: 0 LOB: 0 BB: 0 P: 7	R: 1 E: 1 K: 0 S: 5	H: 1 LOB: 2 BB: 1 P: 9	R: 0 E: 0 K: 0 S: 3	H: 0 LOB: 0 BB: 0 P: 3	R: 1 E: 0 K: 0 S: 3	H: 1 LOB: 2 BB: 2 P: 11	1B: 4 2B: 1 3B: 0 HR: 0	SF: 0 SAC: 2 DP: 0 HBP: 0	WP: 0 PA: 42 PB: 0 SB: 1 CS: 1	
PITCHER	IP 9.0	WLS 37	H 4	R 1	ER 1	SO 7	BB 4	IBB 1	HBP 0	BLK 0	WP 0	HR 0	S 46	P 66	ERA 0.00	WHIP 0.889								
Wayne Twitchell, R ERA: 1.99	10.1	0.2	L	5	1	1	0	1	1	0	0	0	0	3	11	13.50	3.000							
Mac Scarce, L ERA: 2.78																								

Philadelphia Phillies @ St. Louis Cardinals
Busch Stadium, St. Louis, MO
Fri Jun 29 1973, 7:05 PM CDT
Att: 13,743 - Unknown

AB 35
R 1
H 6
RBI 1
BB 2
SO 8
LOB 15



Philadelphia Phillies @ St. Louis Cardinals
Busch Stadium, St. Louis, MO
Fri Jun 29 1973, 7:05 PM CDT
Att: 13,743 - Unknown

AB 33
R 2
H 5
RBI 2
BB 7
SO 7
LOB 24



Batter	1	2	3	4	5	6	7	8	9	AB	R	H	RBI	BB	SO	LOB	TOP										
Bill Robinson, R OBP: 0.338, SLG: 0.518 (1, 9)										3	1	1	0	1	0	1											
Denny Doyle, L OBP: 0.355, SLG: 0.342 (1, 4)										3	0	1	0	0	0	0											
Del Unser, L OBP: 0.392, SLG: 0.533 (1, 8)										2	0	0	0	2	1	2											
Greg Luzinski, R OBP: 0.301, SLG: 0.425 (1, 7)										4	0	1	1	0	2	4											
Tom Hutton, L OBP: 0.392, SLG: 0.460 (1, 3)										3	0	1	0	1	0	4											
Mike Schmidt, R OBP: 0.356, SLG: 0.414 (1, 5)										4	0	1	0	0	2	3											
Mike Ryan, R OBP: 0.260, SLG: 0.311 (1, 2)										4	0	0	0	0	2	2											
Larry Bowa, S OBP: 0.246, SLG: 0.241 (1, 6)										4	0	0	0	0	0	1											
Dick Ruthven, R OBP: 0.174, SLG: 0.136 (1, 1)										4	0	1	0	0	1	2											
Inning Stats	R: 0 E: 1 K: 0 S: 4	H: 1 LOB: 2 BB: 1 P: 8	R: 0 E: 1 K: 0 S: 4	H: 0 LOB: 1 BB: 0 P: 4	R: 0 E: 0 K: 1 S: 5	H: 0 LOB: 0 BB: 0 P: 5	R: 0 E: 0 K: 2 S: 8	H: 1 LOB: 1 BB: 0 P: 8	R: 0 E: 0 K: 0 S: 3	H: 0 LOB: 2 BB: 2 P: 15	R: 0 E: 0 K: 1 S: 5	H: 0 LOB: 0 BB: 0 P: 5	R: 1 E: 0 K: 0 S: 4	H: 2 LOB: 1 BB: 1 P: 8	R: 0 E: 0 K: 2 S: 8	H: 1 LOB: 1 BB: 0 P: 8	1B: 6 2B: 1 3B: 0 HR: 0	SF: 0 SAC: 1 DP: 3 HBP: 0	WP: 0 PB: 1 SB: 2 CS: 0	PA: 36							
PITCHER	IP	WLS	BF	H	R	ER	SO	BB	IBB	HBP	BLK	WP	HR	S	P	ERA	WHIP										
Bob Gibson, R ERA: 3.15 (1, 1)	8.0	L	32	5	1	1	6	2	2	0	0	0	0	40	56	1.12	0.875										
Diego Segui, R ERA: 2.32 (9, 1)	1.0		4	1	0	0	2	0	0	0	0	0	0	8	8	0.00	1.000										

Philadelphia Phillies @ St. Louis Cardinals
 Busch Stadium, St. Louis, MO
 Sun Jul 01 1973, 3:33 AM CDT
 Att: 15,477 - Unknown

AB 31
 R 1
 H 6
 RBI 1
 BB 4
 SO 8
 LOB 19



Batter	1	2	3	4	5	6	7	8	9	AB	R	H	RBI	BB	SO	LOB	BOTTOM										
Jim Dwyer, L OBP: 0.200, SLG: 0.204 (1, 8)										3	0	0	0	0	2	0											
Tim McCarver, L OBP: 0.317, SLG: 0.350 (8, PH)										1	0	0	0	0	0	0											
Diego Segui, R (9, 1)										0	0	0	0	0	0	0											
Ted Sizemore, R OBP: 0.373, SLG: 0.318 (1, 4)										3	0	0	0	1	0	0											
Joe Torre, R OBP: 0.418, SLG: 0.453 (1, 3)										3	0	0	0	1	1	0											
Ted Simmons, S OBP: 0.360, SLG: 0.421 (1, 2)										4	0	1	0	0	0	2											
Jose Cruz, L OBP: 0.344, SLG: 0.426 (1, 9)										4	0	0	0	0	0	3											
Bernie Carbo, L OBP: 0.320, SLG: 0.241 (1, 7)										2	0	0	0	1	0	0											
Ken Reitz, R OBP: 0.255, SLG: 0.345 (1, 5)										3	0	0	0	0	0	2											
Mike Tyson, R OBP: 0.280, SLG: 0.309 (1, 6)										3	0	1	0	0	0	2											
Bob Gibson, R OBP: 0.261, SLG: 0.286 (1, 1)										2	0	0	0	0	0	1											
Lou Brock, L OBP: 0.360, SLG: 0.389 (9, 7)										1	0	0	0	0	0	0											
Inning Stats	R: 0 E: 0 K: 1 S: 5	H: 0 LOB: 2 BB: 2 P: 13	R: 0 E: 0 K: 0 S: 4	H: 1 LOB: 1 BB: 0 P: 4	R: 0 E: 0 K: 2 S: 7	H: 0 LOB: 0 BB: 0 P: 7	R: 0 E: 0 K: 0 S: 4	H: 1 LOB: 2 BB: 1 P: 8	R: 0 E: 0 K: 0 S: 3	H: 0 LOB: 0 BB: 0 P: 3	R: 0 E: 0 K: 0 S: 3	H: 0 LOB: 0 BB: 0 P: 3	R: 0 E: 0 K: 0 S: 3	H: 0 LOB: 0 BB: 0 P: 3	R: 0 E: 0 K: 0 S: 3	H: 0 LOB: 0 BB: 0 P: 3	1B: 2 2B: 0 3B: 0 HR: 0	SF: 0 SAC: 0 DP: 0 HBP: 0	WP: 1 PB: 0 SB: 0 CS: 0	PA: 32							
PITCHER	IP	WLS	BF	H	R	ER	SO	BB	IBB	HBP	BLK	WP	HR	S	P	ERA	WHIP										
Dick Ruthven, R ERA: 3.89 (1, 1)	9.0	W	32	2	0	0	3	3	0	0	0	1	0	35	47	0.00	0.556										

Philadelphia Phillies @ St. Louis Cardinals
 Busch Stadium, St. Louis, MO
 Sun Jul 01 1973, 3:33 AM CDT
 Att: 15,477 - Unknown

AB 29
 R 0
 H 2
 RBI 0
 BB 3
 SO 3
 LOB 10



Batter	1	2	3	4	5	6	7	8	9	AB	R	H	RBI	BB	SO	LOB	TOP
Bill Robinson, R OBP: 0.342, SLG: 0.525 (1, 9)										4	1	2	0	0	0	1	Philadelphia Phillies @ St. Louis Cardinals Busch Stadium, St. Louis, MO Mon Jul 02 1973, 7:05 PM CDT Att: 13,096 - Unknown
Denny Doyle, L OBP: 0.353, SLG: 0.339 (1, 4)										4	1	1	1	1	0	2	
Del Unser, L OBP: 0.390, SLG: 0.527 (1, 8)										4	0	1	0	0	0	2	
Greg Luzinski, R OBP: 0.304, SLG: 0.426 (1, 7)										4	1	2	0	0	0	1	
Tom Hutton, L OBP: 0.389, SLG: 0.455 (1, 3)										4	1	1	1	0	2	2	
Mike Schmidt, R OBP: 0.351, SLG: 0.407 (9, PH)										3	0	0	0	0	1	2	
Bob Boone, R OBP: 0.296, SLG: 0.326 (1, 2)										4	0	1	2	0	0	0	
Larry Bowa, S OBP: 0.243, SLG: 0.238 (1, 6)									4	0	0	0	0	0	2		
Mike Wallace, L Barry Lersch, S Willie Montañez, L Darrell Brandon, R Jose Pagan, R Mac Scarce, L Mike Anderson, R (1, 1) (1, 1) (6, PH) (6, PH) (6, PH) (6, PH) (6, PH)									0	0	0	0	0	0	0	0	
Inning Stats	R: 0 E: 0 K: 0 S: 4	H: 1 LOB: 1 BB: 0 P: 4	R: 0 E: 0 K: 1 S: 5	H: 0 LOB: 0 BB: 0 P: 5	R: 0 E: 0 K: 1 S: 5	H: 0 LOB: 0 BB: 0 P: 3	R: 0 E: 0 K: 0 S: 4	H: 1 LOB: 1 BB: 0 P: 4	R: 0 E: 0 K: 1 S: 6	H: 2 LOB: 1 BB: 0 P: 6	R: 0 E: 0 K: 1 S: 5	H: 0 LOB: 0 BB: 0 P: 5	R: 4 E: 0 K: 1 S: 10	H: 5 LOB: 2 BB: 1 P: 14	1B: 8 2B: 2 3B: 0 HR: 0	SF: 0 SAC: 0 DP: 1 HBP: 0	
PITCHER	IP WLS BF H R ER SO BB IBB HBP BLK WP HR S P ERA WHIP	8.1 W 33 8 4 4 5 1 0 0 0 0 0 0 42 46 4.32 1.080	0.2 S 3 1 0 0 1 0 0 0 0 0 0 0 5 5 0.00 1.500														

Batter	1	2	3	4	5	6	7	8	9	AB	R	H	RBI	BB	SO	LOB	BOTTOM		
Lou Brock, L OBP: 0.360, SLG: 0.387 (1, 7)										4	1	1	1	1	1	1	Philadelphia Phillies @ St. Louis Cardinals Busch Stadium, St. Louis, MO Mon Jul 02 1973, 7:05 PM CDT Att: 13,096 - Unknown		
Ted Sizemore, R OBP: 0.374, SLG: 0.316 (1, 4)										4	1	1	0	1	0	2			
Joe Torre, R OBP: 0.423, SLG: 0.454 (6, PH)										2	1	1	0	1	1	1			
Tim McCarver, L OBP: 0.315, SLG: 0.348 (6, 3)										1	0	0	0	0	0	0			
Ted Simmons, S OBP: 0.362, SLG: 0.433 (1, 2)										4	1	2	5	0	0	1			
Luis Melendez, R OBP: 0.317, SLG: 0.312 Jim Dwyer, L OBP: 0.200, SLG: 0.204 (1, 8) (7, 8)										2	1	1	0	2	0	1			
Ken Reitz, R OBP: 0.255, SLG: 0.343 (1, 5)										4	0	1	0	0	0	4			
Jose Cruz, L OBP: 0.339, SLG: 0.420 (1, 9)										3	0	0	1	0	0	3			
Mike Tyson, R OBP: 0.285, SLG: 0.313 (1, 6)										4	1	2	0	0	0	0			
Reggie Cleveland, R OBP: 0.375, SLG: 0.405 Orlando Pena, R OBP: 0.200, SLG: 0.204 (1, 1) (9, 1)										3	1	1	0	0	1	2			
Inning Stats	R: 1 E: 0 K: 0 S: 3	H: 1 LOB: 3 BB: 4 P: 19	R: 1 E: 0 K: 1 S: 7	H: 2 LOB: 1 BB: 0 P: 7	R: 1 E: 0 K: 1 S: 8	H: 3 LOB: 2 BB: 0 P: 8	R: 1 E: 0 K: 1 S: 7	H: 2 LOB: 1 BB: 0 P: 7	R: 0 E: 0 K: 0 S: 3	H: 0 LOB: 0 BB: 0 P: 3	R: 3 E: 0 K: 0 S: 5	H: 2 LOB: 1 BB: 1 P: 10	R: 0 E: 0 K: 0 S: 3	H: 0 LOB: 0 BB: 0 P: 3	R: 0 E: 0 K: 0 S: 3	H: 0 LOB: 0 BB: 0 P: 3	1B: 9 2B: 0 3B: 0 HR: 1	SF: 1 SAC: 1 DP: 0 HBP: 1	WP: 1 PA: 39 PB: 0 SB: 0 CS: 2
PITCHER	IP WLS BF H R ER SO BB IBB HBP BLK WP HR S P ERA WHIP	0.1 L 5 1 1 1 0 0 4 0 0 0 0 0 0 27 27 5.79 1.500	2.0 10 2 3 3 0 1 0 1 0 1 1 8 13 13.50 1.500	1.0 3 0 0 0 0 0 0 0 0 0 0 3 3 0.00 0.000															

Batter	1	2	3	4	5	6	7	8	9	10	AB	R	H	RBI	BB	SO	LOB	TOP	
Bill Robinson, R OBP: 0.346, SLG: 0.520 (1, 3)	F9		PB 1B		5-3		1-2 2-H 1B			6-3	5	0	2	1	0	0	1	Philadelphia Phillies @ Chicago Cubs Wrigley Field, Chicago, IL Wed Jul 04 1973, 3:33 AM CDT Att: 22,141 - Cloudy - 78 F	
Denny Doyle, L OBP: 0.347, SLG: 0.333 (1, 4)	6-3		F9			FC6-4 1B	F9			2B 1B	5	1	2	0	0	0	3		
Del Unser, L OBP: 0.399, SLG: 0.538 (1, 8)	1B 1B		F5			FC6-4 1B			1-3	1B 2B	5	0	3	1	0	0	1		
Greg Luzinski, R OBP: 0.307, SLG: 0.435 (1, 7)	1B				K	FC6-4 G4-6-3 1B				F8	5	0	1	0	0	2	3		
Tom Hutton, L OBP: 0.370, SLG: 0.430 (1, 3)	F7				K	G4-6-3 1B				G3	4	0	0	0	0	1	4		
Mike Schmidt, R OBP: 0.350, SLG: 0.417 (1, 5)					F9					5-3	4	0	0	0	0	2	0		
Bob Boone, R OBP: 0.293, SLG: 0.320 (1, 2)						1-3				4-3	4	0	1	0	0	0	0		
Larry Bowa, S OBP: 0.246, SLG: 0.241 (1, 6)						E5 6-3 1B				FC6-4 1B	4	1	1	0	0	0	1		
Wayne Twitchell, R OBP: 0.281, SLG: 0.188 (7, PH) Willie Montanez, L OBP: 0.242, SLG: 0.398 (7, PH) Dick Ruthven, R OBP: 0.172, SLG: 0.136 (7, PH) Mac Scarce, L OBP: 0.259, SLG: 0.378 (10, PH) Mike Rogodzinski, L OBP: 0.306, SLG: 0.378 (10, PH) Bill Wilson, R OBP: 0.306, SLG: 0.378 (10, PH)					1-3					1B 1B	2	0	0	0	0	0	1		
Inning Stats	R: 0 E: 0 K: 0 S: 5	H: 2 LOB: 2 BB: 0 P: 5	R: 0 E: 0 K: 1 S: 5	H: 0 LOB: 0 BB: 0 P: 5	R: 0 E: 0 K: 0 S: 4	H: 1 LOB: 1 BB: 0 P: 4	R: 0 E: 0 K: 2 S: 7	H: 0 LOB: 0 BB: 0 P: 7	R: 0 E: 1 K: 0 S: 4	H: 1 LOB: 1 BB: 0 P: 4	R: 0 E: 0 K: 0 S: 5	H: 0 LOB: 0 BB: 0 P: 5	R: 0 E: 0 K: 1 S: 5	H: 0 LOB: 0 BB: 0 P: 5	R: 1 E: 0 K: 1 S: 7	H: 2 LOB: 1 BB: 0 P: 7	1B: 10 2B: 1 3B: 0 HR: 0		SF: 0 SAC: 0 DP: 1 HBP: 0
PITCHER	IP WLS BF H R ER SO ERA WHIP	IP WLS BF H R ER SO ERA WHIP	IP WLS BF H R ER SO ERA WHIP	IP WLS BF H R ER SO ERA WHIP	IP WLS BF H R ER SO ERA WHIP	IP WLS BF H R ER SO ERA WHIP	IP WLS BF H R ER SO ERA WHIP	IP WLS BF H R ER SO ERA WHIP	IP WLS BF H R ER SO ERA WHIP	IP WLS BF H R ER SO ERA WHIP	IP WLS BF H R ER SO ERA WHIP	IP WLS BF H R ER SO ERA WHIP	IP WLS BF H R ER SO ERA WHIP	IP WLS BF H R ER SO ERA WHIP	IP WLS BF H R ER SO ERA WHIP	IP WLS BF H R ER SO ERA WHIP	IP WLS BF H R ER SO ERA WHIP	IP WLS BF H R ER SO ERA WHIP	
Burt Hooton, R ERA: 4.03 (1, 1)	7.0	29	9	1	1	3	0	0	0	0	0	0	0	0	0	0	0	1.29	1.286
Bob Locker, R ERA: 1.93 (8, 1)	2.0	6	0	0	0	2	0	0	0	0	0	0	0	0	0	0	0	0.00	0.000
Jack Aker, R ERA: 3.47 (10, 1)	1.0	5	2	1	1	1	0	0	0	0	0	0	0	0	0	0	0	9.00	2.000

AB	40
R	2
H	11
RBI	2
BB	0
SO	6
LOB	14



Batter	1	2	3	4	5	6	7	8	9	10	AB	R	H	RBI	BB	SO	LOB	BOTTOM			
Rick Monday, L OBP: 0.395, SLG: 0.543 (1, 8)	F8		K		1B 2B		4-3			K	5	1	1	0	0	2	2	Philadelphia Phillies @ Chicago Cubs Wrigley Field, Chicago, IL Wed Jul 04 1973, 3:33 AM CDT Att: 22,141 - Cloudy - 78 F			
Glenn Beckert, R OBP: 0.325, SLG: 0.305 (1, 4)	3-1		BB		2-H 1B		6-3			HR 1B	4	1	2	1	1	0	0				
Billy Williams, L OBP: 0.371, SLG: 0.433 (1, 7)	2B		F9		K					P4	5	0	1	0	0	2	3				
Ron Santo, R OBP: 0.396, SLG: 0.498 (1, 5)	6-3		L9			SH3-4 1B				F7	5	1	2	2	0	0	2				
Gene Hiser, L OBP: 0.329, SLG: 0.310 (1, 9)		SH5-3 1B BB			F6	SH3-4 1-2				4-3	2	0	0	0	1	0	0				
Carmen Fanzone, R OBP: 0.356, SLG: 0.540 (1, 3)		SH5-3 1-2 1B			6-3	F7				K	4	0	1	0	0	1	1				
Don Kessinger, S OBP: 0.367, SLG: 0.338 (1, 6)		SH5-3 1-2 2-3			F7					P3	2	0	0	0	1	0	0				
Randy Hundley, R OBP: 0.288, SLG: 0.366 (1, 2)	F3				K	K				1B 1B	4	0	1	0	0	2	4				
Burt Hooton, R OBP: 0.273, SLG: 0.200 (1, 1)					5-3					K	2	0	0	0	0	0	2				
Cleo James, R OBP: 0.125, SLG: 0.103 (7, PH) Bob Locker, S OBP: 0.100, SLG: 0.100 (8, PH) Jim Hickman, R OBP: 0.356, SLG: 0.233 (9, PH) Jack Aker, R OBP: 0.306, SLG: 0.378 (10, PH)		5-3								1-2 1B	1	0	0	0	0	0	0				
Inning Stats	R: 0 E: 0 K: 0 S: 4	H: 1 LOB: 1 BB: 1 P: 4	R: 0 E: 0 K: 0 S: 4	H: 1 LOB: 2 BB: 1 P: 8	R: 0 E: 0 K: 1 S: 5	H: 0 LOB: 1 BB: 1 P: 9	R: 0 E: 0 K: 0 S: 3	H: 0 LOB: 0 BB: 0 P: 3	R: 0 E: 0 K: 2 S: 9	H: 2 LOB: 1 BB: 0 P: 9	R: 0 E: 0 K: 1 S: 6	H: 1 LOB: 2 BB: 1 P: 10	R: 0 E: 0 K: 1 S: 5	H: 0 LOB: 0 BB: 0 P: 5	R: 0 E: 0 K: 1 S: 5	H: 2 LOB: 2 BB: 0 P: 9	R: 2 E: 0 K: 0 S: 3	H: 2 LOB: 0 BB: 0 P: 3	1B: 6 2B: 2 3B: 0 HR: 1	SF: 0 SAC: 2 DP: 0 HBP: 0	WP: 0 PA: 40 PB: 0 SB: 0 CS: 0
PITCHER	IP WLS BF H R ER SO ERA WHIP	IP WLS BF H R ER SO ERA WHIP	IP WLS BF H R ER SO ERA WHIP	IP WLS BF H R ER SO ERA WHIP	IP WLS BF H R ER SO ERA WHIP	IP WLS BF H R ER SO ERA WHIP	IP WLS BF H R ER SO ERA WHIP	IP WLS BF H R ER SO ERA WHIP	IP WLS BF H R ER SO ERA WHIP	IP WLS BF H R ER SO ERA WHIP	IP WLS BF H R ER SO ERA WHIP	IP WLS BF H R ER SO ERA WHIP	IP WLS BF H R ER SO ERA WHIP	IP WLS BF H R ER SO ERA WHIP	IP WLS BF H R ER SO ERA WHIP	IP WLS BF H R ER SO ERA WHIP	IP WLS BF H R ER SO ERA WHIP	IP WLS BF H R ER SO ERA WHIP			
Wayne Twitchell, R ERA: 1.96 (1, 1)	6.0	26	5	1	1	4	3	0	0	0	0	0	0	0	0	0	0	1.50	1.333		
Mac Scarce, L ERA: 2.5 (7, 1)	3.0	11	2	0	0	4	0	0	0	0	0	0	0	0	0	0	0	0.00	0.667		
Bill Wilson, R ERA: 4.58 (10, 1)	0.1	3	2	2	2	0	0	0	0	0	0	0	1	3	3	3	3	54.00	6.000		

AB	35
R	3
H	9
RBI	3
BB	3
SO	8
LOB	14



Batter	1	2	3	4	5	6	7	8	9	AB	R	H	RBI	BB	SO	LOB	TOP										
Bill Robinson, R OBP: 0.348, SLG: 0.542 (1, 9)	0-0 6-3	0-0 1-3 3-H 2B			0-0 F7	0-0 2-H HR		0-3 K	5	1	2	3	0	1	0		Philadelphia Phillies @ Chicago Cubs Wrigley Field, Chicago, IL Thu Jul 05 1973, 3:33 AM CDT Att: 24,849 - Cloudy - 82 F										
Denny Doyle, L OBP: 0.348, SLG: 0.335 (1, 4)	0-0 6-3	0-0 6-3			0-0 CS 1B	0-0 1B		0-0 2-3	5	0	2	0	0	0	2												
Del Unser, L OBP: 0.395, SLG: 0.530 (1, 8)	0-3 K		0-0 4-3		0-0 1B WP 1B	0-0 F7		0-0 1-3	5	1	1	0	0	1	1												
Greg Luzinski, R OBP: 0.309, SLG: 0.446 (1, 7)		0-0 4-3	0-0 HR		0-0 1B 1-3 1B		0-0 4-3		4	1	2	1	0	0	0												
Tom Hutton, L OBP: 0.373, SLG: 0.432 (1, 3)		0-0 1B 1B	0-0 4-3		0-0 1-3 3-H 1B	0-0 F7			4	1	2	1	0	0	0												
Mike Schmidt, R OBP: 0.348, SLG: 0.413 (1, 5)		0-0 1B 1-2 1B	0-0 P5		0-3 K	0-3 K		0-3 K	4	1	1	0	0	2	2												
Bob Boone, R OBP: 0.296, SLG: 0.323 (1, 2)		0-0 E 1-3 2-H 2B 1B		0-0 F9		0-0 4-3 HR 1B		0-0 6-3	4	2	2	1	0	0	0												
Larry Bowa, S OBP: 0.246, SLG: 0.241 (1, 6)		0-0 E5 2B 1-3 3-H 1B		0-0 G3		0-0 4-3		0-0 F8	4	0	1	1	0	0	1												
Steve Carlton, L OBP: 0.143, SLG: 0.148 (1, 1)		0-3 K		0-0 L7		0-3 K		0-0 P4	4	0	0	0	0	2	3												
Inning Stats	R: 0 E: 0 K: 1 S: 5	H: 0 LOB: 0 BB: 0 P: 5	R: 3 E: 1 K: 1 S: 10	H: 5 LOB: 2 BB: 0 P: 10	R: 1 E: 0 K: 0 S: 4	H: 1 LOB: 0 BB: 0 P: 4	R: 0 E: 0 K: 0 S: 3	H: 0 LOB: 0 BB: 0 P: 3	R: 1 E: 0 K: 1 S: 8	H: 4 LOB: 2 BB: 0 P: 8	R: 2 E: 0 K: 1 S: 8	H: 3 LOB: 1 BB: 0 P: 8	R: 0 E: 0 K: 1 S: 5	H: 0 LOB: 0 BB: 0 P: 5	R: 0 E: 0 K: 0 S: 3	H: 0 LOB: 0 BB: 0 P: 3	1B: 10 2B: 1 3B: 0 HR: 2	SF: 0 SAC: 0 DP: 0 HBP: 0	WP: 1 PB: 0 SB: 0 CS: 1	PA: 39							
PITCHER	IP	WLS	BF	H	R	ER	SO	BB	IBB	HBP	BLK	WP	HR	S	P	ERA	WHIP										
Rick Reuschel, R ERA: 2.25 (1, 1)	4.2	L	23	10	5	5	2	0	0	0	0	1	1	27	27	9.64	2.143										
Bill Bonham, R ERA: 3.56 (5, 1)	0.1		1	0	0	0	1	0	0	0	0	0	0	3	3	0.00	0.000										
Ray Burris, R ERA: 1.61 (6, 1)	2.0		9	3	2	2	2	0	0	0	0	0	1	13	13	9.00	1.500										
Dave LaRoche, L ERA: 5.47 (8, 1)	2.0		6	0	0	0	1	0	0	0	0	0	0	8	8	0.00	0.000										

Batter	1	2	3	4	5	6	7	8	9	AB	R	H	RBI	BB	SO	LOB	BOTTOM										
Rick Monday, L OBP: 0.389, SLG: 0.533 (1, 8)	0-3 K		0-0 L4			0-3 K		0-0 4-3	0-0 B1-3	5	0	0	0	0	2	0	Philadelphia Phillies @ Chicago Cubs Wrigley Field, Chicago, IL Thu Jul 05 1973, 3:33 AM CDT Att: 24,849 - Cloudy - 82 F										
Glenn Beckert, R OBP: 0.326, SLG: 0.307 (1, 4)	0-0 FC4-6 1B		0-0 4-3			0-0 1B 1B		0-0 6-3	0-0 F9	5	1	2	0	0	0												
Billy Williams, L OBP: 0.369, SLG: 0.431 (1, 7)	0-0 FC4-6 1-2 1B		0-0 F7			0-3 K		0-0 PB E 1B		4	1	1	0	0	1	2											
Ron Santo, R OBP: 0.400, SLG: 0.502 (1, 5)	0-0 1-2 1B			0-0 G1-4-3 1B		0-0 1-2 1B		0-0 E5 1-H 3B		4	1	3	0	0	0												
Jim Hickman, R OBP: 0.360, SLG: 0.262 (1, 9)	0-0 F9			0-3 K		0-0 1-2 2-H 1B		0-0 2-H 1B 3B		4	1	2	2	0	1	3											
Carmen Fanzone, R OBP: 0.351, SLG: 0.522 (1, 3)		0-3 K		0-0 G1-4-3		0-0 F8		0-0 1B 3-H 1B		4	0	1	1	0	1	3											
Don Kessinger, S OBP: 0.366, SLG: 0.341 (1, 6)		0-0 F9			0-0 G6-4-3 1B		0-0 F8	0-0 1-3 1B		4	0	2	0	0	0	0											
Ken Rudolph, R OBP: 0.223, SLG: 0.330 Adrian Garrett, L OBP: 0.167, SLG: 0.345 (8, 2)		4-0 BB			0-0 G6-4-3		0-0 4-3	0-3 K		2	0	0	0	1	0	1											
Rick Reuschel, R OBP: 0.146, SLG: 0.125 Bill Bonham, R OBP: 0.105, SLG: 0.105 Cleo Jamieson, R OBP: 0.122, SLG: 0.100 Ray Burris, R OBP: 0.276, SLG: 0.245 Paul Popovich, S OBP: 0.197, SLG: 0.200 Dave LaRoche, L OBP: 0.167, SLG: 0.244 Randy Hundley, R OBP: 0.281, SLG: 0.344 (1, 1)		0-0 5-3			0-0 P4		0-3 K		0-3 K	1	0	0	0	0	0	1											
Inning Stats	R: 0 E: 0 K: 1 S: 7	H: 2 LOB: 2 BB: 0 P: 7	R: 0 E: 0 K: 1 S: 5	H: 0 LOB: 1 BB: 1 P: 9	R: 0 E: 0 K: 0 S: 3	H: 0 LOB: 0 BB: 0 P: 3	R: 0 E: 0 K: 1 S: 5	H: 1 LOB: 0 BB: 0 P: 5	R: 0 E: 0 K: 2 S: 10	H: 3 LOB: 2 BB: 0 P: 10	R: 0 E: 0 K: 1 S: 5	H: 0 LOB: 0 BB: 0 P: 5	R: 3 E: 1 K: 1 S: 10	H: 4 LOB: 2 BB: 0 P: 10	R: 0 E: 0 K: 1 S: 5	H: 0 LOB: 0 BB: 0 P: 5	1B: 10 2B: 0 3B: 1 HR: 0	SF: 0 SAC: 0 DP: 2 HBP: 0	WP: 0 PB: 1 SB: 0 CS: 0	PA: 38							
PITCHER	IP	WLS	BF	H	R	ER	SO	BB	IBB	HBP	BLK	WP	HR	S	P	ERA	WHIP										
Steve Carlton, L ERA: 4.34 (1, 1)	9.0	W	38	11	4	1	8	1	0	0	0	0	0	53	57	1.00	1.333										




Batter	1	2	3	4	5	6	7	8	9	AB	R	H	RBI	BB	SO	LOB	TOP								
Pete Rose, S OBP: 0.380, SLG: 0.400 (1, 7)										5	1	2	0	0	0	0	Cincinnati Reds @ Philadelphia Phillies Veterans Stadium, Philadelphia, PA Fri Jul 06 1973, 7:05 PM EDT Att: 58,294 - Unknown								
Joe Morgan, L OBP: 0.405, SLG: 0.481 (1, 4)										3	0	1	1	1	0	2									
Dan Driessen, L OBP: 0.353, SLG: 0.344 Denis Menke, R OBP: 0.376, SLG: 0.239 (6, 5)										3	2	2	0	0	0	1									
Johnny Bench, R OBP: 0.336, SLG: 0.430 Cesar Geronimo, L OBP: 0.212, SLG: 0.217 (9, 8)										5	0	1	0	0	0	2									
Tony Perez, R OBP: 0.381, SLG: 0.524 (1, 3)										4	1	1	1	0	0	3									
Bobby Tolan, L OBP: 0.248, SLG: 0.316 (1, 8)										3	3	3	2	1	0	0									
Dave Concepcion, R OBP: 0.314, SLG: 0.432 (1, 6)										4	0	1	2	0	3	2									
Bill Plummer, R OBP: 0.333, SLG: 0.276 (1, 2)										3	1	1	2	1	0	0									
Fred Norman, S OBP: 0.125, SLG: 0.079 (1, 1)										3	0	0	0	1	0	2									
Inning Stats	R: 0 E: 0 K: 0 S: 3	H: 0 LOB: 1 BB: 1 P: 7	R: 1 E: 0 K: 1 S: 6	H: 1 LOB: 0 BB: 0 P: 6	R: 0 E: 0 K: 0 S: 3	H: 0 LOB: 0 BB: 0 P: 3	R: 1 E: 0 K: 1 S: 7	H: 3 LOB: 1 BB: 0 P: 7	R: 0 E: 0 K: 0 S: 3	H: 1 LOB: 1 BB: 1 P: 7	R: 2 E: 0 K: 0 S: 5	H: 2 LOB: 2 BB: 2 P: 13	R: 0 E: 0 K: 0 S: 3	H: 1 LOB: 0 BB: 0 P: 3	R: 3 E: 0 K: 1 S: 8	H: 3 LOB: 0 BB: 0 P: 8	R: 1 E: 0 K: 0 S: 4	H: 1 LOB: 0 BB: 0 P: 4	1B: 7 2B: 1 3B: 1 HR: 3	SF: 1 SAC: 0 DP: 2 HBP: 0	WP: 0 PB: 0 SB: 1 CS: 1	PA: 40			
PITCHER	IP	WLS	BF	H	R	ER	SO	BB	IBB	HBP	BLK	WP	HR	S	P	ERA	WHIP								
Dick Ruthven, R ERA: 4.05 (1, 1)	6.0	L	27	7	4	4	2	2	2	0	0	0	1	27	43	6.00	1.500								
Barry Lersch, R ERA: 4.62 (7, 1)	3.0		13	5	4	4	1	0	0	0	0	0	2	15	15	12.00	1.667								

Batter	1	2	3	4	5	6	7	8	9	AB	R	H	RBI	BB	SO	LOB	BOTTOM								
Terry Harmon, R OBP: 0.304, SLG: 0.250 (1, 4)										4	1	1	0	1	0	2	Cincinnati Reds @ Philadelphia Phillies Veterans Stadium, Philadelphia, PA Fri Jul 06 1973, 7:05 PM EDT Att: 58,294 - Unknown								
Tom Hutton, L OBP: 0.372, SLG: 0.430 (1, 3)										3	0	1	0	0	0	0									
Bill Robinson, R OBP: 0.339, SLG: 0.528 (1, 8)										4	0	0	0	0	2	4									
Greg Luzinski, R OBP: 0.308, SLG: 0.443 (1, 7)										2	0	0	1	1	1	1									
Mike Anderson, R OBP: 0.313, SLG: 0.453 (1, 9)										4	0	0	0	0	1	3									
Mike Schmidt, R OBP: 0.347, SLG: 0.426 (1, 5)										4	1	1	1	0	1	0									
Mike Ryan, R OBP: 0.278, SLG: 0.333 (1, 2)										3	0	1	0	1	0	0									
Larry Bowa, S OBP: 0.246, SLG: 0.239 (1, 6)										3	0	0	0	1	1	1									
Dick Ruthven, R OBP: 0.160, SLG: 0.125 Willie Montanez, L OBP: 0.354, SLG: 0.401 Barry Lersch, S OBP: 0.154, SLG: 0.154 (7, 1)										2	0	0	0	0	0	2									
Cesar Tovar, R OBP: 0.335, SLG: 0.381 (9, PH)										1	0	0	0	0	0	0									
Inning Stats	R: 1 E: 0 K: 2 S: 8	H: 1 LOB: 1 BB: 1 P: 12	R: 1 E: 0 K: 1 S: 6	H: 1 LOB: 0 BB: 0 P: 6	R: 0 E: 0 K: 0 S: 4	H: 0 LOB: 1 BB: 0 P: 4	R: 0 E: 0 K: 1 S: 6	H: 1 LOB: 2 BB: 1 P: 10	R: 0 E: 0 K: 0 S: 4	H: 1 LOB: 2 BB: 1 P: 8	R: 0 E: 0 K: 0 S: 4	H: 0 LOB: 0 BB: 1 P: 8	R: 0 E: 0 K: 2 S: 7	H: 0 LOB: 0 BB: 0 P: 7	R: 0 E: 0 K: 0 S: 3	H: 0 LOB: 0 BB: 0 P: 3	R: 0 E: 0 K: 0 S: 3	H: 0 LOB: 0 BB: 0 P: 3	1B: 3 2B: 1 3B: 0 HR: 1	SF: 1 SAC: 1 DP: 0 HBP: 0	WP: 0 PB: 0 SB: 0 CS: 0	PA: 37			
PITCHER	IP	WLS	BF	H	R	ER	SO	BB	IBB	HBP	BLK	WP	HR	S	P	ERA	WHIP								
Fred Norman, L ERA: 3.39 (1, 1)	9.0	W	37	5	2	2	6	2	2	0	0	0	1	45	61	2.00	0.778								


Batter	1	2	3	4	5	6	7	8	9	AB	R	H	RBI	BB	SO	LOB	TOP										
Pete Rose, S OBP: 0.380, SLG: 0.400 (1, 7)	G3	6-3		1B		6-3		1B		5	0	2	1	0	0	0	Cincinnati Reds @ Philadelphia Phillies Veterans Stadium, Philadelphia, PA Sat Jul 07 1973, 7:05 PM EDT Att: 31,250 - Unknown										
Joe Morgan, L OBP: 0.408, SLG: 0.481 Darrel Chaney, S OBP: 0.284, SLG: 0.193 (1, 4) (8, 4)	2B	1B	G3	SF7	BB	K	F8	1B	1B	4	2	2	0	1	1	1											
Dan Driessen, L OBP: 0.358, SLG: 0.361 Denis Menke, R OBP: 0.374, SLG: 0.238 (1, 5) (6, 5)	HR	2B	G3	F8	1B	1B	1B	K	K	4	1	2	1	0	0	2											
Johnny Bench, R OBP: 0.340, SLG: 0.433 (1, 2)	F7		SF7	1B	1B	BB	1B	BB	BB	3	0	2	1	1	0	1											
Tony Perez, R OBP: 0.384, SLG: 0.533 (1, 3)	HR		HBP	BB	BB	1B	BB	F7		3	1	1	2	2	0	4											
Bobby Tolan, L OBP: 0.283, SLG: 0.319 (1, 9)	2B		HBP	BB	BB	BB	F8		K	3	0	1	0	2	1	3											
Dave Concepcion, R OBP: 0.316, SLG: 0.430 (1, 6)	K		HBP			BB	BB	6-3	6-3	4	0	1	0	0	1	2											
Cesar Geronimo, L OBP: 0.212, SLG: 0.212 (1, 8)		F7	F7			BB	BB	3-1	K	4	0	0	0	1	1	4											
Jim McGlothlin, R OBP: 0.176, SLG: 0.250 Dave Tomlin, L ERA: 5.04 Don Gullett, R OBP: 0.324, SLG: 0.200 (1, 1) (7, 1) (9, 1)	5-3			1B	3B	BB	BB	K		4	1	1	0	0	1	2											
Inning Stats	R: 3 E: 0 K: 1 S: 9	H: 4 LOB: 1 BB: 0 P: 9	R: 0 E: 0 K: 0 S: 3	H: 0 LOB: 0 BB: 0 P: 3	R: 1 E: 0 K: 0 S: 3	H: 0 LOB: 3 BB: 3 P: 16	R: 1 E: 0 K: 1 S: 8	H: 3 LOB: 2 BB: 0 P: 8	R: 0 E: 0 K: 0 S: 2	H: 0 LOB: 1 BB: 2 P: 10	R: 0 E: 1 K: 1 S: 5	H: 2 LOB: 3 BB: 1 P: 9	R: 0 E: 1 K: 1 S: 5	H: 1 LOB: 1 BB: 0 P: 5	R: 0 E: 0 K: 1 S: 6	H: 2 LOB: 2 BB: 1 P: 10		R: 0 E: 0 K: 2 S: 7	H: 0 LOB: 0 BB: 0 P: 7	1B: 8 2B: 4 3B: 1 HR: 1	SF: 1 SAC: 0 DP: 2 HBP: 1	WP: 0 PB: 0 SB: 1 CS: 1	PA: 44				
PITCHER	IP	WLS	BF	H	R	ER	SO	BB	IBB	HBP	BLK	WP	HR	S	P	ERA	WHIP										
Jim Lonborg, R ERA: 5.56 Darrell Brandon, R ERA: 5.04 Mike Wallace, L ERA: 1.59	(1, 1) (6, 1) (8, 1)	5.0 2.0 2.0	L 9 8	27 3 2	7 0 0	5 0 0	2 1 3	5 1 1	0 0 0	1 0 0	0 0 0	0 0 0	1 10 13	25 14 17	46	9.00 0.00 0.00	2.400 2.000 1.500										

AB 35
R 5
H 12
RBI 5
BB 7
SO 6
LOB 20



Batter	1	2	3	4	5	6	7	8	9	AB	R	H	RBI	BB	SO	LOB	BOTTOM										
Bill Robinson, R OBP: 0.347, SLG: 0.546 (1, 9)	P6		F6				1B		HR	4	1	2	2	1	0	1	Cincinnati Reds @ Philadelphia Phillies Veterans Stadium, Philadelphia, PA Sat Jul 07 1973, 7:05 PM EDT Att: 31,250 - Unknown										
Denny Doyle, L OBP: 0.343, SLG: 0.330 Jose Pagan, R OBP: 0.220, SLG: 0.350 (1, 4) (7, PH) (8, 4)	P5		F8			G4-6-3	BB		HR	3	0	0	0	0	0	3											
Del Unser, L OBP: 0.391, SLG: 0.522 (1, 8)	F8			2B	1B	3-1	1B	G3	K	5	1	1	0	0	1	5											
Greg Luzinski, R OBP: 0.310, SLG: 0.445 (1, 7)		6-3		4-3	2B	6-3		F9	1B	5	1	2	0	0	0	0											
Tom Hutton, L OBP: 0.369, SLG: 0.422 Terry Harmon, R OBP: 0.300, SLG: 0.247 (1, 3) (9, PH)	3-1			4-3		G3			F9	3	0	0	1	1	0	1											
Mike Schmidt, R OBP: 0.348, SLG: 0.424 (1, 5)	E3			K			BB	K		3	0	1	0	1	2	1											
Bob Boone, R OBP: 0.296, SLG: 0.321 (1, 2)	6-3				1B			F7	F8	4	0	1	0	0	0	3											
Larry Bowa, S OBP: 0.246, SLG: 0.237 (1, 6)			G3	P6				F9	HR	3	1	0	0	1	0	1											
Jim Lonborg, R ERA: 5.28 Cesar Tovar, R OBP: 0.341, SLG: 0.331 Darrell Brandon, R ERA: 5.14 Mike Rogodzinski, L OBP: 0.346, SLG: 0.376 Mike Wallace, L ERA: 1.59 Mike Anderson, R OBP: 0.331, SLG: 0.449 (1, 1) (5, PH) (5, PH) (8, 1) (7, PH) (8, 1) (9, PH)				2B		G4-6-3	BB	F8	3-1	1	0	1	0	0	0	0											
Inning Stats	R: 0 E: 0 K: 0 S: 3	H: 0 LOB: 0 BB: 0 P: 3	R: 0 E: 1 K: 0 S: 4	H: 1 LOB: 1 BB: 0 P: 4	R: 0 E: 0 K: 0 S: 4	H: 1 LOB: 1 BB: 0 P: 4	R: 2 E: 0 K: 1 S: 8	H: 3 LOB: 1 BB: 0 P: 8	R: 0 E: 0 K: 0 S: 3	H: 0 LOB: 1 BB: 1 P: 7	R: 0 E: 0 K: 0 S: 4	H: 1 LOB: 2 BB: 1 P: 8	R: 0 E: 0 K: 1 S: 5	H: 1 LOB: 1 BB: 1 P: 9	R: 0 E: 0 K: 1 S: 8	H: 3 LOB: 2 BB: 1 P: 12		1B: 7 2B: 2 3B: 0 HR: 1	SF: 0 SAC: 0 DP: 1 HBP: 0	WP: 1 PB: 0 SB: 0 CS: 0	PA: 41						
PITCHER	IP	WLS	BF	H	R	ER	SO	BB	IBB	HBP	BLK	WP	HR	S	P	ERA	WHIP										
Jim McGlothlin, R ERA: 5.28 Dave Tomlin, L ERA: 5.14 Don Gullett, L ERA: 4.0	(1, 1) (7, 1) (9, 1)	6.2 1.2 0.2	W 9 S	28 2 4	6 2 2	2 2 0	2 1 1	3 2 0	0 0 0	0 0 0	0 0 0	0 0 0	1 9 6	17	39	10.80 2.400 3.000	2.400										

AB 36
R 4
H 10
RBI 3
BB 5
SO 3
LOB 18



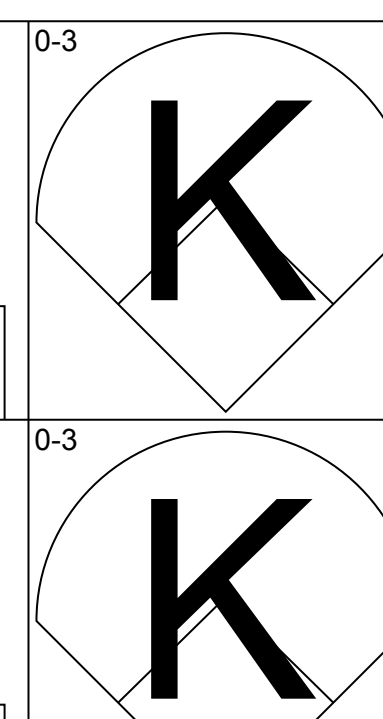
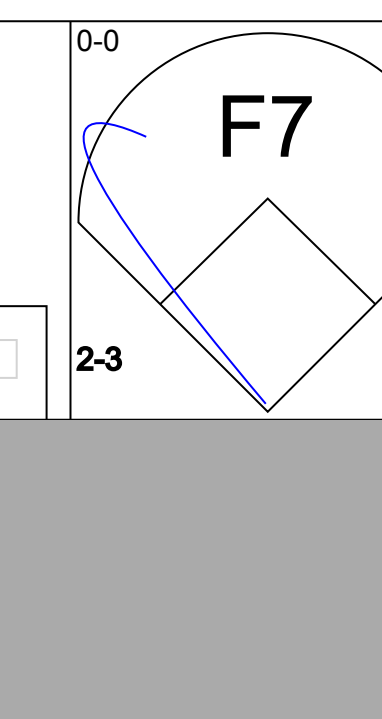
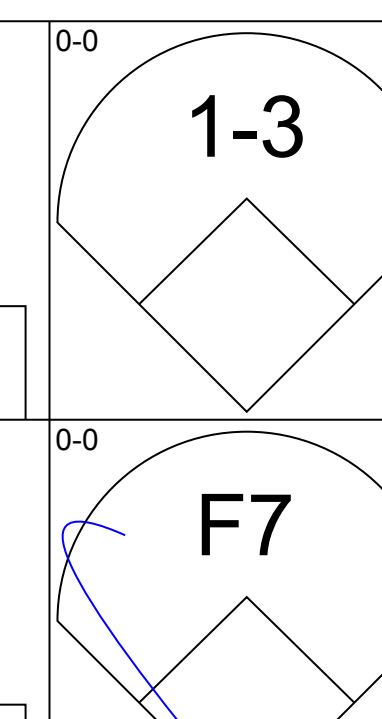
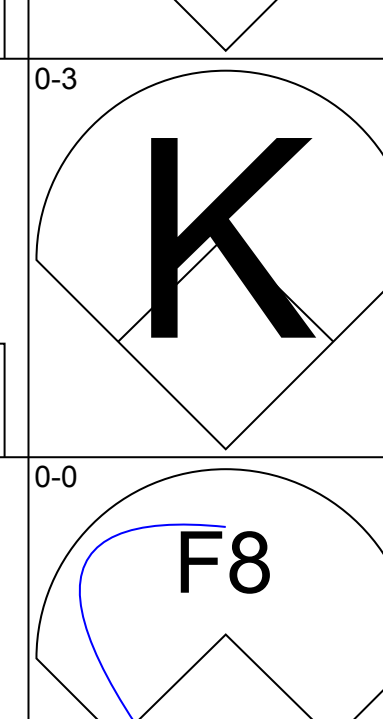
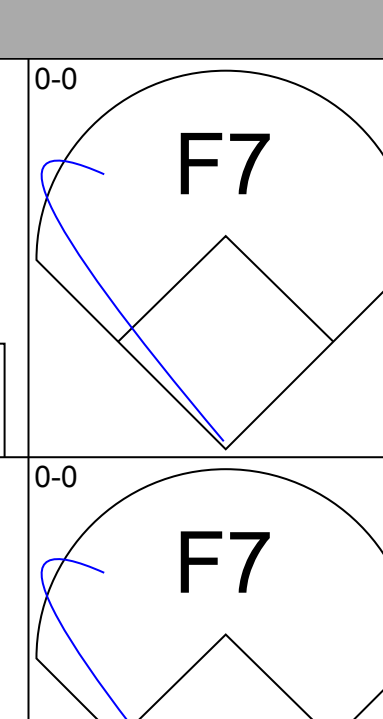
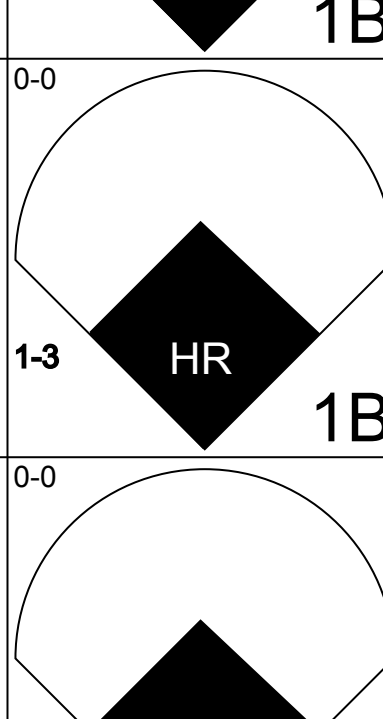
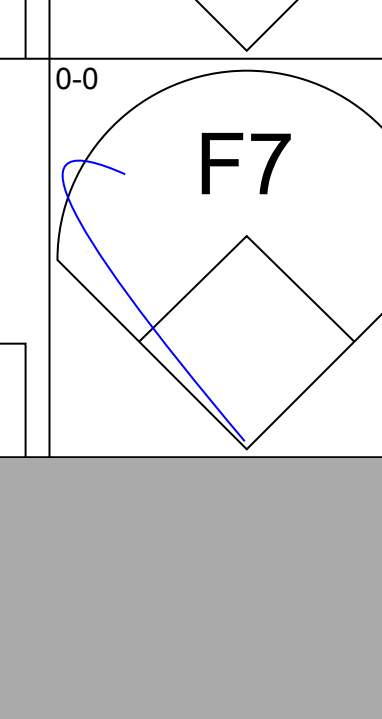
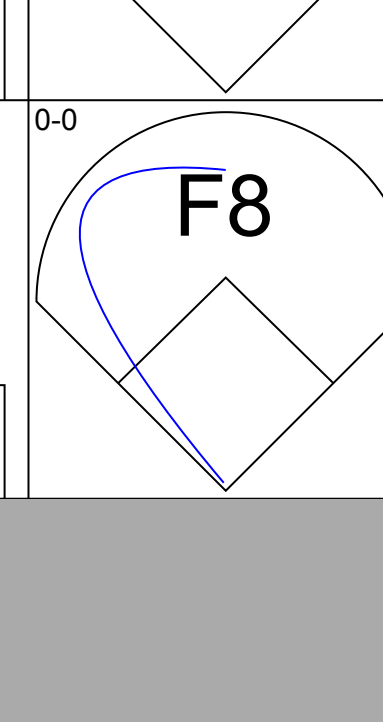
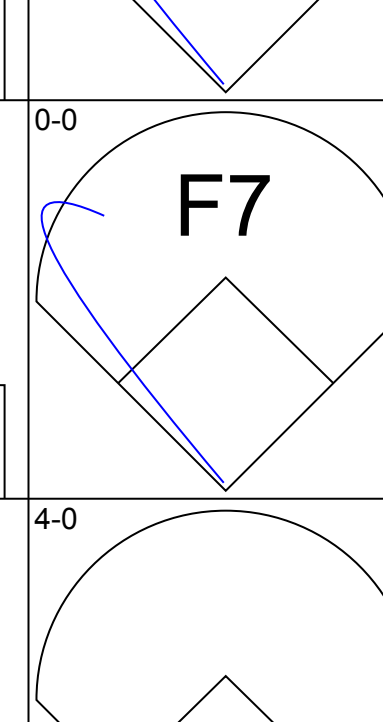
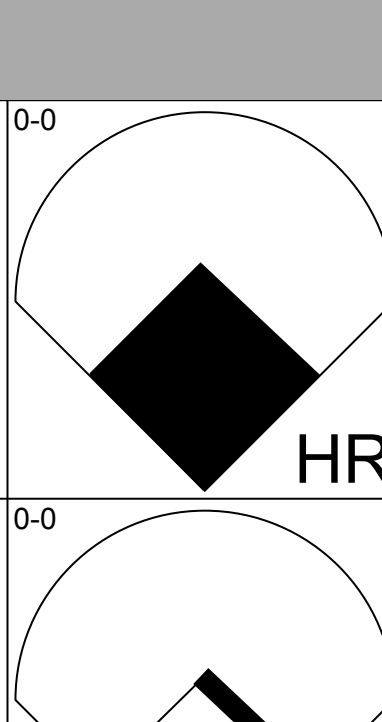
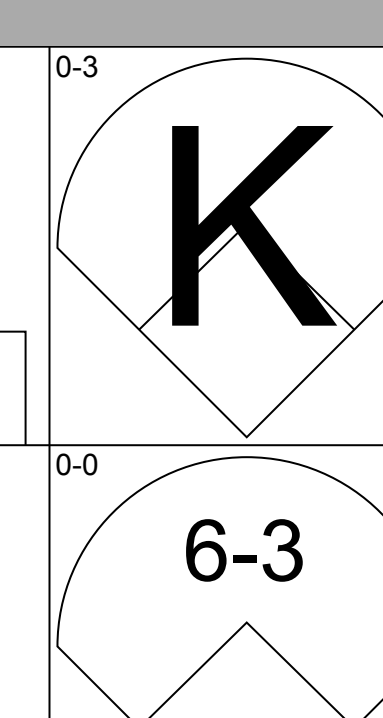
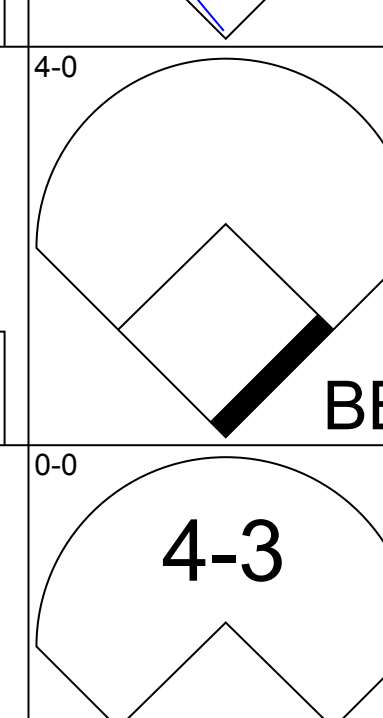
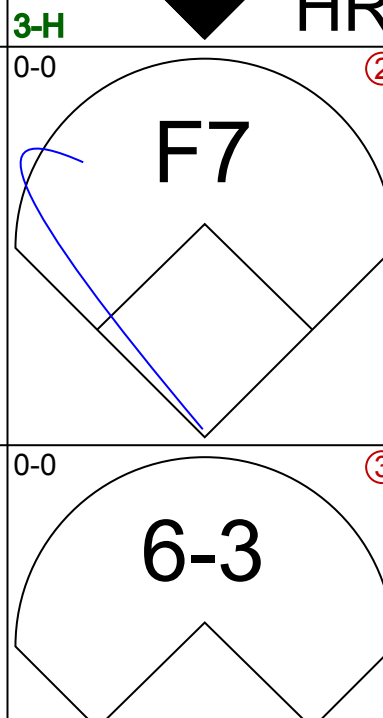
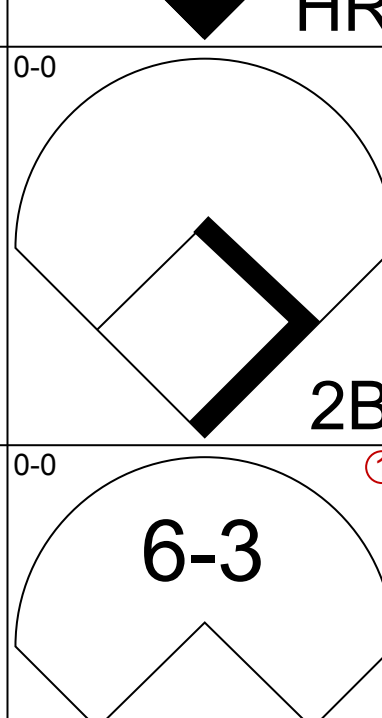
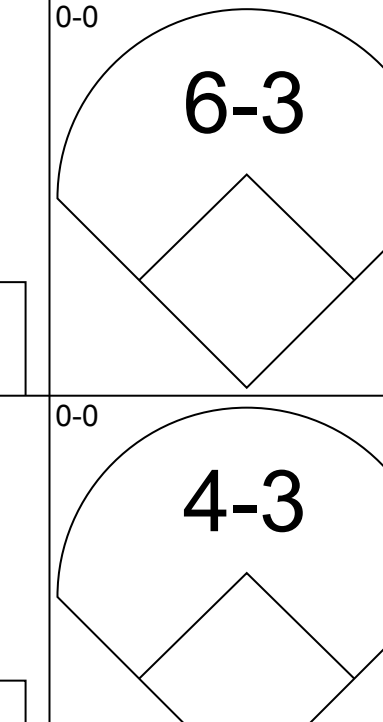
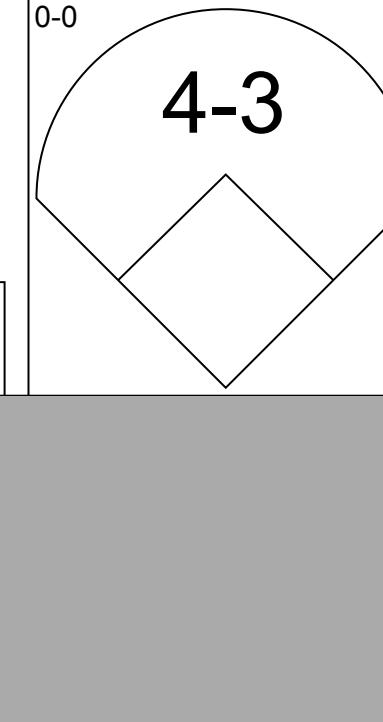
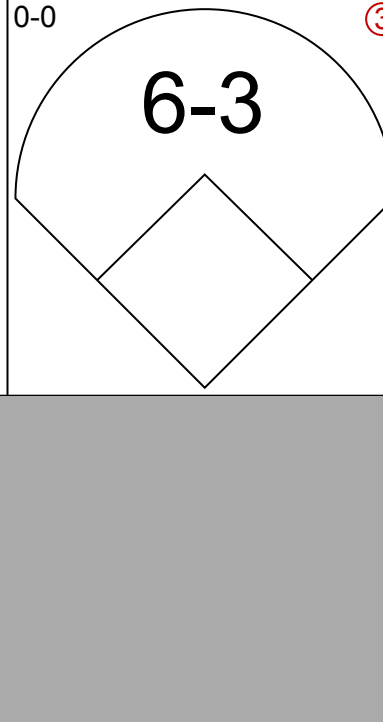
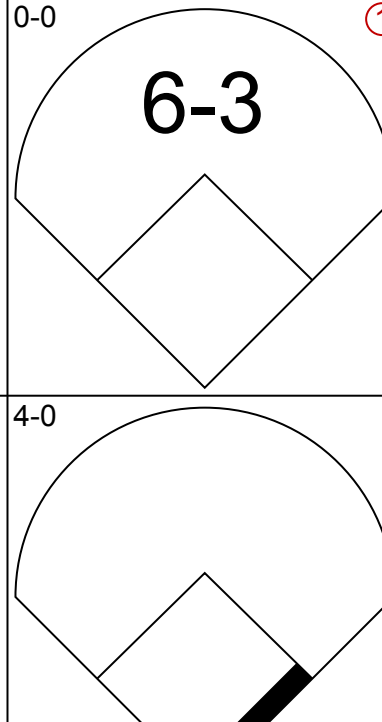
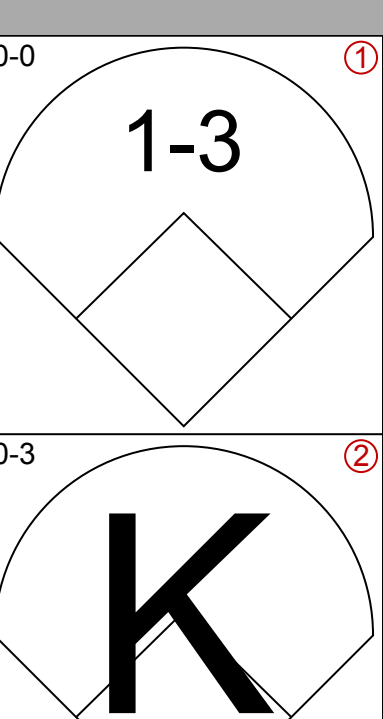
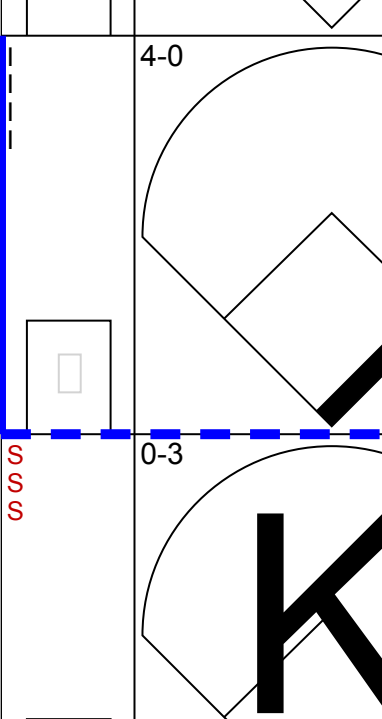
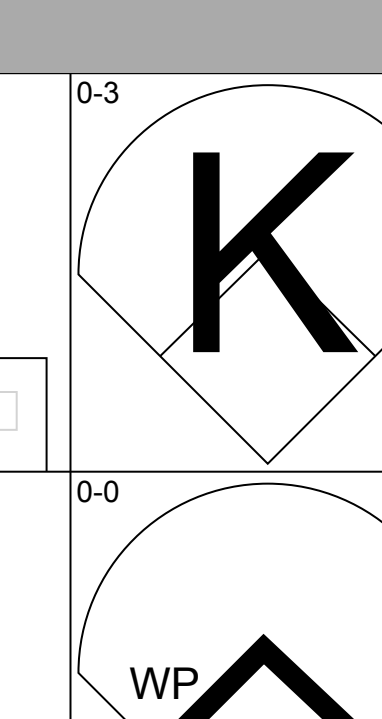
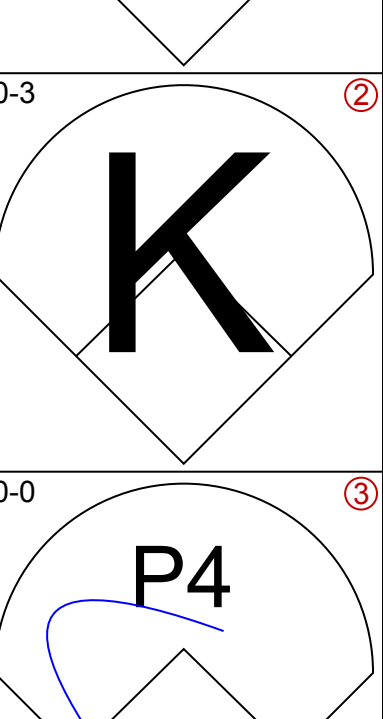
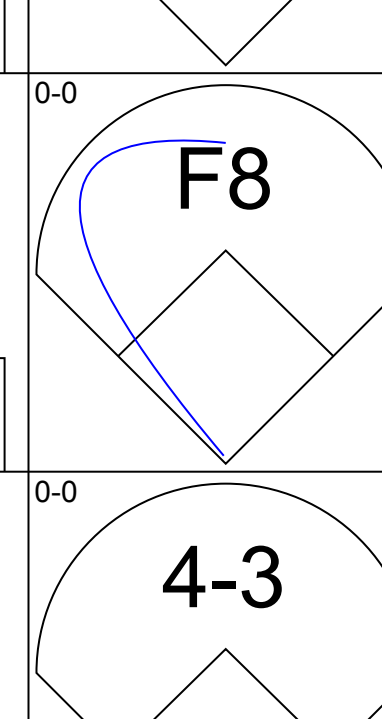
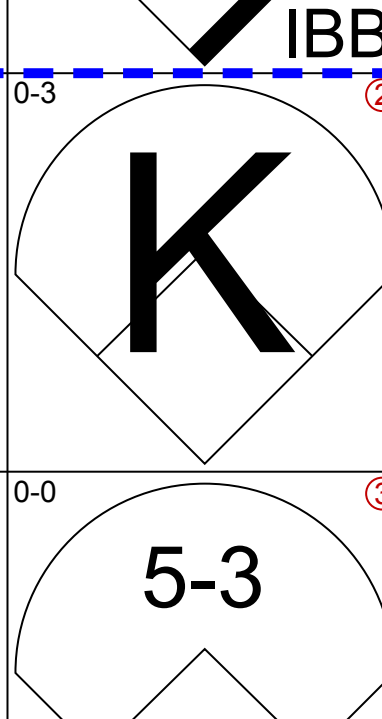
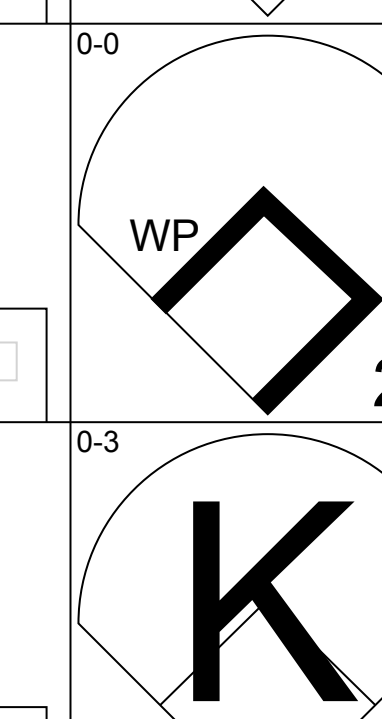
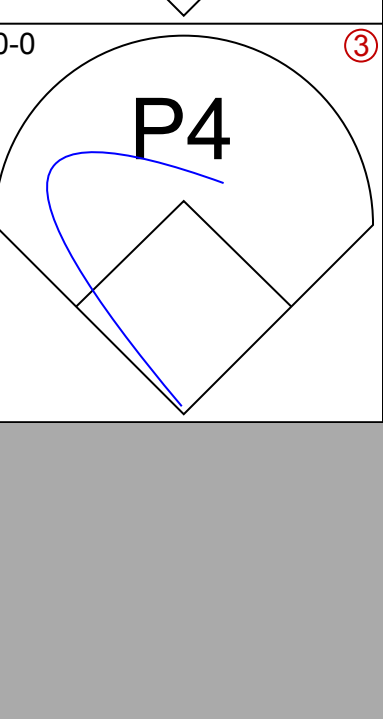
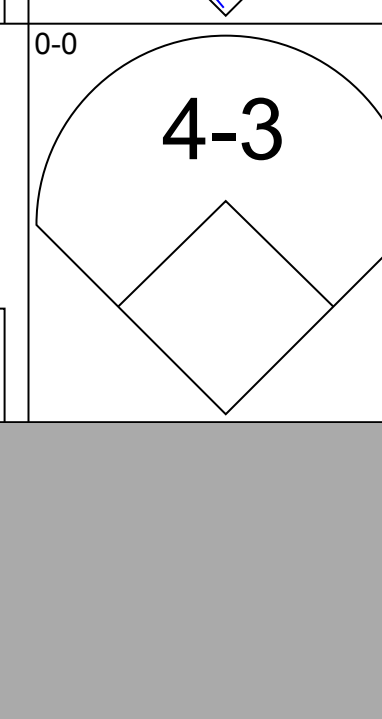
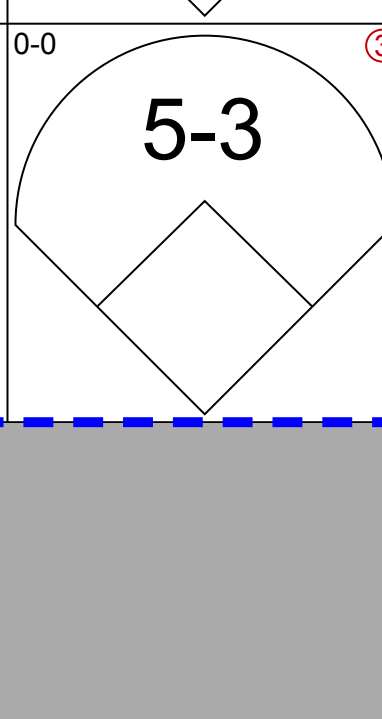
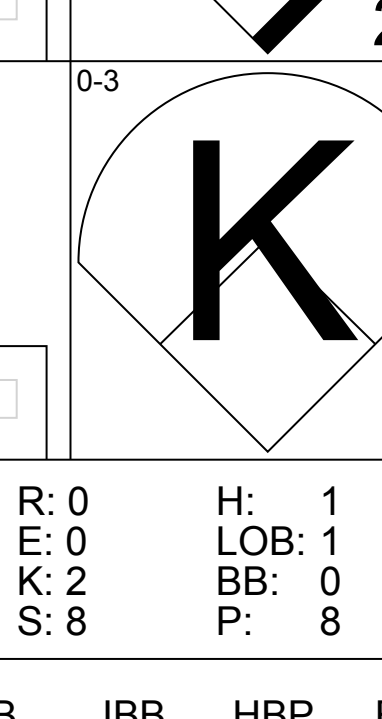
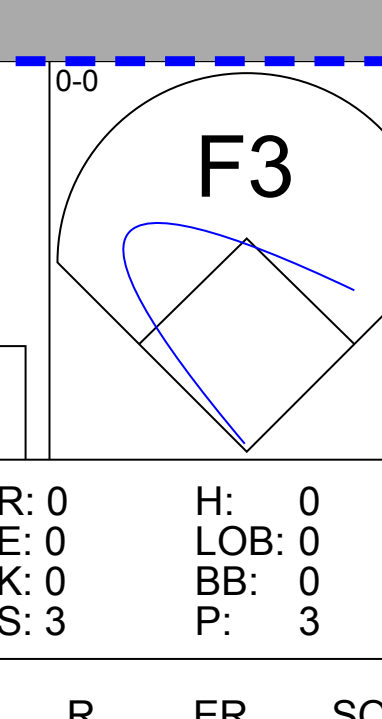
Batter	1	2	3	4	5	6	7	8	9	AB	R	H	RBI	BB	SO	LOB	TOP			
Pete Rose, S OBP: 0.386, SLG: 0.401 (1, 7)	4-0 1B BB		4-0 E 1B BB		0-0 WP 1B		4-0 G4-6-3 BB		0-0 G4-6-3 1-2	2	1	1	0	3	0	1	Cincinnati Reds @ Philadelphia Phillies Veterans Stadium, Philadelphia, PA Sun Jul 08 1973, 3:33 AM EDT Att: 36,165 - Unknown			
Joe Morgan, L OBP: 0.406, SLG: 0.478 (1, 4)	0-0 P4		0-0 E 1B 1B		0-0 F9 1-2		0-0 G4-6-3 1-2			4	1	1	0	0	0	4				
Dan Driessen, L OBP: 0.358, SLG: 0.360 Denis Menke, R OBP: 0.378, SLG: 0.238 (5, 5)	0-0 G4-3 1B		0-0 FC4 1B 1-2 2-3		0-0 4-3			4-0 1B BB		3	0	1	0	0	0	3				
Johnny Bench, R OBP: 0.342, SLG: 0.433 (1, 2)	0-0 G4-3 1-2		0-0 1B 1-3 2-H 3-H			0-0 F9		0-0 1B		4	0	2	2	0	0	2				
Tony Perez, R OBP: 0.383, SLG: 0.529 (1, 3)		0-3 K	0-0 F8			0-0 F7		0-0 FC6-4 1B		4	0	1	1	0	1	1				
Bobby Tolan, L OBP: 0.250, SLG: 0.315 (7, 9)	0-0 P6			0-3 K		0-0 F2		0-0 P4		4	0	0	0	0	1	1				
Dave Concepcion, R OBP: 0.318, SLG: 0.431 (1, 6)		0-0 1B		0-3 K			0-0 3B 1B	0-0 FC6-4 1-2		4	1	2	0	0	1	1				
Larry Stahl, L OBP: 0.356, SLG: 0.369 Cesar Geronimo, L OBP: 0.216, SLG: 0.212 (7, PR)	0-0 F7			0-0 5-3			0-0 3B	4-0 CS BB		3	0	1	1	0	0	1				
Jack Billingham, R OBP: 0.058, SLG: 0.020 (1, 1)			0-3 K		0-0 6-3		0-0 1-4-3	4-0 G4-6-3 BB		3	0	0	0	1	1	1				
Inning Stats	R: 0 E: 0 K: 0 S: 3	H: 1 LOB: 1 BB: 0 P: 7	R: 0 E: 0 K: 1 S: 6	H: 1 LOB: 1 BB: 0 P: 6	R: 2 E: 1 K: 1 S: 7	H: 2 LOB: 1 BB: 1 P: 11	R: 0 E: 0 K: 2 S: 7	H: 0 LOB: 0 BB: 0 P: 7	R: 0 E: 0 K: 0 S: 4	H: 0 LOB: 1 BB: 0 P: 3	R: 1 E: 0 K: 0 S: 4	H: 2 LOB: 1 BB: 1 P: 8	R: 1 E: 0 K: 0 S: 4	H: 2 LOB: 1 BB: 1 P: 8	R: 0 E: 0 K: 0 S: 1	H: 0 LOB: 2 BB: 2 P: 9		1B: 8 2B: 0 3B: 1 HR: 0	SF: 0 SAC: 0 DP: 3 HBP: 0	WP: 1 PB: 0 SB: 0 CS: 1
PITCHER	IP WLS BF	H R ER SO	BB IBB HBP BLK	WP HR S P	ERA WHIP	PITCHER	IP WLS BF	H R ER SO	BB IBB HBP BLK	WP HR S P	ERA WHIP									
Wayne Twitchell, R ERA: 2.07 (1, 1)	7.1 L	32	9 4 3 4	4 0 0 0	1 0 36 52	3.68 1.773														
Mac Scarce, L ERA: 2.45 (8, 1)	0.2	2	0 0 0 0	0 0 0 0	0 0 2 2	0.00 0.000														
Bill Wilson, R ERA: 4.46 (9, 1)	1.0	3	0 0 0 0	0 0 0 0	0 0 1 9	0.00 2.000														

AB	31
R	4
H	9
RBI	4
BB	6
SO	4
LOB	15



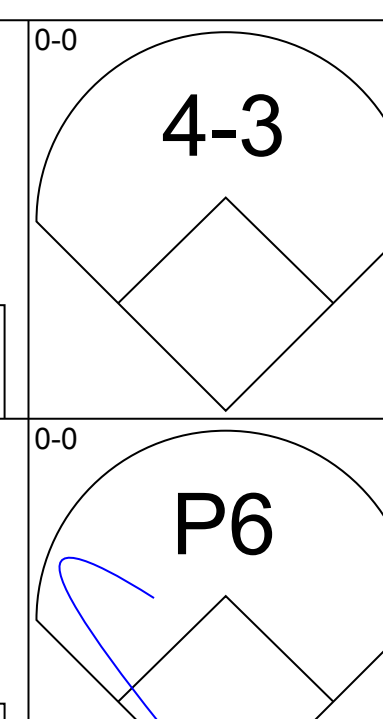
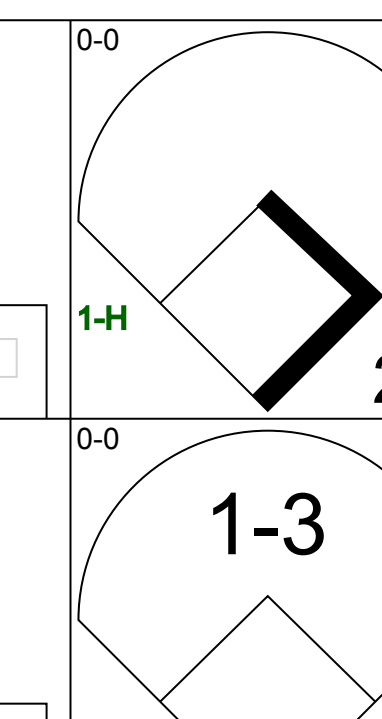
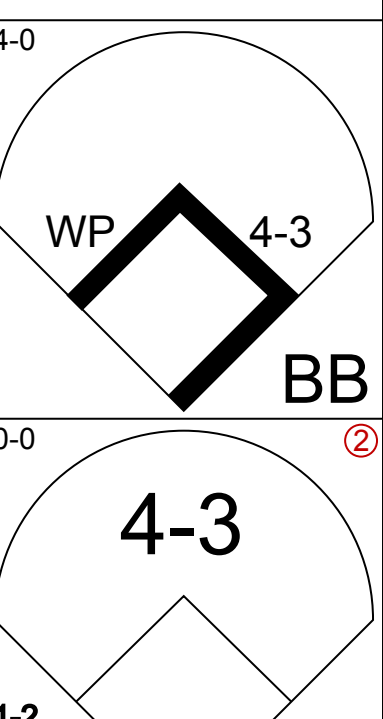
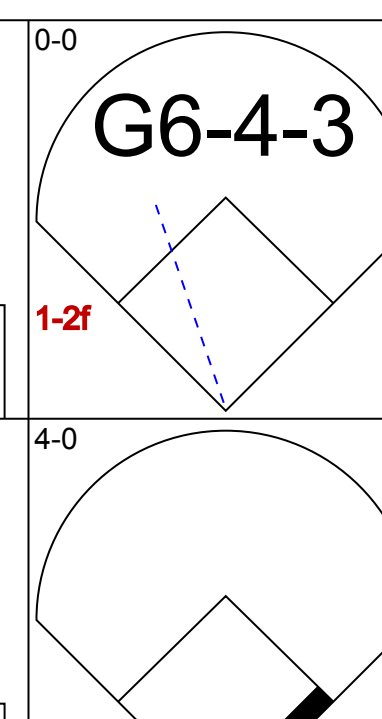
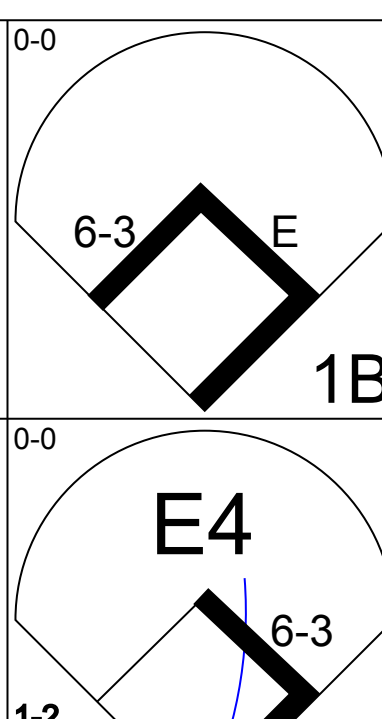
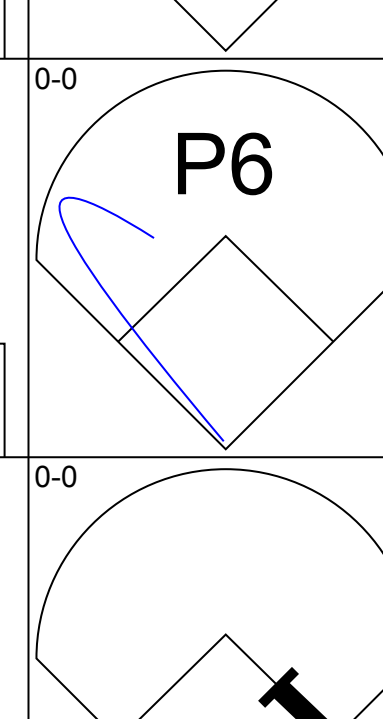
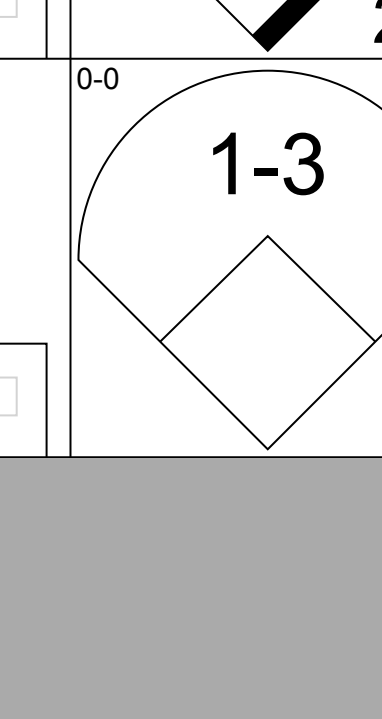
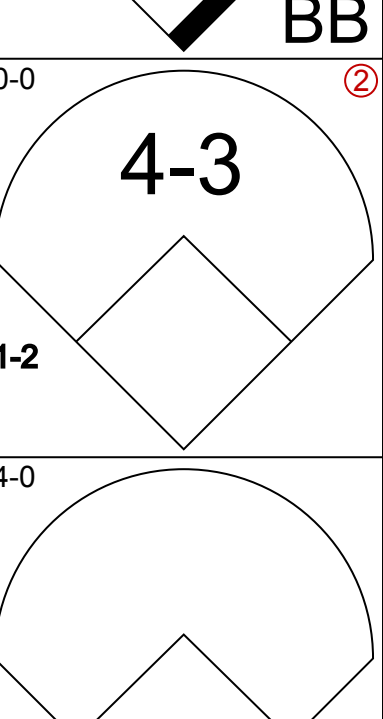
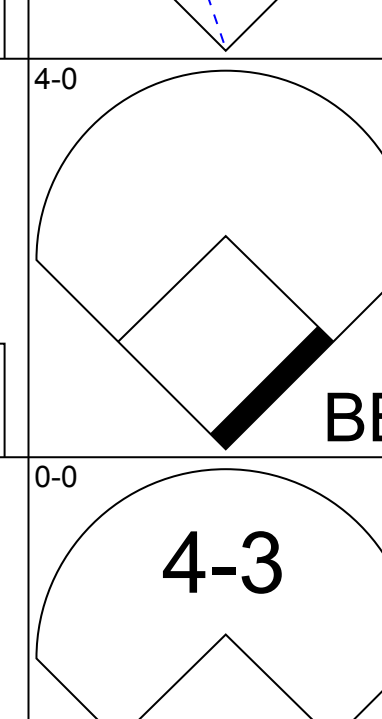
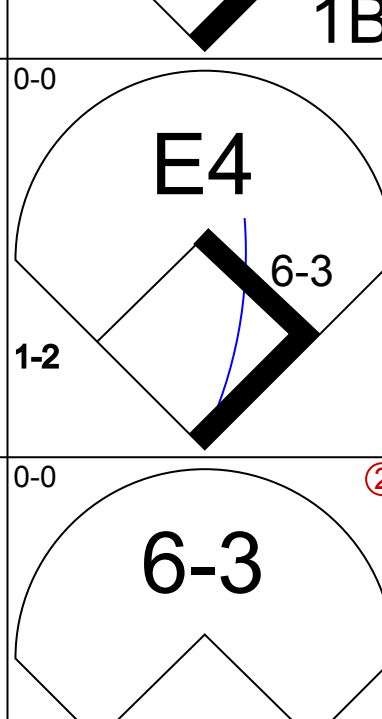
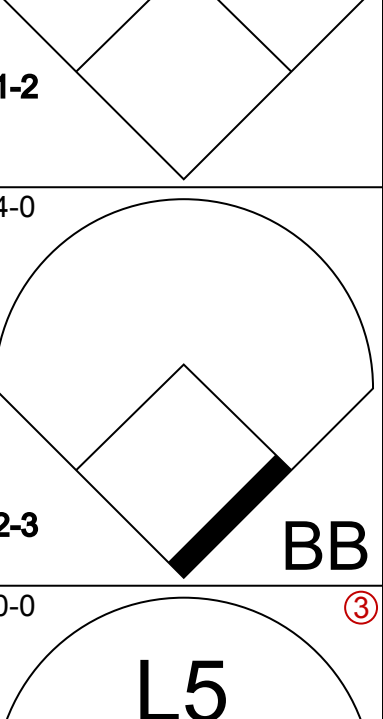
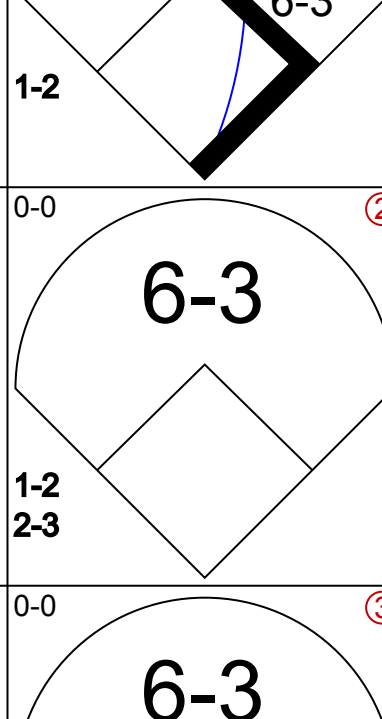
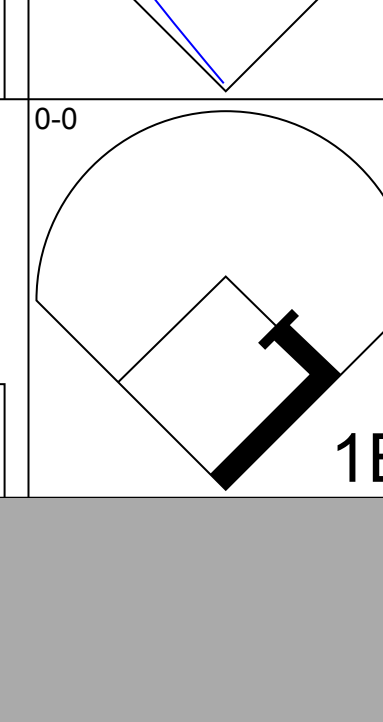
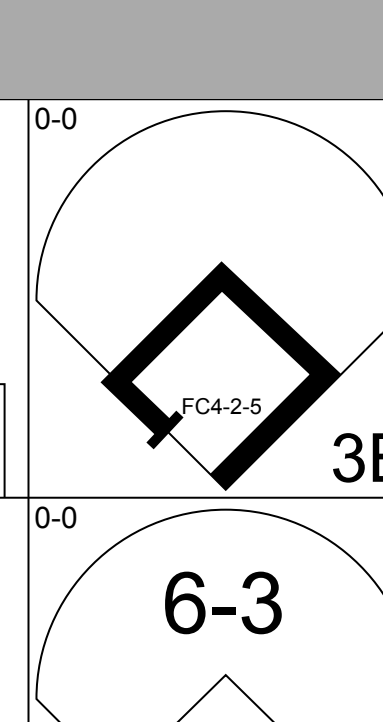
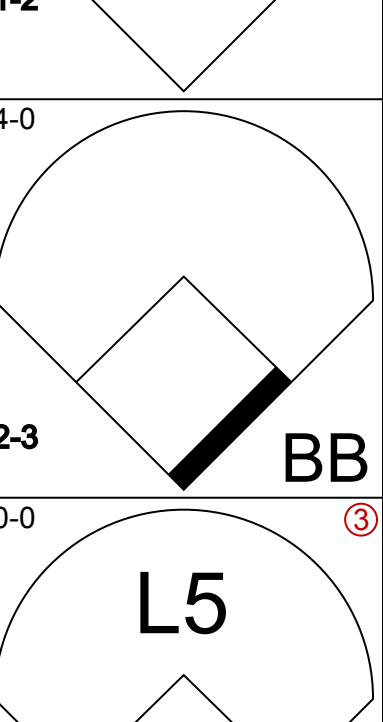
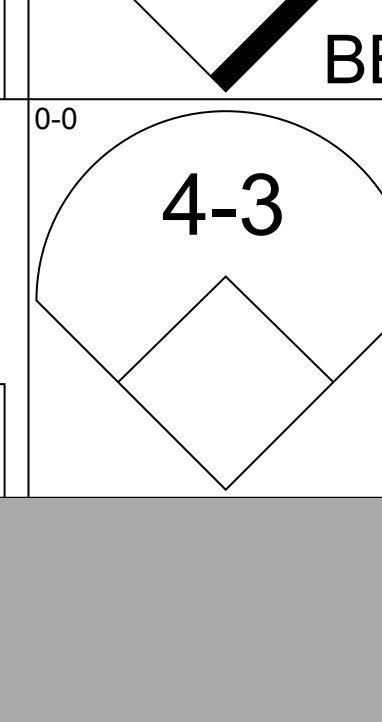
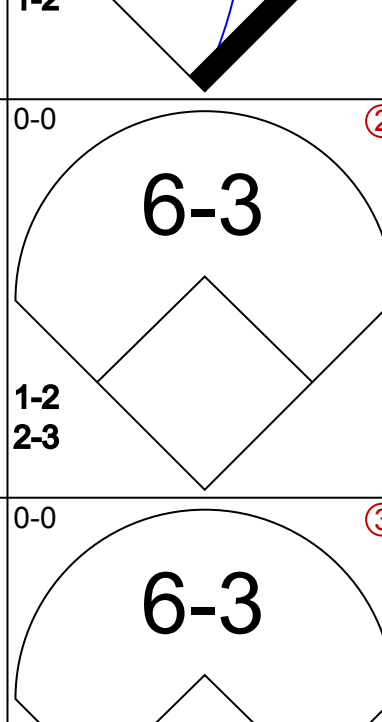
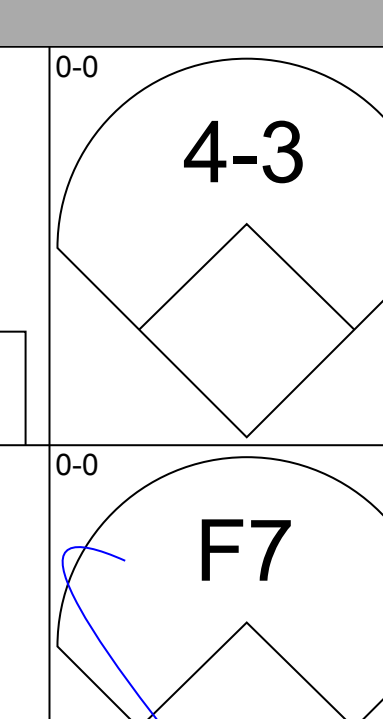
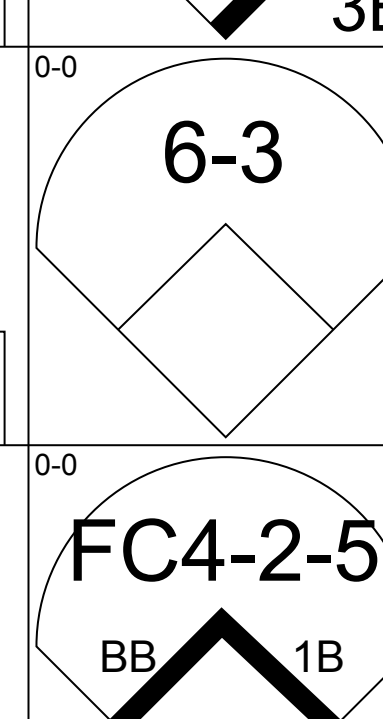
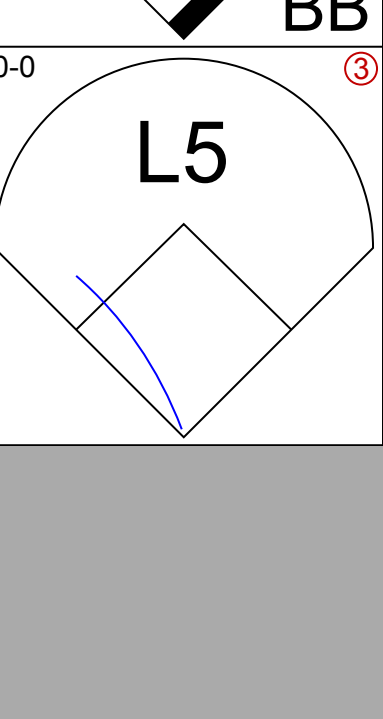
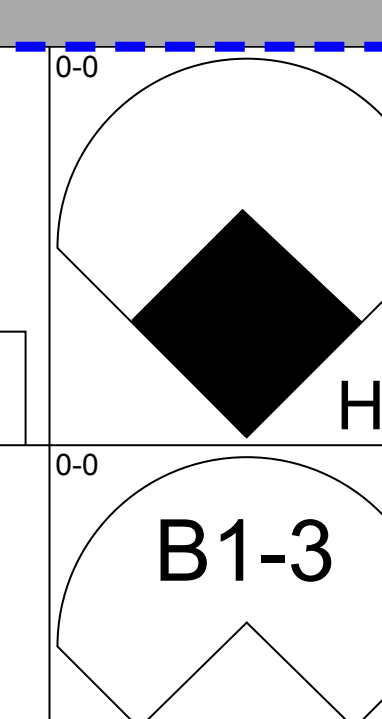
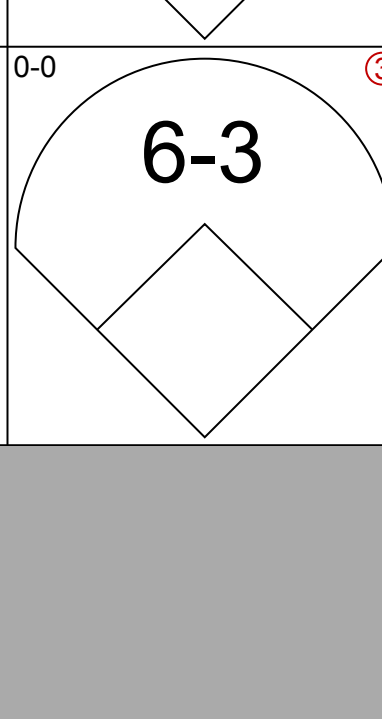
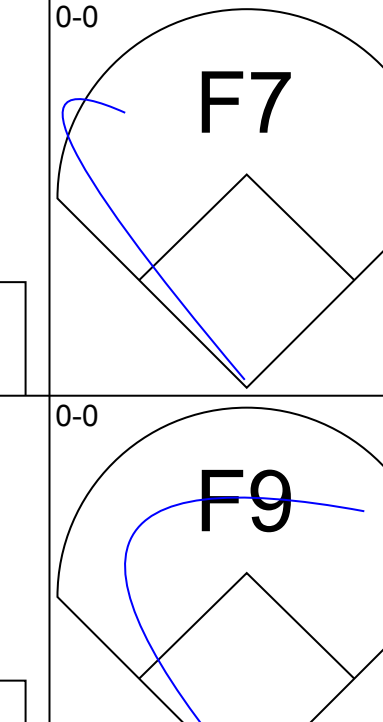
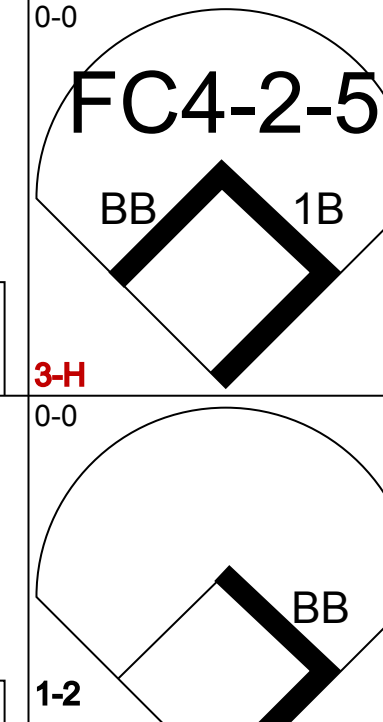
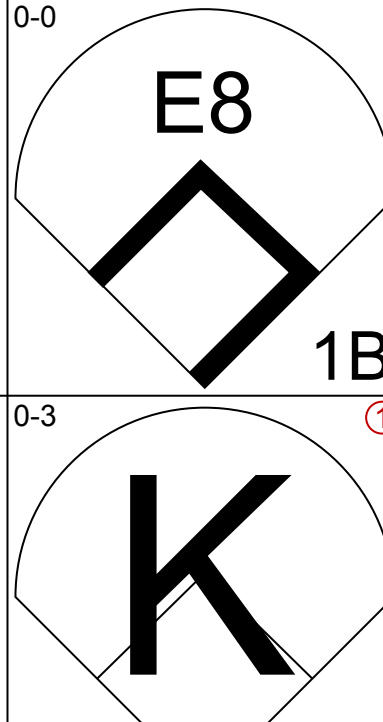
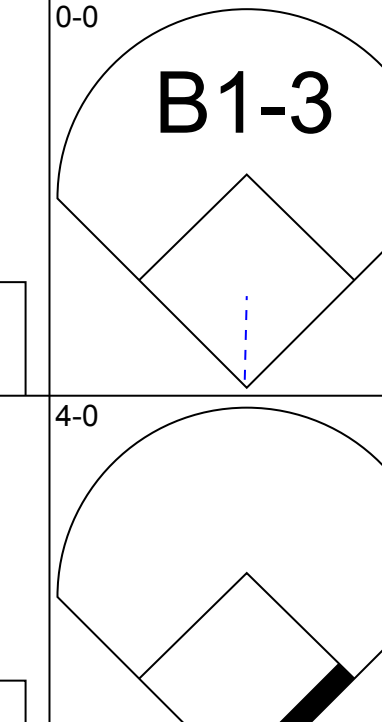
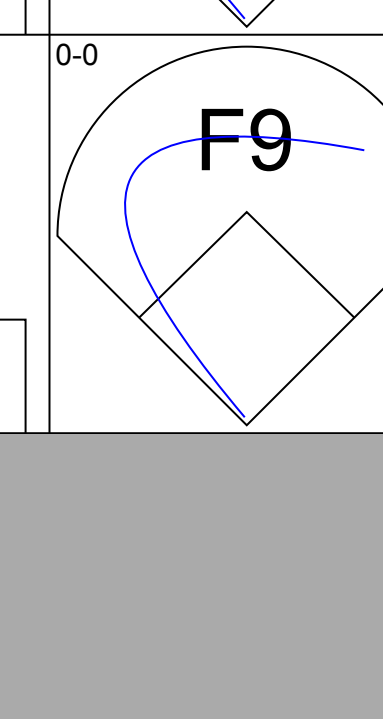
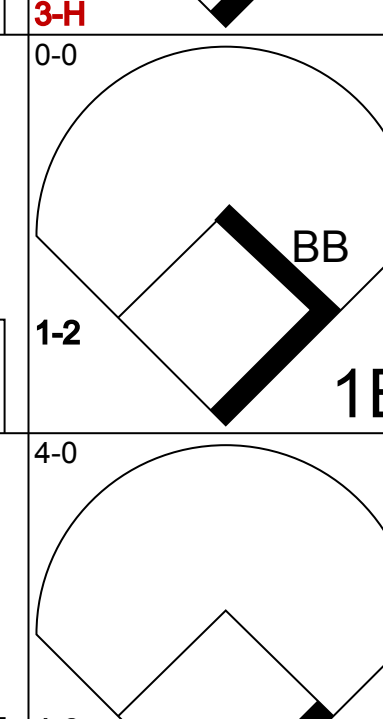

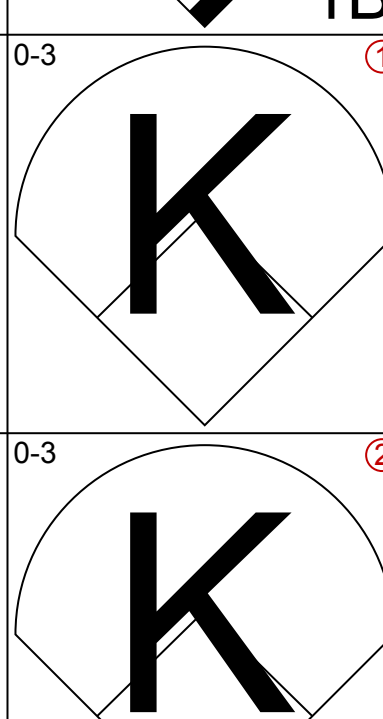
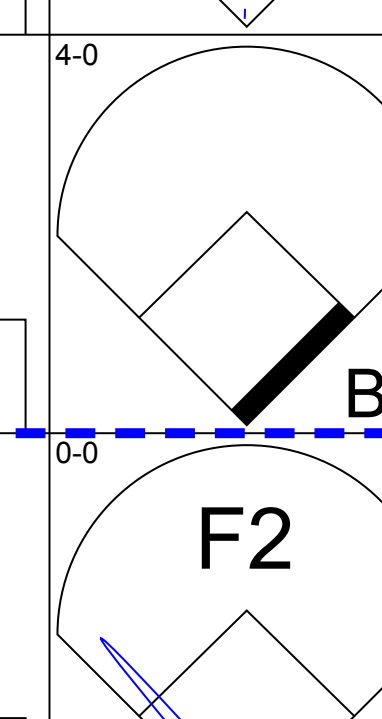
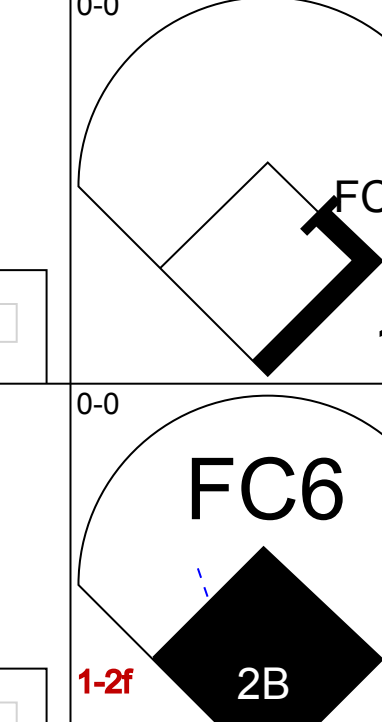
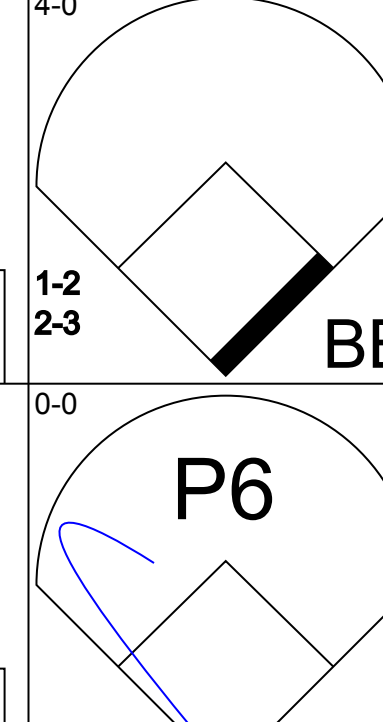

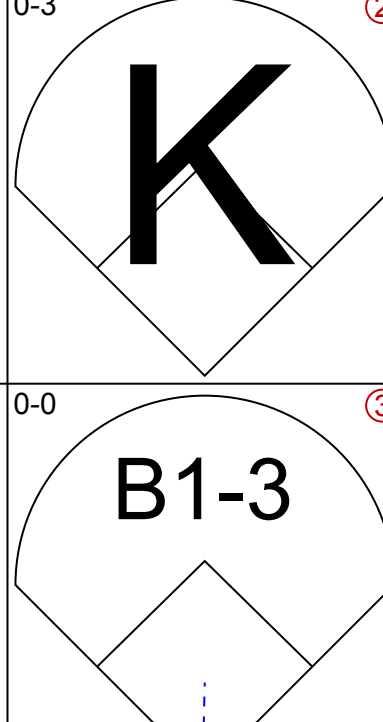
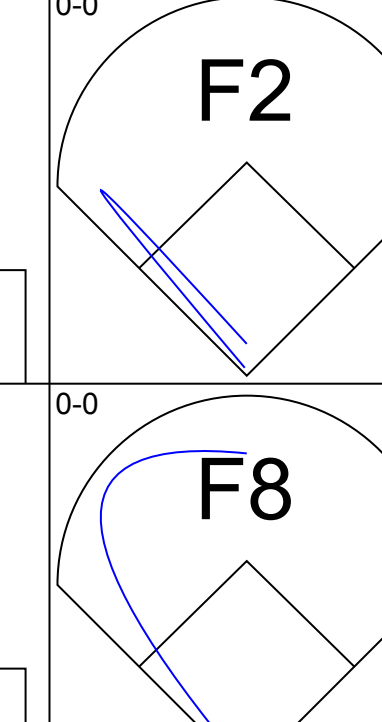
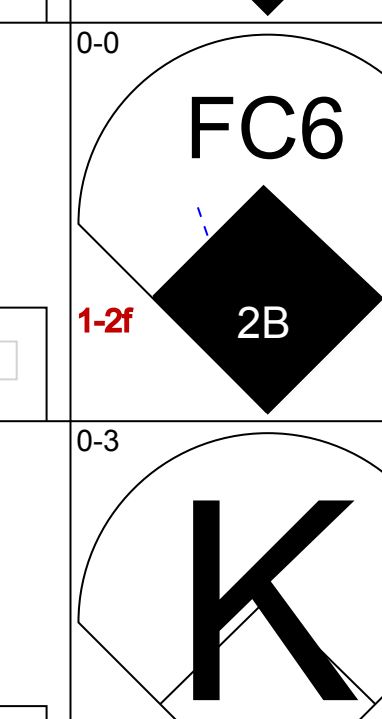
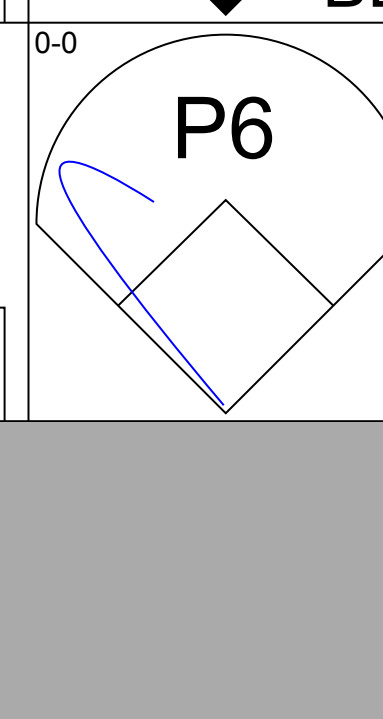
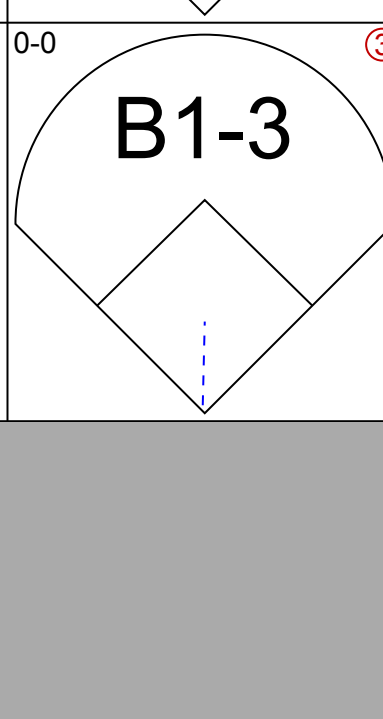
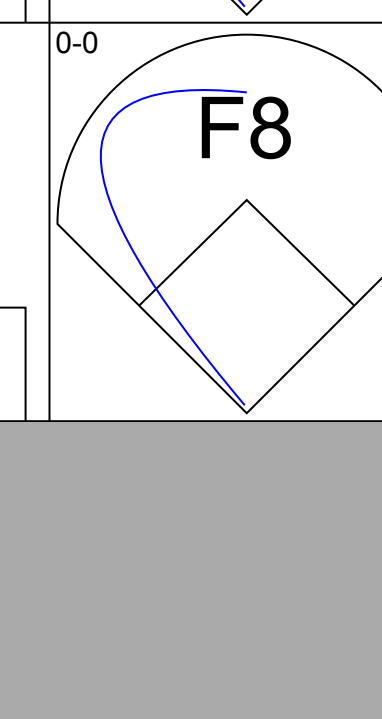
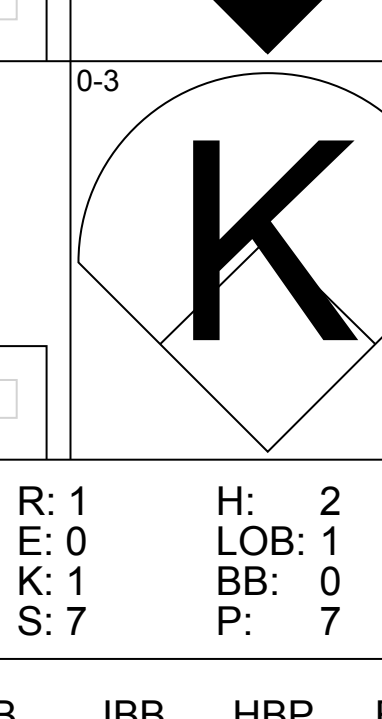
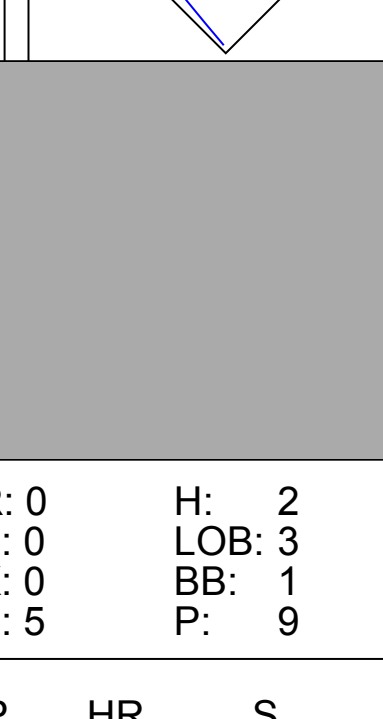
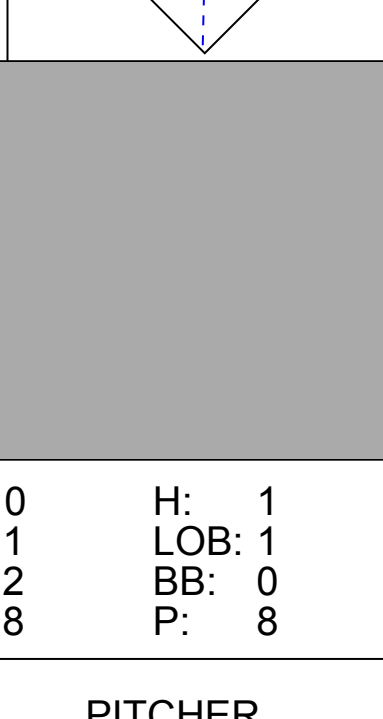
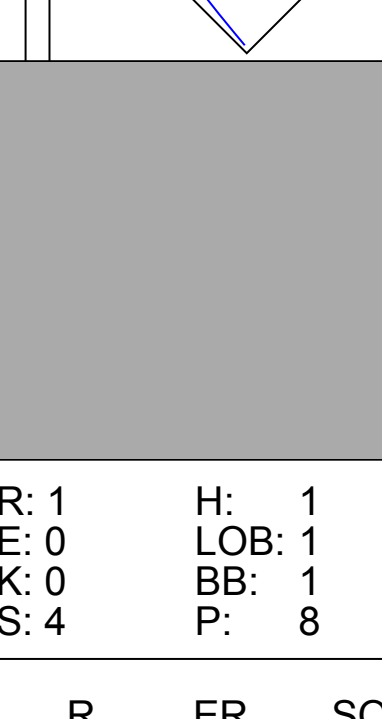
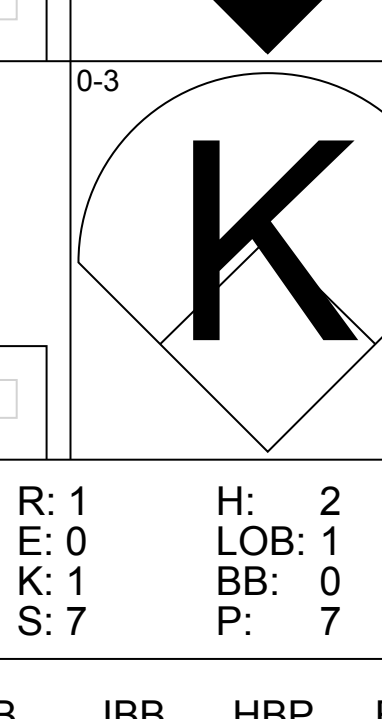
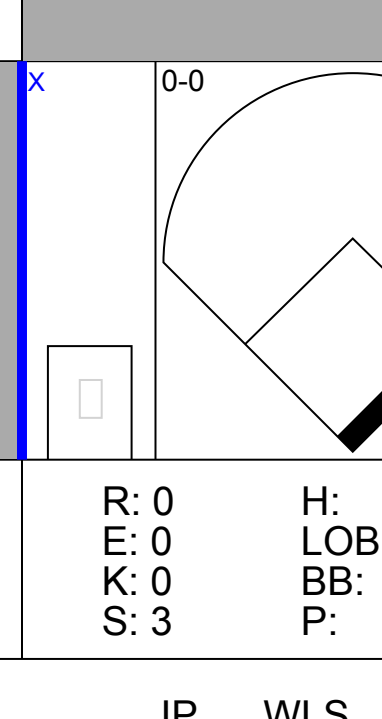
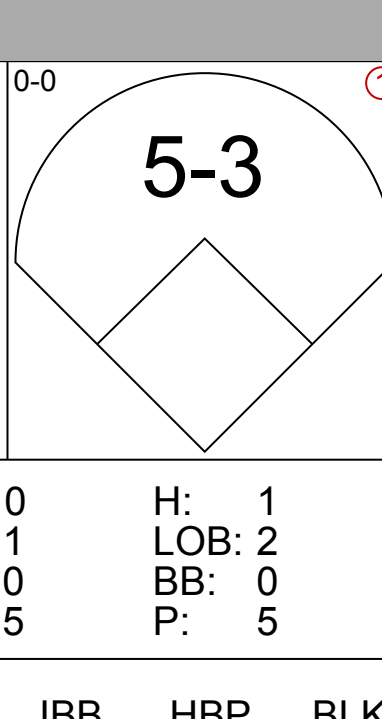
Batter	1	2	3	4	5	6	7	8	9	AB	R	H	RBI	BB	SO	LOB	BOTTOM			
Bill Robinson, R OBP: 0.351, SLG: 0.545 (1, 9)	0-0 CS 1B		0-3 K		0-0 5-3			0-0 1-2 1B		4	0	2	0	0	1	1	Cincinnati Reds @ Philadelphia Phillies Veterans Stadium, Philadelphia, PA Sun Jul 08 1973, 3:33 AM EDT Att: 36,165 - Unknown			
Denny Doyle, L OBP: 0.337, SLG: 0.323 (1, 4)	0-0 4-3 1-2		0-0 G3			0-0 6-3		0-0 F7		4	0	0	0	0	0	3				
Willie Montanez, L OBP: 0.349, SLG: 0.395 Bill Wilson, R OBP: 0.214, SLG: 0.341 (9, 1)	0-0 6-3		0-0 1-3			0-0 4-3		0-0 G3		4	0	0	0	0	0	2				
Greg Luzinski, R OBP: 0.309, SLG: 0.441 (1, 7)		4-0 CS BB		0-0 1-4-3		0-3 K		0-0 1-3		3	0	0	0	1	1	0				
Del Unser, L OBP: 0.392, SLG: 0.519 (1, 8)		0-0 BB BB 1-2 1B		0-0 4-3		4-0 G5-4-3 BB		0-0 3-1		3	0	1	0	1	0	0				
Mike Schmidt, R OBP: 0.346, SLG: 0.420 Mike Rogodzinski, L OBP: 0.339, SLG: 0.362 Jose Pagan, R OBP: 0.214, SLG: 0.341 (8, 5)	0-3 K		0-3 K			0-3 K		0-0 4-3		2	0	0	0	0	2	1				
Bob Boone, R OBP: 0.296, SLG: 0.319 (1, 2)		4-0 BB 1-2 BB			0-0 F8		0-0 G5-4-3 1-2			2	0	0	0	1	0	1				
Larry Bowa, S OBP: 0.247, SLG: 0.235 (1, 6)		4-0 BB 1-2 2-3 BB			0-0 4-3			0-0 F8		2	0	0	0	1	0	0				
Wayne Twitchell, R OBP: 0.103, SLG: 0.154 Mac Scarce, L OBP: 0.373, SLG: 0.422 (8, PH)	0-0 G3				0-0 2B			4-0 1B BB		2	0	1	0	0	0	3				
Inning Stats	R: 0 E: 0 K: 0 S: 3	H: 1 LOB: 3 BB: 3 P: 17	R: 0 E: 0 K: 1 S: 5	H: 0 LOB: 0 BB: 0 P: 5	R: 0 E: 0 K: 1 S: 5	H: 0 LOB: 0 BB: 0 P: 5	R: 0 E: 0 K: 0 S: 4	H: 0 LOB: 1 BB: 0 P: 4	R: 0 E: 0 K: 1 S: 5	H: 0 LOB: 0 BB: 0 P: 5	R: 0 E: 0 K: 1 S: 4	H: 0 LOB: 2 BB: 1 P: 8	R: 0 E: 0 K: 0 S: 4	H: 1 LOB: 2 BB: 1 P: 8	R: 0 E: 0 K: 0 S: 3	H: 0 LOB: 0 BB: 0 P: 3		1B: 3 2B: 1 3B: 0 HR: 0	SF: 0 SAC: 0 DP: 1 HBP: 0	WP: 0 PB: 0 SB: 0 CS: 2
PITCHER	IP WLS BF	H R ER SO	BB IBB HBP BLK	WP HR S P	ERA WHIP	PITCHER	IP WLS BF	H R ER SO	BB IBB HBP BLK	WP HR S P	ERA WHIP									
Jack Billingham, R ERA: 3.33 (1, 1)	9.0 W	33	4 0 0 5	5 0 0 0	0 0 38 58	0.00 1.000														



Batter	1	2	3	4	5	6	7	8	9	AB	R	H	RBI	BB	SO	LOB	TOP								
Johnny Oates, L OBP: 0.294, SLG: 0.303 (1, 2)										4	1	1	0	0	1	1	Atlanta Braves @ Philadelphia Phillies Veterans Stadium, Philadelphia, PA Tue Jul 10 1973, 7:05 PM EDT Att: 22,297 - Unknown								
Mike Lum, L OBP: 0.358, SLG: 0.459 (1, 7) (9, 3)										4	1	1	0	0	1	0									
Darrell Evans, L OBP: 0.393, SLG: 0.580 (1, 5)										4	2	2	4	0	0	0									
Dusty Baker Jr., R OBP: 0.366, SLG: 0.418 (1, 8)										3	0	1	0	1	1	0									
Ralph Garr, L OBP: 0.304, SLG: 0.385 (1, 9)										4	0	0	0	0	0	2									
Frank Tenedino, L OBP: 0.300, SLG: 0.340 (1, 3)										3	0	0	0	0	1	0									
Dick Dietz, R OBP: 0.479, SLG: 0.389 (9, PH)										0	0	0	0	1	0	0									
Sonny Jackson, L OBP: 0.289, SLG: 0.268 (9, PR)										0	0	0	0	0	0	0									
Davey Johnson, R OBP: 0.355, SLG: 0.502 (1, 4)										4	0	0	0	0	3	2									
Marty Perez, R OBP: 0.291, SLG: 0.298 (1, 6)										4	0	1	0	0	0	2									
Roric Harrison, R OBP: 0.077, SLG: 0.231 (1, 1)										2	0	0	0	0	1	1									
Chuck Goggin, S OBP: 0.286, SLG: 0.300 (8, PH)										1	0	0	0	0	0	0									
Tom House, L OBP: 0.167, SLG: 0.333 (8, 1)										0	0	0	0	0	0	0									
Adrian Devine, R OBP: 0.333, SLG: 0.333 (8, 1)										0	0	0	0	0	0	0									
Inning Stats	R: 0 E: 0 K: 2 S: 7	H: 0 LOB: 0 BB: 0 P: 7	R: 0 E: 0 K: 1 S: 5	H: 0 LOB: 0 BB: 0 P: 5	R: 0 E: 0 K: 2 S: 8	H: 1 LOB: 1 BB: 0 P: 8	R: 0 E: 0 K: 0 S: 3	H: 0 LOB: 1 BB: 1 P: 7	R: 0 E: 0 K: 1 S: 5	H: 0 LOB: 0 BB: 0 P: 5	R: 0 E: 0 K: 0 S: 6	H: 3 LOB: 0 BB: 0 P: 6	R: 0 E: 0 K: 1 S: 5	H: 0 LOB: 0 BB: 0 P: 5	R: 0 E: 0 K: 0 S: 3	H: 0 LOB: 0 BB: 0 P: 3	R: 1 E: 0 K: 1 S: 7	H: 2 LOB: 2 BB: 1 P: 11	1B: 2 2B: 2 3B: 0 HR: 2	SF: 0 SAC: 0 DP: 0 HBP: 0	WP: 1 PB: 0 SB: 0 CS: 0	PA: 35			
PITCHER	IP	WLS	BF	H	R	ER	SO	BB	IBB	HBP	BLK	WP	HR	S	P	ERA	WHIP								
Dick Ruthven, R ERA: 4.03 (1, 1)	7.0	L	26	4	3	3	7	1	0	0	0	1	1	39	43	3.86	0.714								
Mac Scarce, L ERA: 2.53 (8, 1)	1.1		7	2	1	1	0	0	1	0	0	0	1	6	10	6.75	1.500								
Bill Wilson, R ERA: 4.38 (9, 1)	0.2		2	0	0	0	1	0	0	0	0	0	0	4	4	0.00	0.000								

AB	33
R	4
H	6
RBI	4
BB	2
SO	8
LOB	8



Batter	1	2	3	4	5	6	7	8	9	AB	R	H	RBI	BB	SO	LOB	BOTTOM								
Bill Robinson, R OBP: 0.353, SLG: 0.557 (1, 9) (9, 5)										4	0	2	1	1	0	1	Atlanta Braves @ Philadelphia Phillies Veterans Stadium, Philadelphia, PA Tue Jul 10 1973, 7:05 PM EDT Att: 22,297 - Unknown								
Denny Doyle, L OBP: 0.333, SLG: 0.316 (1, 4)										3	0	0	0	1	0	2									
Terry Harmon, R OBP: 0.293, SLG: 0.240 (7, PR) (8, 4) (9, 6)										1	0	0	0	0	0	1									
Willie Montanez, L OBP: 0.354, SLG: 0.412 (1, 3) (9, 9)										4	0	2	0	1	0	3									
Greg Luzinski, R OBP: 0.307, SLG: 0.444 (1, 7)										5	1	1	1	0	0	5									
Del Unser, L OBP: 0.384, SLG: 0.505 (1, 8)										4	0	1	0	0	0	1									
Mike Schmidt, R OBP: 0.347, SLG: 0.415 (1, 5) (9, 4)										3	0	1	0	1	1	1									
Bob Boone, R OBP: 0.299, SLG: 0.319 (1, 2)										3	0	1	0	1	1	2									
Larry Bowa, S OBP: 0.248, SLG: 0.237 (1, 6)										3	1	0	0	0	0	5									
Tom Hutton, L OBP: 0.371, SLG: 0.420 (8, PH) (9, 3)										1	0	0	0	0	0	1									
Dick Ruthven, R OBP: 0.148, SLG: 0.115 (1, 1)										2	0	0	0	0	1	1									
Mike Rogodzinski, L OBP: 0.251, SLG: 0.375 (7, PH)										1	0	1	0	0	0	0									
Mac Scarce, L (8, 1)										0	0	0	0	0	0	0									
Bill Wilson, R (9, 1)										0	0	0	0	0	0	0									
Jose Pagan, R OBP: 0.205, SLG: 0.326 (9, PH)										1	0	0	0	0	0	0									
Inning Stats	R: 0 E: 0 K: 0 S: 3	H: 1 LOB: 1 BB: 0 P: 3	R: 0 E: 0 K: 0 S: 3	H: 0 LOB: 0 BB: 0 P: 3	R: 1 E: 0 K: 1 S: 7	H: 2 LOB: 1 BB: 0 P: 7	R: 0 E: 0 K: 0 S: 5	H: 2 LOB: 3 BB: 1 P: 9	R: 0 E: 0 K: 0 S: 3	H: 0 LOB: 2 BB: 2 P: 11	R: 0 E: 1 K: 2 S: 8	H: 1 LOB: 1 BB: 0 P: 8	R: 0 E: 0 K: 0 S: 3	H: 1 LOB: 1 BB: 1 P: 7	R: 0 E: 0 K: 0 S: 4	H: 1 LOB: 1 BB: 1 P: 8	R: 0 E: 1 K: 0 S: 5	H: 1 LOB: 2 BB: 0 P: 5	1B: 6 2B: 1 3B: 1 HR: 1	SF: 0 SAC: 0 DP: 1 HBP: 0	WP: 1 PB: 0 SB: 0 CS: 0	PA: 40			
PITCHER	IP	WLS	BF	H	R	ER	SO	BB	IBB	HBP	BLK	WP	HR	S	P	ERA	WHIP								
Roric Harrison, R ERA: 2.83 (1, 1)	7.0		30	7	1	1	3	4	0	0	0	0	0	32	48	1.29	1.571								
Tom House, L ERA: 5.92 (8, 1)	0.1		3	1	1	1	0	1	0	0	0	0	1	2	6	27.00	6.000								
Adrian Devine, R ERA: 6.28 (8, 1)	1.2	S	7	1	0	0	0	0	0	0	0	0	0	7	7	0.00	0.600								



Batter	1	2	3	4	5	6	7	8	9	AB	R	H	RBI	BB	SO	LOB	TOP				
Ralph Garr, L (1, 9) OBP: 0.305, SLG: 0.388	0-3 K		0-0 1B 2B	0-0 6-3			0-3 K		0-0 K BB 1B	5	0	2	0	0	2	1	Atlanta Braves @ Philadelphia Phillies Veterans Stadium, Philadelphia, PA Wed Jul 11 1973, 7:05 PM EDT Att: 18,117 - Unknown				
Marty Perez, R (1, 6) OBP: 0.296, SLG: 0.305	0-0 F9		0-0 5-3		0-0 G4-3 1B 1B		0-0 F8 2B		4-0 FC5-4 BB	4	0	2	0	1	0	1					
Darrell Evans, L (1, 5) OBP: 0.393, SLG: 0.574	4-0 2B BB		4-0 1B HR BB		0-0 G4-3 1-2		0-0 F8 2-3		0-3 K 2-3	3	2	0	0	2	1	4					
Hank Aaron, R (1, 7) OBP: 0.359, SLG: 0.565	0-0 1B 2B		0-0 1B HR 1B		0-0 1B 2H		0-0 F3		0-0 FC5-4 1-2	5	2	3	1	0	0	2					
Dusty Baker Jr., R (1, 8) OBP: 0.373, SLG: 0.435	0-0 1B		0-0 HR		0-0 1B 1-2				0-0 2B	3	1	3	4	1	0	0					
Davey Johnson, R (1, 4) OBP: 0.354, SLG: 0.498		0-0 5-3 1B		0-0 L5		0-0 F8		0-3 K		4	0	1	0	0	1	3					
Dick Dietz, R (1, 3) OBP: 0.468, SLG: 0.368		0-0 5-3 1-2		4-0 SH3-4 BB		0-0 5-3		0-3 K		3	0	0	0	1	1	2					
Johnny Oates, L (1, 2) OBP: 0.297, SLG: 0.303		0-0 1B 2H		0-0 F9		0-0 6-3		4-0 FC6-4 BB		3	0	1	0	1	0	1					
Ron Schueler, R (1, 1) OBP: 0.174, SLG: 0.136 Jimmy Freeman, L (7, 1) OBP: 0.286, SLG: 0.286 Chuck Goggin, S (6, PH) OBP: 0.279, SLG: 0.293 Danny Frisella, L (8, 1) OBP: 0.279, SLG: 0.293		0-0 5-3		0-0 SH3-4		0-0 F7		0-0 FC6-4 1-2		2	0	0	0	0	0	1					
Inning Stats	R: 2 E: 0 K: 1 S: 6	H: 2 LOB: 1 BB: 1 P: 10	R: 0 E: 0 K: 0 S: 4	H: 2 LOB: 1 BB: 0 P: 4	R: 3 E: 0 K: 0 S: 5	H: 3 LOB: 0 BB: 1 P: 9	R: 0 E: 0 K: 0 S: 3	H: 0 LOB: 1 BB: 1 P: 7	R: 0 E: 0 K: 0 S: 4	H: 2 LOB: 2 BB: 1 P: 8	R: 0 E: 0 K: 1 S: 6	H: 1 LOB: 1 BB: 0 P: 6	R: 0 E: 0 K: 2 S: 8	H: 1 LOB: 2 BB: 1 P: 12	R: 0 E: 0 K: 1 S: 5	H: 1 LOB: 1 BB: 1 P: 9	1B: 7 2B: 4 3B: 0 HR: 1	SF: 0 SAC: 1 DP: 0 HBP: 0	WP: 0 PB: 0 SB: 0 CS: 0	PA: 40	
PITCHER	IP WLS BF H R ER SO BB IBB HBP BLK WP HR S P ERA WHIP	IP WLS BF H R ER SO BB IBB HBP BLK WP HR S P ERA WHIP	IP WLS BF H R ER SO BB IBB HBP BLK WP HR S P ERA WHIP	IP WLS BF H R ER SO BB IBB HBP BLK WP HR S P ERA WHIP	IP WLS BF H R ER SO BB IBB HBP BLK WP HR S P ERA WHIP	IP WLS BF H R ER SO BB IBB HBP BLK WP HR S P ERA WHIP	IP WLS BF H R ER SO BB IBB HBP BLK WP HR S P ERA WHIP	IP WLS BF H R ER SO BB IBB HBP BLK WP HR S P ERA WHIP	IP WLS BF H R ER SO BB IBB HBP BLK WP HR S P ERA WHIP	IP WLS BF H R ER SO BB IBB HBP BLK WP HR S P ERA WHIP	IP WLS BF H R ER SO BB IBB HBP BLK WP HR S P ERA WHIP	IP WLS BF H R ER SO BB IBB HBP BLK WP HR S P ERA WHIP	IP WLS BF H R ER SO BB IBB HBP BLK WP HR S P ERA WHIP	IP WLS BF H R ER SO BB IBB HBP BLK WP HR S P ERA WHIP	IP WLS BF H R ER SO BB IBB HBP BLK WP HR S P ERA WHIP	IP WLS BF H R ER SO BB IBB HBP BLK WP HR S P ERA WHIP	IP WLS BF H R ER SO BB IBB HBP BLK WP HR S P ERA WHIP	IP WLS BF H R ER SO BB IBB HBP BLK WP HR S P ERA WHIP	IP WLS BF H R ER SO BB IBB HBP BLK WP HR S P ERA WHIP	IP WLS BF H R ER SO BB IBB HBP BLK WP HR S P ERA WHIP	IP WLS BF H R ER SO BB IBB HBP BLK WP HR S P ERA WHIP

AB	33
R	5
H	12
RBI	5
BB	6
SO	5
LOB	17



Batter	1	2	3	4	5	6	7	8	9	AB	R	H	RBI	BB	SO	LOB	BOTTOM				
Bill Robinson, R (1, 9) OBP: 0.351, SLG: 0.550	0-0 F7		0-0 1B		0-0 P6		0-0 F8			4	0	1	0	0	0	0	Atlanta Braves @ Philadelphia Phillies Veterans Stadium, Philadelphia, PA Wed Jul 11 1973, 7:05 PM EDT Att: 18,117 - Unknown				
Denny Doyle, L (1, 4) OBP: 0.327, SLG: 0.310	0-0 3-1		0-0 F8		0-0 F8		0-0 6-3			4	0	0	0	0	0	1					
Willie Montanez, L (1, 3) OBP: 0.353, SLG: 0.414	0-0 4-3		0-0 P6		0-0 P6		0-0 HR 2B			4	1	1	0	0	0	1					
Greg Luzinski, R (1, 7) OBP: 0.309, SLG: 0.463		0-0 6-3	0-0 F2			0-0 HR	0-0 2H HR			4	2	2	3	0	0	1					
Del Unser, L (1, 8) OBP: 0.390, SLG: 0.516		0-0 BB 2B 1B		0-0 G3		4-0 BB 1B BB	0-0 3B			3	2	2	0	1	0	0					
Mike Schmidt, R (1, 5) OBP: 0.350, SLG: 0.411		4-0 BB 2B BB		0-3 K		4-0 BB 1B BB	0-0 F7			2	1	0	0	2	1	1					
Bob Boone, R (1, 2) OBP: 0.306, SLG: 0.330		0-0 1-2 2H 2B		0-0 1B		0-0 1-2 2H 1B		0-3 K		4	0	3	3	0	1	0					
Terry Harmon, R (1, 6) OBP: 0.286, SLG: 0.234 Mike Rogozinski, L (6, PH) OBP: 0.345, SLG: 0.367 Larry Bowa, S (7, 6) OBP: 0.247, SLG: 0.236		0-0 5-3		0-0 F7		0-3 K		0-0 F7		2	0	0	0	0	0	2					
Mike Wallace, L (1, 1) Bill Wilson, R (5, 1) Mike Anderson, R (6, PH) Darrell Brandon, R (8, 1) Tom Hutton, L (6, PH) Ken Brett, L (7, 1) OBP: 0.334, SLG: 0.727		0-0 6-3		0-3 K		0-3 K		0-0 F8		1	0	0	0	0	0	1					
Inning Stats	R: 0 E: 0 K: 0 S: 3	H: 2 LOB: 0 BB: 1 P: 3	R: 2 E: 0 K: 0 S: 5	H: 2 LOB: 1 BB: 1 P: 9	R: 0 E: 0 K: 0 S: 4	H: 1 LOB: 0 BB: 0 P: 4	R: 0 E: 0 K: 1 S: 6	H: 1 LOB: 1 BB: 0 P: 6	R: 0 E: 0 K: 1 S: 5	H: 0 LOB: 0 BB: 0 P: 5	R: 2 E: 0 K: 2 S: 9	H: 2 LOB: 2 BB: 2 P: 17	R: 2 E: 0 K: 0 S: 6	H: 3 LOB: 1 BB: 0 P: 6	R: 0 E: 0 K: 1 S: 5	H: 0 LOB: 0 BB: 0 P: 5	1B: 4 2B: 2 3B: 1 HR: 2	SF: 0 SAC: 0 DP: 0 HBP: 0	WP: 0 PB: 0 SB: 0 CS: 0	PA: 36	
PITCHER	IP WLS BF H R ER SO BB IBB HBP BLK WP HR S P ERA WHIP	IP WLS BF H R ER SO BB IBB HBP BLK WP HR S P ERA WHIP	IP WLS BF H R ER SO BB IBB HBP BLK WP HR S P ERA WHIP	IP WLS BF H R ER SO BB IBB HBP BLK WP HR S P ERA WHIP	IP WLS BF H R ER SO BB IBB HBP BLK WP HR S P ERA WHIP	IP WLS BF H R ER SO BB IBB HBP BLK WP HR S P ERA WHIP	IP WLS BF H R ER SO BB IBB HBP BLK WP HR S P ERA WHIP	IP WLS BF H R ER SO BB IBB HBP BLK WP HR S P ERA WHIP	IP WLS BF H R ER SO BB IBB HBP BLK WP HR S P ERA WHIP	IP WLS BF H R ER SO BB IBB HBP BLK WP HR S P ERA WHIP	IP WLS BF H R ER SO BB IBB HBP BLK WP HR S P ERA WHIP	IP WLS BF H R ER SO BB IBB HBP BLK WP HR S P ERA WHIP	IP WLS BF H R ER SO BB IBB HBP BLK WP HR S P ERA WHIP	IP WLS BF H R ER SO BB IBB HBP BLK WP HR S P ERA WHIP	IP WLS BF H R ER SO BB IBB HBP BLK WP HR S P ERA WHIP	IP WLS BF H R ER SO BB IBB HBP BLK WP HR S P ERA WHIP	IP WLS BF H R ER SO BB IBB HBP BLK WP HR S P ERA WHIP	IP WLS BF H R ER SO BB IBB HBP BLK WP HR S P ERA WHIP	IP WLS BF H R ER SO BB IBB HBP BLK WP HR S P ERA WHIP	IP WLS BF H R ER SO BB IBB HBP BLK WP HR S P ERA WHIP	IP WLS BF H R ER SO BB IBB HBP BLK WP HR S P ERA WHIP



Batter	1	2	3	4	5	6	7	8	9	AB	R	H	RBI	BB	SO	LOB	TOP								
Tommie Agee, R OBP: 0.297, SLG: 0.432 (1, 8)	6-3		P6			1B	K	1-3		5	0	1	0	0	1	3	Houston Astros @ Philadelphia Phillies Veterans Stadium, Philadelphia, PA Thu Jul 12 1973, 7:05 PM EDT Att: 13,110 - Unknown								
Roger Metzger, S OBP: 0.309, SLG: 0.356 (1, 6)	P6		G6-4-3 1B			1B		F8 2B 1B	K	5	1	3	0	0	1	0									
Jimmy Wynn, R OBP: 0.343, SLG: 0.430 (1, 9)	HR		G6-4-3 1-2			K		BB 2B 1B	HR	5	3	3	2	0	1	3									
Bob Watson, R OBP: 0.412, SLG: 0.451 (1, 7)	1B			K2-3		K		F8 2-3	K	5	0	1	0	0	3	4									
Doug Rader, R OBP: 0.328, SLG: 0.405 (1, 5)	P4 1-3			6-3		F8		2B 1B BB	6-3	4	1	0	0	1	0	3									
Lee May, R OBP: 0.303, SLG: 0.458 (1, 3)		F7		5-3				BB G6-3 1B	1-3 2-H 3-H 2B	4	2	2	2	0	0	0									
Tommy Helms, R OBP: 0.331, SLG: 0.370 (1, 4)	P4				5-3			G6-3 1-2 1B	SH1-2-4 1B IBB	3	0	1	0	1	0	0									
Skip Jutze, R OBP: 0.322, SLG: 0.296 (1, 2)		BB				F8		1-2 2-3 BB	SH1-2-4 1B	2	0	1	2	2	0	0									
Ken Forsch, R OBP: 0.109, SLG: 0.094 (7, PH)										2	0	0	0	0	0	1									
Bob Gallagher, L OBP: 0.280, SLG: 0.313 (7, PH)										1	0	0	0	0	0	2									
Jim Ray, R OBP: 0.200, SLG: 0.200 (7, 1)						F7				0	0	0	0	0	0	0									
Juan Pizarro, L (8, 1)								1-2 2-3 3-H	1-2 2-3	0	0	0	0	0	0	0									
Inning Stats	R: 1 E: 1 K: 0 S: 5	H: 2 LOB: 1 BB: 0 P: 5	R: 0 E: 0 K: 0 S: 3	H: 0 LOB: 1 BB: 1 P: 7	R: 0 E: 0 K: 0 S: 3	H: 1 LOB: 0 BB: 0 P: 3	R: 0 E: 0 K: 1 S: 5	H: 0 LOB: 0 BB: 0 P: 5	R: 0 E: 0 K: 0 S: 3	H: 0 LOB: 0 BB: 0 P: 3	R: 0 E: 0 K: 2 S: 9	H: 2 LOB: 2 BB: 0 P: 9	R: 0 E: 0 K: 1 S: 6	H: 2 LOB: 1 BB: 1 P: 10	R: 4 E: 0 K: 0 S: 7	H: 4 LOB: 2 BB: 2 P: 15	R: 1 E: 0 K: 2 S: 8	H: 1 LOB: 0 BB: 0 P: 8	1B: 9 2B: 1 3B: 0 HR: 2	SF: 0 SAC: 1 DP: 2 HBP: 0	WP: 0 PB: 0 SB: 1 CS: 0	PA: 41			
PITCHER	IP	WLS	BF	H	R	ER	SO	BB	IBB	HBP	BLK	WP	HR	S	P	ERA	WHIP								
Jim Lonborg, R ERA: 5.7 (1, 1)	7.1		33	10	6	6	4	3	0	0	0	0	1	38	50	7.36	1.773								
Bill Wilson, R ERA: 4.23 (8, 1)	0.2		4	1	0	0	0	0	1	0	0	0	0	3	7	0.00	1.500								
Barry Lersch, R ERA: 5.05 (9, 1)	1.0	L	4	1	1	1	2	0	0	0	0	0	1	8	8	9.00	1.000								

AB	36
R	7
H	12
RBI	6
BB	4
SO	6
LOB	16



Batter	1	2	3	4	5	6	7	8	9	AB	R	H	RBI	BB	SO	LOB	BOTTOM								
Bill Robinson, R OBP: 0.352, SLG: 0.546 (1, 9)	F8		K				F7			5	0	2	2	0	1	0	Houston Astros @ Philadelphia Phillies Veterans Stadium, Philadelphia, PA Thu Jul 12 1973, 7:05 PM EDT Att: 13,110 - Unknown								
Barry Lersch, S OBP: 0.154, SLG: 0.154 (9, 1)						FC6-4 1B		1-2 2-H 3-H 1B		0	0	0	0	0	0	0									
Denny Doyle, L OBP: 0.330, SLG: 0.318 (1, 4)										4	1	2	0	0	0	1									
Mike Anderson, R OBP: 0.306, SLG: 0.442 (8, PH)	1B		4-3			FC6-4 G4-6-3 1-2		F9		1	0	0	0	0	0	2									
Willie Montanez, L OBP: 0.353, SLG: 0.413 (1, 3)	1B					G4-6-3 1-2				5	0	2	0	0	2	2									
Greg Luzinski, R OBP: 0.310, SLG: 0.471 (1, 7)	1B					K				5	1	2	2	0	2	2									
Del Unser, L OBP: 0.390, SLG: 0.509 (1, 8)	1B					HR				3	1	0	0	2	1	3									
Mike Schmidt, R OBP: 0.344, SLG: 0.403 (1, 5)	K					3-1				4	1	0	0	0	0	4									
Bob Boone, R OBP: 0.308, SLG: 0.336 (1, 2)	FC5-4 1-2 2-H 1B					F7		FC9-6 BB 1B		4	1	0	0	0	0	4									
Terry Harmon, R OBP: 0.299, SLG: 0.241 (1, 6)		F8						F7		4	1	2	1	0	0	1									
Mike Rogozzinski, L OBP: 0.356, SLG: 0.380 (8, PH)						2B				2	0	1	1	1	0	0									
Larry Bowa, S OBP: 0.247, SLG: 0.236 (8, PR)										1	0	1	0	0	0	0									
Jim Lonborg, R OBP: 0.233, SLG: 0.222 (8, 1)										0	0	0	0	0	0	0									
Tom Hutton, L OBP: 0.372, SLG: 0.417 (8, PH)										0	0	0	0	1	0	0									
Jose Pagan, R OBP: 0.205, SLG: 0.326 (9, 5)										0	0	0	0	0	0	0									
Inning Stats	R: 1 E: 0 K: 1 S: 8	H: 3 LOB: 2 BB: 0 P: 8	R: 0 E: 0 K: 0 S: 3	H: 0 LOB: 0 BB: 0 P: 3	R: 0 E: 0 K: 2 S: 7	H: 0 LOB: 0 BB: 0 P: 7	R: 2 E: 0 K: 2 S: 9	H: 2 LOB: 1 BB: 1 P: 13	R: 0 E: 0 K: 0 S: 3	H: 1 LOB: 0 BB: 0 P: 3	R: 1 E: 0 K: 1 S: 7	H: 2 LOB: 2 BB: 1 P: 11	R: 0 E: 0 K: 2 S: 8	H: 1 LOB: 1 BB: 0 P: 8	R: 2 E: 0 K: 0 S: 5	H: 2 LOB: 2 BB: 2 P: 13	R: 0 E: 0 K: 0 S: 3	H: 1 LOB: 0 BB: 0 P: 3	1B: 9 2B: 2 3B: 0 HR: 1	SF: 0 SAC: 0 DP: 2 HBP: 0	WP: 0 PB: 0 SB: 2 CS: 0	PA: 41			
PITCHER	IP	WLS	BF	H	R	ER	SO	BB	IBB	HBP	BLK	WP	HR	S	P	ERA	WHIP								
Ken Forsch, R ERA: 3.74 (1, 1)	6.0		27	8	4	4	6	1	1	0	0	0	1	37	45	6.00	1.500								
Jim Ray, R ERA: 4.64 (7, 1)	1.2		10	3	2	2	2	2	0	0	0	0	0	12	20	10.80	3.000								
Juan Pizarro, L ERA: 8.44 (8, 1)	1.1	W	4	1	0	0	0	0	0	0	0	0	0	4	4	0.00	0.750								

AB	37
R	6
H	12
RBI	6
BB	4
SO	8
LOB	18



Batter	1	2	3	4	5	6	7	8	9	AB	R	H	RBI	BB	SO	LOB	TOP			
Jimmy Wynn, R OBP: 0.342, SLG: 0.426	4-0 1B BB		0-0 E6		0-0 F8		0-3 K			3	1	0	0	1	1	2				
Roger Metzger, S OBP: 0.305, SLG: 0.352	0-0 4-3		0-0 F9		0-0 F8			0-0 4-3		4	0	0	0	0	0	4				
Cesar Cedeno, R OBP: 0.366, SLG: 0.550	0-0 2H 1B			0-0 4-3		4-0 1B BB		0-3 K		3	0	1	1	1	1	0				
Bob Watson, R OBP: 0.413, SLG: 0.450	0-3 K			4-0 FC6-4 BB		0-0 1-2 1B		0-0 6-3		3	0	1	0	1	1	0				
Doug Rader, R OBP: 0.327, SLG: 0.403		0-3 K		0-3 K		0-0 F8		0-0 HR 1B		4	1	1	0	0	2	3				
Lee May, R OBP: 0.300, SLG: 0.452		0-0 F7		0-0 FC6-4		0-0 F7		0-3 K		4	0	0	0	0	1	4				
Tommy Helms, R OBP: 0.331, SLG: 0.378		0-0 4-3			0-0 F9		0-0 F8		0-0 HR	4	1	1	2	0	0	2				
Skip Jutze, R OBP: 0.320, SLG: 0.295			0-0 G3		0-0 1B 1B		0-3 K		0-0 F8	4	0	1	0	0	1	0				
Don Wilson, R OBP: 0.224, SLG: 0.271			0-0 F7				0-3 K		0-0 F8	3	0	1	0	0	1	0				
Bob Gallagher, L OBP: 0.255, SLG: 0.306				0-0 1-2 1B					0-0 F8	1	0	0	0	0	0	0				
Inning Stats	R: 1 E: 0 K: 1 S: 5	H: 1 LOB: 0 BB: 1 P: 9	R: 0 E: 0 K: 1 S: 5	H: 0 LOB: 0 BB: 0 P: 5	R: 0 E: 1 K: 0 S: 4	H: 0 LOB: 1 BB: 0 P: 4	R: 0 E: 0 K: 1 S: 5	H: 2 LOB: 1 BB: 1 P: 9	R: 0 E: 0 K: 0 S: 4	H: 1 LOB: 2 BB: 1 P: 8	R: 0 E: 0 K: 3 S: 9	H: 0 LOB: 0 BB: 0 P: 9	R: 0 E: 0 K: 1 S: 5	H: 0 LOB: 0 BB: 0 P: 5	R: 2 E: 0 K: 1 S: 7	H: 2 LOB: 0 BB: 0 P: 7	1B: 5 2B: 0 3B: 0 HR: 1	SF: 0 SAC: 0 DP: 0 HBP: 0	WP: 0 PB: 0 SB: 0 CS: 0	PA: 36
PITCHER Wayne Twitchell, R ERA: 2.13	IP: 9.0 WLS: W BF: 36 H: 6 R: 3 ER: 3 SO: 8 BB: 3 IBB: 0 HBP: 0 BLK: 0 WP: 0 HR: 1 S: 49 P: 61 ERA: 3.00 WHIP: 1.000															PITCHER				

Houston Astros @ Philadelphia Phillies
Veterans Stadium, Philadelphia, PA
Fri Jul 13 1973, 7:05 PM EDT
Att: 19,087 - Unknown


AB 33
R 3
H 6
RBI 3
BB 3
SO 8
LOB 15



Batter	1	2	3	4	5	6	7	8	9	AB	R	H	RBI	BB	SO	LOB	BOTTOM			
Bill Robinson, R OBP: 0.350, SLG: 0.556	0-0 HR		0-0 F3	0-3 K			0-0 P5			4	1	1	1	0	1	1				
Denny Doyle, L OBP: 0.325, SLG: 0.332	0-0 1-3		0-0 4-3		0-0 F9		0-0 HR			4	1	1	1	0	0	0				
Willie Montanez, L OBP: 0.355, SLG: 0.415	0-0 1B 1B		0-0 HBP HR 1B		0-0 G3		0-0 4-3			4	1	2	0	0	0	0				
Greg Luzinski, R OBP: 0.315, SLG: 0.469	0-3 K		1-0 HR HBP 1B		4-0 BB		4-0 4-1 BB			1	1	0	0	2	1	1				
Del Unser, L OBP: 0.391, SLG: 0.522	0-0 1-3 1B		0-0 1-1 2H HR		0-0 F9		0-0 4-1		0-0 4-1	4	1	2	3	0	0	2				
Mike Schmidt, R OBP: 0.335, SLG: 0.395	0-0 F7		0-3 K			0-0 L5		0-0 L5		4	0	0	0	0	1	3				
Bob Boone, R OBP: 0.304, SLG: 0.331		0-0 F7		0-0 F9		0-0 P6		0-0 6-3		4	0	0	0	0	0	1				
Terry Harmon, R OBP: 0.289, SLG: 0.232		0-0 F7		0-0 F7		0-0 F8				3	0	0	0	0	0	0				
Wayne Twitchell, R OBP: 0.119, SLG: 0.167		0-0 3-1		0-0 1B			0-3 K			3	0	1	0	0	1	0				
Inning Stats	R: 1 E: 0 K: 1 S: 8	H: 3 LOB: 2 BB: 0 P: 8	R: 0 E: 0 K: 0 S: 3	H: 0 LOB: 0 BB: 0 P: 3	R: 3 E: 0 K: 1 S: 7	H: 2 LOB: 0 BB: 0 P: 8	R: 0 E: 0 K: 1 S: 6	H: 1 LOB: 1 BB: 0 P: 6	R: 0 E: 0 K: 0 S: 3	H: 0 LOB: 0 BB: 1 P: 7	R: 0 E: 0 K: 0 S: 3	H: 0 LOB: 0 BB: 0 P: 3	R: 1 E: 0 K: 1 S: 6	H: 1 LOB: 0 BB: 0 P: 6	R: 0 E: 0 K: 0 S: 3	H: 0 LOB: 1 BB: 1 P: 7	1B: 4 2B: 0 3B: 0 HR: 3	SF: 0 SAC: 0 DP: 0 HBP: 1	WP: 0 PB: 0 SB: 0 CS: 0	PA: 34
PITCHER Don Wilson, R ERA: 3.26	IP: 8.0 WLS: L BF: 34 H: 7 R: 5 ER: 5 SO: 4 BB: 2 IBB: 0 HBP: 1 BLK: 0 WP: 0 HR: 3 S: 39 P: 48 ERA: 5.62 WHIP: 1.125															PITCHER				

Houston Astros @ Philadelphia Phillies
Veterans Stadium, Philadelphia, PA
Fri Jul 13 1973, 7:05 PM EDT
Att: 19,087 - Unknown

AB 31
R 5
H 7
RBI 5
BB 2
SO 4
LOB 8



Batter	1	2	3	4	5	6	7	8	9	AB	R	H	RBI	BB	SO	LOB	TOP				
Jimmy Wynn, R <small>(1, 9)</small> <small>OBP: 0.344, SLG: 0.424</small>										2	0	0	0	2	1	0	Houston Astros @ Philadelphia Phillies Veterans Stadium, Philadelphia, PA <small>Sat Jul 14 1973, 7:05 PM EDT</small> <small>Att: 25,062 - Unknown</small>				
Roger Metzger, S <small>(1, 6)</small> <small>OBP: 0.302, SLG: 0.348</small>										4	0	0	0	0	0	3					
Cesar Cedeno, R <small>(1, 8)</small> <small>OBP: 0.368, SLG: 0.546</small>										2	0	0	0	2	1	0					
Bob Watson, R <small>(1, 7)</small> <small>OBP: 0.411, SLG: 0.448</small>										4	0	1	0	0	1	2					
Doug Rader, R <small>(1, 5)</small> <small>OBP: 0.326, SLG: 0.401</small>										4	0	1	0	0	0	1					
Lee May, R <small>(1, 3)</small> <small>OBP: 0.300, SLG: 0.450</small>										2	0	0	0	1	0	1					
Tommy Helms, R <small>(1, 4)</small> <small>OBP: 0.328, SLG: 0.374</small>										3	0	0	0	0	0	1					
Skip Jutze, R <small>(1, 2)</small> <small>OBP: 0.314, SLG: 0.289</small>										3	0	0	0	0	0	1					
Jerry Reuss, L <small>(1, 1)</small> <small>OBP: 0.203, SLG: 0.214</small>										1	0	0	0	0	1	0					
Larry Dierker, R <small>(3, 1)</small> <small>OBP: 0.276, SLG: 0.334</small>										0	0	0	0	0	0	0					
Ray Busse, R <small>(6, PH)</small> <small>OBP: 0.287, SLG: 0.346</small>										0	0	0	0	0	0	0					
Jesus Alou, R <small>(8, PH)</small> <small>OBP: 0.287, SLG: 0.346</small>										0	0	0	0	0	0	0					
Tom Griffin, R <small>(8, 1)</small> <small>OBP: 0.287, SLG: 0.346</small>										0	0	0	0	0	0	0					
Inning Stats	R: 0 E: 0 K: 1 S: 4	H: 0 LOB: 1 BB: 2 P: 12	R: 0 E: 0 K: 0 S: 3	H: 1 LOB: 1 BB: 1 P: 7	R: 0 E: 0 K: 2 S: 7	H: 0 LOB: 0 BB: 0 P: 7	R: 0 E: 0 K: 0 S: 2	H: 0 LOB: 0 BB: 1 P: 6	R: 0 E: 0 K: 0 S: 3	H: 0 LOB: 0 BB: 0 P: 3	R: 0 E: 0 K: 1 S: 5	H: 0 LOB: 0 BB: 0 P: 5	R: 0 E: 0 K: 0 S: 4	H: 1 LOB: 1 BB: 0 P: 4	R: 0 E: 0 K: 0 S: 4	H: 1 LOB: 2 BB: 1 P: 8	R: 0 E: 0 K: 1 S: 5	H: 0 LOB: 0 BB: 0 P: 5	1B: 3 2B: 0 3B: 0 HR: 0	SF: 0 SAC: 0 DP: 2 HBP: 0	WP: 0 PA: 32 PB: 0 SB: 0 CS: 0
PITCHER Steve Carlton, L <small>(1, 1)</small> <small>ERA: 4.07</small>	IP: 9.0 WLS: W BF: 32	H: 3 R: 0 ER: 0	SO: 5	BB: 5 IBB: 0 HBP: 0 BLK: 0	WP: 0 HR: 0 S: 37 P: 57	ERA: 0.00 WHIP: 0.889	PITCHER	IP: 0.0 WLS: 0 BF: 0	H: 0 R: 0 ER: 0	SO: 0	BB: 0 IBB: 0 HBP: 0 BLK: 0	WP: 0 HR: 0 S: 0 P: 0	ERA: 0.00 WHIP: 0.000								


Batter	1	2	3	4	5	6	7	8	9	AB	R	H	RBI	BB	SO	LOB	BOTTOM		
Bill Robinson, R <small>(1, 8)</small> <small>OBP: 0.348, SLG: 0.549</small>										4	0	1	0	0	1	1	Houston Astros @ Philadelphia Phillies Veterans Stadium, Philadelphia, PA <small>Sat Jul 14 1973, 7:05 PM EDT</small> <small>Att: 25,062 - Unknown</small>		
Terry Harmon, R <small>(1, 4)</small> <small>OBP: 0.298, SLG: 0.235</small>										3	2	1	0	0	0	0			
Willie Montanez, L <small>(1, 3)</small> <small>OBP: 0.357, SLG: 0.419</small>										4	2	2	0	0	0	1			
Greg Luzinski, R <small>(1, 7)</small> <small>OBP: 0.322, SLG: 0.483</small>										3	1	3	2	1	0	0			
Mike Anderson, R <small>(1, 9)</small> <small>OBP: 0.312, SLG: 0.444</small>										4	0	2	2	0	0	2			
Mike Schmidt, R <small>(1, 5)</small> <small>OBP: 0.333, SLG: 0.388</small>										4	0	0	0	0	3	4			
Bob Boone, R <small>(1, 2)</small> <small>OBP: 0.303, SLG: 0.327</small>										3	0	0	0	1	0	2			
Larry Bowa, S <small>(1, 6)</small> <small>OBP: 0.247, SLG: 0.236</small>										4	1	1	0	0	0	2			
Steve Carlton, L <small>(1, 1)</small> <small>OBP: 0.177, SLG: 0.237</small>										2	1	1	2	1	0	0			
Inning Stats	R: 2 E: 0 K: 1 S: 7	H: 3 LOB: 1 BB: 1 P: 11	R: 2 E: 0 K: 1 S: 7	H: 2 LOB: 0 BB: 0 P: 7	R: 1 E: 0 K: 1 S: 7	H: 3 LOB: 1 BB: 0 P: 7	R: 0 E: 0 K: 0 S: 2	H: 0 LOB: 0 BB: 1 P: 6	R: 1 E: 0 K: 0 S: 3	H: 1 LOB: 0 BB: 0 P: 4	R: 0 E: 0 K: 0 S: 3	H: 0 LOB: 0 BB: 0 P: 3	R: 0 E: 0 K: 0 S: 3	H: 0 LOB: 0 BB: 0 P: 3	R: 1 E: 0 K: 1 S: 7	H: 2 LOB: 2 BB: 1 P: 11		1B: 8 2B: 1 3B: 0 HR: 2	SF: 0 SAC: 0 DP: 3 HBP: 1
PITCHER Jerry Reuss, L <small>(1, 1)</small> <small>ERA: 3.35</small>	IP: 2.0 WLS: L BF: 14	H: 8 R: 5 ER: 5	SO: 2	BB: 1 IBB: 0 HBP: 1 BLK: 0	WP: 0 HR: 1 S: 17 P: 21	ERA: 22.50 WHIP: 4.000	PITCHER	IP: 0.0 WLS: 0 BF: 0	H: 0 R: 0 ER: 0	SO: 0	BB: 0 IBB: 0 HBP: 0 BLK: 0	WP: 0 HR: 0 S: 0 P: 0	ERA: 0.000 WHIP: 0.000						
Larry Dierker, R <small>(3, 1)</small> <small>ERA: 2.7</small>	IP: 3.0 WLS: 0 BF: 9	H: 1 R: 1 ER: 1	SO: 1	BB: 0 IBB: 0 HBP: 1 BLK: 0	WP: 0 HR: 0 S: 9 P: 14	ERA: 3.00 WHIP: 0.667													
Cecil Upshaw, R <small>(6, 1)</small> <small>ERA: 5.6</small>	IP: 2.0 WLS: 0 BF: 6	H: 0 R: 0 ER: 0	SO: 0	BB: 0 IBB: 0 HBP: 0 BLK: 0	WP: 0 HR: 0 S: 6 P: 6	ERA: 0.00 WHIP: 0.000													
Tom Griffin, R <small>(8, 1)</small> <small>ERA: 5.88</small>	IP: 1.0 WLS: 0 BF: 6	H: 2 R: 1 ER: 1	SO: 1	BB: 0 IBB: 0 HBP: 0 BLK: 0	WP: 0 HR: 1 S: 7 P: 11	ERA: 9.00 WHIP: 3.000													

Batter	1	2	3	4	5	6	7	8	9	AB	R	H	RBI	BB	SO	LOB	TOP			
Jimmy Wynn, R OBP: 0.343, SLG: 0.420	0-3 K	4-0 BB		0-3 K		0-3 K				3	0	0	0	1	3	0	Houston Astros @ Philadelphia Phillies Veterans Stadium, Philadelphia, PA Sun Jul 15 1973, 7:05 PM EDT Att: 20,648 - Unknown livebaseballscorecards.com			
Roger Metzger, S OBP: 0.305, SLG: 0.350	0-0 WP G3	0-0 1-3			0-0 S 1B					3	1	2	0	0	0	2				
Cesar Cedeno, R OBP: 0.368, SLG: 0.542	0-0 G3		4-0 S 1B		0-0 F8					2	1	0	0	1	0	2				
Bob Watson, R OBP: 0.413, SLG: 0.448	4-0 BB		0-0 5-3		0-0 CS					2	0	1	1	1	0	1				
Doug Rader, R OBP: 0.332, SLG: 0.408	4-0 BB		0-0 2H		0-0 1B					2	0	2	1	1	0	0				
Lee May, R OBP: 0.300, SLG: 0.447	0-0 FC6-4		0-3 K		4-0 FC6-4					2	0	0	0	1	1	4				
Tommy Helms, R OBP: 0.325, SLG: 0.371		0-0 F8	0-0 6-3		0-0 FC6-4					3	0	0	0	0	0	3				
Skip Jutze, R OBP: 0.314, SLG: 0.290		0-0 WP BB		0-0 4-3		0-0 P6				3	0	1	0	0	0	0				
Dave Roberts, L OBP: 0.130, SLG: 0.130	0-3 K		0-3 K		0-0 P3					3	0	0	0	0	2	1				
Inning Stats	R: 0 E: 0 K: 1 S: 6	H: 1 LOB: 3 BB: 2 P: 14	R: 0 E: 0 K: 1 S: 6	H: 1 LOB: 2 BB: 1 P: 10	R: 1 E: 0 K: 1 S: 6	H: 1 LOB: 1 BB: 1 P: 10	R: 0 E: 0 K: 2 S: 7	H: 0 LOB: 0 BB: 0 P: 7	R: 1 E: 0 K: 0 S: 5	H: 3 LOB: 2 BB: 1 P: 9	R: 0 E: 0 K: 1 S: 5	H: 0 LOB: 0 BB: 0 P: 5					1B: 5 2B: 1 3B: 0 HR: 0	SF: 0 SAC: 0 DP: 0 HBP: 0	WP: 2 PB: 0 SB: 2 CS: 1	PA: 28
PITCHER Dick Ruthven, R ERA: 3.97	IP: 6.0 WLS: L BF: 28	H: 6 R: 2 ER: 2 SO: 6	BB: 4 IBB: 1 HBP: 0 BLK: 0	WP: 2 HR: 0 S: 35 P: 55	ERA: 3.00 WHIP: 1.667															

Batter	1	2	3	4	5	6	7	8	9	AB	R	H	RBI	BB	SO	LOB	BOTTOM	
Bill Robinson, R OBP: 0.358, SLG: 0.559	0-0 2B		4-0 BB		0-0 1B					2	0	2	0	1	0	0	Houston Astros @ Philadelphia Phillies Veterans Stadium, Philadelphia, PA Sun Jul 15 1973, 7:05 PM EDT Att: 20,648 - Unknown livebaseballscorecards.com	
Terry Harmon, R OBP: 0.289, SLG: 0.227	0-0 6-3		0-0 F7		0-0 F8					3	0	0	0	0	0	4		
Willie Montanez, L OBP: 0.358, SLG: 0.418	4-0 G6-4-3		0-3 K							1	0	0	0	1	1	1		
Greg Luzinski, R OBP: 0.321, SLG: 0.480	0-0 G6-4-3		0-0 6-3							2	0	0	0	0	0	2		
Mike Anderson, R OBP: 0.314, SLG: 0.444		0-0 1B		0-0 5-3						2	0	1	0	0	0	0		
Mike Schmidt, R OBP: 0.331, SLG: 0.384		0-0 P4		0-0 5-3						2	0	0	0	0	0	1		
Bob Boone, R OBP: 0.301, SLG: 0.325	0-0 F7		0-0 F7							2	0	0	0	0	0	1		
Larry Bowa, S OBP: 0.246, SLG: 0.235	0-0 F9		0-3 K		0-0 6-3					2	0	0	0	0	0	1		
Dick Ruthven, R OBP: 0.172, SLG: 0.143			0-3 K		0-0 1B					2	0	1	0	0	1	0		
Inning Stats	R: 0 E: 0 K: 0 S: 3	H: 1 LOB: 1 BB: 1 P: 7	R: 0 E: 0 K: 0 S: 4	H: 1 LOB: 1 BB: 0 P: 4	R: 0 E: 0 K: 2 S: 7	H: 0 LOB: 1 BB: 1 P: 11	R: 0 E: 0 K: 0 S: 3	H: 0 LOB: 0 BB: 0 P: 3	R: 0 E: 0 K: 0 S: 5	H: 2 LOB: 2 BB: 0 P: 5					1B: 3 2B: 1 3B: 0 HR: 0	SF: 0 SAC: 0 DP: 1 HBP: 0	WP: 0 PB: 0 SB: 0 CS: 0	PA: 20
PITCHER Dave Roberts, L ERA: 2.87	IP: 5.0 WLS: W BF: 20	H: 4 R: 0 ER: 0 SO: 2	BB: 2 IBB: 0 HBP: 0 BLK: 0	WP: 0 HR: 0 S: 22 P: 30	ERA: 0.00 WHIP: 1.200													

Batter	1	2	3	4	5	6	7	8	9	AB	R	H	RBI	BB	SO	LOB	TOP					
Bill Robinson, R OBP: 0.396, SLG: 0.551 (1, 8)	0-0 4-3		0-0 F7			4-0 WP SH1-4 BB	0-0 P4			3	0	0	0	1	0	1	Philadelphia Phillies @ Cincinnati Reds Riverfront Stadium, Cincinnati, OH Mon Jul 16 1973, 7:05 PM EDT Att: 16,457 - Unknown AB 31 R 0 H 6 RBI 0 BB 4 SO 7 LOB 19					
Terry Harmon, R OBP: 0.290, SLG: 0.231 (1, 4)	0-0 F7			0-0 FC4-6 1B		0-0 SH1-4		0-0 F7		3	0	1	0	0	0	0						
Willie Montanez, L OBP: 0.353, SLG: 0.412 (1, 3)	0-0 4-3			0-0 FC4-6 G6-4-3 1-2		0-0 L9		0-0 F9		4	0	0	0	0	2							
Greg Luzinski, R OBP: 0.320, SLG: 0.476 (1, 7)		0-3 K		0-0 G6-4-3 1-2		4-0 WP IBB		0-3 K		3	0	0	0	1	2	1						
Mike Anderson, R OBP: 0.326, SLG: 0.450 (1, 9)		0-3 K			0-0 WP 1B	4-0 1B		0-0 2B 1B		3	0	2	0	1	1	0						
Mike Schmidt, R OBP: 0.333, SLG: 0.388 (1, 5)		4-0 BB			0-3 K	0-0 F8		0-0 1-3 2B		3	0	1	0	1	1	4						
Bob Boone, R OBP: 0.297, SLG: 0.320 (1, 2)		0-3 K			0-0 F8		0-0 F3		0-0 P6	4	0	0	0	0	1	4						
Larry Bowa, S OBP: 0.249, SLG: 0.241 (9, PH)			0-0 6-3		0-0 WP 1B		0-0 1-3 2B		0-3 K	3	0	2	0	0	0	0						
Del Unser, L OBP: 0.390, SLG: 0.520 (9, PH)					1-2 1B					1	0	0	0	0	1	2						
Ken Brett, L OBP: 0.289, SLG: 0.667 Tom Hutton, L OBP: 0.370, SLG: 0.415 (9, PH)			0-3 K		0-0 1-3		0-0 1-3		0-0 6-3	3	0	0	0	0	1	3						
Inning Stats	R: 0 E: 0 K: 0 S: 3	H: 0 LOB: 0 BB: 0 P: 3	R: 0 E: 0 K: 3 S: 9	H: 0 LOB: 1 BB: 1 P: 13	R: 0 E: 0 K: 1 S: 5	H: 0 LOB: 0 BB: 0 P: 5	R: 0 E: 0 K: 0 S: 3	H: 1 LOB: 2 BB: 0 P: 3	R: 0 E: 0 K: 1 S: 7	H: 2 LOB: 2 BB: 0 P: 7	R: 0 E: 0 K: 0 S: 3	H: 0 LOB: 3 BB: 3 P: 15	R: 0 E: 0 K: 0 S: 4	H: 1 LOB: 1 BB: 0 P: 4	R: 0 E: 0 K: 1 S: 5	H: 0 LOB: 0 BB: 0 P: 5	R: 0 E: 0 K: 1 S: 7	H: 2 LOB: 2 BB: 0 P: 7	1B: 4 2B: 2 3B: 0 HR: 0	SF: 0 SAC: 1 DP: 1 HBP: 0	WP: 2 PB: 0 SB: 0 CS: 0	PA: 36
PITCHER Fred Norman, L ERA: 3.27 (1, 1)	IP: 9.0 WLS: W BF: 36 H: 6 R: 0 ER: 0 SO: 7 BB: 3 IBB: 1 HBP: 0 BLK: 0 WP: 2 HR: 0 S: 46 P: 62 ERA: 0.00 WHIP: 1.000															PITCHER						

Batter	1	2	3	4	5	6	7	8	9	AB	R	H	RBI	BB	SO	LOB	BOTTOM	
Pete Rose, S OBP: 0.394, SLG: 0.402 (1, 7)	0-0 FC4-6 1B		0-0 1-3			0-0 1-3 3-H 2B		0-0 1B FC5-2 1B		4	0	3	1	0	0	0	Philadelphia Phillies @ Cincinnati Reds Riverfront Stadium, Cincinnati, OH Mon Jul 16 1973, 7:05 PM EDT Att: 16,457 - Unknown AB 30 R 1 H 5 RBI 1 BB 3 SO 5 LOB 21	
Joe Morgan, L OBP: 0.418, SLG: 0.491 (1, 4)	0-0 FC4-6 FC5-4 1-2			0-0 F9		0-0 4-3		0-3 K		4	0	0	0	0	1	4		
Dave Concepcion, R OBP: 0.325, SLG: 0.431 (1, 6)	0-0 F9			0-3 K		4-0 IBB		0-0 FC5-2 IBB 1-3 1B		3	0	1	0	1	1	1		
Johnny Bench, R OBP: 0.339, SLG: 0.441 (8, 2)	0-0 FC5-4 1-2			0-0 6-3		0-0 F6		4-0 FC5-2 IBB		3	0	0	0	1	0	4		
Tony Perez, R OBP: 0.380, SLG: 0.512 (1, 3)		0-0 F9			0-0 F8		0-3 K		0-0 FC5-2 FC3-6	4	0	0	0	0	1	6		
Bobby Tolan, L OBP: 0.247, SLG: 0.309 (8, 9)		0-3 K			0-0 G3		0-0 F9		0-0 FC3-6 1-2	4	0	0	0	0	1	3		
Denis Menke, R OBP: 0.359, SLG: 0.214 (1, 5)		0-0 F3			0-0 F8		4-0 FC6-4 BB			2	0	0	0	1	0	0		
Bill Plummer, R OBP: 0.309, SLG: 0.286 Cesar Geronimo, L OBP: 0.215, SLG: 0.210 (7, PR) (8, 8)			0-0 F8			0-0 E 2B 2B		0-0 FC6-4 1-2		3	1	1	0	0	0	1		
Fred Norman, S OBP: 0.109, SLG: 0.068 (1, 1)			0-3 K			0-0 E5 2B		0-0 L1		3	0	0	0	0	1	2		
Inning Stats	R: 0 E: 0 K: 0 S: 4	H: 1 LOB: 1 BB: 0 P: 4	R: 0 E: 0 K: 1 S: 5	H: 0 LOB: 0 BB: 0 P: 5	R: 0 E: 0 K: 1 S: 5	H: 0 LOB: 0 BB: 0 P: 5	R: 0 E: 0 K: 1 S: 5	H: 0 LOB: 0 BB: 0 P: 5	R: 0 E: 0 K: 0 S: 3	H: 0 LOB: 1 BB: 1 P: 7	R: 0 E: 0 K: 1 S: 7	H: 2 LOB: 3 BB: 1 P: 11	R: 0 E: 0 K: 1 S: 7	H: 2 LOB: 3 BB: 1 P: 11	1B: 3 2B: 2 3B: 0 HR: 0	SF: 0 SAC: 0 DP: 0 HBP: 0		WP: 0 PB: 0 SB: 0 CS: 0
PITCHER Ken Brett, L ERA: 2.69 (1, 1)	IP: 8.0 WLS: L BF: 33 H: 5 R: 1 ER: 0 SO: 5 BB: 1 IBB: 2 HBP: 0 BLK: 0 WP: 0 HR: 0 S: 40 P: 52 ERA: 0.00 WHIP: 0.750															PITCHER		

Batter	1	2	3	4	5	6	7	8	9	AB	R	H	RBI	BB	SO	LOB	TOP							
Bill Robinson, R OBP: 0.352, SLG: 0.542 (1, 5)	5-3		5-3						1-3	5	0	1	0	0	1	1	Philadelphia Phillies @ Cincinnati Reds Riverfront Stadium, Cincinnati, OH Tue Jul 17 1973, 7:05 PM EDT Att: 19,549 - Unknown AB 33 R 2 H 8 RBI 2 BB 4 SO 6 LOB 17							
Denny Doyle, L OBP: 0.328, SLG: 0.330 (1, 4)	G6-4-3 1B		F7						1-3	4	0	1	0	0	0	1								
Willie Montanez, L OBP: 0.355, SLG: 0.413 Mike Schmidt, R OBP: 0.333, SLG: 0.388 (1, 9) (7, 5)	G6-4-3 1-2			FC4-6 1B					4-3	4	0	2	0	0	0	1								
Greg Luzinski, R OBP: 0.325, SLG: 0.480 (1, 7)		FC4-6 BB		FC4-6 1B					K	3	1	2	0	1	1	0								
Tom Hutton, L OBP: 0.368, SLG: 0.407 (1, 3)		FC4-6 WP 1-2		B1					K	3	1	0	0	1	1	3								
Del Unser, L OBP: 0.388, SLG: 0.519 (1, 8)		F7		FC4-6					4-3	4	0	1	1	0	0	3								
Bob Boone, R OBP: 0.300, SLG: 0.318 (1, 2)				5-3					6-3	2	0	0	0	2	0	2								
Larry Bowa, S OBP: 0.247, SLG: 0.239 (1, 6)									P3	4	0	0	1	0	0	4								
Jim Lonborg, R OBP: 0.235, SLG: 0.226 (1, 1)										4	0	1	0	0	3	2								
																								
Inning Stats	R: 0 E: 0 K: 0 S: 3	H: 1 LOB: 0 BB: 0 P: 3	R: 0 E: 0 K: 0 S: 3	H: 0 LOB: 2 BB: 2 P: 11	R: 0 E: 0 K: 1 S: 5	H: 0 LOB: 0 BB: 0 P: 5	R: 0 E: 0 K: 0 S: 5	H: 2 LOB: 2 BB: 0 P: 5	R: 0 E: 0 K: 1 S: 6	H: 1 LOB: 1 BB: 0 P: 6	R: 2 E: 0 K: 1 S: 7	H: 3 LOB: 2 BB: 2 P: 15	R: 0 E: 0 K: 1 S: 5	H: 0 LOB: 0 BB: 0 P: 5	R: 0 E: 0 K: 2 S: 7	H: 0 LOB: 0 BB: 0 P: 7	R: 0 E: 0 K: 0 S: 4	H: 1 LOB: 1 BB: 0 P: 4	1B: 6 2B: 2 3B: 0 HR: 0	SF: 0 SAC: 0 DP: 1 HBP: 0	WP: 1 PB: 0 SB: 0 CS: 0	PA: 37		
PITCHER	IP WLS BF H R ER SO BB IBB HBP BLK WP HR S P ERA WHIP	7.0 L 30 7 2 2 4 3 1 0 0 1 0 34 50 2.57 1.429	2.0 7 1 0 0 2 0 0 0 0 0 0 0 11 11 0.00 0.500											PITCHER	IP WLS BF H R ER SO BB IBB HBP BLK WP HR S P ERA WHIP									
Jack Billingham, R ERA: 3.18 Don Gullett, L ERA: 4.14	(1, 1)	(8, 1)											(1, 1)	(8, 1)										

Batter	1	2	3	4	5	6	7	8	9	AB	R	H	RBI	BB	SO	LOB	BOTTOM					
Pete Rose, S OBP: 0.396, SLG: 0.405 (1, 7)	CS 1B		BB 1B		F8				6-3	5	0	3	0	0	0	2	Philadelphia Phillies @ Cincinnati Reds Riverfront Stadium, Cincinnati, OH Tue Jul 17 1973, 7:05 PM EDT Att: 19,549 - Unknown AB 35 R 1 H 10 RBI 1 BB 5 SO 5 LOB 23					
Joe Morgan, L OBP: 0.415, SLG: 0.485 (1, 4)	K		F7						K	4	0	0	0	1	2	3						
Dan Driessen, L OBP: 0.352, SLG: 0.347 (1, 5)	3-1								G3	5	0	1	0	0	0	3						
Johnny Bench, R OBP: 0.343, SLG: 0.443 Darrel Chaney, S OBP: 0.295, SLG: 0.224 Bill Plummer, R OBP: 0.309, SLG: 0.286 Phil Gagliano, R OBP: 0.351, SLG: 0.229 (1, 2) (8, PR) (9, 2) (9, PH)		P4							SH5-4 1B	3	0	2	0	1	0	0						
Tony Perez, R OBP: 0.381, SLG: 0.509 (1, 3)			1-2 2-3 BB						1B	1	0	1	0	0	0	0						
Bobby Tolan, L OBP: 0.245, SLG: 0.306 (1, 9)		E BB							4-3	4	0	1	0	1	2	7						
Bobby Tolan, L OBP: 0.245, SLG: 0.306 (1, 9)		E4							SH5-4 1B	3	0	0	0	0	0	1						
Dave Concepcion, R OBP: 0.324, SLG: 0.427 (1, 6)		F9							SH5-4 1B	3	0	0	0	1	0	2						
Cesar Geronimo, L OBP: 0.216, SLG: 0.230 (1, 8)		L5							G6-4-3 IBB	4	1	1	1	0	1	5						
Jack Billingham, R OBP: 0.070, SLG: 0.019 Larry Stahl, L OBP: 0.330, SLG: 0.354 Don Gullett, R OBP: 0.324, SLG: 0.200 Hal King, L OBP: 0.300, SLG: 0.706 (1, 1) (7, PH) (8, 1) (9, PH)									G6-4-3 1-2	1	0	0	0	1	0	0						
										1	0	1	0	0	0	0						
										0	0	0	0	0	0	0						
										1	0	0	0	0	0	0						
Inning Stats	R: 0 E: 0 K: 1 S: 5	H: 1 LOB: 0 BB: 0 P: 5	R: 0 E: 1 K: 0 S: 4	H: 0 LOB: 2 BB: 1 P: 8	R: 0 E: 0 K: 1 S: 7	H: 2 LOB: 3 BB: 1 P: 11	R: 1 E: 0 K: 0 S: 4	H: 1 LOB: 1 BB: 1 P: 8	R: 0 E: 0 K: 1 S: 6	H: 0 LOB: 0 BB: 0 P: 6	R: 0 E: 0 K: 1 S: 5	H: 0 LOB: 0 BB: 0 P: 5	R: 0 E: 0 K: 1 S: 6	H: 1 LOB: 1 BB: 0 P: 6	R: 0 E: 0 K: 0 S: 4	H: 2 LOB: 3 BB: 1 P: 8	R: 0 E: 0 K: 0 S: 5	H: 2 LOB: 3 BB: 1 P: 9	1B: 8 2B: 1 3B: 1 HR: 1	SF: 0 SAC: 1 DP: 2 HBP: 0	WP: 0 PB: 0 SB: 0 CS: 1	PA: 41
PITCHER	IP WLS BF H R ER SO BB IBB HBP BLK WP HR S P ERA WHIP	9.0 W 41 10 1 1 5 4 1 0 0 0 1 46 66 1.00 1.556											PITCHER	IP WLS BF H R ER SO BB IBB HBP BLK WP HR S P ERA WHIP								
Jim Lonborg, R ERA: 5.3	(1, 1)											(1, 1)										



Batter	1	2	3	4	5	6	7	8	9	AB	R	H	RBI	BB	SO	LOB	TOP										
Bill Robinson, R OBP: 0.359, SLG: 0.555 (1, 9)										3	3	1	0	2	2	0	Philadelphia Phillies @ Atlanta Braves Atlanta Stadium, Atlanta, GA Fri Jul 20 1973, 7:05 PM EDT Att: 9,231 - Unknown										
Denny Doyle, L OBP: 0.328, SLG: 0.332 Terry Harmon, R OBP: 0.288, SLG: 0.232 (9, FR) (9, 4)										5	0	2	0	0	0	4											
Willie Montanez, L OBP: 0.352, SLG: 0.408 (1, 3)										5	0	2	2	0	1	3											
Greg Luzinski, R OBP: 0.327, SLG: 0.476 (1, 7)										3	0	1	1	2	0	1											
Del Unser, L OBP: 0.382, SLG: 0.506 (1, 8)										3	0	0	1	1	1	3											
Jose Pagan, R OBP: 0.196, SLG: 0.300 (1, 5)										5	0	0	0	0	2	5											
Bob Boone, R OBP: 0.302, SLG: 0.330 (1, 2)										4	0	1	0	0	0	0											
Larry Bowa, S OBP: 0.253, SLG: 0.243 (1, 6)										4	1	3	0	0	0	0											
Wayne Twitchell, R OBP: 0.133, SLG: 0.178 Mac Scarce, L (7, 1) Dick Ruthven, R OBP: 0.172, SLG: 0.143 (9, 1)										3	1	1	1	0	0	1											
Inning Stats	R: 1 E: 0 K: 2 S: 10	H: 3 LOB: 2 BB: 0 P: 10	R: 3 E: 0 K: 0 S: 6	H: 4 LOB: 1 BB: 1 P: 10	R: 0 E: 0 K: 0 S: 3	H: 0 LOB: 0 BB: 0 P: 3	R: 0 E: 0 K: 1 S: 6	H: 0 LOB: 1 BB: 0 P: 6	R: 0 E: 0 K: 0 S: 7	H: 1 LOB: 0 BB: 0 P: 3	R: 1 E: 0 K: 0 S: 3	H: 0 LOB: 1 BB: 2 P: 11	R: 0 E: 0 K: 1 S: 6	H: 1 LOB: 1 BB: 0 P: 6	R: 1 E: 0 K: 1 S: 7	H: 2 LOB: 2 BB: 1 P: 11	1B: 9 2B: 2 3B: 0 HR: 0	SF: 1 SAC: 0 DP: 0 HBP: 0	WP: 1 PB: 1 SB: 2 CS: 3	PA: 42							
PITCHER	IP	WLS	BF	H	R	ER	SO	BB	IBB	HBP	BLK	WP	HR	S	P	ERA	WHIP										
Phil Niekro, R ERA: 3.52 Gary Gentry, R ERA: 3.43 Danny Frisella, R ERA: 4.54 Adrian Devine, R ERA: 8.47 Tom House, L ERA: 5.59	(1, 1)	(7, 1)	(7, 1)	(9, 1)	(9, 1)											6.00	1.667										

Batter	1	2	3	4	5	6	7	8	9	AB	R	H	RBI	BB	SO	LOB	BOTTOM										
Ralph Garr, L OBP: 0.300, SLG: 0.388 (1, 9)										4	0	0	0	0	1	1	Philadelphia Phillies @ Atlanta Braves Atlanta Stadium, Atlanta, GA Fri Jul 20 1973, 7:05 PM EDT Att: 9,231 - Unknown										
Marty Perez, R OBP: 0.313, SLG: 0.330 (1, 6)										4	1	2	0	0	1	0											
Darrell Evans, L OBP: 0.391, SLG: 0.570 (1, 5)										4	1	1	0	0	0	1											
Hank Aaron, R OBP: 0.362, SLG: 0.587 (1, 7)										3	1	1	3	1	1	0											
Dusty Baker Jr., R OBP: 0.367, SLG: 0.431 (1, 8)										4	0	0	0	0	1	1											
Davey Johnson, R OBP: 0.347, SLG: 0.488 (1, 4)										3	1	1	1	0	1	0											
Mike Lum, L OBP: 0.356, SLG: 0.450 (1, 3)										3	0	0	0	0	2	0											
Paul Casanova, R OBP: 0.197, SLG: 0.266 (1, 2)										3	0	0	0	0	1	0											
Phil Niekro, R OBP: 0.156, SLG: 0.222 Chuck Cooper, S OBP: 0.299, SLG: 0.358 Gary Gentry, R OBP: 0.298, SLG: 0.233 Danny Frisella, L OBP: 0.292, SLG: 0.350 Dick Dietz, R OBP: 0.302, SLG: 0.377 Sonny Jackson, R OBP: 0.333, SLG: 0.269 Adrian Devine, R OBP: 0.333, SLG: 0.333 Tom House, L OBP: 0.197, SLG: 0.333 (9, 1)	(1, 1)	(6, PH)	(7, 1)	(7, 1)	(8, PH)	(8, PH)	(9, 1)	(9, 1)																			
Inning Stats	R: 0 E: 0 K: 0 S: 3	H: 0 LOB: 0 BB: 0 P: 3	R: 0 E: 0 K: 2 S: 7	H: 0 LOB: 0 BB: 0 P: 7	R: 0 E: 0 K: 1 S: 5	H: 0 LOB: 0 BB: 0 P: 5	R: 0 E: 0 K: 0 S: 3	H: 1 LOB: 0 BB: 0 P: 3	R: 0 E: 0 K: 1 S: 5	H: 0 LOB: 0 BB: 0 P: 5	R: 0 E: 0 K: 1 S: 5	H: 0 LOB: 0 BB: 0 P: 5	R: 4 E: 0 K: 1 S: 9	H: 4 LOB: 0 BB: 0 P: 9	R: 0 E: 0 K: 2 S: 6	H: 0 LOB: 1 BB: 1 P: 10	R: 0 E: 0 K: 1 S: 5	H: 0 LOB: 1 BB: 1 P: 9	1B: 3 2B: 1 3B: 0 HR: 2	SF: 0 SAC: 0 DP: 2 HBP: 0	WP: 0 PB: 0 SB: 0 CS: 1	PA: 32					
PITCHER	IP	WLS	BF	H	R	ER	SO	BB	IBB	HBP	BLK	WP	HR	S	P	ERA	WHIP										
Wayne Twitchell, R ERA: 2.29 Mac Scarce, L ERA: 2.42 Dick Ruthven, R ERA: 3.95	(1, 1)	(7, 1)	(9, 1)													6.2	5.40										



Batter	1	2	3	4	5	6	7	8	9	AB	R	H	RBI	BB	SO	LOB	TOP					
Bill Robinson, R OBP: 0.397, SLG: 0.563 (1, 9)										4	1	2	0	1	1		Philadelphia Phillies @ Atlanta Braves Atlanta Stadium, Atlanta, GA Sat Jul 21 1973, 3:33 AM EDT Att: 16,236 - Unknown					
Denny Doyle, L OBP: 0.326, SLG: 0.329 (1, 4)										5	1	1	0	0	0							
Willie Montanez, L OBP: 0.352, SLG: 0.409 (1, 3)										4	1	1	0	1	1	0						
Greg Luzinski, R OBP: 0.331, SLG: 0.477 (1, 7)										4	1	2	0	1	2	2						
Del Unser, L OBP: 0.379, SLG: 0.498 (1, 8)										4	1	0	0	1	1	5						
Jose Pagan, R OBP: 0.200, SLG: 0.296 (1, 5)										4	0	1	2	0	1	1						
Bob Boone, R OBP: 0.301, SLG: 0.340 (1, 2)										3	1	1	2	0	0	1						
Larry Bowa, S OBP: 0.255, SLG: 0.246 (1, 6)										4	1	2	1	0	0	0						
Ken Brett, L OBP: 0.317, SLG: 0.667 Darrell Brandon, R (8, 1)										3	0	2	0	0	1	0						
Inning Stats	R: 0 E: 0 K: 1 S: 5	H: 0 LOB: 0 BB: 0 P: 5	R: 1 E: 1 K: 1 S: 7	H: 2 LOB: 1 BB: 1 P: 11	R: 1 E: 0 K: 1 S: 6	H: 1 LOB: 0 BB: 0 P: 6	R: 0 E: 0 K: 0 S: 3	H: 0 LOB: 0 BB: 0 P: 3	R: 0 E: 0 K: 0 S: 3	H: 1 LOB: 0 BB: 0 P: 3	R: 3 E: 0 K: 1 S: 7	H: 3 LOB: 0 BB: 1 P: 11	R: 0 E: 0 K: 2 S: 7	H: 0 LOB: 0 BB: 0 P: 7	R: 0 E: 0 K: 1 S: 6	H: 1 LOB: 1 BB: 0 P: 6	R: 3 E: 2 K: 0 S: 7	H: 3 LOB: 3 BB: 2 P: 15	1B: 8 2B: 1 3B: 0 HR: 2	SF: 1 SAC: 1 DP: 1 HBP: 0	WP: 0 PB: 0 SB: 1 CS: 1	PA: 42
PITCHER	IP WLS BF H R ER SO BB IBB HBP BLK WP HR S P ERA WHIP																					
Ron Schueler, R ERA: 4.13 Adrian Devine, R ERA: 8.15	(1, 1)	8.1 L 36 10 8 5 7 2 1 0 0 0 0 2 47 59 5.40 1.440	(9, 1)	0.2 5 1 0 0 0 1 0 0 0 0 0 0 4 8 0.00 3.000																		

Batter	1	2	3	4	5	6	7	8	9	AB	R	H	RBI	BB	SO	LOB	BOTTOM					
Ralph Garr, L OBP: 0.300, SLG: 0.387 (1, 9)										4	0	1	1	0	0	0	Philadelphia Phillies @ Atlanta Braves Atlanta Stadium, Atlanta, GA Sat Jul 21 1973, 3:33 AM EDT Att: 16,236 - Unknown					
Marty Perez, R OBP: 0.312, SLG: 0.329 (1, 6)										4	0	1	0	0	0	0						
Darrell Evans, L OBP: 0.390, SLG: 0.569 (1, 5)										4	1	1	0	0	0	0						
Hank Aaron, R OBP: 0.364, SLG: 0.598 (1, 7)										4	1	2	2	0	0	0						
Dusty Baker Jr., R OBP: 0.363, SLG: 0.427 (1, 8)										4	0	0	0	0	0	2						
Davey Johnson, R OBP: 0.344, SLG: 0.482 (1, 4)										4	0	0	0	0	1	0						
Dick Dietz, R OBP: 0.389, SLG: 0.381 Sonny Jackson, L (9, PH)										2	1	1	0	1	0	0						
Paul Casanova, R OBP: 0.217, SLG: 0.288 Frank Tepedino, L (9, PH)										2	1	1	0	1	0	1						
Ron Schueler, R OBP: 0.167, SLG: 0.138 Adrian Devine, R OBP: 0.333, SLG: 0.333 Mike Lum, L (9, PH)										3	0	0	1	0	0	2						
Inning Stats	R: 0 E: 1 K: 0 S: 5	H: 1 LOB: 2 BB: 0 P: 5	R: 2 E: 0 K: 1 S: 8	H: 4 LOB: 1 BB: 0 P: 8	R: 2 E: 0 K: 0 S: 5	H: 2 LOB: 1 BB: 1 P: 9	R: 0 E: 0 K: 0 S: 3	H: 0 LOB: 0 BB: 0 P: 3	R: 0 E: 0 K: 0 S: 3	H: 0 LOB: 1 BB: 1 P: 7	R: 0 E: 0 K: 0 S: 3	H: 0 LOB: 0 BB: 0 P: 3	R: 0 E: 0 K: 0 S: 3	H: 0 LOB: 0 BB: 0 P: 3	R: 0 E: 0 K: 0 S: 3	H: 0 LOB: 0 BB: 0 P: 3	R: 0 E: 0 K: 0 S: 3	H: 0 LOB: 0 BB: 0 P: 3	1B: 4 2B: 2 3B: 0 HR: 1	SF: 0 SAC: 0 DP: 0 HBP: 0	WP: 1 PB: 0 SB: 0 CS: 0	PA: 37
PITCHER	IP WLS BF H R ER SO BB IBB HBP BLK WP HR S P ERA WHIP																					
Ken Brett, L ERA: 2.86 Darrell Brandon, R ERA: 5.29	(1, 1)	7.0 W 30 7 4 4 4 1 2 0 0 0 0 1 30 38 5.14 1.286	(8, 1)	2.0 S 6 0 0 0 0 0 0 0 0 0 0 0 6 6 0.00 0.000																		

Batter	1	2	3	4	5	6	7	8	9	AB	R	H	RBI	BB	SO	LOB	TOP																	
Bill Robinson, R OBP: 0.366, SLG: 0.578 (1, 9)										3	2	1	2	0	0		Philadelphia Phillies @ Atlanta Braves Atlanta Stadium, Atlanta, GA Sun Jul 22 1973, 3:33 AM EDT Unknown																	
Terry Harmon, R OBP: 0.312, SLG: 0.255 (1, 4) (8, 5)										3	2	0	2	0	1																			
Willie Montanez, L OBP: 0.356, SLG: 0.412 (1, 3)										5	0	3	2	0	0	3																		
Greg Luzinski, R OBP: 0.334, SLG: 0.480 (1, 7)										4	0	2	1	1	0	3																		
Jose Pagan, R OBP: 0.293, SLG: 0.293 (7, 1)										4	0	1	0	0	0	5																		
Dick Ruthven, R OBP: 0.172, SLG: 0.143 (7, 1)										0	0	0	0	0	0	0																		
Bob Boone, R OBP: 0.303, SLG: 0.341 (1, 2)										5	1	2	0	0	0	3																		
Del Unser, L OBP: 0.379, SLG: 0.498 (1, 8)										4	1	1	0	1	2	3																		
Larry Bowa, S OBP: 0.252, SLG: 0.242 (1, 6)										5	0	0	0	0	0	7																		
Steve Carlton, L OBP: 0.167, SLG: 0.222 (7, PH)										2	0	0	0	0	2	0																		
Mike Schmidt, R OBP: 0.331, SLG: 0.388 (7, 5)										1	0	0	0	0	0	0																		
Tom Hutton, L OBP: 0.369, SLG: 0.417 (8, PH)										0	0	0	1	0	0	0																		
Denny Doyle, L OBP: 0.326, SLG: 0.329 (8, 4)										0	0	0	0	0	0	0																		
Inning Stats	R: 1 E: 0 K: 0 S: 4	H: 2 LOB: 1 BB: 1 P: 8	R: 0 E: 0 K: 1 S: 5	H: 0 LOB: 0 BB: 0 P: 5	R: 0 E: 0 K: 1 S: 5	H: 0 LOB: 1 BB: 1 P: 9	R: 0 E: 0 K: 1 S: 7	H: 2 LOB: 2 BB: 0 P: 7	R: 1 E: 0 K: 1 S: 8	H: 3 LOB: 0 BB: 0 P: 8	R: 0 E: 0 K: 0 S: 3	H: 1 LOB: 0 BB: 0 P: 3	R: 2 E: 0 K: 0 S: 6	H: 3 LOB: 1 BB: 0 P: 6	R: 2 E: 1 K: 0 S: 5	H: 2 LOB: 2 BB: 2 P: 13		R: 0 E: 0 K: 0 S: 3	H: 0 LOB: 2 BB: 2 P: 11	1B: 9 2B: 3 3B: 0 HR: 1	SF: 1 SAC: 1 DP: 2 HBP: 0	WP: 2 PB: 0 SB: 1 CS: 0	PA: 44											
PITCHER	IP WLS BF H R ER SO BB IBB HBP BLK WP HR S P ERA WHIP																																	
Jimmy Freeman, L ERA: 6.96 (1, 1)	6.1	L	29	10	4	4	4	2	0	0	0	0	1	1	35	43	5.68	1.895																
Max Leon, R ERA: 4.15 (7, 1)	1.2	L	10	3	2	2	0	2	0	0	0	0	1	0	8	16	10.80	3.000																
Danny Frisella, R ERA: 4.41 (9, 1)	1.0		5	0	0	0	0	1	1	0	0	0	0	0	3	11	0.00	1.000																

Batter	1	2	3	4	5	6	7	8	9	AB	R	H	RBI	BB	SO	LOB	BOTTOM																	
Ralph Garr, L OBP: 0.301, SLG: 0.388 (1, 9)										4	1	1	0	1	2	2	Philadelphia Phillies @ Atlanta Braves Atlanta Stadium, Atlanta, GA Sun Jul 22 1973, 3:33 AM EDT Unknown																	
Marty Perez, R OBP: 0.314, SLG: 0.332 (1, 6)										3	0	1	0	1	0	3																		
Darrell Evans, L OBP: 0.390, SLG: 0.575 (1, 5)										5	1	2	2	0	1	3																		
Hank Aaron, R OBP: 0.365, SLG: 0.592 (1, 7)										4	1	1	0	1	1	2																		
Dusty Baker Jr., R OBP: 0.364, SLG: 0.429 (1, 8)										5	1	2	0	0	1	2																		
Davey Johnson, R OBP: 0.344, SLG: 0.488 (1, 4)										4	1	1	3	1	1	1																		
Dick Dietz, R OBP: 0.379, SLG: 0.379 (1, 3)										3	0	1	0	0	2	3																		
Frank Teperino, L OBP: 0.328, SLG: 0.393 (9, 3)										2	0	1	0	0	0	1																		
Freddie Velazquez, R OBP: 0.500, SLG: 0.500 (1, 2)										3	0	2	0	0	1	1																		
Mike Lum, L OBP: 0.354, SLG: 0.447 (8, PH)										1	0	0	0	0	0	1																		
Paul Casanova, R OBP: 0.217, SLG: 0.288 (9, 2)										0	0	0	0	0	0	0																		
Jimmy Freeman, L OBP: 0.182, SLG: 0.182 (1, 1)										3	0	0	0	0	0	3																		
Max Leon, R (7, 1)										0	0	0	0	0	0	0																		
Sonny Jackson, L OBP: 0.294, SLG: 0.272 (8, PH)										1	0	1	0	0	0	0																		
Danny Frisella, L OBP: 0.500, SLG: 0.500 (9, 1)										0	0	0	0	0	0	0																		
Inning Stats	R: 0 E: 0 K: 2 S: 7	H: 0 LOB: 0 BB: 0 P: 7	R: 3 E: 1 K: 1 S: 8	H: 3 LOB: 1 BB: 1 P: 12	R: 0 E: 0 K: 1 S: 6	H: 1 LOB: 1 BB: 0 P: 6	R: 0 E: 0 K: 1 S: 6	H: 1 LOB: 1 BB: 0 P: 6	R: 1 E: 0 K: 1 S: 8	H: 3 LOB: 3 BB: 1 P: 12	R: 0 E: 0 K: 1 S: 6	H: 1 LOB: 2 BB: 1 P: 10	R: 0 E: 0 K: 0 S: 3	H: 0 LOB: 0 BB: 0 P: 3	R: 0 E: 0 K: 0 S: 4	H: 2 LOB: 1 BB: 1 P: 8	R: 1 E: 0 K: 2 S: 9	H: 2 LOB: 1 BB: 0 P: 9	1B: 8 2B: 3 3B: 0 HR: 2	SF: 0 SAC: 1 DP: 1 HBP: 0	WP: 1 PB: 0 SB: 0 CS: 0	PA: 43												
PITCHER	IP WLS BF H R ER SO BB IBB HBP BLK WP HR S P ERA WHIP																																	
Steve Carlton, L ERA: 4.22 (1, 1)	6.0		30	9	4	4	7	2	1	0	0	0	1	1	41	53	6.00	1.833																
Dick Ruthven, R ERA: 3.92 (7, 1)	3.0	W	13	4	1	1	2	1	0	0	0	0	1	1	16	20	3.00	1.667																

AB 36
R 6
H 13
RBI 5
BB 6
SO 4
LOB 25

AB 38
R 5
H 13
RBI 5
BB 4
SO 9
LOB 22



Batter	1	2	3	4	5	6	7	8	9	AB	R	H	RBI	BB	SO	LOB	TOP								
Bill Robinson, R OBP: 0.367, SLG: 0.583 (1, 9)										5	2	2	1	0	0	0	Philadelphia Phillies @ Atlanta Braves Atlanta Stadium, Atlanta, GA Sun Jul 22 1973, 3:38 AM EDT Att: 18,788 - Unknown								
Denny Doyle, L OBP: 0.328, SLG: 0.330 (1, 4)										5	0	2	2	0	0	1									
Willie Montanez, L OBP: 0.354, SLG: 0.409 (1, 3)										5	0	1	0	0	0	3									
Greg Luzinski, R OBP: 0.333, SLG: 0.474 (1, 7)										4	0	0	0	1	1	1									
Del Unser, L OBP: 0.374, SLG: 0.490 (1, 8)										4	1	0	0	0	0	3									
Jose Pagan, R OBP: 0.206, SLG: 0.290 (1, 5)										4	1	1	0	0	0	1									
Mike Ryan, R OBP: 0.293, SLG: 0.346 (1, 2)										4	0	2	0	0	0	1									
Larry Bowa, S OBP: 0.252, SLG: 0.243 (1, 6)										4	1	1	0	0	0	2									
Jim Lonborg, R OBP: 0.222, SLG: 0.212 (1, 1)										2	0	0	1	0	0	4									
Mike Anderson, R OBP: 0.324, SLG: 0.446 (8, PH)										1	0	0	0	0	0	0									
Darrell Brandon, R (8, 1)										0	0	0	0	0	0	0									
Inning Stats	R: 1 E: 1 K: 0 S: 4	H: 2 LOB: 0 BB: 0 P: 4	R: 0 E: 0 K: 0 S: 5	H: 2 LOB: 2 BB: 0 P: 5	R: 0 E: 1 K: 0 S: 4	H: 1 LOB: 2 BB: 1 P: 8	R: 3 E: 2 K: 0 S: 7	H: 3 LOB: 1 BB: 0 P: 7	R: 1 E: 2 K: 0 S: 6	H: 1 LOB: 2 BB: 0 P: 6	R: 0 E: 0 K: 0 S: 3	H: 0 LOB: 0 BB: 0 P: 3	R: 0 E: 0 K: 1 S: 5	H: 0 LOB: 0 BB: 0 P: 5	R: 0 E: 0 K: 0 S: 3	H: 0 LOB: 0 BB: 0 P: 3	R: 0 E: 1 K: 0 S: 4	H: 0 LOB: 1 BB: 0 P: 4	1B: 7 2B: 3 3B: 0 HR: 0	SF: 0 SAC: 1 DP: 1 HBP: 0	WP: 0 PB: 0 SB: 1 CS: 0	PA: 40			
PITCHER	IP	WLS	BF	H	R	ER	SO	BB	IBB	HBP	BLK	WP	HR	S	P	ERA	WHIP								
Carl Morton, R ERA: 3.3 (1, 1)	7.0	L	33	9	5	0	1	1	0	0	0	0	0	34	38	0.00	1.429								
Tom House, L ERA: 5.31 (8, 1)	2.0		7	0	0	0	0	0	0	0	0	0	0	7	7	0.00	0.000								

AB	38
R	5
H	9
RBI	4
BB	1
SO	1
LOB	16



Batter	1	2	3	4	5	6	7	8	9	AB	R	H	RBI	BB	SO	LOB	BOTTOM								
Sonny Jackson, L OBP: 0.291, SLG: 0.264 (1, 6)										4	0	0	0	1	0	3	Philadelphia Phillies @ Atlanta Braves Atlanta Stadium, Atlanta, GA Sun Jul 22 1973, 3:38 AM EDT Att: 18,788 - Unknown								
Mike Lum, L OBP: 0.359, SLG: 0.449 (1, 7)										3	0	2	0	1	0	0									
Darrell Evans, L OBP: 0.387, SLG: 0.569 (1, 5)										4	0	0	0	0	0	4									
Dusty Baker Jr., R OBP: 0.365, SLG: 0.427 (1, 8)										2	0	0	0	2	1	1									
Ralph Garr, L OBP: 0.300, SLG: 0.389 (1, 9)										4	1	1	0	0	0	4									
Davey Johnson, R OBP: 0.341, SLG: 0.483 (1, 4)										4	0	0	0	0	1	2									
Frank Tepedino, L OBP: 0.338, SLG: 0.400 (1, 3)										4	0	2	1	0	0	1									
Paul Casanova, R OBP: 0.233, SLG: 0.314 (1, 2)										4	0	2	0	0	1	1									
Carl Morton, R OBP: 0.224, SLG: 0.327 (1, 1)										2	0	0	0	0	1	2									
Marty Perez, R OBP: 0.313, SLG: 0.331 (7, PH)										1	0	0	0	0	1	0									
Tom House, L OBP: 0.167, SLG: 0.333 (8, 1)										0	0	0	0	0	0	0									
Dick Dietz, R OBP: 0.478, SLG: 0.373 (8, PH)										1	0	0	0	0	0	1									
Inning Stats	R: 0 E: 0 K: 0 S: 4	H: 1 LOB: 1 BB: 0 P: 4	R: 1 E: 0 K: 1 S: 6	H: 1 LOB: 0 BB: 0 P: 6	R: 0 E: 0 K: 0 S: 3	H: 0 LOB: 3 BB: 3 P: 15	R: 0 E: 0 K: 1 S: 7	H: 2 LOB: 2 BB: 0 P: 7	R: 0 E: 0 K: 1 S: 5	H: 0 LOB: 0 BB: 0 P: 5	R: 0 E: 0 K: 0 S: 4	H: 1 LOB: 1 BB: 0 P: 4	R: 0 E: 0 K: 1 S: 6	H: 1 LOB: 1 BB: 0 P: 6	R: 0 E: 0 K: 1 S: 5	H: 0 LOB: 1 BB: 1 P: 9	R: 0 E: 0 K: 0 S: 3	H: 1 LOB: 0 BB: 0 P: 3	1B: 5 2B: 2 3B: 0 HR: 0	SF: 0 SAC: 0 DP: 1 HBP: 0	WP: 0 PB: 0 SB: 0 CS: 0	PA: 37			
PITCHER	IP	WLS	BF	H	R	ER	SO	BB	IBB	HBP	BLK	WP	HR	S	P	ERA	WHIP								
Jim Lonborg, R ERA: 5.04 (1, 1)	7.0		30	6	1	1	4	3	0	0	0	0	0	35	47	1.29	1.286								
Darrell Brandon, R ERA: 4.94 (8, 1)	2.0	S	7	1	0	0	1	1	0	0	0	0	0	8	12	0.00	1.000								

AB	33
R	1
H	7
RBI	1
BB	4
SO	5
LOB	19



Batter	1	2	3	4	5	6	7	8	9	AB	R	H	RBI	BB	SO	LOB	TOP					
Ron Hunt, R OBP: 0.413, SLG: 0.334 (1,4)	0-0 4-3		0-0 1B		4-0 1-2 BB		0-0 1-2 1B	4-0 G3-6 IBB		3	0	2	1	2	0	0	Montreal Expos @ Philadelphia Phillies Veterans Stadium, Philadelphia, PA Thu Jul 26 1973, 3:33 AM EDT Unknown livebaseballscorecards.com					
Clyde Mashore, R OBP: 0.317, SLG: 0.368 (1,7)	0-0 1B		0-3 K		0-0 F2		0-3 K	0-0 G3-6		5	0	1	0	0	2	8						
Ron Woods, R OBP: 0.351, SLG: 0.324 (1,8)	0-0 F7		0-0 5-3		0-0 5-3		0-3 K		4-0 FC1-6 BB	4	0	0	0	1	1	4						
Hal Breedren, R OBP: 0.377, SLG: 0.526 (8, PR) Mike Jorgensen, L OBP: 0.349, SLG: 0.346 (8, 3)	0-0 P4				0-0 F9		0-0 F8	4-0 E 2B BB	0-0 FC1-6 E 1-2	3	0	0	0	1	0	1						
Bob Bailey, R OBP: 0.376, SLG: 0.529 (1,5)		0-0 E5 G6-4-3		0-0 F7		4-0 BB		0-0 E6 2B 1B	0-0 6-3	4	1	0	0	1	0	2						
Ken Singleton, S OBP: 0.403, SLG: 0.476 (1,9)		0-0 G6-4-3 1-2		0-0 G3		0-0 L5		0-0 1B 1-3 2-H	0-0 F9	5	1	1	1	0	0	3						
John Boccabella, R OBP: 0.301, SLG: 0.337 (1,2)		0-0 2B		0-3 K			0-0 1B SH1-4 1B	4-0 SH3-4 1B IBB		3	1	2	0	1	1	0						
Pepe Frias, R OBP: 0.248, SLG: 0.276 (1,6)		0-0 5-3		0-0 F7			0-0 SH1-4	0-0 SH3-4 1B		3	0	1	2	0	0	1						
Steve Rogers, R OBP: 0.500, SLG: 0.250 (1,1)			0-3 K		4-0 BB		0-0 1B	0-0 SH3-4		2	0	1	0	1	1	0						
Inning Stats	R: 0 E: 0 K: 0 S: 4	H: 1 LOB: 1 BB: 0 P: 4	R: 0 E: 1 K: 0 S: 4	H: 1 LOB: 1 BB: 0 P: 4	R: 0 E: 0 K: 2 S: 8	H: 1 LOB: 1 BB: 0 P: 8	R: 0 E: 0 K: 0 S: 3	H: 0 LOB: 0 BB: 0 P: 3	R: 0 E: 0 K: 1 S: 5	H: 0 LOB: 2 BB: 2 P: 13	R: 0 E: 0 K: 0 S: 3	H: 0 LOB: 1 BB: 1 P: 7	R: 1 E: 0 K: 2 S: 10	H: 3 LOB: 2 BB: 0 P: 10	R: 3 E: 1 K: 0 S: 5	H: 2 LOB: 3 BB: 3 P: 17	R: 0 E: 1 K: 0 S: 3	H: 0 LOB: 1 BB: 1 P: 7	1B: 6 2B: 3 3B: 0 HR: 0	SF: 0 SAC: 2 DP: 2 HBP: 0	WP: 0 PB: 0 SB: 0 CS: 0	PA: 42
PITCHER Steve Carlton, L ERA: 4.16 (1,1)	IP: 9.0 WLS: L BF: 42	H: 8 R: 4 ER: 3 SO: 5	BB: 5 IBB: 2 HBP: 0 BLK: 0	WP: 0 HR: 0 S: 45 P: 73	ERA: 3.00 WHIP: 1.444	PITCHER										IP: 9.0 WLS: W BF: 29	H: 1 R: 0 ER: 0 SO: 3	BB: 2 IBB: 0 HBP: 0 BLK: 0	WP: 0 HR: 0 S: 33 P: 41	ERA: 0.00 WHIP: 0.333		

Batter	1	2	3	4	5	6	7	8	9	AB	R	H	RBI	BB	SO	LOB	BOTTOM					
Bill Robinson, R OBP: 0.361, SLG: 0.573 (1,9)	0-0 F8			0-0 5-3		0-0 6-3			0-0 1-3	4	0	0	0	0	0	0	Montreal Expos @ Philadelphia Phillies Veterans Stadium, Philadelphia, PA Thu Jul 26 1973, 3:33 AM EDT Unknown livebaseballscorecards.com					
Denny Doyle, L OBP: 0.323, SLG: 0.325 (1,4)	0-0 P6			0-0 4-3			0-0 F9		0-0 G3	4	0	0	0	0	0	0						
Willie Montanez, L OBP: 0.351, SLG: 0.405 (1,3)	0-0 6-3			0-3 K			0-0 3-1			3	0	0	0	0	1	0						
Greg Luzinski, R OBP: 0.330, SLG: 0.471 (1,7)		0-0 4-1			0-0 6-3		0-0 F8			3	0	0	0	0	0	0						
Del Unser, L OBP: 0.374, SLG: 0.486 (1,8)		4-0 CS BB			0-0 F8			0-3 K		2	0	0	0	1	1	0						
Jose Pagan, R OBP: 0.212, SLG: 0.292 (1,5)		0-3 K			0-0 1B			0-0 4-3		3	0	1	0	0	1	1						
Bob Boone, R OBP: 0.303, SLG: 0.339 (1,2)				0-0 5-3		0-0 F8		4-0 BB		2	0	0	0	1	0	1						
Larry Bowa, S OBP: 0.251, SLG: 0.241 (8, PH) Mike Rogodzinski, L OBP: 0.350, SLG: 0.373 (9, 6) Terry Harmon, R OBP: 0.312, SLG: 0.255 (9, 6)				0-0 P4			0-0 G3	0-0 F5		2	0	0	0	0	0	0						
Steve Carlton, L OBP: 0.162, SLG: 0.215 (8, PH) Mike Schmidt, R OBP: 0.330, SLG: 0.387 (9, PH)				0-0 4-3			0-0 4-3		0-0 F7	2	0	0	0	0	0	0						
Inning Stats	R: 0 E: 0 K: 0 S: 3	H: 0 LOB: 0 BB: 0 P: 3	R: 0 E: 0 K: 1 S: 4	H: 0 LOB: 0 BB: 1 P: 8	R: 0 E: 0 K: 0 S: 3	H: 0 LOB: 0 BB: 0 P: 3	R: 0 E: 0 K: 1 S: 5	H: 0 LOB: 0 BB: 0 P: 5	R: 0 E: 0 K: 0 S: 4	H: 1 LOB: 1 BB: 0 P: 4	R: 0 E: 0 K: 0 S: 3	H: 0 LOB: 0 BB: 0 P: 3	R: 0 E: 0 K: 0 S: 3	H: 0 LOB: 0 BB: 0 P: 3	R: 0 E: 0 K: 1 S: 5	H: 0 LOB: 1 BB: 1 P: 9	R: 0 E: 0 K: 0 S: 3	H: 0 LOB: 0 BB: 0 P: 3	1B: 1 2B: 0 3B: 0 HR: 0	SF: 0 SAC: 0 DP: 0 HBP: 0	WP: 0 PB: 0 SB: 0 CS: 1	PA: 29
PITCHER Steve Rogers, R ERA: 1.06 (1,1)	IP: 9.0 WLS: W BF: 29	H: 1 R: 0 ER: 0 SO: 3	BB: 2 IBB: 0 HBP: 0 BLK: 0	WP: 0 HR: 0 S: 33 P: 41	ERA: 0.00 WHIP: 0.333	PITCHER										IP: 9.0 WLS: W BF: 29	H: 1 R: 0 ER: 0 SO: 3	BB: 2 IBB: 0 HBP: 0 BLK: 0	WP: 0 HR: 0 S: 33 P: 41	ERA: 0.00 WHIP: 0.333		

Batter	1	2	3	4	5	6	7	8	9	AB	R	H	RBI	BB	SO	LOB	TOP					
Ron Hunt, R OBP: 0.412, SLG: 0.334 (1, 4)										4	2	3	0	1	0	0	Montreal Expos @ Philadelphia Phillies Veterans Stadium, Philadelphia, PA Fri Jul 27 1973, 7:05 PM EDT Att: 18,254 - Unknown					
Mike Jorgensen, L OBP: 0.350, SLG: 0.355 (1, 3)										5	0	2	2	0	0	3						
Ken Singleton, S OBP: 0.406, SLG: 0.473 (1, 9)										3	1	0	0	2	0	4						
Ron Fairly, L OBP: 0.456, SLG: 0.452 (1, 7)										3	0	0	0	2	2	3						
Mike Marshall, R OBP: 0.350, SLG: 0.278 (9, 1)											0	0	0	0	0	0						
Jim Lyttle, L OBP: 0.417, SLG: 0.700 (1, 8)										3	0	0	1	1	0	1						
Bob Bailey, R OBP: 0.382, SLG: 0.528 (1, 5)										4	0	1	1	0	1	0						
Bob Stinson, S OBP: 0.333, SLG: 0.441 (1, 2)										3	0	1	0	0	0	3						
John Boccabella, R OBP: 0.303, SLG: 0.339 (9, 2)										0	0	0	0	0	0	0						
Pepe Frias, R OBP: 0.245, SLG: 0.271 (1, 6)										2	0	0	0	0	0	1						
Boots Day, L OBP: 0.371, SLG: 0.423 (6, PH)										1	0	0	0	0	0	3						
Larry Lintz, S OBP: 0.333, SLG: 0.250 (6, 6)										1	1	0	0	0	0	1						
Ernie McAnally, R OBP: 0.280, SLG: 0.200 (1, 1)										2	0	0	0	0	0	1						
Ron Wickersham, R OBP: 0.342, SLG: 0.315 (7, PH)										1	0	0	0	0	0	0						
Pat Jarvis, R OBP: 0.312, SLG: 0.315 (7, 1)										0	0	0	0	0	0	0						
Tom Walker, R OBP: 0.300, SLG: 0.553 (8, 1)										0	0	0	0	0	0	0						
Hal Breeden, R OBP: 0.333, SLG: 0.400 (9, PH)										1	0	1	1	0	0	0						
Jim Cox, R OBP: 0.333, SLG: 0.400 (9, PH)										0	1	0	0	0	0	0						
Clyde Mashore, R OBP: 0.300, SLG: 0.282 (9, 7)										0	0	0	0	0	0	0						
Inning Stats	R: 0 E: 0 K: 1 S: 5	H: 1 LOB: 1 BB: 1 P: 9	R: 0 E: 0 K: 0 S: 4	H: 1 LOB: 1 BB: 0 P: 4	R: 0 E: 0 K: 0 S: 4	H: 1 LOB: 1 BB: 0 P: 4	R: 0 E: 0 K: 1 S: 4	H: 0 LOB: 0 BB: 1 P: 8	R: 0 E: 0 K: 1 S: 5	H: 0 LOB: 0 BB: 0 P: 5	R: 2 E: 0 K: 0 S: 5	H: 2 LOB: 3 BB: 3 P: 17	R: 0 E: 0 K: 0 S: 3	H: 0 LOB: 0 BB: 1 P: 7	R: 0 E: 0 K: 0 S: 3	H: 0 LOB: 0 BB: 0 P: 3	R: 3 E: 0 K: 1 S: 8	H: 3 LOB: 2 BB: 0 P: 9	1B: 6 2B: 1 3B: 1 HR: 0	SF: 0 SAC: 0 DP: 2 HBP: 1	WP: 0 PB: 0 CS: 0	PA: 40
PITCHER	IP WLS BF H R ER SO BB IBB HBP BLK WP HR S P ERA WHIP																					
Jim Lonborg, R (1, 1)	5.1	L	24	5	2	2	3	5	0	0	0	0	0	0	25	45	3.38	1.875				
Darrell Brandon, R (6, 1)	3.0	L	13	2	3	3	0	1	0	1	0	0	0	0	11	16	9.00	1.000				
Mike Wallace, L (9, 1)	0.2	S	3	1	0	0	1	0	0	0	0	0	0	0	5	5	0.00	1.500				

AB	33
R	5
H	8
RBI	5
BB	6
SO	4
LOB	19



Batter	1	2	3	4	5	6	7	8	9	AB	R	H	RBI	BB	SO	LOB	BOTTOM					
Bill Robinson, R OBP: 0.360, SLG: 0.568 (1, 5)										5	0	2	1	0	2	2	Montreal Expos @ Philadelphia Phillies Veterans Stadium, Philadelphia, PA Fri Jul 27 1973, 7:05 PM EDT Att: 18,254 - Unknown					
Denny Doyle, L OBP: 0.318, SLG: 0.321 (1, 4)										5	0	1	1	0	1	3						
Willie Montanez, L OBP: 0.354, SLG: 0.407 (1, 9)										4	1	2	0	0	0	2						
Mike Schmidt, R OBP: 0.328, SLG: 0.385 (9, 5)										1	0	0	0	0	1	0						
Greg Luzinski, R OBP: 0.324, SLG: 0.461 (1, 7)										4	0	0	0	0	1	3						
Tom Hutton, L OBP: 0.364, SLG: 0.423 (1, 3)										4	1	1	2	0	0	1						
Del Unser, L OBP: 0.377, SLG: 0.498 (1, 8)										3	0	1	0	1	0	0						
Bob Boone, R OBP: 0.308, SLG: 0.345 (1, 2)										3	0	2	0	1	0	0						
Craig Robinson, R OBP: 0.250, SLG: 0.250 (1, 6)										4	1	1	0	0	0	3						
Jim Lonborg, R (1, 1)	6.0	L	25	8	2	1	3	1	0	0	0	0	0	30	34	1.50		1.333				
Darrell Brandon, R (6, 1)	1.1	W	9	4	2	2	1	0	1	10	14	13.50	3.000									
Pat Jarvis, R (7, 1)	0.2	W	2	0	0	0	1	0	0	4	4	0.00	0.000									
Tom Walker, R (8, 1)	1.0	S	3	0	0	0	1	0	0	5	5	0.00	0.000									
Mike Marshall, R (9, 1)																						
Inning Stats	R: 0 E: 0 K: 1 S: 6	H: 1 LOB: 0 BB: 0 P: 6	R: 0 E: 0 K: 0 S: 3	H: 0 LOB: 0 BB: 0 P: 3	R: 1 E: 0 K: 1 S: 7	H: 2 LOB: 1 BB: 0 P: 7	R: 0 E: 0 K: 1 S: 5	H: 0 LOB: 0 BB: 0 P: 5	R: 1 E: 1 K: 0 S: 5	H: 3 LOB: 1 BB: 0 P: 5	R: 0 E: 0 K: 0 S: 4	H: 2 LOB: 2 BB: 1 P: 8	R: 0 E: 0 K: 1 S: 6	H: 1 LOB: 1 BB: 0 P: 6	R: 2 E: 0 K: 1 S: 8	H: 3 LOB: 2 BB: 1 P: 12	R: 0 E: 0 K: 1 S: 5	H: 0 LOB: 0 BB: 0 P: 5	1B: 7 2B: 4 3B: 0 HR: 1	SF: 0 SAC: 1 DP: 0 HBP: 0	WP: 2 PB: 0 CS: 0	PA: 39
PITCHER	IP WLS BF H R ER SO BB IBB HBP BLK WP HR S P ERA WHIP																					

AB	36
R	4
H	12
RBI	4
BB	2
SO	6
LOB	16



Batter	1	2	3	4	5	6	7	8	9	AB	R	H	RBI	BB	SO	LOB	TOP								
Cesar Tovar, R (1, 9) OBP: 0.340, SLG: 0.383 Del Unser, L (7, 8) OBP: 0.379, SLG: 0.500	0-0 4-3 2B		0-0 E9		0-3 K		0-0 6-3		0-0 1B SF9 1B	4	0	1	0	0	1	1	Philadelphia Phillies @ Pittsburgh Pirates Three Rivers Stadium, Pittsburgh, PA Sat Jul 28 1973, 3:33 AM EDT Att: 14,630 - Unknown livebaseballscores.com								
Terry Harmon, R (1, 4) OBP: 0.325, SLG: 0.276	4-0 4-3 BB		0-3 K		0-0 2H 2B		0-0 6-3		0-0 1B WP 1B	4	1	2	1	1	1	1									
Willie Montanez, L (1, 3) OBP: 0.349, SLG: 0.402	0-0 4-3 1-2 2-3		0-3 K		0-0 F7		0-0 L6		0-0 SF9	4	0	0	1	0	1	4									
Greg Luzinski, R (1, 7) OBP: 0.327, SLG: 0.466	0-3 K		0-0 5-3		4-0 1B 1B BB		0-0 E 3B		0-0 1B 1H 1B	4	2	2	1	1	1	3									
Bill Robinson, R (1, 8) OBP: 0.357, SLG: 0.560	0-0 4-3		0-0 P4		0-0 1B 1B 1B		0-0 5-3		0-3 K	5	0	1	0	0	1	4									
Jose Pagan, R (1, 5) OBP: 0.225, SLG: 0.290		0-3 K		0-0 F6		0-0 1B 1-2 2-3 1B		4-0 G3 E IBB	0-0 F8	4	0	1	0	1	1	1									
Bob Boone, R (1, 2) OBP: 0.311, SLG: 0.347		0-0 1B		0-0 L4		0-0 1-3 2-3 3-H 1B		0-0 FC G3		4	0	2	1	0	0	1									
Craig Robinson, R (1, 6) OBP: 0.250, SLG: 0.250		0-0 P3		0-0 SH1-4 2B 1B		0-3 K		0-0 G3		4	1	1	0	0	1	5									
Wayne Twitchell, R (1, 1) OBP: 0.125, SLG: 0.167		0-3 K		0-0 SH1-4		0-0 6-3		0-3 K		3	0	0	0	0	2	5									
Inning Stats	R: 0 E: 0 K: 1 S: 6	H: 1 LOB: 2 BB: 1 P: 10	R: 0 E: 0 K: 2 S: 8	H: 1 LOB: 1 BB: 0 P: 8	R: 0 E: 1 K: 2 S: 8	H: 0 LOB: 1 BB: 0 P: 8	R: 0 E: 0 K: 0 S: 3	H: 0 LOB: 0 BB: 0 P: 3	R: 1 E: 0 K: 1 S: 7	H: 2 LOB: 1 BB: 1 P: 7	R: 1 E: 0 K: 1 S: 7	H: 3 LOB: 2 BB: 1 P: 11	R: 0 E: 0 K: 0 S: 3	H: 0 LOB: 0 BB: 0 P: 3	R: 1 E: 1 K: 1 S: 7	H: 1 LOB: 2 BB: 1 P: 11	R: 2 E: 0 K: 1 S: 8	H: 3 LOB: 1 BB: 0 P: 8	1B: 8 2B: 2 3B: 1 HR: 0	SF: 1 SAC: 1 DP: 0 HBP: 0	WP: 1 PB: 0 SB: 0 CS: 0	PA: 42			
PITCHER	IP	WLS	BF	H	R	ER	SO	BB	IBB	HBP	BLK	WP	HR	S	P	ERA	WHIP								
Jim Rooker, L (1, 1) ERA: 3.47	7.0	L	30	7	2	2	7	2	0	0	0	0	0	42	50	2.57	1.286								
John Lamb, R (8, 1) ERA: 5.3	2.0		12	4	3	2	2	0	1	0	0	1	0	15	19	9.00	2.000								

Batter	1	2	3	4	5	6	7	8	9	AB	R	H	RBI	BB	SO	LOB	BOTTOM								
Rennie Stennett, R (1, 4) OBP: 0.281, SLG: 0.403	0-0 E 1B		0-3 K		4-0 1-2 BB		0-3 K		0-0 3 0 1 2 0	3	0	1	0	1	2	0	Philadelphia Phillies @ Pittsburgh Pirates Three Rivers Stadium, Pittsburgh, PA Sat Jul 28 1973, 3:33 AM EDT Att: 14,630 - Unknown livebaseballscores.com								
Manny Sanguillen, R (1, 2) OBP: 0.292, SLG: 0.427	0-0 E4 1-2		0-0 F8		0-0 F9		0-0 F9		0-0 F9	4	0	0	0	0	0	3									
Al Oliver, L (1, 8) OBP: 0.315, SLG: 0.478	0-3 K		0-3 6-3		0-0 6-3		0-0 F7		0-0 F7	4	0	0	0	0	1	2									
Willie Stargell, L (1, 7) OBP: 0.380, SLG: 0.658	0-0 P4		1-0 HBP		0-0 F7		0-0 G3		0-0 G3	3	0	0	0	0	0	2									
Richie Hebner, L (1, 5) OBP: 0.366, SLG: 0.497	0-3 K		0-0 F7		0-0 F7		0-0 BB 1B 1B		0-0 BB 1B 1B	4	0	1	0	0	1	3									
Dave Parker, L (1, 9) OBP: 0.200, SLG: 0.371	0-0 3-1		0-0 G3		0-0 4-3		0-0 P6		0-0 P6	4	0	0	0	0	0	2									
Bob Robertson, R (1, 3) OBP: 0.324, SLG: 0.399	0-0 F8		0-3 K		0-0 F6		0-0 BB 1B		0-0 BB 1B	4	0	1	0	0	1	0									
Dal Maxvill, R (1, 6) OBP: 0.282, SLG: 0.270 Milt May, L (9, PH) OBP: 0.355, SLG: 0.384	0-0 F8		0-0 BB 1B		0-0 BB 2B		4-0 1-2 2-3 BB		0-0 BB 1B BB	3	0	2	0	0	0	0									
Jim Rooker, R (1, 1) OBP: 0.190, SLG: 0.190 Vic Davallillo, L (7, PH) OBP: 0.202, SLG: 0.232 John Lamb, R (8, 1) OBP: 0.345, SLG: 0.475	0-0 F9		0-0 K		0-0 4-3		0-3 K		0-3 K	2	0	0	0	0	1	1									
Inning Stats	R: 0 E: 1 K: 2 S: 9	H: 1 LOB: 2 BB: 0 P: 9	R: 0 E: 0 K: 0 S: 3	H: 0 LOB: 0 BB: 0 P: 3	R: 0 E: 0 K: 1 S: 5	H: 0 LOB: 0 BB: 0 P: 5	R: 0 E: 0 K: 0 S: 3	H: 0 LOB: 0 BB: 0 P: 4	R: 0 E: 0 K: 2 S: 8	H: 1 LOB: 2 BB: 1 P: 12	R: 0 E: 0 K: 0 S: 4	H: 1 LOB: 1 BB: 0 P: 4	R: 0 E: 0 K: 1 S: 5	H: 0 LOB: 0 BB: 0 P: 5	R: 0 E: 0 K: 1 S: 7	H: 2 LOB: 3 BB: 1 P: 11	1B: 4 2B: 1 3B: 0 HR: 0	SF: 0 SAC: 0 DP: 0 HBP: 1	WP: 0 PB: 0 SB: 0 CS: 0	PA: 36					
PITCHER	IP	WLS	BF	H	R	ER	SO	BB	IBB	HBP	BLK	WP	HR	S	P	ERA	WHIP								
Wayne Twitchell, R (1, 1) ERA: 2.15	9.0	W	36	5	0	0	7	2	0	1	0	0	0	47	56	0.00	0.778								

Batter	1	2	3	4	5	6	7	8	9	AB	R	H	RBI	BB	SO	LOB	TOP								
Bill Robinson, R (1,5) OBP: 0.365, SLG: 0.576 (7,9)	0-0 3B		0-0 3-1 2B		0-0 FC4-6 1B		4-0 SH3-4 1B BB	0-0 1-3		4	1	3	0	1	0	1									
Denny Doyle, L (1,4) OBP: 0.316, SLG: 0.317 Terry Harmon, R (9,PH) OBP: 0.331, SLG: 0.283	0-0 F6		0-0 F8		0-0 FC4-6 1-2		0-0 SH3-4 1-2		0-0 E 1B	3	0	0	0	0	0	3									
Willie Montanez, L (1,9) OBP: 0.350, SLG: 0.400 (7,3)	4-0 BB BB		0-0 3-1 2-3		0-0 F7		0-0 WP 1B		0-0 E5 1-3	4	0	1	1	1	0	3									
Greg Luzinski, R (1,7) OBP: 0.328, SLG: 0.463	0-0 P4		0-3 K			4-0 1B BB	4-0 1-2 IBB		0-3 K	3	1	0	0	2	2	5									
Tom Hutton, L (1,3) OBP: 0.364, SLG: 0.418 Jose Pagan, R (7,PH) OBP: 0.219, SLG: 0.282 (7,5)	4-0 1-2 BB				0-0 F9		0-0 F8		0-0 F8 P4	2	0	0	0	1	0	1									
Del Unser, L (1,8) OBP: 0.380, SLG: 0.498	0-0 F8				0-0 WP WP 1B		0-0 1B 1-2 1B		0-3 K	5	0	2	0	0	1	7									
Bob Boone, R (1,2) OBP: 0.310, SLG: 0.346		0-0 6-3			0-0 F7 1-2		0-0 F8			4	0	1	0	0	0	3									
Craig Robinson, R (1,6) OBP: 0.333, SLG: 0.417		0-0 CS 2B			0-0 6-3 2-3		0-0 FC6-4 1-2 2H 1B		0-0 F3	4	0	2	1	0	0	2									
Dick Ruthven, R (1,1) OBP: 0.156, SLG: 0.129 Mike Schmidt, R (8,PH) OBP: 0.327, SLG: 0.383 Dave Wallace, R (8,1) Mike Wallace, L (8,1)		0-3 K			0-0 6-3		0-0 FC6-4 1-2		0-3 K	3	0	0	0	0	1	3									
Inning Stats	R: 0 E: 0 K: 0 S: 4	H: 1 LOB: 3 BB: 2 P: 12	R: 0 E: 0 K: 1 S: 5	H: 1 LOB: 0 BB: 0 P: 5	R: 0 E: 0 K: 1 S: 6	H: 1 LOB: 1 BB: 0 P: 6	R: 0 E: 0 K: 0 S: 4	H: 1 LOB: 1 BB: 0 P: 4	R: 0 E: 0 K: 0 S: 4	H: 1 LOB: 2 BB: 1 P: 9	R: 1 E: 0 K: 0 S: 5	H: 2 LOB: 2 BB: 1 P: 9	R: 1 E: 0 K: 0 S: 4	H: 1 LOB: 2 BB: 2 P: 12	R: 0 E: 0 K: 1 S: 6	H: 1 LOB: 1 BB: 0 P: 6	R: 0 E: 1 K: 2 S: 9	H: 1 LOB: 2 BB: 0 P: 9	1B: 7 2B: 2 3B: 1 HR: 0	SF: 0 SAC: 1 DP: 0 HBP: 0	WP: 3 PB: 0 SB: 0 CS: 1	PA: 42			
PITCHER	IP WLS BF H R ER SO BB IBB HBP BLK WP HR S P ERA WHIP	IP WLS BF H R ER SO BB IBB HBP BLK WP HR S P ERA WHIP	IP WLS BF H R ER SO BB IBB HBP BLK WP HR S P ERA WHIP	IP WLS BF H R ER SO BB IBB HBP BLK WP HR S P ERA WHIP	IP WLS BF H R ER SO BB IBB HBP BLK WP HR S P ERA WHIP	IP WLS BF H R ER SO BB IBB HBP BLK WP HR S P ERA WHIP	IP WLS BF H R ER SO BB IBB HBP BLK WP HR S P ERA WHIP	IP WLS BF H R ER SO BB IBB HBP BLK WP HR S P ERA WHIP	IP WLS BF H R ER SO BB IBB HBP BLK WP HR S P ERA WHIP	IP WLS BF H R ER SO BB IBB HBP BLK WP HR S P ERA WHIP	IP WLS BF H R ER SO BB IBB HBP BLK WP HR S P ERA WHIP	IP WLS BF H R ER SO BB IBB HBP BLK WP HR S P ERA WHIP	IP WLS BF H R ER SO BB IBB HBP BLK WP HR S P ERA WHIP	IP WLS BF H R ER SO BB IBB HBP BLK WP HR S P ERA WHIP	IP WLS BF H R ER SO BB IBB HBP BLK WP HR S P ERA WHIP	IP WLS BF H R ER SO BB IBB HBP BLK WP HR S P ERA WHIP	IP WLS BF H R ER SO BB IBB HBP BLK WP HR S P ERA WHIP	IP WLS BF H R ER SO BB IBB HBP BLK WP HR S P ERA WHIP	IP WLS BF H R ER SO BB IBB HBP BLK WP HR S P ERA WHIP	IP WLS BF H R ER SO BB IBB HBP BLK WP HR S P ERA WHIP	IP WLS BF H R ER SO BB IBB HBP BLK WP HR S P ERA WHIP	IP WLS BF H R ER SO BB IBB HBP BLK WP HR S P ERA WHIP	IP WLS BF H R ER SO BB IBB HBP BLK WP HR S P ERA WHIP	IP WLS BF H R ER SO BB IBB HBP BLK WP HR S P ERA WHIP	IP WLS BF H R ER SO BB IBB HBP BLK WP HR S P ERA WHIP

Philadelphia Phillies @ Pittsburgh Pirates
Three Rivers Stadium, Pittsburgh, PA
Sun Jul 29 1973, 3:33 AM EDT
Unknown

AB 36
R 2
H 10
RBI 2
BB 5
SO 5
LOB 33



Batter	1	2	3	4	5	6	7	8	9	AB	R	H	RBI	BB	SO	LOB	BOTTOM									
Rennie Stennett, R (1,4) OBP: 0.280, SLG: 0.401	0-3 K		0-3 K			0-3 K		0-0 6-3 SH1-4 1B		4	1	1	0	0	3	0										
Manny Sanguillen, R (1,9) OBP: 0.260, SLG: 0.426	0-0 E5 FC4-6		0-0 CS 1B			0-0 6-3		0-0 SH1-4 1-2		3	0	1	0	0	0	0										
Al Oliver, L (1,8) OBP: 0.314, SLG: 0.476	0-0 FC4-6 1-2		0-0 CS 1-2		0-0 5-3		0-0 HR 1B	0-0 6-3 2-3		4	1	1	0	0	0	2										
Willie Stargell, L (1,7) OBP: 0.381, SLG: 0.665	0-3 K		0-3 K		0-3 K		0-0 1-H HR	4-0 1B E IBB		3	2	1	2	1	2	1										
Richie Hebner, L (1,5) OBP: 0.365, SLG: 0.494		0-0 4-3			0-0 F8		0-0 E3 4-1	0-0 E4 1-H 3-H 1B		4	0	1	1	0	0	0										
Bob Robertson, R (1,3) OBP: 0.327, SLG: 0.398		0-0 1B SF9-2-3 1B			4-0 CS BB		0-0 F7	0-0 P4		3	1	1	0	1	0	2										
Milt May, L (1,2) OBP: 0.355, SLG: 0.384		0-0 CS SF9-2-3 1B			0-3 K		0-0 4-1			3	0	1	0	0	1	2										
Dal Maxvill, R (1,6) OBP: 0.284, SLG: 0.267		0-0 SF9-2-3			0-3 K		4-0 BB			1	0	0	1	1	1	1										
John Morlan, R (1,1) OBP: 0.333, SLG: 0.667 Ramon Hernandez, S (7,1)			0-3 K			0-3 K		0-3 K		2	0	0	0	0	2	0										
Inning Stats	R: 0 E: 1 K: 2 S: 8	H: 0 LOB: 1 BB: 0 P: 8	R: 1 E: 0 K: 0 S: 4	H: 2 LOB: 0 BB: 0 P: 4	R: 0 E: 0 K: 2 S: 7	H: 1 LOB: 0 BB: 0 P: 7	R: 0 E: 0 K: 1 S: 5	H: 0 LOB: 0 BB: 0 P: 5	R: 0 E: 0 K: 2 S: 6	H: 0 LOB: 0 BB: 1 P: 10	R: 0 E: 0 K: 2 S: 7	H: 0 LOB: 0 BB: 0 P: 7	R: 2 E: 1 K: 1 S: 8	H: 2 LOB: 2 BB: 1 P: 12	R: 2 E: 1 K: 0 S: 5	H: 2 LOB: 1 BB: 1 P: 9	R: 2 E: 1 K: 0 S: 5	H: 2 LOB: 1 BB: 1 P: 9	1B: 6 2B: 1 3B: 0 HR: 1	SF: 1 SAC: 1 DP: 1 HBP: 0	WP: 0 PB: 0 SB: 0 CS: 2	PA: 34				
PITCHER	IP WLS BF H R ER SO BB IBB HBP BLK WP HR S P ERA WHIP	IP WLS BF H R ER SO BB IBB HBP BLK WP HR S P ERA WHIP	IP WLS BF H R ER SO BB IBB HBP BLK WP HR S P ERA WHIP	IP WLS BF H R ER SO BB IBB HBP BLK WP HR S P ERA WHIP	IP WLS BF H R ER SO BB IBB HBP BLK WP HR S P ERA WHIP	IP WLS BF H R ER SO BB IBB HBP BLK WP HR S P ERA WHIP	IP WLS BF H R ER SO BB IBB HBP BLK WP HR S P ERA WHIP	IP WLS BF H R ER SO BB IBB HBP BLK WP HR S P ERA WHIP	IP WLS BF H R ER SO BB IBB HBP BLK WP HR S P ERA WHIP	IP WLS BF H R ER SO BB IBB HBP BLK WP HR S P ERA WHIP	IP WLS BF H R ER SO BB IBB HBP BLK WP HR S P ERA WHIP	IP WLS BF H R ER SO BB IBB HBP BLK WP HR S P ERA WHIP	IP WLS BF H R ER SO BB IBB HBP BLK WP HR S P ERA WHIP	IP WLS BF H R ER SO BB IBB HBP BLK WP HR S P ERA WHIP	IP WLS BF H R ER SO BB IBB HBP BLK WP HR S P ERA WHIP	IP WLS BF H R ER SO BB IBB HBP BLK WP HR S P ERA WHIP	IP WLS BF H R ER SO BB IBB HBP BLK WP HR S P ERA WHIP	IP WLS BF H R ER SO BB IBB HBP BLK WP HR S P ERA WHIP	IP WLS BF H R ER SO BB IBB HBP BLK WP HR S P ERA WHIP	IP WLS BF H R ER SO BB IBB HBP BLK WP HR S P ERA WHIP	IP WLS BF H R ER SO BB IBB HBP BLK WP HR S P ERA WHIP	IP WLS BF H R ER SO BB IBB HBP BLK WP HR S P ERA WHIP	IP WLS BF H R ER SO BB IBB HBP BLK WP HR S P ERA WHIP	IP WLS BF H R ER SO BB IBB HBP BLK WP HR S P ERA WHIP	IP WLS BF H R ER SO BB IBB HBP BLK WP HR S P ERA WHIP	IP WLS BF H R ER SO BB IBB HBP BLK WP HR S P ERA WHIP

Philadelphia Phillies @ Pittsburgh Pirates
Three Rivers Stadium, Pittsburgh, PA
Sun Jul 29 1973, 3:33 AM EDT
Unknown

AB 28
R 5
H 7
RBI 4
BB 3
SO 10
LOB 10



Batter	1	2	3	4	5	6	7	8	9	AB	R	H	RBI	BB	SO	LOB	TOP											
Craig Robinson, R (1, 6) OBP: 0.267, SLG: 0.333 Del Unser, L (7, PH) OBP: 0.377, SLG: 0.494 (7, 8)	4-3		6-3		G5-4-3		F9		4-3	3	0	0	0	0	0	2	Philadelphia Phillies @ Pittsburgh Pirates Three Rivers Stadium, Pittsburgh, PA Sun Jul 29 1973, 3:38 AM EDT Att: 26,947 - Unknown											
Terry Harmon, R (1, 4) OBP: 0.328, SLG: 0.282	6-3		F8		1B		F6			4	0	1	0	0	0	3												
Willie Montanez, L (1, 3) OBP: 0.349, SLG: 0.398	1B		G3		F7		K			4	0	1	0	0	1	4												
Bill Robinson, R (1, 8) OBP: 0.364, SLG: 0.569 (7, 9)	K			1B SF8 BB		K		F7		3	1	0	0	1	2	1												
Greg Luzinski, R (1, 7) OBP: 0.327, SLG: 0.461		6-3		G5-3 1B 1-2		K		F9		4	0	1	0	0	1	0												
Jose Pagan, R (1, 9) OBP: 0.221, SLG: 0.280 (7, 5)	K			1-2 2-3 1B		F8		5-3		4	0	1	0	0	1	0												
Mike Schmidt, R (1, 5) OBP: 0.330, SLG: 0.400 (7, 6)	1B			SF8				K		3	1	2	2	0	1	0												
Mike Ryan, R (1, 2) OBP: 0.292, SLG: 0.328 Darrell Brandon, R (7, 1) OBP: 0.500, SLG: 0.333 Mike Rogodzinski, L (9, PH) OBP: 0.344, SLG: 0.365	F8			3-H 0-0 G5-3				4-3		2	0	0	0	1	0	3												
Barry Lersch, S (1, 1) OBP: 0.214, SLG: 0.154 Denny Doyle, L (5, PH) OBP: 0.318, SLG: 0.320 Mike Wallace, L (5, 1) Bob Boone, R (7, PH) OBP: 0.314, SLG: 0.348 (7, 2)			6-3 BB		G5-4 1B					0	0	0	0	1	0	0												
Inning Stats	R: 0 E: 0 K: 1 S: 6	H: 1 LOB: 1 P: 6	R: 0 E: 0 K: 1 S: 6	H: 1 LOB: 1 BB: 0 P: 6	R: 0 E: 0 K: 0 S: 3	H: 0 LOB: 1 BB: 1 P: 7	R: 1 E: 0 K: 0 S: 4	H: 2 LOB: 1 BB: 1 P: 8	R: 0 E: 0 K: 2 S: 7	H: 0 LOB: 0 BB: 0 P: 7	R: 1 E: 0 K: 1 S: 6	H: 1 LOB: 2 BB: 2 P: 14	R: 0 E: 0 K: 0 S: 3	H: 0 LOB: 0 BB: 0 P: 3	R: 0 E: 0 K: 1 S: 6	H: 1 LOB: 1 BB: 0 P: 6		1B: 7 2B: 0 3B: 0 HR: 1	SF: 1 SAC: 0 DP: 2 HBP: 0	WP: 0 PB: 0 CS: 0	PA: 37							
PITCHER	IP	WLS	BF	H	R	ER	SO	BB	IBB	HBP	BLK	WP	HR	S	P	ERA	WHIP											
Luke Walker, L (1, 1) ERA: 3.94	6.0	W	27	7	2	2	4	4	0	0	0	0	0	1	31	47	3.00	1.833										
John Lamb, R (7, 1) ERA: 5.12	0.2		2	0	0	0	0	0	0	0	0	0	0	2	2	0.00	0.000											
Ramon Hernandez, L (7, 1) ERA: 1.94	0.1		1	0	0	0	1	0	0	0	0	0	0	3	3	0.00	0.000											
Dave Giusti, R (8, 1) ERA: 1.27	2.0	S	7	1	0	0	1	0	0	0	0	0	0	9	9	0.00	0.500											

AB	32
R	2
H	8
RBI	2
BB	4
SO	6
LOB	16



Batter	1	2	3	4	5	6	7	8	9	AB	R	H	RBI	BB	SO	LOB	BOTTOM										
Rennie Stennett, R (1, 4) OBP: 0.282, SLG: 0.399	P4		HR BB		5-3		BB 1B		F9	4	2	1	0	1	0	2	Philadelphia Phillies @ Pittsburgh Pirates Three Rivers Stadium, Pittsburgh, PA Sun Jul 29 1973, 3:38 AM EDT Att: 26,947 - Unknown										
Manny Sanguillen, R (1, 2) OBP: 0.297, SLG: 0.438	2B		1-H HR		5-3		WP 1B BB			3	1	2	2	1	0	0											
Al Oliver, L (1, 8) OBP: 0.313, SLG: 0.474	F9		F6		6-3		WP 1B			4	0	1	1	0	0	1											
Willie Stargell, L (1, 7) OBP: 0.378, SLG: 0.658 Dave Parker, L (7, 9) OBP: 0.194, SLG: 0.361	3-1		F9				K			3	0	0	0	0	1	1											
Richie Hebner, L (1, 5) OBP: 0.361, SLG: 0.488	3-1				F9		K			1	0	0	0	0	1	2											
Richie Ziek, R (1, 9) OBP: 0.388, SLG: 0.534 (7, 7)	3B						K			4	0	0	0	0	1	3											
Bob Robertson, R (1, 3) OBP: 0.331, SLG: 0.410	HR				FC5-4 1B		FC5-4 1B			4	1	4	0	0	0	0											
Dal Maxvill, R (1, 6) OBP: 0.271, SLG: 0.253	2-3				FC5-4		FC5-4			3	1	2	2	1	0	1											
Luke Walker, L (1, 1) OBP: 0.071, SLG: 0.071 John Lamb, R (7, 1) Ramon Hernandez, S (7, 1) Vic Davallio, L (7, PH) OBP: 0.200, SLG: 0.229 Dave Giusti, R (8, 1) OBP: 0.429, SLG: 0.333					K		K			2	0	0	0	0	2	1											
Inning Stats	R: 0 E: 0 K: 0 S: 4	H: 1 LOB: 0 P: 4	R: 1 E: 0 K: 0 S: 4	H: 2 LOB: 0 BB: 0 P: 4	R: 2 E: 0 K: 1 S: 6	H: 1 LOB: 0 BB: 1 P: 10	R: 1 E: 0 K: 1 S: 7	H: 2 LOB: 1 BB: 0 P: 7	R: 0 E: 0 K: 2 S: 8	H: 1 LOB: 1 BB: 0 P: 8	R: 1 E: 0 K: 1 S: 8	H: 2 LOB: 3 BB: 1 P: 12	R: 0 E: 0 K: 0 S: 4	H: 1 LOB: 2 BB: 1 P: 8	1B: 5 2B: 1 3B: 2 HR: 2	SF: 0 SAC: 0 DP: 0 HBP: 0		WP: 1 PB: 0 CS: 0	PA: 37								
PITCHER	IP	WLS	BF	H	R	ER	SO	BB	IBB	HBP	BLK	WP	HR	S	P	ERA	WHIP										
Barry Lersch, R (1, 1) ERA: 5.29	4.0	L	18	6	4	4	2	1	0	0	0	0	0	21	25	9.00	1.750										
Mike Wallace, L (5, 1) ERA: 3.32	2.0		7	1	0	0	2	0	0	0	0	0	0	11	11	0.00	0.500										
Darrell Brandon, R (7, 1) ERA: 5.25	2.0		12	3	1	1	1	2	0	0	0	1	0	12	20	4.50	2.500										

AB	34
R	5
H	10
RBI	5
BB	3
SO	5
LOB	16



Batter	1	2	3	4	5	6	7	8	9	AB	R	H	RBI	BB	SO	LOB	TOP				
Bill Robinson, R OBP: 0.358, SLG: 0.560 (1, 9)	F7		K		F8		G6-4-3			4	0	0	0	0	1	3	Philadelphia Phillies @ Pittsburgh Pirates Three Rivers Stadium, Pittsburgh, PA Mon Jul 30 1973, 7:05 PM EDT Att: 17,220 - Unknown				
Denny Doyle, L OBP: 0.317, SLG: 0.318 (1, 4)	1-3		FC6-4					G3		4	0	1	0	0	0	1					
Willie Montanez, L OBP: 0.345, SLG: 0.394 (1, 3)	1-3			L7	F7			K		4	0	0	0	0	1	1					
Greg Luzinski, R OBP: 0.326, SLG: 0.458 (1, 7)		K				6-3		4-3		4	1	1	0	0	1	0					
Del Unser, L OBP: 0.375, SLG: 0.489 (1, 8)		6-3		BB 1B		G3		K		3	0	0	0	1	1	0					
Bob Boone, R OBP: 0.316, SLG: 0.353 (1, 2)				BB 1B		F7		1-3		4	0	2	1	0	0	0					
Mike Schmidt, R OBP: 0.329, SLG: 0.395 (1, 5)		2B		1-3 2-H 1B				5-3		3	0	0	0	1	1	3					
Craig Robinson, R OBP: 0.294, SLG: 0.353 (1, 6)			FC2-6 1B		K		SH BB			2	0	1	0	0	1	2					
Steve Carlton, L OBP: 0.155, SLG: 0.206 (1, 1)			FC2-6 FC6-4 1-2			6-3		K		3	0	0	0	0	1	3					
Inning Stats	R: 0 E: 0 K: 0 S: 3	H: 0 LOB: 0 BB: 0 P: 3	R: 0 E: 0 K: 1 S: 6	H: 1 LOB: 1 BB: 0 P: 6	R: 0 E: 0 K: 1 S: 6	H: 1 LOB: 1 BB: 0 P: 6	R: 1 E: 0 K: 2 S: 9	H: 2 LOB: 2 BB: 1 P: 13	R: 0 E: 0 K: 0 S: 4	H: 0 LOB: 0 BB: 0 P: 3	R: 0 E: 0 K: 1 S: 5	H: 0 LOB: 1 BB: 1 P: 9	R: 0 E: 0 K: 1 S: 5	H: 0 LOB: 0 BB: 0 P: 5	R: 0 E: 0 K: 1 S: 5	H: 0 LOB: 0 BB: 0 P: 5	1B: 4 2B: 1 3B: 0 HR: 0	SF: 0 SAC: 1 DP: 1 HBP: 0	WP: 0 PB: 0 CS: 0	PA: 34	
PITCHER	IP	WLS	BF	H	R	ER	SO	BB	IBB	HBP	BLK	WP	HR	S	P	ERA	WHIP				
Bob Moose, R ERA: 3.91 (1, 1)	7.0	L	28	5	1	1	5	2	0	0	0	0	0	36	44	1.29	1.000				
Ramon Hernandez, L ERA: 1.66 (8, 1)	2.0		6	0	0	0	2	0	0	0	0	0	0	10	10	0.00	0.000				

Batter	1	2	3	4	5	6	7	8	9	AB	R	H	RBI	BB	SO	LOB	BOTTOM				
Rennie Stennett, R OBP: 0.279, SLG: 0.393 (1, 4)	K		5-3		F7		K			4	0	0	0	0	2	3	Philadelphia Phillies @ Pittsburgh Pirates Three Rivers Stadium, Pittsburgh, PA Mon Jul 30 1973, 7:05 PM EDT Att: 17,220 - Unknown				
Manny Sanguillen, R OBP: 0.297, SLG: 0.436 (1, 2)		FC4-6 1B	4-3			K		F9		4	0	1	0	0	1	0					
Al Oliver, L OBP: 0.313, SLG: 0.471 (1, 8)		FC4-6 FC6-4 1-2	4-3				1B	4-3		4	0	1	0	0	0	1					
Willie Stargell, L OBP: 0.374, SLG: 0.650 (1, 7)	FC6-4 1-2			F7		K		K		4	0	0	0	0	2	2					
Richie Zisk, R OBP: 0.364, SLG: 0.523 (1, 9)		1B 1B		P3		4-3		L9		4	0	1	0	0	0	1					
Bob Robertson, R OBP: 0.331, SLG: 0.408 (7, FR) Vic Davalillo, L OBP: 0.200, SLG: 0.229 (8, 3) Gene Alley, R OBP: 0.302, SLG: 0.300 (9, PH)		K		K			WP 1B BB	5-3		2	0	0	0	1	2	1					
Richie Hebner, L OBP: 0.359, SLG: 0.485 (1, 5)					1-5-3		P4			0	0	0	0	0	0	0					
Dal Maxvill, R OBP: 0.273, SLG: 0.256 (1, 6)		P3				K		K		3	0	1	0	0	1	3					
Bob Moose, R OBP: 0.163, SLG: 0.100 Dave Cash, R OBP: 0.336, SLG: 0.356 Ramon Hernandez, S (8, 1)		4-3				K		WP 1B		2	0	0	0	0	1	3					
Inning Stats	R: 0 E: 0 K: 1 S: 6	H: 1 LOB: 1 BB: 0 P: 6	R: 0 E: 0 K: 1 S: 7	H: 2 LOB: 2 BB: 0 P: 7	R: 0 E: 0 K: 0 S: 3	H: 0 LOB: 0 BB: 0 P: 3	R: 0 E: 0 K: 1 S: 5	H: 0 LOB: 0 BB: 0 P: 5	R: 0 E: 0 K: 1 S: 6	H: 1 LOB: 1 BB: 0 P: 6	R: 0 E: 0 K: 2 S: 8	H: 1 LOB: 3 BB: 1 P: 12	R: 0 E: 0 K: 1 S: 5	H: 0 LOB: 0 BB: 0 P: 5	R: 0 E: 0 K: 1 S: 5	H: 0 LOB: 0 BB: 0 P: 5	1B: 6 2B: 0 3B: 0 HR: 0	SF: 0 SAC: 0 DP: 0 HBP: 0	WP: 1 PB: 0 CS: 0	PA: 34	
PITCHER	IP	WLS	BF	H	R	ER	SO	BB	IBB	HBP	BLK	WP	HR	S	P	ERA	WHIP				
Steve Carlton, L ERA: 3.98 (1, 1)	9.0	W	34	6	0	0	10	1	0	0	0	1	0	53	57	0.00	0.778				

AB	31
R	1
H	5
RBI	1
BB	2
SO	7
LOB	13



AB	33
R	0
H	6
RBI	0
BB	1
SO	10
LOB	15



Batter	1	2	3	4	5	6	7	8	9	AB	R	H	RBI	BB	SO	LOB	TOP				
Rick Monday, L OBP: 0.397, SLG: 0.530 (1, 8)	4-3		G3				G4-6-3		G3	5	1	2	0	0	0	1					
Don Kessinger, S OBP: 0.346, SLG: 0.316 (1, 6)	4-3		1B				G4-6-3			4	1	2	1	0	0	1					
Billy Williams, L OBP: 0.365, SLG: 0.432 (1, 7)	P4		1B				F5			3	0	1	2	0	0	0					
Pat Bourque, L OBP: 0.290, SLG: 0.421 (1, 3)		P5	F8				F8		P5	4	0	0	0	0	0	2					
Jose Cardenal, R OBP: 0.385, SLG: 0.470 (1, 9)	F3						5-3		5-3	4	0	2	0	0	0	1					
Ron Santo, R OBP: 0.373, SLG: 0.443 (1, 5)	6-3						5-3		5-3	3	0	1	0	1	0	1					
Paul Popovich, S OBP: 0.267, SLG: 0.269 (1, 4)							P3		K	4	1	1	0	0	1	4					
Randy Hundley, R OBP: 0.264, SLG: 0.351 (1, 2)							FC4-6		5-3	3	1	1	1	1	0	1					
Fergie Jenkins, R OBP: 0.143, SLG: 0.103 (1, 1)							4-3		K	3	0	0	0	0	0	4					
Bob Locker, S OBP: 0.091, SLG: 0.091 (7, 1)							4-3		K	1	0	0	0	0	1	0					
Inning Stats	R: 0 E: 0 K: 0 S: 3	H: 0 LOB: 0 BB: 0 P: 3	R: 0 E: 0 K: 0 S: 3	H: 0 LOB: 0 BB: 0 P: 3	R: 3 E: 0 K: 0 S: 7	H: 4 LOB: 1 BB: 0 P: 7	R: 0 E: 0 K: 0 S: 3	H: 1 LOB: 2 BB: 2 P: 11	R: 1 E: 0 K: 0 S: 5	H: 2 LOB: 1 BB: 0 P: 5	R: 0 E: 0 K: 0 S: 4	H: 1 LOB: 0 BB: 0 P: 4	R: 0 E: 0 K: 0 S: 3	H: 1 LOB: 0 BB: 0 P: 3	R: 0 E: 0 K: 1 S: 6	H: 1 LOB: 1 BB: 0 P: 6	R: 0 E: 0 K: 1 S: 5	H: 0 LOB: 0 BB: 0 P: 5	1B: 6 2B: 3 3B: 1 HR: 0	SF: 1 SAC: 0 DP: 2 HBP: 0	WP: 0 PA: 37 PB: 0 SB: 1 CS: 0
PITCHER	IP	WLS	BF	H	R	ER	SO	BB	IBB	HBP	BLK	WP	HR	S	P	ERA	WHIP				
Jim Lonborg, R ERA: 4.98 (1, 1)	7.0	L	30	9	4	4	0	1	1	0	0	0	0	28	36	5.14	1.429				
Darrell Brandon, R ERA: 4.97 (8, 1)	2.0		7	1	0	0	2	0	0	0	0	0	0	11	11	0.00	0.500				

Chicago Cubs @ Philadelphia Phillies
Veterans Stadium, Philadelphia, PA
Tue Jul 31 1973, 7:05 PM EDT
Overcast - 88 F

AB	34
R	4
H	10
RBI	4
BB	2
SO	2
LOB	15



Batter	1	2	3	4	5	6	7	8	9	AB	R	H	RBI	BB	SO	LOB	BOTTOM				
Bill Robinson, R OBP: 0.397, SLG: 0.555 (1, 9)	P4-3						5-3			4	0	1	0	0	0	2					
Darrell Brandon, R OBP: 0.500, SLG: 0.333 (8, 1)										0	0	0	0	0	0	0					
Denny Doyle, L OBP: 0.313, SLG: 0.313 (1, 4)	F7								P4-3	4	1	0	0	0	0	1					
Willie Montanez, L OBP: 0.344, SLG: 0.390 (1, 3)	P4								K	3	1	0	0	1	1	0					
Greg Luzinski, R OBP: 0.326, SLG: 0.456 (1, 7)										4	0	1	0	0	1	2					
Del Unser, L OBP: 0.380, SLG: 0.496 (1, 8)	E6								1-3	4	1	3	1	0	0	1					
Bob Boone, R OBP: 0.318, SLG: 0.355 (1, 2)	FC5-2								6-3	4	0	2	1	0	0	1					
Mike Schmidt, R OBP: 0.324, SLG: 0.388 (1, 5)	P								6-3	5	0	0	0	0	3	5					
Craig Robinson, R OBP: 0.263, SLG: 0.316 (1, 6)									6-3	2	0	0	0	0	0	0					
Tom Hutton, L OBP: 0.365, SLG: 0.416 (7, PH)	P4-3								6-3	1	0	0	0	1	0	0					
Jim Lonborg, R OBP: 0.231, SLG: 0.222 (1, 1)										2	0	0	0	0	1	0					
Mike Rogodzinski, L OBP: 0.239, SLG: 0.365 (7, PH)	L6									0	0	0	1	0	0	0					
Terry Harmon, R OBP: 0.328, SLG: 0.282 (8, 6)										0	0	0	0	0	0	0					
Inning Stats	R: 0 E: 0 K: 0 S: 3	H: 1 LOB: 0 BB: 0 P: 3	R: 0 E: 1 K: 0 S: 3	H: 0 LOB: 0 BB: 0 P: 3	R: 0 E: 0 K: 1 S: 5	H: 0 LOB: 0 BB: 0 P: 5	R: 2 E: 1 K: 1 S: 8	H: 3 LOB: 2 BB: 1 P: 12	R: 0 E: 0 K: 1 S: 5	H: 0 LOB: 0 BB: 0 P: 5	R: 0 E: 0 K: 1 S: 5	H: 0 LOB: 0 BB: 0 P: 5	R: 1 E: 0 K: 1 S: 7	H: 2 LOB: 2 BB: 1 P: 11	R: 0 E: 0 K: 1 S: 6	H: 1 LOB: 1 BB: 0 P: 6	R: 0 E: 0 K: 0 S: 3	H: 0 LOB: 0 BB: 0 P: 3	1B: 6 2B: 1 3B: 0 HR: 0	SF: 1 SAC: 0 DP: 0 HBP: 0	WP: 0 PA: 36 PB: 0 SB: 0 CS: 1
PITCHER	IP	WLS	BF	H	R	ER	SO	BB	IBB	HBP	BLK	WP	HR	S	P	ERA	WHIP				
Fergie Jenkins, R ERA: 3.8 (1, 1)	6.1	W	27	6	3	3	5	2	0	0	0	0	0	34	42	4.26	1.263				
Bob Locker, R ERA: 2.1 (7, 1)	2.2	S	9	1	0	0	1	0	0	0	0	0	0	11	11	0.00	0.375				

Chicago Cubs @ Philadelphia Phillies
Veterans Stadium, Philadelphia, PA
Tue Jul 31 1973, 7:05 PM EDT
Overcast - 88 F

AB	33
R	3
H	7
RBI	3
BB	2
SO	6
LOB	12



Batter	1	2	3	4	5	6	7	8	9	AB	R	H	RBI	BB	SO	LOB	TOP					
Rick Monday, L (1, 8) OBP: 0.395, SLG: 0.527 Gene Hiser, L (6, 8) OBP: 0.293, SLG: 0.284	4-0 G3 BB		0-0 F8			0-0 CS 2B			0-0 F8	2	0	1	0	1	0	1	Chicago Cubs @ Philadelphia Phillies Veterans Stadium, Philadelphia, PA Wed Aug 01 1973, 7:05 PM EDT Att: 23,381 - Cloudy - 85 F					
Don Kessinger, S (1, 6) OBP: 0.346, SLG: 0.316	0-0 F7		0-0 FC4-6 1-2			4-0 BB			0-0 6-3	3	0	0	0	1	0	2						
Billy Williams, L (1, 7) OBP: 0.364, SLG: 0.429	0-0 G3 1-2			4-0 CS BB		0-0 F8 2-3			0-0 P6	3	0	0	0	1	0	3						
Jim Hickman, R (1, 3) OBP: 0.385, SLG: 0.331	0-3 K			0-3 K			0-0 G6-4-3 1B			3	0	1	0	0	2	2						
Jose Cardenal, R (1, 9) OBP: 0.386, SLG: 0.479		4-0 CS BB		0-0 P4 1-2			0-3 K			2	0	0	0	1	1	2						
Ron Santo, R (1, 5) OBP: 0.369, SLG: 0.438		0-0 F9			0-0 6-3			0-0 G6-4-3 1-2		3	0	0	0	0	0	2						
Glenn Beckert, R (1, 4) OBP: 0.316, SLG: 0.292		0-0 P4 1-2			0-0 F7			0-0 6-3		3	0	0	0	0	0	1						
Randy Hundley, R (1, 2) OBP: 0.260, SLG: 0.346			0-3 K		0-0 P4			0-0 F7		3	0	0	0	0	1	0						
Burt Hooton, R (1, 1) OBP: 0.245, SLG: 0.167 Pat Bourque, L (8, PH) OBP: 0.286, SLG: 0.415 Dave LaRoche, L (8, 1) OBP: 0.667, SLG: 0.500			4-0 FC4-6 BB			0-3 K		0-3 K		1	0	0	0	1	1	0						
Inning Stats	R: 0 E: 0 K: 1 S: 5	H: 0 LOB: 1 BB: 1 P: 9	R: 0 E: 0 K: 0 S: 2	H: 0 LOB: 0 BB: 1 P: 6	R: 0 E: 0 K: 1 S: 5	H: 0 LOB: 1 BB: 1 P: 9	R: 0 E: 0 K: 1 S: 4	H: 0 LOB: 0 BB: 1 P: 8	R: 0 E: 0 K: 0 S: 3	H: 0 LOB: 0 BB: 0 P: 3	R: 0 E: 0 K: 1 S: 5	H: 1 LOB: 1 BB: 1 P: 9	R: 0 E: 0 K: 1 S: 5	H: 1 LOB: 0 BB: 0 P: 5	R: 0 E: 0 K: 1 S: 5	H: 0 LOB: 0 BB: 0 P: 5		R: 0 E: 0 K: 0 S: 3	H: 0 LOB: 0 BB: 0 P: 3	1B: 1 2B: 1 3B: 0 HR: 0	SF: 0 SAC: 0 DP: 1 HBP: 0	WP: 0 PB: 0 SB: 0 CS: 3
PITCHER Wayne Twitchell, R (1, 1) ERA: 2.02	IP: 9.0 WLS: W BF: 30 H: 2 R: 0 ER: 0 SO: 6 BB: 5 IBB: 0 HBP: 0 BLK: 0 WP: 0 HR: 0 S: 37 P: 57 ERA: 0.00 WHIP: 0.778															PITCHER						

AB	25
R	0
H	2
RBI	0
BB	5
SO	6
LOB	13



Batter	1	2	3	4	5	6	7	8	9	AB	R	H	RBI	BB	SO	LOB	BOTTOM			
Bill Robinson, R (1, 5) OBP: 0.350, SLG: 0.544 Mike Schmidt, R (8, 5) OBP: 0.324, SLG: 0.388	0-0 5-3		0-0 F8		0-0 FC5-4 1-2		0-0 6-3			4	0	0	0	0	0	2	Chicago Cubs @ Philadelphia Phillies Veterans Stadium, Philadelphia, PA Wed Aug 01 1973, 7:05 PM EDT Att: 23,381 - Cloudy - 85 F			
Del Unser, L (1, 8) OBP: 0.377, SLG: 0.493	0-0 6-3		0-0 6-3			0-0 B1-3		0-3 K		4	0	0	0	0	1	0				
Willie Montanez, L (1, 9) OBP: 0.343, SLG: 0.387	0-0 4-3			0-0 FC5-4 1B		0-3 K		0-0 CS 1B		4	0	2	0	0	1	0				
Greg Luzinski, R (1, 7) OBP: 0.327, SLG: 0.455		0-0 1B 1B		0-0 FC5-4 G3 1-2		0-3 K		0-3 K		4	0	1	0	0	2	2				
Tom Hutton, L (1, 3) OBP: 0.367, SLG: 0.422		0-0 FC5-4 1B 1-2		0-0 G3			0-0 F9			3	0	1	0	0	0	1				
Bob Boone, R (1, 2) OBP: 0.318, SLG: 0.357		0-0 F3		0-0 6-3			0-0 1B 2B			3	1	1	0	0	0	3				
Denny Doyle, L (1, 4) OBP: 0.312, SLG: 0.310		0-3 K			0-3 K		4-0 1B IBB			2	1	0	0	1	2	2				
Craig Robinson, R (1, 6) OBP: 0.346, SLG: 0.462		0-0 FC5-4 1-2			0-0 FC5-4 1B		0-0 E8 1B 1-2			3	0	2	1	0	0	2				
Wayne Twitchell, R (1, 1) OBP: 0.118, SLG: 0.157			0-3 K		0-3 K		0-3 K			3	0	0	0	0	3	2				
Inning Stats	R: 0 E: 0 K: 0 S: 3	H: 0 LOB: 0 BB: 0 P: 3	R: 0 E: 0 K: 1 S: 7	H: 2 LOB: 2 BB: 0 P: 7	R: 0 E: 0 K: 1 S: 5	H: 0 LOB: 0 BB: 0 P: 5	R: 0 E: 0 K: 0 S: 4	H: 1 LOB: 1 BB: 0 P: 4	R: 0 E: 0 K: 2 S: 8	H: 1 LOB: 1 BB: 0 P: 8	R: 0 E: 0 K: 2 S: 7	H: 0 LOB: 0 BB: 0 P: 7	R: 2 E: 1 K: 1 S: 7	H: 2 LOB: 1 BB: 1 P: 11	R: 0 E: 0 K: 2 S: 7	H: 1 LOB: 0 BB: 0 P: 7		1B: 6 2B: 1 3B: 0 HR: 0	SF: 0 SAC: 0 DP: 0 HBP: 0	WP: 0 PB: 0 SB: 0 CS: 1
PITCHER Burt Hooton, R (1, 1) ERA: 4.19 Dave LaRoche, L (8, 1) ERA: 5.35	IP: 7.0 WLS: L BF: 28 H: 6 R: 2 ER: 1 SO: 7 BB: 2 IBB: 0 HBP: 0 BLK: 0 WP: 0 HR: 0 S: 41 P: 45 ERA: 1.29 WHIP: 0.857															PITCHER				

AB	30
R	2
H	7
RBI	1
BB	1
SO	9
LOB	14



Batter	1	2	3	4	5	6	7	8	9	AB	R	H	RBI	BB	SO	LOB	TOP					
Don Kessinger, S OBP: 0.345, SLG: 0.312 (1, 6)										4	0	0	0	1	1	1	Chicago Cubs @ Philadelphia Phillies Veterans Stadium, Philadelphia, PA Thu Aug 02 1973, 7:05 PM EDT Att: 16,855 - Overcast - 85 F					
Jose Cardenal, R OBP: 0.386, SLG: 0.478 (1, 9)										5	0	2	0	0	1	1						
Rick Monday, L OBP: 0.394, SLG: 0.523 (1, 8)										3	0	0	0	1	1	3						
Billy Williams, L OBP: 0.366, SLG: 0.433 (1, 7)										4	1	2	0	0	1	2						
Ron Santo, R OBP: 0.373, SLG: 0.437 (1, 5)										1	0	0	0	3	0	0						
Andre Thornton, R (1, 3)										3	0	0	0	1	1	5						
Paul Popovich, S OBP: 0.258, SLG: 0.259 (1, 4)										4	0	0	0	0	0	6						
Ken Rudolph, R OBP: 0.205, SLG: 0.292 (6, PH)										2	0	0	0	0	1	1						
Pat Bourque, L OBP: 0.291, SLG: 0.419 (6, PH)										1	0	1	1	0	0	0						
Randy Hundley, R OBP: 0.280, SLG: 0.346 (6, PH)										0	0	0	0	0	0	0						
Glenn Beckert, R OBP: 0.315, SLG: 0.292 (6, PH)										1	0	0	0	0	1	0						
Bill Bonham, R OBP: 0.080, SLG: 0.080 (1, 1)										2	0	0	0	0	2	0						
Gene Hiser, L OBP: 0.290, SLG: 0.281 (6, PH)										1	0	0	0	0	0	2						
Jack Aker, R (6, 1)										0	0	0	0	0	0	0						
Jim Hickman, R OBP: 0.388, SLG: 0.331 (6, PH)										0	0	0	0	1	0	0						
Inning Stats	R: 0 E: 0 K: 2 S: 7	H: 0 LOB: 1 BB: 1 P: 11	R: 0 E: 0 K: 1 S: 5	H: 0 LOB: 1 BB: 1 P: 9	R: 0 E: 0 K: 1 S: 5	H: 0 LOB: 0 BB: 0 P: 5	R: 0 E: 0 K: 1 S: 6	H: 1 LOB: 2 BB: 1 P: 10	R: 0 E: 0 K: 2 S: 8	H: 1 LOB: 2 BB: 1 P: 12	R: 1 E: 0 K: 0 S: 5	H: 2 LOB: 2 BB: 1 P: 9	R: 0 E: 0 K: 1 S: 6	H: 1 LOB: 1 BB: 0 P: 6	R: 0 E: 0 K: 0 S: 2	H: 0 LOB: 0 BB: 1 P: 6	R: 0 E: 0 K: 1 S: 5	H: 0 LOB: 1 BB: 1 P: 9	1B: 4 2B: 1 3B: 0 HR: 0	SF: 0 SAC: 0 DP: 1 HBP: 0	WP: 0 PB: 1 SB: 0 CS: 0	PA: 38
PITCHER Dick Ruthven, R ERA: 3.69 (1, 1)	IP: 9.0 WLS: W BF: 38 H: 5 R: 1 ER: 1 SO: 9 BB: 7 IBB: 0 HBP: 0 BLK: 0 WP: 0 HR: 0 S: 49 P: 77 ERA: 1.00 WHIP: 1.333															PITCHER						

AB	31
R	1
H	5
RBI	1
BB	7
SO	9
LOB	21



Batter	1	2	3	4	5	6	7	8	9	AB	R	H	RBI	BB	SO	LOB	BOTTOM			
Bill Robinson, R OBP: 0.344, SLG: 0.534 (1, 5) (8, 7)										5	0	0	0	0	0	4	Chicago Cubs @ Philadelphia Phillies Veterans Stadium, Philadelphia, PA Thu Aug 02 1973, 7:05 PM EDT Att: 16,855 - Overcast - 85 F			
Del Unser, L OBP: 0.382, SLG: 0.497 (1, 8)										4	2	3	0	0	0	1				
Willie Montanez, L OBP: 0.344, SLG: 0.387 (1, 9)										3	1	1	0	1	0	1				
Greg Luzinski, R OBP: 0.330, SLG: 0.458 (1, 7)										4	0	3	2	0	1	0				
Mike Schmidt, R OBP: 0.324, SLG: 0.388 (8, 5)										0	0	0	0	0	0	0				
Tom Hutton, L OBP: 0.365, SLG: 0.415 (1, 3)										3	0	0	0	1	1	3				
Bob Boone, R OBP: 0.320, SLG: 0.356 (1, 2)										3	1	1	0	1	1	3				
Denny Doyle, L OBP: 0.311, SLG: 0.309 (1, 4)										4	0	1	0	0	1	4				
Craig Robinson, R OBP: 0.333, SLG: 0.433 (1, 6)										4	0	1	0	0	0	3				
Dick Ruthven, R OBP: 0.171, SLG: 0.176 (1, 1)										3	0	1	1	0	2	2				
Inning Stats	R: 1 E: 0 K: 0 S: 5	H: 3 LOB: 1 BB: 0 P: 5	R: 0 E: 0 K: 0 S: 3	H: 0 LOB: 0 BB: 0 P: 3	R: 2 E: 1 K: 1 S: 7	H: 2 LOB: 1 BB: 1 P: 11	R: 0 E: 0 K: 1 S: 6	H: 1 LOB: 2 BB: 1 P: 10	R: 0 E: 0 K: 0 S: 4	H: 1 LOB: 0 BB: 0 P: 4	R: 0 E: 0 K: 2 S: 7	H: 0 LOB: 0 BB: 0 P: 7	R: 0 E: 0 K: 0 S: 5	H: 0 LOB: 1 BB: 0 P: 5	R: 1 E: 0 K: 0 S: 5	H: 2 LOB: 1 BB: 0 P: 5	1B: 10 2B: 1 3B: 0 HR: 0	SF: 0 SAC: 1 DP: 1 HBP: 0	WP: 0 PB: 0 SB: 0 CS: 0	PA: 37
PITCHER Bill Bonham, R ERA: 3.56 (1, 1)	IP: 5.0 WLS: L BF: 25 H: 8 R: 3 ER: 2 SO: 4 BB: 3 IBB: 0 HBP: 0 BLK: 0 WP: 0 HR: 0 S: 30 P: 42 ERA: 3.60 WHIP: 2.200															PITCHER				
Jack Aker, R ERA: 3.98 (6, 1)	IP: 3.0 WLS: 12 BF: 3 H: 1 R: 1 ER: 1 SO: 2 BB: 0 IBB: 0 HBP: 0 BLK: 0 WP: 0 HR: 0 S: 16 P: 16 ERA: 3.00 WHIP: 1.000															PITCHER				


AB	33
R	4
H	11
RBI	3
BB	3
SO	6
LOB	21



Batter	1	2	3	4	5	6	7	8	9	AB	R	H	RBI	BB	SO	LOB	TOP					
Dave Cash, R OBP: 0.332, SLG: 0.349	F9		B1-3		F7			6-3		4	0	0	0	0	0	0						
Manny Sanguillen, R OBP: 0.300, SLG: 0.441	F3		1B			HR		6-3		4	1	2	1	0	0	0						
Al Oliver, L OBP: 0.305, SLG: 0.463	HR		P4			F8		3-1		4	1	1	0	0	0	1						
Willie Stargell, L OBP: 0.373, SLG: 0.646	HR			K		1-3			F7	4	1	1	2	0	1	0						
Richie Zisk, R OBP: 0.387, SLG: 0.544	6-3			BB					P3	3	0	1	0	1	0	0						
Bob Robertson, R OBP: 0.333, SLG: 0.409		P3		K		F8			F7	4	0	0	0	0	1	2						
Rennie Stennett, R OBP: 0.289, SLG: 0.379		5-3		K				F8		3	0	0	0	0	1	1						
Dal Maxvill, R OBP: 0.283, SLG: 0.276		4-3			F3			K		3	0	0	0	0	1	0						
John Morlan, R OBP: 0.167, SLG: 0.333			F8		K					3	0	0	0	0	2	0						
Ramon Hernandez, S (8, 1)						K				0	0	0	0	0	0	0						
Inning Stats	R: 2 E: 0 K: 0 S: 5	H: 2 LOB: 0 BB: 0 P: 5	R: 0 E: 0 K: 0 S: 3	H: 0 LOB: 0 BB: 0 P: 3	R: 0 E: 0 K: 0 S: 4	H: 1 LOB: 1 BB: 0 P: 4	R: 0 E: 0 K: 3 S: 9	H: 0 LOB: 1 BB: 1 P: 13	R: 0 E: 0 K: 1 S: 5	H: 0 LOB: 0 BB: 0 P: 5	R: 1 E: 0 K: 0 S: 5	H: 2 LOB: 1 BB: 0 P: 5	R: 0 E: 0 K: 2 S: 7	H: 0 LOB: 0 BB: 0 P: 7	R: 0 E: 0 K: 0 S: 3	H: 0 LOB: 0 BB: 0 P: 3	R: 0 E: 0 K: 0 S: 3	H: 0 LOB: 0 BB: 0 P: 3	1B: 2 2B: 0 3B: 1 HR: 2	SF: 0 SAC: 0 DP: 0 HBP: 0	WP: 0 PB: 0 SB: 0 CS: 0	PA: 33
PITCHER Steve Carlton, L ERA: 3.94	IP: 9.0 WLS: L BF: 33	H: 5 R: 3 ER: 3 SO: 6	BB: 1 IBB: 0 HBP: 0 BLK: 0	WP: 0 HR: 2 S: 44 P: 48	ERA: 3.00 WHIP: 0.667																	

Pittsburgh Pirates @ Philadelphia Phillies
Veterans Stadium, Philadelphia, PA
Fri Aug 03 1973, 7:05 PM EDT
Att: 24,152 - Unknown


AB 32
R 3
H 5
RBI 3
BB 1
SO 6
LOB 4



Batter	1	2	3	4	5	6	7	8	9	AB	R	H	RBI	BB	SO	LOB	BOTTOM					
Bill Robinson, R OBP: 0.341, SLG: 0.527	5-3		K			5-3		1B	F9	5	0	1	0	0	1	2						
Del Unser, L OBP: 0.380, SLG: 0.493	F8		G3			K		1B		4	0	1	0	0	1	0						
Willie Montanez, L OBP: 0.343, SLG: 0.385	K			E5		2B		K		4	1	1	0	0	2	2						
Greg Luzinski, R OBP: 0.330, SLG: 0.458		K		G6-4-3		1B		P5		4	0	1	1	0	1	3						
Tom Hutton, L OBP: 0.367, SLG: 0.411		1B		FC5-4		2B		K		2	0	0	0	2	1	3						
Bob Boone, R OBP: 0.318, SLG: 0.355		1B		FC5-4				K		4	0	1	0	0	1	1						
Denny Doyle, L OBP: 0.311, SLG: 0.307					P6				F3	2	0	0	0	1	0	2						
Cesar Tovar, R OBP: 0.339, SLG: 0.381		P5				BB				1	0	0	0	0	0	0						
Craig Robinson, R OBP: 0.324, SLG: 0.412		F7				K			E3	4	0	1	0	0	1	3						
Steve Carlton, L OBP: 0.149, SLG: 0.197			F7							3	0	0	0	0	0	2						
Mike Schmidt, R OBP: 0.326, SLG: 0.388					G4-6-3					0	0	0	0	0	0	0						
Inning Stats	R: 0 E: 0 K: 1 S: 5	H: 0 LOB: 0 BB: 0 P: 5	R: 0 E: 0 K: 1 S: 6	H: 1 LOB: 2 BB: 1 P: 10	R: 0 E: 0 K: 1 S: 5	H: 0 LOB: 0 BB: 0 P: 5	R: 0 E: 1 K: 0 S: 3	H: 0 LOB: 1 BB: 1 P: 7	R: 0 E: 0 K: 0 S: 3	H: 1 LOB: 0 BB: 0 P: 3	R: 1 E: 0 K: 1 S: 7	H: 2 LOB: 1 BB: 0 P: 7	R: 0 E: 0 K: 1 S: 5	H: 0 LOB: 2 BB: 1 P: 9	R: 0 E: 0 K: 2 S: 9	H: 2 LOB: 2 BB: 0 P: 9	R: 0 E: 1 K: 1 S: 6	H: 0 LOB: 2 BB: 0 P: 7	1B: 5 2B: 1 3B: 0 HR: 0	SF: 0 SAC: 0 DP: 2 HBP: 1	WP: 0 PB: 0 SB: 0 CS: 0	PA: 37
PITCHER John Morlan, R ERA: 3.06	IP: 7.0 WLS: W BF: 27	H: 4 R: 1 ER: 1 SO: 5	BB: 3 IBB: 0 HBP: 0 BLK: 0	WP: 0 HR: 0 S: 34 P: 46	ERA: 1.29 WHIP: 1.000																	
PITCHER Ramon Hernandez, L ERA: 1.69	IP: 2.0 WLS: S BF: 10	H: 2 R: 0 ER: 0 SO: 3	BB: 0 IBB: 0 HBP: 1 BLK: 0	WP: 0 HR: 0 S: 15 P: 16	ERA: 0.00 WHIP: 1.000																	

Pittsburgh Pirates @ Philadelphia Phillies
Veterans Stadium, Philadelphia, PA
Fri Aug 03 1973, 7:05 PM EDT
Att: 24,152 - Unknown

AB 33
R 1
H 6
RBI 1
BB 3
SO 8
LOB 18




Batter	1	2	3	4	5	6	7	8	9	AB	R	H	RBI	BB	SO	LOB	TOP				
Gene Clines, R OBP: 0.323, SLG: 0.360 (1, 7)			L1-3		FC3-6		L5-3		L8	5	1	0	0	0	1	3	Pittsburgh Pirates @ Philadelphia Phillies Veterans Stadium, Philadelphia, PA Sat Aug 04 1973, 7:05 PM EDT Unknown				
Rennie Stennett, R OBP: 0.288, SLG: 0.380 (1, 4)			K						6-3	4	0	1	1	0	1	2					
Al Oliver, L OBP: 0.307, SLG: 0.468 (1, 8)										4	2	2	0	0	0	1					
Richie Zisk, R OBP: 0.390, SLG: 0.574 (1, 9)		1-3		P6						4	2	2	2	0	0	1					
Manny Sanguillen, R OBP: 0.301, SLG: 0.441 (1, 2)		6-3								4	0	2	2	0	0	0					
Bob Robertson, R OBP: 0.330, SLG: 0.404 (1, 3)										4	0	0	0	0	1	3					
Richie Hebner, L OBP: 0.349, SLG: 0.464 (1, 5)										4	0	1	0	0	0	3					
Dal Maxvill, R OBP: 0.282, SLG: 0.267 (1, 6)										3	0	0	0	1	0	0					
Luke Walker, L OBP: 0.265, SLG: 0.269 Jackie Hernandez, R OBP: 0.280, SLG: 0.271 Bob Johnson, L OBP: 0.350, SLG: 0.325 John Lamb, R OBP: 0.300, SLG: 0.298 (1, 1)										1	0	0	0	0	1	2	AB 35 R 5 H 8 RBI 5 BB 2 SO 5 LOB 15				
										0	0	0	0	0	0	0					
Inning Stats	R: 0 E: 0 K: 1 S: 5	H: 0 LOB: 0 BB: 0 P: 5	R: 0 E: 0 K: 1 S: 5	H: 0 LOB: 0 BB: 0 P: 5	R: 0 E: 0 K: 2 S: 8	H: 1 LOB: 2 BB: 1 P: 12	R: 1 E: 0 K: 0 S: 5	H: 2 LOB: 1 BB: 0 P: 5	R: 1 E: 0 K: 0 S: 4	H: 1 LOB: 1 BB: 1 P: 8	R: 1 E: 1 K: 0 S: 4	H: 1 LOB: 0 BB: 0 P: 4	R: 0 E: 0 K: 1 S: 5	H: 0 LOB: 0 BB: 0 P: 5	R: 2 E: 0 K: 0 S: 6	H: 3 LOB: 1 BB: 0 P: 6	R: 0 E: 0 K: 0 S: 3	H: 0 LOB: 0 BB: 0 P: 3	1B: 3 2B: 4 3B: 0 HR: 1	SF: 0 SAC: 0 DP: 1 HBP: 0	WP: 0 PA: 37 PB: 0 SB: 0 CS: 0
PITCHER Ken Brett, L ERA: 3.31 (1, 1)	IP: 9.0 WLS: W BF: 37 H: 8 R: 5 ER: 5 SO: 5 BB: 2 IBB: 0 HBP: 0 BLK: 0 WP: 0 HR: 1 S: 45 P: 53 ERA: 5.00 WHIP: 1.111															PITCHER					

Batter	1	2	3	4	5	6	7	8	9	AB	R	H	RBI	BB	SO	LOB	BOTTOM		
Cesar Tovar, R OBP: 0.336, SLG: 0.378 (1, 9)			K							2	0	0	0	0	2	1	Pittsburgh Pirates @ Philadelphia Phillies Veterans Stadium, Philadelphia, PA Sat Aug 04 1973, 7:05 PM EDT Unknown		
Del Unser, L OBP: 0.380, SLG: 0.490 (5, PH)										2	1	0	0	1	0	1			
Terry Harmon, R OBP: 0.315, SLG: 0.270 (1, 4)										5	1	0	0	0	0	4			
Willie Montanez, L OBP: 0.344, SLG: 0.394 (1, 3)										5	1	2	3	0	1	0			
Greg Luzinski, R OBP: 0.335, SLG: 0.460 (1, 7)										3	2	2	0	2	1	0			
Bill Robinson, R OBP: 0.349, SLG: 0.554 (6, 9)										5	3	4	3	0	0	3			
Bob Boone, R OBP: 0.318, SLG: 0.357 (1, 2)										4	1	1	1	0	0	2			
Mike Schmidt, R OBP: 0.329, SLG: 0.402 (1, 5)										4	2	2	3	0	0	0			
Craig Robinson, R OBP: 0.289, SLG: 0.368 (1, 6)										4	0	0	0	0	1	1			
Ken Brett, L OBP: 0.327, SLG: 0.620 (1, 1)										4	0	3	1	0	0	0	AB 38 R 11 H 14 RBI 11 BB 3 SO 5 LOB 12		
										1B: 8 2B: 2 3B: 0 HR: 4	SF: 0 SAC: 0 DP: 0 HBP: 0	WP: 0 PA: 41 PB: 0 SB: 0 CS: 0							
Inning Stats	R: 0 E: 0 K: 1 S: 5	H: 0 LOB: 0 BB: 0 P: 5	R: 1 E: 0 K: 1 S: 6	H: 1 LOB: 0 BB: 0 P: 6	R: 0 E: 0 K: 1 S: 6	H: 1 LOB: 1 BB: 0 P: 6	R: 4 E: 0 K: 2 S: 11	H: 4 LOB: 0 BB: 0 P: 11	R: 0 E: 0 K: 0 S: 3	H: 0 LOB: 0 BB: 0 P: 3	R: 2 E: 0 K: 0 S: 4	H: 1 LOB: 0 BB: 1 P: 8	R: 2 E: 0 K: 0 S: 7	H: 4 LOB: 2 BB: 0 P: 7	R: 2 E: 0 K: 0 S: 6	H: 3 LOB: 3 BB: 2 P: 14	1B: 8 2B: 2 3B: 0 HR: 4	SF: 0 SAC: 0 DP: 0 HBP: 0	WP: 0 PA: 41 PB: 0 SB: 0 CS: 0
PITCHER Luke Walker, L ERA: 4.22 Bob Johnson, R ERA: 3.96 John Lamb, R ERA: 5.79 (1, 1)	IP: 4.0 WLS: L BF: 18 H: 6 R: 5 ER: 5 SO: 5 BB: 0 IBB: 0 HBP: 0 BLK: 0 WP: 0 HR: 2 S: 28 P: 28 ERA: 11.25 WHIP: 1.500															PITCHER			

Batter	1	2	3	4	5	6	7	8	9	AB	R	H	RBI	BB	SO	LOB	TOP				
Rennie Stennett, R OBP: 0.269, SLG: 0.379 (1,4)	1-3			6-3		K		1-3		6	0	2	3	0	1	2					
Dave Parker, L OBP: 0.234, SLG: 0.435 (1,8)		1B				L6			L4-3	6	1	3	2	0	1	4					
Al Oliver, L OBP: 0.308, SLG: 0.466 (1,3)	F7								F8	6	0	2	0	0	0	4					
Willie Stargell, L OBP: 0.371, SLG: 0.643 (1,7)	P6								L4-3	5	1	1	0	0	1	3					
Gene Clines, R OBP: 0.321, SLG: 0.358 (8,7)			4-3			F8		2B		1	0	0	0	0	0	1					
Richie Zisk, R OBP: 0.401, SLG: 0.594 (1,9)									F9	4	2	2	1	2	1	1					
Richie Hebner, L OBP: 0.349, SLG: 0.470 (1,5)										4	2	1	2	1	0	3					
Milt May, L OBP: 0.359, SLG: 0.389 (1,2)										4	2	3	0	1	0	0					
Dal Maxvill, R OBP: 0.313, SLG: 0.288 (1,6)										3	2	3	1	2	0	0					
Jackie Hernandez, R OBP: 0.260, SLG: 0.271 (8,6)										0	0	0	0	0	0	0					
Bob Moose, R OBP: 0.174, SLG: 0.140 (1,1)										3	1	1	1	0	1	4					
Ramon Hernandez, S (5,1)										1	0	0	0	1	0	2					
Inning Stats	R: 0 E: 0 K: 1 S: 4	H: 1 LOB: 1 BB: 0 P: 4	R: 2 E: 0 K: 1 S: 8	H: 3 LOB: 2 BB: 1 P: 12	R: 0 E: 0 K: 1 S: 3	H: 0 LOB: 1 BB: 1 P: 7	R: 3 E: 0 K: 1 S: 9	H: 4 LOB: 1 BB: 0 P: 9	R: 0 E: 0 K: 1 S: 6	H: 1 LOB: 1 BB: 0 P: 6	R: 3 E: 0 K: 1 S: 7	H: 2 LOB: 2 BB: 3 P: 19	R: 3 E: 0 K: 0 S: 6	H: 4 LOB: 1 BB: 1 P: 10	R: 0 E: 0 K: 0 S: 4	H: 1 LOB: 1 BB: 0 P: 4	1B: 10 2B: 5 3B: 1 HR: 2	SF: 0 SAC: 0 DP: 2 HBP: 0	WP: 1 PB: 0 SB: 0 CS: 0	PA: 50	
PITCHER	IP	WLS	BF	H	R	ER	SO	BB	IBB	HBP	BLK	WP	HR	S	P	ERA	WHIP			ERA	WHIP
Jim Lonborg, R ERA: 5.19 (1,1)	3.2	L	21	8	5	5	1	2	0	0	0	0	1	21	29	12.27	2.727			0.00	2.250
Mike Wallace, L ERA: 3.1 (4,1)	1.1		6	2	0	0	2	1	0	0	0	0	0	9	13	0.00	2.250			0.00	1.000
Darrell Brandon, R ERA: 4.85 (6,1)	1.0		4	1	0	0	1	0	0	0	0	0	0	6	6	81.00	9.000			40.50	9.000
Bill Wilson, R ERA: 4.81 (7,1)	0.1		5	1	3	3	0	2	1	0	0	1	0	2	14	40.50	9.000				
Dave Wallace, R ERA: 40.5 (7,1)	0.2		8	5	3	3	1	1	0	0	0	0	1	9	13						

Pittsburgh Pirates @ Philadelphia Phillies
Veterans Stadium, Philadelphia, PA
Sat Aug 04 1973, 7:05 PM EDT
Att: 48,294 - Unknown


AB 43
R 11
H 18
RBI 10
BB 7
SO 5
LOB 24



Batter	1	2	3	4	5	6	7	8	9	AB	R	H	RBI	BB	SO	LOB	BOTTOM					
Del Unser, L OBP: 0.380, SLG: 0.488 (1,8)	F7								6-3	5	0	2	1	0	0	0						
Denny Doyle, L OBP: 0.315, SLG: 0.311 (1,4)										3	0	2	0	0	0	0						
Terry Harmon, R OBP: 0.310, SLG: 0.265 (7, PH) (8,4)	4-3								F8	2	0	0	0	0	0	1						
Willie Montanez, L OBP: 0.341, SLG: 0.389 (1,9) (7,3)										4	0	0	1	0	1	3						
Barry Lersch, S OBP: 0.214, SLG: 0.154 (8,1)	K		4-3							0	0	0	0	0	0	0						
Greg Luzinski, R OBP: 0.336, SLG: 0.457 (1,7)										2	1	0	0	2	1	0						
Bill Robinson, R OBP: 0.344, SLG: 0.546 (1,5) (7,9)										4	0	0	0	0	1	4						
Tom Hutton, L OBP: 0.369, SLG: 0.408 (1,3)										1	0	0	0	1	0	0						
Mike Schmidt, R OBP: 0.333, SLG: 0.405 (6, PH) (7,5)										1	0	1	0	0	0	0						
Mike Ryan, R OBP: 0.324, SLG: 0.393 (1,2)										3	1	3	1	0	0	0						
Craig Robinson, R OBP: 0.286, SLG: 0.381 (1,6)										4	1	1	1	0	0	5						
Jim Lonborg, R OBP: 0.225, SLG: 0.216 (1,1)										1	0	0	0	0	1	0						
Mike Wallace, L OBP: 0.225, SLG: 0.216 (4,1)										0	0	0	0	0	0	0						
Mike Rogodzinski, L OBP: 0.225, SLG: 0.216 (5, PH)										0	1	0	0	0	0	0						
Darrell Brandon, R OBP: 0.225, SLG: 0.216 (8,1)										0	0	0	0	0	0	0						
Cesar Tovar, R OBP: 0.225, SLG: 0.216 (5, PH)										1	0	0	0	0	0	1						
Bill Wilson, R OBP: 0.225, SLG: 0.216 (7,1)										0	0	0	0	0	0	0						
Dave Wallace, R OBP: 0.225, SLG: 0.216 (7,1)										0	0	0	0	0	0	0						
Jose Pagan, R OBP: 0.225, SLG: 0.216 (8,3)										1	0	0	0	0	0	0						
Inning Stats	R: 0 E: 0 K: 1 S: 5	H: 0 LOB: 0 BB: 0 P: 5	R: 1 E: 0 K: 1 S: 5	H: 1 LOB: 1 BB: 2 P: 13	R: 0 E: 0 K: 1 S: 6	H: 1 LOB: 1 BB: 0 P: 6	R: 0 E: 0 K: 0 S: 3	H: 0 LOB: 0 BB: 0 P: 3	R: 3 E: 0 K: 0 S: 6	H: 4 LOB: 2 BB: 2 P: 14	R: 0 E: 0 K: 0 S: 4	H: 1 LOB: 1 BB: 0 P: 4	R: 0 E: 0 K: 0 S: 3	H: 1 LOB: 0 BB: 0 P: 3	R: 0 E: 0 K: 1 S: 6	H: 1 LOB: 0 BB: 0 P: 7	R: 0 E: 0 K: 0 S: 3	H: 0 LOB: 0 BB: 0 P: 3	1B: 7 2B: 1 3B: 1 HR: 0	SF: 0 SAC: 1 DP: 3 HBP: 1	WP: 0 PB: 0 SB: 0 CS: 0	PA: 38
PITCHER	IP	WLS	BF	H	R	ER	SO	BB	IBB	HBP	BLK	WP	HR	S	P	ERA	WHIP			ERA	WHIP	
Bob Moose, R ERA: 4.06 (1,1)	4.0		20	6	4	4	3	3	0	0	0	0	0	23	35	9.00	2.250					
Ramon Hernandez, L ERA: 1.54 (5,1)	5.0	W	18	3	0	0	1	0	1	1	0	0	0	18	23	0.00	0.600					

Pittsburgh Pirates @ Philadelphia Phillies
Veterans Stadium, Philadelphia, PA
Sat Aug 04 1973, 7:05 PM EDT
Att: 48,294 - Unknown

AB 32
R 4
H 9
RBI 4
BB 4
SO 4
LOB 14



Batter	1	2	3	4	5	6	7	8	9	AB	R	H	RBI	BB	SO	LOB	TOP					
Rennie Stennett, R (1.4) OBP: 0.272, SLG: 0.379	L3		3-1			BB SH3 1B		F9 HBP 2B BB	SH PB	3	1	1	0	1	0	0						
Dave Parker, L (1.8) OBP: 0.255, SLG: 0.417	3-1		F9			SH3		IBB 2B HBP	IBB	2	1	0	0	1	0	0						
Al Oliver, L (1.3) OBP: 0.306, SLG: 0.463	6-3				K	BB HBP		F9	SF7	3	0	0	1	0	1	2						
Willie Stargell, L (1.7) OBP: 0.374, SLG: 0.640		2B WP 1B			P6	BB HBP		2B IBB	K	3	1	1	0	2	1	2						
Richie Zisk, R (1.9) OBP: 0.408, SLG: 0.609		1-3 2B			1B	K		2B	F3	5	0	3	2	0	1	5						
Manny Sanguillen, R (1.2) OBP: 0.299, SLG: 0.437	F3				F9	5-3		1-3		4	0	0	0	0	0	7						
Richie Hebner, L (1.5) OBP: 0.351, SLG: 0.467	3-H 4-0 G6-4-3 BB				P4			5-3	IBB	2	0	0	0	2	0	0						
Dal Maxvill, R (1.6) OBP: 0.303, SLG: 0.278	G6-4-3 1-2				K	F8		F8		4	0	0	0	0	1	5						
Dock Ellis, S (1.1) OBP: 0.125, SLG: 0.109					K	P6		K		3	0	0	0	0	2	0						
Dave Giusti, R (8.1) OBP: 0.500, SLG: 0.429					K	P6		K	PB SH SF7 1B	1	1	1	0	0	0	0						
Inning Stats	R: 0 E: 0 K: 0 S: 3	H: 0 LOB: 0 BB: 0 P: 3	R: 1 E: 0 K: 0 S: 4	H: 2 LOB: 1 BB: 1 P: 8	R: 0 E: 0 K: 1 S: 5	H: 0 LOB: 0 BB: 0 P: 5	R: 0 E: 0 K: 1 S: 6	H: 1 LOB: 1 BB: 0 P: 6	R: 0 E: 0 K: 1 S: 5	H: 0 LOB: 0 BB: 0 P: 5	R: 0 E: 0 K: 1 S: 6	H: 0 LOB: 0 BB: 0 P: 11	R: 0 E: 0 K: 1 S: 5	H: 0 LOB: 0 BB: 0 P: 5	R: 2 E: 0 K: 0 S: 4	H: 1 LOB: 3 BB: 3 P: 17	R: 1 E: 0 K: 1 S: 7	H: 1 LOB: 2 BB: 1 P: 11	1B: 4 2B: 2 3B: 0 HR: 0	SF: 1 SAC: 2 DP: 1 HBP: 2	WP: 1 PB: 1 SB: 0 CS: 0	PA: 41
PITCHER	IP WLS BF H R ER SO BB IBB HBP BLK WP HR S P ERA WHIP																					
Wayne Twitchell, R (1.1) ERA: 2.09	8.0 L 35 5 3 3 5 3 2 2 0 1 0 38 60 3.38 1.000																					
Darrell Brandon, R (9.1) ERA: 5.09	0.0 3 1 1 1 0 0 1 0 0 0 0 2 6 ∞ ∞																					
Mike Wallace, L (9.1) ERA: 2.95	1.0 3 0 0 0 1 0 0 0 0 0 0 5 5 0.00 0.000																					

Pittsburgh Pirates @ Philadelphia Phillies
Veterans Stadium, Philadelphia, PA
Sun Aug 05 1973, 3:33 AM EDT
Att: 31,157 - Unknown

AB 30
R 4
H 6
RBI 3
BB 6
SO 6
LOB 21



Batter	1	2	3	4	5	6	7	8	9	AB	R	H	RBI	BB	SO	LOB	BOTTOM			
Del Unser, L (1.8) OBP: 0.375, SLG: 0.482	1-3			1-3		F8		6-3		4	0	0	0	0	0	2				
Denny Doyle, L (1.4) OBP: 0.317, SLG: 0.311	6-3			FC6-4 1B		G6-4-3 BB		4-3		3	0	1	0	1	0	0				
Willie Montanez, L (1.3) OBP: 0.337, SLG: 0.385 (9.9)	6-3			FC6-4 1-2		F8		K		4	0	0	0	0	1	2				
Greg Luzinski, R (1.7) OBP: 0.333, SLG: 0.453				K		K		G6-4-3 1-2	F9	4	0	0	0	0	2	2				
Bill Robinson, R (1.9) OBP: 0.344, SLG: 0.544 (9.5)				5-3		F7		1B 2B 1B		3	1	1	0	0	0	0				
Bob Boone, R (1.2) OBP: 0.321, SLG: 0.360				F8		G6-4-3 1B		2B 1-2 1B		3	0	2	0	0	0	0				
Mike Schmidt, R (1.5) OBP: 0.330, SLG: 0.490 (9.6)				K		G6-4-3 1-2		K		3	0	0	0	0	2	3				
Terry Harmon, R (1.6) OBP: 0.305, SLG: 0.261 (8. PH)				K		F9		F8		2	0	0	0	0	1	0				
Mike Rogozzinski, L (8. PH) OBP: 0.344, SLG: 0.358				K						1	0	0	0	0	0	2				
Darrell Brandon, R (9.1) OBP: 0.500, SLG: 0.333				K						0	0	0	0	0	0	0				
Mike Wallace, L (9.1)				K						0	0	0	0	0	0	0				
Wayne Twitchell, R (1.1) OBP: 0.113, SLG: 0.151 (8. PH)				K		P3				2	0	0	0	0	1	0				
Tom Hutton, L (9.3) OBP: 0.372, SLG: 0.417				K				1-3 2-H 2B		1	0	1	1	0	0	0				
Inning Stats	R: 0 E: 0 K: 0 S: 3	H: 0 LOB: 0 BB: 0 P: 3	R: 0 E: 0 K: 1 S: 5	H: 0 LOB: 0 BB: 0 P: 5	R: 0 E: 0 K: 3 S: 9	H: 0 LOB: 0 BB: 0 P: 9	R: 0 E: 0 K: 1 S: 6	H: 1 LOB: 1 BB: 0 P: 6	R: 0 E: 0 K: 0 S: 3	H: 1 LOB: 0 BB: 0 P: 3	R: 0 E: 0 K: 0 S: 2	H: 0 LOB: 0 BB: 1 P: 6	R: 0 E: 0 K: 1 S: 8	H: 3 LOB: 2 BB: 0 P: 8	R: 0 E: 0 K: 1 S: 5	H: 0 LOB: 0 BB: 0 P: 5	1B: 4 2B: 1 3B: 0 HR: 0	SF: 0 SAC: 0 DP: 2 HBP: 0	WP: 0 PB: 0 SB: 0 CS: 0	PA: 31
PITCHER	IP WLS BF H R ER SO BB IBB HBP BLK WP HR S P ERA WHIP																			
Dock Ellis, R (1.1) ERA: 2.84	7.0 W 24 4 1 1 5 0 1 0 0 0 0 33 37 1.29 0.714																			
Dave Giusti, R (8.1) ERA: 1.51	2.0 S 7 1 0 0 2 0 0 0 0 0 0 11 11 0.00 0.500																			

Pittsburgh Pirates @ Philadelphia Phillies
Veterans Stadium, Philadelphia, PA
Sun Aug 05 1973, 3:33 AM EDT
Att: 31,157 - Unknown

AB 30
R 1
H 5
RBI 1
BB 1
SO 7
LOB 11




Batter	1	2	3	4	5	6	7	8	9	AB	R	H	RBI	BB	SO	LOB	TOP		
Cesar Tovar, R OBP: 0.330, SLG: 0.370 (1, 5)										4	0	0	0	0	0	0			
Del Unser, L OBP: 0.372, SLG: 0.477 (1, 8)										3	0	0	0	0	2	0			
Willie Montanez, L OBP: 0.337, SLG: 0.385 (1, 3)										3	0	1	0	0	0	0			
Greg Luzinski, R OBP: 0.335, SLG: 0.453 (1, 7)										2	0	1	0	1	1	1			
Bill Robinson, R OBP: 0.341, SLG: 0.538 (1, 9)										3	0	0	0	0	1	2			
Bob Boone, R OBP: 0.318, SLG: 0.357 (1, 2)										3	0	0	0	0	0	1			
Denny Doyle, L OBP: 0.314, SLG: 0.307 (1, 4)										3	0	0	0	0	0	0			
Craig Robinson, R OBP: 0.267, SLG: 0.356 (1, 6)										3	0	0	0	0	0	0			
Steve Carlton, L OBP: 0.145, SLG: 0.192 (1, 1)										2	0	0	0	0	0	0			
Mike Rogodzinski, L OBP: 0.338, SLG: 0.352 (9, PH)										1	0	0	0	0	1	0			
Inning Stats	R: 0 E: 0 K: 1 S: 5	H: 0 LOB: 0 BB: 0 P: 5	R: 0 E: 0 K: 1 S: 4	H: 0 LOB: 0 BB: 1 P: 8	R: 0 E: 0 K: 0 S: 3	H: 0 LOB: 0 BB: 0 P: 3	R: 0 E: 0 K: 0 S: 5	H: 1 LOB: 0 BB: 0 P: 5	R: 0 E: 0 K: 0 S: 3	H: 0 LOB: 0 BB: 0 P: 3	R: 0 E: 0 K: 1 S: 6	H: 1 LOB: 1 BB: 0 P: 6	R: 0 E: 0 K: 0 S: 3	H: 0 LOB: 0 BB: 0 P: 3	R: 0 E: 0 K: 1 S: 5	H: 0 LOB: 0 BB: 0 P: 5	1B: 2 2B: 1 3B: 0 HR: 0	SF: 0 SAC: 0 DP: 2 HBP: 0	WP: 0 PA: 28 PB: 0 SB: 0 CS: 0
PITCHER Bill Greif, R ERA: 3.24 (1, 1)	IP: 9.0 WLS: W BF: 28 H: 2 R: 0 ER: 0 SO: 5 BB: 1 IBB: 0 HBP: 0 BLK: 0 WP: 0 HR: 0 S: 37 P: 41 ERA: 0.00 WHIP: 0.333																		

Philadelphia Phillies @ San Diego Padres
San Diego Stadium, San Diego, CA
Wed Aug 08 1973, 10:05 PM EDT
Att: 2,696 - Unknown

livebaseballscores.com

AB	27
R	0
H	2
RBI	0
BB	1
SO	5
LOB	4




Batter	1	2	3	4	5	6	7	8	9	AB	R	H	RBI	BB	SO	LOB	BOTTOM		
Derrel Thomas, S OBP: 0.297, SLG: 0.250 (1, 6)										4	0	0	0	0	0	2			
Jerry Morales, R OBP: 0.316, SLG: 0.400 (1, 8)										4	0	1	0	0	0	0			
Dave Roberts, R OBP: 0.294, SLG: 0.421 (1, 5)										4	0	1	0	0	2	0			
Nate Colbert, R OBP: 0.337, SLG: 0.415 (1, 3)										3	1	1	0	1	1	2			
Cito Gaston, R OBP: 0.284, SLG: 0.385 (1, 9)										1	0	0	0	0	1	2			
Ivan Murrell, R OBP: 0.188, SLG: 0.305 (4, PH) (5, 9)										2	1	0	0	0	0	1			
Fred Kendall, R OBP: 0.300, SLG: 0.364 (1, 2)										2	1	1	3	1	0	0			
Dave Winfield, R OBP: 0.353, SLG: 0.426 (1, 7)										3	0	0	0	0	0	1			
Rich Morales, R OBP: 0.237, SLG: 0.192 (1, 4)										3	0	1	0	0	1	0			
Bill Greif, R OBP: 0.157, SLG: 0.085 (1, 1)										3	0	1	0	0	1	0			
Inning Stats	R: 0 E: 0 K: 1 S: 7	H: 2 LOB: 2 BB: 0 P: 7	R: 0 E: 0 K: 1 S: 4	H: 0 LOB: 0 BB: 1 P: 8	R: 0 E: 0 K: 0 S: 3	H: 0 LOB: 0 BB: 0 P: 3	R: 3 E: 2 K: 1 S: 10	H: 4 LOB: 2 BB: 0 P: 10	R: 0 E: 0 K: 1 S: 4	H: 0 LOB: 0 BB: 1 P: 8	R: 0 E: 0 K: 0 S: 3	H: 0 LOB: 0 BB: 0 P: 3	R: 0 E: 0 K: 1 S: 5	H: 0 LOB: 0 BB: 0 P: 5	R: 0 E: 0 K: 1 S: 5	H: 0 LOB: 0 BB: 0 P: 5	1B: 5 2B: 0 3B: 0 HR: 1	SF: 0 SAC: 0 DP: 1 HBP: 0	WP: 0 PA: 32 PB: 0 SB: 0 CS: 1
PITCHER Steve Carlton, L ERA: 3.87 (1, 1)	IP: 8.0 WLS: L BF: 31 H: 6 R: 3 ER: 2 SO: 6 BB: 2 IBB: 0 HBP: 0 BLK: 0 WP: 0 HR: 1 S: 41 P: 49 ERA: 2.25 WHIP: 1.000																		

Philadelphia Phillies @ San Diego Padres
San Diego Stadium, San Diego, CA
Wed Aug 08 1973, 10:05 PM EDT
Att: 2,696 - Unknown

livebaseballscores.com

AB	29
R	3
H	6
RBI	3
BB	2
SO	6
LOB	8



Batter	1	2	3	4	5	6	7	8	9	AB	R	H	RBI	BB	SO	LOB	TOP				
Cesar Tovar, R (1,9) OBP: 0.339, SLG: 0.378 Del Unser, L (7,8) OBP: 0.373, SLG: 0.477	F8		FC4-6 1B		K		E5			4	0	0	0	0	1	2					
Terry Harmon, R (1,4) OBP: 0.301, SLG: 0.254	K		1B		L1			F2		4	0	1	0	0	1	0					
Willie Montanez, L (1,3) OBP: 0.336, SLG: 0.380	1B		F7		L4			2-3		4	0	1	0	0	0	2					
Greg Luzinski, R (1,7) OBP: 0.344, SLG: 0.461	1B		K		F9			HR		4	1	2	1	0	1	2					
Bill Robinson, R (1,8) OBP: 0.334, SLG: 0.533	P3			HR	K			5-3		4	1	1	1	0	1	2					
Bob Boone, R (1,2) OBP: 0.312, SLG: 0.348		L7		L8			4-3		5-3	4	0	0	0	0	0	0					
Mike Schmidt, R (1,5) OBP: 0.331, SLG: 0.416		P3		F7			F8		4-3 BLK BB	3	0	0	0	1	0	0					
Craig Robinson, R (1,6) OBP: 0.259, SLG: 0.345		L3		F9			E 2B		4-3	4	1	1	0	0	0	1					
Ken Brett, L (1,1) OBP: 0.333, SLG: 0.585			FC4-6 BB		L8		E BB		F8	2	0	0	0	2	0	1					
Inning Stats	R: 0 E: 0 K: 1 S: 7	H: 2 LOB: 2 BB: 0 P: 7	R: 0 E: 0 K: 0 S: 3	H: 0 LOB: 0 BB: 0 P: 3	R: 0 E: 0 K: 1 S: 6	H: 1 LOB: 2 BB: 1 P: 10	R: 1 E: 0 K: 0 S: 4	H: 1 LOB: 0 BB: 0 P: 4	R: 0 E: 0 K: 1 S: 5	H: 0 LOB: 0 BB: 0 P: 5	R: 1 E: 1 K: 0 S: 4	H: 1 LOB: 2 BB: 1 P: 8	R: 1 E: 0 K: 0 S: 4	H: 1 LOB: 0 BB: 0 P: 4	R: 0 E: 0 K: 0 S: 3	H: 0 LOB: 1 BB: 1 P: 7	1B: 3 2B: 1 3B: 0 HR: 2	SF: 0 SAC: 0 DP: 0 HBP: 0	WP: 0 PB: 0 SB: 0 CS: 0	PA: 36	
PITCHER	IP	WLS	BF	H	R	ER	SO	BB	IBB	HBP	BLK	WP	HR	S	P	ERA	WHIP				
Al Downing, L (1,1) ERA: 2.99	7.0	L	28	5	2	1	4	2	0	0	0	0	1	34	42	1.29	1.000				
Pete Richert, L (8,1) ERA: 2.13	2.0		8	1	1	1	0	1	0	0	1	0	1	7	11	4.50	1.000				

Philadelphia Phillies @ Los Angeles Dodgers
 Dodger Stadium, Los Angeles, CA
 Sat Aug 11 1973, 7:05 PM PDT
 Att: 50,557 - Unknown

AB 33
 R 3
 H 6
 RBI 2
 BB 3
 SO 4
 LOB 10



Batter	1	2	3	4	5	6	7	8	9	AB	R	H	RBI	BB	SO	LOB	BOTTOM				
Davey Lopes, R (1,4) OBP: 0.350, SLG: 0.348	6-3		G5-4-3 BB			2B 4-3 1B	4-3			3	1	1	0	1	0	1					
Manny Mota, R (1,7) OBP: 0.382, SLG: 0.385	1-3		G5-4-3			5-3 2B		4-3		4	0	1	0	0	0	2					
Willie Davis, L (1,8) OBP: 0.332, SLG: 0.465	F8					4-3		K		4	0	1	1	0	1	1					
Steve Garvey, R (1,3) OBP: 0.336, SLG: 0.431		5-3 1B		1-3		3B 4-3 5-3 IBB		6-3		3	0	1	0	1	0	1					
Joe Ferguson, R (1,2) OBP: 0.365, SLG: 0.442		5-3		P5		5-3		6-3		4	0	0	0	0	0	4					
Ken McMullen, R (1,5) OBP: 0.281, SLG: 0.468 Lee Lacy, R (9,FR) OBP: 0.300, SLG: 0.208		F8		F8		K		G4-6-3 1B		4	0	1	0	0	1	4					
Tom Paciorek, R (1,9) OBP: 0.273, SLG: 0.298		F3		P4		SH2-4 1B		G4-6-3		4	0	1	0	0	0	2					
Bill Russell, R (1,6) OBP: 0.311, SLG: 0.349			WP SH1-4 1B		6-3		SH2-4			2	0	1	0	0	0	0					
Al Downing, R (1,1) OBP: 0.180, SLG: 0.152 Ron Cey, R (7,PH) OBP: 0.353, SLG: 0.399 Pete Richert, L (8,1) OBP: 0.200, SLG: 0.200			SH1-4		5-3		5-3			1	0	0	0	0	0	0					
Inning Stats	R: 0 E: 0 K: 0 S: 3	H: 0 LOB: 0 BB: 0 P: 3	R: 0 E: 0 K: 0 S: 4	H: 1 LOB: 1 BB: 0 P: 4	R: 0 E: 0 K: 0 S: 3	H: 1 LOB: 1 BB: 1 P: 7	R: 0 E: 0 K: 0 S: 4	H: 1 LOB: 1 BB: 0 P: 4	R: 0 E: 0 K: 1 S: 7	H: 2 LOB: 2 BB: 1 P: 11	R: 0 E: 0 K: 0 S: 4	H: 1 LOB: 1 BB: 0 P: 4	R: 0 E: 0 K: 1 S: 5	H: 0 LOB: 0 BB: 0 P: 5	R: 0 E: 0 K: 0 S: 3	H: 1 LOB: 1 BB: 0 P: 3	1B: 5 2B: 1 3B: 1 HR: 0	SF: 0 SAC: 2 DP: 2 HBP: 0	WP: 1 PB: 0 SB: 0 CS: 0	PA: 34	
PITCHER	IP	WLS	BF	H	R	ER	SO	BB	IBB	HBP	BLK	WP	HR	S	P	ERA	WHIP				
Ken Brett, L (1,1) ERA: 3.17	9.0	W	34	7	1	1	2	1	1	0	0	1	0	36	44	1.00	0.889				

Philadelphia Phillies @ Los Angeles Dodgers
 Dodger Stadium, Los Angeles, CA
 Sat Aug 11 1973, 7:05 PM PDT
 Att: 50,557 - Unknown

AB 30
 R 1
 H 7
 RBI 1
 BB 2
 SO 2
 LOB 16



Batter	1	2	3	4	5	6	7	8	9	AB	R	H	RBI	BB	SO	LOB	TOP								
Cesar Tovar, R OBP: 0.348, SLG: 0.383 (1, 9)	0-0 1-3 1B		0-0 1-2 1B		4-0 FC1-6 BB		0-0 1-3 1B		0-0 F7	4	0	3	0	1	0	1	Philadelphia Phillies @ Los Angeles Dodgers Dodger Stadium, Los Angeles, CA Sun Aug 12 1973, 3:33 AM PDT Att: 22,281 - Unknown								
Denny Davis, L OBP: 0.308, SLG: 0.301 (1, 4)	0-0 1-3		0-0 FC5-4		0-0 FC1-6		0-0 F7		0-0 F9	4	0	0	0	0	0	6									
Bill Robinson, R OBP: 0.333, SLG: 0.532 (9, PH)	0-0 1-3		0-0 FC5-4		0-0 FC1-6		0-0 F7		0-0 F9	1	0	0	0	0	0	1									
Terry Harmon, R OBP: 0.301, SLG: 0.254 (9, 4)	0-0 1-2		0-0 1-2 2-3		0-0 1-2		0-0 F7		0-0 F9	0	0	0	0	0	0	0									
Willie Montanez, L OBP: 0.335, SLG: 0.378 (1, 3)	0-3 K		0-0 F7		0-0 F6				0-0 FC6-4 1B	4	0	1	0	0	1	4									
Greg Luzinski, R OBP: 0.344, SLG: 0.466 (1, 7)	0-3 K			0-0 HR		0-0 5-3			0-0 FC6-4 BB	4	1	1	1	0	1	2									
Del Unser, L OBP: 0.371, SLG: 0.472 (1, 8)		0-3 K		0-3 K		0-0 4-3			4-0 1-2 BB	3	0	0	0	1	2	0									
Bob Boone, R OBP: 0.309, SLG: 0.344 (1, 2)		0-0 F3		0-0 6-3		0-0 F8			0-0 F7	4	0	0	0	0	0	2									
Mike Schmidt, R OBP: 0.330, SLG: 0.412 (1, 5)		0-0 P3		4-0 BB				0-0 L7	0-3 K	3	0	0	0	1	1	2									
Craig Robinson, R OBP: 0.258, SLG: 0.339 (1, 6)			0-0 5-3	0-0 P6				0-0 FC3-6 1B	0-0 F9	4	0	1	0	0	0	1									
Steve Carlton, L OBP: 0.163, SLG: 0.208 (1, 1)			0-0 FC5-4 1B		0-0 P5			0-0 FC3-6 1B	0-0 1B	4	0	2	0	0	0	1									
Inning Stats	R: 0 E: 0 K: 2 S: 8	H: 1 LOB: 1 BB: 0 P: 8	R: 0 E: 0 K: 1 S: 5	H: 0 LOB: 0 BB: 0 P: 5	R: 0 E: 0 K: 0 S: 5	H: 2 LOB: 2 BB: 0 P: 5	R: 1 E: 0 K: 1 S: 6	H: 1 LOB: 1 BB: 1 P: 10	R: 0 E: 0 K: 0 S: 3	H: 0 LOB: 1 BB: 1 P: 7	R: 0 E: 0 K: 0 S: 3	H: 0 LOB: 0 BB: 0 P: 3	R: 0 E: 0 K: 1 S: 5	H: 2 LOB: 2 BB: 0 P: 5	R: 0 E: 0 K: 1 S: 6	H: 1 LOB: 2 BB: 0 P: 10	R: 0 E: 0 K: 0 S: 4	H: 1 LOB: 1 BB: 0 P: 4	1B: 7 2B: 0 3B: 0 HR: 1	SF: 0 SAC: 0 DP: 0 HBP: 0	WP: 0 PB: 0 SB: 0 CS: 0	PA: 38			
PITCHER	IP	WLS	BF	H	R	ER	SO	BB	IBB	HBP	BLK	WP	HR	S	P	ERA	WHIP								
Andy Messersmith, R ERA: 2.76 (1, 1)	8.0		34	7	1	1	5	3	0	0	0	0	1	41	53	1.12	1.250								
Jim Brewer, L ERA: 1.91 (9, 1)	1.0	W	4	1	0	0	0	0	0	0	0	0	0	4	4	0.00	1.000								

AB	35
R	1
H	8
RBI	1
BB	3
SO	5
LOB	20




Batter	1	2	3	4	5	6	7	8	9	AB	R	H	RBI	BB	SO	LOB	BOTTOM								
Bill Russell, R OBP: 0.310, SLG: 0.348 (1, 6)	0-0 FC5-4 1B		0-0 5-3			0-0 F8		0-0 F7		4	0	1	0	0	0	0	Philadelphia Phillies @ Los Angeles Dodgers Dodger Stadium, Los Angeles, CA Sun Aug 12 1973, 3:33 AM PDT Att: 22,281 - Unknown								
Manny Mota, R OBP: 0.380, SLG: 0.383 (1, 7)	0-0 FC5-4			0-0 G5-4-3 E 1B		0-0 4-3		0-0 L6		4	0	1	0	0	0	1									
Jim Brewer, L OBP: 0.400, SLG: 0.400 (9, 1)	0-0 1-2 WP			0-0 G5-4-3 E 1B		0-0 4-3		0-0 L6		0	0	0	0	0	0	0									
Willie Davis, L OBP: 0.331, SLG: 0.466 (1, 8)	0-0 F8			0-0 E3 G5-4-3 1B		0-0 2B		0-0 3-1		4	0	1	0	0	0	2									
Steve Garvey, R OBP: 0.331, SLG: 0.424 (1, 3)	0-0 4-3			0-0 G5-4-3 1-2 2-3		0-3 K			0-0 L9	4	0	0	0	0	1	4									
Ron Cey, R OBP: 0.350, SLG: 0.395 (1, 5)		0-0 F9		0-0 F9		0-3 K			0-0 F8	4	0	0	0	0	1	1									
Tom Paciorek, R OBP: 0.272, SLG: 0.296 (9, 7)		0-0 F7			0-3 K			0-0 F9		4	1	1	0	0	1	0									
Steve Yeager, R OBP: 0.336, SLG: 0.311 (1, 2)		0-0 P4			0-0 2B			4-0 BB		3	0	2	0	1	0	0									
Davey Lopes, R OBP: 0.349, SLG: 0.347 (1, 4)			0-3 K		0-0 F8			0-0 F7		4	0	1	1	0	1	2									
Andy Messersmith, R OBP: 0.234, SLG: 0.219 (1, 1)			0-3 K		0-0 4-3				0-0 HR	2	0	0	0	0	1	1									
Joe Ferguson, R OBP: 0.367, SLG: 0.452 (8, PH)										1	1	1	1	0	0	0									
Inning Stats	R: 0 E: 0 K: 0 S: 4	H: 1 LOB: 1 BB: 0 P: 4	R: 0 E: 0 K: 0 S: 3	H: 0 LOB: 0 BB: 0 P: 3	R: 0 E: 0 K: 2 S: 7	H: 0 LOB: 0 BB: 0 P: 7	R: 0 E: 1 K: 0 S: 4	H: 1 LOB: 1 BB: 0 P: 4	R: 0 E: 0 K: 1 S: 6	H: 1 LOB: 1 BB: 0 P: 6	R: 0 E: 0 K: 1 S: 6	H: 1 LOB: 1 BB: 0 P: 6	R: 0 E: 0 K: 1 S: 5	H: 0 LOB: 1 BB: 1 P: 9	R: 0 E: 0 K: 0 S: 4	H: 1 LOB: 0 BB: 0 P: 4	R: 1 E: 0 K: 0 S: 5	H: 3 LOB: 2 BB: 0 P: 5	1B: 5 2B: 2 3B: 0 HR: 1	SF: 0 SAC: 0 DP: 1 HBP: 0	WP: 1 PB: 0 SB: 0 CS: 0	PA: 35			
PITCHER	IP	WLS	BF	H	R	ER	SO	BB	IBB	HBP	BLK	WP	HR	S	P	ERA	WHIP								
Steve Carlton, L ERA: 3.81 (1, 1)	8.2	L	35	8	2	2	5	1	0	0	0	1	1	44	48	2.08	1.038								

AB	34
R	2
H	8
RBI	2
BB	1
SO	5
LOB	11



Batter	1	2	3	4	5	6	7	8	9	AB	R	H	RBI	BB	SO	LOB	TOP			
Cesar Tovar, R (1,4) OBP: 0.346, SLG: 0.381 Denny Doyle, L (7,4) OBP: 0.308, SLG: 0.301	F3		5-3				F8			4	0	1	1	0	0	0	Philadelphia Phillies @ San Francisco Giants Candlestick Park, San Francisco, CA Tue Aug 14 1973, 10:05 PM EDT Att: 4,128 - Unknown			
Tom Hutton, L (1,3) OBP: 0.363, SLG: 0.406	4-3		F9				F8			4	0	0	0	0	0	1				
Willie Montanez, L (1,9) OBP: 0.334, SLG: 0.377 Mike Schmidt, R (8,5) OBP: 0.330, SLG: 0.412	L8			6-3				K		4	1	1	0	0	1	0				
Greg Luzinski, R (1,7) OBP: 0.345, SLG: 0.480										4	2	2	2	0	0	1				
Del Unser, L (1,8) OBP: 0.373, SLG: 0.473										4	0	2	0	0	0	0				
Bill Robinson, R (1,5) OBP: 0.332, SLG: 0.528										4	0	1	1	0	0	1				
Bob Boone, R (1,2) OBP: 0.306, SLG: 0.341										4	0	0	0	0	0	3				
Craig Robinson, R (1,6) OBP: 0.242, SLG: 0.318										4	1	0	0	0	0	3				
Jim Lonborg, R (1,1) OBP: 0.205, SLG: 0.195										3	0	0	0	0	2	1				
Inning Stats	R: 0 E: 0 K: 0 S: 3	H: 0 LOB: 0 BB: 0 P: 3	R: 1 E: 0 K: 0 S: 5	H: 2 LOB: 1 BB: 0 P: 5	R: 0 E: 0 K: 0 S: 3	H: 0 LOB: 0 BB: 0 P: 3	R: 1 E: 0 K: 0 S: 4	H: 1 LOB: 0 BB: 0 P: 4	R: 1 E: 1 K: 1 S: 7	H: 1 LOB: 1 BB: 0 P: 7	R: 1 E: 0 K: 0 S: 6	H: 3 LOB: 2 BB: 0 P: 6	R: 0 E: 0 K: 1 S: 5	H: 0 LOB: 0 BB: 0 P: 5	R: 0 E: 0 K: 0 S: 3	H: 0 LOB: 0 BB: 0 P: 3		1B: 5 2B: 0 3B: 0 HR: 2	SF: 0 SAC: 0 DP: 0 HBP: 0	WP: 0 PB: 0 SB: 1 CS: 0
PITCHER	IP WLS BF H R ER SO BB IBB HBP BLK WP HR S P ERA WHIP																			
Jim Barr, R (1,1) ERA: 3.34	7.0 L 29 7 4 3 2 0 0 0 0 0 2 33 33 3.86 1.000																			
Randy Moffitt, R (8,1) ERA: 2.98	2.0 6 0 0 0 1 0 0 0 0 0 0 0 8 8 0.00 0.000																			

Batter	1	2	3	4	5	6	7	8	9	AB	R	H	RBI	BB	SO	LOB	BOTTOM					
Garry Maddox, R (1,8) OBP: 0.343, SLG: 0.436	FC6-4 BB		6-3							4	0	2	0	1	0	1	Philadelphia Phillies @ San Francisco Giants Candlestick Park, San Francisco, CA Tue Aug 14 1973, 10:05 PM EDT Att: 4,128 - Unknown					
Tito Fuentes, S (1,4) OBP: 0.312, SLG: 0.359	FC6-4 1-2		E6 FC5-4				F8			5	0	1	0	0	0	4						
Bobby Bonds, R (1,9) OBP: 0.395, SLG: 0.586	4-0 BB		FC5-4 1-2							4	1	1	0	1	1	4						
Willie McCovey, L (1,3) OBP: 0.430, SLG: 0.523 Gary Thomasson, L (7,3) OBP: 0.339, SLG: 0.401	G4-6-3 BB		FC5-4 1-2							3	0	1	1	0	0	3						
Ed Goodson, L (1,5) OBP: 0.334, SLG: 0.458 Mike Phillips, L (8, PR) OBP: 0.247, SLG: 0.267	G4-6-3 1-2		F9							1	1	1	0	0	0	0						
Ed Goodson, L (1,5) OBP: 0.334, SLG: 0.458 Mike Phillips, L (8, PR) OBP: 0.247, SLG: 0.267				6-3						4	1	2	1	0	0	1						
Gary Matthews, R (1,7) OBP: 0.382, SLG: 0.470										0	0	0	0	0	0	0						
Gary Matthews, R (1,7) OBP: 0.382, SLG: 0.470										4	0	1	0	0	1	2						
Chris Speier, R (1,6) OBP: 0.342, SLG: 0.368										3	0	1	0	1	0	1						
Dave Rader, L (1,2) OBP: 0.317, SLG: 0.335										4	0	1	1	0	0	3						
Jim Barr, R (1,1) OBP: 0.189, SLG: 0.180 Jim Howarth, L (7, PH) OBP: 0.247, SLG: 0.225 Randy Moffitt, R (8,1) OBP: 0.077, SLG: 0.077 Chris Arnold, R (8, PH) OBP: 0.343, SLG: 0.367										1	0	0	0	0	0	2						
Inning Stats	R: 0 E: 1 K: 0 S: 2	H: 0 LOB: 1 BB: 2 P: 10	R: 1 E: 0 K: 0 S: 4	H: 2 LOB: 1 BB: 1 P: 8	R: 0 E: 0 K: 0 S: 4	H: 0 LOB: 1 BB: 0 P: 4	R: 0 E: 0 K: 0 S: 3	H: 0 LOB: 0 BB: 0 P: 3	R: 0 E: 0 K: 0 S: 4	H: 2 LOB: 2 BB: 0 P: 4	R: 1 E: 1 K: 0 S: 5	H: 2 LOB: 1 BB: 0 P: 5	R: 0 E: 0 K: 2 S: 8	H: 1 LOB: 1 BB: 0 P: 4	R: 1 E: 0 K: 2 S: 8	H: 2 LOB: 1 BB: 0 P: 8	R: 0 E: 1 K: 1 S: 8	H: 2 LOB: 3 BB: 0 P: 8	1B: 7 2B: 4 3B: 0 HR: 0	SF: 0 SAC: 1 DP: 2 HBP: 0	WP: 0 PB: 0 SB: 0 CS: 1	PA: 39
PITCHER	IP WLS BF H R ER SO BB IBB HBP BLK WP HR S P ERA WHIP																					
Jim Lonborg, R (1,1) ERA: 5.19	9.0 W 39 11 3 3 3 3 3 0 0 0 0 0 42 54 3.00 1.556																					

Batter	1	2	3	4	5	6	7	8	9	AB	R	H	RBI	BB	SO	LOB	TOP					
Cesar Tovar, R OBP: 0.344, SLG: 0.378 (1, 4)	L5		F8		BB 1B		F3		P6	5	0	1	1	0	0	3	Philadelphia Phillies @ San Francisco Giants Candlestick Park, San Francisco, CA Wed Aug 15 1973, 6:33 AM EDT Att: 4,089 - Unknown					
Tom Hutton, L OBP: 0.361, SLG: 0.400 Barry Lersch, S OBP: 0.214, SLG: 0.154 (1, 3) (7, 1)	K		F8		BB 1-2 BB		F7			3	0	0	0	1	1	2						
Willie Montanez, L OBP: 0.333, SLG: 0.374 (1, 9) (7, 3)	BB			K	P5			F8		3	0	0	0	1	1	2						
Greg Luzinski, R OBP: 0.342, SLG: 0.476 (1, 7)	F7		F9			K		6-3		4	0	0	0	0	1	1						
Del Unser, L OBP: 0.374, SLG: 0.473 (1, 8)		P6		1B				1-3		4	0	2	0	0	0	0						
Bill Robinson, R OBP: 0.328, SLG: 0.521 (1, 5) (7, 9)	6-3		P6			K			F7	4	0	0	0	0	1	2						
Bob Boone, R OBP: 0.308, SLG: 0.353 (1, 2)	F9				WP 1B 2B	L9			HR	4	2	2	1	0	0	1						
Craig Robinson, R OBP: 0.243, SLG: 0.314 (1, 6)			SH1-4 1B		F8		6-3		F9	4	0	1	0	0	0	1						
Wayne Twitchell, R OBP: 0.105, SLG: 0.140 (1, 1) Ron Dionio, R (4, 1) Jose Pagan, R (5, PH) Mike Wallace, L (5, 1) Bill Wilson, R (6, 1) Mike Schmidt, R OBP: 0.294, SLG: 0.414 (7, PH) (7, 5)			SH1-4 1-2		K				BB	0	0	0	0	0	0	0						
Inning Stats	R: 0 E: 0 K: 1 S: 5	H: 0 LOB: 1 BB: 1 P: 9	R: 0 E: 0 K: 0 S: 3	H: 0 LOB: 0 BB: 0 P: 3	R: 0 E: 0 K: 0 S: 4	H: 1 LOB: 1 BB: 0 P: 4	R: 0 E: 0 K: 1 S: 6	H: 1 LOB: 1 BB: 0 P: 6	R: 1 E: 0 K: 1 S: 7	H: 2 LOB: 2 BB: 1 P: 11	R: 0 E: 0 K: 2 S: 8	H: 1 LOB: 1 BB: 0 P: 8	R: 0 E: 0 K: 0 S: 4	H: 0 LOB: 0 BB: 0 P: 4	R: 0 E: 0 K: 0 S: 3	H: 0 LOB: 0 BB: 0 P: 3		R: 1 E: 0 K: 0 S: 4	H: 1 LOB: 1 BB: 1 P: 8	1B: 5 2B: 1 3B: 0 HR: 1	SF: 0 SAC: 1 DP: 0 HBP: 0	WP: 1 PB: 0 SB: 0 CS: 0
PITCHER Juan Marichal, R ERA: 3.63 (1, 1)	IP: 9.0 WLS: W BF: 37 H: 7 R: 2 ER: 2 SO: 5 BB: 3 IBB: 0 HBP: 0 BLK: 0 WP: 1 HR: 1 S: 44 P: 56 ERA: 2.00 WHIP: 1.111															PITCHER	IP: 9.0 WLS: W BF: 37 H: 7 R: 2 ER: 2 SO: 5 BB: 3 IBB: 0 HBP: 0 BLK: 0 WP: 1 HR: 1 S: 44 P: 56 ERA: 2.00 WHIP: 1.111					

Batter	1	2	3	4	5	6	7	8	9	AB	R	H	RBI	BB	SO	LOB	BOTTOM			
Garry Maddox, R OBP: 0.346, SLG: 0.441 (1, 8)	HR SH5-3 1B	SF8		K		3B 2B				4	2	3	2	0	1	1	Philadelphia Phillies @ San Francisco Giants Candlestick Park, San Francisco, CA Wed Aug 15 1973, 6:33 AM EDT Att: 4,089 - Unknown			
Tito Fuentes, S OBP: 0.312, SLG: 0.363 (1, 4)	SH5-3 1-2	4-3		L9		E 3B	F7			4	1	1	2	0	0	3				
Bobby Bonds, R OBP: 0.396, SLG: 0.585 Jim Howarth, L OBP: 0.244, SLG: 0.222 (1, 9) (7, 9)	HR HBP		4-3 1B		K	E5 WP 1B		3-1		3	3	1	0	0	1	0				
Willie McCovey, L OBP: 0.429, SLG: 0.532 Garry Thomasson, L OBP: 0.341, SLG: 0.399 (1, 3) (6, PH) (7, 3)	HR		4-3		P6	1B BB		4-3		3	1	1	3	0	0	1				
Ed Goodson, L OBP: 0.331, SLG: 0.453 Mike Phillips, L OBP: 0.254, SLG: 0.267 (1, 5) (7, 5)	K		P6		K	L8		BB		4	0	0	0	0	2	3				
Gary Matthews, R OBP: 0.385, SLG: 0.470 (1, 7)	K		FC6-4 1B			BB		F9		4	1	2	2	1	1	1				
Chris Speier, R OBP: 0.343, SLG: 0.369 (1, 6)		SH3-4 E SF8 1B	FC6-4			1B				4	2	2	1	0	0	3				
Dave Rader, L OBP: 0.319, SLG: 0.335 (1, 2)		E1 SF8 SH3-4		SH3-4 WP BB		2B 3B 1B		4-3		3	1	1	0	1	0	1				
Juan Marichal, R OBP: 0.276, SLG: 0.250 (1, 1)	SH3-4		SH3-4			K	F7			2	0	0	0	0	1	2				
Inning Stats	R: 3 E: 0 K: 2 S: 9	H: 2 LOB: 0 BB: 0 P: 10	R: 1 E: 1 K: 0 S: 5	H: 1 LOB: 1 BB: 0 P: 5	R: 1 E: 0 K: 0 S: 5	H: 2 LOB: 1 BB: 0 P: 5	R: 0 E: 0 K: 1 S: 5	H: 0 LOB: 1 BB: 1 P: 9	R: 0 E: 0 K: 2 S: 7	H: 0 LOB: 0 BB: 0 P: 7	R: 6 E: 1 K: 1 S: 11	H: 5 LOB: 2 BB: 2 P: 19	R: 0 E: 0 K: 0 S: 4	H: 1 LOB: 1 BB: 0 P: 4	R: 0 E: 0 K: 0 S: 3	H: 0 LOB: 1 BB: 1 P: 7		1B: 8 2B: 1 3B: 1 HR: 1	SF: 1 SAC: 3 DP: 0 HBP: 1	WP: 2 PB: 0 SB: 2 CS: 0
PITCHER Wayne Twitchell, R ERA: 2.31 (1, 1) Ron Dionio, R ERA (4, 1) Mike Wallace, L ERA: 4.03 (5, 1) Bill Wilson, R ERA: 4.78 (6, 1) Barry Lersch, R ERA: 4.92 (7, 1)	IP: 3.0 WLS: L BF: 17 H: 5 R: 5 ER: 4 SO: 2 BB: 1 IBB: 0 HBP: 0 BLK: 0 WP: 0 HR: 1 S: 19 P: 24 ERA: 12.00 WHIP: 2.000															PITCHER	IP: 3.0 WLS: L BF: 17 H: 5 R: 5 ER: 4 SO: 2 BB: 1 IBB: 0 HBP: 0 BLK: 0 WP: 0 HR: 1 S: 19 P: 24 ERA: 12.00 WHIP: 2.000			

Batter	1	2	3	4	5	6	7	8	9	AB	R	H	RBI	BB	SO	LOB	TOP											
Cesar Tovar, R OBP: 0.344, SLG: 0.375 Mike Schmidt, R OBP: 0.333, SLG: 0.412	4-0 BB E BB	0-0 E5 G4-6-3		0-0 F7			0-0 HR 1B	0-0 P5		3	2	1	0	1	0	0												
Del Unser, L OBP: 0.373, SLG: 0.469	0-3 K	0-0 G4-6-3 1-2f		0-0 3-1			0-3 K		0-0 HBP BB 1B	5	1	1	0	0	2	3												
Willie Montanez, L OBP: 0.333, SLG: 0.379	4-0 E 1B BB	0-0 P5					0-0 HR		0-0 FC6 HBP 1B	4	2	2	2	1	0	0												
Greg Luzinski, R OBP: 0.344, SLG: 0.476	0-0 E8 1B 1B 1-3 2H		0-3 K				0-0 P4		1-0 BB FC6 SF9 HBP	4	2	2	1	0	1	0												
Tom Hutton, L OBP: 0.359, SLG: 0.390 Bill Robinson, R OBP: 0.329, SLG: 0.519	4-0 1B 1B IBB		4-0 WP BB				0-0 3-1		0-0 FC6 SF9 BB	1	0	0	0	2	0	0												
Bob Boone, R OBP: 0.311, SLG: 0.363	0-0 FC5 1B 1-2 2-3 3-H		0-3 K				0-0 F8		4-0 SF9 BB	4	0	1	2	1	1	3												
Denny Doyle, L OBP: 0.303, SLG: 0.297	0-0 F6		0-0 P3				0-0 F9		0-0 SF9	4	0	0	1	0	0	4												
Craig Robinson, R OBP: 0.247, SLG: 0.312	0-0 1B 1-2 2-3 3-H			0-0 P6			0-0 F8		0-0 K 6-3 1B	5	0	2	1	0	1	2												
Steve Carlton, L OBP: 0.167, SLG: 0.247	0-0 FC5 2-3f			0-0 HR					0-0 5-3 6-3	4	1	1	1	0	0	4												
Inning Stats	R: 3 E: 1 K: 1 S: 8	H: 3 LOB: 3 BB: 3 P: 20	R: 0 E: 1 K: 0 S: 3	H: 0 LOB: 0 BB: 0 P: 3	R: 0 E: 0 K: 2 S: 7	H: 0 LOB: 1 BB: 1 P: 11	R: 1 E: 0 K: 0 S: 4	H: 1 LOB: 0 BB: 0 P: 4	R: 0 E: 0 K: 0 S: 3	H: 0 LOB: 0 BB: 0 P: 3	R: 0 E: 0 K: 0 S: 3	H: 0 LOB: 2 BB: 1 P: 12	R: 0 E: 0 K: 1 S: 4	H: 1 LOB: 2 BB: 1 P: 4	R: 2 E: 0 K: 1 S: 7	H: 2 LOB: 2 BB: 1 P: 12	1B: 7 2B: 1 3B: 0 HR: 2	SF: 1 SAC: 0 DP: 1 HBP: 1	WP: 1 PB: 0 SB: 0 CS: 0	PA: 44								
PITCHER	IP	WLS	BF	H	R	ER	SO	BB	IBB	HBP	BLK	WP	HR	S	P	ERA	WHIP											
Don Wilson, R ERA: 3.09	(1, 1)	6.2	L	31	7	6	6	4	3	1	0	0	1	2	35	51	8.10	1.500										
Jim Crawford, L ERA: 4.39	(7, 1)	0.0		1	0	0	0	0	0	1	0	0	0	0	0	4	∞	∞										
Ken Forsch, R ERA: 4.02	(7, 1)	0.1		1	0	0	0	0	0	0	0	0	0	0	1	1	0.00	0.000										
Larry Dierker, R ERA: 3.38	(8, 1)	1.0		6	3	2	2	0	0	0	0	0	0	6	6	18.00	3.000											
Tom Griffin, R ERA: 5.54	(9, 1)	1.0		5	0	0	0	1	1	0	1	0	0	0	5	10	0.00	1.000										

Philadelphia Phillies @ Houston Astros
Astrodome, Houston, TX
Fri Aug 17 1973, 8:05 PM EDT
Att: 20,690 - Unknown

AB 36
R 8
H 10
RBI 8
BB 6
SO 5
LOB 20



Batter	1	2	3	4	5	6	7	8	9	AB	R	H	RBI	BB	SO	LOB	BOTTOM											
Jimmy Wynn, R OBP: 0.335, SLG: 0.390	0-0 P5		0-0 4-3				4-0 K BB	4-0 E BB		2	0	0	0	2	0	0												
Roger Metzger, S OBP: 0.306, SLG: 0.341	0-0 1B 1B		0-0 G6-4-3 1B				0-3 K 1-2	4-0 BB		3	1	2	0	1	1	1												
Cesar Cedeno, R OBP: 0.376, SLG: 0.521 Tommie Agee, R OBP: 0.284, SLG: 0.397	0-0 1B 1-2 1B		0-0 G6-4-3 1-2f				0-0 G3	0-3 K		1	0	1	0	0	0	0												
Bob Watson, R OBP: 0.400, SLG: 0.444	0-0 1B 1-3 2H 1B			0-0 HR			0-0 1B	0-0 F7		4	1	3	2	0	0	2												
Doug Rader, R OBP: 0.314, SLG: 0.418	0-0 F2			0-3 K			0-3 K	0-3 K		4	0	0	0	0	3	4												
Lee May, R OBP: 0.307, SLG: 0.449		0-0 E G6-4-3 2B		0-0 2B			0-3 K		0-0 1B	4	1	3	0	0	1	1												
Tommy Helms, R OBP: 0.322, SLG: 0.368		0-0 E5 G6-4-3 2-3		0-0 5-3			0-0 F8		0-0 F7	4	0	0	0	0	0	3												
Skip Jutze, R OBP: 0.270, SLG: 0.243		0-0 G6-4-3 1-2f 3-H		0-0 5-3			0-3 K		0-3 K	4	0	0	0	0	2	3												
Don Wilson, R ERA: 3.09 Jim Crawford, L ERA: 4.39 Ken Forsch, R ERA: 4.02 Ray Bussie, R OBP: 0.185, SLG: 0.316 Larry Dierker, R ERA: 3.38 Tom Griffin, R ERA: 5.54 Hector Torres, R OBP: 0.222, SLG: 0.295	(1, 1)	(7, 1)	(7, 1)	(7, PH)	(8, 1)	(9, 1)	(9, 1)	(9, PH)	(9, PH)																			
Inning Stats	R: 1 E: 0 K: 0 S: 5	H: 3 LOB: 1 BB: 0 P: 5	R: 1 E: 1 K: 0 S: 4	H: 1 LOB: 0 BB: 0 P: 4	R: 0 E: 0 K: 0 S: 3	H: 1 LOB: 0 BB: 0 P: 3	R: 1 E: 0 K: 1 S: 7	H: 2 LOB: 1 BB: 0 P: 7	R: 0 E: 0 K: 2 S: 6	H: 0 LOB: 0 BB: 1 P: 10	R: 0 E: 0 K: 2 S: 8	H: 1 LOB: 1 BB: 0 P: 8	R: 0 E: 0 K: 2 S: 7	H: 0 LOB: 0 BB: 0 P: 7	R: 0 E: 1 K: 2 S: 7	H: 0 LOB: 2 BB: 2 P: 15	R: 0 E: 0 K: 2 S: 8	H: 1 LOB: 1 BB: 0 P: 8	1B: 6 2B: 2 3B: 0 HR: 1	SF: 0 SAC: 0 DP: 2 HBP: 0	WP: 0 PB: 0 SB: 0 CS: 0	PA: 36						
PITCHER	IP	WLS	BF	H	R	ER	SO	BB	IBB	HBP	BLK	WP	HR	S	P	ERA	WHIP											
Steve Carlton, L ERA: 3.74	(1, 1)	9.0	W	36	9	3	2	11	3	0	0	0	0	1	55	67	2.00	1.333										

Philadelphia Phillies @ Houston Astros
Astrodome, Houston, TX
Fri Aug 17 1973, 8:05 PM EDT
Att: 20,690 - Unknown

AB 33
R 3
H 9
RBI 2
BB 3
SO 11
LOB 18



Batter	1	2	3	4	5	6	7	8	9	AB	R	H	RBI	BB	SO	LOB	TOP					
Jerry Morales, R OBP: 0.331, SLG: 0.412 (1, 8)										5	3	2	0	0	0	0						
Derrel Thomas, S OBP: 0.303, SLG: 0.261 (1, 4)										5	1	1	0	0	1	4						
Dave Roberts, R OBP: 0.301, SLG: 0.430 (1, 5)										5	1	3	3	0	0	1						
Nate Colbert, R OBP: 0.331, SLG: 0.419 (3, PR)										1	1	1	2	1	0	0						
Ivan Murrell, R OBP: 0.194, SLG: 0.302 (3, 3)										3	0	0	0	0	1	2						
Cito Gaston, R OBP: 0.296, SLG: 0.413 (1, 9)										4	1	2	2	0	1	0						
Fred Kendall, R OBP: 0.294, SLG: 0.355 (1, 2)										4	0	0	0	0	0	3						
Dave Winfield, R OBP: 0.353, SLG: 0.434 (1, 7)										3	0	0	1	1	0	0						
Dwain Anderson, R OBP: 0.218, SLG: 0.123 (1, 6)										4	0	0	0	0	1	3						
Randy Jones, R OBP: 0.214, SLG: 0.185 (1, 1)										1	1	1	0	0	0	0						
Mike Corkins, R OBP: 0.259, SLG: 0.560 (3, 1)										2	0	0	0	0	2	0						
Vicente Romo, R OBP: 0.231, SLG: 0.167 (8, 1)										1	0	0	0	0	0	0						
Mike Caldwell, R OBP: 0.171, SLG: 0.147 (9, 1)										0	0	0	0	0	0	0						
Inning Stats	R: 2 E: 1 K: 1 S: 7	H: 1 LOB: 0 BB: 0 P: 7	R: 0 E: 0 K: 0 S: 3	H: 0 LOB: 0 BB: 0 P: 3	R: 3 E: 0 K: 1 S: 9	H: 4 LOB: 3 BB: 2 P: 17	R: 0 E: 0 K: 1 S: 5	H: 0 LOB: 0 BB: 0 P: 5	R: 0 E: 0 K: 0 S: 3	H: 0 LOB: 0 BB: 0 P: 3	R: 0 E: 0 K: 0 S: 3	H: 0 LOB: 0 BB: 0 P: 3	R: 1 E: 0 K: 2 S: 9	H: 2 LOB: 1 BB: 0 P: 9	R: 1 E: 0 K: 0 S: 4	H: 1 LOB: 0 BB: 0 P: 4	R: 1 E: 0 K: 1 S: 7	H: 2 LOB: 1 BB: 0 P: 7	1B: 6 2B: 2 3B: 0 HR: 2	SF: 0 SAC: 0 DP: 0 HBP: 0	WP: 0 PB: 1 SB: 0 CS: 0	PA: 40
PITCHER	IP WLS BF H R ER SO BB IBB HBP BLK WP HR S P ERA WHIP																					
Ken Brett, L ERA: 3.21 (1, 1)	7.0 31 7 6 4 5 1 1 0 0 0 1 39 47 5.14 1.143																					
Ron Diorio, R ERA: 2.09 (8, 1)	1.0 4 1 1 1 0 0 0 0 0 0 1 4 4 9.00 1.000																					
George Culver, R ERA: 3.14 (9, 1)	1.0 W 5 2 1 1 1 0 0 0 0 0 0 7 7 9.00 2.000																					

San Diego Padres @ Philadelphia Phillies
Veterans Stadium, Philadelphia, PA
Tue Aug 21 1973, 7:05 PM EDT
Att: 13,108 - Unknown

livebaseballscores.com

AB 38
R 8
H 10
RBI 8
BB 2
SO 6
LOB 13

Batter	1	2	3	4	5	6	7	8	9	AB	R	H	RBI	BB	SO	LOB	BOTTOM					
Cesar Tovar, R OBP: 0.343, SLG: 0.379 (1, 9)										5	2	3	1	0	0	2						
Billy Grabarkewitz, R OBP: 0.317, SLG: 0.292 (1, 4)										2	1	1	1	0	0	0						
Denny Doyle, L OBP: 0.303, SLG: 0.296 (4, PH)										3	1	1	0	0	0	3						
Willie Montanez, L OBP: 0.333, SLG: 0.378 (1, 3)										4	1	1	0	0	1	3						
Mike Anderson, R OBP: 0.322, SLG: 0.443 (9, PH)										1	0	0	0	0	0	2						
Greg Luzinski, R OBP: 0.349, SLG: 0.486 (1, 7)										4	1	2	3	0	1	1						
Bill Robinson, R OBP: 0.331, SLG: 0.533 (1, 8)										5	1	1	0	0	2	3						
Bob Boone, R OBP: 0.311, SLG: 0.362 (1, 2)										4	1	1	0	1	0	1						
Mike Schmidt, R OBP: 0.332, SLG: 0.401 (1, 5)										3	0	0	0	0	3	2						
Del Unser, L OBP: 0.372, SLG: 0.470 (8, PH)										2	0	1	3	0	0	0						
Craig Robinson, R OBP: 0.279, SLG: 0.349 (1, 6)										4	1	3	0	0	1	0						
Ken Brett, L OBP: 0.317, SLG: 0.542 (1, 1)										3	0	1	0	0	1	1						
Ron Diorio, R (8, 1)										0	0	0	0	0	0	0						
Tom Hutton, L OBP: 0.356, SLG: 0.386 (8, PH)										1	0	0	0	0	1	1						
George Culver, R (9, 1)										0	0	0	0	0	0	0						
Inning Stats	R: 0 E: 0 K: 0 S: 3	H: 0 LOB: 0 BB: 0 P: 3	R: 0 E: 0 K: 1 S: 6	H: 1 LOB: 1 BB: 0 P: 6	R: 5 E: 0 K: 2 S: 13	H: 6 LOB: 1 BB: 0 P: 13	R: 0 E: 0 K: 0 S: 5	H: 2 LOB: 2 BB: 0 P: 5	R: 0 E: 0 K: 1 S: 5	H: 0 LOB: 0 BB: 0 P: 5	R: 0 E: 0 K: 3 S: 9	H: 0 LOB: 0 BB: 0 P: 9	R: 0 E: 0 K: 1 S: 6	H: 1 LOB: 2 BB: 0 P: 7	R: 0 E: 0 K: 1 S: 6	H: 1 LOB: 1 BB: 0 P: 6	R: 4 E: 0 K: 1 S: 8	H: 4 LOB: 1 BB: 1 P: 12	1B: 9 2B: 4 3B: 1 HR: 1	SF: 0 SAC: 0 DP: 0 HBP: 1	WP: 1 PB: 0 SB: 0 CS: 0	PA: 43
PITCHER	IP WLS BF H R ER SO BB IBB HBP BLK WP HR S P ERA WHIP																					
Randy Jones, L ERA: 3.26 (1, 1)	2.2 15 7 5 5 2 0 0 0 0 0 1 19 19 16.88 2.625																					
Mike Corkins, R ERA: 4.59 (3, 1)	4.1 17 3 0 0 6 0 0 1 0 0 0 28 29 0.00 0.692																					
Vicente Romo, R ERA: 3.75 (8, 1)	1.0 6 3 2 2 1 0 0 0 0 0 0 8 8 18.00 3.000																					
Mike Caldwell, L ERA: 3.95 (9, 1)	0.2 L 5 2 2 2 1 1 0 0 0 1 0 6 10 27.00 4.500																					

San Diego Padres @ Philadelphia Phillies
Veterans Stadium, Philadelphia, PA
Tue Aug 21 1973, 7:05 PM EDT
Att: 13,108 - Unknown

livebaseballscores.com

AB 41
R 9
H 15
RBI 8
BB 1
SO 10
LOB 19

Batter	1	2	3	4	5	6	7	8	9	AB	R	H	RBI	BB	SO	LOB	TOP								
Jerry Morales, R OBP: 0.334, SLG: 0.417										6	1	3	1	0	1	1									
Derrel Thomas, S OBP: 0.296, SLG: 0.258										4	0	0	1	0	1	3									
Dave Roberts, R OBP: 0.303, SLG: 0.429										5	1	2	0	0	0	1									
Cito Gaston, R OBP: 0.303, SLG: 0.415										3	2	2	1	2	1	2									
Fred Kendall, R OBP: 0.300, SLG: 0.374										5	1	4	3	0	0	2									
Dave Winfield, R OBP: 0.333, SLG: 0.407										5	0	0	0	0	0	6									
Ivan Murrell, R OBP: 0.195, SLG: 0.324										5	1	1	1	0	0	4									
Dwain Anderson, R OBP: 0.234, SLG: 0.136										4	1	2	0	1	0	1									
Steve Arlin, R OBP: 0.231, SLG: 0.188										5	1	0	0	0	3	4									
Inning Stats	R: 0 E: 0 K: 1 S: 7	H: 2 LOB: 2 BB: 0 P: 7	R: 1 E: 0 K: 2 S: 9	H: 2 LOB: 2 BB: 1 P: 13	R: 3 E: 1 K: 1 S: 9	H: 3 LOB: 1 BB: 0 P: 9	R: 0 E: 0 K: 0 S: 3	H: 0 LOB: 0 BB: 0 P: 3	R: 1 E: 0 K: 0 S: 4	H: 1 LOB: 0 BB: 1 P: 8	R: 0 E: 0 K: 1 S: 5	H: 0 LOB: 0 BB: 0 P: 5	R: 0 E: 0 K: 0 S: 4	H: 1 LOB: 2 BB: 1 P: 8	R: 3 E: 1 K: 0 S: 8	H: 4 LOB: 2 BB: 0 P: 8	R: 0 E: 0 K: 1 S: 6	H: 1 LOB: 1 BB: 0 P: 6	1B: 9 2B: 2 3B: 2 HR: 1	SF: 1 SAC: 0 DP: 0 HBP: 0	WP: 1 PB: 0 SB: 0 CS: 0	PA: 46			
PITCHER	IP	WLS	BF	H	R	ER	SO	BB	IBB	HBP	BLK	WP	HR	S	P	ERA	WHIP								
Steve Carlton, L ERA: 3.83	4.0	L	23	8	5	4	4	2	0	0	0	0	1	29	37	9.00	2.500								
Darrell Brandon, R ERA: 4.53	3.0		11	1	0	0	1	1	0	0	0	0	0	12	16	0.00	0.667								
Bill Wilson, R ERA: 4.98	0.0		3	2	3	1	0	0	0	0	0	0	0	3	3	∞	∞								
Ron Diorio, R ERA: 1.89	1.0		5	2	0	0	0	0	0	0	0	1	0	5	5	0.00	2.000								
Barry Lersch, R ERA: 4.65	1.0		4	1	0	0	1	0	0	0	0	0	0	6	6	0.00	1.000								

San Diego Padres @ Philadelphia Phillies
Veterans Stadium, Philadelphia, PA
Wed Aug 22 1973, 7:05 PM EDT
Att: 16,131 - Unknown

livebaseballscorecards.com

AB	42
R	8
H	14
RBI	7
BB	3
SO	6
LOB	24



Batter	1	2	3	4	5	6	7	8	9	AB	R	H	RBI	BB	SO	LOB	BOTTOM								
Cesar Tovar, R OBP: 0.342, SLG: 0.375										3	1	0	0	0	0	1									
Del Unser, L OBP: 0.371, SLG: 0.467										4	1	1	0	0	0	0									
Willie Montanez, L OBP: 0.334, SLG: 0.381										4	0	2	0	0	0	1									
Greg Luzinski, R OBP: 0.348, SLG: 0.486										4	0	1	1	0	0	2									
Bill Robinson, R OBP: 0.330, SLG: 0.538										4	1	1	1	0	1	2									
Barry Lersch, S OBP: 0.214, SLG: 0.154										0	0	0	0	0	0	0									
Bob Boone, R OBP: 0.308, SLG: 0.358										4	0	0	0	0	1	1									
Denny Doyle, L OBP: 0.299, SLG: 0.292										4	0	0	0	0	0	0									
Craig Robinson, R OBP: 0.278, SLG: 0.356										4	0	1	0	0	1	0									
Steve Carlton, L OBP: 0.174, SLG: 0.250										2	0	1	0	0	0	1									
Darrell Brandon, R OBP: 0.300, SLG: 0.333										0	0	0	0	0	0	0									
Tom Hutton, L OBP: 0.346, SLG: 0.385										1	0	0	0	0	0	0									
Bill Wilson, R OBP: 0.346, SLG: 0.385										0	0	0	0	0	0	0									
Ron Diorio, R OBP: 0.302, SLG: 0.443										0	0	0	0	0	0	0									
Inning Stats	R: 2 E: 1 K: 1 S: 7	H: 2 LOB: 1 BB: 0 P: 8	R: 0 E: 0 K: 0 S: 4	H: 1 LOB: 1 BB: 0 P: 4	R: 0 E: 0 K: 0 S: 4	H: 1 LOB: 1 BB: 0 P: 4	R: 0 E: 0 K: 1 S: 6	H: 1 LOB: 1 BB: 0 P: 6	R: 0 E: 0 K: 0 S: 4	H: 1 LOB: 0 BB: 0 P: 4	R: 1 E: 0 K: 0 S: 4	H: 1 LOB: 0 BB: 0 P: 4	R: 0 E: 0 K: 0 S: 3	H: 0 LOB: 0 BB: 0 P: 3	R: 0 E: 0 K: 0 S: 3	H: 0 LOB: 0 BB: 0 P: 3	R: 0 E: 0 K: 1 S: 5	H: 0 LOB: 0 BB: 0 P: 5	1B: 3 2B: 3 3B: 0 HR: 1	SF: 0 SAC: 0 DP: 0 HBP: 1	WP: 0 PB: 0 SB: 1 CS: 0	PA: 35			
PITCHER	IP	WLS	BF	H	R	ER	SO	BB	IBB	HBP	BLK	WP	HR	S	P	ERA	WHIP								
Steve Arlin, R ERA: 4.76	9.0	W	35	7	3	3	3	0	0	1	0	0	1	40	41	3.00	0.778								

San Diego Padres @ Philadelphia Phillies
Veterans Stadium, Philadelphia, PA
Wed Aug 22 1973, 7:05 PM EDT
Att: 16,131 - Unknown

livebaseballscorecards.com

AB	34
R	3
H	7
RBI	2
BB	0
SO	3
LOB	8



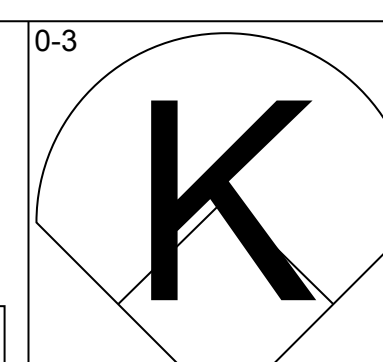
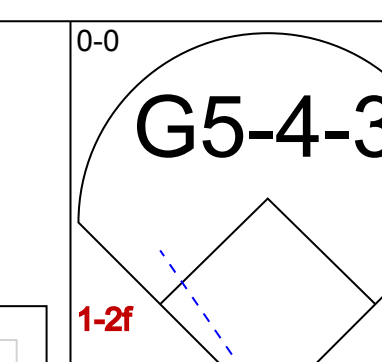
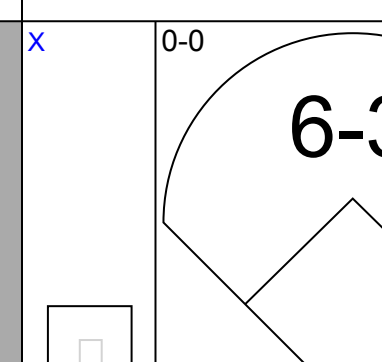
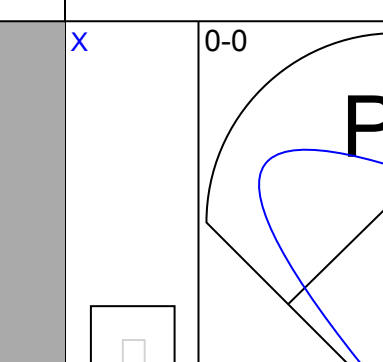
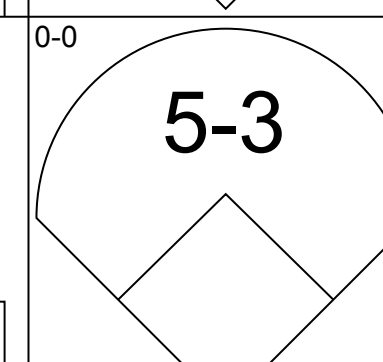
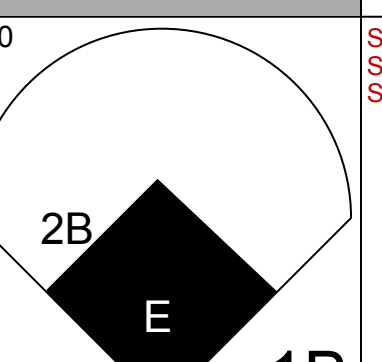
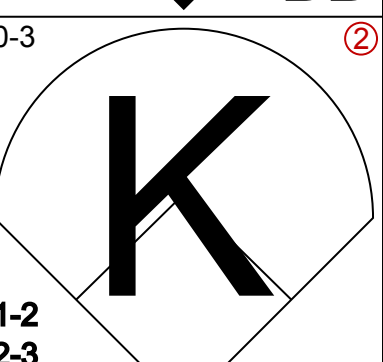
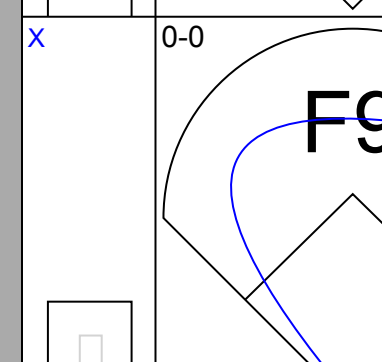
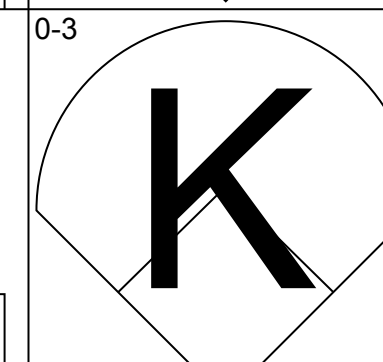
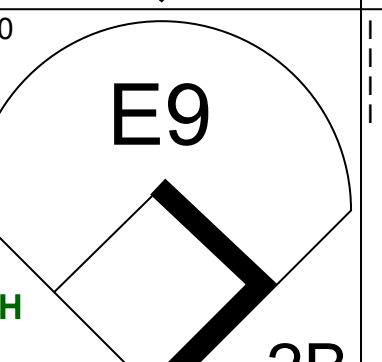
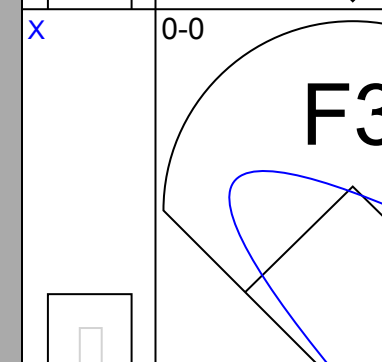
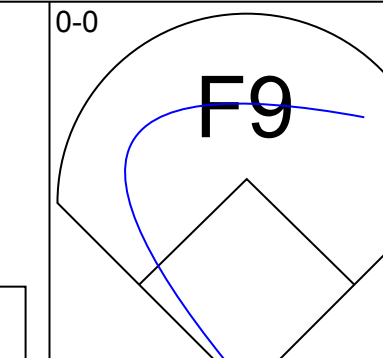
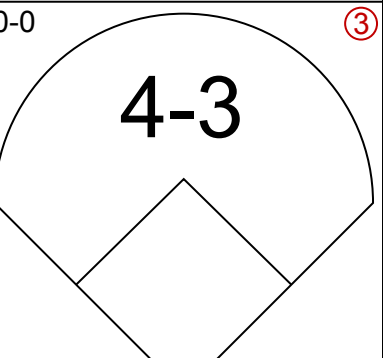
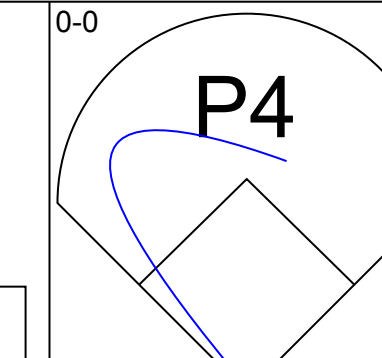
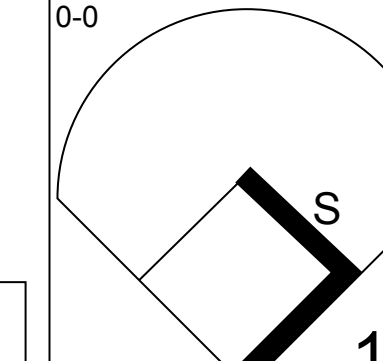

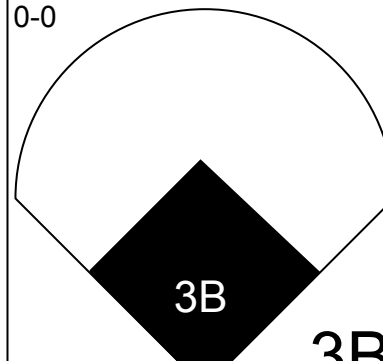
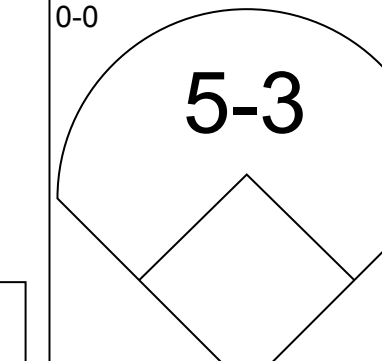


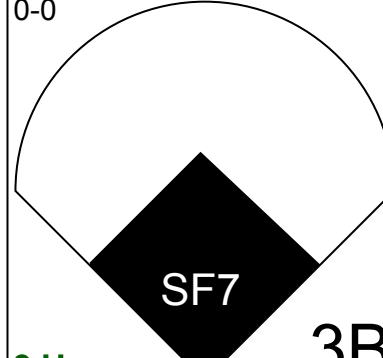
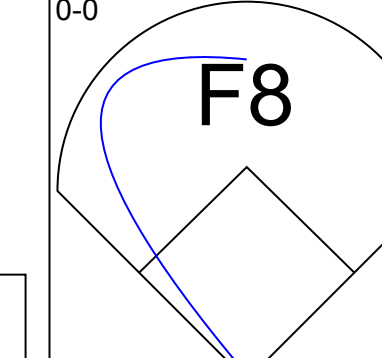


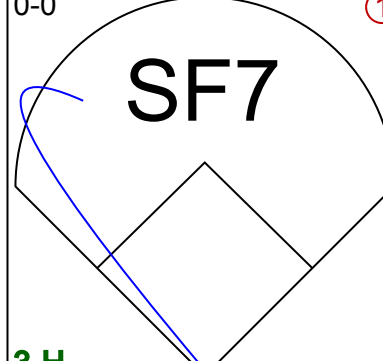
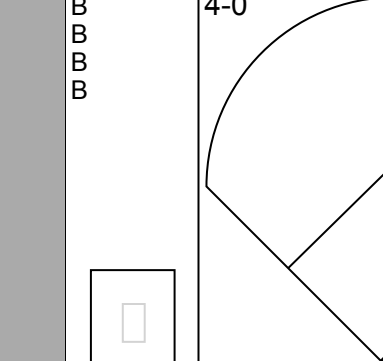
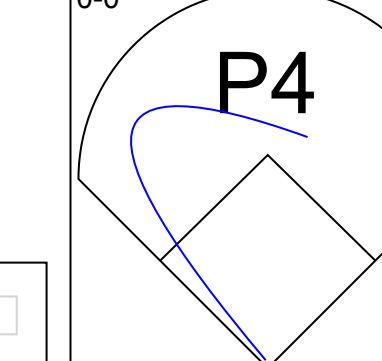
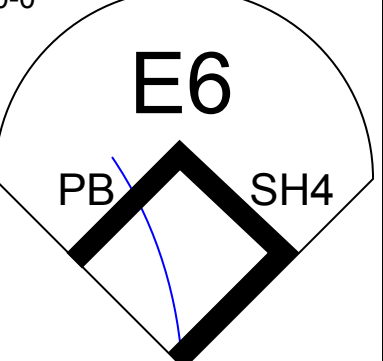

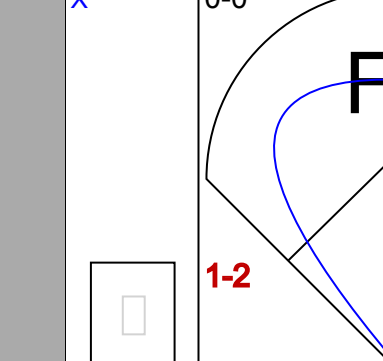
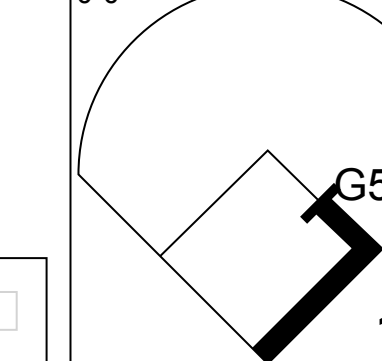
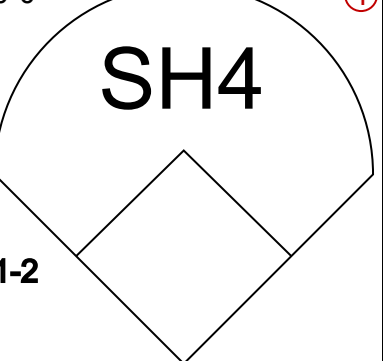

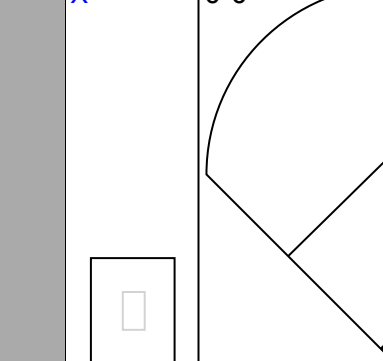
Batter	1	2	3	4	5	6	7	8	9	AB	R	H	RBI	BB	SO	LOB	TOP					
Jerry Morales, R OBP: 0.333, SLG: 0.414	0-0 4-3		0-0 6-3		0-0 6-3			0-0 E HR 1B		4	1	1	0	0	0	0	San Diego Padres @ Philadelphia Phillies Veterans Stadium, Philadelphia, PA Thu Aug 23 1973, 7:05 PM EDT Att: 10,601 - Unknown					
Johnny Grubb, L OBP: 0.363, SLG: 0.417	0-0 L6		0-0 F6			0-0 4-3		0-0 F5		4	0	0	0	0	0	1						
Dave Roberts, R OBP: 0.307, SLG: 0.451	0-0 F9			0-0 SF8 3B		0-0 2B		0-0 HR		4	2	3	2	0	0	0						
Cito Gaston, R OBP: 0.300, SLG: 0.412		0-0 5-3		0-0 SF8		0-3 K		0-0 G1		3	0	0	1	0	1	1						
Fred Kendall, R OBP: 0.302, SLG: 0.381		0-0 1B 2B		0-0 2B		0-0 6-3		0-0 F7		4	0	2	0	0	0	1						
Derrel Thomas, S OBP: 0.301, SLG: 0.261		0-0 2-3 1B		0-3 K			0-0 1B		0-0 F5		4	0	2	0	0	1						
Ivan Murrell, R OBP: 0.197, SLG: 0.330		0-0 F8		0-0 L6			0-3 K		0-0 3-1 2B		4	0	1	0	0	1						
Dwain Anderson, R OBP: 0.228, SLG: 0.133		0-0 F7			0-0 6-3		0-0 F9		0-0 3-1		3	0	0	0	0	3						
Leron Lee, L OBP: 0.303, SLG: 0.305								0-0 2-3		1	0	0	0	0	0	1						
Clay Kirby, R OBP: 0.316, SLG: 0.140			0-0 5-3		0-3 K		0-3 K		0-0 1-3		2	0	0	0	0	1						
Gene Locklear, L OBP: 0.282, SLG: 0.268										1	0	0	0	0	1	1						
Gary Ross, R OBP: 0.303, SLG: 0.402										0	0	0	0	0	0	0						
Dave Winfield, R OBP: 0.330, SLG: 0.402										1	0	0	0	0	0	1						
Inning Stats	R: 0 E: 0 K: 0 S: 3	H: 0 LOB: 0 BB: 0 P: 3	R: 0 E: 0 K: 0 S: 5	H: 2 LOB: 2 BB: 0 P: 5	R: 0 E: 0 K: 0 S: 3	H: 0 LOB: 0 BB: 0 P: 3	R: 1 E: 0 K: 1 S: 7	H: 2 LOB: 1 BB: 0 P: 7	R: 0 E: 0 K: 1 S: 5	H: 0 LOB: 0 BB: 0 P: 5	R: 0 E: 0 K: 1 S: 6	H: 1 LOB: 1 BB: 0 P: 6	R: 0 E: 0 K: 2 S: 8	H: 1 LOB: 1 BB: 0 P: 8	R: 2 E: 1 K: 0 S: 5	H: 2 LOB: 0 BB: 0 P: 5	R: 0 E: 0 K: 0 S: 4	H: 1 LOB: 1 BB: 0 P: 4	1B: 3 2B: 4 3B: 1 HR: 1	SF: 1 SAC: 0 DP: 0 HBP: 0	WP: 0 PB: 0 SB: 0 CS: 0	PA: 36
PITCHER Jim Lonborg, R ERA: 5.04	IP: 9.0 WLS: W BF: 36 H: 9 R: 3 ER: 3 SO: 5 BB: 0 IBB: 0 HBP: 0 BLK: 0 WP: 0 HR: 1 S: 46 P: 46 ERA: 3.00 WHIP: 1.000															PITCHER	IP: 9.0 WLS: W BF: 36 H: 9 R: 3 ER: 3 SO: 5 BB: 0 IBB: 0 HBP: 0 BLK: 0 WP: 0 HR: 1 S: 46 P: 46 ERA: 3.00 WHIP: 1.000					

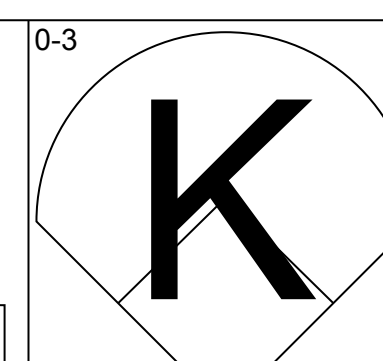
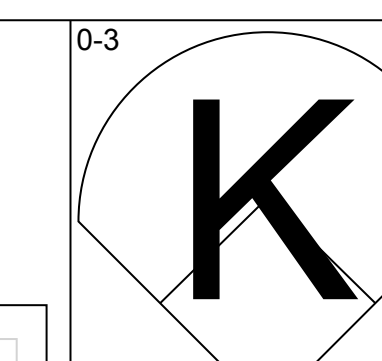
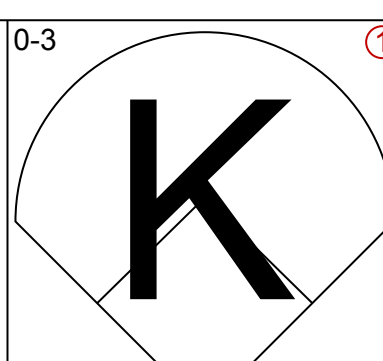
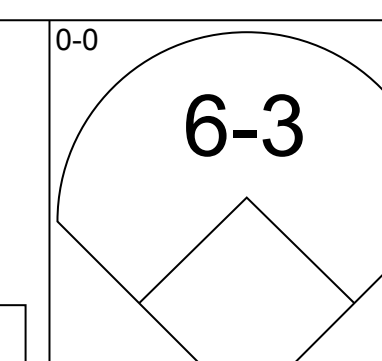
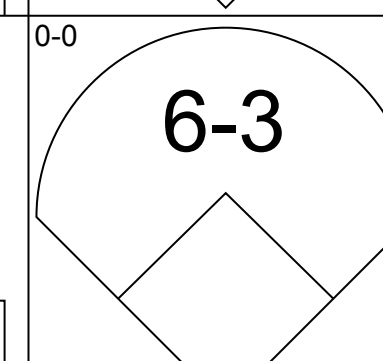
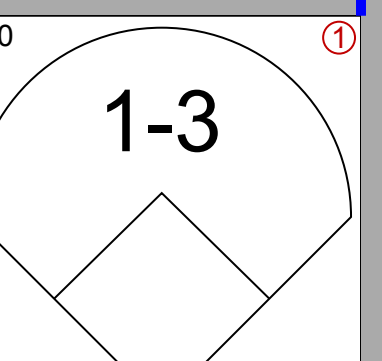
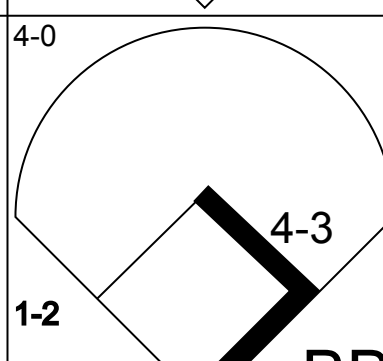
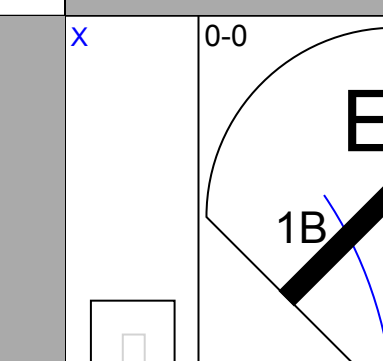
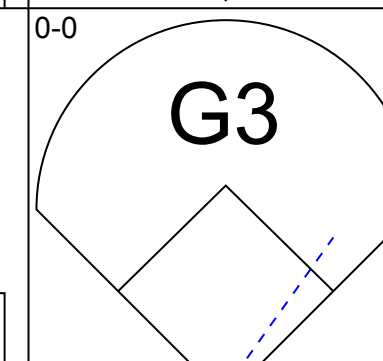
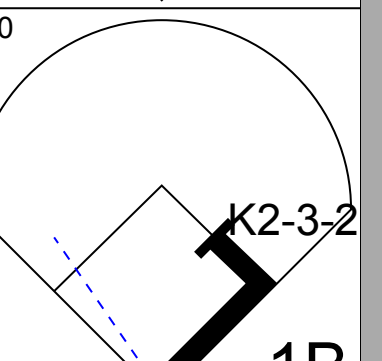
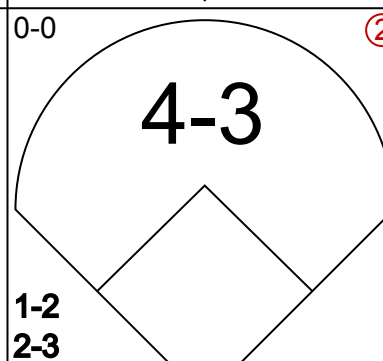
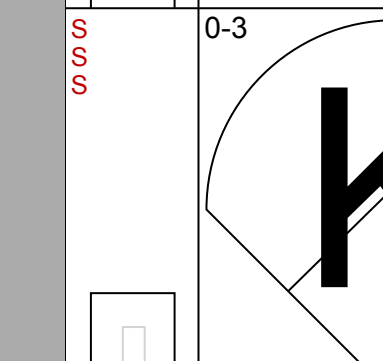
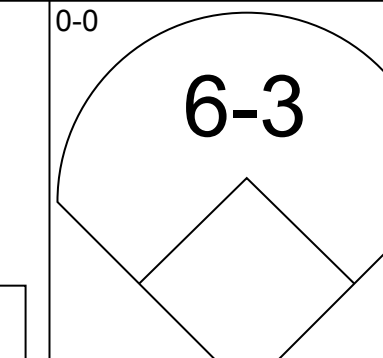
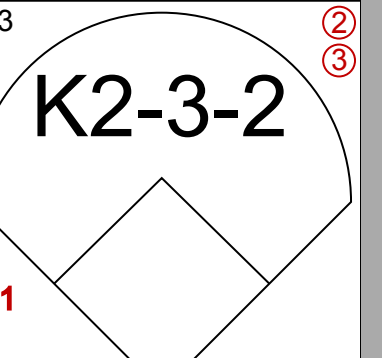
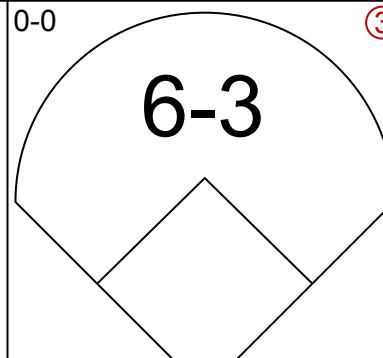
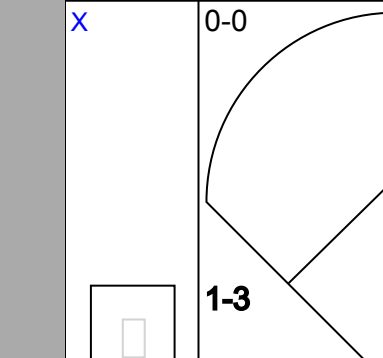
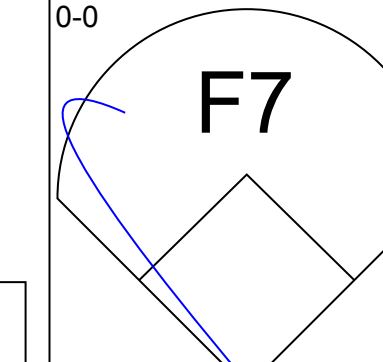
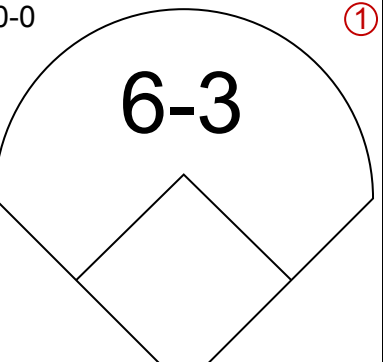
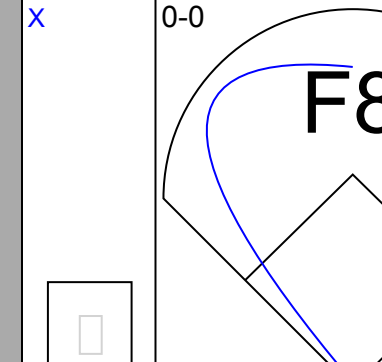
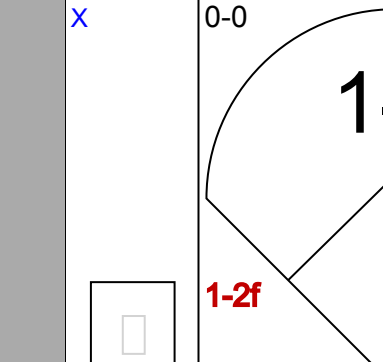
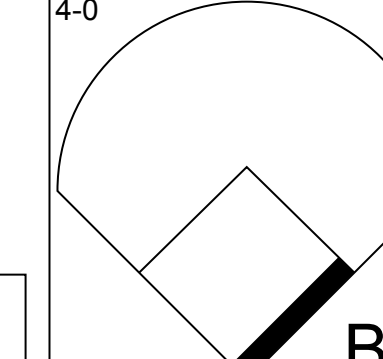
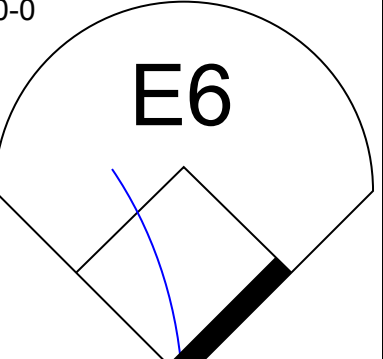
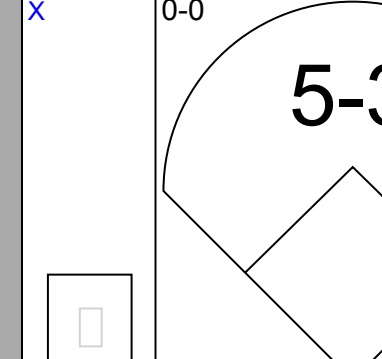
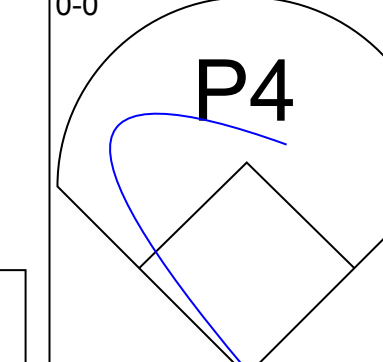
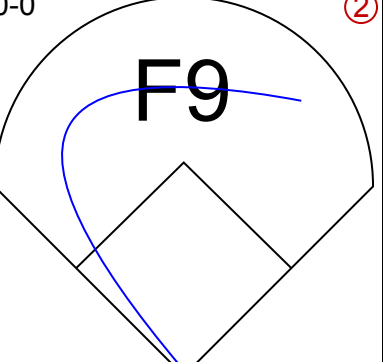
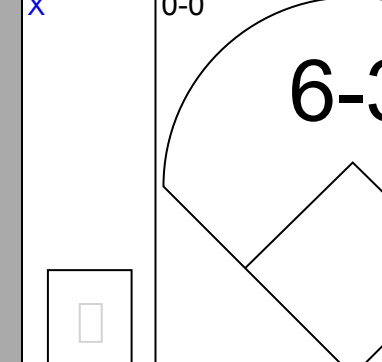
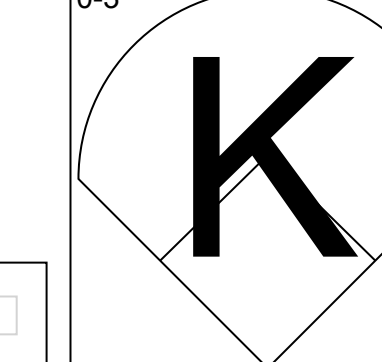
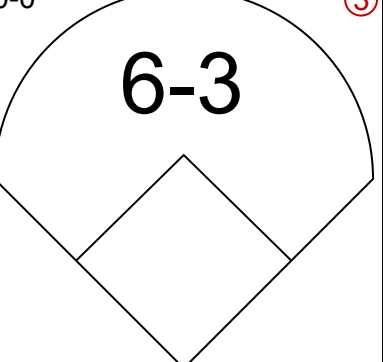
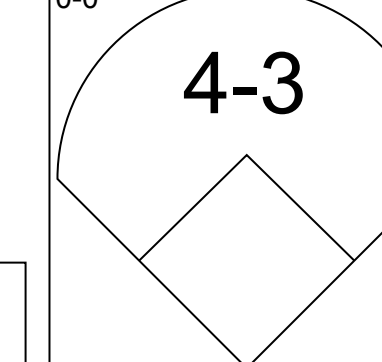
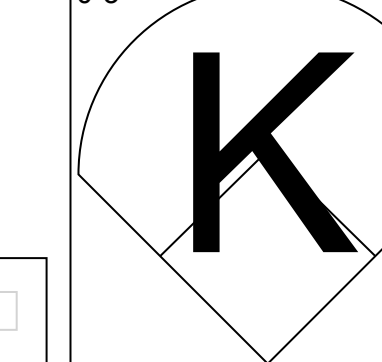
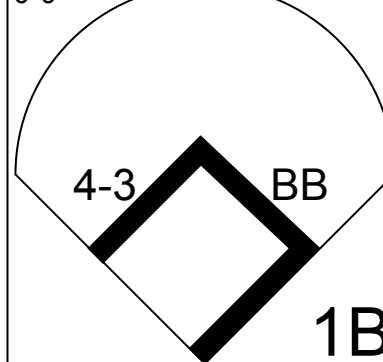
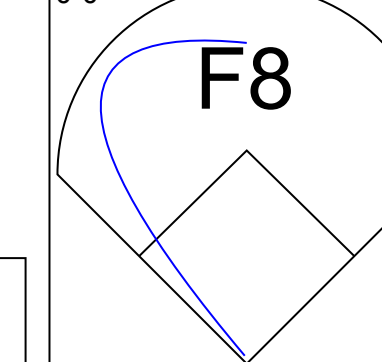
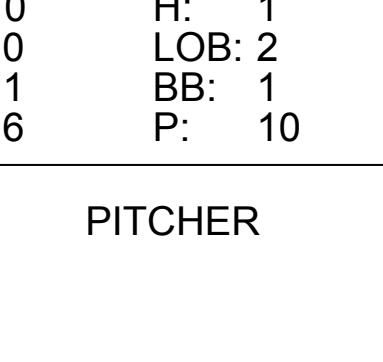
AB	35
R	3
H	9
RBI	3
BB	0
SO	5
LOB	14



Batter	1	2	3	4	5	6	7	8	9	AB	R	H	RBI	BB	SO	LOB	BOTTOM			
Cesar Tovar, R OBP: 0.347, SLG: 0.381	0-0 WP BB 1B									4	1	3	0	0	0	0	San Diego Padres @ Philadelphia Phillies Veterans Stadium, Philadelphia, PA Thu Aug 23 1973, 7:05 PM EDT Att: 10,601 - Unknown			
Mike Schmidt, R OBP: 0.332, SLG: 0.401		0-0 CS 1B								0	0	0	0	0	0	0				
Del Unser, L OBP: 0.372, SLG: 0.466	4-0 1B SF7 BB	0-0 CS	0-0 G3-6 1B		0-0 F7			0-0 F9		3	1	1	0	1	0	1				
Willie Montanez, L OBP: 0.333, SLG: 0.380	0-0 1-3 2-H HR 1B		0-0 G3-6 1B		0-0 F7		0-0 F9	0-0 6-3		4	1	1	1	0	0	1				
Greg Luzinski, R OBP: 0.349, SLG: 0.493	0-0 SF7		0-0 F7			0-0 HR		0-0 BB		2	1	1	2	1	0	0				
Bill Robinson, R OBP: 0.332, SLG: 0.556	0-0 1-H HR			0-0 P4		0-0 HR		0-0 4-3		4	2	2	3	0	0	1				
Bob Boone, R OBP: 0.309, SLG: 0.358	0-0 F8			0-0 F7		0-0 1B				3	0	1	0	0	0	0				
Denny Doyle, L OBP: 0.296, SLG: 0.289	0-3 K			0-0 4-3		0-3 K				3	0	0	0	0	2	0				
Craig Robinson, R OBP: 0.269, SLG: 0.344		0-3 K			0-0 5-3		0-0 4-3			3	0	0	0	0	1	0				
Jim Lonborg, R OBP: 0.188, SLG: 0.178		0-3 K			0-0 L5		0-3 K			3	0	0	0	0	2	0				
Inning Stats	R: 4 E: 0 K: 1 S: 8	H: 3 LOB: 0 BB: 1 P: 12	R: 0 E: 0 K: 2 S: 7	H: 1 LOB: 0 BB: 0 P: 7	R: 0 E: 0 K: 0 S: 3	H: 1 LOB: 0 BB: 0 P: 3	R: 0 E: 0 K: 0 S: 3	H: 0 LOB: 0 BB: 0 P: 3	R: 0 E: 0 K: 0 S: 4	H: 1 LOB: 1 BB: 0 P: 4	R: 2 E: 0 K: 1 S: 7	H: 3 LOB: 0 BB: 0 P: 7	R: 0 E: 0 K: 1 S: 5	H: 0 LOB: 0 BB: 0 P: 5	R: 0 E: 0 K: 0 S: 3	H: 0 LOB: 1 BB: 1 P: 7	1B: 6 2B: 0 3B: 0 HR: 3	SF: 1 SAC: 0 DP: 1 HBP: 0	WP: 1 PB: 0 SB: 0 CS: 1	PA: 33
PITCHER Clay Kirby, R ERA: 4.53	IP: 6.0 WLS: L BF: 25 H: 9 R: 6 ER: 6 SO: 4 BB: 1 IBB: 0 HBP: 0 BLK: 0 WP: 0 HR: 3 S: 32 P: 36 ERA: 9.00 WHIP: 1.667															PITCHER Gary Ross, R ERA: 5.07	IP: 2.0 WLS: 7 BF: 7 H: 0 R: 0 ER: 0 SO: 1 BB: 1 IBB: 0 HBP: 0 BLK: 0 WP: 0 HR: 0 S: 8 P: 12 ERA: 0.00 WHIP: 0.500			

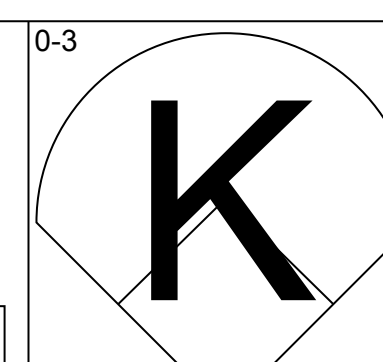
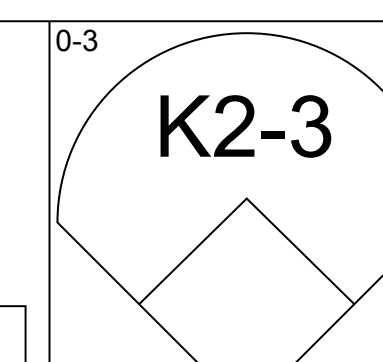
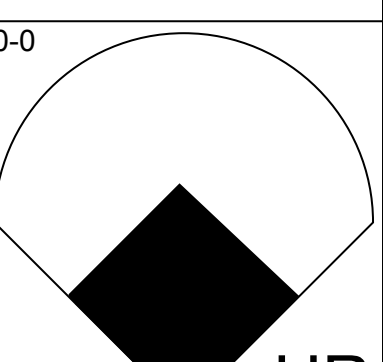
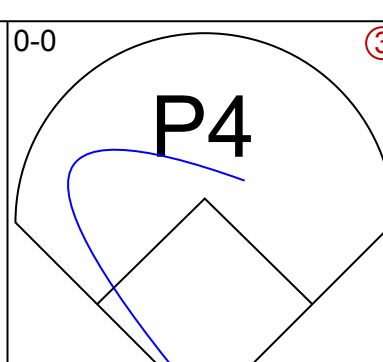
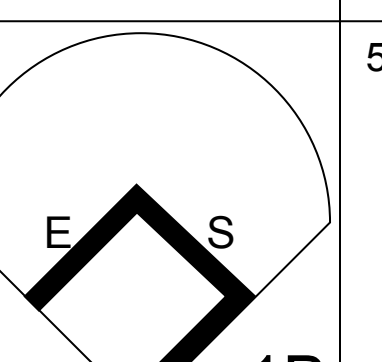
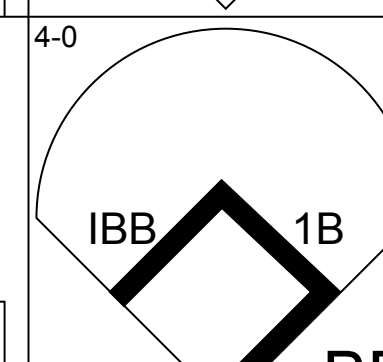
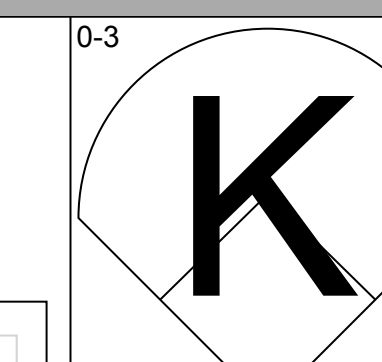
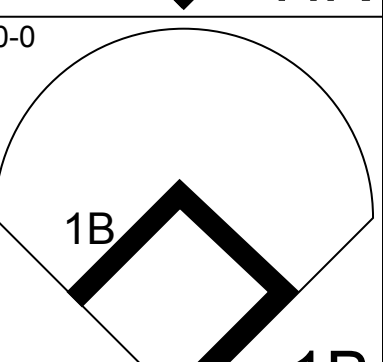
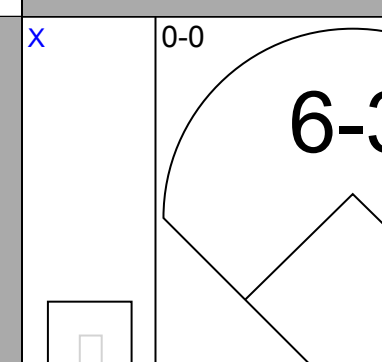
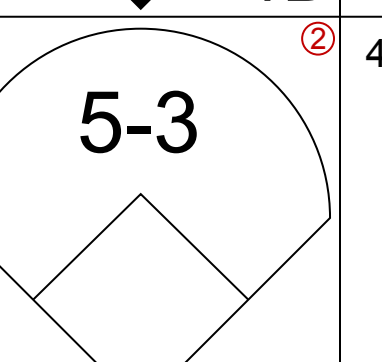
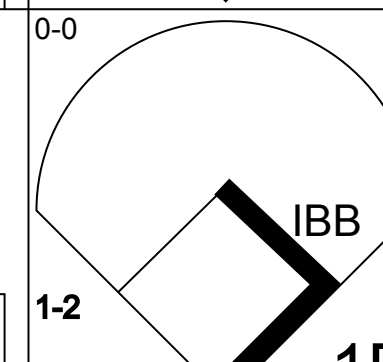
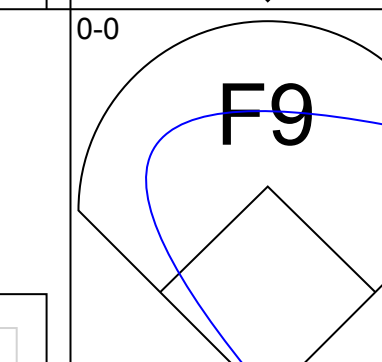
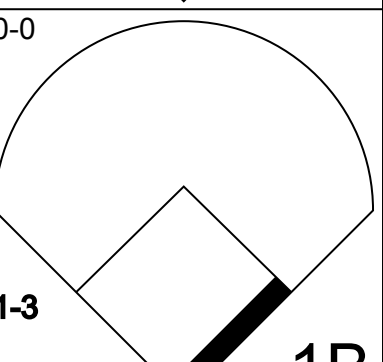
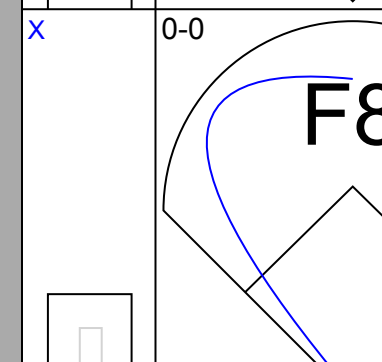
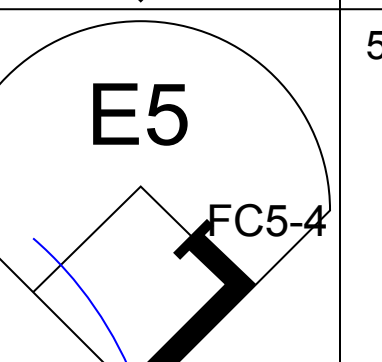
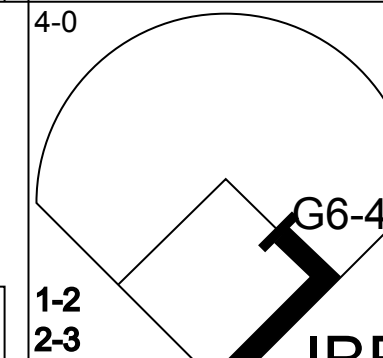
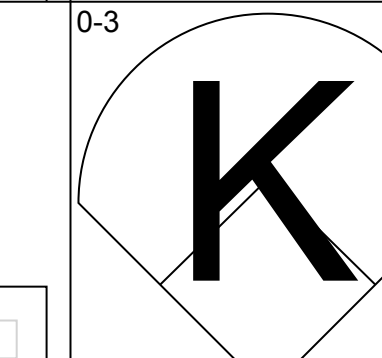
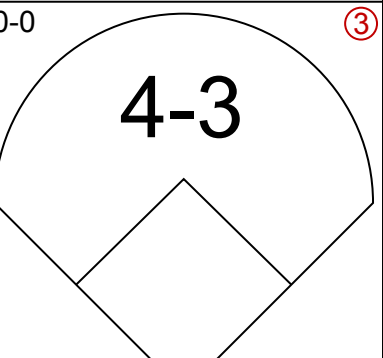
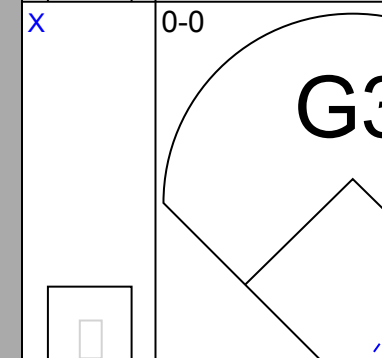
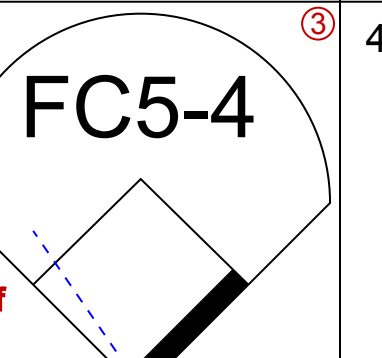
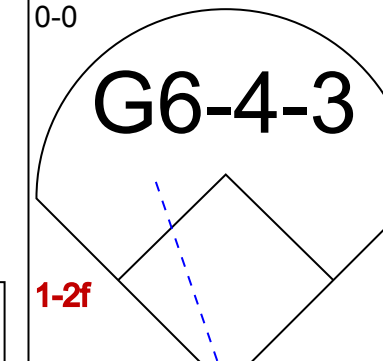
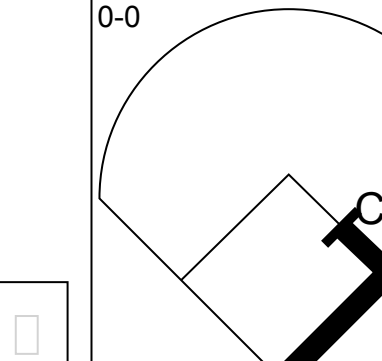
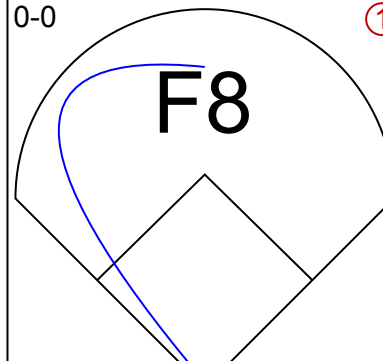
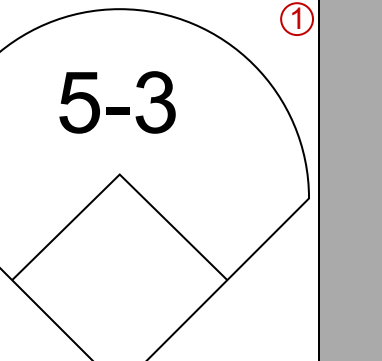
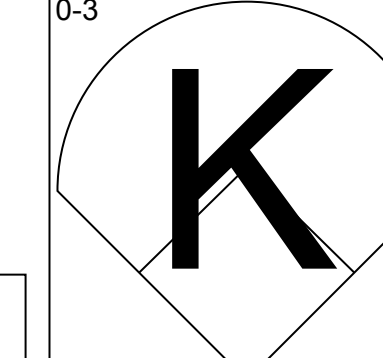
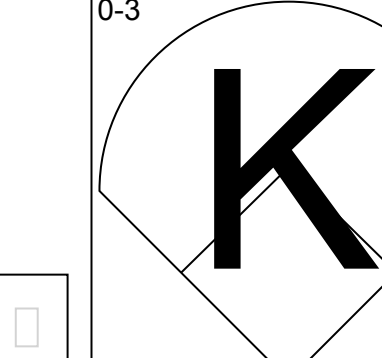
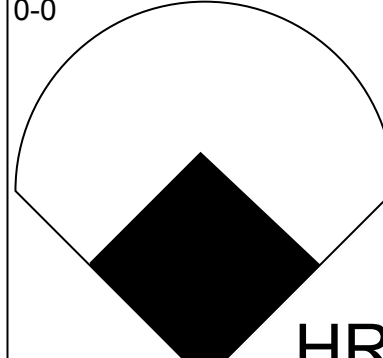
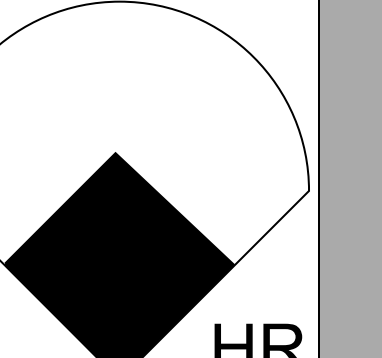
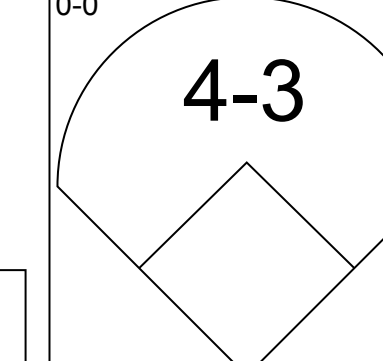
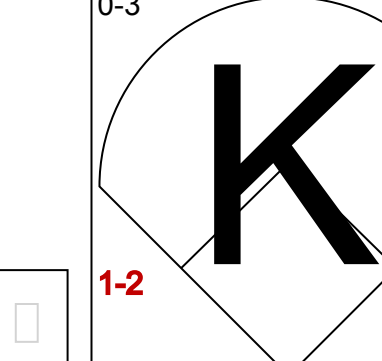
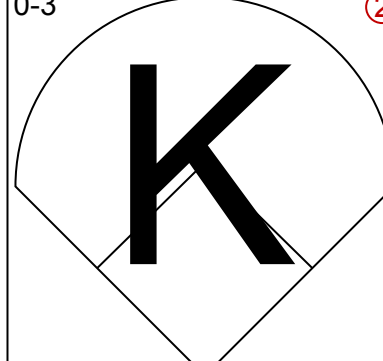
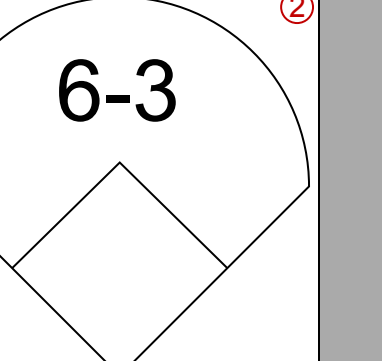
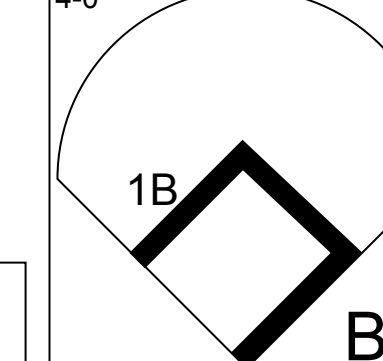
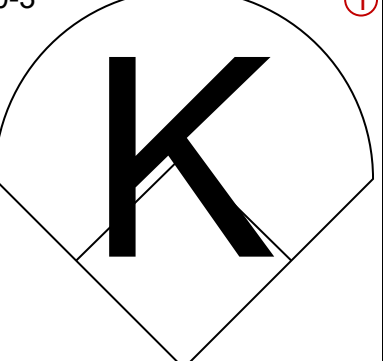
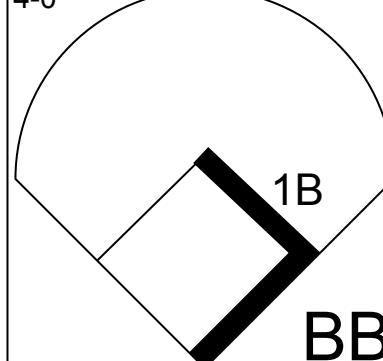

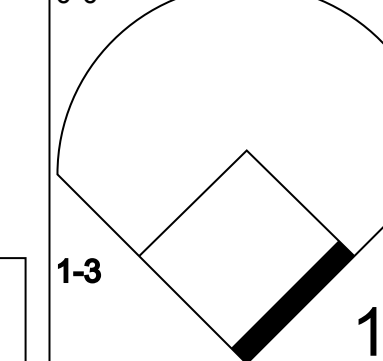
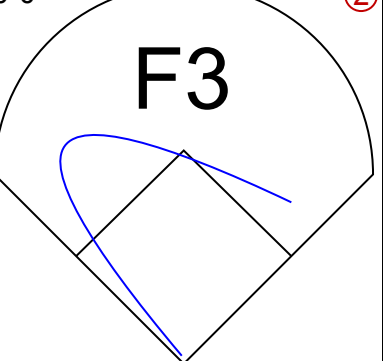
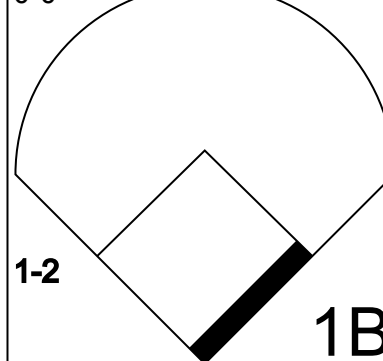



Batter	1	2	3	4	5	6	7	8	9	AB	R	H	RBI	BB	SO	LOB	TOP									
Davey Lopes, R OBP: 0.347, SLG: 0.338 (1, 4)										4	0	0	0	1	1	2	Los Angeles Dodgers @ Philadelphia Phillies Veterans Stadium, Philadelphia, PA Fri Aug 24 1973, 7:05 PM EDT Att: 30,671 - Unknown									
Bill Buckner, L OBP: 0.301, SLG: 0.348 (1, 3)										4	1	1	0	0	1	2										
Willie Davis, L OBP: 0.321, SLG: 0.455 (1, 8)										3	0	1	0	1	1	0										
Joe Ferguson, R OBP: 0.364, SLG: 0.458 (1, 2)										3	0	0	0	1	0	3										
Willie Crawford, L OBP: 0.397, SLG: 0.454 (1, 9)										4	1	2	0	0	1	2										
Von Joshua, L OBP: 0.283, SLG: 0.293 (1, 7)										4	1	1	1	0	2	3										
Bill Russell, R OBP: 0.310, SLG: 0.350 (1, 6)										2	0	0	1	1	1	3										
Ron Cey, R OBP: 0.346, SLG: 0.387 (1, 5)										4	0	0	0	0	0	1										
Tommy John, R OBP: 0.203, SLG: 0.207 (1, 1)										3	0	2	0	0	1	0										
Inning Stats	R: 0 E: 0 K: 2 S: 7	H: 0 LOB: 0 BB: 0 P: 7	R: 0 E: 0 K: 1 S: 6	H: 1 LOB: 1 BB: 0 P: 6	R: 0 E: 0 K: 3 S: 3	H: 1 LOB: 0 BB: 0 P: 3	R: 1 E: 1 K: 3 S: 11	H: 2 LOB: 2 BB: 1 P: 15	R: 0 E: 1 K: 1 S: 6	H: 0 LOB: 3 BB: 2 P: 14	R: 2 E: 0 K: 1 S: 7	H: 2 LOB: 2 BB: 0 P: 7	R: 0 E: 0 K: 0 S: 3	H: 0 LOB: 0 BB: 0 P: 3	R: 0 E: 0 K: 0 S: 3	H: 0 LOB: 0 BB: 0 P: 3		R: 0 E: 0 K: 0 S: 3	H: 1 LOB: 1 BB: 1 P: 7	1B: 4 2B: 1 3B: 2 HR: 0	SF: 1 SAC: 1 DP: 1 HBP: 0	WP: 0 PB: 1 SB: 1 CS: 1	PA: 37			
PITCHER	IP	WLS	BF	H	R	ER	SO	BB	IBB	HBP	BLK	WP	HR	S	P	ERA	WHIP									
Wayne Twitchell, R ERA: 2.34 (1, 1)	8.0	L	33	6	3	2	8	2	1	0	0	0	0	0	46	58	2.25	1.000								
Ron Dionio, R ERA: 1.42 (9, 1)	1.0		4	1	0	0	0	1	0	0	0	0	0	3	7	0.00	2.000									

Batter	1	2	3	4	5	6	7	8	9	AB	R	H	RBI	BB	SO	LOB	BOTTOM								
Cesar Tovar, R OBP: 0.345, SLG: 0.378 (1, 4)										2	0	0	0	0	2	0	Los Angeles Dodgers @ Philadelphia Phillies Veterans Stadium, Philadelphia, PA Fri Aug 24 1973, 7:05 PM EDT Att: 30,671 - Unknown								
Billy Grabarkewitz, R OBP: 0.314, SLG: 0.283 (5, 4)										2	0	0	0	0	1	1									
Mike Anderson, R OBP: 0.320, SLG: 0.433 (1, 9)										3	0	0	0	1	0	0									
Willie Montanez, L OBP: 0.333, SLG: 0.379 (1, 3)										4	0	1	0	0	1	3									
Greg Luzinski, R OBP: 0.348, SLG: 0.491 (1, 7)										4	0	1	0	0	1	3									
Bill Robinson, R OBP: 0.329, SLG: 0.550 (1, 8)										4	0	0	0	0	0	2									
Bob Boone, R OBP: 0.309, SLG: 0.356 (1, 2)										2	0	0	0	1	0	0									
Mike Schmidt, R OBP: 0.329, SLG: 0.397 (1, 5)										3	0	0	0	0	0	2									
Craig Robinson, R OBP: 0.260, SLG: 0.333 (1, 6)										3	0	0	0	0	1	1									
Wayne Twitchell, R OBP: 0.111, SLG: 0.143 (1, 1)										2	0	1	0	0	1	0									
Terry Harmon, R OBP: 0.299, SLG: 0.252 (8, PH)										1	0	0	0	0	0	0									
Ron Diorio, R (9, 1)										0	0	0	0	0	0	0									
Inning Stats	R: 0 E: 0 K: 1 S: 5	H: 0 LOB: 0 BB: 1 P: 5	R: 0 E: 0 K: 0 S: 3	H: 0 LOB: 1 BB: 1 P: 7	R: 0 E: 0 K: 3 S: 9	H: 0 LOB: 0 BB: 0 P: 9	R: 0 E: 0 K: 1 S: 5	H: 1 LOB: 1 BB: 0 P: 5	R: 0 E: 0 K: 0 S: 4	H: 0 LOB: 1 BB: 0 P: 4	R: 0 E: 0 K: 1 S: 6	H: 1 LOB: 2 BB: 1 P: 10	R: 0 E: 0 K: 0 S: 3	H: 0 LOB: 0 BB: 0 P: 3	R: 0 E: 0 K: 0 S: 3	H: 0 LOB: 0 BB: 0 P: 3	R: 0 E: 1 K: 1 S: 6	H: 1 LOB: 1 BB: 0 P: 6	1B: 3 2B: 2 3B: 0 HR: 0	SF: 0 SAC: 0 DP: 2 HBP: 0	WP: 0 PB: 0 SB: 0 CS: 0	PA: 32			
PITCHER	IP	WLS	BF	H	R	ER	SO	BB	IBB	HBP	BLK	WP	HR	S	P	ERA	WHIP								
Tommy John, L ERA: 2.69 (1, 1)	9.0	W	32	3	0	0	7	2	0	0	0	0	0	44	52	0.00	0.556								

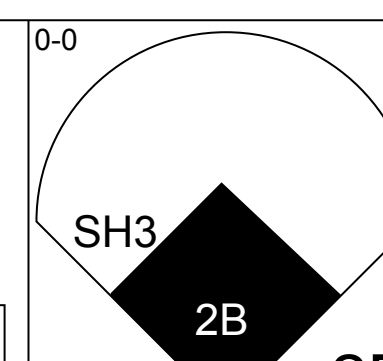
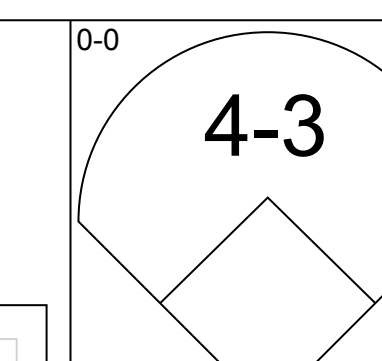
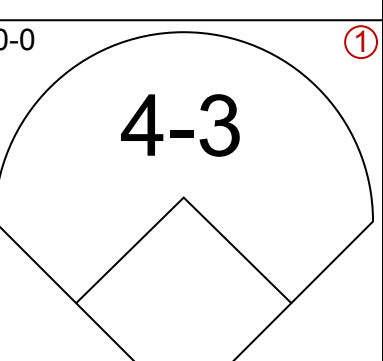
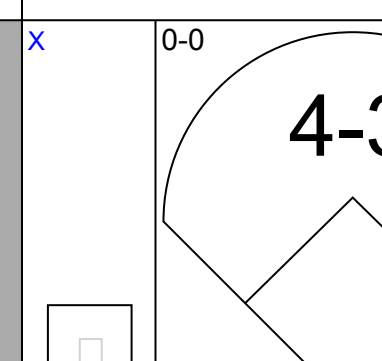
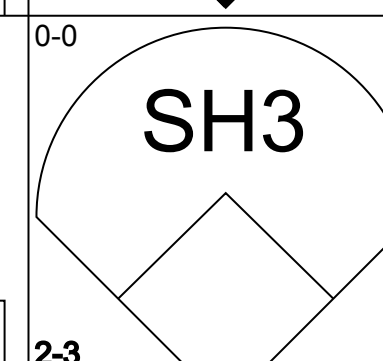
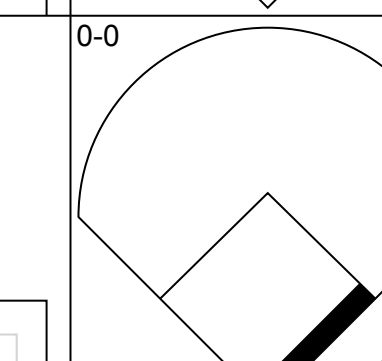
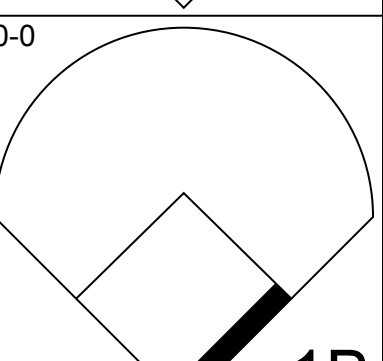
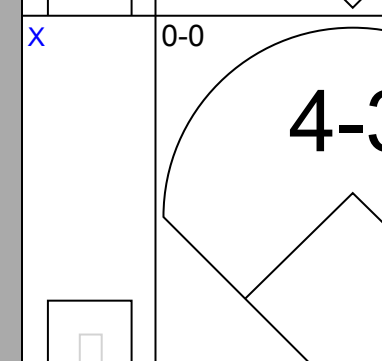
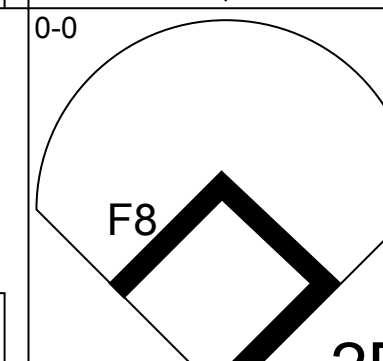
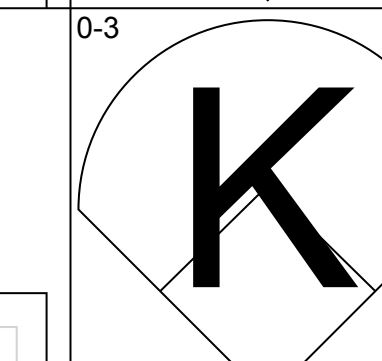
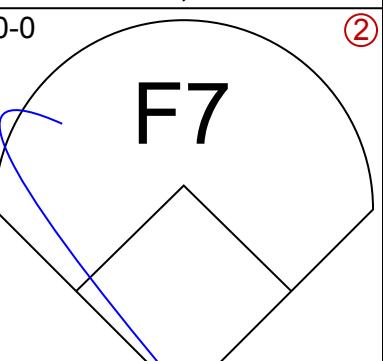
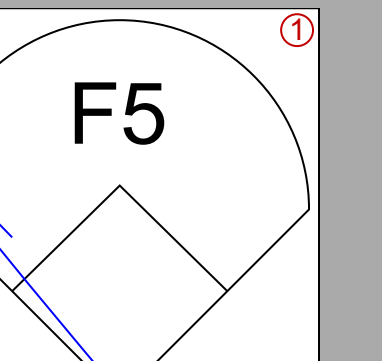
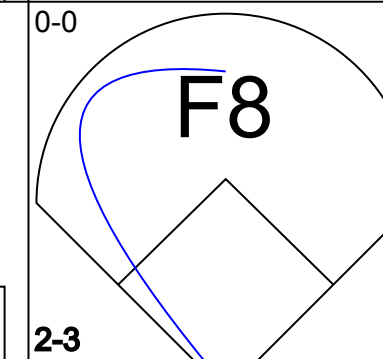
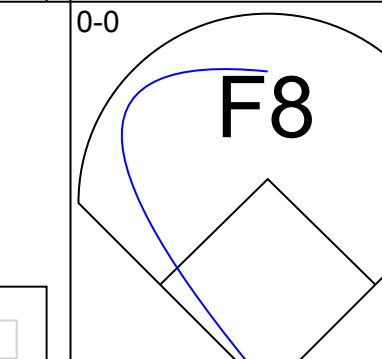
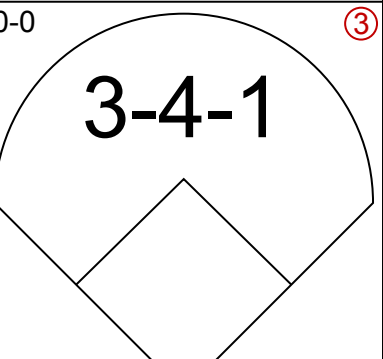
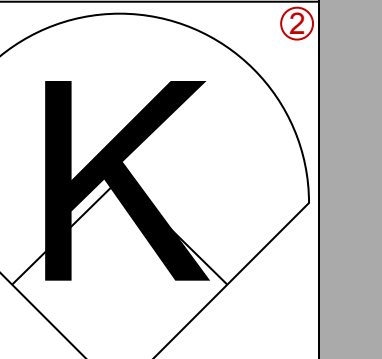
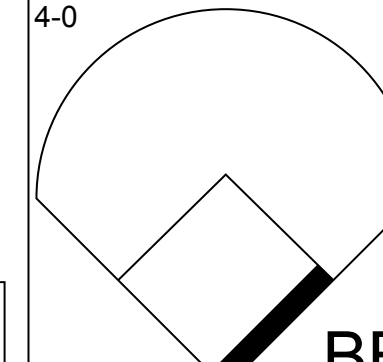
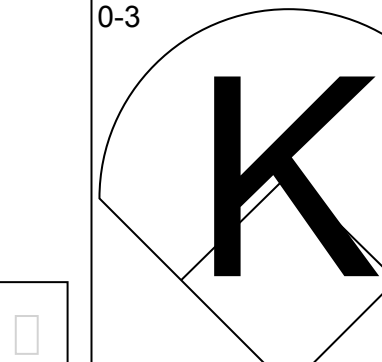
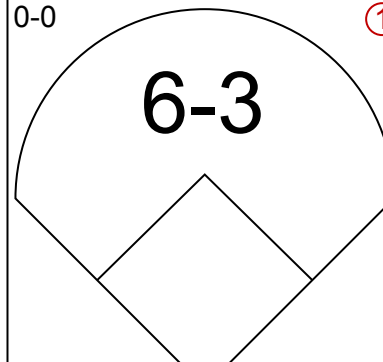
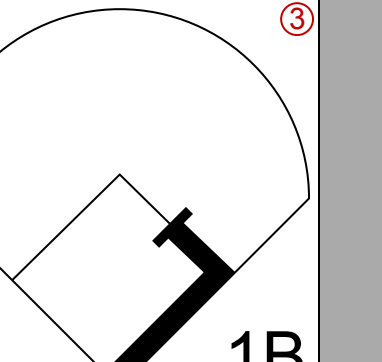
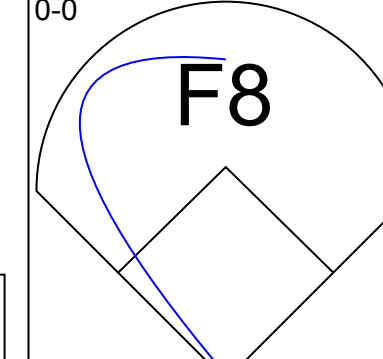
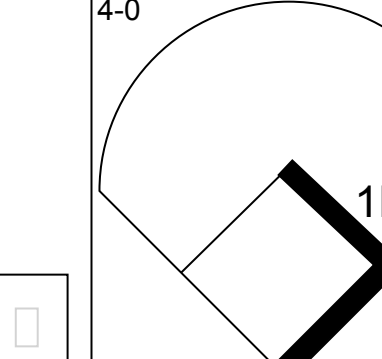
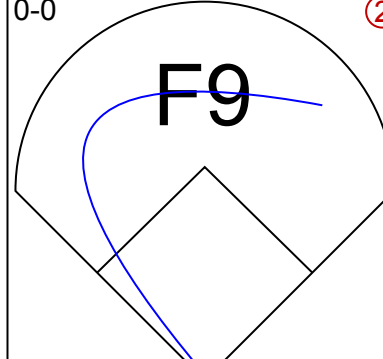

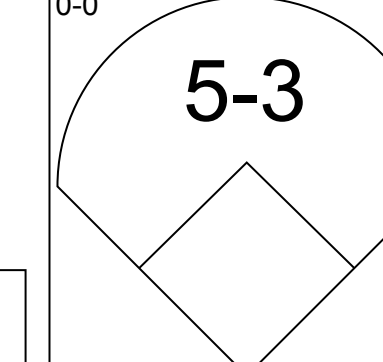
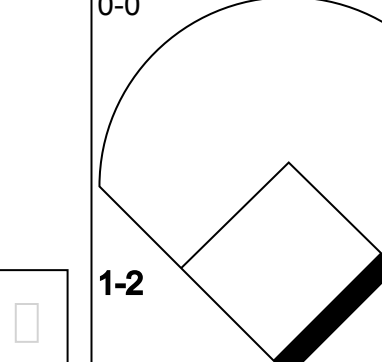
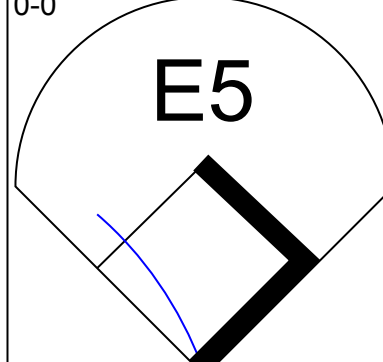

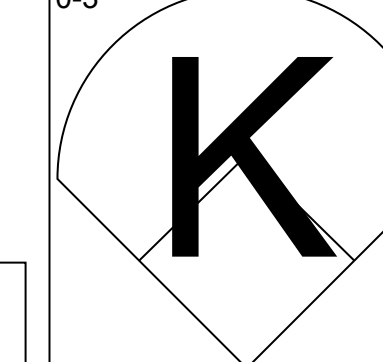
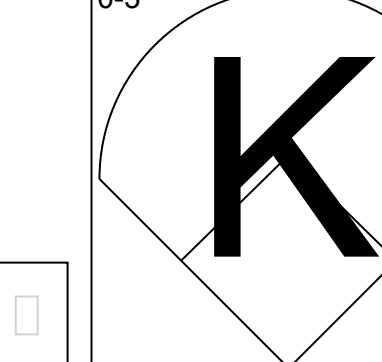
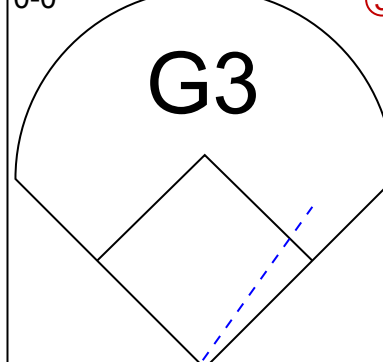
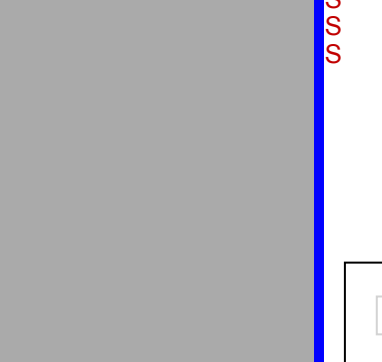
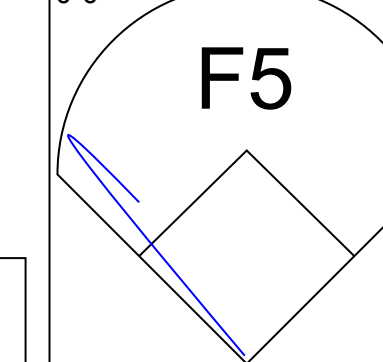
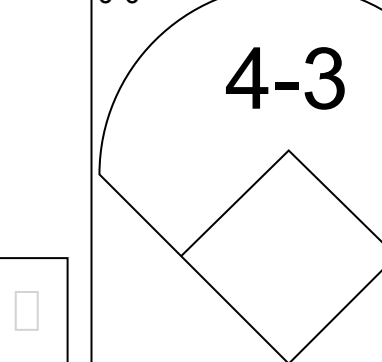
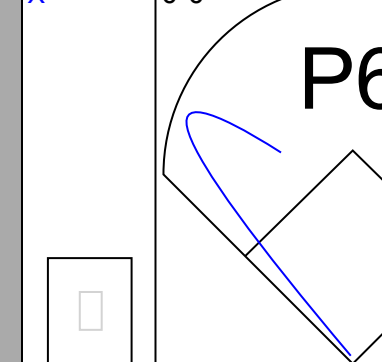
Batter	1	2	3	4	5	6	7	8	9	AB	R	H	RBI	BB	SO	LOB	TOP								
Gary Matthews, R OBP: 0.380, SLG: 0.470 (1, 7)	0-3 K		0-0 5-3			0-0 1B		0-0 HR	0-0 5-3	5	1	2	3	0	1	2	San Francisco Giants @ Philadelphia Phillies Veterans Stadium, Philadelphia, PA Mon Aug 27 1973, 7:05 PM EDT Att: 17,027 - Unknown livebaseballscores.com								
Tito Fuentes, S OBP: 0.317, SLG: 0.364 (1, 4)	0-0 1B		0-0 2B			0-0 1B		0-0 G3	0-0 F8	5	0	3	0	0	0	2									
Bobby Bonds, R OBP: 0.389, SLG: 0.561 (1, 9)	0-0 L6		0-3 K			0-3 K		0-0 1B		4	0	1	0	0	2	4									
Willie McCovey, L OBP: 0.427, SLG: 0.532 (1, 3)	0-3 K			0-0 4-3		0-0 F9		0-0 1-4-3		4	0	0	0	0	1	4									
Garry Maddox, R OBP: 0.344, SLG: 0.431 (1, 8)		0-0 F9		0-0 G3		0-0 FC5-4		0-3 K		4	0	0	0	0	1	3									
Chris Speier, R OBP: 0.335, SLG: 0.356 (1, 6)		0-0 F8		0-3 K			0-3 K		0-0 BB	4	1	1	0	0	2	0									
Dave Kingman, R OBP: 0.247, SLG: 0.419 (1, 5)		0-0 HR			0-0 5-3		0-0 5-3		4-0 5-3	3	1	1	1	1	0	0									
Dave Rader, L OBP: 0.322, SLG: 0.334 Don McMahon, R OBP: 0.335, SLG: 0.356 (7, 1)		0-0 F9			0-0 F9		0-0 4-3		0-0 F7	3	0	0	0	0	0	0									
Gary Thomasson, L OBP: 0.343, SLG: 0.412 (9, PH)										1	0	0	0	0	2	0									
Jim Barr, R OBP: 0.182, SLG: 0.173 Steve Ontiveros, S (3, PH)			0-0 3-1					0-0 E5	4-0 5-3	0	0	0	0	0	0	0									
Jim Willoughby, R OBP: 0.231, SLG: 0.333 Chris Arnold, R OBP: 0.375, SLG: 0.364 (7, 2)					0-0 L4			1-2 2-3		1	0	0	0	0	0	0									
Inning Stats	R: 0 E: 0 K: 2 S: 8	H: 1 LOB: 1 BB: 0 P: 8	R: 1 E: 0 K: 0 S: 4	H: 1 LOB: 0 BB: 0 P: 4	R: 0 E: 0 K: 1 S: 6	H: 1 LOB: 1 BB: 0 P: 6	R: 0 E: 0 K: 1 S: 5	H: 0 LOB: 0 BB: 0 P: 5	R: 0 E: 0 K: 0 S: 3	H: 0 LOB: 0 BB: 0 P: 3	R: 0 E: 0 K: 1 S: 7	H: 2 LOB: 2 BB: 0 P: 7	R: 0 E: 0 K: 1 S: 5	H: 0 LOB: 0 BB: 0 P: 5	R: 2 E: 1 K: 1 S: 8	H: 3 LOB: 1 BB: 0 P: 8	R: 1 E: 0 K: 0 S: 4	H: 1 LOB: 2 BB: 2 P: 12	1B: 6 2B: 1 3B: 0 HR: 2	SF: 0 SAC: 0 DP: 0 HBP: 0	WP: 0 PB: 0 SB: 0 CS: 0	PA: 38			
PITCHER	IP	WLS	BF	H	R	ER	SO	BB	IBB	HBP	BLK	WP	HR	S	P	ERA	WHIP								
Jim Lonborg, R ERA: 4.95 George Culver, R ERA: 3.22 Mac Scarce, L ERA: 2.23	(1, 1)	8.0	W	32	8	3	3	7	0	0	0	0	2	46	46	3.38	1.000								
	(9, 1)	0.0		2	1	1	1	0	1	0	0	0	0	1	5	∞	∞								
	(9, 1)	1.0	S	4	0	0	0	0	1	0	0	0	0	3	7	0.00	1.000								

Batter	1	2	3	4	5	6	7	8	9	AB	R	H	RBI	BB	SO	LOB	BOTTOM								
Del Unser, L OBP: 0.363, SLG: 0.454 (1, 8)	0-0 F8	0-0 F8			0-0 F7	0-0 4-3				4	0	0	0	0	0	1	San Francisco Giants @ Philadelphia Phillies Veterans Stadium, Philadelphia, PA Mon Aug 27 1973, 7:05 PM EDT Att: 17,027 - Unknown livebaseballscores.com								
Denny Doyle, L OBP: 0.301, SLG: 0.298 (1, 4)	0-0 2B	0-0 6-3			0-0 FC6-4		0-0 2B			4	1	3	0	0	0	0									
Willie Montanez, L OBP: 0.333, SLG: 0.381 (1, 3)	0-0 SF8		0-0 4-3		0-0 F8		0-0 G3			4	1	1	0	0	0	1									
Greg Luzinski, R OBP: 0.347, SLG: 0.484 (1, 7)	4-0 HR		0-0 F7		0-0 FC6-4		0-0 2B			3	1	1	0	1	0	1									
Bill Robinson, R OBP: 0.332, SLG: 0.559 (1, 9)	0-0 SF8		0-3 K			0-0 HR	0-0 2B			3	1	2	2	0	1	0									
Bob Boone, R OBP: 0.313, SLG: 0.361 (1, 2)	2-3 HR			0-0 1B		0-0 P6	0-0 F9			4	1	2	1	0	0	2									
Mike Schmidt, R OBP: 0.333, SLG: 0.404 (1, 5)	0-0 HR			0-0 F2		0-0 1B		0-3 K		4	2	2	3	0	1	1									
Craig Robinson, R OBP: 0.248, SLG: 0.312 (1, 6)	0-3 K			0-0 F9		0-0 1B		0-0 L1		4	0	1	1	0	1	1									
Jim Lonborg, R OBP: 0.176, SLG: 0.167 Mike Rogodzinski, L OBP: 0.233, SLG: 0.344 George Culver, R ERA: 4.53 Mac Scarce, L ERA: 2.3		0-0 F7		0-3 K		0-0 F8		0-0 P5		3	0	0	0	0	1	2									
										1	0	0	0	0	0	0									
										0	0	0	0	0	0	0									
										0	0	0	0	0	0	0									
Inning Stats	R: 5 E: 0 K: 1 S: 9	H: 4 LOB: 0 BB: 1 P: 13	R: 0 E: 0 K: 0 S: 3	H: 0 LOB: 0 BB: 0 P: 3	R: 0 E: 0 K: 1 S: 5	H: 0 LOB: 0 BB: 0 P: 5	R: 0 E: 0 K: 1 S: 6	H: 1 LOB: 1 BB: 0 P: 6	R: 0 E: 0 K: 0 S: 4	H: 1 LOB: 1 BB: 0 P: 4	R: 2 E: 0 K: 0 S: 6	H: 3 LOB: 1 BB: 0 P: 6	R: 0 E: 0 K: 0 S: 5	H: 3 LOB: 2 BB: 0 P: 5	R: 0 E: 0 K: 1 S: 5	H: 0 LOB: 0 BB: 0 P: 5	1B: 6 2B: 4 3B: 0 HR: 2	SF: 1 SAC: 0 DP: 0 HBP: 0	WP: 0 PB: 0 SB: 0 CS: 0	PA: 36					
PITCHER	IP	WLS	BF	H	R	ER	SO	BB	IBB	HBP	BLK	WP	HR	S	P	ERA	WHIP								
Jim Barr, R ERA: 3.67 Jim Willoughby, R ERA: 4.53 Don McMahon, R ERA: 2.3	(1, 1)	2.0	L	11	4	5	5	1	0	1	0	0	0	12	16	22.50	2.000								
	(3, 1)	4.2		21	8	2	2	2	0	0	0	0	1	25	25	3.86	1.714								
	(7, 1)	1.1		4	0	0	0	1	0	0	0	0	0	6	6	0.00	0.000								

Batter	1	2	3	4	5	6	7	8	9	AB	R	H	RBI	BB	SO	LOB	TOP																					
Bobby Bonds, R OBP: 0.387, SLG: 0.561 (1, 9)										5	1	2	1	0	2	4	San Francisco Giants @ Philadelphia Phillies Veterans Stadium, Philadelphia, PA Wed Aug 29 1973, 7:05 PM EDT Att: 25,146 - Unknown																					
Tito Fuentes, S OBP: 0.318, SLG: 0.364 (1, 4)										4	0	1	0	1	1	1																						
Garry Maddox, R OBP: 0.341, SLG: 0.427 (1, 8)										5	0	2	0	0	0	1																						
Gary Matthews, R OBP: 0.375, SLG: 0.462 (1, 7)										4	0	0	0	1	1	4																						
Chris Speier, R OBP: 0.333, SLG: 0.353 (1, 6)										4	0	1	0	0	0	3																						
Dave Kingman, R OBP: 0.252, SLG: 0.449 (1, 5)										4	2	2	2	0	2	1																						
Gary Thomasson, L OBP: 0.335, SLG: 0.401 (1, 3)										4	0	0	0	0	2	1																						
Mike Sadek, R OBP: 0.313, SLG: 0.154 (1, 2)										2	0	0	0	2	2	0																						
Tom Bradley, R OBP: 0.246, SLG: 0.242 (1, 1)										4	0	2	0	0	0	0																						
Inning Stats	R: 0 E: 0 K: 1 S: 5	H: 1 LOB: 2 BB: 2 P: 13	R: 0 E: 0 K: 2 S: 8	H: 1 LOB: 2 BB: 1 P: 12	R: 0 E: 0 K: 2 S: 7	H: 0 LOB: 0 BB: 0 P: 7	R: 0 E: 0 K: 2 S: 7	H: 1 LOB: 1 BB: 0 P: 7	R: 1 E: 0 K: 1 S: 8	H: 3 LOB: 2 BB: 1 P: 8	R: 1 E: 0 K: 1 S: 7	H: 2 LOB: 2 BB: 1 P: 11	R: 0 E: 0 K: 0 S: 3	H: 0 LOB: 0 BB: 0 P: 3	R: 1 E: 0 K: 1 S: 6	H: 1 LOB: 0 BB: 0 P: 6	R: 0 E: 1 K: 0 S: 5	H: 1 LOB: 2 BB: 0 P: 5	1B: 7 2B: 1 3B: 0 HR: 3	SF: 0 SAC: 0 DP: 2 HBP: 0	WP: 0 PB: 0 SB: 1 CS: 1	PA: 40																
PITCHER	IP	WLS	BF	H	R	ER	SO	BB	IBB	HBP	BLK	WP	HR	S	P	ERA	WHIP	PITCHER				IP	WLS	BF	H	R	ER	SO	BB	IBB	HBP	BLK	WP	HR	S	P	ERA	WHIP
Ken Brett, L ERA: 3.27 (1, 1)	8.0	L	35	9	3	3	10	3	1	0	0	0	3	51	67	3.38	1.500																					
Ron Diorio, R ERA: 1.13 (9, 1)	1.0		5	1	0	0	0	0	0	0	0	0	0	5	5	0.00	1.000																					

AB 36
R 3
H 10
RBI 3
BB 4
SO 10
LOB 15



Batter	1	2	3	4	5	6	7	8	9	AB	R	H	RBI	BB	SO	LOB	BOTTOM																					
Del Unser, L OBP: 0.359, SLG: 0.449 (1, 8)										4	1	1	0	0	0	0	San Francisco Giants @ Philadelphia Phillies Veterans Stadium, Philadelphia, PA Wed Aug 29 1973, 7:05 PM EDT Att: 25,146 - Unknown																					
Denny Doyle, L OBP: 0.301, SLG: 0.299 (1, 4)										3	0	2	0	0	0	0																						
Willie Montanez, L OBP: 0.330, SLG: 0.379 (1, 3)										4	0	1	1	0	1	2																						
Greg Luzinski, R OBP: 0.346, SLG: 0.483 (1, 7)										4	0	0	0	0	1	3																						
Bill Robinson, R OBP: 0.334, SLG: 0.564 (1, 9)										3	0	1	0	1	1	0																						
Bob Boone, R OBP: 0.313, SLG: 0.358 (1, 2)										3	0	0	0	1	1	2																						
Mike Schmidt, R OBP: 0.329, SLG: 0.398 (1, 5)										4	0	1	0	0	0	0																						
Craig Robinson, R OBP: 0.246, SLG: 0.307 (1, 6)										2	0	0	0	0	2	2																						
Mike Rogozdzinski, L OBP: 0.329, SLG: 0.339 (6, PH)										1	0	0	0	0	0	1																						
Terry Harmon, R OBP: 0.259, SLG: 0.252 (7, 6)										0	0	0	0	0	0	0																						
Tom Hutton, L OBP: 0.357, SLG: 0.392 (9, PH)										1	0	0	0	0	1	0																						
Ken Brett, L OBP: 0.290, SLG: 0.492 (1, 1)										3	0	0	0	0	0	2																						
Ron Diorio, R (9, 1)										0	0	0	0	0	0	0																						
Inning Stats	R: 1 E: 0 K: 0 S: 5	H: 2 LOB: 2 BB: 1 P: 9	R: 0 E: 0 K: 1 S: 5	H: 0 LOB: 0 BB: 0 P: 5	R: 0 E: 0 K: 1 S: 6	H: 1 LOB: 1 BB: 0 P: 6	R: 0 E: 0 K: 2 S: 8	H: 1 LOB: 2 BB: 1 P: 12	R: 0 E: 0 K: 0 S: 4	H: 1 LOB: 1 BB: 0 P: 4	R: 0 E: 1 K: 0 S: 4	H: 0 LOB: 1 BB: 0 P: 4	R: 0 E: 0 K: 0 S: 3	H: 0 LOB: 0 BB: 0 P: 3	R: 0 E: 0 K: 1 S: 5	H: 1 LOB: 1 BB: 0 P: 5	R: 0 E: 0 K: 2 S: 7	H: 0 LOB: 0 BB: 0 P: 7	1B: 4 2B: 2 3B: 0 HR: 0	SF: 0 SAC: 1 DP: 0 HBP: 0	WP: 0 PB: 0 SB: 0 CS: 0	PA: 35																
PITCHER	IP	WLS	BF	H	R	ER	SO	BB	IBB	HBP	BLK	WP	HR	S	P	ERA	WHIP	PITCHER				IP	WLS	BF	H	R	ER	SO	BB	IBB	HBP	BLK	WP	HR	S	P	ERA	WHIP
Tom Bradley, R ERA: 3.38 (1, 1)	9.0	W	35	6	1	1	7	2	0	0	0	0	0	47	55	1.00	0.889																					



Batter	1	2	3	4	5	6	7	8	9	AB	R	H	RBI	BB	SO	LOB	TOP																		
Larry Lintz, S OBP: 0.424, SLG: 0.333 (1, 4)										3	1	0	1	1	0	1	Montreal Expos @ Philadelphia Phillies Veterans Stadium, Philadelphia, PA Thu Aug 30 1973, 7:05 PM EDT Att: 10,220 - Unknown AB 35 R 7 H 11 RBI 7 BB 2 SO 4 LOB 15 																		
Ron Woods, R OBP: 0.341, SLG: 0.309 (1, 8)										4	0	0	0	0	0	0																			
Bob Bailey, R OBP: 0.374, SLG: 0.507 (1, 5)										5	3	3	2	0	1	0																			
Hal Breedon, R OBP: 0.367, SLG: 0.542 Mike Jorgensen, L OBP: 0.339, SLG: 0.340 (9, 3)										5	2	4	4	0	0	0																			
Ken Singleton, S OBP: 0.416, SLG: 0.489 (1, 9)										3	0	2	0	1	0	0																			
Pepe Mangual, R OBP: 0.241, SLG: 0.436 Ron Fairly, L OBP: 0.424, SLG: 0.452 (5, PH) Mike Marshall, R OBP: 0.292, SLG: 0.227 (7, 1)										2	0	0	0	0	1	2																			
Tim Foli, R OBP: 0.278, SLG: 0.280 (1, 6)										4	0	1	0	0	0	6																			
Terry Humphrey, R OBP: 0.176, SLG: 0.179 (1, 2)										4	1	0	0	0	1	1																			
Steve Renko, R OBP: 0.350, SLG: 0.356 Pat Jarvis, R OBP: 0.288, SLG: 0.433 Jim Lyttle, L OBP: 0.288, SLG: 0.433 Tom Walker, R OBP: 0.382, SLG: 0.391 (7, 7)										1	0	0	0	0	1	1																			
Inning Stats	R: 2 E: 0 K: 0 S: 5	H: 2 LOB: 0 BB: 0 P: 5	R: 0 E: 0 K: 2 S: 8	H: 1 LOB: 1 BB: 0 P: 8	R: 2 E: 0 K: 1 S: 8	H: 3 LOB: 2 BB: 1 P: 12	R: 1 E: 1 K: 0 S: 4	H: 0 LOB: 0 BB: 0 P: 4	R: 0 E: 0 K: 0 S: 3	H: 0 LOB: 0 BB: 0 P: 3	R: 2 E: 0 K: 0 S: 6	H: 3 LOB: 1 BB: 0 P: 6	R: 0 E: 0 K: 0 S: 3	H: 1 LOB: 0 BB: 0 P: 3	R: 0 E: 0 K: 1 S: 5	H: 0 LOB: 0 BB: 0 P: 5		1B: 8 2B: 1 3B: 0 HR: 3	SF: 0 SAC: 3 DP: 2 HBP: 0	WP: 1 PB: 1 SB: 0 CS: 0	PA: 40														
PITCHER	IP WLS BF H R ER SO BB IBB HBP BLK WP HR S P ERA WHIP	PITCHER																																	
Steve Carlton, L ERA: 3.99 Darrell Brandon, R ERA: 5.0 Mac Scarce, L ERA: 2.2 George Culver, R ERA: 3.09	(1, 1) (5, 1) (7, 1) (8, 1)	4.0 2.1 0.2 2.0	WLS 9 2 6	BF 23 3 0	H 7 3 2	R 5 2 0	ER 4 2 0	SO 3 0 0	BB 2 0 0	IBB 0 0 0	HBP 0 0 0	BLK 0 0 0	WP 0 1 0	HR 2 9 2	S 27 9 2	P 35 9 2		ERA 9.00 7.71 0.00 0.00	WHIP 2.250 1.286 0.000 0.500																

Batter	1	2	3	4	5	6	7	8	9	AB	R	H	RBI	BB	SO	LOB	BOTTOM						
Cesar Tovar, R OBP: 0.345, SLG: 0.375 (1, 5)										5	1	1	0	0	0	1	Montreal Expos @ Philadelphia Phillies Veterans Stadium, Philadelphia, PA Thu Aug 30 1973, 7:05 PM EDT Att: 10,220 - Unknown AB 39 R 8 H 11 RBI 8 BB 1 SO 5 LOB 16 						
Denny Doyle, L OBP: 0.303, SLG: 0.304 (1, 4)										5	1	2	0	0	0	2							
Willie Montanez, L OBP: 0.329, SLG: 0.384 (1, 3)										5	1	1	2	0	0	6							
Greg Luzinski, R OBP: 0.348, SLG: 0.492 (1, 7)											5	2	3	3	0	2							
Bill Robinson, R OBP: 0.333, SLG: 0.561 (1, 9)											4	0	1	0	0	1							
Del Unser, L OBP: 0.358, SLG: 0.445 (1, 8)											3	1	0	0	1	2							
Bob Boone, R OBP: 0.312, SLG: 0.365 (1, 2)											4	1	1	3	0	1							
Craig Robinson, R OBP: 0.239, SLG: 0.299 Mike Anderson, R OBP: 0.314, SLG: 0.421 Billy Grabarkewitz, R OBP: 0.322, SLG: 0.310 (9, PH) (9, PH) (9, PH)											3	0	0	0	0	1							
Steve Carlton, L OBP: 0.176, SLG: 0.247 Darrell Brandon, R OBP: 0.406, SLG: 0.250 Mac Scarce, L OBP: 0.296, SLG: 0.394 George Culver, R OBP: 0.207, SLG: 0.250 (7, PH) (5, 1) (7, 1) (8, 1) (9, PH)	(1, 1) (5, 1) (7, 1) (8, 1) (9, PH)	4.2 0.1 1.0 2.2	WLS 22 1 4 13	BF 22 0 4 13	H 6 0 4	R 6 0 2	ER 6 0 0	SO 2 0 3	BB 1 0 0	IBB 0 0 0	HBP 0 0 0	BLK 0 0 0	WP 0 0 0	HR 3 1 4	S 25 1 4	P 29 1 4		ERA 11.57 0.00 0.00 0.00	WHIP 1.500 0.000 1.000 1.500	1B: 6 2B: 2 3B: 0 HR: 3	SF: 0 SAC: 0 DP: 0 HBP: 0	WP: 0 PB: 0 SB: 0 CS: 0	PA: 40
PITCHER	IP WLS BF H R ER SO BB IBB HBP BLK WP HR S P ERA WHIP	PITCHER																					

Batter	1	2	3	4	5	6	7	8	9	AB	R	H	RBI	BB	SO	LOB	TOP																					
Mike Jorgensen, L (1, 3) OBP: 0.339, SLG: 0.337	F8		F8		E1		BB	BB		3	0	0	0	2	0	0	Montreal Expos @ Philadelphia Phillies Veterans Stadium, Philadelphia, PA Fri Aug 31 1973, 7:05 PM EDT Att: 14,171 - Unknown																					
Larry Lintz, S (1, 4) OBP: 0.406, SLG: 0.309	L5		4-3		B1-3		BB	K		4	0	0	0	1	1	4																						
Ron Fairly, L (1, 7) Hal Breedren, R (7, PH) Ron Woods, R (7, 7) OBP: 0.426, SLG: 0.452 OBP: 0.369, SLG: 0.545 OBP: 0.340, SLG: 0.308	F7				BB		BB		4-3	2	1	1	0	1	0	0																						
Ken Singleton, S (1, 9) OBP: 0.419, SLG: 0.496					CS		BB			4	2	3	1	1	0	3																						
Boots Day, L (1, 8) OBP: 0.358, SLG: 0.386					HR		BB			5	1	1	0	0	1	4																						
Bernie Allen, L (1, 5) OBP: 0.289, SLG: 0.333					HR		BB			4	1	2	2	1	0	1																						
Bob Stinson, S (1, 2) OBP: 0.325, SLG: 0.358					F7		BB			3	0	0	0	1	0	3																						
Tim Foli, R (1, 6) OBP: 0.277, SLG: 0.278					K		BB			3	0	0	0	1	1	3																						
Steve Rogers, R (1, 1) OBP: 0.250, SLG: 0.167					1-3					4	0	0	1	0	2	2																						
Mike Marshall, R (9, 1) OBP: 0.292, SLG: 0.227					K					0	0	0	0	0	0	0																						
Inning Stats	R: 0 E: 0 K: 0 S: 3	H: 0 LOB: 0 BB: 0 P: 3	R: 0 E: 0 K: 0 S: 3	H: 0 LOB: 2 BB: 2 P: 11	R: 0 E: 0 K: 0 S: 3	H: 0 LOB: 0 BB: 0 P: 3	R: 3 E: 0 K: 1 S: 8	H: 3 LOB: 0 BB: 0 P: 8	R: 0 E: 1 K: 1 S: 5	H: 0 LOB: 1 BB: 1 P: 9	R: 1 E: 1 K: 1 S: 7	H: 1 LOB: 1 BB: 0 P: 7	R: 0 E: 0 K: 1 S: 5	H: 1 LOB: 2 BB: 2 P: 13	R: 1 E: 0 K: 1 S: 7	H: 2 LOB: 2 BB: 2 P: 15	R: 0 E: 0 K: 0 S: 4	H: 1 LOB: 2 BB: 1 P: 8	1B: 5 2B: 3 3B: 0 HR: 1	SF: 0 SAC: 1 DP: 1 HBP: 0	WP: 0 PB: 1 CS: 0	PA: 44																
PITCHER	IP	WLS	BF	H	R	ER	SO	BB	IBB	HBP	BLK	WP	HR	S	P	ERA	WHIP	PITCHER				IP	WLS	BF	H	R	ER	SO	BB	IBB	HBP	BLK	WP	HR	S	P	ERA	WHIP
Jim Lonborg, R (1, 1) ERA: 4.93	6.1	L	29	4	4	3	4	5	0	0	0	0	1	32	52	4.26	1.421																					
Mac Scarce, L (7, 1) ERA: 2.17	0.2		2	1	0	0	0	0	0	0	0	0	0	2	2	0.00	1.500																					
George Culver, R (8, 1) ERA: 3.14	2.0		12	3	1	1	1	0	3	0	0	0	0	11	23	4.50	1.500																					

AB	34
R	5
H	8
RBI	4
BB	8
SO	5
LOB	20



Batter	1	2	3	4	5	6	7	8	9	AB	R	H	RBI	BB	SO	LOB	BOTTOM																					
Cesar Tovar, R (1, 5) OBP: 0.348, SLG: 0.378					CS		G4-6-3		6-3	3	0	1	0	2	0	2	Montreal Expos @ Philadelphia Phillies Veterans Stadium, Philadelphia, PA Fri Aug 31 1973, 7:05 PM EDT Att: 14,171 - Unknown																					
Denny Doyle, L (1, 4) OBP: 0.296, SLG: 0.300					K					4	0	0	0	0	1	4																						
Willie Montanez, L (1, 3) OBP: 0.330, SLG: 0.384					K					3	0	1	0	1	1	1																						
Greg Luzinski, R (1, 7) OBP: 0.349, SLG: 0.492					5-3					4	0	2	0	0	0	1																						
Bill Robinson, R (1, 9) OBP: 0.332, SLG: 0.560					K					4	1	1	0	0	2	4																						
Del Unser, L (1, 8) OBP: 0.356, SLG: 0.442					F7					3	1	0	0	1	1	4																						
Bob Boone, R (1, 2) OBP: 0.312, SLG: 0.362					5-3					3	0	0	0	1	0	4																						
Craig Robinson, R (1, 6) OBP: 0.237, SLG: 0.297					5-3					1	0	0	0	0	0	0																						
Tom Hutton, L (5, PH) Terry Harmon, R (6, 6) OBP: 0.330, SLG: 0.339 OBP: 0.293, SLG: 0.246					G4-6-3					1	0	0	0	0	0	2																						
Jim Lonborg, R (1, 1) Mac Scarce, L (7, 1) Mike Rogodzinski, L (7, PH) George Culver, R (8, 1) Mike Anderson, R (9, PH) OBP: 0.189, SLG: 0.180 ERA: 1.19 OBP: 0.312, SLG: 0.418					K					2	0	1	1	0	1	0																						
Inning Stats	R: 0 E: 0 K: 2 S: 6	H: 0 LOB: 0 BB: 1 P: 10	R: 0 E: 0 K: 1 S: 5	H: 0 LOB: 0 BB: 0 P: 5	R: 0 E: 0 K: 0 S: 4	H: 1 LOB: 1 BB: 0 P: 4	R: 2 E: 1 K: 0 S: 5	H: 2 LOB: 2 BB: 2 P: 13	R: 0 E: 0 K: 1 S: 7	H: 2 LOB: 2 BB: 0 P: 7	R: 0 E: 0 K: 0 S: 2	H: 0 LOB: 0 BB: 1 P: 6	R: 0 E: 0 K: 1 S: 6	H: 1 LOB: 2 BB: 1 P: 10	R: 0 E: 0 K: 0 S: 3	H: 0 LOB: 1 BB: 1 P: 7	1B: 4 2B: 2 3B: 0 HR: 0	SF: 0 SAC: 0 DP: 2 HBP: 0	WP: 0 PB: 0 CS: 1	PA: 37																		
PITCHER	IP	WLS	BF	H	R	ER	SO	BB	IBB	HBP	BLK	WP	HR	S	P	ERA	WHIP	PITCHER				IP	WLS	BF	H	R	ER	SO	BB	IBB	HBP	BLK	WP	HR	S	P	ERA	WHIP
Steve Rogers, R (1, 1) ERA: 1.19	8.0	W	34	6	2	1	6	6	0	0	0	0	0	3	3	0.00	0.000																					
Mike Marshall, R (9, 1) ERA: 2.6	1.0	S	3	0	0	0	0	0	0	0	0	0	0	3	3	0.00	0.000																					





Batter	1	2	3	4	5	6	7	8	9	AB	R	H	RBI	BB	SO	LOB	TOP									
Mike Jorgensen, L (1, 3) OBP: 0.343, SLG: 0.351										4	1	2	3	1	0	1	Montreal Expos @ Philadelphia Phillies Veterans Stadium, Philadelphia, PA Sat Sep 01 1973, 7:05 PM EDT Att: 14,217 - Unknown									
Clyde Mashore, R (1, 4) OBP: 0.304, SLG: 0.333										0	0	0	0	0	0	0										
Larry Lintz, S (1, PH) OBP: 0.391, SLG: 0.288										4	0	0	0	1	0	4										
Ron Fairly, L (1, 7) OBP: 0.429, SLG: 0.463										3	2	2	1	1	0	1										
Ron Woods, R (7, PR) OBP: 0.342, SLG: 0.308										0	1	0	0	1	0	0										
Ken Singleton, S (1, 9) OBP: 0.419, SLG: 0.496										4	0	1	1	1	2	3										
Bob Bailey, R (1, 5) OBP: 0.374, SLG: 0.507										4	2	1	0	1	1	4										
Pepe Frias, R (9, 5) OBP: 0.256, SLG: 0.264										0	0	0	0	0	0	0										
Boots Day, L (1, 8) OBP: 0.362, SLG: 0.396										3	1	2	1	0	0	0										
Pepe Mangual, R (8, PH) OBP: 0.250, SLG: 0.436										0	1	0	1	1	0	0										
Bob Stinson, S (1, 2) OBP: 0.337, SLG: 0.377										2	1	1	0	1	0	1										
Tim Foli, R (1, 6) OBP: 0.277, SLG: 0.276										3	1	0	1	1	0	2										
Balor Moore, L (1, 1) OBP: 0.115, SLG: 0.082										0	0	0	1	0	0	0										
Tony Scott, S (4, PR)										0	1	0	0	0	0	0										
Pat Jarvis, R (4, 1)										1	0	0	0	1	0	1										
Mike Marshall, R (6, 1) OBP: 0.280, SLG: 0.217										1	0	0	1	0	0	1										
Inning Stats	R: 0 E: 0 K: 1 S: 5	H: 0 LOB: 1 BB: 1 P: 9	R: 3 E: 2 K: 0 S: 6	H: 2 LOB: 1 BB: 1 P: 10	R: 1 E: 0 K: 1 S: 6	H: 1 LOB: 0 BB: 0 P: 6	R: 2 E: 0 K: 0 S: 3	H: 1 LOB: 1 BB: 1 P: 8	R: 2 E: 0 K: 0 S: 4	H: 3 LOB: 0 BB: 1 P: 8	R: 0 E: 0 K: 1 S: 5	H: 0 LOB: 0 BB: 0 P: 5	R: 0 E: 0 K: 1 S: 5	H: 1 LOB: 2 BB: 1 P: 9	R: 2 E: 0 K: 0 S: 4	H: 1 LOB: 1 BB: 2 P: 12	R: 1 E: 0 K: 0 S: 2	H: 0 LOB: 1 BB: 2 P: 10	1B: 2 2B: 6 3B: 0 HR: 2	SF: 1 SAC: 2 DP: 3 HBP: 1	WP: 1 PB: 1 CS: 2	PA: 42				
PITCHER	IP WLS BF H R ER SO BB IBB HBP BLK WP HR S P ERA WHIP	IP WLS BF H R ER SO BB IBB HBP BLK WP HR S P ERA WHIP	IP WLS BF H R ER SO BB IBB HBP BLK WP HR S P ERA WHIP	IP WLS BF H R ER SO BB IBB HBP BLK WP HR S P ERA WHIP	IP WLS BF H R ER SO BB IBB HBP BLK WP HR S P ERA WHIP	IP WLS BF H R ER SO BB IBB HBP BLK WP HR S P ERA WHIP	IP WLS BF H R ER SO BB IBB HBP BLK WP HR S P ERA WHIP	IP WLS BF H R ER SO BB IBB HBP BLK WP HR S P ERA WHIP	IP WLS BF H R ER SO BB IBB HBP BLK WP HR S P ERA WHIP	IP WLS BF H R ER SO BB IBB HBP BLK WP HR S P ERA WHIP	IP WLS BF H R ER SO BB IBB HBP BLK WP HR S P ERA WHIP	IP WLS BF H R ER SO BB IBB HBP BLK WP HR S P ERA WHIP	IP WLS BF H R ER SO BB IBB HBP BLK WP HR S P ERA WHIP	IP WLS BF H R ER SO BB IBB HBP BLK WP HR S P ERA WHIP	IP WLS BF H R ER SO BB IBB HBP BLK WP HR S P ERA WHIP	IP WLS BF H R ER SO BB IBB HBP BLK WP HR S P ERA WHIP	IP WLS BF H R ER SO BB IBB HBP BLK WP HR S P ERA WHIP	IP WLS BF H R ER SO BB IBB HBP BLK WP HR S P ERA WHIP	IP WLS BF H R ER SO BB IBB HBP BLK WP HR S P ERA WHIP	IP WLS BF H R ER SO BB IBB HBP BLK WP HR S P ERA WHIP	IP WLS BF H R ER SO BB IBB HBP BLK WP HR S P ERA WHIP	IP WLS BF H R ER SO BB IBB HBP BLK WP HR S P ERA WHIP	IP WLS BF H R ER SO BB IBB HBP BLK WP HR S P ERA WHIP	IP WLS BF H R ER SO BB IBB HBP BLK WP HR S P ERA WHIP		
Wayne Twitchell, R (1, 1) ERA: 2.53	4.1 L 23 6 8 8 2 4 0 0 0 1 2 22 39 16.61 2.308	4.1 L 23 6 8 8 2 4 0 0 0 1 2 22 39 16.61 2.308	4.1 L 23 6 8 8 2 4 0 0 0 1 2 22 39 16.61 2.308	4.1 L 23 6 8 8 2 4 0 0 0 1 2 22 39 16.61 2.308	4.1 L 23 6 8 8 2 4 0 0 0 1 2 22 39 16.61 2.308	4.1 L 23 6 8 8 2 4 0 0 0 1 2 22 39 16.61 2.308	4.1 L 23 6 8 8 2 4 0 0 0 1 2 22 39 16.61 2.308	4.1 L 23 6 8 8 2 4 0 0 0 1 2 22 39 16.61 2.308	4.1 L 23 6 8 8 2 4 0 0 0 1 2 22 39 16.61 2.308	4.1 L 23 6 8 8 2 4 0 0 0 1 2 22 39 16.61 2.308	4.1 L 23 6 8 8 2 4 0 0 0 1 2 22 39 16.61 2.308	4.1 L 23 6 8 8 2 4 0 0 0 1 2 22 39 16.61 2.308	4.1 L 23 6 8 8 2 4 0 0 0 1 2 22 39 16.61 2.308	4.1 L 23 6 8 8 2 4 0 0 0 1 2 22 39 16.61 2.308	4.1 L 23 6 8 8 2 4 0 0 0 1 2 22 39 16.61 2.308	4.1 L 23 6 8 8 2 4 0 0 0 1 2 22 39 16.61 2.308	4.1 L 23 6 8 8 2 4 0 0 0 1 2 22 39 16.61 2.308	4.1 L 23 6 8 8 2 4 0 0 0 1 2 22 39 16.61 2.308	4.1 L 23 6 8 8 2 4 0 0 0 1 2 22 39 16.61 2.308	4.1 L 23 6 8 8 2 4 0 0 0 1 2 22 39 16.61 2.308	4.1 L 23 6 8 8 2 4 0 0 0 1 2 22 39 16.61 2.308	4.1 L 23 6 8 8 2 4 0 0 0 1 2 22 39 16.61 2.308	4.1 L 23 6 8 8 2 4 0 0 0 1 2 22 39 16.61 2.308	4.1 L 23 6 8 8 2 4 0 0 0 1 2 22 39 16.61 2.308		
Ron Diorio, R (5, 1) ERA: 1.04	0.2 2 1 0 0 0 0 0 0 0 0 0 2 2 0.00 1.500	0.2 2 1 0 0 0 0 0 0 0 0 0 2 2 0.00 1.500	0.2 2 1 0 0 0 0 0 0 0 0 0 2 2 0.00 1.500	0.2 2 1 0 0 0 0 0 0 0 0 0 2 2 0.00 1.500	0.2 2 1 0 0 0 0 0 0 0 0 0 2 2 0.00 1.500	0.2 2 1 0 0 0 0 0 0 0 0 0 2 2 0.00 1.500	0.2 2 1 0 0 0 0 0 0 0 0 0 2 2 0.00 1.500	0.2 2 1 0 0 0 0 0 0 0 0 0 2 2 0.00 1.500	0.2 2 1 0 0 0 0 0 0 0 0 0 2 2 0.00 1.500	0.2 2 1 0 0 0 0 0 0 0 0 0 2 2 0.00 1.500	0.2 2 1 0 0 0 0 0 0 0 0 0 2 2 0.00 1.500	0.2 2 1 0 0 0 0 0 0 0 0 0 2 2 0.00 1.500	0.2 2 1 0 0 0 0 0 0 0 0 0 2 2 0.00 1.500	0.2 2 1 0 0 0 0 0 0 0 0 0 2 2 0.00 1.500	0.2 2 1 0 0 0 0 0 0 0 0 0 2 2 0.00 1.500	0.2 2 1 0 0 0 0 0 0 0 0 0 2 2 0.00 1.500	0.2 2 1 0 0 0 0 0 0 0 0 0 2 2 0.00 1.500	0.2 2 1 0 0 0 0 0 0 0 0 0 2 2 0.00 1.500	0.2 2 1 0 0 0 0 0 0 0 0 0 2 2 0.00 1.500	0.2 2 1 0 0 0 0 0 0 0 0 0 2 2 0.00 1.500	0.2 2 1 0 0 0 0 0 0 0 0 0 2 2 0.00 1.500	0.2 2 1 0 0 0 0 0 0 0 0 0 2 2 0.00 1.500	0.2 2 1 0 0 0 0 0 0 0 0 0 2 2 0.00 1.500	0.2 2 1 0 0 0 0 0 0 0 0 0 2 2 0.00 1.500		
Barry Lersch, R (6, 1) ERA: 4.66	2.0 7 1 0 0 2 1 0 0 0 0 0 0 10 0.00 1.000	2.0 7 1 0 0 2 1 0 0 0 0 0 0 10 0.00 1.000	2.0 7 1 0 0 2 1 0 0 0 0 0 0 10 0.00 1.000	2.0 7 1 0 0 2 1 0 0 0 0 0 0 10 0.00 1.000	2.0 7 1 0 0 2 1 0 0 0 0 0 0 10 0.00 1.000	2.0 7 1 0 0 2 1 0 0 0 0 0 0 10 0.00 1.000	2.0 7 1 0 0 2 1 0 0 0 0 0 0 10 0.00 1.000	2.0 7 1 0 0 2 1 0 0 0 0 0 0 10 0.00 1.000	2.0 7 1 0 0 2 1 0 0 0 0 0 0 10 0.00 1.000	2.0 7 1 0 0 2 1 0 0 0 0 0 0 10 0.00 1.000	2.0 7 1 0 0 2 1 0 0 0 0 0 0 10 0.00 1.000	2.0 7 1 0 0 2 1 0 0 0 0 0 0 10 0.00 1.000	2.0 7 1 0 0 2 1 0 0 0 0 0 0 10 0.00 1.000	2.0 7 1 0 0 2 1 0 0 0 0 0 0 10 0.00 1.000	2.0 7 1 0 0 2 1 0 0 0 0 0 0 10 0.00 1.000	2.0 7 1 0 0 2 1 0 0 0 0 0 0 10 0.00 1.000	2.0 7 1 0 0 2 1 0 0 0 0 0 0 10 0.00 1.000	2.0 7 1 0 0 2 1 0 0 0 0 0 0 10 0.00 1.000	2.0 7 1 0 0 2 1 0 0 0 0 0 0 10 0.00 1.000	2.0 7 1 0 0 2 1 0 0 0 0 0 0 10 0.00 1.000	2.0 7 1 0 0 2 1 0 0 0 0 0 0 10 0.00 1.000	2.0 7 1 0 0 2 1 0 0 0 0 0 0 10 0.00 1.000	2.0 7 1 0 0 2 1 0 0 0 0 0 0 10 0.00 1.000	2.0 7 1 0 0 2 1 0 0 0 0 0 0 10 0.00 1.000	2.0 7 1 0 0 2 1 0 0 0 0 0 0 10 0.00 1.000	
Mike Wallace, L (8, 1) ERA: 4.63	1.0 6 1 2 2 0 1 1 0 0 0 0 0 4 12 18.00 2.000	1.0 6 1 2 2 0 1 1 0 0 0 0 0 4 12 18.00 2.000	1.0 6 1 2 2 0 1 1 0 0 0 0 0 4 12 18.00 2.000	1.0 6 1 2 2 0 1 1 0 0 0 0 0 4 12 18.00 2.000	1.0 6 1 2 2 0 1 1 0 0 0 0 0 4 12 18.00 2.000	1.0 6 1 2 2 0 1 1 0 0 0 0 0 4 12 18.00 2.000	1.0 6 1 2 2 0 1 1 0 0 0 0 0 4 12 18.00 2.000	1.0 6 1 2 2 0 1 1 0 0 0 0 0 4 12 18.00 2.000	1.0 6 1 2 2 0 1 1 0 0 0 0 0 4 12 18.00 2.000	1.0 6 1 2 2 0 1 1 0 0 0 0 0 4 12 18.00 2.000	1.0 6 1 2 2 0 1 1 0 0 0 0 0 4 12 18.00 2.000	1.0 6 1 2 2 0 1 1 0 0 0 0 0 4 12 18.00 2.000	1.0 6 1 2 2 0 1 1 0 0 0 0 0 4 12 18.00 2.000	1.0 6 1 2 2 0 1 1 0 0 0 0 0 4 12 18.00 2.000	1.0 6 1 2 2 0 1 1 0 0 0 0 0 4 12 18.00 2.000	1.0 6 1 2 2 0 1 1 0 0 0 0 0 4 12 18.00 2.000	1.0 6 1 2 2 0 1 1 0 0 0 0 0 4 12 18.00 2.000	1.0 6 1 2 2 0 1 1 0 0 0 0 0 4 12 18.00 2.000	1.0 6 1 2 2 0 1 1 0 0 0 0 0 4 12 18.00 2.000	1.0 6 1 2 2 0 1 1 0 0 0 0 0 4 12 18.00 2.000	1.0 6 1 2 2 0 1 1 0 0 0 0 0 4 12 18.00 2.000	1.0 6 1 2 2 0 1 1 0 0 0 0 0 4 12 18.00 2.000	1.0 6 1 2 2 0 1 1 0 0 0 0 0 4 12 18.00 2.000	1.0 6 1 2 2 0 1 1 0 0 0 0 0 4 12 18.00 2.000	1.0 6 1 2 2 0 1 1 0 0 0 0 0 4 12 18.00 2.000	1.0 6 1 2 2 0 1 1 0 0 0 0 0 4 12 18.00 2.000
Bill Wilson, R (9, 1) ERA: 5.09	1.0 5 0 1 1 0 2 0 0 0 0 0 0 2 10 9.00 2.000	1.0 5 0 1 1 0 2 0 0 0 0 0 0 2 10 9.00 2.000	1.0 5 0 1 1 0 2 0 0 0 0 0 0 2 10 9.00 2.000	1.0 5 0 1 1 0 2 0 0 0 0 0 0 2 10 9.00 2.000	1.0 5 0 1 1 0 2 0 0 0 0 0 0 2 10 9.00 2.000	1.0 5 0 1 1 0 2 0 0 0 0 0 0 2 10 9.00 2.000	1.0 5 0 1 1 0 2 0 0 0 0 0 0 2 10 9.00 2.000	1.0 5 0 1 1 0 2 0 0 0 0 0 0 2 10 9.00 2.000	1.0 5 0 1 1 0 2 0 0 0 0 0 0 2 10 9.00 2.000	1.0 5 0 1 1 0 2 0 0 0 0 0 0 2 10 9.00 2.000	1.0 5 0 1 1 0 2 0 0 0 0 0 0 2 10 9.00 2.000	1.0 5 0 1 1 0 2 0 0 0 0 0 0 2 10 9.00 2.000	1.0 5 0 1 1 0 2 0 0 0 0 0 0 2 10 9.00 2.000	1.0 5 0 1 1 0 2 0 0 0 0 0 0 2 10 9.00 2.000	1.0 5 0 1 1 0 2 0 0 0 0 0 0 2 10 9.00 2.000	1.0 5 0 1 1 0 2 0 0 0 0 0 0 2 10 9.00 2.000	1.0 5 0 1 1 0 2 0 0 0 0 0 0 2 10 9.00 2.000	1.0 5 0 1 1 0 2 0 0 0 0 0 0 2 10 9.00 2.000	1.0 5 0 1 1 0 2 0 0 0 0 0 0 2 10 9.00 2.000	1.0 5 0 1 1 0 2 0 0 0 0 0 0 2 10 9.00 2.000	1.0 5 0 1 1 0 2 0 0 0 0 0 0 2 10 9.00 2.000	1.0 5 0 1 1 0 2 0 0 0 0 0 0 2 10 9.00 2.000	1.0 5 0 1 1 0 2 0 0 0 0 0 0 2 10 9.00 2.000	1.0 5 0 1 1 0 2 0 0 0 0 0 0 2 10 9.00 2.000	1.0 5 0 1 1 0 2 0 0 0 0 0 0 2 10 9.00 2.000	1.0 5 0 1 1 0 2 0 0 0 0 0 0 2 10 9.00 2.000

AB	29
R	11
H	9
RBI	10
BB	9
SO	4
LOB	17



Batter	1	2	3	4	5	6	7	8	9	AB	R	H	RBI	BB	SO	LOB	BOTTOM
Cesar Tovar, R (1, 5) OBP: 0.345, SLG: 0.374										3	0	0	0	0	0	1	Montreal Expos @ Philadelphia Phillies Veterans Stadium, Philadelphia, PA Sat Sep 01 1973, 7:05 PM EDT Att: 14,217 - Unknown
Barry Lersch, S (6, 1) OBP: 0.214, SLG: 0.154										0	0	0	0	0	0	0	
Willie Montanez, L (7, PH) OBP: 0.329, SLG: 0.383										1	0	0	0	0	0	1	
Mike Wallace, L (8, 1)										0	0	0	0	0	0	0	
Bill Wilson, R (9, 1)																	

Batter	1	2	3	4	5	6	7	8	9	AB	R	H	RBI	BB	SO	LOB	TOP			
Cesar Tovar, R OBP: 0.339, SLG: 0.365 (1, 5)	4-0 1B BB		0-0 6-3		0-0 E3 FC6		0-0 4-3		0-0 P4	4	0	0	0	1	0	1	Philadelphia Phillies @ New York Mets Shea Stadium, Flushing, NY Mon Sep 03 1973, 3:33 AM EDT Unknown livebaseballscorecards.com			
Billy Grabarkewitz, R OBP: 0.329, SLG: 0.313 (1, 4)	0-3 K		0-0 F7		0-0 F8		0-0 1B			4	0	1	0	0	1	2				
Willie Montanez, L OBP: 0.328, SLG: 0.381 (1, 3)	0-0 P5		0-0 FC6-4 1B		0-0 FC6 1-2		0-0 F7			4	0	1	0	0	0	3				
Greg Luzinski, R OBP: 0.348, SLG: 0.489 (1, 7)	0-0 FC5 BB 1B		0-0 FC6-4 1-2		0-0 F9		0-3 K			4	0	1	0	0	1	1				
Bill Robinson, R OBP: 0.333, SLG: 0.559 (1, 8)	4-0 1-2 BB			0-0 P6		0-0 5-3		0-0 F3		3	0	0	0	1	0	0				
Mike Anderson, R OBP: 0.318, SLG: 0.456 (1, 9)	0-0 FC5 2-3f			0-3 K		0-0 1B 1B		0-3 K		4	0	1	0	0	2	3				
Bob Boone, R OBP: 0.315, SLG: 0.363 (1, 2)		0-0 CS 1B		0-0 1B		0-0 1-2 1B		0-0 6-3		4	0	3	0	0	0	0				
Craig Robinson, R OBP: 0.230, SLG: 0.286 (1, 6)		0-0 F9 1-2		0-0 F9		0-0 B1-3		0-0 5-3		4	0	0	0	0	0	4				
Steve Carlton, L OBP: 0.167, SLG: 0.241 (7, PH)		0-0 F8			0-0 4-3		0-0 F8		4-0 BB	2	0	0	0	0	0	0				
Terry Harmon, R OBP: 0.281, SLG: 0.236 (7, PH)										1	0	0	0	0	0	0				
Ron Diorio, R OBP: 0.330, SLG: 0.394 (9, PH)										0	0	0	0	0	0	0				
Mike Schmidt, R OBP: 0.330, SLG: 0.394 (9, PH)										0	0	0	0	1	0	0				
Inning Stats	R: 0 E: 0 K: 1 S: 6	H: 1 LOB: 3 BB: 2 P: 14	R: 0 E: 0 K: 0 S: 3	H: 1 LOB: 0 BB: 0 P: 3	R: 0 E: 0 K: 0 S: 4	H: 1 LOB: 1 BB: 0 P: 4	R: 0 E: 0 K: 1 S: 6	H: 0 LOB: 1 BB: 0 P: 6	R: 0 E: 1 K: 0 S: 4	H: 2 LOB: 2 BB: 0 P: 4	R: 0 E: 0 K: 0 S: 7	H: 1 LOB: 1 BB: 0 P: 7	R: 0 E: 0 K: 2 S: 7	H: 0 LOB: 0 BB: 1 P: 7	R: 0 E: 0 K: 0 S: 3	H: 0 LOB: 1 BB: 1 P: 7	1B: 7 2B: 0 3B: 0 HR: 0	SF: 0 SAC: 0 DP: 0 HBP: 0	WP: 0 PB: 0 SB: 0 CS: 1	PA: 37
PITCHER Jerry Koosman, L ERA: 2.93 (1, 1)	IP: 9.0 WLS: W BF: 37 H: 7 R: 0 ER: 0 SO: 4 BB: 3 IBB: 0 HBP: 0 BLK: 0 WP: 0 HR: 0 S: 42 P: 54 ERA: 0.00 WHIP: 1.111															PITCHER				

Batter	1	2	3	4	5	6	7	8	9	AB	R	H	RBI	BB	SO	LOB	BOTTOM				
Bud Harrelson, S OBP: 0.343, SLG: 0.304 (1, 6)	0-0 6-3	0-0 FC6-5 1-2 2-3f 3-H		0-0 1B 1B		0-0 5-3		0-0 F7		5	0	1	1	0	0	3	Philadelphia Phillies @ New York Mets Shea Stadium, Flushing, NY Mon Sep 03 1973, 3:33 AM EDT Unknown livebaseballscorecards.com				
Felix Milten, R OBP: 0.327, SLG: 0.359 (1, 4)	0-0 1B	0-0 F8 2-3		0-0 1B		0-0 5-3		0-0 F9		5	0	2	0	0	0	3					
Willie Mays, R OBP: 0.296, SLG: 0.348 (1, 3)	0-3 K		0-0 6-3		0-0 F6		0-0 L6			4	0	0	0	0	1	3					
Cleon Jones, R OBP: 0.311, SLG: 0.361 (1, 7)	0-0 5-3		0-3 K		4-0 SH1-4 2B BB		0-3 K			3	1	0	0	1	2	1					
Rusty Staub, L OBP: 0.359, SLG: 0.413 (1, 9)		4-0 E 1B BB		0-0 1B		0-0 E6 SH1-4 2B		0-0 1B 2B		3	2	2	0	1	0	1					
Jerry Grote, R OBP: 0.282, SLG: 0.320 (1, 2)		0-0 E9 1B BB FC6-5 1B		0-0 F2		0-0 SH1-4 1-2 2-3		0-0 G6-4-3 1B		3	1	2	0	0	0	1					
Don Hahn, R OBP: 0.294, SLG: 0.315 (1, 8)		4-0 FC6-5 1B BB		0-0 P6		4-0 2B CS IBB		0-0 G6-4-3 1-2		2	0	0	0	2	0	2					
Ted Martinez, R OBP: 0.292, SLG: 0.306 (1, 5)		0-0 S FC6-5 1B		0-0 HR		0-0 1-3 2-H 3-H		0-0 1B		4	1	4	4	0	0	0					
Jerry Koosman, R OBP: 0.132, SLG: 0.134 (1, 1)		0-3 K		0-0 F2		0-0 K 3-H		0-3 K		4	0	0	0	0	3	6					
Inning Stats	R: 0 E: 0 K: 1 S: 6	H: 1 LOB: 1 BB: 0 P: 6	R: 2 E: 1 K: 1 S: 7	H: 2 LOB: 2 BB: 2 P: 15	R: 0 E: 0 K: 1 S: 6	H: 1 LOB: 1 BB: 0 P: 6	R: 1 E: 0 K: 0 S: 6	H: 3 LOB: 2 BB: 0 P: 6	R: 2 E: 1 K: 1 S: 6	H: 1 LOB: 1 BB: 2 P: 14	R: 0 E: 0 K: 0 S: 3	H: 0 LOB: 0 BB: 0 P: 3	R: 0 E: 0 K: 1 S: 6	H: 2 LOB: 1 BB: 0 P: 6	R: 0 E: 0 K: 1 S: 6	H: 1 LOB: 1 BB: 0 P: 6		1B: 8 2B: 2 3B: 0 HR: 1	SF: 0 SAC: 1 DP: 1 HBP: 0	WP: 0 PB: 0 SB: 1 CS: 1	PA: 38
PITCHER Steve Carlton, L ERA: 4.03 Ron Diorio, R ERA: 0.77 (7, 1)	IP: 6.0 WLS: L BF: 30 H: 8 R: 5 ER: 4 SO: 4 BB: 3 IBB: 1 HBP: 0 BLK: 0 WP: 0 HR: 1 S: 34 P: 50 ERA: 6.00 WHIP: 1.833															PITCHER					

Batter	1	2	3	4	5	6	7	8	9	AB	R	H	RBI	BB	SO	LOB	TOP					
Denny Doyle, L OBP: 0.312, SLG: 0.311 (1, 4)										5	1	4	1	0	0	0	Philadelphia Phillies @ New York Mets Shea Stadium, Flushing, NY Mon Sep 03 1973, 7:05 PM EDT Att: 30,748 - Unknown					
Del Unser, L OBP: 0.356, SLG: 0.438 (1, 8)										4	1	1	0	1	0	2						
Willie Montanez, L OBP: 0.331, SLG: 0.382 (1, 3)										3	0	2	1	1	0	0						
Greg Luzinski, R OBP: 0.347, SLG: 0.492 (1, 7)										5	1	1	2	0	0	4						
Bill Robinson, R OBP: 0.332, SLG: 0.558 Mike Anderson, R OBP: 0.317, SLG: 0.453 (1, 9) (7, 9)											4	2	1	0	0	2		3				
Bob Boone, R OBP: 0.314, SLG: 0.362 (1, 2)											4	1	1	0	0	2						
Mike Schmidt, R OBP: 0.332, SLG: 0.395 (1, 5)											4	0	2	1	0	2						
Larry Bowa, S OBP: 0.255, SLG: 0.244 (1, 6)											3	0	1	0	1	0						
Dick Ruthven, R OBP: 0.167, SLG: 0.171 Mac Scarce, L (7, 1)											1	0	0	0	0	2						
											1	0	0	0	1	0						
Inning Stats	R: 1 E: 0 K: 1 S: 5	H: 1 LOB: 2 BB: 2 P: 13	R: 1 E: 1 K: 0 S: 6	H: 2 LOB: 1 BB: 0 P: 6	R: 0 E: 0 K: 1 S: 6	H: 1 LOB: 1 BB: 0 P: 6	R: 0 E: 0 K: 0 S: 4	H: 2 LOB: 2 BB: 0 P: 4	R: 3 E: 1 K: 0 S: 7	H: 4 LOB: 2 BB: 1 P: 11	R: 0 E: 0 K: 0 S: 4	H: 2 LOB: 1 BB: 0 P: 4	R: 1 E: 1 K: 0 S: 4	H: 1 LOB: 0 BB: 0 P: 4	R: 0 E: 0 K: 1 S: 5	H: 0 LOB: 0 BB: 0 P: 5	R: 0 E: 0 K: 0 S: 3	H: 0 LOB: 0 BB: 0 P: 3	1B: 11 2B: 2 3B: 0 HR: 1	SF: 1 SAC: 2 DP: 2 HBP: 0	WP: 0 PB: 0 SB: 0 CS: 1	PA: 41
PITCHER	IP WLS BF H R ER SO BB IBB HBP BLK WP HR S P ERA WHIP	IP WLS BF H R ER SO BB IBB HBP BLK WP HR S P ERA WHIP																				
Craig Swan, R ERA: 8.31 (1, 1)	4.1 L 23 9 5 4 2 2 0 0 0 0 1 25 33 8.31 2.538																					
Jim McAndrew, R ERA: 5.29 (5, 1)	2.2 12 4 1 0 0 0 1 0 0 0 0 0 11 15 0.00 1.500																					
Harry Parker, R ERA: 3.62 (8, 1)	2.0 6 0 0 0 1 0 0 0 0 0 0 0 8 8 0.00 0.000																					

Batter	1	2	3	4	5	6	7	8	9	AB	R	H	RBI	BB	SO	LOB	BOTTOM					
Wayne Garrett, L OBP: 0.335, SLG: 0.350 Jim Beauchamp, R OBP: 0.328, SLG: 0.310 (1, 5) (9, PH)											1	1	0	0	3	0	1					
Felix Milten, R OBP: 0.326, SLG: 0.356 (1, 4)											4	1	0	0	1	0	5					
Rusty Staub, L OBP: 0.358, SLG: 0.412 (1, 9)											4	1	1	1	0	2						
John Milner, L OBP: 0.328, SLG: 0.464 (1, 7)											4	0	2	0	0	2						
Ed Kranepool, L OBP: 0.311, SLG: 0.308 Willie Mays, R OBP: 0.299, SLG: 0.348 (1, 3) (8, PH) (9, 3)											3	0	0	1	0	1	2					
Ron Hodges, L OBP: 0.308, SLG: 0.292 Duffy Dyer, R OBP: 0.246, SLG: 0.239 (1, 2) (8, PH) (9, 2)											2	0	1	1	1	0	0					
Don Hahn, R OBP: 0.293, SLG: 0.314 (1, 8)											4	0	1	0	0	2						
Bud Harrelson, S OBP: 0.342, SLG: 0.303 (1, 6)											4	0	1	0	0	2	0					
Craig Swan, R (1, 1)											2	0	0	0	0	2	1					
Jim McAndrew, R OBP: 0.381, SLG: 0.200 Ken Boswell, L OBP: 0.273, SLG: 0.320 Harry Parker, R OBP: 0.150, SLG: 0.150 Clean Jones, R OBP: 0.314, SLG: 0.364 (5, 1) (7, PH) (8, 1) (9, PH)											0	0	0	0	0	0	0					
											1	0	1	0	0	0	0					
											0	0	0	0	0	0	0					
											1	0	1	0	0	0	0					
											0	0	0	0	0	0	0					
											1	0	1	0	0	0	0					
Inning Stats	R: 3 E: 0 K: 0 S: 5	H: 2 LOB: 1 BB: 2 P: 13	R: 0 E: 0 K: 2 S: 7	H: 0 LOB: 1 BB: 1 P: 11	R: 0 E: 0 K: 0 S: 4	H: 2 LOB: 2 BB: 1 P: 8	R: 0 E: 0 K: 1 S: 6	H: 1 LOB: 0 BB: 0 P: 6	R: 0 E: 0 K: 1 S: 5	H: 0 LOB: 0 BB: 0 P: 5	R: 0 E: 0 K: 1 S: 5	H: 0 LOB: 0 BB: 0 P: 5	R: 0 E: 0 K: 0 S: 3	H: 1 LOB: 1 BB: 1 P: 7	R: 0 E: 0 K: 0 S: 3	H: 1 LOB: 1 BB: 1 P: 7	R: 0 E: 0 K: 1 S: 6	H: 1 LOB: 1 BB: 0 P: 6	1B: 6 2B: 2 3B: 0 HR: 0	SF: 0 SAC: 0 DP: 2 HBP: 0	WP: 1 PB: 0 SB: 0 CS: 0	PA: 38
PITCHER	IP WLS BF H R ER SO BB IBB HBP BLK WP HR S P ERA WHIP	IP WLS BF H R ER SO BB IBB HBP BLK WP HR S P ERA WHIP																				
Dick Ruthven, R ERA: 3.72 (1, 1)	6.1 W 29 6 3 3 5 4 1 0 0 0 1 34 54 4.26 1.579																					
Mac Scarce, L ERA: 2.06 (7, 1)	2.2 S 9 2 0 0 1 1 0 0 0 0 1 10 14 0.00 1.125																					

AB	35
R	6
H	13
RBI	5
BB	3
SO	3
LOB	16



Batter	1	2	3	4	5	6	7	8	9	AB	R	H	RBI	BB	SO	LOB	TOP						
Denny Doyle, L (1.4) OBP: 0.314, SLG: 0.311										3	0	1	0	1	1	0	Philadelphia Phillies @ New York Mets Shea Stadium, Flushing, NY Tue Sep 04 1973, 7:05 PM EDT Att: 13,674 - Unknown						
Del Unser, L (1.8) OBP: 0.353, SLG: 0.433										4	0	0	0	0	1	2							
Willie Montanez, L (1.3) OBP: 0.328, SLG: 0.379										4	0	0	0	0	1	2							
Greg Luzinski, R (1.7) OBP: 0.346, SLG: 0.491										4	1	1	0	0	2	1							
Bill Robinson, R (1.9) OBP: 0.332, SLG: 0.555										4	0	1	0	0	1	0							
Bob Boone, R (1.2) OBP: 0.317, SLG: 0.364 Mike Ryan, R (7.2) OBP: 0.301, SLG: 0.364										3	0	2	1	0	0	0							
Mike Schmidt, R (1.5) OBP: 0.330, SLG: 0.391										3	0	0	0	0	3	3							
Larry Bowa, S (1.6) OBP: 0.253, SLG: 0.242										3	0	0	0	0	1	3							
Jim Lonborg, R (1.1) OBP: 0.187, SLG: 0.176 Darrell Brandon, R (3.1) OBP: 0.400, SLG: 0.250 Tom Hutton, L (5.1) OBP: 0.325, SLG: 0.390 Mike Wallace, L (5.1) OBP: 0.325, SLG: 0.390 Mike Rogodzinski, L (8.1) OBP: 0.329, SLG: 0.323 Barry Lersch, S (8.1) OBP: 0.274, SLG: 0.154										1	0	0	0	0	1	0							
Inning Stats	R: 0 E: 0 K: 1 S: 5	H: 0 LOB: 0 BB: 0 P: 5	R: 0 E: 0 K: 1 S: 5	H: 0 LOB: 0 BB: 0 P: 5	R: 0 E: 0 K: 2 S: 7	H: 0 LOB: 0 BB: 0 P: 7	R: 0 E: 0 K: 1 S: 5	H: 0 LOB: 0 BB: 0 P: 5	R: 1 E: 0 K: 2 S: 10	H: 3 LOB: 2 BB: 0 P: 10	R: 0 E: 0 K: 2 S: 7	H: 0 LOB: 1 BB: 1 P: 11	R: 0 E: 0 K: 2 S: 8	H: 1 LOB: 1 BB: 0 P: 8	R: 0 E: 1 K: 1 S: 6	H: 1 LOB: 1 BB: 0 P: 6	R: 0 E: 0 K: 1 S: 5	H: 0 LOB: 0 BB: 0 P: 5	1B: 5 2B: 0 3B: 0 HR: 0	SF: 0 SAC: 0 DP: 0 HBP: 0	WP: 0 PB: 0 SB: 0 CS: 0	PA: 33	
PITCHER Tom Seaver, R (1.1) ERA: 1.69	IP: 9.0 WLS: W BF: 33 H: 5 R: 1 ER: 1 SO: 13 BB: 1 IBB: 0 HBP: 0 BLK: 0 WP: 0 HR: 0 S: 58 P: 62 ERA: 1.00 WHIP: 0.667											PITCHER	IP: 9.0 WLS: W BF: 33 H: 5 R: 1 ER: 1 SO: 13 BB: 1 IBB: 0 HBP: 0 BLK: 0 WP: 0 HR: 0 S: 58 P: 62 ERA: 1.00 WHIP: 0.667										

AB 32
R 1
H 5
RBI 1
BB 1
SO 13
LOB 13



Batter	1	2	3	4	5	6	7	8	9	AB	R	H	RBI	BB	SO	LOB	BOTTOM						
Wayne Garrett, L (1.5) OBP: 0.336, SLG: 0.361										4	2	2	1	0	1	1	Philadelphia Phillies @ New York Mets Shea Stadium, Flushing, NY Tue Sep 04 1973, 7:05 PM EDT Att: 13,674 - Unknown						
Felix Milan, R (1.4) OBP: 0.328, SLG: 0.357										4	1	2	0	0	0	0							
Rusty Staub, L (1.9) OBP: 0.357, SLG: 0.409										3	1	0	0	1	0	2							
John Milner, L (1.7) OBP: 0.327, SLG: 0.462										4	1	1	1	0	1	1							
Ed Kranepool, L (1.3) OBP: 0.310, SLG: 0.315										4	1	1	2	0	0	1							
Jerry Grote, R (1.2) OBP: 0.282, SLG: 0.319										4	0	1	1	0	0	0							
Don Hahn, R (1.8) OBP: 0.288, SLG: 0.308										4	0	0	0	0	1	1							
Bud Harrelson, S (1.6) OBP: 0.342, SLG: 0.307										3	1	1	0	0	0	0							
Tom Seaver, R (1.1) OBP: 0.224, SLG: 0.253										3	0	0	0	0	1	2							
Inning Stats	R: 1 E: 0 K: 0 S: 4	H: 1 LOB: 0 BB: 0 P: 4	R: 0 E: 0 K: 1 S: 5	H: 0 LOB: 0 BB: 0 P: 5	R: 5 E: 1 K: 1 S: 10	H: 4 LOB: 1 BB: 1 P: 14	R: 0 E: 0 K: 1 S: 5	H: 0 LOB: 0 BB: 0 P: 5	R: 0 E: 0 K: 1 S: 6	H: 1 LOB: 1 BB: 0 P: 6	R: 1 E: 1 K: 0 S: 5	H: 1 LOB: 1 BB: 0 P: 5	R: 0 E: 0 K: 0 S: 3	H: 1 LOB: 0 BB: 0 P: 3	R: 0 E: 0 K: 0 S: 3	H: 0 LOB: 0 BB: 0 P: 3	1B: 4 2B: 2 3B: 1 HR: 1	SF: 0 SAC: 0 DP: 1 HBP: 0	WP: 1 PB: 0 SB: 0 CS: 0	PA: 34			
PITCHER Jim Lonborg, R (1.1) ERA: 4.9 Darrell Brandon, R (3.1) ERA: 4.74 Mike Wallace, L (5.1) ERA: 4.1 Barry Lersch, R (8.1) ERA: 4.87	IP: 2.2 WLS: L BF: 15 H: 5 R: 6 ER: 1 SO: 2 BB: 1 IBB: 0 HBP: 0 BLK: 0 WP: 0 HR: 1 S: 18 P: 22 ERA: 3.38 WHIP: 2.250											PITCHER	IP: 2.2 WLS: L BF: 15 H: 5 R: 6 ER: 1 SO: 2 BB: 1 IBB: 0 HBP: 0 BLK: 0 WP: 0 HR: 1 S: 18 P: 22 ERA: 3.38 WHIP: 2.250										

AB 33
R 7
H 8
RBI 5
BB 1
SO 4
LOB 8



Batter	1	2	3	4	5	6	7	8	9	AB	R	H	RBI	BB	SO	LOB	TOP		
Terry Harmon, R OBP: 0.278, SLG: 0.229 (1, 4)										4	0	0	0	1	1	1	Philadelphia Phillies @ New York Mets Shea Stadium, Flushing, NY Wed Sep 05 1973, 7:05 PM EDT Att: 12,563 - Unknown		
Mike Anderson, R OBP: 0.310, SLG: 0.442 (1, 9)										4	0	0	0	0	0	1			
Willie Montanez, L OBP: 0.328, SLG: 0.378 (1, 3)										4	0	1	0	0	1	1			
Greg Luzinski, R OBP: 0.345, SLG: 0.488 (1, 7)										3	0	0	0	1	1	1			
Bill Robinson, R OBP: 0.328, SLG: 0.549 (1, 8)										4	0	0	0	0	1	1			
Bob Boone, R OBP: 0.316, SLG: 0.363 (1, 2)										4	0	1	0	0	0	1			
Mike Schmidt, R OBP: 0.337, SLG: 0.395 (1, 5)										2	0	2	0	2	0	0			
Larry Bowa, S OBP: 0.254, SLG: 0.241 (6, PH)										1	0	0	0	1	0	1			
Billy Grabarkewitz, R OBP: 0.330, SLG: 0.311 (6, 4)										1	0	0	0	1	1	1			
Wayne Twitchell, R OBP: 0.101, SLG: 0.130 (1, 1)										2	0	0	0	0	2	3			
Cesar Tovar, R OBP: 0.338, SLG: 0.363 (6, PH)										1	0	0	0	0	0	3			
George Culver, R (6, 1)										0	0	0	0	0	0	0			
Craig Robinson, R OBP: 0.228, SLG: 0.283 (9, PH)										1	0	0	0	0	1	1			
Inning Stats	R: 0 E: 0 K: 2 S: 8	H: 1 LOB: 1 BB: 0 P: 8	R: 0 E: 0 K: 0 S: 3	H: 0 LOB: 1 BB: 1 P: 7	R: 0 E: 0 K: 1 S: 5	H: 0 LOB: 1 BB: 1 P: 9	R: 0 E: 0 K: 2 S: 9	H: 2 LOB: 3 BB: 1 P: 13	R: 0 E: 0 K: 1 S: 5	H: 0 LOB: 0 BB: 0 P: 5	R: 0 E: 0 K: 0 S: 3	H: 0 LOB: 0 BB: 0 P: 3	R: 0 E: 0 K: 0 S: 3	H: 0 LOB: 0 BB: 0 P: 3	R: 0 E: 0 K: 2 S: 8	H: 1 LOB: 1 BB: 0 P: 8	1B: 4 2B: 0 3B: 0 HR: 0	SF: 0 SAC: 0 DP: 0 HBP: 0	WP: 0 PA: 37 CS: 0
PITCHER	IP WLS BF H R ER SO BB IBB HBP BLK WP HR S P ERA WHIP																		
Ray Sadecki, L ERA: 3.43 (1, 1)	5.2 W 25 3 0 0 6 5 0 0 0 0 0 0 0 0 0.00 1.412																		
Tug McGraw, L ERA: 4.95 (6, 1)	3.1 S 12 1 0 0 2 1 0 0 0 0 0 0 0 15 0.00 0.600																		

Batter	1	2	3	4	5	6	7	8	9	AB	R	H	RBI	BB	SO	LOB	BOTTOM		
Wayne Garrett, L OBP: 0.337, SLG: 0.365 (1, 5)										4	1	1	2	1	1	2	Philadelphia Phillies @ New York Mets Shea Stadium, Flushing, NY Wed Sep 05 1973, 7:05 PM EDT Att: 12,563 - Unknown		
Felix Milten, R OBP: 0.325, SLG: 0.355 (1, 4)										4	0	0	0	0	0	2			
Rusty Staub, L OBP: 0.356, SLG: 0.414 (1, 9)										4	1	1	1	0	0	2			
John Milner, L OBP: 0.331, SLG: 0.462 (1, 7)										2	0	1	0	2	0	0			
Ed Kranepool, L OBP: 0.309, SLG: 0.312 (1, 3)										3	0	0	0	1	0	4			
Jerry Grote, R OBP: 0.286, SLG: 0.319 (1, 2)										3	1	1	0	1	0	2			
Don Hahn, R OBP: 0.288, SLG: 0.304 (1, 8)										3	0	0	0	1	0	2			
Bud Harrelson, S OBP: 0.344, SLG: 0.307 (1, 6)										3	1	1	0	1	0	3			
Ray Sadecki, L OBP: 0.207, SLG: 0.276 (1, 1)										2	0	0	0	0	0	1			
Tug McGraw, R OBP: 0.063, SLG: 0.063 (6, 1)										1	0	0	0	0	1	2			
Inning Stats	R: 1 E: 0 K: 1 S: 7	H: 2 LOB: 1 BB: 0 P: 7	R: 0 E: 0 K: 0 S: 4	H: 1 LOB: 1 BB: 0 P: 4	R: 0 E: 0 K: 0 S: 3	H: 0 LOB: 0 BB: 0 P: 3	R: 0 E: 0 K: 0 S: 3	H: 0 LOB: 2 BB: 2 P: 11	R: 1 E: 1 K: 0 S: 4	H: 0 LOB: 2 BB: 2 P: 12	R: 2 E: 0 K: 1 S: 7	H: 2 LOB: 1 BB: 1 P: 11	R: 0 E: 0 K: 0 S: 3	H: 0 LOB: 1 BB: 1 P: 7	R: 0 E: 0 K: 0 S: 3	H: 0 LOB: 1 BB: 1 P: 7	1B: 3 2B: 0 3B: 1 HR: 1	SF: 0 SAC: 1 DP: 1 HBP: 0	WP: 2 PA: 37 CS: 0
PITCHER	IP WLS BF H R ER SO BB IBB HBP BLK WP HR S P ERA WHIP																		
Wayne Twitchell, R ERA: 2.52 (1, 1)	5.0 L 23 3 2 1 1 4 0 0 0 0 1 1 21 37 1.80 1.400																		
George Culver, R ERA: 3.31 (6, 1)	3.0 2 14 2 2 2 1 3 0 0 0 0 1 0 13 25 6.00 1.667																		

Batter	1	2	3	4	5	6	7	8	9	AB	R	H	RBI	BB	SO	LOB	TOP										
Rennie Stennett, R OBP: 0.266, SLG: 0.359										5	2	2	1	1	1	2											
Dave Cash, R OBP: 0.332, SLG: 0.337										5	0	0	0	0	1	3											
Al Oliver, L OBP: 0.310, SLG: 0.464										5	1	2	1	0	1	1											
Willie Stargell, L OBP: 0.374, SLG: 0.641										5	2	4	1	0	0	1											
Richie Zisk, R OBP: 0.370, SLG: 0.528										5	2	2	1	0	0	2											
Manny Sanguillen, R OBP: 0.362, SLG: 0.425										4	1	2	1	1	0	0											
Bob Robertson, R OBP: 0.327, SLG: 0.396										3	1	1	0	2	1	4											
Dal Maxvill, R OBP: 0.282, SLG: 0.252										2	0	0	1	1	1	1											
Jim Campanis, R OBP: 0.292, SLG: 0.324										1	0	0	0	0	0	2											
Jackie Hernandez, R OBP: 0.292, SLG: 0.324										1	0	1	2	0	0	0											
Bruce Kison, R OBP: 0.256, SLG: 1.000										1	1	1	1	0	0	0											
Gene Carles, R OBP: 0.311, SLG: 0.326										0	0	0	0	0	0	0											
Bob Johnson, L OBP: 0.292, SLG: 0.324										0	0	0	0	0	0	0											
Fernando Gonzalez, R OBP: 0.282, SLG: 0.252										1	0	0	0	0	0	1											
Dave Parker, L OBP: 0.282, SLG: 0.252										0	0	0	0	0	0	0											
Dave Giusti, R OBP: 0.282, SLG: 0.252										0	0	0	0	0	0	0											
Ramon Hernandez, S OBP: 0.282, SLG: 0.252										0	0	0	0	0	0	0											
Inning Stats	R: 0 E: 0 K: 1 S: 5	H: 0 LOB: 0 BB: 0 P: 5	R: 2 E: 0 K: 1 S: 6	H: 2 LOB: 1 BB: 2 P: 14	R: 0 E: 0 K: 2 S: 7	H: 0 LOB: 0 BB: 0 P: 7	R: 0 E: 1 K: 0 S: 4	H: 2 LOB: 1 BB: 0 P: 4	R: 2 E: 0 K: 1 S: 8	H: 3 LOB: 1 BB: 0 P: 8	R: 0 E: 0 K: 0 S: 4	H: 1 LOB: 1 BB: 0 P: 4	R: 0 E: 0 K: 0 S: 3	H: 0 LOB: 1 BB: 1 P: 7	R: 0 E: 1 K: 0 S: 4	H: 1 LOB: 2 BB: 1 P: 8	R: 6 E: 0 K: 1 S: 12	H: 7 LOB: 2 BB: 1 P: 16	1B: 12 2B: 5 3B: 1 HR: 0	SF: 1 SAC: 0 DP: 2 HBP: 0	WP: 1 PB: 0 SB: 0 CS: 0	PA: 46					
PITCHER	IP	WLS	BF	H	R	ER	SO	BB	IBB	HBP	BLK	WP	HR	S	P	ERA	WHIP										
Ken Brett, L ERA: 3.54	8.0		35	9	4	4	5	2	2	0	0	1	0	41	57	4.50	1.375										
Mac Scarce, L ERA: 2.55	0.2	L	5	3	3	3	1	0	0	0	0	0	0	7	7	40.50	4.500										
Darrell Brandon, R ERA: 5.29	0.0		4	3	2	2	0	0	1	0	0	0	0	3	7	∞	∞										
Mike Wallace, L ERA: 4.1	0.0		1	1	1	1	0	0	0	0	0	0	0	1	1	∞	∞										
Ron Diono, R ERA: 0.75	0.1		1	0	0	0	0	0	0	0	0	0	0	1	1	0.00	0.000										

Pittsburgh Pirates @ Philadelphia Phillies
Veterans Stadium, Philadelphia, PA
Fri Sep 07 1973, 7:05 PM EDT
Att: 15,233 - Unknown

AB 40
R 10
H 16
RBI 10
BB 5
SO 6
LOB 16

Batter	1	2	3	4	5	6	7	8	9	AB	R	H	RBI	BB	SO	LOB	BOTTOM										
Cesar Tovar, R OBP: 0.334, SLG: 0.359										4	0	0	0	0	0	2											
Mike Schmidt, R OBP: 0.336, SLG: 0.395										0	0	0	1	0	0	0											
Denny Doyle, L OBP: 0.318, SLG: 0.324										5	1	3	2	0	0	0											
Willie Montanez, L OBP: 0.325, SLG: 0.375										4	0	0	0	0	2	0											
Mike Anderson, R OBP: 0.308, SLG: 0.439										1	0	0	0	0	1	1											
Greg Luzinski, R OBP: 0.343, SLG: 0.484										4	0	0	0	0	0	0											
Bill Robinson, R OBP: 0.330, SLG: 0.546										2	1	0	0	2	0	0											
Del Unser, L OBP: 0.356, SLG: 0.435										3	2	2	0	1	0	0											
Bob Boone, R OBP: 0.320, SLG: 0.376										4	3	3	2	0	0	0											
Larry Bowa, S OBP: 0.255, SLG: 0.240										2	0	0	0	1	0	2											
Tom Hutton, L OBP: 0.355, SLG: 0.388										1	0	0	0	0	0	2											
Ken Brett, L ERA: 2.57	6.0		24	6	4	4	2	2	0	0	0	0	0	0	0	0											
Mac Scarce, L ERA: 3.79	2.0	W	8	1	1	1	2	1	0	0	0	0	0	0	0	0											
Darrell Brandon, R ERA: 2.09	0.2		6	3	3	3	0	1	0	0	0	0	0	0	0	0											
Mike Wallace, L ERA: 2.09	0.1	S	1	0	0	0	1	0	0	0	0	0	0	0	0	0											
Ron Diono, R ERA: 2.45	0.1		1	0	0	0	1	0	0	0	0	0	0	0	0	0											
Inning Stats	R: 0 E: 0 K: 0 S: 3	H: 0 LOB: 0 BB: 0 P: 3	R: 0 E: 0 K: 0 S: 3	H: 0 LOB: 0 BB: 0 P: 3	R: 1 E: 0 K: 1 S: 6	H: 1 LOB: 0 BB: 0 P: 6	R: 0 E: 0 K: 1 S: 5	H: 0 LOB: 0 BB: 0 P: 5	R: 3 E: 0 K: 0 S: 6	H: 4 LOB: 2 BB: 1 P: 10	R: 0 E: 0 K: 0 S: 3	H: 1 LOB: 1 BB: 1 P: 7	R: 0 E: 0 K: 1 S: 5	H: 0 LOB: 1 BB: 1 P: 9	R: 1 E: 0 K: 1 S: 6	H: 1 LOB: 0 BB: 0 P: 6	R: 3 E: 0 K: 1 S: 8	H: 3 LOB: 1 BB: 1 P: 12	1B: 5 2B: 3 3B: 0 HR: 2	SF: 1 SAC: 0 DP: 0 HBP: 0	WP: 0 PB: 0 SB: 1 CS: 0	PA: 40					
PITCHER	IP	WLS	BF	H	R	ER	SO	BB	IBB	HBP	BLK	WP	HR	S	P	ERA	WHIP										
Bruce Kison, R ERA: 2.57	6.0		24	6	4	4	2	2	0	0	0	0	1	26	34	6.00	1.333										
Bob Johnson, R ERA: 3.79	2.0	W	8	1	1	1	2	1	0	0	0	0	0	11	15	4.50	1.000										
Dave Giusti, R ERA: 2.09	0.2		6	3	3	3	0	1	0	0	0	0	0	5	9	40.50	6.000										
Ramon Hernandez, L ERA: 2.45	0.1	S	1	0	0	0	1	0	0	0	0	0	0	3	3	0.00	0.000										

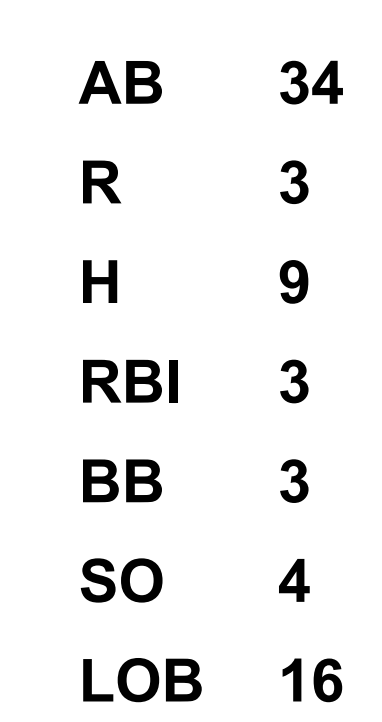
Pittsburgh Pirates @ Philadelphia Phillies
Veterans Stadium, Philadelphia, PA
Fri Sep 07 1973, 7:05 PM EDT
Att: 15,233 - Unknown

AB 34
R 8
H 10
RBI 8
BB 4
SO 5
LOB 8

Batter	1	2	3	4	5	6	7	8	9	AB	R	H	RBI	BB	SO	LOB	TOP								
Rennie Stennett, R OBP: 0.268, SLG: 0.362 (1, 4)										5	0	2	1	0	3	1	Pittsburgh Pirates @ Philadelphia Phillies Veterans Stadium, Philadelphia, PA Sat Sep 08 1973, 7:05 PM EDT Att: 16,320 - Unknown								
Dave Cash, R OBP: 0.330, SLG: 0.338 (1, 5)										5	1	1	0	0	0	3									
Al Oliver, L OBP: 0.312, SLG: 0.467 (1, 8)										5	2	3	1	0	0	1									
Willie Stargell, L OBP: 0.379, SLG: 0.645 (8, PR)										3	1	3	1	1	0	0									
Richie Zisk, R OBP: 0.365, SLG: 0.520 (1, 9)										4	0	0	0	0	1	5									
Manny Sanguillen, R OBP: 0.362, SLG: 0.423 (1, 2)										2	0	0	1	1	0	3									
Bob Robertson, R OBP: 0.327, SLG: 0.393 (1, 3)										3	0	0	0	1	2	3									
Dal Maxvill, R OBP: 0.276, SLG: 0.246 (1, 6)										4	0	0	0	0	1	3									
Bob Moose, R OBP: 0.194, SLG: 0.155 (1, 1)										4	1	1	0	0	0	0									
Dave Giusti, R OBP: 0.400, SLG: 0.333 (9, 1)										0	0	0	0	0	0	0									
Inning Stats	R: 0 E: 0 K: 1 S: 5	H: 0 LOB: 0 BB: 0 P: 5	R: 0 E: 1 K: 1 S: 5	H: 0 LOB: 1 BB: 1 P: 9	R: 0 E: 1 K: 1 S: 6	H: 0 LOB: 1 BB: 0 P: 6	R: 1 E: 0 K: 1 S: 7	H: 2 LOB: 1 BB: 0 P: 7	R: 0 E: 0 K: 2 S: 7	H: 0 LOB: 0 BB: 0 P: 7	R: 3 E: 1 K: 1 S: 8	H: 3 LOB: 1 BB: 1 P: 12	R: 0 E: 0 K: 0 S: 4	H: 2 LOB: 2 BB: 1 P: 4	R: 0 E: 0 K: 0 S: 4	H: 1 LOB: 2 BB: 1 P: 8	R: 1 E: 0 K: 0 S: 4	H: 2 LOB: 0 BB: 0 P: 4	1B: 6 2B: 5 3B: 0 HR: 0	SF: 1 SAC: 0 DP: 2 HBP: 0	WP: 0 PB: 0 SB: 0 CS: 1	PA: 40			
PITCHER	IP	WLS	BF	H	R	ER	SO	BB	IBB	HBP	BLK	WP	HR	S	P	ERA	WHIP								
Steve Carlton, L ERA: 4.03 (1, 1)	7.0	L	30	7	4	3	7	1	1	0	0	0	0	42	50	3.86	1.143								
George Culver, R ERA: 3.4 (8, 1)	1.1		8	3	1	1	0	1	0	0	0	0	0	7	11	6.75	3.000								
Mac Scarce, L ERA: 2.52 (9, 1)	0.2		1	0	0	0	0	0	0	0	0	0	0	1	1	0.00	0.000								

Batter	1	2	3	4	5	6	7	8	9	AB	R	H	RBI	BB	SO	LOB	BOTTOM								
Denny Doyle, L OBP: 0.319, SLG: 0.323 (1, 4)										4	1	1	0	1	0	2	Pittsburgh Pirates @ Philadelphia Phillies Veterans Stadium, Philadelphia, PA Sat Sep 08 1973, 7:05 PM EDT Att: 16,320 - Unknown								
Del Unser, L OBP: 0.354, SLG: 0.432 (1, 8)										5	0	1	1	0	1	3									
Bill Robinson, R OBP: 0.327, SLG: 0.542 (1, 9)										3	0	0	1	0	1	1									
Greg Luzinski, R OBP: 0.341, SLG: 0.481 (1, 7)										4	0	0	0	0	1	1									
Willie Montanez, L OBP: 0.325, SLG: 0.374 (1, 3)										4	0	1	0	0	1	0									
Bob Boone, R OBP: 0.323, SLG: 0.379 (1, 2)										4	1	3	0	0	0	1									
Mike Schmidt, R OBP: 0.341, SLG: 0.401 (1, 5)										3	0	2	1	1	0	1									
Craig Robinson, R OBP: 0.231, SLG: 0.285 (1, 6)										3	1	1	0	0	0	3									
Mike Rogozdzinski, L OBP: 0.333, SLG: 0.348 (9, PH)										1	0	0	0	0	0	1									
Steve Carlton, L OBP: 0.163, SLG: 0.236 (1, 1)										2	0	0	0	0	0	3									
Tom Hutton, L OBP: 0.353, SLG: 0.386 (7, PH)										1	0	0	0	0	0	0									
George Culver, R OBP: 0.353, SLG: 0.386 (8, 1)										0	0	0	0	0	0	0									
Mac Scarce, L OBP: 0.336, SLG: 0.359 (9, PH)										0	0	0	0	0	0	0									
Inning Stats	R: 0 E: 0 K: 0 S: 3	H: 1 LOB: 0 BB: 0 P: 3	R: 0 E: 0 K: 1 S: 6	H: 1 LOB: 1 BB: 0 P: 6	R: 2 E: 0 K: 0 S: 5	H: 2 LOB: 1 BB: 1 P: 9	R: 0 E: 0 K: 0 S: 4	H: 1 LOB: 2 BB: 1 P: 8	R: 0 E: 0 K: 1 S: 5	H: 0 LOB: 0 BB: 0 P: 5	R: 1 E: 0 K: 1 S: 7	H: 2 LOB: 1 BB: 0 P: 7	R: 0 E: 0 K: 1 S: 5	H: 0 LOB: 0 BB: 0 P: 5	R: 0 E: 0 K: 0 S: 4	H: 1 LOB: 1 BB: 0 P: 4	R: 0 E: 0 K: 0 S: 4	H: 1 LOB: 2 BB: 1 P: 8	1B: 8 2B: 1 3B: 0 HR: 0	SF: 1 SAC: 0 DP: 1 HBP: 0	WP: 1 PB: 0 SB: 0 CS: 0	PA: 38			
PITCHER	IP	WLS	BF	H	R	ER	SO	BB	IBB	HBP	BLK	WP	HR	S	P	ERA	WHIP								
Bob Moose, R ERA: 3.72 (1, 1)	8.0	W	34	9	3	3	4	2	0	0	0	0	0	40	48	3.38	1.375								
Dave Giusti, R ERA: 2.07 (9, 1)	1.0	S	4	0	0	0	0	1	0	0	0	0	0	3	7	0.00	1.000								

AB 35
R 5
H 10
RBI 4
BB 3
SO 7
LOB 19



Batter	1	2	3	4	5	6	7	8	9	AB	R	H	RBI	BB	SO	LOB	TOP											
Rennie Stennett, R OBP: 0.265, SLG: 0.358 (1, 4)	0-0 6-3		0-3 K	0-0 6-3		0-0 F7		0-0 F9		5	0	0	0	0	1	0	Pittsburgh Pirates @ Philadelphia Phillies Veterans Stadium, Philadelphia, PA Sun Sep 09 1973, 3:33 AM EDT Att: 14,356 - Unknown											
Dave Parker, L OBP: 0.300, SLG: 0.464 (1, 8)	0-0 5-3		0-0 4-3	0-0 1B 2B		0-0 F8		0-0 3-1		5	1	1	0	0	0	0												
Al Oliver, L OBP: 0.315, SLG: 0.471 (1, 3)	0-3 K		0-0 HR 2B	0-0 2B 1B		0-0 2B		0-3 K		5	2	3	1	0	2	0												
Willie Stargell, L OBP: 0.381, SLG: 0.656 (1, 7)		0-0 1B 2B	0-0 2H HR	0-0 1B 2B		0-0 G3			0-0 L3	5	2	3	3	0	0	1												
Richie Hebner, L OBP: 0.356, SLG: 0.483 (1, 5)		4-0 1B 1B BB	0-0 1B 2B 1B	0-0 1B					0-3 K	4	2	3	0	1	1	0												
Richie Zisk, R OBP: 0.366, SLG: 0.517 (1, 9)		0-0 1B 1-3 2H	0-0 2B 1-3 1B	0-0 F8					0-0 F9	5	0	2	1	0	1	3												
Milt May, L OBP: 0.348, SLG: 0.375 (1, 2)		0-0 F9 1-3 3H	0-0 1-3 3H 2B	0-0 6-3					0-0 F9	4	0	2	2	0	0	1												
Dal Maxvill, R OBP: 0.271, SLG: 0.241 (1, 6)		0-0 F9	0-0 5-3						4-0 F9	3	0	0	0	0	0	3												
Bob Robertson, R OBP: 0.328, SLG: 0.393 (7, PH)									0-0 F9	0	0	0	0	1	0	0												
Jackie Hernandez, R OBP: 0.292, SLG: 0.324 (7, 6)									0-0 BB	0	0	0	0	0	0	0												
Nelson Briles, R OBP: 0.243, SLG: 0.288 (6, 1)		0-3 K		0-0 F7					0-0 P6	3	0	0	0	0	2	1												
John Lamb, R OBP: 0.067, SLG: 0.067 (6, 1)										0	0	0	0	0	0	0												
Luke Walker, L OBP: 0.301, SLG: 0.422 (7, PH)										1	0	0	0	0	0	2												
Manny Sanguillen, R OBP: 0.301, SLG: 0.422 (7, 1)										0	0	0	0	0	0	0												
Bob Johnson, L (7, 1)										0	0	0	0	0	0	0												
Inning Stats	R: 0 E: 0 K: 1 S: 5	H: 0 LOB: 0 BB: 0 P: 5	R: 2 E: 0 K: 1 S: 7	H: 3 LOB: 1 BB: 1 P: 11	R: 3 E: 0 K: 1 S: 10	H: 5 LOB: 2 BB: 0 P: 10	R: 2 E: 0 K: 0 S: 7	H: 4 LOB: 2 BB: 0 P: 7	R: 0 E: 0 K: 1 S: 5	H: 0 LOB: 0 BB: 0 P: 5	R: 0 E: 0 K: 0 S: 4	H: 1 LOB: 1 BB: 0 P: 4	R: 0 E: 0 K: 1 S: 6	H: 1 LOB: 2 BB: 1 P: 10	R: 0 E: 0 K: 1 S: 5	H: 0 LOB: 0 BB: 0 P: 5	R: 0 E: 0 K: 1 S: 5	H: 0 LOB: 0 BB: 0 P: 5	1B: 7 2B: 6 3B: 0 HR: 1	SF: 0 SAC: 0 DP: 0 HBP: 0	WP: 1 PB: 0 SB: 0 CS: 0	PA: 42						
PITCHER	IP	WLS	BF	H	R	ER	SO	BB	IBB	HBP	BLK	WP	HR	S	P	ERA	WHIP											
Dick Ruthven, R ERA: 4.01 (1, 1)	2.2		15	7	5	5	3	1	0	0	0	0	0	1	20	24	16.88	3.000										
Mike Wallace, L ERA: 4.4 (3, 1)	2.1		12	5	2	2	1	0	0	0	0	0	0	0	14	14	7.71	2.143										
Barry Lersch, R ERA: 4.81 (6, 1)	1.0		4	1	0	0	0	0	0	0	0	0	0	4	4	0.00	1.000											
Darrell Brandon, R ERA: 5.08 (7, 1)	2.0		8	1	0	0	2	1	0	0	0	1	0	11	15	0.00	1.000											
Mac Scarce, L ERA: 2.47 (9, 1)	1.0	W	3	0	0	0	1	0	0	0	0	0	0	5	5	0.00	0.000											

Batter	1	2	3	4	5	6	7	8	9	AB	R	H	RBI	BB	SO	LOB	BOTTOM											
Denny Doyle, L OBP: 0.322, SLG: 0.324 (1, 4)	4-0 E 1B BB		0-0 F8							2	2	1	0	1	0	0	Pittsburgh Pirates @ Philadelphia Phillies Veterans Stadium, Philadelphia, PA Sun Sep 09 1973, 3:33 AM EDT Att: 14,356 - Unknown											
Billy Grabarkewitz, R OBP: 0.332, SLG: 0.314 (6, PH)										2	0	1	1	0	1	0												
Del Unser, L OBP: 0.359, SLG: 0.444 (1, 8)	0-0 E2 1-3 1B		0-0 G6-4-3 1B							3	1	3	2	0	0	0												
Terry Harmon, R OBP: 0.281, SLG: 0.233 (6, PH)										2	0	1	0	0	0	2												
Bill Robinson, R OBP: 0.328, SLG: 0.541 (1, 9)	0-0 F9		0-0 G6-4-3 1-2							4	0	1	0	1	1	3												
Greg Luzinski, R OBP: 0.339, SLG: 0.478 (1, 7)	0-3 K			0-3 K						5	1	1	0	0	3	5												
Willie Montanez, L OBP: 0.327, SLG: 0.381 (1, 3)	0-0 1-2 3H 1B		0-0 F8							4	2	2	2	1	0	1												
Bob Boone, R OBP: 0.320, SLG: 0.376 (1, 2)	0-0 F8		0-3 K							4	0	0	0	0	2	6												
Mike Schmidt, R OBP: 0.342, SLG: 0.399 (1, 5)		0-0 F7								2	1	0	0	2	1	0												
Larry Bowa, S OBP: 0.256, SLG: 0.241 (6, PH)										2	0	1	0	0	0	0												
Mike Anderson, R OBP: 0.312, SLG: 0.442 (7, 9)										1	1	1	2	0	0	0												
Tom Hutton, L OBP: 0.352, SLG: 0.385 (7, PH)										1	0	0	0	0	0	3												
Dick Ruthven, R ERA: 2.86 (1, 1)										1	0	0	0	0	0	1												
Mike Wallace, L ERA: 5.02 (5, PH)										0	0	0	0	0	0	0												
Mike Rogodzinski, L ERA: 5.02 (6, 1)										0	0	0	0	0	0	0												
Barry Lersch, S ERA: 5.02 (6, 1)										0	0	0	0	0	0	0												
Cesar Tovar, R ERA: 5.02 (6, PH)										1	0	1	1	0	0	0												
Darrell Brandon, R ERA: 5.02 (7, 1)										0	0	0	0	0	0	0												
Ken Brett, L ERA: 5.02 (6, PH)										1	0	0	0	0	0	0												
Mac Scarce, L (9, 1)										0	0	0	0	0	0	0												
Inning Stats	R: 1 E: 1 K: 1 S: 7	H: 2 LOB: 2 BB: 1 P: 11	R: 0 E: 0 K: 0 S: 3	H: 1 LOB: 0 BB: 0 P: 3	R: 0 E: 0 K: 2 S: 7	H: 0 LOB: 0 BB: 0 P: 7	R: 0 E: 0 K: 2 S: 7	H: 0 LOB: 0 BB: 0 P: 7	R: 0 E: 0 K: 2 S: 7	H: 0 LOB: 0 BB: 0 P: 7	R: 6 E: 1 K: 1 S: 12	H: 6 LOB: 2 BB: 1 P: 16	R: 0 E: 0 K: 2 S: 8	H: 1 LOB: 3 BB: 2 P: 16	R: 0 E: 0 K: 1 S: 6	H: 1 LOB: 2 BB: 1 P: 10	R: 1 E: 0 K: 0 S: 1	H: 1 LOB: 0 BB: 0 P: 1	1B: 10 2B: 1 3B: 0 HR: 2	SF: 0 SAC: 0 DP: 1 HBP: 0	WP: 0 PB: 0 SB: 0 CS: 1	PA: 41						
PITCHER	IP	WLS	BF	H	R	ER	SO	BB	IBB	HBP	BLK	WP	HR	S	P	ERA	WHIP											
Nelson Briles, R ERA: 2.86 (1, 1)	5.2		26	8	7	2	6	2	0	0	0	0	0	1	36	44	3.18	1.765										
John Lamb, R ERA: 5.02 (6, 1)	0.0		1	1	0	0	0	0	0	0	0	0	0	1	1													
Luke Walker, L ERA: 4.44 (6, 1)	0.1		2	1	0	0	0	0	0	0	0	0	0	2	2	0.00	3.000											
Bob Johnson, R ERA: 3.81 (7, 1)	2.0	L	12	3	1	1	3	2	1	0	0	0	1	15	27	4.50	2.500											

Batter	1	2	3	4	5	6	7	8	9	AB	R	H	RBI	BB	SO	LOB	TOP			
Wayne Garrett, L (1,5) OBP: 0.335, SLG: 0.365 Ted Martinez, R (6,5) OBP: 0.291, SLG: 0.305 Ken Boswell, L (8,PH) OBP: 0.274, SLG: 0.314	F5		HR 1B		P5			F7		3	1	1	0	0	0	0	New York Mets @ Philadelphia Phillies Veterans Stadium, Philadelphia, PA Tue Sep 11 1973, 7:05 PM EDT Att: 8,159 - Unknown livebaseballscorecards.com			
Felix Milan, R (1,4) OBP: 0.332, SLG: 0.361	HR BB		P5		F7			6-3		3	1	0	0	1	0	1				
Rusty Staub, L (1,9) OBP: 0.354, SLG: 0.417	HR		HR		6-3			F8		4	2	2	4	0	0	0				
John Milner, L (1,7) OBP: 0.330, SLG: 0.452	L3		1B		P5			FC5-4 1B		4	0	2	0	0	0	0				
Ed Kranepool, L (1,3) OBP: 0.308, SLG: 0.307	K		F8		1B			FC5-4 G3 1-2		4	0	1	0	0	1	2				
Jerry Grote, R (1,2) OBP: 0.277, SLG: 0.300 Ron Hodges, L (9,PH) OBP: 0.306, SLG: 0.289	6-3				P3			G3		3	0	0	0	0	0	1				
Don Hahn, R (1,8) OBP: 0.283, SLG: 0.290 Dave Schneck, L (9,PH)	G1-4-3 BB		5-3		F2			F9		2	0	0	0	1	1	0				
Bud Harrelson, S (1,6) OBP: 0.342, SLG: 0.301	G1-4-3 1-2		G3		G3					3	0	0	0	0	0	1				
Jerry Koosman, R (1,1) OBP: 0.123, SLG: 0.125 Harry Parker, R (8,1) OBP: 0.150, SLG: 0.150			K		5-3			6-3		3	0	0	0	0	1	0				
										0	0	0	0	0	0	0				
Inning Stats	R: 2 E: 0 K: 1 S: 6	H: 1 LOB: 0 BB: 1 P: 10	R: 0 E: 0 K: 0 S: 2	H: 0 LOB: 0 BB: 1 P: 6	R: 2 E: 0 K: 1 S: 8	H: 3 LOB: 1 BB: 0 P: 8	R: 0 E: 0 K: 0 S: 3	H: 0 LOB: 0 BB: 0 P: 3	R: 0 E: 0 K: 0 S: 4	H: 1 LOB: 1 BB: 0 P: 4	R: 0 E: 0 K: 1 S: 5	H: 0 LOB: 0 BB: 0 P: 5	R: 0 E: 0 K: 0 S: 3	H: 0 LOB: 0 BB: 0 P: 3	R: 0 E: 0 K: 0 S: 4	H: 1 LOB: 1 BB: 0 P: 4	1B: 4 2B: 0 3B: 0 HR: 2	SF: 0 SAC: 0 DP: 1 HBP: 0	WP: 0 PB: 0 SB: 0 CS: 0	PA: 34
PITCHER Jim Lonborg, R (1,1) ERA: 4.86	IP: 9.0 WLS: W BF: 34 H: 6 R: 4 ER: 4 SO: 3	IP: 0.0 WLS: L BF: 3 H: 0 R: 0 ER: 0 SO: 0	IP: 0.0 WLS: L BF: 3 H: 0 R: 0 ER: 0 SO: 0	IP: 0.0 WLS: L BF: 3 H: 0 R: 0 ER: 0 SO: 0	IP: 0.0 WLS: L BF: 3 H: 0 R: 0 ER: 0 SO: 0	IP: 0.0 WLS: L BF: 3 H: 0 R: 0 ER: 0 SO: 0	IP: 0.0 WLS: L BF: 3 H: 0 R: 0 ER: 0 SO: 0	IP: 0.0 WLS: L BF: 3 H: 0 R: 0 ER: 0 SO: 0	IP: 0.0 WLS: L BF: 3 H: 0 R: 0 ER: 0 SO: 0	IP: 0.0 WLS: L BF: 3 H: 0 R: 0 ER: 0 SO: 0	IP: 0.0 WLS: L BF: 3 H: 0 R: 0 ER: 0 SO: 0	IP: 0.0 WLS: L BF: 3 H: 0 R: 0 ER: 0 SO: 0	IP: 0.0 WLS: L BF: 3 H: 0 R: 0 ER: 0 SO: 0	IP: 0.0 WLS: L BF: 3 H: 0 R: 0 ER: 0 SO: 0	IP: 0.0 WLS: L BF: 3 H: 0 R: 0 ER: 0 SO: 0	IP: 0.0 WLS: L BF: 3 H: 0 R: 0 ER: 0 SO: 0	ERA: 4.00 WHIP: 0.889			

Batter	1	2	3	4	5	6	7	8	9	AB	R	H	RBI	BB	SO	LOB	BOTTOM			
Billy Grabarkewitz, R (1,4) OBP: 0.340, SLG: 0.335	FC6-4 1B BB	F3			1B 1B BB		HR			2	2	1	1	2	0	2	New York Mets @ Philadelphia Phillies Veterans Stadium, Philadelphia, PA Tue Sep 11 1973, 7:05 PM EDT Att: 8,159 - Unknown livebaseballscorecards.com			
Mike Anderson, R (1,9) OBP: 0.305, SLG: 0.431	K		K		F9		F8			4	0	0	0	0	2	2				
Bill Robinson, R (1,8) OBP: 0.329, SLG: 0.541	FC6-4 1-2 1B		F8		1B 1-3 1B		F2			4	0	2	0	0	0	0				
Greg Luzinski, R (1,7) OBP: 0.342, SLG: 0.491	FC6-4 1-2 2-3		HR		1B 1-3 3-H		HR			4	2	3	3	0	0	2				
Willie Montanez, L (1,3) OBP: 0.325, SLG: 0.378	5-3		K				F8	F7		4	0	0	0	0	1	2				
Bob Boone, R (1,2) OBP: 0.322, SLG: 0.375		1B			5-3		HR BB	P5		3	1	1	0	1	0	0				
Mike Schmidt, R (1,5) OBP: 0.344, SLG: 0.408	F9		K		K		HR	S BB		3	1	1	2	1	1	0				
Larry Bowa, S (1,6) OBP: 0.254, SLG: 0.240	CI BB		L5		L5		P4	K		3	0	0	0	0	1	1				
Jim Lonborg, R (1,1) OBP: 0.190, SLG: 0.167	1-2 BB		K		K		F8			3	0	0	0	1	2	1				
Inning Stats	R: 0 E: 0 K: 1 S: 6	H: 1 LOB: 2 BB: 1 P: 10	R: 0 E: 1 K: 0 S: 4	H: 1 LOB: 2 BB: 1 P: 8	R: 1 E: 0 K: 2 S: 8	H: 1 LOB: 0 BB: 0 P: 8	R: 0 E: 0 K: 1 S: 5	H: 0 LOB: 0 BB: 0 P: 5	R: 1 E: 0 K: 1 S: 6	H: 2 LOB: 2 BB: 1 P: 10	R: 2 E: 0 K: 1 S: 6	H: 1 LOB: 0 BB: 1 P: 10	R: 2 E: 0 K: 0 S: 5	H: 2 LOB: 0 BB: 0 P: 5	R: 0 E: 0 K: 1 S: 5	H: 0 LOB: 1 BB: 1 P: 9	1B: 4 2B: 0 3B: 0 HR: 4	SF: 0 SAC: 0 DP: 0 HBP: 0	WP: 0 PB: 0 SB: 1 CS: 0	PA: 36
PITCHER Jerry Koosman, L (1,1) ERA: 3.03 Harry Parker, R (8,1) ERA: 3.45	IP: 7.0 WLS: L BF: 32 H: 4 R: 4 ER: 4 SO: 6	IP: 0.0 WLS: L BF: 4 H: 0 R: 0 ER: 0 SO: 1	IP: 0.0 WLS: L BF: 4 H: 0 R: 0 ER: 0 SO: 0	IP: 0.0 WLS: L BF: 4 H: 0 R: 0 ER: 0 SO: 0	IP: 0.0 WLS: L BF: 4 H: 0 R: 0 ER: 0 SO: 0	IP: 0.0 WLS: L BF: 4 H: 0 R: 0 ER: 0 SO: 0	IP: 0.0 WLS: L BF: 4 H: 0 R: 0 ER: 0 SO: 0	IP: 0.0 WLS: L BF: 4 H: 0 R: 0 ER: 0 SO: 0	IP: 0.0 WLS: L BF: 4 H: 0 R: 0 ER: 0 SO: 0	IP: 0.0 WLS: L BF: 4 H: 0 R: 0 ER: 0 SO: 0	IP: 0.0 WLS: L BF: 4 H: 0 R: 0 ER: 0 SO: 0	IP: 0.0 WLS: L BF: 4 H: 0 R: 0 ER: 0 SO: 0	IP: 0.0 WLS: L BF: 4 H: 0 R: 0 ER: 0 SO: 0	IP: 0.0 WLS: L BF: 4 H: 0 R: 0 ER: 0 SO: 0	IP: 0.0 WLS: L BF: 4 H: 0 R: 0 ER: 0 SO: 0	IP: 0.0 WLS: L BF: 4 H: 0 R: 0 ER: 0 SO: 0	ERA: 7.71 WHIP: 1.714			


Batter	1	2	3	4	5	6	7	8	9	AB	R	H	RBI	BB	SO	LOB	TOP					
Wayne Garrett, L (1,5) OBP: 0.337, SLG: 0.377	SH3 2B		HR		G4-6-3 1B		F9	G3		5	1	3	1	0	0	1	New York Mets @ Philadelphia Phillies Veterans Stadium, Philadelphia, PA Wed Sep 12 1973, 7:05 PM EDT Att: 8,418 - Unknown					
Felix Milten, R (1,4) OBP: 0.330, SLG: 0.359	SH3 2-3		5-3		G4-6-3 1-2			5-3		3	0	0	0	0	0	2						
Rusty Staub, L (1,9) OBP: 0.355, SLG: 0.419	BB BB		F2			F9		1B 2B		3	1	1	0	1	0	0						
John Milner, L (1,3) OBP: 0.331, SLG: 0.461	K		P3			HR		2B 1B		4	1	2	1	0	1	2						
Cleon Jones, R (1,7) OBP: 0.311, SLG: 0.357	1-2 BB			6-3		K		F8 1B		3	0	0	0	1	1	1						
Dave Schneck, L (1,8) OBP: 0.250, SLG: 0.250 Don Hahn, R (8,PH) OBP: 0.282, SLG: 0.289	K			G3		1B		K		3	0	1	0	0	1	3						
										1	0	0	0	0	1	1						
Jerry Grote, R (1,2) OBP: 0.280, SLG: 0.304		P6			K				1B	4	0	2	0	0	1	0						
Bud Harrelson, S (1,6) OBP: 0.341, SLG: 0.298		F8			1B SH1-4 BB		F7		K	3	0	0	0	1	1	1						
Jon Matlack, L (1,1) OBP: 0.278, SLG: 0.148 Tug McGraw, R (8,1) OBP: 0.143, SLG: 0.143				K	SH1-4		K		K	2	0	0	0	0	2	0						
					1-2					1	0	0	0	0	1	1						
Inning Stats	R: 0 E: 0 K: 2 S: 8	H: 1 LOB: 3 BB: 2 P: 16	R: 0 E: 0 K: 1 S: 5	H: 0 LOB: 0 BB: 0 P: 5	R: 1 E: 0 K: 0 S: 4	H: 1 LOB: 0 BB: 0 P: 4	R: 0 E: 0 K: 1 S: 5	H: 0 LOB: 0 BB: 0 P: 5	R: 0 E: 0 K: 1 S: 3	H: 1 LOB: 1 BB: 1 P: 7	R: 1 E: 0 K: 1 S: 7	H: 3 LOB: 2 BB: 0 P: 7	R: 0 E: 0 K: 1 S: 5	H: 0 LOB: 0 BB: 0 P: 5	R: 1 E: 0 K: 2 S: 7	H: 2 LOB: 1 BB: 0 P: 7	R: 0 E: 0 K: 2 S: 8	H: 1 LOB: 1 BB: 0 P: 8	1B: 5 2B: 2 3B: 0 HR: 2	SF: 0 SAC: 2 DP: 1 HBP: 0	WP: 0 PB: 0 SB: 0 CS: 0	PA: 37
PITCHER	IP WLS BF H R ER SO BB IBB HBP BLK WP HR S P ERA WHIP																					
Wayne Twitchell, R (1,1) ERA: 2.52	7.0 L 28 6 2 2 6 3 0 0 0 0 0 2 37 49 2.57 1.286																					
Mac Scarce, L (8,1) ERA: 2.54	2.0 9 3 1 1 3 0 0 0 0 0 0 0 15 15 4.50 1.500																					

Batter	1	2	3	4	5	6	7	8	9	AB	R	H	RBI	BB	SO	LOB	BOTTOM					
Billy Grabarkewitz, R (1,4) OBP: 0.321, SLG: 0.338	BB 2B	1-2 1B			F8		K		K	5	1	2	0	0	2	0	New York Mets @ Philadelphia Phillies Veterans Stadium, Philadelphia, PA Wed Sep 12 1973, 7:05 PM EDT Att: 8,418 - Unknown					
Mike Anderson, R (1,9) OBP: 0.308, SLG: 0.448	2B FC5-2 BB	K			F9			HR		3	1	1	1	1	1	2						
Bill Robinson, R (1,8) OBP: 0.333, SLG: 0.544	FC5-2 1-3 2-H	2B		CS BB	F8			1B 1B		3	0	2	1	1	0	0						
Greg Luzinski, R (1,7) OBP: 0.340, SLG: 0.487	K		L4			K		K		4	0	0	0	0	3	4						
Bob Boone, R (1,2) OBP: 0.321, SLG: 0.374	FC5-2		5-3			6-3				4	0	1	0	0	0	3						
Mike Schmidt, R (1,5) OBP: 0.343, SLG: 0.404	2-3 3-H	K			F7		S BB	K		3	0	0	0	1	2	4						
Tom Hutton, L (1,3) OBP: 0.350, SLG: 0.382		F8						K		4	0	1	0	0	2	3						
Larry Bowa, S (1,6) OBP: 0.254, SLG: 0.240		1B 1B			F9			F7		4	0	1	0	0	1	1						
Wayne Twitchell, R (1,1) OBP: 0.099, SLG: 0.127 Cesar Tovar, R (7,PH) OBP: 0.337, SLG: 0.360 Mac Scarce, L (8,1) OBP: 0.280, SLG: 0.231				K			K		F3	2	0	0	0	0	2	2						
										1	0	0	0	0	1	0						
										0	0	0	0	0	0	0						
										1	0	0	0	0	0	0						
Inning Stats	R: 1 E: 0 K: 2 S: 9	H: 2 LOB: 2 BB: 1 P: 13	R: 0 E: 0 K: 2 S: 9	H: 2 LOB: 0 BB: 0 P: 9	R: 0 E: 0 K: 0 S: 2	H: 0 LOB: 0 BB: 1 P: 6	R: 0 E: 0 K: 1 S: 6	H: 1 LOB: 1 BB: 0 P: 6	R: 0 E: 0 K: 0 S: 3	H: 0 LOB: 0 BB: 0 P: 3	R: 0 E: 0 K: 2 S: 7	H: 0 LOB: 1 BB: 1 P: 11	R: 0 E: 0 K: 2 S: 7	H: 0 LOB: 0 BB: 0 P: 7	R: 1 E: 0 K: 3 S: 12	H: 3 LOB: 2 BB: 0 P: 12	R: 0 E: 0 K: 2 S: 7	H: 0 LOB: 0 BB: 0 P: 7	1B: 6 2B: 1 3B: 0 HR: 1	SF: 0 SAC: 0 DP: 0 HBP: 0	WP: 0 PB: 0 SB: 1 CS: 1	PA: 37
PITCHER	IP WLS BF H R ER SO BB IBB HBP BLK WP HR S P ERA WHIP																					
Jon Matlack, L (1,1) ERA: 3.28	7.0 W 29 6 2 2 9 3 0 0 0 0 0 1 44 56 2.57 1.286																					
Tug McGraw, L (8,1) ERA: 4.52	2.0 S 8 2 0 0 5 0 0 0 0 0 0 0 18 18 0.00 1.000																					

Batter	1	2	3	4	5	6	7	8	9	10	11	12	AB	R	H	RBI	BB	SO	LOB						
Bud Harrelson, S OBP: 0.341, SLG: 0.296 (1.6)	F8		K		4-3			FC6 1B		P4		G4-6-3 IBB	5	0	1	0	1	1	1						
Felix Millan, R OBP: 0.328, SLG: 0.356 (1.4)	1-3 1B BB		F7		F9			F8		CS	F8	G4-6-3 IBB	5	0	0	0	1	0	4						
Rusty Staub, L OBP: 0.352, SLG: 0.415 (1.9)	1-3			4-3				FC6 1-2r			4-3		5	0	0	0	0	0	2						
Cleon Jones, R OBP: 0.312, SLG: 0.358 (1.7)				1B 1B		6-3		K			4-3		5	1	2	0	0	1	1						
John Milner, L OBP: 0.330, SLG: 0.457 (1.3)		3-1		1B E 1B		F7			F8			6-3	5	1	1	0	0	0	0						
Jerry Grote, R OBP: 0.283, SLG: 0.306 (1.2)					F9			6-3					5	0	2	0	0	1	2						
Lute Barnes, R (12, PH)								K					0	1	0	0	0	0	0						
Duffy Dyer, R OBP: 0.241, SLG: 0.234 (12.2)				1B								2B 1B	0	0	0	0	0	0	0						
Don Hahn, R OBP: 0.285, SLG: 0.295 (1.8)		P4		E2 1B		1-3		F9				1B WP 2B	5	1	2	1	0	0	1						
Ted Martinez, R OBP: 0.284, SLG: 0.308 (1.5)					F9								4	0	2	0	0	1	2						
Ken Boswell, L OBP: 0.281, SLG: 0.314 (12, PH)					6-3							WP 1B IBB	0	0	0	0	1	0	0						
Tug McGraw, R OBP: 0.143, SLG: 0.143 (12.1)										CS 1B			0	0	0	0	0	0	0						
Tom Seaver, R OBP: 0.207, SLG: 0.233 (1.1)												WP	4	0	0	0	0	1	2						
Wayne Garrett, L OBP: 0.339, SLG: 0.378 (12, PH)			4-3			6-3		K		F7		1-2 2-3 3-H	1	0	1	1	0	0	0						
Inning Stats	R: 0 E: 0 K: 3	H: 1 LOB: 2 BB: 7	R: 0 E: 0 K: 6	H: 1 LOB: 1 BB: 6	R: 0 E: 0 K: 5	H: 0 LOB: 0 BB: 5	R: 2 E: 1 K: 6	H: 3 LOB: 1 BB: 6	R: 0 E: 0 K: 3	H: 0 LOB: 0 BB: 3	R: 0 E: 0 K: 6	H: 1 LOB: 1 BB: 6	R: 0 E: 0 K: 5	H: 0 LOB: 0 BB: 5	R: 0 E: 0 K: 3	H: 1 LOB: 1 BB: 3	R: 0 E: 0 K: 3	H: 0 LOB: 0 BB: 3	R: 2 E: 0 K: 5	H: 3 LOB: 3 BB: 13	1B: 10 2B: 1 3B: 0 HR: 0	SF: 0 SAC: 0 DP: 1 HBP: 0	WP: 1 PB: 0 SB: 0 CS: 1	PA: 48	
PITCHER	IP	WLS	BF	H	R	ER	SO	BB	IBB	HBP	BLK	WP	HR	S	P	ERA	WHIP								
Ken Brett, L ERA: 3.39 (1.1)	11.0	L	40	8	2	2	5	1	0	0	0	1	0	5	13	18.00	3.000								
George Culver, R ERA: 3.67 (12.1)	1.0	L	7	3	2	2	0	0	2	0	0	1	0	5	13	18.00	3.000								

New York Mets @ Philadelphia Phillies
Veterans Stadium, Philadelphia, PA
Thu Sep 13 1973, 7:05 PM EDT
Att. 8,194 - Unknown


AB 44
R 4
H 11
RBI 2
BB 3
SO 5
LOB 15



Batter	1	2	3	4	5	6	7	8	9	10	11	12	AB	R	H	RBI	BB	SO	LOB						
Denny Doyle, L OBP: 0.324, SLG: 0.328 (1.4)	L4		2B 1B		1B BB 1B	L9						1-3	6	1	3	0	0	0	1						
Tom Hutton, L OBP: 0.354, SLG: 0.387 (1.3)	FC4-6 1B		1-H 2B		1-2 BB BB	F7			F7			K	5	0	2	1	1	1	1						
Del Unser, L OBP: 0.355, SLG: 0.438 (1.8)	FC4-6 BB		F5		K	4-3				G3		K	5	0	0	0	0	1	4						
Cesar Tovar, R OBP: 0.336, SLG: 0.358 (12, PH)	1-2r											K	1	0	0	0	0	1	0						
Greg Luzinski, R OBP: 0.340, SLG: 0.486 (1.7)	1-2 BB		K		1-2 2-3 1B	K				4-3			4	0	1	0	1	2	1						
Bob Boone, R OBP: 0.320, SLG: 0.372 (1.2)	P9				F8	4-3		K					5	0	1	0	0	1	5						
Mike Anderson, R OBP: 0.312, SLG: 0.452 (1.9)		6-3			WP 1B	SH1-4 2B 2B		K		4-3			5	1	2	0	0	1	1						
Mike Schmidt, R OBP: 0.339, SLG: 0.399 (1.5)		K			K	SH1-4		K				K	4	0	0	0	0	4	1						
Larry Bowa, S OBP: 0.254, SLG: 0.242 (1.6)					1-2 K	2-3 2B							5	0	1	1	0	1	1						
Ken Brett, L OBP: 0.273, SLG: 0.466 (1.1)													4	0	0	0	0	2	1						
Mike Rogodzinski, L OBP: 0.329, SLG: 0.338 (11, PH)													1	0	0	0	0	0	0						
George Culver, R ERA: 4.47 (12.1)													0	0	0	0	0	0	0						
Inning Stats	R: 0 E: 0 K: 4	H: 1 LOB: 2 BB: 8	R: 0 E: 0 K: 5	H: 0 LOB: 0 BB: 5	R: 1 E: 0 K: 2	H: 2 LOB: 1 BB: 9	R: 0 E: 0 K: 2	H: 1 LOB: 0 BB: 8	R: 0 E: 0 K: 7	H: 2 LOB: 3 BB: 11	R: 0 E: 0 K: 5	H: 0 LOB: 0 BB: 5	R: 0 E: 0 K: 6	H: 1 LOB: 1 BB: 6	R: 0 E: 0 K: 4	H: 1 LOB: 1 BB: 4	R: 0 E: 0 K: 5	H: 0 LOB: 0 BB: 5	R: 0 E: 0 K: 7	H: 0 LOB: 0 BB: 7	1B: 7 2B: 3 3B: 0 HR: 0	SF: 0 SAC: 1 DP: 0 HBP: 0	WP: 1 PB: 0 SB: 0 CS: 0	PA: 48	
PITCHER	IP	WLS	BF	H	R	ER	SO	BB	IBB	HBP	BLK	WP	HR	S	P	ERA	WHIP								
Tom Seaver, R ERA: 1.73 (1.1)	11.0	W	45	10	2	2	12	2	0	0	0	1	0	67	75	1.64	1.091								
Tug McGraw, L ERA: 4.47 (12.1)	1.0	S	3	0	0	0	2	0	0	0	0	0	0	7	7	0.00	0.000								

New York Mets @ Philadelphia Phillies
Veterans Stadium, Philadelphia, PA
Thu Sep 13 1973, 7:05 PM EDT
Att. 8,194 - Unknown

AB 45
R 2
H 10
RBI 2
BB 2
SO 14
LOB 16



Batter	1	2	3	4	5	6	7	8	9	AB	R	H	RBI	BB	SO	LOB	TOP					
Cesar Tovar, R (1, 5) OBP: 0.337, SLG: 0.359 Mike Schmidt, R (8, 5) OBP: 0.360, SLG: 0.393 Tom Hutton, L (9, PH) OBP: 0.349, SLG: 0.377 Billy Grabarkewitz, R (8, PR) OBP: 0.333, SLG: 0.327	E5 FC6 1B	K			5-3		F9		BB	4	1	1	0	0	1	2	Philadelphia Phillies @ Montreal Expos Jarry Park, Montreal, QB Sun Sep 16 1973, 3:33 AM EDT Att: 18,122 - Unknown					
Denny Doyle, L (1, 4) OBP: 0.321, SLG: 0.324	4-3 2-3		6-3		F7			SH1-4 E 1B	G3	5	1	1	0	0	0	3						
Willie Montanez, L (1, 3) OBP: 0.323, SLG: 0.376	FC6 WP		1-3		K			SH1-4 E 1-2		3	0	0	1	0	1	0						
Greg Luzinski, R (1, 7) OBP: 0.340, SLG: 0.483	K		K			F8		E6 CS 2-H		4	0	0	0	0	2	1						
Bill Robinson, R (1, 9) OBP: 0.330, SLG: 0.537	K			K		P6			CS 1B	4	0	1	0	0	2	1						
Del Unser, L (1, 8) OBP: 0.358, SLG: 0.435		P5		G3 1B BB			FC6-4 1B	F8 1-2 2-3		3	0	1	0	1	0	2						
Bob Boone, R (1, 2) OBP: 0.320, SLG: 0.370		P3		G3 1B		FC6-4 1-2			4-3 3-1 BB	3	0	1	0	1	0	1						
Larry Bowa, S (1, 6) OBP: 0.252, SLG: 0.248		E4		G3 1-2 2-3			L9		3-1	4	0	0	0	0	0	3						
Jim Lonborg, R (1, 1) OBP: 0.197, SLG: 0.161 Mac Scarce, L (8, 1) Ron Diorio, R (8, 1) Mike Rogodzinski, L (9, PH) OBP: 0.325, SLG: 0.338				K			F8		4-3	2	0	0	0	1	1	2						
Inning Stats	R: 1 E: 1 K: 2 S: 9	H: 1 LOB: 1 BB: 0 P: 9	R: 0 E: 1 K: 1 S: 6	H: 0 LOB: 2 BB: 1 P: 10	R: 0 E: 0 K: 1 S: 5	H: 0 LOB: 0 BB: 0 P: 5	R: 0 E: 0 K: 2 S: 8	H: 1 LOB: 2 BB: 1 P: 12	R: 0 E: 0 K: 1 S: 5	H: 0 LOB: 0 BB: 0 P: 5	R: 0 E: 0 K: 0 S: 4	H: 1 LOB: 1 BB: 0 P: 4	R: 0 E: 0 K: 0 S: 3	H: 0 LOB: 0 BB: 0 P: 3	R: 1 E: 1 K: 0 S: 5	H: 2 LOB: 1 BB: 2 P: 5		R: 0 E: 0 K: 0 S: 3	H: 0 LOB: 2 BB: 2 P: 11	1B: 5 2B: 0 3B: 0 HR: 0	SF: 0 SAC: 1 DP: 0 HBP: 0	WP: 1 PB: 0 CS: 0 SB: 2
PITCHER Steve Renko, R (1, 1) ERA: 2.68	IP: 9.0 WLS: W BF: 38	H: 5 R: 2 ER: 0 SO: 7	BB: 4 IBB: 0 HBP: 0 BLK: 0	WP: 1 HR: 0 S: 48 P: 64	ERA: 0.00 WHIP: 1.000	PITCHER																

Batter	1	2	3	4	5	6	7	8	9	AB	R	H	RBI	BB	SO	LOB	BOTTOM			
Larry Lintz, S (1, 4) OBP: 0.372, SLG: 0.263	4-3			P6				FC2-5 E 1B		3	1	0	0	1	0	2	Philadelphia Phillies @ Montreal Expos Jarry Park, Montreal, QB Sun Sep 16 1973, 3:33 AM EDT Att: 18,122 - Unknown			
Ron Fairly, L (1, 7) OBP: 0.423, SLG: 0.455 Clyde Mashore, R (8, PR) OBP: 0.305, SLG: 0.327	G3			4-3		E3 G4-6-3		E E 1B		4	0	1	0	0	0	2				
Ken Singleton, S (1, 9) OBP: 0.419, SLG: 0.487	G3			K		G4-6-3 1-2		E4 FC5 1-3 2-H 3-H		4	0	0	1	0	1	4				
Mike Jorgensen, L (1, 3) OBP: 0.341, SLG: 0.346 Felipe Alou, R (8, PH) OBP: 0.290, SLG: 0.319		F9			P4		F8	E E IBB		3	0	0	0	0	0	0				
Jim Lyttle, L (1, 8) OBP: 0.256, SLG: 0.378 Ron Woods, R (8, PH) OBP: 0.344, SLG: 0.310 Boots Day, L (8, PH) OBP: 0.348, SLG: 0.375		4-3			F8			FC5 1B		3	0	1	0	0	0	0				
Bernie Allen, L (1, 5) OBP: 0.274, SLG: 0.291		P6			F8		FC3-6 1B	FC5 1-2 2-3 3-H	4-3	1	0	0	0	0	0	2				
Bob Stinson, S (1, 2) OBP: 0.357, SLG: 0.365				CS BB			L8	BB SH3 E 1B		2	1	1	0	1	0	1				
Tim Foli, R (1, 6) OBP: 0.294, SLG: 0.285				P3 1-2			SH3		FC2-5 SH BB	1	0	0	0	1	0	1				
Steve Renko, R (1, 1) OBP: 0.356, SLG: 0.366				K			E BB BB	SH FC2-5 E		1	1	0	0	1	1	0				
Inning Stats	R: 0 E: 0 K: 0 S: 3	H: 0 LOB: 0 BB: 0 P: 3	R: 0 E: 0 K: 0 S: 3	H: 0 LOB: 0 BB: 0 P: 3	R: 0 E: 0 K: 1 S: 4	H: 0 LOB: 0 BB: 1 P: 8	R: 0 E: 0 K: 1 S: 5	H: 0 LOB: 0 BB: 0 P: 5	R: 0 E: 0 K: 0 S: 3	H: 0 LOB: 0 BB: 0 P: 3	R: 1 E: 1 K: 0 S: 4	H: 1 LOB: 2 BB: 2 P: 12	R: 0 E: 0 K: 0 S: 4	H: 1 LOB: 1 BB: 0 P: 4	R: 3 E: 3 K: 0 S: 6	H: 1 LOB: 2 BB: 2 P: 14		1B: 3 2B: 0 3B: 0 HR: 0	SF: 0 SAC: 2 DP: 1 HBP: 0	WP: 0 PB: 0 CS: 0 SB: 0
PITCHER Jim Lonborg, R (1, 1) ERA: 4.67 Mac Scarce, L (8, 1) ERA: 2.61 Ron Diorio, R (8, 1) ERA: 0.68	IP: 7.1 WLS: L BF: 30	H: 3 R: 4 ER: 0 SO: 2	BB: 4 IBB: 0 HBP: 0 BLK: 0	WP: 0 HR: 0 S: 30 P: 46	ERA: 0.00 WHIP: 0.955	PITCHER														

Batter	1	2	3	4	5	6	7	8	9	AB	R	H	RBI	BB	SO	LOB	TOP			
Denny Doyle, L OBP: 0.320, SLG: 0.322 (1, 4)										5	0	1	0	0	0	1	Philadelphia Phillies @ Chicago Cubs Wrigley Field, Chicago, IL Tue Sep 18 1973, 3:33 AM CDT Unknown			
Bob Boone, R OBP: 0.317, SLG: 0.367 (1, 2)										4	0	0	1	0	0	1				
Willie Montanez, L OBP: 0.322, SLG: 0.373 (1, 3)										4	1	0	0	1	1	0				
Greg Luzinski, R OBP: 0.341, SLG: 0.489 (1, 7)										5	2	2	2	0	0	2				
Bill Robinson, R OBP: 0.331, SLG: 0.535 (1, 9)										5	1	2	1	0	1	2				
Del Unser, L OBP: 0.362, SLG: 0.437 (1, 8)										3	0	2	0	1	0	1				
Mike Schmidt, R OBP: 0.390, SLG: 0.390 (1, 5)										2	0	0	0	0	0	2				
Mike Rogodzinski, L OBP: 0.333, SLG: 0.347 (7, PH)										1	0	1	0	0	0	0				
Billy Grabarkewitz, R OBP: 0.337, SLG: 0.331 (7, PR)										1	0	1	1	0	0	0				
Larry Bowa, S OBP: 0.251, SLG: 0.246 (7, PH)										2	0	0	0	0	0	0				
Tom Hutton, L OBP: 0.351, SLG: 0.377 (7, PH)										0	0	0	0	1	0	0				
Barry Lersch, S OBP: 0.214, SLG: 0.154 (8, PH)										0	0	0	0	0	0	0				
Mike Anderson, R OBP: 0.327, SLG: 0.463 (8, PH)										1	0	0	0	0	1	2				
Mac Scarce, L (8, 1)										0	0	0	0	0	0	0				
Wayne Twitchell, R OBP: 0.097, SLG: 0.125 (6, 1)										1	0	0	0	0	0	0				
Cesar Tovar, R OBP: 0.336, SLG: 0.358 (7, PH)										0	0	0	0	0	0	0				
Craig Robinson, R OBP: 0.237, SLG: 0.290 (7, 6)										1	0	0	0	0	0	3				
										1	1	1	0	0	0	0				
Inning Stats	R: 0 E: 0 K: 1 S: 5	H: 0 LOB: 0 BB: 0 P: 5	R: 0 E: 0 K: 0 S: 4	H: 1 LOB: 1 BB: 0 P: 4	R: 0 E: 0 K: 0 S: 3	H: 0 LOB: 0 BB: 0 P: 3	R: 0 E: 0 K: 0 S: 3	H: 0 LOB: 0 BB: 0 P: 3	R: 0 E: 0 K: 0 S: 4	H: 0 LOB: 1 BB: 0 P: 4	R: 1 E: 0 K: 0 S: 6	H: 3 LOB: 3 BB: 1 P: 10	R: 3 E: 1 K: 1 S: 9	H: 3 LOB: 2 BB: 1 P: 13	R: 1 E: 0 K: 1 S: 7	H: 2 LOB: 2 BB: 1 P: 11	1B: 8 2B: 1 3B: 0 HR: 1	SF: 1 SAC: 1 DP: 1 HBP: 0	WP: 0 PB: 0 SB: 1 CS: 0	PA: 41
PITCHER	IP WLS BF H R ER SO BB IBB HBP BLK WP HR S P ERA WHIP																			
Mitt Pappas, R ERA: 4.28 (1, 1)	6.2	L	24	4	1	1	1	0	0	0	0	0	0	0	26	26	1.35	0.600		
Bob Locker, R ERA: 2.59 (7, 1)	1.0	L	10	4	3	0	0	1	1	0	0	0	0	1	8	16	0.00	5.000		
Ray Burris, R ERA: 2.93 (8, 1)	1.1	S	7	2	1	1	2	1	0	0	0	0	0	0	10	14	6.75	2.250		

Batter	1	2	3	4	5	6	7	8	9	AB	R	H	RBI	BB	SO	LOB	BOTTOM			
Rick Monday, L OBP: 0.375, SLG: 0.469 (1, 8)										2	1	0	0	1	2	1	Philadelphia Phillies @ Chicago Cubs Wrigley Field, Chicago, IL Tue Sep 18 1973, 3:33 AM CDT Unknown			
Glenn Beckert, R OBP: 0.312, SLG: 0.289 (8, PH)										1	0	0	0	0	0	0				
Gene Hiser, L OBP: 0.256, SLG: 0.231 (8, 8)										0	0	0	0	0	0	0				
Don Kessinger, S OBP: 0.327, SLG: 0.308 (1, 6)										4	0	0	0	0	1	1				
Billy Williams, L OBP: 0.376, SLG: 0.449 (1, 7)										3	0	0	0	1	0	0				
Gonzalo Marquez, L OBP: 0.283, SLG: 0.286 (1, 3)										2	0	0	1	0	1	0				
Carmen Fanzone, R OBP: 0.351, SLG: 0.425 (9, PH)										1	0	0	0	0	1	0				
Jose Cardenal, R OBP: 0.383, SLG: 0.449 (1, 9)										4	0	1	0	0	1	1				
Ron Santo, R OBP: 0.355, SLG: 0.455 (1, 5)										4	1	2	0	0	1	0				
Paul Popovich, S OBP: 0.277, SLG: 0.293 (1, 4)										2	0	0	0	1	0	3				
Ken Rudolph, R OBP: 0.218, SLG: 0.297 (1, 2)										3	0	0	0	1	0	2				
Mitt Pappas, R OBP: 0.100, SLG: 0.125 (1, 1)										2	0	1	1	0	1	0				
Bob Locker, S OBP: 0.067, SLG: 0.067 (7, 1)										1	0	0	0	0	1	2				
Ray Burris, R (8, 1)										0	0	0	0	0	0	0				
Inning Stats	R: 1 E: 1 K: 0 S: 3	H: 0 LOB: 1 BB: 2 P: 11	R: 1 E: 0 K: 1 S: 7	H: 2 LOB: 1 BB: 0 P: 7	R: 0 E: 0 K: 1 S: 5	H: 0 LOB: 0 BB: 0 P: 5	R: 0 E: 0 K: 1 S: 4	H: 0 LOB: 0 BB: 1 P: 8	R: 0 E: 0 K: 2 S: 7	H: 0 LOB: 0 BB: 0 P: 7	R: 0 E: 0 K: 1 S: 5	H: 0 LOB: 2 BB: 1 P: 10	R: 0 E: 0 K: 0 S: 3	H: 0 LOB: 0 BB: 0 P: 3	R: 0 E: 0 K: 2 S: 7	H: 0 LOB: 0 BB: 0 P: 7	1B: 3 2B: 1 3B: 0 HR: 0	SF: 1 SAC: 0 DP: 1 HBP: 0	WP: 0 PB: 0 SB: 1 CS: 1	PA: 34
PITCHER	IP WLS BF H R ER SO BB IBB HBP BLK WP HR S P ERA WHIP																			
Wayne Twitchell, R ERA: 2.5 (1, 1)	5.1		21	2	2	1	6	3	0	0	0	0	0	0	29	41	1.69	0.938		
Mike Wallace, L ERA: 4.3 (6, 1)	0.2	W	2	0	0	0	0	0	0	0	0	0	0	2	2	0.00	0.000			
Barry Lersch, R ERA: 4.64 (7, 1)	1.0	W	5	2	0	0	1	1	0	0	0	0	0	6	10	0.00	3.000			
Mac Scarce, L ERA: 2.52 (8, 1)	2.0	S	6	0	0	0	2	0	0	0	0	0	0	10	10	0.00	0.000			


Batter	1	2	3	4	5	6	7	8	9	AB	R	H	RBI	BB	SO	LOB	TOP			
Denny Doyle, L (1,4) OBP: 0.322, SLG: 0.322	0-0 FC6-5 WP 1B		0-0 G3			0-3 K		4-0 BB		3	0	1	0	1	1	0	Philadelphia Phillies @ Chicago Cubs Wrigley Field, Chicago, IL Tue Sep 18 1973, 3:38 AM CDT Att: 2,757 - Unknown			
Mike Anderson, R (1,9) OBP: 0.320, SLG: 0.453	0-0 FC6-5 1-3		0-0 F2			0-0 6-3		0-3 K		4	0	0	0	0	1	3				
Willie Montanez, L (1,3) OBP: 0.320, SLG: 0.370	0-3 K			0-0 F9		0-0 4-3			0-0 1-3	4	0	0	0	0	1	1				
Greg Luzinski, R (1,7) OBP: 0.340, SLG: 0.487	0-0 FC6-4 1-2			4-0 BB		0-0 5-3			0-0 P4	3	0	0	0	1	0	1				
Del Unser, L (1,8) OBP: 0.363, SLG: 0.436		0-0 E1 1B		0-0 5-3		0-0 F9		4-0 HR		3	1	1	0	1	0	1				
Mike Schmidt, R (1,5) OBP: 0.338, SLG: 0.398		0-0 5-3		0-3 K		0-3 K			0-0 HR	4	1	1	2	0	2	2				
Larry Bowa, S (1,6) OBP: 0.251, SLG: 0.247		0-0 6-3			0-0 4-3			0-0 FC6-4 1B	0-3 K	3	0	1	0	0	0	1				
Mike Rogodzinski, L (9,PH) OBP: 0.329, SLG: 0.342									0-3 K	1	0	0	0	0	1	0				
Mike Ryan, R (1,2) OBP: 0.293, SLG: 0.353		0-0 F8			0-0 1-3					2	0	0	0	0	0	1				
Tom Hutton, L (8,PH) OBP: 0.349, SLG: 0.375										1	0	0	0	0	1	1				
Bob Boone, R (8,2) OBP: 0.317, SLG: 0.367										0	0	0	0	0	0	0				
Ken Brett, L (1,1) OBP: 0.266, SLG: 0.453			0-3 K			0-3 K			0-0 FC6-4 BB	2	0	0	0	0	2	0				
Bill Robinson, R (8,PH) OBP: 0.330, SLG: 0.534										1	0	0	0	0	0	1				
Ron Diorio, R (8,1)										0	0	0	0	0	0	0				
Inning Stats	R: 0 E: 0 K: 1 S: 6	H: 1 LOB: 1 BB: 0 P: 6	R: 0 E: 1 K: 0 S: 4	H: 1 LOB: 1 BB: 0 P: 4	R: 0 E: 0 K: 1 S: 5	H: 0 LOB: 0 BB: 0 P: 5	R: 0 E: 0 K: 1 S: 5	H: 0 LOB: 1 BB: 1 P: 9	R: 0 E: 0 K: 1 S: 5	H: 0 LOB: 0 BB: 0 P: 5	R: 0 E: 0 K: 1 S: 5	H: 0 LOB: 0 BB: 0 P: 5	R: 0 E: 0 K: 1 S: 5	H: 1 LOB: 2 BB: 1 P: 12	R: 2 E: 0 K: 1 S: 6	H: 1 LOB: 0 BB: 1 P: 10	1B: 3 2B: 0 3B: 0 HR: 1	SF: 0 SAC: 0 DP: 0 HBP: 0	WP: 1 PB: 0 SB: 0 CS: 0	PA: 34
PITCHER Bill Bonham, R (1,1) ERA: 3.2	IP: 9.0 WLS: W BF: 34 H: 4 R: 2 ER: 2 SO: 9 BB: 3 IBB: 0 HBP: 0 BLK: 0 WP: 1 HR: 1 S: 49 P: 61 ERA: 2.00 WHIP: 0.778																			

Batter	1	2	3	4	5	6	7	8	9	AB	R	H	RBI	BB	SO	LOB	BOTTOM			
Matt Alexander, S (1,8) OBP: 0.333, SLG: 0.200	0-0 L1		0-0 F3		0-0 S 1B		0-0 F8			4	0	1	1	0	0	2	Philadelphia Phillies @ Chicago Cubs Wrigley Field, Chicago, IL Tue Sep 18 1973, 3:38 AM CDT Att: 2,757 - Unknown			
Don Kessinger, S (1,6) OBP: 0.324, SLG: 0.306	0-0 F9		0-0 P5		0-0 6-3		0-0 F8			4	0	0	0	0	0	3				
Jose Cardenal, R (1,9) OBP: 0.380, SLG: 0.445	0-3 K		0-3 K			0-0 E6 FC5-4 1B		0-0 5-3		4	0	0	0	0	2	1				
Ron Santo, R (1,5) OBP: 0.354, SLG: 0.453		0-0 5-3		0-0 F9		0-0 FC5-4 1B		0-0 5-3		3	1	0	0	0	0	1				
Cleo James, R (7,7) OBP: 0.190, SLG: 0.111						1-2 1B				1	0	0	0	0	0	0				
Carmen Fanzone, R (1,7) OBP: 0.361, SLG: 0.435		0-0 2-3 1B		0-0 G6-4-3 1B		0-0 1-2 1B		0-0 5-3		4	1	3	0	0	0	0				
Andre Thornton, R (1,3) OBP: 0.341, SLG: 0.294		0-0 2-3		0-0 G6-4-3		0-0 F9-3 1B				3	0	1	1	0	0	2				
Paul Popovich, S (1,4) OBP: 0.279, SLG: 0.296		0-0 FC6-4 1B			0-0 F7		0-0 F9-3			1	0	1	1	0	0	0				
Dave Rosello, R (3,4) OBP: 0.200, SLG: 0.263		0-0 2H 1B			0-0 F7		1-2 1B			2	0	0	0	0	0	2				
Randy Hundley, R (1,2) OBP: 0.282, SLG: 0.343		0-0 FC6-4			0-0 SH2-3 1B		0-0 6-3			3	1	1	0	0	0	1				
Bill Bonham, R (1,1) OBP: 0.103, SLG: 0.103			0-0 WP 1B		0-0 SH2-3		0-0 1B			2	0	2	0	0	0	0				
Inning Stats	R: 0 E: 0 K: 1 S: 5	H: 0 LOB: 0 BB: 0 P: 5	R: 1 E: 0 K: 0 S: 5	H: 2 LOB: 1 BB: 0 P: 5	R: 0 E: 0 K: 1 S: 6	H: 1 LOB: 0 BB: 0 P: 6	R: 0 E: 0 K: 0 S: 3	H: 1 LOB: 0 BB: 0 P: 3	R: 1 E: 0 K: 0 S: 5	H: 2 LOB: 1 BB: 0 P: 5	R: 1 E: 1 K: 0 S: 5	H: 2 LOB: 1 BB: 0 P: 5	R: 0 E: 0 K: 0 S: 4	H: 1 LOB: 1 BB: 0 P: 4	R: 0 E: 0 K: 0 S: 3	H: 0 LOB: 0 BB: 0 P: 3	1B: 9 2B: 1 3B: 0 HR: 0	SF: 0 SAC: 1 DP: 2 HBP: 0	WP: 1 PB: 0 SB: 1 CS: 0	PA: 32
PITCHER Ken Brett, L (1,1) ERA: 3.36	IP: 7.0 WLS: L BF: 29 H: 9 R: 3 ER: 2 SO: 2 BB: 0 IBB: 0 HBP: 0 BLK: 0 WP: 0 HR: 0 S: 33 P: 33 ERA: 2.57 WHIP: 1.286																			
Ron Diorio, R (8,1) ERA: 0.63	IP: 1.0 WLS: L BF: 3 H: 0 R: 0 ER: 0 SO: 0 BB: 0 IBB: 0 HBP: 0 BLK: 0 WP: 0 HR: 0 S: 3 P: 3 ERA: 0.00 WHIP: 0.000																			

Batter	1	2	3	4	5	6	7	8	9	AB	R	H	RBI	BB	SO	LOB	TOP					
Lou Brock, L OBP: 0.364, SLG: 0.388 Tommy Cruz, L (7, 7)	0-0 6-3 E 1-3 1B		0-0 S 1B	0-0 F7			0-0 5-3			4	1	2	0	0	0	2						
Ted Sizemore, R OBP: 0.359, SLG: 0.327 (1, 4)	0-0 6-3 1-3		0-0 F8		0-0 P3			0-0 G4-6-3 1B		4	0	1	0	0	0	2						
Tommie Agee, R OBP: 0.288, SLG: 0.402 (1, 8)	0-0 1-3		0-0 F9		0-0 3-1			0-0 G4-6-3 1-2		4	0	0	1	0	0	2						
Ted Simmons, S OBP: 0.360, SLG: 0.424 (1, 2)	0-0 2B		0-0 BB		0-0 F8			0-0 F8		3	0	1	0	1	0	0						
Joe Torre, R OBP: 0.378, SLG: 0.402 (1, 3)	0-0 5-3		0-0 F8		0-0 5-3			0-0 WP 2B 1B		4	1	1	0	0	0	3						
Luis Melendez, R OBP: 0.317, SLG: 0.333 (1, 9)		0-0 5-3		0-0 SH1-4 1B		0-0 5-3		0-3 K 1-2		4	0	1	0	0	1	1						
Ken Reitz, R OBP: 0.254, SLG: 0.335 Terry Hughes, R OBP: 0.286, SLG: 0.308 Bake McBride, L OBP: 0.364, SLG: 0.325 (9, PR)		0-0 4-3 2B		0-3 K		0-3 K2-3		0-0 2B		3	0	1	0	0	2	1	AB 34 R 2 H 10 RBI 2 BB 1 SO 4 LOB 16					
Mike Tyson, R OBP: 0.281, SLG: 0.301 (1, 6)	0-0 4-3		0-0 SH1-4 1B		0-0 G5-4-3 1B			0-0 5-3		4	0	2	0	0	0	2						
Tom Murphy, R OBP: 0.268, SLG: 0.217 John Andrews, L OBP: 0.300, SLG: 0.500 Eddie Fisher, R OBP: 0.200, SLG: 1.100 Tom Heinsohn, R OBP: 0.267, SLG: 0.326 Mike Nagy, R OBP: 0.301, SLG: 0.291 Tim McCarver, L OBP: 0.330, SLG: 0.364 (5, 1) (5, 1) (7, PH) (7, 1) (5, PH)		0-3 K		0-0 SH1-4 2-3		0-0 G5-4-3 1-2		0-0 F8		1	0	0	0	0	0	1						
Inning Stats	R: 1 E: 1 K: 0 S: 5	H: 2 LOB: 1 BB: 0 P: 5	R: 0 E: 0 K: 1 S: 6	H: 1 LOB: 1 BB: 0 P: 6	R: 0 E: 0 K: 0 S: 4	H: 1 LOB: 2 BB: 1 P: 8	R: 0 E: 0 K: 1 S: 7	H: 2 LOB: 0 BB: 0 P: 7	R: 0 E: 0 K: 0 S: 3	H: 0 LOB: 0 BB: 0 P: 3	R: 0 E: 0 K: 1 S: 5	H: 0 LOB: 0 BB: 0 P: 5	R: 0 E: 0 K: 0 S: 3	H: 1 LOB: 0 BB: 0 P: 3	R: 0 E: 0 K: 0 S: 3	H: 1 LOB: 0 BB: 0 P: 3	R: 1 E: 0 K: 1 S: 7	H: 2 LOB: 1 BB: 0 P: 7	1B: 7 2B: 3 3B: 0 HR: 0	SF: 0 SAC: 1 DP: 2 HBP: 0	WP: 1 PB: 0 SB: 1 CS: 0	PA: 36
PITCHER Steve Carlton, L ERA: 3.94 (1, 1)	IP: 9.0 WLS: W BF: 36 H: 10 R: 2 ER: 2 SO: 4 BB: 1 IBB: 0 HBP: 0 BLK: 0 WP: 1 HR: 0 S: 43 P: 47 ERA: 2.00 WHIP: 1.222															PITCHER Steve Carlton, L ERA: 3.94 (1, 1)	IP: 9.0 WLS: W BF: 36 H: 10 R: 2 ER: 2 SO: 4 BB: 1 IBB: 0 HBP: 0 BLK: 0 WP: 1 HR: 0 S: 43 P: 47 ERA: 2.00 WHIP: 1.222					

St. Louis Cardinals @ Philadelphia Phillies
Veterans Stadium, Philadelphia, PA
Wed Sep 19 1973, 7:05 PM EDT
Att: 7,066 - Unknown


AB 34
R 2
H 10
RBI 2
BB 1
SO 4
LOB 16



Batter	1	2	3	4	5	6	7	8	9	AB	R	H	RBI	BB	SO	LOB	BOTTOM					
Denny Doyle, L OBP: 0.323, SLG: 0.327 (1, 4)	0-0 6-3		0-0 2B 1B		0-0 WP 1B 2B		0-0 L3			4	1	2	0	0	0	0						
Bob Boone, R OBP: 0.319, SLG: 0.370 (1, 2)	0-3 K		0-0 1-3 2B		0-0 5-3		0-0 1B			4	0	2	0	0	1	1						
Del Unser, L OBP: 0.362, SLG: 0.435 (1, 8)	0-0 F8		0-0 F8		0-0 1-3 1B		0-0 4-3			4	0	1	1	0	0	3						
Greg Luzinski, R OBP: 0.338, SLG: 0.483 (1, 7)		0-0 5-3		0-0 F8		0-0 1-3		0-0 F9		4	0	0	0	0	0	1						
Bill Robinson, R OBP: 0.327, SLG: 0.529 (1, 9)		0-3 K		0-3 K		0-0 5-3		0-0 P6		4	0	0	0	0	2	1						
Willie Montanez, L OBP: 0.323, SLG: 0.377 (1, 3)		0-0 FC5-4 1B		0-0 1B 3B		0-0 G5-4-3 1B		0-0 6-3		4	1	3	0	0	0	0						
Mike Schmidt, R OBP: 0.338, SLG: 0.397 (1, 5)		0-0 FC5-4 1-2		0-0 1B		0-0 G5-4-3 1-2				3	0	1	1	0	0	2	AB 33 R 3 H 10 RBI 2 BB 0 SO 3 LOB 9					
Larry Bowa, S OBP: 0.249, SLG: 0.245 (1, 6)			0-0 P6		0-0 F7		0-0 4-3			3	0	0	0	0	0	1						
Steve Carlton, L OBP: 0.163, SLG: 0.232 (1, 1)			0-0 4-3		0-0 2B WP 1B		0-0 5-3			3	1	1	0	0	0	0						
Inning Stats	R: 0 E: 0 K: 1 S: 5	H: 0 LOB: 0 BB: 0 P: 5	R: 0 E: 0 K: 1 S: 6	H: 1 LOB: 1 BB: 0 P: 6	R: 0 E: 0 K: 0 S: 5	H: 2 LOB: 1 BB: 0 P: 5	R: 1 E: 0 K: 1 S: 7	H: 2 LOB: 1 BB: 0 P: 7	R: 2 E: 0 K: 0 S: 6	H: 3 LOB: 1 BB: 0 P: 6	R: 0 E: 0 K: 0 S: 3	H: 1 LOB: 0 BB: 0 P: 3	R: 0 E: 0 K: 0 S: 4	H: 1 LOB: 1 BB: 0 P: 4	R: 0 E: 0 K: 0 S: 3	H: 0 LOB: 0 BB: 0 P: 3	R: 0 E: 0 K: 0 S: 3	H: 0 LOB: 0 BB: 0 P: 3	1B: 7 2B: 2 3B: 1 HR: 0	SF: 0 SAC: 0 DP: 1 HBP: 0	WP: 1 PB: 0 SB: 0 CS: 0	PA: 33
PITCHER Tom Murphy, R ERA: 3.76 John Andrews, L ERA: 4.42 Eddie Fisher, R ERA: 4.67 Mike Nagy, R ERA: 4.2 (1, 1) (5, 1) (5, 1) (7, 1)	IP: 4.1 WLS: L BF: 20 H: 7 R: 3 ER: 3 SO: 3 BB: 0 IBB: 0 HBP: 0 BLK: 0 WP: 0 HR: 0 S: 26 P: 26 ERA: 6.23 WHIP: 1.615															PITCHER Tom Murphy, R ERA: 3.76 John Andrews, L ERA: 4.42 Eddie Fisher, R ERA: 4.67 Mike Nagy, R ERA: 4.2 (1, 1) (5, 1) (5, 1) (7, 1)	IP: 4.1 WLS: L BF: 20 H: 7 R: 3 ER: 3 SO: 3 BB: 0 IBB: 0 HBP: 0 BLK: 0 WP: 0 HR: 0 S: 26 P: 26 ERA: 6.23 WHIP: 1.615					

St. Louis Cardinals @ Philadelphia Phillies
Veterans Stadium, Philadelphia, PA
Wed Sep 19 1973, 7:05 PM EDT
Att: 7,066 - Unknown

AB 33
R 3
H 10
RBI 2
BB 0
SO 3
LOB 9



Batter	1	2	3	4	5	6	7	8	9	AB	R	H	RBI	BB	SO	LOB	TOP																
Lou Brock, L OBP: 0.362, SLG: 0.385 (1, 7)										4	0	0	0	1	1	2	St. Louis Cardinals @ Philadelphia Phillies Veterans Stadium, Philadelphia, PA Thu Sep 20 1973, 7:05 PM EDT Att: 6,155 - Unknown																
Ted Sizemore, R OBP: 0.357, SLG: 0.324 (1, 4)										4	0	0	0	1	1	2																	
Bake McBride, L OBP: 0.396, SLG: 0.333 (6, 8)										2	2	1	0	1	1	1																	
Jose Cruz, L OBP: 0.310, SLG: 0.383 (8, FH)										0	0	0	0	0	0	0																	
Tommie Agee, R OBP: 0.287, SLG: 0.400 (8, 8)										1	0	0	0	0	0	0																	
Ted Simmons, S OBP: 0.362, SLG: 0.429 (1, 2)										5	1	3	1	0	0	2																	
Tim McCarver, L OBP: 0.334, SLG: 0.364 (1, 3)										3	0	1	1	2	0	2																	
Joe Torre, R OBP: 0.380, SLG: 0.402 (9, PR)										4	1	2	0	1	0	5																	
Hector Cruz, R (9, PR)										0	0	0	0	0	0	0																	
Bernie Carbo, L OBP: 0.396, SLG: 0.423 (9, PH)										3	1	2	2	1	1	0																	
Tom Heintzelman, R OBP: 0.267, SLG: 0.296 (9, PH)										0	0	0	0	0	0	0																	
Mike Tyson, R OBP: 0.279, SLG: 0.299 (7, PH)										3	0	0	0	0	1	4																	
Matty Alou, L OBP: 0.338, SLG: 0.354 (7, 1)										1	0	1	0	0	0	0																	
Diego Segui, R (7, 1)										0	0	0	0	0	0	0																	
Terry Hughes, R OBP: 0.267, SLG: 0.286 (9, PH)										1	0	0	0	0	1	2																	
Alan Foster, R OBP: 0.227, SLG: 0.219 (6, 1)										3	0	0	0	0	2	4																	
Al Hrabosky, R (6, 1)										0	0	0	0	0	0	0																	
Luis Melendez, R OBP: 0.316, SLG: 0.332 (7, PH)										1	0	0	0	0	0	1																	
Mick Kelleher, R OBP: 0.262, SLG: 0.216 (9, PH)										0	0	0	0	0	0	0																	
Ken Reitz, R OBP: 0.254, SLG: 0.334 (9, PH)										1	0	0	0	0	0	2																	
Inning Stats	R: 0 E: 0 K: 1 S: 5	H: 0 LOB: 2 BB: 2 P: 13	R: 1 E: 1 K: 3 S: 11	H: 2 LOB: 1 BB: 0 P: 11	R: 2 E: 0 K: 1 S: 8	H: 3 LOB: 3 BB: 2 P: 16	R: 0 E: 0 K: 1 S: 6	H: 1 LOB: 0 BB: 0 P: 14	R: 0 E: 0 K: 0 S: 5	H: 0 LOB: 0 BB: 0 P: 5	R: 1 E: 0 K: 0 S: 4	H: 1 LOB: 2 BB: 1 P: 9	R: 1 E: 0 K: 0 S: 5	H: 2 LOB: 1 BB: 0 P: 5	R: 0 E: 0 K: 0 S: 3	H: 0 LOB: 0 BB: 0 P: 3	R: 0 E: 0 K: 1 S: 6	H: 1 LOB: 2 BB: 0 P: 6	1B: 7 2B: 2 3B: 0 HR: 1	SF: 0 SAC: 1 DP: 0 HBP: 1	WP: 0 PA: 45 PB: 0 SB: 1 CS: 0												
PITCHER	IP WLS BF H R ER SO BB IBB HBP BLK WP HR S P ERA WHIP																																
Dick Ruthven, R ERA: 4.21 (1, 1)	3.2	22	6	3	2	6	4	1	0	0	0	0	0	29	49	4.91	2.727																
Ron Dionio, R ERA: 0.51 (4, 1)	0.1	2	0	0	0	0	0	1	0	0	0	0	0	1	5	0.00	0.000																
Mike Wallace, L ERA: 4.2 (5, 1)	0.2	2	0	0	0	1	0	0	0	0	0	0	0	4	4	0.00	0.000																
Darrell Brandon, R ERA: 5.17 (5, 1)	1.2	W 10	3	2	2	0	1	0	1	0	0	1	8	13	10.80	2.400																	
Mac Scarce, L ERA: 2.42 (7, 1)	2.2	S 9	1	0	0	1	0	0	0	0	0	0	11	11	0.00	0.375																	

Batter	1	2	3	4	5	6	7	8	9	AB	R	H	RBI	BB	SO	LOB	BOTTOM															
Denny Doyle, L OBP: 0.327, SLG: 0.338 (1, 4)										3	1	2	4	1	0	0	St. Louis Cardinals @ Philadelphia Phillies Veterans Stadium, Philadelphia, PA Thu Sep 20 1973, 7:05 PM EDT Att: 6,155 - Unknown															
Bob Boone, R OBP: 0.318, SLG: 0.374 (1, 2)										5	1	1	1	0	0	3																
Del Unser, L OBP: 0.358, SLG: 0.429 (1, 8)										5	0	0	0	0	1	3																
Greg Luzinski, R OBP: 0.342, SLG: 0.490 (1, 7)										3	1	2	1	2	1	0																
Bill Robinson, R OBP: 0.326, SLG: 0.527 (1, 9)										5	0	1	0	0	1	6																
Willie Montanez, L OBP: 0.325, SLG: 0.378 (1, 3)										4	0	2	0	0	1	0																
Mike Schmidt, R OBP: 0.338, SLG: 0.395 (1, 5)										4	1	1	0	1	1	3																
Larry Bowa, S OBP: 0.254, SLG: 0.252 (7, 1)										4	2	3	0	0	1	3																
Mac Scarce, L (7, 1)										0	0	0	0	0	0	0																
Dick Ruthven, R OBP: 0.154, SLG: 0.158 (4, 1)										1	0	0	0	0	1	2																
Ron Dionio, R (4, 1)										0	0	0	0	0	0	0																
Mike Rogodzinski, L OBP: 0.337, SLG: 0.342 (5, 1)										0	0	0	0	0	1	0																
Mike Wallace, L (5, 1)										0	0	0	0	0	0	0																
Darrell Brandon, R OBP: 0.333, SLG: 0.320 (7, 6)										1	0	0	0	0	1	0																
Craig Robinson, R OBP: 0.220, SLG: 0.228 (7, 6)										1	0	0	0	0	1	0																
Inning Stats	R: 0 E: 0 K: 0 S: 5	H: 2 LOB: 0 BB: 0 P: 5	R: 3 E: 0 K: 2 S: 9	H: 2 LOB: 1 BB: 1 P: 13	R: 0 E: 0 K: 0 S: 4	H: 1 LOB: 2 BB: 1 P: 8	R: 1 E: 1 K: 0 S: 5	H: 1 LOB: 3 BB: 2 P: 13	R: 0 E: 0 K: 0 S: 4	H: 1 LOB: 1 BB: 0 P: 4	R: 2 E: 0 K: 1 S: 9	H: 4 LOB: 3 BB: 0 P: 10	R: 0 E: 0 K: 2 S: 7	H: 0 LOB: 1 BB: 1 P: 11	R: 0 E: 0 K: 3 S: 10	H: 1 LOB: 1 BB: 0 P: 10	1B: 7 2B: 2 3B: 0 HR: 3	SF: 1 SAC: 0 DP: 0 HBP: 1	WP: 2 PA: 43 PB: 1 SB: 1 CS: 0													
PITCHER	IP WLS BF H R ER SO BB IBB HBP BLK WP HR S P ERA WHIP																															
Alan Foster, R ERA: 3.2 (6, 1)	5.2	L 32	1	0	0	1	0	0	1	0	0	0	4	5	0.00	3.000																
Al Hrabosky, L ERA: 1.53 (7, 1)	2.0	8	1	0	0	5	1	0	0	0	1	0	17	21	0.00	1.000																

Batter	1	2	3	4	5	6	7	8	9	10	AB	R	H	RBI	BB	SO	LOB	TOP	
Rick Monday, L OBP: 0.376, SLG: 0.474 (1, 8)	0-0 4-3		0-0 F9		0-0 E4		4-0 IBB		0-0 1B	0-0 1B	4	0	1	0	1	0	1	Chicago Cubs @ Philadelphia Phillies Veterans Stadium, Philadelphia, PA Sat Sep 22 1973, 7:05 PM EDT Att: 22,273 - Unknown - 68 F livebaseballscorecards.com	
Don Kessinger, S OBP: 0.330, SLG: 0.312 (1, 6)	4-0 FC6 BB		0-0 G3		0-0 G3		0-3 K		4-0 FC4-6 BB	4-0 FC4-6 BB	3	0	0	0	2	1	4		
Billy Williams, L OBP: 0.376, SLG: 0.448 (1, 7)	0-0 F8				0-0 L3 1B		0-0 F8		0-0 4-3	0-0 FC4-6 1B E	5	1	1	0	0	0	2		
Ron Santo, R OBP: 0.354, SLG: 0.453 (1, 5)	0-0 FC6 1-2f				0-3 K		0-0 F9		0-3 K	0-0 E	5	1	1	0	0	2	2		
Jose Cardenal, R OBP: 0.376, SLG: 0.444 (1, 9)		0-0 5-3		0-0 L3		4-0 S BB		0-0 1B		0-0 E4 1B 3B	4	1	2	2	1	0	1		
Gonzalo Martinez, L OBP: 0.233, SLG: 0.310 Carmen Fanzone, R OBP: 0.363, SLG: 0.436 (8, PH) (8, 3)		0-0 F9				0-0 3B 2B		0-0 4-3		0-0 F8	3	1	1	0	0	0	1		
Paul Popovich, S OBP: 0.281, SLG: 0.303 Dave Rosello, R OBP: 0.217, SLG: 0.273 (5, 4)		0-0 P6				0-0 2B 3B		0-0 FC5-4 1B		0-0 F7	2	1	1	1	0	0	0		
Randy Hundley, R OBP: 0.283, SLG: 0.342 (1, 2)				4-0 SH3 BB		0-0 1B		0-0 FC5-4 S 1-2f		0-0 F8	3	0	1	1	1	0	1		
Bill Bonham, R OBP: 0.095, SLG: 0.095 (1, 1)				0-0 SH3		0-0 G3		0-3 K		0-0 1-3	3	0	0	0	0	1	1		
Inning Stats	R: 0 E: 0 K: 0 S: 3	H: 0 LOB: 1 BB: 1 P: 7	R: 0 E: 0 K: 0 S: 3	H: 0 LOB: 0 BB: 0 P: 3	R: 0 E: 0 K: 0 S: 3	H: 0 LOB: 1 BB: 1 P: 7	R: 2 E: 1 K: 0 S: 6	H: 3 LOB: 1 BB: 0 P: 6	R: 0 E: 0 K: 2 S: 8	H: 1 LOB: 2 BB: 1 P: 12	R: 0 E: 0 K: 1 S: 6	H: 1 LOB: 1 BB: 0 P: 6	R: 0 E: 0 K: 0 S: 3	H: 0 LOB: 0 BB: 0 P: 3	R: 3 E: 1 K: 0 S: 6	H: 4 LOB: 1 BB: 1 P: 10	1B: 7 2B: 2 3B: 2 HR: 0		SF: 0 SAC: 1 DP: 1 HBP: 0
PITCHER	IP 5.0	WLS 7	BF 20	H 4	R 2	ER 2	SO 1	BB 2	IBB 0	HBP 0	BLK 0	WP 0	HR 0	S 20	P 28	ERA 3.60	WHIP 1.200		
Barry Lersch, R ERA: 4.58 (6, 1)	2.0	9	1	0	0	2	1	1	0	0	0	0	0	11	19	0.00	1.000		
George Culver, R ERA: 3.54 (8, 1)	2.2	L	10	2	1	1	1	1	0	0	0	0	0	11	15	3.38	1.125		
Mac Scarce, L ERA: 2.45 Ron Diorio, R ERA: 1.76 (10, 1)	0.1	4	3	2	2	0	0	0	0	0	0	0	0	4	4	54.00	9.000		

Batter	1	2	3	4	5	6	7	8	9	10	AB	R	H	RBI	BB	SO	LOB	BOTTOM			
Billy Grabarkewitz, R OBP: 0.344, SLG: 0.345 (1, 4)	0-0 3-1		0-0 6-3			4-0 1B BB			4-0 3B 2B		3	1	1	0	2	0	0	Chicago Cubs @ Philadelphia Phillies Veterans Stadium, Philadelphia, PA Sat Sep 22 1973, 7:05 PM EDT Att: 22,273 - Unknown - 68 F livebaseballscorecards.com			
Bob Boone, R OBP: 0.314, SLG: 0.374 Ron Diorio, R (10, 1)	0-0 F8				0-0 1-3 SF8		0-0 SF8		0-0 P5	0-0 BB	4	0	1	2	0	0	2				
Del Unser, L OBP: 0.356, SLG: 0.424 Mac Scarce, L (8, 1)	0-0 P4-3				0-0 1-3		0-0 G3		0-0 K	0-3 K	4	0	1	0	0	0	1				
Mike Ryan, R OBP: 0.289, SLG: 0.348 (10, 2)					0-0 1-2 2H 1B		0-0 G3		0-0 K	0-0 K	0	0	0	0	0	0	1				
Greg Luzinski, R OBP: 0.342, SLG: 0.486 (1, 7)		4-0 1B BB			0-0 E6 1B		0-0 6-3		0-0 F7	0-0 6-3	4	0	0	0	1	0	0				
Willie Montanez, L OBP: 0.327, SLG: 0.376 (1, 3)		0-0 P6-4-3 1B			0-0 F8		0-0 F8		0-0 F7	0-0 F7	5	0	2	0	0	0	0				
Mike Schmidt, R OBP: 0.337, SLG: 0.401 (1, 5)		0-3 K			0-3 K		0-0 FC6-4 1B		0-0 F3		4	0	1	0	0	2	4				
Mike Anderson, R OBP: 0.317, SLG: 0.443 (1, 9)		0-0 P6-4-3			0-0 SH1-4 1B BB		0-0 FC6-4		0-0 6-3	0-0 6-3	3	1	0	0	1	0	3				
Craig Robinson, R OBP: 0.231, SLG: 0.284 Mike Rogodzinski, L OBP: 0.241, SLG: 0.347 George Culver, R (7, PH) (8, 8)			0-0 F8				0-0 6-3		0-0 6-3	0-0 BB 1B	1	0	0	0	0	0	0				
Barry Lersch, S OBP: 0.200, SLG: 0.143 Larry Bowa, S OBP: 0.254, SLG: 0.252 (6, 6)			0-0 L3				0-0 SH1-4		0-0 6-3	0-0 P8	1	0	0	0	0	0	0				
Terry Harmon, R OBP: 0.276, SLG: 0.230 (10, 6)					1-2 2-3						0	0	0	0	0	0	0				
Inning Stats	R: 0 E: 0 K: 0 S: 3	H: 0 LOB: 0 BB: 0 P: 3	R: 0 E: 0 K: 1 S: 5	H: 1 LOB: 1 BB: 1 P: 9	R: 0 E: 0 K: 0 S: 3	H: 0 LOB: 0 BB: 0 P: 3	R: 0 E: 1 K: 1 S: 7	H: 1 LOB: 2 BB: 0 P: 7	R: 1 E: 0 K: 0 S: 4	H: 2 LOB: 3 BB: 2 P: 12	R: 0 E: 0 K: 0 S: 4	H: 1 LOB: 1 BB: 0 P: 4	R: 0 E: 0 K: 0 S: 3	H: 0 LOB: 0 BB: 0 P: 3	R: 0 E: 0 K: 0 S: 4	H: 1 LOB: 2 BB: 1 P: 8	R: 0 E: 0 K: 1 S: 5	H: 0 LOB: 0 BB: 0 P: 5	1B: 6 2B: 1 3B: 1 HR: 0	SF: 1 SAC: 1 DP: 1 HBP: 0	WP: 0 PA: 41 PB: 0 SB: 0 CS: 0
PITCHER	IP 10.0	WLS W	BF 41	H 8	R 2	ER 2	SO 3	BB 4	IBB 0	HBP 0	BLK 0	WP 0	HR 0	S 43	P 59	ERA 1.80	WHIP 1.200				
Bill Bonham, R ERA: 3.1 (1, 1)	10.0	W	41	8	2	2	3	4	0	0	0	0	0	43	59	1.80	1.200				

Batter	1	2	3	4	5	6	7	8	9	AB	R	H	RBI	BB	SO	LOB	TOP		
Don Kessinger, S OBP: 0.325, SLG: 0.313										5	0	1	1	0	0	3	Chicago Cubs @ Philadelphia Phillies Veterans Stadium, Philadelphia, PA Sun Sep 23 1973, 3:33 AM EDT Att: 9,991 - Unknown		
Rick Monday, L OBP: 0.376, SLG: 0.475									4	1	2	0	1	1	1				
Billy Williams, L OBP: 0.376, SLG: 0.449									5	1	2	0	0	1	2				
Ron Santo, R OBP: 0.354, SLG: 0.455									5	1	2	2	0	0	2				
Jose Cardenal, R OBP: 0.380, SLG: 0.444										4	2	2	0	1	2				
Carmen Fanzone, R OBP: 0.386, SLG: 0.455										3	1	1	2	1	0				
Gonzalo Marquez, L OBP: 0.263, SLG: 0.319										4	0	2	0	0	1				
Dave Rosello, R OBP: 0.333, SLG: 0.357										1	0	0	0	0	1				
Randy Hundley, R OBP: 0.283, SLG: 0.342										0	0	0	0	0	0				
Ken Rudolph, R OBP: 0.224, SLG: 0.296										4	1	1	0	0	3				
Rick Reuschel, R OBP: 0.137, SLG: 0.141										0	0	0	0	0	0				
Ray Burris, R OBP: 0.296, SLG: 0.143										2	0	1	0	0	0				
Glenn Beckert, R OBP: 0.342, SLG: 0.291										1	0	1	1	0	0				
Cleo Jamieson, R OBP: 0.301, SLG: 0.071										0	0	0	0	0	0				
Bob Locker, S OBP: 0.057, SLG: 0.057										0	0	0	0	0	0				
Burt Hooton, R OBP: 0.047, SLG: 0.134										0	0	0	0	0	0				
Mike Paul, L OBP: 0.047, SLG: 0.134										0	0	0	0	0	0				
Inning Stats	R: 1 E: 0 K: 1 S: 7	H: 2 LOB: 1 BB: 0 P: 7	R: 0 E: 0 K: 0 S: 3	H: 1 LOB: 1 BB: 1 P: 7	R: 0 E: 0 K: 0 S: 4	H: 2 LOB: 1 BB: 0 P: 4	R: 3 E: 1 K: 0 S: 6	H: 3 LOB: 1 BB: 1 P: 10	R: 0 E: 0 K: 1 S: 6	H: 1 LOB: 1 BB: 0 P: 6	R: 0 E: 0 K: 0 S: 3	H: 1 LOB: 0 BB: 3 P: 3	R: 1 E: 0 K: 0 S: 6	H: 3 LOB: 3 BB: 0 P: 6	R: 2 E: 0 K: 2 S: 9	H: 2 LOB: 1 BB: 1 P: 13	1B: 12 2B: 3 3B: 0 HR: 1	SF: 0 SAC: 1 DP: 2 HBP: 0	WP: 0 PA: 43 PB: 0 SB: 1 CS: 2
PITCHER	IP WLS BF H R ER SO BB IBB HBP BLK WP HR S P ERA WHIP																		
Ken Brett, L ERA: 3.48	(1, 1) 8.1 W 40 15 7 6 3 3 0 0 0 0 0 1 43 55 6.48 2.160																		
Ron Doria, R ERA: 1.69	(9, 1) 0.2 S 3 1 0 0 1 0 0 0 0 0 0 0 5 5 0.00 1.500																		

Batter	1	2	3	4	5	6	7	8	9	AB	R	H	RBI	BB	SO	LOB	BOTTOM	
Billy Grabarkewitz, R OBP: 0.346, SLG: 0.346										5	1	2	1	0	2	1	Chicago Cubs @ Philadelphia Phillies Veterans Stadium, Philadelphia, PA Sun Sep 23 1973, 3:33 AM EDT Att: 9,991 - Unknown	
Del Unser, L OBP: 0.354, SLG: 0.422										5	1	1	0	0	0	1		
Willie Montanez, L OBP: 0.328, SLG: 0.379										4	2	2	1	0	0	0		
Greg Luzinski, R OBP: 0.346, SLG: 0.491										4	1	4	1	0	0	0		
Bill Robinson, R OBP: 0.326, SLG: 0.525										3	1	1	1	0	1	2		
Bob Boone, R OBP: 0.316, SLG: 0.373										2	1	0	0	2	0	0		
Mike Schmidt, R OBP: 0.334, SLG: 0.397										3	0	0	0	0	2	3		
Tom Hutton, L OBP: 0.352, SLG: 0.375										0	1	0	1	1	0	0		
Larry Bowa, S OBP: 0.254, SLG: 0.252										0	0	0	0	0	0	0		
Craig Robinson, R OBP: 0.225, SLG: 0.275										4	0	0	0	0	2	5		
Ken Brett, L OBP: 0.277, SLG: 0.468										4	1	2	2	0	1	2		
Ron Doria, R ERA: 1.69	(9, 1) 0.2 S 3 1 0 0 1 0 0 0 0 0 0 0 5 5 0.00 1.500																	
Inning Stats	R: 4 E: 1 K: 2 S: 12	H: 5 LOB: 2 BB: 1 P: 16	R: 0 E: 0 K: 1 S: 5	H: 0 LOB: 0 BB: 0 P: 5	R: 0 E: 0 K: 0 S: 3	H: 1 LOB: 0 BB: 0 P: 3	R: 0 E: 0 K: 0 S: 4	H: 1 LOB: 1 BB: 0 P: 4	R: 0 E: 0 K: 2 S: 7	H: 0 LOB: 0 BB: 0 P: 7	R: 0 E: 0 K: 1 S: 5	H: 0 LOB: 0 BB: 0 P: 5	R: 5 E: 1 K: 1 S: 9	H: 4 LOB: 1 BB: 2 P: 17	1B: 9 2B: 4 3B: 0 HR: 0	SF: 0 SAC: 1 DP: 1 HBP: 0		WP: 0 PA: 38 PB: 0 SB: 1 CS: 0
PITCHER	IP WLS BF H R ER SO BB IBB HBP BLK WP HR S P ERA WHIP																	
Rick Reuschel, R ERA: 3.09	(1, 1) 0.0 25 4 0 0 7 0 1 0 0 0 0 0 38 42 0.00 0.571																	
Ray Burris, R ERA: 2.6	(1, 1) 7.0 4 0 0 7 0 0 0 0 0 0 0 0 38 42 0.00 0.571																	
Bob Locker, R ERA: 2.58	(8, 1) 0.0 1 1 1 1 0 0 0 0 0 0 0 0 1 1 0.00 0.000																	
Burt Hooton, R ERA: 3.59	(8, 1) 0.2 L 7 3 4 3 1 1 1 0 0 0 0 0 7 15 40.50 6.000																	
Mike Paul, L ERA: 4.51	(8, 1) 0.1 1 0 0 0 0 0 0 0 0 0 0 0 1 1 0.00 0.000																	

Batter	1	2	3	4	5	6	7	8	9	AB	R	H	RBI	BB	SO	LOB	TOP			
Billy Grabarkewitz, R OBP: 0.339, SLG: 0.339 (1,4)	6-3		K		FC4-6			6-3		4	0	0	0	0	1	1	Philadelphia Phillies @ Pittsburgh Pirates Three Rivers Stadium, Pittsburgh, PA Tue Sep 25 1973, 7:05 PM EDT Att: 13,312 - Unknown			
Bob Boone, R OBP: 0.313, SLG: 0.370 (1,2)	P4		F7		6-3-2			P4		4	0	0	0	0	0	1				
Willie Montanez, L OBP: 0.326, SLG: 0.376 (1,3)	E1		4-3					L8		4	0	0	0	0	1	0				
Greg Luzinski, R OBP: 0.348, SLG: 0.495 (1,7)					2B			5-3		4	0	3	0	0	0	0				
Bill Robinson, R OBP: 0.328, SLG: 0.534 (1,8)	K				1B			K		4	1	2	1	0	2	3				
Mike Anderson, R OBP: 0.325, SLG: 0.463 (1,9)					IBB			6-3		3	1	2	1	1	0	0				
Mike Schmidt, R OBP: 0.331, SLG: 0.393 (1,5)	K				K			K		4	0	0	0	0	3	5				
Larry Bowa, S OBP: 0.252, SLG: 0.250 (1,6)	P4				9-2-6-2			P3		4	0	0	0	0	0	5				
Steve Carlton, L OBP: 0.168, SLG: 0.235 (1,1)	G3							K		3	0	1	0	0	1	0				
Inning Stats	R: 0 E: 1 K: 1 S: 7	H: 1 LOB: 2 BB: 0 P: 7	R: 1 E: 0 K: 1 S: 6	H: 1 LOB: 0 BB: 0 P: 6	R: 0 E: 0 K: 1 S: 5	H: 0 LOB: 0 BB: 0 P: 5	R: 0 E: 0 K: 1 S: 6	H: 2 LOB: 2 BB: 1 P: 10	R: 0 E: 1 K: 0 S: 3	H: 1 LOB: 0 BB: 0 P: 3	R: 1 E: 0 K: 1 S: 6	H: 1 LOB: 0 BB: 0 P: 6	R: 0 E: 0 K: 1 S: 5	H: 0 LOB: 0 BB: 0 P: 5	R: 0 E: 0 K: 2 S: 9	H: 2 LOB: 2 BB: 0 P: 9	1B: 4 2B: 4 3B: 0 HR: 2	SF: 0 SAC: 0 DP: 2 HBP: 0	WP: 0 PB: 0 CS: 0	PA: 35
PITCHER	IP	WLS	BF	H	R	ER	SO	BB	IBB	HBP	BLK	WP	HR	S	P	ERA	WHIP			
Jim Rooker, L ERA: 2.9 (1,1)	8.0	L	30	6	2	2	6	0	1	0	0	0	2	41	45	2.25	0.750			
Ramon Hernandez, L ERA: 2.45 (9,1)	1.0		5	2	0	0	2	0	0	0	0	0	0	9	9	0.00	2.000			

Batter	1	2	3	4	5	6	7	8	9	AB	R	H	RBI	BB	SO	LOB	BOTTOM					
Dave Cash, R OBP: 0.327, SLG: 0.341 (1,4)	F8		1B		K			L6-3		4	1	2	0	0	1	0	Philadelphia Phillies @ Pittsburgh Pirates Three Rivers Stadium, Pittsburgh, PA Tue Sep 25 1973, 7:05 PM EDT Att: 13,312 - Unknown					
Gene Clines, R OBP: 0.324, SLG: 0.327 (1,8)	G5-4-3		K					L5-3		4	0	1	1	0	1	1						
Manny Sanguillen, R OBP: 0.299, SLG: 0.414 (1,2)	G5-4-3				4-3			P6		4	0	0	0	0	0	1						
Willie Stargell, L OBP: 0.390, SLG: 0.663 (1,7)			G3		G3			FC5-4		4	0	1	0	0	1	0						
Richie Zisk, R OBP: 0.375, SLG: 0.539 (1,9)			F8		BB			FC5-4		4	0	1	0	0	0	1						
Bob Robertson, R OBP: 0.334, SLG: 0.388 (1,3)			BB		BB			K		2	0	0	0	2	1	0						
Richie Hebner, L OBP: 0.344, SLG: 0.477 (1,5)			F9		F8			F7		3	0	0	0	0	0	3						
Dal Maxvill, R OBP: 0.260, SLG: 0.229 (1,6)			P4					5-3		3	0	0	0	0	0	0						
Jim Rooker, R OBP: 0.250, SLG: 0.217 (1,1)			K					K		2	0	0	0	0	2	0						
Fernando Gonzalez, R OBP: 0.271, SLG: 0.346 (8, PH)										1	0	0	0	0	1	0						
Ramon Hernandez, S OBP: 0.300, SLG: 0.125 (9,1)										0	0	0	0	0	0	0						
Inning Stats	R: 0 E: 0 K: 0 S: 3	H: 1 LOB: 0 BB: 0 P: 3	R: 0 E: 0 K: 0 S: 3	H: 0 LOB: 1 BB: 1 P: 7	R: 0 E: 0 K: 2 S: 8	H: 1 LOB: 1 BB: 0 P: 8	R: 0 E: 0 K: 0 S: 4	H: 1 LOB: 2 BB: 1 P: 8	R: 0 E: 0 K: 2 S: 7	H: 0 LOB: 0 BB: 0 P: 7	R: 0 E: 0 K: 0 S: 4	H: 1 LOB: 1 BB: 0 P: 4	R: 0 E: 0 K: 1 S: 5	H: 0 LOB: 0 BB: 0 P: 5	R: 1 E: 0 K: 1 S: 6	H: 1 LOB: 0 BB: 0 P: 6	R: 0 E: 0 K: 1 S: 5	H: 0 LOB: 0 BB: 0 P: 5	1B: 4 2B: 0 3B: 1 HR: 0	SF: 0 SAC: 0 DP: 1 HBP: 0	WP: 0 PB: 0 CS: 0	PA: 33
PITCHER	IP	WLS	BF	H	R	ER	SO	BB	IBB	HBP	BLK	WP	HR	S	P	ERA	WHIP					
Steve Carlton, L ERA: 3.85 (1,1)	9.0	W	33	5	1	1	7	2	0	0	0	0	0	45	53	1.00	0.778					

Batter	1	2	3	4	5	6	7	8	9	AB	R	H	RBI	BB	SO	LOB	TOP		
Billy Grabarkewitz, R OBP: 0.345, SLG: 0.346 (1, 4)	0-0 1-3		0-0 SH2-3 1B		0-0 1B		0-0 1B		0-3 K	5	0	3	1	0	1	1	Philadelphia Phillies @ Pittsburgh Pirates Three Rivers Stadium, Pittsburgh, PA Wed Sep 26 1973, 7:05 PM EDT Att: 8,991 - Unknown		
Del Unser, L OBP: 0.356, SLG: 0.424 (1, 8)	0-0 1B		0-0 SH2-3		0-0 1B		0-0 SF9		0-0 G3	3	0	2	1	0	0	1			
Willie Montanez, L OBP: 0.325, SLG: 0.374 George Culver, R (7, 1)	0-3 K		4-0 IBB		0-0 L8		0-0 G3			3	0	0	0	0	1	4			
Greg Luzinski, R OBP: 0.346, SLG: 0.492 (1, 7)	0-0 6-3		0-0 P4		0-3 K				0-0 4-3	4	0	0	0	0	1	6			
Bill Robinson, R OBP: 0.325, SLG: 0.530 Mike Anderson, R OBP: 0.325, SLG: 0.463 (8, 9)		0-0 5-3	0-0 5-3			0-3 K			0-3 K	4	0	0	0	0	2	3			
Bob Boone, R OBP: 0.312, SLG: 0.368 Tom Hutton, L OBP: 0.354, SLG: 0.378 (7, 3)	0-0 L8			0-0 F7		0-0 5-3			0-0 1B	3	0	0	0	0	0	0			
Mike Schmidt, R OBP: 0.328, SLG: 0.388 (1, 5)	0-3 K			0-0 F9		0-3 K			0-3 K	4	0	0	0	0	3	1			
Larry Bowa, S OBP: 0.254, SLG: 0.252 (1, 6)			0-0 E1 1B	0-3 K			0-0 E5 1B SF9 1B		0-0 1B	4	2	2	0	0	1	0			
Jim Lonborg, R OBP: 0.288, SLG: 0.155 Darrell Brandon, R OBP: 0.333, SLG: 0.290 Mike Rogicki, L OBP: 0.337, SLG: 0.342 Bill Wilson, R OBP: 0.341, SLG: 0.341 Jim Essian, R (7, 2)			4-0 SH2-3 1B BB		0-0 1-3		0-0 5-3		0-3 K	0	0	0	0	0	1	0			
Inning Stats	R: 0 E: 0 K: 1 S: 6	H: 1 LOB: 1 BB: 6 P: 6	R: 0 E: 0 K: 1 S: 5	H: 0 LOB: 0 BB: 0 P: 5	R: 1 E: 1 K: 0 S: 5	H: 1 LOB: 3 BB: 2 P: 13	R: 0 E: 0 K: 1 S: 5	H: 0 LOB: 0 BB: 0 P: 5	R: 0 E: 0 K: 2 S: 7	H: 0 LOB: 0 BB: 0 P: 7	R: 1 E: 1 K: 0 S: 5	H: 2 LOB: 1 BB: 0 P: 5	R: 0 E: 0 K: 2 S: 8	H: 1 LOB: 1 BB: 0 P: 8	R: 0 E: 0 K: 2 S: 8	H: 1 LOB: 1 BB: 0 P: 8		1B: 8 2B: 0 3B: 0 HR: 0	SF: 1 SAC: 1 DP: 0 HBP: 0
PITCHER	IP WLS BF H R ER SO BB IBB HBP BLK WP HR S P ERA WHIP	IP WLS BF H R ER SO BB IBB HBP BLK WP HR S P ERA WHIP																	
Jim McKee, R ERA: 4.97 (1, 1)	2.0	9	1	1	0	2	1	0	0	0	0	0	0	0	12	16	0.00	1.000	
Bob Moose, R ERA: 3.59 (3, 1)	5.0	W	21	5	1	0	4	0	1	0	0	0	0	0	28	32	0.00	1.000	
Bob Johnson, R ERA: 3.7 (8, 1)	2.0	S	8	2	0	0	4	0	0	0	0	0	0	0	16	16	0.00	1.000	

Batter	1	2	3	4	5	6	7	8	9	AB	R	H	RBI	BB	SO	LOB	BOTTOM		
Dave Cash, R OBP: 0.330, SLG: 0.342 (1, 4)	0-0 2B G3 1B		0-0 E9 1B		0-0 L4-6-3 1B		0-0 5-3			4	2	2	0	1	0	0	Philadelphia Phillies @ Pittsburgh Pirates Three Rivers Stadium, Pittsburgh, PA Wed Sep 26 1973, 7:05 PM EDT Att: 8,991 - Unknown		
Gene Clines, R OBP: 0.328, SLG: 0.332 (1, 8)	0-0 L9		0-0 1B		0-0 L4-6-3		0-0 BB BB 1B			5	1	3	3	0	0	2			
Al Oliver, L OBP: 0.315, SLG: 0.458 (1, 3)	0-0 G3 1-3 2B		0-0 1B 2B 4-3		0-0 4-3		0-0 4-3 BB BB		4-0 BB	4	1	2	1	1	0	2			
Willie Stargell, L OBP: 0.394, SLG: 0.661 Dave Augustine, R OBP: 0.400, SLG: 0.600 (7, PR) (8, 7)	4-0 G3 IBB		4-0 1B 1B IBB	4-0 HR BB		0-0 6-3	4-0 1-2 2-3 BB			1	2	0	0	4	0	0			
Richie Hebner, L OBP: 0.347, SLG: 0.484 (1, 5)	0-0 G3		0-0 1B FC1-2 1B	0-0 HR		4-0 1B 3B BB	0-0 P6			4	2	2	4	1	0	5			
Richie Zisk, R OBP: 0.372, SLG: 0.532 (1, 9)	1-2 2-3 3-H F2		0-3 K	0-0 F8		4-0 1B 3B BB	0-0 P4			4	1	0	0	1	1	7			
Manny Sanguillen, R OBP: 0.300, SLG: 0.414 (1, 2)		0-0 L4	0-0 1B FC1-2 1B	0-0 F9		0-0 3B 1B		0-0 1-3		5	2	2	1	0	0	0			
Dal Maxvill, R OBP: 0.259, SLG: 0.237 (1, 6)		0-0 5-3	0-0 1B FC1-2 1B	0-0 6-3		0-0 3B		0-0 1-3		5	1	1	3	0	0	2			
Jim McKee, R OBP: 0.194, SLG: 0.149 Bob Johnson, L (8, 1)	0-0 4-3		0-0 1B 1B		0-0 P4		0-0 6-3		0-0 F7	1	0	0	0	0	0	0			
Inning Stats	R: 1 E: 0 K: 0 S: 5	H: 2 LOB: 2 BB: 1 P: 9	R: 0 E: 0 K: 0 S: 3	H: 0 LOB: 0 BB: 0 P: 3	R: 7 E: 1 K: 1 S: 12	H: 6 LOB: 2 BB: 2 P: 20	R: 2 E: 0 K: 0 S: 4	H: 1 LOB: 0 BB: 1 P: 8	R: 0 E: 0 K: 0 S: 3	H: 1 LOB: 1 BB: 0 P: 3	R: 3 E: 0 K: 0 S: 5	H: 2 LOB: 1 BB: 2 P: 13	R: 0 E: 0 K: 0 S: 4	H: 1 LOB: 3 BB: 2 P: 12	R: 0 E: 0 K: 0 S: 3	H: 0 LOB: 0 BB: 0 P: 3		1B: 9 2B: 2 3B: 1 HR: 1	SF: 0 SAC: 0 DP: 1 HBP: 0
PITCHER	IP WLS BF H R ER SO BB IBB HBP BLK WP HR S P ERA WHIP	IP WLS BF H R ER SO BB IBB HBP BLK WP HR S P ERA WHIP																	
Jim Lonborg, R ERA: 4.88 (1, 1)	2.1	L	16	6	7	5	1	0	2	0	0	0	0	0	1	8	16	10.80	3.000
Darrell Brandon, R ERA: 5.5 (3, 1)	1.2		10	3	3	2	0	2	0	0	0	0	0	0	8	16	13.50	2.500	
Bill Wilson, R ERA: 6.66 (5, 1)	2.0		10	3	3	3	0	2	0	0	0	0	0	8	16	0.00	1.500		
George Culver, R ERA: 3.41 (7, 1)	2.0		9	1	0	0	0	2	0	0	0	0	0	7	15	0.00	1.500		

Batter	1	2	3	4	5	6	7	8	9	10	11	12	13	AB	R	H	RBI	BB	SO	LOB	TOP		
Billy Grabarkewitz, R Tom Hutton, L George Culver, R Mike Wallace, L	4-0 HR BB	0-0 F7			0-0 F9		0-3 K		0-0 3-1		0-0 1-4-3		4 1 0 0 1 1 2 1 0 0 0 0 0 1 0 0 0 0 0 0 0 0 0 0 0 0 0 0										
Del Unser, L Mike Anderson, R	0-0 1H HR		0-0 4-3		0-0 4-3		0-0 4-1		0-0 F9		0-0 IBB		5 1 2 2 0 0 2 0 0 0 0 1 0 0										
Wille Montanez, L	0-0 4-3		0-0 3-1		0-0 4-3		0-0 P4		0-0 1B		0-0 1-3		6 0 1 0 0 0 3										
Greg Luzinski, R	0-0 6-3		0-0 L8			0-3 K		0-0 F3		0-3 K		0-0 1B SH3-4 WP	6 1 1 0 0 2 1 4 0 1 0 1 2 0										
Bill Robinson, R	4-0 1B BB				0-3 K		0-0 4-3		0-0 CS 1B		0-3 K		6 0 4 0 0 0 0										
Bob Boone, R	0-0 1-2 1B				0-0 P4		0-0 F2		0-0 CS 1-2 1B		0-0 1B		6 0 4 0 0 0 0										
Mike Schmidt, R	0-0 F9				4-0 BB		0-0 F9		0-3 K		0-3 K		5 0 0 0 1 3 5										
Larry Bowa, S		0-0 F7			0-0 6-3		4-0 1B S BB		0-0 P6		0-0 1-4-3 1B		5 0 1 0 1 0 3										
Barry Lersch, S Mike Scarsce, L Ron Dionio, R Mac Scarsce, L Craig Robinson, R		0-3 K			0-0 4-3		0-0 1-3 1B		0-0 F9		0-0 B3		3 0 1 0 0 1 0 1 0 0 0 0 0 1 0 0 0 0 0 0 0 0 0 0 0 0 0 0 1 0 0 0 0 0 1										
Inning Stats	R: 2 E: 0 K: 0 S: 5	H: 2 LOB: 2 BB: 13 P: 13	R: 0 E: 0 K: 1 S: 5	H: 0 LOB: 0 BB: 0 P: 5	R: 0 E: 0 K: 0 S: 3	H: 0 LOB: 0 BB: 0 P: 3	R: 0 E: 0 K: 1 S: 5	H: 1 LOB: 1 BB: 1 P: 9	R: 0 E: 0 K: 0 S: 4	H: 0 LOB: 0 BB: 0 P: 5	R: 0 E: 0 K: 1 S: 6	H: 1 LOB: 1 BB: 0 P: 6	R: 0 E: 0 K: 2 S: 7	H: 1 LOB: 0 BB: 0 P: 7	R: 0 E: 0 K: 0 S: 4	H: 1 LOB: 2 BB: 1 P: 8	R: 1 E: 0 K: 1 S: 7	H: 2 LOB: 1 BB: 0 P: 7	1B: 9 2B: 1 3B: 0 HR: 1	SF: 0 SAC: 1 DP: 0 HBP: 0	WP: 1 PB: 0 SB: 1 CS: 1	PA: 54	
PITCHER	IP ERA WLS BF H R ER SO BB IBB HBP BLK WP HR S P ERA WHIP	6.2 3.03 1.1 28 4 2 2 4 4 0 0 0 0 1 32 48 2.70 1.200	7.1 2.41 2.0 8 1 0 0 2 0 0 0 0 0 0 4 12 12 0.00 1.000	8.1 2.48 1.2 6 2 0 0 2 0 0 0 0 0 0 10 10 0.00 1.200	12.1 0.1 0.1 2 0 0 0 0 0 1 0 0 0 0 1 5 0.00 0.000		13.1 3.6 1.0 5 2 1 1 1 0 0 0 0 1 7 7 9.00 2.000																

Philadelphia Phillies @ Pittsburgh Pirates
Three Rivers Stadium, Pittsburgh, PA
Thu Sep 27 1973, 7:05 PM EDT
Att. 11,577 - Unknown

AB 47
R 3
H 11
RBI 2
BB 5
SO 9
LOB 19



Batter	1	2	3	4	5	6	7	8	9	10	11	12	13	AB	R	H	RBI	BB	SO	LOB	BOTTOM	
Dave Cash, R	0-0 HR 2B		0-0 F8			0-0 6-3			0-0 6-3		0-0 6-3		0-0 6-3	6 1 1 0 0 0 0								
Gene Clines, R	0-0 L4-3		0-3 K			0-0 L4-3			0-0 L4-3		0-0 1B		0-0 BB	5 0 1 0 1 1 1								
Al Oliver, L	0-0 2H HR				0-0 G3		0-0 G3		0-0 1B		0-0 F2		0-0 P6	6 1 2 2 0 0 2								
Wille Stargell, L	0-0 F9				0-0 F8		0-0 G3		0-0 G3		0-0 F9			5 0 0 0 0 0 2								
Richie Hebner, L	0-0 G3				0-0 F7		0-0 FC5-4 1B		0-0 3-1				0-0 FC6-4 1B	5 0 2 0 0 0 0								
Richie Zisk, R Dave Augustine, R		0-0 P4			0-0 6-3		0-0 FC5-4 1-2 1B		0-0 FC5-4 2B		0-0 FC6-4 1B		0-0 FC6-4 1-2 1B	4 0 1 0 0 0 1 1 0 0 0 0 0 1								
Manny Sanguillen, R		0-0 5-3			0-0 6-3				0-0 5-3		0-0 FC5-4 IBB		0-0 FC6-4 1-2 1B	4 0 0 0 1 0 1								
Dal Maxvill, R Dave Pankr, L Ron Dionio, R Mac Scarsce, L George Culver, R Bob Robertson, R Chris Zachary, L		0-0 F9			0-0 5-3		0-0 G1-6-3 1B		0-0 G1-6-3 1-2 1B		0-0 6-3		0-0 FC6-4 1-2 1B	2 0 0 0 0 0 0 1 0 1 0 0 0 0 1 0 0 0 0 0 2 1 0 0 0 0 0 1 0 0 0 0 0 0 0								
Bruce Kison, R Ramon Hernandez, L Mike Scarsce, L Mac Scarsce, L George Culver, R Bob Robertson, R Jim Foor, L Gene Alley, R			0-3 K		0-0 1-3		0-0 G3		0-0 6-3				0-3 K	2 0 0 0 0 1 0 0 0 0 0 0 0 1 1 0 0 0 0 0 0 0 0 0 0 0 0 0 1 0 0 0 0 0 0 0 0 0 0 0 0 0 1 0 0 0 0 0 1 1 0 0 0 0 0 0								
Inning Stats	R: 2 E: 0 K: 0 S: 5	H: 2 LOB: 0 BB: 0 P: 5	R: 0 E: 0 K: 0 S: 3	H: 0 LOB: 0 BB: 0 P: 3	R: 0 E: 0 K: 0 S: 3	H: 0 LOB: 0 BB: 0 P: 3	R: 0 E: 0 K: 0 S: 3	H: 1 LOB: 1 BB: 0 P: 4	R: 0 E: 0 K: 0 S: 3	H: 1 LOB: 0 BB: 0 P: 3	R: 0 E: 0 K: 0 S: 4	H: 1 LOB: 1 BB: 1 P: 4	R: 0 E: 0 K: 0 S: 4	H: 1 LOB: 1 BB: 1 P: 4	R: 0 E: 0 K: 0 S: 4	H: 0 LOB: 1 BB: 1 P: 9	1B: 5 2B: 2 3B: 0 HR: 1	SF: 0 SAC: 0 DP: 1 HBP: 0	WP: 0 PB: 0 SB: 0 CS: 0	PA: 48		
PITCHER	IP ERA WLS BF H R ER SO BB IBB HBP BLK WP HR S P ERA WHIP	8.0 4.39 0.2 27 4 2 2 2 0 0 0 0 0 1 31 31 2.25 0.500	8.1 1.62 2.1 11 3 0 0 0 0 1 0 0 0 0 10 14 0.00 1.286	12.1 3.32 1.2 7 1 0 0 1 1 0 0 0 0 0 8 12 0.00 1.200	13.1 4.06 0.1 5 0 0 0 0 0 0 0 0 0 0 1 1 0.00 0.000																	

Philadelphia Phillies @ Pittsburgh Pirates
Three Rivers Stadium, Pittsburgh, PA
Thu Sep 27 1973, 7:05 PM EDT
Att. 11,577 - Unknown

AB 46
R 2
H 8
RBI 2
BB 2
SO 3
LOB 15



Batter	1	2	3	4	5	6	7	8	9	AB	R	H	RBI	BB	SO	LOB	TOP		
Billy Grabarkewitz, R OBP: 0.345, SLG: 0.335 (1, 4)	4-0 BB BB		0-3 K		0-3 K		4-0 BB			2	0	0	0	2	2	2	Philadelphia Phillies @ St. Louis Cardinals Busch Stadium, St. Louis, MO Fri Sep 28 1973, 7:05 PM CDT Att: 10,377 - Unknown		
Del Unser, L OBP: 0.355, SLG: 0.430 (1, 8)	4-0 BB		0-0 F9		0-0 3-1		0-0 1-3			3	0	0	0	1	0	3			
Willie Montanez, L OBP: 0.323, SLG: 0.370 (1, 3)	0-3 K		0-0 F8		0-0 F8			0-0 1B		4	0	1	0	0	1	3			
Greg Luzinski, R OBP: 0.344, SLG: 0.486 (1, 7)	0-0 P4			0-0 F3		4-0 2B BB		0-0 F7		3	0	0	0	1	0	3			
Bill Robinson, R OBP: 0.325, SLG: 0.527 (1, 9)	0-0 F8			0-0 5-3		0-0 BB		0-0 F3		4	0	1	0	0	0	3			
Bob Boone, R OBP: 0.313, SLG: 0.368 (1, 2)		0-0 F7		0-0 5-3		0-0 6-3		0-0 F5		4	0	0	0	0	0	3			
Mike Schmidt, R OBP: 0.327, SLG: 0.381 (1, 5)		0-3 K		4-0 4-3 BB		4-0 BB		0-0 F9		2	0	0	0	2	1	0			
Larry Bowa, S OBP: 0.253, SLG: 0.249 (1, 6)		0-0 4-3		0-0 4-3		0-0 4-3		0-0 4-3		4	0	0	0	0	0	2			
Ken Brett, L OBP: 0.283, SLG: 0.463 (5, 1)			4-0 BB							1	0	0	0	1	0	1			
Mike Wallace, L OBP: 0.330, SLG: 0.533 (7, PH)										0	0	0	0	0	0	0			
Mike Rogodzinski, L OBP: 0.330, SLG: 0.533 (7, 1)										0	0	0	0	0	0	0			
Ron Dlorio, R OBP: 0.330, SLG: 0.533 (7, 1)										0	0	0	0	0	0	0			
Mac Scarce, L OBP: 0.330, SLG: 0.533 (8, 1)										0	0	0	0	0	0	0			
Tom Hutton, L OBP: 0.301, SLG: 0.374 (8, PH)										1	0	0	0	0	0	0			
Inning Stats	R: 0 E: 0 K: 1 S: 5	H: 0 LOB: 2 BB: 2 P: 13	R: 0 E: 0 K: 1 S: 5	H: 0 LOB: 0 BB: 0 P: 5	R: 0 E: 0 K: 1 S: 5	H: 0 LOB: 1 BB: 1 P: 9	R: 0 E: 0 K: 0 S: 3	H: 0 LOB: 0 BB: 0 P: 3	R: 0 E: 0 K: 0 S: 4	H: 1 LOB: 2 BB: 1 P: 8	R: 0 E: 0 K: 1 S: 5	H: 0 LOB: 2 BB: 2 P: 13	R: 0 E: 0 K: 0 S: 4	H: 1 LOB: 1 BB: 0 P: 4	R: 0 E: 0 K: 0 S: 3	H: 0 LOB: 0 BB: 0 P: 3	1B: 1 2B: 1 3B: 0 HR: 0	SF: 0 SAC: 0 DP: 0 HBP: 0	WP: 0 PA: 36 PB: 0 SB: 1 CS: 0
PITCHER	IP	WLS	BF	H	R	ER	SO	BB	IBB	HBP	BLK	WP	HR	S	P	ERA	WHIP		
Mike Thompson, R ERA: 2.6	(1, 1)	4.0	16	0	0	0	3	4	0	0	0	0	0	18	34	0.00	1.000		
Diego Segui, R ERA: 2.6	(5, 1)	5.0	20	2	0	0	2	3	0	0	0	0	0	21	33	0.00	1.000		

AB	29
R	0
H	2
RBI	0
BB	7
SO	5
LOB	21



Batter	1	2	3	4	5	6	7	8	9	AB	R	H	RBI	BB	SO	LOB	BOTTOM		
Lou Brock, L OBP: 0.363, SLG: 0.391 (1, 7)	0-0 G3		0-0 CS			0-0 SH3 1B		0-0 SH 1B 2B		4	1	3	0	0	0	0	Philadelphia Phillies @ St. Louis Cardinals Busch Stadium, St. Louis, MO Fri Sep 28 1973, 7:05 PM CDT Att: 10,377 - Unknown		
Ted Sizemore, R OBP: 0.363, SLG: 0.329 (1, 4)	0-0 G5-4-3 1B		0-0 CS	4-0 G5-4-3 BB		0-0 SH3		0-0 SH 1B 2B		1	1	1	0	1	0	0			
Tommie Agee, R OBP: 0.333, SLG: 0.402 (1, 8)	0-0 G5-4-3				0-0 G5-4-3		0-0 6-3	0-0 2B 1B		3	0	0	0	0	0	3			
Tim McCarver, L OBP: 0.333, SLG: 0.362 (6, PH)	0-0 G5-4-3				0-0 G5-4-3		0-0 6-3	0-0 2B 1B		1	0	1	1	0	0	0			
Bake McBride, L OBP: 0.348, SLG: 0.339 (8, 8)	0-0 1-2				0-0 1-2		0-0 2-3	0-0 2B 1B		0	0	0	0	0	0	0			
Ted Simmons, S OBP: 0.371, SLG: 0.441 (1, 3)		0-0 6-3			0-0 1B		4-0 1B	0-0 1B 2B		3	0	2	1	1	0	0			
Luis Melendez, R OBP: 0.318, SLG: 0.336 (1, 9)		0-0 1B 2B			0-0 FC4-6 1B		0-3 K	0-0 P4		4	1	2	0	0	1	4			
Ken Reitz, R OBP: 0.253, SLG: 0.333 (1, 5)		0-0 G5-4-3 1B			0-0 FC4-6			0-0 5-3		4	0	2	1	0	0	4			
Marc Hill, R (1, 2)		0-0 G5-4-3				0-0 F3		0-3 K		3	0	0	0	0	1	2			
Mike Tyson, R OBP: 0.275, SLG: 0.291 (1, 6)			0-0 P4		0-0 5-3		0-0 F5			3	0	0	0	0	0	1			
Mike Thompson, R (1, 1)			0-3 K		0-3 K		0-3 K			1	0	0	0	0	1	0			
Diego Segui, R (5, 1)					0-3 K		0-3 K			2	0	0	0	0	2	1			
Inning Stats	R: 0 E: 0 K: 0 S: 3	H: 1 LOB: 0 BB: 0 P: 3	R: 1 E: 0 K: 0 S: 4	H: 2 LOB: 0 BB: 0 P: 4	R: 0 E: 0 K: 1 S: 5	H: 1 LOB: 0 BB: 0 P: 5	R: 0 E: 0 K: 0 S: 4	H: 2 LOB: 2 BB: 1 P: 8	R: 0 E: 0 K: 1 S: 6	H: 1 LOB: 1 BB: 1 P: 10	R: 0 E: 0 K: 2 S: 8	H: 1 LOB: 2 BB: 0 P: 8	R: 2 E: 0 K: 0 S: 6	H: 3 LOB: 2 BB: 0 P: 6	1B: 8 2B: 3 3B: 0 HR: 0	SF: 0 SAC: 2 DP: 3 HBP: 0	WP: 0 PA: 34 PB: 0 SB: 0 CS: 1		
PITCHER	IP	WLS	BF	H	R	ER	SO	BB	IBB	HBP	BLK	WP	HR	S	P	ERA	WHIP		
Ken Brett, L ERA: 3.44	(1, 1)	5.0	18	6	1	1	2	1	0	0	0	0	0	21	25	1.80	1.400		
Mike Wallace, L ERA: 3.94	(6, 1)	1.0	5	1	0	0	1	0	1	0	0	0	0	6	10	0.00	1.000		
Ron Dlorio, R ERA: 2.55	(7, 1)	1.0	6	2	2	2	2	0	0	0	0	0	0	10	10	18.00	2.000		
Mac Scarce, L ERA: 2.34	(8, 1)	1.0	4	2	0	0	0	0	0	0	0	0	0	4	4	0.00	2.000		

AB	29
R	3
H	11
RBI	3
BB	2
SO	5
LOB	15



