

Philadelphia Phillies - 1974

Batter	1	2	3	4	5	6	7	8	9	AB	R	H	RBI	BB	SO	LOB	TOP																	
Wayne Garrett, L (1.5)										4	1	1	0	1	0	3	New York Mets @ Philadelphia Phillies Veterans Stadium, Philadelphia, PA Sat Apr 06 1974, 3:33 AM EDT Att: 40,222 - Unknown																	
Felix Milan, R (1.4)									2	1	2	1	2	0	0																			
Rusty Staub, L (1.9)									4	0	1	0	1	0	3																			
Cleon Jones, R (1.7)									4	0	0	0	1	0	6																			
John Milner, L (1.3)									5	0	0	0	0	2	5																			
Jerry Grote, R (1.2)									4	0	0	0	0	0	2																			
Don Hahn, R (1.8)								4	1	2	0	0	1	0																				
Bud Harrelson, S (1.6)								4	1	3	1	0	0	0																				
Tom Seaver, R (1.1)								2	0	0	0	0	1	3																				
George Theodore, R (8, PH)								1	0	0	0	0	0	0																				
Tug McGraw, R (8.1)								0	0	0	0	0	0	0																				
Inning Stats	R: 1 E: 0 K: 0 S: 4	H: 2 LOB: 0 BB: 0 P: 4	R: 0 E: 0 K: 0 S: 3	H: 0 LOB: 0 BB: 0 P: 3	R: 1 E: 0 K: 0 S: 6	H: 3 LOB: 2 BB: 0 P: 6	R: 1 E: 0 K: 2 S: 9	H: 2 LOB: 1 BB: 0 P: 9	R: 0 E: 0 K: 0 S: 3	H: 0 LOB: 2 BB: 2 P: 11	R: 0 E: 1 K: 0 S: 4	H: 2 LOB: 1 BB: 1 P: 8	R: 0 E: 0 K: 1 S: 5	H: 0 LOB: 0 BB: 2 P: 5	R: 0 E: 0 K: 1 S: 5	H: 0 LOB: 2 BB: 2 P: 13	1B: 7 2B: 2 3B: 0 HR: 0	SF: 0 SAC: 2 DP: 2 HBP: 0	WP: 0 PB: 0 CS: 0	PA: 41														
PITCHER	IP WLS BF H R ER SO BB IBB HBP BLK WP HR S P ERA WHIP	IP WLS BF H R ER SO BB IBB HBP BLK WP HR S P ERA WHIP																																
Steve Carlton, L (1.1)	5.0	23	7	3	3	2	2	0	0	0	0	0	0	25	33	5.40	1.800																	
Mike Wallace, L (6.1)	1.0	7	2	1	0	0	1	0	0	0	0	0	0	6	10	0.00	3.000																	
Ron Diorio, R (7.1)	0.1	1	0	0	0	0	0	0	0	0	0	0	0	1	1	0.00	0.000																	
Mac Scarce, L (7.1)	2.2	W	10	0	0	0	2	1	1	0	0	0	0	12	20	0.00	0.375																	

Batter	1	2	3	4	5	6	7	8	9	AB	R	H	RBI	BB	SO	LOB	BOTTOM																		
Dave Cash, R (1.4)										4	0	1	0	0	0	1	New York Mets @ Philadelphia Phillies Veterans Stadium, Philadelphia, PA Sat Apr 06 1974, 3:33 AM EDT Att: 40,222 - Unknown																		
Larry Bowa, S (1.6)									4	2	2	0	0	0	1																				
Del Unser, L (1.8)									4	1	2	1	0	1	0																				
Greg Luzinski, R (1.7)									4	0	1	1	0	3	1																				
Willie Montanez, L (1.3)									3	0	0	0	0	2	1																				
Mike Anderson, R (1.9)									3	0	0	0	0	2	1																				
Mac Scarce, L (7.1)									0	0	0	0	0	0	0																				
Tony Taylor, R (9, PH)									1	0	1	0	0	0	0																				
Billy Grabarkewitz, R (9, PR)									0	1	0	0	0	0	0																				
Bob Boone, R (1.2)									3	0	1	0	0	0	1																				
Mike Schmidt, R (1.5)									4	1	1	2	0	1	1																				
Steve Carlton, L (1.1)									1	0	0	0	0	0	1																				
Tom Hutton, L (5, PH)									1	0	0	0	0	1	1																				
Mike Wallace, L (6.1)									0	0	0	0	0	0	0																				
Ron Diorio, R (7.1)									0	0	0	0	0	0	0																				
Bill Robinson, R (7.9)									1	0	0	0	0	0	0																				
Inning Stats	R: 1 E: 1 K: 2 S: 9	H: 2 LOB: 1 BB: 0 P: 9	R: 0 E: 1 K: 0 S: 4	H: 0 LOB: 0 BB: 0 P: 4	R: 0 E: 0 K: 1 S: 5	H: 0 LOB: 0 BB: 0 P: 5	R: 0 E: 0 K: 2 S: 7	H: 0 LOB: 0 BB: 0 P: 7	R: 0 E: 0 K: 2 S: 8	H: 1 LOB: 1 BB: 0 P: 8	R: 2 E: 1 K: 1 S: 8	H: 3 LOB: 1 BB: 0 P: 8	R: 0 E: 0 K: 0 S: 4	H: 1 LOB: 1 BB: 0 P: 4	R: 0 E: 0 K: 2 S: 7	H: 0 LOB: 0 BB: 0 P: 7	R: 2 E: 0 K: 0 S: 3	H: 2 LOB: 1 BB: 0 P: 3	1B: 6 2B: 2 3B: 0 HR: 1	SF: 0 SAC: 2 DP: 0 HBP: 0	WP: 0 PB: 0 CS: 0	PA: 35													
PITCHER	IP WLS BF H R ER SO BB IBB HBP BLK WP HR S P ERA WHIP	IP WLS BF H R ER SO BB IBB HBP BLK WP HR S P ERA WHIP																																	
Tom Seaver, R (1.1)	7.0	29	7	3	3	8	0	0	0	0	0	0	0	45	45	3.86	1.000																		
Tug McGraw, L (8.1)	1.1	L	6	2	2	2	0	0	0	0	0	0	0	1	10	10	13.50	1.500																	

Batter	1	2	3	4	5	6	7	8	9	AB	R	H	RBI	BB	SO	LOB	TOP								
Wayne Garrett, L (1,5) OBP: 0.273, SLG: 0.200	F9		4-3		K		1B	4-3	F5	6	0	1	0	0	1	3	New York Mets @ Philadelphia Phillies Veterans Stadium, Philadelphia, PA Sun Apr 07 1974, 3:33 AM EDT Att: 16,441 - Unknown								
Felix Milten, R (1,4) OBP: 0.667, SLG: 0.500	E3		4-3		F2		F8		1B	4	1	1	0	1	0	2									
Rusty Staub, L (1,9) OBP: 0.300, SLG: 0.125	G4-6-3		4-3		1-3			FC3-6	F7	4	1	0	0	1	0	4									
Cleon Jones, R (1,7)		F9	F9		F8			FC3-6	F7	5	1	3	0	0	0	1									
John Milner, L (1,3) OBP: 0.300, SLG: 0.400		F9		G3		3-1		FC3-6	E8	5	2	3	1	0	0	2									
Dave Schneck, L (1,8) OBP: 0.500, SLG: 0.500		F9		FC6-4		3-1		FC3-6	E8	4	1	2	1	0	0	3									
Don Hahn, R (9,PH) OBP: 0.600, SLG: 0.800		F9		FC6-4		3-1		FC3-6	E8	1	1	1	1	0	0	0									
Jerry Grote, R (1,2) OBP: 0.333, SLG: 0.667		P6		FC6-4		P4		E8	E8	5	2	3	4	0	0	3									
Bud Harrelson, S (1,6) OBP: 0.667, SLG: 0.714				FC6-4			F8		FC1-6	3	0	1	1	2	0	2									
Jon Matlack, L (1,1) OBP: 0.250, SLG: 0.250				2	E6		K		FC1-6	4	0	1	0	0	1	4									
Tug McGraw, R (8,1)	4-3			2	E6		K		FC1-6	1	0	0	0	0	0	1									
Inning Stats	R: 0 E: 1 K: 0 S: 3	H: 0 LOB: 0 BB: 0 P: 3	R: 0 E: 0 K: 0 S: 5	H: 2 LOB: 3 BB: 1 P: 9	R: 0 E: 0 K: 0 S: 3	H: 0 LOB: 1 BB: 1 P: 7	R: 0 E: 0 K: 0 S: 4	H: 2 LOB: 2 BB: 0 P: 4	R: 0 E: 1 K: 1 S: 6	H: 1 LOB: 1 BB: 0 P: 6	R: 0 E: 0 K: 0 S: 4	H: 1 LOB: 1 BB: 0 P: 4	R: 0 E: 0 K: 1 S: 6	H: 1 LOB: 1 BB: 0 P: 6	R: 4 E: 1 K: 0 S: 7	H: 4 LOB: 1 BB: 1 P: 11	R: 5 E: 1 K: 0 S: 8	H: 5 LOB: 1 BB: 1 P: 12	1B: 14 2B: 3 3B: 0 HR: 1	SF: 0 SAC: 0 DP: 1 HBP: 0	WP: 0 PB: 0 SB: 2 CS: 0	PA: 46			
PITCHER	IP	WLS	BF	H	R	ER	SO	BB	IBB	HBP	BLK	WP	HR	S	P	ERA	WHIP								
Jim Lonborg, R (1,1) ERA: 3.38	8.0	L	38	11	4	3	2	2	1	0	0	0	0	38	50	3.38	1.625								
Eddie Watt, R (9,1) ERA: 54.0	0.1		3	2	2	2	0	0	0	0	0	0	0	3	3	54.00	6.000								
Mike Wallace, L (9,1) ERA: 9.0	0.0		1	1	0	0	0	0	0	0	0	0	0	1	1	∞	∞								
Ron Diorio, R (9,1) ERA: 18.0	0.2		5	2	3	3	0	1	0	0	0	0	1	4	8	40.50	4.500								


Batter	1	2	3	4	5	6	7	8	9	AB	R	H	RBI	BB	SO	LOB	BOTTOM								
Dave Cash, R (1,4) OBP: 0.333, SLG: 0.333	L6		S		FC6-4			FC6-4	L5	5	1	2	0	0	0	3	New York Mets @ Philadelphia Phillies Veterans Stadium, Philadelphia, PA Sun Apr 07 1974, 3:33 AM EDT Att: 16,441 - Unknown								
Larry Bowa, S (1,6) OBP: 0.500, SLG: 0.571		CS		1-H			F9	FC6-4		3	0	1	1	1	0	1									
Mike Anderson, R (1,9) OBP: 0.333, SLG: 0.333		BB					F8			3	0	0	0	1	1	2									
Greg Luzinski, R (1,7) OBP: 0.125, SLG: 0.250							F8			4	0	0	0	0	3	2									
Bill Robinson, R (1,8) OBP: 0.400, SLG: 0.600							F7			4	0	2	0	0	1	0									
Willie Montanez, L (1,3) OBP: 0.143, SLG: 0.143							F8			4	0	1	0	0	0	1									
Bob Boone, R (1,2) OBP: 0.429, SLG: 0.714							F9			4	1	2	0	0	0	1									
Mike Schmidt, R (1,5) OBP: 0.375, SLG: 0.750										4	0	2	1	0	1	1									
Jim Lonborg, R (1,1) ERA: 3.38										2	0	0	0	0	2	1									
Billy Grabarkewitz, R (9,PH) ERA: 54.0										1	0	0	0	0	0	0									
Eddie Watt, R (9,1) ERA: 9.0										0	0	0	0	0	0	0									
Mike Wallace, L (9,1) ERA: 18.0										0	0	0	0	0	0	0									
Ron Diorio, R (9,1) ERA: 36.0										0	0	0	0	0	0	0									
Tony Taylor, R (9,PH) OBP: 1.000, SLG: 1.000										1	0	1	0	0	0	0									
Inning Stats	R: 0 E: 0 K: 1 S: 4	H: 0 LOB: 0 BB: 1 P: 8	R: 0 E: 0 K: 1 S: 6	H: 1 LOB: 1 BB: 0 P: 6	R: 1 E: 0 K: 2 S: 9	H: 2 LOB: 1 BB: 0 P: 9	R: 0 E: 0 K: 1 S: 5	H: 0 LOB: 0 BB: 0 P: 5	R: 0 E: 0 K: 1 S: 6	H: 0 LOB: 0 BB: 0 P: 6	R: 0 E: 0 K: 0 S: 3	H: 0 LOB: 0 BB: 0 P: 3	R: 0 E: 0 K: 1 S: 6	H: 2 LOB: 1 BB: 0 P: 6	R: 0 E: 0 K: 1 S: 6	H: 1 LOB: 2 BB: 1 P: 10	R: 1 E: 0 K: 0 S: 6	H: 4 LOB: 2 BB: 0 P: 6	1B: 8 2B: 3 3B: 0 HR: 0	SF: 0 SAC: 0 DP: 0 HBP: 0	WP: 0 PB: 0 SB: 1 CS: 2	PA: 37			
PITCHER	IP	WLS	BF	H	R	ER	SO	BB	IBB	HBP	BLK	WP	HR	S	P	ERA	WHIP								
Jon Matlack, L (1,1) ERA: 1.17	7.2		30	7	1	1	7	2	0	0	0	0	0	9	9	1.17	1.174								
Tug McGraw, L (8,1) ERA: 10.13	1.1	S	7	4	1	1	1	0	0	0	0	0	0	9	9	6.75	3.000								


AB	42
R	9
H	16
RBI	8
BB	4
SO	2
LOB	25



AB	35
R	2
H	11
RBI	2
BB	2
SO	8
LOB	12



Batter	1	2	3	4	5	6	7	8	9	AB	R	H	RBI	BB	SO	LOB	TOP			
Dave Cash, R OBP: 0.231, SLG: 0.231 (1,4)	5-3		5-3			FC5-4		E5		4	0	0	0	0	0	2	Philadelphia Phillies @ Chicago Cubs Wrigley Field, Chicago, IL Tue Apr 09 1974, 3:33 AM CDT Att: 30,601 - Sunny - 43 F			
Larry Bowa, S OBP: 0.500, SLG: 0.500 (1,6)	1-3 BB			B4-3		P4		1B		3	0	1	0	1	0	1				
Del Unser, L OBP: 0.250, SLG: 0.250 (1,8)	1-3			6-3				5-3		4	0	0	0	0	1	4				
Greg Luzinski, R OBP: 0.083, SLG: 0.167 (1,7)	K			K				K		4	0	0	0	0	3	4				
Willie Montanez, L OBP: 0.100, SLG: 0.100 (1,3)		G3				4-3		K		3	0	0	0	0	1	0				
Bill Robinson, R OBP: 0.375, SLG: 0.500 (1,9)		F9				F8		G4-3 1B		3	0	1	0	0	0	0				
Bob Boone, R OBP: 0.300, SLG: 0.500 (1,2)		4-3				K		G4-3 1-2		3	0	0	0	0	1	1				
Mike Schmidt, R OBP: 0.273, SLG: 0.545 (1,5)			K			K		K		3	0	0	0	0	3	0				
Ron Schueler, R OBP: 0.500, SLG: 0.500 Tom Hutton, L (9, PH) OBP: 0.500, SLG: 1.000 (1,1)	5-3					FC5-4 1B		G1-2-3 2B		2	0	1	0	0	0	0				
Inning Stats	R: 0 E: 0 K: 1 S: 5	H: 0 LOB: 1 BB: 1 P: 9	R: 0 E: 0 K: 0 S: 3	H: 0 LOB: 0 BB: 0 P: 3	R: 0 E: 0 K: 1 S: 5	H: 0 LOB: 0 BB: 0 P: 5	R: 0 E: 0 K: 1 S: 5	H: 0 LOB: 0 BB: 0 P: 5	R: 0 E: 0 K: 1 S: 6	H: 1 LOB: 1 BB: 0 P: 6	R: 0 E: 0 K: 2 S: 7	H: 0 LOB: 0 BB: 0 P: 7	R: 0 E: 0 K: 1 S: 5	H: 1 LOB: 0 BB: 0 P: 5	R: 0 E: 1 K: 1 S: 7	H: 2 LOB: 2 BB: 0 P: 7	1B: 3 2B: 1 3B: 0 HR: 0	SF: 0 SAC: 0 DP: 2 HBP: 0	WP: 0 PB: 0 SB: 1 CS: 0	PA: 31
PITCHER Bill Bonham, R ERA: 0.00 (1,1)	IP: 9.0 WLS: W BF: 31 H: 4 R: 0 ER: 0 SO: 9 BB: 1 IBB: 0 HBP: 0 BLK: 0 WP: 0 HR: 0 S: 48 P: 52 ERA: 0.00 WHIP: 0.556															PITCHER				

Batter	1	2	3	4	5	6	7	8	9	AB	R	H	RBI	BB	SO	LOB	BOTTOM			
Vic Harris, S (1,4)	2B E BB			5-3				G3		3	1	0	0	1	0	4	Philadelphia Phillies @ Chicago Cubs Wrigley Field, Chicago, IL Tue Apr 09 1974, 3:33 AM CDT Att: 30,601 - Sunny - 43 F			
Rick Monday, L OBP: 0.500, SLG: 0.667 (1,8)	E 1-3 2B	1-3				F5		IBB		3	1	1	0	1	0	1				
Jerry Morales, R (1,7)	BB E BB			5-3		F8		K		3	0	0	0	1	1	2				
Billy Williams, L (1,3)	E3 BB			4-3		1-3		F9		4	0	0	1	0	0	1				
Jose Cardenal, R OBP: 0.500, SLG: 0.333 (1,9)	G5-4-3 BB			E5 CS		F8		1B		3	0	1	0	1	0	0				
Bill Madlock, R OBP: 0.500, SLG: 0.500 (1,5)	P3			CS		E5 CS		1B		4	0	2	0	0	0	3				
George Mitterwald, R OBP: 0.250, SLG: 0.250 (1,2)	G5-4-3			K		F7		1B		4	0	1	0	0	1	5				
Don Kessinger, S OBP: 1.000, SLG: 1.500 (1,6)		SH3-4 BB				SH1-4 1B		SH5-4 2B		2	0	2	0	2	0	0				
Bill Bonham, R (1,1)		SH3-4				SH1-4		SH5-4 FC6-4		1	0	0	0	0	0	3				
Inning Stats	R: 2 E: 2 K: 0 S: 4	H: 1 LOB: 2 BB: 3 P: 16	R: 0 E: 0 K: 0 S: 3	H: 0 LOB: 1 BB: 1 P: 7	R: 0 E: 1 K: 0 S: 3	H: 0 LOB: 0 BB: 0 P: 3	R: 0 E: 0 K: 1 S: 7	H: 2 LOB: 2 BB: 0 P: 7	R: 0 E: 0 K: 0 S: 3	H: 0 LOB: 0 BB: 0 P: 3	R: 0 E: 0 K: 1 S: 6	H: 1 LOB: 2 BB: 1 P: 10	R: 0 E: 0 K: 0 S: 5	H: 3 LOB: 3 BB: 1 P: 9	R: 0 E: 0 K: 0 S: 7	H: 0 LOB: 0 BB: 0 P: 7	1B: 5 2B: 2 3B: 0 HR: 0	SF: 0 SAC: 3 DP: 1 HBP: 0	WP: 0 PB: 0 SB: 1 CS: 2	PA: 37
PITCHER Ron Schueler, R ERA: 1.13 (1,1)	IP: 8.0 WLS: L BF: 36 H: 7 R: 2 ER: 1 SO: 2 BB: 4 IBB: 2 HBP: 0 BLK: 0 WP: 0 HR: 0 S: 34 P: 58 ERA: 1.12 WHIP: 1.375															PITCHER				

Batter	1	2	3	4	5	6	7	8	9	AB	R	H	RBI	BB	SO	LOB	TOP
Dave Cash, R OBP: 0.333, SLG: 0.294										4	1	2	0	1	0	2	Philadelphia Phillies @ Chicago Cubs Wrigley Field, Chicago, IL Wed Apr 10 1974, 3:33 AM CDT Att: 6,535 - Cloudy - 57 F
Larry Bowa, S OBP: 0.412, SLG: 0.400										5	1	1	0	0	0	3	
Del Unser, L OBP: 0.385, SLG: 0.500										4	2	2	0	1	1	2	
Greg Luzinski, R OBP: 0.176, SLG: 0.250										4	0	2	3	0	0	2	
Tom Hutton, L OBP: 0.143, SLG: 0.286										5	0	0	1	0	0	5	
Bill Robinson, R OBP: 0.417, SLG: 0.583										4	0	2	0	0	0	2	
Bob Boone, R OBP: 0.308, SLG: 0.538										3	1	1	0	0	1	2	
Mike Schmidt, R OBP: 0.333, SLG: 0.500										3	0	1	0	1	2	1	
Dick Ruthven, R George Culver, R Billy Grabowicz, R Frank Linzy, R Mike Wallace, L Mike Anderson, R Eddie Watt, R Tommy Harper, R Mac Scarce, L										0	0	0	0	0	0	0	
Inning Stats	R: 0 E: 1 K: 1 S: 7	H: 2 LOB: 2 BB: 0 P: 7	R: 0 E: 0 K: 2 S: 7	H: 0 LOB: 0 BB: 0 P: 7	R: 3 E: 1 K: 0 S: 5	H: 2 LOB: 1 BB: 2 P: 13	R: 1 E: 0 K: 0 S: 4	H: 3 LOB: 2 BB: 0 P: 6	R: 0 E: 0 K: 0 S: 3	H: 0 LOB: 0 BB: 0 P: 7	R: 0 E: 0 K: 1 S: 6	H: 1 LOB: 1 BB: 0 P: 6	R: 1 E: 0 K: 0 S: 5	H: 2 LOB: 1 BB: 0 P: 5	1B: 8 2B: 3 3B: 1 HR: 1	SF: 2 SAC: 1 DP: 2 HBP: 0	WP: 1 PA: 41 PB: 0 SB: 1 CS: 0
PITCHER	IP WLS BF H R ER SO BB IBB HBP BLK WP HR S P ERA WHIP	4.1 10.38	1.2 0.00	3.0 3.00													
Rick Reuschel, R ERA: 10.38																	
Herb Hutson, R ERA:																	
Ray Burris, R ERA: 3.0																	

AB	35
R	6
H	12
RBI	6
BB	3
SO	4
LOB	21



Batter	1	2	3	4	5	6	7	8	9	AB	R	H	RBI	BB	SO	LOB	BOTTOM				
Vic Harris, S (1,4)										3	1	0	0	2	1	2	Philadelphia Phillies @ Chicago Cubs Wrigley Field, Chicago, IL Wed Apr 10 1974, 3:33 AM CDT Att: 6,535 - Cloudy - 57 F				
Rick Monday, L OBP: 0.444, SLG: 0.429										4	1	1	0	1	0	2					
Jerry Morales, R OBP: 0.444, SLG: 0.286										4	3	2	0	1	0	1					
Billy Williams, L OBP: 0.444, SLG: 0.889										5	2	4	5	0	0	1					
Jose Cardenal, R OBP: 0.375, SLG: 0.286										4	0	1	2	0	0	1					
Bill Madlock, R OBP: 0.500, SLG: 0.429										3	0	1	0	1	0	1					
George Mitterwald, R OBP: 0.375, SLG: 0.286										3	0	1	0	1	1	3					
Don Kessinger, S OBP: 0.750, SLG: 0.750										2	0	0	0	2	0	0					
Rick Reuschel, R Herb Hutson, R Chris Ward, L Ray Burris, R										2	0	0	0	0	0	3					
Inning Stats	R: 3 E: 1 K: 0 S: 5	H: 3 LOB: 3 BB: 4 P: 21	R: 0 E: 0 K: 0 S: 3	H: 0 LOB: 1 BB: 1 P: 7	R: 0 E: 0 K: 0 S: 3	H: 1 LOB: 0 BB: 0 P: 3	R: 0 E: 0 K: 0 S: 3	H: 0 LOB: 0 BB: 0 P: 3	R: 2 E: 0 K: 0 S: 6	H: 3 LOB: 1 BB: 0 P: 6	R: 0 E: 0 K: 0 S: 3	H: 0 LOB: 1 BB: 1 P: 7	R: 0 E: 0 K: 1 S: 6	H: 1 LOB: 2 BB: 1 P: 10	R: 0 E: 0 K: 1 S: 4	H: 0 LOB: 0 BB: 1 P: 8	R: 2 E: 1 K: 0 S: 2	H: 2 LOB: 1 BB: 1 P: 6	1B: 8 2B: 1 3B: 0 HR: 1	SF: 0 SAC: 0 DP: 0 HBP: 0	WP: 0 PA: 41 PB: 1 SB: 1 CS: 2
PITCHER	IP WLS BF H R ER SO BB IBB HBP BLK WP HR S P ERA WHIP	0.2 40.5	1.1 0.00	1.0 0.00	2.0 9.00	2.0 9.00	2.0 9.00	1.0 0.00	1.0 0.00	1.0 0.00	1.0 0.00	1.0 0.00	1.0 0.00	1.0 0.00	1.0 0.00	1.0 0.00	1.0 0.00				
Dick Ruthven, R ERA: 40.5																					
George Culver, R ERA:																					
Frank Linzy, R ERA:																					
Mike Wallace, L ERA: 9.0																					
Eddie Watt, R ERA: 7.71																					

AB	31
R	7
H	10
RBI	7
BB	9
SO	2
LOB	15




Batter	1	2	3	4	5	6	7	8	9	10	11	AB	R	H	RBI	BB	SO	LOB						
Dave Cash, R OBP: 0.259, SLG: 0.231 (1, 4)	0-0 6-3		0-0 6-3		0-0 G3			0-0 6-3		0-0 9-2		5	0	0	0	0	0	1						
Larry Bowa, S OBP: 0.348, SLG: 0.348 (1, 6)	4-0 BB		0-0 F8		0-0 F8			0-0 3-1			0-0 1B	4	1	1	0	1	0	0						
Mike Anderson, R OBP: 0.286, SLG: 0.167 (1, 9)	4-0 BB		0-3 K		0-0 5-3			0-0 6-3			0-0 1B	4	0	1	0	1	1	0						
Greg Luzinski, R OBP: 0.154, SLG: 0.200 (1, 7)	0-3 K			0-0 1B		0-3 K			0-0 6-3		0-3 K	5	1	1	0	0	3	4						
Bill Robinson, R OBP: 0.333, SLG: 0.429 (1, 8)	0-0 6-3			0-3 K		0-0 6-3			0-0 6-3		0-0 1B	5	0	1	1	0	1	3						
Willie Montanez, L OBP: 0.240, SLG: 0.176 (1, 3)		0-3 K		0-0 1B		0-3 K			0-0 1B		0-0 G4-6-3	5	0	2	0	0	2	2						
Bob Boone, R OBP: 0.300, SLG: 0.450 (1, 2)		0-0 FC6		0-0 1B		0-0 1B		0-0 F9		0-0 G3		4	0	2	1	0	0	1						
Mike Schmidt, R OBP: 0.391, SLG: 0.545 (1, 5)		0-3 K		0-3 K		0-0 K		0-0 CS		0-0 SH3-4		4	0	2	0	0	2	3						
Jim Lonborg, R Mac Scarce, L Tony Taylor, R Mike Wallace, L (1, 1) (9, 1) (10, PH) (10, 1)		0-0 FC6		0-0 K		0-3 K		0-3 K		0-0 SH3-4		3	0	0	0	0	2	4						
Inning Stats	R: 0 E: 0 K: 1 S: 5	H: 0 LOB: 2 BB: 2 P: 13	R: 0 E: 0 K: 2 S: 8	H: 1 LOB: 1 BB: 0 P: 8	R: 0 E: 0 K: 1 S: 5	H: 0 LOB: 0 BB: 0 P: 5	R: 1 E: 0 K: 3 S: 12	H: 3 LOB: 2 BB: 0 P: 12	R: 0 E: 0 K: 0 S: 7	H: 0 LOB: 0 BB: 0 P: 7	R: 0 E: 0 K: 1 S: 5	H: 1 LOB: 0 BB: 0 P: 5	R: 0 E: 0 K: 0 S: 3	H: 0 LOB: 0 BB: 0 P: 3	R: 0 E: 0 K: 0 S: 4	H: 1 LOB: 1 BB: 0 P: 4	R: 0 E: 0 K: 0 S: 3	H: 1 LOB: 0 BB: 0 P: 3	R: 1 E: 0 K: 1 S: 7	H: 3 LOB: 1 BB: 0 P: 7	1B: 8 2B: 3 3B: 0 HR: 0	SF: 0 SAC: 1 DP: 2 HBP: 0	WP: 0 PB: 0 SB: 1 CS: 1	PA: 42
PITCHER	IP ERA WLS BF H R ER SO BB IBB HBP BLK WP HR S P ERA WHIP	7.0 1.23 2.0 7 1 0 0 0 0 0 0 0 0 0 0 7 7 0.00 0.500	7.0 1.1 1.1 7 4 1 1 1 0 0 0 0 0 0 9 9 6.75 3.000	7.0 0.2 0.2 1 0 0 0 0 0 0 0 0 0 0 1 1 0.00 0.000	PITCHER										IP WLS BF H R ER SO BB IBB HBP BLK WP HR S P ERA WHIP									

Philadelphia Phillies @ New York Mets
Shea Stadium, Flushing, NY
Sun Apr 14 1974, 3:33 AM EDT
Unknown

livebaseballscores.com

AB 39
R 2
H 10
RBI 2
BB 2
SO 11
LOB 18




Batter	1	2	3	4	5	6	7	8	9	10	11	AB	R	H	RBI	BB	SO	LOB					
Wayne Garrett, L OBP: 0.233, SLG: 0.269 (1, 5)	0-0 L8		0-3 K		0-0 P4		0-0 1B		0-0 F9		0-0 P5	6	0	1	0	0	1	2					
Felix Millan, R OBP: 0.491, SLG: 0.364 (1, 4)	0-3 K		0-0 1B		0-0 1-3		0-0 G5-4-3		4-0 1B			4	0	1	0	1	1	3					
Rusty Staub, L OBP: 0.250, SLG: 0.280 (1, 9)	0-3 K		0-0 4-3			0-0 1B		0-0 1B		0-0 4-3		5	1	2	1	0	1	3					
Cleon Jones, R OBP: 0.321, SLG: 0.280 (1, 7)		0-0 F3		0-0 G4-6-3		0-0 F3		0-3 K		0-0 1B		5	0	2	0	0	1	1					
John Milner, L OBP: 0.393, SLG: 0.360 (1, 3)		0-0 F8		0-0 G4-6-3		0-0 FC6-4		0-0 P6		0-0 9-3		5	0	1	0	0	0	2					
Dave Schneck, L OBP: 0.558, SLG: 0.611 (1, 8)		0-0 1B		0-0 1B		0-0 P6		0-0 1B		0-0 1B		5	0	4	0	0	0	2					
Ron Hodges, L OBP: 0.125, SLG: 0.125 (1, 2)		0-0 1B		0-0 F7		0-0 FC6-4		0-0 4-3		0-0 F9		5	0	1	0	0	0	5					
Bud Harrelson, S OBP: 0.520, SLG: 0.474 (1, 6)		0-0 G3		0-0 SH5-4		0-0 1B		4-0 CS		0-0 4-3		4	0	1	0	1	0	2					
Jon Matlack, L ERA: 1.23 K: 1 S: 7 (1, 1) (7, PH) (8, 1) (9, PH) (10, 1) (11, PH)			0-3 K		0-0 SH5-4		0-0 1B		0-0 1B		0-0 P6	1	0	0	0	0	1	0					
Inning Stats	R: 0 E: 0 K: 2 S: 7	H: 0 LOB: 0 BB: 0 P: 7	R: 0 E: 0 K: 0 S: 5	H: 2 LOB: 2 BB: 0 P: 5	R: 0 E: 0 K: 2 S: 8	H: 1 LOB: 1 BB: 1 P: 8	R: 0 E: 0 K: 0 S: 4	H: 2 LOB: 1 BB: 0 P: 4	R: 0 E: 0 K: 0 S: 4	H: 2 LOB: 1 BB: 1 P: 7	R: 1 E: 0 K: 1 S: 7	H: 2 LOB: 1 BB: 0 P: 7	R: 0 E: 0 K: 0 S: 4	H: 1 LOB: 1 BB: 1 P: 8	R: 0 E: 0 K: 0 S: 4	H: 2 LOB: 1 BB: 0 P: 4	R: 0 E: 0 K: 0 S: 3	H: 0 LOB: 0 BB: 0 P: 3	1B: 13 2B: 2 3B: 0 HR: 1	SF: 0 SAC: 1 DP: 3 HBP: 0	WP: 0 PB: 0 SB: 0 CS: 1	PA: 46	
PITCHER	IP ERA WLS BF H R ER SO BB IBB HBP BLK WP HR S P ERA WHIP	8.1 2.2 0.2 3 0 0 0 0 0 0 0 0 0 0 7 7 1.08 1.680	8.1 1.93 2.0 7 2 0 0 0 0 0 0 0 0 0 7 7 0.00 1.000	PITCHER										IP WLS BF H R ER SO BB IBB HBP BLK WP HR S P ERA WHIP									

Philadelphia Phillies @ New York Mets
Shea Stadium, Flushing, NY
Sun Apr 14 1974, 3:33 AM EDT
Unknown

livebaseballscores.com

AB 43
R 1
H 15
RBI 1
BB 2
SO 5
LOB 20



Batter	1	2	3	4	5	6	7	8	9	AB	R	H	RBI	BB	SO	LOB	TOP							
Dave Cash, R OBP: 0.281, SLG: 0.258 (1,4)	K2-3		F9		K			2B SF9 1B	1B 2B	5	2	2	0	0	2	1	Philadelphia Phillies @ New York Mets Shea Stadium, Flushing, NY Sun Apr 14 1974, 3:38 AM EDT Att: 14,201 - Unknown livebaseballscorecards.com							
Larry Bowa, S OBP: 0.387, SLG: 0.429 (1,6)	F3		F8			FC6-4 1B		SF9 1B 2B	1B 2B	5	1	3	2	0	0	0								
Mike Anderson, R OBP: 0.316, SLG: 0.250 (1,9)	K		K			FC6-4 1-2		BB 2B	1B 2B	4	0	1	2	1	2	1								
Greg Luzinski, R OBP: 0.161, SLG: 0.172 (1,7)		2B BB		F2		K		P6	P5	4	0	0	0	1	1	5								
Bill Robinson, R OBP: 0.333, SLG: 0.458 (8, PH)		BB								3	0	1	0	0	1	1								
Del Unser, L OBP: 0.389, SLG: 0.500 (8, PH)		1-3 2B		K				SF9		0	0	0	1	0	0	0								
Willie Montanez, L OBP: 0.167, SLG: 0.143 (1,3)		L6		K				2-3 3-H		4	0	0	0	0	3	4								
Jim Essian, R OBP: 0.222, SLG: 0.667 (9, PH)		P3								2	0	0	0	1	0	2								
Tom Hutton, L OBP: 0.222, SLG: 0.667 (9, PH)						SH3-4 BB		P3	G3	1	0	0	0	0	0	0								
Mike Schmidt, R OBP: 0.385, SLG: 0.500 (7, PH)										2	0	0	0	1	2	1								
Mac Scarce, L OBP: 0.333, SLG: 0.333 (9, PH)										0	0	0	0	0	0	0								
Bob Boone, R OBP: 0.333, SLG: 0.476 (9, PH)		IBB							1B 1B	1	1	1	0	0	0	0								
Ron Schueler, R OBP: 0.333, SLG: 0.333 (1,1)										1	0	0	0	0	1	3								
Tony Taylor, R OBP: 0.500, SLG: 0.500 (7,5)					SH3-4			1B 2B 1B	F9	2	1	1	0	0	0	1								
Inning Stats	R: 0 E: 0 K: 2 S: 7	H: 0 LOB: 0 BB: 0 P: 7	R: 0 E: 0 K: 1 S: 6	H: 1 LOB: 3 BB: 2 P: 14	R: 0 E: 0 K: 1 S: 5	H: 0 LOB: 0 BB: 0 P: 5	R: 0 E: 0 K: 2 S: 7	H: 0 LOB: 0 BB: 0 P: 7	R: 0 E: 0 K: 2 S: 7	H: 0 LOB: 1 BB: 0 P: 11	R: 0 E: 0 K: 1 S: 6	H: 1 LOB: 1 BB: 0 P: 6	R: 0 E: 0 K: 2 S: 7	H: 0 LOB: 0 BB: 0 P: 7	R: 2 E: 0 K: 1 S: 8	H: 3 LOB: 2 BB: 1 P: 12	R: 3 E: 0 K: 0 S: 7	H: 4 LOB: 1 BB: 0 P: 7	1B: 6 2B: 3 3B: 0 HR: 0	SF: 1 SAC: 1 DP: 0 HBP: 0	WP: 0 PB: 0 SB: 0 CS: 0	PA: 40		
PITCHER	IP WLS BF H R ER SO BB IBB HBP BLK WP HR S P ERA WHIP																							
Jerry Koosman, L ERA: 2.35 (1,1)	7.0	30	5	2	2	11	3	1	0	0	0	0	0	0	48	64	2.57	1.143						
Bob Miller, R ERA: 5.4 (8,1)	2.0	L 10	4	3	3	1	0	0	0	0	0	0	0	0	12	12	13.50	2.000						

Batter	1	2	3	4	5	6	7	8	9	AB	R	H	RBI	BB	SO	LOB	BOTTOM						
Wayne Garrett, L OBP: 0.229, SLG: 0.290 (1,5)	K	F9			F9			1B 1-3 2B	K	5	0	1	0	0	2	1	Philadelphia Phillies @ New York Mets Shea Stadium, Flushing, NY Sun Apr 14 1974, 3:38 AM EDT Att: 14,201 - Unknown livebaseballscorecards.com						
Felix Milten, R OBP: 0.500, SLG: 0.385 (1,4)	BB 1B	2-3 1B			F8			1B IBB	6-3	4	0	2	0	1	0	0							
Rusty Staub, L OBP: 0.303, SLG: 0.310 (1,9)	1-2 BB				F8			G4-6-3 1B	G3	4	0	2	1	1	0	2							
Cleon Jones, R OBP: 0.281, SLG: 0.241 (1,7)	F7				F5			F8 G4-6-3 1-2		4	0	0	0	0	0	5							
John Milner, L OBP: 0.375, SLG: 0.321 (1,3)	4-3				F7			BB	K	3	0	0	0	1	1	2							
Dave Schneck, L OBP: 0.500, SLG: 0.524 (1,8)		6-3			F8			BB BB		3	0	0	0	1	0	1							
Duffy Dyer, R OBP: 0.500, SLG: 0.333 (1,2)		BB BB SH BB			G3-6-3 1B			P6	K	3	1	1	0	1	1	2							
Bud Harrelson, S OBP: 0.517, SLG: 0.429 (1,6)		BB BB SH BB			G3-6-3 1-2			5-3		2	1	0	0	2	0	1							
Jerry Koosman, R ERA: 1.26 (1,1)										1	1	0	0	1	0	0							
Bob Miller, R OBP: 0.500, SLG: 1.000 (8,1)		1B SH			6-3			2B 1B BB	1-6-3	1	0	0	0	0	0	2							
Inning Stats	R: 0 E: 0 K: 1 S: 6	H: 1 LOB: 2 BB: 1 P: 10	R: 2 E: 1 K: 0 S: 5	H: 1 LOB: 2 BB: 2 P: 13	R: 0 E: 0 K: 0 S: 3	H: 0 LOB: 0 BB: 0 P: 3	R: 0 E: 0 K: 0 S: 3	H: 1 LOB: 0 BB: 0 P: 3	R: 0 E: 0 K: 0 S: 3	H: 0 LOB: 1 BB: 1 P: 7	R: 1 E: 0 K: 0 S: 4	H: 2 LOB: 2 BB: 2 P: 12	R: 0 E: 0 K: 2 S: 7	H: 0 LOB: 2 BB: 2 P: 15	R: 0 E: 0 K: 1 S: 5	H: 0 LOB: 0 BB: 0 P: 5		1B: 5 2B: 1 3B: 0 HR: 0	SF: 0 SAC: 1 DP: 2 HBP: 0	WP: 0 PB: 0 SB: 0 CS: 0	PA: 39		
PITCHER	IP WLS BF H R ER SO BB IBB HBP BLK WP HR S P ERA WHIP																						
Ron Schueler, R ERA: 1.42 (7,1)	1.2	W 8	1	0	0	2	2	1	0	0	0	0	0	9	21	0.00	1.800						
Mac Scarce, L ERA: 4.5 (9,1)	1.0	3	0	0	0	1	0	0	0	0	0	0	0	5	5	0.00	0.000						

Batter	1	2	3	4	5	6	7	8	9	AB	R	H	RBI	BB	SO	LOB	TOP				
Lou Brock, L OBP: 0.313, SLG: 0.318 (1, 7)										4	0	0	0	0	0	1	St. Louis Cardinals @ Philadelphia Phillies Veterans Stadium, Philadelphia, PA Mon Apr 15 1974, 7:05 PM EDT Att: 6,713 - Unknown				
Ted Sizemore, R OBP: 0.375, SLG: 0.341 (1, 4)										5	0	1	0	0	1						
Reggie Smith, S OBP: 0.417, SLG: 0.581 (1, 9)										4	2	2	2	0	0	1					
Jim Hickman, R OBP: 0.429, SLG: 0.615 (1, 3)										4	0	1	0	0	0	0					
Ted Simmons, S OBP: 0.340, SLG: 0.455 Jim Dwyer, L (9, PR)										4	0	2	0	0	0	1					
Bake McBride, L OBP: 0.333, SLG: 0.424 Luis Melendez, R OBP: 0.333, SLG: 0.364 (9, PH)										2	0	0	0	1	0	1					
Ken Reitz, R OBP: 0.425, SLG: 0.595 (1, 5)										1	0	0	0	0	0	1					
Mike Tyson, R OBP: 0.314, SLG: 0.290 Jose Cruz, L OBP: 0.222, SLG: 0.250 Stan Papi, R (8, 6)										2	0	0	0	0	1	0					
Alan Foster, R (1, 1)										2	0	0	0	1	0	0					
Inning Stats	R: 0 E: 0 K: 0 S: 3	H: 1 LOB: 0 BB: 0 P: 3	R: 0 E: 0 K: 1 S: 6	H: 1 LOB: 1 BB: 0 P: 6	R: 0 E: 0 K: 1 S: 5	H: 0 LOB: 0 BB: 0 P: 5	R: 0 E: 0 K: 0 S: 3	H: 0 LOB: 0 BB: 0 P: 3	R: 0 E: 1 K: 0 S: 2	H: 0 LOB: 1 BB: 1 P: 6	R: 1 E: 0 K: 2 S: 9	H: 2 LOB: 2 BB: 1 P: 13	R: 0 E: 0 K: 0 S: 3	H: 0 LOB: 0 BB: 0 P: 3	R: 1 E: 1 K: 0 S: 5	H: 2 LOB: 1 BB: 0 P: 5		1B: 3 2B: 0 3B: 1 HR: 2	SF: 0 SAC: 0 DP: 1 HBP: 0	WP: 0 PB: 0 SB: 1 CS: 0	PA: 34
PITCHER	IP	WLS	BF	H	R	ER	SO	BB	IBB	HBP	BLK	WP	HR	S	P	ERA	WHIP				
Dick Ruthven, R ERA: 4.15 (1, 1)	8.0	W	29	4	1	1	4	1	1	0	0	0	1	34	42	1.12	0.625				
Eddie Watt, R ERA: 7.35 (9, 1)	0.2		3	1	1	1	0	0	0	0	0	0	1	3	3	13.50	1.500				
Mac Scarce, L ERA: 1.35 (9, 1)	0.1	S	2	1	0	0	0	0	0	0	0	0	0	2	2	0.00	3.000				

AB 32
R 2
H 6
RBI 2
BB 2
SO 4
LOB 9



Batter	1	2	3	4	5	6	7	8	9	AB	R	H	RBI	BB	SO	LOB	BOTTOM				
Dave Cash, R OBP: 0.306, SLG: 0.242 (1, 4)										2	1	0	0	1	0	0	St. Louis Cardinals @ Philadelphia Phillies Veterans Stadium, Philadelphia, PA Mon Apr 15 1974, 7:05 PM EDT Att: 6,713 - Unknown				
Larry Bowa, S OBP: 0.400, SLG: 0.438 (1, 6)										4	1	2	0	0	0	1					
Del Unser, L OBP: 0.455, SLG: 0.526 (1, 8)										3	0	2	1	1	0	0					
Greg Luzinski, R OBP: 0.143, SLG: 0.152 (1, 7)										4	0	0	0	0	1	4					
Willie Montanez, L OBP: 0.143, SLG: 0.120 Eddie Watt, R Mac Scarce, L (9, 1)										4	0	0	0	0	2	3					
Mike Anderson, R OBP: 0.318, SLG: 0.263 (1, 9)										3	1	1	0	0	0	0					
Bob Boone, R OBP: 0.333, SLG: 0.458 (1, 2)										3	0	1	0	0	0	0					
Mike Schmidt, R OBP: 0.345, SLG: 0.444 (1, 5)										3	0	0	0	0	1	2					
Dick Ruthven, R Tom Hutton, L OBP: 0.200, SLG: 0.600 (8, PH)										2	0	0	0	0	1	0					
Inning Stats	R: 0 E: 1 K: 0 S: 4	H: 1 LOB: 2 BB: 1 P: 8	R: 1 E: 0 K: 0 S: 4	H: 2 LOB: 0 BB: 0 P: 4	R: 0 E: 0 K: 1 S: 5	H: 0 LOB: 0 BB: 0 P: 5	R: 0 E: 0 K: 2 S: 7	H: 0 LOB: 0 BB: 0 P: 7	R: 0 E: 0 K: 1 S: 5	H: 0 LOB: 0 BB: 0 P: 5	R: 0 E: 1 K: 1 S: 6	H: 0 LOB: 1 BB: 0 P: 6	R: 2 E: 1 K: 0 S: 5	H: 2 LOB: 1 BB: 1 P: 9	1B: 6 2B: 0 3B: 0 HR: 0	SF: 0 SAC: 0 DP: 2 HBP: 1		WP: 0 PB: 0 SB: 0 CS: 0	PA: 32		
PITCHER	IP	WLS	BF	H	R	ER	SO	BB	IBB	HBP	BLK	WP	HR	S	P	ERA	WHIP				
Alan Foster, R ERA: 2.4 (1, 1)	8.0	L	32	6	3	2	5	2	0	1	0	0	0	39	48	2.25	1.000				

AB 29
R 3
H 6
RBI 1
BB 2
SO 5
LOB 10



Batter	1	2	3	4	5	6	7	8	9	AB	R	H	RBI	BB	SO	LOB	TOP															
Lou Brock, L OBP: 0.333, SLG: 0.327 (1, 7)	4-3		F7			FC5-4			F7	4	1	0	0	1	0	1	St. Louis Cardinals @ Philadelphia Phillies Veterans Stadium, Philadelphia, PA Wed Apr 17 1974, 7:05 PM EDT Att: 11,237 - Unknown															
Ted Sizemore, R OBP: 0.386, SLG: 0.353 (1, 4)	WP SF6 BB			F8	1B		6-3		F8	4	1	1	1	1	0	0																
Reggie Smith, S OBP: 0.446, SLG: 0.604 (1, 9)	SF6			1B 1B	1B					2	1	2	1	1	0	0																
Joe Torre, R OBP: 0.359, SLG: 0.333 (1, 3)	F2			1B 2B	1B	L6			F8	4	1	1	0	0	0	3																
Ted Simmons, S OBP: 0.327, SLG: 0.451 (1, 2)		4-3		2B	1B	4-3			4-3	4	0	1	0	0	0	3																
Bake McBride, L OBP: 0.350, SLG: 0.417 (1, 8)	4-3			K		1B SF9			G6-4-3 BB	3	1	1	0	1	1	3																
Ken Reitz, R OBP: 0.396, SLG: 0.556 (1, 5)	P5					FC5-4			G6-4-3	4	0	2	2	0	0	1																
Mike Tyson, R OBP: 0.293, SLG: 0.297 Jim Dwyer, L Stan Papi, R	F8			G2		K			4-3	3	0	0	0	0	1	4																
Sonny Siebert, R Mike Garman, R Jose Cruz, L Mike Thompson, R Tim McCarver, L Al Hrabosky, R Rich Folkers, L Jim Hickman, R	K					P3			SF9	1	0	0	0	0	1	0																
									5-3	1	0	0	0	0	0	0																
Inning Stats	R: 1 E: 0 K: 0 S: 3	H: 0 LOB: 0 BB: 1 P: 7	R: 0 E: 0 K: 0 S: 3	H: 0 LOB: 0 BB: 3	R: 0 E: 0 K: 1 S: 5	H: 0 LOB: 0 BB: 0 P: 5	R: 2 E: 0 K: 1 S: 9	H: 4 LOB: 2 BB: 0 P: 9	R: 1 E: 0 K: 1 S: 7	H: 2 LOB: 1 BB: 0 P: 7	R: 0 E: 0 K: 0 S: 3	H: 0 LOB: 0 BB: 1 P: 6	R: 0 E: 0 K: 0 S: 3	H: 0 LOB: 0 BB: 0 P: 3	R: 0 E: 0 K: 0 S: 3	H: 0 LOB: 0 BB: 0 P: 3	1B: 7 2B: 1 3B: 0 HR: 0	SF: 2 SAC: 0 DP: 1 HBP: 0	WP: 2 PB: 0 SB: 1 CS: 0	PA: 38												
PITCHER	IP WLS BF H R ER SO BB IBB HBP BLK WP HR S P ERA WHIP																															
Ed Farmer, R ERA: 8.31 George Culver, R ERA: 1.8 Frank Linzy, R ERA:	(1, 1) (5, 1) (9, 1)	4.1 3.2 1.0	21 W 14 3	6 2 0	4 1 0	4 1 0	2 1 0	2 0 0	0 0 0	0 0 0	1 0 0	0 14 3	23 22 3	31 22 3	8.31 2.46 0.00	1.846 1.091 0.000																

AB	32
R	5
H	8
RBI	5
BB	4
SO	3
LOB	15



Batter	1	2	3	4	5	6	7	8	9	AB	R	H	RBI	BB	SO	LOB	BOTTOM														
Dave Cash, R OBP: 0.348, SLG: 0.341 Terry Harmon, R	F9	SF9					F8			3	0	1	2	1	0	1	St. Louis Cardinals @ Philadelphia Phillies Veterans Stadium, Philadelphia, PA Wed Apr 17 1974, 7:05 PM EDT Att: 11,237 - Unknown														
Larry Bowa, S OBP: 0.311, SLG: 0.333 (1, 6)	4-3	1-3		E6	4-3		P4			5	1	0	0	0	0	4															
Del Unser, L OBP: 0.531, SLG: 0.577 (1, 8)	4-3			1B	F8		1-3			5	2	2	0	0	0	1															
Bill Robinson, R OBP: 0.467, SLG: 0.536 (1, 7)		1B 1B		1B	2B		1-3			3	4	3	1	1	0	0															
Tom Hutton, L OBP: 0.250, SLG: 0.550 (1, 3)		1B		E4	P4		1-3			5	3	2	2	0	0	2															
Mike Anderson, R OBP: 0.452, SLG: 0.556 (1, 9)		1B SF9		1B	G6-4-3					4	1	4	3	1	0	0															
Bob Boone, R OBP: 0.333, SLG: 0.419 (1, 2)		SF9		G6-4-3	4-3		F8			5	0	1	1	0	0	6															
Mike Schmidt, R OBP: 0.447, SLG: 0.452 (1, 5)							P4			2	1	1	0	3	0	0															
Ed Farmer, R OBP: 0.500, SLG: 0.500 George Culver, R	(1, 1) (5, 1)						4-1			2	0	1	1	0	1	3															
Tony Taylor, R OBP: 0.428, SLG: 0.429 Frank Linzy, R	(8, PH) (9, 1)									1	0	0	0	0	0	1															
Inning Stats	R: 0 E: 0 K: 0 S: 3	H: 0 LOB: 0 BB: 0 P: 3	R: 3 E: 0 K: 1 S: 8	H: 3 LOB: 2 BB: 1 P: 13	R: 4 E: 1 K: 0 S: 6	H: 4 LOB: 2 BB: 2 P: 14	R: 1 E: 1 K: 0 S: 6	H: 2 LOB: 2 BB: 0 P: 6	R: 0 E: 0 K: 0 S: 5	H: 0 LOB: 1 BB: 0 P: 5	R: 0 E: 0 K: 0 S: 4	H: 1 LOB: 1 BB: 0 P: 4	R: 3 E: 0 K: 0 S: 5	H: 3 LOB: 1 BB: 2 P: 13	R: 0 E: 0 K: 0 S: 5	H: 0 LOB: 0 BB: 0 P: 3	1B: 11 2B: 2 3B: 2 HR: 0	SF: 1 SAC: 0 DP: 2 HBP: 1	WP: 1 PB: 0 SB: 1 CS: 0	PA: 45											
PITCHER	IP WLS BF H R ER SO BB IBB HBP BLK WP HR S P ERA WHIP																														
Sonny Siebert, R ERA: 3.5 Mike Garman, R ERA: 12.6 Al Hrabosky, L ERA: 10.13 Rich Folkers, L ERA: 1.69	(1, 1) (4, 1) (5, 1) (6, 1) (8, 1)	3.0 1.0 1.0 2.0 1.0	L 6 4 12 4	19 2 0 5 1	7 1 0 4 0	3 0 0 4 0	0 0 1 0 1	0 0 0 0 0	0 0 0 0 0	0 0 0 1 0	0 6 3 11 7	17 6 7 15 7	30 6 7 15 7	9.00 0.00 0.00 18.00 0.00	2.667 2.000 1.000 3.000 2.000																



Batter	1	2	3	4	5	6	7	8	9	AB	R	H	RBI	BB	SO	LOB	TOP								
Lou Brock, L OBP: 0.339, SLG: 0.351 (1, 7)										5	1	2	0	0	1	1	St. Louis Cardinals @ Philadelphia Phillies Veterans Stadium, Philadelphia, PA Thu Apr 18 1974, 7:05 PM EDT Att: 8,106 - Unknown								
Ted Sizemore, R OBP: 0.400, SLG: 0.358 (1, 4)										2	1	1	1	1	0	0									
Reggie Smith, S OBP: 0.450, SLG: 0.615 (1, 9)										4	1	2	0	0	1	1									
Joe Torre, R OBP: 0.326, SLG: 0.297 (1, 3)										4	0	0	0	0	2	4									
Ted Simmons, S OBP: 0.339, SLG: 0.444 (1, 2)										3	1	1	0	1	0	1									
Bake McBride, L OBP: 0.326, SLG: 0.395 Jose Cruz, L OBP: 0.250, SLG: 0.200 (6, 8)										2	0	0	1	0	0	1									
Ken Reitz, R OBP: 0.385, SLG: 0.531 (1, 5)										4	0	1	2	0	1	3									
Mike Tyson, R OBP: 0.289, SLG: 0.317 (1, 6)										4	1	1	0	0	0	0									
Lynn McGlothen, L OBP: 0.429, SLG: 0.571 Rich Folkers, L (8, 1)										3	0	1	2	0	1	0									
Inning Stats	R: 0 E: 0 K: 2 S: 8	H: 1 LOB: 1 BB: 0 P: 8	R: 0 E: 0 K: 1 S: 5	H: 0 LOB: 0 BB: 0 P: 5	R: 0 E: 0 K: 1 S: 5	H: 0 LOB: 0 BB: 0 P: 5	R: 2 E: 0 K: 0 S: 6	H: 3 LOB: 1 BB: 0 P: 6	R: 1 E: 0 K: 0 S: 4	H: 1 LOB: 2 BB: 0 P: 12	R: 1 E: 0 K: 0 S: 4	H: 2 LOB: 1 BB: 0 P: 4	R: 2 E: 0 K: 0 S: 4	H: 2 LOB: 1 BB: 1 P: 8	R: 0 E: 0 K: 1 S: 5	H: 0 LOB: 0 BB: 0 P: 5		1B: 5 2B: 4 3B: 0 HR: 0	SF: 1 SAC: 1 DP: 0 HBP: 0	WP: 0 PB: 0 SB: 1 CS: 1	PA: 38				
PITCHER	IP	WLS	BF	H	R	ER	SO	BB	IBB	HBP	BLK	WP	HR	S	P	ERA	WHIP								
Ron Schueler, R ERA: 1.86 (1, 1)	5.0	L	19	4	2	2	5	0	0	0	0	0	0	29	29	3.60	0.800								
Eddie Watt, R ERA: 7.94 (6, 1)	2.0		10	3	2	2	0	1	1	0	0	0	0	8	16	9.00	2.000								
Mac Scarce, L ERA: 3.12 (8, 1)	2.0		8	2	2	2	1	1	0	0	0	0	0	9	13	9.00	1.500								

Batter	1	2	3	4	5	6	7	8	9	AB	R	H	RBI	BB	SO	LOB	BOTTOM								
Dave Cash, R OBP: 0.340, SLG: 0.333 (1, 4)										4	0	1	0	0	0	2	St. Louis Cardinals @ Philadelphia Phillies Veterans Stadium, Philadelphia, PA Thu Apr 18 1974, 7:05 PM EDT Att: 8,106 - Unknown								
Larry Bowa, S OBP: 0.327, SLG: 0.333 (1, 6)										3	1	1	0	1	0	1									
Del Unser, L OBP: 0.528, SLG: 0.567 (1, 8)										4	0	2	0	0	0	0									
Bill Robinson, R OBP: 0.412, SLG: 0.469 (9, 9)										4	0	0	0	0	1	5									
Willie Montanez, L OBP: 0.161, SLG: 0.179 Greg Luzinski, R OBP: 0.125, SLG: 0.132 (8, PH) (9, 7)										3	1	1	1	0	0	2									
Mike Anderson, R OBP: 0.457, SLG: 0.567 (9, 3)										3	0	1	0	1	0	1									
Bob Boone, R OBP: 0.324, SLG: 0.490 (1, 2)										4	0	1	1	0	0	1									
Mike Schmidt, R OBP: 0.476, SLG: 0.455 (1, 5)										2	0	1	0	2	0	0									
Ron Schueler, R OBP: 0.299, SLG: 0.290 Mike Rogodzinski, L Eddie Watt, R Billy Grabarkewitz, R Mac Scarce, L Tony Taylor, R (5, PH) (8, PH) (8, PH) (9, PH)										1	0	0	0	0	1	1									
Inning Stats	R: 0 E: 0 K: 0 S: 3	H: 0 LOB: 0 BB: 0 P: 3	R: 0 E: 0 K: 0 S: 3	H: 0 LOB: 0 BB: 0 P: 3	R: 0 E: 0 K: 1 S: 4	H: 0 LOB: 1 BB: 1 P: 8	R: 0 E: 0 K: 1 S: 7	H: 2 LOB: 2 BB: 0 P: 7	R: 0 E: 0 K: 0 S: 4	H: 1 LOB: 2 BB: 1 P: 8	R: 2 E: 0 K: 0 S: 4	H: 3 LOB: 2 BB: 2 P: 12	R: 0 E: 0 K: 0 S: 4	H: 1 LOB: 1 BB: 0 P: 4	R: 0 E: 0 K: 0 S: 4	H: 0 LOB: 1 BB: 0 P: 4		R: 0 E: 0 K: 0 S: 3	H: 1 LOB: 0 BB: 0 P: 3	1B: 6 2B: 2 3B: 0 HR: 0	SF: 0 SAC: 0 DP: 2 HBP: 0	WP: 0 PB: 0 SB: 0 CS: 1	PA: 36		
PITCHER	IP	WLS	BF	H	R	ER	SO	BB	IBB	HBP	BLK	WP	HR	S	P	ERA	WHIP								
Lynn McGlothen, R ERA: 3.52 (1, 1)	7.0	W	29	7	2	2	2	4	0	0	0	0	0	29	45	2.57	1.571								
Rich Folkers, L ERA: 1.23 (8, 1)	2.0		7	1	0	0	0	0	0	0	0	0	0	7	7	0.00	0.500								

Batter	1	2	3	4	5	6	7	8	9	10	11	12	13	AB R H RBI BB SO LOB	TOP											
Vic Harris, S OBP: 0.265, SLG: 0.220 (1, 4)	K	K			2B	6-3			4-3			K		6 1 1 0 0 3 3	Chicago Cubs @ Philadelphia Phillies Veterans Stadium, Philadelphia, PA Sat Apr 20 1974, 7:05 PM EDT Att: 16,534 - Sunny - 50 F											
Rick Monday, L OBP: 0.490, SLG: 0.513 (1, 8)	BB	FC6-4			1B			F7		F8			4-3	6 2 2 1 0 0 2												
Jerry Morales, R OBP: 0.362, SLG: 0.400 (1, 7)	F5				F7			6-3		6-3			4-3	6 0 0 0 0 0 2												
Billy Williams, L OBP: 0.432, SLG: 0.588 (1, 3)	1B				1B			F9		F8				4 1 2 0 2 0 0												
Jose Cardenal, R OBP: 0.349, SLG: 0.475 (1, 9)	1-2				1BB			F7					1B	5 0 3 1 1 0 2												
Bill Madlock, R OBP: 0.395, SLG: 0.475 (1, 5)					G6-4-3			6-3		G6-4-3			1BB	6 1 4 2 0 0 3												
Don Kessinger, S OBP: 0.321, SLG: 0.182 (1, 6)					SH			4-3		F7			F8	4 0 0 0 1 1 3												
George Mitterwald, R OBP: 0.455, SLG: 0.750 (1, 2)					F8			K		5-3			F3	5 0 0 0 0 1 2												
Rick Reuschel, R OBP: 0.286, SLG: 0.286 (1, 1)					SH			4-3		K			6-3	3 0 1 0 0 1 0												
Jim Krimmel, L OBP: 0.063, SLG: 0.067 (11, 6)					FC6-4									0 0 0 0 0 0 0												
Dave Rosello, R OBP: 0.063, SLG: 0.067 (11, 6)					1-2									1 0 0 0 0 0 0												
Ray Burris, R OBP: 0.063, SLG: 0.067 (11, 1)					1-2									1 0 0 0 0 0 2												
Inning Stats	R: 1 E: 0 K: 1 S: 6	H: 2 LOB: 2 BB: 1 P: 10	R: 1 E: 1 K: 1 S: 7	H: 1 LOB: 2 BB: 1 P: 11	R: 0 E: 0 K: 0 S: 4	H: 2 LOB: 1 BB: 0 P: 4	R: 0 E: 0 K: 0 S: 3	H: 0 LOB: 0 BB: 0 P: 3	R: 2 E: 0 K: 1 S: 8	H: 3 LOB: 2 BB: 1 P: 12	R: 0 E: 0 K: 1 S: 5	H: 1 LOB: 0 BB: 0 P: 3	R: 0 E: 0 K: 0 S: 3	H: 0 LOB: 0 BB: 0 P: 5		R: 0 E: 0 K: 1 S: 5	H: 0 LOB: 0 BB: 0 P: 3	R: 0 E: 0 K: 0 S: 3	H: 1 LOB: 0 BB: 0 P: 3	R: 0 E: 0 K: 1 S: 5	H: 0 LOB: 0 BB: 0 P: 5	R: 0 E: 0 K: 0 S: 5	H: 2 LOB: 2 BB: 1 P: 9	1B: 10 2B: 2 3B: 1 HR: 0	SF: 0 SAC: 1 DP: 2 HBP: 0	W/P: 0 PB: 0 SB: 1 CS: 1
PITCHER	IP WLS BF H R ER SO BB IBB HBP BLK WP HR S P ERA WHIP																									
Dick Ruthven, R ERA: 4.61 (1, 1)	5.0	25	8	4	3	3	2	1	0	0	0	0	0	0	0	28	40	5.40	2.000							
George Culver, R ERA: 1.29 (8, 1)	2.0	6	1	0	0	1	0	0	0	0	0	0	0	0	0	8	8	0.00	0.500							
Frank Linzy, R ERA: (8, 1)	2.0	6	1	0	0	1	0	0	0	0	0	0	0	0	0	8	8	0.00	0.500							
Mike Wallace, L ERA: 3.38 (10, 1)	2.0	6	1	0	0	0	0	0	0	0	0	0	0	0	0	6	6	0.00	0.500							
Mac Scarce, L ERA: 3.38 (12, 1)	2.0	9	2	1	1	1	0	1	0	0	0	0	0	0	10	14	4.50	1.000								

Batter	1	2	3	4	5	6	7	8	9	10	11	12	13	AB R H RBI BB SO LOB	BOTTOM															
Dave Cash, R OBP: 0.364, SLG: 0.364 (1, 4)	WP				4-3			P4				K		5 1 0 0 0 1 2	Chicago Cubs @ Philadelphia Phillies Veterans Stadium, Philadelphia, PA Sat Apr 20 1974, 7:05 PM EDT Att: 16,534 - Sunny - 50 F															
Larry Bowa, S OBP: 0.300, SLG: 0.304 (1, 6)	HBP				E6			B2-3		5-3		F8	6-3	6 1 1 0 0 0 2																
Del Unser, L OBP: 0.447, SLG: 0.450 (1, 8)	1B				5-3			6-3		6-3		F8	F7	6 1 1 0 0 1 3																
Greg Luzinski, R OBP: 0.180, SLG: 0.250 (1, 7)	1B				K			6-3		6-3		1B	K	6 1 2 2 0 3 3																
Tom Hutton, L OBP: 0.290, SLG: 0.464 (1, 3)					F7			4-3		4-3		HR	L3	4 0 1 2 0 0 0																
Tony Taylor, R OBP: 0.400, SLG: 0.333 (11, 3)					2H							1B	L6	1 0 0 0 0 0 0																
Mike Anderson, R OBP: 0.442, SLG: 0.514 (10, 1)					3H							HBP	K	4 0 1 0 0 1 1																
Terry Harmon, R OBP: 0.063, SLG: 0.067 (11, 6)					CS							1B	K	0 0 0 0 0 0 0																
Mac Scarce, L OBP: 0.063, SLG: 0.067 (12, 1)					1B							K	F3	1 0 0 0 0 1 2																
Bob Boone, R OBP: 0.267, SLG: 0.326 (1, 2)					6-3			K		E6		F3	F3	5 0 0 0 0 1 3																
Mike Schmidt, R OBP: 0.451, SLG: 0.475 (1, 5)					F8			K		K		F7	F9	5 0 0 0 0 2 1																
Dick Ruthven, R OBP: 0.286, SLG: 0.286 (1, 1)					K									1 0 0 0 0 1 0																
Mike Rogodzinski, L OBP: 0.063, SLG: 0.067 (11, 6)														0 0 0 0 0 1 0																
George Culver, R OBP: 0.286, SLG: 0.286 (8, 1)														0 0 0 0 0 0 0																
Willie Montanez, R OBP: 0.063, SLG: 0.067 (11, 6)														1 0 0 0 0 0 1																
Frank Linzy, R OBP: 0.063, SLG: 0.067 (11, 6)														0 0 0 0 0 0 0																
Bill Robinson, R OBP: 0.063, SLG: 0.067 (11, 6)														2 0 1 0 0 1 0																
Inning Stats	R: 2 E: 0 K: 3 S: 11	H: 2 LOB: 1 BB: 0 P: 12	R: 0 E: 0 K: 1 S: 5	H: 0 LOB: 0 BB: 0 P: 5	R: 0 E: 1 K: 1 S: 6	H: 0 LOB: 1 BB: 0 P: 6	R: 0 E: 0 K: 1 S: 5	H: 1 LOB: 0 BB: 0 P: 5	R: 0 E: 0 K: 1 S: 5	H: 0 LOB: 1 BB: 1 P: 9	R: 0 E: 0 K: 0 S: 3	H: 0 LOB: 0 BB: 0 P: 3	R: 0 E: 1 K: 1 S: 6	H: 0 LOB: 1 BB: 0 P: 6	R: 2 E: 0 K: 0 S: 5	H: 2 LOB: 0 BB: 0 P: 5	R: 0 E: 0 K: 0 S: 3	H: 0 LOB: 0 BB: 0 P: 3	R: 0 E: 0 K: 2 S: 7	H: 0 LOB: 0 BB: 0 P: 7	R: 0 E: 0 K: 1 S: 6	H: 1 LOB: 2 BB: 0 P: 7	R: 0 E: 0 K: 0 S: 4	H: 1 LOB: 1 BB: 0 P: 4	R: 0 E: 0 K: 1 S: 5	H: 0 LOB: 0 BB: 0 P: 5	1B: 6 2B: 0 3B: 0 HR: 1	SF: 0 SAC: 0 DP: 0 HBP: 2	W/P: 1 PB: 0 SB: 1 CS: 1	PA: 50
PITCHER	IP WLS BF H R ER SO BB IBB HBP BLK WP HR S P ERA WHIP																													
Rick Reuschel, R ERA: 6.1 (1, 1)	10.1	40	6	4	4	10	1	0	1	0	0	0	0	1	58	63	3.48	0.677												
Jim Krimmel, L ERA: 2.25 (11, 1)	0.0	1	0	0	0	0	0	0	1	0	0	0	0	0	1	1	2.25	0.375												
Ray Burris, R ERA: 0.93 (11, 1)	2.2	9	1	0	0	2	0	0	0	0	0	0	0	13	13	0.00	0.375													

Batter	1	2	3	4	5	6	7	8	9	AB	R	H	RBI	BB	SO	LOB	TOP										
Vic Harris, S OBP: 0.241, SLG: 0.196 (1, 4)	0-0 6-3	0-0 4-3			0-3 K		0-3 K		0-0 F8	5	0	0	0	0	2	2											
Rick Monday, L OBP: 0.500, SLG: 0.545 (1, 8)	0-3 K		0-0 SF7 2B		0-0 CS 1B		0-0 E8 1B		0-3 K	5	1	3	0	0	2	0											
Jerry Morales, R OBP: 0.353, SLG: 0.372 (1, 7)	4-0 1B WP BB		0-0 F2		0-3 K 1-2		0-3 K			3	1	0	0	1	2	4											
Billy Williams, L OBP: 0.438, SLG: 0.579 (1, 3)	0-0 WP 1B		0-0 E4 2-3 1B			0-3 K		0-0 P4		4	0	2	0	0	1	0											
Jose Cardenal, R OBP: 0.340, SLG: 0.452 (1, 9)	4-0 1-2 BB		0-0 SF7			0-0 5-3		0-3 K		2	0	0	1	1	1	0											
Bill Madlock, R OBP: 0.404, SLG: 0.512 (1, 5)	0-0 3-H F3		0-0 3-H K			4-0 BB		0-0 1B 3B		3	1	1	0	1	1	3											
George Mitterwald, R OBP: 0.417, SLG: 0.677 Steve Stone, R (8, 1)		0-3 K		0-0 P6		0-0 5-3		0-0 3-H 1B		3	0	0	0	0	1	1											
Don Kessinger, S OBP: 0.313, SLG: 0.160 (1, 6)		4-0 G3 S BB		0-0 F9			0-0 F8	0-0 F8		3	0	0	0	1	0	1											
Burt Hooton, R Herb Hutson, R Jim Kremmel, L Tom Lundstedt, S Horacio Pina, R Carmen Fanzone, R OBP: 1.000, SLG: 1.000 (1, 1) (5, 1) (6, 1) (6, 2) (6, 1) (8, PH)		0-0 G3		0-3 K			4-0 E BB		0-3 K	2	0	0	0	0	1	1											
Inning Stats	R: 1 E: 0 K: 1 S: 6	H: 1 LOB: 2 BB: 2 P: 14	R: 0 E: 0 K: 1 S: 5	H: 0 LOB: 1 BB: 1 P: 9	R: 1 E: 1 K: 1 S: 7	H: 2 LOB: 1 BB: 0 P: 7	R: 0 E: 0 K: 1 S: 5	H: 0 LOB: 0 BB: 0 P: 5	R: 0 E: 0 K: 1 S: 7	H: 1 LOB: 1 BB: 1 P: 9	R: 0 E: 1 K: 2 S: 8	H: 1 LOB: 2 BB: 1 P: 12	R: 1 E: 0 K: 1 S: 7	H: 2 LOB: 1 BB: 0 P: 7	R: 0 E: 0 K: 2 S: 7	H: 0 LOB: 0 BB: 0 P: 7	1B: 5 2B: 1 3B: 1 HR: 0	SF: 1 SAC: 0 DP: 0 HBP: 0	WP: 1 PB: 0 SB: 1 CS: 1	PA: 38							
PITCHER Steve Carlton, L ERA: 2.79 (1, 1)	IP 9.0	WLS W	BF 38	H 7	R 3	ER 3	SO 12	BB 5	IBB 0	HBP 0	BLK 0	WP 1	HR 0	S 57	P 77	ERA 3.00	WHIP 1.333										

Chicago Cubs @ Philadelphia Phillies
Veterans Stadium, Philadelphia, PA
Sun Apr 21 1974, 3:33 AM EDT
Att: 17,172 - Sunny - 60 F

livebaseballscorecards.com

AB 32
R 3
H 7
RBI 2
BB 5
SO 12
LOB 12



Batter	1	2	3	4	5	6	7	8	9	AB	R	H	RBI	BB	SO	LOB	BOTTOM										
Dave Cash, R OBP: 0.348, SLG: 0.383 (1, 4)	0-0 F8		0-0 1B 1B		0-0 4-3	0-0 1B 2B		0-0 6-3		5	2	2	0	0	0	0											
Larry Bowa, S OBP: 0.308, SLG: 0.311 (1, 6)	0-0 FC4-6 1B		0-0 F7		0-0 S SF8 1B	0-3 K		0-3 K		5	1	2	0	0	2	3											
Del Unser, L OBP: 0.462, SLG: 0.455 (1, 8)	0-0 FC4-6 1B		0-0 FC4 1B		4-0 1-2 E BB	0-0 2B 1B		0-0 4-3		4	1	2	1	1	0	1											
Greg Luzinski, R OBP: 0.222, SLG: 0.314 (1, 7)	0-0 1-3 1B		0-0 FC4 1B		0-0 SF8	0-0 2B 1B		0-0 4-3		3	0	3	3	0	0	0											
Tom Hutton, L OBP: 0.281, SLG: 0.516 (1, 3)	0-0 F8		0-0 FC4 1-2 2-H		0-0 E8 3B	0-0 FC6-4 IBB		0-0 4-3		3	1	1	1	1	0	4											
Mike Anderson, R OBP: 0.447, SLG: 0.585 (1, 9)		0-0 FC5-4 1B	0-0 6-3		0-0 HR	0-0 FC6-4				4	1	2	1	0	0	5											
Bob Boone, R OBP: 0.245, SLG: 0.298 (1, 2)		0-0 FC5-4 1-2		0-0 F8	0-0 F2		0-0 5-3			4	0	0	0	0	0	1											
Mike Schmidt, R OBP: 0.436, SLG: 0.455 (1, 5)		0-0 F8		0-0 F2		0-0 FC5-4 1B	0-0 F8			4	0	1	0	0	0	1											
Steve Carlton, L OBP: 0.182, SLG: 0.200 (1, 1)		0-0 F7		0-0 4-3		0-0 FC5-4 2B 1B	0-0 4-3			4	1	0	0	0	0	2											
Inning Stats	R: 0 E: 0 K: 0 S: 5	H: 2 LOB: 2 BB: 0 P: 5	R: 0 E: 0 K: 0 S: 4	H: 1 LOB: 1 BB: 0 P: 4	R: 1 E: 0 K: 0 S: 6	H: 3 LOB: 2 BB: 0 P: 6	R: 0 E: 0 K: 0 S: 3	H: 0 LOB: 0 BB: 0 P: 3	R: 4 E: 1 K: 0 S: 6	H: 3 LOB: 0 BB: 1 P: 10	R: 2 E: 0 K: 1 S: 9	H: 4 LOB: 3 BB: 1 P: 13	R: 0 E: 0 K: 1 S: 5	H: 0 LOB: 0 BB: 0 P: 3	R: 0 E: 0 K: 1 S: 5	H: 0 LOB: 0 BB: 0 P: 5	1B: 9 2B: 2 3B: 1 HR: 1	SF: 1 SAC: 0 DP: 0 HBP: 0	WP: 0 PB: 0 SB: 2 CS: 0	PA: 39							
PITCHER Burt Hooton, R ERA: 4.43 Herb Hutson, R ERA: 8.1 Jim Kremmel, L ERA: 2.25 Horacio Pina, R ERA: 3.18 Steve Stone, R ERA: 7.36 (1, 1) (5, 1) (6, 1) (6, 1) (8, 1)	IP 4.2 1.0 0.0 1.1 1.0	WLS L	BF 23 6 1 6 3	H 8 3 1 6 0	R 4 3 0 1 0	ER 4 3 0 0 0	SO 4 4 0 0 1	BB 1 0 0 0 0	IBB 0 0 0 0 0	HBP 0 0 0 0 0	BLK 0 0 0 0 0	WP 0 0 0 0 0	HR 0 1 0 0 0	S 22 8 1 9 5	P 26 8 1 9 5	ERA 7.71 27.00 ∞ 0.00 0.00	WHIP 1.929 3.000 ∞ 0.750 0.000										

Chicago Cubs @ Philadelphia Phillies
Veterans Stadium, Philadelphia, PA
Sun Apr 21 1974, 3:33 AM EDT
Att: 17,172 - Sunny - 60 F

livebaseballscorecards.com

AB 36
R 7
H 13
RBI 6
BB 2
SO 2
LOB 17



Batter	1	2	3	4	5	6	7	8	9	AB	R	H	RBI	BB	SO	LOB	TOP			
Dave Cash, R OBP: 0.328, SLG: 0.359	5-3		6-3		CS	5-3	F9			4	0	0	0	0	0	1				
Larry Bowa, S OBP: 0.319, SLG: 0.323	HR		G6-4-3			1-3		4-3		4	1	2	0	0	0	0				
Mike Anderson, R OBP: 0.431, SLG: 0.545	K		G6-4-3			E	1B	K		3	0	0	0	1	2	2				
Greg Luzinski, R OBP: 0.241, SLG: 0.382	HR			5-3		E	1B	F7		4	1	2	2	0	0	0				
Bill Robinson, R OBP: 0.400, SLG: 0.447	K			6-3		E6		4-3	SH2-3	4	1	1	0	0	1	2				
Mike Schmidt, R OBP: 0.431, SLG: 0.447				5-3		K		SH2-3		3	0	1	0	0	1	3				
Bob Boone, R OBP: 0.245, SLG: 0.294				4-3		F9		4-3		4	0	1	0	0	0	2				
Tom Hutton, L OBP: 0.286, SLG: 0.500				6-3						3	0	1	0	0	1	2				
Tony Taylor, R OBP: 0.455, SLG: 0.400										1	0	1	1	0	0	0				
Billy Grabarkewitz, R OBP: 0.333, SLG: 1.333						FC5-6		K		0	0	0	0	0	0	0				
Frank Linzy, R OBP: 0.333, SLG: 1.333										0	0	0	0	0	0	0				
Mac Scarce, L OBP: 0.333, SLG: 1.333										0	0	0	0	0	0	0				
Ron Schueler, R OBP: 0.167, SLG: 0.167				4-3		FC5-6		SH3		2	0	0	0	0	0	2				
Willie Montanez, L OBP: 0.152, SLG: 0.167										1	0	0	0	0	0	1				
Inning Stats	R: 2 E: 0 K: 2 S: 9	H: 2 LOB: 0 BB: 0 P: 9	R: 0 E: 0 K: 0 S: 4	H: 1 LOB: 1 BB: 0 P: 4	R: 0 E: 0 K: 0 S: 3	H: 1 LOB: 0 BB: 0 P: 3	R: 0 E: 0 K: 0 S: 3	H: 1 LOB: 0 BB: 0 P: 3	R: 0 E: 1 K: 1 S: 7	H: 1 LOB: 3 BB: 1 P: 11	R: 0 E: 0 K: 1 S: 6	H: 1 LOB: 1 BB: 0 P: 6	R: 0 E: 0 K: 1 S: 5	H: 0 LOB: 0 BB: 0 P: 5	R: 1 E: 0 K: 0 S: 5	H: 2 LOB: 2 BB: 0 P: 5	1B: 8 2B: 0 3B: 0 HR: 1	SF: 0 SAC: 2 DP: 1 HBP: 0	WP: 0 PB: 0 SB: 1 CS: 1	PA: 37
PITCHER	IP WLS BF H R ER SO BB IBB HBP BLK WP HR S P ERA WHIP																			
Doug Rau, L ERA: 1.93	(1, 1)	6.2	27	7	2	2	4	1	0	0	0	0	0	0	1	34	38	2.70	1.200	
Mike Marshall, R ERA: 2.55	(7, 1)	0.1	1	0	0	0	0	0	0	0	0	0	0	0	1	1	1	0.00	0.000	
Jim Brewer, L ERA: 1.08	(8, 1)	2.0	W	8	2	1	1	1	0	0	0	0	0	0	10	10	4.50	1.000		

Philadelphia Phillies @ Los Angeles Dodgers
Dodger Stadium, Los Angeles, CA
Tue Apr 23 1974, 7:05 PM PDT
Att: 14,984 - Unknown

AB 33
R 3
H 9
RBI 3
BB 1
SO 5
LOB 15



Batter	1	2	3	4	5	6	7	8	9	AB	R	H	RBI	BB	SO	LOB	BOTTOM					
Davey Lopes, R OBP: 0.339, SLG: 0.298	L7			3-1			SH2-4		E4	4	1	0	0	0	1	4						
Bill Buckner, L OBP: 0.387, SLG: 0.370	3-1									3	0	1	0	1	0	0						
Tom Paciorek, R OBP: 0.316, SLG: 0.611				FC5-4		F9		G6-4-3	HR	1	1	1	3	0	0	0						
Jimmy Wynn, R OBP: 0.384, SLG: 0.661	BB			FC5-4		5-3		G6-4-3		3	0	0	0	1	0	3						
Ron Cey, R OBP: 0.406, SLG: 0.390	BB			F7		F8		1B		2	0	0	0	2	0	1						
Willie Crawford, L OBP: 0.426, SLG: 0.373	3-1			P6		K		FC5-4		4	0	1	0	0	1	3						
Steve Garvey, R OBP: 0.344, SLG: 0.656				E5		6-3		F7		4	0	0	0	0	0	2						
Steve Yeager, R OBP: 0.500, SLG: 0.625										3	1	2	0	0	0	0						
Joe Ferguson, R OBP: 0.387, SLG: 0.239								F2		1	0	0	0	0	0	2						
Bill Russell, R OBP: 0.391, SLG: 0.455				F5						4	1	2	1	0	0	2						
Doug Rau, L ERA: 1.98										2	0	0	0	0	1	3						
Mike Marshall, R ERA: 2.55										0	0	0	0	0	0	0						
Manny Mota, R OBP: 0.271, SLG: 0.545										1	0	1	1	0	0	0						
Rick Auerbach, R OBP: 0.167, SLG: 1.000										0	0	0	0	0	0	0						
Jim Brewer, L ERA: 1.08										0	0	0	0	0	0	0						
Ken McMullen, R OBP: 0.309, SLG: 0.500										1	0	1	0	0	0	0						
Lee Lacy, R OBP: 0.368, SLG: 0.421										0	1	0	0	0	0	0						
Inning Stats	R: 0 E: 0 K: 0 S: 3	H: 0 LOB: 2 BB: 2 P: 11	R: 0 E: 1 K: 2 S: 9	H: 1 LOB: 2 BB: 0 P: 9	R: 0 E: 0 K: 0 S: 4	H: 1 LOB: 1 BB: 0 P: 4	R: 1 E: 0 K: 0 S: 5	H: 2 LOB: 1 BB: 0 P: 5	R: 0 E: 0 K: 1 S: 5	H: 0 LOB: 0 BB: 0 P: 3	R: 0 E: 0 K: 1 S: 5	H: 0 LOB: 0 BB: 0 P: 5	R: 1 E: 0 K: 0 S: 4	H: 2 LOB: 1 BB: 1 P: 8	R: 0 E: 0 K: 0 S: 3	H: 1 LOB: 1 BB: 1 P: 7	R: 3 E: 1 K: 0 S: 4	H: 2 LOB: 1 BB: 0 P: 4	1B: 7 2B: 0 3B: 1 HR: 1	SF: 0 SAC: 1 DP: 2 HBP: 0	WP: 1 PB: 0 SB: 0 CS: 0	PA: 38
PITCHER	IP WLS BF H R ER SO BB IBB HBP BLK WP HR S P ERA WHIP																					
Ron Schueler, R ERA: 1.98	(1, 1)	8.0	34	7	2	2	3	3	1	0	0	0	0	0	36	52	2.25	1.250				
Frank Linzy, R ERA: 1.42	(9, 1)	0.1	L	3	1	2	2	0	0	0	0	3	3	54.00	3.000							
Mac Scarce, L ERA: 4.22	(9, 1)	0.0	1	1	1	0	0	0	0	0	1	1	1	∞	∞							

Philadelphia Phillies @ Los Angeles Dodgers
Dodger Stadium, Los Angeles, CA
Tue Apr 23 1974, 7:05 PM PDT
Att: 14,984 - Unknown

AB 33
R 5
H 9
RBI 5
BB 4
SO 3
LOB 20



Batter	1	2	3	4	5	6	7	8	9	AB	R	H	RBI	BB	SO	LOB	TOP					
Dave Cash, R OBP: 0.338, SLG: 0.382	F9		L3			FC4-6 E 1B		4-3 2B		4	0	2	0	0	0	0	Philadelphia Phillies @ Los Angeles Dodgers Dodger Stadium, Los Angeles, CA Wed Apr 24 1974, 7:05 PM PDT Att: 14,756 - Unknown					
Larry Bowa, S OBP: 0.301, SLG: 0.304	F5			K		E3 FC4-6		P4		4	0	0	0	0	1	2						
Del Unser, L OBP: 0.446, SLG: 0.438				1-3		FC4-6 G6-4-3		4-3		4	0	1	0	0	0	3						
Greg Luzinski, R OBP: 0.242, SLG: 0.373	4-3					G6-4-3		K		4	0	1	0	0	1	4						
Tom Hutton, L OBP: 0.282, SLG: 0.474		K		F6		G3 1B		6-3		4	1	1	0	0	1	1						
Mike Anderson, R OBP: 0.418, SLG: 0.521		K			K	F2		FC5-4 1B		4	0	1	0	0	2	1						
Bob Boone, R OBP: 0.228, SLG: 0.273		F7			F3	G3		FC5-4 FC4-6		4	0	0	0	0	0	2						
Mike Schmidt, R OBP: 0.435, SLG: 0.440			5-3					FC4-6		3	0	1	1	1	0	1						
Jim Lonborg, R OBP: 0.091, SLG: 0.091			K			4-3				2	0	0	0	0	1	1						
Mike Rogodzinski, L (7, PH)					4-3					1	0	0	0	0	1	1						
Eddie Watt, R (7, 1)										0	0	0	0	0	0	0						
Mike Wallace, L (8, 1)										0	0	0	0	0	0	0						
George Culver, R (8, 1)										0	0	0	0	0	0	0						
Inning Stats	R: 0 E: 0 K: 0 S: 4	H: 1 LOB: 1 BB: 0 P: 4	R: 0 E: 0 K: 2 S: 7	H: 0 LOB: 0 BB: 0 P: 7	R: 0 E: 0 K: 1 S: 5	H: 0 LOB: 0 BB: 0 P: 5	R: 0 E: 0 K: 1 S: 6	H: 1 LOB: 1 BB: 0 P: 6	R: 0 E: 0 K: 1 S: 5	H: 0 LOB: 1 BB: 1 P: 9	R: 0 E: 1 K: 0 S: 4	H: 1 LOB: 1 BB: 0 P: 4	R: 1 E: 0 K: 1 S: 7	H: 2 LOB: 1 BB: 0 P: 7	R: 0 E: 0 K: 1 S: 6	H: 1 LOB: 1 BB: 0 P: 6	R: 0 E: 0 K: 0 S: 4	H: 1 LOB: 1 BB: 0 P: 4	1B: 6 2B: 1 3B: 0 HR: 0	SF: 0 SAC: 0 DP: 1 HBP: 0	WP: 0 PB: 0 SB: 0 CS: 0	PA: 35
PITCHER Don Sutton, R ERA: 1.8	IP: 9.0 WLS: W BF: 35 H: 7 R: 1 ER: 1 SO: 7 BB: 1 IBB: 0 HBP: 0 BLK: 0 WP: 0 HR: 0 S: 48 P: 52 ERA: 1.00 WHIP: 0.889															PITCHER						

Batter	1	2	3	4	5	6	7	8	9	AB	R	H	RBI	BB	SO	LOB	BOTTOM			
Davey Lopes, R OBP: 0.367, SLG: 0.306	S 1B							P6		2	1	1	0	1	0	1	Philadelphia Phillies @ Los Angeles Dodgers Dodger Stadium, Los Angeles, CA Wed Apr 24 1974, 7:05 PM PDT Att: 14,756 - Unknown			
Bill Buckner, L OBP: 0.344, SLG: 0.345	F7	F7			4-3		P6			4	0	0	0	0	0	6				
Jimmy Wynn, R OBP: 0.403, SLG: 0.712					K					3	2	2	2	1	1	0				
Ron Cey, R OBP: 0.397, SLG: 0.371	6-3		P2			5-3		BB 3B		3	1	0	0	1	0	1				
Willie Crawford, L OBP: 0.431, SLG: 0.418		2B FC6 1B	K			6-3		SF7 3B		4	2	2	2	0	1	0				
Steve Garvey, R OBP: 0.353, SLG: 0.672		FC6 2B	5-3			1B		SF7		3	0	2	1	0	0	0				
Joe Ferguson, R OBP: 0.379, SLG: 0.224		FC6 IBB			6-3		F7	1-3 2B		3	0	0	0	1	0	1				
Bill Russell, R OBP: 0.382, SLG: 0.441		FC6 BB			P4			5-3		4	0	1	1	0	0	2				
Don Sutton, R OBP: 0.133, SLG: 0.133	F5				F7		F2			3	0	0	0	0	0	3				
Inning Stats	R: 1 E: 0 K: 0 S: 4	H: 2 LOB: 0 BB: 0 P: 4	R: 1 E: 0 K: 0 S: 5	H: 2 LOB: 2 BB: 2 P: 13	R: 1 E: 0 K: 1 S: 6	H: 1 LOB: 0 BB: 0 P: 6	R: 0 E: 0 K: 0 S: 3	H: 0 LOB: 0 BB: 0 P: 3	R: 0 E: 0 K: 0 S: 4	H: 1 LOB: 1 BB: 0 P: 4	R: 0 E: 0 K: 0 S: 4	H: 1 LOB: 1 BB: 0 P: 4	R: 0 E: 0 K: 0 S: 4	H: 1 LOB: 1 BB: 2 P: 12	R: 3 E: 0 K: 0 S: 4	H: 1 LOB: 0 BB: 2 P: 12		1B: 5 2B: 1 3B: 1 HR: 1	SF: 1 SAC: 0 DP: 0 HBP: 1	WP: 0 PB: 0 SB: 1 CS: 2
PITCHER Jim Lonborg, R ERA: 2.3 Eddie Watt, R ERA: 9.45 Mike Wallace, L ERA: 4.5 George Culver, R ERA: 1.13	IP: 6.0 WLS: L BF: 25 H: 6 R: 3 ER: 3 SO: 2 BB: 1 IBB: 1 HBP: 1 BLK: 0 WP: 1 HR: 1 S: 26 P: 35 ERA: 4.50 WHIP: 1.167															PITCHER				

AB 34
R 1
H 7
RBI 1
BB 1
SO 7
LOB 16



AB 29
R 6
H 8
RBI 6
BB 4
SO 2
LOB 14



Batter	1	2	3	4	5	6	7	8	9	AB	R	H	RBI	BB	SO	LOB	TOP	
Dave Cash, R OBP: 0.333, SLG: 0.375 (1, 4)										4	0	1	0	0	1	2	Philadelphia Phillies @ Los Angeles Dodgers Dodger Stadium, Los Angeles, CA Thu Apr 25 1974, 7:05 PM PDT Att: 15,117 - Unknown	
Larry Bowa, S OBP: 0.299, SLG: 0.301 (1, 6)										4	0	1	0	0	1			
Mike Schmidt, R OBP: 0.439, SLG: 0.434 (1, 5)										3	0	1	0	1	0			
Greg Luzinski, R OBP: 0.227, SLG: 0.349 (1, 7)										4	0	0	0	0	3	3		
Bill Robinson, R OBP: 0.364, SLG: 0.405 (1, 8)										4	0	0	0	0	2	2		
Mike Anderson, R OBP: 0.397, SLG: 0.490 (1, 9)										3	0	0	0	0	0	0		
Bob Boone, R OBP: 0.233, SLG: 0.263 (1, 2)										2	0	0	0	1	0	0		
Tom Hutton, L OBP: 0.293, SLG: 0.475 (8, PH)										2	0	1	0	0	1	0		
Tony Taylor, R OBP: 0.417, SLG: 0.364 (8, PH)										1	0	0	0	0	0	0		
Frank Linzy, R (8, 1)										0	0	0	0	0	0	0		
Dick Ruthven, R (8, PH)										2	0	0	0	0	0	2		
Jim Essian, R (8, 3)										1	0	0	0	0	0	0		
Inning Stats	R: 0 E: 0 K: 2 S: 9	H: 2 LOB: 2 BB: 0 P: 9	R: 0 E: 0 K: 1 S: 5	H: 0 LOB: 0 BB: 0 P: 5	R: 0 E: 0 K: 1 S: 5	H: 0 LOB: 0 BB: 1 P: 10	R: 0 E: 0 K: 2 S: 6	H: 1 LOB: 2 BB: 1 P: 10	R: 0 E: 0 K: 0 S: 3	H: 0 LOB: 0 BB: 0 P: 3	R: 0 E: 0 K: 0 S: 4	H: 1 LOB: 1 BB: 0 P: 4	R: 0 E: 0 K: 0 S: 3	H: 0 LOB: 0 BB: 0 P: 3	1B: 4 2B: 1 3B: 0 HR: 0	SF: 0 SAC: 0 DP: 1 HBP: 0	WP: 0 PB: 0 SB: 1 CS: 1	PA: 32
PITCHER Tommy John, L ERA: 0.86 (1, 1)	IP: 9.0 WLS: W BF: 32 H: 4 R: 0 ER: 0 SO: 8 BB: 2 IBB: 0 HBP: 0 BLK: 0 WP: 0 HR: 0 S: 46 P: 54 ERA: 0.00 WHIP: 0.667																	

Batter	1	2	3	4	5	6	7	8	9	AB	R	H	RBI	BB	SO	LOB	BOTTOM	
Davey Lopes, R OBP: 0.359, SLG: 0.288 (1, 4)										3	1	0	0	1	0	0	Philadelphia Phillies @ Los Angeles Dodgers Dodger Stadium, Los Angeles, CA Thu Apr 25 1974, 7:05 PM PDT Att: 15,117 - Unknown	
Bill Buckner, L OBP: 0.353, SLG: 0.355 (1, 7)										4	0	2	0	0	0	0		
Tom Paciorek, R OBP: 0.316, SLG: 0.611 (9, 7)										0	0	0	0	0	0	0		
Jimmy Wynn, R OBP: 0.407, SLG: 0.705 (1, 8)										2	0	1	1	1	1	0		
Ron Cey, R OBP: 0.403, SLG: 0.359 (1, 5)										2	0	0	0	1	1	2		
Willie Crawford, L OBP: 0.420, SLG: 0.397 (1, 9)										3	0	0	0	1	1	2		
Steve Garvey, R OBP: 0.338, SLG: 0.642 (1, 3)										3	0	0	0	0	5			
Joe Ferguson, R OBP: 0.377, SLG: 0.216 (1, 2)										2	0	0	0	1	0	0		
Bill Russell, R OBP: 0.366, SLG: 0.419 (1, 6)										3	0	0	0	0	1			
Tommy John, R OBP: 0.133, SLG: 0.200 (1, 1)										3	0	0	0	0	1	0		
Inning Stats	R: 1 E: 0 K: 1 S: 6	H: 1 LOB: 2 BB: 1 P: 11	R: 0 E: 0 K: 1 S: 5	H: 0 LOB: 0 BB: 0 P: 5	R: 0 E: 0 K: 0 S: 3	H: 0 LOB: 3 BB: 3 P: 15	R: 0 E: 0 K: 0 S: 3	H: 0 LOB: 0 BB: 0 P: 3	R: 0 E: 0 K: 0 S: 4	H: 2 LOB: 1 BB: 0 P: 4	R: 0 E: 0 K: 0 S: 3	H: 0 LOB: 1 BB: 1 P: 7	R: 0 E: 0 K: 2 S: 7	H: 0 LOB: 0 BB: 0 P: 7	1B: 3 2B: 0 3B: 0 HR: 0	SF: 1 SAC: 0 DP: 1 HBP: 1	WP: 0 PB: 0 SB: 2 CS: 0	PA: 32
PITCHER Dick Ruthven, R ERA: 3.48 Frank Linzy, R ERA: 1.23 (8, 1)	IP: 7.0 WLS: L BF: 29 H: 3 R: 1 ER: 1 SO: 2 BB: 5 IBB: 0 HBP: 0 BLK: 0 WP: 0 HR: 0 S: 27 P: 48 ERA: 1.29 WHIP: 1.143																	

Batter	1	2	3	4	5	6	7	8	9	AB	R	H	RBI	BB	SO	LOB	TOP					
Dave Cash, R (1,4) OBP: 0.337, SLG: 0.405			6-3		L6			F9		4	1	1	1	0	0	1	Philadelphia Phillies @ San Diego Padres San Diego Stadium, San Diego, CA Sat Apr 27 1974, 10:05 PM EDT Att: 31,407 - Unknown					
Larry Bowa, S (1,6) OBP: 0.271, SLG: 0.272	5-3		P4			K		F8		4	0	0	0	0	1							
Mike Schmidt, R (1,5) OBP: 0.425, SLG: 0.467	K		6-3					K		4	1	1	1	0	2							
Greg Luzinski, R (1,7) OBP: 0.243, SLG: 0.333					K			K		4	0	1	0	0	2							
Bill Robinson, R (1,8) OBP: 0.333, SLG: 0.370	E5				F8			P6		4	0	0	0	0	1							
Mike Anderson, R (1,9) OBP: 0.375, SLG: 0.474	1-3									3	0	1	0	0	0	2						
Del Unser, L (8, PH) OBP: 0.443, SLG: 0.491					2B			6-3		1	0	0	0	0	0							
Willie Montanez, L (1,3) OBP: 0.139, SLG: 0.152					1-3			4-3		3	0	0	0	0	1							
Jim Essian, R (1,2)										3	0	0	0	0	0							
Bob Boone, R (7,2) OBP: 0.222, SLG: 0.250					6-3			F8		0	0	0	0	0	0							
Ron Schueler, R (1,1) OBP: 0.125, SLG: 0.125										2	0	0	0	0	1							
George Culver, R (7,1)										0	0	0	0	0	0							
Billy Grabarkewitz, R (8, PH) OBP: 0.300, SLG: 1.333										0	0	0	0	1	0							
Mac Scarce, L (8,1)										0	0	0	0	0	0							
Inning Stats	R: 1 E: 1 K: 1 S: 8	H: 2 LOB: 2 BB: 0 P: 8	R: 0 E: 0 K: 1 S: 5	H: 0 LOB: 0 BB: 0 P: 5	R: 0 E: 0 K: 0 S: 3	H: 0 LOB: 0 BB: 0 P: 3	R: 0 E: 0 K: 1 S: 6	H: 1 LOB: 1 BB: 0 P: 6	R: 0 E: 0 K: 0 S: 3	H: 0 LOB: 0 BB: 0 P: 3	R: 1 E: 0 K: 2 S: 8	H: 1 LOB: 0 BB: 0 P: 8	R: 0 E: 0 K: 0 S: 3	H: 0 LOB: 0 BB: 0 P: 3	R: 0 E: 0 K: 1 S: 5	H: 0 LOB: 1 BB: 1 P: 9	R: 0 E: 0 K: 0 S: 3	H: 0 LOB: 0 BB: 0 P: 3	1B: 1 2B: 1 3B: 0 HR: 2	SF: 0 SAC: 0 DP: 0 HBP: 0	WP: 0 PB: 0 SB: 0 CS: 0	PA: 33
PITCHER	IP WLS BF H R ER SO BB IBB HBP BLK WP HR S P ERA WHIP																					
Randy Jones, L (1,1) ERA: 6.44	7.0 W 27 4 2 2 5 1 0 0 0 0 0 1 36 40 2.57 0.714																					
Vicente Romo, R (8,1) ERA: 3.09	2.0 6 0 0 0 1 0 0 0 0 0 0 0 8 8 0.00 0.000																					

Batter	1	2	3	4	5	6	7	8	9	AB	R	H	RBI	BB	SO	LOB	BOTTOM			
Derrel Thomas, S (1,4) OBP: 0.345, SLG: 0.341	F8			P3	F3					3	0	0	0	0	1	Philadelphia Phillies @ San Diego Padres San Diego Stadium, San Diego, CA Sat Apr 27 1974, 10:05 PM EDT Att: 31,407 - Unknown				
Rich Morales, R (7, PH) OBP: 1.000, SLG: 1.000										1	0	1	0	0	0					
Bobby Tolan, L (1,9) OBP: 0.309, SLG: 0.290				1-3		4-3				3	0	1	0	1	0					
Dave Winfield, R (1,7) OBP: 0.345, SLG: 0.510				6-3		K				4	0	0	0	0	2					
Willie McCovey, L (1,3) OBP: 0.431, SLG: 0.391										2	2	1	0	2	1					
Bernie Williams, R (8, PR) OBP: 0.182, SLG: 0.182										0	0	0	0	0	0					
Nate Colbert, R (9,3) OBP: 0.271, SLG: 0.220										0	0	0	0	0	0					
Johnny Grubb, L (1,8) OBP: 0.450, SLG: 0.500										4	2	3	0	0	1					
Dave Roberts, R (1,5) OBP: 0.254, SLG: 0.273										4	1	2	3	0	2					
Fred Kendall, R (1,2) OBP: 0.317, SLG: 0.342										3	0	1	0	1	0					
Enzo Hernandez, R (1,6) OBP: 0.239, SLG: 0.270										3	0	1	2	0	1					
Randy Jones, R (1,1) OBP: 0.111, SLG: 0.111										3	0	0	0	0	1					
Vicente Romo, R (8,1) ERA: 3.86										0	0	0	0	0	0					
Inning Stats	R: 0 E: 0 K: 0 S: 2	H: 0 LOB: 0 BB: 1 P: 6	R: 0 E: 0 K: 1 S: 5	H: 1 LOB: 0 BB: 0 P: 5	R: 0 E: 0 K: 0 S: 3	H: 0 LOB: 0 BB: 0 P: 3	R: 0 E: 0 K: 0 S: 3	H: 0 LOB: 0 BB: 0 P: 3	R: 3 E: 0 K: 1 S: 8	H: 4 LOB: 1 BB: 1 P: 12	R: 2 E: 0 K: 1 S: 7	H: 2 LOB: 1 BB: 1 P: 11	R: 0 E: 0 K: 1 S: 7	H: 2 LOB: 2 BB: 0 P: 7	R: 0 E: 0 K: 0 S: 3	H: 0 LOB: 1 BB: 1 P: 7	1B: 8 2B: 2 3B: 0 HR: 0	SF: 0 SAC: 0 DP: 2 HBP: 0	WP: 0 PB: 0 SB: 0 CS: 1	PA: 34
PITCHER	IP WLS BF H R ER SO BB IBB HBP BLK WP HR S P ERA WHIP																			
Ron Schueler, R (1,1) ERA: 2.91	6.2 L 29 10 5 5 3 2 1 0 0 0 0 0 0 32 44 6.75 1.800																			
George Culver, R (7,1) ERA: 1.0	0.1 1 0 0 0 1 0 0 0 0 0 0 0 3 3 0.00 0.000																			
Mac Scarce, L (8,1) ERA: 3.86	1.0 4 0 0 0 0 1 0 0 0 0 0 0 3 7 0.00 1.000																			

Batter	1	2	3	4	5	6	7	8	9	AB	R	H	RBI	BB	SO	LOB	TOP								
Dave Cash, R OBP: 0.330, SLG: 0.393 (1, 4)	0-0 4-3 1B	0-0 5-3		0-0 P4		0-3 K		0-0 P8		5	1	1	0	0	1	1	Philadelphia Phillies @ San Diego Padres San Diego Stadium, San Diego, CA Sun Apr 28 1974, 6:33 AM EDT Att: 12,031 - Unknown livebaseballscorecards.com								
Larry Bowa, S OBP: 0.276, SLG: 0.262 (1, 6)	0-3 K	0-0 4-3		4-0 FC5 S BB		0-0 F7		4-0 1-3 BB		3	0	0	0	2	1	2									
Del Unser, L OBP: 0.424, SLG: 0.466 (1, 8)	0-0 4-3 1-2			0-3 F8		0-3 K2-3		0-0 1-3		5	0	1	0	0	1	3									
Greg Luzinski, R OBP: 0.266, SLG: 0.333 Mike Anderson, R OBP: 0.375, SLG: 0.474 (8, 9)	4-0 1B BB			0-0 FC5		0-0 FC4		4-0 BB		3	1	1	0	2	0	2									
Willie Montanez, L OBP: 0.195, SLG: 0.263 (1, 3)	0-0 1-3 2-H 1B			0-0 2B		0-0 5-3		0-0 6-3		5	1	3	1	0	0	2									
Bill Robinson, R OBP: 0.340, SLG: 0.380 (8, 7)	0-3 K			4-0 2B IBB		0-0 2B		0-3 K		4	0	1	0	1	2	3									
Bob Boone, R OBP: 0.235, SLG: 0.262 (1, 2)				0-0 1B SF9		0-0 5-3		0-0 6-3		5	1	2	0	0	0	5									
Mike Schmidt, R OBP: 0.449, SLG: 0.492 (1, 5)				0-0 SF9 1-3		4-0 IBB		0-0 FC6-4 E S 1-2		3	0	2	2	2	0	1									
Jim Lonborg, R OBP: 0.063, SLG: 0.067 Frank Linzy, R (9, 1) Mac Scarce, L (9, 1)	0-0 SF9 2-3 3-H			0-0 5-3		0-0 F7		0-3 K		4	0	0	1	0	2	7									
Inning Stats	R: 1 E: 0 K: 2 S: 9	H: 2 LOB: 2 BB: 1 P: 13	R: 1 E: 0 K: 0 S: 5	H: 2 LOB: 1 BB: 0 P: 5	R: 2 E: 0 K: 0 S: 6	H: 3 LOB: 2 BB: 1 P: 10	R: 0 E: 0 K: 1 S: 5	H: 0 LOB: 1 BB: 1 P: 9	R: 0 E: 0 K: 0 S: 4	H: 1 LOB: 2 BB: 1 P: 8	R: 0 E: 0 K: 1 S: 6	H: 1 LOB: 2 BB: 0 P: 6	R: 0 E: 0 K: 1 S: 6	H: 1 LOB: 2 BB: 1 P: 10	R: 0 E: 0 K: 0 S: 3	H: 0 LOB: 2 BB: 1 P: 11		R: 0 E: 0 K: 2 S: 8	H: 1 LOB: 1 BB: 0 P: 8	1B: 7 2B: 4 3B: 0 HR: 0	SF: 1 SAC: 0 DP: 0 HBP: 0	WP: 0 PB: 0 SB: 2 CS: 0	PA: 45		
PITCHER	IP	WLS	BF	H	R	ER	SO	BB	IBB	HBP	BLK	WP	HR	S	P	ERA	WHIP								
Steve Arlin, R ERA: 7.52 Mike Corkins, R ERA: 2.42 Gary Ross, R ERA: 4.09 Larry Hardy, R ERA:	3.0		18	7	4	4	2	1	1	0	0	0	0	20	28	12.00	2.667								

Batter	1	2	3	4	5	6	7	8	9	AB	R	H	RBI	BB	SO	LOB	BOTTOM								
Derrel Thomas, S OBP: 0.348, SLG: 0.368 (1, 4)	0-0 4-3			0-0 F9			0-0 G3		0-0 1B 2B	5	1	2	2	0	0	2	Philadelphia Phillies @ San Diego Padres San Diego Stadium, San Diego, CA Sun Apr 28 1974, 6:33 AM EDT Att: 12,031 - Unknown livebaseballscorecards.com								
Enzo Hernandez, R OBP: 0.228, SLG: 0.258 Matty Alou, L OBP: 0.243, SLG: 0.257 Rich Morales, R OBP: 1.000, SLG: 1.000 (9, 6)	0-0 6-3			0-0 FC4 1-2		0-0 F9		0-0 F8		3	0	0	0	0	0	3									
Nate Colbert, R OBP: 0.267, SLG: 0.219 (1, 7)	0-0 5-3			0-3 K		0-0 P4		0-0 5-3		5	0	1	0	0	1	0									
Willie McCovey, L OBP: 0.444, SLG: 0.400 (1, 3)				0-0 F9		0-0 F7		4-0 1B BB		4	0	2	1	1	0	0									
Johnny Grubb, L OBP: 0.440, SLG: 0.479 (1, 8)				0-0 FC5-4 HBP		0-0 E1 FC6-4		0-0 F7		3	0	0	0	0	0	2									
Dave Winfield, R OBP: 0.322, SLG: 0.473 (1, 9)				0-0 FC5-4 1-2 2B		0-0 FC6-4 1-2		0-0 F9		4	0	0	0	0	0	3									
Dave Roberts, R OBP: 0.270, SLG: 0.293 (1, 5)				0-0 1-H 2B		0-3 K		0-0 F8		3	1	1	0	1	1	0									
Fred Kendall, R OBP: 0.337, SLG: 0.363 (1, 2)				0-0 FC4 1B		0-0 2B 1B		0-0 6-3		4	1	3	0	0	0	0									
Steve Arlin, R OBP: 0.125, SLG: 0.250 Berrie Williams, R OBP: 0.167, SLG: 0.167 Mike Corkins, R OBP: 0.390, SLG: 0.286 Bobby Tolan, L OBP: 0.200, SLG: 0.286 Gary Ross, R OBP: 0.200, SLG: 0.286 Dave Hilton, R OBP: 0.200, SLG: 0.286 Larry Hardy, R OBP: 0.200, SLG: 0.286 Cito Gaston, R OBP: 0.200, SLG: 0.286 (9, 9)	0-0 K			0-3 K		0-0 F6		0-0 1B		0	0	0	0	0	0	0									
Inning Stats	R: 0 E: 0 K: 0 S: 3	H: 0 LOB: 0 BB: 0 P: 3	R: 0 E: 0 K: 0 S: 3	H: 1 LOB: 2 BB: 0 P: 4	R: 0 E: 0 K: 1 S: 6	H: 1 LOB: 1 BB: 0 P: 6	R: 0 E: 1 K: 1 S: 6	H: 0 LOB: 1 BB: 0 P: 6	R: 0 E: 0 K: 1 S: 7	H: 2 LOB: 2 BB: 0 P: 7	R: 0 E: 0 K: 0 S: 4	H: 1 LOB: 1 BB: 0 P: 4	R: 0 E: 0 K: 0 S: 4	H: 1 LOB: 1 BB: 0 P: 4	R: 0 E: 0 K: 0 S: 3	H: 0 LOB: 1 BB: 1 P: 7		R: 5 E: 0 K: 0 S: 7	H: 6 LOB: 2 BB: 1 P: 11	1B: 9 2B: 3 3B: 0 HR: 0	SF: 0 SAC: 0 DP: 0 HBP: 1	WP: 0 PB: 0 SB: 0 CS: 0	PA: 40		
PITCHER	IP	WLS	BF	H	R	ER	SO	BB	IBB	HBP	BLK	WP	HR	S	P	ERA	WHIP								
Jim Lonborg, R ERA: 2.5 Frank Linzy, R ERA: 3.69 Mac Scarce, L ERA: 3.86	8.1		36	8	3	3	3	2	0	0	0	0	0	39	48	3.24	1.200								

Batter	1	2	3	4	5	6	7	8	9	AB	R	H	RBI	BB	SO	LOB	TOP			
Dave Cash, R OBP: 0.354, SLG: 0.416 (1, 4)										5	3	4	0	0	0	1	Philadelphia Phillies @ San Francisco Giants Candlestick Park, San Francisco, CA Tue Apr 30 1974, 10:05 PM EDT Att: 2,188 - Unknown			
Larry Bowa, S OBP: 0.280, SLG: 0.299 (1, 6)										3	1	1	2	0	0	1				
Mike Schmidt, R OBP: 0.458, SLG: 0.515 (1, 5)										5	2	3	1	0	0	2				
Greg Luzinski, R OBP: 0.262, SLG: 0.329 (1, 7)										4	0	1	2	0	1	3				
Bill Robinson, R OBP: 0.362, SLG: 0.400 (1, 8) (8, 9)										5	0	3	1	0	1	2				
Mike Anderson, R OBP: 0.358, SLG: 0.450 Del Unser, L OBP: 0.433, SLG: 0.466 (1, 9) (8, PH) (8, 8)										3	0	0	0	0	0	5				
Willie Montanez, L OBP: 0.200, SLG: 0.244 (1, 3) B B B										3	0	0	0	1	0	3				
Bob Boone, R OBP: 0.250, SLG: 0.279 Billy Grabarkewitz, R OBP: 0.500, SLG: 1.333 Jim Essian, R (1, 2) (8, PH) (8, 2)										3	0	1	0	1	0	2				
Dick Ruthven, R OBP: 0.125, SLG: 0.125 George Culver, R Mike Rogodzinski, L Frank Linzy, R Eddie Watt, R (1, 1) (7, 1) (8, PH) (8, 1) (9, 1)										3	0	1	0	0	2	1				
Inning Stats	R: 3 E: 1 K: 0 S: 7	H: 3 LOB: 2 BB: 1 P: 11	R: 0 E: 0 K: 0 S: 3	H: 1 LOB: 0 BB: 0 P: 3	R: 0 E: 0 K: 0 S: 5	H: 2 LOB: 2 BB: 0 P: 5	R: 0 E: 0 K: 1 S: 6	H: 1 LOB: 1 BB: 0 P: 6	R: 0 E: 1 K: 0 S: 4	H: 0 LOB: 0 BB: 1 P: 8	R: 1 E: 1 K: 1 S: 7	H: 2 LOB: 1 BB: 0 P: 7	R: 0 E: 0 K: 0 S: 3	H: 1 LOB: 1 BB: 1 P: 7	R: 2 E: 0 K: 1 S: 7	H: 3 LOB: 0 BB: 0 P: 7		1B: 11 2B: 3 3B: 0 HR: 1	SF: 1 SAC: 2 DP: 3 HBP: 0	WP: 1 PB: 0 SB: 0 CS: 1
PITCHER	IP WLS BF H R ER SO BB IBB HBP BLK WP HR S P ERA WHIP																			
Mike Caldwell, L ERA: 2.52 Jim Barr, R ERA: 3.42 Elias Sosa, R ERA: 3.95 Randy Moffitt, R ERA: 3.24 (1, 1) (5, 1) (8, 1) (9, 1)	4.1 2.2 1.0 1.0	23 9 4 5	8 2 1 3	3 1 0 2	2 1 0 2	1 2 0 1	1 0 0 0	0 0 0 0	0 0 0 0	1 0 0 0	1 0 0 0	0 0 0 0	0 0 0 0	0 0 0 0	0 0 0 0	0 0 0 0	18.00	3.000		

Batter	1	2	3	4	5	6	7	8	9	AB	R	H	RBI	BB	SO	LOB	BOTTOM					
Gary Matthews, R OBP: 0.315, SLG: 0.291 (1, 7)										5	3	2	0	0	1	0	Philadelphia Phillies @ San Francisco Giants Candlestick Park, San Francisco, CA Tue Apr 30 1974, 10:05 PM EDT Att: 2,188 - Unknown					
Chris Arnold, R OBP: 0.231, SLG: 0.231 (1, 4)										5	1	1	2	0	3	2						
Garry Maddox, R OBP: 0.380, SLG: 0.495 (1, 8) B B B										4	0	4	1	1	0	0						
Bobby Bonds, R OBP: 0.330, SLG: 0.460 (1, 9)										3	0	0	1	1	1	4						
Steve Ontiveros, S OBP: 0.385, SLG: 0.347 (1, 5)										5	0	1	1	0	1	4						
Chris Speier, R OBP: 0.319, SLG: 0.284 (1, 6)										3	0	1	0	1	0	3						
Dave Kingman, R OBP: 0.346, SLG: 0.500 (1, 3)									3	0	1	0	0	2	0							
Dave Rader, L OBP: 0.308, SLG: 0.375 (1, 2)									3	0	0	0	1	1	2							
Mike Caldwell, R Jim Barr, R Gary Thomasson, L Elias Sosa, R Mike Phillips, L Randy Moffitt, R (1, 1) (5, 1) (7, PH) (8, 1) (8, PH) (9, 1)									1	0	0	0	0	0	0	0						
Inning Stats	R: 1 E: 0 K: 2 S: 9	H: 2 LOB: 1 BB: 1 P: 13	R: 0 E: 0 K: 2 S: 7	H: 0 LOB: 0 BB: 0 P: 7	R: 0 E: 0 K: 1 S: 6	H: 1 LOB: 1 BB: 0 P: 6	R: 0 E: 0 K: 0 S: 3	H: 1 LOB: 1 BB: 1 P: 7	R: 0 E: 0 K: 2 S: 7	H: 0 LOB: 0 BB: 0 P: 7	R: 0 E: 1 K: 0 S: 4	H: 1 LOB: 1 BB: 0 P: 4	R: 3 E: 0 K: 2 S: 10	H: 3 LOB: 2 BB: 2 P: 18	R: 0 E: 0 K: 0 S: 3	H: 1 LOB: 1 BB: 1 P: 7		R: 1 E: 1 K: 0 S: 5	H: 1 LOB: 1 BB: 0 P: 5	1B: 8 2B: 2 3B: 0 HR: 0	SF: 1 SAC: 1 DP: 2 HBP: 0	WP: 0 PB: 0 SB: 0 CS: 0
PITCHER	IP WLS BF H R ER SO BB IBB HBP BLK WP HR S P ERA WHIP																					
Dick Ruthven, R ERA: 3.95 George Culver, R ERA: 0.95 Frank Linzy, R ERA: 3.12 Eddie Watt, R ERA: 8.22 (1, 1) (7, 1) (8, 1) (9, 1)	6.2 0.1 1.1 0.2	30 2 7 2	8 0 2 0	4 0 1 0	4 0 0 0	8 1 0 0	3 0 1 0	0 1 0 0	0 0 0 0	0 0 0 0	0 0 6 0	0 0 10 2	0 0 0 0	0 0 0 0	0 0 0 0	0 0 0 0	0.00	1.650				

AB	35
R	6
H	14
RBI	6
BB	3
SO	4
LOB	21



AB	34
R	5
H	10
RBI	5
BB	5
SO	9
LOB	17



Batter	1	2	3	4	5	6	7	8	9	AB	R	H	RBI	BB	SO	LOB	TOP					
Davey Lopes, R (1,4) OBP: 0.347, SLG: 0.256	1-3		5-3			1-3		E		3	0	0	0	0	0	1	Los Angeles Dodgers @ Philadelphia Phillies Veterans Stadium, Philadelphia, PA Fri May 03 1974, 7:05 PM EDT Att: 20,186 - Unknown					
Ken McMullen, R (8,PH) OBP: 0.400, SLG: 0.400								2-3	1B	1	0	1	0	0	0	0						
Lee Lacy, R (8,4) OBP: 0.350, SLG: 0.400										0	0	0	0	0	0	0						
Bill Buckner, L (1,7) OBP: 0.378, SLG: 0.402			F9			F5		SF9		3	0	1	0	0	0	1						
Manny Mota, R (8,PH) OBP: 0.471, SLG: 0.462	FC3-6							1-2		0	0	0	1	0	0	0						
Mike Marshall, R (8,1)	1B							3-H		0	0	0	0	0	0	0						
Willie Crawford, L (1,9) OBP: 0.414, SLG: 0.412	FC3-6			F8		K		3-1		4	0	0	0	0	1	3						
Steve Garvey, R (1,3) OBP: 0.356, SLG: 0.638	F8						6-3		FC5-4	4	0	2	0	0	0	1						
Ron Cey, R (1,5) OBP: 0.367, SLG: 0.341									FC6-2	1B												
Rick Auerbach, R (9,PR) OBP: 1.000, SLG: 1.000		F7		F4					FC5-4	1B												
Tom Paciorek, R (1,8) OBP: 0.256, SLG: 0.417									1-2	1B												
Joe Ferguson, R (1,2) OBP: 0.358, SLG: 0.197							F9		FC5-4	BB						4						
Bill Russell, R (1,6) OBP: 0.384, SLG: 0.534									FC6-2	BB												
Doug Rau, L (1,1) OBP: 0.222, SLG: 0.125									1-2	2-3												
Jimmy Wynn, R (8,PH) OBP: 0.369, SLG: 0.564									1-2	2-3												
Inning Stats	R: 0 E: 0 K: 0 S: 4	H: 1 LOB: 1 BB: 0 P: 4	R: 0 E: 0 K: 1 S: 5	H: 0 LOB: 0 BB: 0 P: 5	R: 0 E: 0 K: 1 S: 4	H: 1 LOB: 1 BB: 0 P: 4	R: 0 E: 0 K: 1 S: 6	H: 1 LOB: 1 BB: 0 P: 6	R: 0 E: 0 K: 0 S: 3	H: 0 LOB: 0 BB: 0 P: 3	R: 0 E: 0 K: 1 S: 5	H: 0 LOB: 0 BB: 0 P: 5	R: 0 E: 0 K: 0 S: 4	H: 1 LOB: 1 BB: 0 P: 4	R: 1 E: 1 K: 0 S: 5	H: 2 LOB: 2 BB: 0 P: 5	R: 0 E: 0 K: 1 S: 7	H: 2 LOB: 3 BB: 1 P: 11	1B: 8 2B: 1 3B: 0 HR: 0	SF: 1 SAC: 1 DP: 0 HBP: 0	WP: 0 PB: 0 SB: 0 CS: 0	PA: 36
PITCHER	IP WLS BF H R ER SO BB IBB HBP BLK WP HR S P ERA WHIP																					
Ron Schueler, R (1,1) ERA: 2.61	7.1 W 28 7 1 1 3 0 0 0 0 0 0 0 34 34 1.23 0.955																					
Mac Scarce, L (8,1) ERA: 3.65	0.2 2 0 0 0 0 0 0 0 0 0 0 0 2 2 0.00 0.000																					
Eddie Watt, R (9,1) ERA: 6.52	1.0 S 6 2 0 0 1 1 0 0 0 0 0 0 7 11 0.00 3.000																					

Batter	1	2	3	4	5	6	7	8	9	AB	R	H	RBI	BB	SO	LOB	BOTTOM					
Dave Cash, R (1,4) OBP: 0.343, SLG: 0.418	F4		PB	SH5-3		F8		4-3		4	0	1	0	0	0	1	Los Angeles Dodgers @ Philadelphia Phillies Veterans Stadium, Philadelphia, PA Fri May 03 1974, 7:05 PM EDT Att: 20,186 - Unknown					
Larry Bowa, S (1,6) OBP: 0.297, SLG: 0.319										3	0	1	0	0	0	0						
Mike Schmidt, R (1,5) OBP: 0.446, SLG: 0.532										4	0	0	0	0	0	2						
Greg Luzinski, R (1,7) OBP: 0.290, SLG: 0.357										3	0	2	0	1	0	0						
Billy Grabarkewitz, R (8,PR) OBP: 0.500, SLG: 1.333										0	0	0	0	0	0	0						
Eddie Watt, R (9,1)										0	0	0	0	0	0	0						
Bill Robinson, R (1,8) OBP: 0.348, SLG: 0.381										3	0	0	0	0	0	3						
Mike Anderson, R (1,9) OBP: 0.355, SLG: 0.426										4	1	1	0	0	1	2						
Willie Montanez, L (1,3) OBP: 0.241, SLG: 0.327										4	1	2	1	0	1	2						
Bob Boone, R (1,2) OBP: 0.253, SLG: 0.270										2	0	0	0	1	0	0						
Ron Schueler, R (1,1) OBP: 0.182, SLG: 0.182										3	0	1	0	0	2	2						
Mac Scarce, L (8,1)										0	0	0	0	0	0	0						
Del Unser, L (9,8) OBP: 0.433, SLG: 0.466										0	0	0	0	0	0	0						
Inning Stats	R: 0 E: 0 K: 0 S: 3	H: 0 LOB: 0 BB: 0 P: 3	R: 1 E: 0 K: 1 S: 7	H: 2 LOB: 2 BB: 1 P: 11	R: 0 E: 0 K: 0 S: 4	H: 1 LOB: 1 BB: 1 P: 8	R: 1 E: 0 K: 0 S: 5	H: 2 LOB: 1 BB: 0 P: 5	R: 0 E: 0 K: 0 S: 4	H: 1 LOB: 1 BB: 0 P: 4	R: 0 E: 0 K: 0 S: 3	H: 0 LOB: 0 BB: 0 P: 3	R: 0 E: 0 K: 1 S: 6	H: 1 LOB: 1 BB: 0 P: 6	R: 0 E: 0 K: 2 S: 8	H: 1 LOB: 2 BB: 0 P: 8	R: 0 E: 0 K: 2 S: 8	H: 1 LOB: 2 BB: 0 P: 8	1B: 7 2B: 0 3B: 0 HR: 1	SF: 0 SAC: 2 DP: 0 HBP: 0	WP: 2 PB: 1 SB: 0 CS: 0	PA: 34
PITCHER	IP WLS BF H R ER SO BB IBB HBP BLK WP HR S P ERA WHIP																					
Doug Rau, L (1,1) ERA: 1.63	7.0 L 30 7 2 2 2 1 1 0 0 0 0 0 32 40 2.57 1.143																					
Mike Marshall, R (8,1) ERA: 1.93	1.0 4 1 0 0 2 0 0 0 0 0 0 0 8 8 0.00 1.000																					



Batter	1	2	3	4	5	6	7	8	9	AB	R	H	RBI	BB	SO	LOB	TOP			
Davey Lopes, R (1, 4) OBP: 0.337, SLG: 0.247	0-0 6-3		0-3 K		0-3 K		0-0 SF8		0-0 SF9 2B	3	0	0	0	0	2	0	Los Angeles Dodgers @ Philadelphia Phillies Veterans Stadium, Philadelphia, PA Sat May 04 1974, 7:05 PM EDT Att: 40,301 - Unknown			
Manny Mota, R (7, PH) OBP: 0.444, SLG: 0.462										0	0	0	1	0	0	0				
Charlie Hough, R (7, 1)										0	0	0	0	0	0	0				
Tom Paciorek, R (9, PH) OBP: 0.275, SLG: 0.459										1	0	1	0	0	0	0				
Bill Buckner, L (1, 7) OBP: 0.379, SLG: 0.419	0-0 F5		0-0 2B		0-0 F7		0-0 1B		0-0 SF9	4	0	2	1	0	0	0				
Jimmy Wynn, R (1, 8) OBP: 0.380, SLG: 0.561	0-0 1B		4-0 BB		0-0 F6		0-0 1B		0-0 F9	4	0	2	0	1	0	1				
Steve Garvey, R (1, 3) OBP: 0.343, SLG: 0.612	0-0 F9		0-0 F3		0-0 F4		0-0 F7			4	0	0	0	0	0	5				
Willie Crawford, L (1, 9) OBP: 0.417, SLG: 0.402		4-0 BB 1B G5-2-3	0-0 F7		4-0 G5-4-3 BB		0-3 K			2	0	0	0	2	1	2				
Ron Cey, R (1, 5) OBP: 0.372, SLG: 0.347	0-0 1B			0-3 K		0-0 G5-4-3		0-0 G5-4-3		4	0	2	0	0	1	1				
Joe Ferguson, R (1, 2) OBP: 0.353, SLG: 0.246	0-3 K		0-0 E5		0-0 HR		0-0 G5-4-3			4	1	1	1	0	1	3				
Bill Russell, R (1, 6) OBP: 0.388, SLG: 0.549	4-0 1B 2-3		0-0 L7		0-0 SF8		0-3 K			3	1	1	0	1	1	1				
Don Sutton, R (1, 1) OBP: 0.158, SLG: 0.211	0-0 G5-2-3		0-0 6-3		0-3 K		0-0 K		0-0 2B SF9	2	0	0	0	0	0	4				
Geoff Zahn, L (6, 1)										0	0	0	0	0	0	0				
Rick Auerbach, R (7, PH) OBP: 0.667, SLG: 0.667	3-H									2	1	1	0	0	1	1				
Inning Stats	R: 0 E: 0 K: 0 S: 4	H: 1 LOB: 1 BB: 0 P: 4	R: 0 E: 0 K: 1 S: 5	H: 1 LOB: 2 BB: 1 P: 13	R: 0 E: 0 K: 1 S: 6	H: 0 LOB: 1 BB: 1 P: 10	R: 0 E: 1 K: 1 S: 6	H: 0 LOB: 0 BB: 0 P: 6	R: 0 E: 0 K: 0 S: 2	H: 0 LOB: 0 BB: 1 P: 6	R: 2 E: 0 K: 1 S: 9	H: 4 LOB: 2 BB: 0 P: 9	R: 0 E: 0 K: 1 S: 5	H: 1 LOB: 0 BB: 0 P: 5	R: 1 E: 0 K: 1 S: 7	H: 2 LOB: 1 BB: 0 P: 7	1B: 6 2B: 2 3B: 1 HR: 1	SF: 2 SAC: 0 DP: 3 HBP: 0	WP: 0 PB: 0 SB: 1 CS: 0	PA: 39
PITCHER Jim Lonborg, R (1, 1) ERA: 2.59	IP: 9.0 WLS: W BF: 39	H: 10 R: 3 ER: 3 SO: 7	BB: 4 IBB: 0 HBP: 0 BLK: 0	WP: 0 HR: 1 S: 49 P: 65	ERA: 3.00 WHIP: 1.556											ERA: 3.00 WHIP: 1.556				

Batter	1	2	3	4	5	6	7	8	9	AB	R	H	RBI	BB	SO	LOB	BOTTOM	
Dave Cash, R (1, 4) OBP: 0.339, SLG: 0.422	0-0 6-3		0-0 F7	0-3 K		0-0 FC5 2B				4	0	1	2	0	1	3	Los Angeles Dodgers @ Philadelphia Phillies Veterans Stadium, Philadelphia, PA Sat May 04 1974, 7:05 PM EDT Att: 40,301 - Unknown	
Larry Bowa, S (1, 6) OBP: 0.295, SLG: 0.316	0-0 F7			0-0 1B	4-3	0-0 FC5				4	1	1	0	0	0	1		
Del Unser, L (1, 8) OBP: 0.408, SLG: 0.435	0-3 K		0-0 F9	0-0 5-3		0-0 4-3				4	0	0	0	0	1	1		
Greg Luzinski, R (1, 7) OBP: 0.289, SLG: 0.345		0-3 K		4-0 1B BB	0-3 K		0-0 F7			3	1	0	0	1	2	0		
Willie Montanez, L (1, 3) OBP: 0.259, SLG: 0.377	0-0 F8		0-0 1B 1B	0-0 1B 3B		0-0 F8				4	2	2	1	0	0	0		
Bill Robinson, R (1, 9) OBP: 0.343, SLG: 0.373	0-3 K		0-0 1B 1B	0-3 K		0-3 K		0-3 K		4	1	1	1	0	3	1		
Mike Schmidt, R (1, 5) OBP: 0.458, SLG: 0.532			4-0 S BB	0-0 F9 1B	4-0 SH3 1B IBB		0-3 K		0-3 K	2	1	1	1	2	1	0		
Bob Boone, R (1, 2) OBP: 0.277, SLG: 0.286			0-0 6-4-3	0-0 1B	0-0 SH3 2B 1B		4-0 BB			3	1	2	2	1	0	1		
Jim Lonborg, R (1, 1) OBP: 0.053, SLG: 0.056			0-0 5-3	0-0 F9	0-0 SH3		0-0 F8			3	0	0	0	0	0	4		
Inning Stats	R: 0 E: 0 K: 1 S: 5	H: 0 LOB: 0 BB: 0 P: 5	R: 0 E: 0 K: 2 S: 7	H: 0 LOB: 0 BB: 0 P: 7	R: 0 E: 0 K: 1 S: 10	H: 5 LOB: 2 BB: 1 P: 14	R: 0 E: 0 K: 1 S: 5	H: 0 LOB: 0 BB: 0 P: 5	R: 3 E: 0 K: 1 S: 8	H: 3 LOB: 1 BB: 1 P: 12	R: 0 E: 0 K: 0 S: 3	H: 0 LOB: 0 BB: 0 P: 3	R: 0 E: 0 K: 2 S: 7	H: 0 LOB: 1 BB: 1 P: 11	1B: 6 2B: 1 3B: 1 HR: 0	SF: 0 SAC: 1 DP: 0 HBP: 0		WP: 0 PB: 0 SB: 2 CS: 0
PITCHER Don Sutton, R (1, 1) ERA: 3.58	IP: 5.2 WLS: L BF: 28	H: 8 R: 7 ER: 7 SO: 6	BB: 2 IBB: 0 HBP: 0 BLK: 0	WP: 0 HR: 0 S: 37 P: 49	ERA: 11.12 WHIP: 1.765											ERA: 11.12 WHIP: 1.765		
Geoff Zahn, L (6, 1) ERA: 3.68	0.1	0	0	0	0	0	0	0	0	0	0	0	0	0	0	0	0.00	0.000
Charlie Hough, R (7, 1) ERA: 3.68	2.0	0	0	0	2	1	0	0	0	0	0	10	14	0.00	0.500			

Batter	1	2	3	4	5	6	7	8	9	AB	R	H	RBI	BB	SO	LOB	TOP										
Lee Lacy, R OBP: 0.292, SLG: 0.333 Manny Mota, R OBP: 0.444, SLG: 0.462 Davey Lopes, R OBP: 0.337, SLG: 0.247	5-3		F7		K		5-3		SH2-4	4	0	0	0	0	1	2	Los Angeles Dodgers @ Philadelphia Phillies Veterans Stadium, Philadelphia, PA Sun May 05 1974, 7:05 PM EDT Att: 41,040 - Unknown										
Bill Buckner, L OBP: 0.390, SLG: 0.422	4-3		F7		1B 1-2 2-H		5-3 1B		IBB	4	0	2	1	1	0	0											
Jimmy Wynn, R OBP: 0.381, SLG: 0.541	BB		E7		F3		5-3		IBB	3	0	0	0	2	0	3											
Steve Garvey, R OBP: 0.336, SLG: 0.592	6-3		P5		FC4-6 1-2 2-3		F8		K	5	0	1	0	0	1	6											
Willie Crawford, L OBP: 0.411, SLG: 0.389 Ken McMullen, R OBP: 0.333, SLG: 0.333 Tom Paciorek, R OBP: 0.275, SLG: 0.459	1B FC6-4 BB		K		FC4-6 1-2		F5		K	3	1	0	0	1	1	3											
Ron Cey, R OBP: 0.388, SLG: 0.343	FC6-4 1B		4-3		1-6-3		6-3			4	0	1	0	0	0	0											
Joe Ferguson, R OBP: 0.348, SLG: 0.235	K		5-3		5-3		BB			3	0	0	0	1	1	2											
Bill Russell, R OBP: 0.393, SLG: 0.543	FC6-4 1-2 3-H		SH 1B		1B BB		F8			3	1	1	1	1	0	2											
Tommy John, R OBP: 0.211, SLG: 0.316 Mike Marshall, R	K		SH 1B		1-3 1B		SH2-4 2B			3	0	2	0	0	1	1											
Inning Stats	R: 0 E: 0 K: 0 S: 3	H: 0 LOB: 1 BB: 1 P: 7	R: 1 E: 0 K: 2 S: 8	H: 1 LOB: 1 BB: 1 P: 12	R: 0 E: 1 K: 0 S: 4	H: 0 LOB: 1 BB: 0 P: 4	R: 0 E: 0 K: 1 S: 5	H: 0 LOB: 0 BB: 0 P: 5	R: 1 E: 0 K: 1 S: 9	H: 3 LOB: 3 BB: 0 P: 9	R: 0 E: 0 K: 0 S: 3	H: 1 LOB: 1 BB: 0 P: 7	R: 0 E: 0 K: 0 S: 4	H: 1 LOB: 1 BB: 0 P: 4	R: 0 E: 0 K: 0 S: 3	H: 0 LOB: 1 BB: 1 P: 7		R: 0 E: 0 K: 0 S: 8	H: 1 LOB: 3 BB: 2 P: 16	1B: 6 2B: 1 3B: 0 HR: 0	SF: 0 SAC: 2 DP: 0 HBP: 0	WP: 0 PB: 0 SB: 2 CS: 0	PA: 41				
PITCHER	IP	WLS	BF	H	R	ER	SO	BB	IBB	HBP	BLK	WP	HR	S	P	ERA	WHIP										
Dick Ruthven, R ERA: 3.57	(1, 1)	8.0	35	6	2	2	4	4	0	0	0	0	0	39	55	2.25	1.250										
Eddie Watt, R ERA: 8.1	(9, 1)	0.2	5	1	0	0	1	0	2	0	0	0	0	5	13	0.00	1.500										
Mac Scarce, L ERA: 3.55	(9, 1)	0.1	W	1	0	0	1	0	0	0	0	0	0	3	3	0.00	0.000										

Batter	1	2	3	4	5	6	7	8	9	AB	R	H	RBI	BB	SO	LOB	BOTTOM										
Dave Cash, R OBP: 0.327, SLG: 0.406	F8		F7			F8		6-3		4	0	0	0	0	0	0	Los Angeles Dodgers @ Philadelphia Phillies Veterans Stadium, Philadelphia, PA Sun May 05 1974, 7:05 PM EDT Att: 41,040 - Unknown										
Larry Bowa, S OBP: 0.303, SLG: 0.343	4-3				2B	PB SF8 2B		5-3		4	1	2	0	0	0	0											
Mike Schmidt, R OBP: 0.450, SLG: 0.524	6-3		F8		F8	2-H		SF8		3	1	1	1	0	0	1											
Greg Luzinski, R OBP: 0.277, SLG: 0.330 Terry Harmon, R	1-3		4-3		6-3			6-3		4	0	0	0	0	0	2											
Bill Robinson, R OBP: 0.329, SLG: 0.357	5-3		6-3					F8		3	0	0	0	0	0	1											
Mike Anderson, R OBP: 0.354, SLG: 0.423 Del Unser, L OBP: 0.417, SLG: 0.435	FC6 1B		6-3		6-3			K		3	0	1	0	0	1	0											
Willie Montanez, L OBP: 0.262, SLG: 0.375 Billy Grabarkewitz, R OBP: 0.500, SLG: 1.333 Tom Hutton, L OBP: 0.283, SLG: 0.432	FC6 1-2		4-3		4-3			S		3	0	1	0	0	0	0											
Bob Boone, R OBP: 0.276, SLG: 0.275			6-3		BB			4-3		3	0	0	0	1	0	4											
Dick Ruthven, R OBP: 0.100, SLG: 0.100 Tony Taylor, R OBP: 0.350, SLG: 0.333 Eddie Watt, R Mac Scarce, L Mike Rogodzinski, L	L9		K					6-3		2	0	0	0	0	1	1											
Inning Stats	R: 0 E: 0 K: 0 S: 3	H: 0 LOB: 0 BB: 0 P: 3	R: 0 E: 0 K: 0 S: 4	H: 1 LOB: 0 BB: 0 P: 4	R: 0 E: 0 K: 0 S: 3	H: 0 LOB: 0 BB: 0 P: 3	R: 0 E: 0 K: 0 S: 4	H: 1 LOB: 1 BB: 0 P: 4	R: 0 E: 0 K: 0 S: 6	H: 1 LOB: 0 BB: 0 P: 6	R: 0 E: 0 K: 0 S: 3	H: 0 LOB: 0 BB: 0 P: 3	R: 2 E: 1 K: 0 S: 4	H: 1 LOB: 3 BB: 3 P: 16	1B: 3 2B: 2 3B: 0 HR: 0	SF: 1 SAC: 1 DP: 0 HBP: 0		WP: 0 PB: 1 SB: 1 CS: 0	PA: 36								
PITCHER	IP	WLS	BF	H	R	ER	SO	BB	IBB	HBP	BLK	WP	HR	S	P	ERA	WHIP										
Tommy John, L ERA: 1.5	(1, 1)	8.0	L	31	5	3	0	2	1	0	0	0	0	2	14	0.00	3.000										
Mike Marshall, R ERA: 1.88	(9, 1)	0.2	5	0	0	0	0	2	1	0	0	0	0	2	14	0.00	3.000										

Batter	1	2	3	4	5	6	7	8	9	AB	R	H	RBI	BB	SO	LOB	TOP										
Enzo Hernandez, R (1, 6) OBP: 0.258, SLG: 0.284	5-3		F9 1B 2B		K		F7	FC4-6		5	1	1	1	0	1	3	San Diego Padres @ Philadelphia Phillies Veterans Stadium, Philadelphia, PA Mon May 06 1974, 7:05 PM EDT Att: 4,149 - Unknown										
Johnny Grubb, L (1, 8) OBP: 0.432, SLG: 0.458	K		F9		F9		1B	F3		4	1	1	0	1	1	3											
Willie McCovey, L (1, 3) Cito Gaston, R (7, PR) OBP: 0.340, SLG: 0.432	K		F9		F8		G5-4-3 1B			4	0	1	0	0	1	3											
Nate Colbert, R (1, 7) OBP: 0.312, SLG: 0.342							G5-4-3 1B			4	1	2	3	1	1	3											
Dave Winfield, R (1, 9) OBP: 0.353, SLG: 0.494										5	1	1	0	0	0	4											
Fred Kendall, R (1, 2) OBP: 0.312, SLG: 0.354										4	2	2	3	1	1	1											
Dave Roberts, R (1, 5) OBP: 0.244, SLG: 0.250										4	0	0	0	0	0	2											
Derrel Thomas, S (1, 4) OBP: 0.353, SLG: 0.393										3	0	1	0	1	0	1											
Dave Freisleben, R (1, 1) OBP: 0.300, SLG: 0.250										2	1	0	0	1	1	2											
Rich Troedson, L (7, 1) Matty Alou, L (8, PH) Vicente Romo, R (8, 1) OBP: 0.245, SLG: 0.255	FC6									0	0	0	0	0	0	0											
										1	0	0	0	0	1	3											
										0	0	0	0	0	0	0											
Inning Stats	R: 0 E: 0 K: 2 S: 7	H: 0 LOB: 0 BB: 0 P: 7	R: 2 E: 0 K: 0 S: 5	H: 2 LOB: 1 BB: 1 P: 9	R: 1 E: 0 K: 0 S: 5	H: 2 LOB: 1 BB: 0 P: 5	R: 0 E: 0 K: 0 S: 3	H: 0 LOB: 0 BB: 0 P: 3	R: 2 E: 0 K: 1 S: 6	H: 1 LOB: 1 BB: 2 P: 14	R: 0 E: 0 K: 1 S: 5	H: 0 LOB: 2 BB: 0 P: 4	R: 0 E: 0 K: 1 S: 4	H: 2 LOB: 2 BB: 0 P: 4	R: 2 E: 1 K: 1 S: 8	H: 2 LOB: 2 BB: 1 P: 12	R: 0 E: 0 K: 2 S: 8	H: 1 LOB: 1 BB: 0 P: 8	1B: 5 2B: 4 3B: 0 HR: 1	SF: 0 SAC: 0 DP: 1 HBP: 0	WP: 0 PB: 0 SB: 0 CS: 0	PA: 42					
PITCHER	IP	WLS	BF	H	R	ER	SO	BB	IBB	HBP	BLK	WP	HR	S	P	ERA	WHIP										
Steve Carlton, L (1, 1) ERA: 5.05	6.1	L	30	7	5	5	4	4	0	0	0	0	1	34	50	7.11	1.737										
Frank Linzy, R (7, 1) ERA: 2.59	0.2		1	0	0	0	0	0	0	0	0	0	0	1	1	0.00	0.000										
Dave Wallace, R (8, 1) ERA:	0.0		4	2	2	1	0	0	1	0	0	0	0	3	7	∞	∞										
Mac Scarce, L (8, 1) ERA: 3.29	1.0		3	0	0	0	1	0	0	0	0	0	0	5	5	0.00	0.000										
Ed Farmer, R (9, 1) ERA: 5.67	1.0		4	1	0	0	2	0	0	0	0	0	0	8	8	0.00	1.000										

Batter	1	2	3	4	5	6	7	8	9	AB	R	H	RBI	BB	SO	LOB	BOTTOM										
Dave Cash, R (1, 4) OBP: 0.322, SLG: 0.396	4-3									5	1	1	1	0	0	2	San Diego Padres @ Philadelphia Phillies Veterans Stadium, Philadelphia, PA Mon May 06 1974, 7:05 PM EDT Att: 4,149 - Unknown										
Larry Bowa, S (1, 6) Mike Rogodzinski, L (9, PH)	6-3									3	1	1	1	1	0	0											
Del Unser, L (1, 8) OBP: 0.408, SLG: 0.424	4-3									4	0	1	1	0	0	1											
Greg Luzinski, R (1, 7) OBP: 0.267, SLG: 0.316										4	0	0	0	0	0	2											
Willie Montanez, L (1, 3) Ed Farmer, R (9, 1) OBP: 0.333, SLG: 0.333										4	1	1	0	0	0	1											
Mike Schmidt, R (1, 5) OBP: 0.442, SLG: 0.512										4	0	1	0	0	1	1											
Bill Robinson, R (1, 9) OBP: 0.338, SLG: 0.378										4	2	2	1	0	1	0											
Bob Boone, R (1, 2) Billy Grabarkewitz, R (9, PR) OBP: 0.500, SLG: 1.333										2	0	1	1	1	0	0											
Steve Carlton, L (1, 1) Frank Linzy, R (7, 1) Tom Hutton, L (7, PH) Dave Wallace, R (8, 1) Mac Scarce, L (8, 1) Tony Taylor, R (9, 3) OBP: 0.301, SLG: 0.308										1	0	0	0	0	0	0											
										0	1	0	0	0	0	0											
										0	0	0	0	0	0	0											
										1	0	0	0	0	0	3											
Inning Stats	R: 0 E: 0 K: 0 S: 3	H: 0 LOB: 0 BB: 0 P: 3	R: 0 E: 0 K: 0 S: 3	H: 0 LOB: 0 BB: 0 P: 3	R: 0 E: 1 K: 1 S: 5	H: 0 LOB: 0 BB: 0 P: 5	R: 2 E: 0 K: 0 S: 5	H: 2 LOB: 0 BB: 0 P: 5	R: 0 E: 0 K: 0 S: 4	H: 1 LOB: 1 BB: 0 P: 4	R: 2 E: 0 K: 1 S: 8	H: 3 LOB: 1 BB: 0 P: 8	R: 0 E: 0 K: 0 S: 3	H: 0 LOB: 1 BB: 1 P: 7	R: 2 E: 1 K: 0 S: 5	H: 2 LOB: 2 BB: 0 P: 6	1B: 6 2B: 2 3B: 1 HR: 0	SF: 0 SAC: 0 DP: 1 HBP: 1	WP: 0 PB: 0 SB: 0 CS: 0	PA: 38							
PITCHER	IP	WLS	BF	H	R	ER	SO	BB	IBB	HBP	BLK	WP	HR	S	P	ERA	WHIP										
Dave Freisleben, R (1, 1) ERA: 2.59	6.1		26	6	4	4	2	1	0	0	0	0	0	29	33	5.68	1.105										
Rich Troedson, L (7, 1) ERA: 6.91	0.2	S	2	0	0	0	0	0	0	0	0	0	0	2	2	0.00	0.000										
Vicente Romo, R (8, 1) ERA: 2.7	2.0		10	2	2	1	0	1	0	1	0	0	0	8	13	4.50	1.500										

Batter	1	2	3	4	5	6	7	8	9	10	11	12	13	AB	R	H	RBI	BB	SO	LOB	TOP	
Enzo Hernandez, R OBP: 0.250, SLG: 0.284 (1, 6)	F9	1-3 2-H 2B			K		1-3		1-3			K	F9	7	0	1	1	0	2	1		
Johnny Grubb, L OBP: 0.426, SLG: 0.443 (1, 8)	F7	K			G3		G6-4-3 1B		F9			BB		5	0	1	0	1	1	2		
Nate Colbert, R OBP: 0.313, SLG: 0.341 (1, 7) (8, 3)	F3				1B		G6-4-3 1-2		E5 FC3-6			K		6	0	2	0	0	1	2		
Willie McCovey, L OBP: 0.400, SLG: 0.333 Bernie Williams, R OBP: 0.154, SLG: 0.154 (8, 7) (8, 7)	6-3	F5			K		L4-6 BB BB		FC3-6 1-2			4-3		3	0	0	0	1	1	2		
Bobby Tolan, L OBP: 0.325, SLG: 0.284 (10, 9) (10, 9)														0	0	0	0	0	0	0		
Dave Winfield, R OBP: 0.341, SLG: 0.506 (1, 9) (10, 7)	K	G5-4-3 1-2				6-3		K	F8					6	1	1	1	0	2	3		
Fred Kendall, R OBP: 0.330, SLG: 0.398 (1, 2)		HR BB			5-3		4-3 FC2 2B		1-2 BB			F5		4	2	2	1	2	0	0		
Derrel Thomas, S OBP: 0.352, SLG: 0.410 (1, 4)					4-3		L4-6 2-3		K				5-3	5	1	1	2	1	1	3		
Dave Roberts, R OBP: 0.276, SLG: 0.256 (1, 5)		HR BB							P6			CI PB		2	1	1	0	3	0	0		
Steve Arlin, R OBP: 0.162, SLG: 0.273 Larry Hardy, R OBP: 0.250, SLG: 0.250 Matty Alou, L OBP: 0.250, SLG: 0.250 Gary Ross, R OBP: 0.250, SLG: 0.250 Rich Troedson, L OBP: 0.250, SLG: 0.250 Mike Corkins, R OBP: 0.250, SLG: 0.250		2B BB			K		FC2 IBB		1-3			K		3	0	1	0	0	1	3		
Inning Stats	R: 0 E: 0 K: 0 S: 3	H: 0 LOB: 0 BB: 0 P: 3	R: 3 E: 0 K: 2 S: 10	H: 3 LOB: 2 BB: 2 P: 18	R: 0 E: 0 K: 0 S: 3	H: 1 LOB: 0 BB: 0 P: 3	R: 0 E: 0 K: 1 S: 5	H: 1 LOB: 1 BB: 1 P: 9	R: 0 E: 0 K: 2 S: 8	H: 1 LOB: 2 BB: 0 P: 8	R: 0 E: 0 K: 0 S: 4	H: 0 LOB: 0 BB: 0 P: 3	R: 0 E: 1 K: 2 S: 8	H: 0 LOB: 1 BB: 0 P: 4	R: 0 E: 0 K: 2 S: 7	H: 0 LOB: 1 BB: 1 P: 11	R: 2 E: 0 K: 1 S: 7	H: 2 LOB: 1 BB: 1 P: 11	1B: 5 2B: 3 3B: 0 HR: 3	SF: 0 SAC: 0 DP: 3 HBP: 0	W/P: 0 PB: 1 SB: 0 CS: 1	PA: 55
PITCHER	IP WLS BF H R ER SO ERA WHIP	IP WLS BF H R ER SO ERA WHIP	IP WLS BF H R ER SO ERA WHIP	IP WLS BF H R ER SO ERA WHIP	IP WLS BF H R ER SO ERA WHIP	IP WLS BF H R ER SO ERA WHIP	IP WLS BF H R ER SO ERA WHIP	IP WLS BF H R ER SO ERA WHIP	IP WLS BF H R ER SO ERA WHIP	IP WLS BF H R ER SO ERA WHIP	IP WLS BF H R ER SO ERA WHIP	IP WLS BF H R ER SO ERA WHIP	IP WLS BF H R ER SO ERA WHIP	IP WLS BF H R ER SO ERA WHIP	IP WLS BF H R ER SO ERA WHIP	IP WLS BF H R ER SO ERA WHIP	IP WLS BF H R ER SO ERA WHIP	IP WLS BF H R ER SO ERA WHIP	IP WLS BF H R ER SO ERA WHIP	IP WLS BF H R ER SO ERA WHIP	IP WLS BF H R ER SO ERA WHIP	IP WLS BF H R ER SO ERA WHIP
Ron Schueler, R ERA: 2.79	7.0	30	8	3	3	5	3	1	0	0	0	0	0	0	0	4	12	0.00	2.000			
George Culver, R ERA: 5.06	1.0	4	0	0	0	1	2	0	0	0	0	0	0	0	0	7	7	0.00	0.000			
Frank Linzy, R ERA: 2.38	2.0	7	0	0	0	0	0	0	0	0	0	0	0	0	0	7	7	0.00	0.000			
Eddie Watt, R ERA: 5.11	2.0	8	0	0	0	4	1	0	0	0	0	0	0	0	0	15	19	0.00	0.500			
Dave Wallace, R ERA:	0.0	L	2	2	2	0	0	0	0	0	0	0	0	0	2	2	2	∞	∞			

San Diego Padres @ Philadelphia Phillies
Veterans Stadium, Philadelphia, PA
Tue May 07 1974, 7:05 PM EDT
Att. 4,288 - Unknown

AB 46
R 5
H 10
RBI 5
BB 8
SO 11
LOB 20



Batter	1	2	3	4	5	6	7	8	9	10	11	12	13	AB	R	H	RBI	BB	SO	LOB	BOTTOM			
Dave Cash, R OBP: 0.323, SLG: 0.383 (1, 4)	1B BB		4-3		5-3		1B 2B HBP	G3		IBB			F4	4	1	0	0	2	0	1				
Larry Bowa, S OBP: 0.308, SLG: 0.357 (1, 6)	F7		4-3		L4		2B 1B		BB SH1-3 1B	F8			F9	7	1	2	0	0	0	3				
Del Unser, L OBP: 0.402, SLG: 0.431 (1, 8)	F8		1B 1B				F8	1B 1H 2H SF8 2B	SH1-3	P6			F8	6	1	2	2	0	0	3				
Greg Luzinski, R OBP: 0.297, SLG: 0.350 (1, 7)	1B		1B				BB 2B	2-3 1B		BB IBB				5	0	4	0	1	1	0				
Willie Montanez, L OBP: 0.261, SLG: 0.355 Tony Taylor, R OBP: 0.375, SLG: 0.286 (10, 3)	4-3		L7				BB BB	SF8		1-2 2-3 BB			K	2	0	0	1	1	0	4				
Mike Schmidt, R OBP: 0.436, SLG: 0.495 (1, 5)					F7		BB	F9		K			K	5	0	1	0	1	2	4				
Bill Robinson, R OBP: 0.325, SLG: 0.363 (1, 9)			F8		P6		K			F7			K	6	0	1	0	0	2	7				
Bob Boone, R OBP: 0.290, SLG: 0.274 Tom Hutton, L OBP: 0.271, SLG: 0.413 Jim Essian, R (7, 2)			6-3		F3		F9		F2				P6	2	0	0	0	0	0	1				
Steve Arlin, R ERA: 6.89 Larry Hardy, R ERA: 3.36 Gary Ross, R ERA: 3.38 Rich Troedson, L ERA: 6.91 Mike Corkins, R ERA: 2.38			1-3		F8		6-3		F8				L6	2	0	0	0	0	0	0				
Inning Stats	R: 0 E: 0 K: 0 S: 4	H: 1 LOB: 2 BB: 1 P: 8	R: 0 E: 0 K: 0 S: 4	H: 1 LOB: 1 BB: 0 P: 4	R: 0 E: 0 K: 0 S: 3	H: 2 LOB: 2 BB: 0 P: 5	R: 0 E: 0 K: 0 S: 3	H: 0 LOB: 0 BB: 0 P: 3	R: 0 E: 0 K: 1 S: 6	H: 1 LOB: 3 BB: 2 P: 14	R: 3 E: 0 K: 0 S: 6	H: 3 LOB: 1 BB: 0 P: 7	R: 0 E: 0 K: 0 S: 4	H: 1 LOB: 3 BB: 2 P: 14	R: 0 E: 0 K: 3 S: 9	H: 0 LOB: 0 BB: 0 P: 9	R: 0 E: 0 K: 1 S: 5	H: 0 LOB: 0 BB: 0 P: 5	R: 0 E: 0 K: 0 S: 3	H: 0 LOB: 0 BB: 0 P: 3	1B: 8 2B: 2 3B: 0 HR: 0	SF: 1 SAC: 2 DP: 0 HBP: 1	W/P: 0 PB: 0 SB: 2 CS: 0	PA: 57
PITCHER	IP WLS BF H R ER SO ERA WHIP	IP WLS BF H R ER SO ERA WHIP	IP WLS BF H R ER SO ERA WHIP	IP WLS BF H R ER SO ERA WHIP	IP WLS BF H R ER SO ERA WHIP	IP WLS BF H R ER SO ERA WHIP	IP WLS BF H R ER SO ERA WHIP	IP WLS BF H R ER SO ERA WHIP	IP WLS BF H R ER SO ERA WHIP	IP WLS BF H R ER SO ERA WHIP	IP WLS BF H R ER SO ERA WHIP	IP WLS BF H R ER SO ERA WHIP	IP WLS BF H R ER SO ERA WHIP	IP WLS BF H R ER SO ERA WHIP	IP WLS BF H R ER SO ERA WHIP	IP WLS BF H R ER SO ERA WHIP	IP WLS BF H R ER SO ERA WHIP	IP WLS BF H R ER SO ERA WHIP	IP WLS BF H R ER SO ERA WHIP	IP WLS BF H R ER SO ERA WHIP	IP WLS BF H R ER SO ERA WHIP	IP WLS BF H R ER SO ERA WHIP		
Steve Arlin, R	6.1	30	7	3	3	1	3	0	1	0	0	0	0	0	0	7	7	0.00	1.200					
Larry Hardy, R	1.2	7	2	0	0	0	0	0	0	0	0	0	0	0	0	2	6	0.00	3.000					
Gary Ross, R	0.1	3	1	0	0	0	0	1	0	0	0	0	0	0	0	2	7	0.00	3.000					
Rich Troedson, L	0.0	1	0	0	0	0	1	0	0	0	0	0	0	0	0	4	∞	∞						
Mike Corkins, R	4.2	W	16	0	0	0	5	1	1	0	0	0	0	0	24	32	0.00	0.214						

San Diego Padres @ Philadelphia Phillies
Veterans Stadium, Philadelphia, PA
Tue May 07 1974, 7:05 PM EDT
Att. 4,288 - Unknown

AB 46
R 3
H 10
RBI 3
BB 7
SO 6
LOB 29



Batter	1	2	3	4	5	6	7	8	9	AB	R	H	RBI	BB	SO	LOB	TOP		
Enzo Hernandez, R (1,6) Cito Gaston, R (8,PH) Larry Hardy, R (8,1)	5-3		P4			6-3		F8		3	0	0	0	0	0	1	San Diego Padres @ Philadelphia Phillies Veterans Stadium, Philadelphia, PA Wed May 08 1974, 7:05 PM EDT Att: 5,081 - Unknown livebaseballscorecards.com		
Johnny Grubb, L (1,8) Nate Colbert, R (1,7) Willie McCovey, L (1,3) Matty Alou, L (7,PR)	K			1B		4-3			4-3	4	0	1	0	0	1	0			
Dave Winfield, R (1,9) Fred Kendall, R (1,2)	F9			K				F8	K	4	0	0	0	0	2	1			
Derrel Thomas, S (1,4) Dave Roberts, R (1,5)	4-3			P6				FC5-4 1B	F7	3	0	1	0	0	0	1			
Randy Jones, R (1,1) Bobby Tolan, L (8,PH) Rich Morales, R (8,6)	2-3			4-3				FC5-4 1-2	F8	3	0	0	0	0	0	2			
Inning Stats	P4					5-3		F9	F9	3	0	0	0	0	0	1			
				P4		4-3			F7	3	0	0	0	0	0	0			
				P4		F9			F8	3	0	0	0	0	0	0			
										1	0	0	0	1	1	0			
						K			BB	0	0	0	0	1	0	0			
									BB	0	0	0	0	0	0	0			
									BB	0	0	0	0	0	0	0			
Inning Stats	R: 0 E: 0 K: 1 S: 5	H: 0 LOB: 0 BB: 0 P: 5	R: 0 E: 0 K: 0 S: 3	H: 0 LOB: 0 BB: 0 P: 3	R: 0 E: 0 K: 0 S: 3	H: 0 LOB: 1 BB: 1 P: 7	R: 0 E: 0 K: 1 S: 6	H: 1 LOB: 1 BB: 0 P: 6	R: 0 E: 0 K: 0 S: 3	H: 0 LOB: 0 BB: 0 P: 3	R: 0 E: 0 K: 0 S: 4	H: 1 LOB: 1 BB: 0 P: 4	R: 0 E: 0 K: 0 S: 3	H: 0 LOB: 1 BB: 1 P: 7	R: 0 E: 0 K: 1 S: 5	H: 0 LOB: 0 BB: 0 P: 5	1B: 2 2B: 0 3B: 0 HR: 0	SF: 0 SAC: 0 DP: 0 HBP: 0	WP: 0 PA: 31 PB: 0 SB: 0 CS: 0
PITCHER Jim Lonborg, R (1,1) ERA: 2.18	IP: 9.0 WLS: W BF: 31 H: 2 R: 0 ER: 0 SO: 4 BB: 2 IBB: 0 HBP: 0 BLK: 0 WP: 0 HR: 0 S: 37 P: 45 ERA: 0.00 WHIP: 0.444															PITCHER IP: 9.0 WLS: W BF: 31 H: 2 R: 0 ER: 0 SO: 4 BB: 2 IBB: 0 HBP: 0 BLK: 0 WP: 0 HR: 0 S: 37 P: 45 ERA: 0.00 WHIP: 0.444			

Batter	1	2	3	4	5	6	7	8	9	AB	R	H	RBI	BB	SO	LOB	BOTTOM		
Dave Cash, R (1,4) Larry Bowa, S (1,6) Mike Schmidt, R (1,5) Greg Luzinski, R (1,7) Bill Robinson, R (1,8) Mike Anderson, R (1,9) Willie Montanez, L (1,3) Bob Boone, R (1,2) Jim Lonborg, R (1,1)	6-3		L9							3	0	1	1	1	0	0	San Diego Padres @ Philadelphia Phillies Veterans Stadium, Philadelphia, PA Wed May 08 1974, 7:05 PM EDT Att: 5,081 - Unknown livebaseballscorecards.com		
Greg Luzinski, R (1,7) Bill Robinson, R (1,8) Mike Anderson, R (1,9)	2B					6-3 BB		F9		4	1	2	0	0	0	2			
Willie Montanez, L (1,3) Bob Boone, R (1,2)	1B								HR	4	1	2	1	0	0	1			
Jim Lonborg, R (1,1)	CS							F9		3	0	1	0	1	0	1			
	CS								1B	4	1	1	2	0	0	2			
									HR	4	1	1	2	0	0	2			
										4	0	1	0	0	1	0			
										4	0	1	0	0	1	0			
										4	0	1	0	0	1	0			
										2	1	1	0	1	0	0			
Inning Stats	R: 0 E: 0 K: 0 S: 3	H: 2 LOB: 0 BB: 0 P: 3	R: 0 E: 0 K: 0 S: 5	H: 2 LOB: 3 BB: 1 P: 9	R: 1 E: 0 K: 0 S: 4	H: 1 LOB: 1 BB: 1 P: 8	R: 0 E: 0 K: 2 S: 7	H: 0 LOB: 0 BB: 0 P: 7	R: 0 E: 0 K: 0 S: 3	H: 0 LOB: 1 BB: 1 P: 7	R: 0 E: 0 K: 0 S: 3	H: 1 LOB: 0 BB: 0 P: 3	R: 1 E: 0 K: 0 S: 5	H: 2 LOB: 1 BB: 0 P: 5	R: 2 E: 0 K: 0 S: 5	H: 2 LOB: 0 BB: 0 P: 5	1B: 5 2B: 3 3B: 1 HR: 1	SF: 0 SAC: 0 DP: 1 HBP: 0	WP: 0 PA: 35 PB: 0 SB: 0 CS: 1
PITCHER Randy Jones, L (1,1) Larry Hardy, R (8,1) ERA: 6.07 ERA: 5.0	IP: 7.0 WLS: L BF: 29 H: 8 R: 2 ER: 2 SO: 2 BB: 3 IBB: 0 HBP: 0 BLK: 0 WP: 0 HR: 0 S: 30 P: 42 ERA: 2.57 WHIP: 1.571															PITCHER IP: 1.0 WLS: L BF: 5 H: 2 R: 2 ER: 2 SO: 0 BB: 0 IBB: 0 HBP: 0 BLK: 0 WP: 1 HR: 5 S: 5 P: 5 ERA: 18.00 WHIP: 2.000			

Batter	1	2	3	4	5	6	7	8	9	AB	R	H	RBI	BB	SO	LOB	TOP				
Rennie Stennett, R OBP: 0.308, SLG: 0.377	0-0 6-3		0-0 FC3-6			0-0 F9			4-0 1B G4-6-3 BB	3	1	0	0	1	0	1	Pittsburgh Pirates @ Philadelphia Phillies Veterans Stadium, Philadelphia, PA Fri May 10 1974, 7:05 PM EDT Att: 16,388 - Unknown				
Richie Hebner, L OBP: 0.388, SLG: 0.581	0-0 1B		0-3 K			0-3 K			0-0 G4-6-3 1B	4	0	2	0	0	2	1					
Al Oliver, L OBP: 0.300, SLG: 0.466	0-3 K		0-0 P4			0-0 F7			0-0 G4-6-3	4	0	0	0	0	1	3					
Willie Stargell, L OBP: 0.368, SLG: 0.490	0-3 K			0-0 F7			0-3 K		0-0 HR	4	1	1	1	0	2	1					
Dave Parker, L OBP: 0.344, SLG: 0.460		0-3 K		0-0 1-3			0-0 P4		0-0 5-3	4	0	0	0	0	1	0					
Richie Zisk, R OBP: 0.393, SLG: 0.447		0-0 FC1-6 WP 1B		0-0 F9			0-0 P3			3	0	1	0	0	0	0					
Manny Sanguillen, R OBP: 0.273, SLG: 0.434		0-0 FC1-6 1-3			0-0 F9			0-0 4-3		3	0	0	0	0	0	1					
Frank Taveras, R OBP: 0.354, SLG: 0.333 (8, PH)		0-3 K			0-0 4-3			0-3 K		2	0	0	0	0	1	1					
Ed Kirkpatrick, L OBP: 0.500, SLG: 0.409 Ramon Hernandez, S (8, 1)					0-0 4-3			0-3 K		1	0	0	0	0	1	0					
Ken Brett, L OBP: 0.500, SLG: 1.091 John Moran, R (7, 1) Paul Popovich, S OBP: 0.176, SLG: 0.125 Mario Mendoza, R (8, 6)			4-0 FC3-6 BB		0-0 4-3			0-3 K		1	0	0	0	1	0	0					
Inning Stats	R: 0 E: 0 K: 2 S: 8	H: 1 LOB: 1 BB: 0 P: 8	R: 0 E: 0 K: 2 S: 8	H: 1 LOB: 1 BB: 0 P: 8	R: 0 E: 0 K: 1 S: 5	H: 0 LOB: 1 BB: 1 P: 9	R: 0 E: 0 K: 0 S: 3	H: 0 LOB: 0 BB: 0 P: 3	R: 0 E: 0 K: 1 S: 5	H: 0 LOB: 0 BB: 0 P: 5	R: 0 E: 0 K: 1 S: 5	H: 0 LOB: 0 BB: 0 P: 5	R: 0 E: 0 K: 2 S: 7	H: 0 LOB: 0 BB: 1 P: 7	R: 2 E: 0 K: 0 S: 4	H: 2 LOB: 0 BB: 1 P: 8	1B: 3 2B: 0 3B: 0 HR: 1	SF: 0 SAC: 0 DP: 1 HBP: 0	WP: 1 PB: 0 SB: 0 CS: 0	PA: 32	
PITCHER	IP WLS BF H R ER SO BB IBB HBP BLK WP HR S P ERA WHIP	8.0 W 29 3 2 2 9 2 0 0 0 1 0 45 53 2.25 0.625	1.0 S 3 1 0 0 0 0 0 0 0 0 1 3 3 0.00 1.000																		

AB	30
R	2
H	4
RBI	1
BB	2
SO	9
LOB	8



Batter	1	2	3	4	5	6	7	8	9	AB	R	H	RBI	BB	SO	LOB	BOTTOM			
Dave Cash, R OBP: 0.338, SLG: 0.388	4-0 L4-3 BB		0-0 1-2 1B			0-0 F3	0-0 P6			3	0	1	0	1	0	2	Pittsburgh Pirates @ Philadelphia Phillies Veterans Stadium, Philadelphia, PA Fri May 10 1974, 7:05 PM EDT Att: 16,388 - Unknown			
Larry Bowa, S OBP: 0.305, SLG: 0.375	0-0 L4-3 1-2		0-0 F9			0-0 F9	0-0 B1			4	0	0	0	0	0	5				
Mike Schmidt, R OBP: 0.441, SLG: 0.525	0-0 F8			0-0 5-3		0-0 HR		0-0 FC4-6 1B		4	1	2	1	0	0	0				
Greg Luzinski, R OBP: 0.294, SLG: 0.336 Billy Grabarkewitz, R OBP: 0.400, SLG: 1.000 Del Unser, L OBP: 0.402, SLG: 0.431		0-0 P4		0-3 K		0-0 F8		0-0 FC4-6 S		4	0	0	0	0	1	1				
Bill Robinson, R OBP: 0.319, SLG: 0.386 (9, 7)		0-0 5-3		0-0 F3			0-0 1B 2B 1B	0-0 F9		4	1	1	0	0	0	1				
Mike Anderson, R OBP: 0.364, SLG: 0.418		0-0 L6			0-0 1B		0-0 1B 2B 1B	4-0 FC6-4 IBB		3	1	2	0	1	0	0				
Willie Montanez, L OBP: 0.276, SLG: 0.362 Tony Taylor, R OBP: 0.353, SLG: 0.267 Tom Hutton, L OBP: 0.271, SLG: 0.413			0-0 FC6-4 1B		0-3 K		0-0 2B 1B	0-0 FC6-4		3	0	2	0	0	1	1				
Bob Boone, R OBP: 0.303, SLG: 0.303			0-0 FC6-4 FC6-4 1-2		0-0 F8		0-0 1-2 2-3 1B		0-0 FC6-4	3	0	1	2	0	0	2				
Dick Ruthven, R OBP: 0.077, SLG: 0.077 Mac Scarce, L (9, 1)			0-0 FC6-4 1B 1-2		0-0 F9		0-0 6-3			3	0	0	0	0	0	4				
Inning Stats	R: 0 E: 0 K: 0 S: 2	H: 0 LOB: 0 BB: 1 P: 6	R: 0 E: 0 K: 0 S: 3	H: 0 LOB: 0 BB: 0 P: 3	R: 0 E: 0 K: 1 S: 5	H: 2 LOB: 2 BB: 0 P: 5	R: 0 E: 0 K: 1 S: 5	H: 0 LOB: 0 BB: 0 P: 5	R: 0 E: 0 K: 1 S: 6	H: 1 LOB: 1 BB: 0 P: 6	R: 1 E: 0 K: 0 S: 4	H: 1 LOB: 0 BB: 0 P: 4	R: 2 E: 0 K: 0 S: 7	H: 4 LOB: 2 BB: 0 P: 7	R: 0 E: 0 K: 0 S: 4	H: 1 LOB: 2 BB: 1 P: 8		1B: 7 2B: 2 3B: 0 HR: 1	SF: 0 SAC: 0 DP: 1 HBP: 0	WP: 0 PB: 0 SB: 1 CS: 0
PITCHER	IP WLS BF H R ER SO BB IBB HBP BLK WP HR S P ERA WHIP	6.0 L 26 8 3 3 2 1 0 0 0 0 0 29 33 4.50 1.500	1.0 3 0 0 0 0 0 0 0 0 0 0 0 3 3 0.00 0.000	1.0 5 1 0 0 0 0 0 1 0 0 0 0 4 8 0.00 1.000																



Batter	1	2	3	4	5	6	7	8	9	AB	R	H	RBI	BB	SO	LOB	TOP			
Rennie Stennett, R (1,4) OBP: 0.306, SLG: 0.373	1-3		K			F8		FC4 1B		4	0	1	0	0	1	2				
Gene Clines, R (1,8) OBP: 0.205, SLG: 0.262	L5-3			S 1B E HBP		L3		FC4		3	1	0	0	0	0	2				
Al Oliver, L (1,3) OBP: 0.298, SLG: 0.459	1-3			F5 1-2 S 1B			6-3		4-3	4	0	1	0	0	0	0				
Willie Stargell, L (1,7) OBP: 0.373, SLG: 0.485		G5-4-3 BB		F5 1-3 2H				BB 1B	1-3	3	0	1	0	1	0	1				
Richie Zisk, R (1,9) OBP: 0.387, SLG: 0.430		G5-4-3 1-2		5-3				FC3-6 BB	F9	3	0	0	0	1	0	1				
Manny Sanguillen, R (1,2) OBP: 0.263, SLG: 0.418		K			4-3			F9		3	0	0	0	0	1	2				
Richie Hebner, L (1,5) OBP: 0.387, SLG: 0.583			SH4-3 2B		5-3			FC3-6 1-2		3	0	1	0	0	0	2				
Frank Taveras, R (1,6) OBP: 0.348, SLG: 0.328			SH4-3		K			K		1	0	0	0	0	1	0				
Kurt Bevacqua, R (8,PH)										1	0	0	0	0	1	0				
Mario Mendoza, R (8,6)			2-3							0	0	0	0	0	0	0				
Bob Moose, R (1,1) OBP: 0.364, SLG: 0.222			K						5-3	2	0	1	0	0	1	1				
Bob Robertson, R (8,PH) OBP: 0.156, SLG: 0.226										1	0	0	0	0	0	0				
Ramon Hernandez, S (8,1)										0	0	0	0	0	0	0				
Bruce Kison, R (8,1)										0	0	0	0	0	0	0				
Inning Stats	R: 0 E: 0 K: 0 S: 3	H: 0 LOB: 0 BB: 0 P: 3	R: 0 E: 0 K: 1 S: 4	H: 0 LOB: 0 BB: 1 P: 8	R: 0 E: 0 K: 2 S: 8	H: 1 LOB: 1 BB: 0 P: 8	R: 1 E: 0 K: 0 S: 3	H: 1 LOB: 0 BB: 0 P: 4	R: 0 E: 0 K: 1 S: 5	H: 0 LOB: 0 BB: 0 P: 5	R: 0 E: 0 K: 0 S: 4	H: 1 LOB: 2 BB: 1 P: 8	R: 0 E: 0 K: 1 S: 6	H: 1 LOB: 1 BB: 0 P: 6	R: 0 E: 0 K: 0 S: 3	H: 0 LOB: 0 BB: 0 P: 3	1B: 4 2B: 2 3B: 0 HR: 0	SF: 0 SAC: 1 DP: 2 HBP: 1	WP: 0 PB: 0 SB: 2 CS: 0	PA: 32
PITCHER Steve Carlton, L (1,1) ERA: 4.23	IP: 9.0 WLS: W BF: 32 H: 5 R: 1 ER: 0 SO: 5 BB: 2 IBB: 0 HBP: 1 BLK: 0 WP: 0 HR: 0 S: 39 P: 48 ERA: 0.00 WHIP: 0.778															PITCHER				

Pittsburgh Pirates @ Philadelphia Phillies
Veterans Stadium, Philadelphia, PA
Sat May 11 1974, 7:05 PM EDT
Att: 21,070 - Unknown

AB 28
R 1
H 5
RBI 0
BB 2
SO 5
LOB 11



Batter	1	2	3	4	5	6	7	8	9	AB	R	H	RBI	BB	SO	LOB	BOTTOM			
Dave Cash, R (1,4) OBP: 0.343, SLG: 0.387	FC5-4 HBP		G3		4-3					3	0	1	1	0	0	0				
Larry Bowa, S (1,6) OBP: 0.295, SLG: 0.363	FC5-4 1-2 4-3		6-3		F9			3H 1B	F5	4	0	0	0	0	0	2				
Del Unser, L (1,8) OBP: 0.395, SLG: 0.421	4-3 1-2		G3						4-3	4	0	1	0	0	0	1				
Greg Luzinski, R (1,7) OBP: 0.301, SLG: 0.360	6-3									4	1	2	0	0	0	2				
Terry Harmon, R (8,PR)										0	0	0	0	0	0	0				
Tom Hutton, L (9,3) OBP: 0.271, SLG: 0.413				E SF9 2B				1B FC5-4 FC4-6	1B 2B	0	0	0	0	0	0	0				
Willie Montanez, L (1,3) OBP: 0.286, SLG: 0.347		G3								3	0	0	0	0	0	2				
Billy Grabarkewitz, R (8,PH) OBP: 0.333, SLG: 0.690				E3 SF9 2-3						1	0	0	0	0	1	1				
Bill Robinson, R (9,7) OBP: 0.319, SLG: 0.386										0	0	0	0	0	0	0				
Mike Schmidt, R (1,5) OBP: 0.443, SLG: 0.554					SF9 1-2 3H				1B IBB	2	1	1	2	1	0	1				
Mike Anderson, R (1,9) OBP: 0.370, SLG: 0.422		G3			K					4	1	2	0	0	1	1				
Bob Boone, R (1,2) OBP: 0.304, SLG: 0.315										3	0	1	0	0	0	4				
Steve Carlton, L (1,1) OBP: 0.150, SLG: 0.211		6-3			4-3					3	0	0	0	0	0	2				
Inning Stats	R: 0 E: 0 K: 0 S: 3	H: 0 LOB: 1 BB: 0 P: 4	R: 1 E: 0 K: 0 S: 5	H: 2 LOB: 1 BB: 0 P: 5	R: 0 E: 0 K: 0 S: 3	H: 0 LOB: 0 BB: 0 P: 3	R: 1 E: 1 K: 1 S: 7	H: 1 LOB: 1 BB: 0 P: 7	R: 0 E: 0 K: 0 S: 3	H: 0 LOB: 0 BB: 0 P: 3	R: 0 E: 0 K: 0 S: 4	H: 1 LOB: 1 BB: 0 P: 4	R: 1 E: 0 K: 0 S: 5	H: 2 LOB: 1 BB: 0 P: 5	R: 0 E: 0 K: 1 S: 7	H: 2 LOB: 3 BB: 1 P: 11	1B: 4 2B: 3 3B: 0 HR: 1	SF: 1 SAC: 1 DP: 0 HBP: 1	WP: 0 PB: 0 SB: 0 CS: 0	PA: 35
PITCHER Bob Moose, R (1,1) ERA: 7.07	IP: 7.0 WLS: L BF: 29 H: 6 R: 3 ER: 3 SO: 3 BB: 0 IBB: 0 HBP: 1 BLK: 0 WP: 0 HR: 1 S: 30 P: 31 ERA: 3.86 WHIP: 0.857															PITCHER				
Ramon Hernandez, L (8,1) ERA: 2.25	0.2	4	1	0	0	1	0	1	0	0	0	5	9	0.00	1.500					
Bruce Kison, R (8,1) ERA: 2.3	0.1	2	1	0	0	0	0	0	0	0	0	2	2	0.00	3.000					

Pittsburgh Pirates @ Philadelphia Phillies
Veterans Stadium, Philadelphia, PA
Sat May 11 1974, 7:05 PM EDT
Att: 21,070 - Unknown


AB 31
R 3
H 8
RBI 3
BB 1
SO 2
LOB 16



Batter	1	2	3	4	5	6	7	8	9	AB	R	H	RBI	BB	SO	LOB	TOP		
Rennie Stennett, R OBP: 0.320, SLG: 0.385	0-0 BLK 1B		0-0 4-1 HBP 2B 1B	0-0 1B E 1B		0-0 SH2-4 1-2		0-0 E4 2B		4	2	3	0	0	0	0			
Dave Parker, L OBP: 0.358, SLG: 0.473	0-0 5-3		1-0 4-1 2B HBP	0-0 E9 1-H 1B		0-0 6 2-3f		0-0		4	1	2	0	0	0	2			
Dave Giusti, R OBP: 0.250, SLG: 0.250	1-2		1-2 2B HBP	1-H 1B				1-3 2B		0	0	0	0	0	0	0			
Richie Hebner, L OBP: 0.379, SLG: 0.563	0-0 P6		0-0 4-1	4-0 G4-6-3 BB			0-0 F8	0-0 F8		4	0	0	0	1	0	5			
Willie Stargell, L OBP: 0.366, SLG: 0.466	0-0 4-3		4-0 2B 1B IBB	0-0 G4-6-3 1-2f			0-0 1-3	0-0 F9		4	1	0	0	1	0	3			
Al Oliver, L OBP: 0.310, SLG: 0.496		0-0 HR	0-0 1B 2B	1-3 2-H 3-H		0-0 G3	0-0 WP 1B	0-0 4-3		5	2	3	3	0	0	0			
Richie Zisk, R OBP: 0.408, SLG: 0.464		0-0 1B	0-0 1B	2-3 3-H		0-0 6-3	0-0 FC6 1-H	0-0 1B 2B		5	1	4	2	0	0	0			
Manny Sanguillen, R OBP: 0.271, SLG: 0.417	0-0 F9		0-0 F3	0-0 1B		0-0 1B	0-0 FC6 1-2f	0-0 1B 2B		5	0	2	1	0	0	4			
Frank Taveras, R OBP: 0.333, SLG: 0.313	0-3 K		0-0 6-3	0-0 1B		0-0 1-3		0-0 L2-3		3	0	0	0	0	1	4			
Gene Clines, R OBP: 0.217, SLG: 0.273								0-0 1B		2	0	1	0	0	0	0			
Dock Ellis, S OBP: 0.333, SLG: 0.111	0-0 L7							0-0 F9		3	0	1	0	0	0	1			
Bruce Kison, R OBP: 0.152, SLG: 0.219				0-0 5-3			0-0 SH2-4 1B	0-0 F7		0	0	0	0	0	0	0			
Bob Robertson, R OBP: 0.484, SLG: 0.391								0-0 F9		1	0	0	0	0	0	0			
Ed Kirkpatrick, L OBP: 0.484, SLG: 0.391								0-0 F7		1	0	0	0	0	0	2			
Inning Stats	R: 0 E: 0 K: 0 S: 4	H: 1 LOB: 1 BB: 0 P: 4	R: 1 E: 0 K: 1 S: 7	H: 2 LOB: 1 BB: 0 P: 7	R: 3 E: 0 K: 0 S: 6	H: 3 LOB: 2 BB: 1 P: 11	R: 1 E: 1 K: 0 S: 4	H: 2 LOB: 1 BB: 1 P: 8	R: 0 E: 0 K: 0 S: 3	H: 1 LOB: 0 BB: 0 P: 3	R: 1 E: 0 K: 0 S: 5	H: 2 LOB: 1 BB: 0 P: 5	R: 0 E: 1 K: 0 S: 5	H: 1 LOB: 2 BB: 0 P: 5	R: 1 E: 0 K: 0 S: 6	H: 3 LOB: 2 BB: 0 P: 6	1B: 12 2B: 4 3B: 0 HR: 1	SF: 0 SAC: 1 DP: 2 HBP: 1	WP: 1 PA: 45
PITCHER	IP WLS BF H R ER SO BB IBB HBP BLK WP HR S P ERA WHIP	IP WLS BF H R ER SO BB IBB HBP BLK WP HR S P ERA WHIP	IP WLS BF H R ER SO BB IBB HBP BLK WP HR S P ERA WHIP	IP WLS BF H R ER SO BB IBB HBP BLK WP HR S P ERA WHIP	IP WLS BF H R ER SO BB IBB HBP BLK WP HR S P ERA WHIP	IP WLS BF H R ER SO BB IBB HBP BLK WP HR S P ERA WHIP	IP WLS BF H R ER SO BB IBB HBP BLK WP HR S P ERA WHIP	IP WLS BF H R ER SO BB IBB HBP BLK WP HR S P ERA WHIP	IP WLS BF H R ER SO BB IBB HBP BLK WP HR S P ERA WHIP	IP WLS BF H R ER SO BB IBB HBP BLK WP HR S P ERA WHIP	IP WLS BF H R ER SO BB IBB HBP BLK WP HR S P ERA WHIP	IP WLS BF H R ER SO BB IBB HBP BLK WP HR S P ERA WHIP	IP WLS BF H R ER SO BB IBB HBP BLK WP HR S P ERA WHIP	IP WLS BF H R ER SO BB IBB HBP BLK WP HR S P ERA WHIP	IP WLS BF H R ER SO BB IBB HBP BLK WP HR S P ERA WHIP	IP WLS BF H R ER SO BB IBB HBP BLK WP HR S P ERA WHIP	IP WLS BF H R ER SO BB IBB HBP BLK WP HR S P ERA WHIP	IP WLS BF H R ER SO BB IBB HBP BLK WP HR S P ERA WHIP	IP WLS BF H R ER SO BB IBB HBP BLK WP HR S P ERA WHIP
Ron Schueler, R ERA: 3.38	2.1	15	6	4	4	1	0	1	1	1	0	1	15	20	15.43	2.571			
George Culver, R ERA: 4.75	0.2	2	0	0	0	0	0	0	0	0	0	0	2	2	0.00	0.000			
Ed Farmer, R ERA: 4.22	3.0	W 12	4	1	0	0	1	0	0	0	0	0	11	15	0.00	1.667			
Mac Scarce, L ERA: 3.93	2.2	14	5	2	2	0	0	0	0	0	1	0	14	14	6.75	1.875			
Eddie Watt, R ERA: 4.57	0.1	S 2	1	0	0	0	0	0	0	0	0	0	2	2	0.00	3.000			
PITCHER	IP WLS BF H R ER SO BB IBB HBP BLK WP HR S P ERA WHIP	IP WLS BF H R ER SO BB IBB HBP BLK WP HR S P ERA WHIP	IP WLS BF H R ER SO BB IBB HBP BLK WP HR S P ERA WHIP	IP WLS BF H R ER SO BB IBB HBP BLK WP HR S P ERA WHIP	IP WLS BF H R ER SO BB IBB HBP BLK WP HR S P ERA WHIP	IP WLS BF H R ER SO BB IBB HBP BLK WP HR S P ERA WHIP	IP WLS BF H R ER SO BB IBB HBP BLK WP HR S P ERA WHIP	IP WLS BF H R ER SO BB IBB HBP BLK WP HR S P ERA WHIP	IP WLS BF H R ER SO BB IBB HBP BLK WP HR S P ERA WHIP	IP WLS BF H R ER SO BB IBB HBP BLK WP HR S P ERA WHIP	IP WLS BF H R ER SO BB IBB HBP BLK WP HR S P ERA WHIP	IP WLS BF H R ER SO BB IBB HBP BLK WP HR S P ERA WHIP	IP WLS BF H R ER SO BB IBB HBP BLK WP HR S P ERA WHIP	IP WLS BF H R ER SO BB IBB HBP BLK WP HR S P ERA WHIP	IP WLS BF H R ER SO BB IBB HBP BLK WP HR S P ERA WHIP	IP WLS BF H R ER SO BB IBB HBP BLK WP HR S P ERA WHIP	IP WLS BF H R ER SO BB IBB HBP BLK WP HR S P ERA WHIP	IP WLS BF H R ER SO BB IBB HBP BLK WP HR S P ERA WHIP	IP WLS BF H R ER SO BB IBB HBP BLK WP HR S P ERA WHIP
Dave Cash, R OBP: 0.345, SLG: 0.403	0-0 1-3		0-0 FC5-2 1B BLK 1B	0-0 E 1B SF9 1B		0-0 FC5-4 3B		0-0 FC6-5-4 2-3		5	3	2	0	0	0	4			
Larry Bowa, S OBP: 0.299, SLG: 0.364	0-0 B5-3		0-0 1B 1B	0-0 E4 0-3 1B		0-0 F7		0-0 1-3		5	1	2	1	0	0	2			
Del Unser, L OBP: 0.400, SLG: 0.423	0-0 6-3		0-0 1B	0-0 SF9		0-0 FC5-4 IBB		0-0 1-3		2	0	1	3	1	0	0			
Greg Luzinski, R OBP: 0.291, SLG: 0.348		0-3 K	0-3 K	0-0 9-3		0-0 FC5-4 PB 1B		0-0 G3		4	0	0	1	0	2	3			
Willie Montanez, L OBP: 0.265, SLG: 0.342	0-0 6-3		0-0 F8	0-0 G3		0-0 PB 1B		0-0 F7		4	0	1	0	0	0	1			
Mike Schmidt, R OBP: 0.444, SLG: 0.558	0-0 F8		0-0 F7	0-0 HR 2B		0-0 K		0-0 F7		3	1	1	0	1	0	0			
Mike Anderson, R OBP: 0.375, SLG: 0.460			0-0 1B HBP FC5-2 1B	0-0 E6		0-0 K		0-0 F7		4	1	2	2	0	1	3			
Bob Boone, R OBP: 0.321, SLG: 0.337			1-0 FC5-2 BLK HBP 1B	0-0 F7		0-0 K		0-0 F7		3	1	2	0	0	0	1			
Ron Schueler, R OBP: 0.154, SLG: 0.154			0-0 1B HBP FC5-2 1B	0-0 E6		0-0 K		0-0 F7		0	0	0	0	0	0	0			
George Culver, R ERA: 4.75			0-0 BLK FC5-2 1B	0-0 E6		0-0 K		0-0 F7		0	0	0	0	0	0	0			
Mike Rogodzinski, L OBP: 0.143, SLG: 0.143			0-0 1B 1B	0-0 E6		0-0 K		0-0 F7		0	0	0	0	0	0	0			
Ed Farmer, R ERA: 4.22			0-0 BLK FC5-2 1B	0-0 E6		0-0 K		0-0 F7		0	0	0	0	0	0	0			
Mac Scarce, L ERA: 3.93			1-2 2-3	0-0 E6		0-0 K		0-0 F7		0	0	0	0	0	0	0			
Eddie Watt, R ERA: 4.57			1-2 2-3	0-0 E6		0-0 K		0-0 F7		0	0	0	0	0	0	0			
Inning Stats	R: 0 E: 0 K: 0 S: 3	H: 0 LOB: 0 BB: 0 P: 3	R: 0 E: 0 K: 1 S: 5	H: 0 LOB: 0 BB: 0 P: 5	R: 4 E: 0 K: 1 S: 9	H: 4 LOB: 1 BB: 0 P: 10	R: 0 E: 1 K: 1 S: 6	H: 0 LOB: 0 BB: 0 P: 6	R: 1 E: 1 K: 0 S: 4	H: 2 LOB: 0 BB: 0 P: 4	R: 2 E: 0 K: 0 S: 5	H: 3 LOB: 0 BB: 0 P: 5	R: 1 E: 0 K: 1 S: 7	H: 2 LOB: 3 BB: 2 P: 15	R: 0 E: 0 K: 1 S: 6	H: 1 LOB: 1 BB: 0 P: 6	1B: 8 2B: 3 3B: 1 HR: 1	SF: 1 SAC: 0 DP: 1 HBP: 1	WP: 0 PA: 38
PITCHER	IP WLS BF H R ER SO BB IBB HBP BLK WP HR S P ERA WHIP	IP WLS BF H R ER SO BB IBB HBP BLK WP HR S P ERA WHIP	IP WLS BF H R ER SO BB IBB HBP BLK WP HR S P ERA WHIP	IP WLS BF H R ER SO BB IBB HBP BLK WP HR S P ERA WHIP	IP WLS BF H R ER SO BB IBB HBP BLK WP HR S P ERA WHIP	IP WLS BF H R ER SO BB IBB HBP BLK WP HR S P ERA WHIP	IP WLS BF H R ER SO BB IBB HBP BLK WP HR S P ERA WHIP	IP WLS BF H R ER SO BB IBB HBP BLK WP HR S P ERA WHIP	IP WLS BF H R ER SO BB IBB HBP BLK WP HR S P ERA WHIP	IP WLS BF H R ER SO BB IBB HBP BLK WP HR S P ERA WHIP	IP WLS BF H R ER SO BB IBB HBP BLK WP HR S P ERA WHIP	IP WLS BF H R ER SO BB IBB HBP BLK WP HR S P ERA WHIP	IP WLS BF H R ER SO BB IBB HBP BLK WP HR S P ERA WHIP	IP WLS BF H R ER SO BB IBB HBP BLK WP HR S P ERA WHIP	IP WLS BF H R ER SO BB IBB HBP BLK WP HR S P ERA WHIP	IP WLS BF H R ER SO BB IBB HBP BLK WP HR S P ERA WHIP	IP WLS BF H R ER SO BB IBB HBP BLK WP HR S P ERA WHIP	IP WLS BF H R ER SO BB IBB HBP BLK WP HR S P ERA WHIP	IP WLS BF H R ER SO BB IBB HBP BLK WP HR S P ERA WHIP
Dock Ellis, R ERA: 5.01	1.1	27	9	7	6	3	0	0	1	1	0	0	7	15	9.00	1.500			
Bruce Kison, R ERA: 2.71	1.0	7	2	1	1	1	1	1	0	0	0	0	7	15	9.00	3.000			
Dave Giusti, R ERA: 4.7	1.0	4	1	0	0	1	0	0	0	0	0	0	6	6	0.00	1.000			


Pittsburgh Pirates @ Philadelphia Phillies
Veterans Stadium, Philadelphia, PA
Sun May 12 1974, 7:05 PM EDT
Att: 11,243 - Unknown

AB 41
R 7
H 16
RBI 6
BB 2
SO 1
LOB 21



Pittsburgh Pirates @ Philadelphia Phillies
Veterans Stadium, Philadelphia, PA
Sun May 12 1974, 7:05 PM EDT
Att: 11,243 - Unknown

AB 34
R 8
H 12
RBI 7
BB 2
SO 5
LOB 16



Batter	1	2	3	4	5	6	7	8	9	AB	R	H	RBI	BB	SO	LOB	TOP			
Ron Hunt, R OBP: 0.380, SLG: 0.239 (1, 5)										4	1	2	0	1	0	3	Montreal Expos @ Philadelphia Phillies Veterans Stadium, Philadelphia, PA Tue May 14 1974, 7:05 PM EDT Att: 8,413 - Unknown			
Larry Lintz, S OBP: 0.250, SLG: 0.391 (1, 6)										4	1	1	0	0	1	3				
Willie Davis, L OBP: 0.308, SLG: 0.347 (1, 8)										5	2	3	1	0	0	2				
Ken Singleton, S OBP: 0.448, SLG: 0.375 (1, 9)										3	2	1	1	2	1	1				
Ron Fairly, L OBP: 0.328, SLG: 0.500 (1, 3)										5	1	2	2	0	0	3				
Bob Bailey, R OBP: 0.406, SLG: 0.413 Jim Lyttle, L OBP: 0.286, SLG: 0.200 (1, 7) (8, 7)										4	1	2	2	1	1	0				
Jim Cox, R OBP: 0.266, SLG: 0.282 (1, 4)										5	1	2	1	0	0	3				
Barry Foote, R OBP: 0.324, SLG: 0.383 (1, 2)										5	0	2	1	0	1	4				
Steve Rogers, R OBP: 0.240, SLG: 0.136 (1, 1)										2	0	0	0	2	0	1				
Inning Stats	R: 3 E: 0 K: 0 S: 8	H: 5 LOB: 2 BB: 0 P: 8	R: 0 E: 0 K: 0 S: 3	H: 0 LOB: 1 BB: 1 P: 7	R: 1 E: 0 K: 1 S: 8	H: 3 LOB: 3 BB: 1 P: 12	R: 5 E: 1 K: 0 S: 9	H: 6 LOB: 2 BB: 1 P: 13	R: 0 E: 0 K: 0 S: 3	H: 1 LOB: 0 BB: 0 P: 3	R: 0 E: 0 K: 0 S: 3	H: 0 LOB: 2 BB: 2 P: 11	R: 0 E: 0 K: 2 S: 7	H: 0 LOB: 0 BB: 0 P: 7	R: 0 E: 0 K: 1 S: 5	H: 0 LOB: 0 BB: 0 P: 5		1B: 12 2B: 1 3B: 1 HR: 1	SF: 0 SAC: 5 DP: 2 HBP: 0	WP: 1 PB: 0 CS: 0
PITCHER	IP WLS BF H R ER SO BB IBB HBP BLK WP HR S P ERA WHIP	IP WLS BF H R ER SO BB IBB HBP BLK WP HR S P ERA WHIP																		
Jim Lonborg, R ERA: 2.69 (1, 1)	2.2 L 18 8 4 4 1	2.2 L 18 8 4 4 1	2.2 L 18 8 4 4 1	2.2 L 18 8 4 4 1	2.2 L 18 8 4 4 1	2.2 L 18 8 4 4 1	2.2 L 18 8 4 4 1	2.2 L 18 8 4 4 1	2.2 L 18 8 4 4 1	2.2 L 18 8 4 4 1	2.2 L 18 8 4 4 1	2.2 L 18 8 4 4 1	2.2 L 18 8 4 4 1	2.2 L 18 8 4 4 1	2.2 L 18 8 4 4 1	2.2 L 18 8 4 4 1	13.50 3.750	0.00 0.000	15.00 3.000	0.00 0.667
Frank Linzy, R ERA: 2.31 (3, 1)	0.1 1 0 0 0 0	0.1 1 0 0 0 0	0.1 1 0 0 0 0	0.1 1 0 0 0 0	0.1 1 0 0 0 0	0.1 1 0 0 0 0	0.1 1 0 0 0 0	0.1 1 0 0 0 0	0.1 1 0 0 0 0	0.1 1 0 0 0 0	0.1 1 0 0 0 0	0.1 1 0 0 0 0	0.1 1 0 0 0 0	0.1 1 0 0 0 0	0.1 1 0 0 0 0	0.1 1 0 0 0 0				
George Culver, R ERA: 6.91 (4, 1)	3.0 17 7 5 5 0	3.0 17 7 5 5 0	3.0 17 7 5 5 0	3.0 17 7 5 5 0	3.0 17 7 5 5 0	3.0 17 7 5 5 0	3.0 17 7 5 5 0	3.0 17 7 5 5 0	3.0 17 7 5 5 0	3.0 17 7 5 5 0	3.0 17 7 5 5 0	3.0 17 7 5 5 0	3.0 17 7 5 5 0	3.0 17 7 5 5 0	3.0 17 7 5 5 0	3.0 17 7 5 5 0				
Dave Wallace, R ERA: 9.0 (7, 1)	3.0 11 0 0 0 3	3.0 11 0 0 0 3	3.0 11 0 0 0 3	3.0 11 0 0 0 3	3.0 11 0 0 0 3	3.0 11 0 0 0 3	3.0 11 0 0 0 3	3.0 11 0 0 0 3	3.0 11 0 0 0 3	3.0 11 0 0 0 3	3.0 11 0 0 0 3	3.0 11 0 0 0 3	3.0 11 0 0 0 3	3.0 11 0 0 0 3	3.0 11 0 0 0 3	3.0 11 0 0 0 3				

Batter	1	2	3	4	5	6	7	8	9	AB	R	H	RBI	BB	SO	LOB	BOTTOM					
Dave Cash, R OBP: 0.342, SLG: 0.398 (1, 4)										4	0	1	0	0	1	1	Montreal Expos @ Philadelphia Phillies Veterans Stadium, Philadelphia, PA Tue May 14 1974, 7:05 PM EDT Att: 8,413 - Unknown					
Larry Bowa, S OBP: 0.305, SLG: 0.368 (1, 6)										4	1	2	1	0	0	0						
Del Unser, L OBP: 0.394, SLG: 0.415 (1, 8)										4	0	1	0	0	0	2						
Greg Luzinski, R OBP: 0.292, SLG: 0.347 Dave Wallace, R ERA: 9.0 Tom Hutton, L OBP: 0.265, SLG: 0.404 (1, 7) (7, 1) (9, PH)										3	0	1	1	0	1	2						
Willie Montanez, L OBP: 0.253, SLG: 0.325 (1, 3)										4	0	0	0	0	1	2						
Mike Schmidt, R OBP: 0.442, SLG: 0.547 (1, 5)										2	0	0	0	1	0	0						
Mike Anderson, R OBP: 0.364, SLG: 0.444 (1, 9)										3	0	0	0	0	0	1						
Bob Boone, R OBP: 0.321, SLG: 0.337 (1, 2)										3	1	1	0	0	0	0						
Jim Lonborg, R OBP: 0.246, SLG: 0.048 Frank Linzy, R ERA: 2.31 Mike Rogodzinski, L OBP: 0.206, SLG: 0.125 George Culver, R ERA: 6.91 Bill Robinson, R OBP: 0.312, SLG: 0.378 (1, 1) (3, 1) (3, PH) (4, 1) (5, PH) (7, 7)										0	0	0	0	0	0	0						
Inning Stats	R: 0 E: 0 K: 0 S: 3	H: 0 LOB: 0 BB: 0 P: 3	R: 0 E: 0 K: 1 S: 5	H: 0 LOB: 0 BB: 0 P: 5	R: 0 E: 0 K: 0 S: 3	H: 0 LOB: 0 BB: 0 P: 3	R: 0 E: 0 K: 0 S: 4	H: 2 LOB: 1 BB: 0 P: 4	R: 0 E: 0 K: 0 S: 2	H: 0 LOB: 0 BB: 1 P: 6	R: 2 E: 0 K: 0 S: 7	H: 4 LOB: 2 BB: 0 P: 7	R: 0 E: 0 K: 0 S: 3	H: 0 LOB: 0 BB: 0 P: 3	R: 0 E: 0 K: 1 S: 5	H: 0 LOB: 0 BB: 0 P: 5		R: 0 E: 0 K: 1 S: 5	H: 0 LOB: 0 BB: 0 P: 5	1B: 6 2B: 0 3B: 0 HR: 0	SF: 0 SAC: 0 DP: 2 HBP: 0	WP: 0 PB: 0 CS: 0
PITCHER	IP WLS BF H R ER SO BB IBB HBP BLK WP HR S P ERA WHIP	IP WLS BF H R ER SO BB IBB HBP BLK WP HR S P ERA WHIP																				
Steve Rogers, R ERA: 3.2 (1, 1)	9.0 W 32 6 2 2 3	9.0 W 32 6 2 2 3	9.0 W 32 6 2 2 3	9.0 W 32 6 2 2 3	9.0 W 32 6 2 2 3	9.0 W 32 6 2 2 3	9.0 W 32 6 2 2 3	9.0 W 32 6 2 2 3	9.0 W 32 6 2 2 3	9.0 W 32 6 2 2 3	9.0 W 32 6 2 2 3	9.0 W 32 6 2 2 3	9.0 W 32 6 2 2 3	9.0 W 32 6 2 2 3	9.0 W 32 6 2 2 3	9.0 W 32 6 2 2 3	2.00 0.778					

Batter	1	2	3	4	5	6	7	8	9	AB	R	H	RBI	BB	SO	LOB	TOP					
Ron Hunt, R OBP: 0.381, SLG: 0.231 Jim Lyttle, L OBP: 0.286, SLG: 0.200										3	2	0	0	1	0	3	Montreal Expos @ Philadelphia Phillies Veterans Stadium, Philadelphia, PA Wed May 15 1974, 7:05 PM EDT Att: 10,105 - Unknown					
Larry Lintz, S OBP: 0.299, SLG: 0.385										3	0	1	0	0	0	0						
Willie Davis, L OBP: 0.330, SLG: 0.363										4	1	3	0	1	0	1						
Ken Singleton, S OBP: 0.455, SLG: 0.405										4	1	2	3	1	0	2						
Ron Fairly, L OBP: 0.344, SLG: 0.519 Hal Breeden, R OBP: 0.341, SLG: 0.421										2	1	1	1	1	0	0						
Mike Jorgensen, L OBP: 0.357, SLG: 0.182										1	0	0	0	0	0	1						
Bob Bailey, R OBP: 0.406, SLG: 0.405 Pepe Frias, R										4	0	1	0	1	0	5						
Jim Cox, R OBP: 0.268, SLG: 0.276										2	0	0	0	1	1	0						
Barry Foote, R OBP: 0.308, SLG: 0.365										3	0	0	1	0	2	1						
Steve Renko, R OBP: 0.167, SLG: 0.118 Chuck Taylor, R OBP: 0.333, SLG: 0.667 Ron Woods, R OBP: 0.273, SLG: 0.111 Tom Walker, R										2	0	0	0	1	0	0						
Inning Stats	R: 4 E: 0 K: 0 S: 6	H: 3 LOB: 3 BB: 4 P: 22	R: 0 E: 0 K: 0 S: 3	H: 1 LOB: 2 BB: 2 P: 11	R: 0 E: 0 K: 1 S: 5	H: 0 LOB: 0 BB: 0 P: 5	R: 0 E: 0 K: 0 S: 4	H: 1 LOB: 1 BB: 0 P: 4	R: 0 E: 0 K: 1 S: 5	H: 0 LOB: 0 BB: 0 P: 5	R: 0 E: 0 K: 0 S: 3	H: 0 LOB: 0 BB: 0 P: 3	R: 0 E: 0 K: 1 S: 4	H: 1 LOB: 1 BB: 0 P: 4	R: 0 E: 0 K: 1 S: 6	H: 1 LOB: 1 BB: 0 P: 6	R: 1 E: 0 K: 0 S: 3	H: 1 LOB: 2 BB: 2 P: 12	1B: 6 2B: 1 3B: 1 HR: 0	SF: 1 SAC: 3 DP: 1 HBP: 1	WP: 0 PB: 0 SB: 2 CS: 1	PA: 42
PITCHER	IP WLS BF H R ER SO BB IBB HBP BLK WP HR S P ERA WHIP	6.0 L 28 5 4 4 2 6 0 0 0 0 0 0 26 50 6.00 1.833	2.1 12 3 1 1 1 0 1 1 0 0 0 0 12 17 3.86 1.286	0.2 2 0 0 0 0 1 0 0 0 0 0 0 1 5 0.00 1.500	PITCHER										IP WLS BF H R ER SO BB IBB HBP BLK WP HR S P ERA WHIP							


AB	29
R	5
H	8
RBI	5
BB	8
SO	3
LOB	14





Batter	1	2	3	4	5	6	7	8	9	AB	R	H	RBI	BB	SO	LOB	BOTTOM					
Dave Cash, R OBP: 0.351, SLG: 0.406										5	2	3	0	0	0	1	Montreal Expos @ Philadelphia Phillies Veterans Stadium, Philadelphia, PA Wed May 15 1974, 7:05 PM EDT Att: 10,105 - Unknown					
Larry Bowa, S OBP: 0.315, SLG: 0.391										5	0	3	1	0	0	2						
Del Unser, L OBP: 0.388, SLG: 0.400										3	1	0	0	1	2	4						
Greg Luzinski, R OBP: 0.289, SLG: 0.350										5	0	1	2	0	3	3						
Tom Hutton, L OBP: 0.283, SLG: 0.388										2	0	0	0	2	0	0						
Mike Schmidt, R OBP: 0.436, SLG: 0.532										3	0	0	0	1	2	4						
Mike Anderson, R OBP: 0.369, SLG: 0.452										3	1	1	0	1	1	2						
Bob Boone, R OBP: 0.313, SLG: 0.327										3	0	0	0	0	1	2						
Dick Ruthven, R OBP: 0.067, SLG: 0.067 Willie Montanez, L OBP: 0.261, SLG: 0.333 Mac Scarce, L Frank Linzy, R										2	0	0	0	0	1	2						
Inning Stats	R: 0 E: 0 K: 1 S: 6	H: 2 LOB: 1 BB: 0 P: 6	R: 0 E: 0 K: 2 S: 7	H: 0 LOB: 2 BB: 2 P: 15	R: 2 E: 0 K: 2 S: 9	H: 2 LOB: 2 BB: 2 P: 17	R: 1 E: 1 K: 1 S: 7	H: 1 LOB: 1 BB: 0 P: 7	R: 0 E: 0 K: 1 S: 5	H: 0 LOB: 0 BB: 0 P: 5	R: 0 E: 0 K: 0 S: 4	H: 2 LOB: 0 BB: 0 P: 4	R: 0 E: 0 K: 2 S: 8	H: 1 LOB: 2 BB: 1 P: 12	R: 0 E: 0 K: 1 S: 5	H: 0 LOB: 0 BB: 0 P: 5		R: 0 E: 0 K: 1 S: 6	H: 1 LOB: 1 BB: 0 P: 6	1B: 6 2B: 2 3B: 1 HR: 0	SF: 0 SAC: 2 DP: 2 HBP: 0	WP: 0 PB: 1 SB: 3 CS: 0
PITCHER	IP WLS BF H R ER SO BB IBB HBP BLK WP HR S P ERA WHIP	5.1 27 7 4 3 7 4 0 0 0 0 0 0 9 13 0.00 0.600	1.2 6 1 0 0 2 0 1 0 0 0 0 0 9 13 0.00 0.600	2.0 W 7 1 0 0 2 0 0 0 0 0 0 0 11 11 0.00 0.500	PITCHER										IP WLS BF H R ER SO BB IBB HBP BLK WP HR S P ERA WHIP							

AB	33
R	4
H	9
RBI	4
BB	5
SO	11
LOB	20



Batter	1	2	3	4	5	6	7	8	9	AB	R	H	RBI	BB	SO	LOB	TOP			
Ron Hunt, R OBP: 0.373, SLG: 0.229 (1, 5)	F9				6-3		P4		6-3	5	0	1	0	0	0	1	Montreal Expos @ Philadelphia Phillies Veterans Stadium, Philadelphia, PA Thu May 16 1974, 7:05 PM EDT Att: 7,311 - Unknown 			
Willie Davis, L OBP: 0.325, SLG: 0.355 (1, 8)	E1 1B BLK E		K		3-1		K			5	1	1	0	0	2	2				
Bob Bailey, R OBP: 0.405, SLG: 0.404 (1, 7)	K		F9						P3	5	1	2	0	0	1	3				
Hal Breedon, R OBP: 0.356, SLG: 0.400 (1, 3)			F9		L5				E BB SF8 1B	2	0	0	0	2	0	2				
Ken Singleton, S OBP: 0.447, SLG: 0.398 (1, 9)	E6 1-2 2H 1B				5-3		6-3		K	4	0	1	0	0	1	2				
Jim Cox, R OBP: 0.267, SLG: 0.275 (1, 4)	F7						P4		E5	4	1	1	0	0	0	4				
Barry Foote, R OBP: 0.293, SLG: 0.348 (1, 2)			5-3		F8		6-3		SF8	3	0	0	1	0	0	1				
Pepe Frias, R OBP: 0.200, SLG: 0.400 (1, 6)			6-3				P3		5-3	4	0	1	1	0	0	2				
Mike Torrez, R Ron Woods, R John Montague, R Chuck Taylor, R Terry Humphrey, R Ernie McAnally, R Bob Stinson, S (1, 1) (4, Ph) (4, 1) (6, 1) (7, Ph) (7, 1) (9, Ph)	1-3				K				F8	1	0	0	0	0	0	0				
Inning Stats	R: 1 E: 2 K: 1 S: 7	H: 1 LOB: 2 BB: 1 P: 11	R: 0 E: 0 K: 0 S: 3	H: 0 LOB: 0 BB: 0 P: 3	R: 0 E: 0 K: 1 S: 6	H: 1 LOB: 1 BB: 0 P: 6	R: 1 E: 0 K: 1 S: 7	H: 2 LOB: 1 BB: 0 P: 7	R: 0 E: 0 K: 0 S: 4	H: 0 LOB: 1 BB: 0 P: 4	R: 0 E: 0 K: 1 S: 5	H: 0 LOB: 1 BB: 1 P: 9	R: 1 E: 1 K: 1 S: 7	H: 1 LOB: 2 BB: 1 P: 11	R: 0 E: 0 K: 0 S: 4	H: 1 LOB: 1 BB: 0 P: 4		1B: 6 2B: 1 3B: 0 HR: 0	SF: 1 SAC: 0 DP: 0 HBP: 0	WP: 0 PB: 0 CS: 0
PITCHER Steve Carlton, L ERA: 3.78 (1, 1)	IP: 9.0 WLS: W BF: 39 H: 7 R: 3 ER: 1 SO: 5 BB: 3 IBB: 0 HBP: 0 BLK: 1 WP: 0 HR: 0 S: 46 P: 58 ERA: 1.00 WHIP: 1.111															PITCHER				

Batter	1	2	3	4	5	6	7	8	9	AB	R	H	RBI	BB	SO	LOB	BOTTOM			
Dave Cash, R OBP: 0.353, SLG: 0.406 (1, 4)	4-3	FC5-4						F9		5	0	2	1	0	0	1	Montreal Expos @ Philadelphia Phillies Veterans Stadium, Philadelphia, PA Thu May 16 1974, 7:05 PM EDT Att: 7,311 - Unknown 			
Larry Bowa, S OBP: 0.307, SLG: 0.380 (1, 6)	1-3		K		5-3		P6			4	0	0	0	0	1	3				
Del Unser, L OBP: 0.402, SLG: 0.420 (1, 8)	WP 1B 2B		1B HR 1B		4-1					3	2	2	0	1	0	1				
Greg Luzinski, R OBP: 0.295, SLG: 0.349 (1, 7)							F3		F9	3	1	1	0	1	0	3				
Tom Hutton, L OBP: 0.316, SLG: 0.528 (1, 3)										4	2	3	5	0	0	0				
Mike Schmidt, R OBP: 0.423, SLG: 0.513 (1, 5)	F3				6-3		L6		5-3	4	0	0	0	0	0	2				
Mike Anderson, R OBP: 0.355, SLG: 0.433 (1, 9)			K		5-3				6-3	4	0	0	0	0	2	0				
Bob Boone, R OBP: 0.319, SLG: 0.333 (1, 2)	1-3								F2	4	1	2	0	0	0	0				
Steve Carlton, L OBP: 0.167, SLG: 0.217 (1, 1)									6-3	4	0	1	0	0	2	2				
Inning Stats	R: 1 E: 0 K: 0 S: 5	H: 2 LOB: 2 BB: 1 P: 9	R: 0 E: 0 K: 1 S: 6	H: 1 LOB: 1 BB: 0 P: 6	R: 3 E: 0 K: 1 S: 8	H: 3 LOB: 0 BB: 0 P: 8	R: 1 E: 1 K: 1 S: 7	H: 2 LOB: 1 BB: 0 P: 7	R: 1 E: 0 K: 0 S: 4	H: 1 LOB: 0 BB: 0 P: 4	R: 0 E: 0 K: 1 S: 5	H: 2 LOB: 3 BB: 1 P: 11	R: 0 E: 0 K: 1 S: 5	H: 0 LOB: 0 BB: 0 P: 5	R: 0 E: 0 K: 0 S: 3	H: 0 LOB: 0 BB: 0 P: 3		1B: 8 2B: 1 3B: 0 HR: 2	SF: 0 SAC: 0 DP: 0 HBP: 0	WP: 2 PB: 0 CS: 0
PITCHER Mike Torrez, R ERA: 4.13 John Montague, R ERA: 1.79 Chuck Taylor, R ERA: 2.11 Ernie McAnally, R ERA: 8.27 (1, 1) (4, 1) (6, 1) (7, 1)	IP: 3.0 WLS: L BF: 16 H: 5 R: 2 ER: 4 SO: 2 BB: 1 IBB: 0 HBP: 0 BLK: 1 WP: 1 HR: 1 S: 17 P: 23 ERA: 12.00 WHIP: 2.333															PITCHER				

Batter	1	2	3	4	5	6	7	8	9	AB	R	H	RBI	BB	SO	LOB	TOP			
Dave Cash, R OBP: 0.360, SLG: 0.412 (1, 4)	F9		FC4-6 1B			1B		5-3		5	1	3	1	0	0	0	Philadelphia Phillies @ Pittsburgh Pirates Three Rivers Stadium, Pittsburgh, PA Sat May 18 1974, 3:33 AM EDT Att: 8,021 - Unknown			
Larry Bowa, S OBP: 0.303, SLG: 0.374 (1, 6)	P6		FC4-6 BB 1-2		L8	1B		P6		5	1	1	1	0	0	3				
Del Unser, L OBP: 0.421, SLG: 0.478 (1, 8)					F7					4	1	3	3	1	0	2				
Greg Luzinski, R OBP: 0.292, SLG: 0.344 (1, 7)	K		K			K		F9		5	0	1	0	0	3	3				
Tom Hutton, L OBP: 0.323, SLG: 0.517 (1, 3)		F7							1-4-3	5	1	2	0	0	0	1				
Mike Schmidt, R OBP: 0.430, SLG: 0.534 (1, 5)				G5-4-3 1B						3	3	1	2	2	0	1				
Mike Anderson, R OBP: 0.366, SLG: 0.446 (1, 9)		SF8 BB				HR			WP 1B BB	4	0	3	2	0	0	0				
Bob Boone, R OBP: 0.339, SLG: 0.364 (1, 2)										4	0	3	2	0	0	0				
Ron Schueler, R OBP: 0.125, SLG: 0.125 Mac Scarce, L (9, 1)										5	1	4	0	0	0	1				
										3	1	0	0	0	0	4				
										0	0	0	0	0	0	0				
Inning Stats	R: 0 E: 0 K: 1 S: 6	H: 1 LOB: 1 BB: 0 P: 6	R: 1 E: 0 K: 0 S: 4	H: 1 LOB: 1 BB: 1 P: 8	R: 0 E: 0 K: 1 S: 5	H: 1 LOB: 1 BB: 1 P: 9	R: 0 E: 0 K: 0 S: 3	H: 2 LOB: 1 BB: 0 P: 3	R: 0 E: 0 K: 0 S: 5	H: 2 LOB: 2 BB: 0 P: 5	R: 7 E: 0 K: 1 S: 13	H: 8 LOB: 1 BB: 0 P: 13	R: 0 E: 0 K: 0 S: 4	H: 1 LOB: 1 BB: 0 P: 4	R: 0 E: 0 K: 0 S: 4	H: 1 LOB: 0 BB: 1 P: 7	1B: 14 2B: 2 3B: 0 HR: 2	SF: 1 SAC: 1 DP: 2 HBP: 0	WP: 1 PB: 0 SB: 2 CS: 0	PA: 44
PITCHER	IP WLS BF H R ER SO BB IBB HBP BLK WP HR S P ERA WHIP	IP WLS BF H R ER SO BB IBB HBP BLK WP HR S P ERA WHIP	IP WLS BF H R ER SO BB IBB HBP BLK WP HR S P ERA WHIP	IP WLS BF H R ER SO BB IBB HBP BLK WP HR S P ERA WHIP	IP WLS BF H R ER SO BB IBB HBP BLK WP HR S P ERA WHIP	IP WLS BF H R ER SO BB IBB HBP BLK WP HR S P ERA WHIP	IP WLS BF H R ER SO BB IBB HBP BLK WP HR S P ERA WHIP	IP WLS BF H R ER SO BB IBB HBP BLK WP HR S P ERA WHIP	IP WLS BF H R ER SO BB IBB HBP BLK WP HR S P ERA WHIP	IP WLS BF H R ER SO BB IBB HBP BLK WP HR S P ERA WHIP	IP WLS BF H R ER SO BB IBB HBP BLK WP HR S P ERA WHIP	IP WLS BF H R ER SO BB IBB HBP BLK WP HR S P ERA WHIP	IP WLS BF H R ER SO BB IBB HBP BLK WP HR S P ERA WHIP	IP WLS BF H R ER SO BB IBB HBP BLK WP HR S P ERA WHIP	IP WLS BF H R ER SO BB IBB HBP BLK WP HR S P ERA WHIP	IP WLS BF H R ER SO BB IBB HBP BLK WP HR S P ERA WHIP	IP WLS BF H R ER SO BB IBB HBP BLK WP HR S P ERA WHIP			
Bob Moose, R ERA: 7.49 John Morton, R ERA: 3.71 Ramon Hernandez, L ERA: 1.93 Dave Giusti, R ERA: 4.86	5.2 L 28 12 6 6 3 2 0 0 0 0 1 32 40 9.53 2.471	0.0 3 3 2 2 0 0 0 0 0 0 0 1 3 3 ∞ ∞	1.1 5 1 0 0 0 0 0 0 0 0 0 0 5 5 0.00 0.750	2.0 8 2 1 1 0 1 0 0 0 1 0 7 11 4.50 1.500																

Batter	1	2	3	4	5	6	7	8	9	AB	R	H	RBI	BB	SO	LOB	BOTTOM					
Gene Clines, R OBP: 0.210, SLG: 0.224 (1, 8)	L5-3		L5-3		K				L6-4-3	5	0	0	0	0	1	2	Philadelphia Phillies @ Pittsburgh Pirates Three Rivers Stadium, Pittsburgh, PA Sat May 18 1974, 3:33 AM EDT Att: 8,021 - Unknown					
Dave Parker, L OBP: 0.342, SLG: 0.450 (1, 9)								F9		3	0	2	0	1	0	0						
Al Oliver, L OBP: 0.299, SLG: 0.465 (1, 3)	K							F9		4	0	1	0	0	1	2						
Willie Stargell, L OBP: 0.370, SLG: 0.509 (1, 7)	F9									3	1	1	1	0	1	2						
Richie Hebner, L OBP: 0.386, SLG: 0.540 (1, 5)										1	1	1	0	3	0	0						
Rennie Stennett, R OBP: 0.331, SLG: 0.391 (1, 4)										4	0	0	0	0	1	5						
Manny Sanguillen, R OBP: 0.267, SLG: 0.376 (1, 2)										3	0	1	0	1	0	1						
Mario Mendoza, R OBP: 0.417, SLG: 0.455 (1, 6)										3	0	1	0	1	1	1						
Bob Moose, R ERA: 7.49 John Morton, R ERA: 3.71 Ramon Hernandez, S ERA: 1.93 Dave Giusti, R ERA: 4.86 Ed Kirkpatrick, L ERA: 0.400										2	0	0	0	0	0	1						
										0	0	0	0	0	0	0						
										1	0	0	0	0	0	0						
										0	0	0	0	0	0	0						
										1	0	0	0	0	0	2						
Inning Stats	R: 0 E: 0 K: 1 S: 6	H: 1 LOB: 1 BB: 0 P: 6	R: 1 E: 0 K: 1 S: 7	H: 2 LOB: 1 BB: 0 P: 7	R: 0 E: 0 K: 1 S: 6	H: 2 LOB: 1 BB: 0 P: 6	R: 0 E: 0 K: 1 S: 4	H: 0 LOB: 1 BB: 2 P: 12	R: 0 E: 0 K: 1 S: 5	H: 0 LOB: 1 BB: 1 P: 9	R: 1 E: 0 K: 0 S: 3	H: 1 LOB: 0 BB: 1 P: 7	R: 0 E: 0 K: 0 S: 3	H: 0 LOB: 0 BB: 0 P: 3	R: 0 E: 0 K: 0 S: 3	H: 0 LOB: 2 BB: 1 P: 8	R: 0 E: 0 K: 0 S: 3	H: 1 LOB: 1 BB: 1 P: 7	1B: 3 2B: 2 3B: 1 HR: 1	SF: 0 SAC: 0 DP: 3 HBP: 1	WP: 2 PB: 0 SB: 1 CS: 1	PA: 37
PITCHER	IP WLS BF H R ER SO BB IBB HBP BLK WP HR S P ERA WHIP	IP WLS BF H R ER SO BB IBB HBP BLK WP HR S P ERA WHIP	IP WLS BF H R ER SO BB IBB HBP BLK WP HR S P ERA WHIP	IP WLS BF H R ER SO BB IBB HBP BLK WP HR S P ERA WHIP	IP WLS BF H R ER SO BB IBB HBP BLK WP HR S P ERA WHIP	IP WLS BF H R ER SO BB IBB HBP BLK WP HR S P ERA WHIP	IP WLS BF H R ER SO BB IBB HBP BLK WP HR S P ERA WHIP	IP WLS BF H R ER SO BB IBB HBP BLK WP HR S P ERA WHIP	IP WLS BF H R ER SO BB IBB HBP BLK WP HR S P ERA WHIP	IP WLS BF H R ER SO BB IBB HBP BLK WP HR S P ERA WHIP	IP WLS BF H R ER SO BB IBB HBP BLK WP HR S P ERA WHIP	IP WLS BF H R ER SO BB IBB HBP BLK WP HR S P ERA WHIP	IP WLS BF H R ER SO BB IBB HBP BLK WP HR S P ERA WHIP	IP WLS BF H R ER SO BB IBB HBP BLK WP HR S P ERA WHIP	IP WLS BF H R ER SO BB IBB HBP BLK WP HR S P ERA WHIP	IP WLS BF H R ER SO BB IBB HBP BLK WP HR S P ERA WHIP	IP WLS BF H R ER SO BB IBB HBP BLK WP HR S P ERA WHIP					
Ron Schueler, R ERA: 3.22 Mac Scarce, L ERA: 3.74	8.0 W 35 7 2 2 5 6 0 0 0 0 1 38 63 2.25 1.625	1.0 2 0 0 0 0 0 0 0 0 0 0 0 2 2 0.00 0.000																				



Batter	1	2	3	4	5	6	7	8	9	AB	R	H	RBI	BB	SO	LOB	TOP			
Dave Cash, R OBP: 0.364, SLG: 0.411 (1,4)	6-3		1B					SH5-3 2B		3	1	1	0	1	0	0	Philadelphia Phillies @ Pittsburgh Pirates Three Rivers Stadium, Pittsburgh, PA Sun May 19 1974, 3:33 AM EDT Unknown			
Larry Bowa, S OBP: 0.308, SLG: 0.384 (1,6)	6-3		4-3					SH5-3 2B		4	0	2	2	0	0	1				
Del Unser, L OBP: 0.418, SLG: 0.474 (1,8)	1B			6-3				SH5-3		3	0	1	1	0	0	1				
Bill Robinson, R OBP: 0.309, SLG: 0.372 (1,7)	1-3			5-3				L4		4	0	1	0	0	0	2				
Tom Hutton, L OBP: 0.303, SLG: 0.484 (1,3)		P5		G3				5-3		4	0	0	0	0	0	0				
Mike Schmidt, R OBP: 0.418, SLG: 0.517 (1,5)		P4			6-3			F7		4	0	0	0	0	1	0				
Mike Anderson, R OBP: 0.362, SLG: 0.438 (1,9)		F9			F9			F7		4	0	1	0	0	0	0				
Bob Boone, R OBP: 0.331, SLG: 0.354 (1,2)			5-3					FC1-6 1B		3	0	0	0	0	0	1				
Billy Grabarkewitz, R OBP: 0.333, SLG: 0.800 (8, PR)				6-3				BB		0	1	0	0	0	0	0				
Jim Essian, R (8, 2)								2B		0	0	0	0	0	0	0				
Jim Lonborg, R OBP: 0.042, SLG: 0.043 (1, 1)										2	0	0	0	0	2	0				
Willie Montanez, L OBP: 0.270, SLG: 0.341 (8, PH)				K						1	0	1	0	0	0	0				
Terry Harmon, R (8, PR)										0	1	0	0	0	0	0				
Mac Scarce, L (8, 1)										0	0	0	0	0	0	0				
Eddie Watt, R (9, 1)										0	0	0	0	0	0	0				
Inning Stats	R: 0 E: 0 K: 0 S: 4	H: 2 LOB: 2 BB: 0 P: 4	R: 0 E: 0 K: 0 S: 3	H: 0 LOB: 0 BB: 0 P: 3	R: 0 E: 0 K: 1 S: 6	H: 1 LOB: 1 BB: 0 P: 6	R: 0 E: 0 K: 0 S: 3	H: 0 LOB: 0 BB: 0 P: 3	R: 0 E: 0 K: 1 S: 6	H: 1 LOB: 1 BB: 0 P: 6	R: 0 E: 0 K: 1 S: 5	H: 0 LOB: 0 BB: 0 P: 5	R: 3 E: 0 K: 0 S: 6	H: 3 LOB: 2 BB: 1 P: 10	R: 0 E: 0 K: 0 S: 3	H: 0 LOB: 0 BB: 0 P: 3	1B: 6 2B: 1 3B: 0 HR: 0	SF: 0 SAC: 1 DP: 0 HBP: 0	WP: 0 PB: 0 SB: 0 CS: 0	PA: 34
PITCHER	IP WLS BF H R ER SO BB IBB HBP BLK WP HR S P ERA WHIP																			
Dock Ellis, R ERA: 4.76 (1, 1)	7.1 L 28 6 3 3 3 1 0 0 0 0 0 0 33 37 3.68 0.955																			
Ramon Hernandez, L ERA: 1.89 (8, 1)	0.1 2 1 0 0 0 0 0 0 0 0 0 0 2 2 0.00 3.000																			
Dave Giusti, R ERA: 4.33 (8, 1)	1.1 4 0 0 0 0 0 0 0 0 0 0 0 4 4 0.00 0.000																			

Batter	1	2	3	4	5	6	7	8	9	AB	R	H	RBI	BB	SO	LOB	BOTTOM			
Gene Clines, R OBP: 0.212, SLG: 0.226 (1,8)	L5-3		L6-3					L9		4	0	1	0	0	0	1	Philadelphia Phillies @ Pittsburgh Pirates Three Rivers Stadium, Pittsburgh, PA Sun May 19 1974, 3:33 AM EDT Unknown			
Dave Parker, L OBP: 0.331, SLG: 0.434 (1,9)	1-3			6-3				P6		4	0	0	0	0	0	1				
Al Oliver, L OBP: 0.291, SLG: 0.453 (1,3)	4-3			F9				F7		4	0	0	0	0	1	1				
Willie Stargell, L OBP: 0.367, SLG: 0.500 (1,7)		1-3		G3				F9		4	0	1	0	0	0	1				
Kurt Bevacqua, R (9, PR)										0	0	0	0	0	0	0				
Richie Hebner, L OBP: 0.382, SLG: 0.555 (1,5)		P5						FC4-6 1B		4	2	1	1	0	0	1				
Rennie Stennett, R OBP: 0.336, SLG: 0.408 (1,4)		6-3						5-3		4	0	2	0	0	0	0				
Manny Sanguillen, R OBP: 0.276, SLG: 0.392 (1,2)										4	0	2	1	0	0	3				
Mario Mendoza, R OBP: 0.400, SLG: 0.385 (1,6)										2	0	0	0	1	0	2				
Ed Kirkpatrick, L OBP: 0.471, SLG: 0.385 (9, PH)			P3							1	0	0	0	0	1	2				
Dock Ellis, S OBP: 0.286, SLG: 0.091 (1, 1)										2	0	0	0	0	1	3				
Ramon Hernandez, S (8, 1)										0	0	0	0	0	0	0				
Dave Giusti, R OBP: 0.250, SLG: 0.250 (8, 1)										0	0	0	0	0	0	0				
Inning Stats	R: 0 E: 0 K: 0 S: 3	H: 0 LOB: 0 BB: 0 P: 3	R: 0 E: 0 K: 0 S: 3	H: 0 LOB: 0 BB: 0 P: 3	R: 0 E: 0 K: 0 S: 3	H: 0 LOB: 0 BB: 0 P: 3	R: 1 E: 0 K: 0 S: 5	H: 2 LOB: 1 BB: 0 P: 5	R: 0 E: 0 K: 0 S: 4	H: 1 LOB: 1 BB: 0 P: 4	R: 0 E: 0 K: 1 S: 6	H: 1 LOB: 2 BB: 1 P: 10	R: 0 E: 0 K: 1 S: 5	H: 0 LOB: 0 BB: 0 P: 5	R: 1 E: 0 K: 1 S: 7	H: 2 LOB: 2 BB: 0 P: 7	1B: 3 2B: 3 3B: 0 HR: 1	SF: 0 SAC: 1 DP: 0 HBP: 0	WP: 0 PB: 0 SB: 1 CS: 0	PA: 35
PITCHER	IP WLS BF H R ER SO BB IBB HBP BLK WP HR S P ERA WHIP																			
Jim Lonborg, R ERA: 2.54 (1, 1)	7.0 W 27 5 1 1 1 1 0 0 0 0 0 0 8 8 6.75 1.500																			
Mac Scarce, L ERA: 3.91 (8, 1)	1.1 6 2 1 1 1 0 0 0 0 0 0 0 8 8 6.75 1.500																			
Eddie Watt, R ERA: 4.73 (9, 1)	0.2 S 2 0 0 0 0 1 0 0 0 0 0 0 4 4 0.00 0.000																			

Batter	1	2	3	4	5	6	7	8	9	AB	R	H	RBI	BB	SO	LOB	TOP
Dave Cash, R OBP: 0.367, SLG: 0.409 (1, 4)	L8		BB	BB		6-3		CS 1B		3	0	1	0	1	0	0	Philadelphia Phillies @ Pittsburgh Pirates Three Rivers Stadium, Pittsburgh, PA Sun May 19 1974, 3:38 AM EDT Att: 13,426 - Unknown
Larry Bowa, S OBP: 0.301, SLG: 0.374 (1, 6)	L8		P3			L6		F7		4	0	0	0	0	0	3	
Mike Schmidt, R OBP: 0.407, SLG: 0.500 (1, 5)	F9		5-3			K				4	0	0	0	0	2	2	
Greg Luzinski, R OBP: 0.291, SLG: 0.341 (1, 7)		5-3			L8			F9 1B		4	0	1	0	0	1	0	
Bill Robinson, R OBP: 0.307, SLG: 0.367 (1, 8)					6-3			F9		4	0	1	0	0	0	1	
Mike Anderson, R OBP: 0.367, SLG: 0.440 (1, 9)		G5-4-3			F7					4	0	2	0	0	0	1	
Tom Hutton, L OBP: 0.309, SLG: 0.476 (7, PH) Tony Taylor, R OBP: 0.316, SLG: 0.235 (7, 3)			S 1B BB			G3		F9		1	1	0	0	1	0	0	
Bob Boone, R OBP: 0.323, SLG: 0.345 (1, 2)			F7			P6		P3		3	0	0	0	0	0	3	
Dick Ruthven, R OBP: 0.118, SLG: 0.118 Mac Scarce, L (7, 1) Billy Grabarkewitz, R OBP: 0.286, SLG: 0.667 (8, PH) Eddie Watt, R (8, 1)						L9				2	0	1	1	0	0	0	
			2H 1B					P4		0	0	0	0	0	0	0	
Inning Stats	R: 0 E: 0 K: 0 S: 3	H: 0 LOB: 0 BB: 0 P: 3	R: 0 E: 0 K: 0 S: 3	H: 1 LOB: 0 BB: 0 P: 3	R: 1 E: 0 K: 0 S: 4	H: 1 LOB: 2 BB: 2 P: 12	R: 0 E: 0 K: 0 S: 3	H: 0 LOB: 0 BB: 0 P: 3	R: 0 E: 0 K: 1 S: 5	H: 2 LOB: 2 BB: 0 P: 5	R: 0 E: 0 K: 0 S: 3	H: 1 LOB: 0 BB: 0 P: 3	R: 0 E: 1 K: 2 S: 9	H: 1 LOB: 2 BB: 0 P: 9	1B: 6 2B: 0 3B: 0 HR: 0	SF: 0 SAC: 0 DP: 1 HBP: 0	WP: 0 PA: 34 PB: 0 SB: 1 CS: 1
PITCHER Jerry Reuss, L ERA: 5.4 (1, 1)	IP: 9.0 WLS: W BF: 34 H: 6 R: 1 ER: 1 SO: 3 BB: 2 IBB: 0 HBP: 0 BLK: 0 WP: 0 HR: 0 S: 38 P: 46 ERA: 1.00 WHIP: 0.889											PITCHER IP: 0 WLS: 0 BF: 0 H: 0 R: 0 ER: 0 SO: 0 BB: 0 IBB: 0 HBP: 0 BLK: 0 WP: 0 HR: 0 S: 0 P: 0 ERA: 0 WHIP: 0					

Batter	1	2	3	4	5	6	7	8	9	AB	R	H	RBI	BB	SO	LOB	BOTTOM
Rennie Stennett, R OBP: 0.346, SLG: 0.421 (1, 4)	FC4-6 1B	L3			2B BB					3	1	2	0	1	0	1	Philadelphia Phillies @ Pittsburgh Pirates Three Rivers Stadium, Pittsburgh, PA Sun May 19 1974, 3:38 AM EDT Att: 13,426 - Unknown
Richie Hebner, L OBP: 0.385, SLG: 0.546 (1, 5)	K		1B BB		F8		HBP			2	0	0	0	1	1	2	
Al Oliver, L OBP: 0.290, SLG: 0.447 (1, 3)	FC4-6 1B		F8		F9		K			4	0	1	0	0	1	4	
Willie Stargell, L OBP: 0.364, SLG: 0.500 (1, 7)	FC4-6		F2		PB 2B		K			4	0	1	1	0	1	5	
Richie Zisk, R OBP: 0.396, SLG: 0.438 Dave Parker, L OBP: 0.331, SLG: 0.434 (9, 9)	F8		1B		K			4-3		4	0	1	0	0	1	3	
Manny Sanguillen, R OBP: 0.275, SLG: 0.367 (1, 2)		1B 6-3 1B	4-3					1-3		4	1	1	0	0	0	2	
Gene Clines, R OBP: 0.229, SLG: 0.242 (1, 8)					L8			L6-3		4	0	2	0	0	0	0	
Mario Mendoza, R OBP: 0.316, SLG: 0.294 (1, 6)		6-3			K			K		4	0	0	1	0	2	2	
Jerry Reuss, L OBP: 0.313, SLG: 0.154 (1, 1)			K		6-3			K		3	0	0	0	0	2	1	
Inning Stats	R: 0 E: 0 K: 1 S: 7	H: 2 LOB: 2 BB: 0 P: 7	R: 1 E: 0 K: 1 S: 7	H: 2 LOB: 1 BB: 0 P: 7	R: 0 E: 0 K: 0 S: 4	H: 1 LOB: 2 BB: 1 P: 8	R: 0 E: 0 K: 1 S: 5	H: 0 LOB: 0 BB: 0 P: 5	R: 1 E: 0 K: 1 S: 6	H: 1 LOB: 1 BB: 1 P: 10	R: 0 E: 0 K: 3 S: 10	H: 1 LOB: 2 BB: 0 P: 11	R: 0 E: 0 K: 0 S: 4	H: 1 LOB: 1 BB: 0 P: 4	1B: 6 2B: 2 3B: 0 HR: 0	SF: 0 SAC: 0 DP: 0 HBP: 1	
PITCHER Dick Ruthven, R ERA: 3.4 Mac Scarce, L ERA: 3.5 Eddie Watt, R ERA: 4.4	IP: 6.1 WLS: L BF: 29 H: 7 R: 2 ER: 2 SO: 6 BB: 2 IBB: 0 HBP: 1 BLK: 0 WP: 0 HR: 0 S: 38 P: 47 ERA: 2.84 WHIP: 1.421											PITCHER IP: 0 WLS: 0 BF: 0 H: 0 R: 0 ER: 0 SO: 0 BB: 0 IBB: 0 HBP: 0 BLK: 0 WP: 0 HR: 0 S: 0 P: 0 ERA: 0 WHIP: 0					

Batter	1	2	3	4	5	6	7	8	9	AB	R	H	RBI	BB	SO	LOB	TOP							
Dave Cash, R OBP: 0.367, SLG: 0.404	4-0 BB SF9 E	0-0 SH1-3 1B		0-0 F8			0-0 F7			3	1	1	0	1	0	0								
Larry Bowa, S OBP: 0.300, SLG: 0.370	0-0 E6 SF9 BB HR	0-0 SH1-3			0-0 F5		0-0			3	1	1	0	0	0	1								
Mike Schmidt, R OBP: 0.405, SLG: 0.485	4-0 HR SF9 BB	4-0 G4-3 BB			0-0 F8		0-0 F8			2	1	0	0	2	0	1								
Greg Luzinski, R OBP: 0.301, SLG: 0.348	0-0 SF9	0-0 G4-3			4-0 BB		0-0 F9			2	0	0	1	1	0	2								
Bill Robinson, R OBP: 0.305, SLG: 0.392	0-0 HR		0-0 6-3		0-0 P4		0-0 5-3			4	1	1	3	0	0	1								
Mike Anderson, R OBP: 0.358, SLG: 0.444	0-0 2B		0-0 F7		0-0 F9		0-3 K			4	0	1	0	0	1	0								
Tom Hutton, L OBP: 0.289, SLG: 0.435	4-0 IBB		0-0 4-3		0-0 F9		0-0 F8			3	0	0	0	1	0	0								
Bob Boone, R OBP: 0.311, SLG: 0.325	0-0 F9		0-3 K		0-0 6-3		0-0 5-3			4	0	0	0	0	1	2								
Ed Farmer, R OBP: 0.125, SLG: 0.125	0-3 K		0-0 4-3		0-3 K		0-3 K			3	0	0	0	0	2	2								
Eddie Watt, R Mac Scarce, L										0	0	0	0	0	0	0								
										1	0	0	0	0	1	0								
Inning Stats	R: 4 E: 1 K: 1 S: 8	H: 2 LOB: 2 BB: 3 P: 20	R: 0 E: 0 K: 0 S: 3	H: 1 LOB: 1 BB: 1 P: 7	R: 0 E: 0 K: 0 S: 3	H: 0 LOB: 0 BB: 0 P: 3	R: 0 E: 0 K: 1 S: 5	H: 0 LOB: 0 BB: 0 P: 5	R: 0 E: 0 K: 0 S: 3	H: 0 LOB: 1 BB: 1 P: 7	R: 0 E: 0 K: 0 S: 3	H: 0 LOB: 0 BB: 0 P: 3	R: 0 E: 0 K: 1 S: 6	H: 1 LOB: 1 BB: 0 P: 6	R: 0 E: 0 K: 1 S: 5	H: 0 LOB: 0 BB: 0 P: 5	R: 0 E: 0 K: 1 S: 5	H: 0 LOB: 0 BB: 0 P: 5	1B: 2 2B: 1 3B: 0 HR: 1	SF: 1 SAC: 1 DP: 1 HBP: 0	WP: 0 PB: 0 SB: 0 CS: 0	PA: 36		
PITCHER	IP WLS BF H R ER SO BB IBB HBP BLK WP HR S P ERA WHIP	IP WLS BF H R ER SO BB IBB HBP BLK WP HR S P ERA WHIP	IP WLS BF H R ER SO BB IBB HBP BLK WP HR S P ERA WHIP	IP WLS BF H R ER SO BB IBB HBP BLK WP HR S P ERA WHIP	IP WLS BF H R ER SO BB IBB HBP BLK WP HR S P ERA WHIP	IP WLS BF H R ER SO BB IBB HBP BLK WP HR S P ERA WHIP	IP WLS BF H R ER SO BB IBB HBP BLK WP HR S P ERA WHIP	IP WLS BF H R ER SO BB IBB HBP BLK WP HR S P ERA WHIP	IP WLS BF H R ER SO BB IBB HBP BLK WP HR S P ERA WHIP	IP WLS BF H R ER SO BB IBB HBP BLK WP HR S P ERA WHIP	IP WLS BF H R ER SO BB IBB HBP BLK WP HR S P ERA WHIP	IP WLS BF H R ER SO BB IBB HBP BLK WP HR S P ERA WHIP	IP WLS BF H R ER SO BB IBB HBP BLK WP HR S P ERA WHIP	IP WLS BF H R ER SO BB IBB HBP BLK WP HR S P ERA WHIP	IP WLS BF H R ER SO BB IBB HBP BLK WP HR S P ERA WHIP	IP WLS BF H R ER SO BB IBB HBP BLK WP HR S P ERA WHIP	IP WLS BF H R ER SO BB IBB HBP BLK WP HR S P ERA WHIP	IP WLS BF H R ER SO BB IBB HBP BLK WP HR S P ERA WHIP	IP WLS BF H R ER SO BB IBB HBP BLK WP HR S P ERA WHIP	IP WLS BF H R ER SO BB IBB HBP BLK WP HR S P ERA WHIP	IP WLS BF H R ER SO BB IBB HBP BLK WP HR S P ERA WHIP	IP WLS BF H R ER SO BB IBB HBP BLK WP HR S P ERA WHIP	IP WLS BF H R ER SO BB IBB HBP BLK WP HR S P ERA WHIP	IP WLS BF H R ER SO BB IBB HBP BLK WP HR S P ERA WHIP

Philadelphia Phillies @ St. Louis Cardinals
 Busch Stadium, St. Louis, MO
 Tue May 21 1974, 7:05 PM CDT
 Att: 11,481 - Unknown

AB 29
 R 4
 H 4
 RBI 4
 BB 5
 SO 5
 LOB 9



Batter	1	2	3	4	5	6	7	8	9	AB	R	H	RBI	BB	SO	LOB	BOTTOM							
Lou Brock, L OBP: 0.371, SLG: 0.398	0-0 4-3		0-0 PB SF9 S 1B		0-0 E4 CS		4-0 SF8 BB BB		0-0 L6	4	1	1	0	1	0	0								
Ted Sizemore, R OBP: 0.393, SLG: 0.392	0-0 F8		4-0 S BB		4-0 FC4-6 BB		4-0 BB BB		0-0 F9	2	0	0	0	3	0	0								
Reggie Smith, S OBP: 0.440, SLG: 0.631	0-0 2B		0-0 P5		0-0 FC4-6		0-0 SF8		0-0 5-3	4	0	1	1	0	0	3								
Ted Simmons, S OBP: 0.344, SLG: 0.483	0-0 F7		0-0 SF9		0-0 L9		4-0 BB			2	0	0	1	1	0	1								
Bake McBride, L OBP: 0.362, SLG: 0.447		0-0 WP 1B	0-0 G3		0-0 F8		0-0 F7			4	0	1	0	0	0	4								
Joe Torre, R OBP: 0.362, SLG: 0.395		4-0 BB		0-0 L7		0-0 FC6-4 1B		4-0 BB		2	0	1	0	2	0	0								
Ken Reitz, R OBP: 0.361, SLG: 0.432		0-3 K		0-3 K2-3		0-0 FC6-4		0-3 K		4	0	0	0	0	3	4								
Mike Tyson, R OBP: 0.246, SLG: 0.248		0-3 K		0-0 6-3		0-0 F8		0-0 F8		2	0	0	0	0	1	2								
Tim McCarver, L OBP: 0.305, SLG: 0.211		0-0 K								1	0	0	0	0	0	0								
Orlando Pena, R OBP: 1.000, SLG: 1.000		0-0 K								0	0	0	0	0	0	0								
Tom Heintzelman, R OBP: 0.357, SLG: 0.583		0-0 K								1	0	0	0	0	0	1								
Al Hrabosky, R		0-0 K								0	0	0	0	0	0	0								
John Curtis, L OBP: 0.125, SLG: 0.067		0-3 K								0	0	0	0	0	0	0								
Mike Thompson, R		0-0 K								0	0	0	0	0	0	0								
Jose Cruz, L OBP: 0.285, SLG: 0.406		0-0 K								1	0	0	0	0	1	2								
Mike Garman, R		0-0 K								0	0	0	0	0	0	0								
Luis Melendez, R OBP: 0.300, SLG: 0.625		0-0 K								1	0	0	0	0	0	0								
Rich Folkers, L		0-0 K								0	0	0	0	0	0	0								
Jim Hickman, R OBP: 0.275, SLG: 0.517		0-0 K								1	1	0	0	1	0	1								
Inning Stats	R: 0 E: 0 K: 0 S: 4	H: 1 LOB: 1 BB: 0 P: 4	R: 0 E: 0 K: 3 S: 10	H: 1 LOB: 2 BB: 1 P: 14	R: 1 E: 0 K: 0 S: 4	H: 1 LOB: 1 BB: 1 P: 8	R: 0 E: 0 K: 1 S: 5	H: 0 LOB: 0 BB: 0 P: 5	R: 0 E: 0 K: 0 S: 3	H: 0 LOB: 1 BB: 1 P: 7	R: 0 E: 0 K: 0 S: 4	H: 1 LOB: 1 BB: 0 P: 4	R: 1 E: 0 K: 0 S: 3	H: 0 LOB: 3 BB: 4 P: 19	R: 0 E: 0 K: 1 S: 5	H: 0 LOB: 1 BB: 1 P: 9	R: 0 E: 0 K: 0 S: 3	H: 0 LOB: 0 BB: 0 P: 3	1B: 3 2B: 1 3B: 0 HR: 0	SF: 2 SAC: 0 DP: 0 HBP: 0	WP: 1 PB: 1 SB: 2 CS: 1	PA: 39		
PITCHER	IP WLS BF H R ER SO BB IBB HBP BLK WP HR S P ERA WHIP	IP WLS BF H R ER SO BB IBB HBP BLK WP HR S P ERA WHIP	IP WLS BF H R ER SO BB IBB HBP BLK WP HR S P ERA WHIP	IP WLS BF H R ER SO BB IBB HBP BLK WP HR S P ERA WHIP	IP WLS BF H R ER SO BB IBB HBP BLK WP HR S P ERA WHIP	IP WLS BF H R ER SO BB IBB HBP BLK WP HR S P ERA WHIP	IP WLS BF H R ER SO BB IBB HBP BLK WP HR S P ERA WHIP	IP WLS BF H R ER SO BB IBB HBP BLK WP HR S P ERA WHIP	IP WLS BF H R ER SO BB IBB HBP BLK WP HR S P ERA WHIP	IP WLS BF H R ER SO BB IBB HBP BLK WP HR S P ERA WHIP	IP WLS BF H R ER SO BB IBB HBP BLK WP HR S P ERA WHIP	IP WLS BF H R ER SO BB IBB HBP BLK WP HR S P ERA WHIP	IP WLS BF H R ER SO BB IBB HBP BLK WP HR S P ERA WHIP	IP WLS BF H R ER SO BB IBB HBP BLK WP HR S P ERA WHIP	IP WLS BF H R ER SO BB IBB HBP BLK WP HR S P ERA WHIP	IP WLS BF H R ER SO BB IBB HBP BLK WP HR S P ERA WHIP	IP WLS BF H R ER SO BB IBB HBP BLK WP HR S P ERA WHIP	IP WLS BF H R ER SO BB IBB HBP BLK WP HR S P ERA WHIP	IP WLS BF H R ER SO BB IBB HBP BLK WP HR S P ERA WHIP	IP WLS BF H R ER SO BB IBB HBP BLK WP HR S P ERA WHIP	IP WLS BF H R ER SO BB IBB HBP BLK WP HR S P ERA WHIP	IP WLS BF H R ER SO BB IBB HBP BLK WP HR S P ERA WHIP	IP WLS BF H R ER SO BB IBB HBP BLK WP HR S P ERA WHIP	IP WLS BF H R ER SO BB IBB HBP BLK WP HR S P ERA WHIP

Philadelphia Phillies @ St. Louis Cardinals
 Busch Stadium, St. Louis, MO
 Tue May 21 1974, 7:05 PM CDT
 Att: 11,481 - Unknown

AB 29
 R 2
 H 4
 RBI 2
 BB 8
 SO 5
 LOB 18



Batter	1	2	3	4	5	6	7	8	9	AB	R	H	RBI	BB	SO	LOB	TOP				
Dave Cash, R OBP: 0.368, SLG: 0.406 (1, 4)	0-0 6-3		0-0 SH5-3 6-4-3 2B		4-0 HR BB		0-0 F9		0-0 F8	4	2	1	0	1	0	0					
Larry Bowa, S OBP: 0.299, SLG: 0.373 (1, 6)	0-0 S 1B 2B		0-0 SH5-3 2-3		0-0 P6		0-0 4-3		0-0 F8	4	1	1	0	0	0	1					
Del Unser, L OBP: 0.429, SLG: 0.500 (1, 8)	0-0 2-H 1B		4-0 6-4-3 BB		0-0 1-H HR			1-0 FC5 BB HBP	0-0 F9	3	1	2	3	1	0	0					
Greg Luzinski, R OBP: 0.313, SLG: 0.350 (1, 7)	4-0 1-2 BB		0-0 6-4-3 1-2		0-0 S 1B			4-0 BB FC5 1B BB		2	1	1	1	2	0	1					
Tom Hutton, L OBP: 0.275, SLG: 0.411 (1, 3)	0-0 F5		0-0 6-3 3-H		0-0 3-1 1-2			0-0 FC5 BB 1B	0-0 F9	4	1	0	0	0	0	6					
Mike Schmidt, R OBP: 0.401, SLG: 0.474 (1, 5)	0-3 K				0-0 F9			4-0 1B 2-3 SF8 BB		3	1	0	0	1	1	2					
Mike Anderson, R OBP: 0.356, SLG: 0.438 (1, 9)		0-0 F3			0-0 F2		0-3 K	0-0 1-3 2-H 3-H 1B		4	0	1	2	0	1	0					
Bob Boone, R OBP: 0.302, SLG: 0.317 (1, 2)		0-0 6-3			0-0 6-3		0-0 4-3	0-0 SF8		3	0	0	1	0	0	0					
Ron Schueler, R OBP: 0.100, SLG: 0.100 (1, 1)		0-0 1-3					0-0 P4	0-0 3-H 1-3 K		4	0	0	0	0	1	1					
Inning Stats	R: 1 E: 0 K: 1 S: 7	H: 2 LOB: 2 BB: 1 P: 11	R: 0 E: 0 K: 0 S: 3	H: 0 LOB: 0 BB: 0 P: 3	R: 1 E: 0 K: 0 S: 4	H: 1 LOB: 1 BB: 1 P: 8	R: 0 E: 0 K: 0 S: 3	H: 0 LOB: 0 BB: 0 P: 3	R: 2 E: 0 K: 1 S: 5	H: 2 LOB: 1 BB: 1 P: 9	R: 0 E: 0 K: 0 S: 3	H: 0 LOB: 0 BB: 0 P: 3	R: 0 E: 0 K: 1 S: 6	H: 1 LOB: 1 BB: 2 P: 15	R: 0 E: 0 K: 0 S: 3	H: 0 LOB: 0 BB: 0 P: 3	1B: 3 2B: 2 3B: 0 HR: 1	SF: 1 SAC: 1 DP: 0 HBP: 1	WP: 0 PB: 0 SB: 2 CS: 0	PA: 39	
PITCHER	IP	WLS	BF	H	R	ER	SO	BB	IBB	HBP	BLK	WP	HR	S	P	ERA	WHIP				
Alan Foster, R ERA: 4.13 (1, 1)	6.0	L	26	5	4	4	2	3	0	0	0	0	1	27	39	6.00	1.333				
Mike Thompson, R ERA: 5.87 (7, 1)	1.1		8	1	3	3	0	2	0	1	0	0	0	5	14	20.25	2.250				
Orlando Pena, R ERA: 1.23 (8, 1)	0.2		2	0	0	0	1	0	0	0	0	0	0	4	4	0.00	0.000				
Pete Richert, L ERA: 3.86 (9, 1)	1.0		3	0	0	0	0	0	0	0	0	0	0	3	3	0.00	0.000				

Philadelphia Phillies @ St. Louis Cardinals
 Busch Stadium, St. Louis, MO
 Wed May 22 1974, 7:05 PM CDT
 Att: 10,587 - Unknown

AB 31
 R 7
 H 6
 RBI 7
 BB 5
 SO 3
 LOB 11



Batter	1	2	3	4	5	6	7	8	9	AB	R	H	RBI	BB	SO	LOB	BOTTOM					
Lou Brock, L OBP: 0.369, SLG: 0.400 (1, 7)	0-0 2B		0-3 K			0-0 P6		0-0 F7		4	0	1	0	0	1	1						
Ted Sizemore, R OBP: 0.383, SLG: 0.380 (1, 4)	0-0 6-3			0-0 P4		0-0 F7			0-0 P6	4	0	0	0	0	0	1						
Reggie Smith, S OBP: 0.429, SLG: 0.614 (1, 9)	0-3 K			0-0 L8			0-0 P5		0-0 F5	4	0	0	0	0	1	1						
Ted Simmons, S OBP: 0.335, SLG: 0.470 (1, 2)	0-0 L8			0-0 F7			0-0 F8		0-0 5-3	4	0	0	0	0	0	1						
Joe Torre, R OBP: 0.369, SLG: 0.392 (1, 3)		4-0 L3 BB			0-0 F9		1-0 FC6-4 HBP			1	0	0	0	1	0	0						
Ken Reitz, R OBP: 0.354, SLG: 0.424 (1, 5)		0-0 L3		0-0 L8		0-0 L8		0-0 FC6-4		3	0	0	0	0	0	2						
Jose Cruz, L OBP: 0.293, SLG: 0.486 (1, 8)		0-0 4-3			0-0 HR			0-0 4-3		3	1	1	1	0	0	0						
Luis Alvarado, R OBP: 0.135, SLG: 0.114 (1, 6)			0-0 F9			0-0 F5		0-3 K		2	0	0	0	0	0	0						
Tim McCarver, L OBP: 0.295, SLG: 0.200 (8, PH)										1	0	0	0	0	1	0						
Mike Tyson, R OBP: 0.246, SLG: 0.248 (9, 6)										0	0	0	0	0	0	0						
Alan Foster, R OBP: 0.215, SLG: 0.167 (1, 1)										1	0	0	0	0	0	0						
Luis Nieto, R OBP: 0.200, SLG: 0.200 (6, PH)										0	0	0	0	0	0	0						
Mike Thompson, R OBP: 0.295, SLG: 0.380 (7, 1)										0	0	0	0	0	0	0						
Orlando Pena, R OBP: 0.429, SLG: 1.000 (8, 1)										0	0	0	0	0	0	0						
Jim Hickman, R OBP: 0.295, SLG: 0.597 (8, PH)										0	0	0	0	1	0	0						
Pete Richert, L ERA: 3.86 (9, 1)										0	0	0	0	0	0	0						
Inning Stats	R: 0 E: 0 K: 1 S: 6	H: 1 LOB: 1 BB: 0 P: 6	R: 0 E: 0 K: 0 S: 2	H: 0 LOB: 0 BB: 1 P: 6	R: 0 E: 0 K: 1 S: 5	H: 0 LOB: 0 BB: 0 P: 5	R: 0 E: 0 K: 0 S: 3	H: 0 LOB: 0 BB: 0 P: 3	R: 1 E: 0 K: 0 S: 4	H: 1 LOB: 0 BB: 0 P: 4	R: 0 E: 0 K: 1 S: 5	H: 0 LOB: 0 BB: 0 P: 5	R: 0 E: 0 K: 0 S: 3	H: 0 LOB: 1 BB: 0 P: 4	R: 0 E: 0 K: 1 S: 5	H: 0 LOB: 1 BB: 1 P: 9	R: 0 E: 0 K: 0 S: 3	H: 0 LOB: 0 BB: 0 P: 3	1B: 0 2B: 2 3B: 0 HR: 1	SF: 0 SAC: 0 DP: 1 HBP: 1	WP: 0 PB: 0 SB: 0 CS: 0	PA: 31
PITCHER	IP	WLS	BF	H	R	ER	SO	BB	IBB	HBP	BLK	WP	HR	S	P	ERA	WHIP					
Ron Schueler, R ERA: 2.93 (1, 1)	9.0	W	31	2	1	1	4	2	0	1	0	0	1	36	45	1.00	0.444					

Philadelphia Phillies @ St. Louis Cardinals
 Busch Stadium, St. Louis, MO
 Wed May 22 1974, 7:05 PM CDT
 Att: 10,587 - Unknown

AB 28
 R 1
 H 2
 RBI 1
 BB 2
 SO 4
 LOB 6



Batter	1	2	3	4	5	6	7	8	9	AB	R	H	RBI	BB	SO	LOB	TOP							
Ron Hunt, R OBP: 0.356, SLG: 0.228 Pepe Frias, R OBP: 0.100, SLG: 0.200	F8 SH1-4 1B BB	F9			1B 2B		K			2	2	1	0	1	0	0								
Larry Lintz, S OBP: 0.309, SLG: 0.360	SH1-4		4-3		2B 1B		K			3	1	1	1	0	1	0								
Willie Davis, L OBP: 0.343, SLG: 0.407	F8		4-3		2B		P4			4	0	1	1	0	0	1								
Ken Singleton, S OBP: 0.422, SLG: 0.378	BB 1B		F8		4-3		1-3			4	1	1	1	0	0	0								
Ron Fairly, L OBP: 0.358, SLG: 0.455	1B BB			G4-6-3 BB	6-3		K			2	0	0	0	2	1	0								
Bob Bailey, R OBP: 0.413, SLG: 0.427 Jim Lyttle, L OBP: 0.250, SLG: 0.167	1-2 1B		G4-6-3 1-2	FC5-4 BB	4-3		4-3			3	0	1	1	1	0	1								
Jim Cox, R OBP: 0.264, SLG: 0.271	P4		5-3	FC5-4 1-2	FC5-4		F6			4	0	0	0	0	0	3								
Terry Humphrey, R OBP: 0.250, SLG: 0.241		F8			K		K			3	0	0	0	0	2	0								
Ernie McAnally, R (1, 1)		5-3			K		F3			3	0	0	0	0	1	0								
Inning Stats	R: 2 E: 0 K: 0 S: 5	H: 2 LOB: 2 BB: 2 P: 13	R: 0 E: 0 K: 0 S: 3	H: 0 LOB: 0 BB: 0 P: 3	R: 0 E: 0 K: 0 S: 3	H: 0 LOB: 0 BB: 1 P: 6	R: 2 E: 0 K: 2 S: 9	H: 3 LOB: 1 BB: 0 P: 9	R: 0 E: 0 K: 0 S: 3	H: 0 LOB: 0 BB: 1 P: 7	R: 0 E: 0 K: 1 S: 5	H: 0 LOB: 0 BB: 0 P: 5	R: 0 E: 0 K: 1 S: 5	H: 0 LOB: 0 BB: 0 P: 5	R: 0 E: 0 K: 1 S: 5	H: 0 LOB: 0 BB: 0 P: 5	1B: 3 2B: 2 3B: 0 HR: 0	SF: 0 SAC: 1 DP: 1 HBP: 0	WP: 0 PB: 0 SB: 0 CS: 0	PA: 34				
PITCHER	IP WLS BF H R ER SO BB IBB HBP BLK WP HR S P ERA WHIP	IP WLS BF H R ER SO BB IBB HBP BLK WP HR S P ERA WHIP	IP WLS BF H R ER SO BB IBB HBP BLK WP HR S P ERA WHIP	IP WLS BF H R ER SO BB IBB HBP BLK WP HR S P ERA WHIP	IP WLS BF H R ER SO BB IBB HBP BLK WP HR S P ERA WHIP	IP WLS BF H R ER SO BB IBB HBP BLK WP HR S P ERA WHIP	IP WLS BF H R ER SO BB IBB HBP BLK WP HR S P ERA WHIP	IP WLS BF H R ER SO BB IBB HBP BLK WP HR S P ERA WHIP	IP WLS BF H R ER SO BB IBB HBP BLK WP HR S P ERA WHIP	IP WLS BF H R ER SO BB IBB HBP BLK WP HR S P ERA WHIP	IP WLS BF H R ER SO BB IBB HBP BLK WP HR S P ERA WHIP	IP WLS BF H R ER SO BB IBB HBP BLK WP HR S P ERA WHIP	IP WLS BF H R ER SO BB IBB HBP BLK WP HR S P ERA WHIP	IP WLS BF H R ER SO BB IBB HBP BLK WP HR S P ERA WHIP	IP WLS BF H R ER SO BB IBB HBP BLK WP HR S P ERA WHIP	IP WLS BF H R ER SO BB IBB HBP BLK WP HR S P ERA WHIP	IP WLS BF H R ER SO BB IBB HBP BLK WP HR S P ERA WHIP	IP WLS BF H R ER SO BB IBB HBP BLK WP HR S P ERA WHIP	IP WLS BF H R ER SO BB IBB HBP BLK WP HR S P ERA WHIP	IP WLS BF H R ER SO BB IBB HBP BLK WP HR S P ERA WHIP	IP WLS BF H R ER SO BB IBB HBP BLK WP HR S P ERA WHIP			
Jim Lonborg, R ERA: 2.78 Frank Linzy, R ERA: 1.95	(1, 1) 7.0 L 28 5 4 4 4 4 0 0 0 0 0 0 32 48 5.14 1.286	(8, 1) 2.0 6 0 0 0 2 0 0 0 0 0 0 0 0 10 10 0.00 0.000																						

Montreal Expos @ Philadelphia Phillies
Veterans Stadium, Philadelphia, PA
Fri May 24 1974, 7:05 PM EDT
Att: 14,131 - Unknown


AB 29
R 4
H 5
RBI 4
BB 4
SO 6
LOB 5



Batter	1	2	3	4	5	6	7	8	9	AB	R	H	RBI	BB	SO	LOB	BOTTOM				
Dave Cash, R OBP: 0.360, SLG: 0.396	F8		6-3		5-3		F8			4	0	0	0	0	0	1					
Larry Bowa, S OBP: 0.309, SLG: 0.382	S 1B		4-3		FC3-6 1B		1B			4	0	3	0	0	0	0					
Del Unser, L OBP: 0.423, SLG: 0.486	K			2B BB	FC3-6 1B 2B		K			3	2	0	0	1	2	4					
Greg Luzinski, R OBP: 0.317, SLG: 0.361	4-3			4-3 1-H 2B	FC5-2 1B		K			4	0	2	1	0	1	1					
Tom Hutton, L OBP: 0.274, SLG: 0.416		4-3		4-3	FC5-2 1B		6-3			4	0	1	1	0	0	1					
Mike Schmidt, R OBP: 0.396, SLG: 0.474				K	FC5-2 2B		K			4	0	1	0	0	2	3					
Mike Anderson, R OBP: 0.346, SLG: 0.424		K		K	FC6-4		K			4	0	0	0	0	2	4					
Larry Cox, R (1, 2)		3-1			FC6-4 1-2		K			4	0	0	0	0	1	1					
Jim Lonborg, R OBP: 0.038, SLG: 0.040 Billy Grabarkewitz, R OBP: 0.375, SLG: 0.667 Frank Linzy, R (8, 1) Bill Robinson, R OBP: 0.302, SLG: 0.388			6-3		K		1B BB			2	0	0	0	0	1	0					
Inning Stats	R: 0 E: 0 K: 1 S: 6	H: 1 LOB: 1 BB: 0 P: 6	R: 0 E: 0 K: 1 S: 6	H: 1 LOB: 1 BB: 0 P: 6	R: 0 E: 0 K: 2 S: 8	H: 1 LOB: 1 BB: 1 P: 12	R: 0 E: 0 K: 1 S: 5	H: 0 LOB: 0 BB: 0 P: 5	R: 1 E: 0 K: 0 S: 6	H: 3 LOB: 2 BB: 0 P: 6	R: 0 E: 0 K: 2 S: 8	H: 1 LOB: 2 BB: 1 P: 12	R: 0 E: 0 K: 2 S: 7	H: 0 LOB: 0 BB: 0 P: 7	R: 0 E: 0 K: 0 S: 3	H: 0 LOB: 0 BB: 0 P: 3	1B: 4 2B: 3 3B: 0 HR: 0	SF: 0 SAC: 0 DP: 0 HBP: 0	WP: 0 PB: 0 SB: 1 CS: 0	PA: 36	
PITCHER	IP WLS BF H R ER SO BB IBB HBP BLK WP HR S P ERA WHIP	IP WLS BF H R ER SO BB IBB HBP BLK WP HR S P ERA WHIP	IP WLS BF H R ER SO BB IBB HBP BLK WP HR S P ERA WHIP	IP WLS BF H R ER SO BB IBB HBP BLK WP HR S P ERA WHIP	IP WLS BF H R ER SO BB IBB HBP BLK WP HR S P ERA WHIP	IP WLS BF H R ER SO BB IBB HBP BLK WP HR S P ERA WHIP	IP WLS BF H R ER SO BB IBB HBP BLK WP HR S P ERA WHIP	IP WLS BF H R ER SO BB IBB HBP BLK WP HR S P ERA WHIP	IP WLS BF H R ER SO BB IBB HBP BLK WP HR S P ERA WHIP	IP WLS BF H R ER SO BB IBB HBP BLK WP HR S P ERA WHIP	IP WLS BF H R ER SO BB IBB HBP BLK WP HR S P ERA WHIP	IP WLS BF H R ER SO BB IBB HBP BLK WP HR S P ERA WHIP	IP WLS BF H R ER SO BB IBB HBP BLK WP HR S P ERA WHIP	IP WLS BF H R ER SO BB IBB HBP BLK WP HR S P ERA WHIP	IP WLS BF H R ER SO BB IBB HBP BLK WP HR S P ERA WHIP	IP WLS BF H R ER SO BB IBB HBP BLK WP HR S P ERA WHIP	IP WLS BF H R ER SO BB IBB HBP BLK WP HR S P ERA WHIP	IP WLS BF H R ER SO BB IBB HBP BLK WP HR S P ERA WHIP	IP WLS BF H R ER SO BB IBB HBP BLK WP HR S P ERA WHIP	IP WLS BF H R ER SO BB IBB HBP BLK WP HR S P ERA WHIP	IP WLS BF H R ER SO BB IBB HBP BLK WP HR S P ERA WHIP
Ernie McAnally, R ERA: 4.89	(1, 1) 9.0 W 36 7 2 2 9 2 0 0 0 0 0 0 52 60 2.00 1.000																				

Montreal Expos @ Philadelphia Phillies
Veterans Stadium, Philadelphia, PA
Fri May 24 1974, 7:05 PM EDT
Att: 14,131 - Unknown

AB 34
R 2
H 7
RBI 2
BB 2
SO 9
LOB 15



Batter	1	2	3	4	5	6	7	8	9	AB	R	H	RBI	BB	SO	LOB	TOP								
Ron Hunt, R OBP: 0.353, SLG: 0.226 Larry Lintz, S OBP: 0.305, SLG: 0.340	5-3						B2-3		K	1	0	0	0	0	0	0	Montreal Expos @ Philadelphia Phillies Veterans Stadium, Philadelphia, PA Sat May 25 1974, 7:05 PM EDT Unknown livebaseballscorecards.com								
Boots Day, L OBP: 0.429, SLG: 0.333 Ron Woods, R OBP: 0.263, SLG: 0.125 Jim Lyttle, L OBP: 0.300, SLG: 0.250								K		0	0	0	0	2	0	0									
Willie Davis, L OBP: 0.331, SLG: 0.393	F9							K	FC6-4	5	0	0	0	0	2	7									
Ken Singleton, S OBP: 0.424, SLG: 0.377	K									3	1	1	1	1	1	1									
Ron Fairly, L OBP: 0.353, SLG: 0.443		G3								4	0	1	0	0	1	1									
Bob Bailey, R OBP: 0.423, SLG: 0.429										2	0	1	1	2	1	0									
Jim Cox, R OBP: 0.263, SLG: 0.279										4	1	1	0	0	1	4									
Barry Foote, R OBP: 0.283, SLG: 0.333 Mike Jorgensen, L OBP: 0.316, SLG: 0.133										3	0	0	0	0	0	0									
Mike Torrez, R Chuck Taylor, R OBP: 0.250, SLG: 0.500 Bob Stinson, S OBP: 0.333, SLG: 0.333										0	0	0	0	0	0	0									
Inning Stats	R: 0 E: 0 K: 1 S: 5	H: 0 LOB: 1 BB: 1 P: 9	R: 0 E: 0 K: 1 S: 4	H: 0 LOB: 0 BB: 1 P: 8	R: 0 E: 0 K: 2 S: 7	H: 0 LOB: 2 BB: 2 P: 15	R: 0 E: 0 K: 1 S: 5	H: 0 LOB: 1 BB: 1 P: 9	R: 0 E: 0 K: 1 S: 5	H: 0 LOB: 0 BB: 0 P: 5	R: 2 E: 0 K: 0 S: 5	H: 3 LOB: 1 BB: 1 P: 9	R: 0 E: 0 K: 1 S: 5	H: 0 LOB: 0 BB: 0 P: 5	R: 0 E: 0 K: 2 S: 7	H: 0 LOB: 1 BB: 1 P: 11		R: 1 E: 0 K: 2 S: 10	H: 3 LOB: 3 BB: 1 P: 14	1B: 5 2B: 1 3B: 0 HR: 0	SF: 0 SAC: 0 DP: 1 HBP: 0	WP: 0 PB: 0 SB: 3 CS: 1	PA: 39		
PITCHER	IP	WLS	BF	H	R	ER	SO	BB	IBB	HBP	BLK	WP	HR	S	P	ERA	WHIP								
Dick Ruthven, R ERA: 3.12	(1, 1)	5.0	19	4	2	0	6	5	0	0	0	0	0	26	46	0.00	1.000								
Mac Scarce, L ERA: 4.1	(6, 1)	0.1	4	2	2	2	0	1	0	0	0	0	0	3	7	54.00	9.000								
Eddie Watt, R ERA: 3.63	(6, 1)	2.2	W	9	1	0	3	1	0	0	0	0	0	14	18	0.00	0.750								
Frank Linzy, R ERA: 2.35	(9, 1)	1.0	7	3	1	1	2	1	0	0	0	0	0	10	14	9.00	4.000								

Batter	1	2	3	4	5	6	7	8	9	AB	R	H	RBI	BB	SO	LOB	BOTTOM								
Dave Cash, R OBP: 0.363, SLG: 0.395	F7									3	1	1	0	1	0	0	Montreal Expos @ Philadelphia Phillies Veterans Stadium, Philadelphia, PA Sat May 25 1974, 7:05 PM EDT Unknown livebaseballscorecards.com								
Larry Bowa, S OBP: 0.308, SLG: 0.379	4-3									4	2	1	0	0	0	1									
Del Unser, L OBP: 0.417, SLG: 0.477	K2-3									4	0	1	0	0	1	3									
Greg Luzinski, R OBP: 0.321, SLG: 0.391										4	1	2	4	0	0	1									
Tom Hutton, L OBP: 0.261, SLG: 0.395										4	0	0	0	0	0	2									
Mike Schmidt, R OBP: 0.402, SLG: 0.493										3	0	2	0	0	0	0									
Mike Anderson, R OBP: 0.338, SLG: 0.414										3	0	0	0	0	0	2									
Larry Cox, R										3	0	0	0	0	0	1									
Dick Ruthven, R OBP: 0.105, SLG: 0.105 Mac Scarce, L Eddie Watt, R Willie Montanez, L OBP: 0.267, SLG: 0.337 Frank Linzy, R										2	0	0	0	0	1	1									
Inning Stats	R: 0 E: 0 K: 1 S: 5	H: 0 LOB: 0 BB: 0 P: 5	R: 0 E: 0 K: 0 S: 4	H: 1 LOB: 1 BB: 0 P: 4	R: 0 E: 0 K: 1 S: 5	H: 0 LOB: 0 BB: 0 P: 5	R: 0 E: 0 K: 0 S: 4	H: 1 LOB: 1 BB: 0 P: 4	R: 0 E: 0 K: 0 S: 4	H: 1 LOB: 1 BB: 0 P: 4	R: 1 E: 0 K: 0 S: 4	H: 1 LOB: 1 BB: 1 P: 8	R: 0 E: 0 K: 0 S: 3	H: 0 LOB: 0 BB: 0 P: 3	R: 3 E: 0 K: 1 S: 8	H: 3 LOB: 0 BB: 0 P: 8		1B: 3 2B: 3 3B: 0 HR: 1	SF: 0 SAC: 0 DP: 0 HBP: 0	WP: 0 PB: 1 SB: 0 CS: 0	PA: 32				
PITCHER	IP	WLS	BF	H	R	ER	SO	BB	IBB	HBP	BLK	WP	HR	S	P	ERA	WHIP								
Mike Torrez, R ERA: 3.75	(1, 1)	7.1	L	29	6	3	3	3	1	0	0	0	0	34	38	3.68	0.955								
Chuck Taylor, R ERA: 2.17	(8, 1)	0.2	3	1	1	1	0	0	0	0	0	0	1	3	3	13.50	1.500								

Batter	1	2	3	4	5	6	7	8	9	AB	R	H	RBI	BB	SO	LOB	TOP					
Larry Lintz, S OBP: 0.286, SLG: 0.316 (1, 6)										4	0	0	0	0	2	1	Montreal Expos @ Philadelphia Phillies Veterans Stadium, Philadelphia, PA Sat May 25 1974, 7:05 PM EDT Att: 41,350 - Unknown livebaseballscorecards.com					
Ron Hunt, R OBP: 0.358, SLG: 0.226 (9, PH) Jim Lytle, L OBP: 0.300, SLG: 0.250 (9, PR)										2	1	1	0	1	1	1						
Ron Woods, R OBP: 0.304, SLG: 0.158 (1, 8) Willie Davis, L OBP: 0.329, SLG: 0.390 (7, PH) (7, 8)										2	0	0	0	0	1	1						
Bob Bailey, R OBP: 0.422, SLG: 0.422 (1, 7)										4	0	1	0	1	1	1						
Hal Breedren, R OBP: 0.349, SLG: 0.370 (1, 3)										3	0	0	0	2	0	2						
Ken Singleton, S OBP: 0.419, SLG: 0.373 (1, 9)										4	0	1	1	0	0	4						
Jim Cox, R OBP: 0.270, SLG: 0.286 (1, 4)										4	0	2	0	0	0	2						
Terry Humphrey, R OBP: 0.229, SLG: 0.219 (1, 2)										3	0	0	0	0	1	3						
Pepe Frias, R OBP: 0.143, SLG: 0.214 (1, 5)										4	1	1	0	0	0	2						
Steve Renko, R OBP: 0.240, SLG: 0.208 (1, 1)										4	0	1	1	0	0	1						
Inning Stats	R: 0 E: 0 K: 1 S: 6	H: 2 LOB: 2 BB: 1 P: 10	R: 0 E: 1 K: 0 S: 4	H: 0 LOB: 1 BB: 0 P: 4	R: 1 E: 0 K: 1 S: 6	H: 1 LOB: 2 BB: 2 P: 14	R: 1 E: 0 K: 2 S: 9	H: 2 LOB: 1 BB: 0 P: 9	R: 0 E: 1 K: 1 S: 7	H: 1 LOB: 2 BB: 0 P: 7	R: 0 E: 0 K: 0 S: 3	H: 0 LOB: 0 BB: 0 P: 3	R: 0 E: 0 K: 1 S: 5	H: 0 LOB: 0 BB: 0 P: 5	R: 0 E: 0 K: 0 S: 4	H: 1 LOB: 1 BB: 2 P: 4	R: 0 E: 0 K: 0 S: 3	H: 0 LOB: 2 BB: 2 P: 11	1B: 7 2B: 0 3B: 0 HR: 0	SF: 0 SAC: 1 DP: 1 HBP: 0	WP: 0 PB: 0 SB: 2 CS: 0	PA: 40
PITCHER Steve Carlton, L ERA: 3.28 (1, 1)	IP: 9.0 WLS: W BF: 40	H: 7 R: 2 ER: 2 SO: 6	BB: 5 IBB: 0 HBP: 0 BLK: 1	WP: 0 HR: 0 S: 47 P: 67	ERA: 2.00 WHIP: 1.333	PITCHER IP: WLS: BF: H: R: ER: SO: BB: IBB: HBP: BLK: WP: HR: S: P: ERA: WHIP																

Batter	1	2	3	4	5	6	7	8	9	AB	R	H	RBI	BB	SO	LOB	BOTTOM			
Dave Cash, R OBP: 0.366, SLG: 0.394 (1, 4)										3	1	1	0	1	0	0	Montreal Expos @ Philadelphia Phillies Veterans Stadium, Philadelphia, PA Sat May 25 1974, 7:05 PM EDT Att: 41,350 - Unknown livebaseballscorecards.com			
Larry Bowa, S OBP: 0.301, SLG: 0.371 (1, 6)										4	0	0	0	0	0	4				
Del Unser, L OBP: 0.420, SLG: 0.478 (1, 8)										4	0	2	2	0	2	1				
Greg Luzinski, R OBP: 0.326, SLG: 0.409 (1, 7)										3	1	1	2	1	0	1				
Willie Montanez, L OBP: 0.266, SLG: 0.333 (1, 3) Tom Hutton, L OBP: 0.261, SLG: 0.395 (9, 3)										4	0	1	0	0	0	0				
Mike Schmidt, R OBP: 0.395, SLG: 0.483 (1, 5)										3	0	0	0	0	1	2				
Bill Robinson, R OBP: 0.303, SLG: 0.387 (1, 9)										3	0	1	0	0	1	0				
Jim Essian, R (1, 2)										3	1	0	0	0	1	1				
Steve Carlton, L OBP: 0.200, SLG: 0.241 (1, 1)										3	1	1	0	0	0	0				
Inning Stats	R: 0 E: 0 K: 1 S: 5	H: 0 LOB: 0 BB: 0 P: 5	R: 0 E: 0 K: 0 S: 3	H: 1 LOB: 0 BB: 0 P: 3	R: 0 E: 0 K: 2 S: 7	H: 0 LOB: 0 BB: 0 P: 7	R: 2 E: 0 K: 1 S: 7	H: 2 LOB: 0 BB: 0 P: 7	R: 0 E: 0 K: 1 S: 5	H: 0 LOB: 0 BB: 0 P: 5	R: 0 E: 0 K: 0 S: 3	H: 0 LOB: 0 BB: 0 P: 3	R: 0 E: 0 K: 0 S: 4	H: 1 LOB: 1 BB: 0 P: 4	R: 2 E: 0 K: 0 S: 6	H: 3 LOB: 3 BB: 2 P: 14	1B: 6 2B: 0 3B: 0 HR: 1	SF: 0 SAC: 0 DP: 0 HBP: 0	WP: 0 PB: 0 SB: 0 CS: 1	PA: 32
PITCHER Steve Renko, R ERA: 4.81 (1, 1)	IP: 8.0 WLS: L BF: 32	H: 7 R: 4 ER: 4 SO: 5	BB: 2 IBB: 0 HBP: 0 BLK: 0	WP: 0 HR: 1 S: 40 P: 48	ERA: 4.50 WHIP: 1.125	PITCHER IP: WLS: BF: H: R: ER: SO: BB: IBB: HBP: BLK: WP: HR: S: P: ERA: WHIP														

Batter	1	2	3	4	5	6	7	8	9	AB	R	H	RBI	BB	SO	LOB	TOP				
Boots Day, L OBP: 0.421, SLG: 0.353 (1, 7)										5	1	2	0	0	0	1	Montreal Expos @ Philadelphia Phillies Veterans Stadium, Philadelphia, PA Sun May 26 1974, 3:33 AM EDT Att: 27,324 - Unknown				
Larry Lintz, S OBP: 0.309, SLG: 0.328 (1, 6)										4	2	2	0	1	0	1					
Willie Davis, L OBP: 0.325, SLG: 0.390 (1, 8)										5	1	1	1	0	0	3					
Ken Singleton, S OBP: 0.431, SLG: 0.375 (1, 9)										2	1	1	1	3	0	0					
Ron Fairly, L OBP: 0.367, SLG: 0.452 (1, 3)										3	0	1	1	2	0	2					
Bob Bailey, R OBP: 0.417, SLG: 0.412 (1, 5)										3	0	0	0	1	0	4					
Pepe Frias, R OBP: 0.143, SLG: 0.214 (9, 5)										0	0	0	0	0	0	0					
Jim Cox, R OBP: 0.282, SLG: 0.279 (1, 4)										3	0	0	1	0	1	0					
Barry Foote, R OBP: 0.282, SLG: 0.341 (1, 2)										4	0	1	0	0	2	2					
Dennis Blair, R (1, 1)										4	0	0	0	0	3	1					
Mike Jorgensen, L OBP: 0.316, SLG: 0.133 (9, 3)										0	0	0	0	0	0	0					
Tom Walker, R (9, 1)										0	0	0	0	0	0	0					
Inning Stats	R: 1 E: 0 K: 0 S: 5	H: 2 LOB: 2 BB: 1 P: 9	R: 0 E: 0 K: 2 S: 8	H: 1 LOB: 1 BB: 0 P: 8	R: 2 E: 0 K: 1 S: 6	H: 1 LOB: 2 BB: 3 P: 18	R: 0 E: 0 K: 1 S: 5	H: 0 LOB: 0 BB: 0 P: 5	R: 0 E: 0 K: 0 S: 3	H: 0 LOB: 0 BB: 0 P: 3	R: 0 E: 0 K: 0 S: 3	H: 0 LOB: 0 BB: 0 P: 3	R: 2 E: 0 K: 1 S: 7	H: 3 LOB: 2 BB: 2 P: 15	R: 0 E: 0 K: 1 S: 5	H: 0 LOB: 0 BB: 0 P: 5	R: 0 E: 0 K: 0 S: 4	H: 1 LOB: 2 BB: 1 P: 8	1B: 5 2B: 3 3B: 0 HR: 0	SF: 1 SAC: 0 DP: 0 HBP: 0	WP: 1 PA: 41
PITCHER	IP WLS BF H R ER SO BB IBB HBP BLK WP HR S P ERA WHIP																				
Ron Schueler, R ERA: 3.16 (1, 1)	6.1 L 29 6 5 5 5 3 1 0 0 0 0 0 35 51 7.11 1.421																				
Mac Scarce, L ERA: 4.39 (7, 1)	0.1 3 1 0 0 0 2 0 0 0 0 0 0 1 9 0.00 9.000																				
Eddie Watt, R ERA: 3.57 (7, 1)	0.1 1 0 0 0 0 0 0 0 0 0 1 0 1 1 0.00 0.000																				
Wayne Twitchell, R ERA: (8, 1)	2.0 8 1 0 0 1 1 0 0 0 0 0 0 9 13 0.00 1.000																				

AB	33
R	5
H	8
RBI	4
BB	7
SO	6
LOB	14



Batter	1	2	3	4	5	6	7	8	9	AB	R	H	RBI	BB	SO	LOB	BOTTOM				
Dave Cash, R OBP: 0.367, SLG: 0.394 (1, 4)										5	1	2	0	0	0	2	Montreal Expos @ Philadelphia Phillies Veterans Stadium, Philadelphia, PA Sun May 26 1974, 3:33 AM EDT Att: 27,324 - Unknown				
Larry Bowa, S OBP: 0.293, SLG: 0.361 (1, 6)										5	0	0	0	0	0	4					
Del Unser, L OBP: 0.415, SLG: 0.466 (1, 8)										3	0	0	0	1	3	1					
Greg Luzinski, R OBP: 0.330, SLG: 0.411 (1, 7)										4	0	2	1	0	0	2					
Tom Hutton, L OBP: 0.250, SLG: 0.376 (1, 3)										4	0	0	0	0	1	2					
Mike Schmidt, R OBP: 0.398, SLG: 0.476 (1, 5)										2	0	0	0	2	0	1					
Bill Robinson, R OBP: 0.310, SLG: 0.380 (1, 9)										2	0	0	0	2	1	1					
Jim Essian, R (1, 2)										2	0	0	0	0	0	2					
Mike Anderson, R OBP: 0.338, SLG: 0.411 (6, PH)										1	0	0	0	0	0	1					
Larry Cox, R (7, 2)										0	0	0	0	1	0	0					
Ron Schueler, R OBP: 0.409, SLG: 0.099 (7, 1)										2	0	0	0	0	1	3					
Mac Scarce, L (7, 1)										0	0	0	0	0	0	0					
Eddie Watt, R (7, 1)										0	0	0	0	0	0	0					
Tony Taylor, R OBP: 0.366, SLG: 0.222 (7, PH)										1	0	0	0	0	0	0					
Wayne Twitchell, R (9, 1)										0	0	0	0	0	0	0					
Willie Montanez, L OBP: 0.200, SLG: 0.230 (9, PH)										1	0	0	0	0	0	2					
Inning Stats	R: 0 E: 0 K: 1 S: 5	H: 0 LOB: 0 BB: 0 P: 5	R: 0 E: 1 K: 1 S: 6	H: 0 LOB: 2 BB: 2 P: 14	R: 1 E: 0 K: 1 S: 7	H: 2 LOB: 1 BB: 0 P: 7	R: 0 E: 0 K: 1 S: 5	H: 0 LOB: 0 BB: 0 P: 5	R: 0 E: 0 K: 0 S: 4	H: 1 LOB: 2 BB: 1 P: 8	R: 0 E: 0 K: 0 S: 5	H: 0 LOB: 1 BB: 1 P: 9	R: 0 E: 0 K: 0 S: 3	H: 0 LOB: 0 BB: 0 P: 3	R: 0 E: 0 K: 1 S: 6	H: 1 LOB: 1 BB: 0 P: 6	R: 0 E: 0 K: 0 S: 3	H: 0 LOB: 2 BB: 2 P: 11	1B: 4 2B: 0 3B: 0 HR: 0	SF: 0 SAC: 0 DP: 0 HBP: 0	WP: 1 PA: 38
PITCHER	IP WLS BF H R ER SO BB IBB HBP BLK WP HR S P ERA WHIP																				
Dennis Blair, R ERA: 1.13 (1, 1)	8.0 W 35 4 1 1 6 6 0 0 0 0 0 0 41 65 1.12 1.250																				
Tom Walker, R ERA: 2.37 (9, 1)	1.0 3 0 0 0 0 0 0 0 0 0 0 0 3 3 0.00 0.000																				

AB	32
R	1
H	4
RBI	1
BB	6
SO	6
LOB	21



Batter	1	2	3	4	5	6	7	8	9	AB	R	H	RBI	BB	SO	LOB	TOP			
Dave Cash, R OBP: 0.371, SLG: 0.399 Tony Taylor, R OBP: 0.286, SLG: 0.211	0-0 FC5-6 L5 1B		0-0 F8			0-0 1B		0-0 1-3		3	0	2	0	0	0	0	Philadelphia Phillies @ Atlanta Braves Atlanta Stadium, Atlanta, GA Mon May 27 1974, 7:05 PM EDT Att: 6,446 - Unknown			
Larry Bowa, S OBP: 0.299, SLG: 0.366 Terry Harmon, R	0-0 FC5-6 1-2 1B			0-0 G3		0-0 G1-6-3 1B		0-0 F7		3	0	2	0	0	0	0				
Del Unser, L OBP: 0.403, SLG: 0.450	0-0 FC5-6 1-2 2-3			0-0 6-3		0-0 G1-6-3 1-2		0-0 F5		4	0	0	0	0	0	4				
Greg Luzinski, R OBP: 0.324, SLG: 0.404 Tom Hutton, L OBP: 0.247, SLG: 0.372	0-0 L5 3-H			0-0 1-3			0-0 L8		0-0 4-3		3	0	0	0	0	2				
Mike Schmidt, R OBP: 0.402, SLG: 0.497 Frank Linzy, R		0-3 K			4-0 FC4-6 BB		0-0 HR				2	1	1	1	1	0				
Willie Montanez, L OBP: 0.255, SLG: 0.319		0-3 K2-3			0-3 K		0-0 3-1				3	0	0	0	0	2				
Mike Anderson, R OBP: 0.329, SLG: 0.402		0-3 K			0-0 FC4-6 1-2		0-0 5-3				3	0	0	0	0	1				
Larry Cox, R			0-3 K		0-0 4-3		0-0 P6				3	0	0	0	0	1				
Ed Farmer, R OBP: 0.111, SLG: 0.111 George Culver, R OBP: 0.333, SLG: 0.571	0-0 K		0-3 K		0-3 K		0-0 5-3				1	0	0	0	0	1				
											1	0	0	0	0	0				
Inning Stats	R: 0 E: 0 K: 0 S: 4	H: 2 LOB: 1 BB: 0 P: 4	R: 0 E: 0 K: 3 S: 9	H: 0 LOB: 0 BB: 0 P: 9	R: 0 E: 0 K: 2 S: 7	H: 0 LOB: 0 BB: 0 P: 7	R: 0 E: 0 K: 0 S: 3	H: 0 LOB: 0 BB: 1 P: 3	R: 0 E: 0 K: 1 S: 5	H: 2 LOB: 1 BB: 0 P: 6	R: 1 E: 0 K: 0 S: 4	H: 1 LOB: 0 BB: 0 P: 4	R: 0 E: 0 K: 0 S: 3	H: 0 LOB: 0 BB: 0 P: 3	R: 0 E: 0 K: 0 S: 3	H: 0 LOB: 0 BB: 0 P: 3	1B: 4 2B: 1 3B: 0 HR: 1	SF: 0 SAC: 0 DP: 2 HBP: 0	WP: 0 PB: 0 SB: 0 CS: 0	PA: 31
PITCHER Phil Niekro, R ERA: 2.79	IP: 9.0 WLS: W BF: 31 H: 5 R: 1 ER: 1 SO: 7 BB: 1 IBB: 0 HBP: 0 BLK: 0 WP: 0 HR: 1 S: 44 P: 48 ERA: 1.00 WHIP: 0.667															PITCHER				

Batter	1	2	3	4	5	6	7	8	9	AB	R	H	RBI	BB	SO	LOB	BOTTOM			
Ralph Garr, L OBP: 0.422, SLG: 0.571 Rowland Office, L OBP: 0.229, SLG: 0.348	0-0 S 1B		0-0 BB		0-0 1-3		0-0 FC4-6 1B			2	2	1	0	2	0	0	Philadelphia Phillies @ Atlanta Braves Atlanta Stadium, Atlanta, GA Mon May 27 1974, 7:05 PM EDT Att: 6,446 - Unknown			
Darrell Evans, L OBP: 0.372, SLG: 0.408	0-0 WP 1-H 1B		0-0 BB	0-0 4-3	0-0 4-3		0-0 FC4-6 1-2			5	1	2	1	0	0	4				
Dusty Baker Jr., R OBP: 0.372, SLG: 0.450 Frank Tepedino, L OBP: 0.250, SLG: 0.239	0-0 F9 1-2		4-0 BB BB BB	0-0 1B 2B	0-0 1B 2B	0-0 HR		0-0 F7		3	3	2	1	1	0	1				
Hank Aaron, R OBP: 0.324, SLG: 0.525 Norm Miller, L OBP: 0.222, SLG: 0.412	0-3 K		0-0 2B 1B	0-0 6-3	0-0 6-3		0-0 F6			4	1	1	2	0	1	2				
Davey Johnson, R OBP: 0.364, SLG: 0.426 Marty Perez, R OBP: 0.439, SLG: 0.507	0-0 F7		0-0 1B 2B	0-0 2-3 1B		0-0 F8		0-0 1B		4	2	2	3	0	0	1				
Mike Lum, L OBP: 0.244, SLG: 0.329		0-0 F8	4-0 SH2-3 1B BB	0-0 2-3		0-0 F8		0-0 F8		4	0	0	0	1	0	2				
Johnny Oates, L OBP: 0.312, SLG: 0.304		0-0 FC5 2B	0-0 SH2-3 1B	4-0 1B BB		0-0 F8				3	0	2	1	1	0	0				
Craig Robinson, R OBP: 0.277, SLG: 0.240 Leo Foster, R OBP: 0.231, SLG: 0.417		0-0 F3	0-0 F8	0-0 1B	0-0 1B		0-3 K			3	0	1	1	0	0	3				
Phil Niekro, R OBP: 0.250, SLG: 0.281		0-0 FC5 2-3	0-0 SH2-3	0-0 6-3		0-0 P6				3	0	0	0	0	0	3				
Inning Stats	R: 1 E: 0 K: 1 S: 7	H: 2 LOB: 1 BB: 0 P: 7	R: 0 E: 0 K: 0 S: 4	H: 1 LOB: 1 BB: 0 P: 4	R: 5 E: 0 K: 0 S: 7	H: 4 LOB: 3 BB: 4 P: 23	R: 2 E: 0 K: 0 S: 6	H: 3 LOB: 2 BB: 1 P: 10	R: 1 E: 0 K: 0 S: 4	H: 1 LOB: 0 BB: 0 P: 4	R: 0 E: 0 K: 0 S: 3	H: 0 LOB: 0 BB: 0 P: 3	R: 0 E: 0 K: 1 S: 6	H: 1 LOB: 1 BB: 0 P: 6	R: 0 E: 0 K: 0 S: 4	H: 1 LOB: 1 BB: 0 P: 4	1B: 8 2B: 4 3B: 0 HR: 1	SF: 0 SAC: 1 DP: 0 HBP: 0	WP: 1 PB: 0 SB: 2 CS: 0	PA: 42
PITCHER Ed Farmer, R ERA: 5.21 George Culver, R ERA: 6.98 Frank Linzy, R ERA: 2.2	IP: 2.0 WLS: L BF: 13 H: 5 R: 5 ER: 5 SO: 1 BB: 2 IBB: 0 HBP: 0 BLK: 0 WP: 0 HR: 0 S: 13 P: 21 ERA: 22.50 WHIP: 3.500															PITCHER				

AB	30
R	1
H	5
RBI	1
BB	1
SO	7
LOB	9



Batter	1	2	3	4	5	6	7	8	9	10	11	AB	R	H	RBI	BB	SO	LOB	TOP	
Dave Cash, R OBP: 0.388, SLG: 0.383 (1, 4)												5	0	1	0	0	0	0		
Larry Bowa, S OBP: 0.294, SLG: 0.357 (1, 6)												5	0	1	0	0	0	0		
Willie Montanez, L OBP: 0.252, SLG: 0.310 (1, 3)												5	0	0	0	0	2	2		
Greg Luzinski, R OBP: 0.321, SLG: 0.389 Billy Grabarkewitz, R OBP: 0.333, SLG: 0.671 Larry Cox, R (10, 2)												3	0	0	0	1	1	2		
Bill Robinson, R OBP: 0.310, SLG: 0.378 (1, 8)												3	0	1	0	0	0	0		
Mike Schmidt, R OBP: 0.399, SLG: 0.481 (1, 5)												3	0	1	0	1	0	0		
Mike Anderson, R OBP: 0.320, SLG: 0.387 Del Unser, L OBP: 0.389, SLG: 0.432 (10, PH)												3	0	0	0	0	0	2		
Jim Essian, R OBP: 0.167, SLG: 0.063 Tom Hutton, L OBP: 0.255, SLG: 0.372 (10, 7)												3	0	1	0	0	0	2		
Steve Carlton, L OBP: 0.176, SLG: 0.212 (1, 1)												4	0	0	0	0	1	4		
Inning Stats	R: 0 E: 0 K: 1 S: 6	H: 2 LOB: 1 BB: 0 P: 6	R: 0 E: 0 K: 0 S: 3	H: 0 LOB: 0 BB: 0 P: 3	R: 0 E: 0 K: 0 S: 3	H: 0 LOB: 0 BB: 0 P: 3	R: 0 E: 0 K: 0 S: 4	H: 2 LOB: 1 BB: 0 P: 4	R: 0 E: 0 K: 1 S: 5	H: 0 LOB: 0 BB: 0 P: 5	R: 0 E: 0 K: 1 S: 6	H: 1 LOB: 1 BB: 0 P: 6	R: 0 E: 0 K: 0 S: 3	H: 0 LOB: 3 BB: 3 P: 15	R: 0 E: 0 K: 1 S: 5	H: 0 LOB: 0 BB: 0 P: 5	1B: 5 2B: 0 3B: 0 HR: 0	SF: 0 SAC: 1 DP: 2 HBP: 0	WP: 0 PB: 0 SB: 0 CS: 0	PA: 39
PITCHER	IP 10.0	WLS 3	BF 36	H 5	R 0	ER 0	SO 3	BB 1	IBB 2	HBP 0	BLK 0	WP 0	HR 0	S 39	P 51	ERA 0.00	WHIP 0.000			
Carl Morton, R ERA: 3.12 Tom House, L ERA: 2.14	(1, 1)	(10, 7)	(1, 5)	(1, 8)	(1, 7)	(1, 1)	(1, 1)	(1, 1)	(1, 9)	(1, 5)	(1, 9)	(1, 4)	(1, 1)	(1, 1)	(1, 1)	(1, 1)	(1, 1)	(1, 1)	(1, 1)	

Philadelphia Phillies @ Atlanta Braves
Atlanta Stadium, Atlanta, GA
Wed May 29 1974, 7:05 PM EDT
Att: 7,816 - Unknown

AB 35
R 0
H 5
RBI 0
BB 3
SO 4
LOB 14

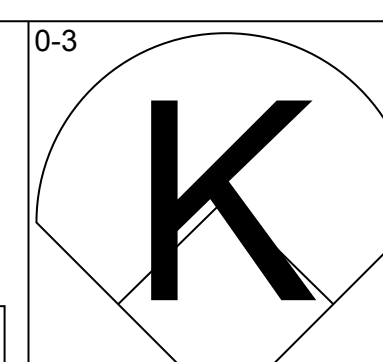
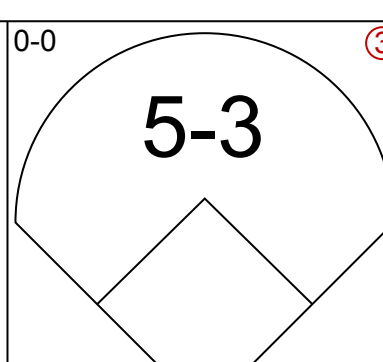
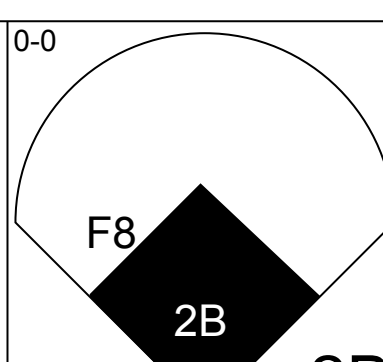
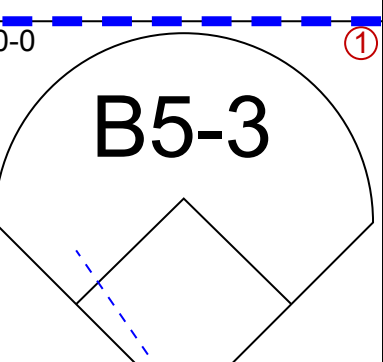
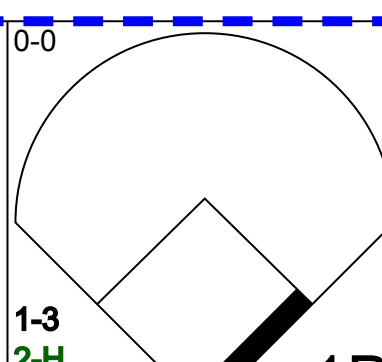
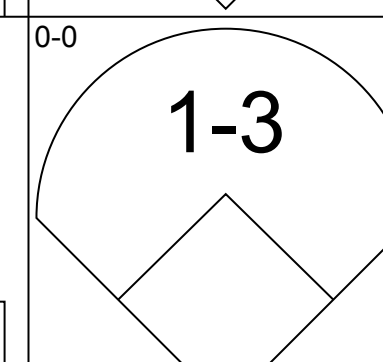
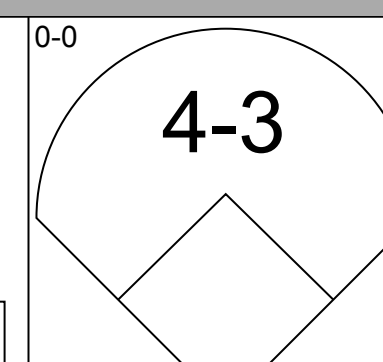
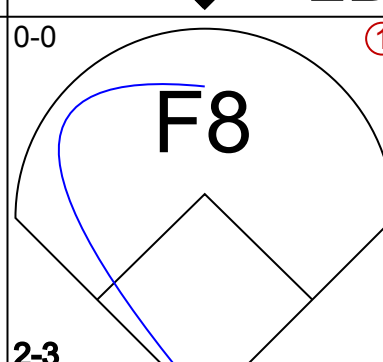
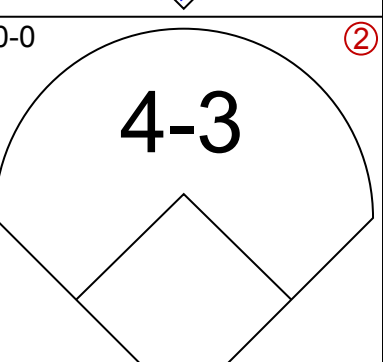
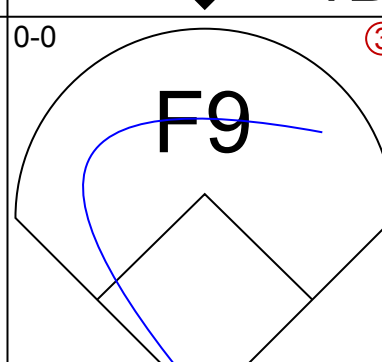
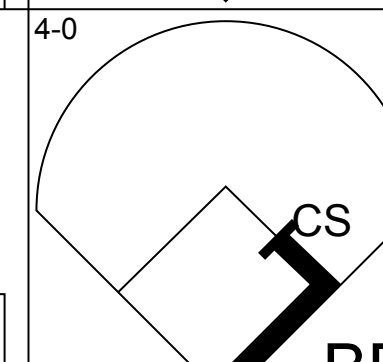
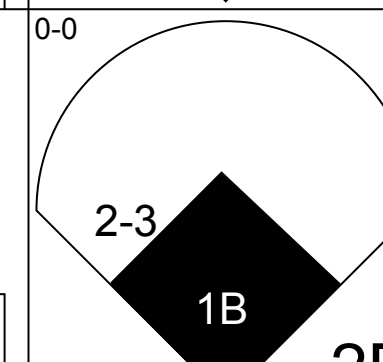
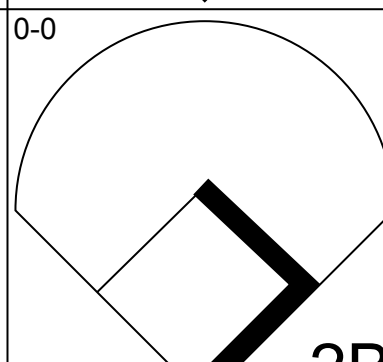
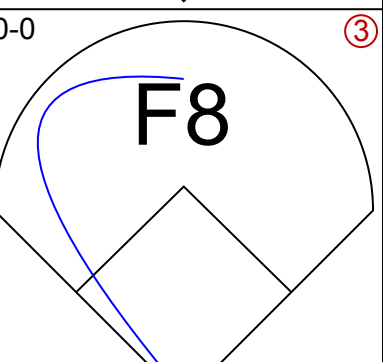
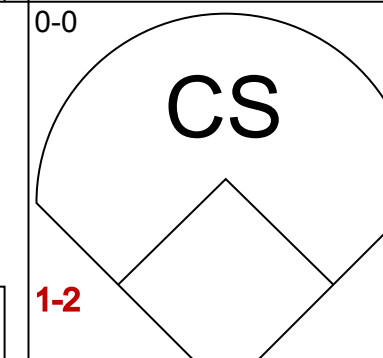
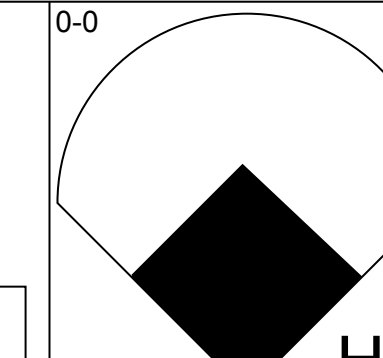
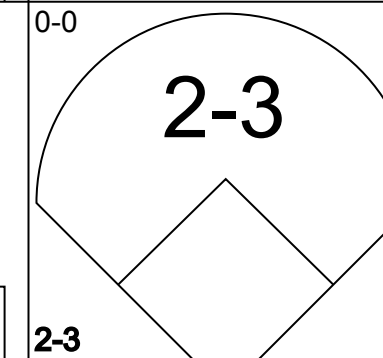
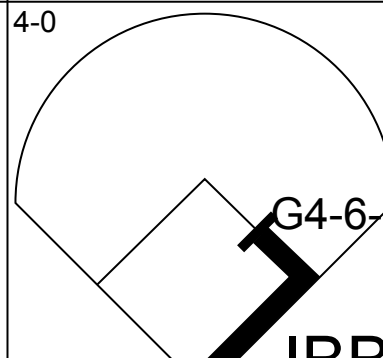
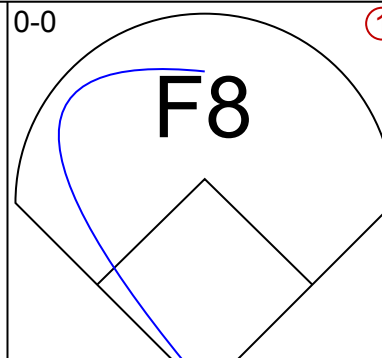
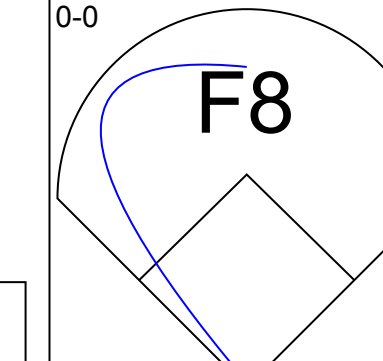
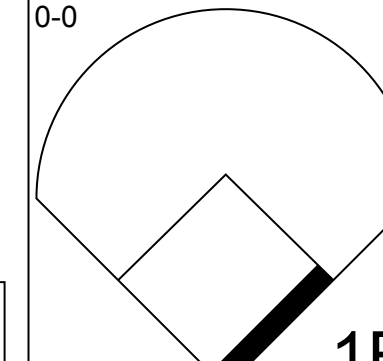
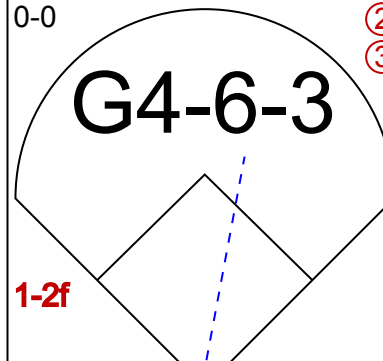
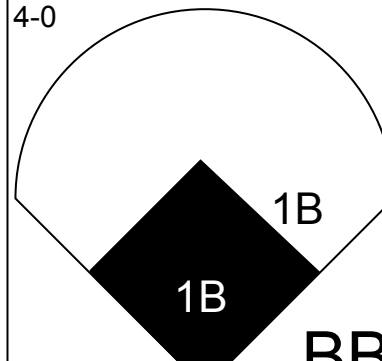
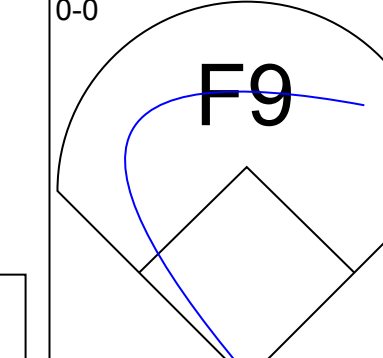
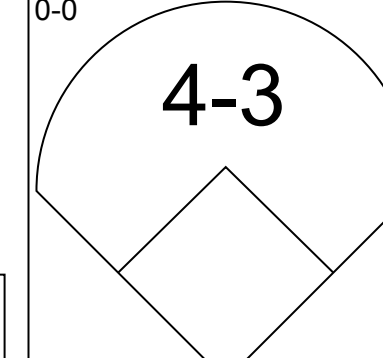
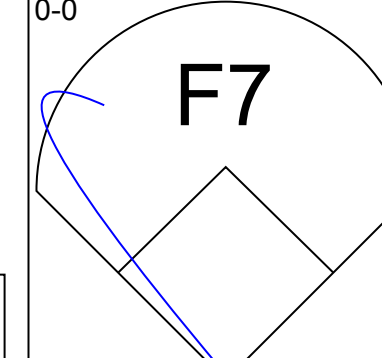
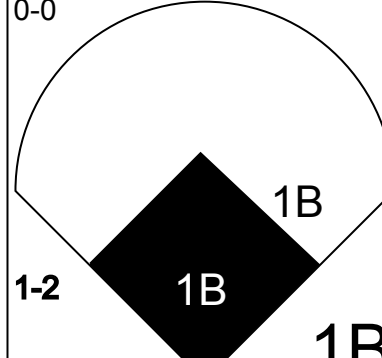
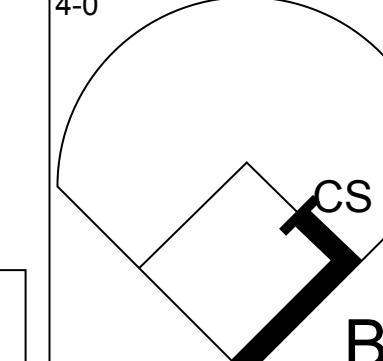
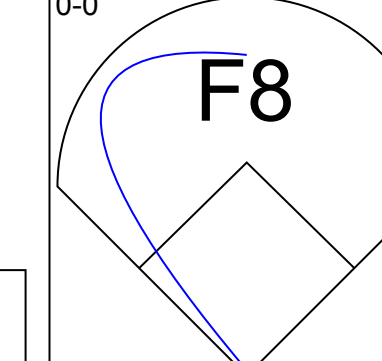
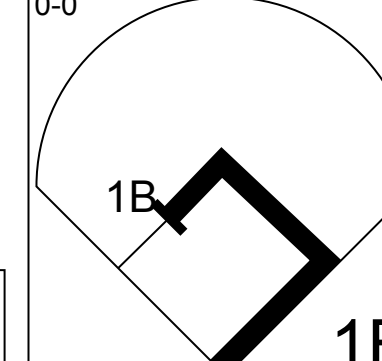
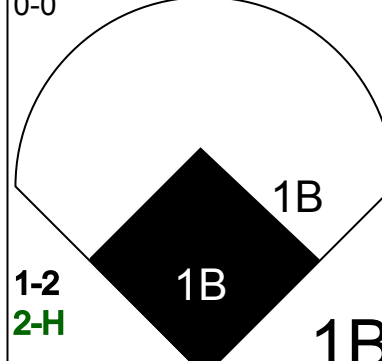
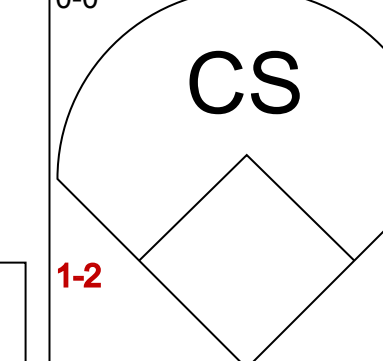
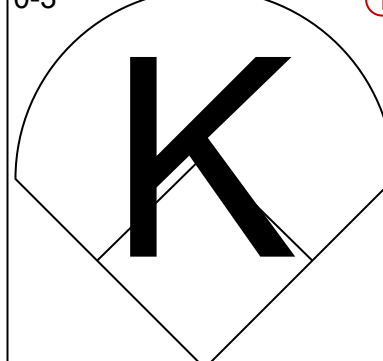
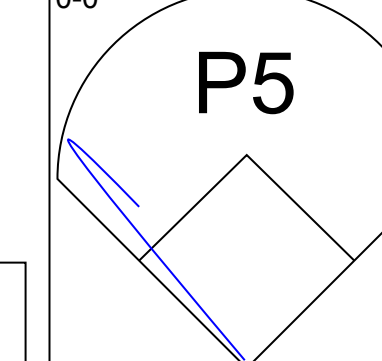
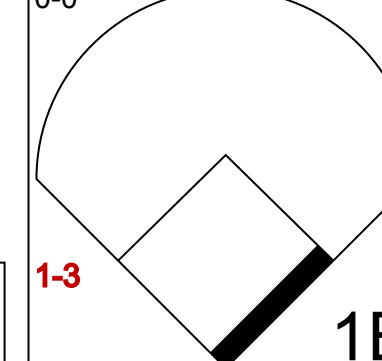
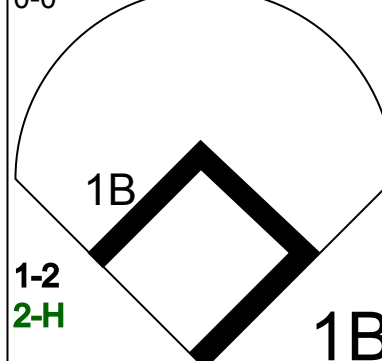
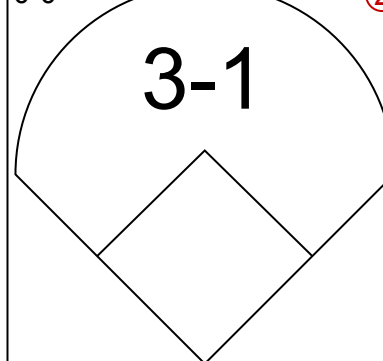
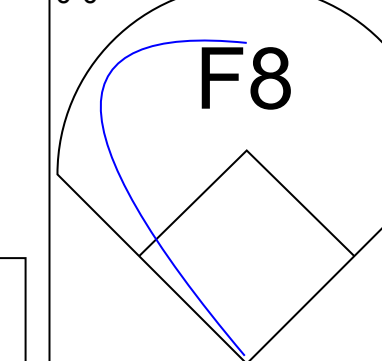
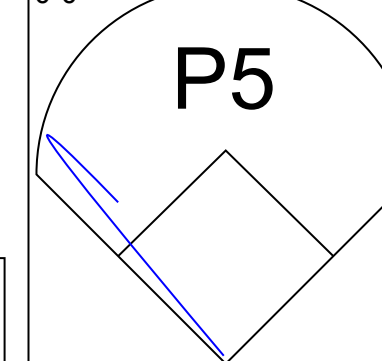



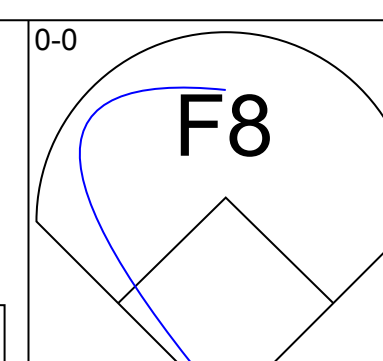
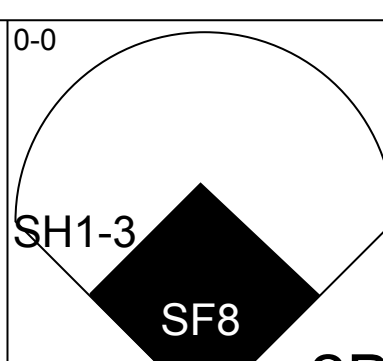
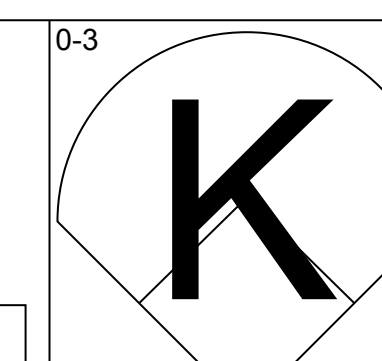
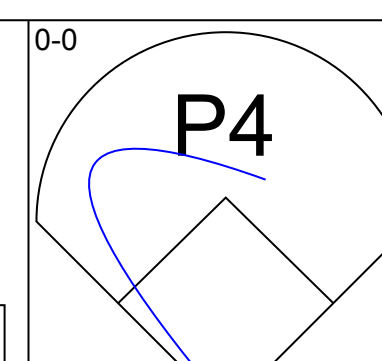
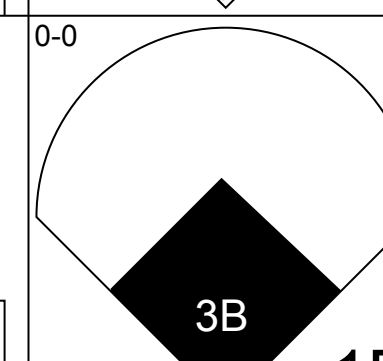
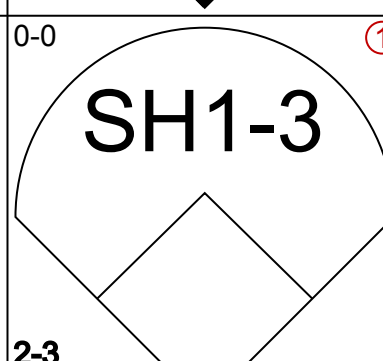
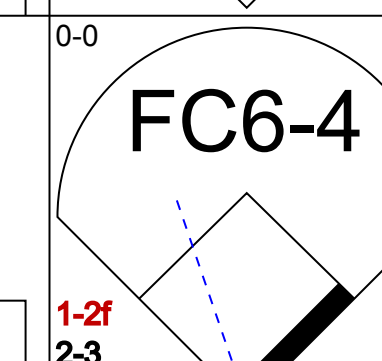
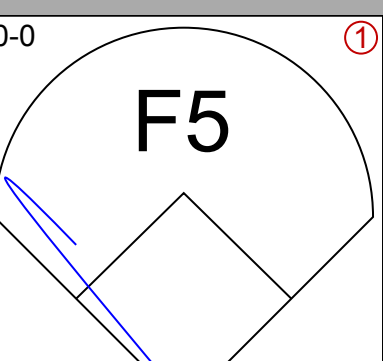
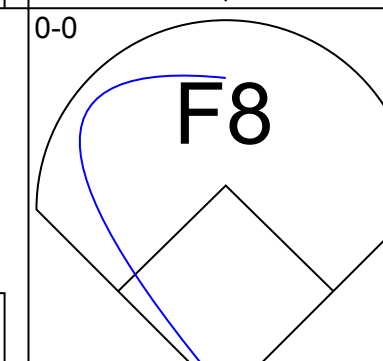
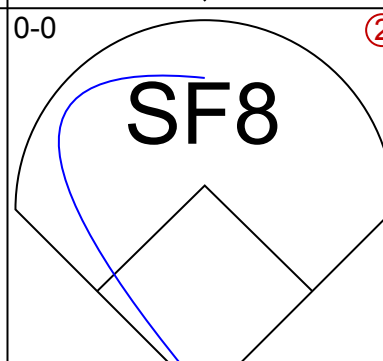
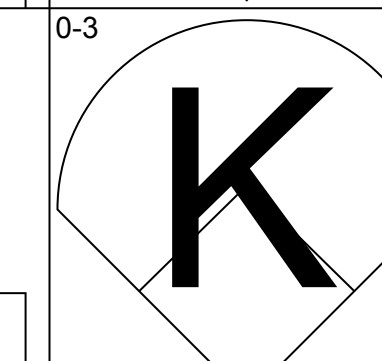
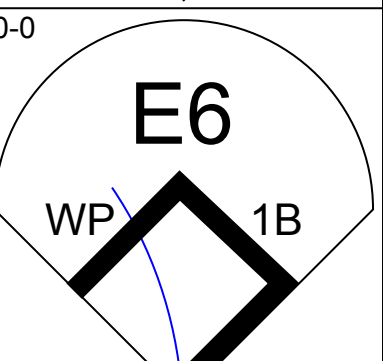
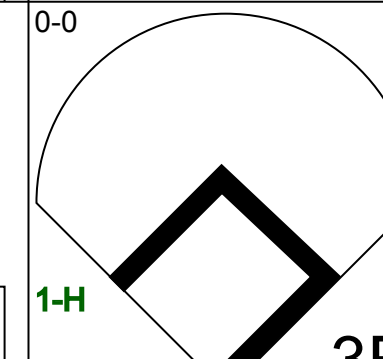
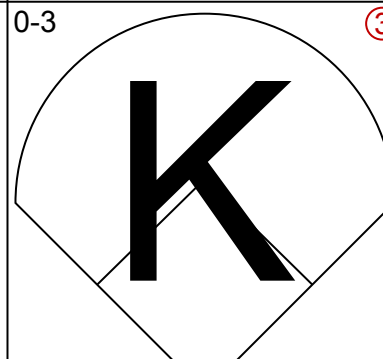
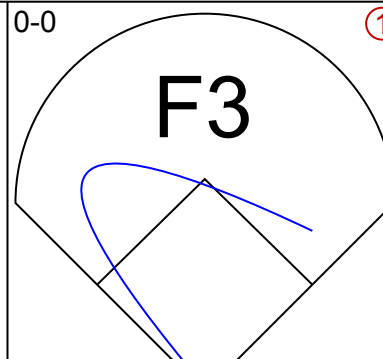
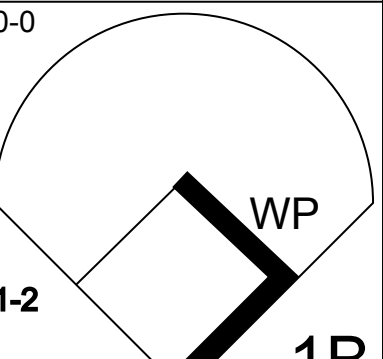
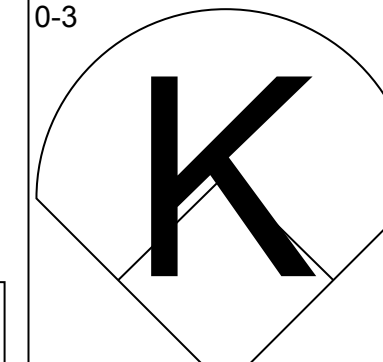
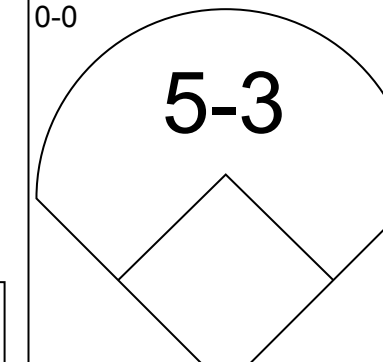
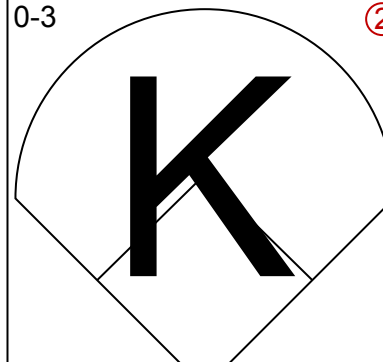
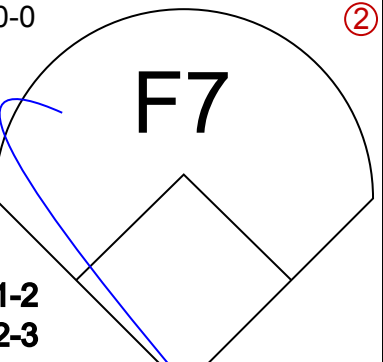
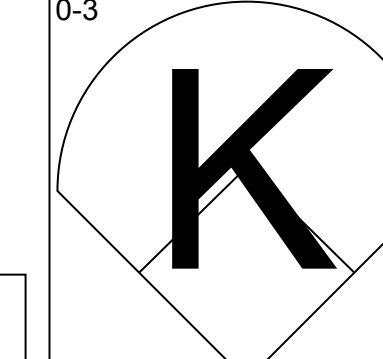
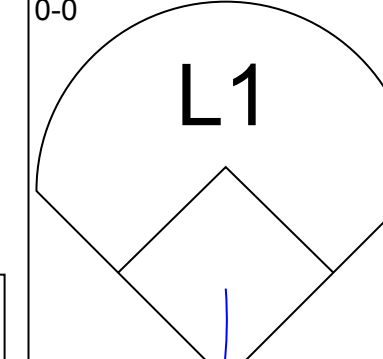
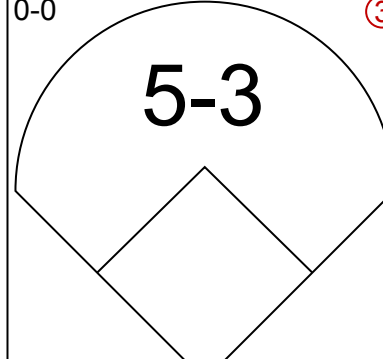
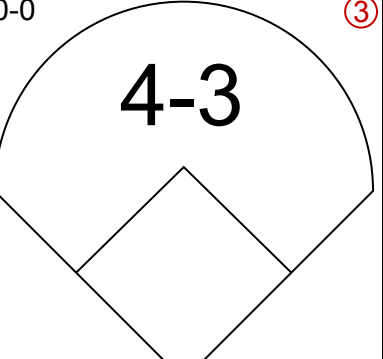
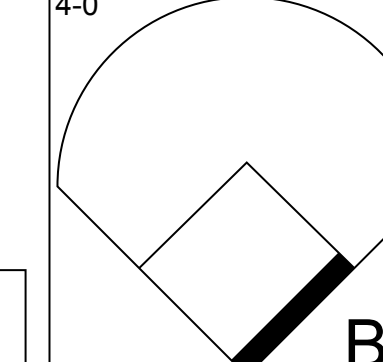
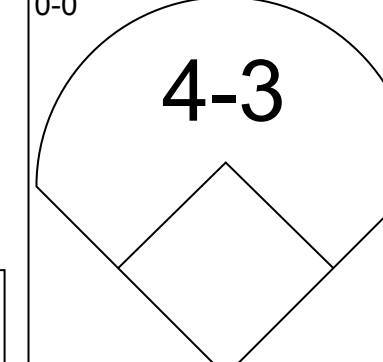
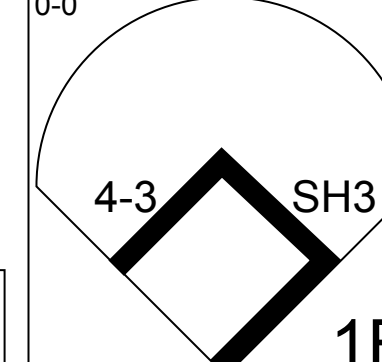
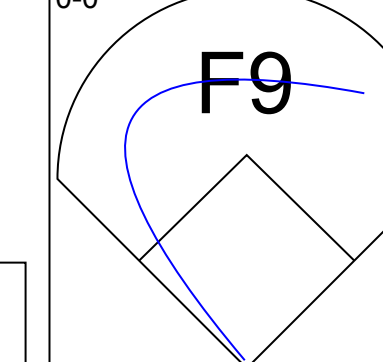
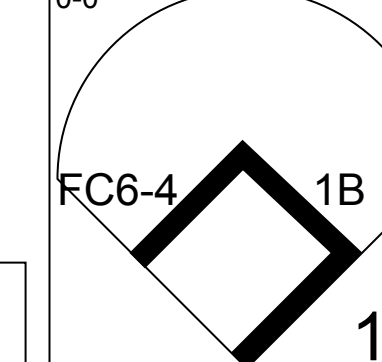
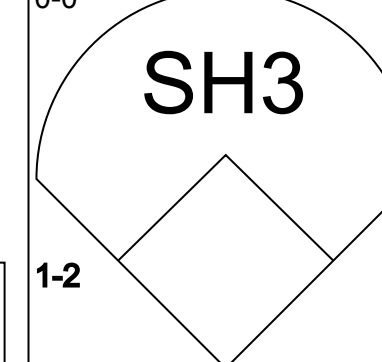
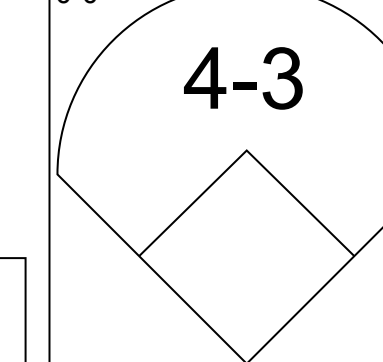
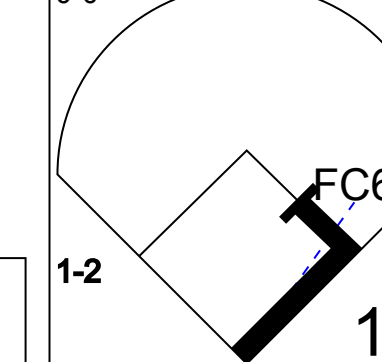
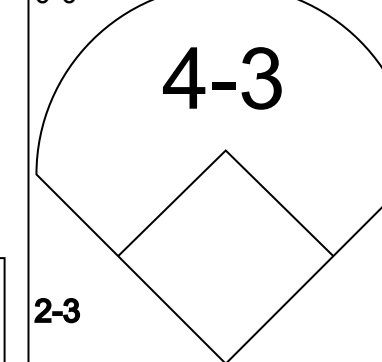
Batter	1	2	3	4	5	6	7	8	9	10	11	AB	R	H	RBI	BB	SO	LOB	BOTTOM					
Ralph Garr, L OBP: 0.423, SLG: 0.570 (1, 9)												5	1	3	0	0	0	0						
Darrell Evans, L OBP: 0.360, SLG: 0.388 (1, 5)												4	0	0	0	1	0	3						
Dusty Baker Jr., R OBP: 0.380, SLG: 0.429 (1, 8)												4	0	0	0	1	2	2						
Hank Aaron, R OBP: 0.528, SLG: 0.538 Rowland Office, L OBP: 0.225, SLG: 0.343 (9, PR)												3	0	1	0	1	1	1						
Vic Cornell, R OBP: 0.136, SLG: 0.182 (11, PH)												1	0	1	1	0	0	0						
Davey Johnson, R OBP: 0.355, SLG: 0.434 (1, 3)												4	0	0	0	0	1	2						
Marty Perez, R OBP: 0.430, SLG: 0.494 (1, 4)												4	0	1	0	0	0	1						
Paul Casanova, R OBP: 0.118, SLG: 0.063 (1, 2)												4	0	0	0	0	2	2						
Craig Robinson, R OBP: 0.277, SLG: 0.237 (1, 6)												3	0	0	0	1	1	1						
Carl Morton, R OBP: 0.121, SLG: 0.094 Ivan Murrell, R OBP: 0.245, SLG: 0.240 Tom House, L (11, 1)												3	0	0	0	0	1	0						
Inning Stats	R: 0 E: 0 K: 1 S: 5	H: 0 LOB: 0 BB: 0 P: 5	R: 0 E: 0 K: 1 S: 5	H: 0 LOB: 0 BB: 0 P: 5	R: 0 E: 0 K: 2 S: 7	H: 0 LOB: 0 BB: 0 P: 7	R: 0 E: 0 K: 1 S: 5	H: 1 LOB: 1 BB: 1 P: 9	R: 0 E: 0 K: 3 S: 10	H: 1 LOB: 1 BB: 0 P: 10	R: 0 E: 0 K: 2 S: 4	H: 1 LOB: 1 BB: 1 P: 4	R: 0 E: 0 K: 0 S: 4	H: 1 LOB: 1 BB: 0 P: 4	R: 0 E: 0 K: 0 S: 2	H: 0 LOB: 1 BB: 1 P: 6	R: 0 E: 0 K: 1 S: 5	H: 0 LOB: 1 BB: 1 P: 9	R: 1 E: 0 K: 0 S: 3	H: 2 LOB: 2 BB: 1 P: 7	1B: 5 2B: 1 3B: 0 HR: 0	SF: 0 SAC: 0 DP: 0 HBP: 0	WP: 0 PB: 0 SB: 2 CS: 1	PA: 40
PITCHER	IP 10.1	WLS L	BF 40	H 6	R 1	ER 1	SO 9	BB 3	IBB 1	HBP 0	BLK 1	WP 0	HR 0	S 54	P 70	ERA 0.87	WHIP 0.871							
Steve Carlton, L ERA: 3.01	(1, 1)	(10, 7)	(1, 5)	(1, 8)	(1, 7)	(1, 1)	(1, 1)	(1, 9)	(1, 4)	(1, 1)	(1, 1)	(1, 1)	(1, 1)	(1, 1)	(1, 1)	(1, 1)	(1, 1)	(1, 1)	(1, 1)					

Philadelphia Phillies @ Atlanta Braves
Atlanta Stadium, Atlanta, GA
Wed May 29 1974, 7:05 PM EDT
Att: 7,816 - Unknown

AB 36
R 1
H 6
RBI 1
BB 4
SO 9
LOB 13



Batter	1	2	3	4	5	6	7	8	9	AB	R	H	RBI	BB	SO	LOB	TOP					
Bobby Bonds, R OBP: 0.381, SLG: 0.503 (1, 9)										5	1	2	1	0	1	0	San Francisco Giants @ Philadelphia Phillies Veterans Stadium, Philadelphia, PA Fri May 31 1974, 7:05 PM EDT Att: 23,513 - Unknown					
Tito Fuentes, S OBP: 0.250, SLG: 0.229 (1, 4)										5	0	0	0	0	0	3						
Garry Maddox, R OBP: 0.346, SLG: 0.473 (1, 8)										3	1	2	1	1	0	0						
Ed Goodson, L OBP: 0.357, SLG: 0.442 Dave Kingman, R OBP: 0.329, SLG: 0.466 (9, 3)										3	1	1	1	1	0	1						
Steve Ontiveros, S OBP: 0.384, SLG: 0.368 (1, 5)										3	1	1	1	1	0	2						
Chris Speier, R OBP: 0.314, SLG: 0.349 (1, 6)										4	1	1	0	0	0	1						
Gary Thomasson, L OBP: 0.379, SLG: 0.375 (1, 7)										3	1	2	1	1	0	0						
John Boccabella, R OBP: 0.188, SLG: 0.161 Dave Rader, L OBP: 0.370, SLG: 0.375 (9, PH) (9, 2)										3	0	1	0	0	1	0						
Ron Bryant, S OBP: 0.125, SLG: 0.125 Mike Phillips, L OBP: 0.282, SLG: 0.304 Randy Moffitt, R OBP: 0.250, SLG: 0.250 (7, PH) (7, 1)										2	0	0	0	0	0	0						
Inning Stats	R: 0 E: 0 K: 1 S: 4	H: 0 LOB: 0 BB: 1 P: 8	R: 1 E: 0 K: 0 S: 3	H: 1 LOB: 0 BB: 1 P: 7	R: 0 E: 0 K: 1 S: 5	H: 0 LOB: 0 BB: 0 P: 5	R: 1 E: 0 K: 0 S: 5	H: 2 LOB: 1 BB: 0 P: 5	R: 0 E: 0 K: 0 S: 3	H: 0 LOB: 0 BB: 0 P: 3	R: 1 E: 0 K: 0 S: 4	H: 2 LOB: 1 BB: 1 P: 8	R: 0 E: 0 K: 0 S: 4	H: 2 LOB: 1 BB: 0 P: 4	R: 0 E: 0 K: 0 S: 3	H: 0 LOB: 0 BB: 0 P: 3		R: 3 E: 0 K: 1 S: 9	H: 4 LOB: 2 BB: 1 P: 13	1B: 7 2B: 3 3B: 0 HR: 1	SF: 0 SAC: 0 DP: 1 HBP: 0	WP: 0 PB: 0 SB: 0 CS: 2
PITCHER	IP	WLS	BF	H	R	ER	SO	BB	IBB	HBP	BLK	WP	HR	S	P	ERA	WHIP					
Ron Schueler, R ERA: 3.22 Wayne Twitchell, R ERA: 8.1 Mac Scarce, L ERA: 4.33 Eddie Watt, R ERA: 3.5	7.0	L	27	7	3	3	2	2	1	0	0	0	0	6	10	3.86	1.286					

Batter	1	2	3	4	5	6	7	8	9	AB	R	H	RBI	BB	SO	LOB	BOTTOM					
Dave Cash, R OBP: 0.356, SLG: 0.386 (1, 4)										4	1	1	0	0	1	3	San Francisco Giants @ Philadelphia Phillies Veterans Stadium, Philadelphia, PA Fri May 31 1974, 7:05 PM EDT Att: 23,513 - Unknown					
Larry Bowa, S OBP: 0.295, SLG: 0.357 (1, 6)										3	1	1	0	0	0	2						
Mike Schmidt, R OBP: 0.387, SLG: 0.471 (1, 5)										3	0	0	1	0	1	3						
Greg Luzinski, R OBP: 0.325, SLG: 0.404 (1, 7)										4	0	2	1	0	1	0						
Bill Robinson, R OBP: 0.300, SLG: 0.365 (1, 8) (9, 9)										4	0	0	0	0	2	3						
Mike Anderson, R OBP: 0.314, SLG: 0.379 Del Unser, L OBP: 0.386, SLG: 0.429 (8, PH) (9, 8)											3	0	0	0	0	1		0				
Willie Montanez, L OBP: 0.261, SLG: 0.311 (1, 3)										3	0	1	0	1	1	0						
Bob Boone, R OBP: 0.308, SLG: 0.318 (1, 2)										3	0	1	0	0	0	1						
Ron Schueler, R OBP: 0.125, SLG: 0.125 Tom Platt, L OBP: 0.233, SLG: 0.306 Wayne Twitchell, R Mac Scarce, L Eddie Watt, R Billy Grabarkewitz, R OBP: 0.300, SLG: 0.330 (1, 1) (7, PH) (8, 1) (9, 1) (9, PH)										2	0	1	0	0	0	1						
Inning Stats	R: 1 E: 0 K: 1 S: 7	H: 2 LOB: 1 BB: 0 P: 7	R: 0 E: 0 K: 1 S: 5	H: 0 LOB: 1 BB: 1 P: 9	R: 1 E: 0 K: 1 S: 6	H: 1 LOB: 0 BB: 0 P: 6	R: 0 E: 0 K: 0 S: 3	H: 0 LOB: 0 BB: 0 P: 3	R: 0 E: 0 K: 2 S: 9	H: 2 LOB: 2 BB: 0 P: 9	R: 0 E: 0 K: 1 S: 5	H: 0 LOB: 0 BB: 0 P: 5	R: 0 E: 0 K: 0 S: 4	H: 1 LOB: 1 BB: 0 P: 4	R: 0 E: 1 K: 0 S: 5	H: 1 LOB: 2 BB: 0 P: 5		R: 0 E: 0 K: 1 S: 5	H: 0 LOB: 0 BB: 0 P: 5	1B: 5 2B: 1 3B: 1 HR: 0	SF: 1 SAC: 2 DP: 0 HBP: 0	WP: 1 PB: 0 SB: 0 CS: 0
PITCHER	IP	WLS	BF	H	R	ER	SO	BB	IBB	HBP	BLK	WP	HR	S	P	ERA	WHIP					
Ron Bryant, L ERA: 8.62 Randy Moffitt, R ERA: 2.92	6.0	W	24	5	2	2	6	1	0	0	0	0	0	35	39	3.00	1.000					

AB	34
R	6
H	11
RBI	6
BB	4
SO	3
LOB	10



AB	32
R	2
H	7
RBI	2
BB	1
SO	7
LOB	16



Batter	1	2	3	4	5	6	7	8	9	AB	R	H	RBI	BB	SO	LOB	TOP					
Bobby Bonds, R OBP: 0.383, SLG: 0.517 (1, 9)										4	1	2	1	0	0	0	San Francisco Giants @ Philadelphia Phillies Veterans Stadium, Philadelphia, PA Sat Jun 01 1974, 7:05 PM EDT Att: 20,167 - Unknown					
Tito Fuentes, S OBP: 0.239, SLG: 0.218 (1, 4)										4	0	0	0	0	1	1						
Gary Maddox, R OBP: 0.349, SLG: 0.473 Jim Willoughby, R OBP: 0.100, SLG: 0.200 (8, 1)										4	0	2	0	0	1	0						
Ed Goodson, L OBP: 0.367, SLG: 0.464 (1, 3)										4	0	2	0	0	0	1						
Steve Ontiveros, S OBP: 0.377, SLG: 0.360 (1, 5)										4	0	0	0	0	2	2						
Chris Speier, R OBP: 0.313, SLG: 0.347 (1, 6)										4	0	1	0	0	0	1						
Gary Thomasson, L OBP: 0.362, SLG: 0.356 (8, 8)										3	1	0	0	0	0	2						
Dave Rader, L OBP: 0.366, SLG: 0.388 (1, 2)										3	0	1	1	0	0	0						
Mike Caldwell, R OBP: 0.194, SLG: 0.138 (1, 1)										1	0	0	0	0	1	1						
Jim Barr, R OBP: 0.333, SLG: 0.455 (4, 1)										0	0	0	0	0	0	0						
Charlie Williams, R OBP: 0.197, SLG: 0.445 (5, 1)										0	0	0	0	0	0	0						
Gary Matthews, R OBP: 0.332, SLG: 0.379 (8, 7)										1	0	0	0	0	0	0						
Inning Stats	R: 0 E: 0 K: 1 S: 6	H: 2 LOB: 1 BB: 0 P: 6	R: 1 E: 0 K: 2 S: 9	H: 2 LOB: 1 BB: 0 P: 9	R: 0 E: 0 K: 1 S: 5	H: 0 LOB: 0 BB: 0 P: 5	R: 0 E: 0 K: 0 S: 4	H: 1 LOB: 1 BB: 0 P: 4	R: 0 E: 0 K: 0 S: 3	H: 0 LOB: 0 BB: 0 P: 3	R: 0 E: 0 K: 1 S: 6	H: 2 LOB: 1 BB: 0 P: 6	R: 0 E: 0 K: 0 S: 3	H: 0 LOB: 0 BB: 0 P: 3	R: 1 E: 0 K: 0 S: 4	H: 1 LOB: 0 BB: 0 P: 4	R: 0 E: 0 K: 0 S: 3	H: 0 LOB: 0 BB: 0 P: 3	1B: 5 2B: 3 3B: 0 HR: 1	SF: 0 SAC: 0 DP: 1 HBP: 0	WP: 0 PB: 1 SB: 0 CS: 1	PA: 33
PITCHER Jim Lonborg, R ERA: 2.62 (1, 1)	IP: 9.0 WLS: W BF: 33 H: 8 R: 2 ER: 2 SO: 5 BB: 0 IBB: 0 HBP: 0 BLK: 0 WP: 0 HR: 1 S: 43 P: 43 ERA: 2.00 WHIP: 0.889															PITCHER						

AB	33
R	2
H	8
RBI	2
BB	0
SO	5
LOB	8



Batter	1	2	3	4	5	6	7	8	9	AB	R	H	RBI	BB	SO	LOB	BOTTOM			
Dave Cash, R OBP: 0.357, SLG: 0.391 (1, 4)										5	1	2	1	0	0	1	San Francisco Giants @ Philadelphia Phillies Veterans Stadium, Philadelphia, PA Sat Jun 01 1974, 7:05 PM EDT Att: 20,167 - Unknown			
Larry Bowa, S OBP: 0.302, SLG: 0.363 (1, 6)										5	1	3	1	0	0	1				
Mike Schmidt, R OBP: 0.395, SLG: 0.513 (1, 5)										3	2	2	4	1	0	1				
Greg Luzinski, R OBP: 0.328, SLG: 0.406 (1, 7)										4	0	2	0	0	1	3				
Bill Robinson, R OBP: 0.298, SLG: 0.361 (1, 8)										4	0	1	0	0	1	3				
Mike Anderson, R OBP: 0.306, SLG: 0.368 (1, 9)										4	0	0	0	0	0	2				
Willie Montanez, L OBP: 0.270, SLG: 0.327 (1, 3)										4	1	2	0	0	0	1				
Bob Boone, R OBP: 0.307, SLG: 0.316 (1, 2)										4	1	1	0	0	0	3				
Jim Lonborg, R OBP: 0.032, SLG: 0.033 (1, 1)										3	0	0	0	0	2	3				
Inning Stats	R: 3 E: 1 K: 1 S: 9	H: 3 LOB: 1 BB: 0 P: 9	R: 1 E: 0 K: 0 S: 4	H: 2 LOB: 1 BB: 0 P: 4	R: 1 E: 0 K: 1 S: 6	H: 1 LOB: 0 BB: 0 P: 6	R: 1 E: 0 K: 0 S: 6	H: 3 LOB: 3 BB: 1 P: 10	R: 0 E: 0 K: 1 S: 7	H: 2 LOB: 2 BB: 0 P: 7	R: 0 E: 0 K: 0 S: 5	H: 2 LOB: 0 BB: 0 P: 5	R: 0 E: 0 K: 0 S: 3	H: 0 LOB: 0 BB: 0 P: 3	R: 0 E: 0 K: 1 S: 5	H: 0 LOB: 0 BB: 0 P: 5		1B: 9 2B: 2 3B: 0 HR: 2	SF: 0 SAC: 1 DP: 0 HBP: 0	WP: 0 PB: 0 SB: 1 CS: 0
PITCHER Mike Caldwell, L ERA: 2.87 (1, 1)	IP: 3.0 WLS: L BF: 16 H: 7 R: 6 ER: 5 SO: 2 BB: 0 IBB: 0 HBP: 0 BLK: 0 WP: 0 HR: 2 S: 20 P: 20 ERA: 15.00 WHIP: 2.333															PITCHER				
Jim Barr, R ERA: 3.56 (4, 1)	IP: 1.0 WLS: L BF: 6 H: 2 R: 0 ER: 0 SO: 0 BB: 1 IBB: 0 HBP: 0 BLK: 0 WP: 0 HR: 0 S: 5 P: 9 ERA: 0.00 WHIP: 3.000															PITCHER				
Charlie Williams, R ERA: 2.36 (5, 1)	IP: 3.0 WLS: L BF: 13 H: 4 R: 0 ER: 0 SO: 1 BB: 0 IBB: 0 HBP: 0 BLK: 0 WP: 0 HR: 15 S: 15 P: 15 ERA: 0.00 WHIP: 1.333															PITCHER				
Jim Willoughby, R ERA: 4.75 (8, 1)	IP: 1.0 WLS: L BF: 3 H: 0 R: 0 ER: 0 SO: 1 BB: 0 IBB: 0 HBP: 0 BLK: 0 WP: 0 HR: 5 S: 5 P: 5 ERA: 0.00 WHIP: 0.000															PITCHER				



Batter	1	2	3	4	5	6	7	8	9	AB	R	H	RBI	BB	SO	LOB	TOP											
Bobby Bonds, R OBP: 0.383, SLG: 0.512 (1, 9)										4	2	1	0	1	1	3	San Francisco Giants @ Philadelphia Phillies Veterans Stadium, Philadelphia, PA Sun Jun 02 1974, 3:33 AM EDT Att: 12,280 - Unknown											
Mike Phillips, L OBP: 0.275, SLG: 0.302 (1, 4) (8, 5)										4	0	1	1	0	0	5												
Gary Matthews, R OBP: 0.330, SLG: 0.376 (1, 7)										4	1	1	0	0	1	3												
Ed Goodson, L OBP: 0.375, SLG: 0.467 Tito Fuentes, S OBP: 0.239, SLG: 0.218 (8, PR) (8, 4)										4	0	2	1	0	0	0												
Dave Kingman, R OBP: 0.318, SLG: 0.449 (1, 5) (8, 3)										4	0	0	0	0	1	2												
Chris Speier, R OBP: 0.317, SLG: 0.346 (1, 6)										3	0	1	0	1	0	1												
Gary Thomasson, L OBP: 0.342, SLG: 0.333 (1, 8)										4	0	0	0	0	0	3												
Dave Rader, L OBP: 0.400, SLG: 0.420 Damaso Blanco, R (9, PR)										2	0	2	0	2	0	0												
John D'Acquisto, R OBP: 0.143, SLG: 0.105 Randy Moffitt, R OBP: 0.250, SLG: 0.250 Steve Ontiveros, S OBP: 0.375, SLG: 0.358 (1, 1) (8, 1) (9, PH)										3	0	0	0	0	2	3												
Inning Stats	R: 1 E: 1 K: 0 S: 5	H: 1 LOB: 1 BB: 0 P: 5	R: 0 E: 0 K: 1 S: 4	H: 0 LOB: 1 BB: 2 P: 12	R: 1 E: 0 K: 1 S: 5	H: 0 LOB: 0 BB: 1 P: 9	R: 0 E: 0 K: 0 S: 3	H: 0 LOB: 0 BB: 0 P: 3	R: 0 E: 0 K: 1 S: 6	H: 1 LOB: 2 BB: 1 P: 10	R: 0 E: 0 K: 0 S: 4	H: 2 LOB: 2 BB: 0 P: 4	R: 1 E: 1 K: 0 S: 5	H: 2 LOB: 1 BB: 0 P: 5	R: 0 E: 0 K: 2 S: 8	H: 1 LOB: 2 BB: 0 P: 8		1B: 7 2B: 1 3B: 0 HR: 0	SF: 1 SAC: 0 DP: 1 HBP: 0	WP: 2 PB: 0 SB: 2 CS: 0	PA: 38							
PITCHER	IP	WLS	BF	H	R	ER	SO	BB	IBB	HBP	BLK	WP	HR	S	P	ERA	WHIP											
Dick Ruthven, R ERA: 2.97 Eddie Watt, R ERA: 3.32 Mac Scarce, L ERA: 4.33 Frank Linzy, R ERA: 1.96	(1, 1) (7, 1) (8, 1) (8, 1)	6.0 1.0 0.0 2.0	WLS 5 0 W	BF 25 3 7	H 3 1 1	R 2 0 0	ER 1 0 0	SO 4 0 0 2	BB 4 0 0 0	IBB 0 0 0 0	HBP 0 0 0 0	BLK 0 0 0 0	WP 2 0 0 0	HR 0 5 1 11	S 29 5 1 11	P 45 5 1 11	ERA 1.50 0.00 ∞ 0.00	WHIP 1.167 3.000 ∞ 0.500										

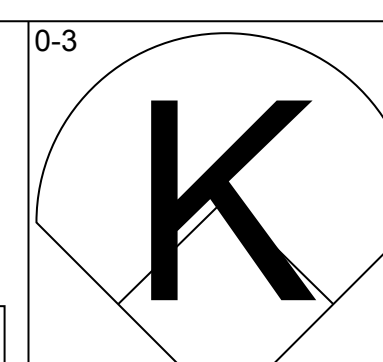
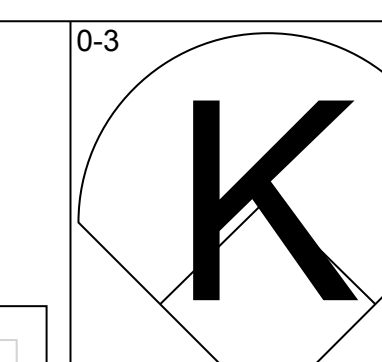
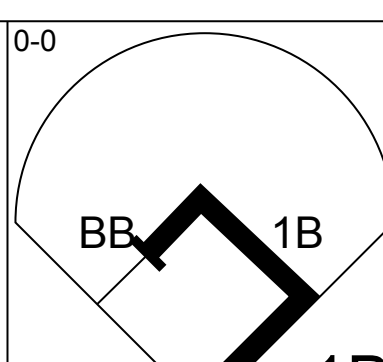
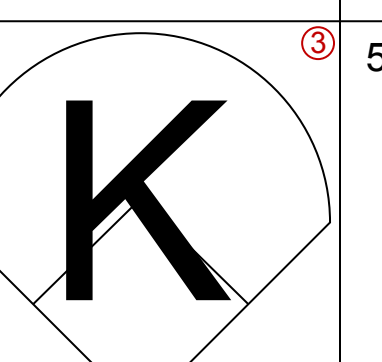
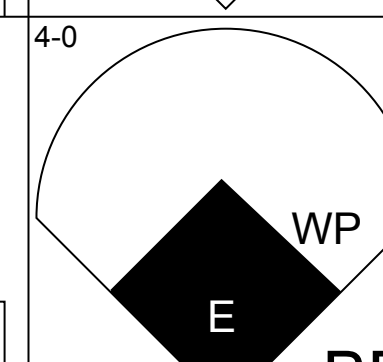
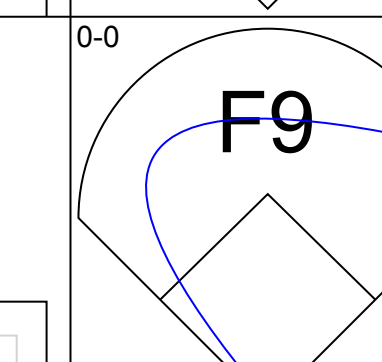
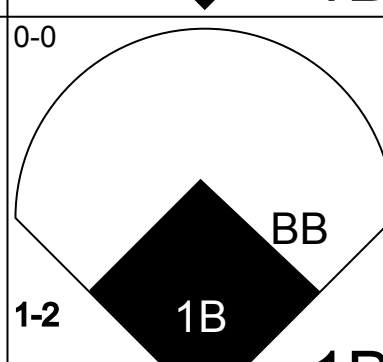
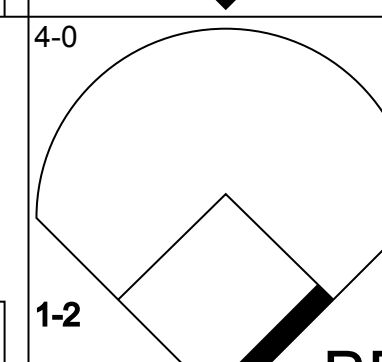
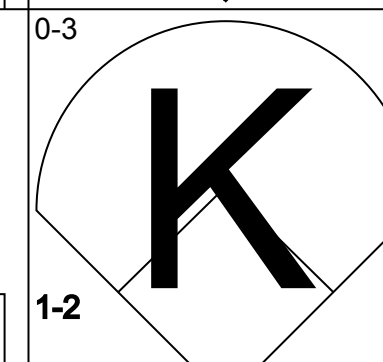
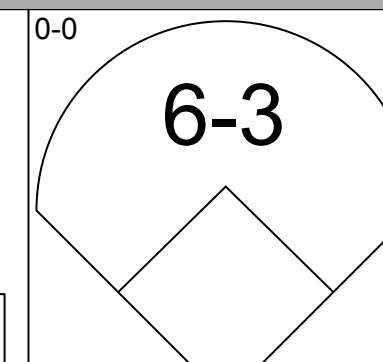
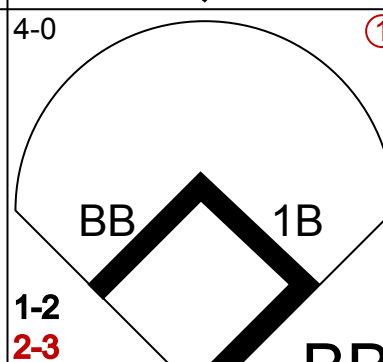
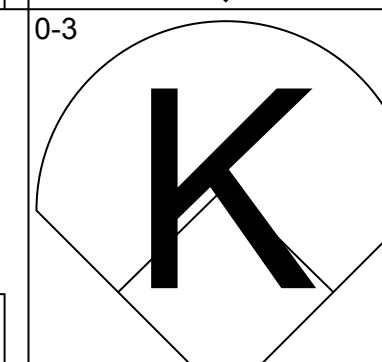
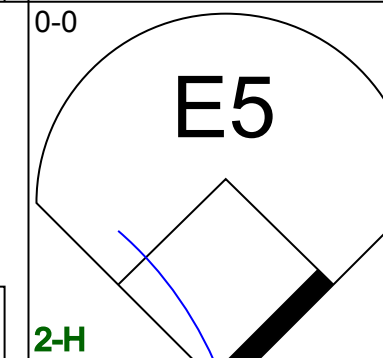
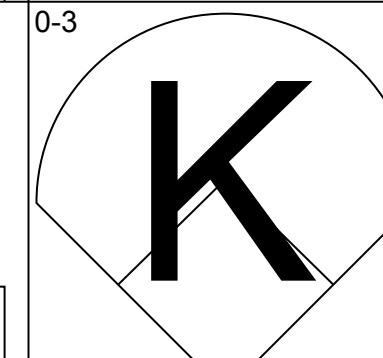
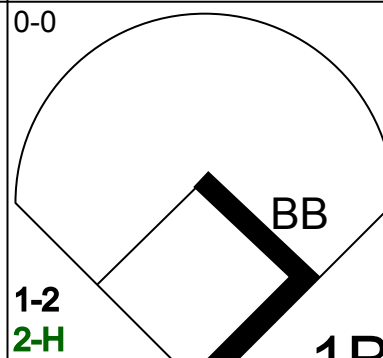
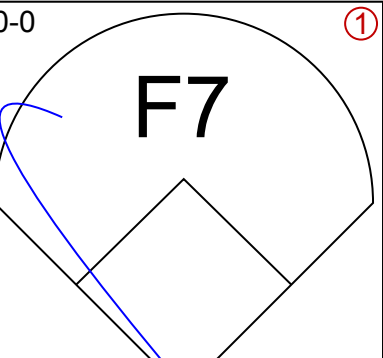
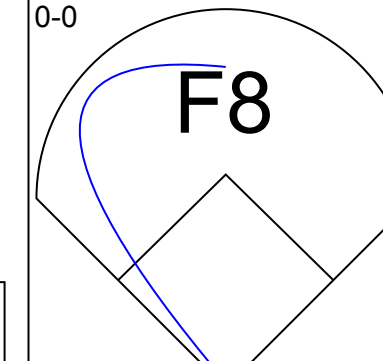
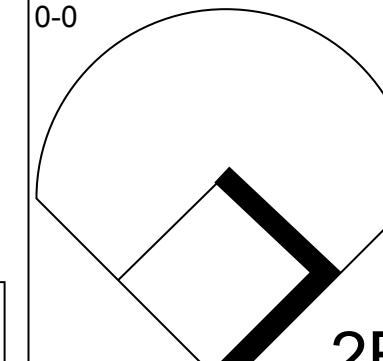
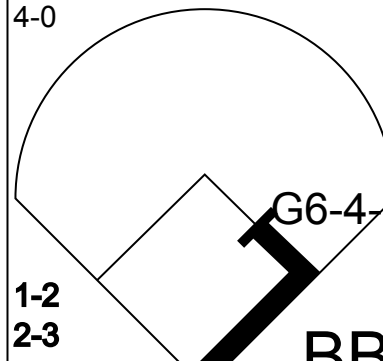
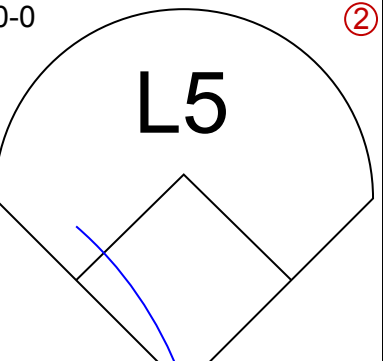
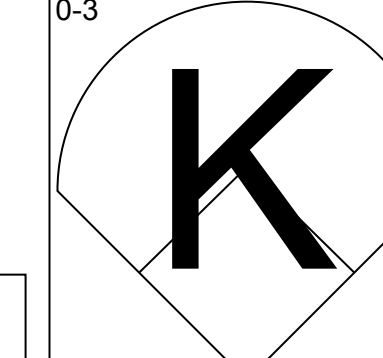
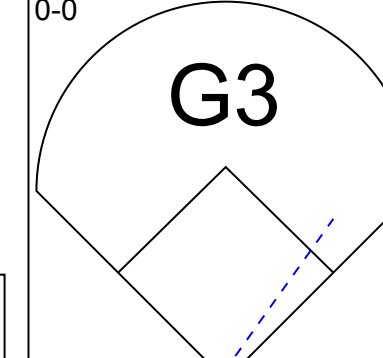
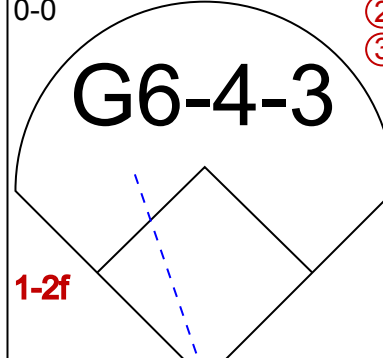
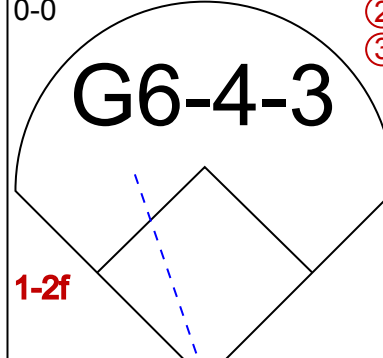
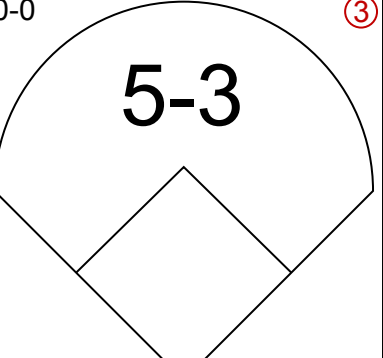
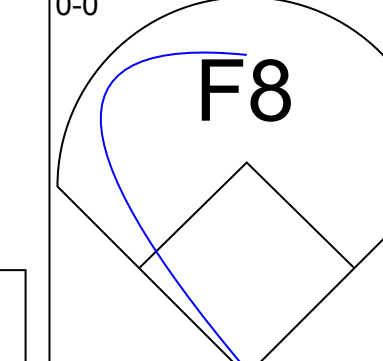
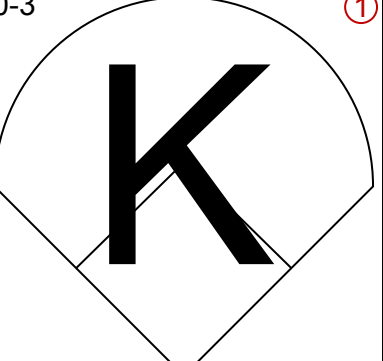
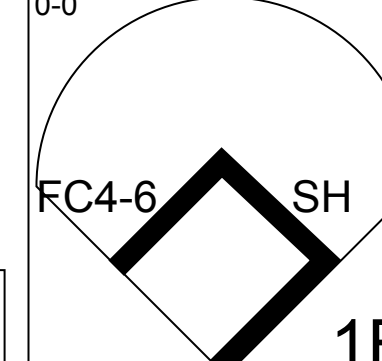
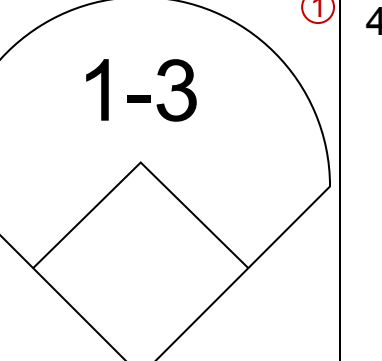
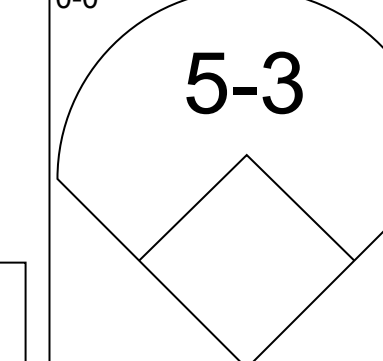
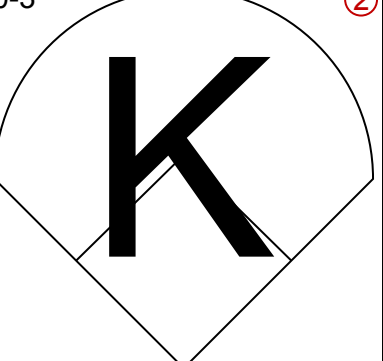
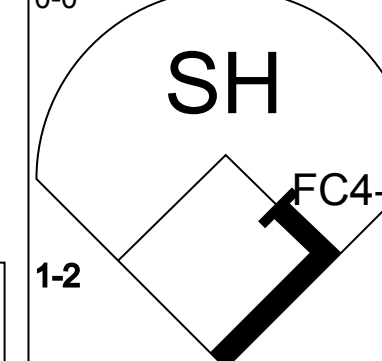
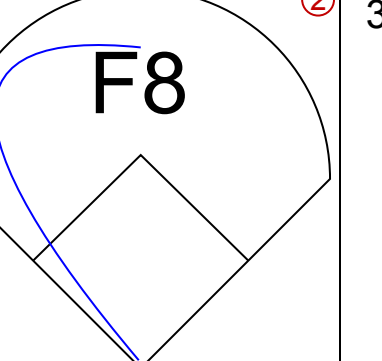
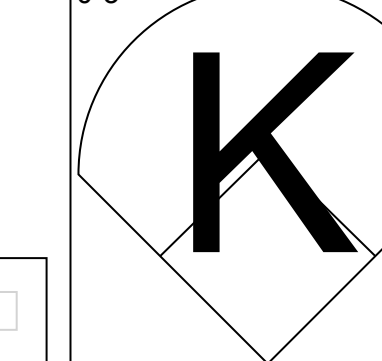
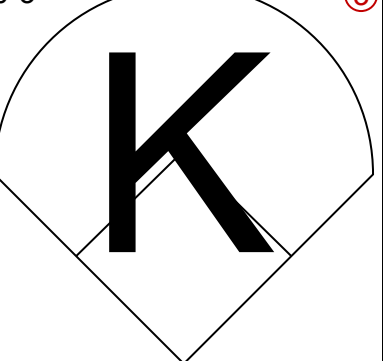
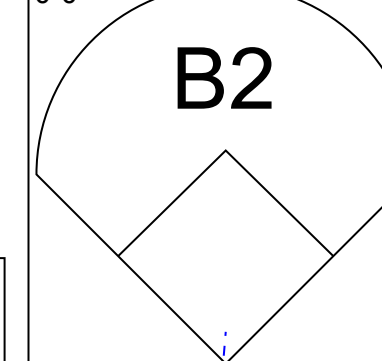
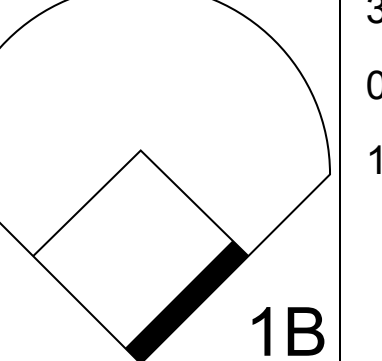
Batter	1	2	3	4	5	6	7	8	9	AB	R	H	RBI	BB	SO	LOB	BOTTOM											
Dave Cash, R OBP: 0.360, SLG: 0.395 (1, 4)										3	1	1	0	1	1	0	San Francisco Giants @ Philadelphia Phillies Veterans Stadium, Philadelphia, PA Sun Jun 02 1974, 3:33 AM EDT Att: 12,280 - Unknown											
Larry Bowa, S OBP: 0.296, SLG: 0.356 (1, 6)										4	0	0	0	0	0	2												
Mike Schmidt, R OBP: 0.392, SLG: 0.506 (1, 5)										4	1	1	1	0	0	1												
Greg Luzinski, R OBP: 0.327, SLG: 0.419 (1, 7)										4	1	1	2	0	2	1												
Del Unser, L OBP: 0.383, SLG: 0.423 (1, 8)										4	0	1	0	0	1	0												
Willie Montanez, L OBP: 0.271, SLG: 0.321 (1, 3)										2	0	0	0	1	1	0												
Mike Anderson, R OBP: 0.306, SLG: 0.367 (1, 9)										3	0	1	0	0	2	2												
Larry Cox, R (1, 2) Tom Hutton, L OBP: 0.250, SLG: 0.364 Jim Essian, R OBP: 0.167, SLG: 0.063 (8, PH) (9, 2)										2	0	0	0	0	2	1												
Dick Ruthven, R OBP: 0.100, SLG: 0.100 Tony Taylor, R OBP: 0.271, SLG: 0.200 Eddie Watt, R ERA: 3.32 Mac Scarce, L ERA: 4.33 Frank Linzy, R ERA: 1.96 Bill Robinson, R OBP: 0.206, SLG: 0.308 (1, 1) (8, PH) (7, 1) (8, 1) (8, 1) (8, 9)										1	0	0	0	0	0	0												
Inning Stats	R: 0 E: 0 K: 0 S: 3	H: 0 LOB: 1 BB: 1 P: 7	R: 0 E: 0 K: 2 S: 8	H: 1 LOB: 0 BB: 0 P: 8	R: 0 E: 0 K: 0 S: 3	H: 0 LOB: 0 BB: 0 P: 3	R: 0 E: 0 K: 2 S: 7	H: 0 LOB: 0 BB: 0 P: 7	R: 0 E: 0 K: 1 S: 5	H: 0 LOB: 0 BB: 0 P: 5	R: 0 E: 0 K: 2 S: 8	H: 1 LOB: 2 BB: 1 P: 12	R: 4 E: 2 K: 0 S: 7	H: 3 LOB: 0 BB: 0 P: 7	1B: 3 2B: 1 3B: 0 HR: 1	SF: 0 SAC: 0 DP: 0 HBP: 0		WP: 0 PB: 0 SB: 0 CS: 0	PA: 32									
PITCHER	IP	WLS	BF	H	R	ER	SO	BB	IBB	HBP	BLK	WP	HR	S	P	ERA	WHIP											
John D'Acquisto, R ERA: 3.53 Randy Moffitt, R ERA: 2.72	(1, 1) (8, 1)	7.2 0.1	L	BF 30 2	H 4 0	R 3 0	ER 1 0	SO 9 0	BB 2 0	IBB 0 0	HBP 0 0	BLK 0 0	WP 0 1	HR 0 2	S 46 2	P 54 2	ERA 0.00 0.00	WHIP 1.17 3.000										

AB	33
R	3
H	8
RBI	2
BB	4
SO	6
LOB	21



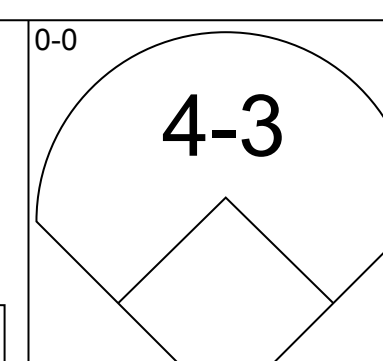
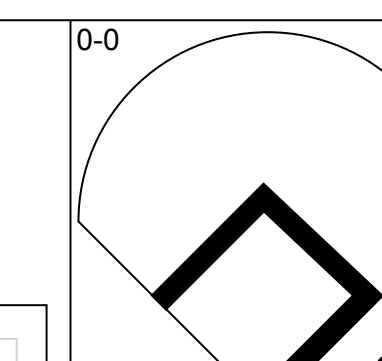
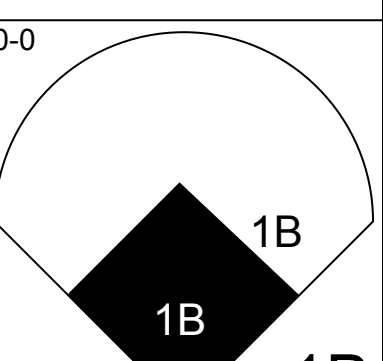
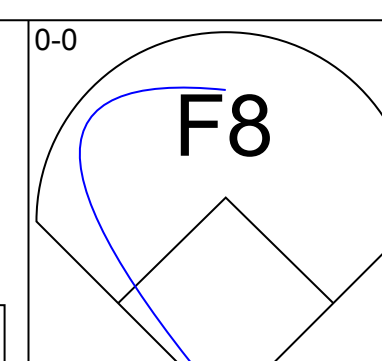
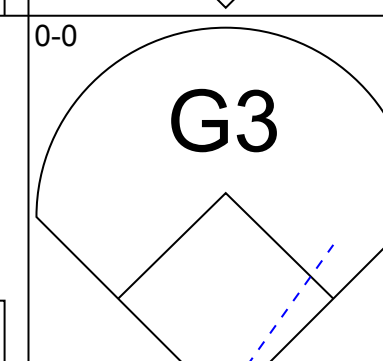
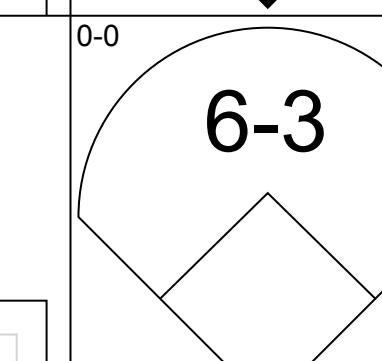
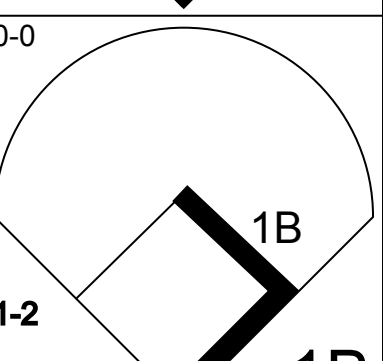
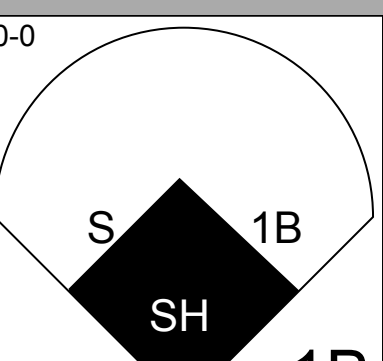
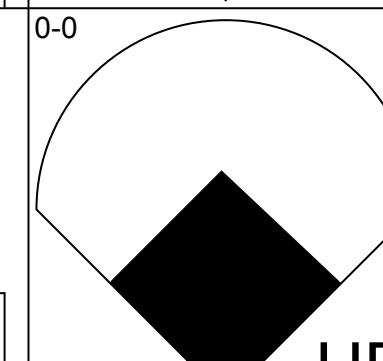
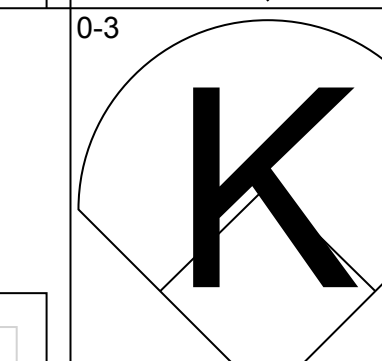
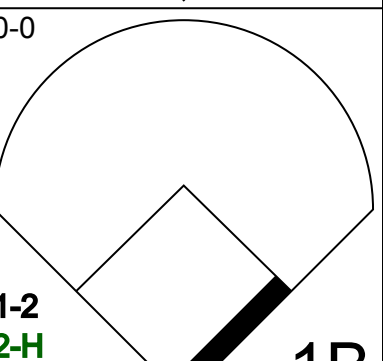
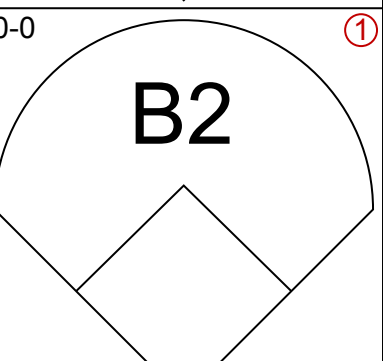
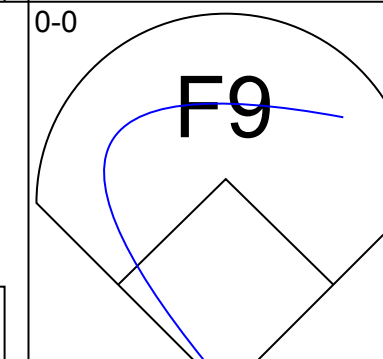
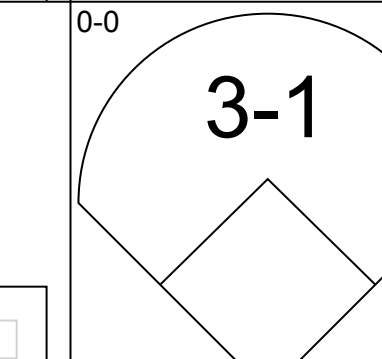
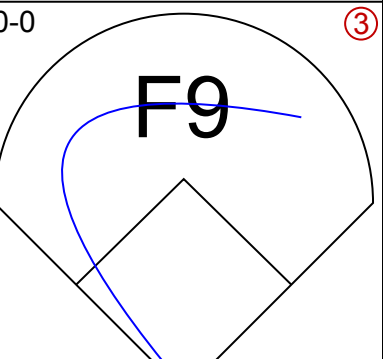
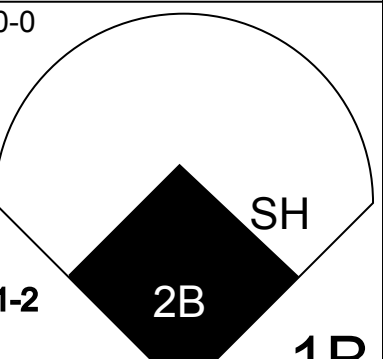
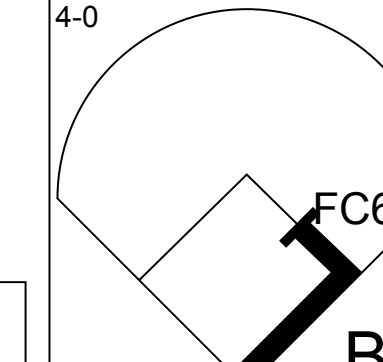
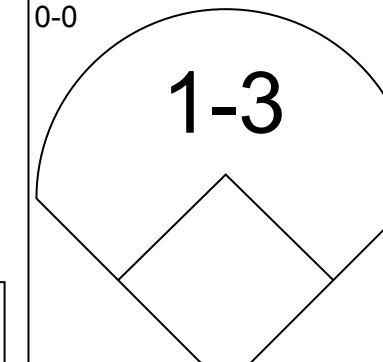
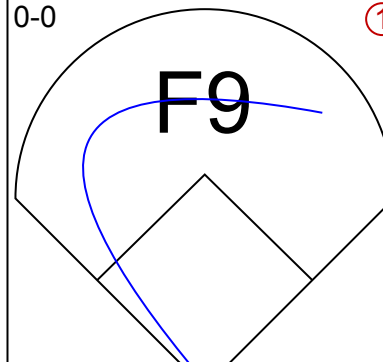
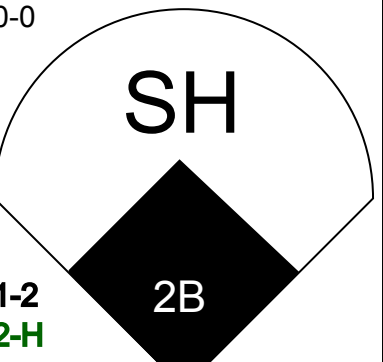
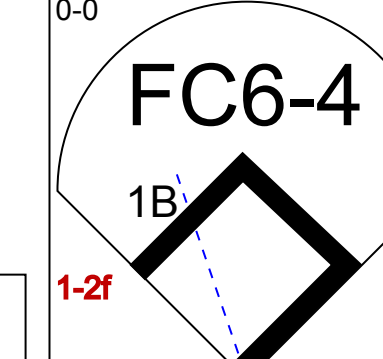
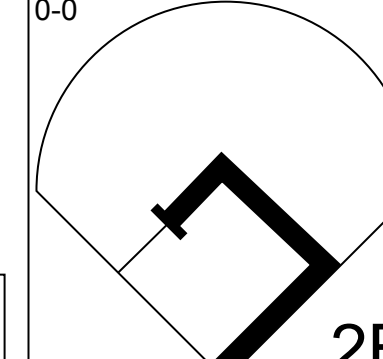
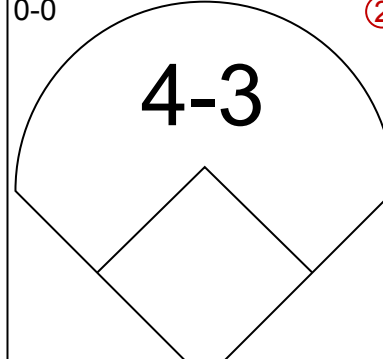
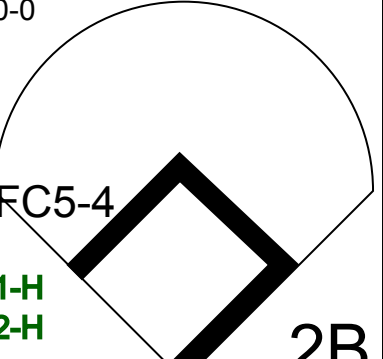
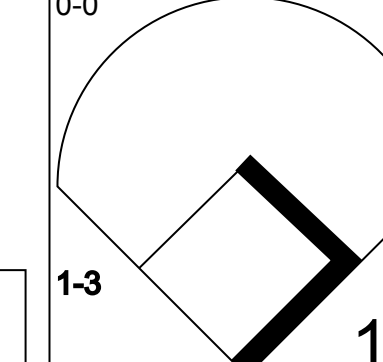
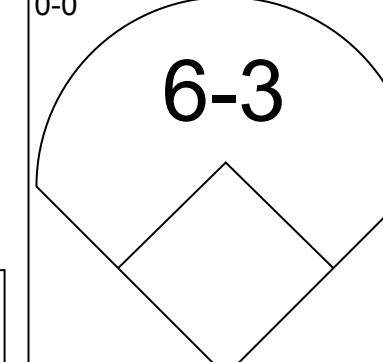
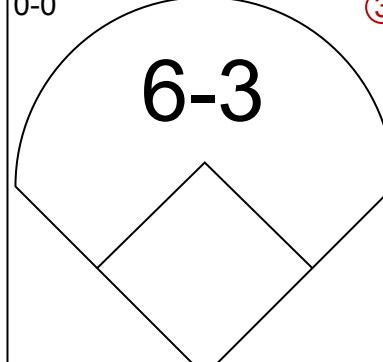
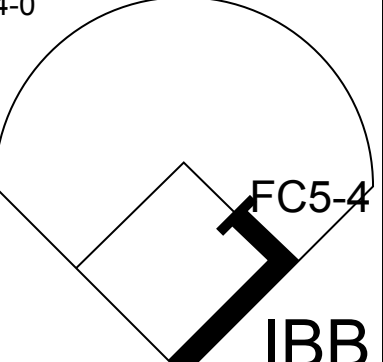
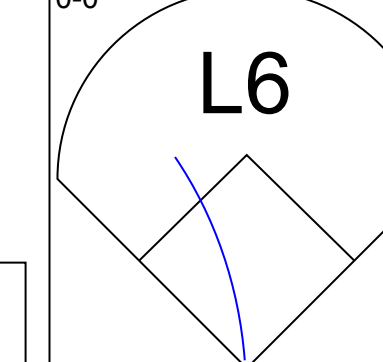
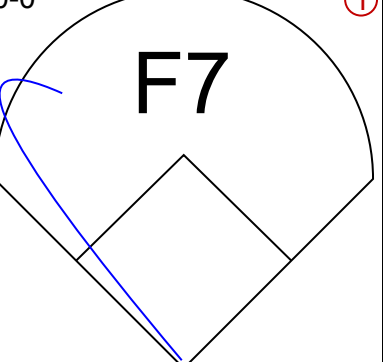
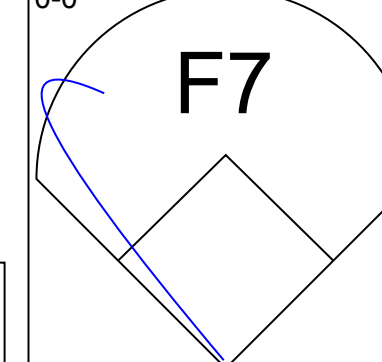
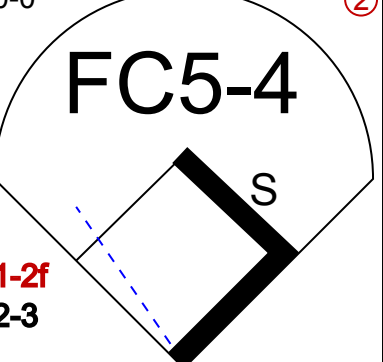
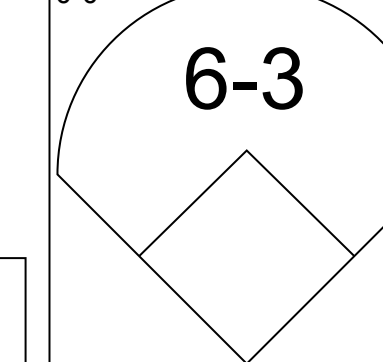
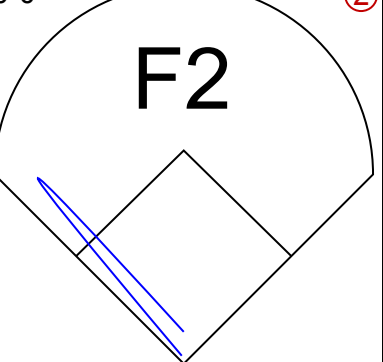
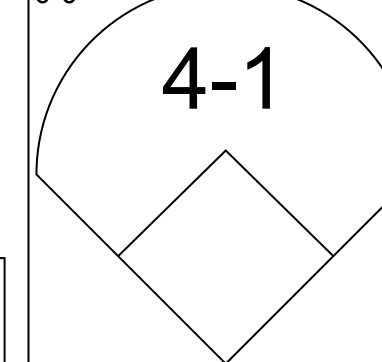
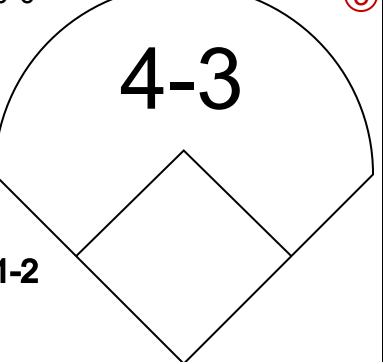
AB	30
R	4
H	5
RBI	3
BB	2
SO	9
LOB	7



Batter	1	2	3	4	5	6	7	8	9	AB	R	H	RBI	BB	SO	LOB	TOP							
Ralph Garr, L (1, 9) OBP: 0.419, SLG: 0.564										5	0	1	0	0	3	3	Atlanta Braves @ Philadelphia Phillies Veterans Stadium, Philadelphia, PA Mon Jun 03 1974, 7:05 PM EDT Att: 44,179 - Unknown							
Darrell Evans, L (1, 5) OBP: 0.360, SLG: 0.378										2	2	1	0	2	0	0								
Mike Lum, L (1, 8) OBP: 0.280, SLG: 0.364										3	0	0	0	1	2	4								
Hank Aaron, R (1, 7) OBP: 0.323, SLG: 0.526										4	0	1	1	0	1	0								
Davey Johnson, R (1, 3) OBP: 0.358, SLG: 0.441										3	0	1	0	1	0	1								
Marty Perez, R (1, 4) OBP: 0.396, SLG: 0.448										4	0	0	0	0	1	4								
Paul Casanova, R (1, 2) OBP: 0.136, SLG: 0.073										4	0	1	0	0	1	0								
Craig Robinson, R (1, 6) OBP: 0.276, SLG: 0.242										3	0	0	0	0	1	0								
Carl Morton, R (1, 1) OBP: 0.111, SLG: 0.086										3	0	0	0	0	2	2								
Danny Frisella, L (8, 1)										0	0	0	0	0	0	0								
Ivan Murrell, R (9, PH) OBP: 0.299, SLG: 0.255										1	0	1	0	0	0	0								
Inning Stats	R: 1 E: 1 K: 2 S: 8	H: 0 LOB: 1 BB: 1 P: 12	R: 0 E: 0 K: 1 S: 5	H: 0 LOB: 0 BB: 0 P: 5	R: 0 E: 0 K: 2 S: 7	H: 0 LOB: 0 BB: 0 P: 7	R: 0 E: 0 K: 1 S: 6	H: 1 LOB: 1 BB: 0 P: 6	R: 0 E: 0 K: 3 S: 9	H: 0 LOB: 0 BB: 0 P: 9	R: 0 E: 0 K: 0 S: 4	H: 3 LOB: 2 BB: 2 P: 12	R: 0 E: 1 K: 1 S: 7	H: 1 LOB: 3 BB: 1 P: 11	R: 0 E: 0 K: 0 S: 3	H: 0 LOB: 0 BB: 0 P: 3	R: 0 E: 0 K: 1 S: 6	H: 1 LOB: 1 BB: 0 P: 6	1B: 5 2B: 1 3B: 0 HR: 0	SF: 0 SAC: 1 DP: 1 HBP: 0	WP: 1 PB: 0 SB: 0 CS: 0	PA: 37		
PITCHER Steve Carlton, L (1, 1) ERA: 2.83	IP: 9.0 WLS: W BF: 37 H: 6 R: 2 ER: 1 SO: 11 BB: 4 IBB: 0 HBP: 0 BLK: 0 WP: 1 HR: 0 S: 55 P: 71 ERA: 1.00 WHIP: 1.111																							

AB 32
R 2
H 6
RBI 1
BB 4
SO 11
LOB 14



Batter	1	2	3	4	5	6	7	8	9	AB	R	H	RBI	BB	SO	LOB	BOTTOM						
Dave Cash, R (1, 4) OBP: 0.362, SLG: 0.407										4	1	2	0	0	0	0	Atlanta Braves @ Philadelphia Phillies Veterans Stadium, Philadelphia, PA Mon Jun 03 1974, 7:05 PM EDT Att: 44,179 - Unknown						
Larry Bowa, S (1, 6) OBP: 0.300, SLG: 0.358										4	1	2	0	0	0	1							
Mike Schmidt, R (1, 5) OBP: 0.394, SLG: 0.524										4	1	2	2	0	1	2							
Greg Luzinski, R (1, 7) OBP: 0.325, SLG: 0.415										4	1	1	0	0	0	3							
Del Unser, L (1, 8) OBP: 0.382, SLG: 0.417										2	1	0	1	1	0	0							
Willie Montanez, L (1, 3) OBP: 0.279, SLG: 0.345										4	0	2	2	0	0	1							
Mike Anderson, R (1, 9) OBP: 0.311, SLG: 0.367										3	0	1	0	1	0	0							
Bob Boone, R (1, 2) OBP: 0.299, SLG: 0.307										4	0	0	0	0	0	4							
Steve Carlton, L (1, 1) OBP: 0.158, SLG: 0.189										4	0	0	0	0	0	4							
Inning Stats	R: 1 E: 0 K: 0 S: 4	H: 1 LOB: 0 BB: 0 P: 4	R: 0 E: 0 K: 0 S: 4	H: 1 LOB: 1 BB: 1 P: 8	R: 0 E: 0 K: 1 S: 6	H: 1 LOB: 0 BB: 0 P: 6	R: 0 E: 0 K: 0 S: 3	H: 1 LOB: 0 BB: 0 P: 3	R: 0 E: 0 K: 0 S: 3	H: 0 LOB: 0 BB: 0 P: 3	R: 0 E: 0 K: 0 S: 3	H: 0 LOB: 0 BB: 0 P: 3	R: 0 E: 0 K: 0 S: 7	H: 3 LOB: 2 BB: 1 P: 11	R: 3 E: 0 K: 0 S: 7	H: 3 LOB: 2 BB: 1 P: 11	1B: 6 2B: 2 3B: 1 HR: 1	SF: 0 SAC: 1 DP: 0 HBP: 0	WP: 0 PB: 0 SB: 0 CS: 0	PA: 36			
PITCHER Carl Morton, R (1, 1) ERA: 3.33	IP: 7.1 WLS: L BF: 33 H: 10 R: 5 ER: 5 SO: 1 BB: 0 IBB: 0 HBP: 0 BLK: 0 WP: 0 HR: 1 S: 34 P: 38 ERA: 6.14 WHIP: 1.500																						
Danny Frisella, R (8, 1) ERA: 5.12	IP: 0.2 WLS: L BF: 3 H: 0 R: 0 ER: 0 SO: 0 BB: 0 IBB: 1 HBP: 0 BLK: 0 WP: 0 HR: 0 S: 2 P: 6 ERA: 0.00 WHIP: 0.000																						

AB 33
R 5
H 10
RBI 5
BB 2
SO 1
LOB 15



Batter	1	2	3	4	5	6	7	8	9	AB	R	H	RBI	BB	SO	LOB	TOP			
Ralph Garr, L OBP: 0.410, SLG: 0.548 (1, 7)										5	0	1	0	0	1	2	Atlanta Braves @ Philadelphia Phillies Veterans Stadium, Philadelphia, PA Wed Jun 05 1974, 7:05 PM EDT Att: 26,204 - Unknown			
Darrell Evans, L OBP: 0.362, SLG: 0.365 (1, 5)										4	0	0	0	1	0	4				
Rowland Office, L OBP: 0.268, SLG: 0.423 (1, 8)										4	0	2	0	0	0	2				
Mike Lum, L OBP: 0.284, SLG: 0.398 (1, 9)										4	0	0	0	0	1	3				
Davey Johnson, R OBP: 0.356, SLG: 0.447 (1, 3)										4	2	1	1	0	0	0				
Marty Perez, R OBP: 0.371, SLG: 0.417 (1, 4)										4	0	1	1	0	2	0				
Paul Casanova, R OBP: 0.196, SLG: 0.146 Frank Tepedino, L OBP: 0.256, SLG: 0.237 (9, PH)										3	0	2	0	0	0	0				
Craig Robinson, R OBP: 0.279, SLG: 0.244 Hank Aaron, R OBP: 0.326, SLG: 0.542 (9, PH)										3	0	0	0	0	0	2				
Phil Niekro, R OBP: 0.263, SLG: 0.289 Norm Miller, L OBP: 0.304, SLG: 0.368 Lew Krausse, R OBP: 0.268, SLG: 0.264 (9, PH)										2	0	1	0	0	0	1				
Inning Stats	R: 0 E: 0 K: 0 S: 4	H: 1 LOB: 1 BB: 0 P: 4	R: 1 E: 2 K: 0 S: 5	H: 2 LOB: 1 BB: 0 P: 5	R: 0 E: 0 K: 1 S: 3	H: 1 LOB: 1 BB: 0 P: 3	R: 1 E: 0 K: 1 S: 7	H: 2 LOB: 1 BB: 0 P: 7	R: 0 E: 0 K: 0 S: 4	H: 0 LOB: 0 BB: 0 P: 5	R: 0 E: 0 K: 1 S: 5	H: 0 LOB: 1 BB: 1 P: 9	R: 0 E: 0 K: 1 S: 5	H: 0 LOB: 0 BB: 0 P: 5	R: 0 E: 1 K: 0 S: 6	H: 2 LOB: 3 BB: 0 P: 6		1B: 7 2B: 1 3B: 0 HR: 1	SF: 0 SAC: 0 DP: 0 HBP: 0	WP: 0 PB: 0 SB: 0 CS: 1
PITCHER Jim Lonborg, R ERA: 2.48 (1, 1)	IP: 9.0 WLS: W BF: 38 H: 9 R: 2 ER: 1 SO: 4 BB: 2 IBB: 0 HBP: 0 BLK: 0 WP: 0 HR: 1 S: 44 P: 52 ERA: 1.00 WHIP: 1.222															PITCHER				

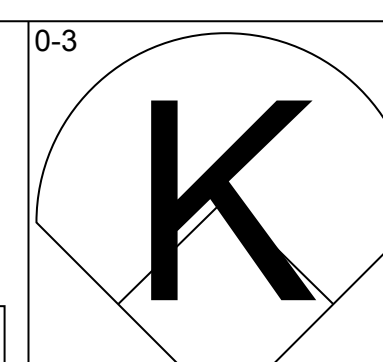
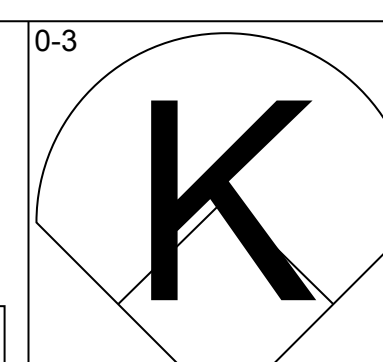
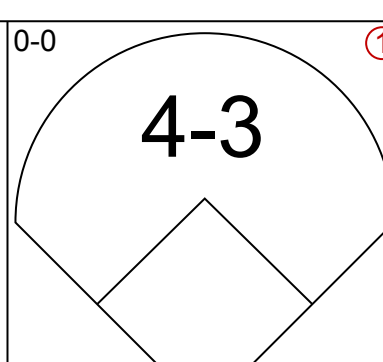
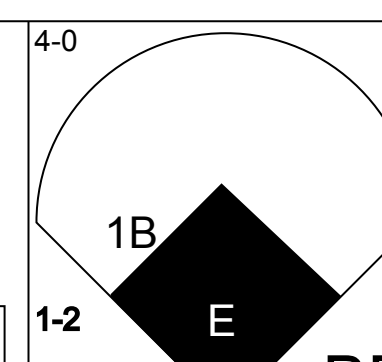
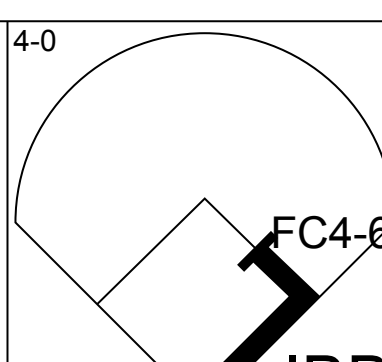
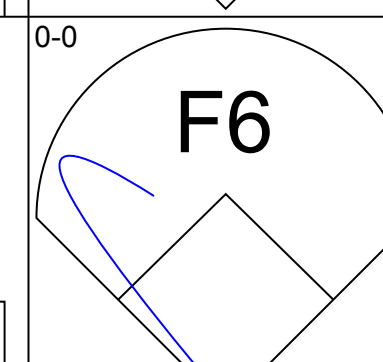
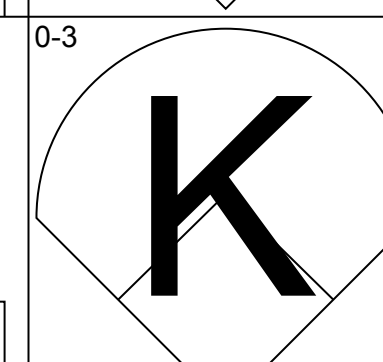
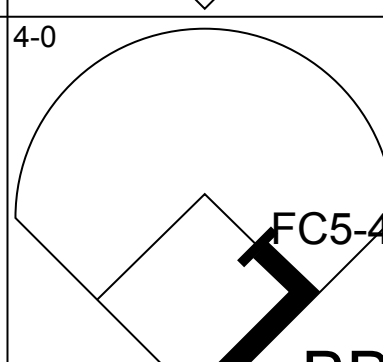
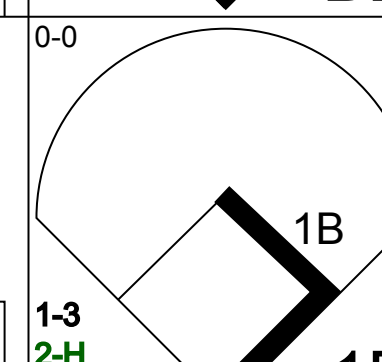
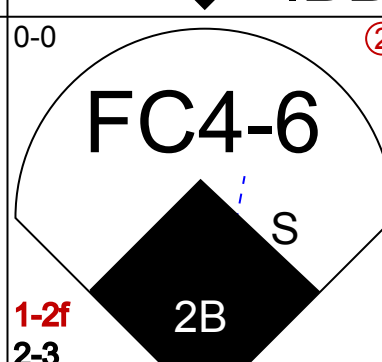
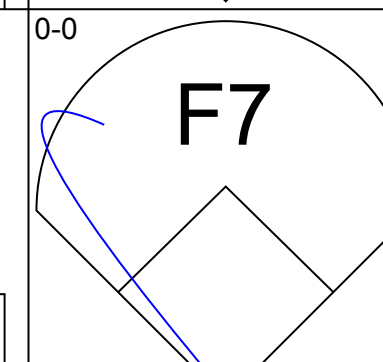
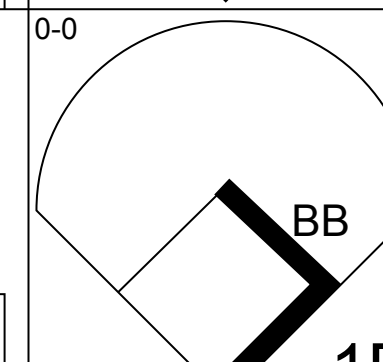
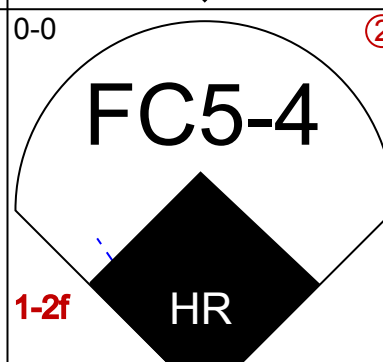
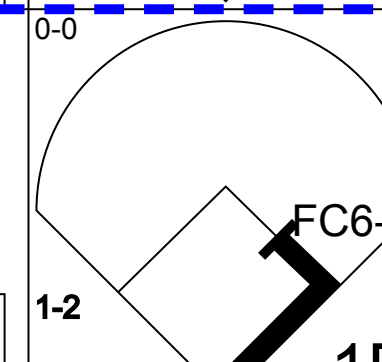
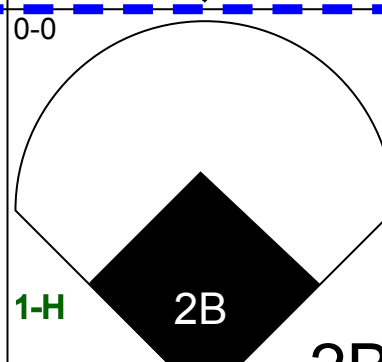
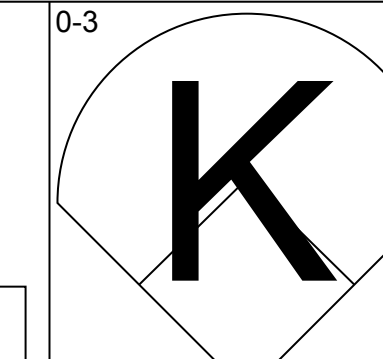
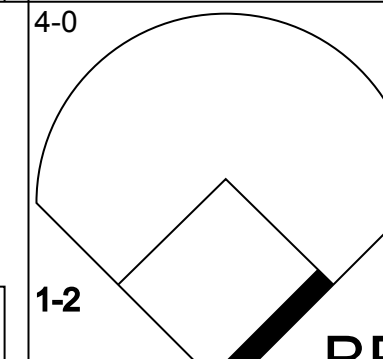
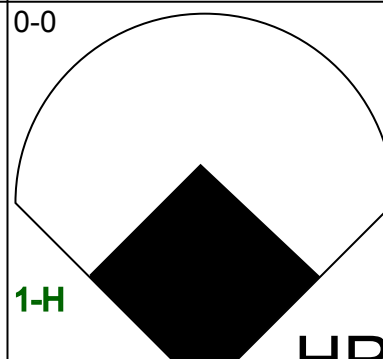
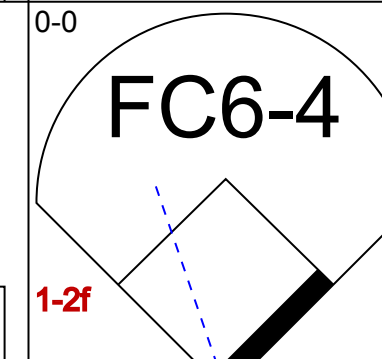
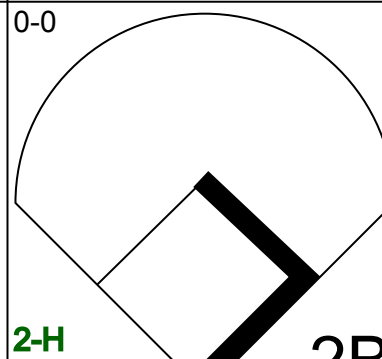
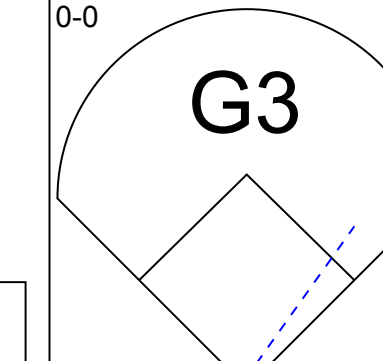
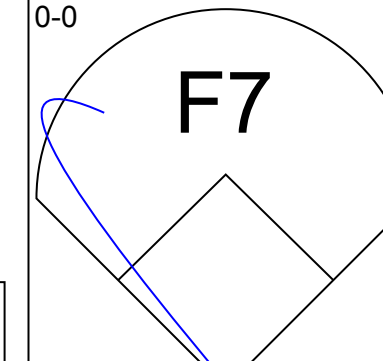
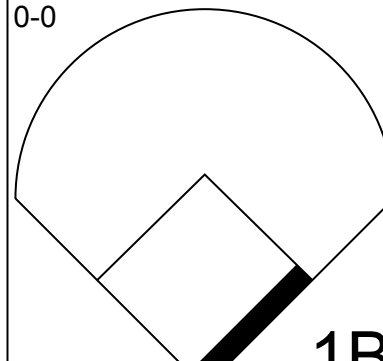
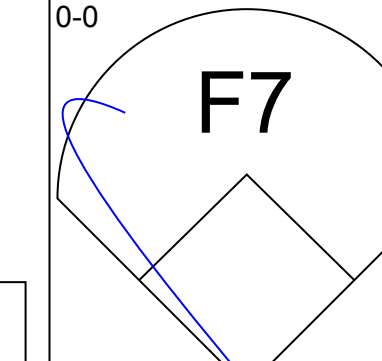
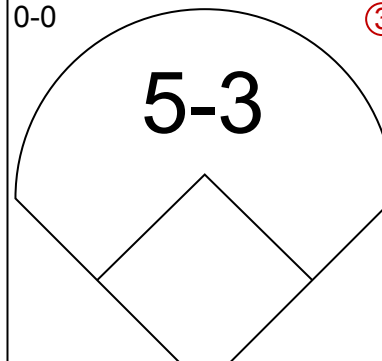
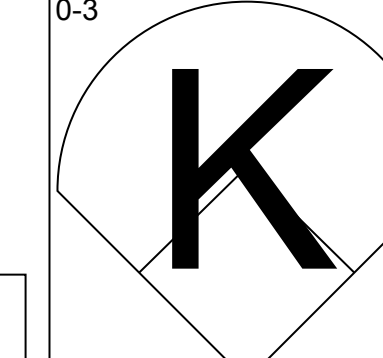
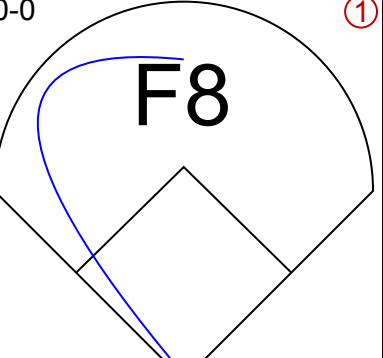
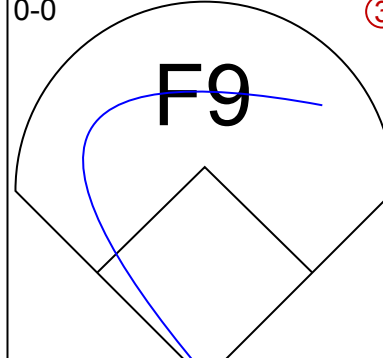
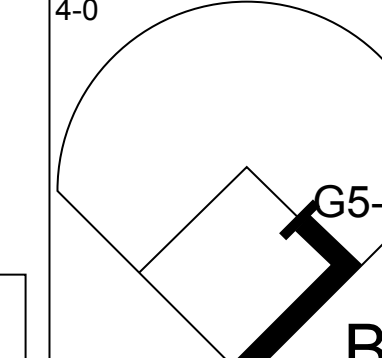
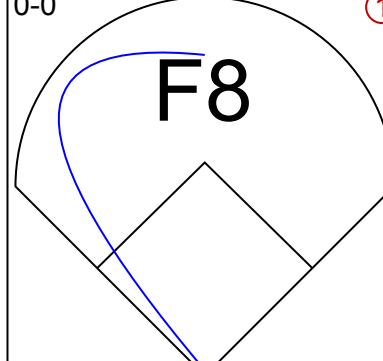
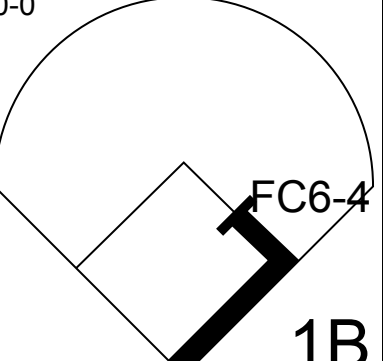
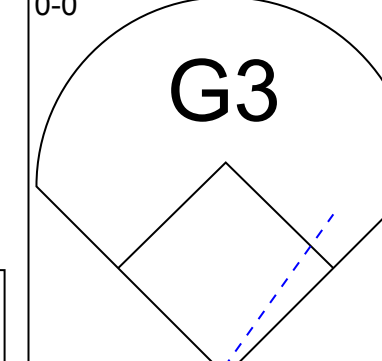
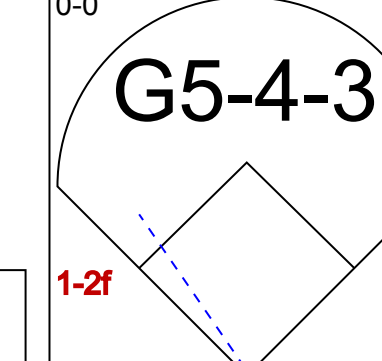
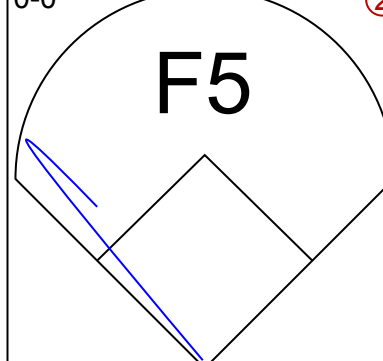
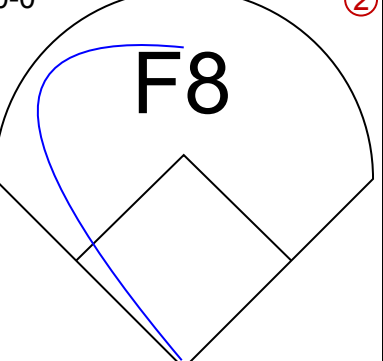
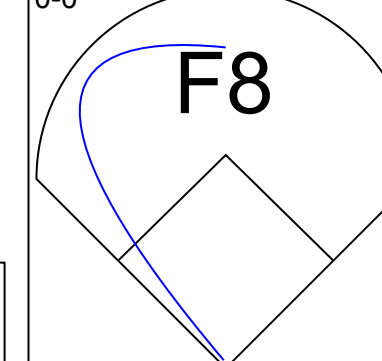
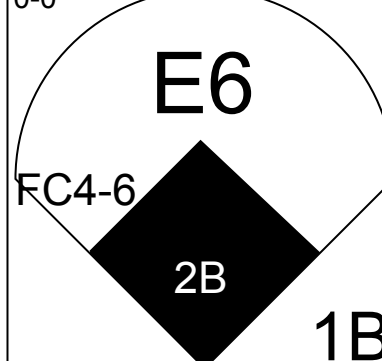
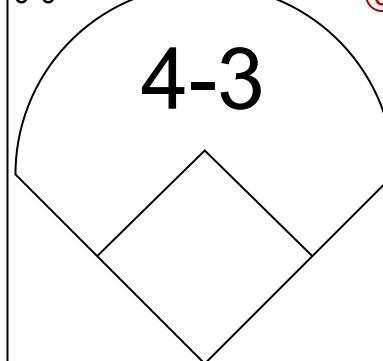
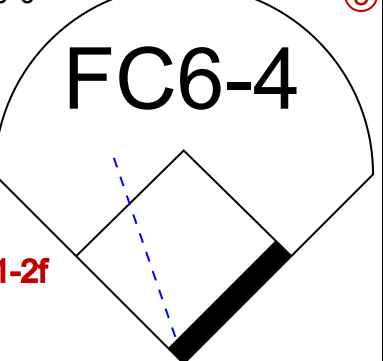
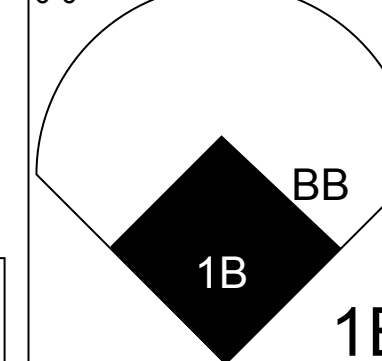
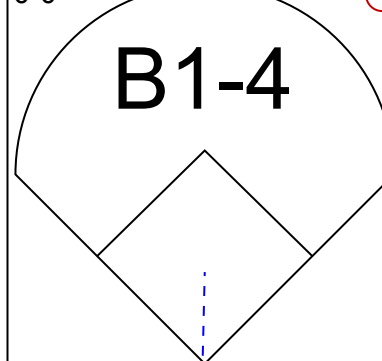
AB	36
R	2
H	9
RBI	2
BB	2
SO	4
LOB	16



Batter	1	2	3	4	5	6	7	8	9	AB	R	H	RBI	BB	SO	LOB	BOTTOM	
Dave Cash, R OBP: 0.363, SLG: 0.406 (1, 4)										4	1	2	0	0	0	0	Atlanta Braves @ Philadelphia Phillies Veterans Stadium, Philadelphia, PA Wed Jun 05 1974, 7:05 PM EDT Att: 26,204 - Unknown	
Larry Bowa, S OBP: 0.295, SLG: 0.352 (1, 6)										3	1	1	0	0	1	0		
Mike Schmidt, R OBP: 0.398, SLG: 0.537 (1, 5)										4	1	2	3	0	1	1		
Greg Luzinski, R OBP: 0.319, SLG: 0.406 Mike Anderson, R OBP: 0.310, SLG: 0.363 (1, 9)										0	0	0	0	0	0	0		
Del Unser, L OBP: 0.384, SLG: 0.431 (1, 8)										2	0	0	0	2	0	0		
Willie Montanez, L OBP: 0.277, SLG: 0.333 (1, 3)										3	0	0	0	1	1	2		
Bill Robinson, R OBP: 0.287, SLG: 0.347 (1, 7)										3	0	0	0	0	1	2		
Bob Boone, R OBP: 0.300, SLG: 0.329 (1, 2)										3	1	1	1	0	0	0		
Jim Lonborg, R OBP: 0.025, SLG: 0.030 (1, 1)										3	0	0	0	0	2	0		
Inning Stats	R: 0 E: 0 K: 1 S: 6	H: 1 LOB: 1 BB: 0 P: 6	R: 0 E: 0 K: 1 S: 5	H: 0 LOB: 0 BB: 0 P: 5	R: 4 E: 0 K: 0 S: 7	H: 4 LOB: 0 BB: 0 P: 7	R: 0 E: 0 K: 1 S: 5	H: 0 LOB: 0 BB: 0 P: 5	R: 0 E: 0 K: 2 S: 7	H: 0 LOB: 2 BB: 0 P: 7	R: 0 E: 0 K: 1 S: 5	H: 0 LOB: 0 BB: 0 P: 5	R: 0 E: 0 K: 1 S: 4	H: 2 LOB: 2 BB: 1 P: 8	1B: 5 2B: 0 3B: 0 HR: 2	SF: 0 SAC: 1 DP: 0 HBP: 0		WP: 0 PB: 0 SB: 0 CS: 1
PITCHER Phil Niekro, R ERA: 2.93 Lew Krausse, R ERA: 2.57 (7, 1)	IP: 6.0 WLS: L BF: 25 H: 5 R: 4 ER: 4 SO: 6 BB: 2 IBB: 0 HBP: 0 BLK: 0 WP: 0 HR: 2 S: 35 P: 43 ERA: 6.00 WHIP: 1.167															PITCHER		

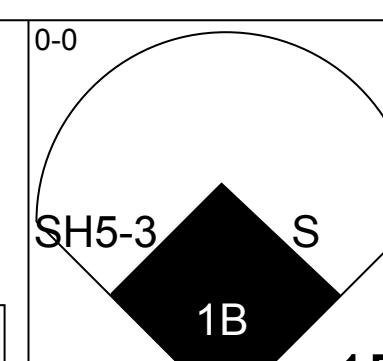
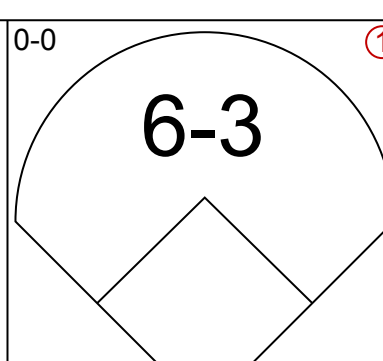
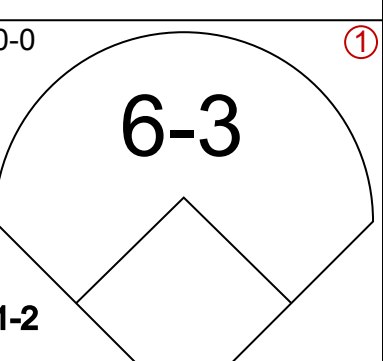
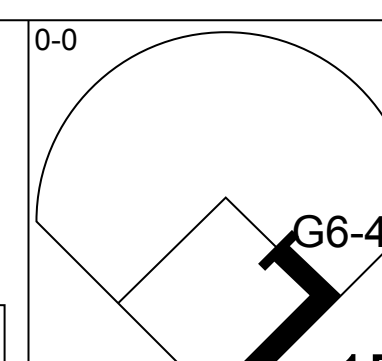
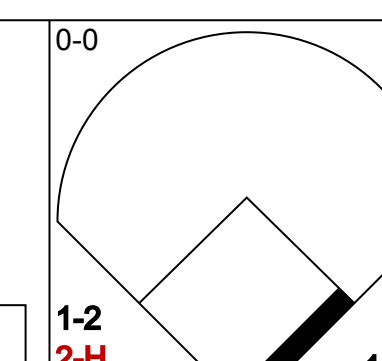
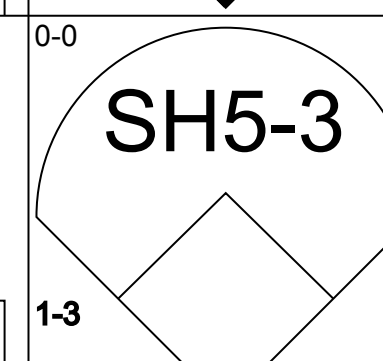
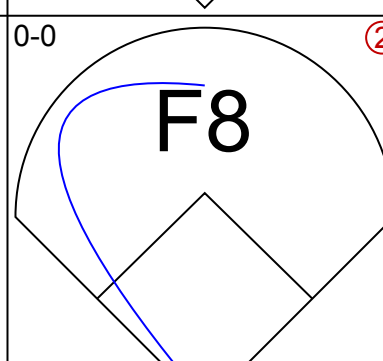
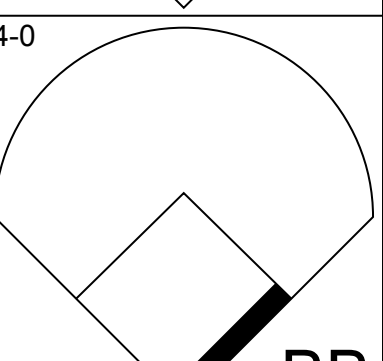
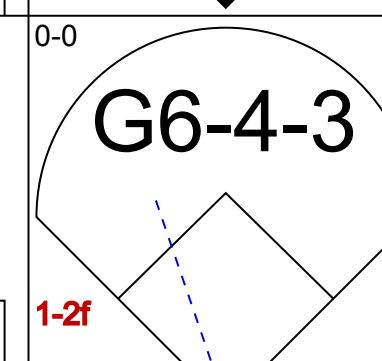
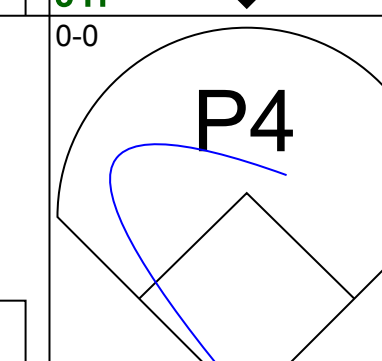
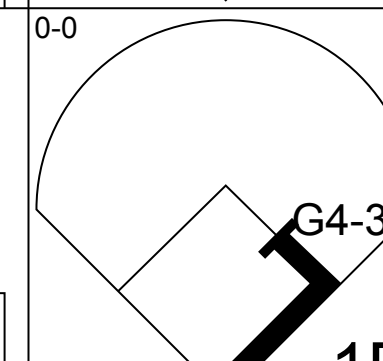
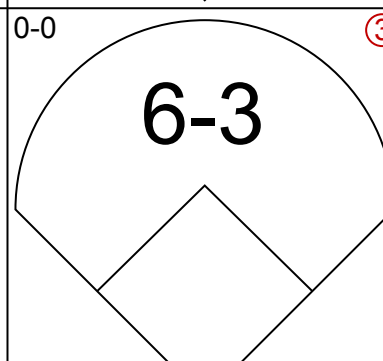
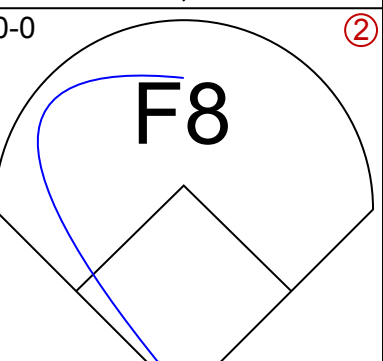
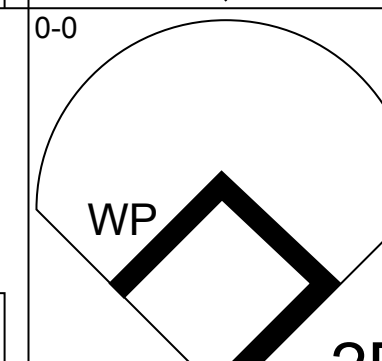
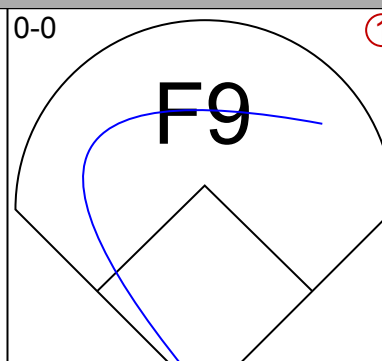
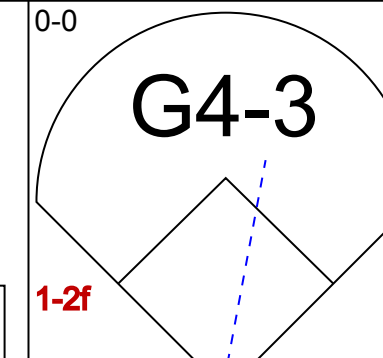
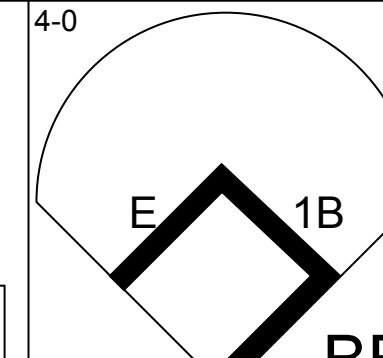
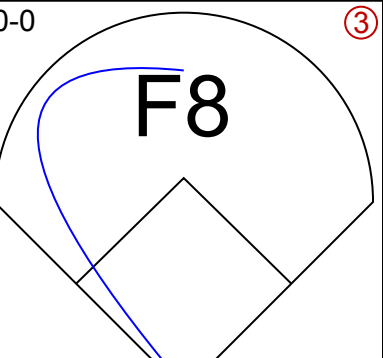
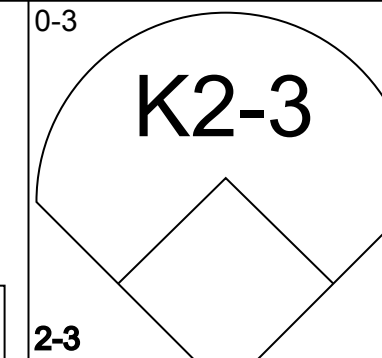
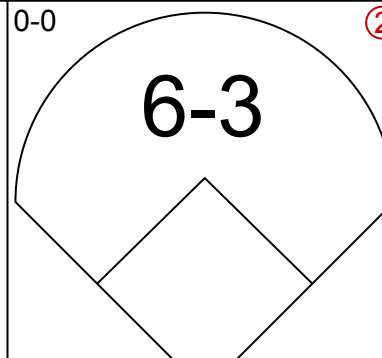
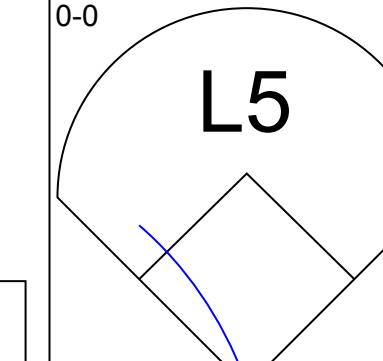
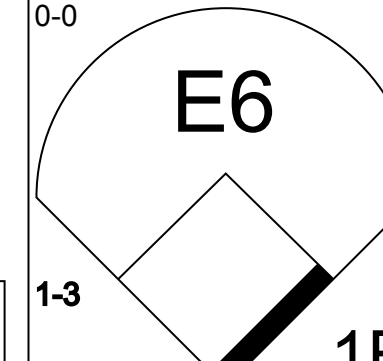
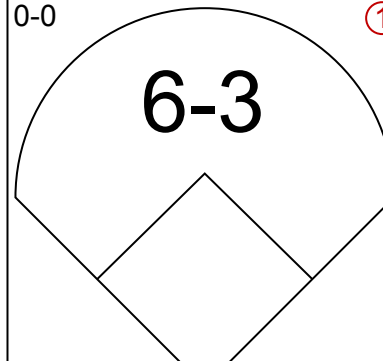
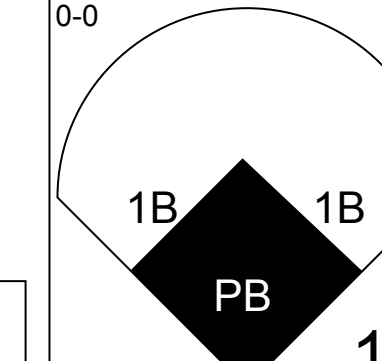
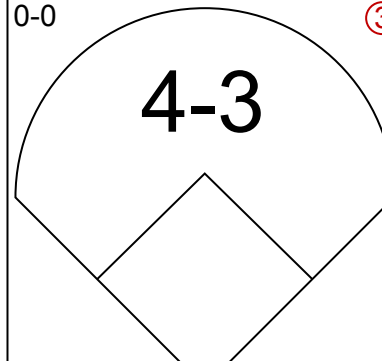

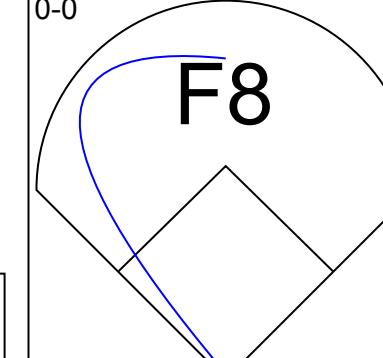
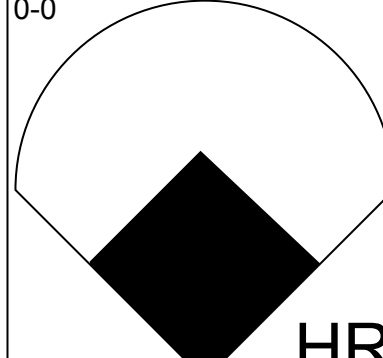
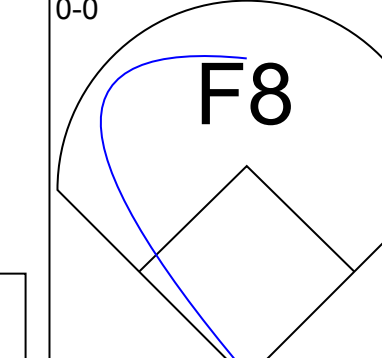
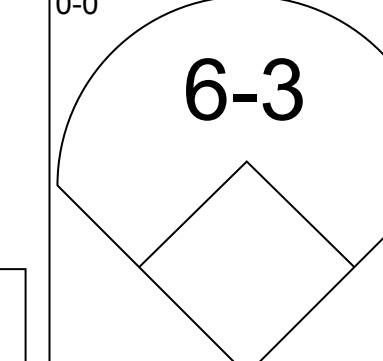
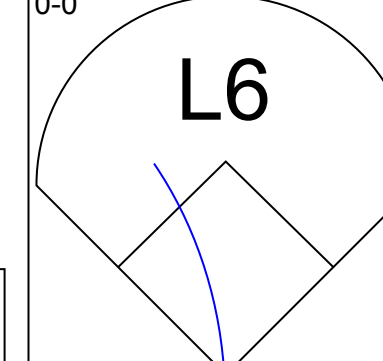
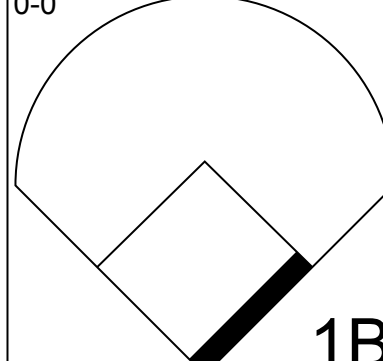
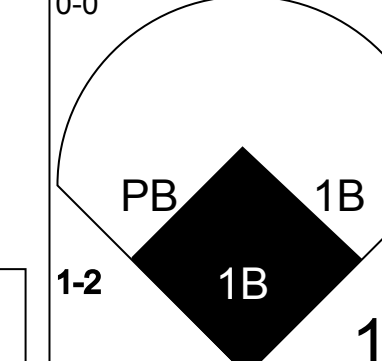
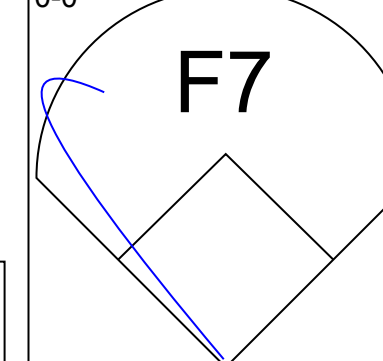
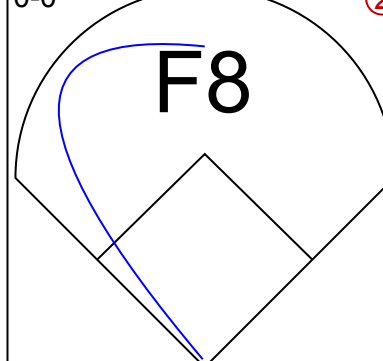
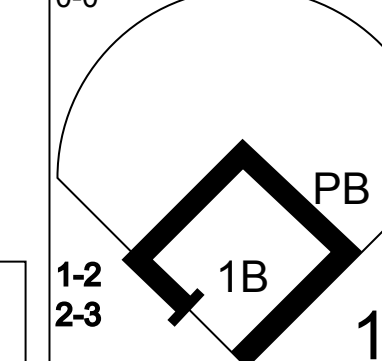
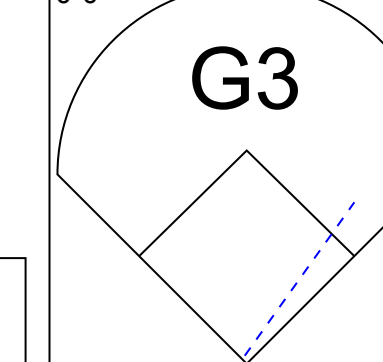
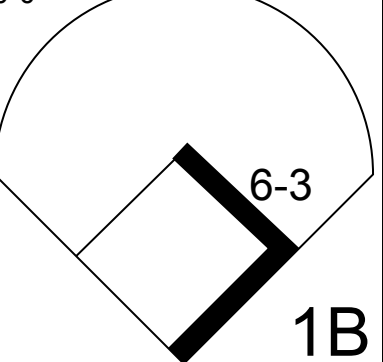
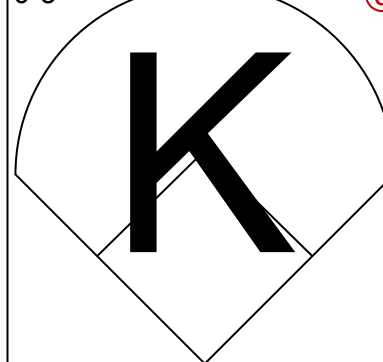
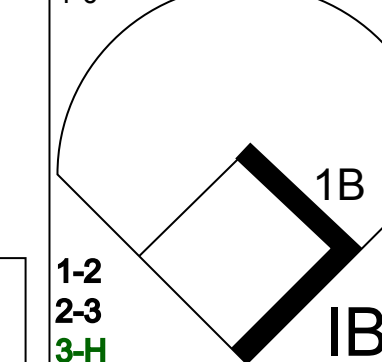
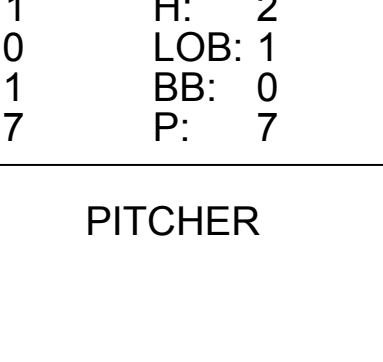
AB	29
R	4
H	7
RBI	4
BB	3
SO	7
LOB	6



Batter	1	2	3	4	5	6	7	8	9	AB	R	H	RBI	BB	SO	LOB	TOP								
Pete Rose, S OBP: 0.378, SLG: 0.390 (1, 7)										3	1	0	0	2	2	0	Cincinnati Reds @ Philadelphia Phillies Veterans Stadium, Philadelphia, PA Fri Jun 07 1974, 7:05 PM EDT Att: 22,408 - Unknown								
Joe Morgan, L OBP: 0.450, SLG: 0.460 (1, 4)										4	1	1	1	1	1	2									
Johnny Bench, R OBP: 0.393, SLG: 0.500 (1, 2)										5	2	3	2	0	0	1									
Tony Perez, R OBP: 0.373, SLG: 0.534 (1, 3)										4	1	2	3	1	1	2									
Dan Driessen, L OBP: 0.333, SLG: 0.360 Darrel Chaney, S OBP: 0.269, SLG: 0.261 (8, 5)										4	0	1	0	0	0	2									
Terry Crowley, L OBP: 0.245, SLG: 0.279 George Foster, R OBP: 0.339, SLG: 0.393 (8, 9)										3	0	0	0	1	1	0									
Dave Concepcion, R OBP: 0.318, SLG: 0.403 (1, 6)										4	0	1	0	0	0	1									
Cesar Geronimo, L OBP: 0.379, SLG: 0.449 (1, 8)										4	1	1	0	0	0	1									
Dick Baney, R Clay Carroll, R OBP: 0.500, SLG: 0.500 Pedro Borbon, R OBP: 0.273, SLG: 0.273 (8, 1)										2	0	0	0	0	0	1									
Inning Stats	R: 0 E: 0 K: 1 S: 5	H: 0 LOB: 0 BB: 0 P: 5	R: 0 E: 0 K: 2 S: 7	H: 0 LOB: 0 BB: 0 P: 7	R: 0 E: 0 K: 0 S: 3	H: 0 LOB: 0 BB: 0 P: 3	R: 0 E: 0 K: 2 S: 8	H: 1 LOB: 2 BB: 1 P: 12	R: 0 E: 0 K: 0 S: 4	H: 1 LOB: 1 BB: 0 P: 4	R: 2 E: 0 K: 0 S: 5	H: 2 LOB: 1 BB: 1 P: 9	R: 2 E: 1 K: 0 S: 6	H: 3 LOB: 2 BB: 1 P: 10	R: 0 E: 0 K: 0 S: 2	H: 0 LOB: 1 BB: 1 P: 6		R: 3 E: 1 K: 0 S: 6	H: 3 LOB: 1 BB: 1 P: 10	1B: 7 2B: 2 3B: 0 HR: 1	SF: 0 SAC: 0 DP: 1 HBP: 0	WP: 0 PB: 0 SB: 1 CS: 0	PA: 41		
PITCHER	IP	WLS	BF	H	R	ER	SO	BB	IBB	HBP	BLK	WP	HR	S	P	ERA	WHIP								
Dick Ruthven, R ERA: 3.19 Wayne Twitchell, R ERA: 5.79 Mac Scarce, L ERA: 4.66 Frank Linzy, R ERA: 2.41	6.2		29	6	4	4	5	3	0	0	0	0	1	36	48	5.40	1.350								



AB	36
R	7
H	10
RBI	6
BB	5
SO	5
LOB	13

Batter	1	2	3	4	5	6	7	8	9	AB	R	H	RBI	BB	SO	LOB	BOTTOM								
Dave Cash, R OBP: 0.368, SLG: 0.410 (1, 4)										5	1	3	1	0	0	1	Cincinnati Reds @ Philadelphia Phillies Veterans Stadium, Philadelphia, PA Fri Jun 07 1974, 7:05 PM EDT Att: 22,408 - Unknown								
Larry Bowa, S OBP: 0.294, SLG: 0.347 (1, 6)										3	0	0	0	1	0	3									
Mike Schmidt, R OBP: 0.398, SLG: 0.539 (1, 5)										5	0	2	1	0	0	2									
Bill Robinson, R OBP: 0.284, SLG: 0.336 (1, 7)										4	0	0	0	1	1	4									
Del Unser, L OBP: 0.384, SLG: 0.430 (1, 8)										5	1	2	0	0	0	0									
Willie Montanez, L OBP: 0.284, SLG: 0.371 (1, 3)										4	1	2	1	0	0	3									
Mike Anderson, R OBP: 0.314, SLG: 0.366 (1, 9)										4	1	2	0	0	0	3									
Bob Boone, R OBP: 0.305, SLG: 0.329 Billy Grabarkewitz, R OBP: 0.273, SLG: 0.444 Larry Cox, R (9, 2)										3	0	1	0	1	0	3									
Dick Ruthven, R OBP: 0.130, SLG: 0.130 Wayne Twitchell, R (7, 1)										3	0	1	0	0	1	3									
Tom Hutton, L OBP: 0.258, SLG: 0.364 Mac Scarce, L (9, 1) Frank Linzy, R (9, 1)										0	0	0	0	0	0	0									
Inning Stats	R: 1 E: 0 K: 0 S: 4	H: 2 LOB: 0 BB: 0 P: 4	R: 0 E: 0 K: 0 S: 4	H: 1 LOB: 2 BB: 1 P: 8	R: 0 E: 0 K: 0 S: 3	H: 0 LOB: 0 BB: 0 P: 3	R: 0 E: 1 K: 0 S: 4	H: 1 LOB: 2 BB: 1 P: 8	R: 0 E: 0 K: 0 S: 4	H: 1 LOB: 2 BB: 1 P: 8	R: 1 E: 0 K: 1 S: 7	H: 2 LOB: 1 BB: 0 P: 7	R: 0 E: 0 K: 1 S: 6	H: 2 LOB: 1 BB: 0 P: 6	R: 2 E: 0 K: 0 S: 6	H: 4 LOB: 2 BB: 1 P: 10	R: 0 E: 0 K: 0 S: 3	H: 0 LOB: 0 BB: 0 P: 3	1B: 10 2B: 2 3B: 0 HR: 1	SF: 0 SAC: 1 DP: 2 HBP: 0	WP: 1 PB: 1 SB: 1 CS: 0	PA: 41			
PITCHER	IP	WLS	BF	H	R	ER	SO	BB	IBB	HBP	BLK	WP	HR	S	P	ERA	WHIP								
Dick Baney, R ERA: 3.38 Clay Carroll, R ERA: 2.79 Pedro Borbon, R ERA: 1.73	5.1		25	7	2	2	0	2	1	0	0	0	1	0	14	9.00	2.500								



AB	36
R	4
H	13
RBI	3
BB	4
SO	2
LOB	22

Batter	1	2	3	4	5	6	7	8	9	AB	R	H	RBI	BB	SO	LOB	TOP					
Pete Rose, S OBP: 0.375, SLG: 0.382 (1, 7)	F9		FC4 BB		F9		F9		K	4	0	0	0	1	1	1	Cincinnati Reds @ Philadelphia Phillies Veterans Stadium, Philadelphia, PA Sat Jun 08 1974, 7:05 PM EDT Att: 34,256 - Unknown					
Joe Morgan, L OBP: 0.455, SLG: 0.468 (1, 4)			F8					WP HR		3	1	2	0	1	0	2						
Johnny Bench, R OBP: 0.390, SLG: 0.511 (1, 5)	5-3		FC4		5-3			HR		4	1	1	2	0	0	4						
Tony Perez, R OBP: 0.366, SLG: 0.523 (1, 3)	6-3				K			K		4	0	0	0	0	3	1						
Dave Concepcion, R OBP: 0.312, SLG: 0.395 (1, 6)		K			K			F9		4	0	0	0	0	2	0						
Mery Rettenmund, R OBP: 0.346, SLG: 0.419 (1, 9)					K			F9		3	0	0	0	1	1	0						
George Foster, R OBP: 0.336, SLG: 0.396 (1, 8)										4	1	1	0	0	2	1						
Clay Carroll, R OBP: 0.500, SLG: 0.500 (9, 1)	G5-4-3				HR			K		0	0	0	0	0	0	0						
Bill Plummer, R OBP: 0.250, SLG: 0.436 (1, 2)			6-3							4	2	2	3	0	0	0						
Clay Kirby, R OBP: 0.214, SLG: 0.120 (7, PH)										2	0	1	0	0	1	0						
Phil Cavarero, R OBP: 0.206, SLG: 0.200 (7, 1)										1	0	0	0	0	0	0						
Tom Hall, L OBP: 0.333, SLG: 0.200 (9, PH)										0	0	0	0	0	0	0						
Andy Kosco, R OBP: 0.333, SLG: 0.200 (9, PH)										1	0	1	0	0	0	0						
Cesar Geronimo, L OBP: 0.379, SLG: 0.440 (9, 8)			F8 BB		K			F3		0	0	0	0	0	0	0						
Inning Stats	R: 0 E: 0 K: 0 S: 3	H: 0 LOB: 1 BB: 1 P: 7	R: 0 E: 0 K: 1 S: 4	H: 0 LOB: 0 BB: 1 P: 8	R: 0 E: 0 K: 0 S: 4	H: 1 LOB: 2 BB: 1 P: 8	R: 0 E: 0 K: 3 S: 9	H: 0 LOB: 0 BB: 0 P: 9	R: 2 E: 0 K: 1 S: 8	H: 3 LOB: 1 BB: 0 P: 8	R: 0 E: 0 K: 1 S: 5	H: 0 LOB: 0 BB: 0 P: 5	R: 1 E: 0 K: 1 S: 6	H: 1 LOB: 0 BB: 0 P: 6	R: 2 E: 0 K: 1 S: 7	H: 2 LOB: 0 BB: 0 P: 7	R: 0 E: 0 K: 2 S: 8	H: 1 LOB: 1 BB: 0 P: 8	1B: 3 2B: 2 3B: 0 HR: 3	SF: 0 SAC: 0 DP: 1 HBP: 0	WP: 1 PB: 0 SB: 1 CS: 0	PA: 37
PITCHER Steve Carlton, L ERA: 3.01 (1, 1)	IP: 9.0 WLS: W BF: 37 H: 8 R: 5 ER: 5 SO: 10 BB: 3 IBB: 0 HBP: 0 BLK: 0 WP: 1 HR: 3 S: 54 P: 66 ERA: 5.00 WHIP: 1.222																					

AB	34
R	5
H	8
RBI	5
BB	3
SO	10
LOB	9



Batter	1	2	3	4	5	6	7	8	9	AB	R	H	RBI	BB	SO	LOB	BOTTOM					
Dave Cash, R OBP: 0.368, SLG: 0.412 (1, 4)			F8		FC6-5 1B S E	6-3				4	1	1	1	1	0	2	Cincinnati Reds @ Philadelphia Phillies Veterans Stadium, Philadelphia, PA Sat Jun 08 1974, 7:05 PM EDT Att: 34,256 - Unknown					
Larry Bowa, S OBP: 0.294, SLG: 0.345 (1, 6)			F7							4	1	1	0	0	0	2						
Mike Schmidt, R OBP: 0.405, SLG: 0.555 (1, 5)			F7							2	2	1	1	2	0	1						
Bill Robinson, R OBP: 0.292, SLG: 0.359 (1, 7)			F3		SH1-4 1B BB			HR		3	1	2	1	0	0	1						
Del Unser, L OBP: 0.381, SLG: 0.432 (1, 8)					SH1-4 1-2 2H			CS		4	0	1	1	0	1	2						
Willie Montanez, L OBP: 0.290, SLG: 0.370 (1, 3)					4-3 1B			P6		3	0	1	1	1	1	0						
Mike Anderson, R OBP: 0.313, SLG: 0.364 (1, 9)					1B 3H					4	0	1	0	0	1	2						
Bob Boone, R OBP: 0.310, SLG: 0.325 (1, 2)					1B 1-3					2	0	0	0	2	0	2						
Steve Carlton, L OBP: 0.175, SLG: 0.231 (1, 1)					SH2-4 BB					2	0	1	0	0	0	0						
Tom Hutton, L OBP: 0.285, SLG: 0.371 (9, PH)					SH2-4 1-2					1	1	1	0	0	0	0						
Inning Stats	R: 0 E: 0 K: 0 S: 3	H: 0 LOB: 1 BB: 1 P: 7	R: 0 E: 0 K: 2 S: 7	H: 0 LOB: 0 BB: 0 P: 7	R: 0 E: 0 K: 0 S: 3	H: 0 LOB: 1 BB: 1 P: 7	R: 1 E: 0 K: 0 S: 5	H: 2 LOB: 2 BB: 1 P: 9	R: 3 E: 1 K: 0 S: 6	H: 4 LOB: 2 BB: 2 P: 14	R: 0 E: 0 K: 0 S: 3	H: 0 LOB: 0 BB: 0 P: 3	R: 1 E: 0 K: 0 S: 4	H: 2 LOB: 0 BB: 0 P: 4	R: 0 E: 0 K: 1 S: 4	H: 0 LOB: 1 BB: 1 P: 8	R: 1 E: 0 K: 0 S: 2	H: 2 LOB: 1 BB: 0 P: 2	1B: 5 2B: 3 3B: 1 HR: 1	SF: 0 SAC: 2 DP: 0 HBP: 0	WP: 0 PB: 0 SB: 2 CS: 1	PA: 38
PITCHER Clay Kirby, R ERA: 4.12 (1, 1)	IP: 6.0 WLS: L BF: 28 H: 6 R: 4 ER: 4 SO: 2 BB: 4 IBB: 1 HBP: 0 BLK: 0 WP: 0 HR: 0 S: 27 P: 47 ERA: 6.00 WHIP: 1.667																					
Tom Hall, L ERA: 3.89 (7, 1)	IP: 2.0 WLS: L BF: 7 H: 2 R: 1 ER: 1 SO: 1 BB: 0 IBB: 0 HBP: 0 BLK: 0 WP: 0 HR: 1 S: 8 P: 12 ERA: 4.50 WHIP: 1.500																					
Clay Carroll, R ERA: 3.1 (9, 1)	IP: 0.0 WLS: L BF: 2 H: 2 R: 1 ER: 1 SO: 0 BB: 0 IBB: 0 HBP: 0 BLK: 0 WP: 0 HR: 2 S: 2 P: 2 ERA: ∞ WHIP: ∞																					

AB	29
R	6
H	10
RBI	5
BB	6
SO	3
LOB	12



Batter	1	2	3	4	5	6	7	8	9	AB	R	H	RBI	BB	SO	LOB	TOP					
Pete Rose, S OBP: 0.378, SLG: 0.383 (1, 7)	0-0 4-3	0-0 G3			0-0 F8		0-0 HR		0-0 HR	5	2	2	0	1	0	1	Cincinnati Reds @ Philadelphia Phillies Veterans Stadium, Philadelphia, PA Sun Jun 09 1974, 3:33 AM EDT Att: 33,163 - Unknown					
Joe Morgan, L OBP: 0.456, SLG: 0.482 (1, 4)	4-0 1B S BB	0-0 F7			0-0 F3		0-0 P4		0-0 HR	5	1	2	2	1	0	2						
Johnny Bench, R OBP: 0.393, SLG: 0.523 (1, 2)	4-0 1B 1-2 BB		0-0 5-3		0-0 3-1		0-0 HR		0-0 E SH 1B	5	2	2	2	1	0	3						
Tony Perez, R OBP: 0.368, SLG: 0.520 (1, 3)	0-0 F8		0-0 F8		0-0 4-3		4-0 2B		0-3 SH	3	2	1	0	1	0	2						
Pedro Borbon, R OBP: 0.250, SLG: 0.250 (7, 1)	0-0 F8		0-0 F8		0-0 1B		0-0 BB		1-3 SH	1	0	0	0	0	1	0						
Dan Driessen, L OBP: 0.349, SLG: 0.380 (1, 5)	0-0 1-2 2-3 1B		0-0 CS		0-0 4-3		0-0 1B		4-0 FC8-4	5	1	4	2	1	0	1						
Terry Crowley, L OBP: 0.250, SLG: 0.348 (7, PH)	0-3 K		0-0 CS		0-0 F8		0-0 HR		0-3 FC8-4	3	1	1	2	0	1	3						
George Foster, R OBP: 0.336, SLG: 0.389 (7, 9)	0-0 K		0-0 CS		0-0 F8		0-0 1B		0-3 K	2	2	0	0	1	1	3						
Dave Concepcion, R OBP: 0.317, SLG: 0.392 (1, 6)		0-0 WP		0-0 F7		0-0 E		4-0 K	4-0 WP	4	1	1	0	2	2	4						
Cesar Geronimo, L OBP: 0.404, SLG: 0.473 (1, 8)		0-0 SH1-4		0-0 F9		4-0 1B		0-0 WP	0-0 K	4	1	3	2	1	0	0						
Don Gullett, R OBP: 0.357, SLG: 0.320 (1, 1)		0-0 SH1-4		0-0 L3		0-3 K		0-0 P5	0-0 F8	2	0	0	0	0	1	2						
Hal King, L OBP: 0.250, SLG: 0.143 (7, PR)										1	0	1	2	0	0	0						
Darrel Chaney, S OBP: 0.250, SLG: 0.240 (7, 5)										2	1	0	0	0	0	5						
Inning Stats	R: 0 E: 0 K: 1 S: 6	H: 1 LOB: 3 BB: 2 P: 14	R: 1 E: 0 K: 0 S: 5	H: 2 LOB: 1 BB: 0 P: 5	R: 0 E: 0 K: 0 S: 3	H: 1 LOB: 0 BB: 0 P: 3	R: 0 E: 0 K: 0 S: 3	H: 0 LOB: 0 BB: 0 P: 3	R: 0 E: 0 K: 0 S: 3	H: 0 LOB: 0 BB: 0 P: 3	R: 2 E: 1 K: 1 S: 7	H: 2 LOB: 2 BB: 2 P: 15	R: 7 E: 1 K: 1 S: 11	H: 6 LOB: 3 BB: 3 P: 23	R: 1 E: 1 K: 1 S: 5	H: 0 LOB: 2 BB: 2 P: 14	R: 3 E: 1 K: 2 S: 13	H: 5 LOB: 3 BB: 0 P: 13	1B: 12 2B: 2 3B: 0 HR: 3	SF: 0 SAC: 2 DP: 0 HBP: 1	WP: 3 PB: 0 SB: 1 CS: 1	PA: 55
PITCHER	IP WLS BF H R ER SO BB IBB HBP BLK WP HR S P ERA WHIP																					
Ron Schueler, R ERA: 3.57	(1, 1) 6.0 0 1 27 6 3 3 2 3 1 0 0 0 1 1 27 43 4.50 1.500																					
Wayne Twitchell, R ERA: 10.8	(7, 1) 0.1 L 4 1 1 3 3 0 2 0 0 0 0 0 1 2 10 ∞ ∞																					
Mac Scarce, L ERA: 4.97	(7, 1) 0.0 1 1 0 0 0 0 0 0 0 0 0 0 1 1 ∞ ∞																					
Eddie Watt, R ERA: 5.03	(7, 1) 0.1 5 3 3 3 1 1 0 0 0 0 0 0 6 10 81.00 12.000																					
George Culver, R ERA: 6.65	(7, 1) 1.1 8 1 2 1 1 2 0 1 0 2 0 7 16 6.75 2.250																					



Batter	1	2	3	4	5	6	7	8	9	AB	R	H	RBI	BB	SO	LOB	BOTTOM					
Dave Cash, R OBP: 0.377, SLG: 0.424 (1, 4)	0-0 4-3		0-0 CS		0-0 CS		0-0 1B		0-0 HR	5	1	4	0	0	0	0	Cincinnati Reds @ Philadelphia Phillies Veterans Stadium, Philadelphia, PA Sun Jun 09 1974, 3:33 AM EDT Att: 33,163 - Unknown					
Larry Bowa, S OBP: 0.292, SLG: 0.342 (1, 6)	0-0 P6		0-0 F7		0-0 5-3		0-0 HR		0-0 G3	5	1	1	0	0	0	4						
Mike Schmidt, R OBP: 0.413, SLG: 0.583 (1, 5)	0-0 E5		0-0 1B		0-0 HR		0-0 2B		0-0 1B	5	3	4	3	0	0	0						
Bill Robinson, R OBP: 0.303, SLG: 0.375 (1, 8)	0-0 F2		0-0 HR		0-0 1B		0-0 5-3		0-0 P5	5	1	3	0	0	0	2						
Mike Anderson, R OBP: 0.321, SLG: 0.385 (1, 9)	0-0 F7		0-0 HR		0-0 HR		0-0 F8		0-0 1B	4	1	2	3	1	0	1						
Willie Montanez, L OBP: 0.280, SLG: 0.356 (1, 3)	0-0 5-3		0-0 K		0-0 K		0-0 F8		0-0 F8	5	0	0	0	0	1	6						
Billy Grabarkewitz, R OBP: 0.231, SLG: 0.364 (1, 7)	0-3 K		0-3 K		0-3 K		0-0 5-3		0-0 4-3	2	0	0	0	0	2	0						
Del Unser, L OBP: 0.380, SLG: 0.436 (5, 8)	0-0 K		0-0 K		0-0 K		0-0 5-3		0-0 4-3	3	0	1	1	0	0	4						
Bob Boone, R OBP: 0.308, SLG: 0.318 (1, 2)	0-0 6-3		0-0 4-3		0-0 4-3		0-0 IBB		0-0 P4	3	0	0	0	1	0	1						
Ron Schueler, R ERA: 3.57 (1, 1)	0-0 K		0-0 K		0-0 K		0-0 P2		0-0 P6	2	0	0	0	0	1	0						
Wayne Twitchell, R ERA: 10.8 (7, 1)	0-0 K		0-0 K		0-0 K		0-0 F8		0-0 P6	1	0	0	0	0	0	3						
Mac Scarce, L ERA: 4.97 (7, 1)	0-0 K		0-0 K		0-0 K		0-0 F8		0-0 P6	0	0	0	0	0	0	0						
Eddie Watt, R ERA: 5.03 (7, 1)	0-0 K		0-0 K		0-0 K		0-0 F8		0-0 P6	0	0	0	0	0	0	0						
George Culver, R ERA: 6.65 (7, 1)	0-0 K		0-0 K		0-0 K		0-0 F8		0-0 P6	0	0	0	0	0	0	0						
Mike Rogodzinski, L ERA: 2.99 (7, 1)	0-0 K		0-0 K		0-0 K		0-0 F8		0-0 P6	0	0	0	0	0	0	1						
Ed Farmer, R ERA: 6.3 (9, 1)	0-0 K		0-0 K		0-0 K		0-0 F8		0-0 P6	0	0	0	0	0	0	0						
Inning Stats	R: 0 E: 1 K: 0 S: 4	H: 0 LOB: 1 BB: 0 P: 4	R: 0 E: 0 K: 1 S: 5	H: 0 LOB: 0 BB: 0 P: 5	R: 0 E: 0 K: 1 S: 6	H: 1 LOB: 1 BB: 0 P: 6	R: 3 E: 0 K: 2 S: 10	H: 3 LOB: 0 BB: 0 P: 10	R: 0 E: 0 K: 0 S: 3	H: 1 LOB: 0 BB: 0 P: 3	R: 1 E: 0 K: 0 S: 5	H: 2 LOB: 3 BB: 2 P: 13	R: 3 E: 0 K: 0 S: 6	H: 4 LOB: 0 BB: 0 P: 6	R: 0 E: 0 K: 0 S: 5	H: 2 LOB: 2 BB: 0 P: 5	R: 0 E: 0 K: 0 S: 5	H: 2 LOB: 2 BB: 0 P: 5	1B: 9 2B: 4 3B: 0 HR: 2	SF: 0 SAC: 0 DP: 1 HBP: 0	WP: 0 PB: 0 SB: 0 CS: 1	PA: 43
PITCHER	IP WLS BF H R ER SO BB IBB HBP BLK WP HR S P ERA WHIP																					
Don Gullett, L ERA: 2.99	(1, 1) 6.0 0 1 27 7 4 4 4 0 0 0 0 0 1 33 41 6.00 1.167																					
Pedro Borbon, R ERA: 2.13	(7, 1) 3.0 0 16 8 3 3 0 0 0 0 0 0 1 16 16 9.00 2.667																					



Batter	1	2	3	4	5	6	7	8	9	AB	R	H	RBI	BB	SO	LOB	TOP										
Dave Cash, R OBP: 0.385, SLG: 0.430 Terry Harmon, R (8, FR)	1B 2B BB	2B 1B	F9			1B 1B		G6-4-3 1B	F9	4	2	3	1	1	0	0	Philadelphia Phillies @ Houston Astros										
Larry Bowa, S OBP: 0.294, SLG: 0.340	1B 2B 1B	2B BB		F7		L9		G6-4-3		4	2	1	0	1	0	3	Astrodome, Houston, TX										
Mike Schmidt, R OBP: 0.422, SLG: 0.592	2B SF9-5 1B	BLK 1B 2B		F3		1B			1B 1B BB	4	3	3	3	1	0	0	Mon Jun 10 1974, 8:05 PM EDT										
Bill Robinson, R OBP: 0.313, SLG: 0.390	SF9-5 2B	K		FC5 WP 1B		F8			1B 1B E 1B	5	1	3	2	0	1	4	Att: 9,487 - Unknown										
Mike Anderson, R OBP: 0.323, SLG: 0.387	SF9-5 1B			FC5		F8			E 1B 1B	4	1	2	2	0	0	4											
Billy Grabarkewitz, R OBP: 0.276, SLG: 0.375	5-3							F9	E6 1B	5	1	2	1	0	0	0	livebaseballscores.com										
Willie Montanez, L OBP: 0.284, SLG: 0.358		SH1-4 1B		4-3					1B 1B	5	1	2	2	0	0	2	AB 40										
Bob Boone, R OBP: 0.305, SLG: 0.314 Larry Cox, R		SH1-4 2B 1B	K			F7			F8	5	1	1	0	0	1	1	R 12										
Jim Lonborg, R OBP: 0.053, SLG: 0.028		SH1-4	K						F9	0	0	0	0	0	0	0	H 17										
Inning Stats	R: 3 E: 0 K: 0 S: 5	H: 3 LOB: 0 BB: 1 P: 9	R: 5 E: 0 K: 1 S: 11	H: 6 LOB: 2 BB: 1 P: 15	R: 0 E: 0 K: 2 S: 7	H: 0 LOB: 0 BB: 0 P: 7	R: 0 E: 0 K: 0 S: 4	H: 1 LOB: 1 BB: 0 P: 4	R: 0 E: 0 K: 0 S: 3	H: 0 LOB: 0 BB: 0 P: 3	R: 0 E: 0 K: 0 S: 5	H: 2 LOB: 3 BB: 1 P: 9	R: 0 E: 0 K: 0 S: 3	H: 0 LOB: 0 BB: 0 P: 3	R: 0 E: 0 K: 1 S: 5	H: 1 LOB: 1 BB: 0 P: 5	R: 4 E: 1 K: 0 S: 7	H: 4 LOB: 1 BB: 1 P: 11	1B: 15 2B: 3 3B: 0 HR: 0	SF: 1 SAC: 1 DP: 2 HBP: 0	WP: 1 PB: 0 SB: 1 CS: 0	PA: 46					
PITCHER	IP	WLS	BF	H	R	ER	SO	BB	IBB	HBP	BLK	WP	HR	S	P	ERA	WHIP										
Claude Osteen, L ERA: 3.86	1.1	L	10	6	6	6	0	1	0	0	0	0	0	9	13	40.50	5.250										
Jim York, R ERA: 2.59	4.2		22	6	2	2	3	2	0	0	1	1	0	26	34	3.86	1.714										
Jerry Johnson, R ERA: 3.82	2.0		6	1	0	0	1	0	0	0	0	0	0	8	8	0.00	0.500										
Fred Scherman, L ERA: 4.26	1.0		8	4	4	4	0	1	0	0	0	0	0	7	11	36.00	5.000										
Batter	1	2	3	4	5	6	7	8	9	AB	R	H	RBI	BB	SO	LOB	BOTTOM										
Greg Gross, L OBP: 0.444, SLG: 0.414	G4-3 1B		F8			4-3			F7	4	0	1	0	0	0	0	Philadelphia Phillies @ Houston Astros										
Roger Metzger, S OBP: 0.306, SLG: 0.323	G4-3			G6-4-3 1B				G3	1B 1B	4	0	2	0	0	0	1	Astrodome, Houston, TX										
Cesar Cedeno, R OBP: 0.352, SLG: 0.498	5-3			F8				P6	1B 1B	4	0	1	0	0	0	1	Mon Jun 10 1974, 8:05 PM EDT										
Bob Watson, R OBP: 0.379, SLG: 0.393		P3		G6-4-3					2B 2B	4	0	1	0	0	0	3	Att: 9,487 - Unknown										
Lee May, R OBP: 0.295, SLG: 0.454		5-3			6-3			P4		3	0	0	0	0	0	1											
Milt May, L OBP: 0.307, SLG: 0.333		K						L3		2	0	0	0	1	1	0	livebaseballscores.com										
Doug Rader, R OBP: 0.339, SLG: 0.406		FC5-4						5-3	5-3	3	0	0	0	0	0	2	AB 30										
Tommy Helms, R OBP: 0.316, SLG: 0.385									6-3	3	0	0	0	0	0	0	R 0										
Claude Osteen, L Jim York, R Mike Easter, L Jerry Johnson, R Fred Scherman, L Johnny Edwards, L									F9	0	0	0	0	0	0	0	H 5										
Inning Stats	R: 0 E: 0 K: 0 S: 3	H: 1 LOB: 0 BB: 0 P: 3	R: 0 E: 0 K: 1 S: 6	H: 0 LOB: 1 BB: 0 P: 6	R: 0 E: 0 K: 0 S: 3	H: 0 LOB: 0 BB: 0 P: 3	R: 0 E: 0 K: 0 S: 3	H: 1 LOB: 0 BB: 0 P: 3	R: 0 E: 0 K: 0 S: 2	H: 0 LOB: 0 BB: 1 P: 6	R: 0 E: 0 K: 0 S: 3	H: 0 LOB: 0 BB: 0 P: 3	R: 0 E: 0 K: 0 S: 4	H: 1 LOB: 1 BB: 0 P: 4	R: 0 E: 0 K: 0 S: 3	H: 0 LOB: 2 BB: 0 P: 5	R: 0 E: 0 K: 0 S: 5	H: 2 LOB: 2 BB: 0 P: 5	1B: 4 2B: 1 3B: 0 HR: 0	SF: 0 SAC: 0 DP: 3 HBP: 0	WP: 1 PB: 0 SB: 0 CS: 0	PA: 31					
PITCHER	IP	WLS	BF	H	R	ER	SO	BB	IBB	HBP	BLK	WP	HR	S	P	ERA	WHIP										
Jim Lonborg, R ERA: 2.28	9.0	W	31	5	0	0	1	1	0	0	0	1	0	32	36	0.00	0.667										

Batter	1	2	3	4	5	6	7	8	9	AB	R	H	RBI	BB	SO	LOB	TOP			
Dave Cash, R OBP: 0.383, SLG: 0.424 (1, 4)										3	0	0	0	1	1	2				
Larry Bowa, S OBP: 0.293, SLG: 0.339 (1, 6)										4	0	1	0	0	0	1				
Mike Schmidt, R OBP: 0.419, SLG: 0.582 (1, 5)										3	0	0	0	1	2	1				
Bill Robinson, R OBP: 0.305, SLG: 0.379 (1, 7)										4	1	0	0	0	2	2				
Del Unser, L OBP: 0.385, SLG: 0.441 (1, 8)										3	0	2	1	0	0	0				
Willie Montanez, L OBP: 0.285, SLG: 0.357 (1, 3)										3	0	1	0	0	0	1				
Mike Anderson, R OBP: 0.318, SLG: 0.381 Ed Farmer, R OBP: 0.111, SLG: 0.111 (1, 9) (8, 1)										3	0	0	0	0	0	1				
Bob Boone, R OBP: 0.306, SLG: 0.315 Larry Cox, R (8, FR) (8, 2)										3	0	1	0	0	0	0				
Dick Ruthven, R OBP: 0.120, SLG: 0.120 Frank Linzy, R (7, 1) Mike Rogodzinski, L OBP: 0.250, SLG: 0.100 (8, PH) (8, 9)										2	0	0	0	0	1	0				
Inning Stats	R: 0 E: 0 K: 1 S: 4	H: 0 LOB: 1 BB: 2 P: 12	R: 0 E: 0 K: 0 S: 3	H: 0 LOB: 0 BB: 0 P: 3	R: 0 E: 0 K: 1 S: 5	H: 0 LOB: 0 BB: 0 P: 5	R: 1 E: 0 K: 0 S: 4	H: 2 LOB: 0 BB: 0 P: 4	R: 0 E: 0 K: 1 S: 5	H: 1 LOB: 0 BB: 0 P: 5	R: 0 E: 0 K: 1 S: 6	H: 1 LOB: 1 BB: 0 P: 6	R: 0 E: 0 K: 0 S: 4	H: 1 LOB: 2 BB: 0 P: 4	R: 0 E: 0 K: 0 S: 7	H: 0 LOB: 0 BB: 0 P: 7	1B: 5 2B: 0 3B: 0 HR: 0	SF: 0 SAC: 0 DP: 2 HBP: 0	WP: 0 PB: 0 SB: 2 CS: 1	PA: 32
PITCHER Larry Dierker, R ERA: 2.13 (1, 1)	IP: 9.0 WLS: W BF: 31 H: 5 R: 1 ER: 1 SO: 6 BB: 2 IBB: 0 HBP: 0 BLK: 1 WP: 0 HR: 0 S: 41 P: 49 ERA: 1.00 WHIP: 0.778															PITCHER				

Philadelphia Phillies @ Houston Astros
Astrodome, Houston, TX
Tue Jun 11 1974, 8:05 PM EDT
Att: 10,034 - Unknown

AB 29
R 1
H 5
RBI 1
BB 2
SO 6
LOB 9




Batter	1	2	3	4	5	6	7	8	9	AB	R	H	RBI	BB	SO	LOB	BOTTOM	
Greg Gross, L OBP: 0.448, SLG: 0.416 (1, 9) (8, 7)										4	1	2	2	1	0	0		
Roger Metzger, S OBP: 0.305, SLG: 0.322 (1, 6)										4	1	1	0	1	0	2		
Cesar Cedeno, R OBP: 0.349, SLG: 0.504 (1, 8)										5	1	1	4	0	1	3		
Bob Watson, R OBP: 0.381, SLG: 0.395 (1, 7) (8, 3)										4	2	2	0	0	0	1		
Lee May, R OBP: 0.304, SLG: 0.464 Bob Gallagher, L OBP: 0.255, SLG: 0.229 (1, 3) (8, 9)										4	2	3	1	0	1	0		
Milt May, L OBP: 0.307, SLG: 0.328 Larry Milbourne, S OBP: 0.417, SLG: 0.400 Johnny Edwards, L OBP: 0.296, SLG: 0.328 (1, 2) (7, FR) (7, PH) (8, 2)										2	0	0	0	1	0	1		
Doug Rader, R OBP: 0.342, SLG: 0.413 (1, 5)										4	1	2	3	0	1	1		
Tommy Helms, R OBP: 0.315, SLG: 0.379 (1, 4)										3	1	0	0	1	0	3		
Larry Dierker, R OBP: 0.167, SLG: 0.200 (1, 1)										4	0	0	0	0	4	3		
Inning Stats	R: 0 E: 0 K: 0 S: 4	H: 1 LOB: 1 BB: 0 P: 4	R: 0 E: 0 K: 1 S: 6	H: 1 LOB: 0 BB: 0 P: 6	R: 0 E: 0 K: 1 S: 5	H: 0 LOB: 0 BB: 0 P: 5	R: 0 E: 0 K: 1 S: 5	H: 0 LOB: 0 BB: 0 P: 5	R: 0 E: 0 K: 2 S: 8	H: 1 LOB: 1 BB: 0 P: 8	R: 10 E: 0 K: 1 S: 13	H: 8 LOB: 2 BB: 3 P: 25	R: 0 E: 0 K: 1 S: 5	H: 0 LOB: 1 BB: 1 P: 9	1B: 8 2B: 2 3B: 0 HR: 1	SF: 0 SAC: 0 DP: 0 HBP: 0	WP: 1 PB: 0 SB: 1 CS: 0	PA: 39
PITCHER Dick Ruthven, R ERA: 3.84 Frank Linzy, R ERA: 3.29 Ed Farmer, R ERA: 6.0 (1, 1) (7, 1) (8, 1)	IP: 6.1 WLS: L BF: 30 H: 8 R: 9 ER: 9 SO: 6 BB: 0 IBB: 0 HBP: 0 BLK: 0 WP: 1 HR: 1 S: 39 P: 51 ERA: 12.79 WHIP: 1.263															PITCHER		

Philadelphia Phillies @ Houston Astros
Astrodome, Houston, TX
Tue Jun 11 1974, 8:05 PM EDT
Att: 10,034 - Unknown

AB 35
R 10
H 11
RBI 10
BB 4
SO 7
LOB 16



Batter	1	2	3	4	5	6	7	8	9	AB	R	H	RBI	BB	SO	LOB	TOP					
Dave Cash, R OBP: 0.385, SLG: 0.427	0-0 S 6-3 2B	4-0 BB			0-0 F3		0-0 F8			3	1	1	0	1	0	0	Philadelphia Phillies @ Houston Astros Astrodome, Houston, TX Wed Jun 12 1974, 8:05 PM EDT Att: 12,010 - Unknown					
Larry Bowa, S OBP: 0.292, SLG: 0.335	4-0 6-3 S BB	0-0 F7			0-0 F7		0-0 F5			3	0	0	0	1	0	3						
Mike Schmidt, R OBP: 0.416, SLG: 0.574	0-0 6-3 1-3 2-H		0-3 K		0-0 F7		4-0 CS BB			3	0	0	1	1	1	1						
Bill Robinson, R OBP: 0.310, SLG: 0.378	0-3 K		0-3 K		0-0 FC 2B 1B		4-0 1B BB			3	1	1	0	1	2	1						
Del Unser, L OBP: 0.388, SLG: 0.439	0-0 F9		4-0 CS BB		0-0 FC 2B		0-0 G4-6-3 1B			3	1	1	0	1	0	2						
Willie Montanez, L OBP: 0.290, SLG: 0.364		4-0 WP BB BB	0-0 CS		0-0 F7		0-0 1B 4-2 2B		0-0 G4-6-3	3	0	1	2	1	0	2						
Mike Anderson, R OBP: 0.321, SLG: 0.380		4-0 WP BB			0-0 6-3		0-0 2-3 1B		0-0 F9	3	0	1	0	1	0	0						
Bob Boone, R OBP: 0.299, SLG: 0.307		0-0 F2			0-0 F5		0-0 4-2		0-0 6-3	4	0	0	0	0	0	4						
Steve Carlton, L OBP: 0.199, SLG: 0.209	0-3 K				0-3 K		0-0 F8		0-0 6-3	4	0	0	0	0	2	2						
Inning Stats	R: 1 E: 0 K: 1 S: 6	H: 1 LOB: 1 BB: 1 P: 10	R: 0 E: 0 K: 1 S: 5	H: 0 LOB: 3 BB: 3 P: 17	R: 0 E: 0 K: 2 S: 6	H: 0 LOB: 0 BB: 1 P: 10	R: 0 E: 0 K: 0 S: 3	H: 0 LOB: 0 BB: 0 P: 3	R: 0 E: 0 K: 1 S: 5	H: 0 LOB: 0 BB: 0 P: 5	R: 2 E: 0 K: 0 S: 6	H: 3 LOB: 1 BB: 0 P: 6	R: 0 E: 0 K: 0 S: 3	H: 0 LOB: 0 BB: 0 P: 3	R: 0 E: 0 K: 0 S: 2	H: 1 LOB: 1 BB: 2 P: 10	R: 0 E: 0 K: 0 S: 3	H: 0 LOB: 0 BB: 0 P: 3	1B: 3 2B: 3 3B: 0 HR: 0	SF: 0 SAC: 0 DP: 2 HBP: 0	WP: 1 PB: 0 SB: 2 CS: 2	PA: 37
PITCHER	IP WLS BF H R ER SO BB IBB HBP BLK WP HR S P ERA WHIP	7.1 L 32 5 3 3 5 7 0 0 0 1 0 35 63 3.68 1.636	0.2 1 0 0 0 0 0 0 0 0 0 0 0 1 1 0.00 0.000	1.0 3 0 0 0 0 0 0 0 0 0 0 0 3 3 0.00 0.000	PITCHER										IP WLS BF H R ER SO BB IBB HBP BLK WP HR S P ERA WHIP							
Don Wilson, R ERA: 4.3											9.0 W 33 5 0 0 8 4 0 0 0 0 0 45 61 0.00 1.000											
Fred Scherman, L ERA: 4.18																						
Ken Forsch, R ERA: 3.07																						
Batter	1	2	3	4	5	6	7	8	9	AB	R	H	RBI	BB	SO	LOB	BOTTOM					
Greg Gross, L OBP: 0.444, SLG: 0.409	0-0 1-3			0-3 K		4-0 1B BB		0-0 FC5-4 G6-4-3		3	0	0	0	1	1	1	Philadelphia Phillies @ Houston Astros Astrodome, Houston, TX Wed Jun 12 1974, 8:05 PM EDT Att: 12,010 - Unknown					
Roger Metzger, S OBP: 0.307, SLG: 0.320	0-0 CS 1B			0-3 K		0-3 K		0-0 G6-4-3		4	0	1	0	0	2	2						
Cesar Cedeno, R OBP: 0.347, SLG: 0.500	0-3 K			0-0 S 1B		0-3 K		0-0 F8		4	0	1	0	0	2	2						
Bob Watson, R OBP: 0.387, SLG: 0.396		0-0 F7		4-0 1-3 BB		0-0 1-2 1B		4-0 BB		2	0	1	0	2	0	0						
Lee May, R OBP: 0.298, SLG: 0.456		0-0 6-3		0-0 F9		0-0 1-3		0-0 F9		4	0	0	0	0	0	5						
Cliff Johnson, R OBP: 0.433, SLG: 0.558	0-3 K			0-0 F6		4-0 G5-4-3 BB		0-3 K		3	0	0	0	1	2	1						
Doug Rader, R OBP: 0.336, SLG: 0.407				0-0 F7		0-0 F9		0-0 G5-4-3		3	0	0	0	0	0	1						
Tommy Helms, R OBP: 0.315, SLG: 0.383				0-0 F7		0-0 5-3		0-0 5-3		3	0	1	0	0	0	0						
Don Wilson, R OBP: 0.188, SLG: 0.267				0-0 5-3		0-3 K		0-0 FC5-4 1B		2	0	0	0	0	1	1						
Fred Scherman, L ERA: 4.18											0											
Ollie Brown, R OBP: 0.246, SLG: 0.354											1											
Ken Forsch, R ERA: 3.07											0											
Inning Stats	R: 0 E: 0 K: 1 S: 5	H: 1 LOB: 0 BB: 0 P: 5	R: 0 E: 0 K: 1 S: 5	H: 0 LOB: 0 BB: 0 P: 5	R: 0 E: 0 K: 0 S: 3	H: 0 LOB: 0 BB: 0 P: 3	R: 0 E: 0 K: 2 S: 8	H: 1 LOB: 2 BB: 1 P: 12	R: 0 E: 0 K: 1 S: 6	H: 1 LOB: 1 BB: 0 P: 6	R: 0 E: 0 K: 2 S: 8	H: 1 LOB: 2 BB: 1 P: 12	R: 0 E: 0 K: 0 S: 2	H: 0 LOB: 0 BB: 1 P: 6	R: 0 E: 0 K: 0 S: 3	H: 1 LOB: 0 BB: 0 P: 3	R: 0 E: 0 K: 1 S: 5	H: 0 LOB: 1 BB: 1 P: 9	1B: 4 2B: 1 3B: 0 HR: 0	SF: 0 SAC: 0 DP: 2 HBP: 0	WP: 0 PB: 0 SB: 2 CS: 1	PA: 33
PITCHER	IP WLS BF H R ER SO BB IBB HBP BLK WP HR S P ERA WHIP	9.0 W 33 5 0 0 8 4 0 0 0 0 0 45 61 0.00 1.000	PITCHER										IP WLS BF H R ER SO BB IBB HBP BLK WP HR S P ERA WHIP									
Steve Carlton, L ERA: 2.78																						

Batter	1	2	3	4	5	6	7	8	9	AB	R	H	RBI	BB	SO	LOB	TOP			
Dave Cash, R OBP: 0.379, SLG: 0.420 (1, 4)	0-0 6-3		0-0 5-3		0-0 4-3		0-0 F8			4	0	0	0	0	0	1	Philadelphia Phillies @ Cincinnati Reds Riverfront Stadium, Cincinnati, OH Fri Jun 14 1974, 7:05 PM EDT Att: 25,238 - Unknown			
Larry Bowa, S OBP: 0.292, SLG: 0.333 (1, 6)	0-3 K		0-0 F2		0-0 HR 1B		0-0 F7			4	1	1	0	0	1	1				
Mike Schmidt, R OBP: 0.417, SLG: 0.602 (1, 5)	0-3 K		0-0 HR		0-0 HR			0-0 P3		4	2	3	0	1	0					
Bill Robinson, R OBP: 0.302, SLG: 0.368 (8, 9)		0-0 F7	0-3 K		0-3 K			0-3 K		4	0	0	0	0	3	0				
Mike Anderson, R OBP: 0.325, SLG: 0.385 Jesus Henaiz, R (8, 1)		0-0 1B 1B 2B		4-0 BB		0-3 K		0-0 F7		3	1	1	0	1	1	0				
Billy Grabarkewitz, R OBP: 0.227, SLG: 0.300 (1, 7)		0-0 P4		0-0 F2		0-0 6-3			0-0 6-3	4	0	0	0	0	0	2				
Willie Montanez, L OBP: 0.289, SLG: 0.361 (1, 3)		0-0 1B 2-3 1B		0-0 F7		0-0 1-3			0-0 F7	4	0	1	0	0	0	1				
Bob Boone, R OBP: 0.298, SLG: 0.306 (1, 2)		0-0 1-2 3-H 1B		0-0 F8			0-0 1-3		0-0 F8	4	0	1	1	0	0	1				
Ron Schueler, R OBP: 0.138, SLG: 0.138 Terry Harmon, R Ed Farmer, R Tony Taylor, R Mac Scarce, L Del Unser, L (1, 1) (5, PH) (5, 1) (7, PH) (7, 1) (8, 1)		0-0 F3		0-3 K			0-0 1B			1	0	0	0	0	0	2				
Inning Stats	R: 0 E: 0 K: 2 S: 7	H: 0 LOB: 0 BB: 0 P: 7	R: 1 E: 0 K: 0 S: 6	H: 3 LOB: 2 BB: 0 P: 6	R: 1 E: 0 K: 1 S: 6	H: 1 LOB: 0 BB: 0 P: 6	R: 0 E: 0 K: 0 S: 3	H: 0 LOB: 1 BB: 1 P: 7	R: 2 E: 0 K: 1 S: 9	H: 2 LOB: 0 BB: 0 P: 9	R: 0 E: 0 K: 1 S: 5	H: 1 LOB: 1 BB: 0 P: 4	R: 0 E: 0 K: 1 S: 5	H: 0 LOB: 0 BB: 0 P: 5	R: 0 E: 0 K: 0 S: 3	H: 0 LOB: 0 BB: 0 P: 3		1B: 4 2B: 1 3B: 0 HR: 2	SF: 0 SAC: 0 DP: 0 HBP: 0	WP: 0 PB: 0 SB: 0 CS: 0
PITCHER Don Gullett, L ERA: 3.09 (1, 1)	IP: 9.0 WLS: W BF: 35 H: 7 R: 4 ER: 4 SO: 7 BB: 1 IBB: 0 HBP: 0 BLK: 0 WP: 0 HR: 2 S: 48 P: 52 ERA: 4.00 WHIP: 0.889																			

Batter	1	2	3	4	5	6	7	8	9	AB	R	H	RBI	BB	SO	LOB	BOTTOM			
Pete Rose, S OBP: 0.381, SLG: 0.382 (1, 7)	0-0 4-3	0-0 G3	0-0 WP 1B			4-0 6-4 1B BB		0-0 F9 2B		4	0	2	2	1	0	1	Philadelphia Phillies @ Cincinnati Reds Riverfront Stadium, Cincinnati, OH Fri Jun 14 1974, 7:05 PM EDT Att: 25,238 - Unknown			
Joe Morgan, L OBP: 0.451, SLG: 0.476 (1, 4)	0-0 F8		2-H 3-H 1B K			0-0 1-2 1B		0-0 F9 2-3		5	1	2	0	0	1	2				
Johnny Bench, R OBP: 0.393, SLG: 0.526 (1, 2)	0-0 1B 1B		0-0 2-H SH 1B 1B	0-0 6-3		0-0 6-4 2-3f		0-0 E1 G4-3		5	1	2	1	0	0	3				
Tony Perez, R OBP: 0.374, SLG: 0.512 (1, 3)	0-0 1-2 1B		0-0 SH 1B 1B	0-0 6-3		0-3 K		0-0 G4-3 1-2		5	1	2	0	0	1	3				
Dan Driessen, L OBP: 0.338, SLG: 0.374 Darrel Chaney, S OBP: 0.250, SLG: 0.240 (1, 5) (8, 5)	0-0 G3		0-0 SH 1B 1B	0-0 F9		0-3 K				3	1	0	0	0	1	2				
Terry Crowley, L OBP: 0.288, SLG: 0.379 George Foster, R OBP: 0.338, SLG: 0.386 (1, 9) (7, PH) (8, 9)		0-0 1B SF8 1B	0-0 SH2-3 1-2 3-H 1B 1B		4-0 1-4-3 BB		1-0 FC6-4 HBP			2	2	2	1	1	0	0				
Cesar Geronimo, L OBP: 0.392, SLG: 0.472 (1, 8)	0-0 G3		0-0 SH2-3 1B 1B		0-0 1-4-3		0-0 FC6-4 1B			4	1	1	1	0	0	3				
Dave Concepcion, R OBP: 0.328, SLG: 0.404 (1, 6)	0-0 WP 1B		0-0 SH2-3		0-0 F8		0-0 1-2 1B			3	0	2	0	0	0	1				
Don Gullett, R OBP: 0.313, SLG: 0.286 (1, 1)	0-0 SF8 1-2 3-H		0-0 F2		0-0 4-3		0-0 1-3			3	0	0	1	0	0	5				
Inning Stats	R: 0 E: 0 K: 0 S: 5	H: 2 LOB: 2 BB: 0 P: 5	R: 1 E: 0 K: 0 S: 5	H: 2 LOB: 1 BB: 0 P: 5	R: 6 E: 1 K: 1 S: 12	H: 6 LOB: 1 BB: 0 P: 12	R: 0 E: 0 K: 0 S: 3	H: 0 LOB: 0 BB: 0 P: 3	R: 0 E: 0 K: 1 S: 5	H: 1 LOB: 1 BB: 1 P: 9	R: 0 E: 0 K: 1 S: 6	H: 1 LOB: 2 BB: 0 P: 7	R: 0 E: 1 K: 0 S: 4	H: 1 LOB: 1 BB: 0 P: 4	R: 0 E: 0 K: 0 S: 3	H: 0 LOB: 0 BB: 0 P: 3		1B: 11 2B: 3 3B: 0 HR: 0	SF: 1 SAC: 2 DP: 2 HBP: 1	WP: 2 PB: 0 SB: 1 CS: 0
PITCHER Ron Schueler, R ERA: 3.79 Ed Farmer, R ERA: 5.49 Mac Scarce, L ERA: 4.8 Jesus Henaiz, R ERA: (1, 1) (5, 1) (7, 1) (8, 1)	IP: 4.0 WLS: L BF: 23 H: 10 R: 7 ER: 4 SO: 1 BB: 2 IBB: 0 HBP: 0 BLK: 0 WP: 0 HR: 0 S: 25 P: 25 ERA: 9.00 WHIP: 2.500																			

AB 34
R 4
H 7
RBI 4
BB 1
SO 7
LOB 8



AB 34
R 7
H 13
RBI 6
BB 2
SO 3
LOB 20



Batter	1	2	3	4	5	6	7	8	9	AB	R	H	RBI	BB	SO	LOB	TOP			
Dave Cash, R OBP: 0.380, SLG: 0.424 (1, 4)	F7		SF9			FC6-4			P6	5	1	2	1	0	0	2	Philadelphia Phillies @ Cincinnati Reds Riverfront Stadium, Cincinnati, OH Sat Jun 15 1974, 7:05 PM EDT Att: 35,732 - Unknown livebaseballscorecards.com			
Larry Bowa, S OBP: 0.294, SLG: 0.331 (1, 6)	1B BB E 1B		4-3						P6	5	1	1	0	0	1	3				
Mike Schmidt, R OBP: 0.419, SLG: 0.601 (1, 5)	E 1B BB		SF9						E5	2	1	1	1	1	0	0				
Willie Montanez, L OBP: 0.288, SLG: 0.358 (1, 3)	E4 1B 1-3 2-H 1B		6-3						G3	4	0	1	0	0	0	2				
Del Unser, L OBP: 0.390, SLG: 0.440 (1, 8)									F9	4	0	2	1	0	0	1				
Bill Robinson, R OBP: 0.294, SLG: 0.359 (1, 7)	F7									4	1	0	0	0	0	2				
Mike Anderson, R OBP: 0.328, SLG: 0.387 (1, 9)										4	0	2	0	0	0	1				
Bob Boone, R OBP: 0.302, SLG: 0.302 (1, 2)										2	1	0	0	2	0	2				
Jim Lonborg, R OBP: 0.095, SLG: 0.100 (1, 1)										4	0	2	1	0	1	0				
Inning Stats	R: 2 E: 1 K: 0 S: 5	H: 3 LOB: 1 BB: 1 P: 9	R: 0 E: 0 K: 0 S: 3	H: 1 LOB: 0 BB: 0 P: 3	R: 1 E: 0 K: 0 S: 4	H: 1 LOB: 0 BB: 0 P: 4	R: 2 E: 0 K: 1 S: 8	H: 3 LOB: 2 BB: 1 P: 12	R: 0 E: 0 K: 0 S: 3	H: 1 LOB: 0 BB: 0 P: 3	R: 0 E: 1 K: 0 S: 4	H: 0 LOB: 1 BB: 0 P: 4	R: 0 E: 0 K: 0 S: 3	H: 1 LOB: 0 BB: 0 P: 3	R: 0 E: 0 K: 1 S: 5	H: 0 LOB: 0 BB: 0 P: 5	1B: 9 2B: 3 3B: 0 HR: 0	SF: 1 SAC: 0 DP: 3 HBP: 0	WP: 0 PB: 0 SB: 1 CS: 0	PA: 38
PITCHER	IP WLS BF H R ER SO BB IBB HBP BLK WP HR S P ERA WHIP	IP WLS BF H R ER SO BB IBB HBP BLK WP HR S P ERA WHIP																		
Jack Billingham, R ERA: 4.35 (1, 1)	5.0 L 23 9 5 5 1 1 1 0 0 0 0 0 23 31 9.00 2.000																			
Mike McQueen, L ERA: 5.4 (6, 1)	2.0 9 1 0 0 0 1 0 0 0 0 0 0 0 8 12 0.00 1.000																			
Dick Baney, R ERA: 9.0 (8, 1)	1.0 3 1 0 0 0 0 0 0 0 0 0 0 0 3 3 0.00 1.000																			
Tom Hall, L ERA: 4.3 (9, 1)	1.0 3 0 0 0 0 1 0 0 0 0 0 0 0 5 5 0.00 0.000																			

Batter	1	2	3	4	5	6	7	8	9	AB	R	H	RBI	BB	SO	LOB	BOTTOM			
Pete Rose, S OBP: 0.375, SLG: 0.376 (1, 7)	F7	3-1			4-3			G3		4	0	0	0	0	0	2	Philadelphia Phillies @ Cincinnati Reds Riverfront Stadium, Cincinnati, OH Sat Jun 15 1974, 7:05 PM EDT Att: 35,732 - Unknown livebaseballscorecards.com			
Joe Morgan, L OBP: 0.448, SLG: 0.469 (1, 4)	1B BB		F8			F7		K		3	0	0	0	1	1	0				
Johnny Bench, R OBP: 0.395, SLG: 0.539 (1, 2)	1-2 1B		6-3			HR		F7		4	1	2	1	0	0	0				
Tony Perez, R OBP: 0.368, SLG: 0.502 (1, 3)	F9		F8			4-3		P6		4	0	0	0	0	0	2				
Dan Driessen, L OBP: 0.337, SLG: 0.383 (1, 5)	F8					4-3		1B 3B		4	1	1	0	0	0	2				
Terry Crowley, L OBP: 0.286, SLG: 0.371 (1, 9)		G3		4-3		K		1B		4	0	1	1	0	1	0				
Cesar Geronimo, L OBP: 0.388, SLG: 0.464 (1, 8)		SH5-4 BB 1B		K		4-3		F2		4	0	1	0	0	1	1				
Dave Concepcion, R OBP: 0.328, SLG: 0.400 (1, 6)		SH5-4 BB			6-3			K		2	0	0	0	1	1	0				
Jack Billingham, R OBP: 0.342, SLG: 0.542 (5, PH) Phil Castiglione, R OBP: 0.236, SLG: 0.182 (8, 1) Mike McQueen, L OBP: 1.000, SLG: 1.000 (8, 1) Dick Baney, R OBP: 0.324, SLG: 0.291 (9, 1) Tom Hall, L (9, 1)		SH5-4		K				L6		0	0	0	0	0	0	0				
Inning Stats	R: 0 E: 0 K: 0 S: 4	H: 1 LOB: 2 BB: 1 P: 8	R: 0 E: 0 K: 0 S: 4	H: 1 LOB: 2 BB: 1 P: 8	R: 0 E: 0 K: 0 S: 3	H: 0 LOB: 0 BB: 0 P: 3	R: 0 E: 0 K: 1 S: 5	H: 0 LOB: 0 BB: 0 P: 5	R: 0 E: 0 K: 2 S: 7	H: 0 LOB: 0 BB: 0 P: 7	R: 0 E: 0 K: 1 S: 5	H: 0 LOB: 0 BB: 0 P: 5	R: 0 E: 0 K: 0 S: 5	H: 2 LOB: 1 BB: 0 P: 5	R: 1 E: 0 K: 0 S: 5	H: 1 LOB: 1 BB: 0 P: 5	1B: 3 2B: 0 3B: 1 HR: 1	SF: 0 SAC: 1 DP: 0 HBP: 0	WP: 0 PB: 0 SB: 0 CS: 0	PA: 34
PITCHER	IP WLS BF H R ER SO BB IBB HBP BLK WP HR S P ERA WHIP	IP WLS BF H R ER SO BB IBB HBP BLK WP HR S P ERA WHIP																		
Jim Lonborg, R ERA: 2.26 (1, 1)	9.0 W 34 5 2 2 5 2 0 0 0 0 1 42 50 2.00 0.778																			

Batter	1	2	3	4	5	6	7	8	9	AB	R	H	RBI	BB	SO	LOB	TOP										
Dave Cash, R OBP: 0.374, SLG: 0.417 (1, 4)	L5		L1		6-3			5-3		4	0	0	0	0	0	2	Philadelphia Phillies @ Cincinnati Reds Riverfront Stadium, Cincinnati, OH Sun Jun 16 1974, 3:33 AM EDT Att: 30,006 - Unknown livebaseballscorecards.com										
Larry Bowa, S OBP: 0.297, SLG: 0.339 (1, 6)	1B BB		1B			4-3		2B		3	0	2	0	1	0	0											
Mike Schmidt, R OBP: 0.420, SLG: 0.597 (1, 5)	G1-6-3 1B		F7			1B BB		F8		3	0	1	0	1	0	3											
Willie Montanez, L OBP: 0.287, SLG: 0.355 (1, 3)	G1-6-3				4-3			F8		4	0	1	0	0	0	3											
Del Unser, L OBP: 0.382, SLG: 0.429 (1, 8)		G3		K		G4-6-3 1B			K	4	0	0	0	0	2	2											
Bill Robinson, R OBP: 0.287, SLG: 0.350 (1, 7)	5-3			P4				F7		4	0	0	0	0	0	0											
Mike Anderson, R OBP: 0.327, SLG: 0.389 (1, 9)					K					4	0	1	0	0	3	0											
Bob Boone, R OBP: 0.311, SLG: 0.309 (1, 2)			1B SH1-4 BB			1B SH5-4				3	0	2	0	1	0	1											
Dick Ruthven, R OBP: 0.120, SLG: 0.120 (7, PH)			SH1-4							0	0	0	0	0	0	0											
Mike Rogodzinski, L OBP: 0.231, SLG: 0.051 (7, 1)					SH5-4					1	0	0	0	0	0	0											
Jesus Hernandez, R (7, 1)										0	0	0	0	0	0	0											
Mac Scarce, L (7, 1)										0	0	0	0	0	0	0											
Inning Stats	R: 0 E: 0 K: 0 S: 3	H: 1 LOB: 1 BB: 1 P: 7	R: 0 E: 0 K: 1 S: 5	H: 0 LOB: 0 BB: 0 P: 5	R: 0 E: 0 K: 1 S: 4	H: 1 LOB: 2 BB: 1 P: 8	R: 0 E: 0 K: 1 S: 5	H: 0 LOB: 0 BB: 0 P: 5	R: 0 E: 0 K: 1 S: 6	H: 1 LOB: 1 BB: 1 P: 6	R: 0 E: 0 K: 1 S: 6	H: 1 LOB: 1 BB: 0 P: 6	R: 0 E: 0 K: 0 S: 4	H: 1 LOB: 1 BB: 0 P: 4	R: 0 E: 0 K: 1 S: 6	H: 1 LOB: 1 BB: 0 P: 6	1B: 5 2B: 2 3B: 0 HR: 0	SF: 0 SAC: 2 DP: 2 HBP: 0	WP: 0 PB: 0 SB: 0 CS: 0	PA: 35							
PITCHER	IP ERA WHIP	WLS BF	H R ER SO	BB IBB HBP BLK	WP HR S P	ERA WHIP	PITCHER										IP ERA WHIP	PITCHER									
Clay Carroll, R ERA: 2.37 (1, 1)	8.0 2.37	W 31	6 0 0 4	3 0 0 0	0 0 0 0	0.00 1.125											6.0 2.4										
Pedro Borbon, R ERA: 2.4 (9, 1)	1.0 2.4	4 1	0 0 0 1	0 0 0 0	0 0 0 0	0.00 1.000																					

Batter	1	2	3	4	5	6	7	8	9	AB	R	H	RBI	BB	SO	LOB	BOTTOM										
Pete Rose, S OBP: 0.369, SLG: 0.368 (1, 7)	5-3		F7		5-3	K		6-3		5	0	0	0	0	1	2	Philadelphia Phillies @ Cincinnati Reds Riverfront Stadium, Cincinnati, OH Sun Jun 16 1974, 3:33 AM EDT Att: 30,006 - Unknown livebaseballscorecards.com										
Joe Morgan, L OBP: 0.451, SLG: 0.491 (1, 4)	HR		F9		3-1	WP SF9 2B		1B		5	2	3	1	0	0	0											
Johnny Bench, R OBP: 0.395, SLG: 0.534 (1, 2)	F9		1B		6-3	SF9 1B BB		P6		4	1	1	0	1	0	1											
Tony Perez, R OBP: 0.366, SLG: 0.496 (1, 3)	K		L6			5-3		1B BB		3	0	0	0	1	1	1											
Dan Driessen, L OBP: 0.341, SLG: 0.389 (7, PH)					1-3			SF9		2	1	1	0	1	0	0											
Andy Kosco, R OBP: 0.316, SLG: 0.281 (7, PH)						2B 1B BB				0	0	0	1	0	0	0											
Darrel Chaney, S OBP: 0.250, SLG: 0.240 (8, 5)	2B					2-3 3-H		F9		0	0	0	0	0	0	0											
Terry Crowley, L OBP: 0.301, SLG: 0.391 (1, 9)					4-3	1B BB				2	0	1	0	1	0	1											
George Foster, R OBP: 0.336, SLG: 0.383 (6, FR)					1B BB			F9		1	1	0	0	0	0	2											
Cesar Geronimo, L OBP: 0.398, SLG: 0.470 (1, 8)					4-3	1B BB				3	0	2	1	1	0	1											
Dave Concepcion, R OBP: 0.331, SLG: 0.399 (1, 6)					4-3	1B IBB		1B		3	0	1	2	1	1	4											
Clay Carroll, R OBP: 0.200, SLG: 0.200 (1, 1)					1-2 2-3	1B				3	0	0	0	0	2	6											
Phil Gagliano, R OBP: 0.500, SLG: 0.167 (8, PH)										1	0	0	0	0	1	0											
Pedro Borbon, R OBP: 0.250, SLG: 0.250 (9, 1)					F7					0	0	0	0	0	0	0											
Inning Stats	R: 1 E: 0 K: 1 S: 6	H: 1 LOB: 0 BB: 0 P: 6	R: 0 E: 0 K: 1 S: 6	H: 1 LOB: 2 BB: 1 P: 10	R: 0 E: 0 K: 0 S: 4	H: 1 LOB: 1 BB: 0 P: 4	R: 0 E: 0 K: 0 S: 4	H: 1 LOB: 2 BB: 1 P: 8	R: 0 E: 0 K: 2 S: 9	H: 2 LOB: 2 BB: 2 P: 17	R: 2 E: 0 K: 1 S: 7	H: 2 LOB: 2 BB: 2 P: 15	R: 0 E: 0 K: 1 S: 6	H: 1 LOB: 1 BB: 0 P: 6	R: 0 E: 0 K: 1 S: 6	H: 1 LOB: 1 BB: 0 P: 6	1B: 5 2B: 3 3B: 0 HR: 1	SF: 1 SAC: 0 DP: 0 HBP: 0	WP: 1 PB: 0 SB: 0 CS: 0	PA: 39							
PITCHER	IP ERA WHIP	WLS BF	H R ER SO	BB IBB HBP BLK	WP HR S P	ERA WHIP	PITCHER										IP ERA WHIP	PITCHER									
Dick Ruthven, R ERA: 3.89 (1, 1)	6.0 3.89	L 28	6 3 3 4	2 0 0 0	0 0 0 0	4.50 1.333											1.0 4.5										
Jesus Hernandez, R ERA: 18.0 (7, 1)	0.0 18.0	3 1	2 2 2 0	2 0 0 0	1 0 1 9	∞ ∞																					
Mac Scarce, L ERA: 4.5 (7, 1)	2.0 4.5	8 2	0 0 0 2	0 0 0 0	0 0 0 0	0.00 1.000																					

Batter	1	2	3	4	5	6	7	8	9	AB	R	H	RBI	BB	SO	LOB	TOP										
Greg Gross, L OBP: 0.441, SLG: 0.418 (1, 9)										5	1	2	1	0	0	0											
Roger Metzger, S OBP: 0.309, SLG: 0.320 (1, 6)										5	1	1	0	0	1	1											
Cesar Cedeno, R OBP: 0.340, SLG: 0.486 (1, 8)										3	2	0	0	2	0	0											
Bob Watson, R OBP: 0.407, SLG: 0.427 (1, 7)										4	0	2	1	1	0	0											
Lee May, R OBP: 0.302, SLG: 0.450 (1, 3)										4	0	3	2	0	0	0											
Cliff Johnson, R OBP: 0.446, SLG: 0.596 (1, 2)										2	0	0	0	2	1	3											
Doug Rader, R OBP: 0.335, SLG: 0.397 (1, 5)										3	0	0	0	1	2	5											
Tommy Helms, R OBP: 0.315, SLG: 0.372 (1, 4)										3	1	0	0	1	0	2											
Don Wilson, R OBP: 0.167, SLG: 0.235 (6, PH)										2	0	0	0	0	1	1											
Ollie Brown, R OBP: 0.254, SLG: 0.358 (6, PH)										1	0	1	0	0	0	0											
Claude Osteen, L OBP: 0.214, SLG: 0.286 (6, 1)										1	0	0	0	0	1	0											
Inning Stats	R: 2 E: 0 K: 1 S: 7	H: 3 LOB: 1 BB: 1 P: 11	R: 1 E: 1 K: 1 S: 5	H: 1 LOB: 0 BB: 1 P: 9	R: 0 E: 0 K: 1 S: 7	H: 2 LOB: 3 BB: 1 P: 11	R: 0 E: 0 K: 1 S: 5	H: 0 LOB: 0 BB: 0 P: 5	R: 0 E: 0 K: 0 S: 3	H: 1 LOB: 3 BB: 2 P: 11	R: 2 E: 0 K: 1 S: 7	H: 2 LOB: 2 BB: 2 P: 15	R: 0 E: 0 K: 1 S: 5	H: 0 LOB: 0 BB: 0 P: 5	R: 0 E: 0 K: 0 S: 3	H: 0 LOB: 0 BB: 0 P: 3	1B: 8 2B: 1 3B: 0 HR: 0	SF: 0 SAC: 0 DP: 0 HBP: 0	WP: 0 PB: 0 SB: 2 CS: 1	PA: 41							
PITCHER	IP	WLS	BF	H	R	ER	SO	BB	IBB	HBP	BLK	WP	HR	S	P	ERA	WHIP										
Steve Carlton, L ERA: 3.0 (1, 1)	6.1		30	8	5	5	4	6	0	0	0	0	0	32	56	7.11	2.211										
Wayne Twitchell, R ERA: 8.1 (7, 1)	1.2	W	7	1	0	0	2	1	0	0	0	0	0	10	14	0.00	1.200										
Jesus Hernaiz, R ERA: 9.0 (9, 1)	1.0		3	0	0	0	0	0	0	0	0	0	0	3	3	0.00	0.000										

Houston Astros @ Philadelphia Phillies
Veterans Stadium, Philadelphia, PA
Mon Jun 17 1974, 7:05 PM EDT
Att: 18,289 - Unknown

AB 33
R 5
H 9
RBI 4
BB 7
SO 6
LOB 12



Batter	1	2	3	4	5	6	7	8	9	AB	R	H	RBI	BB	SO	LOB	BOTTOM										
Dave Cash, R OBP: 0.375, SLG: 0.415 (1, 4)										4	1	1	0	1	0	2											
Larry Bowa, S OBP: 0.294, SLG: 0.335 (1, 6)										3	0	0	0	0	0	2											
Mike Schmidt, R OBP: 0.421, SLG: 0.608 (1, 5)										3	1	1	1	1	1	3											
Willie Montanez, L OBP: 0.287, SLG: 0.354 (1, 3)										3	0	1	1	0	0	1											
Del Unser, L OBP: 0.384, SLG: 0.424 (1, 8)										2	1	0	0	2	1	2											
Bill Robinson, R OBP: 0.281, SLG: 0.341 (1, 7)										4	0	0	0	0	2	3											
Mike Anderson, R OBP: 0.335, SLG: 0.407 (1, 9)										4	2	3	0	0	0	0											
Bob Boone, R OBP: 0.315, SLG: 0.313 (1, 2)										4	1	2	2	0	1	2											
Steve Carlton, L OBP: 0.174, SLG: 0.244 (1, 1)										2	0	1	1	0	0	1											
Wayne Twitchell, R ERA: 4.52 (7, 1)										0	0	0	0	0	0	0											
Tony Taylor, R OBP: 0.320, SLG: 0.391 (6, PH)										1	1	1	2	0	0	0											
Jesus Hernaiz, R ERA: 3.75 (9, 1)										0	0	0	0	0	0	0											
Inning Stats	R: 0 E: 0 K: 0 S: 4	H: 1 LOB: 1 BB: 0 P: 4	R: 2 E: 0 K: 1 S: 6	H: 2 LOB: 0 BB: 1 P: 10	R: 1 E: 2 K: 1 S: 6	H: 0 LOB: 2 BB: 2 P: 14	R: 1 E: 0 K: 1 S: 7	H: 2 LOB: 1 BB: 0 P: 7	R: 1 E: 0 K: 2 S: 8	H: 1 LOB: 0 BB: 0 P: 8	R: 0 E: 0 K: 0 S: 4	H: 1 LOB: 1 BB: 1 P: 7	R: 2 E: 0 K: 0 S: 5	H: 2 LOB: 0 BB: 0 P: 5	R: 0 E: 0 K: 0 S: 3	H: 0 LOB: 0 BB: 0 P: 3	1B: 5 2B: 3 3B: 0 HR: 2	SF: 1 SAC: 2 DP: 2 HBP: 0	WP: 0 PB: 0 SB: 0 CS: 0	PA: 37							
PITCHER	IP	WLS	BF	H	R	ER	SO	BB	IBB	HBP	BLK	WP	HR	S	P	ERA	WHIP										
Don Wilson, R ERA: 4.52 (1, 1)	5.0		24	6	5	4	5	3	0	0	0	0	1	31	43	7.20	1.800										
Claude Osteen, L ERA: 3.75 (6, 1)	3.0	L	13	4	2	2	0	1	0	0	0	0	1	12	16	6.00	1.667										

Houston Astros @ Philadelphia Phillies
Veterans Stadium, Philadelphia, PA
Mon Jun 17 1974, 7:05 PM EDT
Att: 18,289 - Unknown

AB 30
R 7
H 10
RBI 7
BB 4
SO 5
LOB 16



Batter	1	2	3	4	5	6	7	8	9	AB	R	H	RBI	BB	SO	LOB	TOP							
Greg Gross, L (1, 9) OBP: 0.445, SLG: 0.418										4	2	2	0	1	0	1	Houston Astros @ Philadelphia Phillies Veterans Stadium, Philadelphia, PA Wed Jun 19 1974, 7:05 PM EDT Unknown livebaseballscorecards.com							
Roger Metzger, S (1, 6) OBP: 0.309, SLG: 0.320										5	0	3	0	0	0	3								
Cesar Cedeno, R (1, 8) OBP: 0.344, SLG: 0.489										3	0	3	2	0	0	0								
Bob Watson, R (1, 7) OBP: 0.401, SLG: 0.415										4	0	0	0	1	0	6								
Lee May, R (1, 3) OBP: 0.303, SLG: 0.458										5	1	2	2	0	0	2								
Larry Milbourne, S (9, PR) OBP: 0.417, SLG: 0.400										0	0	0	0	0	0	0								
Johnny Edwards, L (1, 2) OBP: 0.302, SLG: 0.377										4	0	1	0	1	0	3								
Denis Menke, R (1, 5) OBP: 0.115										3	0	0	0	0	1	1								
Cliff Johnson, R (8, PH) OBP: 0.440, SLG: 0.586										1	0	0	0	0	0	1								
Dave Campbell, R (8, 5) OBP: 0.250, SLG: 0.273										0	0	0	0	0	0	0								
Tommy Helms, R (1, 4) OBP: 0.322, SLG: 0.388										4	0	1	0	0	0	1								
Tom Griffin, R (1, 1) OBP: 0.300, SLG: 0.448										1	0	0	0	0	0	0								
Ken Forsch, R (6, 1)										0	0	0	0	0	0	0								
Bob Gallagher, L (7, PH) OBP: 0.284, SLG: 0.240										1	0	1	0	0	0	0								
Fred Scherman, L (7, 1) OBP: 0.284, SLG: 0.368										1	1	1	0	0	0	0								
Inning Stats	R: 1 E: 0 K: 0 S: 5	H: 2 LOB: 1 BB: 0 P: 5	R: 0 E: 0 K: 1 S: 6	H: 1 LOB: 3 BB: 2 P: 14	R: 0 E: 0 K: 0 S: 3	H: 1 LOB: 1 BB: 1 P: 7	R: 0 E: 0 K: 0 S: 3	H: 0 LOB: 0 BB: 0 P: 3	R: 0 E: 0 K: 0 S: 4	H: 1 LOB: 1 BB: 0 P: 4	R: 1 E: 0 K: 0 S: 4	H: 1 LOB: 0 BB: 0 P: 4	R: 0 E: 0 K: 0 S: 5	H: 3 LOB: 2 BB: 0 P: 5	R: 0 E: 0 K: 0 S: 4	H: 1 LOB: 1 BB: 0 P: 4	R: 2 E: 0 K: 0 S: 7	H: 4 LOB: 2 BB: 0 P: 7	1B: 12 2B: 1 3B: 0 HR: 1	SF: 2 SAC: 1 DP: 1 HBP: 0	WP: 0 PB: 0 SB: 1 CS: 1	PA: 42		
PITCHER	IP WLS BF H R ER SO BB IBB HBP BLK WP HR S P ERA WHIP																							
Jim Lonborg, R (1, 1) ERA: 2.4	8.0 W 38	H 13 R 4 ER 4 SO 1	BB 2 IBB 1 HBP 0 BLK 0	WP 0 HR 1 S 37 P 49	ERA 4.50 WHIP 1.875																			
Jesus Hernaiz, R (9, 1) ERA: 6.75	0.2	3 1 0 0 0	0 0 0 0	0 0 3 3	0.00 1.500																			
Mac Scarce, L (9, 1) ERA: 4.45	0.1 S 1	0 0 0 0	0 0 0 0	0 0 1 1	0.00 0.000																			

Batter	1	2	3	4	5	6	7	8	9	AB	R	H	RBI	BB	SO	LOB	BOTTOM							
Dave Cash, R (1, 4) OBP: 0.370, SLG: 0.406										4	2	1	1	0	0	1	Houston Astros @ Philadelphia Phillies Veterans Stadium, Philadelphia, PA Wed Jun 19 1974, 7:05 PM EDT Unknown livebaseballscorecards.com							
Larry Bowa, S (1, 6) OBP: 0.300, SLG: 0.347										4	1	3	1	0	0	0								
Mike Schmidt, R (1, 5) OBP: 0.427, SLG: 0.606										4	0	3	2	0	1	1								
Willie Montanez, L (1, 3) OBP: 0.279, SLG: 0.343										4	0	0	1	0	0	4								
Del Unser, L (1, 8) OBP: 0.387, SLG: 0.419										2	0	0	0	2	0	0								
Mike Anderson, R (1, 9) OBP: 0.327, SLG: 0.396										4	0	1	0	0	0	5								
Tom Hutton, L (1, 7) OBP: 0.257, SLG: 0.359										3	0	0	0	0	0	0								
Bill Robinson, R (7, PH) OBP: 0.278, SLG: 0.333										1	0	0	0	0	0	1								
Bob Boone, R (1, 2) OBP: 0.309, SLG: 0.312										4	1	1	0	0	0	0								
Jim Lonborg, R (1, 1) OBP: 0.130, SLG: 0.159										4	1	2	0	0	1	1								
Jesus Hernaiz, R (9, 1) ERA: 3.82										0	0	0	0	0	0	0								
Mac Scarce, L (9, 1) ERA: 3.82										0	0	0	0	0	0	0								
Inning Stats	R: 1 E: 0 K: 0 S: 4	H: 2 LOB: 0 BB: 0 P: 4	R: 0 E: 0 K: 0 S: 3	H: 0 LOB: 0 BB: 0 P: 3	R: 2 E: 0 K: 0 S: 6	H: 3 LOB: 3 BB: 1 P: 11	R: 0 E: 0 K: 0 S: 4	H: 1 LOB: 1 BB: 0 P: 4	R: 0 E: 0 K: 1 S: 8	H: 3 LOB: 1 BB: 0 P: 8	R: 0 E: 0 K: 0 S: 4	H: 1 LOB: 1 BB: 0 P: 4	R: 0 E: 0 K: 1 S: 5	H: 0 LOB: 0 BB: 0 P: 5	1B: 8 2B: 2 3B: 1 HR: 0	SF: 0 SAC: 0 DP: 0 HBP: 1		WP: 0 PB: 0 SB: 2 CS: 0	PA: 37					
PITCHER	IP WLS BF H R ER SO BB IBB HBP BLK WP HR S P ERA WHIP																							
Tom Griffin, R (1, 1) ERA: 3.76	5.2 L 29	H 10 R 5 ER 5 SO 1	BB 0 IBB 2 HBP 1 BLK 0	WP 0 HR 0 S 26 P 35	ERA 7.94 WHIP 1.765																			
Ken Forsch, R (6, 1) ERA: 3.82	0.1	1 0 0 0 1	0 0 0 0	0 0 3 3	0.00 0.000																			
Fred Scherman, L (7, 1) ERA: 3.82	2.0	7 1 0 0 1	0 0 0 0	0 0 9 9	0.00 0.500																			

Batter	1	2	3	4	5	6	7	8	9	AB	R	H	RBI	BB	SO	LOB	TOP					
Wayne Garrett, L (1, 6) OBP: 0.267, SLG: 0.316	0-3 K		0-0 3-1		4-0 2B BB		4-0 1-3 BB			2	1	0	0	2	1	0	New York Mets @ Philadelphia Phillies Veterans Stadium, Philadelphia, PA Thu Jun 20 1974, 7:05 PM EDT Att: 22,210 - Unknown					
Felix Milten, R (1, 4) OBP: 0.305, SLG: 0.290	0-0 5-3		0-0 BB 1B		0-0 F9		0-0 1-3			4	0	1	0	0	0	2						
Cleon Jones, R (1, 7) OBP: 0.323, SLG: 0.372	0-3 K		4-0 1-2 BB		0-0 1-2 2B 1B			0-0 5-3		3	1	1	0	1	1	0						
Rusty Staub, L (1, 9) OBP: 0.361, SLG: 0.440		0-0 1B 1B	0-0 4-3		0-0 1-2 2B			0-0 P6		4	0	2	2	0	0	2						
John Milner, L (1, 3) OBP: 0.322, SLG: 0.397		0-0 P6		0-0 F8	0-0 4-3			0-0 F7		4	0	0	0	0	0	2						
Ken Boswell, L (1, 5) OBP: 0.342, SLG: 0.306		0-0 1-2 1B		1-0 HBP		0-0 1-4-3			0-0 F8	3	0	1	0	0	0	0						
Dave Schneck, L (1, 8) OBP: 0.274, SLG: 0.357	0-3 K		0-3 K		0-0 F5			0-0 P6		4	0	0	0	0	2	3						
Jerry Grote, R (1, 2) OBP: 0.315, SLG: 0.366	0-0 5-3		0-0 6-3		0-0 P3			0-0 F9		4	0	0	0	0	0	3						
Jerry Koosman, R (1, 1) OBP: 0.158, SLG: 0.162			0-0 1-3		0-3 K		0-3 K			3	0	0	0	0	2	0						
Inning Stats	R: 0 E: 0 K: 2 S: 7	H: 0 LOB: 0 BB: 0 P: 7	R: 0 E: 0 K: 1 S: 7	H: 2 LOB: 2 BB: 0 P: 7	R: 0 E: 0 K: 0 S: 4	H: 1 LOB: 2 BB: 1 P: 8	R: 0 E: 0 K: 1 S: 5	H: 0 LOB: 1 BB: 0 P: 6	R: 2 E: 0 K: 1 S: 7	H: 2 LOB: 1 BB: 1 P: 11	R: 0 E: 0 K: 0 S: 3	H: 0 LOB: 0 BB: 0 P: 3	R: 0 E: 0 K: 1 S: 4	H: 0 LOB: 0 BB: 1 P: 8	R: 0 E: 0 K: 0 S: 3	H: 0 LOB: 0 BB: 0 P: 3	R: 0 E: 0 K: 0 S: 3	H: 0 LOB: 0 BB: 0 P: 3	1B: 4 2B: 2 3B: 0 HR: 0	SF: 0 SAC: 0 DP: 1 HBP: 1	WP: 0 PB: 0 SB: 0 CS: 0	PA: 35
PITCHER Dick Ruthven, R (1, 1) ERA: 3.71	IP: 9.0 WLS: L BF: 35 H: 5 R: 2 ER: 2 SO: 6 BB: 3 IBB: 0 HBP: 1 BLK: 0 WP: 0 HR: 0 S: 43 P: 56 ERA: 2.00 WHIP: 0.889															PITCHER	IP: 9.0 WLS: L BF: 35 H: 5 R: 2 ER: 2 SO: 6 BB: 3 IBB: 0 HBP: 1 BLK: 0 WP: 0 HR: 0 S: 43 P: 56 ERA: 2.00 WHIP: 0.889					

AB	31
R	2
H	5
RBI	2
BB	3
SO	6
LOB	12



Batter	1	2	3	4	5	6	7	8	9	AB	R	H	RBI	BB	SO	LOB	BOTTOM					
Dave Cash, R (1, 4) OBP: 0.374, SLG: 0.410	0-0 E SH5-4 1B		0-0 S 1B	0-0 1-2 1B		0-0 4-3			0-0 P4	5	1	3	0	0	0	1	New York Mets @ Philadelphia Phillies Veterans Stadium, Philadelphia, PA Thu Jun 20 1974, 7:05 PM EDT Att: 22,210 - Unknown					
Larry Bowa, S (1, 6) OBP: 0.302, SLG: 0.349	0-0 SH5-4 1-2		0-0 S 1B	0-0 F9			0-0 F9		0-0 1-2 1B	4	0	2	0	0	0	2						
Mike Schmidt, R (1, 5) OBP: 0.423, SLG: 0.597	0-0 5-3		0-3 K		0-0 F8		0-0 CS 1B		0-0 F8	5	0	1	0	0	1	5						
Mike Anderson, R (1, 9) OBP: 0.326, SLG: 0.393	0-0 1B 2H		0-3 K	1-2 2-3	0-0 5-3		0-0 F8 1-2			4	0	1	1	0	1	3						
Bill Robinson, R (1, 8) OBP: 0.289, SLG: 0.335	0-0 1-2 1B		4-0 IBB		4-0 S 1B BB			0-3 K		2	0	1	0	2	1	0						
Willie Montanez, L (1, 3) OBP: 0.278, SLG: 0.341	0-0 F8		0-0 F7		0-0 1-2 1B			0-0 6-3		4	0	1	0	0	0	5						
Billy Grabarkewitz, R (1, 7) OBP: 0.241, SLG: 0.240		0-3 K		0-3 K	1-2 2-3	0-3 K		4-0 CS BB		3	0	0	0	1	3	2						
Bob Boone, R (1, 2) OBP: 0.303, SLG: 0.305	0-0 F9		0-0 6-3		0-0 F8		0-0 CS 1-2	0-0 F3		4	0	0	0	0	0	0						
Dick Ruthven, R (1, 1) OBP: 0.143, SLG: 0.143 Tony Taylor, R (8, PH) OBP: 0.333, SLG: 0.400	0-0 5-3		0-0 1B 1B		0-3 K			0-0 1B		3	0	1	0	0	1	0						
Inning Stats	R: 1 E: 1 K: 0 S: 6	H: 3 LOB: 2 BB: 0 P: 6	R: 0 E: 0 K: 1 S: 5	H: 0 LOB: 0 BB: 0 P: 5	R: 0 E: 0 K: 2 S: 9	H: 2 LOB: 3 BB: 1 P: 13	R: 0 E: 0 K: 1 S: 7	H: 2 LOB: 2 BB: 0 P: 7	R: 0 E: 0 K: 1 S: 6	H: 1 LOB: 2 BB: 1 P: 10	R: 0 E: 0 K: 1 S: 5	H: 0 LOB: 0 BB: 0 P: 5	R: 0 E: 0 K: 0 S: 3	H: 1 LOB: 0 BB: 0 P: 3	R: 0 E: 0 K: 1 S: 4	H: 0 LOB: 2 BB: 1 P: 8	R: 0 E: 0 K: 0 S: 5	H: 2 LOB: 2 BB: 0 P: 5	1B: 11 2B: 0 3B: 0 HR: 0	SF: 0 SAC: 1 DP: 0 HBP: 0	WP: 0 PB: 0 SB: 4 CS: 2	PA: 40
PITCHER Jerry Koosman, L (1, 1) ERA: 3.31	IP: 9.0 WLS: W BF: 39 H: 11 R: 1 ER: 1 SO: 7 BB: 2 IBB: 1 HBP: 0 BLK: 0 WP: 0 HR: 0 S: 50 P: 62 ERA: 1.00 WHIP: 1.444															PITCHER	IP: 9.0 WLS: W BF: 39 H: 11 R: 1 ER: 1 SO: 7 BB: 2 IBB: 1 HBP: 0 BLK: 0 WP: 0 HR: 0 S: 50 P: 62 ERA: 1.00 WHIP: 1.444					

AB	35
R	1
H	11
RBI	1
BB	3
SO	7
LOB	18



Batter	1	2	3	4	5	6	7	8	9	AB	R	H	RBI	BB	SO	LOB	TOP					
Wayne Garrett, L (1, 6) OBP: 0.266, SLG: 0.315	F9		1-2 1B		F7		F9			4	0	1	0	0	0	0	New York Mets @ Philadelphia Phillies Veterans Stadium, Philadelphia, PA Fri Jun 21 1974, 7:05 PM EDT Att: 28,262 - Unknown					
Felix Milten, R (1, 4) OBP: 0.300, SLG: 0.285	K		FC5		L5		4-3			4	0	0	0	0	1	2						
Rusty Staub, L (1, 9) OBP: 0.359, SLG: 0.449	P6				P5		F2		HR	4	1	1	1	0	0	0						
Cleon Jones, R (1, 7) OBP: 0.317, SLG: 0.365		L4			K		L5		K	4	0	0	0	0	2	0						
John Milner, L (1, 3) OBP: 0.325, SLG: 0.424		4-3			HR		HR		K	4	2	2	2	0	1	0						
Don Hahn, R (1, 8) OBP: 0.398, SLG: 0.512		5-3			1B BB		K		4-3	3	0	0	0	1	1	0						
Jerry Grote, R (1, 2) OBP: 0.324, SLG: 0.371			G4-6-3 1B		1-2 1B		FC4-6 BB		4-3	3	0	2	0	1	0	0						
Ken Boswell, L (1, 5) OBP: 0.338, SLG: 0.303			G4-6-3 1-2 1B		1-2 2-3 1B		FC4-6 1-2		F8	4	0	1	0	0	0	2						
Tom Seaver, R (1, 1) OBP: 0.216, SLG: 0.065			FC5 1B BB		6-3				K	1	0	0	0	1	0	3						
Bob Miller, R (6, 1) OBP: 0.200, SLG: 0.400							K		K	2	0	0	0	0	2	0						
Tug McGraw, R (9, 1)									K	0	0	0	0	0	0	0						
Inning Stats	R: 0 E: 0 K: 1 S: 5	H: 0 LOB: 0 BB: 0 P: 5	R: 0 E: 0 K: 0 S: 3	H: 0 LOB: 0 BB: 0 P: 3	R: 0 E: 0 K: 0 S: 4	H: 2 LOB: 2 BB: 1 P: 8	R: 1 E: 0 K: 1 S: 8	H: 3 LOB: 3 BB: 1 P: 12	R: 0 E: 0 K: 0 S: 3	H: 0 LOB: 0 BB: 0 P: 3	R: 1 E: 0 K: 1 S: 6	H: 1 LOB: 1 BB: 1 P: 10	R: 0 E: 0 K: 1 S: 5	H: 0 LOB: 0 BB: 0 P: 5	R: 1 E: 0 K: 2 S: 8	H: 1 LOB: 0 BB: 0 P: 8	R: 0 E: 0 K: 1 S: 5	H: 0 LOB: 0 BB: 0 P: 5	1B: 4 2B: 0 3B: 0 HR: 3	SF: 0 SAC: 0 DP: 1 HBP: 0	WP: 0 PB: 0 SB: 0 CS: 0	PA: 36
PITCHER	IP WLS BF H R ER SO BB IBB HBP BLK WP HR S P ERA WHIP																					
Steve Carlton, L (1, 1) ERA: 2.98	7.0 L 29 6 2 2 4 3 0 0 0 0 0 2 34 46 2.57 1.286																					
Mac Scarce, L (8, 1) ERA: 4.46	2.0 7 1 1 1 3 0 0 0 0 0 0 1 13 13 4.50 0.500																					

Batter	1	2	3	4	5	6	7	8	9	AB	R	H	RBI	BB	SO	LOB	BOTTOM					
Dave Cash, R (1, 4) OBP: 0.371, SLG: 0.406	5-3		6-3					6-3	F8	5	0	1	0	0	0	2	New York Mets @ Philadelphia Phillies Veterans Stadium, Philadelphia, PA Fri Jun 21 1974, 7:05 PM EDT Att: 28,262 - Unknown					
Larry Bowa, S (1, 6) OBP: 0.302, SLG: 0.348	K				F4		P6			4	0	1	0	0	1	1						
Mike Schmidt, R (1, 5) OBP: 0.421, SLG: 0.591	5-3				E 1B		K		F7	4	0	1	0	0	1	1						
Willie Montanez, L (1, 3) OBP: 0.273, SLG: 0.333		5-3			K		G3		4-3	4	0	0	0	0	1	2						
Del Unser, L (1, 8) OBP: 0.389, SLG: 0.421					E4 CS 1B		F7		G6-4-3 1B 1B	4	1	2	0	0	0	1						
Tom Hutton, L (1, 7) OBP: 0.276, SLG: 0.362					FC6-4 BB		FC6-4 IBB		1-3	2	0	1	0	2	0	0						
Mike Anderson, R (1, 9) OBP: 0.325, SLG: 0.395					FC6-4		FC6-4		G6-4-3 1B	4	0	1	0	0	0	6						
Bob Boone, R (1, 2) OBP: 0.302, SLG: 0.301					F8		F8		F8	3	0	0	0	1	0	1						
Steve Carlton, L (1, 1) OBP: 0.187, SLG: 0.234					F8		F8		1B BB	2	0	0	0	0	1	0						
Mike Rogodzinski, L (7, PH) OBP: 0.214, SLG: 0.083					K		6-3			1	0	0	0	0	0	1						
Mac Scarce, L (8, 1) ERA: 3.41										0	0	0	0	0	0	0						
Bill Robinson, R (9, PH) OBP: 0.293, SLG: 0.339									1-2 3H 1B	1	0	1	1	0	0	0						
Inning Stats	R: 0 E: 0 K: 1 S: 5	H: 0 LOB: 0 BB: 0 P: 5	R: 0 E: 0 K: 0 S: 3	H: 1 LOB: 1 BB: 1 P: 7	R: 0 E: 0 K: 1 S: 5	H: 0 LOB: 0 BB: 0 P: 5	R: 0 E: 1 K: 1 S: 7	H: 1 LOB: 3 BB: 1 P: 11	R: 0 E: 0 K: 0 S: 4	H: 1 LOB: 1 BB: 0 P: 4	R: 0 E: 0 K: 1 S: 5	H: 0 LOB: 0 BB: 0 P: 5	R: 0 E: 0 K: 0 S: 4	H: 1 LOB: 1 BB: 0 P: 4	R: 0 E: 0 K: 0 S: 4	H: 1 LOB: 0 BB: 0 P: 4	R: 1 E: 0 K: 0 S: 5	H: 3 LOB: 2 BB: 1 P: 9	1B: 7 2B: 1 3B: 0 HR: 0	SF: 0 SAC: 0 DP: 1 HBP: 0	WP: 0 PB: 0 SB: 0 CS: 1	PA: 37
PITCHER	IP WLS BF H R ER SO BB IBB HBP BLK WP HR S P ERA WHIP																					
Tom Seaver, R (1, 1) ERA: 3.64	5.0 W 20 3 0 0 3 1 0 0 0 0 0 0 24 32 0.00 0.800																					
Bob Miller, R (6, 1) ERA: 3.41	3.0 13 4 1 1 1 0 0 0 0 0 0 0 15 15 3.00 1.333																					
Tug McGraw, L (9, 1) ERA: 7.41	1.0 S 4 1 0 0 0 1 0 0 0 0 0 0 3 7 0.00 2.000																					

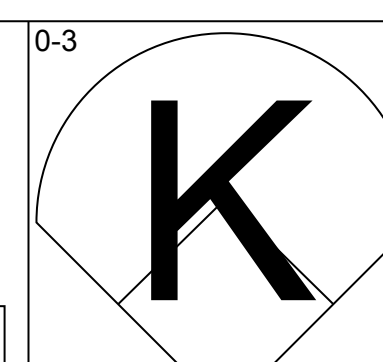
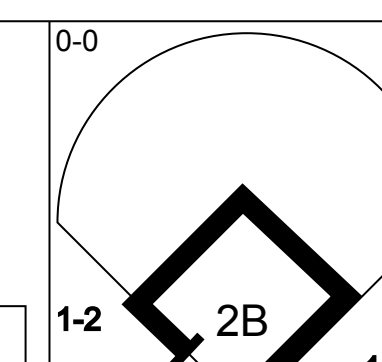
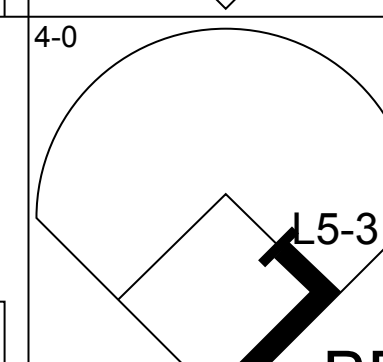
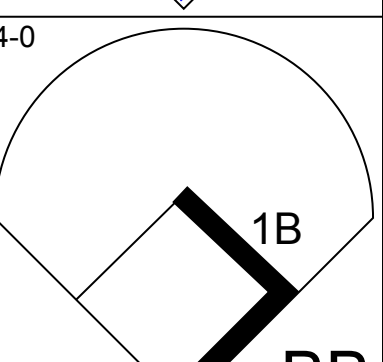
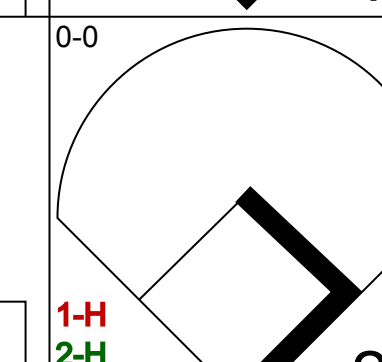
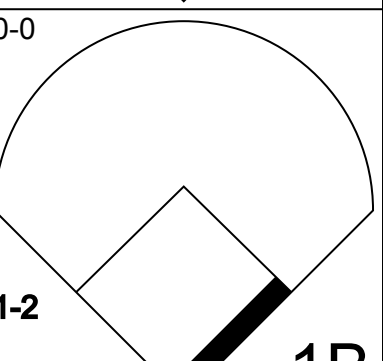
Batter	1	2	3	4	5	6	7	8	9	AB	R	H	RBI	BB	SO	LOB	TOP			
Wayne Garrett, L (1,6) OBP: 0.275, SLG: 0.320	SH2-3 1B		FC6-4 BB			FC5-4 1B		K		3	0	2	0	1	1	0	New York Mets @ Philadelphia Phillies Veterans Stadium, Philadelphia, PA Sat Jun 22 1974, 3:33 AM EDT Unknown			
Felix Milten, R (1,4) OBP: 0.297, SLG: 0.282	SH2-3		FC6-4			FC5-4 HR		E6		3	1	0	0	0	0	2				
Cleon Jones, R (1,7) OBP: 0.316, SLG: 0.361	6-3			F9		F9		BB		3	0	0	0	1	0	2				
Rusty Staub, L (1,9) OBP: 0.361, SLG: 0.462	4-3			G3-6-3 1B		HR		F7		4	1	2	2	0	0	3				
John Milner, L (1,3) OBP: 0.323, SLG: 0.421		3-1		G3-6-3 1B		K			G4-6-3 1B	4	0	1	0	0	1	1				
Ken Boswell, L (1,5) OBP: 0.321, SLG: 0.288	4-3				4-3		K		G4-6-3 1B	4	0	0	0	0	1	1				
Dave Schneck, L (1,8) OBP: 0.268, SLG: 0.349		F9			F7		K		K	4	0	0	0	0	2	0				
Jerry Grote, R (1,2) OBP: 0.324, SLG: 0.367			5-3			BB		K		2	0	0	0	1	1	0				
Harry Parker, R (1,1) Ray Sadecki, L (2,1) Ed Kranepool, L (8, PH) Jack Aker, R (8,1)		4-3		4-3		F9		F9		0	0	0	0	0	0	0				
Inning Stats	R: 0 E: 0 K: 0 S: 4	H: 1 LOB: 1 BB: 0 P: 4	R: 0 E: 0 K: 0 S: 3	H: 0 LOB: 0 BB: 0 P: 3	R: 0 E: 0 K: 0 S: 3	H: 0 LOB: 1 BB: 1 P: 7	R: 0 E: 0 K: 0 S: 3	H: 1 LOB: 0 BB: 0 P: 3	R: 0 E: 0 K: 1 S: 7	H: 0 LOB: 1 BB: 1 P: 7	R: 0 E: 0 K: 3 S: 9	H: 0 LOB: 0 BB: 0 P: 9	R: 0 E: 1 K: 1 S: 6	H: 0 LOB: 2 BB: 1 P: 10	R: 0 E: 0 K: 1 S: 5	H: 1 LOB: 0 BB: 0 P: 5		1B: 4 2B: 0 3B: 0 HR: 1	SF: 0 SAC: 1 DP: 2 HBP: 0	WP: 0 PB: 0 SB: 0 CS: 0
PITCHER Ron Schueler, R (1,1) ERA: 3.49	IP: 9.0 WLS: W BF: 34 H: 5 R: 2 ER: 2 SO: 6 BB: 3 IBB: 0 HBP: 0 BLK: 0 WP: 0 HR: 1 S: 43 P: 55 ERA: 2.00 WHIP: 0.889																			

Batter	1	2	3	4	5	6	7	8	9	AB	R	H	RBI	BB	SO	LOB	BOTTOM	
Dave Cash, R (1,4) OBP: 0.373, SLG: 0.407	F9	1B		FC6-4 1B			6-3			4	0	2	1	0	0	0	New York Mets @ Philadelphia Phillies Veterans Stadium, Philadelphia, PA Sat Jun 22 1974, 3:33 AM EDT Unknown	
Larry Bowa, S (1,6) OBP: 0.308, SLG: 0.357	2B	3B		FC6-4			1B	2B		4	1	3	0	0	0	1		
Del Unser, L (1,8) OBP: 0.391, SLG: 0.429	3B		F8			K		1B		4	1	2	0	0	1	2		
Mike Schmidt, R (1,5) OBP: 0.422, SLG: 0.596	4-3	3B		L3 BB		F7		K		3	1	1	2	1	1	0		
Tom Hutton, L (1,7) OBP: 0.275, SLG: 0.357	4-3		L3			F8		CS 1B		4	0	1	1	0	0	1		
Mike Anderson, R (1,9) OBP: 0.318, SLG: 0.388	F7		K			F8		K		4	0	0	0	0	2	1		
Willie Montanez, L (1,3) OBP: 0.279, SLG: 0.345		SH1-4 1B		1B		P6				3	2	2	0	0	0	0		
Bob Boone, R (1,2) OBP: 0.303, SLG: 0.301		F7		2H 1B		P4				3	0	1	1	0	0	1		
Ron Schueler, R (1,1) OBP: 0.182, SLG: 0.156	SH1-4			F9		F8				2	0	0	0	0	0	0		
Inning Stats	R: 3 E: 0 K: 0 S: 6	H: 3 LOB: 0 BB: 0 P: 6	R: 1 E: 0 K: 0 S: 6	H: 3 LOB: 2 BB: 0 P: 6	R: 0 E: 0 K: 1 S: 4	H: 0 LOB: 0 BB: 1 P: 8	R: 1 E: 0 K: 0 S: 5	H: 3 LOB: 1 BB: 0 P: 5	R: 0 E: 0 K: 0 S: 3	H: 0 LOB: 0 BB: 0 P: 3	R: 0 E: 0 K: 0 S: 4	H: 2 LOB: 2 BB: 0 P: 4	R: 0 E: 0 K: 2 S: 7	H: 1 LOB: 0 BB: 0 P: 7	1B: 8 2B: 4 3B: 1 HR: 0	SF: 0 SAC: 1 DP: 1 HBP: 0		WP: 0 PB: 0 SB: 0 CS: 1
PITCHER Harry Parker, R (1,1) ERA: 3.26 Ray Sadecki, L (2,1) ERA: 4.46 Jack Aker, R (8,1) ERA: 3.48	IP: 1.2 WLS: L BF: 11 H: 6 R: 4 ER: 4 SO: 0 BB: 0 IBB: 0 HBP: 0 BLK: 0 WP: 0 HR: 0 S: 11 P: 11 ERA: 21.60 WHIP: 3.600																	

AB	30
R	2
H	5
RBI	2
BB	3
SO	6
LOB	10

AB	31
R	5
H	12
RBI	5
BB	1
SO	4
LOB	6



Batter	1	2	3	4	5	6	7	8	9	AB	R	H	RBI	BB	SO	LOB	TOP					
Wayne Garrett, L (1,6) OBP: 0.273, SLG: 0.317			K2-3			F9	3-1			5	0	1	0	0	2	2	New York Mets @ Philadelphia Phillies Veterans Stadium, Philadelphia, PA Sat Jun 22 1974, 7:05 PM EDT Att: 51,197 - Unknown					
Felix Milan, R (1,4) OBP: 0.302, SLG: 0.286			4-3				3-1			3	0	1	1	2	0	2						
Ed Kranepool, L (1,7) OBP: 0.408, SLG: 0.372	L5-3									3	0	2	0	2	0	1						
Rusty Staub, L (1,9) OBP: 0.355, SLG: 0.453		K	K			4-3		F5		5	0	0	0	0	2	5						
John Milner, L (1,3) OBP: 0.328, SLG: 0.434					L3			F8		4	2	2	1	1	0	1						
Ken Boswell, L (1,5) OBP: 0.315, SLG: 0.318					6-3		G3	FC6-4		5	1	1	2	0	0	3						
Don Hahn, R (1,8) OBP: 0.398, SLG: 0.494		E5								3	1	0	0	2	0	2						
Duffy Dyer, R (1,2) OBP: 0.300, SLG: 0.087		6-3			L3					3	0	0	0	1	0	2						
George Stone, L (1,1) OBP: 0.174, SLG: 0.136										1	0	0	0	0	0	1						
Bob Apodaca, R (3,1) OBP: 0.265, SLG: 0.364										1	0	0	0	0	0	0						
Ron Hodges, L (6, Ph) OBP: 0.265, SLG: 0.364										0	0	1	1	0	0	0						
Jack Aker, R (6, Ph) OBP: 0.265, SLG: 0.364										1	1	0	0	0	0	0						
Dave Schnack, L (8, Ph) OBP: 0.265, SLG: 0.364										0	0	0	0	0	0	0						
Tug McGraw, R (8, Ph) OBP: 0.265, SLG: 0.364										0	0	0	0	0	0	0						
Inning Stats	R: 0 E: 0 K: 1 S: 4	H: 0 LOB: 0 BB: 1 P: 8	R: 2 E: 1 K: 1 S: 7	H: 1 LOB: 1 BB: 1 P: 11	R: 0 E: 0 K: 2 S: 8	H: 1 LOB: 1 BB: 0 P: 8	R: 0 E: 0 K: 0 S: 3	H: 0 LOB: 1 BB: 1 P: 7	R: 0 E: 0 K: 0 S: 4	H: 1 LOB: 2 BB: 1 P: 8	R: 2 E: 0 K: 0 S: 5	H: 2 LOB: 2 BB: 2 P: 13	R: 0 E: 0 K: 0 S: 3	H: 0 LOB: 1 BB: 1 P: 7	R: 1 E: 1 K: 0 S: 5	H: 2 LOB: 2 BB: 0 P: 5	R: 0 E: 0 K: 0 S: 4	H: 1 LOB: 2 BB: 1 P: 8	1B: 5 2B: 2 3B: 0 HR: 2	SF: 0 SAC: 0 DP: 1 HBP: 0	WP: 0 PB: 0 SB: 0 CS: 0	PA: 43
PITCHER	IP WLS BF H R ER SO BB IBB HBP BLK WP HR S P ERA WHIP																					
Wayne Twitchell, R (1,1) ERA: 7.5	5.1 W 25 4 4 4 4 5 0 0 0 0 2 28 48 6.75 1.688																					
Jesus Hernaiz, R (6,1) ERA: 2.64	3.2 S 18 4 1 0 0 3 0 0 0 0 0 0 15 27 0.00 1.909																					

AB	35
R	5
H	8
RBI	5
BB	8
SO	4
LOB	19



Batter	1	2	3	4	5	6	7	8	9	AB	R	H	RBI	BB	SO	LOB	BOTTOM					
Dave Cash, R (1,4) OBP: 0.376, SLG: 0.414	F8				F9			FC5-4		5	1	3	2	0	0	1	New York Mets @ Philadelphia Phillies Veterans Stadium, Philadelphia, PA Sat Jun 22 1974, 7:05 PM EDT Att: 51,197 - Unknown					
Larry Bowa, S (1,6) OBP: 0.306, SLG: 0.355	6-3				5-3			FC5-4		5	0	1	2	0	0	3						
Del Unser, L (1,8) OBP: 0.386, SLG: 0.419					5-3					4	0	0	0	1	0	3						
Mike Schmidt, R (1,5) OBP: 0.423, SLG: 0.597	F7									3	1	1	0	1	0	1						
Bill Robinson, R (1,7) OBP: 0.297, SLG: 0.360					5-3					4	2	2	2	0	0	1						
Mike Anderson, R (1,9) OBP: 0.318, SLG: 0.385					1-3					4	1	1	0	0	0	1						
Willie Montanez, L (1,3) OBP: 0.289, SLG: 0.350										3	1	2	1	1	0	0						
Larry Cox, R (1,2) OBP: 0.289, SLG: 0.350										4	1	0	0	0	0	4						
Wayne Twitchell, R (1,1) OBP: 0.667, SLG: 0.667										3	1	2	0	0	1	1						
Jesus Hernaiz, R (6,1) ERA: 2.64										1	0	0	0	0	1	0						
Inning Stats	R: 0 E: 0 K: 0 S: 3	H: 0 LOB: 1 BB: 1 P: 7	R: 4 E: 0 K: 0 S: 8	H: 5 LOB: 1 BB: 0 P: 8	R: 0 E: 0 K: 0 S: 3	H: 0 LOB: 2 BB: 2 P: 11	R: 0 E: 0 K: 0 S: 4	H: 1 LOB: 1 BB: 0 P: 4	R: 4 E: 0 K: 1 S: 10	H: 5 LOB: 1 BB: 0 P: 10	R: 0 E: 0 K: 0 S: 3	H: 0 LOB: 0 BB: 0 P: 3	R: 0 E: 0 K: 0 S: 3	H: 0 LOB: 0 BB: 0 P: 3	R: 0 E: 0 K: 1 S: 6	H: 1 LOB: 1 BB: 0 P: 6	R: 0 E: 0 K: 0 S: 4	H: 1 LOB: 1 BB: 0 P: 8	1B: 9 2B: 2 3B: 0 HR: 1	SF: 0 SAC: 0 DP: 0 HBP: 0	WP: 0 PB: 0 SB: 0 CS: 0	PA: 39
PITCHER	IP WLS BF H R ER SO BB IBB HBP BLK WP HR S P ERA WHIP																					
George Stone, L (1,1) ERA: 5.28	2.0 L 13 5 4 4 0 2 0 0 0 0 0 0 17 19 18.00 3.500																					
Bob Apodaca, R (3,1) ERA: 6.23	3.0 16 6 4 4 1 0 1 0 0 0 0 0 17 21 12.00 2.000																					
Jack Aker, R (6,1) ERA: 3.18	2.0 6 0 0 0 0 0 0 0 0 0 0 0 6 6 0.00 0.000																					
Tug McGraw, L (8,1) ERA: 7.0	1.0 4 1 0 0 1 0 0 0 0 0 0 0 6 6 0.00 1.000																					

AB	36
R	8
H	12
RBI	7
BB	3
SO	2
LOB	15



Batter	1	2	3	4	5	6	7	8	9	AB R H RBI BB SO LOB	TOP							
Dave Cash, R OBP: 0.373, SLG: 0.408 (1,4)	3-1	HBP	F8			6-3			5-3	4 0 0 0 0 0 0	Philadelphia Phillies @ Montreal Expos Jarry Park, Montreal, QB Mon Jun 24 1974, 7:05 PM EDT Att: 15,083 - Unknown							
Larry Bowa, S OBP: 0.308, SLG: 0.359 (1,6)	BB 1B	L5	4-3			L8			2B	5 1 2 0 0 0 1								
Del Unser, L OBP: 0.387, SLG: 0.415 (1,8)	BB 1B		FC3-5 1B	4-1			K		F7	4 1 1 0 1 1 1								
Mike Schmidt, R OBP: 0.426, SLG: 0.596 (1,5)	G3 1B		BLK FC3-5 1B	5-3			F8		BB	4 1 2 1 1 0 0								
Tom Hutton, L OBP: 0.281, SLG: 0.359 (1,7)	G3 1B		FC3-5 BLK 1B	K					K	5 1 2 1 0 2 4								
Willie Montanez, L OBP: 0.288, SLG: 0.348 (1,3)	G3		2B HR 1B			4-3				4 1 1 2 0 1 3								
Mike Anderson, R OBP: 0.317, SLG: 0.387 (1,9)	4-3		HR 2B			F9			4-3	4 1 1 0 0 0 2								
Bob Boone, R OBP: 0.302, SLG: 0.296 (1,2)		P6	HR IBB			F8			6-3	3 1 0 0 1 0 0								
Jim Lonborg, R OBP: 0.140, SLG: 0.229 (1,1)	1-3		HR			K			K	4 1 1 4 0 2 0								
Inning Stats	R: 2 E: 0 K: 0 S: 6	H: 3 LOB: 2 BB: 1 P: 10	R: 0 E: 0 K: 0 S: 3	H: 0 LOB: 1 BB: 0 P: 4	R: 6 E: 0 K: 0 S: 8	H: 5 LOB: 0 BB: 1 P: 12	R: 0 E: 0 K: 1 S: 5	H: 0 LOB: 0 BB: 0 P: 5	R: 0 E: 0 K: 1 S: 5	H: 1 LOB: 1 BB: 0 P: 6	R: 0 E: 0 K: 1 S: 5	H: 0 LOB: 0 BB: 0 P: 5	R: 0 E: 0 K: 1 S: 6	H: 0 LOB: 2 BB: 1 P: 10	1B: 7 2B: 2 3B: 0 HR: 1	SF: 0 SAC: 0 DP: 0 HBP: 1	WP: 0 PB: 0 SB: 0 CS: 0	PA: 41
PITCHER	IP WLS BF H R ER SO BB IBB HBP BLK WP HR S P ERA WHIP											IP WLS BF H R ER SO BB IBB HBP BLK WP HR S P ERA WHIP						
Mike Torrez, R ERA: 4.5 (1,1)	2.1 L 17 7 7 7 0 1 1 1 1 0 0 14 23 27.00 3.429																	
Chuck Taylor, R ERA: 2.53 (3,1)	0.2 3 1 1 1 0 0 0 0 0 0 1 3 3 13.50 1.500																	
Donald DeMola, R ERA: 3.25 (4,1)	5.0 16 1 0 0 5 0 0 0 0 0 0 26 26 0.00 0.200																	
Tom Walker, R ERA: 3.41 (9,1)	1.0 5 1 0 0 1 1 0 0 0 0 0 6 10 0.00 2.000																	

AB	37
R	8
H	10
RBI	8
BB	3
SO	6
LOB	11



Batter	1	2	3	4	5	6	7	8	9	AB R H RBI BB SO LOB	BOTTOM									
Ron Hunt, R OBP: 0.367, SLG: 0.255 (1,5)	P6			F8		L1			F9	4 0 0 0 0 0 0	Philadelphia Phillies @ Montreal Expos Jarry Park, Montreal, QB Mon Jun 24 1974, 7:05 PM EDT Att: 15,083 - Unknown									
Larry Lintz, S OBP: 0.352, SLG: 0.330 (1,4)	3 1B			S 2B 1B		4-3			S BB 1B	4 1 3 0 0 0 0										
Willie Davis, L OBP: 0.327, SLG: 0.420 (1,8)	3			P4		F7			G4-6-3 BB	3 0 0 0 1 0 2										
Ken Singleton, S OBP: 0.415, SLG: 0.379 (1,9)		1-3		1B 2B		F7			G4-6-3	4 1 1 1 0 0 2										
Ron Fairly, L OBP: 0.383, SLG: 0.453 (1,3)		G6-4-3 1B		2H 1B		F7				3 0 2 1 0 0 0										
Bob Bailey, R OBP: 0.398, SLG: 0.406 (1,7)		G6-4-3		P6		6-3				3 0 0 0 0 0 2										
Tim Foli, R OBP: 0.307, SLG: 0.305 (1,6)				5-3		F8			5-3	3 0 0 0 0 0 0										
Barry Foote, R OBP: 0.314, SLG: 0.420 (1,2)				K		5-3			6-3	3 0 0 0 0 1 0										
Mike Torrez, R OBP: 0.100, SLG: 0.000 (1,1) Chuck Taylor, R OBP: 0.330, SLG: 0.500 (3,1) Bob Simpson, S OBP: 0.415, SLG: 0.400 (4,1) Donald DeMola, R OBP: 0.322, SLG: 0.250 (9,1) Tom Walker, R OBP: 0.140, SLG: 0.229 (1,1)				4-3		4-3			2-3	0 0 0 0 0 0 0										
Inning Stats	R: 0 E: 0 K: 0 S: 3	H: 1 LOB: 0 BB: 0 P: 3	R: 0 E: 0 K: 0 S: 3	H: 1 LOB: 0 BB: 0 P: 3	R: 0 E: 0 K: 1 S: 5	H: 0 LOB: 0 BB: 0 P: 5	R: 2 E: 0 K: 0 S: 6	H: 3 LOB: 1 BB: 0 P: 6	R: 0 E: 0 K: 0 S: 3	H: 0 LOB: 0 BB: 0 P: 3	R: 0 E: 0 K: 0 S: 3	H: 0 LOB: 0 BB: 0 P: 3	R: 0 E: 0 K: 0 S: 3	H: 0 LOB: 0 BB: 0 P: 3	R: 0 E: 0 K: 0 S: 3	H: 1 LOB: 1 BB: 1 P: 7	1B: 5 2B: 2 3B: 0 HR: 0	SF: 0 SAC: 0 DP: 3 HBP: 0	WP: 0 PB: 0 SB: 2 CS: 0	PA: 31
PITCHER	IP WLS BF H R ER SO BB IBB HBP BLK WP HR S P ERA WHIP											IP WLS BF H R ER SO BB IBB HBP BLK WP HR S P ERA WHIP								
Jim Lonborg, R ERA: 2.37 (1,1)	9.0 W 31 6 2 2 1 1 0 0 0 0 0 32 36 2.00 0.778																			



Batter	1	2	3	4	5	6	7	8	9	AB	R	H	RBI	BB	SO	LOB	TOP					
Dave Cash, R OBP: 0.375, SLG: 0.408 (1, 4)	4-0 WP FC1-5 BB		0-0 F9			0-0 WP 1B		0-0 F8		3	0	1	0	1	0	2						
Larry Bowa, S OBP: 0.304, SLG: 0.354 (1, 6)	0-0 6-3		0-0 1-3			0-3 K			0-0 P6	4	0	0	0	0	1	3						
Del Unser, L OBP: 0.380, SLG: 0.406 (1, 8)	0-0 FC1-5			0-0 P2		0-0 L7			0-0 G1	4	0	0	0	0	0	2						
Mike Schmidt, R OBP: 0.424, SLG: 0.588 (1, 5)	0-3 K			0-0 P3			0-3 K		4-0 BB	3	0	0	0	1	2	1						
Tom Hutton, L OBP: 0.280, SLG: 0.349 (1, 7)		0-0 F9		4-0 CS BB			0-0 G3		0-0 3-1	3	0	0	0	1	0	1						
Willie Montanez, L OBP: 0.284, SLG: 0.342 (1, 3)	0-0 E4 G5-4-3			0-0 CS	0-0 G3		0-0 P6			3	0	0	0	0	0	0						
Mike Anderson, R OBP: 0.313, SLG: 0.382 (1, 9)	0-0 G5-4-3				0-0 F8			0-0 L6		3	0	0	0	0	0	1						
Bob Boone, R OBP: 0.302, SLG: 0.294 (1, 2)			4-0 S BB		0-0 F8			0-0 1-3		2	0	0	0	1	0	0						
Dick Ruthven, R OBP: 0.133, SLG: 0.133 Frank Linzy, R Pete Richert, L Billy Grabarkewitz, R Eddie Watt, R			0-3 K		0-0 4-3			4-0 BB		2	0	0	0	0	1	1						
Inning Stats	R: 0 E: 0 K: 1 S: 5	H: 0 LOB: 1 BB: 1 P: 9	R: 0 E: 1 K: 0 S: 3	H: 0 LOB: 0 BB: 0 P: 3	R: 0 E: 0 K: 1 S: 5	H: 0 LOB: 1 BB: 1 P: 9	R: 0 E: 0 K: 0 S: 2	H: 0 LOB: 0 BB: 1 P: 6	R: 0 E: 0 K: 0 S: 3	H: 0 LOB: 0 BB: 0 P: 3	R: 0 E: 0 K: 1 S: 6	H: 1 LOB: 1 BB: 0 P: 6	R: 0 E: 0 K: 1 S: 5	H: 0 LOB: 0 BB: 0 P: 5	R: 0 E: 0 K: 0 S: 3	H: 0 LOB: 1 BB: 1 P: 7	R: 0 E: 0 K: 0 S: 3	H: 0 LOB: 1 BB: 1 P: 7	1B: 1 2B: 0 3B: 0 HR: 0	SF: 0 SAC: 0 DP: 1 HBP: 0	WP: 2 PB: 0 SB: 1 CS: 1	PA: 33
PITCHER Steve Renko, R ERA: 4.3 (1, 1)	IP: 9.0 WLS: W BF: 32 H: 1 R: 0 ER: 0 SO: 4 BB: 5 IBB: 0 HBP: 0 BLK: 0 WP: 2 HR: 0 S: 35 P: 55 ERA: 0.00 WHIP: 0.667															PITCHER						

Philadelphia Phillies @ Montreal Expos
 Jarry Park, Montreal, QB
 Tue Jun 25 1974, 7:05 PM EDT
 Att: 18,122 - Unknown

AB	27
R	0
H	1
RBI	0
BB	5
SO	4
LOB	11




Batter	1	2	3	4	5	6	7	8	9	AB	R	H	RBI	BB	SO	LOB	BOTTOM					
Ron Hunt, R OBP: 0.370, SLG: 0.260 Pepe Frias, R OBP: 0.158, SLG: 0.211 (1, 5)	0-0 4-3		0-0 BB		0-0 F8	0-0 BB 1B		0-0 F9		4	0	2	1	0	0	0						
Larry Lintz, S OBP: 0.358, SLG: 0.330 (1, 4)	0-3 K		0-0 1-3			1-2 2-H HR 1B				3	1	1	0	1	1	1						
Willie Davis, L OBP: 0.326, SLG: 0.417 (1, 8)	0-0 G3			0-0 F9		0-0 4-3				4	1	1	0	0	0	3						
Ken Singleton, S OBP: 0.409, SLG: 0.372 (1, 9)		0-0 F7		0-0 6-3		0-3 K	0-0 F8			4	0	0	0	0	1	2						
Ron Fairly, L Hal Breedren, R Mike Jorgensen, L Bob Bailey, R Ron Woods, R		0-0 WP 2B		0-0 1B		4-0 HR BB	0-0 G5-4-3 1B			2	1	2	0	1	0	0						
Tim Foli, R OBP: 0.306, SLG: 0.304 (1, 6)	0-0 5-3			0-0 P4		1-1 2-H 3-H HR	0-0 P6		0-0 1B	4	0	1	0	0	0	3						
Barry Foote, R OBP: 0.313, SLG: 0.411 (1, 2)			0-0 4-3		0-3 K	4-0 1B BB	0-3 K		0-3 K	3	1	0	0	1	2	1						
Steve Renko, R OBP: 0.256, SLG: 0.270 (1, 1)			0-3 K		0-3 K	0-0 BB 1B	0-0 K		0-3 K	4	0	1	0	0	3	1						
Inning Stats	R: 0 E: 0 K: 1 S: 5	H: 0 LOB: 0 BB: 0 P: 5	R: 0 E: 0 K: 1 S: 6	H: 1 LOB: 1 BB: 0 P: 6	R: 0 E: 0 K: 1 S: 6	H: 1 LOB: 1 BB: 0 P: 6	R: 0 E: 0 K: 0 S: 5	H: 2 LOB: 2 BB: 0 P: 5	R: 0 E: 0 K: 2 S: 7	H: 0 LOB: 0 BB: 0 P: 7	R: 5 E: 0 K: 1 S: 10	H: 5 LOB: 3 BB: 3 P: 22	R: 0 E: 0 K: 0 S: 3	H: 1 LOB: 1 BB: 0 P: 3	R: 0 E: 0 K: 2 S: 8	H: 1 LOB: 1 BB: 0 P: 8	R: 0 E: 0 K: 0 S: 3	H: 1 LOB: 1 BB: 0 P: 8	1B: 9 2B: 1 3B: 0 HR: 1	SF: 0 SAC: 0 DP: 1 HBP: 0	WP: 1 PB: 0 SB: 1 CS: 0	PA: 37
PITCHER Dick Ruthven, R Frank Linzy, R Pete Richert, L Eddie Watt, R	IP: 5.2 WLS: L BF: 27 H: 8 R: 5 ER: 5 SO: 6 BB: 2 IBB: 0 HBP: 0 BLK: 0 WP: 1 HR: 1 S: 37 P: 45 ERA: 7.94 WHIP: 1.765															PITCHER						

Philadelphia Phillies @ Montreal Expos
 Jarry Park, Montreal, QB
 Tue Jun 25 1974, 7:05 PM EDT
 Att: 18,122 - Unknown


AB	34
R	5
H	11
RBI	5
BB	3
SO	8
LOB	14



Batter	1	2	3	4	5	6	7	8	9	AB	R	H	RBI	BB	SO	LOB	TOP					
Dave Cash, R OBP: 0.373, SLG: 0.405 (1,4)	0-0 4-3		0-0 G1-6-3			0-0 1B		0-0 1-3	4 0 1 0 0 0 1								Philadelphia Phillies @ Montreal Expos Jarry Park, Montreal, QB Wed Jun 26 1974, 7:05 PM EDT Att: 16,108 - Unknown					
Larry Bowa, S OBP: 0.300, SLG: 0.349 (1,6)	0-0 1-3			0-0 F8		0-0 6-3		0-3 K	4 0 0 0 0 1 1													
Del Unser, L OBP: 0.373, SLG: 0.398 (1,8)	0-3 K			0-0 1-3			0-0 5-3	0-0 2-3	4 0 0 0 0 1 0													
Mike Schmidt, R OBP: 0.423, SLG: 0.583 (1,5)		4-0 FC6-4 BB		0-3 K			0-3 K		2 0 0 0 1 2 0													
Tom Hutton, L OBP: 0.281, SLG: 0.349 (1,7)		0-0 FC6-4 1B			0-0 3-1		0-0 FC6 1B		3 0 1 0 0 0 1													
Willie Montanez, L OBP: 0.284, SLG: 0.342 (1,3)		0-0 G6-4-3 1B			0-3 K		0-0 FC6		3 0 1 0 0 1 1													
Mike Anderson, R OBP: 0.309, SLG: 0.377 (1,9)		0-0 G6-4-3			0-3 K			0-3 K	3 0 0 0 0 2 2													
Bob Boone, R OBP: 0.298, SLG: 0.289 (1,2)			0-0 6-3			0-0 6-3		0-0 F7	3 0 0 0 0 0 0													
Steve Carlton, L OBP: 0.176, SLG: 0.240 (1,1)			0-0 G1-6-3 1B			0-0 5-3		0-0 G3	3 0 1 0 0 0 0													
Inning Stats	R: 0 E: 0 K: 1 S: 5	H: 0 LOB: 0 BB: 0 P: 5	R: 0 E: 0 K: 0 S: 3	H: 1 LOB: 1 BB: 1 P: 7	R: 0 E: 0 K: 0 S: 3	H: 1 LOB: 0 BB: 0 P: 3	R: 0 E: 0 K: 2 S: 5	H: 0 LOB: 0 BB: 0 P: 5	R: 0 E: 0 K: 2 S: 7	H: 0 LOB: 0 BB: 0 P: 7	R: 0 E: 0 K: 0 S: 4	H: 1 LOB: 1 BB: 0 P: 4	R: 0 E: 0 K: 1 S: 6	H: 1 LOB: 1 BB: 0 P: 6	R: 0 E: 0 K: 1 S: 5	H: 0 LOB: 0 BB: 0 P: 5		R: 0 E: 0 K: 1 S: 5	H: 0 LOB: 0 BB: 0 P: 5	1B: 4 2B: 0 3B: 0 HR: 0	SF: 0 SAC: 0 DP: 2 HBP: 0	WP: 0 PB: 0 SB: 0 CS: 0
PITCHER Steve Rogers, R ERA: 4.78 (1,1)	IP: 9.0 WLS: W BF: 30 H: 4 R: 0 ER: 0 SO: 7 BB: 1 IBB: 0 HBP: 0 BLK: 0 WP: 0 HR: 0 S: 43 P: 47 ERA: 0.00 WHIP: 0.556																					


Batter	1	2	3	4	5	6	7	8	9	AB	R	H	RBI	BB	SO	LOB	BOTTOM					
Ron Hunt, R OBP: 0.372, SLG: 0.270 (1,5)	0-0 5-3		0-0 1B			0-0 P3		0-0 1B 2B	4 1 2 1 0 0 0								Philadelphia Phillies @ Montreal Expos Jarry Park, Montreal, QB Wed Jun 26 1974, 7:05 PM EDT Att: 16,108 - Unknown					
Pepe Frias, R OBP: 0.158, SLG: 0.211 (9,5)						0-0 5-3		0-0 F8	0 0 0 0 0 0 0													
Tim Foli, R OBP: 0.304, SLG: 0.302 (1,6)	0-0 WP 1B		0-0 1-3			0-0 5-3		0-0 F8	4 0 1 0 0 0 2													
Bob Bailey, R OBP: 0.402, SLG: 0.421 (1,7)				0-3 K		4-0 FC5-4 BB		0-0 1B	3 0 1 1 1 2 1													
Willie Davis, L OBP: 0.326, SLG: 0.417 (9,8)	0-3 K					0-0 FC5-4 BB		0-0 1B	0 0 0 0 0 0 0													
Hal Breeden, R OBP: 0.333, SLG: 0.383 (1,3)	0-0 5-3			0-0 5-3		0-0 FC5-4		0-0 P5	4 0 0 0 0 0 3													
Mike Jorgensen, L OBP: 0.435, SLG: 0.367 (9,3)	0-0 5-3					0-0 FC5-4		0-0 P5	0 0 0 0 0 0 0													
Ken Singleton, S OBP: 0.408, SLG: 0.372 (1,9)		0-0 4-3		0-0 1B		0-3 K		0-0 K	3 0 1 0 0 1 0													
Ron Woods, R OBP: 0.282, SLG: 0.143 (9,7)		0-0 4-3		0-3 K		0-0 6-3		0-0 6-3	3 0 0 0 0 1 1													
Jim Cox, R OBP: 0.289, SLG: 0.294 (1,4)		0-3 K			0-0 6-3		0-0 F9		3 0 0 0 0 1 0													
Barry Foote, R OBP: 0.313, SLG: 0.410 (1,2)			0-3 K		0-3 K			0-0 SH3-4 2B 1B	3 1 1 0 0 2 0													
Steve Rogers, R OBP: 0.205, SLG: 0.146 (1,1)			0-0 5-3		0-3 K			0-0 SH3-4	2 0 0 0 0 1 0													
Inning Stats	R: 0 E: 0 K: 1 S: 6	H: 1 LOB: 1 BB: 0 P: 6	R: 0 E: 0 K: 1 S: 5	H: 0 LOB: 0 BB: 0 P: 5	R: 0 E: 0 K: 1 S: 6	H: 1 LOB: 1 BB: 0 P: 6	R: 0 E: 0 K: 2 S: 8	H: 1 LOB: 1 BB: 0 P: 8	R: 0 E: 0 K: 2 S: 7	H: 0 LOB: 0 BB: 0 P: 7	R: 0 E: 0 K: 0 S: 3	H: 0 LOB: 1 BB: 1 P: 7	R: 0 E: 0 K: 1 S: 5	H: 0 LOB: 0 BB: 0 P: 5	R: 2 E: 0 K: 0 S: 6	H: 3 LOB: 1 BB: 0 P: 6	R: 0 E: 0 K: 0 S: 6	H: 0 LOB: 1 BB: 0 P: 6	1B: 5 2B: 1 3B: 0 HR: 0	SF: 0 SAC: 1 DP: 0 HBP: 0	WP: 1 PB: 0 SB: 0 CS: 0	PA: 31
PITCHER Steve Carlton, L ERA: 2.94 (1,1)	IP: 8.0 WLS: L BF: 31 H: 6 R: 2 ER: 2 SO: 8 BB: 1 IBB: 0 HBP: 0 BLK: 0 WP: 1 HR: 0 S: 46 P: 50 ERA: 2.25 WHIP: 0.875																					

AB 29
R 0
H 4
RBI 0
BB 1
SO 7
LOB 6



AB 29
R 2
H 6
RBI 2
BB 1
SO 8
LOB 7



Batter	1	2	3	4	5	6	7	8	9	AB	R	H	RBI	BB	SO	LOB	TOP					
Dave Cash, R OBP: 0.378, SLG: 0.425 (1, 4)	6-3		1B 3B					HR		3	2	1	1	0	0		Philadelphia Phillies @ Pittsburgh Pirates Three Rivers Stadium, Pittsburgh, PA Sat Jun 29 1974, 7:05 PM EDT Att: 15,839 - Unknown					
Larry Bowa, S OBP: 0.303, SLG: 0.352 (1, 6)	CI BB		G4-6-3 1B				K	G5-4-3 1B		3	0	2	1	0	1							
Bill Robinson, R OBP: 0.291, SLG: 0.352 (1, 8)	F9		G4-6-3 1-2				5-3	G5-4-3 1-2		4	0	0	0	0	0	3						
Mike Schmidt, R OBP: 0.427, SLG: 0.595 (1, 5)	1-2 BB							G5-4-3 BB		2	1	1	1	2	0	0						
Ollie Brown, R OBP: 0.247, SLG: 0.342 (1, 7)	L8							G5-4-3 1-2		4	0	0	0	0	0	3						
Mike Anderson, R OBP: 0.304, SLG: 0.371 (1, 9)		6-3								4	0	0	0	0	0	0						
Willie Montanez, L OBP: 0.285, SLG: 0.342 (1, 3)		L8								3	0	1	0	0	0	0						
Bob Boone, R OBP: 0.294, SLG: 0.285 (1, 2)		L9								3	0	0	0	0	0	1						
Jim Lonborg, R OBP: 0.135, SLG: 0.220 Eddie Watt, R (7, 1)			P3							2	0	0	0	0	1	0						
Billy Grabarkewitz, R OBP: 0.239, SLG: 0.231 Ed Farmer, R OBP: 0.111, SLG: 0.111 (8, PH) (8, 1)										0	0	0	0	0	0	0						
Inning Stats	R: 0 E: 1 K: 0 S: 4	H: 0 LOB: 2 BB: 1 P: 8	R: 0 E: 0 K: 0 S: 3	H: 0 LOB: 0 BB: 0 P: 3	R: 1 E: 0 K: 0 S: 4	H: 2 LOB: 0 BB: 0 P: 4	R: 1 E: 0 K: 0 S: 4	H: 1 LOB: 0 BB: 0 P: 4	R: 0 E: 0 K: 2 S: 7	H: 0 LOB: 1 BB: 1 P: 11	R: 0 E: 0 K: 0 S: 2	H: 0 LOB: 0 BB: 1 P: 6	R: 0 E: 0 K: 0 S: 3	H: 1 LOB: 0 BB: 0 P: 3	R: 1 E: 0 K: 1 S: 6	H: 2 LOB: 0 BB: 0 P: 6	R: 0 E: 0 K: 0 S: 3	H: 0 LOB: 0 BB: 0 P: 3	1B: 3 2B: 0 3B: 1 HR: 2	SF: 0 SAC: 0 DP: 4 HBP: 0	WP: 0 PB: 0 SB: 0 CS: 0	PA: 33
PITCHER Jerry Reuss, L ERA: 3.85 (1, 1)	IP: 9.0 WLS: W BF: 33 H: 6 R: 3 ER: 3 SO: 3 BB: 3 IBB: 0 HBP: 0 BLK: 0 WP: 0 HR: 2 S: 36 P: 48 ERA: 3.00 WHIP: 1.000															PITCHER	IP: 9.0 WLS: W BF: 33 H: 6 R: 3 ER: 3 SO: 3 BB: 3 IBB: 0 HBP: 0 BLK: 0 WP: 0 HR: 2 S: 36 P: 48 ERA: 3.00 WHIP: 1.000					

Batter	1	2	3	4	5	6	7	8	9	AB	R	H	RBI	BB	SO	LOB	BOTTOM			
Gene Clines, R OBP: 0.323, SLG: 0.285 (1, 8)	K	K						L9		5	0	1	0	0	2	3	Philadelphia Phillies @ Pittsburgh Pirates Three Rivers Stadium, Pittsburgh, PA Sat Jun 29 1974, 7:05 PM EDT Att: 15,839 - Unknown			
Richie Hebner, L OBP: 0.358, SLG: 0.482 (1, 5)	E6 BB		1-3					1B		4	1	1	0	1	0	2				
Al Oliver, L OBP: 0.308, SLG: 0.453 (1, 3)	K		F8					F7		5	1	1	0	0	1	4				
Willie Stargell, L OBP: 0.358, SLG: 0.511 (1, 7)	1-2 BB		4-3					F8		2	1	0	0	2	0	0				
Richie Zisk, R OBP: 0.390, SLG: 0.482 (1, 9)	F7							2B		4	1	2	3	0	0	2				
Manny Sanguillen, R OBP: 0.311, SLG: 0.381 (1, 2)								1B		4	2	2	0	0	0	1				
Rennie Stennett, R OBP: 0.330, SLG: 0.389 (1, 4)								1B		3	0	0	0	1	1	2				
Mario Mendoza, R OBP: 0.315, SLG: 0.302 Ed Kirkpatrick, L OBP: 0.356, SLG: 0.320 Frank Taveras, R OBP: 0.305, SLG: 0.305 (6, PH) (7, 6)								SF8 1B		1	0	1	1	1	0	0				
Jerry Reuss, L OBP: 0.326, SLG: 0.243 (1, 1)								L6		4	0	1	1	0	0	2				
Inning Stats	R: 0 E: 1 K: 2 S: 8	H: 0 LOB: 2 BB: 1 P: 12	R: 1 E: 0 K: 1 S: 7	H: 2 LOB: 1 BB: 0 P: 7	R: 0 E: 0 K: 0 S: 3	H: 0 LOB: 0 BB: 0 P: 3	R: 0 E: 0 K: 0 S: 3	H: 0 LOB: 0 BB: 0 P: 3	R: 0 E: 0 K: 0 S: 4	H: 1 LOB: 2 BB: 1 P: 8	R: 2 E: 0 K: 0 S: 6	H: 3 LOB: 2 BB: 1 P: 10	R: 3 E: 0 K: 2 S: 10	H: 3 LOB: 1 BB: 1 P: 14	R: 0 E: 0 K: 0 S: 3	H: 0 LOB: 1 BB: 1 P: 7	1B: 6 2B: 2 3B: 1 HR: 0	SF: 1 SAC: 0 DP: 0 HBP: 0	WP: 0 PB: 0 SB: 0 CS: 0	PA: 39
PITCHER Jim Lonborg, R ERA: 2.65 Eddie Watt, R ERA: 4.57 Ed Farmer, R ERA: 5.25 (1, 1) (7, 1) (8, 1)	IP: 6.0 WLS: L BF: 32 H: 9 R: 6 ER: 6 SO: 3 BB: 2 IBB: 2 HBP: 0 BLK: 0 WP: 0 HR: 0 S: 34 P: 50 ERA: 9.00 WHIP: 1.833															PITCHER	IP: 6.0 WLS: L BF: 32 H: 9 R: 6 ER: 6 SO: 3 BB: 2 IBB: 2 HBP: 0 BLK: 0 WP: 0 HR: 0 S: 34 P: 50 ERA: 9.00 WHIP: 1.833			

Batter	1	2	3	4	5	6	7	8	9	AB	R	H	RBI	BB	SO	LOB	TOP										
Dave Cash, R OBP: 0.377, SLG: 0.423 (1, 4)	5-3									6	0	2	0	0	0	5	Philadelphia Phillies @ Pittsburgh Pirates Three Rivers Stadium, Pittsburgh, PA Sun Jun 30 1974, 3:33 AM EDT Unknown										
Larry Bowa, S OBP: 0.395, SLG: 0.352 (1, 6)	1B									3	1	1	2	1	1	2											
Bill Robinson, R OBP: 0.294, SLG: 0.353 (1, 8)	1B									5	1	2	0	0	1	4											
Mike Schmidt, R OBP: 0.427, SLG: 0.591 (1, 5)	1B									5	1	2	2	0	1	3											
Ollie Brown, R OBP: 0.244, SLG: 0.333 (1, 7)	1B									5	0	1	0	0	1	3											
Tony Taylor, R OBP: 0.344, SLG: 0.414 (1, 3)	1B									4	1	1	0	1	1	2											
Mike Anderson, R OBP: 0.306, SLG: 0.369 (1, 9)	1B									4	1	1	1	1	1	2											
Bob Boone, R OBP: 0.297, SLG: 0.288 (1, 2)	1B									5	1	2	1	0	0	3											
Steve Carlton, L OBP: 0.173, SLG: 0.235 (5, PH)										1	0	0	0	0	1	0											
Terry Harmon, R OBP: 0.297, SLG: 0.200 (5, PH)										1	0	1	0	0	0	0											
Ed Farmer, R OBP: 0.111, SLG: 0.111 (7, PH)										1	1	1	0	0	0	0											
Billy Graber, R OBP: 0.267, SLG: 0.239 (7, PH)										1	1	1	0	0	0	0											
Frank Linzy, R OBP: 0.111, SLG: 0.118 (9, PH)										1	1	1	0	0	0	0											
Larry Cox, R OBP: 0.111, SLG: 0.118 (9, PH)										1	0	1	1	0	0	0											
Del Unser, L OBP: 0.376, SLG: 0.401 (9, PH)										1	0	1	1	0	0	0											
Inning Stats	R: 0 E: 0 K: 1 S: 5	H: 1 LOB: 2 BB: 1 P: 9	R: 0 E: 0 K: 1 S: 6	H: 1 LOB: 1 BB: 0 P: 6	R: 0 E: 0 K: 2 S: 8	H: 1 LOB: 1 BB: 0 P: 8	R: 0 E: 0 K: 0 S: 4	H: 1 LOB: 1 BB: 0 P: 4	R: 0 E: 0 K: 0 S: 5	H: 2 LOB: 2 BB: 0 P: 5	R: 0 E: 0 K: 1 S: 7	H: 2 LOB: 1 BB: 0 P: 7	R: 1 E: 0 K: 1 S: 7	H: 2 LOB: 1 BB: 0 P: 7	R: 0 E: 0 K: 1 S: 5	H: 0 LOB: 0 BB: 0 P: 5	R: 7 E: 1 K: 0 S: 10	H: 6 LOB: 2 BB: 2 P: 18	1B: 14 2B: 3 3B: 0 HR: 0	SF: 1 SAC: 0 DP: 1 HBP: 0	WP: 2 PB: 0 SB: 0 CS: 1	PA: 46					
PITCHER	IP	WLS	BF	H	R	ER	SO	BB	IBB	HBP	BLK	WP	HR	S	P	ERA	WHIP	PITCHER									
Ken Brett, L ERA: 2.75 (1, 1)	8.1	W	40	14	6	5	7	1	0	0	0	1	0	53	57	5.40	1.800										
Dave Giusti, R ERA: 4.08 (9, 1)	0.1		4	1	1	0	0	2	0	0	0	1	0	2	10	0.00	9.000										
Ramon Hernandez, L ERA: 2.49 (9, 1)	0.1		2	1	1	0	0	0	0	0	0	0	0	2	2	0.00	3.000										

Batter	1	2	3	4	5	6	7	8	9	AB	R	H	RBI	BB	SO	LOB	BOTTOM										
Rennie Stennett, R OBP: 0.331, SLG: 0.389 (1, 4)	6-3									5	1	2	2	0	0	1	Philadelphia Phillies @ Pittsburgh Pirates Three Rivers Stadium, Pittsburgh, PA Sun Jun 30 1974, 3:33 AM EDT Unknown										
Gene Clines, R OBP: 0.330, SLG: 0.299 (1, 8)	1B									5	1	3	1	0	0	2											
Al Oliver, L OBP: 0.313, SLG: 0.452 (1, 3)	1B									3	1	1	1	2	0	4											
Willie Stargell, L OBP: 0.362, SLG: 0.506 (1, 7)	1B									2	1	0	0	3	0	3											
Richie Zisk, R OBP: 0.390, SLG: 0.482 (1, 9)	1B									4	1	1	2	1	0	4											
Manny Sanguillen, R OBP: 0.313, SLG: 0.391 (1, 2)	1B									5	2	2	0	0	0	2											
Richie Hebner, L OBP: 0.362, SLG: 0.504 (1, 5)	1B									5	3	3	3	0	1	1											
Mario Mendoza, R OBP: 0.302, SLG: 0.292 (1, 6)	1B									3	0	0	1	0	0	0											
Ken Brett, L OBP: 0.396, SLG: 0.622 (1, 1)	1B									4	1	2	1	0	1	0											
Dave Giusti, R OBP: 0.167, SLG: 0.167 (9, 1)	1B									0	0	0	0	0	0	0											
Ramon Hernandez, S (9, 1)	1B									0	0	0	0	0	0	0											
Inning Stats	R: 0 E: 0 K: 0 S: 3	H: 1 LOB: 1 BB: 1 P: 7	R: 3 E: 1 K: 0 S: 7	H: 3 LOB: 2 BB: 1 P: 11	R: 0 E: 0 K: 0 S: 3	H: 0 LOB: 1 BB: 1 P: 7	R: 2 E: 0 K: 0 S: 6	H: 3 LOB: 1 BB: 0 P: 6	R: 2 E: 0 K: 0 S: 7	H: 2 LOB: 0 BB: 0 P: 7	R: 2 E: 0 K: 0 S: 4	H: 1 LOB: 1 BB: 2 P: 12	R: 2 E: 0 K: 0 S: 7	H: 4 LOB: 3 BB: 1 P: 11	R: 0 E: 0 K: 1 S: 5	H: 0 LOB: 0 BB: 0 P: 5	1B: 9 2B: 3 3B: 1 HR: 1	SF: 1 SAC: 1 DP: 0 HBP: 0	WP: 1 PB: 0 SB: 0 CS: 2	PA: 44							
PITCHER	IP	WLS	BF	H	R	ER	SO	BB	IBB	HBP	BLK	WP	HR	S	P	ERA	WHIP	PITCHER									
Steve Carlton, L ERA: 3.17 (5, 1)	2.0	L	11	3	4	4	1	2	0	0	0	0	0	11	19	18.00	2.500										
Ed Farmer, R ERA: 6.23 (7, 1)	2.0		11	4	2	2	1	1	0	0	0	0	1	12	16	9.00	2.500										

AB 42
R 8
H 16
RBI 7
BB 3
SO 7
LOB 24



AB 36
R 11
H 14
RBI 11
BB 6
SO 2
LOB 17



Batter	1	2	3	4	5	6	7	8	9	AB	R	H	RBI	BB	SO	LOB	TOP								
Dave Cash, R OBP: 0.376, SLG: 0.419 (1, 4)										3	0	0	0	1	0	2	Philadelphia Phillies @ Pittsburgh Pirates Three Rivers Stadium, Pittsburgh, PA Sun Jun 30 1974, 3:38 AM EDT Att: 25,730 - Unknown								
Larry Bowa, S OBP: 0.304, SLG: 0.349 (1, 6)										3	0	0	0	1	0	1									
Del Unser, L OBP: 0.373, SLG: 0.398 (1, 8)										4	1	1	0	0	0	1									
Mike Schmidt, R OBP: 0.424, SLG: 0.586 (1, 5)										4	1	1	0	0	2	1									
Tom Hutton, L OBP: 0.276, SLG: 0.342 Ollie Brown, R OBP: 0.238, SLG: 0.325 (6, PH) (6, 7)										2	0	0	0	0	1	0									
Willie Montanez, L OBP: 0.299, SLG: 0.360 (1, 3)										4	0	4	2	0	0	0									
Bill Robinson, R OBP: 0.293, SLG: 0.351 (1, 9)										4	0	1	0	0	1	3									
Bob Boone, R OBP: 0.292, SLG: 0.282 (1, 2)											4	0	0	0	0	3									
Ron Schueler, R OBP: 0.171, SLG: 0.147 Tony Taylor, R OBP: 0.333, SLG: 0.400 (9, PH) (8, 7)										2	0	0	0	0	0	0									
Inning Stats	R: 0 E: 0 K: 0 S: 3	H: 0 LOB: 0 BB: 0 P: 3	R: 0 E: 0 K: 2 S: 8	H: 1 LOB: 1 BB: 0 P: 8	R: 0 E: 0 K: 0 S: 3	H: 0 LOB: 1 BB: 1 P: 7	R: 0 E: 0 K: 1 S: 5	H: 0 LOB: 0 BB: 0 P: 5	R: 0 E: 0 K: 0 S: 5	H: 2 LOB: 2 BB: 0 P: 5	R: 2 E: 0 K: 0 S: 6	H: 3 LOB: 1 BB: 0 P: 6	R: 0 E: 0 K: 0 S: 3	H: 0 LOB: 0 BB: 0 P: 3	R: 0 E: 0 K: 1 S: 5	H: 1 LOB: 1 BB: 1 P: 9		R: 0 E: 0 K: 0 S: 4	H: 1 LOB: 1 BB: 0 P: 4	1B: 6 2B: 1 3B: 0 HR: 0	SF: 0 SAC: 1 DP: 0 HBP: 0	WP: 0 PB: 0 SB: 1 CS: 0	PA: 36		
PITCHER	IP	WLS	BF	H	R	ER	SO	BB	IBB	HBP	BLK	WP	HR	S	P	ERA	WHIP								
Dock Ellis, R ERA: 4.02 (1, 1)	5.0		19	3	0	0	3	1	0	0	0	0	0	24	28	0.00	0.800								
Ramon Hernandez, L ERA: 2.96 (6, 1)	2.0		9	3	2	2	0	0	0	0	0	0	0	9	9	9.00	1.500								
Bruce Kison, R ERA: 3.47 (8, 1)	2.0	W	8	1	0	0	1	1	0	0	0	0	0	9	13	0.00	1.000								

AB 33
R 2
H 7
RBI 2
BB 2
SO 4
LOB 15



Batter	1	2	3	4	5	6	7	8	9	AB	R	H	RBI	BB	SO	LOB	BOTTOM								
Gene Clines, R OBP: 0.330, SLG: 0.296 (1, 8)										2	0	0	0	1	0	1	Philadelphia Phillies @ Pittsburgh Pirates Three Rivers Stadium, Pittsburgh, PA Sun Jun 30 1974, 3:38 AM EDT Att: 25,730 - Unknown								
Richie Hebner, L OBP: 0.361, SLG: 0.504 (1, 5)										4	0	1	0	0	1	4									
Al Oliver, L OBP: 0.312, SLG: 0.452 (1, 3)										4	1	1	0	0	1	4									
Dave Parker, L OBP: 0.321, SLG: 0.424 (1, 9)										4	1	1	1	0	2	3									
Richie Zisk, R OBP: 0.388, SLG: 0.491 (1, 7)										4	1	1	2	0	0	0									
Manny Sanguillen, R OBP: 0.316, SLG: 0.393 (1, 2)										4	0	2	0	0	0	0									
Rennie Stennett, R OBP: 0.333, SLG: 0.391 (1, 4)										4	0	2	0	0	0	2									
Mario Mendoza, R OBP: 0.296, SLG: 0.286 Ken Brett, L OBP: 0.408, SLG: 0.630 Frank Taveras, R OBP: 0.302, SLG: 0.303 (7, PH) (7, PR) (8, 6)										2	0	0	0	0	1	2									
Dock Ellis, S OBP: 0.333, SLG: 0.261 Paul Popovich, S OBP: 0.275, SLG: 0.277 Ramon Hernandez, S (6, 1) Ed Kirkpatrick, L OBP: 0.352, SLG: 0.316 Bruce Kison, R OBP: 0.354, SLG: 0.083 (8, 1)										1	0	1	0	0	0	0									
Inning Stats	R: 0 E: 0 K: 1 S: 6	H: 1 LOB: 1 BB: 0 P: 6	R: 0 E: 0 K: 0 S: 4	H: 1 LOB: 1 BB: 0 P: 4	R: 0 E: 0 K: 3 S: 10	H: 1 LOB: 2 BB: 1 P: 14	R: 0 E: 0 K: 1 S: 6	H: 1 LOB: 1 BB: 0 P: 6	R: 0 E: 0 K: 0 S: 4	H: 1 LOB: 1 BB: 0 P: 4	R: 0 E: 0 K: 0 S: 4	H: 1 LOB: 1 BB: 0 P: 4	R: 0 E: 0 K: 0 S: 4	H: 1 LOB: 1 BB: 0 P: 4	R: 3 E: 0 K: 1 S: 9	H: 4 LOB: 1 BB: 0 P: 9		R: 0 E: 0 K: 1 S: 9	H: 0 LOB: 0 BB: 0 P: 9	1B: 5 2B: 4 3B: 1 HR: 1	SF: 0 SAC: 1 DP: 0 HBP: 0	WP: 1 PB: 0 SB: 0 CS: 0	PA: 36		
PITCHER	IP	WLS	BF	H	R	ER	SO	BB	IBB	HBP	BLK	WP	HR	S	P	ERA	WHIP								
Ron Schueler, R ERA: 3.49 (1, 1)	8.0	L	36	11	3	3	6	1	0	0	0	1	1	47	51	3.38	1.500								

AB 34
R 3
H 11
RBI 3
BB 1
SO 6
LOB 19



Batter	1	2	3	4	5	6	7	8	9	AB	R	H	RBI	BB	SO	LOB	TOP		
Dave Cash, R OBP: 0.371, SLG: 0.413 (1,4)	F5		G3			6-3		G5-4-3		4	0	0	0	0	0	2			
Larry Bowa, S OBP: 0.303, SLG: 0.347 (1,6)	E5 1B		6-3			F7			6-3 1B	4	2	1	0	0	0	0			
Del Unser, L OBP: 0.371, SLG: 0.395 (1,8)	F8					F8			G3 6-3 1B	4	0	1	0	0	1	1			
Mike Schmidt, R OBP: 0.429, SLG: 0.585 (1,5)	1B BB					6-3 BB		G6-4-3 1B	6-3 1B	2	0	1	0	2	0	2			
Willie Montanez, L OBP: 0.298, SLG: 0.358 (1,3)						6-3		G6-4-3	G3	4	0	1	2	0	0	3			
Ollie Brown, R OBP: 0.227, SLG: 0.310 (1,9)		5-3				F8		5-3	K	4	0	0	0	0	1	2			
Bill Robinson, R OBP: 0.289, SLG: 0.346 (1,7)		F8				6-3		K		3	0	0	0	0	1	0			
Bob Boone, R OBP: 0.292, SLG: 0.283 (1,2)		F7				5-3			1B 1B	3	0	1	0	0	0	0			
Dick Ruthven, R OBP: 0.125, SLG: 0.125 (1,1)						6-3				2	0	0	0	0	1	0			
Tom Hutton, L OBP: 0.282, SLG: 0.348 (8, PH)										1	0	1	0	0	0	0			
Pete Richert, L (8,1)										0	0	0	0	0	0	0			
Eddie Watt, R (8,1)										0	0	0	0	0	0	0			
Inning Stats	R: 1 E: 1 K: 0 S: 4	H: 1 LOB: 2 BB: 1 P: 8	R: 0 E: 0 K: 0 S: 3	H: 0 LOB: 0 BB: 0 P: 3	R: 0 E: 0 K: 1 S: 5	H: 0 LOB: 1 BB: 1 P: 9	R: 0 E: 0 K: 1 S: 5	H: 0 LOB: 0 BB: 0 P: 5	R: 0 E: 0 K: 0 S: 3	H: 1 LOB: 0 BB: 0 P: 3	R: 0 E: 0 K: 1 S: 6	H: 2 LOB: 1 BB: 0 P: 6	R: 1 E: 0 K: 1 S: 7	H: 2 LOB: 1 BB: 0 P: 7	1B: 6 2B: 0 3B: 0 HR: 0	SF: 0 SAC: 0 DP: 2 HBP: 0	WP: 0 PB: 0 SB: 2 CS: 0	PA: 33	
PITCHER	IP	WLS	BF	H	R	ER	SO	BB	IBB	HBP	BLK	WP	HR	S	P	ERA	WHIP		
Tom Seaver, R ERA: 3.43 Jack Aker, R ERA: 2.86	(1,1)	7.1	W	26	3	1	0	3	2	0	0	0	0	30	38	0.00	0.682		
(8,1)	1.2	S	7	3	1	1	1	0	0	0	0	0	0	9	9	5.40	1.800		

Philadelphia Phillies @ New York Mets
Shea Stadium, Flushing, NY
Tue Jul 02 1974, 7:05 PM EDT
Att: 20,724 - Unknown

AB 31
R 2
H 6
RBI 2
BB 2
SO 4
LOB 10



Batter	1	2	3	4	5	6	7	8	9	AB	R	H	RBI	BB	SO	LOB	BOTTOM		
Wayne Garrett, L OBP: 0.292, SLG: 0.347 (1,5)	P4		E4 BB 1B FC5-4			G5-4-3 1B		F9		4	1	1	0	0	0	0			
Felix Milan, R OBP: 0.304, SLG: 0.289 (1,4)	5-3		FC5-4 BB 1B			G5-4-3		E 1B 1B		4	1	2	0	0	0	1			
Rusty Staub, L OBP: 0.353, SLG: 0.429 (1,9)	HR BB		FC5-4 BB			4-3		1B E 1B		2	1	1	0	2	0	0			
Cleon Jones, R OBP: 0.325, SLG: 0.397 (1,7)	1-H HR		FC5-4			5-3		E6 1B		4	1	1	3	0	0	4			
John Milner, L OBP: 0.322, SLG: 0.416 (1,3)	K		1-3			4-3 BB		1-2 2-3 3-H 1B		3	0	1	1	1	1	2			
Don Hahn, R OBP: 0.376, SLG: 0.458 (1,8)			K			4-3		G1-2-3		4	0	0	0	0	2	4			
Duffy Dyer, R OBP: 0.273, SLG: 0.077 (1,2)						K				3	0	0	0	0	1	0			
Ted Martinez, R OBP: 0.227, SLG: 0.269 (1,6)			F7			F8		F9		3	0	0	0	0	0	0			
Tom Seaver, R OBP: 0.200, SLG: 0.059 Jack Aker, R (8,1)			K			K		K		3	0	0	0	0	3	0			
Inning Stats	R: 2 E: 0 K: 1 S: 6	H: 1 LOB: 0 BB: 1 P: 10	R: 0 E: 0 K: 1 S: 5	H: 0 LOB: 0 BB: 0 P: 5	R: 1 E: 1 K: 1 S: 7	H: 1 LOB: 2 BB: 1 P: 11	R: 0 E: 0 K: 2 S: 7	H: 0 LOB: 0 BB: 0 P: 7	R: 0 E: 0 K: 1 S: 5	H: 1 LOB: 0 BB: 0 P: 5	R: 0 E: 0 K: 0 S: 3	H: 0 LOB: 1 BB: 1 P: 7	R: 0 E: 1 K: 0 S: 6	H: 3 LOB: 2 BB: 0 P: 6	1B: 5 2B: 0 3B: 0 HR: 1	SF: 0 SAC: 0 DP: 2 HBP: 0	WP: 0 PB: 0 SB: 0 CS: 0	PA: 33	
PITCHER	IP	WLS	BF	H	R	ER	SO	BB	IBB	HBP	BLK	WP	HR	S	P	ERA	WHIP		
Dick Ruthven, R ERA: 3.86 Pete Richert, L ERA: 2.77 Eddie Watt, R ERA: 4.43	(1,1)	7.0	L	27	3	3	2	7	3	0	0	0	0	38	50	2.57	0.857		
(8,1)	0.1		3	2	1	1	0	0	0	0	0	0	0	3	3	27.00	6.000		
(8,1)	0.2		3	1	0	0	0	0	0	0	0	0	0	3	3	0.00	1.500		

Philadelphia Phillies @ New York Mets
Shea Stadium, Flushing, NY
Tue Jul 02 1974, 7:05 PM EDT
Att: 20,724 - Unknown

AB 30
R 4
H 6
RBI 4
BB 3
SO 7
LOB 11



Batter	1	2	3	4	5	6	7	8	9	AB	R	H	RBI	BB	SO	LOB	TOP			
Dave Cash, R OBP: 0.373, SLG: 0.421 (1, 4)	5-3		1-3						4-3	4	1	2	0	0	0	0	Philadelphia Phillies @ New York Mets Shea Stadium, Flushing, NY Wed Jul 03 1974, 3:33 AM EDT Att: 15,758 - Unknown			
Larry Bowa, S OBP: 0.300, SLG: 0.343 (1, 6)	L3			6-3					4-3	4	0	0	1	0	1	1				
Del Unser, L OBP: 0.373, SLG: 0.407 (1, 8)				P4					4-3	4	1	2	0	0	0	0				
Mike Schmidt, R OBP: 0.426, SLG: 0.578 (1, 5)	K			F9					K	3	0	0	0	1	2	1				
Willie Montanez, L OBP: 0.301, SLG: 0.361 (1, 3)									4-3	4	0	2	1	0	0	0				
Mike Anderson, R OBP: 0.301, SLG: 0.363 (1, 9)									1B	4	0	0	0	0	0	3				
Bill Robinson, R OBP: 0.284, SLG: 0.340 (1, 7)									F8	3	0	0	0	0	1	1				
Bob Boone, R OBP: 0.289, SLG: 0.279 (1, 2)				6-3					F9	3	0	0	0	0	0	0				
Jim Lonborg, R OBP: 0.132, SLG: 0.216 Eddie Watt, R (5, 1)				F8					F8	1	0	0	0	0	0	0				
Billy Grabarkewitz, R OBP: 0.273, SLG: 0.250 Jesus Hernandez, R (6, PH)									F9	0	0	0	0	0	0	0				
Tony Taylor, R OBP: 0.324, SLG: 0.387 (9, PH)										1	0	0	0	0	0	0				
Inning Stats	R: 0 E: 0 K: 1 S: 6	H: 1 LOB: 1 BB: 0 P: 6	R: 0 E: 0 K: 0 S: 3	H: 1 LOB: 0 BB: 0 P: 3	R: 0 E: 0 K: 0 S: 3	H: 0 LOB: 0 BB: 0 P: 3	R: 0 E: 0 K: 0 S: 3	H: 0 LOB: 0 BB: 0 P: 3	R: 0 E: 0 K: 1 S: 5	H: 1 LOB: 1 BB: 0 P: 6	R: 0 E: 0 K: 1 S: 5	H: 0 LOB: 0 BB: 0 P: 5	R: 0 E: 0 K: 0 S: 3	H: 0 LOB: 0 BB: 0 P: 3	R: 2 E: 0 K: 0 S: 6	H: 3 LOB: 2 BB: 1 P: 10	1B: 3 2B: 2 3B: 1 HR: 0	SF: 0 SAC: 0 DP: 1 HBP: 0	WP: 0 PB: 0 SB: 0 CS: 0	PA: 33
PITCHER	IP WLS BF H R ER SO BB IBB HBP BLK WP HR S P ERA WHIP																			
Harry Parker, R ERA: 3.09 Bob Miller, R ERA: 3.15	(1, 1) 8.2 W 32 6 2 2 4 1 0 0 0 0 0 0 39 43 2.08 0.808																			

AB	32
R	2
H	6
RBI	2
BB	1
SO	4
LOB	6



Batter	1	2	3	4	5	6	7	8	9	AB	R	H	RBI	BB	SO	LOB	BOTTOM			
Wayne Garrett, L OBP: 0.295, SLG: 0.350 (1, 5)	F8			4-3						4	0	2	0	0	0	1	Philadelphia Phillies @ New York Mets Shea Stadium, Flushing, NY Wed Jul 03 1974, 3:33 AM EDT Att: 15,758 - Unknown			
Felix Milan, R OBP: 0.300, SLG: 0.284 (1, 4)	F5		FC2-6 HR	4-3					FC6-4	4	1	0	0	0	0	3				
Rusty Staub, L OBP: 0.358, SLG: 0.444 (1, 9)									F9	4	2	3	2	0	0	0				
Cleon Jones, R OBP: 0.331, SLG: 0.411 Dave Schneck, L OBP: 0.297, SLG: 0.343 (8, 7)									1B	3	2	2	1	0	0	1				
John Milner, L OBP: 0.321, SLG: 0.414 (1, 3)									FC6-4	0	0	0	0	0	0	0				
John Milner, L OBP: 0.321, SLG: 0.414 (1, 3)									1B	4	0	1	0	0	1	1				
Jerry Grote, R OBP: 0.312, SLG: 0.350 (1, 2)									HR	4	1	2	0	0	0	2				
Don Hahn, R OBP: 0.374, SLG: 0.452 (1, 8)									1B	4	0	1	0	0	0	3				
Ted Martinez, R OBP: 0.246, SLG: 0.296 (1, 6)									F8	4	0	3	1	0	0	1				
Harry Parker, R Bob Miller, R OBP: 0.167, SLG: 0.333 (9, 1)									L5	3	0	0	0	0	3	2				
Inning Stats	R: 0 E: 0 K: 0 S: 4	H: 1 LOB: 1 BB: 0 P: 4	R: 1 E: 0 K: 2 S: 9	H: 2 LOB: 1 BB: 0 P: 9	R: 3 E: 0 K: 0 S: 6	H: 3 LOB: 1 BB: 0 P: 7	R: 0 E: 0 K: 0 S: 4	H: 1 LOB: 1 BB: 0 P: 4	R: 1 E: 0 K: 0 S: 5	H: 2 LOB: 1 BB: 0 P: 5	R: 0 E: 0 K: 1 S: 6	H: 2 LOB: 1 BB: 0 P: 6	R: 1 E: 1 K: 0 S: 4	H: 2 LOB: 0 BB: 0 P: 4	R: 0 E: 0 K: 1 S: 5	H: 1 LOB: 0 BB: 0 P: 5	1B: 10 2B: 3 3B: 0 HR: 2	SF: 0 SAC: 1 DP: 2 HBP: 1	WP: 1 PB: 0 SB: 0 CS: 2	PA: 36
PITCHER	IP WLS BF H R ER SO BB IBB HBP BLK WP HR S P ERA WHIP																			
Jim Lonborg, R ERA: 2.81 Eddie Watt, R ERA: 4.37 Jesus Hernandez, R ERA: 2.89	(1, 1) 4.2 L 24 9 5 4 2 0 0 0 0 0 0 0 1 1 0.00 0.000																			
Jesus Hernandez, R ERA: 2.89 (6, 1)	3.0 11 5 1 1 2 0 0 0 0 0 1 0 15 15 3.00 1.667																			

AB	34
R	6
H	14
RBI	4
BB	0
SO	4
LOB	14



Batter	1	2	3	4	5	6	7	8	9	AB	R	H	RBI	BB	SO	LOB	TOP					
Dave Cash, R OBP: 0.371, SLG: 0.420 (1, 4)	1-3		1B		SF7		K			3	0	1	1	0	1	0	Philadelphia Phillies @ New York Mets Shea Stadium, Flushing, NY Thu Jul 04 1974, 3:33 AM EDT Unknown					
Larry Bowa, S OBP: 0.302, SLG: 0.345 (1, 6)	K		CS		G6-4-3			F9		4	0	2	1	0	1	0						
Mike Schmidt, R OBP: 0.421, SLG: 0.569 (1, 5)	6-3		CS		K			K		4	0	0	0	0	2	3						
Ollie Brown, R OBP: 0.217, SLG: 0.295 (1, 7)		K			K			6-3		4	0	0	0	0	2	0						
Bill Robinson, R OBP: 0.284, SLG: 0.335 (1, 8)		K			K			F9		3	0	0	0	1	2	0						
Willie Montanez, L OBP: 0.305, SLG: 0.364 (1, 3)		FC5-4			BB	1B		F5		4	1	2	0	0	1	1						
Bob Boone, R OBP: 0.292, SLG: 0.283 (1, 2)		FC5-4			1B	BB		1-3		4	1	2	0	0	0	2						
Mike Anderson, R OBP: 0.308, SLG: 0.366 (9, PR)			SH2-4		1B	BB		P3		3	1	2	0	1	0	0						
Terry Harmon, R OBP: 0.200, SLG: 0.200 (9, PR)			SH2-4		1B	BB		K		0	0	0	0	0	0	0						
Ron Schueler, R OBP: 0.171, SLG: 0.147 (5, PH)			SH2-4		1-2	2-3		4-3		0	0	0	0	0	0	0						
Jon Matlack, L ERA: 2.51 (1, 1)	R: 0 E: 0 K: 1 S: 5	H: 0 LOB: 0 BB: 0 P: 5	R: 0 E: 0 K: 2 S: 8	H: 1 LOB: 1 BB: 0 P: 8	R: 1 E: 0 K: 0 S: 4	H: 3 LOB: 0 BB: 0 P: 4	R: 0 E: 0 K: 3 S: 9	H: 0 LOB: 0 BB: 0 P: 9	R: 2 E: 0 K: 0 S: 6	H: 4 LOB: 2 BB: 1 P: 10	R: 0 E: 0 K: 0 S: 3	H: 0 LOB: 1 BB: 1 P: 7	R: 0 E: 0 K: 2 S: 7	H: 0 LOB: 0 BB: 0 P: 7	R: 0 E: 0 K: 1 S: 5	H: 0 LOB: 0 BB: 0 P: 5	R: 0 E: 0 K: 1 S: 7	H: 2 LOB: 2 BB: 0 P: 7	1B: 10 2B: 0 3B: 0 HR: 0	SF: 1 SAC: 1 DP: 1 HBP: 0	WP: 0 PB: 0 SB: 0 CS: 1	PA: 37

Batter	1	2	3	4	5	6	7	8	9	AB	R	H	RBI	BB	SO	LOB	BOTTOM					
Wayne Garrett, L OBP: 0.291, SLG: 0.344 (1, 5)	F8		F8	G4-6-3			K			4	0	0	0	0	1	2	Philadelphia Phillies @ New York Mets Shea Stadium, Flushing, NY Thu Jul 04 1974, 3:33 AM EDT Unknown					
Felix Milan, R OBP: 0.306, SLG: 0.292 (1, 4)	4-3		E7			BB	F7			3	2	2	0	1	0	0						
Rusty Staub, L OBP: 0.356, SLG: 0.439 (1, 9)	4-3		2B			F8		G3		3	1	0	0	1	0	2						
Cleon Jones, R OBP: 0.333, SLG: 0.416 (1, 7)	2-3		IBB			F8		F9		4	0	2	4	0	0	1						
John Milner, L OBP: 0.320, SLG: 0.423 (1, 3)	3-H		2B			4-3		K		4	1	1	1	0	1	2						
Jerry Grote, R OBP: 0.312, SLG: 0.350 (1, 2)		F2				6-3				3	0	1	0	0	0	0						
Don Hahn, R OBP: 0.366, SLG: 0.441 (1, 8)		K				K				3	0	0	0	0	3	1						
Ted Martinez, R OBP: 0.239, SLG: 0.288 (1, 6)		P3				L6		6-3		3	0	0	0	0	0	0						
Jon Matlack, L OBP: 0.184, SLG: 0.118 (1, 1)						K				1	1	0	0	2	1	0						
Ron Schueler, R ERA: 3.73 (1, 1)	R: 1 E: 0 K: 0 S: 5	H: 2 LOB: 1 BB: 0 P: 5	R: 0 E: 0 K: 1 S: 5	H: 0 LOB: 0 BB: 0 P: 5	R: 4 E: 1 K: 1 S: 8	H: 4 LOB: 1 BB: 2 P: 16	R: 0 E: 0 K: 0 S: 2	H: 0 LOB: 0 BB: 1 P: 6	R: 0 E: 0 K: 0 S: 3	H: 0 LOB: 1 BB: 1 P: 7	R: 0 E: 0 K: 1 S: 5	H: 0 LOB: 0 BB: 0 P: 5	R: 0 E: 0 K: 2 S: 7	H: 0 LOB: 0 BB: 0 P: 7	R: 0 E: 0 K: 1 S: 5	H: 0 LOB: 0 BB: 0 P: 5		1B: 3 2B: 2 3B: 0 HR: 1	SF: 0 SAC: 0 DP: 1 HBP: 0	WP: 0 PB: 0 SB: 0 CS: 0	PA: 32	
Jon Matlack, L ERA: 2.51 (1, 1)	R: 0 E: 0 K: 1 S: 5	H: 0 LOB: 0 BB: 0 P: 5	R: 0 E: 0 K: 2 S: 8	H: 1 LOB: 1 BB: 0 P: 8	R: 1 E: 0 K: 0 S: 4	H: 3 LOB: 0 BB: 0 P: 4	R: 0 E: 0 K: 3 S: 9	H: 0 LOB: 0 BB: 0 P: 9	R: 2 E: 0 K: 0 S: 6	H: 4 LOB: 2 BB: 1 P: 10	R: 0 E: 0 K: 0 S: 3	H: 0 LOB: 1 BB: 1 P: 7	R: 0 E: 0 K: 2 S: 7	H: 0 LOB: 0 BB: 0 P: 7	R: 0 E: 0 K: 1 S: 5	H: 0 LOB: 0 BB: 0 P: 5	R: 0 E: 0 K: 1 S: 7	H: 2 LOB: 2 BB: 0 P: 7	1B: 10 2B: 0 3B: 0 HR: 0	SF: 1 SAC: 1 DP: 1 HBP: 0	WP: 0 PB: 0 SB: 0 CS: 1	PA: 37

Batter	1	2	3	4	5	6	7	8	9	AB	R	H	RBI	BB	SO	LOB	TOP					
Dave Cash, R OBP: 0.373, SLG: 0.421 (1, 4)										4	2	2	0	0	0	1	Philadelphia Phillies @ New York Mets Shea Stadium, Flushing, NY Thu Jul 04 1974, 3:38 AM EDT Att: 26,811 - Unknown					
Larry Bowa, S OBP: 0.304, SLG: 0.353 (1, 6)										4	2	2	1	0	0	0						
Mike Schmidt, R OBP: 0.422, SLG: 0.567 (1, 5)										3	0	1	2	1	1	0						
Bill Robinson, R OBP: 0.278, SLG: 0.330 (1, 7)										3	0	0	2	0	0	1						
Mike Anderson, R OBP: 0.315, SLG: 0.381 (1, 9)										4	0	3	0	0	0	0						
Willie Montanez, L OBP: 0.300, SLG: 0.357 (1, 3)										4	0	0	0	0	0	3						
Del Unser, L OBP: 0.366, SLG: 0.397 (1, 8)										4	0	0	0	0	1	1						
Larry Cox, R OBP: 0.136, SLG: 0.143 (1, 2)										4	1	1	0	0	0	0						
Wayne Twitchell, R OBP: 0.500, SLG: 0.500 (1, 1)										3	1	1	0	0	2	0						
Inning Stats	R: 2 E: 0 K: 0 S: 5	H: 3 LOB: 1 BB: 1 P: 9	R: 0 E: 0 K: 2 S: 7	H: 0 LOB: 0 BB: 0 P: 7	R: 0 E: 0 K: 1 S: 5	H: 0 LOB: 0 BB: 0 P: 5	R: 0 E: 0 K: 0 S: 4	H: 1 LOB: 1 BB: 0 P: 4	R: 1 E: 0 K: 0 S: 4	H: 1 LOB: 0 BB: 0 P: 4	R: 0 E: 0 K: 0 S: 3	H: 0 LOB: 0 BB: 0 P: 3	R: 0 E: 0 K: 0 S: 3	H: 0 LOB: 0 BB: 0 P: 3	R: 3 E: 0 K: 0 S: 7	H: 5 LOB: 1 BB: 0 P: 7	R: 0 E: 0 K: 1 S: 5	H: 0 LOB: 0 BB: 0 P: 5	1B: 7 2B: 3 3B: 1 HR: 0	SF: 1 SAC: 1 DP: 1 HBP: 0	WP: 2 SH: 0 CS: 1	PA: 36
PITCHER	IP WLS BF H R ER SO BB IBB HBP BLK WP HR S P ERA WHIP																					
Ray Sadecki, L ERA: 4.81 (1, 1)	7.0 L 26 5 3 3 3 1 0 0 0 0 2 0 31 35 3.86 0.857																					
Bob Miller, R ERA: 3.75 (8, 1)	0.2 6 5 3 3 0 0 0 0 0 0 0 0 6 6 40.50 7.500																					
Tug McGraw, L ERA: 6.49 (8, 1)	1.1 4 0 0 0 1 0 0 0 0 0 0 0 6 6 0.00 0.000																					

Batter	1	2	3	4	5	6	7	8	9	AB	R	H	RBI	BB	SO	LOB	BOTTOM					
Wayne Garrett, L OBP: 0.293, SLG: 0.343 (1, 5)										4	0	1	0	0	0	0	Philadelphia Phillies @ New York Mets Shea Stadium, Flushing, NY Thu Jul 04 1974, 3:38 AM EDT Att: 26,811 - Unknown					
Felix Milan, R OBP: 0.305, SLG: 0.289 (1, 4)										3	0	0	0	1	1	1						
Rusty Staub, L OBP: 0.352, SLG: 0.433 (1, 9)										4	1	0	0	0	0	2						
Cleon Jones, R OBP: 0.339, SLG: 0.424 (1, 7)										4	0	3	1	0	1	0						
John Milner, L OBP: 0.322, SLG: 0.419 (1, 3)										2	1	0	0	2	0	2						
Ron Hodges, L OBP: 0.338, SLG: 0.429 (1, 2)										4	0	1	1	0	0	4						
Don Hahn, R OBP: 0.356, SLG: 0.427 (1, 8)										4	0	0	0	0	1	5						
Ted Martinez, R OBP: 0.240, SLG: 0.281 (1, 6)										3	0	0	0	1	0	2						
Ray Sadecki, L OBP: 0.125, SLG: 0.125 (1, 1)										2	0	0	0	0	1	2						
Ken Boswell, L OBP: 0.282, SLG: 0.310 (7, PH)										1	0	0	0	0	0	0						
Bob Miller, R OBP: 0.167, SLG: 0.333 (8, 1)										0	0	0	0	0	0	0						
Tug McGraw, R (8, 1)										0	0	0	0	0	0	0						
Ed Kranepool, L OBP: 0.418, SLG: 0.450 (8, PH)										1	0	0	0	0	1	0						
Inning Stats	R: 0 E: 0 K: 0 S: 3	H: 0 LOB: 0 BB: 0 P: 3	R: 0 E: 0 K: 1 S: 5	H: 0 LOB: 1 BB: 1 P: 9	R: 0 E: 0 K: 0 S: 3	H: 0 LOB: 2 BB: 1 P: 8	R: 1 E: 0 K: 1 S: 7	H: 2 LOB: 2 BB: 1 P: 11	R: 0 E: 0 K: 0 S: 3	H: 1 LOB: 0 BB: 0 P: 3	R: 0 E: 0 K: 0 S: 4	H: 1 LOB: 2 BB: 1 P: 8	R: 0 E: 0 K: 1 S: 5	H: 0 LOB: 0 BB: 0 P: 5	R: 0 E: 0 K: 1 S: 7	H: 1 LOB: 1 BB: 0 P: 7	R: 0 E: 0 K: 1 S: 5	H: 0 LOB: 0 BB: 0 P: 5	1B: 3 2B: 2 3B: 0 HR: 0	SF: 0 SAC: 0 DP: 1 HBP: 1	WP: 1 SH: 0 CS: 0	PA: 37
PITCHER	IP WLS BF H R ER SO BB IBB HBP BLK WP HR S P ERA WHIP																					
Wayne Twitchell, R ERA: 4.71 (1, 1)	9.0 W 37 5 2 1 5 4 0 0 1 1 1 0 42 59 1.00 1.000																					

Batter	1	2	3	4	5	6	7	8	9	AB	R	H	RBI	BB	SO	LOB	TOP										
Bobby Tolan, L (1, 8) OBP: 0.337, SLG: 0.380	0-3 K		1-0 1B HBP		0-0 B5-3			0-0 5-3		3	0	0	0	0	1	1											
Enzo Hernandez, R (1, 6) OBP: 0.272, SLG: 0.275	0-0 6-3		0-0 WP 1B			0-0 1B 2B		0-0 6-3		4	0	2	1	0	0	0											
Dave Winfield, R (1, 7) OBP: 0.305, SLG: 0.435	0-0 1-3		0-0 4-3			0-0 1B		0-0 F8		4	0	1	0	0	0	2											
Nate Colbert, R (1, 3) OBP: 0.326, SLG: 0.348		0-3 K		4-0 G6-4-3 BB		0-0 F8		0-0 5-3		3	0	0	0	1	1	2											
Cito Gaston, R (1, 9) OBP: 0.302, SLG: 0.389	0-0 6-3			0-0 F8		0-0 F7		4-0 FC5 1B BB		3	0	0	0	1	0	3											
Derrel Thomas, S (1, 4) OBP: 0.334, SLG: 0.382	0-3 K			0-0 G6-4-3		0-0 F9		0-0 1B		4	0	1	0	0	1	3											
Fred Kendall, R (1, 2) OBP: 0.326, SLG: 0.358			0-0 HBP 1B		0-0 4-3		0-0 G6-4-3 1B		0-0 F7		4	1	2	0	0	2											
Dave Roberts, R (1, 5) OBP: 0.261, SLG: 0.246			0-0 F3		0-0 F8		0-0 G6-4-3		0-0 FC5		4	0	0	0	0	4											
Bill Greif, R (1, 1) OBP: 0.242, SLG: 0.038			0-3 K		4-0 BB		0-0 1-3			1	0	0	0	0	1	1											
Rod Gaspar, S (5, PH) OBP: 0.462, SLG: 0.222										0	0	0	0	1	0	0											
Mike Corkins, R (5, PH)										0	0	0	0	0	0	0											
Horace Clarke, S (7, PH)										1	0	0	0	0	0	0											
Dave Tomlin, L (7, 1)										0	0	0	0	0	0	0											
Inning Stats	R: 0 E: 0 K: 1 S: 5	H: 0 LOB: 0 BB: 0 P: 5	R: 0 E: 0 K: 2 S: 7	H: 0 LOB: 0 BB: 0 P: 7	R: 1 E: 0 K: 1 S: 7	H: 2 LOB: 2 BB: 0 P: 8	R: 0 E: 0 K: 0 S: 2	H: 0 LOB: 0 BB: 1 P: 6	R: 0 E: 0 K: 0 S: 3	H: 2 LOB: 1 BB: 0 P: 7	R: 0 E: 0 K: 0 S: 3	H: 1 LOB: 0 BB: 0 P: 3	R: 0 E: 0 K: 0 S: 3	H: 0 LOB: 0 BB: 0 P: 3	R: 0 E: 0 K: 0 S: 4	H: 1 LOB: 2 BB: 1 P: 8	1B: 5 2B: 1 3B: 0 HR: 0	SF: 0 SAC: 0 DP: 2 HBP: 1	WP: 1 PA: 35 PB: 0 CS: 0								
PITCHER	IP	WLS	BF	H	R	ER	SO	BB	IBB	HBP	BLK	WP	HR	S	P	ERA	WHIP										
Steve Carlton, L (1, 1) ERA: 3.04	9.0	W	35	6	1	1	4	3	0	1	0	1	0	39	52	1.00	1.000										

San Diego Padres @ Philadelphia Phillies
Veterans Stadium, Philadelphia, PA
Fri Jul 05 1974, 7:05 PM EDT
Att: 42,332 - Unknown

AB 31
R 1
H 6
RBI 1
BB 3
SO 4
LOB 18



Batter	1	2	3	4	5	6	7	8	9	AB	R	H	RBI	BB	SO	LOB	BOTTOM										
Dave Cash, R (1, 4) OBP: 0.370, SLG: 0.418	0-0 F8 1B	0-0 L5			0-0 F8		0-0 F9	0-0 P3		5	0	1	0	0	0	3											
Larry Bowa, S (1, 6) OBP: 0.304, SLG: 0.352	0-0 F8	0-0 F7			0-0 CS 1B		0-0 4-3			4	0	1	0	0	0	2											
Mike Schmidt, R (1, 5) OBP: 0.426, SLG: 0.570	4-0 WP 3B BB		0-0 F9		4-0 1-2 BB		0-0 E7 HR 2B			2	2	1	0	2	0	0											
Willie Montanez, L (1, 3) OBP: 0.307, SLG: 0.375	4-0 3B BB		0-0 L3-6 1B		0-0 F8		0-0 HR			3	2	2	2	1	0	1											
Del Unser, L (1, 8) OBP: 0.364, SLG: 0.404	0-0 HR 3B		0-0 L3-6		0-0 F8		0-0 L7			4	1	1	2	0	0	1											
Tom Hutton, L (1, 7) OBP: 0.289, SLG: 0.348	4-0 HR BB		0-0 P4		0-0 L3		0-0 2B SF8 1B			3	2	1	0	1	0	0											
Bob Boone, R (1, 2) OBP: 0.299, SLG: 0.306	0-0 HR		4-0 BB		0-0 6-3		0-0 SF8 2B			3	1	2	3	1	0	0											
Mike Anderson, R (1, 9) OBP: 0.317, SLG: 0.380	0-3 K		0-0 F8		0-0 F9 SH5-4 1B		4-0 IBB			3	0	1	0	1	1	1											
Steve Carlton, L (1, 1) OBP: 0.164, SLG: 0.226		0-0 F7		0-0 F8		0-0 SH5-4	0-0 SF8			2	0	0	1	0	0	1											
Inning Stats	R: 5 E: 0 K: 1 S: 7	H: 3 LOB: 0 BB: 3 P: 19	R: 0 E: 0 K: 0 S: 3	H: 0 LOB: 0 BB: 0 P: 3	R: 0 E: 0 K: 0 S: 3	H: 1 LOB: 0 BB: 0 P: 3	R: 0 E: 0 K: 0 S: 3	H: 0 LOB: 1 BB: 1 P: 7	R: 0 E: 0 K: 0 S: 3	H: 0 LOB: 0 BB: 0 P: 3	R: 0 E: 0 K: 0 S: 4	H: 1 LOB: 1 BB: 0 P: 4	R: 3 E: 1 K: 0 S: 7	H: 4 LOB: 2 BB: 1 P: 11	1B: 5 2B: 3 3B: 1 HR: 2	SF: 1 SAC: 1 DP: 1 HBP: 0	WP: 1 PA: 37 PB: 0 CS: 1										
PITCHER	IP	WLS	BF	H	R	ER	SO	BB	IBB	HBP	BLK	WP	HR	S	P	ERA	WHIP										
Bill Greif, R (1, 1) ERA: 5.43	4.0	L	18	4	5	5	1	4	0	0	0	0	0	6	32	11.25	2.000										
Mike Corkins, R (5, 1) ERA: 4.34	2.0		7	1	0	0	0	1	0	0	0	0	0	6	10	0.00	1.000										
Dave Tomlin, L (7, 1) ERA: 4.93	2.0		12	5	3	3	0	0	1	0	0	0	1	11	15	13.50	2.500										

San Diego Padres @ Philadelphia Phillies
Veterans Stadium, Philadelphia, PA
Fri Jul 05 1974, 7:05 PM EDT
Att: 42,332 - Unknown

AB 29
R 8
H 10
RBI 8
BB 6
SO 1
LOB 9



Batter	1	2	3	4	5	6	7	8	9	AB	R	H	RBI	BB	SO	LOB	TOP														
Bobby Tolan, L OBP: 0.336, SLG: 0.376 (1, 9)										3	1	0	0	1	1	0	San Diego Padres @ Philadelphia Phillies Veterans Stadium, Philadelphia, PA Sat Jul 06 1974, 7:05 PM EDT Att: 22,111 - Unknown														
Horace Clarke, S OBP: 0.297, SLG: 0.220 (1, 4)										4	0	1	0	0	0	1															
Cito Gaston, R OBP: 0.301, SLG: 0.388 (1, 7)										3	0	1	1	0	1	1															
Willie McCovey, L OBP: 0.411, SLG: 0.417 (1, 3)										4	0	0	0	0	2	2															
Johnny Grubb, L OBP: 0.392, SLG: 0.435 (1, 8)										4	0	0	0	0	1	1															
Derrel Thomas, S OBP: 0.336, SLG: 0.381 (1, 5)										3	0	1	0	1	1	0															
Fred Kendall, R OBP: 0.332, SLG: 0.370 (1, 2)										3	1	2	0	1	0	1															
Enzo Hernandez, R OBP: 0.269, SLG: 0.273 (1, 6)										2	0	0	1	0	0	3															
Lowell Palmer, R OBP: 0.154, SLG: 0.308 Larry Hardy, R Bill Laxton, L Dave Winfield, R (7, PH) Vicente Romo, R (6, 1) (6, 1) (7, PH) (7, 1)										2	0	0	0	0	2	2															
Inning Stats	R: 1 E: 1 K: 1 S: 6	H: 0 LOB: 1 BB: 1 P: 10	R: 1 E: 0 K: 1 S: 6	H: 1 LOB: 0 BB: 0 P: 6	R: 0 E: 0 K: 2 S: 8	H: 1 LOB: 1 BB: 0 P: 8	R: 0 E: 0 K: 1 S: 6	H: 1 LOB: 2 BB: 1 P: 10	R: 0 E: 0 K: 0 S: 3	H: 0 LOB: 0 BB: 0 P: 3	R: 0 E: 0 K: 1 S: 5	H: 1 LOB: 0 BB: 0 P: 5	R: 0 E: 0 K: 0 S: 3	H: 1 LOB: 0 BB: 0 P: 3	R: 0 E: 0 K: 1 S: 5	H: 0 LOB: 1 BB: 1 P: 9		1B: 4 2B: 0 3B: 1 HR: 0	SF: 2 SAC: 0 DP: 2 HBP: 0	WP: 1 PB: 0 SB: 0 CS: 0	PA: 34										
PITCHER	IP WLS BF H R ER SO BB IBB HBP BLK WP HR S P ERA WHIP																														
Dick Ruthven, R ERA: 3.73 Mac Scarce, L ERA: 3.89	(1, 1) (7, 1)	6.0 S	24 10	4 1	2 0	1 0	6 2	0 1	0 0	0 0	1 0	0 13	34 17	42 17	1.50 0.00	1.000 0.667															

Batter	1	2	3	4	5	6	7	8	9	AB	R	H	RBI	BB	SO	LOB	BOTTOM														
Dave Cash, R OBP: 0.371, SLG: 0.420 (1, 4)										5	0	2	2	0	0	1	San Diego Padres @ Philadelphia Phillies Veterans Stadium, Philadelphia, PA Sat Jul 06 1974, 7:05 PM EDT Att: 22,111 - Unknown														
Larry Bowa, S OBP: 0.305, SLG: 0.351 (1, 6)										4	2	1	0	1	0	3															
Mike Schmidt, R OBP: 0.432, SLG: 0.578 (1, 5)										3	0	2	2	1	1	0															
Willie Montanez, L OBP: 0.302, SLG: 0.368 Mac Scarce, L (1, 3) (7, 1)										4	0	0	0	0	0	6															
Del Unser, L OBP: 0.372, SLG: 0.402 (1, 8)										1	1	0	0	4	0	0															
Tom Hutton, L OBP: 0.293, SLG: 0.350 (1, 7) (7, 3)										5	2	2	0	0	1	5															
Bob Boone, R OBP: 0.300, SLG: 0.315 (1, 2)										3	0	1	1	0	1	1															
Mike Anderson, R OBP: 0.320, SLG: 0.377 (1, 9)										2	1	0	0	2	0	2															
Dick Ruthven, R OBP: 0.118, SLG: 0.118 Jay Johnstone, L (6, PH) (7, 7)										2	0	0	0	0	1	1															
Inning Stats	R: 1 E: 0 K: 1 S: 6	H: 1 LOB: 2 BB: 2 P: 14	R: 0 E: 0 K: 1 S: 5	H: 0 LOB: 1 BB: 1 P: 9	R: 0 E: 0 K: 1 S: 5	H: 0 LOB: 1 BB: 1 P: 9	R: 0 E: 0 K: 0 S: 4	H: 0 LOB: 2 BB: 0 P: 5	R: 3 E: 0 K: 0 S: 5	H: 2 LOB: 3 BB: 4 P: 21	R: 1 E: 0 K: 0 S: 5	H: 2 LOB: 1 BB: 0 P: 5	R: 1 E: 0 K: 0 S: 5	H: 2 LOB: 2 BB: 1 P: 9	1B: 4 2B: 3 3B: 1 HR: 0	SF: 0 SAC: 1 DP: 0 HBP: 1		WP: 0 PB: 0 SB: 1 CS: 0	PA: 42												
PITCHER	IP WLS BF H R ER SO BB IBB HBP BLK WP HR S P ERA WHIP																														
Lowell Palmer, R ERA: 5.4 Larry Hardy, R ERA: 4.23 Bill Laxton, L ERA: 7.2 Vicente Romo, R ERA: 3.77	(1, 1) (6, 1) (6, 1) (7, 1)	5.1 0.1 0.1 2.0	L 2 2 11	27 1 0 4	3 0 0 2	4 0 0 2	4 0 0 0	4 0 0 0	0 0 1 0	0 0 0 0	0 0 0 0	0 0 1 10	27 2 5 14	56 2 5 14	6.75 0.00 0.00 9.00	1.875 3.000 0.000 2.500															



Batter	1	2	3	4	5	6	7	8	9	AB	R	H	RBI	BB	SO	LOB	TOP				
Derrel Thomas, S OBP: 0.331, SLG: 0.375 (1, 5)	0-0 3-1		0-0 4-3		0-0 G3-6-3		0-0 F9		0-0 G3	5	0	0	0	0	0	3					
Horace Clarke, S OBP: 0.293, SLG: 0.219 (1, 4)	0-0 G3			0-0 WP 1B	0-0 4-3			0-0 4-3	0-0 1-3	5	1	1	0	0	0	2					
Nate Colbert, R OBP: 0.325, SLG: 0.346 (1, 7)	0-0 P3			0-0 F8		0-0 F9		0-0 1B 1B		4	0	1	0	0	0	1					
Willie McCovey, L OBP: 0.412, SLG: 0.419 (1, 3)		0-3 K		0-0 1B 1B		0-0 G3		0-0 1B 1B		4	0	2	1	0	1	0					
Johnny Grubb, L OBP: 0.397, SLG: 0.442 (1, 8)		4-0 BB		0-0 1B		0-0 2B		0-0 F8		3	0	2	0	1	0	2					
Cito Gaston, R OBP: 0.294, SLG: 0.378 (1, 9)		0-3 K		0-3 K		0-0 F8		0-0 F9		4	0	0	0	0	2	6					
Fred Kendall, R OBP: 0.335, SLG: 0.374 (1, 2)		0-0 F7		0-0 5-3			0-0 WP SF7 2B	4-0 G3 1B BB		3	1	1	0	1	0	3					
Enzo Hernandez, R OBP: 0.269, SLG: 0.276 (1, 6)			0-0 F9		0-0 1B G3-6-3 2B		0-0 F9	0-0 F2		4	1	1	0	0	0	2					
Randy Jones, R OBP: 0.154, SLG: 0.158 (1, 1)			0-3 K		0-0 1B		0-0 SF7	0-0 G3		1	0	0	0	0	0	1	0				
Mike Corkins, R (3, 1)										0	0	0	0	0	0	0	0				
Larry Hardy, R (4, 1)										0	0	0	0	0	0	0	0				
Rod Gaspar, S OBP: 0.301, SLG: 0.300 (5, PH)										0	0	0	0	0	0	0	0				
Bill Laxton, L (5, 1)										0	0	0	0	0	0	0	0				
Dave Winfield, R OBP: 0.303, SLG: 0.434 (7, PH)										0	0	0	0	0	0	0	0				
Dave Tomlin, L (7, 1)										0	0	0	0	0	0	0	0				
Dave Roberts, R OBP: 0.266, SLG: 0.249 (9, PH)										1	0	1	0	0	0	0	0				
Inning Stats	R: 0 E: 0 K: 0 S: 3	H: 0 LOB: 0 BB: 0 P: 3	R: 0 E: 0 K: 2 S: 7	H: 0 LOB: 1 BB: 1 P: 11	R: 0 E: 0 K: 1 S: 5	H: 0 LOB: 0 BB: 0 P: 5	R: 1 E: 0 K: 1 S: 8	H: 3 LOB: 2 BB: 0 P: 8	R: 1 E: 0 K: 0 S: 4	H: 2 LOB: 0 BB: 0 P: 4	R: 0 E: 0 K: 0 S: 4	H: 1 LOB: 1 BB: 0 P: 4	R: 1 E: 0 K: 0 S: 4	H: 1 LOB: 0 BB: 0 P: 4	R: 0 E: 0 K: 0 S: 5	H: 2 LOB: 2 BB: 0 P: 5	R: 0 E: 0 K: 0 S: 4	H: 1 LOB: 2 BB: 1 P: 8	1B: 7 2B: 3 3B: 0 HR: 0	SF: 1 SAC: 0 DP: 1 HBP: 0	WP: 2 PA: 38 PB: 2 SB: 0 CS: 0
PITCHER Jim Lonborg, R ERA: 2.82 (1, 1)	IP: 9.0 WLS: W BF: 38 H: 10 R: 3 ER: 3 SO: 4 BB: 2 IBB: 0 HBP: 0 BLK: 0 WP: 2 HR: 0 S: 44 P: 52 ERA: 3.00 WHIP: 1.333															PITCHER					

San Diego Padres @ Philadelphia Phillies
Veterans Stadium, Philadelphia, PA
Sun Jul 07 1974, 3:33 AM EDT
Att: 34,094 - Unknown

AB	35
R	3
H	10
RBI	2
BB	2
SO	4
LOB	19





Batter	1	2	3	4	5	6	7	8	9	AB	R	H	RBI	BB	SO	LOB	BOTTOM													
Dave Cash, R OBP: 0.374, SLG: 0.420 (1, 4)	4-0 1B G6-4-3 BB	0-0 2H 1B		4-0 2B BB	0-0 L6		0-0 6-3			3	2	1	1	2	0	1														
Larry Bowa, S OBP: 0.307, SLG: 0.354 (1, 6)	0-0 G6-4-3 1B 1-2	0-3 K		0-0 1B 2B	0-0 F7			0-0 F8		5	1	2	1	0	1	1														
Mike Schmidt, R OBP: 0.434, SLG: 0.577 (1, 5)	0-0 G6-4-3 1B 1-2 2-3		0-0 F9	0-0 1B 1B		4-0 WP BB		0-3 K		4	1	2	1	1	1	0														
Bill Robinson, R OBP: 0.276, SLG: 0.327 (1, 8)	0-0 G6-4-3		0-3 K	0-0 1B 2B 1B		0-3 K		0-0 5-3		5	1	1	0	0	2	3														
Ollie Brown, R OBP: 0.229, SLG: 0.304 (1, 7)	0-3 K		0-0 1B 2B 1B	0-0 1B 2B 1B		0-0 F7				4	1	2	1	0	1	2														
Willie Montanez, L OBP: 0.310, SLG: 0.379 (1, 3)		0-0 1B SH1-4		0-0 2B 1B		0-0 L5				4	2	3	1	0	0	1														
Tom Hutton, L OBP: 0.293, SLG: 0.350 (8, 3)		0-0 1B SH1-4		1-3 2B 1B		0-0 L5				0	0	0	0	0	0	0														
Bob Boone, R OBP: 0.299, SLG: 0.318 (1, 2)	0-0 1-3		0-0 PB 2B	0-3 K		0-0 E5 SH5-4				4	0	1	2	0	1	2														
Mike Anderson, R OBP: 0.323, SLG: 0.376 (1, 9)	0-0 SH1-4 1B		0-0 PB IBB	0-0 6-3		0-3 K				3	1	1	0	1	1	2														
Jim Lonborg, R OBP: 0.127, SLG: 0.208 (1, 1)	0-0 SH1-4		0-3 K		0-0 P4		0-0 SH5-4			2	0	0	1	0	1	2														
Inning Stats	R: 1 E: 0 K: 1 S: 6	H: 2 LOB: 1 BB: 1 P: 10	R: 2 E: 0 K: 1 S: 8	H: 3 LOB: 1 BB: 0 P: 8	R: 2 E: 0 K: 2 S: 10	H: 3 LOB: 2 BB: 1 P: 14	R: 4 E: 0 K: 1 S: 9	H: 5 LOB: 1 BB: 1 P: 13	R: 0 E: 0 K: 0 S: 3	H: 0 LOB: 0 BB: 0 P: 3	R: 0 E: 0 K: 1 S: 5	H: 0 LOB: 1 BB: 1 P: 9	R: 0 E: 0 K: 1 S: 6	H: 0 LOB: 0 BB: 0 P: 6	R: 0 E: 0 K: 1 S: 5	H: 0 LOB: 0 BB: 0 P: 5	1B: 10 2B: 3 3B: 0 HR: 0	SF: 0 SAC: 2 DP: 1 HBP: 0	WP: 1 PA: 40 PB: 1 SB: 0 CS: 0											
PITCHER Randy Jones, L ERA: 4.68 (1, 1)	IP: 2.2 WLS: L BF: 15 H: 7 R: 5 ER: 5 SO: 3 BB: 1 IBB: 0 HBP: 0 BLK: 0 WP: 0 HR: 0 S: 20 P: 24 ERA: 16.88 WHIP: 3.000															PITCHER														
Mike Corkins, R ERA: 4.79 (3, 1)	0.1	6	3	3	3	1	1	1	0	0	0	6	14	81.00	12.000															
Larry Hardy, R ERA: 4.31 (4, 1)	1.0	5	3	1	1	1	0	0	0	0	0	7	7	9.00	3.000															
Bill Laxton, L ERA: 5.14 (5, 1)	2.0	7	0	0	0	1	1	0	0	0	1	0	8	12	0.00	0.500														
Dave Tomlin, L ERA: 4.69 (7, 1)	2.0	7	0	0	0	2	0	0	0	0	0	0	11	11	0.00	0.000														

San Diego Padres @ Philadelphia Phillies
Veterans Stadium, Philadelphia, PA
Sun Jul 07 1974, 3:33 AM EDT
Att: 34,094 - Unknown

AB	34
R	9
H	13
RBI	8
BB	4
SO	8
LOB	14



Batter	1	2	3	4	5	6	7	8	9	AB	R	H	RBI	BB	SO	LOB	TOP			
Davey Lopes, R OBP: 0.343, SLG: 0.280 (1, 4)	F9	K		SE BB	2B BB		F5			3	2	0	0	2	1	2	Los Angeles Dodgers @ Philadelphia Phillies Veterans Stadium, Philadelphia, PA Tue Jul 09 1974, 7:05 PM EDT Att: 34,320 - Unknown AB 35 R 8 H 8 RBI 6 BB 7 SO 3 LOB 11 			
Bill Buckner, L OBP: 0.349, SLG: 0.407 (1, 7)	F8	F9		F8 1-H	2B 1-H			4-3		5	0	1	1	0	0	1				
Steve Garvey, R OBP: 0.342, SLG: 0.497 (1, 3)	HR		6-3	F9	6-3			5-3		5	1	1	1	0	0	1				
Willie Crawford, L OBP: 0.385, SLG: 0.432 (1, 9)	E4 BB		5-3 1B	BB		6-3		P3		4	1	1	0	1	0	0				
Ron Cey, R OBP: 0.359, SLG: 0.413 (1, 5)	1-2 BB		5-3	5-3		4-3		F8		4	0	0	0	1	0	2				
Joe Ferguson, R OBP: 0.400, SLG: 0.450 (1, 2)	F3		1B WP BB	HR BB	K			5-3		3	2	0	0	2	1	2				
Von Joshua, L OBP: 0.286, SLG: 0.321 (9, PH)		1B		L8				F9		4	1	2	1	0	0	1				
Tom Paciorek, R OBP: 0.283, SLG: 0.368 (9, 8)		2B	1B	1-3 2-H	1B					1	0	0	0	0	0	0				
Bill Russell, R OBP: 0.336, SLG: 0.398 (1, 6)		SH3-4 1B		4-3	HR			4-3		3	1	2	3	1	0	0				
Al Downing, R OBP: 0.375, SLG: 0.357 (7, 1)	SH3-4		K	6-3				1B		3	0	1	0	0	1	2				
Mike Marshall, R OBP: 0.053, SLG: 0.053 (7, 1)	1-2									0	0	0	0	0	0	0				
Inning Stats	R: 1 E: 1 K: 0 S: 5	H: 1 LOB: 2 BB: 1 P: 9	R: 1 E: 0 K: 1 S: 7	H: 2 LOB: 1 BB: 0 P: 7	R: 2 E: 0 K: 1 S: 7	H: 2 LOB: 2 BB: 2 P: 15	R: 1 E: 0 K: 0 S: 3	H: 0 LOB: 1 BB: 2 P: 11	R: 3 E: 1 K: 0 S: 5	H: 2 LOB: 1 BB: 2 P: 13	R: 0 E: 0 K: 1 S: 5	H: 1 LOB: 1 BB: 0 P: 4	R: 0 E: 0 K: 0 S: 3	H: 0 LOB: 0 BB: 0 P: 3	R: 0 E: 0 K: 0 S: 3	H: 0 LOB: 0 BB: 0 P: 3	1B: 4 2B: 2 3B: 0 HR: 2	SF: 0 SAC: 1 DP: 0 HBP: 0	WP: 1 PB: 0 CS: 2 SB: 0	PA: 43
PITCHER	IP WLS BF H R ER SO BB IBB HBP BLK WP HR S P ERA WHIP																			
Wayne Twitchell, R ERA: 5.63 (1, 1)	3.0 L 18 5 4 4 2 2 1 0 0 0 1 1 19 31 12.00 2.333																			
Ed Farmer, R ERA: 8.75 (4, 1)	2.0 12 2 4 3 0 4 0 0 0 0 0 1 8 24 13.50 3.000																			
Jesus Hernandez, R ERA: 2.03 (6, 1)	2.0 7 1 0 0 1 0 0 0 0 0 0 0 9 9 0.00 0.500																			
Pete Richert, L ERA: 2.04 (8, 1)	2.0 6 0 0 0 0 0 0 0 0 0 0 0 6 6 0.00 0.000																			

Batter	1	2	3	4	5	6	7	8	9	AB	R	H	RBI	BB	SO	LOB	BOTTOM					
Dave Cash, R OBP: 0.373, SLG: 0.423 (1, 4)	F9		F7		1-3		P4		1B	5	0	1	0	0	0	2	Los Angeles Dodgers @ Philadelphia Phillies Veterans Stadium, Philadelphia, PA Tue Jul 09 1974, 7:05 PM EDT Att: 34,320 - Unknown AB 38 R 4 H 12 RBI 4 BB 1 SO 9 LOB 16 					
Larry Bowa, S OBP: 0.310, SLG: 0.358 (1, 6)	2B		1B			L6		5-3 1B	K	5	2	3	0	0	1	1						
Mike Schmidt, R OBP: 0.434, SLG: 0.573 (1, 5)	2B		K			G5-4-3 BB		5-3 1B	F8	4	1	2	1	1	1	2						
Bill Robinson, R OBP: 0.271, SLG: 0.321 (1, 8)	F9			6-3		G5-4-3 1-2		5-3		4	0	0	0	0	0	4						
Ollie Brown, R OBP: 0.238, SLG: 0.361 (1, 7)	K						HR	K		4	1	2	1	0	2	3						
Willie Montanez, L OBP: 0.308, SLG: 0.377 (1, 3)		L4		K			F9	1B	2B	4	0	1	2	0	1	1						
Bob Boone, R OBP: 0.506, SLG: 0.590 (3, PH)										3	0	0	0	0	2	1						
Jay Johnstone, L OBP: 0.750, SLG: 0.667 (6, PH)		K					P4			1	0	1	0	0	0	0						
Larry Cox, R OBP: 0.136, SLG: 0.143 (9, 2)								FC6-4	1B	0	0	0	0	0	0	0						
Mike Anderson, R OBP: 0.318, SLG: 0.370 (1, 9)		K			6-3		1B	FC6-4		4	0	1	0	0	1	2						
Wayne Twitchell, R ERA: 5.63 (1, 1)									P3	0	0	0	0	0	0	0						
Billy Grabarkowicz, R ERA: 2.57, SLG: 0.233 (4, 1)										1	0	0	0	0	0	1						
Ed Farmer, R ERA: 8.75 (4, 1)										0	0	0	0	0	0	0						
Terry Harmon, R OBP: 0.111, SLG: 0.111 (5, PH)										0	0	0	0	0	0	0						
Jesus Hernandez, R OBP: 0.351, SLG: 0.487 (6, 1)										0	0	0	0	0	0	0						
Tony Taylor, R OBP: 0.351, SLG: 0.424 (7, PH)										1	0	1	0	0	0	0						
Pete Richert, L ERA: 2.04 (8, 1)										0	0	0	0	0	0	0						
Del Unser, L OBP: 0.360, SLG: 0.394 (9, PH)										1	0	0	0	0	0	0						
Inning Stats	R: 1 E: 0 K: 1 S: 7	H: 2 LOB: 1 BB: 0 P: 7	R: 0 E: 0 K: 2 S: 7	H: 0 LOB: 0 BB: 0 P: 7	R: 0 E: 0 K: 2 S: 8	H: 1 LOB: 1 BB: 0 P: 8	R: 0 E: 0 K: 2 S: 8	H: 1 LOB: 1 BB: 0 P: 8	R: 0 E: 0 K: 0 S: 3	H: 0 LOB: 0 BB: 0 P: 3	R: 0 E: 0 K: 0 S: 2	H: 0 LOB: 0 BB: 1 P: 6	R: 1 E: 0 K: 0 S: 6	H: 3 LOB: 2 BB: 0 P: 6	R: 2 E: 0 K: 1 S: 9	H: 4 LOB: 2 BB: 0 P: 9	R: 0 E: 0 K: 1 S: 6	H: 1 LOB: 1 BB: 0 P: 6	1B: 7 2B: 3 3B: 1 HR: 1	SF: 0 SAC: 0 DP: 1 HBP: 0	WP: 0 PB: 0 CS: 0 SB: 0	PA: 39
PITCHER	IP WLS BF H R ER SO BB IBB HBP BLK WP HR S P ERA WHIP																					
Al Downing, L ERA: 5.03 (1, 1)	6.2 W 27 5 2 2 2 1 0 0 0 0 0 0 16 16 7.71 2.143																					
Mike Marshall, R ERA: 2.33 (7, 1)	2.1 12 5 2 2 2 0 0 0 0 0 0 0 16 16 7.71 2.143																					

Batter	1	2	3	4	5	6	7	8	9	AB	R	H	RBI	BB	SO	LOB	TOP										
Dave Cash, R OBP: 0.374, SLG: 0.423 (1, 4)										5	0	2	0	0	1	0	Philadelphia Phillies @ San Francisco Giants Candlestick Park, San Francisco, CA Fri Jul 12, 1974, 10:05 PM EDT Att: 3,329 - Unknown										
Larry Bowa, S OBP: 0.302, SLG: 0.349 (1, 6)										5	0	0	0	0	1	2											
Mike Schmidt, R OBP: 0.432, SLG: 0.564 (1, 5)										5	1	1	0	0	3	1											
Willie Montanez, L OBP: 0.316, SLG: 0.378 (1, 3)										3	2	2	0	2	0	0											
Del Unser, L OBP: 0.375, SLG: 0.427 (1, 8)										5	2	4	2	0	0	1											
Jay Johnstone, L OBP: 0.500, SLG: 0.444 (7, PH) Ollie Brown, R OBP: 0.250, SLG: 0.380 (7, 7)										3	0	1	0	0	0	2											
Bob Boone, R OBP: 0.289, SLG: 0.306 (1, 2)										5	0	1	1	0	0	5											
Mike Anderson, R OBP: 0.327, SLG: 0.388 (1, 9)										3	1	2	2	1	0	0											
Dick Ruthven, R OBP: 0.105, SLG: 0.105 (1, 1)										4	0	0	0	0	1	5											
Inning Stats	R: 0 E: 0 K: 2 S: 7	H: 0 LOB: 0 BB: 0 P: 7	R: 1 E: 0 K: 0 S: 6	H: 3 LOB: 2 BB: 0 P: 6	R: 0 E: 0 K: 1 S: 5	H: 1 LOB: 0 BB: 0 P: 5	R: 0 E: 0 K: 0 S: 3	H: 0 LOB: 1 BB: 1 P: 7	R: 0 E: 0 K: 0 S: 4	H: 1 LOB: 1 BB: 0 P: 4	R: 1 E: 0 K: 0 S: 5	H: 2 LOB: 3 BB: 2 P: 13	R: 1 E: 0 K: 2 S: 10	H: 3 LOB: 2 BB: 0 P: 10	R: 1 E: 0 K: 1 S: 6	H: 1 LOB: 0 BB: 0 P: 6	R: 2 E: 0 K: 1 S: 8	H: 3 LOB: 1 BB: 0 P: 8	1B: 10 2B: 2 3B: 1 HR: 1	SF: 0 SAC: 0 DP: 0 HBP: 0	WP: 0 PB: 0 SB: 0 CS: 1	PA: 43					
PITCHER	IP	WLS	BF	H	R	ER	SO	BB	IBB	HBP	BLK	WP	HR	S	P	ERA	WHIP										
John D'Acquisto, R ERA: 3.4 (1, 1)	5.2		26	7	2	2	3	3	0	0	1	0	0	29	41	3.18	1.765										
Elias Sosa, R ERA: 2.49 (6, 1)	1.0	L	6	3	1	1	1	0	0	0	0	0	0	8	8	9.00	3.000										
Ron Bryant, L ERA: 7.0 (7, 1)	1.1		5	1	1	1	2	0	0	0	0	0	1	9	9	6.75	0.750										
Randy Moffitt, R ERA: 2.77 (9, 1)	1.0		6	3	2	2	1	0	0	0	0	0	0	8	8	18.00	3.000										

Batter	1	2	3	4	5	6	7	8	9	AB	R	H	RBI	BB	SO	LOB	BOTTOM										
Mike Phillips, L OBP: 0.286, SLG: 0.272 (1, 5)										3	1	0	0	2	1	0	Philadelphia Phillies @ San Francisco Giants Candlestick Park, San Francisco, CA Fri Jul 12, 1974, 10:05 PM EDT Att: 3,329 - Unknown										
Chris Speier, R OBP: 0.330, SLG: 0.350 (1, 6)										4	0	1	0	0	2	2											
Gary Thomasson, L OBP: 0.335, SLG: 0.323 (1, 9)										3	0	0	0	1	1	2											
Steve Ontiveros, S OBP: 0.349, SLG: 0.339 (1, 3) Elias Sosa, R OBP: 0.311, SLG: 0.339 (6, 1) Ron Bryant, L OBP: 0.250, SLG: 0.350 (7, 1) Bobby Bonds, R OBP: 0.305, SLG: 0.439 (6, PH) Jim Barr, R OBP: 0.286, SLG: 0.321 (8, PH) Randy Moffitt, R OBP: 0.333, SLG: 0.500 (9, 1)										3	0	1	1	0	1	1											
Gary Matthews, R OBP: 0.339, SLG: 0.396 (1, 7)										4	1	1	0	0	1	3											
Gary Maddox, R OBP: 0.332, SLG: 0.420 (1, 8)										4	0	0	0	0	2	4											
Chris Arnold, R OBP: 0.275, SLG: 0.341 (1, 4)										4	0	2	1	0	1	1											
Dave Rader, L OBP: 0.365, SLG: 0.352 (1, 2)										3	0	0	0	1	0	2											
John D'Acquisto, R OBP: 0.234, SLG: 0.262 (1, 1) Dave Kingman, R OBP: 0.286, SLG: 0.383 (6, 3)										2	0	1	0	0	1	1											
Inning Stats	R: 1 E: 0 K: 3 S: 11	H: 2 LOB: 2 BB: 1 P: 15	R: 0 E: 0 K: 0 S: 4	H: 2 LOB: 1 BB: 1 P: 8	R: 0 E: 0 K: 1 S: 5	H: 0 LOB: 0 BB: 0 P: 5	R: 0 E: 0 K: 2 S: 7	H: 0 LOB: 1 BB: 1 P: 11	R: 0 E: 0 K: 1 S: 5	H: 0 LOB: 1 BB: 1 P: 9	R: 1 E: 0 K: 0 S: 5	H: 2 LOB: 1 BB: 0 P: 5	R: 0 E: 0 K: 2 S: 7	H: 0 LOB: 0 BB: 0 P: 7	R: 0 E: 0 K: 1 S: 6	H: 1 LOB: 1 BB: 0 P: 6	R: 0 E: 0 K: 0 S: 3	H: 0 LOB: 0 BB: 0 P: 3	1B: 5 2B: 2 3B: 0 HR: 0	SF: 0 SAC: 0 DP: 1 HBP: 0	WP: 0 PB: 0 SB: 0 CS: 0	PA: 37					
PITCHER	IP	WLS	BF	H	R	ER	SO	BB	IBB	HBP	BLK	WP	HR	S	P	ERA	WHIP										
Dick Ruthven, R ERA: 3.6 (1, 1)	9.0	W	37	7	2	2	10	4	0	0	0	0	0	53	69	2.00	1.222										

AB 40
R 6
H 14
RBI 6
BB 3
SO 7
LOB 18



AB 33
R 2
H 7
RBI 2
BB 4
SO 10
LOB 17



Batter	1	2	3	4	5	6	7	8	9	AB	R	H	RBI	BB	SO	LOB	TOP			
Dave Cash, R OBP: 0.370, SLG: 0.418 (1, 4)										5	1	2	0	0	1	2				
Larry Bowa, S OBP: 0.298, SLG: 0.343 (1, 6)										5	1	1	0	0	1	4				
Mike Schmidt, R OBP: 0.431, SLG: 0.571 (1, 5)										3	1	0	0	1	1	3				
Willie Montanez, L OBP: 0.330, SLG: 0.390 Jesus Hernaiz, R (8, 1)										4	1	2	2	0	0	1				
Del Unser, L OBP: 0.370, SLG: 0.420 (1, 8)										3	0	0	1	0	1	1				
Jay Johnstone, L OBP: 0.429, SLG: 0.385 (1, 7)										4	0	1	0	0	1	1				
Bob Boone, R OBP: 0.286, SLG: 0.311 (1, 2)										3	1	1	1	0	0	0				
Mike Anderson, R OBP: 0.319, SLG: 0.378 (1, 9)										4	0	0	0	0	0	2				
Steve Carlton, L OBP: 0.169, SLG: 0.228 Tom Hutton, L OBP: 0.289, SLG: 0.341 (8, PH)										2	0	1	0	0	0	0				
Inning Stats	R: 0 E: 0 K: 1 S: 6	H: 1 LOB: 1 BB: 0 P: 6	R: 0 E: 0 K: 1 S: 5	H: 0 LOB: 0 BB: 0 P: 5	R: 0 E: 0 K: 1 S: 5	H: 0 LOB: 0 BB: 0 P: 5	R: 0 E: 0 K: 0 S: 3	H: 0 LOB: 0 BB: 0 P: 3	R: 0 E: 1 K: 0 S: 5	H: 1 LOB: 2 BB: 0 P: 5	R: 1 E: 0 K: 1 S: 7	H: 2 LOB: 1 BB: 0 P: 7	R: 3 E: 0 K: 0 S: 6	H: 3 LOB: 1 BB: 1 P: 10	R: 1 E: 0 K: 0 S: 5	H: 2 LOB: 1 BB: 0 P: 5	1B: 8 2B: 0 3B: 1 HR: 0	SF: 1 SAC: 1 DP: 0 HBP: 0	WP: 1 PB: 0 SB: 3 CS: 0	PA: 38
PITCHER	IP	WLS	BF	H	R	ER	SO	BB	IBB	HBP	BLK	WP	HR	S	P	ERA	WHIP			
Ed Halicki, R ERA: 4.22 (1, 1)	7.1	L	29	6	3	3	5	0	0	0	1	1	0	39	39	3.68	0.818			
Randy Moffitt, R ERA: 2.95 (8, 1)	0.0		1	0	0	0	0	1	0	0	0	0	0	4	4	∞	∞			
Ron Bryant, L ERA: 6.96 (8, 1)	1.2		8	3	2	2	0	0	0	0	0	0	0	8	8	10.80	1.800			

Philadelphia Phillies @ San Francisco Giants
Candlestick Park, San Francisco, CA

AB 35
R 5
H 9
RBI 5
BB 1
SO 5
LOB 14



WP: 1 PA: 38
PB: 0
SB: 3
CS: 0

Sun Jul 14 1974, 6:33 AM EDT
Unknown

Batter	1	2	3	4	5	6	7	8	9	AB	R	H	RBI	BB	SO	LOB	BOTTOM					
Mike Phillips, L OBP: 0.277, SLG: 0.263 (1, 5)										4	0	1	1	0	1	0						
Chris Speier, R OBP: 0.330, SLG: 0.351 (1, 6)										4	0	1	0	0	2	2						
Bobby Bonds, R OBP: 0.362, SLG: 0.444 (1, 9)										3	1	2	0	1	0	0						
Dave Kingman, R OBP: 0.288, SLG: 0.402 (1, 3)										4	0	1	1	0	2	3						
Gary Matthews, R OBP: 0.338, SLG: 0.394 (1, 7)										4	0	0	0	0	2	2						
Gary Maddox, R OBP: 0.332, SLG: 0.423 (1, 8)										4	0	1	0	0	1	0						
Chris Arnold, R OBP: 0.310, SLG: 0.374 (1, 4)										2	1	0	0	2	1	0						
Ken Rudolph, R OBP: 0.301, SLG: 0.220 Dave Rader, L OBP: 0.375, SLG: 0.370 (8, PH)										2	0	0	0	1	1	2						
Dave Rader, L OBP: 0.375, SLG: 0.370 (8, PH)										1	0	0	0	0	0	0						
Ed Halicki, R Randy Moffitt, R Ron Bryant, S Gary Thomasson, L (8, PH)										3	0	0	0	0	2	4						
Inning Stats	R: 1 E: 0 K: 1 S: 7	H: 2 LOB: 1 BB: 0 P: 7	R: 1 E: 0 K: 1 S: 6	H: 1 LOB: 2 BB: 2 P: 14	R: 0 E: 0 K: 0 S: 2	H: 0 LOB: 0 BB: 1 P: 6	R: 0 E: 0 K: 1 S: 5	H: 0 LOB: 0 BB: 0 P: 5	R: 0 E: 0 K: 3 S: 11	H: 2 LOB: 2 BB: 0 P: 11	R: 0 E: 0 K: 2 S: 8	H: 1 LOB: 2 BB: 1 P: 12	R: 0 E: 0 K: 1 S: 5	H: 0 LOB: 0 BB: 0 P: 5	R: 0 E: 0 K: 2 S: 7	H: 0 LOB: 0 BB: 0 P: 7	R: 0 E: 0 K: 1 S: 5	H: 0 LOB: 0 BB: 0 P: 5	1B: 3 2B: 3 3B: 0 HR: 0	SF: 0 SAC: 0 DP: 1 HBP: 0	WP: 0 PB: 0 SB: 2 CS: 0	PA: 36
PITCHER	IP	WLS	BF	H	R	ER	SO	BB	IBB	HBP	BLK	WP	HR	S	P	ERA	WHIP					
Steve Carlton, L ERA: 3.11 (1, 1)	7.0	W	30	6	2	2	9	4	0	0	0	0	0	44	60	2.57	1.429					
Jesus Hernaiz, R ERA: 1.96 (8, 1)	2.0		6	0	0	0	3	0	0	0	0	0	0	12	12	0.00	0.000					

Philadelphia Phillies @ San Francisco Giants
Candlestick Park, San Francisco, CA

AB 32
R 2
H 6
RBI 2
BB 4
SO 12
LOB 13



WP: 0 PA: 36
PB: 0
SB: 2
CS: 0

Sun Jul 14 1974, 6:33 AM EDT
Unknown

Batter	1	2	3	4	5	6	7	8	9	AB	R	H	RBI	BB	SO	LOB	TOP					
Dave Cash, R OBP: 0.368, SLG: 0.420 (1, 4)										5	1	1	0	0	0	1	Philadelphia Phillies @ San Francisco Giants Candlestick Park, San Francisco, CA Sun Jul 14 1974, 6:38 AM EDT Att: 9,239 - Unknown					
Larry Bowa, S OBP: 0.297, SLG: 0.341 (1, 6)										5	1	1	0	0	0	1						
Mike Schmidt, R OBP: 0.434, SLG: 0.569 (1, 5)										1	2	0	0	3	1	1						
Willie Montanez, L OBP: 0.328, SLG: 0.394 Jesus Hernaiz, R (8, 1)										3	0	1	1	0	1	3						
Del Unser, L OBP: 0.375, SLG: 0.436 (1, 8)										3	2	2	3	1	0	0						
Jay Johnstone, L OBP: 0.444, SLG: 0.500 (1, 7)										3	1	1	2	1	0	0						
Bob Boone, R OBP: 0.293, SLG: 0.318 (1, 2)										4	0	3	1	0	0	3						
Mike Anderson, R OBP: 0.315, SLG: 0.373 (1, 9)									4	0	0	0	0	0	0	6						
Wayne Twitchell, R OBP: 0.333, SLG: 0.333 Tom Hutton, L OBP: 0.287, SLG: 0.338 (8, 3)										3	0	0	0	0	3	1						
Inning Stats	R: 3 E: 0 K: 1 S: 7	H: 2 LOB: 0 BB: 1 P: 11	R: 0 E: 0 K: 1 S: 5	H: 1 LOB: 0 BB: 0 P: 5	R: 0 E: 0 K: 0 S: 3	H: 0 LOB: 1 BB: 1 P: 7	R: 2 E: 0 K: 1 S: 8	H: 3 LOB: 1 BB: 0 P: 8	R: 1 E: 1 K: 1 S: 6	H: 1 LOB: 0 BB: 0 P: 6	R: 0 E: 0 K: 0 S: 3	H: 1 LOB: 0 BB: 0 P: 3	R: 0 E: 0 K: 1 S: 5	H: 0 LOB: 0 BB: 0 P: 5	R: 1 E: 0 K: 0 S: 3	H: 1 LOB: 2 BB: 3 P: 15	R: 0 E: 0 K: 0 S: 3	H: 0 LOB: 0 BB: 0 P: 3	1B: 5 2B: 1 3B: 2 HR: 1	SF: 1 SAC: 0 DP: 3 HBP: 0	WP: 0 PB: 0 SB: 1 CS: 0	PA: 38
PITCHER	IP WLS BF H R ER SO BB IBB HBP BLK WP HR S P ERA WHIP	IP WLS BF H R ER SO BB IBB HBP BLK WP HR S P ERA WHIP																				
Tom Bradley, R ERA: 4.85 Charlie Williams, R ERA: 2.71 Elias Sosa, R ERA: 2.42 Steve Barber, L ERA: 4.0 Randy Moffitt, R ERA: 2.98 (1, 1) (4, 1) (5, 1) (7, 1) (8, 1)	3.0 L 16 6 5 5 2 2 0 0 0 0 0 1 18 26 15.00 2.667	1.0 3 7 2 1 0 1 0 0 0 0 0 0 0 5 5 0.00 1.000	2.0 3 7 2 1 0 1 0 0 0 0 0 0 0 9 9 0.00 1.000	1.0 6 1 1 1 1 2 0 0 0 0 0 0 0 6 14 9.00 3.000	2.0 6 0 0 0 0 1 0 0 0 0 0 0 0 5 9 0.00 0.500																	

Batter	1	2	3	4	5	6	7	8	9	AB	R	H	RBI	BB	SO	LOB	BOTTOM			
Mike Phillips, L OBP: 0.280, SLG: 0.267 (1, 5)										5	0	2	1	0	0	1	Philadelphia Phillies @ San Francisco Giants Candlestick Park, San Francisco, CA Sun Jul 14 1974, 6:38 AM EDT Att: 9,239 - Unknown			
Chris Speier, R OBP: 0.328, SLG: 0.348 (1, 6)										5	0	1	0	0	1	4				
Gary Thomasson, L OBP: 0.332, SLG: 0.308 (1, 9) (8, 8)										4	1	0	0	1	0	2				
Dave Kingman, R OBP: 0.290, SLG: 0.399 (1, 3)										4	0	1	0	1	2	2				
Gary Matthews, R OBP: 0.345, SLG: 0.403 (1, 7)										3	2	2	0	2	0	0				
Gary Maddox, R OBP: 0.331, SLG: 0.421 (1, 8)										4	0	1	0	0	0	5				
Chris Arnold, R OBP: 0.324, SLG: 0.372 (1, 4)										3	0	1	1	2	0	3				
Dave Rader, L OBP: 0.370, SLG: 0.365 (1, 2)										5	1	1	1	0	0	4				
Tom Bradley, R Charlie Williams, R Steve Barber, L Elias Sosa, R Randy Moffitt, R Bobby Bonds, R Wayne Twitchell, R Jesus Hernaiz, R John D'Onofrio, R (1, 1) (1, 1) (1, 1) (1, 1) (1, 1) (1, 1) (1, 1) (1, 1) (1, 1) (1, 1)	7.0 W 34 8 2 2 3 5 0 0 0 0 0 0 35 55 2.57 1.857	2.0 11 4 2 2 1 1 0 0 0 0 0 0 12 16 9.00 2.500																		
Inning Stats	R: 0 E: 0 K: 2 S: 7	H: 0 LOB: 1 BB: 1 P: 11	R: 2 E: 0 K: 0 S: 7	H: 4 LOB: 2 BB: 0 P: 7	R: 0 E: 0 K: 0 S: 4	H: 1 LOB: 2 BB: 1 P: 8	R: 0 E: 0 K: 0 S: 4	H: 1 LOB: 1 BB: 0 P: 4	R: 0 E: 0 K: 0 S: 4	H: 1 LOB: 1 BB: 0 P: 4	R: 0 E: 0 K: 1 S: 6	H: 1 LOB: 1 BB: 0 P: 6	R: 0 E: 0 K: 0 S: 3	H: 0 LOB: 0 BB: 0 P: 3	R: 2 E: 0 K: 1 S: 9	H: 4 LOB: 3 BB: 1 P: 13	1B: 11 2B: 0 3B: 1 HR: 0	SF: 0 SAC: 0 DP: 0 HBP: 0	WP: 0 PB: 0 SB: 0 CS: 0	PA: 45
PITCHER	IP WLS BF H R ER SO BB IBB HBP BLK WP HR S P ERA WHIP	IP WLS BF H R ER SO BB IBB HBP BLK WP HR S P ERA WHIP																		
Wayne Twitchell, R ERA: 4.94 Jesus Hernaiz, R ERA: 2.33 (1, 1) (8, 1)	7.0 W 34 8 2 2 3 5 0 0 0 0 0 0 35 55 2.57 1.857	2.0 11 4 2 2 1 1 0 0 0 0 0 0 12 16 9.00 2.500																		



Batter	1	2	3	4	5	6	7	8	9	AB	R	H	RBI	BB	SO	LOB	TOP		
Dave Cash, R OBP: 0.365, SLG: 0.416 (1, 4)	F9		K		CS	6-3		F9		4	0	0	0	0	1	1	Philadelphia Phillies @ San Diego Padres San Diego Stadium, San Diego, CA Tue Jul 16 1974, 10:05 PM EDT Att: 7,927 - Unknown livebaseballscorecards.com		
Larry Bowa, S OBP: 0.296, SLG: 0.340 (1, 6)	L8			B2-3		FC5-4 1B		F5		4	0	1	0	0	0	0			
Mike Schmidt, R OBP: 0.432, SLG: 0.569 (1, 5)	P3					FC5-4 1B		K		4	1	1	0	0	1	1			
Willie Montanez, L OBP: 0.331, SLG: 0.399 (1, 3)		L7		L7					SH1-3 1B	4	1	2	1	0	0	1			
Del Unser, L OBP: 0.371, SLG: 0.430 (1, 8)		4-3		4-3					SH1-3	3	0	0	0	0	0	2			
Jay Johnstone, L OBP: 0.500, SLG: 0.550 (1, 7)										4	1	3	1	0	1	0			
Bob Boone, R OBP: 0.296, SLG: 0.318 (1, 2)				5-3						3	1	1	0	1	0	1			
Mike Anderson, R OBP: 0.317, SLG: 0.378 (1, 9)										4	0	2	1	0	0	3			
Dick Ruthven, R OBP: 0.122, SLG: 0.122 Jesus Hernaiz, R Pete Richert, L (9, 1)				SH3 1B						3	0	1	1	0	0	2			
										0	0	0	0	0	0	0			
										0	0	0	0	0	0	0			
Inning Stats	R: 0 E: 0 K: 0 S: 3	H: 0 LOB: 0 BB: 0 P: 3	R: 0 E: 0 K: 1 S: 5	H: 0 LOB: 0 BB: 0 P: 5	R: 0 E: 0 K: 1 S: 6	H: 1 LOB: 1 BB: 0 P: 6	R: 0 E: 0 K: 0 S: 4	H: 1 LOB: 1 BB: 0 P: 4	R: 1 E: 0 K: 0 S: 5	H: 2 LOB: 1 BB: 0 P: 5	R: 0 E: 1 K: 0 S: 4	H: 1 LOB: 1 BB: 0 P: 4	R: 0 E: 0 K: 1 S: 5	H: 0 LOB: 0 BB: 0 P: 5	R: 2 E: 0 K: 0 S: 5	H: 3 LOB: 1 BB: 1 P: 9	1B: 8 2B: 3 3B: 0 HR: 0	SF: 0 SAC: 2 DP: 1 HBP: 0	WP: 0 PA: 37 PB: 0 SB: 2 CS: 2
PITCHER	IP WLS BF H R ER SO BB IBB HBP BLK WP HR S P ERA WHIP	IP WLS BF H R ER SO BB IBB HBP BLK WP HR S P ERA WHIP	IP WLS BF H R ER SO BB IBB HBP BLK WP HR S P ERA WHIP	IP WLS BF H R ER SO BB IBB HBP BLK WP HR S P ERA WHIP	IP WLS BF H R ER SO BB IBB HBP BLK WP HR S P ERA WHIP	IP WLS BF H R ER SO BB IBB HBP BLK WP HR S P ERA WHIP	IP WLS BF H R ER SO BB IBB HBP BLK WP HR S P ERA WHIP	IP WLS BF H R ER SO BB IBB HBP BLK WP HR S P ERA WHIP	IP WLS BF H R ER SO BB IBB HBP BLK WP HR S P ERA WHIP	IP WLS BF H R ER SO BB IBB HBP BLK WP HR S P ERA WHIP	IP WLS BF H R ER SO BB IBB HBP BLK WP HR S P ERA WHIP	IP WLS BF H R ER SO BB IBB HBP BLK WP HR S P ERA WHIP	IP WLS BF H R ER SO BB IBB HBP BLK WP HR S P ERA WHIP	IP WLS BF H R ER SO BB IBB HBP BLK WP HR S P ERA WHIP	IP WLS BF H R ER SO BB IBB HBP BLK WP HR S P ERA WHIP	IP WLS BF H R ER SO BB IBB HBP BLK WP HR S P ERA WHIP	IP WLS BF H R ER SO BB IBB HBP BLK WP HR S P ERA WHIP		
Bill Greif, R ERA: 4.9 Dave Tomlin, L ERA: 5.11 Vicente Romo, R ERA: 3.58	8.0 0.1 0.2	30 4 2	8 2 1	2 2 0	3 0 0	0 1 0	0 0 0	0 0 0	0 0 0	0 0 0	0 0 0	0 0 0	0 0 0	0 0 0	0 0 0	0 0 0	2.25 54.00 0.00	1.000 9.000 1.500	

Batter	1	2	3	4	5	6	7	8	9	AB	R	H	RBI	BB	SO	LOB	BOTTOM				
Bobby Tolan, L OBP: 0.331, SLG: 0.390 (1, 9)	F7		4-1		1-3			P6		5	0	1	1	0	0	1	Philadelphia Phillies @ San Diego Padres San Diego Stadium, San Diego, CA Tue Jul 16 1974, 10:05 PM EDT Att: 7,927 - Unknown livebaseballscorecards.com				
Derrel Thomas, S OBP: 0.328, SLG: 0.366 (1, 4)	F8			E1 3B 1B		F8		3-1		4	1	1	0	0	0	0					
Nate Colbert, R OBP: 0.329, SLG: 0.349 (1, 7)	5-3					G3				3	1	1	1	1	0	0					
Willie McCovey, L OBP: 0.422, SLG: 0.450 (1, 3)		F8		G6-4-3 1B						4	1	2	1	0	0	2					
Dave Winfield, R OBP: 0.316, SLG: 0.471 (1, 8)		5-3								4	1	2	2	0	1	1					
Fred Kendall, R OBP: 0.346, SLG: 0.382 Rod Gaspar, S OBP: 0.438, SLG: 0.250 (9, FR)		F9								3	0	1	0	1	0	0					
Dave Roberts, R OBP: 0.265, SLG: 0.267 (1, 5)				4-3						3	1	0	0	0	1	2					
Enzo Hernandez, R OBP: 0.264, SLG: 0.267 (1, 6)										3	0	0	0	1	0	2					
Bill Greif, R Johnny Grubbs, L Dave Tomlin, L Vicente Romo, R Glenn Beckert, R Randy Jones, R (9, PR)				SH3-4 BB						1	0	0	0	0	1	0					
										0	0	0	0	0	0	0					
										0	0	0	0	0	0	0					
										0	0	0	0	0	0	0					
Inning Stats	R: 0 E: 0 K: 0 S: 3	H: 0 LOB: 0 BB: 0 P: 3	R: 0 E: 0 K: 0 S: 3	H: 0 LOB: 0 BB: 0 P: 3	R: 0 E: 0 K: 0 S: 3	H: 0 LOB: 1 BB: 1 P: 7	R: 1 E: 1 K: 0 S: 4	H: 2 LOB: 2 BB: 2 P: 12	R: 0 E: 0 K: 1 S: 5	H: 0 LOB: 0 BB: 0 P: 5	R: 0 E: 0 K: 1 S: 6	H: 1 LOB: 1 BB: 0 P: 6	R: 0 E: 0 K: 1 S: 5	H: 0 LOB: 0 BB: 0 P: 5	R: 0 E: 0 K: 0 S: 3	H: 0 LOB: 0 BB: 0 P: 3	R: 4 E: 1 K: 0 S: 8	H: 6 LOB: 2 BB: 0 P: 8	1B: 5 2B: 0 3B: 1 HR: 3	SF: 0 SAC: 2 DP: 1 HBP: 0	WP: 0 PA: 37 PB: 0 SB: 0 CS: 0
PITCHER	IP WLS BF H R ER SO BB IBB HBP BLK WP HR S P ERA WHIP	IP WLS BF H R ER SO BB IBB HBP BLK WP HR S P ERA WHIP	IP WLS BF H R ER SO BB IBB HBP BLK WP HR S P ERA WHIP	IP WLS BF H R ER SO BB IBB HBP BLK WP HR S P ERA WHIP	IP WLS BF H R ER SO BB IBB HBP BLK WP HR S P ERA WHIP	IP WLS BF H R ER SO BB IBB HBP BLK WP HR S P ERA WHIP	IP WLS BF H R ER SO BB IBB HBP BLK WP HR S P ERA WHIP	IP WLS BF H R ER SO BB IBB HBP BLK WP HR S P ERA WHIP	IP WLS BF H R ER SO BB IBB HBP BLK WP HR S P ERA WHIP	IP WLS BF H R ER SO BB IBB HBP BLK WP HR S P ERA WHIP	IP WLS BF H R ER SO BB IBB HBP BLK WP HR S P ERA WHIP	IP WLS BF H R ER SO BB IBB HBP BLK WP HR S P ERA WHIP	IP WLS BF H R ER SO BB IBB HBP BLK WP HR S P ERA WHIP	IP WLS BF H R ER SO BB IBB HBP BLK WP HR S P ERA WHIP	IP WLS BF H R ER SO BB IBB HBP BLK WP HR S P ERA WHIP	IP WLS BF H R ER SO BB IBB HBP BLK WP HR S P ERA WHIP	IP WLS BF H R ER SO BB IBB HBP BLK WP HR S P ERA WHIP				
Dick Ruthven, R ERA: 3.59 Jesus Hernaiz, R ERA: 2.7 Pete Richert, L ERA: 2.04	8.0 0.2 0.0	31 5 1	5 3 1	3 3 1	3 3 0	3 0 0	0 0 0	0 0 0	0 0 0	0 0 0	0 0 0	0 0 0	0 0 0	0 0 0	0 0 0	0 0 0	3.59 13.50 2.04	4.500 ∞ ∞			

Batter	1	2	3	4	5	6	7	8	9	AB	R	H	RBI	BB	SO	LOB	TOP		
Dave Cash, R OBP: 0.362, SLG: 0.412 Tony Taylor, R OBP: 0.351, SLG: 0.412	(1,4) X 0-0 F8		(2) X 0-0 F9		(2) X 0-0 F8			(1) X 0-3 K		3	0	0	0	0	0	0			
Larry Bowa, S OBP: 0.296, SLG: 0.340 Ed Farmer, R OBP: 0.111, SLG: 0.111 Larry Cox, R OBP: 0.125, SLG: 0.130	(1,6) X 0-0 6-3		(3) X 0-3 K		(3) X 0-0 1B			(2) X 0-0 6-3		3	0	1	0	0	1	0			
Mike Schmidt, R OBP: 0.435, SLG: 0.571 Mac Scarce, L	(1,5) X 0-0 FC4 1B			(3) X 0-0 1B SF8 1B			(3) X 0-0 1-3			4	1	3	0	0	0	1			
Willie Montanez, L OBP: 0.330, SLG: 0.397	(1,3) X 0-0 FC4 1-2			(3) X 0-0 1B 1-2 1B			(1) X 0-3 K			4	0	1	0	0	1	2			
Bill Robinson, R OBP: 0.269, SLG: 0.318 Ollie Brown, R OBP: 0.243, SLG: 0.374	(1,7) X 0-0 K		(1) X 0-0 F7		(2) X 0-0 F8			(1) X 0-0 F8		1	0	0	0	0	1	0			
Alan Bannister, R OBP: 0.286, SLG: 0.286	(1,8) X 0-0 F8			(2) X 0-0 1-2 2-3 1B			(3) X 0-0 F8			4	0	1	0	0	0	0			
Bob Boone, R OBP: 0.296, SLG: 0.320 Ron Schueler, R OBP: 0.167, SLG: 0.143 Jay Johnstone, L OBP: 0.478, SLG: 0.524	(1,2) X 0-0 FC6-4 1B			(2) X 0-0 SF8 3-H 0-0 F9			(1) X 0-0 F7			2	0	1	1	0	0	0			
Mike Anderson, R OBP: 0.314, SLG: 0.374	(1,9) X 0-0 FC6-4 1-2			(3) X 0-0 F9			(2) X 0-0 5-3			3	0	0	0	0	0	3			
Jim Lonborg, R OBP: 0.123, SLG: 0.200 Eddie Watt, R	(1,1) X 0-0 K						(3) X 0-0 F9			1	0	0	0	0	1	0			
Terry Harmon, R OBP: 0.125, SLG: 0.125	(5, PH) (5,6) (8,4)						(1) X 0-0 F8			0	0	0	0	0	0	0			
Inning Stats	R: 0 E: 0 K: 0 S: 4	H: 1 LOB: 1 BB: 0 P: 4	R: 0 E: 0 K: 1 S: 6	H: 1 LOB: 1 BB: 0 P: 6	R: 0 E: 0 K: 2 S: 7	H: 0 LOB: 0 BB: 0 P: 7	R: 1 E: 0 K: 0 S: 6	H: 3 LOB: 2 BB: 0 P: 6	R: 0 E: 0 K: 1 S: 5	H: 0 LOB: 0 BB: 0 P: 5	R: 0 E: 0 K: 0 S: 3	H: 0 LOB: 0 BB: 0 P: 3	R: 0 E: 0 K: 1 S: 6	H: 1 LOB: 1 BB: 0 P: 6	R: 0 E: 0 K: 0 S: 3	H: 0 LOB: 0 BB: 0 P: 3	1B: 7 2B: 0 3B: 0 HR: 0	SF: 1 SAC: 0 DP: 0 HBP: 0	WP: 0 PA: 34 PB: 0 SB: 0 CS: 0
PITCHER Randy Jones, L ERA: 4.12	(1,1)	IP: 9.0 WLS: W BF: 34 H: 7 R: 1 ER: 1 SO: 5 BB: 0 IBB: 0 HBP: 0 BLK: 0 WP: 0 HR: 0 S: 44 P: 44 ERA: 1.00 WHIP: 0.778																	

Philadelphia Phillies @ San Diego Padres
San Diego Stadium, San Diego, CA
Wed Jul 17 1974, 10:05 PM EDT
Att: 9,031 - Unknown

AB 33
R 1
H 7
RBI 1
BB 0
SO 5
LOB 8



Batter	1	2	3	4	5	6	7	8	9	AB	R	H	RBI	BB	SO	LOB	BOTTOM		
Bobby Tolan, L OBP: 0.336, SLG: 0.414 Rod Gaspar, S OBP: 0.412, SLG: 0.231	(1,9) X 0-3 K		(1) X 0-0 K							4	3	3	6	0	1	0			
Derrel Thomas, S OBP: 0.327, SLG: 0.362	(1,4) X 0-0 3-1		(2) X 0-3 K							4	1	0	0	1	1	1			
Dave Winfield, R OBP: 0.320, SLG: 0.473	(1,7) X 0-0 1B									5	1	3	2	0	1	0			
Willie McCovey, L OBP: 0.420, SLG: 0.451 Rich Morales, R OBP: 0.310, SLG: 0.289	(1,3) X 0-0 P4									4	1	1	0	0	1	2			
Johnny Grubb, L OBP: 0.392, SLG: 0.436	(1,8) X 0-0 K									4	3	2	1	1	0	0			
Fred Kendall, R OBP: 0.343, SLG: 0.390	(1,2) X 0-0 1-3									5	1	1	3	0	2	2			
Dave Roberts, R OBP: 0.267, SLG: 0.273	(1,5) X 0-0 1B FC3-2 2B									5	1	2	1	0	0	0			
Enzo Hernandez, R OBP: 0.267, SLG: 0.268	(1,6) X 0-0 FC3-2 HR 1B									3	2	1	0	1	0	1			
Randy Jones, R OBP: 0.174, SLG: 0.178	(1,1) X 0-0 FC3-2 HR									4	2	2	1	0	1	3			
Inning Stats	R: 0 E: 0 K: 1 S: 6	H: 1 LOB: 1 BB: 0 P: 6	R: 4 E: 0 K: 1 S: 9	H: 4 LOB: 0 BB: 0 P: 9	R: 6 E: 1 K: 1 S: 11	H: 5 LOB: 0 BB: 0 P: 11	R: 0 E: 0 K: 1 S: 5	H: 0 LOB: 0 BB: 0 P: 5	R: 0 E: 0 K: 1 S: 5	H: 0 LOB: 1 BB: 1 P: 9	R: 5 E: 0 K: 1 S: 8	H: 3 LOB: 0 BB: 2 P: 16	R: 0 E: 1 K: 0 S: 5	H: 2 LOB: 2 BB: 0 P: 5	R: 0 E: 0 K: 1 S: 5	H: 0 LOB: 0 BB: 0 P: 5	1B: 10 2B: 2 3B: 0 HR: 3	SF: 0 SAC: 0 DP: 0 HBP: 0	WP: 1 PA: 43 PB: 0 SB: 1 CS: 0
PITCHER Jim Lonborg, R ERA: 3.36 Eddie Watt, R ERA: 4.56 Ed Farmer, R ERA: 8.42 Ron Schueler, R ERA: 3.83 Mac Scarce, L ERA: 4.04	(1,1)	IP: 2.2 WLS: L BF: 18 H: 9 R: 1 ER: 1 SO: 6 BB: 0 IBB: 0 HBP: 0 BLK: 0 WP: 1 HR: 1 S: 24 P: 24 ERA: 20.25 WHIP: 3.375																	

Philadelphia Phillies @ San Diego Padres
San Diego Stadium, San Diego, CA
Wed Jul 17 1974, 10:05 PM EDT
Att: 9,031 - Unknown

AB 40
R 15
H 15
RBI 14
BB 3
SO 7
LOB 12



Batter	1	2	3	4	5	6	7	8	9	AB	R	H	RBI	BB	SO	LOB	TOP			
Dave Cash, R OBP: 0.362, SLG: 0.413 (1,4)	6-3			5-3		F8		SH SF9 1B	F8	5	1	1	1	0	0	1				
Larry Bowa, S OBP: 0.296, SLG: 0.339 (1,6)	5-3			L7		F8		SH 2B		3	1	0	0	0	0	1				
Mike Schmidt, R OBP: 0.429, SLG: 0.567 (1,5)	K			E3		F8		SF9		3	0	0	1	0	1	0				
Willie Montanez, L OBP: 0.329, SLG: 0.400 (1,3)		6-3		F9		1B 2B		2B		4	1	2	1	0	0	1				
Del Unser, L OBP: 0.372, SLG: 0.435 (1,8)		K			6-3			2B		3	0	1	1	1	1	0				
Jay Johnstone, L OBP: 0.438, SLG: 0.467 (8,7)				F8		P5		BB		4	0	0	0	0	1	3				
Bob Boone, R OBP: 0.297, SLG: 0.318 (1,2)				F9		P6		P3		4	0	0	0	0	0	3				
Tom Hutton, L OBP: 0.287, SLG: 0.336 (8, PR)				6-3		4-3		1B 1B		3	0	1	0	0	0	0				
Alan Bannister, R OBP: 0.182, SLG: 0.182 (8, PR)										0	1	0	0	0	0	0				
Mike Anderson, R OBP: 0.313, SLG: 0.370 (8, 9)										1	0	0	0	0	1	0				
Dick Ruthven, R OBP: 0.140, SLG: 0.140 (6, 1)				5-3				1B 1B		2	0	1	0	0	0	0				
Jesus Hernaiz, R OBP: 0.368, SLG: 0.429 (8, PH)										0	0	0	0	0	0	0				
Tony Taylor, R OBP: 0.162, SLG: 0.139 (8, 1)										1	1	1	0	0	0	0				
Ron Schueler, R OBP: 0.162, SLG: 0.139 (8, 1)										1	0	0	0	0	1	0				
Inning Stats	R: 0 E: 0 K: 1 S: 5	H: 0 LOB: 0 BB: 0 P: 5	R: 0 E: 0 K: 1 S: 5	H: 0 LOB: 0 BB: 0 P: 5	R: 0 E: 0 K: 0 S: 3	H: 0 LOB: 0 BB: 0 P: 3	R: 0 E: 1 K: 0 S: 4	H: 0 LOB: 1 BB: 0 P: 4	R: 0 E: 0 K: 0 S: 3	H: 0 LOB: 0 BB: 0 P: 3	R: 1 E: 0 K: 1 S: 7	H: 2 LOB: 1 BB: 0 P: 7	R: 4 E: 1 K: 0 S: 8	H: 4 LOB: 2 BB: 1 P: 12	R: 0 E: 0 K: 2 S: 7	H: 0 LOB: 0 BB: 0 P: 7	1B: 5 2B: 2 3B: 0 HR: 0	SF: 1 SAC: 1 DP: 0 HBP: 0	WP: 0 PB: 0 SB: 0 CS: 0	PA: 37
PITCHER	IP WLS BF H R ER SO BB IBB HBP BLK WP HR S P ERA WHIP																			
Don Sutton, R ERA: 4.21 (1, 1)	7.0 L 27 5 3 3 3 0 0 0 0 0 0 0 33 33 3.86 0.714																			
Mike Marshall, R ERA: 2.33 (8, 1)	2.0 10 2 2 1 2 1 0 0 0 0 0 0 13 17 4.50 1.500																			

Philadelphia Phillies @ Los Angeles Dodgers
 Dodger Stadium, Los Angeles, CA
 Sat Jul 20 1974, 7:05 PM PDT
 Att: 52,975 - Unknown



AB 34
 R 5
 H 7
 RBI 4
 BB 1
 SO 5
 LOB 9

Batter	1	2	3	4	5	6	7	8	9	AB	R	H	RBI	BB	SO	LOB	BOTTOM					
Davey Lopes, R OBP: 0.346, SLG: 0.300 (1,4)	6-3			1-3		FC1-4 4-3 2B		E 1B		4	1	1	0	0	0	1						
Bill Buckner, L OBP: 0.357, SLG: 0.406 (1,3)	4-3			FC5 1B		4-3 2B BB		F9		3	1	1	0	1	0	1						
Jimmy Wynn, R OBP: 0.400, SLG: 0.553 (1,8)	K			K		4-3		E5 1B		4	0	1	0	0	2	3						
Joe Ferguson, R OBP: 0.401, SLG: 0.472 (1,2)		5-3						K		3	0	1	2	1	1	1						
Willie Crawford, L OBP: 0.374, SLG: 0.412 (1,9)		4-3		FC5		K				4	0	0	0	0	2	3						
Ron Cey, R OBP: 0.361, SLG: 0.416 (1,5)				F9		K		F9		4	0	1	0	0	1	0						
Von Joshua, L OBP: 0.296, SLG: 0.328 (1,7)				G3		F7		E9 CS 2B		4	0	1	0	0	1	1						
Bill Russell, R OBP: 0.332, SLG: 0.382 (1,6)				1-3		1-3		CS IBB		3	0	1	0	1	0	0						
Don Sutton, R OBP: 0.180, SLG: 0.200 (1, 1)				L9		FC1-4 1B		6-3		3	0	1	0	0	0	2						
Mike Marshall, R OBP: 0.053, SLG: 0.053 (8, 1)										0	0	0	0	0	0	0						
Ken McMullen, R OBP: 0.300, SLG: 0.421 (8, PH)										1	0	0	0	0	0	2						
Inning Stats	R: 0 E: 0 K: 1 S: 5	H: 0 LOB: 0 BB: 0 P: 5	R: 0 E: 0 K: 0 S: 3	H: 0 LOB: 0 BB: 0 P: 3	R: 0 E: 0 K: 0 S: 3	H: 0 LOB: 0 BB: 0 P: 3	R: 0 E: 0 K: 1 S: 6	H: 1 LOB: 2 BB: 1 P: 10	R: 0 E: 0 K: 1 S: 5	H: 0 LOB: 0 BB: 0 P: 5	R: 2 E: 0 K: 1 S: 7	H: 2 LOB: 1 BB: 1 P: 11	R: 0 E: 1 K: 0 S: 3	H: 1 LOB: 1 BB: 1 P: 7	R: 0 E: 1 K: 1 S: 6	H: 2 LOB: 1 BB: 0 P: 6	R: 0 E: 0 K: 2 S: 9	H: 2 LOB: 2 BB: 0 P: 9	1B: 6 2B: 2 3B: 0 HR: 0	SF: 0 SAC: 0 DP: 0 HBP: 0	WP: 0 PB: 0 SB: 0 CS: 2	PA: 36
PITCHER	IP WLS BF H R ER SO BB IBB HBP BLK WP HR S P ERA WHIP																					
Dick Ruthven, R ERA: 3.58 (1, 1)	5.1 20 2 2 2 3 2 0 0 0 0 0 0 24 32 3.38 0.750																					
Jesus Hernaiz, R ERA: 2.29 (6, 1)	1.2 W 7 2 0 0 1 0 1 0 0 0 0 0 8 12 0.00 1.200																					
Ron Schueler, R ERA: 3.73 (8, 1)	2.0 9 4 0 0 3 0 0 0 0 0 0 0 15 15 0.00 2.000																					

Philadelphia Phillies @ Los Angeles Dodgers
 Dodger Stadium, Los Angeles, CA
 Sat Jul 20 1974, 7:05 PM PDT
 Att: 52,975 - Unknown



AB 33
 R 2
 H 8
 RBI 2
 BB 3
 SO 7
 LOB 14

Batter	1	2	3	4	5	6	7	8	9	AB	R	H	RBI	BB	SO	LOB	TOP		
Dave Cash, R OBP: 0.365, SLG: 0.416 (1, 4)										5	0	2	1	0	0	1	Philadelphia Phillies @ Chicago Cubs Wrigley Field, Chicago, IL Thu Jul 25 1974, 3:33 AM CDT Att: 13,849 - Cloudy		
Larry Bowa, S OBP: 0.297, SLG: 0.337 (1, 6)										5	3	2	0	0	0	3			
Mike Schmidt, R OBP: 0.426, SLG: 0.570 (1, 5)										5	2	2	3	0	0	2			
Willie Montanez, L OBP: 0.329, SLG: 0.406 (1, 3)										5	1	1	2	0	0	3			
Del Unser, L OBP: 0.376, SLG: 0.442 (1, 8)										5	1	3	2	0	0	0			
Jay Johnstone, L OBP: 0.432, SLG: 0.441 (1, 9)										4	0	1	0	1	0	2			
Bob Boone, R OBP: 0.295, SLG: 0.312 (1, 2)										4	1	0	0	1	1	3			
Tom Hutton, L OBP: 0.292, SLG: 0.338 (1, 7)										2	1	1	1	1	0	0			
Steve Carlton, L OBP: 0.182, SLG: 0.234 (1, 1)										4	1	1	1	0	0	2			
Inning Stats	R: 0 E: 0 K: 0 S: 4	H: 1 LOB: 1 BB: 0 P: 4	R: 1 E: 0 K: 1 S: 7	H: 2 LOB: 1 BB: 0 P: 7	R: 3 E: 0 K: 0 S: 6	H: 3 LOB: 0 BB: 0 P: 6	R: 0 E: 0 K: 0 S: 3	H: 0 LOB: 1 BB: 1 P: 7	R: 1 E: 0 K: 0 S: 5	H: 2 LOB: 1 BB: 0 P: 5	R: 5 E: 0 K: 0 S: 8	H: 5 LOB: 1 BB: 1 P: 12	R: 0 E: 0 K: 0 S: 3	H: 0 LOB: 0 BB: 0 P: 3	R: 0 E: 0 K: 0 S: 3	H: 0 LOB: 1 BB: 1 P: 7	1B: 8 2B: 3 3B: 1 HR: 1	SF: 1 SAC: 0 DP: 0 HBP: 0	WP: 0 PA: 43 PB: 0 SB: 1 CS: 0
PITCHER	IP WLS BF H R ER SO BB IBB HBP BLK WP HR S P ERA WHIP																		
Burt Hooton, R ERA: 4.8 (1, 1)	4.2 L 23 8 5 5 1 1 0 0 0 0 0 1 24 28 9.64 1.929																		
Dave LaRoche, L ERA: 3.91 (5, 1)	0.1 1 0 0 0 0 0 0 0 0 0 0 0 1 1 0.00 0.000																		
Horacio Pina, R ERA: 3.99 (6, 1)	0.0 4 3 4 4 0 1 0 0 0 0 0 0 3 7 ∞ ∞																		
Ray Burris, R ERA: 5.4 (6, 1)	2.0 8 2 1 1 0 0 0 0 0 0 0 0 8 8 4.50 1.000																		
Jim Todd, R ERA: 3.81 (8, 1)	2.0 7 0 0 0 0 1 0 0 0 0 0 0 6 10 0.00 0.500																		
Batter	1	2	3	4	5	6	7	8	9	AB	R	H	RBI	BB	SO	LOB	BOTTOM		
Rick Monday, L OBP: 0.380, SLG: 0.472 (1, 8)										4	0	1	1	0	3	0	Philadelphia Phillies @ Chicago Cubs Wrigley Field, Chicago, IL Thu Jul 25 1974, 3:33 AM CDT Att: 13,849 - Cloudy		
Don Kessinger, S OBP: 0.344, SLG: 0.323 (1, 6)										4	0	0	0	0	1	1			
Jerry Morales, R OBP: 0.303, SLG: 0.388 (1, 7)										3	0	2	0	1	0	0			
Jose Cardenal, R OBP: 0.358, SLG: 0.446 (1, 9)										3	0	1	0	0	0	1			
Matt Alexander, S OBP: 0.356, SLG: 0.278 (7, 9)										1	0	0	0	0	1	1			
Andre Thornton, R OBP: 0.383, SLG: 0.496 (1, 3)										4	1	1	0	0	1	2			
Bill Madlock, R OBP: 0.354, SLG: 0.422 (1, 5)										4	0	2	0	0	1	1			
Billy Grabarkewitz, R OBP: 0.326, SLG: 0.268 (1, 4)										1	1	0	0	1	0	2			
Carmen Fanzone, R OBP: 0.245, SLG: 0.253 (7, 4)										2	0	0	0	0	1	1			
Steve Swisher, R OBP: 0.304, SLG: 0.287 (1, 2)										3	0	0	0	0	1	1			
Burt Hooton, R ERA: 4.8 (1, 1)	4.2 L 23 8 5 5 1 1 0 0 0 0 0 1 24 28 9.64 1.929																		
Dave LaRoche, L ERA: 3.91 (5, 1)	0.1 1 0 0 0 0 0 0 0 0 0 0 0 1 1 0.00 0.000																		
Horacio Pina, R ERA: 3.99 (6, 1)	0.0 4 3 4 4 0 1 0 0 0 0 0 0 3 7 ∞ ∞																		
Ray Burris, R ERA: 5.4 (6, 1)	2.0 8 2 1 1 0 0 0 0 0 0 0 0 8 8 4.50 1.000																		
Jim Todd, R ERA: 3.81 (8, 1)	2.0 7 0 0 0 0 1 0 0 0 0 0 0 6 10 0.00 0.500																		
Inning Stats	R: 0 E: 0 K: 1 S: 4	H: 0 LOB: 0 BB: 1 P: 8	R: 0 E: 0 K: 1 S: 5	H: 2 LOB: 0 BB: 0 P: 5	R: 1 E: 0 K: 1 S: 6	H: 1 LOB: 1 BB: 1 P: 10	R: 0 E: 0 K: 0 S: 5	H: 2 LOB: 2 BB: 0 P: 5	R: 0 E: 0 K: 2 S: 7	H: 0 LOB: 0 BB: 0 P: 7	R: 1 E: 1 K: 3 S: 11	H: 1 LOB: 1 BB: 0 P: 11	R: 0 E: 0 K: 2 S: 8	H: 1 LOB: 1 BB: 0 P: 8	R: 0 E: 0 K: 0 S: 3	H: 0 LOB: 0 BB: 0 P: 3	1B: 5 2B: 2 3B: 0 HR: 0	SF: 0 SAC: 0 DP: 0 HBP: 0	WP: 1 PA: 36 PB: 0 SB: 0 CS: 3
PITCHER	IP WLS BF H R ER SO BB IBB HBP BLK WP HR S P ERA WHIP																		
Steve Carlton, L ERA: 3.04 (1, 1)	9.0 W 34 7 2 1 11 2 0 0 0 0 1 0 54 62 1.00 1.000																		

AB	39
R	10
H	13
RBI	10
BB	3
SO	1
LOB	16



Batter	1	2	3	4	5	6	7	8	9	AB	R	H	RBI	BB	SO	LOB	TOP			
Rennie Stennett, R OBP: 0.304, SLG: 0.350										5	0	0	0	0	1	2				
Art Howe, R OBP: 0.316, SLG: 0.444	 BB									4	1	0	0	1	1	0				
Al Oliver, L OBP: 0.323, SLG: 0.459	 1B SF9									5	1	1	0	0	0	0				
Willie Stargell, L OBP: 0.401, SLG: 0.569	 1B		 BB							3	2	2	2	1	1	0				
Bob Robertson, R OBP: 0.310, SLG: 0.493	 BB							 1B		2	1	1	0	2	0	1				
Manny Sanguillen, R OBP: 0.299, SLG: 0.375										3	0	1	1	0	0	2				
Ed Kirkpatrick, L OBP: 0.320, SLG: 0.265	 1B				 1B					4	0	2	1	0	0	3				
Frank Taveras, R OBP: 0.286, SLG: 0.280								 1B		3	0	0	0	0	0	3				
Richie Hebner, L OBP: 0.391, SLG: 0.485								 1B		1	0	1	1	0	0	0				
Dave Augustine, R OBP: 0.176, SLG: 0.176										0	0	0	0	0	0	0				
Mario Mendoza, R OBP: 0.294, SLG: 0.291								 1B		0	0	0	0	0	0	0				
Ken Brett, L OBP: 0.342, SLG: 0.485										3	0	1	0	0	1	1				
Ramon Hernandez, S (7, 1)										0	0	0	0	0	0	0				
Gene Clines, R OBP: 0.317, SLG: 0.268				 1B						1	0	1	0	0	0	0				
Dave Giusti, R OBP: 0.125, SLG: 0.125										0	0	0	0	0	0	0				
Inning Stats	R: 3 E: 0 K: 0 S: 6	H: 3 LOB: 2 BB: 2 P: 14	R: 0 E: 0 K: 1 S: 5	H: 0 LOB: 0 BB: 0 P: 5	R: 0 E: 0 K: 0 S: 4	H: 1 LOB: 2 BB: 1 P: 8	R: 0 E: 0 K: 0 S: 3	H: 1 LOB: 0 BB: 0 P: 3	R: 1 E: 0 K: 1 S: 6	H: 1 LOB: 1 BB: 1 P: 10	R: 0 E: 0 K: 1 S: 5	H: 0 LOB: 0 BB: 0 P: 5	R: 1 E: 0 K: 0 S: 6	H: 3 LOB: 2 BB: 0 P: 5	R: 0 E: 0 K: 0 S: 3	H: 0 LOB: 0 BB: 0 P: 3	1B: 9 2B: 0 3B: 0 HR: 1	SF: 1 SAC: 0 DP: 1 HBP: 0	WP: 1 PB: 0 SB: 0 CS: 0	PA: 39
PITCHER	IP WLS BF H R ER SO BB IBB HBP BLK WP HR S P ERA WHIP																			
Dick Ruthven, R ERA: 3.71	(1, 1) 5.0 24 6 4 4 2 4 0 0 0 0 0 1 24 40 7.20 2.000																			
Mac Scarce, L ERA: 4.12	(6, 1) 1.0 4 1 0 0 1 0 0 0 0 0 0 0 6 6 0.00 1.000																			
Pete Richert, L ERA: 1.93	(7, 1) 1.0 W 3 0 0 0 1 0 0 0 0 0 0 0 5 5 0.00 0.000																			
Jesus Hemaiz, R ERA: 3.33	(8, 1) 2.0 8 3 1 1 0 0 0 0 0 0 1 0 8 8 4.50 1.500																			

Pittsburgh Pirates @ Philadelphia Phillies
Veterans Stadium, Philadelphia, PA
Sat Jul 27 1974, 3:33 AM EDT
Unknown

AB 34
R 5
H 10
RBI 5
BB 4
SO 4
LOB 12

Batter	1	2	3	4	5	6	7	8	9	AB	R	H	RBI	BB	SO	LOB	BOTTOM			
Dave Cash, R OBP: 0.363, SLG: 0.412								 S 1B		5	0	1	0	0	0	3				
Larry Bowa, S OBP: 0.302, SLG: 0.339	 BB		 FC6-4				 BB 1B			4	1	2	0	1	0	2				
Mike Schmidt, R OBP: 0.428, SLG: 0.562							 BB 1B			4	1	0	0	1	1	4				
Willie Montanez, L OBP: 0.336, SLG: 0.407			 1B		 1B HBP					2	1	2	0	1	0	0				
Bill Robinson, R OBP: 0.275, SLG: 0.327					 2B		 IBB			4	1	1	0	1	1	5				
Mike Anderson, R OBP: 0.317, SLG: 0.380								 1B		4	0	1	2	0	1	2				
Alan Bannister, R OBP: 0.230, SLG: 0.200					 1B					4	1	1	0	0	3	4				
Jesus Hemaiz, R (8, 1)										0	0	0	0	0	0	0				
Bob Boone, R OBP: 0.294, SLG: 0.306							 IBB	 BB		2	0	0	0	2	0	1				
Dick Ruthven, R ERA: 3.71	(1, 1) 5.0 24 6 4 4 2 4 0 0 0 0 0 1 24 40 7.20 2.000																			
Ollie Brown, R ERA: 2.85	(5, PH) 6.0 L 30 9 6 6 4 1 1 0 0 0 0 0 6 14 9.00 1.833																			
Mac Scarce, L ERA: 4.12	(6, 1) 1.0 4 1 0 0 1 0 0 0 0 0 0 0 6 6 0.00 1.000																			
Tony Taylor, R OBP: 0.260, SLG: 0.444	(6, PH) 1.0 5 1 0 0 1 0 0 0 0 0 1 0 6 10 0.00 1.000																			
Pete Richert, L ERA: 1.93	(7, 1) 1.0 W 3 0 0 0 1 0 0 0 0 0 0 0 5 5 0.00 0.000																			
Del Unser, L OBP: 0.379, SLG: 0.447	(8, 8) 2.0 8 3 1 1 0 0 0 0 0 0 1 0 8 8 4.50 1.500																			
Inning Stats	R: 0 E: 0 K: 1 S: 6	H: 1 LOB: 2 BB: 1 P: 10	R: 0 E: 0 K: 1 S: 5	H: 0 LOB: 0 BB: 0 P: 5	R: 0 E: 0 K: 1 S: 4	H: 1 LOB: 1 BB: 0 P: 4	R: 0 E: 0 K: 1 S: 5	H: 1 LOB: 0 BB: 0 P: 5	R: 2 E: 0 K: 1 S: 6	H: 3 LOB: 1 BB: 0 P: 6	R: 2 E: 0 K: 1 S: 7	H: 2 LOB: 2 BB: 1 P: 12	R: 2 E: 0 K: 1 S: 7	H: 2 LOB: 3 BB: 3 P: 19	R: 0 E: 0 K: 1 S: 6	H: 1 LOB: 2 BB: 1 P: 10	1B: 9 2B: 1 3B: 0 HR: 1	SF: 0 SAC: 1 DP: 1 HBP: 1	WP: 1 PB: 0 SB: 1 CS: 0	PA: 41
PITCHER	IP WLS BF H R ER SO BB IBB HBP BLK WP HR S P ERA WHIP																			
Ken Brett, L ERA: 2.85	(1, 1) 6.0 L 30 9 6 6 4 1 1 0 0 0 0 0 6 14 9.00 1.833																			
Ramon Hernandez, L ERA: 2.25	(7, 1) 1.0 6 1 0 0 1 1 1 0 0 0 0 0 6 14 0.00 2.000																			
Dave Giusti, R ERA: 3.15	(8, 1) 1.0 5 1 0 0 1 0 0 0 0 0 1 0 6 10 0.00 1.000																			


Pittsburgh Pirates @ Philadelphia Phillies
Veterans Stadium, Philadelphia, PA
Sat Jul 27 1974, 3:33 AM EDT
Unknown

AB 33
R 6
H 11
RBI 6
BB 6
SO 6
LOB 24

Batter	1	2	3	4	5	6	7	8	9	AB	R	H	RBI	BB	SO	LOB	TOP					
Rennie Stennett, R OBP: 0.305, SLG: 0.350 (1,4)	0-0 6-3		0-0 FC4		0-0 1B		0-0 1B	0-0 FC5-4		5	1	2	0	0	0	2						
Ed Kirkpatrick, L OBP: 0.323, SLG: 0.259 (1,9)	0-0 F7		1-0 HBP		0-0 F8		4-0 1B		0-0 4-3	3	1	0	0	1	0	1						
Al Oliver, L OBP: 0.324, SLG: 0.458 (1,8)	0-0 G3		0-0 4-3		0-0 1B		0-0 1B		0-0 6-3	5	1	2	1	0	0	2						
Willie Stargell, L OBP: 0.409, SLG: 0.577 (1,7)		0-0 2B		0-0 1B		4-0 FC6-4		0-0 1B	1-0 1B	3	1	3	1	1	0	0						
Bob Robertson, R OBP: 0.319, SLG: 0.493 (1,3)		4-0 BB		0-0 G6-4-3		0-0 1B		0-0 1B	0-0 HBP	4	0	2	0	1	0	2						
Manny Sanguillen, R OBP: 0.297, SLG: 0.370 (1,2)	0-0 F3		0-0 CI		4-0 BB		0-0 1B		0-3 K	4	0	0	0	1	1	6						
Art Howe, R OBP: 0.273, SLG: 0.381 (1,5)	0-0 G6-4-3		0-1 CI		0-0 F7		0-0 FC5-4		0-0 5-3	3	0	0	1	0	0	3						
Frank Taveras, R OBP: 0.292, SLG: 0.282 (8, PH)			0-0 FC4		0-0 F7		4-0 BB		0-0 FC4-6	2	0	1	0	1	0	2						
Gene Clines, R OBP: 0.320, SLG: 0.271 (8, PH)										1	0	1	0	0	0	0						
Mario Mendoza, R OBP: 0.294, SLG: 0.291 (8, PH)										0	0	0	0	0	0	0						
Bruce Kison, R OBP: 0.167, SLG: 0.093 (4, 1)			0-0 P6		0-3 K		0-0 F9		0-0 FC4-6	1	0	0	0	0	0	1						
Daryl Patterson, L OBP: 0.346, SLG: 0.484 (6, PH)										0	0	0	0	0	0	0						
Richie Hebner, L OBP: 0.346, SLG: 0.484 (6, PH)										0	0	0	0	0	0	0						
John Morlan, R OBP: 0.338, SLG: 0.478 (8, PH)										0	0	0	0	0	0	1						
Ken Brett, L OBP: 0.338, SLG: 0.478 (8, PH)										0	0	0	0	0	0	0						
Ramon Hernandez, S OBP: 0.338, SLG: 0.478 (8, PH)										0	0	0	0	0	0	0						
Inning Stats	R: 0 E: 0 K: 0 S: 3	H: 0 LOB: 0 BB: 0 P: 3	R: 0 E: 0 K: 0 S: 3	H: 1 LOB: 1 BB: 1 P: 7	R: 0 E: 0 K: 0 S: 4	H: 1 LOB: 2 BB: 0 P: 5	R: 0 E: 1 K: 0 S: 4	H: 1 LOB: 2 BB: 1 P: 8	R: 0 E: 0 K: 1 S: 6	H: 2 LOB: 2 BB: 0 P: 6	R: 1 E: 0 K: 0 S: 4	H: 1 LOB: 2 BB: 2 P: 12	R: 3 E: 0 K: 0 S: 5	H: 3 LOB: 0 BB: 1 P: 9	R: 0 E: 0 K: 0 S: 4	H: 1 LOB: 1 BB: 0 P: 4	R: 0 E: 0 K: 1 S: 6	H: 1 LOB: 2 BB: 0 P: 7	1B: 10 2B: 1 3B: 0 HR: 0	SF: 0 SAC: 0 DP: 3 HBP: 2	WP: 0 PB: 1 SB: 0 CS: 0	PA: 42
PITCHER	IP	WLS	BF	H	R	ER	SO	BB	IBB	HBP	BLK	WP	HR	S	P	ERA	WHIP					
Wayne Twitchell, R ERA: 4.78	6.0	W	29	7	3	3	1	5	0	1	0	0	0	25	46	4.50	2.000					
Pete Richert, L ERA: 2.41	0.0		2	2	0	0	0	0	0	0	0	0	0	2	2	∞	∞					
Eddie Watt, R ERA: 3.9	3.0	S	11	2	1	1	1	0	0	1	0	0	0	12	13	3.00	0.667					

Pittsburgh Pirates @ Philadelphia Phillies
Veterans Stadium, Philadelphia, PA
Sat Jul 27 1974, 7:05 PM EDT
Att: 55,066 - Unknown


AB	34
R	4
H	11
RBI	3
BB	5
SO	2
LOB	22



Batter	1	2	3	4	5	6	7	8	9	AB	R	H	RBI	BB	SO	LOB	BOTTOM				
Dave Cash, R OBP: 0.364, SLG: 0.410 (1,4)	0-0 F7	0-0 F9		0-0 E		0-0 F8		4-0 BB		4	1	1	0	1	0	0					
Larry Bowa, S OBP: 0.303, SLG: 0.342 (1,6)	0-0 HR		0-0 E	0-0 E5		0-3 K		0-0 F8		5	3	2	0	0	1	3					
Mike Schmidt, R OBP: 0.429, SLG: 0.574 (1,5)	0-0 HR		0-3 K	1-2 1B	0-0 1B	0-3 K				4	2	2	4	0	2	1					
Willie Montanez, L OBP: 0.341, SLG: 0.412 (1,3)	0-0 1B		0-0 2B	1-2 1B	0-0 1B		0-0 F7			4	1	3	2	0	0	0					
Del Unser, L OBP: 0.380, SLG: 0.452 (1,8)	0-0 1B		0-0 2B	0-0 F7		0-0 6-3				4	0	2	1	0	0	1					
Jay Johnstone, L OBP: 0.378, SLG: 0.452 (1,9)	0-0 F7		0-0 F7	0-0 F8		0-3 K				4	0	0	0	0	1	4					
Tom Hutton, L OBP: 0.300, SLG: 0.331 (1,7)	0-0 4-3		4-0 FC5-4		0-0 F8			0-0 P6		2	0	0	0	1	0	2					
Mike Anderson, R OBP: 0.316, SLG: 0.379 (8, PH)										1	0	0	0	0	0	0					
Larry Cox, R OBP: 0.143, SLG: 0.148 (1,2)		0-0 4-3	0-0 FC5-4		0-0 4-3			0-0 6-3		4	0	1	0	0	0	2					
Wayne Twitchell, R OBP: 0.231, SLG: 0.231 (7, 1)		0-3 K		0-3 K		0-3 K		0-0 6-3		3	0	0	0	0	3	0					
Pete Richert, L (7, 1)										0	0	0	0	0	0	0					
Eddie Watt, R (7, 1)										1	0	0	0	0	0	1					
Inning Stats	R: 2 E: 0 K: 0 S: 7	H: 4 LOB: 2 BB: 0 P: 7	R: 0 E: 0 K: 1 S: 5	H: 0 LOB: 0 BB: 0 P: 5	R: 2 E: 1 K: 1 S: 8	H: 3 LOB: 1 BB: 1 P: 12	R: 3 E: 1 K: 1 S: 9	H: 3 LOB: 1 BB: 0 P: 9	R: 0 E: 0 K: 2 S: 7	H: 0 LOB: 0 BB: 0 P: 7	R: 0 E: 0 K: 1 S: 5	H: 0 LOB: 0 BB: 0 P: 5	R: 0 E: 0 K: 0 S: 4	H: 1 LOB: 2 BB: 1 P: 8	R: 0 E: 0 K: 0 S: 4	H: 1 LOB: 2 BB: 1 P: 8	1B: 7 2B: 3 3B: 0 HR: 1	SF: 0 SAC: 0 DP: 0 HBP: 0	WP: 0 PB: 0 SB: 0 CS: 0	PA: 38	
PITCHER	IP	WLS	BF	H	R	ER	SO	BB	IBB	HBP	BLK	WP	HR	S	P	ERA	WHIP				
Bruce Kison, R ERA: 3.51	3.1	L	22	10	7	6	3	0	0	0	0	0	0	7	7	0.00	0.000				
Daryl Patterson, R ERA: 5.14	1.2		5	0	0	0	1	0	0	0	0	0	0	7	7	0.00	0.000				
John Morlan, R ERA: 2.84	2.0		6	0	0	0	3	0	0	0	0	0	0	12	12	0.00	0.000				
Ramon Hernandez, L ERA: 2.2	1.0		5	1	0	0	0	1	0	0	0	0	0	4	8	0.00	2.000				

Pittsburgh Pirates @ Philadelphia Phillies
Veterans Stadium, Philadelphia, PA
Sat Jul 27 1974, 7:05 PM EDT
Att: 55,066 - Unknown


AB	36
R	7
H	11
RBI	7
BB	2
SO	7
LOB	14




Batter	1	2	3	4	5	6	7	8	9	AB	R	H	RBI	BB	SO	LOB	TOP					
Rennie Stennett, R OBP: 0.304, SLG: 0.351	L6		K		FC6-4		6-3		1B 2B	5	1	1	0	0	1	1	Pittsburgh Pirates @ Philadelphia Phillies Veterans Stadium, Philadelphia, PA Sun Jul 28 1974, 3:33 AM EDT Att: 34,049 - Unknown					
Richie Hebner, L OBP: 0.360, SLG: 0.486	1-3		F8			2B 2B		F7	1B	5	1	2	1	0	0	0						
Al Oliver, L OBP: 0.329, SLG: 0.465	2B				S 1B		1-3	E4 1B		4	1	3	0	0	0	1						
Willie Stargell, L OBP: 0.408, SLG: 0.576	F8		K		2B 2B		6-3	6-3 1B		4	1	1	1	0	1	3						
Richie Zisk, R OBP: 0.391, SLG: 0.492		4-3 WP BB		F9		F7		1B BB		2	0	0	0	2	0	2						
Manny Sanguillen, R OBP: 0.299, SLG: 0.375	4-3		F8			2B		1-2 1B		4	0	2	2	0	0	2						
Ed Kirkpatrick, L OBP: 0.323, SLG: 0.255					FC6-4 BB					2	0	0	0	1	0	2						
Bob Robertson, R OBP: 0.317, SLG: 0.489	P4					G3				1	0	0	0	1	2							
Dave Giusti, R OBP: 0.125, SLG: 0.125								K		0	0	0	0	0	0	0						
Mario Mendoza, R OBP: 0.290, SLG: 0.287	6-3				F4		L8		P9	2	0	0	0	0	0	2						
Gene Clines, R OBP: 0.318, SLG: 0.270										1	0	0	0	0	0	0						
Frank Taveras, R OBP: 0.292, SLG: 0.282										0	0	0	0	0	0	0						
Paul Popovich, S OBP: 0.263, SLG: 0.250										1	0	0	0	0	0	0						
Larry Demery, R OBP: 0.077, SLG: 0.231			K		K		F8		K	2	0	0	0	0	2	1						
Ken Brett, L OBP: 0.333, SLG: 0.471										1	0	0	0	0	0	0						
Ramon Hernandez, S OBP: 0.167, SLG: 0.167										0	0	0	0	0	0	0						
Dave Augustine, R OBP: 0.167, SLG: 0.167										1	0	0	0	0	1	0						
Inning Stats	R: 0 E: 0 K: 0 S: 4	H: 1 LOB: 1 BB: 4	R: 0 E: 0 K: 0 S: 3	H: 0 LOB: 1 BB: 7	R: 0 E: 0 K: 2 S: 7	H: 0 LOB: 0 BB: 0	R: 0 E: 0 K: 1 S: 6	H: 1 LOB: 1 BB: 0 P: 6	R: 0 E: 0 K: 1 S: 5	H: 0 LOB: 1 BB: 1 P: 9	R: 2 E: 0 K: 0 S: 6	H: 3 LOB: 1 BB: 0 P: 6	R: 0 E: 0 K: 0 S: 3	H: 0 LOB: 0 BB: 3	R: 1 E: 1 K: 1 S: 7	H: 2 LOB: 2 BB: 11	R: 1 E: 0 K: 1 S: 6	H: 2 LOB: 1 BB: 6	1B: 4 2B: 5 3B: 0 HR: 0	SF: 0 SAC: 0 DP: 0 HBP: 0	WP: 1 PB: 0 SB: 1 CS: 0	PA: 38
PITCHER	IP WLS BF H R ER SO BB IBB HBP BLK WP HR S P ERA WHIP																					
Ron Schueler, R ERA: 3.88	(1, 1) 7.0 28 5 2 2 4 2 0 0 0 0 1 0 34 42 2.57 1.000																					
Pete Richert, L ERA: 2.33	(8, 1) 0.2 3 1 1 0 0 0 0 0 0 0 0 0 3 3 0.00 1.500																					
Jesus Hernaiz, R ERA: 3.33	(8, 1) 0.0 2 1 0 0 0 1 0 0 0 0 0 0 1 5 ∞ ∞																					
Mac Scarce, L ERA: 4.2	(8, 1) 1.1 L 5 2 1 1 2 0 0 0 0 0 0 0 9 9 6.75 1.500																					
Batter	1	2	3	4	5	6	7	8	9	AB	R	H	RBI	BB	SO	LOB	BOTTOM					
Dave Cash, R OBP: 0.361, SLG: 0.406	5-3		4-3		P5		F7			4	0	0	0	0	0	1	Pittsburgh Pirates @ Philadelphia Phillies Veterans Stadium, Philadelphia, PA Sun Jul 28 1974, 3:33 AM EDT Att: 34,049 - Unknown					
Larry Bowa, S OBP: 0.300, SLG: 0.339	K		F9		B1-3		F8			4	0	0	0	0	1	1						
Mike Schmidt, R OBP: 0.425, SLG: 0.567	K		K		F7			F7		4	0	0	0	0	2	0						
Willie Montanez, L OBP: 0.340, SLG: 0.410		1B 3B 1B		4-3		3-1		4-3		4	1	1	0	0	0	0						
Del Unser, L OBP: 0.375, SLG: 0.445		K		5-3		3-1		1-3		4	0	0	0	0	1	1						
Jay Johnstone, L OBP: 0.388, SLG: 0.543			F7		HR		2B		F8	4	1	2	1	0	0	1						
Bob Boone, R OBP: 0.297, SLG: 0.308		1-3 3B 1B		S 1B		F7		L6		4	1	2	0	0	0	1						
Tom Hutton, L OBP: 0.309, SLG: 0.350										1	0	1	2	1	0	0						
Mike Anderson, R OBP: 0.317, SLG: 0.387		1-H 3-H 3B		1-2 IBB			3B		5-3	2	0	1	0	0	0	0						
Ron Schueler, R OBP: 0.154, SLG: 0.132										2	0	0	0	0	2	3						
Bill Robinson, R OBP: 0.274, SLG: 0.326										1	0	0	0	0	0	1						
Pete Richert, L ERA: 2.33										0	0	0	0	0	0	0						
Jesus Hernaiz, R ERA: 3.06										0	0	0	0	0	0	0						
Mac Scarce, L ERA: 3.06										0	0	0	0	0	0	0						
Inning Stats	R: 0 E: 0 K: 2 S: 7	H: 0 LOB: 0 BB: 0 P: 7	R: 2 E: 0 K: 2 S: 10	H: 3 LOB: 1 BB: 0 P: 10	R: 0 E: 0 K: 1 S: 5	H: 0 LOB: 0 BB: 0 P: 5	R: 1 E: 0 K: 1 S: 7	H: 2 LOB: 1 BB: 1 P: 11	R: 0 E: 0 K: 0 S: 3	H: 0 LOB: 0 BB: 0 P: 3	R: 0 E: 0 K: 0 S: 4	H: 1 LOB: 1 BB: 0 P: 4	R: 0 E: 0 K: 0 S: 4	H: 1 LOB: 1 BB: 0 P: 4	R: 0 E: 0 K: 0 S: 3	H: 0 LOB: 0 BB: 0 P: 3	R: 0 E: 0 K: 0 S: 3	H: 0 LOB: 0 BB: 0 P: 3	1B: 3 2B: 1 3B: 2 HR: 1	SF: 0 SAC: 0 DP: 0 HBP: 0	WP: 0 PB: 0 SB: 1 CS: 0	PA: 35
PITCHER	IP WLS BF H R ER SO BB IBB HBP BLK WP HR S P ERA WHIP																					
Larry Demery, R ERA: 5.2	(1, 1) 6.0 25 6 3 3 3 0 0 0 0 0 1 36 40 4.50 1.000																					
Ramon Hernandez, L ERA: 2.14	(7, 1) 1.0 4 1 0 0 0 0 0 0 0 0 0 4 4 0.00 1.000																					
Dave Giusti, R ERA: 3.06	(8, 1) 2.0 W 6 0 0 0 0 0 0 0 0 0 0 6 6 0.00 0.000																					

Batter	1	2	3	4	5	6	7	8	9	AB	R	H	RBI	BB	SO	LOB	TOP			
Rennie Stennett, R OBP: 0.301, SLG: 0.347 (1, 4)										4	0	0	0	0	2	1	Pittsburgh Pirates @ Philadelphia Phillies Veterans Stadium, Philadelphia, PA Mon Jul 29 1974, 7:05 PM EDT Att: 27,760 - Unknown			
Gene Clines, R OBP: 0.317, SLG: 0.267 (1, 8)										3	1	0	0	1	0	1				
Al Oliver, L OBP: 0.325, SLG: 0.459 (1, 3)										4	0	0	0	0	2	1				
Willie Stargell, L OBP: 0.407, SLG: 0.572 Dave Augustine, R OBP: 0.156, SLG: 0.158 (7, 7)										2	0	0	0	1	0	0				
Richie Zisk, R OBP: 0.392, SLG: 0.492 (1, 9)										4	0	2	1	0	0	0				
Manny Sanguillen, R OBP: 0.300, SLG: 0.372 Chuck Brinkman, R OBP: 0.211, SLG: 0.176 (7, 2)										2	0	0	0	1	0	1				
Richie Hebner, L OBP: 0.357, SLG: 0.481 (1, 5)										3	0	0	0	0	0	4				
Mario Mendoza, R OBP: 0.284, SLG: 0.280 (1, 6)										3	0	0	0	0	0	0				
Jerry Reuss, L OBP: 0.316, SLG: 0.255 Daryl Patterson, L (6, 1)										2	0	0	0	0	2	0				
Inning Stats	R: 1 E: 0 K: 1 S: 6	H: 1 LOB: 3 BB: 3 P: 18	R: 0 E: 0 K: 1 S: 5	H: 0 LOB: 0 BB: 0 P: 5	R: 0 E: 0 K: 1 S: 5	H: 0 LOB: 0 BB: 0 P: 5	R: 0 E: 0 K: 0 S: 3	H: 1 LOB: 1 BB: 0 P: 3	R: 0 E: 0 K: 1 S: 5	H: 0 LOB: 0 BB: 0 P: 5	R: 0 E: 0 K: 0 S: 3	H: 0 LOB: 0 BB: 0 P: 3	R: 0 E: 1 K: 2 S: 8	H: 0 LOB: 1 BB: 0 P: 8	R: 0 E: 0 K: 1 S: 5	H: 0 LOB: 0 BB: 0 P: 5		1B: 2 2B: 0 3B: 0 HR: 0	SF: 0 SAC: 0 DP: 1 HBP: 0	WP: 1 PB: 0 SB: 1 CS: 0
PITCHER Steve Carlton, L ERA: 2.94 (1, 1)	IP: 9.0 WLS: W BF: 32	H: 2 R: 1 ER: 1 SO: 8	BB: 3 IBB: 0 HBP: 0 BLK: 0	WP: 1 HR: 0 S: 45 P: 57	ERA: 1.00 WHIP: 0.556											ERA: 2.94	WHIP: 0.556			

Batter	1	2	3	4	5	6	7	8	9	AB	R	H	RBI	BB	SO	LOB	BOTTOM			
Dave Cash, R OBP: 0.363, SLG: 0.410 Tony Taylor, R OBP: 0.390, SLG: 0.486 (8, 4)										4	2	2	0	1	0	0	Pittsburgh Pirates @ Philadelphia Phillies Veterans Stadium, Philadelphia, PA Mon Jul 29 1974, 7:05 PM EDT Att: 27,760 - Unknown			
Larry Bowa, S OBP: 0.300, SLG: 0.341 Terry Harmon, R OBP: 0.222, SLG: 0.125 (8, 6)										4	1	1	0	0	0	2				
Mike Schmidt, R OBP: 0.585, SLG: 0.585 Del Unser, L OBP: 0.375, SLG: 0.445 (8, 8)										5	3	3	4	1	0	3				
Willie Montanez, L OBP: 0.344, SLG: 0.413 Tom Hutton, L OBP: 0.309, SLG: 0.350 (8, 3)										5	2	3	1	0	0	2				
Ollie Brown, R OBP: 0.258, SLG: 0.410 (1, 9)										4	2	3	2	1	1	1				
Bill Robinson, R OBP: 0.276, SLG: 0.332 (1, 7)										5	1	2	1	0	1	3				
Alan Bannister, R OBP: 0.300, SLG: 0.176 (9, 6)										2	1	0	0	3	0	1				
Bob Boone, R OBP: 0.298, SLG: 0.310 (1, 2)										5	1	2	3	0	0	4				
Steve Carlton, L OBP: 0.169, SLG: 0.221 (1, 1)										4	0	0	1	0	2	2				
Inning Stats	R: 2 E: 0 K: 1 S: 8	H: 3 LOB: 3 BB: 2 P: 16	R: 3 E: 0 K: 1 S: 8	H: 4 LOB: 1 BB: 1 P: 12	R: 0 E: 0 K: 1 S: 5	H: 0 LOB: 0 BB: 0 P: 5	R: 0 E: 1 K: 0 S: 4	H: 0 LOB: 1 BB: 0 P: 4	R: 0 E: 0 K: 0 S: 3	H: 0 LOB: 1 BB: 1 P: 7	R: 5 E: 0 K: 1 S: 11	H: 6 LOB: 2 BB: 1 P: 15	R: 0 E: 0 K: 0 S: 4	H: 1 LOB: 1 BB: 0 P: 4	R: 3 E: 0 K: 0 S: 6	H: 3 LOB: 2 BB: 2 P: 14		1B: 9 2B: 5 3B: 1 HR: 2	SF: 1 SAC: 0 DP: 0 HBP: 0	WP: 0 PB: 0 SB: 0 CS: 1
PITCHER Jerry Reuss, L ERA: 4.0 Daryl Patterson, R ERA: 6.06 (6, 1)	IP: 5.2 WLS: L BF: 33	H: 12 R: 10 ER: 10 SO: 4	BB: 3 IBB: 0 HBP: 0 BLK: 0	WP: 0 HR: 2 S: 37 P: 53	ERA: 15.88 WHIP: 2.647											ERA: 6.06	WHIP: 3.429			

Batter	1	2	3	4	5	6	7	8	9	AB	R	H	RBI	BB	SO	LOB	TOP
Ron Hunt, R OBP: 0.380, SLG: 0.298 (1,4)	F9		F8		P3			E BB		3	0	0	0	1	0	0	Montreal Expos @ Philadelphia Phillies Veterans Stadium, Philadelphia, PA Thu Aug 01 1974, 7:05 PM EDT Att: 20,146 - Unknown
Tim Foli, R OBP: 0.274, SLG: 0.264 (1,6)	F SF8 1B		F8			G4-6-3 1B		E3 L3		4	1	2	0	0	0	1	
Willie Davis, L OBP: 0.326, SLG: 0.412 (1,8)	SF8 1-H		K			K		L3		3	0	0	1	0	2	3	
Ken Singleton, S OBP: 0.399, SLG: 0.393 (1,9)	1B 2B			1-3		G4-6-3 1-2			6-3	4	1	1	0	0	0	1	
Mike Jorgensen, L OBP: 0.426, SLG: 0.503 (1,7)	2H 1B			K			K		F3	4	0	1	1	0	2	0	
Bob Bailey, R OBP: 0.395, SLG: 0.431 (1,5)	6-3			F8			G3 BB			3	1	1	0	1	0	1	
Ron Fairly, L OBP: 0.385, SLG: 0.462 (1,3)		F7			HR		G3			4	1	2	2	0	0	1	
Barry Foote, R OBP: 0.302, SLG: 0.369 (1,2)		P4			6-3			1-2 3B		4	0	0	0	0	1	2	
Ernie McAnally, R OBP: 0.146, SLG: 0.119 (3,1) Don Carrithers, R OBP: 0.226, SLG: 0.190 (5, Ph) Mike Torrez, L OBP: 0.196, SLG: 0.073 (8, Ph) Larry Blitner, R OBP: 0.191 (8,1)		P6			F7			F9		1	0	0	0	0	0	0	
Inning Stats	R: 2 E: 1 K: 0 S: 6	H: 3 LOB: 1 BB: 0 P: 6	R: 0 E: 0 K: 0 S: 3	H: 0 LOB: 0 BB: 0 P: 3	R: 0 E: 0 K: 1 S: 5	H: 0 LOB: 0 BB: 0 P: 5	R: 0 E: 0 K: 1 S: 5	H: 1 LOB: 0 BB: 0 P: 4	R: 0 E: 0 K: 1 S: 5	H: 0 LOB: 1 BB: 1 P: 9	R: 0 E: 1 K: 0 S: 3	H: 0 LOB: 1 BB: 1 P: 7	R: 1 E: 0 K: 1 S: 7	H: 2 LOB: 1 BB: 0 P: 7	1B: 4 2B: 2 3B: 1 HR: 1	SF: 1 SAC: 0 DP: 2 HBP: 0	
PITCHER Wayne Twitchell, R ERA: 4.64 (1,1)	IP: 9.0 WLS: W BF: 35 H: 7 R: 4 ER: 4 SO: 5 BB: 2 IBB: 0 HBP: 0 BLK: 0 WP: 0 HR: 1 S: 43 P: 51 ERA: 4.00 WHIP: 1.000															PITCHER	

Batter	1	2	3	4	5	6	7	8	9	AB	R	H	RBI	BB	SO	LOB	BOTTOM
Dave Cash, R OBP: 0.363, SLG: 0.406 (1,4)	F7	FC5-4 1-2	F8			5-3		4-3		5	0	0	0	0	0	4	Montreal Expos @ Philadelphia Phillies Veterans Stadium, Philadelphia, PA Thu Aug 01 1974, 7:05 PM EDT Att: 20,146 - Unknown
Larry Bowa, S OBP: 0.302, SLG: 0.342 (1,6)	4-3		FC6-4 1B		S 1B	K				4	0	2	0	0	1	0	
Mike Schmidt, R OBP: 0.422, SLG: 0.578 (1,5)			FC6-4 1B HR		F7 1-2		E5 FC1-6			3	1	0	0	1	0	2	
Willie Montanez, L OBP: 0.342, SLG: 0.408 (1,3)	F7		HR 1B		F8		FC1-6 1-2			4	1	1	0	0	0	3	
Del Unser, L OBP: 0.377, SLG: 0.456 (1,8)		1B BB	HR 1-H 2-H		L3		F8			3	2	1	3	1	0	2	
Jay Johnstone, L OBP: 0.424, SLG: 0.528 (1,9) (9,7)	F7		3B BB		F8		K			3	1	0	0	1	1	2	
Bob Boone, R OBP: 0.299, SLG: 0.318 (1,2)	1B 1-2	1B	SF9 3B		F9			4-3 BB		3	1	2	1	1	0	0	
Tom Hutton, L OBP: 0.308, SLG: 0.344 (1,7) Mike Anderson, R OBP: 0.315, SLG: 0.384 (9,9)	FC5-4 1-2 2-H	1B	SF9		4-3			4-3		3	0	1	2	0	0	1	
Wayne Twitchell, R OBP: 0.235, SLG: 0.235 (1,1)	K		1B		1-3			K		4	0	1	0	0	2	3	
Inning Stats	R: 0 E: 0 K: 0 S: 3	H: 0 LOB: 1 BB: 1 P: 7	R: 1 E: 0 K: 1 S: 7	H: 2 LOB: 2 BB: 1 P: 11	R: 5 E: 0 K: 0 S: 8	H: 5 LOB: 1 BB: 1 P: 12	R: 0 E: 0 K: 0 S: 4	H: 1 LOB: 1 BB: 0 P: 4	R: 0 E: 0 K: 1 S: 5	H: 0 LOB: 0 BB: 0 P: 5	R: 0 E: 1 K: 1 S: 6	H: 0 LOB: 1 BB: 0 P: 6	R: 0 E: 0 K: 1 S: 5	H: 0 LOB: 1 BB: 1 P: 9	1B: 6 2B: 0 3B: 1 HR: 1	SF: 1 SAC: 0 DP: 0 HBP: 0	
PITCHER Ernie McAnally, R ERA: 4.26 (1,1) Don Carrithers, R ERA: 3.18 (3,1) Mike Torrez, R ERA: 4.33 (5,1) Dale Murray, R ERA: 2.0 (8,1)	IP: 2.1 WLS: L BF: 14 H: 5 R: 4 ER: 4 SO: 4 BB: 2 IBB: 0 HBP: 0 BLK: 0 WP: 0 HR: 1 S: 14 P: 22 ERA: 15.43 WHIP: 3.000															PITCHER	

Batter	1	2	3	4	5	6	7	8	9	AB	R	H	RBI	BB	SO	LOB	TOP										
Ron Hunt, R OBP: 0.379, SLG: 0.300 Larry Lintz, S OBP: 0.333, SLG: 0.280	F3		5-3		SH5-4	F7			SH 1B 2B	4	0	1	0	0	0	3											
Tim Foli, R OBP: 0.274, SLG: 0.261	1B BB		F3		K		F8		SH 4-3 1B 2-3	3	0	0	0	1	1	2											
Willie Davis, L OBP: 0.327, SLG: 0.420	F7		HR		1-3		F9		4-3 1B 1-2 3-H	5	1	2	2	0	0	3											
Bob Bailey, R OBP: 0.398, SLG: 0.441 Pepe Frias, R OBP: 0.296, SLG: 0.298	1-2 1B		K			HR	BB		F8	4	1	2	1	1	1	2											
Hal Breeden, R OBP: 0.327, SLG: 0.366 Mike Jorgensen, L OBP: 0.424, SLG: 0.500	K			K		BB SH1-3 BB	F8		4-3	3	0	0	0	1	2	3											
Ron Woods, R OBP: 0.307, SLG: 0.211		K		CS BB		SH1-3		6-3	K	3	0	0	0	1	2	2											
Ken Singleton, S OBP: 0.395, SLG: 0.389		F8		K		K		6-3		4	0	0	0	0	2	2											
Barry Foote, R OBP: 0.312, SLG: 0.375		1B				SH5-4 BB 1B	BB IBB	BB		2	0	2	0	2	0	0											
Steve Rogers, R OBP: 0.239, SLG: 0.164 Chuck Taylor, R OBP: 0.500, SLG: 0.571	K				SH5-4 BB	1-2 BB		F8		2	0	0	0	2	1	2											
Inning Stats	R: 0 E: 0 K: 1 S: 6	H: 1 LOB: 2 BB: 1 P: 10	R: 0 E: 0 K: 2 S: 8	H: 1 LOB: 1 BB: 0 P: 8	R: 1 E: 0 K: 1 S: 6	H: 1 LOB: 0 BB: 0 P: 6	R: 0 E: 0 K: 2 S: 6	H: 0 LOB: 1 BB: 1 P: 10	R: 0 E: 0 K: 1 S: 6	H: 1 LOB: 2 BB: 3 P: 10	R: 0 E: 0 K: 0 S: 3	H: 0 LOB: 1 BB: 1 P: 7	R: 0 E: 0 K: 0 S: 3	H: 0 LOB: 1 BB: 1 P: 7	R: 1 E: 0 K: 1 S: 8	H: 2 LOB: 2 BB: 0 P: 8	1B: 4 2B: 2 3B: 0 HR: 2	SF: 0 SAC: 3 DP: 1 HBP: 0	WP: 0 PB: 0 SB: 0 CS: 1	PA: 42							
PITCHER	IP	WLS	BF	H	R	ER	SO	BB	IBB	HBP	BLK	WP	HR	S	P	ERA	WHIP										
Steve Carlton, L ERA: 2.93	7.0		32	5	2	2	8	6	1	0	0	0	2	41	69	2.57	1.571										
Gene Garber, R ERA: 4.45	1.0		4	0	0	0	0	1	0	0	0	0	0	3	7	0.00	1.000										
Eddie Watt, R ERA: 4.2	0.0	L	2	1	1	0	0	0	0	0	0	0	0	2	2	∞	∞										
Pete Richert, L ERA: 2.42	1.0		4	1	0	0	1	0	0	0	0	0	0	6	6	0.00	1.000										

Montreal Expos @ Philadelphia Phillies
Veterans Stadium, Philadelphia, PA
Fri Aug 02 1974, 7:05 PM EDT
Att: 21,068 - Unknown

AB	31
R	3
H	7
RBI	3
BB	8
SO	9
LOB	21



Batter	1	2	3	4	5	6	7	8	9	AB	R	H	RBI	BB	SO	LOB	BOTTOM										
Dave Cash, R OBP: 0.362, SLG: 0.405	5-3		K			G1		CS 1B		4	0	1	0	0	1	1											
Larry Bowa, S OBP: 0.304, SLG: 0.348	1B 1B		F7			F8		1-2 1B 3B		4	1	2	0	0	0	1											
Mike Schmidt, R OBP: 0.423, SLG: 0.576	K				4-3		BB	BB 1B		3	0	1	1	1	1	1											
Willie Montanez, L OBP: 0.344, SLG: 0.408	PB 1B				F8		F9	3-H BB		3	0	1	0	1	0	2											
Del Unser, L OBP: 0.372, SLG: 0.450	6-3				F8		F3	F8		4	0	0	0	0	0	4											
Jay Johnstone, L OBP: 0.429, SLG: 0.571		F9			F9		HR	G6-4-3 BB		3	1	1	1	1	0	0											
Bob Boone, R OBP: 0.296, SLG: 0.314		6-3			F8		F9	G6-4-3 1-2		4	0	0	0	0	0	1											
Tom Hutton, L OBP: 0.301, SLG: 0.335		4-3			3-1		G3	F9		4	0	0	0	0	0	0											
Steve Carlton, L OBP: 0.178, SLG: 0.229 Gene Garber, R			4-3					P4		2	0	1	0	0	0	0											
Ollie Brown, R OBP: 0.260, SLG: 0.432 Eddie Watt, R Pete Richert, L						G1 1B				1	0	0	0	0	0	0											
Inning Stats	R: 0 E: 0 K: 1 S: 7	H: 2 LOB: 0 BB: 0 P: 7	R: 0 E: 0 K: 0 S: 3	H: 0 LOB: 0 BB: 0 P: 3	R: 0 E: 0 K: 1 S: 5	H: 0 LOB: 0 BB: 0 P: 5	R: 0 E: 0 K: 0 S: 3	H: 0 LOB: 0 BB: 0 P: 3	R: 0 E: 0 K: 0 S: 4	H: 1 LOB: 2 BB: 1 P: 8	R: 1 E: 0 K: 0 S: 4	H: 1 LOB: 0 BB: 0 P: 4	R: 1 E: 0 K: 0 S: 5	H: 3 LOB: 2 BB: 1 P: 9	R: 0 E: 0 K: 0 S: 2	H: 0 LOB: 0 BB: 1 P: 6	1B: 5 2B: 0 3B: 1 HR: 1	SF: 0 SAC: 0 DP: 1 HBP: 0	WP: 0 PB: 1 SB: 0 CS: 1	PA: 35							
PITCHER	IP	WLS	BF	H	R	ER	SO	BB	IBB	HBP	BLK	WP	HR	S	P	ERA	WHIP										
Steve Rogers, R ERA: 4.38	8.0		32	7	2	2	2	2	0	0	0	0	1	34	42	2.25	1.125										
Chuck Taylor, R ERA: 2.31	1.0	S	3	0	0	0	0	1	0	0	0	0	0	2	6	0.00	1.000										

Montreal Expos @ Philadelphia Phillies
Veterans Stadium, Philadelphia, PA
Fri Aug 02 1974, 7:05 PM EDT
Att: 21,068 - Unknown

AB	32
R	2
H	7
RBI	2
BB	3
SO	2
LOB	10



Batter	1	2	3	4	5	6	7	8	9	AB	R	H	RBI	BB	SO	LOB	TOP										
Dave Cash, R OBP: 0.360, SLG: 0.403	6-3		6-3	G6-4-3			F7		FC3-6	5	0	1	0	0	0	2	Philadelphia Phillies @ St. Louis Cardinals Busch Stadium, St. Louis, MO Sat Aug 03 1974, 7:05 PM CDT Att: 36,053 - Unknown livebaseballscorecards.com										
Larry Bowa, S OBP: 0.395, SLG: 0.347	3B		P6		F2		FC5-4		FC3-6	4	1	1	0	1	0	1											
Mike Schmidt, R OBP: 0.424, SLG: 0.583	E				5-3		FC5-4			4	1	2	1	0	0	1											
Willie Montanez, L OBP: 0.346, SLG: 0.407	FC				F7				FC4-3	3	0	1	0	1	0	0											
Del Unser, L OBP: 0.368, SLG: 0.443	P6		4-3				F9		FC4-3	4	0	0	0	0	0	4											
Jay Johnstone, L OBP: 0.424, SLG: 0.559	P3						1-3		F8	3	1	1	0	0	0	1											
Bill Robinson, R OBP: 0.273, SLG: 0.328				1B						1	0	0	0	0	0	1											
Bob Boone, R OBP: 0.298, SLG: 0.317		6-3		FC5-6					F9	4	0	2	0	0	0	1											
Tom Hutton, L OBP: 0.302, SLG: 0.335	6-3						G3		4-3	3	0	1	1	0	0	1											
Mike Anderson, R OBP: 0.314, SLG: 0.383				FC5-6						1	0	0	0	0	0	0											
Jim Lonborg, R OBP: 0.130, SLG: 0.194	K			FC5-6			5-3		F3	4	0	0	0	0	1	2											
Inning Stats	R: 2 E: 1 K: 0 S: 6	H: 2 LOB: 1 BB: 0 P: 6	R: 0 E: 0 K: 1 S: 5	H: 0 LOB: 0 BB: 0 P: 5	R: 0 E: 0 K: 0 S: 4	H: 1 LOB: 2 BB: 1 P: 8	R: 1 E: 0 K: 0 S: 5	H: 3 LOB: 1 BB: 0 P: 5	R: 0 E: 0 K: 0 S: 3	H: 0 LOB: 0 BB: 0 P: 3	R: 0 E: 0 K: 0 S: 4	H: 1 LOB: 1 BB: 0 P: 4	R: 0 E: 0 K: 0 S: 3	H: 0 LOB: 1 BB: 1 P: 7	R: 0 E: 0 K: 0 S: 4	H: 1 LOB: 1 BB: 0 P: 4	R: 0 E: 0 K: 0 S: 4	H: 1 LOB: 1 BB: 0 P: 4	1B: 7 2B: 1 3B: 1 HR: 0	SF: 0 SAC: 0 DP: 1 HBP: 0	WP: 0 PB: 0 SB: 0 CS: 0	PA: 38					
PITCHER	IP	WLS	BF	H	R	ER	SO	BB	IBB	HBP	BLK	WP	HR	S	P	ERA	WHIP										
Sonny Siebert, R ERA: 3.34	(1, 1)	7.0	30	7	3	2	1	2	0	0	0	0	0	30	38	2.57	1.286										
Al Hrabosky, L ERA: 3.91	(8, 1)	1.0	4	1	0	0	0	0	0	0	0	0	0	4	4	0.00	1.000										
Mike Garman, R ERA: 3.29	(9, 1)	1.0	W	4	1	0	0	0	0	0	0	0	0	4	4	0.00	1.000										

Batter	1	2	3	4	5	6	7	8	9	AB	R	H	RBI	BB	SO	LOB	BOTTOM											
Lou Brock, L OBP: 0.371, SLG: 0.400	G4-6-3		3-1		E4				4-3	4	1	2	1	1	0	0	Philadelphia Phillies @ St. Louis Cardinals Busch Stadium, St. Louis, MO Sat Aug 03 1974, 7:05 PM CDT Att: 36,053 - Unknown livebaseballscorecards.com											
Ted Sizemore, R OBP: 0.345, SLG: 0.336	G4-6-3				6-3		F8		4-3	4	0	1	0	1	0	5												
Bake McBride, L OBP: 0.363, SLG: 0.388	G4-6-3				FC4-6		F8			5	2	2	1	0	0	3												
Ted Simmons, S OBP: 0.320, SLG: 0.431	4-3				2B		P6		4-3	4	0	1	0	0	0	2												
Joe Torre, R OBP: 0.372, SLG: 0.423			P3				F8		F8	4	0	1	1	0	0	1												
Jose Cruz, L OBP: 0.319, SLG: 0.413			G3		3-1					4	0	1	1	0	1	2												
Ken Reitz, R OBP: 0.316, SLG: 0.388	6-3				4-3					4	0	1	0	0	0	3												
Mike Tyson, R OBP: 0.252, SLG: 0.263					1-3					2	0	0	0	0	0	0												
Tim McCarver, L OBP: 0.355, SLG: 0.243										0	0	0	0	1	0	0												
Jerry Davanon, R OBP: 0.333, SLG: 0.233										0	1	0	0	1	0	0												
Sonny Siebert, R OBP: 0.154, SLG: 0.083	(1, 1)	8.2	L	39	9	4	4	2	4	0	0	0	0	0	0	0	10											
Jim Dwyer, L OBP: 0.345, SLG: 0.408	(7, PH)									1	0	0	0	0	0	2												
Al Hrabosky, R OBP: 0.250, SLG: 0.250	(8, 1)									0	0	0	0	0	0	0												
Mike Garman, R OBP: 0.250, SLG: 0.250	(9, 1)									0	0	0	0	0	0	0												
Luis Melendez, R OBP: 0.295, SLG: 0.330	(9, PH)									0	0	0	0	0	0	0												
Inning Stats	R: 0 E: 0 K: 0 S: 3	H: 1 LOB: 1 BB: 0 P: 7	R: 0 E: 0 K: 0 S: 3	H: 0 LOB: 0 BB: 0 P: 3	R: 0 E: 0 K: 1 S: 5	H: 0 LOB: 0 BB: 0 P: 5	R: 1 E: 0 K: 0 S: 6	H: 3 LOB: 2 BB: 0 P: 6	R: 0 E: 0 K: 0 S: 4	H: 0 LOB: 1 BB: 0 P: 4	R: 0 E: 0 K: 0 S: 3	H: 0 LOB: 0 BB: 0 P: 3	R: 0 E: 0 K: 1 S: 6	H: 1 LOB: 3 BB: 2 P: 14	R: 1 E: 0 K: 0 S: 5	H: 2 LOB: 1 BB: 0 P: 5	R: 2 E: 0 K: 0 S: 4	H: 2 LOB: 1 BB: 1 P: 8	1B: 8 2B: 1 3B: 0 HR: 0	SF: 0 SAC: 1 DP: 1 HBP: 0	WP: 0 PB: 0 SB: 2 CS: 0	PA: 39						
PITCHER	IP	WLS	BF	H	R	ER	SO	BB	IBB	HBP	BLK	WP	HR	S	P	ERA	WHIP											
Jim Lonborg, R ERA: 3.25	(1, 1)	8.2	L	39	9	4	4	2	4	0	0	0	0	0	0	55	4.15	1.500										

Batter	1	2	3	4	5	6	7	8	9	AB	R	H	RBI	BB	SO	LOB	TOP		
Dave Cash, R OBP: 0.360, SLG: 0.401 (1,4)	0-0 6-3		0-0 1B			0-0 F8			0-0 1B	4	0	2	0	0	0	0	Philadelphia Phillies @ St. Louis Cardinals Busch Stadium, St. Louis, MO Sun Aug 04 1974, 3:38 AM CDT Att: 48,245 - Unknown		
Larry Bowa, S OBP: 0.302, SLG: 0.342 (1,6)	0-0 1-3		0-0 5-3			0-0 G4-6-3 1B			0-0 F9	4	0	1	0	0	0	2			
Mike Schmidt, R OBP: 0.424, SLG: 0.595 (1,5)	0-0 5-3			0-3 K		0-0 G4-6-3 1-2			0-3 K	4	0	0	0	0	2	2			
Willie Montanez, L OBP: 0.351, SLG: 0.412 (1,3)		0-0 G3		0-0 G3			4-0 G6-4-3 BB		0-3 K	3	0	0	0	1	1	1			
Bill Robinson, R OBP: 0.273, SLG: 0.328 (1,8)		0-0 L3		0-0 FC6-4 1B			0-0 G6-4-3 1-2			3	0	1	0	0	0	1			
Ollie Brown, R OBP: 0.261, SLG: 0.430 (1,7)		0-0 FC6-4 1B		0-0 FC6-4 1-2			0-0 4-3			3	0	1	0	0	0	1			
Bob Boone, R Jesus Hernaiz, R (1,2) (8,1)	0-0 FC6-4 1-2			0-0 6-3				0-0 F8		3	0	0	0	0	0	1			
Mike Anderson, R OBP: 0.311, SLG: 0.379 (1,9)			0-0 F8		0-3 K			0-0 1-3		3	0	0	0	0	1	0			
Dick Ruthven, R Gene Garber, R Alan Bannister, R Mac Scarce, L Eddie Watt, R Larry Cox, R (1,1) (3,1) (5,PH) (5,1) (7,1) (8,PH) (8,2)			0-0 6-3		0-3 K			0-0 F8		1	0	0	0	0	0	0			
Inning Stats	R: 0 E: 0 K: 0 S: 3	H: 0 LOB: 0 BB: 0 P: 3	R: 0 E: 0 K: 0 S: 4	H: 1 LOB: 1 BB: 0 P: 4	R: 0 E: 0 K: 1 S: 4	H: 1 LOB: 1 BB: 0 P: 4	R: 0 E: 0 K: 1 S: 6	H: 1 LOB: 0 BB: 0 P: 6	R: 0 E: 0 K: 2 S: 7	H: 0 LOB: 0 BB: 0 P: 7	R: 0 E: 0 K: 0 S: 2	H: 0 LOB: 0 BB: 1 P: 6	R: 0 E: 0 K: 0 S: 3	H: 0 LOB: 0 BB: 0 P: 3	R: 0 E: 0 K: 2 S: 8	H: 1 LOB: 1 BB: 0 P: 8		1B: 5 2B: 0 3B: 0 HR: 0	SF: 0 SAC: 0 DP: 2 HBP: 0
PITCHER John Curtis, L ERA: 4.43 (1,1)	IP: 9.0 WLS: W BF: 31 H: 5 R: 0 ER: 0 SO: 5 BB: 1 IBB: 0 HBP: 0 BLK: 0 WP: 0 HR: 0 S: 40 P: 44 ERA: 0.00 WHIP: 0.667																		

Batter	1	2	3	4	5	6	7	8	9	AB	R	H	RBI	BB	SO	LOB	BOTTOM		
Lou Brock, L OBP: 0.376, SLG: 0.403 Luis Melendez, R OBP: 0.292, SLG: 0.326 (1,7) (7,9)	0-0 S 1B		4-0 E S 2B		0-0 SH3 S FC4-2 1B	0-0 6-3		0-0 6-3		3	2	2	0	1	0	0	Philadelphia Phillies @ St. Louis Cardinals Busch Stadium, St. Louis, MO Sun Aug 04 1974, 3:38 AM CDT Att: 48,245 - Unknown		
Ted Sizemore, R OBP: 0.352, SLG: 0.332 (1,4)	0-0 F3 1-2		4-0 2B		0-0 SH3 1-3		0-0 S 1B	0-3 K	3	2	1	0	1	1	1				
Bake McBride, L OBP: 0.363, SLG: 0.386 (1,8)	0-0 L5		0-0 WP 1-H 3-H 2B		0-0 FC4-2 1B		4-0 1B 1-2 2B	4-0 FC6-4 BB	3	2	1	2	2	0	2				
Tim McCarver, L OBP: 0.354, SLG: 0.247 Joe Torre, R OBP: 0.375, SLG: 0.424 (1,3) (6,PH) (6,3)	0-0 2H 1B		0-0 F8		0-0 2B 1B		0-0 2B PB 1B	0-0 FC6-4	2	0	1	1	0	0	1				
Jose Cruz, L OBP: 0.331, SLG: 0.433 (1,9) (7,7)	0-0 L6		4-0 FC5-4 BB		0-0 1-H 2B 2B		0-0 PB WP 2B		3	2	2	2	1	0	1				
Ken Reitz, R OBP: 0.315, SLG: 0.387 (1,5)		4-0 F9 BB	0-0 FC5-4 1-2		0-0 2H 2B		0-0 P5		3	0	1	1	1	0	2				
Marc Hill, R OBP: 0.348, SLG: 0.300 (1,2)	0-0 F9 1-2			0-3 K	0-3 K		0-0 G6-4-3 BB		3	0	0	0	1	2	2				
Mike Tyson, R OBP: 0.247, SLG: 0.257 (1,6)	0-0 4-3			0-3 K		0-0 6-3		0-0 G6-4-3 1-2	4	0	0	0	0	1	1				
John Curtis, L OBP: 0.209, SLG: 0.175 (1,1)			0-3 K	0-3 K		0-3 K		0-0 E7 6-3 2B	4	1	1	0	0	3	0				
Inning Stats	R: 1 E: 0 K: 0 S: 5	H: 2 LOB: 1 BB: 0 P: 5	R: 0 E: 0 K: 0 S: 2	H: 0 LOB: 1 BB: 1 P: 6	R: 2 E: 0 K: 1 S: 6	H: 1 LOB: 2 BB: 3 P: 18	R: 0 E: 0 K: 3 S: 9	H: 0 LOB: 0 BB: 0 P: 9	R: 3 E: 0 K: 1 S: 9	H: 4 LOB: 1 BB: 0 P: 9	R: 0 E: 0 K: 1 S: 5	H: 0 LOB: 0 BB: 0 P: 5	R: 4 E: 0 K: 0 S: 5	H: 3 LOB: 0 BB: 2 P: 13	R: 1 E: 1 K: 1 S: 6	H: 1 LOB: 1 BB: 1 P: 10		1B: 6 2B: 5 3B: 0 HR: 0	SF: 0 SAC: 1 DP: 1 HBP: 0
PITCHER Dick Ruthven, R ERA: 4.1 Gene Garber, R ERA: 4.29 Mac Scarce, L ERA: 5.33 Eddie Watt, R ERA: 4.35 Jesus Hernaiz, R ERA: 5.6	IP: 14 WLS: L BF: 4 H: 0 R: 0 ER: 0 SO: 3 BB: 0 IBB: 0 HBP: 0 BLK: 0 WP: 0 HR: 0 S: 12 P: 28 ERA: 0.00 WHIP: 0.000	IP: 1.1 WLS: L BF: 4 H: 0 R: 0 ER: 0 SO: 0 BB: 0 IBB: 0 HBP: 0 BLK: 0 WP: 0 HR: 0 S: 10 P: 10 ERA: 0.00 WHIP: 0.000	IP: 2.0 WLS: L BF: 12 H: 5 R: 5 ER: 5 SO: 2 BB: 1 IBB: 0 HBP: 0 BLK: 0 WP: 0 HR: 0 S: 15 P: 19 ERA: 22.50 WHIP: 3.000	IP: 1.0 WLS: L BF: 5 H: 2 R: 2 ER: 1 SO: 0 BB: 1 IBB: 0 HBP: 0 BLK: 0 WP: 1 HR: 0 S: 4 P: 8 ERA: 9.00 WHIP: 3.000	IP: 1.0 WLS: L BF: 5 H: 1 R: 1 ER: 0 SO: 1 BB: 1 IBB: 0 HBP: 0 BLK: 0 WP: 0 HR: 0 S: 6 P: 10 ERA: 0.00 WHIP: 2.000														

Batter	1	2	3	4	5	6	7	8	9	10	11	12	13	AB R H RBI BB SO LOB	TOP				
Dave Cash, R OBP: 0.356, SLG: 0.396 (1, 4)	K	F7			5-3			F9		E6		E6		6 0 0 0 0 1 1	Philadelphia Phillies @ St. Louis Cardinals Busch Stadium, St. Louis, MO Mon Aug 05 1974, 7:05 PM CDT Att. 33,476 - Unknown				
Larry Bova, S OBP: 0.302, SLG: 0.342 (1, 6)	1B		6-3			F7				K		G4-6-3		6 1 2 0 0 1 2					
Mike Schmidt, R OBP: 0.419, SLG: 0.586 (1, 5)	P5		K			F9		K		FC5-4			5-3	6 0 0 0 0 2 3					
Willie Montanez, L OBP: 0.354, SLG: 0.412 (1, 3)	E		CS			F9							F7	5 0 2 1 1 1 0					
Del Unser, L OBP: 0.360, SLG: 0.432 (1, 8)	E4		CS		F7					K		SH3	K	5 0 0 0 0 1 1					
Jay Johnstone, L OBP: 0.413, SLG: 0.552 (7, 7)	4-3				P5									3 1 0 0 1 0 2					
Ollie Brown, R OBP: 0.267, SLG: 0.430 (11, PH)										1B				0 0 0 0 1 0 0					
Bob Boone, R OBP: 0.293, SLG: 0.308 (1, 2)		5-3			5-3			F7		E7		F7		5 0 1 1 0 0 3					
Tom Hutton, L OBP: 0.312, SLG: 0.348 (7, 9)								G3					4-3	3 0 1 0 0 0 1					
Wayne Twitchell, R OBP: 0.190, SLG: 0.190 (1, 1)										PO				1 0 0 0 0 0 0					
Tony Taylor, R OBP: 0.368, SLG: 0.475 (12, PH)	K							K		PO			6-3	0 0 0 0 0 0 0					
Pete Richert, L (12, 1)														0 0 0 0 0 0 0					
Gene Garber, R (13, 1)														0 0 0 0 0 0 0					
Inning Stats	R: 1 E: 1 K: 1 S: 8	H: 2 LOB: 2 BB: 0 P: 8	R: 0 E: 0 K: 1 S: 6	H: 1 LOB: 1 BB: 0 P: 6	R: 0 E: 0 K: 1 S: 4	H: 0 LOB: 0 BB: 1 P: 8	R: 0 E: 0 K: 1 S: 3	H: 0 LOB: 0 BB: 0 P: 3	R: 0 E: 0 K: 2 S: 8	H: 1 LOB: 1 BB: 0 P: 8	R: 1 E: 2 K: 1 S: 6	H: 1 LOB: 1 BB: 0 P: 10	R: 0 E: 1 K: 0 S: 4	H: 0 LOB: 0 BB: 0 P: 8	R: 0 E: 0 K: 1 S: 5	H: 0 LOB: 0 BB: 0 P: 5	1B: 5 2B: 1 3B: 0 HR: 0	SF: 0 SAC: 1 DP: 1 HBP: 0	W/P: 0 P/B: 0 S/B: 3 CS: 1
PITCHER	IP WLS BF H R ER SO BB IBB HBP BLK WP HR S P ERA WHIP																		
Bob Gibson, R ERA: 4.18 (1, 1)	8.0	30	4	1	1	6	2	0	0	0	0	0	0	40	48	1.12	0.750		
Al Hrabosky, L ERA: 3.75 (9, 1)	2.0	9	1	1	0	3	0	1	0	0	0	0	0	14	18	0.00	0.500		
Rich Folkers, L ERA: 2.9 (11, 1)	0.1	2	1	0	0	0	0	0	0	0	0	0	0	2	2	0.00	3.000		
Mike Garman, R ERA: 3.13 (11, 1)	2.2	9	0	0	0	1	0	1	0	0	0	0	0	10	14	0.00	0.000		


AB	45
R	2
H	6
RBI	2
BB	4
SO	10
LOB	16




Batter	1	2	3	4	5	6	7	8	9	10	11	12	13	AB R H RBI BB SO LOB	BOTTOM										
Lou Brock, L OBP: 0.380, SLG: 0.409 (1, 7)	1B			SH5-4		1B		FC5-4		P5				6 0 4 0 0 0 2	Philadelphia Phillies @ St. Louis Cardinals Busch Stadium, St. Louis, MO Mon Aug 05 1974, 7:05 PM CDT Att. 33,476 - Unknown										
Ted Sizemore, R OBP: 0.356, SLG: 0.338 (1, 4)	3			SH5-4		1B		P6		E1		CS	E	4 1 2 0 1 0 2											
Bake McBride, L OBP: 0.367, SLG: 0.389 (1, 8)	F7			F5		1B							1B	5 1 3 0 1 0 1											
Ted Simmons, S OBP: 0.320, SLG: 0.434 (1, 2)		5-3		G3		F2							1B	5 1 1 2 1 0 5											
Joe Torre, R OBP: 0.375, SLG: 0.421 (1, 3)		6-3				K		5-3		K			1B	5 0 1 1 1 2 0											
Jose Cruz, L OBP: 0.320, SLG: 0.417 (1, 9)		K				F5		K		P5			1B	5 0 0 0 0 3 2											
Ken Reitz, R OBP: 0.313, SLG: 0.384 (8, 5)				K				F7		4-3				3 0 0 0 0 2 0											
Jerry Davanon, R OBP: 0.316, SLG: 0.219 (9, 6)				K										2 0 0 0 0 1 2											
Mike Tyson, R OBP: 0.245, SLG: 0.255 (1, 6)				6-3										2 0 0 0 0 0 0											
Tim McCarver, L OBP: 0.354, SLG: 0.240 (8, PH)				6-3				F9					6-3	2 0 0 0 1 0 0											
Bob Gibson, R ERA: 4.18 (1, 1)	11.0	43	9	2	2	10	2	1	0	0	0	0	0	60		72	1.64	1.000							
Al Hrabosky, R ERA: 3.75 (9, 1)	1.0	5	2	1	1	0	0	1	0	0	0	0	0	4		8	9.00	2.000							
Rich Folkers, L ERA: 2.9 (11, 1)	0.0	2	1	0	0	0	0	1	0	0	0	0	0	1		5									
Mike Garman, R ERA: 3.13 (11, 1)	0.0	2	1	0	0	0	0	1	0	0	0	0	0	1	5										
Inning Stats	R: 0 E: 0 K: 0 S: 3	H: 1 LOB: 0 BB: 0 P: 3	R: 0 E: 0 K: 1 S: 5	H: 0 LOB: 0 BB: 0 P: 5	R: 0 E: 0 K: 2 S: 7	H: 0 LOB: 0 BB: 0 P: 7	R: 0 E: 0 K: 2 S: 5	H: 2 LOB: 3 BB: 1 P: 9	R: 0 E: 0 K: 1 S: 5	H: 0 LOB: 0 BB: 0 P: 5	R: 0 E: 0 K: 1 S: 4	H: 1 LOB: 1 BB: 0 P: 4	R: 2 E: 0 K: 1 S: 7	H: 2 LOB: 0 BB: 0 P: 7	R: 0 E: 1 K: 1 S: 5	H: 1 LOB: 1 BB: 1 P: 9	R: 0 E: 0 K: 2 S: 8	H: 1 LOB: 2 BB: 1 P: 12	R: 0 E: 0 K: 0 S: 3	H: 1 LOB: 0 BB: 0 P: 3	R: 1 E: 1 K: 0 S: 2	H: 2 LOB: 3 BB: 2 P: 10	1B: 9 2B: 3 3B: 0 HR: 1	SF: 0 SAC: 1 DP: 1 HBP: 0	W/P: 0 P/B: 0 S/B: 3 CS: 1
PITCHER	IP WLS BF H R ER SO BB IBB HBP BLK WP HR S P ERA WHIP																								
Wayne Twitchell, R ERA: 4.12 (1, 1)	11.0	43	9	2	2	10	2	1	0	0	0	0	0	60	72	1.64	1.000								
Pete Richert, L ERA: 2.7 (12, 1)	1.0	5	2	1	1	0	0	1	0	0	0	0	0	4	8	9.00	2.000								
Gene Garber, R ERA: 4.26 (13, 1)	0.0	2	1	0	0	0	0	1	0	0	0	0	0	1	5										

AB	44
R	3
H	12
RBI	3
BB	5
SO	10
LOB	15



Batter	1	2	3	4	5	6	7	8	9	AB	R	H	RBI	BB	SO	LOB	TOP			
Don Kessinger, S OBP: 0.332, SLG: 0.317	P4		F8						L5	5	2	2	0	0	0	1	Chicago Cubs @ Philadelphia Phillies Veterans Stadium, Philadelphia, PA Tue Aug 06 1974, 7:05 PM EDT Att: 14,490 - Unknown livebaseballscores.com AB 36 R 3 H 9 RBI 3 BB 5 SO 10 LOB 22 			
Jose Cardenal, R OBP: 0.362, SLG: 0.448	K		K							4	1	2	1	1	2	1				
Billy Williams, L OBP: 0.388, SLG: 0.447										3	0	0	0	2	1	3				
Andre Thornton, R OBP: 0.389, SLG: 0.497	F8									4	0	1	0	1	1	5				
Jerry Morales, R OBP: 0.304, SLG: 0.390										4	0	2	2	1	0	2				
Bill Madlock, R OBP: 0.348, SLG: 0.412										3	0	0	0	0	1	3				
Dave Rosello, R OBP: 0.256, SLG: 0.255	K									1	0	0	0	0	0	1				
Carmen Fanzone, R OBP: 0.263, SLG: 0.279	K									4	0	1	0	0	2	2				
Steve Swisher, R OBP: 0.310, SLG: 0.299										3	0	0	0	0	2	2				
Tom Dettono, L										0	0	0	0	0	0	0				
Chris Ward, L OBP: 0.333, SLG: 0.353										1	0	0	0	0	1	0				
Ken Frailing, L OBP: 0.310, SLG: 0.286										0	0	0	0	0	0	0				
Jim Todd, L OBP: 0.077, SLG: 0.077										1	0	1	0	0	0	0				
Steve Stone, R OBP: 0.129, SLG: 0.129										0	0	0	0	0	0	0				
Jim Yonkie, R OBP: 0.221, SLG: 0.233										1	0	0	0	0	0	0				
Burt Hooton, R OBP: 0.099, SLG: 0.099										0	0	0	0	0	0	0				
George Mittenwald, R OBP: 0.300, SLG: 0.300										2	0	0	0	0	0	2				
Inning Stats	R: 0 E: 0 K: 1 S: 5	H: 0 LOB: 1 BB: 1 P: 9	R: 0 E: 0 K: 2 S: 7	H: 0 LOB: 0 BB: 0 P: 7	R: 0 E: 0 K: 1 S: 6	H: 1 LOB: 1 BB: 0 P: 6	R: 0 E: 0 K: 0 S: 4	H: 1 LOB: 2 BB: 1 P: 8	R: 1 E: 0 K: 1 S: 7	H: 2 LOB: 2 BB: 1 P: 11	R: 0 E: 0 K: 2 S: 9	H: 2 LOB: 1 BB: 1 P: 13	R: 0 E: 0 K: 2 S: 7	H: 0 LOB: 0 BB: 0 P: 7	R: 0 E: 0 K: 0 S: 4	H: 1 LOB: 2 BB: 1 P: 8	1B: 3 2B: 6 3B: 0 HR: 0	SF: 0 SAC: 0 DP: 0 HBP: 0	WP: 1 PB: 0 SB: 0 CS: 0	PA: 41
PITCHER	IP WLS BF H R ER SO BB IBB HBP BLK WP HR S P ERA WHIP																			
Steve Carlton, L ERA: 2.96	(1, 1) 7.0 W 33 8 3 3 8 4 0 0 0 1 0 45 61 3.86 1.714																			
Jesus Hernaiz, R ERA: 3.39	(8, 1) 2.0 8 1 0 0 2 1 0 0 0 0 0 11 15 0.00 1.000																			

Batter	1	2	3	4	5	6	7	8	9	AB	R	H	RBI	BB	SO	LOB	BOTTOM				
Dave Cash, R OBP: 0.354, SLG: 0.394	5-3									5	1	1	0	0	0	2	Chicago Cubs @ Philadelphia Phillies Veterans Stadium, Philadelphia, PA Tue Aug 06 1974, 7:05 PM EDT Att: 14,490 - Unknown livebaseballscores.com AB 35 R 8 H 11 RBI 8 BB 2 SO 2 LOB 14 				
Larry Bowa, S OBP: 0.299, SLG: 0.338	P4									5	1	0	0	0	0	2					
Mike Schmidt, R OBP: 0.421, SLG: 0.585										2	1	1	0	1	1	0					
Willie Montanez, L OBP: 0.356, SLG: 0.422	4-3									4	1	2	4	0	0	2					
Del Unser, L OBP: 0.358, SLG: 0.432										4	2	1	0	0	0	1					
Jay Johnstone, L OBP: 0.430, SLG: 0.648										4	2	3	3	0	0	1					
Jesus Hernaiz, R ERA: 3.39										0	0	0	0	0	0	0					
Bob Boone, R OBP: 0.298, SLG: 0.317										3	0	2	1	1	0	0					
Tom Hutton, L OBP: 0.305, SLG: 0.339										4	0	0	0	0	1	3					
Steve Carlton, L OBP: 0.171, SLG: 0.219										3	0	0	0	0	0	3					
Mike Anderson, R OBP: 0.315, SLG: 0.380										1	0	1	0	0	0	0					
Inning Stats	R: 0 E: 0 K: 0 S: 4	H: 1 LOB: 1 BB: 0 P: 4	R: 1 E: 1 K: 0 S: 5	H: 1 LOB: 1 BB: 0 P: 5	R: 6 E: 1 K: 0 S: 8	H: 4 LOB: 1 BB: 2 P: 16	R: 0 E: 0 K: 1 S: 6	H: 1 LOB: 1 BB: 0 P: 6	R: 0 E: 0 K: 0 S: 3	H: 0 LOB: 0 BB: 0 P: 4	R: 1 E: 0 K: 0 S: 4	H: 1 LOB: 0 BB: 0 P: 4	R: 0 E: 0 K: 0 S: 3	H: 1 LOB: 0 BB: 0 P: 3	R: 0 E: 0 K: 0 S: 3	H: 1 LOB: 0 BB: 0 P: 3		1B: 5 2B: 3 3B: 0 HR: 3	SF: 0 SAC: 0 DP: 1 HBP: 1	WP: 0 PB: 0 SB: 0 CS: 0	PA: 38
PITCHER	IP WLS BF H R ER SO BB IBB HBP BLK WP HR S P ERA WHIP																				
Jim Todd, R ERA: 4.57	(1, 1) 2.0 L 14 5 6 4 0 1 0 0 0 0 0 1 10 14 4.50 1.500																				
Steve Stone, R ERA: 4.72	(3, 1) 2.0 9 2 1 1 1 1 0 0 0 0 0 1 10 14 4.50 1.500																				
Burt Hooton, R ERA: 4.93	(5, 1) 1.0 4 2 0 0 0 1 0 0 0 0 0 0 6 6 0.00 2.000																				
Tom Dettono, R ERA: 1.8	(6, 1) 2.0 8 1 1 1 0 0 0 0 1 0 0 1 7 8 4.50 0.500																				
Ken Frailing, L ERA: 4.01	(8, 1) 1.0 3 1 0 0 0 0 0 0 0 0 0 0 3 3 0.00 1.000																				

Batter	1	2	3	4	5	6	7	8	9	AB	R	H	RBI	BB	SO	LOB	TOP																
Rick Monday, L (1, 8) OBP: 0.375, SLG: 0.457	0-3 K		0-0 4-3		4-0 BB			0-0 FC5-4 1B		3	0	1	0	1	1	1	Chicago Cubs @ Philadelphia Phillies Veterans Stadium, Philadelphia, PA Wed Aug 07 1974, 7:05 PM EDT Att: 11,284 - Unknown																
Jose Cardenal, R (1, 9) OBP: 0.356, SLG: 0.443	0-0 F7		0-0 5-3		0-3 K			0-0 FC5-4 1B		4	1	0	0	0	1	3																	
Billy Williams, L (1, 7) Jerry Morales, R (8, PR) OBP: 0.304, SLG: 0.390	0-0 HR			0-0 F8			0-0 CS 1B	4-0 1B		3	1	2	1	1	0	0																	
Andre Thornton, R (1, 3) OBP: 0.392, SLG: 0.509	0-3 K			0-0 3B			0-0 G4-3 1B	0-0 F9		4	0	2	0	0	1	2																	
Bill Madlock, R (1, 5) OBP: 0.347, SLG: 0.410		0-0 1-3		0-0 G3			0-0 G4-3	0-0 1B		4	0	1	1	0	0	3																	
Don Kessinger, S (1, 6) OBP: 0.333, SLG: 0.317		0-0 F7		4-0 FC5-4 IBB				0-0 FC3-6 1B		3	0	1	0	1	0	2																	
Dave Rosello, R (1, 4) Chris Ward, L (9, PH) OBP: 0.340, SLG: 0.353		0-0 F7		0-0 FC5-4				0-0 FC3-6 1B	4-0 G6-4-3 BB	3	0	0	0	0	0	3																	
Steve Swisher, R (1, 2) Rick Stelmazek, L (9, PH) OBP: 0.407, SLG: 0.417			0-3 K		0-3 K			0-0 FC6-4	0-0 G6-4-3	3	0	0	0	0	2	1																	
Rick Reuschel, R (1, 1) Oscar Zamora, R (7, 1) Dave LaRoche, L (8, 1) Tom Dettore, L (8, 1) George Mitterwald, R (9, PH) OBP: 0.301, SLG: 0.354			0-0 3B		0-0 F8			0-0 FC6-4	0-0 P4	1	0	0	0	0	0	0																	
Inning Stats	R: 1 E: 0 K: 2 S: 8	H: 1 LOB: 0 BB: 0 P: 8	R: 0 E: 0 K: 0 S: 3	H: 0 LOB: 0 BB: 0 P: 3	R: 0 E: 0 K: 1 S: 6	H: 1 LOB: 1 BB: 0 P: 6	R: 0 E: 0 K: 0 S: 4	H: 1 LOB: 2 BB: 1 P: 8	R: 0 E: 0 K: 0 S: 7	H: 0 LOB: 1 BB: 1 P: 11	R: 0 E: 0 K: 0 S: 3	H: 2 LOB: 2 BB: 0 P: 4	R: 0 E: 0 K: 0 S: 5	H: 2 LOB: 2 BB: 1 P: 9	R: 0 E: 0 K: 0 S: 2	H: 0 LOB: 0 BB: 1 P: 6		1B: 5 2B: 1 3B: 2 HR: 1	SF: 0 SAC: 0 DP: 2 HBP: 0	WP: 0 PB: 0 SB: 0 CS: 1	PA: 36												
PITCHER	IP WLS BF H R ER SO BB IBB HBP BLK WP HR S P ERA WHIP																																
Jim Lonborg, R (1, 1) ERA: 3.18	7.0	27	7	1	1	5	1	1	0	0	0	0	1	35	43	1.29	1.143																
Pete Richert, L (8, 1) ERA: 3.04	0.1	3	1	1	1	0	1	0	0	0	0	0	0	2	6	27.00	6.000																
Gene Garber, R (8, 1) ERA: 4.05	1.2	W	6	1	0	0	0	1	0	0	0	0	0	5	9	0.00	1.200																
Batter	1	2	3	4	5	6	7	8	9	AB	R	H	RBI	BB	SO	LOB	BOTTOM																
Dave Cash, R (1, 4) OBP: 0.355, SLG: 0.394	0-3 K			0-0 6-3 1B		4-0 1B BB		0-0 F7		3	0	1	0	1	1	0	Chicago Cubs @ Philadelphia Phillies Veterans Stadium, Philadelphia, PA Wed Aug 07 1974, 7:05 PM EDT Att: 11,284 - Unknown																
Larry Bowa, S (1, 6) OBP: 0.303, SLG: 0.341	4-0 K BB			0-0 6-3		0-0 1B		0-0 1B		3	1	2	0	1	0	1																	
Mike Schmidt, R (1, 5) OBP: 0.418, SLG: 0.579	0-3 K			0-0 5-3		0-0 F7		0-3 K		4	0	0	0	0	2	5																	
Willie Montanez, L (1, 3) OBP: 0.354, SLG: 0.420		0-0 G3		0-0 6-3		0-0 4-3		0-0 BB 1B	1-2 2B 1B	4	1	1	0	0	0	3																	
Del Unser, L (1, 8) OBP: 0.357, SLG: 0.430		0-0 6-3			0-0 F8		0-3 K	0-0 BB 1B	1-2 2H 1B	4	1	1	1	0	1	0																	
Tom Hutton, L (1, 7) Tony Taylor, R (8, PH) Bill Robinson, R (9, 7) OBP: 0.273, SLG: 0.328		0-0 F7			0-0 4-3		4-0 2B BB	4-0 2B BB	1-2 2-3 BB	2	0	0	0	1	0	0																	
Bob Boone, R (1, 2) OBP: 0.300, SLG: 0.322			0-3 K		0-0 FC6-4 1B		0-3 K	0-0 1-3 2H 3H 2B	4-0 2B	4	0	2	2	0	2	1																	
Mike Anderson, R (1, 9) OBP: 0.317, SLG: 0.383			0-3 K		0-0 FC6-4		0-0 2B	0-0 1B	4-0 IBB	3	0	1	0	1	1	1																	
Jim Lonborg, R (1, 1) ERA: 4.26 Jay Johnstone, L (7, PH) Pete Richert, L (8, 1) Gene Garber, R (8, 1)			0-3 K		0-0 1-3		0-0 L1	0-0 1-3	0-0 1-3	2	0	0	0	0	1	0																	
Inning Stats	R: 0 E: 0 K: 2 S: 6	H: 0 LOB: 1 BB: 1 P: 10	R: 0 E: 0 K: 0 S: 3	H: 0 LOB: 0 BB: 0 P: 3	R: 0 E: 0 K: 3 S: 9	H: 0 LOB: 0 BB: 0 P: 9	R: 0 E: 0 K: 0 S: 4	H: 1 LOB: 1 BB: 0 P: 4	R: 0 E: 0 K: 0 S: 4	H: 1 LOB: 2 BB: 1 P: 8	R: 0 E: 0 K: 2 S: 8	H: 1 LOB: 2 BB: 1 P: 12	R: 3 E: 0 K: 1 S: 9	H: 4 LOB: 3 BB: 2 P: 17	1B: 6 2B: 2 3B: 0 HR: 0	SF: 0 SAC: 0 DP: 0 HBP: 0		WP: 0 PB: 0 SB: 0 CS: 0	PA: 36														
PITCHER	IP WLS BF H R ER SO BB IBB HBP BLK WP HR S P ERA WHIP																																
Rick Reuschel, R (1, 1) ERA: 4.26	6.1	L	8	4	3	3	2	0	0	0	0	0	0	12	12	20.25	3.000																
Oscar Zamora, R (7, 1) ERA: 2.37	1.1		1	0	0	0	0	1	0	0	0	0	0	4	∞	∞																	
Dave LaRoche, L (8, 1) ERA: 3.55	0.0		3	1	0	0	0	0	1	0	0	0	0	2	6	0.00	3.000																
Tom Dettore, R (8, 1) ERA: 1.89	0.1		3	1	0	0	0	0	1	0	0	0	0	2	6	0.00	3.000																

Batter	1	2	3	4	5	6	7	8	9	AB	R	H	RBI	BB	SO	LOB	TOP			
Rick Monday, L OBP: 0.377, SLG: 0.455 (1, 8)										2	0	0	0	3	0	0	Chicago Cubs @ Philadelphia Phillies Veterans Stadium, Philadelphia, PA Thu Aug 08 1974, 7:05 PM EDT Att: 11,349 - Cloudy - 79 F			
Jose Cardenal, R OBP: 0.395, SLG: 0.442 (1, 9)										5	1	2	0	0	2					
Billy Williams, L OBP: 0.389, SLG: 0.452 (1, 7)										4	0	0	0	1	2	4				
Andre Thornton, R OBP: 0.399, SLG: 0.509 (1, 3)										2	0	1	1	2	0	2				
Bill Madlock, R OBP: 0.347, SLG: 0.409 (1, 5)										3	0	1	0	0	3					
Don Kessinger, S OBP: 0.335, SLG: 0.314 (1, 6)										4	0	0	0	0	6					
Billy Grabarkewitz, R OBP: 0.338, SLG: 0.289 (8, PH)										2	0	1	0	1	0	0				
Chris Ward, L OBP: 0.347, SLG: 0.353 (8, 2)										0	0	0	0	1	0	0				
Rick Steimetzek, L OBP: 0.487, SLG: 0.417 (8, 2)										0	0	0	0	0	0	0				
Steve Swisher, R OBP: 0.305, SLG: 0.294 (8, PH)										3	0	1	0	0	0	1				
Jerry Morales, R OBP: 0.303, SLG: 0.389 (8, PH)										1	0	0	0	0	2					
Dave Rosello, R OBP: 0.252, SLG: 0.250 (8, 4)										0	0	0	0	0	0					
Bill Bonham, R OBP: 0.161, SLG: 0.164 (1, 1)										3	0	0	0	0	3					
Jim Tyrone, R OBP: 0.273, SLG: 0.226 (8, PH)										1	0	0	0	1	0					
Inning Stats	R: 0 E: 0 K: 0 S: 4	H: 1 LOB: 3 BB: 2 P: 12	R: 0 E: 0 K: 0 S: 2	H: 0 LOB: 0 BB: 1 P: 6	R: 1 E: 0 K: 1 S: 8	H: 3 LOB: 2 BB: 0 P: 8	R: 0 E: 0 K: 0 S: 3	H: 0 LOB: 0 BB: 0 P: 3	R: 0 E: 0 K: 0 S: 2	H: 2 LOB: 2 BB: 0 P: 5	R: 0 E: 0 K: 1 S: 5	H: 0 LOB: 0 BB: 0 P: 5	R: 0 E: 0 K: 0 S: 3	H: 0 LOB: 2 BB: 2 P: 11	R: 0 E: 0 K: 1 S: 5	H: 0 LOB: 1 BB: 1 P: 9	1B: 6 2B: 0 3B: 0 HR: 0	SF: 0 SAC: 1 DP: 2 HBP: 0	WP: 1 PB: 0 SB: 1 CS: 0	PA: 39
PITCHER	IP	WLS	BF	H	R	ER	SO	BB	IBB	HBP	BLK	WP	HR	S	P	ERA	WHIP			
Ron Schueler, R ERA: 3.38 (1, 1)	7.0	W	30	6	1	1	2	3	2	0	0	1	0	29	49	1.29	1.286			
Gene Garber, R ERA: 3.82 (8, 1)	2.0	S	9	0	0	0	1	3	0	0	0	0	0	8	20	0.00	1.500			

AB	30
R	1
H	6
RBI	1
BB	8
SO	3
LOB	23



Batter	1	2	3	4	5	6	7	8	9	AB	R	H	RBI	BB	SO	LOB	BOTTOM			
Dave Cash, R OBP: 0.354, SLG: 0.392 (1, 4)										4	0	1	1	0	0	4	Chicago Cubs @ Philadelphia Phillies Veterans Stadium, Philadelphia, PA Thu Aug 08 1974, 7:05 PM EDT Att: 11,349 - Cloudy - 79 F			
Larry Bowa, S OBP: 0.302, SLG: 0.340 (1, 6)										4	0	1	0	0	1	2				
Mike Schmidt, R OBP: 0.414, SLG: 0.573 (1, 5)										4	0	0	0	0	1	1				
Willie Montanez, L OBP: 0.359, SLG: 0.422 (1, 3)										3	0	2	0	1	0	0				
Del Unser, L OBP: 0.353, SLG: 0.424 (1, 8)										4	0	0	0	0	2	3				
Tom Hutton, L OBP: 0.306, SLG: 0.335 (1, 7)										3	1	1	0	0	1	1				
Bill Robinson, R OBP: 0.273, SLG: 0.328 (9, 7)										0	0	0	0	0	0	0				
Bob Boone, R OBP: 0.301, SLG: 0.326 (1, 2)										3	0	1	0	0	1	0				
Mike Anderson, R OBP: 0.323, SLG: 0.385 (1, 9)										1	1	1	0	2	0	0				
Ron Schueler, R OBP: 0.159, SLG: 0.119 (1, 1)										1	0	0	1	1	0	1				
Jay Johnstone, L OBP: 0.420, SLG: 0.630 (7, PH)										1	0	0	0	0	1	1				
Gene Garber, R ERA: 3.85 (8, 1)										0	0	0	0	0	0	0				
Inning Stats	R: 0 E: 0 K: 0 S: 3	H: 0 LOB: 0 BB: 0 P: 3	R: 1 E: 0 K: 0 S: 5	H: 3 LOB: 3 BB: 2 P: 13	R: 0 E: 0 K: 1 S: 5	H: 1 LOB: 0 BB: 0 P: 5	R: 0 E: 0 K: 0 S: 3	H: 0 LOB: 0 BB: 0 P: 3	R: 0 E: 0 K: 1 S: 6	H: 1 LOB: 1 BB: 0 P: 6	R: 0 E: 0 K: 2 S: 7	H: 0 LOB: 1 BB: 1 P: 11	R: 1 E: 0 K: 2 S: 8	H: 1 LOB: 1 BB: 1 P: 12	R: 0 E: 0 K: 1 S: 5	H: 1 LOB: 1 BB: 0 P: 5	1B: 6 2B: 2 3B: 0 HR: 0	SF: 0 SAC: 0 DP: 1 HBP: 0	WP: 1 PB: 0 SB: 1 CS: 3	PA: 32
PITCHER	IP	WLS	BF	H	R	ER	SO	BB	IBB	HBP	BLK	WP	HR	S	P	ERA	WHIP			
Bill Bonham, R ERA: 3.85 (1, 1)	8.0	L	32	7	2	2	7	3	1	0	0	1	0	42	58	2.25	1.250			

AB	28
R	2
H	7
RBI	2
BB	4
SO	7
LOB	13



Batter	1	2	3	4	5	6	7	8	9	AB	R	H	RBI	BB	SO	LOB	TOP							
Ralph Garr, L OBP: 0.400, SLG: 0.517 (1, 9)	B1		2H 1B		HR		2B	1B		5	1	4	3	0	0	0	Atlanta Braves @ Philadelphia Phillies Veterans Stadium, Philadelphia, PA Sat Aug 10 1974, 7:05 PM EDT Att: 43,328 - Unknown							
Marty Perez, R OBP: 0.316, SLG: 0.347 (1, 4)	F3		P4		K		K	F9		5	0	0	0	0	2	4								
Darrell Evans, L OBP: 0.380, SLG: 0.405 (1, 5)	FC5-4 BB			E3 1B		F9	IBB	F9		3	1	0	0	2	0	1								
Hank Aaron, R OBP: 0.320, SLG: 0.480 Rowland Office, L OBP: 0.293, SLG: 0.354 (1, 7) (7, 8)	FC5-4			P4		F8	P5		HR BB	4	0	0	0	0	0	5								
Dusty Baker Jr., R OBP: 0.320, SLG: 0.401 (1, 8) (7, 9)		K		E S 1B		5-3		BB 1B	HR	4	2	3	1	1	0									
Mike Lum, L OBP: 0.313, SLG: 0.363 (1, 3)				P5				BB 1B	BB 1B	2	2	1	0	3	0	1								
Craig Robinson, R OBP: 0.266, SLG: 0.244 (1, 6)	G4-6-3 1B			1-3			FC3-6 BB	BB 1B	BB BB	4	2	1	1	1	0	3								
Vic Correll, R OBP: 0.257, SLG: 0.348 (1, 2)				1B BB		F8	E8 2B	WP 1B	G5-4-3	4	2	2	1	1	0	2								
Phil Niekro, R OBP: 0.219, SLG: 0.222 Max Leon, R (7, 1)			SH3-6-4		F9		2B HBP	SF9	6-3	1	0	0	0	0	0	0								
										1	0	0	1	0	0	0								
Inning Stats	R: 0 E: 0 K: 0 S: 3	H: 0 LOB: 1 BB: 1 P: 7	R: 0 E: 0 K: 1 S: 5	H: 1 LOB: 0 BB: 0 P: 5	R: 0 E: 0 K: 0 S: 3	H: 1 LOB: 1 BB: 1 P: 7	R: 1 E: 2 K: 0 S: 5	H: 1 LOB: 1 BB: 0 P: 5	R: 1 E: 0 K: 1 S: 6	H: 1 LOB: 0 BB: 0 P: 6	R: 0 E: 0 K: 0 S: 3	H: 0 LOB: 0 BB: 0 P: 3	R: 2 E: 1 K: 1 S: 7	H: 2 LOB: 3 BB: 2 P: 16	R: 4 E: 0 K: 0 S: 6	H: 3 LOB: 1 BB: 2 P: 14	R: 3 E: 0 K: 0 S: 3	H: 1 LOB: 0 BB: 3 P: 15	1B: 6 2B: 2 3B: 0 HR: 2	SF: 1 SAC: 1 DP: 2 HBP: 1	WP: 2 PB: 0 SB: 2 CS: 0	PA: 45		
PITCHER	IP WLS BF H R ER SO BB IBB HBP BLK WP HR S P ERA WHIP	6.1 L 28 6 4 3 2 3 0 1 0 0 1 0 10 22 4.26 1.421	1.2 11 3 4 4 1 2 1 0 0 1 0 10 22 21.60 3.000	1.0 6 1 3 3 0 3 0 0 0 1 1 3 15 27.00 4.000																				

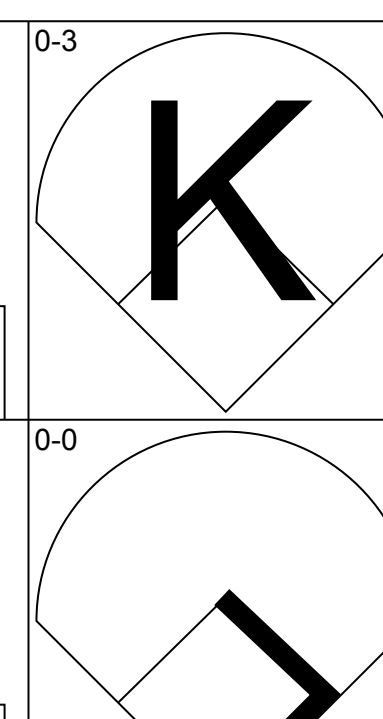
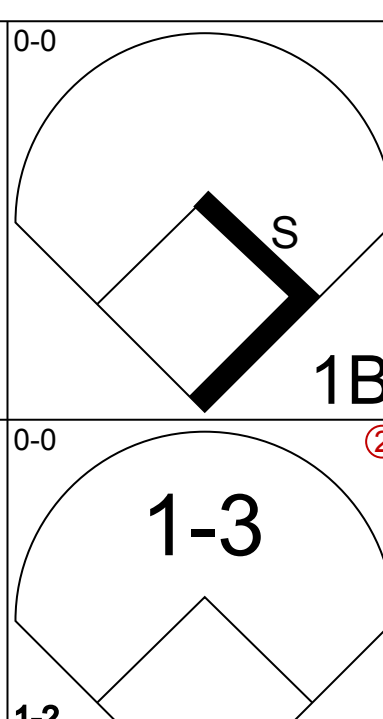
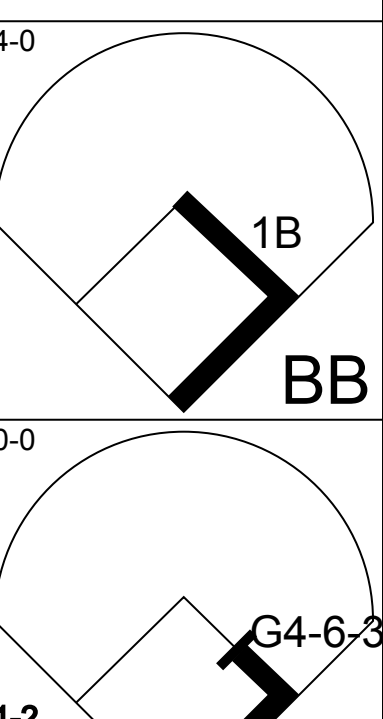
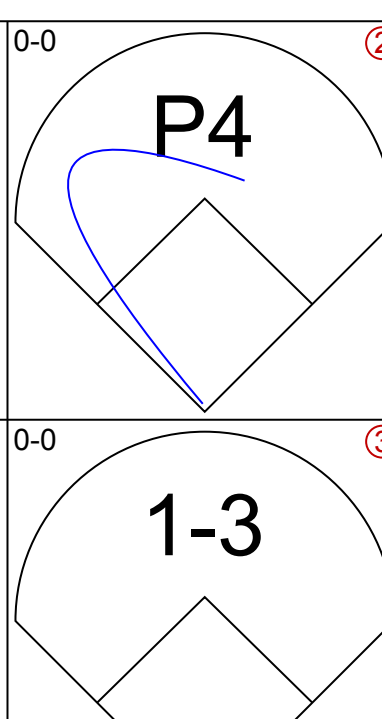
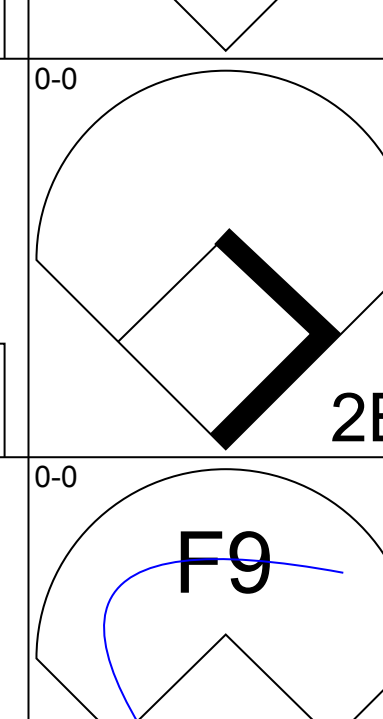
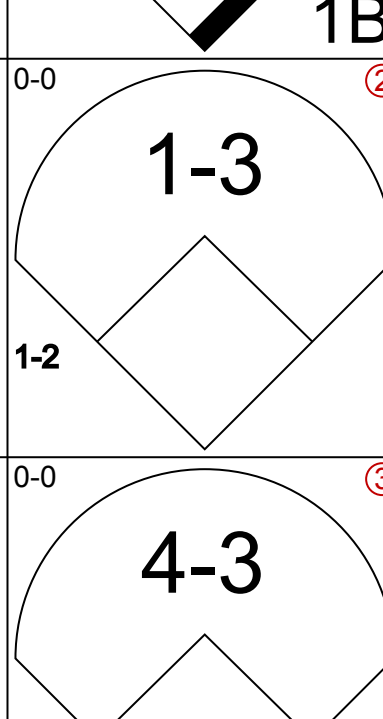
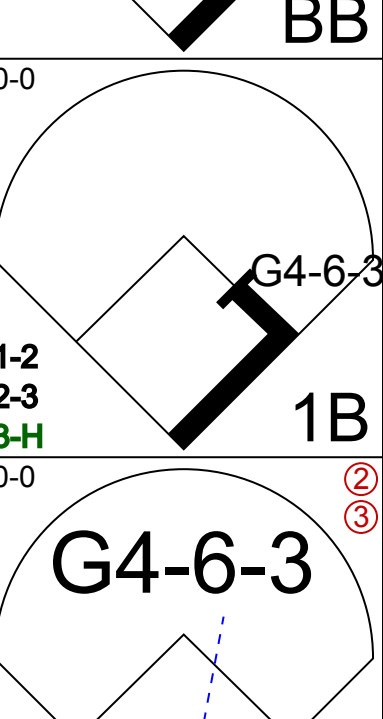
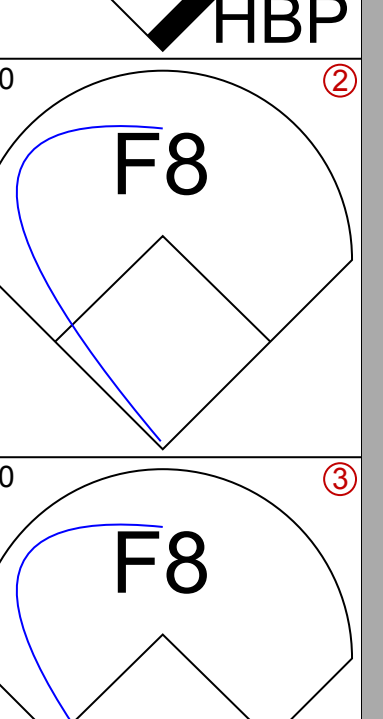
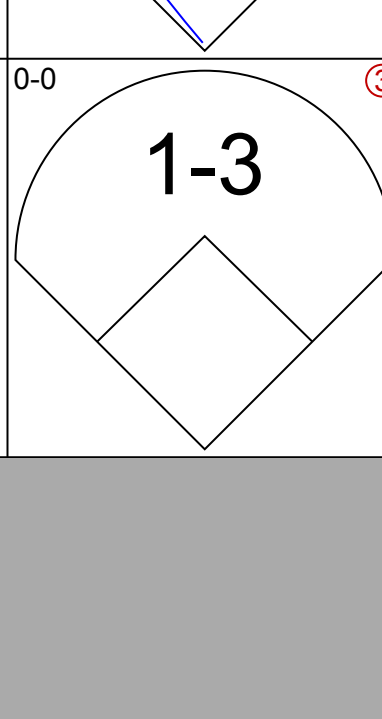
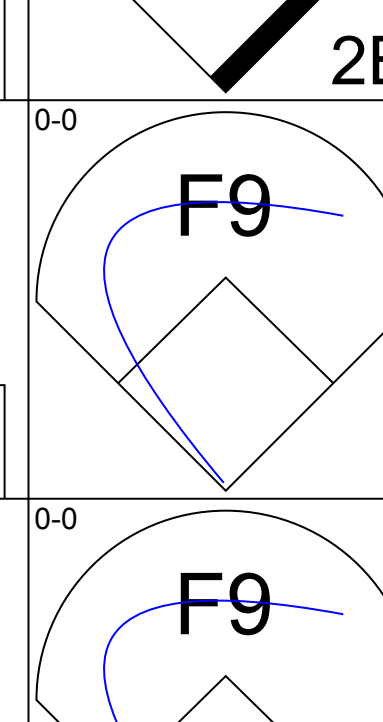
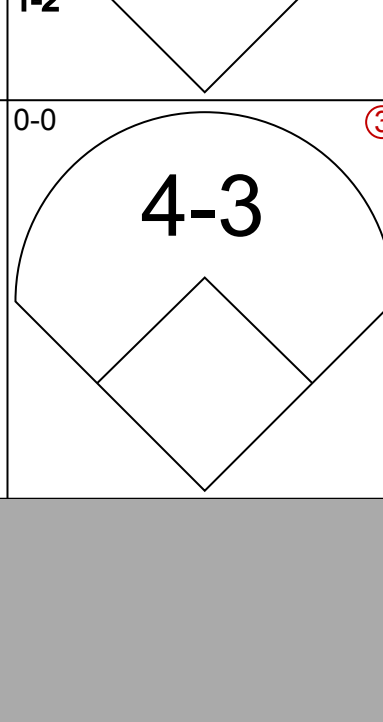
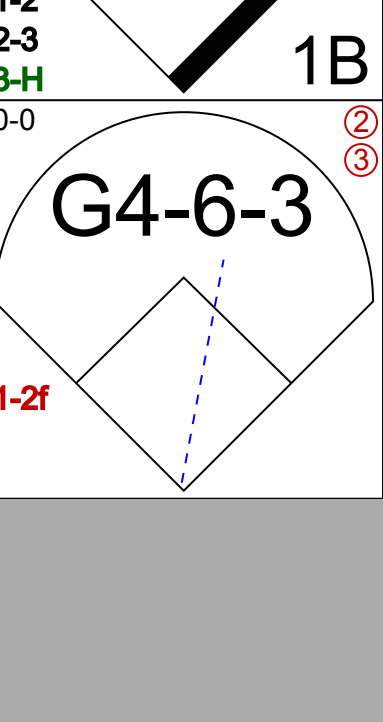
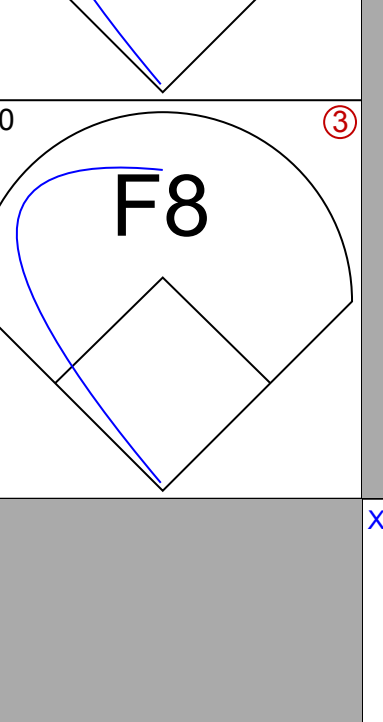
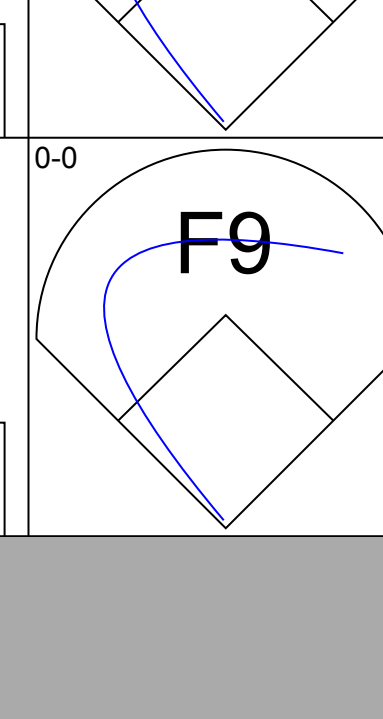
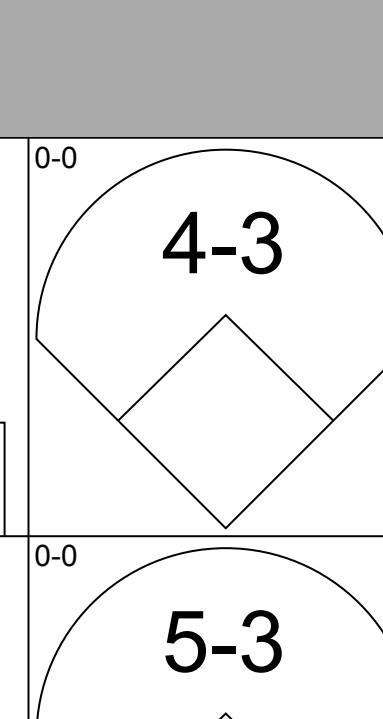
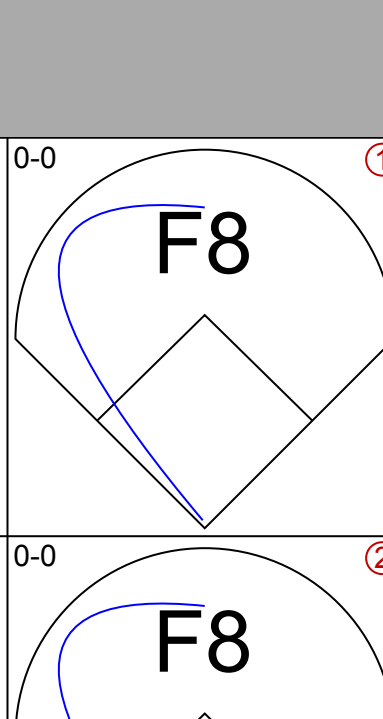
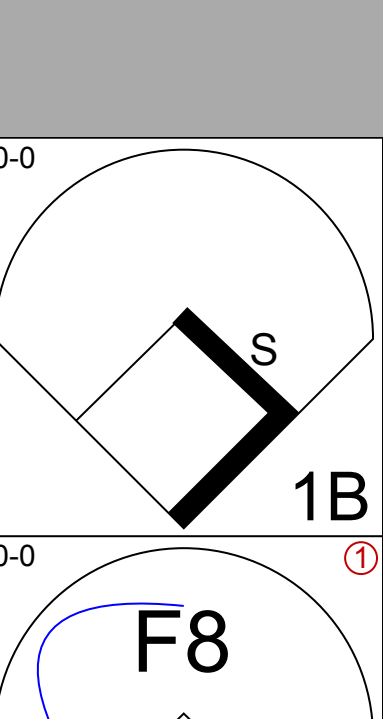
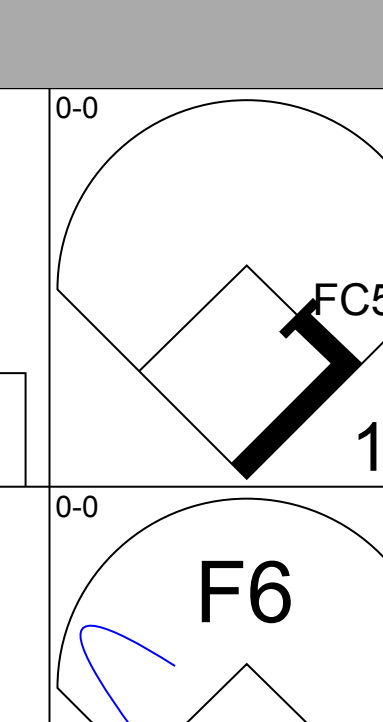
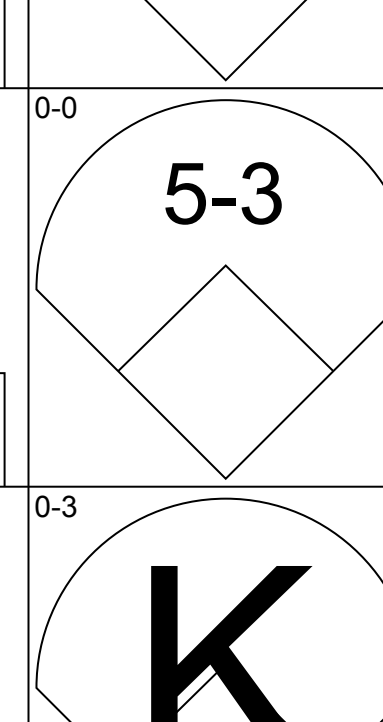
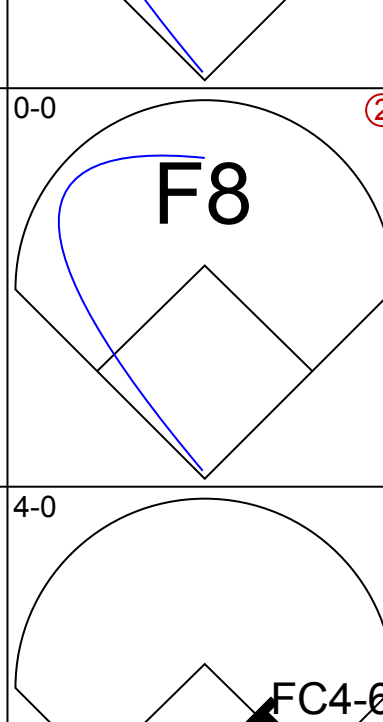
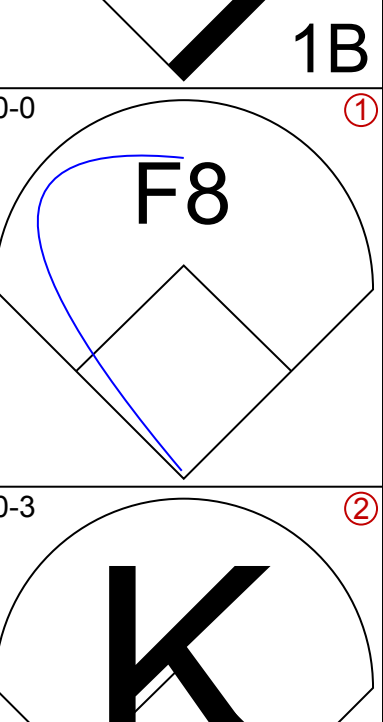

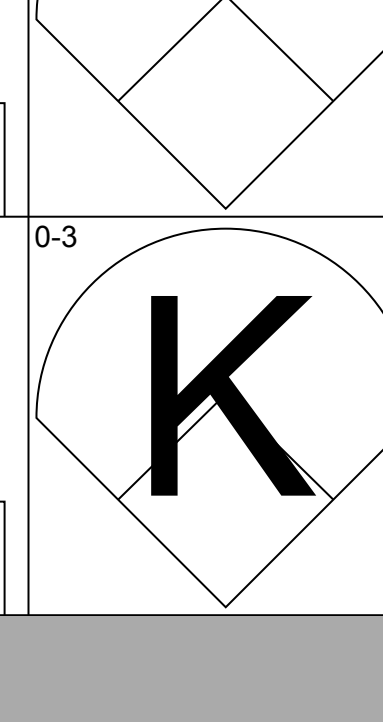
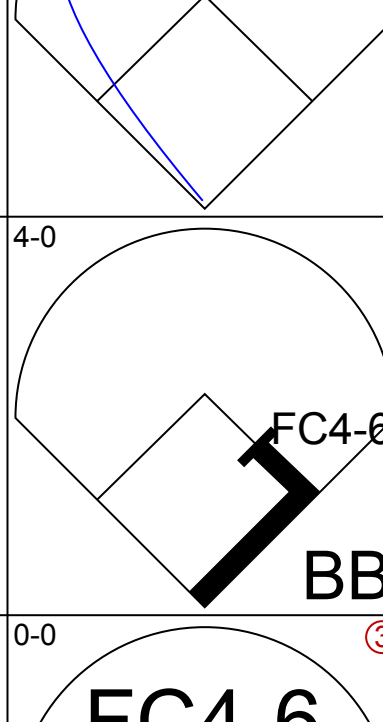
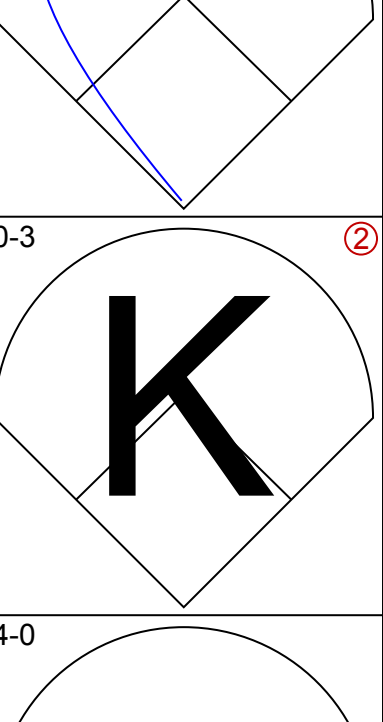

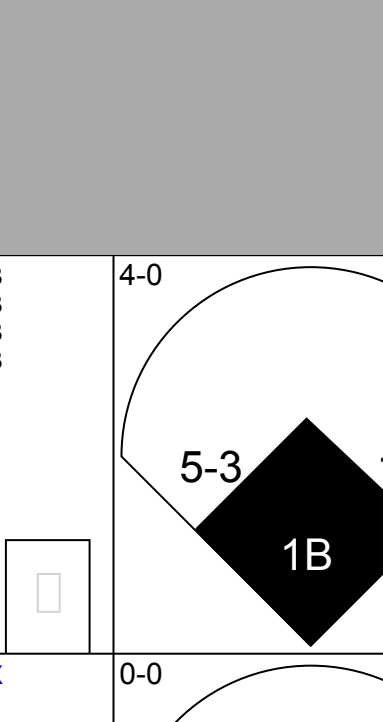
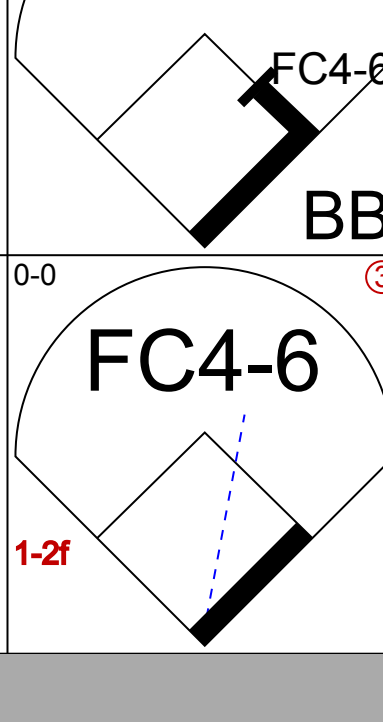
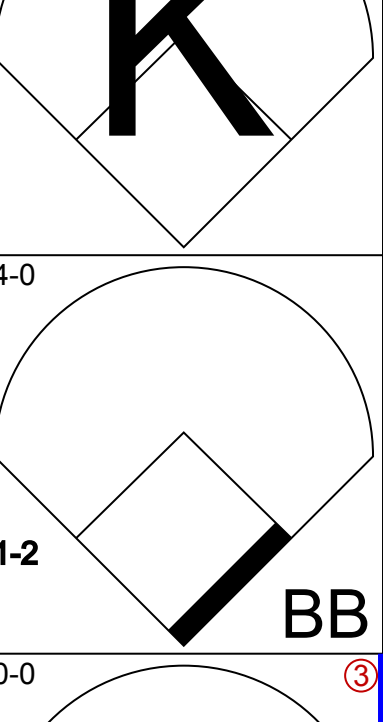
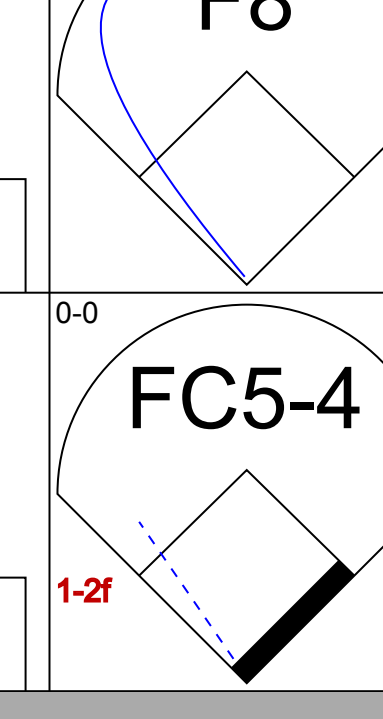
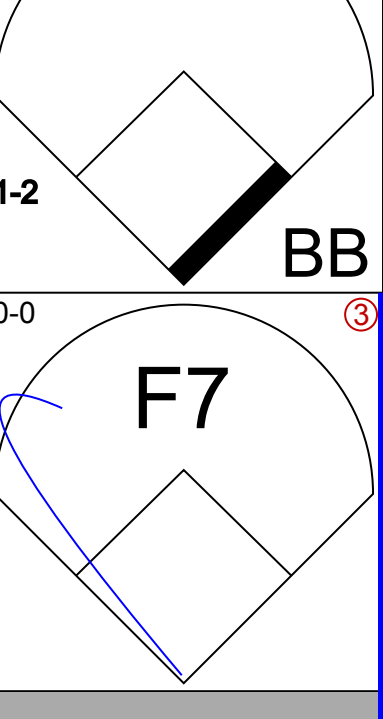
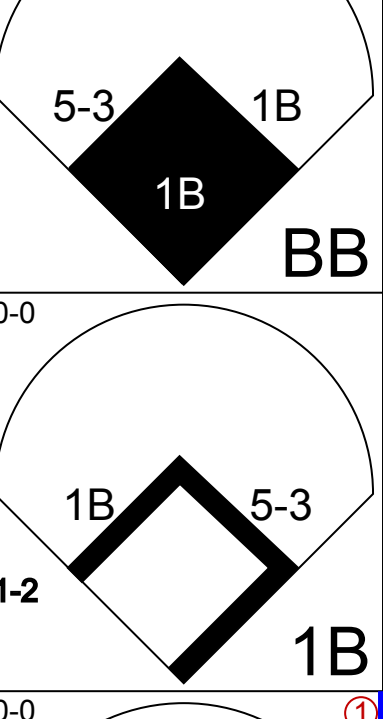
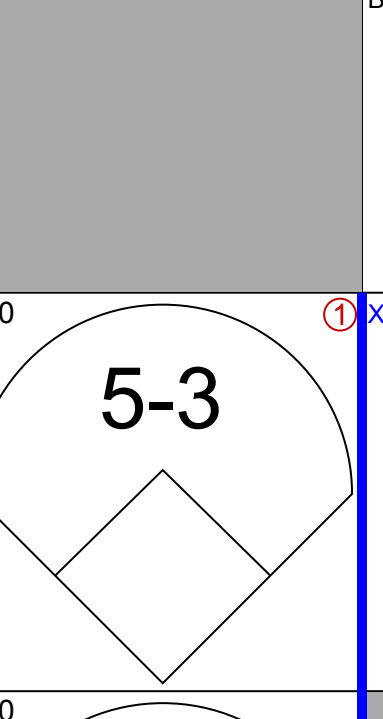
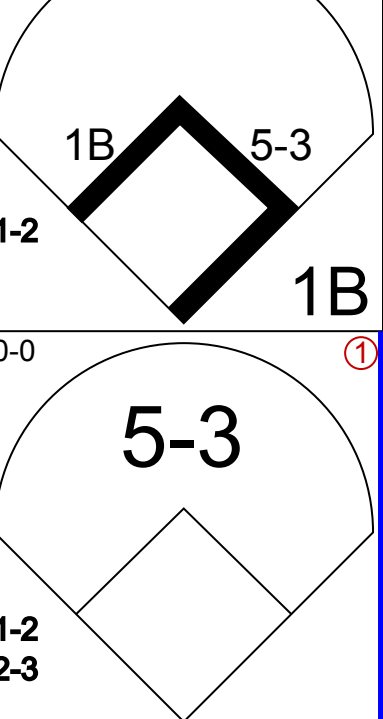
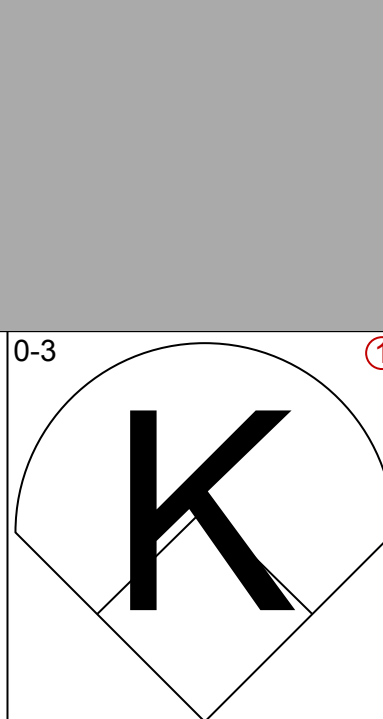
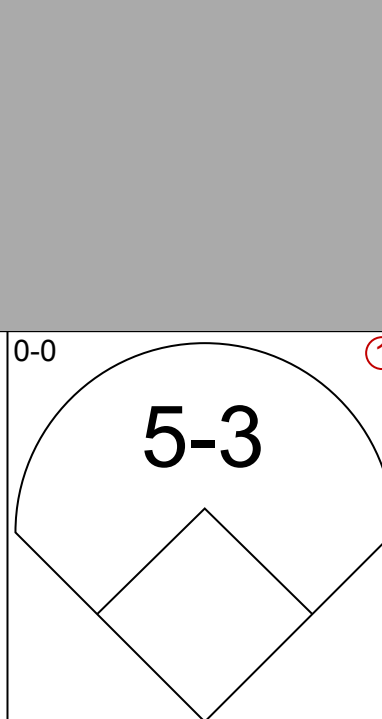
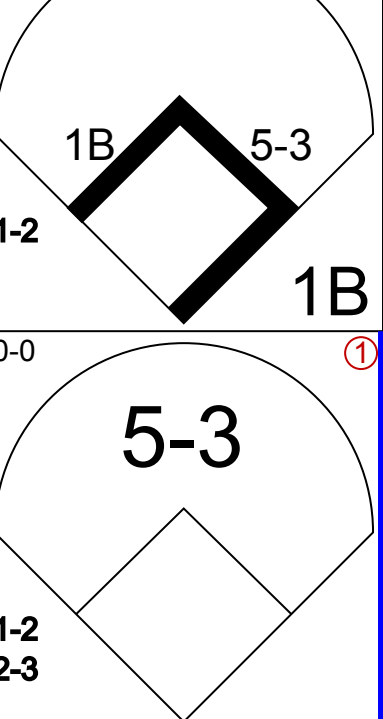
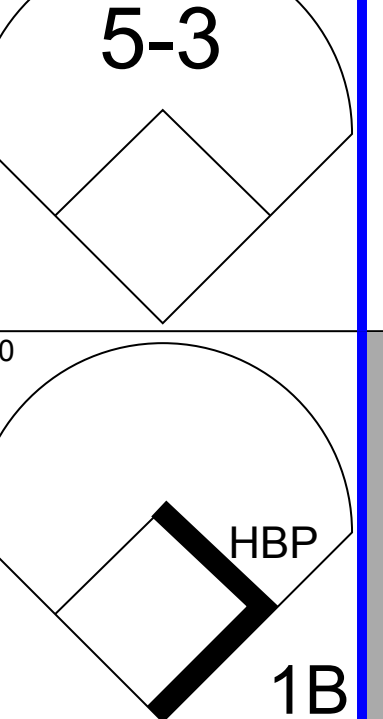
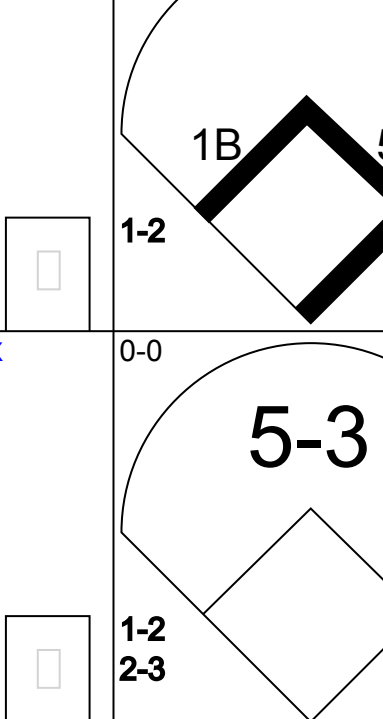
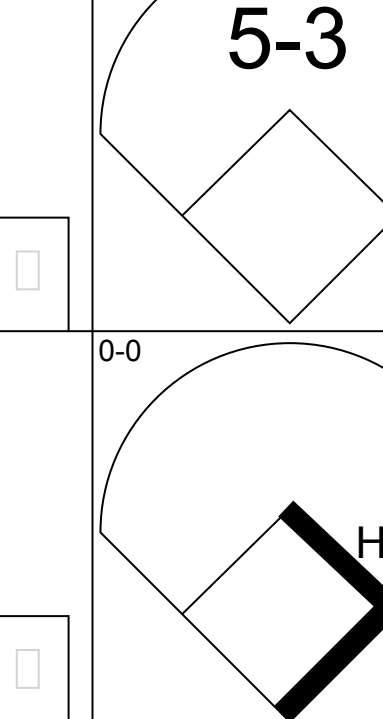
AB	33
R	11
H	10
RBI	9
BB	9
SO	3
LOB	16

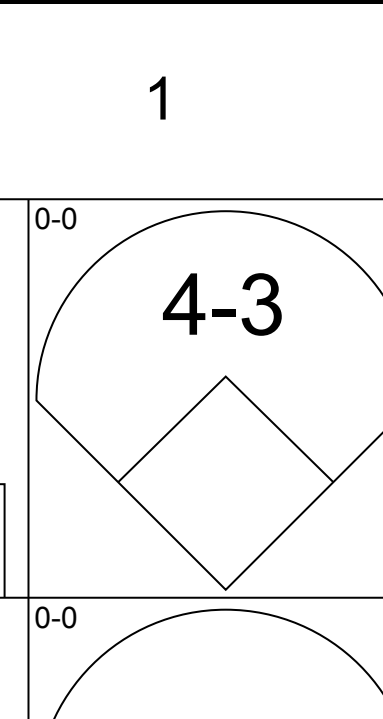
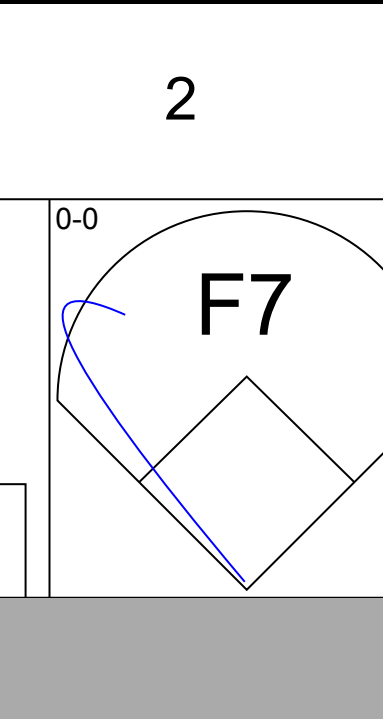
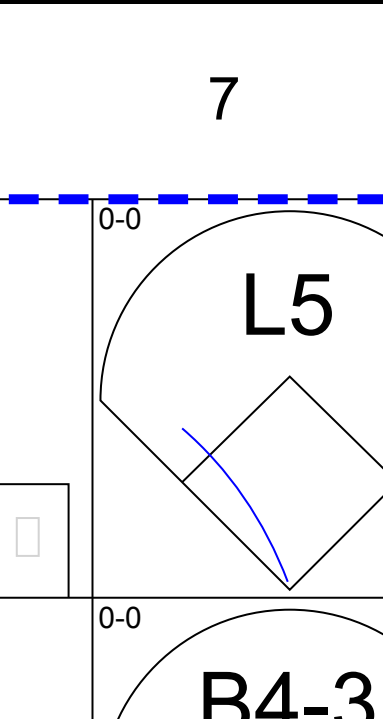
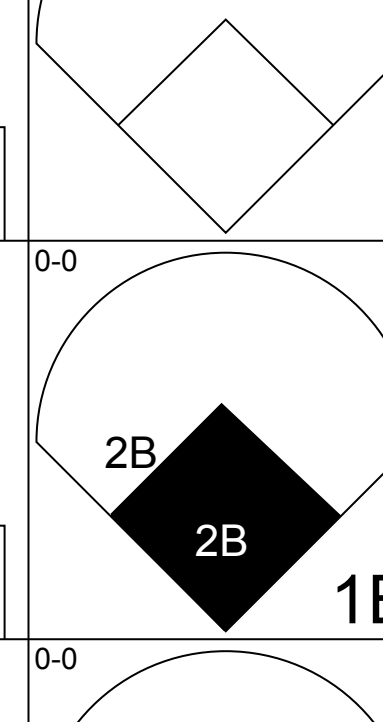
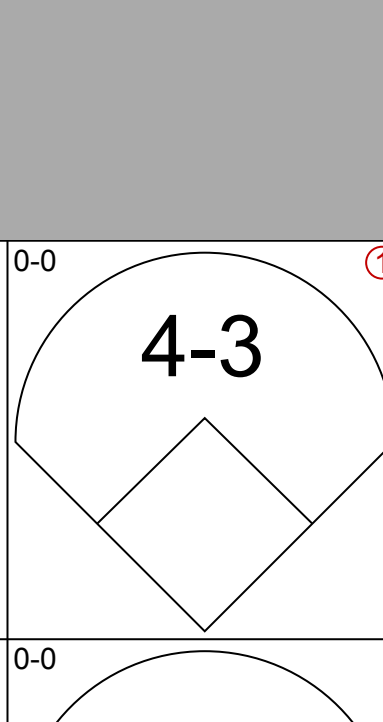
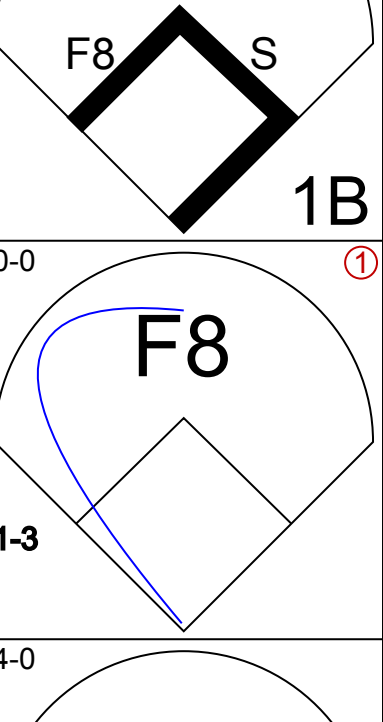
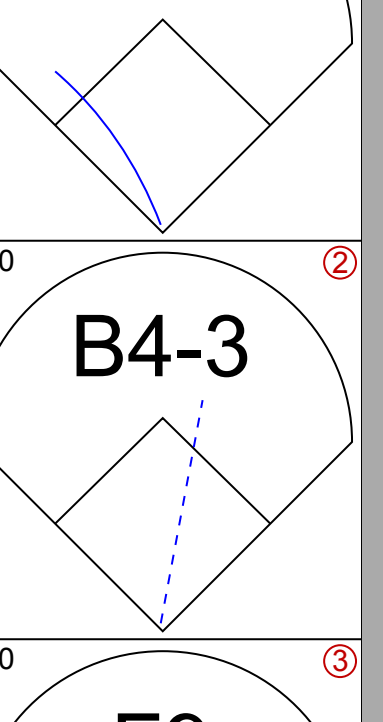
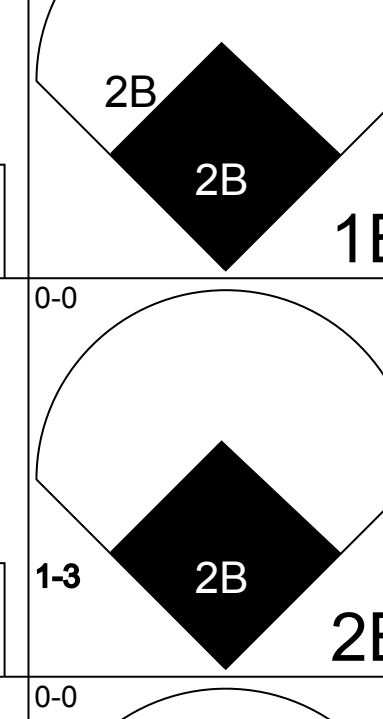
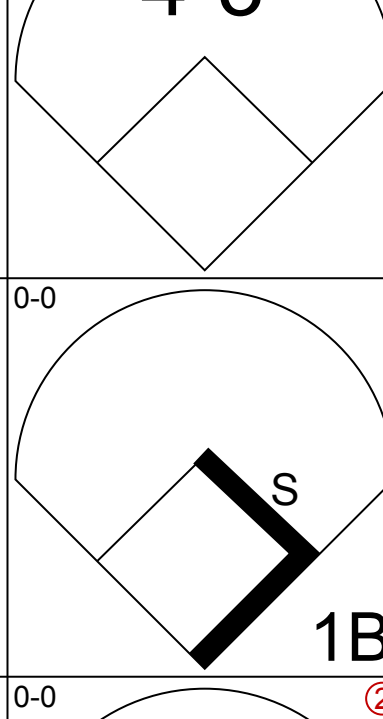
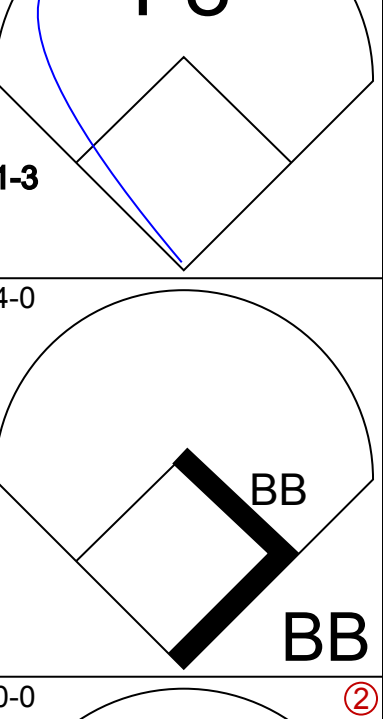
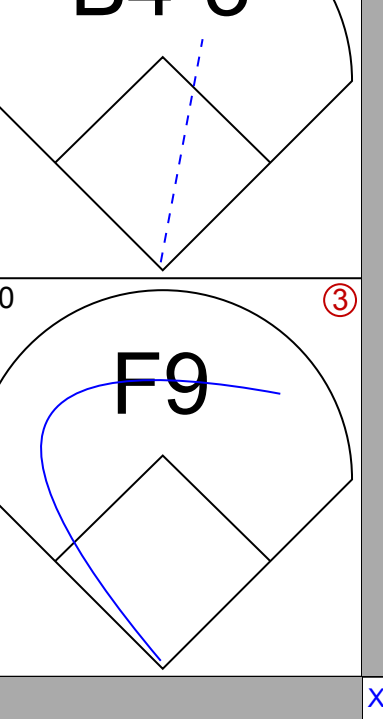
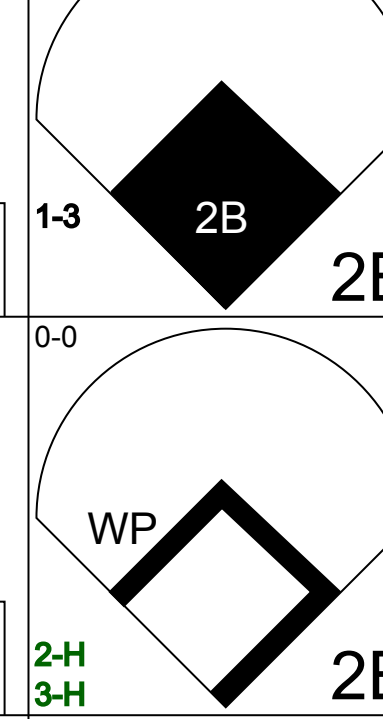
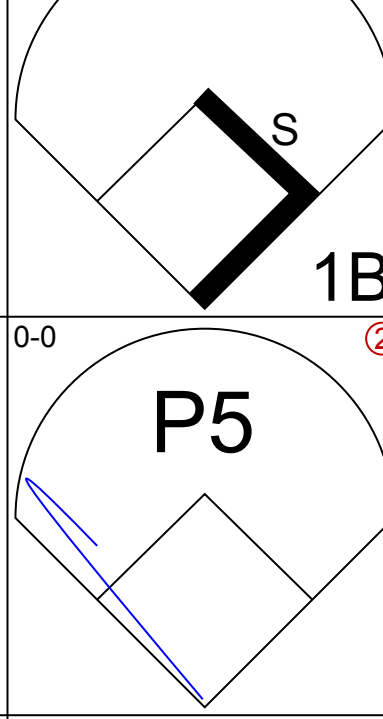
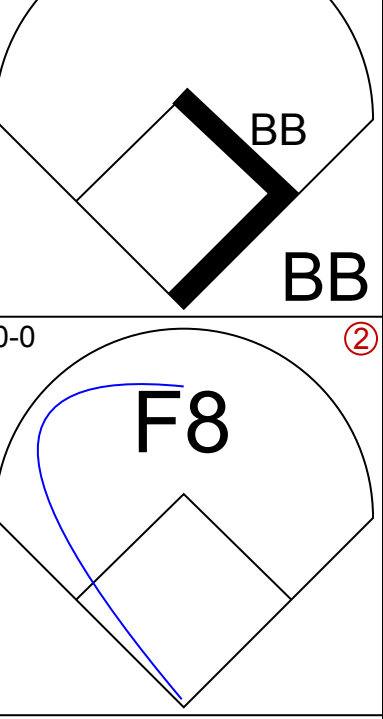
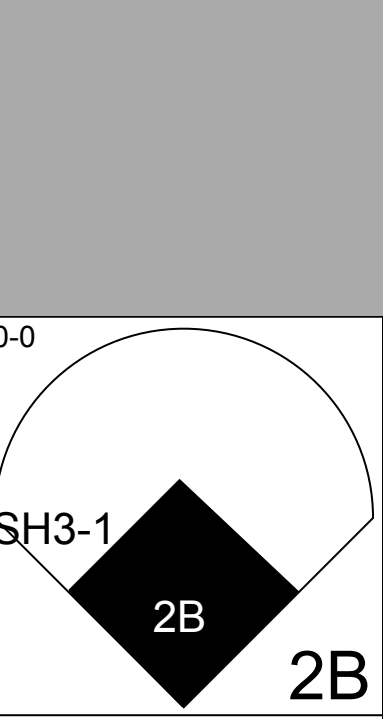
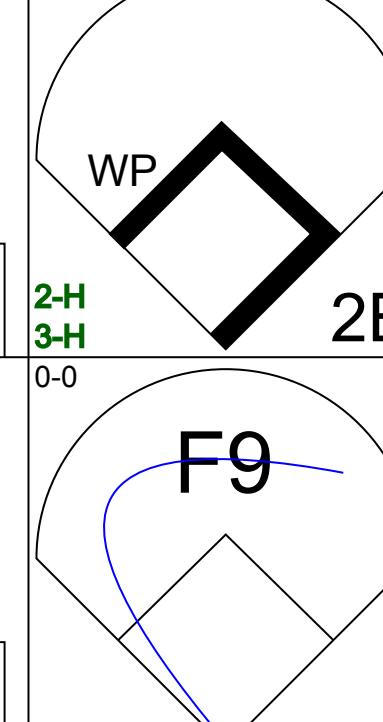
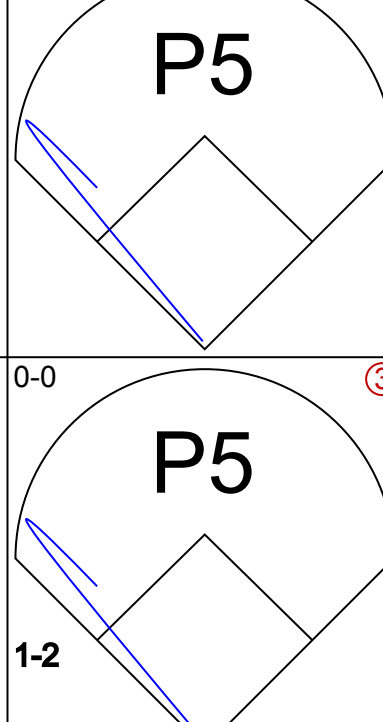
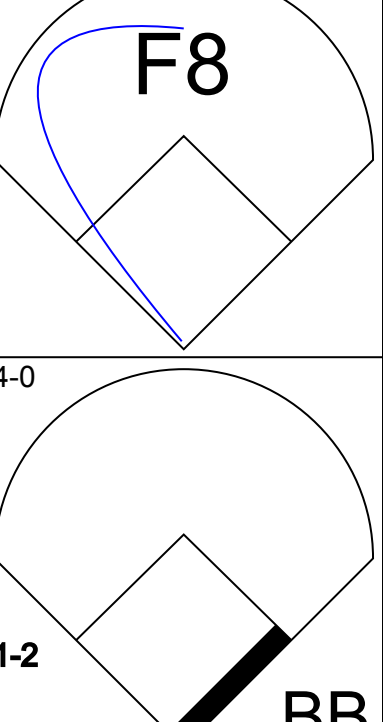
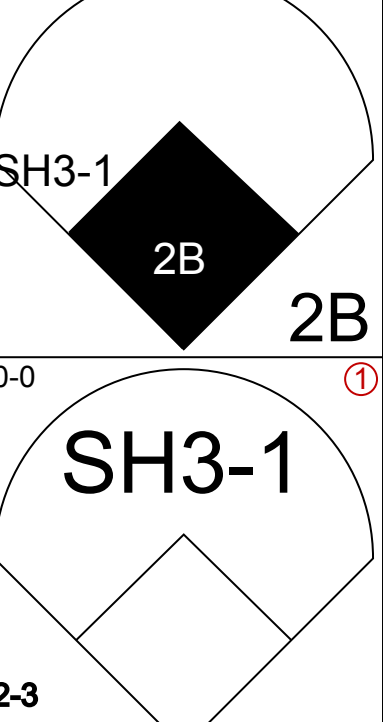
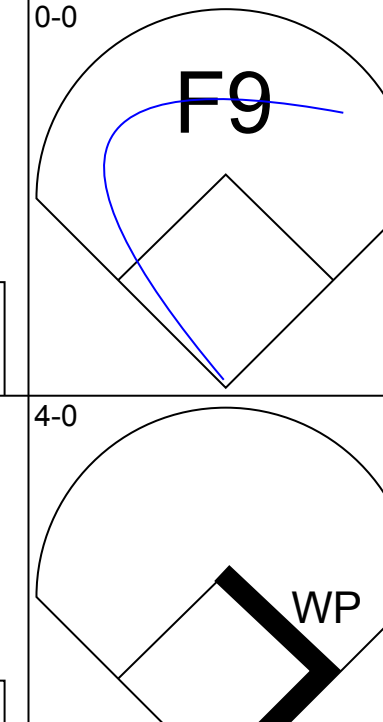
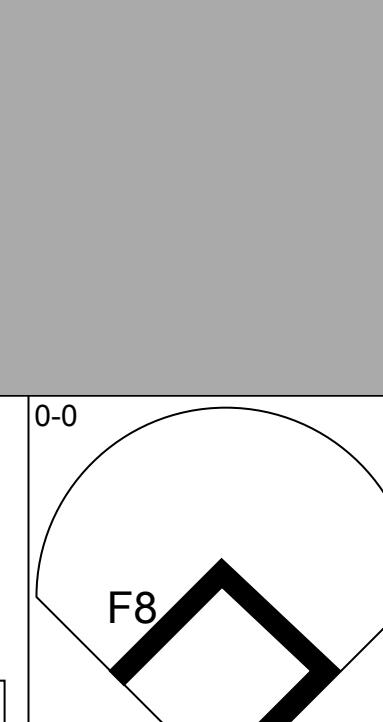
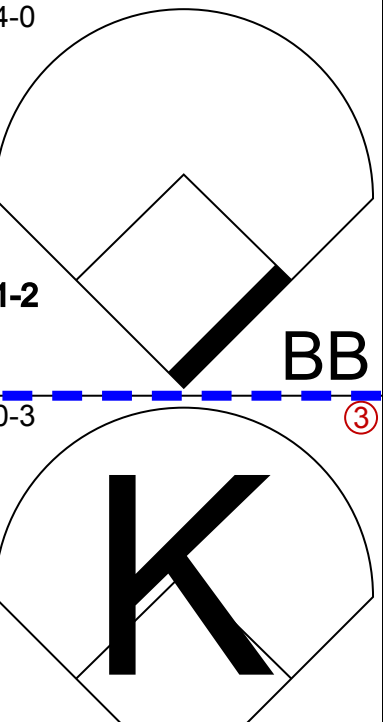
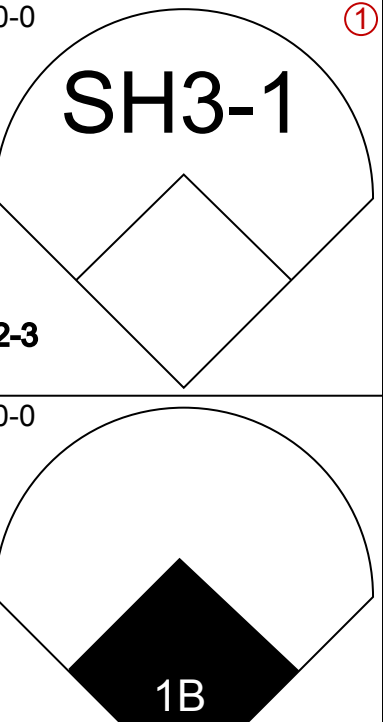
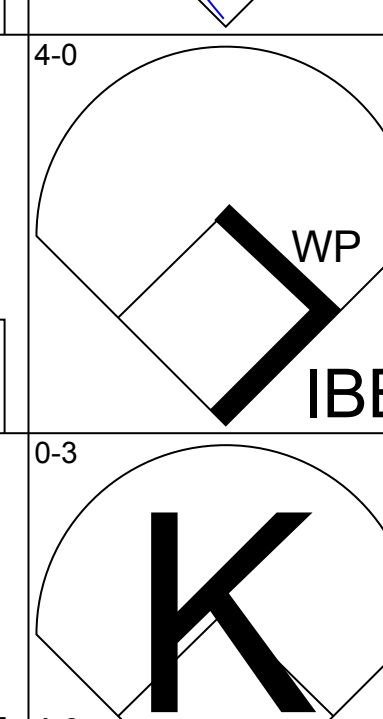
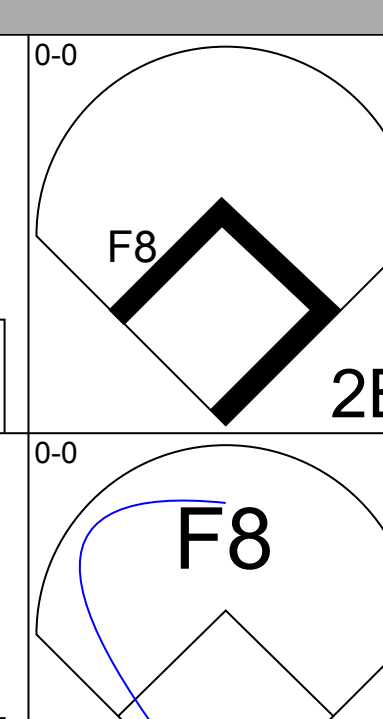
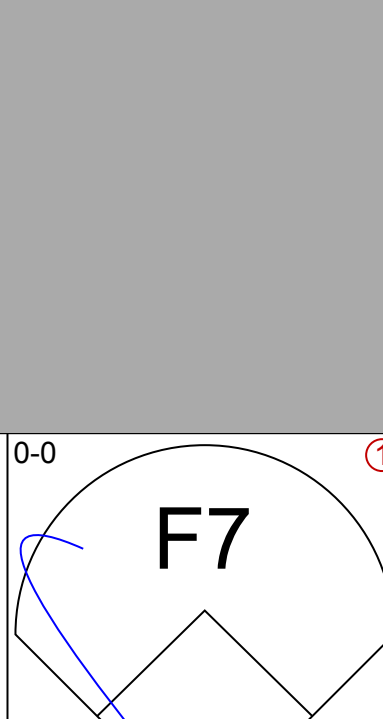
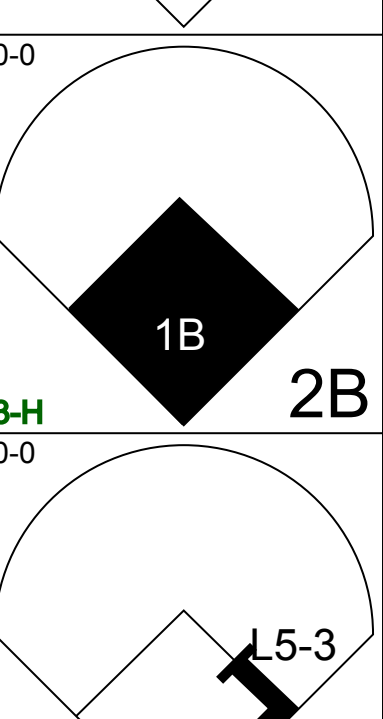
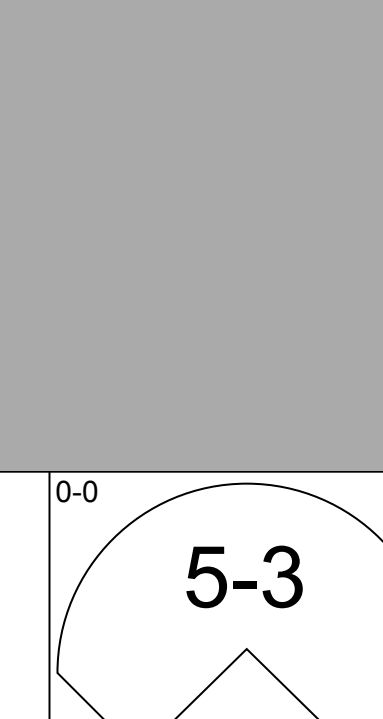
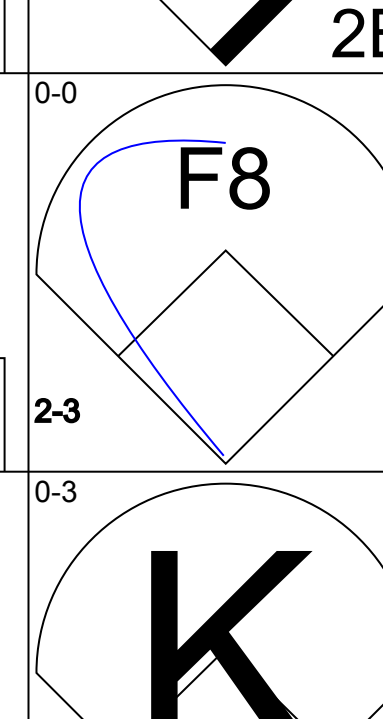
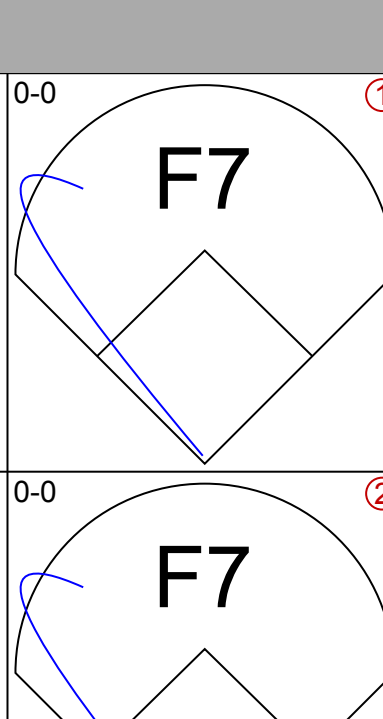
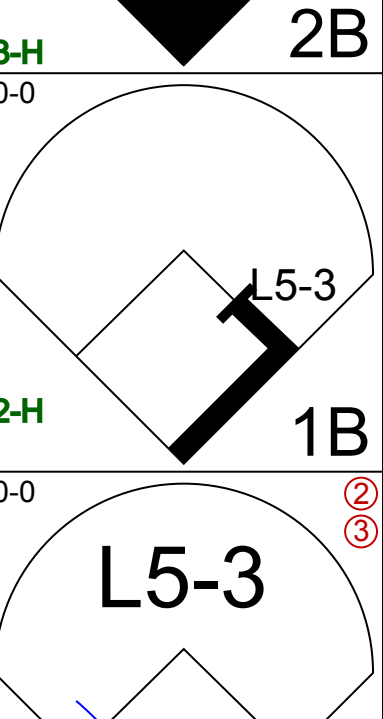

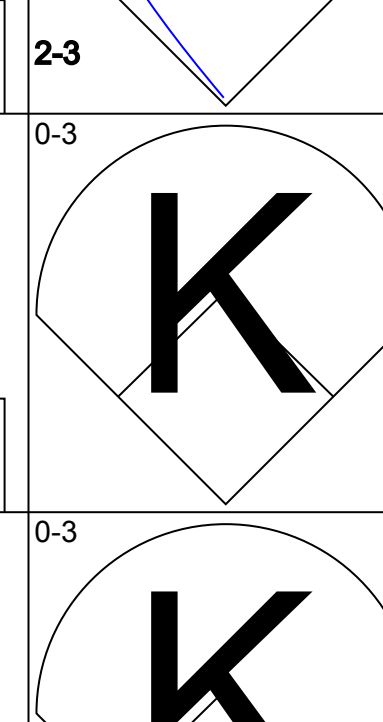
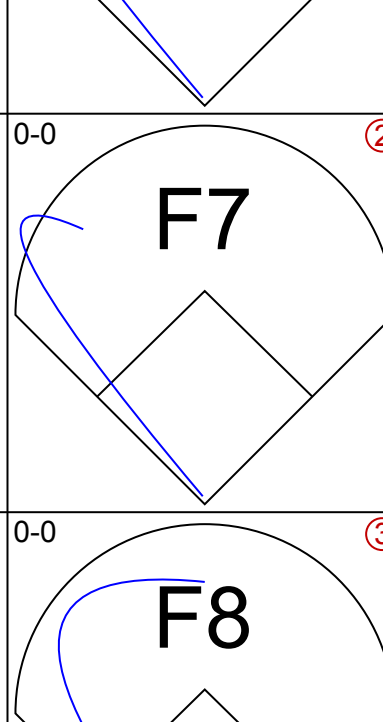


Batter	1	2	3	4	5	6	7	8	9	AB	R	H	RBI	BB	SO	LOB	BOTTOM							
Dave Cash, R OBP: 0.351, SLG: 0.390 (1, 4)					L4		5-3		P6	5	0	2	0	0	0	1	Atlanta Braves @ Philadelphia Phillies Veterans Stadium, Philadelphia, PA Sat Aug 10 1974, 7:05 PM EDT Att: 43,328 - Unknown							
Larry Bowa, S OBP: 0.304, SLG: 0.343 (1, 6)	1B		F8		F8		P5			4	1	1	0	0	0	3								
Mike Schmidt, R OBP: 0.414, SLG: 0.566 (1, 5)					5-3 1B					3	0	0	0	1	0	2								
Willie Montanez, L OBP: 0.358, SLG: 0.420 (1, 3)	K2-3		F8					4-3		4	0	1	1	0	1	4								
Ollie Brown, R OBP: 0.271, SLG: 0.429 (7, 7)		6-3								4	1	1	0	0	1	1								
Jesus Hernaiz, R (9, 1)				SH1-4 PB 1B	K			6-3		0	0	0	0	0	0	0								
Del Unser, L OBP: 0.349, SLG: 0.419 (1, 8)		4-3		PB SH1-4 SF8 1B			P5		2B G6-3 1B	4	2	2	0	0	0	0								
Bob Boone, R OBP: 0.302, SLG: 0.332 (1, 2)					SH1-4		P3		G6-3 2B	3	0	1	0	0	0	0								
Tom Hutton, L OBP: 0.307, SLG: 0.343 Gene Garber, R (7, 1)			F8		SF8		1-3			2	0	0	1	0	0	0								
Alan Bannister, R OBP: 0.304, SLG: 0.158 (9, 7)									G6-3 HBP	0	0	0	0	0	0	0								
Wayne Twitchell, R OBP: 0.217, SLG: 0.217 Mike Anderson, R OBP: 0.316, SLG: 0.376 (1, 1) (7, 9)					K2-3		K		G6-3	2	0	1	0	0	1	0								
										2	0	0	0	0	1	2								
Inning Stats	R: 0 E: 0 K: 1 S: 6	H: 1 LOB: 1 BB: 0 P: 6	R: 0 E: 0 K: 0 S: 3	H: 0 LOB: 0 BB: 0 P: 3	R: 0 E: 0 K: 0 S: 5	H: 2 LOB: 3 BB: 1 P: 9	R: 2 E: 0 K: 1 S: 7	H: 2 LOB: 0 BB: 0 P: 7	R: 1 E: 0 K: 1 S: 7	H: 2 LOB: 1 BB: 0 P: 7	R: 0 E: 0 K: 0 S: 3	H: 0 LOB: 0 BB: 0 P: 3	R: 0 E: 0 K: 1 S: 5	H: 0 LOB: 0 BB: 0 P: 5	R: 0 E: 0 K: 0 S: 3	H: 0 LOB: 0 BB: 0 P: 3	R: 0 E: 0 K: 0 S: 4	H: 2 LOB: 1 BB: 0 P: 5	1B: 7 2B: 2 3B: 0 HR: 0	SF: 1 SAC: 1 DP: 1 HBP: 1	WP: 0 PB: 1 SB: 0 CS: 0	PA: 37		
PITCHER	IP WLS BF H R ER SO BB IBB HBP BLK WP HR S P ERA WHIP	6.0 W 26 7 3 2 3 1 0 0 0 0 0 0 12 13 3.00 0.667																						

AB	33
R	4
H	9
RBI	2
BB	1
SO	4
LOB	13



Batter	1	2	3	4	5	6	7	8	9	AB	R	H	RBI	BB	SO	LOB	TOP					
Bobby Bonds, R OBP: 0.365, SLG: 0.453 (1, 9)			 1B				 BB			3	0	1	0	1	1	0	San Francisco Giants @ Philadelphia Phillies Veterans Stadium, Philadelphia, PA Mon Aug 12 1974, 7:05 PM EDT Att: 16,271 - Unknown					
Tito Fuentes, S OBP: 0.256, SLG: 0.251 (1, 4)					 G4-6-3					5	0	2	1	0	0	3						
Garry Maddox, R OBP: 0.338, SLG: 0.433 (1, 8)					 1-2					4	0	0	0	0	0	7						
Gary Matthews, R OBP: 0.355, SLG: 0.443 (1, 7)									 1B	4	0	1	0	0	0	1						
Chris Speier, R OBP: 0.328, SLG: 0.347 (1, 6)		 1B								4	0	1	0	0	0	1						
Dave Kingman, R OBP: 0.295, SLG: 0.429 (1, 3)							 BB			3	0	0	0	1	2	2						
Dave Rader, L OBP: 0.371, SLG: 0.378 (1, 2)						 1B BB	 1-2			2	1	0	0	2	0	2						
Bruce Miller, R OBP: 0.351, SLG: 0.364 (8, PH)		 1-2								3	0	1	0	0	0	1						
Ed Goodson, L OBP: 0.349, SLG: 0.417 (8, PH)					 5-3					1	0	0	0	0	0	2						
Mike Phillips, L OBP: 0.269, SLG: 0.260 (8, 5)					 1-2					0	0	0	0	0	0	0						
Ed Halicki, R OBP: 0.313, SLG: 0.375 (1, 1)										2	0	0	0	0	1	2						
Ron Bryant, S OBP: 0.050, SLG: 0.050 (5, 1)										0	0	0	0	0	0	0						
Gary Thomasson, L OBP: 0.333, SLG: 0.307 (7, PH)										1	0	1	0	0	0	0						
Tom Bradley, R OBP: 0.154, SLG: 0.111 (9, PH)					 2-3					1	0	0	0	0	0	0						
Steve Ontiveros, S OBP: 0.370, SLG: 0.336 (9, PH)										1	0	0	0	0	0	0						
Inning Stats	R: 0 E: 0 K: 1 S: 6	H: 1 LOB: 1 BB: 0 P: 6	R: 0 E: 0 K: 0 S: 4	H: 1 LOB: 1 BB: 0 P: 4	R: 0 E: 0 K: 1 S: 6	H: 1 LOB: 1 BB: 0 P: 6	R: 0 E: 0 K: 1 S: 5	H: 0 LOB: 0 BB: 0 P: 5	R: 1 E: 0 K: 0 S: 4	H: 2 LOB: 2 BB: 2 P: 12	R: 0 E: 0 K: 0 S: 3	H: 0 LOB: 1 BB: 1 P: 7	R: 0 E: 0 K: 0 S: 4	H: 1 LOB: 2 BB: 0 P: 5	R: 0 E: 0 K: 1 S: 6	H: 1 LOB: 2 BB: 1 P: 10	R: 0 E: 0 K: 0 S: 3	H: 0 LOB: 0 BB: 0 P: 3	1B: 6 2B: 1 3B: 0 HR: 0	SF: 0 SAC: 0 DP: 1 HBP: 1	WP: 0 PB: 0 SB: 2 CS: 0	PA: 38
PITCHER Jim Lonborg, R ERA: 3.09 (1, 1)	IP: 9.0 WLS: W BF: 38 H: 7 R: 1 ER: 1 SO: 4 BB: 4 IBB: 0 HBP: 1 BLK: 0 WP: 0 HR: 0 S: 41 P: 58 ERA: 1.00 WHIP: 1.222															PITCHER						

Batter	1	2	3	4	5	6	7	8	9	AB	R	H	RBI	BB	SO	LOB	BOTTOM			
Dave Cash, R OBP: 0.350, SLG: 0.393 (1, 4)										4	0	1	0	0	0	0	San Francisco Giants @ Philadelphia Phillies Veterans Stadium, Philadelphia, PA Mon Aug 12 1974, 7:05 PM EDT Att: 16,271 - Unknown			
Larry Bowa, S OBP: 0.303, SLG: 0.343 (1, 6)	 1B				 1-3					4	1	1	0	0	0	1				
Mike Schmidt, R OBP: 0.416, SLG: 0.566 (1, 5)	 1-3		 1B		 BB					3	1	2	0	1	0	0				
Willie Montanez, L OBP: 0.365, SLG: 0.434 (1, 3)	 2H 3H							 2B		4	1	2	2	0	0	3				
Del Unser, L OBP: 0.348, SLG: 0.417 (1, 8)			 1-2		 1-2					2	0	0	0	1	0	2				
Jay Johnstone, L OBP: 0.440, SLG: 0.653 (1, 7)	 IBB			 2B				 2B		1	0	1	0	1	0	0				
Mike Anderson, R OBP: 0.316, SLG: 0.379 (5, PH)										2	1	1	1	0	1	3				
Ollie Brown, R OBP: 0.288, SLG: 0.415 (1, 9)	 1-2 2-3				 2-3				 1B	4	0	1	1	0	1	3				
Larry Cox, R OBP: 0.121, SLG: 0.125 (1, 2)									 1-2	4	0	0	0	0	1	2				
Jim Lonborg, R OBP: 0.122, SLG: 0.181 (1, 1)										3	0	0	0	0	2	1				
Inning Stats	R: 2 E: 0 K: 1 S: 8	H: 3 LOB: 2 BB: 1 P: 12	R: 0 E: 0 K: 1 S: 5	H: 0 LOB: 0 BB: 0 P: 5	R: 0 E: 0 K: 2 S: 8	H: 1 LOB: 1 BB: 0 P: 8	R: 0 E: 0 K: 0 S: 3	H: 0 LOB: 0 BB: 0 P: 3	R: 0 E: 0 K: 0 S: 3	H: 0 LOB: 0 BB: 0 P: 3	R: 2 E: 0 K: 0 S: 5	H: 3 LOB: 0 BB: 0 P: 5	R: 0 E: 0 K: 0 S: 5	H: 0 LOB: 0 BB: 0 P: 5	R: 2 E: 0 K: 0 S: 5	H: 3 LOB: 0 BB: 0 P: 5	1B: 4 2B: 6 3B: 0 HR: 0	SF: 0 SAC: 1 DP: 1 HBP: 0	WP: 1 PB: 0 SB: 2 CS: 0	PA: 35
PITCHER Ed Halicki, R ERA: 4.5 (1, 1)	IP: 4.2 WLS: L BF: 23 H: 6 R: 2 ER: 2 SO: 4 BB: 2 IBB: 1 HBP: 0 BLK: 0 WP: 1 HR: 0 S: 28 P: 40 ERA: 3.86 WHIP: 1.714															PITCHER				
Ron Bryant, L ERA: 6.21 (5, 1)	IP: 1.1 WLS: L BF: 4 H: 0 R: 0 ER: 0 SO: 1 BB: 0 IBB: 0 HBP: 0 BLK: 0 WP: 0 HR: 0 S: 6 P: 6 ERA: 0.00 WHIP: 0.000															PITCHER				
Tom Bradley, R ERA: 5.06 (7, 1)	IP: 2.0 WLS: L BF: 8 H: 3 R: 2 ER: 2 SO: 0 BB: 0 IBB: 0 HBP: 0 BLK: 0 WP: 0 HR: 0 S: 8 P: 8 ERA: 9.00 WHIP: 1.500															PITCHER				

AB	33
R	1
H	7
RBI	1
BB	4
SO	4
LOB	21



AB	31
R	4
H	9
RBI	4
BB	3
SO	5
LOB	15



Batter	1	2	3	4	5	6	7	8	9	AB	R	H	RBI	BB	SO	LOB	TOP									
Bobby Bonds, R OBP: 0.365, SLG: 0.452	4-0 BLK SH3 BB		0-0 P4	0-3 K		0-0 4-3		0-0 G4-3 1B		4	1	1	0	1	1	2	San Francisco Giants @ Philadelphia Phillies Veterans Stadium, Philadelphia, PA Tue Aug 13 1974, 7:05 PM EDT Att: 27,618 - Unknown									
Tito Fuentes, S OBP: 0.265, SLG: 0.264	0-0 SH3		0-0 F8 2B		0-0 FC6-4 1B	0-0 BB 1B		0-0 G4-3 1-2		4	0	3	1	0	0	1										
Gary Maddox, R OBP: 0.339, SLG: 0.431 Ron Bryant, S OBP: 0.050, SLG: 0.050 Ed Goodson, L OBP: 0.347, SLG: 0.416	0-0 5-3		4-0 F8 BB		0-0 FC6-4 1B 1B 3B	4-0 BB 1B		0-0 F9		2	1	0	0	2	0	1										
Gary Matthews, R OBP: 0.355, SLG: 0.442	0-0 S 1B		0-0 F8 1-2 2-3		0-0 1B 3B 1B	0-0 P6		0-0 L6		5	1	2	0	0	0	4										
Chris Speier, R OBP: 0.331, SLG: 0.355	4-0 1-2 BB		0-0 4-3		0-0 1B 3B 1B			0-3 K		4	2	2	1	1	1	2										
Dave Kingman, R OBP: 0.294, SLG: 0.434	0-3 K			0-3 K		0-0 FC5-2 3B		0-0 F8		4	0	1	3	0	2	2										
Dave Rader, L OBP: 0.369, SLG: 0.373		0-0 E6 G4-6-3		4-0 1B 5-3 BB		0-0 FC5-2 3B		0-0 F6		3	0	0	0	1	0	1										
Bruce Miller, R OBP: 0.339, SLG: 0.351		0-0 G4-6-3 1-2		0-0 5-3 1-2		0-0 4-3		0-0 3-1		4	0	0	0	0	0	3										
Jim Barr, R OBP: 0.308, SLG: 0.298 Gary Thomasson, L OBP: 0.331, SLG: 0.304		0-0 F8		0-0 1B		0-0 F8		0-3 K		2	0	1	0	0	0	0										
Inning Stats	R: 1 E: 0 K: 1 S: 6	H: 1 LOB: 2 BB: 2 P: 14	R: 0 E: 1 K: 0 S: 3	H: 0 LOB: 0 BB: 0 P: 3	R: 0 E: 0 K: 0 S: 4	H: 1 LOB: 2 BB: 1 P: 8	R: 0 E: 0 K: 2 S: 8	H: 1 LOB: 2 BB: 1 P: 12	R: 3 E: 0 K: 0 S: 7	H: 4 LOB: 1 BB: 0 P: 7	R: 0 E: 0 K: 0 S: 4	H: 1 LOB: 2 BB: 1 P: 8	R: 1 E: 0 K: 0 S: 4	H: 1 LOB: 0 BB: 0 P: 4	R: 0 E: 0 K: 1 S: 5	H: 1 LOB: 0 BB: 0 P: 5		R: 0 E: 0 K: 1 S: 5	H: 0 LOB: 0 BB: 0 P: 5	1B: 7 2B: 1 3B: 1 HR: 1	SF: 0 SAC: 1 DP: 2 HBP: 0	WP: 0 PB: 0 SB: 1 CS: 0	PA: 41			
PITCHER	IP	WLS	BF	H	R	ER	SO	BB	IBB	HBP	BLK	WP	HR	S	P	ERA	WHIP									
Dick Ruthven, R ERA: 4.04	(1, 1)	5.2	W	30	8	4	4	3	5	0	0	1	0	0	31	51	6.35	2.294								
Gene Garber, R ERA: 4.54	(6, 1)	1.1		5	1	1	1	0	0	0	0	0	1	5	5	6.75	0.750									
Ron Schueler, R ERA: 3.33	(8, 1)	2.0	S	6	1	0	0	2	0	0	0	0	0	10	10	0.00	0.500									

Batter	1	2	3	4	5	6	7	8	9	AB	R	H	RBI	BB	SO	LOB	BOTTOM									
Dave Cash, R OBP: 0.350, SLG: 0.391	0-0 S 1B 1B		0-0 4-3	0-0 5-3			0-0 5-3			4	1	1	0	0	0	1	San Francisco Giants @ Philadelphia Phillies Veterans Stadium, Philadelphia, PA Tue Aug 13 1974, 7:05 PM EDT Att: 27,618 - Unknown									
Larry Bowa, S OBP: 0.302, SLG: 0.342	0-0 HR 1B		0-0 F7		0-0 4-3		0-0 B5-3			4	1	1	1	0	0	0										
Mike Schmidt, R OBP: 0.419, SLG: 0.588	0-0 HR		0-0 HR		0-0 F3		0-0 CS 3B			4	2	3	3	0	0	0										
Willie Montanez, L OBP: 0.364, SLG: 0.430	0-0 6-3		0-0 6-3		0-0 6-3		4-0 BB			3	0	0	0	1	0	0										
Del Unser, L OBP: 0.347, SLG: 0.415	0-0 6-3			0-0 2B 1B		0-0 F7		0-3 K		4	1	1	0	0	1	2										
Jay Johnstone, L OBP: 0.442, SLG: 0.662 Bill Robinson, R OBP: 0.274, SLG: 0.325	0-3 K			0-0 4-3 1B 2B		4-0 G4-6-3 BB				2	1	1	1	0	1	0										
Ollie Brown, R OBP: 0.283, SLG: 0.407		0-0 F3		0-0 4-3		0-0 G4-6-3 1-2				3	0	0	0	0	0	2										
Larry Cox, R OBP: 0.139, SLG: 0.143		0-0 6-3		0-0 SH3 1B			0-3 K			3	0	1	1	0	1	0										
Dick Ruthven, R OBP: 0.146, SLG: 0.146 Gene Garber, R	(1, 1)	5.0	L	22	7	6	6	1	0	0	0	0	0	0	0	0		Phillies								
Mike Anderson, R OBP: 0.315, SLG: 0.378 Ron Schueler, R OBP: 0.159, SLG: 0.119	(7, PH) (8, 1)	3.0		10	1	0	0	2	2	0	0	0	0	0	0	0										
Inning Stats	R: 3 E: 0 K: 1 S: 8	H: 3 LOB: 0 BB: 0 P: 8	R: 0 E: 0 K: 0 S: 3	H: 0 LOB: 0 BB: 0 P: 3	R: 1 E: 0 K: 0 S: 4	H: 1 LOB: 0 BB: 0 P: 4	R: 2 E: 0 K: 0 S: 6	H: 3 LOB: 1 BB: 0 P: 6	R: 0 E: 0 K: 0 S: 3	H: 0 LOB: 0 BB: 0 P: 3	R: 0 E: 0 K: 0 S: 2	H: 0 LOB: 0 BB: 1 P: 6	R: 0 E: 0 K: 1 S: 5	H: 0 LOB: 0 BB: 0 P: 5	R: 0 E: 0 K: 1 S: 5	H: 1 LOB: 1 BB: 1 P: 9	1B: 4 2B: 1 3B: 1 HR: 2	SF: 0 SAC: 1 DP: 1 HBP: 0	WP: 0 PB: 0 SB: 1 CS: 1	PA: 32						
PITCHER	IP	WLS	BF	H	R	ER	SO	BB	IBB	HBP	BLK	WP	HR	S	P	ERA	WHIP									
Jim Barr, R ERA: 2.64	(1, 1)	5.0		22	7	6	6	1	0	0	0	0	0	0	24	24	10.80	1.400								
Ron Bryant, L ERA: 6.0	(6, 1)	3.0		10	1	0	0	2	2	0	0	0	0	12	20	0.00	1.000									

Batter	1	2	3	4	5	6	7	8	9	AB	R	H	RBI	BB	SO	LOB	TOP										
Bobby Bonds, R OBP: 0.367, SLG: 0.460 (1, 9)	F3	6-3		P4		FC6-2 WP HBP		5-3 HR	1-H HR	5	3	2	2	0	0	3	San Francisco Giants @ Philadelphia Phillies Veterans Stadium, Philadelphia, PA Wed Aug 14 1974, 7:05 PM EDT Att: 24,061 - Unknown livebaseballscorecards.com										
Tito Fuentes, S OBP: 0.266, SLG: 0.263 (1, 4)	BB 1B		G3	FC5-4		FC6-2 BB		P5	K	5	1	1	0	1	1	4											
Garry Maddox, R OBP: 0.336, SLG: 0.426 (1, 8)	F8		P6		1-3	FC6-2		5-3		5	0	0	0	0	0	5											
Gary Matthews, R OBP: 0.360, SLG: 0.453 (1, 7)	BB 1B				G3 FC BB	F9				4	1	3	2	1	0	2											
Ed Goodson, L OBP: 0.353, SLG: 0.417 (1, 3)	1-2 2-3 BB		F7		FC G3			G6-3 1B	FC5-4 1B	4	0	2	0	1	0	2											
Chris Speier, R OBP: 0.332, SLG: 0.354 (1, 6)	1-2 2-3 3-H BB			5-3	G3			G6-3 1B	FC5-4	4	0	1	1	1	0	3											
Bruce Miller, R OBP: 0.333, SLG: 0.345 (1, 5)	5-3			SH 1B	P6			G6-3	6-3	5	0	1	0	0	0	7											
Ken Rudolph, R OBP: 0.326, SLG: 0.257 (1, 2)		F8		SH 1B		BB SH5-4 FC6-2 1B			HR BB	3	1	2	0	2	0	0											
Charlie Williams, R OBP: 0.174, SLG: 0.136 (1, 1)										2	0	0	0	0	0	2											
Elias Sosa, R OBP: 0.071, SLG: 0.071 (7, 1)										0	0	0	0	0	0	0											
Chris Arnold, R OBP: 0.335, SLG: 0.336 (9, PH)		F8		SH	FC5-4				F9	1	0	0	0	0	0	1											
Tom Bradley, R OBP: 0.154, SLG: 0.111 (9, 1)				1-2 2-3						0	0	0	0	0	0	0											
Inning Stats	R: 1 E: 0 K: 0 S: 5	H: 2 LOB: 3 BB: 2 P: 13	R: 0 E: 0 K: 0 S: 3	H: 0 LOB: 0 BB: 0 P: 3	R: 0 E: 0 K: 0 S: 4	H: 1 LOB: 1 BB: 0 P: 4	R: 0 E: 0 K: 0 S: 6	H: 2 LOB: 3 BB: 0 P: 6	R: 0 E: 0 K: 0 S: 4	H: 0 LOB: 2 BB: 1 P: 8	R: 1 E: 0 K: 0 S: 4	H: 1 LOB: 2 BB: 1 P: 9	R: 0 E: 0 K: 0 S: 4	H: 2 LOB: 1 BB: 1 P: 8	R: 2 E: 0 K: 0 S: 6	H: 3 LOB: 1 BB: 0 P: 6	R: 2 E: 0 K: 1 S: 6	H: 1 LOB: 0 BB: 1 P: 10	1B: 9 2B: 1 3B: 0 HR: 2	SF: 0 SAC: 2 DP: 1 HBP: 1	WP: 1 PB: 0 SB: 0 CS: 0	PA: 47					
PITCHER	IP	WLS	BF	H	R	ER	SO	BB	IBB	HBP	BLK	WP	HR	S	P	ERA	WHIP										
Wayne Twitchell, R ERA: 4.08	(1, 1)	5.1	29	6	2	2	0	4	0	1	0	0	0	24	41	3.38	1.875										
Gene Garber, R ERA: 4.49	(6, 1)	0.2	2	0	0	0	0	0	0	0	0	1	0	2	2	0.00	0.000										
Ron Schueler, R ERA: 3.41	(7, 1)	1.2	10	5	2	2	0	0	1	0	0	0	1	9	13	10.80	3.000										
Eddie Watt, R ERA: 4.31	(8, 1)	0.1	1	0	0	0	0	0	0	0	0	0	0	1	1	0.00	0.000										
Mac Scarce, L ERA: 5.3	(9, 1)	0.2	L 3	0	1	1	0	1	0	0	0	0	0	2	6	13.50	1.500										

Batter	1	2	3	4	5	6	7	8	9	AB	R	H	RBI	BB	SO	LOB	BOTTOM										
Dave Cash, R OBP: 0.350, SLG: 0.390 (1, 4)	G1-4-3 HBP		6-3			WP 1B		F9	F7	4	0	1	0	0	0	2	San Francisco Giants @ Philadelphia Phillies Veterans Stadium, Philadelphia, PA Wed Aug 14 1974, 7:05 PM EDT Att: 24,061 - Unknown livebaseballscorecards.com										
Larry Bowa, S OBP: 0.303, SLG: 0.343 (1, 6)	G1-4-3			F9		WP 1B		E4	1-3	5	0	2	0	0	0	2											
Mike Schmidt, R OBP: 0.416, SLG: 0.582 (1, 5)	P4		1-3			K		P4		4	0	0	0	0	1	3											
Willie Montanez, L OBP: 0.363, SLG: 0.427 (1, 3)		3-1		K		IBB			K	3	0	0	0	1	2	0											
Del Unser, L OBP: 0.344, SLG: 0.411 (7, 1)										3	0	0	0	0	0	3											
Ron Schueler, R OBP: 0.129, SLG: 0.119 (8, 1)										0	0	0	0	0	0	0											
Eddie Watt, R OBP: 0.154, SLG: 0.111 (8, PH)										0	0	0	0	0	0	0											
Tony Taylor, R OBP: 0.146, SLG: 0.134 (8, PH)										0	0	0	0	0	0	0											
Alan Bannister, R OBP: 0.154, SLG: 0.111 (9, 1)										0	0	0	0	0	0	0											
Mac Scarce, L ERA: 5.3 (9, 1)										0	0	0	0	0	0	0											
Jay Johnstone, L OBP: 0.456, SLG: 0.658 (1, 7)					F8			FC5-6 2B BB	G6-4-3 1B	2	1	1	0	2	0	0											
Ollie Brown, R OBP: 0.269, SLG: 0.426 (1, 9)					P4			HR	G6-4-3	3	1	1	1	1	0	3											
Bob Boone, R OBP: 0.301, SLG: 0.331 (1, 2)					F8					4	1	1	0	0	0	2											
Wayne Twitchell, R OBP: 0.208, SLG: 0.208 (6, 1)					4-3					1	0	0	0	0	0	0											
Gene Garber, R ERA: 3.21 (7, 8)										3	1	1	2	0	0	1											
Bill Robinson, R OBP: 0.275, SLG: 0.329 (6, PH)										0	0	0	0	0	0	0											
Inning Stats	R: 0 E: 0 K: 0 S: 2	H: 0 LOB: 0 BB: 0 P: 3	R: 0 E: 0 K: 0 S: 3	H: 0 LOB: 1 BB: 1 P: 7	R: 0 E: 0 K: 0 S: 3	H: 0 LOB: 0 BB: 0 P: 3	R: 0 E: 0 K: 1 S: 5	H: 0 LOB: 0 BB: 0 P: 5	R: 1 E: 0 K: 0 S: 4	H: 1 LOB: 0 BB: 0 P: 4	R: 0 E: 0 K: 1 S: 7	H: 2 LOB: 3 BB: 1 P: 11	R: 3 E: 1 K: 0 S: 5	H: 2 LOB: 1 BB: 2 P: 13	R: 0 E: 0 K: 1 S: 6	H: 2 LOB: 2 BB: 0 P: 6	R: 0 E: 0 K: 0 S: 4	H: 1 LOB: 1 BB: 0 P: 4	1B: 5 2B: 2 3B: 0 HR: 1	SF: 0 SAC: 0 DP: 2 HBP: 1	WP: 1 PB: 1 SB: 0 CS: 0	PA: 38					
PITCHER	IP	WLS	BF	H	R	ER	SO	BB	IBB	HBP	BLK	WP	HR	S	P	ERA	WHIP										
Charlie Williams, R ERA: 2.75	(1, 1)	6.0	24	3	2	2	2	2	1	1	0	0	0	11	15	4.50	2.500										
Elias Sosa, R ERA: 3.21	(7, 1)	2.0	W 10	4	2	1	1	1	0	0	0	0	0	4	4	0.00	1.000										
Tom Bradley, R ERA: 5.62	(9, 1)	1.0	4	1	0	0	0	0	0	0	0	0	0	4	4	0.00	1.000										



Batter	1	2	3	4	5	6	7	8	9	AB	R	H	RBI	BB	SO	LOB	TOP			
Dave Cash, R OBP: 0.352, SLG: 0.396 (1, 4)	5-3									5	1	3	3	0	0	0	Philadelphia Phillies @ Atlanta Braves Atlanta Stadium, Atlanta, GA Fri Aug 16 1974, 7:05 PM EDT Att: 12,686 - Unknown			
Larry Bowa, S OBP: 0.303, SLG: 0.342 (1, 6)		K								4	0	1	0	0	2	2				
Mike Schmidt, R OBP: 0.416, SLG: 0.584 (1, 5)	F8									4	1	2	0	0	0	2				
Willie Montanez, L OBP: 0.362, SLG: 0.425 (1, 3)	G3									4	0	1	0	0	0	3				
Jay Johnstone, L OBP: 0.436, SLG: 0.627 Pete Richert, L (8, 1)			K	K						4	0	0	0	0	3	2				
Del Unser, L OBP: 0.343, SLG: 0.407 (1, 8)				L4-3						3	1	0	0	1	0	1				
Bill Robinson, R OBP: 0.275, SLG: 0.332 (8, 9)										4	2	1	0	0	1	0				
Bob Boone, R OBP: 0.298, SLG: 0.328 (1, 2)		L5								4	0	0	0	0	2	3				
Steve Carlton, L OBP: 0.188, SLG: 0.234 Ron Schaefer, R OBP: 0.196, SLG: 0.116 Ollie Brown, L OBP: 0.268, SLG: 0.423 Gene Garber, R (7, 1) Tom Hutton, L OBP: 0.314, SLG: 0.339 Mike Anderson, R OBP: 0.310, SLG: 0.379 (8, 7)										1	0	1	1	0	0	0				
Inning Stats	R: 0 E: 0 K: 0 S: 4	H: 1 LOB: 1 BB: 0 P: 4	R: 2 E: 0 K: 2 S: 10	H: 3 LOB: 2 BB: 1 P: 14	R: 1 E: 0 K: 1 S: 6	H: 2 LOB: 0 BB: 0 P: 6	R: 0 E: 0 K: 2 S: 7	H: 0 LOB: 0 BB: 0 P: 7	R: 0 E: 0 K: 0 S: 4	H: 1 LOB: 1 BB: 0 P: 4	R: 0 E: 0 K: 1 S: 5	H: 0 LOB: 0 BB: 0 P: 5	R: 0 E: 0 K: 1 S: 6	H: 1 LOB: 1 BB: 0 P: 6	R: 3 E: 1 K: 2 S: 9	H: 1 LOB: 0 BB: 1 P: 13		1B: 6 2B: 3 3B: 1 HR: 0	SF: 0 SAC: 1 DP: 1 HBP: 0	WP: 1 PB: 3 SB: 0 CS: 0
PITCHER Phil Niekro, R ERA: 2.6 (1, 1)	IP: 9.0 WLS: L BF: 38 H: 9 R: 6 ER: 3 SO: 9 BB: 2 IBB: 0 HBP: 0 BLK: 0 WP: 1 HR: 0 S: 54 P: 62 ERA: 3.00 WHIP: 1.222																			

Batter	1	2	3	4	5	6	7	8	9	AB	R	H	RBI	BB	SO	LOB	BOTTOM			
Ralph Garr, L OBP: 0.392, SLG: 0.502 (1, 9)	6-3		3-1							5	0	0	0	0	0	4	Philadelphia Phillies @ Atlanta Braves Atlanta Stadium, Atlanta, GA Fri Aug 16 1974, 7:05 PM EDT Att: 12,686 - Unknown			
Marty Perez, R OBP: 0.313, SLG: 0.349 Craig Robinson, R OBP: 0.265, SLG: 0.239 (8, FR)	F9									3	0	0	0	1	0	2				
Darrell Evans, L OBP: 0.376, SLG: 0.393 (1, 5)	3-1									3	0	0	0	1	0	1				
Hank Aaron, R OBP: 0.329, SLG: 0.498 (1, 7)										3	1	1	0	1	0	3				
Dusty Baker Jr., R OBP: 0.327, SLG: 0.424 (1, 8)										4	0	0	0	0	1	5				
Davey Johnson, R OBP: 0.348, SLG: 0.382 (9, 4)										3	0	0	0	1	1	2				
Leo Foster, R OBP: 0.269, SLG: 0.261 Mike Lum, L OBP: 0.316, SLG: 0.363 Ivan Murrell, R OBP: 0.267, SLG: 0.330 (8, PH)										2	1	0	0	1	1	0				
Vic Correll, R OBP: 0.271, SLG: 0.359 (1, 2)										3	1	1	3	1	1	0				
Phil Niekro, R OBP: 0.227, SLG: 0.230 Paul Casanova, R OBP: 0.226, SLG: 0.192 (8, PH)										2	0	1	0	0	0	0				
Inning Stats	R: 0 E: 0 K: 0 S: 3	H: 0 LOB: 0 BB: 0 P: 3	R: 3 E: 0 K: 1 S: 7	H: 2 LOB: 0 BB: 1 P: 11	R: 0 E: 0 K: 1 S: 5	H: 0 LOB: 0 BB: 1 P: 7	R: 0 E: 0 K: 0 S: 3	H: 0 LOB: 1 BB: 1 P: 7	R: 0 E: 0 K: 1 S: 5	H: 0 LOB: 1 BB: 1 P: 9	R: 0 E: 0 K: 0 S: 4	H: 1 LOB: 1 BB: 0 P: 4	R: 0 E: 1 K: 0 S: 4	H: 0 LOB: 2 BB: 2 P: 12	R: 0 E: 0 K: 1 S: 6	H: 1 LOB: 1 BB: 0 P: 6		1B: 2 2B: 1 3B: 0 HR: 1	SF: 0 SAC: 1 DP: 1 HBP: 0	WP: 0 PB: 0 SB: 0 CS: 0
PITCHER Steve Carlton, L ERA: 3.17 Ron Schaefer, R ERA: 3.33 Gene Garber, R ERA: 4.29 Pete Richert, L ERA: 2.7 (3, 1)	IP: 2.0 WLS: 15 BF: 0 H: 2 R: 3 ER: 0 SO: 2 BB: 3 IBB: 0 HBP: 0 BLK: 0 WP: 0 HR: 1 S: 10 P: 14 ERA: 13.50 WHIP: 1.500																			

AB 35
R 6
H 9
RBI 4
BB 2
SO 9
LOB 13



AB 31
R 3
H 4
RBI 3
BB 6
SO 4
LOB 21



Batter	1	2	3	4	5	6	7	8	9	AB	R	H	RBI	BB	SO	LOB	TOP					
Dave Cash, R OBP: 0.353, SLG: 0.393 (1,4)										4	1	2	0	1	0	1	Philadelphia Phillies @ Atlanta Braves Atlanta Stadium, Atlanta, GA Sun Aug 18 1974, 3:33 AM EDT Att: 11,407 - Unknown					
Larry Bowa, S OBP: 0.306, SLG: 0.343 (1,6)										5	1	2	0	0	0	3						
Mike Schmidt, R OBP: 0.416, SLG: 0.593 (1,5)										4	2	2	1	1	0	1						
Willie Montanez, L OBP: 0.358, SLG: 0.428 (1,3)										4	1	1	2	0	2	2						
Del Unser, L OBP: 0.344, SLG: 0.406 (1,8)										3	0	0	0	2	0	2						
Jay Johnstone, L OBP: 0.431, SLG: 0.611 (1,9)										4	1	1	1	1	1	1						
Mike Anderson, R OBP: 0.317, SLG: 0.378 (9,9)										0	0	0	0	0	0	0						
Bill Robinson, R OBP: 0.275, SLG: 0.344 (1,7)										4	1	1	2	1	0	1						
Bob Boone, R OBP: 0.298, SLG: 0.330 (1,2)										4	0	2	1	0	0	3						
Dick Ruthven, R OBP: 0.154, SLG: 0.154 (1,1)										4	0	1	0	0	0	1						
Inning Stats	R: 0 E: 0 K: 1 S: 7	H: 2 LOB: 2 P: 7	R: 1 E: 0 K: 1 S: 7	H: 3 LOB: 2 BB: 1 P: 11	R: 0 E: 0 K: 0 S: 3	H: 0 LOB: 0 BB: 0 P: 3	R: 1 E: 0 K: 0 S: 5	H: 2 LOB: 1 BB: 0 P: 5	R: 1 E: 0 K: 1 S: 6	H: 1 LOB: 0 BB: 0 P: 6	R: 0 E: 0 K: 0 S: 3	H: 0 LOB: 0 BB: 0 P: 3	R: 3 E: 0 K: 0 S: 5	H: 2 LOB: 3 BB: 4 P: 21	R: 0 E: 0 K: 0 S: 4	H: 1 LOB: 0 BB: 1 P: 4	R: 1 E: 0 K: 0 S: 3	H: 1 LOB: 0 BB: 1 P: 7	1B: 7 2B: 2 3B: 0 HR: 3	SF: 1 SAC: 0 DP: 1 HBP: 0	WP: 0 PB: 0 SB: 3 CS: 0	PA: 43
PITCHER	IP WLS BF H R ER SO BB IBB HBP BLK WP HR S P ERA WHIP																					
Ron Reed, R ERA: 2.9 (1,1)	6.2 L 33 10 6 6 3 4 0 0 0 0 2 35 51 8.10 2.100																					
Danny Frisella, R ERA: 4.79 (7,1)	0.1 2 0 0 0 0 1 0 0 0 0 0 1 5 0.00 3.000																					
Lew Krausse, R ERA: 3.04 (8,1)	2.0 8 2 1 1 0 1 0 0 0 0 1 7 11 4.50 1.500																					

AB	36
R	7
H	12
RBI	7
BB	6
SO	3
LOB	15



Batter	1	2	3	4	5	6	7	8	9	AB	R	H	RBI	BB	SO	LOB	BOTTOM					
Ralph Garr, L OBP: 0.388, SLG: 0.503 (1,7)										5	1	1	2	0	1	2	Philadelphia Phillies @ Atlanta Braves Atlanta Stadium, Atlanta, GA Sun Aug 18 1974, 3:33 AM EDT Att: 11,407 - Unknown					
Marty Perez, R OBP: 0.318, SLG: 0.353 (1,4)										4	2	2	0	0	0	1						
Darrell Evans, L OBP: 0.380, SLG: 0.391 (1,5)										3	0	1	0	1	0	1						
Dusty Baker Jr., R OBP: 0.328, SLG: 0.425 (1,8)										4	0	1	1	0	2	2						
Mike Lum, L OBP: 0.313, SLG: 0.357 (1,9)										3	0	0	1	0	1	2						
Davey Johnson, R OBP: 0.346, SLG: 0.375 (1,3)										4	0	0	0	0	1	1						
Craig Robinson, R OBP: 0.266, SLG: 0.243 (1,6)										3	0	0	0	0	0	0						
Johnny Oates, L OBP: 0.280, SLG: 0.277 (9, PH)										1	0	0	0	0	0	0						
Vic Correll, R OBP: 0.298, SLG: 0.349 (1,2)										1	0	0	0	2	1	0						
Frank Tepedino, L OBP: 0.277, SLG: 0.293 (9, PH)										1	0	1	0	0	0	0						
Ron Reed, R OBP: 0.136, SLG: 0.116 (1,1)										2	1	0	0	0	0	1						
Danny Frisella, L OBP: 0.262, SLG: 0.270 (7, PH)										0	0	0	0	0	0	0						
Norm Miller, L OBP: 0.262, SLG: 0.270 (7, PH)										1	0	0	0	0	1	1						
Lew Krausse, R OBP: 0.867, SLG: 0.500 (8,1)										0	0	0	0	0	0	0						
Hank Aaron, R OBP: 0.330, SLG: 0.496 (9, PH)										1	0	0	0	0	1	1						
Inning Stats	R: 0 E: 0 K: 0 S: 3	H: 0 LOB: 0 BB: 0 P: 3	R: 0 E: 0 K: 2 S: 7	H: 0 LOB: 0 BB: 0 P: 7	R: 3 E: 0 K: 0 S: 6	H: 3 LOB: 2 BB: 2 P: 14	R: 0 E: 0 K: 1 S: 5	H: 0 LOB: 0 BB: 0 P: 5	R: 0 E: 0 K: 1 S: 6	H: 0 LOB: 1 BB: 0 P: 6	R: 0 E: 0 K: 1 S: 5	H: 0 LOB: 0 BB: 0 P: 5	R: 0 E: 1 K: 1 S: 5	H: 0 LOB: 1 BB: 1 P: 9	R: 1 E: 0 K: 1 S: 7	H: 2 LOB: 1 BB: 0 P: 7	R: 0 E: 0 K: 0 S: 4	H: 1 LOB: 1 BB: 0 P: 4	1B: 5 2B: 0 3B: 0 HR: 1	SF: 1 SAC: 0 DP: 0 HBP: 0	WP: 2 PB: 0 SB: 0 CS: 0	PA: 37
PITCHER	IP WLS BF H R ER SO BB IBB HBP BLK WP HR S P ERA WHIP																					
Dick Ruthven, R ERA: 4.04 (1,1)	9.0 W 37 6 4 4 7 3 0 0 0 2 1 48 60 4.00 1.000																					

AB	33
R	4
H	6
RBI	4
BB	3
SO	7
LOB	12



Batter	1	2	3	4	5	6	7	8	9	AB	R	H	RBI	BB	SO	LOB	TOP					
Dave Cash, R OBP: 0.353, SLG: 0.392 (1, 4)										3	0	1	0	1	0	0	Philadelphia Phillies @ Cincinnati Reds Riverfront Stadium, Cincinnati, OH Tue Aug 20 1974, 7:05 PM EDT Att: 30,448 - Unknown					
Larry Bowa, S OBP: 0.395, SLG: 0.341 (1, 6)										4	0	1	0	0	0	3						
Mike Schmidt, R OBP: 0.417, SLG: 0.596 (1, 5)										4	1	1	0	0	2	2						
Willie Montanez, L OBP: 0.353, SLG: 0.421 (1, 3)										4	0	1	1	0	0	1						
Del Unser, L OBP: 0.342, SLG: 0.401 (1, 8)										3	0	0	0	1	1	1						
Jay Johnstone, L OBP: 0.415, SLG: 0.585 (1, 7)										4	0	0	0	0	1	2						
Mike Anderson, R OBP: 0.316, SLG: 0.377 Eddie Watt, R (8, 1)										3	0	1	0	0	1	0						
Tom Hutton, L OBP: 0.317, SLG: 0.339 (8, PH)										0	0	0	0	0	0	0						
Bob Boone, R OBP: 0.292, SLG: 0.324 (1, 2)										4	0	0	0	0	0	3						
Ron Schueler, R OBP: 0.149, SLG: 0.111 Pete Richert, L (6, 1)										2	0	0	0	0	1	1						
Ollie Brown, R OBP: 0.274, SLG: 0.419 (8, 9)										0	0	0	0	0	0	0						
Ollie Brown, R OBP: 0.274, SLG: 0.419 (8, 9)										1	0	0	0	0	0	0						
Inning Stats	R: 0 E: 0 K: 1 S: 6	H: 1 LOB: 1 BB: 0 P: 6	R: 0 E: 0 K: 2 S: 7	H: 0 LOB: 0 BB: 0 P: 7	R: 0 E: 0 K: 0 S: 3	H: 0 LOB: 0 BB: 0 P: 3	R: 1 E: 1 K: 0 S: 5	H: 2 LOB: 1 BB: 0 P: 5	R: 0 E: 0 K: 1 S: 6	H: 1 LOB: 2 BB: 1 P: 10	R: 0 E: 0 K: 2 S: 7	H: 0 LOB: 0 BB: 0 P: 7	R: 0 E: 0 K: 0 S: 3	H: 0 LOB: 0 BB: 0 P: 3	R: 0 E: 0 K: 0 S: 4	H: 1 LOB: 1 BB: 0 P: 4	R: 0 E: 0 K: 0 S: 3	H: 0 LOB: 2 BB: 2 P: 11	1B: 5 2B: 0 3B: 0 HR: 0	SF: 0 SAC: 0 DP: 0 HBP: 0	WP: 3 PB: 0 SB: 0 CS: 0	PA: 35
PITCHER Clay Kirby, R ERA: 3.03 (1, 1)	IP: 9.0 WLS: W BF: 35 H: 5 R: 1 ER: 0 SO: 6 BB: 3 IBB: 0 HBP: 0 BLK: 0 WP: 2 HR: 0 S: 44 P: 56 ERA: 0.00 WHIP: 0.889															PITCHER	IP: 9.0 WLS: W BF: 35 H: 5 R: 1 ER: 0 SO: 6 BB: 3 IBB: 0 HBP: 0 BLK: 0 WP: 2 HR: 0 S: 44 P: 56 ERA: 0.00 WHIP: 0.889					

AB	32
R	1
H	5
RBI	1
BB	3
SO	6
LOB	13



Batter	1	2	3	4	5	6	7	8	9	AB	R	H	RBI	BB	SO	LOB	BOTTOM			
Pete Rose, S OBP: 0.380, SLG: 0.356 (1, 7)										4	1	2	0	0	0	2	Philadelphia Phillies @ Cincinnati Reds Riverfront Stadium, Cincinnati, OH Tue Aug 20 1974, 7:05 PM EDT Att: 30,448 - Unknown			
Joe Morgan, L OBP: 0.420, SLG: 0.494 (1, 4)										3	2	1	1	1	2	3				
Johnny Bench, R OBP: 0.361, SLG: 0.505 (1, 2)										4	1	1	3	0	1	3				
Tony Perez, R OBP: 0.337, SLG: 0.463 (1, 3)										4	0	0	0	0	1	1				
Dan Driessen, L OBP: 0.342, SLG: 0.389 Darrel Chaney, S OBP: 0.366, SLG: 0.306 (6, 5)										3	1	1	0	0	1	0				
Cesar Geronimo, L OBP: 0.366, SLG: 0.444 (1, 8)										4	1	2	0	0	1	1				
Dave Concepcion, R OBP: 0.333, SLG: 0.392 (1, 6)										4	1	3	0	0	0	1				
George Foster, R OBP: 0.338, SLG: 0.420 (1, 9)										4	0	1	1	0	2	2				
Clay Kirby, R OBP: 0.164, SLG: 0.089 (1, 1)										4	0	0	1	0	3	2				
Inning Stats	R: 0 E: 0 K: 2 S: 8	H: 1 LOB: 1 BB: 0 P: 8	R: 1 E: 0 K: 3 S: 11	H: 2 LOB: 1 BB: 0 P: 11	R: 3 E: 0 K: 1 S: 8	H: 3 LOB: 1 BB: 1 P: 12	R: 0 E: 0 K: 2 S: 7	H: 0 LOB: 0 BB: 0 P: 7	R: 1 E: 0 K: 1 S: 6	H: 1 LOB: 0 BB: 0 P: 6	R: 2 E: 0 K: 1 S: 9	H: 3 LOB: 2 BB: 0 P: 9	R: 0 E: 0 K: 1 S: 5	H: 0 LOB: 0 BB: 0 P: 5	R: 0 E: 0 K: 1 S: 5	H: 1 LOB: 0 BB: 0 P: 5		1B: 7 2B: 2 3B: 0 HR: 2	SF: 0 SAC: 0 DP: 1 HBP: 0	WP: 0 PB: 0 SB: 2 CS: 0
PITCHER Ron Schueler, R ERA: 3.54 Pete Richert, L ERA: 2.43 Eddie Watt, R ERA: 3.82	IP: 5.0 WLS: L BF: 27 H: 10 R: 7 ER: 6 SO: 9 BB: 1 IBB: 0 HBP: 0 BLK: 0 WP: 0 HR: 2 S: 44 P: 48 ERA: 10.80 WHIP: 2.200															PITCHER	IP: 2.0 WLS: L BF: 6 H: 0 R: 0 ER: 0 SO: 2 BB: 0 IBB: 0 HBP: 0 BLK: 0 WP: 0 HR: 0 S: 10 P: 10 ERA: 0.00 WHIP: 0.000			

AB	35
R	7
H	11
RBI	6
BB	1
SO	12
LOB	15



Batter	1	2	3	4	5	6	7	8	9	AB	R	H	RBI	BB	SO	LOB	TOP		
Dave Cash, R OBP: 0.353, SLG: 0.394 (1, 4)										5	1	2	2	0	0	1			
Larry Bowa, S OBP: 0.396, SLG: 0.342 (1, 6)										4	1	2	0	0	0	2			
Mike Schmidt, R OBP: 0.419, SLG: 0.610 (1, 5)										5	3	3	3	0	0	1			
Willie Montanez, L OBP: 0.356, SLG: 0.423 (1, 3)										3	0	1	2	2	0	1			
Del Unser, L OBP: 0.343, SLG: 0.410 (1, 8)										5	2	1	0	2	2				
Jay Johnstone, L OBP: 0.396, SLG: 0.556 (1, 7)										5	1	0	0	0	0	4			
Mike Anderson, R OBP: 0.320, SLG: 0.383 (1, 9)										5	1	3	2	0	0	1			
Bob Boone, R OBP: 0.293, SLG: 0.330 (1, 2)										5	1	2	0	0	0	2			
Jim Lonborg, R OBP: 0.125, SLG: 0.169 (1, 1)										2	0	0	0	1	1	0			
Inning Stats	R: 0 E: 0 K: 0 S: 4	H: 1 LOB: 1 BB: 0 P: 4	R: 2 E: 0 K: 1 S: 8	H: 4 LOB: 2 BB: 1 P: 12	R: 1 E: 0 K: 0 S: 4	H: 1 LOB: 1 BB: 1 P: 8	R: 0 E: 0 K: 0 S: 4	H: 0 LOB: 1 BB: 1 P: 9	R: 0 E: 0 K: 0 S: 3	H: 0 LOB: 0 BB: 0 P: 3	R: 4 E: 0 K: 0 S: 8	H: 5 LOB: 1 BB: 0 P: 8	R: 2 E: 1 K: 1 S: 7	H: 1 LOB: 0 BB: 0 P: 7	R: 1 E: 0 K: 0 S: 4	H: 2 LOB: 0 BB: 0 P: 4	1B: 7 2B: 5 3B: 0 HR: 3	SF: 0 SAC: 2 DP: 1 HBP: 0	WP: 0 PA: 44 PB: 0 CS: 0
PITCHER	IP WLS BF H R ER SO BB IBB HBP BLK WP HR S P ERA WHIP																		
Tom Carroll, R ERA: 2.72 (1, 1)	6.0 L 27 7 3 3 2 3 0 0 0 0 0 1 28 40 4.50 1.667																		
Pedro Borbon, R ERA: 3.05 (7, 1)	0.1 4 3 3 3 0 0 0 0 0 0 0 0 4 4 81.00 9.000																		
Tom Hall, L ERA: 3.69 (7, 1)	1.2 9 3 3 1 1 0 0 0 0 0 0 1 11 11 5.40 1.800																		
Dick Baney, R ERA: 4.54 (9, 1)	1.0 4 2 1 1 0 0 0 0 0 0 0 1 4 4 9.00 2.000																		

Philadelphia Phillies @ Cincinnati Reds
Riverfront Stadium, Cincinnati, OH
Wed Aug 21 1974, 7:05 PM EDT
Att: 31,887 - Unknown

AB 39
R 10
H 15
RBI 10
BB 3
SO 3
LOB 14



Batter	1	2	3	4	5	6	7	8	9	AB	R	H	RBI	BB	SO	LOB	BOTTOM				
Pete Rose, S OBP: 0.379, SLG: 0.359 (1, 7)										4	1	1	0	0	0	1					
Joe Morgan, L OBP: 0.419, SLG: 0.492 (1, 4)										4	0	1	1	0	0	1					
Johnny Bench, R OBP: 0.360, SLG: 0.503 (1, 2)										4	0	1	0	0	2	1					
Tony Perez, R OBP: 0.334, SLG: 0.459 (1, 3)										4	0	0	0	0	0	1					
Dan Driessen, L OBP: 0.341, SLG: 0.387 (1, 5)										4	0	1	0	0	2	1					
Cesar Geronimo, L OBP: 0.364, SLG: 0.442 (1, 8)										4	0	1	0	0	0	2					
Dave Concepcion, R OBP: 0.333, SLG: 0.391 (1, 6)										4	1	1	0	0	1	2					
George Foster, R OBP: 0.338, SLG: 0.433 (1, 9)										3	1	1	2	0	0	0					
Tom Carroll, L OBP: 0.217, SLG: 0.152 (5, PH)										1	0	0	0	0	1	0					
Ken Griffey, L OBP: 0.281, SLG: 0.306 (7, 1)										1	0	1	0	0	0	0					
Pedro Borbon, R OBP: 0.211, SLG: 0.211 (7, 1)										0	0	0	0	0	0	0					
Tom Hall, L OBP: 0.221, SLG: 0.211 (7, 1)										0	0	0	0	0	0	0					
Terry Crowley, L OBP: 0.262, SLG: 0.348 (8, PH)										1	0	0	0	0	0	0					
Dick Baney, R (9, 1)										0	0	0	0	0	0	0					
Inning Stats	R: 0 E: 0 K: 0 S: 3	H: 0 LOB: 0 BB: 0 P: 3	R: 0 E: 0 K: 1 S: 6	H: 1 LOB: 1 BB: 0 P: 6	R: 0 E: 0 K: 1 S: 5	H: 0 LOB: 0 BB: 0 P: 5	R: 0 E: 0 K: 1 S: 5	H: 1 LOB: 0 BB: 0 P: 5	R: 0 E: 0 K: 2 S: 7	H: 0 LOB: 0 BB: 0 P: 7	R: 0 E: 0 K: 0 S: 4	H: 1 LOB: 1 BB: 0 P: 4	R: 0 E: 0 K: 0 S: 4	H: 1 LOB: 1 BB: 0 P: 4	R: 3 E: 0 K: 1 S: 8	H: 3 LOB: 0 BB: 0 P: 8	R: 0 E: 0 K: 0 S: 4	H: 1 LOB: 1 BB: 0 P: 4	1B: 6 2B: 0 3B: 1 HR: 1	SF: 0 SAC: 0 DP: 0 HBP: 0	WP: 0 PA: 34 PB: 0 CS: 1
PITCHER	IP WLS BF H R ER SO BB IBB HBP BLK WP HR S P ERA WHIP																				
Jim Lonborg, R ERA: 3.16 (1, 1)	9.0 W 34 8 3 3 6 0 0 0 0 0 0 1 46 46 3.00 0.889																				

Philadelphia Phillies @ Cincinnati Reds
Riverfront Stadium, Cincinnati, OH
Wed Aug 21 1974, 7:05 PM EDT
Att: 31,887 - Unknown

AB 34
R 3
H 8
RBI 3
BB 0
SO 6
LOB 9



Batter	1	2	3	4	5	6	7	8	9	AB	R	H	RBI	BB	SO	LOB	TOP					
Dave Cash, R (1,4) OBP: 0.353, SLG: 0.393										4	0	1	0	0	0	1						
Larry Bowa, S (1,6) OBP: 0.304, SLG: 0.340										4	0	0	0	0	0	2						
Mike Schmidt, R (1,5) OBP: 0.416, SLG: 0.605										4	0	0	0	0	2	1						
Willie Montanez, L (1,3) OBP: 0.356, SLG: 0.421										2	0	0	0	1	0	0						
Del Unser, L (1,8) OBP: 0.340, SLG: 0.406										3	0	0	0	0	0	1						
Jay Johnstone, L (1,7) OBP: 0.386, SLG: 0.539										3	0	0	0	0	0	1						
Mike Anderson, R (1,9) OBP: 0.317, SLG: 0.379										3	0	0	0	0	1	1						
Bob Boone, R (1,2) OBP: 0.296, SLG: 0.332										3	0	2	0	0	0	0						
Terry Harmon, R (8, PR) OBP: 0.250, SLG: 0.182										0	0	0	0	0	0	0						
Gene Garber, R (8, 1) OBP: 0.200, SLG: 0.111										0	0	0	0	0	0	0						
Dick Ruthven, R (1, 1) OBP: 0.151, SLG: 0.151										1	0	0	0	0	1	0						
Bill Robinson, R (8, PH) OBP: 0.278, SLG: 0.345										1	0	0	0	0	1	1						
Jim Essian, R (8, 2) OBP: 0.200, SLG: 0.111										0	0	0	0	0	0	0						
Inning Stats	R: 0 E: 0 K: 1 S: 5	H: 1 LOB: 0 BB: 0 P: 5	R: 0 E: 0 K: 0 S: 3	H: 0 LOB: 1 BB: 1 P: 7	R: 0 E: 0 K: 1 S: 5	H: 0 LOB: 0 BB: 0 P: 5	R: 0 E: 0 K: 0 S: 3	H: 0 LOB: 0 BB: 0 P: 3	R: 0 E: 0 K: 1 S: 5	H: 0 LOB: 0 BB: 0 P: 5	R: 0 E: 0 K: 0 S: 4	H: 1 LOB: 1 BB: 0 P: 4	R: 0 E: 0 K: 0 S: 3	H: 0 LOB: 0 BB: 0 P: 3	R: 0 E: 0 K: 1 S: 6	H: 1 LOB: 2 BB: 0 P: 6	R: 0 E: 0 K: 1 S: 5	H: 0 LOB: 0 BB: 0 P: 5	1B: 3 2B: 0 3B: 0 HR: 0	SF: 0 SAC: 1 DP: 0 HBP: 0	WP: 0 PB: 1 SB: 0 CS: 1	PA: 30
PITCHER Larry Dierker, R (1, 1) ERA: 2.82	IP: 9.0 WLS: W BF: 30 H: 3 R: 0 ER: 0 SO: 5 BB: 1 IBB: 0 HBP: 0 BLK: 0 WP: 0 HR: 0 S: 39 P: 43 ERA: 0.00 WHIP: 0.444															PITCHER	IP: 9.0 WLS: W BF: 30 H: 3 R: 0 ER: 0 SO: 5 BB: 1 IBB: 0 HBP: 0 BLK: 0 WP: 0 HR: 0 S: 39 P: 43 ERA: 0.00 WHIP: 0.444					

Philadelphia Phillies @ Houston Astros
Astrodome, Houston, TX
Fri Aug 23 1974, 8:05 PM EDT
Att: 12,175 - Unknown

AB 28
R 0
H 3
RBI 0
BB 1
SO 5
LOB 8



Batter	1	2	3	4	5	6	7	8	9	AB	R	H	RBI	BB	SO	LOB	BOTTOM					
Greg Gross, L (1,9) OBP: 0.400, SLG: 0.372										3	0	0	0	1	0	0						
Roger Metzger, S (1,6) OBP: 0.304, SLG: 0.318										4	1	1	0	0	0	1						
Cesar Cedeno, R (1,8) OBP: 0.348, SLG: 0.496										3	0	0	0	0	2	2						
Bob Watson, R (1,7) OBP: 0.375, SLG: 0.421										3	0	1	1	0	0	1						
Mitt May, L (1,2) OBP: 0.353, SLG: 0.381										3	0	0	0	0	0	1						
Lee May, R (1,3) OBP: 0.301, SLG: 0.455										3	0	0	0	0	1	0						
Doug Rader, R (1,5) OBP: 0.330, SLG: 0.421										2	0	0	0	1	0	0						
Larry Milbourne, S (1,4) OBP: 0.367, SLG: 0.357										3	0	1	0	0	2	1						
Larry Dierker, R (1, 1) OBP: 0.190, SLG: 0.228										3	0	0	0	0	2	1						
Inning Stats	R: 0 E: 0 K: 0 S: 3	H: 0 LOB: 1 BB: 1 P: 7	R: 0 E: 0 K: 2 S: 7	H: 0 LOB: 1 BB: 1 P: 11	R: 0 E: 0 K: 0 S: 3	H: 0 LOB: 0 BB: 0 P: 3	R: 0 E: 0 K: 1 S: 5	H: 0 LOB: 0 BB: 0 P: 5	R: 0 E: 0 K: 1 S: 6	H: 1 LOB: 1 BB: 0 P: 6	R: 1 E: 0 K: 1 S: 7	H: 2 LOB: 1 BB: 0 P: 7	R: 0 E: 0 K: 1 S: 5	H: 0 LOB: 0 BB: 0 P: 5	R: 0 E: 0 K: 1 S: 5	H: 0 LOB: 0 BB: 0 P: 5	R: 0 E: 0 K: 1 S: 5	H: 0 LOB: 0 BB: 0 P: 5	1B: 2 2B: 1 3B: 0 HR: 0	SF: 0 SAC: 0 DP: 0 HBP: 0	WP: 0 PB: 0 SB: 0 CS: 0	PA: 29
PITCHER Dick Ruthven, R (1, 1) ERA: 3.92	IP: 7.0 WLS: L BF: 26 H: 3 R: 1 ER: 1 SO: 6 BB: 2 IBB: 0 HBP: 0 BLK: 0 WP: 0 HR: 0 S: 36 P: 44 ERA: 1.29 WHIP: 0.714															PITCHER	IP: 7.0 WLS: L BF: 26 H: 3 R: 1 ER: 1 SO: 6 BB: 2 IBB: 0 HBP: 0 BLK: 0 WP: 0 HR: 0 S: 36 P: 44 ERA: 1.29 WHIP: 0.714					
Gene Garber, R (8, 1) ERA: 4.53	IP: 1.0 WLS: L BF: 3 H: 0 R: 0 ER: 0 SO: 1 BB: 0 IBB: 0 HBP: 0 BLK: 0 WP: 0 HR: 0 S: 5 P: 5 ERA: 0.00 WHIP: 0.000															PITCHER	IP: 1.0 WLS: L BF: 3 H: 0 R: 0 ER: 0 SO: 1 BB: 0 IBB: 0 HBP: 0 BLK: 0 WP: 0 HR: 0 S: 5 P: 5 ERA: 0.00 WHIP: 0.000					

Philadelphia Phillies @ Houston Astros
Astrodome, Houston, TX
Fri Aug 23 1974, 8:05 PM EDT
Att: 12,175 - Unknown

AB 27
R 1
H 3
RBI 1
BB 2
SO 7
LOB 7



Batter	1	2	3	4	5	6	7	8	9	AB	R	H	RBI	BB	SO	LOB	TOP			
Dave Cash, R OBP: 0.350, SLG: 0.390	0-0 5-3		0-0 L5			0-0 5-3		0-0 6-3		4	0	0	0	0	0	1				
Larry Bowa, S OBP: 0.301, SLG: 0.337	0-0 1-3			0-0 F7		0-0 6-3		0-0 4-3		4	0	0	0	0	0	1				
Mike Schmidt, R OBP: 0.414, SLG: 0.600	0-3 K			0-0 5-3			0-0 P6			3	0	0	0	0	1	0				
Willie Montanez, L OBP: 0.354, SLG: 0.418		0-0 4-3		0-0 F8			0-0 3-1			3	0	0	0	0	0	0				
Bill Robinson, R OBP: 0.275, SLG: 0.341		0-3 K			0-0 5-3		0-0 F9			3	0	0	0	0	1	0				
Ollie Brown, R OBP: 0.266, SLG: 0.411		0-3 K			0-0 1-3			0-0 5-3		3	0	0	0	0	1	0				
Mike Anderson, R OBP: 0.315, SLG: 0.376		0-0 F7			0-3 K			0-0 6-3		3	0	0	0	0	1	1				
Bob Boone, R OBP: 0.296, SLG: 0.332			0-0 F7			0-0 SH1-4 1B		0-0 6-3		3	0	1	0	0	0	0				
Steve Carlton, L OBP: 0.185, SLG: 0.231			0-0 4-3			0-0 SH1-4 1-2			0-0 4-3	1	0	0	0	0	0	0				
Tony Taylor, R OBP: 0.412, SLG: 0.565										1	0	0	0	0	0	0				
Inning Stats	R: 0 E: 0 K: 1 S: 5	H: 0 LOB: 0 BB: 0 P: 5	R: 0 E: 0 K: 2 S: 8	H: 0 LOB: 1 BB: 0 P: 8	R: 0 E: 0 K: 0 S: 3	H: 0 LOB: 0 BB: 0 P: 3	R: 0 E: 0 K: 0 S: 3	H: 0 LOB: 0 BB: 0 P: 3	R: 0 E: 0 K: 1 S: 4	H: 1 LOB: 1 BB: 0 P: 4	R: 0 E: 0 K: 0 S: 3	H: 0 LOB: 0 BB: 0 P: 3	R: 0 E: 0 K: 0 S: 3	H: 0 LOB: 0 BB: 0 P: 3	R: 0 E: 0 K: 0 S: 3	H: 0 LOB: 0 BB: 0 P: 3	1B: 1 2B: 0 3B: 0 HR: 0	SF: 0 SAC: 1 DP: 0 HBP: 0	WP: 0 PB: 1 SB: 0 CS: 0	PA: 29
PITCHER Dave Roberts, L ERA: 2.99	IP: 9.0 WLS: W BF: 29 H: 1 R: 0 ER: 0 SO: 4 BB: 0 IBB: 0 HBP: 0 BLK: 0 WP: 0 HR: 0 S: 37 P: 37 ERA: 0.00 WHIP: 0.111																			

Philadelphia Phillies @ Houston Astros
Astrodome, Houston, TX
Sat Aug 24 1974, 8:05 PM EDT
Att: 12,215 - Unknown

AB 28
R 0
H 1
RBI 0
BB 0
SO 4
LOB 3



Batter	1	2	3	4	5	6	7	8	9	AB	R	H	RBI	BB	SO	LOB	BOTTOM			
Greg Gross, L OBP: 0.397, SLG: 0.369	0-0 F7		0-3 K			0-0 1-3		0-3 K		4	0	0	0	0	2	1				
Roger Metzger, S OBP: 0.304, SLG: 0.317	0-0 5-3			0-0 6-3		0-0 F7		0-0 1B		4	0	1	1	0	0	0				
Cesar Cedeno, R OBP: 0.346, SLG: 0.492	0-0 5-3			0-0 5-3			0-0 6-3	0-0 L6		4	0	0	0	0	0	1				
Bob Watson, R OBP: 0.376, SLG: 0.421		0-0 5-3		4-0 FC5-4 BB			0-0 HBP 1B			2	0	1	0	1	0	0				
Lee May, R OBP: 0.302, SLG: 0.453		0-0 L6		0-0 FC5-4 1-2			1-0 HBP			2	0	0	0	0	0	1				
Doug Rader, R OBP: 0.333, SLG: 0.422		0-0 1B			4-0 BB		0-0 F8			2	0	1	0	1	0	2				
Milt May, L OBP: 0.350, SLG: 0.378		0-0 4-3			0-3 K 1-2		0-0 1-3			3	0	0	0	0	1	4				
Larry Milbourne, S OBP: 0.365, SLG: 0.356			0-0 3-1			0-0 F8		0-0 S 1B 1B		3	1	1	0	0	0	0				
Dave Roberts, L OBP: 0.188, SLG: 0.306			0-0 5-3			0-3 K		0-3 K 1-2		3	0	0	0	0	2	1				
Inning Stats	R: 0 E: 0 K: 0 S: 3	H: 0 LOB: 0 BB: 0 P: 3	R: 0 E: 0 K: 0 S: 4	H: 1 LOB: 1 BB: 0 P: 4	R: 0 E: 0 K: 1 S: 5	H: 0 LOB: 0 BB: 0 P: 5	R: 0 E: 0 K: 0 S: 3	H: 0 LOB: 1 BB: 1 P: 7	R: 0 E: 0 K: 1 S: 4	H: 0 LOB: 0 BB: 0 P: 5	R: 0 E: 0 K: 0 S: 4	H: 1 LOB: 2 BB: 0 P: 5	R: 1 E: 0 K: 2 S: 9	H: 2 LOB: 1 BB: 0 P: 9	R: 0 E: 0 K: 0 S: 3	H: 0 LOB: 0 BB: 0 P: 3	1B: 4 2B: 0 3B: 0 HR: 0	SF: 0 SAC: 0 DP: 0 HBP: 1	WP: 0 PB: 0 SB: 1 CS: 0	PA: 30
PITCHER Steve Carlton, L ERA: 3.09	IP: 8.0 WLS: L BF: 30 H: 4 R: 1 ER: 1 SO: 5 BB: 2 IBB: 0 HBP: 1 BLK: 0 WP: 0 HR: 0 S: 37 P: 46 ERA: 1.12 WHIP: 0.750																			

Philadelphia Phillies @ Houston Astros
Astrodome, Houston, TX
Sat Aug 24 1974, 8:05 PM EDT
Att: 12,215 - Unknown

AB 27
R 1
H 4
RBI 1
BB 2
SO 5
LOB 10




Batter	1	2	3	4	5	6	7	8	9	AB	R	H	RBI	BB	SO	LOB	TOP										
Pete Rose, S OBP: 0.382, SLG: 0.370 (1, 7)	G3			F8	9-4 1-3 3-H 2B		F7		CS	4	0	1	1	0	0	0	Cincinnati Reds @ Philadelphia Phillies Veterans Stadium, Philadelphia, PA Mon Aug 26 1974, 7:05 PM EDT Att: 27,197 - Unknown										
Cesar Geronimo, L OBP: 0.365, SLG: 0.436 (1, 8)	K			4-3	F8			F8		4	0	0	0	0	1	2											
Johnny Bench, R OBP: 0.358, SLG: 0.502 (1, 2)	K2-3			HR	1B			F8		3	1	1	0	1	1	0											
Tony Perez, R OBP: 0.340, SLG: 0.467 (1, 3)		5-3		HR	9-4					4	1	2	2	0	0	3											
Dan Driessen, L OBP: 0.338, SLG: 0.382 Junior Kennedy, R OBP: 0.214, SLG: 0.083 (8, 4)	4-3			F8			F7			4	0	0	0	0	0	1											
Ken Griffey, L OBP: 0.288, SLG: 0.314 George Foster, R OBP: 0.339, SLG: 0.423 (6, PH) (6, 9)	F8				1B S 2B 1B		6-3		6-3	2	1	1	0	0	0	0											
Dave Concepcion, R OBP: 0.327, SLG: 0.386 (1, 6)			F7		1B S 2B 1B		5-3		4-3 3B	4	2	2	0	0	0	0											
Darrel Chaney, S OBP: 0.350, SLG: 0.305 (8, 5)			F8		2B S 2B 1B		F7		4-3	4	1	1	3	0	0	0											
Tom Carroll, L OBP: 0.268, SLG: 0.174 Pedro Borbon, R OBP: 0.200, SLG: 0.200 Will McEnaney, L OBP: 0.295, SLG: 0.345 Terry Crowley, L OBP: 0.142, SLG: 0.142 Clay Carroll, R OBP: 0.277, SLG: 0.413 Joe Morgan, L OBP: 0.422, SLG: 0.492 (11, 1) (5, 1) (5, 1) (7, PH) (7, 1) (6, PH)			K		E1 2B 2-3		G3		CS 1B	1	0	0	0	0	1	0											
Inning Stats	R: 0 E: 0 K: 2 S: 7	H: 0 LOB: 0 BB: 0 P: 7	R: 0 E: 0 K: 0 S: 3	H: 0 LOB: 0 BB: 0 P: 3	R: 0 E: 0 K: 1 S: 5	H: 0 LOB: 0 BB: 0 P: 5	R: 2 E: 0 K: 0 S: 5	H: 2 LOB: 0 BB: 0 P: 5	R: 3 E: 1 K: 0 S: 7	H: 4 LOB: 2 BB: 1 P: 11	R: 0 E: 0 K: 0 S: 3	H: 0 LOB: 0 BB: 0 P: 3	R: 0 E: 0 K: 0 S: 3	H: 0 LOB: 0 BB: 0 P: 3	R: 0 E: 0 K: 0 S: 4	H: 1 LOB: 1 BB: 0 P: 4		R: 1 E: 0 K: 0 S: 4	H: 2 LOB: 0 BB: 0 P: 4	1B: 5 2B: 3 3B: 1 HR: 1	SF: 0 SAC: 0 DP: 1 HBP: 0	WP: 0 PA: 37 PB: 0 SB: 2 CS: 1					
PITCHER	IP	WLS	BF	H	R	ER	SO	BB	IBB	HBP	BLK	WP	HR	S	P	ERA	WHIP										
Jim Lonborg, R ERA: 3.3 (1, 1)	4.0		17	5	5	5	3	0	0	0	0	0	1	23	23	11.25	1.250										
Eddie Watt, R ERA: 3.72 (5, 1)	1.0		5	1	0	0	0	0	1	0	0	0	0	4	8	0.00	1.000										
Pete Richert, L ERA: 2.35 (6, 1)	1.0		3	0	0	0	0	0	0	0	0	0	0	3	3	0.00	0.000										
Ron Schueler, R ERA: 3.46 (7, 1)	2.0	W	7	1	0	0	0	0	0	0	0	0	0	7	7	0.00	0.500										
Gene Garber, R ERA: 4.63 (9, 1)	1.0		4	2	1	1	0	0	0	0	0	0	0	4	4	9.00	2.000										

AB	35
R	6
H	9
RBI	6
BB	1
SO	3
LOB	7



Batter	1	2	3	4	5	6	7	8	9	AB	R	H	RBI	BB	SO	LOB	BOTTOM										
Dave Cash, R OBP: 0.350, SLG: 0.388 (1, 4)	6-3				5-3			FC		4	1	1	2	1	0	1	Cincinnati Reds @ Philadelphia Phillies Veterans Stadium, Philadelphia, PA Mon Aug 26 1974, 7:05 PM EDT Att: 27,197 - Unknown										
Larry Bowa, S OBP: 0.298, SLG: 0.333 (1, 6)	F8			1-3	E8		F9	1-5		5	1	1	0	0	5												
Mike Schmidt, R OBP: 0.413, SLG: 0.594 (1, 5)	K			2B	1B			1-3		2	1	0	0	2	1	0											
Jay Johnstone, L OBP: 0.393, SLG: 0.564 (1, 7)				BB	BB			4-3		4	0	3	2	0	0	0											
Tom Hutton, L OBP: 0.318, SLG: 0.335 Tony Taylor, R OBP: 0.407, SLG: 0.571 (5, PH) (6, 3)	7-2			3B	2B			6-3		2	0	0	0	0	0	3											
Mike Anderson, R OBP: 0.318, SLG: 0.377 (1, 9)	6-3				4-3			SH2-4 FC 1B		3	1	1	0	1	0	0											
Del Unser, L OBP: 0.338, SLG: 0.403 (1, 8)					F8			FC SH2-4 E 1B		4	2	2	0	0	0	3											
Bob Boone, R OBP: 0.296, SLG: 0.332 (1, 2)					4-3			SH2-4		3	0	1	0	0	0	1											
Jim Lonborg, R OBP: 0.194, SLG: 0.167 Eddie Watt, R ERA: 3.72 Pete Richert, L ERA: 2.35 Greg Luzinski, R OBP: 0.317, SLG: 0.404 Ron Schueler, R OBP: 0.140, SLG: 0.111 Bill Robinson, R OBP: 0.277, SLG: 0.341 Gene Garber, R ERA: 4.63 (11, 1) (5, 1) (5, 1) (6, PH) (7, 1) (6, PH) (9, 1)					F9			E 1-5 IBB		1	1	0	0	1	0	1											
Inning Stats	R: 0 E: 0 K: 1 S: 5	H: 0 LOB: 0 BB: 0 P: 5	R: 0 E: 0 K: 0 S: 3	H: 1 LOB: 0 BB: 0 P: 3	R: 3 E: 0 K: 0 S: 6	H: 3 LOB: 2 BB: 2 P: 14	R: 0 E: 0 K: 0 S: 4	H: 1 LOB: 1 BB: 0 P: 4	R: 2 E: 1 K: 0 S: 5	H: 3 LOB: 2 BB: 2 P: 13	R: 0 E: 0 K: 0 S: 3	H: 0 LOB: 1 BB: 1 P: 7	R: 0 E: 0 K: 0 S: 3	H: 0 LOB: 0 BB: 0 P: 3	R: 2 E: 1 K: 0 S: 5	H: 2 LOB: 1 BB: 1 P: 9		1B: 7 2B: 4 3B: 1 HR: 0	SF: 0 SAC: 1 DP: 3 HBP: 0	WP: 0 PA: 38 PB: 0 SB: 0 CS: 0							
PITCHER	IP	WLS	BF	H	R	ER	SO	BB	IBB	HBP	BLK	WP	HR	S	P	ERA	WHIP										
Tom Carroll, R ERA: 3.03 (1, 1)			12	3	3	3	1	2	0	0	0	0	0	8	12	10.80	2.400										
Pedro Borbon, R ERA: 3.16 (3, 1)	1.2		9	3	2	2	0	1	0	0	0	0	0	8	12	10.80	2.400										
Will McEnaney, L ERA: 4.74 (5, 1)	1.2		8	2	0	0	0	1	1	0	0	0	0	6	14	0.00	1.800										
Clay Carroll, R ERA: 2.55 (7, 1)	2.0	L	9	2	2	1	0	0	1	0	0	0	0	8	12	4.50	1.000										



Batter	1	2	3	4	5	6	7	8	9	AB	R	H	RBI	BB	SO	LOB	TOP								
Pete Rose, S OBP: 0.391, SLG: 0.369 (1, 7)	0-0 G4-6-3 1B		0-0 6-3			0-0 P6		0-0 5-3		4	0	1	0	0	0	1	Cincinnati Reds @ Philadelphia Phillies Veterans Stadium, Philadelphia, PA Tue Aug 27 1974, 7:05 PM EDT Att: 32,106 - Unknown								
Cesar Geronimo, L OBP: 0.397, SLG: 0.436 (1, 8)	0-0 G4-6-3 1B		0-3 K			0-0 E 2B 1B		0-0 F7		4	1	2	0	0	1	1									
Dan Driessen, L OBP: 0.337, SLG: 0.380 Junior Kennedy, R OBP: 0.214, SLG: 0.083 (6, 4)	0-0 G4-6-3 1-2 2-3 1B			0-0 FC5-4 1B		0-0 E4 2B		0-0 4-3		4	1	1	0	0	0	3									
Johnny Bench, R OBP: 0.355, SLG: 0.498 (1, 2)	0-0 5-3			0-0 FC5-4 E S 1-2 1B		0-0 P4			0-3 K	4	0	0	0	0	1	4									
Tony Perez, R OBP: 0.342, SLG: 0.468 (1, 3)		0-0 4-3		0-3 K		0-0 1-1 2-2 2B			4-0 CS 1B BB	3	1	1	2	1	1	1									
Dave Concepcion, R OBP: 0.328, SLG: 0.387 (1, 6)	0-0 G5-4-3 1B			0-0 F9		0-0 6-3			0-0 FC3-6 1-1 1B	4	0	2	1	0	0	2									
George Foster, R OBP: 0.341, SLG: 0.422 (1, 9)	0-0 G5-4-3 1-2 1B				0-0 F9		0-0 K 1B		4-0 FC3-6 1-2 IBB	3	0	1	0	1	0	1									
Darrel Chaney, S OBP: 0.346, SLG: 0.294 (8, 5)			4-0 WP BB		0-0 L4		0-3 K 1-2		0-0 FC3-6 1-2 2-3	3	0	0	0	1	1	3									
Jack Billingham, R OBP: 0.085, SLG: 0.069 (1, 1)			0-3 K 1-2		0-3 K		0-3 K		0-0 G3	4	0	0	0	0	3	3									
Inning Stats	R: 0 E: 0 K: 0 S: 4	H: 2 LOB: 1 BB: 0 P: 4	R: 0 E: 0 K: 0 S: 3	H: 1 LOB: 0 BB: 0 P: 3	R: 0 E: 0 K: 2 S: 7	H: 0 LOB: 1 BB: 1 P: 11	R: 0 E: 0 K: 1 S: 6	H: 1 LOB: 1 BB: 0 P: 6	R: 0 E: 0 K: 1 S: 5	H: 0 LOB: 0 BB: 0 P: 5	R: 2 E: 1 K: 0 S: 6	H: 2 LOB: 1 BB: 0 P: 6	R: 0 E: 0 K: 2 S: 7	H: 1 LOB: 0 BB: 0 P: 7	R: 0 E: 0 K: 0 S: 3	H: 0 LOB: 0 BB: 0 P: 3	R: 1 E: 0 K: 1 S: 6	H: 1 LOB: 2 BB: 2 P: 14	1B: 7 2B: 1 3B: 0 HR: 0	SF: 0 SAC: 0 DP: 2 HBP: 0	WP: 1 PB: 0 SB: 2 CS: 1	PA: 36			
PITCHER	IP	WLS	BF	H	R	ER	SO	BB	IBB	HBP	BLK	WP	HR	S	P	ERA	WHIP								
Dick Ruthven, R ERA: 3.77 (1, 1)	7.0	L	27	7	2	0	6	1	0	0	0	1	0	38	42	0.00	1.143								
Pete Richert, L ERA: 2.27 (8, 1)	1.0		3	0	0	0	0	0	0	0	0	0	0	3	3	0.00	0.000								
Gene Garber, R ERA: 4.53 (9, 1)	1.0		6	1	1	0	1	1	1	0	0	0	0	6	14	0.00	2.000								

Batter	1	2	3	4	5	6	7	8	9	AB	R	H	RBI	BB	SO	LOB	BOTTOM								
Dave Cash, R OBP: 0.351, SLG: 0.387 (1, 4)	0-0 5-3		4-0 G4-3-6 BB		0-0 FC6-4 1B		0-0 F7			3	0	1	0	1	0	1	Cincinnati Reds @ Philadelphia Phillies Veterans Stadium, Philadelphia, PA Tue Aug 27 1974, 7:05 PM EDT Att: 32,106 - Unknown								
Larry Bowa, S OBP: 0.298, SLG: 0.333 (1, 6)	0-0 CS 1B		0-0 G4-3-6 1-2 1B		0-0 FC6-4 1-2 1B			0-0 4-3		4	0	1	0	0	0	2									
Mike Schmidt, R OBP: 0.410, SLG: 0.588 (1, 5)	0-0 F9 1-2 1B		0-0 6-3		0-3 K			0-0 5-3		4	0	0	0	0	1	1									
Jay Johnstone, L OBP: 0.397, SLG: 0.566 Gene Garber, R (9, 1)		4-0 SH5-3 BB		0-0 F7		0-0 1B 2B		0-3 K		3	0	1	0	1	1	0									
Tom Hutton, L OBP: 0.316, SLG: 0.333 (1, 3)		0-0 SH5-3 1-2 1B		0-0 3-1		0-0 F7		0-0 F8		4	0	1	0	0	0	1									
Del Unser, L OBP: 0.341, SLG: 0.405 (1, 8)		0-0 SH5-3 1-2 2-3 1B		0-0 1B		0-0 2-1 1B		0-0 B3		3	0	2	0	0	0	0									
Mike Anderson, R OBP: 0.318, SLG: 0.374 (1, 9)		4-0 FC6-4 IBB		0-3 K		0-3 K		0-3 K		3	0	0	0	1	3	1									
Bob Boone, R OBP: 0.296, SLG: 0.332 (1, 2)		0-3 K		0-0 6-3		0-0 1B				3	0	1	0	0	1	3									
Dick Ruthven, R OBP: 0.145, SLG: 0.145 Greg Luzinski, R OBP: 0.316, SLG: 0.402 Pete Richert, L (8, 1) Bill Robinson, R OBP: 0.277, SLG: 0.341 (9, 7)		0-0 FC6-4		0-0 5-3		0-0 F8				2	0	0	0	0	0	3									
Inning Stats	R: 0 E: 0 K: 0 S: 3	H: 1 LOB: 3 BB: 2 P: 14	R: 0 E: 0 K: 1 S: 6	H: 1 LOB: 0 BB: 2 P: 14	R: 0 E: 0 K: 1 S: 2	H: 0 LOB: 0 BB: 1 P: 6	R: 0 E: 0 K: 1 S: 6	H: 1 LOB: 1 BB: 0 P: 6	R: 0 E: 0 K: 1 S: 4	H: 1 LOB: 1 BB: 0 P: 4	R: 0 E: 0 K: 1 S: 6	H: 2 LOB: 2 BB: 0 P: 6	R: 0 E: 0 K: 1 S: 6	H: 1 LOB: 1 BB: 0 P: 6	R: 0 E: 0 K: 1 S: 5	H: 0 LOB: 0 BB: 0 P: 5	R: 0 E: 0 K: 1 S: 5	H: 0 LOB: 0 BB: 0 P: 5	1B: 6 2B: 1 3B: 0 HR: 0	SF: 0 SAC: 1 DP: 1 HBP: 0	WP: 0 PB: 0 SB: 0 CS: 1	PA: 34			
PITCHER	IP	WLS	BF	H	R	ER	SO	BB	IBB	HBP	BLK	WP	HR	S	P	ERA	WHIP								
Jack Billingham, R ERA: 3.31 (1, 1)	9.0	W	34	7	0	0	6	2	1	0	0	0	0	43	55	0.00	1.000								



Batter	1	2	3	4	5	6	7	8	9	AB	R	H	RBI	BB	SO	LOB	TOP								
Greg Gross, L OBP: 0.392, SLG: 0.366 (1,9)	5-3		1-3	1-3			4-3			4	0	0	0	0	0	2	Houston Astros @ Philadelphia Phillies Veterans Stadium, Philadelphia, PA Fri Aug 30 1974, 7:05 PM EDT Att: 17,106 - Unknown								
Roger Metzger, S OBP: 0.302, SLG: 0.322 (1,6)	F7		L1			E 3B	CS 1B			4	1	2	0	0	0	0									
Cesar Cedeno, R OBP: 0.346, SLG: 0.483 (1,8)	S 1B		BB			S SF8 BB	K 1-2			2	1	1	0	2	1	1									
Bob Watson, R OBP: 0.368, SLG: 0.412 (1,7) (8,3)	K 1-2		F9			SF8 1-H 3-H	K			3	0	0	1	0	2	2									
Milt May, L OBP: 0.345, SLG: 0.381 (1,2)						F8	K			3	0	1	0	0	1	0									
Cliff Johnson, R OBP: 0.349, SLG: 0.452 Wilbur Howard, S OBP: 0.280, SLG: 0.292 (8,7)	K		BB FC6-2 HBP			F8	K			3	1	0	0	1	3	1									
Doug Rader, R OBP: 0.329, SLG: 0.410 (1,5)	P6		SH1-3 FC6-2 BB 1-2 2-3			K	L9			3	0	0	0	1	1	1									
Larry Milbourne, S OBP: 0.349, SLG: 0.338 (1,4)	1B		FC6-2 SH1-3 1-2 2-3 3-H			L6	K			4	0	1	0	0	1	3									
Don Wilson, R OBP: 0.273, SLG: 0.346 Ken Forsch, R (9,1)	K		SH1-3			K	F8			3	0	0	1	0	2	2									
										0	0	0	0	0	0	0									
Inning Stats	R: 0 E: 0 K: 1 S: 6	H: 1 LOB: 1 BB: 0 P: 6	R: 0 E: 0 K: 2 S: 9	H: 2 LOB: 2 BB: 0 P: 9	R: 0 E: 0 K: 0 S: 3	H: 0 LOB: 1 BB: 1 P: 7	R: 1 E: 0 K: 0 S: 3	H: 0 LOB: 2 BB: 2 P: 12	R: 2 E: 0 K: 1 S: 6	H: 1 LOB: 0 BB: 1 P: 10	R: 0 E: 0 K: 2 S: 7	H: 0 LOB: 0 BB: 0 P: 7	R: 0 E: 0 K: 3 S: 5	H: 1 LOB: 0 BB: 0 P: 5	R: 0 E: 0 K: 3 S: 9	H: 0 LOB: 0 BB: 0 P: 9	R: 0 E: 0 K: 1 S: 5	H: 0 LOB: 0 BB: 0 P: 5	1B: 4 2B: 0 3B: 1 HR: 0	SF: 1 SAC: 1 DP: 0 HBP: 1	WP: 0 PB: 0 SB: 3 CS: 1	PA: 36			
PITCHER	IP	WLS	BF	H	R	ER	SO	BB	IBB	HBP	BLK	WP	HR	S	P	ERA	WHIP								
Wayne Twitchell, R ERA: 4.4 Gene Garber, R ERA: 4.35	(1,1) (8,1)	7.0 6	L 30	5 0	3 0	2 0	7 4	0 0	0 0	1 0	0 0	0 0	0 0	39 14	56 14	2.57 0.00	1.286 0.000								

Batter	1	2	3	4	5	6	7	8	9	AB	R	H	RBI	BB	SO	LOB	BOTTOM								
Dave Cash, R OBP: 0.350, SLG: 0.387 (1,4)	F9								G5-4-3	4	0	1	0	1	0	2	Houston Astros @ Philadelphia Phillies Veterans Stadium, Philadelphia, PA Fri Aug 30 1974, 7:05 PM EDT Att: 17,106 - Unknown								
Larry Bowa, S OBP: 0.296, SLG: 0.330 (1,6)	S 1B						F9		4-3	5	1	1	0	0	0	4									
Mike Schmidt, R OBP: 0.410, SLG: 0.582 (1,5)	1B 6-3 BB 1-2						K			2	0	0	0	2	1	0									
Greg Luzinski, R OBP: 0.313, SLG: 0.396 Gene Garber, R (8,1)	6-3						P6		K	4	0	0	0	0	1	5									
Jay Johnstone, L OBP: 0.392, SLG: 0.552 (1,9) (8,7)	1B BB						F7		F9	3	0	0	0	1	0	0									
Del Unser, L OBP: 0.344, SLG: 0.416 (1,8)	1-2 2-3 3-H 1B						HR		F8	4	1	3	2	0	0	0									
Bob Boone, R OBP: 0.295, SLG: 0.337 (1,2)	F2						5-3		K	4	0	0	0	0	1	4									
Tom Hutton, L OBP: 0.318, SLG: 0.345 (1,3)									BB 1B 2B	4	0	2	0	0	0	1									
Wayne Twitchell, R OBP: 0.185, SLG: 0.185 Terry Harmon, R OBP: 0.231, SLG: 0.167 Mike Anderson, R OBP: 0.316, SLG: 0.372 (7, PH) (8,9)	K						4-3		G5-4-3 1B 2-3	2	0	0	0	0	1	1									
										1	0	0	0	0	1	1									
										1	0	1	0	0	0	0									
Inning Stats	R: 1 E: 0 K: 0 S: 5	H: 2 LOB: 3 BB: 2 P: 13	R: 0 E: 0 K: 1 S: 6	H: 1 LOB: 1 BB: 0 P: 6	R: 0 E: 0 K: 0 S: 3	H: 0 LOB: 0 BB: 0 P: 3	R: 0 E: 0 K: 0 S: 4	H: 1 LOB: 1 BB: 0 P: 4	R: 0 E: 0 K: 1 S: 5	H: 0 LOB: 0 BB: 0 P: 5	R: 1 E: 0 K: 0 S: 4	H: 1 LOB: 0 BB: 0 P: 4	R: 0 E: 0 K: 2 S: 8	H: 1 LOB: 3 BB: 2 P: 16	R: 0 E: 0 K: 1 S: 5	H: 2 LOB: 1 BB: 0 P: 5	R: 0 E: 0 K: 0 S: 4	H: 2 LOB: 1 BB: 0 P: 4	1B: 4 2B: 3 3B: 0 HR: 1	SF: 0 SAC: 0 DP: 1 HBP: 0	WP: 0 PB: 0 SB: 1 CS: 0	PA: 38			
PITCHER	IP	WLS	BF	H	R	ER	SO	BB	IBB	HBP	BLK	WP	HR	S	P	ERA	WHIP								
Don Wilson, R ERA: 3.51 Ken Forsch, R ERA: 2.93	(1,1) (9,1)	8.0 S	W 2	36 0	8 0	2 0	5 0	4 0	0 0	0 0	0 0	0 0	0 2	42 2	58 2	2.25 0.00	1.500 0.000								

Batter	1	2	3	4	5	6	7	8	9	AB	R	H	RBI	BB	SO	LOB	TOP								
Greg Gross, L OBP: 0.390, SLG: 0.363 (1, 9)	4-3		G4-6-3				L5		FC4-6	4	0	0	0	1	0	3	Houston Astros @ Philadelphia Phillies Veterans Stadium, Philadelphia, PA Sat Aug 31 1974, 7:05 PM EDT Att: 35,257 - Unknown								
Roger Metzger, S OBP: 0.301, SLG: 0.323 (1, 6)	4-3			2B	G4-6-3			4-3	G3	5	1	1	0	0	0	2									
Cesar Cedeno, R OBP: 0.347, SLG: 0.491 (1, 8)	F9			HR						4	2	2	2	0	1	0									
Bob Watson, R OBP: 0.367, SLG: 0.409 (1, 7)				4-3						3	0	0	0	1	1	1									
Milt May, L OBP: 0.349, SLG: 0.396 (1, 2)	F8									4	1	3	2	0	0	1									
Cliff Johnson, R OBP: 0.346, SLG: 0.453 (1, 3)	G5-6-4-3									4	0	1	0	0	1	3									
Doug Rader, R OBP: 0.329, SLG: 0.415 (1, 5)										4	1	1	1	0	0	1									
Larry Milbourne, S OBP: 0.356, SLG: 0.357 (1, 4)										4	1	2	0	0	0	1									
J.R. Richard, R OBP: 0.182, SLG: 0.182 (4, 1)										1	0	1	0	0	0	0									
Mike Cosgrove, L OBP: 0.277, SLG: 0.093 (4, 1)										0	0	0	0	0	0	0									
Bob Gallagher, L OBP: 0.229, SLG: 0.229 (5, PH)										0	0	0	0	0	0	0									
Fred Scherman, L OBP: 0.229, SLG: 0.229 (5, 1)										0	0	0	0	0	0	0									
Wilbur Howard, S OBP: 0.229, SLG: 0.229 (7, PH)										0	0	0	0	0	0	1									
Ramon de los Santos, L OBP: 0.229, SLG: 0.229 (7, 1)										0	0	0	0	0	0	0									
Johnny Edwards, L OBP: 0.229, SLG: 0.229 (9, PH)										1	0	1	1	0	0	0									
Inning Stats	R: 0 E: 0 K: 0 S: 3	H: 0 LOB: 0 BB: 0 P: 3	R: 0 E: 0 K: 0 S: 2	H: 0 LOB: 0 BB: 1 P: 6	R: 1 E: 0 K: 0 S: 4	H: 2 LOB: 0 BB: 0 P: 4	R: 3 E: 0 K: 0 S: 7	H: 4 LOB: 1 BB: 0 P: 7	R: 0 E: 0 K: 1 S: 4	H: 0 LOB: 0 BB: 1 P: 8	R: 0 E: 0 K: 3 S: 10	H: 1 LOB: 1 BB: 0 P: 10	R: 0 E: 0 K: 1 S: 6	H: 1 LOB: 1 BB: 0 P: 6	R: 1 E: 0 K: 0 S: 5	H: 2 LOB: 1 BB: 0 P: 5	R: 1 E: 0 K: 0 S: 5	H: 2 LOB: 1 BB: 0 P: 5	1B: 5 2B: 4 3B: 0 HR: 3	SF: 0 SAC: 0 DP: 3 HBP: 0	WP: 0 PB: 1 SB: 0 CS: 0	PA: 38			
PITCHER	IP	WLS	BF	H	R	ER	SO	BB	IBB	HBP	BLK	WP	HR	S	P	ERA	WHIP								
Jim Lonborg, R ERA: 3.4 (1, 1)	4.0		17	6	4	4	0	1	0	0	0	0	1	16	20	9.00	1.750								
Larry Christenson, R ERA: 2.57 (5, 1)	5.0	W	21	6	2	2	5	1	0	0	0	0	1	30	34	3.60	1.400								

Batter	1	2	3	4	5	6	7	8	9	AB	R	H	RBI	BB	SO	LOB	BOTTOM								
Dave Cash, R OBP: 0.350, SLG: 0.386 (1, 4)	F7	4-3					P4			4	1	1	0	1	0	1	Houston Astros @ Philadelphia Phillies Veterans Stadium, Philadelphia, PA Sat Aug 31 1974, 7:05 PM EDT Att: 35,257 - Unknown								
Larry Bowa, S OBP: 0.296, SLG: 0.330 (1, 6)										3	0	1	1	0	0	2									
Terry Harmon, R OBP: 0.214, SLG: 0.154 (8, 6)	5-3									1	0	0	0	0	0	0									
Mike Schmidt, R OBP: 0.409, SLG: 0.579 (1, 5)	K									4	1	1	0	1	1	1									
Willie Montanez, L OBP: 0.353, SLG: 0.421 (1, 3)										5	1	2	3	0	0	0									
Greg Luzinski, R OBP: 0.323, SLG: 0.410 (1, 7)										3	2	3	1	0	0	0									
Mike Anderson, R OBP: 0.316, SLG: 0.370 (5, 9)										1	0	0	0	0	1	2									
Del Unser, L OBP: 0.348, SLG: 0.422 (1, 8)										4	2	3	0	0	0	2									
Jay Johnstone, L OBP: 0.391, SLG: 0.571 (1, 9)										3	1	1	3	0	1	4									
Larry Christenson, R ERA: 3.25 (5, 1)										1	0	0	0	0	1	2									
Bob Boone, R OBP: 0.300, SLG: 0.342 (1, 2)										4	1	3	1	0	0	0									
Jim Lonborg, R OBP: 0.133, SLG: 0.165 (1, 1)										1	0	0	0	0	0	1									
Ollie Brown, R OBP: 0.273, SLG: 0.414 (4, PH)										3	1	1	1	0	1	1									
Inning Stats	R: 0 E: 0 K: 1 S: 5	H: 0 LOB: 0 BB: 0 P: 5	R: 3 E: 0 K: 0 S: 7	H: 4 LOB: 1 BB: 0 P: 7	R: 0 E: 0 K: 0 S: 3	H: 1 LOB: 0 BB: 0 P: 3	R: 7 E: 0 K: 1 S: 12	H: 7 LOB: 2 BB: 2 P: 20	R: 0 E: 0 K: 2 S: 9	H: 2 LOB: 2 BB: 0 P: 9	R: 0 E: 0 K: 0 S: 3	H: 0 LOB: 0 BB: 0 P: 3	R: 0 E: 0 K: 0 S: 3	H: 0 LOB: 0 BB: 0 P: 3	R: 0 E: 0 K: 0 S: 3	H: 0 LOB: 0 BB: 0 P: 3	1B: 11 2B: 5 3B: 0 HR: 1	SF: 1 SAC: 0 DP: 1 HBP: 0	WP: 1 PB: 0 SB: 0 CS: 1	PA: 40					
PITCHER	IP	WLS	BF	H	R	ER	SO	BB	IBB	HBP	BLK	WP	HR	S	P	ERA	WHIP								
J.R. Richard, R ERA: 4.04 (1, 1)	3.1	L	17	8	6	6	1	0	0	0	0	0	1	19	19	16.20	2.400								
Mike Cosgrove, L ERA: 3.18 (4, 1)	0.1		5	2	3	3	0	1	1	0	0	0	0	3	11	81.00	9.000								
Jim York, R ERA: 3.25 (4, 1)	0.1		3	2	1	1	1	0	0	0	0	0	0	5	5	27.00	6.000								
Fred Scherman, L ERA: 4.01 (5, 1)	2.0		9	4	0	0	3	0	0	0	0	0	0	15	15	0.00	2.000								
Ramon de los Santos, L ERA: (7, 1)	2.0		6	0	0	0	0	0	0	0	0	0	0	6	6	0.00	0.000								

Batter	1	2	3	4	5	6	7	8	9	AB	R	H	RBI	BB	SO	LOB	TOP			
Greg Gross, L (1, 9) OBP: 0.389, SLG: 0.362	0-0 G4-6-3 1B			0-0 5-3		0-0 6-3		0-0 4-3		4	0	1	0	0	0	1	Houston Astros @ Philadelphia Phillies Veterans Stadium, Philadelphia, PA Sun Sep 01 1974, 7:05 PM EDT Att: 18,232 - Unknown			
Roger Metzger, S (1, 6) OBP: 0.299, SLG: 0.320	0-0 G4-6-3 1-2f			0-0 F9		0-3 K			0-0 4-3	4	0	0	0	0	1	1				
Cesar Cedeno, R (1, 8) OBP: 0.346, SLG: 0.488	4-0 PO BB			0-3 K			0-0 6-3		0-0 5-3	3	0	0	0	1	1	0				
Bob Watson, R (1, 7) Wilbur Howard, S (2, 7) OBP: 0.368, SLG: 0.412 OBP: 0.276, SLG: 0.286	0-0 PO 1-2	0-0 FC1-4 2B			0-0 4-3		0-0 4-3		0-0 BB 1B	1	0	1	0	0	0	0				
Cliff Johnson, R (1, 3) OBP: 0.350, SLG: 0.446		0-0 FC1-4 G4-6-3 2-3			4-0 BLK BB		0-0 5-3		4-0 FC3-6 BB	2	0	0	0	2	0	1				
Johnny Edwards, L (1, 2) OBP: 0.281, SLG: 0.312	0-0 G4-6-3 1-2f			0-0 F8				4-0 4-3 BB SF8 BB	0-0 FC3-6 1-2f	3	1	0	0	1	0	4				
Doug Rader, R (1, 5) OBP: 0.331, SLG: 0.414			0-0 F9		4-0 FC6-4 BB			4-0 4-3 BB		1	0	0	0	2	0	0				
Larry Milbourne, S (1, 4) OBP: 0.344, SLG: 0.345			0-0 B5-3		0-0 FC6-4 1-2f			0-0 4-3 1-2 2-3		3	0	0	0	0	0	4				
Tom Griffin, R (1, 1) OBP: 0.316, SLG: 0.463			0-0 6-3			0-3 K		0-0 SF8 3-H		1	0	0	0	0	0	0				
Bob Gallagher, L (6, PH) OBP: 0.287, SLG: 0.211										1	0	0	0	0	1	0				
Jim York, R (6, PH) Milt May, L (8, PH) Fred Scherman, L (8, 1) OBP: 0.348, SLG: 0.396										0	0	0	0	0	0	0				
Inning Stats	R: 0 E: 0 K: 0 S: 2	H: 1 LOB: 0 BB: 1 P: 6	R: 0 E: 0 K: 0 S: 3	H: 1 LOB: 0 BB: 0 P: 3	R: 0 E: 0 K: 0 S: 3	H: 0 LOB: 0 BB: 0 P: 3	R: 0 E: 0 K: 1 S: 5	H: 0 LOB: 0 BB: 0 P: 5	R: 0 E: 0 K: 0 S: 3	H: 0 LOB: 2 BB: 0 P: 11	R: 0 E: 0 K: 0 S: 3	H: 0 LOB: 0 BB: 0 P: 3	R: 0 E: 0 K: 0 S: 3	H: 0 LOB: 1 BB: 2 P: 11	R: 0 E: 0 K: 0 S: 4	H: 1 LOB: 2 BB: 1 P: 8	1B: 2 2B: 1 3B: 0 HR: 0	SF: 1 SAC: 0 DP: 2 HBP: 0	WP: 0 PB: 0 SB: 0 CS: 0	PA: 34
PITCHER Dick Ruthven, R (1, 1) ERA: 3.64	IP: 9.0 WLS: W BF: 33 H: 3 R: 1 ER: 1 SO: 3 BB: 6 IBB: 0 HBP: 0 BLK: 1 WP: 0 HR: 0 S: 33 P: 57 ERA: 1.00 WHIP: 1.000															PITCHER				

Batter	1	2	3	4	5	6	7	8	9	AB	R	H	RBI	BB	SO	LOB	BOTTOM			
Dave Cash, R (1, 4) OBP: 0.349, SLG: 0.386	0-0 F8	0-0 F8		0-0 FC6-4 1-2f 3-H		0-0 FC6-4 1-2f		0-0 8-4 2-H 3-H 2B		5	0	1	3	0	0	4	Houston Astros @ Philadelphia Phillies Veterans Stadium, Philadelphia, PA Sun Sep 01 1974, 7:05 PM EDT Att: 18,232 - Unknown			
Larry Bowa, S (1, 6) OBP: 0.295, SLG: 0.329	0-0 S 1B		0-0 F8	0-0 F9 1-3			0-0 6-3	0-0 8-4 2-3f		5	0	1	0	0	0	2				
Mike Schmidt, R (1, 5) OBP: 0.408, SLG: 0.583	0-3 K 1-2		0-3 K		0-0 F7					4	1	1	1	0	2	1				
Willie Montanez, L (1, 3) OBP: 0.352, SLG: 0.419	0-0 F9		0-0 F8		0-0 4-3					4	0	1	0	0	0	1				
Greg Luzinski, R (1, 7) OBP: 0.321, SLG: 0.404		0-0 F5		4-0 1B 2B BB	0-0 P3		0-0 P6			3	1	0	0	1	0	1				
Mike Anderson, R (8, 9) OBP: 0.316, SLG: 0.370					0-0 P3		0-0 P6			0	0	0	0	0	0	0				
Del Unser, L (1, 8) OBP: 0.352, SLG: 0.429		0-0 S 1B 1B		0-0 2B 1B 1B		0-0 4-3 6-3 2B	0-0 F5			4	3	3	0	0	0	1				
Jay Johnstone, L (1, 9) OBP: 0.394, SLG: 0.574		4-0 1B BB		0-0 1B FC6-4 2B		0-0 4-3 2-3		0-3 K		3	1	1	1	1	1	1				
Bob Boone, R (1, 2) OBP: 0.301, SLG: 0.343		0-0 1B		0-3 K		0-0 6-3		0-0 2B 2B 1B		4	1	2	2	0	1	2				
Dick Ruthven, R (1, 1) OBP: 0.186, SLG: 0.203		0-3 K		0-0 FC6-4 1B		0-0 FC6-4 1B		0-0 2B 2B		4	1	3	1	0	1	2				
Inning Stats	R: 0 E: 0 K: 1 S: 6	H: 1 LOB: 1 BB: 0 P: 6	R: 1 E: 0 K: 1 S: 7	H: 2 LOB: 2 BB: 1 P: 11	R: 0 E: 0 K: 1 S: 5	H: 0 LOB: 0 BB: 0 P: 5	R: 3 E: 1 K: 1 S: 8	H: 3 LOB: 1 BB: 1 P: 12	R: 0 E: 0 K: 0 S: 3	H: 0 LOB: 0 BB: 0 P: 3	R: 1 E: 0 K: 0 S: 5	H: 2 LOB: 1 BB: 0 P: 5	R: 1 E: 0 K: 0 S: 5	H: 2 LOB: 1 BB: 0 P: 5	R: 2 E: 0 K: 1 S: 7	H: 3 LOB: 0 BB: 0 P: 7	1B: 8 2B: 5 3B: 0 HR: 1	SF: 0 SAC: 0 DP: 1 HBP: 0	WP: 0 PB: 0 SB: 2 CS: 0	PA: 38
PITCHER Tom Griffin, R (1, 1) ERA: 3.46	IP: 5.0 WLS: L BF: 23 H: 6 R: 4 ER: 4 SO: 4 BB: 2 IBB: 0 HBP: 0 BLK: 0 WP: 0 HR: 0 S: 29 P: 37 ERA: 7.20 WHIP: 1.600															PITCHER				
Jim York, R (6, 1) ERA: 3.64	2.0 WLS: L BF: 10 H: 4 R: 2 ER: 2 SO: 0 BB: 0 IBB: 0 HBP: 0 BLK: 0 WP: 0 HR: 1 S: 10 P: 10 ERA: 9.00 WHIP: 2.000																			
Fred Scherman, L (8, 1) ERA: 4.25	1.0 WLS: L BF: 5 H: 3 R: 2 ER: 2 SO: 1 BB: 0 IBB: 0 HBP: 0 BLK: 0 WP: 0 HR: 0 S: 7 P: 7 ERA: 18.00 WHIP: 3.000																			



Batter	1	2	3	4	5	6	7	8	9	AB	R	H	RBI	BB	SO	LOB	TOP					
Dave Cash, R OBP: 0.351, SLG: 0.387 (1, 4)										4	1	2	0	1	0	0	Philadelphia Phillies @ Pittsburgh Pirates Three Rivers Stadium, Pittsburgh, PA Mon Sep 02 1974, 3:33 AM EDT Unknown					
Larry Bowa, S OBP: 0.293, SLG: 0.327 (1, 6)										4	1	0	0	0	0	5						
Mike Schmidt, R OBP: 0.411, SLG: 0.589 (1, 5)										2	1	1	3	2	0	1						
Willie Montanez, L OBP: 0.351, SLG: 0.418 (1, 3)										4	0	1	0	0	0	2						
Greg Luzinski, R OBP: 0.325, SLG: 0.417 (1, 7)										3	1	1	1	1	1	0						
Mike Anderson, R OBP: 0.312, SLG: 0.366 (1, 9)										4	0	0	0	0	0	3						
Del Unser, L OBP: 0.351, SLG: 0.427 (1, 8)										4	0	1	0	0	0	0						
Bob Boone, R OBP: 0.303, SLG: 0.345 (1, 2)										4	0	2	0	0	0	0						
Steve Carlton, L OBP: 0.190, SLG: 0.235 (1, 1)										1	0	0	0	0	0	0						
Alan Bannister, R OBP: 0.280, SLG: 0.143 (6, PH)										1	0	0	0	0	0	0						
Mac Scarce, L (6, 1)										0	0	0	0	0	0	0						
Bill Robinson, R OBP: 0.281, SLG: 0.341 (9, PH)										1	0	0	0	0	0	1						
Inning Stats	R: 3 E: 1 K: 1 S: 8	H: 2 LOB: 0 BB: 0 P: 8	R: 0 E: 0 K: 0 S: 3	H: 0 LOB: 0 BB: 0 P: 3	R: 0 E: 0 K: 0 S: 5	H: 2 LOB: 3 BB: 1 P: 9	R: 0 E: 0 K: 0 S: 4	H: 2 LOB: 2 BB: 1 P: 8	R: 1 E: 0 K: 0 S: 3	H: 1 LOB: 0 BB: 1 P: 7	R: 0 E: 0 K: 0 S: 3	H: 0 LOB: 0 BB: 0 P: 3	R: 0 E: 0 K: 0 S: 3	H: 0 LOB: 1 BB: 1 P: 7	R: 0 E: 0 K: 0 S: 3	H: 0 LOB: 0 BB: 0 P: 3	R: 0 E: 0 K: 0 S: 3	H: 1 LOB: 0 BB: 0 P: 3	1B: 6 2B: 0 3B: 0 HR: 2	SF: 0 SAC: 1 DP: 2 HBP: 0	WP: 1 PB: 0 SB: 0 CS: 1	PA: 37
PITCHER Jerry Reuss, L ERA: 3.58 (1, 1)	IP: 9.0 WLS: W BF: 37 H: 8 R: 4 ER: 3 SO: 1 BB: 2 IBB: 2 HBP: 0 BLK: 0 WP: 1 HR: 2 S: 35 P: 51 ERA: 3.00 WHIP: 1.111															PITCHER	IP: 9.0 WLS: W BF: 37 H: 8 R: 4 ER: 3 SO: 1 BB: 2 IBB: 2 HBP: 0 BLK: 0 WP: 1 HR: 2 S: 35 P: 51 ERA: 3.00 WHIP: 1.111					

Batter	1	2	3	4	5	6	7	8	9	AB	R	H	RBI	BB	SO	LOB	BOTTOM			
Rennie Stennett, R OBP: 0.314, SLG: 0.370 (1, 4)										5	0	2	2	0	0	1	Philadelphia Phillies @ Pittsburgh Pirates Three Rivers Stadium, Pittsburgh, PA Mon Sep 02 1974, 3:33 AM EDT Unknown			
Manny Sanguillen, R OBP: 0.304, SLG: 0.367 (1, 2)										5	0	0	0	0	0	4				
Al Oliver, L OBP: 0.350, SLG: 0.471 (1, 8)										3	1	0	0	1	1	0				
Willie Stargell, L OBP: 0.413, SLG: 0.576 (1, 7)										4	3	4	2	0	0	0				
Richie Zisk, R OBP: 0.391, SLG: 0.493 (1, 9)										3	0	0	0	1	0	1				
Bob Robertson, R OBP: 0.330, SLG: 0.482 (1, 3)										3	1	2	3	1	0	0				
Art Howe, R OBP: 0.333, SLG: 0.356 (1, 5)										4	1	1	0	0	2	4				
Frank Taveras, R OBP: 0.304, SLG: 0.276 (1, 6)										3	1	1	0	1	1	0				
Jerry Reuss, L OBP: 0.260, SLG: 0.200 (1, 1)										3	0	0	0	0	1	2				
Inning Stats	R: 1 E: 0 K: 1 S: 6	H: 1 LOB: 3 BB: 3 P: 18	R: 0 E: 0 K: 0 S: 3	H: 0 LOB: 0 BB: 0 P: 3	R: 1 E: 0 K: 1 S: 6	H: 1 LOB: 0 BB: 0 P: 6	R: 2 E: 0 K: 0 S: 6	H: 3 LOB: 1 BB: 0 P: 6	R: 2 E: 0 K: 0 S: 5	H: 2 LOB: 0 BB: 0 P: 5	R: 0 E: 0 K: 1 S: 5	H: 0 LOB: 1 BB: 1 P: 9	R: 1 E: 0 K: 1 S: 7	H: 2 LOB: 1 BB: 0 P: 7	R: 0 E: 0 K: 1 S: 6	H: 1 LOB: 1 BB: 0 P: 6		1B: 7 2B: 0 3B: 0 HR: 3	SF: 0 SAC: 1 DP: 1 HBP: 0	WP: 1 PB: 0 SB: 2 CS: 0
PITCHER Steve Carlton, L ERA: 3.24 Mac Scarce, L ERA: 5.3 (6, 1)	IP: 5.0 WLS: L BF: 25 H: 7 R: 6 ER: 6 SO: 2 BB: 3 IBB: 0 HBP: 0 BLK: 0 WP: 0 HR: 2 S: 26 P: 38 ERA: 10.80 WHIP: 2.000															PITCHER	IP: 5.0 WLS: L BF: 25 H: 7 R: 6 ER: 6 SO: 2 BB: 3 IBB: 0 HBP: 0 BLK: 0 WP: 0 HR: 2 S: 26 P: 38 ERA: 10.80 WHIP: 2.000			

Batter	1	2	3	4	5	6	7	8	9	AB	R	H	RBI	BB	SO	LOB	TOP							
Dave Cash, R OBP: 0.351, SLG: 0.384 Larry Bowa, S OBP: 0.293, SLG: 0.327 (8, FR)	5-3		F7			F8		FC1-6 HBP		3	0	0	0	0	0	1								
Tom Hutton, L OBP: 0.313, SLG: 0.338	F9		G3			4-3		FC1-6 1B		4	0	0	0	0	0	3								
Mike Schmidt, R OBP: 0.411, SLG: 0.587	E S BB			P6		K				3	0	1	1	1	1	0								
Willie Montanez, L OBP: 0.348, SLG: 0.414	K			4-3			K	G4-6-3	G3	4	0	0	0	0	2	3								
Del Unser, L OBP: 0.350, SLG: 0.425		6-3					G4-6-3		6-3	4	0	1	0	0	0	1								
Jay Johnstone, L OBP: 0.390, SLG: 0.571	K			FC6-4 1B					4-3	4	0	1	0	0	1	1								
Bob Boone, R Frank Linzy, R Mike Anderson, R OBP: 0.312, SLG: 0.365	6-3				3-1		F8		F8	3	0	0	0	0	0	1	AB 30							
Terry Harmon, R OBP: 0.235, SLG: 0.133			1-3		1-3			FC1-6 1B	4-3 BB	2	1	0	0	1	0	0	R 1							
Ron Schueler, R Pete Richert, L Eddie Watt, R Alan Bannister, R Jesus Hernaiz, R Jim Essian, R OBP: 0.190, SLG: 0.190					5-3				4-3	0	0	0	0	1	0	0	H 3							
										0	0	0	0	0	0	0	RBI 1							
										0	0	0	0	0	0	0	BB 3							
										0	0	0	0	0	0	0	SO 4							
										0	0	0	0	0	0	1	LOB 11							
Inning Stats	R: 0 E: 0 K: 1 S: 5	H: 0 LOB: 1 BB: 1 P: 9	R: 0 E: 0 K: 1 S: 5	H: 0 LOB: 0 BB: 0 P: 5	R: 0 E: 0 K: 0 S: 3	H: 0 LOB: 1 BB: 1 P: 7	R: 0 E: 0 K: 0 S: 4	H: 1 LOB: 1 BB: 0 P: 4	R: 0 E: 0 K: 0 S: 3	H: 0 LOB: 0 BB: 0 P: 3	R: 0 E: 0 K: 1 S: 5	H: 0 LOB: 0 BB: 0 P: 5	R: 0 E: 0 K: 1 S: 6	H: 1 LOB: 1 BB: 0 P: 6	R: 1 E: 0 K: 0 S: 4	H: 1 LOB: 2 BB: 1 P: 9	R: 0 E: 0 K: 0 S: 3	H: 0 LOB: 0 BB: 0 P: 3	1B: 2 2B: 1 3B: 0 HR: 0	SF: 0 SAC: 0 DP: 1 HBP: 1	WP: 1 PB: 0 SB: 1 CS: 0	PA: 34		
PITCHER	IP WLS BF H R ER SO BB IBB HBP BLK WP HR S P ERA WHIP	8.0 W 31 3 1 1 4 3 0 1 0 1 0 35 48 1.12 0.750	1.0 3 0 0 0 0 0 0 0 0 0 0 0 3 3 0.00 0.000																					

Philadelphia Phillies @ Pittsburgh Pirates
Three Rivers Stadium, Pittsburgh, PA
Mon Sep 02 1974, 3:38 AM EDT
Att: 45,181 - Unknown

AB	30
R	1
H	3
RBI	1
BB	3
SO	4
LOB	11



Batter	1	2	3	4	5	6	7	8	9	AB	R	H	RBI	BB	SO	LOB	BOTTOM							
Rennie Stennett, R OBP: 0.315, SLG: 0.370	K		1B BB	P6		FC1-6 G4-6-3				4	1	1	2	1	1	1								
Richie Hebner, L OBP: 0.397, SLG: 0.450	K		BB HR	2B		G4-6-3	F7			5	2	2	0	0	1	3								
Al Oliver, L Ramon Hernandez, S OBP: 0.333, SLG: 0.667			HR BB	2B			BB 1B	BB 1B	BB 1B	3	3	3	1	2	0	0								
Willie Stargell, L OBP: 0.413, SLG: 0.575	6-3		HR BB	2B			F7	F9		4	1	1	2	1	0	3								
Richie Zisk, R OBP: 0.389, SLG: 0.497		P4	HR	5-3			F9	9-3		5	1	1	4	0	0	3								
Manny Sanguillen, R OBP: 0.303, SLG: 0.366		3-1	G3		1-3			BB 1B		4	1	1	0	0	0	0								
Ed Kirkpatrick, L OBP: 0.388, SLG: 0.351					F7			1B BB		2	1	1	0	2	0	0	AB 34							
Frank Taveras, R OBP: 0.303, SLG: 0.275					P4			1B BB		4	1	1	2	0	1	2	R 11							
Bruce Kison, R Miguel Dilone, S					K			1B BB		3	0	1	0	1	2	0	H 12							
										0	0	0	0	0	0	0	RBI 11							
																	BB 7							
																	SO 5							
																	LOB 12							
Inning Stats	R: 0 E: 0 K: 2 S: 8	H: 1 LOB: 1 BB: 0 P: 8	R: 0 E: 0 K: 0 S: 4	H: 1 LOB: 0 BB: 0 P: 4	R: 5 E: 0 K: 2 S: 9	H: 2 LOB: 1 BB: 4 P: 25	R: 2 E: 0 K: 1 S: 8	H: 3 LOB: 1 BB: 0 P: 8	R: 0 E: 0 K: 0 S: 3	H: 0 LOB: 0 BB: 0 P: 3	R: 0 E: 0 K: 0 S: 2	H: 0 LOB: 1 BB: 1 P: 6	R: 4 E: 0 K: 0 S: 8	H: 5 LOB: 2 BB: 1 P: 12	R: 0 E: 0 K: 0 S: 2	H: 0 LOB: 1 BB: 1 P: 6	1B: 9 2B: 3 3B: 0 HR: 1	SF: 0 SAC: 0 DP: 2 HBP: 0	WP: 0 PB: 0 SB: 0 CS: 0	PA: 41				
PITCHER	IP WLS BF H R ER SO BB IBB HBP BLK WP HR S P ERA WHIP	3.2 L 21 6 7 7 5 4 0 0 0 0 0 1 1 3.75 2.727	0.0 1 1 0 0 0 0 0 0 0 0 0 0 1 1 0.00 0.000	0.1 1 0 0 0 0 0 0 0 0 0 0 0 1 1 0.00 0.000	2.2 12 3 4 4 0 2 0 0 0 0 0 0 10 18 13.50 1.875	5.23 6 2 0 0 0 1 0 0 0 0 0 0 5 9 0.00 2.250																		

Philadelphia Phillies @ Pittsburgh Pirates
Three Rivers Stadium, Pittsburgh, PA
Mon Sep 02 1974, 3:38 AM EDT
Att: 45,181 - Unknown

AB	34
R	11
H	12
RBI	11
BB	7
SO	5
LOB	12



Batter	1	2	3	4	5	6	7	8	9	AB	R	H	RBI	BB	SO	LOB	TOP							
Dave Cash, R OBP: 0.355, SLG: 0.389 (1, 4)										3	1	3	0	1	0	0	Philadelphia Phillies @ Pittsburgh Pirates Three Rivers Stadium, Pittsburgh, PA Tue Sep 03 1974, 7:05 PM EDT Att: 8,168 - Unknown							
Larry Bowa, S OBP: 0.291, SLG: 0.324 (1, 6)										4	0	0	0	0	0	4								
Mike Schmidt, R OBP: 0.414, SLG: 0.590 (1, 5)										3	1	2	1	1	1	0								
Greg Luzinski, R OBP: 0.328, SLG: 0.416 (1, 7)										3	0	1	0	1	1	3								
Willie Montanez, L OBP: 0.349, SLG: 0.410 (1, 3)										4	0	0	0	0	0	4								
Mike Anderson, R OBP: 0.311, SLG: 0.362 (1, 9)										3	0	0	0	1	2	2								
Del Unser, L OBP: 0.249, SLG: 0.423 (7, PH)										2	0	0	0	0	2	1								
Alan Bannister, R OBP: 0.250, SLG: 0.125 (7, 8)										2	0	0	0	0	1	1								
Bob Boone, R OBP: 0.298, SLG: 0.339 (1, 2)										4	0	0	0	0	0	0								
Wayne Twitchell, R OBP: 0.172, SLG: 0.172 (5, 1)										2	0	0	0	0	2	0								
Gene Garber, R OBP: 0.272, SLG: 0.411 (7, PH)										0	0	0	0	0	0	0								
Ollie Brown, R OBP: 0.272, SLG: 0.411 (7, PH)										1	0	0	0	0	0	1								
Larry Christenson, R OBP: 0.272, SLG: 0.411 (7, 1)										0	0	0	0	0	0	0								
Inning Stats	R: 0 E: 0 K: 0 S: 3	H: 1 LOB: 1 BB: 1 P: 7	R: 0 E: 0 K: 1 S: 5	H: 0 LOB: 0 BB: 0 P: 5	R: 0 E: 0 K: 1 S: 6	H: 1 LOB: 1 BB: 0 P: 6	R: 1 E: 0 K: 2 S: 9	H: 2 LOB: 1 BB: 0 P: 9	R: 0 E: 0 K: 1 S: 6	H: 1 LOB: 1 BB: 0 P: 6	R: 0 E: 0 K: 2 S: 7	H: 0 LOB: 0 BB: 1 P: 11	R: 0 E: 1 K: 1 S: 5	H: 0 LOB: 0 BB: 0 P: 5	R: 1 E: 0 K: 0 S: 6	H: 1 LOB: 1 BB: 1 P: 10	R: 0 E: 0 K: 0 S: 2	H: 0 LOB: 0 BB: 1 P: 6	1B: 4 2B: 3 3B: 0 HR: 0	SF: 0 SAC: 0 DP: 3 HBP: 0	WP: 0 PB: 0 SB: 3 CS: 0	PA: 35		
PITCHER Jim Rooker, L ERA: 3.06 (1, 1)	IP: 9.0 WLS: W BF: 35 H: 6 R: 2 ER: 2 SO: 9 BB: 4 IBB: 0 HBP: 0 BLK: 0 WP: 0 HR: 0 S: 49 P: 65 ERA: 2.00 WHIP: 1.111																							

AB	31
R	2
H	6
RBI	1
BB	4
SO	9
LOB	16



Batter	1	2	3	4	5	6	7	8	9	AB	R	H	RBI	BB	SO	LOB	BOTTOM						
Rennie Stennett, R OBP: 0.315, SLG: 0.370 (1, 4)										5	1	2	0	0	1	1	Philadelphia Phillies @ Pittsburgh Pirates Three Rivers Stadium, Pittsburgh, PA Tue Sep 03 1974, 7:05 PM EDT Att: 8,168 - Unknown						
Richie Hebner, L OBP: 0.366, SLG: 0.447 (1, 5)										3	0	0	0	1	1	3							
Al Oliver, L OBP: 0.358, SLG: 0.477 (1, 8)										5	1	3	1	0	0	1							
Willie Stargell, L OBP: 0.415, SLG: 0.577 (1, 7)										4	2	2	0	1	1	4							
Richie Zisk, R OBP: 0.389, SLG: 0.500 (6, 9)										3	1	1	3	0	2	1							
Dave Parker, L OBP: 0.333, SLG: 0.417 (6, 9)										1	0	1	0	0	0	0							
Manny Sanguillen, R OBP: 0.365, SLG: 0.368 (1, 2)										4	1	2	2	0	0	2							
Ed Kirkpatrick, L OBP: 0.390, SLG: 0.351 (1, 3)										3	0	1	0	1	0	2							
Frank Taveras, R OBP: 0.303, SLG: 0.275 (1, 6)										4	1	1	0	0	1	5							
Jim Rooker, R OBP: 0.358, SLG: 0.447 (1, 1)										4	1	3	2	0	1	0							
Inning Stats	R: 0 E: 0 K: 0 S: 3	H: 0 LOB: 0 BB: 0 P: 3	R: 0 E: 0 K: 2 S: 8	H: 1 LOB: 2 BB: 1 P: 12	R: 0 E: 0 K: 0 S: 5	H: 2 LOB: 0 BB: 0 P: 5	R: 0 E: 0 K: 1 S: 6	H: 1 LOB: 1 BB: 0 P: 6	R: 7 E: 1 K: 1 S: 11	H: 7 LOB: 1 BB: 1 P: 15	R: 0 E: 0 K: 0 S: 3	H: 1 LOB: 0 BB: 0 P: 3	R: 1 E: 0 K: 0 S: 5	H: 3 LOB: 1 BB: 0 P: 5	R: 0 E: 0 K: 3 S: 10	H: 1 LOB: 2 BB: 1 P: 14	1B: 13 2B: 3 3B: 1 HR: 0	SF: 0 SAC: 1 DP: 1 HBP: 0	WP: 0 PB: 0 SB: 0 CS: 1	PA: 40			
PITCHER Wayne Twitchell, R ERA: 4.88 (1, 1)	IP: 4.2 WLS: L BF: 26 H: 10 R: 7 ER: 7 SO: 4 BB: 0 IBB: 0 HBP: 0 BLK: 0 WP: 0 HR: 0 S: 32 P: 40 ERA: 13.50 WHIP: 2.143																						
Gene Garber, R ERA: 4.24 (5, 1)	IP: 1.1 WLS: 0 BF: 4 H: 2 R: 0 ER: 0 SO: 0 BB: 0 IBB: 0 HBP: 0 BLK: 0 WP: 0 HR: 0 S: 4 P: 4 ERA: 0.00 WHIP: 1.500																						
Larry Christenson, R ERA: 3.0 (7, 1)	IP: 2.0 WLS: 0 BF: 10 H: 4 R: 1 ER: 1 SO: 3 BB: 1 IBB: 0 HBP: 0 BLK: 0 WP: 0 HR: 0 S: 15 P: 19 ERA: 4.50 WHIP: 2.500																						

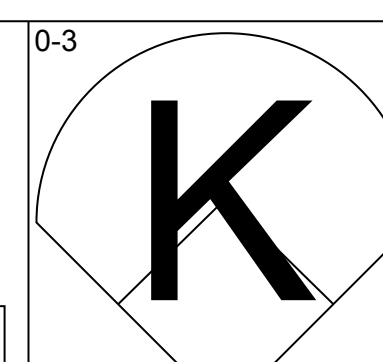
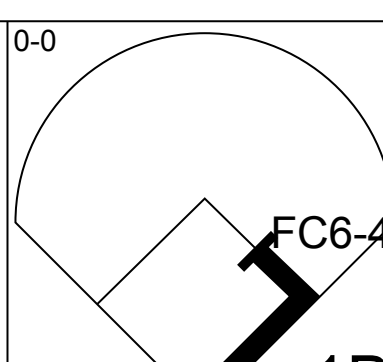
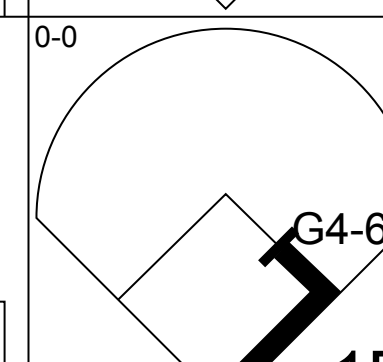
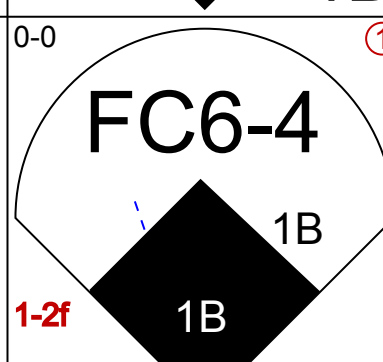
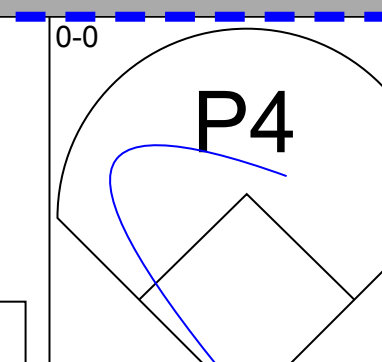
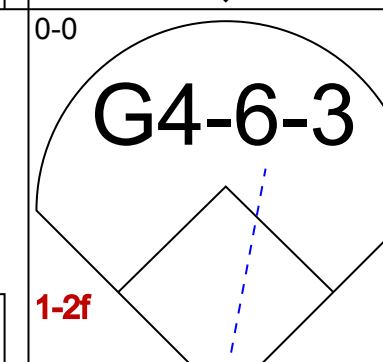
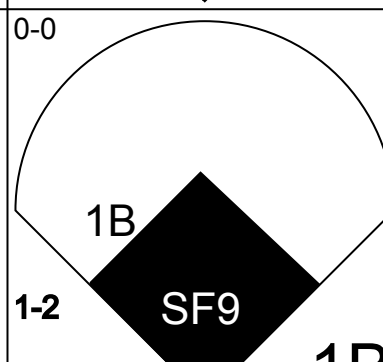
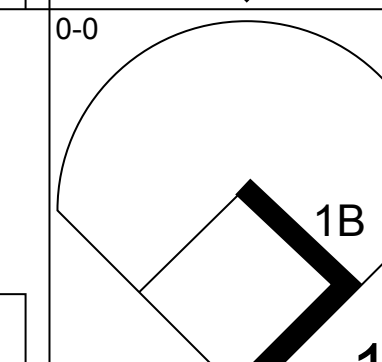
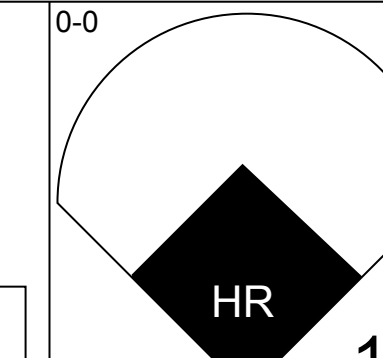
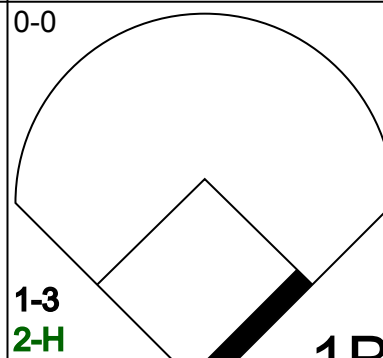
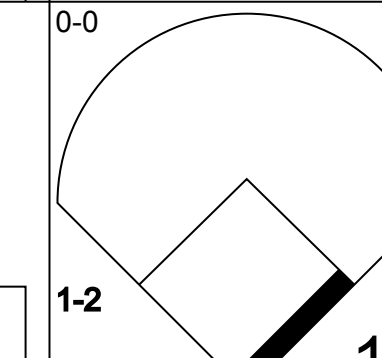
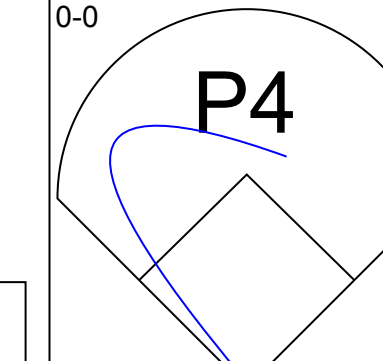
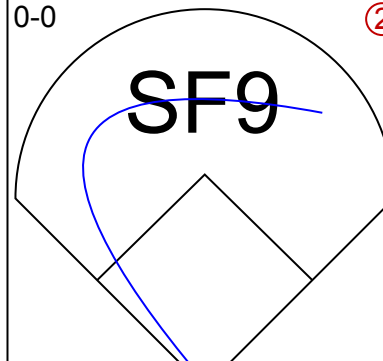
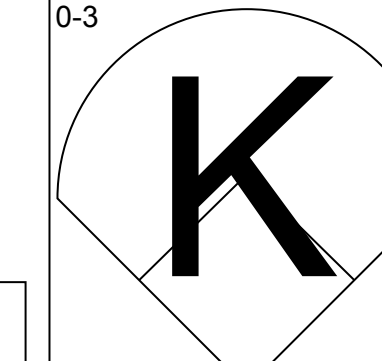
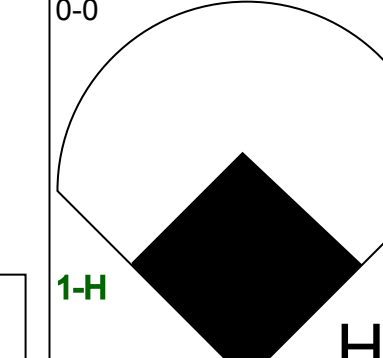
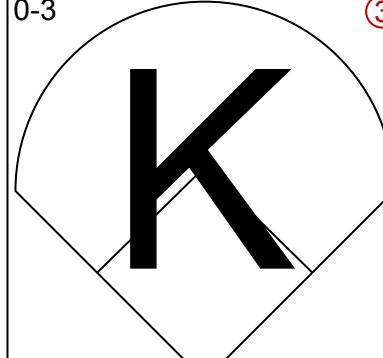
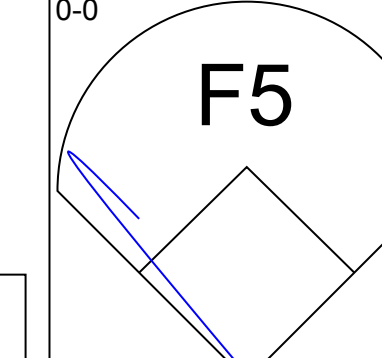
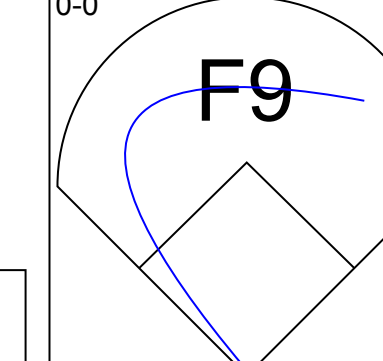
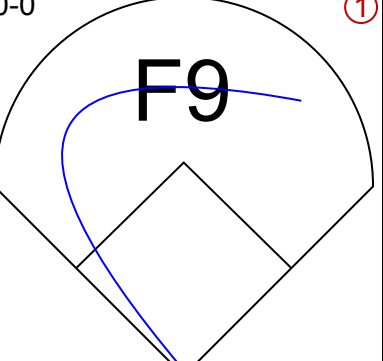
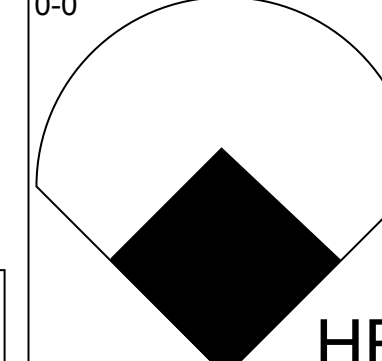
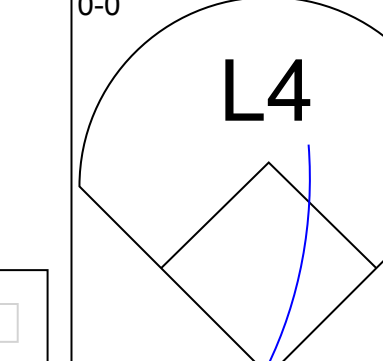
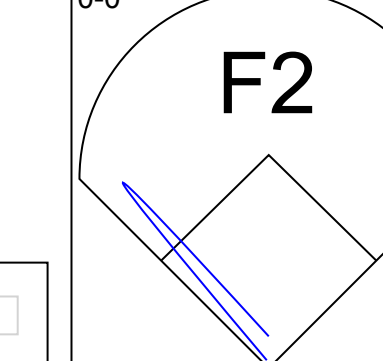
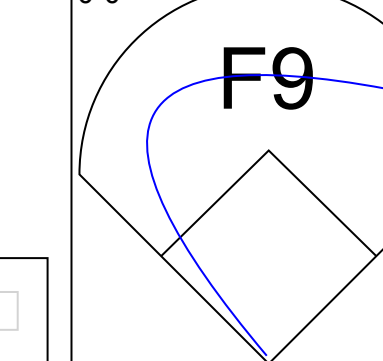


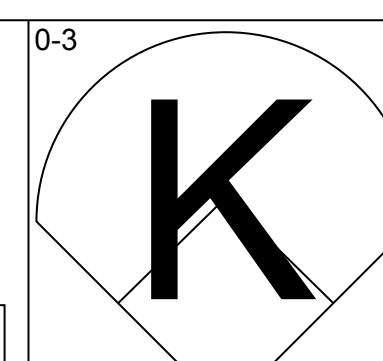
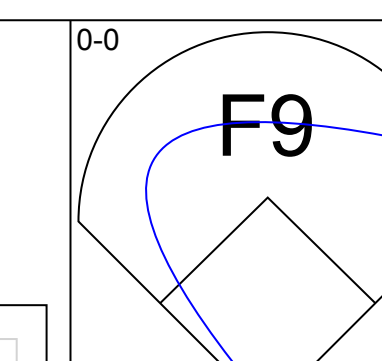
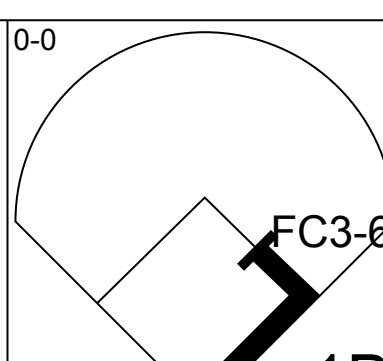
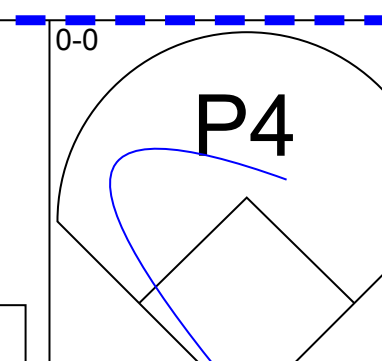
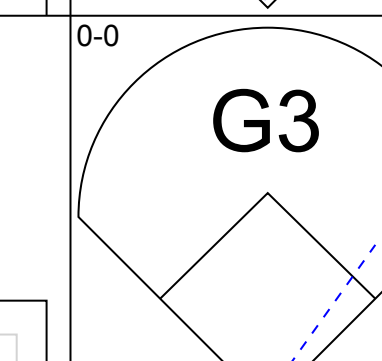
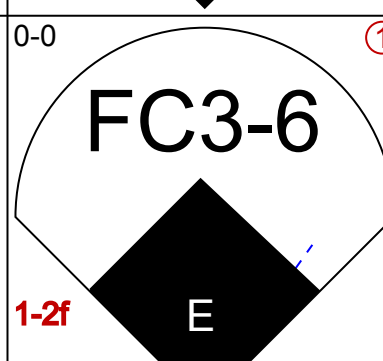
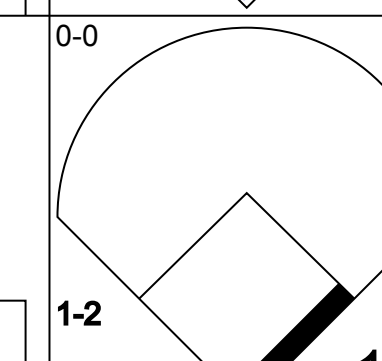
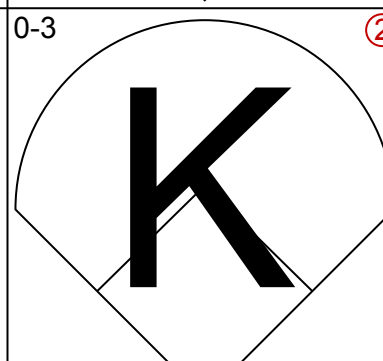
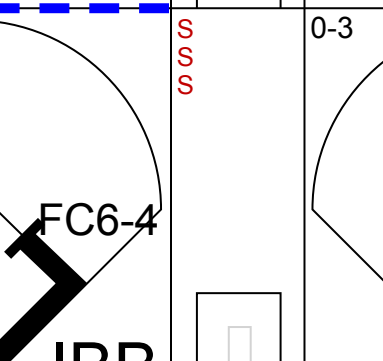
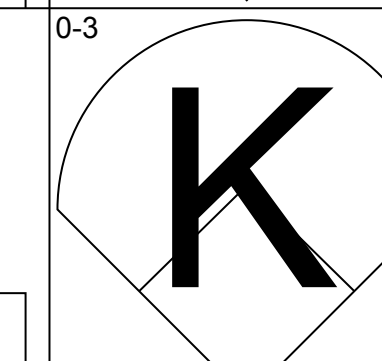
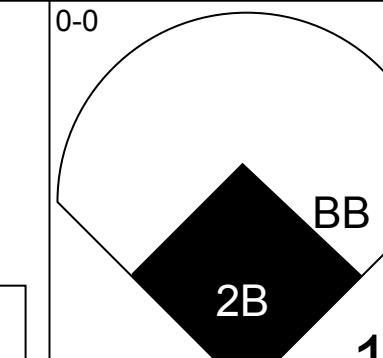
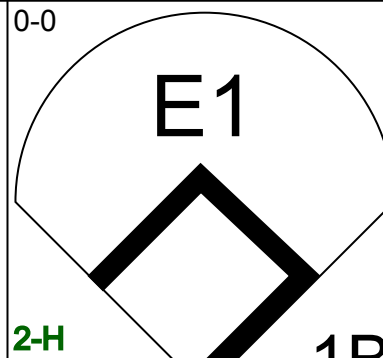
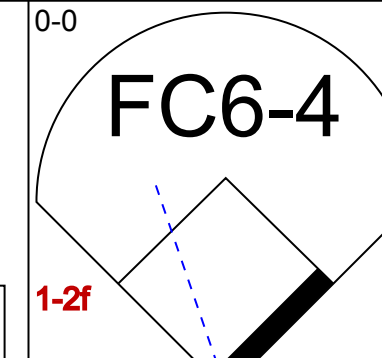
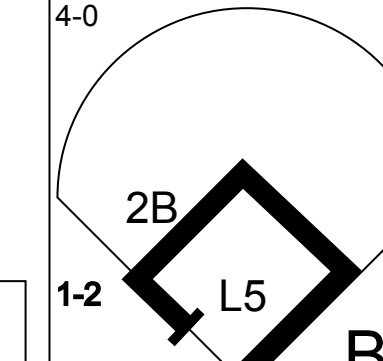
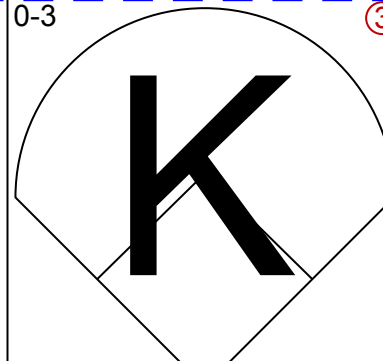
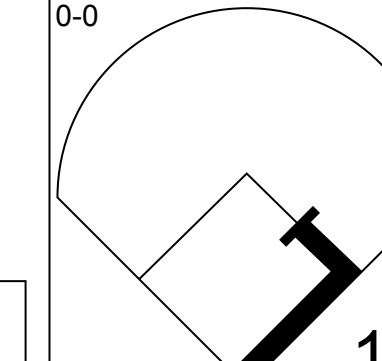
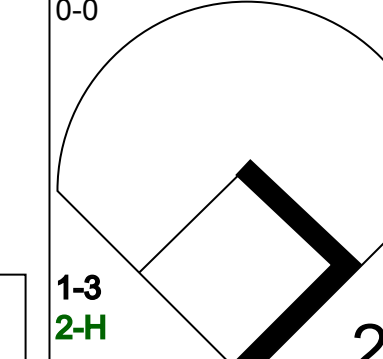
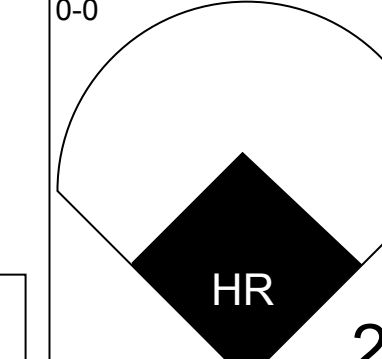
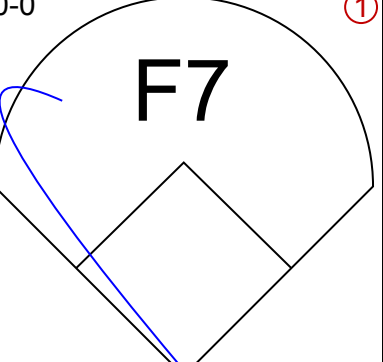
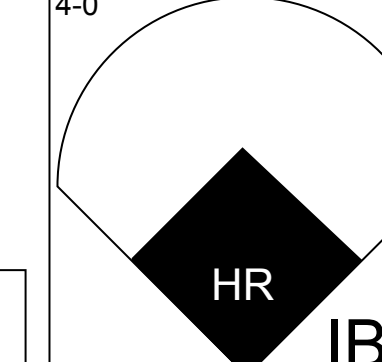
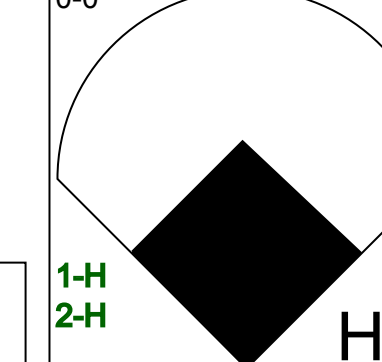
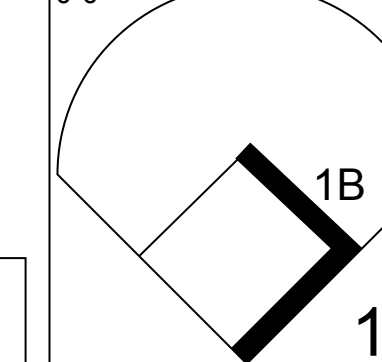
Batter	1	2	3	4	5	6	7	8	9	AB	R	H	RBI	BB	SO	LOB	TOP			
Dave Cash, R OBP: 0.357, SLG: 0.392 (1, 4)										5	0	2	0	0	1	2	Philadelphia Phillies @ Chicago Cubs Wrigley Field, Chicago, IL Sat Sep 07 1974, 3:33 AM CDT Att: 10,632 - Cloudy - 65 F			
Larry Bowa, S OBP: 0.294, SLG: 0.327 (1, 6)										4	0	3	0	0	0	1				
Mike Schmidt, R OBP: 0.410, SLG: 0.578 (1, 5)										3	0	0	0	1	1	6				
Willie Montanez, L OBP: 0.350, SLG: 0.417 (1, 3)										4	0	1	0	0	0	6				
Greg Luzinski, R OBP: 0.328, SLG: 0.409 Jerry Martin, R (8, 7)										4	0	0	0	0	3	3				
Del Unser, L OBP: 0.342, SLG: 0.412 (1, 8)										4	0	1	0	0	0	1				
Jay Johnstone, L OBP: 0.387, SLG: 0.543 (1, 9)										4	0	1	0	0	1	1				
Bob Boone, R OBP: 0.301, SLG: 0.337 Tom Hutton, L OBP: 0.314, SLG: 0.340 (9, PH)										3	0	0	0	0	0	0				
Steve Carlton, L OBP: 0.195, SLG: 0.238 Gene Garber, R (8, 1)										3	0	1	0	0	1	0				
Tony Taylor, R OBP: 0.428, SLG: 0.588 Alan Bannister, R OBP: 0.250, SLG: 0.125 (9, PR)										0	0	0	0	0	0	0				
Inning Stats	R: 0 E: 1 K: 0 S: 4	H: 1 LOB: 1 BB: 0 P: 4	R: 0 E: 0 K: 2 S: 7	H: 0 LOB: 0 BB: 7 P: 7	R: 0 E: 0 K: 1 S: 8	H: 3 LOB: 3 BB: 0 P: 8	R: 0 E: 0 K: 1 S: 5	H: 1 LOB: 0 BB: 0 P: 5	R: 0 E: 0 K: 1 S: 6	H: 0 LOB: 1 BB: 1 P: 7	R: 0 E: 0 K: 0 S: 3	H: 0 LOB: 0 BB: 0 P: 3	R: 0 E: 0 K: 2 S: 9	H: 2 LOB: 2 BB: 0 P: 9	R: 0 E: 0 K: 0 S: 5	H: 2 LOB: 2 BB: 0 P: 5	1B: 10 2B: 0 3B: 0 HR: 0	SF: 0 SAC: 0 DP: 1 HBP: 0	WP: 0 PB: 0 SB: 0 CS: 1	PA: 38
PITCHER Bill Bonham, R ERA: 3.57 (1, 1)	IP: 9.0 WLS: W BF: 37 H: 10 R: 0 ER: 0 SO: 7 BB: 1 IBB: 0 HBP: 0 BLK: 1 WP: 0 HR: 0 S: 50 P: 54 ERA: 0.00 WHIP: 1.222															PITCHER				

Batter	1	2	3	4	5	6	7	8	9	AB	R	H	RBI	BB	SO	LOB	BOTTOM	
Rick Monday, L OBP: 0.375, SLG: 0.458 (1, 8)										4	1	3	2	0	0	0	Philadelphia Phillies @ Chicago Cubs Wrigley Field, Chicago, IL Sat Sep 07 1974, 3:33 AM CDT Att: 10,632 - Cloudy - 65 F	
Don Kessinger, S OBP: 0.332, SLG: 0.320 (1, 6)										4	0	1	0	0	1	1		
Jose Cardenal, R OBP: 0.364, SLG: 0.454 (1, 7)										3	0	0	0	1	1	3		
Jerry Morales, R OBP: 0.318, SLG: 0.407 (1, 9)										4	0	0	0	0	2	2		
Bill Madlock, R OBP: 0.370, SLG: 0.430 (1, 5)										4	1	3	0	0	0	0		
Andre Thornton, R OBP: 0.376, SLG: 0.448 (1, 3)										3	0	0	0	1	1	2		
Steve Swisher, R OBP: 0.325, SLG: 0.311 (1, 2)										4	0	2	1	0	0	1		
Ron Dunn, R OBP: 0.280, SLG: 0.231 Rob Sperring, R OBP: 0.224, SLG: 0.217 Chris Ward, L OBP: 0.236, SLG: 0.277 Billy Grabarkewitz, R OBP: 0.320, SLG: 0.298 (8, PH)										2	0	0	0	1	0	2		
Bill Bonham, R OBP: 0.173, SLG: 0.178 (1, 1)										3	1	0	0	1	2	5		
Inning Stats	R: 0 E: 0 K: 2 S: 8	H: 1 LOB: 1 BB: 0 P: 8	R: 0 E: 0 K: 1 S: 6	H: 2 LOB: 0 BB: 0 P: 6	R: 2 E: 0 K: 1 S: 6	H: 1 LOB: 0 BB: 1 P: 10	R: 0 E: 0 K: 1 S: 6	H: 1 LOB: 2 BB: 1 P: 10	R: 0 E: 0 K: 0 S: 3	H: 0 LOB: 0 BB: 0 P: 3	R: 0 E: 0 K: 2 S: 9	H: 2 LOB: 2 BB: 0 P: 9	R: 1 E: 0 K: 0 S: 4	H: 2 LOB: 2 BB: 2 P: 12	1B: 5 2B: 3 3B: 0 HR: 1	SF: 0 SAC: 0 DP: 2 HBP: 0		WP: 0 PB: 0 SB: 0 CS: 0
PITCHER Steve Carlton, L ERA: 3.25 Gene Garber, R ERA: 4.12 (8, 1)	IP: 7.1 WLS: L BF: 34 H: 9 R: 3 ER: 3 SO: 7 BB: 2 IBB: 3 HBP: 0 BLK: 0 WP: 0 HR: 1 S: 44 P: 60 ERA: 3.68 WHIP: 1.500															PITCHER		

Batter	1	2	3	4	5	6	7	8	9	AB	R	H	RBI	BB	SO	LOB	TOP								
Dave Cash, R OBP: 0.359, SLG: 0.393 (1, 4)										5	0	3	0	0	0	0	Philadelphia Phillies @ St. Louis Cardinals Busch Stadium, St. Louis, MO Mon Sep 09 1974, 7:05 PM CDT Att: 27,801 - Unknown								
Larry Bowa, S OBP: 0.292, SLG: 0.325 (1, 6)										3	0	0	0	0	0	1									
Mike Schmidt, R OBP: 0.413, SLG: 0.579 (1, 5)										4	1	2	0	1	2	3									
Willie Montanez, L OBP: 0.352, SLG: 0.418 (1, 3)										4	0	1	0	0	1	5									
Greg Luzinski, R OBP: 0.333, SLG: 0.407 (8, PR)										2	1	0	0	2	1	1									
Alan Bannister, R OBP: 0.250, SLG: 0.125 (8, PR)										0	0	0	0	0	0	0									
Bill Robinson, R OBP: 0.283, SLG: 0.347 (8, 7)										0	0	0	0	0	0	0									
Mike Anderson, R OBP: 0.311, SLG: 0.361 (1, 9)										4	0	1	1	0	1	2									
Jerry Martin, R OBP: 0.667, SLG: 0.500 (8, PH)										2	0	1	1	1	0	0									
Del Unser, L OBP: 0.342, SLG: 0.410 (8, 8)										1	0	0	0	0	1	2									
Bob Boone, R OBP: 0.299, SLG: 0.337 (1, 2)										4	0	0	0	0	0	5									
Jim Lonborg, R OBP: 0.135, SLG: 0.165 (1, 1)										4	0	1	0	0	3	0									
Inning Stats	R: 0 E: 0 K: 1 S: 6	H: 1 LOB: 1 BB: 0 P: 6	R: 1 E: 0 K: 1 S: 5	H: 1 LOB: 0 BB: 1 P: 9	R: 0 E: 0 K: 0 S: 4	H: 2 LOB: 2 BB: 1 P: 8	R: 0 E: 0 K: 0 S: 3	H: 0 LOB: 0 BB: 0 P: 3	R: 0 E: 1 K: 2 S: 9	H: 1 LOB: 2 BB: 0 P: 9	R: 0 E: 0 K: 1 S: 6	H: 1 LOB: 0 BB: 1 P: 10	R: 0 E: 0 K: 1 S: 5	H: 0 LOB: 0 BB: 0 P: 5	R: 1 E: 0 K: 1 S: 7	H: 2 LOB: 2 BB: 1 P: 11	R: 0 E: 0 K: 2 S: 8	H: 1 LOB: 1 BB: 0 P: 8	1B: 8 2B: 1 3B: 0 HR: 0	SF: 0 SAC: 1 DP: 2 HBP: 0	WP: 0 PB: 1 SB: 1 CS: 0	PA: 39			
PITCHER	IP	WLS	BF	H	R	ER	SO	BB	IBB	HBP	BLK	WP	HR	S	P	ERA	WHIP								
John Curtis, L ERA: 3.83 (1, 1)	7.1	L	33	8	2	1	6	2	2	0	0	0	0	41	57	1.23	1.364								
Mike Garman, R ERA: 2.55 (8, 1)	0.2		2	0	0	0	1	0	0	0	0	0	0	4	4	0.00	0.000								
Al Hrabosky, L ERA: 2.95 (9, 1)	1.0		4	1	0	0	2	0	0	0	0	0	0	8	8	0.00	1.000								

Batter	1	2	3	4	5	6	7	8	9	AB	R	H	RBI	BB	SO	LOB	BOTTOM								
Lou Brock, L OBP: 0.370, SLG: 0.393 (1, 7)										3	0	0	0	1	0	2	Philadelphia Phillies @ St. Louis Cardinals Busch Stadium, St. Louis, MO Mon Sep 09 1974, 7:05 PM CDT Att: 27,801 - Unknown								
Ron Hunt, R OBP: 0.370, SLG: 0.301 (1, 4)										4	0	0	0	0	0	0									
Reggie Smith, S OBP: 0.382, SLG: 0.542 (1, 9)										4	0	0	0	0	1	0									
Ted Simmons, S OBP: 0.318, SLG: 0.432 (1, 2)										3	0	0	0	0	0	0									
Joe Torre, R OBP: 0.370, SLG: 0.411 (1, 3)										3	0	0	0	0	1	0									
Bake McBride, L OBP: 0.364, SLG: 0.390 (1, 8)										3	0	1	0	0	0	0									
Ken Reitz, R OBP: 0.304, SLG: 0.367 (1, 5)										3	0	0	0	0	1	1									
Mike Tyson, R OBP: 0.257, SLG: 0.283 (8, PH)										2	0	1	0	0	0	0									
Keith Hernandez, L OBP: 0.533, SLG: 0.636 (8, PR)										0	0	0	0	0	0	0									
Larry Herndon, R (8, PR)										0	0	0	0	0	0	0									
Al Hrabosky, R OBP: 0.167, SLG: 0.167 (9, 1)										0	0	0	0	0	0	0									
John Curtis, L OBP: 0.207, SLG: 0.182 (1, 1)										1	0	0	0	0	0	0									
Mike Garman, R OBP: 0.111, SLG: 0.111 (8, 1)										0	0	0	0	0	0	0									
Jim Dwyer, L OBP: 0.367, SLG: 0.380 (8, PH)										1	0	0	0	0	0	2									
Jack Heidemann, R OBP: 0.297, SLG: 0.254 (9, 6)										0	0	0	0	0	0	0									
Inning Stats	R: 0 E: 0 K: 1 S: 5	H: 0 LOB: 0 BB: 0 P: 5	R: 0 E: 0 K: 1 S: 5	H: 0 LOB: 0 BB: 0 P: 5	R: 0 E: 0 K: 0 S: 4	H: 1 LOB: 1 BB: 0 P: 4	R: 0 E: 0 K: 0 S: 3	H: 0 LOB: 0 BB: 0 P: 3	R: 0 E: 0 K: 0 S: 3	H: 0 LOB: 0 BB: 0 P: 3	R: 0 E: 0 K: 0 S: 2	H: 0 LOB: 0 BB: 1 P: 6	R: 0 E: 0 K: 0 S: 3	H: 0 LOB: 0 BB: 0 P: 3	R: 1 E: 0 K: 1 S: 6	H: 1 LOB: 2 BB: 1 P: 10	R: 0 E: 0 K: 0 S: 3	H: 0 LOB: 0 BB: 0 P: 3	1B: 2 2B: 0 3B: 0 HR: 0	SF: 0 SAC: 1 DP: 1 HBP: 0	WP: 0 PB: 0 SB: 1 CS: 1	PA: 31			
PITCHER	IP	WLS	BF	H	R	ER	SO	BB	IBB	HBP	BLK	WP	HR	S	P	ERA	WHIP								
Jim Lonborg, R ERA: 3.3 (1, 1)	9.0	W	30	2	0	0	3	2	0	0	0	0	0	34	42	0.00	0.444								

Batter	1	2	3	4	5	6	7	8	9	AB	R	H	RBI	BB	SO	LOB	TOP					
Rennie Stennett, R OBP: 0.320, SLG: 0.379			6-3				5-3			4	0	1	0	0	1	0	Pittsburgh Pirates @ Philadelphia Phillies Veterans Stadium, Philadelphia, PA Wed Sep 11 1974, 7:05 PM EDT Att: 21,117 - Unknown					
Manny Sanguillen, R OBP: 0.310, SLG: 0.375			6-3							4	1	1	0	0	0	1						
Al Oliver, L OBP: 0.354, SLG: 0.465										4	1	2	0	0	1	1						
Willie Stargell, L OBP: 0.412, SLG: 0.568										4	1	3	1	0	0	0						
Richie Zisk, R OBP: 0.388, SLG: 0.492										2	0	0	1	1	1	3						
Bob Robertson, R OBP: 0.331, SLG: 0.493										4	1	1	2	0	2	4						
Art Howe, R OBP: 0.329, SLG: 0.403										3	1	1	1	0	0	0						
Richie Hebner, L OBP: 0.374, SLG: 0.462										1	0	0	0	0	0	0						
Frank Taveras, R OBP: 0.293, SLG: 0.263										3	0	0	0	0	2	0						
Dave Parker, L OBP: 0.332, SLG: 0.428										1	0	0	0	0	0	0						
Dock Ellis, S OBP: 0.313, SLG: 0.232										2	0	0	0	0	1	0						
Bruce Kison, R OBP: 0.206, SLG: 0.133										1	0	0	0	0	1	0						
Ramon Hernandez, S OBP: 0.333, SLG: 0.667										0	0	0	0	0	0	0						
John Morlan, R OBP: 0.380, SLG: 0.357										1	0	0	0	0	0	0						
Ed Kirkpatrick, L OBP: 0.380, SLG: 0.357										1	0	0	0	0	0	0						
Inning Stats	R: 0 E: 0 K: 1 S: 5	H: 1 LOB: 0 BB: 0 P: 5	R: 2 E: 0 K: 0 S: 5	H: 2 LOB: 0 BB: 0 P: 5	R: 0 E: 0 K: 0 S: 3	H: 0 LOB: 1 BB: 0 P: 3	R: 0 E: 0 K: 2 S: 7	H: 0 LOB: 1 BB: 1 P: 11	R: 0 E: 0 K: 2 S: 7	H: 0 LOB: 0 BB: 0 P: 7	R: 2 E: 0 K: 1 S: 8	H: 3 LOB: 1 BB: 0 P: 8	R: 1 E: 0 K: 2 S: 8	H: 1 LOB: 0 BB: 0 P: 8	R: 0 E: 0 K: 1 S: 7	H: 2 LOB: 2 BB: 0 P: 7	R: 0 E: 0 K: 0 S: 3	H: 0 LOB: 0 BB: 0 P: 3	1B: 7 2B: 0 3B: 0 HR: 2	SF: 1 SAC: 0 DP: 1 HBP: 0	WP: 0 PB: 0 SB: 0 CS: 0	PA: 36
PITCHER	IP WLS BF H R ER SO BB IBB HBP BLK WP HR S P ERA WHIP																					
Steve Carlton, L ERA: 3.34	(1, 1) 7.0 28 7 5 5 8 1 0 0 0 0 2 43 47 6.43 1.143																					
Ron Schueler, R ERA: 3.74	(8, 1) 2.0 W 8 2 0 0 1 0 0 0 0 0 0 10 10 0.00 1.000																					

Batter	1	2	3	4	5	6	7	8	9	AB	R	H	RBI	BB	SO	LOB	BOTTOM			
Dave Cash, R OBP: 0.357, SLG: 0.393							5-3			5	0	1	0	0	1	4	Pittsburgh Pirates @ Philadelphia Phillies Veterans Stadium, Philadelphia, PA Wed Sep 11 1974, 7:05 PM EDT Att: 21,117 - Unknown			
Larry Bowa, S OBP: 0.295, SLG: 0.332	4-3									5	1	2	2	0	0	1				
Mike Schmidt, R OBP: 0.415, SLG: 0.586	5-3		6-3							4	0	0	0	1	2	3				
Willie Montanez, L OBP: 0.351, SLG: 0.416										4	1	2	0	0	0	2				
Greg Luzinski, R OBP: 0.335, SLG: 0.401										3	0	1	0	1	1	1				
Jim Essian, R OBP: 0.190, SLG: 0.105										0	0	0	0	0	0	0				
Jay Johnstone, L OBP: 0.395, SLG: 0.553										3	1	2	1	0	0	0				
Ollie Brown, R OBP: 0.274, SLG: 0.418										1	1	1	0	0	0	0				
Del Unser, L OBP: 0.421, SLG: 0.577										2	1	1	0	1	0	0				
Mike Anderson, R OBP: 0.312, SLG: 0.361										0	1	0	0	1	0	0				
Bob Boone, R OBP: 0.300, SLG: 0.336										2	0	0	0	0	1	3				
Tom Hutton, R OBP: 0.241, SLG: 0.340										0	0	0	0	1	0	0				
Alan Bannister, R OBP: 0.129, SLG: 0.125										0	1	0	0	0	0	0				
Larry Cox, R OBP: 0.132, SLG: 0.143										0	0	0	0	0	0	0				
Bill Robinson, R OBP: 0.268, SLG: 0.361										1	1	1	3	0	0	0				
Steve Carlton, L OBP: 0.191, SLG: 0.233										2	0	0	0	0	0	3				
Tony Taylor, R OBP: 0.421, SLG: 0.577										1	0	0	1	0	0	2				
Ron Schueler, R OBP: 0.180, SLG: 0.128										1	0	1	0	0	0	0				
Inning Stats	R: 0 E: 0 K: 1 S: 5	H: 0 LOB: 0 BB: 0 P: 5	R: 1 E: 0 K: 1 S: 6	H: 2 LOB: 2 BB: 2 P: 14	R: 0 E: 0 K: 0 S: 3	H: 0 LOB: 0 BB: 0 P: 3	R: 0 E: 0 K: 0 S: 3	H: 0 LOB: 0 BB: 0 P: 3	R: 0 E: 0 K: 0 S: 3	H: 0 LOB: 0 BB: 0 P: 3	R: 1 E: 2 K: 2 S: 9	H: 2 LOB: 1 BB: 0 P: 9	R: 3 E: 0 K: 0 S: 6	H: 3 LOB: 2 BB: 2 P: 14	R: 3 E: 0 K: 1 S: 9	H: 5 LOB: 2 BB: 1 P: 13	1B: 8 2B: 4 3B: 0 HR: 1	SF: 0 SAC: 0 DP: 1 HBP: 0	WP: 0 PB: 0 SB: 0 CS: 0	PA: 39
PITCHER	IP WLS BF H R ER SO BB IBB HBP BLK WP HR S P ERA WHIP																			
Dock Ellis, S ERA: 3.16	(1, 1) 5.2 22 4 2 1 3 1 1 0 0 0 0 26 34 1.59 0.882																			
Bruce Kison, R ERA: 3.39	(6, 1) 1.0 7 3 3 3 1 1 0 0 0 0 0 8 12 27.00 4.000																			
Ramon Hernandez, L ERA: 2.72	(7, 1) 0.2 L 7 4 3 3 0 0 2 0 0 0 0 1 5 13 40.50 6.000																			
John Morlan, R ERA: 3.23	(8, 1) 0.2 3 1 0 0 1 0 0 0 0 0 0 5 5 0.00 1.500																			

AB 34
R 5
H 9
RBI 5
BB 1
SO 9
LOB 9

AB 34
R 8
H 12
RBI 7
SO 5
LOB 19



Batter	1	2	3	4	5	6	7	8	9	AB	R	H	RBI	BB	SO	LOB	TOP				
Rennie Stennett, R OBP: 0.321, SLG: 0.380	F9		HBP 1B	SF8		F3		4-3 SH1 1B		4	1	2	1	0	0	0					
Richie Hebner, L OBP: 0.375, SLG: 0.460	K		1B HBP			K		SH1		2	0	0	0	1	2	0					
Al Oliver, L OBP: 0.353, SLG: 0.463	4-3		1B	F7		G3		4-3		5	0	1	2	0	0	3					
Willie Stargell, L OBP: 0.418, SLG: 0.572			1B							2	1	2	0	3	0	0					
Richie Zisk, R OBP: 0.386, SLG: 0.489	K		IBB							5	0	1	0	0	1	7					
Gene Clines, R OBP: 0.304, SLG: 0.250			P4			P6		F8		0	0	0	0	0	0	0					
Manny Sanguillen, R OBP: 0.307, SLG: 0.372	K		K			F9				5	0	0	0	0	3	7					
Ed Kirkpatrick, L OBP: 0.381, SLG: 0.359	K					F7				4	1	1	0	1	1	3					
Frank Taveras, R OBP: 0.298, SLG: 0.270										4	0	3	1	0	0	0					
Paul Popovich, S OBP: 0.241, SLG: 0.222			F8					P8		1	0	0	0	0	0	0					
Jerry Reuss, L OBP: 0.253, SLG: 0.187										3	1	0	0	1	3	7					
Bruce Kison, R OBP: 0.206, SLG: 0.133			HBP 1B			K				0	0	0	0	0	0	0					
John Morlan, R			1B BB			K				0	0	0	0	0	0	0					
Inning Stats	R: 0 E: 0 K: 1 S: 5	H: 0 LOB: 0 BB: 0 P: 5	R: 0 E: 0 K: 3 S: 9	H: 0 LOB: 1 BB: 1 P: 13	R: 2 E: 0 K: 1 S: 7	H: 2 LOB: 3 BB: 2 P: 16	R: 1 E: 0 K: 1 S: 7	H: 2 LOB: 2 BB: 1 P: 11	R: 0 E: 0 K: 1 S: 5	H: 0 LOB: 0 BB: 0 P: 5	R: 1 E: 0 K: 2 S: 10	H: 3 LOB: 2 BB: 0 P: 10	R: 0 E: 0 K: 0 S: 4	H: 1 LOB: 2 BB: 1 P: 8	R: 0 E: 0 K: 0 S: 3	H: 0 LOB: 0 BB: 0 P: 3	1B: 8 2B: 2 3B: 0 HR: 0	SF: 1 SAC: 1 DP: 0 HBP: 1	WP: 0 PB: 0 SB: 1 CS: 0	PA: 44	
PITCHER	IP	WLS	BF	H	R	ER	SO	BB	IBB	HBP	BLK	WP	HR	S	P	ERA	WHIP				
Wayne Twitchell, R ERA: 5.17	5.0		27	6	3	3	7	3	2	1	0	0	0	35	56	5.40	1.800				
Mac Scarce, L ERA: 5.18	1.0	3	0	0	0	1	0	0	0	0	0	0	0	5	5	0.00	0.000				
Gene Garber, R ERA: 3.88	2.0	W	11	4	1	1	2	0	1	0	0	0	0	14	18	4.50	2.000				
Ron Schueler, R ERA: 3.72	1.0	3	0	0	0	0	0	0	0	0	0	0	0	3	3	0.00	0.000				

Pittsburgh Pirates @ Philadelphia Phillies
Veterans Stadium, Philadelphia, PA
Thu Sep 12 1974, 7:05 PM EDT
Att: 22,135 - Unknown

AB 35
R 4
H 10
RBI 4
BB 6
SO 10
LOB 27



Batter	1	2	3	4	5	6	7	8	9	AB	R	H	RBI	BB	SO	LOB	BOTTOM				
Dave Cash, R OBP: 0.359, SLG: 0.396	SH3 2B							F8		4	0	2	0	1	0	3					
Larry Bowa, S OBP: 0.296, SLG: 0.333	SH3		F7			P6		HR 2B		3	1	1	0	0	2						
Mike Schmidt, R OBP: 0.415, SLG: 0.590	F3					6-3				3	1	1	3	1	0	1					
Willie Montanez, L OBP: 0.350, SLG: 0.417	F8					K		F9		4	1	1	0	0	1	3					
Greg Luzinski, R OBP: 0.315, SLG: 0.394	F8					L1				4	0	0	0	0	1	1					
Ron Schueler, R OBP: 0.180, SLG: 0.128								F3		0	0	0	0	0	0	0					
Bill Robinson, R OBP: 0.286, SLG: 0.358						6-3				2	0	0	0	1	0	0					
Jay Johnstone, L OBP: 0.399, SLG: 0.556			G6-3 BB					HR 1B		1	1	1	1	0	0	0					
Mike Anderson, R OBP: 0.299, SLG: 0.362										2	0	1	0	1	0	1					
Del Unser, L OBP: 0.345, SLG: 0.416			G6-3			G5-4-3 BB		HR 1B		1	1	1	2	0	0	0					
Bob Boone, R OBP: 0.299, SLG: 0.334										2	0	0	0	0	0	1					
Tony Taylor, R OBP: 0.414, SLG: 0.566			5-3			G5-4-3				1	0	0	0	0	0	1					
Larry Cox, R OBP: 0.162, SLG: 0.143								2B HBP		0	0	0	0	0	0	0					
Wayne Twitchell, R OBP: 0.156, SLG: 0.156										1	0	0	0	0	0	0					
Mac Scarce, L										0	0	0	0	0	0	0					
Alan Bannister, R OBP: 0.145, SLG: 0.120										1	0	0	0	0	0	0					
Gene Garber, R										0	0	0	0	0	0	0					
Jerry Martin, R OBP: 0.300, SLG: 1.000										2	1	2	0	0	0	0					
Inning Stats	R: 0 E: 0 K: 0 S: 4	H: 1 LOB: 1 BB: 0 P: 4	R: 0 E: 0 K: 0 S: 2	H: 0 LOB: 0 BB: 1 P: 6	R: 0 E: 0 K: 0 S: 3	H: 0 LOB: 1 BB: 1 P: 7	R: 0 E: 0 K: 1 S: 5	H: 0 LOB: 0 BB: 0 P: 5	R: 0 E: 0 K: 0 S: 2	H: 0 LOB: 0 BB: 1 P: 6	R: 0 E: 0 K: 0 S: 4	H: 1 LOB: 2 BB: 1 P: 8	R: 0 E: 0 K: 1 S: 6	H: 1 LOB: 1 BB: 0 P: 6	R: 6 E: 0 K: 0 S: 10	H: 7 LOB: 2 BB: 0 P: 11	1B: 4 2B: 4 3B: 0 HR: 2	SF: 0 SAC: 1 DP: 2 HBP: 1	WP: 1 PB: 0 SB: 0 CS: 0	PA: 37	
PITCHER	IP	WLS	BF	H	R	ER	SO	BB	IBB	HBP	BLK	WP	HR	S	P	ERA	WHIP				
Jerry Reuss, L ERA: 3.65	7.1		31	7	4	4	2	4	0	0	0	0	1	31	47	4.91	1.500				
Bruce Kison, R ERA: 3.54	0.1	L	5	3	2	2	0	0	0	1	0	0	1	4	5	54.00	9.000				
John Morlan, R ERA: 3.21	0.1	1	0	0	0	0	0	0	0	0	0	0	0	1	1	0.00	0.000				

Pittsburgh Pirates @ Philadelphia Phillies
Veterans Stadium, Philadelphia, PA
Thu Sep 12 1974, 7:05 PM EDT
Att: 22,135 - Unknown

AB 31
R 6
H 10
RBI 6
BB 4
SO 2
LOB 13



Batter	1	2	3	4	5	6	7	8	9	10	11	12	13	14	15	16	17	AB	R	H	RBI	BB	SO	LOB	TOP		
Lou Brock, L OBP: 0.371, SLG: 0.392 Alan Foster, R OBP: 0.200, SLG: 0.167	HBP G4-6-3 BB		1B 3B		S 1B		CS BB		1-2 1BB		4-3			WP SH1 BB		4-3	SF7	4	2	2	1	4	0	0	0	0	
Ted Sizemore, R OBP: 0.341, SLG: 0.301	G4-6-3 HBP BB		K		6-3		CS		F8		1-3			SH1		G6-4-3 1B	S	7	0	2	1	1	1	5	0		
Reggie Smith, S OBP: 0.380, SLG: 0.543	G4-6-3 HBP		1B		1BB		FC9-6 BB		1BB		G4-6-3 1B BB			1B BB		G6-4-3 1B	F7	3	0	1	1	5	0	2	0		
Ted Simmons, S OBP: 0.320, SLG: 0.429	G4-6-3		F7		G3		FC9-6 1B		E7		G4-6-3 1B			K		P5	1B	8	1	2	0	0	1	9	0		
Keith Hernandez, L OBP: 0.300, SLG: 0.500	4-3				K		4-3		E7		G4-6-3 1B			1B		BB	1B	7	1	3	0	1	1	3	0		
Bake McBride, L OBP: 0.371, SLG: 0.394			CS 1B		E3		6-3		6-3		6-3			F7		K	1B	7	1	4	1	1	1	5	0		
Ken Reitz, R OBP: 0.305, SLG: 0.370	F4		F8		F8		G5-4-3 1B		G5-4-3 1B		1-3			F9		4-3	K	7	1	0	0	1	1	5	0		
John Heston, D ERA: 3.27 Mike Garman, R ERA: 2.51 Gene Garber, R ERA: 3.59 Ron Schuster, R ERA: 3.58 Larry Christensen, R ERA: 5.29 Mac Scarano, L ERA: 4.95	F7		F7		5-3		5-3		5-3		1B BB			4-3		G5-4-3 BB	BB	3	0	0	0	0	0	0	0	0	
Lynn McLouthen, L OBP: 0.270, SLG: 0.175 Ricky Schepke, R OBP: 0.270, SLG: 0.175 Larry Hamilton, R OBP: 0.270, SLG: 0.175 Mike Tyson, R OBP: 0.270, SLG: 0.175 Joe Smith, R OBP: 0.270, SLG: 0.175 Jerry Evanson, L OBP: 0.270, SLG: 0.175			1-3		6-3		F8		F8		1B BB			K		G5-4-3	4-3	3	0	0	0	0	0	0	0	0	
Inning Stats	R: 1 E: 0 K: 0 S: 2	H: 0 LOB: 1 BB: 2 P: 11	R: 0 E: 0 K: 0 S: 3	H: 1 LOB: 0 BB: 0 P: 3	R: 1 E: 0 K: 1 S: 7	H: 2 LOB: 1 BB: 0 P: 7	R: 0 E: 0 K: 1 S: 6	H: 1 LOB: 1 BB: 0 P: 6	R: 0 E: 0 K: 0 S: 4	H: 1 LOB: 2 BB: 1 P: 8	R: 0 E: 0 K: 0 S: 3	H: 1 LOB: 0 BB: 0 P: 3	R: 0 E: 0 K: 0 S: 5	H: 0 LOB: 0 BB: 0 P: 5	R: 0 E: 0 K: 1 S: 6	H: 1 LOB: 2 BB: 1 P: 10	R: 0 E: 0 K: 0 S: 2	H: 0 LOB: 3 BB: 3 P: 17	R: 0 E: 0 K: 0 S: 7	H: 0 LOB: 0 BB: 0 P: 7	R: 0 E: 0 K: 0 S: 3	H: 1 LOB: 0 BB: 0 P: 3	R: 5 E: 0 K: 0 S: 7	H: 4 LOB: 1 BB: 2 P: 15	1B: 14 2B: 0 3B: 1 HR: 0	SF: 2 SAC: 1 DP: 5 HBP: 1	WP: 1 PA: 76 SB: 2 CS: 2
PITCHER	IP 8.0	WLS 32	BF 7	H 2	R 2	ER 2	SO 2	BB 4	IBB 1	HBP 1	BLK 0	WP 0	HR 0	S 30	P 51	ERA 2.25	WHIP 1.375										
Jesus Hernandez, R ERA: 5.59 Eddie Watt, R ERA: 4.1 Tom Underwood, L ERA: 54.0	IP 0.0	WLS L	BF 3	H 3	R 3	ER 3	SO 0	BB 0	IBB 0	HBP 0	BLK 0	WP 0	HR 0	S 3	P 3	ERA 0.00	WHIP 3.000										
IP 0.2	WLS 3	BF 1	H 2	R 2	ER 2	SO 0	BB 0	IBB 0	HBP 0	BLK 0	WP 0	HR 0	S 3	P 3	ERA 27.00	WHIP 1.500											

Batter	1	2	3	4	5	6	7	8	9	10	11	12	13	14	15	16	17	AB	R	H	RBI	BB	SO	LOB	BOTTOM				
Dave Cash, R OBP: 0.356, SLG: 0.393	4-3				F8		P6		P5		SH3			E6		L4		7	0	1	1	0	0	1	0				
Larry Bova, S OBP: 0.295, SLG: 0.332	B1		F9		S 1B		P4		CS SH 1B		F8			4-1		B1-3		8	0	2	0	0	0	5	0				
Mike Schmidt, R OBP: 0.419, SLG: 0.595	BB		K		1B		2B		SH FC5-4 1B		BB			F9		1B	3B	4	1	2	0	3	1	0	0				
Willie Montanez, L OBP: 0.349, SLG: 0.413	G3		E3		4-3		IBB		K		F7			1-3		1B	1B	7	0	1	1	1	1	7	0				
Greg Luzinski, R OBP: 0.327, SLG: 0.393	BB 1B		2B		F8		K		FC5-4		F7			P4		F7		8	1	2	0	0	1	4	0				
Jay Johnstone, L OBP: 0.393, SLG: 0.542 Bill Robinson, R OBP: 0.287, SLG: 0.356	K		FC5-4 IBB		4-3		K		4-3		F7			G5-4-3 BB		P6		4	0	0	0	1	2	3	0				
Del Unser, L OBP: 0.344, SLG: 0.412 Jerry Martin, R OBP: 0.271, SLG: 0.667	FC5-6 1B BB		L4		F5		F8		5-3		5-3			G5-4-3		6-3		4	1	0	0	1	0	3	0				
Bob Boone, R OBP: 0.336 Alan Bannister, R OBP: 0.241, SLG: 0.120 Larry Cow, R OBP: 0.198, SLG: 0.139 Ollie Brown, R OBP: 0.273, SLG: 0.416 Jim Essian, F OBP: 0.182, SLG: 0.100	FC5-6 1B		FC5-4		L6		L6		F9		F9			6-3		5-3		4	0	2	1	0	0	3	0				
John Heston, D ERA: 3.27 Mike Garman, R ERA: 2.51 Gene Garber, R ERA: 3.59 Ron Schuster, R ERA: 3.58 Larry Christensen, R ERA: 5.29 Mac Scarano, L ERA: 4.95	FC5-6 1B		P4		P4		K		F7		E6			1-3		F8		3	0	0	0	0	0	0	0				
Inning Stats	R: 0 E: 0 K: 0 S: 3	H: 0 LOB: 2 BB: 1 P: 7	R: 2 E: 0 K: 1 S: 8	H: 3 LOB: 2 BB: 1 P: 12	R: 0 E: 0 K: 1 S: 7	H: 1 LOB: 3 BB: 1 P: 11	R: 0 E: 0 K: 1 S: 4	H: 1 LOB: 1 BB: 0 P: 8	R: 0 E: 0 K: 0 S: 3	H: 0 LOB: 0 BB: 0 P: 5	R: 0 E: 0 K: 2 S: 8	H: 1 LOB: 2 BB: 1 P: 12	R: 0 E: 0 K: 0 S: 4	H: 1 LOB: 0 BB: 0 P: 6	R: 0 E: 0 K: 0 S: 3	H: 0 LOB: 0 BB: 1 P: 8	R: 0 E: 0 K: 0 S: 2	H: 0 LOB: 0 BB: 0 P: 6	R: 0 E: 0 K: 0 S: 4	H: 0 LOB: 0 BB: 0 P: 4	R: 0 E: 0 K: 0 S: 3	H: 0 LOB: 0 BB: 0 P: 3	R: 0 E: 0 K: 0 S: 3	H: 0 LOB: 0 BB: 0 P: 3	R: 1 E: 0 K: 0 S: 4	H: 2 LOB: 0 BB: 4	1B: 7 2B: 3 3B: 1 HR: 0	SF: 0 SAC: 2 DP: 2 HBP: 0	WP: 0 PA: 69 SB: 2 CS: 1
PITCHER	IP 8.0	WLS 37	BF 7	H 2	R 2	ER 2	SO 2	BB 4	IBB 0	HBP 0	BLK 0	WP 0	HR 0	S 42	P 62	ERA 2.25	WHIP 1.250												
Lynn McLouthen, R ERA: 2.57 Mike Garman, R ERA: 2.51 Sonny Siebert, R ERA: 3.6 Rich Folkers, L ERA: 2.97 Ray Bare, R ERA: 6.65	IP 1.0	WLS 4	BF 2	H 1	R 1	ER 1	SO 0	BB 0	IBB 0	HBP 0	BLK 0	WP 0	HR 0	S 4	P 4	ERA 9.00	WHIP 2.000												

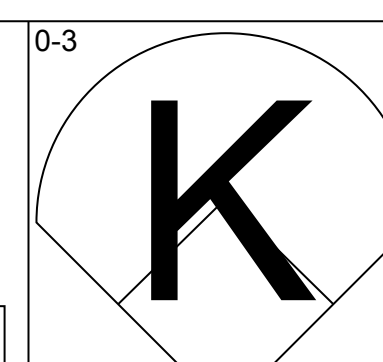
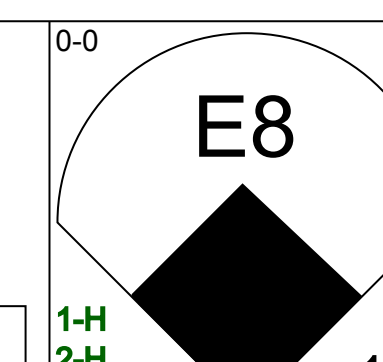
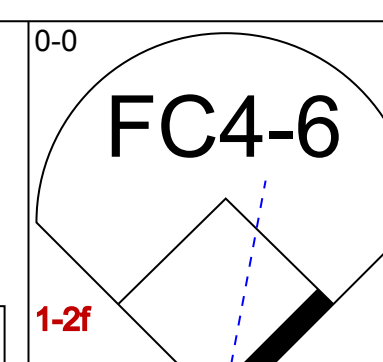
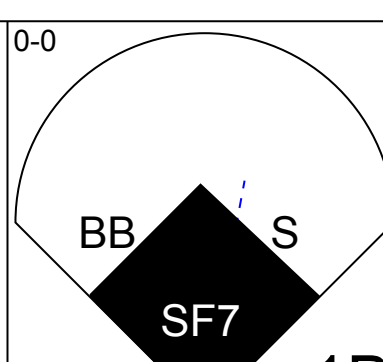
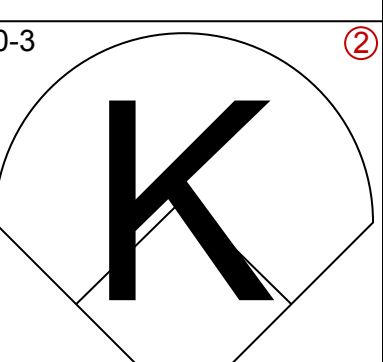
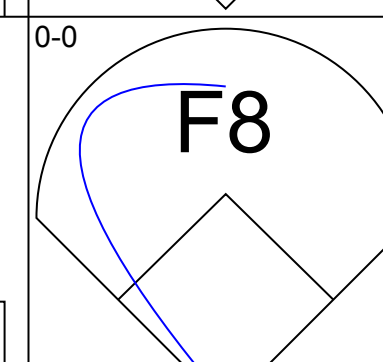
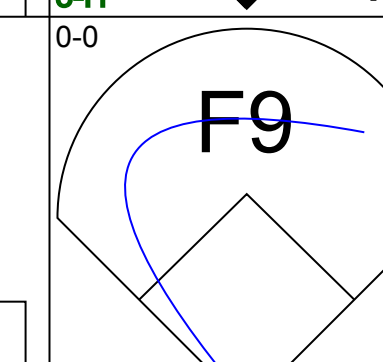
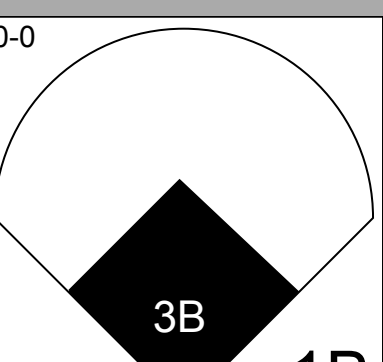
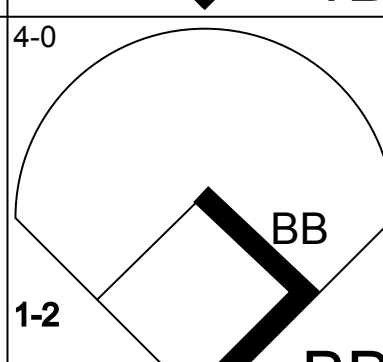
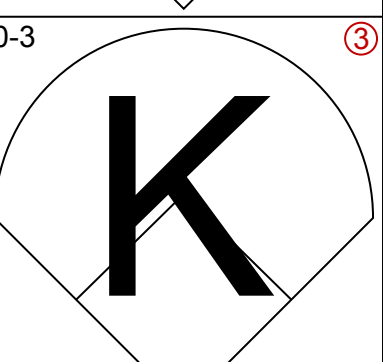
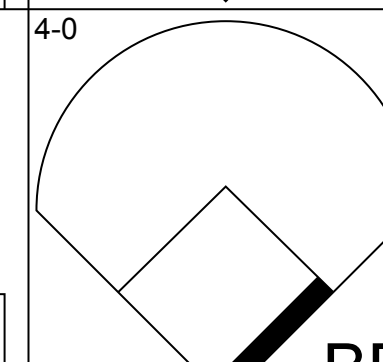
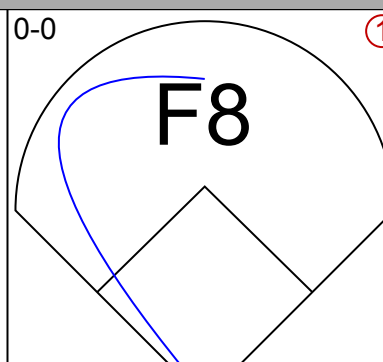
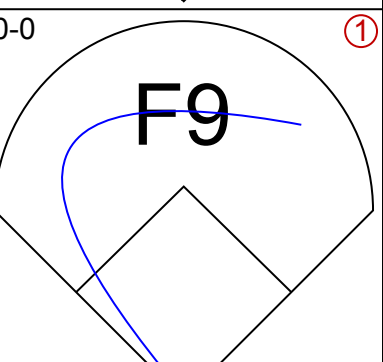
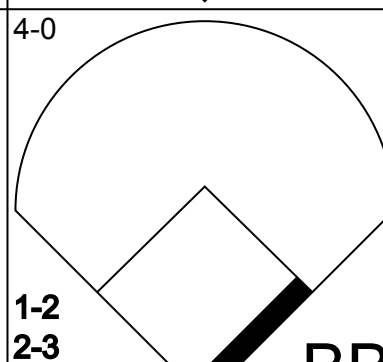

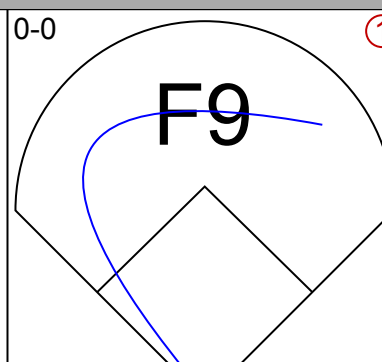
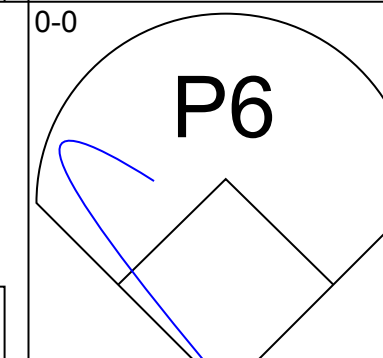
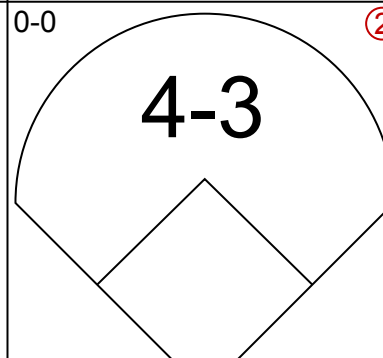
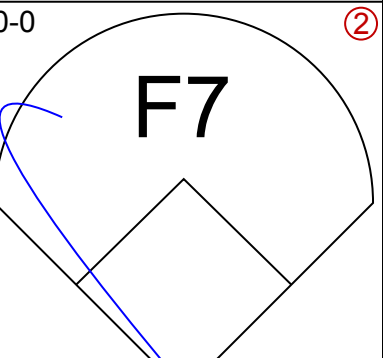
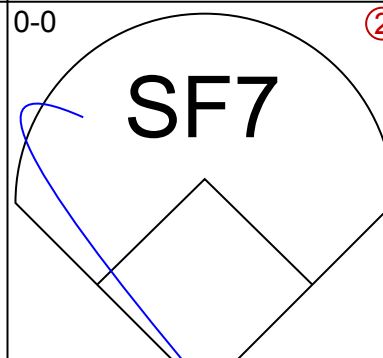
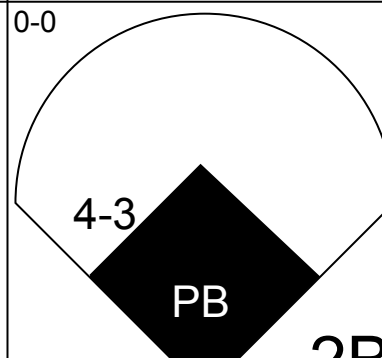
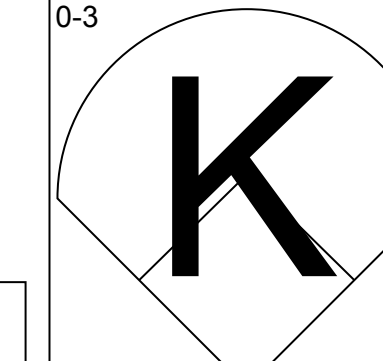
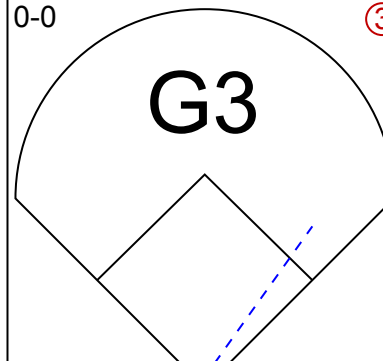
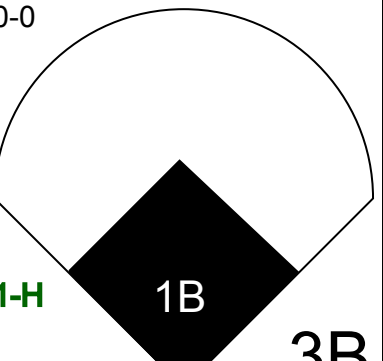
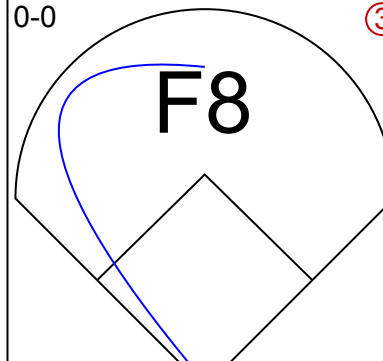

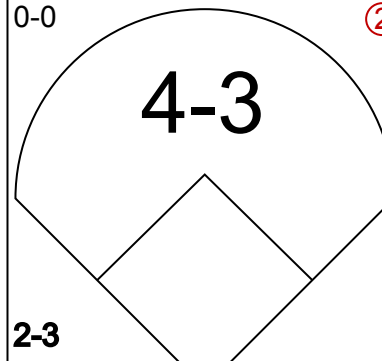
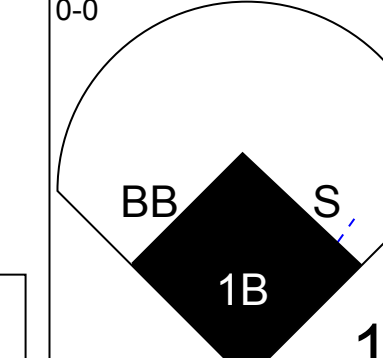
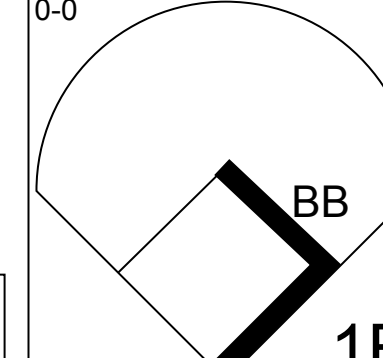
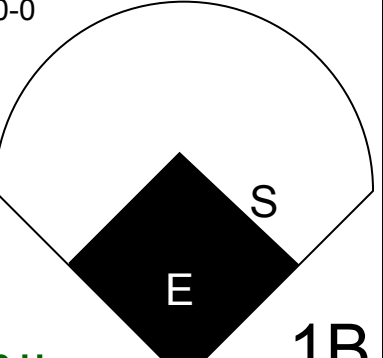

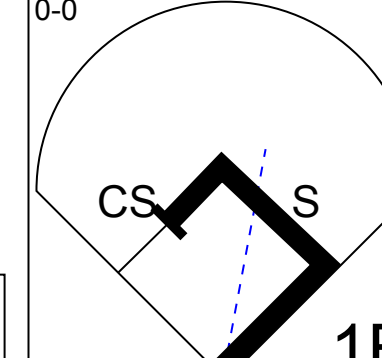

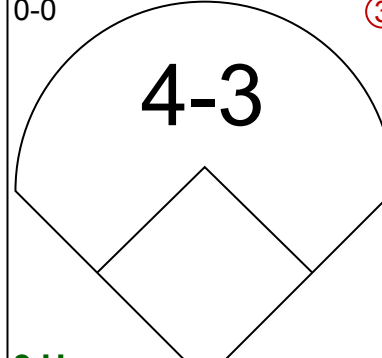
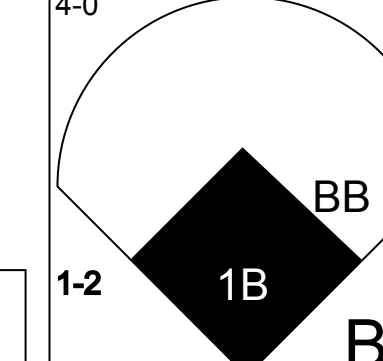
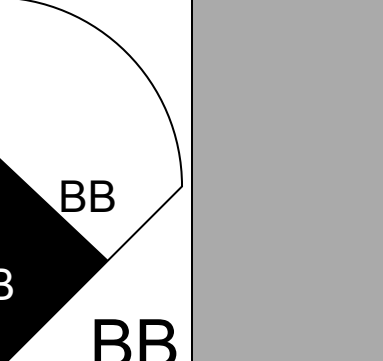
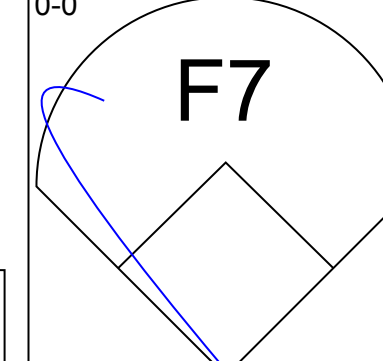
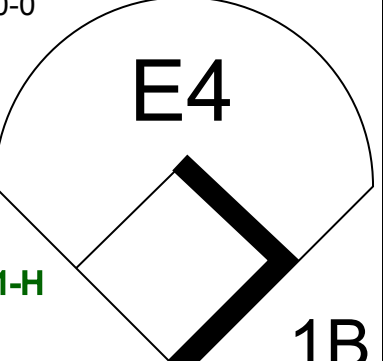

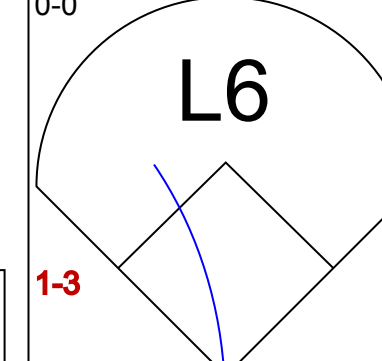
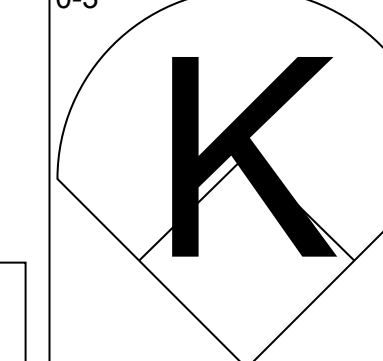
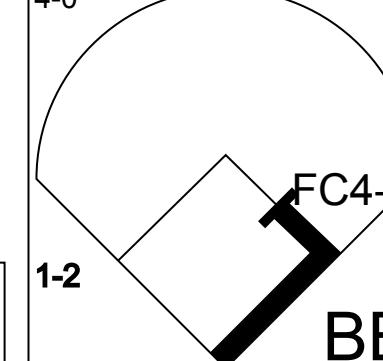
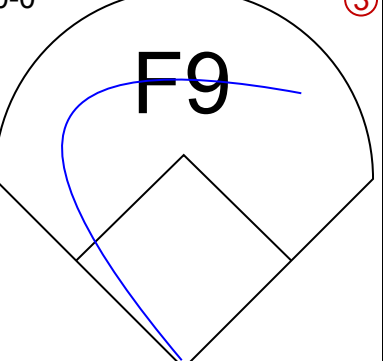


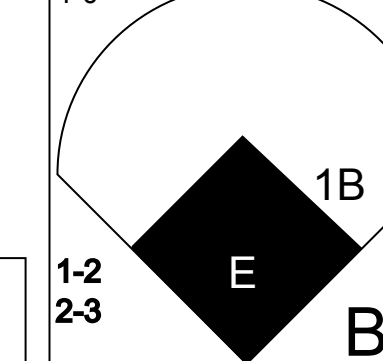
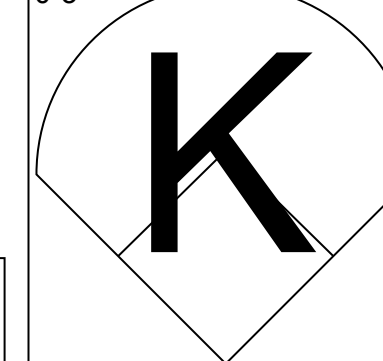

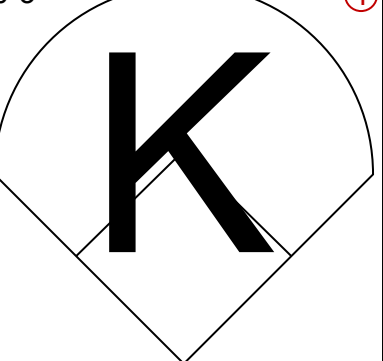
St. Louis Cardinals @ Philadelphia Phillies
Veterans Stadium, Philadelphia, PA
Fri Sep 13 1974, 7:05 PM EDT
Alt. 35,290 - Unknown

AB 55
R 7
H 15
RBI 16
BB 6
SO 7
LOB 31

St. Louis Cardinals @ Philadelphia Phillies
Veterans Stadium, Philadelphia, PA
Fri Sep 13 1974, 7:05 PM EDT
Alt. 35,290 - Unknown

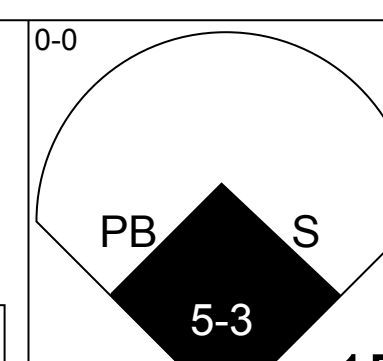
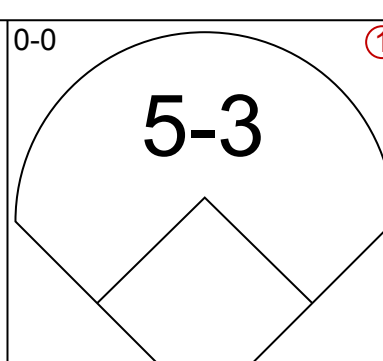
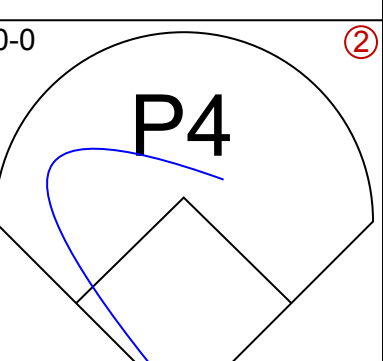
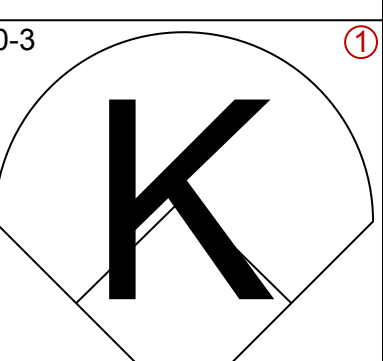
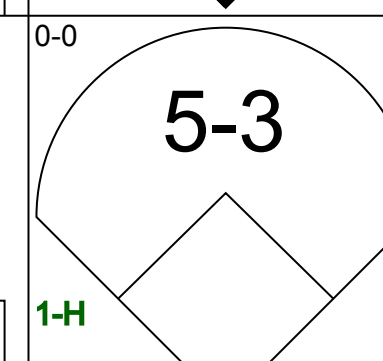
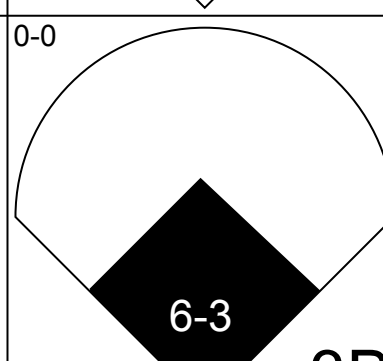
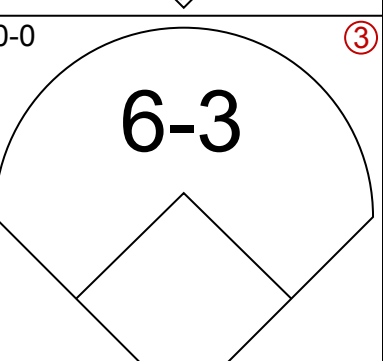
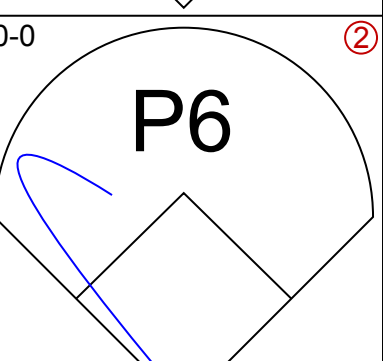
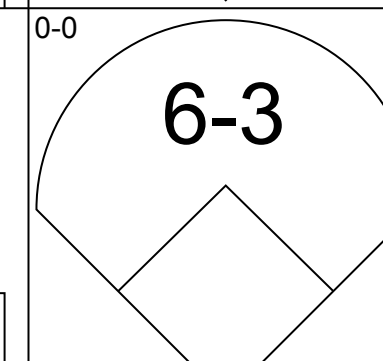
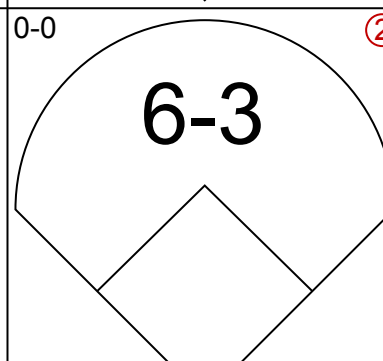
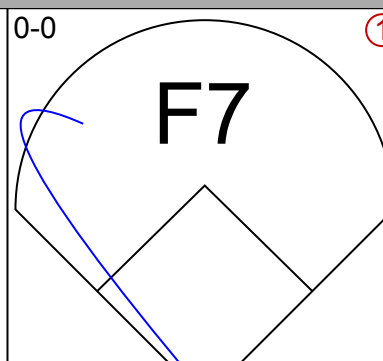
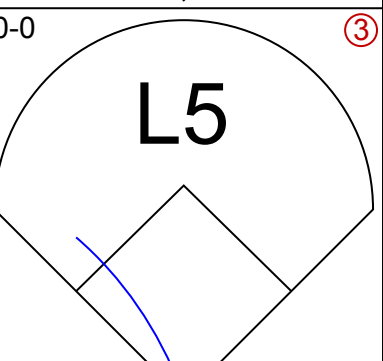
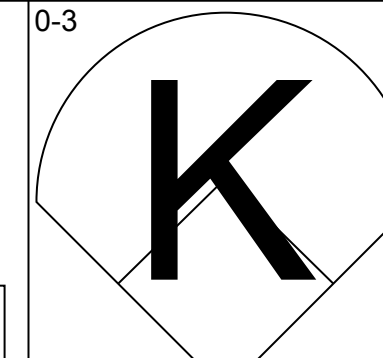
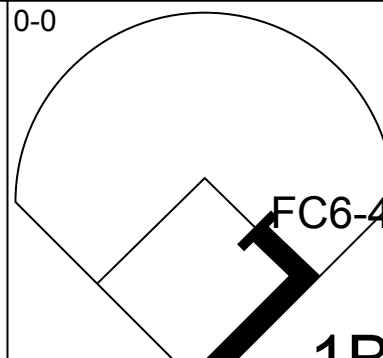

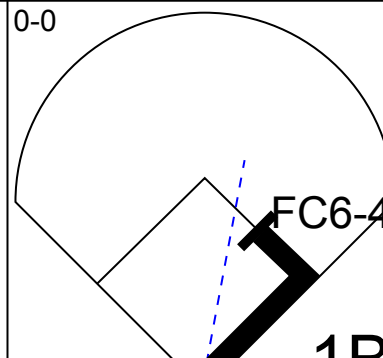

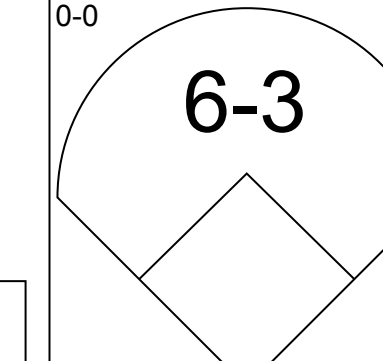
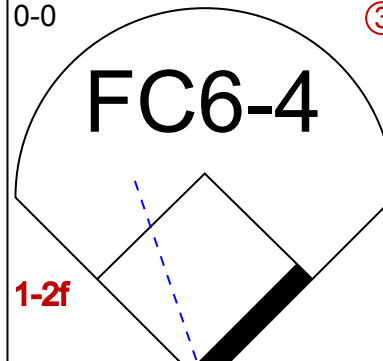
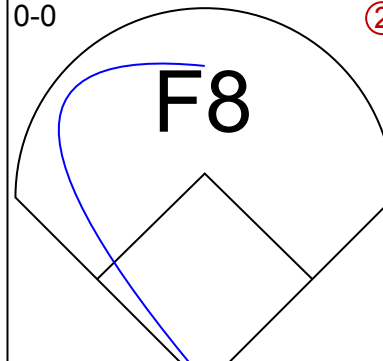

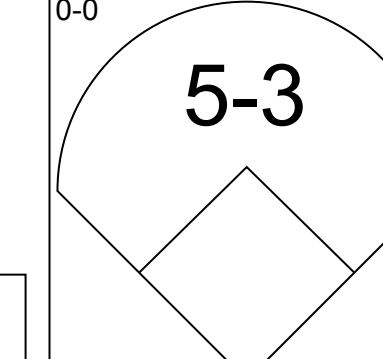
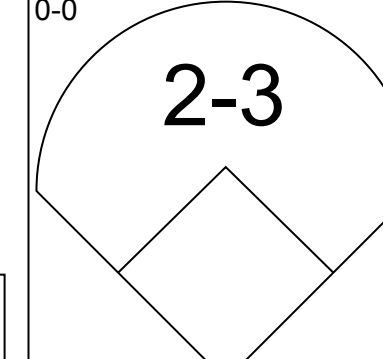
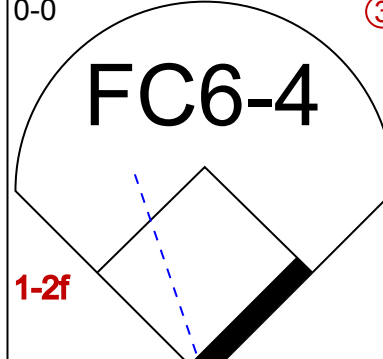

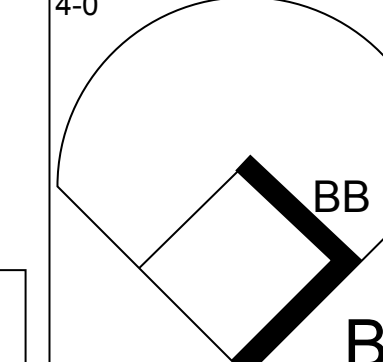
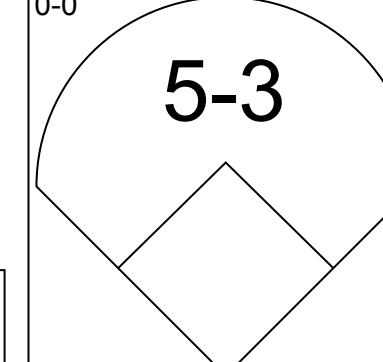
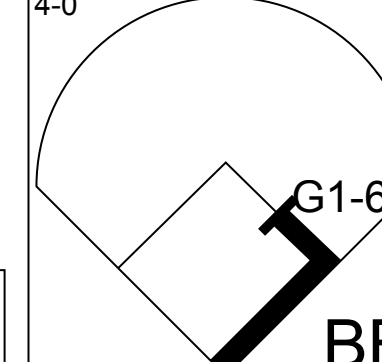

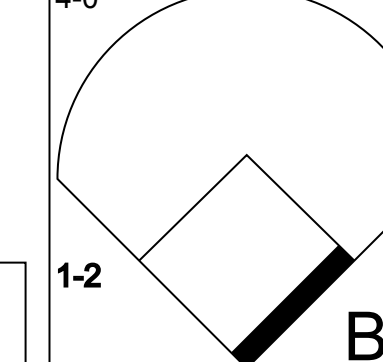
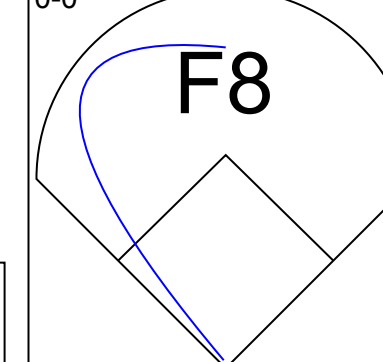
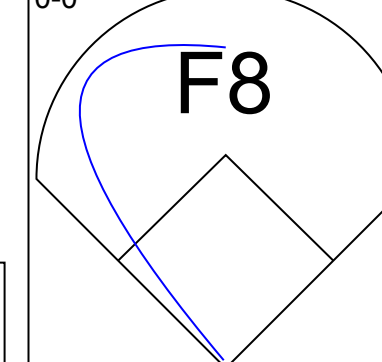
AB 60
R 3
H 10
RBI 3
BB 7
SO 6
LOB 31



Batter	1	2	3	4	5	6	7	8	9	AB	R	H	RBI	BB	SO	LOB	TOP					
Lou Brock, L OBP: 0.371, SLG: 0.392 (1,7)										5	2	2	2	0	2	2	St. Louis Cardinals @ Philadelphia Phillies Veterans Stadium, Philadelphia, PA Sat Sep 14 1974, 7:05 PM EDT Att: 40,426 - Unknown					
Ted Sizemore, R OBP: 0.342, SLG: 0.300 (1,4)										4	1	1	0	1	1	0						
Reggie Smith, S OBP: 0.393, SLG: 0.539 (1,9)										3	0	0	0	2	0	1						
Ted Simmons, S OBP: 0.319, SLG: 0.430 (1,2)										4	1	1	1	0	0	2						
Keith Hernandez, L OBP: 0.452, SLG: 0.520 (1,3)										5	1	1	1	0	1	3						
Bake McBride, L OBP: 0.375, SLG: 0.398 (1,8)										5	2	4	1	0	0	0						
Ken Reitz, R OBP: 0.306, SLG: 0.369 (1,5)										3	1	1	0	1	0	2						
Mike Tyson, R OBP: 0.259, SLG: 0.279 (1,6)										3	0	0	0	1	2	3						
John Curtis, L OBP: 0.210, SLG: 0.172 (1,1)										3	1	0	0	1	3	2						
Inning Stats	R: 0 E: 0 K: 1 S: 5	H: 0 LOB: 1 BB: 1 P: 9	R: 4 E: 1 K: 2 S: 9	H: 2 LOB: 0 BB: 2 P: 17	R: 0 E: 0 K: 0 S: 3	H: 0 LOB: 0 BB: 0 P: 3	R: 0 E: 0 K: 1 S: 6	H: 1 LOB: 2 BB: 1 P: 10	R: 3 E: 1 K: 0 S: 7	H: 4 LOB: 2 BB: 0 P: 7	R: 1 E: 0 K: 1 S: 6	H: 1 LOB: 2 BB: 2 P: 14	R: 0 E: 0 K: 1 S: 5	H: 1 LOB: 0 BB: 0 P: 5	R: 0 E: 0 K: 3 S: 9	H: 0 LOB: 0 BB: 0 P: 9		R: 1 E: 0 K: 0 S: 4	H: 1 LOB: 0 BB: 0 P: 4	1B: 8 2B: 1 3B: 1 HR: 0	SF: 1 SAC: 0 DP: 0 HBP: 0	WP: 0 PB: 1 SB: 4 CS: 1
PITCHER	IP	WLS	BF	H	R	ER	SO	BB	IBB	HBP	BLK	WP	HR	S	P	ERA	WHIP					
Dick Ruthven, R ERA: 3.63 (1,1)	5.0	L	26	7	7	4	4	4	0	0	0	0	0	30	46	7.20	2.200					
Mac Scarce, L ERA: 4.95 (6,1)	2.0		9	2	1	1	2	2	0	0	0	0	0	11	19	4.50	2.000					
Tom Underwood, L ERA: 18.0 (8,1)	2.0		7	1	1	0	3	0	0	0	0	0	0	13	13	0.00	0.500					

AB	35
R	9
H	10
RBI	5
BB	6
SO	9
LOB	15



Batter	1	2	3	4	5	6	7	8	9	AB	R	H	RBI	BB	SO	LOB	BOTTOM					
Dave Cash, R OBP: 0.356, SLG: 0.392 (1,4)										4	1	1	0	0	1	0	St. Louis Cardinals @ Philadelphia Phillies Veterans Stadium, Philadelphia, PA Sat Sep 14 1974, 7:05 PM EDT Att: 40,426 - Unknown					
Larry Bowa, S OBP: 0.295, SLG: 0.335 (1,6)										4	1	1	1	0	0	0						
Mike Schmidt, R OBP: 0.416, SLG: 0.591 (1,5)										4	0	0	1	0	0	0						
Willie Montanez, L OBP: 0.350, SLG: 0.413 (1,3)										4	0	2	0	0	1	0						
Greg Luzinski, R OBP: 0.322, SLG: 0.387 (1,7)										4	0	0	0	0	0	2						
Bill Robinson, R OBP: 0.283, SLG: 0.351 (1,8)										4	0	0	0	0	0	1						
Mike Anderson, R OBP: 0.317, SLG: 0.360 (1,9)										1	0	0	0	2	0	0						
Bob Boone, R OBP: 0.300, SLG: 0.334 (1,2)										2	0	0	0	1	0	1						
Dick Ruthven, R OBP: 0.191, SLG: 0.206 (1,1)										1	0	0	0	0	0	2						
Jerry Martin, R OBP: 0.500, SLG: 0.571 (5,PH)										1	0	0	0	0	1	0						
Mac Scarce, L OBP: 0.283, SLG: 0.351 (6,1)										0	0	0	0	0	0	0						
Tony Taylor, R OBP: 0.400, SLG: 0.545 (7,PH)										1	0	0	0	0	0	1						
Tom Underwood, R ERA: 18.0 (8,1)										0	0	0	0	0	0	0						
Inning Stats	R: 1 E: 0 K: 1 S: 6	H: 1 LOB: 0 BB: 0 P: 6	R: 0 E: 0 K: 0 S: 3	H: 0 LOB: 2 BB: 2 P: 11	R: 1 E: 0 K: 0 S: 5	H: 2 LOB: 1 BB: 0 P: 5	R: 0 E: 0 K: 0 S: 3	H: 0 LOB: 0 BB: 0 P: 3	R: 0 E: 0 K: 1 S: 5	H: 0 LOB: 0 BB: 0 P: 5	R: 0 E: 0 K: 0 S: 4	H: 1 LOB: 1 BB: 0 P: 4	R: 0 E: 0 K: 0 S: 2	H: 0 LOB: 0 BB: 1 P: 6	R: 0 E: 0 K: 1 S: 5	H: 0 LOB: 0 BB: 0 P: 5	R: 0 E: 0 K: 0 S: 3	H: 0 LOB: 0 BB: 0 P: 3	1B: 3 2B: 0 3B: 1 HR: 0	SF: 0 SAC: 0 DP: 1 HBP: 0	WP: 0 PB: 1 SB: 1 CS: 0	PA: 33
PITCHER	IP	WLS	BF	H	R	ER	SO	BB	IBB	HBP	BLK	WP	HR	S	P	ERA	WHIP					
John Curtis, L ERA: 3.69 (1,1)	9.0	W	33	4	2	1	3	3	0	0	0	0	0	36	48	1.00	0.778					



Batter	1	2	3	4	5	6	7	8	9	AB	R	H	RBI	BB	SO	LOB	TOP					
Lou Brock, L OBP: 0.370, SLG: 0.391 (1,7)										4	0	1	0	0	2	1	St. Louis Cardinals @ Philadelphia Phillies Veterans Stadium, Philadelphia, PA Sun Sep 15 1974, 3:33 AM EDT Att: 30,142 - Unknown					
Ted Sizemore, R OBP: 0.343, SLG: 0.299 (1,4)										2	0	0	0	2	2	0						
Reggie Smith, S OBP: 0.392, SLG: 0.536 (1,9)										3	0	0	0	1	1	3						
Ted Simmons, S OBP: 0.321, SLG: 0.433 (1,2)										3	2	1	0	1	0	1						
Joe Torre, R OBP: 0.363, SLG: 0.399 (1,3)										3	1	1	1	1	2	0						
Luis Melendez, R OBP: 0.286, SLG: 0.303 (1,8)										4	0	0	0	0	0	3						
Ken Reitz, R OBP: 0.308, SLG: 0.369 (1,5)										3	0	1	1	1	0	1						
Mike Tyson, R OBP: 0.257, SLG: 0.277 (1,6)										3	0	0	0	0	1	3						
Bob Forsch, R OBP: 0.240, SLG: 0.250 (1,1)										3	0	2	1	0	1	0						
Mike Garman, R OBP: 0.111, SLG: 0.111 (9,1)										0	0	0	0	0	0	0						
Al Hrabosky, R OBP: 0.375, SLG: 0.375 (9,1)										0	0	0	0	0	0	0						
Inning Stats	R: 0 E: 0 K: 2 S: 7	H: 0 LOB: 1 BB: 1 P: 11	R: 0 E: 0 K: 1 S: 5	H: 0 LOB: 0 BB: 0 P: 5	R: 0 E: 1 K: 0 S: 4	H: 1 LOB: 2 BB: 1 P: 8	R: 2 E: 0 K: 1 S: 6	H: 2 LOB: 2 BB: 2 P: 14	R: 0 E: 0 K: 1 S: 4	H: 0 LOB: 0 BB: 1 P: 8	R: 0 E: 0 K: 1 S: 5	H: 0 LOB: 0 BB: 0 P: 5	R: 0 E: 0 K: 1 S: 4	H: 0 LOB: 0 BB: 1 P: 8	R: 0 E: 0 K: 2 S: 7	H: 1 LOB: 0 BB: 0 P: 7	R: 1 E: 0 K: 0 S: 4	H: 2 LOB: 2 BB: 0 P: 4	1B: 4 2B: 1 3B: 1 HR: 0	SF: 0 SAC: 0 DP: 3 HBP: 0	WP: 0 PB: 0 SB: 0 CS: 0	PA: 34
PITCHER Steve Carlton, L ERA: 3.33 (1,1)	IP: 9.0 WLS: L BF: 34	H: 6 R: 3 ER: 3 SO: 9	BB: 6 IBB: 0 HBP: 0 BLK: 0	WP: 0 HR: 0 S: 46 P: 70	ERA: 3.00 WHIP: 1.333	PITCHER										IP: 9.0 WLS: L BF: 34	H: 6 R: 3 ER: 3 SO: 9	BB: 6 IBB: 0 HBP: 0 BLK: 0	WP: 0 HR: 0 S: 46 P: 70	ERA: 3.00 WHIP: 1.333		

AB 28
R 3
H 6
RBI 3
BB 6
SO 9
LOB 12



Batter	1	2	3	4	5	6	7	8	9	AB	R	H	RBI	BB	SO	LOB	BOTTOM			
Dave Cash, R OBP: 0.355, SLG: 0.391 (1,4)										4	1	1	0	0	0	1	St. Louis Cardinals @ Philadelphia Phillies Veterans Stadium, Philadelphia, PA Sun Sep 15 1974, 3:33 AM EDT Att: 30,142 - Unknown			
Larry Bowa, S OBP: 0.296, SLG: 0.335 (1,6)										3	0	1	0	1	0	1				
Mike Schmidt, R OBP: 0.416, SLG: 0.589 (1,5)										3	0	1	1	1	0	1				
Willie Montanez, L OBP: 0.347, SLG: 0.410 (1,3)										4	0	0	0	0	1	4				
Greg Luzinski, R OBP: 0.321, SLG: 0.385 (1,7)										4	0	1	0	0	1	2				
Jay Johnstone, L OBP: 0.386, SLG: 0.532 (1,9)										3	0	0	0	0	0	1				
Tony Taylor, R OBP: 0.393, SLG: 0.536 (9,PH)										1	0	0	0	0	1	2				
Del Unser, L OBP: 0.341, SLG: 0.409 (1,8)										3	0	0	0	0	0	0				
Larry Cox, R OBP: 0.171, SLG: 0.154 (1,2)										3	0	1	0	0	0	0				
Steve Carlton, L OBP: 0.187, SLG: 0.227 (1,1)										2	0	0	0	0	0	0				
Inning Stats	R: 0 E: 0 K: 0 S: 3	H: 0 LOB: 0 BB: 0 P: 3	R: 0 E: 0 K: 0 S: 3	H: 0 LOB: 0 BB: 0 P: 3	R: 0 E: 0 K: 0 S: 3	H: 0 LOB: 1 BB: 1 P: 7	R: 0 E: 0 K: 0 S: 3	H: 0 LOB: 0 BB: 0 P: 3	R: 0 E: 0 K: 0 S: 4	H: 1 LOB: 1 BB: 0 P: 4	R: 0 E: 0 K: 0 S: 3	H: 1 LOB: 1 BB: 1 P: 7	R: 0 E: 0 K: 0 S: 3	H: 0 LOB: 0 BB: 0 P: 3	R: 1 E: 0 K: 3 S: 12	H: 3 LOB: 2 BB: 0 P: 12	1B: 5 2B: 0 3B: 0 HR: 0	SF: 0 SAC: 1 DP: 1 HBP: 0	WP: 0 PB: 0 SB: 0 CS: 0	PA: 33
PITCHER Bob Forsch, R ERA: 2.66 (1,1)	IP: 8.0 WLS: W BF: 29	H: 4 R: 1 ER: 1 SO: 0	BB: 2 IBB: 0 HBP: 0 BLK: 0	WP: 0 HR: 0 S: 27 P: 35	ERA: 1.12 WHIP: 0.750	PITCHER										IP: 8.0 WLS: W BF: 29	H: 4 R: 1 ER: 1 SO: 0	BB: 2 IBB: 0 HBP: 0 BLK: 0	WP: 0 HR: 0 S: 27 P: 35	ERA: 1.12 WHIP: 0.750
Mike Garman, R ERA: 2.51 (9,1)	0.0	1	1	0	0	0	0	0	0	0	0	1	1	∞	∞					
Al Hrabosky, L ERA: 2.63 (9,1)	1.0	S	3	0	0	0	3	0	0	0	9	9	0.00	0.000						



Batter	1	2	3	4	5	6	7	8	9	AB	R	H	RBI	BB	SO	LOB	TOP									
Rick Monday, L OBP: 0.377, SLG: 0.463 (1, 8)	0-3 K	0-0 FC4-6							0-0 F5	4	1	0	0	1	2	2	Chicago Cubs @ Philadelphia Phillies Veterans Stadium, Philadelphia, PA Tue Sep 17 1974, 7:05 PM EDT Att: 10,152 - Sunny - 67 F									
Don Kessinger, S OBP: 0.340, SLG: 0.324 (1, 6)	4-0 2B BB		0-0 F7						0-0 6-3	4	2	1	2	1	0	0										
Ralph LaCock, L OBP: 0.213, SLG: 0.267 (1, 9)	0-0 1-H 2B		0-0 F5							4	0	1	1	0	2	1										
Jose Cardenal, R OBP: 0.365, SLG: 0.449 (1, 7)	0-3 K		4-0 FC5-4 BB						4-0 1B BB	2	0	1	1	2	1	1										
Andre Thornton, R OBP: 0.360, SLG: 0.442 (1, 3)	0-0 5-3		0-0 FC5-4						0-0 P4	4	0	0	0	0	0	4										
Bill Madlock, R OBP: 0.394, SLG: 0.419 (1, 5)		0-0 F3							0-0 5-3	4	0	1	0	0	1	0										
Ron Dunn, R OBP: 0.380, SLG: 0.476 (6, PH)		0-3 K							0-0 P5	2	0	0	0	1	1	0										
Billy Williams, L OBP: 0.385, SLG: 0.448 (8, 1)			0-0 P4						4-0 K BB BB	1	0	0	0	0	0	2										
Ken Frailing, L OBP: 0.281, SLG: 0.258 (8, 1)									0-0 K BB BB	0	0	0	0	0	0	0										
Oscar Zamora, R OBP: 0.200, SLG: 0.200 (8, 1)									0-3 K	0	0	0	0	0	0	0										
Dave LaRoche, L OBP: 0.292, SLG: 0.375 (9, 1)									0-3 K	2	0	0	0	2	2	2										
Steve Swisher, R OBP: 0.326, SLG: 0.298 (1, 2)									4-0 BB BB	0	0	0	0	0	0	0										
Tom Dettore, L OBP: 0.400, SLG: 0.333 (1, 1)									4-0 FC4-6 BB	1	1	0	0	2	1	2										
Rob Sperring, R OBP: 0.250, SLG: 0.250 (8, 4)									0-3 K	1	0	0	0	0	1	0										
Inning Stats	R: 1 E: 0 K: 2 S: 8	H: 1 LOB: 1 BB: 1 P: 12	R: 0 E: 0 K: 1 S: 5	H: 0 LOB: 2 BB: 2 P: 13	R: 0 E: 0 K: 0 S: 3	H: 0 LOB: 0 BB: 1 P: 7	R: 0 E: 0 K: 2 S: 7	H: 0 LOB: 0 BB: 0 P: 7	R: 3 E: 0 K: 1 S: 6	H: 2 LOB: 0 BB: 2 P: 14	R: 0 E: 0 K: 1 S: 4	H: 0 LOB: 1 BB: 2 P: 12	R: 0 E: 0 K: 2 S: 7	H: 0 LOB: 0 BB: 0 P: 7	R: 0 E: 0 K: 1 S: 6	H: 1 LOB: 2 BB: 1 P: 10		R: 0 E: 0 K: 1 S: 5	H: 0 LOB: 0 BB: 0 P: 5	1B: 2 2B: 3 3B: 0 HR: 0	SF: 0 SAC: 0 DP: 1 HBP: 0	WP: 1 PB: 0 SB: 0 CS: 0	PA: 38			
PITCHER	IP	WLS	BF	H	R	ER	SO	BB	IBB	HBP	BLK	WP	HR	S	P	ERA	WHIP									
Wayne Twitchell, R ERA: 5.31	(1, 1)	4.0	L	20	2	4	4	5	6	0	0	0	0	0	24	48	9.00	2.000								
Gene Garber, R ERA: 3.64	(5, 1)	1.0		3	1	0	0	1	0	0	0	0	0	1	5	5	0.00	1.000								
Ron Schueler, R ERA: 3.64	(6, 1)	2.0		7	0	0	0	3	2	0	0	0	0	0	11	19	0.00	1.000								
Larry Christenson, R ERA: 5.11	(8, 1)	0.1		3	1	0	0	0	1	0	0	0	0	2	6	0.00	6.000									
Mac Scarce, L ERA: 4.91	(8, 1)	0.2		2	0	0	0	1	0	0	0	0	0	4	4	0.00	0.000									
PITCHER	IP	WLS	BF	H	R	ER	SO	BB	IBB	HBP	BLK	WP	HR	S	P	ERA	WHIP									
Tom Underwood, L ERA: 13.5	(9, 1)	1.0		3	0	0	0	1	0	0	0	0	0	5	5	0.00	0.000									

Batter	1	2	3	4	5	6	7	8	9	AB	R	H	RBI	BB	SO	LOB	BOTTOM								
Dave Cash, R OBP: 0.358, SLG: 0.392 (1, 4)	1-0 CS HBP		4-0 FC4-6 BB						0-0 F7	3	0	2	0	1	0	1	Chicago Cubs @ Philadelphia Phillies Veterans Stadium, Philadelphia, PA Tue Sep 17 1974, 7:05 PM EDT Att: 10,152 - Sunny - 67 F								
Larry Bowa, S OBP: 0.297, SLG: 0.336 (1, 6)	0-0 1-2 1B		0-0 FC4-6						0-0 F3	5	0	2	0	0	0	4									
Mike Schmidt, R OBP: 0.415, SLG: 0.585 (1, 5)	0-0 F7		0-0 P3						0-0 F8	5	0	1	0	0	0	7									
Willie Montanez, L OBP: 0.348, SLG: 0.409 (1, 3)	0-0 F7		0-0 G3						0-0 3-1	4	0	1	0	0	0	3									
Greg Luzinski, R OBP: 0.339, SLG: 0.383 (8, FR)		0-0 F7							0-0 P4	4	0	1	0	0	0	1									
Jerry Martin, R OBP: 0.444, SLG: 0.500 (9, 8)			0-0 F7						0-0 BB FC3-6 1B	1	1	0	0	0	1	3									
Jay Johnstone, L OBP: 0.385, SLG: 0.528 (8, PH)		0-0 L3							0-0 F7	3	0	1	0	0	1	0									
Mike Anderson, R OBP: 0.317, SLG: 0.361 (9, 9)			0-0 K						0-0 FC3-6 BB 1B	2	0	1	0	0	0	3									
Del Unser, L OBP: 0.339, SLG: 0.406 (8, PH)		0-0 4-3							4-0 FC3-6 BB 1B	3	0	0	0	0	0	2									
Tony Taylor, R OBP: 0.403, SLG: 0.536 (8, FR)			0-0 F7						0-0 L3	0	0	0	0	1	0	0									
Alan Bannister, R OBP: 0.241, SLG: 0.120 (9, 1)									0-0 L3	0	0	0	0	0	0	0									
Bob Boone, R OBP: 0.300, SLG: 0.332 (1, 2)			4-0 2B BB						0-0 F7	3	1	0	1	1	0	2									
Wayne Twitchell, R ERA: 5.31			0-0 K						0-3 K	1	0	0	0	0	0	0									
Gene Garber, R ERA: 3.64			0-0 1-H 2B						4-0 E BB	0	0	0	0	0	0	0									
Mike Roggensack, L ERA: 3.64									0-0 6-3	1	0	0	0	0	0	0									
Ron Schueler, R ERA: 3.64									0-0 K	0	0	0	0	0	0	0									
Larry Christenson, R ERA: 5.11									0-0 K	0	0	0	0	0	0	0									
Mac Scarce, L ERA: 4.91									0-0 K	0	0	0	0	0	0	0									
Del Unser, L OBP: 0.339, SLG: 0.406 (8, PH)									0-0 K	0	0	0	0	0	0	0									
Tom Underwood, R ERA: 13.5									0-0 K	0	0	0	0	0	0	0									
Inning Stats	R: 0 E: 0 K: 0 S: 3	H: 1 LOB: 1 BB: 0 P: 4	R: 0 E: 0 K: 0 S: 3	H: 0 LOB: 0 BB: 0 P: 3	R: 1 E: 0 K: 0 S: 4	H: 1 LOB: 2 BB: 2 P: 12	R: 0 E: 0 K: 1 S: 5	H: 0 LOB: 0 BB: 0 P: 5	R: 0 E: 0 K: 1 S: 7	H: 2 LOB: 2 BB: 0 P: 7	R: 0 E: 0 K: 0 S: 4	H: 2 LOB: 1 BB: 0 P: 4	R: 0 E: 1 K: 0 S: 4	H: 0 LOB: 2 BB: 1 P: 8	R: 1 E: 0 K: 0 S: 5	H: 2 LOB: 2 BB: 1 P: 9	R: 0 E: 0 K: 1 S: 7	H: 2 LOB: 3 BB: 0 P: 8	1B: 9 2B: 2 3B: 0 HR: 0	SF: 0 SAC: 0 DP: 1 HBP: 2	WP: 0 PB: 0 SB: 0 CS: 1	PA: 42			
PITCHER	IP	WLS	BF	H	R	ER	SO	BB	IBB	HBP	BLK	WP	HR	S	P	ERA	WHIP								
Tom Dettore, R ERA: 3.23	(1, 1)	7.0		30	6	1	1	2	6	1	1	0	0	30	43	1.29	1.286								
Ken Frailing, L ERA: 3.64	(8, 1)	0.1		4	2	1	1	0	1	0	0	0	0	3	7	27.00	9.000								
Oscar Zamora, R ERA: 3.2	(8, 1)	1.0		5	2	0	0	0	0	0	0	0	0	5	5	0.00	2.000								
Dave LaRoche, L ERA: 4.74	(9, 1)	0.2	S	3	0	0	0	1	0	0	1	0	0	4	5	0.00	0.000								
PITCHER	IP	WLS	BF	H	R	ER	SO	BB	IBB	HBP	BLK	WP	HR	S	P	ERA	WHIP								

Batter	1	2	3	4	5	6	7	8	9	AB	R	H	RBI	BB	SO	LOB	TOP											
Rick Monday, L OBP: 0.375, SLG: 0.459 (1, 8)	6-3	F8		FC6			E 1B BB		4-3	4	1	0	0	1	0	4	Chicago Cubs @ Philadelphia Phillies Veterans Stadium, Philadelphia, PA Wed Sep 18 1974, 7:05 PM EDT Att: 8,133 - Sunny - 70 F											
Don Kessinger, S OBP: 0.335, SLG: 0.325 (1, 6)	F7		4-1		F9 SF7 2B		E4 1B			4	1	1	0	0	0	1												
Ralph LaCock, L OBP: 0.226, SLG: 0.278 (1, 9)	5-3			G6-4-3 1B	F9		G6-4-3 1B			4	0	2	1	0	0	1												
Jose Cardenal, R OBP: 0.364, SLG: 0.448 (1, 7)				G6-4-3 1B	SF7		G6-4-3			3	1	1	1	0	0	3												
Bill Madlock, R OBP: 0.365, SLG: 0.420 (1, 5)	6-3			FC6-4 1B	5-3		G6-3 1B			4	0	2	0	0	0	1												
Andre Thornton, R OBP: 0.356, SLG: 0.436 (1, 3)	K			FC6-4 2B		K	G6-3			4	1	0	0	0	2	3												
Ron Dunn, R OBP: 0.309, SLG: 0.500 Billy Grabarkewitz, R OBP: 0.324, SLG: 0.305 (8, 4)	1B BB 2H 1B			1B 2B	5-3		F8			4	1	2	2	0	0	0												
Steve Swisher, R OBP: 0.325, SLG: 0.295 (1, 2)	1B BB			F2	5-3				K	3	0	0	0	1	1	1												
Rick Reuschel, R OBP: 0.229, SLG: 0.305 Steve Stone, R OBP: 0.143, SLG: 0.127 Ken Frailing, L OBP: 0.281, SLG: 0.258 (9, 1)	1B 2-3 1B			FC6 1B		L3			6-3	2	0	2	1	0	0	0												
Inning Stats	R: 0 E: 0 K: 0 S: 3	H: 0 LOB: 0 BB: 0 P: 3	R: 1 E: 0 K: 1 S: 8	H: 3 LOB: 3 BB: 1 P: 12	R: 0 E: 0 K: 0 S: 3	H: 1 LOB: 0 BB: 0 P: 3	R: 2 E: 0 K: 0 S: 6	H: 3 LOB: 1 BB: 0 P: 6	R: 1 E: 0 K: 0 S: 4	H: 1 LOB: 0 BB: 0 P: 4	R: 0 E: 0 K: 1 S: 5	H: 0 LOB: 0 BB: 0 P: 5	R: 1 E: 1 K: 0 S: 4	H: 1 LOB: 1 BB: 1 P: 8	R: 0 E: 0 K: 0 S: 3	H: 1 LOB: 0 BB: 0 P: 3		R: 0 E: 0 K: 1 S: 5	H: 0 LOB: 0 BB: 0 P: 5	1B: 8 2B: 2 3B: 0 HR: 0	SF: 1 SAC: 0 DP: 3 HBP: 0	WP: 0 PB: 0 SB: 0 CS: 0	PA: 37					
PITCHER	IP	WLS	BF	H	R	ER	SO	BB	IBB	HBP	BLK	WP	HR	S	P	ERA	WHIP											
Jim Lonborg, R ERA: 3.34 Gene Garber, R ERA: 3.48 Erskine Thomason, R ERA:	(1, 1)	5.0	L	23	8	4	4	1	1	0	0	0	0	0	24	28	7.20	1.800										

AB	34
R	5
H	10
RBI	5
BB	2
SO	3
LOB	14



Batter	1	2	3	4	5	6	7	8	9	AB	R	H	RBI	BB	SO	LOB	BOTTOM										
Dave Cash, R OBP: 0.356, SLG: 0.390 (1, 4)	5-3		4-3		F8			F8		4	0	0	0	0	0	2	Chicago Cubs @ Philadelphia Phillies Veterans Stadium, Philadelphia, PA Wed Sep 18 1974, 7:05 PM EDT Att: 8,133 - Sunny - 70 F										
Larry Bowa, S OBP: 0.297, SLG: 0.335 (1, 6)	K			4-3		B1-3			F8 1B FC5-4 1B	4	1	1	0	0	1	0											
Mike Schmidt, R OBP: 0.414, SLG: 0.583 (1, 5)	K			5-3		K			FC5-4 1B	4	0	1	0	0	2	0											
Willie Montanez, L OBP: 0.345, SLG: 0.405 (1, 3)		3-1		G3		K			F8	4	0	0	0	0	1	2											
Greg Luzinski, R OBP: 0.319, SLG: 0.378 (1, 7)		6-3			1B BB		P4		FC5-4 1B	3	1	0	1	1	0	1											
Jay Johnstone, L OBP: 0.388, SLG: 0.524 (1, 9)					F9		F5		FC6-4 1B	3	0	1	0	1	0	1											
Del Unser, L OBP: 0.337, SLG: 0.403 Mike Anderson, R OBP: 0.317, SLG: 0.360 (9, PH)					F3		F9		FC6-4	3	0	0	0	0	1	2											
Bob Boone, R OBP: 0.300, SLG: 0.332 (1, 2)			5-3					1-3		3	0	1	0	0	0	0											
Jim Lonborg, R OBP: 0.128, SLG: 0.157 Tom Hutton, L OBP: 0.322, SLG: 0.342 Gene Garber, R ERA: 4.07 Tony Taylor, R OBP: 0.397, SLG: 0.526 Erskine Thomason, R ERA:	(1, 1)	3.0	W	23	5	2	2	2	1	0	0	0	0	0	0	0		0									
Inning Stats	R: 0 E: 0 K: 2 S: 7	H: 0 LOB: 0 BB: 0 P: 7	R: 0 E: 0 K: 1 S: 5	H: 0 LOB: 1 BB: 1 P: 9	R: 0 E: 0 K: 0 S: 3	H: 0 LOB: 0 BB: 0 P: 3	R: 0 E: 0 K: 0 S: 3	H: 0 LOB: 0 BB: 0 P: 3	R: 1 E: 0 K: 0 S: 5	H: 2 LOB: 2 BB: 1 P: 9	R: 0 E: 0 K: 2 S: 7	H: 0 LOB: 0 BB: 0 P: 7	R: 0 E: 0 K: 0 S: 3	H: 0 LOB: 0 BB: 0 P: 3	R: 0 E: 0 K: 0 S: 3	H: 0 LOB: 0 BB: 0 P: 3		R: 1 E: 0 K: 0 S: 6	H: 3 LOB: 2 BB: 0 P: 6	1B: 5 2B: 0 3B: 0 HR: 0	SF: 0 SAC: 0 DP: 0 HBP: 0	WP: 0 PB: 0 SB: 0 CS: 0	PA: 34				
PITCHER	IP	WLS	BF	H	R	ER	SO	BB	IBB	HBP	BLK	WP	HR	S	P	ERA	WHIP										
Rick Reuschel, R ERA: 4.34 Steve Stone, R ERA: 4.07 Ken Frailing, L ERA: 3.87	(1, 1)	5.2	W	23	5	2	2	2	1	0	0	0	0	26	30	3.18	1.059										

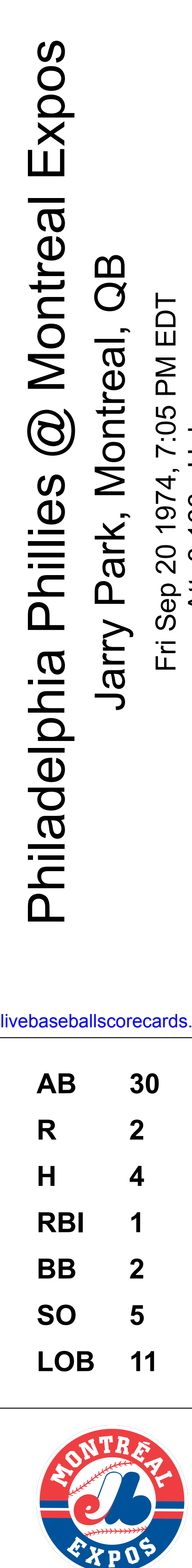
AB	32
R	2
H	5
RBI	2
BB	2
SO	5
LOB	10



Batter	1	2	3	4	5	6	7	8	9	AB	R	H	RBI	BB	SO	LOB	TOP					
Rick Monday, L OBP: 0.375, SLG: 0.455										4	1	0	0	2	0	6	Chicago Cubs @ Philadelphia Phillies Veterans Stadium, Philadelphia, PA Thu Sep 19 1974, 7:05 PM EDT Att: 8,672 - Cloudy					
Don Kessinger, S OBP: 0.341, SLG: 0.327										6	1	3	0	0	0	2						
Ralph LaCock, L OBP: 0.241, SLG: 0.284										2	1	1	0	1	0	1						
Jim Tyrone, R OBP: 0.231, SLG: 0.329										3	1	0	0	0	0	3						
Jose Cardenal, R OBP: 0.363, SLG: 0.446										5	1	1	0	0	1	5						
Bill Madlock, R OBP: 0.368, SLG: 0.426										4	1	3	2	0	0	0						
Jerry Morales, R OBP: 0.326, SLG: 0.413										0	0	0	0	0	0	0						
Dave LaRoche, L OBP: 0.320, SLG: 0.375										0	0	0	0	0	1	0						
Andre Thornton, R OBP: 0.360, SLG: 0.440										4	1	2	1	1	0	3						
Rick Stelmazek, L OBP: 0.362, SLG: 0.396										0	0	0	1	2	0	0						
Rob Sperring, R OBP: 0.244, SLG: 0.244										2	0	0	0	0	0	4						
Ron Dunn, R OBP: 0.424, SLG: 0.580										4	0	3	3	1	1	1						
Burt Hooton, R OBP: 0.118, SLG: 0.083										3	0	0	0	0	3	5						
George Mitterwald, R OBP: 0.368, SLG: 0.365										1	0	0	0	1	1	1						
Inning Stats	R: 4 E: 0 K: 1 S: 8	H: 3 LOB: 2 BB: 3 P: 20	R: 0 E: 0 K: 1 S: 6	H: 1 LOB: 1 BB: 0 P: 6	R: 0 E: 0 K: 1 S: 5	H: 0 LOB: 1 BB: 1 P: 9	R: 0 E: 0 K: 1 S: 6	H: 1 LOB: 0 BB: 0 P: 6	R: 1 E: 0 K: 1 S: 7	H: 2 LOB: 3 BB: 2 P: 15	R: 0 E: 0 K: 0 S: 3	H: 0 LOB: 0 BB: 0 P: 3	R: 1 E: 0 K: 0 S: 5	H: 3 LOB: 3 BB: 1 P: 9	R: 1 E: 0 K: 0 S: 5	H: 2 LOB: 2 BB: 1 P: 9	R: 0 E: 0 K: 1 S: 6	H: 1 LOB: 2 BB: 1 P: 10	1B: 8 2B: 5 3B: 0 HR: 0	SF: 0 SAC: 1 DP: 1 HBP: 0	WP: 0 PB: 0 SB: 0 CS: 0	PA: 48
PITCHER	IP	WLS	BF	H	R	ER	SO	BB	IBB	HBP	BLK	WP	HR	S	P	ERA	WHIP					
Dick Ruthven, R ERA: 3.78	0.2		8	3	4	4	0	3	0	0	0	0	0	5	17	54.00	9.000					
Ron Schueler, R ERA: 3.51	4.0	L	19	4	1	1	5	2	1	0	0	0	0	26	38	2.25	1.500					
Mac Scarce, L ERA: 5.01	2.1		11	4	2	2	0	0	1	0	0	0	0	10	14	7.71	1.714					
Gene Garber, R ERA: 3.42	1.0		5	1	0	0	0	1	0	0	0	0	0	4	8	0.00	2.000					
Eddie Watt, R ERA: 3.99	1.0		5	1	0	0	1	0	1	0	0	0	0	6	10	0.00	1.000					
Batter	1	2	3	4	5	6	7	8	9	AB	R	H	RBI	BB	SO	LOB	BOTTOM					
Dave Cash, R OBP: 0.357, SLG: 0.390										5	1	2	0	0	0	1	Chicago Cubs @ Philadelphia Phillies Veterans Stadium, Philadelphia, PA Thu Sep 19 1974, 7:05 PM EDT Att: 8,672 - Cloudy					
Larry Bowa, S OBP: 0.297, SLG: 0.335										5	1	2	0	0	0	1						
Mike Schmidt, R OBP: 0.412, SLG: 0.578										4	1	0	0	1	2	3						
Willie Montanez, L OBP: 0.347, SLG: 0.410										4	1	3	1	0	0	0						
Greg Luzinski, R OBP: 0.325, SLG: 0.388										4	0	3	1	0	0	1						
Jerry Martin, R OBP: 0.400, SLG: 0.444										1	0	0	0	0	0	0						
Jay Johnstone, L OBP: 0.387, SLG: 0.521										3	0	1	1	0	2	3						
Mike Anderson, R OBP: 0.318, SLG: 0.359										1	0	0	0	1	1	0						
Del Unser, L OBP: 0.355, SLG: 0.490										3	0	0	0	0	0	4						
Tony Taylor, R OBP: 0.391, SLG: 0.517										1	0	0	0	0	0	3						
Ollie Brown, R OBP: 0.271, SLG: 0.413										0	0	0	0	0	0	0						
Bob Boone, R OBP: 0.298, SLG: 0.329										4	0	0	0	0	0	6						
Dick Ruthven, R ERA: 3.78										0	0	0	0	0	0	0						
Ron Schueler, R ERA: 3.51										2	0	0	0	0	0	0						
Mac Scarce, L ERA: 5.01										1	0	0	0	0	0	0						
Gene Garber, R ERA: 3.42										0	0	0	0	0	0	0						
Bill Robinson, R OBP: 0.299, SLG: 0.353										1	0	1	0	0	0	0						
Eddie Watt, R ERA: 3.99										0	0	0	0	0	0	0						
Inning Stats	R: 3 E: 0 K: 0 S: 7	H: 4 LOB: 2 BB: 1 P: 11	R: 0 E: 0 K: 0 S: 3	H: 0 LOB: 0 BB: 0 P: 3	R: 1 E: 1 K: 1 S: 8	H: 2 LOB: 2 BB: 0 P: 8	R: 0 E: 0 K: 0 S: 4	H: 1 LOB: 1 BB: 0 P: 4	R: 0 E: 0 K: 1 S: 5	H: 0 LOB: 0 BB: 0 P: 5	R: 0 E: 0 K: 1 S: 6	H: 2 LOB: 2 BB: 1 P: 10	R: 0 E: 1 K: 1 S: 7	H: 2 LOB: 2 BB: 0 P: 7	R: 0 E: 0 K: 1 S: 5	H: 0 LOB: 0 BB: 0 P: 5	1B: 10 2B: 2 3B: 0 HR: 0	SF: 1 SAC: 0 DP: 1 HBP: 0	WP: 1 PB: 0 SB: 1 CS: 0	PA: 42		
PITCHER	IP	WLS	BF	H	R	ER	SO	BB	IBB	HBP	BLK	WP	HR	S	P	ERA	WHIP					
Burt Hooton, R ERA: 4.88	6.0		29	8	4	3	3	1	0	0	0	0	0	34	38	4.50	1.500					
Dave LaRoche, L ERA: 4.57	3.0	S	13	4	0	0	3	0	1	0	0	0	0	18	22	0.00	1.333					

Batter	1	2	3	4	5	6	7	8	9	AB	R	H	RBI	BB	SO	LOB	TOP			
Dave Cash, R (1,4) OBP: 0.360, SLG: 0.394	F7		1-3 2H	1B		HR		1-2 BB		4	1	3	2	1	0	0	Philadelphia Phillies @ Montreal Expos Jarry Park, Montreal, QB Fri Sep 20 1974, 7:05 PM EDT Att: 8,166 - Unknown			
Larry Bowa, S (1,6) OBP: 0.297, SLG: 0.335 Mike Anderson, R (7,9) OBP: 0.317, SLG: 0.358	F8		1-3	FC5-4 1B		F8		K		4	0	1	1	0	0	2				
Mike Schmidt, R (1,5) OBP: 0.409, SLG: 0.573	F8		K	FC5-4 1-2		P6		F8		5	0	0	0	0	1	6				
Willie Montanez, L (1,3) OBP: 0.348, SLG: 0.418 Tom Hutton, L (8,3) OBP: 0.322, SLG: 0.342		1-3		1B		K		4-3		5	2	2	2	0	1	2				
Greg Luzinski, R (1,7) OBP: 0.321, SLG: 0.382 Jerry Martin, R (6,7) OBP: 0.364, SLG: 0.400		P4		F7		K		K		4	0	0	0	0	2	1				
Jay Johnstone, L (1,9) OBP: 0.384, SLG: 0.515 Terry Harmon, R (7,6) OBP: 0.278, SLG: 0.133		K		3-1		HR		1B		4	1	1	0	0	1	1				
Del Unser, L (1,8) OBP: 0.338, SLG: 0.408			1B	1B		HR		4-3		4	3	2	2	1	0	1				
Larry Cox, R (1,2) OBP: 0.217, SLG: 0.167			K	1B		1B		K		3	1	1	1	2	2	1				
Steve Carlton, L (1,1) OBP: 0.208, SLG: 0.247			E8	1B		K		BB		5	2	3	1	0	2	3				
Inning Stats	R: 0 E: 0 K: 0 S: 3	H: 0 LOB: 0 BB: 0 P: 3	R: 0 E: 0 K: 1 S: 5	H: 0 LOB: 0 BB: 0 P: 5	R: 2 E: 1 K: 2 S: 10	H: 3 LOB: 1 BB: 0 P: 10	R: 4 E: 0 K: 0 S: 8	H: 5 LOB: 2 BB: 1 P: 12	R: 2 E: 0 K: 3 S: 11	H: 2 LOB: 1 BB: 1 P: 15	R: 0 E: 0 K: 1 S: 5	H: 0 LOB: 0 BB: 0 P: 5	R: 0 E: 0 K: 2 S: 6	H: 1 LOB: 2 BB: 2 P: 10	R: 0 E: 0 K: 2 S: 7	H: 0 LOB: 2 BB: 2 P: 15		1B: 9 2B: 2 3B: 0 HR: 2	SF: 0 SAC: 0 DP: 0 HBP: 0	WP: 2 PB: 0 SB: 0 CS: 0
PITCHER	IP WLS BF H R ER SO	IP WLS BF H R ER SO	IP WLS BF H R ER SO	IP WLS BF H R ER SO	IP WLS BF H R ER SO	IP WLS BF H R ER SO	IP WLS BF H R ER SO	IP WLS BF H R ER SO	IP WLS BF H R ER SO	IP WLS BF H R ER SO	IP WLS BF H R ER SO	IP WLS BF H R ER SO	IP WLS BF H R ER SO	IP WLS BF H R ER SO	IP WLS BF H R ER SO	IP WLS BF H R ER SO	ERA WHIP	ERA WHIP		
Steve Renko, R (1,1) ERA: 4.11	3.2 L 17 5 5 4 3																	9.82	1.364	
John Montague, R (4,1) ERA: 3.2	0.0 3 3 1 1 0 0																			
Donald DeMola, R (4,1) ERA: 3.18	2.1 12 4 4 4 0 1																	15.43	2.143	
Tom Walker, R (7,1) ERA: 4.13	3.0 13 1 0 0 4 3																	0.00	1.333	

Batter	1	2	3	4	5	6	7	8	9	AB	R	H	RBI	BB	SO	LOB	BOTTOM					
Pepe Manguat, R (1,7) OBP: 0.423, SLG: 0.426	K			FC3-6 SF8 1B		E5		F8		4	1	1	0	0	1	1	Philadelphia Phillies @ Montreal Expos Jarry Park, Montreal, QB Fri Sep 20 1974, 7:05 PM EDT Att: 8,166 - Unknown					
Tim Foli, R (1,6) OBP: 0.299, SLG: 0.292 Pepe Frias, R (7,6) OBP: 0.259, SLG: 0.260	F8			FC3-6 BB		G1-6-3		F7		2	0	0	0	1	0	1						
Willie Davis, L (1,8) OBP: 0.315, SLG: 0.414 Tom Walker, R (7,1) OBP: 0.286, SLG: 0.308 Larry Parrish, R (9,PH) OBP: 0.302, SLG: 0.261	F9			FC3-6		1B		5-3		3	0	1	0	0	0	2						
Bob Bailey, R (1,5) OBP: 0.397, SLG: 0.438	K			SF8		F9		1B		3	0	1	1	0	1	1						
Barry Foote, R (1,2) OBP: 0.311, SLG: 0.399 Gary Carter, R (7,2) OBP: 0.400, SLG: 0.333	P6			K				F8		2	0	0	0	0	1	1						
Hal Breen, R (1,3) OBP: 0.332, SLG: 0.357	F8					F8		P4		2	0	1	0	0	0	1						
Ken Singleton, S (1,9) OBP: 0.384, SLG: 0.377			6-3			4-3		K		4	0	0	0	0	0	2						
Jim Cox, R (1,4) OBP: 0.290, SLG: 0.301			5-3			K		FC5-4		3	0	0	0	0	1	1						
Steve Renko, R (1,1) OBP: 0.272, SLG: 0.329 John Montague, R (4,1) OBP: 0.290, SLG: 0.100 Donald DeMola, R (4,1) OBP: 0.303, SLG: 0.232 Ron Woods, R (6,PH) OBP: 0.303, SLG: 0.232			4-3			E		F9		1	0	0	0	0	0	0						
Inning Stats	R: 0 E: 0 K: 1 S: 5	H: 0 LOB: 0 BB: 0 P: 5	R: 0 E: 0 K: 1 S: 5	H: 0 LOB: 0 BB: 0 P: 5	R: 0 E: 0 K: 0 S: 3	H: 0 LOB: 0 BB: 0 P: 3	R: 1 E: 0 K: 1 S: 6	H: 1 LOB: 1 BB: 1 P: 10	R: 0 E: 0 K: 1 S: 5	H: 0 LOB: 0 BB: 0 P: 5	R: 1 E: 1 K: 0 S: 4	H: 1 LOB: 1 BB: 1 P: 8	R: 0 E: 0 K: 1 S: 6	H: 1 LOB: 1 BB: 0 P: 6	R: 0 E: 0 K: 0 S: 3	H: 0 LOB: 0 BB: 0 P: 3		R: 0 E: 0 K: 0 S: 4	H: 1 LOB: 1 BB: 0 P: 4	1B: 4 2B: 0 3B: 0 HR: 0	SF: 1 SAC: 0 DP: 1 HBP: 0	WP: 0 PB: 0 SB: 0 CS: 0
PITCHER	IP WLS BF H R ER SO	IP WLS BF H R ER SO	IP WLS BF H R ER SO	IP WLS BF H R ER SO	IP WLS BF H R ER SO	IP WLS BF H R ER SO	IP WLS BF H R ER SO	IP WLS BF H R ER SO	IP WLS BF H R ER SO	IP WLS BF H R ER SO	IP WLS BF H R ER SO	IP WLS BF H R ER SO	IP WLS BF H R ER SO	IP WLS BF H R ER SO	IP WLS BF H R ER SO	IP WLS BF H R ER SO	ERA WHIP	ERA WHIP				
Steve Carlton, L (1,1) ERA: 3.25	9.0 W 33 4 2 1 5																	1.00	0.667			



Batter	1	2	3	4	5	6	7	8	9	AB	R	H	RBI	BB	SO	LOB	TOP					
Dave Cash, R OBP: 0.359, SLG: 0.392	6-3	6-3							F8								5 0 1 0 0 0 0					
Larry Bowa, S OBP: 0.299, SLG: 0.337	WP 1B PB 1B		4-3														3 1 2 0 0 0 0					
Mike Schmidt, R OBP: 0.408, SLG: 0.570	K		4-3 S BB						F8								3 0 0 0 1 1 4					
Willie Montanez, L OBP: 0.347, SLG: 0.417	1B 3B 1B		4-3						6-3								4 1 1 1 0 0 4					
Greg Luzinski, R OBP: 0.323, SLG: 0.384	3H 1B		F8						4-3								4 1 2 0 0 0 1					
Jerry Martin, R OBP: 0.364, SLG: 0.400	1-3 3B 1B								1B 1B								0 0 0 0 0 0 0					
Jay Johnstone, L OBP: 0.381, SLG: 0.520	1-3 3B								4-3								4 0 1 2 0 1 1					
Del Unser, L OBP: 0.335, SLG: 0.404	1-3								F8								4 0 0 0 0 0 2					
Bob Boone, R OBP: 0.297, SLG: 0.328									5-3								4 0 1 0 0 0 0					
Jim Lonborg, R OBP: 0.135, SLG: 0.154									F9								2 0 0 0 1 1 2					
Mac Scarce, L																	0 0 0 0 0 0 0					
Gene Garber, R									K								1 0 0 0 0 1 0					
Inning Stats	R: 3 E: 0 K: 1 S: 9	H: 4 LOB: 1 BB: 0 P: 9	R: 0 E: 0 K: 0 S: 3	H: 0 LOB: 0 BB: 0 P: 3	R: 0 E: 0 K: 0 S: 3	H: 0 LOB: 1 BB: 1 P: 7	R: 0 E: 0 K: 0 S: 3	H: 0 LOB: 0 BB: 0 P: 3	R: 0 E: 0 K: 0 S: 4	H: 1 LOB: 2 BB: 1 P: 8	R: 0 E: 0 K: 2 S: 9	H: 2 LOB: 2 BB: 0 P: 9	R: 0 E: 0 K: 0 S: 4	H: 1 LOB: 1 BB: 0 P: 4	R: 0 E: 0 K: 0 S: 3	H: 0 LOB: 0 BB: 0 P: 3	R: 0 E: 0 K: 1 S: 5	H: 0 LOB: 0 BB: 0 P: 5	1B: 7 2B: 0 3B: 1 HR: 0	SF: 0 SAC: 1 DP: 0 HBP: 0	WP: 1 PB: 1 SB: 2 CS: 0	PA: 37
PITCHER	IP WLS BF H R ER SO BB IBB HBP BLK WP HR S P ERA WHIP																					
Steve Rogers, R ERA: 4.54	(1, 1) 5.0 L 22 5 3 3 1 2 0 0 0 0 1 0 22 30 5.40 1.400																					
Chuck Taylor, R ERA: 2.11	(6, 1) 2.0 9 3 0 0 2 0 0 0 0 0 0 0 13 13 0.00 1.500																					
Dale Murray, R ERA: 1.29	(8, 1) 2.0 6 0 0 0 1 0 0 0 0 0 0 0 8 8 0.00 0.000																					

Philadelphia Phillies @ Montreal Expos
 Jarry Park, Montreal, QB
 Sun Sep 22 1974, 3:33 AM EDT
 Unknown

AB 34
 R 3
 H 8
 RBI 3
 BB 2
 SO 4
 LOB 14



Batter	1	2	3	4	5	6	7	8	9	AB	R	H	RBI	BB	SO	LOB	BOTTOM					
Larry Lintz, S OBP: 0.333, SLG: 0.283	4-3		F7						6-3								5 0 0 0 0 0 4					
Tim Foli, R OBP: 0.296, SLG: 0.289	5-3																4 0 0 0 0 0 1					
Willie Davis, L OBP: 0.313, SLG: 0.411	4-3																4 0 0 0 0 0 0					
Mike Jorgensen, L OBP: 0.442, SLG: 0.492																	2 0 1 0 2 0 0					
Ken Singleton, S OBP: 0.385, SLG: 0.377																	3 0 1 0 1 1 2					
Ron Fairly, L OBP: 0.580, SLG: 0.424																	3 0 1 0 0 0 2					
Pepe Mangual, R OBP: 0.415, SLG: 0.417																	1 0 0 0 0 1 1					
Barry Foote, R OBP: 0.315, SLG: 0.403																	4 2 3 0 0 0 2					
Tony Scott, S OBP: 0.333, SLG: 0.333																	0 0 0 0 0 0 0					
Larry Parrish, R OBP: 0.291, SLG: 0.250																	2 0 0 0 0 1 1					
Warren Cromartie, L OBP: 0.364, SLG: 0.222																	1 0 1 0 0 0 0					
Dale Murray, R																	0 0 0 0 0 0 0					
Ron Woods, R OBP: 0.303, SLG: 0.232																	0 0 0 0 0 0 0					
Steve Rogers, R ERA: 4.54																	1 0 0 0 0 0 0					
Larry Gintner, L ERA: 2.91, SLG: 0.304																	1 0 1 1 0 0 0					
Jerry White, S																	0 0 0 0 0 0 0					
Chuck Taylor, R OBP: 0.365, SLG: 0.400																	0 0 0 0 0 0 0					
Boots Day, L SLG: 0.188																	0 0 0 0 0 0 0					
Bob Bailey, R OBP: 0.356, SLG: 0.436																	2 0 0 1 0 0 3					
Inning Stats	R: 0 E: 0 K: 0 S: 3	H: 0 LOB: 0 BB: 0 P: 3	R: 0 E: 0 K: 0 S: 3	H: 1 LOB: 1 BB: 1 P: 7	R: 0 E: 0 K: 1 S: 5	H: 0 LOB: 0 BB: 0 P: 5	R: 0 E: 0 K: 0 S: 3	H: 0 LOB: 1 BB: 1 P: 7	R: 0 E: 0 K: 0 S: 5	H: 2 LOB: 2 BB: 0 P: 5	R: 0 E: 0 K: 0 S: 5	H: 2 LOB: 2 BB: 0 P: 5	R: 1 E: 1 K: 0 S: 5	H: 2 LOB: 1 BB: 0 P: 5	R: 0 E: 0 K: 2 S: 7	H: 0 LOB: 1 BB: 1 P: 11	R: 0 E: 0 K: 0 S: 4	H: 1 LOB: 2 BB: 0 P: 4	1B: 8 2B: 0 3B: 0 HR: 0	SF: 0 SAC: 1 DP: 1 HBP: 0	WP: 1 PB: 0 SB: 1 CS: 0	PA: 37
PITCHER	IP WLS BF H R ER SO BB IBB HBP BLK WP HR S P ERA WHIP																					
Jim Lonborg, R ERA: 3.3	(1, 1) 6.0 W 26 7 2 1 1 2 0 0 0 0 1 0 26 34 1.50 1.500																					
Mac Scarce, L ERA: 4.88	(7, 1) 1.2 6 0 0 0 1 1 0 0 0 0 0 0 7 11 0.00 0.600																					
Gene Garber, R ERA: 3.36	(8, 1) 1.1 S 5 1 0 0 1 0 0 0 0 0 0 0 7 7 0.00 0.750																					

Philadelphia Phillies @ Montreal Expos
 Jarry Park, Montreal, QB
 Sun Sep 22 1974, 3:33 AM EDT
 Unknown

AB 33
 R 2
 H 8
 RBI 2
 BB 3
 SO 3
 LOB 16



Batter	1	2	3	4	5	6	7	8	9	AB	R	H	RBI	BB	SO	LOB	TOP								
Dave Cash, R OBP: 0.359, SLG: 0.392	0-0 6-3		0-0 BB 1B		0-0 G6-3 1B	0-0 E5 B2-3		0-0 FC5-4 FC5-4		5	0	2	1	0	0	2	Philadelphia Phillies @ Montreal Expos Jarry Park, Montreal, QB Sun Sep 22 1974, 3:38 AM EDT Att: 11,183 - Unknown								
Larry Bowa, S OBP: 0.300, SLG: 0.335	4-0 S BB		4-0 BB		0-0 G6-3 1-2 2-3 3-H	0-0 B2-3		0-0 FC5-4		3	0	0	0	2	0	5									
Mike Schmidt, R OBP: 0.405, SLG: 0.564 Gene Garber, R (8, 1)	0-3 K		0-3 K		0-0 F8	0-0 6-3		0-3 K		5	0	0	0	0	3	7									
Willie Montanez, L OBP: 0.348, SLG: 0.415	0-0 2-3			0-0 P4		4-0 BB 1B		0-0 5-3		4	1	1	0	1	0	1									
Tom Hutton, L OBP: 0.324, SLG: 0.337		0-0 6-3		0-0 F7		4-0 BB 1B		0-0 G3-6-3 1B		3	1	0	0	2	0	1									
Jay Johnstone, L OBP: 0.392, SLG: 0.522		4-0 CS BB		0-0 1B		0-0 BB 1B		0-0 G3		3	1	2	1	2	0	0									
Del Unser, L OBP: 0.334, SLG: 0.403		0-3 K		0-3 K		0-0 E 1B		0-3 K		4	1	1	1	0	3	4									
Larry Cox, R OBP: 0.229, SLG: 0.163 Larry Christenson, R (5, 1)			0-0 6-3		4-0 BB 1B	0-0 L6		0-0 5-3		1	1	0	0	1	0	0									
Greg Luzinski, R OBP: 0.332, SLG: 0.382 Bob Boone, R OBP: 0.297, SLG: 0.328 (6, PH) (6, 2)			0-3 K		0-0 K G6-3 BB	0-0 E1 B2-3 E		4-0 FC5-4 BB		0	0	0	0	0	0	0									
Dick Ruthven, R Mao Soria, L Mike Roggenbush, L Tom Underwood, R John Stearns, R Wayne Twitchell, R Tony Taylor, R			0-0 K		0-0 G6-3 1B	0-0 E1 B2-3 E		4-0 FC5-4 BB		0	0	0	0	0	0	0									
Inning Stats	R: 0 E: 0 K: 1 S: 5	H: 0 LOB: 1 BB: 1 P: 9	R: 0 E: 0 K: 1 S: 4	H: 0 LOB: 1 BB: 1 P: 8	R: 0 E: 0 K: 2 S: 8	H: 1 LOB: 2 BB: 1 P: 12	R: 0 E: 0 K: 1 S: 6	H: 1 LOB: 1 BB: 0 P: 6	R: 1 E: 0 K: 0 S: 4	H: 2 LOB: 1 BB: 1 P: 8	R: 4 E: 2 K: 0 S: 7	H: 2 LOB: 2 BB: 2 P: 15	R: 0 E: 0 K: 1 S: 5	H: 0 LOB: 2 BB: 2 P: 13	R: 0 E: 0 K: 1 S: 5	H: 0 LOB: 1 BB: 1 P: 9	R: 0 E: 0 K: 0 S: 3	H: 1 LOB: 0 BB: 3 P: 3	1B: 7 2B: 1 3B: 0 HR: 0	SF: 0 SAC: 0 DP: 3 HBP: 0	WP: 0 PB: 0 SB: 1 CS: 1	PA: 42			
PITCHER	IP WLS BF H R ER SO BB IBB HBP BLK WP HR S P ERA WHIP	5.0 W 24 5 4 3 5 6 0 0 0 0 0 0 28 52 5.40 2.200	6.1 S 18 2 1 0 2 3 0 0 0 0 0 0 19 31 0.00 1.250																						

AB	33
R	5
H	7
RBI	3
BB	9
SO	7
LOB	25



Batter	1	2	3	4	5	6	7	8	9	AB	R	H	RBI	BB	SO	LOB	BOTTOM							
Larry Lintz, S OBP: 0.337, SLG: 0.286	4-0 S 1B BB		0-0 4-3			0-0 E5 S 1B		0-0 1B		4	3	2	1	1	0	1	Philadelphia Phillies @ Montreal Expos Jarry Park, Montreal, QB Sun Sep 22 1974, 3:38 AM EDT Att: 11,183 - Unknown							
Tim Foli, R OBP: 0.298, SLG: 0.293	4-0 1B SF7 BB		0-0 F8		0-0 F8		0-0 6-3		4	2	1	2	1	0	1									
Willie Davis, L OBP: 0.317, SLG: 0.416	0-0 E 1-3 2-H 1B		0-0 SF9		0-0 FC4-6 1B		0-0 BB S 2-H 1B		4	0	4	3	0	0	0									
Mike Jorgensen, L OBP: 0.441, SLG: 0.490	0-0 SF7		0-0 FC4-6 WP		4-0 BB S 1-2 BB		0-0 F2		3	0	1	1	1	0	2									
Ken Singleton, S OBP: 0.384, SLG: 0.375	0-3 K		0-0 4-3		4-0 BB		0-0 F2		3	0	0	0	1	1	3									
Warren Cromartie, L OBP: 0.267, SLG: 0.154	0-0 L3		0-0 K		0-0 F2				4	0	0	0	0	1	5									
Gary Carter, R OBP: 0.429, SLG: 0.385		0-0 1B 1B		0-0 P4		0-0 6-3			4	1	2	0	0	0	0									
Larry Parrish, R OBP: 0.288, SLG: 0.250		0-0 1B 1B		0-0 F7		0-0 F7			4	1	1	0	0	0	1									
Mike Torrez, R OBP: 0.148, SLG: 0.136 Dale Murray, R (6, 1)		0-0 1B 1B		0-0 K		0-0 P4		0-0 5-3		2	1	1	1	0	1									
Inning Stats	R: 2 E: 1 K: 1 S: 6	H: 1 LOB: 2 BB: 2 P: 14	R: 5 E: 0 K: 0 S: 9	H: 6 LOB: 0 BB: 0 P: 9	R: 0 E: 0 K: 1 S: 6	H: 1 LOB: 1 BB: 0 P: 6	R: 0 E: 0 K: 0 S: 4	H: 1 LOB: 1 BB: 0 P: 4	R: 0 E: 0 K: 1 S: 5	H: 0 LOB: 0 BB: 0 P: 5	R: 1 E: 1 K: 0 S: 5	H: 1 LOB: 3 BB: 2 P: 13	R: 0 E: 0 K: 0 S: 3	H: 0 LOB: 0 BB: 0 P: 3	R: 0 E: 0 K: 0 S: 4	H: 2 LOB: 1 BB: 0 P: 4		R: 0 E: 0 K: 0 S: 4	H: 0 LOB: 0 BB: 0 P: 4	1B: 11 2B: 0 3B: 1 HR: 0	SF: 2 SAC: 0 DP: 0 HBP: 0	WP: 1 PB: 0 SB: 3 CS: 0	PA: 40	
PITCHER	IP WLS BF H R ER SO BB IBB HBP BLK WP HR S P ERA WHIP	1.0 L 10 5 6 6 1 2 0 0 0 0 0 0 5 18 9.00 7.000	2.1 L 10 5 2 1 1 0 0 0 0 0 0 0 0 5 18 9.00 2.000	4.0 L 10 8 2 0 0 1 0 0 0 0 1 0 10 10 0.00 1.000	5.0 L 10 3 0 0 0 1 0 0 0 0 0 0 5 18 0.00 0.000	6.1 L 10 1 1 0 0 2 0 0 0 0 0 0 8 16 0.00 1.500																		

AB	34
R	8
H	12
RBI	8
BB	4
SO	3
LOB	14



Batter	1	2	3	4	5	6	7	8	9	AB	R	H	RBI	BB	SO	LOB	TOP				
Don Hahn, R OBP: 0.321, SLG: 0.328 (1, 8)										5	0	1	0	0	0	1					
Felix Milan, R OBP: 0.314, SLG: 0.304 (1, 4)										5	0	0	0	0	0	1					
John Milner, L OBP: 0.335, SLG: 0.408 (1, 3)										2	0	0	0	3	0	1					
Rusty Staub, L OBP: 0.350, SLG: 0.408 (1, 9)										5	0	2	0	0	1	3					
Ed Kranepool, L OBP: 0.356, SLG: 0.415 (1, 7)										4	1	3	0	0	0	2					
Wayne Garrett, L OBP: 0.325, SLG: 0.323 (1, 5)										3	1	0	0	1	2	3					
Ted Martinez, R OBP: 0.250, SLG: 0.317 (1, 6)										4	0	1	2	0	2	1					
Duffy Dyer, R OBP: 0.317, SLG: 0.221 (1, 2)										3	0	1	0	1	1	1					
Tom Seaver, R OBP: 0.208, SLG: 0.103 (1, 1)										3	0	1	0	0	1	2					
Nino Espinosa, R OBP: 0.500, SLG: 0.500 (7, 1)										0	0	0	0	0	0	0					
Ken Boswell, L OBP: 0.277, SLG: 0.286 (6, PH)										1	0	0	0	0	1	1					
Bob Miller, R OBP: 0.111, SLG: 0.222 (8, 1)										0	0	0	0	0	0	0					
Inning Stats	R: 0 E: 0 K: 1 S: 6	H: 1 LOB: 1 BB: 0 P: 6	R: 0 E: 0 K: 2 S: 8	H: 1 LOB: 2 BB: 1 P: 12	R: 0 E: 0 K: 0 S: 3	H: 0 LOB: 1 BB: 1 P: 7	R: 2 E: 0 K: 1 S: 7	H: 3 LOB: 1 BB: 1 P: 11	R: 0 E: 0 K: 1 S: 5	H: 0 LOB: 0 BB: 0 P: 5	R: 0 E: 0 K: 0 S: 4	H: 1 LOB: 2 BB: 1 P: 8	R: 0 E: 0 K: 2 S: 8	H: 1 LOB: 1 BB: 1 P: 8	R: 0 E: 0 K: 0 S: 3	H: 0 LOB: 1 BB: 1 P: 7	1B: 8 2B: 0 3B: 1 HR: 0	SF: 0 SAC: 0 DP: 0 HBP: 0	WP: 0 PB: 0 SB: 0 CS: 1	PA: 40	
PITCHER	IP WLS BF H R ER SO BB IBB HBP BLK WP HR S P ERA WHIP	IP WLS BF H R ER SO BB IBB HBP BLK WP HR S P ERA WHIP	IP WLS BF H R ER SO BB IBB HBP BLK WP HR S P ERA WHIP	IP WLS BF H R ER SO BB IBB HBP BLK WP HR S P ERA WHIP	IP WLS BF H R ER SO BB IBB HBP BLK WP HR S P ERA WHIP	IP WLS BF H R ER SO BB IBB HBP BLK WP HR S P ERA WHIP	IP WLS BF H R ER SO BB IBB HBP BLK WP HR S P ERA WHIP	IP WLS BF H R ER SO BB IBB HBP BLK WP HR S P ERA WHIP	IP WLS BF H R ER SO BB IBB HBP BLK WP HR S P ERA WHIP	IP WLS BF H R ER SO BB IBB HBP BLK WP HR S P ERA WHIP	IP WLS BF H R ER SO BB IBB HBP BLK WP HR S P ERA WHIP	IP WLS BF H R ER SO BB IBB HBP BLK WP HR S P ERA WHIP	IP WLS BF H R ER SO BB IBB HBP BLK WP HR S P ERA WHIP	IP WLS BF H R ER SO BB IBB HBP BLK WP HR S P ERA WHIP	IP WLS BF H R ER SO BB IBB HBP BLK WP HR S P ERA WHIP	IP WLS BF H R ER SO BB IBB HBP BLK WP HR S P ERA WHIP	IP WLS BF H R ER SO BB IBB HBP BLK WP HR S P ERA WHIP	IP WLS BF H R ER SO BB IBB HBP BLK WP HR S P ERA WHIP	IP WLS BF H R ER SO BB IBB HBP BLK WP HR S P ERA WHIP	IP WLS BF H R ER SO BB IBB HBP BLK WP HR S P ERA WHIP	IP WLS BF H R ER SO BB IBB HBP BLK WP HR S P ERA WHIP

New York Mets @ Philadelphia Phillies
Veterans Stadium, Philadelphia, PA
Wed Sep 25 1974, 3:33 AM EDT
Unknown

AB 35
R 2
H 9
RBI 2
BB 5
SO 8
LOB 16



Batter	1	2	3	4	5	6	7	8	9	AB	R	H	RBI	BB	SO	LOB	BOTTOM				
Dave Cash, R OBP: 0.359, SLG: 0.391 (1, 4)										4	1	1	0	0	0	0					
Larry Bowa, S OBP: 0.300, SLG: 0.339 (1, 6)										3	0	0	0	0	0	0					
Mike Schmidt, R OBP: 0.401, SLG: 0.558 (1, 5)										4	1	1	0	0	2	2					
Willie Montanez, L OBP: 0.350, SLG: 0.419 (1, 3)										4	0	2	1	0	0	1					
Greg Luzinski, R OBP: 0.330, SLG: 0.399 (1, 7)										4	1	2	1	0	0	1					
Jerry Martin, R OBP: 0.364, SLG: 0.400 (7, PR) (8, 7)										0	0	0	0	0	0	0					
Jay Johnstone, L OBP: 0.391, SLG: 0.511 (1, 9)										3	1	0	0	1	0	2					
Mike Anderson, R OBP: 0.317, SLG: 0.358 (8, 9)										0	0	0	0	0	0	0					
Del Unser, L OBP: 0.335, SLG: 0.400 (1, 8)										3	1	1	0	1	1	0					
Bob Boone, R OBP: 0.297, SLG: 0.327 (1, 2)										4	0	1	1	0	0	2					
Ron Schueler, R OBP: 0.170, SLG: 0.120 (1, 1)										1	0	0	0	0	0	0					
Tom Hutton, L OBP: 0.336, SLG: 0.354 (6, PH)										1	1	1	3	0	0	0					
Larry Christenson, R OBP: 0.317, SLG: 0.358 (6, 1)										2	0	0	0	0	2	2					
Inning Stats	R: 0 E: 1 K: 1 S: 6	H: 0 LOB: 1 BB: 0 P: 6	R: 0 E: 0 K: 1 S: 5	H: 0 LOB: 0 BB: 0 P: 5	R: 0 E: 0 K: 0 S: 3	H: 0 LOB: 0 BB: 0 P: 3	R: 0 E: 0 K: 1 S: 6	H: 1 LOB: 1 BB: 0 P: 6	R: 3 E: 1 K: 0 S: 6	H: 2 LOB: 1 BB: 1 P: 10	R: 1 E: 0 K: 1 S: 7	H: 2 LOB: 2 BB: 1 P: 11	R: 2 E: 0 K: 0 S: 6	H: 4 LOB: 1 BB: 0 P: 6	R: 0 E: 0 K: 1 S: 5	H: 0 LOB: 0 BB: 0 P: 5	1B: 7 2B: 1 3B: 0 HR: 1	SF: 0 SAC: 1 DP: 0 HBP: 0	WP: 0 PB: 0 SB: 0 CS: 0	PA: 36	
PITCHER	IP WLS BF H R ER SO BB IBB HBP BLK WP HR S P ERA WHIP	IP WLS BF H R ER SO BB IBB HBP BLK WP HR S P ERA WHIP	IP WLS BF H R ER SO BB IBB HBP BLK WP HR S P ERA WHIP	IP WLS BF H R ER SO BB IBB HBP BLK WP HR S P ERA WHIP	IP WLS BF H R ER SO BB IBB HBP BLK WP HR S P ERA WHIP	IP WLS BF H R ER SO BB IBB HBP BLK WP HR S P ERA WHIP	IP WLS BF H R ER SO BB IBB HBP BLK WP HR S P ERA WHIP	IP WLS BF H R ER SO BB IBB HBP BLK WP HR S P ERA WHIP	IP WLS BF H R ER SO BB IBB HBP BLK WP HR S P ERA WHIP	IP WLS BF H R ER SO BB IBB HBP BLK WP HR S P ERA WHIP	IP WLS BF H R ER SO BB IBB HBP BLK WP HR S P ERA WHIP	IP WLS BF H R ER SO BB IBB HBP BLK WP HR S P ERA WHIP	IP WLS BF H R ER SO BB IBB HBP BLK WP HR S P ERA WHIP	IP WLS BF H R ER SO BB IBB HBP BLK WP HR S P ERA WHIP	IP WLS BF H R ER SO BB IBB HBP BLK WP HR S P ERA WHIP	IP WLS BF H R ER SO BB IBB HBP BLK WP HR S P ERA WHIP	IP WLS BF H R ER SO BB IBB HBP BLK WP HR S P ERA WHIP	IP WLS BF H R ER SO BB IBB HBP BLK WP HR S P ERA WHIP	IP WLS BF H R ER SO BB IBB HBP BLK WP HR S P ERA WHIP	IP WLS BF H R ER SO BB IBB HBP BLK WP HR S P ERA WHIP	IP WLS BF H R ER SO BB IBB HBP BLK WP HR S P ERA WHIP

New York Mets @ Philadelphia Phillies
Veterans Stadium, Philadelphia, PA
Wed Sep 25 1974, 3:33 AM EDT
Unknown

AB 33
R 6
H 9
RBI 6
BB 2
SO 5
LOB 10



Batter	1	2	3	4	5	6	7	8	9	AB	R	H	RBI	BB	SO	LOB	TOP																		
Rich Puig, L (1,4) Ted Martinez, R (4,PH) OBP: 0.248, SLG: 0.314										2	0	0	0	0	1	0	New York Mets @ Philadelphia Phillies Veterans Stadium, Philadelphia, PA Wed Sep 25 1974, 7:05 PM EDT Att: 16,221 - Unknown																		
Brock Pemberton, S (1,3) OBP: 0.150, SLG: 0.150										4	0	0	0	0	1	0																			
Ken Boswell, L (1,5) OBP: 0.281, SLG: 0.287										3	0	1	0	1	0	0																			
Rusty Staub, L (1,9) OBP: 0.351, SLG: 0.413										3	1	1	1	1	0	2																			
Ed Kranepool, L (1,7) OBP: 0.355, SLG: 0.413 Benny Ayala, R (8,PH) OBP: 0.298, SLG: 0.271										3	1	1	0	0	0	1																			
Wayne Garrett, L (1,6) OBP: 0.332, SLG: 0.326										4	1	3	0	0	0	1																			
Bruce Boisclair, L (1,8) Don Hahn, R (9,PH) OBP: 0.320, SLG: 0.327										3	0	2	1	0	0	1																			
Ron Hodges, L (1,2) Duffy Dyer, R (9,PH) OBP: 0.311, SLG: 0.346 OBP: 0.322, SLG: 0.228										3	0	1	0	0	0	1																			
Randy Sterling, S (1,1) Jerry Cram, R (2,1) John Miller, R (4,PH) Jack Aker, R (4,1) George Theodore, R (7,PH) Tug McGraw, L (7,1) Felix Millan, R (9,PH)										1	0	0	0	0	1	1																			
Inning Stats	R: 0 E: 0 K: 1 S: 5	H: 0 LOB: 0 BB: 0 P: 5	R: 2 E: 0 K: 1 S: 8	H: 4 LOB: 1 BB: 0 P: 8	R: 0 E: 0 K: 0 S: 3	H: 0 LOB: 1 BB: 1 P: 7	R: 1 E: 0 K: 0 S: 5	H: 3 LOB: 2 BB: 1 P: 9	R: 0 E: 0 K: 0 S: 3	H: 1 LOB: 0 BB: 0 P: 3	R: 0 E: 0 K: 0 S: 3	H: 1 LOB: 0 BB: 0 P: 3	R: 0 E: 0 K: 0 S: 4	H: 1 LOB: 1 BB: 0 P: 4	R: 0 E: 0 K: 0 S: 4	H: 2 LOB: 1 BB: 0 P: 4		1B: 10 2B: 1 3B: 0 HR: 1	SF: 0 SAC: 0 DP: 4 HBP: 0	WP: 0 PB: 0 SB: 0 CS: 0	PA: 37														
PITCHER	IP WLS BF H R ER SO BB IBB HBP BLK WP HR S P ERA WHIP																																		
Wayne Twitchell, R (1,1) ERA: 5.3	3.1	W	18	7	3	3	2	2	0	0	0	0	0	0	1	20	28	8.10	2.700																
Tom Underwood, L (4,1) ERA: 4.91	5.0	W	18	5	0	0	1	1	0	0	0	0	0	0	0	19	23	0.00	1.200																
Gene Garber, R (9,1) ERA: 3.25	0.2	S	1	0	0	0	0	0	0	0	0	0	0	0	0	1	1	0.00	0.000																

Batter	1	2	3	4	5	6	7	8	9	AB	R	H	RBI	BB	SO	LOB	BOTTOM																	
Dave Cash, R (1,4) OBP: 0.358, SLG: 0.390										4	0	1	0	0	0	2	New York Mets @ Philadelphia Phillies Veterans Stadium, Philadelphia, PA Wed Sep 25 1974, 7:05 PM EDT Att: 16,221 - Unknown																	
Larry Bowa, S (1,6) OBP: 0.300, SLG: 0.341										4	1	1	1	0	0	1																		
Mike Schmidt, R (1,5) OBP: 0.399, SLG: 0.554										4	0	0	0	0	2	1																		
Willie Montanez, L (1,3) OBP: 0.347, SLG: 0.416										4	0	0	0	0	0	2																		
Greg Luzinski, R (1,7) OBP: 0.335, SLG: 0.406 Alan Bannister, R (8,PH) OBP: 0.241, SLG: 0.120										3	2	2	0	1	1	0																		
Jay Johnstone, L (1,9) OBP: 0.390, SLG: 0.508 Mike Anderson, R (8,PH) OBP: 0.318, SLG: 0.359										3	1	1	0	0	0	1																		
Del Unser, L (1,8) OBP: 0.337, SLG: 0.401 Jerry Martin, R (8,PH) OBP: 0.333, SLG: 0.364										3	1	2	1	0	0	0																		
Larry Cox, R (1,2) OBP: 0.250, SLG: 0.216										4	0	2	2	0	0	2																		
Wayne Twitchell, R (1,1) OBP: 0.171, SLG: 0.200 Tom Underwood, R (4,1) Gene Garber, R (9,1)										2	1	0	0	0	1	2																		
Inning Stats	R: 0 E: 0 K: 0 S: 4	H: 1 LOB: 1 BB: 0 P: 4	R: 5 E: 2 K: 0 S: 9	H: 5 LOB: 1 BB: 0 P: 9	R: 1 E: 0 K: 1 S: 7	H: 3 LOB: 1 BB: 0 P: 7	R: 0 E: 0 K: 1 S: 5	H: 0 LOB: 0 BB: 0 P: 5	R: 0 E: 1 K: 1 S: 6	H: 0 LOB: 1 BB: 0 P: 6	R: 0 E: 0 K: 1 S: 5	H: 0 LOB: 0 BB: 0 P: 5	R: 0 E: 0 K: 0 S: 3	H: 1 LOB: 2 BB: 1 P: 7	1B: 7 2B: 2 3B: 1 HR: 0	SF: 0 SAC: 0 DP: 1 HBP: 0		WP: 0 PB: 0 SB: 0 CS: 0	PA: 35															
PITCHER	IP WLS BF H R ER SO BB IBB HBP BLK WP HR S P ERA WHIP																																	
Randy Sterling, R (1,1) ERA: 4.91	1.1	L	11	6	5	2	0	0	0	0	0	0	0	0	9	9	6.75	2.250																
Jerry Cram, R (2,1) ERA: 1.77	1.1		7	3	1	1	1	0	0	0	0	0	0	0	9	9	6.75	2.250																
Jack Aker, R (4,1) ERA: 3.7	3.0		10	0	0	0	3	0	0	0	0	0	0	0	16	16	0.00	0.000																
Tug McGraw, L (7,1) ERA: 3.74	2.0		7	1	0	0	1	1	0	0	0	0	0	0	8	12	0.00	1.000																

AB	34
R	3
H	12
RBI	3
BB	3
SO	3
LOB	14



AB	34
R	6
H	10
RBI	4
BB	1
SO	5
LOB	14



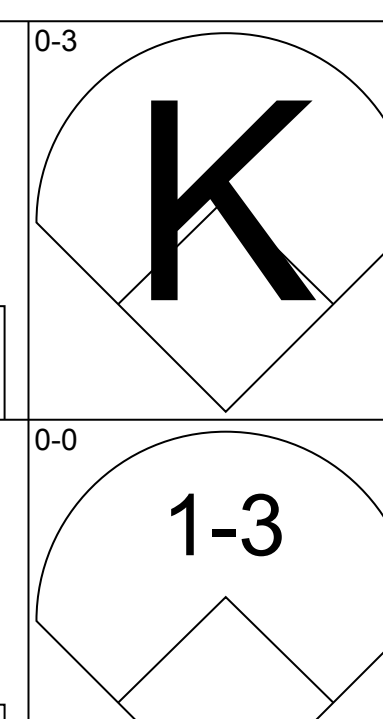
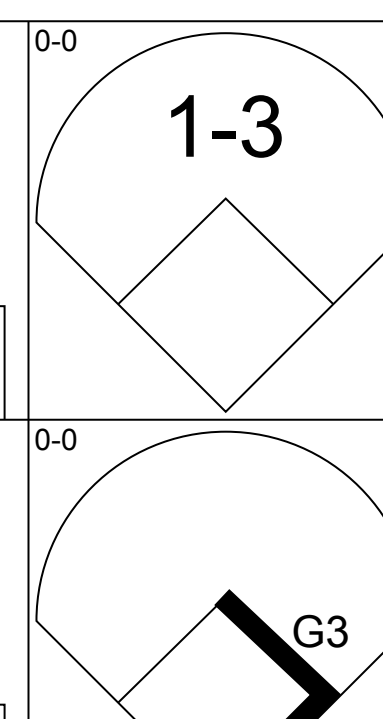
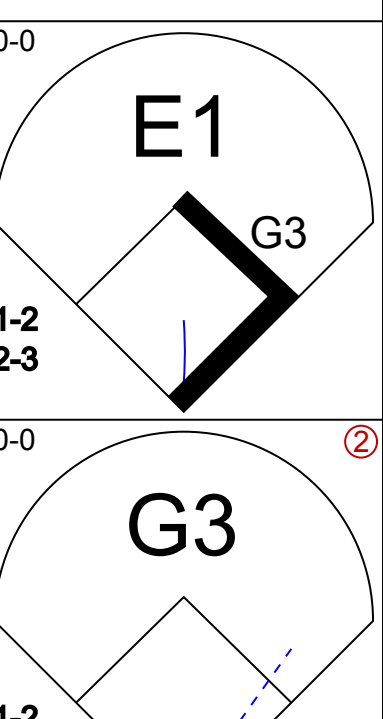
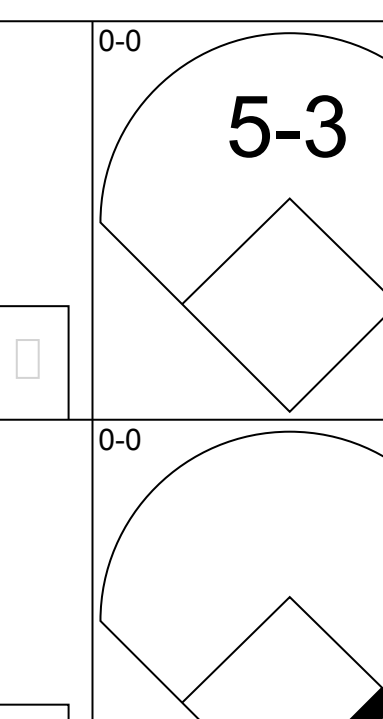
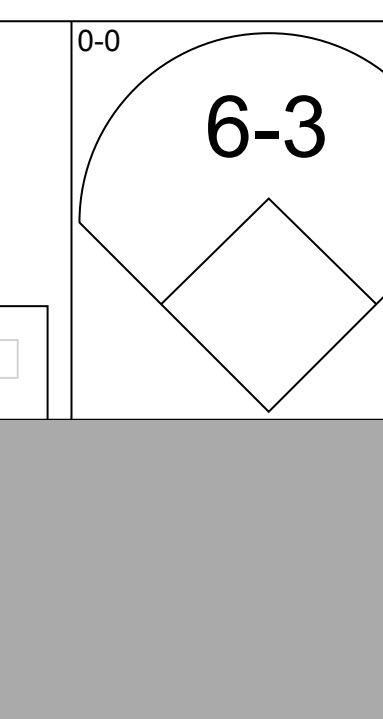
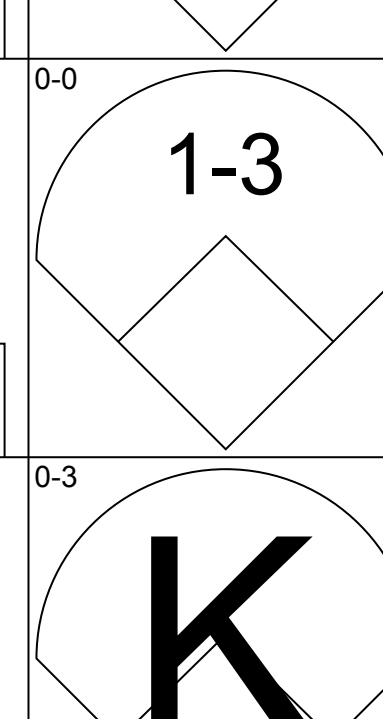
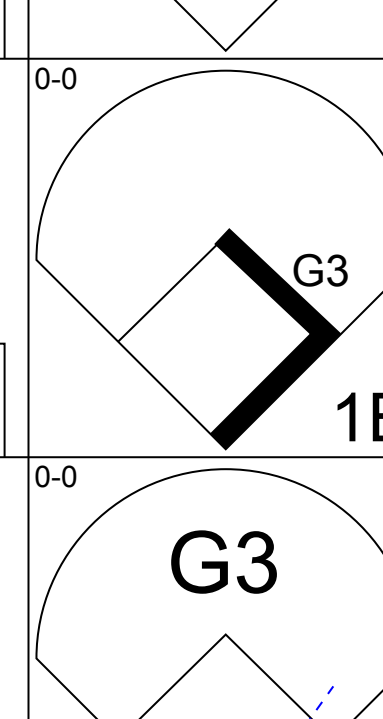
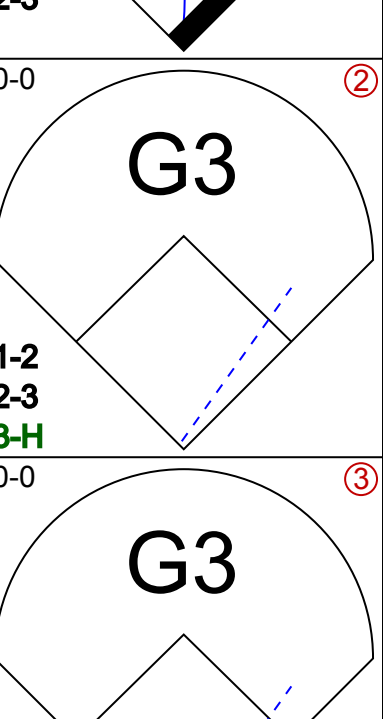
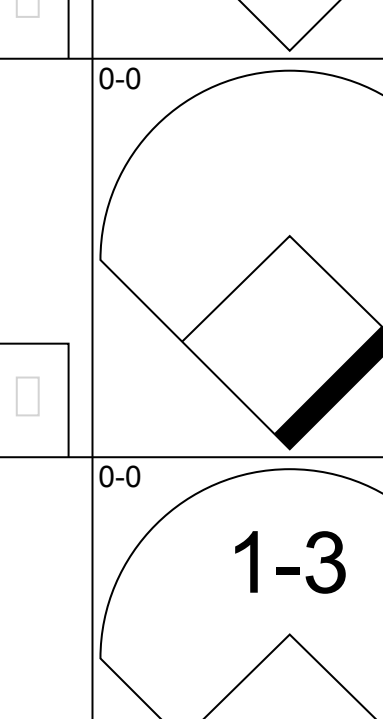
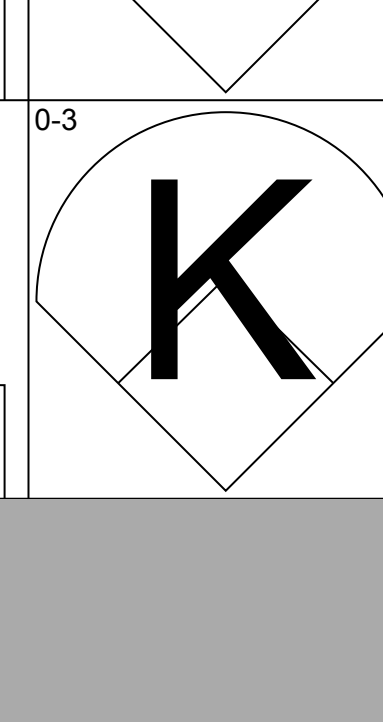
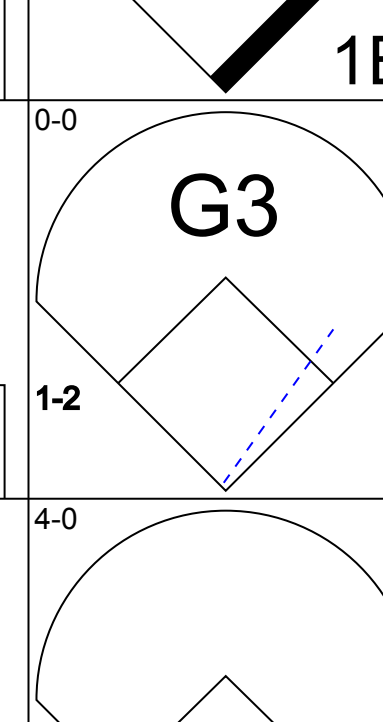
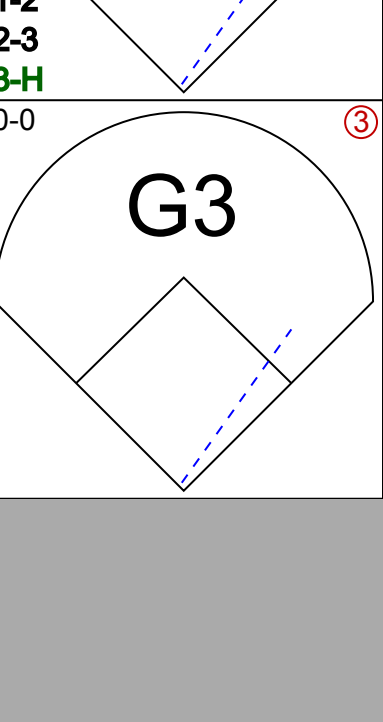
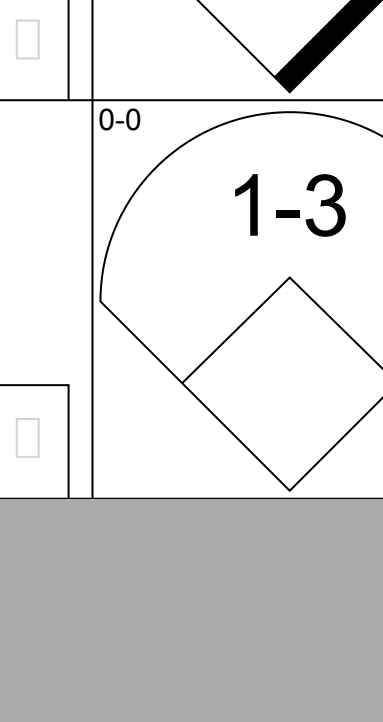
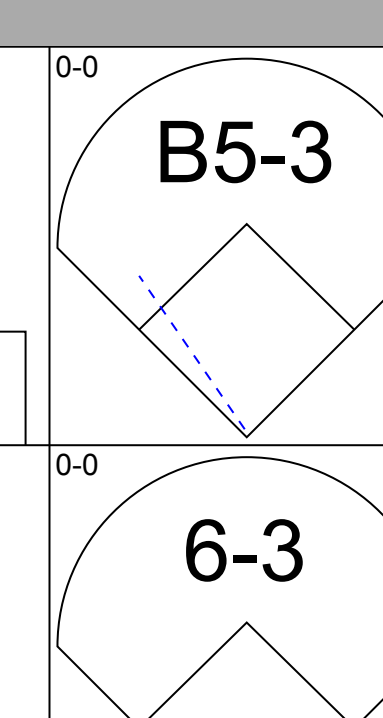
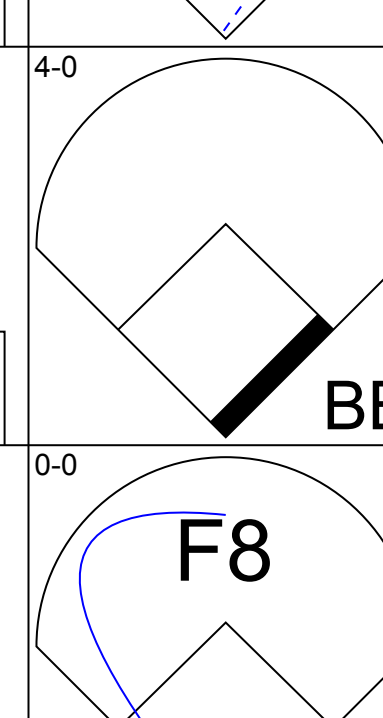
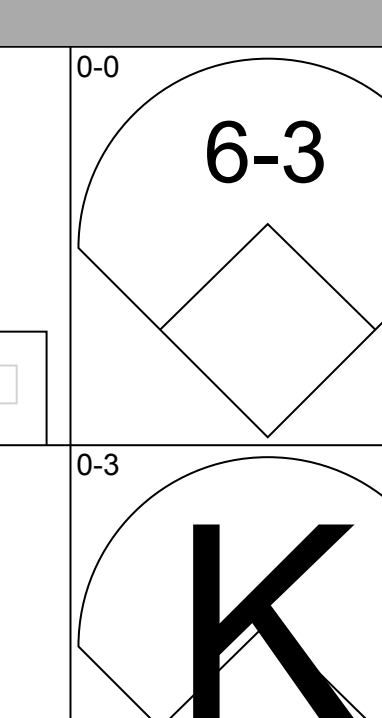
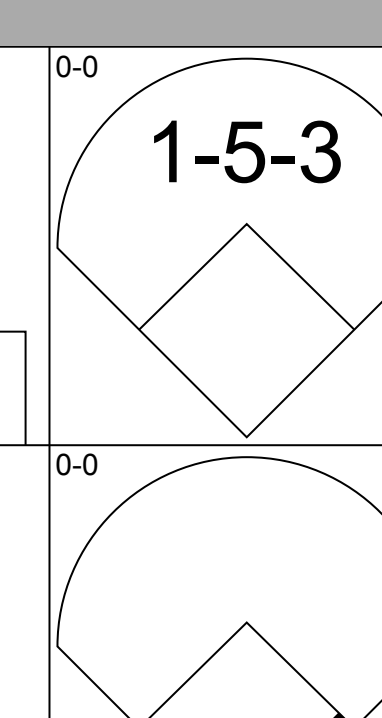
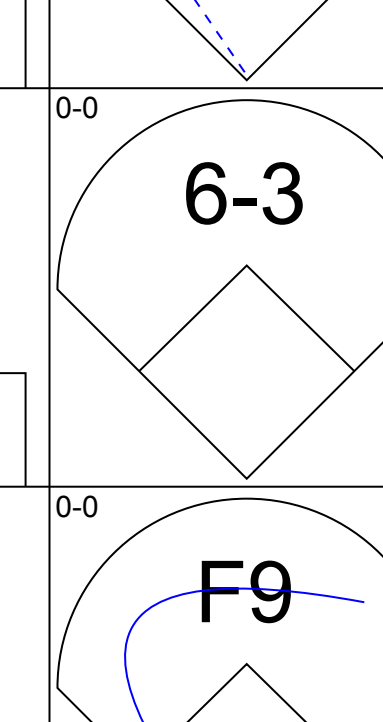
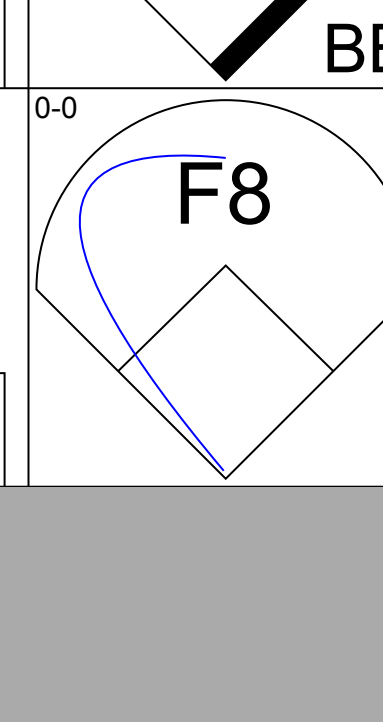
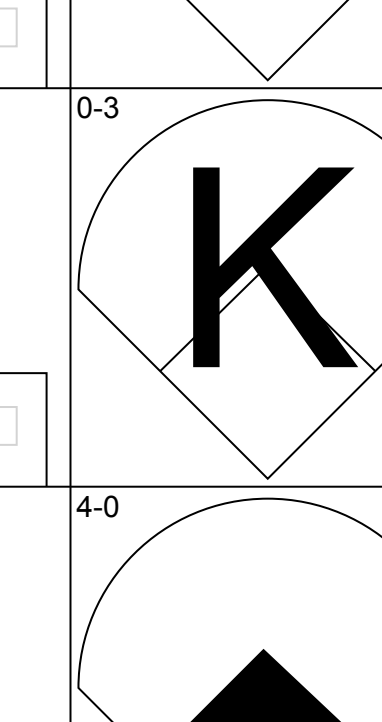
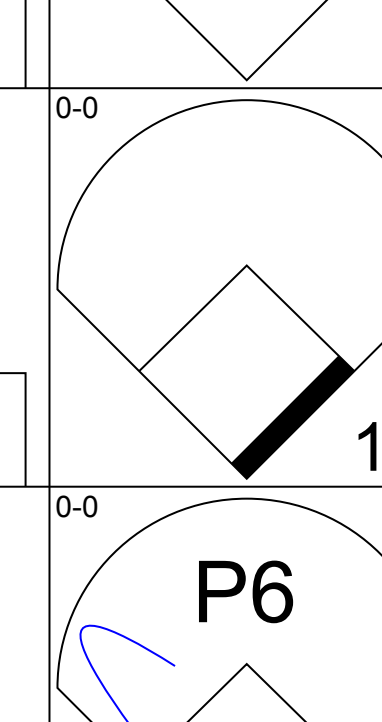
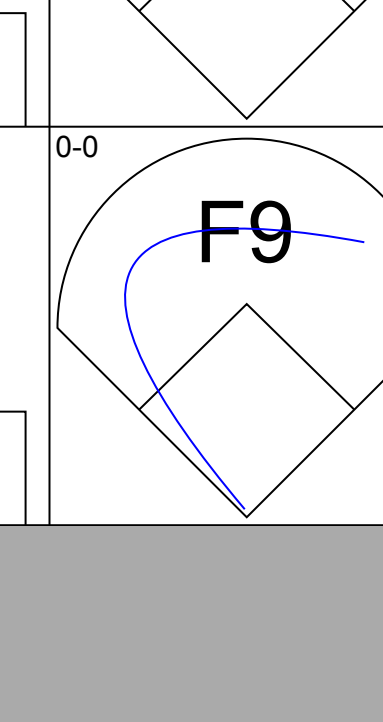
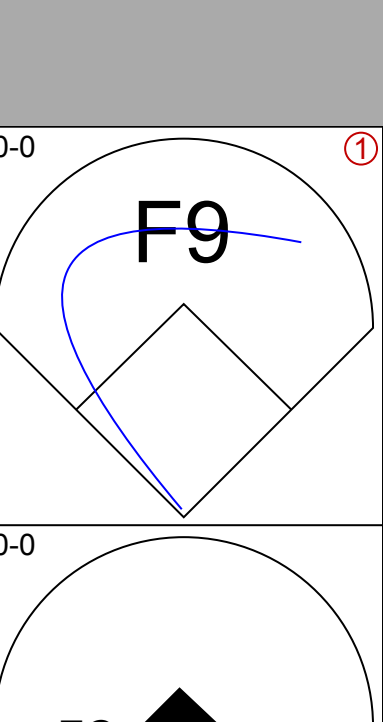
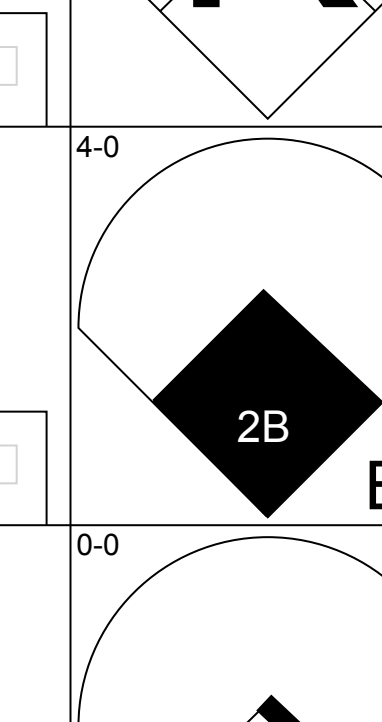
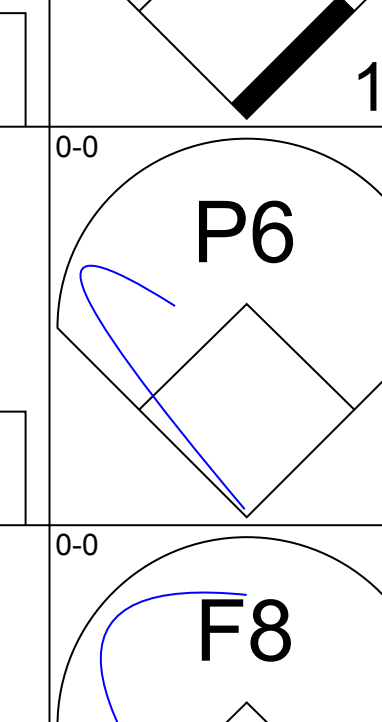
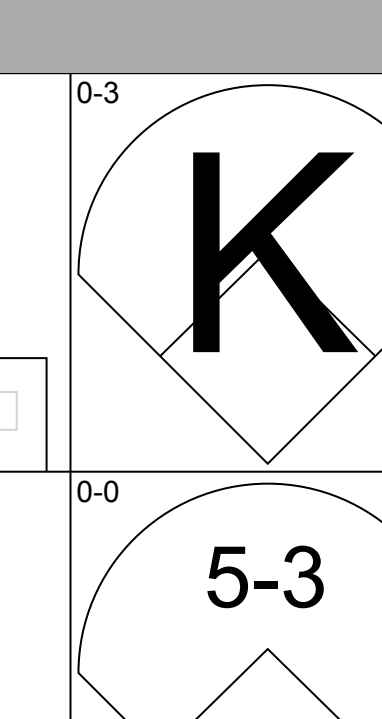
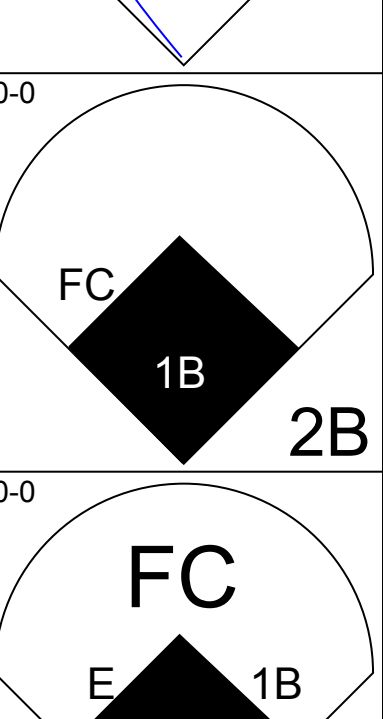
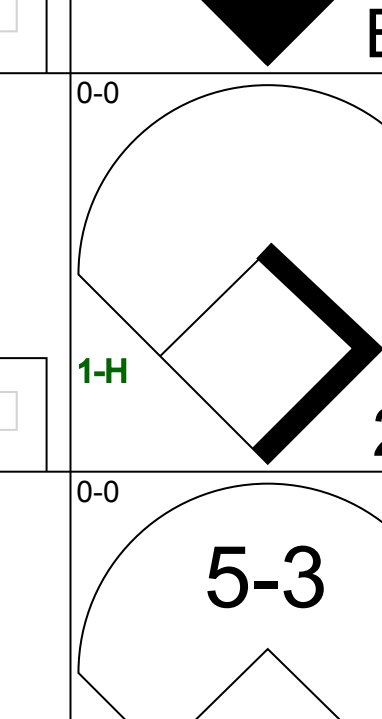
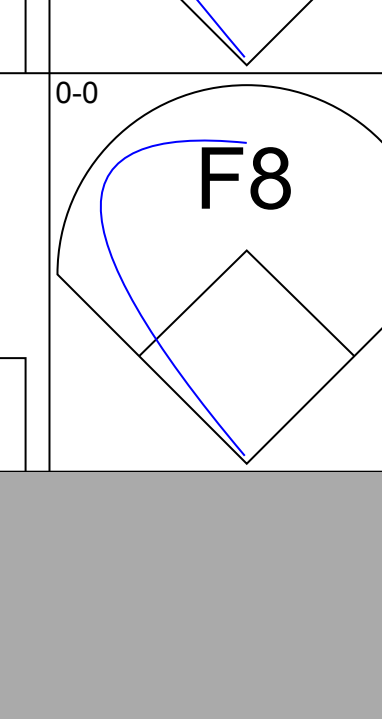
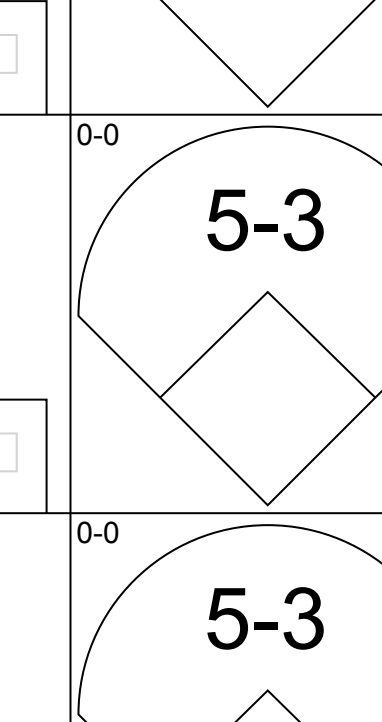
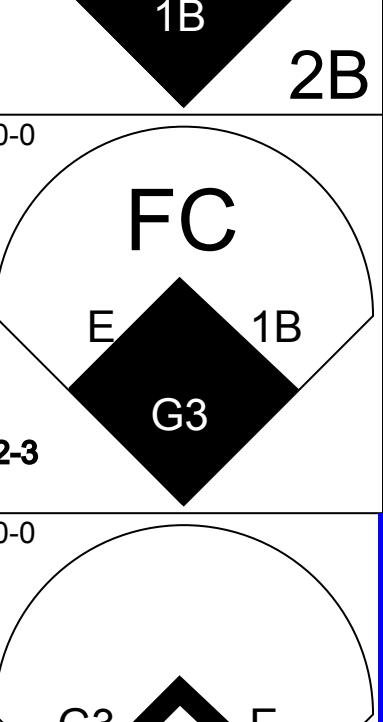
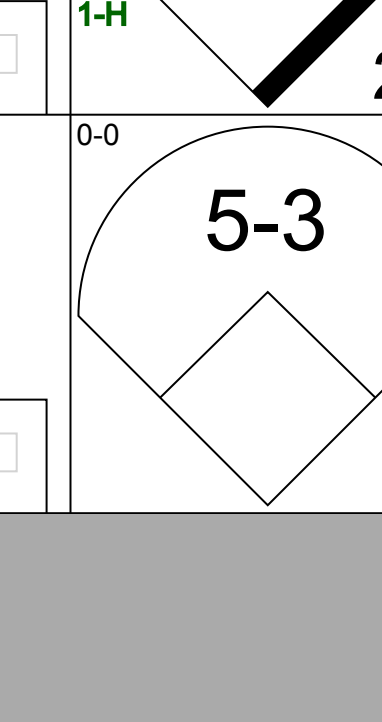
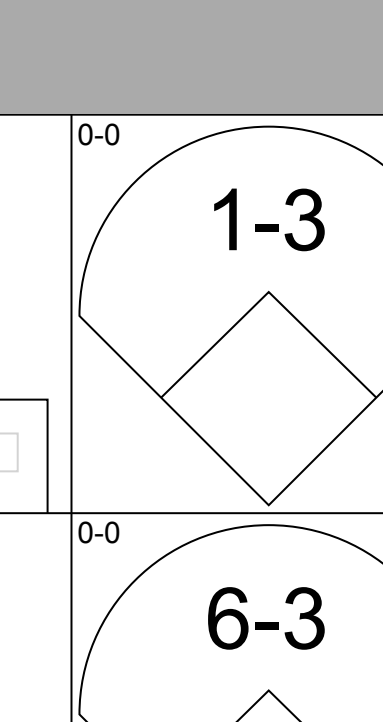
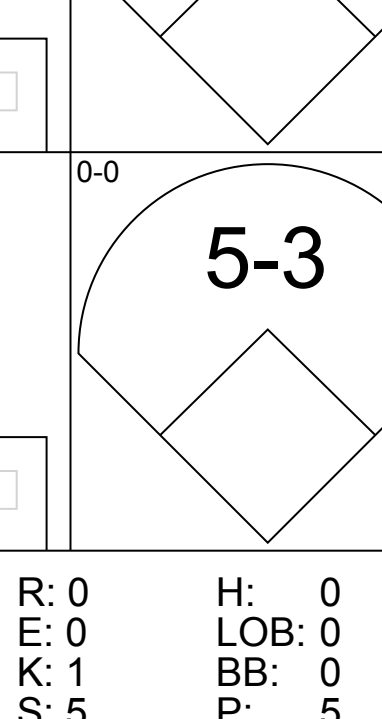

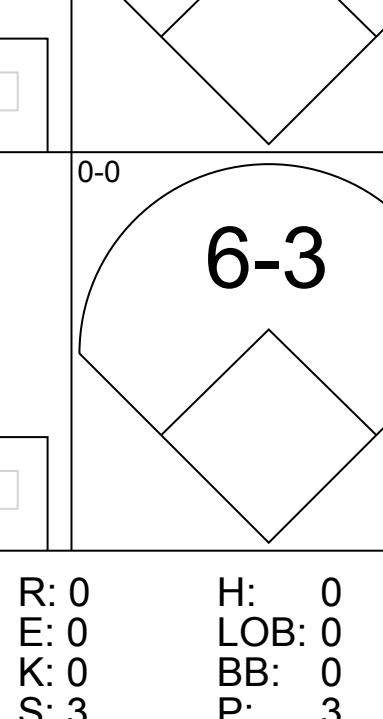
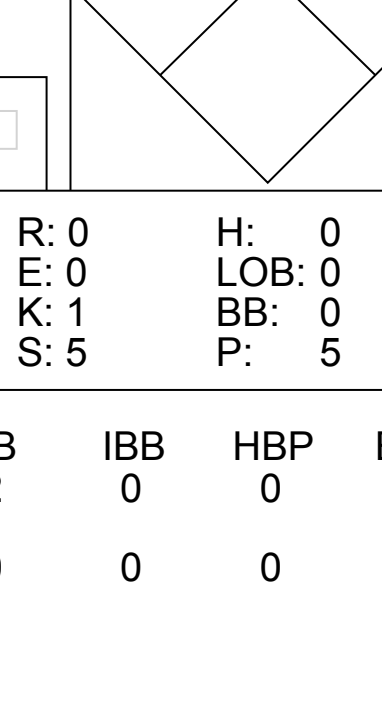
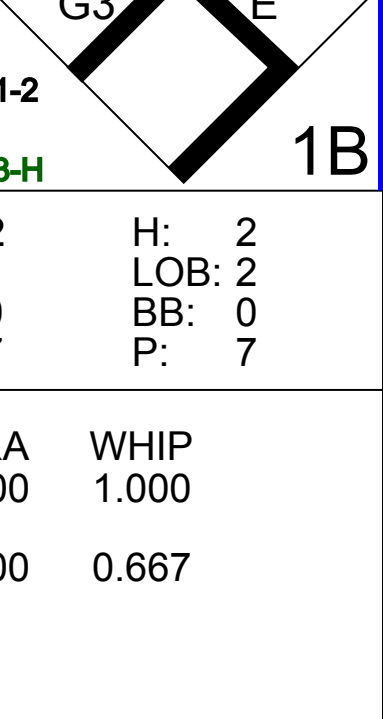
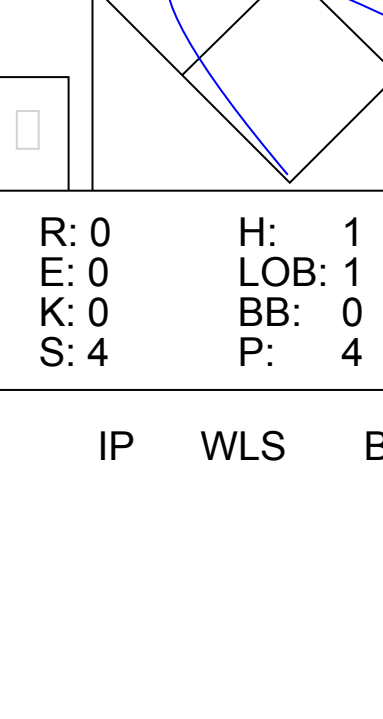
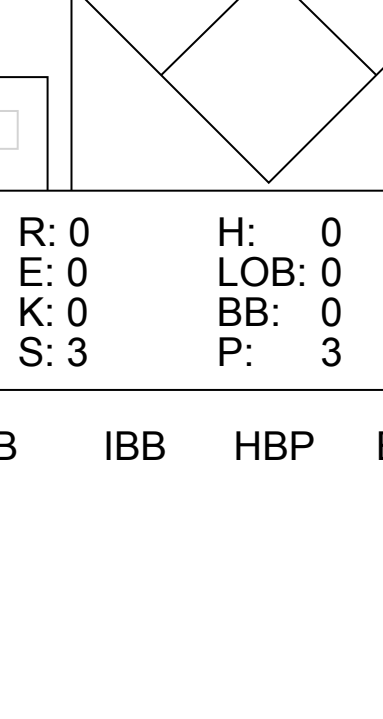
Batter	1	2	3	4	5	6	7	8	9	AB	R	H	RBI	BB	SO	LOB	TOP					
Dave Cash, R (1,4) OBP: 0.357, SLG: 0.389										4	0	1	0	0	0	2	Philadelphia Phillies @ Montreal Expos Jarry Park, Montreal, QB Fri Sep 27 1974, 7:05 PM EDT Att: 8,179 - Unknown					
Larry Bowa, S (1,6) OBP: 0.300, SLG: 0.341										3	0	1	0	0	0	0						
Bill Robinson, R (8,PH) OBP: 0.284, SLG: 0.352										1	0	0	0	0	0	1						
Terry Harmon, R (8,6) OBP: 0.276, SLG: 0.133										0	0	0	0	0	0	0						
Mike Schmidt, R (1,5) OBP: 0.396, SLG: 0.550										4	0	0	0	0	2	2						
Willie Montanez, L (1,3) OBP: 0.345, SLG: 0.412										4	0	0	0	0	1	2						
Greg Luzinski, R (1,7) OBP: 0.331, SLG: 0.400										4	0	0	0	0	1	2						
Jay Johnstone, L (1,9) OBP: 0.385, SLG: 0.500										3	0	0	0	0	0	0						
Del Unser, L (1,8) OBP: 0.339, SLG: 0.403										3	0	2	0	0	0	0						
Bob Boone, R (1,2) OBP: 0.295, SLG: 0.326										2	0	0	0	0	0	2						
Tony Taylor, R (8,PH) OBP: 0.394, SLG: 0.508										1	0	0	0	0	0	0						
Larry Cox, R (8,2) OBP: 0.250, SLG: 0.216										0	0	0	0	0	0	0						
Jim Lonborg, R (1,1) OBP: 0.133, SLG: 0.151										2	0	0	0	0	0	2						
Tom Hutton, L (8,PH) OBP: 0.329, SLG: 0.354										0	0	0	0	1	0	0						
Mac Scarce, L (8,1) OBP: 0.250, SLG: 0.216										0	0	0	0	0	0	0						
Gene Garber, R (8,1) OBP: 0.250, SLG: 0.216										0	0	0	0	0	0	0						
Inning Stats	R: 0 E: 0 K: 1 S: 7	H: 2 LOB: 2 BB: 0 P: 7	R: 0 E: 0 K: 0 S: 4	H: 1 LOB: 1 BB: 0 P: 4	R: 0 E: 0 K: 1 S: 5	H: 0 LOB: 0 BB: 0 P: 5	R: 0 E: 0 K: 0 S: 3	H: 0 LOB: 0 BB: 0 P: 3	R: 0 E: 0 K: 0 S: 4	H: 1 LOB: 1 BB: 0 P: 4	R: 0 E: 0 K: 1 S: 5	H: 0 LOB: 0 BB: 0 P: 5	R: 0 E: 0 K: 0 S: 3	H: 0 LOB: 0 BB: 0 P: 3	R: 0 E: 0 K: 0 S: 3	H: 0 LOB: 0 BB: 1 P: 7	R: 0 E: 0 K: 1 S: 5	H: 0 LOB: 0 BB: 0 P: 5	1B: 4 2B: 0 3B: 0 HR: 0	SF: 0 SAC: 0 DP: 0 HBP: 0	WP: 0 PB: 0 SB: 1 CS: 0	PA: 32
PITCHER Mike Torrez, R (1,1) ERA: 3.61	IP: 9.0 WLS: W BF: 32	H: 4 R: 0 ER: 0 SO: 4	BB: 1 IBB: 0 HBP: 0 BLK: 0	WP: 0 HR: 0 S: 39 P: 43	ERA: 0.00 WHIP: 0.556	PITCHER																

Batter	1	2	3	4	5	6	7	8	9	AB	R	H	RBI	BB	SO	LOB	BOTTOM													
Larry Lintz, S (1,4) OBP: 0.339, SLG: 0.282										4	0	0	0	0	1	2	Philadelphia Phillies @ Montreal Expos Jarry Park, Montreal, QB Fri Sep 27 1974, 7:05 PM EDT Att: 8,179 - Unknown													
Jerry White, S (1,7) OBP: 0.500, SLG: 1.000										3	0	2	1	0	0	0														
Bob Bailey, R (8,PH) OBP: 0.396, SLG: 0.445										1	0	1	0	0	0	0														
Ron Woods, R (8,PR) OBP: 0.303, SLG: 0.232										0	0	0	0	0	0	0														
Willie Davis, L (1,8) OBP: 0.322, SLG: 0.430										4	1	1	0	0	0	2														
Mike Jorgensen, L (1,3) OBP: 0.437, SLG: 0.477										3	0	0	0	1	0	1														
Ken Singleton, S (1,9) OBP: 0.384, SLG: 0.370										3	0	1	0	0	0	0														
Hal Breen, R (8,PH) OBP: 0.330, SLG: 0.351										0	0	0	0	0	0	0														
Ron Fairly, L (8,PH) OBP: 0.376, SLG: 0.419										1	0	0	0	0	0	2														
Tony Scott, S (9,9) OBP: 0.375, SLG: 0.286										0	0	0	0	0	0	0														
Barry Foote, R (1,2) OBP: 0.316, SLG: 0.415										3	0	1	1	0	2	0														
Pat Scanlon, L (1,5) OBP: 0.333, SLG: 0.333										3	1	1	0	0	0	2														
Larry Parrish, R (8,5) OBP: 0.288, SLG: 0.241										0	0	0	0	0	0	0														
Pepe Frias, R (1,6) OBP: 0.258, SLG: 0.268										3	0	0	0	0	1	3														
Mike Torrez, R (1,1) OBP: 0.156, SLG: 0.145										3	0	1	0	0	1	0														
Inning Stats	R: 0 E: 0 K: 1 S: 5	H: 0 LOB: 0 BB: 0 P: 5	R: 0 E: 0 K: 1 S: 5	H: 0 LOB: 0 BB: 0 P: 5	R: 1 E: 0 K: 0 S: 5	H: 3 LOB: 2 BB: 0 P: 5	R: 1 E: 0 K: 1 S: 8	H: 3 LOB: 2 BB: 0 P: 8	R: 0 E: 0 K: 1 S: 6	H: 1 LOB: 1 BB: 0 P: 6	R: 0 E: 0 K: 1 S: 5	H: 0 LOB: 0 BB: 0 P: 5	R: 0 E: 0 K: 0 S: 3	H: 0 LOB: 0 BB: 0 P: 3	R: 0 E: 0 K: 0 S: 4	H: 1 LOB: 2 BB: 1 P: 8	R: 0 E: 0 K: 0 S: 4	H: 1 LOB: 2 BB: 1 P: 8	1B: 5 2B: 2 3B: 1 HR: 0	SF: 0 SAC: 0 DP: 0 HBP: 0	WP: 0 PB: 0 SB: 0 CS: 0	PA: 32								
PITCHER Jim Lonborg, R (1,1) ERA: 3.28	IP: 7.0 WLS: L BF: 27	H: 7 R: 2 ER: 2 SO: 5	BB: 0 IBB: 0 HBP: 0 BLK: 0	WP: 0 HR: 0 S: 37 P: 37	ERA: 2.57 WHIP: 1.000	PITCHER																								
Mac Scarce, L (8,1) ERA: 4.5	0.2	4	1	0	0	0	1	0	0	0	0	0	3	7	0.00	3.000														
Gene Garber, R (8,1) ERA: 3.24	0.1	1	0	0	0	0	0	0	0	0	0	0	1	1	0.00	0.000														

Batter	1	2	3	4	5	6	7	8	9	AB	R	H	RBI	BB	SO	LOB	TOP					
Dave Cash, R OBP: 0.355, SLG: 0.387 (1, 4)										4	0	0	0	0	1	3	Philadelphia Phillies @ Montreal Expos Jarry Park, Montreal, QB Sat Sep 28 1974, 3:33 AM EDT Att: 6,499 - Unknown					
Larry Bowa, S OBP: 0.301, SLG: 0.342 (1, 6)										4	1	2	0	0	1	1						
Del Unser, L OBP: 0.340, SLG: 0.404 (1, 8)										4	0	2	0	0	1	1						
Willie Montanez, L OBP: 0.342, SLG: 0.409 (1, 3)										4	0	0	0	0	1	4						
Greg Luzinski, R OBP: 0.327, SLG: 0.394 (1, 7)										4	0	0	1	0	1	2						
Jay Johnstone, L OBP: 0.378, SLG: 0.490 (1, 9)										4	0	0	0	0	1	3						
Tony Taylor, R Gene Garber, R (7, 1)										3	0	1	0	0	0	1						
Larry Cox, R Tom Hutton, L Bob Boone, R (8, PH)										2	0	0	0	0	1	2						
Steve Carlton, L Mike Schmidt, R (7, 5)										1	0	0	0	0	0	0						
Inning Stats	R: 0 E: 0 K: 0 S: 4	H: 1 LOB: 1 BB: 0 P: 4	R: 0 E: 1 K: 0 S: 4	H: 0 LOB: 1 BB: 0 P: 4	R: 0 E: 0 K: 1 S: 5	H: 1 LOB: 1 BB: 0 P: 5	R: 0 E: 0 K: 3 S: 10	H: 1 LOB: 1 BB: 0 P: 10	R: 0 E: 0 K: 1 S: 6	H: 2 LOB: 1 BB: 0 P: 6	R: 0 E: 0 K: 1 S: 5	H: 0 LOB: 0 BB: 0 P: 5	R: 0 E: 0 K: 0 S: 3	H: 0 LOB: 3 BB: 0 P: 3	R: 0 E: 0 K: 1 S: 5	H: 0 LOB: 0 BB: 0 P: 5		R: 1 E: 0 K: 0 S: 5	H: 2 LOB: 1 BB: 0 P: 5	1B: 7 2B: 1 3B: 0 HR: 0	SF: 0 SAC: 0 DP: 2 HBP: 0	WP: 0 PB: 0 SB: 0 CS: 1
PITCHER Steve Renko, R ERA: 4.03 (1, 1)	IP: 9.0 WLS: W BF: 33 H: 7 R: 1 ER: 1 SO: 7 BB: 0 IBB: 0 HBP: 0 BLK: 0 WP: 0 HR: 0 S: 47 P: 47 ERA: 1.00 WHIP: 0.778															PITCHER						

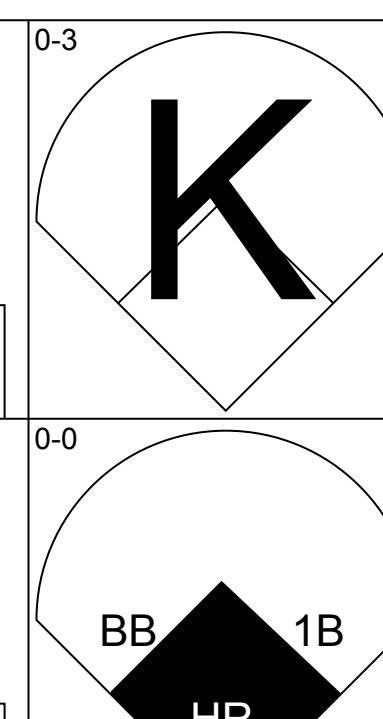
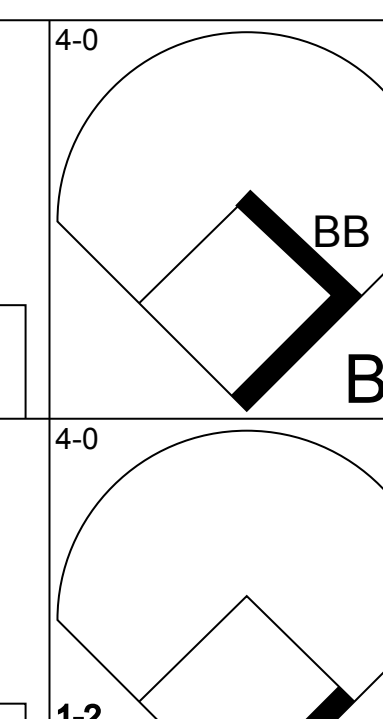
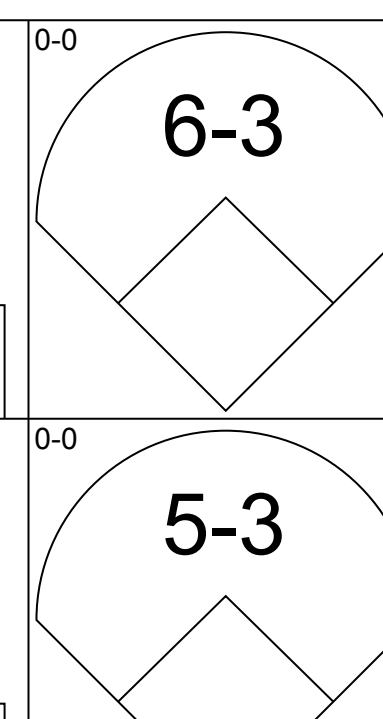
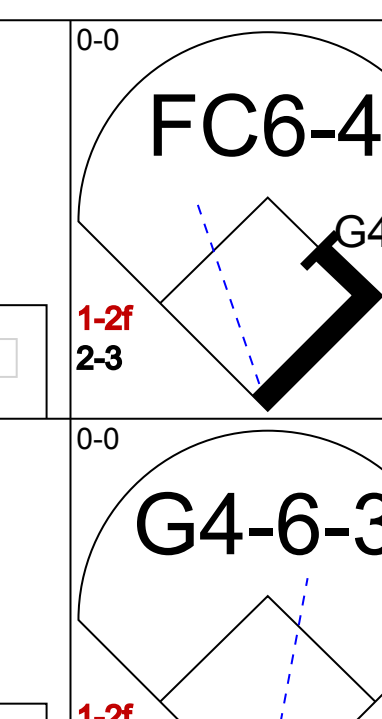
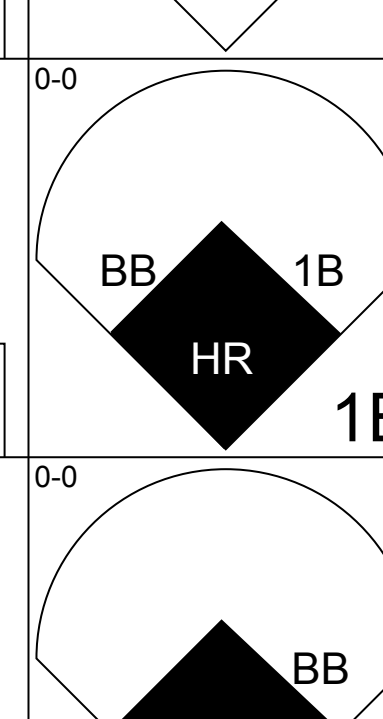
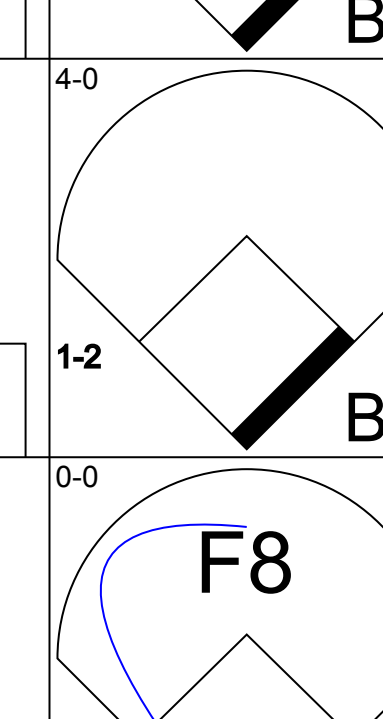
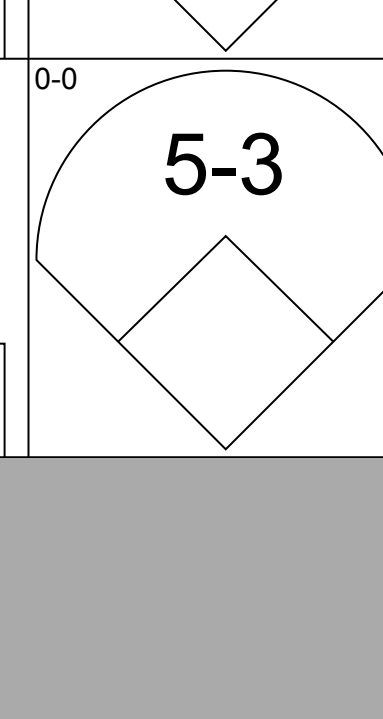
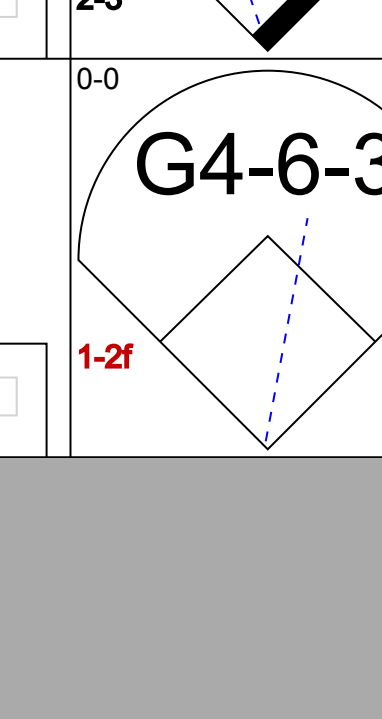
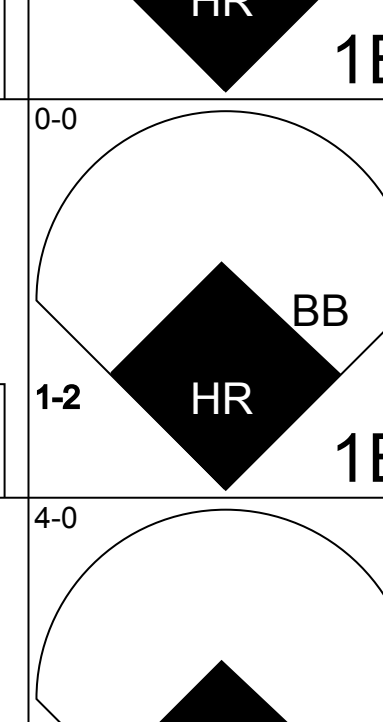
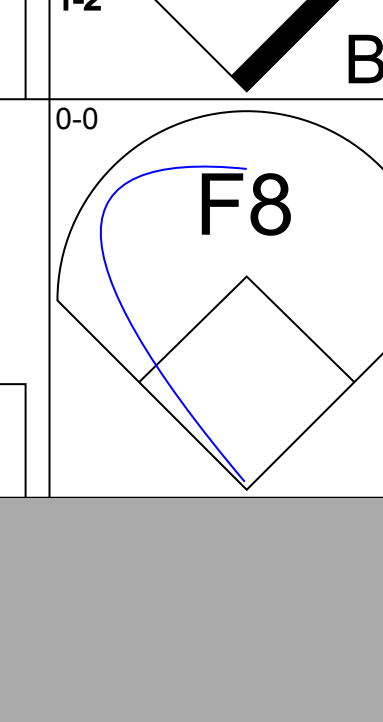



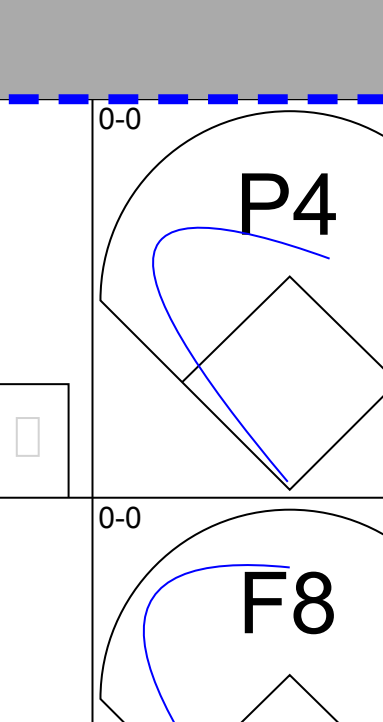
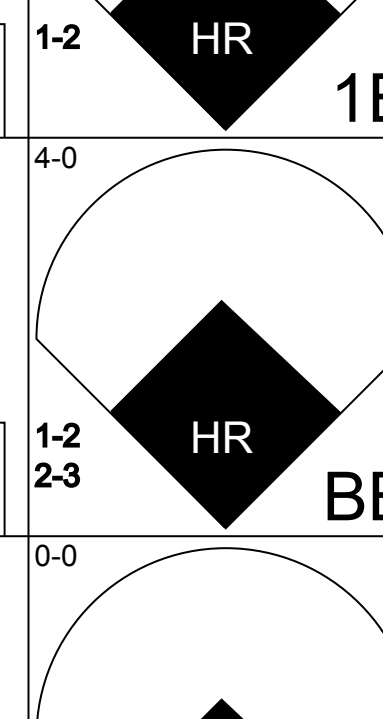

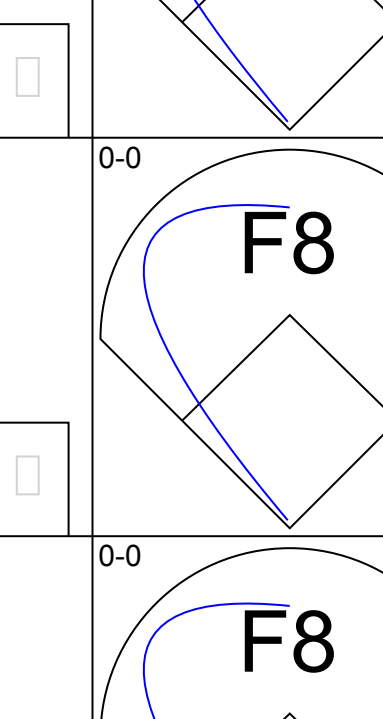
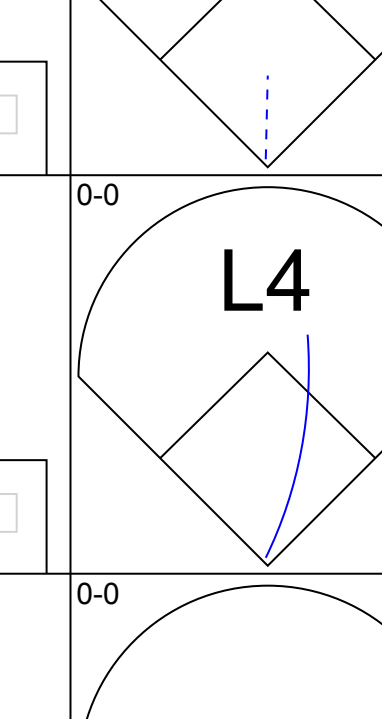
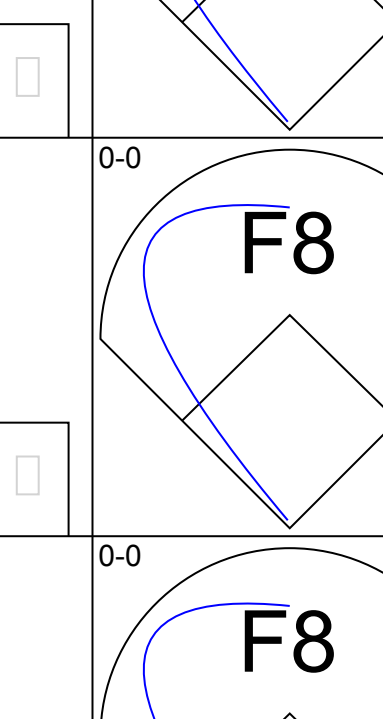
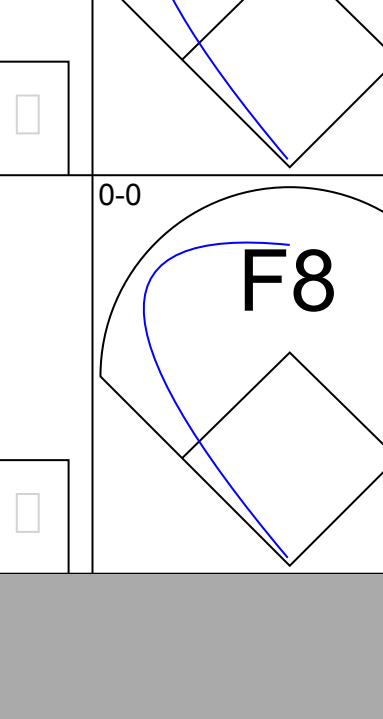
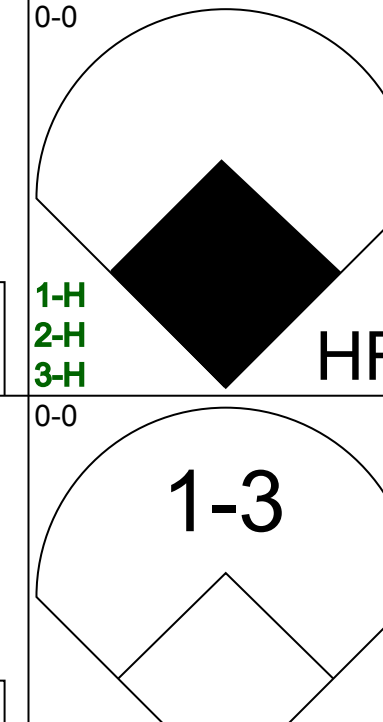
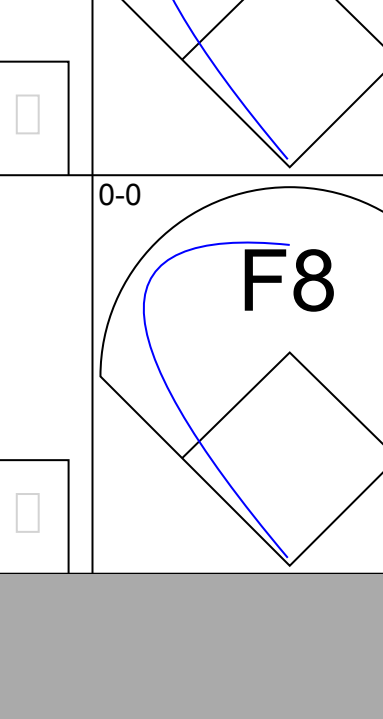
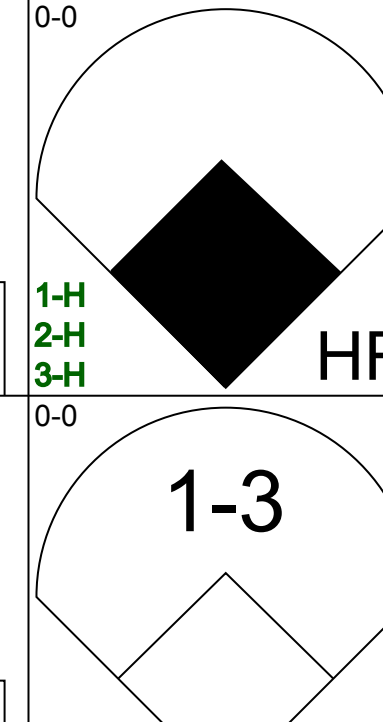
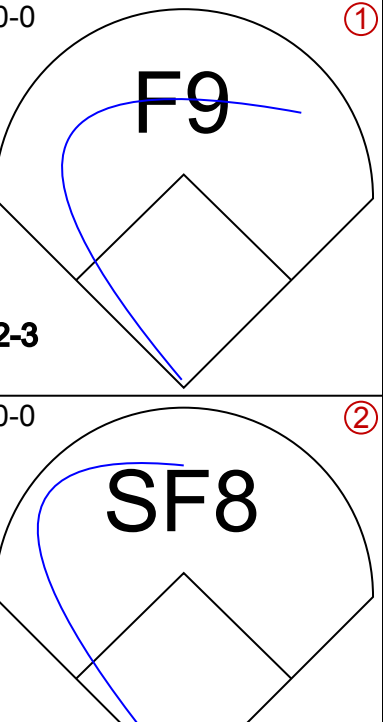
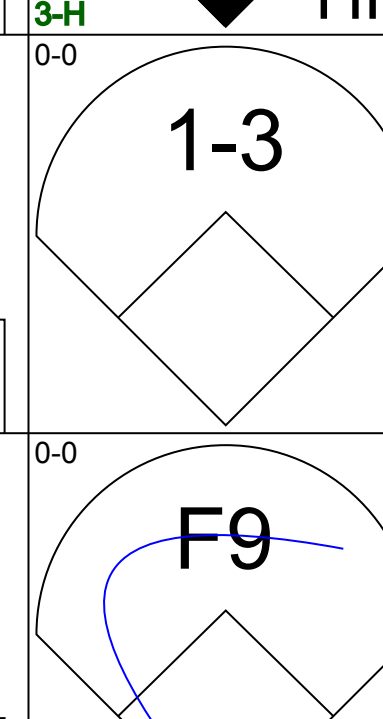
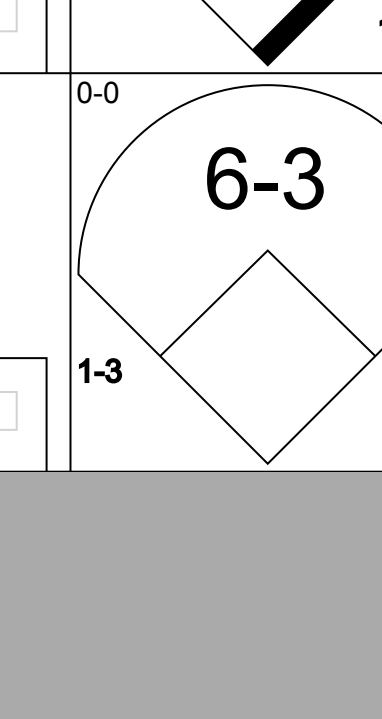
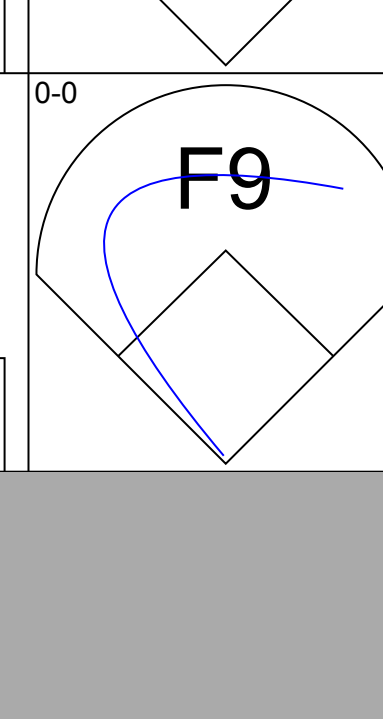



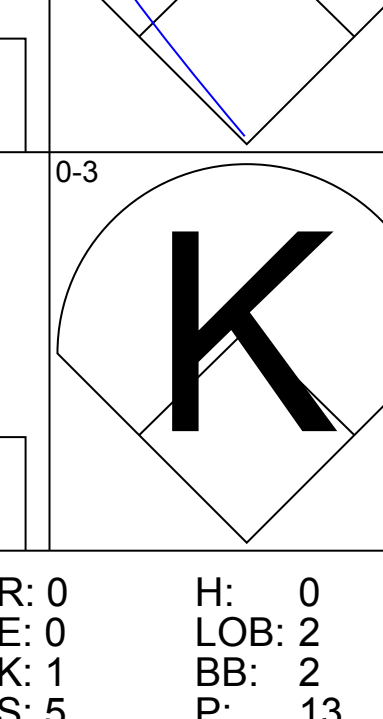
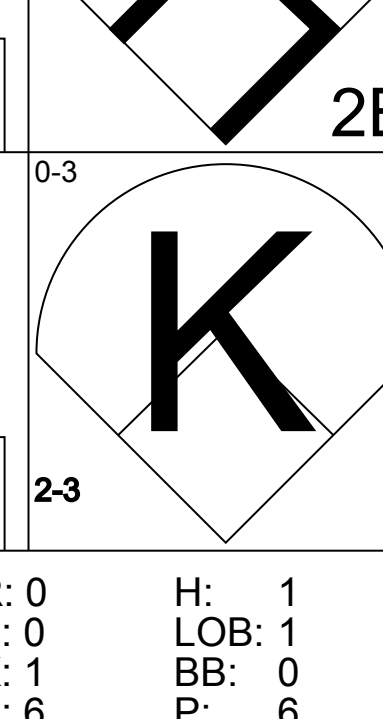
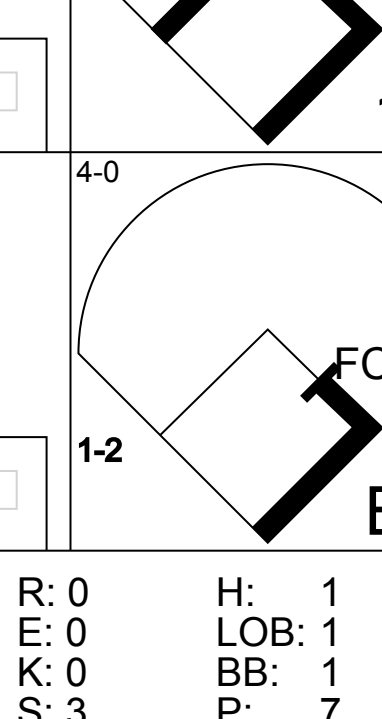

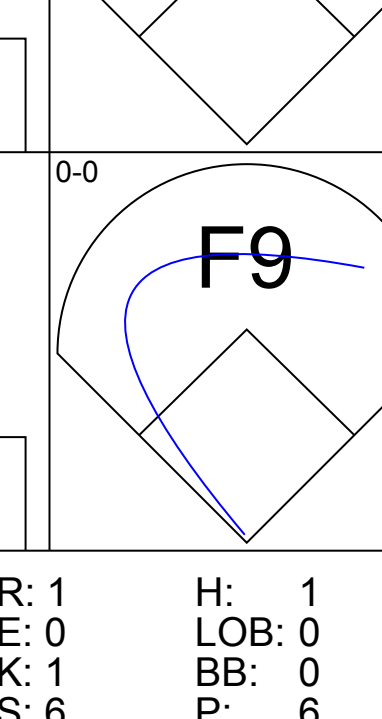
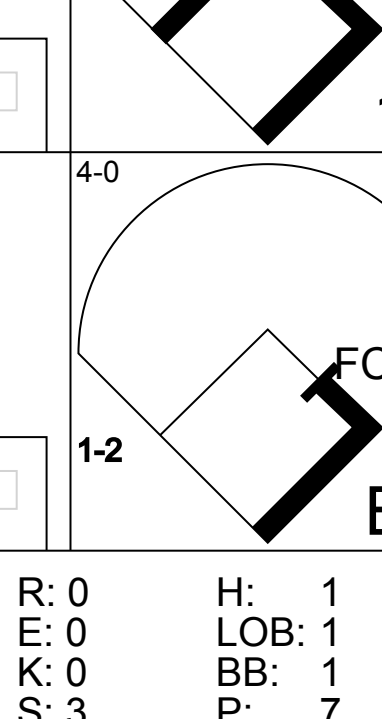
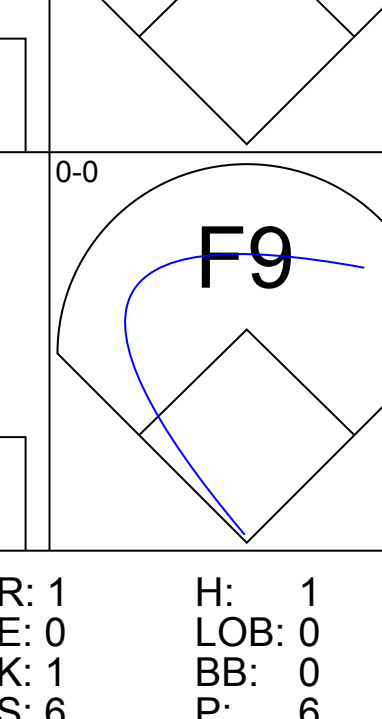
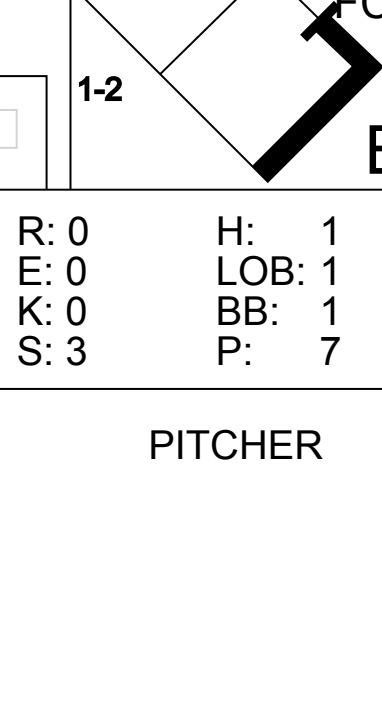
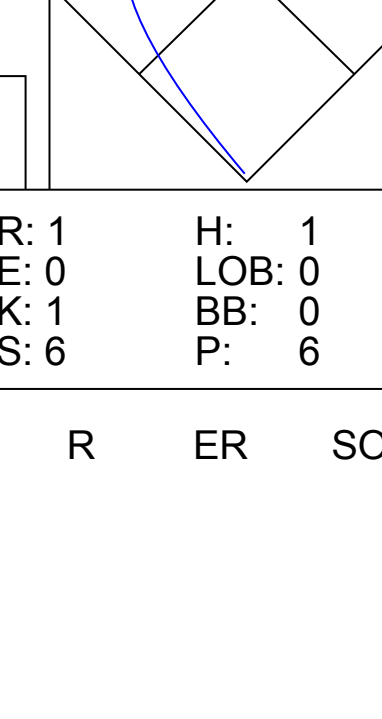
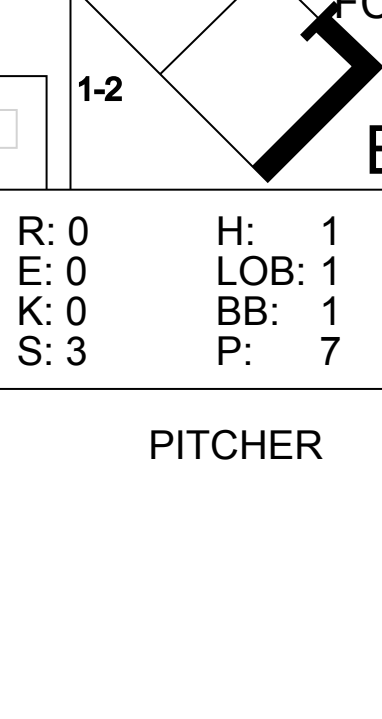
Batter	1	2	3	4	5	6	7	8	9	AB	R	H	RBI	BB	SO	LOB	BOTTOM					
Pepe Manguat, R OBP: 0.364, SLG: 0.367 (8, 7)										4	0	1	1	0	2	0	Philadelphia Phillies @ Montreal Expos Jarry Park, Montreal, QB Sat Sep 28 1974, 3:33 AM EDT Att: 6,499 - Unknown					
Tim Foli, R OBP: 0.297, SLG: 0.289 (1, 6)										4	0	2	0	0	0	0						
Bob Bailey, R Willie Davis, L (8, PH)										2	1	1	0	1	0	0						
Hal Breeden, R Mike Jorgensen, L (8, 3)										2	0	0	0	1	0	3						
Barry Foote, R OBP: 0.317, SLG: 0.414 (1, 2)										4	0	1	0	0	1	6						
Gary Carter, R Ron Fairly, L Tony Scott, S (8, PR)										3	1	2	2	0	0	1						
Jim Cox, R OBP: 0.288, SLG: 0.296 (1, 4)										3	0	0	0	0	2	3						
Larry Parrish, R OBP: 0.286, SLG: 0.258 (1, 5)										4	1	1	0	0	0	2						
Steve Renko, R OBP: 0.256, SLG: 0.309 (1, 1)										3	0	0	0	0	2	1						
Inning Stats	R: 0 E: 0 K: 0 S: 4	H: 1 LOB: 2 BB: 1 P: 8	R: 1 E: 0 K: 2 S: 8	H: 1 LOB: 0 BB: 0 P: 8	R: 0 E: 0 K: 1 S: 5	H: 0 LOB: 0 BB: 0 P: 5	R: 0 E: 0 K: 2 S: 7	H: 0 LOB: 1 BB: 1 P: 11	R: 0 E: 0 K: 2 S: 7	H: 0 LOB: 0 BB: 0 P: 7	R: 1 E: 1 K: 0 S: 6	H: 3 LOB: 2 BB: 0 P: 6	R: 1 E: 0 K: 0 S: 6	H: 3 LOB: 1 BB: 1 P: 10	R: 0 E: 0 K: 0 S: 2	H: 0 LOB: 1 BB: 1 P: 6		R: 0 E: 0 K: 0 S: 5	H: 0 LOB: 1 BB: 1 P: 6	1B: 6 2B: 1 3B: 0 HR: 1	SF: 0 SAC: 1 DP: 0 HBP: 0	WP: 0 PB: 0 SB: 1 CS: 1
PITCHER Steve Carlton, L Gene Garber, R ERA: 3.24 ERA: 3.16 (7, 1)	IP: 6.1 WLS: L BF: 29 H: 8 R: 3 ER: 3 SO: 7 BB: 2 IBB: 0 HBP: 0 BLK: 0 WP: 0 HR: 1 S: 41 P: 49 ERA: 4.26 WHIP: 1.579															PITCHER						



Batter	1	2	3	4	5	6	7	8	9	AB	R	H	RBI	BB	SO	LOB	TOP					
Dave Cash, R (1,4) OBP: 0.353, SLG: 0.384										5	0	0	0	0	1	2	Philadelphia Phillies @ Montreal Expos Jarry Park, Montreal, QB Sun Sep 29 1974, 3:33 AM EDT Att: 23,326 - Unknown					
Larry Bowa, S (1,6) OBP: 0.303, SLG: 0.343										4	0	2	1	0	0	2						
Del Unser, L (1,8) OBP: 0.337, SLG: 0.400										4	0	0	0	0	1	4						
Willie Montanez, L (1,3) OBP: 0.342, SLG: 0.407										3	0	0	0	1	0	0						
Greg Luzinski, R (1,7) OBP: 0.326, SLG: 0.392										4	0	1	0	0	1	2						
Jay Johnstone, L (1,9) OBP: 0.376, SLG: 0.482										3	1	0	0	1	0	1						
Mike Schmidt, R (1,5) OBP: 0.396, SLG: 0.552										4	1	2	1	0	1	1						
Bob Boone, R (1,2) OBP: 0.294, SLG: 0.324										3	1	0	0	0	0	2						
Tony Taylor, R (9,PH) OBP: 0.386, SLG: 0.492										1	0	0	0	0	0	0						
Ron Schueler, R (1,1) OBP: 0.167, SLG: 0.115										1	0	0	0	0	0	0						
Inning Stats	R: 0 E: 0 K: 2 S: 7	H: 0 LOB: 0 BB: 0 P: 7	R: 0 E: 0 K: 0 S: 3	H: 0 LOB: 0 BB: 0 P: 3	R: 0 E: 0 K: 1 S: 5	H: 0 LOB: 0 BB: 1 P: 5	R: 0 E: 0 K: 0 S: 4	H: 1 LOB: 2 BB: 1 P: 8	R: 2 E: 1 K: 0 S: 7	H: 2 LOB: 2 BB: 0 P: 7	R: 1 E: 0 K: 1 S: 6	H: 1 LOB: 1 BB: 1 P: 10	R: 0 E: 0 K: 0 S: 4	H: 1 LOB: 1 BB: 0 P: 4	R: 0 E: 0 K: 0 S: 4	H: 1 LOB: 1 BB: 0 P: 4	R: 0 E: 0 K: 0 S: 3	H: 0 LOB: 0 BB: 0 P: 3	1B: 4 2B: 2 3B: 0 HR: 0	SF: 0 SAC: 0 DP: 0 HBP: 0	WP: 0 PB: 0 SB: 0 CS: 0	PA: 37
PITCHER	IP WLS BF H R ER SO BB IBB HBP BLK WP HR S P ERA WHIP																					
Dennis Blair, R (1,1) ERA: 3.27	6.0 W 26 4 3 2 4 2 0 0 0 0 0 0 0 0 32 40 3.00 1.000																					
Dale Murray, R (7,1) ERA: 1.06	3.0 S 11 2 0 0 0 0 0 0 0 0 0 0 0 0 11 11 0.00 0.667																					

AB 35
R 3
H 6
RBI 3
BB 2
SO 4
LOB 14



Batter	1	2	3	4	5	6	7	8	9	AB	R	H	RBI	BB	SO	LOB	BOTTOM			
Larry Lintz, S (1,4) OBP: 0.338, SLG: 0.279										3	0	0	0	1	1	3	Philadelphia Phillies @ Montreal Expos Jarry Park, Montreal, QB Sun Sep 29 1974, 3:33 AM EDT Att: 23,326 - Unknown			
Tim Foli, R (1,6) OBP: 0.299, SLG: 0.290										3	1	1	0	1	0	3				
Willie Davis, L (1,8) OBP: 0.323, SLG: 0.430										4	2	2	0	0	0	2				
Mike Jorgensen, L (1,3) OBP: 0.439, SLG: 0.473										2	1	0	0	2	0	0				
Ken Singleton, S (1,9) OBP: 0.384, SLG: 0.376										2	1	1	4	0	0	0				
Ron Woods, R (5,PH) OBP: 0.299, SLG: 0.228										2	0	0	0	0	0	2				
Jerry White, S (1,7) OBP: 0.500, SLG: 0.875										2	0	1	0	0	0	0				
Pepe Mangual, R (5,PH) OBP: 0.353, SLG: 0.361										1	0	0	1	0	1	0				
Barry Foote, R (1,2) OBP: 0.317, SLG: 0.419										4	1	1	1	0	1	2				
Larry Parrish, R (1,5) OBP: 0.297, SLG: 0.288										4	0	2	0	0	0	0				
Dennis Blair, R (1,1) OBP: 0.164, SLG: 0.137										2	0	0	0	0	2	1				
Jim Cox, R (6,PH) OBP: 0.291, SLG: 0.296										0	0	0	0	1	0	0				
Dale Murray, R (7,1) ERA: 4.89										1	0	0	0	0	0	0				
Inning Stats	R: 4 E: 0 K: 1 S: 8	H: 3 LOB: 0 BB: 1 P: 12	R: 0 E: 0 K: 1 S: 5	H: 0 LOB: 2 BB: 2 P: 13	R: 0 E: 0 K: 0 S: 4	H: 1 LOB: 1 BB: 0 P: 4	R: 0 E: 0 K: 1 S: 6	H: 1 LOB: 1 BB: 0 P: 6	R: 1 E: 0 K: 1 S: 6	H: 1 LOB: 1 BB: 1 P: 10	R: 0 E: 0 K: 0 S: 3	H: 1 LOB: 1 BB: 1 P: 7	R: 0 E: 0 K: 0 S: 3	H: 0 LOB: 0 BB: 0 P: 3	R: 1 E: 0 K: 1 S: 6	H: 1 LOB: 0 BB: 0 P: 6	1B: 5 2B: 1 3B: 0 HR: 2	SF: 1 SAC: 0 DP: 1 HBP: 0	WP: 2 PB: 0 SB: 1 CS: 0	PA: 36
PITCHER	IP WLS BF H R ER SO BB IBB HBP BLK WP HR S P ERA WHIP																			
Ron Schueler, R (1,1) ERA: 3.72	4.0 L 20 5 4 4 3 3 0 0 0 1 0 0 0 9 23 35 9.00 2.000																			
Tom Underwood, L (5,1) ERA: 4.65	2.0 9 2 1 1 1 2 0 0 0 1 0 0 0 9 17 4.50 2.000																			
Mac Scarce, L (7,1) ERA: 4.89	2.0 7 1 1 1 1 0 0 0 0 0 0 1 9 9 4.50 0.500																			

AB 30
R 6
H 8
RBI 6
BB 5
SO 5
LOB 13



Batter	1	2	3	4	5	6	7	8	9	AB	R	H	RBI	BB	SO	LOB	TOP					
Dave Cash, R OBP: 0.352, SLG: 0.382 (1, 4)	F7		G6-3		F8			BB		3	0	0	0	1	0	2	Philadelphia Phillies @ New York Mets Shea Stadium, Flushing, NY Mon Sep 30 1974, 7:05 PM EDT Att: 5,931 - Unknown					
Larry Bowa, S OBP: 0.301, SLG: 0.341 (1, 6)	K		F3			5-3		K		4	0	0	0	0	2	3						
Mike Schmidt, R OBP: 0.396, SLG: 0.549 (1, 5)	F8			F3		1B	BB	F8		3	0	0	0	1	0	2						
Willie Montanez, L OBP: 0.343, SLG: 0.409 (1, 3)		4-3		1B	2B			K		4	1	2	0	0	1	2						
Greg Luzinski, R OBP: 0.331, SLG: 0.395 (1, 7)		FC5-4		1B		G6-4-3		F9	WP	3	1	2	1	1	0	2						
Mike Anderson, R OBP: 0.317, SLG: 0.360 (1, 9)	FC5-4			2B				F9		4	0	1	0	0	0	2						
Jerry Martin, R OBP: 0.287, SLG: 0.286 (1, 8)										3	0	0	0	0	2	2						
Wayne Twitchell, R OBP: 0.171, SLG: 0.200 (7, 1)	K							K		0	0	0	0	0	0	0						
Tony Taylor, R OBP: 0.380, SLG: 0.484 (9, PH)										1	0	0	0	0	1	1						
Bob Boone, R OBP: 0.295, SLG: 0.324 (1, 2)			G6-3	SH	BB		P4			3	0	1	1	1	0	0						
Larry Christenson, R (1, 1)																						
Mac Scarce, L (6, 1)																						
Bill Robinson, R OBP: 0.285, SLG: 0.351 (7, 8)			SH	G6-3			K			2	0	1	0	0	0	1						
Inning Stats	R: 0 E: 0 K: 1 S: 5	H: 0 LOB: 0 BB: 0 P: 5	R: 0 E: 0 K: 1 S: 6	H: 1 LOB: 1 BB: 0 P: 6	R: 0 E: 0 K: 0 S: 3	H: 0 LOB: 1 BB: 1 P: 7	R: 1 E: 0 K: 1 S: 7	H: 3 LOB: 1 BB: 0 P: 7	R: 0 E: 0 K: 0 S: 3	H: 0 LOB: 0 BB: 0 P: 5	R: 0 E: 0 K: 0 S: 3	H: 1 LOB: 1 BB: 0 P: 7	R: 0 E: 0 K: 0 S: 3	H: 0 LOB: 0 BB: 0 P: 3	R: 0 E: 0 K: 2 S: 8	H: 1 LOB: 2 BB: 1 P: 12	R: 1 E: 0 K: 1 S: 6	H: 1 LOB: 1 BB: 1 P: 10	1B: 5 2B: 2 3B: 0 HR: 0	SF: 0 SAC: 1 DP: 2 HBP: 0	WP: 1 PB: 0 SB: 1 CS: 0	PA: 36
PITCHER Jerry Koosman, L ERA: 3.36 (1, 1)	IP: 9.0 WLS: W BF: 36 H: 7 R: 2 ER: 2 SO: 7 BB: 4 IBB: 0 HBP: 0 BLK: 0 WP: 1 HR: 0 S: 46 P: 62 ERA: 2.00 WHIP: 1.222															PITCHER						

AB	31
R	2
H	7
RBI	2
BB	4
SO	7
LOB	17



Batter	1	2	3	4	5	6	7	8	9	AB	R	H	RBI	BB	SO	LOB	BOTTOM			
Ted Martinez, R OBP: 0.248, SLG: 0.322 (1, 6)	P5			1B	3B	F9	S	1B	K	4	2	2	0	0	1	1	Philadelphia Phillies @ New York Mets Shea Stadium, Flushing, NY Mon Sep 30 1974, 7:05 PM EDT Att: 5,931 - Unknown			
Felix Milan, R OBP: 0.320, SLG: 0.313 (1, 4)	K			2B	1B	K		HBP		3	0	1	1	0	2	1				
Ed Kranepool, L OBP: 0.353, SLG: 0.415 (1, 3)	F2			6-4	1-3	F9		P4		4	0	1	0	0	0	3				
Rusty Staub, L OBP: 0.350, SLG: 0.410 (1, 9)		L6			IBB			1-3		2	1	0	0	2	0	0				
Benny Ayala, R OBP: 0.324, SLG: 0.359 (1, 7)		5-3			6-4					4	1	2	1	0	0	3				
Wayne Garrett, L OBP: 0.340, SLG: 0.342 (1, 5)		K			F9					4	1	1	3	0	1	3				
Bruce Boisclair, L OBP: 0.400, SLG: 0.444 (1, 8)				G4-6-3	1B			F9		4	0	1	0	0	1	1				
Ron Hodges, L OBP: 0.305, SLG: 0.338 (1, 2)				G4-6-3		F9				3	0	0	0	0	0	1				
Jerry Koosman, R OBP: 0.247, SLG: 0.233 (1, 1)				K		F7				3	0	1	0	0	1	0				
Inning Stats	R: 0 E: 0 K: 1 S: 5	H: 0 LOB: 0 BB: 0 P: 5	R: 0 E: 0 K: 1 S: 5	H: 0 LOB: 0 BB: 0 P: 5	R: 0 E: 0 K: 1 S: 5	H: 1 LOB: 0 BB: 0 P: 5	R: 1 E: 0 K: 0 S: 5	H: 3 LOB: 2 BB: 1 P: 9	R: 0 E: 0 K: 1 S: 5	H: 0 LOB: 0 BB: 0 P: 5	R: 4 E: 0 K: 1 S: 8	H: 3 LOB: 0 BB: 1 P: 12	R: 0 E: 0 K: 1 S: 6	H: 1 LOB: 2 BB: 0 P: 7	R: 0 E: 0 K: 0 S: 4	H: 1 LOB: 1 BB: 0 P: 4		1B: 6 2B: 2 3B: 1 HR: 1	SF: 0 SAC: 0 DP: 2 HBP: 1	WP: 0 PB: 0 SB: 1 CS: 0
PITCHER Larry Christenson, R ERA: 4.3 Mac Scarce, L ERA: 4.99 Wayne Twitchell, R ERA: 5.21 (1, 1)	IP: 5.2 WLS: L BF: 23 H: 6 R: 4 ER: 4 SO: 4 BB: 0 IBB: 0 HBP: 0 BLK: 0 WP: 0 HR: 0 S: 31 P: 39 ERA: 6.35 WHIP: 1.059															PITCHER				

AB	31
R	5
H	9
RBI	5
BB	2
SO	6
LOB	13



Batter	1	2	3	4	5	6	7	8	9	AB R H RBI BB SO LOB	TOP							
Dave Cash, R OBP: 0.352, SLG: 0.381 (1, 4)										4 1 1 0 0 0 2	Philadelphia Phillies @ New York Mets Shea Stadium, Flushing, NY Tue Oct 01 1974, 7:05 PM EDT Att: 5,341 - Unknown							
Larry Bowa, S OBP: 0.301, SLG: 0.340 (1, 6)										4 1 1 0 0 1 1								
Mike Schmidt, R OBP: 0.394, SLG: 0.546 (1, 5)										3 0 0 0 0 3 0								
Willie Montanez, L OBP: 0.342, SLG: 0.410 (1, 3)										4 0 1 2 0 1 0								
Greg Luzinski, R OBP: 0.328, SLG: 0.391 Mike Anderson, R OBP: 0.316, SLG: 0.359 (7, 9)										3 0 0 0 0 3 1 1 0 0 0 0 1 0								
Del Unser, L OBP: 0.337, SLG: 0.399 (1, 8)										2 0 0 0 1 2 0								
Jay Johnstone, L OBP: 0.371, SLG: 0.475 (7, 7)										3 0 0 0 0 1 2								
Bob Boone, R OBP: 0.295, SLG: 0.324 (1, 2)										3 0 1 0 0 1 0								
Jim Lonborg, R OBP: 0.140, SLG: 0.149 (1, 1)										1 0 0 0 1 1 0								
Inning Stats	R: 2 H: 3 E: 0 K: 1 S: 8	H: 3 LOB: 2 BB: 1 P: 12	R: 0 H: 0 E: 0 K: 2 S: 5	H: 0 LOB: 0 BB: 0 P: 5	R: 0 H: 0 E: 0 K: 2 S: 7	H: 0 LOB: 0 BB: 0 P: 7	R: 0 H: 0 E: 0 K: 1 S: 4	H: 0 LOB: 0 BB: 1 P: 8	R: 0 H: 0 E: 0 K: 3 S: 5	H: 0 LOB: 0 BB: 0 P: 9		R: 0 H: 1 E: 0 K: 0 S: 4	H: 0 LOB: 1 BB: 0 P: 4	R: 0 H: 0 E: 0 K: 3 S: 9	H: 0 LOB: 0 BB: 0 P: 9	1B: 3 2B: 1 3B: 0 HR: 0	SF: 0 SAC: 2 DP: 1 HBP: 0	WP: 0 PB: 0 SB: 0 CS: 0
PITCHER Tom Seaver, R ERA: 3.2 (1, 1)	IP: 9.0 WLS: L BF: 32	H: 4 R: 2 ER: 2 SO: 14	BB: 2 IBB: 0 HBP: 0 BLK: 0	WP: 0 HR: 0 S: 58 P: 66	ERA: 2.00 WHIP: 0.667													

AB	28
R	2
H	4
RBI	2
BB	2
SO	14
LOB	6



Batter	1	2	3	4	5	6	7	8	9	AB R H RBI BB SO LOB	BOTTOM							
Ted Martinez, R OBP: 0.248, SLG: 0.324 (1, 6)										4 0 1 1 0 1 1	Philadelphia Phillies @ New York Mets Shea Stadium, Flushing, NY Tue Oct 01 1974, 7:05 PM EDT Att: 5,341 - Unknown							
Ken Boswell, L OBP: 0.276, SLG: 0.282 (1, 4)										4 0 0 0 0 0 2								
Ed Kranepool, L OBP: 0.352, SLG: 0.417 (1, 3)										4 0 1 0 0 0 0								
Rusty Staub, L OBP: 0.349, SLG: 0.409 (1, 9)										4 0 1 0 0 0 1								
Wayne Garrett, L OBP: 0.338, SLG: 0.339 (1, 5)										4 0 0 0 0 2 2								
Dave Schneck, L OBP: 0.254, SLG: 0.315 (1, 7)										3 0 0 0 1 1 2								
Bruce Boisclair, L OBP: 0.308, SLG: 0.333 (1, 8)										3 0 0 0 0 2 1								
Ron Hodges, L OBP: 0.312, SLG: 0.341 (1, 2)										2 1 1 0 1 0 0								
Tom Seaver, R OBP: 0.200, SLG: 0.099 (1, 1)										3 0 0 0 0 1 2								
Inning Stats	R: 0 H: 0 E: 0 K: 0 S: 3	H: 0 LOB: 0 BB: 0 P: 3	R: 0 H: 1 E: 0 K: 1 S: 6	H: 1 LOB: 0 BB: 0 P: 6	R: 0 H: 1 E: 0 K: 2 S: 8	H: 1 LOB: 1 BB: 0 P: 8	R: 1 H: 1 E: 0 K: 1 S: 6	H: 1 LOB: 1 BB: 1 P: 10	R: 0 H: 1 E: 0 K: 0 S: 4	H: 0 LOB: 0 BB: 0 P: 5		R: 0 H: 0 E: 0 K: 1 S: 3	H: 0 LOB: 0 BB: 0 P: 3	R: 0 H: 0 E: 0 K: 0 S: 3	H: 0 LOB: 0 BB: 0 P: 3	1B: 2 2B: 2 3B: 0 HR: 0	SF: 0 SAC: 0 DP: 0 HBP: 0	WP: 0 PB: 0 SB: 0 CS: 0
PITCHER Jim Lonborg, R ERA: 3.21 (1, 1)	IP: 9.0 WLS: W BF: 33	H: 4 R: 1 ER: 1 SO: 7	BB: 2 IBB: 0 HBP: 0 BLK: 0	WP: 0 HR: 0 S: 45 P: 53	ERA: 1.00 WHIP: 0.667													



Batter	1	2	3	4	5	6	7	8	9	10	AB	R	H	RBI	BB	SO	LOB	TOP						
Dave Cash, R OBP: 0.351, SLG: 0.380 (1, 4)	6-3		E6 1B SF7	K					6-3		5	1	1	0	0	1	2	Philadelphia Phillies @ New York Mets Shea Stadium, Flushing, NY Wed Oct 02 1974, 7:05 PM EDT Att: 5,363 - Unknown						
Larry Bowa, S OBP: 0.298, SLG: 0.338 (1, 6)	1-3		F8		K		F8		5-3		5	0	0	0	0	1	4							
Mike Schmidt, R OBP: 0.395, SLG: 0.546 (1, 5)	1B BB		1B		E5 1B S		F8			FC4-6 1B	4	1	2	0	1	0	1							
Willie Montanez, L OBP: 0.343, SLG: 0.410 (1, 3)	1B		1B		K			G3		FC4-6 1B SF7	5	1	2	0	0	1	2							
Greg Luzinski, R OBP: 0.330, SLG: 0.394 (1, 7)											3	0	2	2	0	0	2							
Alan Bannister, R OBP: 0.241, SLG: 0.120 (8, PR)											0	0	0	0	0	0	0							
Del Unser, L OBP: 0.337, SLG: 0.399 (8, 8)											0	0	0	0	0	0	0							
Ollie Brown, R OBP: 0.275, SLG: 0.417 (10, PH)											1	0	1	0	0	0	0							
Bill Robinson, R OBP: 0.280, SLG: 0.346 (8, 7)		1-3	F9		FC5-4 1B			5-3		SF7	4	0	0	1	0	0	4							
Mike Anderson, R OBP: 0.313, SLG: 0.354 (1, 9)		5-3			5-3		K			6-3	5	0	0	0	0	2	3							
Bob Boone, R OBP: 0.295, SLG: 0.322 (1, 2)					F8		F8		6-3		3	0	0	0	1	0	0							
Steve Carlton, L OBP: 0.238, SLG: 0.275 (1, 1)											3	0	1	0	0	0	1							
Tony Taylor, R OBP: 0.359, SLG: 0.484 (9, PH)											0	0	0	0	1	0	0							
Terry Harmon, R OBP: 0.278, SLG: 0.133 (9, PR)											0	0	0	0	0	0	0							
Gene Garber, R (9, 1)											0	0	0	0	0	0	0							
Inning Stats	R: 0 E: 0 K: 0 S: 4	H: 1 LOB: 2 BB: 1 P: 8	R: 0 E: 0 K: 0 S: 3	H: 0 LOB: 1 BB: 1 P: 7	R: 1 E: 1 K: 0 S: 6	H: 2 LOB: 2 BB: 0 P: 6	R: 0 E: 0 K: 1 S: 6	H: 1 LOB: 1 BB: 0 P: 6	R: 1 E: 1 K: 2 S: 9	H: 1 LOB: 1 BB: 0 P: 9	R: 0 E: 0 K: 1 S: 5	H: 0 LOB: 0 BB: 0 P: 5	R: 0 E: 0 K: 0 S: 3	H: 1 LOB: 0 BB: 0 P: 3	R: 0 E: 0 K: 1 S: 6	H: 1 LOB: 2 BB: 0 P: 6	R: 0 E: 0 K: 0 S: 3	H: 0 LOB: 2 BB: 1 P: 7	R: 1 E: 0 K: 0 S: 5	H: 2 LOB: 1 BB: 0 P: 5	1B: 9 2B: 0 3B: 0 HR: 0	SF: 2 SAC: 0 DP: 0 HBP: 0	WP: 0 PB: 0 SB: 1 CS: 1	PA: 43
PITCHER Jon Matlack, L ERA: 2.41 (1, 1)	IP 10.0	WLS L	BF 43	H 9	R 3	ER 1	SO 5	BB 3	IBB 0	HBP 0	BLK 0	WP 0	HR 0	S 50	P 62	ERA 0.90	WHIP 1.200							

Batter	1	2	3	4	5	6	7	8	9	10	AB	R	H	RBI	BB	SO	LOB	BOTTOM						
Don Hahn, R OBP: 0.328, SLG: 0.337 (1, 8)	FC5-4 1B										3	0	2	0	1	0	1	Philadelphia Phillies @ New York Mets Shea Stadium, Flushing, NY Wed Oct 02 1974, 7:05 PM EDT Att: 5,363 - Unknown						
Ron Hodges, L OBP: 0.310, SLG: 0.338 (10, PH)		F8								K	1	0	0	0	0	1	1							
Felix Millan, R OBP: 0.317, SLG: 0.311 (1, 4)	FC5-4 PB		6-3		F3			3-1 2B			4	0	0	0	0	0	3							
Rusty Staub, L OBP: 0.347, SLG: 0.406 (1, 9)	F8		F7					4-3			4	0	0	0	0	0	2							
Benny Ayala, R OBP: 0.308, SLG: 0.338 (1, 7)	5-3		L6					F7		5-3	4	0	0	0	0	0	1							
George Theodore, R OBP: 0.247, SLG: 0.211 (1, 3)											2	1	0	0	1	1	0							
Ed Kranepool, L OBP: 0.350, SLG: 0.415 (10, 3)		PB 2-3 3B BB			K			F3		4-3	1	0	0	0	0	0	0							
Ted Martinez, R OBP: 0.247, SLG: 0.323 (1, 6)											1	0	0	0	0	0	1							
Ken Boswell, L OBP: 0.277, SLG: 0.279 (4, 5)		2-3			G6-4-3 BB			1-3		5-3	2	0	0	0	1	0	0							
Duffy Dyer, R OBP: 0.302, SLG: 0.232 (1, 2)											4	1	1	1	0	0	1							
Wayne Garrett, L OBP: 0.337, SLG: 0.337 (4, 6)											3	0	0	0	1	0	0							
Jon Matlack, L OBP: 0.153, SLG: 0.101 (1, 1)											2	0	0	1	0	1	0							
John Milner, L OBP: 0.337, SLG: 0.408 (10, PH)											1	0	1	0	0	0	0							
Inning Stats	R: 0 E: 0 K: 0 S: 4	H: 1 LOB: 1 BB: 0 P: 4	R: 2 E: 0 K: 0 S: 4	H: 1 LOB: 2 BB: 2 P: 12	R: 0 E: 0 K: 0 S: 3	H: 0 LOB: 0 BB: 0 P: 3	R: 0 E: 0 K: 1 S: 4	H: 0 LOB: 0 BB: 1 P: 8	R: 0 E: 0 K: 1 S: 5	H: 0 LOB: 1 BB: 1 P: 9	R: 0 E: 0 K: 0 S: 3	H: 0 LOB: 0 BB: 0 P: 3	R: 0 E: 0 K: 0 S: 4	H: 1 LOB: 1 BB: 0 P: 4	R: 0 E: 0 K: 0 S: 3	H: 0 LOB: 0 BB: 0 P: 3	R: 0 E: 0 K: 1 S: 6	H: 1 LOB: 1 BB: 0 P: 6	1B: 2 2B: 1 3B: 1 HR: 0	SF: 0 SAC: 1 DP: 1 HBP: 0	WP: 0 PB: 2 SB: 1 CS: 0	PA: 37		
PITCHER Steve Carlton, L ERA: 3.22 (1, 1)	IP 8.0	WLS 3	BF 30	H 3	R 2	ER 2	SO 2	BB 4	IBB 0	HBP 0	BLK 0	WP 0	HR 0	S 30	P 46	ERA 2.25	WHIP 0.875							
Gene Garber, R ERA: 3.08 (9, 1)	IP 2.0	WLS W	BF 7	H 1	R 0	ER 0	SO 1	BB 0	IBB 0	HBP 0	BLK 0	WP 0	HR 0	S 9	P 9	ERA 0.00	WHIP 0.500							