

Philadelphia Phillies - 1975

Batter	1	2	3	4	5	6	7	8	9	AB R H RBI BB SO LOB	TOP	
Dave Cash, R (1, 4) OBP: 0.750, SLG: 1.000	0-0 L6 1B		0-0 2B			0-0 L5		4-0 IBB		3 0 2 1 1 0 0		
Larry Bowa, S (1, 6) OBP: 0.250, SLG: 0.250	0-0 L6 1-2		0-0 1-3			0-0 CS 1B		0-0 F8		4 0 1 0 0 0 4		
Willie Montanez, L (1, 3)	0-0 L7			0-3 K		0-3 K 1-2			0-0 3-1	4 0 0 0 0 2 1		
Greg Luzinski, R (1, 7) OBP: 0.250, SLG: 0.500		0-0 F8		0-0 E4 CS			0-0 P6		0-0 2B	4 0 1 0 0 0 0		
Mike Schmidt, R (1, 5)		0-3 K		0-3 K 1-2			0-3 K		0-0 P6	4 0 0 0 0 3 2		
Mike Anderson, R (1, 9) Jay Johnstone, L (9, PH) Don Hahn, R (9, 9)		0-3 K			0-0 F8		0-3 K		0-0 4-3	3 0 0 0 0 2 0 1 0 0 0 0 0 1 0 0 0 0 0 0 0		
Bob Boone, R (1, 2) Terry Harmon, R (8, PR) Larry Cox, R (8, 2)			4-0 SH1-4 2B BB		0-0 2B			0-0 SH3 1B		2 1 2 0 1 0 0 0 0 0 0 0 0 0 0 0 0 0 0 0 0	AB 29 R 1 H 6 RBI 1 BB 2 SO 9 LOB 13	
Alan Bannister, R (1, 8)			0-3 K		0-3 K			0-0 SH3 1-2		2 0 0 0 0 2 2		
Steve Carlton, L (1, 1)			0-0 SH1-4 1-2		0-0 F8			0-0 F8		2 0 0 0 0 0 3		
<b>Inning Stats</b>	R: 0 H: 1 E: 0 LOB: 0 K: 0 BB: 0 S: 3 P: 3	R: 0 H: 0 E: 0 LOB: 0 K: 2 BB: 0 S: 7 P: 7	R: 1 H: 1 E: 0 LOB: 1 K: 1 BB: 1 S: 6 P: 10	R: 0 H: 0 E: 1 LOB: 1 K: 2 BB: 0 S: 7 P: 7	R: 0 H: 1 E: 0 LOB: 1 K: 1 BB: 0 S: 6 P: 6	R: 0 H: 1 E: 0 LOB: 0 K: 1 BB: 0 S: 5 P: 5	R: 0 H: 0 E: 0 LOB: 0 K: 2 BB: 0 S: 7 P: 7	R: 0 H: 1 E: 0 LOB: 2 K: 0 BB: 1 S: 4 P: 8	R: 0 H: 1 E: 0 LOB: 1 K: 0 BB: 0 S: 4 P: 4	1B: 3 SF: 0 2B: 5 SAC: 2 3B: 0 DP: 2 HR: 0 HBP: 0	WP: 0 PA: 33 PB: 0 SB: 0 CS: 2	
<b>PITCHER</b> Tom Seaver, R (1, 1) ERA: 1.0	IP WLS BF H R ER SO BB IBB HBP BLK WP HR S P ERA WHIP	9.0 W 33 6 1 1 9 1 1 0 0 0 0 49 57 1.00 0.778										

Philadelphia Phillies @ New York Mets  
Shea Stadium, Flushing, NY  
Tue Apr 08 1975, 3:33 AM EDT  
Att. 18,527 - Unknown

livebaseballscorecards.com



Batter	1	2	3	4	5	6	7	8	9	AB	R	H	RBI	BB	SO	LOB
Gene Clines, R (1, 7) BBB	4-0 4-3 BLK BB		x 0-0 L1-3			x 0-0 L1-3		x 0-0 L8		3	0	0	0	1	0	1
Felix Millan, R (1, 4) OBP: 0.250, SLG: 0.250	x 0-0 4-3		x 0-0 F8			x 0-0 6-3			x 0-0 BB 1B	4	1	1	0	0	0	2
John Milner, L (1, 3)	x 0-0 F8					s s s 0-3 K			s s s 0-3 K	3	0	0	0	1	2	1
Joe Torre, R (1, 5) OBP: 0.250, SLG: 0.250	x 0-0 3-1					s s s 0-3 K		x 0-0 F9	x 0-0 BB 1B	4	0	1	1	0	1	1
Dave Kingman, R (1, 9) OBP: 0.333, SLG: 1.333		s s s 0-3 K				x 0-0 HR		x 0-0 L7		3	1	1	1	0	1	0
Jerry Grote, R (1, 2)		x 0-0 6-3				x 0-0 5-3		x 0-0 E6		3	0	0	0	0	0	0
Del Unser, L (1, 8)		x 0-0 1-3				x 0-0 2-3		x 0-0 G3		3	0	0	0	0	0	1
Bud Harrelson, S (1, 6) OBP: 0.333, SLG: 0.667			x 0-0 2B			x 0-0 F8		s s s 0-3 K		3	0	1	0	0	1	0
Tom Seaver, R (1, 1)			s s s 0-3 K			x 0-0 F7		x 0-0 5-3		3	0	0	0	0	1	1


Inning Stats	R: 0	H: 0	E: 0	K: 3	S: 3	R: 0	H: 0	E: 0	K: 1	S: 5	R: 0	H: 1	E: 0	K: 1	S: 6	R: 1	H: 1	E: 0	K: 2	S: 8	R: 0	H: 0	E: 0	K: 0	S: 3	R: 0	H: 0	E: 1	K: 0	S: 5	R: 0	H: 0	E: 0	K: 1	S: 5	R: 0	H: 0	E: 0	K: 1	S: 5	R: 1	H: 2	E: 0	K: 0	S: 2	1B: 2	2B: 1	3B: 0	HR: 1	SF: 0	SAC: 0	DP: 0	HBP: 0	WP: 0	PA: 31
PITCHER Steve Carlton, L (1, 1) ERA: 2.25	IP	WLS	BF	H	R	ER	SO	BB	IBB	HBP	BLK	WP	HR	S	P	ERA	WHIP	IP	WLS	BF	H	R	ER	SO	BB	IBB	HBP	BLK	WP	HR	S	P	ERA	WHIP																					

**BOTTOM**

**Philadelphia Phillies @ New York Mets**  
Shea Stadium, Flushing, NY  
Tue Apr 08 1975, 3:33 AM EDT  
Att. 18,527 - Unknown

livebaseballscorecards.com

AB	29
R	2
H	4
RBI	2
BB	2
SO	6
LOB	7



Batter	1	2	3	4	5	6	7	8	9	10	11	AB R H RBI BB SO LOB	TOP															
Dave Cash, R OBP: 0.600, SLG: 0.667 (1, 4)	0-0 5-3 ①		0-0 E7 3B 1B		0-0 1B 1B		0-0 FC5 1B		0-0 P4 ①		0-0 5-3 ②	6 1 3 1 0 0 4																
Larry Bowa, S OBP: 0.400, SLG: 0.600 (1, 6)	0-0 SH5-3 1B		0-0 2-H 3B		0-0 1B 1B		0-0 FC5 1-2 2-3f		0-0 F9 ②		0-3 K ③	6 0 3 1 0 1 6																
Willie Montanez, L OBP: 0.125, SLG: 0.125 (1, 3)	0-0 SH5-3 1-2		0-0 L7 ③		0-0 1B 1-2 2-H		0-0 4-3 ③		0-0 L7 ③			4 0 1 0 0 0 6																
Greg Luzinski, R OBP: 0.375, SLG: 0.429 Don Hahn, R (1, 7) (8, 7)	0-3 K ③			4-0 BB ①		0-3 K ③		0-0 G4-6-3 1B ① ②		0-0 F8 ①		3 0 1 0 1 2 3 1 0 0 0 0 0 0																
Mike Schmidt, R OBP: 0.111, SLG: 0.111 (1, 5)		0-0 G5-4-3 1B ① ②		0-0 P3 ①		0-3 K ① ②		0-0 G4-6-3 1-2f ① ②		0-3 K ②		5 0 1 0 0 2 2																
Mike Anderson, R (1, 9)		0-0 G5-4-3 1-2f ① ②		0-3 K ②		0-0 5-3 ②		0-0 F8 ③		0-0 5-3 ③		5 0 0 0 0 1 2																
Bob Boone, R OBP: 0.571, SLG: 0.667 Jim Essian, R (9, PR) (9, 2)		0-0 E3 CS ③		0-0 L7 ③		0-0 P3 ③			0-0 2B 1B ③		4-0 FC6-4 BB ①	4 0 1 0 0 0 1 0 0 0 0 0 0 0	AB 42 R 3 H 14 RBI 3 BB 3 SO 7 LOB 26															
Jay Johnstone, L Larry Cox, R (11, PH) (11, 2)												0 0 0 0 1 0 0 0 0 0 0 0 0 0																
Alan Bannister, R OBP: 0.429, SLG: 0.571 (1, 8)		0-0 CS 1-2 ③	0-3 K ①		0-0 SH1-4 1B 1B ①		0-0 FC3-6 1B ①		0-0 FC6-4 1-3 2B ①		0-0 FC6-4 1-2f 2B ①	5 2 3 0 0 1 1																
Jim Lonborg, R Gene Garber, R Tom Hutton, L Ron Schueler, R Tony Taylor, R Joe Hoerner, R Cy Acosta, R (1, 1) (8, 1) (9, PH) (9, 1) (11, PH) (11, 1) (11, 1)			0-0 P4 ②		0-0 SH1-4 1-2 ①		0-0 FC3-6 FC5 1B 1-2f ①		0-0 BB ①		0-0 1-H 2B ①	2 0 0 0 0 0 1 0 0 0 0 0 0 0 0 0 0 0 1 0 0 0 0 0 0 0 0 0 1 0 1 1 0 0 0 0 0 0 0 0 0 0 0 0 0 0 0 0 0																
Inning Stats	R: 0 E: 0 K: 1 S: 6	H: 1 LOB: 1 BB: 0 P: 6	R: 0 E: 1 K: 0 S: 3	H: 1 LOB: 0 BB: 0 P: 3	R: 1 E: 1 K: 1 S: 7	H: 2 LOB: 1 BB: 0 P: 7	R: 0 E: 0 K: 1 S: 5	H: 0 LOB: 1 BB: 1 P: 9	R: 1 E: 0 K: 1 S: 8	H: 4 LOB: 2 BB: 0 P: 8	R: 0 E: 0 K: 1 S: 5	H: 0 LOB: 0 BB: 0 P: 5	R: 0 E: 0 K: 0 S: 3	H: 1 LOB: 0 BB: 0 P: 3	R: 0 E: 0 K: 0 S: 5	H: 2 LOB: 2 BB: 0 P: 5	R: 0 E: 0 K: 0 S: 3	H: 1 LOB: 0 BB: 0 P: 3	R: 0 E: 0 K: 1 S: 5	H: 0 LOB: 0 BB: 0 P: 5	R: 0 E: 0 K: 1 S: 5	H: 0 LOB: 0 BB: 0 P: 5	R: 1 E: 0 K: 1 S: 6	H: 1 LOB: 1 BB: 1 P: 10	1B: 11 2B: 2 3B: 1 HR: 0	SF: 0 SAC: 2 DP: 2 HBP: 0	WP: 0 PB: 0 SB: 0 CS: 1	PA: 48
PITCHER	IP	WLS	BF	H	R	ER	SO	BB	IBB	HBP	BLK	WP	HR	S	P	ERA	WHIP											
Jon Matlack, L ERA: 2.57 (1, 1)	7.0		30	10	2	2	5	1	0	0	0	0	0	39	43	2.57	1.571											
Rick Baldwin, R ERA: (8, 1)	1.0		3	1	0	0	0	0	0	0	0	0	0	3	3	0.00	1.000											
Harry Parker, R ERA: 3.0 (9, 1)	3.0	L	14	3	1	1	2	2	0	0	0	0	0	16	24	3.00	1.667											

Philadelphia Phillies @ New York Mets  
Shea Stadium, Flushing, NY  
Thu Apr 10 1975, 3:33 AM EDT  
Att: 5,964 - Unknown

livebaseballscorecards.com



Batter	1	2	3	4	5	6	7	8	9	10	11	AB	R	H	RBI	BB	SO	LOB
Gene Clines, R (1, 7)	L1		L5			FC1-4-6		4-3 IBB		L8		4	0	0	0	1	0	3
Felix Millan, R (1, 4) OBP: 0.111, SLG: 0.111	F7			6-3		6-3		4-3		5-3		5	0	0	1	0	0	4
John Milner, L (1, 3)	F7			G3			F9	IBB			F2	4	0	0	0	1	0	0
Joe Torre, R (1, 5) OBP: 0.111, SLG: 0.111		5-3		F4			F8	K			5-3	5	0	0	0	0	1	3
Dave Kingman, R (1, 9) OBP: 0.125, SLG: 0.500		4-3			L5		P6		F7		F8	5	0	0	0	0	0	0
Del Unser, L (1, 8) OBP: 0.286, SLG: 0.286		F7			4-3			1B 2B 1B	CS 1B			4	1	2	0	0	0	0
Jerry Grote, R (1, 2)			P5		6-3			1-3	F7			4	0	0	0	0	0	2
Bud Harrelson, S (1, 6) OBP: 0.400, SLG: 0.600						F8		2B 4-3 1B		SH3-4 1B		2	0	1	0	0	0	0
Ed Kranepool, L (8, PH) OBP: 1.000, SLG: 1.000			SH2-4 1B									1	0	1	0	0	0	0
Jack Heidemann, R (8, PR) OBP: 1.000, SLG: 1.000												1	1	1	0	0	0	0
Jon Matlack, L (1, 1)				SH2-4				4-3 2B		SH3-4		0	0	0	0	1	0	0
Rick Baldwin, L (8, 1)												0	0	0	0	0	0	0
Rusty Staub, L (8, PH) OBP: 1.000, SLG: 2.000												1	0	1	1	0	0	0
Bob Gallagher, L (8, PR)												0	0	0	0	0	0	0
Harry Parker, R (9, 1)												0	0	0	0	0	0	0

Inning Stats	R: 0	H: 0	R: 0	H: 0	R: 0	H: 1	R: 0	H: 0	R: 0	H: 0	R: 0	H: 0	R: 2	H: 3	R: 0	H: 1	R: 0	H: 1	R: 0	H: 0	1B: 5	SF: 0	WP: 0	PA: 41
E: 0	LOB: 0	E: 0	LOB: 0	E: 0	LOB: 1	E: 0	LOB: 0	E: 0	LOB: 0	E: 0	LOB: 0	E: 0	LOB: 0	E: 0	LOB: 0	E: 0	LOB: 1	E: 0	LOB: 0	E: 0	LOB: 0	2B: 1	SAC: 2	PB: 0
K: 0	BB: 0	K: 0	BB: 0	K: 0	BB: 0	K: 0	BB: 0	K: 0	BB: 0	K: 0	BB: 0	K: 0	BB: 1	K: 1	BB: 2	K: 0	BB: 0	K: 0	BB: 0	K: 0	BB: 0	3B: 0	DP: 0	SB: 0
S: 3	P: 3	S: 3	P: 3	S: 4	P: 4	S: 3	P: 3	S: 3	P: 3	S: 3	P: 3	S: 3	P: 7	S: 8	P: 16	S: 3	P: 3	S: 4	P: 4	S: 3	P: 3	HR: 0	HBP: 0	CS: 1

PITCHER	IP	WLS	BF	H	R	ER	SO	BB	IBB	HBP	BLK	WP	HR	S	P	ERA	WHIP
Jim Lonborg, R (1, 1) ERA: 2.46	7.1		27	4	2	2	0	1	0	0	0	0	0	26	30	2.46	0.682
Gene Garber, R (8, 1) ERA:	0.2		4	0	0	0	1	0	2	0	0	0	0	4	12	0.00	0.000
Ron Schueler, R (9, 1) ERA:	2.0	W	7	2	0	0	0	0	0	0	0	0	0	7	7	0.00	1.000
Joe Hoerner, L (11, 1) ERA:	0.1		1	0	0	0	0	0	0	0	0	0	0	1	1	0.00	0.000
Cy Acosta, R (11, 1) ERA:	0.2	S	2	0	0	0	0	0	0	0	0	0	0	2	2	0.00	0.000

PITCHER	IP	WLS	BF	H	R	ER	SO	BB	IBB	HBP	BLK	WP	HR	S	P	ERA	WHIP

BOTTOM

Philadelphia Phillies @ New York Mets  
 Shea Stadium, Flushing, NY  
 Thu Apr 10 1975, 3:33 AM EDT  
 Att. 5,964 - Unknown

livebaseballscores.com

AB	36
R	2
H	6
RBI	2
BB	3
SO	1
LOB	12



Batter	1	2	3	4	5	6	7	8	9	AB R H RBI BB SO LOB	TOP											
Lou Brock, L (1, 7) OBP: 0.500, SLG: 0.588	0-0 F8		0-0 IHR BB 1B		0-0 4-3		0-0 1B 3B	0-0 4-3		5 2 2 0 0 0 1												
Ted Sizemore, R (1, 4) OBP: 0.400, SLG: 0.389	0-0 F9		4-0 IHR BB 1-2		4-0 FC3-6 1B BB		0-3 K	0-0 6-3		3 1 0 0 2 1 2												
Bake McBride, L (1, 8) OBP: 0.474, SLG: 0.611	0-0 BLK 1B		0-0 IHR 1-H 2-H		0-0 FC3-6 1B		0-0 G3 1B		0-0 F9	5 2 4 4 0 0 0												
Reggie Smith, S (1, 9) OBP: 0.412, SLG: 0.533	0-0 F7 1-2		0-3 K		0-0 FC3-6 1-2 2-3		0-0 G3 1-2		0-0 1B 1B	5 0 1 0 0 1 4												
Ted Simmons, S (1, 2) OBP: 0.294, SLG: 0.333		0-0 F9	0-0 P6		0-0 L3		0-0 1B 2-H		0-0 1B 1-2	5 0 2 1 0 0 2												
Keith Hernandez, L (1, 3) OBP: 0.294, SLG: 0.333		4-0 1B BB	0-0 G3			0-0 P5	0-3 K		0-0 F7	4 0 0 0 1 1 3												
Ken Reitz, R (1, 5) OBP: 0.294, SLG: 0.250		0-0 F7		0-0 6-3		0-0 6-3		0-0 2B 1B	0-0 F9	5 1 1 0 0 0 3												
Ed Brinkman, R (1, 6) OBP: 0.357, SLG: 0.385		0-0 1B		0-0 4-3		4-0 BB		0-0 4-3 1-H 2B		3 0 2 1 1 0 0												
Lynn McGlothen, L (1, 1) Mike Garman, R (9, 1) Al Hrabosky, R (9, 1)		0-0 F7		0-0 L6		0-0 5-3		0-0 F7		4 0 0 0 0 0 4 0 0 0 0 0 0 0 0 0 0 0 0 0 0												
<b>Inning Stats</b>	R: 0 E: 0 K: 0 S: 4	H: 1 LOB: 1 BB: 0 P: 4	R: 0 E: 0 K: 0 S: 4	H: 1 LOB: 2 BB: 1 P: 8	R: 3 E: 0 K: 1 S: 7	H: 2 LOB: 0 BB: 1 P: 11	R: 0 E: 0 K: 0 S: 3	H: 0 LOB: 0 BB: 0 P: 3	R: 0 E: 0 K: 0 S: 4	H: 1 LOB: 2 BB: 1 P: 8	R: 0 E: 0 K: 0 S: 3	H: 0 LOB: 1 BB: 1 P: 7	R: 2 E: 0 K: 2 S: 10	H: 3 LOB: 1 BB: 0 P: 10	R: 1 E: 0 K: 0 S: 5	H: 2 LOB: 1 BB: 0 P: 5	R: 0 E: 0 K: 0 S: 5	H: 2 LOB: 2 BB: 0 P: 5	1B: 9 2B: 1 3B: 1 HR: 1	SF: 0 SAC: 0 DP: 0 HBP: 0	WP: 0 PB: 0 SB: 0 CS: 0	PA: 43
<b>PITCHER</b>	IP WLS BF H R ER SO BB IBB HBP BLK WP HR S P ERA WHIP																					
Wayne Twitchell, R (1, 1) ERA: 5.4	5.0 L 23 5 3 3 1 3 0 0 0 1 0 0 22 34 5.40 1.600																					
Ron Schueler, R (6, 1) ERA: 4.5	2.0 10 3 2 2 2 1 0 0 0 0 0 0 13 17 9.00 2.000																					
Tom Hilgendorf, L (8, 1) ERA: 4.5	2.0 10 4 1 1 0 0 0 0 0 0 0 0 10 10 4.50 2.000																					

St. Louis Cardinals @ Philadelphia Phillies  
Veterans Stadium, Philadelphia, PA  
Fri Apr 11 1975, 7:05 PM EDT  
Att. 44,834 - Unknown

livebaseballscorecards.com

AB	39
R	6
H	12
RBI	6
BB	4
SO	3
LOB	19



Batter	1	2	3	4	5	6	7	8	9	AB	R	H	RBI	BB	SO	LOB
Dave Cash, R OBP: 0.533, SLG: 0.538 (1, 4)	0-0 4-3		0-0 FC4-6 1B		0-0 FC6-4 FC4-6 1-2f		0-0 4-3		4-0 1B BB	4	0	1	0	1	0	1
Larry Bowa, S OBP: 0.267, SLG: 0.400 (1, 6)	0-0 F9		0-0 FC4-6 1-2f		0-0 FC4-6 1-2f		0-0 F8		0-3 BB	5	0	0	0	0	1	5
Willie Montanez, L OBP: 0.231, SLG: 0.167 (1, 3)	4-0 BB		0-0 F7		0-0 P5			0-0 4-3	0-0 1B	4	0	1	1	1	0	2
Greg Luzinski, R OBP: 0.385, SLG: 0.917 (1, 7)	0-0 1-3			0-0 L6		0-0 HR		0-0 HR	0-0 4-3	5	2	2	2	0	0	4
Mike Schmidt, R OBP: 0.154, SLG: 0.083 (1, 5)		0-0 6-3		4-0 BB BB		0-3 K		0-3 K		3	0	0	0	1	2	0
Mike Anderson, R (1, 9)		0-0 6-3		0-3 K		0-0 F7		0-0 F9		4	0	0	0	0	1	1
Bob Boone, R OBP: 0.727, SLG: 0.778 (1, 2)		0-0 1B		4-0 1-2 BB		0-0 1B			0-0 BB 1B 1B	3	1	3	0	1	0	0
Alan Bannister, R OBP: 0.364, SLG: 0.455 (1, 8)		0-0 5-3		0-0 4-3		0-0 5-3			0-0 1B BB 1B	4	0	1	0	0	0	4
Wayne Twitchell, R (1, 1)			0-3 K		0-0 FC6-4 1B		0-3 K		0-3 K	1	0	0	0	0	1	0
Jay Johnstone, L (5, PH)										1	0	1	0	0	0	0
Ron Schueler, R (6, 1)										0	0	0	0	0	0	0
Ollie Brown, R (7, PH)										1	0	0	0	0	1	0
Tom Hilgendorf, S (8, 1)										0	0	0	0	0	0	0
Tony Taylor, R (9, PH)										1	0	0	0	0	1	2

Inning Stats	R: 0	H: 0	E: 0	K: 3	S: 3	R: 0	H: 1	E: 0	K: 0	S: 4	R: 0	H: 1	E: 0	K: 1	S: 6	R: 0	H: 0	E: 0	K: 1	S: 5	R: 0	H: 1	E: 0	K: 0	S: 4	R: 1	H: 2	E: 0	K: 1	S: 7	R: 0	H: 0	E: 0	K: 1	S: 5	R: 1	H: 1	E: 0	K: 1	S: 6	R: 1	H: 3	E: 0	K: 2	S: 10	1B: 7	2B: 0	3B: 0	SF: 0	SAC: 0	DP: 0	HBP: 0	WP: 0	PA: 40
--------------	------	------	------	------	------	------	------	------	------	------	------	------	------	------	------	------	------	------	------	------	------	------	------	------	------	------	------	------	------	------	------	------	------	------	------	------	------	------	------	------	------	------	------	------	-------	-------	-------	-------	-------	--------	-------	--------	-------	--------

PITCHER	IP	WLS	BF	H	R	ER	SO	BB	IBB	HBP	BLK	WP	HR	S	P	ERA	WHIP
Lynn McGothen, R (1, 1) ERA: 3.38	8.0	W	35	8	3	3	5	3	0	0	0	0	2	42	54	3.38	1.375
Mike Garman, R (9, 1) ERA:	0.1		2	0	0	0	1	1	0	0	0	0	0	3	7	0.00	3.000
Al Hrabosky, L (9, 1) ERA:	0.2	S	3	1	0	0	1	0	0	0	0	0	0	5	5	0.00	1.500

BOTTOM

St. Louis Cardinals @ Philadelphia Phillies  
Veterans Stadium, Philadelphia, PA

livebaseballscorecards.com

AB	36
R	3
H	9
RBI	3
BB	4
SO	7
LOB	19



PITCHER	IP	WLS	BF	H	R	ER	SO	BB	IBB	HBP	BLK	WP	HR	S	P	ERA	WHIP
---------	----	-----	----	---	---	----	----	----	-----	-----	-----	----	----	---	---	-----	------

Fri Apr 11 1975, 7:05 PM EDT  
Att. 44,834 - Unknown

Batter	1	2	3	4	5	6	7	8	9	AB R H RBI BB SO LOB
--------	---	---	---	---	---	---	---	---	---	----------------------

Lou Brock, L (1, 7) OBP: 0.480, SLG: 0.500	4-0 BB G1-6-3	0-0 6-3		4-0 1-2 2-3 BB FC6-4		0-0 4-3		0-0 4-3		3 0 0 0 2 0 4
Ted Sizemore, R (1, 4) OBP: 0.400, SLG: 0.391	0-0 1-2f G1-6-3		0-0 F7	0-0 1-2f FC6-4			0-0 2B 1B		0-0 SH2-4 1B 1B	5 2 2 0 0 0 4
Bake McBride, L (1, 8) OBP: 0.391, SLG: 0.500	0-0 G3		0-0 3-1		0-3 K		0-0 F9		0-0 SH2-4	4 0 0 0 0 1 1
Reggie Smith, S (1, 9) OBP: 0.455, SLG: 0.684		0-0 1B 3B	0-0 1-3		0-0 6-3		0-0 1-H 2B		4-0 1B FC4-6 IBB	4 2 2 1 1 0 0
Ted Simmons, S (1, 2) OBP: 0.409, SLG: 0.421		0-0 1B BB SF7 1B		4-0 BB 1B BB			0-0 2-3		0-0 FC4-6 1B	4 2 3 2 1 0 0
Keith Hernandez, L (1, 3) OBP: 0.364, SLG: 0.333		4-0 SF7 1B SF8 BB		4-0 BB 1B FC5-2 BB		0-3 K		0-0 4-3 SH3-4 1B	0-0 FC4-6 FC6-4	3 1 1 1 2 1 2
Ken Reitz, R (1, 5) OBP: 0.333, SLG: 0.300		0-0 SF7 1B		0-0 BB FC5-2 1B		0-0 F8		0-0 SH3-4	0-0 FC6-4	4 0 2 1 0 0 1
Ed Brinkman, R (1, 6) OBP: 0.353, SLG: 0.467		0-0 SF7		0-0 FC5-2 BB				0-0 4-3		2 0 1 1 0 0 2
Jim Dwyer, L (8, PH)		1-2 2-3 3-H		1-2 3-H						1 0 0 0 0 0 1
Mike Garman, R (8, 1)		1-2 2-3 3-H		1-2 3-H						0 0 0 0 0 0 0
Bob Gibson, R (1, 1)		0-0 SF8		0-3 K		0-0 F8		4-0 BB		2 0 0 1 0 1 3
Elias Sosa, R (7, 1)										0 0 0 0 0 0 0
Ron Fairly, L (8, PH)										0 0 0 0 1 0 0
Mike Tyson, R (8, 6)										0 0 0 0 0 0 0

Inning Stats	R: 0	H: 0	E: 0	K: 0	S: 2	P: 6	R: 3	H: 3	E: 0	K: 0	S: 6	P: 10	R: 0	H: 0	E: 0	K: 0	S: 3	P: 3	R: 1	H: 1	E: 0	K: 1	S: 6	P: 18	R: 0	H: 1	E: 0	K: 2	S: 8	P: 8	R: 0	H: 1	E: 0	K: 0	S: 4	P: 4	R: 1	H: 2	E: 0	K: 0	S: 4	P: 4	R: 0	H: 1	E: 0	K: 0	S: 4	P: 8	R: 2	H: 2	E: 0	K: 0	S: 5	P: 9	1B: 8	2B: 2	3B: 1	HR: 0	SF: 2	SAC: 2	DP: 1	HBP: 0	WP: 0	PB: 0	SB: 0	CS: 0	PA: 43
--------------	------	------	------	------	------	------	------	------	------	------	------	-------	------	------	------	------	------	------	------	------	------	------	------	-------	------	------	------	------	------	------	------	------	------	------	------	------	------	------	------	------	------	------	------	------	------	------	------	------	------	------	------	------	------	------	-------	-------	-------	-------	-------	--------	-------	--------	-------	-------	-------	-------	--------


PITCHER	IP	WLS	BF	H	R	ER	SO	BB	IBB	HBP	BLK	WP	HR	S	P	ERA	WHIP
Steve Carlton, L (1, 1) ERA: 4.15	5.0		24	5	4	4	3	5	0	0	0	0	0	25	45	7.20	2.000
Cy Acosta, R (6, 1) ERA: 3.38	2.0		8	3	1	1	0	0	0	0	0	0	0	8	8	4.50	1.500
Gene Garber, R (8, 1) ERA: 6.75	2.0	L	11	3	2	2	0	1	1	0	0	0	0	9	17	9.00	2.000

**TOP**

**St. Louis Cardinals @ Philadelphia Phillies**  
Veterans Stadium, Philadelphia, PA

Sat Apr 12 1975, 3:33 AM EDT  
Att. 11,101 - Unknown

<b>AB</b>	<b>32</b>
<b>R</b>	<b>7</b>
<b>H</b>	<b>11</b>
<b>RBI</b>	<b>7</b>
<b>BB</b>	<b>7</b>
<b>SO</b>	<b>3</b>
<b>LOB</b>	<b>18</b>





Batter	1	2	3	4	5	6	7	8	9	AB	R	H	RBI	BB	SO	LOB
Dave Cash, R OBP: 0.450, SLG: 0.500 (1, 4)	0-0 F9		0-0 F9		0-0 1B 2B	0-0 FC6-4			0-0 F9	5	1	1	2	0	0	1
Larry Bowa, S OBP: 0.350, SLG: 0.421 (1, 6)	0-0 P4		4-0 BB		0-0 2B 1B			0-0 F7	0-0 S 1B 1B	4	1	2	0	1	0	0
Willie Montanez, L OBP: 0.389, SLG: 0.471 (1, 3)	0-0 2B		0-0 6-3		0-0 F9 2B			0-0 1B 1B	0-0 1B	5	1	4	2	0	0	1
Greg Luzinski, R OBP: 0.389, SLG: 0.750 (1, 7)	4-0 BB			0-0 F8	0-0 F9			0-0 2-3 1B 1B	0-0 F9	4	0	1	0	1	0	3
Jay Johnstone, L OBP: 0.333, SLG: 0.200 Cy Acosta, R (6, 1) Tony Taylor, R OBP: 0.667, SLG: 1.000 Gene Garber, R (8, 1) Ollie Brown, R (9, PH)	0-0 P5			0-0 4-3	0-0 G3			0-0 PO 2-3 1B	0-0 4-3	3	0	0	0	0	0	3
Mike Schmidt, R OBP: 0.235, SLG: 0.188 (1, 5)		0-0 G5-4-3 1B		0-0 1B	0-0 P5			0-0 2-3		4	0	2	0	0	0	3
Bob Boone, R OBP: 0.533, SLG: 0.538 (1, 2)		0-0 G5-4-3		0-0 P6		0-0 F7		0-0 PO	0-0 6-3	4	0	0	0	0	0	2
Alan Bannister, R OBP: 0.333, SLG: 0.400 (1, 8)		0-0 F9			0-0 1B 2B 1B	0-0 6-3		0-0 F8		4	1	1	0	0	0	0
Steve Carlton, L (1, 1) Tom Hutton, L OBP: 0.750, SLG: 0.667 (5, PH) (6, 9) Mike Anderson, R (9, 9)			0-0 G3		0-0 2B 1B	0-0 FC6-4 1B		0-0 G3		1	0	0	0	0	0	0

Inning Stats	R: 0	H: 1	E: 0	LOB: 2	K: 0	BB: 1	S: 4	R: 0	H: 1	E: 0	LOB: 0	K: 0	BB: 0	S: 3	R: 0	H: 0	E: 0	LOB: 1	K: 0	BB: 1	S: 3	R: 0	H: 1	E: 0	LOB: 1	K: 0	BB: 0	S: 4	R: 4	H: 5	E: 0	LOB: 1	K: 0	BB: 0	S: 8	R: 0	H: 1	E: 0	LOB: 1	K: 0	BB: 0	S: 4	R: 1	H: 3	E: 0	LOB: 1	K: 0	BB: 0	S: 5	R: 0	H: 0	E: 0	LOB: 0	K: 0	BB: 0	S: 3	R: 0	H: 2	E: 0	LOB: 2	K: 0	BB: 0	S: 5	1B: 11	SF: 0	2B: 3	SAC: 0	3B: 0	DP: 1	HR: 0	HBP: 0	WP: 0	PA: 42
--------------	------	------	------	--------	------	-------	------	------	------	------	--------	------	-------	------	------	------	------	--------	------	-------	------	------	------	------	--------	------	-------	------	------	------	------	--------	------	-------	------	------	------	------	--------	------	-------	------	------	------	------	--------	------	-------	------	------	------	------	--------	------	-------	------	------	------	------	--------	------	-------	------	--------	-------	-------	--------	-------	-------	-------	--------	-------	--------

PITCHER	IP	WLS	BF	H	R	ER	SO	BB	IBB	HBP	BLK	WP	HR	S	P	ERA	WHIP
Bob Gibson, R ERA: 6.28 (1, 1)	6.1		31	11	5	5	0	2	0	0	0	0	0	29	37	7.11	2.053
Elias Sosa, R ERA: 10.8 (7, 1)	0.2		2	1	0	0	0	0	0	0	0	0	0	2	2	0.00	1.500
Mike Garman, R ERA: (8, 1)	2.0	W	8	2	0	0	0	0	0	0	0	0	0	8	8	0.00	1.000

BOTTOM

St. Louis Cardinals @ Philadelphia Phillies  
Veterans Stadium, Philadelphia, PA  
Sat Apr 12 1975, 3:33 AM EDT  
Att. 11,101 - Unknown

livebaseballscorecards.com

AB	39
R	5
H	14
RBI	5
BB	2
SO	0
LOB	15



Batter	1	2	3	4	5	6	7	8	9	AB R H RBI BB SO LOB	TOP
Lou Brock, L (1, 7) OBP: 0.483, SLG: 0.455 Al Hrabosky, R (8, 1)	4-0 1-3 SH1-3 BB		0-0 9-6 2-3f		0-0 F7			1-0 FC6-4 HBP		2 0 0 0 1 0 4 0 0 0 0 0 0 0	
Ted Sizemore, R (1, 4) OBP: 0.357, SLG: 0.346	0-0 SH1-3 1-2			0-0 P4		0-0 6-3		0-0 FC6-4 1-2f		3 0 0 0 0 0 1	
Bake McBride, L (1, 8) OBP: 0.370, SLG: 0.462	0-0 1-3 2-3			0-0 G5-4-3 1B		0-0 F8		0-0 4-3		4 0 1 0 0 0 2	
Reggie Smith, S (1, 9) OBP: 0.423, SLG: 0.609	0-3 K			0-0 G5-4-3 1-2f		0-0 FC6-4 1B			0-0 6-3	4 0 1 0 0 1 2	
Ted Simmons, S (1, 2) OBP: 0.346, SLG: 0.348		0-0 F8			0-0 5-3	0-0 FC6-4 1-2f			0-0 5-3	4 0 0 0 0 0 1	
Keith Hernandez, L (1, 3) OBP: 0.346, SLG: 0.318		0-0 G3			0-0 2B FC1-2 1B		0-3 K		0-3 K	4 0 1 0 0 2 0	
Ken Reitz, R (1, 5) OBP: 0.333, SLG: 0.348		0-0 P5			0-0 FC1-2 1-3 2B		0-0 F9			3 0 1 0 0 0 0	
Ed Brinkman, R (1, 6) OBP: 0.400, SLG: 0.471			0-0 9-6 SH5-4 1B		4-0 FC1-2 IBB		0-0 5-3			2 0 1 0 1 0 0	
Bob Forsch, R (1, 1) OBP: 0.400, SLG: 0.250 Luis Melendez, R (8, PH) (8, 7)			0-0 SH5-4 1-2		0-0 FC1-2 1-2 2-3 3-Hf			0-0 6-3		1 0 0 0 0 0 3 1 0 0 0 0 0 0	
<b>Inning Stats</b>	R: 0 H: 0 E: 0 LOB: 1 K: 1 BB: 1 S: 5 P: 9	R: 0 H: 0 E: 0 LOB: 0 K: 0 BB: 0 S: 3 P: 3	R: 0 H: 1 E: 0 LOB: 0 K: 0 BB: 0 S: 3 P: 3	R: 0 H: 1 E: 0 LOB: 0 K: 0 BB: 0 S: 3 P: 3	R: 0 H: 2 E: 0 LOB: 3 K: 0 BB: 1 S: 5 P: 9	R: 0 H: 1 E: 0 LOB: 1 K: 0 BB: 0 S: 4 P: 4	R: 0 H: 0 E: 0 LOB: 0 K: 1 BB: 0 S: 5 P: 5	R: 0 H: 0 E: 0 LOB: 1 K: 0 BB: 0 S: 3 P: 4	R: 0 H: 0 E: 0 LOB: 0 K: 1 BB: 0 S: 5 P: 5	1B: 4 SF: 0 2B: 2 SAC: 2 3B: 0 DP: 2 HR: 0 HBP: 1	WP: 0 PA: 33 PB: 0 SB: 0 CS: 0
<b>PITCHER</b> Tom Underwood, L (1, 1) ERA:	IP WLS BF H R ER SO BB IBB HBP BLK WP HR S P ERA WHIP										
	9.0 W 33 5 0 0 3 1 1 1 0 0 0 36 45 0.00 0.667										

St. Louis Cardinals @ Philadelphia Phillies  
Veterans Stadium, Philadelphia, PA  
Sun Apr 13 1975, 3:33 AM EDT  
Att. 13,539 - Unknown

livebaseballscorecards.com

AB	28
R	0
H	5
RBI	0
BB	2
SO	3
LOB	13



Batter	1	2	3	4	5	6	7	8	9
<b>Dave Cash, R</b> OBP: 0.500, SLG: 0.545 (1, 4)	0-0 6-3 1B		0-0 6-3		0-0 2-H 1B			0-0 CS 1B	
<b>Larry Bowa, S</b> OBP: 0.292, SLG: 0.348 (1, 6)	0-0 6-3 1-2		0-0 4-3		0-0 F7			0-0 F9	
<b>Willie Montanez, L</b> OBP: 0.333, SLG: 0.400 (1, 3)	0-0 1-3			0-3 K		0-3 K		0-0 CS 1-2	
<b>Greg Luzinski, R</b> OBP: 0.381, SLG: 0.842 (1, 7)		0-3 K		0-0 HR		0-0 F8			
<b>Tom Hutton, L</b> OBP: 0.428, SLG: 0.333 (1, 9)		0-0 E4 2B		0-0 3-1		0-0 4-3			
<b>Mike Anderson, R</b> (7, 9)									
<b>Mike Schmidt, R</b> OBP: 0.250, SLG: 0.263 (1, 5)		0-0 1-3 2B		0-3 K		0-3 K			
<b>Bob Boone, R</b> OBP: 0.500, SLG: 0.467 (1, 2)		0-0 1-3			4-0 G5-6-4 BB BB		0-0 P6		
<b>Alan Bannister, R</b> OBP: 0.333, SLG: 0.353 (1, 8)		0-0 6-3			4-0 G5-6-4 1-2 1B BB		0-3 K		
<b>Tom Underwood, R</b> (1, 1)			0-0 F3		0-0 G5-6-4 1-2 2-3f		0-0 G3		

Inning Stats	R: 0	H: 1	E: 0	LOB: 0	K: 0	S: 3	R: 0	H: 1	E: 1	LOB: 2	K: 1	S: 7	R: 0	H: 0	E: 0	LOB: 0	K: 0	S: 3	R: 1	H: 1	E: 0	LOB: 0	K: 2	S: 8	R: 1	H: 1	E: 0	LOB: 1	K: 0	S: 3	R: 0	H: 0	E: 0	LOB: 0	K: 2	S: 7	R: 0	H: 1	E: 0	LOB: 0	K: 0	S: 3							
	3	0	0	0	0	2	0	0	0	0	0	0	0	0	0	0	0	0	0	0	0	0	0	0	0	0	0	0	0	0	0	0	0	0	0	0	0	0	0	0	0	0	0	0	0	0	0	0	0

PITCHER	IP	WLS	BF	H	R	ER	SO	BB	IBB	HBP	BLK	WP	HR	S	P	ERA	WHIP
<b>Bob Forsch, R</b> ERA: 1.13 (1, 1)	7.0	L	26	4	2	2	6	2	0	0	0	0	1	36	44	2.57	0.857
<b>Al Hrabosky, L</b> ERA: (8, 1)	1.0		3	1	0	0	0	0	0	0	0	0	0	3	3	0.00	1.000

**BOTTOM**

AB R H RBI BB SO LOB

4 0 3 1 0 0 0

4 0 0 0 0 0 3

3 0 0 0 0 2 0

3 1 1 1 0 1 0

3 0 0 0 0 0 0

0 0 0 0 0 0 0

3 0 1 0 0 2 0

2 0 0 0 1 0 2

2 1 0 0 1 1 2

3 0 0 0 0 0 2

**AB 27**  
**R 2**  
**H 5**  
**RBI 2**  
**BB 2**  
**SO 6**  
**LOB 9**



WP: 0 PA: 30  
PB: 0  
SB: 0  
CS: 1

St. Louis Cardinals @ Philadelphia Phillies  
Veterans Stadium, Philadelphia, PA  
Sun Apr 13 1975, 3:33 AM EDT  
Att. 13,539 - Unknown

livebaseballscorecards.com

Batter	1	2	3	4	5	6	7	8	9	AB R H RBI BB SO LOB	TOP																
Del Unser, L (1, 8) OBP: 0.450, SLG: 0.611	0-3 K		0-0 2B		0-0 2B 1B		0-0 1B		4-0 IBB	4 1 3 0 1 1 0																	
Felix Millan, R (1, 4) OBP: 0.136, SLG: 0.227	0-0 E3		0-0 5-3		0-0 2B		0-0 P4		0-0 F7	5 0 1 2 0 0 4																	
Rusty Staub, L (1, 9) OBP: 0.333, SLG: 0.750	0-0 G5-4-3				0-0 F8		0-0 G3		0-0 4-3	4 0 0 0 0 0 3																	
Dave Kingman, R (1, 7) OBP: 0.300, SLG: 0.789		0-3 K			0-0 6-3 2B		0-3 K		0-3 K	4 0 1 0 0 3 0																	
Joe Torre, R (1, 5) Wayne Garrett, L (8, 5) OBP: 0.190, SLG: 0.158 OBP: 1.000, SLG: 1.000		0-0 F9			0-0 6-3		4-0 G3 1B BB		0-0 6-3	3 1 0 0 1 0 1 0 0 0 0 0 0 0																	
Ed Kranepool, L (1, 3) OBP: 0.333, SLG: 0.333		0-0 FC6-4 1B			0-0 P6		0-0 G3		0-0 F8	4 0 1 0 0 0 2																	
Jerry Grote, R (1, 2) OBP: 0.111, SLG: 0.059		0-0 FC6-4			0-0 6-3		0-0 1B		0-0 5-3	4 0 1 1 0 0 1																	
Bud Harrelson, S (1, 6) OBP: 0.375, SLG: 0.357			0-0 F8		4-0 FC2-6 BB		0-3 K		0-0 G3 1B	3 0 1 0 1 1 1																	
Randy Tate, R (1, 1) John Milner, L (9, PH) Jerry Cram, R (9, 1) OBP: 0.263, SLG: 0.067			0-0 F9		0-0 FC2-6 1B 2B		0-3 K		0-0 G3	3 1 0 0 0 1 1 1 0 0 0 0 0 1 0 0 0 0 0 0 0																	
<b>Inning Stats</b>	R: 0 H: 0 E: 1 LOB: 0 K: 1 BB: 0 S: 5 P: 5	R: 0 H: 1 E: 0 LOB: 1 K: 1 BB: 0 S: 6 P: 6	R: 0 H: 1 E: 0 LOB: 1 K: 0 BB: 0 S: 4 P: 4	R: 0 H: 1 E: 0 LOB: 1 K: 0 BB: 0 S: 4 P: 4	R: 2 H: 2 E: 0 LOB: 1 K: 0 BB: 1 S: 5 P: 9	R: 1 H: 1 E: 0 LOB: 1 K: 2 BB: 1 S: 8 P: 12	R: 0 H: 1 E: 0 LOB: 1 K: 1 BB: 0 S: 6 P: 6	R: 0 H: 0 E: 0 LOB: 0 K: 1 BB: 0 S: 5 P: 5	R: 0 H: 1 E: 0 LOB: 2 K: 0 BB: 1 S: 4 P: 8	1B: 5 SF: 0 2B: 3 SAC: 0 3B: 0 DP: 1 HR: 0 HBP: 0	WP: 0 PA: 38 PB: 0 SB: 0 CS: 0																
<b>PITCHER</b>	IP WLS BF H R ER SO BB IBB HBP BLK WP HR S P ERA WHIP											<b>PITCHER</b>	IP WLS BF H R ER SO BB IBB HBP BLK WP HR S P ERA WHIP														
Jim Lonborg, R (1, 1) ERA: 2.93	8.0	33	7	3	3	6	2	0	0	0	0	0	0	43	51	3.38	1.125										
Gene Garber, R (9, 1) ERA: 4.91	1.0	W	5	1	0	0	0	1	0	0	0	0	0	4	8	0.00	1.000										

**New York Mets @ Philadelphia Phillies**  
**Veterans Stadium, Philadelphia, PA**  
 Mon Apr 14 1975, 7:05 PM EDT  
 Att. 10,626 - Unknown

livebaseballscorecards.com

<b>AB</b>	35
<b>R</b>	3
<b>H</b>	8
<b>RBI</b>	3
<b>BB</b>	3
<b>SO</b>	6
<b>LOB</b>	14





Batter	1	2	3	4	5	6	7	8	9	AB R H RBI BB SO LOB	TOP										
Don Kessinger, S (1, 6) OBP: 0.357, SLG: 0.318	0-0 1B 3B	0-0 F8		0-0 1B		0-0 4-3		4-0 FC5-4 BB		4 1 2 0 1 0 0											
Jose Cardenal, R (1, 7) OBP: 0.429, SLG: 0.364	0-0 F9	0-0 F8		0-0 F8		0-0 F9 PB 2B		0-0 FC5-4 FC6-4		5 1 1 0 0 0 3											
Bill Madlock, R (1, 5) OBP: 0.321, SLG: 0.407	0-0 1B 1B 1B		0-0 G4-6-3 BLK 2B 1B		0-0 1B 1B	0-0 F9		0-0 FC6-4		5 3 3 1 0 0 2											
Jerry Morales, R (1, 9) OBP: 0.500, SLG: 0.609	0-0 1B 1-3 1B		4-0 G4-6-3 1-2 BB		0-0 1B 1B	4-0 BB		0-3 K		3 1 2 0 2 1 0											
George Mitterwald, R (1, 3) OBP: 0.222, SLG: 0.222	0-0 1B HR 1B		0-0 G4-6-3 1-2f 2-3		0-0 E 1-2 2-H 1B	0-3 K		0-0 F3		5 1 2 2 0 1 3											
Rick Monday, L (1, 8) OBP: 0.500, SLG: 0.636	0-0 1-3 HR 1B		0-0 G4-6-3 2B		0-0 E9 1-3 2-H 1B		0-0 4-3		0-0 1-3	5 1 3 2 0 0 0											
Manny Trillo, R (1, 4) OBP: 0.250, SLG: 0.348	0-0 1-H 3-H HR		0-0 F9		0-3 K		0-0 4-3			4 1 1 3 0 1 2											
Steve Swisher, R (1, 2) OBP: 0.391, SLG: 0.524	0-0 4-3		0-3 K		4-0 BB		0-0 F8			3 0 0 0 1 1 0											
Bill Bonham, R (1, 1)		0-3 K		0-3 K		0-0 4-3		0-0 5-3		4 0 0 0 0 2 2											
<b>Inning Stats</b>	R: 5 E: 0 K: 0 S: 8	H: 6 LOB: 0 BB: 0 P: 8	R: 0 E: 0 K: 1 S: 5	H: 0 LOB: 0 BB: 0 P: 5	R: 1 E: 0 K: 0 S: 4	H: 2 LOB: 1 BB: 1 P: 8	R: 0 E: 0 K: 2 S: 8	H: 1 LOB: 1 BB: 0 P: 8	R: 2 E: 1 K: 1 S: 8	H: 4 LOB: 2 BB: 1 P: 12	R: 1 E: 0 K: 1 S: 6	H: 1 LOB: 1 BB: 1 P: 10	R: 0 E: 0 K: 0 S: 3	H: 0 LOB: 0 BB: 0 P: 3	R: 0 E: 0 K: 0 S: 3	H: 0 LOB: 1 BB: 1 P: 7	R: 0 E: 0 K: 1 S: 5	H: 0 LOB: 0 BB: 0 P: 5	1B: 10 2B: 2 3B: 1 HR: 1	SF: 0 SAC: 0 DP: 1 HBP: 0	WP: 0 PA: 42 PB: 1 SB: 0 CS: 0
<b>PITCHER</b>	IP WLS BF H R ER SO BB IBB HBP BLK WP HR S P ERA WHIP																				
Steve Carlton, L (1, 1) ERA: 7.2	2.0 L 13 7 6 6 1 1 0 0 0 1 0 1 14 18 27.00 4.000																				
Joe Hoerner, L (3, 1) ERA:	1.0 3 1 0 0 0 0 0 0 0 0 0 0 3 3 0.00 1.000																				
Ron Schueler, R (4, 1) ERA: 6.0	2.0 11 5 2 2 3 1 0 0 0 0 0 0 16 20 9.00 3.000																				
Cy Acosta, R (6, 1) ERA: 1.93	2.0 8 1 1 0 1 1 0 0 0 0 0 0 9 13 0.00 1.000																				
Tom Hilgendorf, L (8, 1) ERA: 2.25	2.0 7 0 0 0 0 1 1 0 0 0 0 0 8 12 0.00 0.500																				

Chicago Cubs @ Philadelphia Phillies  
Veterans Stadium, Philadelphia, PA  
Wed Apr 16 1975, 7:05 PM EDT  
Att: 8,294 - Unknown - 50 F

AB	38
R	9
H	14
RBI	8
BB	4
SO	6
LOB	12




1B	10	SF	0
2B	2	SAC	0
3B	1	DP	1
HR	1	HBP	0

Batter	1	2	3	4	5	6	7	8	9	AB	R	H	RBI	BB	SO	LOB
<b>Dave Cash, R</b> (1, 4) OBP: 0.364, SLG: 0.387	0-0 L8		0-0 6-3		0-0 FC6-4			0-0 E6	0-0 FC5	5	0	0	0	0	0	7
<b>Larry Bowa, S</b> (1, 6) OBP: 0.344, SLG: 0.345	0-0 4-3			0-0 F9		0-0 G4-6-3		0-0 4-3		4	0	1	1	0	0	2
<b>Willie Montanez, L</b> (1, 3) OBP: 0.276, SLG: 0.357	0-3 K			0-0 4-3		0-0 G4-6-3		0-0 4-3		4	0	0	1	0	1	2
<b>Greg Luzinski, R</b> (1, 7) OBP: 0.414, SLG: 0.885		0-3 K		0-0 2B		0-3 K		0-3 K		4	0	1	0	0	3	1
<b>Mike Schmidt, R</b> (1, 5) OBP: 0.286, SLG: 0.360		0-3 K		0-3 K			4-0 BB		0-0 5-3	3	0	0	0	1	2	1
<b>Mike Anderson, R</b> (1, 9)		0-0 3-1			0-3 K		0-0 G6-4-3		0-0 F9	4	0	0	0	0	1	1
<b>Bob Boone, R</b> (1, 2) OBP: 0.458, SLG: 0.400			0-0 F8		4-0 FC5-4		0-0 F2		4-0 1B	2	0	0	0	1	0	0
<b>Tom Hilgendorf, S</b> (8, 1)					BB				BB	0	0	0	0	0	0	0
<b>Tony Taylor, R</b> (9, PH) OBP: 0.750, SLG: 1.000					BB				BB	0	1	0	0	1	0	0
<b>Alan Bannister, R</b> (1, 8) OBP: 0.320, SLG: 0.375			0-0 4-3		0-0 FC5-4		0-0 E4		0-0 FC5-4	4	1	2	0	0	0	1
<b>Steve Carlton, L</b> (1, 1)			0-0 4-3		0-0 FC6-4		4-0 E		0-0 1B	0	0	0	0	0	0	0
<b>Joe Hoerner, R</b> (3, 1)					1-2		4-0 E		1-2 2-H	0	0	0	0	0	0	0
<b>Don Hahn, R</b> (3, PH)										1	0	0	0	0	0	1
<b>Ron Schueler, R</b> (4, 1)										0	0	0	0	0	0	0
<b>Jay Johnstone, L</b> (5, PH) OBP: 0.429, SLG: 0.333										1	0	1	0	0	0	0
<b>Cy Acosta, R</b> (6, 1)										0	0	0	0	0	0	0
<b>Jim Essian, R</b> (8, 2) OBP: 1.000, SLG: 1.000										1	1	1	1	1	0	0

Inning Stats	R: 0	H: 0	E: 0	K: 1	S: 5	R: 0	H: 0	E: 0	K: 2	S: 7	R: 0	H: 1	E: 0	K: 0	S: 4	R: 0	H: 1	E: 0	K: 1	S: 6	R: 0	H: 1	E: 0	K: 1	S: 6	R: 0	H: 0	E: 0	K: 0	S: 2	R: 2	H: 0	E: 2	K: 1	S: 7	R: 1	H: 2	E: 0	K: 0	S: 5	1B: 4	2B: 2	3B: 0	HR: 0	SF: 0	SAC: 0	DP: 2	HBP: 0	WP: 0	PA: 37
<b>Bill Bonham, R</b> (1, 1) ERA: 3.21	IP	WLS	BF	H	R	ER	SO	BB	IBB	HBP	BLK	WP	HR	S	P	ERA	WHIP															IP	WLS	BF	H	R	ER	SO	BB	IBB	HBP	BLK	WP	HR	S	P	ERA	WHIP		

**Chicago Cubs @ Philadelphia Phillies**  
Veterans Stadium, Philadelphia, PA  
Wed Apr 16 1975, 7:05 PM EDT  
Att. 8,294 - Unknown - 50 F

AB	33
R	3
H	6
RBI	3
BB	4
SO	7
LOB	16



Batter	1	2	3	4	5	6	7	8	9	AB R H RBI BB SO LOB	TOP											
Don Kessinger, S (1, 6) OBP: 0.394, SLG: 0.407	0-0 FC3-5 2B		0-0 4-3		0-0 FC5-4 1B	0-0 1B		0-0 F8		5 1 3 0 0 0 1												
Jose Cardenal, R (1, 7) OBP: 0.424, SLG: 0.320	0-0 FC3-5 2-3			4-0 1B SF8 BB	0-0 FC5-4 1B HR	4-0 1B		0-0 2-3		3 3 0 0 2 0 2												
Bill Madlock, R (1, 5) OBP: 0.364, SLG: 0.438	0-0 G6-4-3 1-2f			0-0 1B SF8 1B	0-0 HR 1B	0-0 1B		0-0 1-3		5 3 3 2 0 0 1												
Rick Monday, L (1, 8) OBP: 0.484, SLG: 0.731		0-3 K		0-0 SF8	0-0 HR	0-0 1B		0-3 K		4 1 2 5 0 2 0												
Jerry Morales, R (1, 9) OBP: 0.452, SLG: 0.536		0-0 F8		0-0 E4 SF8 1B	0-0 4-3	0-0 1B		0-0 F7		5 0 1 1 0 0 1												
Ralph LaCock, L (1, 3) OBP: 0.286, SLG: 0.353		0-0 F8		0-0 1B		HR		0-3 K		5 1 2 1 0 2 2												
Manny Trillo, R (1, 4) OBP: 0.250, SLG: 0.346			0-0 SH3 1B	0-0 SF8		0-0 F9	0-0 F7			3 0 1 1 0 0 0	AB 37											
Steve Swisher, R (1, 2) OBP: 0.370, SLG: 0.480		0-3 K		0-0 P6		0-0 BB 1B	0-3 K			4 1 1 0 0 2 3	R 10											
Ray Burris, R (1, 1)			0-0 SH3		0-0 6-3	0-0 F2	0-0 F8			1 0 0 0 0 0 0	H 13											
Ken Frailing, L (5, 1)			1-2							2 0 0 0 0 0 1	RBI 10											
Oscar Zamora, R (7, 1)										0 0 0 0 0 0 0	BB 2											
<b>Inning Stats</b>	R: 0 E: 0 K: 0 S: 3	H: 1 LOB: 0 BB: 0 P: 3	R: 0 E: 0 K: 1 S: 5	H: 0 LOB: 0 BB: 0 P: 5	R: 0 E: 0 K: 1 S: 6	H: 1 LOB: 1 BB: 0 P: 6	R: 2 E: 1 K: 0 S: 6	H: 2 LOB: 2 BB: 1 P: 10	R: 3 E: 0 K: 0 S: 6	H: 3 LOB: 0 BB: 0 P: 6	R: 5 E: 0 K: 1 S: 11	H: 6 LOB: 2 BB: 1 P: 15	R: 0 E: 0 K: 1 S: 5	H: 0 LOB: 0 BB: 0 P: 5	R: 0 E: 0 K: 2 S: 7	H: 0 LOB: 0 BB: 0 P: 7	R: 0 E: 0 K: 2 S: 7	H: 0 LOB: 0 BB: 0 P: 7	1B: 10 2B: 1 3B: 0 HR: 2	SF: 2 SAC: 1 DP: 1 HBP: 0	WP: 0 PB: 0 SB: 0 CS: 0	PA: 42
<b>PITCHER</b>	IP WLS BF H R ER SO BB IBB HBP BLK WP HR S P ERA WHIP																					
Wayne Twitchell, R (1, 1) ERA: 6.3	5.0 L 23 7 5 4 2 1 0 0 0 0 1 26 30 7.20 1.600																					
Cy Acosta, R (6, 1) ERA: 8.44	0.2 6 3 4 4 0 1 0 0 0 0 1 5 9 54.00 6.000																					
Ron Schueler, R (6, 1) ERA: 7.5	0.0 3 3 1 1 0 0 0 0 0 0 0 3 3 ∞ ∞																					
Tom Hilgendorf, L (6, 1) ERA: 1.69	1.1 4 0 0 0 2 0 0 0 0 0 0 8 8 0.00 0.000																					
Gene Garber, R (8, 1) ERA: 3.86	1.0 3 0 0 0 0 0 0 0 0 0 0 3 3 0.00 0.000																					
<b>PITCHER</b>	IP WLS BF H R ER SO BB IBB HBP BLK WP HR S P ERA WHIP																					
Joe Hoerner, L (9, 1) ERA:	1.0 3 0 0 0 2 0 0 0 0 0 0 7 7 0.00 0.000																					

Chicago Cubs @ Philadelphia Phillies  
Veterans Stadium, Philadelphia, PA  
Thu Apr 17 1975, 3:33 AM EDT  
Att. 6,259 - Sunny - 55 F

livebaseballscorecards.com





BOTTOM

Chicago Cubs @ Philadelphia Phillies  
Veterans Stadium, Philadelphia, PA

Thu Apr 17 1975, 3:33 AM EDT  
Att. 6,259 - Sunny - 55 F

livebaseballscores.com

AB	39
R	9
H	15
RBI	8
BB	3
SO	3
LOB	17



WP:	0	PA:	44
PB:	0	SB:	0
CS:	1		

AB R H RBI BB SO LOB

4	2	3	2	1	0	0
4	1	3	2	0	0	0
4	0	1	2	0	0	2
0	0	0	0	0	0	0
1	0	0	0	0	0	2
0	0	0	0	0	0	0
5	0	0	0	0	1	5
0	0	0	0	0	0	0
4	1	1	1	1	0	1
5	1	2	0	0	2	1
5	1	3	1	0	0	1
4	2	2	0	0	0	2
1	0	0	0	0	0	1
0	1	0	0	1	0	0
0	0	0	0	0	0	0
0	0	0	0	0	0	0
0	0	0	0	0	0	0
2	0	0	0	0	0	2

1B:	8	SF:	0
2B:	5	SAC:	1
3B:	1	DP:	0
HR:	1	HBP:	0

Batter	1	2	3	4	5	6	7	8	9
Dave Cash, R (1, 4) OBP: 0.421, SLG: 0.486	0-0 SH5-3 1B 2B		0-0 F8 ①		0-0 2B 1B 1-2 2-H FC1-2-5		4-0 2B E BB	0-0 1B 2B 2-3 3-H	
Larry Bowa, S (1, 6) OBP: 0.389, SLG: 0.455	0-0 SH5-3 2-3		0-0 4-3 ②		0-0 2B 1-3 2-H FC1-2-5		0-0 1-3 E 2B	0-0 2-3 3-H 1B	
Willie Montanez, L (1, 3) OBP: 0.273, SLG: 0.344 Gene Garber, R (8, 1) Tony Taylor, R (8, PH) Tom Hutton, L (9, 3) OBP: 0.600, SLG: 0.750 OBP: 0.273, SLG: 0.200	0-0 3-H 1B		0-0 F7 ③		0-0 FC1-2-5 ② 2-3 3-H		0-0 E3 ②	0-0 P4 ②	
Greg Luzinski, R (1, 7) Joe Hoerner, R (9, 1) OBP: 0.353, SLG: 0.742	0-0 F7 ③			0-0 F9 ①	0-0 L5 ③		0-3 2-H 3-H K ②	0-0 3-1 ③	
Mike Schmidt, R (1, 5) OBP: 0.303, SLG: 0.448		0-0 HR		4-0 FC5-4 BB		0-0 F8 ①	0-0 6-3 ③	0-0 F8 ①	
Mike Anderson, R (1, 9) OBP: 0.095, SLG: 0.190 (8, 3) (9, 9)		0-3 K ①		0-0 FC5-4 CS 1-2f		0-0 1B		0-0 1B 3B	0-3 K ②
Bob Boone, R (1, 2) OBP: 0.483, SLG: 0.480		0-0 1B 2B		0-0 CS 1-2	0-0 FC6-4 1B	0-0 F7 ②		0-0 1B 2B 1B 3-H	0-0 5-3 ③
Alan Bannister, R (1, 8) OBP: 0.345, SLG: 0.393		0-0 2-H 1B ②			0-0 FC6-4 1B 1-2f	0-0 F8 ③		0-0 2B 1B 1B 1-3	
Wayne Twitchell, R (1, 1) Jay Johnstone, L (5, PH) Cy Acosta, R (6, 1) Ron Schueler, R (6, 1) Tom Hilgendorf, S (7, PH) Ollie Brown, R (8, 9) (9, 7)		0-0 L3 ③			4-0 1B 2B BB 1-2		0-0 5-3 ①	0-0 P4 ①	

Inning Stats	R: 1	H: 2	E: 0	K: 0	S: 4	LOB: 0	BB: 0	P: 4	R: 1	H: 3	E: 0	K: 1	S: 7	LOB: 1	BB: 0	P: 7	R: 0	H: 0	E: 0	K: 0	S: 3	LOB: 0	BB: 0	P: 3	R: 0	H: 0	E: 0	K: 0	S: 2	LOB: 0	BB: 1	P: 6	R: 2	H: 3	E: 0	K: 0	S: 6	LOB: 2	BB: 1	P: 10	R: 0	H: 1	E: 0	K: 0	S: 4	LOB: 1	BB: 0	P: 4	R: 2	H: 1	E: 1	K: 1	S: 7	LOB: 1	BB: 1	P: 11	R: 3	H: 5	E: 0	K: 0	S: 8	LOB: 2	BB: 0	P: 8	R: 0	H: 0	E: 0	K: 1	S: 5	LOB: 0	BB: 0	P: 5	1B: 8	SF: 0	2B: 5	SAC: 1	3B: 1	DP: 0	HR: 1	HBP: 0	WP: 0	PA: 44
--------------	------	------	------	------	------	--------	-------	------	------	------	------	------	------	--------	-------	------	------	------	------	------	------	--------	-------	------	------	------	------	------	------	--------	-------	------	------	------	------	------	------	--------	-------	-------	------	------	------	------	------	--------	-------	------	------	------	------	------	------	--------	-------	-------	------	------	------	------	------	--------	-------	------	------	------	------	------	------	--------	-------	------	-------	-------	-------	--------	-------	-------	-------	--------	-------	--------

PITCHER	IP	WLS	BF	H	R	ER	SO	BB	IBB	HBP	BLK	WP	HR	S	P	ERA	WHIP
Ray Burris, R (1, 1) ERA: 3.38	4.1		19	7	4	4	1	2	0	0	0	0	1	19	27	8.31	2.077
Ken Frailing, L (5, 1) ERA: 6.23	2.0	W	11	3	2	1	0	1	0	0	0	0	0	10	14	4.50	2.000
Oscar Zamora, R (7, 1) ERA: 5.06	2.2		13	5	3	3	2	0	0	0	0	0	0	17	17	10.12	1.875

Batter	1	2	3	4	5	6	7	8	9	AB R H RBI BB SO LOB	TOP											
<b>Dave Cash, R</b> OBP: 0.442, SLG: 0.500 (1, 4) X	0-0 2B BB	4-0 BB		0-0 F8 1-2 2-3		0-0 P6		4-0 BB		3 1 1 0 2 0 2												
<b>Larry Bowa, S</b> OBP: 0.341, SLG: 0.395 (1, 6) SSS	0-3 K	0-0 F9			0-0 5-3	0-0 5-3		0-0 F8		5 0 0 0 0 1 3												
<b>Willie Montanez, L</b> OBP: 0.289, SLG: 0.459 (1, 3) X	0-0 2B 2-H		0-0 E6 G5-4-3		0-0 HR		0-0 F7		0-0 F7	5 1 2 2 0 0 0												
<b>Greg Luzinski, R</b> OBP: 0.385, SLG: 0.714 (1, 7) X	0-0 5-3		0-0 G5-4-3 1-2f		0-0 2B FC5-4 1B		4-0 1B BB		0-0 1B 1B	4 2 2 0 1 0 2												
<b>Mike Schmidt, R</b> OBP: 0.289, SLG: 0.441 (1, 5) X	0-0 5-3		0-0 P5		0-0 FC5-4 1-3 2B		0-0 F7		0-3 K	5 0 1 0 0 1 3												
<b>Bob Boone, R</b> OBP: 0.529, SLG: 0.552 (1, 2) X		0-0 HR 2B		0-0 5-3	4-0 FC5-4 IBB		0-0 1-3 1B		0-0 WP 1B 1-2 1B	4 1 3 0 1 0 0												
<b>Mike Anderson, R</b> OBP: 0.154, SLG: 0.346 (1, 9) X		0-0 HR		0-0 5-3	0-0 FC5-4 1-2f 2-3 3-H FC5-4		0-0 P3		0-0 WP 1B 1-2 2-H	5 1 2 4 0 0 4												
<b>Alan Bannister, R</b> OBP: 0.324, SLG: 0.364 (1, 8) X		0-0 1-3		0-0 PB 1B	0-0 FC5-4 1-2f 1B			0-0 5-3	0-0 6-3 1-2 2-3	5 0 1 0 0 0 4												
<b>Tom Underwood, R</b> OBP: 0.167, SLG: 0.167 <b>Gene Garber, R</b> (6, 1) X		0-0 F7		0-0 PB 1B		0-0 F8		0-0 P4		3 0 1 0 0 0 0 1 0 0 0 0 0 0												
<b>Inning Stats</b>	R: 1 E: 0 K: 1 S: 7	H: 2 LOB: 1 BB: 0 P: 7	R: 2 E: 0 K: 0 S: 5	H: 2 LOB: 1 BB: 1 P: 9	R: 0 E: 1 K: 0 S: 3	H: 0 LOB: 0 BB: 0 P: 3	R: 0 E: 0 K: 0 S: 5	H: 2 LOB: 2 BB: 0 P: 5	R: 2 E: 0 K: 0 S: 6	H: 3 LOB: 2 BB: 1 P: 10	R: 0 E: 0 K: 0 S: 3	H: 0 LOB: 0 BB: 0 P: 3	R: 0 E: 0 K: 0 S: 4	H: 1 LOB: 2 BB: 1 P: 8	R: 0 E: 0 K: 0 S: 3	H: 0 LOB: 1 BB: 1 P: 7	R: 1 E: 0 K: 1 S: 8	H: 3 LOB: 2 BB: 0 P: 8	1B: 7 2B: 4 3B: 0 HR: 2	SF: 0 SAC: 0 DP: 1 HBP: 0	WP: 1 PB: 1 SB: 0 CS: 0	PA: 44
<b>PITCHER</b>	IP WLS BF H R ER SO BB IBB HBP BLK WP HR S P ERA WHIP																					
<b>Steve Renko, R</b> ERA: 10.38 (1, 1)	4.1 L 23 9 5 5 1 1 0 0 0 0 2 24 28 10.38 2.308																					
<b>Chuck Taylor, R</b> ERA: 2.08 (5, 1)	1.2 6 0 0 0 0 0 0 1 0 0 0 0 5 9 0.00 0.000																					
<b>Donald DeMola, R</b> ERA: 3.86 (7, 1)	2.2 14 4 1 1 1 2 0 0 0 0 0 14 22 3.38 2.250																					
<b>John Montague, R</b> ERA: (9, 1)	0.1 1 0 0 0 0 0 0 0 0 0 1 0 1 1 0.00 0.000																					

Philadelphia Phillies @ Montreal Expos  
 Jarry Park, Montreal, QB  
 Fri Apr 18 1975, 4:33 AM EDT  
 Att. 21,274 - Unknown

AB	40
R	6
H	13
RBI	6
BB	4
SO	2
LOB	18



BOTTOM

Philadelphia Phillies @ Montreal Expos

Jarry Park, Montreal, QB

Fri Apr 18 1975, 4:33 AM EDT

Att. 21,274 - Unknown

livebaseballscorecards.com

AB	35
R	3
H	12
RBI	2
BB	3
SO	3
LOB	19



WP	2	PA	40
PB	0		
SB	0		
CS	1		

AB R H RBI BB SO LOB

4 1 3 0 1 0 1

4 1 2 0 1 0 1

4 1 0 0 1 0 5

3 0 2 1 0 0 2

4 0 0 0 0 1 3

4 0 3 1 0 0 1

2 0 1 0 0 0 1

2 0 0 0 0 1 2

2 0 0 0 0 0 1

1B: 11 SF: 1  
2B: 1 SAC: 0  
3B: 0 DP: 1  
HR: 0 HBP: 0

Batter	1	2	3	4	5	6	7	8	9
Pepe Mangual, R OBP: 0.444, SLG: 0.375 (1, 8)	0-0 1B WP 1B	0-0 CS 1B			0-0 1B 1B		4-0 5-3 BB		0-0 P6
Tim Foli, R OBP: 0.325, SLG: 0.359 (1, 6)	0-0 WP WP SF7 1B	0-0 CS 1-2	0-0 F8		0-0 1-3 1B		0-0 5-3 1-2		4-0 1-2 BB
Mike Jorgensen, L OBP: 0.262, SLG: 0.333 (1, 3) (6, 7) (7, 3)	4-0 1-2 3-H 2B BB		0-0 4-3		0-0 P4		0-0 P3		0-0 4-3
Gary Carter, R OBP: 0.378, SLG: 0.469 (1, 9)	0-0 SF7 1-2 2-H		0-0 1B		0-0 F5			0-0 FC6-4 1B	
Barry Foote, R OBP: 0.114, SLG: 0.118 (1, 2)	0-0 F7		0-0 F9		0-0 6-3			0-3 K	
Larry Parrish, R OBP: 0.344, SLG: 0.484 (1, 5)	0-0 2B		0-0 G1-6-3 1B		0-0 1B		0-0 FC6-4 1-2f		0-0 FC6-4
Pete Mackanin, R OBP: 0.357, SLG: 0.571 (1, 4) Tony Scott, S OBP: 0.310, SLG: 0.269 (6, PH) (7, 7)	0-0 1B		0-0 F9		0-3 K		0-0 4-3		0-0 4-3
Bombo Rivera, R Chuck Taylor, R Larry Bittner, L OBP: 0.250, SLG: 0.250 Donald DeMola, R John Montague, R Pat Scanlon, L OBP: 0.333, SLG: 0.333 (1, 7) (5, 1) (6, PH) (7, 1) (9, 1) (9, PH)			0-0 P2		0-0 G1-6-3 1-2f		0-0 L9		0-0 FC6-4 1B
Steve Renko, R Jerry White, S Hal Breeden, R Larry Lintz, S OBP: 0.227, SLG: 0.150 (1, 1) (5, 7) (5, PH) (6, 3) (7, 4)			0-0 5-3		0-0 F8		0-3 K		0-0 FC6-4 1-2f BB

Inning Stats	R: 3	H: 4	E: 0	LOB: 2	K: 0	BB: 1	S: 6	P: 10	R: 0	H: 1	E: 0	LOB: 0	K: 0	BB: 0	S: 3	P: 3	R: 0	H: 1	E: 0	LOB: 0	K: 0	BB: 0	S: 4	P: 4	R: 0	H: 2	E: 0	LOB: 2	K: 0	BB: 0	S: 5	P: 5	R: 0	H: 1	E: 0	LOB: 1	K: 1	BB: 0	S: 6	P: 6	R: 0	H: 0	E: 0	LOB: 1	K: 1	BB: 1	S: 5	P: 9	R: 0	H: 1	E: 0	LOB: 1	K: 1	BB: 0	S: 6	P: 6	R: 0	H: 1	E: 0	LOB: 2	K: 0	BB: 1	S: 4	P: 8
--------------	------	------	------	--------	------	-------	------	-------	------	------	------	--------	------	-------	------	------	------	------	------	--------	------	-------	------	------	------	------	------	--------	------	-------	------	------	------	------	------	--------	------	-------	------	------	------	------	------	--------	------	-------	------	------	------	------	------	--------	------	-------	------	------	------	------	------	--------	------	-------	------	------

PITCHER	IP	WLS	BF	H	R	ER	SO	BB	IBB	HBP	BLK	WP	HR	S	P	ERA	WHIP
Tom Underwood, L ERA: 1.88 (1, 1)	5.1	W	24	10	3	3	0	1	0	0	0	2	0	23	27	5.06	2.062
Gene Garber, R ERA: 2.16 (6, 1)	3.2	S	15	2	0	0	3	2	0	0	0	0	0	19	27	0.00	1.091

PITCHER	IP	WLS	BF	H	R	ER	SO	BB	IBB	HBP	BLK	WP	HR	S	P	ERA	WHIP
---------	----	-----	----	---	---	----	----	----	-----	-----	-----	----	----	---	---	-----	------

Batter	1	2	3	4	5	6	7	8	9	AB R H RBI BB SO LOB	TOP											
Dave Cash, R (1, 4) OBP: 0.417, SLG: 0.465	0-3 K	0-0 4-3			0-0 F9		0-0 WP BLK 1B		0-0 6-3	5 0 1 0 0 1 0												
Larry Bowa, S (1, 6) OBP: 0.333, SLG: 0.366	4-0 S BB		0-0 3-1		0-0 1-3		0-0 F7 1-3			3 0 0 0 1 0 1												
Willie Montanez, L (1, 3) OBP: 0.262, SLG: 0.415	0-3 K 1-2		0-0 F7		0-0 4-3		0-0 4-3			4 0 0 0 0 1 2												
Greg Luzinski, R (1, 7) OBP: 0.349, SLG: 0.641	0-3 K		0-0 F9			0-0 1-3		0-0 6-3		4 0 0 0 0 1 1												
Tom Hutton, L (1, 9) OBP: 0.400, SLG: 0.357		0-0 1B HR 1B		0-0 FC5 BLK 1B		0-0 4-3		0-0 FC6-4 1B		4 1 3 0 0 0 0												
Mike Anderson, R (8, PR) OBP: 0.154, SLG: 0.346										0 0 0 0 0 0 0												
Mike Schmidt, R (1, 5) OBP: 0.310, SLG: 0.474		0-0 1-2 HR 1B		0-3 K 1-2		0-0 2B		0-0 FC6-4 FC3-6 1-2f		4 1 2 0 0 1 2												
Jay Johnstone, L (1, 8) OBP: 0.583, SLG: 0.750		0-0 1-H 2-H HR		4-0 IBB		4-0 IBB		0-0 FC3-6 1-2f		2 1 1 3 2 0 1												
Don Hahn, R (8, 8)										0 0 0 0 0 0 0												
Bob Boone, R (1, 2) OBP: 0.474, SLG: 0.485		0-3 K		0-0 F7		0-0 F9			0-0 5-3	4 0 0 0 0 1 4												
Jim Lonborg, R (1, 1)		0-0 4-3		0-0 FC5 2-3f			0-0 F9		0-3 K	4 0 0 0 0 1 2												
<b>Inning Stats</b>	R: 0 E: 0 K: 3 S: 9	H: 0 LOB: 1 BB: 1 P: 13	R: 3 E: 0 K: 1 S: 8	H: 3 LOB: 0 BB: 0 P: 8	R: 0 E: 0 K: 0 S: 3	H: 0 LOB: 0 BB: 0 P: 3	R: 0 E: 0 K: 1 S: 6	H: 1 LOB: 2 BB: 1 P: 10	R: 0 E: 0 K: 0 S: 4	H: 0 LOB: 0 BB: 0 P: 3	R: 0 E: 0 K: 0 S: 4	H: 1 LOB: 2 BB: 1 P: 8	R: 0 E: 0 K: 0 S: 4	H: 1 LOB: 1 BB: 0 P: 4	R: 0 E: 0 K: 0 S: 4	H: 1 LOB: 1 BB: 0 P: 4	R: 0 E: 0 K: 1 S: 5	H: 0 LOB: 0 BB: 0 P: 5	1B: 5 2B: 1 3B: 0 HR: 1	SF: 0 SAC: 0 DP: 0 HBP: 0	WP: 1 PB: 0 SB: 1 CS: 0	PA: 37
<b>PITCHER</b>	IP WLS BF H R ER SO BB IBB HBP BLK WP HR S P ERA WHIP																					
Dennis Blair, R (1, 1) ERA: 2.77	5.0 L 21 4 3 3 5 1 1 0 1 0 1 29 37 5.40 1.000																					
John Montague, R (6, 1) ERA:	3.0 13 3 0 0 0 0 0 1 0 1 1 0 12 16 0.00 1.000																					
Dale Murray, R (9, 1) ERA: 4.26	1.0 3 0 0 0 0 1 0 0 0 0 0 0 5 5 0.00 0.000																					

Philadelphia Phillies @ Montreal Expos  
 Jarry Park, Montreal, QB  
 Sat Apr 19 1975, 4:33 AM EDT  
 Att. 8,154 - Unknown

livebaseballscorecards.com

AB	34
R	3
H	7
RBI	3
BB	3
SO	6
LOB	13



Batter	1	2	3	4	5	6	7	8	9	AB	R	H	RBI	BB	SO	LOB
Larry Lintz, S OBP: 0.269, SLG: 0.174 (1, 4)	0-0 SH3-4 1B	0-0 1-3			0-3 K			4-0 BB		3	0	1	0	1	1	2
Tim Foli, R OBP: 0.302, SLG: 0.333 (1, 6)	0-0 SH3-4 1-2		0-0 1-3		0-0 4-3			0-0 F9		3	0	0	0	0	0	1
Mike Jorgensen, L OBP: 0.302, SLG: 0.314 Dale Murray, R (9, 1)	4-0 BB		1-0 FC6-4 HBP			0-3 K		0-0 4-3		2	0	0	0	1	1	1
Gary Carter, R OBP: 0.359, SLG: 0.441 Larry Bittner, L OBP: 0.167, SLG: 0.167 (1, 9) (5, 7)	0-3 K		0-0 FC6-4 1-2f			0-0 G3			0-0 P5	2	0	0	0	0	1	3
Pepe Mangual, R OBP: 0.425, SLG: 0.361 (1, 8)	0-0 F7		0-3 K			0-0 6-3			0-0 1B 1B	4	0	1	0	0	1	3
Tony Scott, S OBP: 0.333, SLG: 0.276 (1, 7) (5, 9)		4-0 4-3 E BB		0-0 4-3		0-3 K		0-0 1B 1-2 1B		3	0	1	0	1	1	0
Barry Foote, R OBP: 0.103, SLG: 0.105 (1, 2)		0-0 E5 4-3 1-2		0-0 F8		0-0 5-3		0-0 F8		4	0	0	0	0	0	3
Larry Parrish, R OBP: 0.306, SLG: 0.429 (1, 5)		0-0 F7		0-0 P3		0-0 6-3		0-0 F8		4	0	0	0	0	0	4
Dennis Blair, R Jerry White, S John Montague, R Pat Scanlon, L OBP: 0.250, SLG: 0.250 (1, 1) (5, PH) (6, 1) (8, PH) (9, 3)		0-0 4-3 1-2 2-3		0-0 3-1		0-0 4-3				1	0	0	0	0	0	2
										1	0	0	0	0	0	0
										0	0	0	0	0	0	0
										0	0	0	0	0	0	0
										1	0	0	0	0	0	0

Inning Stats	R: 0	H: 1	E: 0	K: 1	S: 6	H: 1	LOB: 2	BB: 1	P: 10	R: 0	H: 0	E: 1	K: 0	S: 4	H: 0	LOB: 2	BB: 1	P: 8	R: 0	H: 0	E: 0	K: 1	S: 5	H: 0	LOB: 1	BB: 0	P: 6	R: 0	H: 0	E: 0	K: 0	S: 3	H: 0	LOB: 0	BB: 0	P: 3	R: 0	H: 0	E: 0	K: 1	S: 5	H: 0	LOB: 0	BB: 0	P: 5	R: 0	H: 0	E: 0	K: 1	S: 5	H: 0	LOB: 0	BB: 0	P: 5	R: 0	H: 0	E: 0	K: 1	S: 5	H: 0	LOB: 0	BB: 0	P: 5	R: 0	H: 0	E: 0	K: 0	S: 3	H: 0	LOB: 1	BB: 1	P: 7	R: 0	H: 2	E: 0	K: 0	S: 5	H: 2	LOB: 2	BB: 0	P: 5	1B: 3	2B: 0	3B: 0	HR: 0	SF: 0	SAC: 1	DP: 0	HBP: 1	WP: 0	PB: 0	SB: 0	CS: 0	PA: 35
PITCHER Jim Lonborg, R ERA: 1.85 (1, 1)	IP	WLS	BF	H	R	ER	SO	BB	IBB	HBP	BLK	WP	HR	S	P	ERA	WHIP																																																																													
	9.0	W	35	3	0	0	5	3	0	1	0	0	0	41	54	0.00	0.667	IP	WLS	BF	H	R	ER	SO	BB	IBB	HBP	BLK	WP	HR	S	P	ERA	WHIP																																																												

**Philadelphia Phillies @ Montreal Expos**  
**Jarry Park, Montreal, QB**  
 Sat Apr 19 1975, 4:33 AM EDT  
 Att. 8,154 - Unknown

AB	30
R	0
H	3
RBI	0
BB	3
SO	5
LOB	19



Batter	1	2	3	4	5	6	7	8	9	AB R H RBI BB SO LOB	TOP											
Dave Cash, R (1, 4) OBP: 0.434, SLG: 0.479	0-3 K		0-0 E 4-3 1B		0-0 1B G4-6-3 1B		0-0 CI 1B 1B	0-0 F8		5 3 3 0 0 1 0												
Larry Bowa, S (1, 6) OBP: 0.327, SLG: 0.356	0-0 5-3		0-0 4-3		0-0 1B G4-6-3 1B		0-1 CI 1B 1B		0-0 4-3	4 1 1 0 0 0 1												
Willie Montanez, L (1, 3) OBP: 0.277, SLG: 0.435	0-0 1B 2B		0-0 1-3		0-0 G4-6-3 1-2f 3-H		0-0 SH1-3 1B 1B		0-0 4-3	5 1 2 1 0 0 2												
Greg Luzinski, R (1, 7) OBP: 0.375, SLG: 0.636	0-0 2-H 1B		0-0 1B		0-3 K		0-0 SH1-3 1B		0-0 P3	5 0 3 3 0 1 0												
Mike Schmidt, R (1, 5) OBP: 0.311, SLG: 0.450	0-0 5-3		0-3 K			4-0 1B BB	0-0 SH1-3			2 1 0 0 1 1 2												
Bob Boone, R (1, 2) OBP: 0.452, SLG: 0.444		0-0 F8		4-0 G4-6-3 1B WP BB		0-0 5-3	0-0 L8			3 1 0 0 1 0 3												
Mike Anderson, R (1, 9) OBP: 0.200, SLG: 0.367		0-3 K		0-0 G4-6-3 1-2 1B		0-0 5-3 2-H 1B	0-0 L5			4 0 2 1 0 1 2												
Alan Bannister, R (1, 8) OBP: 0.316, SLG: 0.351		0-0 1B		0-0 G4-6-3 1-2f 2-3		0-0 5-3		0-0 5-3		4 0 1 0 0 0 3												
Wayne Twitchell, R (1, 1) Gene Garber, R (8, 1)		0-3 K		0-3 K 3-H		0-0 F8		0-3 K		4 0 0 0 0 3 2 0 0 0 0 0 0 0												
<b>Inning Stats</b>	R: 1 E: 0 K: 1 S: 7	H: 2 LOB: 1 BB: 0 P: 7	R: 0 E: 0 K: 2 S: 8	H: 1 LOB: 1 BB: 0 P: 8	R: 1 E: 1 K: 1 S: 7	H: 2 LOB: 1 BB: 0 P: 7	R: 1 E: 0 K: 1 S: 5	H: 1 LOB: 0 BB: 1 P: 9	R: 1 E: 0 K: 1 S: 6	H: 2 LOB: 0 BB: 0 P: 6	R: 1 E: 0 K: 0 S: 4	H: 1 LOB: 1 BB: 1 P: 8	R: 2 E: 1 K: 0 S: 7	H: 3 LOB: 2 BB: 0 P: 7	R: 0 E: 0 K: 1 S: 5	H: 0 LOB: 0 BB: 0 P: 5	R: 0 E: 0 K: 0 S: 3	H: 0 LOB: 0 BB: 0 P: 3	1B: 11 2B: 1 3B: 0 HR: 0	SF: 0 SAC: 1 DP: 2 HBP: 0	WP: 1 PB: 0 SB: 0 CS: 0	PA: 40
<b>PITCHER</b>	IP WLS BF H R ER SO BB IBB HBP BLK WP HR S P ERA WHIP																					
Bill Bonham, R (1, 1) ERA: 4.66	5.1 L 25 9 5 5 6 2 0 0 0 1 0 35 43 8.44 2.062																					
Milt Wilcox, R (6, 1) ERA: 4.76	0.2 2 0 0 0 0 0 0 0 0 0 0 0 2 2 0.00 0.000																					
Bob Locker, R (7, 1) ERA: 5.4	2.0 10 3 2 1 1 0 0 0 0 0 0 0 12 12 4.50 1.500																					
Oscar Zamora, R (9, 1) ERA: 3.68	1.0 3 0 0 0 0 0 0 0 0 0 0 0 3 3 0.00 0.000																					

Philadelphia Phillies @ Chicago Cubs  
Wrigley Field, Chicago, IL  
Tue Apr 22 1975, 3:33 AM CDT  
Att. 6,525 - Sunny - 47 F

livebaseballscorecards.com

AB	36
R	7
H	12
RBI	5
BB	2
SO	7
LOB	15



Batter	1	2	3	4	5	6	7	8	9	AB	R	H	RBI	BB	SO	LOB
Don Kessinger, S OBP: 0.321, SLG: 0.333 (1, 6)	0-0 6-3 F8	0-0 F8		0-0 1B		0-0 4-3		0-0 2B		5	0	2	2	0	0	4
Jose Cardenal, R OBP: 0.396, SLG: 0.395 Oscar Zamora, R (9, 1)	0-0 F8		0-0 F8	0-0 P6			0-0 5-3	0-0 F7		5	0	0	0	0	0	4
Bill Madlock, R OBP: 0.340, SLG: 0.367 (1, 5)	0-0 F8		0-0 5-3	0-0 P3			0-0 6-3		0-0 6-3	5	0	0	0	0	0	2
Rick Monday, L OBP: 0.500, SLG: 0.700 (1, 8)		0-0 BB 3B	4-0 BB		0-0 G6-4-3 1B		0-0 F8		0-0 G3	4	1	2	0	1	0	0
Jerry Morales, R OBP: 0.367, SLG: 0.422 (1, 9)		0-3 K	0-0 P5		0-0 G6-4-3 1-2f			0-0 1B BB FC4-6 1B	0-3 K	5	1	1	0	0	2	3
Ralph LaCock, L OBP: 0.469, SLG: 0.591 (1, 3)		4-0 BB BB BB		0-0 P3	0-0 F8			4-0 FC4-6 1B 1-2 2B BB		2	1	0	0	2	0	0
Manny Trillo, R OBP: 0.386, SLG: 0.487 (1, 4)		4-0 BB 1-2 BB		0-0 1B SH 1B		0-0 1B		0-0 FC4-6 1B 1-2 2-3 1B		3	1	3	0	1	0	0
Steve Swisher, R OBP: 0.310, SLG: 0.359 (1, 2)		4-0 BB 1-2 2-3 3-H		0-0 SH 1B 1B		0-0 F8		0-3 K		3	1	1	1	1	1	4
Bill Bonham, R Milt Wilcox, R Gene Hiser, L Bob Locker, S Vic Harris, S OBP: 0.333, SLG: 0.333 (1, 1) (6, 1) (6, PH) (7, 1) (8, PH) (9, 7)		0-3 K		0-0 SH		0-0 F8		0-0 FC4-6 2B 1-2f 2-3 3-H		1	0	0	0	0	1	3

Inning Stats	R: 0	H: 0	E: 0	K: 0	S: 3	R: 1	H: 1	E: 0	K: 2	S: 8	R: 0	H: 0	E: 0	K: 0	S: 3	R: 2	H: 3	E: 1	K: 0	S: 7	R: 0	H: 1	E: 0	K: 0	S: 3	R: 0	H: 1	E: 0	K: 0	S: 4	R: 0	H: 0	E: 0	K: 0	S: 3	R: 2	H: 3	E: 0	K: 1	S: 8	R: 0	H: 0	E: 0	K: 1	S: 5	1B: 7	SF: 0	2B: 1	SAC: 1	3B: 1	DP: 1	HR: 0	HBP: 0	WP: 0	PA: 41
--------------	------	------	------	------	------	------	------	------	------	------	------	------	------	------	------	------	------	------	------	------	------	------	------	------	------	------	------	------	------	------	------	------	------	------	------	------	------	------	------	------	------	------	------	------	------	-------	-------	-------	--------	-------	-------	-------	--------	-------	--------


PITCHER	IP	WLS	BF	H	R	ER	SO	BB	IBB	HBP	BLK	WP	HR	S	P	ERA	WHIP
Wayne Twitchell, R ERA: 5.82 (1, 1)	7.0	W	32	7	4	3	2	4	0	0	0	0	0	32	48	3.86	1.571
Gene Garber, R ERA: 1.74 (8, 1)	2.0		9	2	1	1	2	1	0	0	0	0	0	12	16	4.50	1.500

**BOTTOM**

**Philadelphia Phillies @ Chicago Cubs**  
Wrigley Field, Chicago, IL  
Tue Apr 22 1975, 3:33 AM CDT  
Att. 6,525 - Sunny - 47 F

livebaseballscorecards.com

AB	35
R	5
H	9
RBI	4
BB	5
SO	4
LOB	23



Batter	1	2	3	4	5	6	7	8	9	AB R H RBI BB SO LOB
--------	---	---	---	---	---	---	---	---	---	----------------------

<b>Dave Cash, R</b> OBP: 0.414, SLG: 0.453 (1, 4) X	0-0 F8 1B	0-0 5-3 1B		0-0 5-3 1B			0-0 HR 1B		0-0 F8 1B	5 1 1 0 0 0 3
<b>Larry Bowa, S</b> OBP: 0.315, SLG: 0.340 (1, 6) X	0-0 BB 1B		0-0 4-3 1B		0-0 B1-3 1B		0-0 L9 1B		0-0 6-3 1B	5 1 1 0 0 0 1
<b>Willie Montanez, L</b> OBP: 0.333, SLG: 0.531 (1, 3) B B B	4-0 1B 1-2 BB		0-0 S 1B		0-0 E 1B		0-0 1-H HR			3 1 3 2 1 0 0
<b>Greg Luzinski, R</b> OBP: 0.365, SLG: 0.604 (1, 7) X	0-0 1-2 2-H 1B		0-3 S S K		0-0 1-2 E4 FC6-4		0-3 S S K			4 0 1 1 0 2 2
<b>Mike Schmidt, R</b> OBP: 0.286, SLG: 0.409 (1, 5) S S S	0-3 K		0-3 S S K		0-0 F9		0-0 5-3			4 0 0 0 0 2 5
<b>Bob Boone, R</b> OBP: 0.457, SLG: 0.475 (1, 2) X	0-0 1-3			0-0 F8 2B		0-0 1-2f FC6-4		0-0 G5-4-3 1B		4 0 2 0 0 0 4
<b>Mike Anderson, R</b> OBP: 0.235, SLG: 0.382 (1, 9) X		0-0 SH1-4 1B		0-0 F8 1B		0-0 5-3		0-0 G5-4-3 1-2f		4 0 2 0 0 0 1
<b>Alan Bannister, R</b> OBP: 0.286, SLG: 0.317 (1, 8) X		0-0 F9		0-0 F8 1-2 2-3		0-3 S S K		0-3 S S K		4 0 0 0 0 2 3
<b>Tom Underwood, R</b> OBP: 0.143, SLG: 0.143 (4, 1) <b>Cy Acosta, R</b> (6, PH) <b>Jay Johnstone, L</b> OBP: 0.638, SLG: 0.667 (6, PH) <b>Ron Schueler, R</b> (8, 1) <b>Joe Hoerner, R</b> (8, 1) <b>Tony Taylor, R</b> OBP: 0.500, SLG: 0.600 (9, PH)		0-0 SH1-4 1-2		0-0 6-3		0-0 F8		0-0 6-3		1 0 0 0 0 0 0 2 0 0 0 0 0 0 0 0 1 0 1 0 0 0 0 0 0 0

**Philadelphia Phillies @ Chicago Cubs**  
Wrigley Field, Chicago, IL  
Wed Apr 23 1975, 3:33 AM CDT  
Att. 3,228 - Overcast - 66 F

AB	36
R	3
H	10
RBI	3
BB	1
SO	6
LOB	21



Inning Stats	R: 1	H: 2	E: 0	K: 1	S: 7	P: 11	R: 0	H: 1	E: 0	K: 0	S: 4	P: 4	R: 0	H: 1	E: 0	K: 2	S: 8	P: 8	R: 0	H: 2	E: 0	K: 0	S: 5	P: 5	R: 0	H: 1	E: 1	K: 0	S: 5	P: 5	R: 0	H: 0	E: 0	K: 1	S: 5	P: 5	R: 2	H: 2	E: 0	K: 1	S: 7	P: 7	R: 0	H: 1	E: 0	K: 1	S: 5	P: 5	R: 0	H: 0	E: 0	K: 0	S: 3	P: 3	1B: 8	2B: 1	3B: 0	HR: 1	SF: 0	SAC: 1	DP: 1	HBP: 0	WP: 0	PB: 0	SB: 1	CS: 0	PA: 38
--------------	------	------	------	------	------	-------	------	------	------	------	------	------	------	------	------	------	------	------	------	------	------	------	------	------	------	------	------	------	------	------	------	------	------	------	------	------	------	------	------	------	------	------	------	------	------	------	------	------	------	------	------	------	------	------	-------	-------	-------	-------	-------	--------	-------	--------	-------	-------	-------	-------	--------

PITCHER	IP	WLS	BF	H	R	ER	SO	BB	IBB	HBP	BLK	WP	HR	S	P	ERA	WHIP
<b>Ray Burris, R</b> ERA: 3.54 (1, 1)	7.0	W	33	10	3	3	5	1	0	0	0	0	1	42	46	3.86	1.571
<b>Oscar Zamora, R</b> ERA: 2.89 (8, 1)	2.0	S	5	0	0	0	1	0	0	0	0	0	0	7	7	0.00	0.000

WP: 0	PA: 38
-------	--------



Batter	1	2	3	4	5	6	7	8	9
Don Kessinger, S OBP: 0.333, SLG: 0.333 (1, 6)	F8		SH3-4	BB 2B 1B		F8		1B 1B IBB	
Jose Cardenal, R OBP: 0.414, SLG: 0.426 (1, 7)	P5		BLK 2B	BB 2B BB		K		S 1B 1B	
Bill Madlock, R OBP: 0.379, SLG: 0.404 (1, 5)	1B BB		P6	2B			1B BB	FC4-6 1B	
Rick Monday, L OBP: 0.491, SLG: 0.733 (1, 8)	1-2 1B		P5		HR		F9	FC4-6 1B	
Jerry Morales, R OBP: 0.370, SLG: 0.420 (1, 9)	K			1-3	P3		1-2 1B	1-2 1B	
George Mitterwald, R OBP: 0.294, SLG: 0.529 (1, 3)		F7		HR	5-3		F9	F8	
Ralph LaCock, L OBP: 0.441, SLG: 0.542 (6, 3)									
Manny Trillo, R OBP: 0.396, SLG: 0.476 (1, 4)		K		FC6-4 BB 1B	BB BB BB		K		
Steve Swisher, R OBP: 0.326, SLG: 0.381 (1, 2)			4-3	BB 1B	FC6-4 BB			SH2-4 1B 2B	
Ray Burris, R OBP: 0.286, SLG: 0.167 (1, 1)				SH3-4 2B 1B				SH2-4	
Oscar Zamora, R (8, 1)				1-2f 2-3	FC6-4 1B 2B		K		

Inning Stats	R: 0	H: 1	E: 0	K: 1	S: 6	LOB: 2	BB: 1	P: 10
	R: 0	H: 0	E: 0	K: 1	S: 5 <td>LOB: 0</td> <td>BB: 0</td> <td>P: 5 </td>	LOB: 0	BB: 0	P: 5
	R: 1	H: 2	E: 0	K: 0	S: 5 <td>LOB: 1</td> <td>BB: 0</td> <td>P: 5 </td>	LOB: 1	BB: 0	P: 5
	R: 4	H: 4	E: 0	K: 0	S: 6 <td>LOB: 2</td> <td>BB: 2</td> <td>P: 14 </td>	LOB: 2	BB: 2	P: 14
	R: 1	H: 1	E: 0	K: 1	S: 6 <td>LOB: 1</td> <td>BB: 1</td> <td>P: 10 </td>	LOB: 1	BB: 1	P: 10
	R: 0	H: 0	E: 0	K: 2	S: 7 <td>LOB: 0</td> <td>BB: 0</td> <td>P: 7 </td>	LOB: 0	BB: 0	P: 7
	R: 0	H: 1	E: 0	K: 1	S: 6 <td>LOB: 2</td> <td>BB: 1</td> <td>P: 10 </td>	LOB: 2	BB: 1	P: 10
	R: 3	H: 4	E: 0	K: 0	S: 7 <td>LOB: 2</td> <td>BB: 1</td> <td>P: 11 </td>	LOB: 2	BB: 1	P: 11

PITCHER	IP	WLS	BF	H	R	ER	SO	BB	IBB	HBP	BLK	WP	HR	S	P	ERA	WHIP
Tom Underwood, L ERA: 4.0 (1, 1)	3.2	L	20	6	5	5	2	3	0	0	1	0	1	21	33	12.27	2.455
Cy Acosta, R ERA: 8.1 (4, 1)	1.1		6	2	1	1	1	1	0	0	0	0	1	7	11	6.75	2.250
Ron Schueler, R ERA: 8.64 (6, 1)	2.1		13	4	3	3	3	1	1	0	0	0	0	17	25	11.57	2.143
Joe Hoerner, L ERA: (8, 1)	0.2		3	1	0	0	0	0	0	0	0	0	0	3	3	0.00	1.500

**BOTTOM**


**Philadelphia Phillies @ Chicago Cubs**  
**Wrigley Field, Chicago, IL**  
 Wed Apr 23 1975, 3:33 AM CDT  
 Att. 3,228 - Overcast - 66 F

AB	R	H	RBI	BB	SO	LOB
3	2	1	1	1	0	0
4	1	2	2	1	1	0
3	0	2	4	2	0	1
5	1	2	1	0	0	3
5	0	2	0	0	1	2
3	1	1	1	0	0	0
2	0	0	0	0	0	4
3	1	1	0	1	2	2
3	1	1	0	1	1	1
3	2	1	0	0	1	2
0	0	0	0	0	0	0

1B: 8	SF: 0
2B: 3	SAC: 2
3B: 0	DP: 0
HR: 2	HBP: 0

WP: 0	PA: 42
PB: 0	
SB: 1	
CS: 0	

livebaseballscorecards.com



Batter	1	2	3	4	5	6	7	8	9	AB R H RBI BB SO LOB	TOP																
Dave Cash, R OBP: 0.387, SLG: 0.421 (1, 4) X	0-0 F9 ①		0-0 6-3 ①		0-0 G3 ③			0-3 K ①		4 0 0 0 0 1 0																	
Larry Bowa, S OBP: 0.310, SLG: 0.333 (1, 6) X	0-0 5-3 ②		0-0 B1-3 ②			0-0 3-1 ①		0-0 G3-6 1B ②		4 0 1 0 0 0 0																	
Willie Montanez, L OBP: 0.345, SLG: 0.519 (1, 3) X	0-0 F9 ③		0-0 E 1B ③			4-0 FC5-4 BB ②		0-0 G3-6 1-2f ③		3 0 1 0 1 0 1																	
Greg Luzinski, R OBP: 0.375, SLG: 0.596 (1, 7)		0-0 1B 2B 1B ①	0-3 K 1-2 ③			0-0 FC5-4 1-2f ②		0-0 B5-3 1B ①		4 1 2 0 0 1 2																	
Mike Schmidt, R OBP: 0.264, SLG: 0.375 (1, 5)		0-3 K ①		0-0 P3 ①		0-0 F8 ③		0-0 F8 ①		4 0 0 0 0 1 3																	
Bob Boone, R OBP: 0.480, SLG: 0.500 (1, 2)		0-0 2B 1-2 1B ②		0-0 CS 1B ②			0-0 FC5-4 1B ①	0-0 B5-3 1-2 ②		4 0 3 0 0 0 1																	
Mike Anderson, R OBP: 0.237, SLG: 0.395 (1, 9) (7, 8)		0-0 1-3 2-H 2B ②		0-0 L8 1-2 ③			0-0 FC5-4 1-2f ①	0-3 K ③		4 0 1 1 0 1 3																	
Alan Bannister, R OBP: 0.273, SLG: 0.302 Jay Johnstone, L OBP: 0.500, SLG: 0.600 (7, PH) (7, 9)		0-0 P3 ②			0-0 5-3 ①		0-0 F7 ②			2 0 0 0 0 0 2 1 0 0 0 0 0 1																	
Jim Lonborg, R Tom Hilgendorf, S Tom Hutton, L Gene Garber, R (1, 1) (5, 1) (7, PH) (7, 1)		0-0 1-3 ③			0-3 K ②		0-3 K ③			2 0 0 0 0 1 2 0 0 0 0 0 0 0 1 0 0 0 0 1 1 0 0 0 0 0 0 0																	
<b>Inning Stats</b>	R: 0 E: 0 K: 0 S: 3	H: 0 LOB: 0 BB: 0 P: 3	R: 1 E: 0 K: 1 S: 8	H: 3 LOB: 2 BB: 0 P: 8	R: 0 E: 1 K: 1 S: 6	H: 1 LOB: 1 BB: 0 P: 6	R: 0 E: 0 K: 0 S: 3	H: 1 LOB: 0 BB: 0 P: 3	R: 0 E: 0 K: 1 S: 5	H: 0 LOB: 0 BB: 0 P: 5	R: 0 E: 0 K: 1 S: 3	H: 0 LOB: 1 BB: 1 P: 7	R: 0 E: 0 K: 1 S: 6	H: 1 LOB: 1 BB: 0 P: 6	R: 0 E: 0 K: 1 S: 5	H: 1 LOB: 0 BB: 0 P: 5	R: 0 E: 0 K: 1 S: 6	H: 1 LOB: 1 BB: 0 P: 6	R: 0 E: 0 K: 1 S: 6	H: 1 LOB: 1 BB: 0 P: 6	1B: 7 2B: 1 3B: 0 HR: 0	SF: 0 SAC: 0 DP: 1 HBP: 0	WP: 0 PB: 0 SB: 0 CS: 1	PA: 34			
<b>PITCHER</b> Steve Stone, R ERA: 1.07 (1, 1)	IP 9.0	WLS W	BF 34	H 8	R 1	ER 1	SO 6	BB 1	IBB 0	HBP 0	BLK 0	WP 0	HR 0	S 45	P 49	ERA 1.00	WHIP 1.000										
										<b>PITCHER</b>	IP	WLS	BF	H	R	ER	SO	BB	IBB	HBP	BLK	WP	HR	S	P	ERA	WHIP

Philadelphia Phillies @ Chicago Cubs  
Wrigley Field, Chicago, IL  
Thu Apr 24 1975, 3:33 AM CDT  
Att: 2,323 - Unknown - 40 F

livebaseballscorecards.com

AB	33
R	1
H	8
RBI	1
BB	1
SO	6
LOB	16



Batter	1	2	3	4	5	6	7	8	9	AB	R	H	RBI	BB	SO	LOB
Don Kessinger, S OBP: 0.344, SLG: 0.353 (1, 6)	0-0 F8		4-0 WP 2B BB	0-0 G3		0-0 FC5 2B				3	1	1	0	1	0	0
Jose Cardenal, R OBP: 0.419, SLG: 0.451 (1, 7)	0-0 1B		0-3 K		0-0 2B	0-0 FC5 2B				4	1	2	0	0	1	2
Bill Madlock, R OBP: 0.387, SLG: 0.446 (1, 5)	0-0 P6		0-0 E 2B		0-0 2B		0-0 1-4-3			4	2	2	2	0	0	0
Rick Monday, L OBP: 0.474, SLG: 0.688 (1, 8)		0-0 P6	4-0 BB E BB		0-0 4-3		0-3 K			3	0	0	0	1	1	1
Jerry Morales, R OBP: 0.379, SLG: 0.444 (1, 9)		0-0 1B	0-0 E6 BB		0-0 2B		0-0 6-3			4	0	2	1	0	0	1
Ralph LaCock, L OBP: 0.447, SLG: 0.519 (1, 3)		0-0 BB 1B	4-0 BB 1B		0-0 P4		0-0 P6			3	0	1	0	1	0	1
Manny Trillo, R OBP: 0.385, SLG: 0.444 (1, 4)		4-0 BB 1B	0-0 F8		0-0 F7		0-3 K			3	0	0	0	1	1	4
Steve Swisher, R OBP: 0.300, SLG: 0.348 (1, 2)		0-0 G6-4-3		0-3 K		0-0 5-3		0-0 3-1		4	0	0	0	0	1	3
Steve Stone, R OBP: 0.200, SLG: 0.200 (1, 1)			0-3 K		0-3 K2-3		0-0 6-3			3	0	0	0	0	2	0

Inning Stats	R: 0	H: 1	E: 0	K: 0	S: 3	R: 0	H: 2	E: 0	K: 0	S: 4	R: 2	H: 1	E: 1	K: 2	S: 9	R: 0	H: 0	E: 0	K: 2	S: 7	R: 2	H: 3	E: 0	K: 0	S: 6	R: 0	H: 1	E: 0	K: 1	S: 4	R: 0	H: 0	E: 0	K: 1	S: 5	R: 0	H: 0	E: 0	K: 1	S: 5	R: 0	H: 0	E: 0	K: 1	S: 5
	LOB: 0	BB: 0	P: 3			LOB: 2	BB: 1	P: 8			LOB: 3	BB: 3	P: 21			LOB: 0	BB: 0	P: 7			LOB: 1	BB: 0	P: 6			LOB: 0	BB: 0	P: 4			LOB: 0	BB: 0	P: 5			LOB: 0	BB: 0	P: 5			LOB: 0	BB: 0	P: 5		

PITCHER	IP	WLS	BF	H	R	ER	SO	BB	IBB	HBP	BLK	WP	HR	S	P	ERA	WHIP
Jim Lonborg, R ERA: 2.51 (1, 1)	4.1	L	23	7	4	3	4	4	0	0	0	1	0	27	43	6.23	2.538
Tom Hilgendorf, L ERA: 1.29 (5, 1)	1.2		6	1	0	0	0	0	0	0	0	0	0	6	6	0.00	0.600
Gene Garber, R ERA: 1.46 (7, 1)	2.0		6	0	0	0	2	0	0	0	0	0	0	10	10	0.00	0.000


**BOTTOM**

**Philadelphia Phillies @ Chicago Cubs**  
Wrigley Field, Chicago, IL

Thu Apr 24 1975, 3:33 AM CDT  
Att. 2,323 - Unknown - 40 F

AB	31
R	4
H	8
RBI	3
BB	4
SO	6
LOB	12

[livebaseballscorecards.com](http://livebaseballscorecards.com)



1B: 3	SF: 0	WP: 1	PA: 35
2B: 5	SAC: 0	PB: 0	
3B: 0	DP: 1	SB: 0	
HR: 0	HBP: 0	CS: 0	

Batter	1	2	3	4	5	6	7	8	9	AB R H RBI BB SO LOB	TOP											
Dave Cash, R (1, 4) OBP: 0.373, SLG: 0.410	0-0 5-3		0-0 F9		0-0 F7		0-0 SF8		0-0 1B	4 0 1 1 0 0 0												
Larry Bowa, S (1, 6) OBP: 0.317, SLG: 0.328	0-0 5-3 BLK 1B		4-0 S BB		0-0 P2		0-0 F8		0-0 P6	4 0 1 0 1 0 1												
Mike Schmidt, R (1, 5) OBP: 0.241, SLG: 0.340	0-0 5-3 1-3		0-3 K 1-2		0-3 K			0-0 E6 FC1-8	0-0 F7	5 0 0 0 0 2 3												
Greg Luzinski, R (1, 7) OBP: 0.367, SLG: 0.589	0-0 F9		0-0 F8			0-0 2B		0-0 F9		4 0 1 0 0 0 3												
Willie Montanez, L (1, 3) OBP: 0.339, SLG: 0.518		0-0 F9		0-0 SH4-3 2B		0-3 K		0-0 FC1-6 1B 1-2f 1B		4 1 1 0 0 1 2												
Bob Boone, R (1, 2) OBP: 0.491, SLG: 0.500		4-0 1B BB		0-0 SH4-3 2-3		0-0 1-3		0-0 1B 1-2 1B		2 0 1 0 1 0 1												
Terry Harmon, R (8, PR)										0 0 0 0 0 0 0												
Larry Cox, R (8, 2)										0 0 0 0 0 0 0												
Mike Anderson, R (1, 9) OBP: 0.220, SLG: 0.366		0-0 P3		0-0 E5		0-0 F9		0-0 1B 1-3 2-H		3 0 0 0 0 0 3												
Jay Johnstone, L (8, PH) OBP: 0.533, SLG: 0.636										1 0 1 1 0 0 0												
Alan Bannister, R (1, 8) OBP: 0.292, SLG: 0.319		0-0 1-2 1B		0-3 K		0-0 SH1-4 SF8 1B		0-0 F9		4 1 2 0 0 1 4												
Steve Carlton, L (1, 1)		0-3 K		0-3 K						2 0 0 0 0 2 4												
Tom Hutton, L (9, PH) OBP: 0.353, SLG: 0.313							0-0 SH1-4		0-0 F9	1 0 0 0 0 0 0												
<b>Inning Stats</b>	R: 0 E: 0 K: 0 S: 4	H: 1 LOB: 1 BB: 0 P: 4	R: 0 E: 0 K: 1 S: 6	H: 1 LOB: 2 BB: 1 P: 10	R: 0 E: 0 K: 1 S: 5	H: 0 LOB: 1 BB: 1 P: 9	R: 0 E: 1 K: 2 S: 9	H: 1 LOB: 2 BB: 0 P: 9	R: 0 E: 0 K: 1 S: 5	H: 0 LOB: 0 BB: 0 P: 5	R: 0 E: 0 K: 1 S: 6	H: 1 LOB: 1 BB: 0 P: 6	R: 1 E: 0 K: 0 S: 4	H: 1 LOB: 0 BB: 0 P: 4	R: 1 E: 1 K: 0 S: 6	H: 2 LOB: 2 BB: 0 P: 6	R: 0 E: 0 K: 0 S: 4	H: 1 LOB: 1 BB: 0 P: 4	1B: 6 2B: 2 3B: 0 HR: 0	SF: 1 SAC: 2 DP: 0 HBP: 0	WP: 0 PB: 0 SB: 2 CS: 0	PA: 39
<b>PITCHER</b>	IP WLS BF H R ER SO BB IBB HBP BLK WP HR S P ERA WHIP																					
Bruce Kison, R (1, 1) ERA: 2.78	7.2 W 34 7 2 1 6 2 0 0 0 0 0 0 44 52 1.17 1.174																					
Dave Giusti, R (8, 1) ERA:	1.1 S 5 1 0 0 0 0 0 0 0 0 0 0 5 5 0.00 0.750																					

Philadelphia Phillies @ Pittsburgh Pirates  
 Three Rivers Stadium, Pittsburgh, PA  
 Fri Apr 25 1975, 7:05 PM EDT  
 Att. 5,726 - Unknown

livebaseballscorecards.com

AB 34  
 R 2  
 H 8  
 RBI 2  
 BB 2  
 SO 6  
 LOB 21



Batter	1	2	3	4	5	6	7	8	9	AB	R	H	RBI	BB	SO	LOB
Rennie Stennett, R (1, 4) OBP: 0.315, SLG: 0.261	4-0 BB G5-4-3		0-0 6-3			4-0 SH2-4 BB		0-0 F8		2	0	0	0	2	0	0
Bill Robinson, R (1, 9) OBP: 0.214, SLG: 0.357	0-0 G5-4-3 1-2f			0-0 F9		0-0 SH2-4 1-2		0-0 2B		3	0	1	0	0	0	1
Al Oliver, L (1, 8) OBP: 0.264, SLG: 0.353	0-0 4-3			0-0 1-3		0-0 5-3		0-0 F7		4	0	0	0	0	0	2
Willie Stargell, L (1, 3) OBP: 0.453, SLG: 0.596		0-0 BB 1B		0-3 K		0-0 F9		0-0 3-1		4	0	1	0	0	1	2
Richie Zisk, R (1, 7) OBP: 0.385, SLG: 0.340		0-3 K			0-0 1B SH3-4 1B		0-0 E4 HR			3	2	1	0	0	1	1
Manny Sanguillen, R (1, 2) OBP: 0.367, SLG: 0.477		4-0 BB BB BB G4-6-3 1-2 BB			0-0 FC4-6 1B		0-0 HR			2	1	2	2	1	0	0
Richie Hebner, L (1, 5) OBP: 0.358, SLG: 0.458		0-0 G4-6-3 1-2f			0-0 FC4-6 SH3-4 1-2f		0-0 F2			3	0	0	0	0	0	4
Mario Mendoza, R (1, 6) OBP: 0.358, SLG: 0.458			0-3 K		0-0 SH3-4 1-2 3-H		0-0 F8			2	0	0	1	0	1	0
Bruce Kison, R (1, 1) OBP: 0.111, SLG: 0.111			0-0 L6		0-3 K		0-3 K			3	0	0	0	0	2	1
Dave Giusti, R (8, 1)										0	0	0	0	0	0	0


<b>Inning Stats</b>	R: 0 H: 0 E: 0 K: 0 S: 2	H: 0 LOB: 0 BB: 1 P: 6	R: 0 H: 1 E: 0 K: 1 S: 5	H: 1 LOB: 1 BB: 1 P: 9	R: 0 H: 0 E: 0 K: 1 S: 5	H: 0 LOB: 0 BB: 0 P: 5	R: 0 H: 0 E: 0 K: 1 S: 5	H: 0 LOB: 0 BB: 0 P: 5	R: 1 H: 2 E: 0 K: 1 S: 7	H: 2 LOB: 1 BB: 0 P: 7	R: 0 H: 0 E: 0 K: 0 S: 3	H: 0 LOB: 1 BB: 1 P: 7	R: 2 H: 1 E: 1 K: 1 S: 7	H: 1 LOB: 0 BB: 0 P: 7	R: 0 H: 1 E: 0 K: 0 S: 4	H: 1 LOB: 1 BB: 0 P: 4
---------------------	--------------------------	------------------------	--------------------------	------------------------	--------------------------	------------------------	--------------------------	------------------------	--------------------------	------------------------	--------------------------	------------------------	--------------------------	------------------------	--------------------------	------------------------

<b>PITCHER</b> Steve Carlton, L (1, 1) ERA: 5.48	IP: 8.0 WLS: L BF: 31 H: 5 R: 3 ER: 2 SO: 5 BB: 3 IBB: 0 HBP: 0 BLK: 0 WP: 0 HR: 1 S: 38 P: 50 ERA: 2.25 WHIP: 1.000	<b>PITCHER</b>	IP: 8.0 WLS: L BF: 31 H: 5 R: 3 ER: 2 SO: 5 BB: 3 IBB: 0 HBP: 0 BLK: 0 WP: 0 HR: 1 S: 38 P: 50 ERA: 2.25 WHIP: 1.000
--	--	----------------	--


**BOTTOM**

Philadelphia Phillies @ Pittsburgh Pirates  
 Three Rivers Stadium, Pittsburgh, PA  
 Fri Apr 25 1975, 7:05 PM EDT  
 Att. 5,726 - Unknown

<b>AB</b>	<b>26</b>
<b>R</b>	<b>3</b>
<b>H</b>	<b>5</b>
<b>RBI</b>	<b>3</b>
<b>BB</b>	<b>3</b>
<b>SO</b>	<b>5</b>
<b>LOB</b>	<b>11</b>



1B: 3	SF: 0	WP: 0	PA: 31
2B: 1	SAC: 2	PB: 0	
3B: 0	DP: 2	SB: 0	
HR: 1	HBP: 0	CS: 0	

Batter	1	2	3	4	5	6	7	8	9	AB R H RBI BB SO LOB	TOP
Dave Cash, R (1, 4) X OBP: 0.375, SLG: 0.400	0-0 6-3 ①		0-0 1B 1B	4-0 FC5-2 IBB		0-0 E3 FC6-4			0-0 G3 ①	4 1 1 0 1 0 2	
Larry Bowa, S (1, 6) X	0-0 L4 ②		0-0 1B SF9 1B	0-0 FC5-2		0-0 FC6-4 ③			0-0 F9 ②	5 1 1 0 0 0 6	
Mike Schmidt, R (1, 5) S S S	0-3 K ③		0-0 1B	0-0 F7					0-0 P3 ③	5 0 1 1 0 1 4	
Greg Luzinski, R (1, 7)		0-0 F7 ①	4-0 IBB		0-0 P4 ①				0-0 F8 ②	3 0 0 0 1 0 0	
Willie Montanez, L (1, 3)		0-0 1B E 1B	0-0 SF9 ②		0-0 F8 ②				0-0 F7 ③	3 1 1 1 0 0 0	
Bob Boone, R (1, 2)		0-0 F2 ②	0-0 F8 ③		0-0 6-3 ③				0-0 G6-4-3 1B	4 0 1 0 0 0 3	
Mike Anderson, R (1, 9)	0-0 E9 1B ①-H			1-0 2B FC5-2 HBP		4-0 L9-6 E BB			0-0 G6-4-3 ① ②	2 0 1 0 1 0 1	AB 33 R 3 H 7 RBI 2 BB 4 SO 3 LOB 22
Alan Bannister, R (1, 8)	0-0 P4 ③			0-0 FC5-2 2B		0-0 E6 E			0-0 F7 ③	4 0 1 0 0 0 2	
Wayne Twitchell, R (1, 1)			0-3 K ①	0-3 K ①		0-0 L9-6 ① ②			4-0 G3 BB	2 0 0 0 0 0 2 2 0 0 0 0 0 0 0 0 1 0 0 0 0 0 0 2 0 1 0 0	
Joe Hoerner, R (5, 1)											
Ollie Brown, R (6, PH)											
Ron Schueler, R (6, 1)											
Tug McGraw, R (8, 1)											
Tony Taylor, R (9, PH)											
<b>Inning Stats</b>	R: 0 H: 0 E: 0 LOB: 0 K: 1 BB: 0 S: 5 P: 5	R: 1 H: 2 E: 1 LOB: 1 K: 0 BB: 0 S: 5 P: 5	R: 2 H: 3 E: 0 LOB: 2 K: 1 BB: 1 S: 8 P: 12	R: 0 H: 1 E: 0 LOB: 3 K: 1 BB: 1 S: 6 P: 11	R: 0 H: 0 E: 0 LOB: 0 K: 0 BB: 0 S: 3 P: 3	R: 0 H: 0 E: 2 LOB: 2 K: 0 BB: 1 S: 4 P: 8	R: 0 H: 0 E: 0 LOB: 0 K: 0 BB: 0 S: 3 P: 3	R: 0 H: 1 E: 0 LOB: 0 K: 0 BB: 0 S: 3 P: 3	R: 0 H: 0 E: 0 LOB: 1 K: 0 BB: 1 S: 3 P: 7	1B: 6 SF: 1 2B: 2 SAC: 0 3B: 0 DP: 2 HR: 0 HBP: 1	WP: 0 PA: 39 PB: 0 SB: 0 CS: 0
<b>PITCHER</b> Jim Rooker, L (1, 1) ERA: 1.0	IP WLS BF H R ER SO BB IBB HBP BLK WP HR S P ERA WHIP										
	9.0 W 39 7 3 2 3 2 2 1 0 0 0 0 40 57 2.00 1.000										

Philadelphia Phillies @ Pittsburgh Pirates  
 Three Rivers Stadium, Pittsburgh, PA  
 Sat Apr 26 1975, 3:33 AM EDT  
 Att. 13,120 - Unknown

livebaseballscores.com

BOTTOM

Philadelphia Phillies @ Pittsburgh Pirates  
Three Rivers Stadium, Pittsburgh, PA

Sat Apr 26 1975, 3:33 AM EDT  
Att. 13,120 - Unknown

livebaseballscorecards.com

AB	29
R	7
H	7
RBI	7
BB	2
SO	5
LOB	9



WP:	0	PA:	31
PB:	0	SB:	0
CS:	0		

AB R H RBI BB SO LOB

4	1	1	2	0	1	0	
3	2	2	1	1	0	0	
4	1	1	2	0	0	2	
4	1	1	2	0	0	1	
3	0	1	0	0	1	0	
2	1	0	0	1	1	1	
3	1	1	0	0	0	1	
3	0	0	0	0	0	2	
3	0	0	0	0	2	2	
1B:	5	SF:	0	2B:	0	SAC:	0
3B:	0	DP:	2	HR:	2	HBP:	0

Batter	1	2	3	4	5	6	7	8	9
Rennie Stennett, R OBP: 0.310, SLG: 0.260 (1, 4)	0-3 K			0-0 4-3	0-0 1B		0-0 4-3		
Richie Hebner, L OBP: 0.386, SLG: 0.471 (1, 5)	0-0 F8			4-0 HR	0-0 HR			0-0 G3-6-3 1B	
Al Oliver, L OBP: 0.263, SLG: 0.400 (1, 8)	0-0 F8			0-0 F8	0-0 HR			0-0 F7	
Willie Stargell, L OBP: 0.439, SLG: 0.627 (1, 3)		0-0 P4		0-0 HR	0-0 F8			0-0 G3-6-3	
Richie Zisk, R OBP: 0.382, SLG: 0.340 (1, 7)		0-0 L8		0-3 K		0-0 G6-4-3 1B			
Dave Parker, L OBP: 0.255, SLG: 0.318 (1, 9)		0-0 3-1			4-0 1B	0-3 K			
Manny Sanguillen, R OBP: 0.365, SLG: 0.468 (1, 2)			0-0 4-3		0-0 1B	0-0 G6-4-3			
Mario Mendoza, R (1, 6)			0-0 F8		0-0 P1		0-0 F9		
Jim Rooker, R (1, 1)			0-3 K		0-3 K		0-0 F8		

Inning Stats	R: 0	H: 0	E: 0	K: 1	S: 5	LOB: 0	BB: 0	P: 5	R: 0	H: 0	E: 0	K: 0	S: 3	LOB: 0	BB: 0	P: 3	R: 2	H: 1	E: 0	K: 1	S: 6	LOB: 0	BB: 1	P: 10	R: 5	H: 4	E: 0	K: 1	S: 9	LOB: 0	BB: 1	P: 13	R: 0	H: 1	E: 0	K: 1	S: 5	LOB: 0	BB: 0	P: 5	R: 0	H: 0	E: 0	K: 0	S: 3	LOB: 0	BB: 0	P: 3	R: 0	H: 1	E: 0	K: 0	S: 3	LOB: 0	BB: 0	P: 3
--------------	------	------	------	------	------	--------	-------	------	------	------	------	------	------	--------	-------	------	------	------	------	------	------	--------	-------	-------	------	------	------	------	------	--------	-------	-------	------	------	------	------	------	--------	-------	------	------	------	------	------	------	--------	-------	------	------	------	------	------	------	--------	-------	------

PITCHER	IP	WLS	BF	H	R	ER	SO	BB	IBB	HBP	BLK	WP	HR	S	P	ERA	WHIP
Wayne Twitchell, R ERA: 7.06 (1, 1)	4.2	L	20	4	6	6	4	2	0	0	0	0	1	26	34	11.57	1.286
Joe Hoerner, L ERA: 2.7 (5, 1)	0.1		2	1	1	1	0	0	0	0	0	0	1	2	2	27.00	3.000
Ron Schueler, R ERA: 6.97 (6, 1)	2.0		6	1	0	0	1	0	0	0	0	0	0	8	8	0.00	0.500
Tug McGraw, L ERA: (8, 1)	1.0		3	1	0	0	0	0	0	0	0	0	0	3	3	0.00	1.000

PITCHER	IP	WLS	BF	H	R	ER	SO	BB	IBB	HBP	BLK	WP	HR	S	P	ERA	WHIP
---------	----	-----	----	---	---	----	----	----	-----	-----	-----	----	----	---	---	-----	------

Batter	1	2	3	4	5	6	7	8	9	AB R H RBI BB SO LOB	TOP											
Dave Cash, R OBP: 0.355, SLG: 0.377 (1, 4) x	0-0 F8 ①			x 0-0 6-3 ①		x 0-0 5-3 ①		x 0-0 6-3 ③		4 0 0 0 0 0 0	Philadelphia Phillies @ Pittsburgh Pirates Three Rivers Stadium, Pittsburgh, PA Sun Apr 27 1975, 3:33 AM EDT Att. 14,074 - Unknown <a href="http://livebaseballscorecards.com">livebaseballscorecards.com</a>											
Larry Bowa, S OBP: 0.319, SLG: 0.343 (1, 6) x	0-0 4-3 ②			x 0-0 CS 1B ②		x 0-0 F9 ②		x 0-0 2B ①	4 0 2 0 0 0 0													
Mike Schmidt, R OBP: 0.239, SLG: 0.323 (1, 5) x	0-0 6-3 ③			x 0-0 1B ②		x 0-0 F8 ③		x 0-0 F3 ①	4 0 1 0 0 0 1													
Greg Luzinski, R OBP: 0.353, SLG: 0.540 (1, 7)		x 0-0 F3 ①		x 0-0 1B ②		x 0-0 1-3 ①		x 0-0 P4 ②	4 0 1 0 0 0 1													
Willie Montanez, L OBP: 0.328, SLG: 0.508 (1, 3)		x 0-0 3-1 ②		SS 0-3 K ③		x 0-0 2B ②		x 0-0 P6 ③	4 0 1 0 0 1 3													
Bob Boone, R OBP: 0.450, SLG: 0.453 (1, 2)		x 0-0 5-3 ③			x 0-0 P6 ①		x 0-0 6-3 ②		3 0 0 0 0 0 1													
Mike Anderson, R OBP: 0.255, SLG: 0.356 (1, 9)			SS 0-3 K ①		SS 0-3 K ②		x 0-0 F8 ③		2 0 0 0 0 2 0													
Jay Johnstone, L OBP: 0.500, SLG: 0.583 (7, PH) (7, 9)									1 0 0 0 0 0 1													
Alan Bannister, R OBP: 0.291, SLG: 0.370 (1, 8)			x 0-0 4-3 ②		x 0-0 3B ②		x 0-0 1-3 ①		3 0 1 0 0 0 0													
Tom Underwood, R OBP: 0.111, SLG: 0.111 (1, 1)			SS 0-3 K ③		SS 0-3 K ③		x 0-0 4-3 ②		2 0 0 0 0 2 1													
Ron Schueler, R (7, 1)									0 0 0 0 0 0 0													
Tom Hutton, L OBP: 0.333, SLG: 0.294 (8, PH)									1 0 0 0 0 0 0													
Tug McGraw, R (8, 1)									0 0 0 0 0 0 0													
<b>Inning Stats</b>	R: 0 E: 0 K: 0 S: 3	H: 0 LOB: 0 BB: 0 P: 3	R: 0 E: 0 K: 0 S: 3	H: 0 LOB: 0 BB: 0 P: 3	R: 0 E: 0 K: 2 S: 7	H: 0 LOB: 0 BB: 0 P: 7	R: 0 E: 0 K: 1 S: 7	H: 3 LOB: 2 BB: 0 P: 7	R: 0 E: 0 K: 2 S: 8	H: 1 LOB: 1 BB: 0 P: 8	R: 0 E: 0 K: 0 S: 3	H: 0 LOB: 0 BB: 0 P: 3	R: 0 E: 0 K: 0 S: 4	H: 1 LOB: 1 BB: 0 P: 4	R: 0 E: 0 K: 0 S: 3	H: 0 LOB: 0 BB: 0 P: 3	R: 0 E: 0 K: 0 S: 4	H: 1 LOB: 1 BB: 0 P: 4	1B: 3 2B: 2 3B: 1 HR: 0	SF: 0 SAC: 0 DP: 0 HBP: 0	WP: 0 PB: 0 SB: 0 CS: 1	PA: 32
<b>PITCHER</b> Dock Ellis, R (1, 1) ERA: 4.43	IP: 9.0 WLS: W BF: 32 H: 6 R: 0 ER: 0 SO: 5 BB: 0 IBB: 0 HBP: 0 BLK: 0 WP: 0 HR: 0 S: 42 P: 42 ERA: 0.00 WHIP: 0.667																					





Batter	1	2	3	4	5	6	7	8	9	AB	R	H	RBI	BB	SO	LOB
Rennie Stennett, R (1, 4) OBP: 0.306, SLG: 0.259	0-0 4-3		0-0 L3		0-0 F7					4	0	1	1	0	0	1
Bill Robinson, R (1, 9) OBP: 0.278, SLG: 0.389	0-0 2B 4-3 1B		0-0 5-3							4	1	2	0	0	0	3
Al Oliver, L (1, 8) OBP: 0.262, SLG: 0.407	0-0 4-3 1-3 2B									4	0	1	0	0	0	1
Willie Stargell, L (1, 3) OBP: 0.426, SLG: 0.593	0-0 4-3									3	0	0	1	1	0	1
Richie Zisk, R (1, 7) OBP: 0.390, SLG: 0.340	0-0 6-3									3	0	1	0	1	0	2
Manny Sanguillen, R (1, 2) OBP: 0.339, SLG: 0.431										4	0	0	0	0	0	2
Art Howe, R (1, 5) OBP: 0.500, SLG: 0.400										2	0	0	0	1	0	0
Mario Mendoza, R (1, 6) Bob Robertson, R (7, PH) Frank Taveras, R (7, PR) OBP: 0.167, SLG: 0.074 (8, 6)										2	0	0	0	0	1	1
Dock Ellis, S (1, 1)										0	0	0	0	1	0	0
										0	1	0	0	0	0	0
										3	0	0	0	0	1	3

Inning Stats																	1B	2B	3B	HR	SF	SAC	DP	HBP	WP	HR	S	P	ERA	WHIP
R: 1	H: 2	R: 0	H: 0	R: 0	H: 0	R: 0	H: 1	R: 0	H: 1	R: 1	H: 1	R: 0	H: 0	R: 0	H: 0	1B: 4	SF: 0	WP: 0	HR: 0	S: 3	P: 7	ERA: 2.84	WHIP: 1.105							
E: 0	LOB: 1	E: 0	LOB: 0	E: 0	LOB: 0	E: 0	LOB: 1	E: 1	LOB: 1	E: 0	LOB: 3	E: 0	LOB: 1	E: 0	LOB: 1	2B: 1	SAC: 0	PB: 0	HR: 0	S: 3	P: 7	ERA: 0.00	WHIP: 1.500							
K: 0	BB: 0	K: 0	BB: 0	K: 0	BB: 0	K: 0	BB: 0	K: 1	BB: 0	K: 0	BB: 2	K: 0	BB: 1	K: 0	BB: 1	3B: 0	DP: 1	SB: 0	HR: 0	S: 3	P: 7	ERA: 0.00	WHIP: 1.000							
S: 5	P: 5	S: 3	P: 3	S: 5	P: 5	S: 4	P: 4	S: 6	P: 6	S: 4	P: 12	S: 3	P: 7	S: 4	P: 7	HR: 0	HBP: 0	CS: 0	HR: 0	S: 3	P: 7	ERA: 0.00	WHIP: 1.000							

BOTTOM


Philadelphia Phillies @ Pittsburgh Pirates  
 Three Rivers Stadium, Pittsburgh, PA  
 Sun Apr 27 1975, 3:33 AM EDT  
 Att. 14,074 - Unknown

livebaseballscorecards.com

AB	29
R	2
H	5
RBI	2
BB	4
SO	2
LOB	14



WP	HR	S	P	ERA	WHIP
PA: 33	WP: 0	HR: 0	S: 3	ERA: 0.00	WHIP: 1.000
	PB: 0	SAC: 0	P: 7		
	SB: 0	DP: 1			
	CS: 0	HBP: 0			

Batter	1	2	3	4	5	6	7	8	9	AB R H RBI BB SO LOB	TOP														
Pepe Mangual, R (1, 8) OBP: 0.339, SLG: 0.281	0-3 K		0-0 P5			0-3 K		0-0 F7		4 0 0 0 0 2 2	<p><b>Montreal Expos @ Philadelphia Phillies</b> Veterans Stadium, Philadelphia, PA</p> <p>Tue Apr 29 1975, 7:05 PM EDT Att. 5,477 - Unknown</p> <p>livebaseballscorecards.com</p> <table> <tr><td>AB</td><td>29</td></tr> <tr><td>R</td><td>0</td></tr> <tr><td>H</td><td>3</td></tr> <tr><td>RBI</td><td>0</td></tr> <tr><td>BB</td><td>2</td></tr> <tr><td>SO</td><td>6</td></tr> <tr><td>LOB</td><td>8</td></tr> </table> 	AB	29	R	0	H	3	RBI	0	BB	2	SO	6	LOB	8
AB	29																								
R	0																								
H	3																								
RBI	0																								
BB	2																								
SO	6																								
LOB	8																								
Tim Foli, R (1, 6) OBP: 0.359, SLG: 0.339	0-0 6-3			0-0 6-3		0-3 K		0-0 P4		4 0 0 0 0 1 0															
Mike Jorgensen, L (1, 3) OBP: 0.286, SLG: 0.296	4-0 FC6-4 BB			0-0 3-1			0-0 F8	0-0 4-3		3 0 0 0 1 0 0															
Bob Bailey, R (1, 7) OBP: 0.286, SLG: 0.167	0-0 FC6-4 1-2f			0-0 1B			0-0 F9	0-0 4-3		4 0 1 0 0 0 1															
Gary Carter, R (1, 9) OBP: 0.333, SLG: 0.465		0-3 K		0-0 F8			0-0 F2			3 0 0 0 0 1 1															
Larry Parrish, R (1, 5) OBP: 0.364, SLG: 0.500		0-0 F7			0-0 G6-4-3 1B			0-0 G6-4-3 1B		3 0 2 0 0 0 0															
Barry Foote, R (1, 2) OBP: 0.155, SLG: 0.111		0-0 L4			0-0 G6-4-3 1-2f			0-0 E6 G6-4-3		3 0 0 0 0 0 2															
Pete Mackanin, R (1, 4) OBP: 0.286, SLG: 0.370			0-3 K		0-0 5-3			0-0 G6-4-3 1-2f 2-3		3 0 0 0 0 1 2															
Dennis Blair, R (8, 1) Larry Bittner, L (8, PH) Steve Renko, R (8, 1) Pat Scanlon, L (8, PH) John Montague, R (8, PR) Donald DeMola, R (8, 1)			0-3 K			0-0 1-3		4-0 BB		1 0 0 0 0 0 1 0 1 0 1 0 0 0 0 0 0 0 0 0 0 0 0 0 0 0 0 0 0															
<b>Inning Stats</b>	R: 0 E: 0 K: 1 S: 5	H: 0 LOB: 1 BB: 1 P: 9	R: 0 E: 0 K: 1 S: 5	H: 0 LOB: 0 BB: 0 P: 5	R: 0 E: 0 K: 2 S: 7	H: 0 LOB: 0 BB: 0 P: 7	R: 0 E: 0 K: 0 S: 4	H: 1 LOB: 1 BB: 0 P: 4	R: 0 E: 0 K: 0 S: 3	H: 1 LOB: 0 BB: 0 P: 3	R: 0 E: 0 K: 2 S: 7	H: 0 LOB: 0 BB: 0 P: 7	R: 0 E: 0 K: 0 S: 3	H: 0 LOB: 0 BB: 0 P: 3	R: 0 E: 1 K: 0 S: 4	H: 1 LOB: 2 BB: 1 P: 8	R: 0 E: 0 K: 0 S: 3	H: 0 LOB: 0 BB: 0 P: 3	1B: 3 2B: 0 3B: 0 HR: 0	SF: 0 SAC: 0 DP: 2 HBP: 0	WP: 0 PB: 0 SB: 0 CS: 0	PA: 31			
<b>PITCHER</b> Jim Lonborg, R (1, 1) ERA: 1.91	IP 9.0	WLS W	BF 31	H 3	R 0	ER 0	SO 6	BB 2	IBB 0	HBP 0	BLK 0	WP 0	HR 0	S 41	P 49	ERA 0.00	WHIP 0.556						<b>PITCHER</b> IP WLS BF H R ER SO BB IBB HBP BLK WP HR S P ERA WHIP		

Batter	1	2	3	4	5	6	7	8	9	AB	R	H	RBI	BB	SO	LOB
<b>Dave Cash, R</b> OBP: 0.338, SLG: 0.356 (1, 4)	0-0 F9	0-0 F8		0-0 G5-4-3 1-2f		0-0 F6				4	0	0	0	0	0	4
<b>Larry Bowa, S</b> OBP: 0.329, SLG: 0.380 (1, 6)	0-0 4-3		0-0 S E 2B		0-0 F8		0-0 2-3-2 2B			4	1	2	0	0	0	0
<b>Mike Schmidt, R</b> OBP: 0.254, SLG: 0.313 (1, 5)	4-0 WP 1B BB		0-3 K 2-H		4-0 HR BB		0-3 K			2	2	0	0	2	2	1
<b>Greg Luzinski, R</b> OBP: 0.361, SLG: 0.582 (1, 7)	0-0 1B 1-H		0-0 F9		0-0 HR		0-0 2-3-2 2-Hf			4	1	2	3	0	0	1
<b>Willie Montanez, L</b> OBP: 0.324, SLG: 0.493 (1, 3)	0-0 1-2 1B		0-3 K		0-0 G3		0-0 P6			4	0	1	0	0	1	0
<b>Jay Johnstone, L</b> OBP: 0.450, SLG: 0.688 (1, 9) <b>Don Hahn, R</b> (9, 8)	0-0 L4		0-0 G3		0-0 HR		0-0 F5			4	1	1	1	0	0	2
<b>Bob Boone, R</b> OBP: 0.453, SLG: 0.456 (1, 2)		0-0 G5-4-3 1B		0-0 BB S 1B		0-0 F9		0-0 L3		4	0	2	0	0	0	0
<b>Mike Anderson, R</b> OBP: 0.260, SLG: 0.340 (1, 8) (9, 9)		0-0 G5-4-3 1-2f		4-0 BB BB		0-0 5-3				2	0	0	0	1	0	1
<b>Jim Lonborg, R</b> (1, 1)		4-0 BB		4-0 G5-4-3 BB		0-3 K				1	0	0	0	2	1	0

Inning Stats	R: 1	H: 2	E: 0	K: 0	S: 5	R: 0	H: 1	E: 0	K: 0	S: 3	R: 0	H: 1	E: 0	K: 2	S: 8	R: 3	H: 2	E: 0	K: 0	S: 5	R: 0	H: 1	E: 0	K: 1	S: 5	R: 0	H: 0	E: 0	K: 0	S: 3	R: 0	H: 0	E: 0	K: 0	S: 3	1B: 4	2B: 3	3B: 0	HR: 2	SF: 0	SAC: 0	DP: 3	HBP: 0
	LOB: 2	BB: 1	P: 9	LOB: 1	BB: 1	P: 7	LOB: 0	BB: 0	P: 8	LOB: 2	BB: 2	P: 11	LOB: 0	BB: 1	P: 9	LOB: 0	BB: 0	P: 5	LOB: 0	BB: 0	P: 5	LOB: 0	BB: 0	P: 3	LOB: 0	BB: 0	P: 3	LOB: 0	BB: 0	P: 3	LOB: 0	BB: 0	P: 3	1B: 4 <td>2B: 3 <td>3B: 0 <td>HR: 2 <td>SF: 0</td> <td>SAC: 0</td> <td>DP: 3</td> <td>HBP: 0</td> </td></td></td>	2B: 3 <td>3B: 0 <td>HR: 2 <td>SF: 0</td> <td>SAC: 0</td> <td>DP: 3</td> <td>HBP: 0</td> </td></td>	3B: 0 <td>HR: 2 <td>SF: 0</td> <td>SAC: 0</td> <td>DP: 3</td> <td>HBP: 0</td> </td>	HR: 2 <td>SF: 0</td> <td>SAC: 0</td> <td>DP: 3</td> <td>HBP: 0</td>	SF: 0	SAC: 0	DP: 3	HBP: 0		

PITCHER	IP	WLS	BF	H	R	ER	SO	BB	IBB	HBP	BLK	WP	HR	S	P	ERA	WHIP
<b>Dennis Blair, R</b> ERA: 4.0 (1, 1)	5.0	L	25	7	5	4	2	5	0	0	0	1	2	24	44	7.20	2.400
<b>Steve Renko, R</b> ERA: 6.14 (6, 1)	2.0		6	1	0	0	2	0	0	0	0	0	0	10	10	0.00	0.500
<b>Donald DeMola, R</b> ERA: 3.18 (8, 1)	1.0		3	0	0	0	0	0	0	0	0	0	0	3	3	0.00	0.000

**BOTTOM**

**Montreal Expos @ Philadelphia Phillies**  
Veterans Stadium, Philadelphia, PA  
Tue Apr 29 1975, 7:05 PM EDT  
Att. 5,477 - Unknown

<b>AB</b>	<b>29</b>
<b>R</b>	<b>5</b>
<b>H</b>	<b>8</b>
<b>RBI</b>	<b>4</b>
<b>BB</b>	<b>5</b>
<b>SO</b>	<b>4</b>
<b>LOB</b>	<b>9</b>

livebaseballscorecards.com



<b>WP</b>	<b>1</b>	<b>PA</b>	<b>34</b>
<b>PB</b>	<b>0</b>	<b>SB</b>	<b>2</b>
<b>CS</b>	<b>0</b>		

Batter	1	2	3	4	5	6	7	8	9	AB R H RBI BB SO LOB	TOP
<b>Pepe Mangual, R</b> (1, 8) <small>OBP: 0.338, SLG: 0.271</small> 										2 0 0 0 1 1 1	<b>Montreal Expos @ Philadelphia Phillies</b> Veterans Stadium, Philadelphia, PA Wed Apr 30 1975, 7:05 PM EDT Att. 8,750 - Unknown  
<b>Tim Foli, R</b> (1, 6) <small>OBP: 0.358, SLG: 0.355</small> <b>Pepe Frias, R</b> (6, 6)										3 0 1 0 0 0 2 1 0 0 0 0 0 1	
<b>Gary Carter, R</b> (1, 9) <small>OBP: 0.308, SLG: 0.426</small>										4 0 0 0 0 0 4	
<b>Bob Bailey, R</b> (1, 7) <small>OBP: 0.273, SLG: 0.111</small>										3 0 0 0 1 2 2	
<b>Larry Parrish, R</b> (1, 5) <small>OBP: 0.356, SLG: 0.500</small>										4 0 1 0 0 0 1	
<b>Pete Mackanin, R</b> (1, 4) <small>OBP: 0.281, SLG: 0.355</small>										4 0 1 0 0 1 2	
<b>Mike Jorgensen, L</b> (1, 3) <small>OBP: 0.284, SLG: 0.281</small>										3 0 0 0 1 1 2	
<b>Barry Foote, R</b> (1, 2) <small>OBP: 0.161, SLG: 0.172</small>										4 1 1 1 0 1 3	
<b>Steve Rogers, R</b> (1, 1) <small>OBP: 0.167, SLG: 0.167</small> <b>Jose Morales, R</b> (8, PH) <small>OBP: 0.333, SLG: 0.500</small> <b>Jerry White, S</b> (8, PR) <b>Dale Murray, R</b> (8, 1)										2 0 1 0 0 1 0 1 0 1 0 0 0 0 0 0 0 0 0 0 0 0 0 0 0 0 0 0	
<b>Inning Stats</b>	R: 0 H: 0 E: 0 LOB: 0 K: 0 BB: 1 S: 2 P: 6	R: 0 H: 0 E: 0 LOB: 1 K: 1 BB: 1 S: 5 P: 9	R: 0 H: 0 E: 0 LOB: 0 K: 3 BB: 0 S: 9 P: 9	R: 0 H: 1 E: 0 LOB: 0 K: 0 BB: 0 S: 3 P: 3	R: 0 H: 1 E: 0 LOB: 1 K: 1 BB: 0 S: 6 P: 6	R: 0 H: 1 E: 1 LOB: 2 K: 1 BB: 0 S: 7 P: 7	R: 0 H: 0 E: 0 LOB: 0 K: 0 BB: 0 S: 3 P: 3	R: 1 H: 2 E: 0 LOB: 1 K: 0 BB: 0 S: 5 P: 5	R: 0 H: 1 E: 0 LOB: 2 K: 1 BB: 1 S: 6 P: 10	1B: 3 SF: 0 2B: 2 SAC: 1 3B: 0 DP: 1 HR: 1 HBP: 0	WP: 0 PA: 35 PB: 0 SB: 1 CS: 1
<b>PITCHER</b> <b>Steve Carlton, L</b> (1, 1) <small>ERA: 4.22</small>	IP: 9.0 WLS: W BF: 35 H: 6 R: 1 ER: 1 SO: 7 BB: 3 IBB: 0 HBP: 0 BLK: 0 WP: 0 HR: 1 S: 46 P: 58 ERA: 1.00 WHIP: 1.000										

Batter	1	2	3	4	5	6	7	8	9
<b>Dave Cash, R</b> OBP: 0.369, SLG: 0.390 (1, 4)	0-0 4-3 1B		0-0 4-3 1B		0-0 FC3-6 1B		0-0 2-H 1B		
<b>Larry Bowa, S</b> OBP: 0.313, SLG: 0.360 (1, 6)	0-0 4-3 1-2		0-0 4-3 1-2		0-0 FC3-6 1-2		0-0 L4		
<b>Mike Schmidt, R</b> OBP: 0.253, SLG: 0.299 (1, 5)	1-0 1B HBP		0-0 F8		0-0 F8		0-3 K		
<b>Greg Luzinski, R</b> OBP: 0.355, SLG: 0.563 (1, 7)	0-0 1-1 2-H 1B		0-0 F7		0-0 F7		0-0 1-3		
<b>Willie Montanez, L</b> OBP: 0.307, SLG: 0.465 (1, 3)	0-0 6-3		0-0 F9		0-0 4-3		0-0 4-3		
<b>Jay Johnstone, L</b> OBP: 0.435, SLG: 0.684 (1, 9)		0-0 L9		0-0 2B		0-0 4-3			
<b>Bob Boone, R</b> OBP: 0.448, SLG: 0.441 (1, 2)		0-0 1-3		4-0 IBB		0-0 5-3			
<b>Mike Anderson, R</b> OBP: 0.264, SLG: 0.340 (1, 8)		0-0 5-3		0-3 K		0-0 SH2-4 1B			
<b>Steve Carlton, L</b> (1, 1)			0-3 K		0-3 K		0-0 SH2-4 1-2		

AB	R	H	RBI	BB	SO	LOB
4	1	4	1	0	0	0
4	0	0	0	0	0	4
3	0	0	0	0	1	2
4	0	1	1	0	0	0
4	0	0	0	0	0	1
3	0	1	0	0	0	0
2	0	0	0	1	0	0
3	1	1	0	0	1	2
2	0	0	0	0	2	0

**BOTTOM**

**Montreal Expos @ Philadelphia Phillies**  
**Veterans Stadium, Philadelphia, PA**  
 Wed Apr 30 1975, 7:05 PM EDT  
 Att. 8,750 - Unknown

[livebaseballscorecards.com](http://livebaseballscorecards.com)

<b>AB</b>	<b>29</b>
<b>R</b>	<b>2</b>
<b>H</b>	<b>7</b>
<b>RBI</b>	<b>2</b>
<b>BB</b>	<b>1</b>
<b>SO</b>	<b>4</b>
<b>LOB</b>	<b>9</b>



1B: 6	SF: 0
2B: 1	SAC: 1
3B: 0	DP: 0
HR: 0	HBP: 1

WP: 0	PA: 32
PB: 0	
SB: 0	
CS: 0	

Inning Stats	R	H	E	K	S	R	H	E	K	S	R	H	E	K	S	R	H	E	K	S	R	H	E	K	S	R	H	E	K	S
<b>Steve Rogers, R</b> ERA: 4.18 (1, 1)	7.0	2	0	0	29	7	2	2	3	0	0	0	0	0	0	0	0	0	0	0	0	0	0	0	0	0	0	0	0	0
<b>Dale Murray, R</b> ERA: 3.12 (8, 1)	1.0	0	0	0	3	0	0	0	1	0	0	0	0	0	0	0	0	0	0	0	0	0	0	0	0	0	0	0	0	0

PITCHER	IP	WLS	BF	H	R	ER	SO	BB	IBB	HBP	BLK	WP	HR	S	P	ERA	WHIP
<b>Steve Rogers, R</b> ERA: 4.18 (1, 1)	7.0	L	29	7	2	2	3	0	0	0	0	0	0	33	38	2.57	1.000
<b>Dale Murray, R</b> ERA: 3.12 (8, 1)	1.0		3	0	0	0	1	0	0	0	0	0	0	5	5	0.00	0.000

Batter	1	2	3	4	5	6	7	8	9	AB R H RBI BB SO LOB	TOP											
Rennie Stennett, R (1, 4) OBP: 0.303, SLG: 0.279	0-3 K		0-0 FC5-4		0-0 F3			0-0 3B	0-0 1B	5 1 2 1 0 1 3												
Richie Hebner, L (1, 5) OBP: 0.400, SLG: 0.475	0-0 G4-6-3 1B			0-0 F9		4-0 WP 5-3 BB		0-0 4-1	0-0 F9	4 1 2 1 1 0 2												
Al Oliver, L (1, 8) OBP: 0.233, SLG: 0.357	0-0 G4-6-3			0-0 F4		0-3 K		0-0 4-1		4 0 0 1 0 1 2												
Willie Stargell, L (1, 3) OBP: 0.370, SLG: 0.545		0-0 F2		0-3 K		0-0 5-3		0-0 F2		4 0 0 0 0 1 1												
Richie Zisk, R (1, 7) OBP: 0.371, SLG: 0.365		0-0 F2			0-3 K	0-3 K		0-3 K		4 0 0 0 0 3 1												
Dave Parker, L (1, 9) OBP: 0.296, SLG: 0.431		0-0 F7			0-0 HR		0-0 E5 P4-3 2B		0-3 K	4 2 2 1 0 1 0												
Manny Sanguillen, R (1, 2) OBP: 0.344, SLG: 0.431			0-3 K		0-0 F9		0-0 F3		4-0 FC5 BB	3 0 0 0 1 1 1												
Frank Taveras, R (1, 6) OBP: 0.184, SLG: 0.114			0-3 K		0-0 1B		0-0 P4-3		4-0 FC5 1B	2 0 1 0 0 1 0												
Paul Popovich, S (7, PH)					1B				BB	1 1 0 1 1 0 0												
Bruce Kison, R (1, 1) OBP: 0.200, SLG: 0.111					1B		0-0 K		0-0 FC5 1B	0 0 0 0 0 1 0 0												
Larry Demery, R (4, 1)										0 0 0 0 0 0 0 0												
Ed Kirkpatrick, L (5, PH) OBP: 0.076, SLG: 0.200										1 0 1 0 0 0 0 0												
Sam McDowell, L (5, 1)										1 0 0 0 0 0 1 0												
Bob Robertson, R (9, PH)										1 0 0 0 0 0 0 2												
Dock Ellis, S (9, PR)										0 0 0 0 0 0 0 0												
<b>Inning Stats</b>	R: 0 E: 0 K: 1 S: 5	H: 1 LOB: 0 BB: 0 P: 5	R: 0 E: 0 K: 0 S: 3	H: 0 LOB: 0 BB: 0 P: 3	R: 0 E: 0 K: 2 S: 7	H: 0 LOB: 1 BB: 1 P: 11	R: 0 E: 0 K: 1 S: 5	H: 0 LOB: 0 BB: 0 P: 5	R: 1 E: 0 K: 1 S: 8	H: 3 LOB: 2 BB: 0 P: 8	R: 0 E: 0 K: 2 S: 7	H: 0 LOB: 1 BB: 1 P: 11	R: 1 E: 1 K: 1 S: 6	H: 1 LOB: 0 BB: 0 P: 6	R: 2 E: 0 K: 1 S: 7	H: 2 LOB: 0 BB: 0 P: 7	R: 1 E: 0 K: 1 S: 6	H: 1 LOB: 2 BB: 2 P: 14	1B: 5 2B: 1 3B: 1 HR: 1	SF: 0 SAC: 0 DP: 1 HBP: 0	WP: 1 PB: 0 SB: 0 CS: 0	PA: 38
<b>PITCHER</b>	IP WLS BF H R ER SO BB IBB HBP BLK WP HR S P ERA WHIP																					
Wayne Twitchell, R (1, 1) ERA: 5.86	6.0 W 23 4 1 1 7 2 0 0 0 1 1 35 43 1.50 1.000																					
Ron Schueler, R (7, 1) ERA: 7.24	2.2 14 4 4 3 3 2 0 0 0 0 0 18 26 10.12 2.250																					
Tug McGraw, L (9, 1) ERA:	0.1 S 1 0 0 0 0 0 0 0 0 0 0 0 1 1 0.00 0.000																					

Pittsburgh Pirates @ Philadelphia Phillies  
Veterans Stadium, Philadelphia, PA  
Fri May 02 1975, 7:05 PM EDT  
Att. 20,257 - Unknown

livebaseballscorecards.com

AB	34
R	5
H	8
RBI	5
BB	4
SO	10
LOB	12



Batter	1	2	3	4	5	6	7	8	9	AB	R	H	RBI	BB	SO	LOB
Dave Cash, R OBP: 0.382, SLG: 0.402 (1, 4)	0-0 BB E E 1B	0-0 1B E 1B		0-0 F7	0-0 F9			0-0 1B 1B		5	2	3	0	0	0	1
Larry Bowa, S OBP: 0.318, SLG: 0.388 (1, 6)	0-0 E6 E BB 1-2 HR	0-0 F9		0-0 2B 1B 1B		0-0 1B 3B		0-0 F9		5	3	2	0	0	0	3
Willie Montanez, L OBP: 0.338, SLG: 0.493 (1, 3)	4-0 E 1-2 2-3 HR BB	0-0 E 1-3 1B		0-0 1B 2B		0-3 K		0-0 1B		4	2	3	1	1	1	1
Greg Luzinski, R OBP: 0.333, SLG: 0.526 (1, 7)	0-0 P4	0-0 E6 G4-6-3		0-3 K		0-3 K		0-0 F8		5	0	0	1	0	2	9
Jay Johnstone, L OBP: 0.423, SLG: 0.636 (1, 9)	0-0 L5	0-0 G4-6-3		0-0 BB 1B		0-0 1B		0-3 K		3	0	1	2	0	0	4
Tony Taylor, R OBP: 0.625, SLG: 0.667 (6, PH)										1	0	1	1	0	0	0
Ron Schueler, R (7, 1)										1	0	0	0	0	1	2
Tug McGraw, R (9, 1)	1-2 2-3 3-H	1-2f		2-H 3-H		3-H				0	0	0	0	0	0	0
Mike Schmidt, R OBP: 0.266, SLG: 0.343 (1, 5)	0-0 HR		0-0 F7	4-0 FC6-4 BB		0-3 K				3	1	1	3	1	1	1
Bob Boone, R OBP: 0.451, SLG: 0.435 (1, 2)	4-0 BB BB		0-0 F7	0-0 FC6-4				0-0 G5-4-3 1B		3	0	1	0	1	0	2
Mike Anderson, R OBP: 0.263, SLG: 0.321 (1, 8)	4-0 1-2 BB		0-0 4-3		0-0 5-3			0-0 G5-4-3		3	0	0	0	1	0	1
Wayne Twitchell, R OBP: 0.091, SLG: 0.182 (1, 1)	0-3 K			0-0 1B 2B 2B		0-3 K		0-3 K		3	1	1	0	0	2	2
Don Hahn, R (7, 8)										1	0	0	0	0	1	0

Inning Stats	R: 4	H: 2	E: 2	LOB: 2	K: 1	BB: 3	S: 8	P: 20	R: 1	H: 2	E: 1	LOB: 1	K: 0	BB: 0	S: 5	P: 5	R: 0	H: 0	E: 0	LOB: 0	K: 0	BB: 0	S: 3	P: 3	R: 3	H: 4	E: 0	LOB: 2	K: 1	BB: 1	S: 9	P: 13	R: 0	H: 0	E: 0	LOB: 0	K: 1	BB: 0	S: 5	P: 5	R: 1	H: 2	E: 0	LOB: 1	K: 3	BB: 0	S: 11	P: 11	R: 0	H: 1	E: 0	LOB: 0	K: 1	BB: 0	S: 5	P: 5	R: 0	H: 2	E: 0	LOB: 2	K: 1	BB: 0	S: 7	P: 7
PITCHER	IP	WLS	BF	H	R	ER	SO	BB	IBB	HBP	BLK	WP	HR	S	P	ERA	WHIP																																															
Bruce Kison, R ERA: 3.81 (1, 1)	3.1	L	21	7	8	4	1	3	0	0	0	0	1	20	32	10.80	3.000																																															
Larry Demery, R ERA: 2.61 (4, 1)	0.2		4	1	0	0	1	1	0	0	0	0	0	5	9	0.00	3.000																																															
Sam McDowell, L ERA: 1.98 (5, 1)	4.0		16	5	1	1	6	0	0	0	0	0	0	28	28	2.25	1.250																																															


**BOTTOM**

Pittsburgh Pirates @ Philadelphia Phillies  
Veterans Stadium, Philadelphia, PA

Fri May 02 1975, 7:05 PM EDT  
Att. 20,257 - Unknown

AB	37
R	9
H	13
RBI	8
BB	4
SO	8
LOB	26

WP: 0 PA: 41  
PB: 0  
SB: 0  
CS: 0



livebaseballscorecards.com

Batter	1	2	3	4	5	6	7	8	9	AB R H RBI BB SO LOB	TOP									
Rennie Stennett, R (1, 4) OBP: 0.296, SLG: 0.274	0-3 K	0-0 FC4-6			0-0 5-3			0-0 FC6-4 1B	0-0 FC6-4 FC5-4	5 0 1 0 0 1 4	Pittsburgh Pirates @ Philadelphia Phillies Veterans Stadium, Philadelphia, PA Sat May 03 1975, 7:05 PM EDT Unknown									
Bill Robinson, R (1, 9) OBP: 0.250, SLG: 0.333	0-0 6-3		0-0 FC5-4 1B		0-0 6-3			0-0 FC6-4 1B	0-0 FC5-4	5 1 1 0 0 0 2										
Al Oliver, L (1, 8) OBP: 0.221, SLG: 0.338	0-0 G3		0-0 FC5-4 2B		0-0 6-3			0-0 G3		4 0 0 0 0 0 2										
Bob Robertson, R (1, 3) OBP: 0.333, SLG: 0.300		0-0 F9	0-0 2B		0-0 F9			0-0 1B 1B		4 0 2 1 0 0 0										
Richie Zisk, R (1, 7) OBP: 0.365, SLG: 0.358		0-0 E5 1B BB 1B	0-3 K		0-0 6-3			0-0 1B 1B		4 1 1 0 0 1 2										
Manny Sanguillen, R (1, 2) OBP: 0.353, SLG: 0.435		0-0 BB FC1-2 1B	0-0 5-3		0-0 5-3			0-0 1B		4 0 2 0 0 0 2										
Richie Hebner, L (1, 5) OBP: 0.419, SLG: 0.492		0-0 FC1-2 BB 1B		0-0 G5-4-3 1B		0-0 G4-6-3 1B		0-0 5-3		4 0 3 0 0 0 3										
Frank Taveras, R (1, 6) OBP: 0.200, SLG: 0.111		4-0 BB BB BB		0-0 F8		0-0 G4-6-3		0-0 G4-6-3	4-0 FC6-4 BB	1 0 0 1 1 0 1										
Art Howe, R (7, PH) OBP: 0.429, SLG: 0.333		1-2 2-3 3-H BB		0-0 FC1-2		0-0 G4-6-3		0-0 G4-6-3		1 0 0 0 0 0 1										
Ed Kirkpatrick, L (9, PH) OBP: 0.444, SLG: 0.200		0-0 FC1-2		0-0 G5-4-3		0-0 4-3		0-0 FC6-4		0 0 0 0 1 0 0										
Jim Rooker, R (1, 1)		0-0 FC1-2		0-0 G5-4-3		0-0 4-3		0-0 FC6-4		2 0 0 0 0 0 4										
Duffy Dyer, R (7, PH) OBP: 0.333, SLG: 0.600		1-2 2-3 3-H								1 0 0 0 0 0 0										
Larry Demery, R (7, 1)										0 0 0 0 0 0 0										
Dave Parker, L (9, PH) OBP: 0.291, SLG: 0.423										1 0 0 0 0 0 1										
<b>Inning Stats</b>	R: 0 E: 0 K: 1 S: 5	H: 0 LOB: 0 BB: 0 P: 5	R: 1 E: 1 K: 0 S: 6	H: 2 LOB: 3 BB: 1 P: 10	R: 0 E: 0 K: 1 S: 7	H: 2 LOB: 2 BB: 0 P: 7	R: 0 E: 0 K: 0 S: 3	H: 1 LOB: 0 BB: 0 P: 3	R: 0 E: 0 K: 0 S: 3	H: 0 LOB: 0 BB: 0 P: 3	R: 0 E: 0 K: 0 S: 3	H: 1 LOB: 0 BB: 0 P: 3	R: 1 E: 0 K: 0 S: 7	H: 4 LOB: 3 BB: 0 P: 7	R: 0 E: 0 K: 0 S: 3	H: 0 LOB: 1 BB: 1 P: 7	1B: 9 2B: 1 3B: 0 HR: 0	SF: 0 SAC: 0 DP: 2 HBP: 0	WP: 0 PB: 0 SB: 0 CS: 0	PA: 38
<b>PITCHER</b>	IP WLS BF H R ER SO BB IBB HBP BLK WP HR S P ERA WHIP																			IP WLS BF H R ER SO BB IBB HBP BLK WP HR S P ERA WHIP
Tom Underwood, L (1, 1) ERA: 3.09	7.2 W 32 9 2 1 2 1 0 0 0 0 0 35 39 1.17 1.304																			
Gene Garber, R (8, 1) ERA: 1.32	1.1 S 6 1 0 0 0 1 0 0 0 0 0 5 9 0.00 1.500																			

<b>AB</b>	36
<b>R</b>	2
<b>H</b>	10
<b>RBI</b>	2
<b>BB</b>	2
<b>SO</b>	2
<b>LOB</b>	22





Batter	1	2	3	4	5	6	7	8	9	AB	R	H	RBI	BB	SO	LOB
<b>Dave Cash, R</b> OBP: 0.398, SLG: 0.435 (1, 4) X	0-0 1B 1B	H 1-0 HBP		X 0-0 2B 3B		X 0-0 F9				3	2	2	1	0	0	1
<b>Larry Bowa, S</b> OBP: 0.326, SLG: 0.405 (1, 6) X	0-0 1B 1-2 1B	X 0-0 F8		X 0-0 2B		X 0-0 F8				4	0	2	1	0	0	3
<b>Willie Montanez, L</b> OBP: 0.333, SLG: 0.481 (1, 3) X	0-0 FC4-6 1-3 2-H 1B		X 0-0 P5	X 0-3 K		X 0-0 F8				4	0	1	1	0	1	1
<b>Greg Luzinski, R</b> OBP: 0.318, SLG: 0.500 (1, 7) X	0-0 FC4-6 1-2f HR		X 0-0 F9		X 0-0 P4		X 0-3 K			4	1	0	0	0	1	1
<b>Mike Schmidt, R</b> OBP: 0.265, SLG: 0.378 (1, 5) X	0-0 1-H HR		X 0-3 K		X 0-0 F7		X 0-0 5-3			4	1	1	2	0	1	0
<b>Ollie Brown, R</b> OBP: 0.222, SLG: 0.222 (1, 9) X	0-0 5-3		X 0-0 1B SF8 1B	X 0-0 1B FC6-4 1B		X 0-0 4-3				4	1	2	0	0	0	0
<b>Mike Anderson, R</b> OBP: 0.262, SLG: 0.316 (1, 8) X		0-3 K	X 0-0 3B SH1-4 1B	X 0-0 FC6-4		X 0-3 K				4	1	1	0	0	2	1
<b>Larry Cox, R</b> OBP: 0.500, SLG: 0.500 (1, 2) X		4-0 S BB	X 0-0 SF8	X 0-0 SH1-4 1B		X 0-0 4-3				2	0	1	1	1	0	0
<b>Tom Underwood, R</b> OBP: 0.100, SLG: 0.100 (1, 1) X		0-0 5-3	X 0-0 SH1-4	X 0-0 SH1-4		X 0-0 SH1-4				1	0	0	0	0	0	1
<b>Gene Garber, R</b> (8, 1) X		1-2 5-3	X 1-2 SH1-4	X 1-2 SH1-4		X 1-2 SH1-4				0	0	0	0	0	0	0


Inning Stats	R: 3	H: 4	E: 0	LOB: 4	K: 0	BB: 0	S: 6	P: 6	R: 0	H: 0	E: 0	LOB: 2	K: 1	BB: 1	S: 5	P: 10	R: 0	H: 0	E: 0	LOB: 0	K: 1	BB: 0	S: 5	P: 5	R: 3	H: 4	E: 0	LOB: 1	K: 1	BB: 0	S: 9	P: 9	R: 0	H: 1	E: 0	LOB: 1	K: 0	BB: 0	S: 4	P: 4	R: 0	H: 1	E: 0	LOB: 1	K: 1	BB: 0	S: 4	P: 4	R: 0	H: 0	E: 0	LOB: 0	K: 1	BB: 0	S: 5	P: 5	R: 0	H: 0	E: 0	LOB: 0	K: 1	BB: 0	S: 5	P: 5
<b>1B: 7</b>	<b>SF: 1</b>	<b>2B: 1</b>	<b>SAC: 2</b>	<b>3B: 1</b>	<b>DP: 0</b>	<b>HR: 1</b>	<b>HBP: 1</b>	<b>WP: 0</b>	<b>PA: 35</b>	<b>PB: 0</b>	<b>SB: 1</b>	<b>CS: 0</b>	<b>ERA</b>	<b>WHIP</b>																																																		
<b>PITCHER</b>	<b>IP</b>	<b>WLS</b>	<b>BF</b>	<b>H</b>	<b>R</b>	<b>ER</b>	<b>SO</b>	<b>BB</b>	<b>IBB</b>	<b>HBP</b>	<b>BLK</b>	<b>WP</b>	<b>HR</b>	<b>S</b>	<b>P</b>	<b>ERA</b>	<b>WHIP</b>																																															
<b>Jim Rooker, L</b> ERA: 3.0 (1, 1)	6.0	L	29	10	6	6	3	1	0	1	0	0	0	33	38	9.00	1.833																																															
<b>Larry Demery, R</b> ERA: 2.19 (7, 1)	2.0		6	0	0	0	2	0	0	0	0	0	0	10	10	0.00	0.000																																															

**BOTTOM**

Pittsburgh Pirates @ Philadelphia Phillies  
Veterans Stadium, Philadelphia, PA  
Sat May 03 1975, 7:05 PM EDT  
Unknown

livebaseballscorecards.com

<b>AB</b>	<b>30</b>
<b>R</b>	<b>6</b>
<b>H</b>	<b>10</b>
<b>RBI</b>	<b>6</b>
<b>BB</b>	<b>1</b>
<b>SO</b>	<b>5</b>
<b>LOB</b>	<b>8</b>



Batter	1	2	3	4	5	6	7	8	9	10	11	AB R H RBI BB SO LOB	TOP				
Rennie Stennett, R (1, 4) OBP: 0.279, SLG: 0.256	0-0 1-3		0-3 K			0-0 6-3		0-0 F6			0-0 L4	5 0 0 0 0 1 0	Pittsburgh Pirates @ Philadelphia Phillies Veterans Stadium, Philadelphia, PA Sat May 03 1975, 7:05 PM EDT Att. 44,501 - Unknown				
Richie Hebner, L (1, 5) OBP: 0.405, SLG: 0.486	0-0 L9			0-0 3-1		0-0 P3		0-0 P6			0-0 2B	5 0 1 0 0 0 0					
Al Oliver, L (1, 8) OBP: 0.220, SLG: 0.329	0-0 F9			0-0 1B		0-0 F7			0-0 E1		0-0 6-3	5 0 1 0 0 0 1					
Willie Stargell, L (1, 3) OBP: 0.364, SLG: 0.543		0-0 6-3		0-3 K		0-0 F8 3B			0-3 K			4 1 1 0 0 2 2					
Richie Zisk, R (1, 7) OBP: 0.346, SLG: 0.338		0-0 4-3		0-3 K		0-0 F8 2B			0-0 G5-4-3			4 0 0 0 0 1 3					
Dave Parker, L (1, 9) OBP: 0.305, SLG: 0.464		0-0 6-3			0-0 1B	0-0 5-3 3B			0-3 K			4 1 2 1 0 1 0					
Duffy Dyer, R (1, 2) Manny Sanguillen, R (7, PH) OBP: 0.250, SLG: 0.429 OBP: 0.345, SLG: 0.422			0-0 F7		0-3 K	0-0 5-3			0-0 F9			2 0 0 0 0 1 1 2 0 0 1 0 0 0					
Frank Taveras, R (1, 6) Bob Robertson, R (10, PH) Mario Mendoza, R (10, 6) OBP: 0.209, SLG: 0.179 OBP: 0.308, SLG: 0.273			0-0 5-3 3B		0-0 F9	0-0 G3			0-3 K			3 1 1 0 0 0 1 1 0 0 0 0 1 0 0 0 0 0 0 0 0					
Dock Ellis, S (1, 1) Dave Giusti, R (9, 1) Bill Robinson, R (11, PH) Ramon Hernandez, S (11, 1)			0-0 5-3		0-0 5-3			0-0 6-3			0-0 P6	3 0 0 1 0 0 1 0 0 0 0 0 0 0 1 0 0 0 0 0 0 0 0 0 0 0 0 0					
<b>Inning Stats</b>	R: 0 H: 0 E: 0 K: 0 S: 3 LOB: 0 BB: 0 P: 3	R: 0 H: 0 E: 0 K: 0 S: 3 LOB: 0 BB: 0 P: 3	R: 1 H: 1 E: 0 K: 1 S: 6 LOB: 0 BB: 0 P: 6	R: 0 H: 1 E: 0 K: 2 S: 8 LOB: 1 BB: 0 P: 8	R: 0 H: 1 E: 0 K: 1 S: 6 LOB: 1 BB: 0 P: 6	R: 0 H: 0 E: 0 K: 0 S: 3 LOB: 0 BB: 0 P: 3	R: 2 H: 2 E: 0 K: 0 S: 5 LOB: 0 BB: 0 P: 5	R: 0 H: 0 E: 0 K: 0 S: 3 LOB: 0 BB: 0 P: 3	R: 0 H: 0 E: 1 K: 1 S: 5 LOB: 0 BB: 0 P: 5	R: 0 H: 0 E: 0 K: 2 S: 7 LOB: 0 BB: 0 P: 7	R: 0 H: 1 E: 0 K: 0 S: 4 LOB: 1 BB: 0 P: 4	1B: 2 SF: 0 2B: 2 SAC: 0 3B: 2 DP: 1 HR: 0 HBP: 0		WP: 0 PA: 39 PB: 0 SB: 0 CS: 0			
<b>PITCHER</b>	IP WLS BF H R ER SO BB IBB HBP BLK WP HR S P ERA WHIP																
Jim Lonborg, R (1, 1) ERA: 2.17	8.0	29	5	3	3	4	0	0	0	0	0	0	0	37	37	3.38	0.625
Tug McGraw, L (9, 1) ERA:	3.0	10	1	0	0	3	0	0	0	0	0	0	0	16	16	0.00	0.333

livebaseballscorecards.com

AB	39
R	3
H	6
RBI	3
BB	0
SO	7
LOB	9



Batter	1	2	3	4	5	6	7	8	9	10	11	AB R H RBI BB SO LOB	BOTTOM	
<b>Dave Cash, R</b> OBP: 0.414, SLG: 0.462 (1, 4)	0-0 1B 4-3 2B	0-0 F9		0-0 1B		0-0 4-3			0-0 1B		0-0 1-2 2-H 1B	6 1 4 1 0 0 2	<b>Pittsburgh Pirates @ Philadelphia Phillies</b> <b>Veterans Stadium, Philadelphia, PA</b> Sat May 03 1975, 7:05 PM EDT Att. 44,501 - Unknown	
<b>Larry Bowa, S</b> OBP: 0.340, SLG: 0.427 (1, 6)	0-0 2-3 2B 1B		0-0 F9	0-0 1-3 1B			0-0 4-3 SF8 2B		0-3 K			5 2 3 0 0 1 1		
<b>Willie Montanez, L</b> OBP: 0.315, SLG: 0.452 (1, 3) <b>Ollie Brown, R</b> OBP: 0.222, SLG: 0.222 (10, 9)	0-0 4-3		0-0 6-3	0-0 F9			0-0 4-3		0-0 F9			5 0 0 1 0 0 5 0 0 0 0 0 0 0		
<b>Greg Luzinski, R</b> OBP: 0.322, SLG: 0.512 (1, 7)	0-0 2-H 2B		0-0 2B 1B		0-0 F9		0-0 SF8			0-0 6-3		4 0 2 2 0 0 0		
<b>Mike Schmidt, R</b> OBP: 0.261, SLG: 0.380 (1, 5)	0-3 K		0-0 1-3 2B		0-3 K		0-0 F8			0-3 K		5 0 1 0 0 3 1		
<b>Jay Johnstone, L</b> OBP: 0.433, SLG: 0.600 (1, 9) <b>Tug McGraw, R</b> (9, 1)	0-0 G3		4-0 IBB		0-0 CS 1B			0-3 K		0-0 1-3		3 0 1 0 1 1 1 1 0 0 0 0 0 0		
<b>Bob Boone, R</b> OBP: 0.447, SLG: 0.433 (1, 2) <b>Terry Harmon, R</b> (11, PR)		0-0 F7	0-0 4-3		0-0 CS		0-0 1B		0-0 L4		0-0 SH1-4 1B 1B	5 0 2 0 0 0 3 0 1 0 0 0 0 0		
<b>Mike Anderson, R</b> OBP: 0.277, SLG: 0.344 (1, 8) <b>Alan Bannister, R</b> OBP: 0.291, SLG: 0.370 (8, PR) <b>Don Hahn, R</b> (9, 8)		0-0 2B		0-0 6-3			0-0 F8		0-0 PO S 1B		0-0 SH1-4	4 0 2 0 0 0 1 0 0 0 0 0 0 0 0 0 0 0 0 0 0		
<b>Jim Lonborg, R</b> (1, 1) <b>Tom Hutton, L</b> OBP: 0.316, SLG: 0.278 (8, PH) (9, 9) (10, 3) <b>Tony Taylor, R</b> OBP: 0.667, SLG: 0.667 (11, PH)		0-3 K		0-0 L6			0-0 B5		0-0 PO		4-0 1B IBB	3 0 0 0 0 1 2 1 0 0 0 0 0 0 0 0 0 0 1 0 0		
<b>Inning Stats</b>	R: 2 H: 3 E: 0 LOB: 1 K: 1 BB: 0 S: 8 P: 8	R: 0 H: 1 E: 0 LOB: 1 K: 1 BB: 0 S: 6 P: 6	R: 0 H: 2 E: 0 LOB: 3 K: 0 BB: 1 S: 5 P: 9	R: 0 H: 2 E: 0 LOB: 2 K: 0 BB: 0 S: 5 P: 5	R: 0 H: 1 E: 0 LOB: 0 K: 1 BB: 0 S: 5 P: 5	R: 0 H: 1 E: 0 LOB: 1 K: 0 BB: 0 S: 4 P: 4	R: 1 H: 1 E: 0 LOB: 0 K: 0 BB: 0 S: 4 P: 4	R: 0 H: 1 E: 0 LOB: 1 K: 1 BB: 0 S: 5 P: 5	R: 0 H: 1 E: 0 LOB: 1 K: 1 BB: 0 S: 6 P: 6	R: 0 H: 0 E: 0 LOB: 0 K: 1 BB: 0 S: 5 P: 5	R: 1 H: 2 E: 0 LOB: 2 K: 0 BB: 1 S: 3 P: 7	1B: 10 SF: 1 2B: 5 SAC: 1 3B: 0 DP: 0 HR: 0 HBP: 0		WP: 0 PA: 48 PB: 0 SB: 1 CS: 1
<b>PITCHER</b>	IP WLS BF H R ER SO BB IBB HBP BLK WP HR S P ERA WHIP													
<b>Dock Ellis, R</b> ERA: 4.11 (1, 1)	8.1 37 13 3 3 4 0 1 0 0 0 0 0 44 48 3.24 1.560													
<b>Dave Giusti, R</b> ERA: (9, 1)	1.2 5 0 0 0 2 0 0 0 0 0 0 0 9 9 0.00 0.000													
<b>Ramon Hernandez, L</b> ERA: 1.8 (11, 1)	0.1 L 4 2 1 1 0 0 1 0 0 0 0 0 3 7 27.00 6.000													

AB	42
R	4
H	15
RBI	4
BB	2
SO	6
LOB	16



Batter	1	2	3	4	5	6	7	8	9	AB R H RBI BB SO LOB	TOP		
Dave Cash, R (1, 4) OBP: 0.417, SLG: 0.474 Terry Harmon, R (7, 6) (7, 6) SH5-3 WP 1B			E5 WP SF7	F8			4-3 6-3 2B		F9	4 1 2 0 0 0 2 1 1 0 0 0 0 0	Philadelphia Phillies @ St. Louis Cardinals Busch Stadium, St. Louis, MO Mon May 05 1975, 7:05 PM CDT Att. 9,198 - Unknown  livebaseballscorecards.com  <b>AB 32</b> <b>R 3</b> <b>H 6</b> <b>RBI 3</b> <b>BB 4</b> <b>SO 3</b> <b>LOB 20</b>		
Larry Bowa, S (1, 6) OBP: 0.340, SLG: 0.424 Alan Bannister, R (7, 4) OBP: 0.286, SLG: 0.364 SH5-3 1-3			L6			4-3 1B		6-3	3 0 1 0 0 0 2 1 0 0 0 0 0 0				
Mike Schmidt, R (1, 5) OBP: 0.261, SLG: 0.366 P5			4-0 BB			F8 1-2 1B		6-3	3 0 0 1 1 0 3				
Greg Luzinski, R (1, 7) OBP: 0.309, SLG: 0.494 F9			SF7			F7		F3	3 0 0 1 0 0 3				
Jay Johnstone, L (1, 9) OBP: 0.412, SLG: 0.536 G3			L9			P4		FC6-4 BB	3 0 0 0 1 0 2				
Tom Hutton, L (1, 3) OBP: 0.304, SLG: 0.238 Joe Hoerner, R (8, 1) 2B BB			G3			G3		F5	3 1 0 0 1 0 1 0 0 0 0 0 0 0				
Bob Boone, R (1, 2) OBP: 0.438, SLG: 0.414 F7			FC5 1B BB			F7		F7	3 0 0 0 1 0 2				
Mike Anderson, R (1, 8) OBP: 0.304, SLG: 0.385 1-H 2B			FC5 1B			FC6-4 1-2f		FC6-4	4 0 3 1 0 0 1				
Steve Carlton, L (1, 1) Tom Hilgendorf, S (2, 1) Ollie Brown, R (4, PH) Ron Schueler, R (4, 1) Don Hahn, R (6, PH) Cy Acosta, R (6, 1) Tony Taylor, R (8, 3) OBP: 0.600, SLG: 0.571 K			FC5 1-2 2-3f			K		K	1 0 0 0 0 0 1 1 0 0 0 0 0 0 0 0 1 0 0 0 0 0 0 2 0 0 0 0 0 0 0 0 1 0 0 0 0 0 1 1 0 0 0 0 0 0 0 0 1 0 0 0 0 0 1 0				
<b>Inning Stats</b>	R: 0 H: 1 E: 0 LOB: 1 K: 0 BB: 0 S: 4 P: 4	R: 1 H: 1 E: 0 LOB: 1 K: 1 BB: 1 S: 6 P: 10	R: 1 H: 0 E: 1 LOB: 1 K: 0 BB: 1 S: 4 P: 8	R: 0 H: 1 E: 0 LOB: 2 K: 0 BB: 1 S: 4 P: 8	R: 0 H: 1 E: 0 LOB: 1 K: 0 BB: 0 S: 4 P: 4	R: 0 H: 1 E: 0 LOB: 1 K: 1 BB: 0 S: 6 P: 6	R: 1 H: 1 E: 0 LOB: 1 K: 0 BB: 0 S: 4 P: 4	R: 0 H: 0 E: 0 LOB: 1 K: 0 BB: 1 S: 3 P: 7	R: 0 H: 0 E: 0 LOB: 0 K: 1 BB: 0 S: 5 P: 5	1B: 4 SF: 1 2B: 2 SAC: 1 3B: 0 DP: 0 HR: 0 HBP: 0	WP: 3 PA: 38 PB: 0 SB: 0 CS: 0		
<b>PITCHER</b>	IP WLS BF H R ER SO BB IBB HBP BLK WP HR S P ERA WHIP											<b>PITCHER</b>	IP WLS BF H R ER SO BB IBB HBP BLK WP HR S P ERA WHIP
Bob Gibson, R (1, 1) ERA: 5.26	7.0 W 31 6 3 2 2 3 0 0 0 3 0 32 44 2.57 1.286												
Al Hrabosky, L (8, 1) ERA: 2.35	2.0 7 0 0 0 1 1 0 0 0 0 0 8 12 0.00 0.500												

Batter	1	2	3	4	5	6	7	8	9	AB	R	H	RBI	BB	SO	LOB
Lou Brock, L OBP: 0.351, SLG: 0.348 (1, 7)	4-3 K		4-3 2-3		FC6-4 FC4-6 1-2f			1B 1B		5	0	1	0	0	1	3
Ted Sizemore, R OBP: 0.362, SLG: 0.384 (1, 4)	0-0 PB 1B	0-0 HR 1B	0-0 L4		FC4-6 1-2f			1B FC6-4 1B		5	2	3	0	0	0	2
Reggie Smith, S OBP: 0.387, SLG: 0.613 Jim Dwyer, L OBP: 0.250, SLG: 0.143 (1, 9) (7, 9)	4-0 1B 1-2 BB	0-0 HR 1-H		F7		P6		F8		3	2	1	2	1	0	0
Ted Simmons, S OBP: 0.322, SLG: 0.416 Ken Rudolph, R (8, PH) (9, 2)	0-0 3B 1-2 2-H 1B	0-0 HR		4-0 BB G5-4-3		P4		FC6-4 1-2f		3	2	2	2	1	0	0
Luis Melendez, R OBP: 0.333, SLG: 0.565 (1, 8)	0-0 1B 1-H 2-H 3B	0-0 F8		0-0 BB G5-4-3 1-2f		6-3				4	1	1	2	0	0	1
Ken Reitz, R OBP: 0.398, SLG: 0.469 (1, 5)	0-0 1B 3B 1B 3-H	0-0 4-3		0-0 P4		F9				4	1	1	1	0	0	0
Danny Cater, R OBP: 0.455, SLG: 0.600 Al Hrabosky, R (8, 1)	0-0 3B 1-2 1B	0-0 4-3		0-0 HR 2B		F8				4	2	2	0	0	0	0
Mike Tyson, R OBP: 0.500, SLG: 1.250 (1, 6)	0-0 3B 1-H 2-H		0-0 4-3 SH3 1B		0-0 HR 2-H		6-3			4	1	3	4	0	0	0
Bob Gibson, R Ron Fairly, L OBP: 0.400, SLG: 0.250 (1, 1) (8, 3)	0-3 K		0-0 SH3		4-0 BB FC6-4			G3		1	0	0	0	1	1	1
										1	0	0	0	0	0	0

Inning Stats	R: 6	H: 6	E: 0	LOB: 1	K: 2	P: 17	R: 3	H: 3	E: 0	LOB: 0	K: 0	P: 6	R: 0	H: 1	E: 0	LOB: 1	K: 0	P: 4	R: 0	H: 0	E: 0	LOB: 0	K: 0	P: 6	R: 2	H: 2	E: 0	LOB: 1	K: 0	P: 9	R: 0	H: 0	E: 0	LOB: 0	K: 0	P: 3	R: 0	H: 0	E: 0	LOB: 0	K: 0	P: 3	R: 0	H: 2	E: 0	LOB: 2	K: 0	P: 5	
	S: 13	BB: 1	S: 6	BB: 0	S: 4	S: 2	S: 5	S: 3	S: 5	S: 3	S: 5	S: 3	S: 5	S: 3	S: 5	S: 3	S: 5	S: 3	S: 5	S: 3	S: 5	S: 3	S: 5	S: 3	S: 5	S: 3	S: 5	S: 3	S: 5	S: 3	S: 5	S: 3	S: 5	S: 3	S: 5	S: 3	S: 5	S: 3	S: 5	S: 3	S: 5	S: 3	S: 5	S: 3	S: 5	S: 3	S: 5	S: 3	S: 5

PITCHER	IP	WLS	BF	H	R	ER	SO	BB	IBB	HBP	BLK	WP	HR	S	P	ERA	WHIP
Steve Carlton, L ERA: 6.27 (1, 1)	1.0	L	12	8	8	8	2	1	0	0	0	0	1	15	19	72.00	9.000
Tom Hilgendorf, L ERA: 2.0 (2, 1)	2.0		8	2	1	1	0	0	0	0	0	0	1	8	8	4.50	1.000
Ron Schueler, R ERA: 7.47 (4, 1)	2.0		9	2	2	2	0	2	0	0	0	0	1	7	15	9.00	2.000
Cy Acosta, R ERA: 6.23 (6, 1)	2.0		6	0	0	0	0	0	0	0	0	0	0	6	6	0.00	0.000
Joe Hoerner, L ERA: 2.08 (8, 1)	1.0		5	2	0	0	0	0	0	0	0	0	0	5	5	0.00	2.000

**BOTTOM**

Philadelphia Phillies @ St. Louis Cardinals  
 Busch Stadium, St. Louis, MO  
 Mon May 05 1975, 7:05 PM CDT  
 Att. 9,198 - Unknown

AB	36
R	11
H	14
RBI	11
BB	3
SO	2
LOB	11



WP	HR	S	P	ERA	WHIP
0	1	1	40		

Batter	1	2	3	4	5	6	7	8	9	AB R H RBI BB SO LOB	TOP																
<b>Dave Cash, R</b> (1, 4) OBP: 0.435, SLG: 0.474	0-0 FC4-6 1B	4-0 1B BB	0-0 F9			1-0 FC6-4 HBP		4-0 1-2 BB		2 0 1 0 2 0 2																	
<b>Larry Bowa, S</b> (1, 6) OBP: 0.333, SLG: 0.412	0-0 FC4-6 FC6-4 1-2f	0-0 S 1B		0-0 F5		0-0 FC6-4 1B 1-2f		0-0 F9		5 0 1 1 0 0 4																	
<b>Garry Maddox, R</b> (1, 8) OBP: 0.234, SLG: 0.211	0-0 FC6-4 CI 1B 1-2f	0-0 G1		0-0 3-1		0-0 1B		0-3 K		5 0 1 0 0 1 5																	
<b>Greg Luzinski, R</b> (1, 7) OBP: 0.296, SLG: 0.473	0-1 CI 1B 1-2		0-0 4-3	0-0 5-3		0-0 F9		0-0 F3		4 0 0 0 0 0 2																	
<b>Tom Hutton, L</b> (1, 3) OBP: 0.357, SLG: 0.250	0-0 1-2 2-H 1B		4-0 WP HR BB		4-0 BB		0-0 5-3	0-0 F8		3 1 1 0 2 0 0																	
<b>Mike Schmidt, R</b> (1, 5) OBP: 0.278, SLG: 0.419		0-0 2B	0-0 1-H HR		0-0 L8		4-0 CS BB	0-3 K		4 1 2 2 1 1 1																	
<b>Bob Boone, R</b> (1, 2) OBP: 0.440, SLG: 0.403		4-0 1B 4-3 BB	4-0 1B BB		0-0 F8		0-0 F8 1-2			2 1 0 0 2 0 2																	
<b>Mike Anderson, R</b> (1, 9) OBP: 0.315, SLG: 0.391		0-0 1B 4-3 1B	0-0 1B 1-3		0-0 5-3		0-3 K			4 1 2 0 0 1 1																	
<b>Wayne Twitchell, R</b> (1, 1) OBP: 0.071, SLG: 0.143		0-0 4-3	0-3 K			0-0 6-3		0-0 BB 1B		3 0 0 1 0 1 3																	
<b>Tug McGraw, R</b> (7, 1) OBP: 0.500, SLG: 0.500		1-2 3-H								1 0 1 0 0 0 0																	
<b>Inning Stats</b>	R: 0 E: 1 K: 0 S: 5	H: 2 LOB: 2 BB: 0 P: 5	R: 2 E: 0 K: 0 S: 5	H: 3 LOB: 2 BB: 2 P: 13	R: 2 E: 0 K: 1 S: 7	H: 2 LOB: 2 BB: 2 P: 15	R: 0 E: 0 K: 0 S: 3	H: 0 LOB: 0 BB: 0 P: 3	R: 0 E: 0 K: 0 S: 3	H: 0 LOB: 1 BB: 1 P: 7	R: 0 E: 0 K: 0 S: 4	H: 1 LOB: 2 BB: 0 P: 5	R: 0 E: 0 K: 0 S: 2	H: 0 LOB: 0 BB: 1 P: 6	R: 0 E: 0 K: 2 S: 8	H: 1 LOB: 2 BB: 1 P: 12	R: 0 E: 0 K: 1 S: 5	H: 0 LOB: 0 BB: 0 P: 5	1B: 7 2B: 1 3B: 0 HR: 1	SF: 0 SAC: 0 DP: 0 HBP: 1	WP: 2 PB: 0 SB: 1 CS: 1	PA: 42					
<b>PITCHER</b>	IP	WLS	BF	H	R	ER	SO	BB	IBB	HBP	BLK	WP	HR	S	P	ERA	WHIP										
<b>Bob Forsch, R</b> (1, 1) ERA: 3.65	2.1	L	17	7	4	4	0	4	0	0	0	1	1	13	29	15.43	4.714										
<b>Elias Sosa, R</b> (3, 1) ERA: 2.95	4.2		17	1	0	0	1	2	0	1	0	0	0	16	25	0.00	0.643										
<b>Mike Garman, R</b> (8, 1) ERA: 1.26	2.0		8	1	0	0	3	1	0	0	0	0	0	13	17	0.00	1.000										

Philadelphia Phillies @ St. Louis Cardinals  
 Busch Stadium, St. Louis, MO  
 Wed May 07 1975, 7:05 PM CDT  
 Att. 9,735 - Unknown

livebaseballscorecards.com

<b>AB</b>	33
<b>R</b>	4
<b>H</b>	9
<b>RBI</b>	4
<b>BB</b>	7
<b>SO</b>	4
<b>LOB</b>	20



Batter	1	2	3	4	5	6	7	8	9	AB R H RBI BB SO LOB
--------	---	---	---	---	---	---	---	---	---	----------------------

AB R H RBI BB SO LOB

<b>Lou Brock, L</b> (1, 7) OBP: 0.346, SLG: 0.333	0-3 <b>K</b>	0-0 FC5-4		0-0 F8			4-0 BB			3 0 0 0 1 1 3
<b>Ted Sizemore, R</b> (1, 4) OBP: 0.367, SLG: 0.382	0-0 1B		0-0 P4		0-3 <b>K</b>		4-0 BB			3 0 1 0 1 1 0
<b>Bake McBride, L</b> (1, 8) OBP: 0.322, SLG: 0.346	0-0 1B		4-0 BB		0-0 F8		0-0 F8			3 1 1 0 1 0 2
<b>Ted Simmons, S</b> (1, 2) OBP: 0.308, SLG: 0.395	0-0 F5		0-0 F9		0-0 F8			0-0 5-3		4 0 0 0 0 0 3
<b>Ron Fairly, L</b> (1, 3) OBP: 0.417, SLG: 0.263	0-3 <b>K</b>		0-0 BB			4-0 BB		0-0 G3		3 0 1 1 1 1 2
<b>Jim Dwyer, L</b> (1, 9) OBP: 0.182, SLG: 0.100		0-0 F8	0-0 G3			0-0 F8		0-0 5-3		3 0 0 0 0 0 2
<b>Danny Cater, R</b> (8, PH) OBP: 0.417, SLG: 0.545										1 0 0 0 0 0 0
<b>Ken Reitz, R</b> (1, 5) OBP: 0.379, SLG: 0.447		0-3 <b>K</b>		0-0 4-3		0-0 G6-4-3			0-0 F9	4 0 0 0 0 1 1
<b>Mike Tyson, R</b> (1, 6) OBP: 0.500, SLG: 1.000		0-0 1B		4-0 BB		0-0 F9		0-0 5-3		3 0 1 0 1 0 0
<b>Bob Forsch, R</b> (1, 1) OBP: 0.462, SLG: 0.636		0-0 1B		0-3 BB		0-0 3-1		0-3 K		1 0 1 0 0 0 0
<b>Elias Sosa, R</b> (3, 1) OBP: 0.200, SLG: 0.200										1 0 0 0 0 1 1
<b>Keith Hernandez, L</b> (7, PH) OBP: 0.294, SLG: 0.279		FC5-4								1 0 0 0 0 0 0
<b>Mike Garman, R</b> (8, 1)		1-2 1B		1-2 K						0 0 0 0 0 0 0
<b>Luis Melendez, R</b> (9, PH) OBP: 0.320, SLG: 0.542										1 0 0 0 0 1 0

Inning Stats	R: 0	H: 2	E: 0	K: 2	S: 9	R: 0	H: 2	E: 0	K: 1	S: 7	R: 1	H: 1	E: 0	K: 0	S: 4	R: 0	H: 0	E: 0	K: 1	S: 5	R: 0	H: 0	E: 0	K: 0	S: 2	R: 0	H: 0	E: 0	K: 0	S: 3	R: 0	H: 0	E: 0	K: 0	S: 3	R: 0	H: 0	E: 0	K: 1	S: 5	1B: 5	SF: 0	2B: 0	SAC: 0	3B: 0	DP: 1	HR: 0	HBP: 0	WP: 0	PA: 36
--------------	------	------	------	------	------	------	------	------	------	------	------	------	------	------	------	------	------	------	------	------	------	------	------	------	------	------	------	------	------	------	------	------	------	------	------	------	------	------	------	------	-------	-------	-------	--------	-------	-------	-------	--------	-------	--------

PITCHER	IP	WLS	BF	H	R	ER	SO	BB	IBB	HBP	BLK	WP	HR	S	P	ERA	WHIP
<b>Wayne Twitchell, R</b> (1, 1) ERA: 4.98	6.2	W	29	5	1	1	5	5	0	0	0	0	0	34	54	1.35	1.500
<b>Tug McGraw, L</b> (7, 1) ERA:	2.1	S	7	0	0	0	1	0	0	0	0	0	0	9	9	0.00	0.000

**BOTTOM**

**Philadelphia Phillies @ St. Louis Cardinals**  
Busch Stadium, St. Louis, MO  
Wed May 07 1975, 7:05 PM CDT  
Att. 9,735 - Unknown

livebaseballscorecards.com

AB	31
R	1
H	5
RBI	1
BB	5
SO	6
LOB	14



Batter	1	2	3	4	5	6	7	8	9	AB R H RBI BB SO LOB	TOP									
<b>Dave Cash, R</b> (1, 4) OBP: 0.442, SLG: 0.470	0-0 2B 1B	0-0 5-3			0-3 K		4-0 FC5 1B BB		4-0 SH3-4 2B BB	3 2 1 0 2 1 1										
<b>Larry Bowa, S</b> (1, 6) OBP: 0.340, SLG: 0.416	0-0 F8		0-0 3B 1B		0-0 F7		0-0 FC5 1B 1B		0-0 SH3-4	4 2 2 0 0 0 1										
<b>Garry Maddox, R</b> (1, 8) OBP: 0.261, SLG: 0.306	0-0 WP 2B 1-H		0-0 1B 3B 1-H		0-0 6-3		0-0 FC5 1B 1-2 2-3f		0-0 5-3 2B 2-H	5 2 3 3 0 0 2										
<b>Greg Luzinski, R</b> (1, 7) OBP: 0.314, SLG: 0.495 <b>Ollie Brown, R</b> (7, PR) OBP: 0.182, SLG: 0.182	0-0 4-3 2B 2-H		0-0 CS 1B 3-H		0-0 F3		0-0 FC4-6 1B 1-3 2-H		0-0 5-3	4 0 3 3 0 0 0 1 0 0 0 0 0 1										
<b>Tom Hutton, L</b> (1, 3) OBP: 0.303, SLG: 0.207	0-0 4-3 2-3		0-0 F9 1-2		0-0 4-3		0-0 FC4-6 1-2f		0-0 F9	5 0 0 0 0 0 5										
<b>Mike Schmidt, R</b> (1, 5) OBP: 0.277, SLG: 0.404	0-3 K		0-0 6-3		4-0 S BB		0-0 5-3			3 0 0 0 1 1 1										
<b>Bob Boone, R</b> (1, 2) OBP: 0.455, SLG: 0.413		0-0 F8		0-0 G1-6-4 1B		4-0 BB		0-0 1B		3 0 2 0 1 0 0										
<b>Mike Anderson, R</b> (1, 9) OBP: 0.312, SLG: 0.375		4-0 5-3 BB		0-0 F8		0-3 K		0-3 K		3 0 0 0 1 2 4										
<b>Jim Lonborg, R</b> (1, 1) <b>Tony Taylor, R</b> (8, PH) OBP: 0.545, SLG: 0.500 <b>Gene Garber, R</b> (8, 1)		0-0 5-3		0-0 G1-6-4 1-2f		0-3 K		0-0 F4		3 0 0 0 0 1 2 1 0 0 0 0 0 1 0 0 0 0 0 0 0										
<b>Inning Stats</b>	R: 2 E: 0 K: 1 S: 8	H: 3 LOB: 1 BB: 0 P: 8	R: 0 E: 0 K: 0 S: 3	H: 0 LOB: 1 BB: 1 P: 7	R: 2 E: 0 K: 0 S: 5	H: 3 LOB: 0 BB: 0 P: 5	R: 0 E: 0 K: 0 S: 3	H: 1 LOB: 0 BB: 0 P: 3	R: 0 E: 0 K: 1 S: 5	H: 0 LOB: 2 BB: 2 P: 13	R: 1 E: 0 K: 1 S: 7	H: 2 LOB: 2 BB: 1 P: 11	R: 0 E: 0 K: 1 S: 6	H: 1 LOB: 1 BB: 0 P: 6	R: 1 E: 0 K: 0 S: 4	H: 1 LOB: 1 BB: 1 P: 8	1B: 7 2B: 3 3B: 1 HR: 0	SF: 0 SAC: 1 DP: 1 HBP: 0	WP: 1 PB: 0 SB: 1 CS: 1	PA: 41
<b>PITCHER</b>	IP WLS BF H R ER SO BB IBB HBP BLK WP HR S P ERA WHIP																			
<b>John Denny, R</b> (1, 1) ERA: 4.56	3.0 L 15 6 4 4 1 1 0 0 0 0 1 0 16 20 12.00 2.333																			
<b>Tommy Moore, R</b> (4, 1) ERA: 3.97	3.2 16 3 1 1 3 3 0 0 0 0 0 0 19 31 2.46 1.636																			
<b>Al Hrabosky, L</b> (7, 1) ERA: 2.16	1.1 5 1 0 0 1 0 0 0 0 0 0 0 7 7 0.00 0.750																			
<b>Ray Sadecki, L</b> (9, 1) ERA: 3.86	1.0 5 1 1 1 0 1 0 0 0 0 0 0 4 8 9.00 2.000																			

Philadelphia Phillies @ St. Louis Cardinals  
 Busch Stadium, St. Louis, MO  
 Thu May 08 1975, 3:33 AM CDT  
 Att: 10,293 - Unknown

livebaseballscorecards.com

AB	35
R	6
H	11
RBI	6
BB	5
SO	5
LOB	18





Batter	1	2	3	4	5	6	7	8	9	AB	R	H	RBI	BB	SO	LOB
Lou Brock, L (1, 7) OBP: 0.341, SLG: 0.320	0-0 L7		0-3 K		0-3 K			4-0 FC3-8 BB		3	0	0	0	1	2	2
Ted Sizemore, R (1, 4) OBP: 0.353, SLG: 0.366	0-0 3-1		0-0 5-3			0-0 L5		0-0 FC3-6		4	0	0	0	0	0	2
Bake McBride, L (1, 8) OBP: 0.319, SLG: 0.341	0-0 4-3			0-0 4-3		0-0 BLK 1B		0-3 K		4	0	1	0	0	1	1
Ted Simmons, S (1, 2) OBP: 0.305, SLG: 0.388		0-0 F9		0-0 F9		0-0 P3		0-0 FC5-4 1B		4	0	1	0	0	0	1
Ron Fairly, L (1, 9) OBP: 0.429, SLG: 0.391		0-0 FC6-4 1B		0-0 3B		0-0 F9		0-0 FC5-4 2B 1B		4	1	2	0	0	0	2
Keith Hernandez, L (1, 3) OBP: 0.292, SLG: 0.292		0-3 K		0-0 4-3			0-0 G3		0-0 1B 4-3 2B	4	1	1	0	0	1	2
Ken Reitz, R (1, 5) OBP: 0.374, SLG: 0.438		0-0 FC6-4 1-2f			0-0 P3		0-0 F8		0-0 4-3 1B	4	0	1	1	0	0	1
Mike Tyson, R (1, 6) OBP: 0.438, SLG: 0.800			0-0 F8		0-0 1B		0-0 F8		0-0 4-3	4	0	1	1	0	0	1
John Denny, R (1, 1) Ted Martinez, R (3, PH) Tommy Woodie, R (4, 1) Al Hrabosky, R (7, 1) Jim Dwyer, L (8, PH) Ray Sadecki, L (9, 1) Luis Melendez, R (9, PH)			0-0 2B		0-0 1B			0-0 L4	0-3 K	0	0	0	0	0	0	0

**BOTTOM**

Philadelphia Phillies @ St. Louis Cardinals  
 Busch Stadium, St. Louis, MO  
 Thu May 08 1975, 3:33 AM CDT  
 Att. 10,293 - Unknown

[livebaseballscorecards.com](http://livebaseballscorecards.com)

AB	35
R	2
H	9
RBI	2
BB	1
SO	5
LOB	13



Inning Stats	R: 0	H: 0	E: 0	K: 0	S: 3	P: 3	R: 0	H: 1	E: 0	K: 1	S: 6	R: 0	H: 1	E: 0	K: 1	S: 6	R: 0	H: 2	E: 0	K: 1	S: 6	R: 0	H: 1	E: 0	K: 0	S: 4	R: 0	H: 0	E: 0	K: 0	S: 3	R: 0	H: 0	E: 0	K: 1	S: 5	R: 2	H: 3	E: 0	K: 1	S: 8	1B: 6	SF: 0	2B: 2	SAC: 0	3B: 1	DP: 0	HR: 0	HBP: 0	WP: 0	PA: 36
--------------	------	------	------	------	------	------	------	------	------	------	------	------	------	------	------	------	------	------	------	------	------	------	------	------	------	------	------	------	------	------	------	------	------	------	------	------	------	------	------	------	------	-------	-------	-------	--------	-------	-------	-------	--------	-------	--------

PITCHER	IP	WLS	BF	H	R	ER	SO	BB	IBB	HBP	BLK	WP	HR	S	P	ERA	WHIP
Jim Lonborg, R (1, 1) ERA: 1.88	7.0	W	26	6	0	0	3	0	0	0	1	0	0	32	32	0.00	0.857
Gene Garber, R (8, 1) ERA: 2.3	2.0		10	3	2	2	2	1	0	0	0	0	0	13	17	9.00	2.000

Batter	1	2	3	4	5	6	7	8	9	AB R H RBI BB SO LOB	TOP																													
Dave Cash, R (1, 4) OBP: 0.424, SLG: 0.448	0-0 6-3		0-0 P4		0-0 F9		0-0 F8		0-0 6-3	5 0 0 0 0 0 2																														
Larry Bowa, S (1, 6) OBP: 0.336, SLG: 0.410	0-0 4-3			0-0 F3	0-0 1B		0-0 F3			4 0 1 0 0 0 1																														
Garry Maddox, R (1, 8) OBP: 0.260, SLG: 0.318	0-0 B5-3			0-0 2B	0-0 F7			0-0 F8		4 0 1 0 0 0 2																														
Greg Luzinski, R (1, 7) OBP: 0.330, SLG: 0.531		4-0 BLK BB		0-0 F9		0-0 HR		0-0 1B		3 1 2 1 1 0 1																														
Tom Hutton, L (1, 3) OBP: 0.297, SLG: 0.188	0-0 5-3			4-0 BB	0-0 P4		0-0 E3			3 0 0 0 1 0 2																														
Mike Schmidt, R (1, 5) OBP: 0.276, SLG: 0.391	0-3 K			4-0 BB	0-3 K		0-0 F8			3 0 0 0 1 2 3																														
Bob Boone, R (1, 2) OBP: 0.435, SLG: 0.392	0-0 6-3			0-0 1-3	0-0 F3		0-0 6-3			4 0 0 0 0 0 6																														
Mike Anderson, R (1, 9) OBP: 0.296, SLG: 0.355			0-0 5-3		0-0 F3		0-0 E5 FC1-6		0-3 K	4 0 0 0 0 1 0																														
Tom Underwood, R (1, 1) OBP: 0.167, SLG: 0.167			0-0 6-3		0-0 1B		0-0 FC1-6		0-0 F8	2 0 1 0 0 0 0																														
Jay Johnstone, L (7, PH) OBP: 0.400, SLG: 0.517										1 0 0 0 0 0 1																														
Tom Hilgendorf, S (7, 1)										0 0 0 0 0 0 0																														
Johnny Oates, L (9, PH) OBP: 0.250, SLG: 0.263										0 0 0 0 0 0 0																														
<b>Inning Stats</b>	R: 0 E: 0 K: 0 S: 3	H: 0 LOB: 0 BB: 0 P: 3	R: 0 E: 0 K: 1 S: 5	H: 0 LOB: 1 BB: 1 P: 9	R: 0 E: 0 K: 0 S: 3	H: 0 LOB: 0 BB: 0 P: 3	R: 0 E: 0 K: 0 S: 4	H: 1 LOB: 3 BB: 2 P: 12	R: 0 E: 0 K: 0 S: 5	H: 2 LOB: 2 BB: 0 P: 5	R: 1 E: 0 K: 1 S: 6	H: 1 LOB: 0 BB: 0 P: 6	R: 0 E: 1 K: 0 S: 4	H: 0 LOB: 1 BB: 0 P: 4	R: 0 E: 1 K: 0 S: 5	H: 1 LOB: 2 BB: 0 P: 5	R: 0 E: 0 K: 1 S: 5	H: 0 LOB: 0 BB: 0 P: 5	1B: 3 2B: 1 3B: 0 HR: 1	SF: 0 SAC: 0 DP: 0 HBP: 0	WP: 0 PB: 0 SB: 2 CS: 0	PA: 37																		
PITCHER Roric Harrison, R (1, 1) ERA: 2.67	IP 9.0	WLS W	BF 37	H 5	R 1	ER 1	SO 3	BB 3	IBB 0	HBP 0	BLK 1	WP 0	HR 1	S 40	P 52	ERA 1.00	WHIP 0.889						PITCHER	IP 9.0	WLS W	BF 37	H 5	R 1	ER 1	SO 3	BB 3	IBB 0	HBP 0	BLK 1	WP 0	HR 1	S 40	P 52	ERA 1.00	WHIP 0.889

Philadelphia Phillies @ Atlanta Braves  
Atlanta-Fulton County Stadium, Atlanta, GA

Fri May 09 1975, 7:05 PM EDT  
Att. 7,444 - Unknown

livebaseballscorecards.com

AB	33
R	1
H	5
RBI	1
BB	3
SO	3
LOB	18



Batter	1	2	3	4	5	6	7	8	9
Ralph Garr, L OBP: 0.276, SLG: 0.313 (1, 7)	0-0 B1-3	0-0 P3			0-0 FC3-6 CS BLK		0-0 E6 FC5-4		
Marty Perez, R OBP: 0.280, SLG: 0.272 (1, 4)	0-0 F9		0-0 6-3		4-0 BB		0-0 FC5-4		
Darrell Evans, L OBP: 0.348, SLG: 0.466 (1, 5)	0-0 1B		4-0 BB		0-0 F9		0-3 K		
Dusty Baker Jr., R OBP: 0.315, SLG: 0.402 (1, 9)	0-0 6-3		0-0 G5-4-3		4-0 1B BB		0-0 F7		
Mike Lum, L OBP: 0.305, SLG: 0.296 (1, 8)		0-0 P5		4-0 BB	0-0 F9		0-0 5-3		
Earl Williams, R OBP: 0.182, SLG: 0.234 (1, 3)		0-0 1B		0-0 P4	0-0 5-3				
Larvell Blanks, R OBP: 0.320, SLG: 0.400 (1, 6)		0-0 1B		0-0 6-3	0-0 CS				
Biff Pocaroba, S OBP: 0.100, SLG: 0.100 (1, 2)		0-0 1B		0-0 P3	0-0 CS		0-0 F8		
Roric Harrison, R OBP: 0.333, SLG: 0.375 (1, 1)		0-3 K			0-0 1B		0-0 F7		

Inning Stats	R: 0	H: 1	E: 0	K: 0	S: 4	LOB: 1	BB: 0	P: 4
	R: 2	H: 3	E: 0	K: 1	S: 8 <td>LOB: 1</td> <td>BB: 0</td> <td>P: 8 </td>	LOB: 1	BB: 0	P: 8
	R: 0	H: 0	E: 0	K: 0	S: 2 <td>LOB: 0</td> <td>BB: 1</td> <td>P: 6 </td>	LOB: 0	BB: 1	P: 6
	R: 0	H: 0	E: 0	K: 0	S: 3 <td>LOB: 1</td> <td>BB: 1</td> <td>P: 7 </td>	LOB: 1	BB: 1	P: 7
	R: 0	H: 1	E: 0	K: 0	S: 3 <td>LOB: 1</td> <td>BB: 1</td> <td>P: 7 </td>	LOB: 1	BB: 1	P: 7
	R: 1	H: 1	E: 0	K: 0	S: 3 <td>LOB: 0</td> <td>BB: 1</td> <td>P: 7 </td>	LOB: 0	BB: 1	P: 7
	R: 0	H: 0	E: 1	K: 0	S: 4 <td>LOB: 1</td> <td>BB: 0</td> <td>P: 4 </td>	LOB: 1	BB: 0	P: 4
	R: 0	H: 0	E: 0	K: 1	S: 5 <td>LOB: 0</td> <td>BB: 0</td> <td>P: 5 </td>	LOB: 0	BB: 0	P: 5

PITCHER	IP	WLS	BF	H	R	ER	SO	BB	IBB	HBP	BLK	WP	HR	S	P	ERA	WHIP
Tom Underwood, L ERA: 3.32 (1, 1)	6.0	L	25	6	3	3	1	4	0	0	1	0	0	23	39	4.50	1.667
Tom Hilgendorf, L ERA: 1.64 (7, 1)	2.0		7	0	0	0	1	0	0	0	0	0	0	9	9	0.00	0.000

AB R H RBI BB SO LOB

4	0	0	0	0	0	2
3	0	0	0	1	0	1
3	0	1	0	1	1	1
3	1	0	0	1	0	2
3	0	0	0	1	0	1
3	1	1	0	0	0	2
3	1	2	1	0	0	1
3	0	1	2	0	0	1
3	0	1	0	0	1	1

1B: 5	SF: 0	WP: 0	PA: 33
2B: 1	SAC: 0	PB: 0	
3B: 0	DP: 1	SB: 1	
HR: 0	HBP: 0	CS: 2	

PITCHER	IP	WLS	BF	H	R	ER	SO	BB	IBB	HBP	BLK	WP	HR	S	P	ERA	WHIP
---------	----	-----	----	---	---	----	----	----	-----	-----	-----	----	----	---	---	-----	------

Philadelphia Phillies @ Atlanta Braves  
Atlanta-Fulton County Stadium, Atlanta, GA  
Fri May 09 1975, 7:05 PM EDT  
Att. 7,444 - Unknown

livebaseballscorecards.com

AB	28
R	3
H	6
RBI	3
BB	4
SO	2
LOB	12



Batter	1	2	3	4	5	6	7	8	9	10	11	AB R H RBI BB SO LOB	TOP
<b>Dave Cash, R</b> (1, 4) OBP: 0.423, SLG: 0.445	X 0-0 G1-6-3 1B		X 0-0 1B			S 0-3 K		X 0-0 F7			X 0-0 F8	5 0 2 0 0 1 1	
<b>Larry Bowa, S</b> (1, 6) OBP: 0.330, SLG: 0.400	X 0-0 G1-6-3 1-2f		X 0-0 1B			X 0-0 B1		X 0-0 P4			X 0-0 4-3	5 0 1 0 0 0 2	
<b>Garry Maddox, R</b> (1, 8) OBP: 0.256, SLG: 0.352	X 0-0 6-3		S 0-3 K			X 0-0 HR			S 0-3 K		X 0-0 F7	5 1 1 1 0 2 2	
<b>Greg Luzinski, R</b> (1, 7) OBP: 0.327, SLG: 0.520 <b>Ollie Brown, R</b> (9, PR) OBP: 0.182, SLG: 0.182 (9, 7)		S 0-3 K		S 0-3 K		X 0-0 P5			X 0-0 1B			4 0 1 0 0 2 0 0 0 0 0 0 0 0	
<b>Tom Hutton, L</b> (1, 3) OBP: 0.268, SLG: 0.167		X 0-0 F9		X 0-0 4-3			X 0-0 F3		X 0-0 F9			4 0 0 0 0 0 1	
<b>Mike Schmidt, R</b> (1, 5) OBP: 0.275, SLG: 0.379		B 4-0 BB		S 0-3 K			X 0-0 P4		X 0-0 6-3			3 0 0 0 1 1 1	
<b>Bob Boone, R</b> (1, 2) OBP: 0.427, SLG: 0.386		X 0-0 F5			S 0-3 K		X 0-0 FC5-4 1B			X 0-0 F5		4 0 1 0 0 1 1	
<b>Mike Anderson, R</b> (1, 9) OBP: 0.294, SLG: 0.342			B 4-0 BB		X 0-0 F7		X 0-0 FC5-4			X 0-0 F8		3 0 0 0 1 0 1	
<b>Steve Carlton, L</b> (1, 1) <b>Jay Johnstone, L</b> (8, PH) OBP: 0.417, SLG: 0.533 <b>Alan Bannister, R</b> (8, PR) OBP: 0.286, SLG: 0.364 <b>Tug McGraw, R</b> (8, 1) OBP: 0.500, SLG: 0.500 <b>Tony Taylor, R</b> (10, PH) OBP: 0.500, SLG: 0.444 <b>Gene Garber, R</b> (10, 1)			S 0-3 K		X 0-0 1-3			X 0-0 CS 1B		X 0-0 5-3		2 0 0 0 0 0 1 1 1 0 1 0 1 0 0 0 0 0 0 0 0 0 0 0 0 0 0 0	
<b>Inning Stats</b>	R: 0 H: 1 E: 0 LOB: 0 K: 0 BB: 0 S: 3 P: 3	R: 0 H: 0 E: 0 LOB: 1 K: 1 BB: 1 S: 5 P: 9	R: 0 H: 2 E: 0 LOB: 2 K: 2 BB: 1 S: 8 P: 12	R: 0 H: 0 E: 0 LOB: 0 K: 2 BB: 0 S: 7 P: 7	R: 0 H: 0 E: 0 LOB: 0 K: 1 BB: 0 S: 5 P: 5	R: 1 H: 1 E: 0 LOB: 0 K: 1 BB: 0 S: 6 P: 6	R: 0 H: 1 E: 0 LOB: 1 K: 0 BB: 0 S: 4 P: 4	R: 0 H: 1 E: 0 LOB: 1 K: 0 BB: 0 S: 3 P: 3	R: 0 H: 1 E: 0 LOB: 1 K: 1 BB: 0 S: 6 P: 6	R: 0 H: 0 E: 0 LOB: 0 K: 0 BB: 0 S: 3 P: 3	R: 0 H: 0 E: 0 LOB: 0 K: 0 BB: 0 S: 3 P: 3	1B: 6 SF: 0 2B: 0 SAC: 0 3B: 0 DP: 1 HR: 1 HBP: 0	WP: 0 PA: 39 PB: 0 SB: 0 CS: 1
<b>PITCHER</b> <b>Phil Niekro, R</b> (1, 1) ERA: 2.52	IP WLS BF H R ER SO BB IBB HBP BLK WP HR S P ERA WHIP												
	11.0 W 39 7 1 1 8 2 0 0 0 0 0 1 53 61 0.82 0.818												

Philadelphia Phillies @ Atlanta Braves  
Atlanta-Fulton County Stadium, Atlanta, GA

Sat May 10 1975, 3:33 AM EDT  
Att: 6,510 - Unknown

livebaseballscorecards.com

AB 37  
R 1  
H 7  
RBI 1  
BB 2  
SO 8  
LOB 10



Batter	1	2	3	4	5	6	7	8	9	10	11	AB R H RBI BB SO LOB	BOTTOM
--------	---	---	---	---	---	---	---	---	---	----	----	----------------------	--------

<b>Ralph Garr, L</b> (1, 7) <small>OBP: 0.281, SLG: 0.338</small> 												5 1 2 1 0 0 2	<b>Philadelphia Phillies @ Atlanta Braves</b> Atlanta-Fulton County Stadium, Atlanta, GA Sat May 10 1975, 3:33 AM EDT Att: 6,510 - Unknown
<b>Marty Perez, R</b> (1, 4) <small>OBP: 0.279, SLG: 0.271</small> <b>Dave May, L</b> (10, PH) <small>OBP: 0.333, SLG: 0.200</small> <b>Rod Gilbreath, R</b> (11, 4) <small>OBP: 0.222, SLG: 0.333</small> 												4 0 1 1 0 0 0 2 1 0 0 0 0 0 0 1 0 0 0 0 0 0 0 0	
<b>Darrell Evans, L</b> (1, 5) <small>OBP: 0.343, SLG: 0.455</small> 												5 1 1 0 0 2 2	
<b>Dusty Baker Jr., R</b> (1, 9) <small>OBP: 0.313, SLG: 0.391</small> 												3 0 0 0 1 0 0	
<b>Mike Lum, L</b> (1, 8) <small>OBP: 0.311, SLG: 0.297</small> 												3 0 1 0 1 0 0	
<b>Earl Williams, R</b> (1, 3) <small>OBP: 0.211, SLG: 0.239</small> 												3 0 1 1 2 1 1	
<b>Larvell Blanks, R</b> (1, 6) <small>OBP: 0.318, SLG: 0.388</small> 												3 0 0 0 1 1 3	
<b>Biff Pocoroba, S</b> (1, 2) <small>OBP: 0.071, SLG: 0.071</small> 												4 0 0 0 0 2 3	
<b>Phil Niekro, R</b> (1, 1) <small>OBP: 0.250, SLG: 0.316</small> 												4 0 2 0 0 0 0	

Inning Stats	R: 1	H: 1	R: 0	H: 1	R: 0	H: 1	R: 0	H: 0	R: 0	H: 0	R: 0	H: 1	R: 0	H: 0	R: 0	H: 1	R: 0	H: 0	R: 0	H: 1	R: 0	H: 0	R: 1	H: 2	1B: 7	SF: 0	WP: 0	PA: 43
	E: 0	LOB: 0	E: 1	LOB: 1	E: 0	LOB: 0	E: 0	LOB: 0	E: 0	LOB: 2	E: 0	LOB: 1	E: 0	LOB: 1	E: 0	LOB: 0	E: 0	LOB: 2	E: 0	LOB: 1	E: 0	LOB: 2	2B: 1	SAC: 2	PB: 0			
	K: 1	BB: 0	K: 2	BB: 0	K: 0	BB: 0	K: 1	BB: 0	K: 2	BB: 2	K: 0	BB: 0	K: 0	BB: 2	K: 0	BB: 0	K: 0	BB: 2	K: 0	BB: 0	K: 0	BB: 1	3B: 0	DP: 1	SB: 0			
	S: 6	P: 6	S: 8	P: 8	S: 3	P: 3	S: 5	P: 5	S: 7	P: 7	S: 4	P: 4	S: 3	P: 11	S: 2	P: 10	S: 4	P: 4	S: 3	P: 7	S: 3	P: 7	HR: 1	HBP: 0	CS: 1			

PITCHER	IP	WLS	BF	H	R	ER	SO	BB	IBB	HBP	BLK	WP	HR	S	P	ERA	WHIP
<b>Steve Carlton, L</b> (1, 1) <small>ERA: 5.4</small>	7.0		26	4	1	1	6	2	0	0	0	0	1	36	44	1.29	0.857
<b>Tug McGraw, L</b> (8, 1) <small>ERA:</small>	2.0		8	1	0	0	0	1	1	0	0	0	0	6	14	0.00	1.000
<b>Gene Garber, R</b> (10, 1) <small>ERA: 2.65</small>	1.1	L	8	3	1	1	0	0	1	0	0	0	0	7	11	6.75	2.250

livebaseballscores.com

AB	35
R	2
H	8
RBI	2
BB	5
SO	6
LOB	14



Batter	1	2	3	4	5	6	7	8	9	AB R H RBI BB SO LOB	TOP
<b>Dave Cash, R</b> OBP: 0.422, SLG: 0.452 (1, 4) X	0-0 1B 1B 2B	0-0 6-3		X 0-0 F9		X 0-0 4-3		X 0-0 1B	5 1 2 0 0 0 2		
<b>Larry Bowa, S</b> OBP: 0.342, SLG: 0.421 (1, 6) X	0-0 BLK SF7 1B	0-0 2-H 3B		X 0-0 6-3		BBB 4-0 S BB		X 0-0 F9	4 1 2 1 1 0 1		
<b>Garry Maddox, R</b> OBP: 0.265, SLG: 0.368 (1, 8) X	0-0 S BLK 1-2 1B	0-3 K		X 0-0 4-3 2B		X 0-0 P6 1-2		X 0-0 F7	5 0 2 1 0 1 3		
<b>Greg Luzinski, R</b> OBP: 0.316, SLG: 0.500 (1, 7) S S S	0-3 K 1-2 2-3		S S S 0-3 K		X 0-0 P7		S S S 0-3 K		4 0 0 0 0 3 4		
<b>Tom Hutton, L</b> OBP: 0.244, SLG: 0.154 (1, 3) X	0-0 SF7 3-H		X 0-0 F8		X 0-0 4-3		X 0-0 F3		3 0 0 1 0 0 2		
<b>Jay Johnstone, L</b> OBP: 0.425, SLG: 0.515 (1, 9) B B B B	4-0 2-3 BB		X 0-0 E 1B		X 0-0 F9		X 0-0 F9		3 0 1 0 1 0 1		
<b>Mike Schmidt, R</b> OBP: 0.265, SLG: 0.364 (1, 5) X	0-0 6-3		X 0-0 E5 1-2		S S S 0-3 K		S S S 0-3 K		4 0 0 0 0 2 3		
<b>Bob Boone, R</b> OBP: 0.430, SLG: 0.384 (1, 2) X		X 0-0 SH1-4 3B 1B	X 0-0 P4		B B B B 4-0 BB		X 0-0 F9		3 1 1 0 1 0 2		
<b>Wayne Twitchell, R</b> OBP: 0.067, SLG: 0.133 (1, 1)		X 0-0 SH1-4	S S S 0-3 K		X 0-0 P5		X 0-0 F7		1 0 0 0 0 1 0		
<b>Tom Hilgendorf, S</b> (4, 1)									0 0 0 0 0 0 0		
<b>Johnny Oates, L</b> OBP: 0.238, SLG: 0.250 (6, PH)									0 0 0 0 0 0 0		
<b>Ron Schueler, R</b> (6, 1)									0 0 0 0 0 0 0		
<b>Tony Taylor, R</b> OBP: 0.462, SLG: 0.400 (9, PH)									1 0 0 0 0 0 0		
<b>Inning Stats</b>	R: 2 H: 3 E: 0 LOB: 2 K: 1 BB: 1 S: 8 P: 12	R: 1 H: 2 E: 0 LOB: 1 K: 1 BB: 0 S: 7 P: 7	R: 0 H: 1 E: 1 LOB: 2 K: 1 BB: 0 S: 7 P: 7	R: 0 H: 0 E: 0 LOB: 0 K: 1 BB: 0 S: 5 P: 5	R: 0 H: 1 E: 0 LOB: 1 K: 0 BB: 0 S: 4 P: 4	R: 0 H: 0 E: 0 LOB: 1 K: 1 BB: 1 S: 5 P: 9	R: 0 H: 0 E: 0 LOB: 1 K: 1 BB: 1 S: 5 P: 9	R: 0 H: 0 E: 0 LOB: 0 K: 1 BB: 0 S: 5 P: 5	R: 0 H: 1 E: 0 LOB: 1 K: 0 BB: 0 S: 4 P: 4	1B: 5 SF: 1 2B: 2 SAC: 1 3B: 1 DP: 0 HR: 0 HBP: 0	WP: 0 PA: 39 PB: 0 SB: 2 CS: 0
<b>PITCHER</b> <b>Buzz Capra, R</b> ERA: 3.28 (1, 1)	IP WLS BF H R ER SO BB IBB HBP BLK WP HR S P ERA WHIP										
	9.0 W 39 8 3 3 7 3 0 0 1 0 0 50 62 3.00 1.222										

Philadelphia Phillies @ Atlanta Braves  
Atlanta-Fulton County Stadium, Atlanta, GA

Sun May 11 1975, 3:33 AM EDT  
Att. 6,456 - Unknown

livebaseballscorecards.com

AB	33
R	3
H	8
RBI	3
BB	3
SO	7
LOB	18



Batter	1	2	3	4	5	6	7	8	9
Ralph Garr, L OBP: 0.285, SLG: 0.358 (1, 7)	0-0 E3 1B E	0-0 G4-6-3 1-2f 2-3		0-0 HR 1B	4-0 BB 1-2 2-3			0-0 FC4 1-2f FC4-8	
Marty Perez, R OBP: 0.284, SLG: 0.276 (1, 4)	0-0 FC2-6 1-2 1B	0-3 K		0-0 1B	0-0 F7			0-0 FC4-6 1-2f	
Darrell Evans, L OBP: 0.338, SLG: 0.444 (1, 5)	0-0 FC2-6 1-2f 2-H 1B		0-0 F8	0-0 1-3 1B		0-0 F8		0-0 4-3	
Dusty Baker Jr., R OBP: 0.319, SLG: 0.385 (1, 9)	0-3 K		4-0 FC BB	4-0 BB		0-0 5-3			
Mike Lum, L OBP: 0.309, SLG: 0.295 (1, 8)	0-0 HR 2-H 1B		0-0 FC 1-2	0-0 4-3		0-0 3-1			
Earl Williams, R OBP: 0.227, SLG: 0.286 (1, 3)	0-0 HR 1-H		0-3 K 1-2		4-0 FC5-6 BB BB		0-0 6-3		
Larvell Blanks, R OBP: 0.315, SLG: 0.382 (1, 6)	0-0 6-3			0-0 E5 CI HR 1B	0-0 F3		0-0 F9		
Biff Pocoroba, S OBP: 0.167, SLG: 0.063 (1, 2)		4-0 G4-6-3 SH BB		0-0 F9	4-0 BB FC5-6 BB		0-0 P4		
Buzz Capra, R OBP: 0.067, SLG: 0.067 (1, 1)		0-0 SH G4-6-3 1-2		0-1 CI HR 2-3	0-0 FC5-6 BB 1-2 2-3f		0-0 FC4 1B		

Inning Stats	R: 4	H: 3	E: 2	K: 1	S: 9	LOB: 0	BB: 0	P: 9	R: 0	H: 0	E: 0	K: 1	S: 5	LOB: 1	BB: 1	P: 9	R: 0	H: 0	E: 0	K: 1	S: 5	LOB: 1	BB: 1	P: 9	R: 3	H: 4	E: 2	K: 0	S: 7	LOB: 2	BB: 1	P: 11	R: 0	H: 0	E: 0	K: 0	S: 3	LOB: 3	BB: 3	P: 15	R: 0	H: 0	E: 0	K: 0	S: 3	LOB: 0	BB: 0	P: 3	R: 0	H: 0	E: 0	K: 0	S: 3	LOB: 0	BB: 0	P: 3	R: 0	H: 1	E: 0	K: 0	S: 4	LOB: 1	BB: 0	P: 4
--------------	------	------	------	------	------	--------	-------	------	------	------	------	------	------	--------	-------	------	------	------	------	------	------	--------	-------	------	------	------	------	------	------	--------	-------	-------	------	------	------	------	------	--------	-------	-------	------	------	------	------	------	--------	-------	------	------	------	------	------	------	--------	-------	------	------	------	------	------	------	--------	-------	------

AB	R	H	RBI	BB	SO	LOB
4	2	1	3	1	0	3
5	0	2	0	0	1	5
5	1	1	0	0	0	2
2	0	0	0	2	1	1
4	1	1	1	0	0	3
3	1	1	2	1	1	2
4	1	1	0	0	0	1
2	0	0	0	2	0	1
2	1	1	0	0	0	2

**BOTTOM**

**Philadelphia Phillies @ Atlanta Braves**  
**Atlanta-Fulton County Stadium, Atlanta, GA**  
 Sun May 11 1975, 3:33 AM EDT  
 Att. 6,456 - Unknown

AB	31
R	7
H	8
RBI	6
BB	6
SO	3
LOB	20



PITCHER	IP	WLS	BF	H	R	ER	SO	BB	IBB	HBP	BLK	WP	HR	S	P	ERA	WHIP
Wayne Twitchell, R ERA: 5.02 (1, 1)	3.1	L	19	5	7	2	3	2	0	0	0	0	2	23	31	5.40	2.100
Tom Hilgendorf, L ERA: 1.42 (4, 1)	1.2		10	2	0	0	0	4	0	0	0	0	0	6	22	0.00	3.600
Ron Schueler, R ERA: 6.27 (6, 1)	3.0		10	1	0	0	0	0	0	0	0	0	0	10	10	0.00	0.333

Batter	1	2	3	4	5	6	7	8	9	AB R H RBI BB SO LOB	TOP											
<b>Pete Rose, S</b> (1, 5) OBP: 0.386, SLG: 0.399	0-0 1-3	0-3 K		0-0 F9			0-0 F8			4 0 0 0 0 1 5												
<b>Joe Morgan, L</b> (1, 4) OBP: 0.510, SLG: 0.482	4-0 1B BB		0-0 F9		4-0 G5-4-3 BB		0-0 P6			2 0 0 0 2 0 0												
<b>Dave Concepcion, R</b> (1, 6) OBP: 0.346, SLG: 0.381	0-0 FC5-4 1-2 1B		0-3 K		0-0 G5-4-3			0-0 5-3		4 0 1 0 0 1 1												
<b>Johnny Bench, R</b> (1, 2) OBP: 0.345, SLG: 0.481	0-3 K		0-0 F2		0-0 6-3			0-0 4-3 2B		4 0 1 0 0 1 2												
<b>Tony Perez, R</b> (1, 3) OBP: 0.281, SLG: 0.390	0-0 FC5-4 1-2f			0-0 G4-6-3 1B		0-0 E5 FC5-4		0-0 4-3 2-3		4 0 1 0 0 0 3												
<b>George Foster, R</b> (1, 8) OBP: 0.323, SLG: 0.633		0-3 K		0-0 G4-6-3 1-2f		0-3 K		0-3 K		4 0 0 0 0 3 3												
<b>Merv Rettenmund, R</b> (1, 7) OBP: 0.290, SLG: 0.200		0-0 FC6-4 1B		0-0 BB 1B		0-0 FC5-4 1-2f		0-0 F9		4 0 2 0 0 0 1												
<b>Ed Arbrister, R</b> (1, 9) OBP: 0.235, SLG: 0.294		0-0 FC6-4 BB 1-2f		0-0 BB 1-2 1B		0-3 K		0-0 6-3		4 0 1 0 0 1 2												
<b>Gary Nolan, R</b> (1, 1) OBP: 0.294, SLG: 0.143		4-0 BB BB		4-0 BB BB			0-3 K		0-3 K	0 0 0 0 2 0 0												
<b>Ken Griffey, L</b> (7, PH) OBP: 0.462, SLG: 0.487										1 0 0 0 0 1 0												
<b>Pedro Borbon, R</b> (7, 1) OBP: 0.250, SLG: 0.250										0 0 0 0 0 0 0												
<b>Dan Driessen, L</b> (9, PH) OBP: 0.381, SLG: 0.286		1-2 BB		1-2 2-3 BB						1 0 0 0 0 1 0												
<b>Inning Stats</b>	R: 0 E: 0 K: 1 S: 6	H: 1 LOB: 2 BB: 1 P: 10	R: 0 E: 0 K: 2 S: 8	H: 1 LOB: 2 BB: 1 P: 12	R: 0 E: 0 K: 1 S: 5	H: 0 LOB: 0 BB: 0 P: 5	R: 0 E: 0 K: 0 S: 5	H: 3 LOB: 3 BB: 1 P: 9	R: 0 E: 0 K: 0 S: 2	H: 0 LOB: 0 BB: 1 P: 6	R: 0 E: 1 K: 2 S: 8	H: 0 LOB: 1 BB: 0 P: 8	R: 0 E: 0 K: 1 S: 5	H: 0 LOB: 0 BB: 0 P: 5	R: 0 E: 0 K: 1 S: 6	H: 1 LOB: 1 BB: 0 P: 6	R: 0 E: 0 K: 1 S: 5	H: 0 LOB: 0 BB: 0 P: 5	1B: 5 2B: 1 3B: 0 HR: 0	SF: 0 SAC: 0 DP: 2 HBP: 0	WP: 0 PB: 0 SB: 0 CS: 0	PA: 36
<b>PITCHER</b> <b>Tom Underwood, L</b> (1, 1) ERA: 2.68	IP: 9.0 WLS: W BF: 36 H: 6 R: 0 ER: 0 SO: 9 BB: 4 IBB: 0 HBP: 0 BLK: 0 WP: 0 HR: 0 S: 50 P: 66 ERA: 0.00 WHIP: 1.111											<b>PITCHER</b> IP: WLS: BF: H: R: ER: SO: BB: IBB: HBP: BLK: WP: HR: S: P: ERA: WHIP:										

Cincinnati Reds @ Philadelphia Phillies  
Veterans Stadium, Philadelphia, PA  
Tue May 13 1975, 7:05 PM EDT  
Att: 11,634 - Unknown

livebaseballscorecards.com

AB 32  
R 0  
H 6  
RBI 0  
BB 4  
SO 9  
LOB 17







Batter	1	2	3	4	5	6	7	8	9	AB R H RBI BB SO LOB	TOP
--------	---	---	---	---	---	---	---	---	---	----------------------	-----

<p><b>Pete Rose, S</b> (1, 5) OBP: 0.389, SLG: 0.404</p>			<p><b>G4-6-3</b> (2) 1-2f</p>			<p><b>FC5-4</b> BB</p>		<p><b>2B</b></p>		3 0 1 0 1 0 1	
--	--	--	-----------------------------------	--	--	----------------------------	--	------------------	--	---------------	--

<p><b>Joe Morgan, L</b> (1, 4) OBP: 0.510, SLG: 0.491</p>				<p><b>2B</b></p>		<p><b>F8</b></p>		<p><b>P5</b></p>		4 0 2 0 0 0 2	
---	--	--	--	------------------	--	------------------	--	------------------	--	---------------	--

<p><b>Johnny Bench, R</b> (1, 2) OBP: 0.336, SLG: 0.467</p>				<p><b>P8</b></p>		<p><b>FC5-4</b> 1-2f</p>			<p><b>L5</b></p>	4 0 0 0 0 0 3	
---	--	--	--	------------------	--	------------------------------	--	--	------------------	---------------	--

<p><b>Tony Perez, R</b> (1, 3) OBP: 0.288, SLG: 0.397</p>		<p><b>F8</b> 2B</p>		<p><b>K</b></p>		<p><b>F8</b></p>			<p><b>G3</b> BB</p>	3 0 1 0 1 1 1	
---	--	-------------------------	--	-----------------	--	------------------	--	--	-------------------------	---------------	--

<p><b>Dave Concepcion, R</b> (1, 6) OBP: 0.343, SLG: 0.377</p>			<p><b>6-3</b></p>		<p><b>L8</b></p>		<p><b>2B</b> <b>1B</b></p>		<p><b>G3</b> 1-2</p>	4 0 1 0 0 0 3	
--	--	--	-------------------	--	------------------	--	--------------------------------	--	--------------------------	---------------	--

<p><b>George Foster, R</b> (1, 7) OBP: 0.318, SLG: 0.625</p>					<p><b>F9</b></p>		<p><b>2B</b></p>		<p><b>5-3</b></p>	4 0 1 0 0 0 2	
--	--	--	--	--	------------------	--	------------------	--	-------------------	---------------	--

<p><b>Merv Rettenmund, R</b> (1, 9) OBP: 0.265, SLG: 0.179</p>			<p><b>6-3</b></p>		<p><b>F8</b></p>		<p><b>K</b></p>			3 0 0 0 0 1 2	
--	--	--	-------------------	--	------------------	--	-----------------	--	--	---------------	--

<p><b>Cesar Geronimo, L</b> (1, 8) OBP: 0.391, SLG: 0.423</p>			<p><b>FC2-6</b> 1B</p>		<p><b>L9</b></p>		<p><b>BB</b></p>			2 0 1 0 1 0 0	
---	--	--	----------------------------	--	------------------	--	------------------	--	--	---------------	--

<p><b>Pat Darcy, L</b> (1, 1)</p> <p><b>Doug Flynn, R</b> (6, PH) OBP: 0.242, SLG: 0.200</p> <p><b>Clay Carroll, R</b> (6, 1)</p> <p><b>Ed Ambrister, R</b> (8, PH) OBP: 0.222, SLG: 0.278</p> <p><b>Pedro Borbon, R</b> (8, 1) OBP: 0.250, SLG: 0.250</p>			<p><b>FC2-6</b> G4-6-3 1-2f</p>			<p><b>F4-3</b></p>		<p><b>K</b> 1-2</p>		1 0 0 0 0 0 1	
--	--	--	---	--	--	--------------------	--	-------------------------	--	---------------	--

Inning Stats	R: 0	H: 1	E: 0	LOB: 0	K: 0	BB: 0	S: 3	P: 3	R: 0	H: 1	E: 0	LOB: 1	K: 0	BB: 0	S: 4	P: 4	R: 0	H: 1	E: 0	LOB: 0	K: 0	BB: 0	S: 3	P: 3	R: 0	H: 1	E: 0	LOB: 1	K: 1	BB: 0	S: 6	P: 6	R: 0	H: 0	E: 0	LOB: 0	K: 0	BB: 0	S: 3	P: 3	R: 0	H: 0	E: 0	LOB: 1	K: 0	BB: 1	S: 6	P: 6	R: 0	H: 1	E: 0	LOB: 1	K: 1	BB: 1	S: 5	P: 9	R: 0	H: 0	E: 0	LOB: 1	K: 0	BB: 1	S: 3	P: 7	R: 0	H: 0	E: 0	LOB: 1	K: 0	BB: 1	S: 3	P: 7	1B: 3	SF: 0	2B: 4	SAC: 0	3B: 0	DP: 1	HR: 0	HBP: 0	WP: 0	PA: 34	PB: 0	SB: 0	CS: 0
--------------	------	------	------	--------	------	-------	------	------	------	------	------	--------	------	-------	------	------	------	------	------	--------	------	-------	------	------	------	------	------	--------	------	-------	------	------	------	------	------	--------	------	-------	------	------	------	------	------	--------	------	-------	------	------	------	------	------	--------	------	-------	------	------	------	------	------	--------	------	-------	------	------	------	------	------	--------	------	-------	------	------	-------	-------	-------	--------	-------	-------	-------	--------	-------	--------	-------	-------	-------

PITCHER	IP	WLS	BF	H	R	ER	SO	BB	IBB	HBP	BLK	WP	HR	S	P	ERA	WHIP	PITCHER	IP	WLS	BF	H	R	ER	SO	BB	IBB	HBP	BLK	WP	HR	S	P	ERA	WHIP																							
<b>Steve Carlton, L</b> (1, 1) ERA: 4.41	9.0	W	33	7	0	0	3	3	0	0	0	0	0	36	48	0.00	1.111																																									

**Cincinnati Reds @ Philadelphia Phillies**  
 Veterans Stadium, Philadelphia, PA  
 Wed May 14 1975, 7:05 PM EDT  
 Att: 30,908 - Unknown

livebaseballscorecards.com

<b>AB</b>	<b>30</b>
<b>R</b>	<b>0</b>
<b>H</b>	<b>7</b>
<b>RBI</b>	<b>0</b>
<b>BB</b>	<b>3</b>
<b>SO</b>	<b>3</b>
<b>LOB</b>	<b>16</b>



Batter	1	2	3	4	5	6	7	8	9
Dave Cash, R OBP: 0.423, SLG: 0.452 (1, 4)	0-0 FC6-4 1B	0-0 L8			0-0 6-3		0-0 1B	0-0 F8	
Larry Bowa, S OBP: 0.344, SLG: 0.426 (1, 6)	0-0 FC6-4 1-2f FC6-4		0-0 4-3		0-0 1B 1B		0-0 F8		
Garry Maddox, R OBP: 0.275, SLG: 0.373 (1, 8)	0-0 FC6-4 1-2f 1B		0-3 K		0-0 1-3 1B			0-0 1B 2B	
Greg Luzinski, R OBP: 0.336, SLG: 0.544 (1, 7)	0-0 1B		0-3 K		0-3 1-2 K			0-0 1B 1B 7-2 1B	
Ollie Brown, R OBP: 0.182, SLG: 0.182 (8, PR) (9, 7)	0-0 1-2 1B							0-0 1-2 1B 1B	
Dick Allen, R OBP: 0.333, SLG: 0.333 (1, 3)	0-0 1-2 1B				0-0 F8		0-0 5-3	0-0 1-2 1B 1B	
Tom Hutton, L OBP: 0.245, SLG: 0.163 (7, 3)	0-3 K				0-0 L7		0-0 F7	0-0 1-2 2-3 1B 1B	
Mike Schmidt, R OBP: 0.264, SLG: 0.355 (1, 5)					0-0 F9		0-0 F7	0-0 3-Hf 7-2	
Bob Boone, R OBP: 0.398, SLG: 0.351 (1, 2)					0-0 6-3 SH5-4 1B		0-0 5-3	0-0 1-2 2-3 1B 1B	
Mike Anderson, R OBP: 0.326, SLG: 0.407 (1, 9)					0-0 6-3		0-0 6-3	0-0 1-2 2-3 1B	
Steve Carlton, L OBP: 0.077, SLG: 0.077 (1, 1)					0-0 2-3 SH5-4		0-0 6-3	0-0 1-2 2-3 3-H 1B	

Inning Stats	R: 1	H: 3	E: 1	K: 1	S: 8	R: 0	H: 1	E: 0	K: 0	S: 4	R: 0	H: 0	E: 0	K: 2	S: 7	R: 0	H: 0	E: 0	K: 0	S: 3	R: 1	H: 3	E: 0	K: 1	S: 8	R: 0	H: 0	E: 0	K: 0	S: 3	R: 0	H: 1	E: 0	K: 0	S: 4	R: 2	H: 6	E: 0	K: 0	S: 8
	LOB: 2	BB: 0	P: 8	LOB: 1	BB: 0	P: 4	LOB: 0	BB: 0	P: 7	LOB: 0	BB: 0	LOB: 0	BB: 0	P: 7	LOB: 2	BB: 0	P: 8	LOB: 0	BB: 0	P: 3	LOB: 1	BB: 0	P: 8	LOB: 3	BB: 0	P: 8	LOB: 0	BB: 0	P: 4	LOB: 1	BB: 0	P: 8	SF: 0	SAC: 1	DP: 1	HBP: 0				

PITCHER	IP	WLS	BF	H	R	ER	SO	BB	IBB	HBP	BLK	WP	HR	S	P	ERA	WHIP
Pat Darcy, R ERA: 3.48 (1, 1)	5.0	L	22	7	2	2	4	0	0	0	0	0	0	30	30	3.60	1.400
Clay Carroll, R ERA: 1.25 (6, 1)	2.0		7	1	0	0	0	0	0	0	0	0	0	7	7	0.00	0.500
Pedro Borbon, R ERA: 4.76 (8, 1)	1.0		8	6	2	2	0	0	0	0	0	0	0	8	8	18.00	6.000

AB R H RBI BB SO LOB

5	0	2	0	0	0	5
4	0	1	1	0	0	2
4	2	2	0	0	1	1
4	0	2	1	0	2	2
0	0	0	0	0	0	0
3	0	1	0	0	0	0
1	1	1	1	0	0	0
4	0	1	0	0	1	2
4	0	0	0	0	0	3
4	1	3	0	0	0	0
3	0	1	1	0	0	1

AB	36
R	4
H	14
RBI	4
BB	0
SO	4
LOB	16



WP	PA	ERA	WHIP
0	37		

Cincinnati Reds @ Philadelphia Phillies  
Veterans Stadium, Philadelphia, PA  
Wed May 14 1975, 7:05 PM EDT  
Att. 30,908 - Unknown

livebaseballscorecards.com

Batter	1	2	3	4	5	6	7	8	9	AB R H RBI BB SO LOB	TOP																				
<b>Pete Rose, S</b> OBP: 0.383, SLG: 0.393 (1, 5) (7, 7)	0-0 F8		4-0 1B BB		0-0 4-3		0-0 P7		0-0 5-3	4 0 0 0 1 0 2	<b>Cincinnati Reds @ Philadelphia Phillies</b> Veterans Stadium, Philadelphia, PA Thu May 15 1975, 7:05 PM EDT Unknown <a href="http://livebaseballscorecards.com">livebaseballscorecards.com</a>																				
<b>Ken Griffey, L</b> OBP: 0.454, SLG: 0.476 <b>John Vukovich, R</b> OBP: 0.293, SLG: 0.297 (1, 9) (7, 5)	0-0 4-3		0-0 1B		0-0 G1		0-0 F5			4 0 1 0 0 0 0 0 0 0 0 0 0 0																					
<b>Joe Morgan, L</b> OBP: 0.510, SLG: 0.517 (1, 4)	0-0 1B		0-0 P9			0-0 HR		0-0 F7		4 1 2 1 0 0 2																					
<b>Johnny Bench, R</b> OBP: 0.327, SLG: 0.453 (1, 2)	0-0 1-3			0-0 HR		0-0 L7		0-0 F9		4 1 0 0 0 0 1																					
<b>Dan Driessen, L</b> OBP: 0.370, SLG: 0.263 (1, 3)		0-0 4-3		0-0 P6		4-0 BB		0-0 4-3		3 0 0 0 1 0 1																					
<b>Dave Concepcion, R</b> OBP: 0.333, SLG: 0.366 (1, 6)		0-0 F8		0-3 K		0-0 5-3		0-0 L6		4 0 0 0 0 1 2																					
<b>Cesar Geronimo, L</b> OBP: 0.403, SLG: 0.453 (1, 8)		0-0 4-3		0-0 HR		4-0 IBB		4-0 1B BB		2 1 1 2 2 0 0																					
<b>George Foster, R</b> OBP: 0.300, SLG: 0.588 (1, 7) (7, 9)			0-0 5-3	0-0 F9		0-0 FC6-4		0-3 K		4 0 0 0 0 1 3																					
<b>Don Gullett, R</b> OBP: 0.286, SLG: 0.259 (1, 1)			0-0 4-3		0-0 1-3		0-0 F9		0-0 1B	4 0 1 0 0 0 0																					
<b>Inning Stats</b>	R: 0 E: 0 K: 0 S: 4	H: 1 LOB: 1 BB: 0 P: 4	R: 0 E: 0 K: 0 S: 3	H: 0 LOB: 0 BB: 0 P: 3	R: 0 E: 0 K: 0 S: 4	H: 1 LOB: 2 BB: 1 P: 8	R: 2 E: 1 K: 1 S: 7	H: 1 LOB: 0 BB: 0 P: 7	R: 0 E: 0 K: 0 S: 3	H: 0 LOB: 0 BB: 0 P: 3	R: 1 E: 0 K: 0 S: 4	H: 1 LOB: 2 BB: 2 P: 12	R: 0 E: 0 K: 0 S: 3	H: 0 LOB: 0 BB: 0 P: 3	R: 0 E: 0 K: 1 S: 6	H: 1 LOB: 2 BB: 1 P: 10	1B: 3 2B: 0 3B: 0 HR: 2	SF: 0 SAC: 0 DP: 0 HBP: 0	WP: 0 PB: 0 SB: 1 CS: 0	PA: 37											
<b>PITCHER</b> <b>Jim Lonborg, R</b> ERA: 1.81 <b>Tug McGraw, L</b> ERA:	IP 7.0 (1, 1)	WLS 29 (8, 1)	BF 4	H 3	R 1	ER 1	SO 1	BB 2	IBB 1	HBP 0	BLK 0	WP 0	HR 2	S 28	P 40	ERA 1.29	WHIP 0.857														
											<b>PITCHER</b>	IP	WLS	BF	H	R	ER	SO	BB	IBB	HBP	BLK	WP	HR	S	P	ERA	WHIP			




Batter	1	2	3	4	5	6	7	8	9	AB	R	H	RBI	BB	SO	LOB
Dave Cash, R OBP: 0.418, SLG: 0.441 (1, 4)	0-0 P4		0-0 6-3		4-0 CS BB			0-0 F8		3	0	0	0	1	0	0
Larry Bowa, S OBP: 0.333, SLG: 0.413 (1, 6)	0-0 E3		0-0 P4		0-0 F7			0-0 F2		4	0	0	0	0	0	1
Garry Maddox, R OBP: 0.274, SLG: 0.368 (1, 8)	0-0 E9 1-3 1B		0-3 K		0-3 K 1-2			0-0 4-3		4	0	1	0	0	2	1
Greg Luzinski, R OBP: 0.341, SLG: 0.534 (1, 7)	4-0 G4-6-3 BB		0-3 K		0-3 K			4-0 E G6-4-3 BB		2	0	0	0	2	2	0
Terry Harmon, R (9, PR)										0	1	0	0	0	0	0
Dick Allen, R OBP: 0.286, SLG: 0.286 (1, 3)	0-0 G4-6-3 1-2f		0-0 2B 1B		0-3 K			0-0 E8 G6-4-3 HR		4	2	1	0	0	1	4
Mike Schmidt, R OBP: 0.272, SLG: 0.364 (1, 5)		0-3 K		0-0 1B 2B				4-0 G6-4-3 IBB		3	1	1	1	1	2	0
Bob Boone, R OBP: 0.393, SLG: 0.347 (1, 2)		0-0 F8		0-0 FC5-4 1B				0-0 G6-4-3 1-2f 2-3 3-H		4	0	1	1	0	0	2
Mike Anderson, R OBP: 0.333, SLG: 0.398 (1, 9)		4-0 FC5-4 BB		0-0 FC5-4 1-2f				0-3 K		2	1	0	0	2	1	1
Jim Lonborg, R (1, 1)		0-0 P4		0-3 K				0-3 K		2	0	0	0	0	1	2
Tony Taylor, R (7, PH)										1	0	0	0	0	1	0
Tug McGraw, R (8, 1)										0	0	0	0	0	0	0
Ollie Brown, R (9, PH)										1	1	1	3	0	0	0

Inning Stats	R: 0	H: 1	E: 2	K: 0	S: 4	R: 0	H: 0	E: 0	K: 1	S: 5	R: 0	H: 0	E: 0	K: 1	S: 5	R: 2	H: 3	E: 0	K: 2	S: 10	R: 0	H: 0	E: 0	K: 3	S: 9	R: 0	H: 0	E: 0	K: 2	S: 7	R: 0	H: 0	E: 0	K: 0	S: 3	R: 4	H: 1	E: 1	K: 0	S: 3	1B: 3	2B: 2	3B: 0	HR: 1	SF: 0	SAC: 0	DP: 3	HBP: 0	WP: 0	PA: 36
PITCHER Don Gullett, L (1, 1) ERA: 2.04	IP: 8.2	WLS: L	BF: 36	H: 5	R: 6	ER: 2	SO: 10	BB: 4	IBB: 2	HBP: 0	BLK: 0	WP: 0	HR: 1	S: 50	P: 74	ERA: 2.08	WHIP: 1.038																																	

**BOTTOM**

**Cincinnati Reds @ Philadelphia Phillies**  
Veterans Stadium, Philadelphia, PA  
Thu May 15 1975, 7:05 PM EDT  
Unknown

AB	30
R	6
H	5
RBI	5
BB	6
SO	10
LOB	11



Batter	1	2	3	4	5	6	7	8	9	AB R H RBI BB SO LOB	TOP																	
<b>Pete Rose, S</b> (1, 5) OBP: 0.392, SLG: 0.405	4-0 G3-6 SH BB		x 0-0 F7		x 0-0 1B 2B		x 0-0 2-H 1B			3 1 2 2 1 0 0																		
<b>Ken Griffey, L</b> (1, 9) OBP: 0.455, SLG: 0.476	x 0-0 SH		x 0-0 5-3		x 0-0 1B			x 0-0 P4		2 0 1 1 0 0 0																		
<b>George Foster, R</b> (6, 9) OBP: 0.296, SLG: 0.580	G3-6 1-2				x 2-H 1B					1 0 0 0 0 0 0																		
<b>Joe Morgan, L</b> (1, 4) OBP: 0.503, SLG: 0.508	x 0-0 G3-6			x 0-0 1B 1B		x 0-0 4-3		x 0-0 F9		4 0 1 0 0 0 3																		
<b>Johnny Bench, R</b> (1, 2) OBP: 0.318, SLG: 0.441	x 0-0 6-3			x 0-0 F3		x 0-0 4-3		S S 0-3 K		4 0 0 0 0 1 2																		
<b>Dan Driessen, L</b> (1, 7) OBP: 0.367, SLG: 0.268		x 0-0 G3		x 0-0 1B		x 0-0 4-3		x 0-0 L6		3 0 1 0 0 0 0																		
<b>Merv Rettenmund, R</b> (9, PH) OBP: 0.257, SLG: 0.172				1-3 1B						1 0 0 0 0 0 0																		
<b>Tony Perez, R</b> (1, 3) OBP: 0.287, SLG: 0.387		x 0-0 5-3		x 0-0 G4-6-3 1-2f		S S 0-3 K		B B B B 4-0 BB		3 0 0 0 1 1 2																		
<b>Dave Concepcion, R</b> (1, 6) OBP: 0.338, SLG: 0.370		x 0-0 1B				x 0-0 P8		x 0-0 F8 1B 1B		4 1 2 0 0 0 1																		
<b>Cesar Geronimo, L</b> (1, 8) OBP: 0.393, SLG: 0.440		x 0-0 F7		0-0 K		0-3 K		x 0-0 F9		3 0 0 0 0 1 2																		
<b>Clay Kirby, R</b> (1, 1) OBP: 0.375, SLG: 0.167			0-3 K		x 0-0 2B 1B		x 0-0 F8			2 1 1 0 0 1 0																		
<b>Terry Crowley, L</b> (7, PH) OBP: 0.563, SLG: 0.714										1 0 0 0 0 0 1																		
<b>Clay Carroll, R</b> (7, 1)										0 0 0 0 0 0 0																		
<b>Inning Stats</b>	R: 0 H: 0 E: 1 LOB: 1 K: 0 BB: 1 S: 3 P: 7	R: 0 H: 1 E: 0 LOB: 1 K: 0 BB: 0 S: 4 P: 4	R: 0 H: 0 E: 0 LOB: 0 K: 1 BB: 0 S: 5 P: 5	R: 0 H: 2 E: 0 LOB: 1 K: 0 BB: 0 S: 4 P: 4	R: 2 H: 3 E: 0 LOB: 1 K: 1 BB: 0 S: 8 P: 8	R: 0 H: 0 E: 0 LOB: 0 K: 1 BB: 0 S: 5 P: 5	R: 1 H: 2 E: 0 LOB: 1 K: 0 BB: 0 S: 4 P: 4	R: 0 H: 0 E: 0 LOB: 0 K: 1 BB: 1 S: 2 P: 6	1B: 7 SF: 0 2B: 2 SAC: 1 3B: 0 DP: 3 HR: 0 HBP: 0	WP: 0 PA: 34 PB: 0 SB: 0 CS: 0																		
<b>PITCHER</b>	IP WLS BF H R ER SO BB IBB HBP BLK WP HR S P ERA WHIP											<b>PITCHER</b>	IP WLS BF H R ER SO BB IBB HBP BLK WP HR S P ERA WHIP															
<b>Wayne Twitchell, R</b> (1, 1) ERA: 4.89	4.2		20	6	2	2	2	1	0	0	0	0	0	23	27	3.86	1.500											
<b>Joe Hoerner, L</b> (5, 1) ERA: 1.93	0.1		1	0	0	0	0	0	0	0	0	0	0	1	1	0.00	0.000											
<b>Gene Garber, R</b> (6, 1) ERA: 2.84	2.0	W	7	2	1	1	1	0	0	0	0	0	0	9	9	4.50	1.000											
<b>Tug McGraw, L</b> (8, 1) ERA:	2.0	S	6	0	0	0	1	1	0	0	0	0	0	7	11	0.00	0.500											

Cincinnati Reds @ Philadelphia Phillies  
Veterans Stadium, Philadelphia, PA  
Thu May 15 1975, 7:05 PM EDT  
Att: 24,038 - Unknown

livebaseballscorecards.com

AB 31  
R 3  
H 8  
RBI 3  
BB 2  
SO 4  
LOB 11



Batter	1	2	3	4	5	6	7	8	9
<b>Dave Cash, R</b> OBP: 0.418, SLG: 0.443 (1, 4)	0-0 1B G4-3 2B		4-0 1B BB		0-0 F9		0-0 E6 1B FC5	0-0 F4	
<b>Larry Bowa, S</b> OBP: 0.353, SLG: 0.431 (1, 6)	0-0 2-3 1B		0-0 1-2 1B		0-0 E 1B		0-0 2-3 1B		
<b>Garry Maddox, R</b> OBP: 0.263, SLG: 0.352 (1, 8)	0-0 1-2f 3-H G4-3		0-0 L5		0-0 6-3		0-0 1-2 3-H FC5		
<b>Greg Luzinski, R</b> OBP: 0.346, SLG: 0.555 (1, 7)	4-0 FC3-6 BB		0-0 1-2f G6-4-3		0-0 HR		0-0 L9		
<b>Tom Hutton, L</b> OBP: 0.264, SLG: 0.174 (1, 3)	0-0 1-2f FC3-6		4-0 S BB		0-0 2B 1B		0-0 6-3		
<b>Mike Schmidt, R</b> OBP: 0.271, SLG: 0.368 (1, 5)		0-0 P7	0-3 1-2 K		0-0 1-H G3 FC5-2-5-3 2B		0-0 6-3		
<b>Johnny Oates, L</b> OBP: 0.280, SLG: 0.292 (1, 2)		0-0 1B	0-3 K		0-0 2-3 G3		0-0 2B 1B		
<b>Mike Anderson, R</b> OBP: 0.330, SLG: 0.402 (1, 9)		0-3 K	0-3 K		0-0 3-H FC5-2-5-3		0-0 1-H 2B		
<b>Wayne Twitchell, R</b> OBP: 0.063, SLG: 0.125 (5, 1) <b>Joe Hoerner, R</b> OBP: 0.250, SLG: 0.250 (5, PH) <b>Dick Allen, R</b> OBP: 0.415, SLG: 0.500 (7, PH) <b>Gene Garber, R</b> OBP: 0.333, SLG: 0.333 (8, 1) <b>Jay Johnstone, L</b> <b>Tug McGraw, R</b>		0-3 K	0-0 5-3		0-0 4-3		0-3 K		

AB	R	H	RBI	BB	SO	LOB
4	2	1	0	1	0	1
4	0	4	0	0	0	0
4	0	0	1	0	0	5
3	1	1	1	1	0	4
3	1	1	0	1	0	3
4	0	1	1	0	1	1
4	1	2	0	0	1	2
4	0	1	1	0	2	3
1	0	0	0	0	1	1
0	0	0	0	0	0	0
1	0	0	0	0	0	0
0	0	0	0	0	0	0
1	0	0	0	0	0	0
1	0	0	0	0	1	1

WP	HR	S	P	ERA	WHIP
0	1	33	45	4.50	1.833
0	0	13	13	4.50	1.500

Inning	1	2	3	4	5	6	7	8	9
<b>R</b>	1	0	0	0	0	2	1	1	0
<b>H</b>	2	1	1	0	1	3	1	2	2
<b>E</b>	0	0	0	0	1	0	1	0	0
<b>K</b>	0	2	3	3	0	0	0	1	0
<b>S</b>	4	8	9	9	4	5	6	7	7
<b>LOB</b>	1	1	1	1	1	0	2	1	1
<b>BB</b>	1	0	1	1	0	0	0	0	0
<b>P</b>	8	8	7	13	4	5	6	7	7


**BOTTOM**

**Cincinnati Reds @ Philadelphia Phillies**  
Veterans Stadium, Philadelphia, PA

Thu May 15 1975, 7:05 PM EDT  
Att. 24,038 - Unknown

livebaseballscorecards.com

<b>AB</b>	34
<b>R</b>	5
<b>H</b>	11
<b>RBI</b>	4
<b>BB</b>	3
<b>SO</b>	6
<b>LOB</b>	21



<b>WP</b>	0	<b>PA</b>	37
<b>PB</b>	0	<b>SB</b>	1
<b>CS</b>	0		

Batter	1	2	3	4	5	6	7	8	9	AB R H RBI BB SO LOB	TOP						
Ralph Garr, L (1, 7) OBP: 0.278, SLG: 0.348	0-0 G4-6-3 1B		0-0 G4-3 1-2f		0-0 SF8 3B		0-0 6-3		0-0 P4	5 1 2 0 0 0 2							
Marty Perez, R (1, 4) OBP: 0.295, SLG: 0.317 Rod Gilbreath, R (7, PH) OBP: 0.273, SLG: 0.300 (7, 4)	0-0 G4-6-3 1-2f			0-0 1B 3B	0-0 SF8		4-0 BB		0-0 L5-3 1-2	2 1 1 1 0 0 1 1 0 0 0 1 0 1							
Darrell Evans, L (1, 5) OBP: 0.366, SLG: 0.479	0-0 F8			0-0 1B 1B	0-0 F8		0-3 K			4 1 1 1 0 1 1							
Earl Williams, R (1, 3) OBP: 0.239, SLG: 0.329		0-0 F6		0-3 K	0-0 G3		0-0 F8			4 0 0 0 0 1 2							
Dusty Baker Jr., R (1, 9) OBP: 0.324, SLG: 0.389		4-0 BB		0-0 F9		0-0 5-3		0-0 2B		3 0 1 0 1 0 1							
Mike Lum, L (1, 8) OBP: 0.318, SLG: 0.297		0-0 L5		0-0 1B E 1B	0-3 K2-3		0-0 6-3			4 1 1 0 0 1 2							
Larvell Blanks, R (1, 6) OBP: 0.318, SLG: 0.375		0-0 4-3		0-0 E9 HR 1B	4-0 HR BB		0-0 P3			3 2 1 1 1 0 2							
Vic Correll, R (1, 2) OBP: 0.308, SLG: 0.436			0-0 G4-3 1B	0-0 HR	0-0 HR		0-0 F8			4 2 3 4 0 0 1							
Buzz Capra, R (1, 1) OBP: 0.087, SLG: 0.067 Mike Thompson, R (2, 1) Mike Beard, L (4, 1) Bob Beall, S (6, PH) Roric Harrison, R (6, 1) Tom Housser, L (8, 1) Rowland Office, L (9, PH) OBP: 0.354, SLG: 0.356			0-3 K	0-3 K	0-0 6-3		0-0 L5-3 1B			0 0 0 0 0 0 0 2 0 0 0 0 0 2 1 0 0 0 0 0 0 0 0 1 0 1 0 1 0 0 0 0 0							
Inning Stats	R: 0 H: 1 E: 0 LOB: 0 K: 0 BB: 0 S: 3 P: 3	R: 0 H: 0 E: 0 LOB: 1 K: 0 BB: 1 S: 3 P: 7	R: 0 H: 1 E: 0 LOB: 0 K: 1 BB: 0 S: 5 P: 5	R: 5 H: 5 E: 1 LOB: 0 K: 2 BB: 0 S: 12 P: 12	R: 1 H: 1 E: 0 LOB: 0 K: 0 BB: 0 S: 4 P: 4	R: 2 H: 1 E: 0 LOB: 0 K: 1 BB: 1 S: 6 P: 10	R: 0 H: 0 E: 0 LOB: 1 K: 1 BB: 1 S: 5 P: 9	R: 0 H: 1 E: 0 LOB: 1 K: 0 BB: 0 S: 4 P: 4	R: 0 H: 1 E: 0 LOB: 0 K: 0 BB: 0 S: 3 P: 3	1B: 6 SF: 1 2B: 2 SAC: 0 3B: 2 DP: 3 HR: 2 HBP: 0	WP: 0 PA: 38 PB: 0 SB: 0 CS: 0						
PITCHER	IP WLS BF H R ER SO BB IBB HBP BLK WP HR S P ERA WHIP												PITCHER	IP WLS BF H R ER SO BB IBB HBP BLK WP HR S P ERA WHIP			
Larry Christenson, R (1, 1) ERA: 11.25	4.0		18	7	5	5	3	1	0	0	0	0	1	23	27	11.25	2.000
Tom Hilgendorf, L (5, 1) ERA: 3.0	2.1		11	2	3	3	1	2	0	0	0	0	1	11	19	11.57	1.714
Gene Garber, R (7, 1) ERA: 2.49	2.2	W	9	2	0	0	1	0	0	0	0	0	0	11	11	0.00	0.750

Atlanta Braves @ Philadelphia Phillies  
Veterans Stadium, Philadelphia, PA  
Fri May 16 1975, 7:05 PM EDT  
Att. 18,710 - Unknown

livebaseballscorecards.com

AB 34  
R 8  
H 11  
RBI 7  
BB 3  
SO 5  
LOB 14





Batter	1	2	3	4	5	6	7	8	9	AB	R	H	RBI	BB	SO	LOB
<b>Dave Cash, R</b> (1, 4) OBP: 0.430, SLG: 0.452	0-3 K	0-0 HR 1B		4-0 BB 1-2 BB	0-0 2-H 1B		0-0 1-3 1B 1B			4	1	3	1	1	1	0
<b>Larry Bowa, S</b> (1, 6) OBP: 0.355, SLG: 0.452	0-0 F8	0-0 1-H HR		0-0 F5	0-0 L6		0-0 1-2 1B			5	1	2	3	0	0	4
<b>Garry Maddox, R</b> (1, 8) OBP: 0.250, SLG: 0.337	0-0 6-3	0-3 K		0-0 SF8			0-0 F7 F9			4	0	0	1	0	1	2
<b>Greg Luzinski, R</b> (1, 7) OBP: 0.356, SLG: 0.545		4-0 HR S BB		4-0 F9			4-0 2B BB			2	2	0	0	3	0	2
<b>Ollie Brown, R</b> (8, 7) OBP: 0.250, SLG: 0.500				1-2 2-3 BB						0	0	0	0	0	0	0
<b>Dick Allen, R</b> (1, 3) OBP: 0.308, SLG: 0.333		0-3 K		4-0 1-2 2-3 3-H BB			0-0 2B			4	0	1	2	1	2	1
<b>Tom Hutton, L</b> (9, 3) OBP: 0.264, SLG: 0.174		1-2 K		0-3 K			1-H 2B			0	0	0	0	0	0	0
<b>Mike Schmidt, R</b> (1, 5) OBP: 0.276, SLG: 0.390		0-0 2-H HR		0-3 K			0-3 K			4	1	1	2	1	3	4
				1-2 2-3 3-H BB												
<b>Bob Boone, R</b> (1, 2) OBP: 0.397, SLG: 0.363		0-0 5-3 HR 2B		0-0 WP BB 1B			0-0 4-3 6-3			4	2	2	0	0	0	1
<b>Gene Garber, R</b> (7, 1)				1B 1B						1	0	0	0	0	0	1
<b>Mike Anderson, R</b> (1, 9) OBP: 0.337, SLG: 0.411		0-0 5-3		4-0 1B WP SF8 BB			0-0 K			3	2	1	0	1	1	1
		2-3		1-2 2-3 3-H BB												
<b>Larry Christenson, R</b> (1, 1) OBP: 1.000, SLG: 4.000		0-0		0-0 BB BB			0-0 K			1	1	1	2	0	0	0
<b>Jay Johnstone, L</b> (4, PH) OBP: 0.429, SLG: 0.514				1-3 2-H BB 1B						1	1	1	1	0	0	0
<b>Tom Hilgendorf, S</b> (5, 1)										1	0	0	0	0	1	1
<b>Johnny Oates, L</b> (7, 2) OBP: 0.308, SLG: 0.320		3-H HR								1	0	1	0	0	0	0

Inning Stats	R: 0	H: 0	E: 0	K: 1	S: 5	LOB: 0	BB: 0	P: 5	R: 6	H: 5	E: 0	K: 2	S: 12	LOB: 0	BB: 1	P: 16	R: 0	H: 0	E: 0	K: 2	S: 7	LOB: 0	BB: 0	P: 7	R: 3	H: 2	E: 0	K: 1	S: 7	LOB: 3	BB: 4	P: 23	R: 1	H: 2	E: 0	K: 1	S: 7	LOB: 1	BB: 0	P: 7	R: 1	H: 1	E: 0	K: 1	S: 6	LOB: 1	BB: 1	P: 10	R: 1	H: 3	E: 0	K: 1	S: 8	LOB: 2	BB: 0	P: 8	R: 0	H: 0	E: 0	K: 0	S: 2	LOB: 0	BB: 1	P: 6
1B: 7	SF: 1	2B: 4	SAC: 0	3B: 0	DP: 1	HR: 3	HBP: 0	WP: 1	PA: 43	PB: 0	SB: 1	CS: 0																																																				

PITCHER	IP	WLS	BF	H	R	ER	SO	BB	IBB	HBP	BLK	WP	HR	S	P	ERA	WHIP
<b>Buzz Capra, R</b> (1, 1) ERA: 4.24	1.2	L	11	5	6	6	2	1	0	0	0	0	0	14	18	32.40	3.600
<b>Mike Thompson, R</b> (2, 1) ERA: 5.63	2.0		12	2	3	3	3	4	0	0	0	1	0	14	30	13.50	3.000
<b>Mike Beard, L</b> (4, 1) ERA: 6.75	1.1		6	2	1	1	2	0	0	0	0	0	0	10	10	6.75	1.500
<b>Roric Harrison, R</b> (6, 1) ERA: 3.16	2.0		11	4	2	2	2	1	0	0	0	0	0	14	18	9.00	2.500
<b>Tom House, L</b> (8, 1) ERA: 9.2	1.0		3	0	0	0	0	1	0	0	1	0	0	2	6	0.00	1.000

**BOTTOM**


**Atlanta Braves @ Philadelphia Phillies**  
Veterans Stadium, Philadelphia, PA

Fri May 16 1975, 7:05 PM EDT  
Att. 18,710 - Unknown

livebaseballscorecards.com

<b>AB</b>	<b>35</b>
<b>R</b>	<b>11</b>
<b>H</b>	<b>13</b>
<b>RBI</b>	<b>12</b>
<b>BB</b>	<b>7</b>
<b>SO</b>	<b>9</b>
<b>LOB</b>	<b>17</b>



Batter	1	2	3	4	5	6	7	8	9	AB R H RBI BB SO LOB	TOP															
Ralph Garr, L OBP: 0.293, SLG: 0.358 (1, 7) X	0-0 1B HR 1B	4-0 BB BB BB		0-0 BB 1B		0-0 BB 1B		0-0 F9 2		4 1 3 0 1 0 1																
Rod Gilbreath, R OBP: 0.313, SLG: 0.467 (1, 4) X	0-0 HR 1-2 1B	0-0 F9 3-H		0-0 F8 1		0-0 F9 1		0-0 F9 2-H 3B		5 1 2 1 0 0 3																
Darrell Evans, L OBP: 0.373, SLG: 0.497 (1, 5) X	0-0 HR 1-H 2-H 1B	4-0 BB 1-2		4-0 BB 1-2		0-0 F7 2		0-0 4-3 3		3 1 1 3 2 0 2																
Earl Williams, R OBP: 0.237, SLG: 0.322 (1, 3) S S S	0-3 K 1	0-3 K 3		0-3 K 2		0-3 K 3		0-0 1B 1		5 0 1 0 0 4 5																
Dusty Baker Jr., R OBP: 0.327, SLG: 0.435 (1, 9) X	0-0 HR 2		0-0 HR 1	0-0 P3 3		0-0 F8 1		0-0 F7 2		5 2 2 2 0 0 2																
Mike Lum, L OBP: 0.315, SLG: 0.294 (1, 8) X	0-0 4-3 2		0-3 K 1		0-3 K 1		0-0 F8 2		0-0 1B 1	5 0 1 0 0 2 0																
Larvell Blanks, R OBP: 0.307, SLG: 0.360 (1, 6) X	0-0 F8 3		0-0 F8 2		0-0 F9 2		0-0 F3 3		0-0 5-3 3	5 0 0 0 0 0 1																
Vic Correll, R OBP: 0.333, SLG: 0.479 (1, 2)		4-0 SH5-4 BLK WP BB		0-0 HR 1B		0-0 1B 3		4-0 SH3 3B BB		2 3 2 1 2 0 0																
Carl Morton, R OBP: 0.200, SLG: 0.167 Max Leon, R Phil Niekro, R OBP: 0.208, SLG: 0.261 (1, 1) (5, 1) (9, 1)		0-0 SH5-4 1-3		0-3 K 3		0-0 1-3 3		0-0 SH3 1		2 0 0 0 0 1 1 0 0 0 0 0 0 0 0 0 0 0 0 0 0																
Inning Stats	R: 4 E: 0 K: 1 S: 9	H: 4 LOB: 0 BB: 0 P: 9	R: 1 E: 0 K: 1 S: 5	H: 0 LOB: 2 BB: 3 P: 17	R: 2 E: 0 K: 2 S: 9	H: 2 LOB: 0 BB: 0 P: 9	R: 0 E: 0 K: 1 S: 6	H: 1 LOB: 2 BB: 1 P: 10	R: 0 E: 0 K: 1 S: 6	H: 1 LOB: 1 BB: 0 P: 6	R: 0 E: 0 K: 0 S: 3	H: 0 LOB: 0 BB: 0 P: 3	R: 1 E: 0 K: 0 S: 4	H: 1 LOB: 1 BB: 1 P: 8	R: 0 E: 0 K: 0 S: 4	H: 2 LOB: 1 BB: 0 P: 4	1B: 7 2B: 0 3B: 1 HR: 4	SF: 0 SAC: 2 DP: 0 HBP: 0	WP: 1 PB: 0 SB: 0 CS: 0	PA: 43						
PITCHER	<b>Ron Schueler, R</b> (1, 1) ERA: 8.1 <b>Joe Hoerner, L</b> (2, 1) ERA: 4.28 <b>Tom Hilgendorf, L</b> (4, 1) ERA: 2.81 <b>Wayne Twitchell, R</b> (5, 1) ERA: 4.78 <b>Tug McGraw, L</b> (6, 1) ERA: 0.54									<b>Gene Garber, R</b> (9, 1) ERA: 2.38									<b>AB 36</b> <b>R 8</b> <b>H 12</b> <b>RBI 7</b> <b>BB 5</b> <b>SO 7</b> <b>LOB 15</b>							
PITCHER	IP	WLS	BF	H	R	ER	SO	BB	IBB	HBP	BLK	WP	HR	S	P	ERA	WHIP									
Ron Schueler, R	1.1		9	4	5	5	1	1	0	0	1	0	2	10	14	33.75	3.750									
Joe Hoerner, L	1.2		9	2	2	2	3	2	0	0	0	1	2	13	21	10.80	2.400									
Tom Hilgendorf, L	1.0		5	1	0	0	1	1	0	0	0	0	0	6	10	0.00	2.000									
Wayne Twitchell, R	1.0		4	1	0	0	1	0	0	0	0	0	0	6	6	0.00	1.000									
Tug McGraw, L	3.0		12	2	1	1	1	1	0	0	0	0	0	13	17	3.00	1.000									
Gene Garber, R	1.0	W	4	2	0	0	0	0	0	0	0	0	0	4	4	0.00	2.000									

**Atlanta Braves @ Philadelphia Phillies**  
Veterans Stadium, Philadelphia, PA  
Sat May 17 1975, 7:05 PM EDT  
Att. 30,369 - Unknown

[livebaseballscorecards.com](http://livebaseballscorecards.com)

BOTTOM

# Atlanta Braves @ Philadelphia Phillies

## Veterans Stadium, Philadelphia, PA

Sat May 17 1975, 7:05 PM EDT  
Att. 30,369 - Unknown

livebaseballscores.com

AB	42
R	9
H	17
RBI	7
BB	4
SO	2
LOB	18



WP:	1	PA:	46
PB:	1	SB:	0
CS:	0		

Batter	1	2	3	4	5	6	7	8	9	AB	R	H	RBI	BB	SO	LOB						
<b>Dave Cash, R</b> <small>OBP: 0.427, SLG: 0.447</small> (1, 4)	0-0 BB, 1B G4-3, 1B		0-0 L1	0-0 FC5 1-2, 2-3f, 3-H		0-0 5-3		0-0 6-3	0-0 1B 1-2, 2-H	6	1	2	2	0	0	2						
<b>Larry Bowa, S</b> <small>OBP: 0.363, SLG: 0.457</small> (1, 6)	0-0 G4-3, BB 1-2, 1B		0-0 4-3 1B	0-0 F2		0-0 F9		0-0 1B		5	0	3	0	0	0	2						
<b>Garry Maddox, R</b> <small>OBP: 0.266, SLG: 0.364</small> (1, 8)	4-0 G4-3 1-2, 2-3, BB		0-0 4-3		0-0 3B, 1B	0-0 3B		0-0 6-3		4	1	2	0	1	0	2						
<b>Greg Luzinski, R</b> <small>OBP: 0.357, SLG: 0.556</small> (1, 7)	0-0 G4-3 1-2f, 2-3, 3-H		0-0 6-3		0-0 4-3 3B, 1H	0-0 F7			0-0 PB, 1B E, 1B	5	2	2	1	0	0	4						
<b>Dick Allen, R</b> <small>OBP: 0.333, SLG: 0.313</small> (1, 3)	4-0 FC6-4 BB			0-0 1-3	0-0 4-3		0-0 F9		0-0 WP, PB 1B, 1B	4	1	1	1	1	0	0						
<b>Mike Schmidt, R</b> <small>OBP: 0.281, SLG: 0.393</small> (1, 5)	0-0 FC6-4 1-2f			4-0 1B, 1B 1B, BB	0-0 2B		0-0 5-3		0-0 L5 1-2, 2-H	4	2	1	0	1	0	3						
<b>Bob Boone, R</b> <b>Terry Harmon, R</b> (9, PR)		0-3 K		0-0 1B, 1B FC5, 1B	0-0 2B		0-0 FC6-4 1B		4-0 1B, BB 2-3	4	1	3	1	1	1	0						
<b>Mike Anderson, R</b> <small>OBP: 0.330, SLG: 0.400</small> (1, 9)		0-0 P4		0-0 FC5, 1B 1-2, 2-3, 1B	0-0 5-3		0-0 FC6-4 1-2f		0-3 K	5	0	1	0	0	1	4						
<b>Ron Schueller, R</b> <b>Joe Hoerner, R</b> <b>Tom Hilgendorf, S</b> <b>Jay Johnson, L</b> <b>Wayne Wittball, R</b> <b>Tony Taylor, R</b> <b>Tug McGraw, R</b> <b>Tom Hutton, L</b> <b>Gene Ceder, R</b> <b>Clive Brown, R</b>		0-0 3-1		0-0 FC5, 1B 1-2, 2-3, 3-H, 1B	0-0 6-3			0-0 F8	0-0 1B 1-2, 3-H, 1B	0	0	0	0	0	0	0						
<b>Inning Stats</b>	R: 1 E: 0 K: 0 S: 4	H: 2 LOB: 2 BB: 2 P: 12	R: 0 E: 0 K: 1 S: 5	H: 0 LOB: 0 BB: 0 P: 5	R: 0 E: 0 K: 0 S: 4	H: 1 LOB: 1 BB: 0 P: 4	R: 2 E: 0 K: 0 S: 6	H: 3 LOB: 2 BB: 1 P: 10	R: 3 E: 0 K: 0 S: 7	H: 4 LOB: 1 BB: 0 P: 7	R: 0 E: 0 K: 0 S: 4	H: 1 LOB: 1 BB: 0 P: 4	R: 0 E: 0 K: 0 S: 4	H: 1 LOB: 1 BB: 0 P: 4	R: 3 E: 1 K: 1 S: 8	H: 4 LOB: 2 BB: 1 P: 12	1B: 13 2B: 2 3B: 2 HR: 0	SF: 0 SAC: 0 DP: 1 HBP: 0	WP: 1 PB: 1 SB: 0 CS: 0	PA: 46	ERA WHIP	
<b>PITCHER</b>	<b>IP</b>	<b>WLS</b>	<b>BF</b>	<b>H</b>	<b>R</b>	<b>ER</b>	<b>SO</b>	<b>BB</b>	<b>IBB</b>	<b>HBP</b>	<b>BLK</b>	<b>WP</b>	<b>HR</b>	<b>S</b>	<b>P</b>	<b>ERA</b>	<b>WHIP</b>					
<b>Carl Morton, R</b> <small>ERA: 4.31</small> (1, 1)	4.1		24	9	6	6	1	3	0	0	0	0	0	23	35	12.46	2.769					
<b>Max Leon, R</b> <small>ERA: 4.05</small> (5, 1)	3.2		17	6	2	2	0	0	0	0	0	0	0	17	17	4.91	1.636					
<b>Phil Niekro, R</b> <small>ERA: 2.86</small> (9, 1)	0.2	L	5	2	1	1	1	1	0	0	0	1	0	6	10	13.50	4.500					

Batter	1	2	3	4	5	6	7	8	9	AB R H RBI BB SO LOB	TOP											
Ralph Garr, L (1, 7) OBP: 0.292, SLG: 0.351	0-0 4-3			0-0 6-3		0-0 4-3			4-0 FC6-4 BB	3 0 0 0 1 0 0												
Rod Gilbreath, R (1, 4) OBP: 0.300, SLG: 0.421	0-3 K			0-0 FC4-6 1B		0-0 F9			0-0 FC6-4 1-2f	4 0 1 0 0 1 1												
Darrell Evans, L (1, 5) OBP: 0.364, SLG: 0.484	0-0 F8			0-0 FC4-6 1-2f 2B		0-0 F9			0-3 K	4 1 0 0 0 1 2												
Earl Williams, R (1, 3) OBP: 0.237, SLG: 0.330		0-0 5-3		0-0 1-H 2B		0-0 5-3			0-3 K	4 0 1 1 0 1 1												
Dusty Baker Jr., R (1, 9) OBP: 0.320, SLG: 0.425		0-0 F9		0-0 F9		0-0 5-3				3 0 0 0 0 0 1												
Mike Lum, L (1, 8) OBP: 0.315, SLG: 0.295		0-0 5-3			0-0 FC5-4 1B		0-0 G3			3 0 1 0 0 0 0												
Larvell Blanks, R (1, 6) OBP: 0.307, SLG: 0.359			0-0 6-3		0-0 FC5-4 1-2f BLK			0-0 G6-4-3 1B		3 0 1 0 0 0 1												
Vic Correll, R (1, 2) OBP: 0.324, SLG: 0.465			0-0 P4		0-3 K 1-2			0-0 G6-4-3 1-2f		3 0 0 0 0 1 2												
Ron Reed, R (1, 1) OBP: 0.240, SLG: 0.292			0-0 F9		0-3 K			0-0 5-3		2 0 0 0 0 1 1												
Bob Beall, S (8, PH)										1 0 0 0 0 0 0												
Tom House, L (8, 1)										0 0 0 0 0 0 0												
<b>Inning Stats</b>	R: 0 E: 0 K: 1 S: 5	H: 0 LOB: 0 BB: 0 P: 5	R: 0 E: 0 K: 0 S: 3	H: 0 LOB: 0 BB: 0 P: 3	R: 0 E: 0 K: 0 S: 3	H: 0 LOB: 0 BB: 0 P: 3	R: 1 E: 0 K: 0 S: 5	H: 2 LOB: 1 BB: 0 P: 5	R: 0 E: 0 K: 2 S: 8	H: 1 LOB: 1 BB: 0 P: 8	R: 0 E: 0 K: 0 S: 3	H: 0 LOB: 0 BB: 0 P: 3	R: 0 E: 0 K: 0 S: 3	H: 1 LOB: 0 BB: 0 P: 3	R: 0 E: 0 K: 2 S: 7	H: 0 LOB: 1 BB: 1 P: 11	1B: 3 2B: 1 3B: 0 HR: 0	SF: 0 SAC: 0 DP: 1 HBP: 0	WP: 0 PB: 0 SB: 0 CS: 0	PA: 31		
<b>PITCHER</b> Tom Underwood, L (1, 1) ERA: 2.41	IP 9.0	WLS W	BF 31	H 4	R 1	ER 1	SO 5	BB 1	IBB 0	HBP 0	BLK 1	WP 0	HR 0	S 40	P 44	ERA 1.00	WHIP 0.556					
<b>PITCHER</b>	IP	WLS	BF	H	R	ER	SO	BB	IBB	HBP	BLK	WP	HR	S	P	ERA	WHIP					

Atlanta Braves @ Philadelphia Phillies  
Veterans Stadium, Philadelphia, PA  
Sun May 18 1975, 3:33 AM EDT  
Att: 25,905 - Unknown

livebaseballscorecards.com

AB 30  
R 1  
H 4  
RBI 1  
BB 1  
SO 5  
LOB 9



Batter	1	2	3	4	5	6	7	8	9
<b>Dave Cash, R</b> OBP: 0.422, SLG: 0.441 (1, 4)	0-3 K	0-0 FC4-6		0-0 4-3			0-0 1B 1B		
<b>Larry Bowa, S</b> OBP: 0.360, SLG: 0.451 (1, 6)	0-0 4-3		0-0 1-3		0-0 G3		0-0 1-2 1B		
<b>Garry Maddox, R</b> OBP: 0.265, SLG: 0.359 (1, 8)	0-0 4-3		0-0 2B 1B		0-0 F9		0-0 P4		
<b>Greg Luzinski, R</b> OBP: 0.354, SLG: 0.554 (1, 7)		0-3 K	0-0 4-3 2B 2B		0-0 F7			0-3 K	
<b>Ollie Brown, R</b> OBP: 0.308, SLG: 0.538 (9, 7)									
<b>Tom Hutton, L</b> OBP: 0.259, SLG: 0.160 (1, 3)		4-0 1B 1B BB	0-0 4-3		0-0 1-3			0-0 4-3	
<b>Mike Schmidt, R</b> OBP: 0.287, SLG: 0.400 (1, 5)		0-3 K	0-0 2B		0-0 F8		4-0 1B BB		
<b>Bob Boone, R</b> OBP: 0.416, SLG: 0.385 (1, 2)		0-0 E 1B 1B	0-0 F7		0-0 6-3		4-0 1B BB		
<b>Mike Anderson, R</b> OBP: 0.336, SLG: 0.404 (1, 9)		0-0 E5 1B 1B		0-0 F9		0-0 F9	0-0 FC6-4 1B		
<b>Tom Underwood, R</b> OBP: 0.158, SLG: 0.158 (1, 1)		0-0 FC4-6 1B		0-3 K		0-0 4-3	0-0 FC6-4		

Inning Stats	R: 0	H: 0	E: 0	K: 1	S: 5	LOB: 0	BB: 0	P: 5
	R: 2	H: 3	E: 1	K: 2	S: 10	LOB: 2	BB: 1	P: 14
	R: 2	H: 3	E: 0	K: 0	S: 6	LOB: 1	BB: 0	P: 6
	R: 0	H: 0	E: 0	K: 1	S: 5	LOB: 0	BB: 0	P: 5
	R: 0	H: 0	E: 0	K: 0	S: 3	LOB: 0	BB: 0	P: 3
	R: 0	H: 2	E: 0	K: 0	S: 5	LOB: 2	BB: 0	P: 5
	R: 1	H: 1	E: 0	K: 1	S: 6	LOB: 2	BB: 2	P: 14
	R: 0	H: 1	E: 0	K: 1	S: 6	LOB: 2	BB: 2	P: 14

PITCHER										PITCHER																								
IP	WLS	BF	H	R	ER	SO	BB	IBB	HBP	BLK	WP	HR	S	P	ERA	WHIP	IP	WLS	BF	H	R	ER	SO	BB	IBB	HBP	BLK	WP	HR	S	P	ERA	WHIP	
Ron Reed, R (1, 1)	7.0	L	30	8	4	3	4	1	0	0	0	0	37	41	3.86	1.286																		
Tom House, L (8, 1)	1.0		6	1	1	1	1	2	0	0	0	0	6	14	9.00	3.000																		

**BOTTOM**

AB	R	H	RBI	BB	SO	LOB
4	0	1	0	0	1	2
4	0	1	0	0	0	0
4	1	1	0	0	0	2
4	1	1	1	0	2	0
0	0	0	0	0	0	0
3	1	0	0	1	0	1
3	1	1	1	1	1	1
3	1	1	0	1	0	1
4	0	2	2	0	0	0
4	0	1	1	0	1	2

<b>AB</b>	<b>33</b>
<b>R</b>	<b>5</b>
<b>H</b>	<b>9</b>
<b>RBI</b>	<b>5</b>
<b>BB</b>	<b>3</b>
<b>SO</b>	<b>5</b>
<b>LOB</b>	<b>9</b>



WP	PA
0	36

**Atlanta Braves @ Philadelphia Phillies**  
**Veterans Stadium, Philadelphia, PA**  
 Sun May 18 1975, 3:33 AM EDT  
 Att. 25,905 - Unknown

livebaseballscorecards.com

Batter	1	2	3	4	5	6	7	8	9	AB R H RBI BB SO LOB	TOP																
Dave Cash, R (1, 4) OBP: 0.410, SLG: 0.427	0-0 1-4-3		0-0 F8		0-0 FC6-5 BB	0-0 5-3			0-0 5-3	5 0 0 0 0 0 4	<b>Philadelphia Phillies @ Houston Astros</b> Astrodome, Houston, TX Mon May 19 1975, 8:05 PM EDT Att. 7,049 - Unknown																
Larry Bowa, S (1, 6) OBP: 0.374, SLG: 0.459	0-0 WP S 1B		0-0 S 1B		4-0 1-2 BB		0-0 F8	0-0 2-3 1B	4 0 3 0 1 0 0																		
Garry Maddox, R (1, 8) OBP: 0.263, SLG: 0.346	4-0 1-2 WP BB		0-0 P5		0-0 F8		0-0 1-3	0-0 F7	4 0 0 0 1 0 5																		
Greg Luzinski, R (1, 7) OBP: 0.351, SLG: 0.545	0-3 1-2 2-3 K		0-0 2-H 1B		0-3 K		0-0 F8		4 0 1 0 0 2 2																		
Dick Allen, R (1, 3) OBP: 0.318, SLG: 0.263	0-0 4-3			0-0 6-3		4-0 1B 1B BB		0-0 4-3	3 0 0 0 1 0 2																		
Mike Schmidt, R (1, 5) OBP: 0.286, SLG: 0.395		0-0 P5		0-3 K		0-0 1-2 3B 1B		0-0 1-3	4 1 1 0 0 1 0																		
Bob Boone, R (1, 2) OBP: 0.419, SLG: 0.398		0-0 2B		0-0 P2		0-0 1-2 2-H 3B 1B		0-0 F9	4 1 2 0 0 0 0																		
Mike Anderson, R (1, 9) OBP: 0.333, SLG: 0.417		0-3 K		0-3 K		0-0 1-H 2-H 3B		0-3 K	4 0 1 2 0 3 1																		
Steve Carlton, L (1, 1) OBP: 0.133, SLG: 0.133		0-0 2-3			0-0 FC6-5 WP 1B	4-0 BB		4-0 1B 5-3 BB	2 0 1 0 0 0 1																		
Jay Johnstone, L (6, PH) OBP: 0.455, SLG: 0.528									0 0 0 0 1 0 0																		
Gene Garber, R (6, 1)									0 0 0 0 0 0 0																		
Johnny Oates, L (9, PH) OBP: 0.333, SLG: 0.320									0 0 0 0 1 0 0																		
<b>Inning Stats</b>	R: 0 E: 0 K: 1 S: 6	H: 1 LOB: 2 BB: 1 P: 10	R: 0 E: 0 K: 1 S: 6	H: 1 LOB: 1 BB: 0 P: 6	R: 0 E: 0 K: 0 S: 4	H: 2 LOB: 2 BB: 0 P: 4	R: 0 E: 0 K: 1 S: 5	H: 0 LOB: 0 BB: 0 P: 5	R: 0 E: 0 K: 1 S: 6	H: 1 LOB: 2 BB: 1 P: 10	R: 2 E: 0 K: 1 S: 7	H: 3 LOB: 2 BB: 2 P: 15	R: 0 E: 0 K: 0 S: 3	H: 0 LOB: 0 BB: 0 P: 3	R: 0 E: 0 K: 0 S: 3	H: 0 LOB: 0 BB: 0 P: 3	R: 0 E: 0 K: 1 S: 6	H: 1 LOB: 2 BB: 1 P: 10	1B: 7 2B: 1 3B: 1 HR: 0	SF: 0 SAC: 0 DP: 0 HBP: 0	WP: 2 PB: 0 SB: 2 CS: 0	PA: 39					
PITCHER	IP	WLS	BF	H	R	ER	SO	BB	IBB	HBP	BLK	WP	HR	S	P	ERA	WHIP										
Tom Griffin, R (1, 1) ERA: 5.36	5.2	W	27	8	2	2	5	4	0	0	0	2	0	33	49	3.18	2.118										
Wayne Granger, R (6, 1) ERA: 0.93	3.1	S	12	1	0	0	1	1	0	0	0	0	0	13	17	0.00	0.600										

livebaseballscorecards.com

AB	34
R	2
H	9
RBI	2
BB	5
SO	6
LOB	15



Batter	1	2	3	4	5	6	7	8	9
<b>Greg Gross, L</b> OBP: 0.320, SLG: 0.303 (1, 7)	0-0 1B E 1B		0-0 6-3		0-0 6-3		0-0 CS 1-2	0-0 L5	
<b>Roger Metzger, S</b> OBP: 0.340, SLG: 0.340 (1, 6)	0-0 6-3 1-3 1B		0-0 5-3		0-0 F8			0-3 K	
<b>Cesar Cedeno, R</b> OBP: 0.344, SLG: 0.363 (1, 8)	0-0 F8			0-0 E6 S 2B		0-0 5-3		0-3 K	
<b>Bob Watson, R</b> OBP: 0.387, SLG: 0.612 (1, 3)	0-0 6-3 1-2 3-H			0-0 WP FC6-2 1-H 2B		0-0 HR			
<b>Doug Rader, R</b> OBP: 0.328, SLG: 0.348 (1, 5)	0-3 K			4-0 FC6-2 E 2-3 BB		0-3 K			
<b>Enos Cabell, R</b> OBP: 0.345, SLG: 0.377 (1, 9)		0-0 P6		0-0 FC6-2 FC6 1-2 3-H		0-3 K			
<b>Skip Jutze, R</b> OBP: 0.105, SLG: 0.105 (1, 2)		0-0 4-3		0-0 FC6 FC6-4 1-2f 2-H		0-0 F7			
<b>Rob Andrews, R</b> OBP: 0.282, SLG: 0.250 (1, 4)		0-0 1-3		0-0 FC6-4 1-2f		0-0 E5 CS			
<b>Tom Griffin, R</b> <b>Wayne Granger, R</b>			0-0 F9		0-0 L5		0-3 K		

BOTTOM										
AB	R	H	RBI	BB	SO	LOB				
4	1	1	0	0	0	0				
4	0	1	0	0	1	0				
4	1	0	0	0	1	2				
3	1	2	2	0	0	1				
2	1	0	0	1	2	2				
3	0	0	0	0	1	2				
3	0	0	0	0	0	1				
3	0	0	0	0	0	1				
2	0	0	0	0	0	0				
1	0	0	0	0	1	1				

**Philadelphia Phillies @ Houston Astros**  
Astrodome, Houston, TX  
Mon May 19 1975, 8:05 PM EDT  
Att. 7,049 - Unknown

AB	29
R	4
H	4
RBI	2
BB	1
SO	6
LOB	10



Inning Stats															Inning Stats																																																																					
R: 1	H: 2	E: 1	K: 1	S: 7	H: 2	LOB: 2	BB: 0	P: 7	R: 0	H: 0	E: 0	K: 0	S: 3	H: 0	LOB: 0	BB: 0	P: 3	R: 0	H: 0	E: 0	K: 0	S: 3	H: 0	LOB: 0	BB: 0	P: 3	R: 2	H: 1	E: 2	K: 0	S: 5	H: 1	LOB: 1	BB: 1	P: 9	R: 0	H: 0	E: 0	K: 0	S: 3	H: 0	LOB: 0	BB: 0	P: 3	R: 1	H: 1	E: 0	K: 2	S: 8	H: 1	LOB: 0	BB: 0	P: 8	R: 0	H: 0	E: 1	K: 1	S: 5	H: 0	LOB: 0	BB: 0	P: 5	R: 0	H: 0	E: 0	K: 2	S: 7	H: 0	LOB: 0	BB: 0	P: 7	1B: 2	SF: 0	2B: 1	SAC: 0	3B: 0	DP: 0	HR: 1	HBP: 0	WP: 1	PA: 31	PB: 0	SB: 1	CS: 1
<b>PITCHER</b>	IP	WLS	BF	H	R	ER	SO	BB	IBB	HBP	BLK	WP	HR	S	P	ERA	WHIP	<b>PITCHER</b>	IP	WLS	BF	H	R	ER	SO	BB	IBB	HBP	BLK	WP	HR	S	P	ERA	WHIP																																																	
<b>Steve Carlton, L</b> ERA: 4.0 (1, 1)	5.0	L	20	3	3	0	1	1	0	0	0	1	0	21	25	0.00	0.800	<b>Gene Garber, R</b> ERA: 2.45 (6, 1)	3.0		10	1	1	1	5	0	0	0	0	0	1	20	20	3.00	0.333																																																	

Batter	1	2	3	4	5	6	7	8	9	AB R H RBI BB SO LOB	TOP																									
<b>Dave Cash, R</b> (1, 4) OBP: 0.409, SLG: 0.422	4-0 BB 1B BB		0-0 4-3		0-0 F9	0-0 L4		0-0 1B 1-2 2-3 3-H		4 0 1 1 1 0 3																										
<b>Larry Bowa, S</b> (1, 6) OBP: 0.375, SLG: 0.458	0-0 1B 1-2		0-0 L7		0-0 L7		0-0 1B CS		0-3 K	5 0 2 0 0 1 1																										
<b>Garry Maddox, R</b> (1, 8) OBP: 0.260, SLG: 0.333	0-0 F9		0-0 6-3		4-0 1B 1-2		0-0 1B P6		0-0 P4	4 0 0 0 1 0 3																										
<b>Greg Luzinski, R</b> (1, 7) OBP: 0.359, SLG: 0.540	4-0 1B 1-2 2-3			0-0 1B PB	0-0 FC6-5		0-3 K		1-0 HBP	3 0 1 0 1 1 2																										
<b>Tom Hutton, L</b> (1, 3) OBP: 0.286, SLG: 0.185	0-0 G4-6-3			0-0 1B PB		4-0 1B PB WP		0-0 1B FC1-5	0-0 3-1	4 1 2 0 1 0 4																										
<b>Mike Schmidt, R</b> (1, 5) OBP: 0.406, SLG: 0.398		0-0 1B S		0-3 K		0-3 K		0-0 1B G3 FC1-5		4 1 2 0 0 2 3																										
<b>Bob Boone, R</b> (1, 2) OBP: 0.406, SLG: 0.385		0-3 K		0-0 F9		0-0 P3		0-0 1B FC1-5		4 0 0 0 0 1 6																										
<b>Terry Harmon, R</b> (8, PR)										0 0 0 0 0 0 0																										
<b>Larry Cox, R</b> (8, 2) OBP: 0.500, SLG: 0.500		1-2 K		0-3 F9		0-0 P3		1-2 2-3 1B G3		0 0 0 0 0 0 0																										
<b>Mike Anderson, R</b> (1, 9) OBP: 0.333, SLG: 0.414		0-3 K		0-3 K		0-0 S		0-0 G3		3 0 1 1 0 2 3																										
<b>Jay Johnstone, L</b> (8, PH) OBP: 0.444, SLG: 0.514						3-H 1B		1-2 2-3		1 0 0 0 0 0 2																										
<b>Jim Lonborg, R</b> (1, 1)		0-0 5-3			4-0 FC6-5	4-0 BB		1-0 1B		1 0 0 0 2 0 1																										
<b>Dick Allen, R</b> (8, PH) OBP: 0.348, SLG: 0.263										0 0 0 0 0 0 0																										
<b>Tug McGraw, R</b> (8, 1) OBP: 0.333, SLG: 0.333										0 0 0 0 0 0 0																										
<b>Inning Stats</b>	R: 0 E: 0 K: 0 S: 3	H: 1 LOB: 2 BB: 2 P: 11	R: 0 E: 0 K: 2 S: 8	H: 1 LOB: 1 BB: 0 P: 8	R: 0 E: 0 K: 2 S: 9	H: 2 LOB: 2 BB: 0 P: 9	R: 0 E: 0 K: 0 S: 3	H: 0 LOB: 2 BB: 2 P: 11	R: 1 E: 0 K: 1 S: 6	H: 1 LOB: 2 BB: 2 P: 14	R: 0 E: 0 K: 1 S: 5	H: 1 LOB: 0 BB: 0 P: 5	R: 1 E: 0 K: 0 S: 5	H: 3 LOB: 3 BB: 0 P: 6	R: 0 E: 0 K: 1 S: 5	H: 0 LOB: 1 BB: 0 P: 6	1B: 9 2B: 0 3B: 0 HR: 0	SF: 0 SAC: 0 DP: 1 HBP: 2	WP: 1 PB: 2 SB: 2 CS: 1	PA: 41																
<b>PITCHER</b>	IP WLS BF H R ER SO BB IBB HBP BLK WP HR S P ERA WHIP																																			
<b>J.R. Richard, R</b> (1, 1) ERA: 4.91	5.2		27	5	1	1	5	6	0	0	0	1	0	31	55	1.59	1.941																			
<b>Ken Forsch, R</b> (6, 1) ERA: 3.12	2.1	W	10	4	1	1	1	0	0	1	0	0	0	11	12	3.86	1.714																			
<b>Joe Niekro, R</b> (9, 1) ERA: 5.59	1.0	S	4	0	0	0	1	0	0	1	0	0	0	5	6	0.00	0.000																			

Philadelphia Phillies @ Houston Astros  
Astrodome, Houston, TX  
Tue May 20 1975, 8:05 PM EDT  
Att. 7,211 - Dome

livebaseballscorecards.com

AB	33
R	2
H	9
RBI	2
BB	6
SO	7
LOB	28





Batter	1	2	3	4	5	6	7	8	9
<b>Greg Cross, L</b> (1, 7) OBP: 0.314, SLG: 0.298	0-0 F7	0-0 1-2 1B		0-0 6-3			0-0 FC6-4	0-0 1-3	
<b>Roger Metzger, S</b> (1, 6) OBP: 0.338, SLG: 0.338	0-0 1B	0-0 F7			0-0 6-3		0-0 FC6-4		
<b>Cesar Cedeno, R</b> (1, 8) OBP: 0.353, SLG: 0.368	0-0 1B		0-0 5-3 SF7		0-0 6-3			4-0 1B	
<b>Bob Watson, R</b> (1, 3) OBP: 0.390, SLG: 0.609	0-0 1B		0-0 5-3		0-0 F8			0-0 PB 1B	
<b>Enos Cabell, R</b> (8, PR) OBP: 0.345, SLG: 0.377	1-3 2-H 1B		1-3					1-H 1B	
<b>Jose Cruz, L</b> (1, 9) OBP: 0.359, SLG: 0.364	0-3 K		0-0 SF7		0-0 5-3			0-3 K	
<b>Milt May, L</b> (1, 2) OBP: 0.299, SLG: 0.303	0-0 4-3		0-0 3-1		0-0 3-1			4-0 1B	
<b>Cliff Johnson, R</b> (8, PH) OBP: 0.321, SLG: 0.342								1B 1B	
<b>Skip Jutze, R</b> (8, PR) OBP: 0.105, SLG: 0.105								IBB	
<b>Doug Rader, R</b> (1, 5) OBP: 0.326, SLG: 0.345		0-0 P3		0-0 L9		0-3 K		0-0 1B	
<b>Rob Andrews, R</b> (1, 4) OBP: 0.281, SLG: 0.250		0-0 6-3		0-0 3-1			0-0 3-1	0-0 1B	
<b>J.R. Richard, R</b> (1, 1) OBP: 0.304, SLG: 0.478		0-0 E6		0-0			0-0 FC6-4	0-3 K	
<b>Ken Forsch, R</b> (6, 1) OBP: 0.333, SLG: 0.333									
<b>Tommy Helms, R</b> (8, PH) OBP: 0.320, SLG: 0.286									
<b>Joe Niekro, R</b> (9, 1) OBP: 1.000, SLG: 1.000									

Inning Stats	R: 1	H: 3	E: 0	K: 1	S: 8	LOB: 2	BB: 0	P: 8	R: 0	H: 1	E: 1	K: 0	S: 5	LOB: 2	BB: 0	P: 5	R: 1	H: 1	E: 0	K: 0	S: 4	LOB: 0	BB: 0	P: 4	R: 0	H: 0	E: 0	K: 0	S: 3	LOB: 0	BB: 0	P: 3	R: 0	H: 0	E: 0	K: 1	S: 5	LOB: 0	BB: 0	P: 5	R: 0	H: 1	E: 0	K: 0	S: 4	LOB: 1	BB: 1	P: 4	R: 2	H: 3	E: 0	K: 2	S: 10	LOB: 3	BB: 2	P: 18
--------------	------	------	------	------	------	--------	-------	------	------	------	------	------	------	--------	-------	------	------	------	------	------	------	--------	-------	------	------	------	------	------	------	--------	-------	------	------	------	------	------	------	--------	-------	------	------	------	------	------	------	--------	-------	------	------	------	------	------	-------	--------	-------	-------

PITCHER	IP	WLS	BF	H	R	ER	SO	BB	IBB	HBP	BLK	WP	HR	S	P	ERA	WHIP
<b>Jim Lonborg, R</b> (1, 1) ERA: 1.89	7.0		29	7	2	2	2	0	0	0	0	0	0	33	33	2.57	1.000
<b>Tug McGraw, L</b> (8, 1) ERA: 1.53	1.0	L	8	3	2	2	2	1	1	0	0	0	0	10	18	18.00	4.000

**BOTTOM**

**Philadelphia Phillies @ Houston Astros**  
Astrodome, Houston, TX

Tue May 20 1975, 8:05 PM EDT  
Att. 7,211 - Dome

AB	R	H	RBI	BB	SO	LOB
5	0	1	0	0	0	5
4	1	1	0	0	0	3
3	2	2	0	1	0	0
4	0	2	2	0	0	1
0	1	0	0	0	0	0
3	0	0	1	0	2	3
3	0	0	0	0	0	2
0	0	0	0	1	0	0
0	0	0	0	0	0	0
4	0	1	1	0	1	0
4	0	1	0	0	0	0
2	0	1	0	0	0	0
1	0	1	0	0	0	0
1	0	0	0	0	1	3
0	0	0	0	0	0	0

AB	34
R	4
H	10
RBI	4
BB	2
SO	4
LOB	17

livebaseballscorecards.com



WP	PA
0	37
PB	1
SB	1
CS	0

Batter	1	2	3	4	5	6	7	8	9	AB R H RBI BB SO LOB	TOP											
Dave Cash, R (1, 4) OBP: 0.417, SLG: 0.433	0-0 4-3 FC5 2B		0-0 G6-4-3 1-2f			0-0 1B 1B		4-0 1B BB		3 0 2 0 1 0 1												
Larry Bowa, S (1, 6) OBP: 0.378, SLG: 0.459	0-0 4-3 2-3			0-0 F9		0-0 1-2 1B		0-0 1-2 G6-4-3 1B		4 0 2 0 0 0 1												
Dick Allen, R (1, 3) OBP: 0.296, SLG: 0.217	0-0 FC5 FC6-4 3-H			0-0 L7		0-3 K		0-0 G6-4-3 1-2f		4 0 0 0 0 1 5												
Greg Luzinski, R (1, 7) OBP: 0.350, SLG: 0.525	0-0 FC6-4 1-2f			0-0 P4		0-3 K			0-0 F9	4 0 0 0 0 1 3												
Mike Schmidt, R (1, 5) OBP: 0.284, SLG: 0.387		0-3 K			0-3 K		0-3 K		0-0 1-3	4 0 0 0 0 3 0												
Garry Maddox, R (1, 8) OBP: 0.268, SLG: 0.348		0-0 CS 1B			0-0 2B		0-0 F8		0-3 K	4 0 2 0 0 1 0												
Bob Boone, R (1, 2) OBP: 0.404, SLG: 0.378		0-0 P4 1-2			0-0 F7		4-0 BB			2 0 0 0 1 0 2												
Mike Anderson, R (1, 9) OBP: 0.333, SLG: 0.407		0-0 CS 2-3	4-0 G6-4-3 BB		0-3 K		0-0 F8			2 0 0 0 1 1 2												
Wayne Twitchell, R (1, 1) OBP: 0.059, SLG: 0.118			0-0 P3			0-0 5-3		0-3 K		1 0 0 0 0 0 1												
Tony Taylor, R (6, PH) OBP: 0.375, SLG: 0.308										1 0 0 0 0 0 0												
Larry Christenson, R (6, 1) OBP: 1.000, SLG: 4.000										0 0 0 0 0 0 0												
Tom Hutton, L (8, PH) OBP: 0.281, SLG: 0.182										1 0 0 0 0 1 0												
Tom Hilgendorf, S (8, 1)										0 0 0 0 0 0 0												
<b>Inning Stats</b>	R: 0 E: 0 K: 0 S: 4	H: 1 LOB: 1 BB: 0 P: 4	R: 0 E: 0 K: 1 S: 5	H: 1 LOB: 0 BB: 0 P: 5	R: 0 E: 0 K: 0 S: 2	H: 0 LOB: 0 BB: 1 P: 6	R: 0 E: 0 K: 0 S: 3	H: 0 LOB: 0 BB: 0 P: 3	R: 0 E: 0 K: 2 S: 8	H: 1 LOB: 1 BB: 0 P: 8	R: 0 E: 0 K: 2 S: 9	H: 2 LOB: 2 BB: 0 P: 9	R: 0 E: 0 K: 1 S: 5	H: 0 LOB: 1 BB: 1 P: 9	R: 0 E: 0 K: 1 S: 5	H: 1 LOB: 1 BB: 1 P: 9	R: 0 E: 0 K: 1 S: 5	H: 0 LOB: 0 BB: 0 P: 5	1B: 4 2B: 2 3B: 0 HR: 0	SF: 0 SAC: 0 DP: 2 HBP: 0	WP: 0 PB: 0 SB: 1 CS: 1	PA: 34
<b>PITCHER</b> Larry Dierker, R (1, 1) ERA: 3.73	IP: 9.0 WLS: W BF: 33 H: 6 R: 0 ER: 0 SO: 8 BB: 3 IBB: 0 HBP: 0 BLK: 0 WP: 0 HR: 0 S: 46 P: 58 ERA: 0.00 WHIP: 1.000											<b>PITCHER</b>	IP: 9.0 WLS: W BF: 33 H: 6 R: 0 ER: 0 SO: 8 BB: 3 IBB: 0 HBP: 0 BLK: 0 WP: 0 HR: 0 S: 46 P: 58 ERA: 0.00 WHIP: 1.000									

Philadelphia Phillies @ Houston Astros  
Astrodome, Houston, TX  
Wed May 21 1975, 8:05 PM EDT  
Att. 8,135 - Dome

livebaseballscorecards.com

AB	30
R	0
H	6
RBI	0
BB	3
SO	8
LOB	15



Batter	1	2	3	4	5	6	7	8	9	AB	R	H	RBI	BB	SO	LOB	BOTTOM						
<b>Greg Cross, L</b> OBP: 0.321, SLG: 0.292 (1, 7) X	0-0 L6		4-0 SF7 BB		4-0 SH1-4 BB FC3-2 BB	0-3 K				2	1	0	0	2	1	0	<b>Philadelphia Phillies @ Houston Astros</b> Astrodome, Houston, TX Wed May 21 1975, 8:05 PM EDT Att: 8,135 - Dome						
<b>Roger Metzger, S</b> OBP: 0.348, SLG: 0.358 (1, 6) X	0-0		0-0 S 1B		4-0 FC3-2 SH1-4 BB		0-0 F7			3	1	2	0	1	0	0							
<b>Cesar Cedeno, R</b> OBP: 0.348, SLG: 0.364 (1, 8) S S	0-3 K		0-0 SF7		0-0 SH1-4		0-0 5-3			2	0	0	1	0	1	1							
<b>Bob Watson, R</b> OBP: 0.386, SLG: 0.596 <b>Enos Cabell, R</b> OBP: 0.345, SLG: 0.377 (1, 3) X (8, 3)	0-0 P3		0-3 K		4-0 FC3-2 BB IBB		0-0 6-3			3	1	0	0	1	1	2							
<b>Jose Cruz, L</b> OBP: 0.362, SLG: 0.371 (1, 9) X		0-0 P6	4-0 BB		0-0 FC3-2 BB		0-0 2B		0-0 2B	3	1	1	0	1	0	3							
<b>Milt May, L</b> OBP: 0.297, SLG: 0.310 (1, 2) S S		0-3 K	0-0 4-3		0-0 2B		0-3 K		0-3 K	4	0	1	3	0	2	2							
<b>Doug Rader, R</b> OBP: 0.324, SLG: 0.336 (1, 5) B B		4-0 1B BB		0-3 K	0-0 4-3		0-0 F9			3	0	0	0	1	1	1							
<b>Rob Andrews, R</b> OBP: 0.291, SLG: 0.262 (1, 4) X		0-0 FC6-4 1B		0-0 CS 1B		0-0 4-3				3	0	2	0	0	0	0							
<b>Larry Dierker, R</b> OBP: 0.043, SLG: 0.043 (1, 1) X		0-0 FC6-4		0-3 K		0-0 6-3				3	0	0	0	0	1	3							
<b>Inning Stats</b>	R: 0 E: 0 K: 1 S: 6	H: 1 LOB: 1 BB: 0 P: 6	R: 0 E: 0 K: 1 S: 6	H: 1 LOB: 2 BB: 1 P: 10	R: 1 E: 0 K: 1 S: 6	H: 1 LOB: 0 BB: 2 P: 14	R: 0 E: 0 K: 2 S: 7	H: 1 LOB: 0 BB: 0 P: 7	R: 3 E: 0 K: 0 S: 4	H: 1 LOB: 1 BB: 3 P: 16	R: 0 E: 0 K: 1 S: 5	H: 0 LOB: 0 BB: 0 P: 5	R: 0 E: 0 K: 0 S: 3	H: 1 LOB: 0 BB: 0 P: 5	R: 0 E: 0 K: 1 S: 5	H: 1 LOB: 0 BB: 0 P: 5	1B: 3 2B: 2 3B: 1 HR: 0	SF: 1 SAC: 1 DP: 0 HBP: 0	WP: 0 PB: 0 SB: 1 CS: 1	PA: 34			
<b>PITCHER</b> <b>Wayne Twitchell, R</b> ERA: 5.03 <b>Larry Christenson, R</b> ERA: 7.5 <b>Tom Hilgendorf, L</b> ERA: 2.65	IP 5.0 2.0 1.0	WLS L	BF 25 6 3	H 5 0 1	R 4 0 0	ER 4 0 0	SO 5 1 1	BB 5 0 0	IBB 1 0 0	HBP 0 0 0	BLK 0 0 0	WP 0 0 0	HR 0 8 5	S 29 8 5	P 53 8 5	ERA 7.20 0.00 0.00	WHIP 2.000 0.000 1.000						

livebaseballscorecards.com

<b>AB</b>	<b>26</b>
<b>R</b>	<b>4</b>
<b>H</b>	<b>6</b>
<b>RBI</b>	<b>4</b>
<b>BB</b>	<b>6</b>
<b>SO</b>	<b>7</b>
<b>LOB</b>	<b>12</b>



Batter	1	2	3	4	5	6	7	8	9	AB R H RBI BB SO LOB	TOP											
Dave Cash, R (1, 4) OBP: 0.411, SLG: 0.422	0-0 5-3		0-0 6-3			4-0 2B BB	0-0 G6-3		0-0 F8	4 1 0 0 1 0 4												
Larry Bowa, S (1, 6) OBP: 0.373, SLG: 0.451	0-0 P5			0-0 F2		0-3 K		0-0 1B 1B	0-0 FC6-4	5 0 1 0 0 1 3												
Dick Allen, R (1, 3) OBP: 0.281, SLG: 0.214	0-3 K			0-0 FC5-4 1B		0-0 F8		0-0 F9	0-0 FC6-4	5 0 1 0 0 1 4												
Greg Luzinski, R (1, 7) OBP: 0.360, SLG: 0.538		0-0 FC5-4 1B		0-0 FC5-4		0-0 BLK 1-H 2B		0-0 1B 1B		4 0 3 1 0 0 1												
Mike Schmidt, R (1, 5) OBP: 0.283, SLG: 0.383		0-0 FC5-4		0-0 F7		0-3 K		0-0 1B		4 0 1 0 0 1 3												
Garry Maddox, R (1, 8) OBP: 0.267, SLG: 0.345		0-0 F9			0-0 F8		0-0 1B 1B	0-0 L4		4 1 1 0 0 0 4												
Bob Boone, R (1, 2) OBP: 0.396, SLG: 0.369		0-0 P6			0-0 E6		0-0 F7	0-0 4-3		3 0 0 0 0 0 2												
Tom Hutton, L (8, PH) OBP: 0.277, SLG: 0.179										1 0 0 0 0 0 3												
Larry Cox, R (8, 2) OBP: 0.500, SLG: 0.500										0 0 0 0 0 0 0												
Mike Anderson, R (1, 9) OBP: 0.346, SLG: 0.414			0-0 F7		0-0 G6-4-3 1B		0-0 1B 1B		4-0 FC6-4 1B BB	3 0 2 0 1 0 0												
Larry Christenson, R (1, 1) OBP: 0.500, SLG: 2.000			0-3 K		0-0 G6-4-3		0-0 G6-3		0-0 FC6-4	1 0 0 0 0 0 1 0												
Tony Taylor, R (5, PH) OBP: 0.353, SLG: 0.286										1 0 0 0 0 0 0 2												
Ron Schueler, R (5, 1)										0 0 0 0 0 0 0 0												
Jay Johnstone, L (7, PH) OBP: 0.497, SLG: 0.526										1 0 1 1 0 0 0 0												
Gene Garber, R (7, 1)										0 0 0 0 0 0 0 0												
Johnny Oates, L (8, PH) OBP: 0.357, SLG: 0.346										1 0 1 0 0 0 0 0												
<b>Inning Stats</b>	R: 0 E: 0 K: 1 S: 5	H: 0 LOB: 0 BB: 0 P: 5	R: 0 E: 0 K: 0 S: 4	H: 1 LOB: 1 BB: 0 P: 4	R: 0 E: 0 K: 1 S: 5	H: 0 LOB: 0 BB: 0 P: 5	R: 0 E: 0 K: 0 S: 4	H: 1 LOB: 1 BB: 0 P: 4	R: 0 E: 1 K: 0 S: 4	H: 1 LOB: 1 BB: 0 P: 4	R: 1 E: 0 K: 2 S: 8	H: 1 LOB: 1 BB: 1 P: 12	R: 1 E: 0 K: 0 S: 5	H: 3 LOB: 1 BB: 0 P: 5	R: 0 E: 0 K: 0 S: 6	H: 3 LOB: 3 BB: 0 P: 6	R: 0 E: 0 K: 0 S: 4	H: 1 LOB: 2 BB: 1 P: 8	1B: 10 2B: 1 3B: 0 HR: 0	SF: 0 SAC: 0 DP: 2 HBP: 0	WP: 0 PB: 0 SB: 0 CS: 0	PA: 39
<b>PITCHER</b>	IP WLS BF H R ER SO BB IBB HBP BLK WP HR S P ERA WHIP																					
Gary Nolan, R (1, 1) ERA: 2.81	6.1 W 27 7 2 2 4 1 0 0 0 0 0 0 34 38 2.84 1.263																					
Clay Carroll, R (7, 1) ERA: 1.88	2.2 S 12 4 0 0 0 1 0 0 0 0 0 0 11 15 0.00 1.875																					

Philadelphia Phillies @ Cincinnati Reds  
Riverfront Stadium, Cincinnati, OH  
Fri May 23 1975, 7:05 PM EDT  
Att. 36,197 - Unknown

livebaseballscorecards.com

AB	37
R	2
H	11
RBI	2
BB	2
SO	4
LOB	26





Batter	1	2	3	4	5	6	7	8	9	10	11	AB	R	H	RBI	BB	SO	LOB	TOP						
<b>Dave Cash, R</b> OBP: 0.416, SLG: 0.424 (1, 4) <small>BBB</small>	4-0 5-3 1B BB		X 0-0 FC3-6 1B		X 0-0 FC1-5 SH5-4 1-2 1B	X 0-0 4-3			X 0-0 F8			4	1	2	0	1	0	1							
<b>Larry Bowa, S</b> OBP: 0.364, SLG: 0.440 (1, 6) <small>X</small>	0-0 5-3 1-2		X 0-0 FC3-6 1-2f		X 0-0 SH5-4 1-2 2-3		X 0-0 1-3		X 0-0 6-3			4	0	0	0	0	0	2							
<b>Dick Allen, R</b> OBP: 0.270, SLG: 0.188 (1, 3) <small>X</small>	0-0 L4		X 0-0 L8		X 4-0 BB FC1-5 IBB		X 0-0 P4		X 0-3 K			4	0	0	0	1	1	2							
<b>Greg Luzinski, R</b> OBP: 0.361, SLG: 0.530 <b>Terry Harmon, R</b> (10, PR) <b>Ollie Brown, R</b> OBP: 0.308, SLG: 0.538 (10, 7)	4-0 1B IBB		X 0-3 K		X 0-0 FC1-5 BB		X 0-3 K		X 0-0 1B 1B			4	0	1	1	1	2	3							
<b>Mike Schmidt, R</b> OBP: 0.293, SLG: 0.386 (1, 5) <small>X</small>	0-0 1-2 2-H 1B			X 0-0 F8		X 4-0 FC6-4 BB		X 0-3 K		X 0-0 1-2 1B			4	0	2	1	1	1	0						
<b>Garry Maddox, R</b> OBP: 0.265, SLG: 0.333 (1, 8) <small>X</small>	0-0 F9		X 0-0 BB		X 0-0 FC6-4 1-2f		X 0-0 F9		X 0-0 P4			4	0	0	0	1	0	7							
<b>Johnny Oates, L</b> OBP: 0.344, SLG: 0.367 <b>Tug McGraw, R</b> OBP: 0.250, SLG: 0.250 (8, 1)		X 0-0 4-3		X 0-0 F7		X 0-0 2B		X 0-0 4-3		X 0-0 6-3		4	0	1	0	0	0	1							
<b>Mike Anderson, R</b> OBP: 0.333, SLG: 0.397 (1, 9)		X 0-3 K		X 0-3 K		X 0-3 K		X 0-0 5-3		X 0-3 K		5	0	0	0	0	4	2							
<b>Steve Carlton, L</b> OBP: 0.176, SLG: 0.176 <b>Jay Johnstone, L</b> OBP: 0.447, SLG: 0.513 <b>Gene Garber, R</b> (6, PH) <b>Larry Cox, R</b> OBP: 0.500, SLG: 0.500 <b>Tom Hutton, L</b> OBP: 0.223, SLG: 0.175 <b>Bob Boone, R</b> OBP: 0.350, SLG: 0.366 (9, 2)		X 0-3 K		X 0-0 SH5-4 FC1-5 1B 1B		X 0-0 P4		X 0-0 P5		X 0-0 F8		2	1	1	0	0	1	0							
<b>Inning Stats</b>	R: 1 E: 0 K: 0 S: 4	H: 1 LOB: 2 BB: 2 P: 12	R: 0 E: 0 K: 2 S: 7	H: 0 LOB: 0 BB: 0 P: 7	R: 0 E: 0 K: 1 S: 6	H: 1 LOB: 1 BB: 0 P: 6	R: 0 E: 0 K: 1 S: 5	H: 0 LOB: 1 BB: 1 P: 9	R: 1 E: 0 K: 0 S: 5	H: 2 LOB: 3 BB: 2 P: 13	R: 0 E: 0 K: 1 S: 6	H: 1 LOB: 1 BB: 0 P: 6	R: 0 E: 0 K: 1 S: 5	H: 0 LOB: 0 BB: 0 P: 5	R: 0 E: 0 K: 1 S: 5	H: 0 LOB: 0 BB: 0 P: 5	R: 0 E: 0 K: 1 S: 7	H: 2 LOB: 2 BB: 0 P: 7	R: 0 E: 0 K: 1 S: 5	H: 0 LOB: 0 BB: 0 P: 5	1B: 6 2B: 1 3B: 0 HR: 0	SF: 0 SAC: 1 DP: 0 HBP: 0	WP: 0 PB: 0 SB: 0 CS: 0	PA: 45	
<b>PITCHER</b>	IP	WLS	BF	H	R	ER	SO	BB	IBB	HBP	BLK	WP	HR	S	P	ERA	WHIP								
<b>Pat Darcy, R</b> ERA: 3.55 (1, 1)	4.2		23	4	2	2	4	3	2	0	0	0	0	26	46	3.86	1.500								
<b>Pedro Borbon, R</b> ERA: 4.35 (5, 1)	2.1		8	1	0	0	2	0	0	0	0	0	0	12	12	0.00	0.429								
<b>Rawly Eastwick, R</b> ERA: 2.25 (8, 1)	2.0		6	0	0	0	1	0	0	0	0	0	0	8	8	0.00	0.000								
<b>Clay Carroll, R</b> ERA: 1.76 (10, 1)	2.0	W	8	2	0	0	2	0	0	0	0	0	0	12	12	0.00	1.000								

Philadelphia Phillies @ Cincinnati Reds  
Riverfront Stadium, Cincinnati, OH  
Sat. May 24 1975, 7:05 PM EDT  
Att. 36,165 - Unknown

livebaseballscorecards.com

AB	39
R	2
H	7
RBI	2
BB	5
SO	9
LOB	19



Batter	1	2	3	4	5	6	7	8	9	10	11	AB R H RBI BB SO LOB	BOTTOM														
<b>Pete Rose, S</b> OBP: 0.393, SLG: 0.416 (1, 5)	0-0 F3		4-0 BB BB		0-0 2B		0-3 K		0-0 1-3		0-0 FC6-4 1B	5 0 1 0 1 1 4	<b>Philadelphia Phillies @ Cincinnati Reds</b> Riverfront Stadium, Cincinnati, OH Sat May 24 1975, 7:05 PM EDT Att. 36,165 - Unknown														
<b>Joe Morgan, L</b> OBP: 0.474, SLG: 0.463 (1, 4)	4-0 CS BB		0-3 K		0-3 K			0-0 F8		0-0 P3	0-0 1B	5 0 1 1 1 2 2															
<b>Johnny Bench, R</b> OBP: 0.339, SLG: 0.512 (1, 2)	0-3 K		4-0 1-2 BB			0-0 HR		0-0 HR		0-0 BB 1B		4 2 3 2 1 1 1															
<b>Tony Perez, R</b> OBP: 0.307, SLG: 0.431 (1, 3)		0-0 F9	0-3 K			0-3 K		0-0 F8		4-0 BB 1B		4 0 0 0 1 2 2															
<b>Dave Concepcion, R</b> OBP: 0.343, SLG: 0.392 (1, 6)		0-0 FC5-4 1B		0-0 P3		0-0 6-3		0-0 2B		0-0 F8		5 0 2 0 0 0 2															
<b>George Foster, R</b> OBP: 0.302, SLG: 0.548 (1, 7)		0-0 FC5-4 1B		0-3 K		0-0 F9		0-0 4-3		0-0 F5		5 0 0 0 0 1 4															
<b>Merv Rettenmund, R</b> OBP: 0.319, SLG: 0.231 <b>Ken Griffey, L</b> OBP: 0.449, SLG: 0.458 (11, PR)		0-0 FC4 1B		0-0 6-3		0-0 6-3			4-0 WP BB		0-0 FC5-6 SH 1B	4 0 2 0 1 0 0 0 0 0 0 0 0 0															
<b>Cesar Geronimo, L</b> OBP: 0.347, SLG: 0.387 (1, 8)		0-0 FC4		0-0 4-3		0-0 G3		0-0 B5		0-0 SH FC6-4 FC5-6 1B		4 1 0 0 0 0 3															
<b>Pat Darcy, L</b> <b>Pedro Borbon, R</b> <b>Dan Driesssen, L</b> <b>Rawly Eastwick, R</b> <b>Ed Ambrister, R</b> <b>Clay Carroll, R</b> <b>Doug Flynn, R</b> (1, 1) (5, 1) (7, PH) (8, 1) (9, PH) (10, 1) (11, PH)			0-3 K		0-0 F2		0-0 2B		0-0 L9		0-0 FC5-6 FC6-4	1 0 0 0 0 0 1 0 1 0 0 0 0 0 0 0 1 0 1 0 0 0 0 0 0 0 0 0 0 0 0 0 1 0 0 0 0 0 0 1 0 0 0 0 0 0 0 0 1 0 0 0 0 0 0 2															
<b>Inning Stats</b>	R: 0 E: 0 K: 1 S: 4	H: 0 LOB: 1 BB: 1 P: 8	R: 0 E: 0 K: 0 S: 5	H: 2 LOB: 2 BB: 0 P: 5	R: 0 E: 0 K: 3 S: 9	H: 0 LOB: 2 BB: 2 P: 17	R: 0 E: 0 K: 1 S: 5	H: 0 LOB: 0 BB: 0 P: 5	R: 0 E: 0 K: 1 S: 6	H: 1 LOB: 1 BB: 0 P: 6	R: 1 E: 0 K: 1 S: 6	H: 1 LOB: 0 BB: 0 P: 6		R: 0 E: 0 K: 1 S: 6	H: 1 LOB: 1 BB: 0 P: 6	R: 1 E: 0 K: 0 S: 5	H: 2 LOB: 1 BB: 0 P: 5	R: 0 E: 0 K: 0 S: 3	H: 0 LOB: 1 BB: 1 P: 7	R: 0 E: 0 K: 0 S: 4	H: 1 LOB: 2 BB: 1 P: 8	R: 1 E: 1 K: 0 S: 5	H: 2 LOB: 2 BB: 0 P: 5	1B: 5 2B: 4 3B: 0 HR: 2	SF: 0 SAC: 1 DP: 1 HBP: 0	WP: 1 PB: 0 SB: 0 CS: 1	PA: 47
<b>PITCHER</b>	IP	WLS	BF	H	R	ER	SO	BB	IBB	HBP	BLK	WP		HR	S	P	ERA	WHIP									
<b>Steve Carlton, L</b> ERA: 3.66 (1, 1)	5.0		20	3	0	0	6	3	0	0	0	0	0	29	41	0.00	1.200										
<b>Gene Garber, R</b> ERA: 2.67 (6, 1)	2.2		12	4	2	2	2	0	0	0	0	0	2	16	16	6.75	1.500										
<b>Tug McGraw, L</b> ERA: 1.31 (8, 1)	3.0	L	15	3	1	0	0	2	0	0	0	1	0	13	21	0.00	1.667										



Batter	1	2	3	4	5	6	7	8	9	AB R H RBI BB SO LOB	TOP							
Dave Cash, R OBP: 0.418, SLG: 0.426 (1, 4) X	0-0 L5			X 0-0 WP 1B		X 0-0 FC5-4 1B 1-2f		X 0-0 1B 1B		4 1 2 0 0 0 1								
Larry Bowa, S OBP: 0.367, SLG: 0.441 (1, 6) X	0-0 L6			X 0-0 L8 1-2		X 0-0 1B		X 0-0 1B 1B		4 1 2 0 0 0 1								
Dick Allen, R OBP: 0.268, SLG: 0.194 (1, 3) S S S Terry Harmon, R (8, PR) Tom Hilgendorf, S (8, 1)	0-3 K			S S S 0-3 K		S S S 0-3 K		X 0-0 2B 1B 1-2 3-H		4 0 1 1 0 3 3 0 0 0 0 0 0 0 0 0 0 0 0 0 0								
Greg Luzinski, R OBP: 0.359, SLG: 0.529 (1, 7)		X 0-0 F7		X 0-0 6-3		X 0-0 F8		X 0-0 2B 1B 1-3 2-H		4 0 1 1 0 0 3								
Jay Johnstone, L OBP: 0.420, SLG: 0.476 (1, 9) Ollie Brown, R OBP: 0.357, SLG: 0.538 (8, PH) (8, 9)		X 0-0 F8		X 0-0 6-3		X 0-0 4-3		X 4-0 IBB		3 0 0 0 0 0 0 0 0 0 0 1 0 0								
Mike Schmidt, R OBP: 0.286, SLG: 0.376 (1, 5)		X 0-0 F2		S S S 0-3 K		X 0-0 6-3		S S S 0-3 K		4 0 0 0 0 2 3								
Bob Boone, R OBP: 0.396, SLG: 0.394 (1, 2)			X 0-0 F7		X 0-0 HR		X 0-0 F8		X 0-0 G4-6-3 1B	4 1 2 1 0 0 0								
Mike Anderson, R OBP: 0.324, SLG: 0.384 (1, 8)			X 0-0 F7		X 0-0 F9			X 0-0 6-3	S S S 0-3 K	4 0 0 0 0 1 1								
Jim Lonborg, R (1, 1) Johnny Oates, L OBP: 0.333, SLG: 0.355 (8, PH) Tom Hutton, L OBP: 0.269, SLG: 0.172 (8, 3)			X 0-0 F7			B B B 4-0 FC5-4 BB		X 0-0 F8	X 0-0 G4-6-3 1-2f	1 0 0 0 1 0 0 1 0 0 0 0 0 0 1 0 0 0 0 0 1								
<b>Inning Stats</b>	R: 0 E: 0 K: 1 S: 5	H: 0 LOB: 0 BB: 0 P: 5	R: 0 E: 0 K: 0 S: 3	H: 0 LOB: 0 BB: 0 P: 3	R: 0 E: 0 K: 1 S: 6	H: 1 LOB: 1 BB: 0 P: 6	R: 1 E: 0 K: 1 S: 6	H: 1 LOB: 0 BB: 0 P: 6	R: 0 E: 0 K: 1 S: 6	H: 0 LOB: 0 BB: 0 P: 3	R: 2 E: 0 K: 1 S: 9	H: 4 LOB: 3 BB: 1 P: 13	R: 0 E: 0 K: 1 S: 5	H: 1 LOB: 0 BB: 0 P: 5	1B: 6 2B: 1 3B: 0 HR: 1	SF: 0 SAC: 0 DP: 1 HBP: 0	WP: 1 PB: 0 SB: 0 CS: 0	PA: 36
<b>PITCHER</b>	IP WLS BF H R ER SO BB IBB HBP BLK WP HR S P ERA WHIP																	
Clay Kirby, R ERA: 4.5 (1, 1)	7.2 W 30 6 3 3 4 1 0 0 0 1 1 37 41 3.52 0.913																	
Pedro Borbon, R ERA: 4.35 (8, 1)	0.0 1 1 0 0 0 0 0 0 0 0 0 0 1 1 ∞ ∞																	
Will McEnaney, L ERA: 1.42 (8, 1)	0.0 1 0 0 0 0 0 0 1 0 0 0 0 0 4 ∞ ∞																	
Rawly Eastwick, R ERA: 1.69 (8, 1)	1.1 S 4 1 0 0 2 0 0 0 0 0 0 0 8 8 0.00 0.750																	

Philadelphia Phillies @ Cincinnati Reds  
Riverfront Stadium, Cincinnati, OH  
Sun May 25 1975, 3:33 AM EDT  
Att. 25,726 - Unknown

AB	34
R	3
H	8
RBI	3
BB	2
SO	6
LOB	13





Batter	1	2	3	4	5	6	7	8	9	AB	R	H	RBI	BB	SO	LOB		
Pete Rose, S OBP: 0.384, SLG: 0.404 (1, 5)	0-0 L4		0-0 4-3	0-0 F8		0-0 FC4-6 1B		0-0 F9		5	0	0	0	0	0	1		
Joe Morgan, L OBP: 0.479, SLG: 0.467 (1, 4)	0-0 1B		4-0 E 2B BB	0-0 4-3		0-0 1-3 1B				3	1	2	0	1	0	0		
Johnny Bench, R OBP: 0.332, SLG: 0.500 (1, 2)	0-0 F2		0-0 F5		0-0 P4	0-3 K				4	0	0	0	0	1	4		
Tony Perez, R OBP: 0.315, SLG: 0.435 (1, 3)	0-0 FC5-4 1B		1-0 E 2B HBP		0-0 2B		4-0 L4-3 BB			1	0	1	0	0	0	0		
Dan Driessen, L OBP: 0.386, SLG: 0.319 (3, PR)	0-0 FC5-4 1B		0-0 E5 2B		0-0 5-3		0-0 L4-3			1	1	1	0	1	0	0		
Dave Concepcion, R OBP: 0.335, SLG: 0.382 (1, 6)	0-0 FC5-4 1-2f		0-0 6-3 2B		0-0 1-H 2-H 3-H 2B		0-0 1B			4	1	0	0	0	0	6		
Cesar Geronimo, L OBP: 0.364, SLG: 0.414 (1, 8)		0-0 6-3 2B	0-0 1-3		0-3 K		0-0 F8			3	0	3	3	1	0	0		
Merv Rettenmund, R OBP: 0.294, SLG: 0.209 (1, 9)		0-0 6-3 2-3	0-0 1-3		0-3 K		0-0 F7			4	0	0	0	0	1	6		
George Foster, R OBP: 0.300, SLG: 0.567 (1, 7)		0-3 K		0-0 HR		0-0 6-3		0-0 L1		4	1	1	1	0	1	1		
Clay Kirby, R OBP: 0.364, SLG: 0.222 (1, 1)		0-3 K		0-3 K		0-0 FC4-6 1B				3	0	1	0	0	2	1		
Pedro Borbon, R OBP: 0.200, SLG: 0.200 (8, 1)										0	0	0	0	0	0	0		
Will McEnaney, L (8, 1)										0	0	0	0	0	0	0		
Rawly Eastwick, R (8, 1)										1	0	0	0	0	0	0		
<b>Inning Stats</b>	R: 0 E: 0 K: 5 S: 5	H: 2 LOB: 2 BB: 0 P: 5	R: 0 E: 0 K: 2 S: 8	H: 1 LOB: 1 BB: 0 P: 8	R: 3 E: 1 K: 0 S: 5	H: 1 LOB: 2 BB: 1 P: 10	R: 1 E: 0 K: 1 S: 6	H: 1 LOB: 0 BB: 0 P: 6	R: 0 E: 0 K: 1 S: 7	H: 2 LOB: 2 BB: 0 P: 7	R: 0 E: 0 K: 0 S: 3	H: 1 LOB: 1 BB: 1 P: 7	R: 0 E: 0 K: 0 S: 3	H: 0 LOB: 0 BB: 0 P: 3	1B: 5 2B: 4 3B: 0 HR: 1	SF: 0 SAC: 0 DP: 1 HBP: 1	WP: 0 PB: 0 SB: 1 CS: 0	
<b>PITCHER</b>	IP WLS L	WLS L	IP WLS L	IP WLS L	IP WLS L	IP WLS L	IP WLS L	IP WLS L	IP WLS L	IP WLS L	IP WLS L	IP WLS L	IP WLS L	IP WLS L	IP WLS L	IP WLS L	ERA WHIP	
Jim Lonborg, R ERA: 1.83 (1, 1)	7.0		7.0		7.0		7.0		7.0		7.0		7.0		7.0		1.29	1.571
Tom Hilgendorf, L ERA: 2.5 (8, 1)	1.0		1.0		1.0		1.0		1.0		1.0		1.0		1.0		0.00	0.000

**BOTTOM**

**Philadelphia Phillies @ Cincinnati Reds**  
Riverfront Stadium, Cincinnati, OH  
Sun May 25 1975, 3:33 AM EDT  
Att. 25,726 - Unknown

livebaseballscorecards.com

<b>AB</b>	<b>33</b>
<b>R</b>	<b>4</b>
<b>H</b>	<b>9</b>
<b>RBI</b>	<b>4</b>
<b>BB</b>	<b>3</b>
<b>SO</b>	<b>5</b>
<b>LOB</b>	<b>19</b>



WP: 0	PA: 37
PB: 0	
SB: 1	
CS: 0	

Batter	1	2	3	4	5	6	7	8	9	10	11	AB R H RBI BB SO LOB	TOP														
Von Joshua, L (1, 8) OBP: 0.362, SLG: 0.414	0-3 K ①			0-0 F8 ①		0-0 4-3 2B ②		0-0 FC3-6 WP BLK 1-2f ①		1-0 4-3 HBP ②		4 0 1 0 0 1 1	<b>San Francisco Giants @ Philadelphia Phillies</b> <b>Veterans Stadium, Philadelphia, PA</b> Mon May 26 1975, 7:05 PM EDT Att. 15,693 - Unknown														
Derrel Thomas, S (1, 4) OBP: 0.328, SLG: 0.328	0-3 K ②			0-0 4-3 ②		0-0 4-3 ②		0-0 4-3 ②		0-0 4-3 ②		5 0 0 0 0 1 3															
Bobby Murcer, L (1, 9) OBP: 0.408, SLG: 0.497	0-3 K ③			4-0 FC6-4 BB ③		4-0 BB ③		0-0 F8 ③		0-0 G3 ③		3 0 0 0 2 1 2															
Gary Matthews, R (1, 7) OBP: 0.384, SLG: 0.497		0-0 CS 1B ①		0-0 FC6-4 1-2f ③		0-0 3-1 ③			0-0 4-3 1B ①		0-0 F8 ①	5 0 2 0 0 0 3															
Willie Montanez, L (1, 3) OBP: 0.319, SLG: 0.432		0-0 G3 ① ②			4-0 CS BB ①		0-0 F8 ①		0-0 4-3 ①		0-0 F5 ②	4 0 0 0 1 0 2															
Chris Speier, R (1, 6) OBP: 0.352, SLG: 0.346		0-0 F3 ③			4-0 BB ①		0-0 F9 ②		4-0 IBB ②		0-3 K ③	3 0 0 0 2 1 0															
Ed Goodson, L (1, 5) OBP: 0.266, SLG: 0.317			0-0 P6 ①		0-0 P6 ②		4-0 BB ②		0-0 F7 ②			3 0 0 0 1 0 3															
Dave Rader, L (1, 2) OBP: 0.337, SLG: 0.337			0-3 K ②		0-0 F9 ③		0-0 4-3 ③		0-0 1-3 ③			4 0 0 0 0 1 4															
Ed Halicki, R (1, 1) OBP: 0.286, SLG: 0.167			0-3 K ③			0-3 K ①		0-0 FC3-6 1B ①		0-0 G3 ①		4 0 1 0 0 2 0															
<b>Inning Stats</b>	R: 0 H: 0 E: 0 K: 3 S: 9	H: 0 LOB: 0 BB: 0 P: 9	R: 0 H: 1 E: 0 K: 0 S: 3	H: 1 LOB: 0 BB: 0 P: 3	R: 0 H: 0 E: 0 K: 2 S: 7	H: 0 LOB: 0 BB: 0 P: 7	R: 0 H: 0 E: 0 K: 0 S: 3	H: 0 LOB: 1 BB: 1 P: 7	R: 0 H: 0 E: 0 K: 0 S: 2	H: 0 LOB: 1 BB: 2 P: 10	R: 0 H: 1 E: 0 K: 1 S: 6	H: 1 LOB: 2 BB: 1 P: 10		R: 0 H: 0 E: 0 K: 0 S: 4	H: 1 LOB: 1 BB: 0 P: 4	R: 0 H: 1 E: 0 K: 0 S: 4	H: 1 LOB: 2 BB: 1 P: 8	R: 0 H: 0 E: 0 K: 0 S: 3	H: 0 LOB: 1 BB: 0 P: 4	R: 0 H: 0 E: 0 K: 1 S: 5	H: 0 LOB: 0 BB: 0 P: 5	1B: 3 SF: 0 2B: 1 SAC: 0 3B: 0 DP: 0 HR: 0 HBP: 1	WP: 1 PA: 42 PB: 0 SB: 0 CS: 2				
<b>PITCHER</b>	IP WLS BF H R ER SO BB IBB HBP BLK WP HR S P ERA WHIP																										
Wayne Twitchell, R (1, 1) ERA: 4.34	7.2	29	3	0	0	6	5	0	0	1	1	0	36	56	0.00	1.043											
Tug McGraw, L (8, 1) ERA: 1.13	3.1	13	1	0	0	1	0	1	1	0	0	0	13	18	0.00	0.300											

AB	35
R	0
H	4
RBI	0
BB	6
SO	7
LOB	18



livebaseballscores.com

Batter	1	2	3	4	5	6	7	8	9	10	11	AB R H RBI BB SO LOB	BOTTOM	
<b>Dave Cash, R</b> OBP: 0.412, SLG: 0.420 (1, 4) X	0-0 S 1B		X 0-0 F8 ①		X 0-0 6-3 ③			X 0-0 4-3 ③			X 0-0 F9 ②	5 0 1 0 0 0 0	<b>San Francisco Giants @ Philadelphia Phillies</b> <b>Veterans Stadium, Philadelphia, PA</b> Mon May 26 1975, 7:05 PM EDT Att. 15,693 - Unknown	
<b>Larry Bowa, S</b> OBP: 0.363, SLG: 0.434 (1, 6) S	0-3 K 1-2		X 0-0 F7 ②			X 0-0 B1-3 ①			X 0-0 1-3 ①		X 0-0 E E 1B	5 1 1 0 0 1 1		
<b>Dick Allen, R</b> OBP: 0.283, SLG: 0.200 (1, 3) B	4-0 BB		X 0-0 1B			S 0-3 K ②			S 0-3 K ②		X 0-0 E5 1-H	4 0 1 0 1 2 0		
<b>Greg Luzinski, R</b> OBP: 0.351, SLG: 0.516 (1, 7) S	0-3 K ②		S 0-3 K ③			X 0-0 6-3 ③			S 0-3 K ③			4 0 0 0 0 3 3		
<b>Jay Johnstone, L</b> OBP: 0.389, SLG: 0.435 (1, 9) X	0-0 3-1 ③			X 0-0 F7 ①			S 0-3 K ①			X 0-0 4-3 ①		4 0 0 0 0 1 2		
<b>Mike Schmidt, R</b> OBP: 0.279, SLG: 0.366 (1, 5) S		S 0-3 K ①		X 0-0 F9 ②			X 0-0 F8 ②			X 0-0 6-3 ②		4 0 0 0 0 1 0		
<b>Bob Boone, R</b> OBP: 0.395, SLG: 0.400 <b>Tug McGraw, R</b> OBP: 0.400, SLG: 0.400 (1, 2) (8, 1)		X 0-0 2B		X 0-0 F7 ③			X 0-0 P6 ③			X 0-0 1B		3 0 1 0 0 0 0 1 0 1 0 0 0 0		
<b>Mike Anderson, R</b> OBP: 0.314, SLG: 0.372 (1, 8) X		X 0-0 F7 ②			X 0-0 B5-3 ①			X 0-0 F8 ①		X 0-0 4-3 ③		4 0 0 0 0 0 2		
<b>Wayne Twitchell, R</b> OBP: 0.053, SLG: 0.105 <b>Johnny Oates, L</b> OBP: 0.314, SLG: 0.333 (1, 1) (8, 2) S		S 0-3 K ③			S 0-3 K ②			X 0-0 F8 ②			X 0-0 1-3 ①	2 0 0 0 0 2 1 2 0 0 0 0 0 0		
<b>Inning Stats</b>	R: 0 H: 1 E: 0 LOB: 2 K: 2 BB: 1 S: 8 P: 12	R: 0 H: 1 E: 0 LOB: 1 K: 2 BB: 0 S: 8 P: 8	R: 0 H: 1 E: 0 LOB: 1 K: 1 BB: 0 S: 6 P: 6	R: 0 H: 0 E: 0 LOB: 0 K: 0 BB: 0 S: 3 P: 3	R: 0 H: 0 E: 0 LOB: 0 K: 1 BB: 0 S: 5 P: 5	R: 0 H: 0 E: 0 LOB: 0 K: 1 BB: 0 S: 5 P: 5	R: 0 H: 0 E: 0 LOB: 0 K: 1 BB: 0 S: 5 P: 5	R: 0 H: 0 E: 0 LOB: 0 K: 0 BB: 0 S: 3 P: 3	R: 0 H: 0 E: 0 LOB: 0 K: 2 BB: 0 S: 7 P: 7	R: 0 H: 1 E: 0 LOB: 1 K: 0 BB: 0 S: 4 P: 4	R: 1 H: 1 E: 2 LOB: 1 K: 0 BB: 0 S: 4 P: 4	1B: 4 SF: 0 2B: 1 SAC: 0 3B: 0 DP: 0 HR: 0 HBP: 0		WP: 0 PA: 39 PB: 0 SB: 1 CS: 0
<b>PITCHER</b> <b>Ed Halicki, R</b> ERA: 2.12 (1, 1)	IP WLS BF H R ER SO BB IBB HBP BLK WP HR S P ERA WHIP													
	10.2 L 39 5 1 0 10 1 0 0 0 0 0 58 62 0.00 0.562													

livebaseballscores.com

<b>AB</b>	<b>38</b>
<b>R</b>	<b>1</b>
<b>H</b>	<b>5</b>
<b>RBI</b>	<b>0</b>
<b>BB</b>	<b>1</b>
<b>SO</b>	<b>10</b>
<b>LOB</b>	<b>9</b>



Batter	1	2	3	4	5	6	7	8	9	10	AB R H RBI BB SO LOB
Von Joshua, L (1, 8) OBP: 0.364, SLG: 0.414	0-0 L4		0-0 1B E 1B		0-0 4-3		0-0 4-3		0-0 E8 2B 1B	5 1 2 0 0 0 1	
Bruce Miller, R (1, 4) Glenn Adams, L (10, PH) Derrel Thomas, S (10, PR) OBP: 0.328, SLG: 0.328	0-0 E4		0-0 E4 1B		0-0 FC5-4 1B		0-0 6-3		0-0 S 2B	4 0 1 0 0 0 1 1 0 1 1 0 0 0 0 0 0 0 0 0 0	
Jake Brown, R (1, 9) Gary Thomasson, L (10, PH) OBP: 0.231, SLG: 0.261	0-3 K		0-0 G4-6-3 1B		0-0 FC5-4 1-2f		0-0 F8		4-0 S IBB	4 0 1 0 0 1 2 0 0 0 0 1 0 0	
Gary Matthews, R (1, 7) OBP: 0.373, SLG: 0.481	0-0 5-3		0-3 K		0-0 F9		0-0 E5		0-3 K 1-2 2-3	5 0 0 0 0 2 6	
Willie Montanez, L (1, 3) OBP: 0.310, SLG: 0.418		0-0 6-3	0-0 G4-6-3 1-2f		0-0 F6		0-0 4-3		0-0 F7	5 0 0 0 0 0 6	
Chris Speier, R (1, 6) OBP: 0.350, SLG: 0.344		0-0 E 1B		0-3 K		0-0 F8		0-0 F9		4 0 1 0 0 1 0	
Ed Goodson, L (1, 5) OBP: 0.257, SLG: 0.305		0-0 E5 1-2		0-0 4-3		0-3 K		0-0 F7		4 0 0 0 0 1 1	
Marc Hill, R (1, 2) OBP: 0.313, SLG: 0.275		0-3 K		0-3 K		0-0 1B		0-0 5-3		4 0 1 0 0 2 2	
John Montefusco, R (1, 1) OBP: 0.313, SLG: 0.275		0-3 K		0-0 P4		0-3 K		0-3 K		4 0 0 0 0 3 3	

Inning Stats	R: 0	H: 0	E: 1	LOB: 1	K: 1	BB: 0	S: 6	P: 6	R: 0	H: 1	E: 1	LOB: 2	K: 2	BB: 0	S: 9	P: 9	R: 0	H: 2	E: 1	LOB: 2	K: 1	BB: 0	S: 7	P: 7	R: 0	H: 0	E: 0	LOB: 0	K: 2	BB: 0	S: 7	P: 7	R: 0	H: 1	E: 0	LOB: 1	K: 0	BB: 0	S: 4	P: 4	R: 0	H: 0	E: 0	LOB: 0	K: 0	BB: 0	S: 3	P: 3	R: 0	H: 1	E: 0	LOB: 1	K: 2	BB: 0	S: 8	P: 8	R: 0	H: 0	E: 1	LOB: 1	K: 0	BB: 0	S: 4	P: 4	R: 0	H: 0	E: 0	LOB: 0	K: 0	BB: 0	S: 3	P: 3	R: 1	H: 2	E: 1	LOB: 2	K: 2	BB: 1	S: 9	P: 13	1B: 6	SF: 0	2B: 1	SAC: 0	3B: 0	DP: 1	HR: 0	HBP: 0	WP: 0	PA: 41
--------------	------	------	------	--------	------	-------	------	------	------	------	------	--------	------	-------	------	------	------	------	------	--------	------	-------	------	------	------	------	------	--------	------	-------	------	------	------	------	------	--------	------	-------	------	------	------	------	------	--------	------	-------	------	------	------	------	------	--------	------	-------	------	------	------	------	------	--------	------	-------	------	------	------	------	------	--------	------	-------	------	------	------	------	------	--------	------	-------	------	-------	-------	-------	-------	--------	-------	-------	-------	--------	-------	--------

PITCHER	IP	WLS	BF	H	R	ER	SO	BB	IBB	HBP	BLK	WP	HR	S	P	ERA	WHIP
Tom Underwood, L (1, 1) ERA: 2.11	8.0		32	5	0	0	8	0	0	0	0	0	0	48	48	0.00	0.625
Gene Garber, R (9, 1) ERA: 2.53	1.2	L	8	2	1	0	2	0	1	0	0	0	0	11	15	0.00	1.200
Joe Hoerner, L (10, 1) ERA: 4.05	0.1		1	0	0	0	0	0	0	0	0	0	0	1	1	0.00	0.000

San Francisco Giants @ Philadelphia Phillies  
Veterans Stadium, Philadelphia, PA  
Tue May 27 1975, 7:05 PM EDT  
Att. 18,735 - Unknown

livebaseballscorecards.com

AB	40
R	1
H	7
RBI	1
BB	1
SO	10
LOB	22



Batter	1	2	3	4	5	6	7	8	9	10	AB	R	H	RBI	BB	SO	LOB
<b>Dave Cash, R</b> OBP: 0.404, SLG: 0.410 (1, 4)	0-0 6-3		0-0 L4-6			0-0 6-3		0-0 6-3			4	0	0	0	0	0	1
<b>Bob Boone, R</b> OBP: 0.384, SLG: 0.388 (1, 2)	0-0 P4			0-0 L5		0-0 6-3			0-0 F7		4	0	0	0	0	0	0
<b>Dick Allen, R</b> OBP: 0.280, SLG: 0.227 (1, 3)	0-3 K			0-0 2B		0-0 F3			0-3 K		4	0	1	0	0	2	0
<b>Greg Luzinski, R</b> OBP: 0.343, SLG: 0.503 (1, 7)		0-3 K		0-3 K			0-0 5-3		0-0 P4		4	0	0	0	0	2	1
<b>Jay Johnstone, L</b> OBP: 0.397, SLG: 0.429 (1, 9)		0-3 K		4-0 IBB			0-0 1B		0-0 F9		3	0	1	0	1	1	0
<b>Tony Taylor, R</b> OBP: 0.381, SLG: 0.333 (1, 5)		0-0 1B		0-0 F8			0-0 1B	0-0 G4-6-3	0-0 F8		4	0	2	0	0	0	2
<b>Mike Anderson, R</b> OBP: 0.310, SLG: 0.366 (1, 8)		0-0 F7			0-3 K		0-0 G4-6-3		0-0 6-3		2	0	0	0	0	1	1
<b>Tom Hutton, L</b> OBP: 0.265, SLG: 0.169 (7, PH)											1	0	0	0	0	0	2
<b>Jerry Martin, R</b> (8, 8)											1	0	0	0	0	0	0
<b>Terry Harmon, R</b> OBP: 0.250, SLG: 0.250 (1, 6)			0-0 L4-6 SH1-4		0-0 F9		0-0 F9		0-0 F9		3	0	1	0	0	0	0
<b>Tom Underwood, R</b> OBP: 0.150, SLG: 0.150 (1, 1)			0-0 SH1-4		0-0 4-3						1	0	0	0	0	0	0
<b>Ollie Brown, R</b> OBP: 0.333, SLG: 0.500 (8, PH)											1	0	0	0	0	1	0
<b>Gene Garber, R</b> (9, 1)											0	0	0	0	0	0	0
<b>Joe Hoerner, R</b> (10, 1)			1-2								0	0	0	0	0	0	0


Inning Stats	R: 0	H: 0	R: 0	H: 1	R: 0	H: 1	R: 0	H: 0	R: 0	H: 0	R: 0	H: 2	R: 0	H: 0	R: 0	H: 0	R: 0	H: 0	R: 0	H: 0	R: 0	H: 0	R: 0	H: 0	R: 0	H: 0	R: 0	H: 0	R: 0	H: 1	R: 0	H: 0		
	E: 0	LOB: 0	E: 0	LOB: 1	E: 0	LOB: 2	E: 0	LOB: 0	E: 0	LOB: 1	E: 0	LOB: 0	E: 0	LOB: 0	E: 0	LOB: 0	E: 0	LOB: 0	E: 0	LOB: 0	E: 0	LOB: 0	E: 0	LOB: 0	E: 0	LOB: 0	E: 0	LOB: 0	E: 0	LOB: 0	E: 0	LOB: 0	E: 0	LOB: 0
	K: 1	BB: 0	K: 2	BB: 0	K: 0	BB: 0	K: 1	BB: 0	K: 0	BB: 0	K: 1	BB: 0	K: 0	BB: 0	K: 1	BB: 0	K: 1	BB: 0	K: 1	BB: 0	K: 1	BB: 0	K: 1	BB: 0	K: 1	BB: 0	K: 1	BB: 0	K: 1	BB: 0	K: 2	BB: 0	K: 0	BB: 0
	S: 5	P: 5	S: 8	P: 8	S: 3	P: 3	S: 6	P: 10	S: 5	P: 5	S: 3	P: 3	S: 4	P: 4	S: 5	P: 5	S: 5	P: 5	S: 5	P: 5	S: 3	P: 3	S: 3	P: 3	S: 3	P: 3	S: 3	P: 3	S: 3	P: 3	S: 3	P: 3	S: 3	P: 3

PITCHER	IP	WLS	BF	H	R	ER	SO	BB	IBB	HBP	BLK	WP	HR	S	P	ERA	WHIP
<b>John Montefusco, R</b> ERA: 2.47 (1, 1)	10.0	W	34	5	0	0	7	0	1	0	0	0	0	47	51	0.00	0.500

**BOTTOM**

San Francisco Giants @ Philadelphia Phillies  
 Veterans Stadium, Philadelphia, PA  
 Tue May 27 1975, 7:05 PM EDT  
 Att: 18,735 - Unknown

<b>AB</b>	32
<b>R</b>	0
<b>H</b>	5
<b>RBI</b>	0
<b>BB</b>	1
<b>SO</b>	7
<b>LOB</b>	7



WP	PA	1B	SF	2B	SAC	3B	DP	HR	HBP
0	34	4	0	2	1	0	2	0	0
0		0		0		0		0	
0		0		0		0		0	
0		0		0		0		0	

Batter	1	2	3	4	5	6	7	8	9	AB R H RBI BB SO LOB	TOP											
Von Joshua, L (1, 8) OBP: 0.365, SLG: 0.416	0-3 K		4-0 FC6-4 BB		0-0 2B			0-0 F8	0-0 FC4-6	4 0 1 0 1 1 1												
Derrel Thomas, S (1, 4) OBP: 0.324, SLG: 0.323	0-3 K		0-0 FC6-4 CS		0-0 3-1			0-0 1B	0-0 FC5-4	5 0 1 0 0 1 3												
Jake Brown, R (1, 9) OBP: 0.364, SLG: 0.400	0-0 4-3		0-0 F9				0-0 4-3 WP 2B	0-0 P6		4 1 1 0 0 0 2												
Gary Matthews, R (1, 7) OBP: 0.370, SLG: 0.475		0-0 1B E 1B		0-0 5-3			0-0 F9	0-0 4-3		4 1 1 0 0 0 2												
Willie Montanez, L (1, 3) OBP: 0.320, SLG: 0.433		0-0 E SF7 1B		0-0 FC6-4 1B			0-0 4-3		0-0 1B 2B	4 2 3 0 0 0 1												
Chris Speier, R (1, 6) OBP: 0.348, SLG: 0.341		0-0 E5 1-3 3-H		0-3 K			0-0 P4		0-0 2B 1B	4 1 1 2 0 1 2												
Bruce Miller, R (1, 5) OBP: 0.358, SLG: 0.380		0-0 P4		0-0 FC6-4			0-0 F9		0-0 1B FC3-6 2B	4 1 1 0 0 0 3												
Marc Hill, R (1, 2) OBP: 0.310, SLG: 0.278		0-0 SF7			0-0 F9		0-0 6-3		0-0 FC3-6 1B	3 0 1 2 0 0 0												
Gary Thomasson, L (9, PR) OBP: 0.231, SLG: 0.261									2-3 3-H	0 0 0 0 0 0 0												
Pete Falcone, L (1, 1) OBP: 0.105, SLG: 0.105	0-3 K				0-0 6-3		0-0 F9		0-0 FC3-6	2 0 0 0 0 1 1												
Charlie Williams, R (5, 1)									1-2f 3-H	0 0 0 0 0 0 0												
Chris Arnold, R (7, PH) OBP: 0.250, SLG: 0.211										1 0 0 0 0 0 0												
Tommy Toms, R (7, 1)										0 0 0 0 0 0 0												
Bobby Murcer, L (9, PH) OBP: 0.406, SLG: 0.493										1 0 0 1 0 0 1												
<b>Inning Stats</b>	R: 0 E: 0 K: 2 S: 7	H: 0 LOB: 0 BB: 0 P: 7	R: 2 E: 1 K: 1 S: 8	H: 2 LOB: 1 BB: 0 P: 8	R: 0 E: 0 K: 0 S: 2	H: 0 LOB: 0 BB: 1 P: 6	R: 0 E: 0 K: 1 S: 6	H: 1 LOB: 1 BB: 0 P: 6	R: 0 E: 0 K: 0 S: 4	H: 1 LOB: 1 BB: 0 P: 4	R: 1 E: 0 K: 0 S: 4	H: 1 LOB: 0 BB: 0 P: 4	R: 0 E: 0 K: 0 S: 3	H: 0 LOB: 0 BB: 0 P: 3	R: 0 E: 0 K: 0 S: 4	H: 1 LOB: 1 BB: 0 P: 4	R: 3 E: 0 K: 0 S: 7	H: 4 LOB: 1 BB: 0 P: 7	1B: 6 2B: 4 3B: 0 HR: 0	SF: 1 SAC: 0 DP: 0 HBP: 0	WP: 1 PB: 0 SB: 0 CS: 1	PA: 38
<b>PITCHER</b>	IP WLS BF H R ER SO BB IBB HBP BLK WP HR S P ERA WHIP																					
Steve Carlton, L (1, 1) ERA: 3.9	8.0 W 34 9 6 5 4 1 0 0 0 1 0 41 45 5.62 1.250																					
Tug McGraw, L (9, 1) ERA: 1.08	1.0 S 4 1 0 0 0 0 0 0 0 0 0 0 4 4 0.00 1.000																					

San Francisco Giants @ Philadelphia Phillies  
Veterans Stadium, Philadelphia, PA  
Wed May 28 1975, 7:05 PM EDT  
Att: 15,706 - Unknown

livebaseballscorecards.com

AB	36
R	6
H	10
RBI	5
BB	1
SO	4
LOB	16



Batter	1	2	3	4	5	6	7	8	9
<b>Dave Cash, R</b> OBP: 0.399, SLG: 0.404 (1, 4)	0-0 1-3 5-3 1B		0-0 F8		0-0 FC5-4 2B 4-1		0-3 K	0-0 5-3	
<b>Bob Boone, R</b> OBP: 0.385, SLG: 0.396 (1, 2)	0-0 5-3 1-2		0-3 K		0-0 4-1 2B		0-0 2B 2B 1B	0-0 F7	
<b>Dick Allen, R</b> OBP: 0.296, SLG: 0.255 (1, 3) <b>Tom Hutton, L</b> OBP: 0.265, SLG: 0.169 (8, 3)	0-0 1-3 2-3		0-0 F9		4-0 4-1 IBB		0-0 2B 2B		
<b>Greg Luzinski, R</b> OBP: 0.346, SLG: 0.497 (1, 7)	0-3 K			4-0 HR BB	0-0 4-1		4-0 2B FC4 IBB		
<b>Mike Schmidt, R</b> OBP: 0.284, SLG: 0.372 (1, 5)		0-3 K		0-3 K BB	4-0 BB		0-0 E 2B		
<b>Jerry Martin, R</b> OBP: 0.400, SLG: 1.000 (1, 8)		0-0 F3		0-0 1-H HR	0-0 4-3		4-0 FC4 IBB		
<b>Mike Anderson, R</b> OBP: 0.322, SLG: 0.396 (1, 9)		0-0 HR		0-0 G6-4-3 1B		4-0 G6-4-3 BB	0-0 FC4 1-2f 2-H 3-H		
<b>Terry Harmon, R</b> OBP: 0.250, SLG: 0.143 (1, 6)		4-0 BB		0-0 G6-4-3 1-2f		0-0 G6-4-3 1-2f	0-0 6-3		
<b>Steve Carlton, L</b> OBP: 0.190, SLG: 0.150 (1, 1) <b>Tug McGraw, R</b> OBP: 0.400, SLG: 0.400 (9, 1)		0-0 4-3			4-0 FC5-4 BB	0-0 4-3		0-0 F7	

Inning Stats	R: 0 E: 0 K: 1 S: 6	H: 1 LOB: 1 BB: 0 P: 6	R: 1 E: 0 K: 1 S: 6	H: 1 LOB: 1 BB: 1 P: 10	R: 0 E: 0 K: 1 S: 5	H: 0 LOB: 0 BB: 0 P: 5	R: 2 E: 0 K: 1 S: 6	H: 2 LOB: 0 BB: 1 P: 10	R: 1 E: 0 K: 0 S: 4	H: 1 LOB: 3 BB: 3 P: 16	R: 0 E: 0 K: 0 S: 2	H: 0 LOB: 0 BB: 1 P: 6	R: 4 E: 1 K: 1 S: 8	H: 3 LOB: 1 BB: 2 P: 16	R: 0 E: 0 K: 0 S: 3	H: 0 LOB: 0 BB: 0 P: 3
1B: 3 2B: 3 3B: 0 HR: 2	SF: 0 SAC: 0 DP: 2 HBP: 0	WP: 0 PA: 38														


PITCHER	IP	WLS	BF	H	R	ER	SO	BB	IBB	HBP	BLK	WP	HR	S	P	ERA	WHIP
<b>Pete Falcone, L</b> ERA: 3.55 (1, 1)	4.1	L	21	5	4	4	4	3	1	0	0	0	2	25	41	8.31	1.846
<b>Charlie Williams, R</b> ERA: 5.08 (5, 1)	1.2		6	0	0	0	0	2	0	0	0	0	0	4	12	0.00	1.200
<b>Tommy Toms, R</b> ERA: 6.43 (7, 1)	2.0		11	3	4	3	1	0	2	0	0	0	0	11	19	13.50	1.500

**BOTTOM**

San Francisco Giants @ Philadelphia Phillies  
Veterans Stadium, Philadelphia, PA

Wed May 28 1975, 7:05 PM EDT  
Att. 15,706 - Unknown

AB 30  
R 8  
H 8  
RBI 7  
BB 8  
SO 5  
LOB 15



Batter	1	2	3	4	5	6	7	8	9	AB R H RBI BB SO LOB	TOP									
Greg Gross, L (1, 7) OBP: 0.355, SLG: 0.357	0-0 SH1-3 2B 1B	4-0 BB		0-0 F7			0-0 2B 1B	0-0 E6 WP		4 2 2 0 1 0 0										
Roger Metzger, S (1, 6) OBP: 0.354, SLG: 0.364	0-0 SH1-3 1-2	0-0 4-3			0-0 4-3		4-0 2B BB	0-0 6-3		3 1 0 0 1 0 2										
Cesar Cedeno, R (1, 8) OBP: 0.342, SLG: 0.383	4-0 2B BB		0-0 CS 1B		0-0 G2		0-0 F3	0-0 G4-6-3 1B		4 0 2 0 1 0 2										
Milt May, L (1, 2) OBP: 0.293, SLG: 0.313	0-0 1-3 2-H 2B		0-0 F8 1-2		0-0 6-3		0-0 1B 2B 1-H 2-H	0-0 F9		5 1 2 3 0 0 2										
Enos Cabell, R (1, 3) OBP: 0.352, SLG: 0.406	0-3 K		0-0 1B 2B		0-0 4-3		0-0 1B 1B 2-H	0-0 G4-6-3 1-2f		5 1 2 1 0 1 3										
Jose Cruz, L (1, 9) OBP: 0.376, SLG: 0.370	4-0 IBB		0-0 2-H 1B		0-0 F8		0-0 FC6-4 1B 2-3			3 0 2 1 1 0 0										
Doug Rader, R (1, 5) OBP: 0.348, SLG: 0.381	0-3 K		0-3 K		0-0 FC6-4 1B		0-0 FC6-4 1-2f			4 0 1 0 0 2 6										
Rob Andrews, R (1, 4) OBP: 0.286, SLG: 0.250		0-0 P4		0-0 G3		0-0 FC6-4 1-2f		4-0 G2-4-3 BB		3 0 0 0 1 0 1										
Doug Konieczny, R (1, 1) OBP: 0.115, SLG: 0.154		0-3 K		0-0 5-3			0-0 F9	0-0 G2-4-3 1-2f		4 0 0 0 0 1 1										
<b>Inning Stats</b>	R: 1 E: 0 K: 2 S: 9	H: 2 LOB: 3 BB: 2 P: 17	R: 0 E: 0 K: 1 S: 5	H: 0 LOB: 1 BB: 1 P: 9	R: 1 E: 0 K: 1 S: 7	H: 3 LOB: 1 BB: 0 P: 7	R: 0 E: 0 K: 0 S: 3	H: 0 LOB: 0 BB: 0 P: 3	R: 0 E: 0 K: 0 S: 4	H: 1 LOB: 1 BB: 0 P: 4	R: 3 E: 0 K: 0 S: 7	H: 4 LOB: 2 BB: 1 P: 11	R: 0 E: 1 K: 0 S: 3	H: 0 LOB: 1 BB: 1 P: 7	R: 0 E: 0 K: 0 S: 3	H: 1 LOB: 0 BB: 0 P: 3	1B: 8 2B: 3 3B: 0 HR: 0	SF: 0 SAC: 1 DP: 2 HBP: 0	WP: 1 PB: 0 SB: 0 CS: 1	PA: 41
<b>PITCHER</b>	IP WLS BF H R ER SO BB IBB HBP BLK WP HR S P ERA WHIP																			
Jim Lonborg, R (1, 1) ERA: 2.23	7.0 L 34 10 5 5 4 3 1 0 0 0 0 0 38 54 6.43 1.857																			
Larry Christenson, R (8, 1) ERA: 7.5	2.0 7 1 0 0 0 1 0 0 0 1 0 6 10 0.00 1.000																			

Houston Astros @ Philadelphia Phillies  
Veterans Stadium, Philadelphia, PA  
Fri May 30 1975, 7:05 PM EDT  
Att. 12,566 - Unknown

livebaseballscorecards.com

AB	35
R	5
H	11
RBI	5
BB	5
SO	4
LOB	17







Batter	1	2	3	4	5	6	7	8	9	AB	R	H	RBI	BB	SO	LOB	TOP
<b>Greg Gross, L</b> (1, 7) <small>OBP: 0.354, SLG: 0.352</small> <b>Cliff Johnson, R</b> (8, PH) <small>OBP: 0.330, SLG: 0.400</small> <b>Wayne Granger, R</b> (8, 1)	0-0 F9		4-0 BB			0-0 6-3		E3 1B 2B 1-H 2-H		2	0	0	0	1	0	0	
<b>Roger Metzger, S</b> (1, 6) <small>OBP: 0.345, SLG: 0.354</small>	0-0 G3		0-0 P5			0-0 4-3		5-3 3-1		5	0	0	0	0	0	4	
<b>Cesar Cedeno, R</b> (1, 8) <small>OBP: 0.348, SLG: 0.388</small>	0-0 F9			4-0 CS BB			0-0 F9	4-0 1B 1B IBB	0-0 1B 2B	3	2	1	0	2	0	0	
<b>Milt May, L</b> (1, 2) <small>OBP: 0.302, SLG: 0.322</small>		0-0 9-3 1B		0-0 P4			0-0 4-3	0-0 BB 1B 1-2 2-H	0-0 HR 1B	5	2	3	2	0	0	1	
<b>Enos Cabell, R</b> (1, 3) <small>OBP: 0.355, SLG: 0.436</small>		0-0 9-3 1-2f		0-0 F8 1-2			0-3 K	0-0 1B BB 1-2 2-H	0-0 HR 1-H	5	2	2	3	0	1	2	
<b>Jose Cruz, L</b> (1, 9) <small>OBP: 0.382, SLG: 0.374</small>		0-0 1B		0-0 4-3			0-0 4-3	0-0 1B 1B	0-0 5-3	4	2	2	0	1	0	0	
<b>Doug Rader, R</b> (1, 5) <small>OBP: 0.350, SLG: 0.382</small>		0-3 K		0-0 4-3			0-0 4-3	0-0 1B 2B 1B	0-0 F8	5	2	2	1	0	1	1	
<b>Rob Andrews, R</b> (1, 4) <small>OBP: 0.280, SLG: 0.244</small> <b>Ken Boswell, L</b> (8, PH) <small>OBP: 0.397, SLG: 0.367</small> (8, 4)			0-3 K		0-0 F8		0-0 F8	0-3 K 1-2 2-H	0-0 3-1	3	0	0	0	0	2	2	
<b>J.R. Richard, R</b> (1, 1) <small>OBP: 0.259, SLG: 0.407</small> <b>Bob Watson, R</b> (8, PH) <small>OBP: 0.372, SLG: 0.543</small> <b>Wilbur Howard, S</b> (8, PR) <small>OBP: 0.333, SLG: 0.346</small> (8, 7)			0-0 F8		0-3 K		0-3 K	0-0 2B 1B 1-2 2-H	0-0 HR 1B	2	0	0	0	0	1	0	
<b>Inning Stats</b>	R: 0 H: 0 E: 0 LOB: 0 K: 0 BB: 0 S: 3 P: 3	R: 0 H: 2 E: 0 LOB: 1 K: 1 BB: 0 S: 6 P: 6	R: 0 H: 0 E: 0 LOB: 1 K: 1 BB: 1 S: 5 P: 9	R: 0 H: 0 E: 0 LOB: 0 K: 0 BB: 1 S: 2 P: 6	R: 0 H: 0 E: 0 LOB: 0 K: 0 BB: 0 S: 3 P: 3	R: 0 H: 0 E: 0 LOB: 0 K: 1 BB: 0 S: 5 P: 5	R: 0 H: 0 E: 0 LOB: 0 K: 1 BB: 0 S: 5 P: 5	R: 12 H: 10 E: 1 LOB: 1 K: 1 BB: 2 S: 15 P: 23	R: 3 H: 3 E: 0 LOB: 0 K: 0 BB: 0 S: 6 P: 6	1B: 11 SF: 0 2B: 3 SAC: 0 3B: 0 DP: 1 HR: 2 HBP: 0	WP: 1 PA: 44 PB: 0 SB: 0 CS: 1						
<b>Wayne Twitchell, R</b> (1, 1) <small>ERA: 4.26</small> <b>Tug McGraw, L</b> (8, 1) <small>ERA: 2.84</small> <b>Gene Garber, R</b> (8, 1) <small>ERA: 3.62</small> <b>Tom Hilgendorf, L</b> (9, 1) <small>ERA: 3.79</small>	IP: 7.1 WLS: L BF: 27 H: 5 R: 3 ER: 3 SO: 5 BB: 2 IBB: 0 HBP: 0 BLK: 0 WP: 0 HR: 0 S: 35 P: 43 ERA: 3.68 WHIP: 0.955	IP: 0.1 WLS: L BF: 6 H: 3 R: 2 ER: 2 SO: 0 BB: 1 IBB: 1 HBP: 0 BLK: 0 WP: 0 HR: 0 S: 4 P: 12 ERA: 54.00 WHIP: 12.000	IP: 0.1 WLS: L BF: 5 H: 4 R: 7 ER: 7 SO: 0 BB: 0 IBB: 0 HBP: 0 BLK: 0 WP: 1 HR: 1 S: 5 P: 5 ERA: 189.00 WHIP: 12.000	IP: 1.0 WLS: L BF: 6 H: 3 R: 3 ER: 3 SO: 0 BB: 0 IBB: 0 HBP: 0 BLK: 0 WP: 0 HR: 1 S: 6 P: 6 ERA: 27.00 WHIP: 3.000	<b>PITCHER</b> IP WLS BF H R ER SO BB IBB HBP BLK WP HR S P ERA WHIP												

Houston Astros @ Philadelphia Phillies  
 Veterans Stadium, Philadelphia, PA  
 Sat May 31 1975, 7:05 PM EDT  
 Att: 18,094 - Unknown

livebaseballscorecards.com

AB	40
R	15
H	15
RBI	14
BB	4
SO	5
LOB	10



Batter	1	2	3	4	5	6	7	8	9	AB	R	H	RBI	BB	SO	LOB
<b>Dave Cash, R</b> OBP: 0.392, SLG: 0.393 (1, 4) BBB	4-0 PB BB		0-0 6-3		0-0 FC6-4 WP WP 1-2f 2-3		0-0 6-3		0-3 K	4	0	0	0	1	1	4
<b>Mike Schmidt, R</b> OBP: 0.277, SLG: 0.356 (1, 5) X	0-0 P4			4-0 S 1B BB	0-3 K WP 1-2 3-H		0-0 P5			3	1	0	0	0	1	2
<b>Jay Johnstone, L</b> OBP: 0.381, SLG: 0.407 (1, 9) SSS	0-3 K 1-2			0-0 L5 1-2	0-3 K 1-2 2-3		0-0 1B 1B			4	1	1	0	0	2	4
<b>Greg Luzinski, R</b> OBP: 0.337, SLG: 0.480 (1, 7) X	0-0 F8			0-0 F3		0-0 F8		0-0 1B 1B		4	0	1	0	0	0	2
<b>Dick Allen, R</b> OBP: 0.306, SLG: 0.259 (1, 3) SSS		0-3 K2-3		0-0 S 1B		0-3 K		0-0 1B 1B G6-4-3 1-2 2-H		4	0	2	2	0	2	0
<b>Bob Boone, R</b> OBP: 0.378, SLG: 0.388 (1, 2) <b>Tom Hilgendorf, S</b> (9, 1)		0-0 F8		0-0 F8 1-2		0-0 P6		0-0 G6-4-3 1-2f		4	0	0	0	0	0	3
<b>Jerry Martin, R</b> OBP: 0.308, SLG: 0.500 (1, 8) X		0-0 P4			0-0 L6		0-3 K		0-0 G6-4-3 BB 1B	4	0	1	0	0	1	0
<b>Terry Harmon, R</b> OBP: 0.429, SLG: 0.200 (1, 6) SSS			0-3 K		4-0 FC6-4 1B WP BB		4-0 SH2-4 BB		4-0 G6-4-3 BB 1-2	1	1	0	0	3	1	0
<b>Wayne Twitchell, R</b> OBP: 0.095, SLG: 0.143 (1, 1) <b>Tug McGraw, R</b> OBP: 0.400, SLG: 0.400 (8, 1) <b>Gene Garber, R</b> (8, 1) <b>Johnny Oates, L</b> OBP: 0.306, SLG: 0.324 (9, 2)			0-3 K		0-0 FC6-4 1B		0-0 SH2-4		0-0 G6-4-3 1-2f 2-3	2	0	1	0	0	1	0

Inning Stats	R: 0	H: 0	E: 0	K: 1	S: 5	LOB: 1	BB: 1	P: 9	R: 0	H: 0	E: 0	K: 1	S: 5	LOB: 0	BB: 0	P: 5	R: 0	H: 0	E: 0	K: 2	S: 7	LOB: 0	BB: 0	P: 7	R: 1	H: 1	E: 0	K: 0	S: 4	LOB: 1	BB: 1	P: 8	R: 1	H: 1	E: 0	K: 2	S: 9	LOB: 2	BB: 1	P: 13	R: 0	H: 0	E: 0	K: 1	S: 5	LOB: 0	BB: 0	P: 5	R: 0	H: 0	E: 0	K: 1	S: 5	LOB: 1	BB: 1	P: 9	R: 1	H: 3	E: 0	K: 0	S: 5	LOB: 1	BB: 0	P: 5	R: 0	H: 1	E: 0	K: 1	S: 5	LOB: 1	BB: 1	P: 9	1B: 6	SF: 0	2B: 0	SAC: 1	3B: 0	DP: 2	HR: 0	HBP: 0	WP: 2	PA: 37
<b>J.R. Richard, R</b> ERA: 5.0 (1, 1)	IP	WLS	BF	H	R	ER	SO	BB	IBB	HBP	BLK	WP	HR	S	P	ERA	WHIP																																																																	
<b>Wayne Granger, R</b> ERA: 1.4 (8, 1)	2.0	9	4	1	1	1	1	1	0	0	0	0	0	10	14	4.50	2.500																																																																	

**BOTTOM**

**Houston Astros @ Philadelphia Phillies**  
Veterans Stadium, Philadelphia, PA

Sat May 31 1975, 7:05 PM EDT  
Att. 18,094 - Unknown

livebaseballscorecards.com

<b>AB</b>	<b>31</b>
<b>R</b>	<b>3</b>
<b>H</b>	<b>6</b>
<b>RBI</b>	<b>2</b>
<b>BB</b>	<b>5</b>
<b>SO</b>	<b>9</b>
<b>LOB</b>	<b>17</b>



Batter	1	2	3	4	5	6	7	8	9	AB R H RBI BB SO LOB	TOP											
<b>Greg Gross, L</b> (1, 7) <small>OBP: 0.351, SLG: 0.344</small> <b>Cliff Johnson, R</b> (9, PH) <small>OBP: 0.326, SLG: 0.395</small>	0-0 6-3			0-0 6-3		4-0 BLK 1B SF8 BB	0-3 K		0-0 F8	3 1 0 0 1 1 0 1 0 0 0 0 0 0												
<b>Roger Metzger, S</b> (1, 6) <small>OBP: 0.346, SLG: 0.351</small>	0-3 K			4-0 L5-3 BB		0-0 SF8 BLK 1B 1B	0-0 L6		0-0 L6	4 1 1 0 1 1 0												
<b>Cesar Cedeno, R</b> (1, 8) <small>OBP: 0.346, SLG: 0.387</small>	0-0 5-3			0-0 L5-3 1-2		0-0 SF8 1-3 2-H		0-0 BB 1B 1B		3 0 1 1 0 0 1												
<b>Bob Watson, R</b> (1, 3) <small>OBP: 0.381, SLG: 0.548</small>		0-0 4-3			0-0 FC5 5-3 1B	0-0 1B WP 1B		0-0 BB 1B		4 1 3 1 0 0 0												
<b>Enos Cabell, R</b> (1, 9) <small>OBP: 0.360, SLG: 0.433</small>		0-0 1-3			0-0 5-3 1-2	0-0 BB 1B		4-0 BB 1-2 2-3		3 1 1 0 1 0 1												
<b>Doug Rader, R</b> (1, 5) <small>OBP: 0.347, SLG: 0.374</small>		0-0 F8			0-0 E6	4-0 1B BB		0-3 K		3 0 0 0 1 1 4												
<b>Tommy Helms, R</b> (1, 4) <small>OBP: 0.303, SLG: 0.250</small>			0-0 F7		0-0 F9	0-0 1B BB		0-0 F7		4 0 1 2 0 0 5												
<b>Skip Jutze, R</b> (1, 2) <small>OBP: 0.156, SLG: 0.156</small> <b>Milt May, L</b> (6, PH) <small>OBP: 0.299, SLG: 0.318</small> (6, 2)			0-0 F3		0-0 FC5 2-3f	0-0 L4		0-0 3-1		2 0 0 0 0 0 2 2 0 0 0 0 0 5												
<b>Larry Dierker, R</b> (1, 1) <small>OBP: 0.037, SLG: 0.037</small> <b>Wilbur Howard, S</b> (6, PH) <small>OBP: 0.321, SLG: 0.333</small> <b>Tom Griffin, R</b> (6, 1) <small>OBP: 0.390, SLG: 0.360</small> <b>Ken Boswell, L</b> (7, PH) <small>OBP: 0.667, SLG: 0.500</small> <b>Joe Niekro, R</b> (7, 1) <small>OBP: 0.667, SLG: 0.500</small> <b>Jose Cruz, L</b> (9, PH) <small>OBP: 0.360, SLG: 0.371</small>			0-3 K		0-3 K	0-3 K		0-0 5-3		0-0 L3	1 0 0 0 0 0 1 0 1 0 0 0 0 0 1 0 0 0 0 0 0 0 0 0 1 0 0 0 0 0 0 0 0 0 0 0 0 0 0 0 1 0 0 0 0 0 0 0											
<b>Inning Stats</b>	R: 0 E: 0 K: 1 S: 5	H: 0 LOB: 0 BB: 0 P: 5	R: 0 E: 0 K: 0 S: 3	H: 0 LOB: 0 BB: 0 P: 3	R: 0 E: 0 K: 1 S: 5	H: 0 LOB: 0 BB: 0 P: 5	R: 0 E: 0 K: 0 S: 2	H: 0 LOB: 0 BB: 1 P: 6	R: 0 E: 1 K: 0 S: 5	H: 1 LOB: 2 BB: 0 P: 5	R: 4 E: 0 K: 1 S: 9	H: 4 LOB: 2 BB: 2 P: 17	R: 0 E: 0 K: 1 S: 5	H: 0 LOB: 0 BB: 0 P: 5	R: 0 E: 0 K: 1 S: 7	H: 2 LOB: 3 BB: 1 P: 11	R: 0 E: 0 K: 0 S: 3	H: 0 LOB: 0 BB: 0 P: 3	1B: 7 2B: 1 3B: 0 HR: 0	SF: 1 SAC: 0 DP: 1 HBP: 0	WP: 1 PB: 0 SB: 0 CS: 0	PA: 38
<b>PITCHER</b>	IP WLS BF H R ER SO BB IBB HBP BLK WP HR S P ERA WHIP																					
<b>Tom Underwood, L</b> (1, 1) <small>ERA: 2.45</small> <b>Larry Christenson, R</b> (6, 1) <small>ERA: 5.87</small>	5.2 W 25 5 4 4 3 3 0 0 1 1 0 28 40 6.35 1.412																					
	3.1 S 13 2 0 0 2 1 0 0 0 0 0 0 16 20 0.00 0.900																					

Houston Astros @ Philadelphia Phillies  
 Veterans Stadium, Philadelphia, PA  
 Sun Jun 01 1975, 3:33 AM EDT  
 Att. 22,278 - Unknown

livebaseballscorecards.com

AB	33
R	4
H	7
RBI	4
BB	4
SO	5
LOB	18



Batter	1	2	3	4	5	6	7	8	9	AB	R	H	RBI	BB	SO	LOB
Dave Cash, R OBP: 0.389, SLG: 0.387 (1, 4)	0-0 6-3	0-0 5-3			0-0 5-3		4-0 1-2 BB			3	0	0	0	1	0	0
Mike Schmidt, R OBP: 0.277, SLG: 0.349 (1, 5)	4-0 1B S 2B BB	0-3 K			0-0 P4		0-3 K			3	1	0	0	1	2	2
Jay Johnstone, L OBP: 0.388, SLG: 0.466 Ollie Brown, R OBP: 0.333, SLG: 0.500 (1, 9) (8, 9)	0-0 2B E 1-3 1B		0-3 K		0-0 HR		0-0 G3			4	2	2	1	0	1	2
Greg Luzinski, R OBP: 0.340, SLG: 0.483 (1, 7)	0-0 E5 WP 1B 1-H 2B 3-H		1-0 G3 HBP		0-3 K			0-0 F9		3	1	1	1	0	1	0
Dick Allen, R OBP: 0.308, SLG: 0.250 Tom Hutton, L OBP: 0.261, SLG: 0.167 (1, 3) (6, PR) (7, 3)	0-0 F8		0-0 G3		4-0 G6-4-3 BB			0-0 4-3		2	0	0	0	1	0	2
Bob Boone, R OBP: 0.375, SLG: 0.384 (1, 2)	0-0 2B 1B		0-0 F9		0-0 G6-4-3 1-2f			0-0 G3		4	1	1	1	0	0	2
Mike Anderson, R OBP: 0.327, SLG: 0.400 (1, 8)	0-0 WP 2B 1-H				4-0 CS BB					2	0	1	1	1	1	1
Terry Harmon, R OBP: 0.353, SLG: 0.154 (1, 6)	0-0 F8		0-3 K		0-3 K		0-0 P6			3	0	0	0	0	1	2
Tom Underwood, R OBP: 0.136, SLG: 0.136 Larry Christenson, R OBP: 0.333, SLG: 1.333 (1, 1) (6, 1)		0-0 G3			0-0 P4			0-0 E6 BB		2	0	0	0	0	0	0
										1	0	0	0	0	0	0

Inning Stats	R: 4	H: 4	LOB: 1	K: 0	S: 7	P: 11	R: 0	H: 0	LOB: 0	K: 1	S: 5	R: 0	H: 0	LOB: 1	K: 1	S: 5	R: 1	H: 1	LOB: 0	K: 1	S: 6	R: 0	H: 0	LOB: 1	K: 1	S: 4	R: 0	H: 0	LOB: 2	K: 1	S: 6	R: 0	H: 0	LOB: 0	K: 0	S: 3	
PITCHER	IP	WLS	BF	H	R	ER	SO	BB	IBB	HBP	BLK	WP	HR	S	P	ERA	WHIP	IP	WLS	BF	H	R	ER	SO	BB	IBB	HBP	BLK	WP	HR	S	P	ERA	WHIP			
Larry Dierker, R ERA: 4.08 (1, 1)	5.0	L	22	5	5	5	4	2	0	1	0	2	1	27	36	9.00	1.400																				
Tom Griffin, R ERA: 6.19 (6, 1)	1.0		3	0	0	0	1	1	0	0	0	0	0	4	8	0.00	1.000																				
Joe Niekro, R ERA: 5.19 (7, 1)	2.0		8	0	0	0	1	1	0	0	0	0	0	9	13	0.00	0.500																				

**BOTTOM**

**Houston Astros @ Philadelphia Phillies**  
Veterans Stadium, Philadelphia, PA

Sun Jun 01 1975, 3:33 AM EDT  
Att. 22,278 - Unknown

AB	28
R	5
H	5
RBI	4
BB	4
SO	6
LOB	11

WP: 2 PA: 33  
PB: 0  
SB: 1  
CS: 1



livebaseballscorecards.com

Batter	1	2	3	4	5	6	7	8	9	AB R H RBI BB SO LOB	TOP
<b>Johnny Grubb, L</b> (1, 8) <small>OBP: 0.407, SLG: 0.452</small> 	4-0 		0-0 6-3 			0-3 K 	0-3 K 			3 0 0 0 1 2 3	<b>San Diego Padres @ Philadelphia Phillies</b> Veterans Stadium, Philadelphia, PA Mon Jun 02 1975, 7:05 PM EDT Att. 9,348 - Unknown  livebaseballscorecards.com  <b>AB 31</b> <b>R 1</b> <b>H 5</b> <b>RBI 1</b> <b>BB 4</b> <b>SO 7</b> <b>LOB 16</b>  
<b>Enzo Hernandez, R</b> (1, 6) <small>OBP: 0.327, SLG: 0.277</small> 	0-0 B2 		0-0 F3 			0-0 F6 	0-0 1-3 			4 0 0 0 0 0 4	
<b>Bobby Tolan, L</b> (1, 7) <small>OBP: 0.304, SLG: 0.299</small> 	1-0 			0-0 3-1 		0-0 		0-0 4-3 		3 0 1 0 0 0 0	
<b>Dave Winfield, R</b> (1, 9) <small>OBP: 0.358, SLG: 0.476</small> 	0-3 K 			0-0 F4 		4-0 		0-0 F5 		3 0 0 0 1 1 2	
<b>Mike Ivie, R</b> (1, 3) <small>OBP: 0.313, SLG: 0.400</small> 		0-3 K 		0-0 5-3 		0-3 K 		0-3 K 		4 0 0 0 0 3 3	
<b>Tito Fuentes, S</b> (1, 4) <small>OBP: 0.287, SLG: 0.305</small> 		0-0 F6 		0-0 F7 		0-0 		0-0 L6 		4 1 1 0 0 0 0	
<b>Randy Hundley, R</b> (1, 2) <small>OBP: 0.253, SLG: 0.250</small> <b>Randy Jones, R</b> (7, PR) <small>OBP: 0.154, SLG: 0.120</small> <b>Fred Kendall, R</b> (7, 2) <small>OBP: 0.266, SLG: 0.276</small> 		4-0 		0-0 5-3 		0-0 		0-0 6-3 		2 0 1 1 1 0 0 0 0 0 0 0 0 0 1 0 0 0 0 0 0	
<b>Ted Kubiak, S</b> (1, 5) <small>OBP: 0.318, SLG: 0.250</small> 		0-0 L7 		0-0 5-3 		0-0 		0-0 		4 0 2 0 0 0 1	
<b>Dave Freisleben, R</b> (1, 1) <small>OBP: 0.053, SLG: 0.053</small> <b>Dick Sharon, R</b> (6, PH) <small>OBP: 0.233, SLG: 0.115</small> <b>Bill Greif, R</b> (6, 1) <small>OBP: 0.284, SLG: 0.319</small> <b>Hector Torres, R</b> (7, PH) <small>OBP: 0.284, SLG: 0.319</small> <b>Danny Frisella, L</b> (7, 1) <small>OBP: 0.259, SLG: 0.235</small> <b>Steve Huntz, S</b> (8, PH) <small>OBP: 0.259, SLG: 0.235</small> 		0-3 K 		4-0 		0-0 FC1-6 		0-0 L5 		1 0 0 0 0 1 0 0 0 0 0 1 0 0 0 0 0 0 0 0 0 1 0 0 0 0 0 2 0 0 0 0 0 0 0 1 0 0 0 0 0 1	
<b>Inning Stats</b> R: 0 H: 0 E: 0 LOB: 2 K: 1 BB: 1 S: 4 P: 9	R: 0 H: 0 E: 0 LOB: 1 K: 1 BB: 1 S: 5 P: 9	R: 0 H: 0 E: 0 LOB: 0 K: 1 BB: 0 S: 5 P: 5	R: 0 H: 0 E: 0 LOB: 0 K: 0 BB: 0 S: 3 P: 3	R: 0 H: 0 E: 0 LOB: 0 K: 0 BB: 0 S: 3 P: 3	R: 0 H: 1 E: 0 LOB: 3 K: 2 BB: 2 S: 8 P: 16	R: 1 H: 3 E: 0 LOB: 2 K: 1 BB: 0 S: 8 P: 8	R: 0 H: 0 E: 0 LOB: 0 K: 1 BB: 0 S: 5 P: 5	R: 0 H: 1 E: 0 LOB: 1 K: 0 BB: 0 S: 4 P: 4	1B: 3 SF: 0 2B: 3 SAC: 0 3B: 0 DP: 1 HR: 0 HBP: 1	WP: 0 PA: 36 PB: 0 SB: 0 CS: 1	
<b>PITCHER</b> <b>Steve Carlton, L</b> (1, 1) <small>ERA: 3.55</small>	IP WLS BF H R ER SO BB IBB HBP BLK WP HR S P ERA WHIP 9.0 W 36 5 1 1 7 4 0 1 0 0 0 0 45 62 1.00 1.000										



Batter	1	2	3	4	5	6	7	8	9	AB R H RBI BB SO LOB	TOP									
Johnny Grubb, L (1, 8) OBP: 0.400, SLG: 0.443	0-0 F8			0-0 L8	0-0 FC4-6			0-0 3-1		4 0 0 0 0 0 2	<b>San Diego Padres @ Philadelphia Phillies</b> Veterans Stadium, Philadelphia, PA Tue Jun 03 1975, 7:05 PM EDT Att: 10,047 - Unknown <a href="http://livebaseballscorecards.com">livebaseballscorecards.com</a>									
Enzo Hernandez, R (1, 6) OBP: 0.325, SLG: 0.277	0-0 L7			0-0 L8 3B 1B		0-0 6-3		0-0 F7		4 1 1 0 0 0 0										
Bobby Tolan, L (1, 7) OBP: 0.309, SLG: 0.311	0-0 F5			0-0 F6 1-2		0-0 2B		0-0 G3 1B		4 0 2 0 0 0 1										
Dave Winfield, R (1, 9) OBP: 0.356, SLG: 0.481		0-3 K		0-0 3B 2-H		0-0 F5		0-0 G3		4 0 1 1 0 1 2										
Willie McCovey, L (1, 3) OBP: 0.319, SLG: 0.408		0-0 3-1		0-0 3-1		0-0 F6		0-0 G3		4 0 0 0 0 0 3										
Tito Fuentes, S (1, 4) OBP: 0.286, SLG: 0.304		0-0 F8			0-0 4-3 1B		0-0 6-3		0-0 3-1	4 0 1 0 0 0 1										
Fred Kendall, R (1, 2) OBP: 0.260, SLG: 0.269			0-0 F3		0-0 L5		0-0 6-3			3 0 0 0 0 0 1										
Ted Kubiak, S (1, 5) OBP: 0.307, SLG: 0.241			0-0 L9		0-0 4-3		0-0 4-3			3 0 0 0 0 0 1										
Rich Folkers, L (7, 1) OBP: 0.200, SLG: 0.200					1-2					0 0 0 0 0 0 0										
Dave Tomlin, L (8, 1)										0 0 0 0 0 0 0										
Dan Spillner, R (1, 1) OBP: 0.190, SLG: 0.158			0-0 4-3		4-0 FC4-6 BB			0-0 F7		1 0 0 0 1 0 0										
Larry Hardy, R (5, 1)										0 0 0 0 0 0 0										
Steve Huntz, S (7, 5) OBP: 0.254, SLG: 0.231										1 0 0 0 0 0 0										
<b>Inning Stats</b>	R: 0 E: 0 K: 0 S: 3	H: 0 LOB: 0 BB: 0 P: 3	R: 0 E: 0 K: 1 S: 5	H: 0 LOB: 0 BB: 0 P: 5	R: 0 E: 0 K: 0 S: 3	H: 0 LOB: 0 BB: 0 P: 3	R: 1 E: 0 K: 0 S: 5	H: 2 LOB: 1 BB: 0 P: 5	R: 0 E: 0 K: 0 S: 4	H: 1 LOB: 2 BB: 1 P: 8	R: 0 E: 0 K: 0 S: 4	H: 1 LOB: 1 BB: 0 P: 4	R: 0 E: 0 K: 0 S: 3	H: 0 LOB: 0 BB: 0 P: 3	R: 0 E: 0 K: 0 S: 4	H: 1 LOB: 1 BB: 0 P: 4	1B: 3 2B: 1 3B: 1 HR: 0	SF: 0 SAC: 0 DP: 0 HBP: 0	WP: 0 PB: 0 SB: 1 CS: 0	PA: 33
<b>PITCHER</b> Jim Lonborg, R (1, 1) ERA: 2.11	IP: 9.0 WLS: W BF: 33 H: 5 R: 1 ER: 1 SO: 1 BB: 1 IBB: 0 HBP: 0 BLK: 0 WP: 0 HR: 0 S: 34 P: 38 ERA: 1.00 WHIP: 0.667																			

AB	32
R	1
H	5
RBI	1
BB	1
SO	1
LOB	11





Batter	1	2	3	4	5	6	7	8	9
Dave Cash, R (1, 4) OBP: 0.394, SLG: 0.394	0-0 6-3		0-0 6-3		0-0 5-3	0-0 HR 1B	0-0 F9		
Mike Schmidt, R (1, 5) OBP: 0.299, SLG: 0.422	4-0 L6-3 BB		0-0 HR		4-0 WP HR BB	0-0 HR		0-3 K	
Jay Johnstone, L (1, 9) OBP: 0.378, SLG: 0.438 Ollie Brown, R (7, 7) OBP: 0.313, SLG: 0.467	0-0 L6-3		0-0 G3		4-0 HR BB	0-3 K		0-0 F7	
Greg Luzinski, R (1, 7) OBP: 0.337, SLG: 0.505 Tom Hutton, L (7, 3) OBP: 0.271, SLG: 0.180		0-3 K		0-0 5-3	0-0 HR	0-0 HR		0-0 BB 1B	
Dick Allen, R (1, 3) OBP: 0.301, SLG: 0.226 Jerry Martin, R (7, 8) OBP: 0.357, SLG: 0.500		0-0 F8		0-3 K	4-0 BB	0-3 K		4-0 BB 1B	
Bob Boone, R (1, 2) OBP: 0.381, SLG: 0.392 Larry Cox, R (8, 2) OBP: 0.400, SLG: 0.333		0-0 FC6-4 1B		0-0 HR 1B	0-0 5-3		0-0 5-3	0-0 F4	
Mike Anderson, R (1, 8) OBP: 0.329, SLG: 0.439		0-0 FC6-4		0-0 HR		0-3 K	0-0 E5 1B		
Terry Harmon, R (1, 6) OBP: 0.360, SLG: 0.200			4-0 6-3 SH3-4 HR BB	0-0 F4		0-0 E 1B	0-0 2-3 1B		
Jim Lonborg, R (1, 1)			0-0 SH3-4		0-3 K	0-0 FC1 1B HR	0-3 K		

Inning Stats	R: 0	H: 0	E: 0	K: 0	S: 2	L: 0	LOB: 0	BB: 1	P: 6	R: 0	H: 1	E: 0	K: 1	S: 6	R: 2	H: 1	E: 0	K: 0	S: 4	R: 2	H: 2	E: 0	K: 1	S: 7	R: 3	H: 1	E: 0	K: 1	S: 6	R: 5	H: 4	E: 1	K: 3	S: 14	R: 0	H: 2	E: 1	K: 1	S: 7	R: 0	H: 1	E: 0	K: 1	S: 6					

PITCHER	IP	WLS	BF	H	R	ER	SO	BB	IBB	HBP	BLK	WP	HR	S	P	ERA	WHIP
Dan Spillner, R (1, 1) ERA: 4.52	4.2	L	22	5	7	7	3	4	0	0	0	1	3	24	40	13.50	1.929
Larry Hardy, R (5, 1) ERA: 16.2	1.1		10	4	5	3	3	1	0	0	0	0	2	15	19	20.25	3.750
Rich Folkers, L (7, 1) ERA: 5.0	1.0		5	2	0	0	1	0	0	0	0	0	0	7	7	0.00	2.000
Dave Tomlin, L (8, 1) ERA: 2.25	1.0		5	1	0	0	1	1	0	0	0	0	0	6	10	0.00	2.000


**BOTTOM**

**San Diego Padres @ Philadelphia Phillies**  
Veterans Stadium, Philadelphia, PA

Tue Jun 03 1975, 7:05 PM EDT  
Att. 10,047 - Unknown

AB	35
R	12
H	12
RBI	12
BB	6
SO	8
LOB	11

livebaseballscorecards.com



PITCHER	IP	WLS	BF	H	R	ER	SO	BB	IBB	HBP	BLK	WP	HR	S	P	ERA	WHIP
Dan Spillner, R (1, 1) ERA: 4.52	4.2	L	22	5	7	7	3	4	0	0	0	1	3	24	40	13.50	1.929
Larry Hardy, R (5, 1) ERA: 16.2	1.1		10	4	5	3	3	1	0	0	0	0	2	15	19	20.25	3.750
Rich Folkers, L (7, 1) ERA: 5.0	1.0		5	2	0	0	1	0	0	0	0	0	0	7	7	0.00	2.000
Dave Tomlin, L (8, 1) ERA: 2.25	1.0		5	1	0	0	1	1	0	0	0	0	0	6	10	0.00	2.000

Batter	1	2	3	4	5	6	7	8	9	AB R H RBI BB SO LOB	TOP
Johnny Grubb, L (1, 8) OBP: 0.400, SLG: 0.439	0-0 4-3 SH3-4 1B	4-0 1-2 2-3 BB		0-0 4-3			0-0 F5		0-0 F5	4 1 1 0 1 0 1	
Enzo Hernandez, R (1, 6) OBP: 0.329, SLG: 0.278	0-0 SH3-4 1-2	0-3 K			0-0 CS 1B		4-0 FC4-6 BB		0-0 F8	3 0 1 0 1 1 3	
Bobby Tolan, L (1, 7) OBP: 0.302, SLG: 0.303	0-0 4-3 2-3	0-0 1-3			0-3 K 1-2		0-0 FC4-6 1-2f			4 0 0 0 0 1 6	
Dave Winfield, R (1, 9) OBP: 0.359, SLG: 0.476	4-0 1B BB		0-3 K		4-0 S BB		0-0 F8			2 1 0 0 2 1 1	
Willie McCovey, L (1, 3) OBP: 0.317, SLG: 0.402	0-0 1B 1-2 3-H 1B		0-3 K		0-0 G3 1-2			0-0 F5		4 0 1 1 0 1 1	
Tito Fuentes, S (1, 4) OBP: 0.290, SLG: 0.305	0-0 1-3 2-H 1B		0-0 1-4-3			0-0 L7		4-0 1B BB		3 0 1 1 1 0 0	
Fred Kendall, R (1, 2) OBP: 0.267, SLG: 0.270		0-0 F9		0-0 5-3		4-0 E BB		0-0 G5-4-3 1-3 1B		3 0 1 0 1 0 0	
Ted Kubiak, S (1, 5) OBP: 0.308, SLG: 0.244		0-0		0-0		0-0 F7		0-0 G5-4-3 G4-6-3 1-2		3 0 1 0 0 0 1	
Hector Torres, R (8, PH) OBP: 0.280, SLG: 0.315 (8, 5)		BB SH 1B				0-0 E8				1 0 0 0 0 0 2	
Randy Jones, R (1, 1) OBP: 0.185, SLG: 0.192		0-0		0-0		0-0 G4-6-3				1 0 1 0 0 0 0	
Steve Huntz, S (6, PH) OBP: 0.250, SLG: 0.226		SH BB				0-0 G4-6-3				1 0 0 0 0 0 2	
Bill Greif, R (6, 1)										0 0 0 0 0 0 0	
Dave Tomlin, L (8, 1)										0 0 0 0 0 0 0	
Dick Sharon, R (9, PH) OBP: 0.226, SLG: 0.111		1-2 2B							0-0 1-3	1 0 0 0 0 0 0	
<b>Inning Stats</b>	R: 2 H: 3 E: 0 LOB: 2 K: 0 BB: 1 S: 5 P: 9	R: 0 H: 1 E: 1 LOB: 3 K: 1 BB: 1 S: 7 P: 11	R: 0 H: 0 E: 0 LOB: 0 K: 2 BB: 0 S: 7 P: 7	R: 0 H: 1 E: 0 LOB: 1 K: 0 BB: 0 S: 4 P: 4	R: 0 H: 1 E: 0 LOB: 1 K: 1 BB: 1 S: 5 P: 9	R: 0 H: 0 E: 1 LOB: 1 K: 0 BB: 1 S: 3 P: 7	R: 0 H: 0 E: 0 LOB: 1 K: 0 BB: 1 S: 3 P: 7	R: 0 H: 1 E: 0 LOB: 1 K: 0 BB: 1 S: 3 P: 7	R: 0 H: 0 E: 0 LOB: 0 K: 0 BB: 0 S: 3 P: 3	1B: 6 SF: 0 2B: 1 SAC: 2 3B: 0 DP: 2 HR: 0 HBP: 0	WP: 0 PA: 38 PB: 0 SB: 1 CS: 1
<b>PITCHER</b> Wayne Twitchell, R (1, 1) ERA: 4.15 Tug McGraw, L (7, 1) ERA: 2.54	IP WLS BF H R ER SO BB IBB HBP BLK WP HR S P ERA WHIP										
	6.0 W 27 6 2 2 4 4 0 0 0 0 0 0 31 47 3.00 1.667										
	3.0 S 11 1 0 0 0 2 0 0 0 0 0 0 9 17 0.00 1.000										

San Diego Padres @ Philadelphia Phillies  
Veterans Stadium, Philadelphia, PA

AB	30
R	2
H	7
RBI	2
BB	6
SO	4
LOB	17



Wed Jun 04 1975, 7:05 PM EDT  
Att: 12,443 - Unknown

livebaseballscorecards.com

Batter	1	2	3	4	5	6	7	8	9
<b>Dave Cash, R</b> OBP: 0.390, SLG: 0.386 (1, 4)	0-0 5-3	0-0 F8		0-3 K		1-0 HBP		0-0 F9	
<b>Mike Schmidt, R</b> OBP: 0.312, SLG: 0.443 (1, 5)	0-0 1B	0-0 HR		4-0 BB		0-0 F6		4-0 BB	
<b>Ollie Brown, R</b> OBP: 0.333, SLG: 0.600 (1, 9)	0-0 1B	0-0 HR		0-0 F7		0-3 K		0-0 G6-4-3	
<b>Greg Luzinski, R</b> OBP: 0.335, SLG: 0.497 (1, 7)	0-3 K	4-0 BB		0-0 F9		0-3 K			
<b>Dick Allen, R</b> OBP: 0.325, SLG: 0.234 (1, 3)	4-0 1B	0-0 L8			0-0 SF9		4-0 BB		
<b>Tom Hutton, L</b> OBP: 0.271, SLG: 0.180 (8, 3)									
<b>Bob Boone, R</b> OBP: 0.378, SLG: 0.391 (1, 2)	0-0 1B		0-0 E6		0-0 SF9		0-0 FC1-4-5		
<b>Mike Anderson, R</b> OBP: 0.333, SLG: 0.439 (1, 8)	4-0 IBB		0-0 SH1-3		0-0 CS		4-0 1B		
<b>Jerry Martin, R</b> OBP: 0.438, SLG: 0.538 (3, 8)			1-2		1-2 1B				
<b>Terry Harmon, R</b> OBP: 0.345, SLG: 0.208 (1, 6)	0-0 FC6-4		0-0 F8		0-3 K		0-0 E7		
<b>Wayne Twitchell, R</b> OBP: 0.087, SLG: 0.130 (1, 1)		0-3 K	0-0 5-3			0-3 K		0-0 5-3	
<b>Jay Johnstone, L</b> OBP: 0.373, SLG: 0.431 (6, PH)									
<b>Tug McGraw, R</b> OBP: 0.333, SLG: 0.333 (7, 1)									

AB	R	H	RBI	BB	SO	LOB
4	0	0	0	0	1	0
3	2	2	1	2	0	1
5	2	2	1	0	1	3
3	0	0	0	1	2	3
2	1	1	0	2	0	1
0	0	0	0	0	0	0
3	1	1	3	0	0	1
0	0	0	0	1	0	0
1	1	1	0	1	0	0
4	0	1	1	0	1	5
2	0	0	0	0	1	1
1	0	0	0	0	1	0
1	0	0	0	0	0	1

AB	29
R	7
H	8
RBI	6
BB	7
SO	7
LOB	16

1B	SF	2B	SAC	3B	DP	HR	HBP
6	1	0	1	0	1	2	1

WP	PA
0	39


Inning Stats	R	H	E	K	S	R	H	E	K	S	R	H	E	K	S	R	H	E	K	S	R	H	E	K	S
	2	3	0	1	8	2	2	0	1	7	0	0	1	4	5	1	0	0	0	4	0	0	0	1	3
	0	0	0	0	0	0	0	0	0	0	0	0	0	0	0	0	0	0	0	0	0	0	0	0	0
	0	0	0	0	0	0	0	0	0	0	0	0	0	0	0	0	0	0	0	0	0	0	0	0	0
	1	2	1	0	4	0	0	0	0	0	1	2	0	6	0	0	0	0	0	0	0	0	0	0	0
	0	0	0	0	0	0	0	0	0	0	0	0	0	0	0	0	0	0	0	0	0	0	0	0	0
	0	0	0	0	0	0	0	0	0	0	0	0	0	0	0	0	0	0	0	0	0	0	0	0	0
	0	0	0	0	0	0	0	0	0	0	0	0	0	0	0	0	0	0	0	0	0	0	0	0	0
	0	0	0	0	0	0	0	0	0	0	0	0	0	0	0	0	0	0	0	0	0	0	0	0	0
	0	0	0	0	0	0	0	0	0	0	0	0	0	0	0	0	0	0	0	0	0	0	0	0	0

PITCHER	IP	WLS	BF	H	R	ER	SO	BB	IBB	HBP	BLK	WP	HR	S	P	ERA	WHIP
<b>Randy Jones, L</b> ERA: 1.99 (1, 1)	5.0	L	26	7	5	4	4	3	1	0	0	0	2	30	46	7.20	2.000
<b>Bill Greif, R</b> ERA: 4.23 (6, 1)	2.0		10	1	2	1	3	1	1	1	0	0	0	13	22	4.50	1.000
<b>Dave Tomlin, L</b> ERA: 2.14 (8, 1)	1.0		3	0	0	0	0	1	0	0	0	0	0	2	6	0.00	1.000

**San Diego Padres @ Philadelphia Phillies**  
Veterans Stadium, Philadelphia, PA

Wed Jun 04 1975, 7:05 PM EDT  
Att. 12,443 - Unknown

[livebaseballscorecards.com](http://livebaseballscorecards.com)



Batter	1	2	3	4	5	6	7	8	9	AB R H RBI BB SO LOB	TOP											
Davey Lopes, R OBP: 0.406, SLG: 0.358 (1, 4)	0-0 L5		0-0 FC5-4 1B		0-3 K		0-0 5-3			4 0 1 0 0 1 2	<b>Los Angeles Dodgers @ Philadelphia Phillies</b> <b>Veterans Stadium, Philadelphia, PA</b> Fri Jun 06 1975, 7:05 PM EDT Att. 38,357 - Unknown <a href="http://livebaseballscorecards.com">livebaseballscorecards.com</a>											
Tom Paciorek, R OBP: 0.254, SLG: 0.302 (1, 7)	0-0 5-3		0-0 FC5-4		0-0 F8		0-0 E5			4 0 0 0 0 0 3												
Jimmy Wynn, R OBP: 0.414, SLG: 0.529 (1, 8)	0-0 2B			0-0 F8		0-0 4-3 1B 2B	0-0 5-3			4 1 2 0 0 0 2												
Steve Garvey, R OBP: 0.350, SLG: 0.474 (1, 3)	0-0 4-3			0-3 K		0-0 4-3		0-0 4-3		4 0 0 0 0 1 2												
Ron Cey, R OBP: 0.356, SLG: 0.456 (1, 5)		0-0 F9		0-0 5-3		0-0 1B		0-0 6-3		4 0 1 1 0 0 0												
Joe Ferguson, R OBP: 0.333, SLG: 0.306 (1, 9)		0-3 K			0-0 1B E 1B	0-0 P6		0-0 6-3		4 1 1 0 0 1 1												
Steve Yeager, R OBP: 0.285, SLG: 0.308 (1, 2)		0-3 K			0-0 E7 1B 2B 1B	0-3 K		0-3 K		4 1 1 0 0 3 1												
Rick Auerbach, R OBP: 0.284, SLG: 0.248 (1, 6)			0-0 6-3		0-0 2B		0-0 E SH1-4 1B		0-0 6-3	4 0 2 1 0 0 0												
Burt Hooton, R OBP: 0.217, SLG: 0.238 (1, 1) Mike Marshall, R (7, 1)			0-0 F8		0-3 K		0-0 SH1-4		0-3 K	2 0 0 0 0 1 1 1 0 0 0 0 1 0												
<b>Inning Stats</b>	R: 0 E: 0 K: 0 S: 4	H: 1 LOB: 1 BB: 0 P: 4	R: 0 E: 0 K: 2 S: 7	H: 0 LOB: 0 BB: 0 P: 7	R: 0 E: 0 K: 0 S: 4	H: 1 LOB: 1 BB: 0 P: 4	R: 0 E: 0 K: 1 S: 5	H: 0 LOB: 0 BB: 0 P: 5	R: 2 E: 1 K: 2 S: 10	H: 3 LOB: 1 BB: 0 P: 10	R: 1 E: 0 K: 1 S: 7	H: 2 LOB: 1 BB: 0 P: 7	R: 0 E: 1 K: 0 S: 5	H: 1 LOB: 2 BB: 0 P: 5	R: 0 E: 0 K: 0 S: 3	H: 0 LOB: 0 BB: 0 P: 3	R: 0 E: 0 K: 2 S: 7	H: 0 LOB: 0 BB: 0 P: 7	1B: 5 2B: 3 3B: 0 HR: 0	SF: 0 SAC: 1 DP: 0 HBP: 0	WP: 0 PB: 0 SB: 1 CS: 0	PA: 36
<b>PITCHER</b>	IP WLS BF H R ER SO BB IBB HBP BLK WP HR S P ERA WHIP																					
Tom Underwood, L (1, 1) ERA: 2.48	6.2 L 29 8 3 2 6 0 0 0 0 0 0 0 41 41 2.70 1.200																					
Gene Garber, R (7, 1) ERA: 3.48	1.1 4 0 0 0 0 0 0 0 0 0 0 0 4 4 0.00 0.000																					
Tug McGraw, L (9, 1) ERA: 2.45	1.0 3 0 0 0 2 0 0 0 0 0 0 0 7 7 0.00 0.000																					



Batter	1	2	3	4	5	6	7	8	9	AB	R	H	RBI	BB	SO	LOB
<b>Dave Cash, R</b> OBP: 0.391, SLG: 0.389 (1, 4)	0-0 SH1-3 BB 9-2 1B		0-0 FC6-4 1B			0-0 F9		0-0 G3		4	0	2	0	0	0	0
<b>Mike Schmidt, R</b> OBP: 0.316, SLG: 0.458 (1, 5) (8, 6)	4-0 SH1-3 BB 1-2		0-0 FC6-4 1-2f			0-0 HR		0-0 6-3		3	1	1	1	1	0	1
<b>Jay Johnstone, L</b> OBP: 0.372, SLG: 0.456 (1, 9)	0-0 SH1-3 1-2 2-3			0-0 SF8 3B		0-0 F9			0-0 F9	3	1	1	0	0	0	0
<b>Greg Luzinski, R</b> OBP: 0.333, SLG: 0.495 (1, 7) <b>Mike Anderson, R</b> OBP: 0.333, SLG: 0.439 (9, PR)	0-0 9-2 3-Hf			0-0 SF8 3-H		0-3 K			0-0 1B	3	0	1	1	0	1	2
<b>Dick Allen, R</b> OBP: 0.309, SLG: 0.221 (1, 3)		0-3 K		0-0 F8		0-0 F9		0-3 K		4	0	0	0	0	2	1
<b>Bob Boone, R</b> OBP: 0.372, SLG: 0.384 (1, 2) <b>Ollie Brown, R</b> OBP: 0.318, SLG: 0.571 (9, PH)		0-0 6-3		0-0 F8		0-0 5-3		0-3 K		3	0	0	0	0	0	0
<b>Jerry Martin, R</b> OBP: 0.474, SLG: 0.533 (1, 8)		0-0 CS 1B			0-0 3-1		4-0 BB			2	0	1	0	1	0	0
<b>Terry Harmon, R</b> OBP: 0.323, SLG: 0.192 (1, 6) <b>Tony Taylor, R</b> OBP: 0.391, SLG: 0.350 (7, PH) (8, 5)		0-0 CS 1-2	0-0 P3		0-0 F9		0-3 K			2	0	0	0	0	0	0
<b>Tom Underwood, R</b> OBP: 0.125, SLG: 0.125 (1, 1) <b>Gene Garber, R</b> (7, 1) <b>Tom Hutton, L</b> OBP: 0.268, SLG: 0.177 (8, PH) <b>Tug McGraw, R</b> OBP: 0.333, SLG: 0.333 (9, 1)			0-0 P3		0-3 K			0-0 3-1		2	0	0	0	0	1	0

Inning Stats	R: 0	H: 1	E: 0	LOB: 1	K: 0	BB: 1	S: 3	R: 0	H: 1	E: 0	LOB: 0	K: 1	BB: 0	S: 5	R: 0	H: 1	E: 0	LOB: 1	K: 0	BB: 0	S: 4	R: 1	H: 1	E: 0	LOB: 0	K: 0	BB: 0	S: 4	R: 0	H: 0	E: 0	LOB: 0	K: 1	BB: 0	S: 5	R: 1	H: 1	E: 0	LOB: 0	K: 1	BB: 0	S: 6	R: 0	H: 0	E: 0	LOB: 1	K: 1	BB: 1	S: 5	R: 0	H: 0	E: 0	LOB: 0	K: 0	BB: 0	S: 3	R: 0	H: 1	E: 0	LOB: 1	K: 2	BB: 0	S: 8	R: 0	H: 1	E: 0	LOB: 1	K: 0	BB: 0	S: 8	1B: 4	SF: 1	2B: 1	SAC: 1	3B: 1	DP: 1	HR: 1	HBP: 0	WP: 0	PA: 34
--------------	------	------	------	--------	------	-------	------	------	------	------	--------	------	-------	------	------	------	------	--------	------	-------	------	------	------	------	--------	------	-------	------	------	------	------	--------	------	-------	------	------	------	------	--------	------	-------	------	------	------	------	--------	------	-------	------	------	------	------	--------	------	-------	------	------	------	------	--------	------	-------	------	------	------	------	--------	------	-------	------	-------	-------	-------	--------	-------	-------	-------	--------	-------	--------

PITCHER	IP	WLS	BF	H	R	ER	SO	BB	IBB	HBP	BLK	WP	HR	S	P	ERA	WHIP
<b>Burt Hooton, R</b> ERA: 4.6 (1, 1)	6.0	W	22	5	2	2	3	1	0	0	0	0	1	27	31	3.00	1.000
<b>Mike Marshall, R</b> ERA: 4.18 (7, 1)	3.0	S	11	1	0	0	3	1	0	0	0	0	0	16	20	0.00	0.667

**BOTTOM**

Los Angeles Dodgers @ Philadelphia Phillies  
Veterans Stadium, Philadelphia, PA

Fri Jun 06 1975, 7:05 PM EDT  
Att. 38,357 - Unknown

AB 29  
R 2  
H 6  
RBI 2  
BB 2  
SO 6  
LOB 6



Batter	1	2	3	4	5	6	7	8	9	AB R H RBI BB SO LOB	TOP																													
Davey Lopes, R OBP: 0.399, SLG: 0.350 (1, 4) X	0-0 F8		0-0 5-3			0-3 K			0-0 F7	4 0 0 0 0 1 1																														
Tom Paciorek, R OBP: 0.239, SLG: 0.284 (1, 7) X	0-0 6-3			0-0 5-3		0-0 5-3			0-0 6-3	4 0 0 0 0 0 0																														
Jimmy Wynn, R OBP: 0.416, SLG: 0.525 (1, 8) X	0-0 F9			0-0 1B			0-0 F9		4-0 E5 BB	3 0 1 0 1 0 0																														
Steve Garvey, R OBP: 0.344, SLG: 0.466 (1, 3)		0-0 5-3		0-0 F9			0-0 F9		0-0 E5	4 0 0 0 0 0 2																														
Ron Cey, R OBP: 0.351, SLG: 0.450 (1, 5)		0-0 6-3		0-0 F9			0-0 F9			3 0 0 0 0 0 1																														
Joe Ferguson, R OBP: 0.328, SLG: 0.299 (1, 9)		0-0 F3			0-0 1-3			0-0 5-3		3 0 0 0 0 0 0																														
Steve Yeager, R OBP: 0.286, SLG: 0.303 (1, 2)			0-0 F7		4-0 G3-6 BB			0-0 F7		2 0 0 0 1 0 0																														
Rick Auerbach, R OBP: 0.287, SLG: 0.246 Manny Mota, R OBP: 0.345, SLG: 0.269 Ivan De Jesus, R OBP: 0.344, SLG: 0.321 (1, 6)			4-0 SH1-4 BB		0-0 G3-6			0-0 1B		1 0 0 0 1 0 1 1 0 1 0 0 0 0 0 0 0 0 0 0 0																														
Doug Rau, L OBP: 0.290, SLG: 0.214 Ken McMullen, R OBP: 0.167, SLG: 0.364 Jim Brewer, L (8, 1)			0-0 SH1-4		0-3 K			0-3 K		1 0 0 0 0 1 0 1 0 0 0 0 1 1 0 0 0 0 0 0 0																														
<b>Inning Stats</b>	R: 0 E: 0 K: 0 S: 3	H: 0 LOB: 0 BB: 0 P: 3	R: 0 E: 0 K: 0 S: 3	H: 0 LOB: 0 BB: 0 P: 3	R: 0 E: 0 K: 0 S: 3	H: 0 LOB: 1 BB: 1 P: 7	R: 0 E: 0 K: 0 S: 4	H: 1 LOB: 1 BB: 0 P: 4	R: 0 E: 0 K: 0 S: 2	H: 0 LOB: 0 BB: 1 P: 6	R: 0 E: 0 K: 2 S: 7	H: 0 LOB: 0 BB: 0 P: 7	R: 0 E: 0 K: 0 S: 3	H: 0 LOB: 0 BB: 0 P: 3	R: 0 E: 0 K: 1 S: 6	H: 1 LOB: 1 BB: 0 P: 6	R: 0 E: 1 K: 0 S: 3	H: 0 LOB: 1 BB: 1 P: 7	1B: 2 2B: 0 3B: 0 HR: 0	SF: 0 SAC: 1 DP: 1 HBP: 0	WP: 0 PB: 0 SB: 0 CS: 0	PA: 31																		
<b>PITCHER</b> Steve Carlton, L ERA: 3.18 (1, 1)	IP 9.0	WLS W	BF 31	H 2	R 0	ER 0	SO 3	BB 3	IBB 0	HBP 0	BLK 0	WP 0	HR 0	S 34	P 46	ERA 0.00	WHIP 0.556						<b>PITCHER</b>	IP 9.0	WLS W	BF 31	H 2	R 0	ER 0	SO 3	BB 3	IBB 0	HBP 0	BLK 0	WP 0	HR 0	S 34	P 46	ERA 0.00	WHIP 0.556

Los Angeles Dodgers @ Philadelphia Phillies  
Veterans Stadium, Philadelphia, PA  
Sat Jun 07 1975, 7:05 PM EDT  
Att: 41,094 - Unknown

livebaseballscorecards.com

AB	27
R	0
H	2
RBI	0
BB	3
SO	3
LOB	6



Batter	1	2	3	4	5	6	7	8	9	AB	R	H	RBI	BB	SO	LOB
Dave Cash, R OBP: 0.393, SLG: 0.391 (1, 4)	0-0 F4		0-0 1B		0-0 1B		0-0 6-3			4	0	2	0	0	0	0
Mike Schmidt, R OBP: 0.310, SLG: 0.448 (1, 5)	0-3 K		0-0 F8		0-0 F7			0-0 5-3		4	0	0	0	0	1	3
Ollie Brown, R OBP: 0.308, SLG: 0.520 (1, 9) (9, 7)	0-0 P3		0-3 K		0-3 K			0-0 HR 1B		4	1	1	0	0	2	3
Greg Luzinski, R OBP: 0.332, SLG: 0.505 (1, 7)		0-0 F8		0-0 1-3		0-0 4-3		0-0 HR 1-H 1B		4	1	1	2	0	0	0
Mike Anderson, R OBP: 0.333, SLG: 0.439 (9, 9)										0	0	0	0	0	0	0
Dick Allen, R OBP: 0.329, SLG: 0.333 (1, 3)		0-0 HR		0-0 FC6-4 1B		0-0 HR		0-0 5-3		4	2	3	2	0	0	0
Tom Hutton, L OBP: 0.268, SLG: 0.177 (9, 3)										0	0	0	0	0	0	0
Bob Boone, R OBP: 0.364, SLG: 0.375 (1, 2)		0-0 B1-3		0-0 P4		0-0 P4		0-0 6-3		4	0	0	0	0	0	1
Jerry Martin, R OBP: 0.455, SLG: 0.556 (1, 8)		0-0 2B		0-0 FC6-4 1-2f		0-0 4-3				3	0	1	0	0	0	1
Terry Harmon, R OBP: 0.294, SLG: 0.172 (1, 6)		0-0 4-3			0-0 F7		0-0 F3			3	0	0	0	0	0	1
Steve Carlton, L OBP: 0.179, SLG: 0.148 (1, 1)			0-3 K		0-0 E1 1B		0-0 F5			3	0	0	0	0	1	0

Inning Stats	R: 0	H: 0	E: 0	K: 1	S: 5	R: 1	H: 2	E: 0	K: 0	S: 5	R: 0	H: 1	E: 0	K: 2	S: 8	R: 0	H: 1	E: 0	K: 0	S: 4	R: 1	H: 1	E: 0	K: 0	S: 4	R: 0	H: 1	E: 1	K: 1	S: 7	R: 1	H: 1	E: 0	K: 0	S: 4	R: 0	H: 0	E: 0	K: 0	S: 3	R: 2	H: 2	E: 0	K: 0	S: 5	R: 0	H: 2	E: 0	K: 0	S: 5	1B: 4	SF: 0	2B: 1	3B: 0	HR: 3	SAC: 0	DP: 0	HBP: 0	WP: 0	PA: 33
	0	0	0	1	5	1	2	0	0	5	0	1	0	2	8	0	1	0	0	4	1	0	1	0	0	4	0	1	1	0	7	0	1	0	0	4	0	0	0	3	2	2	0	5	0	2	0	5	4	0	0	3	0	0	0	0	33			

PITCHER	IP	WLS	BF	H	R	ER	SO	BB	IBB	HBP	BLK	WP	HR	S	P	ERA	WHIP
Doug Rau, L ERA: 3.72 (1, 1)	7.0	L	28	6	2	2	4	0	0	0	0	0	2	36	36	2.57	0.857
Jim Brewer, L ERA: 3.96 (8, 1)	1.0		5	2	2	2	0	0	0	0	0	0	1	5	5	18.00	2.000

**BOTTOM**

**Los Angeles Dodgers @ Philadelphia Phillies**  
**Veterans Stadium, Philadelphia, PA**

Sat Jun 07 1975, 7:05 PM EDT  
 Att. 41,094 - Unknown

livebaseballscorecards.com

<b>AB</b>	<b>33</b>
<b>R</b>	<b>4</b>
<b>H</b>	<b>8</b>
<b>RBI</b>	<b>4</b>
<b>BB</b>	<b>0</b>
<b>SO</b>	<b>4</b>
<b>LOB</b>	<b>9</b>



Batter	1	2	3	4	5	6	7	8	9	AB R H RBI BB SO LOB	TOP										
<b>Davey Lopes, R</b> OBP: 0.393, SLG: 0.343 (1, 4) (8, 8)	0-0 F3		0-0 5-3			0-0 F8		0-0 F9		4 0 0 0 0 0 0											
<b>Bill Buckner, L</b> OBP: 0.253, SLG: 0.341 (1, 7) (8, 8)	0-0 6-3		0-0 4-3			0-0 4-3		0-0 1B		4 0 1 0 0 0 0											
<b>Jimmy Wynn, R</b> OBP: 0.417, SLG: 0.520 <b>Al Downing, R</b> (1, 8) (8, 1)	4-0 1B BB				0-0 5-3		4-0 E 1B BB	0-3 K		2 1 0 0 2 1 1 0 0 0 0 0 0 0											
<b>Steve Garvey, R</b> OBP: 0.350, SLG: 0.471 (1, 3) (8, 8)	0-0 1-3 1B				0-3 K		0-0 E5 1B		0-0 G4-6-3 1B	4 1 3 0 0 1 0											
<b>Willie Crawford, L</b> OBP: 0.341, SLG: 0.355 (1, 9) (8, 8)		0-0 1-3			0-0 G3		0-0 1-3 1B		0-0 G4-6-3 1B	4 0 2 2 0 0 0											
<b>Ron Cey, R</b> OBP: 0.350, SLG: 0.443 (1, 5) (8, 8)		1-0 HBP				0-0 E4 G6-4-3		0-0 1-3 1B	0-0 G4-6-3	3 0 0 0 0 0 3											
<b>Steve Yeager, R</b> OBP: 0.279, SLG: 0.295 <b>Joe Ferguson, R</b> OBP: 0.326, SLG: 0.297 (1, 2) (9, PH)		0-0 F3			0-0 G6-4-3		0-0 5-3		0-3 K	3 0 0 0 0 0 3 1 0 0 0 0 1 1											
<b>Rick Auerbach, R</b> OBP: 0.283, SLG: 0.242 <b>Charlie Manuel, L</b> OBP: 0.154, SLG: 0.154 <b>Ivan De Jesus, R</b> OBP: 0.344, SLG: 0.321 (1, 6) (7, PH) (7, 6)		0-3 K			0-0 F7		0-0 4-3			2 0 0 0 0 1 1 1 0 0 0 0 0 1 0 0 0 0 0 0 0											
<b>Don Sutton, R</b> OBP: 0.186, SLG: 0.125 <b>Henry Cruz, L</b> OBP: 0.278, SLG: 0.265 <b>Mike Marshall, R</b> <b>Lee Lacy, R</b> OBP: 0.387, SLG: 0.471 (1, 1) (6, PH) (6, 1) (8, PH) (8, 4)		0-3 K				0-0 F5		0-0 F9		1 0 0 0 0 1 0 1 0 0 0 0 0 0 0 0 0 0 0 0 0 1 0 0 0 0 0 0											
<b>Inning Stats</b>	R: 0 E: 0 K: 0 S: 3	H: 1 LOB: 2 BB: 1 P: 7	R: 0 E: 0 K: 1 S: 5	H: 0 LOB: 1 BB: 0 P: 6	R: 0 E: 0 K: 1 S: 5	H: 0 LOB: 0 BB: 0 P: 5	R: 0 E: 0 K: 1 S: 5	H: 0 LOB: 0 BB: 0 P: 5	R: 0 E: 1 K: 0 S: 3	H: 0 LOB: 0 BB: 0 P: 3	R: 2 E: 1 K: 0 S: 5	H: 2 LOB: 1 BB: 1 P: 9	R: 0 E: 0 K: 1 S: 6	H: 1 LOB: 1 BB: 0 P: 6	R: 0 E: 0 K: 1 S: 6	H: 2 LOB: 1 BB: 0 P: 6	1B: 6 2B: 0 3B: 0 HR: 0	SF: 0 SAC: 0 DP: 2 HBP: 1	WP: 0 PB: 0 SB: 0 CS: 0	PA: 34	
<b>PITCHER</b> <b>Jim Lonborg, R</b> ERA: 2.01 (1, 1)	IP 9.0	WLS W	BF 34	H 6	R 2	ER 1	SO 5	BB 2	IBB 0	HBP 1	BLK 0	WP 0	HR 0	S 41	P 50	ERA 1.00	WHIP 0.889				
				<b>PITCHER</b>	IP	WLS	BF	H	R	ER	SO	BB	IBB	HBP	BLK	WP	HR	S	P	ERA	WHIP

Los Angeles Dodgers @ Philadelphia Phillies  
Veterans Stadium, Philadelphia, PA  
Sun Jun 08 1975, 3:33 AM EDT  
Att. 41,334 - Unknown

livebaseballscorecards.com

AB	31
R	2
H	6
RBI	2
BB	2
SO	5
LOB	10





Batter	1	2	3	4	5	6	7	8	9
<b>Dave Cash, R</b> OBP: 0.391, SLG: 0.404 (1, 4)	0-0 F9		0-0 F8		0-0 HR		0-0 SF7		
<b>Mike Schmidt, R</b> OBP: 0.304, SLG: 0.439 (1, 5)	0-3 K		0-3 K		0-3 K		0-3 K		
<b>Jay Johnstone, L</b> OBP: 0.354, SLG: 0.431 (1, 9)	0-0 F9			0-0 P3	0-0 E1		0-3 K		
<b>Mike Anderson, R</b> OBP: 0.333, SLG: 0.439 (8, 9)									
<b>Greg Luzinski, R</b> OBP: 0.339, SLG: 0.515 (1, 7)		0-0 5-3 1B		0-0 4-3 2B	0-3 K			0-0 1-3 1B	
<b>Dick Allen, R</b> OBP: 0.315, SLG: 0.316 (1, 3)		0-0 5-3		0-0 4-3		0-3 K		0-3 K	
<b>Tom Hutton, L</b> OBP: 0.268, SLG: 0.177 (9, 3)		1-2		2-3					
<b>Bob Boone, R</b> OBP: 0.361, SLG: 0.368 (1, 2)		4-0 BB		0-0 5-3		0-0 P4		0-0 1-3	
<b>Jerry Martin, R</b> OBP: 0.462, SLG: 0.571 (1, 8)		0-3 K			0-0 SH3-4 1B 2B	0-0 F7		4-0 FC6-4 IBB	
<b>Terry Harmon, R</b> OBP: 0.297, SLG: 0.161 (1, 6)		0-0 P4			0-0 SH3-4		1-0 SH SF7 HBP	0-0 FC6-4	
<b>Jim Lonborg, R</b> OBP: 0.212, SLG: 0.037 (1, 1)			0-3 K		0-0 HR 1B		0-0 SH		

Inning Stats	R: 0	H: 0	E: 0	K: 1	S: 5	R: 0	H: 1	E: 0	K: 1	S: 6	R: 0	H: 0	E: 0	K: 2	S: 7	R: 0	H: 1	E: 0	K: 0	S: 4	R: 3	H: 3	E: 1	K: 2	S: 11	R: 0	H: 0	E: 0	K: 1	S: 5	R: 1	H: 0	E: 1	K: 2	S: 8	R: 0	H: 1	E: 0	K: 1	S: 6
	0	0	0	1	5	0	1	0	1	6	0	0	0	2	7	0	1	0	0	4	3	3	1	0	11	0	0	0	1	5	1	0	1	2	9	0	1	0	1	6

PITCHER	IP	WLS	BF	H	R	ER	SO	BB	IBB	HBP	BLK	WP	HR	S	P	ERA	WHIP
<b>Don Sutton, R</b> ERA: 1.97 (1, 1)	5.0	L	22	5	3	3	6	1	0	0	0	0	1	33	37	5.40	1.200
<b>Mike Marshall, R</b> ERA: 3.86 (6, 1)	2.0		8	0	1	0	3	0	0	1	0	0	0	13	14	0.00	0.000
<b>Al Downing, L</b> ERA: 1.93 (8, 1)	1.0		5	1	0	0	1	0	1	0	0	0	0	6	10	0.00	1.000

**BOTTOM**

Los Angeles Dodgers @ Philadelphia Phillies  
Veterans Stadium, Philadelphia, PA

Sun Jun 08 1975, 3:33 AM EDT  
Att. 41,334 - Unknown

AB	29
R	4
H	6
RBI	4
BB	2
SO	10
LOB	14

WP: 0 PA: 35  
PB: 0  
SB: 0  
CS: 0



1B	2B	3B	HR	SF	SAC	DP	HBP	WP	HR	S	P	ERA	WHIP
3	2	0	1	1	0	1	1	0	0	0	0	5.40	1.200

Batter	1	2	3	4	5	6	7	8	9	AB R H RBI BB SO LOB	TOP											
Dave Cash, R (1, 4) OBP: 0.391, SLG: 0.408	0-0 5-3		0-0 6-3		0-0 2B		0-0 6-3 1B		0-0 G1-4-3	5 0 2 2 0 0 2	<b>Philadelphia Phillies @ San Diego Padres</b> <b>San Diego Stadium, San Diego, CA</b> Mon Jun 09 1975, 10:05 PM EDT Att. 30,948 - Unknown <a href="http://livebaseballscorecards.com">livebaseballscorecards.com</a>											
Mike Schmidt, R (1, 5) OBP: 0.301, SLG: 0.429	0-0 E6		0-0 6-3		4-0 BB		0-0 F9		0-0 6-3	4 0 0 0 1 0 2												
Ollie Brown, R (1, 9) OBP: 0.276, SLG: 0.464 Ron Schueler, R (5, 1)	0-0 F7			0-0 F8	0-0 F4		0-0 6-3 1B			3 0 0 0 0 0 3												
Tom Hilgendorf, S (6, 1) Gene Garber, R (6, 1) Jay Johnstone, L (6, 9) OBP: 0.361, SLG: 0.438	0-0 K			0-0 FC6-4 1B	0-3 K		0-0 6-3			0 0 0 0 0 0 0												
Greg Luzinski, R (1, 7) OBP: 0.338, SLG: 0.510	0-3 K			0-0 K	0-3 K		0-0 6-3			0 0 0 0 0 0 0												
Dick Allen, R (1, 3) OBP: 0.312, SLG: 0.325		0-3 K		0-3 K		0-0 2B 2B		0-0 6-3		1 0 1 0 0 0 0												
Bob Boone, R (1, 2) OBP: 0.354, SLG: 0.360		0-0 6-3		0-0 FC6-4		0-0 5-3		0-0 L7		4 0 0 0 0 0 2												
Jerry Martin, R (1, 8) OBP: 0.433, SLG: 0.520		0-0 4-3			0-0 5-3 E 2B 1B		0-0 6-3		0-0 6-3	4 1 1 0 0 0 1												
Terry Harmon, R (1, 6) OBP: 0.317, SLG: 0.206			4-0 SH3 BB		0-0 FC 5-3 2B		0-0 2B		0-0 1-3	3 1 1 1 1 0 1												
Wayne Twitchell, R (1, 1) OBP: 0.087, SLG: 0.130 Joe Hoerner, R (4, 1) Mike Anderson, R (5, PH) OBP: 0.329, SLG: 0.433 Tony Taylor, R (9, PH) OBP: 0.417, SLG: 0.381			0-0 SH3		0-0 5-3		0-0 6-3		0-0 G1-4-3 1B	0 0 0 0 0 0 0												
<b>Inning Stats</b>	R: 0 E: 1 K: 1 S: 6	H: 0 LOB: 1 BB: 0 P: 6	R: 0 E: 0 K: 1 S: 5	H: 0 LOB: 0 BB: 0 P: 5	R: 0 E: 0 K: 0 S: 3	H: 0 LOB: 1 BB: 1 P: 7	R: 0 E: 0 K: 1 S: 6	H: 1 LOB: 1 BB: 0 P: 6	R: 2 E: 1 K: 1 S: 8	H: 2 LOB: 2 BB: 1 P: 12	R: 1 E: 0 K: 0 S: 5	H: 2 LOB: 1 BB: 0 P: 5	R: 0 E: 0 K: 0 S: 5	H: 2 LOB: 2 BB: 0 P: 5	R: 0 E: 0 K: 0 S: 3	H: 0 LOB: 0 BB: 0 P: 3	R: 0 E: 0 K: 0 S: 3	H: 1 LOB: 0 BB: 0 P: 3	1B: 5 2B: 3 3B: 0 HR: 0	SF: 0 SAC: 1 DP: 1 HBP: 0	WP: 0 PB: 0 SB: 0 CS: 0	PA: 38
<b>PITCHER</b> Randy Jones, L (1, 1) ERA: 1.99	IP 9.0 WLS W BF 38 H 8 R 3 ER 2 SO 4 BB 2 IBB 0 HBP 0 BLK 0 WP 0 HR 0 S 44 P 52 ERA 2.00 WHIP 1.111											<b>PITCHER</b>	IP WLS BF H R ER SO BB IBB HBP BLK WP HR S P ERA WHIP									



Batter	1	2	3	4	5	6	7	8	9
Johnny Grubb, L (1, 8) OBP: 0.409, SLG: 0.456	0-0 4-3	0-0 E 2B		0-0 1B 2B		4-0 E SF9 BB		0-0 4-3	
Enzo Hernandez, R (1, 6) OBP: 0.339, SLG: 0.299	0-0 CS 1B	0-0 E4 1B		0-0 2-H 1B		0-0 SF9 1B		0-0 5-3	
Bobby Tolan, L (1, 7) OBP: 0.292, SLG: 0.294	0-0 1B BLK 1B	0-0 F5		0-3 K		0-0 SF9			
Dave Winfield, R (1, 9) OBP: 0.378, SLG: 0.495	0-0 BLK 1B 1B			0-0 5-3		0-0 1-3-2 3B			
Willie McCovey, L (1, 3) OBP: 0.313, SLG: 0.400	0-0 BLK 1B			0-3 K		0-3 K			
Mike Ivie, R (7, 3) OBP: 0.304, SLG: 0.388	0-0 1-2 2-3 1B								
Tito Fuentes, S (1, 4) OBP: 0.302, SLG: 0.314	0-0 F7			0-0 6-3		0-0 1-3-2		0-0 CS 1B	
Jerry Moses, R (1, 2) OBP: 0.250, SLG: 0.417		0-0 6-3		0-0 G3		0-0 1B 2B		0-3 K	
Ted Kubiak, S (1, 5) OBP: 0.311, SLG: 0.255		0-0 SH3-4 2B 1B		0-0 F9		0-0 1B E 1B		0-0 1-3	
Randy Jones, R (1, 1) OBP: 0.200, SLG: 0.179		0-0 SH3-4		4-0 2B BB		0-3 K		0-0 F8	

Inning Stats	R: 1	H: 4	E: 0	LOB: 2	K: 0	BB: 0	S: 6	P: 6	R: 2	H: 3	E: 1	LOB: 1	K: 0	BB: 0	S: 6	P: 6	R: 0	H: 0	E: 0	LOB: 0	K: 1	BB: 0	S: 5	P: 5	R: 2	H: 2	E: 0	LOB: 1	K: 1	BB: 1	S: 7	P: 11	R: 0	H: 1	E: 0	LOB: 0	K: 1	BB: 0	S: 5	P: 5	R: 3	H: 3	E: 1	LOB: 2	K: 2	BB: 2	S: 10	P: 18	R: 0	H: 1	E: 0	LOB: 0	K: 1	BB: 0	S: 5	P: 5	R: 0	H: 0	E: 0	LOB: 0	K: 0	BB: 0	S: 3	P: 3
--------------	------	------	------	--------	------	-------	------	------	------	------	------	--------	------	-------	------	------	------	------	------	--------	------	-------	------	------	------	------	------	--------	------	-------	------	-------	------	------	------	--------	------	-------	------	------	------	------	------	--------	------	-------	-------	-------	------	------	------	--------	------	-------	------	------	------	------	------	--------	------	-------	------	------

PITCHER	IP	WLS	BF	H	R	ER	SO	BB	IBB	HBP	BLK	WP	HR	S	P	ERA	WHIP
Wayne Twitchell, R (1, 1) ERA: 4.44	3.2	L	20	9	5	4	1	1	0	0	1	0	0	21	25	9.82	2.727
Joe Hoerner, L (4, 1) ERA: 3.86	0.1		1	0	0	0	1	0	0	0	0	0	0	3	3	0.00	0.000
Ron Schueler, R (5, 1) ERA: 7.71	1.1		6	3	2	2	2	0	0	0	0	0	0	10	10	13.50	2.250
Tom Hilgendorf, L (6, 1) ERA: 3.79	0.0		1	0	0	0	0	1	0	0	0	0	0	4	4	∞	∞
Gene Garber, R (6, 1) ERA: 3.22	2.2		10	2	1	0	2	1	0	0	0	0	0	13	17	0.00	1.125


**BOTTOM**

**Philadelphia Phillies @ San Diego Padres**  
San Diego Stadium, San Diego, CA

Mon Jun 09 1975, 10:05 PM EDT  
Att. 30,948 - Unknown

AB	R	H	RBI	BB	SO	LOB
4	3	2	2	1	0	0
5	0	4	2	0	0	0
3	1	1	1	0	1	2
3	0	2	0	1	0	0
4	0	1	0	0	3	3
0	0	0	0	0	0	0
4	0	1	0	0	0	3
4	1	1	0	0	1	1
4	2	2	0	0	0	0
2	1	0	0	1	1	2

AB	33
R	8
H	14
RBI	5
BB	3
SO	6
LOB	11



WP	PA	3B	SAC	DP	HBP	CS
0	38	0	1	2	0	2

PITCHER	IP	WLS	BF	H	R	ER	SO	BB	IBB	HBP	BLK	WP	HR	S	P	ERA	WHIP
---------	----	-----	----	---	---	----	----	----	-----	-----	-----	----	----	---	---	-----	------

Batter	1	2	3	4	5	6	7	8	9	AB R H RBI BB SO LOB	TOP											
Dave Cash, R (1, 4) OBP: 0.391, SLG: 0.405	0-0 4-3		0-0 6-3		0-0 F7		0-0 2B 1B	4-0 FC6-4 IBB		4 1 1 1 1 0 1												
Johnny Oates, L (1, 2) OBP: 0.336, SLG: 0.316	0-0 F5			0-0 2B 1B	0-3 K		0-3 K	0-0 FC6-4		4 1 1 0 0 2 1												
Tony Taylor, R (8, PH) OBP: 0.400, SLG: 0.364							1-2	1-2f		1 0 0 0 0 0 3												
Larry Cox, R (8, 2) OBP: 0.400, SLG: 0.333										0 0 0 0 0 0 0												
Mike Schmidt, R (1, 5) OBP: 0.304, SLG: 0.449	0-0 5-3			0-0 F6	0-0 F8		0-0 2B		0-0 HR	5 1 2 2 0 0 1												
Greg Luzinski, R (1, 7) OBP: 0.336, SLG: 0.502		0-3 K		0-0 F9		0-0 4-3	4-0 BB		4-0 G3-6-3 BB	3 0 0 0 1 1 1												
Mike Anderson, R (7, 9) OBP: 0.333, SLG: 0.433										0 0 0 0 1 0 0												
Dick Allen, R (1, 3) OBP: 0.313, SLG: 0.317		0-3 K		4-0 2B BB		0-0 F8	0-0 F4		0-0 G3-6-3	2 1 0 0 1 1 0												
Tom Hutton, L (7, PH) OBP: 0.260, SLG: 0.172									1-2f	2 0 0 0 0 0 3												
Jay Johnstone, L (1, 9) OBP: 0.372, SLG: 0.461		0-0 F8		0-0 3B 2B		0-0 1B		0-0 E 1B		3 1 2 2 0 0 0												
Ollie Brown, R (7, 7) OBP: 0.323, SLG: 0.500				1-H 2-H						2 0 2 0 0 0 0												
Jerry Martin, R (1, 8) OBP: 0.400, SLG: 0.448			0-0 6-3	4-0 3B IBB		0-0 F5		0-0 E4 1-3	0-0 5-3	4 1 0 0 1 0 3												
Terry Harmon, R (1, 6) OBP: 0.333, SLG: 0.342			0-0 3B	0-0 3B			0-0 E5 1B SH2-4	0-0 1-3		4 1 2 2 0 0 2												
Larry Christenson, R (1, 1) OBP: 0.167, SLG: 0.667			0-0 6-3	1-H 2-H	0-3 K		0-0 SH2-4			3 0 0 0 0 2 4												
Tug McGraw, R (8, 1) OBP: 0.333, SLG: 0.333							1-2			0 0 0 0 0 0 0												
<b>Inning Stats</b>	R: 0 E: 0 K: 0 S: 3	H: 0 LOB: 0 BB: 0 P: 3	R: 0 E: 0 K: 0 S: 7	H: 0 LOB: 0 BB: 0 P: 7	R: 0 E: 0 K: 0 S: 4	H: 1 LOB: 1 BB: 0 P: 4	R: 4 E: 0 K: 1 S: 8	H: 3 LOB: 1 BB: 2 P: 16	R: 0 E: 0 K: 1 S: 5	H: 0 LOB: 0 BB: 0 P: 5	R: 0 E: 0 K: 0 S: 4	H: 1 LOB: 1 BB: 0 P: 4	R: 2 E: 1 K: 1 S: 8	H: 2 LOB: 2 BB: 1 P: 12	R: 0 E: 1 K: 1 S: 7	H: 1 LOB: 3 BB: 1 P: 11	R: 1 E: 0 K: 0 S: 4	H: 2 LOB: 1 BB: 1 P: 8	1B: 5 2B: 2 3B: 2 HR: 1	SF: 0 SAC: 1 DP: 1 HBP: 0	WP: 0 PB: 0 SB: 2 CS: 0	PA: 43
<b>PITCHER</b>	IP WLS BF H R ER SO BB IBB HBP BLK WP HR S P ERA WHIP																					
Dan Spillner, R (1, 1) ERA: 4.6	6.2 L 31 7 6 4 5 2 1 0 0 0 0 0 38 50 5.40 1.350																					
Dave Tomlin, L (7, 1) ERA: 1.9	1.1 7 1 0 0 1 0 1 0 0 0 0 0 8 12 0.00 0.750																					
Larry Hardy, R (9, 1) ERA: 13.5	1.0 5 2 1 1 0 1 0 0 0 0 0 1 4 8 9.00 3.000																					

Philadelphia Phillies @ San Diego Padres  
San Diego Stadium, San Diego, CA  
Tue Jun 10 1975, 10:05 PM EDT  
Att: 15,909 - Unknown

AB	37
R	7
H	10
RBI	7
BB	5
SO	6
LOB	19



WP: 0	PA: 43
-------	--------

Batter	1	2	3	4	5	6	7	8	9	AB	R	H	RBI	BB	SO	LOB	BOTTOM
--------	---	---	---	---	---	---	---	---	---	----	---	---	-----	----	----	-----	--------

<p><b>Johnny Grubb, L</b> (1, 8) OBP: 0.406, SLG: 0.452</p>			<p><b>F8</b></p>		<p><b>6-3</b></p>			<p><b>K</b></p>		4	0	1	0	0	1	2	<p><b>Philadelphia Phillies @ San Diego Padres</b> San Diego Stadium, San Diego, CA</p> <p>Tue Jun 10 1975, 10:05 PM EDT Att. 15,909 - Unknown</p>		
<p><b>Enzo Hernandez, R</b> (1, 6) OBP: 0.332, SLG: 0.292</p>			<p><b>F8</b></p>			<p><b>F4</b></p>		<p><b>F9</b></p>		4	0	0	0	0	4				
<p><b>Bobby Tolan, L</b> (1, 7) OBP: 0.291, SLG: 0.293</p>			<p><b>4-3</b></p>			<p><b>L4</b></p>		<p><b>5-3</b></p>		4	0	1	0	0	4				
<p><b>Dave Winfield, R</b> (1, 9) OBP: 0.376, SLG: 0.488</p>				<p><b>BB</b></p>		<p><b>F2</b></p>		<p><b>F9</b></p>		3	0	0	0	1	0	1			
<p><b>Willie McCovey, L</b> (1, 3) OBP: 0.304, SLG: 0.387</p>		<p><b>K</b></p>		<p><b>L8</b></p>			<p><b>K</b></p>		<p><b>F8</b></p>		4	0	0	0	0	2		1	
<p><b>Tito Fuentes, S</b> (1, 4) OBP: 0.300, SLG: 0.312</p>		<p><b>CS</b></p>		<p><b>K</b></p>			<p><b>6-3</b></p>		<p><b>F2</b></p>		4	0	1	0	0	1		1	
<p><b>Jerry Moses, R</b> (1, 2) OBP: 0.200, SLG: 0.333</p>		<p><b>K</b></p>		<p><b>F8</b></p>			<p><b>F5</b></p>				3	0	0	0	0	1		2	
<p><b>Ted Kubiak, S</b> (1, 5) OBP: 0.311, SLG: 0.258</p>		<p><b>CS</b></p>	<p><b>K</b></p>		<p><b>L5</b></p>			<p><b>E</b></p>		3	0	1	0	0	1	0			
<p><b>Dan Spillner, R</b> (1, 1) OBP: 0.217, SLG: 0.190</p> <p><b>Dave Tomlin, L</b> (7, 1)</p> <p><b>Gene Locklear, L</b> (8, PH) OBP: 0.512, SLG: 0.629</p> <p><b>Larry Hardy, R</b> (9, 1)</p>			<p><b>1B</b></p>		<p><b>K</b></p>			<p><b>E1</b></p>		2	0	1	0	0	1	0			
<p><b>Inning Stats</b></p>	<p>R: 0 H: 1 E: 0 LOB: 1 K: 0 BB: 0 S: 4 P: 4</p>	<p>R: 0 H: 1 E: 0 LOB: 0 K: 2 BB: 0 S: 7 P: 7</p>	<p>R: 0 H: 2 E: 0 LOB: 2 K: 1 BB: 0 S: 7 P: 7</p>	<p>R: 0 H: 0 E: 0 LOB: 1 K: 1 BB: 1 S: 5 P: 9</p>	<p>R: 0 H: 0 E: 0 LOB: 0 K: 1 BB: 0 S: 5 P: 5</p>	<p>R: 0 H: 0 E: 0 LOB: 0 K: 0 BB: 0 S: 3 P: 3</p>	<p>R: 0 H: 0 E: 0 LOB: 0 K: 1 BB: 0 S: 5 P: 5</p>	<p>R: 0 H: 2 E: 1 LOB: 2 K: 1 BB: 0 S: 7 P: 7</p>	<p>R: 0 H: 0 E: 0 LOB: 0 K: 0 BB: 3 S: 3 P: 3</p>	<p>1B: 6 SF: 0 2B: 0 SAC: 0 3B: 0 DP: 0 HR: 0 HBP: 0</p>	<p>WP: 0 PA: 34 PB: 0 SB: 0 CS: 1</p>								

PITCHER	IP	WLS	BF	H	R	ER	SO	BB	IBB	HBP	BLK	WP	HR	S	P	ERA	WHIP	PITCHER	IP	WLS	BF	H	R	ER	SO	BB	IBB	HBP	BLK	WP	HR	S	P	ERA	WHIP	
<p><b>Larry Christenson, R</b> (1, 1) ERA: 4.03</p>	7.0	W	27	6	0	0	6	1	0	0	0	0	0	38	42	0.00	1.000																			
<p><b>Tug McGraw, L</b> (8, 1) ERA: 2.3</p>	2.0		6	0	0	0	1	0	0	0	0	0	0	8	8	0.00	0.000																			

<b>AB</b>	<b>32</b>
<b>R</b>	<b>0</b>
<b>H</b>	<b>6</b>
<b>RBI</b>	<b>0</b>
<b>BB</b>	<b>1</b>
<b>SO</b>	<b>7</b>
<b>LOB</b>	<b>15</b>



Batter	1	2	3	4	5	6	7	8	9	AB R H RBI BB SO LOB	TOP											
Dave Cash, R (1, 4) OBP: 0.393, SLG: 0.404	0-0 5-3			0-0 1B 2B 1B	4-0 BB		0-0 6-3			3 1 1 0 1 0 1	Philadelphia Phillies @ San Francisco Giants Candlestick Park, San Francisco, CA Wed Jun 11 1975, 6:33 AM EDT Att. 3,472 - Unknown <a href="http://livebaseballscorecards.com">livebaseballscorecards.com</a>											
Jerry Martin, R (1, 8) OBP: 0.359, SLG: 0.394	0-0 6-3			0-0 F9	0-3 K			0-0 6-3		4 0 0 0 0 1 3												
Mike Schmidt, R (1, 5) OBP: 0.307, SLG: 0.450	0-0 F7			0-0 1-2 2B 1B		0-0 L5-4 1B 1B		0-0 F9		4 1 2 0 0 0 0												
Greg Luzinski, R (1, 7) OBP: 0.348, SLG: 0.531		0-0 G6-4-3 1B		0-0 1-1 2-2 2B		0-0 1-2 1B		0-0 HR		4 1 4 3 0 0 0												
Dick Allen, R (1, 3) OBP: 0.300, SLG: 0.302		0-0 G6-4-3 1-2f		0-0 6-3		0-0 F7		0-0 5-3		4 0 0 0 0 0 4												
Bob Boone, R (1, 2) OBP: 0.352, SLG: 0.358		0-0 F8		0-0 F8		0-0 L5-4 2-3			0-0 G5-4-3 1B	4 0 1 0 0 0 3												
Mike Anderson, R (1, 9) OBP: 0.329, SLG: 0.428			0-0 6-3		0-0 6-3		0-3 K		0-0 G5-4-3 1-2f	2 0 0 0 0 0 0												
Ron Schueler, R (5, 1)										0 0 0 0 0 0 0												
Tony Taylor, R (7, PH) OBP: 0.385, SLG: 0.348										1 0 0 0 0 1 0												
Tom Hilgendorf, S (7, 1)										0 0 0 0 0 0 0												
Larry Cox, R (9, PH) OBP: 0.333, SLG: 0.250										1 0 0 0 0 0 1												
Terry Harmon, R (1, 6) OBP: 0.327, SLG: 0.333			0-0 F9		0-0 5-3				0-0 5-3	4 0 1 0 0 0 0												
Tom Underwood, R (1, 1) OBP: 0.120, SLG: 0.120			0-0 2-3		4-0 BB BB		0-0 F9			1 0 0 0 0 0 0												
Joe Hoerner, R (4, 1)										0 0 0 0 0 0 0												
Ollie Brown, R (5, PH) OBP: 0.333, SLG: 0.484										1 0 0 0 1 0 1												
<b>Inning Stats</b>	R: 0 E: 0 K: 0 S: 3	H: 0 LOB: 0 BB: 0 P: 3	R: 0 E: 0 K: 0 S: 3	H: 1 LOB: 0 BB: 0 P: 3	R: 0 E: 0 K: 0 S: 3	H: 0 LOB: 0 BB: 0 P: 3	R: 2 E: 0 K: 0 S: 6	H: 3 LOB: 1 BB: 0 P: 6	R: 0 E: 0 K: 1 S: 5	H: 0 LOB: 2 BB: 2 P: 13	R: 0 E: 0 K: 0 S: 4	H: 2 LOB: 1 BB: 0 P: 4	R: 0 E: 0 K: 1 S: 6	H: 1 LOB: 1 BB: 0 P: 6	R: 1 E: 0 K: 0 S: 4	H: 1 LOB: 0 BB: 0 P: 4	R: 0 E: 0 K: 0 S: 3	H: 1 LOB: 0 BB: 0 P: 3	1B: 7 2B: 2 3B: 0 HR: 1	SF: 0 SAC: 0 DP: 3 HBP: 0	WP: 0 PB: 0 SB: 0 CS: 0	PA: 35
<b>PITCHER</b> Mike Caldwell, L (1, 1) ERA: 4.54	IP: 9.0 WLS: W BF: 35 H: 9 R: 3 ER: 3 SO: 2 BB: 2 IBB: 0 HBP: 0 BLK: 0 WP: 0 HR: 1 S: 37 P: 45 ERA: 3.00 WHIP: 1.222																					





Batter	1	2	3	4	5	6	7	8	9	AB R H RBI BB SO LOB	TOP
<b>Dave Cash, R</b> (1, 4) OBP: 0.391, SLG: 0.409	0-0 SH3 2B		0-0 5-3		0-0 SF8		0-0 SF8			2 0 1 2 0 0 0	
<b>Johnny Oates, L</b> (1, 2) OBP: 0.310, SLG: 0.325	0-0 SH3 2-3		0-0 1B		0-0 F7		0-0 SH1-3			2 0 1 1 0 0 1	
<b>Mike Schmidt, R</b> (1, 5) OBP: 0.302, SLG: 0.441	0-3 K			0-0 B5-3		0-3 K	0-3 K			4 0 0 0 0 3 2	
<b>Greg Luzinski, R</b> (1, 7) OBP: 0.342, SLG: 0.521	0-0 F8			0-3 K		0-3 K		0-0 6-3		4 0 0 0 0 2 1	
<b>Jay Johnstone, L</b> (1, 9) OBP: 0.367, SLG: 0.450		0-3 K		0-3 K		0-0 1B		0-0 F8		4 0 1 0 0 2 0	
<b>Ollie Brown, R</b> (8, 9) OBP: 0.333, SLG: 0.484										0 0 0 0 0 0 0	
<b>Tom Hutton, L</b> (1, 3) OBP: 0.273, SLG: 0.167		4-0 BB			4-0 1B	4-0 4-3		0-0 4-3		2 1 0 0 2 0 1	
<b>Jerry Martin, R</b> (1, 8) OBP: 0.372, SLG: 0.389		0-0 F8			4-0 1B		0-0 1B	0-0 F8		3 2 1 0 1 0 1	
<b>Terry Harmon, R</b> (1, 6) OBP: 0.308, SLG: 0.311		0-3 K			0-3 K		0-0 SH	0-0 F8		3 1 0 0 0 2 3	
<b>Steve Carlton, L</b> (1, 1) OBP: 0.219, SLG: 0.194			0-0 F5		0-0 SF8		0-0 SH1-3	0-0 F8		4 0 2 1 0 0 0	
<b>Inning Stats</b>	R: 0 E: 0 K: 1 S: 6 H: 1 LOB: 1 BB: 0 P: 6	R: 0 E: 0 K: 2 S: 7 H: 0 LOB: 1 BB: 1 P: 11	R: 0 E: 0 K: 0 S: 3 H: 1 LOB: 1 BB: 0 P: 3	R: 0 E: 0 K: 2 S: 7 H: 0 LOB: 0 BB: 0 P: 7	R: 2 E: 1 K: 1 S: 6 H: 1 LOB: 1 BB: 2 P: 14	R: 0 E: 0 K: 2 S: 8 H: 1 LOB: 1 BB: 0 P: 8	R: 2 E: 0 K: 1 S: 8 H: 2 LOB: 1 BB: 0 P: 8	R: 0 E: 0 K: 0 S: 3 H: 0 LOB: 0 BB: 0 P: 3	R: 0 E: 0 K: 0 S: 3 H: 0 LOB: 0 BB: 0 P: 3	1B: 5 2B: 1 3B: 0 HR: 0 SF: 2 SAC: 3 DP: 0 HBP: 0	WP: 0 PB: 0 SB: 0 CS: 0 PA: 36
<b>PITCHER</b>	IP WLS BF H R ER SO BB IBB HBP BLK WP HR S P ERA WHIP										
<b>Ed Halicki, R</b> (1, 1) ERA: 2.58	7.0 L 30 6 4 3 9 3 0 0 0 0 0 0 45 57 3.86 1.286										
<b>Randy Moffitt, R</b> (8, 1) ERA: 5.4	2.0 6 0 0 0 0 0 0 0 0 0 0 0 6 6 0.00 0.000										

Philadelphia Phillies @ San Francisco Giants  
 Candlestick Park, San Francisco, CA  
 Thu Jun 12 1975, 6:33 AM EDT  
 Att. 3,869 - Unknown

livebaseballscorecards.com

AB	28
R	4
H	6
RBI	4
BB	3
SO	9
LOB	9





Batter	1	2	3	4	5	6	7	8	9	AB	R	H	RBI	BB	SO	LOB
--------	---	---	---	---	---	---	---	---	---	----	---	---	-----	----	----	-----

Gary Thomasson, L (1, 8) OBP: 0.238, SLG: 0.275	0-3 K		0-0 G3		0-0 F7			0-0 F8		4	0	0	0	0	1	1
Derrel Thomas, S (1, 4) OBP: 0.353, SLG: 0.355	0-0 4-3 2B			4-0 BB SF9 1B BB	0-0 L3			0-3 K		3	1	1	0	1	1	1
Bobby Murcer, L (1, 9) OBP: 0.406, SLG: 0.528	0-0 4-3 2-3			0-3 K				0-0 F9		4	0	0	0	0	1	2
Chris Speier, R (1, 6) OBP: 0.345, SLG: 0.347	0-0 F7			0-0 SF9 BB 1-2 1B				0-0 P4		4	0	1	0	0	0	1
Willie Montanez, L (1, 3) OBP: 0.336, SLG: 0.421		0-3 K		4-0 BB 1-2 2-3 BB				0-0 L5		3	0	1	0	1	1	0
Bruce Miller, R (1, 5) OBP: 0.323, SLG: 0.337		0-0 4-3		0-0 SF9				0-0 F9		3	0	0	1	0	0	1
Glenn Adams, L (1, 7) OBP: 0.370, SLG: 0.638		0-3 K		0-0 F8						3	0	0	0	0	2	2
Mike Sadek, R (1, 2) OBP: 0.417, SLG: 0.583			0-0 3-1		0-0 2B			0-0 6-3		3	0	1	0	0	0	0
Ed Halicki, R (1, 1) OBP: 0.143, SLG: 0.077			0-0 6-3		0-3 K			0-3 K		2	0	0	0	0	1	1
Chris Arnold, R (7, PH) OBP: 0.217, SLG: 0.182										1	0	0	0	0	1	0
Randy Moffitt, R (8, 1) OBP: 0.167, SLG: 0.167										0	0	0	0	0	0	0

Inning Stats	R: 0	H: 1	E: 0	K: 1	S: 6	R: 0	H: 0	E: 0	K: 2	S: 7	R: 0	H: 0	E: 0	K: 0	S: 3	R: 1	H: 1	E: 0	K: 1	S: 6	R: 0	H: 1	E: 0	K: 1	S: 6	R: 0	H: 1	E: 0	K: 2	S: 7	R: 0	H: 0	E: 0	K: 1	S: 5	R: 0	H: 0	E: 0	K: 0	S: 3	R: 0	H: 0	E: 0	K: 0	S: 3	1B: 2	SF: 1	2B: 2	SAC: 0	3B: 0	DP: 0	HR: 0	HBP: 0	WP: 0	PA: 33
--------------	------	------	------	------	------	------	------	------	------	------	------	------	------	------	------	------	------	------	------	------	------	------	------	------	------	------	------	------	------	------	------	------	------	------	------	------	------	------	------	------	------	------	------	------	------	-------	-------	-------	--------	-------	-------	-------	--------	-------	--------

PITCHER	IP	WLS	BF	H	R	ER	SO	BB	IBB	HBP	BLK	WP	HR	S	P	ERA	WHIP
Steve Carlton, L (1, 1) ERA: 2.97	9.0	W	33	4	1	1	8	2	0	0	0	0	0	47	55	1.00	0.667

**BOTTOM**

Philadelphia Phillies @ San Francisco Giants  
Candlestick Park, San Francisco, CA

AB	30
R	1
H	4
RBI	1
BB	2
SO	8
LOB	9



WP	HR	S	P	ERA	WHIP
0	0	0	0	0	0

Thu Jun 12 1975, 6:33 AM EDT  
Att. 3,869 - Unknown

livebaseballscorecards.com

Batter	1	2	3	4	5	6	7	8	9	AB R H RBI BB SO LOB	TOP	
Dave Cash, R OBP: 0.385, SLG: 0.403 (1, 4) X	0-0 F9 ①			X 0-0 4-3 ①		X 0-0 5-3 ③		X 0-0 6-3 ①		4 0 0 0 0 0 0	Philadelphia Phillies @ Los Angeles Dodgers Dodger Stadium, Los Angeles, CA Fri Jun 13 1975, 7:05 PM PDT Att: 33,970 - Unknown <a href="http://livebaseballscorecards.com">livebaseballscorecards.com</a>	
Johnny Oates, L OBP: 0.304, SLG: 0.318 (1, 2) X	0-0 L4 ②		X 0-0 1-3 ②		X 0-0 SH1-3 1B 1B ①		X 0-0 4-3 ②		4 1 1 0 0 0 0			
Mike Schmidt, R OBP: 0.302, SLG: 0.437 (1, 6) S S S	0-3 K ③		H 1-0 CS BB HBP		X 0-0 SH1-3 1-2 ①		X 0-0 F2 ③		2 0 0 0 0 1 0			
Greg Luzinski, R OBP: 0.345, SLG: 0.519 (1, 7) Ollie Brown, R OBP: 0.333, SLG: 0.484 (9, 7)		X 0-0 4-3 ①	B B B B 4-0 1-2 BB		X 0-0 BB 1B HR 1B 2-3		S S S 0-3 K ①		3 1 1 0 1 1 0 0 0 0 0 0 0 0			
Dick Allen, R OBP: 0.298, SLG: 0.300 (1, 3) Tom Hutton, L OBP: 0.273, SLG: 0.167 (9, 3)		X 0-0 6-3 ②	X 0-0 CS ③	X 0-0 6-3 ①		X 0-0 1-2 HR BB 1B		X 0-0 F3 ②		4 1 1 1 0 0 0 0 0 0 0 0 0 0		
Jay Johnstone, L OBP: 0.362, SLG: 0.434 (1, 9)		X 0-0 L9 ③	S S S 0-0 2-3	X 0-3 K ②		X 0-0 3-H F9 ②		B B B B 4-0 BB		3 0 0 0 1 1 2		
Tony Taylor, R OBP: 0.367, SLG: 0.308 (1, 5)			X 0-0 F3 ①	X 0-0 4-3 ③		B B B B 4-0 1-2 HR BB 2-3		X 0-0 1-3 ③		3 1 0 0 1 0 1		
Jerry Martin, R OBP: 0.370, SLG: 0.462 (1, 8)			X 0-0 F2 ②		X 0-0 4-3 ①	X 0-0 1-H 2-H 3-H HR				3 1 1 4 0 0 0		
Jim Lonborg, R OBP: 0.194, SLG: 0.033 (1, 1) S S S			S S S 0-3 K ③	S S S 0-3 K ②	X 0-0 6-3 ③					3 0 0 0 0 2 0		
<b>Inning Stats</b>	R: 0 H: 0 E: 0 LOB: 0 K: 1 BB: 0 S: 5 P: 5	R: 0 H: 0 E: 0 LOB: 0 K: 0 BB: 0 S: 3 P: 3	R: 0 H: 0 E: 0 LOB: 0 K: 1 BB: 0 S: 5 P: 5	R: 0 H: 0 E: 0 LOB: 1 K: 0 BB: 1 S: 2 P: 7	R: 0 H: 0 E: 0 LOB: 0 K: 1 BB: 0 S: 5 P: 5	R: 0 H: 0 E: 0 LOB: 0 K: 1 BB: 0 S: 5 P: 5	R: 5 H: 4 E: 0 LOB: 0 K: 0 BB: 1 S: 7 P: 11	R: 0 H: 0 E: 0 LOB: 0 K: 0 BB: 0 S: 3 P: 3	R: 0 H: 0 E: 0 LOB: 1 K: 1 BB: 1 S: 5 P: 9	1B: 3 SF: 0 2B: 0 SAC: 1 3B: 0 DP: 0 HR: 1 HBP: 1		WP: 0 PA: 35 PB: 0 SB: 0 CS: 1
<b>PITCHER</b>	IP WLS BF H R ER SO BB IBB HBP BLK WP HR S P ERA WHIP											
Andy Messersmith, R ERA: 2.12 (1, 1)	8.0 L 30 4 5 5 4 2 0 1 0 0 1 35 44 5.62 0.750											
Charlie Hough, R ERA: 4.58 (9, 1)	1.0 4 0 0 0 1 1 0 0 0 0 0 5 9 0.00 1.000											

Batter	1	2	3	4	5	6	7	8	9	AB R H RBI BB SO LOB
--------	---	---	---	---	---	---	---	---	---	----------------------

<b>Davey Lopes, R</b> <small>OBP: 0.378, SLG: 0.321</small> (1, 4)	4-0 		0-0 6-3 			0-3 K 		0-0 1-3 		3 1 0 0 1 1 1
<b>Bill Buckner, L</b> <small>OBP: 0.240, SLG: 0.322</small> (1, 7)	0-0 4-3 		0-0 F5 			0-0 F9 		0-0 P5 		4 0 0 0 0 0 1
<b>Jimmy Wynn, R</b> <small>OBP: 0.422, SLG: 0.531</small> (1, 8)	0-0 		0-0 5-3 			0-0 G3 		0-0 		4 0 2 1 0 0 0
<b>Steve Garvey, R</b> <small>OBP: 0.342, SLG: 0.458</small> (1, 3)	0-0 L5 		0-3 K 			0-0 4-3 		0-0 5-3 		4 0 0 0 0 1 2
<b>Willie Crawford, L</b> <small>OBP: 0.339, SLG: 0.348</small> (1, 9)	4-0 		0-0 6-3 			0-0 F8 		0-0 F9 		3 0 0 0 1 0 1
<b>Ron Cey, R</b> <small>OBP: 0.345, SLG: 0.425</small> (1, 5)	0-0 P4 		0-0 L6 			0-0 5-3 				3 0 0 0 0 0 2
<b>Steve Yeager, R</b> <small>OBP: 0.288, SLG: 0.292</small> (1, 2)		0-0 F9 			0-0 F5 			4-0 		2 0 0 0 1 0 0
<b>Ivan De Jesus, R</b> <small>OBP: 0.316, SLG: 0.294</small> <b>Henry Cruz, L</b> <small>OBP: 0.262, SLG: 0.250</small> (8, PH) <b>Rick Auerbach, R</b> <small>OBP: 0.286, SLG: 0.250</small> (9, 6)		0-3 K 			0-0 L7 		0-0 4-3 		0-0 4-3 	2 0 0 0 0 1 0 1 0 0 0 0 0 1 0 0 0 0 0 0 0
<b>Andy Messersmith, R</b> <small>OBP: 0.308, SLG: 0.354</small> <b>Leron Lee, L</b> <small>OBP: 0.222, SLG: 0.167</small> (8, PH) <b>Charlie Hough, R</b> (9, 1)		0-3 K 			0-0 F9 		0-0 4-3 		0-0 4-3 	2 0 0 0 0 1 0 1 0 0 0 0 0 1 0 0 0 0 0 0 0

Inning Stats	R: 1	H: 1	E: 0	K: 0	S: 4	LOB: 2	BB: 2	P: 12	R: 0	H: 0	E: 0	K: 2	S: 7	LOB: 0	BB: 0	P: 7	R: 0	H: 0	E: 0	K: 0	S: 3	LOB: 0	BB: 0	P: 3	R: 0	H: 0	E: 0	K: 1	S: 5	LOB: 0	BB: 0	P: 5	R: 0	H: 0	E: 0	K: 0	S: 3	LOB: 0	BB: 0	P: 3	R: 0	H: 0	E: 0	K: 1	S: 5	LOB: 0	BB: 0	P: 5	R: 0	H: 0	E: 0	K: 0	S: 3	LOB: 0	BB: 0	P: 3	R: 0	H: 0	E: 0	K: 0	S: 3	LOB: 1	BB: 1	P: 7	R: 0	H: 1	E: 0	K: 0	S: 4	LOB: 1	BB: 0	P: 4	1B: 0	2B: 2	3B: 0	HR: 0	SF: 0	SAC: 0	DP: 0	HBP: 0	WP: 0	PB: 0	SB: 1	CS: 0	PA: 32
--------------	------	------	------	------	------	--------	-------	-------	------	------	------	------	------	--------	-------	------	------	------	------	------	------	--------	-------	------	------	------	------	------	------	--------	-------	------	------	------	------	------	------	--------	-------	------	------	------	------	------	------	--------	-------	------	------	------	------	------	------	--------	-------	------	------	------	------	------	------	--------	-------	------	------	------	------	------	------	--------	-------	------	-------	-------	-------	-------	-------	--------	-------	--------	-------	-------	-------	-------	--------

PITCHER	IP	WLS	BF	H	R	ER	SO	BB	IBB	HBP	BLK	WP	HR	S	P	ERA	WHIP
<b>Jim Lonborg, R</b> <small>ERA: 1.92</small> (1, 1)	9.0	W	32	2	1	1	4	3	0	0	0	0	0	37	49	1.00	0.556

**BOTTOM**

Philadelphia Phillies @ Los Angeles Dodgers  
 Dodger Stadium, Los Angeles, CA  
 Fri Jun 13 1975, 7:05 PM PDT  
 Att. 33,970 - Unknown

AB	29
R	1
H	2
RBI	1
BB	3
SO	4
LOB	9



PITCHER	IP	WLS	BF	H	R	ER	SO	BB	IBB	HBP	BLK	WP	HR	S	P	ERA	WHIP
---------	----	-----	----	---	---	----	----	----	-----	-----	-----	----	----	---	---	-----	------

Batter	1	2	3	4	5	6	7	8	9	AB R H RBI BB SO LOB	TOP									
Dave Cash, R (1, 4) OBP: 0.378, SLG: 0.394	0-0 F9		0-0 1-3		0-0 4-3		0-0 FC4		0-0 FC6-4	5 1 0 0 0 0 3	Philadelphia Phillies @ Los Angeles Dodgers Dodger Stadium, Los Angeles, CA Sat Jun 14 1975, 7:05 PM PDT Att: 52,299 - Unknown									
Johnny Oates, L (1, 2) OBP: 0.314, SLG: 0.347	0-0 G3		0-0 2B		0-0 F9			0-0 G3	5 0 2 1 0 0 0											
Jay Johnstone, L (1, 9) OBP: 0.374, SLG: 0.437	0-0 F7		4-0 BB		0-0 F9			0-0 1B	4 1 2 1 1 0 0											
Greg Luzinski, R (1, 7) OBP: 0.346, SLG: 0.521		0-0 2B	0-0 F8			0-0 F8		0-0 1B	5 0 2 0 0 0 4											
Dick Allen, R (1, 3) OBP: 0.287, SLG: 0.287		0-0 L3		0-0 6-3		0-0 6-3		0-0 F9	4 0 0 0 0 0 3											
Tony Taylor, R (1, 5) OBP: 0.382, SLG: 0.333		0-3 K		0-0 1B		0-0 4-3		0-0 1B	4 0 2 1 0 1 1											
Jerry Martin, R (1, 8) OBP: 0.340, SLG: 0.419		0-0 4-3		0-0 F8			0-0 5-3	0-0 F7	4 0 0 0 0 0 4											
Terry Harmon, R (1, 6) OBP: 0.339, SLG: 0.333			0-3 K	0-0 1B			4-0 FC4	0-0 FC6-4	3 0 2 0 1 1 0											
Larry Christenson, R (1, 1) OBP: 0.250, SLG: 0.750			0-0 BLK	0-0 F9			0-0 F8	0-0 F3	2 1 1 0 0 0 2											
Tom Hutton, L (7, PH) OBP: 0.269, SLG: 0.164									1 0 0 0 0 0 1											
Tug McGraw, R (7, 1) OBP: 0.333, SLG: 0.333									0 0 0 0 0 0 0											
Ollie Brown, R (9, PH) OBP: 0.324, SLG: 0.469									1 0 0 0 0 0 1											
<b>Inning Stats</b>	R: 0 E: 0 K: 0 S: 3	H: 0 LOB: 0 BB: 0 P: 3	R: 0 E: 0 K: 1 S: 6	H: 1 LOB: 1 BB: 0 P: 6	R: 1 E: 0 K: 1 S: 7	H: 2 LOB: 2 BB: 1 P: 11	R: 0 E: 0 K: 0 S: 5	H: 2 LOB: 2 BB: 0 P: 5	R: 0 E: 0 K: 0 S: 3	H: 0 LOB: 0 BB: 0 P: 3	R: 0 E: 0 K: 0 S: 3	H: 0 LOB: 1 BB: 1 P: 7	R: 1 E: 0 K: 0 S: 6	H: 3 LOB: 2 BB: 0 P: 6	R: 1 E: 0 K: 0 S: 6	H: 3 LOB: 2 BB: 0 P: 6	1B: 8 2B: 3 3B: 0 HR: 0	SF: 0 SAC: 0 DP: 0 HBP: 0	WP: 0 PB: 0 SB: 0 CS: 0	PA: 40
<b>PITCHER</b>	IP WLS BF H R ER SO BB IBB HBP BLK WP HR S P ERA WHIP																			
Burt Hooton, R (1, 1) ERA: 4.14	7.0 W 28 5 1 1 2 2 0 0 0 1 0 0 30 38 1.29 1.000																			
Mike Marshall, R (8, 1) ERA: 3.9	2.0 S 12 6 2 2 0 0 0 0 0 0 0 0 12 12 9.00 3.000																			

livebaseballscorecards.com

AB	38
R	3
H	11
RBI	3
BB	2
SO	2
LOB	19





Batter	1	2	3	4	5	6	7	8	9	AB R H RBI BB SO LOB	TOP
--------	---	---	---	---	---	---	---	---	---	----------------------	-----

<b>Dave Cash, R</b> (1, 4) <small>OBP: 0.383, SLG: 0.416</small>	0-0 		0-0 			0-0 	0-0 			4 2 3 1 0 0 0	
<b>Jerry Martin, R</b> (1, 8) <small>OBP: 0.315, SLG: 0.383</small>	0-0 		0-0 			0-0 		0-3 		4 0 0 0 0 1 2	
<b>Greg Luzinski, R</b> (1, 7) <small>OBP: 0.348, SLG: 0.534</small>	0-3 		0-0 			0-0 		0-0 		4 2 2 1 0 1 1	
<b>Dick Allen, R</b> (1, 3) <small>OBP: 0.304, SLG: 0.306</small> <b>Tom Hutton, L</b> (8, 3) <small>OBP: 0.269, SLG: 0.164</small>	0-0 			0-0 		0-0 		0-3 		4 0 3 1 0 1 0 0 0 0 0 0 0 0	
<b>Ollie Brown, R</b> (1, 9) <small>OBP: 0.342, SLG: 0.441</small> <b>Mike Anderson, R</b> (8, 9) <small>OBP: 0.329, SLG: 0.428</small>	0-3 			0-0 		4-0 		4-0 		2 0 0 0 2 1 2 0 0 0 0 0 0 0	
<b>Tony Taylor, R</b> (1, 5) <small>OBP: 0.342, SLG: 0.303</small>		0-0 		0-0 		0-0 		0-0 		3 0 0 1 0 0 2	
<b>Bob Boone, R</b> (1, 2) <small>OBP: 0.345, SLG: 0.350</small>		0-0 		0-0 	0-0 	0-0 		0-3 		4 0 0 0 0 1 2	
<b>Terry Harmon, R</b> (1, 6) <small>OBP: 0.317, SLG: 0.308</small>		0-3 					0-0 		0-0 	4 0 0 0 0 2 0	
<b>Tom Underwood, R</b> (1, 1) <small>OBP: 0.111, SLG: 0.111</small> <b>Mike Rogodzinski, L</b> (7, PH) <b>Gene Garber, R</b> (7, 1)			0-3 				0-0 		0-0 	2 0 0 0 0 2 0 1 0 0 0 0 0 0 1 0 0 0 0 0 0	

Philadelphia Phillies @ Los Angeles Dodgers  
 Dodger Stadium, Los Angeles, CA  
 Sun Jun 15 1975, 3:33 AM PDT  
 Att. 40,959 - Unknown

[livebaseballscorecards.com](http://livebaseballscorecards.com)

AB	33
R	4
H	8
RBI	4
BB	2
SO	9
LOB	9



Inning Stats	R: 1	H: 2	E: 0	K: 2	S: 9	P: 9	R: 0	H: 0	E: 0	K: 1	S: 5	P: 5	R: 0	H: 1	E: 0	K: 1	S: 6	P: 6	R: 0	H: 1	E: 0	K: 0	S: 3	P: 3	R: 0	H: 0	E: 0	K: 2	S: 7	P: 7	R: 2	H: 3	E: 0	K: 0	S: 6	P: 10	R: 0	H: 0	E: 0	K: 0	S: 3	P: 3	R: 1	H: 1	E: 0	K: 2	S: 8	P: 12	R: 0	H: 0	E: 0	K: 1	S: 5	P: 5	1B: 5	2B: 1	3B: 0	HR: 2	SF: 1	SAC: 0	DP: 0	HBP: 0	WP: 0	PB: 0	SB: 0	CS: 1	PA: 37
--------------	------	------	------	------	------	------	------	------	------	------	------	------	------	------	------	------	------	------	------	------	------	------	------	------	------	------	------	------	------	------	------	------	------	------	------	-------	------	------	------	------	------	------	------	------	------	------	------	-------	------	------	------	------	------	------	-------	-------	-------	-------	-------	--------	-------	--------	-------	-------	-------	-------	--------

PITCHER	IP	WLS	BF	H	R	ER	SO	BB	IBB	HBP	BLK	WP	HR	S	P	ERA	WHIP
<b>Doug Rau, L</b> (1, 1) <small>ERA: 3.62</small>	5.1		23	7	3	3	6	1	0	0	0	0	1	34	38	5.06	1.500
<b>Rick Rhoden, R</b> (6, 1) <small>ERA: 3.89</small>	1.2		5	0	0	0	0	0	0	0	0	0	0	5	5	0.00	0.000
<b>Mike Marshall, R</b> (8, 1) <small>ERA: 3.93</small>	2.0	L	8	1	1	1	3	1	0	0	0	0	1	13	17	4.50	1.000

Batter	1	2	3	4	5	6	7	8	9	AB R H RBI BB SO LOB
Davey Lopes, R OBP: 0.380, SLG: 0.320 (1, 4)	0-0 F8		0-0 L7		0-0 1B FC4-6		0-0 1B		0-0 5-3	5 1 2 0 0 0 0
Tom Paciorek, R OBP: 0.235, SLG: 0.263 Willie Crawford, L OBP: 0.347, SLG: 0.349 (7, PH) (8, 7)	0-0 F9		4-0 BB		0-0 1B FC4-6		0-3 K			2 0 1 0 1 0 0 1 0 0 0 0 1 1
Jimmy Wynn, R OBP: 0.421, SLG: 0.520 (1, 8)	4-0 1B 3B BB		0-0 F7		0-0 FC4-6		0-0 5-3			3 1 0 1 1 0 3
Steve Garvey, R OBP: 0.343, SLG: 0.454 (1, 3)	0-0 1-3 3B 1B		0-0 F3		0-0 F9			4-0 1B BB		3 1 1 0 1 0 2
Ron Cey, R OBP: 0.342, SLG: 0.428 (1, 5)	0-0 1-H 3-H 3B			0-3 K		0-0 F9		0-0 F8		4 0 1 2 0 1 1
Joe Ferguson, R OBP: 0.322, SLG: 0.285 (1, 9)	0-3 K		4-0 BB		4-0 1B BB		4-0 1B BB	0-0 1-2 G6-4-3 1B		2 0 1 0 2 1 1
Steve Yeager, R OBP: 0.287, SLG: 0.291 (1, 2)		0-0 F9		0-0 F9		0-0 1-2 G4-6-3 1B		0-0 1-2f G6-4-3		4 0 1 0 0 0 3
Ivan De Jesus, R OBP: 0.302, SLG: 0.263 Manny Mota, R OBP: 0.344, SLG: 0.276 Rick Auerbach, R OBP: 0.286, SLG: 0.250 Bill Buckner, L OBP: 0.230, SLG: 0.308 (6, PH) (7, 6) (9, PH)		0-3 K		0-3 K		0-0 1-2f G4-6-3		0-0 1-3		2 0 0 0 0 2 1 1 0 0 0 0 0 2 0 0 0 0 0 0 0 1 0 0 0 0 0 0
Doug Rau, L OBP: 0.257, SLG: 0.188 Rick Rhoden, R (6, 1) Leron Lee, L OBP: 0.214, SLG: 0.160 Mike Marshall, R (8, 1) Henry Cruz, L OBP: 0.256, SLG: 0.244 (9, PH)		0-3 K			0-0 4-3		0-0 F9		0-0 F9	2 0 0 0 0 1 0 0 0 0 0 0 0 0 1 0 0 0 0 0 0 0 0 0 0 0 0 0 1 0 0 0 0 0 0

Inning Stats	R: 2 E: 0 K: 1 S: 7	H: 2 LOB: 1 BB: 1 P: 11	R: 0 E: 0 K: 2 S: 7	H: 0 LOB: 0 BB: 0 P: 7	R: 0 E: 0 K: 0 S: 3	H: 0 LOB: 1 BB: 1 P: 7	R: 0 E: 0 K: 2 S: 7	H: 0 LOB: 1 BB: 1 P: 11	R: 1 E: 0 K: 0 S: 5	H: 2 LOB: 1 BB: 0 P: 5	R: 0 E: 0 K: 0 S: 3	H: 1 LOB: 1 BB: 1 P: 7	R: 0 E: 0 K: 1 S: 6	H: 1 LOB: 1 BB: 0 P: 6	R: 0 E: 0 K: 0 S: 3	H: 1 LOB: 1 BB: 1 P: 7	R: 0 E: 0 K: 0 S: 3	H: 0 LOB: 0 BB: 0 P: 3	1B: 6 2B: 0 3B: 1 HR: 0	SF: 0 SAC: 0 DP: 2 HBP: 0	WP: 0 PB: 0 SB: 0 CS: 0	PA: 37
PITCHER	IP	WLS	BF	H	R	ER	SO	BB	IBB	HBP	BLK	WP	HR	S	P	ERA	WHIP					
Tom Underwood, L ERA: 3.16 Gene Garber, R ERA: 2.97	(1, 1) 6.0		26	5	3	3	5	4	0	0	0	0	0	32	48	4.50	1.500					
	(7, 1) 3.0	W	11	2	0	0	1	1	0	0	0	0	0	12	16	0.00	1.000					

**BOTTOM**

Philadelphia Phillies @ Los Angeles Dodgers  
Dodger Stadium, Los Angeles, CA

Sun Jun 15 1975, 3:33 AM PDT  
Att. 40,959 - Unknown

livebaseballscores.com

AB	32
R	3
H	7
RBI	3
BB	5
SO	6
LOB	14



Batter	1	2	3	4	5	6	7	8	9	AB R H RBI BB SO LOB	TOP											
Dave Cash, R OBP: 0.387, SLG: 0.422 (1, 4)	0-3 K		0-0 4-3			0-0 1B 1B	0-0 2B		4-0 F8 PB 1-2 BB	4 1 2 0 1 1 0												
Johnny Oates, L OBP: 0.315, SLG: 0.346 Bob Boone, R OBP: 0.341, SLG: 0.346 (1, 2) (7, PH) (7, 2)	0-0 4-3			0-0 F9		0-0 1B 1B	0-0 6-3		0-0 6-3	3 0 1 0 0 0 0 2 0 0 1 0 0 2												
Greg Luzinski, R OBP: 0.353, SLG: 0.529 (1, 7)	4-0 BB			4-0 FC3-6 BB		0-0 F3	4-0 IBB		0-0 F8	2 0 0 0 3 0 3												
Jay Johnstone, L OBP: 0.373, SLG: 0.433 Ollie Brown, R OBP: 0.333, SLG: 0.429 (1, 9) (7, PH) (7, 9)	0-0 G3			0-0 FC3-6 HR		0-0 3B 1B	0-3 K		4-0 BB	3 2 1 1 0 0 2 1 0 0 0 0 1 2												
Tom Hutton, L OBP: 0.280, SLG: 0.214 (1, 3) (8, 9)		0-0 F8		0-0 HR		4-0 3B IBB		0-0 4-1	0-0 F3	3 2 1 2 1 0 0 1 0 0 0 0 0 2												
Mike Schmidt, R OBP: 0.301, SLG: 0.435 (9, PH)				1-H HR																		
Tony Taylor, R OBP: 0.357, SLG: 0.361 (1, 5)		0-0 6-3		0-0 F9		0-0 3B		4-0 BB		3 0 1 2 1 0 0												
Jerry Martin, R OBP: 0.310, SLG: 0.360 (1, 8)		0-3 K				0-3 K		0-0 G4-6-3 BB		3 0 0 0 1 2 1												
Terry Harmon, R OBP: 0.313, SLG: 0.304 (1, 6)			0-3 K			0-0 P3			0-0 1B PB 1B	4 1 1 0 0 1 2												
Steve Carlton, L OBP: 0.206, SLG: 0.182 Mike Anderson, R OBP: 0.327, SLG: 0.425 Gene Garber, R Joe Hoerner, R Dick Allen, R Ron Schueler, R Mike Rogodzinski, L (1, 1) (7, PH) (7, 1) (8, 1) (8, 3) (8, 1) (9, PH)			0-3 K			0-3 K		0-3 K	0-0 PB BB 1B	2 0 0 0 0 0 2 0 1 0 0 0 0 0 1 0 0 0 0 0 0 0 0 0 0 0 0 0 0 0 0 0 1 1 1 0 0 0 0 0 0 0 0 0 0 0 0 0 0 0 0 0 0 1 0 0												
<b>Inning Stats</b>	R: 0 E: 0 K: 1 S: 5	H: 0 LOB: 1 BB: 1 P: 9	R: 0 E: 0 K: 1 S: 5	H: 0 LOB: 0 BB: 0 P: 5	R: 0 E: 0 K: 2 S: 7	H: 0 LOB: 0 BB: 0 P: 7	R: 2 E: 0 K: 0 S: 4	H: 1 LOB: 0 BB: 1 P: 8	R: 0 E: 0 K: 2 S: 7	H: 0 LOB: 0 BB: 0 P: 7	R: 3 E: 0 K: 0 S: 6	H: 4 LOB: 2 BB: 2 P: 14	R: 0 E: 0 K: 2 S: 8	H: 1 LOB: 2 BB: 1 P: 12	R: 0 E: 0 K: 0 S: 2	H: 0 LOB: 0 BB: 1 P: 6	R: 2 E: 0 K: 0 S: 5	H: 2 LOB: 2 BB: 2 P: 13	1B: 5 2B: 1 3B: 1 HR: 1	SF: 0 SAC: 0 DP: 1 HBP: 0	WP: 0 PA: 41 PB: 1 SB: 0 CS: 0	
<b>PITCHER</b>	IP WLS BF H R ER SO BB IBB HBP BLK WP HR S P ERA WHIP	IP WLS BF H R ER SO BB IBB HBP BLK WP HR S P ERA WHIP	IP WLS BF H R ER SO BB IBB HBP BLK WP HR S P ERA WHIP	IP WLS BF H R ER SO BB IBB HBP BLK WP HR S P ERA WHIP	IP WLS BF H R ER SO BB IBB HBP BLK WP HR S P ERA WHIP	IP WLS BF H R ER SO BB IBB HBP BLK WP HR S P ERA WHIP	IP WLS BF H R ER SO BB IBB HBP BLK WP HR S P ERA WHIP	IP WLS BF H R ER SO BB IBB HBP BLK WP HR S P ERA WHIP	IP WLS BF H R ER SO BB IBB HBP BLK WP HR S P ERA WHIP	IP WLS BF H R ER SO BB IBB HBP BLK WP HR S P ERA WHIP	IP WLS BF H R ER SO BB IBB HBP BLK WP HR S P ERA WHIP	IP WLS BF H R ER SO BB IBB HBP BLK WP HR S P ERA WHIP	IP WLS BF H R ER SO BB IBB HBP BLK WP HR S P ERA WHIP	IP WLS BF H R ER SO BB IBB HBP BLK WP HR S P ERA WHIP	IP WLS BF H R ER SO BB IBB HBP BLK WP HR S P ERA WHIP	IP WLS BF H R ER SO BB IBB HBP BLK WP HR S P ERA WHIP	IP WLS BF H R ER SO BB IBB HBP BLK WP HR S P ERA WHIP	IP WLS BF H R ER SO BB IBB HBP BLK WP HR S P ERA WHIP	IP WLS BF H R ER SO BB IBB HBP BLK WP HR S P ERA WHIP	IP WLS BF H R ER SO BB IBB HBP BLK WP HR S P ERA WHIP	IP WLS BF H R ER SO BB IBB HBP BLK WP HR S P ERA WHIP	
Ray Burris, R ERA: 4.18 Geoff Zahn, L ERA: 6.0 Bob Locker, R ERA: 4.76 Ken Frailing, L ERA: 3.38 (1, 1) (7, 1) (9, 1) (9, 1)	6.0 W 11 3 2 2 2 3 1 0 0 0 0 34 50 7.50 1.333	2.0 W 11 3 2 2 2 2 1 0 0 0 0 12 24 9.00 2.500	0.2 S 3 0 0 0 0 1 0 0 0 0 0 2 6 0.00 1.500	0.1 S 1 0 0 0 0 0 0 0 0 0 0 1 1 0.00 0.000																		

Philadelphia Phillies @ Chicago Cubs  
Wrigley Field, Chicago, IL  
Mon Jun 16 1975, 3:33 AM CDT  
Att. 9,353 - Overcast - 70 F

livebaseballscorecards.com

AB	33
R	7
H	8
RBI	6
BB	8
SO	8
LOB	14







Batter	1	2	3	4	5	6	7	8	9	AB R H RBI BB SO LOB	TOP																
<b>Dave Cash, R</b> (1, 4) OBP: 0.384, SLG: 0.417	0-3 K		0-0 E2 1B	0-0 6-3		0-3 K			0-0 6-3	5 1 1 1 0 2 1																	
<b>Johnny Oates, L</b> (1, 2) OBP: 0.322, SLG: 0.351	0-0 6-3		0-0 E 1B		0-0 6-3		0-0 4-3 1B		0-0 4-3	5 0 2 1 0 0 0																	
<b>Greg Luzinski, R</b> (1, 7) OBP: 0.352, SLG: 0.537	0-0 3-1		0-0 E5 1-2		0-0 HR		0-0 4-3 1-2		0-0 4-3	4 1 1 1 0 0 2																	
<b>Dick Allen, R</b> (1, 3) OBP: 0.308, SLG: 0.311		0-0 6-3	0-3 K		0-0 CS 1B		0-0 F8		0-0 F8	4 1 1 0 0 1 3																	
<b>Jay Johnstone, L</b> (1, 9) OBP: 0.368, SLG: 0.426		0-0 FC1-6 1B	0-0 4-3		0-0 F7 1-2		0-3 K		0-3 K	4 0 1 0 0 1 4																	
<b>Tony Taylor, R</b> (1, 5) OBP: 0.391, SLG: 0.410		0-0 FC1-6 1-2f S 1B		0-0 E 2B	0-0 CS 1B		4-0 L6-4 1-6-3 BB		4-0 L6-4 1-6-3 BB	3 1 2 1 1 0 1																	
<b>Jerry Martin, R</b> (1, 8) OBP: 0.295, SLG: 0.340		0-0 1-3 1-2		0-0 SH2 2-H	0-0 6-3 1-3		0-0 1-6-3 1-2		0-0 1-6-3 1-2	3 0 0 0 0 0 3																	
<b>Terry Harmon, R</b> (1, 6) OBP: 0.324, SLG: 0.293			4-0 SH3-4 E BB	4-0 SH1-4 BB		0-0 5-3		0-0 L6-4 2-3	0-0 L6-4 2-3	2 1 0 0 2 0 1																	
<b>Jim Lonborg, R</b> (1, 1) OBP: 0.188, SLG: 0.032			0-0 SH3-4	0-0 SH1-4		0-0 5-3		0-0 3-1	0-0 3-1	1 0 0 0 0 0 0																	
<b>Tom Hilgendorf, S</b> (6, 1)										0 0 0 0 0 0 0																	
<b>Mike Rogodzinski, L</b> (9, PH)										1 0 0 0 0 0 0																	
<b>Inning Stats</b>	R: 0 E: 0 K: 1 S: 5	H: 0 LOB: 0 BB: 0 P: 5	R: 0 E: 0 K: 0 S: 4	H: 1 LOB: 1 BB: 0 P: 4	R: 2 E: 2 K: 1 S: 8	H: 2 LOB: 2 BB: 1 P: 12	R: 1 E: 1 K: 0 S: 4	H: 1 LOB: 1 BB: 1 P: 8	R: 2 E: 0 K: 0 S: 6	H: 3 LOB: 1 BB: 0 P: 6	R: 0 E: 0 K: 1 S: 5	H: 0 LOB: 0 BB: 0 P: 5	R: 0 E: 0 K: 1 S: 6	H: 1 LOB: 1 BB: 0 P: 6	R: 0 E: 0 K: 0 S: 2	H: 0 LOB: 0 BB: 1 P: 6	R: 0 E: 0 K: 0 S: 3	H: 0 LOB: 0 BB: 0 P: 3	1B: 6 2B: 2 3B: 0 HR: 1	SF: 0 SAC: 3 DP: 1 HBP: 0	WP: 0 PB: 0 SB: 1 CS: 2	PA: 38					
<b>PITCHER</b>	IP WLS BF H R ER SO BB IBB HBP BLK WP HR S P ERA WHIP																										
<b>Rick Reuschel, R</b> (1, 1) ERA: 4.08	4.0	19	4	3	3	2	2	0	0	0	0	0	0	21	29	6.75	1.500										
<b>Tom Dettore, R</b> (5, 1) ERA: 5.79	5.0	W	19	4	2	1	2	1	0	0	0	0	1	22	26	1.80	1.000										

Philadelphia Phillies @ Chicago Cubs  
Wrigley Field, Chicago, IL  
Tue Jun 17 1975, 3:33 AM CDT  
Att. 6,834 - Overcast - 65 F

livebaseballscorecards.com

AB	32
R	5
H	8
RBI	4
BB	3
SO	4
LOB	15





Batter	1	2	3	4	5	6	7	8	9	AB R H RBI BB SO LOB	TOP																
Dave Cash, R (1, 4) OBP: 0.384, SLG: 0.415	0-0 5-3		0-0 6-3		0-0 6-3	4-0 BB		0-0 1B		4 0 1 0 1 0 0																	
Johnny Oates, L (1, 2) OBP: 0.313, SLG: 0.339	0-0 4-3		0-0 1B		0-0 F8	0-0 3-1		0-0 F8		5 0 1 0 0 0 3																	
Greg Luzinski, R (1, 7) OBP: 0.349, SLG: 0.530	0-3 K		0-0 1B		0-3 K		0-0 F9		0-0 5-3	5 0 1 0 0 2 0																	
Dick Allen, R (1, 3) Ollie Brown, R (9, 9) OBP: 0.328, SLG: 0.380 OBP: 0.333, SLG: 0.429		0-0 1B	0-3 K			0-0 1B	0-0 HR		0-0 HR	5 4 4 1 0 1 2 0 0 0 0 0 0 0																	
Jay Johnstone, L (1, 9) Mike Anderson, R (7, 9) Tom Hutton, L (9, PH) OBP: 0.382, SLG: 0.433 OBP: 0.327, SLG: 0.425 OBP: 0.289, SLG: 0.268		0-0 1B		4-0 HR		0-0 2B	0-0 P5		0-0 HR	3 2 2 2 1 0 0 0 0 0 0 0 0 0 1 1 1 2 0 0 0																	
Mike Schmidt, R (1, 5) OBP: 0.307, SLG: 0.462		0-0 P4		0-0 HR		0-0 F7	0-0 3B		0-0 1B	5 1 3 2 0 0 2																	
Jerry Martin, R (1, 8) OBP: 0.318, SLG: 0.368		0-0 F9		0-3 K		0-0 1B	4-0 S		0-0 1B	4 1 2 1 1 1 1																	
Terry Harmon, R (1, 6) OBP: 0.315, SLG: 0.286		0-0 F9		0-0 F3		0-0 G2	0-0 F2		0-0 F9	5 0 1 1 0 0 5																	
Wayne Twitchell, R (1, 1) Tom Hilgendorf, S (6, 1) Mike Rogodzinski, L (8, PH) Gene Garber, R (8, 1) OBP: 0.077, SLG: 0.115 OBP: 0.500, SLG: 0.333			0-3 K	0-3 K		0-0 G2		0-0 CS	0-0 F7	3 0 0 0 0 2 1 0 0 0 0 0 0 0 1 0 1 0 0 0 0 1 0 0 0 0 0 2																	
<b>Inning Stats</b>	R: 0 E: 0 K: 1 S: 5	H: 0 LOB: 0 BB: 0 P: 5	R: 1 E: 0 K: 0 S: 5	H: 2 LOB: 1 BB: 0 P: 5	R: 0 E: 0 K: 2 S: 9	H: 2 LOB: 2 BB: 0 P: 9	R: 2 E: 0 K: 2 S: 8	H: 1 LOB: 0 BB: 1 P: 12	R: 0 E: 0 K: 1 S: 5	H: 0 LOB: 0 BB: 0 P: 5	R: 3 E: 0 K: 0 S: 7	H: 4 LOB: 2 BB: 1 P: 11	R: 1 E: 0 K: 0 S: 5	H: 2 LOB: 2 BB: 1 P: 9	R: 0 E: 0 K: 0 S: 3	H: 2 LOB: 0 BB: 0 P: 3	R: 2 E: 0 K: 0 S: 7	H: 4 LOB: 2 BB: 0 P: 7	1B: 10 2B: 3 3B: 1 HR: 3	SF: 0 SAC: 0 DP: 0 HBP: 0	WP: 0 PB: 0 SB: 2 CS: 2	PA: 45					
<b>PITCHER</b>	IP WLS BF H R ER SO BB IBB HBP BLK WP HR S P ERA WHIP																										
Steve Stone, R (1, 1) ERA: 2.91	5.2		28	9	6	6	6	2	0	0	0	0	1	38	46	9.53	1.941										
Ken Frailing, L (6, 1) ERA: 3.34	0.1		1	0	0	0	0	0	0	0	0	0	0	1	1	0.00	0.000										
Oscar Zamora, R (7, 1) ERA: 3.73	1.0		6	2	1	1	0	1	0	0	0	0	1	5	9	9.00	3.000										
Bob Locker, R (8, 1) ERA: 5.16	1.1	L	7	5	2	2	0	0	0	0	0	0	1	7	7	13.50	3.750										
Ray Burris, R (9, 1) ERA: 4.15	0.2		3	1	0	0	0	0	0	0	0	0	0	3	3	0.00	1.500										

Philadelphia Phillies @ Chicago Cubs  
Wrigley Field, Chicago, IL  
Wed Jun 18 1975, 3:33 AM CDT  
Att. 20,807 - Overcast - 80 F

livebaseballscorecards.com

AB	42
R	9
H	17
RBI	9
BB	3
SO	6
LOB	16



Batter	1	2	3	4	5	6	7	8	9	AB	R	H	RBI	BB	SO	LOB
Don Kessinger, S OBP: 0.344, SLG: 0.378 (1, 6)	0-0 PB BB FC4-2 1B		0-0 L9	0-0 2-H 3B		0-0 P6	0-0 P6			5	0	2	1	0	0	4
Rick Monday, L OBP: 0.392, SLG: 0.462 (1, 8)	4-0 FC4-2 PB 1-2 6-3 BB		4-0 WP 1B BB			0-3 K		0-0 L8		3	2	0	0	2	2	3
Bill Madlock, R OBP: 0.395, SLG: 0.494 (1, 5)	0-0 FC4-2 6-3 1-3 2-H		0-0 L8 1-2			0-3 K		0-0 5-3 E4 1B 1B		5	1	0	0	0	1	3
Jerry Morales, R OBP: 0.329, SLG: 0.378 (1, 9)	0-0 6-3 2-3 3-H		0-0 1B F9			0-0 F7		0-0 6-3 1B 2B 1B		5	1	2	2	0	0	1
Ralph LaCock, L OBP: 0.344, SLG: 0.317 George Mitterwald, R OBP: 0.372, SLG: 0.405 (1, 7) (7, PH) (8, 2)	0-0 4-3		0-0 F9			4-0 BB BB BB BB BB BB BB		0-0 5-3 1B 2B 1B		2	0	0	0	1	0	2
Andre Thornton, R OBP: 0.430, SLG: 0.495 (1, 3)		0-3 K		4-0 WP BB 6-3 BB		0-3 K		0-0 B5 1B		4	1	0	0	1	3	3
Manny Trillo, R OBP: 0.338, SLG: 0.388 (1, 4)		0-0 6-3		4-0 WP 1-2 3B BB		4-0 1B FC5-2 BB		0-0 F7 2B 1B		3	1	1	0	2	0	0
Tim Hosley, R OBP: 0.470, SLG: 0.500 Rob Sperring, R OBP: 0.282, SLG: 0.242 (1, 2) (8, 7)		4-0 BB		0-0 6-3 1-2 2-H		0-0 FC5-2 1B		0-0 P4		3	0	1	1	1	0	4
Steve Stone, R OBP: 0.290, SLG: 0.280 Ken Frailing, L (6, 1) Champ Summers, L OBP: 0.351, SLG: 0.375 Jose Cardenal, R OBP: 0.367, SLG: 0.419 Oscar Zamora, R OBP: 0.290, SLG: 0.290 Ron Dunn, R OBP: 0.260, SLG: 0.563 Bob Locker, S (8, 1) Ray Burris, R OBP: 0.219, SLG: 0.138 (9, 1)		0-3 K		0-0 F9		0-0 FC5-2 1B 3-H		0-0 2B 1-3 2-H 3-H		2	0	0	0	0	1	2


Inning Stats	R: 1 E: 0 K: 0 S: 4	H: 1 LOB: 1 BB: 1 P: 8	R: 0 E: 0 K: 2 S: 7	H: 0 LOB: 1 BB: 1 P: 11	R: 1 E: 0 K: 0 S: 4	H: 1 LOB: 1 BB: 1 P: 8	R: 2 E: 0 K: 1 S: 6	H: 1 LOB: 1 BB: 2 P: 14	R: 0 E: 0 K: 2 S: 7	H: 0 LOB: 1 BB: 1 P: 11	R: 0 E: 0 K: 1 S: 6	H: 1 LOB: 2 BB: 1 P: 10	R: 3 E: 1 K: 0 S: 8	H: 4 LOB: 2 BB: 0 P: 8	R: 0 E: 0 K: 0 S: 3	H: 0 LOB: 0 BB: 0 P: 3	R: 0 E: 0 K: 1 S: 5	H: 0 LOB: 0 BB: 0 P: 5	1B: 6 2B: 1 3B: 1 HR: 0	SF: 0 SAC: 0 DP: 0 HBP: 0	
PITCHER	IP WLS BF H R ER SO	WLS BF H R ER SO	WLS BF H R ER SO	WLS BF H R ER SO	WLS BF H R ER SO	WLS BF H R ER SO	WLS BF H R ER SO	WLS BF H R ER SO	WLS BF H R ER SO	WLS BF H R ER SO	WLS BF H R ER SO	WLS BF H R ER SO	WLS BF H R ER SO	WLS BF H R ER SO	WLS BF H R ER SO	WLS BF H R ER SO	WLS BF H R ER SO	WLS BF H R ER SO	WLS BF H R ER SO	WLS BF H R ER SO	
Wayne Twitchell, R ERA: 4.5 (1, 1)	5.0	26	4	4	3	5	7	0	0	0	0	2	0	0	0	57	5.40	2.200			
Tom Hilgendorf, L ERA: 3.12 (6, 1)	2.0	11	4	3	0	1	0	0	0	0	0	0	0	0	13	13	0.00	2.000			
Gene Garber, R ERA: 4.04 (8, 1)	2.0	W 6	0	0	0	1	0	0	0	0	0	0	0	0	8	8	0.00	0.000			

**BOTTOM**

Philadelphia Phillies @ Chicago Cubs  
Wrigley Field, Chicago, IL  
Wed Jun 18 1975, 3:33 AM CDT  
Att. 20,807 - Overcast - 80 F

AB	36
R	7
H	8
RBI	7
BB	7
SO	7
LOB	24

WP: 2 PA: 43  
PB: 1  
SB: 0  
CS: 0



livebaseballscorecards.com

Batter	1	2	3	4	5	6	7	8	9	10	11	12	13	14	AB R H RBI BB SO LOB	TOP																
Dave Cash, R OBP: 0.382, SLG: 0.415 (1, 4)	0-3 K		0-3 K		0-0 6-3		0-0 CS 1B		0-0 P4			0-0 6-3		0-0 2B 2B	7 1 2 0 0 2 3																	
Johnny Oates, L OBP: 0.310, SLG: 0.348 (1, 2)	0-0 3-1		0-0 6-3			0-0 1B 2B 1B	0-0 CS 1-2	0-0 E4 L1-3		0-0 4-3		0-0 4-3		0-0 2B 2B	7 2 2 1 0 0 0																	
Greg Luzinski, R OBP: 0.358, SLG: 0.536 (1, 7)	0-0 2B			0-0 2B 1B		0-0 2B 1B		0-0 F9		4-0 CS BB		0-3 K		4-0 2B 6-3 IBB	5 2 3 0 2 1 1																	
Dick Allen, R OBP: 0.333, SLG: 0.387 Tom Hutton, L OBP: 0.289, SLG: 0.268 Ollie Brown, R OBP: 0.357, SLG: 0.474 (1, 3) (8, 3) (10, PH) (10, 9)	4-0 BB			0-3 K		0-0 1B 2B	0-0 L1-3 1-2			0-3 K 1-2			0-0 SH1-4 1B	0-0 2B	3 1 1 1 1 1 2 0 0 0 0 0 0 0 3 0 2 1 0 1 1																	
Jay Johnstone, L OBP: 0.386, SLG: 0.446 Mike Anderson, R OBP: 0.329, SLG: 0.426 (1, 9) (9, 9) (10, 3)	0-3 K			0-0 2B		0-0 G3-6-3 1B			0-0 4-3		0-0 SH2 1B		0-0 SH1-4 1-2	0-0 6-3	4 0 2 2 0 1 2 2 0 1 1 0 0 1																	
Mike Schmidt, R OBP: 0.312, SLG: 0.456 (1, 6)		0-3 K		4-0 G6-4-3 IBB		0-3 K		4-0 FC5 HBP BB			0-0 SH2		4-0 IBB	0-3 K	3 0 0 0 3 3 2																	
Tony Taylor, R OBP: 0.385, SLG: 0.372 (1, 5)		0-0 F9		0-0 G6-4-3 1-2f		0-0 G3-6-3 1-2f		1-0 1B FC5 HBP			4-0 FC6-4 IBB		0-0 F9		4 0 0 0 1 0 6																	
Jerry Martin, R OBP: 0.292, SLG: 0.333 (1, 8)		0-3 K			0-0 F3		0-0 5-3		0-0 FC5 1B 1-2 2-3f		0-0 L8		0-0 5-3		6 0 0 0 0 1 6																	
Larry Christenson, R OBP: 0.250, SLG: 0.583 Gene Garber, R (10, 1) Bob Boone, R OBP: 0.340, SLG: 0.344 Tug McGraw, R OBP: 0.286, SLG: 0.286 (11, 1) (11, 1)			0-0 P4		0-3 K		0-3 K		0-0 1B		0-0 FC6-4			0-3 K	4 0 1 0 0 2 0 0 0 0 0 0 0 0 1 0 0 0 0 0 2 1 0 0 0 0 1 0																	
<b>Inning Stats</b>	R: 0 E: 0 K: 2 S: 8	H: 1 LOB: 2 BB: 1 P: 12	R: 0 E: 0 K: 2 S: 7	H: 0 LOB: 0 BB: 0 P: 7	R: 0 E: 0 K: 1 S: 5	H: 2 LOB: 2 BB: 1 P: 10	R: 0 E: 0 K: 1 S: 5	H: 0 LOB: 0 BB: 0 P: 5	R: 3 E: 0 K: 1 S: 8	H: 4 LOB: 0 BB: 0 P: 8	R: 0 E: 0 K: 1 S: 5	H: 1 LOB: 0 BB: 0 P: 5	R: 0 E: 1 K: 0 S: 3	H: 0 LOB: 0 BB: 0 P: 3	R: 0 E: 0 K: 0 S: 4	H: 1 LOB: 3 BB: 1 P: 9	R: 0 E: 0 K: 1 S: 4	H: 0 LOB: 1 BB: 1 P: 8	R: 0 E: 0 K: 1 S: 5	H: 0 LOB: 0 BB: 0 P: 5	R: 0 E: 0 K: 0 S: 4	H: 1 LOB: 2 BB: 1 P: 8	R: 0 E: 0 K: 0 S: 5	H: 0 LOB: 2 BB: 0 P: 5	R: 0 E: 0 K: 0 S: 4	H: 1 LOB: 2 BB: 1 P: 8	R: 3 E: 0 K: 2 S: 10	H: 3 LOB: 1 BB: 1 P: 14	1B: 8 2B: 8 3B: 0 HR: 0	SF: 0 SAC: 2 DP: 4 HBP: 1	WP: 0 PB: 0 SB: 0 CS: 2	PA: 61
<b>PITCHER</b>	IP WLS BF H R ER SO BB IBB HBP BLK WP HR S P ERA WHIP															IP WLS BF H R ER SO BB IBB HBP BLK WP HR S P ERA WHIP																
Bill Borham, R ERA: 3.75 (1, 1)	8.0 31 8 3 3 9 1 1 0 0 0 0 0 47 55 3.38 1.125																															
Tom Dettore, R ERA: 5.06 (9, 1)	1.1 8 1 0 0 0 2 0 1 0 0 0 0 5 14 0.00 2.250																															
Darold Knowles, L ERA: 5.82 (10, 1)	4.0 L 19 5 3 3 3 0 3 0 0 0 0 22 34 6.75 1.250																															
Oscar Zamora, R ERA: 3.67 (14, 1)	0.2 2 0 0 0 1 0 0 0 0 0 0 0 4 4 0.00 0.000																															

Philadelphia Phillies @ Chicago Cubs  
Wrigley Field, Chicago, IL  
Thu Jun 19 1975, 3:33 AM CDT  
Att. 15,170 - Sunny - 85 F

AB	50
R	6
H	14
RBI	6
BB	7
SO	13
LOB	26



Batter	1	2	3	4	5	6	7	8	9	10	11	12	13	14
Rick Monday, L (1, 8) OBP: 0.390, SLG: 0.453	6-3		F9		1-3			L4-3		HBP IBB		4-0 IBB		
Jose Cardenal, R (1, 7) OBP: 0.363, SLG: 0.412	F3		K			6-3			K			FC5		
Steve Swisher, R (11, 2) OBP: 0.256, SLG: 0.246										1-2 2-3 HBP		2-3f		
George Mitterwald, R (12, PH) OBP: 0.368, SLG: 0.400														
Bill Madlock, R (1, 5) OBP: 0.394, SLG: 0.494	6-3			2B		6-3			HR 1B	G5-2-3			5-3	
Jerry Morales, R (1, 9) OBP: 0.325, SLG: 0.372		F8		K		4-3			HR 1B		F7		F7	
Ralph LaCock, L (1, 3) OBP: 0.345, SLG: 0.347				K				F9					P4	
Andre Thornton, R (13, PH) OBP: 0.426, SLG: 0.491									HR		5-3			
Don Kessinger, S (1, 6) OBP: 0.337, SLG: 0.369														P4
Manny Trillo, R (1, 4) OBP: 0.329, SLG: 0.377														
Tim Hosley, R (1, 2) OBP: 0.471, SLG: 0.480														
Vic Harris, S (10, PR) OBP: 0.385, SLG: 0.273														
Bill Bonham, R (1, 1) OBP: 0.135, SLG: 0.135														
Champ Summers, L (8, PH) OBP: 0.368, SLG: 0.375														
Tom Dettore, L (9, 1) OBP: 0.667, SLG: 0.667														
Darold Knowles, L (10, 1) OBP: 0.222, SLG: 0.125														
Oscar Zamora, R (14, 1) OBP: 0.200, SLG: 0.200														

Inning Stats	R: 0	H: 0	E: 0	K: 0	S: 3	R: 0	H: 1	E: 0	K: 1	S: 6	R: 0	H: 1	E: 0	K: 2	S: 8	R: 0	H: 1	E: 0	K: 2	S: 8	R: 0	H: 0	E: 0	K: 1	S: 5	R: 0	H: 0	E: 0	K: 0	S: 3	R: 3	H: 3	E: 0	K: 1	S: 8	R: 0	H: 0	E: 0	K: 0	S: 2	R: 0	H: 0	E: 0	K: 0	S: 3	R: 0	H: 0	E: 0	K: 1	S: 5	R: 0	H: 0	E: 0	K: 0	S: 3	R: 0	H: 0	E: 0	K: 0	S: 3	R: 0	H: 0	E: 0	K: 1	S: 5	1B: 3	2B: 3	3B: 0	HR: 1	SF: 0	SAC: 2	DP: 2	HBP: 1	WP: 1	PA: 53
--------------	------	------	------	------	------	------	------	------	------	------	------	------	------	------	------	------	------	------	------	------	------	------	------	------	------	------	------	------	------	------	------	------	------	------	------	------	------	------	------	------	------	------	------	------	------	------	------	------	------	------	------	------	------	------	------	------	------	------	------	------	------	------	------	------	------	-------	-------	-------	-------	-------	--------	-------	--------	-------	--------

PITCHER	IP	WLS	BF	H	R	ER	SO	BB	IBB	HBP	BLK	WP	HR	S	P	ERA	WHIP
Larry Christenson, R (1, 1) ERA: 3.38	9.0		34	6	3	3	8	2	0	0	0	0	1	48	56	3.00	0.889
Gene Garber, R (10, 1) ERA: 3.95	1.0		5	0	0	0	1	1	1	1	0	0	0	2	11	0.00	1.000
Tug McGraw, L (11, 1) ERA: 2.85	4.0	W	14	0	0	0	2	1	1	0	0	1	0	16	24	0.00	0.250

**Philadelphia Phillies @ Chicago Cubs**  
**Wrigley Field, Chicago, IL**  
 Thu Jun 19 1975, 3:33 AM CDT  
 Att. 15,170 - Sunny - 85 F

livebaseballscorecards.com

<b>AB</b>	44
<b>R</b>	3
<b>H</b>	6
<b>RBI</b>	3
<b>BB</b>	6
<b>SO</b>	10
<b>LOB</b>	15



Batter	1	2	3	4	5	6	7	8	9	AB R H RBI BB SO LOB	TOP
Pepe Mangual, R (1, 8) OBP: 0.337, SLG: 0.355	0-0 SH2-3 1B		0-0 F8		0-3 K		0-0 F8			4 1 1 0 0 1 1	
Tim Foli, R (1, 6) OBP: 0.293, SLG: 0.267	0-0 SH2-3 1-2		0-0 P4		0-0 1B			4-0 FC6-4 BB		2 0 1 1 1 0 0	
Bob Bailey, R (1, 7) OBP: 0.376, SLG: 0.395 Tony Scott, S (8, PR) OBP: 0.257, SLG: 0.217	4-0 1B CS BB			0-3 K	0-0 P4			0-0 FC6-4 2-3		3 0 0 0 1 1 2 0 0 0 0 0 0 0	
Gary Carter, R (1, 9) OBP: 0.367, SLG: 0.453	0-0 1-3 2-H 1B			0-0 F9		0-0 1-3		0-0 2-3		4 0 1 1 0 0 1	
Nate Colbert, R (1, 3) OBP: 0.222, SLG: 0.273 Dale Murray, R (8, 1) Fred Scherman, L (8, 1) Chuck Taylor, R (8, 1)	0-0 F3 3-H			0-0 E9 1B		0-0 F8		0-3 K		4 1 0 0 0 1 4 0	
Pete Mackanin, R (1, 4) OBP: 0.365, SLG: 0.514		0-3 K		0-0 FC6-4 1B		0-0 HR			0-3 K	4 1 2 2 0 2 0	
Larry Parrish, R (1, 5) OBP: 0.297, SLG: 0.412		0-0 F7		0-0 FC6-4		0-3 K			0-0 F8	4 0 0 0 0 1 1	
Barry Foote, R (1, 2) OBP: 0.239, SLG: 0.267		0-3 K			0-0 SH1-4 1B		0-0 5-3		0-0 5-3	4 1 1 0 0 1 0	
Steve Renko, R (1, 1) OBP: 0.188, SLG: 0.133 Mike Jorgensen, L (8, 3) OBP: 0.359, SLG: 0.394			0-0 5-3		0-0 SH1-4		0-0 5-3			2 0 0 0 0 0 0 0 0 0 0 0 0 0	
<b>Inning Stats</b>	R: 1 H: 2 E: 0 LOB: 1 K: 0 BB: 1 S: 4 P: 8	R: 0 H: 0 E: 0 LOB: 0 K: 2 BB: 0 S: 7 P: 7	R: 0 H: 0 E: 0 LOB: 0 K: 0 BB: 0 S: 3 P: 3	R: 1 H: 1 E: 1 LOB: 1 K: 1 BB: 0 S: 7 P: 7	R: 1 H: 2 E: 0 LOB: 1 K: 1 BB: 0 S: 7 P: 7	R: 1 H: 1 E: 0 LOB: 0 K: 1 BB: 0 S: 6 P: 6	R: 0 H: 0 E: 0 LOB: 0 K: 0 BB: 0 S: 3 P: 3	R: 0 H: 0 E: 0 LOB: 2 K: 1 BB: 1 S: 5 P: 9	R: 0 H: 0 E: 0 LOB: 0 K: 1 BB: 0 S: 5 P: 5	1B: 5 SF: 0 2B: 0 SAC: 2 3B: 0 DP: 0 HR: 1 HBP: 0	WP: 0 PA: 35 PB: 0 SB: 0 CS: 1
<b>PITCHER</b> Tom Underwood, L (1, 1) ERA: 3.18 Tug McGraw, L (9, 1) ERA: 2.58	IP WLS BF H R ER SO BB IBB HBP BLK WP HR S P ERA WHIP	8.0 W 32 6 4 3 6 2 0 0 0 0 0 1 42 50 3.38 1.000	1.0 S 3 0 0 0 1 0 0 0 0 0 0 0 5 5 0.00 0.000								

Montreal Expos @ Philadelphia Phillies  
Veterans Stadium, Philadelphia, PA  
Fri Jun 20 1975, 7:05 PM EDT  
Att. 33,324 - Unknown

livebaseballscorecards.com

AB 31  
R 4  
H 6  
RBI 4  
BB 2  
SO 7  
LOB 9







Batter	1	2	3	4	5	6	7	8	9	AB R H RBI BB SO LOB	TOP
Tony Scott, S OBP: 0.255, SLG: 0.227 (1, 8) (7, 9) (8, 7)	0-0 4-3 1-3 1-3	0-3 K 1-3 1-3			0-0 G3 1-3 1-3		0-0 2B 1-3 1-3		0-0 4-3 5-3 5-3	5 0 1 1 0 1 1	
Larry Lintz, S OBP: 0.318, SLG: 0.207 Jose Morales, R OBP: 0.385, SLG: 0.486 Pete Mackanin, R OBP: 0.362, SLG: 0.509 (1, 4) (7, PH) (7, 4)	0-0 G3 1-3 1-3		0-0 1-3 1-3 1-3			0-0 3-1 3-1 3-1	4-0 2B 1B 1B		0-0 5-3 5-3 5-3	3 0 0 0 0 0 0 0 0 0 0 1 0 0 1 0 0 0 0 0 0	
Mike Jorgensen, L OBP: 0.357, SLG: 0.391 (1, 3)	0-0 E3 3B 1-3 1-3		0-0 3-1 3-1 3-1			0-0 1B 1B 1B	0-0 F2 1-3 1-3			4 1 1 0 0 0 3	
Larry Bittner, L OBP: 0.426, SLG: 0.485 Pepe Mangual, R OBP: 0.336, SLG: 0.354 (1, 9) (7, PH) (7, 8)	0-0 3B 1-3 1-3		0-0 F8 1-3 1-3			0-0 F8 1-3 1-3	0-0 F8 1-3 1-3			3 0 1 1 0 0 1 1 0 0 0 0 0 3	
Pat Scanlon, L OBP: 0.292, SLG: 0.369 Pepe Frias, R OBP: 0.250, SLG: 0.143 (1, 5) (8, 5)	0-0 F4 1-3 1-3			0-0 3-1 3-1 3-1		0-0 4-3 1-3 1-3		0-0 1-3 1-3 1-3		4 0 0 0 0 0 2 0 0 0 0 0 0 0	
Bob Bailey, R OBP: 0.381, SLG: 0.393 Donald DeMola, R (1, 7) (8, 1)		0-0 5-3 1-3 1-3		0-0 5-3 1-3 1-3		4-0 1B 1B 1B	0-0 E5 1B 1B		0-0 E5 1B 1B	3 2 1 0 1 0 0 0 0 0 0 0 0 0	
Gary Carter, R OBP: 0.371, SLG: 0.456 (1, 2) (8, 9)		0-0 E 6-3 1B 1-3 1-3		0-0 5-3 1-3 1-3		0-0 FC1-5 1B 1B	0-0 SH1 1-3 1-3		0-0 SH1 1-3 1-3	3 1 2 1 0 0 0	
Tim Foli, R OBP: 0.292, SLG: 0.266 (1, 6)		0-0 6-3 1-2 1-2		0-0 5-3 1-2 1-2		0-0 5-3 1-2 1-2	0-0 FC1-5 2B 1B	0-0 F9 1-2 1-2		4 1 1 1 0 0 1	
Dennis Blair, R OBP: 0.217, SLG: 0.182 Barry Foote, R OBP: 0.237, SLG: 0.265 (1, 1) (8, 2)		0-0 E5 2-H 1-2 1-2		0-0 5-3 1-2 1-2		0-0 5-3 1-2 1-2	0-0 FC1-5 2B 2-3f		0-0 6-3 1-2 1-2	3 0 0 0 0 0 2 1 0 0 0 0 0 0	
<b>Inning Stats</b>	R: 1 E: 1 K: 0 S: 5 H: 1 LOB: 1 BB: 0 P: 5	R: 1 E: 1 K: 1 S: 7 H: 1 LOB: 1 BB: 0 P: 7	R: 0 E: 0 K: 0 S: 3 H: 0 LOB: 0 BB: 0 P: 3	R: 0 E: 0 K: 0 S: 3 H: 0 LOB: 0 BB: 0 P: 3	R: 0 E: 0 K: 0 S: 3 H: 0 LOB: 0 BB: 0 P: 3	R: 0 E: 0 K: 0 S: 4 H: 1 LOB: 1 BB: 0 P: 4	R: 2 E: 0 K: 0 S: 6 H: 3 LOB: 3 BB: 2 P: 14	R: 1 E: 1 K: 0 S: 4 H: 1 LOB: 0 BB: 0 P: 4	R: 0 E: 0 K: 0 S: 3 H: 0 LOB: 0 BB: 0 P: 3	1B: 5 2B: 1 3B: 1 HR: 0 SF: 0 SAC: 1 DP: 0 HBP: 0	WP: 0 PB: 0 SB: 0 CS: 0 PA: 38
<b>PITCHER</b>	IP WLS BF H R ER SO BB IBB HBP BLK WP HR S P ERA WHIP	IP WLS BF H R ER SO BB IBB HBP BLK WP HR S P ERA WHIP	IP WLS BF H R ER SO BB IBB HBP BLK WP HR S P ERA WHIP	IP WLS BF H R ER SO BB IBB HBP BLK WP HR S P ERA WHIP	IP WLS BF H R ER SO BB IBB HBP BLK WP HR S P ERA WHIP	IP WLS BF H R ER SO BB IBB HBP BLK WP HR S P ERA WHIP	IP WLS BF H R ER SO BB IBB HBP BLK WP HR S P ERA WHIP	IP WLS BF H R ER SO BB IBB HBP BLK WP HR S P ERA WHIP	IP WLS BF H R ER SO BB IBB HBP BLK WP HR S P ERA WHIP	ERA WHIP	ERA WHIP
Jim Lonborg, R ERA: 2.5 (1, 1)	6.0 L 26 5 4 2 1 1 0 0 0 0 0 27 31 3.00 1.000										
Tom Hilgendorf, L ERA: 3.0 (7, 1)	1.0 5 1 0 0 0 0 0 1 0 0 0 0 4 8 0.00 1.000										
Gene Garber, R ERA: 3.77 (8, 1)	2.0 7 1 1 0 0 0 0 0 0 0 0 0 7 7 0.00 0.500										

**Montreal Expos @ Philadelphia Phillies**  
 Veterans Stadium, Philadelphia, PA  
 Sat Jun 21 1975, 3:33 AM EDT  
 Att: 28,323 - Unknown

[livebaseballscorecards.com](http://livebaseballscorecards.com)

<b>AB</b>	<b>35</b>
<b>R</b>	<b>5</b>
<b>H</b>	<b>7</b>
<b>RBI</b>	<b>4</b>
<b>BB</b>	<b>2</b>
<b>SO</b>	<b>1</b>
<b>LOB</b>	<b>13</b>



Batter	1	2	3	4	5	6	7	8	9	AB R H RBI BB SO LOB
Dave Cash, R OBP: 0.392, SLG: 0.426 (1, 4)	0-0 2B	0-0 1B			0-0 5-3		4-0 G6-3 BB		0-0 F8	4 1 2 0 1 0 1
Johnny Oates, L OBP: 0.313, SLG: 0.372 (1, 2)	0-0 P6	0-0 1B			0-0 F8 2B		0-0 G6-3 1-2f			4 0 2 0 0 0 2
Greg Luzinski, R OBP: 0.365, SLG: 0.549 (1, 7)	0-0 BB 2B	0-0 F9			0-0 F8 2-3		4-0 G4-6-3 1B BB			3 0 1 1 1 0 3
Dick Allen, R OBP: 0.333, SLG: 0.373 (1, 3)	4-0 BB BB		0-0 F8		0-0 5-3		0-0 G4-6-3 1B			3 0 1 0 1 0 1
Jay Johnstone, L OBP: 0.402, SLG: 0.453 (1, 9)	4-0 1-2 2-3 BB		4-0 G5-4-3 BB		0-3 K		0-0 G4-6-3 1B			2 0 0 0 2 1 2
Mike Schmidt, R OBP: 0.314, SLG: 0.455 (1, 6)	0-3 K		0-0 G5-4-3 1-2f		4-0 BB		0-3 K			3 0 0 0 1 2 5
Tony Taylor, R OBP: 0.339, SLG: 0.320 (1, 5)	0-0 F3		0-0 L6		0-0 F8		0-0 F8		0-0 F8	4 0 0 0 0 0 4
Mike Anderson, R OBP: 0.328, SLG: 0.416 (1, 8)		0-0 F7		0-0 4-3		0-0 F8		0-0 1B		4 0 1 0 0 0 1
Jim Lonborg, R OBP: 0.179, SLG: 0.030 (1, 1)		0-3 K		0-0 6-3		0-3 K2-3		0-3 K		2 0 0 0 0 1 0
Tom Hilgendorf, S (7, 1)										0 0 0 0 0 0 0
Mike Rogodzinski, L OBP: 0.500, SLG: 0.400 (7, PH)										1 0 0 0 0 1 0
Gene Garber, R (8, 1)										0 0 0 0 0 0 0
Tom Hutton, L OBP: 0.288, SLG: 0.264 (9, PH)										1 0 0 0 0 1 1

Inning Stats	R: 1	H: 2	E: 0	K: 1	S: 7	H: 2	LOB: 3	BB: 2	P: 15	R: 0	H: 2	E: 0	K: 1	S: 7	H: 0	LOB: 2	BB: 0	P: 7	R: 0	H: 0	E: 0	K: 0	S: 2	H: 0	LOB: 0	BB: 1	P: 6	R: 0	H: 0	E: 0	K: 0	S: 3	R: 0	H: 1	E: 0	K: 1	S: 4	R: 0	H: 0	E: 0	K: 1	S: 5	R: 0	H: 0	E: 0	K: 1	S: 4	R: 0	H: 1	E: 0	K: 1	S: 5	R: 0	H: 1	E: 0	K: 1	S: 5	R: 0	H: 1	E: 0	K: 1	S: 6	R: 0	H: 1	E: 0	K: 1	S: 6	1B: 4	2B: 3	3B: 0	HR: 0	SF: 0	SAC: 0	DP: 3	HBP: 0	WP: 0	PA: 37	ERA	WHIP
Dennis Blair, R ERA: 3.11 (1, 1)	7.0	WLS	BF	H	R	ER	SO	BB	IBB	HBP	BLK	WP	HR	S	P	ERA	WHIP																																																														
Donald DeMola, R ERA: 1.83 (8, 1)	2.0	W	29	5	1	1	4	5	0	0	0	0	0	32	52	1.29	1.429																																																														

BOTTOM

**Montreal Expos @ Philadelphia Phillies**  
Veterans Stadium, Philadelphia, PA  
Sat Jun 21 1975, 3:33 AM EDT  
Att. 28,323 - Unknown

AB	31
R	1
H	7
RBI	1
BB	6
SO	6
LOB	20



WP: 0	PA: 37	ERA	WHIP
PB: 0	SB: 0		
CS: 0			

livebaseballscorecards.com

Batter	1	2	3	4	5	6	7	8	9	AB R H RBI BB SO LOB	TOP	
Pepe Mangual, R (1, 8) OBP: 0.333, SLG: 0.350	0-0 P4		0-3 K			0-0 1-3	0-0 FC6-2		0-0 1B	5 0 1 0 0 1 4		
Larry Lintz, S (1, 4) OBP: 0.313, SLG: 0.200	0-0 6-3		4-0 CS BB			0-0 4-3	0-3 K		0-0 P4	4 0 0 0 1 1 4		
Mike Jorgensen, L (1, 3) OBP: 0.355, SLG: 0.393 (8, 7)	0-3 K		0-0 CS	0-0 5-3		0-0 2-3	0-0 F5			4 0 1 1 0 1 2		
Larry Bittner, L (1, 7) Nate Colbert, R (8, PH) OBP: 0.414, SLG: 0.471 OBP: 0.221, SLG: 0.272 (8, 3)		0-3 K		0-0 4-3		0-3 K		0-3 K		3 0 0 0 0 2 1 1 0 0 0 0 1 0		
Pat Scanlon, L (1, 5) Pepe Frias, R (7, PR) OBP: 0.293, SLG: 0.382 OBP: 0.333, SLG: 0.375 (7, 5)		0-0 3-1		0-3 K			0-0 1B 2B	0-0 2B		3 0 1 0 0 1 0 1 1 1 0 0 0 0		
Gary Carter, R (1, 2) OBP: 0.369, SLG: 0.452		0-0 E6 HBP			0-0 F7		0-0 2B 1B	0-3 K		4 1 1 0 0 1 1		
Tony Scott, S (1, 9) OBP: 0.264, SLG: 0.240		1-0		0-3 K	0-3 K		0-0 1B 2B	0-3 K		3 1 1 1 0 2 1		
Tim Foli, R (1, 6) OBP: 0.291, SLG: 0.263		0-3 K			0-0 F8		0-0 1B FC6-2 IBB		0-0 L5	3 0 0 0 1 1 2		
Steve Rogers, R (1, 1) OBP: 0.290, SLG: 0.250			0-3 K			0-0 4-3 WP 2B 1B	0-0 FC6-2 1B		0-0 1-3	4 1 2 2 0 1 0		
<b>Inning Stats</b>	R: 0 H: 0 E: 0 LOB: 0 K: 1 BB: 0 S: 5 P: 5	R: 0 H: 0 E: 1 LOB: 2 K: 2 BB: 0 S: 8 P: 9	R: 0 H: 0 E: 0 LOB: 0 K: 2 BB: 1 S: 6 P: 10	R: 0 H: 0 E: 0 LOB: 0 K: 1 BB: 0 S: 5 P: 5	R: 0 H: 0 E: 0 LOB: 0 K: 1 BB: 0 S: 5 P: 5	R: 1 H: 2 E: 0 LOB: 1 K: 1 BB: 0 S: 7 P: 7	R: 3 H: 4 E: 0 LOB: 2 K: 1 BB: 1 S: 9 P: 13	R: 0 H: 1 E: 0 LOB: 1 K: 3 BB: 0 S: 10 P: 10	R: 0 H: 1 E: 0 LOB: 1 K: 0 BB: 0 S: 4 P: 4	1B: 4 SF: 0 2B: 4 SAC: 0 3B: 0 DP: 0 HR: 0 HBP: 1	WP: 1 PA: 39 PB: 0 SB: 0 CS: 1	
<b>PITCHER</b>	IP WLS BF H R ER SO BB IBB HBP BLK WP HR S P ERA WHIP											
Ron Schueler, R (1, 1) ERA: 7.24	6.0 L 25 5 4 4 8 1 0 1 0 1 0 39 44 6.00 1.000											
Gene Garber, R (7, 1) ERA: 3.72	0.2 4 1 0 0 1 0 1 0 0 0 0 5 9 0.00 1.500											
Joe Hoerner, L (7, 1) ERA: 3.24	0.1 1 0 0 0 0 0 0 0 0 0 0 1 1 0.00 0.000											
Tom Hilgendorf, L (8, 1) ERA: 2.79	2.0 8 2 0 0 3 0 0 0 0 0 0 14 14 0.00 1.000											

Montreal Expos @ Philadelphia Phillies  
Veterans Stadium, Philadelphia, PA  
Sun Jun 22 1975, 3:33 AM EDT  
Unknown

livebaseballscorecards.com

AB	35
R	4
H	8
RBI	4
BB	2
SO	12
LOB	15



Batter	1	2	3	4	5	6	7	8	9	AB R H RBI BB SO LOB
--------	---	---	---	---	---	---	---	---	---	----------------------

Dave Cash, R OBP: 0.397, SLG: 0.429 (1, 4)	0-0 2B 1B		0-0 5-3 2-3		0-0 S 1B			4-0 G4-6-3 BB		3 0 2 0 1 0 1
Johnny Oates, L OBP: 0.310, SLG: 0.378 (1, 2)	0-0 1-H 2B		0-0 6-3		0-0 F8 1-2			0-0 G4-6-3 1-2f		4 0 1 0 0 0 3
Greg Luzinski, R OBP: 0.363, SLG: 0.544 (1, 7)	0-3 K			0-0 L8		0-0 1B		0-0 4-3		4 0 1 0 0 1 1
Dick Allen, R OBP: 0.331, SLG: 0.369 (1, 3)	0-0 F8			0-0 BB G5-2-3 1B		0-0 F7		0-0 4-3		4 0 1 0 0 0 2
Jay Johnstone, L OBP: 0.397, SLG: 0.445 (1, 9)		0-3 K		0-0 BB 1B		0-0 F7		0-0 G3		4 0 1 0 0 1 1
Mike Schmidt, R OBP: 0.313, SLG: 0.449 (1, 6)		0-0 F8		4-0 1-2 2-3 BB		0-3 K		0-0 F7		3 0 0 0 1 1 1
Bob Boone, R OBP: 0.335, SLG: 0.339 (1, 5)		0-0 5-3		0-0 G5-2-3 3-Hf			0-0 6-3			3 0 0 0 0 0 3
Mike Anderson, R OBP: 0.328, SLG: 0.415 (1, 8)			0-0 5-3 SH3-4 1B		0-0 6-3		0-0 5-3			3 0 1 0 0 0 0
Ron Schueler, R (1, 1)			0-0 SH3-4		0-0 4-3		0-0 3-1			1 0 0 0 0 0 0
Gene Garber, R (7, 1)										0 0 0 0 0 0 0
Joe Hoerner, R (7, 1)										0 0 0 0 0 0 0
Mike Rogodzinski, L OBP: 0.429, SLG: 0.333 (7, PH)			1-2							1 0 0 0 0 0 0
Tom Hilgendorf, S (8, 1)										0 0 0 0 0 0 0

Inning Stats	R: 0 E: 0 K: 1 S: 6	H: 2 LOB: 1 BB: 0 P: 6	R: 0 E: 0 K: 1 S: 5	H: 0 LOB: 0 BB: 0 P: 5	R: 0 E: 0 K: 0 S: 4	H: 1 LOB: 1 BB: 0 P: 4	R: 0 E: 0 K: 0 S: 4	H: 2 LOB: 2 BB: 1 P: 8	R: 0 E: 0 K: 0 S: 4	H: 1 LOB: 1 BB: 0 P: 4	R: 0 E: 0 K: 1 S: 6	H: 1 LOB: 1 BB: 0 P: 6	R: 0 E: 0 K: 0 S: 3	H: 0 LOB: 0 BB: 0 P: 3	R: 0 E: 0 K: 0 S: 2	H: 0 LOB: 0 BB: 1 P: 6	R: 0 E: 0 K: 0 S: 3	H: 0 LOB: 0 BB: 0 P: 3	1B: 6 2B: 1 3B: 0 HR: 0	SF: 0 SAC: 1 DP: 2 HBP: 0	WP: 0 PB: 0 SB: 1 CS: 0	PA: 33
--------------	------------------------------	---------------------------------	------------------------------	---------------------------------	------------------------------	---------------------------------	------------------------------	---------------------------------	------------------------------	---------------------------------	------------------------------	---------------------------------	------------------------------	---------------------------------	------------------------------	---------------------------------	------------------------------	---------------------------------	----------------------------------	------------------------------------	----------------------------------	--------

PITCHER	IP	WLS	BF	H	R	ER	SO	BB	IBB	HBP	BLK	WP	HR	S	P	ERA	WHIP	PITCHER	IP	WLS	BF	H	R	ER	SO	BB	IBB	HBP	BLK	WP	HR	S	P	ERA	WHIP		
Steve Rogers, R ERA: 2.17 (1, 1)	9.0	W	33	7	0	0	3	2	0	0	0	0	0	37	45	0.00	1.000																				

**BOTTOM**

**Montreal Expos @ Philadelphia Phillies**  
**Veterans Stadium, Philadelphia, PA**  
 Sun Jun 22 1975, 3:33 AM EDT  
 Unknown

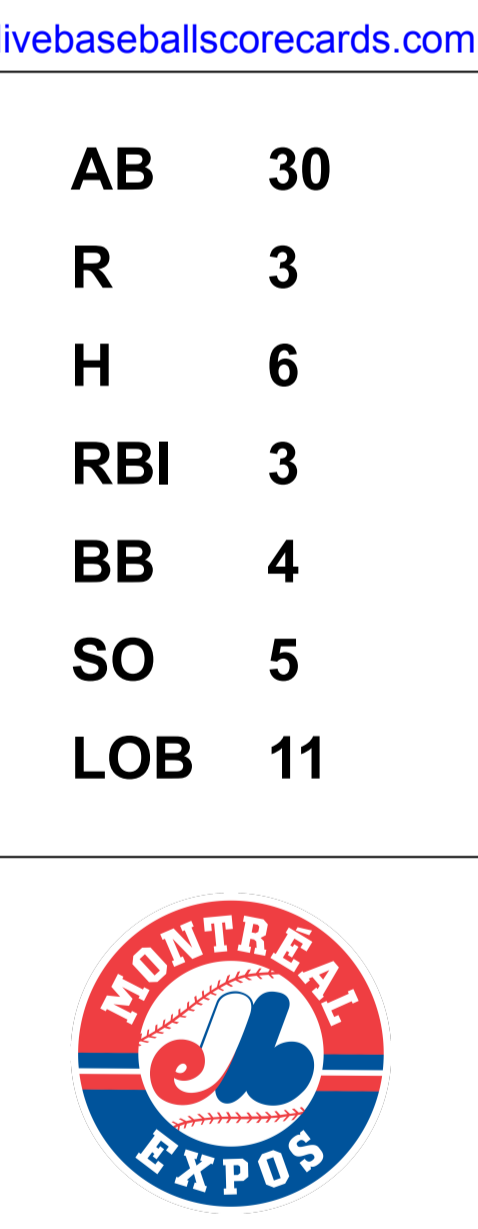
AB	30
R	0
H	7
RBI	0
BB	2
SO	3
LOB	12



WP: 0	PA: 33
PB: 0	
SB: 1	
CS: 0	

Batter	1	2	3	4	5	6	7	8	9	AB R H RBI BB SO LOB	TOP	
Pepe Mangual, R (1, 8) OBP: 0.332, SLG: 0.347	4-0 BB G4-6-3		0-0 F8		0-0 G3		0-0 SF9			2 0 0 1 1 0 0		
Larry Lintz, S (1, 4) OBP: 0.319, SLG: 0.197	4-0 BB G4-6-3		4-0 S 1B BB		0-0 F8		0-3 K			2 1 0 0 2 1 1		
Mike Jorgensen, L (1, 3) OBP: 0.353, SLG: 0.390	0-0 G4-6-3		0-0 1B		0-0 F8		0-0 F8			4 0 1 1 0 0 2		
Larry Bittner, L (1, 9) OBP: 0.409, SLG: 0.472	0-3 K		0-0 4-3		0-0 1B 2B		0-0 3-1			4 0 1 0 0 1 2		
Pat Scanlon, L (1, 5) Pepe Frias, R (8, PR) OBP: 0.304, SLG: 0.389 OBP: 0.333, SLG: 0.375		0-0 F8		0-0 P6		0-0 4-3 1B		0-0 1B		4 0 2 0 0 0 0 0 0 0 0 0 0 0		
Bob Bailey, R (1, 7) Donald DeMola, R (7, 1) Chuck Taylor, R (8, 1) Dan Warthen, S (9, 1)		4-0 5-3 BB		0-0 F8		0-0 4-3 1-2		0-3 K		2 0 0 0 1 0 2 1 0 0 0 0 1 1 0 0 0 0 0 0 0 0 0 0 0 0 0 0		
Barry Foote, R (1, 2) Tony Scott, S (7, PR) OBP: 0.239, SLG: 0.272 OBP: 0.261, SLG: 0.238		0-0 5-3		0-0 2B		0-0 E9 1B		0-3 K		3 0 1 0 0 0 1 1 1 0 0 0 1 0	AB 30 R 3 H 6 RBI 3 BB 4 SO 5 LOB 11	
Tim Foli, R (1, 6) OBP: 0.291, SLG: 0.263		0-0 5-3		0-3 K		0-0 WP SF9 1B		0-0 F7		4 1 1 1 0 1 2		
Don Stanhouse, R (1, 1) Dale Murray, R (6, 1) Gary Carter, R (7, PH) OBP: 0.333, SLG: 0.333 OBP: 0.367, SLG: 0.449			0-0 L3		0-0 F8		0-0 SH1-4		0-0 5-3	2 0 0 0 0 0 0 0 0 0 0 0 0 0 1 0 0 0 0 0 0		
Inning Stats	R: 0 H: 0 E: 0 LOB: 1 K: 1 BB: 2 S: 4 P: 12	R: 0 H: 0 E: 0 LOB: 1 K: 0 BB: 1 S: 3 P: 7	R: 1 H: 1 E: 0 LOB: 1 K: 0 BB: 1 S: 4 P: 8	R: 0 H: 1 E: 0 LOB: 1 K: 1 BB: 0 S: 6 P: 6	R: 0 H: 0 E: 0 LOB: 0 K: 0 BB: 0 S: 3 P: 3	R: 0 H: 2 E: 0 LOB: 1 K: 0 BB: 0 S: 4 P: 4	R: 2 H: 1 E: 2 LOB: 1 K: 1 BB: 0 S: 7 P: 7	R: 0 H: 1 E: 0 LOB: 1 K: 1 BB: 0 S: 6 P: 6	R: 0 H: 0 E: 0 LOB: 0 K: 1 BB: 0 S: 5 P: 5	1B: 4 SF: 1 2B: 2 SAC: 1 3B: 0 DP: 1 HR: 0 HBP: 0	WP: 1 PA: 36 PB: 0 SB: 1 CS: 0	
PITCHER Wayne Twitchell, R (1, 1) ERA: 4.19 Gene Garber, R (9, 1) ERA: 3.64	IP WLS BF H R ER SO BB IBB HBP BLK WP HR S P ERA WHIP											PITCHER IP WLS BF H R ER SO BB IBB HBP BLK WP HR S P ERA WHIP
	8.0 33 6 3 1 4 4 0 0 0 1 0 37 53 1.12 1.250											

Montreal Expos @ Philadelphia Phillies  
Veterans Stadium, Philadelphia, PA  
Sun Jun 22 1975, 3:38 AM EDT  
Att: 31,119 - Unknown



BOTTOM

Montreal Expos @ Philadelphia Phillies  
Veterans Stadium, Philadelphia, PA

Sun Jun 22 1975, 3:38 AM EDT  
Att. 31,119 - Unknown

livebaseballscorecards.com

AB	28
R	4
H	7
RBI	4
BB	6
SO	5
LOB	8



AB	R	H	RBI	BB	SO	LOB
2	1	0	0	2	0	0
1	0	0	0	3	0	0
4	0	1	1	0	0	3
4	1	1	1	0	1	2
3	1	1	0	1	0	0
3	0	1	0	0	1	1
4	0	1	0	0	0	2
3	0	0	0	0	1	0
1	0	1	1	0	0	0
0	0	0	0	0	0	0

1B:	4	SF:	0
2B:	1	SAC:	1
3B:	0	DP:	2
HR:	2	HBP:	0

WP:	0	PA:	36
PB:	0		
SB:	0		
CS:	1		

Batter	1	2	3	4	5	6	7	8	9
Dave Cash, R OBP: 0.398, SLG: 0.426 (1, 4) X	0-0 5-3 1		0-0 1-3 3			4-0 BB 1B BB		4-0 G5-3 BB BB	
Johnny Oates, L OBP: 0.330, SLG: 0.373 (1, 2) X	0-0 3-1 2			4-0 G6-4-3 BB BB		4-0 1B BB 1-2		4-0 1-2 BB BB	
Mike Schmidt, R OBP: 0.312, SLG: 0.445 (1, 6) X	0-0 F3 3			0-0 G6-4-3 1-2f 1 2		0-0 1-2 2-H 1B		0-0 G5-3 2-3f 2 3	
Greg Luzinski, R OBP: 0.361, SLG: 0.551 (1, 7)		0-3 K 3		0-0 F9 3		0-0 P6 3			0-0 HR
Tom Hutton, L OBP: 0.295, SLG: 0.267 (1, 3)		0-0 4-3 2			4-0 CS BB		0-0 F8 1		0-0 SH3-4 2B 1B
Jerry Martin, R OBP: 0.289, SLG: 0.328 (1, 8)		0-0 1B 3			0-0 P4 1-2 1 2		0-3 K 2		0-0 SH3-4 1-2
Bob Boone, R OBP: 0.333, SLG: 0.337 (1, 5)		0-0 4-3 3			0-0 F8 3		0-0 PO 1B		0-0 F2 2
Mike Anderson, R OBP: 0.322, SLG: 0.407 Tony Taylor, R (9, PH) OBP: 0.350, SLG: 0.353			0-0 4-3 1			0-3 K 3	0-0 PO 1-2	0-0 6-3 1	0-0 2B 2-H
Wayne Twitchell, R OBP: 0.071, SLG: 0.107 Jay Johnstone, L (8, PH) OBP: 0.402, SLG: 0.477 Gene Garber, R (9, 1)			0-3 K 2			0-3 K 2		0-0 HR	

Inning Stats	R: 0 H: 0 E: 0 K: 3	H: 0 LOB: 0 BB: 0 P: 3	R: 0 H: 1 E: 0 K: 1 S: 6	H: 1 LOB: 1 BB: 0 P: 6	R: 0 H: 0 E: 0 K: 1 S: 5	H: 0 LOB: 0 BB: 0 P: 5	R: 0 H: 0 E: 0 K: 0 S: 2	H: 0 LOB: 0 BB: 1 P: 6	R: 0 H: 0 E: 0 K: 2 S: 8	H: 1 LOB: 2 BB: 2 P: 16	R: 0 H: 1 E: 0 K: 1 S: 5	H: 1 LOB: 0 BB: 0 P: 5	R: 1 H: 1 E: 0 K: 0 S: 3	H: 1 LOB: 1 BB: 2 P: 11	R: 2 H: 3 E: 0 K: 0 S: 5	H: 3 LOB: 1 BB: 0 P: 5	1B: 4 2B: 1 3B: 0 HR: 2	SF: 0 SAC: 1 DP: 2 HBP: 0
--------------	---------------------	------------------------	--------------------------	------------------------	--------------------------	------------------------	--------------------------	------------------------	--------------------------	-------------------------	--------------------------	------------------------	--------------------------	-------------------------	--------------------------	------------------------	-------------------------	---------------------------

PITCHER	IP	WLS	BF	H	R	ER	SO	BB	IBB	HBP	BLK	WP	HR	S	P	ERA	WHIP
Don Stanhouse, R (1, 1) ERA: 6.23	5.2		20	1	1	1	4	4	0	0	0	0	0	24	40	1.59	0.882
Dale Murray, R (6, 1) ERA: 4.41	0.1		2	1	0	0	0	0	0	0	0	0	0	2	2	0.00	3.000
Donald DeMola, R (7, 1) ERA: 1.99	1.1		7	2	1	1	1	2	0	0	0	0	1	7	15	6.75	3.000
Chuck Taylor, R (8, 1) ERA: 4.38	1.0	L	4	2	2	2	0	0	0	0	0	0	1	4	4	18.00	2.000
Dan Warthen, L (9, 1) ERA: 1.82	0.1		2	1	0	0	0	0	0	0	0	0	0	2	2	0.00	3.000

PITCHER	IP	WLS	BF	H	R	ER	SO	BB	IBB	HBP	BLK	WP	HR	S	P	ERA	WHIP
---------	----	-----	----	---	---	----	----	----	-----	-----	-----	----	----	---	---	-----	------

Batter	1	2	3	4	5	6	7	8	9	AB R H RBI BB SO LOB	TOP																
Rennie Stennett, R (1, 4) OBP: 0.321, SLG: 0.384	0-3 K		0-0 2B 1B		0-0 G6-4-3 1B		0-0 F7		0-3 K	5 1 2 0 0 2 0	<b>Pittsburgh Pirates @ Philadelphia Phillies</b> <b>Veterans Stadium, Philadelphia, PA</b> Mon Jun 23 1975, 7:05 PM EDT Att. 34,759 - Unknown																
Manny Sanguillen, R (1, 2) OBP: 0.409, SLG: 0.433	0-0 6-3		0-0 F9		0-0 G6-4-3		0-0 5-3			4 0 0 0 0 0 4																	
Al Oliver, L (1, 8) OBP: 0.300, SLG: 0.444	4-0 BB		0-0 P5		0-0 1B 2B		0-3 K			3 1 1 1 1 1 2																	
Willie Stargell, L (1, 3) OBP: 0.357, SLG: 0.535	0-0 4-3		0-0 2B		0-0 FC5-4 1B		0-0 4-3			4 0 2 3 0 0 1																	
Richie Zisk, R (1, 7) OBP: 0.335, SLG: 0.343		0-0 F4	0-3 K		0-0 FC5-4		0-0 1B			4 0 1 0 0 1 2																	
Dave Parker, L (1, 9) OBP: 0.365, SLG: 0.578		0-0 4-3		0-0 G3		0-0 HR		0-3 K		4 1 1 1 0 1 1																	
Richie Hebner, L (1, 5) OBP: 0.376, SLG: 0.463		4-0 FC5-4 BB		0-3 K		0-0 F8		0-3 K		3 0 0 0 1 2 1																	
Frank Taveras, R (1, 6) OBP: 0.232, SLG: 0.220		0-0 FC5-4		0-0 6-3		0-0 F7			0-0 4-3	3 0 0 0 0 0 1																	
Ed Kirkpatrick, L (9, PH) OBP: 0.395, SLG: 0.472										1 0 0 0 0 0 0																	
Jim Rooker, R (1, 1) OBP: 0.161, SLG: 0.133		4-0 F9 1B 2B BB			0-0 G6-4-3 1B 2B 1B		0-0 F7		0-0 5-3	2 2 1 0 1 0 0																	
Larry Demery, R (6, 1) OBP: 0.222, SLG: 0.125										0 0 0 0 0 0 0																	
Bill Robinson, R (9, PH) OBP: 0.327, SLG: 0.500										1 0 0 0 0 0 0																	
<b>Inning Stats</b>	R: 0 E: 0 K: 1 S: 5	H: 0 LOB: 1 BB: 1 P: 9	R: 0 E: 0 K: 0 S: 3	H: 0 LOB: 1 BB: 1 P: 7	R: 2 E: 0 K: 1 S: 7	H: 2 LOB: 1 BB: 1 P: 11	R: 0 E: 0 K: 1 S: 5	H: 0 LOB: 0 BB: 0 P: 5	R: 2 E: 0 K: 0 S: 6	H: 4 LOB: 1 BB: 0 P: 6	R: 1 E: 0 K: 0 S: 4	H: 1 LOB: 0 BB: 0 P: 4	R: 0 E: 0 K: 1 S: 5	H: 0 LOB: 0 BB: 0 P: 5	R: 0 E: 0 K: 2 S: 8	H: 1 LOB: 1 BB: 0 P: 8	R: 0 E: 0 K: 1 S: 5	H: 0 LOB: 0 BB: 0 P: 5	1B: 5 2B: 2 3B: 0 HR: 1	SF: 0 SAC: 0 DP: 1 HBP: 0	WP: 0 PB: 0 SB: 0 CS: 0	PA: 37					
<b>PITCHER</b>	IP WLS BF H R ER SO BB IBB HBP BLK WP HR S P ERA WHIP																										
Steve Carlton, L (1, 1) ERA: 3.31	6.0		27	7	5	5	3	3	0	0	0	0	1	30	42	7.50	1.667										
Tom Hilgendorf, L (7, 1) ERA: 2.61	2.0	W	7	1	0	0	3	0	0	0	0	0	0	13	13	0.00	0.500										
Gene Garber, R (9, 1) ERA: 3.56	1.0	S	3	0	0	0	1	0	0	0	0	0	0	5	5	0.00	0.000										

livebaseballscorecards.com

<b>AB</b>	34
<b>R</b>	5
<b>H</b>	8
<b>RBI</b>	5
<b>BB</b>	3
<b>SO</b>	7
<b>LOB</b>	12







Batter	1	2	3	4	5	6	7	8	9	AB R H RBI BB SO LOB	TOP											
Rennie Stennett, R (1, 4) OBP: 0.317, SLG: 0.378	0-0 5-3		0-0 F9		0-0 P4			0-0 F8		4 0 0 0 0 0 3												
Richie Hebner, L (1, 5) OBP: 0.371, SLG: 0.456	0-0 F9			0-1 CI		0-3 K		0-3 K		3 0 0 0 0 2 0												
Al Oliver, L (1, 8) OBP: 0.299, SLG: 0.440	0-0 F7			0-0 F8		0-0 1B				4 0 1 0 0 1 1												
Willie Stargell, L (1, 3) OBP: 0.355, SLG: 0.530		0-0 F8		0-0 G4-6-3		0-0 F6		0-0 FC3-6 1B		4 0 1 0 0 0 2												
Dave Parker, L (1, 9) OBP: 0.363, SLG: 0.585		0-0 HR			0-0 4-3	0-0 2-3		0-0 FC3-6 2B		4 2 1 1 0 0 2												
Richie Zisk, R (1, 7) OBP: 0.338, SLG: 0.351		0-0 5-3			0-0 1B 1B 1B		0-3 K	0-0 2B		4 1 2 1 0 1 0												
Manny Sanguillen, R (1, 2) OBP: 0.410, SLG: 0.433 Duffy Dyer, R (5, 2) OBP: 0.310, SLG: 0.423		0-0 6-3			0-0 1B 1B		0-0 5-3	0-0 5-3		2 0 1 0 0 0 0 2 0 0 0 0 0 1												
Frank Taveras, R (1, 6) OBP: 0.239, SLG: 0.223			1-0 CS SH3-4 HBP		0-0 1B 1B		0-3 K			2 0 1 0 0 1 0												
Jerry Reuss, L (1, 1) OBP: 0.303, SLG: 0.281 Bill Robinson, R (8, PH) OBP: 0.324, SLG: 0.495 Dave Giusti, R (8, 1) OBP: 0.250, SLG: 0.250			0-0 SH3-4		0-0 1B		0-0 P5			1 0 1 1 0 0 0 1 0 0 0 0 0 0 0 0 0 0 0 0 0												
<b>Inning Stats</b>	R: 0 E: 0 K: 0 S: 3	H: 0 LOB: 0 BB: 0 P: 3	R: 1 E: 0 K: 0 S: 4	H: 1 LOB: 0 BB: 0 P: 4	R: 0 E: 0 K: 0 S: 2	H: 0 LOB: 0 BB: 0 P: 3	R: 0 E: 1 K: 0 S: 3	H: 0 LOB: 0 BB: 0 P: 3	R: 1 E: 0 K: 1 S: 6	H: 4 LOB: 2 BB: 0 P: 6	R: 0 E: 0 K: 1 S: 6	H: 1 LOB: 1 BB: 0 P: 6	R: 0 E: 0 K: 2 S: 7	H: 0 LOB: 0 BB: 0 P: 7	R: 0 E: 0 K: 1 S: 5	H: 0 LOB: 0 BB: 0 P: 5	R: 1 E: 0 K: 1 S: 7	H: 2 LOB: 1 BB: 0 P: 7	1B: 6 2B: 1 3B: 0 HR: 1	SF: 0 SAC: 1 DP: 1 HBP: 1	WP: 0 PB: 0 SB: 0 CS: 1	PA: 34
<b>PITCHER</b>	IP WLS BF H R ER SO BB IBB HBP BLK WP HR S P ERA WHIP																					
Larry Christenson, R (1, 1) ERA: 3.25	7.0 W 26 6 2 2 3 0 0 1 0 0 1 31 32 2.57 0.857																					
Tug McGraw, L (8, 1) ERA: 2.68	2.0 S 8 2 1 1 2 0 0 0 0 0 0 0 12 12 4.50 1.000																					

Pittsburgh Pirates @ Philadelphia Phillies  
Veterans Stadium, Philadelphia, PA  
Tue Jun 24 1975, 7:05 PM EDT  
Unknown

livebaseballscores.com

AB	31
R	3
H	8
RBI	3
BB	0
SO	5
LOB	9



**BOTTOM**

Pittsburgh Pirates @ Philadelphia Phillies  
Veterans Stadium, Philadelphia, PA  
Tue Jun 24 1975, 7:05 PM EDT  
Unknown

[livebaseballscorecards.com](http://livebaseballscorecards.com)

<b>AB</b>	<b>33</b>
<b>R</b>	<b>6</b>
<b>H</b>	<b>13</b>
<b>RBI</b>	<b>6</b>
<b>BB</b>	<b>1</b>
<b>SO</b>	<b>4</b>
<b>LOB</b>	<b>15</b>



WP: 0	PA: 38
PB: 0	
SB: 1	
CS: 0	

AB	R	H	RBI	BB	SO	LOB
5	1	2	0	0	0	1
5	0	0	0	0	1	4
4	1	3	1	0	0	0
4	1	1	0	0	1	2
0	0	0	0	0	0	0
3	1	1	1	0	0	2
0	0	0	0	0	0	0
2	1	2	1	1	0	0
3	0	0	1	0	0	3
4	1	3	1	0	0	1
2	0	0	0	0	2	2
1	0	1	1	0	0	0
1B: 10	SF: 1	2B: 3	SAC: 3	3B: 0	DP: 1	HR: 0
	HBP: 0					

Batter	1	2	3	4	5	6	7	8	9							
<b>Dave Cash, R</b> OBP: 0.398, SLG: 0.436 (1, 4)	0-0 4-3 S 1B		0-0 6-3		0-0 F9		0-0 F2	0-0 1-2 1B								
<b>Larry Bowa, S</b> OBP: 0.356, SLG: 0.435 (1, 6)	0-0 4-3 1-3		0-3 K		0-0 6-3		0-0 6-3	0-0 F8								
<b>Mike Schmidt, R</b> OBP: 0.315, SLG: 0.449 (1, 5)	0-0 1B 1B		0-0 5-3			0-0 FC4 SF8 2B	0-0 1B									
<b>Greg Luzinski, R</b> OBP: 0.358, SLG: 0.540 (1, 7) <b>Tug McGraw, R</b> OBP: 0.286, SLG: 0.286 (8, 1)	0-0 1-2 1B		0-0 F4		0-0 FC4 2B		0-3 K									
<b>Dick Allen, R</b> OBP: 0.320, SLG: 0.357 (1, 3) <b>Tom Hutton, L</b> OBP: 0.295, SLG: 0.267 (9, 3)	0-0 G6-4-3 1-2f		0-0 F8		0-0 SF8		0-0 SH3 1B									
<b>Ollie Brown, R</b> OBP: 0.420, SLG: 0.614 (1, 9) (8, 7)		4-0 BB 5-3 BB	0-0 FC5-4 1B		0-0 SH3 2B		0-0 SH3									
<b>Bob Boone, R</b> OBP: 0.336, SLG: 0.330 (1, 2)		0-0 L8	0-0 FC5-4 1-2f		0-0 SH3		0-0 P3									
<b>Jerry Martin, R</b> OBP: 0.321, SLG: 0.389 (1, 8)		0-0 5-3 1-2	0-0 F9 SH2-4 1B		0-0 2B		0-0 1B 1B									
<b>Larry Christenson, R</b> OBP: 0.214, SLG: 0.500 (1, 1) <b>Mike Anderson, R</b> OBP: 0.319, SLG: 0.401 (8, 9)		0-3 K	0-0 SH2-4 1-2		0-3 K		0-0 1B 1B									
<b>Inning Stats</b>	R: 1 E: 0 K: 0 S: 5	H: 3 LOB: 1 BB: 0 P: 5	R: 0 E: 0 K: 1 S: 5	H: 0 LOB: 1 BB: 1 P: 9	R: 0 E: 0 K: 1 S: 5	H: 0 LOB: 0 BB: 0 P: 5	R: 0 E: 0 K: 0 S: 4	H: 1 LOB: 1 BB: 0 P: 4	R: 0 E: 0 K: 1 S: 4	H: 1 LOB: 1 BB: 0 P: 4	R: 3 E: 0 K: 1 S: 9	H: 3 LOB: 1 BB: 0 P: 9	R: 0 E: 0 K: 1 S: 6	H: 1 LOB: 1 BB: 0 P: 6	R: 2 E: 0 K: 0 S: 7	H: 4 LOB: 2 BB: 0 P: 7
<b>PITCHER</b> <b>Jerry Reuss, L</b> ERA: 2.57 (1, 1) <b>Dave Giusti, R</b> ERA: 1.64 (8, 1)	IP: 7.0 WLS: L BF: 31 H: 9 R: 4 ER: 4 SO: 4	H: 9 R: 4 ER: 2 SO: 0	BB: 1 IBB: 0 HBP: 0 BLK: 0	WP: 0 HR: 0 S: 38 P: 42	ERA: 5.14 WHIP: 1.429	IP: 1.0 WLS: L BF: 7 H: 4 R: 2 ER: 2 SO: 0	BB: 0 IBB: 0 HBP: 0 BLK: 0	WP: 0 HR: 0 S: 7 P: 7	ERA: 18.00 WHIP: 4.000							

Batter	1	2	3	4	5	6	7	8	9	AB R H RBI BB SO LOB	TOP	
<b>Frank Taveras, R</b> (1, 6) OBP: 0.246, SLG: 0.226 <b>Richie Zisk, R</b> (8, PH) OBP: 0.336, SLG: 0.349 <b>Mario Mendoza, R</b> (8, 6) OBP: 0.167, SLG: 0.167	0-0 5-3		4-0 G4-6-3 BB		0-0 2-3 G6-4-3 1B			0-0 F9		2 0 1 0 1 0 0 1 0 0 0 0 0 0 0 0 0 0 0 0 0		
<b>Rennie Stennett, R</b> (1, 4) OBP: 0.316, SLG: 0.380	0-0 2B		0-0 G4-6-3 1-2f		0-0 G6-4-3 1-2f			0-0 F8		4 0 1 0 0 0 3		
<b>Al Oliver, L</b> (1, 8) OBP: 0.295, SLG: 0.434	0-0 L4			0-0 6-3				0-0 L6		4 0 0 0 0 0 1		
<b>Bob Robertson, R</b> (1, 3) OBP: 0.327, SLG: 0.417 <b>Ed Kirkpatrick, L</b> (6, PR) OBP: 0.386, SLG: 0.459 (6, 3)	0-0 4-3			0-0 HR				0-0 4-3 1-2		2 1 1 1 0 0 1 1 0 0 0 0 0 1		
<b>Bill Robinson, R</b> (1, 7) OBP: 0.321, SLG: 0.495		0-0 2B		0-0 5-3				0-0 F8		4 0 1 0 0 0 1		
<b>Dave Parker, L</b> (1, 9) OBP: 0.357, SLG: 0.575		0-3 K		0-3 K WP				0-0 4-3		4 0 0 0 0 2 2		
<b>Richie Hebner, L</b> (1, 5) OBP: 0.364, SLG: 0.447		0-0 F8		0-0 4-3 1-2				0-0 F8		4 0 0 0 0 0 2		
<b>Duffy Dyer, R</b> (1, 2) OBP: 0.313, SLG: 0.448		0-3 K			0-0 1B 2B			0-0 F8		3 0 1 0 0 1 1		
<b>Bruce Kison, R</b> (1, 1) OBP: 0.226, SLG: 0.172 <b>Sam McDowell, L</b> (1, 1) <b>Art Howe, R</b> (5, PH) OBP: 0.271, SLG: 0.213 <b>Ramon Hernandez, S</b> (5, 1)			0-3 K		0-0 F7			0-3 K		0 0 0 0 0 0 0 1 0 0 0 0 1 0 1 0 0 0 0 0 1 1 0 0 0 0 1 0		
<b>Inning Stats</b>	R: 0 H: 1 E: 0 LOB: 1 K: 0 BB: 0 S: 4 P: 4	R: 0 H: 1 E: 0 LOB: 1 K: 2 BB: 0 S: 8 P: 8	R: 0 H: 0 E: 0 LOB: 0 K: 1 BB: 1 S: 4 P: 8	R: 1 H: 1 E: 0 LOB: 1 K: 1 BB: 0 S: 7 P: 7	R: 0 H: 2 E: 0 LOB: 1 K: 0 BB: 0 S: 4 P: 4	R: 0 H: 0 E: 0 LOB: 1 K: 0 BB: 0 S: 3 P: 4	R: 0 H: 0 E: 0 LOB: 0 K: 1 BB: 0 S: 5 P: 5	R: 0 H: 0 E: 1 LOB: 1 K: 0 BB: 0 S: 4 P: 4	R: 0 H: 0 E: 0 LOB: 0 K: 0 BB: 0 S: 3 P: 3	1B: 1 SF: 0 2B: 3 SAC: 0 3B: 0 DP: 2 HR: 1 HBP: 1	WP: 2 PA: 34 PB: 0 SB: 1 CS: 0	
<b>PITCHER</b> <b>Tom Underwood, L</b> (1, 1) ERA: 2.99	IP WLS BF H R ER SO BB IBB HBP BLK WP HR S P ERA WHIP	9.0 W 34 5 1 1 5 1 0 1 0 2 1 42 47 1.00 0.667										

Pittsburgh Pirates @ Philadelphia Phillies  
 Veterans Stadium, Philadelphia, PA  
 Tue Jun 24 1975, 7:05 PM EDT  
 Att: 50,463 - Unknown

livebaseballscorecards.com

AB	32
R	1
H	5
RBI	1
BB	1
SO	5
LOB	13



Batter	1	2	3	4	5	6	7	8	9
<b>Dave Cash, R</b> OBP: 0.404, SLG: 0.443 (1, 4)									
<b>Larry Bowa, S</b> OBP: 0.354, SLG: 0.428 (1, 6)									
<b>Jay Johnstone, L</b> OBP: 0.424, SLG: 0.500 <b>Larry Cox, R</b> OBP: 0.286, SLG: 0.200 (1, 9) (7, 2)									
<b>Greg Luzinski, R</b> OBP: 0.362, SLG: 0.540 (1, 7)									
<b>Tom Hutton, L</b> OBP: 0.308, SLG: 0.273 <b>Tony Taylor, R</b> OBP: 0.355, SLG: 0.365 (1, 3) (6, PH) (7, 3)									
<b>Johnny Oates, L</b> OBP: 0.330, SLG: 0.365 <b>Jerry Martin, R</b> OBP: 0.325, SLG: 0.392 (1, 2) (6, PH) (7, 8)									
<b>Mike Schmidt, R</b> OBP: 0.309, SLG: 0.440 (1, 5)									
<b>Mike Anderson, R</b> OBP: 0.318, SLG: 0.398 (1, 8) (7, 9)									
<b>Tom Underwood, R</b> OBP: 0.118, SLG: 0.118 (1, 1)									

Inning Stats	R: 4	H: 2	R: 1	H: 2	R: 0	H: 1	R: 0	H: 0	R: 0	H: 1	R: 1	H: 2	R: 0	H: 0	R: 2	H: 4
	E: 1	LOB: 3	E: 0	LOB: 2	E: 0	LOB: 1	E: 0	LOB: 0	E: 0	LOB: 1	E: 0	LOB: 0	E: 0	LOB: 0	E: 0	LOB: 2
	K: 1	BB: 4	K: 1	BB: 1	K: 1	BB: 0	K: 1	BB: 1	K: 0	BB: 0	K: 1	BB: 0	K: 1	BB: 0	K: 1	BB: 0
	S: 8	P: 24	S: 7	P: 11	S: 4	P: 4	S: 4	P: 8	S: 4	P: 4	S: 5	P: 9	S: 5	P: 5	S: 9	P: 9

PITCHER	IP	WLS	BF	H	R	ER	SO	BB	IBB	HBP	BLK	WP	HR	S	P	ERA	WHIP
<b>Bruce Kison, R</b> ERA: 3.57 (1, 1)	0.0	L	5	1	4	3	0	4	0	0	0	0	0	1	17	∞	∞
<b>Sam McDowell, L</b> ERA: 2.86 (1, 1)	4.0		18	4	1	1	3	2	0	0	0	1	0	22	30	2.25	1.500
<b>Ramon Hernandez, L</b> ERA: 3.77 (5, 1)	4.0		20	7	3	3	2	0	1	0	0	0	0	23	27	6.75	1.750

AB R H RBI BB SO LOB

4	2	3	0	1	0	3
3	2	0	0	1	1	2
2	2	2	0	2	0	0
1	0	0	0	0	0	1
4	2	2	3	1	1	2
2	0	1	1	1	0	1
1	0	1	1	0	0	0
2	0	0	0	1	1	3
2	0	1	1	0	0	2

5	0	0	1	0	1	6
4	0	1	0	0	0	3
4	0	1	1	0	1	1

1B: 10	SF: 1	WP: 1	PA: 43
2B: 3	SAC: 1	PB: 0	
3B: 0	DP: 1	SB: 1	
HR: 0	HBP: 0	CS: 0	

AB	R	H	RBI	BB	SO	LOB
34	8	12	8	7	5	24



Pittsburgh Pirates @ Philadelphia Phillies  
Veterans Stadium, Philadelphia, PA  
Tue Jun 24 1975, 7:05 PM EDT  
Att. 50,463 - Unknown

livebaseballscorecards.com

Batter	1	2	3	4	5	6	7	8	9	10	11	12	13	AB R H RBI BB SO LOB	TOP																	
Rennie Stennett, R OBP: 0.313, SLG: 0.379	0-0 P6	0-0 1B		0-0 F9			0-0 5-3			0-0 5-3		0-0 P2		6 1 1 0 0 0 2	<b>Pittsburgh Pirates @ Philadelphia Phillies</b> <b>Veterans Stadium, Philadelphia, PA</b> Wed Jun 25 1975, 7:05 PM EDT Att. 34,171 - Unknown																	
Richie Hebner, L OBP: 0.364, SLG: 0.458	0-0 HR	0-0 1B		0-0 P3			0-0 P3			0-0 F8		0-0 3-1		6 1 2 3 0 0 1																		
Al Oliver, L OBP: 0.292, SLG: 0.427	0-0 FC3-6 1B	0-3 K			0-3 K		0-3 K			0-0 4-3		0-0 6-3		6 0 1 0 0 3 1																		
Willie Stargell, L OBP: 0.351, SLG: 0.524	0-0 FC3-6 HR		0-0 F9 SF9 2B		0-0 F7		0-0 F8			0-0 5-3		0-3 K		6 2 1 0 0 1 1																		
Richie Zisk, R OBP: 0.333, SLG: 0.360	0-0 HR		0-0 F9		0-0 4-3		0-0 F7			0-0 F7				5 1 1 2 0 0 1																		
Bill Robinson, R OBP: 0.307, SLG: 0.477	0-0 F8		0-0 SF9			0-0 6-3		0-0 5-3		0-0 F7				4 0 0 1 0 0 0																		
Duffy Dyer, R OBP: 0.351, SLG: 0.471		0-0 2B 1B	0-0 F8		0-0 WP 1B		0-0 6-3			0-0 FC3-6 1B				5 1 3 0 0 0 0																		
Frank Taveras, R OBP: 0.245, SLG: 0.225		0-0 L6		0-0 SH3-4 1B		0-3 K		0-0 F2		0-0 FC3-6 FC1-6				5 0 1 0 0 1 3																		
Bob Moose, R OBP: 0.200, SLG: 0.200		0-0 F7		0-0 SH3-4		0-3 K		0-0 6-3		0-0 FC1-6				1 0 0 0 0 0 1																		
Larry Demery, R OBP: 0.200, SLG: 0.111														1 0 0 0 0 1 1																		
Dave Giusti, R OBP: 0.167, SLG: 0.167														2 0 0 0 0 0 1																		
<b>Inning Stats</b>	R: 3 E: 0 K: 0 S: 6	H: 3 LOB: 0 BB: 0 P: 6	R: 2 E: 0 K: 1 S: 8	H: 3 LOB: 1 BB: 0 P: 8	R: 1 E: 0 K: 0 S: 4	H: 1 LOB: 0 BB: 0 P: 4	R: 0 E: 0 K: 0 S: 4	H: 1 LOB: 1 BB: 0 P: 4	R: 0 E: 0 K: 1 S: 5	H: 0 LOB: 0 BB: 0 P: 5	R: 0 E: 0 K: 0 S: 3	H: 0 LOB: 0 BB: 0 P: 3	R: 0 E: 0 K: 0 S: 3	H: 0 LOB: 0 BB: 0 P: 3		R: 0 E: 0 K: 0 S: 3	H: 0 LOB: 0 BB: 0 P: 3	R: 0 E: 0 K: 1 S: 4	H: 1 LOB: 1 BB: 0 P: 4	R: 0 E: 0 K: 1 S: 5	H: 0 LOB: 0 BB: 0 P: 5	1B: 6 2B: 2 3B: 0 HR: 2	SF: 1 SAC: 1 DP: 0 HBP: 0	WP: 1 PB: 0 SB: 0 CS: 0	PA: 49							
<b>PITCHER</b>	IP WLS BF H R ER SO BB IBB HBP BLK WP HR S P ERA WHIP															IP WLS BF H R ER SO BB IBB HBP BLK WP HR S P ERA WHIP																
Jim Lonborg, R ERA: 2.84	(1, 1) 1.2																															
Joe Hoerner, L ERA: 3.38	(2, 1) 2.1																															
Tom Hilgendorf, L ERA: 2.38	(5, 1) 3.0																															
Tug McGraw, L ERA: 2.38	(8, 1) 5.0																															
Ron Schueler, R ERA: 7.02	(13, 1) 1.0	W	3	0	0	0	1	0	0	0	0	0	0	0	5	5	0.00	0.000														

AB	47
R	6
H	10
RBI	6
BB	0
SO	6
LOB	12



livebaseballscorecards.com



Batter	1	2	3	4	5	6	7	8	9	AB R H RBI BB SO LOB	TOP	
<b>Dave Cash, R</b> OBP: 0.400, SLG: 0.435 (1, 4) BB	4-0 G5-4-3 BB			x 0-0 F7		x 0-0 6-3		x 0-0 F9		3 0 0 0 1 0 0		
<b>Larry Bowa, S</b> OBP: 0.351, SLG: 0.421 (1, 6) 1-2f	0-0 G5-4-3			x 0-0 F7		x 0-0 2B E 1B		x 0-0 F9		4 1 1 0 0 0 1		
<b>Ollie Brown, R</b> OBP: 0.400, SLG: 0.592 (1, 9) SS	0-3 K			x 0-0 6-3		x 0-0 E6 1-H 2B		x 0-0 E5		4 0 1 0 0 1 0		
<b>Greg Luzinski, R</b> OBP: 0.372, SLG: 0.562 (1, 7) SS		0-3 K			x 0-0 HR	x 0-0 F3		x 0-0 F7		4 1 1 1 0 1 2		
<b>Dick Allen, R</b> OBP: 0.325, SLG: 0.365 (1, 3) SS		0-0 F8			x 0-3 K	x 0-0 6-3		SS 0-3 K		4 0 0 0 0 2 1		
<b>Mike Schmidt, R</b> OBP: 0.308, SLG: 0.428 (1, 5) SS		0-3 K			x 0-0 1B 1B		x 0-0 L5	x 0-0 P5		4 0 1 0 0 1 0		
<b>Bob Boone, R</b> OBP: 0.339, SLG: 0.330 (1, 2) SS			x 0-0 F7		x 0-0 1-2 1B		BBB 4-0 FC4-6 BB	x 0-0 F7		3 0 1 0 1 0 0		
<b>Mike Anderson, R</b> OBP: 0.313, SLG: 0.390 (1, 8) SS			0-3 K		0-3 K		x 0-0 F9			3 0 0 0 0 2 3		
<b>Wayne Twitchell, R</b> OBP: 0.069, SLG: 0.103 (1, 1) <b>Tony Taylor, R</b> OBP: 0.344, SLG: 0.352 (5, PH) <b>Tom Hilgendorf, S</b> (5, 1) <b>Jerry Martin, R</b> OBP: 0.326, SLG: 0.390 (7, PH) <b>Joe Hoerner, R</b> (7, 1)		0-3 K		x 0-0 F9		x 0-0 FC4-6		x 0-0 1-2f		1 0 0 0 0 1 0 1 0 0 0 0 0 2 0 0 0 0 0 0 0 1 0 0 0 0 0 1 0 0 0 0 0 0 0		
<b>Inning Stats</b>	R: 0 E: 0 K: 1 S: 4 H: 0 LOB: 0 BB: 1 P: 8	R: 0 E: 0 K: 2 S: 7 H: 0 LOB: 0 BB: 0 P: 7	R: 0 E: 0 K: 2 S: 7 H: 0 LOB: 0 BB: 0 P: 7	R: 0 E: 0 K: 0 S: 3 H: 0 LOB: 0 BB: 0 P: 3	R: 1 E: 0 K: 2 S: 10 H: 3 LOB: 2 BB: 0 P: 10	R: 1 E: 1 K: 0 S: 5 H: 2 LOB: 1 BB: 0 P: 5	R: 0 E: 0 K: 0 S: 3 H: 0 LOB: 1 BB: 1 P: 7	R: 0 E: 1 K: 0 S: 4 H: 0 LOB: 1 BB: 0 P: 4	R: 0 E: 0 K: 1 S: 5 H: 0 LOB: 0 BB: 0 P: 5	1B: 3 2B: 1 3B: 0 HR: 1 SF: 0 SAC: 0 DP: 1 HBP: 0	WP: 0 PB: 0 SB: 0 CS: 0 PA: 34	
<b>PITCHER</b> <b>Jon Matlack, L</b> ERA: 3.59 (1, 1)	IP WLS BF H R ER SO BB IBB HBP BLK WP HR S P ERA WHIP	9.0 W 34 5 2 1 8 2 0 0 0 0 0 1 48 56 1.00 0.778										

Philadelphia Phillies @ New York Mets  
Shea Stadium, Flushing, NY  
Fri Jun 27 1975, 7:05 PM EDT  
Att: 27,935 - Unknown

livebaseballscorecards.com

AB	32
R	2
H	5
RBI	1
BB	2
SO	8
LOB	10





Batter	1	2	3	4	5	6	7	8	9
Wayne Garrett, L (1, 5) OBP: 0.373, SLG: 0.386	0-0 WP 1B	0-0 P4			4-0 FC4 BB		0-3 K		
Felix Millan, R (1, 4) OBP: 0.316, SLG: 0.349	0-0 F3 1-2		0-0 4-3		0-3 K			0-0 4-3 1B	
Del Unser, L (1, 8) OBP: 0.342, SLG: 0.394	4-0 WP 1B BB		0-0 F7		0-0 FC4 1-2f			0-3 K	
Rusty Staub, L (1, 9) OBP: 0.367, SLG: 0.407	0-0 FC5-4 1B		0-3 K			1-0 G4-6-3 HBP		0-0 4-3 1-2	
Ed Kranepool, L (1, 3) OBP: 0.363, SLG: 0.432	0-0 FC5-4 HR 1-2f			0-0 F8		0-0 G4-6-3 1-2f		0-0 F8	
Dave Kingman, R (1, 7) OBP: 0.267, SLG: 0.456	0-0 HR 1-H			0-3 K		0-3 K			
Mike Phillips, L (1, 6) OBP: 0.296, SLG: 0.312	0-0 F8			0-0 P6			0-3 K		
Jerry Grote, R (1, 2) OBP: 0.319, SLG: 0.343			0-0 4-3		0-0 SH5-4 1B		0-0 WP 1B		
Jon Matlack, L (1, 1) OBP: 0.222, SLG: 0.067			0-3 K		0-0 SH5-4 1-2		0-3 K 1-2		

Inning Stats	R: 4 E: 0 K: 0 S: 6	H: 3 LOB: 0 BB: 1 P: 10	R: 0 E: 0 K: 1 S: 5	H: 0 LOB: 0 BB: 0 P: 5	R: 0 E: 0 K: 1 S: 5	H: 0 LOB: 0 BB: 0 P: 5	R: 0 E: 0 K: 1 S: 5	H: 1 LOB: 2 BB: 1 P: 10	R: 0 E: 0 K: 1 S: 4	H: 0 LOB: 0 BB: 0 P: 5	R: 0 E: 0 K: 3 S: 10	H: 1 LOB: 1 BB: 0 P: 10	R: 0 E: 0 K: 1 S: 6	H: 1 LOB: 1 BB: 0 P: 6
--------------	------------------------------	----------------------------------	------------------------------	---------------------------------	------------------------------	---------------------------------	------------------------------	----------------------------------	------------------------------	---------------------------------	-------------------------------	----------------------------------	------------------------------	---------------------------------

PITCHER	IP	WLS	BF	H	R	ER	SO	BB	IBB	HBP	BLK	WP	HR	S	P	ERA	WHIP
Wayne Twitchell, R (1, 1) ERA: 4.4	4.0	L	16	3	4	4	3	1	0	0	0	1	1	21	25	9.00	1.000
Tom Hilgendorf, L (5, 1) ERA: 2.25	2.0		8	1	0	0	2	1	0	1	0	0	0	10	15	0.00	1.000
Joe Hoerner, L (7, 1) ERA: 2.84	2.0		8	2	0	0	4	0	0	0	0	1	0	16	16	0.00	1.000

**BOTTOM**

AB	R	H	RBI	BB	SO	LOB
3	1	1	0	1	1	1
4	0	1	0	0	1	3
3	1	0	0	1	1	3
3	0	1	1	0	1	1
4	1	0	0	0	0	3
3	1	1	2	0	2	0
3	0	0	0	0	1	0
3	0	2	0	0	0	0
2	0	0	0	0	2	1

<b>AB</b>	<b>28</b>
<b>R</b>	<b>4</b>
<b>H</b>	<b>6</b>
<b>RBI</b>	<b>3</b>
<b>BB</b>	<b>2</b>
<b>SO</b>	<b>9</b>
<b>LOB</b>	<b>12</b>



WP	HR	S	P	ERA	WHIP
3	0	10	32		
0	0	1	1		
0	0	1	1		
0	0	1	1		
0	0	1	1		

**Philadelphia Phillies @ New York Mets**  
**Shea Stadium, Flushing, NY**  
 Fri Jun 27 1975, 7:05 PM EDT  
 Att. 27,935 - Unknown

[livebaseballscorecards.com](http://livebaseballscorecards.com)

Batter	1	2	3	4	5	6	7	8	9	AB R H RBI BB SO LOB	TOP	
<b>Dave Cash, R</b> OBP: 0.398, SLG: 0.431 (1, 4) BBB	4-0 SH1-3 S SF9 BB		0-0 4-3 K		0-3 K			0-0 5-3		3 1 0 0 1 1 0		
<b>Larry Bowa, S</b> OBP: 0.351, SLG: 0.420 (1, 6) X	0-0 SH1-3 1-3		0-3 K			0-0 F7		0-0 G4-6-3 1B		3 0 1 0 0 1 0		
<b>Jay Johnstone, L</b> OBP: 0.448, SLG: 0.525 (1, 9) BBB	4-0 S BB			0-0 2B 1B		0-0 1B		0-0 G4-6-3 1-2f		3 1 2 0 1 0 1		
<b>Greg Luzinski, R</b> OBP: 0.367, SLG: 0.556 (1, 7) X	0-0 SF9			0-0 F9		0-3 K			0-0 6-3	3 0 0 1 0 1 2		
<b>Dick Allen, R</b> OBP: 0.323, SLG: 0.369 (1, 3) SSS	0-3 K 1-2			0-0 1-H 2B		0-0 2-3			0-0 P6	4 0 1 1 0 1 2		
<b>Johnny Oates, L</b> OBP: 0.337, SLG: 0.348 (1, 2) X		0-0 P6		0-0 F9		0-3 K			4-0 BB	3 0 0 0 1 1 1		
<b>Mike Schmidt, R</b> OBP: 0.307, SLG: 0.423 (1, 5) SSS		0-3 K		0-0 F8		4-0 BB			0-3 K	3 0 0 0 1 2 2		
<b>Jerry Martin, R</b> OBP: 0.315, SLG: 0.375 (1, 8) X		0-0 F9			0-0 F8		0-3 K			3 0 0 0 0 1 1		
<b>Steve Carlton, L</b> OBP: 0.184, SLG: 0.162 (1, 1) <b>Tom Hutton, L</b> OBP: 0.301, SLG: 0.266 (7, PH) <b>Gene Garber, R</b> (7, 1)			0-0 4-3		0-0 F8		0-3 K			2 0 0 0 0 0 0 1 0 0 0 0 1 1 0 0 0 0 0 0 0		
<b>Inning Stats</b>	R: 1 H: 0 E: 0 LOB: 1 K: 1 BB: 2 S: 5 P: 13	R: 0 H: 0 E: 0 LOB: 0 K: 1 BB: 0 S: 5 P: 5	R: 0 H: 0 E: 0 LOB: 0 K: 1 BB: 0 S: 5 P: 5	R: 1 H: 2 E: 0 LOB: 1 K: 0 BB: 0 S: 5 P: 5	R: 0 H: 0 E: 0 LOB: 0 K: 1 BB: 0 S: 5 P: 5	R: 0 H: 1 E: 0 LOB: 1 K: 1 BB: 0 S: 6 P: 6	R: 0 H: 0 E: 0 LOB: 1 K: 3 BB: 1 S: 9 P: 13	R: 0 H: 1 E: 0 LOB: 0 K: 0 BB: 0 S: 3 P: 3	R: 0 H: 0 E: 0 LOB: 1 K: 1 BB: 1 S: 5 P: 9	1B: 3 SF: 1 2B: 1 SAC: 1 3B: 0 DP: 1 HR: 0 HBP: 0	WP: 0 PA: 34 PB: 0 SB: 2 CS: 0	
<b>PITCHER</b> <b>Randy Tate, R</b> ERA: 3.22 (1, 1)	IP WLS BF H R ER SO BB IBB HBP BLK WP HR S P ERA WHIP	9.0 W 34 4 2 2 9 4 0 0 0 0 0 0 48 64 2.00 0.889										

Philadelphia Phillies @ New York Mets  
 Shea Stadium, Flushing, NY  
 Sat Jun 28 1975, 3:33 AM EDT  
 Att. 37,250 - Unknown

livebaseballscorecards.com

AB	28
R	2
H	4
RBI	2
BB	4
SO	9
LOB	10



Batter	1	2	3	4	5	6	7	8	9	AB	R	H	RBI	BB	SO	LOB
--------	---	---	---	---	---	---	---	---	---	----	---	---	-----	----	----	-----

<b>Gene Clines, R</b> <small>(1, 8) OBP: 0.250, SLG: 0.218</small> <small>(8, 7)</small>	 4-0	 0-0			 0-0	 0-0				2	1	1	1	1	0	1
<b>Felix Millan, R</b> <small>(1, 4) OBP: 0.319, SLG: 0.351</small>	 0-0		 0-0		 0-0	 0-0				4	2	2	0	0	0	3
<b>Cleon Jones, R</b> <small>(1, 7) OBP: 0.325, SLG: 0.316</small> <b>Del Unser, L</b> <small>(8, 8) OBP: 0.342, SLG: 0.394</small>	 0-0		 0-0		 4-0		 0-0			3	1	0	0	1	0	3
<b>Joe Torre, R</b> <small>(1, 5) OBP: 0.359, SLG: 0.380</small> <b>Wayne Garrett, L</b> <small>(8, 5) OBP: 0.373, SLG: 0.386</small>	 4-0		 0-0		 4-0	 0-0				2	0	1	0	2	0	0
<b>Rusty Staub, L</b> <small>(1, 9) OBP: 0.365, SLG: 0.406</small>	 0-0		 0-0		 0-3	 0-0				3	0	1	2	0	1	3
<b>Dave Kingman, R</b> <small>(1, 3) OBP: 0.266, SLG: 0.451</small>	 0-0		 0-3		 0-0	 0-0				4	0	1	2	0	1	3
<b>Jack Heidemann, R</b> <small>(1, 6) OBP: 0.311, SLG: 0.346</small>		 0-0		 0-0		 4-0	 0-0			3	1	0	0	1	0	0
<b>John Stearns, R</b> <small>(1, 2) OBP: 0.284, SLG: 0.319</small>		 0-0		 0-0		 0-0	 0-3			4	0	2	0	0	1	1
<b>Randy Tate, R</b> <small>(1, 1)</small>		 0-0		 0-0		 0-0				2	0	0	0	0	0	2

Inning Stats	R: 1	H: 2	R: 0	H: 1	R: 1	H: 2	R: 0	H: 1	R: 2	H: 2	R: 1	H: 0	R: 0	H: 0	R: 0	H: 0
	E: 0	LOB: 2	E: 0	LOB: 1	E: 0	LOB: 1	E: 0	LOB: 0	E: 0	LOB: 2	E: 2	LOB: 1	E: 0	LOB: 0	E: 0	LOB: 0
	K: 0	BB: 2	K: 0	BB: 0	K: 1	BB: 0	K: 0	BB: 0	K: 1	BB: 2	K: 0	BB: 1	K: 0	BB: 0	K: 1	BB: 0
	S: 4	P: 12	S: 4	P: 4	S: 7	P: 7	S: 3	P: 3	S: 6	P: 14	S: 4	P: 8	S: 3	P: 3	S: 5	P: 5

PITCHER	IP	WLS	BF	H	R	ER	SO	BB	IBB	HBP	BLK	WP	HR	S	P	ERA	WHIP
<b>Steve Carlton, L</b> <small>(1, 1) ERA: 3.46</small>	6.0	L	29	8	5	4	2	5	0	0	1	0	0	28	48	6.00	2.167
<b>Gene Garber, R</b> <small>(7, 1) ERA: 3.42</small>	2.0		6	0	0	0	1	0	0	0	0	0	0	8	8	0.00	0.000

**BOTTOM**

<b>Philadelphia Phillies @ New York Mets</b> <b>Shea Stadium, Flushing, NY</b> Sat Jun 28 1975, 3:33 AM EDT Att. 37,250 - Unknown
--

<b>AB</b> 27 <b>R</b> 5 <b>H</b> 8 <b>RBI</b> 5 <b>BB</b> 5 <b>SO</b> 3 <b>LOB</b> 16
---



WP	PA	3B	DP	HR	S	P	ERA	WHIP
0	35	0	2	0				

livebaseballscores.com

Batter	1	2	3	4	5	6	7	8	9	AB R H RBI BB SO LOB	TOP											
<b>Dave Cash, R</b> OBP: 0.398, SLG: 0.430 (1, 4) X	0-0 3B 1B	0-0 HR 1B	0-0 5-3		0-0 E6 FC4-6		0-0 4-3			5 2 2 0 0 0 2												
<b>Larry Bowa, S</b> OBP: 0.347, SLG: 0.426 (1, 6) X	0-0 E 3B	0-0 SF4	0-0 F9		0-0 FC4-6			0-0 F5		4 1 1 3 0 0 1												
<b>Ollie Brown, R</b> OBP: 0.417, SLG: 0.667 (1, 9) (8, 7) X	0-0 E6 BB 1B	0-0 HR		0-0 2B	0-0 F9			0-0 BB 1B		5 2 3 3 0 0 1												
<b>Greg Luzinski, R</b> OBP: 0.374, SLG: 0.554 <b>Jerry Martin, R</b> OBP: 0.315, SLG: 0.375 (1, 7) (8, PR) (8, 8) B B B	4-0 1B BB	4-0 1B BB		1-0 FC5-4 HBP		0-0 5-3		4-0 BB BB		1 1 0 0 3 0 0 0 0 0 0 0 0 0												
<b>Dick Allen, R</b> OBP: 0.319, SLG: 0.363 <b>Tom Hutton, L</b> OBP: 0.301, SLG: 0.266 (1, 3) X (8, 3) X	0-0 L3	0-0 E 1B		0-3 K		0-0 5-3		0-0 G6-4-3		5 0 1 0 0 1 6 0 0 0 0 0 0 0												
<b>Mike Schmidt, R</b> OBP: 0.305, SLG: 0.419 (1, 5) S S S	0-3 K	0-0 E7 1B		0-3 K		0-0 F8		0-0 6-3		5 0 1 1 0 2 4												
<b>Bob Boone, R</b> OBP: 0.345, SLG: 0.338 (1, 2) X	0-0 1B			0-0 FC5-4		0-0 4-3 1B 2B		0-0 F7		4 1 2 1 1 0 2												
<b>Mike Anderson, R</b> OBP: 0.315, SLG: 0.390 (1, 8) (8, 9)					0-0 E FC4-6 1B		0-0 4-3		0-0 5-3	5 2 2 0 0 0 4												
<b>Larry Christenson, R</b> OBP: 0.200, SLG: 0.467 <b>Tom Hilgendorf, S</b> (6, 1) <b>Ron Schueler, R</b> (6, 1) <b>Jay Johnstone, L</b> OBP: 0.451, SLG: 0.528 <b>Tug McGraw, R</b> OBP: 0.250, SLG: 0.250 (7, PH) (7, 1)		0-0 SH5-4	0-3 K		0-0 SH2-4		0-0 CS 1B			1 0 0 0 0 1 0 0 0 0 0 0 0 0 0 0 0 0 0 0 0 1 0 1 1 0 0 0 0 0 0 0 0 0 0												
<b>Inning Stats</b>	R: 3 E: 1 K: 1 S: 8	H: 3 LOB: 2 BB: 1 P: 12	R: 4 E: 1 K: 0 S: 8	H: 5 LOB: 3 BB: 2 P: 16	R: 0 E: 0 K: 1 S: 5	H: 0 LOB: 0 BB: 0 P: 5	R: 0 E: 0 K: 2 S: 8	H: 1 LOB: 2 BB: 0 P: 9	R: 1 E: 1 K: 0 S: 5	H: 1 LOB: 1 BB: 0 P: 5	R: 0 E: 0 K: 0 S: 3	H: 0 LOB: 0 BB: 0 P: 3	R: 1 E: 0 K: 0 S: 4	H: 2 LOB: 0 BB: 0 P: 4	R: 0 E: 0 K: 0 S: 3	H: 1 LOB: 2 BB: 1 P: 7	R: 0 E: 0 K: 0 S: 3	H: 0 LOB: 0 BB: 0 P: 3	1B: 9 2B: 2 3B: 1 HR: 1	SF: 1 SAC: 2 DP: 1 HBP: 1	WP: 0 PB: 0 SB: 0 CS: 1	PA: 44
<b>PITCHER</b>	IP WLS BF H R ER SO BB IBB HBP BLK WP HR S P ERA WHIP																					
<b>Jerry Koosman, L</b> ERA: 4.05 (1, 1)	1.2 L 15 8 7 6 1 2 0 0 0 0 0 1 15 23 32.40 6.000																					
<b>Rick Baldwin, R</b> ERA: 3.13 (2, 1)	3.1 15 2 1 0 3 1 0 1 0 0 0 0 19 24 0.00 0.900																					
<b>Ken Sanders, R</b> ERA: 4.5 (6, 1)	2.0 7 2 1 1 0 0 0 0 0 0 0 0 7 7 4.50 1.000																					
<b>Tom Hall, L</b> ERA: 5.4 (8, 1)	2.0 7 1 0 0 0 1 0 0 0 0 0 0 6 10 0.00 1.000																					

Philadelphia Phillies @ New York Mets  
Shea Stadium, Flushing, NY  
Sun Jun 29 1975, 3:33 AM EDT  
Unknown

livebaseballscorecards.com

AB	36
R	9
H	13
RBI	9
BB	4
SO	4
LOB	20



BOTTOM

Philadelphia Phillies @ New York Mets  
Shea Stadium, Flushing, NY  
Sun Jun 29 1975, 3:33 AM EDT  
Unknown

livebaseballscorecards.com

AB 35  
R 6  
H 9  
RBI 6  
BB 3  
SO 3  
LOB 11



WP: 1 PA: 39  
PB: 0  
SB: 0  
CS: 0

AB R H RBI BB SO LOB

5	1	1	0	0	1	2
4	1	1	1	1	0	0
3	1	2	1	0	0	0
1	0	0	0	0	0	3
1	0	0	0	0	0	0
4	1	1	2	0	0	1
2	1	0	1	1	0	0
3	0	0	0	0	1	1
0	0	0	0	0	0	0
0	0	0	0	0	0	0
3	0	2	0	0	0	0
1	0	0	0	0	0	0
4	0	2	1	0	0	0
0	0	0	0	0	0	0
1	0	0	0	0	0	2
2	1	0	0	1	1	2

Batter	1	2	3	4	5	6	7	8	9
Wayne Garrett, L (1, 5) OBP: 0.366, SLG: 0.377	0-0 G3		0-0 F3		0-0 2B 1B	0-3 K			0-0 F5
Felix Millan, R (1, 4) OBP: 0.320, SLG: 0.350	0-0 L4		0-0 F9		0-0 2B 3B 1B	4-0 BB			0-0 F8
Del Unser, L (1, 8) OBP: 0.346, SLG: 0.402	0-0 G3		0-0		0-0 3B 2B	0-0 FC5			0-0 F8
Jesus Alou, R (6, PH) OBP: 0.341, SLG: 0.349									
Gene Clines, R (7, 8) OBP: 0.247, SLG: 0.215									
Rusty Staub, L (1, 9) OBP: 0.363, SLG: 0.412		0-0 L3	0-0 P5		0-0 SF9 3B				0-0 F7
Ed Kranepool, L (1, 3) OBP: 0.360, SLG: 0.426		4-0 1B 1B BB		0-0 4-3	0-0 SF9				0-0 4-3
Dave Kingman, R (1, 7) OBP: 0.262, SLG: 0.443		0-0 F7		0-3 K	0-0 F8				0-0 6-3
Ken Sanders, R (6, 1)									
Joe Torre, R (7, PH) OBP: 0.357, SLG: 0.378									
Tom Hall, L (8, 1)									
Mike Phillips, L (1, 6) OBP: 0.302, SLG: 0.318		0-0 1B 1B		0-0 F5		0-0 BB 1B FC5 1B			0-0 F7
Jack Heidemann, R (8, PH) OBP: 0.306, SLG: 0.340									
Jerry Grote, R (1, 2) OBP: 0.323, SLG: 0.347		0-0 FC6 1B			0-0 F7	0-0 BB 1B			0-0 5-3
Jerry Koosman, R (1, 1) OBP: 0.231, SLG: 0.216		0-0 FC6			4-0 1B WP 1B BB	0-3 K			0-0 F2
Rick Baldwin, L (2, 1) OBP: 0.111, SLG: 0.111									
John Milner, L (5, PH) OBP: 0.316, SLG: 0.358									

Inning Stats	R: 0	H: 0	E: 0	K: 0	S: 3	R: 1	H: 2	E: 0	K: 0	S: 5	R: 0	H: 1	E: 0	K: 0	S: 4	R: 0	H: 0	E: 0	K: 1	S: 5	R: 5	H: 4	E: 0	K: 0	S: 7	R: 0	H: 2	E: 0	K: 2	S: 9	R: 0	H: 0	E: 0	K: 0	S: 3	R: 0	H: 0	E: 0	K: 0	S: 3	R: 0	H: 0	E: 0	K: 0	S: 3	1B: 7	2B: 1	3B: 1	SF: 1	SAC: 0	DP: 0	HBP: 0	WP: 1	PA: 39
--------------	------	------	------	------	------	------	------	------	------	------	------	------	------	------	------	------	------	------	------	------	------	------	------	------	------	------	------	------	------	------	------	------	------	------	------	------	------	------	------	------	------	------	------	------	------	-------	-------	-------	-------	--------	-------	--------	-------	--------

PITCHER	IP	WLS	BF	H	R	ER	SO	BB	IBB	HBP	BLK	WP	HR	S	P	ERA	WHIP
Larry Christenson, R (1, 1) ERA: 4.01	5.0	W	24	7	6	6	1	2	0	0	0	1	0	24	32	10.80	1.800
Tom Hilgendorf, L (6, 1) ERA: 2.21	0.2		5	2	0	0	2	1	0	0	0	0	0	8	12	0.00	4.500
Ron Schuefer, R (6, 1) ERA: 6.95	0.1		1	0	0	0	0	0	0	0	0	0	0	1	1	0.00	0.000
Tug McGraw, L (7, 1) ERA: 2.23	3.0	S	9	0	0	0	0	0	0	0	0	0	0	9	9	0.00	0.000

Batter	1	2	3	4	5	6	7	8	9	10	11	12	AB	R	H	RBI	BB	SO	LOB							
Dave Cash, R OBP: 0.394, SLG: 0.425 (1, 4)	K		5-3			L4		1B	K		G5-4-3		6	0	1	0	0	2	6							
Larry Bowa, S OBP: 0.338, SLG: 0.414 (1, 6)	K			1-3		4-3		P6		5-3		P5	6	0	0	1	0	1	1							
Jay Johnstone, L OBP: 0.453, SLG: 0.543 (1, 9) (9, 8)	BB			K		HR		L9		BB		K	4	1	1	1	2	2	1							
Greg Luzinski, R OBP: 0.373, SLG: 0.558 (1, 7)	K			K		K			6-3	BB		HR	5	1	1	1	1	3	1							
Tom Hutton, L OBP: 0.309, SLG: 0.268 (1, 3)		CS				E6		4-3		BB		1B	3	1	1	0	1	0	0							
Mike Anderson, R OBP: 0.317, SLG: 0.392 (10, PH) (10, 3)		1B				F3		F8		BB		1B	2	0	1	0	0	1	2							
Mike Schmidt, R OBP: 0.302, SLG: 0.413 (1, 5)	F7					F7		F7		BB		F7	6	0	1	0	0	0	5							
Johnny Oates, L OBP: 0.349, SLG: 0.354 (1, 2)	K					K		1B		BB		SH1-4	4	0	2	0	1	2	1							
Jerry Martin, R OBP: 0.304, SLG: 0.361 (1, 8)			F5			K		F9		BB		SH1-4	3	0	0	0	0	1	2							
Tony Taylor, R OBP: 0.338, SLG: 0.345 (9, PH)						K				BB			1	0	0	0	0	1	3							
Tug McGraw, R OBP: 0.250, SLG: 0.250 (9, 1)										BB			0	0	0	0	0	0	0							
Tom Underwood, R OBP: 0.114, SLG: 0.114 (1, 1)			K			4-3		K		BB		G5-4-3	1	0	0	0	0	1	0							
Mike Rogodzinski, L OBP: 0.144, SLG: 0.206 (6, PH)										BB			0	1	0	0	1	0	0							
Ron Schueler, R (6, 1)										BB			0	0	0	0	0	0	0							
Dick Allen, R OBP: 0.317, SLG: 0.361 (8, PH)										BB			1	0	0	0	0	1	0							
Gene Garber, R (8, 1)										BB			0	0	0	0	0	0	0							
Ollie Brown, R OBP: 0.435, SLG: 0.667 (9, 9)										BB			0	0	0	1	2	0	0							
<b>Inning Stats</b>	R: 0 E: 0 K: 3 S: 9	H: 0 LOB: 1 BB: 1 P: 13	R: 0 E: 0 K: 1 S: 5	H: 1 LOB: 0 BB: 0 P: 5	R: 0 E: 0 K: 1 S: 5	H: 0 LOB: 0 BB: 0 P: 5	R: 0 E: 0 K: 2 S: 7	H: 0 LOB: 0 BB: 0 P: 7	R: 0 E: 1 K: 1 S: 6	H: 1 LOB: 0 BB: 1 P: 10	R: 0 E: 0 K: 0 S: 4	H: 1 LOB: 1 BB: 0 P: 4	R: 0 E: 0 K: 1 S: 6	H: 1 LOB: 1 BB: 0 P: 6	R: 1 E: 0 K: 2 S: 9	H: 2 LOB: 3 BB: 2 P: 17	R: 0 E: 0 K: 1 S: 5	H: 0 LOB: 2 BB: 2 P: 13	R: 0 E: 0 K: 0 S: 2	H: 0 LOB: 1 BB: 2 P: 10	R: 1 E: 0 K: 1 S: 7	H: 2 LOB: 1 BB: 0 P: 7	1B: 6 2B: 0 3B: 0 HR: 2	SF: 0 SAC: 1 DP: 1 HBP: 0	WP: 0 PB: 0 SB: 0 CS: 1	PA: 51
<b>PITCHER</b>	IP	WLS	BF	H	R	ER	SO	BB	IBB	HBP	BLK	WP	HR	S	P	ERA	WHIP									
Tom Seaver, R ERA: 1.82 (1, 1)	8.1		33	5	3	3	11	3	0	0	0	0	1	52	64	3.24	0.960									
Bob Apodaca, R ERA: 1.51 (9, 1)	0.0		1	1	0	0	0	0	0	0	0	0	0	1	1	∞	∞									
Rick Baldwin, R ERA: 3.09 (9, 1)	0.2		3	0	0	0	2	1	0	0	0	0	0	6	10	0.00	1.500									
Tom Hall, L ERA: 5.19 (10, 1)	3.0	L	14	2	1	1	2	4	0	0	0	0	1	14	30	3.00	2.000									

Philadelphia Phillies @ New York Mets  
Shea Stadium, Flushing, NY  
Sun Jun 29 1975, 3:38 AM EDT  
Att. 45,723 - Unknown

AB	42
R	4
H	8
RBI	4
BB	8
SO	15
LOB	22




Batter	1	2	3	4	5	6	7	8	9	10	11	12	AB	R	H	RBI	BB	SO	LOB
Gene Clines, R OBP: 0.231, SLG: 0.200 (1, 8) (8, 7)	0-0 L4-3		0-0 FC3-6 1B 1-2f	0-0 FC5-2 HBP 1-2 2-3 3-Hf			0-0 F9			0-0 L7		0-0 F2	6	0	0	0	0	0	5
Felix Millan, R OBP: 0.325, SLG: 0.352 (1, 4)	0-0 G6-4-3 1B		0-0 1B	1-0 HBP 1-2 2-3 3-H			0-0 1-3			0-0 L5			4	0	2	1	0	0	0
Jesus Alou, R OBP: 0.313, SLG: 0.319 Del Unser, L OBP: 0.344, SLG: 0.400 (1, 7) (8, 8)	0-0 G6-4-3 1-2f		0-0 L7	0-3 K			0-0 F8			0-3 K			4	0	0	0	0	1	6
Joe Torre, R OBP: 0.350, SLG: 0.370 Wayne Garrett, L OBP: 0.363, SLG: 0.374 (1, 5) (9, 5)		0-0 5-3		0-0 1-3	0-0 5-3		0-0 P4			0-0 4-3			4	0	0	0	0	0	0
Rusty Staub, L OBP: 0.356, SLG: 0.403 (1, 9)		0-0 6-3		0-0 E6 1B E	0-0 4-3		0-3 K			0-0 4-3			5	1	0	0	0	1	0
Dave Kingman, R OBP: 0.266, SLG: 0.439 (1, 3)		4-0 BB		0-0 E 1B BB 1B	0-0 P4		0-0 5-3			0-3 K			4	1	1	0	1	1	0
Jack Heidemann, R OBP: 0.313, SLG: 0.345 (1, 6)		0-0 P4		0-0 BB E FC5-2 1B			0-0 F7			0-0 6-3		0-0 1B	5	0	2	0	0	0	1
John Stearns, R OBP: 0.302, SLG: 0.311 (1, 2)			4-0 FC1-6 BB	4-0 FC5-2 HBP BB IBB			4-0 CS BB			0-0 5-3		0-0 F7	2	1	0	0	3	0	1
Tom Seaver, R OBP: 0.346, SLG: 0.217 Bob Apodaca, R OBP: 0.111, SLG: 0.111 Rick Baldwin, L OBP: 0.117, SLG: 0.308 Tom Hall, L OBP: 0.321, SLG: 0.345 (1, 1) (9, 1) (9, 1) (10, 1) (12, PH)			0-0 FC1-6 FC3-6 1-2f	4-0 HBP FC5-2 BB			0-3 K			0-0 F9		0-0 F7	2	0	0	1	1	1	2

Inning Stats	R: 0	H: 1	E: 0	LOB: 0	K: 0	P: 3	R: 0	H: 0	E: 0	LOB: 1	K: 0	P: 7	R: 0	H: 1	E: 0	LOB: 2	K: 0	P: 8	R: 3	H: 2	E: 2	LOB: 3	K: 1	P: 17	R: 0	H: 0	E: 0	LOB: 0	K: 1	P: 8	R: 0	H: 0	E: 0	LOB: 0	K: 0	P: 3	R: 0	H: 0	E: 0	LOB: 0	K: 1	P: 5	R: 0	H: 0	E: 0	LOB: 0	K: 0	P: 3	R: 0	H: 0	E: 0	LOB: 0	K: 1	P: 5	R: 0	H: 0	E: 0	LOB: 0	K: 1	P: 5	R: 0	H: 0	E: 0	LOB: 0	K: 1	P: 5	R: 0	H: 1	E: 0	LOB: 1	K: 0	P: 4	1B: 5	2B: 0	3B: 0	HR: 0	SF: 0	SAC: 0	DP: 1	HBP: 1	WP: 0	PA: 46
PITCHER	IP	WLS	BF	H	R	ER	SO	BB	IBB	HBP	BLK	WP	HR	S	P	ERA	WHIP																																																																	
Tom Underwood, L ERA: 2.93	(1, 1)	5.0		24	4	3	1	1	3	1	0	0	0	21	38	1.80	1.400																																																																	
Ron Schueler, R ERA: 6.56	(6, 1)	2.0		6	0	0	0	1	1	0	0	0	0	7	11	0.00	0.500																																																																	
Gene Garber, R ERA: 3.35	(8, 1)	1.0		3	0	0	0	1	0	0	0	0	0	5	5	0.00	0.000																																																																	
Tug McGraw, L ERA: 2.06	(9, 1)	4.0	W	13	1	0	0	2	0	0	0	0	0	17	17	0.00	0.250																																																																	

**Philadelphia Phillies @ New York Mets**  
**Shea Stadium, Flushing, NY**  
Sun Jun 29 1975, 3:38 AM EDT  
Att: 45,723 - Unknown

AB 40  
R 3  
H 5  
RBI 2  
BB 5  
SO 5  
LOB 16



Batter	1	2	3	4	5	6	7	8	9	AB R H RBI BB SO LOB	TOP			
Lou Brock, L (1, 7) OBP: 0.362, SLG: 0.433	0-0 5-3 1B	4-0 IBB		0-0 G3		0-3 K			0-0 F9	4 0 1 0 1 1 1				
Ted Sizemore, R (1, 4) OBP: 0.326, SLG: 0.332	0-0 5-3 1-2	0-3 K			0-0 WP 4-3 1B			0-0 F7	0-0 B1-3	5 1 1 0 0 1 4				
Willie Davis, L (1, 9) OBP: 0.277, SLG: 0.413	4-0 G4-6-3 BB		0-0 F8		0-0 F7			0-0 4-3	0-0 3B	4 0 1 0 1 0 1				
Reggie Smith, S (1, 3) OBP: 0.383, SLG: 0.547	0-0 G4-6-3 1-2f		0-0 FC6 1B		0-0 4-3 1-2			0-0 5-3	0-0 4-3	5 0 1 0 0 0 4				
Ted Simmons, S (1, 2) OBP: 0.381, SLG: 0.494		0-0 1B 2B 1B	0-0 FC6 1-2f		0-0 BB 1B			0-0 3-1		4 2 2 1 0 0 1				
Bake McBride, L (1, 8) OBP: 0.313, SLG: 0.345		0-0 F9	0-3 K		4-0 1B BB			0-0 S 1B		3 1 1 0 1 1 2				
Ken Reitz, R (1, 5) OBP: 0.309, SLG: 0.353		0-0 2B 1-2 1B		0-0 5-3	0-0 1-3 2-H 1B			0-0 F8 1-2		4 0 2 1 0 0 1				
Mike Tyson, R (1, 6) OBP: 0.342, SLG: 0.443		0-0 1-3 2-H 2B		0-0 F8		0-0 5-3		0-0 2-H 1B		4 0 2 2 0 0 0				
Bob Forsch, R (1, 1) OBP: 0.370, SLG: 0.500		0-0 6-3		0-0 1B		0-3 K		0-3 K		4 0 1 0 0 2 3				
Al Hrabosky, R (8, 1) OBP: 0.400, SLG: 0.250										0 0 0 0 0 0 0				
<b>Inning Stats</b>	R: 0 H: 1 E: 0 LOB: 1 K: 0 BB: 1 S: 3 P: 7	R: 1 H: 3 E: 0 LOB: 3 K: 1 BB: 1 S: 8 P: 12	R: 0 H: 1 E: 0 LOB: 1 K: 1 BB: 0 S: 6 P: 6	R: 0 H: 1 E: 0 LOB: 1 K: 0 BB: 0 S: 4 P: 4	R: 2 H: 3 E: 0 LOB: 2 K: 0 BB: 1 S: 5 P: 9	R: 0 H: 0 E: 0 LOB: 0 K: 2 BB: 0 S: 7 P: 7	R: 0 H: 0 E: 0 LOB: 0 K: 0 BB: 0 S: 3 P: 3	R: 1 H: 2 E: 0 LOB: 1 K: 1 BB: 0 S: 7 P: 7	R: 0 H: 1 E: 0 LOB: 1 K: 0 BB: 0 S: 4 P: 4	1B: 10 SF: 0 2B: 1 SAC: 0 3B: 1 DP: 1 HR: 0 HBP: 0	WP: 1 PA: 40 PB: 0 SB: 1 CS: 0			
<b>PITCHER</b>	IP WLS BF H R ER SO BB IBB HBP BLK WP HR S P ERA WHIP												<b>PITCHER</b>	IP WLS BF H R ER SO BB IBB HBP BLK WP HR S P ERA WHIP
Jim Lonborg, R (1, 1) ERA: 2.94	5.0 L 25 9 3 3 2 2 2 1 0 0 1 0 26 38 5.40 2.200													
Tom Hilgendorf, L (6, 1) ERA: 2.09	2.0 6 0 0 0 2 0 0 0 0 0 0 0 10 10 0.00 0.000													
Gene Garber, R (8, 1) ERA: 3.4	2.0 9 3 1 1 1 0 0 0 0 0 0 0 11 11 4.50 1.500													

St. Louis Cardinals @ Philadelphia Phillies  
Veterans Stadium, Philadelphia, PA

Mon Jun 30 1975, 7:05 PM EDT  
Att. 28,264 - Unknown

livebaseballscorecards.com

AB 37  
R 4  
H 12  
RBI 4  
BB 3  
SO 5  
LOB 17





Batter	1	2	3	4	5	6	7	8	9	AB R H RBI BB SO LOB
Dave Cash, R (1, 4) OBP: 0.396, SLG: 0.436	0-0 L3 1B		0-0 1-3			0-0 4-3		0-0 HR		4 1 2 1 0 0 1
Larry Bowa, S (1, 6) OBP: 0.336, SLG: 0.411	0-0 L3 1-2		0-0 G3			0-0 4-3		0-0 BB 1B		4 0 1 0 0 0 2
Jay Johnstone, L (1, 9) OBP: 0.448, SLG: 0.534	0-0 F8				0-3 K	0-0 1B		0-0 P4		4 0 1 0 0 1 1
Greg Luzinski, R (1, 7) OBP: 0.369, SLG: 0.551		0-0 6-3		0-0 5-3		0-3 K		0-3 K		4 0 0 0 0 2 2
Dick Allen, R (1, 3) OBP: 0.316, SLG: 0.353		0-0 6-3		0-0 6-3			0-0 6-3	4-0 BB		3 0 0 0 1 0 0
Mike Schmidt, R (1, 5) OBP: 0.308, SLG: 0.427		4-0 BB BB BB S BB			0-0 G4-3-6 1B		0-0 HR	0-3 K		3 1 2 1 1 1 2
Johnny Oates, L (1, 2) OBP: 0.349, SLG: 0.354		0-0 4-3			0-0 G4-3-6		0-0 FC6-4 1B			3 0 1 0 0 0 2
Jerry Martin, R (9, PH) OBP: 0.301, SLG: 0.357		1-2 4-3			1-2f					1 0 0 0 0 0 0
Garry Maddox, R (1, 8) OBP: 0.271, SLG: 0.328			4-0 1-3 WP BB		4-0 BB		0-0 FC6-4	0-3 K		2 0 0 0 2 1 1
Jim Lenborg, R (1, 1) OBP: 0.178, SLG: 0.029			0-0 F7		0-0 P4		0-3 K			1 0 0 0 0 0 1
Tony Taylor, R (5, PH) OBP: 0.333, SLG: 0.339										1 0 0 0 0 0 1
Tom Hilgendorf, S (6, 1)										0 0 0 0 0 0 0
Ollie Brown, R (7, PH) OBP: 0.429, SLG: 0.655										1 0 0 0 0 1 1
Gene Garber, R (8, 1)										0 0 0 0 0 0 0
Bob Boone, R (9, PH) OBP: 0.343, SLG: 0.337										1 0 0 0 0 0 0

Inning Stats	R: 0	H: 1	E: 0	K: 0	S: 3	LOB: 0	BB: 0	P: 3	R: 0	H: 0	E: 0	K: 0	S: 3	LOB: 1	BB: 1	P: 7	R: 0	H: 0	E: 0	K: 1	S: 5	LOB: 0	BB: 0	P: 5	R: 0	H: 1	E: 0	K: 0	S: 3	LOB: 1	BB: 1	P: 7	R: 0	H: 1	E: 0	K: 1	S: 6	LOB: 1	BB: 0	P: 6	R: 1	H: 2	E: 0	K: 1	S: 7	LOB: 1	BB: 0	P: 7	R: 1	H: 2	E: 0	K: 2	S: 9	LOB: 2	BB: 1	P: 13	R: 0	H: 0	E: 0	K: 1	S: 5	LOB: 0	BB: 0	P: 5	1B: 5	SF: 0	2B: 1	SAC: 0	3B: 0	DP: 2	HR: 2	HBP: 0	WP: 1	PA: 36
--------------	------	------	------	------	------	--------	-------	------	------	------	------	------	------	--------	-------	------	------	------	------	------	------	--------	-------	------	------	------	------	------	------	--------	-------	------	------	------	------	------	------	--------	-------	------	------	------	------	------	------	--------	-------	------	------	------	------	------	------	--------	-------	-------	------	------	------	------	------	--------	-------	------	-------	-------	-------	--------	-------	-------	-------	--------	-------	--------

PITCHER	IP	WLS	BF	H	R	ER	SO	BB	IBB	HBP	BLK	WP	HR	S	P	ERA	WHIP
Bob Forsch, R (1, 1) ERA: 2.61	7.0	W	29	7	2	2	3	3	0	0	0	1	2	32	44	2.57	1.429
Al Hrabosky, L (8, 1) ERA: 2.0	2.0	S	7	0	0	0	3	1	0	0	0	0	0	12	16	0.00	0.500

BOTTOM

St. Louis Cardinals @ Philadelphia Phillies  
Veterans Stadium, Philadelphia, PA  
Mon Jun 30 1975, 7:05 PM EDT  
Att. 28,264 - Unknown

livebaseballscorecards.com

AB	32
R	2
H	7
RBI	2
BB	4
SO	6
LOB	14



Batter	1	2	3	4	5	6	7	8	9	AB R H RBI BB SO LOB	TOP											
Lou Brock, L (1, 7) OBP: 0.363, SLG: 0.431	0-3 K		0-0 1B		5-3			4-0 PO BB		4 0 1 0 1 1 3												
Ted Sizemore, R (1, 4) OBP: 0.327, SLG: 0.333	0-0 F2		0-0 1B		0-0 2B BB		0-0 F9	0-0 PO	0-0 4-3	5 1 2 0 0 0 0												
Willie Davis, L (1, 9) OBP: 0.279, SLG: 0.420	0-0 F9		0-0 G4-6-3 1B		0-0 BB 1B		0-0 4-3		0-0 G3 2B	5 1 2 0 0 0 2												
Reggie Smith, S (1, 3) OBP: 0.384, SLG: 0.538		0-0 F6		4-0 1B BB	4-0 BB 1B		0-0 F9		0-0 G3 2-3	3 2 0 0 2 0 1												
Ted Simmons, S (1, 2) OBP: 0.384, SLG: 0.496		0-0 1B 2B		0-0 F8	4-0 1B SF7 BB		4-0 FC1-6 BB		0-0 F8	3 2 1 1 2 0 2												
Bake McBride, L (1, 8) OBP: 0.317, SLG: 0.349		0-0 FC5 S 1B		0-0 F8	0-0 1B S 1B		0-0 FC1-6 CS			4 0 2 3 0 0 2												
Ken Reitz, R (1, 5) OBP: 0.308, SLG: 0.353		0-0 F7		0-0 1B 1B	0-0 SF7		0-0 5-3			3 0 1 1 0 0 2												
Mike Tyson, R (1, 6) OBP: 0.361, SLG: 0.452		0-0 FC5		0-0 1B 1B	4-0 1B BB			0-0 B1-4 1B		3 0 2 1 1 0 1												
Lynn McGlothen, L (1, 1) OBP: 0.048, SLG: 0.048			0-3 K		0-0 3-1			0-0 B1-4		4 0 1 0 0 1 3												
Mike Garman, R (8, 1)										0 0 0 0 0 0 0												
Al Hrabosky, R (8, 1) OBP: 0.400, SLG: 0.250										0 0 0 0 0 0 0												
<b>Inning Stats</b>	R: 0 E: 0 K: 1 S: 5	H: 0 LOB: 0 BB: 0 P: 5	R: 1 E: 0 K: 0 S: 5	H: 2 LOB: 1 BB: 0 P: 5	R: 0 E: 0 K: 1 S: 6	H: 2 LOB: 1 BB: 0 P: 6	R: 1 E: 0 K: 0 S: 5	H: 2 LOB: 2 BB: 1 P: 9	R: 4 E: 0 K: 0 S: 7	H: 4 LOB: 3 BB: 3 P: 19	R: 0 E: 0 K: 0 S: 3	H: 0 LOB: 0 BB: 0 P: 3	R: 0 E: 0 K: 0 S: 2	H: 0 LOB: 0 BB: 1 P: 6	R: 0 E: 0 K: 0 S: 2	H: 1 LOB: 0 BB: 1 P: 6	R: 0 E: 0 K: 0 S: 4	H: 1 LOB: 1 BB: 0 P: 4	1B: 9 2B: 4 3B: 0 HR: 0	SF: 1 SAC: 0 DP: 2 HBP: 0	WP: 0 PB: 0 SB: 2 CS: 1	PA: 42
<b>PITCHER</b>	IP WLS BF H R ER SO BB IBB HBP BLK WP HR S P ERA WHIP																					
Wayne Twitchell, R (1, 1) ERA: 4.77	4.1 L 23 8 6 6 2 2 1 0 0 0 0 0 24 36 12.46 2.308																					
Joe Hoerner, L (5, 1) ERA: 2.7	0.2 5 2 0 0 0 1 0 0 0 0 0 0 4 8 0.00 4.500																					
Ron Schueler, R (6, 1) ERA: 6.38	1.0 3 0 0 0 0 0 0 0 0 0 0 0 3 3 0.00 0.000																					
Tom Hilgendorf, L (7, 1) ERA: 1.99	2.0 6 1 0 0 0 2 0 0 0 0 0 0 4 12 0.00 1.500																					
Gene Garber, R (9, 1) ERA: 3.33	1.0 4 1 0 0 0 0 0 0 0 0 0 0 4 4 0.00 1.000																					

St. Louis Cardinals @ Philadelphia Phillies  
Veterans Stadium, Philadelphia, PA  
Tue Jul 01 1975, 7:05 PM EDT  
Att. 22,544 - Unknown

livebaseballscorecards.com

AB	34
R	6
H	12
RBI	6
BB	6
SO	2
LOB	16



Batter	1	2	3	4	5	6	7	8	9	AB	R	H	RBI	BB	SO	LOB
Dave Cash, R OBP: 0.396, SLG: 0.435 (1, 4)	0-0 F3		0-0 4-3 1B		0-0 1B 1B		0-0 F8	0-0 L5		5	1	2	0	0	0	1
Larry Bowa, S OBP: 0.346, SLG: 0.425 (1, 6)	0-0 2B SF7 1B		0-0 4-3		0-0 1B 1B		0-0 2B	0-0 1B		5	1	4	0	0	0	1
Jay Johnstone, L OBP: 0.453, SLG: 0.541 (1, 9) Gene Garber, R (9, 1)	0-0 1-3 2B		0-3 K		0-0 1-3 2-H 1B		4-0 BB	0-0 F9		4	0	2	1	1	1	3
Greg Luzinski, R OBP: 0.366, SLG: 0.557 (1, 7)	0-0 SF7			0-0 HR		0-0 F8		0-0 K		4	1	1	2	0	2	4
Dick Allen, R OBP: 0.313, SLG: 0.348 (1, 3)	0-0 3-H F8			0-0 4-3		0-0 L5-3 1B		0-3 K		5	0	1	0	0	1	3
Mike Schmidt, R OBP: 0.313, SLG: 0.430 (1, 5)		0-3 K		4-0 CS BB		0-0 L5-3		4-0 2B BB		3	1	1	0	2	1	1
Bob Boone, R OBP: 0.345, SLG: 0.340 (1, 2)		0-0 5-3		0-0 F6		1-0 1B HBP		0-0 4-3 1B 2B		4	1	1	1	0	0	2
Garry Maddox, R OBP: 0.268, SLG: 0.323 (6, 1) Ron Schueler, R (6, PH) Tim McCarver, L OBP: 0.435, SLG: 0.591 (7, 1) Tom Hilgendorf, S (8, PH) Tony Taylor, R OBP: 0.328, SLG: 0.333 (8, 8) Mike Anderson, R OBP: 0.317, SLG: 0.392 (9, 8)		0-0 F4		0-0 F6		0-0 FC6-4 1B		0-0 4-3		2	0	0	0	0	0	0
Wayne Twitchell, R OBP: 0.087, SLG: 0.100 (5, 1) Joe Hoerner, R (5, PH) Jerry Martin, R OBP: 0.295, SLG: 0.349 (8, 8) Tom Hutton, L OBP: 0.316, SLG: 0.277 (9, 9)		0-3 K		0-3 K		0-0 FC6-4		0-0 1B		1	0	0	0	0	1	0

Inning Stats	R: 1	H: 2	E: 0	LOB: 1	K: 0	BB: 0	S: 5	P: 5	R: 0	H: 0	E: 0	LOB: 0	K: 1	BB: 0	S: 5	P: 5	R: 0	H: 1	E: 0	LOB: 1	K: 2	BB: 0	S: 8	P: 8	R: 1	H: 1	E: 0	LOB: 0	K: 0	BB: 1	S: 3	P: 7	R: 1	H: 3	E: 0	LOB: 2	K: 1	BB: 0	S: 8	P: 8	R: 0	H: 2	E: 0	LOB: 2	K: 0	BB: 0	S: 4	P: 5	R: 0	H: 1	E: 0	LOB: 2	K: 2	BB: 1	S: 8	P: 12	R: 2	H: 3	E: 0	LOB: 2	K: 0	BB: 1	S: 6	P: 10	R: 0	H: 1	E: 0	LOB: 1	K: 1	BB: 0	S: 6	P: 6	1B: 9	SF: 1	2B: 5	SAC: 0	3B: 0	DP: 1	HR: 1	HBP: 1	WP: 0	PA: 43
PITCHER	IP	WLS	BF	H	R	ER	SO	BB	IBB	HBP	BLK	WP	HR	S	P	ERA	WHIP																																																																	
Lynn McGlothen, R ERA: 3.66 (1, 1)	7.0	W	34	11	5	5	6	3	0	1	0	0	1	42	55	6.43	2.000																																																																	
Mike Garman, R ERA: 2.02 (8, 1)	0.2		4	2	0	0	0	0	0	0	0	0	0	4	4	0.00	3.000																																																																	
Al Hrabosky, L ERA: 1.93 (8, 1)	1.1	S	5	1	0	0	1	0	0	0	0	0	0	7	7	0.00	0.750																																																																	

BOTTOM

St. Louis Cardinals @ Philadelphia Phillies  
Veterans Stadium, Philadelphia, PA

Tue Jul 01 1975, 7:05 PM EDT  
Att. 22,544 - Unknown

livebaseballscorecards.com

AB	38
R	5
H	14
RBI	5
BB	3
SO	7
LOB	18



Batter	1	2	3	4	5	6	7	8	9	AB R H RBI BB SO LOB	TOP											
Lou Brock, L OBP: 0.360, SLG: 0.430 (1, 7) X	0-0 2B 2B	0-0 F7		0-3 K			0-0 6-3		0-0 F7	5 1 1 0 0 1 0												
Ted Sizemore, R OBP: 0.332, SLG: 0.343 (1, 4) X	0-0 1B 2B	0-0 1B		0-0 1-3			0-0 1B			4 1 3 1 0 0 0												
Luis Melendez, R OBP: 0.287, SLG: 0.335 (1, 8) X	0-0 5-3	0-0 G6-4-3					0-0 F2			4 0 0 0 0 0 3												
Reggie Smith, S OBP: 0.386, SLG: 0.535 (1, 3) X	0-0 2B 1B						0-0 F3			3 1 1 1 1 0 0												
Ted Simmons, S OBP: 0.383, SLG: 0.496 (1, 2) X	0-0 2B						0-0 F8			4 0 1 0 0 0 1												
Ken Reitz, R OBP: 0.311, SLG: 0.352 (1, 5) X	4-0 IBB						0-0 L5			3 0 1 0 1 0 1												
Buddy Bradford, R OBP: 0.286, SLG: 0.344 (1, 9) X	4-0 BB						0-3 K			3 0 1 1 1 1 1												
Mike Tyson, R OBP: 0.345, SLG: 0.429 (1, 6) X	0-0 F6						0-3 K			4 0 0 0 0 1 5												
Ron Reed, R OBP: 0.222, SLG: 0.273 (1, 1) X	0-3 K						0-3 K			3 0 0 0 0 2 3												
Doug Howard, R OBP: 0.200, SLG: 0.200 (9, PH) X										1 0 0 0 0 0 0												
<b>Inning Stats</b>	R: 3 E: 0 K: 1 S: 9	H: 4 LOB: 3 BB: 2 P: 17	R: 0 E: 0 K: 0 S: 3	H: 1 LOB: 0 BB: 0 P: 3	R: 0 E: 0 K: 0 S: 4	H: 1 LOB: 2 BB: 1 P: 8	R: 0 E: 0 K: 1 S: 5	H: 0 LOB: 0 BB: 0 P: 5	R: 0 E: 0 K: 0 S: 3	H: 0 LOB: 0 BB: 0 P: 3	R: 0 E: 0 K: 2 S: 7	H: 0 LOB: 0 BB: 0 P: 7	R: 0 E: 0 K: 1 S: 6	H: 1 LOB: 1 BB: 0 P: 6	R: 0 E: 0 K: 0 S: 4	H: 1 LOB: 1 BB: 0 P: 4	R: 0 E: 0 K: 0 S: 3	H: 0 LOB: 0 BB: 0 P: 3	1B: 5 2B: 3 3B: 0 HR: 0	SF: 0 SAC: 0 DP: 1 HBP: 0	WP: 0 PB: 0 SB: 1 CS: 0	PA: 37
<b>PITCHER</b> Steve Carlton, L ERA: 3.42 (1, 1)	IP: 9.0 WLS: W BF: 37 H: 8 R: 3 ER: 3 SO: 5 BB: 2 IBB: 1 HBP: 0 BLK: 0 WP: 0 HR: 0 S: 44 P: 56 ERA: 3.00 WHIP: 1.111											<b>PITCHER</b>	IP: 9.0 WLS: W BF: 37 H: 8 R: 3 ER: 3 SO: 5 BB: 2 IBB: 1 HBP: 0 BLK: 0 WP: 0 HR: 0 S: 44 P: 56 ERA: 3.00 WHIP: 1.111									

St. Louis Cardinals @ Philadelphia Phillies  
Veterans Stadium, Philadelphia, PA

Wed Jul 02 1975, 7:05 PM EDT  
Att: 21,843 - Unknown

livebaseballscorecards.com

AB	34
R	3
H	8
RBI	3
BB	3
SO	5
LOB	14



Batter	1	2	3	4	5	6	7	8	9	AB	R	H	RBI	BB	SO	LOB
Dave Cash, R (1, 4) OBP: 0.397, SLG: 0.439	0-0 2B		0-0 1B			0-0 F9		0-0 6-3		4	1	2	0	0	0	0
Larry Bowa, S (1, 6) OBP: 0.353, SLG: 0.435	0-0 2B		0-0 FC6-4			0-0 HR		0-0 3B		4	2	3	1	0	0	1
Jay Johnstone, L (1, 9) OBP: 0.442, SLG: 0.525	0-0 F8		0-0 5-3			0-3 K		0-0 F9		4	0	0	0	0	1	4
Tom Hutton, L (9, 3) OBP: 0.316, SLG: 0.277	2-3 F8					0-0 K		1-2 F9		0	0	0	0	0	0	0
Greg Luzinski, R (1, 7) OBP: 0.388, SLG: 0.565	0-3 K			0-0 5-3		0-0 HR		4-0 3B		3	2	1	2	1	1	1
Jerry Martin, R (9, 7) OBP: 0.295, SLG: 0.349	0-3 K					1-H HR		IBB 3B		0	0	0	0	0	0	0
Dick Allen, R (1, 3) OBP: 0.317, SLG: 0.365	0-3 K			0-3 K		0-0 S		0-0 3B		4	0	2	2	0	2	1
Mike Anderson, R (9, 9) OBP: 0.317, SLG: 0.392						1B		1-H 2-H 3B		0	0	0	0	0	0	0
Mike Schmidt, R (1, 5) OBP: 0.309, SLG: 0.423		0-0 6-3		0-0 6-3		0-3 K		0-0 5-3		4	0	0	0	0	1	2
Johnny Oates, L (1, 2) OBP: 0.348, SLG: 0.353		0-3 K			0-0 G3		0-0 L3			3	0	1	0	0	1	0
Garry Maddox, R (1, 8) OBP: 0.262, SLG: 0.315		0-0 F8			0-3 K		0-0 L3			3	0	0	0	0	1	1
Steve Carlton, L (1, 1) OBP: 0.171, SLG: 0.150			0-0 4-3		0-3 K		0-3 K			3	0	0	0	0	2	0

Inning Stats	R: 1	H: 2	R: 0	H: 0	R: 0	H: 1	R: 0	H: 0	R: 0	H: 0	R: 2	H: 3	R: 0	H: 1	R: 2	H: 2
	E: 0	LOB: 1	E: 0	LOB: 0	E: 0	LOB: 1	E: 0	LOB: 0	E: 0	LOB: 0	E: 0	LOB: 1	E: 0	LOB: 0	E: 0	LOB: 1
	K: 2	BB: 0	K: 1	BB: 0	K: 0	BB: 0	K: 1	BB: 0	K: 2	BB: 0	K: 1	BB: 0	K: 1	BB: 0	K: 0	BB: 1
	S: 9	P: 9	S: 5	P: 5	S: 4	P: 4	S: 5	P: 5	S: 7	P: 7	S: 10	P: 10	S: 5	P: 5	S: 5	P: 9

PITCHER	IP	WLS	BF	H	R	ER	SO	BB	IBB	HBP	BLK	WP	HR	S	P	ERA	WHIP
Ron Reed, R (1, 1) ERA: 3.66	8.0	L	33	9	5	5	9	0	1	0	0	0	1	50	54	5.62	1.125

**BOTTOM**

St. Louis Cardinals @ Philadelphia Phillies  
Veterans Stadium, Philadelphia, PA

Wed Jul 02 1975, 7:05 PM EDT  
Att. 21,843 - Unknown

AB	32
R	5
H	9
RBI	5
BB	1
SO	9
LOB	10



WP	PA	3B	SF	SAC	DP	HBP
0	33	1	0	0	1	0

Batter	1	2	3	4	5	6	7	8	9	AB R H RBI BB SO LOB	TOP																													
Luis Melendez, R OBP: 0.280, SLG: 0.327 (1, 8) X	0-0 F9		0-0 G6-4-3 1-2f		0-0 F8			0-0 F9		4 0 0 0 0 0 2																														
Ted Sizemore, R OBP: 0.328, SLG: 0.338 (1, 4) S S S	0-3 K		0-0 F7			0-0 F3		0-0 FC5-4 1-2f		4 0 0 0 0 1 1																														
Reggie Smith, S OBP: 0.388, SLG: 0.545 (1, 3) X	0-0 2B			0-0 5-3		0-0 F8			0-0 HR 2B	4 1 2 0 0 0 0																														
Ted Simmons, S OBP: 0.381, SLG: 0.491 (1, 7) B B B B	4-0 FC4-6 BB			0-0 F8		0-0 F9			0-0 F3	3 0 0 0 1 0 1																														
Ken Reitz, R OBP: 0.310, SLG: 0.351 (1, 5) X	0-0 FC4-6 1-2f			0-0 HR 1B			0-0 F3		0-0 F9	4 1 1 0 0 0 3																														
Buddy Bradford, R OBP: 0.296, SLG: 0.446 (1, 9) X		0-0 6-3		0-0 HR 1-H		0-0 F3			0-0 HR 2-H	4 2 2 4 0 0 0																														
Ken Rudolph, R OBP: 0.184, SLG: 0.162 (1, 2) X		0-0 F7		0-0 F8		0-0 5-3			0-0 1B	4 0 1 0 0 0 0																														
Mike Tyson, R OBP: 0.330, SLG: 0.407 (1, 6) X		0-0 F9			0-0 F8			0-0 L4	0-0 F8	4 0 0 0 0 0 1																														
Bob Gibson, R OBP: 0.241, SLG: 0.160 (1, 1) X			0-0 G6-4-3 1B							2 0 1 0 0 1 0																														
Doug Howard, R OBP: 0.238, SLG: 0.238 (8, PH) S S S					0-3 K					1 0 1 0 0 0 0																														
Greg Terlecky, R OBP: 0.500, SLG: 0.500 (8, 1) X								0-0 FC5-4 1B		0 0 0 0 0 0 0																														
<b>Inning Stats</b>	R: 0 E: 0 K: 1 S: 6	H: 1 LOB: 2 BB: 1 P: 10	R: 0 E: 0 K: 0 S: 3	H: 0 LOB: 0 BB: 0 P: 3	R: 0 E: 0 K: 0 S: 3	H: 1 LOB: 0 BB: 0 P: 3	R: 2 E: 0 K: 0 S: 5	H: 2 LOB: 0 BB: 0 P: 5	R: 0 E: 0 K: 1 S: 5	H: 0 LOB: 0 BB: 0 P: 5	R: 0 E: 0 K: 0 S: 3	H: 0 LOB: 0 BB: 0 P: 3	R: 0 E: 0 K: 0 S: 3	H: 0 LOB: 0 BB: 0 P: 3	R: 0 E: 0 K: 0 S: 4	H: 1 LOB: 1 BB: 0 P: 4	R: 2 E: 0 K: 0 S: 6	H: 3 LOB: 1 BB: 0 P: 6	1B: 4 2B: 2 3B: 0 HR: 2	SF: 0 SAC: 0 DP: 1 HBP: 0	WP: 0 PB: 0 SB: 0 CS: 0	PA: 35																		
<b>PITCHER</b> Tom Underwood, L ERA: 3.02 (1, 1)	IP 9.0	WLS W	BF 35	H 8	R 4	ER 4	SO 2	BB 1	IBB 0	HBP 0	BLK 0	WP 0	HR 2	S 38	P 42	ERA 4.00	WHIP 1.000						<b>PITCHER</b>	IP 9.0	WLS W	BF 35	H 8	R 4	ER 4	SO 2	BB 1	IBB 0	HBP 0	BLK 0	WP 0	HR 2	S 38	P 42	ERA 4.00	WHIP 1.000

St. Louis Cardinals @ Philadelphia Phillies  
Veterans Stadium, Philadelphia, PA  
Thu Jul 03 1975, 7:05 PM EDT  
Att. 16,068 - Unknown

livebaseballscorecards.com

AB	34
R	4
H	8
RBI	4
BB	1
SO	2
LOB	8



Batter	1	2	3	4	5	6	7	8	9	AB	R	H	RBI	BB	SO	LOB
<b>Dave Cash, R</b> (1, 4) OBP: 0.402, SLG: 0.441	4-0 4-3 2B BB	0-0 6-3		0-0 2-H E 1B 1B		0-0 1B		4-0 FC6-4 BB		3	2	2	1	2	0	0
<b>Larry Bowa, S</b> (1, 6) OBP: 0.350, SLG: 0.430	0-0 4-3 1-2		0-0 F7	0-0 1-H E1 1B		0-0 F7		0-0 FC6-4 1-2f		5	0	1	0	0	0	3
<b>Jay Johnstone, L</b> (1, 9) OBP: 0.443, SLG: 0.528 <b>Mike Anderson, R</b> (7, PR) OBP: 0.316, SLG: 0.389 (8, 9)	4-0 2B BB		0-0 F8	0-0 F9			0-0 F9 1B 2B	0-0 4-3		3	1	1	0	1	0	1
<b>Greg Luzinski, R</b> (1, 7) OBP: 0.367, SLG: 0.564	0-0 1-H 2-H 2B		0-0 F9		0-0 6-3		0-0 F9 2-3			4	0	1	2	0	0	1
<b>Dick Allen, R</b> (1, 3) OBP: 0.326, SLG: 0.366 <b>Tom Hutton, L</b> (8, 3) OBP: 0.316, SLG: 0.277	0-3 K			0-0 3B 1B	4-0 BB BB BB		4-0 1B BB			2	1	1	0	2	1	1
<b>Mike Schmidt, R</b> (1, 5) OBP: 0.311, SLG: 0.422	4-0 BB BB BB			0-3 K 1B	0-0 F3		0-0 1-2 3-H 1B			3	0	1	1	1	1	2
<b>Bob Boone, R</b> (1, 2) OBP: 0.343, SLG: 0.347	0-0 F8			0-0 1-H SH1-4 3B	0-0 F7		0-0 F7			4	1	1	1	0	0	5
<b>Garry Maddox, R</b> (1, 8) OBP: 0.262, SLG: 0.308		0-0 4-3		4-0 SH1-4 1B IBB		0-0 F8	0-0 F8			3	1	0	0	1	0	2
<b>Tom Underwood, R</b> (1, 1) OBP: 0.105, SLG: 0.105		0-0 4-3		0-0 SH1-4 1-2 3-H		0-3 K		0-0 6-3		3	0	0	1	0	1	0

Inning Stats	R: 2	H: 1	E: 0	K: 1	S: 6	LOB: 2	BB: 3	P: 18	R: 0	H: 0	E: 0	K: 0	S: 3	LOB: 0	BB: 0	P: 3	R: 0	H: 0	E: 0	K: 0	S: 3	LOB: 0	BB: 0	P: 3	R: 4	H: 4	E: 1	K: 1	S: 9	LOB: 1	BB: 1	P: 13	R: 0	H: 0	E: 0	K: 0	S: 3	LOB: 1	BB: 1	P: 7	R: 0	H: 1	E: 0	K: 1	S: 6	LOB: 1	BB: 0	P: 6	R: 1	H: 2	E: 0	K: 0	S: 5	LOB: 2	BB: 1	P: 9	R: 0	H: 0	E: 0	K: 0	S: 3	LOB: 1	BB: 1	P: 7
--------------	------	------	------	------	------	--------	-------	-------	------	------	------	------	------	--------	-------	------	------	------	------	------	------	--------	-------	------	------	------	------	------	------	--------	-------	-------	------	------	------	------	------	--------	-------	------	------	------	------	------	------	--------	-------	------	------	------	------	------	------	--------	-------	------	------	------	------	------	------	--------	-------	------


PITCHER	IP	WLS	BF	H	R	ER	SO	BB	IBB	HBP	BLK	WP	HR	S	P	ERA	WHIP
<b>Bob Gibson, R</b> (1, 1) ERA: 5.02	7.0	L	35	8	7	6	3	5	1	0	0	0	0	35	59	7.71	1.857
<b>Greg Terlecky, R</b> (8, 1) ERA: 2.51	1.0		4	0	0	0	0	1	0	0	0	0	0	3	7	0.00	1.000

**BOTTOM**

**St. Louis Cardinals @ Philadelphia Phillies**  
**Veterans Stadium, Philadelphia, PA**  
 Thu Jul 03 1975, 7:05 PM EDT  
 Att. 16,068 - Unknown

livebaseballscorecards.com

<b>AB</b>	<b>31</b>
<b>R</b>	<b>7</b>
<b>H</b>	<b>8</b>
<b>RBI</b>	<b>6</b>
<b>BB</b>	<b>7</b>
<b>SO</b>	<b>3</b>
<b>LOB</b>	<b>16</b>



<b>WP:</b> 0	<b>PA:</b> 39
<b>PB:</b> 0	<b>CS:</b> 0
<b>SB:</b> 0	
<b>1B:</b> 5	<b>SF:</b> 0
<b>2B:</b> 2	<b>SAC:</b> 1
<b>3B:</b> 1	<b>DP:</b> 0
<b>HR:</b> 0	<b>HBP:</b> 0

Batter	1	2	3	4	5	6	7	8	9	AB R H RBI BB SO LOB	TOP																			
<b>Mike Phillips, L</b> (1, 6) <small>OBP: 0.292, SLG: 0.299</small> <b>Jerry Grote, R</b> (9, PH) <small>OBP: 0.325, SLG: 0.364</small> <b>Jack Heidemann, R</b> (9, 6) <small>OBP: 0.313, SLG: 0.345</small>	0-3 K		0-0 3-1		0-0 SH3-4		0-0 F9		0-0 HR	3 0 0 0 0 1 0 1 1 1 2 0 0 0 0 0 0 0 0 0 0																				
<b>Felix Millan, R</b> (1, 4) <small>OBP: 0.327, SLG: 0.359</small>	0-0 2B		0-0 3-1		0-0 1-3			0-0 6-3	0-0 E2 1B	5 0 2 0 0 0 1																				
<b>Joe Torre, R</b> (1, 5) <small>OBP: 0.352, SLG: 0.380</small> <b>Wayne Garrett, L</b> (9, 5) <small>OBP: 0.372, SLG: 0.368</small>	0-3 K			4-0 1B 1B BB	0-3 K			0-0 E7 1B	0-0 F9	4 1 1 0 1 2 4 0 0 0 0 0 0 0																				
<b>Rusty Staub, L</b> (1, 9) <small>OBP: 0.358, SLG: 0.415</small>	0-0 P6			0-0 F7		0-0 F8		0-0 P4		4 0 0 0 0 0 3																				
<b>John Milner, L</b> (1, 3) <small>OBP: 0.317, SLG: 0.378</small>		0-0 F8		0-0 FC4-6 1-3 1B 1B		0-0 1B		0-0 F9		4 0 2 0 0 0 1																				
<b>Dave Kingman, R</b> (1, 7) <small>OBP: 0.278, SLG: 0.460</small>		0-0 2B		0-0 FC4-6 1-2 3-H 1B		0-3 K			0-0 HR	4 1 3 2 0 1 1																				
<b>Del Unser, L</b> (1, 8) <small>OBP: 0.343, SLG: 0.390</small> <b>Cleon Jones, R</b> (9, PH) <small>OBP: 0.333, SLG: 0.325</small> <b>Gene Clines, R</b> (9, PR) <small>OBP: 0.231, SLG: 0.200</small>		0-0 F8		0-0 FC4-6 1-2 2-3		0-0 1-3		0-0 SH1-3 HR 1B		3 0 0 0 0 0 4 1 0 1 0 0 0 0 0 1 0 0 0 0 0																				
<b>John Stearns, R</b> (1, 2) <small>OBP: 0.286, SLG: 0.282</small>		0-0 P5		0-0 L7			0-0 5-3		0-0 SH1-3	3 0 0 0 0 0 3																				
<b>Tom Seaver, R</b> (1, 1) <small>OBP: 0.250, SLG: 0.224</small> <b>Jesus Alou, R</b> (9, PH) <small>OBP: 0.300, SLG: 0.306</small> <b>Rick Baldwin, L</b> (9, 1) <small>OBP: 0.111, SLG: 0.111</small>			0-0 4-3		0-0 SH3-4 1B		0-0 5-3		0-3 K	3 0 1 0 0 0 0 1 0 0 0 0 1 2 0 0 0 0 0 0 0																				
<b>Inning Stats</b>	R: 0 E: 0 K: 2 S: 8	H: 1 LOB: 1 BB: 0 P: 8	R: 0 E: 0 K: 0 S: 4	H: 1 LOB: 1 BB: 0 P: 4	R: 0 E: 0 K: 0 S: 3	H: 0 LOB: 0 BB: 0 P: 3	R: 1 E: 0 K: 0 S: 5	H: 2 LOB: 2 BB: 1 P: 9	R: 0 E: 0 K: 1 S: 6	H: 1 LOB: 1 BB: 0 P: 6	R: 0 E: 0 K: 1 S: 6	H: 1 LOB: 1 BB: 0 P: 6	R: 0 E: 0 K: 0 S: 3	H: 0 LOB: 0 BB: 0 P: 3	R: 0 E: 1 K: 0 S: 4	H: 1 LOB: 1 BB: 0 P: 4	R: 3 E: 1 K: 1 S: 9	H: 4 LOB: 2 BB: 0 P: 9	1B: 7 2B: 2 3B: 0 HR: 2	SF: 0 SAC: 2 DP: 0 HBP: 0	WP: 0 PB: 0 SB: 0 CS: 0	PA: 39								
<b>PITCHER</b>	IP WLS BF H R ER SO BB IBB HBP BLK WP HR S P ERA WHIP																													
<b>Larry Christenson, R</b> (1, 1) <small>ERA: 3.93</small> <b>Tom Hilgendorf, L</b> (4, 1) <small>ERA: 1.83</small> <b>Tug McGraw, L</b> (8, 1) <small>ERA: 2.5</small> <b>Gene Garber, R</b> (9, 1) <small>ERA: 3.31</small>	3.1		15	4	1	1	2	1	0	0	0	0	0	0	18	22	2.70	1.500												
	3.2		13	2	0	0	2	0	0	0	0	0	0	0	17	17	0.00	0.545												
	1.2	L	10	5	3	3	1	0	0	0	0	0	2	12	12	16.20	3.000													
	0.1		1	0	0	0	0	0	0	0	0	0	0	1	1	0.00	0.000													

**New York Mets @ Philadelphia Phillies**  
 Veterans Stadium, Philadelphia, PA  
 Fri Jul 04 1975, 7:05 PM EDT  
 Att: 55,301 - Unknown

[livebaseballscorecards.com](http://livebaseballscorecards.com)

<b>AB</b>	36
<b>R</b>	4
<b>H</b>	11
<b>RBI</b>	4
<b>BB</b>	1
<b>SO</b>	5
<b>LOB</b>	19





Batter	1	2	3	4	5	6	7	8	9	AB	R	H	RBI	BB	SO	LOB
Dave Cash, R OBP: 0.403, SLG: 0.445 (1, 4)	0-0 6-3		0-0 F7			0-0 1B 1B	0-0 2-3 1B			4	1	2	0	0	0	0
Larry Bowa, S OBP: 0.353, SLG: 0.440 (1, 6)	0-0 CS 3B		0-0 G3			0-0 1B 2-3 1B	0-0 F5			4	0	2	0	0	0	2
Jay Johnstone, L OBP: 0.439, SLG: 0.521 (1, 9)	0-0 F8		0-0 L1			0-0 1-3 3-H 1B	0-0 F9			4	0	1	1	0	0	3
Tug McGraw, R OBP: 0.250, SLG: 0.250 (8, 1)										0	0	0	0	0	0	0
Gene Garber, R (9, 1)										0	0	0	0	0	0	0
Greg Luzinski, R OBP: 0.388, SLG: 0.561 (1, 7)	4-0 BB			0-0 CS 1B		0-3 K		0-3 K		3	0	1	0	1	2	2
Jerry Martin, R OBP: 0.295, SLG: 0.349 (9, 7)										0	0	0	0	0	0	0
Dick Allen, R OBP: 0.324, SLG: 0.360 (1, 3)	0-0 CS	4-0 WP 1B BB		0-3 K		0-0 F9		0-3 K		3	1	0	0	1	2	3
Mike Schmidt, R OBP: 0.311, SLG: 0.420 (1, 5)				0-0 F7		0-3 K		0-0 P4		4	0	1	1	0	1	2
Johnny Oates, L OBP: 0.336, SLG: 0.340 (1, 2)										4	0	0	0	0	1	1
Garry Maddox, R OBP: 0.257, SLG: 0.301 (1, 8)										3	1	0	0	0	0	1
Ollie Brown, R OBP: 0.422, SLG: 0.643 (9, PH)										1	0	0	0	0	1	0
Larry Christenson, R OBP: 0.188, SLG: 0.438 (1, 1)										1	0	0	0	0	1	1
Tom Hilgendorf, S (4, 1)										1	0	0	0	0	1	0
Tom Hutton, L OBP: 0.323, SLG: 0.286 (7, PH)										1	0	1	1	0	0	0
Mike Anderson, R OBP: 0.314, SLG: 0.387 (8, 9)										1	0	0	0	0	0	0

Inning Stats	R: 0	H: 1	R: 1	H: 1	R: 0	H: 0	R: 0	H: 1	R: 0	H: 0	R: 1	H: 3	R: 0	H: 0	R: 0	H: 0	R: 0	H: 0	R: 0	H: 0	R: 0	H: 0	1B: 6	SF: 0	WP: 1	PA: 37
	E: 0	LOB: 1	E: 0	LOB: 1	E: 0	LOB: 0	E: 0	LOB: 0	E: 0	LOB: 0	E: 1	LOB: 2	E: 0	LOB: 0	E: 0	LOB: 0	E: 0	LOB: 0	E: 0	LOB: 0	E: 0	LOB: 0	2B: 2 <td>SAC: 0 <td>PB: 0 <td></td> </td></td>	SAC: 0 <td>PB: 0 <td></td> </td>	PB: 0 <td></td>	
	K: 0	BB: 1	K: 2	BB: 1	K: 0	BB: 0	K: 1	BB: 0	K: 2	BB: 0	K: 0	BB: 0	K: 2	BB: 0	K: 1	BB: 0	K: 1	BB: 0	K: 1	BB: 0	K: 1	BB: 0	3B: 1 <td>DP: 1 <td>SB: 1 <td></td> </td></td>	DP: 1 <td>SB: 1 <td></td> </td>	SB: 1 <td></td>	
	S: 3	P: 7	S: 8	P: 12	S: 3	P: 3	S: 5	P: 5	S: 5	P: 5	S: 10	P: 10	S: 6	P: 7	S: 5	P: 5	S: 7	P: 7	S: 5	P: 5	S: 5	P: 5	HR: 0 <td>HBP: 0 <td>CS: 2</td> <td></td> </td>	HBP: 0 <td>CS: 2</td> <td></td>	CS: 2	

PITCHER	IP	WLS	BF	H	R	ER	SO	BB	IBB	HBP	BLK	WP	HR	S	P	ERA	WHIP
Tom Seaver, R ERA: 1.85 (1, 1)	8.0	W	33	8	3	2	8	2	0	0	0	1	0	47	55	2.25	1.250
Rick Baldwin, R ERA: 3.14 (9, 1)	1.0	S	3	0	0	0	1	0	0	0	0	0	0	5	5	0.00	0.000

BOTTOM

New York Mets @ Philadelphia Phillies  
Veterans Stadium, Philadelphia, PA

livebaseballscorecards.com

AB	34
R	3
H	8
RBI	3
BB	2
SO	9
LOB	15



WP	PA	ERA	WHIP
1	37		

Fri Jul 04 1975, 7:05 PM EDT  
Att. 55,301 - Unknown

Batter	1	2	3	4	5	6	7	8	9	AB R H RBI BB SO LOB	TOP																								
Mike Phillips, L (1, 6) OBP: 0.296, SLG: 0.300	0-0 1-3		4-0 BB			0-0 FC1-6 1B		0-3 K		3 0 1 0 1 1 0																									
Felix Millan, R (1, 4) Jack Heidemann, R (6, 4) OBP: 0.324, SLG: 0.356 OBP: 0.309, SLG: 0.339	0-0 F8		0-0 F7			0-0 FC1-6 G6-4-3 1-2f		0-0 F8	0-0 F8	3 0 0 0 0 0 2 1 0 0 0 0 0 0																									
Joe Torre, R (1, 5) OBP: 0.350, SLG: 0.374	0-0 F9			4-0 1B WP G3-6-1 BB		0-0 G6-4-3 1-2f		0-0 F8	0-0 F8	3 1 0 0 1 0 1																									
Rusty Staub, L (1, 9) OBP: 0.356, SLG: 0.412		0-0 G3		0-0 G3-6-1 1B		0-0 4-3		0-0 F9	0-0 F9	4 0 1 0 0 0 0																									
John Milner, L (1, 3) OBP: 0.317, SLG: 0.377		0-0 1B		0-0 G3-6-1 1-2f		0-0 F8				3 0 1 0 0 0 1																									
Dave Kingman, R (1, 7) OBP: 0.274, SLG: 0.453		0-3 K		0-0 3-H 5-3		0-3 K				3 0 0 0 0 2 1																									
Del Unser, L (1, 8) OBP: 0.339, SLG: 0.385		0-0 3-1			0-3 K2-3		0-0 3-1			3 0 0 0 0 1 1																									
John Stearns, R (1, 2) OBP: 0.287, SLG: 0.318			0-3 K		0-0 5-3		0-0 HR			3 1 1 1 0 1 0																									
Randy Tate, R (1, 1) Wayne Garrett, L (5, PH) Tom Hall, L (5, 1) Ed Kranepool, L (8, PH) Ken Sanders, R (8, 1) OBP: 0.370, SLG: 0.364 OBP: 0.362, SLG: 0.421			0-3 K		0-3 K		0-0 4-3			1 0 0 0 0 1 0 1 0 0 0 0 1 0 0 0 0 0 0 0 0 1 0 0 0 0 0 0 0 0 0 0 0 0 0																									
<b>Inning Stats</b>	R: 0 E: 0 K: 0 S: 3	H: 0 LOB: 0 BB: 0 P: 3	R: 0 E: 0 K: 1 S: 6	H: 1 LOB: 1 BB: 0 P: 6	R: 0 E: 0 K: 2 S: 7	H: 0 LOB: 1 BB: 1 P: 11	R: 1 E: 0 K: 0 S: 3	H: 1 LOB: 0 BB: 1 P: 7	R: 0 E: 0 K: 2 S: 7	H: 0 LOB: 0 BB: 0 P: 7	R: 0 E: 0 K: 1 S: 5	H: 1 LOB: 0 BB: 0 P: 3	R: 0 E: 0 K: 1 S: 5	H: 0 LOB: 0 BB: 0 P: 5	R: 1 E: 0 K: 1 S: 6	H: 1 LOB: 0 BB: 0 P: 6	R: 0 E: 0 K: 0 S: 3	H: 0 LOB: 0 BB: 0 P: 3	1B: 3 2B: 0 3B: 0 HR: 1	SF: 0 SAC: 0 DP: 2 HBP: 0	WP: 1 PB: 0 SB: 0 CS: 0	PA: 31													
<b>PITCHER</b> Ron Schuele, R (1, 1) ERA: 5.52	IP 9.0	WLS W	BF 31	H 4	R 2	ER 2	SO 7	BB 2	IBB 0	HBP 0	BLK 0	WP 1	HR 1	S 43	P 51	ERA 2.00	WHIP 0.667	<b>PITCHER</b>	IP 9.0	WLS W	BF 31	H 4	R 2	ER 2	SO 7	BB 2	IBB 0	HBP 0	BLK 0	WP 1	HR 1	S 43	P 51	ERA 2.00	WHIP 0.667

New York Mets @ Philadelphia Phillies  
Veterans Stadium, Philadelphia, PA

livebaseballscorecards.com

AB 29  
R 2  
H 4  
RBI 1  
BB 2  
SO 7  
LOB 6



Sat Jul 05 1975, 7:05 PM EDT  
Unknown

Batter	1	2	3	4	5	6	7	8	9	AB	R	H	RBI	BB	SO	LOB	BOTTOM			
<b>Dave Cash, R</b> (1, 4) OBP: 0.399, SLG: 0.440 <b>Tony Taylor, R</b> (7, PH) OBP: 0.324, SLG: 0.328 (8, 4)	0-0 6-3	0-0 5-3		0-0 6-3		0-0 FC5-4 F9 1-2f	0-3 K			4	0	0	0	0	0	3				
<b>Larry Bowa, S</b> (1, 6) OBP: 0.354, SLG: 0.436	0-0 P1		H 1-0 1B 2B HBP	0-0 1B		0-0 F9 2-3		0-0 F7		4	1	1	0	0	0	1				
<b>Jay Johnstone, L</b> (1, 9) OBP: 0.443, SLG: 0.523 <b>Mike Anderson, R</b> (6, 9) OBP: 0.311, SLG: 0.383	0-0 2B 1B		X 0-0 1-3 2B 1B S	0-0 F7		0-3 K		0-0 1-3		3	2	2	0	0	0	1				
<b>Greg Luzinski, R</b> (1, 7) OBP: 0.371, SLG: 0.574 <b>Jerry Martin, R</b> (9, 7) OBP: 0.295, SLG: 0.349	0-0 1-H 2B		S 0-3 1-2 K		X 0-0 HR		4-0 BB SF9 BB	0-0 6-3		4	2	2	2	1	1	2				
<b>Tom Hutton, L</b> (1, 3) OBP: 0.330, SLG: 0.299	0-0 6-3		X 0-0 2-H 3-H 1B 2B		X 0-0 G3		4-0 SF9 BB			3	1	1	2	1	0	1				
<b>Mike Schmidt, R</b> (1, 5) OBP: 0.313, SLG: 0.417		X 0-0 F8	B 4-0 1B BB		0-3 K		4-0 1-2 2-3 SF9 BB			2	1	0	0	2	1	0				
<b>Johnny Oates, L</b> (1, 2) OBP: 0.350, SLG: 0.352		X 0-0 1B 1B	X 0-0 1-H 2-H 1B		4-0 2B BB		0-0 SF9			2	1	2	2	1	0	0				
<b>Garry Maddox, R</b> (1, 8) OBP: 0.269, SLG: 0.317		X 0-0 1-2 1B	X 0-0 F7		X 0-0 1-H 2B		4-0 IBB			3	0	2	1	1	0	0				
<b>Ron Schueler, R</b> (1, 1) OBP: 0.167, SLG: 0.167		S 0-3 K	S 0-3 K		X 0-0 K		X 0-0 FC5-4 1B		0-0 F3	4	0	1	0	0	2	5				
<b>Inning Stats</b>	R: 1 E: 0 K: 0 S: 5	H: 2 LOB: 1 BB: 0 P: 5	R: 0 E: 0 K: 1 S: 7	H: 2 LOB: 2 BB: 0 P: 7	R: 4 E: 0 K: 1 S: 7	H: 3 LOB: 0 BB: 1 P: 12	R: 0 E: 0 K: 1 S: 6	H: 1 LOB: 1 BB: 0 P: 6	R: 2 E: 0 K: 1 S: 6	H: 2 LOB: 1 BB: 1 P: 10	R: 0 E: 1 K: 1 S: 6	H: 1 LOB: 1 BB: 0 P: 6	R: 1 E: 0 K: 1 S: 5	H: 0 LOB: 3 BB: 4 P: 21	R: 0 E: 0 K: 0 S: 3	H: 0 LOB: 0 BB: 0 P: 3	1B: 7 2B: 3 3B: 0 HR: 1	SF: 1 SAC: 0 DP: 0 HBP: 1	WP: 0 PB: 0 SB: 1 CS: 0	PA: 40
<b>PITCHER</b>	IP WLS BF H R ER SO	IP WLS BF H R ER SO	IP WLS BF H R ER SO	IP WLS BF H R ER SO	IP WLS BF H R ER SO	IP WLS BF H R ER SO	IP WLS BF H R ER SO	IP WLS BF H R ER SO	IP WLS BF H R ER SO	IP WLS BF H R ER SO	IP WLS BF H R ER SO	IP WLS BF H R ER SO	IP WLS BF H R ER SO	IP WLS BF H R ER SO	IP WLS BF H R ER SO	IP WLS BF H R ER SO	WP HR S P	ERA WHIP	ERA WHIP	
<b>Randy Tate, R</b> (1, 1) ERA: 3.64	4.0	3.0	1.0	4.0	4.0	4.0	4.0	4.0	4.0	11.25	2.250									
<b>Tom Hall, L</b> (5, 1) ERA: 5.5																				
<b>Ken Sanders, R</b> (8, 1) ERA: 1.8																				

**New York Mets @ Philadelphia Phillies**  
 Veterans Stadium, Philadelphia, PA  
 Sat Jul 05 1975, 7:05 PM EDT  
 Unknown

<b>AB</b>	<b>32</b>
<b>R</b>	<b>8</b>
<b>H</b>	<b>11</b>
<b>RBI</b>	<b>7</b>
<b>BB</b>	<b>6</b>
<b>SO</b>	<b>6</b>
<b>LOB</b>	<b>17</b>



WP: 0	PA: 40
PB: 0	
SB: 1	
CS: 0	

Batter	1	2	3	4	5	6	7	8	9	AB R H RBI BB SO LOB	TOP
--------	---	---	---	---	---	---	---	---	---	----------------------	-----

<b>Mike Phillips, L</b> (1, 6) <small>OBP: 0.299, SLG: 0.302</small>	0-0 F8		0-0 1B 1B		0-0 L9		0-0 1B		0-0 4-3	5 1 2 1 0 0 0
<b>Felix Millan, R</b> (1, 4) <small>OBP: 0.322, SLG: 0.354</small>	0-0 E3		0-0 1B HR 1B		0-3 K		0-0 F2		0-0 5-3	5 1 1 0 0 1 1
<b>Ed Kranepool, L</b> (1, 3) <small>OBP: 0.360, SLG: 0.417</small> <b>Hank Webb, R</b> (7, 1) <small>OBP: 0.167, SLG: 0.167</small> <b>Jesus Alou, R</b> (9, PH) <small>OBP: 0.294, SLG: 0.300</small>	0-3 K		0-0 HR 1B		0-0 F5		0-0 4-3		0-0 4-3	4 1 1 1 0 1 2 0 0 0 0 0 0 0 1 0 0 0 0 0 0
<b>Rusty Staub, L</b> (1, 9) <small>OBP: 0.355, SLG: 0.413</small>	0-0 P6		0-3 K		0-0 3-1			0-0 4-3 2B		4 0 1 0 0 1 3
<b>John Milner, L</b> (1, 7) <small>OBP: 0.318, SLG: 0.396</small> <b>Joe Torre, R</b> (7, 3) <small>OBP: 0.349, SLG: 0.372</small>		0-0 F8	0-0 HR		0-3 K			0-0 5-3		3 1 1 3 0 1 0 1 0 0 0 0 0 1
<b>Wayne Garrett, L</b> (1, 5) <small>OBP: 0.373, SLG: 0.372</small>		0-0 4-3 2B	0-3 K		0-3 K			4-0 4-3 BB		3 0 1 0 1 2 0
<b>Del Unser, L</b> (1, 8) <small>OBP: 0.338, SLG: 0.383</small>		0-0 4-3		0-0 3-1			0-0 3B 1B	0-0 4-3		4 1 1 0 0 0 3
<b>Jerry Grote, R</b> (1, 2) <small>OBP: 0.323, SLG: 0.372</small>		0-3 K		0-0 6-3			0-0 1B 3B	0-0 P4		4 1 1 1 0 1 3
<b>George Stone, L</b> (1, 1) <small>OBP: 0.286, SLG: 0.231</small> <b>Nino Espinosa, R</b> (4, 1) <small>OBP: 0.167, SLG: 0.167</small> <b>Ken Sanders, R</b> (5, 1) <small>OBP: 0.167, SLG: 0.167</small> <b>Gene Clines, R</b> (7, PH) <small>OBP: 0.228, SLG: 0.198</small> <b>Dave Kingman, R</b> (7, 3) <small>OBP: 0.278, SLG: 0.470</small>			0-3 K	0-0 4-3			0-0 L9		0-0 HR	2 0 0 0 0 0 1 0 0 0 0 0 0 0 0 0 0 0 0 0 0 0 0 0 1 0 0 0 0 0 0 1 1 1 1 1 1 0 0 0

**New York Mets @ Philadelphia Phillies**  
 Veterans Stadium, Philadelphia, PA  
 Sat Jul 05 1975, 7:05 PM EDT  
 Att: 50,137 - Unknown

AB	38
R	7
H	10
RBI	7
BB	1
SO	8
LOB	14



Inning Stats	R: 0	H: 0	E: 1	LOB: 1	K: 1	BB: 0	S: 6	P: 6	R: 0	H: 1	E: 0	LOB: 1	K: 1	BB: 0	S: 6	P: 6	R: 4	H: 4	E: 0	LOB: 0	K: 3	BB: 0	S: 13	P: 13	R: 0	H: 0	E: 0	LOB: 0	K: 0	BB: 0	S: 3	P: 3	R: 0	H: 0	E: 0	LOB: 0	K: 1	BB: 0	S: 5	P: 5	R: 0	H: 0	E: 0	LOB: 0	K: 2	BB: 0	S: 7	P: 7	R: 2	H: 3	E: 0	LOB: 1	K: 0	BB: 0	S: 6	P: 6	R: 0	H: 1	E: 0	LOB: 2	K: 0	BB: 1	S: 4	P: 8	R: 1	H: 1	E: 0	LOB: 0	K: 0	BB: 0	S: 4	P: 4	1B: 5	SF: 0	2B: 2	SAC: 0	3B: 1	DP: 0	HR: 2	HBP: 0	WP: 0	PA: 39	PB: 0	SB: 0	CS: 0
--------------	------	------	------	--------	------	-------	------	------	------	------	------	--------	------	-------	------	------	------	------	------	--------	------	-------	-------	-------	------	------	------	--------	------	-------	------	------	------	------	------	--------	------	-------	------	------	------	------	------	--------	------	-------	------	------	------	------	------	--------	------	-------	------	------	------	------	------	--------	------	-------	------	------	------	------	------	--------	------	-------	------	------	-------	-------	-------	--------	-------	-------	-------	--------	-------	--------	-------	-------	-------

PITCHER	IP	WLS	BF	H	R	ER	SO	BB	IBB	HBP	BLK	WP	HR	S	P	ERA	WHIP
<b>Jim Lonborg, R</b> (1, 1) <small>ERA: 3.19</small>	7.1	W	33	9	6	6	8	1	0	0	0	0	1	48	52	7.36	1.364
<b>Gene Garber, R</b> (8, 1) <small>ERA: 3.38</small>	1.2	S	6	1	1	1	0	0	0	0	0	0	1	6	6	5.40	0.600

PITCHER	IP	WLS	BF	H	R	ER	SO	BB	IBB	HBP	BLK	WP	HR	S	P	ERA	WHIP
---------	----	-----	----	---	---	----	----	----	-----	-----	-----	----	----	---	---	-----	------

Batter	1	2	3	4	5	6	7	8	9	AB	R	H	RBI	BB	SO	LOB
Dave Cash, R OBP: 0.398, SLG: 0.438 (1, 4)	0-0 1B	0-0 FC6 1B		0-0 6-3	0-0 1B	0-0 6-3		0-0 6-3		6	2	2	1	0	0	2
Larry Bowa, S OBP: 0.353, SLG: 0.434 (1, 6)	0-0 F8	0-0 E 1B		0-0 1B	0-0 P3	0-0 F7		0-0 P6		6	1	2	1	0	0	2
Ollie Brown, R OBP: 0.449, SLG: 0.656 (1, 9)	0-0 F9	0-0 E8 1B		0-0 1B	0-0 1B	0-0 1B				5	1	4	1	0	0	1
Greg Luzinski, R OBP: 0.375, SLG: 0.573 (1, 7)	0-0 1B	4-0 IBB		0-3 K	0-0 1B	0-3 K				4	1	2	1	1	2	3
Dick Allen, R OBP: 0.326, SLG: 0.357 (1, 3)	0-3 K	0-0 5-3		0-0 S 1B	4-0 1B	4-0 1B		0-0 F8		4	1	1	1	1	1	5
Gene Garber, R (8, 1)				1-3 2-H 1B	1-2 1B	1-2 1B				0	0	0	0	0	0	0
Mike Schmidt, R OBP: 0.320, SLG: 0.420 (1, 5)		0-0 E 1B	0-0 F9	4-0 FC6-4 IBB	0-0 1B	0-0 1B		4-0 BB		3	2	2	2	2	0	0
Bob Boone, R OBP: 0.340, SLG: 0.344 (1, 2)		0-0 FC FC6 1B	0-0 5-3	0-0 FC6-4	0-0 1B	0-0 1B		0-0 F7		5	1	1	1	0	0	5
Garry Maddox, R OBP: 0.286, SLG: 0.347 (1, 8)		0-0 FC6 1B	0-0	0-0 1B	0-0 1B	0-0 P3		0-0 P3		5	1	4	2	0	0	1
Jim Lonborg, R OBP: 0.159, SLG: 0.026 (1, 1)		0-0 F2	0-3 K	0-3 K	0-0 K	0-0 F3		0-0 6-3		4	0	0	0	0	2	6
Tom Hutton, L OBP: 0.327, SLG: 0.295 (8, 3)										1	0	0	0	0	0	0

Inning Stats	R: 0	H: 2	E: 0	K: 1	S: 7	R: 3	H: 4	E: 2	K: 0	S: 8	R: 0	H: 1	E: 0	K: 1	S: 6	R: 1	H: 3	E: 0	K: 1	S: 8	R: 6	H: 7	E: 0	K: 1	S: 12	R: 0	H: 1	E: 0	K: 1	S: 6	R: 0	H: 0	E: 0	K: 0	S: 3	R: 0	H: 0	E: 0	K: 0	S: 3											
PITCHER	IP	WLS	BF	H	R	ER	SO	BB	IBB	HBP	BLK	WP	HR	S	P	ERA	WHIP													IP	WLS	BF	H	R	ER	SO	BB	IBB	HBP	BLK	WP	HR	S	P	ERA	WHIP					
George Stone, L ERA: 1.91 (1, 1)	3.2		24	10	4	1	3	0	2	0	0	0	0	28	36	2.46	2.727																																		
Nino Espinosa, R ERA: 18.0 (4, 1)	1.0	L	11	7	6	6	1	1	0	0	0	0	0	12	16	54.00	8.000																																		
Ken Sanders, R ERA: 1.42 (5, 1)	1.1		5	1	0	0	1	0	0	0	0	0	0	7	7	0.00	0.750																																		
Hank Webb, R ERA: 4.14 (7, 1)	2.0		7	0	0	0	0	1	0	0	0	0	0	6	10	0.00	0.500																																		


**BOTTOM**

**New York Mets @ Philadelphia Phillies**  
**Veterans Stadium, Philadelphia, PA**

Sat Jul 05 1975, 7:05 PM EDT  
 Att. 50,137 - Unknown

livebaseballscorecards.com

<b>AB</b>	<b>43</b>
<b>R</b>	<b>10</b>
<b>H</b>	<b>18</b>
<b>RBI</b>	<b>10</b>
<b>BB</b>	<b>4</b>
<b>SO</b>	<b>5</b>
<b>LOB</b>	<b>25</b>



WP: 0	PA: 47
PB: 0	SB: 1
CS: 0	

Batter	1	2	3	4	5	6	7	8	9	AB R H RBI BB SO LOB	TOP												
Mike Phillips, L (1, 6) OBP: 0.301, SLG: 0.319	0-0 L6-4 1B		0-0 G3		0-0 F8	0-0 G3			0-0 1-H HR	5 1 2 2 0 0 1													
Felix Millan, R (1, 4) OBP: 0.324, SLG: 0.352	0-0 1-2 1B		0-3 K		4-0 HR BB		0-0 4-3		0-0 5-3	4 1 1 0 1 1 0													
Joe Torre, R (1, 5) OBP: 0.345, SLG: 0.365	0-0 L6-4 2-3			0-0 F8	4-0 HR BB		0-0 6-3		0-0 3-1	4 1 0 0 1 0 2													
Rusty Staub, L (1, 9) OBP: 0.357, SLG: 0.426	0-3 K			0-0 BB 4-3 1B	0-0 1-H 2-H HR		0-3 K			4 1 2 3 0 2 1													
Ed Kranepool, L (1, 3) OBP: 0.357, SLG: 0.413		0-0 P4		0-0 4-3	0-0 F8			0-0 G5-4-3 1B		4 0 1 0 0 0 1													
Dave Kingman, R (1, 7) OBP: 0.282, SLG: 0.473		0-3 K		4-0 BB BB		0-0 E 2B		0-0 G5-4-3 1-2f		3 1 1 0 1 1 1													
Del Unser, L (1, 8) OBP: 0.343, SLG: 0.386		0-0 1B		4-0 1-2 2-3 BB		0-0 E2 FC6-4 2-H 1B		0-0 F8		3 0 2 0 1 0 0													
John Stearns, R (1, 2) OBP: 0.286, SLG: 0.315		0-0 F4		0-0 P3		0-0 FC6-4 SH5-4 1-2f			0-0 HR 1B	4 1 1 0 0 0 5													
Jon Matlack, L (1, 1) OBP: 0.262, SLG: 0.061			0-3 K		0-0 F7	0-0 SH5-4			0-3 K	2 0 0 0 0 1 0													
Rick Baldwin, L (8, 1) OBP: 0.111, SLG: 0.111										0 0 0 0 0 0 0													
Wayne Garrett, L (9, PH) OBP: 0.371, SLG: 0.369										1 0 0 0 0 1 1													
<b>Inning Stats</b>	R: 0 E: 0 K: 1 S: 6	H: 2 LOB: 1 BB: 0 P: 6	R: 0 E: 0 K: 1 S: 6	H: 1 LOB: 1 BB: 0 P: 6	R: 0 E: 0 K: 2 S: 7	H: 0 LOB: 0 BB: 0 P: 7	R: 0 E: 0 K: 0 S: 4	H: 1 LOB: 3 BB: 2 P: 12	R: 3 E: 0 K: 0 S: 4	H: 1 LOB: 0 BB: 2 P: 12	R: 1 E: 1 K: 0 S: 5	H: 2 LOB: 1 BB: 0 P: 5	R: 0 E: 0 K: 1 S: 5	H: 0 LOB: 0 BB: 0 P: 5	R: 0 E: 0 K: 0 S: 3	H: 1 LOB: 0 BB: 0 P: 3	R: 2 E: 0 K: 1 S: 7	H: 2 LOB: 0 BB: 0 P: 7	1B: 7 2B: 2 3B: 0 HR: 2	SF: 0 SAC: 1 DP: 2 HBP: 0	WP: 0 PB: 0 SB: 0 CS: 0	PA: 39	
<b>PITCHER</b> Wayne Twitchell, R (1, 1) ERA: 4.8	IP: 5.0 WLS: W BF: 23 H: 5 R: 3 ER: 3 SO: 4 BB: 4 IBB: 0 HBP: 0 BLK: 0 WP: 0 HR: 1 S: 27 P: 43 ERA: 5.40 WHIP: 1.800											<b>PITCHER</b> Gene Garber, R (6, 1) ERA: 3.6	IP: 4.0 WLS: S BF: 16 H: 5 R: 3 ER: 3 SO: 2 BB: 0 IBB: 0 HBP: 0 BLK: 0 WP: 0 HR: 1 S: 20 P: 20 ERA: 6.75 WHIP: 1.250										

New York Mets @ Philadelphia Phillies  
Veterans Stadium, Philadelphia, PA

Sun Jul 06 1975, 3:33 AM EDT  
Att: 27,037 - Unknown

livebaseballscorecards.com

AB	34
R	6
H	10
RBI	5
BB	4
SO	6
LOB	12



Batter	1	2	3	4	5	6	7	8	9	AB	R	H	RBI	BB	SO	LOB
Dave Cash, R OBP: 0.395, SLG: 0.434 (1, 4)	0-0 6-3		0-0 WP 1B 1B		0-0 F3		0-0 6-3	0-0 FC6-4		5	1	1	0	0	0	2
Larry Bowa, S OBP: 0.355, SLG: 0.435 (1, 6)	0-0 F9		0-0 WP 1B 1B		0-0 E 2B 1B		0-0 6-3			4	2	2	0	0	0	0
Ollie Brown, R OBP: 0.452, SLG: 0.677 (1, 9) (9, 7)	0-0 2B		0-3 K		0-0 E6 2B			0-0 G5-3 2B		4	1	2	0	0	1	3
Greg Luzinski, R OBP: 0.379, SLG: 0.577 (1, 7) Mike Anderson, R OBP: 0.311, SLG: 0.383 (9, 9)	0-0 P3		0-0 1B		0-0 2B			4-0 1B IBB		3	1	2	4	1	0	1
Dick Allen, R OBP: 0.325, SLG: 0.372 (1, 3) Tom Hutton, L OBP: 0.327, SLG: 0.295 (9, 3)		0-0 HR	0-3 K		0-3 K			0-0 G5-3		4	1	1	1	0	2	4
Mike Schmidt, R OBP: 0.319, SLG: 0.415 (1, 5)		0-3 K		0-0 5-3		0-0 5-3		4-0 1B BB		3	1	0	0	1	1	0
Bob Boone, R OBP: 0.343, SLG: 0.347 (1, 2)		0-0 G6-3 1B		0-0 5-3		0-0 L5		0-0 E7 1B 1B		4	1	2	1	0	0	0
Garry Maddox, R OBP: 0.285, SLG: 0.340 (1, 8)		0-0 G6-3		0-0 5-3		0-0 6-3		4-0 1B IBB		3	0	0	0	1	0	1
Wayne Twitchell, R OBP: 0.065, SLG: 0.097 (1, 1) Jerry Martin, R OBP: 0.292, SLG: 0.345 (5, PH) Gene Garber, R OBP: 0.167, SLG: 0.167 (6, 1)			0-3 K		0-0 1-3		0-3 K	0-0 FC6-4 1B		1	0	0	0	0	1	0
<b>Inning Stats</b>	R: 0 H: 1 E: 0 LOB: 1 K: 0 BB: 0 S: 4 P: 4	R: 1 H: 2 E: 0 LOB: 0 K: 1 BB: 0 S: 6 P: 6	R: 2 H: 3 E: 0 LOB: 1 K: 3 BB: 0 S: 12 P: 12	R: 0 H: 0 E: 0 LOB: 0 K: 0 BB: 0 S: 3 P: 3	R: 2 H: 2 E: 1 LOB: 1 K: 1 BB: 0 S: 8 P: 8	R: 0 H: 0 E: 0 LOB: 0 K: 0 BB: 0 S: 3 P: 3	R: 0 H: 0 E: 0 LOB: 0 K: 1 BB: 0 S: 5 P: 5	R: 3 H: 3 E: 1 LOB: 2 K: 0 BB: 3 S: 5 P: 17	1B: 7 SF: 0 2B: 3 SAC: 0 3B: 0 DP: 2 HR: 1 HBP: 0							
<b>PITCHER</b>	IP WLS BF H R ER SO BB IBB HBP BLK WP HR S P ERA WHIP															
Jon Matlack, L ERA: 3.55 (1, 1)	7.2 L 36 11 8 6 6 1 2 0 0 1 1 45 57 7.04 1.565															
Rick Baldwin, R ERA: 3.12 (8, 1)	0.1 1 0 0 0 0 0 0 0 0 0 0 1 1 0.00 0.000															

**BOTTOM**

**New York Mets @ Philadelphia Phillies**  
**Veterans Stadium, Philadelphia, PA**  
 Sun Jul 06 1975, 3:33 AM EDT  
 Att. 27,037 - Unknown

<b>AB</b>	<b>34</b>
<b>R</b>	<b>8</b>
<b>H</b>	<b>11</b>
<b>RBI</b>	<b>7</b>
<b>BB</b>	<b>3</b>
<b>SO</b>	<b>6</b>
<b>LOB</b>	<b>11</b>



WP: 1	PA: 37
PB: 0	
SB: 0	
CS: 0	

ERA	WHIP
-----	------

Batter	1	2	3	4	5	6	7	8	9	AB R H RBI BB SO LOB	TOP	
Dave Cash, R OBP: 0.395, SLG: 0.432 (1, 4) X	0-0 4-3		0-0 FC6-4		0-0 FC1-6 1B	0-0 F9			4-0 2B G3 BB	4 1 1 0 1 0 2		
Larry Bowa, S OBP: 0.352, SLG: 0.434 (1, 6) X	0-0 4-3		0-0 6-3		0-0 FC1-6 BB 1B		0-0 P6		0-0 G3 1-3 2B	5 0 1 0 0 0 2		
Jay Johnstone, L OBP: 0.447, SLG: 0.539 (1, 9) S S S	0-3 K			0-0 4-3 3B	0-0 BB 1B		0-0 BB 1B		0-0 G3	5 1 3 1 0 1 1		
Greg Luzinski, R OBP: 0.379, SLG: 0.573 (1, 7) X		0-0 1B		0-0 4-3	0-3 K		4-0 L3 BB		0-3 K	4 0 1 1 1 2 3		
Dick Allen, R OBP: 0.327, SLG: 0.369 (1, 3) S S S		0-3 K		0-0 2B WP 1B	4-0 1-2 2-3 BB		0-0 L3		0-3 K	4 1 1 0 1 2 4		
Mike Schmidt, R OBP: 0.319, SLG: 0.416 (1, 5) S S S		0-3 K		0-0 WP 1-3 2B	0-3 K			0-0 F7		4 0 1 0 0 2 4		
Johnny Oates, L OBP: 0.339, SLG: 0.339 (1, 2) X		0-0 F7		0-0 L6		0-0 6-3		0-0 G3		4 0 0 0 0 0 3		
Garry Maddox, R OBP: 0.302, SLG: 0.356 (1, 8) B B B B			4-0 FC6-4 BB	4-0 WP IBB		0-0 F9 2B		0-0 1B		2 0 2 0 2 0 0		
Steve Carlton, L OBP: 0.159, SLG: 0.140 (1, 1) X			0-0 F8	0-0 4-3		0-0 F9		0-0 P6		3 0 0 0 0 0 4		
Tony Taylor, R OBP: 0.319, SLG: 0.322 (8, PH)										1 0 0 0 0 0 1		
Joe Hoerner, R (8, 1)										0 0 0 0 0 0 0		
<b>Inning Stats</b>	R: 0 E: 0 K: 1 S: 5 H: 0 LOB: 0 BB: 0 P: 5	R: 0 E: 0 K: 2 S: 8 H: 1 LOB: 1 BB: 0 P: 8	R: 0 E: 0 K: 0 S: 3 H: 0 LOB: 1 BB: 1 P: 7	R: 2 E: 0 K: 0 S: 6 H: 3 LOB: 2 BB: 1 P: 10	R: 0 E: 0 K: 2 S: 9 H: 2 LOB: 3 BB: 1 P: 13	R: 0 E: 0 K: 0 S: 4 H: 1 LOB: 1 BB: 0 P: 4	R: 0 E: 0 K: 0 S: 3 H: 1 LOB: 1 BB: 1 P: 7	R: 0 E: 0 K: 0 S: 4 H: 1 LOB: 1 BB: 0 P: 4	R: 1 E: 0 K: 2 S: 8 H: 1 LOB: 1 BB: 1 P: 12	1B: 6 2B: 4 3B: 1 HR: 0 SF: 0 SAC: 0 DP: 1 HBP: 0	WP: 1 PB: 0 SB: 0 CS: 0 PA: 41	
<b>PITCHER</b>	IP WLS BF H R ER SO BB IBB HBP BLK WP HR S P ERA WHIP											
Pat Darcy, R ERA: 3.33 (1, 1)	8.0 W 37 9 3 3 5 4 1 0 0 1 0 42 62 3.38 1.625											
Rawly Eastwick, R ERA: 4.67 (9, 1)	1.0 4 1 0 0 2 0 0 0 0 0 0 8 8 0.00 1.000											

Philadelphia Phillies @ Cincinnati Reds  
Riverfront Stadium, Cincinnati, OH  
Mon Jul 07 1975, 7:05 PM EDT  
Att: 25,096 - Unknown

livebaseballscorecards.com

AB	36
R	3
H	10
RBI	2
BB	5
SO	7
LOB	24





Batter	1	2	3	4	5	6	7	8	9
<b>Pete Rose, S</b> OBP: 0.403, SLG: 0.424 (1, 5) X	0-0 6-3 BB		4-0 FC6 BB	4-0 FC1-2 IBB		0-0 5-3 1-H		0-0 BB 1B	
<b>Ken Griffey, L</b> OBP: 0.413, SLG: 0.434 (1, 9) X	0-0 SF8 3B		0-0 FC6 BB 1-2f	0-0 FC1-2 1-2 2-3 3-Hf		4-0 FC3-6 BB		0-0 P5	
<b>Joe Morgan, L</b> OBP: 0.493, SLG: 0.563 (1, 4) X	0-0 SF8 3-H		4-0 1B 1-2	0-0 F7		0-0 FC3-6 1-2f		4-0 BB	
<b>Johnny Bench, R</b> OBP: 0.371, SLG: 0.540 (1, 2) X	0-0 HR 1B		0-0 S 1-3 2-H		0-0 G5-4-3 1B		0-3 K	0-0 F2	
<b>Tony Perez, R</b> OBP: 0.328, SLG: 0.432 (1, 3) X	0-0 HR		0-3 K		0-0 G5-4-3 1-2f		4-0 HR BB		
<b>George Foster, R</b> OBP: 0.353, SLG: 0.557 (1, 8) X (7, 7)	0-0 F8		0-0 P3		0-0 1B		0-0 HR		
<b>Dave Concepcion, R</b> OBP: 0.312, SLG: 0.343 (1, 6) X		0-0 5-3		0-0 SH1 FC1-2 2B	0-0 F9		0-0 F8		
<b>Merv Rettenmund, R</b> OBP: 0.357, SLG: 0.304 (1, 7) <b>Cesar Geronimo, L</b> OBP: 0.344, SLG: 0.391 (7, 8)		0-0 P6		4-0 FC1-2 SH1 BB		4-0 E BB	0-3 K		
<b>Pat Darcy, L</b> (1, 1) <b>Rawly Eastwick, R</b> (9, 1)		0-3 K		0-0 SH1		0-3 K		0-3 K	

AB	R	H	RBI	BB	SO	LOB
3	0	1	0	2	0	0
4	2	1	0	1	0	5
2	0	0	1	2	0	4
5	1	3	1	0	1	2
3	2	1	2	1	1	3
4	1	2	2	0	0	2
4	0	1	0	0	0	1
1	1	0	0	2	0	0
1	0	0	0	0	1	0
3	0	0	0	0	3	1
0	0	0	0	0	0	0

AB	30
R	7
H	9
RBI	6
BB	8
SO	6
LOB	18

Inning Stats		R	H	E	K	S	R	H	E	K	S	R	H	E	K	S	R	H	E	K	S	R	H	E	K	S
3	3	0	0	0	1	6	0	1	0	1	4	0	2	0	2	4	2	1	0	1	12	0	2	0	0	4
0	0	0	0	0	1	6	0	0	0	1	14	0	1	0	1	13	0	1	0	1	12	0	0	0	1	
0	0	0	0	0	1	6	0	0	0	1	14	0	2	0	4	12	0	1	0	1	12	0	1	0	1	
0	0	0	0	0	1	6	0	0	0	1	14	0	1	0	1	13	0	1	0	1	12	0	1	0	1	

WP	HR	S	P	ERA	WHIP
0	0	0	40	0.00	2.000



**Philadelphia Phillies @ Cincinnati Reds**  
Riverfront Stadium, Cincinnati, OH  
Mon Jul 07 1975, 7:05 PM EDT  
Att. 25,096 - Unknown

livebaseballscorecards.com

Batter	1	2	3	4	5	6	7	8	9	AB R H RBI BB SO LOB	TOP											
Dave Cash, R (1, 4) OBP: 0.392, SLG: 0.427	0-0 F8		0-0 F3			0-0 E6	0-0 FC6-4			4 0 0 0 0 0 2												
Larry Bowa, S (1, 6) OBP: 0.347, SLG: 0.427	0-0 F2			0-0 F8		0-0 1-3		0-0 G3		4 0 0 0 0 0 1												
Jay Johnstone, L (1, 9) OBP: 0.437, SLG: 0.525	0-0 F8			0-0 F9		0-0 L3		0-3 K		4 0 0 0 0 1 1												
Greg Luzinski, R (1, 7) OBP: 0.378, SLG: 0.569		0-0 F8		0-0 1B 1B		0-0 F3		0-0 F8		4 0 1 0 0 0 1												
Dick Allen, R (1, 3) OBP: 0.330, SLG: 0.372		0-0 L4		0-0 1B 1-2		0-0 1B 1B		0-3 K		4 1 2 0 0 1 0												
Mike Schmidt, R (1, 5) OBP: 0.318, SLG: 0.414		0-0 FC6 1B		0-0 F7		0-0 F8		0-0 F8		4 0 1 0 0 0 3												
Johnny Oates, L (1, 2) OBP: 0.344, SLG: 0.339		0-0 FC6			0-3 K		0-0 1B 1-2		4-0 BB	3 0 1 0 1 1 1												
Jerry Martin, R (9, PR) OBP: 0.292, SLG: 0.345		1-2 FC6								0 0 0 0 0 0 0												
Garry Maddox, R (1, 8) OBP: 0.301, SLG: 0.353			0-0 6-3		0-0 P9		0-0 FC6-4 1B		0-0 L4	4 0 1 1 0 0 1												
Tom Underwood, R (1, 1) OBP: 0.100, SLG: 0.100			0-0 F9		0-0 5-3		0-0 F9			2 0 0 0 0 0 0												
Tim McCarver, L (7, PH) OBP: 0.417, SLG: 0.565										1 0 0 0 0 0 2												
Tug McGraw, R (7, 1) OBP: 0.250, SLG: 0.250										0 0 0 0 0 0 0												
<b>Inning Stats</b>	R: 0 E: 0 K: 0 S: 3	H: 0 LOB: 0 BB: 0 P: 3	R: 0 E: 0 K: 0 S: 4	H: 1 LOB: 1 BB: 0 P: 4	R: 0 E: 0 K: 0 S: 3	H: 0 LOB: 0 BB: 0 P: 3	R: 0 E: 0 K: 0 S: 5	H: 2 LOB: 2 BB: 0 P: 5	R: 0 E: 0 K: 1 S: 5	H: 0 LOB: 0 BB: 0 P: 5	R: 0 E: 1 K: 0 S: 4	H: 0 LOB: 1 BB: 0 P: 4	R: 1 E: 0 K: 0 S: 6	H: 3 LOB: 2 BB: 0 P: 6	R: 0 E: 0 K: 1 S: 5	H: 0 LOB: 0 BB: 0 P: 5	R: 0 E: 0 K: 1 S: 5	H: 0 LOB: 1 BB: 1 P: 9	1B: 6 2B: 0 3B: 0 HR: 0	SF: 0 SAC: 0 DP: 0 HBP: 0	WP: 0 PB: 0 SB: 0 CS: 0	PA: 35
<b>PITCHER</b>	IP WLS BF H R ER SO BB IBB HBP BLK WP HR S P ERA WHIP																					
Gary Nolan, R (1, 1) ERA: 2.82	6.2 W 27 6 1 1 1 0 0 0 0 0 0 0 29 29 1.35 0.900																					
Rawly Eastwick, R (7, 1) ERA: 4.38	2.1 S 8 0 0 0 2 1 0 0 0 0 0 0 11 15 0.00 0.429																					

Philadelphia Phillies @ Cincinnati Reds  
Riverfront Stadium, Cincinnati, OH  
Tue Jul 08 1975, 7:05 PM EDT  
Att: 28,479 - Unknown

AB	34
R	1
H	6
RBI	1
BB	1
SO	3
LOB	12



Batter	1	2	3	4	5	6	7	8	9
<b>Pete Rose, S</b> OBP: 0.403, SLG: 0.422 (1, 5)	0-0 6-3	4-0 FC6-4 BB		0-0 4-3		0-0 G4-6-3		0-0 1B	
<b>Ken Griffey, L</b> OBP: 0.409, SLG: 0.429 (1, 9)	0-3 K	0-0 FC6-4		0-0 1B		0-0 G3		0-0 G3	
<b>Joe Morgan, L</b> OBP: 0.493, SLG: 0.564 (1, 4)	0-0 2B		0-0 F8	0-3 K			4-0 1B BB		
<b>Johnny Bench, R</b> OBP: 0.367, SLG: 0.533 (1, 2)	0-0 P3		0-0 6-3		0-0 F8		0-3 K		
<b>Tony Perez, R</b> OBP: 0.327, SLG: 0.428 (1, 3)		0-0 6-3	4-0 1B BB		0-0 F9		0-0 F9		
<b>George Foster, R</b> OBP: 0.363, SLG: 0.568 (1, 8) (9, 7)		0-0 BB BB 2B	0-0 1-2 1B		0-0 BB 1B		0-0 1-2 1B		
<b>Dave Concepcion, R</b> OBP: 0.314, SLG: 0.341 (1, 6)		4-0 BB BB IBB	0-0 F8		4-0 1-2 BB FC5-4		0-0 4-3		
<b>Merv Rettenmund, R</b> OBP: 0.363, SLG: 0.296 (1, 7) <b>Cesar Geronimo, L</b> OBP: 0.344, SLG: 0.391 (9, 8)		4-0 BB BB		4-0 4-3 S 1B BB		0-0 FC5-4		0-0 F7	
<b>Gary Nolan, R</b> OBP: 0.267, SLG: 0.200 (1, 1) <b>Rawly Eastwick, R</b> (7, 1)		0-3 K		0-0 6-3		0-0 G4-6-3 1B		0-3 K	

Inning Stats	R: 0	H: 1	E: 0	LOB: 1	K: 1	S: 6	P: 6	R: 1	H: 1	E: 0	LOB: 3	K: 1	S: 6	P: 18	R: 0	H: 1	E: 0	LOB: 2	K: 0	S: 4	R: 1	H: 1	E: 0	LOB: 1	K: 1	S: 6	P: 10	R: 0	H: 1	E: 0	LOB: 2	K: 0	S: 4	R: 0	H: 1	E: 0	LOB: 0	K: 1	S: 3	R: 0	H: 1	E: 0	LOB: 2	K: 1	S: 6	P: 10	R: 0	H: 1	E: 0	LOB: 1	K: 1	S: 6	P: 6
--------------	------	------	------	--------	------	------	------	------	------	------	--------	------	------	-------	------	------	------	--------	------	------	------	------	------	--------	------	------	-------	------	------	------	--------	------	------	------	------	------	--------	------	------	------	------	------	--------	------	------	-------	------	------	------	--------	------	------	------

PITCHER	IP	WLS	BF	H	R	ER	SO	BB	IBB	HBP	BLK	WP	HR	S	P	ERA	WHIP
<b>Tom Underwood, L</b> ERA: 3.02 (1, 1)	6.0	L	29	6	2	2	3	5	1	0	0	0	0	29	53	3.00	1.833
<b>Tug McGraw, L</b> ERA: 2.41 (7, 1)	2.0		9	2	0	0	2	1	0	0	0	0	0	12	16	0.00	1.500

**BOTTOM**


**Philadelphia Phillies @ Cincinnati Reds**  
Riverfront Stadium, Cincinnati, OH

Tue Jul 08 1975, 7:05 PM EDT  
Att. 28,479 - Unknown

AB	R	H	RBI	BB	SO	LOB
4	0	1	1	1	0	2
5	0	1	1	0	1	4
3	0	1	0	1	1	1
4	0	0	0	0	1	2
3	0	0	0	1	0	1
4	1	4	0	0	0	0
2	0	0	0	2	0	4
2	1	0	0	2	0	2
0	0	0	0	0	0	0
3	0	1	0	0	1	4
1	0	0	0	0	1	0

AB	31
R	2
H	8
RBI	2
BB	7
SO	5
LOB	20

livebaseballscorecards.com



WP: 0	PA: 38
PB: 0	
SB: 1	
CS: 0	

Batter	1	2	3	4	5	6	7	8	9	AB R H RBI BB SO LOB	TOP																
Dave Cash, R OBP: 0.390, SLG: 0.425 (1, 4) X	0-0 6-3		0-0 F8			0-0 2B 1B		0-0 5-3		4 1 1 0 0 0 0																	
Larry Bowa, S OBP: 0.342, SLG: 0.421 (1, 6) X	0-0 4-3			0-0 F7		0-0 P6		0-0 4-3		4 0 0 0 0 0 2																	
Jay Johnstone, L OBP: 0.444, SLG: 0.537 (1, 9) X	0-0 F8			0-0 G6-4-3 1B		0-0 HR 2B		0-0 1B		4 1 3 2 0																	
Gene Garber, R OBP: 0.167, SLG: 0.167 (8, 1)																											
Tug McGraw, R OBP: 0.250, SLG: 0.250 (8, 1)																											
Wayne Twitchell, R OBP: 0.065, SLG: 0.097 (8, 1)																											
Greg Luzinski, R OBP: 0.376, SLG: 0.574 (1, 7) X		0-0 6-3		0-0 G6-4-3 1-2f		0-0 HR		0-0 5-3		4 1 1 2 0 0 2																	
Dick Allen, R OBP: 0.330, SLG: 0.368 (1, 3) X		0-0 F9			4-0 G6-4-3 BB	0-0 1-3		0-0 HR 2B		2 0 0 0 1 0 0 0 0 0 0 0 0 0 1 1 1 0 0 0 0																	
Tom Hilgendorf, S (6, 1)																											
Mike Anderson, R OBP: 0.314, SLG: 0.392 (8, 9)																											
Mike Schmidt, R OBP: 0.320, SLG: 0.432 (1, 5) X		0-0 E5			0-0 P5	0-0 3B		0-0 HR		4 1 2 2 0 0 1																	
Bob Boone, R OBP: 0.341, SLG: 0.345 (1, 2) X		0-0 F9			0-0 G6-4-3 1-2f		0-0 4-3		0-0 G6-3 1B	4 0 1 0 0 0 2																	
Garry Maddox, R OBP: 0.305, SLG: 0.357 (1, 8) X			0-0 5-3			0-0 1B E 1B		0-0 G4-6-3 1B		4 1 2 0 0 0 1																	
Jim Lonborg, R OBP: 0.156, SLG: 0.026 (1, 1) X																											
Tim McCarver, L OBP: 0.440, SLG: 0.583 (6, PH)			0-0 6-3			0-0 E 2B 1B		0-0 G4-6-3		1 0 0 0 0 0 0 1 1 1 0 0 0 0 0 0 0 0 0 0 0 2 0 0 0 0 0 2																	
Ron Schueler, R OBP: 0.167, SLG: 0.167 (6, 1)																											
Tom Hutton, L OBP: 0.321, SLG: 0.289 (6, 3) X																											
<b>Inning Stats</b>	R: 0 E: 0 K: 0 S: 3	H: 0 LOB: 0 BB: 0 P: 3	R: 0 E: 1 K: 0 S: 4	H: 0 LOB: 1 BB: 0 P: 4	R: 0 E: 0 K: 0 S: 3	H: 0 LOB: 0 BB: 0 P: 3	R: 0 E: 0 K: 0 S: 3	H: 1 LOB: 0 BB: 0 P: 3	R: 0 E: 0 K: 0 S: 2	H: 0 LOB: 0 BB: 1 P: 6	R: 5 E: 1 K: 0 S: 8	H: 6 LOB: 1 BB: 0 P: 8	R: 0 E: 0 K: 0 S: 3	H: 1 LOB: 0 BB: 0 P: 3	R: 0 E: 0 K: 0 S: 4	H: 1 LOB: 1 BB: 0 P: 4	R: 2 E: 0 K: 0 S: 5	H: 3 LOB: 0 BB: 0 P: 5	1B: 7 2B: 2 3B: 1 HR: 2	SF: 0 SAC: 0 DP: 4 HBP: 0	WP: 0 PB: 0 SB: 0 CS: 0	PA: 36					
<b>PITCHER</b>	IP WLS BF H R ER SO BB IBB HBP BLK WP HR S P ERA WHIP																										
Jack Billingham, R ERA: 3.89 (1, 1)	5.1		22	6	5	5	0	1	0	0	0	0	1	21	25	8.44	1.312										
Clay Carroll, R ERA: 2.82 (6, 1)	0.2		2	1	0	0	0	0	0	0	0	0	0	2	2	0.00	1.500										
Pedro Borbon, R ERA: 2.78 (7, 1)	2.0	W	7	2	0	0	0	0	0	0	0	0	0	7	7	0.00	1.000										
Rawly Eastwick, R ERA: 4.74 (9, 1)	1.0		5	3	2	2	0	0	0	0	0	0	1	5	5	18.00	3.000										

Philadelphia Phillies @ Cincinnati Reds  
Riverfront Stadium, Cincinnati, OH  
Wed Jul 09 1975, 7:05 PM EDT  
Att: 28,789 - Unknown

livebaseballscores.com

AB	35
R	7
H	12
RBI	6
BB	1
SO	0
LOB	10



Batter	1	2	3	4	5	6	7	8	9
<b>Pete Rose, S</b> (1, 5) OBP: 0.401, SLG: 0.419	0-0 4-3		0-0 F8		0-0 4-3		0-0 L4	0-0 SF8 1B	
<b>Ken Griffey, L</b> (1, 9) OBP: 0.405, SLG: 0.434	0-3 K			0-0 SF9 3B	0-0 4-3		0-0 G3	0-0 SF8 1B	
<b>Joe Morgan, L</b> (1, 4) OBP: 0.489, SLG: 0.558	0-0 F7			0-0 SF9 3B	0-0 5-3		0-0 G3	0-0 BB	
<b>Doug Flynn, R</b> (9, 4) OBP: 0.278, SLG: 0.315									
<b>Johnny Bench, R</b> (1, 2) OBP: 0.370, SLG: 0.546		0-0 1-3		0-0 HR 1B		0-0 F9 1B 2B		0-0 HR P4	
<b>Tony Perez, R</b> (1, 3) OBP: 0.332, SLG: 0.441		0-0 F8		0-0 HR 1B		4-0 BB BB BB BB		0-0 1B 1B 1B	
<b>George Foster, R</b> (1, 7) OBP: 0.361, SLG: 0.563		0-0 FC4-6 1B		0-0 L8		0-3 K		0-3 K	
<b>Cesar Geronimo, L</b> (1, 8) OBP: 0.347, SLG: 0.393		0-0 FC4-6 1-2f		0-0 E 1B		0-0 F9		0-0 1B 1B 1B	
<b>Dave Concepcion, R</b> (1, 6) OBP: 0.320, SLG: 0.344			0-0 F8	4-0 1-2 IBB		0-0 1-2 3-H 1B		0-0 1B 1B 1B	
<b>Jack Billingham, R</b> (1, 1) OBP: 0.167, SLG: 0.125			0-0 6-3	0-0 4-3		0-0 5-3		0-0 1B S 1B	
<b>Clay Carroll, R</b> (6, 1)									
<b>Terry Crowley, L</b> (6, PH) OBP: 0.406, SLG: 0.429									
<b>Merv Rettenmund, R</b> (6, PH) OBP: 0.359, SLG: 0.293									
<b>Pedro Borbon, R</b> (7, 1) OBP: 0.167, SLG: 0.167									
<b>Dan Driessen, L</b> (8, PH) OBP: 0.380, SLG: 0.352									
<b>Rawly Eastwick, R</b> (9, 1)									

AB	R	H	RBI	BB	SO	LOB
5	0	1	1	0	0	0
4	1	1	1	0	1	0
3	0	0	1	1	0	0
0	0	0	0	0	0	0
5	3	3	1	0	0	2
3	2	2	2	1	0	0
4	0	1	0	0	2	3
4	1	2	0	0	0	3
3	1	2	2	1	0	0
2	0	0	0	0	0	2
0	0	0	0	0	0	0
0	0	0	0	0	0	0
1	0	0	0	0	0	2
0	0	0	0	0	0	0
1	1	1	1	0	0	0
0	0	0	0	0	0	0

**BOTTOM**

**Philadelphia Phillies @ Cincinnati Reds**  
**Riverfront Stadium, Cincinnati, OH**  
 Wed Jul 09 1975, 7:05 PM EDT  
 Att. 28,789 - Unknown

livebaseballscorecards.com

<b>AB</b>	<b>35</b>
<b>R</b>	<b>9</b>
<b>H</b>	<b>13</b>
<b>RBI</b>	<b>9</b>
<b>BB</b>	<b>3</b>
<b>SO</b>	<b>3</b>
<b>LOB</b>	<b>12</b>



1B: 9	SF: 2	WP: 0	PA: 40
2B: 1	SAC: 0	PB: 0	
3B: 1	DP: 0	SB: 1	
HR: 2	HBP: 0	CS: 0	

Inning Stats															Pitcher																					
R	H	E	K	S	H	LOB	BB	P	R	H	E	K	S	R	H	E	K	S	IP	WLS	BF	H	R	ER	SO	BB	IBB	HBP	BLK	WP	HR	S	P	ERA	WHIP	
0	0	0	1	5	0	1	0	4	0	0	0	3	3	0	0	0	0	0	0.1		1	0	0	0	0	0	0	0	0	0	0	0	1	1	0.00	0.000
0	0	0	5	5	0	0	0	5	3	4	0	0	7	0	2	0	1	7	0.1		5	4	4	4	1	0	0	0	0	1	7	7	108.00	12.000		
0	0	0	5	5	0	0	0	4	0	0	0	0	3	0	0	0	0	3	0.1		4	2	1	1	0	1	0	0	0	3	7	27.00	9.000			
<b>PITCHER</b> <b>Jim Lonborg, R</b> (1, 1) ERA: 3.27 <b>Ron Schueler, R</b> (6, 1) ERA: 5.63 <b>Tom Hilgendorf, L</b> (6, 1) ERA: 1.77 <b>Gene Garber, R</b> (8, 1) ERA: 4.18 <b>Tug McGraw, L</b> (8, 1) ERA: 2.56															<b>PITCHER</b> <b>Wayne Twitchell, R</b> (8, 1) ERA: 4.79																					

Batter	1	2	3	4	5	6	7	8	9	AB R H RBI BB SO LOB	TOP	
<b>Dave Cash, R</b> (1, 4) OBP: 0.388, SLG: 0.422	0-0 P4	0-0 F9			0-0 CS BB 1B		0-0 F9		0-3 K	5 0 1 0 0 1 1		
<b>Larry Bowa, S</b> (1, 6) OBP: 0.341, SLG: 0.416	0-3 K		0-0 F3		4-0 BB 1-2 BB		0-0 F3			3 0 0 0 1 1 0		
<b>Jay Johnstone, L</b> (1, 9) OBP: 0.440, SLG: 0.527	4-0 1B BB		0-0 F8		0-0 F2			0-0 F5		3 0 0 0 1 0 2		
<b>Greg Luzinski, R</b> (1, 7) OBP: 0.383, SLG: 0.591	0-0 FC6-4 1-2 1B		0-0 1B		0-0 CS 2-3	0-0 HR		0-0 1B 2B		4 1 4 1 0 0 0		
<b>Dick Allen, R</b> (1, 3) <b>Tom Hutton, L</b> (8, 3) OBP: 0.329, SLG: 0.366 OBP: 0.321, SLG: 0.289	0-0 FC6-4 1-2f		0-0 P4		0-3 K			0-0 2-3 1B		4 0 1 0 0 1 3 0 0 0 0 0 0 0		
<b>Mike Schmidt, R</b> (1, 5) OBP: 0.325, SLG: 0.436		0-0 2B		0-0 5-3		4-0 FC5-4 BB		4-0 BB		2 1 1 0 2 0 0		
<b>Garry Maddox, R</b> (1, 8) OBP: 0.304, SLG: 0.360		0-0 2B 2-H		0-3 K		0-0 FC5-4 1-2f S		0-0 5-3		4 0 1 1 0 1 3		
<b>Bob Boone, R</b> (1, 2) OBP: 0.336, SLG: 0.339		0-0 F9		0-0 1-3		0-0 F8 1-2			0-0 F3	4 0 0 0 0 0 2		
<b>Larry Christenson, R</b> (1, 1) OBP: 0.150, SLG: 0.350		0-0 F5		0-3 K		0-3 K			0-0 1-3	4 0 0 0 0 2 1		
<b>Inning Stats</b>	R: 0 H: 1 E: 0 LOB: 2 K: 1 BB: 1 S: 6 P: 10	R: 1 H: 2 E: 0 LOB: 1 K: 0 BB: 0 S: 5 P: 5	R: 0 H: 1 E: 0 LOB: 1 K: 0 BB: 0 S: 4 P: 4	R: 0 H: 0 E: 0 LOB: 0 K: 1 BB: 0 S: 5 P: 5	R: 0 H: 1 E: 0 LOB: 1 K: 1 BB: 1 S: 5 P: 9	R: 1 H: 1 E: 0 LOB: 1 K: 1 BB: 1 S: 6 P: 10	R: 0 H: 0 E: 0 LOB: 0 K: 1 BB: 0 S: 5 P: 5	R: 0 H: 2 E: 0 LOB: 2 K: 0 BB: 1 S: 4 P: 8	R: 0 H: 0 E: 0 LOB: 0 K: 1 BB: 0 S: 5 P: 5	1B: 4 SF: 0 2B: 3 SAC: 0 3B: 0 DP: 0 HR: 1 HBP: 0	WP: 0 PA: 38 PB: 0 SB: 1 CS: 1	
<b>PITCHER</b> <b>Doug Konieczny, R</b> (1, 1) ERA: 4.29 <b>Wayne Granger, R</b> (8, 1) ERA: 2.28	IP WLS BF H R ER SO BB IBB HBP BLK WP HR S P ERA WHIP	7.2 L 33 8 2 2 5 4 0 0 0 0 0 1 39 55 2.35 1.565	1.1 4 0 0 0 1 0 0 0 0 0 0 0 6 6 0.00 0.000									

Philadelphia Phillies @ Houston Astros  
Astrodome, Houston, TX  
Fri Jul 11 1975, 8:05 PM EDT  
Att. 16,394 - Dome

livebaseballscorecards.com

AB 33  
R 2  
H 8  
RBI 2  
BB 4  
SO 6  
LOB 12





Batter	1	2	3	4	5	6	7	8	9	AB	R	H	RBI	BB	SO	LOB	TOP										
<b>Dave Cash, R</b> (1, 4) <small>OBP: 0.386, SLG: 0.418</small> <b>Terry Harmon, R</b> (6, 4) <small>OBP: 0.307, SLG: 0.277</small>	0-0 F9	0-0 F9	0-0 5-3	0-0 1-3		4-0 WP 4-3 BLK BB	0-3 K		0-0 G6-4-3	4	1	0	0	1	0	5											
<b>Larry Bowa, S</b> (1, 6) <small>OBP: 0.339, SLG: 0.413</small>	0-0 G3	0-0 1B 1B	0-0 F6	0-0 6-3		0-0 F2	0-0 1B		0-0 5-3	7	1	2	2	0	0	3											
<b>Jay Johnstone, L</b> (1, 9) <small>OBP: 0.442, SLG: 0.526</small>	0-0 BB 1B	0-0 1B 1B	0-0 P6		0-0 F8	0-0 4-3	0-0 1B			6	1	3	3	0	0	0											
<b>Greg Luzinski, R</b> (1, 7) <small>OBP: 0.390, SLG: 0.605</small> <b>Tom Hutton, L</b> (7, 3) <small>OBP: 0.321, SLG: 0.289</small>	4-0 1-2 BB	0-0 1B 1B		0-0 HR	0-0 BB 1B	4-0 BB BB	0-3 K			4	3	3	2	2	1	3											
<b>Dick Allen, R</b> (1, 3) <small>OBP: 0.335, SLG: 0.365</small> <b>Ollie Brown, R</b> (7, 7) <small>OBP: 0.446, SLG: 0.667</small>	0-3 K	0-0 1B 1B		4-0 2B 1B BB	0-3 K	4-0 1-2 BB		0-0 F8		3	2	1	1	2	2	3											
<b>Mike Schmidt, R</b> (1, 5) <small>OBP: 0.331, SLG: 0.444</small> <b>Tony Taylor, R</b> (8, PH) <small>OBP: 0.314, SLG: 0.317</small>		0-0 1B 2B		0-0 1B 2B	4-0 1B BB	0-0 F9		0-0 5-3		3	3	2	0	2	0	2											
<b>Garry Maddox, R</b> (1, 8) <small>OBP: 0.323, SLG: 0.376</small> <b>Mike Anderson, R</b> (7, 8) <small>OBP: 0.318, SLG: 0.395</small>		0-0 1B 1B		0-0 1-3 1B	4-0 1-2 2-3 BB		0-0 FC1-5 BB 1B	0-0 FC6 1B		4	1	4	3	1	0	0											
<b>Tim McCarver, L</b> (1, 2) <small>OBP: 0.484, SLG: 0.556</small>		4-0 1B BB		0-0 P6	0-0 FC6-4 1B		4-0 FC1-5 BB 1B	0-0 FC6 1-2f		3	2	1	2	3	0	3											
<b>Steve Carlton, L</b> (1, 1) <small>OBP: 0.180, SLG: 0.146</small>		0-0 K		0-0 1-3 1B	0-0 FC6-4 1-2f		0-0 FC1-5 1B 1B	4-0 G6-4-3 BB		5	0	1	1	1	1	10											
<b>Inning Stats</b>	R: 0 E: 0 K: 1 S: 6	H: 1 LOB: 2 BB: 1 P: 10	R: 7 E: 0 K: 1 S: 12	H: 7 LOB: 3 BB: 3 P: 24	R: 0 E: 0 K: 0 S: 3	H: 0 LOB: 0 BB: 0 P: 3	R: 3 E: 0 K: 0 S: 7	H: 4 LOB: 2 BB: 1 P: 11	R: 2 E: 0 K: 1 S: 7	H: 2 LOB: 2 BB: 2 P: 15	R: 1 E: 0 K: 0 S: 3	H: 0 LOB: 2 BB: 3 P: 15	R: 1 E: 0 K: 2 S: 10	H: 3 LOB: 3 BB: 1 P: 14	R: 0 E: 0 K: 0 S: 4	H: 1 LOB: 1 BB: 0 P: 4	R: 0 E: 0 K: 0 S: 2	H: 0 LOB: 0 BB: 1 P: 6	1B: 14 2B: 3 3B: 0 HR: 1	SF: 0 SAC: 0 DP: 1 HBP: 0	WP: 1 PB: 0 SB: 1 CS: 0	PA: 56					
<b>PITCHER</b>	IP	WLS	BF	H	R	ER	SO	BB	IBB	HBP	BLK	WP	HR	S	P	ERA	WHIP										
<b>J.R. Richard, R</b> (1, 1) <small>ERA: 4.93</small>	1.2	L	14	7	7	7	2	2	0	0	0	0	0	16	24	37.80	5.400										
<b>Joe Niekro, R</b> (2, 1) <small>ERA: 5.06</small>	1.1		11	4	3	3	0	3	0	0	0	0	1	8	20	20.25	5.250										
<b>Mike Stanton, R</b> (4, 1) <small>ERA: 8.31</small>	4.0		24	6	4	4	3	6	0	0	1	1	0	24	48	9.00	3.000										
<b>Mike Cosgrove, L</b> (8, 1) <small>ERA: 2.37</small>	2.0		7	1	0	0	0	1	0	0	0	0	0	6	10	0.00	1.000										

Philadelphia Phillies @ Houston Astros  
Astrodome, Houston, TX  
Sat Jul 12 1975, 8:05 PM EDT  
Att. 14,520 - Dome

[livebaseballscorecards.com](http://livebaseballscorecards.com)

<b>AB</b>	44
<b>R</b>	14
<b>H</b>	18
<b>RBI</b>	14
<b>BB</b>	12
<b>SO</b>	5
<b>LOB</b>	32





Batter	1	2	3	4	5	6	7	8	9	AB R H RBI BB SO LOB
Wilbur Howard, S (1, 7) OBP: 0.386, SLG: 0.479	0-0 SH1-3 BLK HR 1B		0-3 K		0-3 K			0-3 K		4 1 1 0 0 3 0
Greg Gross, L (1, 9) OBP: 0.363, SLG: 0.350	0-0 SH1-3 1-3		4-0 G1-6-3 BB			0-0 5-3			0-0 E6 FC6-4	2 0 0 0 1 0 0
Cesar Cedeno, R (1, 8) OBP: 0.346, SLG: 0.388	0-0 P4		0-0 G1-6-3 1-2f			0-0 5-3			0-0 FC6-4 1B 5-3 1-2f	4 0 0 0 0 0 3
Bob Watson, R (1, 3) OBP: 0.361, SLG: 0.503	0-0 HR			0-0 5-3		0-3 K			0-0 5-3 1-2	4 1 1 2 0 1 1
Cliff Johnson, R (1, 2) OBP: 0.357, SLG: 0.470	0-3 K			4-0 BB			0-0 F7		0-0 2-3 1B	3 0 1 0 1 1 0
Doug Rader, R (1, 5) OBP: 0.318, SLG: 0.370		0-0 F7		0-0 F9			0-3 K		0-0 L5	3 0 0 0 0 1 1
Larry Milbourne, S (8, 6) OBP: 0.164, SLG: 0.138										1 0 0 0 0 0 2
Roger Metzger, S (1, 6) OBP: 0.299, SLG: 0.322		0-0		0-0 F4			0-0 G3			3 0 1 0 0 0 1
Mike Cosgrove, L (8, 1)										0 0 0 0 0 0 0
Rob Andrews, R (1, 4) OBP: 0.272, SLG: 0.238		0-0 F8			0-0 5-3			0-0 F9		3 0 0 0 0 0 1
J.R. Richard, R (1, 1) OBP: 0.270, SLG: 0.459		0-0 P4			0-3 K			0-0 F3		0 0 0 0 0 0 0
Joe Niekro, R (2, 1) OBP: 0.400, SLG: 0.250										1 0 0 0 0 0 1
Mike Stanton, S (4, 1)										1 0 0 0 0 1 0
Enos Cabell, R (8, 5) OBP: 0.323, SLG: 0.413										1 0 0 0 0 0 0

**BOTTOM**

**Philadelphia Phillies @ Houston Astros**  
Astrodome, Houston, TX  
Sat Jul 12 1975, 8:05 PM EDT  
Att. 14,520 - Dome

[livebaseballscorecards.com](http://livebaseballscorecards.com)

<b>AB</b>	<b>30</b>
<b>R</b>	<b>2</b>
<b>H</b>	<b>4</b>
<b>RBI</b>	<b>2</b>
<b>BB</b>	<b>2</b>
<b>SO</b>	<b>7</b>
<b>LOB</b>	<b>10</b>



<b>Inning Stats</b>	R: 2 H: 2 E: 0 K: 1 S: 7	H: 2 LOB: 0 BB: 0 P: 7	R: 0 H: 1 E: 0 K: 0 S: 4	H: 1 LOB: 1 BB: 0 P: 4	R: 0 H: 0 E: 0 K: 1 S: 4	H: 0 LOB: 0 BB: 1 P: 8	R: 0 H: 0 E: 0 K: 0 S: 3	H: 0 LOB: 1 BB: 1 P: 7	R: 0 H: 0 E: 0 K: 2 S: 7	H: 0 LOB: 0 BB: 0 P: 7	R: 0 H: 0 E: 0 K: 1 S: 5	H: 0 LOB: 0 BB: 0 P: 5	R: 0 H: 0 E: 0 K: 1 S: 5	H: 0 LOB: 0 BB: 0 P: 5	R: 0 H: 0 E: 1 K: 0 S: 5	H: 1 LOB: 2 BB: 0 P: 5	1B: 3 2B: 0 3B: 0 HR: 1	SF: 0 SAC: 1 DP: 1 HBP: 0	WP: 0 PB: 0 SB: 0 CS: 0	PA: 33
---------------------	--------------------------	------------------------	--------------------------	------------------------	--------------------------	------------------------	--------------------------	------------------------	--------------------------	------------------------	--------------------------	------------------------	--------------------------	------------------------	--------------------------	------------------------	-------------------------	---------------------------	-------------------------	--------

<b>PITCHER</b> Steve Carlton, L (1, 1) ERA: 3.55	IP 9.0 WLS W BF 33 H 4 R 2 ER 2 SO 7 BB 2 IBB 0 HBP 0 BLK 1 WP 0 HR 1 S 45 P 53 ERA 2.00 WHIP 0.667	<b>PITCHER</b>	IP WLS BF H R ER SO BB IBB HBP BLK WP HR S P ERA WHIP
--	---	----------------	---

Batter	1	2	3	4	5	6	7	8	9	AB	R	H	RBI	BB	SO	LOB	TOP					
<b>Dave Cash, R</b> (1, 4) OBP: 0.386, SLG: 0.418	0-0 1B		0-0 1B	0-0 5-3		0-0 6-3		0-0 6-3		5	1	2	0	0	0	0						
<b>Larry Bowa, S</b> (1, 6) OBP: 0.344, SLG: 0.420	0-0 1B		0-0 1B	0-0 6-3			0-0 4-3	0-0 2B		5	1	3	0	0	0	0						
<b>Jay Johnstone, L</b> (1, 9) OBP: 0.441, SLG: 0.520	0-0 F8		0-0 1B	0-0 F8			4-0 1B	0-0 E3		4	2	1	1	1	0	3						
<b>Greg Luzinski, R</b> (1, 7) OBP: 0.388, SLG: 0.599	0-0 G5-4-3		0-0 1B		0-0 E5		0-0 1B	0-3 K		5	0	1	1	0	1	5						
<b>Dick Allen, R</b> (1, 3) OBP: 0.336, SLG: 0.359		4-0 BB	0-0 F9		0-0 L9		4-0 BB	0-3 K		3	0	0	0	2	1	2						
<b>Mike Schmidt, R</b> (1, 5) OBP: 0.335, SLG: 0.455		4-0 BB	0-0 HR		0-0 F7		0-0 F5	0-0 E8		4	1	2	1	1	0	4						
<b>Garry Maddox, R</b> (1, 8) OBP: 0.325, SLG: 0.369		0-3 K	4-0 BB		0-3 K		4-0 BB	0-0 F9		3	0	0	1	2	2	4						
<b>Bob Boone, R</b> (1, 2) OBP: 0.336, SLG: 0.336		0-0 F8	4-0 BB		0-0 6-3		0-3 K	0-0 G3		2	0	0	0	1	0	2						
<b>Tim McCarver, L</b> (7, PH) OBP: 0.484, SLG: 0.556										0	0	0	0	0	0	0						
<b>Ollie Brown, R</b> (7, PH) OBP: 0.440, SLG: 0.657										1	0	0	0	0	1	3						
<b>Johnny Oates, L</b> (7, 2) OBP: 0.341, SLG: 0.336										1	0	0	0	0	0	1						
<b>Tom Underwood, R</b> (1, 1) OBP: 0.096, SLG: 0.096		0-0 FC4	0-3 K		0-0 4-3			0-0 1-3		2	0	0	0	0	1	4						
<b>Gene Garber, R</b> (5, 1) OBP: 0.167, SLG: 0.167										0	0	0	0	0	0	0						
<b>Tom Hutton, L</b> (6, PH) OBP: 0.118, SLG: 0.296										1	0	0	0	0	0	0						
<b>Ron Schueler, R</b> (6, 1) OBP: 0.167, SLG: 0.167										0	0	0	0	0	0	0						
<b>Tony Taylor, R</b> (8, PH) OBP: 0.310, SLG: 0.311										1	0	0	0	0	0	0						
<b>Tug McGraw, R</b> (8, 1) OBP: 0.250, SLG: 0.250										0	0	0	0	0	0	0						
<b>Inning Stats</b>	R: 0 E: 0 K: 0 S: 4	H: 2 LOB: 1 BB: 0 P: 4	R: 0 E: 0 K: 1 S: 5	H: 0 LOB: 2 BB: 2 P: 13	R: 4 E: 0 K: 1 S: 9	H: 4 LOB: 2 BB: 2 P: 17	R: 0 E: 0 K: 0 S: 3	H: 0 LOB: 0 BB: 0 P: 3	R: 0 E: 1 K: 1 S: 6	H: 0 LOB: 1 BB: 0 P: 6	R: 0 E: 0 K: 0 S: 3	H: 0 LOB: 0 BB: 0 P: 3	R: 1 E: 0 K: 1 S: 6	H: 1 LOB: 3 BB: 3 P: 18	R: 0 E: 1 K: 1 S: 7	H: 1 LOB: 2 BB: 0 P: 7	R: 0 E: 1 K: 1 S: 6	H: 1 LOB: 1 BB: 0 P: 6	1B: 7 2B: 1 3B: 0 HR: 1	SF: 0 SAC: 0 DP: 1 HBP: 0	WP: 1 PB: 0 SB: 2 CS: 0	PA: 44
<b>PITCHER</b>	IP	WLS	BF	H	R	ER	SO	BB	IBB	HBP	BLK	WP	HR	S	P	ERA	WHIP					
<b>Larry Dierker, R</b> (1, 1) ERA: 4.22	2.2		16	6	4	4	1	3	0	0	0	1	1	15	27	13.50	3.375					
<b>Ken Forsch, R</b> (3, 1) ERA: 3.38	4.0	W	18	1	1	1	2	4	0	0	0	0	0	18	34	2.25	1.250					
<b>Dave Roberts, L</b> (7, 1) ERA: 3.79	2.1	S	10	2	0	0	3	0	0	0	0	0	0	16	16	0.00	0.857					

Philadelphia Phillies @ Houston Astros  
Astrodome, Houston, TX

Sun Jul 13 1975, 4:33 AM EDT  
Att. 12,870 - Dome

livebaseballscorecards.com

AB	37
R	5
H	9
RBI	4
BB	7
SO	6
LOB	28





Batter	1	2	3	4	5	6	7	8	9	10	11	AB R H RBI BB SO LOB	TOP
Wilbur Howard, S (1, 7) OBP: 0.396, SLG: 0.505	0-3 K		X 0-0 1B 2B	X 0-0 5-3			B 4-0 FC5-6 BB	X 0-0 P6	X 0-0 P6			4 1 1 0 1 1 2	
Greg Gross, L (1, 9) OBP: 0.364, SLG: 0.349	0-3 K		0-3 K			X 0-0 G6-4-3 1B	X 0-0 FC5-6 G4-6-3 1-2f	X 0-0 5-3	X 0-0 5-3			5 0 1 0 0 2 4	
Cesar Cedeno, R (1, 8) OBP: 0.350, SLG: 0.394	0-0 BB 1B 1B		4-0 BB 1B 1B BB			X 0-0 P6	X 0-0 G4-6-3 1-2f	X 0-0 F3	X 0-0 F3			4 1 1 0 1 0 2	
Bob Watson, R (1, 3) OBP: 0.368, SLG: 0.506	0-0 BB 1-2 1B		0-0 BB 1-2 2-H 1B 1B			X 0-0 G6-4-3 1-2f	X 0-0 F8	X 0-0 5-3	X 0-0 5-3			5 1 2 1 0 0 1	
Cliff Johnson, R (1, 2) OBP: 0.378, SLG: 0.490	4-0 1-2 2-3 BB		4-0 1B E 1-2 2-3 BB			B 4-0 G3 1B BB	X 0-0 1-3	X 0-0 FC6-4 1B	X 0-0 FC6-4 1B			2 2 1 0 3 0 0	
Doug Rader, R (1, 5) OBP: 0.318, SLG: 0.367	0-3 K		0-0 E6 CS 1-1 2-H 3-H 1B			X 0-0 F9	X 0-0 BB	X 0-0 FC6-4	X 0-0 FC6-4			4 0 1 2 1 1 5	
Roger Metzger, S (1, 6) OBP: 0.297, SLG: 0.318		B 4-0 CS BB	0-3 K 3-H			X 0-0 G3 1-2	X 0-0 F9	X 0-0 F9	X 0-0 F3			4 0 0 0 1 1 3	
Rob Andrews, R (1, 4) OBP: 0.269, SLG: 0.241		0-3 K		X 0-0 F8		X 0-0 1B	X 0-0 1B	X 0-0 4-3 2B	X 0-3 K			2 0 0 0 0 1 1	
Tommy Helms, R (6, PH) OBP: 0.261, SLG: 0.200		0-3 K				X 0-0 F8	X 0-0 F8	X 0-0 4-3 2B	X 0-0 F7			2 0 2 1 0 0 0	
Larry Milbourne, S (9, PR) OBP: 0.162, SLG: 0.136		1-2 K				X 0-0 K	X 0-0 K	X 0-0 4-3 2B	X 0-0 F7			1 0 0 0 0 1 0	
Doug Koniczny, R (1, 1) OBP: 0.195, SLG: 0.225		0-3 K				X 0-0 K	X 0-0 F8	X 0-0 4-3 2B	X 0-0 F7			2 0 0 0 0 2 0	
Joe Niekro, R (4, 1) OBP: 0.333, SLG: 0.200												1 0 0 0 0 0 1	
Ken Boswell, L (9, PH) OBP: 0.359, SLG: 0.310												1 0 0 0 0 0 1	
Wayne Granger, R (9, 1) OBP: 0.359, SLG: 0.310												0 0 0 0 0 0 0	
Enos Cabell, R (11, PH) OBP: 0.392, SLG: 0.411												1 0 0 0 0 0 0	
Ken Forsch, R (11, 1) OBP: 0.116, SLG: 0.063												0 0 0 0 0 0 0	
<b>Inning Stats</b>	R: 0 H: 2 E: 0 LOB: 3 K: 3 BB: 1 S: 11 P: 15	R: 0 H: 0 E: 0 LOB: 0 K: 2 BB: 1 S: 6 P: 10	R: 4 H: 3 E: 1 LOB: 0 K: 2 BB: 2 S: 9 P: 17	R: 0 H: 0 E: 0 LOB: 0 K: 1 BB: 0 S: 5 P: 5	R: 0 H: 1 E: 0 LOB: 0 K: 0 BB: 0 S: 3 P: 3	R: 1 H: 1 E: 0 LOB: 1 K: 0 BB: 1 S: 4 P: 8	R: 0 H: 0 E: 0 LOB: 0 K: 0 BB: 1 S: 2 P: 6	R: 0 H: 0 E: 0 LOB: 1 K: 0 BB: 1 S: 3 P: 7	R: 0 H: 1 E: 0 LOB: 2 K: 0 BB: 0 S: 4 P: 4	R: 0 H: 1 E: 0 LOB: 1 K: 1 BB: 0 S: 5 P: 5		1B: 7 SF: 0 2B: 3 SAC: 0 3B: 0 DP: 3 HR: 0 HBP: 0	WP: 0 PA: 45 PB: 0 SB: 0 CS: 2
<b>PITCHER</b>	IP WLS BF H R ER SO BB IBB HBP BLK WP HR S P ERA WHIP												
Steve Carlton, L (1, 1) ERA: 3.63	7.0 30 7 5 4 8 6 0 0 0 0 0 40 64 5.14 1.857												
Ron Schueler, R (8, 1) ERA: 5.26	3.0 12 2 0 0 0 1 0 0 0 0 0 11 15 0.00 1.000												
Tug McGraw, L (11, 1) ERA: 2.62	1.0 W 3 0 0 0 1 0 0 0 0 0 0 5 5 0.00 0.000												

Houston Astros @ Philadelphia Phillies  
Veterans Stadium, Philadelphia, PA  
Thu Jul 17 1975, 7:05 PM EDT  
Att. 18,026 - Unknown

livebaseballscores.com

AB	38
R	5
H	9
RBI	4
BB	7
SO	9
LOB	20



BOTTOM

Houston Astros @ Philadelphia Phillies  
Veterans Stadium, Philadelphia, PA

Thu Jul 17 1975, 7:05 PM EDT  
Att. 18,026 - Unknown

livebaseballscores.com

AB	40
R	6
H	13
RBI	5
BB	6
SO	3
LOB	17



WP:	0	PA:	48
PB:	0		
SB:	2		
CS:	0		

Batter	1	2	3	4	5	6	7	8	9	10	11	AB	R	H	RBI	BB	SO	LOB							
Dave Cash, R OBP: 0.383, SLG: 0.416 (1, 4)												6	2	1	0	0	0	1							
Larry Bowa, S OBP: 0.344, SLG: 0.419 (1, 6)												5	1	2	1	0	0	1							
Jay Johnstone, L OBP: 0.444, SLG: 0.525 (1, 9)												4	1	2	1	1	0	1							
Greg Luzinski, R OBP: 0.390, SLG: 0.598 (1, 7)												4	0	2	1	1	1	1							
Dick Allen, R OBP: 0.338, SLG: 0.360 (1, 3)												5	0	2	0	0	0	3							
Mike Schmidt, R OBP: 0.339, SLG: 0.465 (1, 5)												4	1	2	1	1	0	1							
Garry Maddox, R OBP: 0.321, SLG: 0.360 (1, 8)												4	0	0	0	1	1	5							
Tim McCarver, L OBP: 0.514, SLG: 0.655 Bob Boone, R OBP: 0.335, SLG: 0.335 (1, 2) (8, 2)												2	1	1	1	2	0	1							
Steve Carlton, L OBP: 0.189, SLG: 0.157 Ollie Brown, R OBP: 0.434, SLG: 0.647 Ron Schueler, R OBP: 0.167, SLG: 0.167 Tom Hutton, L OBP: 0.315, SLG: 0.283 Tug McGraw, R OBP: 0.250, SLG: 0.250 (1, 1) (7, PH) (8, 1) (10, PH) (11, 1)												1	0	0	0	0	0	1							
												3	0	1	0	0	1	2							
												1	0	0	0	0	0	1							
												0	0	0	0	0	0	0							
												1	0	0	0	0	0	0							
												0	0	0	0	0	0	0							
Inning Stats	R: 0 E: 0 K: 0 S: 3	H: 1 LOB: 0 BB: 0 P: 3	R: 1 E: 0 K: 0 S: 3	H: 1 LOB: 1 BB: 2 P: 11	R: 2 E: 0 K: 0 S: 7	H: 4 LOB: 3 BB: 1 P: 11	R: 2 E: 0 K: 0 S: 6	H: 3 LOB: 1 BB: 0 P: 6	R: 0 E: 1 K: 1 S: 6	H: 1 LOB: 2 BB: 1 P: 10	R: 0 E: 0 K: 0 S: 4	H: 1 LOB: 2 BB: 1 P: 8	R: 0 E: 0 K: 1 S: 5	H: 0 LOB: 1 BB: 1 P: 9	R: 0 E: 0 K: 0 S: 3	H: 0 LOB: 0 BB: 0 P: 3	R: 0 E: 0 K: 1 S: 6	H: 1 LOB: 1 BB: 0 P: 6	R: 0 E: 0 K: 0 S: 3	H: 0 LOB: 0 BB: 0 P: 3	R: 1 E: 1 K: 0 S: 2	H: 1 LOB: 0 BB: 0 P: 2	1B: 9 2B: 2 3B: 0 HR: 2	SF: 1 SAC: 1 DP: 1 HBP: 0	WP: 0 PA: 48
PITCHER	IP	WLS	BF	H	R	ER	SO	BB	IBB	HBP	BLK	WP	HR	S	P	ERA	WHIP								
Doug Konieczny, R ERA: 4.48 (1, 1)	3.0		17	7	4	4	0	3	0	0	0	0	2	14	26	12.00	3.333								
Joe Niekro, R ERA: 4.68 (4, 1)	5.0		22	4	1	1	2	2	1	0	0	0	0	23	35	1.80	1.200								
Wayne Granger, R ERA: 2.19 (9, 1)	2.0		7	1	0	0	1	0	0	0	0	0	0	9	9	0.00	0.500								
Ken Forsch, R ERA: 3.36 (11, 1)	0.1	L	2	1	1	0	0	0	0	0	0	0	0	2	2	0.00	3.000								

Batter	1	2	3	4	5	6	7	8	9	AB R H RBI BB SO LOB	TOP																									
Wilbur Howard, S (1, 7) OBP: 0.397, SLG: 0.495	0-0 6-3		0-0 5-3		0-0 1B 1B		0-3 K		4-0 BB BB	4 1 1 0 1 1 0																										
Greg Gross, L (1, 9) OBP: 0.370, SLG: 0.355	0-0 G5-4-3 1B		0-0 WP HR 1B		0-0 1B 1B		0-0 L6		4-0 FC6-4 BB	4 1 3 0 1 0 0																										
Cesar Cedeno, R (1, 8) OBP: 0.346, SLG: 0.388	0-0 G5-4-3 1-2f		0-0 5-3		0-0 F9		0-0 P5		0-0 FC6-4 1-2f	5 0 0 0 0 0 6																										
Bob Watson, R (1, 3) OBP: 0.372, SLG: 0.519		0-0 1B 1B	0-0 2-H HR		0-0 1-2 2-H 1B		0-3 K			4 2 3 3 0 1 0																										
Milt May, L (1, 2) OBP: 0.294, SLG: 0.313		0-0 1-3 1B	0-0 4-3		0-0 F9		0-0 2B			4 0 2 0 0 0 2																										
Ken Boswell, L (1, 4) Cliff Johnson, R (8, PH) Larry Milbourne, S (8, 4) OBP: 0.358, SLG: 0.310 OBP: 0.376, SLG: 0.487 OBP: 0.162, SLG: 0.136		0-0 2B 1B 3-H		0-0 F7		0-0 G3		0-0 F8		3 0 1 1 0 0 0 1 0 0 0 0 0 1 0 0 0 0 0 0 0																										
Doug Rader, R (1, 5) OBP: 0.317, SLG: 0.369		0-0 1-3 2B		0-0 F3		0-0 F9		0-0 6-3		4 0 1 0 0 0 1																										
Roger Metzger, S (1, 6) OBP: 0.299, SLG: 0.318		4-0 G6-4-3 IBB		0-0 F8		0-0 FC5-4 1B			0-0 F7	3 0 1 0 1 0 0																										
J.R. Richard, R (1, 1) Wayne Granger, R (7, 1) Tommy Helms, R (9, PH) OBP: 0.250, SLG: 0.425 OBP: 0.257, SLG: 0.197		0-0 G6-4-3 1-2f		0-3 K		0-0 FC5-4 1-2f			0-0 F8	3 0 0 0 0 1 4 0 0 0 0 0 0 0 1 0 0 0 0 0 0																										
<b>Inning Stats</b>	R: 0 E: 0 K: 0 S: 3	H: 1 LOB: 0 BB: 0 P: 3	R: 1 E: 0 K: 0 S: 5	H: 4 LOB: 2 BB: 1 P: 9	R: 2 E: 0 K: 0 S: 5	H: 2 LOB: 0 BB: 0 P: 5	R: 0 E: 0 K: 0 S: 3	H: 0 LOB: 0 BB: 0 P: 3	R: 1 E: 0 K: 1 S: 8	H: 3 LOB: 2 BB: 0 P: 8	R: 0 E: 0 K: 0 S: 4	H: 1 LOB: 1 BB: 0 P: 4	R: 0 E: 0 K: 1 S: 5	H: 0 LOB: 0 BB: 0 P: 5	R: 0 E: 0 K: 1 S: 6	H: 1 LOB: 1 BB: 0 P: 6	R: 0 E: 0 K: 0 S: 3	H: 0 LOB: 2 BB: 2 P: 11	1B: 9 2B: 2 3B: 0 HR: 1	SF: 0 SAC: 0 DP: 2 HBP: 0	WP: 1 PB: 0 SB: 0 CS: 0	PA: 39														
<b>PITCHER</b>	IP WLS BF H R ER SO BB IBB HBP BLK WP HR S P ERA WHIP																				<b>PITCHER</b>	IP WLS BF H R ER SO BB IBB HBP BLK WP HR S P ERA WHIP														
Jim Lonborg, R (1, 1) ERA: 3.41	4.2		22	10	4	4	1	0	1	0	0	1	1	23	27	7.71	2.143																			
Joe Hoerner, L (5, 1) ERA: 2.45	0.1		1	0	0	0	0	0	0	0	0	0	1	1	0.00	0.000																				
Tom Hilgendorf, L (6, 1) ERA: 1.64	3.2	W	15	2	0	0	2	2	0	0	0	0	0	17	25	0.00	1.091																			
Gene Garber, R (9, 1) ERA: 4.09	0.1	S	1	0	0	0	0	0	0	0	0	0	1	1	0.00	0.000																				

Houston Astros @ Philadelphia Phillies  
Veterans Stadium, Philadelphia, PA

AB	36
R	4
H	12
RBI	4
BB	3
SO	3
LOB	14



Fri Jul 18 1975, 7:05 PM EDT  
Att. 24,072 - Unknown

livebaseballscorecards.com



Batter	1	2	3	4	5	6	7	8	9	AB R H RBI BB SO LOB	TOP
<b>Wilbur Howard, S</b> (1, 7) OBP: 0.392, SLG: 0.482	0-3 		0-3 			4-0 		0-3 		3 0 0 0 1 3 1	<b>Houston Astros @ Philadelphia Phillies</b> Veterans Stadium, Philadelphia, PA Sat Jul 19 1975, 7:05 PM EDT Att. 30,983 - Unknown
<b>Greg Gross, L</b> (1, 9) OBP: 0.369, SLG: 0.353	0-0 			0-0 		0-0 		0-0 	4 0 1 0 0 0 1		
<b>Cesar Cedeno, R</b> (1, 8) OBP: 0.347, SLG: 0.392	0-0 			0-0 			0-0 	0-0 	4 0 2 0 0 0 1		
<b>Bob Watson, R</b> (1, 3) OBP: 0.371, SLG: 0.515		0-0 		0-0 			0-3 	0-0 	4 0 1 0 0 1 2		
<b>Milt May, L</b> (1, 2) OBP: 0.289, SLG: 0.308		0-0 			0-0 		0-0 	0-0 	4 0 0 0 0 0 3		
<b>Ken Boswell, L</b> (1, 4) OBP: 0.349, SLG: 0.300		0-0 			0-0 		0-0 		3 0 0 0 0 0 1		
<b>Doug Rader, R</b> (1, 5) OBP: 0.314, SLG: 0.365		0-3 			0-3 			0-0 	3 0 0 0 0 2 1		
<b>Roger Metzger, S</b> (1, 6) OBP: 0.297, SLG: 0.315			0-0 			0-0 		0-0 	3 0 0 0 0 0 0		
<b>Larry Dierker, R</b> (1, 1) OBP: 0.087, SLG: 0.087 <b>Cliff Johnson, R</b> (8, PH) OBP: 0.379, SLG: 0.487 <b>Larry Milbourne, S</b> (8, PR) OBP: 0.162, SLG: 0.136 <b>Joe Niekro, R</b> (8, 1) OBP: 0.333, SLG: 0.200			0-3 			0-0 	4-0 	4-0 	2 0 0 0 0 1 0 0 0 0 0 1 0 0 0 0 0 0 0 0 0 0 0 0 0 0 0 0		
<b>Inning Stats</b>	R: 0 H: 0 E: 0 LOB: 0 K: 1 BB: 0 S: 5 P: 5	R: 0 H: 0 E: 1 LOB: 1 K: 1 BB: 0 S: 6 P: 6	R: 0 H: 0 E: 0 LOB: 0 K: 2 BB: 0 S: 7 P: 7	R: 0 H: 1 E: 0 LOB: 0 K: 0 BB: 0 S: 3 P: 3	R: 0 H: 0 E: 0 LOB: 0 K: 1 BB: 0 S: 5 P: 5	R: 0 H: 0 E: 0 LOB: 1 K: 0 BB: 1 S: 3 P: 7	R: 0 H: 1 E: 0 LOB: 1 K: 1 BB: 0 S: 6 P: 6	R: 0 H: 0 E: 0 LOB: 1 K: 1 BB: 1 S: 5 P: 9	R: 0 H: 2 E: 0 LOB: 1 K: 0 BB: 0 S: 4 P: 4	1B: 3 SF: 0 2B: 1 SAC: 0 3B: 0 DP: 1 HR: 0 HBP: 0	
<b>PITCHER</b> <b>Larry Christenson, R</b> (1, 1) ERA: 3.06	IP WLS BF H R ER SO BB IBB HBP BLK WP HR S P ERA WHIP 9.0 W 32 4 0 0 7 2 0 0 0 0 0 0 44 52 0.00 0.667	<b>PITCHER</b> IP WLS BF H R ER SO BB IBB HBP BLK WP HR S P ERA WHIP									

livebaseballscorecards.com

AB	30
R	0
H	4
RBI	0
BB	2
SO	7
LOB	10





Batter	1	2	3	4	5	6	7	8	9	AB	R	H	RBI	BB	SO	LOB
Dave Cash, R OBP: 0.380, SLG: 0.415 (1, 4)	0-0 F7		0-0 P4	0-0 F8			0-0 G3			4	0	0	0	0	0	2
Larry Bowa, S OBP: 0.348, SLG: 0.418 (1, 6)	0-0 1B		4-0 WP BB		0-0 F5		0-0 F8			3	0	1	0	1	0	1
Jay Johnstone, L OBP: 0.437, SLG: 0.511 (1, 9) Ollie Brown, R OBP: 0.434, SLG: 0.647 (9, 7)	0-0 F8		4-0 BB		0-0 CS 1B			0-0 3-1		3	0	1	0	1	0	1
Greg Luzinski, R OBP: 0.385, SLG: 0.587 (1, 7) Mike Anderson, R OBP: 0.318, SLG: 0.395 (9, 9)	0-0 1B		0-3 K		0-0 F7			0-3 K		0	0	0	0	0	0	0
Dick Allen, R OBP: 0.335, SLG: 0.353 (1, 3) Tom Hutton, L OBP: 0.315, SLG: 0.283 (9, 3)	0-3 K		0-3 K		0-0 L6			0-0 1B		4	0	1	0	0	2	4
Mike Schmidt, R OBP: 0.342, SLG: 0.472 (1, 5)		0-3 K		4-0 1B SF8 BB		0-3 K		0-3 K		3	1	0	0	1	3	1
Garry Maddox, R OBP: 0.325, SLG: 0.374 (1, 8)		0-0 6-3		0-0 6-3 1B		0-3 K				3	0	1	0	0	1	0
Johnny Oates, L OBP: 0.348, SLG: 0.347 (1, 2)		0-0 1B		0-0 SF8			0-0 G3 1B			2	0	2	1	0	0	0
Larry Christenson, R OBP: 0.130, SLG: 0.304 (1, 1)		0-0 6-3		0-0 6-3 1B			0-3 K			3	0	0	0	0	1	3

Inning Stats	R: 0	H: 2	E: 0	K: 1	S: 7	R: 0	H: 1	E: 0	K: 1	S: 6	R: 0	H: 0	E: 0	K: 2	S: 7	R: 1	H: 1	E: 0	K: 0	S: 4	R: 0	H: 1	E: 0	K: 0	S: 3	R: 0	H: 0	E: 0	K: 2	S: 7	R: 0	H: 1	E: 0	K: 1	S: 6	R: 0	H: 1	E: 0	K: 2	S: 8
	LOB: 2	BB: 0	P: 7			LOB: 1	BB: 0	P: 6			LOB: 2	BB: 2	P: 15			LOB: 1	BB: 1	P: 8			LOB: 0	BB: 0	P: 3			LOB: 1	BB: 0	P: 7			LOB: 1	BB: 0	P: 8			LOB: 1	BB: 0	P: 8		

PITCHER	IP	WLS	BF	H	R	ER	SO	BB	IBB	HBP	BLK	WP	HR	S	P	ERA	WHIP
Larry Dierker, R ERA: 4.07 (1, 1)	7.0	L	29	6	1	1	7	3	0	0	0	1	0	40	52	1.29	1.286
Joe Niekro, R ERA: 4.57 (8, 1)	1.0		4	1	0	0	2	0	0	0	0	0	0	8	8	0.00	1.000

**BOTTOM**

**Houston Astros @ Philadelphia Phillies**  
**Veterans Stadium, Philadelphia, PA**  
 Sat Jul 19 1975, 7:05 PM EDT  
 Att. 30,983 - Unknown

[livebaseballscores.com](http://livebaseballscores.com)

<b>AB</b>	<b>29</b>
<b>R</b>	<b>1</b>
<b>H</b>	<b>7</b>
<b>RBI</b>	<b>1</b>
<b>BB</b>	<b>3</b>
<b>SO</b>	<b>9</b>
<b>LOB</b>	<b>15</b>



1B: 7	SF: 1	WP: 1	PA: 33
2B: 0	SAC: 0	PB: 0	
3B: 0	DP: 0	SB: 0	
HR: 0	HBP: 0	CS: 1	

PITCHER	IP	WLS	BF	H	R	ER	SO	BB	IBB	HBP	BLK	WP	HR	S	P	ERA	WHIP
---------	----	-----	----	---	---	----	----	----	-----	-----	-----	----	----	---	---	-----	------

Batter	1	2	3	4	5	6	7	8	9	AB R H RBI BB SO LOB	TOP											
<b>Pete Rose, S</b> (1, 5) OBP: 0.403, SLG: 0.424	0-0 6-3	0-0 G5-4-3		0-0 4-3		4-0 BB			0-0 4-3	4 0 0 0 1 0 4												
<b>Dave Concepcion, R</b> (1, 6) OBP: 0.314, SLG: 0.335	0-0 4-3		0-0 2B		4-0 F8 BB	0-0 F7			0-0 F8	4 1 1 0 1 0 3												
<b>Joe Morgan, L</b> (1, 4) OBP: 0.485, SLG: 0.547	0-0 6-3		0-0 6-3		0-0 F8				0-3 K	5 1 1 1 0 1 1												
<b>Tony Perez, R</b> (1, 3) OBP: 0.333, SLG: 0.455		0-0 1B	0-0 6-3		0-3 K				0-0 1B	4 1 2 0 0 1 2												
<b>George Foster, R</b> (1, 7) OBP: 0.355, SLG: 0.540		0-0 F8 1B	0-0 6-3		0-0 F7				0-0 P6	4 1 1 2 0 0 2												
<b>Merv Rettenmund, R</b> (1, 9) OBP: 0.374, SLG: 0.297		0-0 1B BB	0-3 K			4-0 FC4-6 BB			0-0 5-3	3 0 1 0 1 1 1												
<b>Bill Plummer, R</b> (1, 2) OBP: 0.299, SLG: 0.345		0-0 F8		0-0 4-3		4-0 FC4-6 BB			0-0 F8	3 0 1 0 1 0 2												
<b>Cesar Geronimo, L</b> (1, 8) OBP: 0.338, SLG: 0.375		4-0 1B BB		0-0 4-3		0-0 FC4-6 BB			0-0 F8	3 0 0 0 1 0 3												
<b>Clay Kirby, R</b> Clay Carroll, R Ed Armbrister, R Tom Carroll, L Doug Flynn, R Pedro Borbon, R Ken Griffey, L Rawly Eastwick, R Terry Crowley, L Will McEnaney, L		0-0 G5-4-3		0-0 F6-3		0-3 K			0-3 K	0 0 0 0 0 0 0 0 0 0 0 0 0 0 1 0 0 1 1 0 0 0 0 0 0 0 0 0 0 0 1 0 0 0 0 0 0 0 0 0 0 0 0 0 0 0 1 0 0 0 0 0 1 2 0 0 0 0 0 0 0 0 1 0 0 0 0 0 1 0 0 0 0 0 0 0 0 0												
<b>Inning Stats</b>	R: 0 E: 0 K: 0 S: 3	H: 0 LOB: 0 BB: 0 P: 3	R: 2 E: 0 K: 0 S: 6	H: 4 LOB: 2 BB: 1 P: 10	R: 2 E: 0 K: 1 S: 7	H: 2 LOB: 0 BB: 0 P: 7	R: 0 E: 0 K: 0 S: 4	H: 1 LOB: 1 BB: 0 P: 4	R: 0 E: 1 K: 1 S: 5	H: 0 LOB: 1 BB: 1 P: 9	R: 0 E: 0 K: 1 S: 5	H: 0 LOB: 3 BB: 3 P: 17	R: 0 E: 0 K: 0 S: 4	H: 1 LOB: 1 BB: 0 P: 4	R: 0 E: 0 K: 1 S: 5	H: 0 LOB: 0 BB: 0 P: 5	R: 0 E: 0 K: 1 S: 5	H: 0 LOB: 0 BB: 0 P: 5	1B: 4 2B: 4 3B: 0 HR: 0	SF: 0 SAC: 0 DP: 1 HBP: 0	WP: 0 PB: 0 SB: 0 CS: 0	PA: 39
<b>PITCHER</b>	IP WLS BF H R ER SO BB IBB HBP BLK WP HR S P ERA WHIP												<b>PITCHER</b>	IP WLS BF H R ER SO BB IBB HBP BLK WP HR S P ERA WHIP								
<b>Tom Underwood, L</b> (1, 1) ERA: 3.56	5.0 W 24 7 4 4 2 3 0 0 0 0 0 0 25 37 7.20 2.000																					
<b>Gene Garber, R</b> (6, 1) ERA: 3.84	4.0 S 15 1 0 0 3 2 0 0 0 0 0 0 19 27 0.00 0.750																					

Cincinnati Reds @ Philadelphia Phillies  
Veterans Stadium, Philadelphia, PA  
Sun Jul 20 1975, 3:33 AM EDT  
Att. 44,134 - Unknown

livebaseballscorecards.com

AB	34
R	4
H	8
RBI	4
BB	5
SO	5
LOB	21



Batter	1	2	3	4	5	6	7	8	9	AB	R	H	RBI	BB	SO	LOB
Dave Cash, R OBP: 0.378, SLG: 0.411 Terry Harmon, R OBP: 0.307, SLG: 0.277	(1, 4) WP E BB		3-1		P6		G3			4	1	0	0	1	0	3
Larry Bowa, S OBP: 0.352, SLG: 0.419	(1, 6) BB BB BB	4-0 WP E BB	G3		4-3			E 1B 2B 1B		4	3	2	0	1	0	0
Jay Johnstone, L OBP: 0.429, SLG: 0.500 Mike Anderson, R OBP: 0.321, SLG: 0.398	(1, 9) 1-2 2-3	0-0 E6 F9 1B HR	4-3		6-3		E7 2B 1B			4	1	0	0	0	0	3
Greg Luzinski, R OBP: 0.388, SLG: 0.585 Ollie Brown, R OBP: 0.434, SLG: 0.647	(1, 7) E 1B IBB	4-0 1-2 HR 1B		E 1B BB		0-3 K		K		3	3	1	1	2	2	2
Tom Hutton, L OBP: 0.301, SLG: 0.268	(1, 3) E3 1B BB	0-0 F9		E3 1B		0-0 L6		K		5	1	0	1	0	1	6
Mike Schmidt, R OBP: 0.348, SLG: 0.483	(1, 5) BB S 1B	0-0 1-H 3-H HR		F8		4-0 WP BB		2B BB		3	1	2	4	2	0	2
Garry Maddox, R OBP: 0.322, SLG: 0.375	(1, 8) F7	0-0 F9		L4		0-0 6-3		2B		5	0	1	2	0	0	5
Johnny Oates, L OBP: 0.357, SLG: 0.352	(1, 2) BB IBB	4-0 1B		FC5-4 1B		0-0 F9		F9		4	0	2	1	1	0	2
Tom Underwood, R OBP: 0.111, SLG: 0.091 Gene Garber, R OBP: 0.143, SLG: 0.143	(1, 1) BB BB BB	4-0 BB	6-3	FC5-4		0-3 K				2	0	0	1	1	0	3
										1	0	0	0	0	1	0

Inning Stats	R: 4	H: 1	E: 1	LOB: 3	K: 0	S: 5	R: 4	H: 4	E: 1	LOB: 1	K: 0	S: 8	R: 0	H: 0	E: 0	LOB: 0	K: 0	S: 3	R: 1	H: 1	E: 1	LOB: 2	K: 0	S: 5	R: 0	H: 0	E: 0	LOB: 0	K: 0	S: 3	R: 0	H: 0	E: 0	LOB: 1	K: 1	S: 5	R: 0	H: 0	E: 0	LOB: 0	K: 1	S: 5	R: 2	H: 3	E: 1	LOB: 2	K: 2	S: 10	R: 0	H: 0	E: 0	LOB: 0	K: 1	S: 10	R: 2	H: 3	E: 1	LOB: 2	K: 2	S: 14	1B: 7	2B: 1	3B: 0	HR: 1	SF: 0	SAC: 0	DP: 0	HBP: 0	WP: 2	PA: 44
--------------	------	------	------	--------	------	------	------	------	------	--------	------	------	------	------	------	--------	------	------	------	------	------	--------	------	------	------	------	------	--------	------	------	------	------	------	--------	------	------	------	------	------	--------	------	------	------	------	------	--------	------	-------	------	------	------	--------	------	-------	------	------	------	--------	------	-------	-------	-------	-------	-------	-------	--------	-------	--------	-------	--------

PITCHER	IP	WLS	BF	H	R	ER	SO	BB	IBB	HBP	BLK	WP	HR	S	P	ERA	WHIP
Clay Kirby, R ERA: 4.41	(1, 1)	0.2	L	8	1	4	3	0	2	2	0	0	0	1	20	40.50	4.500
Clay Carroll, R ERA: 2.78	(1, 1)	0.1		2	0	0	0	1	0	0	0	0	0	1	5	0.00	3.000
Tom Carroll, R ERA: 4.33	(2, 1)	2.0		11	4	4	3	0	0	0	0	0	1	11	11	13.50	2.000
Pedro Borbon, R ERA: 2.74	(4, 1)	2.0		9	1	1	0	1	0	0	0	0	0	8	12	0.00	1.000
Rawly Eastwick, R ERA: 3.65	(6, 1)	2.0		7	0	0	2	1	0	0	0	1	0	10	14	0.00	0.500

**BOTTOM**

**Cincinnati Reds @ Philadelphia Phillies**  
**Veterans Stadium, Philadelphia, PA**  
 Sun Jul 20 1975, 3:33 AM EDT  
 Att. 44,134 - Unknown

AB	36
R	11
H	9
RBI	10
BB	8
SO	4
LOB	26



WP: 2	PA: 44
PB: 0	
SB: 1	
CS: 0	

Batter	1	2	3	4	5	6	7	8	9	AB	R	H	RBI	BB	SO	LOB	TOP										
<b>Pete Rose, S</b> OBP: 0.407, SLG: 0.426 (1, 5) X	0-0 F7	4-0 BB 1B BB BB		X 0-0 1B 1B		X 4-0 BB 1B BB BB	X 0-0			3	3	2	0	2	0	0											
<b>Ken Griffey, L</b> OBP: 0.401, SLG: 0.415 (1, 9) X	0-0 6-3	0-0 BB BB 1B		X 0-0 1B SF7 1B		X 4-0 1B 2B BB	X 0-0 P3			4	2	2	1	1	0	1											
<b>Joe Morgan, L</b> OBP: 0.491, SLG: 0.551 <b>Doug Flynn, R</b> OBP: 0.286, SLG: 0.312 (1, 4) BB (9, 4) BB	4-0 S BB	4-0 BB BB 1B		X 0-0 5-3 1B		X 0-0 1-2 2H 2B 1B		X 0-0 WP 1B		3	1	3	2	2	0	0											
<b>Johnny Bench, R</b> OBP: 0.364, SLG: 0.533 (1, 2) X	0-0 5-3 1-2	0-0 F5		X 0-0 SF7 3-H		X 0-3 K		X 0-3 K 1-2		4	0	0	1	0	2	7											
<b>Tony Perez, R</b> OBP: 0.334, SLG: 0.455 (1, 3)		0-0 1B 2B		X 0-0 5-3 1-2		X 0-3 K		X 0-3 K		4	1	1	1	1	2	4											
<b>George Foster, R</b> OBP: 0.356, SLG: 0.541 (1, 7)		0-0 BB 1B L5		X 0-0 F7		X 0-0 2B 1-H 2-H		X 0-0 6-3		5	1	2	3	0	0	5											
<b>Cesar Geronimo, L</b> OBP: 0.336, SLG: 0.370 (1, 8)		4-0 1B E BB	X 0-0 F8		X 0-0 4-3	X 0-3 K		X 0-3 K		4	1	0	0	1	2	1											
<b>Dave Concepcion, R</b> OBP: 0.313, SLG: 0.333 (1, 6)		0-0 S 1B 1B	X 0-0 5-3		X 0-0 6-3		X 0-0 F7		X 0-0 L9		5	1	1	1	0	0											
<b>Pat Darcy, L</b> <b>Clay Carroll, R</b> <b>Merv Rettenmund, R</b> <b>Rawly Eastwick, R</b> (1, 1) (6, 1) (9, PH) (9, 1)		0-3 K	X 0-0 P7		X 0-0 P6		X 0-3 K		X 0-0 F3		3	0	0	0	0	1	1										
<b>Inning Stats</b>	R: 0 E: 0 K: 0 S: 3	H: 0 LOB: 1 BB: 1 P: 7	R: 5 E: 0 K: 1 S: 9	H: 4 LOB: 3 BB: 4 P: 25	R: 0 E: 0 K: 0 S: 3	H: 0 LOB: 0 BB: 0 P: 3	R: 2 E: 0 K: 0 S: 6	H: 3 LOB: 1 BB: 0 P: 6	R: 0 E: 0 K: 0 S: 3	H: 0 LOB: 0 BB: 0 P: 3	R: 3 E: 0 K: 3 S: 11	H: 2 LOB: 1 BB: 2 P: 19	R: 0 E: 0 K: 1 S: 6	H: 1 LOB: 1 BB: 0 P: 6	R: 0 E: 0 K: 2 S: 8	H: 1 LOB: 1 BB: 0 P: 8	R: 0 E: 0 K: 1 S: 5	H: 0 LOB: 0 BB: 0 P: 5	1B: 9 2B: 2 3B: 0 HR: 0	SF: 1 SAC: 0 DP: 0 HBP: 0	WP: 1 PB: 0 SB: 3 CS: 0	PA: 45					
<b>PITCHER</b>	IP	WLS	BF	H	R	ER	SO	BB	IBB	HBP	BLK	WP	HR	S	P	ERA	WHIP										
<b>Ron Schueeler, R</b> ERA: 5.98 (1, 1)	1.1	L	10	3	5	5	1	3	0	0	0	0	0	9	21	33.75	4.500										
<b>Tom Hilgendorf, L</b> ERA: 1.87 (2, 1)	3.2		17	4	2	2	0	2	0	0	0	0	0	15	23	4.91	1.636										
<b>Wayne Twitchell, R</b> ERA: 5.01 (6, 1)	1.0		7	2	3	3	3	2	0	0	0	0	0	11	19	27.00	4.000										
<b>Joe Hoerner, L</b> ERA: 2.04 (7, 1)	3.0		11	2	0	0	4	0	0	0	0	1	0	19	19	0.00	0.667										

Cincinnati Reds @ Philadelphia Phillies  
Veterans Stadium, Philadelphia, PA  
Mon Jul 21 1975, 7:05 PM EDT  
Att: 43,698 - Unknown

livebaseballscorecards.com

AB	37
R	10
H	11
RBI	9
BB	7
SO	8
LOB	19



BOTTOM

Cincinnati Reds @ Philadelphia Phillies  
Veterans Stadium, Philadelphia, PA  
Mon Jul 21 1975, 7:05 PM EDT  
Att. 43,698 - Unknown

livebaseballscorecards.com

AB	31
R	4
H	8
RBI	4
BB	4
SO	5
LOB	18



WP:	0	PA:	38
PB:	0		
SB:	1		
CS:	0		

AB R H RBI BB SO LOB

3 0 0 2 0 0 2

5 0 1 0 0 0 3

4 0 1 0 0 0 4

2 1 0 0 2 0 1

3 1 0 0 1 0 2

4 1 2 0 0 2 0

4 1 1 0 0 2 4

4 0 3 2 0 0 0

1B:	8	SF:	2
2B:	0	SAC:	1
3B:	0	DP:	2
HR:	0	HBP:	0

1B:	8	SF:	2
2B:	0	SAC:	1
3B:	0	DP:	2
HR:	0	HBP:	0

WP:	0	PA:	38
PB:	0		
SB:	1		
CS:	0		

Batter	1	2	3	4	5	6	7	8	9
Dave Cash, R OBP: 0.374, SLG: 0.408 (1, 4)	0-0 G3 1B		0-0 SF9 2-3 3-H		0-0 SF7 3-H	0-0 F8			0-0 F9
Larry Bowa, S OBP: 0.350, SLG: 0.415 (1, 6)	0-0 G6-4-3 1B		0-0 4-3		0-0 E2 1-2 2-3			0-0 4-3	0-0 P3
Jay Johnstone, L OBP: 0.426, SLG: 0.495 (1, 9)	0-0 G6-4-3 1-2f			0-0 L4	0-0 4-3			0-0 1B	
Greg Luzinski, R OBP: 0.389, SLG: 0.582 (1, 7)		BB 4-0 G4-3 BB		0-0 5-3		BB 4-0 1B BB 1B BB		0-0 F3	
Dick Allen, R OBP: 0.333, SLG: 0.348 (1, 3)		X 0-0 G4-3 1-2f		X 0-0 P4		BB 4-0 1B BB 1B BB		X 0-0 5-3	
Mike Schmidt, R OBP: 0.350, SLG: 0.483 (1, 5)		BB 0-3 K2-3			X 0-0 BB 1B SF7 1B	X 0-0 1B 1-2 2-3 1B		BB 0-3 K	
Garry Maddox, R OBP: 0.321, SLG: 0.372 (1, 8)			X 0-0 1B S SF9 1B		X 0-0 F8	X 0-3 K		BB 0-3 K	
Johnny Oates, L OBP: 0.368, SLG: 0.364 (1, 2)			X 0-0 E SH1-4 1-3 1B		X 0-0 E BB 1-2 1B	X 0-0 1B 1-2 2-H 3-H 1B		X 0-0 1-3	
Ron Schueler, R OBP: 0.187, SLG: 0.167 (1, 1)			X 0-0 SH1-4		BB 4-0 E 1-2 BB	X 0-0 F8		BB 0-3 K	
Tom Hilgendorf, S OBP: 0.250, SLG: 0.250 (2, 1)									
Tim McCarver, L OBP: 0.528, SLG: 0.655 (5, PH)									
Wayne Twitchell, R OBP: 0.065, SLG: 0.097 (6, 1)									
Ollie Brown, R OBP: 0.426, SLG: 0.638 (7, 1)									
Joe Hoerner, R OBP: 0.319, SLG: 0.396 (9, PH)									

Inning Stats	R: 0 E: 0 K: 0 S: 3	H: 1 LOB: 0 BB: 0 P: 3	R: 0 E: 0 K: 1 S: 4	H: 0 LOB: 0 BB: 1 P: 8	R: 1 E: 1 K: 0 S: 5	H: 2 LOB: 1 BB: 0 P: 5	R: 0 E: 0 K: 0 S: 3	H: 0 LOB: 0 BB: 0 P: 3	R: 1 E: 1 K: 0 S: 6	H: 2 LOB: 3 BB: 1 P: 10	R: 2 E: 0 K: 1 S: 7	H: 2 LOB: 2 BB: 2 P: 15	R: 0 E: 0 K: 0 S: 4	H: 1 LOB: 1 BB: 0 P: 4	R: 0 E: 0 K: 2 S: 7	H: 0 LOB: 0 BB: 0 P: 7	R: 0 E: 0 K: 1 S: 5	H: 0 LOB: 0 BB: 0 P: 5
--------------	------------------------------	---------------------------------	------------------------------	---------------------------------	------------------------------	---------------------------------	------------------------------	---------------------------------	------------------------------	----------------------------------	------------------------------	----------------------------------	------------------------------	---------------------------------	------------------------------	---------------------------------	------------------------------	---------------------------------

PITCHER	IP	WLS	BF	H	R	ER	SO	BB	IBB	HBP	BLK	WP	HR	S	P	ERA	WHIP
Pat Darcy, R ERA: 3.84 (1, 1)	5.0		23	5	4	4	1	4	0	0	0	0	0	21	37	7.20	1.800
Clay Carroll, R ERA: 2.64 (6, 1)	3.0		12	3	0	0	3	0	0	0	0	0	0	18	18	0.00	1.000
Rawly Eastwick, R ERA: 3.58 (9, 1)	1.0		3	0	0	0	1	0	0	0	0	0	0	5	5	0.00	0.000

Batter	1	2	3	4	5	6	7	8	9	AB R H RBI BB SO LOB	TOP
Ralph Garr, L (1, 7) OBP: 0.323, SLG: 0.368	0-0 S 1B		0-3 K			0-0 4-3		4-0 1-2 2-3 BB		3 0 1 0 1 1 1	
Marty Perez, R (1, 4) OBP: 0.342, SLG: 0.339	0-3 K		0-0 5-3			0-3 K		0-0 P6		4 0 0 0 0 2 5	
Darrell Evans, L (1, 5) OBP: 0.348, SLG: 0.377	0-0 6-3 1-2				0-3 K		0-0 F7		0-0 F8	4 0 0 0 0 1 1	
Earl Williams, R (1, 3) OBP: 0.302, SLG: 0.388	0-0 F8				4-0 G6-4-3 BB		0-0 5-3		0-0 5-3	3 0 0 0 1 0 1	
Cito Gaston, R (1, 9) OBP: 0.288, SLG: 0.424			0-0 5-3		0-0 G6-4-3 1-2f		0-3 K		0-3 K	4 0 0 0 0 2 1	
Larvell Blanks, R (1, 6) OBP: 0.335, SLG: 0.347			0-0 F9			0-0 F8		0-0 BB 1B 1B		3 0 1 0 0 0 0	
Vic Correll, R (1, 2) OBP: 0.322, SLG: 0.381			0-0 F3			0-3 K		0-0 F9		3 0 0 0 0 1 1	
Rowland Office, L (1, 8) OBP: 0.353, SLG: 0.352			4-0 E S BB			0-0 6-3		0-0 BB 1-2 1B		2 0 1 0 1 0 0	
Carl Morton, R (1, 1) OBP: 0.230, SLG: 0.224			0-3 K 1-3			0-0 F3		0-0 F8		3 0 0 0 0 1 3	
<b>Inning Stats</b>	R: 0 H: 1 E: 0 LOB: 1 K: 1 BB: 0 S: 6 P: 6	R: 0 H: 0 E: 0 LOB: 0 K: 0 BB: 0 S: 3 P: 3	R: 0 H: 0 E: 0 LOB: 1 K: 2 BB: 1 S: 7 P: 11	R: 0 H: 0 E: 0 LOB: 0 K: 1 BB: 1 S: 4 P: 8	R: 0 H: 0 E: 0 LOB: 0 K: 1 BB: 0 S: 5 P: 5	R: 0 H: 0 E: 0 LOB: 0 K: 1 BB: 0 S: 5 P: 5	R: 0 H: 0 E: 0 LOB: 0 K: 1 BB: 0 S: 5 P: 5	R: 0 H: 2 E: 0 LOB: 3 K: 0 BB: 1 S: 5 P: 9	R: 0 H: 0 E: 0 LOB: 0 K: 1 BB: 0 S: 5 P: 5	1B: 3 SF: 0 2B: 0 SAC: 0 3B: 0 DP: 1 HR: 0 HBP: 0	WP: 0 PA: 32 PB: 0 SB: 2 CS: 0
<b>PITCHER</b> Steve Carlton, L (1, 1) ERA: 3.41	IP WLS BF H R ER SO BB IBB HBP BLK WP HR S P ERA WHIP										
	9.0 W 32 3 0 0 8 3 0 0 0 0 0 0 45 57 0.00 0.667										

Atlanta Braves @ Philadelphia Phillies  
Veterans Stadium, Philadelphia, PA  
Tue Jul 22 1975, 7:05 PM EDT  
Att. 20,052 - Unknown

livebaseballscorecards.com

AB	29
R	0
H	3
RBI	0
BB	3
SO	8
LOB	13



Batter	1	2	3	4	5	6	7	8	9	AB	R	H	RBI	BB	SO	LOB
<b>Dave Cash, R</b> (1, 4) OBP: 0.375, SLG: 0.409	0-0 F8			0-0 G4-6-3 1B		0-0 4-3 SH2-3 1B		0-0 L4		4	0	2	0	0	0	0
<b>Larry Bowa, S</b> (1, 6) OBP: 0.346, SLG: 0.411	0-0 B5-3			0-0 G4-6-3 1-2f		0-0 SH2-3 1-2		0-0 F7		3	0	0	0	0	0	1
<b>Jay Johnstone, L</b> (1, 9) OBP: 0.427, SLG: 0.495 <b>Terry Harmon, R</b> (9, PR) OBP: 0.307, SLG: 0.277	0-0 4-3			0-0 1B		0-0 4-3 2-3		0-0 BB BB G4-2 1B		4	0	2	0	0	0	1
<b>Greg Luzinski, R</b> (1, 7) OBP: 0.390, SLG: 0.579		0-0 F8		0-0 F8		4-0 BB		4-0 BB BB E BB		2	1	0	0	2	0	1
<b>Dick Allen, R</b> (1, 3) OBP: 0.336, SLG: 0.348		0-0 CS 1B			0-0 L8	0-0 P4		4-0 E BB		3	0	1	0	1	0	2
<b>Mike Schmidt, R</b> (1, 5) OBP: 0.351, SLG: 0.482		4-0 CS BB 1-2			0-0 S 1B		0-0 5-3	0-0 P5		3	0	1	0	1	0	3
<b>Garry Maddox, R</b> (1, 8) OBP: 0.316, SLG: 0.366 <b>Johnny Oates, L</b> (9, PH) OBP: 0.366, SLG: 0.362		0-0 CS 1-2	0-3 K		0-3 K		0-0 F3	0-0 G4-2		3	0	0	0	0	2	1
<b>Tim McCarver, L</b> (1, 2) OBP: 0.513, SLG: 0.613			0-0 F9		4-0 1-2 IBB		0-0 1-3	1-2 2-H 3-Hf		1	0	0	0	0	0	2
<b>Steve Carlton, L</b> (1, 1) OBP: 0.179, SLG: 0.148			0-0 4-3		0-0 F8		0-0 F7			2	0	0	0	1	0	0

Inning Stats	R: 0	H: 0	E: 0	K: 0	S: 3	R: 0	H: 1	E: 0	K: 0	S: 2	R: 0	H: 0	E: 0	K: 1	S: 5	R: 0	H: 2	E: 0	K: 0	S: 4	R: 0	H: 1	E: 0	K: 1	S: 6	R: 0	H: 1	E: 0	K: 0	S: 4	R: 0	H: 0	E: 0	K: 0	S: 3	R: 0	H: 0	E: 1	K: 0	S: 3	R: 1	H: 1	E: 1	K: 0	S: 3	1B: 6	2B: 0	3B: 0	HR: 0	SF: 0	SAC: 1	DP: 1	HBP: 0	WP: 0	PA: 35
--------------	------	------	------	------	------	------	------	------	------	------	------	------	------	------	------	------	------	------	------	------	------	------	------	------	------	------	------	------	------	------	------	------	------	------	------	------	------	------	------	------	------	------	------	------	------	-------	-------	-------	-------	-------	--------	-------	--------	-------	--------

PITCHER	IP	WLS	BF	H	R	ER	SO	BB	IBB	HBP	BLK	WP	HR	S	P	ERA	WHIP	PITCHER	IP	WLS	BF	H	R	ER	SO	BB	IBB	HBP	BLK	WP	HR	S	P	ERA	WHIP													
<b>Carl Morton, R</b> (1, 1) ERA: 3.47	8.2	L	34	6	1	0	2	4	1	0	0	0	0	33	53	0.00	1.154																															

**BOTTOM**

**Atlanta Braves @ Philadelphia Phillies**  
**Veterans Stadium, Philadelphia, PA**  
 Tue Jul 22 1975, 7:05 PM EDT  
 Att. 20,052 - Unknown

livebaseballscorecards.com

<b>AB</b>	<b>28</b>
<b>R</b>	<b>1</b>
<b>H</b>	<b>6</b>
<b>RBI</b>	<b>0</b>
<b>BB</b>	<b>5</b>
<b>SO</b>	<b>2</b>
<b>LOB</b>	<b>13</b>



Batter	1	2	3	4	5	6	7	8	9	AB R H RBI BB SO LOB	TOP																				
Ralph Garr, L (1, 7) OBP: 0.320, SLG: 0.364	0-0 3-1		0-0 F7		0-0 F8			0-0 F5		4 0 0 0 0 0 0																					
Marty Perez, R (1, 4) OBP: 0.341, SLG: 0.341	0-0 4-3		0-0 2B		0-0 6-3			0-0 F9		4 1 1 0 0 0 0																					
Darrell Evans, L (1, 5) OBP: 0.347, SLG: 0.379	0-0 6-3		0-0 2B		0-0 F8			0-0 F6		4 0 1 1 0 0 0																					
Earl Williams, R (1, 3) OBP: 0.301, SLG: 0.390 Rod Gilbreath, R (9, PR) OBP: 0.360, SLG: 0.418		0-0 6-3	0-0 F8		0-0 F8			0-0 FC5-6	2B	4 0 1 0 0 0 1 0 0 0 0 0 0 0																					
Mike Lum, L (1, 9) OBP: 0.315, SLG: 0.327		0-0 2B	4-0 BB		0-3 K			4-0 BB	FC5-6	2 1 1 0 2 1 0																					
Larvell Blanks, R (1, 6) OBP: 0.331, SLG: 0.343		0-3 K	0-0 FC6-4		0-0 G3			0-0 FC5-6	1-2 2-3f	4 0 0 0 0 1 5																					
Rowland Office, L (1, 8) OBP: 0.350, SLG: 0.356		0-0 2B			0-0 B4-3			0-0 F5		4 0 1 1 0 0 2																					
Biff Pocaroba, S (1, 2) OBP: 0.362, SLG: 0.338 Dave May, L (9, PH) OBP: 0.337, SLG: 0.430		4-0 BB			0-0 1B			0-0 F8		2 0 1 0 1 0 0 1 0 0 0 0 0 2																					
Bruce Dal Canton, R (1, 1) Elias Sosa, R (8, 1) OBP: 0.100, SLG: 0.100		0-3 K			0-0 P6			0-0 6-3		3 0 0 0 0 1 2 0 0 0 0 0 0 0																					
<b>Inning Stats</b>	R: 0 E: 0 K: 0 S: 3	H: 0 LOB: 0 BB: 0 P: 3	R: 1 E: 0 K: 2 S: 9	H: 2 LOB: 2 BB: 1 P: 13	R: 1 E: 0 K: 0 S: 5	H: 2 LOB: 2 BB: 1 P: 9	R: 0 E: 0 K: 0 S: 3	H: 1 LOB: 0 BB: 0 P: 3	R: 0 E: 0 K: 1 S: 5	H: 0 LOB: 0 BB: 0 P: 5	R: 0 E: 0 K: 0 S: 3	H: 0 LOB: 0 BB: 0 P: 3	R: 0 E: 0 K: 0 S: 3	H: 0 LOB: 0 BB: 0 P: 3	R: 0 E: 0 K: 0 S: 4	H: 1 LOB: 2 BB: 1 P: 8	1B: 2 2B: 4 3B: 0 HR: 0	SF: 0 SAC: 0 DP: 0 HBP: 0	WP: 0 PB: 0 SB: 0 CS: 0	PA: 35											
<b>PITCHER</b> Jim Lonborg, R (1, 1) ERA: 3.33	IP 9.0	WLS W	BF 35	H 6	R 2	ER 2	SO 3	BB 3	IBB 0	HBP 0	BLK 0	WP 0	HR 0	S 38	P 50	ERA 2.00	WHIP 1.000														
											<b>PITCHER</b>	IP	WLS	BF	H	R	ER	SO	BB	IBB	HBP	BLK	WP	HR	S	P	ERA	WHIP			

Atlanta Braves @ Philadelphia Phillies  
Veterans Stadium, Philadelphia, PA  
Wed Jul 23 1975, 7:05 PM EDT  
Att: 28,268 - Unknown

livebaseballscorecards.com

AB 32  
R 2  
H 6  
RBI 2  
BB 3  
SO 3  
LOB 12





Batter	1	2	3	4	5	6	7	8	9	AB	R	H	RBI	BB	SO	LOB
Dave Cash, R OBP: 0.374, SLG: 0.407 (1, 4)	0-0 SH1-3 S 4-3 1B		0-3 K		0-0 P5		0-3 K			4	1	1	0	0	2	0
Larry Bowa, S OBP: 0.346, SLG: 0.410 (1, 6)	0-0 SH1-3 1-3		0-0 F7		0-0 S 1B 1B		0-0 F5			3	0	1	0	0	0	0
Jay Johnstone, L OBP: 0.429, SLG: 0.500 Ollie Brown, R OBP: 0.429, SLG: 0.638 (1, 9) (9, 7)	0-0 4-3 3-H		0-0 2B		0-0 1-2 1B		0-0 G3			4	0	2	1	0	0	0
Greg Luzinski, R OBP: 0.391, SLG: 0.577 Terry Harmon, R OBP: 0.307, SLG: 0.277 Tom Hutton, L OBP: 0.301, SLG: 0.268 (1, 7) (8, PR) (9, 3)	4-0 PB BB		0-0 L5		0-0 L6 2-3		0-0 G3 1B 1B			3	0	1	0	1	0	3
Dick Allen, R OBP: 0.331, SLG: 0.341 Mike Anderson, R OBP: 0.319, SLG: 0.396 (1, 3) (9, 9)	0-3 K 1-2		0-0 5-3		0-0 5-3		0-0 G3 1-2 2-3			4	0	0	0	0	1	4
Mike Schmidt, R OBP: 0.355, SLG: 0.483 (1, 5)		0-0 S PB SH1-3 1B		4-0 1B FC5-2 BB		0-3 K		0-0 S 1B 1B		3	1	2	1	1	1	0
Garry Maddox, R OBP: 0.324, SLG: 0.371 (1, 8)		0-3 K 1-2		0-0 FC5-2 PB 1-3 1B		0-0 G3 1B 1B		4-0 G6-4-3 1B IBB		3	0	2	0	1	1	1
Bob Boone, R OBP: 0.331, SLG: 0.331 (1, 2)		0-0 SH1-3 2-H		0-0 FC5-2 1-3 3-H		0-0 G3 1-2		0-0 G6-4-3 1-2f		3	0	0	1	0	0	5
Jim Lonborg, R OBP: 0.143, SLG: 0.023 (1, 1)		0-0 6-3		0-0 6-3		0-0 5-3				3	0	0	0	0	0	3

Inning Stats	R: 1	H: 1	R: 1	H: 1	R: 0	H: 1	R: 0	H: 2	R: 0	H: 1	R: 0	H: 0	R: 1	H: 2	R: 1	H: 2
	E: 0	LOB: 1	E: 0	LOB: 0	E: 0	LOB: 2	E: 0	LOB: 2	E: 0	LOB: 1	E: 0	LOB: 0	E: 0	LOB: 1	E: 0	LOB: 1
	K: 1	BB: 1	K: 1	BB: 0	K: 0	BB: 1	K: 0	BB: 0	K: 1	BB: 0	K: 1	BB: 0	K: 0	BB: 1	K: 0	BB: 1
	S: 6	P: 10	S: 6	P: 6	S: 6	P: 8	S: 5	P: 5	S: 6	P: 6	S: 5	P: 5	S: 4	P: 8	S: 4	P: 8

PITCHER	IP	WLS	BF	H	R	ER	SO	BB	IBB	HBP	BLK	WP	HR	S	P	ERA	WHIP
Bruce Dal Canton, R ERA: 6.19 (1, 1)	7.1	L	34	9	3	2	5	2	1	0	0	0	0	41	53	2.46	1.500
Elias Sosa, R ERA: 3.63 (8, 1)	0.2		1	0	0	0	0	0	0	0	0	0	0	1	1	0.00	0.000

**BOTTOM**

Atlanta Braves @ Philadelphia Phillies  
Veterans Stadium, Philadelphia, PA  
Wed Jul 23 1975, 7:05 PM EDT  
Att. 28,268 - Unknown

AB	30
R	3
H	9
RBI	3
BB	3
SO	5
LOB	16

1B	SF	WP	PA
8	0	0	35
2B	SAC	PB	
1	2	3	
3B	DP	SB	
0	1	5	
HR	HBP	CS	
0	0	0	

Batter	1	2	3	4	5	6	7	8	9	AB R H RBI BB SO LOB	TOP	
Ralph Garr, L OBP: 0.316, SLG: 0.360 (1, 7) X	0-0 5-3 ①		0-0 F8 ③		0-0 F7 ③		0-0 F9 ②		0-0 4-3 ③	5 0 0 0 0 0 3		
Marty Perez, R OBP: 0.338, SLG: 0.337 (1, 4) X	0-0 F8 ②			0-0 F9 ①		0-0 F9 ①	0-0 F9 ③			4 0 0 0 0 0 1		
Darrell Evans, L OBP: 0.344, SLG: 0.375 (1, 5) X	0-0 F8 ③			0-0 3-1 ②		0-0 F7 ②		0-0 F8 ①		4 0 0 0 0 0 0		
Earl Williams, R OBP: 0.309, SLG: 0.396 (1, 3)		0-0 P6 ①		0-0 1B HR 1B		0-0 1B		0-0 FC4-6 1B		4 1 3 0 0 0 0		
Dusty Baker Jr., R OBP: 0.329, SLG: 0.411 (1, 9) X	0-0 6-3 ②			0-0 1-2 HR 1B		0-0 F8 ③		0-3 K ②		4 1 1 0 0 1 2		
Rowland Office, L OBP: 0.348, SLG: 0.371 (1, 8) X	0-0 F7 ③			0-0 1-H 2-H HR			0-0 F7 ①	0-0 FC4-6 ③		4 1 1 3 0 0 1		
Larvell Blanks, R OBP: 0.333, SLG: 0.345 (1, 6)			0-0 F8 ①		0-0 F9 ③		0-0 2B 1B		0-0 SH1-3 1B	4 1 2 0 0 0 0		
Biff Pocoroba, S OBP: 0.371, SLG: 0.354 (1, 2) X		4-0 BB			0-0 F9 ①		0-0 1-H 2B 2B		0-0 SH1-3 1-2	2 1 1 1 1 0 0		
Phil Niekro, R OBP: 0.179, SLG: 0.215 (1, 1) X			0-0 F8 ②		0-0 6-3 ②		0-0 2-H 2B		0-0 5-3 ②	4 0 1 1 0 0 2		
<b>Inning Stats</b>	R: 0 E: 0 K: 0 S: 3 H: 0 LOB: 0 BB: 0 P: 3	R: 0 E: 0 K: 0 S: 3 H: 0 LOB: 0 BB: 0 P: 3	R: 0 E: 0 K: 0 S: 3 H: 0 LOB: 1 BB: 1 P: 7	R: 3 E: 0 K: 0 S: 6 H: 3 LOB: 0 BB: 0 P: 6	R: 0 E: 0 K: 0 S: 3 H: 0 LOB: 0 BB: 0 P: 3	R: 0 E: 0 K: 0 S: 4 H: 1 LOB: 1 BB: 0 P: 4	R: 2 E: 0 K: 0 S: 6 H: 3 LOB: 1 BB: 0 P: 6	R: 0 E: 0 K: 1 S: 6 H: 1 LOB: 1 BB: 0 P: 6	R: 0 E: 0 K: 0 S: 4 H: 1 LOB: 1 BB: 0 P: 4	1B: 6 2B: 2 3B: 0 HR: 1 SF: 0 SAC: 1 DP: 0 HBP: 0	WP: 0 PB: 0 SB: 0 CS: 0 PA: 37	
<b>PITCHER</b>	IP WLS BF H R ER SO BB IBB HBP BLK WP HR S P ERA WHIP											
Larry Christenson, R ERA: 3.39 (1, 1)	6.1 L 27 7 5 5 0 1 0 0 0 0 1 26 30 7.11 1.263											
Tug McGraw, L ERA: 2.55 (7, 1)	1.2 6 1 0 0 1 0 0 0 0 0 0 8 8 0.00 0.600											
Tom Hilgendorf, L ERA: 1.83 (9, 1)	1.0 4 1 0 0 0 0 0 0 0 0 0 4 4 0.00 1.000											

Atlanta Braves @ Philadelphia Phillies  
Veterans Stadium, Philadelphia, PA  
Thu Jul 24 1975, 7:05 PM EDT  
Att. 21,706 - Unknown

livebaseballscorecards.com

AB 35  
R 5  
H 9  
RBI 5  
BB 1  
SO 1  
LOB 9



BOTTOM

Atlanta Braves @ Philadelphia Phillies  
Veterans Stadium, Philadelphia, PA

Thu Jul 24 1975, 7:05 PM EDT  
Att. 21,706 - Unknown

livebaseballscorecards.com

**AB** 32  
**R** 3  
**H** 5  
**RBI** 3  
**BB** 7  
**SO** 5  
**LOB** 16



**WP:** 0   **PA:** 39  
**PB:** 2  
**SB:** 2  
**CS:** 0

AB	R	H	RBI	BB	SO	LOB
4	1	1	0	1	0	0
5	1	1	0	0	0	3
3	0	0	0	2	0	1
4	0	2	0	0	1	2
4	0	0	1	0	1	3
1	1	0	0	3	0	1
4	0	0	0	0	2	4
3	0	0	0	1	1	1
3	0	1	2	0	0	0
0	0	0	0	0	0	0
1	0	0	0	0	0	1
0	0	0	0	0	0	0

Batter	1	2	3	4	5	6	7	8	9
Dave Cash, R OBP: 0.374, SLG: 0.408 (1, 4)	0-0 F8 BBB	4-0 FC4-6 BB		0-0 5-3			0-0 F4 PB 2B		0-0 F9
Larry Bowa, S OBP: 0.344, SLG: 0.407 (1, 6)	0-0 F7	0-0 FC4-6 1-2f			0-0 1B G3 1B		0-0 F4 2-3		0-0 4-3
Ollie Brown, R OBP: 0.427, SLG: 0.611 (1, 9)	4-0 BB		0-0 5-3		0-0 F9 1B		4-0 PB BB		0-0 F8
Greg Luzinski, R OBP: 0.392, SLG: 0.576 (1, 7)	0-0 F8		0-0 S 1B		0-0 G3 1-3 1B		0-3 K 1-3		0-0
Dick Allen, R OBP: 0.325, SLG: 0.335 (1, 3)		0-3 K	0-0 F9 1-2		0-0 G3 1-2 3-H		0-0 F9 3-H		0-0
Mike Schmidt, R OBP: 0.359, SLG: 0.482 (1, 5)		4-0 S 3B BB	4-0 BB		0-0 F7 3-H			4-0 FC6-4 BB	
Garry Maddox, R OBP: 0.318, SLG: 0.364 (1, 8)		0-3 K	0-0 F9			0-3 K		0-0 FC6-4 1-2f 4-3	
Johnny Oates, L OBP: 0.362, SLG: 0.353 (1, 2)		4-0 BB 1-2		0-3 K		0-0 1-3		0-0 4-3 1-2	
Larry Christenson, R OBP: 0.154, SLG: 0.385 (1, 1)		0-0 BB		0-0 1-3		0-0 F7		0-0 G3	
Tug McGraw, R OBP: 0.250, SLG: 0.250 (7, 1)									
Tim McCarver, L OBP: 0.500, SLG: 0.594 (8, PH)									
Tom Hilgendorf, S OBP: 0.250, SLG: 0.250 (9, 1)		1-H 2-H 3B							

Inning	R	H	E	K	S	BB	SO	P	IP	WLS	BF	H	R	ER	SO	BB	IBB	HBP	BLK	WP	HR	S	P	ERA	WHIP
1	0	0	0	0	3	7	0	0	9.0		39	5	4	3	5	0	0	0	0	0	0	42	70	3.00	1.333
2	2	1	0	2	8	0	0	0																	
3	0	1	0	1	8	0	0	0																	
4	0	0	0	1	5	0	0	0																	
5	1	2	0	0	5	0	0	0																	
6	0	0	0	0	5	0	0	0																	
7	1	1	0	1	10	0	0	0																	
8	0	0	0	1	7	0	0	0																	
9	0	0	0	0	3	0	0	0																	

PITCHER	IP	WLS	BF	H	R	ER	SO	BB	IBB	HBP	BLK	WP	HR	S	P	ERA	WHIP
Phil Niekro, R ERA: 2.72 (1, 1)	9.0		39	5	4	3	5	7	0	0	0	0	0	42	70	3.00	1.333

Batter	1	2	3	4	5	6	7	8	9	AB R H RBI BB SO LOB	TOP			
Dave Cash, R (1, 4) OBP: 0.374, SLG: 0.408	0-0 E6 6-3 2B	0-0 FC6-4 1-2 1B		0-0 E8 1-3 1B		0-0 FC4 1-2f		0-0 F8		5 1 2 0 0 0 4	Philadelphia Phillies @ St. Louis Cardinals Busch Stadium, St. Louis, MO Fri Jul 25 1975, 7:05 PM CDT Unknown			
Larry Bowa, S (1, 6) OBP: 0.342, SLG: 0.403	0-0 6-3 1-2	0-0 FC6-4 1-2f 2-3 2B		0-0 F7 1-2		0-0 B5-3		0-0 1B	5 1 1 0 0 0 5					
Jay Johnstone, L (1, 9) OBP: 0.426, SLG: 0.500 Ollie Brown, R (9, PH) OBP: 0.422, SLG: 0.603	0-3 K	0-0 1-H 3-H 2B		0-0 6-3		0-0 L6		0-0 F9	4 0 1 2 0 1 3 1 0 0 0 0 0 1					
Greg Luzinski, R (1, 7) OBP: 0.392, SLG: 0.575	0-0 BB 2-H 2B	0-3 K		4-0 L6 BB		0-0 F9		0-3 K	4 0 1 1 1 2 2					
Dick Allen, R (1, 3) OBP: 0.323, SLG: 0.329	4-0 BB BB		0-3 K	0-0 L6 1-2		0-3 K		0-3 K	4 0 0 0 1 3 2					
Mike Schmidt, R (1, 5) OBP: 0.358, SLG: 0.478	4-0 1-2 2-3 BB		0-0 L5	0-3 K		0-3 K			3 0 0 0 1 2 0					
Garry Maddox, R (1, 8) OBP: 0.317, SLG: 0.361	0-0 F8		0-0 6-3		0-0 5-3		0-0 E S 1B		4 0 1 0 0 0 3					
Johnny Oates, L (1, 2) OBP: 0.373, SLG: 0.363		0-0 FC3-5 2B		0-0 G3		4-0 FC4 BB		4-0 BB 1-3 IBB	2 0 1 0 2 0 0					
Tom Underwood, R (1, 1) OBP: 0.125, SLG: 0.106 Tug McGraw, R (7, 1) OBP: 0.250, SLG: 0.250 Tim McCarver, L (8, PH) OBP: 0.500, SLG: 0.594 Tony Taylor, R (8, PH) OBP: 0.315, SLG: 0.306 Gene Garber, R (8, 1) OBP: 0.143, SLG: 0.143		0-0 FC3-5 FC6-4 2-3 1B 2B		0-0 E 1B		0-0 B3		4-0 1-2 BB	3 1 1 0 0 0 2 0 0 0 0 0 0 0 0 0 0 0 0 0 0 0 0 0 0 1 0 0 0 0 0 0 0 0 0					
<b>Inning Stats</b>	R: 1 E: 1 K: 1 S: 7 H: 1 LOB: 3 BB: 2 P: 15	R: 2 E: 0 K: 1 S: 8 H: 3 LOB: 1 BB: 0 P: 8	R: 0 E: 0 K: 1 S: 5 H: 0 LOB: 0 BB: 0 P: 5	R: 0 E: 1 K: 0 S: 5 H: 2 LOB: 2 BB: 0 P: 5	R: 0 E: 0 K: 1 S: 4 H: 0 LOB: 0 BB: 1 P: 8	R: 0 E: 0 K: 0 S: 3 H: 0 LOB: 1 BB: 1 P: 7	R: 0 E: 0 K: 0 S: 3 H: 0 LOB: 0 BB: 0 P: 3	R: 0 E: 0 K: 2 S: 8 H: 1 LOB: 3 BB: 2 P: 16	R: 0 E: 0 K: 2 S: 8 H: 1 LOB: 1 BB: 0 P: 8	1B: 5 2B: 4 3B: 0 HR: 0 SF: 0 SAC: 0 DP: 1 HBP: 0	WP: 0 PB: 0 SB: 2 CS: 0 PA: 41			
PITCHER	IP WLS BF H R ER SO BB IBB HBP BLK WP HR S P ERA WHIP											PITCHER	IP WLS BF H R ER SO BB IBB HBP BLK WP HR S P ERA WHIP	
Ron Reed, R (1, 1) ERA: 3.47	7.0													
Mike Garman, R (8, 1) ERA: 1.88	0.2													
Al Hrabosky, L (8, 1) ERA: 1.5	1.1	W												

livebaseballscorecards.com



Batter	1	2	3	4	5	6	7	8	9
Luis Melendez, R (1, 7) OBP: 0.279, SLG: 0.332	0-0 5-3		0-0 4-3		0-0 F7		0-0 FC6-4 1B HBP	4-0 IBB	
Mike Tyson, R (1, 4) OBP: 0.304, SLG: 0.368 Mike Garman, R (8, 1)	0-0 G6-4-3 1B		0-3 K		0-0 6-3		1-0 1B HBP	0-0 4-3	
Al Hrabosky, R (8, 1) OBP: 0.286, SLG: 0.167	0-0 G6-4-3 1B		0-0 2B				0-0 HR	0-0 BB 1B	
Reggie Smith, S (1, 9) OBP: 0.377, SLG: 0.527	0-0 G6-4-3 1-2f		0-0 F3				0-0 1B	4-0 BB	
Ted Simmons, S (1, 3) OBP: 0.411, SLG: 0.515 (9, 2)		4-0 FC4-6 BB	0-0 F3				0-0 1B	1-2 BB	
Buddy Bradford, R (1, 8) OBP: 0.299, SLG: 0.375		0-0 FC4-6 1B		0-0 F8			0-3 K	0-0 F9	
Ken Reitz, R (1, 5) OBP: 0.295, SLG: 0.334		0-0 1B		0-0 1B			0-0 F7	0-0 6-3	
Ken Rudolph, R (1, 2) OBP: 0.176, SLG: 0.160 Ron Fairly, L (8, PH) OBP: 0.414, SLG: 0.436 (9, 3)		0-3 K		0-0 F8			0-3 K	0-0 4-3	
Mario Guerrero, R (1, 6) OBP: 0.262, SLG: 0.261		0-0 1B		0-0 F8			0-0 F7	0-0 2B 1B	
Ron Reed, R (1, 1) OBP: 0.214, SLG: 0.259 Ted Sizemore, R (7, PH) OBP: 0.313, SLG: 0.321 (8, 4)		0-0 L1		0-3 K			0-0 FC6-4 1B	0-0 1-H 2B	

Inning Stats	R: 0 E: 0 K: 0 S: 3	H: 1 LOB: 0 BB: 0 P: 3	R: 1 E: 0 K: 1 S: 7	H: 2 LOB: 2 BB: 1 P: 11	R: 0 E: 0 K: 1 S: 6	H: 1 LOB: 1 BB: 0 P: 6	R: 0 E: 0 K: 0 S: 4	H: 1 LOB: 1 BB: 0 P: 4	R: 0 E: 0 K: 1 S: 5	H: 0 LOB: 0 BB: 0 P: 5	R: 1 E: 0 K: 2 S: 9	H: 2 LOB: 1 BB: 0 P: 9	R: 1 E: 0 K: 0 S: 5	H: 2 LOB: 3 BB: 1 P: 10	R: 1 E: 0 K: 0 S: 5	H: 2 LOB: 2 BB: 1 P: 9
1B: 8 2B: 2 3B: 0 HR: 1	SF: 0 SAC: 0 DP: 1 HBP: 1	WP: 0 PA: 38														


PITCHER	IP	WLS	BF	H	R	ER	SO	BB	IBB	HBP	BLK	WP	HR	S	P	ERA	WHIP
Tom Underwood, L (1, 1) ERA: 3.6	6.1		27	8	3	3	5	1	0	0	0	0	1	36	40	4.26	1.421
Tug McGraw, L (7, 1) ERA: 2.52	0.2		5	1	0	0	0	1	0	1	0	0	0	3	8	0.00	3.000
Gene Garber, R (8, 1) ERA: 3.92	1.0	L	6	2	1	1	0	0	1	0	0	0	0	5	9	9.00	2.000

**BOTTOM**

Philadelphia Phillies @ St. Louis Cardinals  
 Busch Stadium, St. Louis, MO  
 Fri Jul 25 1975, 7:05 PM CDT  
 Unknown

livebaseballscorecards.com

AB	34
R	4
H	11
RBI	4
BB	3
SO	5
LOB	18



Batter	1	2	3	4	5	6	7	8	9	AB R H RBI BB SO LOB	TOP											
<b>Dave Cash, R</b> (1, 4) OBP: 0.375, SLG: 0.409	0-0 SH1-3 WP 2B	0-0 F8			0-0 4-3		4-0 2B 4-3 BB	0-0 6-3		4 2 1 0 1 0 2	<b>Philadelphia Phillies @ St. Louis Cardinals</b> <b>Busch Stadium, St. Louis, MO</b> Fri Jul 25 1975, 7:05 PM CDT Att: 36,127 - Unknown <a href="http://livebaseballscorecards.com">livebaseballscorecards.com</a>											
<b>Larry Bowa, S</b> (1, 6) OBP: 0.343, SLG: 0.408	0-0 SH1-3 2-3		0-0 5-3		0-0 1B		0-0 4-3 2B 2B	0-0 G3		4 1 2 0 0 0 0												
<b>Mike Schmidt, R</b> (1, 5) OBP: 0.354, SLG: 0.471	0-0 F4		0-0 F8		0-0 F8		0-0 F9		0-3 K	5 0 0 0 0 1 4												
<b>Greg Luzinski, R</b> (1, 7) OBP: 0.399, SLG: 0.589 <b>Mike Anderson, R</b> (9, PR) OBP: 0.319, SLG: 0.396	4-0 WP BB		0-0 FC6-4 1B		0-0 HR		4-0 4-3 2B IBB		0-0 2B	3 2 3 1 2 0 0 0 0 0 0 0 0 0												
<b>Dick Allen, R</b> (1, 3) OBP: 0.322, SLG: 0.327 <b>Tug McGraw, R</b> (7, 1) OBP: 0.222, SLG: 0.222	0-0 F9 1-2 3-H		0-0 FC6-4 1-2f		0-0 1B		0-0 4-3		0-0 6-3	4 0 1 1 0 0 4 1 0 0 0 0 0 1												
<b>Ollie Brown, R</b> (1, 9) OBP: 0.420, SLG: 0.603		0-0 CS 1B		0-0 6-3		0-3 K 1-2	0-0 1B 2B		0-0 F8	5 0 2 2 0 1 2												
<b>Garry Maddox, R</b> (1, 8) OBP: 0.325, SLG: 0.366		0-0 1B 1B 1-2		0-0 F8		4-0 FC6-4 BB	0-0 2-3 1B			3 0 2 0 1 0 0												
<b>Bob Boone, R</b> (1, 2) OBP: 0.326, SLG: 0.325		0-0 F9		0-0 F5		0-0 F9	0-0 F6			4 0 0 0 0 0 5												
<b>Ron Schueler, R</b> (1, 1) OBP: 0.222, SLG: 0.222 <b>Tom Hutton, L</b> (7, 3) OBP: 0.298, SLG: 0.265		0-0 1B		0-0 B5-3		0-0 FC6-4 1-2f		0-0 F3		3 0 1 0 0 0 2 1 0 0 0 0 0 0												
<b>Inning Stats</b>	R: 1 E: 0 K: 0 S: 4	H: 1 LOB: 1 BB: 1 P: 8	R: 0 E: 0 K: 0 S: 5	H: 3 LOB: 2 BB: 0 P: 5	R: 0 E: 0 K: 0 S: 4	H: 1 LOB: 1 BB: 0 P: 4	R: 0 E: 0 K: 0 S: 3	H: 0 LOB: 0 BB: 0 P: 3	R: 0 E: 0 K: 0 S: 4	H: 1 LOB: 1 BB: 0 P: 4	R: 1 E: 0 K: 1 S: 7	H: 2 LOB: 2 BB: 1 P: 11	R: 3 E: 0 K: 0 S: 6	H: 3 LOB: 2 BB: 2 P: 14	R: 0 E: 0 K: 0 S: 3	H: 0 LOB: 0 BB: 0 P: 3	R: 0 E: 0 K: 1 S: 6	H: 1 LOB: 1 BB: 0 P: 6	1B: 7 2B: 4 3B: 0 HR: 1	SF: 0 SAC: 1 DP: 0 HBP: 0	WP: 1 PB: 0 SB: 1 CS: 1	PA: 42
<b>PITCHER</b>	IP WLS BF H R ER SO BB IBB HBP BLK WP HR S P ERA WHIP																					
<b>John Curtis, L</b> (1, 1) ERA: 3.87	6.0 L 29 9 4 4 1 3 0 0 0 0 1 1 28 40 6.00 2.000																					
<b>Mike Garman, R</b> (7, 1) ERA: 2.02	1.0 6 2 1 1 0 0 0 1 0 0 0 0 5 9 9.00 2.000																					
<b>Greg Terlecky, R</b> (8, 1) ERA: 2.66	2.0 7 1 0 0 0 1 0 0 0 0 0 0 9 9 0.00 0.500																					





Batter	1	2	3	4	5	6	7	8	9	AB R H RBI BB SO LOB	TOP										
Dave Cash, R OBP: 0.377, SLG: 0.411 (1, 4)	0-0 4-3	0-0 F9			0-0 1B 1B 1B		0-0 2B 1B	0-0 E 1B		5 2 3 1 0 0 1											
Larry Bowa, S OBP: 0.347, SLG: 0.412 (1, 6)	4-0 1B BB		0-0 F8		0-0 1B 1B		0-0 1B 2B	0-0 E5 FC6-4		4 3 2 1 1 0 1											
Mike Schmidt, R OBP: 0.355, SLG: 0.468 (1, 5)	0-3 K		4-0 CS BB		0-0 F5		0-0 CS 1B	0-0 FC6-4		4 0 1 1 1 1 5											
Greg Luzinski, R OBP: 0.399, SLG: 0.588 Mike Anderson, R OBP: 0.319, SLG: 0.396 (1, 7) (9, PR) (9, 9)	0-0 1B 1-2 1B		0-0 F7		0-3 K		0-0 SF9		0-0 2B 1B	4 0 2 1 0 1 3 0 1 0 0 0 0 0											
Dick Allen, R OBP: 0.325, SLG: 0.330 Tom Hutton, L OBP: 0.304, SLG: 0.283 (1, 3) (7, 3)	0-0 1-2 2-H 1B			0-0 F6		0-0 2-H 3-H 1B	0-0 F8		0-0 1B FC5-2-5 2B	4 0 2 3 0 0 0 1 0 1 1 0 0 0											
Jay Johnstone, L OBP: 0.424, SLG: 0.498 Ollie Brown, R OBP: 0.411, SLG: 0.588 (1, 9) (7, 9) (9, 7)	0-0 F8			0-0 1B 1B		0-0 G3		0-0 F9	0-0 F2	3 0 1 0 0 0 2 2 0 0 0 0 0 2											
Garry Maddox, R OBP: 0.331, SLG: 0.368 (1, 8)		4-0 1-3 BB		0-0 1-2 1B		0-0 4-1		0-0 6-3	0-0 FC5-2-5 1B	4 0 2 0 1 0 0											
Tim McCarver, L OBP: 0.467, SLG: 0.541 (1, 2)		0-0 1-3		0-0 F8		0-0 F9		0-0 E 1B	0-0 FC5-2-5	5 1 1 0 0 0 5											
Steve Carlton, L OBP: 0.164, SLG: 0.136 (1, 1)		0-0 F7		0-3 K			0-0 E8 1B 2B	0-0 E7 1B	0-3 K	5 2 0 0 0 2 5											
<b>Inning Stats</b>	R: 1 E: 0 K: 1 S: 7	H: 2 LOB: 2 BB: 1 P: 11	R: 0 E: 0 K: 0 S: 3	H: 0 LOB: 1 BB: 1 P: 7	R: 0 E: 0 K: 0 S: 2	H: 2 LOB: 2 BB: 0 P: 7	R: 2 E: 0 K: 1 S: 7	H: 3 LOB: 1 BB: 0 P: 7	R: 0 E: 0 K: 0 S: 3	H: 0 LOB: 0 BB: 0 P: 3	R: 3 E: 1 K: 0 S: 6	H: 3 LOB: 0 BB: 0 P: 6	R: 2 E: 2 K: 0 S: 7	H: 2 LOB: 2 BB: 0 P: 7	R: 1 E: 0 K: 1 S: 8	H: 3 LOB: 2 BB: 0 P: 8	1B: 13 2B: 2 3B: 0 HR: 0	SF: 1 SAC: 0 DP: 0 HBP: 0	WP: 0 PB: 0 SB: 1 CS: 2	PA: 45	
<b>PITCHER</b>	IP WLS BF H R ER SO BB IBB HBP BLK WP HR S P ERA WHIP																			<b>PITCHER</b>	IP WLS BF H R ER SO BB IBB HBP BLK WP HR S P ERA WHIP
Eric Rasmussen, R ERA: 2.4 (1, 1)	6.0 L 29 9 6 4 3 3 0 0 0 0 0 32 44 6.00 2.000																				
Al Hrabosky, L ERA: 1.45 (7, 1)	2.0 10 3 2 0 0 0 0 0 0 0 0 0 10 10 0.00 1.500																				
Greg Terlecky, R ERA: 3.05 (9, 1)	0.1 4 3 1 1 0 0 0 0 0 0 0 0 4 4 27.00 9.000																				
Ron Bryant, L ERA: 17.05 (9, 1)	0.2 2 0 0 0 0 1 0 0 0 0 0 0 4 4 0.00 0.000																				

Philadelphia Phillies @ St. Louis Cardinals  
 Busch Stadium, St. Louis, MO  
 Sat Jul 26 1975, 7:05 PM CDT  
 Att: 36,350 - Unknown

AB	41
R	9
H	15
RBI	8
BB	3
SO	4
LOB	24





Batter	1	2	3	4	5	6	7	8	9	AB R H RBI BB SO LOB
Luis Melendez, R (1, 7) OBP: 0.284, SLG: 0.335	0-0 G6-4-3 1B		0-0 1B		0-0 6-3		0-0 F9		0-0 F9	5 0 2 0 0 0 2
Ted Sizemore, R (1, 4) OBP: 0.311, SLG: 0.322	0-0 G6-4-3 1-2f		0-0 5-3		0-0 F8		0-0 F7			4 0 0 0 0 0 3
Reggie Smith, S (1, 9) OBP: 0.376, SLG: 0.528	0-3 K			0-0 F7		0-0 F8		4-0 FC3-6 BB		3 0 0 0 1 1 0
Ted Simmons, S (1, 3) OBP: 0.407, SLG: 0.516		0-0 WP 1B		0-0 HR		0-0 F9		0-0 F3		4 2 2 1 0 0 1
Buddy Bradford, R (1, 8) OBP: 0.295, SLG: 0.366		0-3 K		0-3 K		0-0 F5		0-0 FC3-6 FC6-4		3 0 0 0 0 2 1
Greg Terlecky, R (9, 1) OBP: 0.500, SLG: 0.500		1-2 K						1-2f		0 0 0 0 0 0 0
Ron Bryant, S (9, 1)										0 0 0 0 0 0 0
Ken Reitz, R (1, 5) OBP: 0.299, SLG: 0.336		0-0 G6-4-3 2-H 1B		0-0 1B 1B		4-0 HR BB		0-0 FC6-4		3 1 2 1 1 0 1
Ken Rudolph, R (1, 2) OBP: 0.218, SLG: 0.278		0-0 G6-4-3 1-2f		0-0 1-2 1B		0-0 HR				4 1 3 2 0 0 1
Mike Tyson, R (1, 6) OBP: 0.301, SLG: 0.362			0-0 F3	0-0 F8		0-0 1B		0-0 6-3		4 0 1 0 0 0 3
Eric Rasmussen, R (1, 1) OBP: 0.167, SLG: 0.167			0-3 K		0-0 6-3		0-3 K		0-0 1-3	2 0 0 0 0 1 0
Al Hrabosky, R (7, 1) OBP: 0.286, SLG: 0.167										0 0 0 0 0 0 0
Bake McBride, L (7, 8) OBP: 0.315, SLG: 0.348										2 0 0 0 0 1 2
Ron Fairly, L (8, PH) OBP: 0.419, SLG: 0.438										1 0 0 0 0 0 1

Inning Stats	R: 0 E: 0 K: 1 S: 5	H: 1 LOB: 0 BB: 0 P: 5	R: 1 E: 0 K: 1 S: 6	H: 2 LOB: 0 BB: 0 P: 6	R: 0 E: 0 K: 1 S: 6	H: 1 LOB: 1 BB: 0 P: 6	R: 1 E: 0 K: 1 S: 8	H: 3 LOB: 2 BB: 0 P: 8	R: 0 E: 0 K: 0 S: 3	H: 0 LOB: 0 BB: 0 P: 3	R: 0 E: 0 K: 0 S: 3	H: 0 LOB: 0 BB: 0 P: 3	R: 2 E: 0 K: 1 S: 7	H: 2 LOB: 1 BB: 1 P: 11	R: 0 E: 0 K: 0 S: 3	H: 0 LOB: 1 BB: 1 P: 7	R: 0 E: 0 K: 0 S: 4	H: 1 LOB: 1 BB: 0 P: 4	1B: 7 2B: 1 3B: 0 HR: 2	SF: 0 SAC: 0 DP: 2 HBP: 0	WP: 1 PB: 0 SB: 1 CS: 0	PA: 37
--------------	------------------------------	---------------------------------	------------------------------	---------------------------------	------------------------------	---------------------------------	------------------------------	---------------------------------	------------------------------	---------------------------------	------------------------------	---------------------------------	------------------------------	----------------------------------	------------------------------	---------------------------------	------------------------------	---------------------------------	----------------------------------	------------------------------------	----------------------------------	--------


PITCHER	IP	WLS	BF	H	R	ER	SO	BB	IBB	HBP	BLK	WP	HR	S	P	ERA	WHIP
Steve Carlton, L (1, 1) ERA: 3.44	9.0	W	37	10	4	4	5	2	0	0	0	1	2	45	53	4.00	1.333

**BOTTOM**

Philadelphia Phillies @ St. Louis Cardinals  
Busch Stadium, St. Louis, MO  
Sat Jul 26 1975, 7:05 PM CDT  
Att. 36,350 - Unknown

<b>AB</b>	<b>35</b>
<b>R</b>	<b>4</b>
<b>H</b>	<b>10</b>
<b>RBI</b>	<b>4</b>
<b>BB</b>	<b>2</b>
<b>SO</b>	<b>5</b>
<b>LOB</b>	<b>15</b>

[livebaseballscorecards.com](http://livebaseballscorecards.com)



Batter	1	2	3	4	5	6	7	8	9	AB R H RBI BB SO LOB	TOP												
Dave Cash, R OBP: 0.379, SLG: 0.415 (1, 4)	0-0 1B 1B		0-0 1B 3B 2B	0-0 6-3		0-0 F8		4-0 BB BB BB		4 1 2 1 1 0 1													
Larry Bowa, S OBP: 0.351, SLG: 0.413 (1, 6)	0-0 1B FC1-4 1B		0-0 3B 1B	1-0 HBP		0-3 K		0-0 F7		4 2 2 0 0 1 1													
Mike Schmidt, R OBP: 0.353, SLG: 0.466 (1, 5)	0-0 FC1-4 1B		0-3 K	0-0 SF8		0-3 K		0-3 K		4 0 1 1 0 3 3													
Greg Luzinski, R OBP: 0.399, SLG: 0.591 (1, 7)	0-0 FC1-4 FC6-4		0-0 3B	0-0 F9		0-3 K		0-0 1B		5 0 2 3 0 1 2													
Dick Allen, R OBP: 0.326, SLG: 0.329 (1, 3)	0-0 FC6-4		0-3 K		4-0 1B FC5-2 BB		0-0 1B		0-3 K	4 0 1 0 1 2 3													
Jay Johnstone, L OBP: 0.424, SLG: 0.493 (1, 9)		0-0 4-3	4-0 FC5-4 IBB		0-0 L6		0-0 1B		0-0 L6	4 0 1 0 1 0 2													
Garry Maddox, R OBP: 0.332, SLG: 0.379 (1, 8)		0-0 SH1-3 3B	0-0 FC5-4		0-0 FC5-2 1B		0-0 F8		0-0 F9	5 1 2 0 0 0 5													
Bob Boone, R OBP: 0.327, SLG: 0.326 (1, 2)		0-0 SH1-3		0-0 2B 6-3 1B		0-0 FC5-2		0-0 F7		2 1 1 1 0 0 2													
Johnny Oates, L OBP: 0.370, SLG: 0.360 (7, PH) (7, 2)		3-H K		0-0 6-3 SF8 2B		0-3 K				1 0 0 0 0 0 2													
Jim Lonborg, R OBP: 0.140, SLG: 0.023 (3, 1)		0-3 K						0-0 G3		1 0 0 0 0 0 1 0													
Ron Schueler, R OBP: 0.222, SLG: 0.222 (4, PH)										0 0 0 0 0 0 0 0													
Tony Taylor, R OBP: 0.330, SLG: 0.333 (7, 1)										1 1 1 0 0 0 0 0													
Tom Hilgendorf, S OBP: 0.200, SLG: 0.200 (8, PH)										1 0 0 0 0 0 1 2													
Gene Garber, R OBP: 0.143, SLG: 0.143 (8, PH)										0 0 0 0 0 0 0 0													
Tom Hutton, L OBP: 0.302, SLG: 0.280 (8, 1)										1 0 0 0 0 0 0 0													
Tug McGraw, R OBP: 0.222, SLG: 0.222 (8, 1)										0 0 0 0 0 0 0 0													
Wayne Twitchell, R OBP: 0.060, SLG: 0.067 (8, 1)										0 0 0 0 0 0 0 0													
<b>Inning Stats</b>	R: 1 E: 0 K: 0 S: 5	H: 3 LOB: 1 BB: 0 P: 5	R: 1 E: 0 K: 1 S: 6	H: 1 LOB: 0 BB: 0 P: 6	R: 2 E: 0 K: 2 S: 10	H: 3 LOB: 2 BB: 1 P: 14	R: 2 E: 0 K: 0 S: 5	H: 2 LOB: 1 BB: 0 P: 6	R: 0 E: 0 K: 1 S: 6	H: 1 LOB: 2 BB: 1 P: 10	R: 0 E: 0 K: 2 S: 7	H: 0 LOB: 0 BB: 0 P: 7	R: 0 E: 0 K: 1 S: 7	H: 2 LOB: 2 BB: 0 P: 7	R: 0 E: 0 K: 1 S: 5	H: 0 LOB: 1 BB: 1 P: 9	R: 0 E: 0 K: 1 S: 6	H: 1 LOB: 1 BB: 0 P: 6	1B: 9 2B: 2 3B: 2 HR: 0	SF: 1 SAC: 1 DP: 0 HBP: 1	WP: 0 PB: 0 SB: 4 CS: 0	PA: 43	
<b>PITCHER</b>	IP WLS BF H R ER SO BB IBB HBP BLK WP HR S P ERA WHIP																						
John Denny, R ERA: 3.46 (1, 1)	3.0	18	9	6	6	3	0	1	0	0	0	0	0	23	27	18.00	3.000					ERA	WHIP
Bob Gibson, R ERA: 4.93 (4, 1)	4.0	W	17	3	0	0	4	1	0	1	0	0	0	23	28	0.00	1.000						
Mike Garman, R ERA: 1.94 (8, 1)	2.0	S	8	1	0	0	2	1	0	0	0	0	0	11	15	0.00	1.000						

Philadelphia Phillies @ St. Louis Cardinals  
 Busch Stadium, St. Louis, MO  
 Sun Jul 27 1975, 3:33 AM CDT  
 Att. 22,046 - Unknown

livebaseballscorecards.com

AB	37
R	6
H	13
RBI	6
BB	3
SO	9
LOB	23



Batter	1	2	3	4	5	6	7	8	9
<b>Bake McBride, L</b> (1, 8) OBP: 0.312, SLG: 0.345	0-0 F7	0-0 F8		0-0 4-3		0-3 K		0-0 SH1 2B 1B	
<b>Luis Melendez, R</b> (1, 7) OBP: 0.288, SLG: 0.339	0-0 F3		0-0 1B 1B 2B	4-0 1B BB G3-2 BB		0-0 F8		0-0 SH1 1-2	
<b>Willie Davis, L</b> (1, 9) OBP: 0.295, SLG: 0.431	0-0 F5		0-0 1B 1B	4-0 1B BB		0-0 F7		0-0 1B 2B	
<b>Ted Simmons, S</b> (1, 2) OBP: 0.409, SLG: 0.526		0-0 G3	0-0 2B 1B	0-0 1B 1-2 2-3		0-0 HR		0-0 F4	
<b>Ron Fairly, L</b> (1, 3) OBP: 0.430, SLG: 0.450		4-0 2B BB	0-0 1B 2B	0-0 G3-2		0-0 FC6 1B		4-0 1B IBB	
<b>Ted Sizemore, R</b> (1, 4) OBP: 0.315, SLG: 0.324		4-0 2B 1B BB	0-0 6-3		0-0 F8	0-0 FC6 1B		0-0 1B 1-2 2-H	
<b>Ken Reitz, R</b> (1, 5) OBP: 0.298, SLG: 0.337		0-0 1B 2B	0-0 5-3		0-0 F9	0-0 FC6 1B		0-0 F3	
<b>Mike Tyson, R</b> (1, 6) OBP: 0.306, SLG: 0.368		0-3 K	4-0 IBB		0-0 2B	0-0 F3			
<b>John Denny, R</b> (1, 1) OBP: 0.136, SLG: 0.136		0-0 1B	0-3 K		0-0 F7	0-3 K			
<b>Bob Gibson, R</b> (4, 1) OBP: 0.226, SLG: 0.148									
<b>Buddy Bradford, R</b> (7, PH) OBP: 0.293, SLG: 0.363									
<b>Mike Garman, R</b> (8, 1)									

Inning Stats	R: 0	H: 0	E: 0	K: 3	S: 3	R: 3	H: 2	E: 0	K: 1	S: 7	R: 3	H: 4	E: 0	K: 1	S: 9	R: 0	H: 1	E: 0	K: 0	S: 3	R: 0	H: 0	E: 0	K: 1	S: 5	R: 1	H: 3	E: 0	K: 1	S: 8	R: 2	H: 3	E: 0	K: 0	S: 6	
	0	0	0	3	3	2	15	0	1	13	0	11	0	2	4	0	0	0	0	0	0	0	0	0	0	0	0	0	0	0	0	0	0	0	0	0

PITCHER	IP	WLS	BF	H	R	ER	SO	BB	IBB	HBP	BLK	WP	HR	S	P	ERA	WHIP
<b>Jim Lonborg, R</b> (1, 1) ERA: 3.64	2.0		13	5	6	6	1	2	0	0	0	0	0	13	21	27.00	3.500
<b>Ron Schueler, R</b> (3, 1) ERA: 5.43	1.0		5	1	0	0	1	0	1	0	0	0	0	6	10	0.00	1.000
<b>Tom Hilgendorf, L</b> (4, 1) ERA: 1.89	3.0	L	14	4	1	1	1	2	0	0	0	0	1	14	22	3.00	2.000
<b>Gene Garber, R</b> (7, 1) ERA: 3.86	1.0		4	1	0	0	1	0	0	0	0	0	0	6	6	0.00	1.000
<b>Tug McGraw, L</b> (8, 1) ERA: 2.81	0.1		3	2	2	2	0	0	0	0	0	0	0	3	3	54.00	6.000


**BOTTOM**

Philadelphia Phillies @ St. Louis Cardinals  
 Busch Stadium, St. Louis, MO  
 Sun Jul 27 1975, 3:33 AM CDT  
 Att. 22,046 - Unknown


AB	R	H	RBI	BB	SO	LOB
5	1	1	0	0	1	1
3	1	1	0	1	0	0
4	2	2	1	1	0	0
5	2	3	3	0	0	1
3	1	2	1	2	0	3
4	1	2	1	1	0	1
5	1	1	1	0	0	5
3	0	1	0	1	1	4
2	0	1	2	0	1	2
1	0	0	0	0	0	1
1	0	0	0	0	1	2
0	0	0	0	0	0	0

1B:	8	SF:	0
2B:	5	SAC:	1
3B:	0	DP:	1
HR:	1	HBP:	0

WP:	0	PA:	43
PB:	0		
SB:	0		
CS:	0		



PITCHER	IP	WLS	BF	H	R	ER	SO	BB	IBB	HBP	BLK	WP	HR	S	P	ERA	WHIP
<b>Wayne Twitchell, R</b> (8, 1) ERA: 4.97	0.2		4	1	0	0	0	0	1	0	0	0	0	3	7	0.00	1.500

Batter	1	2	3	4	5	6	7	8	9	AB R H RBI BB SO LOB	TOP	
Dave Cash, R (1, 4) OBP: 0.378, SLG: 0.412	0-0 P6		0-0 F8		0-0 F8		0-0 P6		0-0 G4-3 1B	5 0 1 0 0 0 3		
Larry Bowa, S (1, 6) OBP: 0.349, SLG: 0.410	0-0 4-3		0-0 4-3		0-3 K			0-0 WP 3B SH1-3 1B	0-0 G4-3 1-2f	5 1 1 0 0 1 3		
Mike Schmidt, R (1, 5) OBP: 0.352, SLG: 0.462	0-3 K2-3		0-0 F7		0-3 K			0-0 SH1-3 1-2	4-0 2B BB	3 1 0 0 1 2 0		
Greg Luzinski, R (1, 7) OBP: 0.404, SLG: 0.593 Mike Anderson, R (9, PR) OBP: 0.319, SLG: 0.396 (9, 9)		0-0 F8		4-0 G4-3 BB		4-0 BB		4-0 WP 3B IBB	0-0 1-H 2B	2 1 1 1 3 0 0 0 0 0 0 0 0 0		
Dick Allen, R (1, 3) OBP: 0.327, SLG: 0.336 Tom Hutton, L (9, PR) OBP: 0.302, SLG: 0.280 (9, 3)		0-0 F7		0-0 G4-3 1-2f		0-3 K		0-0 1-H 2-H 1B 3B	4-0 FC5-4 BB	4 1 1 2 1 1 2 0 0 0 0 0 0 0		
Jay Johnstone, L (1, 9) OBP: 0.423, SLG: 0.488 Ollie Brown, R (8, PH) OBP: 0.413, SLG: 0.585 (8, 9) (9, 7)		4-0 S 2B BB		0-0 F7		0-0 L9		0-0 2B 3-H 1B	0-0 FC5-4 1-2f	2 1 0 0 1 0 1 2 0 1 1 0 0 2		
Garry Maddox, R (1, 8) OBP: 0.339, SLG: 0.392		0-0 1-H 2B			4-0 1B S BB		0-3 K	0-0 1-3 2B		3 0 2 1 1 1 0	AB 32 R 5 H 9 RBI 5 BB 8 SO 7 LOB 17	
Johnny Oates, L (1, 2) OBP: 0.373, SLG: 0.360		4-0 FC6-4 IBB			0-0 SH1-3 1-3 1B		0-0 F7	0-3 K		3 0 1 0 1 1 2		
Larry Christenson, R (1, 1) OBP: 0.172, SLG: 0.379		0-0 FC6-4 1-2f			0-0 SH1-3 1-2		0-0 1B	0-3 K		3 0 1 0 0 1 4		
Inning Stats	R: 0 E: 0 K: 1 S: 5 H: 0 LOB: 0 BB: 0 P: 5	R: 1 E: 0 K: 0 S: 4 H: 1 LOB: 2 BB: 2 P: 12	R: 0 E: 0 K: 0 S: 3 H: 0 LOB: 0 BB: 0 P: 3	R: 0 E: 0 K: 0 S: 2 H: 0 LOB: 0 BB: 1 P: 6	R: 0 E: 0 K: 1 S: 6 H: 1 LOB: 2 BB: 1 P: 10	R: 0 E: 0 K: 2 S: 7 H: 0 LOB: 1 BB: 1 P: 11	R: 0 E: 0 K: 1 S: 6 H: 1 LOB: 1 BB: 0 P: 6	R: 3 E: 0 K: 2 S: 11 H: 4 LOB: 2 BB: 1 P: 15	R: 1 E: 0 K: 0 S: 4 H: 2 LOB: 2 BB: 2 P: 12	1B: 5 2B: 3 3B: 1 HR: 0 SF: 0 SAC: 2 DP: 2 HBP: 0	WP: 1 PB: 0 SB: 2 CS: 0 PA: 42	
PITCHER	IP WLS BF H R ER SO BB IBB HBP BLK WP HR S P ERA WHIP											
Bruce Kison, R (1, 1) ERA: 3.22	7.1 L 32 5 4 4 5 4 2 0 0 1 0 36 60 4.91 1.227											
Ramon Hernandez, L (8, 1) ERA: 3.3	0.1 3 2 0 0 1 0 0 0 0 0 0 5 5 0.00 6.000											
Kent Tekulve, R (8, 1) ERA: 1.74	0.1 1 0 0 0 1 0 0 0 0 0 0 3 3 0.00 0.000											
Larry Demery, R (9, 1) ERA: 2.97	1.0 6 2 1 1 0 2 0 0 0 0 0 4 12 9.00 4.000											

Philadelphia Phillies @ Pittsburgh Pirates  
 Three Rivers Stadium, Pittsburgh, PA  
 Mon Jul 28 1975, 7:05 PM EDT  
 Att: 30,221 - Unknown

livebaseballscorecards.com


Batter	1	2	3	4	5	6	7	8	9	AB	R	H	RBI	BB	SO	LOB
Rennie Stennett, R (1, 4) OBP: 0.289, SLG: 0.360	0-0 L9		0-0 F9		0-0 6-3			0-0 1B		4	0	1	0	0	0	0
Manny Sanguillen, R (1, 2) OBP: 0.401, SLG: 0.458	0-3 K		0-0 F7			0-0 6-3		0-0 F8		4	0	0	0	0	1	1
Al Oliver, L (1, 8) OBP: 0.302, SLG: 0.448	0-0 4-3			0-0 HR		0-0 F7			0-0 F7	4	1	1	1	0	0	0
Willie Stargell, L (1, 3) OBP: 0.371, SLG: 0.562		0-0 G3		0-0 4-3		0-3 K			0-0 HR	4	1	1	1	0	1	0
Dave Parker, L (1, 9) OBP: 0.373, SLG: 0.586		0-0 6-3		0-0 6-3 WP 1B		0-3 K			0-0 6-3	4	0	1	0	0	1	0
Richie Zisk, R (1, 7) OBP: 0.358, SLG: 0.432		4-0 BB BB		0-0 6-3 1-3		0-0 8-3 1B			0-0 F9	3	0	1	0	1	0	1
Art Howe, R (1, 5) OBP: 0.277, SLG: 0.256		4-0 FC4 BB		0-0 F4		0-0 8-3 1-2f				2	0	0	0	1	0	2
Frank Taveras, R (1, 6) OBP: 0.266, SLG: 0.250		0-0 FC4 1-2f			0-0 4-3 1B			0-0 4-3		3	0	1	0	0	0	2
Bruce Kison, R (1, 1) OBP: 0.163, SLG: 0.122			0-0 6-3		0-0 4-3			0-3 K		2	0	0	0	0	0	1
Ramon Hernandez, S (8, 1)										0	0	0	0	0	0	0
Kent Tekulve, R (8, 1)										0	0	0	0	0	0	0
Ed Kirkpatrick, L (8, PH) OBP: 0.313, SLG: 0.369										1	0	0	0	0	1	0
Larry Demery, R (9, 1) OBP: 0.313, SLG: 0.357										0	0	0	0	0	0	0

<b>Inning Stats</b>	R: 0 E: 0 K: 1 S: 5	H: 0 LOB: 0 BB: 0 P: 5	R: 0 E: 0 K: 0 S: 3	H: 0 LOB: 2 BB: 2 P: 11	R: 0 E: 0 K: 0 S: 3	H: 0 LOB: 0 BB: 0 P: 3	R: 1 E: 0 K: 0 S: 5	H: 2 LOB: 1 BB: 0 P: 5	R: 0 E: 0 K: 0 S: 3	H: 1 LOB: 0 BB: 0 P: 3	R: 0 E: 0 K: 1 S: 5	H: 0 LOB: 0 BB: 0 P: 5	R: 0 E: 0 K: 1 S: 6	H: 1 LOB: 1 BB: 0 P: 6	R: 1 E: 0 K: 0 S: 4	H: 1 LOB: 0 BB: 0 P: 4	1B: 4 2B: 1 3B: 0 HR: 2	SF: 0 SAC: 0 DP: 1 HBP: 0	
<b>PITCHER</b> Larry Christenson, R (1, 1) ERA: 3.24	IP: 9.0	WLS: W	BF: 33	H: 6	R: 2	ER: 2	SO: 4	BB: 2	IBB: 0	HBP: 0	BLK: 0	WP: 1	HR: 2	S: 39	P: 47	ERA: 2.00	WHIP: 0.889		
<b>PITCHER</b>	IP	WLS	BF	H	R	ER	SO	BB	IBB	HBP	BLK	WP	HR	S	P	ERA	WHIP		

**BOTTOM**

Philadelphia Phillies @ Pittsburgh Pirates  
 Three Rivers Stadium, Pittsburgh, PA  
 Mon Jul 28 1975, 7:05 PM EDT  
 Att. 30,221 - Unknown

AB	31
R	2
H	6
RBI	2
BB	2
SO	4
LOB	7



WP: 1 PA: 33  
 PB: 0  
 SB: 0  
 CS: 0

[livebaseballscorecards.com](http://livebaseballscorecards.com)

Batter	1	2	3	4	5	6	7	8	9	AB R H RBI BB SO LOB	TOP											
Dave Cash, R (1, 4) OBP: 0.374, SLG: 0.407	0-0 P3		0-0 F8	0-0 5-3		0-0 4-3		0-0 L1-3		5 0 0 0 0 0 4												
Larry Bowa, S (1, 6) OBP: 0.355, SLG: 0.416	0-0 1B 1B		0-0 1B	0-0 1B			0-0 SH1-3 1B		0-0 1-3	5 0 4 1 0 0 0												
Mike Schmidt, R (1, 5) OBP: 0.353, SLG: 0.461	0-0 1B G6-4-3		4-0 1B 1-2	0-0 5-3			0-0 SH1-3		0-3 K	3 0 1 0 1 1 1												
Greg Luzinski, R (1, 7) OBP: 0.399, SLG: 0.585	0-0 G6-4-3		0-0 L7		0-0 6-3		0-3 K		0-0 4-3	5 0 0 0 0 1 5												
Dick Allen, R (1, 3) OBP: 0.326, SLG: 0.332		0-0 5-3		4-0 1B 1B BB	0-0 6-3		0-3 K			3 1 0 0 1 1 1												
Jay Johnstone, L (1, 9) OBP: 0.424, SLG: 0.489		0-0 F4		0-0 1B 2B 1B	0-0 L6			0-0 1B E 1B		4 2 2 0 0 0 0 0 0 0 0 0 0 0												
Mike Anderson, R (8, 9) OBP: 0.319, SLG: 0.396																						
Garry Maddox, R (1, 8) OBP: 0.349, SLG: 0.400		4-0 S BB		0-0 2B F8 1B		0-0 SH5-4 1B		0-0 E 1B		3 1 3 1 1 0 0 0 0 0 0 0 0 0												
Ollie Brown, R (9, 9) OBP: 0.413, SLG: 0.585				1-3 2B 1B				1-3 1B														
Johnny Oates, L (1, 2) OBP: 0.364, SLG: 0.350	0-0 F8		0-0 F8		0-0 K		0-3 K		0-0 E4 L1-3	4 0 0 1 0 1 5												
Tom Underwood, R (1, 1) OBP: 0.137, SLG: 0.140			0-0 4-3	0-0 1B 2B		0-0 SH5-4		0-3 K		3 1 1 2 0 1 2												
Inning Stats	R: 0 E: 0 K: 0 S: 4	H: 2 LOB: 1 BB: 0 P: 4	R: 0 E: 0 K: 0 S: 3	H: 0 LOB: 1 BB: 1 P: 7	R: 0 E: 0 K: 0 S: 4	H: 1 LOB: 2 BB: 1 P: 8	R: 4 E: 0 K: 0 S: 7	H: 4 LOB: 1 BB: 1 P: 11	R: 0 E: 0 K: 0 S: 3	H: 0 LOB: 0 BB: 0 P: 3	R: 0 E: 0 K: 1 S: 6	H: 1 LOB: 1 BB: 0 P: 6	R: 0 E: 0 K: 2 S: 8	H: 1 LOB: 1 BB: 0 P: 8	R: 1 E: 1 K: 1 S: 7	H: 2 LOB: 1 BB: 0 P: 7	R: 0 E: 0 K: 1 S: 5	H: 0 LOB: 0 BB: 0 P: 5	1B: 10 2B: 2 3B: 0 HR: 0	SF: 0 SAC: 2 DP: 2 HBP: 0	WP: 0 PB: 0 SB: 3 CS: 0	PA: 40
PITCHER	IP WLS BF H R ER SO BB IBB HBP BLK WP HR S P ERA WHIP																					
Dock Ellis, R (1, 1) ERA: 3.55	3.2 L 20 7 4 4 0 3 0 0 0 0 0 0 17 29 9.82 2.727																					
Kent Tekulve, R (4, 1) ERA: 1.84	4.1 17 4 1 1 4 0 0 0 0 0 0 0 25 25 2.08 0.923																					
Larry Demery, R (9, 1) ERA: 2.93	1.0 3 0 0 0 0 1 0 0 0 0 0 0 5 5 0.00 0.000																					

Philadelphia Phillies @ Pittsburgh Pirates  
 Three Rivers Stadium, Pittsburgh, PA  
 Tue Jul 29 1975, 7:05 PM EDT  
 Att. 33,340 - Unknown

livebaseballscorecards.com

AB	35
R	5
H	11
RBI	5
BB	3
SO	5
LOB	18



Batter	1	2	3	4	5	6	7	8	9	AB	R	H	RBI	BB	SO	LOB
Willie Randolph, R OBP: 0.250, SLG: 0.250 (1, 4)	0-0 L8		0-0 1B			0-0 6-3		0-0 FC5-4		4	0	1	0	0	0	1
Manny Sanguillen, R OBP: 0.396, SLG: 0.452 (1, 2)	0-0 F9		0-0 P3			0-0 F8		0-0 F8		4	0	0	0	0	0	2
Al Oliver, L OBP: 0.306, SLG: 0.453 (1, 8)	4-0 BB			0-0 4-3 6-3 2B		0-0 1B		0-0 P5		3	1	2	0	1	0	0
Willie Stargell, L OBP: 0.367, SLG: 0.555 (1, 3)	0-3 K			0-0 4-3 2-3		0-0 6-3		0-0 F8		4	0	0	0	0	1	3
Richie Zisk, R OBP: 0.354, SLG: 0.427 (1, 7)		0-0 6-3		0-0 6-3		0-0 F4		0-0 F7		4	0	0	1	0	0	0
Dave Parker, L OBP: 0.370, SLG: 0.581 (1, 9)		0-0 F7		0-3 3-H K		0-3 K		0-3 K		3	0	0	0	0	2	0
Art Howe, R OBP: 0.269, SLG: 0.247 (1, 5)		0-0 P3			0-0 6-3		0-3 K			3	0	0	0	0	1	0
Frank Taveras, R OBP: 0.264, SLG: 0.248 (1, 6)			0-0 F9		0-3 K			0-0 4-3		2	0	0	0	0	1	0
Rennie Stennett, R OBP: 0.288, SLG: 0.359 (8, PH)					0-3 K					1	0	0	0	0	0	0
Mario Mendoza, R OBP: 0.226, SLG: 0.200 (9, 6)					0-3 K					0	0	0	0	0	0	0
Dock Ellis, S OBP: 0.235, SLG: 0.167 (1, 1)			0-0 6-3					0-0 FC5-4 1B		1	0	0	0	0	0	0
Kent Tekulve, R (4, 1)										1	0	0	0	0	1	0
Bill Robinson, R OBP: 0.321, SLG: 0.467 (8, PH)										1	0	1	0	0	0	0
Larry Demery, R OBP: 0.313, SLG: 0.357 (9, 1)										0	0	0	0	0	0	0
<b>Inning Stats</b>	R: 0 E: 0 K: 1 S: 5	H: 0 LOB: 1 BB: 1 P: 9	R: 0 E: 0 K: 0 S: 3	H: 0 LOB: 0 BB: 0 P: 3	R: 0 E: 0 K: 0 S: 4	H: 1 LOB: 1 BB: 0 P: 4	R: 1 E: 0 K: 1 S: 6	H: 1 LOB: 0 BB: 0 P: 6	R: 0 E: 0 K: 2 S: 7	H: 0 LOB: 0 BB: 0 P: 7	R: 0 E: 0 K: 0 S: 4	H: 1 LOB: 1 BB: 0 P: 4	R: 0 E: 0 K: 0 S: 3	H: 0 LOB: 0 BB: 0 P: 3	1B: 3 2B: 1 3B: 0 HR: 0	SF: 0 SAC: 0 DP: 0 HBP: 0
<b>PITCHER</b> Tom Underwood, L ERA: 3.44 (1, 1)	IP: 9.0 WLS: W BF: 32 H: 4 R: 1 ER: 1 SO: 6	BB: 1 IBB: 0 HBP: 0 BLK: 0	WP: 0 HR: 0 S: 43 P: 47	ERA: 1.00 WHIP: 0.556												

**BOTTOM**

Philadelphia Phillies @ Pittsburgh Pirates  
 Three Rivers Stadium, Pittsburgh, PA  
 Tue Jul 29 1975, 7:05 PM EDT  
 Att. 33,340 - Unknown

livebaseballscorecards.com

AB	31
R	1
H	4
RBI	1
BB	1
SO	6
LOB	6



WP: 0	PA: 32
PB: 0	
SB: 0	
CS: 0	

Batter	1	2	3	4	5	6	7	8	9	AB R H RBI BB SO LOB	TOP											
<b>Dave Cash, R</b> (1, 4) OBP: 0.377, SLG: 0.410	0-0 1B		0-0 1B		0-0 1B		0-0 6-3			4 0 3 0 0 0 0												
<b>Larry Bowa, S</b> (1, 6) OBP: 0.354, SLG: 0.414	0-0 F8		0-0 F8		0-0 1B		0-0 F9			4 0 1 0 0 0 3												
<b>Mike Schmidt, R</b> (1, 5) OBP: 0.351, SLG: 0.457	0-3 K		0-3 K		0-0 F8			0-3 K		3 0 0 0 0 2 5												
<b>Wayne Twitchell, R</b> (5, 1) OBP: 0.065, SLG: 0.097										0 0 0 0 0 0 0												
<b>Tony Taylor, R</b> (8, PH) OBP: 0.320, SLG: 0.328										1 0 0 0 0 1 0												
<b>Joe Hoerner, R</b> (8, 1)										0 0 0 0 0 0 0												
<b>Greg Luzinski, R</b> (1, 7) OBP: 0.398, SLG: 0.581	0-0 1-3			0-0 5-3		4-0 BB		0-3 K		3 0 0 0 1 1 1												
<b>Dick Allen, R</b> (1, 3) OBP: 0.325, SLG: 0.331		0-0 F8		0-0 5-3 1B		0-0 G6-4-3		0-0 F9		4 0 1 0 0 0 1												
<b>Ollie Brown, R</b> (1, 9) OBP: 0.406, SLG: 0.605		0-0 5-3		0-0 5-3		0-0 HR		0-0 B5-3		4 1 1 1 0 0 1												
<b>Garry Maddox, R</b> (1, 8) OBP: 0.352, SLG: 0.406				0-0 6-3		0-0 1B				4 0 2 0 0 0 1												
<b>Terry Harmon, R</b> (9, PR) OBP: 0.307, SLG: 0.277		0-0 L5								0 0 0 0 0 0 0												
<b>Tim McCarver, L</b> (1, 2) OBP: 0.458, SLG: 0.525			0-0 1B SH5-4 1B		0-3 K		0-0 F4		0-3 K	3 0 1 0 0 1 1												
<b>Mike Anderson, R</b> (9, PH) OBP: 0.318, SLG: 0.394										1 0 0 0 0 1 1												
<b>Steve Carlton, L</b> (1, 1) OBP: 0.164, SLG: 0.136			0-0 SH5-4		0-0 5-3			0-0 6-3		0 0 0 0 0 0 0												
<b>Bob Boone, R</b> (5, PH) OBP: 0.324, SLG: 0.322			1-2						0-0 4-3	3 0 0 0 0 0 1												
<b>Inning Stats</b>	R: 0 E: 0 K: 1 S: 6	H: 1 LOB: 1 BB: 0 P: 6	R: 0 E: 0 K: 0 S: 3	H: 0 LOB: 0 BB: 0 P: 3	R: 0 E: 0 K: 1 S: 7	H: 2 LOB: 2 BB: 0 P: 7	R: 0 E: 0 K: 0 S: 4	H: 1 LOB: 1 BB: 0 P: 4	R: 0 E: 0 K: 1 S: 7	H: 2 LOB: 2 BB: 0 P: 7	R: 1 E: 0 K: 0 S: 4	H: 2 LOB: 1 BB: 1 P: 8	R: 0 E: 0 K: 2 S: 3	H: 0 LOB: 0 BB: 0 P: 3	R: 0 E: 0 K: 1 S: 6	H: 0 LOB: 0 BB: 0 P: 7	R: 0 E: 0 K: 1 S: 6	H: 1 LOB: 1 BB: 0 P: 6	1B: 7 2B: 1 3B: 0 HR: 1	SF: 0 SAC: 1 DP: 1 HBP: 0	WP: 0 PB: 0 SB: 0 CS: 0	PA: 36
<b>PITCHER</b> <b>Jerry Reuss, L</b> (1, 1) ERA: 2.16	IP: 9.0 WLS: W BF: 36 H: 9 R: 1 ER: 1 SO: 6 BB: 1 IBB: 0 HBP: 0 BLK: 0 WP: 0 HR: 1 S: 47 P: 51 ERA: 1.00 WHIP: 1.111																					

Philadelphia Phillies @ Pittsburgh Pirates  
 Three Rivers Stadium, Pittsburgh, PA  
 Wed Jul 30 1975, 7:05 PM EDT  
 Att: 43,260 - Unknown

livebaseballscorecards.com

AB	34
R	1
H	9
RBI	1
BB	1
SO	6
LOB	15





Batter	1	2	3	4	5	6	7	8	9
Willie Randolph, R OBP: 0.111, SLG: 0.125 (1, 4)	0-0 L7	0-0 SF7		0-0 E5 HR		0-0 F9		0-0 F8	
Manny Sanguillen, R OBP: 0.404, SLG: 0.470 (1, 2)	0-0 2B	0-0 1B		0-0 HR		0-0 PB 1B		0-0 2B 1B	
Al Oliver, L OBP: 0.308, SLG: 0.462 (1, 8)	0-0 L8	0-0 L8		0-0 HR		0-3 K		0-0 2B	
Willie Stargell, L OBP: 0.370, SLG: 0.558 (1, 3)	0-0 1B 2B		0-0 2B FC5-4 1B	0-0 4-3		0-3 K		1-0 HBP	
Richie Zisk, R OBP: 0.354, SLG: 0.425 (1, 7)	4-0 1B BB		0-3 K	0-0 6-3		0-0 WP 1B		0-3 K	
Dave Parker, L OBP: 0.372, SLG: 0.583 (1, 9)	0-0 1B		0-0 FC5-4 1-3 2B	0-0 L7		0-0 F7			
Art Howe, R OBP: 0.269, SLG: 0.240 (1, 5)	0-0 F4		4-0 FC5-4 IBB		0-0 F7		0-0 F5		
Frank Taveras, R OBP: 0.264, SLG: 0.245 (1, 6)		4-0 SH5-4 BLK SF7 BB	0-0 FC5-4		0-0 F9		0-3 K		
Jerry Reuss, L OBP: 0.265, SLG: 0.217 (1, 1)		0-0 SH5-4	0-3 K		0-3 K		0-3 K		

Inning Stats	R: 2	H: 3	E: 0	LOB: 2	K: 0	P: 10	R: 1	H: 1	E: 0	LOB: 1	K: 0	P: 8	R: 1	H: 2	E: 0	LOB: 2	K: 2	P: 13	R: 3	H: 2	E: 1	LOB: 0	K: 0	P: 6	R: 0	H: 0	E: 0	LOB: 0	K: 1	P: 5	R: 0	H: 1	E: 0	LOB: 1	K: 2	P: 8	R: 0	H: 1	E: 0	LOB: 1	K: 1	P: 6	R: 1	H: 2	E: 0	LOB: 2	K: 2	P: 10
	S: 6	BB: 1	S: 4	BB: 1	S: 9	S: 6	S: 5	S: 8	S: 6	S: 9	S: 5	S: 6	S: 9	S: 6	S: 9	S: 6	S: 9	S: 10	S: 2	S: 25	S: 10	S: 37	S: 19	S: 10	S: 19	S: 10	S: 13.50	S: 2.500	S: 0.00	S: 0.667	S: 9.00	S: 2.000	S: 0.00	S: 0.667	S: 9.00	S: 2.000	S: 0.00	S: 0.667	S: 9.00	S: 2.000	S: 0.00	S: 0.667	S: 9.00	S: 2.000				

PITCHER	IP	WLS	BF	H	R	ER	SO	BB	IBB	HBP	BLK	WP	HR	S	P	ERA	WHIP
Steve Carlton, L ERA: 3.69 (1, 1)	4.0	L	24	8	7	6	2	2	1	0	1	0	2	25	37	13.50	2.500
Wayne Twitchell, R ERA: 4.83 (5, 1)	3.0		11	2	0	0	4	0	0	0	0	1	0	19	19	0.00	0.667
Joe Hoerner, L ERA: 2.41 (8, 1)	1.0		6	2	1	1	2	0	0	1	0	0	0	9	10	9.00	2.000

**BOTTOM**

Philadelphia Phillies @ Pittsburgh Pirates  
Three Rivers Stadium, Pittsburgh, PA  
Wed Jul 30 1975, 7:05 PM EDT  
Att. 43,260 - Unknown

AB	R	H	RBI	BB	SO	LOB
4	1	0	1	0	0	0
5	3	5	2	0	0	0
5	1	2	2	0	1	3
4	2	2	1	0	1	1
4	0	1	0	1	2	3
4	0	2	1	0	0	1
3	0	0	0	1	0	3
3	1	0	1	1	1	3
3	0	0	0	0	3	2

AB	35
R	8
H	12
RBI	8
BB	3
SO	8
LOB	16



WP	PA
1	41
PB	1
SB	0
CS	0

WP	HR	S	P	ERA	WHIP
1	0	9	10	9.00	2.000

Batter	1	2	3	4	5	6	7	8	9	AB R H RBI BB SO LOB	TOP		
<b>Dave Cash, R</b> (1, 4) OBP: 0.377, SLG: 0.410	1-1 F3		2-2 E 1B		1-1 5-3		0-1 2B 1-2 1B 1B		1-1 6-3	5 1 2 0 0 0 0	<b>Philadelphia Phillies @ Montreal Expos</b> <b>Jarry Park, Montreal, QB</b> Thu Jul 31 1975, 7:05 PM EDT Att. 13,510 - Unknown		
<b>Larry Bowa, S</b> (1, 6) OBP: 0.356, SLG: 0.426	1-3 K		1-1 F8 1-2		0-0 HR		0-2 1B 1-3 2B 2-H			4 1 2 2 0 1 1			
<b>Garry Maddox, R</b> (1, 8) OBP: 0.350, SLG: 0.404	1-0 F4		0-0 F4		2-0 F4		0-0 G5-4-3 1B 2-3 3-H			4 0 1 1 0 0 1			
<b>Greg Luzinski, R</b> (1, 7) OBP: 0.399, SLG: 0.579		4-2 BB BB		3-1 2B 1B		2-1 F9	1-2 G5-4-3 1-2f			3 1 1 0 1 0 2			
<b>Dick Allen, R</b> (1, 3) OBP: 0.324, SLG: 0.333		3-1 F9		2-2 6-3 1-H 2B		1-1 5-3		2-2 G3		4 0 1 1 0 0 1			
<b>Ollie Brown, R</b> (1, 9) OBP: 0.404, SLG: 0.596		1-3 K		1-1 6-3 2-3 1B		3-2 1B		2-2 4-3		3 0 1 0 0 1 2			
<b>Jay Johnstone, L</b> (7, 9) OBP: 0.422, SLG: 0.486										1 0 0 0 0 0 0			
<b>Mike Schmidt, R</b> (1, 5) OBP: 0.350, SLG: 0.453		4-2 1-2 BB		1-2 2-3		1-1 F8		1-2 5-3		3 0 0 0 1 0 2			
<b>Bob Boone, R</b> (1, 2) OBP: 0.320, SLG: 0.319		1-3 K		2-2 F7			0-0 6-3		0-3 K	3 0 0 0 0 1 3			
<b>Johnny Oates, L</b> (9, PH) OBP: 0.362, SLG: 0.347										1 0 0 0 0 1 0			
<b>Ron Schueler, R</b> (1, 1) OBP: 0.182, SLG: 0.182										2 0 0 0 0 0 0			
<b>Joe Hoerner, R</b> (5, 1) OBP: 0.153, SLG: 0.143										0 0 0 0 0 0 0			
<b>Gene Garber, R</b> (5, 1) OBP: 0.359, SLG: 0.338										0 0 0 0 0 0 0			
<b>Tony Taylor, R</b> (7, PH) OBP: 0.085, SLG: 0.097										1 1 1 0 0 0 0			
<b>Wayne Twitchell, R</b> (7, 1) OBP: 0.085, SLG: 0.097										0 0 0 0 0 0 0			
<b>Tim McCann, L</b> (9, PH) OBP: 0.449, SLG: 0.512										1 0 0 0 0 0 0			
<b>Inning Stats</b>	R: 0 E: 0 K: 1 S: 6 H: 0 LOB: 0 BB: 0 P: 9	R: 0 E: 0 K: 2 S: 13 H: 0 LOB: 2 BB: 2 P: 26	R: 0 E: 1 K: 0 S: 9 H: 1 LOB: 1 BB: 0 P: 12	R: 1 E: 0 K: 0 S: 14 H: 2 LOB: 1 BB: 0 P: 23	R: 1 E: 0 K: 0 S: 5 H: 1 LOB: 0 BB: 0 P: 8	R: 0 E: 0 K: 0 S: 9 H: 1 LOB: 1 BB: 0 P: 16	R: 2 E: 0 K: 0 S: 13 H: 4 LOB: 1 BB: 0 P: 14	R: 0 E: 0 K: 1 S: 8 H: 0 LOB: 0 BB: 0 P: 9	R: 0 E: 0 K: 1 S: 8 H: 0 LOB: 0 BB: 0 P: 9	1B: 6 2B: 2 3B: 0 HR: 1 SF: 0 SAC: 0 DP: 1 HBP: 0	WP: 0 PB: 0 SB: 0 CS: 0 PA: 37		
<b>PITCHER</b>	IP WLS BF H R ER SO BB IBB HBP BLK WP HR S P ERA WHIP											<b>PITCHER</b>	IP WLS BF H R ER SO BB IBB HBP BLK WP HR S P ERA WHIP
<b>Dan Warthen, L</b> (1, 1) ERA: 3.18	6.0 W 25 5 2 2 3 2 0 0 0 0 0 1 56 94 3.00 1.167												
<b>Dale Murray, R</b> (7, 1) ERA: 3.88	3.0 S 12 4 2 2 1 0 0 0 0 0 0 0 30 37 6.00 1.333												

livebaseballscorecards.com

AB	35
R	4
H	9
RBI	4
BB	2
SO	4
LOB	12







BOTTOM

Philadelphia Phillies @ Montreal Expos  
Jerry Park, Montreal, QB  
Fri Aug 01 1975, 7:05 PM EDT  
Unknown

livebaseballscorecards.com

AB	39
R	6
H	9
RBI	5
BB	2
SO	7
LOB	13



WP:	0	PA:	41
PB:	0		
SB:	0		
CS:	0		

AB R H RBI BB SO LOB

4	1	0	0	1	1	2
3	1	2	0	0	0	0
2	1	1	0	0	0	0
3	0	0	0	0	1	3
2	0	1	0	0	1	1
5	1	2	1	0	1	2
5	2	2	3	0	0	2
4	0	0	0	0	1	2
4	0	0	0	0	0	1
3	0	0	0	1	0	0
2	0	0	0	0	2	0
1	0	1	1	0	0	0
0	0	0	0	0	0	0
0	0	0	0	0	0	0
1	0	0	0	0	0	0

Batter	1	2	3	4	5	6	7	8	9	10
Tony Scott, S OBP: 0.261, SLG: 0.241 (1, 8) (9, 7)	1-3 ①			1B 1B BB	5-3 ③		FC6-4 1-2f			2-3 ①
Jim Dwyer, L OBP: 0.357, SLG: 0.420 Pepe Mangual, R OBP: 0.323, SLG: 0.356 (8, PH) (9, 8)	F9 ②			1B HR 1B		G6-4-3 1B		E 3B		F7 ②
Mike Jorgensen, L OBP: 0.350, SLG: 0.388 Jose Morales, R OBP: 0.382, SLG: 0.433 (8, PH) (9, 3)	2-3 ③			K		L6		K		1B 1B
Larry Bittner, L OBP: 0.388, SLG: 0.406 (1, 9)				HR 1B		G6-4-3 1-2f		G3		1-1 1-2 1B
Larry Parrish, R OBP: 0.314, SLG: 0.426 (1, 5)				HR				E3 2B		G1 ③
Pete Mackanin, R OBP: 0.310, SLG: 0.391 (1, 4)				F9				F9 L7		
Tim Foli, R OBP: 0.288, SLG: 0.280 (1, 6)				L9				6-3		5-3 ①
Barry Foote, R OBP: 0.230, SLG: 0.281 (1, 2)				L6				1B BB		F8 ②
Dennis Blair, R OBP: 0.225, SLG: 0.184 Bob Bailey, R OBP: 0.394, SLG: 0.354 Donald DeMola, R (8, 1) Fred Scherman, L OBP: 0.143, SLG: 0.154 Dale Murray, R OBP: 0.375, SLG: 0.167 (8, 1)				K				FC6-4 1-3 2-H 1B		F9 ③

Inning Stats	R: 0	H: 0	R: 0	H: 0	R: 0	H: 0	R: 4	H: 3	R: 0	H: 0	R: 0	H: 1	R: 1	H: 2	R: 1	H: 1	R: 0	H: 0	R: 0	H: 2	1B: 6	SF: 0	WP: 0	PA: 41
	E: 0	LOB: 0	E: 0	LOB: 0	E: 0	LOB: 0	E: 0	LOB: 0	E: 0	LOB: 0	E: 0	LOB: 0	E: 0	LOB: 2	E: 1	LOB: 1	E: 0	LOB: 0	E: 0	LOB: 2	2B: 1	SAC: 0	PB: 0	
	K: 0	BB: 0	K: 2	BB: 0	K: 1	BB: 1	K: 1	BB: 1	K: 1	BB: 0	K: 0	BB: 0	K: 0	BB: 1	K: 1	BB: 0	K: 0	BB: 0	K: 1	BB: 0	3B: 1	DP: 1	SB: 0	
	S: 8	P: 10	S: 7	P: 11	S: 5	P: 8	S: 16	P: 27	S: 8	P: 11	S: 5	P: 9	S: 7	P: 11	S: 13	P: 18	S: 5	P: 6	S: 10	P: 15	HR: 1	HBP: 0	CS: 0	

PITCHER	IP	WLS	BF	H	R	ER	SO	BB	IBB	HBP	BLK	WP	HR	S	P	ERA	WHIP
Larry Christenson, R ERA: 3.48 (1, 1)	7.0		28	6	5	5	5	2	0	0	0	0	1	56	87	6.43	1.143
Tom Hilgendorf, L ERA: 1.89 (8, 1)	0.0		1	1	1	0	0	0	0	0	0	0	0	4	6	∞	∞
Gene Garber, R ERA: 3.61 (8, 1)	3.0	W	12	2	0	0	2	0	0	0	0	0	0	24	33	0.00	0.667

PITCHER

IP WLS BF H R ER SO BB IBB HBP BLK WP HR S P ERA WHIP

Batter	1	2	3	4	5	6	7	8	9	AB R H RBI BB SO LOB	TOP																
<b>Dave Cash, R</b> (1, 4) OBP: 0.373, SLG: 0.406	3-2 L4		1-0 1-3	2-1 PO	1-0 5-3		0-0 SH3-4 2B		0-1 5-3	5 0 1 0 0 0 0	<b>Philadelphia Phillies @ Montreal Expos</b> <b>Jarry Park, Montreal, QB</b> Fri Aug 01 1975, 7:05 PM EDT Att: 17,820 - Unknown																
<b>Larry Bowa, S</b> (1, 6) OBP: 0.351, SLG: 0.420	0-2 F8		0-0 F8		1-1 FC5-4 1B		0-1 SH3-4		1-2 1-3	4 0 1 0 0 0 0																	
<b>Garry Maddox, R</b> (1, 8) OBP: 0.351, SLG: 0.397	0-2 1B			4-1 2B BB	0-1 FC5-4 FC5-4		1-3 K		0-0 4-3	4 1 1 0 0 1 2																	
<b>Greg Luzinski, R</b> (1, 7) OBP: 0.393, SLG: 0.571	2-3 K			2-2 2B 2B	1-1 FC5-4		2-2 F8			4 1 1 0 0 1 3																	
<b>Dick Allen, R</b> (1, 3) OBP: 0.324, SLG: 0.335		0-0 F3		2-3 K		1-0 6-3		3-2 F9		4 0 0 0 0 1 2																	
<b>Jay Johnstone, L</b> (1, 9) OBP: 0.419, SLG: 0.480		2-0 F6		0-3 K		1-0 BB 1B		0-0 1B 1B		4 0 2 0 0 1 2																	
<b>Mike Schmidt, R</b> (1, 5) OBP: 0.358, SLG: 0.467		3-2 HR		1-0 1B 2B		4-0 1-2 BB		1-1 1-3 1B		3 2 3 3 1 0 0																	
<b>Bob Boone, R</b> (1, 2) OBP: 0.320, SLG: 0.316		0-0 G3		4-0 PO 1B IBB		1-3 K		1-1 F6		2 0 0 0 1 1 2																	
<b>Tim McCarver, L</b> (8, PH) OBP: 0.440, SLG: 0.500										1 0 0 0 0 0 2																	
<b>Jim Lonborg, R</b> (1, 1) OBP: 0.140, SLG: 0.023			1-2 F8	0-0 1-2 2-H		2-1 F7		1-1 F8		0 0 0 0 0 0 0																	
<b>Tom Hilgendorf, S</b> (2, 1) OBP: 0.286, SLG: 0.286										2 0 1 1 0 0 0																	
<b>Tony Taylor, R</b> (6, PH) OBP: 0.333, SLG: 0.388										1 0 0 0 0 0 2																	
<b>Ron Schueler, R</b> (6, 1) OBP: 0.182, SLG: 0.182										0 0 0 0 0 0 0																	
<b>Tom Hutton, L</b> (8, PH) OBP: 0.298, SLG: 0.277										1 0 0 0 0 0 2																	
<b>Gene Garber, R</b> (8, 1) OBP: 0.143, SLG: 0.143										0 0 0 0 0 0 0																	
<b>Inning Stats</b>	R: 0 E: 0 K: 1 S: 15	H: 1 LOB: 1 BB: 0 P: 20	R: 1 E: 0 K: 0 S: 6	H: 1 LOB: 0 BB: 0 P: 11	R: 0 E: 0 K: 0 S: 5	H: 0 LOB: 0 BB: 0 P: 7	R: 3 E: 0 K: 2 S: 14	H: 3 LOB: 1 BB: 2 P: 29	R: 0 E: 0 K: 1 S: 7	H: 1 LOB: 1 BB: 0 P: 10	R: 0 E: 0 K: 1 S: 7	H: 1 LOB: 2 BB: 1 P: 16	R: 0 E: 0 K: 1 S: 10	H: 1 LOB: 1 BB: 0 P: 13	R: 0 E: 0 K: 0 S: 12	H: 2 LOB: 2 BB: 0 P: 18	R: 0 E: 0 K: 0 S: 6	H: 0 LOB: 0 BB: 0 P: 7	1B: 6 2B: 3 3B: 0 HR: 1	SF: 0 SAC: 1 DP: 0 HBP: 0	WP: 0 PB: 0 SB: 0 CS: 0	PA: 40					
<b>PITCHER</b>	IP WLS BF H R ER SO BB IBB HBP BLK WP HR S P ERA WHIP																										
<b>Don Carrithers, R</b> (1, 1) ERA: 3.75	4.0		18	5	4	4	3	1	1	0	0	0	1	40	67	9.00	1.500										
<b>Fred Scherman, L</b> (5, 1) ERA: 3.9	3.0	W	13	3	0	0	2	1	0	0	0	0	0	24	39	0.00	1.333										
<b>Dale Murray, R</b> (8, 1) ERA: 3.7	2.0	S	8	2	0	0	0	0	0	0	0	0	0	18	25	0.00	1.000										

livebaseballscorecards.com

<b>AB</b>	<b>35</b>
<b>R</b>	<b>4</b>
<b>H</b>	<b>10</b>
<b>RBI</b>	<b>4</b>
<b>BB</b>	<b>3</b>
<b>SO</b>	<b>5</b>
<b>LOB</b>	<b>17</b>



Batter	1	2	3	4	5	6	7	8	9
<b>Pepe Mangual, R</b> OBP: 0.322, SLG: 0.353 (1, 8) S H	2-1 HR HBP	0-0 F4		2-2 1-3		2-3 K			
<b>Jim Dwyer, L</b> OBP: 0.367, SLG: 0.481 (1, 7) B X	1-0 HR 1-H	2-2 BB 1B		0-3 K			0-2 F9		
<b>Gary Carter, R</b> OBP: 0.374, SLG: 0.465 (1, 2) (8, 9) X	0-0 HR 1B	4-2 BB			0-1 HR		4-1 WP 1B BB		
<b>Mike Jorgensen, L</b> OBP: 0.351, SLG: 0.397 (1, 3) S B X	1-1 HR 2-H	0-0 F9			4-1 SH1-4 BB		1-3 K 1-2		
<b>Larry Bittner, L</b> OBP: 0.387, SLG: 0.405 <b>Dale Murray, R</b> OBP: 0.375, SLG: 0.167 (8, 1) S X	0-1 F8		3-1 4-3		1-1 SH1-4		2-1 S 1B		
<b>Larry Parrish, R</b> OBP: 0.317, SLG: 0.429 (1, 5) S B X	1-1 2B		4-1 FC2-4 BB		0-1 6-3		2-2 5-3		
<b>Pete Mackanin, R</b> OBP: 0.305, SLG: 0.384 (1, 4) S X	0-1 F8		1-1 FC2-4 1-2f		0-1 F8			0-3 K	
<b>Tim Foli, R</b> OBP: 0.285, SLG: 0.277 (1, 6) X	0-0 5-3		1-0 F7			0-0 4-3		0-1 5-3	
<b>Don Carrithers, R</b> <b>Bob Bailey, R</b> OBP: 0.392, SLG: 0.351 <b>Fred Scherman, L</b> OBP: 0.133, SLG: 0.143 <b>Barry Foote, R</b> OBP: 0.229, SLG: 0.280 (8, 2) S X		0-1 F7		3-1 1-3		0-0 4-3		0-0 F8	

AB	R	H	RBI	BB	SO	LOB
3	1	0	0	0	1	0
4	1	2	2	0	1	0
2	3	2	1	2	0	0
3	1	1	2	1	1	3
3	0	1	1	0	0	0
0	0	0	0	0	0	0
3	0	1	0	1	0	2
4	0	0	0	0	1	3
4	0	0	0	0	0	2
1	0	0	0	0	0	0
1	0	0	0	0	0	0
1	0	0	0	0	0	0
1	0	0	0	0	0	0

AB	R	H	RBI	BB	SO	LOB
30	6	7	6	4	4	10

1B	2B	3B	HR	SF	SAC	DP	HBP	WP	PA
3	1	0	3	0	1	0	1	1	36

Inning Stats	R	H	E	K	S	L	LOB	BB	P	R	H	E	K	S	ERA	WHIP
<b>Don Carrithers, R</b> ERA: 3.83	4	4	1	0	12	1	17	0	13	0	0	0	1	9	21.60	3.600
<b>Tom Hilgendorf, L</b> ERA: 1.94	1	1	0	0	13	1	2	0	13	1	1	0	0	25	2.70	0.900
<b>Ron Schueler, R</b> ERA: 5.86	0	1	0	0	8	1	1	0	8	0	0	0	1	17	4.50	1.000
<b>Gene Garber, R</b> ERA: 3.56	0	0	0	0	3	0	0	0	3	0	0	0	0	6	0.00	0.000

**Philadelphia Phillies @ Montreal Expos**  
**Jarry Park, Montreal, QB**  
 Fri Aug 01 1975, 7:05 PM EDT  
 Att. 17,820 - Unknown

livebaseballscores.com



Batter	1	2	3	4	5	6	7	8	9	AB R H RBI BB SO LOB	TOP														
Dave Cash, R (1, 4) OBP: 0.369, SLG: 0.401	1-1 E5 1-3		0-0 F8		0-1 F8		0-0 F8		1-0 6-3	5 0 0 0 0 0 1															
Larry Bowa, S (1, 6) OBP: 0.349, SLG: 0.417	0-0 1-3 1-2		2-1 F8		2-1 F4		0-1 F4		0-0 E3 1B	5 0 1 0 0 0 2															
Garry Maddox, R (1, 8) OBP: 0.348, SLG: 0.390	0-0 F6			4-2 HR BB	2-2 F2		0-0 F8		0-0 6-3	4 1 0 0 1 0 2															
Greg Luzinski, R (1, 7) OBP: 0.395, SLG: 0.583	1-0 6-3			2-0 1-H HR		1-2 3B		4-2 G4-6-3 BB	2-2 G3	4 1 2 2 1 0 2															
Dick Allen, R (1, 3) OBP: 0.323, SLG: 0.331		3-1 F8		2-3 K		4-2 S BB		1-2 G4-6-3 1-2f		3 0 0 0 1 1 1															
Tom Hutton, L (8, 3) OBP: 0.299, SLG: 0.277										0 0 0 0 0 0 0															
Jay Johnstone, L (1, 9) OBP: 0.417, SLG: 0.481		0-1 F8		3-2 4-3		1-2 G3 1-2		1-0 E 2B		4 1 1 0 0 0 2															
Mike Anderson, R (8, 9) OBP: 0.318, SLG: 0.394										0 0 0 0 0 0 0															
Mike Schmidt, R (1, 5) OBP: 0.360, SLG: 0.465		2-3 K		4-2 S BB		1-2 F4		4-2 E BB		2 0 0 0 2 1 2															
Johnny Oates, L (1, 2) OBP: 0.372, SLG: 0.347			1-2 3-1		4-0 1-2 IBB		4-0 IBB		2-0 E5 1-3 2-H	2 0 0 0 2 0 1															
Tom Underwood, R (1, 1) OBP: 0.145, SLG: 0.132			4-1 BB		1-3 K		0-3 K		0-3 K	3 0 0 0 1 3 7															
<b>Inning Stats</b>	R: 0 E: 1 K: 0 S: 5	H: 0 LOB: 1 BB: 0 P: 7	R: 0 E: 0 K: 1 S: 7	H: 0 LOB: 0 BB: 0 P: 12	R: 0 E: 0 K: 0 S: 7	H: 0 LOB: 1 BB: 1 P: 14	R: 2 E: 0 K: 2 S: 15	H: 1 LOB: 2 BB: 3 P: 35	R: 0 E: 0 K: 0 S: 7	H: 0 LOB: 0 BB: 0 P: 11	R: 0 E: 0 K: 1 S: 17	H: 1 LOB: 3 BB: 2 P: 28	R: 0 E: 0 K: 0 S: 4	H: 0 LOB: 0 BB: 0 P: 4	R: 1 E: 1 K: 1 S: 13	H: 1 LOB: 2 BB: 2 P: 25	R: 0 E: 1 K: 0 S: 8	H: 1 LOB: 1 BB: 0 P: 11	1B: 1 2B: 1 3B: 1 HR: 1	SF: 0 SAC: 0 DP: 1 HBP: 0	WP: 0 PB: 0 SB: 2 CS: 0	PA: 40			
<b>PITCHER</b>	IP WLS BF H R ER SO BB IBB HBP BLK WP HR S P ERA WHIP																								
Steve Renko, R (1, 1) ERA: 4.8	7.2		34	3	3	2	4	6	2	0	0	0	1	71	130	2.35	1.174								
Fred Scherman, L (8, 1) ERA: 3.88	0.1		2	0	0	0	1	0	0	0	0	0	0	4	6	0.00	0.000								
Dale Murray, R (9, 1) ERA: 3.63	1.0	W	4	1	0	0	0	0	0	0	0	0	0	8	11	0.00	1.000								

Philadelphia Phillies @ Montreal Expos  
 Jarry Park, Montreal, QB  
 Sat Aug 02 1975, 7:05 PM EDT  
 Att. 16,101 - Unknown

AB	32
R	3
H	4
RBI	2
BB	8
SO	5
LOB	20





Batter	1	2	3	4	5	6	7	8	9	AB	R	H	RBI	BB	SO	LOB
<b>Pepe Mangual, R</b> OBP: 0.321, SLG: 0.350 (1, 8)	1-0 F8	3-1 FC5-4		4-2 BB			2-0 F8			3	0	0	0	1	0	2
<b>Pete Mackanin, R</b> OBP: 0.301, SLG: 0.378 (1, 4)	0-1 F3	0-0 FC6-4		2-2 F6			0-0 F8			4	0	0	0	0	0	3
<b>Gary Carter, R</b> OBP: 0.375, SLG: 0.464 (1, 9)	4-2 E 1B BB		1-2 5-3		2-1 G6-4-3 1B			1-1 F8		3	0	1	0	1	0	0
<b>Jose Morales, R</b> OBP: 0.389, SLG: 0.438 (1, 3)	0-0 E7 1B		0-0 2B 1B		0-0 G6-4-3			1-1 F7		4	1	2	0	0	0	1
<b>Bob Bailey, R</b> OBP: 0.395, SLG: 0.358 (1, 7)	4-0 IBB		3-1 WP 1-H 2B		1-3 K			1-0 5-3		3	0	1	1	1	1	0
<b>Dale Murray, R</b> OBP: 0.375, SLG: 0.167 (9, 1)										0	0	0	0	0	0	0
<b>Larry Parrish, R</b> OBP: 0.313, SLG: 0.423 (1, 5)	3-3 K		2-2 6-3		0-0 6-3				1-0 6-3	4	0	0	0	0	1	4
<b>Tim Foli, R</b> OBP: 0.284, SLG: 0.277 (1, 6)		1-1 6-3	0-0 F8		0-0 F7				0-0 1B HR 1B	4	1	1	0	0	0	1
<b>Barry Foote, R</b> OBP: 0.233, SLG: 0.283 (1, 2)		1-1 FC5-4 BB 1B		0-0 F9		2-2 5-3			0-0 1B HR 1B	4	0	2	0	0	0	0
<b>Pepe Frias, R</b> OBP: 0.208, SLG: 0.190 (9, PR)									1-2 1B HR 1B	0	1	0	0	0	0	0
<b>Steve Renko, R</b> OBP: 0.361, SLG: 0.424 (1, 1)		4-2 FC5-4 BB		1-2 5-3			1-1 F4		0-0 1B HR	2	0	0	0	1	0	0
<b>Fred Scherman, L</b> OBP: 0.133, SLG: 0.143 (8, 1)									1-H 2-H	0	0	0	0	0	0	0
<b>Tony Scott, S</b> OBP: 0.261, SLG: 0.241 (9, 7)										0	0	0	0	0	0	0
<b>Nate Colbert, R</b> OBP: 0.225, SLG: 0.280 (9, PH)										1	1	1	3	0	0	0

Inning Stats	R: 0	H: 1	R: 0	H: 1	R: 1	H: 2	R: 0	H: 0	R: 0	H: 1	R: 0	H: 0	R: 0	H: 0	R: 0	H: 0	R: 3	H: 3	1B: 6	SF: 0	WP: 1	PA: 36
E: 1	LOB: 3	E: 0	LOB: 2	E: 0	LOB: 1	E: 0	LOB: 1	E: 0	LOB: 0	E: 0	LOB: 0	E: 0	LOB: 0	E: 0	LOB: 0	E: 0	LOB: 1	2B: 1	SAC: 0	PB: 0		
K: 1	BB: 2	K: 0	BB: 1	K: 0	BB: 0	K: 0	BB: 1	K: 1	BB: 0	K: 0	BB: 0	K: 0	BB: 0	K: 0	BB: 0	K: 0	BB: 0	3B: 0	DP: 1	SB: 0		
S: 10	P: 22	S: 9	P: 18	S: 12	P: 18	S: 11	P: 18	S: 6	P: 9	S: 5	P: 7	S: 4	P: 8	S: 5	P: 8	S: 4	P: 5	HR: 1	HBP: 0	CS: 0		

PITCHER	IP	WLS	BF	H	R	ER	SO	BB	IBB	HBP	BLK	WP	HR	S	P	ERA	WHIP	PITCHER	IP	WLS	BF	H	R	ER	SO	BB	IBB	HBP	BLK	WP	HR	S	P	ERA	WHIP	
<b>Tom Underwood, L</b> ERA: 3.48 (1, 1)	8.1	L	36	8	4	4	2	3	1	0	0	1	1	66	112	4.32	1.320																			

**BOTTOM**

**Philadelphia Phillies @ Montreal Expos**  
**Jarry Park, Montreal, QB**  
 Sat Aug 02 1975, 7:05 PM EDT  
 Att. 16,101 - Unknown

livebaseballscores.com

<b>AB</b>	<b>32</b>
<b>R</b>	<b>4</b>
<b>H</b>	<b>8</b>
<b>RBI</b>	<b>4</b>
<b>BB</b>	<b>4</b>
<b>SO</b>	<b>2</b>
<b>LOB</b>	<b>11</b>



Batter	1	2	3	4	5	6	7	8	9	10	AB	R	H	RBI	BB	SO	LOB	TOP						
Dave Cash, R OBP: 0.367, SLG: 0.397 (1, 4)	1-0 5-3	1-2 5-3			0-1 6-3		0-1 6-3		4-2 BB	0-2 1-3	5	0	0	0	1	0	2	<b>Philadelphia Phillies @ Montreal Expos</b> Jarry Park, Montreal, QB Sun Aug 03 1975, 3:33 AM EDT Att. 15,126 - Unknown						
Larry Bowa, S OBP: 0.347, SLG: 0.414 (1, 6)	1-2 BB SF9 1B		1-1 6-3		1-0 1-3		1-1 4-3		0-1 G2-6-4-3 1-2f		5	1	1	0	0	0	1							
Garry Maddox, R OBP: 0.356, SLG: 0.402 (1, 8)	0-1 BB E 1B		0-2 F4			3-2 1B 2B	1-2 2B 1B		0-0 1B		5	2	4	0	0	0	0							
Greg Luzinski, R OBP: 0.395, SLG: 0.582 (1, 7)	4-2 E 1B BB		1-3 K		0-2 L7	0-2 1B 2B	1-0 2B		0-3 K		4	0	1	0	1	2	2							
Dick Allen, R OBP: 0.321, SLG: 0.327 Gene Garber, R OBP: 0.143, SLG: 0.143 (1, 3) (10, 1)	1-0 SF9 3-H			0-0 5-3		4-2 1B BB	0-0 6-3			0-0 5-3	3	0	0	1	1	0	2							
Jay Johnstone, L OBP: 0.419, SLG: 0.483 Mike Anderson, R OBP: 0.318, SLG: 0.394 (1, 9) (6, PR) (6, 9)	1-1 E5		1-0 4-3		0-0 BB 1B		2-2 6-3		1-2 6-3		3	0	2	2	0	0	0							
Ollie Brown, R OBP: 0.396, SLG: 0.582 (8, PH) (8, 9)	1-3 2-H 1B				1-3 2-H 1B						2	0	0	0	0	0	0							
Mike Schmidt, R OBP: 0.362, SLG: 0.480 (1, 5)	1-0 5-3		1-0 2B		2-0 F4		0-2 HR		1-1 1B 2B		5	2	3	1	0	0	4							
Tim McCarver, L OBP: 0.444, SLG: 0.489 Bob Boone, R OBP: 0.320, SLG: 0.316 Johnny Oates, L OBP: 0.376, SLG: 0.347 (1, 2) (8, 2) (10, PH) (10, 2)		3-2 F6		2-3 K		4-1 BB 1B	0-0 G5-4-3 1B		4-0 1B IBB		3	0	1	0	1	1	1							
Steve Carlton, L OBP: 0.156, SLG: 0.129 Tony Taylor, R OBP: 0.329, SLG: 0.382 Tug McGraw, R OBP: 0.222, SLG: 0.222 Tom Hutton, L OBP: 0.305, SLG: 0.284 (1, 1) (8, PH) (8, 1) (10, PH) (10, 3)		3-3 K		0-1 3-1		0-0 3-1	0-0 G5-4-3 1B		0-0 1B		3	0	0	0	0	1	3							
<b>Inning Stats</b>	R: 2 E: 1 K: 0 S: 13	H: 3 LOB: 2 BB: 1 P: 22	R: 0 E: 0 K: 1 S: 9	H: 0 LOB: 0 BB: 0 P: 16	R: 0 E: 0 K: 1 S: 9	H: 0 LOB: 0 BB: 0 P: 11	R: 0 E: 0 K: 1 S: 7	H: 1 LOB: 1 BB: 0 P: 11	R: 0 E: 0 K: 0 S: 5	H: 2 LOB: 3 BB: 2 P: 29	R: 0 E: 0 K: 0 S: 9	H: 2 LOB: 2 BB: 0 P: 12	R: 1 E: 0 K: 0 S: 8	H: 2 LOB: 0 BB: 0 P: 10	R: 0 E: 0 K: 1 S: 9	H: 1 LOB: 1 BB: 1 P: 13	R: 1 E: 0 K: 0 S: 12	H: 2 LOB: 2 BB: 1 P: 18	1B: 8 2B: 4 3B: 0 HR: 1	SF: 1 SAC: 0 DP: 2 HBP: 0	WP: 0 PB: 0 SB: 0 CS: 0	PA: 46		
<b>PITCHER</b>	IP WLS BF H R ER SO BB IBB HBP BLK WP HR S P ERA WHIP	IP WLS BF H R ER SO BB IBB HBP BLK WP HR S P ERA WHIP														IP WLS BF H R ER SO BB IBB HBP BLK WP HR S P ERA WHIP								
Steve Rogers, R ERA: 2.64 (1, 1)	7.1																							
Fred Scherman, L ERA: 3.84 (8, 1)	0.2	1	0	0	0	0	0	0	0	0	0	0	0	0	0	0	0	0	0	0	0	0	0	0
Dale Murray, R ERA: 3.66 (9, 1)	2.0	L	10	3	1	1	1	1	1	0	0	0	0	0	0	0	0	0	0	0	0	0	0	0

livebaseballscores.com

AB	40
R	5
H	13
RBI	5
BB	5
SO	4
LOB	16



Batter	1	2	3	4	5	6	7	8	9	10	AB	R	H	RBI	BB	SO	LOB
Pepe Mangual, R (1, 8) OBP: 0.321, SLG: 0.350 Larry Blittner, L (10, PH) OBP: 0.385, SLG: 0.403	2-1 CS 1B		1-0 SF9	2-1 F9			3-2 FC5-4 1-2f			1-1 6-3	3	0	1	1	0	0	2
Pete Mackanin, R (1, 4) OBP: 0.300, SLG: 0.373 Jim Dwyer, L (10, PH) OBP: 0.361, SLG: 0.473	SAFE 1-2 F8 1-2		4-2 3-H 2B BB		2-3 K		2-2 F9 1-2			0-0 6-3	3	1	0	0	1	1	2
Gary Carter, R (1, 9) OBP: 0.371, SLG: 0.459	0-3 K		2-3 K		3-2 6-3			1-2 F8			4	0	0	0	0	2	3
Jose Morales, R (1, 3) OBP: 0.382, SLG: 0.441 Tony Scott, S (9, 7) OBP: 0.261, SLG: 0.241		2-1 6-3	1-2 2B		1-0 6-3			3-2 F8			4	0	1	3	0	0	0
Bob Bailey, R (1, 7) OBP: 0.392, SLG: 0.351 Dale Murray, R (9, 1) OBP: 0.375, SLG: 0.167		0-2 F5	4-1 2B			0-0 5-3		0-0 F9			3	0	0	0	1	0	0
Larry Parrish, R (1, 5) OBP: 0.309, SLG: 0.418		0-0 5-3	1-3 K			0-0 F9			1-1 6-3		4	0	0	0	0	1	2
Tim Foli, R (1, 6) OBP: 0.284, SLG: 0.276			0-2 SF9 1B		0-2 1-3		2-1 5-3		2-2 5-3		4	1	1	0	0	0	0
Barry Foote, R (1, 2) OBP: 0.233, SLG: 0.283			0-0 E5 2B		1-0 F3		2-2 FC5-4 1B		3-3 K		4	1	1	0	0	1	1
Steve Rogers, R (1, 1) OBP: 0.296, SLG: 0.229 Fred Scherman, L (8, 1) OBP: 0.133, SLG: 0.143 Mike Jorgensen, L (9, 3) OBP: 0.350, SLG: 0.396			4-2 2B BB		0-2 1B		0-0 F2			1-2 G3	2	1	1	0	1	0	1

Inning Stats	R: 0	H: 1	R: 0	H: 0	R: 4	H: 2	R: 0	H: 1	R: 0	H: 0	R: 0	H: 0	R: 0	H: 1	R: 0	H: 0	R: 0	H: 0	R: 0	H: 0	R: 0	H: 0	R: 0	H: 0	R: 0	H: 0	1B: 4	SF: 1	WP: 0	PA: 38
E: 0	LOB: 0	E: 0	LOB: 0	E: 1	LOB: 2	E: 0	LOB: 0	E: 0	LOB: 0	E: 0	LOB: 0	E: 0	LOB: 0	E: 0	LOB: 1	E: 0	LOB: 0	E: 0	LOB: 0	E: 0	LOB: 0	E: 0	LOB: 0	E: 0	LOB: 0	E: 0	LOB: 0	2B: 1 <td>SAC: 0 <td>PB: 0</td> </td>	SAC: 0 <td>PB: 0</td>	PB: 0
K: 1	BB: 0	K: 0	BB: 0	K: 2	BB: 3	K: 0	BB: 0	K: 0	BB: 0	K: 1	BB: 0	K: 0	BB: 0	K: 0	BB: 0	K: 1	BB: 0	K: 1	BB: 0	K: 0	BB: 0	K: 0	BB: 0	K: 0	BB: 0	K: 0	BB: 0	3B: 0	DP: 0	SB: 1
S: 9	P: 12	S: 6	P: 8	S: 20	P: 37	S: 10	P: 13	S: 8	P: 14	S: 4	P: 6	S: 13	P: 20	S: 7	P: 11	S: 10	P: 16	S: 6	P: 8	S: 6	P: 8	S: 6	P: 8	S: 6	P: 8	S: 6	P: 8	HR: 0	HBP: 0	CS: 1

PITCHER	IP	WLS	BF	H	R	ER	SO	BB	IBB	HBP	BLK	WP	HR	S	P	ERA	WHIP
Steve Carlton, L (1, 1) ERA: 3.54	7.0		29	5	4	0	4	3	0	0	0	0	0	70	110	0.00	1.143
Tug McGraw, L (8, 1) ERA: 2.73	2.0	W	6	0	0	0	1	0	0	0	0	0	0	17	27	0.00	0.000
Gene Garber, R (10, 1) ERA: 3.51	1.0	S	3	0	0	0	0	0	0	0	0	0	0	6	8	0.00	0.000

PITCHER	IP	WLS	BF	H	R	ER	SO	BB	IBB	HBP	BLK	WP	HR	S	P	ERA	WHIP


BOTTOM

Philadelphia Phillies @ Montreal Expos  
 Jarry Park, Montreal, QB  
 Sun Aug 03 1975, 3:33 AM EDT  
 Att: 15,126 - Unknown

livebaseballscorecards.com

AB	34
R	4
H	5
RBI	4
BB	3
SO	5
LOB	11



Batter	1	2	3	4	5	6	7	8	9	AB R H RBI BB SO LOB	TOP																
Don Kessinger, S (1, 6) OBP: 0.305, SLG: 0.310	0-0 F6		0-0 F8		0-0 F9		0-0 F8		0-0 FC6-4	5 0 0 0 0 0 2																	
Rick Monday, L (1, 8) OBP: 0.384, SLG: 0.475	0-0 L4			0-0 6-3 BLK 1B	0-0 4-3		0-0 F8			4 1 1 0 0 0 0																	
Bill Madlock, R (1, 5) OBP: 0.391, SLG: 0.482	0-0 P6			0-0 BLK 1-2 1B	0-0 F7		0-0 1-3			4 1 1 0 0 0 0																	
Jose Cardenal, R (1, 7) OBP: 0.380, SLG: 0.395		0-0 F9		0-0 F9		0-0 HR		0-0 6-3		4 1 1 1 0 0 2																	
Gene Hiser, L (1, 9) OBP: 0.292, SLG: 0.273		4-0 BB BB BB		0-0 6-3		0-0 1-3 E 1B		0-3 K		1 0 0 0 1 0 2																	
Jerry Morales, R (6, PH) OBP: 0.336, SLG: 0.378				1-2 2-3						2 0 1 0 0 1 0																	
Ralph LaCock, L (1, 3) OBP: 0.322, SLG: 0.325		0-0 F8		0-0 1B		0-3 K		0-0 F2		1 0 0 0 1 0 1																	
Andre Thornton, R (6, PH) OBP: 0.407, SLG: 0.415		1-2		2-3 3-H BB						2 0 0 0 0 1 1																	
Manny Trillo, R (1, 4) OBP: 0.300, SLG: 0.315			0-0 SH3 1B	0-0 1-3 3-H 1B		0-0 E5 1-3			0-0 4-3	4 0 2 1 0 0 1	AB 32 R 3 H 6 RBI 2 BB 4 SO 2 LOB 17																
Steve Swisher, R (1, 2) OBP: 0.285, SLG: 0.282			0-0 F7	0-0 BB BB BB	0-0 1-3 BB	0-0 1-3			0-0 1-3	3 0 0 0 1 0 3																	
Steve Stone, R (1, 1) OBP: 0.180, SLG: 0.188			0-0 SH3	0-0 F8		0-0 L8			4-0 FC6-4 BB	2 0 0 0 0 0 5																	
Paul Reuschel, R (7, 1)			1-2							0 0 0 0 1 0 0																	
<b>Inning Stats</b>	R: 0 E: 0 K: 0 S: 3	H: 0 LOB: 0 BB: 0 P: 3	R: 0 E: 0 K: 0 S: 2	H: 0 LOB: 0 BB: 1 P: 6	R: 0 E: 0 K: 0 S: 4	H: 1 LOB: 1 BB: 0 P: 4	R: 2 E: 0 K: 0 S: 6	H: 3 LOB: 3 BB: 2 P: 14	R: 0 E: 0 K: 0 S: 3	H: 0 LOB: 0 BB: 0 P: 3	R: 1 E: 1 K: 1 S: 8	H: 2 LOB: 2 BB: 0 P: 8	R: 0 E: 0 K: 0 S: 3	H: 0 LOB: 0 BB: 0 P: 3	R: 0 E: 0 K: 1 S: 5	H: 0 LOB: 0 BB: 0 P: 5	R: 0 E: 0 K: 0 S: 3	H: 0 LOB: 1 BB: 1 P: 7	1B: 5 2B: 0 3B: 0 HR: 1	SF: 0 SAC: 1 DP: 0 HBP: 0	WP: 0 PB: 0 SB: 0 CS: 1	PA: 37					
<b>PITCHER</b>	IP WLS BF H R ER SO BB IBB HBP BLK WP HR S P ERA WHIP																										
Wayne Twitchell, R (1, 1) ERA: 4.83	3.2		17	4	2	2	0	3	0	0	1	0	0	14	26	4.91	1.909										
Ron Schueler, R (4, 1) ERA: 5.75	1.1		4	0	0	0	0	0	0	0	0	0	0	4	4	0.00	0.000										
Tom Hilgendorf, L (6, 1) ERA: 2.05	1.0	L	6	2	1	1	1	0	0	0	0	0	1	8	8	9.00	2.000										
Gene Garber, R (7, 1) ERA: 3.38	3.0		10	0	0	0	1	1	0	0	0	0	0	11	15	0.00	0.333										

Chicago Cubs @ Philadelphia Phillies  
Veterans Stadium, Philadelphia, PA  
Mon Aug 04 1975, 7:05 PM EDT  
Att. 16,285 - Unknown - 87 F

livebaseballscorecards.com

Batter	1	2	3	4	5	6	7	8	9	AB	R	H	RBI	BB	SO	LOB
<b>Dave Cash, R</b> (1, 4) OBP: 0.365, SLG: 0.395	0-0 6-3		0-0 P4		0-0 E 1B SF8 1B		0-0 F7		0-0 1-3	5	1	1	0	0	0	0
<b>Larry Bowa, S</b> (1, 6) OBP: 0.349, SLG: 0.415 <b>Ollie Brown, R</b> (9, PH) OBP: 0.402, SLG: 0.582	0-0 F8		0-0 2B 1B		0-0 SF8 E 1-2 2-3 1B		0-0 4-3		4-0 BB	4	0	2	0	0	0	0
<b>Garry Maddox, R</b> (1, 8) OBP: 0.357, SLG: 0.406	0-0 6-3		0-0 1-3 2B		0-0 P6 1-2 2-3 3-H		0-0 1B		0-0 P4	5	0	2	0	0	0	3
<b>Greg Luzinski, R</b> (1, 7) OBP: 0.396, SLG: 0.579		4-0 BB 1B	0-3 K		4-0 IBB		0-0 F8			2	0	0	0	2	1	3
<b>Dick Allen, R</b> (1, 3) OBP: 0.317, SLG: 0.323		0-3 K		0-0 6-3	0-0 SF8			0-0 F3		3	0	0	1	0	1	1
<b>Jay Johnstone, L</b> (1, 9) OBP: 0.417, SLG: 0.479		0-0 1-2 1B		0-0 F8	0-0 F8			0-0 G3		4	0	1	0	0	0	2
<b>Mike Schmidt, R</b> (1, 5) OBP: 0.364, SLG: 0.477		0-3 K		1-0 HBP		0-3 K		4-0 BB		2	0	0	0	1	2	2
<b>Johnny Oates, L</b> (1, 2) OBP: 0.367, SLG: 0.338		0-0 4-3		0-0 L9		0-0 F7		0-3 K		4	0	0	0	0	1	4
<b>Wayne Twitchell, R</b> (1, 1) OBP: 0.063, SLG: 0.094 <b>Ron Schuefer, R</b> (4, 1) OBP: 0.162, SLG: 0.182 <b>Tony Taylor, R</b> (5, PH) OBP: 0.338, SLG: 0.382 <b>Tom Hilgendorf, S</b> (6, 1) OBP: 0.296, SLG: 0.296 <b>Tim McCarver, L</b> (6, PH) OBP: 0.436, SLG: 0.478 <b>Gene Garber, R</b> (7, 1) OBP: 0.143, SLG: 0.143 <b>Tom Hutton, L</b> (9, PH) OBP: 0.303, SLG: 0.282			0-3 K		4-0 1B 1B E BB		0-0 F9		0-0 P3	1	0	0	0	0	1	0

BOTTOM																		
<b>Chicago Cubs @ Philadelphia Phillies</b> Veterans Stadium, Philadelphia, PA Mon Aug 04 1975, 7:05 PM EDT Att: 16,285 - Unknown - 87 F																		
											<b>AB</b>	<b>32</b>						
											<b>R</b>	<b>2</b>						
											<b>H</b>	<b>6</b>						
											<b>RBI</b>	<b>1</b>						
											<b>BB</b>	<b>5</b>						
											<b>SO</b>	<b>6</b>						
											<b>LOB</b>	<b>15</b>						
											<b>WP: 0</b>	<b>PA: 39</b>						
											<b>PB: 0</b>							
											<b>SB: 0</b>							
											<b>CS: 0</b>							

Inning Stats	R: 0	H: 0	E: 0	K: 0	S: 3	R: 0	H: 1	E: 0	K: 2	S: 8	R: 0	H: 2	E: 0	K: 2	S: 9	R: 0	H: 0	E: 0	K: 0	S: 3	R: 2	H: 2	E: 1	K: 0	S: 5	R: 0	H: 0	E: 0	K: 1	S: 5	R: 0	H: 1	E: 0	K: 0	S: 4	R: 0	H: 0	E: 0	K: 1	S: 5	R: 0	H: 0	E: 0	K: 0	S: 3	1B: 5	SF: 1	2B: 1	3B: 0	HR: 0	SAC: 0	DP: 0	HBP: 1	WP: 0	PA: 39
<b>PITCHER</b>	<b>IP</b>	<b>WLS</b>	<b>BF</b>	<b>H</b>	<b>R</b>	<b>ER</b>	<b>SO</b>	<b>BB</b>	<b>IBB</b>	<b>HBP</b>	<b>BLK</b>	<b>WP</b>	<b>HR</b>	<b>S</b>	<b>P</b>	<b>ERA</b>	<b>WHIP</b>																																						
<b>Steve Stone, R</b> (1, 1) ERA: 3.3	6.0	W	27	5	2	2	5	2	1	1	0	0	0	33	46	3.00	1.167																																						
<b>Paul Reuschel, R</b> (7, 1) ERA: 3.27	3.0	S	12	1	0	0	1	2	0	0	0	0	0	12	20	0.00	1.000																																						



Batter	1	2	3	4	5	6	7	8	9	AB R H RBI BB SO LOB	TOP
<b>Don Kessinger, S</b> (1, 6) <small>OBP: 0.307, SLG: 0.312</small> <b>Rob Sperring, R</b> (7, 6) <small>OBP: 0.290, SLG: 0.287</small>	0-0  1B		0-0  3B 1B	0-0  G3			0-0  F7		0-0  P4	4 1 2 0 0 0 2 1 0 0 0 0 0 1	
<b>Rick Monday, L</b> (1, 8) <small>OBP: 0.383, SLG: 0.478</small> <b>Ken Frailing, L</b> (7, 1) <small>OBP: 0.250, SLG: 0.143</small>	0-0  FC4-6 6-3 1-2f S		0-0  SF9 3B		0-0  F8		0-3  K			4 1 1 3 0 1 1 0 0 0 0 0 0 0	
<b>Bill Madlock, R</b> (1, 5) <small>OBP: 0.390, SLG: 0.481</small> <b>Vic Harris, S</b> (2, 5) <small>OBP: 0.298, SLG: 0.238</small>	0-0  6-3 1-3		0-0  SF9 3B		0-0  FC5-4 1B			0-0  F9		1 0 0 0 0 0 1 2 0 1 1 0 0 0	
<b>Jose Cardenal, R</b> (1, 7) <small>OBP: 0.379, SLG: 0.392</small>	0-0  4-3		0-0  G1-4-3 BB		0-3  K			0-0  F9		3 0 0 0 1 1 2	
<b>Jerry Morales, R</b> (1, 9) <small>OBP: 0.333, SLG: 0.374</small> (7, 8)		0-0  4-3	0-0  G1-4-3 1-2f		0-0  FC5-4 1-2f			0-3  K		4 0 0 0 0 1 2	
<b>Ralph LaCock, L</b> (1, 3) <small>OBP: 0.321, SLG: 0.321</small> (7, 9)		0-0  4-3		0-0  5-3		0-0  F8		4-0  G6-4-3 1B BB		3 1 0 0 1 0 0	
<b>Manny Trillo, R</b> (1, 4) <small>OBP: 0.297, SLG: 0.312</small>		0-0  6-3		0-0  1-3		0-3  K		0-0  E4 1-2 G6-4-3		4 0 0 0 0 1 1	
<b>Steve Swisher, R</b> (1, 2) <small>OBP: 0.300, SLG: 0.291</small> <b>Tim Hosley, R</b> (6, 2) <small>OBP: 0.385, SLG: 0.446</small>			0-0  1B 3B 2B	4-0  2B BB		0-0  F7		0-0  G6-4-3 1-2f 2-3		2 1 1 0 1 0 0 1 0 0 0 0 0 2	
<b>Bill Bonham, R</b> (1, 1) <small>OBP: 0.186, SLG: 0.220</small> <b>Ken Crosby, R</b> (1, 1) <small>OBP: 0.350, SLG: 0.348</small> <b>Gene Hiser, L</b> (4, PH) <small>OBP: 0.330, SLG: 0.333</small> <b>Milt Wilcox, R</b> (4, 1) <small>OBP: 0.330, SLG: 0.333</small> <b>Andre Thornton, R</b> (7, PH) <small>OBP: 0.407, SLG: 0.416</small> (7, 3)			4-0  1B 3B BB	0-0  1-3 2B		0-0  6-3		0-0  3-H 1B		0 0 0 0 0 0 0 0 1 0 0 1 0 0 1 0 1 0 0 0 0 0 0 0 0 0 0 0 2 0 1 1 0 0 0	
<b>Inning Stats</b>	R: 0 H: 1 E: 0 LOB: 1 K: 0 BB: 0 S: 4 P: 4	R: 0 H: 0 E: 0 LOB: 0 K: 0 BB: 0 S: 3 P: 3	R: 4 H: 3 E: 0 LOB: 0 K: 0 BB: 2 S: 5 P: 13	R: 0 H: 1 E: 0 LOB: 2 K: 0 BB: 1 S: 4 P: 8	R: 0 H: 1 E: 0 LOB: 1 K: 1 BB: 0 S: 6 P: 6	R: 0 H: 0 E: 0 LOB: 0 K: 1 BB: 0 S: 5 P: 5	R: 0 H: 0 E: 0 LOB: 0 K: 1 BB: 0 S: 5 P: 5	R: 0 H: 0 E: 0 LOB: 0 K: 1 BB: 0 S: 5 P: 5	R: 1 H: 1 E: 1 LOB: 1 K: 0 BB: 1 S: 4 P: 8	1B: 4 SF: 1 2B: 2 SAC: 0 3B: 1 DP: 2 HR: 0 HBP: 0	WP: 0 PA: 37 PB: 0 SB: 1 CS: 0
<b>PITCHER</b> <b>Dick Ruthven, R</b> (1, 1) <small>ERA: 4.5</small> <b>Jim Lonborg, R</b> (9, 1) <small>ERA: 3.81</small>	IP WLS BF H R ER SO BB IBB HBP BLK WP HR S P ERA WHIP 8.0 W 32 6 4 4 4 3 0 0 0 0 0 0 37 49 4.50 1.125 1.0 5 1 1 0 0 1 0 0 0 0 0 0 4 8 0.00 2.000										

**Chicago Cubs @ Philadelphia Phillies**  
 Veterans Stadium, Philadelphia, PA  
 Tue Aug 05 1975, 7:05 PM EDT  
 Att. 19,611 - Unknown - 78 F

livebaseballscorecards.com

<b>AB</b>	32
<b>R</b>	5
<b>H</b>	7
<b>RBI</b>	5
<b>BB</b>	4
<b>SO</b>	4
<b>LOB</b>	12





Batter	1	2	3	4	5	6	7	8	9	AB R H RBI BB SO LOB	TOP											
Don Kessinger, S (1, 6) OBP: 0.303, SLG: 0.308	0-0 L7		0-0 L8			0-0 F8		0-0 F7	0-0 FC6	5 0 0 0 0 0 1												
Rick Monday, L (1, 8) OBP: 0.383, SLG: 0.474	0-3 K		0-0 F7			4-0 BB		0-0 F8	4-0 IBB	3 0 0 0 2 1 0												
Jose Cardenal, R (1, 7) OBP: 0.377, SLG: 0.392	0-0 3-1			0-0 5-3		0-0 P6		0-0 HR	0-0 F9	5 1 1 0 0 0 3												
Jerry Morales, R (1, 9) OBP: 0.336, SLG: 0.373		4-0 FC3-6 BB		4-0 CS BB		0-0 F8		4-0 HR IBB		1 1 0 0 3 0 1												
Andre Thornton, R (1, 3) OBP: 0.405, SLG: 0.426		0-0 FC3-6 1B SH3		0-3 K			0-0 6-3	0-0 HR		4 2 1 3 0 1 2												
Tim Hosley, R (1, 2) OBP: 0.381, SLG: 0.440		0-0 SH3 1B			0-0 P6		0-0 5-3	0-0 P5		4 0 1 0 0 0 0												
Manny Trillo, R (1, 4) OBP: 0.297, SLG: 0.312		0-0 SH3			0-0 E6 G3		0-0 1B 1B		0-3 K	3 0 1 1 0 1 0	AB 32											
Rob Sperring, R (1, 5) OBP: 0.297, SLG: 0.289		0-3 K			0-0 G3		0-0 1B 1B		4-0 1B E BB	3 1 1 0 1 1 2	R 5											
Rick Reuschel, R (1, 1) OBP: 0.237, SLG: 0.281			0-0 5-3		0-0 F9		0-0 1B		0-0 FC6 1B	4 0 2 0 0 0 1	H 7											
<b>Inning Stats</b>	R: 0 E: 0 K: 1 S: 5	H: 0 LOB: 0 BB: 0 P: 5	R: 1 E: 0 K: 1 S: 6	H: 1 LOB: 1 BB: 1 P: 10	R: 0 E: 0 K: 0 S: 3	H: 0 LOB: 0 BB: 0 P: 3	R: 0 E: 0 K: 1 S: 4	H: 0 LOB: 1 BB: 1 P: 8	R: 0 E: 1 K: 0 S: 4	H: 0 LOB: 1 BB: 0 P: 4	R: 0 E: 0 K: 0 S: 3	H: 0 LOB: 1 BB: 1 P: 7	R: 0 E: 0 K: 0 S: 5	H: 3 LOB: 2 BB: 0 P: 5	R: 3 E: 0 K: 0 S: 5	H: 2 LOB: 0 BB: 1 P: 9	R: 1 E: 1 K: 1 S: 6	H: 1 LOB: 2 BB: 2 P: 14	1B: 5 2B: 2 3B: 0 HR: 1	SF: 0 SAC: 1 DP: 1 HBP: 0	WP: 0 PB: 0 SB: 0 CS: 1	PA: 39
<b>PITCHER</b>	IP WLS BF H R ER SO BB IBB HBP BLK WP HR S P ERA WHIP																					
Larry Christenson, R (1, 1) ERA: 3.55	8.1 L 36 7 5 4 4 4 1 0 0 0 1 39 59 4.32 1.320																					
Gene Garber, R (9, 1) ERA: 3.35	0.2 3 0 0 0 0 0 0 1 0 0 0 0 2 6 0.00 0.000																					

Chicago Cubs @ Philadelphia Phillies  
Veterans Stadium, Philadelphia, PA

Thu Aug 07 1975, 7:05 PM EDT  
Att. 20,259 - Unknown - 70 F

livebaseballscores.com





Batter	1	2	3	4	5	6	7	8	9	AB	R	H	RBI	BB	SO	LOB
<b>Dave Cash, R</b> OBP: 0.368, SLG: 0.397 (1, 4) X	0-0 G4-6-3 1B		0-0 2B		4-0 BB		0-0 F8		0-0 F7	4	0	2	0	1	0	1
<b>Larry Bowa, S</b> OBP: 0.348, SLG: 0.410 (1, 6) X	0-0 G4-6-3 1-2f		0-0 6-3		0-0 4-3			0-0 B1-3		4	0	0	0	0	0	4
<b>Garry Maddox, R</b> OBP: 0.356, SLG: 0.415 (1, 8) X	0-0 F7			0-0 F7		0-3 K		0-0 E6 HR		4	1	0	0	0	1	0
<b>Greg Luzinski, R</b> OBP: 0.399, SLG: 0.578 (1, 7) H		1-0 G4-6-3 HBP		4-0 FC4-6 BB		0-3 K		0-3 K		2	0	0	0	1	2	1
<b>Dick Allen, R</b> OBP: 0.319, SLG: 0.337 (1, 3) X		0-0 G4-6-3 1-2f		0-0 FC4-6 1-2f		0-0 PB 1B		0-0 HR		4	1	2	2	0	0	2
<b>Jay Johnstone, L</b> OBP: 0.419, SLG: 0.488 (1, 9) X		0-0 3-1		0-0 G3		0-3 K		0-0 2B		4	0	1	0	0	1	2
<b>Mike Schmidt, R</b> OBP: 0.370, SLG: 0.507 (1, 5) X			0-0 HR		4-0 S SH1-4 BB		0-0 4-3 2B		0-3 K	3	1	2	1	1	1	1
<b>Johnny Oates, L</b> OBP: 0.366, SLG: 0.337 (1, 2) X			0-0 B1-3		0-0 F8		0-0 4-3		0-0 F2	4	0	0	0	0	0	2
<b>Larry Christenson, R</b> OBP: 0.235, SLG: 0.412 (1, 1) S			0-3 K		0-0 SH1-4		0-3 K		0-3 K	2	0	0	0	0	2	1
<b>Gene Garber, R</b> OBP: 0.143, SLG: 0.143 (9, 1) S										0	0	0	0	0	0	0
<b>Tim McCarver, L</b> OBP: 0.429, SLG: 0.468 (9, PH) S										1	0	0	0	0	1	0

Inning Stats	R: 0	H: 1	E: 0	K: 0	S: 3	LOB: 0	BB: 0	P: 3	R: 0	H: 0	E: 0	K: 0	S: 2	LOB: 0	BB: 0	P: 3	R: 1	H: 2	E: 0	K: 1	S: 7	LOB: 1	BB: 0	P: 7	R: 0	H: 0	E: 0	K: 0	S: 3	LOB: 1	BB: 1	P: 7	R: 0	H: 0	E: 0	K: 0	S: 3	LOB: 2	BB: 2	P: 11	R: 0	H: 1	E: 0	K: 3	S: 10	LOB: 1	BB: 0	P: 10	R: 0	H: 1	E: 0	K: 1	S: 6	LOB: 1	BB: 0	P: 6	R: 2	H: 2	E: 1	K: 2	S: 10	LOB: 1	BB: 0	P: 10	R: 0	H: 0	E: 0	K: 1	S: 5	LOB: 0	BB: 0	P: 5	1B: 2	2B: 3	3B: 0	HR: 2	SF: 0	SAC: 1	DP: 2	HBP: 1	WP: 0	PA: 37	ERA	WHIP
<b>PITCHER</b> <b>Rick Reuschel, R</b> ERA: 3.41 (1, 1)	IP	WLS	BF	H	R	ER	SO	BB	IBB	HBP	BLK	WP	HR	S	P	ERA	WHIP	IP	WLS	BF	H	R	ER	SO	BB	IBB	HBP	BLK	WP	HR	S	P	ERA	WHIP	IP	WLS	BF	H	R	ER	SO	BB	IBB	HBP	BLK	WP	HR	S	P	ERA	WHIP																																	


**BOTTOM**


**Chicago Cubs @ Philadelphia Phillies**  
Veterans Stadium, Philadelphia, PA

Thu Aug 07 1975, 7:05 PM EDT  
Att: 20,259 - Unknown - 70 F

livebaseballscorecards.com

<b>AB</b>	<b>32</b>
<b>R</b>	<b>3</b>
<b>H</b>	<b>7</b>
<b>RBI</b>	<b>3</b>
<b>BB</b>	<b>3</b>
<b>SO</b>	<b>8</b>
<b>LOB</b>	<b>14</b>



Batter	1	2	3	4	5	6	7	8	9	AB R H RBI BB SO LOB	TOP																	
Von Joshua, L (1, 8) OBP: 0.364, SLG: 0.448	0-0 6-3		0-3 K			0-0 5-3		0-0 G3		4 0 0 0 0 1 0																		
Derrel Thomas, S (1, 4) OBP: 0.362, SLG: 0.384	0-0 6-3			0-0 F8		4-0 BB 1B BB		0-3 K		3 0 0 0 1 1 0																		
Bobby Murcer, L (1, 9) OBP: 0.406, SLG: 0.467	4-0 FC4 BB			0-0 F9		0-0 BB 1B		4-0 E HR BB		2 1 1 0 2 0 0																		
Gary Matthews, R (1, 7) OBP: 0.354, SLG: 0.406	0-0 FC4			0-0 F8		4-0 G4-6-3 BB		0-0 E5 HR		3 1 0 0 1 0 2																		
Willie Montanez, L (1, 3) OBP: 0.355, SLG: 0.411		0-0 F8			1-0 1B 1B G4-3 HBP	0-0 G4-6-3		0-0 HR		3 2 1 3 0 0 3																		
Bruce Miller, R (1, 5) OBP: 0.282, SLG: 0.296		0-0 G3			0-0 G4-3 1B 1B		0-0 6-3	1-0 CS HBP		3 0 1 0 0 0 0																		
Marc Hill, R (1, 2) OBP: 0.318, SLG: 0.301		0-3 K			0-0 G4-3 1B		0-0 6-3	0-0 CS	0-0 6-3	4 0 1 0 0 1 0																		
Craig Robinson, R (1, 6) OBP: 0.077, SLG: 0.053			0-0 P3		0-0 G4-3		4-0 BB		0-0 4-3	3 0 0 0 1 0 2																		
Pete Falcone, L (1, 1) OBP: 0.043, SLG: 0.043			0-3 K		0-3 K		0-3 K		0-3 K	1 0 0 0 0 1 0																		
Jake Brown, R (5, PH) OBP: 0.308, SLG: 0.333										1 0 0 0 0 1 1																		
Charlie Williams, R (5, 1) OBP: 0.176, SLG: 0.250										0 0 0 0 0 0 0																		
Steve Ontiveros, S (7, PH) OBP: 0.380, SLG: 0.340										1 0 0 0 0 1 1																		
Randy Moffitt, R (7, 1) OBP: 0.250, SLG: 0.417										1 0 0 0 0 1 0																		
<b>Inning Stats</b>	R: 0 E: 0 K: 0 S: 3	H: 0 LOB: 1 BB: 1 P: 7	R: 0 E: 0 K: 1 S: 5	H: 0 LOB: 0 BB: 0 P: 5	R: 0 E: 0 K: 2 S: 7	H: 0 LOB: 0 BB: 0 P: 7	R: 0 E: 0 K: 0 S: 3	H: 0 LOB: 0 BB: 0 P: 3	R: 1 E: 0 K: 1 S: 6	H: 2 LOB: 1 BB: 0 P: 7	R: 0 E: 0 K: 0 S: 3	H: 1 LOB: 2 BB: 2 P: 11	R: 0 E: 0 K: 1 S: 5	H: 0 LOB: 1 BB: 1 P: 9	R: 3 E: 1 K: 1 S: 6	H: 1 LOB: 0 BB: 1 P: 11	R: 0 E: 0 K: 1 S: 5	H: 0 LOB: 0 BB: 0 P: 5	1B: 3 2B: 0 3B: 0 HR: 1	SF: 0 SAC: 0 DP: 2 HBP: 2	WP: 0 PB: 0 SB: 0 CS: 1	PA: 37						
<b>PITCHER</b>	IP WLS BF H R ER SO BB IBB HBP BLK WP HR S P ERA WHIP																											
Tom Underwood, L (1, 1) ERA: 3.38	7.2		33	4	4	1	6	5	0	2	0	0	1	38	60	1.17	1.174											
Tug McGraw, L (8, 1) ERA: 2.71	0.1		0	0	0	0	0	0	0	0	0	0	0	0	0	0.00	0.000											
Gene Garber, R (9, 1) ERA: 3.3	1.0	W	3	0	0	0	1	0	0	0	0	0	0	5	5	0.00	0.000											

San Francisco Giants @ Philadelphia Phillies  
Veterans Stadium, Philadelphia, PA


AB	29
R	4
H	4
RBI	3
BB	5
SO	7
LOB	9



Fri Aug 08 1975, 7:05 PM EDT  
Att: 31,026 - Unknown

livebaseballscorecards.com



Batter	1	2	3	4	5	6	7	8	9	AB R H RBI BB SO LOB	TOP											
Von Joshua, L (1, 8) OBP: 0.370, SLG: 0.452	0-0 6-3 BLK 1B	0-0		4-0 BB			0-0 F8		0-0 S 1B	4 2 3 1 1 0 0												
Derrel Thomas, S (1, 4) OBP: 0.357, SLG: 0.379	0-0 6-3 1-3	0-3 3-H K		0-0 4-3			0-3 K2-3		0-0 1-3 1-2	5 0 0 0 0 2 5												
Bobby Murcer, L (1, 9) OBP: 0.410, SLG: 0.470	0-0 E 1B		0-0 G3		0-0 BB 1B		0-0		4-0 1B BB	4 0 3 1 1 0 0												
Gary Matthews, R (1, 7) OBP: 0.355, SLG: 0.404	0-0 3-H E5 1-2		0-0 1B 1B		4-0 G4-6-3 BB		0-3 K		0-0 F9	4 0 1 0 1 1 4												
Willie Montanez, L (1, 3) OBP: 0.355, SLG: 0.411	0-0 F7		0-0 G6-4-3 1B		0-3 K		0-0 F7		0-0 1-2 2-H 1B	5 0 2 1 0 1 4												
Bruce Miller, R (1, 5) OBP: 0.280, SLG: 0.294	0-3 K2-3		0-0 G6-4-3 1-2f		0-0 G4-6-3 1-2f				0-0 F8 1B	5 0 1 0 0 1 8												
Mike Sadek, R (1, 2) OBP: 0.298, SLG: 0.288		0-0 1-3		0-3 K		0-0 F2		0-0 F7		4 0 0 0 0 1 1	AB 36 R 4 H 12 RBI 4 BB 4 SO 9 LOB 23											
Craig Robinson, R (1, 6) OBP: 0.116, SLG: 0.098		0-0 SH1-3 1B 2B		4-0 SH3-1-4 BB		0-3 K		0-3 K		3 1 1 0 1 2 1												
John Montefusco, R (1, 1) OBP: 0.115, SLG: 0.122		0-0 SH1-3		0-0 SH3-1-4		0-3 K			0-0 HR	0 0 0 0 0 0 0												
Gary Lavelle, S (5, 1) OBP: 0.125, SLG: 0.125										0 0 0 0 0 0 0												
Jake Brown, R (6, PH) OBP: 0.300, SLG: 0.324										1 0 0 0 0 1 0												
Dave Heaverlo, R (6, 1) OBP: 0.300, SLG: 0.324										0 0 0 0 0 0 0												
Marc Hill, R (9, PH) OBP: 0.322, SLG: 0.325		2-3								1 1 1 1 0 0 0												
<b>Inning Stats</b>	R: 1 E: 1 K: 1 S: 8	H: 2 LOB: 2 BB: 0 P: 8	R: 1 E: 0 K: 1 S: 7	H: 2 LOB: 1 BB: 0 P: 7	R: 0 E: 0 K: 0 S: 4	H: 2 LOB: 1 BB: 0 P: 4	R: 0 E: 0 K: 1 S: 5	H: 0 LOB: 2 BB: 2 P: 13	R: 0 E: 0 K: 1 S: 5	H: 1 LOB: 1 BB: 1 P: 9	R: 0 E: 0 K: 2 S: 7	H: 0 LOB: 0 BB: 0 P: 7	R: 0 E: 0 K: 2 S: 8	H: 1 LOB: 1 BB: 0 P: 8	R: 0 E: 0 K: 1 S: 6	H: 1 LOB: 1 BB: 0 P: 6	R: 2 E: 0 K: 0 S: 6	H: 3 LOB: 2 BB: 1 P: 10	1B: 10 2B: 1 3B: 0 HR: 1	SF: 0 SAC: 2 DP: 2 HBP: 0	WP: 0 PB: 0 SB: 1 CS: 0	PA: 42
<b>PITCHER</b>	IP WLS BF H R ER SO BB IBB HBP BLK WP HR S P ERA WHIP																					
Steve Carlton, L (1, 1) ERA: 3.48	8.0 W 35 9 2 2 9 3 0 0 1 0 0 50 62 2.25 1.500																					
Tug McGraw, L (9, 1) ERA: 2.94	1.0 7 3 2 2 0 1 0 0 0 0 1 6 10 18.00 4.000																					

San Francisco Giants @ Philadelphia Phillies  
Veterans Stadium, Philadelphia, PA  
Sat Aug 09 1975, 7:05 PM EDT  
Att: 43,504 - Unknown

livebaseballscorecards.com

Batter	1	2	3	4	5	6	7	8	9	AB	R	H	RBI	BB	SO	LOB
Dave Cash, R OBP: 0.368, SLG: 0.401 (1, 4)	0-0 PB 4-3 2B 1B	0-0 F9			0-0 FC7-4 1B	0-0 G1	0-0 FC6-4 1-2f			5	1	2	0	0	0	2
Larry Bowa, S OBP: 0.343, SLG: 0.403 (1, 6)	0-0 4-3 1-2		0-0 F5		0-0 FC7-4 2B 1B 1-2f	0-0 3-1		4-0 G4-6-3 BB		4	1	0	0	0	0	2
Tony Taylor, R OBP: 0.341, SLG: 0.377 (8, PH)										0	0	0	0	1	0	0
Tug McGraw, R OBP: 0.222, SLG: 0.222 (9, 1)										0	0	0	0	0	0	0
Garry Maddox, R OBP: 0.358, SLG: 0.422 (1, 8)	0-3 K 2B 2-3		0-0 FC6-5-4 2B		0-0 1B 2B 1-3	0-0 F8		0-0 F8		5	2	2	0	0	1	2
Greg Luzinski, R OBP: 0.401, SLG: 0.584 (1, 7)	0-0 1B 2B 1-H 3-H		0-0 FC6-5-4 BB 2-3		4-0 1B 1B IBB		0-0 F8	0-0 G4-6-3 1-2f		4	2	1	2	1	0	2
Mike Anderson, R OBP: 0.316, SLG: 0.394 (9, 9)										0	0	0	0	0	0	0
Dick Allen, R OBP: 0.326, SLG: 0.339 (1, 3)	0-0 F8		4-0 BB 1B 1-2		0-0 1B HR 1B 1-2 2-H 3-H		0-0 BB BB 1B 1B			3	2	2	2	1	0	1
Tom Hutton, L OBP: 0.320, SLG: 0.292 (8, 3)										0	0	0	0	0	0	0
Jay Johnstone, L OBP: 0.418, SLG: 0.486 (1, 9)	0-0 1B 2-H		0-0 F7		0-0 HR 1B 1-3 2-H		0-3 K			2	0	1	1	0	0	2
Ollie Brown, R OBP: 0.398, SLG: 0.577 (5, PH)										2	1	1	1	0	1	1
Mike Schmidt, R OBP: 0.373, SLG: 0.513 (1, 5)	0-3 K 1-2				0-0 F4		0-0 HR BB BB			3	2	1	3	1	1	1
Tim McCarver, L OBP: 0.443, SLG: 0.460 (1, 2)					0-0 4-3		0-0 6-3			3	0	1	0	1	0	0
Steve Carlton, L OBP: 0.162, SLG: 0.136 (1, 1)					0-0 F7		0-0 5-3			4	0	1	2	0	0	1
Terry Harmon, R OBP: 0.303, SLG: 0.273 (9, 6)										0	0	0	0	0	0	0

Inning Stats	R: 3	H: 3	E: 0	K: 2	S: 11	LOB: 1	BB: 0	P: 11	R: 0	H: 1	E: 0	K: 0	S: 3	LOB: 2	BB: 1	P: 8	R: 0	H: 0	E: 0	K: 0	S: 3	LOB: 0	BB: 0	P: 3	R: 6	H: 5	E: 0	K: 0	S: 8	LOB: 0	BB: 1	P: 12	R: 0	H: 0	E: 0	K: 0	S: 3	LOB: 0	BB: 0	P: 3	R: 2	H: 2	E: 0	K: 1	S: 7	LOB: 2	BB: 2	P: 15	R: 0	H: 0	E: 0	K: 0	S: 2	LOB: 0	BB: 1	P: 6
PITCHER	IP	WLS	BF	H	R	ER	SO	BB	IBB	HBP	BLK	WP	HR	S	P	ERA	WHIP																																							
John Montefusco, R ERA: 3.23 (1, 1)	4.1	L	23	8	7	5	2	1	1	0	0	0	0	25	33	10.38	2.077																																							
Gary Lavelle, L ERA: 3.08 (5, 1)	0.2		4	2	2	2	0	0	0	0	0	0	1	4	4	27.00	3.000																																							
Dave Heaverlo, R ERA: 2.84 (6, 1)	3.0		13	2	2	2	1	3	0	0	0	0	0	12	24	6.00	1.667																																							

**BOTTOM**

San Francisco Giants @ Philadelphia Phillies  
Veterans Stadium, Philadelphia, PA

Sat Aug 09 1975, 7:05 PM EDT  
Att. 43,504 - Unknown

livebaseballscorecards.com

AB	35
R	11
H	12
RBI	11
BB	5
SO	3
LOB	14



WP: 0	PA: 40
PB: 1	
SB: 2	
CS: 0	

Batter	1	2	3	4	5	6	7	8	9	AB R H RBI BB SO LOB	TOP											
Von Joshua, L (1, 8) OBP: 0.375, SLG: 0.457	0-0 F8		0-0 E5		0-0 1B 2B 1B	0-0 CS 1B		0-0 1B		5 1 4 0 0 0 0	<b>San Francisco Giants @ Philadelphia Phillies</b> <b>Veterans Stadium, Philadelphia, PA</b> Sun Aug 10 1975, 3:33 AM EDT Att: 35,405 - Unknown											
Derrel Thomas, S (1, 4) OBP: 0.358, SLG: 0.382	0-0 6-3		0-0 P4		0-0 1B 2B SF8	0-0 CS 1B	0-0 HR 2B	0-0 F7		5 2 2 1 0 0 3												
Bobby Murcer, L (1, 9) OBP: 0.412, SLG: 0.472	0-0		0-0 6-3		0-0 1B 2B		4-0 HR BB	0-0 4-3		4 1 2 1 1 0 3												
Gary Thomasson, L (8, 9) OBP: 0.294, SLG: 0.309	0-0 1B				1-3 2-H		BB BB			0 0 0 0 0 0 0												
Gary Matthews, R (1, 7) OBP: 0.359, SLG: 0.428	0-3 K			0-0 HR	4-0 BB IBB		1-H 2-H HR		0-0 F2	4 2 2 4 1 1 1												
Willie Montanez, L (1, 3) OBP: 0.353, SLG: 0.412		0-0 4-3		0-0 F7	0-0 SF8		0-0 F8 9-2 2B	0-0 4-3		4 0 1 1 0 0 0												
Chris Speier, R (1, 6) OBP: 0.360, SLG: 0.428		0-0 5-3		0-3 K	4-0 BB		0-0 F8	0-0 E1 1B		4 0 0 0 1 1 1												
Dave Rader, L (1, 2) OBP: 0.383, SLG: 0.408		0-0 F9		0-0 4-3	0-0 F8		0-0 9-2	0-0 1B		5 0 1 0 0 0 4												
Steve Ontiveros, S (1, 5) OBP: 0.380, SLG: 0.336			4-0 SH2-3 E BB		4-0 1B 1B BB		0-0 4-3	0-0 6-3	0-0 4-3	3 2 0 0 2 0 2												
Jim Barr, R (1, 1) OBP: 0.113, SLG: 0.078			0-0 SH2-3		0-0 F2	0-3 K		0-0 1B 1B		3 0 1 0 0 1 1												
<b>Inning Stats</b>	R: 0 E: 0 K: 1 S: 6	H: 1 LOB: 1 BB: 0 P: 6	R: 0 E: 0 K: 0 S: 3	H: 0 LOB: 0 BB: 0 P: 3	R: 1 E: 1 K: 0 S: 4	H: 1 LOB: 1 BB: 1 P: 8	R: 1 E: 0 K: 1 S: 6	H: 1 LOB: 0 BB: 0 P: 6	R: 3 E: 0 K: 0 S: 6	H: 3 LOB: 3 BB: 3 P: 18	R: 0 E: 0 K: 1 S: 5	H: 1 LOB: 0 BB: 0 P: 5	R: 3 E: 0 K: 0 S: 5	H: 3 LOB: 0 BB: 1 P: 9	R: 0 E: 0 K: 0 S: 5	H: 2 LOB: 2 BB: 0 P: 5	R: 0 E: 1 K: 0 S: 5	H: 1 LOB: 2 BB: 0 P: 5	1B: 8 2B: 4 3B: 0 HR: 2	SF: 1 SAC: 1 DP: 1 HBP: 0	WP: 0 PB: 0 SB: 0 CS: 1	PA: 45
<b>PITCHER</b>	IP WLS BF H R ER SO BB IBB HBP BLK WP HR S P ERA WHIP																					
Dick Ruthven, R (1, 1) ERA: 6.57	4.1 L 20 5 5 5 2 2 0 0 0 0 0 1 22 30 10.38 1.615																					
Tom Hilgendorf, L (5, 1) ERA: 2.03	0.2 5 1 0 0 0 1 1 0 0 0 0 0 3 11 0.00 3.000																					
Ron Schueler, R (6, 1) ERA: 5.93	1.0 5 2 2 2 1 1 0 0 0 0 0 0 6 10 18.00 3.000																					
Gene Garber, R (7, 1) ERA: 3.38	1.0 4 2 1 1 0 0 0 0 0 0 0 1 4 4 9.00 2.000																					
Wayne Twitchell, R (8, 1) ERA: 4.74	2.0 10 3 0 0 0 0 0 0 0 0 0 0 10 10 0.00 1.500																					

livebaseballscorecards.com

<b>AB</b>	<b>37</b>
<b>R</b>	<b>8</b>
<b>H</b>	<b>13</b>
<b>RBI</b>	<b>7</b>
<b>BB</b>	<b>5</b>
<b>SO</b>	<b>3</b>
<b>LOB</b>	<b>15</b>



BOTTOM

San Francisco Giants @ Philadelphia Phillies  
Veterans Stadium, Philadelphia, PA  
Sun Aug 10 1975, 3:33 AM EDT  
Att. 35,405 - Unknown

livebaseballscorecards.com

AB	32
R	1
H	8
RBI	1
BB	1
SO	3
LOB	13



WP:	0	PA:	35
PB:	0	SB:	0
CS:	0		

AB R H RBI BB SO LOB

4 0 1 0 0 0 1

4 0 1 0 0 0 1

3 0 1 1 0 0 0

3 0 1 0 1 1 3

4 0 0 0 0 0 3

4 0 2 0 0 0 1

4 0 0 0 0 2 4

4 0 1 0 0 0 0

1B:	7	SF:	1
2B:	1	SAC:	1
3B:	0	DP:	1
HR:	0	HBP:	0

1B:	7	SF:	1
2B:	1	SAC:	1
3B:	0	DP:	1
HR:	0	HBP:	0

WP:	0	PA:	35
PB:	0	SB:	0
CS:	0		

Batter	1	2	3	4	5	6	7	8	9
Dave Cash, R (1, 4) OBP: 0.367, SLG: 0.400	0-0 F7		0-0 4-3		0-0 1B		0-0 6-3		
Larry Bowa, S (1, 6) OBP: 0.342, SLG: 0.402	0-0 1-3		0-0 6-3		0-0 1B			0-0 1-3	
Garry Maddox, R (1, 8) OBP: 0.356, SLG: 0.425	0-0 F8			0-0 F7	0-0 SF8			0-0 2B	
Greg Luzinski, R (1, 7) OBP: 0.402, SLG: 0.582		4-0 BB		0-0 1B	0-3 K			0-0 F8	
Dick Allen, R (1, 3) OBP: 0.322, SLG: 0.335		0-0 F8		0-0 F8		0-0 6-3		0-0 6-3	
Jay Johnstone, L (1, 9) OBP: 0.420, SLG: 0.486		0-0 F9		0-0 1B		0-0 3-1			0-0 G5-4-3 1B
Mike Schmidt, R (1, 5) OBP: 0.369, SLG: 0.508		0-3 K		0-3 K		0-0 P4			0-0 G5-4-3 1-2f
Johnny Oates, L (1, 2) OBP: 0.363, SLG: 0.335			0-0 4-3 1B		0-0 F4		0-0 B1-3		0-0 4-3
Dick Ruthven, R (1, 1) Tom Hilgendorf, S (5, 1) Tony Taylor, R (5, PH) Ron Schueler, R (6, 1) Gene Garber, R (7, 1) Tim McCarver, L (7, PH) Wayne Twitchell, R (8, 1)			0-0 SH1-6-4		0-0 1B		0-0 F9		

Inning Stats	R: 0 H: 0 E: 0 K: 3 S: 3	R: 0 H: 0 E: 0 K: 1 S: 5	R: 0 H: 1 E: 0 K: 4 S: 4	R: 0 H: 2 E: 0 K: 1 S: 7	R: 1 H: 3 E: 0 K: 1 S: 8	R: 0 H: 0 E: 0 K: 3 S: 3	R: 0 H: 1 E: 0 K: 4 S: 4	R: 0 H: 1 E: 0 K: 3 S: 3	R: 0 H: 1 E: 0 K: 3 S: 3
--------------	--------------------------	--------------------------	--------------------------	--------------------------	--------------------------	--------------------------	--------------------------	--------------------------	--------------------------

PITCHER	IP	WLS	BF	H	R	ER	SO	BB	IBB	HBP	BLK	WP	HR	S	P	ERA	WHIP
Jim Barr, R (1, 1) ERA: 2.65	9.0	W	35	8	1	1	3	1	0	0	0	0	0	40	44	1.00	1.000

PITCHER	IP	WLS	BF	H	R	ER	SO	BB	IBB	HBP	BLK	WP	HR	S	P	ERA	WHIP
---------	----	-----	----	---	---	----	----	----	-----	-----	-----	----	----	---	---	-----	------

Batter	1	2	3	4	5	6	7	8	9	AB R H RBI BB SO LOB	TOP									
<b>Davey Lopes, R</b> (1, 4) OBP: 0.361, SLG: 0.347	0-0 4-3	0-0 2B			0-0 F7	0-3 K			0-0 5-3	5 0 1 2 0 1 1										
<b>Bill Buckner, L</b> (1, 7) OBP: 0.286, SLG: 0.350	0-0 P6	0-0 F7			0-0 F8	0-0 2B			0-0 4-3	5 0 1 1 0 0 2										
<b>John Hale, L</b> (1, 8) OBP: 0.324, SLG: 0.405	4-0 BB	0-0 6-3			4-0 BB	0-0 L3			0-3 K	3 0 0 0 2 1 3										
<b>Steve Garvey, R</b> (1, 3) OBP: 0.353, SLG: 0.479	0-0 F9				0-0 P6				0-0 5-3	4 0 0 0 0 0 2										
<b>Ron Cey, R</b> (1, 5) OBP: 0.350, SLG: 0.432		0-0 SH5-4 1B BB 1B			0-0 P3	0-0 HR 2B			0-0 5-3	4 2 2 0 0 0 0										
<b>Willie Crawford, L</b> (1, 9) OBP: 0.352, SLG: 0.393		0-0 BB SH5-4 2B 1B			0-0 6-3	0-0 HR			0-0 F8	4 2 2 2 0 0 0										
<b>Steve Yeager, R</b> (1, 2) OBP: 0.314, SLG: 0.345		0-0 SH5-4			0-0 5-3	0-0 E 1B SF7 1B			0-0 5-3	3 1 1 0 0 0 0										
<b>Bill Russell, R</b> (1, 6) OBP: 0.272, SLG: 0.232		4-0 BB 2B IBB			0-0 4-3	0-0 E 2B 1B			0-0 G6-4-3 1B	3 2 2 0 1 0 0										
<b>Andy Messersmith, R</b> (1, 1) OBP: 0.233, SLG: 0.232		4-0 2B BB			0-0 1-3	0-0 SF7			0-0 G6-4-3	2 0 0 2 1 0 1										
<b>Inning Stats</b>	R: 0 E: 0 K: 0 S: 3	H: 0 LOB: 1 BB: 1 P: 7	R: 3 E: 0 K: 0 S: 6	H: 3 LOB: 2 BB: 2 P: 14	R: 0 E: 0 K: 0 S: 3	H: 0 LOB: 0 BB: 0 P: 3	R: 0 E: 0 K: 0 S: 3	H: 0 LOB: 1 BB: 1 P: 7	R: 4 E: 1 K: 1 S: 10	H: 5 LOB: 1 BB: 0 P: 10	R: 0 E: 0 K: 0 S: 3	H: 0 LOB: 0 BB: 0 P: 3	R: 0 E: 0 K: 1 S: 5	H: 0 LOB: 0 BB: 0 P: 5	R: 0 E: 0 K: 1 S: 5	H: 0 LOB: 0 BB: 0 P: 5	1B: 5 2B: 3 3B: 0 HR: 1	SF: 1 SAC: 1 DP: 1 HBP: 0	WP: 0 PB: 0 SB: 0 CS: 0	PA: 39
<b>PITCHER</b>	IP WLS BF H R ER SO BB IBB HBP BLK WP HR S P ERA WHIP																			
<b>Larry Christenson, R</b> (1, 1) ERA: 3.98	5.0 L 26 7 7 7 0 3 1 0 0 0 1 22 38 12.60 2.000																			
<b>Ron Schueler, R</b> (6, 1) ERA: 5.76	2.0 7 1 0 0 1 0 0 0 0 0 0 9 9 0.00 0.500																			
<b>Tom Hilgendorf, L</b> (8, 1) ERA: 1.97	2.0 6 1 0 0 1 0 0 0 0 0 0 8 8 0.00 0.500																			

Los Angeles Dodgers @ Philadelphia Phillies  
Veterans Stadium, Philadelphia, PA  
Mon Aug 11 1975, 7:05 PM EDT  
Att: 33,175 - Unknown

livebaseballscorecards.com

<b>AB</b>	33
<b>R</b>	7
<b>H</b>	9
<b>RBI</b>	7
<b>BB</b>	4
<b>SO</b>	2
<b>LOB</b>	9





Batter	1	2	3	4	5	6	7	8	9	AB R H RBI BB SO LOB
<b>Dave Cash, R</b> OBP: 0.365, SLG: 0.396 (1, 4)	0-0 5-3 ①		0-0 F7 ②		0-0 4-3 ②			0-0 F8 ①		4 0 0 0 0 0 1
<b>Larry Bowa, S</b> OBP: 0.341, SLG: 0.400 (1, 6)	0-0 4-3 ②		0-0 1-2 K 1B ②		0-3 K ③			0-0 G3 ②		4 0 1 0 0 1 0
<b>Garry Maddox, R</b> OBP: 0.355, SLG: 0.422 (1, 8)	0-0 5-3 ③		0-3 K ③					0-0 FC6-4 1B ③		4 0 1 0 0 1 2
<b>Greg Luzinski, R</b> OBP: 0.403, SLG: 0.587 (1, 7)		0-0 HR		4-0 BB BB				0-0 FC6-4 ①		3 1 1 1 1 1 1
<b>Dick Allen, R</b> OBP: 0.318, SLG: 0.330 (1, 3)		0-0 F8 ①		0-0 F9 ①				0-0 F9 ②		4 0 0 0 0 0 2
<b>Jay Johnstone, L</b> OBP: 0.417, SLG: 0.483 (1, 9)		0-3 K ②		0-0 L4 ②				0-0 F9 ③		4 0 1 0 0 1 2
<b>Mike Schmidt, R</b> OBP: 0.368, SLG: 0.504 (1, 5)		0-0 F7 ③		4-0 1-2 BB ③				0-0 5-3 ①		3 0 0 0 1 1 1
<b>Bob Boone, R</b> OBP: 0.323, SLG: 0.322 (1, 2)			0-0 F9 ①	0-0 F8 ③				0-0 6-3 ②		3 0 0 0 0 0 2
<b>Larry Christenson, R</b> OBP: 0.250, SLG: 0.400 (1, 1)			4-0 1B BB		0-3 K ①			0-3 K ③		1 0 0 0 1 1 0
<b>Ron Schueler, R</b> OBP: 0.182, SLG: 0.182 (6, 1)										0 0 0 0 0 0 0
<b>Tony Taylor, R</b> OBP: 0.345, SLG: 0.380 (7, PH)										1 0 0 0 0 1 0
<b>Tom Hilgendorf, S</b> OBP: 0.286, SLG: 0.286 (8, 1)										0 0 0 0 0 0 0

**BOTTOM**

**Los Angeles Dodgers @ Philadelphia Phillies**  
Veterans Stadium, Philadelphia, PA

Mon Aug 11 1975, 7:05 PM EDT  
Att. 33,175 - Unknown


<b>AB</b>	31
<b>R</b>	1
<b>H</b>	4
<b>RBI</b>	1
<b>BB</b>	3
<b>SO</b>	7
<b>LOB</b>	11

[livebaseballscorecards.com](http://livebaseballscorecards.com)



Inning Stats	R: 0	H: 0	E: 0	K: 0	S: 3	R: 1	H: 1	E: 0	K: 1	S: 6	R: 0	H: 1	E: 0	K: 1	S: 6	R: 0	H: 0	E: 0	K: 0	S: 3	R: 0	H: 0	E: 0	K: 2	S: 7	R: 0	H: 1	E: 0	K: 1	S: 5	R: 0	H: 0	E: 0	K: 0	S: 3	R: 0	H: 1	E: 0	K: 2	S: 8	1B: 3	2B: 0	3B: 0	HR: 1	SF: 0	SAC: 0	DP: 0	HBP: 0	WP: 0	PA: 34
--------------	------	------	------	------	------	------	------	------	------	------	------	------	------	------	------	------	------	------	------	------	------	------	------	------	------	------	------	------	------	------	------	------	------	------	------	------	------	------	------	------	-------	-------	-------	-------	-------	--------	-------	--------	-------	--------

PITCHER	IP	WLS	BF	H	R	ER	SO	BB	IBB	HBP	BLK	WP	HR	S	P	ERA	WHIP
<b>Andy Messersmith, R</b> ERA: 2.14 (1, 1)	9.0	W	34	4	1	1	7	3	0	0	0	0	1	45	57	1.00	0.778

Batter	1	2	3	4	5	6	7	8	9	10	AB R H RBI BB SO LOB	TOP													
Davey Lopes, R OBP: 0.359, SLG: 0.350 (1, 4)	0-3 K	0-0 3B		0-0 4-3		0-3 K			0-0 6-3		5 0 1 0 0 2 2														
Lee Lacy, R OBP: 0.367, SLG: 0.462 (1, 9) Willie Crawford, L OBP: 0.352, SLG: 0.393 (8, 7) (10, 7)	0-0 2B 1B	0-0 4-3		0-0 P4			0-0 F7		0-0 5-3		5 1 1 0 0 0 1 0 0 0 0 0 0 0														
Jimmy Wynn, R OBP: 0.410, SLG: 0.445 (1, 8)	4-0 2B 1-2 SF9 BB		0-0 6-3 1B		0-0 5-3		0-0 S 1B		0-0 SH1-3 1B		4 3 3 0 1 0 0														
Steve Garvey, R OBP: 0.352, SLG: 0.480 (1, 3)	0-0 SF9 1-3 2-H 1B 2B		0-0 6-3		0-0 5-3		0-3 K		0-0 SH1-3		4 1 1 1 0 1 2														
Ron Cey, R OBP: 0.350, SLG: 0.432 (1, 5)	0-0 SF9 2-3 3-H 1B		0-0 1B		0-3 K		0-3 K		4-0 HR IBB		3 1 1 2 1 2 1														
Steve Yeager, R OBP: 0.318, SLG: 0.363 (1, 2)	0-0 FC6-4 3-H 1B		0-0 F7		0-0 2B		0-3 K		0-0 HR 1-H 2-H		5 1 3 4 0 1 1														
Tom Paciorek, R OBP: 0.262, SLG: 0.283 (1, 7) John Hale, L OBP: 0.326, SLG: 0.415 (8, PH) (8, 9)	0-0 FC6-4 1-2f		4-0 FC6-4 BB		0-0 F8		0-0 F7		0-0 2B		2 0 0 0 1 0 2 2 0 1 0 0 0 0	AB 39 R 7 H 11 RBI 7 BB 4 SO 11 LOB 15													
Bill Russell, R OBP: 0.270, SLG: 0.226 (1, 6)		0-0 5-3	0-0 FC6-4 1-2f		4-0 BB		0-3 K		0-3 F8		4 0 0 0 1 1 3														
Doug Rau, L OBP: 0.246, SLG: 0.183 (1, 1) Rick Rhoden, R OBP: 0.071, SLG: 0.071 (3, 1) Mike Marshall, R OBP: 0.071, SLG: 0.071 (6, 1)		0-3 K		0-3 K		0-3 K			0-0 P6	0-3 K	1 0 0 0 0 1 0 2 0 0 0 0 2 2 2 0 0 0 0 1 1														
Inning Stats	R: 3 E: 0 K: 1 S: 8	H: 3 LOB: 1 BB: 1 P: 12	R: 0 E: 0 K: 1 S: 6	H: 1 LOB: 1 BB: 0 P: 6	R: 1 E: 0 K: 0 S: 5	H: 2 LOB: 2 BB: 1 P: 9	R: 0 E: 0 K: 1 S: 5	H: 0 LOB: 0 BB: 0 P: 5	R: 0 E: 0 K: 1 S: 5	H: 0 LOB: 0 BB: 0 P: 5	R: 0 E: 0 K: 2 S: 8	H: 1 LOB: 2 BB: 1 P: 12	R: 0 E: 0 K: 2 S: 7	H: 0 LOB: 1 BB: 0 P: 8	R: 0 E: 0 K: 2 S: 7	H: 0 LOB: 0 BB: 0 P: 7	R: 0 E: 0 K: 0 S: 3	H: 0 LOB: 0 BB: 0 P: 3	R: 3 E: 0 K: 1 S: 8	H: 3 LOB: 1 BB: 1 P: 12	1B: 6 2B: 3 3B: 1 HR: 1	SF: 1 SAC: 1 DP: 0 HBP: 0	WP: 0 PB: 0 SB: 1 CS: 0	PA: 45	
PITCHER	IP WLS BF H R ER SO BB IBB HBP BLK WP HR S P ERA WHIP																								
Tom Underwood, L ERA: 3.54 (1, 1)	2.2																								
Ron Schueler, R ERA: 5.55 (3, 1)	2.2	10	1	0	0	2	1	0	0	0	0	0	0	13	17	0.00	0.750								
Gene Garber, R ERA: 3.54 (6, 1)	4.0	L	17	4	3	3	6	0	1	0	0	0	1	28	32	6.75	1.000								
Tug McGraw, L ERA: 2.91 (10, 1)	0.2	2	0	0	0	1	0	0	0	0	0	0	0	4	4	0.00	0.000								

Los Angeles Dodgers @ Philadelphia Phillies  
Veterans Stadium, Philadelphia, PA  
Tue Aug 12 1975, 7:05 PM EDT  
Att. 36,512 - Unknown

livebaseballscores.com

BOTTOM

Los Angeles Dodgers @ Philadelphia Phillies  
Veterans Stadium, Philadelphia, PA  
Tue Aug 12 1975, 7:05 PM EDT  
Att: 36,512 - Unknown

livebaseballscorecards.com

AB	43
R	6
H	14
RBI	6
BB	3
SO	4
LOB	21



WP	0	PA	47
PB	0		
SB	0		
CS	0		

AB R H RBI BB SO LOB

6 0 1 0 0 1 2

5 1 2 0 0 0 3  
1 0 0 0 0 0 0

4 1 1 0 0 0 4

4 0 1 0 1 2 0

5 1 2 3 0 0 0  
3 0 2 0 0 1 0  
2 0 1 0 0 0 0  
0 0 0 0 0 0 0

3 2 1 0 2 0 4

4 0 1 0 0 0 6  
1 0 0 0 0 0 1

1 0 0 0 0 0 1  
1 0 0 0 0 0 0  
3 1 2 3 0 0 0

1B: 9 SF: 0  
2B: 3 SAC: 0  
3B: 0 DP: 0  
HR: 2 HBP: 1

Batter	1	2	3	4	5	6	7	8	9	10
Dave Cash, R (1, 4) OBP: 0.363, SLG: 0.394	F8		K	4-3 1B		4-3		5-3		1-3
Larry Bowa, S (1, 6) OBP: 0.341, SLG: 0.400 Tom Hutton, L (10, PH) OBP: 0.317, SLG: 0.290	F7		2B 1B	4-3		L6		FC6-4 1B		F7
Garry Maddox, R (1, 8) OBP: 0.356, SLG: 0.423	2B HBP		1B 2B	P4		G1		FC6-4		
Greg Luzinski, R (1, 7) OBP: 0.403, SLG: 0.587	1-H 2B		1B 1B BB			K		K		6-3
Dick Allen, R (1, 3) OBP: 0.319, SLG: 0.341			HR 1B 1B			F8		F9		5-3
Ollie Brown, R (1, 9) OBP: 0.405, SLG: 0.580 Gene Garber, R (6, 1) OBP: 0.222, SLG: 0.222 Tug McGraw, R (10, 1) OBP: 0.222, SLG: 0.222			1B 1B			K		BB 1B		P6
Mike Schmidt, R (1, 5) OBP: 0.371, SLG: 0.503			F9 F8			1B 2B 1B		FC6-4 BB		HR BB
Bob Boone, R (1, 2) OBP: 0.322, SLG: 0.320 Tim McCarver, L (10, PH) OBP: 0.429, SLG: 0.442			F7 F2			2B 1B		FC6-4		F8
Tom Underwood, R (1, 1) OBP: 0.153, SLG: 0.140 Ron Schueler, R (3, 1) OBP: 0.167, SLG: 0.167 Jay Johnstone, L (6, 9) OBP: 0.420, SLG: 0.500			F8 F9			2B		F8		HR

Inning Stats	R: 0	H: 1	E: 0	K: 0	S: 3	R: 1	H: 2	E: 0	K: 0	S: 5	R: 2	H: 4	E: 0	K: 1	S: 9	R: 0	H: 1	E: 0	K: 0	S: 4	R: 1	H: 3	E: 0	K: 0	S: 6	R: 0	H: 1	E: 0	K: 1	S: 6	R: 0	H: 1	E: 0	K: 0	S: 4	R: 2	H: 1	E: 0	K: 0	S: 4
	LOB: 2	BB: 0	P: 4	LOB: 1	BB: 0	P: 5	LOB: 3	BB: 1	P: 13	LOB: 1	BB: 0	P: 4	LOB: 2	BB: 0	P: 6	LOB: 2	BB: 1	P: 10	LOB: 1	BB: 0	P: 4	LOB: 0	BB: 0	P: 3	LOB: 0	BB: 0	P: 3	LOB: 0	BB: 1	P: 8	LOB: 0	BB: 0	P: 8	LOB: 0	BB: 1	P: 8	LOB: 0	BB: 0	P: 8	

PITCHER	IP	WLS	BF	H	R	ER	SO	BB	IBB	HBP	BLK	WP	HR	S	P	ERA	WHIP
Doug Rau, L (1, 1) ERA: 3.48	2.1		15	7	3	3	1	1	0	1	0	0	1	15	20	11.57	3.429
Rick Rhoden, R (3, 1) ERA: 3.95	2.2		12	4	1	1	2	0	0	0	0	0	0	16	16	3.38	1.500
Mike Marshall, R (6, 1) ERA: 3.14	5.0	W	20	3	2	2	1	2	0	0	0	0	1	20	28	3.60	1.000

PITCHER	IP	WLS	BF	H	R	ER	SO	BB	IBB	HBP	BLK	WP	HR	S	P	ERA	WHIP
Doug Rau, L (1, 1) ERA: 3.48	2.1		15	7	3	3	1	1	0	1	0	0	1	15	20	11.57	3.429
Rick Rhoden, R (3, 1) ERA: 3.95	2.2		12	4	1	1	2	0	0	0	0	0	0	16	16	3.38	1.500
Mike Marshall, R (6, 1) ERA: 3.14	5.0	W	20	3	2	2	1	2	0	0	0	0	1	20	28	3.60	1.000

Batter	1	2	3	4	5	6	7	8	9	AB R H RBI BB SO LOB	TOP									
Davey Lopes, R (1, 4) OBP: 0.358, SLG: 0.350	0-0 E6		0-0 2B	0-0 4-3			0-3 K		0-0 F7	5 1 1 0 0 1 1										
Lee Lacy, R (1, 9) John Hale, L (9, 9) OBP: 0.380, SLG: 0.490 OBP: 0.326, SLG: 0.415	0-0 F8		0-0 HR 2B			0-0 SF8 3B	4-0 S BB		0-0 1B	4 2 3 1 1 0 1 0 0 0 0 0 0 0										
Jimmy Wynn, R (1, 8) OBP: 0.408, SLG: 0.441	0-0 F8		4-0 HR BB			0-0 SF8	0-3 K		0-0 F9	3 1 0 1 1 1 3										
Steve Garvey, R (1, 3) OBP: 0.351, SLG: 0.483	0-0 F8		0-0 HR			0-0 5-3	0-0 L6		0-3 K	5 1 1 3 0 1 3										
Ron Cey, R (1, 5) OBP: 0.351, SLG: 0.432		0-0 S 1B	0-0 F9			0-0 F9		0-0 FC1-5 HBP 1B		4 0 2 0 0 0 0										
Steve Yeager, R (1, 2) OBP: 0.317, SLG: 0.359		0-3 K 1-2	0-0 5-3			0-0 6-3		1-0 FC6-4 FC1-5 HBP 1-2		3 0 0 0 0 1 1										
Tom Paciorek, R (1, 7) OBP: 0.269, SLG: 0.298		0-0 5-3		0-0 2B		0-0 S 1B		0-0 FC1-5 FC6-4 1-2 2-3f		4 0 2 0 0 0 3										
Bill Russell, R (1, 6) OBP: 0.269, SLG: 0.227		0-0 5-3		0-0 SH2-3 1B		0-0 5-3		0-0 FC6-4 1-2f 2-3		4 0 1 0 0 0 4										
Burt Hooton, R (1, 1) Mike Marshall, R (9, 1) OBP: 0.176, SLG: 0.188 OBP: 0.071, SLG: 0.071			0-3 K	0-0 SH2-3 1-2		0-0 F3		0-0 P6		3 0 0 0 0 1 3 0 0 0 0 0 0 0										
<b>Inning Stats</b>	R: 0 E: 1 K: 0 S: 4	H: 0 LOB: 1 BB: 0 P: 4	R: 0 E: 0 K: 1 S: 6	H: 1 LOB: 1 BB: 0 P: 6	R: 4 E: 0 K: 1 S: 8	H: 3 LOB: 0 BB: 1 P: 12	R: 0 E: 0 K: 0 S: 4	H: 2 LOB: 1 BB: 0 P: 4	R: 1 E: 0 K: 0 S: 4	H: 1 LOB: 0 BB: 0 P: 4	R: 0 E: 0 K: 2 S: 7	H: 0 LOB: 1 BB: 1 P: 11	R: 0 E: 0 K: 0 S: 4	H: 1 LOB: 2 BB: 0 P: 5	R: 0 E: 0 K: 1 S: 6	H: 1 LOB: 1 BB: 0 P: 6	1B: 5 2B: 3 3B: 1 HR: 1	SF: 1 SAC: 1 DP: 0 HBP: 1	WP: 0 PB: 0 SB: 3 CS: 0	PA: 40
<b>PITCHER</b>	IP WLS BF H R ER SO BB IBB HBP BLK WP HR S P ERA WHIP																			
Steve Carlton, L (1, 1) ERA: 3.58	5.0 L 23 7 5 4 2 1 0 0 0 0 0 1 26 30 7.20 1.600																			
Wayne Twitchell, R (6, 1) ERA: 4.66	2.0 8 1 0 0 2 1 0 0 0 0 0 0 11 15 0.00 1.000																			
Tug McGraw, L (8, 1) ERA: 2.83	2.0 9 2 0 0 1 0 0 0 1 0 0 0 10 11 0.00 1.000																			

Los Angeles Dodgers @ Philadelphia Phillies  
Veterans Stadium, Philadelphia, PA  
Wed Aug 13 1975, 7:05 PM EDT  
Att: 34,919 - Unknown

livebaseballscorecards.com

AB	35
R	5
H	10
RBI	5
BB	2
SO	5
LOB	19



BOTTOM

Los Angeles Dodgers @ Philadelphia Phillies  
Veterans Stadium, Philadelphia, PA

Wed Aug 13 1975, 7:05 PM EDT  
Att. 34,919 - Unknown

livebaseballscorecards.com

AB	34
R	4
H	6
RBI	3
BB	4
SO	7
LOB	14



WP:	0	PA:	38
PB:	0		
SB:	0		
CS:	0		


AB R H RBI BB SO LOB

5	0	1	1	0	0	5
5	0	0	0	0	2	4
4	0	0	0	0	1	0
4	0	0	0	0	1	0
4	0	0	0	0	2	0
3	2	1	0	1	1	0
4	1	2	0	0	0	1
2	0	0	1	2	0	2
0	0	0	0	0	0	0
1	0	0	0	0	0	2
1	1	1	1	0	0	0
0	0	0	0	0	0	0
1	0	1	0	0	0	0
0	0	0	0	0	0	0
0	0	0	0	1	0	0

Batter	1	2	3	4	5	6	7	8	9
Dave Cash, R OBP: 0.361, SLG: 0.394 (1, 4)	0-0 P4		0-0 P4		0-0 2B		0-0 L5		0-0 E5
Larry Bowa, S OBP: 0.337, SLG: 0.395 (1, 6)	0-0 4-3			0-0 F8	0-3 K			0-3 K	0-0 F8
Garry Maddox, R OBP: 0.351, SLG: 0.418 (1, 8)	0-3 K			0-0 F2		0-0 6-3		0-0 P3	
Greg Luzinski, R OBP: 0.400, SLG: 0.581 (1, 7)		0-0 F9		0-3 K		0-0 F9		0-0 1-3	
Dick Allen, R OBP: 0.316, SLG: 0.337 (1, 3)		0-3 K			0-0 6-3	0-3 K			0-0 P6
Jay Johnstone, L OBP: 0.421, SLG: 0.498 (1, 9)		0-3 K			4-0 2B BB		0-0 4-3		0-0 E 1B
Mike Schmidt, R OBP: 0.372, SLG: 0.507 (1, 5)			0-0 G4-6-3 2B		0-0 2B		0-0 F8		0-0 F3
Tim McCarver, L OBP: 0.433, SLG: 0.426 Terry Harmon, R OBP: 0.303, SLG: 0.273 (1, 2) (9, PR)			4-0 G4-6-3 BB		0-0 G3		4-0 2B BB		0-0 E4
Steve Carlton, L OBP: 0.158, SLG: 0.134 Tony Taylor, R OBP: 0.353, SLG: 0.403 Wayne Twitchell, R OBP: 0.083, SLG: 0.094 Ollie Brown, R OBP: 0.411, SLG: 0.594 Tug McGraw, R OBP: 0.222, SLG: 0.222 Tom Hutton, L OBP: 0.323, SLG: 0.290 (1, 1) (5, PH) (6, 1) (7, PH) (8, 1) (9, PH)			0-0 G4-6-3 1-2 2-3		0-0 2B		0-0 2B		4-0 E BB

Inning Stats	R: 0	H: 0	E: 0	K: 1	S: 5	R: 0	H: 0	E: 0	K: 2	S: 7	R: 0	H: 1	E: 0	K: 0	S: 3	R: 0	H: 0	E: 0	K: 1	S: 5	R: 3	H: 3	E: 0	K: 1	S: 8	R: 0	H: 0	E: 0	K: 1	S: 5	R: 0	H: 1	E: 0	K: 0	S: 4	R: 0	H: 0	E: 0	K: 1	S: 5	R: 1	H: 1	E: 2	K: 0	S: 6	R: 0	H: 0	E: 0	K: 1	S: 5	R: 1	H: 1	E: 2	K: 0	S: 6	1B: 1	2B: 5	3B: 0	HR: 0	SF: 0	SAC: 0	DP: 1	HBP: 0	WP: 0	PA: 38
--------------	------	------	------	------	------	------	------	------	------	------	------	------	------	------	------	------	------	------	------	------	------	------	------	------	------	------	------	------	------	------	------	------	------	------	------	------	------	------	------	------	------	------	------	------	------	------	------	------	------	------	------	------	------	------	------	-------	-------	-------	-------	-------	--------	-------	--------	-------	--------

PITCHER	IP	WLS	BF	H	R	ER	SO	BB	IBB	HBP	BLK	WP	HR	S	P	ERA	WHIP
Burt Hooton, R ERA: 3.67 (1, 1)	8.2	W	36	6	4	3	7	4	0	0	0	0	0	46	62	3.12	1.154
Mike Marshall, R ERA: 3.13 (9, 1)	0.1	S	2	0	0	0	0	0	0	0	0	0	0	2	2	0.00	0.000

Batter	1	2	3	4	5	6	7	8	9	AB R H RBI BB SO LOB	TOP																										
<b>Johnny Grubb, L</b> (1, 8) OBP: 0.356, SLG: 0.390	0-0 F8		4-0 FC4-6 BB		0-0 G4-3		0-0 3-1			3 0 0 0 1 0 2																											
<b>Tito Fuentes, S</b> (1, 4) OBP: 0.296, SLG: 0.333	0-0 F6		0-0 FC4-6		0-0 E9 2B 1B		0-0 5-3			4 1 1 1 0 0 2																											
<b>Dave Winfield, R</b> (1, 9) OBP: 0.344, SLG: 0.400	0-0 5-3			0-0 G3		0-0 2B		0-0 F9		4 0 1 1 0 0 0																											
<b>Willie McCovey, L</b> (1, 3) OBP: 0.333, SLG: 0.425		4-0 FC3-6 BB		0-3 K		4-0 BB		0-0 1B		2 0 1 0 2 1 0																											
<b>Mike Ivie, R</b> (1, 5) OBP: 0.301, SLG: 0.374		0-0 FC3-6 4-3 1-2f		0-0 2B		0-3 K		0-0 F4		4 1 1 0 0 1 4																											
<b>Bobby Tolan, L</b> (1, 7) OBP: 0.292, SLG: 0.328		0-0 4-3 1-2		0-0 FC5 2B		0-3 K		0-0 2-3		4 0 1 1 0 1 2																											
<b>Hector Torres, R</b> (1, 6) OBP: 0.312, SLG: 0.348			0-0 G5-4-3 1B		0-0 FC5 2-3		0-0 F9		0-0 1-3	4 0 1 0 0 0 1	AB 32 R 3 H 9 RBI 3 BB 4 SO 3 LOB 13																										
<b>Fred Kendall, R</b> (1, 2) <b>Enzo Hernandez, R</b> (9, PR) OBP: 0.280, SLG: 0.262			0-0 G5-4-3		4-0 G4-3 1B E BB		0-0 F8		0-0 G6-4-3 1B	3 1 1 0 1 0 1 0 0 0 0 0 0 0																											
<b>Joe McIntosh, S</b> (1, 1) OBP: 0.277, SLG: 0.275 <b>Dick Sharon, R</b> (5, PH) OBP: 0.333, SLG: 0.343 <b>Jerry Johnson, R</b> (5, 1) OBP: 0.111, SLG: 0.222 <b>Ted Kubiak, S</b> (7, PH) OBP: 0.281, SLG: 0.241 <b>Danny Frisella, L</b> (7, 1) <b>Randy Hundley, R</b> (9, PH) OBP: 0.280, SLG: 0.289			0-0 BB 1B		0-0 G4-3 1B		0-0 L8		0-0 G6-4-3	1 0 1 0 0 0 0 1 0 1 0 0 0 0 0 0 0 0 0 0 0 1 0 0 0 0 0 0 0 0 0 0 0 0 0 1 0 0 0 0 0 1																											
<b>Inning Stats</b>	R: 0 E: 0 K: 0 S: 3	H: 0 LOB: 0 BB: 0 P: 3	R: 0 E: 0 K: 0 S: 2	H: 0 LOB: 1 BB: 1 P: 6	R: 0 E: 0 K: 0 S: 4	H: 2 LOB: 2 BB: 1 P: 8	R: 1 E: 0 K: 1 S: 7	H: 2 LOB: 1 BB: 0 P: 7	R: 2 E: 1 K: 1 S: 7	H: 3 LOB: 2 BB: 2 P: 15	R: 0 E: 0 K: 1 S: 5	H: 0 LOB: 0 BB: 0 P: 5	R: 0 E: 0 K: 0 S: 3	H: 0 LOB: 0 BB: 0 P: 3	R: 0 E: 0 K: 0 S: 4	H: 1 LOB: 1 BB: 0 P: 4	R: 0 E: 0 K: 0 S: 3	H: 1 LOB: 1 BB: 0 P: 3	1B: 6 2B: 3 3B: 0 HR: 0	SF: 0 SAC: 0 DP: 3 HBP: 0	WP: 0 PB: 0 SB: 0 CS: 0	PA: 36															
<b>PITCHER</b>	IP WLS BF H R ER SO BB IBB HBP BLK WP HR S P ERA WHIP																				<b>PITCHER</b>	IP WLS BF H R ER SO BB IBB HBP BLK WP HR S P ERA WHIP															
<b>Dick Ruthven, R</b> (1, 1) ERA: 6.35	4.2	W	21	7	3	3	1	3	0	0	0	0	0	20	32	5.79	2.143																				
<b>Tom Hilgendorf, L</b> (5, 1) ERA: 1.87	3.1	W	12	1	0	0	2	1	0	0	0	0	0	15	19	0.00	0.600																				
<b>Tug McGraw, L</b> (9, 1) ERA: 2.79	1.0	S	3	1	0	0	0	0	0	0	0	0	0	3	3	0.00	1.000																				

San Diego Padres @ Philadelphia Phillies  
Veterans Stadium, Philadelphia, PA  
Fri Aug 15 1975, 7:05 PM EDT  
Att: 30,601 - Unknown

livebaseballscorecards.com

Batter	1	2	3	4	5	6	7	8	9	AB	R	H	RBI	BB	SO	LOB
<b>Dave Cash, R</b> OBP: 0.360, SLG: 0.393 (1, 4)	0-0 5-3	0-0 E4		0-0 1-2 1B		0-0 1-2 1B				4	0	1	0	0	0	3
<b>Larry Bowa, S</b> OBP: 0.336, SLG: 0.392 (1, 6)	4-0 WP HR BB	0-0 F6		0-0 F2			0-3 K			3	1	0	0	1	1	4
<b>Jay Johnstone, L</b> OBP: 0.419, SLG: 0.494 (1, 9)	0-0 F9		0-0 4-3		0-0 F8		0-0 FC6-4 BB 1B			4	0	1	0	0	0	1
<b>Greg Luzinski, R</b> OBP: 0.400, SLG: 0.586 (1, 7)	0-0 2-H HR		0-0 F8		0-0 5-3		4-0 FC6-4 BB			3	1	1	2	1	0	0
<b>Dick Allen, R</b> OBP: 0.312, SLG: 0.332 (1, 3)	0-0 6-3		0-3 K		0-0 6-3		0-0 FC6-4 S			4	0	0	0	0	1	2
<b>Garry Maddox, R</b> OBP: 0.350, SLG: 0.419 (1, 8)		0-0 F7		0-0 1B 2B		0-0 6-3	0-3 K			4	1	1	0	0	1	2
<b>Mike Schmidt, R</b> OBP: 0.373, SLG: 0.514 (1, 5)		0-0 HR		0-3 K		0-0 F7		4-0 CS BB		3	1	1	1	1	1	1
<b>Johnny Oates, L</b> OBP: 0.366, SLG: 0.339 (1, 2)		0-0 E 1B		0-0 6-3		0-0 BB 1B		0-3 K		4	0	2	0	0	1	2
<b>Dick Ruthven, R</b> OBP: 0.200, SLG: 0.200 (1, 1)		0-3 K		0-0 1B		4-0 BB 1B		0-3 K		2	0	1	1	0	1	1
<b>Tom Hilgendorf, S</b> OBP: 0.375, SLG: 0.286 (5, 1)				2-H 1B		1-2 BB		1-2 K		0	0	0	0	1	0	0
<b>Tony Taylor, R</b> OBP: 0.349, SLG: 0.397 (8, PH)										1	0	0	0	0	1	1
<b>Tug McGraw, R</b> OBP: 0.222, SLG: 0.222 (9, 1)										0	0	0	0	0	0	0

Inning Stats	R: 2	H: 1	E: 0	K: 0	S: 4	H: 1	LOB: 0	BB: 1	P: 8	R: 1	H: 2	E: 1	K: 1	S: 8	R: 0	H: 0	E: 0	K: 1	S: 5	R: 1	H: 3	E: 0	K: 1	S: 8	R: 0	H: 0	E: 0	K: 0	S: 3	R: 0	H: 1	E: 0	K: 0	S: 4	R: 0	H: 1	E: 0	K: 2	S: 8	R: 0	H: 0	E: 0	K: 2	S: 6	R: 0	H: 0	E: 0	K: 2	S: 6
--------------	------	------	------	------	------	------	--------	-------	------	------	------	------	------	------	------	------	------	------	------	------	------	------	------	------	------	------	------	------	------	------	------	------	------	------	------	------	------	------	------	------	------	------	------	------	------	------	------	------	------


PITCHER	IP	WLS	BF	H	R	ER	SO	BB	IBB	HBP	BLK	WP	HR	S	P	ERA	WHIP
<b>Joe McIntosh, R</b> ERA: 3.41 (1, 1)	4.0	L	20	6	4	4	3	1	0	0	0	1	2	25	29	9.00	1.750
<b>Jerry Johnson, R</b> ERA: 4.33 (5, 1)	2.0		8	1	0	0	0	1	0	0	0	0	0	7	11	0.00	1.000
<b>Danny Frisella, R</b> ERA: 2.91 (7, 1)	2.0		8	1	0	0	4	2	0	0	0	0	0	14	22	0.00	1.500

**BOTTOM**

**San Diego Padres @ Philadelphia Phillies**  
Veterans Stadium, Philadelphia, PA

Fri Aug 15 1975, 7:05 PM EDT  
Att. 30,601 - Unknown

AB	32
R	4
H	8
RBI	4
BB	4
SO	7
LOB	17



1B:	5	SF:	0	WP:	1	PA:	36
2B:	2	SAC:	0	PB:	0		
3B:	0	DP:	1	SB:	1		
HR:	2	HBP:	0	CS:	1		

Batter	1	2	3	4	5	6	7	8	9	AB R H RBI BB SO LOB	TOP																								
Johnny Grubb, L (1, 8) OBP: 0.357, SLG: 0.390	0-0 6-3		4-0 BB			0-3 K			0-0 1B BB	3 1 1 0 1 1 0																									
Tito Fuentes, S (1, 4) OBP: 0.293, SLG: 0.330	0-3 K		0-0 L8			0-0 L5			0-0 B3	4 0 0 0 0 1 3																									
Dave Winfield, R (1, 9) OBP: 0.346, SLG: 0.407	0-0 1-3			0-0 F6				0-0 HR	4-0 1B 3B BB	3 2 1 1 1 0 0																									
Willie McCovey, L (1, 3) Enzo Hernandez, R (9, 6) OBP: 0.329, SLG: 0.419 OBP: 0.280, SLG: 0.262		0-0 F5		0-0 F9		0-3 K		0-3 K	0-3 K	4 0 0 0 0 2 2 0 0 0 0 0 0 0																									
Mike Ivie, R (1, 5) OBP: 0.300, SLG: 0.373		0-0 F3		0-0 L7		0-0 F4		0-0 F4	0-0 3B 1B	4 1 1 1 0 0 0																									
Bobby Tolan, L (1, 7) OBP: 0.292, SLG: 0.333		0-0 4-3			0-0 6-3		0-3 K		0-0 E 3B	4 1 1 2 0 1 0																									
Hector Torres, R (1, 6) OBP: 0.311, SLG: 0.350			0-0 4-3 2B		0-0 5-3			0-0 F8	0-0 E6	4 0 1 0 0 0 0																									
Fred Kendall, R (1, 2) OBP: 0.259, SLG: 0.238			0-0 4-3		0-0 4-3			0-0 6-3	0-3 K	4 0 0 0 0 1 2																									
Randy Jones, R (1, 1) OBP: 0.141, SLG: 0.145			0-0 4-3			0-0 F8		0-0 F7		3 0 0 0 0 0 1																									
<b>Inning Stats</b>	R: 0 E: 0 K: 1 S: 5	H: 0 LOB: 0 BB: 0 P: 5	R: 0 E: 0 K: 0 S: 3	H: 0 LOB: 0 BB: 0 P: 3	R: 0 E: 0 K: 0 S: 4	H: 1 LOB: 2 BB: 1 P: 8	R: 0 E: 0 K: 0 S: 3	H: 0 LOB: 0 BB: 0 P: 3	R: 0 E: 0 K: 1 S: 5	H: 0 LOB: 0 BB: 0 P: 5	R: 1 E: 0 K: 2 S: 8	H: 1 LOB: 0 BB: 0 P: 8	R: 0 E: 0 K: 0 S: 3	H: 0 LOB: 0 BB: 0 P: 3	R: 4 E: 1 K: 2 S: 11	H: 3 LOB: 1 BB: 1 P: 15	1B: 2 2B: 1 3B: 1 HR: 1	SF: 0 SAC: 0 DP: 0 HBP: 0	WP: 0 PB: 0 SB: 0 CS: 0	PA: 35															
<b>PITCHER</b>	IP WLS BF H R ER SO BB IBB HBP BLK WP HR S P ERA WHIP																																		
Larry Christenson, R (1, 1) ERA: 3.81	7.0	24	2	1	1	4	1	0	0	0	0	1	31	35	1.29	0.429																			
Tug McGraw, L (8, 1) ERA: 3.1	1.2	L	9	3	4	3	1	1	0	0	0	0	10	14	16.20	2.400																			
Gene Garber, R (9, 1) ERA: 3.52	0.1		2	0	0	0	1	0	0	0	0	0	4	4	0.00	0.000																			

San Diego Padres @ Philadelphia Phillies  
Veterans Stadium, Philadelphia, PA  
Sat Aug 16 1975, 7:05 PM EDT  
Att: 40,127 - Unknown

AB	33
R	5
H	5
RBI	4
BB	2
SO	6
LOB	8





Batter	1	2	3	4	5	6	7	8	9	AB R H RBI BB SO LOB
<b>Dave Cash, R</b> OBP: 0.358, SLG: 0.390 (1, 4)	0-0 L6		0-0 L8		0-0 F9		0-0 6-3			4 0 0 0 0 0 3
<b>Larry Bowa, S</b> OBP: 0.336, SLG: 0.391 (1, 6)	0-0 4-3 1B		0-0 FC5-4			0-0 B2-3		0-0 F4		4 0 1 0 0 0 1
<b>Ollie Brown, R</b> OBP: 0.397, SLG: 0.571 (1, 9)	0-0 4-3 1-2			0-0 F8		0-0 F4		0-0 L7		4 0 0 0 0 0 1
<b>Greg Luzinski, R</b> OBP: 0.399, SLG: 0.586 (1, 7)	0-3 K			0-0 6-3		0-0 2B		0-0 1-3		4 0 1 0 0 1 1
<b>Dick Allen, R</b> OBP: 0.314, SLG: 0.342 (1, 3)		0-3 K		0-0 HR		4-0 IBB		0-0 F4		3 1 1 1 1 1 0
<b>Garry Maddox, R</b> OBP: 0.349, SLG: 0.414 (1, 8)		4-0 BB		0-0 F8		0-0 F8		0-0 F8		3 0 0 0 1 0 2
<b>Mike Schmidt, R</b> OBP: 0.374, SLG: 0.512 (1, 5)		0-0 6-3 1-2			0-0 FC1-4-6 1B		4-0 SH1-4 BB		0-0 6-3	3 0 1 0 1 0 1
<b>Bob Boone, R</b> OBP: 0.320, SLG: 0.318 (1, 2)			0-0 6-3		0-0 FC1-4-6 1-2		0-0 SH1-4 1-2			2 0 0 0 0 0 1
<b>Larry Christenson, R</b> OBP: 0.263, SLG: 0.389 (1, 1)			4-0 BB		0-3 K		0-0 4-3 2-3			1 0 0 0 1 1 1
<b>Tony Taylor, R</b> OBP: 0.345, SLG: 0.392 (7, PH)										1 0 0 0 0 0 1
<b>Tug McGraw, R</b> OBP: 0.222, SLG: 0.222 (8, 1)										0 0 0 0 0 0 0
<b>Gene Garber, R</b> OBP: 0.222, SLG: 0.222 (9, 1)										0 0 0 0 0 0 0

Inning Stats	R: 0	H: 1	E: 0	K: 1	S: 6	LOB: 1	BB: 0	P: 6
	R: 0	H: 0	E: 0	K: 1	S: 4	LOB: 0	BB: 1	P: 8
	R: 0	H: 0	E: 0	K: 0	S: 3	LOB: 1	BB: 1	P: 7
	R: 1	H: 1	E: 0	K: 0	S: 4	LOB: 0	BB: 0	P: 4
	R: 0	H: 1	E: 0	K: 1	S: 6	LOB: 1	BB: 0	P: 6
	R: 0	H: 1	E: 0	K: 0	S: 4	LOB: 2	BB: 1	P: 8
	R: 0	H: 0	E: 0	K: 0	S: 3	LOB: 1	BB: 1	P: 7
	R: 0	H: 0	E: 0	K: 0	S: 3	LOB: 0	BB: 0	P: 3
	R: 0	H: 0	E: 0	K: 0	S: 3	LOB: 0	BB: 0	P: 3
	1B: 2	SF: 0	2B: 1	SAC: 1	3B: 0	DP: 0	HR: 1	HBP: 0

PITCHER	IP	WLS	BF	H	R	ER	SO	BB	IBB	HBP	BLK	WP	HR	S	P	ERA	WHIP
<b>Randy Jones, L</b> ERA: 2.02 (1, 1)	9.0	W	34	4	1	1	3	3	1	0	0	0	1	36	52	1.00	0.778

**BOTTOM**

**San Diego Padres @ Philadelphia Phillies**  
Veterans Stadium, Philadelphia, PA  
Sat Aug 16 1975, 7:05 PM EDT  
Att. 40,127 - Unknown

<b>AB</b>	<b>29</b>
<b>R</b>	<b>1</b>
<b>H</b>	<b>4</b>
<b>RBI</b>	<b>1</b>
<b>BB</b>	<b>4</b>
<b>SO</b>	<b>3</b>
<b>LOB</b>	<b>12</b>



WP	PA	ERA	WHIP
0	34		

Batter	1	2	3	4	5	6	7	8	9	AB R H RBI BB SO LOB	TOP											
Johnny Grubb, L (1, 8) OBP: 0.358, SLG: 0.389	0-3 K		0-0 F7			0-0 FC5 HBP 1B	4-0 1B BB		0-0 F9	4 0 1 1 1 1 1	<b>San Diego Padres @ Philadelphia Phillies</b> Veterans Stadium, Philadelphia, PA Sun Aug 17 1975, 3:33 AM EDT Att: 29,317 - Unknown											
Tito Fuentes, S (1, 4) OBP: 0.294, SLG: 0.331	0-0 CS 1B		0-0 1B			0-0 F5	0-0 SF7		0-0 E4 1B	4 0 2 1 0 0 2												
Dave Winfield, R (1, 9) OBP: 0.349, SLG: 0.408	0-3 K 1-2		0-0 F8			1-0 1-2 HBP	0-0 1-2 2-H 1B		0-0 1-3 2-H 1B	4 0 2 2 0 1 2												
Willie McCovey, L (1, 3) OBP: 0.327, SLG: 0.415		0-0 E9 1B		0-0 4-3		0-3 K	0-0 4-3		0-0 6-3	5 0 1 0 0 1 6												
Mike Ivie, R (1, 5) OBP: 0.299, SLG: 0.371		0-3 K		0-0 F5		0-0 FC5 2-3f		4-0 G5-4-3 BB		2 0 0 0 0 1 1												
Ted Kubiak, S (4, 5) OBP: 0.283, SLG: 0.239										1 0 0 0 1 0 2												
Dick Sharon, R (1, 7) OBP: 0.339, SLG: 0.343		4-0 FC6-4 BB		0-0 F3			0-0 1B BB 1B	0-3 K		3 1 1 0 1 1 1												
Hector Torres, R (1, 6) OBP: 0.310, SLG: 0.346		0-0 F3			0-0 6-3		4-0 BB 1B SF7 BB	0-0 G5-4-3 1-2f		3 1 0 0 1 0 3												
Randy Hundley, R (1, 2) OBP: 0.286, SLG: 0.296		0-0 FC6-4 1-2f			0-0 G6-4-3 1B		0-0 BB 1B 1B		0-0 E 1B 1B	3 1 2 0 0 0 2												
Gene Locklear, L (9, PH) OBP: 0.365, SLG: 0.431										1 1 1 0 0 0 0												
Dave Freisleben, R (1, 1) OBP: 0.149, SLG: 0.091			0-3 K			0-0 G6-4-3 1-2f	0-3 K		0-0 F4	1 0 0 0 0 1 0												
Jerry Johnson, R (3, 1) OBP: 0.100, SLG: 0.200										1 0 0 0 0 0 1												
Don Hahn, R (7, PH) OBP: 0.897, SLG: 0.190										1 0 0 0 0 1 3												
Dave Tomlin, L (7, 1) OBP: 0.500, SLG: 0.250										0 0 0 0 0 0 0												
Danny Frisella, L (8, 1)										0 0 0 0 0 0 0												
Bobby Tolan, L (9, PH) OBP: 0.291, SLG: 0.332										1 0 0 0 0 0 1												
<b>Inning Stats</b>	R: 0 E: 0 K: 2 S: 7	H: 1 LOB: 1 BB: 0 P: 7	R: 0 E: 1 K: 1 S: 6	H: 1 LOB: 2 BB: 1 P: 10	R: 0 E: 0 K: 1 S: 6	H: 1 LOB: 1 BB: 0 P: 6	R: 0 E: 0 K: 0 S: 3	H: 0 LOB: 0 BB: 0 P: 3	R: 0 E: 0 K: 0 S: 3	H: 1 LOB: 0 BB: 0 P: 3	R: 0 E: 0 K: 1 S: 6	H: 1 LOB: 2 BB: 0 P: 7	R: 3 E: 0 K: 1 S: 8	H: 3 LOB: 2 BB: 2 P: 16	R: 0 E: 0 K: 1 S: 4	H: 0 LOB: 0 BB: 1 P: 8	R: 1 E: 1 K: 0 S: 6	H: 2 LOB: 2 BB: 0 P: 6	1B: 10 2B: 1 3B: 0 HR: 0	SF: 1 SAC: 0 DP: 3 HBP: 1	WP: 0 PB: 0 SB: 0 CS: 1	PA: 40
<b>PITCHER</b>	IP WLS BF H R ER SO BB IBB HBP BLK WP HR S P ERA WHIP																					
Tom Underwood, L (1, 1) ERA: 3.55	7.0 W 31 8 3 3 6 3 0 1 0 0 0 0 39 52 3.86 1.571																					
Gene Garber, R (8, 1) ERA: 3.44	2.0 S 9 2 1 0 1 1 0 0 0 0 0 0 10 14 0.00 1.500																					

livebaseballscorecards.com

AB	34
R	4
H	10
RBI	4
BB	4
SO	7
LOB	25



Batter	1	2	3	4	5	6	7	8	9
<b>Dave Cash, R</b> OBP: 0.359, SLG: 0.394 (1, 4)	0-0 E9 1B	0-0 2-H 3-H 3B		0-0 6-3			0-0 6-3		
<b>Larry Bowa, S</b> OBP: 0.337, SLG: 0.392 (1, 6)	0-0 G1-4-3 1B	0-0 1-3			0-0 4-3			0-0 CS 1B	
<b>Jay Johnstone, L</b> OBP: 0.418, SLG: 0.504 (1, 9)	0-0 F9		0-0 HR		0-0 5-3			0-0 1-2 1B 1B	
<b>Mike Anderson, R</b> OBP: 0.319, SLG: 0.397 (8, PH) (9, 9)									
<b>Greg Luzinski, R</b> OBP: 0.400, SLG: 0.592 (1, 7)	0-0 G1-4-3 1-2f		0-0 HR		0-3 K			0-0 1-2 2B 1B 1B	
<b>Dick Allen, R</b> OBP: 0.313, SLG: 0.344 (1, 3)		0-0 5-3	0-0 L7		0-0 6-3			0-0 1-3 2-H 1B 2B	
<b>Tom Hutton, L</b> OBP: 0.323, SLG: 0.290 (9, 3)									
<b>Mike Schmidt, R</b> OBP: 0.373, SLG: 0.508 (1, 5)		0-3 K	0-0 F7		0-0 F8			4-0 1B SF7 IBB	
<b>Garry Maddox, R</b> OBP: 0.350, SLG: 0.416 (1, 8)		0-0 1B 1B	0-3 K		0-0 6-3			0-0 1-3 2-H 3-H 1B	
<b>Johnny Oates, L</b> OBP: 0.369, SLG: 0.345 (1, 2)		0-0 E 1B 1-2 3B 1B		0-0 G4-3 1B			0-0 4-3	0-0 1-2 3-H SF7	
<b>Tom Underwood, R</b> OBP: 0.164, SLG: 0.153 (1, 1)		0-0 E9 3B 1B		0-0 G4-3			0-0 5-3	0-0 F4	
<b>Tony Taylor, R</b> OBP: 0.341, SLG: 0.387 (7, PH)									
<b>Gene Garber, R</b> OBP: 0.200, SLG: 0.200 (8, 1)		1-3 2-H 3B 1B		1-2f					

Inning Stats	R: 1	H: 2	E: 1	K: 0	S: 4	LOB: 0	BB: 0	P: 4	R: 3	H: 4	E: 1	K: 1	S: 9	LOB: 1	BB: 0	P: 9	R: 2	H: 2	E: 0	K: 1	S: 7	LOB: 0	BB: 0	P: 7	R: 0	H: 1	E: 0	K: 0	S: 3	LOB: 0	BB: 0	P: 3	R: 0	H: 0	E: 0	K: 1	S: 5	LOB: 0	BB: 0	P: 5	R: 0	H: 0	E: 0	K: 0	S: 3	LOB: 0	BB: 0	P: 3	R: 0	H: 0	E: 0	K: 0	S: 3	LOB: 0	BB: 0	P: 3	R: 4	H: 5	E: 1	K: 0	S: 7	LOB: 1	BB: 1	P: 11
--------------	------	------	------	------	------	--------	-------	------	------	------	------	------	------	--------	-------	------	------	------	------	------	------	--------	-------	------	------	------	------	------	------	--------	-------	------	------	------	------	------	------	--------	-------	------	------	------	------	------	------	--------	-------	------	------	------	------	------	------	--------	-------	------	------	------	------	------	------	--------	-------	-------

AB	R	H	RBI	BB	SO	LOB
4	1	2	2	0	0	0
4	0	2	1	0	0	1
3	1	1	1	0	0	1
1	1	1	0	0	0	0
4	2	2	1	0	1	1
4	1	1	1	0	0	0
0	0	0	0	0	0	0
3	1	0	0	1	1	0
4	1	2	2	0	1	0
3	1	2	1	0	0	0
2	1	1	1	0	0	1
1	0	0	0	0	0	0
1	0	0	0	0	0	1

PITCHER	IP	WLS	BF	H	R	ER	SO	BB	IBB	HBP	BLK	WP	HR	S	P	ERA	WHIP
<b>Dave Freisleben, R</b> ERA: 4.04 (1, 1)	2.0	L	13	8	6	5	1	0	0	0	0	0	2	15	15	22.50	4.000
<b>Jerry Johnson, R</b> ERA: 3.77 (3, 1)	4.0		12	1	0	0	2	0	0	0	0	0	0	16	16	0.00	0.250
<b>Dave Tomlin, L</b> ERA: 3.71 (7, 1)	1.1		6	3	2	2	0	0	0	0	0	0	0	6	6	13.50	2.250
<b>Danny Frisella, R</b> ERA: 3.12 (8, 1)	0.2		5	2	2	2	0	0	1	0	0	0	0	4	8	27.00	3.000

PITCHER	IP	WLS	BF	H	R	ER	SO	BB	IBB	HBP	BLK	WP	HR	S	P	ERA	WHIP
<b>Dave Freisleben, R</b> ERA: 4.04 (1, 1)	2.0	L	13	8	6	5	1	0	0	0	0	0	2	15	15	22.50	4.000
<b>Jerry Johnson, R</b> ERA: 3.77 (3, 1)	4.0		12	1	0	0	2	0	0	0	0	0	0	16	16	0.00	0.250
<b>Dave Tomlin, L</b> ERA: 3.71 (7, 1)	1.1		6	3	2	2	0	0	0	0	0	0	0	6	6	13.50	2.250
<b>Danny Frisella, R</b> ERA: 3.12 (8, 1)	0.2		5	2	2	2	0	0	1	0	0	0	0	4	8	27.00	3.000

**BOTTOM**

**San Diego Padres @ Philadelphia Phillies**  
Veterans Stadium, Philadelphia, PA  
Sun Aug 17 1975, 3:33 AM EDT  
Att. 29,317 - Unknown

[livebaseballscorecards.com](http://livebaseballscorecards.com)

<b>AB</b>	<b>34</b>
<b>R</b>	<b>10</b>
<b>H</b>	<b>14</b>
<b>RBI</b>	<b>10</b>
<b>BB</b>	<b>1</b>
<b>SO</b>	<b>3</b>
<b>LOB</b>	<b>5</b>



1B: 10	SF: 1	WP: 0	PA: 36
2B: 1	SAC: 0	PB: 0	
3B: 1	DP: 2	SB: 0	
HR: 2	HBP: 0	CS: 1	

Philadelphia Phillies @ Atlanta Braves  
 Atlanta-Fulton County Stadium, Atlanta, GA

Mon Aug 18 1975, 7:05 PM EDT  
 Att. 4,320 - Unknown

livebaseballscorecards.com

AB	37
R	6
H	12
RBI	6
BB	1
SO	5
LOB	12



AB	R	H	RBI	BB	SO	LOB
5	0	2	2	0	0	1
5	0	1	0	0	0	4
3	0	0	0	0	0	1
2	0	1	0	0	1	1
3	1	1	0	1	1	3
4	1	1	2	0	2	1
0	0	0	0	0	0	0
4	2	2	2	0	1	0
4	1	2	0	0	0	0
3	1	1	0	0	0	0
1	0	0	0	0	0	1
2	0	1	0	0	0	0
1	0	0	0	0	0	0

Batter	1	2	3	4	5	6	7	8	9	AB	R	H	RBI	BB	SO	LOB						
Dave Cash, R OBP: 0.359, SLG: 0.394 (1, 4)	0-0 E6 F7		0-0 1-3		0-0 P3		0-0 P3 2-H 3-H		0-0 1B	5	0	2	2	0	0	1						
Larry Bowa, S OBP: 0.336, SLG: 0.389 (1, 6)	0-0 F7 1-2		0-0 1B		0-0 F7		0-0 P3		0-0 F8	5	0	1	0	0	0	4						
Jay Johnstone, L OBP: 0.414, SLG: 0.498 (1, 9) Mike Anderson, R OBP: 0.321, SLG: 0.398 (7, PH) (7, 9)	0-0 4-3		0-0 P2		0-0 2-3		0-0 1-2 1B		0-3 K	3	0	0	0	0	0	1						
Greg Luzinski, R OBP: 0.401, SLG: 0.590 (1, 7)		0-0 HR 1B	0-3 K		4-0 CS BB		0-0 F8			3	1	1	0	1	1	3						
Dick Allen, R OBP: 0.313, SLG: 0.353 (1, 3) Tom Hutton, L OBP: 0.323, SLG: 0.290 (8, 3)		0-0 HR		0-0 6-3		0-3 K 1-2		0-3 K		4	1	1	2	0	2	1						
Mike Schmidt, R OBP: 0.374, SLG: 0.523 (1, 5)		0-0 HR		0-0 F7			0-0 HR		0-3 K	4	2	2	2	0	1	0						
Garry Maddox, R OBP: 0.352, SLG: 0.417 (1, 8)		0-0 6-3		0-0 P6			0-0 SH2-4 1B 1B		0-0 1B	4	1	2	0	0	0	0						
Tim McCarver, L OBP: 0.429, SLG: 0.421 (1, 2) Bob Boone, R OBP: 0.318, SLG: 0.317 (7, 2)		0-0 F9		0-0 F9			0-0 SH2-4 1B 1B		0-0 F9	3	1	1	0	0	0	0						
Steve Carlton, L OBP: 0.169, SLG: 0.145 (1, 1) Tom Hilgendorf, S OBP: 0.333, SLG: 0.250 (5, 1)		0-0 5-3		0-0 1B			0-0 SH2-4 1-2 2-3		0-0 4-3	2	0	1	0	0	0	0						
<b>Inning Stats</b>	R: 0 E: 1 K: 0 S: 3	H: 0 LOB: 0 BB: 0 P: 3	R: 3 E: 0 K: 0 S: 6	H: 3 LOB: 0 BB: 0 P: 6	R: 0 E: 0 K: 1 S: 6	H: 1 LOB: 1 BB: 0 P: 6	R: 0 E: 0 K: 0 S: 3	H: 0 LOB: 0 BB: 0 P: 3	R: 0 E: 0 K: 0 S: 4	H: 1 LOB: 1 BB: 0 P: 4	R: 0 E: 0 K: 1 S: 4	H: 0 LOB: 1 BB: 1 P: 8	R: 3 E: 0 K: 0 S: 8	H: 5 LOB: 2 BB: 0 P: 8	R: 0 E: 0 K: 2 S: 8	H: 1 LOB: 1 BB: 0 P: 8	R: 0 E: 0 K: 1 S: 6	H: 1 LOB: 1 BB: 0 P: 6	1B: 9 2B: 1 3B: 0 HR: 3	SF: 0 SAC: 1 DP: 1 HBP: 0	WP: 0 PB: 0 SB: 0 CS: 1	PA: 39
<b>PITCHER</b>	IP WLS BF H R ER SO BB IBB HBP BLK WP HR S P ERA WHIP																				IP WLS BF H R ER SO BB IBB HBP BLK WP HR S P ERA WHIP	
Phil Niekro, R ERA: 3.1 (1, 1)	6.1 L 28 9 6 6 2 1 0 0 0 0 3 31 35 8.53 1.579																					
Ray Sadecki, L ERA: 4.17 (7, 1)	1.2 7 2 0 0 2 0 0 0 0 0 0 0 11 11 0.00 1.200																					
Bruce Dal Canton, R ERA: 5.68 (9, 1)	1.0 4 1 0 0 1 0 0 0 0 0 0 0 6 6 0.00 1.000																					

Batter	1	2	3	4	5	6	7	8	9	AB R H RBI BB SO LOB
Ralph Garr, L OBP: 0.334, SLG: 0.385 (1, 7)	0-0 FC5-4 1B	0-0 5-3		0-0 G3 2B		0-3 K			0-0 FC5-4 1B	5 0 3 0 0 1 0
Rod Gilbreath, R OBP: 0.360, SLG: 0.358 (1, 4) Larvell Blanks, R OBP: 0.299, SLG: 0.300 (3, 4)	0-0 FC5-4 1B		0-0 4-3	0-0 G3		0-0 1-3			0-0 P4	1 1 0 0 0 0 1 4 0 0 0 0 0 2
Darrell Evans, L OBP: 0.351, SLG: 0.407 (1, 5)	0-0 E8 1B		0-0 4-3	0-3 K		0-0 F9			0-0 FC5-4	5 0 0 0 0 1 3
Earl Williams, R OBP: 0.329, SLG: 0.403 (1, 3)	0-0 FC5 1B		1-0 1B 2B HBP		0-0 BB 1B		0-0 6-3		0-0 F8	4 1 2 1 0 0 1
Dusty Baker Jr., R OBP: 0.333, SLG: 0.397 (1, 9)	4-0 BB 1B		0-0 2B 1B		0-0 BB 1B		0-0 5-3			3 1 2 0 1 0 0
Vic Correll, R OBP: 0.306, SLG: 0.367 (1, 2)	0-3 K		0-0 2B		0-0 F8		0-3 K			4 0 1 2 0 2 5
Rowland Office, L OBP: 0.330, SLG: 0.344 (1, 8)	0-0 FC5		4-0 BB		0-0 F8			0-0 F7		3 0 0 0 1 0 5
Rob Belloir, R OBP: 0.297, SLG: 0.265 (1, 6)		0-0 F7	0-3 K		4-0 BB			0-0 G6-4-3 1B		3 0 1 0 1 1 2
Phil Niekro, R OBP: 0.171, SLG: 0.225 (1, 1) Ray Sadecki, L OBP: 0.154, SLG: 0.231 (7, 1) Cito Gaston, R OBP: 0.278, SLG: 0.398 (8, PH) Bruce Dal Canton, R OBP: 0.059, SLG: 0.059 (9, 1)		0-0 5-3		0-0 4-3		0-0 L5		0-0 G6-4-3		3 0 0 0 0 0 3 0 0 0 0 0 0 0 1 0 0 0 0 0 1 0 0 0 0 0 0 0

Inning Stats	R: 1	H: 2	E: 1	K: 1	S: 8	LOB: 3	BB: 1	P: 12	R: 0	H: 0	E: 0	K: 0	S: 3	LOB: 0	BB: 0	P: 3	R: 2	H: 2	E: 0	K: 1	S: 7	LOB: 2	BB: 1	P: 12	R: 0	H: 1	E: 0	K: 1	S: 6	LOB: 1	BB: 0	P: 6	R: 0	H: 2	E: 0	K: 0	S: 5	LOB: 3	BB: 1	P: 9	R: 0	H: 0	E: 0	K: 1	S: 5	LOB: 0	BB: 0	P: 5	R: 0	H: 0	E: 0	K: 1	S: 5	LOB: 0	BB: 0	P: 5	R: 0	H: 1	E: 0	K: 0	S: 3	LOB: 0	BB: 0	P: 3	R: 0	H: 1	E: 1	K: 0	S: 4	LOB: 1	BB: 0	P: 4	1B: 7	2B: 2	3B: 0	HR: 0	SF: 0	SAC: 0	DP: 1	HBP: 1	WP: 0	PB: 0	SB: 0	CS: 0	PA: 40
PITCHER	IP	WLS	BF	H	R	ER	SO	BB	IBB	HBP	BLK	WP	HR	S	P	ERA	WHIP																																																																				
Steve Carlton, L ERA: 3.6 (1, 1)	4.0		23	7	3	2	3	2	0	1	0	0	0	26	35	4.50	2.250																																																																				
Tom Hilgendorf, L ERA: 1.74 (5, 1)	5.0	W	17	2	0	0	2	1	0	0	0	0	0	20	24	0.00	0.600																																																																				

BOTTOM

Philadelphia Phillies @ Atlanta Braves  
Atlanta-Fulton County Stadium, Atlanta, GA  
Mon Aug 18 1975, 7:05 PM EDT  
Att. 4,320 - Unknown

livebaseballscorecards.com

AB	36
R	3
H	9
RBI	3
BB	3
SO	5
LOB	23



Batter	1	2	3	4	5	6	7	8	9	AB R H RBI BB SO LOB	TOP	
Dave Cash, R OBP: 0.358, SLG: 0.392 (1, 4)	0-0 4-3		0-0 SH2-3 WP 1B 1B	0-0 1-3		0-0 F7		0-3 K		5 1 1 0 0 1 0		
Larry Bowa, S OBP: 0.333, SLG: 0.386 (1, 6)	0-0 6-3		0-0 SH2-3 1-3	0-0 5-3		0-0 4-3		0-0 4-3		4 0 0 0 0 0 0		
Jay Johnstone, L OBP: 0.413, SLG: 0.495 (1, 9)	0-0 E6 2B		0-0 1B 2B 1B	4-0 1B BB		0-0 G3		0-0 1-3		4 2 1 1 1 0 0		
Greg Luzinski, R OBP: 0.404, SLG: 0.594 (1, 7)	0-0 1-H 2B		0-0 3-H 1B 2B 1B	0-0 1-2 1B		0-0 5-3		0-0 1B		5 1 4 1 0 0 0		
Dick Allen, R OBP: 0.314, SLG: 0.355 (1, 3)	0-3 K		4-0 1-2 2B BB	0-0 F7		0-0 2B		0-0 F8		4 0 1 0 1 1 4		
Mike Schmidt, R OBP: 0.375, SLG: 0.524 (1, 5)		4-0 CS BB	0-3 K		0-0 1-3 2B		0-0 5-3			3 0 1 0 1 1 4		
Garry Maddox, R OBP: 0.351, SLG: 0.418 (1, 8)		0-0 5-3	0-0 1-3 2-H 3-H 2B		0-0 P2		0-3 K			4 0 1 2 0 1 3		
Johnny Oates, L OBP: 0.371, SLG: 0.345 (1, 2)		0-0 1B	0-0 4-0 IBB		0-0 1-3		0-0 F7			0 0 0 0 0 0 0		
Dick Ruthven, R OBP: 0.143, SLG: 0.143 (1, 1)		0-3 K	0-0 F7		0-0 1-3		0-3 K			2 0 0 0 0 1 4		
Ron Schueler, R OBP: 0.154, SLG: 0.154 (3, 1)										1 0 0 0 0 0 1		
Tim McCarver, L OBP: 0.423, SLG: 0.414 (8, PH)										1 0 0 0 0 1 0		
Gene Garber, R OBP: 0.200, SLG: 0.200 (8, 1)										0 0 0 0 0 0 0		
<b>Inning Stats</b>	R: 1 H: 1 E: 1 LOB: 1 K: 1 BB: 0 S: 7 P: 7	R: 0 H: 1 E: 0 LOB: 1 K: 1 BB: 1 S: 5 P: 9	R: 3 H: 4 E: 0 LOB: 3 K: 1 BB: 2 S: 9 P: 17	R: 0 H: 1 E: 0 LOB: 2 K: 0 BB: 1 S: 4 P: 8	R: 0 H: 1 E: 0 LOB: 1 K: 0 BB: 0 S: 4 P: 4	R: 0 H: 0 E: 0 LOB: 0 K: 0 BB: 0 S: 3 P: 3	R: 0 H: 1 E: 0 LOB: 1 K: 1 BB: 0 S: 6 P: 6	R: 0 H: 0 E: 0 LOB: 0 K: 2 BB: 0 S: 7 P: 7	R: 0 H: 1 E: 0 LOB: 1 K: 0 BB: 0 S: 4 P: 4	1B: 6 SF: 0 2B: 4 SAC: 1 3B: 0 DP: 0 HR: 0 HBP: 0	WP: 2 PA: 41 PB: 0 SB: 0 CS: 1	
<b>PITCHER</b> Mike Thompson, R (1, 1) ERA: 5.0 Max Leon, R (3, 1) ERA: 3.49	IP WLS BF H R ER SO BB IBB HBP BLK WP HR S P ERA WHIP	2.2 0 16 6 4 3 3 2 0 0 0 2 0 20 28 10.12 3.000	6.1 W 25 4 0 0 3 1 1 0 0 0 0 0 29 37 0.00 0.789	<b>PITCHER</b> IP WLS BF H R ER SO BB IBB HBP BLK WP HR S P ERA WHIP								

Philadelphia Phillies @ Atlanta Braves  
Atlanta-Fulton County Stadium, Atlanta, GA

Tue Aug 19 1975, 7:05 PM EDT  
Att. 4,470 - Unknown

livebaseballscorecards.com

AB 33  
R 4  
H 9  
RBI 4  
BB 3  
SO 6  
LOB 16



Batter	1	2	3	4	5	6	7	8	9
Ralph Garr, L (1, 7) OBP: 0.332, SLG: 0.382	0-0 1-3		0-0 F8	0-0 1-3			0-0 F8		
Rod Gilbreath, R (1, 4) OBP: 0.364, SLG: 0.358	4-0 CS BB		0-0 FC6-4 WP 1B			0-0 BB FC9-4 1B	0-3 K		
Darrell Evans, L (1, 5) OBP: 0.352, SLG: 0.406	0-0 F8		4-0 1B BB	1-2 2B BB		4-0 BB FC9-4 BB	0-0 3-1		
Earl Williams, R (1, 3) OBP: 0.331, SLG: 0.403		4-0 FC4-6 BB 1B	0-0 2B 1B	1-2 2-H 1B		0-0 FC9-4 FC6-4	0-0 F8		
Dusty Baker Jr., R (1, 9) OBP: 0.334, SLG: 0.401		0-0 FC4-6 1B	0-0 1-3 2-H 2B		0-0 FC6-4		0-0 6-3		
Rowland Office, L (1, 8) OBP: 0.329, SLG: 0.342		0-0 P5	0-0 1B		0-0 1-3		0-0 5-3		
Vic Correll, R (1, 2) OBP: 0.306, SLG: 0.367		0-0 FC4-6	0-3 K			0-0 8-1-4 SH3-4 1B	0-0 4-3		
Biff Pocoroba, S (7, 2) OBP: 0.331, SLG: 0.317		1-2f 2-3							
Rob Belloir, R (1, 6) OBP: 0.300, SLG: 0.270		0-0 L7		0-0 6-3		0-0 SH3-4	0-0 HR 1B		
Mike Thompson, R (1, 1) Max Leon, R (3, 1) Dave May, L (9, PH) OBP: 0.353, SLG: 0.488			4-0 FC6-4 BB	0-0 G3		0-0 8-1-4	0-0 HR		

AB	R	H	RBI	BB	SO	LOB
4	0	0	0	0	0	1
3	2	1	0	1	1	1
2	1	0	0	2	0	1
3	1	1	2	1	0	1
4	0	2	1	0	0	1
4	0	1	1	0	0	3
3	0	1	0	0	1	4
1	0	0	0	0	0	0
3	1	1	0	0	0	2
0	0	0	0	0	0	0
2	0	0	0	1	0	1
1	1	1	2	0	0	0

WP	PA
1	36
0	
0	
1	

AB	R	H	RBI	BB	SO	LOB
30	6	8	6	5	2	15



Philadelphia Phillies @ Atlanta Braves  
Atlanta-Fulton County Stadium, Atlanta, GA  
Tue Aug 19 1975, 7:05 PM EDT  
Att. 4,470 - Unknown

Inning Stats	R: 0	H: 0	E: 0	K: 0	S: 2	LOB: 0	BB: 1	P: 6
	R: 0	H: 1	E: 0	K: 0	S: 4	LOB: 2	BB: 1	P: 8
	R: 3	H: 3	E: 0	K: 1	S: 8	LOB: 2	BB: 2	P: 16
	R: 0	H: 0	E: 0	K: 0	S: 3	LOB: 0	BB: 0	P: 3
	R: 1	H: 1	E: 0	K: 0	S: 4	LOB: 1	BB: 1	P: 8
	R: 0	H: 1	E: 0	K: 0	S: 3	LOB: 0	BB: 0	P: 3
	R: 0	H: 0	E: 0	K: 1	S: 5	LOB: 0	BB: 0	P: 5
	R: 0	H: 0	E: 0	K: 0	S: 3	LOB: 0	BB: 0	P: 3
	R: 2	H: 2	E: 0	K: 0	S: 3	LOB: 0	BB: 0	P: 3
	1B: 6	SF: 0	2B: 2	SAC: 1	3B: 0	DP: 1	HR: 1	HBP: 0

PITCHER	IP	WLS	BF	H	R	ER	SO	BB	IBB	HBP	BLK	WP	HR	S	P	ERA	WHIP
Dick Ruthven, R (1, 1) ERA: 6.86	2.2		15	4	3	3	0	4	0	0	0	1	0	11	27	10.12	3.000
Ron Schueler, R (3, 1) ERA: 5.35	4.1		15	2	1	1	2	1	0	0	0	0	0	18	22	2.08	0.692
Gene Garber, R (8, 1) ERA: 3.59	1.1	L	6	2	2	2	0	0	0	0	0	0	1	6	6	13.50	1.500

Batter	1	2	3	4	5	6	7	8	9	AB R H RBI BB SO LOB	TOP			
Dave Cash, R OBP: 0.358, SLG: 0.393 (1, 4) X	0-0 6-3 ①		0-0 F8 ②		0-0 S 1B		0-0 1B 1B		0-0 L6 ②	5 1 2 2 0 0 0	<b>Philadelphia Phillies @ Atlanta Braves</b> Atlanta-Fulton County Stadium, Atlanta, GA Wed Aug 20 1975, 7:05 PM EDT Att. 4,704 - Unknown <a href="http://livebaseballscorecards.com">livebaseballscorecards.com</a>			
Larry Bowa, S OBP: 0.333, SLG: 0.386 (1, 6) X	0-0 5-3 ②		0-0 6-3 ③		0-3 K ③		0-0 1-2 2B 1B		0-0 1B	5 1 2 0 0 1 1				
Jay Johnstone, L OBP: 0.416, SLG: 0.495 (1, 9) X Ollie Brown, R OBP: 0.398, SLG: 0.570 (7, PH) (7, 9) X	0-0 1B			0-0 L7 ①		4-0 1B BB		0-0 1-2 2-H 2B 1B	0-0 P3 ③	2 0 1 0 1 0 0 2 0 1 1 0 0 1				
Greg Luzinski, R OBP: 0.403, SLG: 0.593 (1, 7) X	0-0 F9 ③			0-0 5-3 ②		0-0 F9 ①		0-0 1-3 2-H 2B		4 0 1 1 0 0 2				
Dick Allen, R OBP: 0.316, SLG: 0.356 (1, 3) X Tug McGraw, R OBP: 0.222, SLG: 0.222 (7, 1) X		0-0 F9 ①		0-0 1B		0-0 1-3 1B		0-0 F8 ③		4 0 2 0 0 0 2 0 0 0 0 0 0 0				
Mike Schmidt, R OBP: 0.374, SLG: 0.521 (1, 5) X		0-0 FC4-6 1B		0-0 P3 ③		0-0 P4 ③		0-0 F8 ①		4 0 1 0 0 0 2				
Garry Maddox, R OBP: 0.350, SLG: 0.416 (1, 8) X		0-0 FC4-6 S 1-2f			0-0 6-3 ①		0-0 3-1 SH2-4 1B 1B		0-0 P3 ②	4 1 1 0 0 0 1				
Johnny Oates, L OBP: 0.371, SLG: 0.350 (1, 2) X		0-0 4-3 ③			0-0 2B		0-0 SH2-4 1-2		0-0 4-3 ③	0 1 0 0 0 0 0				
Larry Christenson, R OBP: 0.250, SLG: 0.368 (1, 1) X Tim McCarver, L OBP: 0.417, SLG: 0.407 (7, PH) X Tom Hutton, L OBP: 0.320, SLG: 0.287 (7, 3) X			0-0 P3 ①		0-3 K ②		0-0 3-1 ②		0-0 3-1 ①	2 0 0 0 0 1 1 1 0 0 0 0 0 1 1 0 0 0 0 0 0				
<b>Inning Stats</b>	R: 0 H: 1 E: 0 LOB: 1 K: 0 BB: 0 S: 4 P: 4	R: 0 H: 1 E: 0 LOB: 1 K: 0 BB: 0 S: 4 P: 4	R: 0 H: 0 E: 0 LOB: 0 K: 0 BB: 0 S: 3 P: 3	R: 0 H: 1 E: 0 LOB: 1 K: 0 BB: 0 S: 4 P: 4	R: 1 H: 2 E: 0 LOB: 1 K: 2 BB: 0 S: 9 P: 9	R: 0 H: 1 E: 0 LOB: 1 K: 0 BB: 1 S: 3 P: 7	R: 3 H: 5 E: 0 LOB: 2 K: 0 BB: 0 S: 8 P: 8	R: 0 H: 0 E: 0 LOB: 0 K: 0 BB: 0 S: 3 P: 3	R: 0 H: 1 E: 0 LOB: 1 K: 0 BB: 0 S: 4 P: 4	1B: 10 SF: 0 2B: 2 SAC: 1 3B: 0 DP: 0 HR: 0 HBP: 0		WP: 0 PA: 39 PB: 0 SB: 2 CS: 0		
<b>PITCHER</b>	IP WLS BF H R ER SO BB IBB HBP BLK WP HR S P ERA WHIP												<b>PITCHER</b>	IP WLS BF H R ER SO BB IBB HBP BLK WP HR S P ERA WHIP
Carl Morton, R ERA: 3.51 (1, 1)	6.2 L 29 9 4 4 2 1 0 0 0 0 0 0 32 36 5.40 1.500													
Ray Sadecki, L ERA: 4.17 (7, 1)	0.0 2 2 0 0 0 0 0 0 0 0 0 0 2 2 ∞ ∞													
Elias Sosa, R ERA: 3.61 (7, 1)	1.1 4 0 0 0 0 0 0 0 0 0 0 0 4 4 0.00 0.000													
Tom House, L ERA: 2.97 (9, 1)	1.0 4 1 0 0 0 0 0 0 0 0 0 0 4 4 0.00 1.000													

AB	34
R	4
H	11
RBI	4
BB	1
SO	2
LOB	11





Batter	1	2	3	4	5	6	7	8	9	AB	R	H	RBI	BB	SO	LOB
Ralph Garr, L (1, 7) OBP: 0.329, SLG: 0.379	0-0 6-3		0-0 P6			0-3 K		0-0 FC3-6 1B		4	0	0	0	0	1	3
Rod Gilbreath, R (1, 4) OBP: 0.354, SLG: 0.346	0-0 F9		0-0 F9			0-0 5-3		0-0 F8		4	0	0	0	0	0	3
Darrell Evans, L (1, 5) OBP: 0.352, SLG: 0.404	0-0 G3			0-0 F9		0-0 F9		0-0 1-3 3-H 1B		4	0	1	1	0	0	0
Earl Williams, R (1, 3) OBP: 0.327, SLG: 0.397		0-0 F7		0-0 5-3			0-0 P6	0-0 P3		4	0	0	0	0	0	2
Dusty Baker Jr., R (1, 9) OBP: 0.333, SLG: 0.398		4-0 4-3 BB		0-0 F8			0-0 P4		0-0 1-3	3	0	0	0	1	0	0
Rowland Office, L (1, 8) OBP: 0.328, SLG: 0.338		0-0 4-3 1-2			0-0 5-3		4-0 FC5-4 BB		0-0 F7	3	0	0	0	1	0	1
Vic Correll, R (1, 2) OBP: 0.303, SLG: 0.361		0-3 K			0-0 5-3		0-0 FC5-4 1-2		0-3 K	4	0	0	0	0	2	2
Rob Belloir, R (1, 6) OBP: 0.326, SLG: 0.300			0-0 6-3			0-0 1B		0-0 FC3-6 1B BB		3	1	2	0	0	0	0
Carl Morton, R (1, 1) OBP: 0.208, SLG: 0.203			0-0 1B			0-0 F8		4-0 FC3-6 BB		2	0	1	0	0	0	1
Ray Sadecki, L (7, 1) OBP: 0.154, SLG: 0.231										0	0	0	0	0	0	0
Elias Sosa, R (7, 1) OBP: 0.100, SLG: 0.100										0	0	0	0	0	0	0
Cito Gaston, R (8, PH) OBP: 0.284, SLG: 0.398										0	0	0	0	1	0	0
Tom House, L (9, 1) OBP: 0.200, SLG: 0.111										0	0	0	0	0	0	0


Inning Stats	R: 0	H: 0	E: 0	K: 0	S: 3	R: 0	H: 0	E: 0	K: 1	S: 5	R: 0	H: 1	E: 0	K: 0	S: 4	R: 0	H: 0	E: 0	K: 0	S: 3	R: 0	H: 1	E: 0	K: 0	S: 4	R: 0	H: 0	E: 0	K: 1	S: 5	R: 0	H: 0	E: 0	K: 0	S: 3	R: 1	H: 2	E: 0	K: 0	S: 5	R: 0	H: 0	E: 0	K: 1	S: 5	1B: 4	2B: 0	3B: 0	HR: 0	SF: 0	SAC: 0	DP: 0	HBP: 0	WP: 0	PA: 34				
PITCHER	IP	WLS	BF	H	R	ER	SO	BB	IBB	HBP	BLK	WP	HR	S	P	ERA	WHIP													PITCHER	IP	WLS	BF	H	R	ER	SO	BB	IBB	HBP	BLK	WP	HR	S	P	ERA	WHIP												
Larry Christenson, R (1, 1) ERA: 3.62	6.0	W	21	2	0	0	2	1	0	0	0	0	0	24	28	0.00	0.500																																										
Tug McGraw, L (7, 1) ERA: 3.09	3.0	S	13	2	1	1	1	2	0	0	0	0	0	13	21	3.00	1.333																																										


**BOTTOM**

**Philadelphia Phillies @ Atlanta Braves**  
Atlanta-Fulton County Stadium, Atlanta, GA

Wed Aug 20 1975, 7:05 PM EDT  
Att. 4,704 - Unknown

<b>AB</b>	<b>31</b>
<b>R</b>	<b>1</b>
<b>H</b>	<b>4</b>
<b>RBI</b>	<b>1</b>
<b>BB</b>	<b>3</b>
<b>SO</b>	<b>3</b>
<b>LOB</b>	<b>12</b>



Batter	1	2	3	4	5	6	7	8	9	AB	R	H	RBI	BB	SO	LOB	TOP						
<b>Dave Cash, R</b> OBP: 0.357, SLG: 0.391 (1, 4)	0-0 3-1		0-0 4-3 2B 1B	0-0 5-3		0-0 E6		0-0 F3		5	1	1	0	0	0	4	 <b>Philadelphia Phillies @ San Diego Padres</b> San Diego Stadium, San Diego, CA Fri Aug 22 1975, 10:05 PM EDT Att. 13,426 - Unknown						
<b>Larry Bowa, S</b> OBP: 0.331, SLG: 0.383 (1, 6) <b>Tim McCarver, L</b> OBP: 0.411, SLG: 0.400 (6, PH) <b>Wayne Twitchell, R</b> OBP: 0.083, SLG: 0.094 (8, 1) <b>Tom Hutton, L</b> OBP: 0.333, SLG: 0.303 (8, PH) <b>Tom Hilgendorf, S</b> OBP: 0.333, SLG: 0.250 (8, 1) <b>Terry Harmon, R</b> OBP: 0.303, SLG: 0.273 (9, 0)	0-0 F5		0-0 4-3 1-2		0-0 F8	0-0 F8		0-0 2B		3	0	0	0	0	0	1							
<b>Jay Johnstone, L</b> OBP: 0.423, SLG: 0.504 (1, 9) <b>Ollie Brown, R</b> OBP: 0.395, SLG: 0.565 (8, PH) (8, 9)	0-0 HBP 1B		0-0 1B 2B 2-H		0-0 FC5-4 1B		4-0 G5-4-3 BB	0-0 6-3		3	0	3	1	1	0	0							
<b>Greg Luzinski, R</b> OBP: 0.403, SLG: 0.590 (1, 7)	1-0 1-2 HBP		4-0 1B BB		0-0 FC5-4 1-2f		0-0 G5-4-3 1-2f		0-0 G3	3	0	0	0	1	0	2							
<b>Dick Allen, R</b> OBP: 0.322, SLG: 0.374 (1, 3)	0-0 F9		0-0 1-2 2-3 1B		4-0 BB		0-0 HR		0-0 HR 2B	4	2	3	1	1	0	2							
<b>Mike Schmidt, R</b> OBP: 0.372, SLG: 0.524 (1, 5) (6, 6) (9, 5)		0-0 G3	0-3 K		0-0 F7		0-3 K		0-0 HR	5	1	1	2	0	2	5							
<b>Garry Maddox, R</b> OBP: 0.348, SLG: 0.412 (1, 8)		0-0 4-3		0-0 6-3		0-0 F8		0-0 2B 1B	0-0 5-3	5	1	1	0	0	0	0							
<b>Johnny Oates, L</b> OBP: 0.376, SLG: 0.362 (1, 2)		0-3 K		0-0 SH5-4 1B		0-0 E1		0-0 2B 2B	0-0 FC6-4 1B	5	1	3	0	0	1	0							
<b>Tom Underwood, R</b> OBP: 0.161, SLG: 0.150 (1, 1) <b>Tony Taylor, R</b> OBP: 0.330, SLG: 0.372 (6, PH) (6, 5) <b>Gene Garber, R</b> OBP: 0.200, SLG: 0.200 (9, 1)			0-0 F6	0-0 SH5-4 1-2		0-0 F9		0-3 K	0-0 FC6-4 1-2f	1	0	0	0	0	0	0							
<b>Inning Stats</b>	R: 0 E: 0 K: 0 S: 4	H: 1 LOB: 2 BB: 0 P: 5	R: 0 E: 0 K: 1 S: 5	H: 0 LOB: 0 BB: 0 P: 5	R: 1 E: 0 K: 1 S: 8	H: 3 LOB: 3 BB: 1 P: 12	R: 0 E: 0 K: 0 S: 4	H: 1 LOB: 1 BB: 0 P: 4	R: 0 E: 1 K: 0 S: 4	H: 1 LOB: 2 BB: 1 P: 8	R: 0 E: 2 K: 0 S: 5	H: 0 LOB: 2 BB: 0 P: 5	R: 1 E: 0 K: 1 S: 5	H: 1 LOB: 0 BB: 1 P: 9	R: 2 E: 0 K: 1 S: 8	H: 3 LOB: 1 BB: 0 P: 8	R: 2 E: 0 K: 0 S: 6	H: 3 LOB: 1 BB: 0 P: 6	1B: 7 2B: 4 3B: 0 HR: 2	SF: 0 SAC: 1 DP: 1 HBP: 1	WP: 0 PB: 0 SB: 0 CS: 0	PA: 45	
<b>PITCHER</b> <b>Dave Freisleben, R</b> ERA: 4.07 (1, 1) <b>Dave Tomlin, L</b> ERA: 3.66 (8, 1) <b>Bill Greif, R</b> ERA: 3.86 (9, 1)	IP	WLS	BF	H	R	ER	SO	BB	IBB	HBP	BLK	WP	HR	S	P	ERA	WHIP					ERA	WHIP
	7.2		38	10	4	4	4	3	0	1	0	0	1	42	55	4.70	1.696						
	0.1		1	0	0	0	0	0	0	0	0	0	0	1	1	0.00	0.000						
	1.0	L	6	3	2	2	0	0	0	0	0	0	1	6	6	18.00	3.000						

<b>AB</b>	40
<b>R</b>	6
<b>H</b>	13
<b>RBI</b>	6
<b>BB</b>	3
<b>SO</b>	4
<b>LOB</b>	21



Batter	1	2	3	4	5	6	7	8	9	AB	R	H	RBI	BB	SO	LOB
Enzo Hernandez, R (1, 6) OBP: 0.280, SLG: 0.266	0-0 F9	0-0 FC5-4		0-0 5-3		0-0 F7		0-0 BB 1-2 1B		5	0	1	0	0	0	5
Tito Fuentes, S (1, 4) OBP: 0.303, SLG: 0.339	0-0 L5		0-0 F9		0-0 F8	0-3 K2-3		0-0 F2		5	0	0	0	0	1	3
Johnny Grubb, L (1, 8) OBP: 0.352, SLG: 0.376	0-0 1-3		0-0 E1 BB 1B		4-0 BB HR BB		0-0 F6	4-0 BB 1-2 2-3 BB		3	2	0	0	2	0	0
Willie McCovey, L (1, 3) OBP: 0.334, SLG: 0.410		0-0 SH5-3 BB FC 1B	4-0 BB 1B	0-0 F8		0-0 F8	4-0 BB 1B BB	0-3 K		2	1	1	0	2	0	1
Bobby Tolan, L (7, PR) OBP: 0.292, SLG: 0.329			1-2 BB							1	0	0	0	0	1	3
Dave Winfield, R (1, 9) OBP: 0.355, SLG: 0.406		4-0 BB SH5-3 BB 1-2	0-0 G5-4-3 1B	4-0 BB HR BB		0-0 FC4-6 1B			0-3 K	3	1	2	1	2	1	0
Dick Sharon, R (1, 7) OBP: 0.348, SLG: 0.363		0-0 SH5-3	0-0 G5-4-3	0-0 HR		0-3 K			0-0 6-3	4	1	1	3	0	1	4
Ted Kubiak, S (1, 5) OBP: 0.300, SLG: 0.253		0-0 FC BB		0-0 6-3	0-0 F7		0-0 FC4-6		0-0 4-3	5	0	0	1	0	0	3
Bob Davis, R (1, 2) OBP: 0.254, SLG: 0.220		0-3 K		0-0 6-3 WP 1B		0-0 E 1B		0-0 FC1-6 1B		4	0	3	0	0	1	2
Dave Freisleben, R (1, 1) OBP: 0.160, SLG: 0.087		4-0 BB 1B		0-0 6-3		0-3 K		0-0 FC1-6 BB 1B		2	0	0	0	1	1	2
Dave Tomlin, L (8, 1) OBP: 0.500, SLG: 0.250				1-3		1-3 K				0	0	0	0	0	0	0
Don Hahn, R (8, PH) OBP: 0.345, SLG: 0.182										1	0	0	0	0	0	1
Bill Greif, R (9, 1)		1-2 2-3 BB								0	0	0	0	0	0	0

Inning Stats	R: 0	H: 0	E: 0	K: 0	S: 3	P: 3	R: 1	H: 1	E: 0	K: 1	S: 7	P: 15	R: 1	H: 1	E: 1	K: 0	S: 4	R: 3	H: 1	E: 0	K: 0	S: 4	P: 12	R: 0	H: 1	E: 1	K: 2	S: 8	R: 0	H: 1	E: 0	K: 1	S: 6	R: 0	H: 2	E: 0	K: 1	S: 7	R: 0	H: 0	E: 0	K: 1	S: 5	1B: 7	2B: 0	3B: 0	HR: 1	SF: 0	SAC: 1	DP: 1	HBP: 0	WP: 1	PB: 0	SB: 0	CS: 0	PA: 43
--------------	------	------	------	------	------	------	------	------	------	------	------	-------	------	------	------	------	------	------	------	------	------	------	-------	------	------	------	------	------	------	------	------	------	------	------	------	------	------	------	------	------	------	------	------	-------	-------	-------	-------	-------	--------	-------	--------	-------	-------	-------	-------	--------

PITCHER	IP	WLS	BF	H	R	ER	SO	BB	IBB	HBP	BLK	WP	HR	S	P	ERA	WHIP
Tom Underwood, L (1, 1) ERA: 3.65	5.0		25	4	5	4	1	5	0	0	0	1	1	22	42	7.20	1.800
Wayne Twitchell, R (6, 1) ERA: 4.58	2.0		9	2	0	0	3	1	0	0	0	0	0	14	18	0.00	1.500
Tom Hilgendorf, L (8, 1) ERA: 1.72	1.0	W	6	2	0	0	1	1	0	0	0	0	0	7	11	0.00	3.000
Gene Garber, R (9, 1) ERA: 3.55	1.0	S	3	0	0	0	1	0	0	0	0	0	0	5	5	0.00	0.000

**BOTTOM**

**Philadelphia Phillies @ San Diego Padres**  
**San Diego Stadium, San Diego, CA**  
 Fri Aug 22 1975, 10:05 PM EDT  
 Att. 13,426 - Unknown

livebaseballscorecards.com

<b>AB</b>	<b>35</b>
<b>R</b>	<b>5</b>
<b>H</b>	<b>8</b>
<b>RBI</b>	<b>5</b>
<b>BB</b>	<b>7</b>
<b>SO</b>	<b>6</b>
<b>LOB</b>	<b>24</b>



Batter	1	2	3	4	5	6	7	8	9	AB R H RBI BB SO LOB	TOP											
Dave Cash, R (1, 4) OBP: 0.357, SLG: 0.391	0-0 CS 1B		0-0 FC5 1B	0-0 F9		0-0 L8		0-0 6-3		5 0 2 0 0 0 2												
Larry Bowa, S (1, 6) OBP: 0.332, SLG: 0.383	0-3 K		0-0 F7		0-0 1B E 1B	0-0 WP 1B		0-0 4-3		5 1 2 0 0 1 2												
Jay Johnstone, L (1, 9) OBP: 0.429, SLG: 0.505	4-0 1-2 BB		0-0 1-2 1B		0-0 1-2 E5 1B	0-0 3-1			4-0 BB BB	3 0 2 0 2 0 2												
Greg Luzinski, R (1, 7) OBP: 0.405, SLG: 0.588	0-3 K		0-0 FC5 2-3f		0-0 1-2 2-3 E5 1B		4-0 FC6-5 WP BB		4-0 1-2 BB BB	3 0 1 0 2 1 3												
Dick Allen, R (1, 3) OBP: 0.318, SLG: 0.368		0-3 K		0-0 F9		0-3 K		0-0 F9 1-2	0-3 K	5 0 0 0 0 3 6												
Mike Schmidt, R (1, 5) OBP: 0.373, SLG: 0.521		0-3 K		4-0 F9 E S BB		0-3 K		4-0 BB	0-3 K	3 1 0 0 2 3 5												
Garry Maddox, R (1, 8) OBP: 0.346, SLG: 0.407		4-0 BB		0-0 FC E S 1B		0-0 E5 1-2 2-H 3-H		0-3 K	0-3 K	4 1 0 0 1 2 7												
Johnny Oates, L (1, 2) OBP: 0.374, SLG: 0.360		0-0 3-1		0-0 F9		0-0 WP 1B 1B		0-0 FC6-5		4 0 1 0 0 0 5												
Steve Carlton, L (1, 1) OBP: 0.178, SLG: 0.155			0-3 K	0-0 1-H 3-H 1B		0-3 K		0-3 K		2 0 1 1 0 1 0												
Tim McCarver, L (8, PH) OBP: 0.405, SLG: 0.393										1 0 0 0 0 0 1 1												
Ron Schueler, R (6, 1) OBP: 0.154, SLG: 0.154										0 0 0 0 0 0 0 0												
Gene Garber, R (7, 1) OBP: 0.200, SLG: 0.200										0 0 0 0 0 0 0 0												
Tony Taylor, R (8, PH) OBP: 0.328, SLG: 0.367										1 0 0 0 0 0 1 0												
Wayne Twitchell, R (8, 1) OBP: 0.063, SLG: 0.094										0 0 0 0 0 0 0 0												
<b>Inning Stats</b>	R: 0 E: 0 K: 2 S: 7	H: 1 LOB: 1 BB: 1 P: 11	R: 0 E: 0 K: 2 S: 7	H: 0 LOB: 1 BB: 1 P: 11	R: 0 E: 0 K: 1 S: 7	H: 2 LOB: 2 BB: 0 P: 7	R: 2 E: 1 K: 0 S: 5	H: 1 LOB: 1 BB: 1 P: 9	R: 1 E: 1 K: 2 S: 10	H: 3 LOB: 2 BB: 0 P: 10	R: 0 E: 0 K: 1 S: 7	H: 2 LOB: 2 BB: 0 P: 7	R: 0 E: 0 K: 1 S: 5	H: 0 LOB: 2 BB: 2 P: 13	R: 0 E: 0 K: 1 S: 5	H: 0 LOB: 0 BB: 0 P: 5	R: 0 E: 0 K: 3 S: 9	H: 0 LOB: 2 BB: 2 P: 17	1B: 9 2B: 0 3B: 0 HR: 0	SF: 0 SAC: 0 DP: 0 HBP: 0	WP: 2 PB: 0 SB: 2 CS: 1	PA: 43
<b>PITCHER</b>	IP WLS BF H R ER SO BB IBB HBP BLK WP HR S P ERA WHIP																					
Dan Spillner, R (1, 1) ERA: 4.19	6.1 W 33 9 3 0 8 5 0 0 0 2 0 44 64 0.00 2.211																					
Danny Frisella, R (7, 1) ERA: 3.01	2.2 S 10 0 0 0 5 2 0 0 0 0 0 0 18 26 0.00 0.750																					

Philadelphia Phillies @ San Diego Padres  
San Diego Stadium, San Diego, CA  
Sat Aug 23 1975, 10:05 PM EDT  
Att. 9,578 - Unknown

livebaseballscorecards.com

AB	36
R	3
H	9
RBI	1
BB	7
SO	13
LOB	33



Batter	1	2	3	4	5	6	7	8	9
<b>Johnny Grubb, L</b> (1, 8) <small>OBP: 0.354, SLG: 0.375</small>	0-3 		0-0 		0-0 		4-0 	4-0 	
<b>Tito Fuentes, S</b> (1, 4) <b>Ted Kubiak, S</b> (8, 4) <small>OBP: 0.303, SLG: 0.345</small> <small>OBP: 0.300, SLG: 0.253</small>	0-0 		0-0 		0-0 		0-0 	0-0 	
<b>Hector Torres, R</b> (1, 6) <small>OBP: 0.301, SLG: 0.349</small>	0-0 		0-0 		0-0 		0-3 	0-0 	
<b>Willie McCovey, L</b> (1, 3) <b>Bobby Tolan, L</b> (7, PR) <small>OBP: 0.333, SLG: 0.408</small> <small>OBP: 0.291, SLG: 0.329</small>		0-0 	0-0 		0-0 		0-0 	0-0 	
<b>Dave Winfield, R</b> (1, 9) <small>OBP: 0.358, SLG: 0.408</small>		4-0 		0-0 		0-3 	0-0 		
<b>Dick Sharon, R</b> (1, 7) <small>OBP: 0.348, SLG: 0.362</small>		0-3 		0-0 		0-0 	0-0 		
<b>Dave Roberts, R</b> (1, 5) <small>OBP: 0.250, SLG: 0.500</small>		0-0 		0-0 		0-0 	0-0 		
<b>Bob Davis, R</b> (1, 2) <small>OBP: 0.269, SLG: 0.226</small>			0-3 	0-0 		4-0 	0-0 		
<b>Dan Spillner, R</b> (1, 1) <b>Danny Frisella, L</b> (7, 1) <small>OBP: 0.295, SLG: 0.189</small> <small>OBP: 0.200, SLG: 0.200</small>			4-0 	0-3 		0-0 	0-0 	0-0 	

Inning Stats	R: 0	H: 0	E: 0	K: 1	S: 5	LOB: 0	BB: 0	P: 5	R: 0	H: 0	E: 0	K: 1	S: 5	LOB: 1	BB: 1	P: 9	R: 3	H: 2	E: 0	K: 1	S: 7	LOB: 0	BB: 1	P: 11	R: 1	H: 2	E: 0	K: 1	S: 7	LOB: 1	BB: 0	P: 7	R: 0	H: 1	E: 1	K: 0	S: 4	LOB: 1	BB: 0	P: 4	R: 0	H: 1	E: 0	K: 1	S: 6	LOB: 2	BB: 1	P: 10	R: 3	H: 3	E: 0	K: 1	S: 9	LOB: 2	BB: 1	P: 13	R: 1	H: 1	E: 0	K: 0	S: 4	LOB: 1	BB: 1	P: 8
--------------	------	------	------	------	------	--------	-------	------	------	------	------	------	------	--------	-------	------	------	------	------	------	------	--------	-------	-------	------	------	------	------	------	--------	-------	------	------	------	------	------	------	--------	-------	------	------	------	------	------	------	--------	-------	-------	------	------	------	------	------	--------	-------	-------	------	------	------	------	------	--------	-------	------

PITCHER		IP	WLS	BF	H	R	ER	SO	BB	IBB	HBP	BLK	WP	HR	S	P	ERA	WHIP
<b>Steve Carlton, L</b>	(1, 1)	5.0	L	22	5	4	4	4	2	0	0	1	0	2	28	36	7.20	1.400
<b>Ron Schueler, R</b>	(6, 1)	1.1		11	4	3	3	2	1	1	0	0	0	0	13	21	20.25	3.750
<b>Gene Garber, R</b>	(7, 1)	0.2		2	0	0	0	0	0	0	0	0	0	0	2	2	0.00	0.000
<b>Wayne Twitchell, R</b>	(8, 1)	1.0		5	1	1	1	0	1	0	0	0	0	0	4	8	9.00	2.000

**BOTTOM**

**Philadelphia Phillies @ San Diego Padres**  
 San Diego Stadium, San Diego, CA

Sat Aug 23 1975, 10:05 PM EDT  
 Att. 9,578 - Unknown

AB	R	H	RBI	BB	SO	LOB
3	1	1	0	2	1	1
3	2	1	2	0	0	1
0	0	0	0	0	0	0
4	1	1	2	0	1	2
4	0	1	1	0	0	1
1	1	0	0	0	0	1
3	1	2	1	1	1	0
3	0	1	1	0	1	1
4	0	1	0	0	0	4
3	0	1	1	1	1	2
2	1	0	0	1	1	3
1	1	1	0	0	0	0

AB	31
R	8
H	10
RBI	8
BB	5
SO	6
LOB	16

WP: 0 PA: 40  
 PB: 0  
 SB: 0  
 CS: 0

PITCHER		IP	WLS	BF	H	R	ER	SO	BB	IBB	HBP	BLK	WP	HR	S	P	ERA	WHIP
---------	--	----	-----	----	---	---	----	----	----	-----	-----	-----	----	----	---	---	-----	------

Batter	1	2	3	4	5	6	7	8	9	AB R H RBI BB SO LOB	TOP									
<b>Dave Cash, R</b> (1, 4) OBP: 0.357, SLG: 0.389	0-0 4-3		0-0 6-3			0-0 6-3		4-0 BB BB BB G6-4-3 BB		3 0 0 0 1 0 0	<b>Philadelphia Phillies @ San Diego Padres</b> San Diego Stadium, San Diego, CA Sun Aug 24 1975, 6:33 AM EDT Unknown									
<b>Larry Bowa, S</b> (1, 6) OBP: 0.331, SLG: 0.382	0-0 F8			0-0 6-3		0-0 1B		0-0 G6-4-3 1-2f		4 0 1 0 0 0 1										
<b>Ollie Brown, R</b> (1, 9) OBP: 0.382, SLG: 0.545	0-0 5-3			0-0 4-3		0-3 K		0-0 5-3		4 0 0 0 0 1 1										
<b>Greg Luzinski, R</b> (1, 7) OBP: 0.406, SLG: 0.587		0-0 5-3 1B		0-0 FC6-4 1B		0-0 6-3			0-0 4-3	4 0 2 0 0 0 1										
<b>Dick Allen, R</b> (1, 3) OBP: 0.320, SLG: 0.368		0-0 5-3 1-2		0-0 FC6-4 1-2f			0-0 1B 1B		4-0 BB BB BB FC1-4 1B 2B BB	3 1 1 0 1 0 2										
<b>Mike Schmidt, R</b> (1, 5) OBP: 0.374, SLG: 0.528		0-0 6-3			0-0 HR		0-0 L9		0-0 FC1-4 1B	4 1 2 1 0 0 2										
<b>Garry Maddox, R</b> (1, 8) OBP: 0.345, SLG: 0.405		0-0 F8			0-0 F8		0-0 1-2 1B		0-0 FC1-4 2B 1-2f 2-3	4 0 1 0 0 0 3										
<b>Bob Boone, R</b> (1, 2) OBP: 0.318, SLG: 0.320			0-0 F7		0-0 F7		0-0 L7		0-0 2B 1-3 3-H	4 0 1 1 0 0 2										
<b>Dick Ruthven, R</b> (1, 1) OBP: 0.111, SLG: 0.111			0-0 1-3		0-0 6-3		0-0 F8		0-0 4-3	2 0 0 0 0 0 0										
<b>Wayne Twitchell, R</b> (6, 1) OBP: 0.063, SLG: 0.094										0 0 0 0 0 0 0										
<b>Mike Anderson, R</b> (7, PH) OBP: 0.320, SLG: 0.396										1 0 0 0 0 0 2										
<b>Tom Hilgendorf, S</b> (7, 1) OBP: 0.333, SLG: 0.250										0 0 0 0 0 0 0										
<b>Terry Harmon, R</b> (9, PH) OBP: 0.299, SLG: 0.269										1 0 0 0 0 0 2										
<b>Inning Stats</b>	R: 0 E: 0 K: 0 S: 3	H: 0 LOB: 0 BB: 0 P: 3	R: 0 E: 0 K: 0 S: 4	H: 1 LOB: 1 BB: 0 P: 4	R: 0 E: 0 K: 0 S: 3	H: 0 LOB: 0 BB: 0 P: 3	R: 0 E: 0 K: 0 S: 4	H: 1 LOB: 1 BB: 0 P: 4	R: 1 E: 0 K: 1 S: 6	H: 1 LOB: 0 BB: 0 P: 6	R: 0 E: 0 K: 0 S: 5	H: 2 LOB: 2 BB: 0 P: 5	R: 0 E: 0 K: 0 S: 2	H: 0 LOB: 0 BB: 1 P: 6	R: 1 E: 0 K: 0 S: 5	H: 2 LOB: 2 BB: 1 P: 9	1B: 6 2B: 1 3B: 0 HR: 1	SF: 0 SAC: 0 DP: 1 HBP: 0	WP: 0 PB: 0 SB: 0 CS: 0	PA: 36
<b>PITCHER</b> <b>Randy Jones, L</b> (1, 1) ERA: 2.09	IP: 9.0 WLS: W BF: 36 H: 8 R: 2 ER: 2 SO: 1 BB: 2 IBB: 0 HBP: 0 BLK: 0 WP: 0 HR: 1 S: 36 P: 44 ERA: 2.00 WHIP: 1.111																			
<b>PITCHER</b> IP WLS BF H R ER SO BB IBB HBP BLK WP HR S P ERA WHIP																				

livebaseballscorecards.com

AB	34
R	2
H	8
RBI	2
BB	2
SO	1
LOB	16



Batter	1	2	3	4	5	6	7	8	9
<b>Johnny Grubb, L</b> <small>(1, 8)</small> <small>OBP: 0.355, SLG: 0.376</small>	4-0  PB 2B BB	0-0  2B		0-3  K		0-0  4-3		0-0  F7	
<b>Tito Fuentes, S</b> <small>(1, 4)</small> <small>OBP: 0.306, SLG: 0.350</small>	0-0  PB 1-H E 2B	0-0  F8			0-0  1B E 1B		0-0  E7 FC1-5-6-5 1B	0-0  5-3	
<b>Bobby Tolan, L</b> <small>(1, 7)</small> <small>(8, 3)</small> <small>OBP: 0.293, SLG: 0.330</small>	0-0  F5 2-3		0-0  4-3 HR 1B		0-0  E5 1-H E 1B		0-0  FC1-5-6-5 1B		
<b>Willie McCovey, L</b> <small>(1, 3)</small> <small>OBP: 0.332, SLG: 0.406</small> <b>Don Hahn, R</b> <small>(7, PR)</small> <small>(8, 7)</small> <small>OBP: 0.345, SLG: 0.182</small>	0-0  F6		0-0  4-3 1-2		0-0  E3 FC5-4 2-H		0-0  1-3 1B		
<b>Dave Winfield, R</b> <small>(1, 9)</small> <small>OBP: 0.360, SLG: 0.415</small>	4-0  E BB		0-0  2-H HR		0-0  F6		0-0  F2		
<b>Hector Torres, R</b> <small>(1, 6)</small> <small>OBP: 0.301, SLG: 0.345</small>	4-0  1-3 3-H BB		0-3  K		0-0  F8		0-0  F6		
<b>Dave Roberts, R</b> <small>(1, 5)</small> <small>OBP: 0.250, SLG: 0.500</small> <b>Ted Kubiak, S</b> <small>(9, 5)</small> <small>OBP: 0.300, SLG: 0.253</small>	0-0  F8		0-3  K		0-0  FC5-4 1-2f		0-0  2B 2B		
<b>Fred Kendall, R</b> <small>(1, 2)</small> <small>OBP: 0.265, SLG: 0.251</small>		0-0  6-3 F7		0-0  F8		0-0  F8		0-0  2-H 2B	
<b>Randy Jones, R</b> <small>(1, 1)</small> <small>OBP: 0.143, SLG: 0.147</small>		0-3  K		0-3  K		0-0  F3		0-3  K	

Inning Stats	R: 2	H: 1	E: 1	K: 0	S: 4	LOB: 2	BB: 3	P: 16	R: 0	H: 1	E: 0	K: 1	S: 6	LOB: 1	BB: 0	P: 6	R: 2	H: 2	E: 0	K: 2	S: 9	LOB: 0	BB: 0	P: 9	R: 0	H: 0	E: 0	K: 2	S: 7	LOB: 0	BB: 0	P: 7	R: 2	H: 2	E: 2	K: 0	S: 6	LOB: 1	BB: 0	P: 6	R: 0	H: 0	E: 0	K: 0	S: 3	LOB: 0	BB: 0	P: 3	R: 0	H: 2	E: 1	K: 0	S: 5	LOB: 2	BB: 0	P: 5	R: 1	H: 2	E: 0	K: 1	S: 7	LOB: 1	BB: 0	P: 7
1B: 5	SF: 0	2B: 4	SAC: 0	3B: 0	DP: 0	HR: 1	HBP: 0	WP: 0	PA: 38																																																							

PITCHER	IP	WLS	BF	H	R	ER	SO	BB	IBB	HBP	BLK	WP	HR	S	P	ERA	WHIP
<b>Dick Ruthven, R</b> <small>(1, 1)</small> <small>ERA: 6.57</small>	5.0	L	25	6	6	3	5	3	0	0	0	0	1	32	44	5.40	1.800
<b>Wayne Twitchell, R</b> <small>(6, 1)</small> <small>ERA: 4.58</small>	1.0		3	0	0	0	0	0	0	0	0	0	0	3	3	0.00	0.000
<b>Tom Hilgendorf, L</b> <small>(7, 1)</small> <small>ERA: 1.79</small>	2.0		10	4	1	1	1	0	0	0	0	0	0	12	12	4.50	2.000

**BOTTOM**

**Philadelphia Phillies @ San Diego Padres**  
 San Diego Stadium, San Diego, CA

Sun Aug 24 1975, 6:33 AM EDT  
 Unknown

[livebaseballscorecards.com](http://livebaseballscorecards.com)

<b>AB</b>	<b>35</b>
<b>R</b>	<b>7</b>
<b>H</b>	<b>10</b>
<b>RBI</b>	<b>4</b>
<b>BB</b>	<b>3</b>
<b>SO</b>	<b>6</b>
<b>LOB</b>	<b>17</b>

Batter	1	2	3	4	5	6	7	8	9	10	11	12	AB R H RBI BB SO LOB	TOP										
<b>Dave Cash, R</b> OBP: 0.359, SLG: 0.388 (1, 4)	4-0 3B BB	0-0 FC FC5 1B		4-0 4-3 BLK BB		0-0 L9			0-0 FC4-6 1B	0-3 K		4-0 IBB	4 2 1 0 3 1 2	<b>Philadelphia Phillies @ San Diego Padres</b> San Diego Stadium, San Diego, CA Sun Aug 24 1975, 6:38 AM EDT Att. 17,870 - Unknown										
<b>Larry Bowa, S</b> OBP: 0.333, SLG: 0.387 (1, 6)	0-0 G3 3B	0-0 1-2 2-3 1B		0-0 4-3 1-3		0-0 4-3	0-0 B5-3		0-0 FC4-6 1B		0-0 F7	0-0 F8	7 1 3 1 0 0 3											
<b>Jay Johnstone, L</b> OBP: 0.422, SLG: 0.497 <b>Dick Ruthven, R</b> OBP: 0.111, SLG: 0.111 <b>Wayne Twitchell, R</b> OBP: 0.063, SLG: 0.094 <b>Mike Anderson, R</b> OBP: 0.323, SLG: 0.399 <b>Ron Schueler, R</b> OBP: 0.154, SLG: 0.154 (1, 9)	0-0 G3	0-3 K		0-0 4-3		0-0 4-3			0-0 FC4-6 1B		0-0 1B		5 0 0 1 0 1 6											
<b>Greg Luzinski, R</b> OBP: 0.407, SLG: 0.588 (1, 7)	0-0 1B 2B	0-0 FC5 2-3f			0-3 K		0-0 F3		0-0 2B 1-2 1B		0-0 1B		6 1 3 1 0 1 3											
<b>Tom Hutton, L</b> OBP: 0.331, SLG: 0.310 <b>Ollie Brown, R</b> OBP: 0.384, SLG: 0.553 (1, 3)	0-0 1B		0-0 F8		0-0 CS 1B		0-0 L7		0-0 1-3 2-H 2B		0-0 F7		4 0 2 1 0 0 0											
<b>Mike Schmidt, R</b> OBP: 0.371, SLG: 0.522 (1, 5)	0-3 K		0-3 K		0-0 F7		0-0 5-3		4-0 IBB		0-3 K		5 0 0 0 1 3 4											
<b>Garry Maddox, R</b> OBP: 0.347, SLG: 0.412 (1, 8)	0-0 F7		0-0 HR		0-0 CS 1-2	4-0 G3 BB		0-0 E6	0-0 F9			4-0 CS BB	4 1 1 1 2 0 4											
<b>Johnny Oates, L</b> OBP: 0.368, SLG: 0.354 (1, 2)		0-0 1B SH1-4 1B	0-0 4-3		0-0 G3 1-2	0-0 G3 1-2		0-0 F7		0-0 4-3		0-0 F8 1-2	6 0 1 0 0 0 3											
<b>Jim Lonborg, R</b> OBP: 0.146, SLG: 0.023 <b>Tom Hagendorf, S</b> OBP: 0.239, SLG: 0.250 <b>Dick Allen, R</b> OBP: 0.319, SLG: 0.367 <b>Tug McGraw, R</b> OBP: 0.200, SLG: 0.200 <b>Gene Garber, R</b> OBP: 0.200, SLG: 0.200 <b>Tim McCarver, L</b> OBP: 0.403, SLG: 0.408 (1, 1)		0-0 SH1-4		0-0 4-3		0-0 F3			0-0 F8	0-0 G3		0-0 2B	0 0 0 0 0 0 0											
<b>Inning Stats</b>	R: 3 E: 0 K: 1 S: 8	H: 3 LOB: 1 BB: 1 P: 12	R: 0 E: 0 K: 1 S: 8	H: 2 LOB: 3 BB: 0 P: 8	R: 1 E: 0 K: 1 S: 6	H: 1 LOB: 0 BB: 0 P: 6	R: 0 E: 0 K: 0 S: 3	H: 0 LOB: 1 BB: 1 P: 7	R: 0 E: 0 K: 0 S: 5	H: 0 LOB: 0 BB: 0 P: 5	R: 0 E: 1 K: 0 S: 4	H: 0 LOB: 1 BB: 0 P: 4	R: 2 E: 0 K: 0 S: 7		H: 4 LOB: 3 BB: 1 P: 11	R: 0 E: 0 K: 1 S: 5	H: 2 LOB: 2 BB: 0 P: 7	R: 0 E: 0 K: 0 S: 3	H: 1 LOB: 2 BB: 2 P: 11	1B: 9 2B: 3 3B: 1 HR: 1	SF: 0 SAC: 1 DP: 0 HBP: 0	WP: 0 PB: 0 SB: 0 CS: 2	PA: 57	
<b>PITCHER</b>	IP WLS BF H R ER SO BB IBB HBP BLK WP HR S P ERA WHIP																							
<b>Joe McIntosh, R</b> ERA: 3.5 (1, 1)	0.1																							
<b>Rich Folkers, L</b> ERA: 4.49 (1, 1)	2.2																							
<b>Jerry Johnson, R</b> ERA: 3.58 (4, 1)	5.2																							
<b>Dave Tomlin, L</b> ERA: 3.66 (9, 1)	0.0																							
<b>Danny Frisella, R</b> ERA: 2.96 (9, 1)	1.1																							
<b>PITCHER</b>	IP WLS BF H R ER SO BB IBB HBP BLK WP HR S P ERA WHIP																							
<b>Bill Greif, R</b> ERA: 3.73 (11, 1)	2.0																							

AB	49
R	6
H	14
RBI	6
BB	6
SO	6
LOB	28





Batter	1	2	3	4	5	6	7	8	9	10	11	12	AB	R	H	RBI	BB	SO	LOB
<b>Bobby Tolan, L</b> OBP: 0.297, SLG: 0.333 (1, 8) (8, 3)	0-0 1B 2B	1-0 HBP	0-0 4-3			0-0 G1		0-0 G1		4-0 CS BB		0-0 2-H 1B	5	1	2	1	1	0	2
<b>Tito Fuentes, S</b> OBP: 0.308, SLG: 0.352 (1, 4)	0-0 3-1 2B 1B	0-3 K		0-0 F7		0-0 1B		0-3 K		0-0 FC6-4 1B			6	1	3	1	0	2	1
<b>Gene Locklear, L</b> OBP: 0.376, SLG: 0.448 <b>Dick Sharon, R</b> OBP: 0.345, SLG: 0.359 <b>Bill Greif, R</b> (11, 1)	0-0 3-1 2-3		0-0 2B 1B			0-0 4-3 1B		0-0 S 1B		0-0 FC6-4 1-2f			5	1	3	0	0	0	2
<b>Willie McCovey, L</b> OBP: 0.337, SLG: 0.421 <b>Don Hahn, R</b> OBP: 0.323, SLG: 0.167 (1, 3) (7, PR) (8, 8) (11, 7)	0-0 2B		0-0 1B BLK 2B			0-0 F7		0-0 1B 2B				0-0 5-3	4	1	3	1	0	0	1
<b>Dave Winfield, R</b> OBP: 0.363, SLG: 0.417 (1, 9)	4-0 BB		0-0 E BLK SF8 1B			0-0 FC6-4 1-2f		0-0 1B 1B		0-0 G3 1B		0-3 K	5	1	3	1	1	1	1
<b>Hector Torres, R</b> OBP: 0.294, SLG: 0.337 (1, 6)	0-0 F8		0-0 5-3 1-2 3-H			0-3 K		0-0 F9		0-0 G3 1-2		0-0 4-3	6	0	0	0	0	1	7
<b>Dave Roberts, R</b> OBP: 0.214, SLG: 0.357 (1, 5)	0-0 1-3		0-0 FC SF8 2-3			0-0 F8		0-0 FC5-4 1B		0-3 K			6	0	1	1	0	1	4
<b>Bob Davis, R</b> OBP: 0.274, SLG: 0.212 (1, 2)		0-0 6-3	4-0 IBB			0-3 K		0-0 K		0-3 K		4-0 BLK 1B BB	4	1	0	0	2	3	3
<b>Joe McIntosh, S</b> OBP: 0.266, SLG: 0.262 <b>Rich Folkers</b> OBP: 0.250, SLG: 0.231 <b>Randy Hundley, R</b> OBP: 0.285, SLG: 0.294 <b>Jerry Johnson, R</b> OBP: 0.381, SLG: 0.167 <b>Dave Tomlin, L</b> OBP: 0.500, SLG: 0.250 <b>Danny Frisella, L</b> OBP: 0.200, SLG: 0.200 <b>Johnny Grubb, L</b> OBP: 0.354, SLG: 0.375 (1, 1) (1, 1) (3, PH) (4, 1) (8, 1) (9, 1) (9, 1) (10, PH) (11, 8)	0-0 1-3	0-0 1-3	0-0 SF8			0-0 F8		0-0 FC5-4		0-0 F7		0-3 K	0	0	0	0	0	0	0

Inning Stats	R: 2	H: 3	E: 0	LOB: 2	K: 0	S: 6	R: 0	H: 0	E: 0	LOB: 1	K: 1	S: 5	R: 3	H: 3	E: 1	LOB: 2	K: 0	S: 7	R: 0	H: 1	E: 0	LOB: 1	K: 0	S: 4	R: 0	H: 0	E: 0	LOB: 0	K: 2	S: 7	R: 0	H: 1	E: 0	LOB: 1	K: 0	S: 8	R: 0	H: 3	E: 0	LOB: 2	K: 1	S: 8	R: 0	H: 1	E: 0	LOB: 1	K: 1	S: 6	R: 0	H: 1	E: 0	LOB: 1	K: 2	S: 8	R: 0	H: 1	E: 0	LOB: 1	K: 0	S: 3	R: 0	H: 0	E: 0	LOB: 0	K: 1	S: 5	R: 1	H: 1	E: 0	LOB: 1	K: 1	S: 5	R: 0	H: 1	E: 0	LOB: 1	K: 1	S: 5	R: 0	H: 1	E: 0	LOB: 1	K: 1	S: 5	1B: 11	2B: 4	3B: 0	HR: 0	SF: 1	SAC: 0	DP: 0	HBP: 1	WP: 0	PA: 55
--------------	------	------	------	--------	------	------	------	------	------	--------	------	------	------	------	------	--------	------	------	------	------	------	--------	------	------	------	------	------	--------	------	------	------	------	------	--------	------	------	------	------	------	--------	------	------	------	------	------	--------	------	------	------	------	------	--------	------	------	------	------	------	--------	------	------	------	------	------	--------	------	------	------	------	------	--------	------	------	------	------	------	--------	------	------	------	------	------	--------	------	------	--------	-------	-------	-------	-------	--------	-------	--------	-------	--------


PITCHER	IP	WLS	BF	H	R	ER	SO	BB	IBB	HBP	BLK	WP	HR	S	P	ERA	WHIP
<b>Jim Lonborg, R</b> ERA: 3.97 (1, 1)	2.2		18	6	5	4	1	1	1	1	1	0	0	17	26	13.50	2.625
<b>Tom Hilgendorf, L</b> ERA: 1.78 (3, 1)	0.1		1	0	0	0	0	0	0	0	0	0	0	1	1	0.00	0.000
<b>Tug McGraw, L</b> ERA: 3.08 (4, 1)	3.1		15	5	1	1	2	0	0	0	0	0	0	19	19	2.70	1.500
<b>Gene Garber, R</b> ERA: 3.46 (7, 1)	1.2		6	1	0	0	2	0	0	0	0	0	0	10	10	0.00	0.600
<b>Wayne Twitchell, R</b> ERA: 4.5 (9, 1)	2.0		8	2	0	0	2	1	0	0	0	0	0	11	15	0.00	1.500

**Philadelphia Phillies @ San Diego Padres**  
San Diego Stadium, San Diego, CA

Sun Aug 24 1975, 6:38 AM EDT  
Att: 17,870 - Unknown

livebaseballscorecards.com

AB	49
R	7
H	15
RBI	6
BB	4
SO	9
LOB	26



Batter	1	2	3	4	5	6	7	8	9	AB R H RBI BB SO LOB	TOP		
<b>Dave Cash, R</b> (1, 4) OBP: 0.359, SLG: 0.388	0-0 4-3 1B	0-0 F8			0-0 F9 SH5-4 1B	0-0 FC5-4			0-0 4-3	5 2 2 0 0 0 2			
<b>Larry Bowa, S</b> (1, 6) OBP: 0.332, SLG: 0.386	0-0 P6		0-0 F9		0-0 SH5-4		0-0 1B SF9 1B		0-0 G3	4 1 1 0 0 0 1			
<b>Jay Johnstone, L</b> (1, 9) OBP: 0.420, SLG: 0.493 <b>Mike Anderson, R</b> (7, PR) OBP: 0.321, SLG: 0.397	0-0 4-3 1-2		0-0 4-3		0-0 F9		0-0 SF9 1B		0-0 5-3	4 0 1 0 0 0 2 1 0 0 0 0 0 0			
<b>Greg Luzinski, R</b> (1, 7) OBP: 0.409, SLG: 0.589	0-0 2-H 1B		4-0 1B BB		0-0 BB 1B		0-0 P6			3 0 2 2 1 0 2			
<b>Dick Allen, R</b> (1, 3) OBP: 0.321, SLG: 0.367	0-3 K		0-0 1-2 1B		4-0 1-2 BB		0-0 SF9			2 0 1 1 1 1 1			
<b>Mike Schmidt, R</b> (1, 5) OBP: 0.370, SLG: 0.526		0-0 HR	0-0 L5		0-0 F8		0-3 K			4 1 1 1 0 1 6			
<b>Garry Maddox, R</b> (1, 8) OBP: 0.346, SLG: 0.410		0-3 K		0-0 4-3 S F2-5 1B		0-0 5-3		0-0 4-3		4 0 1 0 0 1 0			
<b>Johnny Oates, L</b> (1, 2) OBP: 0.362, SLG: 0.347		0-0 L7		0-0 4-3		0-0 6-3		0-3 K		4 0 0 0 0 1 1			
<b>Larry Christenson, R</b> (1, 1) OBP: 0.279, SLG: 0.375 <b>Gene Garber, R</b> (6, 1) OBP: 0.182, SLG: 0.182		0-0 1B		0-0 F2-5		4-0 FC5-4 BB		0-0 4-3		2 0 1 0 1 0 1 1 0 0 0 0 0 0			
<b>Inning Stats</b>	R: 1 H: 2 E: 0 LOB: 1 K: 1 BB: 0 S: 7 P: 7	R: 1 H: 2 E: 0 LOB: 1 K: 1 BB: 0 S: 7 P: 7	R: 0 H: 1 E: 0 LOB: 2 K: 0 BB: 1 S: 4 P: 8	R: 0 H: 1 E: 0 LOB: 0 K: 0 BB: 0 S: 3 P: 3	R: 1 H: 2 E: 0 LOB: 2 K: 0 BB: 1 S: 5 P: 9	R: 0 H: 0 E: 0 LOB: 1 K: 1 BB: 1 S: 3 P: 7	R: 1 H: 2 E: 0 LOB: 2 K: 1 BB: 0 S: 7 P: 7	R: 0 H: 0 E: 0 LOB: 0 K: 1 BB: 0 S: 5 P: 5	R: 0 H: 0 E: 0 LOB: 0 K: 0 BB: 0 S: 3 P: 3	1B: 9 SF: 1 2B: 1 SAC: 1 3B: 0 DP: 1 HR: 1 HBP: 0	WP: 0 PA: 39 PB: 0 SB: 1 CS: 0		
<b>PITCHER</b>	IP WLS BF H R ER SO BB IBB HBP BLK WP HR S P ERA WHIP											<b>PITCHER</b>	IP WLS BF H R ER SO BB IBB HBP BLK WP HR S P ERA WHIP
<b>Andy Messersmith, R</b> (1, 1) ERA: 2.36	8.0 L 36 10 4 4 4 3 0 0 0 0 0 1 41 53 4.50 1.625												
<b>Charlie Hough, R</b> (9, 1) ERA: 3.69	1.0 3 0 0 0 0 0 0 0 0 0 0 0 3 3 0.00 0.000												


Philadelphia Phillies @ Los Angeles Dodgers  
Dodger Stadium, Los Angeles, CA  
Mon Aug 25 1975, 7:05 PM PDT  
Att: 20,048 - Unknown

livebaseballscorecards.com

<b>AB</b>	34
<b>R</b>	4
<b>H</b>	10
<b>RBI</b>	4
<b>BB</b>	3
<b>SO</b>	4
<b>LOB</b>	16





Batter	1	2	3	4	5	6	7	8	9	AB R H RBI BB SO LOB	TOP	
<b>Dave Cash, R</b> (1, 4) OBP: 0.359, SLG: 0.389 <b>Dick Ruthven, R</b> (8, 1) OBP: 0.111, SLG: 0.111	0-0 SH3-4 G3 2B		0-0 4-3			0-0 6-3		0-0 L8		4 1 1 0 0 0 0 0 0 0 0 0 0 0		
<b>Larry Bowa, S</b> (1, 6) OBP: 0.330, SLG: 0.384	0-0 SH3-4 2-3		0-0 6-3			0-0 6-3		0-0 F9		3 0 0 0 0 0 0		
<b>Ollie Brown, R</b> (1, 9) OBP: 0.372, SLG: 0.534	0-0 G3 3-H		0-0 6-3			0-0 5-3		0-0 F9		4 0 0 1 0 0 0		
<b>Greg Luzinski, R</b> (1, 7) OBP: 0.408, SLG: 0.586	0-0 BB 1B		0-3 K			0-0 P4		0-3 K		4 0 1 0 0 2 0		
<b>Dick Allen, R</b> (1, 3) OBP: 0.321, SLG: 0.365	4-0 1-2 BB		0-0 F8			0-0 P3				2 0 0 0 1 0 0		
<b>Mike Schmidt, R</b> (1, 5) OBP: 0.370, SLG: 0.525	0-0 P4		0-3 K			0-0 1B				3 0 1 0 0 1 2		
<b>Garry Maddox, R</b> (1, 8) OBP: 0.346, SLG: 0.408 <b>Terry Harmon, R</b> (8, 4) OBP: 0.299, SLG: 0.269		0-3 K			4-0 G1-6-3 BB		0-0 F7			2 0 0 0 1 1 1 0 0 0 0 0 0 0	<b>AB 27</b> <b>R 1</b> <b>H 3</b> <b>RBI 1</b> <b>BB 3</b> <b>SO 5</b> <b>LOB 5</b>	
<b>Bob Boone, R</b> (1, 2) OBP: 0.318, SLG: 0.317		4-0 CS BB			0-0 G1-6-3 1-2f		0-0 F8			2 0 0 0 1 0 1		
<b>Tom Underwood, R</b> (1, 1) OBP: 0.156, SLG: 0.145 <b>Wayne Twitchell, R</b> (5, 1) OBP: 0.063, SLG: 0.094 <b>Mike Anderson, R</b> (8, PH) OBP: 0.320, SLG: 0.395 (8, 8)		0-0 6-3 1-2			0-3 K		0-0 F3			2 0 0 0 0 1 1 0 0 0 0 0 0 0 1 0 0 0 0 0 0		
<b>Inning Stats</b>	R: 1 H: 2 E: 0 LOB: 2 K: 0 BB: 1 S: 5 P: 9	R: 0 H: 0 E: 0 LOB: 0 K: 1 BB: 1 S: 4 P: 8	R: 0 H: 0 E: 0 LOB: 0 K: 0 BB: 0 S: 3 P: 3	R: 0 H: 0 E: 0 LOB: 0 K: 2 BB: 0 S: 7 P: 7	R: 0 H: 0 E: 0 LOB: 0 K: 1 BB: 1 S: 4 P: 8	R: 0 H: 0 E: 0 LOB: 0 K: 0 BB: 0 S: 3 P: 3	R: 0 H: 1 E: 0 LOB: 1 K: 0 BB: 0 S: 4 P: 4	R: 0 H: 0 E: 0 LOB: 0 K: 0 BB: 0 S: 3 P: 3	R: 0 H: 0 E: 0 LOB: 0 K: 1 BB: 0 S: 5 P: 5	1B: 2 SF: 0 2B: 1 SAC: 1 3B: 0 DP: 1 HR: 0 HBP: 0	WP: 0 PA: 31 PB: 0 SB: 0 CS: 1	
<b>PITCHER</b> <b>Doug Rau, L</b> (1, 1) ERA: 3.25	IP WLS BF H R ER SO BB IBB HBP BLK WP HR S P ERA WHIP	9.0 W 31 3 1 1 5 3 0 0 0 0 0 0 38 50 1.00 0.667										

Philadelphia Phillies @ Los Angeles Dodgers  
Dodger Stadium, Los Angeles, CA  
Tue Aug 26 1975, 7:05 PM PDT  
Att: 20,273 - Unknown

livebaseballscorecards.com

Batter	1	2	3	4	5	6	7	8	9	AB	R	H	RBI	BB	SO	LOB
Davey Lopes, R OBP: 0.359, SLG: 0.359 (1, 4)	0-0 1B G4-6-3 1B		0-0 BB 1B WP 1B	0-0 F8		0-3 K	0-0 FC6-4 1-2f			5	2	2	0	0	1	4
Lee Lacy, R OBP: 0.359, SLG: 0.470 (1, 7)	0-0 1-3 1B G4-6-3		0-0 WP 1B BB E 1B			0-3 K	0-3 K	0-0 5-3		5	1	2	0	0	2	1
Jimmy Wynn, R OBP: 0.407, SLG: 0.421 (1, 8)	0-0 1-2f 3-H G4-6-3		4-0 E 1B WP BB 2-3			4-0 1B HR BB	4-0 S 2B BB	0-0 G4-6-3 1B		2	2	1	0	3	0	1
Steve Garvey, R OBP: 0.341, SLG: 0.459 (1, 3)	0-0 F9		0-3 K	1-2 2-3 3-H		0-0 1-3 HR 1B	0-3 K	0-0 G4-6-3 1-2f		5	1	1	0	0	2	4
Ron Cey, R OBP: 0.349, SLG: 0.430 (1, 5)		0-0 6-3	4-0 E IBB			0-0 1-H 3-H HR	4-0 2B BB			2	2	1	3	2	0	0
Steve Yeager, R OBP: 0.305, SLG: 0.351 (1, 2)		0-3 K	0-0 E3 G4-6-3			0-3 K	0-3 K			4	0	0	1	0	3	4
Tom Paciorek, R OBP: 0.271, SLG: 0.300 (1, 9)		0-0 E 1B	0-0 G4-6-3			0-0 6-3	0-0 E 2B			3	0	1	0	0	0	3
John Hale, L OBP: 0.306, SLG: 0.389 (7, PH) (8, 9)		0-0 E 1B	0-0 G4-6-3			0-0 6-3	1-H 2-H 2B			1	0	1	2	0	0	0
Bill Russell, R OBP: 0.282, SLG: 0.236 (1, 6)		0-0 E6 1-2		0-0 6-3		0-0 4-3	4-0 E BB			3	0	0	0	1	0	1
Doug Rau, L OBP: 0.230, SLG: 0.174 (1, 1)		0-3 K		0-0 5-3		0-0 1B	0-0 E4 FC6-4 1-2 2-3			4	0	1	0	0	1	4

Inning Stats	R: 1	H: 2	E: 0	K: 0	S: 4	LOB: 0	BB: 0	P: 4	R: 0	H: 1	E: 1	K: 2	S: 9	LOB: 2	BB: 0	P: 9	R: 2	H: 2	E: 1	K: 1	S: 7	LOB: 2	BB: 2	P: 15	R: 0	H: 0	E: 0	K: 0	S: 3	LOB: 0	BB: 0	P: 3	R: 3	H: 2	E: 0	K: 2	S: 9	LOB: 0	BB: 1	P: 13	R: 0	H: 1	E: 0	K: 2	S: 8	LOB: 1	BB: 0	P: 8	R: 2	H: 1	E: 1	K: 2	S: 9	LOB: 3	BB: 3	P: 21	R: 0	H: 1	E: 0	K: 0	S: 3	LOB: 0	BB: 0	P: 3
1B: 8	SF: 0	2B: 1	SAC: 0	3B: 0	DP: 3	HR: 1	HBP: 0	WP: 1	PA: 40	PB: 0	SB: 1	CS: 0																																																				

PITCHER	IP	WLS	BF	H	R	ER	SO	BB	IBB	HBP	BLK	WP	HR	S	P	ERA	WHIP
Tom Underwood, L ERA: 3.81 (1, 1)	4.1	L	22	6	5	5	4	2	1	0	0	1	0	27	39	10.38	1.846
Wayne Twitchell, R ERA: 4.62 (5, 1)	2.2		15	3	3	3	5	3	0	0	0	0	1	22	34	10.12	2.250
Dick Ruthven, R ERA: 6.31 (8, 1)	1.0		3	1	0	0	0	0	0	0	0	0	0	3	3	0.00	1.000

BOTTOM

Philadelphia Phillies @ Los Angeles Dodgers  
 Dodger Stadium, Los Angeles, CA  
 Tue Aug 26 1975, 7:05 PM PDT  
 Att. 20,273 - Unknown

livebaseballscores.com

AB	34
R	8
H	10
RBI	6
BB	6
SO	9
LOB	22



Batter	1	2	3	4	5	6	7	8	9	AB R H RBI BB SO LOB	TOP											
Dave Cash, R (1, 4) OBP: 0.360, SLG: 0.391	0-0 F9		0-0 6-3			0-0 1-3 2B			0-0 1B	4 0 2 0 0 0 0	<b>Philadelphia Phillies @ Los Angeles Dodgers</b> <b>Dodger Stadium, Los Angeles, CA</b> Wed Aug 27 1975, 7:05 PM PDT Att: 20,753 - Unknown  <b>livebaseballscorecards.com</b>											
Larry Bowa, S (1, 6) OBP: 0.327, SLG: 0.380	0-3 K			0-0 6-3		0-0 F8		0-0 L9	4 0 0 0 0 1 3													
Jay Johnstone, L (1, 9) OBP: 0.415, SLG: 0.487	0-0 L7			0-0 P5		0-0 P2		0-0 F7	4 0 0 0 0 0 3													
Greg Luzinski, R (1, 7) OBP: 0.405, SLG: 0.581		0-0 1-3		0-0 4-3		0-0 F8		0-3 K	4 0 0 0 0 1 1													
Dick Allen, R (1, 3) OBP: 0.319, SLG: 0.362		0-0 P2			0-3 K		0-0 L9		3 0 0 0 0 1 0													
Mike Schmidt, R (1, 5) OBP: 0.370, SLG: 0.522		4-0 BB			0-3 K		0-0 P3		2 0 0 0 1 1 0													
Dick Ruthven, R (7, 1) OBP: 0.111, SLG: 0.111									0 0 0 0 0 0 0													
Garry Maddox, R (1, 8) OBP: 0.343, SLG: 0.404		0-0 F8			0-0 P4		0-3 K		3 0 0 0 0 1 1													
Johnny Oates, L (1, 2) OBP: 0.357, SLG: 0.342			0-0 1-3		0-0 6-3		0-3 K		3 0 0 0 0 1 0													
Steve Carlton, L (1, 1) OBP: 0.176, SLG: 0.153			0-0 4-3		0-0 2B 1B		0-0 4-3		1 0 0 0 0 0 0													
Tim McCarver, L (6, PH) OBP: 0.410, SLG: 0.415									1 0 1 0 0 0 0													
Ron Schueler, R (6, 1) OBP: 0.154, SLG: 0.154									0 0 0 0 0 0 0													
Tom Hilgendorf, S (6, 1) OBP: 0.133, SLG: 0.250									0 0 0 0 0 0 0													
Gene Garber, R (6, 1) OBP: 0.182, SLG: 0.182									0 0 0 0 0 0 0													
Tony Taylor, R (7, 5) OBP: 0.323, SLG: 0.363									1 0 0 0 0 0 0													
<b>Inning Stats</b>	R: 0 E: 0 K: 1 S: 5	H: 0 LOB: 0 BB: 0 P: 5	R: 0 E: 0 K: 0 S: 3	H: 0 LOB: 1 BB: 1 P: 7	R: 0 E: 0 K: 0 S: 3	H: 0 LOB: 0 BB: 0 P: 3	R: 0 E: 0 K: 0 S: 3	H: 0 LOB: 0 BB: 0 P: 3	R: 0 E: 0 K: 2 S: 7	H: 0 LOB: 0 BB: 0 P: 7	R: 0 E: 0 K: 0 S: 5	H: 2 LOB: 2 BB: 0 P: 5	R: 0 E: 0 K: 0 S: 3	H: 0 LOB: 0 BB: 0 P: 3	R: 0 E: 0 K: 2 S: 7	H: 0 LOB: 0 BB: 0 P: 7	R: 0 E: 0 K: 1 S: 6	H: 1 LOB: 1 BB: 0 P: 6	1B: 2 2B: 1 3B: 0 HR: 0	SF: 0 SAC: 0 DP: 0 HBP: 0	WP: 0 PB: 0 SB: 0 CS: 0	PA: 31
<b>PITCHER</b> Burt Hooton, R (1, 1) ERA: 3.27	IP: 9.0 WLS: W BF: 31 H: 3 R: 0 ER: 0 SO: 6 BB: 1 IBB: 0 HBP: 0 BLK: 0 WP: 0 HR: 0 S: 42 P: 46 ERA: 0.00 WHIP: 0.444											<b>PITCHER</b>	IP: WLS: BF: H: R: ER: SO: BB: IBB: HBP: BLK: WP: HR: S: P: ERA: WHIP:									



Batter	1	2	3	4	5	6	7	8	9
Davey Lopes, R OBP: 0.359, SLG: 0.361 (1, 4)	0-0 5-3		0-0 5-3		0-0 1B	0-0 E 2B		0-0 L4	
Lee Lacy, R OBP: 0.350, SLG: 0.460 (1, 7)	0-0 F8		0-0 F8		0-0 P2	0-0 SF8		0-0 3-1	
Jimmy Wynn, R OBP: 0.410, SLG: 0.421 (1, 8)	0-0 FC5-4 1B			4-0 L8-3 BB		K			
Steve Garvey, R OBP: 0.340, SLG: 0.457 (1, 3)	0-0 FC5-4			0-0 L8-3		1B			
Ron Cey, R OBP: 0.350, SLG: 0.436 (1, 5)				0-0 F8		4-0 BB 1B 1-2 1B BB		0-0 5-3	
Ken McMullen, R OBP: 0.208, SLG: 0.409 (7, PH) (8, 5)									
Steve Yeager, R OBP: 0.307, SLG: 0.353 (1, 2)		0-0 L7			0-0 FC5-4 1B	0-0 1B BB 1-2 2-H		0-0 F8	
Tom Paciorek, R OBP: 0.268, SLG: 0.295 (1, 9)		0-3 K			0-0 FC5-4 2B	4-0 PB 1B 1-2 2-3 BB		0-0 1B	
John Hale, L OBP: 0.314, SLG: 0.393 (6, PH) (7, 9)		0-3 K			0-0 1B 1-H	0-0 1B 1-2 2-3 3-H		0-3 K	
Bill Russell, R OBP: 0.284, SLG: 0.245 (1, 6)		0-3 K							
Bill Buckner, L OBP: 0.281, SLG: 0.354 (6, PH)									
Rick Auerbach, R OBP: 0.293, SLG: 0.265 (6, PR) (7, 6)									
Burt Hooton, R OBP: 0.172, SLG: 0.182 (1, 1)			0-3 K		0-0 P3	0-0 2B 1-H 2-H 3-H		0-0 P3	

Inning Stats	R: 0 E: 0 K: 0 S: 4	H: 1 LOB: 1 BB: 0 P: 4	R: 1 E: 0 K: 2 S: 8	H: 1 LOB: 0 BB: 0 P: 8	R: 0 E: 0 K: 1 S: 5	H: 0 LOB: 0 BB: 0 P: 5	R: 0 E: 0 K: 0 S: 2	H: 0 LOB: 0 BB: 1 P: 6	R: 2 E: 0 K: 0 S: 6	H: 3 LOB: 1 BB: 0 P: 6	R: 7 E: 1 K: 2 S: 12	H: 5 LOB: 1 BB: 2 P: 21	R: 0 E: 0 K: 1 S: 6	H: 1 LOB: 1 BB: 0 P: 6	R: 0 E: 0 K: 0 S: 3	H: 0 LOB: 0 BB: 0 P: 3
1B: 8 2B: 3 3B: 0 HR: 1	SF: 1 SAC: 0 DP: 1 HBP: 1	WP: 0 PA: 38														

PITCHER	IP	WLS	BF	H	R	ER	SO	BB	IBB	HBP	BLK	WP	HR	S	P	ERA	WHIP
Steve Carlton, L ERA: 3.74 (1, 1)	5.0	L	20	5	3	3	3	1	0	0	0	0	1	25	29	5.40	1.200
Ron Schueler, R ERA: 5.91 (6, 1)	0.1		4	2	3	3	1	1	0	0	0	0	0	5	9	81.00	9.000
Tom Hilgendorf, L ERA: 1.9 (6, 1)	0.0		1	0	0	0	0	1	0	0	0	0	0	4	4	∞	∞
Gene Garber, R ERA: 3.51 (6, 1)	0.2		6	3	4	3	1	0	0	1	0	0	0	7	8	40.50	4.500
Dick Ruthven, R ERA: 5.86 (7, 1)	2.0		7	1	0	0	1	0	0	0	0	0	0	9	9	0.00	0.500

BOTTOM

Philadelphia Phillies @ Los Angeles Dodgers  
 Dodger Stadium, Los Angeles, CA  
 Wed Aug 27 1975, 7:05 PM PDT  
 Att. 20,753 - Unknown

livebaseballscores.com

AB	33
R	10
H	11
RBI	8
BB	3
SO	6
LOB	7



Batter	1	2	3	4	5	6	7	8	9	AB	R	H	RBI	BB	SO	LOB	TOP					
Dave Cash, R OBP: 0.360, SLG: 0.393 (1, 4)	0-0 SH G4-6-3 2B		0-0 1B 1B		0-0 F9	0-0 FC6-4 1B	0-0 P4			5	2	2	1	0	0	2						
Larry Bowa, S OBP: 0.331, SLG: 0.383 (1, 6)	0-0 SH G4-6-3 2-3		0-0 1B 1-2 1B		0-0 2B 1B	0-0 1B		0-3 K		4	0	3	0	0	1	0						
Jay Johnstone, L OBP: 0.416, SLG: 0.490 Mike Anderson, R OBP: 0.323, SLG: 0.398 (1, 9) (7, 9)	0-0 G4-6-3 1-2f 3-H		0-0 1B 1-3 2-H 1B		0-0 1-3 2B	0-0 G3		0-0 1B		4	0	2	1	0	0	3						
Greg Luzinski, R OBP: 0.402, SLG: 0.575 (1, 7)	0-3 K			0-0 F8	0-3 K		0-0 6-3	0-0 F9		5	0	0	0	0	2	3						
Tom Hutton, L OBP: 0.333, SLG: 0.322 (1, 3)		0-0 G3		0-0 1B 1B		0-0 F3	0-0 1B 2B	0-0 F7		5	1	2	0	0	0	1						
Mike Schmidt, R OBP: 0.372, SLG: 0.524 (1, 5)		0-0 6-3		0-0 F8		0-0 3B 2B	4-0 1B G1 IBB		0-0 1B	4	2	2	0	1	0	1						
Garry Maddox, R OBP: 0.347, SLG: 0.413 (1, 8)		0-0 F9		0-0 1-2 1B		0-0 2B 3B	0-0 G1 2B 1B		0-3 K	5	2	3	2	0	1	1						
Johnny Oates, L OBP: 0.353, SLG: 0.343 (1, 2)			0-0 L6	0-0 3-1		0-0 E FC6-4 2B	0-0 G1		0-0 F2	5	1	1	2	0	0	4						
Jim Lonborg, R OBP: 0.140, SLG: 0.023 Tom Hilgendorf, S OBP: 0.308, SLG: 0.333 Tony Taylor, R OBP: 0.319, SLG: 0.358 Tug McGraw, R OBP: 0.200, SLG: 0.200 (1, 1) (1, 1) (9, PH) (9, 1)			0-0 4-3		0-0 4-3	0-0 E6 FC6-4 2-3	0-0 2B		0-3 K	0	0	0	0	0	0	0						
<b>Inning Stats</b>	R: 1 E: 0 K: 1 S: 6	H: 1 LOB: 0 BB: 0 P: 6	R: 0 E: 0 K: 0 S: 3	H: 0 LOB: 0 BB: 0 P: 3	R: 1 E: 0 K: 0 S: 5	H: 3 LOB: 2 BB: 0 P: 5	R: 0 E: 0 K: 0 S: 5	H: 2 LOB: 2 BB: 0 P: 5	R: 0 E: 0 K: 1 S: 7	H: 2 LOB: 2 BB: 0 P: 7	R: 3 E: 1 K: 0 S: 8	H: 4 LOB: 2 BB: 0 P: 8	R: 3 E: 0 K: 0 S: 6	H: 3 LOB: 1 BB: 1 P: 10	R: 0 E: 0 K: 1 S: 6	H: 1 LOB: 1 BB: 0 P: 6	R: 0 E: 0 K: 2 S: 8	H: 1 LOB: 1 BB: 0 P: 8	1B: 10 2B: 6 3B: 1 HR: 0	SF: 0 SAC: 1 DP: 1 HBP: 0	WP: 0 PB: 0 SB: 0 CS: 0	PA: 45
<b>PITCHER</b>	IP WLS BF H R ER SO BB IBB HBP BLK WP HR S P ERA WHIP															<b>PITCHER</b>	IP WLS BF H R ER SO BB IBB HBP BLK WP HR S P ERA WHIP					
Jim Barr, R ERA: 3.03 (1, 1)	5.1 L 26 11 5 4 2 0 0 0 0 0 0 30 30 6.75 2.062																					
Mike Caldwell, L ERA: 5.27 (6, 1)	1.1 10 4 3 3 0 0 0 1 0 0 0 0 9 13 20.25 3.000																					
Charlie Williams, R ERA: 3.13 (7, 1)	0.1 1 0 0 0 0 0 0 0 0 0 0 0 1 1 0.00 0.000																					
Dave Heaverlo, R ERA: 2.32 (8, 1)	2.0 8 2 0 0 0 3 0 0 0 0 0 0 14 14 0.00 1.000																					

Philadelphia Phillies @ San Francisco Giants  
Candlestick Park, San Francisco, CA  
Thu Aug 28 1975, 6:33 AM EDT  
Att. 4,190 - Unknown

livebaseballscores.com

AB	43
R	8
H	17
RBI	7
BB	1
SO	5
LOB	17





**BOTTOM**

Philadelphia Phillies @ San Francisco Giants  
 Candlestick Park, San Francisco, CA  
 Thu Aug 28 1975, 6:33 AM EDT  
 Att. 4,190 - Unknown

livebaseballscorecards.com

<b>AB</b>	<b>36</b>
<b>R</b>	<b>5</b>
<b>H</b>	<b>14</b>
<b>RBI</b>	<b>5</b>
<b>BB</b>	<b>3</b>
<b>SO</b>	<b>5</b>
<b>LOB</b>	<b>23</b>



WP: 0	PA: 40
PB: 0	
SB: 0	
CS: 1	

AB R H RBI BB SO LOB

4	1	2	1	1	0	1
4	1	1	0	0	1	4
5	1	3	2	0	0	2
4	0	0	0	1	3	7
4	0	3	1	0	0	0
4	0	1	0	0	0	5
3	0	1	1	0	0	1
1	0	0	0	0	0	0
4	1	2	0	0	1	2
2	0	1	0	0	0	0
0	0	0	0	0	0	0
0	0	0	0	0	0	0
1	0	0	0	0	0	1
0	0	0	0	0	0	0
0	1	0	0	1	0	0

Batter 1 2 3 4 5 6 7 8 9

<p><b>Gary Thomasson, L</b> (1, 8)                  OBP: 0.299, SLG: 0.329</p>	<p><b>B1</b> (2)</p>					<p><b>F9</b> (2)</p>		<p><b>F9</b> (2)</p>
<p><b>Derrel Thomas, S</b> (1, 4)                  OBP: 0.341, SLG: 0.354</p>	<p><b>K</b> (3)</p>			<p><b>SH5-4</b> (1)</p>		<p><b>F7</b> (3)</p>		<p><b>F9</b> (2)</p>
<p><b>Bobby Murcer, L</b> (1, 9)                  OBP: 0.417, SLG: 0.472</p>		<p><b>CS</b> (1)</p>		<p><b>4-3</b> (2)</p>		<p><b>F5</b> (1)</p>		<p><b>1B</b> (2-H, 3-H)</p>
<p><b>Gary Matthews, R</b> (1, 7)                  OBP: 0.359, SLG: 0.412</p>		<p><b>K</b> (1, 2)</p>		<p><b>K2-3</b> (3)</p>		<p><b>1B</b> (BB)</p>		<p><b>K</b> (3)</p>
<p><b>Willie Montanez, L</b> (1, 3)                  OBP: 0.350, SLG: 0.405</p>		<p><b>1-3</b> (3)</p>		<p><b>1B</b> (G6-4-3)</p>		<p><b>1B</b> (G6-4-3)</p>		
<p><b>Chris Speier, R</b> (1, 6)                  OBP: 0.367, SLG: 0.415</p>			<p><b>1B</b> (G3-6-3)</p>		<p><b>G6-4-3</b> (1, 2)</p>		<p><b>G6-4-3</b> (2, 3)</p>	
<p><b>Dave Rader, L</b> (1, 2)                  OBP: 0.387, SLG: 0.420</p>			<p><b>G3-6-3</b> (1, 2)</p>		<p><b>P4</b> (3)</p>			<p><b>F8</b> (1)</p>
<p><b>Marc Hill, R</b> (9, PH)                  OBP: 0.305, SLG: 0.320</p>			<p><b>1-2f</b></p>					
<p><b>Steve Ontiveros, S</b> (1, 5)                  OBP: 0.396, SLG: 0.346</p>			<p><b>K</b> (3)</p>			<p><b>1B</b></p>		<p><b>1B</b> (BB)</p>
<p><b>Jim Barr, R</b> (1, 1)                  OBP: 0.137, SLG: 0.115</p> <p><b>Mike Caltwell, R</b> (6, 1)                  OBP: 0.128, SLG: 0.179</p> <p><b>Charlie Williams, R</b> (7, 1)                  OBP: 0.176, SLG: 0.250</p> <p><b>Bruce Miller, R</b> (7, PH)                  OBP: 0.276, SLG: 0.297</p> <p><b>Dave Heaverlo, R</b> (8, 1)                  OBP: 0.289, SLG: 0.293</p> <p><b>Jake Brown, R</b> (9, PH)</p>		<p><b>6-3</b> (1)</p>		<p><b>SH5-4</b> (BB)</p>		<p><b>F9</b> (1)</p>		<p><b>1B</b> (BB)</p>

<b>Inning Stats</b>	R: 3 H: 5 E: 0 K: 0 S: 8	H: 5 LOB: 2 BB: 0 P: 8	R: 0 H: 0 E: 0 K: 1 S: 5	L: 0 LOB: 0 BB: 0 P: 5	R: 0 H: 1 E: 0 K: 1 S: 5	H: 1 LOB: 0 BB: 0 P: 5	R: 0 H: 1 E: 0 K: 1 S: 6	H: 1 LOB: 2 BB: 1 P: 10	R: 0 H: 1 E: 0 K: 0 S: 3	H: 1 LOB: 0 BB: 0 P: 3	R: 0 H: 1 E: 0 K: 0 S: 4	H: 1 LOB: 1 BB: 0 P: 4	R: 0 H: 1 E: 0 K: 0 S: 3	H: 1 LOB: 1 BB: 1 P: 7	R: 2 H: 3 E: 0 K: 1 S: 8	H: 3 LOB: 2 BB: 1 P: 12	1B: 13 2B: 1 3B: 0 HR: 1	SF: 0 SAC: 1 DP: 4 HBP: 0
---------------------	--------------------------	------------------------	--------------------------	------------------------	--------------------------	------------------------	--------------------------	-------------------------	--------------------------	------------------------	--------------------------	------------------------	--------------------------	------------------------	--------------------------	-------------------------	--------------------------	---------------------------

<b>PITCHER</b>	IP WLS BF H R ER SO BB IBB HBP BLK WP HR S P ERA WHIP
<b>Jim Lonborg, R</b> (1, 1) ERA: 4.12	0.2 7 5 3 3 0 0 0 0 0 0 1 7 7 40.50 7.500
<b>Tom Hilgendorf, L</b> (1, 1) ERA: 1.73	7.1 W 26 6 0 0 4 2 0 0 0 0 0 32 40 0.00 1.091
<b>Tug McGraw, L</b> (9, 1) ERA: 3.26	1.0 7 3 2 2 1 1 0 0 0 0 0 8 12 18.00 4.000

Batter	1	2	3	4	5	6	7	8	9	AB	R	H	RBI	BB	SO	LOB	TOP																								
<b>Dave Cash, R</b> (1, 4) OBP: 0.361, SLG: 0.394	0-0 F7			0-3 K		4-0 1B BB		0-0 1-H 1B 2B		3	1	1	1	1	1	0																									
<b>Larry Bowa, S</b> (1, 6) OBP: 0.332, SLG: 0.384	0-0 L6			0-0 P6		0-0 1-2 2-H 1B		0-0 2-H 1B		4	0	2	2	0	0	0																									
<b>Jay Johnstone, L</b> (1, 9) OBP: 0.413, SLG: 0.485 <b>Mike Anderson, R</b> (8, PH) OBP: 0.321, SLG: 0.396	0-0 6-3			0-0 P6		0-3 K		0-0 F9		3	0	0	0	0	1	2																									
<b>Greg Luzinski, R</b> (1, 7) OBP: 0.399, SLG: 0.571				0-3 K		0-3 K		0-3 K		0-0 F8	4	0	0	0	0	3	0																								
<b>Tom Hutton, L</b> (1, 3) OBP: 0.338, SLG: 0.328				0-0 CS 1B		0-0 5-3		0-0 CS 1B		0-0 4-3	4	0	2	0	0	0	0																								
<b>Mike Schmidt, R</b> (1, 5) OBP: 0.371, SLG: 0.521				0-3 K 1-2		0-3 K		0-3 K		4-0 BB 1B BB	3	0	0	0	1	3	2																								
<b>Garry Maddox, R</b> (1, 8) OBP: 0.346, SLG: 0.411				0-3 K		0-0 E5 1B S		0-0 CS 1-2		0-0 F4	4	1	1	0	0	1	0																								
<b>Johnny Oates, L</b> (1, 2) OBP: 0.356, SLG: 0.340				0-0 4-3		0-0 F5		4-0 2B BB		4-0 1-2 2-3 BB	2	1	0	0	2	0	1																								
<b>Larry Christenson, R</b> (1, 1) OBP: 0.267, SLG: 0.357 <b>Tim McCarver, L</b> (8, PH) OBP: 0.405, SLG: 0.409 <b>Tug McGraw, R</b> (8, 1) OBP: 0.182, SLG: 0.182				0-3 K		0-3 K 1-2		0-3 K		0-3 K	2	0	0	0	0	2	1																								
<b>Inning Stats</b>	R: 0 E: 0 K: 0 S: 3	H: 0 LOB: 0 BB: 0 P: 3	R: 0 E: 0 K: 2 S: 7	H: 1 LOB: 0 BB: 0 P: 7	R: 0 E: 0 K: 2 S: 7	H: 0 LOB: 0 BB: 0 P: 7	R: 0 E: 0 K: 1 S: 5	H: 0 LOB: 0 BB: 0 P: 5	R: 0 E: 0 K: 2 S: 7	H: 1 LOB: 0 BB: 0 P: 7	R: 1 E: 1 K: 2 S: 9	H: 1 LOB: 2 BB: 1 P: 13	R: 0 E: 0 K: 2 S: 7	H: 1 LOB: 0 BB: 0 P: 7	R: 2 E: 0 K: 1 S: 7	H: 2 LOB: 1 BB: 1 P: 11	R: 0 E: 0 K: 1 S: 6	H: 1 LOB: 3 BB: 2 P: 14	1B: 5 2B: 1 3B: 0 HR: 0	SF: 0 SAC: 0 DP: 0 HBP: 0	WP: 0 PB: 0 SB: 1 CS: 2	PA: 37																			
<b>PITCHER</b>	IP	WLS	BF	H	R	ER	SO	BB	IBB	HBP	BLK	WP	HR	S	P	ERA	WHIP	<b>PITCHER</b>						IP	WLS	BF	H	R	ER	SO	BB	IBB	HBP	BLK	WP	HR	S	P	ERA	WHIP	
<b>Ed Halicki, R</b> (1, 1) ERA: 3.42	7.2	L	29	5	3	2	12	2	0	0	0	0	0	51	59	2.35	0.913																								
<b>Gary Lavelle, L</b> (8, 1) ERA: 2.78	1.0		6	1	0	0	0	2	0	0	0	0	0	4	12	0.00	3.000																								
<b>Randy Moffitt, R</b> (9, 1) ERA: 3.74	0.1		1	0	0	0	1	0	0	0	0	0	0	3	3	0.00	0.000																								

Philadelphia Phillies @ San Francisco Giants  
Candlestick Park, San Francisco, CA  
Fri Aug 29 1975, 10:05 PM EDT  
Att. 5,007 - Unknown

<b>AB</b>	32
<b>R</b>	3
<b>H</b>	6
<b>RBI</b>	3
<b>BB</b>	4
<b>SO</b>	13
<b>LOB</b>	11



Batter	1	2	3	4	5	6	7	8	9	AB	R	H	RBI	BB	SO	LOB					
Von Joshua, L (1, 8) OBP: 0.362, SLG: 0.439	0-0 4-3		0-0 F8			0-0 4-3		0-0 L6		4	0	0	0	0	0	0					
Derrel Thomas, S (1, 4) OBP: 0.344, SLG: 0.360	0-0 1B 1B		0-0 2B			0-3 K		0-0 1B		4	0	3	0	0	1	0					
Bobby Murcer, L (1, 9) OBP: 0.414, SLG: 0.467	0-0 F2		0-0 P3			0-0 P5		0-0 P6		4	0	0	0	0	0	3					
Gary Matthews, R (1, 7) OBP: 0.358, SLG: 0.410	0-0 FC6-4 1-2 1B			0-0 4-3			0-0 F9	0-0 F3		4	0	1	0	0	0	1					
Willie Montanez, L (1, 3) OBP: 0.349, SLG: 0.404	0-0 FC6-4 1-2f			0-0 4-3			0-0 3-1		0-0 1B	4	0	1	0	0	0	2					
Chris Speier, R (1, 6) OBP: 0.366, SLG: 0.418		0-0 F8		0-0 5-3			0-0 1B 3B	0-0 F7		4	1	1	0	0	0	1					
Dave Rader, L (1, 2) OBP: 0.387, SLG: 0.419		0-0 P6			0-0 L8		0-0 1B 1B	0-3 K		3	0	1	1	0	0	0					
Marc Hill, R (9, PH) OBP: 0.304, SLG: 0.318		0-0 P6			0-0 L8		3-H 1B 1B	0-3 K		1	0	0	0	0	1	1					
Steve Ontiveros, S (1, 5) OBP: 0.395, SLG: 0.345		0-0 L6			0-0 3-1		0-0 FC6-4 1-2 1B	0-3 K		3	0	1	0	0	0	0					
Jake Brown, R (9, PH) OBP: 0.283, SLG: 0.286							1-2 FC6-4 1B			1	0	0	0	0	1	1					
Ed Halicki, R (1, 1) OBP: 0.173, SLG: 0.143			0-3 K				0-0 FC6-4 1-2f			3	0	0	0	0	1	2					
Gary Lavelle, S (8, 1) OBP: 0.111, SLG: 0.111										0	0	0	0	0	0	0					
Randy Moffitt, R (9, 1) OBP: 0.250, SLG: 0.417										0	0	0	0	0	0	0					
<b>Inning Stats</b>	R: 0 E: 0 K: 0 S: 5	H: 2 LOB: 2 BB: 0 P: 5	R: 0 E: 0 K: 0 S: 3	H: 0 LOB: 0 BB: 0 P: 3	R: 0 E: 0 K: 1 S: 6	H: 1 LOB: 1 BB: 0 P: 6	R: 0 E: 0 K: 0 S: 3	H: 0 LOB: 0 BB: 0 P: 3	R: 0 E: 0 K: 1 S: 5	H: 0 LOB: 0 BB: 0 P: 5	R: 1 E: 0 K: 0 S: 6	H: 3 LOB: 2 BB: 0 P: 6	R: 0 E: 0 K: 0 S: 4	H: 1 LOB: 1 BB: 0 P: 4	R: 0 E: 0 K: 2 S: 8	H: 1 LOB: 1 BB: 0 P: 8	1B: 6 2B: 1 3B: 1 HR: 0	SF: 0 SAC: 0 DP: 0 HBP: 0	WP: 0 PB: 0 SB: 0 CS: 0	PA: 35	
<b>PITCHER</b>	IP WLS BF H R ER SO	WLS W S	BF 27 8	H 6 2	R 1 0	ER 1 0	SO 2 2	BB 0 0	IBB 0 0	HBP 0 0	BLK 0 0	WP 0 0	HR 0 0	S 31 12	P 31 12	ERA 1.29 0.00	WHIP 0.857 1.000				
Larry Christenson, R (1, 1) ERA: 3.48																					
Tug McGraw, L (8, 1) ERA: 3.18																					

**BOTTOM**

Philadelphia Phillies @ San Francisco Giants  
Candlestick Park, San Francisco, CA  
Fri Aug 29 1975, 10:05 PM EDT  
Att. 5,007 - Unknown

[livebaseballscorecards.com](http://livebaseballscorecards.com)

<b>AB</b>	<b>35</b>
<b>R</b>	<b>1</b>
<b>H</b>	<b>8</b>
<b>RBI</b>	<b>1</b>
<b>BB</b>	<b>0</b>
<b>SO</b>	<b>4</b>
<b>LOB</b>	<b>11</b>



Batter	1	2	3	4	5	6	7	8	9	AB R H RBI BB SO LOB	TOP											
Dave Cash, R (1, 4) OBP: 0.359, SLG: 0.393	0-0 6-3		0-0 1B		0-0 5-3		0-0 F7		0-0 F8	5 0 1 0 0 0 5	Philadelphia Phillies @ San Francisco Giants Candlestick Park, San Francisco, CA Sat Aug 30 1975, 6:33 AM EDT Att. 5,663 - Unknown											
Larry Bowa, S (1, 6) OBP: 0.331, SLG: 0.381	0-0 1-3		0-3 K			0-0 F9		4-0 FC5-4 BB	0-0 F9	4 0 0 0 1 1 3												
Ollie Brown, R (1, 9) OBP: 0.364, SLG: 0.521 Jay Johnstone, L (8, PH) OBP: 0.412, SLG: 0.484	0-3 K		0-3 K				0-0 F8	0-0 FC5-4 1-2f		3 0 0 0 0 2 1 1 0 0 0 0 0 1												
Greg Luzinski, R (1, 7) OBP: 0.398, SLG: 0.567		0-3 K		0-3 K		4-0 BB		0-3 K		3 0 0 0 1 3 1												
Dick Allen, R (1, 3) OBP: 0.318, SLG: 0.361		0-0 WP BB 1B		0-0 F8		0-3 K		0-0 F9		4 0 1 0 0 1 2												
Mike Schmidt, R (1, 5) OBP: 0.370, SLG: 0.517		4-0 WP 1-2 BB		0-3 K			0-0 6-3		0-3 K	3 0 0 0 1 2 0												
Garry Maddox, R (1, 8) OBP: 0.347, SLG: 0.413		0-0 P4 1-2 2-3			0-0 L5		4-0 5-3 1B BB		0-0 1B 2B	3 1 1 0 1 0 2												
Bob Boone, R (1, 2) OBP: 0.321, SLG: 0.321 Tim McCarver, L (9, PH) OBP: 0.413, SLG: 0.418		0-3 K			0-0 1B		0-0 5-3 1B		0-0 1B 1B	3 0 2 0 0 1 2 1 0 1 1 0 0 0												
Tom Underwood, R (1, 1) OBP: 0.194, SLG: 0.143 Tony Taylor, R (5, PH) OBP: 0.316, SLG: 0.354 Wayne Twitchell, R (5, 1) OBP: 0.053, SLG: 0.094 Mike Anderson, R (7, PH) OBP: 0.329, SLG: 0.384 Tom Hilgendorf, S (7, 1) OBP: 0.308, SLG: 0.333 Gene Gardner, R (7, 1) OBP: 0.182, SLG: 0.182 Tom Hutton, L (9, PH) OBP: 0.343, SLG: 0.333		0-3 K		0-0 F9		0-0 5-3		0-0 5-3	0-0 1B	1 0 0 0 0 0 1 0 1 0 0 0 0 0 0 1 0 0 0 0 0 0 0 0 1 0 0 0 0 0 0 2 0 0 0 0 0 0 0 0 0 0 0 0 0 0 0 0 1 0 1 0 0 0 0 0												
Inning Stats	R: 0 E: 0 K: 1 S: 5	H: 0 LOB: 0 BB: 0 P: 5	R: 0 E: 0 K: 2 S: 8	H: 1 LOB: 2 BB: 1 P: 12	R: 0 E: 0 K: 3 S: 10	H: 1 LOB: 1 BB: 0 P: 10	R: 0 E: 0 K: 2 S: 7	H: 0 LOB: 0 BB: 0 P: 7	R: 0 E: 0 K: 1 S: 5	H: 1 LOB: 1 BB: 0 P: 4		R: 0 E: 0 K: 1 S: 5	H: 0 LOB: 1 BB: 1 P: 9	R: 0 E: 0 K: 0 S: 4	H: 1 LOB: 2 BB: 1 P: 8	R: 0 E: 0 K: 1 S: 5	H: 0 LOB: 1 BB: 1 P: 9	R: 1 E: 0 K: 1 S: 8	H: 3 LOB: 2 BB: 0 P: 8	1B: 6 2B: 1 3B: 0 HR: 0	SF: 0 SAC: 0 DP: 0 HBP: 0	WP: 1 PB: 0 SB: 0 CS: 0
PITCHER	IP WLS BF H R ER SO BB IBB HBP BLK WP HR S P ERA WHIP																					
Pete Falcone, L (1, 1) ERA: 3.79	7.0 W 29 4 0 0 9 4 0 0 0 1 0 43 59 0.00 1.143																					
Randy Moffitt, R (8, 1) ERA: 3.76	2.0 9 3 1 1 2 0 0 0 0 0 0 0 13 13 4.50 1.500																					

livebaseballscorecards.com

AB	34
R	1
H	7
RBI	1
BB	4
SO	11
LOB	20



**BOTTOM**

Philadelphia Phillies @ San Francisco Giants  
 Candlestick Park, San Francisco, CA  
 Sat Aug 30 1975, 6:33 AM EDT  
 Att. 5,663 - Unknown

[livebaseballscorecards.com](http://livebaseballscorecards.com)

<b>AB</b>	<b>32</b>
<b>R</b>	<b>4</b>
<b>H</b>	<b>10</b>
<b>RBI</b>	<b>4</b>
<b>BB</b>	<b>4</b>
<b>SO</b>	<b>6</b>
<b>LOB</b>	<b>25</b>



WP: 0	PA: 37
PB: 0	
SB: 1	
CS: 1	

AB	R	H	RBI	BB	SO	LOB
4	1	1	0	1	1	1
2	2	1	0	2	0	1
4	0	0	0	0	1	6
4	0	2	2	0	0	2
4	0	1	1	0	1	3
3	1	2	0	1	0	1
4	0	1	0	0	0	5
3	0	1	1	0	1	3
3	0	1	0	0	1	2
1	0	0	0	0	1	1
1B: 8	SF: 1					
2B: 2	SAC: 0					
3B: 0	DP: 1					
HR: 0	HBP: 0					

Batter	1	2	3	4	5	6	7	8	9
Von Joshua, L OBP: 0.362, SLG: 0.438 (1, 8)	0-3 K ①		0-0 6-3 ①		4-0 S BB ①		0-0 FC4-2 BB 1-3 1B ①	0-0 G4-6-3 1-2f ② ③	
Derrel Thomas, S OBP: 0.347, SLG: 0.363 (1, 4)	4-0 FC3-6 BB		0-0 G3 1B 2B		0-0 F7 1-2		4-0 1B FC4-2 1-2 3-1 BB ①		
Bobby Murcer, L OBP: 0.411, SLG: 0.463 (1, 9)	0-0 FC3-6 1-2f ②		0-0 G3 2-3		0-3 K ②		0-0 FC4-2 3-1 1B 1-2 2-3 3-H ①		
Gary Matthews, R OBP: 0.359, SLG: 0.411 (1, 7)	0-0 5-3 ③		0-0 FC4-6 1B 3-H ③		0-0 F9 ③		0-0 3-1 1B 1-2 2-3 3-H ②		
Willie Montanez, L OBP: 0.348, SLG: 0.403 (1, 3)		0-0 E 1B ①	0-0 FC4-6 1-2f ③			0-3 K ①	0-0 3-1 ②		
Chris Speier, R OBP: 0.369, SLG: 0.422 (1, 6)		0-0 P4 ①		0-0 4-3 SF8 2B ①		0-0 CS 1B ②	4-0 BB ③		
Bruce Miller, R OBP: 0.275, SLG: 0.296 (1, 5)		0-0 E4 FC6-4 1-3		0-0 4-3 2-3		0-0 1B 1-2 ③	0-0 F8 ③		
Mike Sadek, R OBP: 0.325, SLG: 0.328 (1, 2)		0-3 K ②		0-0 SF8 3-H ②		0-0 1-3 ③		0-0 G4-6-3 1B ①	
Pete Falcone, L OBP: 0.070, SLG: 0.054 Randy Moffitt, R OBP: 0.231, SLG: 0.385 (8, 1)		0-0 FC6-4 1-2f ③		0-3 K ③			0-0 1B FC4-2 1B ①	0-3 K ①	

Inning Stats	R: 0	H: 0	E: 0	K: 1	S: 5	LOB: 1	BB: 1	P: 9
	R: 0	H: 1	E: 1	K: 1	S: 7	LOB: 2	BB: 0	P: 7
	R: 1	H: 2	E: 0	K: 0	S: 5	LOB: 1	BB: 0	P: 5
	R: 1	H: 1	E: 0	K: 1	S: 6	LOB: 0	BB: 0	P: 6
	R: 0	H: 0	E: 0	K: 1	S: 5	LOB: 1	BB: 1	P: 9
	R: 0	H: 2	E: 0	K: 1	S: 6	LOB: 1	BB: 0	P: 6
	R: 2	H: 3	E: 0	K: 0	S: 6	LOB: 3	BB: 2	P: 14
	R: 0	H: 1	E: 0	K: 1	S: 5	LOB: 0	BB: 0	P: 5

PITCHER	IP	WLS	BF	H	R	ER	SO	BB	IBB	HBP	BLK	WP	HR	S	P	ERA	WHIP
Tom Underwood, L ERA: 3.83 (1, 1)	4.0	L	18	4	2	2	3	1	0	0	0	0	0	23	27	4.50	1.250
Wayne Twitchell, R ERA: 4.55 (5, 1)	2.0		8	2	0	0	2	1	0	0	0	0	0	11	15	0.00	1.500
Tom Hilgendorf, L ERA: 1.94 (7, 1)	0.1		4	2	2	2	0	1	0	0	0	0	0	3	7	54.00	9.000
Gene Garber, R ERA: 3.44 (7, 1)	1.2		7	2	0	0	1	1	0	0	0	0	0	8	12	0.00	1.800

1B	2B	3B	HR	SF	SAC	DP	HBP
8	2	0	0	1	0	1	0

WP	PA	ERA	WHIP
0	37		

Batter	1	2	3	4	5	6	7	8	9	AB R H RBI BB SO LOB	TOP																
<b>Dave Cash, R</b> (1, 4) OBP: 0.360, SLG: 0.393	0-3 K	0-0 1B			0-0 5-3		0-0 F9		0-0 FC5-4 BB	5 0 2 0 0 1 0																	
<b>Larry Bowa, S</b> (1, 6) OBP: 0.330, SLG: 0.380	0-0 G3	0-0			0-0 E4 F9 WP		0-3 K		4-0 FC5-4 BB	4 0 1 1 0 1 0																	
<b>Ollie Brown, R</b> (9, PH) OBP: 0.368, SLG: 0.521		1-3 3-H 1B							1-2 2-3 BB	0 0 0 0 1 0 0																	
<b>Jay Johnstone, L</b> (1, 9) OBP: 0.410, SLG: 0.481	0-0	0-3 K			0-0 F9		0-0 F7		0-0 FC5-4 FC6-4	4 0 1 0 0 1 3																	
<b>Tony Taylor, R</b> (9, PH) OBP: 0.313, SLG: 0.349		1B			1-3				1-2f 2-3 3-H	1 0 0 1 0 0 2																	
<b>Greg Luzinski, R</b> (1, 7) OBP: 0.395, SLG: 0.562	0-3 K				0-3 K			0-3 K	0-0 FC6-4	5 0 0 0 0 4 4																	
<b>Dick Allen, R</b> (1, 3) OBP: 0.320, SLG: 0.360		0-0 2B 1B			0-3 K		0-3 K	4-0 BB		3 1 1 0 1 2 0																	
<b>Mike Schmidt, R</b> (1, 5) OBP: 0.368, SLG: 0.513		0-3 K			0-3 K		0-0 F8	0-0 F9		4 0 0 0 0 2 2																	
<b>Garry Maddox, R</b> (1, 8) OBP: 0.346, SLG: 0.414		0-0 F8			0-0 F9		0-0 2B	0-3 K		4 0 1 0 0 1 2																	
<b>Johnny Oates, L</b> (1, 2) OBP: 0.363, SLG: 0.346		0-0 2B			0-0 F5		4-0 IBB	4-0 BB FC5-4 BB		2 2 1 1 2 0 0																	
<b>Steve Carlton, L</b> (1, 1) OBP: 0.182, SLG: 0.173		0-0 1B 2B			0-3 K		0-0 G3	0-0 F9		3 1 1 1 0 1 2																	
<b>Tug McGraw, R</b> (7, 1) OBP: 0.182, SLG: 0.182										0 0 0 0 0 0 0																	
<b>Gene Garber, R</b> (8, 1) OBP: 0.182, SLG: 0.182										0 0 0 0 0 0 0																	
<b>Tom Hutton, L</b> (9, PH) OBP: 0.340, SLG: 0.331										1 0 0 0 0 0 1																	
<b>Inning Stats</b>	R: 0 E: 0 K: 2 S: 8	H: 1 LOB: 1 BB: 0 P: 8	R: 3 E: 0 K: 2 S: 12	H: 5 LOB: 2 BB: 0 P: 12	R: 0 E: 0 K: 3 S: 9	H: 0 LOB: 0 BB: 0 P: 9	R: 0 E: 0 K: 1 S: 5	H: 0 LOB: 0 BB: 0 P: 5	R: 0 E: 1 K: 1 S: 6	H: 0 LOB: 1 BB: 0 P: 6	R: 0 E: 0 K: 1 S: 6	H: 1 LOB: 2 BB: 1 P: 10	R: 0 E: 0 K: 1 S: 5	H: 0 LOB: 0 BB: 0 P: 5	R: 0 E: 0 K: 2 S: 7	H: 0 LOB: 1 BB: 1 P: 11	R: 1 E: 0 K: 0 S: 4	H: 1 LOB: 2 BB: 2 P: 12	1B: 5 2B: 3 3B: 0 HR: 0	SF: 0 SAC: 0 DP: 0 HBP: 0	WP: 1 PB: 0 SB: 1 CS: 0	PA: 40					
<b>PITCHER</b>	IP	WLS	BF	H	R	ER	SO	BB	IBB	HBP	BLK	WP	HR	S	P	ERA	WHIP										
<b>John Montefusco, R</b> (1, 1) ERA: 3.05	8.1	W	37	8	4	4	13	2	1	0	0	1	0	60	72	4.32	1.200										
<b>Gary Lavelle, L</b> (9, 1) ERA: 2.77	0.1		2	0	0	0	0	1	0	0	0	0	0	1	5	0.00	3.000										
<b>Charlie Williams, R</b> (9, 1) ERA: 3.12	0.1	S	1	0	0	0	0	0	0	0	0	0	0	1	1	0.00	0.000										

Philadelphia Phillies @ San Francisco Giants  
Candlestick Park, San Francisco, CA  
Sun Aug 31 1975, 6:33 AM EDT  
Att. 8,884 - Unknown

[livebaseballscorecards.com](http://livebaseballscorecards.com)

<b>AB</b>	36
<b>R</b>	4
<b>H</b>	8
<b>RBI</b>	4
<b>BB</b>	4
<b>SO</b>	13
<b>LOB</b>	16



Batter	1	2	3	4	5	6	7	8	9
Von Joshua, L OBP: 0.364, SLG: 0.438 (1, 8) X	0-0 4-3		0-3 K			0-0 2B 6-3 1B	0-0 S 1B		
Derrel Thomas, S OBP: 0.349, SLG: 0.366 (1, 4) X	0-0 BB 1B			0-0 E6 G4-6-3		0-0 6-3 SF7 2B	0-0 P1 1-2		
Bobby Murcer, L OBP: 0.409, SLG: 0.460 (1, 9) B B B	4-0 G4-6-3 1-2 BB			0-0 G4-6-3 1-2f		0-0 6-3 2-3 3-H	0-0 L3		
Gary Matthews, R OBP: 0.358, SLG: 0.409 (1, 7) X	0-0 G4-6-3 1-2f		0-3 K			0-0 1B		0-3 K	
Willie Montanez, L OBP: 0.346, SLG: 0.400 (1, 3)		0-3 K			0-3 K	0-0 SF7 3-H		0-3 K	
Chris Speier, R OBP: 0.368, SLG: 0.427 (1, 6)		0-3 K			0-0 HR	0-0 F9		0-0 1-3	
Bruce Miller, R OBP: 0.272, SLG: 0.292 (1, 5)		0-0 6-3			0-0 6-3		0-0 L6		
Mike Sadek, R OBP: 0.338, SLG: 0.333 (1, 2)			0-0 F8		0-0 1B		4-0 3B BB		
John Montefusco, R OBP: 0.132, SLG: 0.156 (1, 1)			0-0 F8		0-3 K		0-0 1B 3B		
Gary Lavelle, S OBP: 0.111, SLG: 0.111 (9, 1)									
Charlie Williams, R OBP: 0.176, SLG: 0.250 (9, 1)									

AB	R	H	RBI	BB	SO	LOB
4	1	2	1	0	1	0
4	1	2	0	0	0	1
3	0	0	1	1	0	3
4	0	1	0	0	2	2
3	0	0	1	0	3	0
4	1	1	1	0	1	1
3	0	0	0	0	0	0
2	1	1	0	1	0	0
3	1	1	1	0	1	1
0	0	0	0	0	0	0
0	0	0	0	0	0	0

WP	PA
0	33

Philadelphia Phillies @ San Francisco Giants  
Candlestick Park, San Francisco, CA  
Sun Aug 31 1975, 6:33 AM EDT  
Att. 8,884 - Unknown

livebaseballscores.com

AB	30
R	5
H	8
RBI	5
BB	2
SO	8
LOB	8



Inning Stats		R	H	E	K	S	R		H	E	K	S	R		H	E	K	S	R		H	E	K	S	R		H	E	K	S	R		H	E	K	S	
Steve Carlton, L ERA: 3.84 (1, 1)		6.1	7	0	2	2	Tug McGraw, L ERA: 3.16 (7, 1)		0.2	1	0	0	Gene Garber, R ERA: 3.41 (8, 1)		1.0	0	0	0	PITCHER		IP	WLS	BF	H	R	ER	SO	BB	IBB	HBP	BLK	WP	HR	S	P	ERA	WHIP
		5	5	0	1	5			0	0	0	0			0	0	0	0			6.1	1	27	7	5	0	6	2	0	0	0	0	0	0	45	7.11	1.421
		0	0	0	0	0			0	0	0	0			0	0	0	0			0.2	0	3	1	0	0	0	0	0	0	0	0	0	3	3	0.00	1.500
		2	0	0	0	5			0	0	0	0			0	0	0	0			1.0	0	3	0	0	2	0	0	0	0	0	0	7	7	0.00	0.000	

Batter	1	2	3	4	5	6	7	8	9	AB R H RBI BB SO LOB	TOP											
Pepe Mangual, R OBP: 0.336, SLG: 0.347 (1, 8)	3-2 1B 2B		2-2 L9			4-2 CS BB		4-2 SH1-4 BB		2 1 1 0 2 0 0												
Jim Dwyer, L OBP: 0.331, SLG: 0.317 (1, 7)	0-0 FC1-6 1B			4-1 WP 1B BB		4-1 E 1B SF8 BB		1-1 SH1-4		1 2 1 1 2 0 0												
Gary Carter, R OBP: 0.359, SLG: 0.417 (1, 2)	1-1 FC1-6			2-2 G3		0-0 SF8 E 1B		0-0 F7		3 1 1 0 0 0 2												
Barry Foote, R OBP: 0.229, SLG: 0.293 (8, PH)	1-1 G3-6-3			1-3		1-2 WP 1B		1-2 F9		1 0 0 0 0 0 1												
Mike Jorgensen, L OBP: 0.363, SLG: 0.385 (8, 2)	1-0 G3-6-3			3-1 1B		0-1 E3		2-1 F9		4 0 1 1 0 0 4												
Larry Bittner, L OBP: 0.388, SLG: 0.416 (1, 3)	1-0 1-2f			3-H 1B		1-2 2-3		2-1 F9														
Larry Parrish, R OBP: 0.309, SLG: 0.416 (1, 3)				0-0 P5		3-1 SF8		0-2 3-1		2 0 0 0 0 0 0												
Jose Morales, R OBP: 0.376, SLG: 0.407 (6, PH)						2-3 3-H		0-1 3-1		0 0 0 1 0 0 0												
Tony Scott, S OBP: 0.259, SLG: 0.239 (6, 9)						1-2 3-H		0-1 5-3		0 0 0 0 0 0 0												
Jim Lyttle, L OBP: 0.357, SLG: 0.313 (9, PH)								1-2 F9		1 0 0 0 0 0 0												
Larry Parrish, R OBP: 0.309, SLG: 0.416 (1, 5)								1-2 F9		4 0 0 0 0 0 1												
Pete Mackanin, R OBP: 0.288, SLG: 0.394 (1, 4)								0-0 5-3		4 1 1 0 0 1 0												
Tim Foli, R OBP: 0.282, SLG: 0.289 (1, 6)								2-2 S 2B 1B		4 1 1 0 0 1 0												
Steve Rogers, R OBP: 0.296, SLG: 0.242 (1, 1)								2-2 1B 2B		4 1 2 1 0 1 0												
Dale Murray, R OBP: 0.385, SLG: 0.273 (8, 1)								0-2 1B		3 0 0 0 0 0 1												
Steve Rogers, R OBP: 0.296, SLG: 0.242 (1, 1)								0-2 2-H 1B		1 0 1 1 0 0 0												
Dale Murray, R OBP: 0.385, SLG: 0.273 (8, 1)										1 0 1 1 0 0 0												
Inning Stats	R: 1 E: 0 K: 0 S: 7	H: 2 LOB: 0 BB: 0 P: 12	R: 0 E: 0 K: 1 S: 7	H: 0 LOB: 0 BB: 0 P: 12	R: 0 E: 0 K: 1 S: 7	H: 0 LOB: 0 BB: 0 P: 11	R: 1 E: 0 K: 0 S: 7	H: 1 LOB: 0 BB: 1 P: 16	R: 0 E: 0 K: 0 S: 8	H: 1 LOB: 1 BB: 0 P: 12	R: 2 E: 1 K: 0 S: 12	H: 1 LOB: 1 BB: 2 P: 24	R: 0 E: 0 K: 0 S: 6	H: 0 LOB: 0 BB: 0 P: 8	R: 0 E: 0 K: 0 S: 8	H: 0 LOB: 1 BB: 1 P: 15	R: 2 E: 0 K: 0 S: 17	H: 3 LOB: 1 BB: 0 P: 21	1B: 6 2B: 2 3B: 0 HR: 0	SF: 1 SAC: 1 DP: 1 HBP: 0	WP: 3 PB: 0 SB: 1 CS: 1	PA: 36
PITCHER	IP	WLS	BF	H	R	ER	SO	BB	IBB	HBP	BLK	WP	HR	S	P	ERA	WHIP					
Wayne Simpson, R ERA: 3.6 (1, 1)	5.0		18	4	2	2	2	1	0	0	0	1	0	36	63	3.60	1.000					
Tom Hilgendorf, L ERA: 1.9 (6, 1)	2.0		9	1	2	0	0	2	0	0	0	1	0	18	32	0.00	1.500					
Tug McGraw, L ERA: 3.12 (8, 1)	1.0		4	0	0	0	0	1	0	0	0	0	0	8	15	0.00	1.000					
Gene Garber, R ERA: 3.56 (9, 1)	1.0	L	5	3	2	2	0	0	0	0	0	0	0	17	21	18.00	3.000					

**Montreal Expos @ Philadelphia Phillies**  
 Veterans Stadium, Philadelphia, PA  
 Mon Sep 01 1975, 7:05 PM EDT  
 Att: 12,925 - Unknown

livebaseballscorecards.com

AB	30
R	6
H	8
RBI	5
BB	4
SO	2
LOB	9





BOTTOM

Montreal Expos @ Philadelphia Phillies  
Veterans Stadium, Philadelphia, PA

livebaseballscorecards.com

AB	35
R	5
H	12
RBI	5
BB	6
SO	4
LOB	25



WP:	0	PA:	42
PB:	0	SB:	1
CS:	0		

Mon Sep 01 1975, 7:05 PM EDT  
Att. 12,925 - Unknown

AB R H RBI BB SO LOB

5	1	2	1	0	1	2
4	1	2	1	1	0	1
4	1	0	1	0	0	4
5	0	1	0	0	2	4
3	0	3	2	2	0	0
5	0	0	0	0	1	6
3	1	3	0	1	0	0
4	0	0	0	0	0	7
0	0	0	0	1	0	0
1	0	1	0	0	0	0
0	0	0	0	0	0	0
0	1	0	0	1	0	0
0	0	0	0	0	0	0
0	0	0	0	0	0	0
1	0	0	0	0	0	1
0	0	0	0	0	0	0

Batter 1 2 3 4 5 6 7 8 9

<p><b>Dave Cash, R</b> (1, 4) OBP: 0.360, SLG: 0.393</p> <p>0-3 K</p>			<p>0-2 P4</p>		<p>2-2 FC6-4</p>		<p>1-1 SF8</p>	<p>2-1 1B</p>	
<p><b>Larry Bowa, S</b> (1, 6) OBP: 0.333, SLG: 0.383</p> <p>1-0 G3</p>			<p>4-2 BB</p>		<p>0-0 P4</p>		<p>2-2 SF8</p>	<p>1-3 2B</p>	<p>1-1 FC6-4</p>
<p><b>Jay Johnstone, L</b> (1, 9) OBP: 0.404, SLG: 0.475</p> <p>1-2 P6</p>			<p>2-1 1-3</p>		<p>0-0 F8</p>		<p>3-1 SF8</p>	<p>2-3 2B</p>	<p>0-1 FC6-4</p>
<p><b>Greg Luzinski, R</b> (1, 7) OBP: 0.393, SLG: 0.558</p>		<p>1-1 BB 1B</p>	<p>2-3 K</p>		<p>1-2 6-3</p>		<p>2-3 K</p>		<p>1-0 F3</p>
<p><b>Dick Allen, R</b> (1, 3) OBP: 0.328, SLG: 0.369</p>		<p>1-0 BB 1B</p>		<p>4-0 BB</p>	<p>4-2 BB</p>	<p>3-2 BB 1B</p>	<p>3-2 BB 1B</p>	<p>3-H BB 1B</p>	<p>0-0 BB 2B</p>
<p><b>Mike Schmidt, R</b> (1, 5) OBP: 0.364, SLG: 0.507</p>		<p>2-0 F8</p>		<p>1-2 P4</p>	<p>1-3 K</p>	<p>0-0 F9</p>		<p>2-2 F7</p>	
<p><b>Garry Maddox, R</b> (1, 8) OBP: 0.353, SLG: 0.425</p>		<p>4-1 G4-6-3 BB</p>		<p>1-0 S 1B</p>	<p>0-0 1B</p>			<p>0-0 BB 3B</p>	
<p><b>Johnny Oates, L</b> (1, 2) OBP: 0.357, SLG: 0.340</p>		<p>1-1 G4-6-3</p>		<p>3-2 3-1</p>	<p>1-0 4-3</p>			<p>0-0 1-3</p>	
<p><b>Wayne Simpson, R</b> (1, 1) <b>Tim McCarver, L</b> (5, PH) <b>Tom Hilgendorf, S</b> (6, 1) <b>Tony Taylor, R</b> (7, PH) <b>Tug McGraw, R</b> (8, 1) <b>Tom Hutton, L</b> (8, PH) <b>Gene Garber, R</b> (9, 1)</p>			<p>4-1 1-3 BB</p>		<p>1-0 FC6-4 1B</p>		<p>4-1 BB 2B</p>	<p>2-1 F7</p>	

<b>Inning Stats</b>	R: 0 E: 0 K: 1 S: 7	H: 0 LOB: 0 BB: 0 P: 9	R: 0 E: 0 K: 0 S: 7	H: 2 LOB: 2 BB: 1 P: 16	R: 0 E: 0 K: 1 S: 11	H: 0 LOB: 2 BB: 2 P: 23	R: 0 E: 0 K: 0 S: 7	H: 1 LOB: 1 BB: 1 P: 16	R: 0 E: 0 K: 0 S: 6	H: 1 LOB: 1 BB: 0 P: 9	R: 0 E: 0 K: 1 S: 11	H: 1 LOB: 2 BB: 1 P: 18	R: 3 E: 0 K: 1 S: 19	H: 3 LOB: 1 BB: 1 P: 34	R: 1 E: 0 K: 0 S: 6	H: 2 LOB: 1 BB: 0 P: 10	R: 1 E: 0 K: 0 S: 9	H: 2 LOB: 1 BB: 0 P: 13	1B: 9 2B: 2 3B: 1 HR: 0	SF: 1 SAC: 0 DP: 1 HBP: 0
---------------------	------------------------------	---------------------------------	------------------------------	----------------------------------	-------------------------------	----------------------------------	------------------------------	----------------------------------	------------------------------	---------------------------------	-------------------------------	----------------------------------	-------------------------------	----------------------------------	------------------------------	----------------------------------	------------------------------	----------------------------------	----------------------------------	------------------------------------

<b>Steve Rogers, R</b> (1, 1) ERA: 3.19	IP: 7.2	WLS: 0	BF: 36	H: 9	R: 4	ER: 4	SO: 4	BB: 6	IBB: 0	HBP: 0	BLK: 0	WP: 0	HR: 0	S: 72	P: 131	ERA: 4.70	WHIP: 1.957
<b>Dale Murray, R</b> (8, 1) ERA: 3.29	IP: 1.1	WLS: 1	BF: 6	H: 3	R: 1	ER: 1	SO: 0	BB: 0	IBB: 0	HBP: 0	BLK: 0	WP: 0	HR: 0	S: 11	P: 17	ERA: 6.75	WHIP: 2.250

<b>PITCHER</b>	IP	WLS	BF	H	R	ER	SO	BB	IBB	HBP	BLK	WP	HR	S	P	ERA	WHIP
----------------	----	-----	----	---	---	----	----	----	-----	-----	-----	----	----	---	---	-----	------

Batter	1	2	3	4	5	6	7	8	9	AB R H RBI BB SO LOB	TOP		
Jerry White, S (1, 8) OBP: 0.100, SLG: 0.100 (8, 7)	0-1 4-3		0-0 2B 1B		1-2 5-3		1-1 6-3		4-0 BB	4 1 1 0 0 0 0			
Bob Bailey, R (9, PH) OBP: 0.389, SLG: 0.350 Tony Scott, S (9, PR) OBP: 0.259, SLG: 0.239 (9, 7)										0 0 0 0 1 0 0			
Jim Dwyer, L (1, 7) OBP: 0.338, SLG: 0.333 Pepe Mangual, R (8, PH) OBP: 0.336, SLG: 0.348 (8, 8)	0-0 4-3		0-0 4-3 1-H 3-H 2B		0-0 1B			1-1 FC5 1B 1B	2-3 K	3 0 2 2 0 0 0			
Mike Jorgensen, L (1, 3) OBP: 0.364, SLG: 0.384	4-1 BB		1-0 4-3 2-3		3-2 P5			2-1 FC5 1-2 1B	3-1 P4	4 0 1 0 1 0 4			
Larry Bittner, L (1, 9) OBP: 0.383, SLG: 0.411	1-1 1-3		1-1 6-3		0-0 F8			0-3 K		4 0 0 0 0 1 5			
Larry Parrish, R (1, 5) OBP: 0.308, SLG: 0.414		2-3 K		0-1 SH5-4 1B 1B		0-1 F7		0-0 FC5 FC6-4 1-2 2-3f		4 1 1 0 0 1 2			
Pete Mackanin, R (1, 4) OBP: 0.286, SLG: 0.390 Dale Murray, R (8, 1) OBP: 0.385, SLG: 0.273		1-3 K		1-0 SH5-4 1-2		2-2 F7		0-1 FC6-4 1-2f		3 0 0 0 0 1 2			
Tim Foli, R (1, 6) OBP: 0.284, SLG: 0.293		0-1 6-3		0-0 1B 2-H		3-2 F8			2-0 2B 2B	4 1 2 1 0 0 0			
Barry Foote, R (1, 2) OBP: 0.232, SLG: 0.301			1-0 1B 2B 2B		1-1 P4		1-3 K		0-0 BLK 2B 2B	4 1 2 1 0 1 1			
Dennis Blair, R (1, 1) OBP: 0.191, SLG: 0.156 Pat Scanlon, L (7, PH) OBP: 0.286, SLG: 0.319 Woodie Fryman, R (7, 1) OBP: 0.217, SLG: 0.244 Pepe Frias, R (8, 4) OBP: 0.182, SLG: 0.171			2-3 K		1-3 K		2-3 K		0-0 5-3	2 0 0 0 0 2 2			
										1 0 0 0 0 1 0			
										0 0 0 0 0 0 0			
										1 0 0 0 0 0 1			
<b>Inning Stats</b>	R: 0 H: 0 E: 0 LOB: 1 K: 0 BB: 1 S: 6 P: 11	R: 0 H: 0 E: 0 LOB: 0 K: 2 BB: 0 S: 8 P: 11	R: 2 H: 3 E: 0 LOB: 1 K: 1 BB: 0 S: 9 P: 14	R: 1 H: 2 E: 0 LOB: 1 K: 1 BB: 0 S: 9 P: 12	R: 0 H: 1 E: 0 LOB: 1 K: 0 BB: 0 S: 9 P: 13	R: 0 H: 0 E: 0 LOB: 0 K: 0 BB: 0 S: 9 P: 14	R: 0 H: 0 E: 0 LOB: 0 K: 2 BB: 0 S: 8 P: 12	R: 0 H: 2 E: 0 LOB: 2 K: 1 BB: 0 S: 10 P: 13	R: 1 H: 2 E: 0 LOB: 2 K: 1 BB: 1 S: 10 P: 21	1B: 6 SF: 0 2B: 4 SAC: 1 3B: 0 DP: 0 HR: 0 HBP: 0	WP: 0 PA: 39 PB: 0 SB: 0 CS: 0		
<b>PITCHER</b>	IP WLS BF H R ER SO BB IBB HBP BLK WP HR S P ERA WHIP											<b>PITCHER</b>	IP WLS BF H R ER SO BB IBB HBP BLK WP HR S P ERA WHIP
Larry Christenson, R (1, 1) ERA: 3.55	5.0 L 22 6 3 3 4 1 0 0 0 0 0 0 41 61 5.40 1.400												
Wayne Twitchell, R (6, 1) ERA: 4.48	2.0 6 0 0 0 2 0 0 0 0 0 0 0 17 26 0.00 0.000												
Tom Hilgendorf, L (8, 1) ERA: 1.89	0.1 3 2 0 0 1 0 0 0 0 0 0 0 7 10 0.00 6.000												
Gene Garber, R (8, 1) ERA: 3.53	0.2 2 0 0 0 0 0 0 0 0 0 0 0 3 3 0.00 0.000												
Tug McGraw, L (9, 1) ERA: 3.19	1.0 6 2 1 1 1 1 0 0 0 1 0 0 10 21 9.00 3.000												

**Montreal Expos @ Philadelphia Phillies**  
 Veterans Stadium, Philadelphia, PA  
 Tue Sep 02 1975, 7:05 PM EDT  
 Att. 15,232 - Unknown

livebaseballscorecards.com

AB	36
R	4
H	10
RBI	4
BB	2
SO	8
LOB	19



Batter	1	2	3	4	5	6	7	8	9	AB	R	H	RBI	BB	SO	LOB
Dave Cash, R (1, 4) OBP: 0.360, SLG: 0.391	4-2 G6-3 BB		1-1 5-3		0-0 F7			2-2 L7	1-0 HBP	3	0	0	0	1	0	3
Larry Bowa, S (1, 6) OBP: 0.331, SLG: 0.381	0-1 G6-3 1-2f		1-0 L3		3-1 FC4-6 1-2f			0-1 1B BB 1B	1-0 P3	5	1	1	0	0	0	6
Garry Maddox, R (1, 8) OBP: 0.351, SLG: 0.422	0-1 3-1			2-2 P6				0-2 BB BB 1B	1-0 P4	5	0	1	0	0	0	2
Greg Luzinski, R (1, 7) OBP: 0.395, SLG: 0.558		2-1 F9		4-2 G4-6-3 BB		0-0 G6-4-3 1B		4-1 BB BB		2	0	1	0	2	0	0
Dick Allen, R (1, 3) OBP: 0.330, SLG: 0.367		4-1 S BB		0-1 G4-6-3 1-2f		1-0 G6-4-3 1-2f		4-2 BB		2	0	0	1	2	0	2
Mike Schmidt, R (1, 5) OBP: 0.363, SLG: 0.504		3-3 K 1-2			4-0 1B BB			0-0 F7		3	1	0	0	1	2	4
Tom Hutton, L (1, 9) OBP: 0.340, SLG: 0.331		3-2 3-1			3-2 1B 1B					2	0	1	0	0	0	1
Mike Anderson, R (7, PH) OBP: 0.317, SLG: 0.390					1-3 1B 1B					2	0	0	0	0	1	0
Johnny Oates, L (1, 2) OBP: 0.358, SLG: 0.341			0-1 5-3		1-1 FC4-6 1B					2	0	1	1	0	0	0
Jerry Martin, R (7, PH) OBP: 0.289, SLG: 0.341					1-2 3-H 1B					1	0	0	0	0	0	0
Bob Boone, R (8, 2) OBP: 0.323, SLG: 0.324					3-3 K					1	1	1	0	0	0	0
Larry Christenson, R (1, 1) OBP: 0.283, SLG: 0.395			0-1 5-3		3-3 K					1	0	1	0	0	0	0
Tony Taylor, R (5, PH) OBP: 0.316, SLG: 0.345										1	0	0	0	0	1	2
Wayne Twitchell, R (6, 1) OBP: 0.063, SLG: 0.094										0	0	0	0	0	0	0
Tom Hilgendorf, S (8, 1) OBP: 0.308, SLG: 0.333										0	0	0	0	0	0	0
Gene Garber, R (8, 1) OBP: 0.182, SLG: 0.182										0	0	0	0	0	0	0
Ollie Brown, R (8, PH) OBP: 0.366, SLG: 0.516										1	0	0	0	0	0	0
Tug McGraw, R (9, 1) OBP: 0.182, SLG: 0.182										0	0	0	0	0	0	0
Tim McCarver, L (9, PH) OBP: 0.427, SLG: 0.449										1	0	1	1	0	0	0

BOTTOM																	
<b>Montreal Expos @ Philadelphia Phillies</b> Veterans Stadium, Philadelphia, PA Tue Sep 02 1975, 7:05 PM EDT Att. 15,232 - Unknown																	
										AB	32						
										R	3						
										H	8						
										RBI	3						
										BB	6						
										SO	4						
										LOB	20						
										WP: 0	PA: 39						
										PB: 0							
										SB: 1							
										CS: 0							

livebaseballscorecards.com



Inning Stats																											
R: 0		H: 0		R: 0		H: 0		R: 0		H: 1		R: 1		H: 2		R: 0		H: 0		R: 1		H: 2		R: 1		H: 2	
E: 0		LOB: 0		E: 0		LOB: 1		E: 0		LOB: 1		E: 0		LOB: 2		E: 0		LOB: 0		E: 0		LOB: 3		E: 0		LOB: 2	
K: 0		BB: 1		K: 1		BB: 1		K: 0		BB: 0		K: 1		BB: 1		K: 0		BB: 0		K: 1		BB: 2		K: 1		BB: 0	
S: 6		P: 10		S: 10		P: 22		S: 7		P: 9		S: 8		P: 14		S: 5		P: 7		S: 9		P: 15		S: 18		P: 31	
PITCHER IP WLS BF H R ER SO BB IBB HBP BLK WP HR S P ERA WHIP <b>Dennis Blair, R</b> (1, 1) 6.0 W 23 4 1 1 2 4 0 0 0 0 0 0 48 88 1.50 1.333 <b>Woodie Fryman, L</b> (7, 1) 1.2 7 2 1 1 1 0 0 0 0 0 0 20 31 5.40 1.200 <b>Dale Murray, R</b> (8, 1) 1.1 S 9 2 1 1 1 2 0 1 1 0 0 18 32 6.75 3.000																											

Batter	1	2	3	4	5	6	7	8	9	AB R H RBI BB SO LOB	TOP											
Bob Bailey, R (1, 7) OBP: 0.385, SLG: 0.346	0-3 K		0-0 F8	0-0 F8			0-0 FC5-4 1B		0-0 G6-4-3	5 0 1 0 0 1 3	<b>Montreal Expos @ Philadelphia Phillies</b> Veterans Stadium, Philadelphia, PA Wed Sep 03 1975, 7:05 PM EDT Att: 15,597 - Unknown											
Tim Foli, R (1, 6) OBP: 0.285, SLG: 0.294	0-0 S 1B		0-0 1B FC5 1B		0-0 F8	0-0 FC5-4				4 1 2 0 0 0 1												
Pepe Mangual, R (1, 8) OBP: 0.338, SLG: 0.348	4-0 G6-4-3 BB		0-0 FC5 1B		0-0 F8	0-0 F8				3 0 1 1 1 0 1												
Jose Morales, R (1, 3) OBP: 0.364, SLG: 0.393	0-0 G6-4-3		0-0 FC5 G6-4-3		0-3 K			0-0 F9		4 0 0 1 0 1 3												
Larry Parrish, R (1, 5) OBP: 0.312, SLG: 0.416		0-0 CS 1B 1B	0-0 G6-4-3		0-0 PB 1B			4-0 E S BB		3 0 2 0 1 0 2												
Pete Mackanin, R (1, 4) OBP: 0.288, SLG: 0.390		0-0 1B		4-0 F9 1B SF9 BB		0-3 K		0-0 F7		3 1 1 0 1 1 2												
Chuck Taylor, R (8, 1)		1-2 1B				1-2 K		0-0 F7		0 0 0 0 0 0 0												
Barry Foote, R (1, 2) OBP: 0.232, SLG: 0.300		0-3 K		0-0 1B		0-0 F8		0-3 K		4 0 1 0 0 2 4												
Ellis Valentine, R (1, 9)		0-0 F3		0-0 F9		0-0 3-1			0-0 G6-4-3 1B	3 0 0 0 0 0 4												
Larry Bittner, L (9, PH) OBP: 0.385, SLG: 0.413				2-3 F9						1 0 1 0 0 0 0												
Don Carrithers, R (1, 1) OBP: 0.158, SLG: 0.222			0-0 1B 1B		0-0 SF9		0-0 F9		0-3 K	1 1 1 1 0 0 0												
Hal Breenen, R (7, PH) OBP: 0.222, SLG: 0.188										1 0 0 0 0 0 0												
Fred Scherman, L (7, 1) OBP: 0.125, SLG: 0.133										0 0 0 0 0 0 0												
Dale Murray, R (8, 1) OBP: 0.385, SLG: 0.273										0 0 0 0 0 0 0												
Pepe Fria, R (8, 4) OBP: 0.182, SLG: 0.171										0 0 0 0 0 0 0												
Jim Dwyer, L (9, PH) OBP: 0.336, SLG: 0.331										1 0 0 0 0 1 1												
<b>Inning Stats</b>	R: 0 E: 0 K: 1 S: 5	H: 1 LOB: 1 BB: 1 P: 9	R: 0 E: 0 K: 1 S: 6	H: 2 LOB: 1 BB: 0 P: 6	R: 2 E: 0 K: 0 S: 6	H: 3 LOB: 1 BB: 0 P: 6	R: 1 E: 0 K: 0 S: 4	H: 1 LOB: 1 BB: 1 P: 8	R: 0 E: 0 K: 1 S: 5	H: 0 LOB: 0 BB: 0 P: 5	R: 0 E: 0 K: 1 S: 6	H: 1 LOB: 1 BB: 0 P: 6	R: 0 E: 0 K: 0 S: 4	H: 1 LOB: 1 BB: 0 P: 4	R: 0 E: 0 K: 1 S: 5	H: 0 LOB: 1 BB: 1 P: 9	R: 0 E: 0 K: 1 S: 5	H: 1 LOB: 0 BB: 0 P: 5	1B: 10 2B: 1 3B: 0 HR: 0	SF: 1 SAC: 0 DP: 4 HBP: 0	WP: 0 PB: 1 SB: 2 CS: 1	PA: 37
<b>PITCHER</b>	IP WLS BF H R ER SO BB IBB HBP BLK WP HR S P ERA WHIP																				IP WLS BF H R ER SO BB IBB HBP BLK WP HR S P ERA WHIP	
Tom Underwood, L (1, 1) ERA: 3.81	8.0 W 34 9 3 3 5 3 0 0 0 0 0 0 41 53 3.38 1.500																					
Gene Garber, R (9, 1) ERA: 3.5	1.0 S 3 1 0 0 1 0 0 0 0 0 0 0 5 5 0.00 1.000																					

livebaseballscorecards.com

<b>AB</b>	<b>33</b>
<b>R</b>	<b>3</b>
<b>H</b>	<b>10</b>
<b>RBI</b>	<b>3</b>
<b>BB</b>	<b>3</b>
<b>SO</b>	<b>6</b>
<b>LOB</b>	<b>21</b>



Batter	1	2	3	4	5	6	7	8	9	AB	R	H	RBI	BB	SO	LOB
Dave Cash, R OBP: 0.363, SLG: 0.390 (1, 4)	0-0 6-3		4-0 3B BB		4-0 9-3 BB			4-0 1B BB		1	2	0	0	3	0	0
Larry Bowa, S OBP: 0.331, SLG: 0.380 (1, 6)	0-0 F7		0-0 P4		0-0 9-3			0-0 E5 1B		4	0	1	0	0	0	3
Garry Maddox, R OBP: 0.355, SLG: 0.438 (1, 8)	0-0 6-3		0-0 SF9 3B				0-0 HR	4-0 CS BB		3	2	2	3	1	0	0
Greg Luzinski, R OBP: 0.396, SLG: 0.557 (1, 7)		1-0	0-0 SF9			0-0 P4		4-0 1B BB		1	0	0	1	1	0	0
Jerry Martin, R OBP: 0.269, SLG: 0.341 (8, PR) (9, 7)			FC5 BB HBP					1-2 2B BB		0	1	0	0	0	0	0
Dick Allen, R OBP: 0.329, SLG: 0.365 (1, 3)		0-0	F9		0-3 K		0-0 F8	0-0 2B 1B		4	0	1	0	0	1	1
Mike Schmidt, R OBP: 0.364, SLG: 0.505 (1, 5)		4-0	L7		0-0	0-0 P4		0-0 2B		3	0	1	1	1	0	0
Tom Hutton, L OBP: 0.336, SLG: 0.326 (1, 9)		0-0	F7		0-3		0-0	4-0		2	0	0	0	0	1	2
Mike Anderson, R OBP: 0.319, SLG: 0.389 (7, PH) (8, 9)		0-0	F7				0-0	BB		1	0	0	0	1	0	0
Johnny Oates, L OBP: 0.355, SLG: 0.338 (1, 2)		0-0	FC5		0-0	6-3		0-0		2	0	0	0	0	0	2
Bob Boone, R OBP: 0.321, SLG: 0.321 (7, PH) (8, 2)			2-3f					K		2	0	0	0	0	1	3
Tom Underwood, R OBP: 0.162, SLG: 0.138 (1, 1)			4-0 PB 3B BB			0-0 6-3				2	1	0	0	1	0	0
Gene Garber, R OBP: 0.182, SLG: 0.182 (9, 1)								F9		0	0	0	0	0	0	0

Inning Stats	R: 0	H: 0	E: 0	K: 0	S: 3	L: 0	LOB: 0	BB: 0	P: 3	R: 0	H: 0	E: 0	K: 0	S: 3	R: 3	H: 1	E: 0	K: 1	S: 6	R: 0	H: 0	E: 0	K: 1	S: 5	R: 0	H: 0	E: 0	K: 0	S: 2	R: 1	H: 1	E: 0	K: 0	S: 4	R: 0	H: 0	E: 0	K: 1	S: 5	R: 2	H: 3	E: 1	K: 0	S: 4
--------------	------	------	------	------	------	------	--------	-------	------	------	------	------	------	------	------	------	------	------	------	------	------	------	------	------	------	------	------	------	------	------	------	------	------	------	------	------	------	------	------	------	------	------	------	------

PITCHER	IP	WLS	BF	H	R	ER	SO	BB	IBB	HBP	BLK	WP	HR	S	P	ERA	WHIP
Don Carrithers, R ERA: 3.3 (1, 1)	6.0	L	24	2	4	4	2	4	0	1	0	0	1	23	40	6.00	1.000
Fred Scherman, L ERA: 4.05 (7, 1)	1.0		4	0	1	1	1	1	0	0	0	0	0	5	9	9.00	1.000
Dale Murray, R ERA: 3.41 (8, 1)	0.2		5	3	1	1	0	2	0	0	0	0	0	3	11	13.50	7.500
Chuck Taylor, R ERA: 3.88 (8, 1)	0.1		2	0	0	0	0	1	0	0	0	0	0	1	5	0.00	3.000

**BOTTOM**

**Montreal Expos @ Philadelphia Phillies**  
**Veterans Stadium, Philadelphia, PA**  
 Wed Sep 03 1975, 7:05 PM EDT  
 Att. 15,597 - Unknown


AB	25
R	6
H	5
RBI	5
BB	8
SO	3
LOB	11

WP: 0 PA: 35  
 PB: 1  
 SB: 0  
 CS: 1

1B: 2 SF: 1  
 2B: 2 SAC: 0  
 3B: 1 DP: 1  
 HR: 1 HBP: 1



PITCHER	IP	WLS	BF	H	R	ER	SO	BB	IBB	HBP	BLK	WP	HR	S	P	ERA	WHIP
---------	----	-----	----	---	---	----	----	----	-----	-----	-----	----	----	---	---	-----	------

Batter	1	2	3	4	5	6	7	8	9	AB R H RBI BB SO LOB	TOP
Dave Rosello, R (1, 6) X	0-0 F8		4-0 BB		0-0 SH1		0-3 K			2 0 0 0 1 1 0	
Jim Tyrone, R (1, 7) X	0-0 L5		0-0 F2		0-0 SF8		0-3 K			3 0 0 1 0 1 1	
Bill Madlock, R (1, 5) X OBP: 0.408, SLG: 0.498 Rob Sperring, R (5, 5) X OBP: 0.303, SLG: 0.287	0-0 6-3			0-0 F3	0-3 K			0-3 K		3 0 0 0 0 1 0 1 0 0 0 0 1 0	
Jose Cardenal, R (1, 9) X OBP: 0.388, SLG: 0.423		0-3 K		0-0 1B S HR 1B		0-0 6-3		0-0 6-3		4 1 1 0 0 1 0	
Jerry Morales, R (1, 8) X OBP: 0.327, SLG: 0.363		0-0 6-3		0-0 1-3 HR 1B		0-3 K		0-0 1B		4 1 2 0 0 1 0	
Andre Thornton, R (1, 3) X OBP: 0.428, SLG: 0.523		0-0 3B		0-0 1-H 3-H HR		4-0 BB BB		0-3 K		3 1 2 3 1 1 1	
Manny Trillo, R (1, 4) X OBP: 0.299, SLG: 0.312		0-3 K		0-0 F8		4-0 1-2 BB			0-3 K	3 0 0 0 1 2 1	AB 31 R 4 H 6 RBI 4 BB 3 SO 13 LOB 5
George Mitterwald, R (1, 2) X OBP: 0.291, SLG: 0.320			0-3 K	0-3 K		0-0 L6			0-0 5-3	4 0 0 0 0 2 2	
Bill Bonham, R (1, 1) X OBP: 0.197, SLG: 0.230 Paul Reuschel, R (9, 1) X			0-3 K		0-0 SH1 SF8 2B		0-3 K		0-0 4-3	4 1 1 0 0 2 0 0 0 0 0 0 0 0	
Inning Stats	R: 0 H: 0 E: 0 LOB: 0 K: 0 BB: 0 S: 3 P: 3	R: 0 H: 1 E: 0 LOB: 1 K: 2 BB: 0 S: 8 P: 8	R: 0 H: 0 E: 0 LOB: 1 K: 2 BB: 1 S: 7 P: 11	R: 3 H: 3 E: 0 LOB: 0 K: 1 BB: 0 S: 8 P: 8	R: 1 H: 1 E: 0 LOB: 0 K: 1 BB: 0 S: 6 P: 6	R: 0 H: 0 E: 0 LOB: 2 K: 1 BB: 2 S: 5 P: 13	R: 0 H: 0 E: 0 LOB: 0 K: 3 BB: 0 S: 9 P: 9	R: 0 H: 1 E: 0 LOB: 1 K: 2 BB: 0 S: 8 P: 8	R: 0 H: 0 E: 0 LOB: 0 K: 1 BB: 0 S: 5 P: 5	1B: 3 SF: 1 2B: 1 SAC: 1 3B: 1 DP: 0 HR: 1 HBP: 0	WP: 0 PA: 36 PB: 0 SB: 1 CS: 0
PITCHER	IP WLS BF H R ER SO BB IBB HBP BLK WP HR S P ERA WHIP										
Steve Carlton, L (1, 1) ERA: 3.88	7.0 L 29 5 4 4 10 3 0 0 0 0 0 1 46 58 5.14 1.143										
Ron Schueler, R (8, 1) ERA: 5.77	2.0 7 1 0 0 3 0 0 0 0 0 0 0 13 13 0.00 0.500										

Chicago Cubs @ Philadelphia Phillies  
Veterans Stadium, Philadelphia, PA  
Fri Sep 05 1975, 7:05 PM EDT  
Unknown - 70 F

livebaseballscorecards.com

Batter	1	2	3	4	5	6	7	8	9	AB	R	H	RBI	BB	SO	LOB
Dave Cash, R (1, 4) OBP: 0.363, SLG: 0.392	0-0 4-3		0-0 FC5-4 FC6-4 1B 1-2f		0-0 G4-6-3 1B		0-0 F8		0-0 4-3 1-3 2-H	5	0	2	1	0	0	1
Larry Bowa, S (1, 6) OBP: 0.331, SLG: 0.380	0-0 B4-3		0-0 FC6-4 1B 1-2		0-0 G4-6-3 1B 1-2			0-0 6-3	0-0 4-3 2-3 3-H	5	0	2	1	0	0	1
Garry Maddox, R (1, 8) OBP: 0.355, SLG: 0.436	0-0 1B		0-0 FC6-4 1-2f 2-3		0-0 G4-6-3 1-2f 2-3			4-0 BB BB	0-0 4-3	4	0	1	0	1	0	5
Greg Luzinski, R (1, 7) OBP: 0.393, SLG: 0.552	0-0 4-3		0-3 K 1-2		0-3 K			0-0 F8		4	0	0	0	0	2	5
Dick Allen, R (1, 3) OBP: 0.329, SLG: 0.362		0-3 K		0-0 F7		0-0 5-3		4-0 BB 1-2		3	0	0	0	1	1	0
Mike Schmidt, R (1, 5) OBP: 0.364, SLG: 0.503		0-0 E S 1B		0-0 F8		0-3 K		0-3 K		4	0	1	0	0	2	2
Mike Anderson, R (1, 9) OBP: 0.320, SLG: 0.387		0-3 K		1-0 2B HBP		0-0 6-3			0-0 6-3	1	1	0	0	0	1	1
Jerry Martin, R (5, 9) OBP: 0.286, SLG: 0.337										1	0	0	0	0	0	0
Tim McCarver, L (9, PH) OBP: 0.422, SLG: 0.443		1-3 K								1	0	0	0	0	0	0
Johnny Oates, L (1, 2) OBP: 0.357, SLG: 0.345		0-0 4-3		0-0 1-H 2B		0-0 6-3		0-0 6-3	0-0 1B 2B 1B	4	1	2	1	0	0	1
Steve Carlton, L (1, 1) OBP: 0.190, SLG: 0.171			4-0 BB	0-0 4-3		0-0 G3			0-0 2B 4-3 1B	1	0	0	0	1	0	1
Tom Hutton, L (7, PH) OBP: 0.333, SLG: 0.323										1	0	0	0	0	0	0
Ron Schueler, R (8, 1) OBP: 0.154, SLG: 0.154										0	0	0	0	0	0	0
Ollie Brown, R (9, PH) OBP: 0.370, SLG: 0.520										1	1	1	0	0	0	0

Inning Stats	R: 0	H: 1	R: 0	H: 1	R: 0	H: 1	R: 0	H: 2	R: 0	H: 0	R: 0	H: 0	R: 0	H: 0	R: 2	H: 3	1B: 7	SF: 0
	E: 0	LOB: 1	E: 0	LOB: 1	E: 0	LOB: 1	E: 0	LOB: 0	E: 0	LOB: 0	E: 0	LOB: 0	E: 0	LOB: 2	E: 0	LOB: 1	2B: 2	SAC: 0
	K: 0	BB: 0	K: 2	BB: 0	K: 0	BB: 0	K: 1	BB: 0	K: 1	BB: 0	K: 0	BB: 0	K: 1	BB: 2	K: 0	BB: 0	3B: 0	DP: 1
	S: 4	P: 4	S: 8	P: 8	S: 6	P: 10	S: 4	P: 6	S: 5	P: 5	S: 3	P: 3	S: 5	P: 13	S: 6	P: 6	HR: 0	HBP: 1

PITCHER	IP	WLS	BF	H	R	ER	SO	BB	IBB	HBP	BLK	WP	HR	S	P	ERA	WHIP
Bill Bonham, R (1, 1) ERA: 4.6	8.1	W	37	9	3	3	6	3	0	1	0	0	0	45	58	3.24	1.440
Paul Reuschel, R (9, 1) ERA: 2.22	0.2	S	2	0	0	0	0	0	0	0	0	0	0	2	2	0.00	0.000

**Chicago Cubs @ Philadelphia Phillies**  
Veterans Stadium, Philadelphia, PA

Fri Sep 05 1975, 7:05 PM EDT  
Unknown - 70 F

<b>AB</b>	<b>35</b>
<b>R</b>	<b>3</b>
<b>H</b>	<b>9</b>
<b>RBI</b>	<b>3</b>
<b>BB</b>	<b>3</b>
<b>SO</b>	<b>6</b>
<b>LOB</b>	<b>17</b>

Batter	1	2	3	4	5	6	7	8	9	AB R H RBI BB SO LOB	TOP
Don Kessinger, S (1, 6) OBP: 0.311, SLG: 0.313	0-0 F7		0-0 F2	0-0 P6			0-0 E3		0-0 L6	5 0 0 0 0 0 1	
Joe Wallis, S (1, 8) OBP: 0.286, SLG: 0.231	0-0 BB 1B		0-0 1B 2B 1B			0-0 F9	0-0 P4		0-3 K	5 1 2 0 0 1 1	
Ralph LaCock, L (1, 9) OBP: 0.331, SLG: 0.354 Jose Cardenal, R (8, PH) OBP: 0.389, SLG: 0.423 (8, 7)	0-3 K		0-0 2B 1-2 1B			0-0 4-3		4-0 SH3 BB		3 0 1 0 0 1 1 0 0 0 0 1 0 0	
Andre Thornton, R (1, 3) OBP: 0.430, SLG: 0.526	4-0 1-2 BB		0-0 1-3 2-H 2B			0-0 F2		0-0 SH3		2 0 1 1 1 0 0	
Champ Summers, L (1, 7) OBP: 0.302, SLG: 0.351 Jerry Morales, R (8, PH) OBP: 0.329, SLG: 0.363 (8, 9)	0-0 3-1		0-3 K			0-0 P6		4-0 IBB		3 0 0 0 0 1 4 0 0 0 0 1 0 0	
Rob Sperring, R (1, 5) OBP: 0.297, SLG: 0.281 Bill Madlock, R (8, PH) OBP: 0.408, SLG: 0.497 (8, 5)		0-0 5-3		0-3 K		0-0 5-3		0-0 L8		3 0 0 0 0 1 0 1 0 0 0 0 0 2	
Manny Trillo, R (1, 4) OBP: 0.299, SLG: 0.311		0-0 F3		0-0 2B 1B		0-0 F8		0-3 K		4 1 1 0 0 1 2	
Steve Swisher, R (1, 2) OBP: 0.285, SLG: 0.292		0-3 K		0-0 3-1 1-H 2B			0-0 1-3		0-0 5-3	4 0 1 1 0 1 0	
Rick Reuschel, R (1, 1) OBP: 0.214, SLG: 0.239 Tom Dettore, L (1, 1) OBP: 0.292, SLG: 0.261 Paul Reuschel, R (7, 1) Oscar Zamora, R (8, 1) OBP: 0.167, SLG: 0.167 George Mitterwald, R (9, PH) OBP: 0.295, SLG: 0.344			0-0 3-1	0-0 3-1			0-0 5-3		0-0 HR	0 0 0 0 0 0 0 3 0 0 0 0 0 1 0 0 0 0 0 0 0 0 0 0 0 0 0 0 1 1 1 1 0 0 0	
<b>Inning Stats</b>	R: 0 H: 1 E: 0 LOB: 2 K: 1 BB: 1 S: 6 P: 10	R: 0 H: 0 E: 0 LOB: 0 K: 1 BB: 0 S: 5 P: 5	R: 1 H: 3 E: 0 LOB: 2 K: 1 BB: 0 S: 8 P: 8	R: 1 H: 2 E: 0 LOB: 1 K: 1 BB: 0 S: 7 P: 7	R: 0 H: 0 E: 0 LOB: 0 K: 0 BB: 0 S: 3 P: 3	R: 0 H: 0 E: 0 LOB: 0 K: 0 BB: 0 S: 3 P: 3	R: 0 H: 0 E: 1 LOB: 1 K: 0 BB: 0 S: 4 P: 4	R: 0 H: 0 E: 0 LOB: 2 K: 1 BB: 2 S: 5 P: 13	R: 1 H: 1 E: 0 LOB: 0 K: 1 BB: 0 S: 6 P: 6	1B: 4 SF: 0 2B: 2 SAC: 1 3B: 0 DP: 0 HR: 1 HBP: 0	WP: 0 PA: 38 PB: 0 SB: 0 CS: 0
<b>PITCHER</b> Wayne Simpson, R (1, 1) ERA: 3.0 Tug McGraw, L (8, 1) ERA: 3.22	IP WLS BF H R ER SO BB IBB HBP BLK WP HR S P ERA WHIP	7.0 29 6 2 2 4 1 0 0 0 0 0 0 36 40 2.57 1.000	2.0 9 1 1 1 2 1 1 0 0 0 1 11 19 4.50 1.000	<b>PITCHER</b> IP WLS BF H R ER SO BB IBB HBP BLK WP HR S P ERA WHIP							

Chicago Cubs @ Philadelphia Phillies  
Veterans Stadium, Philadelphia, PA  
Fri Sep 05 1975, 7:05 PM EDT  
Att: 32,041 - Unknown

livebaseballscorecards.com

AB	34
R	3
H	7
RBI	3
BB	3
SO	6
LOB	12





Batter	1	2	3	4	5	6	7	8	9
<b>Dave Cash, R</b> OBP: 0.362, SLG: 0.393 (1, 4)	0-0 F7		0-0 G6-4-3			0-0 5-3		0-0 1B 1B	
<b>Larry Bowa, S</b> OBP: 0.333, SLG: 0.381 (1, 6)	0-0 G3		0-0 4-3			0-0 2B 1B		0-0 1B 1B	
<b>Garry Maddox, R</b> OBP: 0.354, SLG: 0.434 (1, 8) <b>Jerry Martin, R</b> OBP: 0.286, SLG: 0.337 (9, 8)	0-0 P4			0-0 F8		0-0 F8		0-0 1-3 3-H 1B	
<b>Greg Luzinski, R</b> OBP: 0.394, SLG: 0.554 (1, 7)		0-0 6-3		0-0 1-3		0-0 1-H 2B		0-0 3-H HR 1B	
<b>Dick Allen, R</b> OBP: 0.328, SLG: 0.364 (1, 3)		0-3 K		0-0 2B		0-3 K		0-0 F7	
<b>Mike Schmidt, R</b> OBP: 0.366, SLG: 0.516 (1, 5)		0-0 2B		0-3 K			0-0 F9 1B 2B	0-0 1-H HR	
<b>Ollie Brown, R</b> OBP: 0.360, SLG: 0.504 (1, 9)		0-3 K			0-0 P4		0-0 F9	0-0 P6	
<b>Bob Boone, R</b> OBP: 0.322, SLG: 0.322 (1, 2) <b>Tom Hutton, L</b> OBP: 0.338, SLG: 0.328 (7, PH) <b>Alan Bannister, R</b> OBP: 0.286, SLG: 0.364 (7, PR) <b>Tug McGraw, R</b> OBP: 0.182, SLG: 0.182 (8, 1)			0-0 G6-4-3 1B 1B		0-3 K		0-0 CS 1B		
<b>Wayne Simpson, R</b> OBP: 0.667, SLG: 0.500 (1, 1) <b>Johnny Oates, L</b> OBP: 0.356, SLG: 0.344 (7, PH) (8, 2)			0-0 1-2 G6-4-3 1B		0-3 K		0-0 1-2 F7		

AB	R	H	RBI	BB	SO	LOB
4	1	1	0	0	0	2
4	2	2	0	0	0	1
4	0	1	1	0	0	1
0	0	0	0	0	0	0
4	1	2	2	0	0	0
4	0	1	0	0	2	2
4	2	3	2	0	1	1
4	0	0	0	0	1	2
2	0	1	0	0	1	0
1	0	1	1	0	0	0
0	0	0	0	0	0	0
0	0	0	0	0	0	0
2	0	1	0	0	1	0
1	0	0	0	0	0	1

AB	R	H	RBI	BB	SO	LOB
34	6	13	6	0	6	10

Inning Stats	R: 0	H: 0	E: 0	K: 3	S: 3	H: 0	LOB: 0	BB: 0	P: 3	R: 0	H: 1	E: 0	K: 2	S: 8	R: 0	H: 2	E: 0	K: 0	S: 4	R: 0	H: 1	E: 0	K: 1	S: 6	R: 0	H: 0	E: 0	K: 2	S: 7	R: 1	H: 2	E: 0	K: 1	S: 7	R: 1	H: 2	E: 0	K: 0	S: 4	R: 4	H: 5	E: 0	K: 0	S: 7																				
<b>PITCHER</b>	IP	WLS	BF	H	R	ER	SO	BB	IBB	HBP	BLK	WP	HR	S	P	ERA	WHIP																			<b>PITCHER</b>	IP	WLS	BF	H	R	ER	SO	BB	IBB	HBP	BLK	WP	HR	S	P	ERA	WHIP											
<b>Rick Reuschel, R</b> ERA: 3.36 (1, 1)	0.2		2	0	0	0	0	0	0	0	0	0	0	2	2	0.00	0.000																																															
<b>Tom Dettore, R</b> ERA: 4.77 (1, 1)	5.2		24	8	2	2	6	0	0	0	0	0	0	36	36	3.18	1.412																																															
<b>Paul Reuschel, R</b> ERA: 2.76 (7, 1)	1.0	L	4	3	2	2	0	0	0	0	0	0	0	4	4	18.00	3.000																																															
<b>Oscar Zamora, R</b> ERA: 5.21 (8, 1)	0.2		4	2	2	2	0	0	0	0	0	0	0	1	4	27.00	3.000																																															


**Chicago Cubs @ Philadelphia Phillies**  
Veterans Stadium, Philadelphia, PA

Fri Sep 05 1975, 7:05 PM EDT  
Att. 32,041 - Unknown

livebaseballscorecards.com

**AB 34**  
**R 6**  
**H 13**  
**RBI 6**  
**BB 0**  
**SO 6**  
**LOB 10**

**WP: 0** **PA: 34**  
**PB: 0**  
**SB: 0**  
**CS: 1**



Batter	1	2	3	4	5	6	7	8	9	AB R H RBI BB SO LOB	TOP																
Dave Rosello, R (1, 6) OBP: 0.250, SLG: 0.143	0-0 F9		0-0 FC6-4 1B		0-0 F7		0-3 K	0-0 G5-4-3		5 0 1 0 0 1 3																	
Joe Wallis, S (1, 8) OBP: 0.368, SLG: 0.389	0-0 2B		0-0 P6		0-0 FC5-4 1B		0-0 FC1-4 1B		0-0 F9	5 1 3 0 0 0 1																	
Bill Madlock, R (1, 5) OBP: 0.408, SLG: 0.495	0-0 P6		0-0 FC6-4 1-2f		0-0 FC5-4 2B		0-0 FC1-4 1B		4-0 FC5-4 1B BB	4 1 1 1 1 0 3																	
Jose Cardenal, R (1, 7) OBP: 0.393, SLG: 0.426	4-0 BB			0-0 F7 SF9 2B	4-0 2B		0-0 FC1-4 1B		0-0 FC5-4 1B	3 3 2 0 2 0 2																	
Jerry Morales, R (1, 9) OBP: 0.329, SLG: 0.365	0-0 F9			0-0 F7 2-3	0-0 2B		0-0 1B		0-0 FC5-4	5 0 2 3 0 0 5																	
Andre Thornton, R (1, 3) OBP: 0.430, SLG: 0.525		4-0 BB		0-0 SF9	0-3 K		0-0 1B		0-0 L8	3 0 1 1 1 1 3																	
Manny Trillo, R (1, 4) OBP: 0.297, SLG: 0.309			0-0 F8		0-0 6-3		0-0 5-3			4 0 0 0 0 0 3																	
Steve Swisher, R (1, 2) OBP: 0.294, SLG: 0.295			0-0 G6-4-3		0-0 FC5-4 2B		0-0 F8		0-0 P5	4 1 1 0 0 0 1																	
Steve Stone, R (1, 1) OBP: 0.171, SLG: 0.152			0-0 4-3		4-0 1B BB		0-3 K		0-0 G5-4-3 1B	2 1 0 0 1 1 0																	
Gene Hiser, L (8, PH) OBP: 0.328, SLG: 0.302										1 0 1 0 0 0 0																	
Darold Knowles, L (8, 1) OBP: 0.167, SLG: 0.091										0 0 0 0 0 0 0																	
<b>Inning Stats</b>	R: 0 E: 0 K: 0 S: 4	H: 1 LOB: 2 BB: 1 P: 8	R: 0 E: 0 K: 0 S: 2	H: 0 LOB: 0 BB: 1 P: 6	R: 0 E: 0 K: 0 S: 4	H: 1 LOB: 1 BB: 0 P: 4	R: 1 E: 0 K: 0 S: 4	H: 1 LOB: 0 BB: 0 P: 4	R: 4 E: 1 K: 1 S: 8	H: 3 LOB: 1 BB: 2 P: 16	R: 0 E: 0 K: 1 S: 5	H: 0 LOB: 0 BB: 0 P: 5	R: 2 E: 0 K: 1 S: 9	H: 4 LOB: 2 BB: 0 P: 9	R: 0 E: 0 K: 0 S: 3	H: 1 LOB: 0 BB: 0 P: 3	R: 0 E: 0 K: 0 S: 4	H: 1 LOB: 2 BB: 1 P: 8	1B: 8 2B: 4 3B: 0 HR: 0	SF: 1 SAC: 0 DP: 2 HBP: 0	WP: 0 PB: 0 SB: 2 CS: 0	PA: 42					
<b>PITCHER</b>	IP WLS BF H R ER SO BB IBB HBP BLK WP HR S P ERA WHIP																										
Larry Christenson, R (1, 1) ERA: 3.75	4.2		23	6	5	5	0	4	0	0	0	0	0	19	35	9.64	2.143										
Ron Schueler, R (5, 1) ERA: 5.68	1.1		4	0	0	0	2	0	0	0	0	0	0	8	8	0.00	0.000										
Gene Garber, R (7, 1) ERA: 3.57	3.0	L	15	6	2	2	1	1	0	0	0	0	0	16	20	6.00	2.333										


Chicago Cubs @ Philadelphia Phillies  
Veterans Stadium, Philadelphia, PA  
Sat Sep 06 1975, 7:05 PM EDT  
Att. 26,554 - Unknown - 71 F

livebaseballscorecards.com

AB	36
R	7
H	12
RBI	5
BB	5
SO	3
LOB	21



Batter	1	2	3	4	5	6	7	8	9	AB	R	H	RBI	BB	SO	LOB
Dave Cash, R OBP: 0.360, SLG: 0.389 (1, 4)	0-0 5-3	0-0 6-3		0-0 L5		0-0 F7			0-0 F9	5	0	0	0	0	0	0
Larry Bowa, S OBP: 0.332, SLG: 0.380 (1, 6)	0-0 2B 2B 1B	0-0 F5		0-0 P6			0-0 G3			4	1	1	0	0	0	0
Garry Maddox, R OBP: 0.353, SLG: 0.434 (1, 8)	0-0 1-3 2B 2B	0-0 F7		0-0 F8			0-0 1-3			4	1	1	0	0	0	0
Greg Luzinski, R OBP: 0.392, SLG: 0.550 (1, 7)	0-3 K		0-0 4-3		0-3 K		0-0 5-3			4	0	0	0	0	2	2
Dick Allen, R OBP: 0.327, SLG: 0.361 (1, 3)	4-0 2B 1B BB		0-0 5-3		0-0 F7		0-3 K		0-3 K	3	1	0	0	1	1	0
Mike Schmidt, R OBP: 0.367, SLG: 0.516 (1, 5)	0-0 1-3 2H 3-H 1B 2B		4-0 S 2B BB		0-3 K		0-3 K		0-3 K	3	2	1	2	1	2	0
Ollie Brown, R OBP: 0.364, SLG: 0.500 (1, 9)	0-0 3-H 1B 1B		4-0 2B 1-2 BB		0-0 P6		0-0 6-3			3	0	1	1	1	0	0
Johnny Oates, L OBP: 0.363, SLG: 0.370 (1, 2)	0-0 1-2 2-H 1B		0-0 1-3 2-H 2B		0-0 HR				0-0 5-3	3	1	3	3	0	0	0
Jerry Martin, R OBP: 0.283, SLG: 0.333 (9, PH)									0-0 L9	1	0	0	0	0	0	0
Larry Christenson, R OBP: 0.271, SLG: 0.378 (1, 1)	0-0 F7		0-3 K			0-0 F9				2	0	0	0	0	1	4
Ron Schueler, R OBP: 0.154, SLG: 0.154 (5, 1)										0	0	0	0	0	0	0
Tim McCarver, L OBP: 0.417, SLG: 0.437 (6, PH)										1	0	0	0	0	0	0
Gene Garber, R OBP: 0.182, SLG: 0.182 (7, 1)										0	0	0	0	0	0	0
Tony Taylor, R OBP: 0.313, SLG: 0.341 (9, PH)										1	0	0	0	0	0	0

BOTTOM	
<b>Chicago Cubs @ Philadelphia Phillies</b> Veterans Stadium, Philadelphia, PA Sat Sep 06 1975, 7:05 PM EDT Att: 26,554 - Unknown - 71 F	
<b>AB</b> 34 <b>R</b> 6 <b>H</b> 7 <b>RBI</b> 6 <b>BB</b> 3 <b>SO</b> 6 <b>LOB</b> 6	

Inning Stats	R: 4	H: 5	E: 0	LOB: 2	K: 1	S: 10	R: 0	H: 0	E: 0	LOB: 0	K: 0	S: 3	R: 1	H: 1	E: 0	LOB: 2	K: 1	S: 6	R: 0	H: 0	E: 0	LOB: 0	K: 0	S: 3	R: 0	H: 0	E: 0	LOB: 0	K: 2	S: 7	R: 1	H: 1	E: 0	LOB: 0	K: 0	S: 4	R: 0	H: 0	E: 0	LOB: 0	K: 0	S: 3	R: 0	H: 0	E: 0	LOB: 0	K: 2	S: 7	R: 0	H: 0	E: 0	LOB: 0	K: 0	S: 3	R: 0	H: 0	E: 0	LOB: 0	K: 0	S: 3	R: 0	H: 0	E: 0	LOB: 0	K: 0	S: 3	1B: 3	SF: 0	2B: 3	SAC: 0	3B: 0	DP: 0	HR: 1	HBP: 0	WP: 0	PA: 37	PB: 0	SB: 1	CS: 0	ERA	WHIP
<b>PITCHER</b> Steve Stone, R (1, 1) ERA: 3.65 Darold Knowles, L (8, 1) ERA: 6.18	<b>IP</b> 7.0 <b>WLS</b> W <b>BF</b> 31 <b>H</b> 7 <b>R</b> 6 <b>ER</b> 6 <b>SO</b> 4 <b>BB</b> 3 <b>IBB</b> 0 <b>HBP</b> 0 <b>BLK</b> 0 <b>WP</b> 0 <b>HR</b> 1 <b>S</b> 36 <b>P</b> 48 <b>ERA</b> 7.71 <b>WHIP</b> 1.429	<b>PITCHER</b> Steve Stone, R (1, 1) ERA: 3.65 Darold Knowles, L (8, 1) ERA: 6.18	<b>IP</b> 2.0 <b>WLS</b> S <b>BF</b> 6 <b>H</b> 0 <b>R</b> 0 <b>ER</b> 0 <b>SO</b> 2 <b>BB</b> 0 <b>IBB</b> 0 <b>HBP</b> 0 <b>BLK</b> 0 <b>WP</b> 0 <b>HR</b> 0 <b>S</b> 10 <b>P</b> 10 <b>ERA</b> 0.00 <b>WHIP</b> 0.000																																																																														

Batter	1	2	3	4	5	6	7	8	9	AB R H RBI BB SO LOB	TOP											
Dave Rosello, R (1, 6) OBP: 0.167, SLG: 0.091	0-3 K		0-0 F8			0-0 SH BB G3 1B			0-3 K	4 1 0 0 0 2 3												
Joe Wallis, S (1, 8) OBP: 0.333, SLG: 0.348	0-3 K		0-0 F5			0-0 G3 BB SF7 1B	0-0 F8		0-0 1-3	5 1 1 1 0 1 1												
Bill Madlock, R (1, 5) OBP: 0.407, SLG: 0.493	0-0 F9			0-0 CS 1B		4-0 G3 E BB	0-0 6-3		0-0 5-3	4 1 1 0 1 0 0												
Jose Cardenal, R (1, 7) OBP: 0.392, SLG: 0.424		0-3 K		0-3 K		0-0 G3 BB	4-0 BB BB BB			3 0 0 1 1 2 3												
Jerry Morales, R (1, 9) OBP: 0.329, SLG: 0.363		4-0 BB		0-0 4-3		0-0 SF7	0-0 F7			2 0 0 1 1 0 1												
Andre Thornton, R (1, 3) OBP: 0.428, SLG: 0.519		0-0 F7			0-3 K	4-0 E BB		0-0 6-3		3 1 0 0 1 1 1												
Manny Trillo, R (1, 4) OBP: 0.298, SLG: 0.309		0-0 F3			0-0 F8	0-0 E7 1B		4-0 BB BB BB		3 1 1 1 1 0 1												
Steve Swisher, R (1, 2) OBP: 0.283, SLG: 0.295			0-3 K		0-3 K	0-0 E8 1B		0-3 K		4 0 1 0 0 3 1												
Ray Burris, R (1, 1) OBP: 0.256, SLG: 0.197			0-0 1B					0-0 1-3		3 1 2 0 1 0 1												
Rick Reuschel, R (8, 1) OBP: 0.214, SLG: 0.239										0 0 0 0 0 0 0												
<b>Inning Stats</b>	R: 0 E: 0 K: 2 S: 7	H: 0 LOB: 0 BB: 0 P: 7	R: 0 E: 0 K: 1 S: 5	H: 0 LOB: 1 BB: 1 P: 9	R: 0 E: 0 K: 1 S: 6	H: 1 LOB: 1 BB: 0 P: 6	R: 0 E: 0 K: 1 S: 5	H: 1 LOB: 0 BB: 0 P: 5	R: 0 E: 0 K: 2 S: 7	H: 0 LOB: 0 BB: 0 P: 7	R: 6 E: 3 K: 0 S: 8	H: 4 LOB: 2 BB: 3 P: 20	R: 0 E: 0 K: 0 S: 3	H: 0 LOB: 1 BB: 1 P: 7	R: 0 E: 0 K: 1 S: 5	H: 0 LOB: 1 BB: 1 P: 9	R: 0 E: 0 K: 1 S: 5	H: 0 LOB: 0 BB: 0 P: 5	1B: 6 2B: 0 3B: 0 HR: 0	SF: 1 SAC: 1 DP: 0 HBP: 0	WP: 0 PB: 0 SB: 1 CS: 1	PA: 39
<b>PITCHER</b>	IP WLS BF H R ER SO BB IBB HBP BLK WP HR S P ERA WHIP																					
Wayne Twitchell, R (1, 1) ERA: 4.35	5.2 L 26 6 6 1 7 3 0 0 0 0 0 0 37 49 1.59 1.588																					
John Montague, R (6, 1) ERA: 5.21	1.1 6 0 0 0 0 2 0 0 0 0 0 0 4 12 0.00 1.500																					
Dick Ruthven, R (8, 1) ERA: 5.65	1.0 4 0 0 0 1 1 0 0 0 0 0 0 5 9 0.00 1.000																					
Tom Hilgendorf, L (9, 1) ERA: 1.87	1.0 3 0 0 0 1 0 0 0 0 0 0 0 5 5 0.00 0.000																					

Chicago Cubs @ Philadelphia Phillies  
Veterans Stadium, Philadelphia, PA  
Sun Sep 07 1975, 3:33 AM EDT  
Att. 30,071 - Cloudy - 74 F

livebaseballscorecards.com

AB	31
R	6
H	6
RBI	4
BB	6
SO	9
LOB	12



Batter	1	2	3	4	5	6	7	8	9	AB	R	H	RBI	BB	SO	LOB
<b>Dave Cash, R</b> OBP: 0.360, SLG: 0.390 (1, 4)	0-0 F9	0-0 4-3			0-0 4-3			0-0 1B	0-0 1B							5 0 2 1 0 0 1
<b>Larry Bowa, S</b> OBP: 0.333, SLG: 0.381 (1, 6)	0-0		0-0 P1			0-0 FC4-6	0-0 4-3	0-0 F9								4 1 2 0 0 0 1
<b>Dick Ruthven, R</b> OBP: 0.111, SLG: 0.111 (8, 1)	1B					1B										0 0 0 0 0 0 0
<b>Tim McCarver, L</b> OBP: 0.412, SLG: 0.431 (8, PH)	1B															1 0 0 0 0 0 3
<b>Tom Hilgendorf, S</b> OBP: 0.308, SLG: 0.333 (9, 1)	1B															0 0 0 0 0 0 0
<b>Garry Maddox, R</b> OBP: 0.354, SLG: 0.434 (1, 8)	0-0 1B		0-0 5-3			0-0 FC4-6		0-0 G3 BB	0-0 P4							5 1 2 0 0 0 1
<b>Greg Luzinski, R</b> OBP: 0.393, SLG: 0.548 (1, 7)	0-0 1B		0-0 CS			0-0 F8		0-0 G3 BB	0-3 K							3 1 1 1 2 1 1
<b>Dick Allen, R</b> OBP: 0.326, SLG: 0.357 (1, 3)	0-3 K		0-0 CS	0-3 K		0-0 1B		0-0 G3	0-3 K							4 0 0 0 1 3 4
<b>Mike Schmidt, R</b> OBP: 0.366, SLG: 0.514 (1, 5)	0-0 1-3			0-0 5-3		0-0 1B		0-0 6-3								4 0 1 1 0 0 3
<b>Ollie Brown, R</b> OBP: 0.361, SLG: 0.493 (1, 9)			0-0 P3		0-0 5-3			0-0 BB BB								4 1 1 1 0 1 3
<b>Johnny Oates, L</b> OBP: 0.362, SLG: 0.365 (1, 2)			0-0 F8			0-0 F9		0-0 F2								3 0 0 0 1 0 0
<b>Wayne Twitchell, R</b> OBP: 0.088, SLG: 0.147 (1, 1)						0-3 K		0-0 P6								2 0 1 0 0 1 0
<b>John Montague, R</b> OBP: 0.317, SLG: 0.337 (6, 1)																0 0 0 0 0 0 0
<b>Tony Taylor, R</b> (7, PH)																1 0 0 0 1 0 0
<b>Terry Harmon, R</b> OBP: 0.289, SLG: 0.289 (8, PR)																0 0 0 0 0 0 0

Inning Stats	R: 1	H: 3	E: 0	K: 1	S: 8	LOB: 2	BB: 0	P: 8	R: 0	H: 1	E: 0	K: 0	S: 4	LOB: 1	BB: 0	P: 4	R: 0	H: 0	E: 0	K: 0	S: 2	LOB: 0	BB: 1	P: 6	R: 0	H: 0	E: 0	K: 1	S: 5	LOB: 0	BB: 0	P: 5	R: 0	H: 2	E: 0	K: 1	S: 7	LOB: 3	BB: 1	P: 11	R: 0	H: 1	E: 0	K: 0	S: 4	LOB: 1	BB: 0	P: 4	R: 3	H: 3	E: 0	K: 0	S: 6	LOB: 3	BB: 3	P: 18	R: 0	H: 0	E: 0	K: 2	S: 7	LOB: 0	BB: 0	P: 7	1B: 9	SF: 0	2B: 1	SAC: 0	3B: 0	DP: 0	HR: 0	HBP: 0	WP: 0	PA: 42
--------------	------	------	------	------	------	--------	-------	------	------	------	------	------	------	--------	-------	------	------	------	------	------	------	--------	-------	------	------	------	------	------	------	--------	-------	------	------	------	------	------	------	--------	-------	-------	------	------	------	------	------	--------	-------	------	------	------	------	------	------	--------	-------	-------	------	------	------	------	------	--------	-------	------	-------	-------	-------	--------	-------	-------	-------	--------	-------	--------

PITCHER	IP	WLS	BF	H	R	ER	SO	BB	IBB	HBP	BLK	WP	HR	S	P	ERA	WHIP
<b>Ray Burris, R</b> ERA: 4.36 (1, 1)	7.2	W	34	9	4	4	4	3	0	0	0	0	0	39	51	4.70	1.565
<b>Rick Reuschel, R</b> ERA: 3.34 (8, 1)	1.1	S	7	1	0	0	2	2	0	0	0	0	0	9	17	0.00	2.250

**BOTTOM**

**Chicago Cubs @ Philadelphia Phillies**  
Veterans Stadium, Philadelphia, PA

Sun Sep 07 1975, 3:33 AM EDT  
Att: 30,071 - Cloudy - 74 F

<b>AB</b>	<b>36</b>
<b>R</b>	<b>4</b>
<b>H</b>	<b>10</b>
<b>RBI</b>	<b>4</b>
<b>BB</b>	<b>5</b>
<b>SO</b>	<b>6</b>
<b>LOB</b>	<b>17</b>



PITCHER	IP	WLS	BF	H	R	ER	SO	BB	IBB	HBP	BLK	WP	HR	S	P	ERA	WHIP
---------	----	-----	----	---	---	----	----	----	-----	-----	-----	----	----	---	---	-----	------

Batter	1	2	3	4	5	6	7	8	9	AB R H RBI BB SO LOB	TOP											
Lou Brock, L (1, 7) OBP: 0.359, SLG: 0.396	0-0 G3		0-0 G3		0-0 6-3 1B		0-0 F7			4 1 1 1 0 0 0												
Ted Sizemore, R (1, 4) OBP: 0.298, SLG: 0.297	0-0 5-3			0-0 1B 1B	0-0 6-3			0-0 F7		4 0 1 1 0 0 1												
Willie Davis, L (1, 8) OBP: 0.321, SLG: 0.452	0-0 6-3			0-0 F9	0-0 FC6-4 1B			0-0 G6-4-3 1B		4 0 2 1 0 0 1												
Ted Simmons, S (1, 2) OBP: 0.409, SLG: 0.506		0-0 F2		0-0 1-2 1B	0-0 FC6-4			0-0 G6-4-3		4 0 1 0 0 0 2												
Reggie Smith, S (1, 3) OBP: 0.372, SLG: 0.486		0-0 F8		0-0 F9		0-0 F7			0-0 F8	4 0 0 0 0 0 2												
Buddy Bradford, R (1, 9) OBP: 0.325, SLG: 0.407		4-0 BB		0-3 K		0-0 1-3			0-0 2B 1B	3 0 1 0 1 1 2												
Ken Reitz, R (1, 5) OBP: 0.306, SLG: 0.343		0-0 G3			0-0 SH1-3 1B 1B	0-0 6-3			0-0 2B	4 1 2 0 0 0 1												
Mike Tyson, R (1, 6) OBP: 0.312, SLG: 0.350			0-0 F9		0-0 1B SH1-3 6-3 1B		0-0 6-3		0-0 F8	4 1 1 0 0 0 1												
Ron Reed, R (1, 1) OBP: 0.213, SLG: 0.260			0-3 K		0-0 SH1-3		0-3 K			2 0 0 0 0 2 0												
John Curtis, L (7, 1) OBP: 0.302, SLG: 0.211										0 0 0 0 0 0 0												
Mike Garman, R (7, 1)										0 0 0 0 0 0 0												
<b>Inning Stats</b>	R: 0 E: 0 K: 0 S: 3	H: 0 LOB: 0 BB: 0 P: 3	R: 0 E: 0 K: 0 S: 3	H: 0 LOB: 1 BB: 1 P: 7	R: 0 E: 0 K: 1 S: 5	H: 0 LOB: 0 BB: 0 P: 5	R: 0 E: 0 K: 1 S: 7	H: 2 LOB: 2 BB: 0 P: 7	R: 3 E: 0 K: 0 S: 7	H: 4 LOB: 1 BB: 0 P: 7	R: 0 E: 0 K: 0 S: 3	H: 0 LOB: 0 BB: 0 P: 3	R: 0 E: 0 K: 1 S: 5	H: 0 LOB: 0 BB: 0 P: 5	R: 0 E: 0 K: 0 S: 3	H: 1 LOB: 0 BB: 0 P: 3	R: 0 E: 0 K: 0 S: 4	H: 2 LOB: 1 BB: 0 P: 4	1B: 8 2B: 1 3B: 0 HR: 0	SF: 0 SAC: 1 DP: 1 HBP: 0	WP: 0 PB: 0 SB: 0 CS: 0	PA: 35
<b>PITCHER</b>	IP WLS BF H R ER SO BB IBB HBP BLK WP HR S P ERA WHIP																				ERA WHIP	
Tom Underwood, L (1, 1) ERA: 3.81	7.0 W 28 6 3 3 3 1 0 0 0 0 0 33 37 3.86 1.000																					
Tug McGraw, L (8, 1) ERA: 3.15	2.0 S 7 3 0 0 0 0 0 0 0 0 0 7 7 0.00 1.500																					

St. Louis Cardinals @ Philadelphia Phillies  
Veterans Stadium, Philadelphia, PA  
Mon Sep 08 1975, 7:05 PM EDT  
Att: 22,768 - Unknown

livebaseballscorecards.com

AB	33
R	3
H	9
RBI	3
BB	1
SO	3
LOB	10



Batter	1	2	3	4	5	6	7	8	9
<b>Dave Cash, R</b> OBP: 0.359, SLG: 0.388 (1, 4)	0-0 E6 HBP FC5-2 1B		0-0 G3 1B		0-0 4-3	0-0 FC6-4 1-2f	0-0 L4		
<b>Larry Bowa, S</b> OBP: 0.338, SLG: 0.384 (1, 6)	0-0 FC5-2 HBP 1-2 1B		0-0 G3 1-2		0-0 S 1B		4-0 S 2B BB	0-0 BB CI 1B	
<b>Garry Maddox, R</b> OBP: 0.354, SLG: 0.430 (1, 8)	1-0 FC5-2 HBP 1-2 2-3		0-3 K		0-0 F8 1-2		4-0 2B BB	0-3 K	
<b>Greg Luzinski, R</b> OBP: 0.395, SLG: 0.550 (1, 7)	0-0 FC5-2 G4-6-3 1-2 2-3 3-Hf		4-0 E 1B BB		0-0 1B		0-0 FC4 1B 2B 1-H 2-H	0-0 F4	
<b>Jerry Martin, R</b> OBP: 0.263, SLG: 0.333 (9, 7)									
<b>Tom Hutton, L</b> OBP: 0.335, SLG: 0.326 (1, 3)	0-0 G4-6-3 1-2f		0-0 E9 1-3 2-H 1B		0-0 F9		0-0 FC4 BB 1B FC3-2 2-3	0-1 CI BB	
<b>Mike Schmidt, R</b> OBP: 0.368, SLG: 0.516 (1, 5)		0-0 S 2B	0-0 5-3			0-3 K	0-0 FC3-2 BB WP 1B 1-2 3-H	4-0 1-2 2-3 BB	
<b>Ollie Brown, R</b> OBP: 0.362, SLG: 0.482 (1, 9)		0-3 K 2-3		0-3 K		4-0 1B BB	4-0 FC3-2 BB 1-2 2-3	0-0 6-3	
<b>Johnny Oates, L</b> OBP: 0.361, SLG: 0.365 (1, 2)		0-0 G3		0-0 B3-6-4 1B		0-0 F9	0-3 K		
<b>Dick Allen, R</b> OBP: 0.325, SLG: 0.356 (7, PH)									
<b>Bob Boone, R</b> OBP: 0.322, SLG: 0.322 (8, 2)									
<b>Tom Underwood, R</b> OBP: 0.169, SLG: 0.147 (1, 1)		0-0 F9		0-0 B3-6-4 1-2f		0-0 FC6-4 1B	0-0 FC3-2 1-2 2-3 3-Hf		
<b>Tim McCarver, L</b> OBP: 0.407, SLG: 0.425 (7, PH)									
<b>Tug McGraw, R</b> OBP: 0.182, SLG: 0.182 (8, 1)									

AB	R	H	RBI	BB	SO	LOB
5	1	1	0	0	0	4
4	2	3	0	1	0	1
3	1	0	0	1	2	3
4	1	2	3	1	0	4
0	0	0	0	0	0	0
4	0	1	1	0	0	5
4	1	2	1	1	1	2
3	0	0	0	2	2	4
3	0	1	0	0	0	2
1	0	0	0	0	1	3
0	0	0	0	0	0	0
3	0	1	0	0	0	2
1	0	0	0	0	0	3
0	0	0	0	0	0	0

AB	R	H	RBI	BB	SO	LOB
35	6	11	5	6	6	33

Inning Stats	R	H	E	K	S	P	WP	HR	S	P	ERA	WHIP			
R: 0 E: 1 K: 0 S: 4	H: 1 LOB: 2 BB: 0 P: 5	R: 0 E: 0 K: 1 S: 6	H: 1 LOB: 1 BB: 0 P: 6	R: 1 E: 1 K: 1 S: 7	H: 2 LOB: 2 BB: 1 P: 11	R: 0 E: 0 K: 1 S: 5	H: 1 LOB: 0 BB: 0 P: 5	R: 1 E: 0 K: 0 S: 5	H: 2 LOB: 1 BB: 0 P: 5	R: 0 E: 0 K: 1 S: 6	H: 1 LOB: 2 BB: 1 P: 10	R: 4 E: 0 K: 1 S: 8	H: 2 LOB: 2 BB: 3 P: 20	R: 0 E: 1 K: 1 S: 7	H: 1 LOB: 3 BB: 1 P: 11

WP	HR	S	P	ERA	WHIP
1	0	2	16	4.50	1.000

St. Louis Cardinals @ Philadelphia Phillies  
Veterans Stadium, Philadelphia, PA  
Mon Sep 08 1975, 7:05 PM EDT  
Att. 22,768 - Unknown

livebaseballscorecards.com



Batter	1	2	3	4	5	6	7	8	9	AB R H RBI BB SO LOB	TOP																													
Lou Brock, L (1, 7) OBP: 0.356, SLG: 0.393	0-3 K		0-0 FC6-4			0-0 F5		0-0 G6-4-3		4 0 0 0 0 1 2																														
Ted Sizemore, R (1, 4) OBP: 0.298, SLG: 0.303	0-3 K			0-0 K		0-0 5-3			0-0 HR	4 1 1 1 0 2 0																														
Willie Davis, L (1, 8) OBP: 0.319, SLG: 0.448	0-3 K			0-0 F8		0-3 K			0-0 F9	4 0 0 0 0 2 0																														
Ted Simmons, S (1, 2) OBP: 0.408, SLG: 0.506		0-0 4-3		0-3 K			0-0 E7 FC5-4		0-0 WP 2B	4 0 1 0 0 1 0																														
Reggie Smith, S (1, 3) OBP: 0.371, SLG: 0.483		4-0 G1-4-3 BB			0-0 F2		0-0 FC5-4		0-0 5-3	3 0 0 0 1 0 2																														
Hector Cruz, R (1, 9) OBP: 0.208, SLG: 0.273		0-0 G1-4-3			0-3 K		0-0 F7		4-0 2-3 BB	3 0 0 0 1 1 2																														
Ken Reitz, R (1, 5) OBP: 0.306, SLG: 0.344			0-0 F9		0-0 1B 2B		0-0 4-3		0-0 F9	4 1 1 0 0 0 3																														
Mike Tyson, R (1, 6) OBP: 0.315, SLG: 0.353			0-0 6-3		0-0 FC4 1B			0-0 G6-4-3 1B		3 0 2 1 0 0 0																														
John Denny, R (1, 1) OBP: 0.225, SLG: 0.225			0-0 FC4 1B		0-0 FC4			0-0 F4		2 0 1 0 0 0 1																														
Harry Parker, R (5, 1)										0 0 0 0 0 0 0																														
Buddy Bradford, R (8, PH) OBP: 0.323, SLG: 0.404										1 0 0 0 0 0 1																														
Greg Terlecky, R (8, 1) OBP: 0.333, SLG: 0.333										0 0 0 0 0 0 0																														
Mike Wallace, L (8, 1)										0 0 0 0 0 0 0																														
<b>Inning Stats</b>	R: 0 E: 0 K: 3 S: 9	H: 0 LOB: 0 BB: 0 P: 9	R: 0 E: 0 K: 0 S: 2	H: 0 LOB: 0 BB: 1 P: 6	R: 0 E: 0 K: 0 S: 4	H: 1 LOB: 1 BB: 0 P: 4	R: 0 E: 0 K: 2 S: 7	H: 0 LOB: 0 BB: 0 P: 7	R: 1 E: 0 K: 1 S: 7	H: 2 LOB: 1 BB: 0 P: 7	R: 0 E: 0 K: 1 S: 5	H: 0 LOB: 0 BB: 0 P: 5	R: 0 E: 1 K: 0 S: 4	H: 0 LOB: 1 BB: 0 P: 4	R: 0 E: 0 K: 0 S: 3	H: 1 LOB: 0 BB: 0 P: 3	R: 1 E: 0 K: 0 S: 5	H: 2 LOB: 2 BB: 1 P: 9	1B: 3 2B: 2 3B: 0 HR: 1	SF: 0 SAC: 0 DP: 2 HBP: 0	WP: 1 PB: 0 SB: 0 CS: 0	PA: 34																		
<b>PITCHER</b> Steve Carlton, L (1, 1) ERA: 3.81	IP 9.0	WLS W	BF 34	H 6	R 2	ER 2	SO 7	BB 2	IBB 0	HBP 0	BLK 0	WP 1	HR 1	S 46	P 54	ERA 2.00	WHIP 0.889						<b>PITCHER</b>	IP 9.0	WLS W	BF 34	H 6	R 2	ER 2	SO 7	BB 2	IBB 0	HBP 0	BLK 0	WP 1	HR 1	S 46	P 54	ERA 2.00	WHIP 0.889

St. Louis Cardinals @ Philadelphia Phillies  
Veterans Stadium, Philadelphia, PA  
Tue Sep 09 1975, 7:05 PM EDT  
Att: 13,764 - Unknown

livebaseballscorecards.com

AB	32
R	2
H	6
RBI	2
BB	2
SO	7
LOB	11





Batter	1	2	3	4	5	6	7	8	9
<b>Dave Cash, R</b> OBP: 0.356, SLG: 0.385 (1, 4) X	0-0 E5 		0-0 1-3 		0-0 6-3 		0-3 K 	0-0 5-3 	
<b>Larry Bowa, S</b> OBP: 0.339, SLG: 0.385 (1, 6) X	0-0 F6 			0-0 B4-3 	0-0 2B 1B 		0-0 1B 1B 		
<b>Garry Maddox, R</b> OBP: 0.356, SLG: 0.432 (1, 8) X	0-0 1-3 			4-0 BB 	0-0 1-H 2B 		0-0 F4 		
<b>Greg Luzinski, R</b> OBP: 0.394, SLG: 0.548 (1, 7) X <b>Jerry Martin, R</b> OBP: 0.263, SLG: 0.333 (7, PR) (8, 7) X	0-0 F4 			0-0 F9 	0-0 4-3 		0-0 1-3 1B 		
<b>Tom Hutton, L</b> OBP: 0.340, SLG: 0.321 (1, 3)		4-0 BB FC5-4 BB 		0-0 4-3 		4-0 BB FC6-4 BB 	0-0 6-3 		
<b>Mike Schmidt, R</b> OBP: 0.369, SLG: 0.521 (1, 5) X		0-0 FC5-4 K 1-2f 			4-0 1B 2B BB 	0-3 K 		0-0 HR 	
<b>Ollie Brown, R</b> OBP: 0.365, SLG: 0.504 (1, 9)		0-3 K 2-3 			0-3 K 1-2 	0-0 FC6-4 1B 		0-0 HR 	
<b>Johnny Oates, L</b> OBP: 0.363, SLG: 0.367 (1, 2) X			0-0 F8 		0-0 2B 1B 	0-0 FC6-4 1-2f 2-3 		0-0 B5-6-4 1B 	
<b>Steve Carlton, L</b> OBP: 0.193, SLG: 0.188 (1, 1) S			0-3 K 		0-0 1B 2B 	0-0 5-3 		0-0 B5-6-4 1-2f 	

AB	R	H	RBI	BB	SO	LOB
5	0	0	0	0	1	1
4	1	2	1	0	0	1
3	0	1	1	1	0	2
4	0	1	0	0	0	3
0	0	0	0	0	0	0
2	0	0	0	2	0	3
3	2	1	1	1	1	2
4	1	2	1	0	2	2
4	1	2	0	0	0	2
4	1	1	2	0	1	3

**BOTTOM**

**St. Louis Cardinals @ Philadelphia Phillies**  
**Veterans Stadium, Philadelphia, PA**  
 Tue Sep 09 1975, 7:05 PM EDT  
 Att. 13,764 - Unknown

[livebaseballscorecards.com](http://livebaseballscorecards.com)

<b>AB</b>	<b>33</b>
<b>R</b>	<b>6</b>
<b>H</b>	<b>10</b>
<b>RBI</b>	<b>6</b>
<b>BB</b>	<b>4</b>
<b>SO</b>	<b>5</b>
<b>LOB</b>	<b>19</b>



Inning Stats	R: 0	H: 0	E: 2	LOB: 1	K: 0	BB: 0	S: 4	P: 4
	0	0	1	0	0	0	4	4
	0	0	1	0	1	0	8	8
	0	0	0	0	0	0	5	5
	0	0	0	0	1	0	7	7
	4	4	0	1	1	1	13	13
	0	1	0	2	1	0	10	10
	2	2	0	0	0	0	5	5
	2	3	0	0	0	0	5	5

PITCHER	IP	WLS	BF	H	R	ER	SO	BB	IBB	HBP	BLK	WP	HR	S	P	ERA	WHIP
<b>John Denny, R</b> ERA: 3.65 (1, 1)	4.2	L	21	4	4	4	3	3	0	0	0	0	0	24	36	7.71	1.500
<b>Harry Parker, R</b> ERA: 5.51 (5, 1)	2.1		11	3	0	0	2	1	0	0	0	0	0	14	18	0.00	1.714
<b>Greg Terlecky, R</b> ERA: 3.8 (8, 1)	0.0		2	2	2	2	0	0	0	0	0	0	2	2	∞	∞	
<b>Mike Wallace, L</b> ERA: 8.59 (8, 1)	1.0		3	1	0	0	0	0	0	0	0	0	0	3	3	0.00	1.000

WP	PA
0	37
0	
1	
0	

Batter	1	2	3	4	5	6	7	8	9	AB R H RBI BB SO LOB	TOP											
<b>Dave Cash, R</b> (1, 4) OBP: 0.358, SLG: 0.387	2-2 6-3		0-0 L4-3 1B		0-0 F9		2-2 3-H 1B		0-1 2-H 1B	5 0 3 2 0 0 2												
<b>Larry Bowa, S</b> (1, 6) OBP: 0.338, SLG: 0.383	2-3 K		0-0 L9		1-0 1B		1-1 4-3		1-1 L1	5 0 1 0 0 1 3												
<b>Garry Maddox, R</b> (1, 8) OBP: 0.355, SLG: 0.430	0-1 HR 1B		0-0 L4-3 1-2		3-3 K			0-0 6-3		4 1 1 0 0 1 4												
<b>Greg Luzinski, R</b> (1, 7) OBP: 0.393, SLG: 0.551	3-2 HR			1-2 E1 G6-4-3		3-1 L5		2-2 4-3		4 1 1 2 0 0 0												
<b>Jerry Martin, R</b> (8, 7) OBP: 0.283, SLG: 0.333										0 0 0 0 0 0 0												
<b>Tom Hutton, L</b> (1, 3) OBP: 0.331, SLG: 0.312	2-0 F9			2-0 F7		2-1 F8		0-1 4-3		4 0 0 0 0 0 1												
<b>Mike Schmidt, R</b> (1, 5) OBP: 0.369, SLG: 0.518				0-1 G6-4-3 1-2f		2-2 F7			4-1 FC6 S 4-3 BB	3 1 0 0 1 1 1												
<b>Ollie Brown, R</b> (1, 9) OBP: 0.369, SLG: 0.510										4 2 2 0 0 0 1												
<b>Mike Anderson, R</b> (9, 9) OBP: 0.320, SLG: 0.387									0-0 FC6 4-3 1-3 1B	0 0 0 0 0 0 0	<b>AB</b> 36											
<b>Johnny Oates, L</b> (1, 2) OBP: 0.365, SLG: 0.367									2-2 4-3	3 0 1 1 1 0 2	<b>R</b> 5											
<b>Wayne Simpson, R</b> (1, 1) OBP: 0.333, SLG: 0.200									1-2 3-H		<b>H</b> 9											
<b>Gene Garber, R</b> (7, 1) OBP: 0.167, SLG: 0.167									2-2 F8	3 0 0 0 0 3 4	<b>RBI</b> 5											
<b>Inning Stats</b>	R: 2 E: 0 K: 1 S: 12	H: 2 LOB: 0 BB: 0 P: 21	R: 0 E: 0 K: 2 S: 10	H: 0 LOB: 1 BB: 1 P: 18	R: 0 E: 0 K: 0 S: 3	H: 1 LOB: 0 BB: 0 P: 3	R: 0 E: 1 K: 0 S: 6	H: 0 LOB: 0 BB: 0 P: 9	R: 0 E: 0 K: 2 S: 12	H: 3 LOB: 3 BB: 0 P: 18	R: 0 E: 0 K: 0 S: 7	H: 0 LOB: 0 BB: 0 P: 14	R: 1 E: 0 K: 1 S: 12	H: 2 LOB: 1 BB: 0 P: 17	R: 0 E: 0 K: 0 S: 7	H: 0 LOB: 0 BB: 0 P: 9	R: 2 E: 0 K: 0 S: 12	H: 1 LOB: 1 BB: 1 P: 21	1B: 7 2B: 2 3B: 0 HR: 1	SF: 0 SAC: 0 DP: 2 HBP: 0	WP: 0 PB: 0 SB: 2 CS: 0	PA: 38
<b>PITCHER</b>	IP WLS BF H R ER SO BB IBB HBP BLK WP HR S P ERA WHIP																					
<b>Steve Renko, R</b> (1, 1) ERA: 4.24	7.0 L 29 8 3 3 6 1 0 0 0 0 0 1 62 100 3.86 1.286																					
<b>Dale Murray, R</b> (8, 1) ERA: 4.18	2.0 9 1 2 2 0 1 0 0 0 0 0 0 19 30 9.00 1.000																					

Philadelphia Phillies @ Montreal Expos

Jarry Park, Montreal, QB

Wed Sep 10 1975, 7:05 PM EDT  
Att. 9,216 - Unknown

livebaseballscorecards.com



Batter	1	2	3	4	5	6	7	8	9	AB R H RBI BB SO LOB
Jerry White, S (1, 8) OBP: 0.300, SLG: 0.500	0-0 1-3		0-0 FC6-4 2B		1-1 2B		1-1 FC4-6 1B		0-0 4-3	5 0 2 0 0 0 1
Jim Dwyer, L (1, 7) OBP: 0.343, SLG: 0.342	3-2 4-3		1-0 2B		3-3 K		3-2 FC4-6			4 0 1 1 0 1 4
Mike Jorgensen, L (1, 3) OBP: 0.367, SLG: 0.385	1-0		4-2 G6-4-3 BB		1-3 K		3-3 K			0 0 0 0 0 0 0
Hal Breiden, R (1, PR) OBP: 0.286, SLG: 0.200										1 0 0 0 1 1 2
Pat Scanlon, L (7, PH) OBP: 0.294, SLG: 0.298										1 0 0 0 0 1 2
Dale Murray, R (8, 1) OBP: 0.385, SLG: 0.273										0 0 0 0 0 0 0
Jose Morales, R (1, 2) OBP: 0.359, SLG: 0.407	1-3 K		3-1 G6-4-3		1-2 4-3		0-0 CS	0-1 4-3		4 0 0 0 0 1 6
Larry Bittner, L (1, 9) OBP: 0.381, SLG: 0.405		2-2 3-1		1-2 2B		2-3 K		3-2 4-3		4 0 1 0 0 1 0
Larry Parrish, R (1, 5) OBP: 0.319, SLG: 0.417		1-2 FC5-4 1B		2-2 5-3		1-2 P2		1-2 1B		4 0 2 0 0 0 1
Pete Mackanin, R (1, 4) OBP: 0.286, SLG: 0.379		0-1 F4		1-2 5-3		0-1 F4		1-1 L6		4 0 0 0 0 0 3
Tim Foli, R (1, 6) OBP: 0.284, SLG: 0.292		1-2 FC5-4		3-2 F8			0-1 1B BB FC4-6 1B		0-1 5-3	4 1 1 0 0 0 2
Steve Renko, R (1, 1) OBP: 0.352, SLG: 0.367			0-1 FC6-4 1B		1-0 2B 1B		4-1 FC4-6 1B CS BB		2-2 F8	2 0 2 0 1 0 0
Tony Scott, S (7, PR) OBP: 0.259, SLG: 0.239										0 0 0 0 0 0 0
Nate Colbert, R (8, 3) OBP: 0.229, SLG: 0.306										1 0 0 0 0 0 0

Inning Stats	R: 0 E: 0 K: 1 S: 7	H: 0 LOB: 1 BB: 0 P: 12	R: 0 E: 0 K: 0 S: 12	H: 1 LOB: 1 BB: 0 P: 16	R: 0 E: 0 K: 0 S: 12	H: 2 LOB: 2 BB: 1 P: 20	R: 0 E: 0 K: 0 S: 13	H: 1 LOB: 1 BB: 0 P: 20	R: 0 E: 0 K: 2 S: 15	H: 2 LOB: 2 BB: 0 P: 22	R: 0 E: 0 K: 1 S: 9	H: 0 LOB: 0 BB: 0 P: 12	R: 1 E: 0 K: 1 S: 15	H: 2 LOB: 1 BB: 1 P: 26	R: 0 E: 0 K: 0 S: 13	H: 1 LOB: 1 BB: 0 P: 18	R: 0 E: 0 K: 0 S: 6	H: 0 LOB: 0 BB: 0 P: 8	1B: 6 2B: 3 3B: 0 HR: 0	SF: 0 SAC: 0 DP: 1 HBP: 1	WP: 0 PB: 0 SB: 0 CS: 1	PA: 38
--------------	------------------------------	----------------------------------	-------------------------------	----------------------------------	-------------------------------	----------------------------------	-------------------------------	----------------------------------	-------------------------------	----------------------------------	------------------------------	----------------------------------	-------------------------------	----------------------------------	-------------------------------	----------------------------------	------------------------------	---------------------------------	----------------------------------	------------------------------------	----------------------------------	--------

PITCHER	IP	WLS	BF	H	R	ER	SO	BB	IBB	HBP	BLK	WP	HR	S	P	ERA	WHIP
Wayne Simpson, R (1, 1) ERA: 2.5	6.0	W	28	8	1	1	4	2	0	1	0	0	0	73	112	1.50	1.667
Gene Garber, R (7, 1) ERA: 3.47	3.0	S	9	1	0	0	1	0	0	0	0	0	0	29	42	0.00	0.333

BOTTOM

Philadelphia Phillies @ Montreal Expos  
 Jarry Park, Montreal, QB  
 Wed Sep 10 1975, 7:05 PM EDT  
 Att. 9,216 - Unknown

livebaseballscorecards.com

AB	34
R	1
H	9
RBI	1
BB	2
SO	5
LOB	21



Batter	1	2	3	4	5	6	7	8	9	AB R H RBI BB SO LOB	TOP								
<b>Dave Cash, R</b> OBP: 0.359, SLG: 0.387 (1, 4)	3-1 WP 1B 1B		0-0 F3	0-1 1-2 1B		0-2 6-3				4 1 2 0 0 0 1									
<b>Larry Bowa, S</b> OBP: 0.339, SLG: 0.383 (1, 6)	1-2 WP 1B 1B		2-3 K 1B	1-0 4-3			4-0 1B S PB BB			3 3 1 0 1 1 2									
<b>Garry Maddox, R</b> OBP: 0.356, SLG: 0.431 (1, 8)	2-3 K2-3		1-1 SAFE 1B	0-0 4-3 1B			0-3 K			4 0 2 1 0 2 2									
<b>Greg Luzinski, R</b> OBP: 0.394, SLG: 0.551 (1, 7)	3-2 1-3 2-H 1B 1B		2-0 P3 1B	3-2 4-3 1B			2-1 PB 1B			4 0 2 1 0 0 2									
<b>Dick Allen, R</b> OBP: 0.324, SLG: 0.353 (1, 3)	2-2 4-3 1-2		0-2 5-3				4-2 1-2 BB			3 0 0 0 1 1 3									
<b>Mike Schmidt, R</b> OBP: 0.369, SLG: 0.524 (1, 5)	0-2 2-H 1B			1-0 HR			0-3 3-H K			4 1 2 1 0 1 3									
<b>Tom Hutton, L</b> OBP: 0.323, SLG: 0.303 (1, 9)		1-0 G3		2-2 1-3			0-0 G3			4 0 0 0 0 0 2									
<b>Johnny Oates, L</b> OBP: 0.361, SLG: 0.362 (1, 2)		1-2 6-3		0-2 F9			1-3 K			3 0 0 0 0 1 0									
<b>Larry Christenson, R</b> OBP: 0.294, SLG: 0.396 (1, 1)		2-3 K		0-0 1B 1B			2-2 1B			3 0 2 0 0 1 0									
<b>Inning Stats</b>	R: 2 E: 0 K: 1 S: 19	H: 4 LOB: 2 BB: 0 P: 30	R: 0 E: 0 K: 1 S: 7	H: 0 LOB: 0 BB: 0 P: 11	R: 1 E: 1 K: 1 S: 11	H: 1 LOB: 1 BB: 0 P: 16	R: 1 E: 0 K: 0 S: 13	H: 3 LOB: 2 BB: 0 P: 17	R: 0 E: 0 K: 1 S: 9	H: 1 LOB: 1 BB: 0 P: 13	R: 0 E: 0 K: 1 S: 10	H: 1 LOB: 1 BB: 0 P: 13	R: 1 E: 0 K: 2 S: 16	H: 1 LOB: 2 BB: 2 P: 28	1B: 10 2B: 0 3B: 0 HR: 1	SF: 0 SAC: 0 DP: 0 HBP: 0	WP: 2 PB: 2 SB: 1 CS: 0	PA: 34	
<b>PITCHER</b>	IP WLS BF H R ER SO BB IBB HBP BLK WP HR S P ERA WHIP																		
<b>Steve Rogers, R</b> ERA: 3.33 (1, 1)	6.0 L 28 10 4 3 5 0 0 0 0 1 1 69 100 4.50 1.667																		
<b>Donald DeMola, R</b> ERA: 4.08 (7, 1)	1.0 6 1 1 0 2 2 0 0 0 0 0 0 16 28 0.00 3.000																		

Philadelphia Phillies @ Montreal Expos  
 Jarry Park, Montreal, QB  
 Thu Sep 11 1975, 7:05 PM EDT  
 Att: 7,457 - Unknown - 71 F

livebaseballscorecards.com

AB	32
R	5
H	11
RBI	3
BB	2
SO	7
LOB	15



Batter	1	2	3	4	5	6	7	8	9	AB	R	H	RBI	BB	SO	LOB
Jerry White, S OBP: 0.303, SLG: 0.484 (1, 8)	1-1 F9			0-0 G3		1-2 1B				3	0	1	0	0	0	0
Tim Foli, R OBP: 0.283, SLG: 0.291 (1, 6) Mike Jorgensen, L OBP: 0.367, SLG: 0.384 (6, PH) Pepe Frias, R OBP: 0.189, SLG: 0.184 (7, 6)	1-1 F6			0-0 4-3		3-3 K				2	0	0	0	0	0	0
Jim Dwyer, L OBP: 0.337, SLG: 0.336 (1, 7)	1-2 4-3			1-1 4-3		2-3 K				3	0	0	0	0	1	1
Jose Morales, R OBP: 0.361, SLG: 0.408 (1, 2)			3-2 F9		2-1 1B					2	0	1	0	0	0	0
Larry Parrish, R OBP: 0.318, SLG: 0.415 (1, 5)			1-0 5-3		2-3 K					2	0	0	0	0	1	1
Hal Breeden, R OBP: 0.273, SLG: 0.189 (1, 3)			1-1 F8		1-2 FC6-4					2	0	0	0	0	0	1
Ellis Valentine, R OBP: 0.294, SLG: 0.529 (1, 9)				2-3 K		0-1 2B				2	0	1	0	0	1	0
Jim Cox, R OBP: 0.188, SLG: 0.400 (1, 4)				0-1 6-3		2-1 6-3				2	0	0	0	0	0	2
Steve Rogers, R OBP: 0.284, SLG: 0.231 (1, 1) Larry Bittner, L OBP: 0.380, SLG: 0.404 (6, PH) Donald DeMola, R (7, 1)				0-0 3-1		2-1 6-3				1	0	0	0	0	0	0

<b>Inning Stats</b>	R: 0 E: 0 K: 0 S: 7	H: 0 LOB: 0 BB: 0 P: 10	R: 0 E: 0 K: 0 S: 6	H: 0 LOB: 0 BB: 0 P: 11	R: 0 E: 0 K: 1 S: 7	H: 0 LOB: 0 BB: 0 P: 9	R: 0 E: 0 K: 0 S: 4	H: 0 LOB: 0 BB: 0 P: 5	R: 0 E: 0 K: 1 S: 13	H: 2 LOB: 2 BB: 0 P: 20	R: 0 E: 0 K: 2 S: 13	H: 1 LOB: 1 BB: 0 P: 21	1B: 2 2B: 1 3B: 0 HR: 0	SF: 0 SAC: 0 DP: 0 HBP: 0	WP: 0 PB: 0 SB: 0 CS: 0	PA: 21
---------------------	------------------------------	----------------------------------	------------------------------	----------------------------------	------------------------------	---------------------------------	------------------------------	---------------------------------	-------------------------------	----------------------------------	-------------------------------	----------------------------------	----------------------------------	------------------------------------	----------------------------------	--------


<b>PITCHER</b> Larry Christenson, R (1, 1) ERA: 3.6	IP: 6.0 WLS: W BF: 21 H: 3 R: 0 ER: 0 SO: 4 BB: 0 IBB: 0 HBP: 0 BLK: 0 WP: 0 HR: 0 S: 50 P: 76 ERA: 0.00 WHIP: 0.500	<b>PITCHER</b>	IP: 0 WLS: 0 BF: 0 H: 0 R: 0 ER: 0 SO: 0 BB: 0 IBB: 0 HBP: 0 BLK: 0 WP: 0 HR: 0 S: 0 P: 0 ERA: 0 WHIP: 0
---	--	----------------	--

**BOTTOM**

**Philadelphia Phillies @ Montreal Expos**  
**Jarry Park, Montreal, QB**  
 Thu Sep 11 1975, 7:05 PM EDT  
 Att. 7,457 - Unknown - 71 F

livebaseballscorecards.com

<b>AB</b>	<b>21</b>
<b>R</b>	<b>0</b>
<b>H</b>	<b>3</b>
<b>RBI</b>	<b>0</b>
<b>BB</b>	<b>0</b>
<b>SO</b>	<b>4</b>
<b>LOB</b>	<b>6</b>



Batter	1	2	3	4	5	6	7	8	9	AB R H RBI BB SO LOB	TOP									
Dave Cash, R OBP: 0.358, SLG: 0.386 (1, 4) X	0-0 L6 		0-0 			0-0 6-3 		0-0 4-3 		4 0 1 0 0 0 0										
Larry Bowa, S OBP: 0.336, SLG: 0.380 (1, 6) X	0-0 G3 		0-0 F8 			0-0 B4-3 		0-0 4-3 		4 0 0 0 0 0 1										
Garry Maddox, R OBP: 0.357, SLG: 0.430 (1, 8) H	1-0 			0-3 K 			0-0 G6-4-3 		0-3 K 		3 0 1 0 0 2 0									
Greg Luzinski, R OBP: 0.393, SLG: 0.550 (1, 7) S S S	0-3 K 			0-0 6-3 			0-0 G6-4-3 		0-0 		4 0 1 0 0 1 2									
Dick Allen, R OBP: 0.323, SLG: 0.352 (1, 3) X		0-0 F9 		0-0 F9 			0-0 		0-3 K 		4 1 1 0 0 1 1									
Mike Schmidt, R OBP: 0.371, SLG: 0.524 (1, 5) B B B B		4-0 			0-0 B1-3 		0-0 				2 0 1 1 1 0 0									
Johnny Oates, L OBP: 0.357, SLG: 0.358 (1, 2) X		0-0 F7 			0-0 F7 		0-0 F9 				3 0 0 0 0 0 2									
Mike Anderson, R OBP: 0.316, SLG: 0.381 (1, 9) X			0-0 F9 		0-0 F8 			0-0 F9 			3 0 0 0 0 0 0									
Tom Underwood, R OBP: 0.164, SLG: 0.143 (1, 1) X			0-0 F7 			0-0 5-3 		0-0 F9 			2 0 0 0 0 0 0									
Gene Garber, R OBP: 0.167, SLG: 0.167 (7, 1)											0 0 0 0 0 0 0									
Tim McCarver, L OBP: 0.402, SLG: 0.419 (8, PH)											1 0 0 0 0 0 0									
Tug McGraw, R OBP: 0.182, SLG: 0.182 (8, 1)											0 0 0 0 0 0 0									
Ron Schueler, R OBP: 0.154, SLG: 0.154 (8, 1)											0 0 0 0 0 0 0									
<b>Inning Stats</b>	R: 0 E: 0 K: 1 S: 5	H: 0 LOB: 1 BB: 0 P: 6	R: 0 E: 0 K: 0 S: 2	H: 0 LOB: 0 BB: 1 P: 6	R: 0 E: 0 K: 0 S: 4	H: 1 LOB: 1 BB: 0 P: 4	R: 0 E: 0 K: 1 S: 5	H: 0 LOB: 0 BB: 0 P: 5	R: 0 E: 0 K: 0 S: 3	H: 0 LOB: 0 BB: 0 P: 3	R: 1 E: 0 K: 0 S: 5	H: 3 LOB: 1 BB: 0 P: 5	R: 0 E: 0 K: 0 S: 3	H: 0 LOB: 0 BB: 0 P: 3	R: 0 E: 0 K: 2 S: 8	H: 1 LOB: 1 BB: 0 P: 8	1B: 4 2B: 1 3B: 0 HR: 0	SF: 0 SAC: 0 DP: 1 HBP: 1	WP: 0 PB: 0 SB: 2 CS: 1	PA: 32
<b>PITCHER</b> Ray Burris, R ERA: 4.22 (1, 1)	IP: 9.0 WLS: W BF: 32 H: 5 R: 1 ER: 1 SO: 4 BB: 1 IBB: 0 HBP: 1 BLK: 0 WP: 0 HR: 0 S: 38 P: 43 ERA: 1.00 WHIP: 0.667																			

Philadelphia Phillies @ Chicago Cubs  
Wrigley Field, Chicago, IL  
Sat Sep 13 1975, 3:33 AM CDT  
Att. 13,283 - Sunny - 68 F

livebaseballscorecards.com

AB	30
R	1
H	5
RBI	1
BB	1
SO	4
LOB	6



Batter	1	2	3	4	5	6	7	8	9	AB	R	H	RBI	BB	SO	LOB
Don Kessinger, S OBP: 0.312, SLG: 0.316 (1, 5)	0-0 FC6-4 1B		0-0 F8		0-0 8-3 1-2f		0-0 2-H 3-H 1B			4	0	2	1	0	0	1
Joe Wallis, S OBP: 0.370, SLG: 0.524 (1, 8)	0-3 K		0-0 P4			0-0 F7		0-0 2B 1B		4	1	1	0	0	1	1
Jerry Morales, R OBP: 0.330, SLG: 0.365 (1, 9)	0-0 FC6-4 FC5 1-2f S 1B			0-0 1B 1B		0-0 F8		0-0 CS 1-H 2B		4	1	2	1	0	0	1
Jose Cardenal, R OBP: 0.397, SLG: 0.426 (1, 7)	4-0 1-2 BB			0-0 E 1-3 CS 1B 1B		0-0 L4		4-0 CS BB		2	0	1	0	2	0	0
Andre Thornton, R OBP: 0.434, SLG: 0.535 (1, 3)	0-0 FC5 2-3f			0-0 CS 1-3 3-H 1B		4-0 E 1B BB		0-0 F7		3	1	1	1	1	0	4
Manny Trillo, R OBP: 0.297, SLG: 0.304 (1, 4)		0-0 6-3		0-0 5-3 2-3 3-H		0-0 F9		0-0 F8 1-2 2-3		4	0	0	0	0	0	5
George Mitterwald, R OBP: 0.288, SLG: 0.335 Vic Harris, S OBP: 0.262, SLG: 0.185 Steve Swisher, R OBP: 0.295, SLG: 0.293 (1, 2) (7, PR) (8, 2)		0-0 L8		0-0 P6		0-0 E7 SH1 1-3 1B 1B				3	0	1	0	0	0	1
Dave Rosello, R OBP: 0.323, SLG: 0.308 (1, 6)		0-0 F9			0-0 6-3		0-0 SH1 1-2 3-H 1B 1B			3	0	1	1	0	0	0
Ray Burris, R OBP: 0.263, SLG: 0.205 (1, 1)			0-0 6-3		0-0 8-3 1B		0-0 SH1 1-2 2-3			2	0	1	0	0	0	0


Inning Stats	R: 0	H: 1	E: 0	LOB: 2	K: 1	P: 10	R: 0	H: 0	E: 0	LOB: 0	K: 0	P: 3	R: 0	H: 0	E: 0	LOB: 0	K: 0	P: 3	R: 1	H: 3	E: 1	LOB: 1	K: 0	P: 5	R: 0	H: 1	E: 0	LOB: 0	K: 0	P: 3	R: 0	H: 0	E: 0	LOB: 0	K: 0	P: 3	R: 2	H: 3	E: 1	LOB: 2	K: 0	P: 9	R: 1	H: 2	E: 0	LOB: 1	K: 0	P: 8
	S: 6	BB: 1	S: 3	BB: 0	S: 3	BB: 3	S: 3	BB: 0	S: 3	BB: 0	S: 3	BB: 3	S: 5	BB: 0	S: 5	BB: 0	S: 3	BB: 0	S: 3	BB: 0	S: 5	BB: 0	S: 3	BB: 0	S: 3	BB: 0	S: 5	BB: 1	S: 4	BB: 1	S: 4	BB: 1	S: 4	BB: 0	S: 3	BB: 0	S: 5	BB: 1	S: 4	BB: 8	S: 4	BB: 1	S: 4	BB: 8				

PITCHER	IP	WLS	BF	H	R	ER	SO	BB	IBB	HBP	BLK	WP	HR	S	P	ERA	WHIP
Tom Underwood, L ERA: 3.83 (1, 1)	6.1	L	26	7	3	3	1	2	0	0	0	0	0	26	34	4.26	1.421
Gene Garber, R ERA: 3.45 (7, 1)	0.2		2	1	0	0	0	0	0	0	0	0	0	2	2	0.00	1.500
Tug McGraw, L ERA: 3.25 (8, 1)	0.0		3	2	1	1	0	1	0	0	0	0	0	2	6	∞	∞
Ron Schueler, R ERA: 5.61 (8, 1)	1.0		2	0	0	0	0	0	0	0	0	0	0	2	2	0.00	0.000

**BOTTOM**

**Philadelphia Phillies @ Chicago Cubs**  
 Wrigley Field, Chicago, IL  
 Sat Sep 13 1975, 3:33 AM CDT  
 Att. 13,283 - Sunny - 68 F

AB	29
R	4
H	10
RBI	4
BB	3
SO	1
LOB	13



WP	HR	S	P	ERA	WHIP
0	0	0	33	0	0

Batter	1	2	3	4	5	6	7	8	9	AB R H RBI BB SO LOB	TOP		
Dave Cash, R (1, 4) OBP: 0.358, SLG: 0.385 Terry Harmon, R (7, 6) OBP: 0.295, SLG: 0.265	0-3 K		4-0 1B HBP BB	0-0 4-3		0-0 5-3	4-0 BB 1B BB BB		0-0 5-3	3 2 0 0 2 1 1 1 0 0 0 0 0 0			
Larry Bowa, S (1, 6) OBP: 0.336, SLG: 0.379 Tom Hutton, L (7, PH) OBP: 0.331, SLG: 0.313	0-0 P4		0-0 P4	0-0 1B		0-0 4-3	0-0 BB BB BB 1B		0-0 1B	4 0 1 0 0 0 1 2 1 2 1 0 0 0			
Garry Maddox, R (1, 8) OBP: 0.357, SLG: 0.427 Jerry Martin, R (7, PH) OBP: 0.287, SLG: 0.330	0-0 L8		1-0 1B 1B HBP	0-3 K		0-3 K	4-0 BB BB BB BB		0-0 F8	3 1 0 0 0 2 2 1 0 0 1 1 0 1			
Greg Luzinski, R (1, 7) OBP: 0.394, SLG: 0.549 Alan Bannister, R (9, 7) OBP: 0.286, SLG: 0.364		0-0 HR 1B	0-0 1B 1B	0-3 K					0-3 K	5 2 2 2 1 3 3 0 0 0 0 0 0 0			
Dick Allen, R (1, 3) OBP: 0.327, SLG: 0.362 Tony Taylor, R (7, PH) OBP: 0.324, SLG: 0.337		0-0 HR	0-0 1B E 1B		0-0 F8					3 3 2 3 0 0 0 0 0 0 1 1 0 0			
Mike Schmidt, R (1, 5) OBP: 0.373, SLG: 0.536		0-0 HR	0-0 E2 1B		0-0 5-3					5 2 3 4 0 0 3			
Johnny Oates, L (1, 2) OBP: 0.358, SLG: 0.356 Bob Boone, R (9, 2) OBP: 0.322, SLG: 0.322		0-0 4-3	0-0 P4		4-0 1B BB		0-0 E 1B 1B		0-0 F8	4 1 1 0 1 0 1 0 0 0 0 0 0 0			
Mike Anderson, R (1, 9) OBP: 0.314, SLG: 0.377		0-0 L6	0-0 F8		0-0 1B		0-3 K		0-0 F8	5 0 1 0 0 1 2			
Steve Carlton, L (1, 1) OBP: 0.193, SLG: 0.179 Randy Lerch, L (9, 1)		0-3 K		4-0 1B 4-3 BB		0-0 F8			0-0 E5 1B BB BB	4 1 0 0 1 1 3 0 0 0 0 0 0 0			
<b>Inning Stats</b>	R: 0 H: 0 E: 0 LOB: 0 K: 1 BB: 0 S: 5 P: 5	R: 3 H: 3 E: 0 LOB: 0 K: 1 BB: 0 S: 8 P: 8	R: 4 H: 3 E: 1 LOB: 1 K: 0 BB: 1 S: 6 P: 11	R: 0 H: 1 E: 0 LOB: 2 K: 2 BB: 1 S: 8 P: 12	R: 0 H: 1 E: 0 LOB: 2 K: 0 BB: 1 S: 4 P: 8	R: 0 H: 0 E: 0 LOB: 0 K: 1 BB: 0 S: 5 P: 5	R: 6 H: 3 E: 1 LOB: 3 K: 2 BB: 4 S: 11 P: 28	R: 0 H: 0 E: 0 LOB: 0 K: 0 BB: 0 S: 3 P: 3	R: 0 H: 1 E: 0 LOB: 1 K: 1 BB: 0 S: 6 P: 6	1B: 9 SF: 0 2B: 0 SAC: 0 3B: 0 DP: 0 HR: 3 HBP: 2	WP: 0 PA: 49 PB: 0 SB: 0 CS: 0		
<b>PITCHER</b>	IP WLS BF H R ER SO BB IBB HBP BLK WP HR S P ERA WHIP											<b>PITCHER</b>	IP WLS BF H R ER SO BB IBB HBP BLK WP HR S P ERA WHIP
Steve Stone, R (1, 1) ERA: 4.04	2.1 L 14 5 7 6 2 1 0 1 0 0 0 2 16 21 23.14 2.571											Ken Crosby, R (9, 1) ERA: 6.23	1.0 4 1 0 0 1 0 0 0 0 0 0 6 6 0.00 1.000
Donnie Moore, R (3, 1) ERA:	2.2 13 3 0 0 2 2 0 0 0 0 0 0 15 23 0.00 1.875												
Tom Dettore, R (6, 1) ERA: 4.76	1.2 10 2 5 3 3 1 0 1 0 0 1 14 19 16.20 1.800												
Buddy Schultz, L (7, 1) ERA: 3.0	0.0 3 1 0 0 0 2 0 0 0 0 0 0 1 9 ∞ ∞												
Oscar Zamora, R (7, 1) ERA: 4.89	1.1 5 0 1 0 0 1 0 0 0 0 0 0 4 8 0.00 0.750												

Philadelphia Phillies @ Chicago Cubs  
Wrigley Field, Chicago, IL  
Sun Sep 14 1975, 3:33 AM CDT  
Att. 16,294 - Sunny - 68 F

livebaseballscorecards.com

AB	40
R	13
H	12
RBI	12
BB	7
SO	8
LOB	17





Batter	1	2	3	4	5	6	7	8	9	AB	R	H	RBI	BB	SO	LOB
Don Kessinger, S (1, 5) OBP: 0.310, SLG: 0.314	0-0 F9		0-0 F9		0-0 F7			0-0 F7	0-0 5-3	5	0	0	0	0	0	2
Joe Wallis, S (1, 8) OBP: 0.340, SLG: 0.478	0-3 K			0-0 F8	0-0 G5-4-3			0-3 K		4	0	0	0	0	2	2
Jerry Morales, R (1, 9) OBP: 0.329, SLG: 0.364	0-0 5-3			0-0 L9		0-0 F7			0-0 1B 1B	4	1	1	0	0	0	0
Jose Cardenal, R (1, 7) OBP: 0.399, SLG: 0.428		4-0 FC6-4 BB		0-0 1B		0-3 K		0-0 1B 1B HR	0-0 1B 1B	3	1	2	0	1	1	0
Andre Thornton, R (1, 3) OBP: 0.430, SLG: 0.529		0-0 FC6-4 4-3		0-0 F7		0-0 E5 PO		0-0 F8		4	0	0	0	0	0	4
Manny Trillo, R (1, 4) OBP: 0.299, SLG: 0.304		0-0 4-3			4-0 HR BB	0-0 PO	0-0 6-3	0-0 HR BB	0-0 HR 1B	3	2	1	1	1	0	1
George Mitterwald, R (1, 2) OBP: 0.287, SLG: 0.351		0-3 K			0-0 HR		0-0 5-3		0-0 P3	4	1	1	2	0	1	3
Dave Rosello, R (1, 6) OBP: 0.343, SLG: 0.310			0-0 F7		0-0 1B 1B		0-0 F8		4-0 HR BB	3	1	1	0	1	0	0
Steve Stone, R Donnie Moore, L Jim Tyrone, R Tom Candiello, L Buddy Schatzle, R Oscar Zamora, R Ron Damm, R Ken Crosby, R Tim Hostley, R			0-3 K		0-0 G5-4-3 1B			0-3 K	0-0 HR 1B 3-H	0	0	0	0	0	0	0


Inning Stats	R: 0	H: 0	E: 0	LOB: 0	K: 1	BB: 0	S: 5	P: 5	R: 0	H: 0	E: 0	LOB: 1	K: 1	BB: 1	S: 5	P: 9	R: 0	H: 0	E: 0	LOB: 0	K: 1	BB: 0	S: 5	P: 5	R: 0	H: 3	E: 0	LOB: 1	K: 0	BB: 1	S: 5	P: 9	R: 0	H: 0	E: 1	LOB: 0	K: 1	BB: 0	S: 5	P: 5	R: 0	H: 0	E: 0	LOB: 0	K: 0	BB: 0	S: 3	P: 3	R: 0	H: 0	E: 0	LOB: 0	K: 2	BB: 0	S: 7	P: 7	R: 5	H: 4	E: 0	LOB: 0	K: 0	BB: 1	S: 7	P: 11	1B: 6	SF: 0	2B: 0	SAC: 0	3B: 0	DP: 1	HR: 2	HBP: 0	WP: 0	PA: 38
--------------	------	------	------	--------	------	-------	------	------	------	------	------	--------	------	-------	------	------	------	------	------	--------	------	-------	------	------	------	------	------	--------	------	-------	------	------	------	------	------	--------	------	-------	------	------	------	------	------	--------	------	-------	------	------	------	------	------	--------	------	-------	------	------	------	------	------	--------	------	-------	------	-------	-------	-------	-------	--------	-------	-------	-------	--------	-------	--------

PITCHER	IP	WLS	BF	H	R	ER	SO	BB	IBB	HBP	BLK	WP	HR	S	P	ERA	WHIP
Steve Carlton, L (1, 1) ERA: 3.75	8.0	W	29	4	2	2	6	2	0	0	0	0	1	39	47	2.25	0.750
Randy Lerch, L (9, 1) ERA: 45.0	1.0		8	4	5	5	0	1	0	0	0	0	1	7	11	45.00	5.000

**BOTTOM**

**Philadelphia Phillies @ Chicago Cubs**  
**Wrigley Field, Chicago, IL**  
Sun Sep 14 1975, 3:33 AM CDT  
Att. 16,294 - Sunny - 68 F

<b>AB</b>	<b>34</b>
<b>R</b>	<b>7</b>
<b>H</b>	<b>8</b>
<b>RBI</b>	<b>7</b>
<b>BB</b>	<b>3</b>
<b>SO</b>	<b>6</b>
<b>LOB</b>	<b>12</b>



PITCHER	IP	WLS	BF	H	R	ER	SO	BB	IBB	HBP	BLK	WP	HR	S	P	ERA	WHIP
---------	----	-----	----	---	---	----	----	----	-----	-----	-----	----	----	---	---	-----	------

Batter	1	2	3	4	5	6	7	8	9	AB R H RBI BB SO LOB	TOP				
Dave Cash, R (1, 4) OBP: 0.357, SLG: 0.383	0-0 4-3 HR 1B		0-0 L5	0-0 6-3		0-0 6-3		0-0 F8		5 1 1 0 0 0 2					
Larry Bowa, S (1, 6) OBP: 0.335, SLG: 0.377	0-3 K		0-0 F9		0-0 6-3 2B 1B	0-0 6-3		0-0 5-3		5 1 1 0 0 1 2					
Jay Johnstone, L (1, 9) OBP: 0.406, SLG: 0.476 Mike Anderson, R (6, 9) OBP: 0.317, SLG: 0.380 Tim McCarver, L (9, PH) OBP: 0.398, SLG: 0.413	0-0 4-3 1-2		0-0 BB 1B 1B		0-0 6-3 2B 1B		0-0 2B SF9 1B		0-0 F9	3 1 2 0 0 0 1 1 1 1 0 0 0 0 1 0 0 0 0 0 0					
Greg Luzinski, R (1, 7) OBP: 0.393, SLG: 0.547	0-1 CI HR		0-0 BB 1B		0-3 K		0-3 K		0-0 L3	4 1 1 0 0 2 3					
Dick Allen, R (1, 3) OBP: 0.330, SLG: 0.374	0-0 1-H 2-H HR		4-0 1-2 2-3 BB		0-0 6-3 1-2 2-3		0-0 SF9 2B		0-3 K	4 1 2 3 1 1 2					
Mike Schmidt, R (1, 5) OBP: 0.374, SLG: 0.537	0-3 K		0-0 F8		0-0 2B		4-0 SF9 IBB			3 0 1 2 1 1 3					
Garry Maddox, R (1, 8) OBP: 0.356, SLG: 0.426		0-0 6-3		0-0 S 1B		0-0 F9		0-0 SF9		3 0 1 1 0 0 1					
Johnny Oates, L (1, 2) OBP: 0.358, SLG: 0.356 Tony Taylor, R (7, PH) OBP: 0.320, SLG: 0.333 Bob Boone, R (7, 2) OBP: 0.322, SLG: 0.322		0-0 4-3		0-3 K		0-0 SH5-4 1B		0-0 L9		3 0 1 0 0 1 1 1 0 0 0 0 0 2 0 0 0 0 0 0 0					
Larry Christenson, R (1, 1) OBP: 0.283, SLG: 0.380 Tom Hilgendorf, S (6, 1) OBP: 0.308, SLG: 0.333 Jerry Martin, R (8, PH) OBP: 0.284, SLG: 0.326 Gene Garber, R (8, 1) OBP: 0.167, SLG: 0.167 Joe Hoerner, R (8, 1)		0-3 K		0-0 F5		0-0 SH5-4		0-0 F9		2 0 0 0 0 1 1 0 0 0 0 0 0 0 1 0					
<b>Inning Stats</b>	R: 3 H: 2 E: 1 LOB: 0 K: 2 BB: 0 S: 10 P: 10	R: 0 H: 0 E: 0 LOB: 0 K: 1 BB: 0 S: 5 P: 5	R: 0 H: 2 E: 0 LOB: 3 K: 1 BB: 1 S: 5 P: 9	R: 0 H: 1 E: 0 LOB: 1 K: 1 BB: 0 S: 6 P: 6	R: 2 H: 3 E: 0 LOB: 1 K: 1 BB: 0 S: 8 P: 8	R: 0 H: 1 E: 0 LOB: 1 K: 0 BB: 0 S: 4 P: 4	R: 1 H: 2 E: 0 LOB: 2 K: 1 BB: 1 S: 7 P: 11	R: 0 H: 0 E: 0 LOB: 0 K: 0 BB: 0 S: 3 P: 3	R: 0 H: 0 E: 0 LOB: 0 K: 1 BB: 0 S: 5 P: 5	1B: 8 SF: 1 2B: 2 SAC: 1 3B: 0 DP: 0 HR: 1 HBP: 0	WP: 0 PA: 41 PB: 0 SB: 1 CS: 0				
<b>PITCHER</b>	IP WLS BF H R ER SO BB IBB HBP BLK WP HR S P ERA WHIP											<b>PITCHER</b>	IP WLS BF H R ER SO BB IBB HBP BLK WP HR S P ERA WHIP		
Eric Rasmussen, R (1, 1) ERA: 3.76	5.0		8 5 2 5 1 0 0 0 0 0 0 0 1 34 38 3.60 1.800												
John Curtis, L (6, 1) ERA: 3.56	1.0		4 1 0 0 0 0 0 0 0 0 0 0 0 4 4 0.00 1.000												
Mike Garman, R (7, 1) ERA: 2.38	0.1		4 2 1 1 1 0 1 0 0 0 0 0 0 5 9 27.00 6.000												
Al Hrabosky, L (7, 1) ERA: 1.88	1.2	W	5 0 0 0 0 0 0 0 0 0 0 0 0 5 5 0.00 0.000												
Harry Parker, R (9, 1) ERA: 5.15	1.0	S	3 0 0 0 1 0 0 0 0 0 0 0 0 5 5 0.00 0.000												

Philadelphia Phillies @ St. Louis Cardinals  
 Busch Stadium, St. Louis, MO  
 Mon Sep 15 1975, 7:05 PM CDT  
 Att. 9,955 - Unknown

livebaseballscorecards.com

AB 36  
 R 6  
 H 11  
 RBI 6  
 BB 2  
 SO 7  
 LOB 18




Batter	1	2	3	4	5	6	7	8	9	AB	R	H	RBI	BB	SO	LOB	<b>BOTTOM</b>
<b>Bake McBride, L</b> OBP: 0.361, SLG: 0.412 (1, 8)	0-0 1B 3B 1B	0-0 4-3 2-3			0-0 FC6-4 3-1 1-2f	0-0 1B 1-2 2-H		4-0 IBB		4	1	2	1	1	0	2	
<b>Lou Brock, L</b> OBP: 0.358, SLG: 0.398 (1, 7)	0-0 1B 3B 1B	0-0 4-3			0-0 3-1 1-3	0-0 F8		0-0 F5		5	1	1	0	0	0	7	
<b>Willie Davis, L</b> OBP: 0.315, SLG: 0.443 (1, 9)	0-0 1B 3-1 3B 1-H 2-H		0-0 4-3		0-0 F7		0-0 4-3	0-3 K		5	1	1	2	0	1	4	
<b>Ted Simmons, S</b> OBP: 0.408, SLG: 0.504 (1, 2)	0-0 3-1		0-0 3-1			0-0 4-3 SF8 2B	0-0 F4			4	1	1	1	0	0	0	
<b>Keith Hernandez, L</b> OBP: 0.305, SLG: 0.373 (1, 3)	0-0 K		0-0 1-3			0-0 4-3 2-3	0-0 F7			4	0	0	0	0	1	1	
<b>Ken Reitz, R</b> OBP: 0.305, SLG: 0.348 (1, 5) <b>Larry Lintz, S</b> OBP: 0.324, SLG: 0.216 (8, PR) <b>Hector Cruz, R</b> OBP: 0.172, SLG: 0.222 (9, 5)	0-0 1B			0-0 4-3		0-0 SF8		0-0 1B 2B 1B		3	0	2	1	0	0	0	
<b>Ted Sizemore, R</b> OBP: 0.299, SLG: 0.301 (1, 4)	0-0 4-3			0-0 1B L1-3		0-0 1B WP 1B		0-0 1B 2B 1B		4	1	3	0	0	0	1	
<b>Mike Tyson, R</b> OBP: 0.313, SLG: 0.349 (1, 6)			0-0 1B 4-3 SH3-4		0-0 1B L1-3		0-0 1B WP 1B	0-0 F3		4	1	2	0	0	0	3	
<b>Eric Rasmussen, R</b> <b>Jerry Mumphy, S</b> <b>John Curtis, L</b> <b>Ron Justice, L</b> <b>Buddy Stratford, R</b> <b>Mike Garman, R</b> <b>Al Hrabosky, R</b> <b>Reggie Smith, S</b> <b>Harry Parker, R</b>			0-0 1B SH3-4			4-0 1B FC6-4 BB		0-0 1B 2B		0	0	0	0	0	0	0	

<b>Inning Stats</b>		R: 3 E: 0 K: 1 S: 9	H: 4 LOB: 1 BB: 0 P: 9	R: 0 E: 0 K: 0 S: 4	H: 1 LOB: 1 BB: 0 P: 4	R: 0 E: 0 K: 0 S: 3	H: 0 LOB: 0 BB: 0 P: 3	R: 0 E: 0 K: 0 S: 3	H: 1 LOB: 0 BB: 0 P: 3	R: 0 E: 0 K: 0 S: 3	H: 0 LOB: 1 BB: 1 P: 7	R: 3 E: 0 K: 0 S: 7	H: 4 LOB: 2 BB: 1 P: 11	R: 0 E: 0 K: 0 S: 3	H: 0 LOB: 0 BB: 0 P: 3	R: 1 E: 0 K: 1 S: 8	H: 3 LOB: 3 BB: 1 P: 12	1B: 10 2B: 3 3B: 1 HR: 0	SF: 1 SAC: 1 DP: 1 HBP: 0	WP: 1 PB: 0 SB: 1 CS: 0	PA: 39 ERA WHIP
<b>PITCHER</b>		IP	WLS	BF	H	R	ER	SO	BB	IBB	HBP	BLK	WP	HR	S	P	ERA	WHIP			
<b>Larry Christenson, R</b>		(1, 1)		26	9	6	6	1	1	0	0	0	0	0	27	31	9.53	1.765			
<b>Tom Hilgendorf, L</b>		(6, 1)		6	1	0	0	0	1	0	0	0	1	0	5	9	0.00	1.500			
<b>Gene Garber, R</b>		(8, 1)	L	4	3	1	1	0	0	0	0	0	0	0	4	4	27.00	9.000			
<b>Joe Hoerner, L</b>		(8, 1)		3	0	0	0	1	0	1	0	0	0	0	4	8	0.00	0.000			

[livebaseballscorecards.com](http://livebaseballscorecards.com)

**AB 34**  
**R 7**  
**H 13**  
**RBI 6**  
**BB 3**  
**SO 2**  
**LOB 18**




Batter	1	2	3	4	5	6	7	8	9	10	11	12	13	AB R H RBI BB SO LOB	TOP																		
Dave Cash, R OBP: 0.357, SLG: 0.384 (1, 4)	0-0 SH 1B 2B	0-0 F9			0-0 G4-6-3 1B		0-0 1-3			0-0 F8-3 1-2		0-0 F8		6 1 2 0 0 0 3																			
Larry Bowa, S OBP: 0.333, SLG: 0.376 (1, 6)	0-0 SH 1B 2-3 6-3		0-0 1-3		0-0 F9		0-0 5-3			0-0 1B		0-0 F5		5 1 1 0 0 0 2																			
Jay Johnstone, L OBP: 0.408, SLG: 0.477 (8, PH) Tony Taylor, R OBP: 0.187, SLG: 0.330 (8, 1) Tug McGraw, R OBP: 0.182, SLG: 0.182 (10, PH) Terry Harmon, R OBP: 0.291, SLG: 0.261 (10, 1) Tom Higendorf, S OBP: 0.308, SLG: 0.333 (13, PH) Tom Hutton, L OBP: 0.308, SLG: 0.311 (13, 1) Gene Garber, R OBP: 0.167, SLG: 0.167 (13, 1)	0-0 PB 1-3 3-H WP 1B		4-0 K 1B BB		0-0 G4-6-3 1-2f		0-0 F3		0-3 K	0-3 K		0-0 F8	2 1 1 1 1 0 1 1 0 0 0 0 0 0 0 0 0 0 0 0 0 1 0 0 0 0 0 1 1 0 0 0 0 0 0 0 0 0 0 0 0 0																				
Greg Luzinski, R OBP: 0.394, SLG: 0.545 Alan Bannister, R OBP: 0.286, SLG: 0.364 (13, 7)	0-0 6-3 1-2 3-H 1B		0-0 1B		0-0 G4-6-3 BB		0-3 K		0-0 F9		0-0 4-3		4-0 BB SF8 BB	4 0 1 1 2 1 1 0 1 0 0 0 0 0																			
Dick Allen, R OBP: 0.328, SLG: 0.371 (1, 3)	0-3 K 2-H		0-3 K		0-0 G4-6-3 1-2f		0-3 K		0-0 4-3		0-0 4-3		0-0 SF8 BB 1B	6 0 1 0 0 3 3																			
Mike Schmidt, R OBP: 0.375, SLG: 0.535 (1, 5)	0-3 K2-3			0-0 F5		0-0 1B 1B		0-3 K		4-0 1B BB		4-0 SF8 BB	4 0 1 0 2 2 0																				
Garry Maddox, R OBP: 0.356, SLG: 0.425 Mike Anderson, R OBP: 0.320, SLG: 0.384 (6, PH) (6, 8) (8, 9)		0-0 4-3		1-0 HBP		0-0 1B		0-3 K		0-0 K		0-0 1B	1 0 0 0 0 0 0 3 0 2 1 0 1 0																				
Bob Boone, R OBP: 0.322, SLG: 0.325 Tim McCarver, L OBP: 0.393, SLG: 0.408 Johnny Oates, L OBP: 0.360, SLG: 0.356 (1, 2) (12, PH) (12, 2)		0-0 2B		0-0 F8		0-0 F9		0-0 F8		0-0 F8		0-0 F9	4 0 1 0 0 0 3 1 0 0 0 0 0 0 0 0 0 0 1 0 0																				
Wayne Simpson, R OBP: 0.222, SLG: 0.125 Jerry Martin, R OBP: 0.295, SLG: 0.330 (1, 1) (8, 8)		0-3 K		0-3 K		0-0 F7				4-0 F8-3 BB		0-0 1B	3 0 0 0 0 2 2 2 0 1 0 1 0 3																				
<b>Inning Stats</b>	R: 3 E: 0 K: 2 S: 10	H: 2 LOB: 0 BB: 0 P: 10	R: 0 E: 0 K: 1 S: 6	H: 1 LOB: 1 BB: 0 P: 6	R: 0 E: 0 K: 1 S: 5	H: 1 LOB: 1 BB: 1 P: 9	R: 0 E: 0 K: 1 S: 5	H: 0 LOB: 1 BB: 0 P: 6	R: 0 E: 0 K: 0 S: 3	H: 2 LOB: 2 BB: 1 P: 8	R: 0 E: 0 K: 2 S: 7	H: 0 LOB: 0 BB: 0 P: 7	R: 0 E: 0 K: 1 S: 5	H: 1 LOB: 1 BB: 1 P: 9	R: 0 E: 0 K: 0 S: 3	H: 1 LOB: 2 BB: 1 P: 7	R: 0 E: 0 K: 0 S: 4	H: 1 LOB: 3 BB: 3 P: 16	R: 1 E: 0 K: 0 S: 4	H: 1 LOB: 3 BB: 3 P: 16	1B: 9 2B: 3 3B: 0 HR: 0	SF: 1 SAC: 1 DP: 3 HBP: 1	WP: 1 PB: 1 SB: 2 CS: 0	PA: 54									
<b>PITCHER</b>	IP WLS BF H R ER SO BB IBB HBP BLK WP HR S P ERA WHIP	IP WLS BF H R ER SO BB IBB HBP BLK WP HR S P ERA WHIP														IP WLS BF H R ER SO BB IBB HBP BLK WP HR S P ERA WHIP																	
Bob Forsch, R ERA: 2.99 (1, 1)	6.1																																
Mike Wallace, L ERA: 6.97 (7, 1)	0.2	2	0	0	0	0	0	0	0	0	0	0	0	0	0	0	0	0	0	0	0	0	0	0	0	0	0	0	0				
Al Hrabosky, L ERA: 1.83 (8, 1)	2.0	6	0	0	0	4	0	0	0	0	0	0	0	0	0	0	0	0	0	0	0	0	0	0	0	0	0	0	0	0			
John Curtis, L ERA: 3.51 (10, 1)	2.0	8	2	0	0	1	2	0	0	0	0	0	0	0	0	0	0	0	0	0	0	0	0	0	0	0	0	0	0	0	0		
Mike Gamman, R ERA: 2.45 (12, 1)	1.1	L	7	2	1	1	0	1	0	0	0	0	0	0	0	0	0	0	0	0	0	0	0	0	0	0	0	0	0	0	0	0	0
																																	

Philadelphia Phillies @ St. Louis Cardinals  
 Busch Stadium, St. Louis, MO  
 Tue Sep 16 1975, 7:05 PM CDT  
 Att. 11,239 - Unknown

livebaseballscorecards.com



Batter	1	2	3	4	5	6	7	8	9	AB R H RBI BB SO LOB	TOP		
Rennie Stennett, R (1, 4) OBP: 0.326, SLG: 0.388	0-0 BB BB 1B		0-0 FC4 1B	0-0 F8		4-0 WP 2B BB	0-0 2-3 1B		0-0 F3	5 1 3 0 1 0 0			
Manny Sanguillen, R (1, 2) OBP: 0.395, SLG: 0.461	0-3 K		0-0 FC4 1B 1-2f	0-0 F7		0-0 WP 1B 2B 1-H	0-3 K2-3		0-0 F8	6 2 1 1 0 2 4			
Al Oliver, L (1, 8) OBP: 0.314, SLG: 0.460	4-0 BB BB 1-2 BB		4-0 1B 1B BB	0-0 F8		0-0 F4 2-3		0-0 4-3 1B 1B		3 2 1 0 2 0 1			
Willie Stargell, L (1, 3) OBP: 0.374, SLG: 0.527	0-3 K		0-0 1B 1B 1-2 2-H		0-0 1B 2B 1B	4-0 1B BB		0-0 4-3 1-2		4 2 2 1 1 1 3			
Richie Zisk, R (1, 7) Miguel Dilone, S (8, PR) Bill Robinson, R (8, 7) OBP: 0.303, SLG: 0.452	4-0 FC6-4 1-2 2-3 BB		0-0 FC1-6 1B 1B 1-2 2-H		0-0 2B 1B	0-0 1-2 1B		0-0 1B 1B 2-H		4 2 4 3 1 0 0 0 0 0 0 0 0 0 0 0 0 0 0 0 0			
Dave Parker, L (1, 9) OBP: 0.359, SLG: 0.550	0-0 FC6-4 1-2f		0-0 FC1-6 1B 1-2 2-H		0-0 4-3 2-1 2B 1-H 2-H	0-0 F5		0-0 F7		5 0 2 3 0 0 6			
Richie Hebner, L (1, 5) Art Howe, R (7, PR) OBP: 0.252, SLG: 0.257		0-3 K	0-0 FC1-6 1B 1-2f 2-3		0-0 P5		1-0 1B WP HBP	0-0 1-2 1B		3 0 0 0 0 1 3 1 0 1 0 0 0 0	AB 41 R 9 H 15 RBI 9 BB 5 SO 9 LOB 25		
Frank Taveras, R (1, 6) OBP: 0.288, SLG: 0.259		0-0 4-3	0-0 1B 1-2 3-H		0-0 4-3		0-3 K	0-0 F8		5 0 1 1 0 1 4			
Bruce Kison, R (1, 1) OBP: 0.136, SLG: 0.105		0-3 K	0-3 K		0-0 2-1	0-0 4-3	0-3 K		0-3 K	5 0 0 0 0 4 4			
Inning Stats	R: 0 H: 1 E: 0 LOB: 3 K: 2 BB: 2 S: 8 P: 16	R: 0 H: 0 E: 0 LOB: 0 K: 2 BB: 0 S: 7 P: 7	R: 4 H: 5 E: 0 LOB: 2 K: 1 BB: 1 S: 10 P: 14	R: 0 H: 0 E: 0 LOB: 0 K: 0 BB: 0 S: 3 P: 3	R: 2 H: 3 E: 0 LOB: 1 K: 0 BB: 0 S: 5 P: 5	R: 2 H: 2 E: 0 LOB: 2 K: 0 BB: 2 S: 5 P: 13	R: 0 H: 1 E: 0 LOB: 2 K: 3 BB: 0 S: 10 P: 11	R: 1 H: 3 E: 0 LOB: 2 K: 0 BB: 0 S: 6 P: 6	R: 0 H: 0 E: 0 LOB: 0 K: 1 BB: 0 S: 5 P: 5	1B: 13 SF: 0 2B: 2 SAC: 0 3B: 0 DP: 0 HR: 0 HBP: 1	WP: 3 PA: 47 PB: 0 SB: 0 CS: 0		
PITCHER	IP WLS BF H R ER SO BB IBB HBP BLK WP HR S P ERA WHIP											PITCHER	IP WLS BF H R ER SO BB IBB HBP BLK WP HR S P ERA WHIP
Tom Underwood, L (1, 1) ERA: 4.01	4.0 L 24 9 6 6 5 3 0 0 0 0 0 0 31 43 13.50 3.000												
Ron Schueler, R (5, 1) ERA: 5.55	1.0 3 0 0 0 0 0 0 0 0 0 0 2 2 0.00 0.000												
Wayne Twitchell, R (6, 1) ERA: 4.42	2.0 12 3 2 2 3 2 0 1 0 3 0 15 24 9.00 2.500												
Joe Hoerner, L (8, 1) ERA: 2.66	1.0 6 3 1 1 0 0 0 0 0 0 0 6 6 9.00 3.000												
Dick Ruthven, R (9, 1) ERA: 5.46	1.0 3 0 0 0 0 1 0 0 0 0 0 5 5 0.00 0.000												

Pittsburgh Pirates @ Philadelphia Phillies  
Veterans Stadium, Philadelphia, PA  
Wed Sep 17 1975, 7:05 PM EDT  
Att: 38,085 - Unknown

livebaseballscorecards.com

Batter	1	2	3	4	5	6	7	8	9	AB	R	H	RBI	BB	SO	LOB
Dave Cash, R OBP: 0.358, SLG: 0.385 (1, 4)	0-0 1B		0-0 F8		0-0 FC6-4			0-0 1B		4	0	2	0	0	0	1
Larry Bowa, S OBP: 0.331, SLG: 0.373 (1, 6)	0-0 1-2 P6		0-0 6-3		0-0 1-2f FC6-4			0-0 1B		4	0	0	0	0	0	3
Jay Johnstone, L OBP: 0.404, SLG: 0.471 (1, 9)	0-3 SS K			0-0 F6		0-0 F8		0-0 1-2f G4-6-3		4	0	0	0	0	1	2
Greg Luzinski, R OBP: 0.395, SLG: 0.544 (1, 7)	0-0 F9			4-0 1B BB		0-0 1B			0-0 F8	3	0	1	0	1	0	1
Tom Hutton, L OBP: 0.339, SLG: 0.349 (1, 3)		0-0 HR		0-0 1-2 1B		0-0 1-2 L6-3			0-0 1B 2B	4	1	3	1	0	0	1
Mike Schmidt, R OBP: 0.374, SLG: 0.533 (1, 5)		0-0 F7		0-3 K			0-0 F9		0-0 2-3 G4-6-3 1B	4	0	1	0	0	1	2
Johnny Oates, L OBP: 0.355, SLG: 0.350 (1, 2)		0-0 4-3		0-0 F8			0-0 E6		0-0 1-2f G4-6-3	4	0	0	0	0	0	4
Mike Anderson, R OBP: 0.316, SLG: 0.379 (1, 8)		0-0 F9			0-0 6-3		0-3 K			3	0	0	0	0	1	1
Tom Underwood, R OBP: 0.162, SLG: 0.141 (1, 1)			0-0 6-3		0-0 FC6-4 1B		0-0 F8			1	0	0	0	0	0	0
Ron Schuefer, R OBP: 0.154, SLG: 0.154 (5, 1)										0	0	0	0	0	0	0
Mike Nodyszinski, L OBP: 0.500, SLG: 0.375 (5, PH)										1	0	1	0	0	0	0
Wayne Twitchell, R OBP: 0.089, SLG: 0.147 (6, 1)										0	0	0	0	0	0	0
Dick Allen, R OBP: 0.327, SLG: 0.370 (7, PH)										1	0	0	0	0	0	1
Joe Hoerner, R OBP: 0.111, SLG: 0.111 (8, 1)										0	0	0	0	0	0	0
Dick Ruthven, R OBP: 0.111, SLG: 0.111 (9, 1)										0	0	0	0	0	0	0

**BOTTOM**

**Pittsburgh Pirates @ Philadelphia Phillies**  
**Veterans Stadium, Philadelphia, PA**  
 Wed Sep 17 1975, 7:05 PM EDT  
 Att. 38,085 - Unknown

livebaseballscorecards.com

<b>AB</b>	<b>33</b>
<b>R</b>	<b>1</b>
<b>H</b>	<b>8</b>
<b>RBI</b>	<b>1</b>
<b>BB</b>	<b>1</b>
<b>SO</b>	<b>3</b>
<b>LOB</b>	<b>16</b>



Inning Stats	R: 0	H: 1	E: 0	LOB: 1	K: 1	BB: 0	S: 6	P: 6	R: 1	H: 1	E: 0	LOB: 0	K: 0	BB: 0	S: 4	R: 0	H: 0	E: 0	LOB: 0	K: 0	BB: 0	S: 3	R: 0	H: 1	E: 0	LOB: 2	K: 1	BB: 1	S: 6	R: 0	H: 1	E: 0	LOB: 1	K: 0	BB: 0	S: 4	R: 0	H: 0	E: 1	LOB: 1	K: 1	BB: 0	S: 6	R: 0	H: 1	E: 0	LOB: 0	K: 0	BB: 0	S: 3	R: 0	H: 0	E: 1	LOB: 1	K: 1	BB: 0	S: 6	R: 0	H: 1	E: 0	LOB: 0	K: 0	BB: 0	S: 3	R: 0	H: 2	E: 0	LOB: 1	K: 0	BB: 0	S: 4	R: 0	H: 1	E: 0	LOB: 1	K: 0	BB: 0	S: 4	1B: 6	SF: 0	2B: 2	SAC: 0	3B: 0	DP: 3	HR: 1	HBP: 0	WP: 0	PA: 34	PB: 0	SB: 1	CS: 0	ERA	WHIP
<b>PITCHER</b> Bruce Kison, R ERA: 3.31 (1, 1)	9.0	WLS	W	BF	34	H	8	R	1	ER	1	SO	3	BB	1	IBB	0	HBP	0	BLK	0	WP	0	HR	1	S	39	P	43	ERA	1.00	WHIP	1.000																																																												

Batter	1	2	3	4	5	6	7	8	9	AB R H RBI BB SO LOB	TOP
Rennie Stennett, R (1, 4) OBP: 0.327, SLG: 0.392	0-0 1B 3B		0-0 FC6-4 1-2f		0-0 4-3		0-0 1B			4 1 2 0 0 0 2	
Manny Sanguillen, R (1, 2) OBP: 0.394, SLG: 0.459	0-0 G1-6-3 1B		0-3 K		0-0 F9		0-0 F8			4 0 1 1 0 1 3	
Al Oliver, L (1, 8) OBP: 0.314, SLG: 0.458	0-0 G1-6-3 1-2f		0-0 4-3			0-0 4-3 BB 1B		0-0 F7		4 0 1 0 0 0 3	
Willie Stargell, L (1, 3) OBP: 0.375, SLG: 0.525	0-3 K			4-0 FC5-4 BB		4-0 4-3 BB		0-3 K		2 0 0 0 2 2 0	
Richie Zisk, R (1, 7) OBP: 0.378, SLG: 0.481		4-0 BB		0-0 FC5-4 1-2f		0-3 K		0-0 5-3		3 0 0 0 1 1 3	
Dave Parker, L (1, 9) OBP: 0.357, SLG: 0.546		0-3 K		0-0 F7		0-0 4-3 1-2 2-3		0-0 L7		4 0 0 0 0 1 4	
Richie Hebner, L (1, 5) OBP: 0.321, SLG: 0.404		0-3 K		0-0 F6		4-0 BB		0-0 P4		3 0 0 0 1 1 2	
Frank Taveras, R (1, 6) OBP: 0.287, SLG: 0.257		0-3 K			0-3 K 4-3 SH1-4		0-3 K		0-3 K	2 0 0 0 0 2 1	AB 30
Bob Robertson, R (6, PH) OBP: 0.381, SLG: 0.442										1 0 0 0 0 1 3	R 1
Mario Mendoza, R (6, 6) OBP: 0.226, SLG: 0.200										0 0 0 0 0 0 0	H 4
Art Howe, R (9, PH) OBP: 0.250, SLG: 0.255										1 0 0 0 0 1 0	RBI 1
Dock Ellis, S (1, 1) OBP: 0.220, SLG: 0.139			4-0 FC6-4 BB		0-0 SH1-4		0-3 K		0-0 1-3	0 0 0 0 1 0 0	BB 5
Kent Tekulve, R (5, 1) OBP: 0.200, SLG: 0.111										0 0 0 0 0 0 0	SO 11
Willie Randolph, R (7, PH) OBP: 0.291, SLG: 0.213										1 0 0 0 0 1 0	LOB 21
Bob Moose, R (7, 1) OBP: 0.200, SLG: 0.200										0 0 0 0 0 0 0	
Bill Robinson, R (9, PH) OBP: 0.301, SLG: 0.449										1 0 0 0 0 0 0	
<b>Inning Stats</b>	R: 1 H: 2 E: 0 LOB: 0 K: 1 BB: 0 S: 6 P: 6	R: 0 H: 0 E: 0 LOB: 1 K: 3 BB: 1 S: 9 P: 13	R: 0 H: 0 E: 0 LOB: 1 K: 1 BB: 1 S: 5 P: 9	R: 0 H: 0 E: 0 LOB: 1 K: 0 BB: 1 S: 3 P: 7	R: 0 H: 0 E: 0 LOB: 1 K: 1 BB: 0 S: 6 P: 6	R: 0 H: 1 E: 0 LOB: 3 K: 2 BB: 2 S: 8 P: 16	R: 0 H: 1 E: 0 LOB: 1 K: 1 BB: 0 S: 6 P: 6	R: 0 H: 0 E: 0 LOB: 0 K: 1 BB: 0 S: 5 P: 5	R: 0 H: 0 E: 0 LOB: 0 K: 1 BB: 0 S: 5 P: 5	1B: 3 SF: 0 2B: 0 SAC: 1 3B: 1 DP: 1 HR: 0 HBP: 0	WP: 1 PA: 36 PB: 0 SB: 0 CS: 0
<b>PITCHER</b> Steve Carlton, L (1, 1) ERA: 3.65	IP WLS BF H R ER SO BB IBB HBP BLK WP HR S P ERA WHIP										
	9.0 W 36 4 1 1 11 5 0 0 0 1 0 53 73 1.00 1.000										

Pittsburgh Pirates @ Philadelphia Phillies  
Veterans Stadium, Philadelphia, PA  
Thu Sep 18 1975, 7:05 PM EDT  
Att: 27,093 - Unknown

livebaseballscorecards.com





Batter	1	2	3	4	5	6	7	8	9	AB	R	H	RBI	BB	SO	LOB
Dave Cash, R OBP: 0.359, SLG: 0.387 (1, 4)	0-0 2B SF7 1B	0-0 FC6-4 1-2f		0-0 E7 2B		0-0 4-3 2-3				4	1	2	0	0	0	2
Larry Bowa, S OBP: 0.332, SLG: 0.376 (1, 6)	0-0 F8 1-3 2B		0-0 S 1B 1B	0-0 4-3		0-0 5-3				4	1	2	0	0	0	2
Jay Johnstone, L OBP: 0.402, SLG: 0.470 Tom Hutton, L OBP: 0.339, SLG: 0.349 (1, 9) (8, 3)	0-0 SF7 3-H		0-0 FC3-6 1-H 1B		0-0 3-1		0-0 L4			3	0	1	2	0	0	0
Greg Luzinski, R OBP: 0.394, SLG: 0.547 (1, 7)	0-0 F8 2-3		0-0 F7		0-0 HR		0-0 F6			4	1	1	1	0	0	2
Dick Allen, R OBP: 0.327, SLG: 0.367 Jerry Martin, R OBP: 0.295, SLG: 0.330 (1, 3) (8, 8)	0-0 P6		0-0 FC3-6 1-2f BB		4-0 FC5-4 BB		0-0 6-3			3	0	0	0	1	0	2
Mike Schmidt, R OBP: 0.375, SLG: 0.537 (1, 5)		0-0 HR	4-0 FC6-4 1-2 BB		0-0 FC5-4 1-2f S		0-0 F8			3	1	1	1	1	0	1
Mike Anderson, R OBP: 0.311, SLG: 0.372 (1, 8) (8, 9)		0-0 F9	0-0 FC6-4 1-2f		0-0 F7 1-2		0-3 K			4	0	0	0	0	1	3
Johnny Oates, L OBP: 0.357, SLG: 0.350 (1, 2)		0-0 FC6-4 1B		0-0 P6		4-0 4-3 SH5-3 BB		0-0 F8		3	0	1	0	1	0	0
Steve Carlton, L OBP: 0.189, SLG: 0.174 (1, 1)		0-0 FC6-4 1-2f		0-0 G3		0-0 SH5-3 1-2				2	0	0	0	0	0	1

Inning Stats	R: 1	H: 2	E: 0	LOB: 1	K: 0	BB: 0	S: 5	P: 5	R: 1	H: 2	E: 0	LOB: 1	K: 0	BB: 0	S: 5	P: 5	R: 1	H: 2	E: 0	LOB: 2	K: 0	BB: 1	S: 5	P: 9	R: 0	H: 1	E: 1	LOB: 1	K: 0	BB: 0	S: 4	R: 1	H: 1	E: 0	LOB: 1	K: 0	BB: 1	S: 4	P: 8	R: 0	H: 0	E: 0	LOB: 1	K: 0	BB: 1	S: 3	P: 7	R: 0	H: 0	E: 0	LOB: 0	K: 0	BB: 0	S: 3	P: 3	R: 0	H: 0	E: 0	LOB: 0	K: 1	BB: 0	S: 5	P: 5
--------------	------	------	------	--------	------	-------	------	------	------	------	------	--------	------	-------	------	------	------	------	------	--------	------	-------	------	------	------	------	------	--------	------	-------	------	------	------	------	--------	------	-------	------	------	------	------	------	--------	------	-------	------	------	------	------	------	--------	------	-------	------	------	------	------	------	--------	------	-------	------	------

PITCHER	IP	WLS	BF	H	R	ER	SO	BB	IBB	HBP	BLK	WP	HR	S	P	ERA	WHIP
Dock Ellis, R ERA: 3.78 (1, 1)	4.1	L	23	8	4	4	0	2	0	0	0	0	2	21	29	8.31	2.308
Kent Tekulve, R ERA: 2.16 (5, 1)	1.2		6	0	0	0	0	1	0	0	0	0	0	5	9	0.00	0.600
Bob Moose, R ERA: 4.14 (7, 1)	2.0		6	0	0	0	1	0	0	0	0	0	0	8	8	0.00	0.000

**BOTTOM**

Pittsburgh Pirates @ Philadelphia Phillies  
Veterans Stadium, Philadelphia, PA

Thu Sep 18 1975, 7:05 PM EDT  
Att. 27,093 - Unknown

AB	30
R	4
H	8
RBI	4
BB	3
SO	1
LOB	13

WP: 0 PA: 35  
PB: 0  
SB: 2  
CS: 0



PITCHER	IP	WLS	BF	H	R	ER	SO	BB	IBB	HBP	BLK	WP	HR	S	P	ERA	WHIP
---------	----	-----	----	---	---	----	----	----	-----	-----	-----	----	----	---	---	-----	------

Batter	1	2	3	4	5	6	7	8	9	AB R H RBI BB SO LOB	TOP																									
<b>Dave Cash, R</b> (1, 4) OBP: 0.359, SLG: 0.387	0-0 E5 1B	0-0 6-3			0-0 1B		0-0 6-3		0-0 1B	5 0 2 0 0 0 0																										
<b>Larry Bowa, S</b> (1, 6) OBP: 0.333, SLG: 0.378	0-0 2-3 CS 1B		0-0 F9		0-0 F8		0-0 2B		0-0 4-3	5 0 2 0 0 0 2																										
<b>Jay Johnstone, L</b> (1, 8) OBP: 0.401, SLG: 0.467 (8, 9)	0-3 K 1-2		0-3 K			0-0 WP 2B 1B	0-0 4-3			4 1 1 0 0 2 3																										
<b>Greg Luzinski, R</b> (1, 7) OBP: 0.393, SLG: 0.544	4-0 BB		0-3 K			0-3 K 1-2		0-3 K		3 0 0 0 1 3 1																										
<b>Dick Allen, R</b> (1, 3) OBP: 0.328, SLG: 0.379 <b>Jerry Martin, R</b> (8, 8) OBP: 0.295, SLG: 0.330	0-3 K			0-3 K		0-0 2-H 2B		0-0 HR		4 1 2 2 0 2 2 0 0 0 0 0 0 0																										
<b>Mike Schmidt, R</b> (1, 5) OBP: 0.374, SLG: 0.535		0-0 CS 1B		0-0 F7		0-0 F8		0-3 K		4 0 1 0 0 1 1																										
<b>Tom Hutton, L</b> (1, 9) OBP: 0.343, SLG: 0.344 (8, 3)		4-0 1-2 HR BB		0-0 F7		4-0 BB		0-0 F7		2 1 0 0 2 0 0																										
<b>Johnny Oates, L</b> (1, 2) OBP: 0.352, SLG: 0.345		0-0 F2			0-0 6-3		0-3 K		0-3 K	4 0 0 0 0 2 3																										
<b>Larry Christenson, R</b> (1, 1) OBP: 0.291, SLG: 0.442 <b>Ron Schueler, R</b> (5, 1) OBP: 0.154, SLG: 0.154 <b>Tom Hilgendorf, S</b> (6, 1) OBP: 0.308, SLG: 0.333 <b>Tim McCarver, L</b> (7, PH) OBP: 0.389, SLG: 0.403 <b>Tug McGraw, R</b> (7, 1) OBP: 0.167, SLG: 0.167		0-0 1-H HR			0-3 K		0-3 K		0-0 6-3	2 1 1 2 0 1 0 0 0 0 0 0 0 0 0 0 0 0 0 0 0 1 0 0 0 0 1 0 1 0 0 0 0 0 0																										
<b>Inning Stats</b>	R: 0 E: 1 K: 2 S: 8	H: 1 LOB: 2 BB: 1 P: 12	R: 2 E: 0 K: 0 S: 4	H: 2 LOB: 0 BB: 1 P: 8	R: 0 E: 0 K: 2 S: 7	H: 0 LOB: 0 BB: 0 P: 7	R: 0 E: 0 K: 1 S: 5	H: 0 LOB: 0 BB: 0 P: 5	R: 0 E: 0 K: 1 S: 6	H: 1 LOB: 1 BB: 0 P: 6	R: 1 E: 0 K: 2 S: 9	H: 2 LOB: 2 BB: 1 P: 13	R: 0 E: 0 K: 1 S: 6	H: 1 LOB: 1 BB: 0 P: 6	R: 1 E: 0 K: 2 S: 8	H: 1 LOB: 0 BB: 0 P: 8	R: 0 E: 0 K: 1 S: 6	H: 1 LOB: 1 BB: 0 P: 6	1B: 5 2B: 2 3B: 0 HR: 2	SF: 0 SAC: 0 DP: 0 HBP: 0	WP: 1 PB: 0 SB: 0 CS: 2	PA: 38														
<b>PITCHER</b>	IP WLS BF H R ER SO BB IBB HBP BLK WP HR S P ERA WHIP																																			
<b>Tom Seaver, R</b> (1, 1) ERA: 2.37	7.0		30	7	3	3	9	3	0	0	0	1	1	45	57	3.86	1.429																			
<b>Skip Lockwood, R</b> (8, 1) ERA: 1.62	2.0	L	8	2	1	1	3	0	0	0	0	0	1	14	14	4.50	1.000																			

Philadelphia Phillies @ New York Mets  
 Shea Stadium, Flushing, NY  
 Fri Sep 19 1975, 7:05 PM EDT  
 Att. 16,676 - Unknown

livebaseballscorecards.com

AB	35
R	4
H	9
RBI	4
BB	3
SO	12
LOB	12



**BOTTOM**

**Philadelphia Phillies @ New York Mets**  
Shea Stadium, Flushing, NY  
Fri Sep 19 1975, 7:05 PM EDT  
Att. 16,676 - Unknown

[livebaseballscorecards.com](http://livebaseballscorecards.com)

**AB 32**  
**R 3**  
**H 5**  
**RBI 2**  
**BB 4**  
**SO 6**  
**LOB 14**



WP: 0 PA: 36  
PB: 0  
SB: 0  
CS: 0

AB	R	H	RBI	BB	SO	LOB
3	0	2	0	1	0	0
4	0	0	0	0	0	4
4	0	0	0	0	2	3
2	1	0	0	2	1	0
4	0	0	0	0	1	2
4	1	1	2	0	1	1
4	1	1	0	0	0	1
2	0	1	0	0	0	0
1	0	0	0	0	0	2
1	0	0	0	0	0	0
1	0	0	0	0	1	0
1	0	0	0	0	0	0
1	0	0	0	0	0	0
1	0	0	0	0	0	0

Batter	1	2	3	4	5	6	7	8	9
<b>Del Unser, L</b> OBP: 0.339, SLG: 0.397 (1, 8) X	0-0 F8 ①		0-0 1B		0-0 FC6-4 1B		4-0 FC6 BB		
<b>Felix Millan, R</b> OBP: 0.328, SLG: 0.344 (1, 4) X	0-0 F3 ②		0-0 P4 ③		0-0 FC6-4 ②		0-0 FC6 ②		
<b>Mike Vail, R</b> OBP: 0.351, SLG: 0.464 (1, 7) S S S	0-3 K ③			0-3 K ① X	0-0 F7 ③		0-0 P4 ③		
<b>Rusty Staub, L</b> OBP: 0.368, SLG: 0.441 (1, 9) X		0-0 4-3 ①		4-0 HR BB		4-0 E BB		0-3 K ①	
<b>Dave Kingman, R</b> OBP: 0.291, SLG: 0.507 (1, 5) X		0-0 5-3 ②		0-0 F7 ②		0-0 P6 ①		0-3 K ②	
<b>Ed Kranepool, L</b> OBP: 0.358, SLG: 0.414 (1, 3) X		0-0 P6 ③		0-0 1-H HR		0-3 K ②		0-0 4-3 ③	
<b>Jerry Grote, R</b> OBP: 0.353, SLG: 0.372 (1, 2) X			0-0 1B G4-3 1B	0-0 5-3 ③		0-0 E6 1-2		0-0 F8 ①	
<b>Mike Phillips, L</b> OBP: 0.306, SLG: 0.323 (1, 6) X			0-0 G4-3 1B		0-0 F8 ① X	0-0 F7 ③		0-0 P6 ②	
<b>Jesus Alou, R</b> OBP: 0.295, SLG: 0.290 (6, PH) X			1-3 G4-3 1B						
<b>Bud Harrelson, S</b> OBP: 0.320, SLG: 0.246 (7, 6) X									
<b>Tom Seaver, R</b> OBP: 0.265, SLG: 0.202 (1, 1) X			0-0 G4-3 ① ②		4-0 FC6-4 1B BB		0-3 K ①	0-0 F7 ③	
<b>Gene Clines, R</b> OBP: 0.270, SLG: 0.276 (7, PH) X									
<b>Skip Lockwood, R</b> OBP: 0.250, SLG: 0.250 (8, 1) X									
<b>Joe Torre, R</b> OBP: 0.321, SLG: 0.363 (9, PH) X			1-2f 3-H						

Inning	R	H	E	K	S	P	SO	BB	IBB	HBP	BLK	WP	HR	S	P	ERA	WHIP
1	0	0	0	1	5	2	2	2	0	0	0	0	1	21	29	6.23	1.615
2	0	0	0	0	3	0	1	0	0	0	0	0	0	3	7	0.00	1.000
3	0	0	0	0	0	1	0	0	0	0	0	0	0	5	5	0.00	0.000
4	0	0	0	0	0	3	1	0	0	0	0	0	0	15	19	0.00	0.333

PITCHER	IP	WLS	BF	H	R	ER	SO	BB	IBB	HBP	BLK	WP	HR	S	P	ERA	WHIP
<b>Larry Christenson, R</b> ERA: 3.88 (1, 1)	4.1		19	5	3	3	2	2	0	0	0	0	1	21	29	6.23	1.615
<b>Ron Schueler, R</b> ERA: 5.48 (5, 1)	1.0		4	0	0	0	0	1	0	0	0	0	0	3	7	0.00	1.000
<b>Tom Hilgendorf, L</b> ERA: 1.77 (6, 1)	0.2		3	0	0	0	1	0	0	0	0	0	0	5	5	0.00	0.000
<b>Tug McGraw, L</b> ERA: 3.07 (7, 1)	3.0	W	10	0	0	0	3	1	0	0	0	0	0	15	19	0.00	0.333

PITCHER	IP	WLS	BF	H	R	ER	SO	BB	IBB	HBP	BLK	WP	HR	S	P	ERA	WHIP
1	0	0	0	0	0	0	0	0	0	0	0	0	0	0	0	0.00	0.000
2	0	0	0	0	0	0	0	0	0	0	0	0	0	0	0	0.00	0.000
3	0	0	0	0	0	0	0	0	0	0	0	0	0	0	0	0.00	0.000
4	0	0	0	0	0	0	0	0	0	0	0	0	0	0	0	0.00	0.000
5	0	0	0	0	0	0	0	0	0	0	0	0	0	0	0	0.00	0.000
6	0	0	0	0	0	0	0	0	0	0	0	0	0	0	0	0.00	0.000
7	0	0	0	0	0	0	0	0	0	0	0	0	0	0	0	0.00	0.000
8	0	0	0	0	0	0	0	0	0	0	0	0	0	0	0	0.00	0.000
9	0	0	0	0	0	0	0	0	0	0	0	0	0	0	0	0.00	0.000

Batter	1	2	3	4	5	6	7	8	9	10	11	AB	R	H	RBI	BB	SO	LOB	TOP			
<b>Dave Cash, R</b> OBP: 0.356, SLG: 0.384 (1, 4)	0-0 6-3	0-0 F8		0-0 5-3			0-0 F8		0-0 SF9		0-0 5-3	5	0	0	1	0	0	2				
<b>Larry Bowa, S</b> OBP: 0.331, SLG: 0.375 (1, 6)	0-0 3B 1B		0-0 P4		0-0 F9			0-3 K	0-0 G3		0-0 P6	6	1	1	0	0	1	4				
<b>Mike Schmidt, R</b> OBP: 0.374, SLG: 0.543 (1, 5)	0-0 3B		0-0 HR		0-0 5-3			0-0 6-3		0-0 P3		5	1	2	2	0	0	0				
<b>Greg Luzinski, R</b> OBP: 0.393, SLG: 0.548 (1, 7)	0-3 K		0-0 HR		0-0 1-3			0-0 FC6-4 1B		0-0 1-3		5	1	2	1	0	1	1				
<b>Dick Allen, R</b> OBP: 0.327, SLG: 0.379 (1, 3)	0-0 P6		0-0 F3			0-3 K		0-0 FC6-4		0-0 1B 2B		5	0	1	0	0	1	2				
<b>Mike Anderson, R</b> OBP: 0.308, SLG: 0.369 <b>Jay Johnstone, L</b> OBP: 0.403, SLG: 0.467 (6, PH) (6, 9)		0-3 K		0-0 5-3		0-0 F9			0-0 1B 1B E 1B	4-0 1B IBB		2	0	0	0	0	1	0				
<b>Jerry Martin, R</b> OBP: 0.296, SLG: 0.351 <b>Tom Hutton, L</b> OBP: 0.346, SLG: 0.348 <b>Alan Bannister, R</b> OBP: 0.298, SLG: 0.375 (9, PR) (9, 8)		0-0 SH3-4 3B		0-0 L3		0-0 F8			0-0 E SF9 1B 1-2 2-H 1B	0-0 1B		3	1	1	0	0	0	0				
<b>Bob Boone, R</b> OBP: 0.324, SLG: 0.338 <b>Tim McCarter, R</b> OBP: 0.385, SLG: 0.397 <b>Ron Schaefer, R</b> OBP: 0.154, SLG: 0.154 <b>Tony Taylor, R</b> OBP: 0.324, SLG: 0.337 <b>Terry Harmon, R</b> OBP: 0.291, SLG: 0.261 <b>Tug McGraw, R</b> OBP: 0.167, SLG: 0.167 <b>Garry Maddox, R</b> OBP: 0.355, SLG: 0.434 <b>Gene Garber, R</b> OBP: 0.167, SLG: 0.167 (1, 2) (7, PH) (7, 1) (9, PH) (9, PR) (9, 1) (11, PH) (11, 1)		0-0 SH3-4		0-0 HR		0-0 F7		0-0 F7	0-0 SF9 1B 1-3 2-H		0-0 6-3	1	1	1	2	0	0	0				
<b>Wayne Simpson, R</b> OBP: 0.305, SLG: 0.222 <b>Tom Hilgendorf, S</b> OBP: 0.308, SLG: 0.333 <b>Mike Rogodzinski, L</b> OBP: 0.455, SLG: 0.333 <b>John Montague, R</b> <b>Joe Hoerner, R</b> <b>Johnny Oates, L</b> OBP: 0.352, SLG: 0.345 (1, 1) (2, 1) (4, PH) (4, 1) (6, 1) (7, PH) (7, 2)		0-0 1B		0-0 L3		0-0 6-3		0-0 6-3	0-0 4-3		0-0 5-3 1B	1	0	1	0	0	0	0				
<b>Inning Stats</b>	R: 1 E: 0 K: 1 S: 7	H: 2 LOB: 1 BB: 0 P: 7	R: 1 E: 0 K: 1 S: 7	H: 2 LOB: 1 BB: 0 P: 7	R: 2 E: 0 K: 0 S: 5	H: 2 LOB: 0 BB: 0 P: 5	R: 1 E: 0 K: 0 S: 4	H: 1 LOB: 0 BB: 0 P: 4	R: 0 E: 0 K: 1 S: 5	H: 0 LOB: 0 BB: 0 P: 5	R: 0 E: 0 K: 1 S: 6	H: 1 LOB: 1 BB: 0 P: 6	R: 2 E: 1 K: 0 S: 6	H: 3 LOB: 3 BB: 0 P: 6	R: 0 E: 0 K: 0 S: 4	H: 2 LOB: 2 BB: 1 P: 8	R: 0 E: 0 K: 0 S: 4	H: 1 LOB: 1 BB: 0 P: 4	1B: 8 2B: 1 3B: 2 HR: 3	SF: 1 SAC: 1 DP: 0 HBP: 0	WP: 0 PB: 0 SB: 0 CS: 0	PA: 47
<b>PITCHER</b>	IP	WLS	BF	H	R	ER	SO	BB	IBB	HBP	BLK	WP	HR	S	P	ERA	WHIP					
<b>Jerry Koosman, L</b> ERA: 3.58 (1, 1)	3.0		15	6	4	4	2	0	0	0	0	0	2	19	19	12.00	2.000					
<b>Hank Webb, R</b> ERA: 4.03 (4, 1)	1.0		4	1	1	1	0	0	0	0	0	0	1	4	4	9.00	1.000					
<b>Rick Baldwin, R</b> ERA: 3.44 (5, 1)	5.0		19	4	2	1	2	0	0	0	0	0	0	23	23	1.80	0.800					
<b>Bob Apodaca, R</b> ERA: 1.48 (10, 1)	2.0	W	9	3	0	0	0	0	1	0	0	0	0	8	12	0.00	1.500					


Philadelphia Phillies @ New York Mets  
Shea Stadium, Flushing, NY  
Sat Sep 20 1975, 3:33 AM EDT  
Att. 18,863 - Unknown

AB	44
R	7
H	14
RBI	6
BB	1
SO	4
LOB	12



Batter	1	2	3	4	5	6	7	8	9	10	11	AB R H RBI BB SO LOB	BOTTOM												
Del Unser, L OBP: 0.341, SLG: 0.396 (1, 8)	F5	SF8	2B BB		G6-4-3 IBB		1B			K		3 1 1 1 2 1 0	<b>Philadelphia Phillies @ New York Mets</b> Shea Stadium, Flushing, NY Sat Sep 20 1975, 3:33 AM EDT Att. 18,863 - Unknown												
Felix Millan, R OBP: 0.327, SLG: 0.344 (1, 4)	F7	F8	2B		G6-4-3		6-3			F7		6 0 1 3 0 0 6													
Mike Vail, R OBP: 0.350, SLG: 0.454 (1, 7)	1B BB	1B	5-3				F9			F8		5 0 1 1 1 0 1													
Rusty Staub, L OBP: 0.372, SLG: 0.452 (1, 9)	1B	1B			G1-6-3		2B			HR		6 1 5 1 0 0 0													
Dave Kingman, R OBP: 0.288, SLG: 0.502 (1, 5)	K	K			F8		F3			K		5 0 0 0 0 3 7													
Roy Staiger, R OBP: 0.143, SLG: 0.214 (9, 5)												1 0 0 0 0 1 0													
Ed Kranepool, L OBP: 0.361, SLG: 0.412 (1, 3)		1B BB	K		G1-6-3		IBB			4-3		4 2 1 0 2 1 1													
Jerry Grote, R OBP: 0.357, SLG: 0.375 (1, 2)		BB 1B	1B WP				K			P6		2 2 2 0 1 0 0													
Gene Clines, R OBP: 0.270, SLG: 0.276 (5, PR)		SF8 BB	2B 1B		SH1-4 1B					HR		0 0 0 0 0 0 0													
Ron Hodges, L OBP: 0.200, SLG: 0.400 (6, 2)		1-2 2-3	1B BB		1-2 2-3		1B					3 1 1 2 0 1 2													
Mike Phillips, L OBP: 0.308, SLG: 0.325 (1, 6)		BB	K				3-1					4 1 2 0 0 1 1													
Bud Harrelson, S OBP: 0.329, SLG: 0.258 (9, PH)		1-2 2-3	1B		SH1-4 1B					G5-4-3 1B		1 0 1 0 0 0 0													
Jerry Koosman, R OBP: 0.219, SLG: 0.203 (1, 1)		1B 1B	2B BB		SH1-4		F8			G5-4-3		0 0 0 1 1 0 0													
Jesus Alou, F OBP: 0.302, SLG: 0.297 (3, PH)		1-2 2-3 3-H	BB		1-2 2-3							1 1 1 0 0 0 0													
Hank Webb, R OBP: 0.303, SLG: 0.258 (4, 1)												0 0 0 0 0 0 0													
Rick Baldwin, L OBP: 0.244, SLG: 0.214 (5, 1)		1B 1B										1 0 0 0 0 0 0													
Joe Torre, R OBP: 0.300, SLG: 0.362 (9, PH)			2B BB									1 0 0 0 0 0 1													
Bob Apodaca, F OBP: 0.455, SLG: 0.400 (10, 1)			1B									0 0 0 0 0 0 0													
<b>Inning Stats</b>	R: 0 E: 0 K: 1 S: 6	H: 1 LOB: 2 BB: 1 P: 10	R: 3 E: 0 K: 1 S: 8	H: 3 LOB: 3 BB: 3 P: 20	R: 3 E: 0 K: 2 S: 10	H: 3 LOB: 1 BB: 1 P: 14	R: 0 E: 0 K: 0 S: 3	H: 1 LOB: 0 BB: 0 P: 3	R: 0 E: 0 K: 0 S: 4	H: 2 LOB: 3 BB: 1 P: 8	R: 0 E: 0 K: 1 S: 6	H: 1 LOB: 2 BB: 1 P: 10	R: 0 E: 0 K: 0 S: 4	H: 1 LOB: 1 BB: 0 P: 4	R: 1 E: 0 K: 1 S: 6	H: 1 LOB: 0 BB: 0 P: 6	R: 0 E: 0 K: 0 S: 3	H: 1 LOB: 0 BB: 0 P: 3	R: 0 E: 0 K: 1 S: 5	H: 0 LOB: 0 BB: 0 P: 5	R: 2 E: 0 K: 1 S: 6	H: 2 LOB: 0 BB: 0 P: 6	1B: 12 2B: 2 3B: 0 HR: 2	SF: 1 SAC: 1 DP: 3 HBP: 0	WP: 1 PA: 52
<b>PITCHER</b>	IP WLS BF H R ER SO BB IBB HBP BLK WP HR S P ERA WHIP	IP WLS BF H R ER SO BB IBB HBP BLK WP HR S P ERA WHIP													IP WLS BF H R ER SO BB IBB HBP BLK WP HR S P ERA WHIP										
Wayne Simpson, R ERA: 3.71 (1, 1)	1.2 9 12 3 3 3 1 4 0 0 0 0 0 10 26 16.20 4.200	2.0 4 9 4 3 3 3 1 0 0 0 1 0 14 18 20.25 3.750													0.2 L 4 2 2 2 1 0 0 0 0 0 1 6 6 27.00 3.000										
Tom Hilgendorf, L ERA: 2.03 (2, 1)	2.2 11 14 4 0 0 0 0 1 0 0 0 0 10 14 0.00 1.500	4.1 4 11 4 0 0 0 0 0 0 0 0 0 10 14 0.00 1.500																							
John Montague, R ERA: 4.57 (4, 1)	0.1 2 2 0 0 0 1 0 1 0 0 0 0 3 7 0.00 0.000	0.1 2 2 0 0 0 1 0 1 0 0 0 0 3 7 0.00 0.000																							
Joe Hoerner, L ERA: 2.61 (6, 1)	2.0 8 8 2 1 1 1 0 0 0 0 0 1 10 10 4.50 1.000	2.0 8 8 2 1 1 1 0 0 0 0 0 1 10 10 4.50 1.000																							
Ron Schueler, R ERA: 5.46 (7, 1)																									



Batter	1	2	3	4	5	6	7	8	9	AB R H RBI BB SO LOB	TOP											
Dave Cash, R OBP: 0.354, SLG: 0.382 (1, 4) X	0-0 6-3		0-0 5-3		0-0 1-3		0-0 P4			4 0 0 0 0 0 1												
Larry Bowa, S OBP: 0.332, SLG: 0.375 (1, 6) X	0-0 F9			0-0 1B 2B	0-0 5-3		4-0 BB			3 1 1 0 1 0 0												
Mike Schmidt, R OBP: 0.373, SLG: 0.540 (1, 5) X	0-0 6-3			0-0 P3	1-0 HBP		0-0 F9			3 0 0 0 0 0 2												
Greg Luzinski, R OBP: 0.392, SLG: 0.546 (1, 7)		0-3 K		0-0 2B 1B	0-0 F9		0-0 4-3			4 1 1 0 0 1 1												
Dick Allen, R OBP: 0.328, SLG: 0.385 (1, 3)		0-0 F2		0-0 1B 2B		0-0 F9 SF8		0-3 K		4 1 2 2 0 1 0												
Tom Hutton, L OBP: 0.346, SLG: 0.348 (8, 3)				1-H 3-H 1B 2B						0 0 0 0 0 0 0												
Jerry Martin, R OBP: 0.295, SLG: 0.347 (1, 8)		0-3 K		0-0 2B 1B		0-0 F9		0-0 5-3		4 1 1 0 0 1 1												
Mike Anderson, R OBP: 0.307, SLG: 0.373 (1, 9)			0-0 5-3	0-0 2B		0-0 SF8		0-3 K		3 0 1 2 0 1 0	AB 32 R 4 H 7 RBI 4 BB 2 SO 5 LOB 7											
Bob Boone, R OBP: 0.323, SLG: 0.335 (1, 2)			0-0 5-3	4-0 IBB		0-0 6-3		0-0 F7		3 0 0 0 1 0 0												
Dick Ruthven, R OBP: 0.167, SLG: 0.167 (1, 1)			0-0 1B		0-0 3-1		0-0 6-3		0-3 K	3 0 1 0 0 0 2 1 0 0 0 0 1 0												
Tug McGraw, R OBP: 0.154, SLG: 0.154 (7, 1)																						
Inning Stats	R: 0 E: 0 K: 0 S: 3	H: 0 LOB: 0 BB: 0 P: 3	R: 0 E: 0 K: 2 S: 7	H: 0 LOB: 0 BB: 0 P: 7	R: 0 E: 0 K: 0 S: 4	H: 1 LOB: 1 BB: 0 P: 4	R: 3 E: 0 K: 0 S: 7	H: 5 LOB: 2 BB: 1 P: 11	R: 0 E: 0 K: 0 S: 3	H: 0 LOB: 1 BB: 0 P: 4	R: 1 E: 0 K: 0 S: 4	H: 1 LOB: 0 BB: 0 P: 4	R: 0 E: 0 K: 0 S: 3	H: 0 LOB: 1 BB: 1 P: 7	R: 0 E: 0 K: 1 S: 5	H: 0 LOB: 0 BB: 0 P: 5	R: 0 E: 0 K: 2 S: 7	H: 0 LOB: 0 BB: 0 P: 7	1B: 4 2B: 3 3B: 0 HR: 0	SF: 1 SAC: 0 DP: 0 HBP: 1	WP: 0 PB: 0 SB: 1 CS: 0	PA: 36
PITCHER	IP WLS BF H R ER SO BB IBB HBP BLK WP HR S P ERA WHIP																					
Jon Matlack, L ERA: 3.4 (1, 1)	7.0 L 30 7 4 4 2 1 1 1 0 0 0 0 31 40 5.14 1.143																					
Skip Lockwood, R ERA: 1.54 (8, 1)	2.0 6 0 0 0 3 0 0 0 0 0 0 0 12 12 0.00 0.000																					

Philadelphia Phillies @ New York Mets  
Shea Stadium, Flushing, NY  
Sun Sep 21 1975, 3:33 AM EDT  
Att: 52,144 - Unknown

livebaseballscorecards.com

**BOTTOM**

**Philadelphia Phillies @ New York Mets**  
 Shea Stadium, Flushing, NY  
 Sun Sep 21 1975, 3:33 AM EDT  
 Att. 52,144 - Unknown

<b>AB</b>	<b>33</b>
<b>R</b>	<b>2</b>
<b>H</b>	<b>7</b>
<b>RBI</b>	<b>2</b>
<b>BB</b>	<b>2</b>
<b>SO</b>	<b>9</b>
<b>LOB</b>	<b>15</b>



WP: 0	PA: 36
PB: 0	
SB: 1	
CS: 0	

AB R H RBI BB SO LOB

3	0	0	0	1	1	1
1	0	1	0	0	0	0
2	0	0	0	0	0	1
4	0	1	0	0	2	4
4	0	0	0	0	1	1
4	0	0	0	0	3	0
3	1	1	0	1	0	0
4	1	3	2	0	0	1
3	0	1	0	0	0	3
1	0	0	0	0	1	0
2	0	0	0	0	0	2
1	0	0	0	0	0	2
0	0	0	0	0	0	0
1	0	0	0	0	1	0

Batter	1	2	3	4	5	6	7	8	9
<b>Del Unser, L</b> (1, 8) OBP: 0.340, SLG: 0.394	0-0 F7		4-0 HBP BB		0-3 K			0-0 L8	
<b>Felix Millan, R</b> (1, 4) OBP: 0.329, SLG: 0.345 <b>Bud Harrelson, S</b> (3, PR) OBP: 0.321, SLG: 0.250	0-0 G4-3 1B		1-0 HBP		0-0 6-3			0-0 F8	
<b>Mike Vail, R</b> (1, 7) OBP: 0.348, SLG: 0.455	0-0 G4-3 1-2f		0-3 K					0-0 2B	
<b>Rusty Staub, L</b> (1, 9) OBP: 0.370, SLG: 0.449		0-0 F7		0-0 F5				0-3 K	
<b>Dave Kingman, R</b> (1, 5) OBP: 0.285, SLG: 0.498		0-3 K		0-0 6-3				0-3 K	
<b>Ed Kranepool, L</b> (1, 3) OBP: 0.363, SLG: 0.411		0-0 3-1		0-0 E1				0-0 HR 1B	
<b>Ron Hodges, L</b> (1, 2) OBP: 0.292, SLG: 0.583			0-0 FC4-6 1B	0-0 4-3				0-0 HR 1B	
<b>Mike Phillips, L</b> (1, 6) OBP: 0.308, SLG: 0.325			0-0 FC4-6 HBP 1-2f 6-3 1B		0-0 S 1B			0-3 K	
<b>Jack Heidemann, R</b> (9, PH) OBP: 0.296, SLG: 0.296					0-0 F8 1B			0-3 K	
<b>Jon Mattack, L</b> (1, 1) OBP: 0.250, SLG: 0.104 <b>Jerry Grote, R</b> (7, PH) OBP: 0.356, SLG: 0.374 <b>Skip Lockwood, R</b> (8, 1) OBP: 0.250, SLG: 0.250 <b>Joe Torre, R</b> (9, PH) OBP: 0.320, SLG: 0.361			0-0 6-3		0-0 F8			0-3 K	

<b>Inning Stats</b>	R: 0 E: 0 K: 0 S: 3	H: 1 LOB: 0 BB: 0 P: 3	R: 0 E: 0 K: 1 S: 5	H: 0 LOB: 0 BB: 0 P: 5	R: 0 E: 0 K: 1 S: 6	H: 1 LOB: 3 BB: 1 P: 11	R: 0 E: 1 K: 0 S: 4	H: 0 LOB: 1 BB: 0 P: 4	R: 0 E: 0 K: 1 S: 6	H: 1 LOB: 1 BB: 0 P: 6	R: 0 E: 0 K: 2 S: 7	H: 0 LOB: 0 BB: 0 P: 7	R: 0 E: 1 K: 0 S: 3	H: 1 LOB: 1 BB: 1 P: 7	R: 0 E: 0 K: 1 S: 6	H: 1 LOB: 1 BB: 0 P: 6	R: 2 E: 0 K: 3 S: 11	H: 2 LOB: 0 BB: 0 P: 11	1B: 5 2B: 1 3B: 0 HR: 1	SF: 0 SAC: 0 DP: 2 HBP: 1	WP: 0 PB: 0 SB: 1 CS: 0	PA: 36
---------------------	------------------------------	---------------------------------	------------------------------	---------------------------------	------------------------------	----------------------------------	------------------------------	---------------------------------	------------------------------	---------------------------------	------------------------------	---------------------------------	------------------------------	---------------------------------	------------------------------	---------------------------------	-------------------------------	----------------------------------	----------------------------------	------------------------------------	----------------------------------	--------

<b>PITCHER</b>	IP	WLS	BF	H	R	ER	SO	BB	IBB	HBP	BLK	WP	HR	S	P	ERA	WHIP
<b>Dick Ruthven, R</b> (1, 1) ERA: 4.54	6.0	W	25	4	0	0	5	2	0	1	0	0	0	32	41	0.00	1.000
<b>Tug McGraw, L</b> (7, 1) ERA: 3.1	3.0	S	11	3	2	2	4	0	0	0	0	0	1	19	19	6.00	1.000

<b>PITCHER</b>	IP	WLS	BF	H	R	ER	SO	BB	IBB	HBP	BLK	WP	HR	S	P	ERA	WHIP
----------------	----	-----	----	---	---	----	----	----	-----	-----	-----	----	----	---	---	-----	------

Batter	1	2	3	4	5	6	7	8	9	AB R H RBI BB SO LOB	TOP													
Dave Cash, R OBP: 0.353, SLG: 0.382 (1, 4) X	0-0 4-3		0-0 F8		0-0 6-3		0-0 B5-3 1-H 2-H 2B		0-0 E5	5 0 1 2 0 0 1														
Larry Bowa, S OBP: 0.333, SLG: 0.374 (1, 6) X	0-0 1-3			4-0 E 1B BB	0-0 6-3		0-0 B5-3 2-3		0-0 1B	4 0 1 0 1 0 2														
Jay Johnstone, L OBP: 0.401, SLG: 0.483 Tom Hiltendorf, S OBP: 0.308, SLG: 0.333 Gene Gardner, R OBP: 0.167, SLG: 0.167 Joe Hoerner, R John Montague, R Mike Rogodzinski, L OBP: 0.417, SLG: 0.300 (1, 9) X (7, 1) (7, 1) (7, 1) (8, 1) (9, PH)	0-0 F7		0-0 F7		4-0 G5-4-3 BB BB	0-0 G3		0-0 F9	3 0 0 0 1 0 2 0 1 0 0 0 0 0 2															
Greg Luzinski, R OBP: 0.396, SLG: 0.548 (1, 7) X		0-0 FC1-4 1B		0-0 E 1B		4-0 G5-4-3 1-2 BB		0-0 1B	3 0 3 0 1 0 0															
Dick Allen, R OBP: 0.326, SLG: 0.381 (1, 3) X		0-0 FC1-4 1-2f		0-0 E6 G5-4-3 1-2 2-3		0-0 G5-4-3 1-2f 2-3		0-3 K	4 0 0 0 0 1 6															
Mike Schmidt, R OBP: 0.371, SLG: 0.536 (1, 5) X		0-3 K		0-0 G5-4-3 1-2f		0-3 K		0-0 F4	4 0 0 0 0 2 6															
Garry Maddox, R OBP: 0.354, SLG: 0.421 (1, 8) X		0-0 6-3			4-0 2B G3 BB		0-3 K	0-0 F8	3 1 0 0 1 1 2															
Johnny Oates, L OBP: 0.354, SLG: 0.351 (1, 2) X			0-0 F7		0-0 2B		0-0 2B 1B		0-0 6-3	4 1 2 0 0 0 0														
Tom Underwood, R OBP: 0.160, SLG: 0.139 Ron Schueler, R OBP: 0.154, SLG: 0.154 Tim McCarver, L OBP: 0.350, SLG: 0.392 Wayne Simpson, R OBP: 0.300, SLG: 0.222 Tom Hutton, L OBP: 0.348, SLG: 0.346 (1, 1) (4, 1) (5, PH) (5, 1) (7, PH) (7, 9)			0-0 F9		0-0 G3 3-H		4-0 2B BB		0-0 6-3	1 0 0 0 0 0 0 0 0 0 0 0 0 0 1 0 0 1 0 0 1 0 0 0 0 0 0 0 1 1 0 0 1 0 0														
<b>Inning Stats</b>	R: 0 E: 0 K: 0 S: 3	H: 0 LOB: 0 BB: 0 P: 3	R: 0 E: 0 K: 1 S: 6	H: 1 LOB: 1 BB: 0 P: 6	R: 0 E: 0 K: 0 S: 3	H: 0 LOB: 0 BB: 0 P: 3	R: 0 E: 1 K: 0 S: 4	H: 1 LOB: 2 BB: 1 P: 8	R: 1 E: 0 K: 0 S: 4	H: 1 LOB: 1 BB: 1 P: 8	R: 0 E: 0 K: 1 S: 4	H: 0 LOB: 1 BB: 2 P: 12	R: 2 E: 0 K: 1 S: 7	H: 2 LOB: 1 BB: 1 P: 11	R: 0 E: 0 K: 1 S: 6	H: 1 LOB: 1 BB: 0 P: 6	R: 0 E: 1 K: 0 S: 5	H: 1 LOB: 2 BB: 0 P: 5	1B: 5 2B: 2 3B: 0 HR: 0	SF: 0 SAC: 0 DP: 2 HBP: 0	WP: 0 PB: 0 SB: 0 CS: 0	PA: 39		
<b>PITCHER</b> Bruce Kison, R ERA: 3.27 Kent Tekulve, R ERA: 2.29	IP 5.0 4.0	WLS W S	BF 22 17	H 3 4	R 1 2	ER 1 2	SO 1 3	BB 4 1	IBB 0 0	HBP 0 0	BLK 0 0	WP 0 0	HR 0 0	S 20 22	P 36 26	ERA 1.80 4.50	WHIP 1.400 1.250							<b>PITCHER</b> IP WLS BF H R ER SO BB IBB HBP BLK WP HR S P ERA WHIP

Philadelphia Phillies @ Pittsburgh Pirates  
Three Rivers Stadium, Pittsburgh, PA

Mon Sep 22 1975, 7:05 PM EDT  
Att: 13,176 - Unknown

livebaseballscorecards.com

AB 34  
R 3  
H 7  
RBI 3  
BB 5  
SO 4  
LOB 22





Batter	1	2	3	4	5	6	7	8	9	AB	R	H	RBI	BB	SO	LOB
<b>Rennie Stennett, R</b> OBP: 0.326, SLG: 0.385 (1, 4)	0-0 1-3		0-0 F9		4-0 BB 2-3 5-3		0-0 5-3	0-0 4-3		4	0	0	0	1	0	1
<b>Manny Sanguillen, R</b> OBP: 0.392, SLG: 0.454 (1, 2)	0-0 1-3		0-0 F9		0-0 5-3 1-2		0-0 1B 1B	4-0 2B 1B BB		4	2	1	0	1	0	2
<b>Al Oliver, L</b> OBP: 0.310, SLG: 0.453 (1, 8)	0-0 4-3			0-0 1B 2B	0-0 2-3 2-3		0-0 P3	0-0 2B 1B		5	2	2	0	0	0	2
<b>Willie Stargell, L</b> OBP: 0.380, SLG: 0.525 (1, 3)		4-0 1B BB		0-0 2B 1B	4-0 BB		0-0 1B E 1B	0-0 1B 2B		3	4	3	2	2	0	0
<b>Richie Zisk, R</b> OBP: 0.376, SLG: 0.476 (1, 7)		0-0 F4		0-0 1B 2B	0-3 K		0-0 E	0-0 HR		5	1	3	4	0	1	3
<b>Miguel Dilone, S</b> (8, PR)										0	1	0	0	0	0	0
<b>Bill Robinson, R</b> OBP: 0.301, SLG: 0.449 (9, 7)							1-2 E	2-H 3-H 1B		0	0	0	0	0	0	0
<b>Dave Parker, L</b> OBP: 0.357, SLG: 0.549 (1, 9)		0-0 4-3 1-2		0-0 FC3-6 1B		0-0 6-3	0-0 E9 1B	1-3 2-H HR		5	1	3	4	0	0	1
<b>Richie Hebner, L</b> OBP: 0.324, SLG: 0.400 (1, 5)		0-0 1B 2-H		0-0 FC3-6 FC6-4 1-2f		0-0 FC3-6 1B	4-0 L8 BB	0-0 F5		4	0	2	1	1	0	2
<b>Frank Taveras, R</b> OBP: 0.289, SLG: 0.264 (1, 6)			0-0 F7	0-0 FC6-4 WP 1-2f		0-0 FC3-6 1-2f	0-0 L8			4	0	0	0	0	0	5
<b>Bruce Kison, R</b> OBP: 0.148, SLG: 0.119 (1, 1)					0-3 K		0-3 K			2	0	1	0	0	1	1
<b>Kent Tekulve, R</b> OBP: 0.167, SLG: 0.091 (6, 1)					1-3 K					2	0	0	0	0	2	1

Inning Stats	R: 0	H: 0	E: 0	K: 0	S: 3	R: 1	H: 1	E: 0	K: 0	S: 3	R: 0	H: 1	E: 0	K: 0	S: 4	R: 3	H: 4	E: 0	K: 1	S: 9	R: 0	H: 0	E: 0	K: 1	S: 5	R: 2	H: 4	E: 1	K: 0	S: 7	R: 5	H: 4	E: 0	K: 1	S: 9	R: 0	H: 0	E: 0	K: 0	S: 0										
PITCHER	IP	WLS	BF	H	R	ER	SO	BB	IBB	HBP	BLK	WP	HR	S	P	ERA	WHIP													IP	WLS	BF	H	R	ER	SO	BB	IBB	HBP	BLK	WP	HR	S	P	ERA	WHIP				
<b>Tom Underwood, L</b> ERA: 4.12	3.0	L	15	6	4	4	0	1	0	0	0	0	0	14	18	12.00	2.333													<b>Joe Hoerner, L</b> ERA: 2.57	0.1		3	1	0	0	0	0	0	0	0	2	6	0.00	6.000					
<b>Ron Schueler, R</b> ERA: 5.4	1.0		3	0	0	0	1	0	0	0	0	1	0	5	5	0.00	0.000													<b>John Montague, R</b> ERA: 6.35	1.0		8	4	5	1	1	0	0	0	1	9	13	45.00	5.000					
<b>Wayne Simpson, R</b> ERA: 3.45	2.0		9	1	0	0	2	2	0	0	0	0	0	11	19	0.00	1.500																																	
<b>Tom Hilgendorf, L</b> ERA: 2.21	0.2		4	2	2	2	0	0	0	0	0	0	0	4	4	27.00	3.000																																	
<b>Gene Garber, R</b> ERA: 3.63	0.0		1	1	0	0	0	0	0	0	0	0	0	1	1	∞	∞																																	

**BOTTOM**

Philadelphia Phillies @ Pittsburgh Pirates  
Three Rivers Stadium, Pittsburgh, PA

Mon Sep 22 1975, 7:05 PM EDT  
Att. 13,176 - Unknown

AB 38  
R 11  
H 15  
RBI 11  
BB 5  
SO 4  
LOB 18



WP	HR	S	P	ERA	WHIP
2	0	2	6	0.00	6.000
0	1	9	13	45.00	5.000

Batter	1	2	3	4	5	6	7	8	9	AB R H RBI BB SO LOB	TOP																				
<b>Dave Cash, R</b> (1, 4) OBP: 0.351, SLG: 0.380	0-0 4-3			0-0 G3		0-0 6-3		0-0 F7		4 0 0 0 0 0 0	<b>Philadelphia Phillies @ Pittsburgh Pirates</b> <b>Three Rivers Stadium, Pittsburgh, PA</b> Tue Sep 23 1975, 7:05 PM EDT Att. 6,445 - Unknown																				
<b>Larry Bowa, S</b> (1, 6) OBP: 0.331, SLG: 0.372	0-0 G3			0-0 1-3		0-0 1-3		0-0 P4	4 0 0 0 0 0 0																						
<b>Jay Johnstone, L</b> (1, 9) OBP: 0.397, SLG: 0.457	0-0 F9			0-3 K		0-0 6-3		0-0 4-3	4 0 0 0 0 1 0																						
<b>Greg Luzinski, R</b> (1, 7) OBP: 0.395, SLG: 0.545		0-0 F4			0-0 F8		4-0 BB	0-3 K	3 0 0 0 1 1 0																						
<b>Dick Allen, R</b> (1, 3) OBP: 0.326, SLG: 0.383		0-3 K			0-0 1B 2B		0-0 F8		3 1 1 0 0 1 1																						
<b>Mike Schmidt, R</b> (1, 5) OBP: 0.371, SLG: 0.534		4-0 CS BB			0-3 K		0-3 K		2 0 0 0 1 2 2																						
<b>Garry Maddox, R</b> (1, 8) OBP: 0.354, SLG: 0.421		0-0 CS	0-0 6-3		0-0 1B 1B		0-0 P6		3 0 1 1 0 0 1																						
<b>Johnny Oates, L</b> (1, 2) OBP: 0.354, SLG: 0.350			0-0 F8		0-0 1B 1B		0-0 4-3		3 0 1 0 0 0 0																						
<b>Steve Carlton, L</b> (1, 1) OBP: 0.185, SLG: 0.170			0-0 L7		0-3 K		0-0 6-3		2 0 0 0 0 1 2																						
<b>Tony Taylor, R</b> (8, PH) OBP: 0.321, SLG: 0.333									1 0 0 0 0 0 0																						
<b>Ron Schueler, R</b> (8, 1) OBP: 0.154, SLG: 0.154									0 0 0 0 0 0 0																						
<b>Inning Stats</b>	R: 0 E: 0 K: 0 S: 3	H: 0 LOB: 0 BB: 0 P: 3	R: 0 E: 0 K: 1 S: 4	H: 0 LOB: 0 BB: 1 P: 8	R: 0 E: 0 K: 0 S: 3	H: 0 LOB: 0 BB: 1 P: 3	R: 0 E: 0 K: 1 S: 5	H: 0 LOB: 0 BB: 0 P: 5	R: 1 E: 0 K: 2 S: 10	H: 3 LOB: 2 BB: 0 P: 10	R: 0 E: 0 K: 0 S: 3	H: 0 LOB: 0 BB: 0 P: 3	R: 0 E: 0 K: 1 S: 5	H: 0 LOB: 1 BB: 1 P: 9	R: 0 E: 0 K: 0 S: 3	H: 0 LOB: 0 BB: 0 P: 3	R: 0 E: 0 K: 1 S: 5	H: 0 LOB: 0 BB: 0 P: 5	1B: 2 2B: 1 3B: 0 HR: 0	SF: 0 SAC: 0 DP: 0 HBP: 0	WP: 0 PB: 0 SB: 0 CS: 1	PA: 32									
<b>PITCHER</b> <b>Bob Moose, R</b> (1, 1) ERA: 3.72	IP 9.0	WLS W	BF 31	H 3	R 1	ER 1	SO 6	BB 2	IBB 0	HBP 0	BLK 0	WP 0	HR 0	S 41	P 49	ERA 1.00	WHIP 0.556														
											<b>PITCHER</b>	IP	WLS	BF	H	R	ER	SO	BB	IBB	HBP	BLK	WP	HR	S	P	ERA	WHIP			

livebaseballscorecards.com

**AB 29**  
**R 1**  
**H 3**  
**RBI 1**  
**BB 2**  
**SO 6**  
**LOB 6**





Batter	1	2	3	4	5	6	7	8	9	AB	R	H	RBI	BB	SO	LOB	TOP										
<b>Dave Cash, R</b> (1, 4) <small>OBP: 0.353, SLG: 0.382</small> <b>Tony Taylor, R</b> (8, PH) <small>OBP: 0.327, SLG: 0.333</small> <b>Terry Harmon, R</b> (8, 4) <small>OBP: 0.291, SLG: 0.261</small>	0-0 BB 1B 1B	0-0 2-3 1B			0-0 1B 1B	0-0 FC6-4 1-2f		4-0 2B BB		4	2	3	0	0	0	1											
<b>Larry Bowa, S</b> (1, 6) <small>OBP: 0.331, SLG: 0.372</small>	0-0 1-2 BB 1B	0-0 F6			0-0 P4		0-0 1B BB 1B	0-0 4-3		5	2	2	0	0	0	4											
<b>Jay Johnstone, L</b> (1, 9) <small>OBP: 0.399, SLG: 0.458</small> <b>Mike Anderson, R</b> (6, 9) <small>OBP: 0.313, SLG: 0.380</small>	4-0 1-2 2-3 E 1B BB	0-0 G3			0-0 1B 1-3 1B		4-0 1-2 BB 1B BB	0-0 G3 2-H 2B		2	0	1	0	1	0	2											
<b>Greg Luzinski, R</b> (1, 7) <small>OBP: 0.397, SLG: 0.547</small> <b>Tom Hutton, L</b> (7, 3) <small>OBP: 0.346, SLG: 0.344</small>	0-0 E7 1-3 2-H 3-H FC6-4 1B		0-0 G6-4-3 1B		0-3 K		0-0 BB 1B 1-2 2-3 FC5-4 1B	0-0 G3 2-3		4	1	3	2	0	1	2											
<b>Dick Allen, R</b> (1, 3) <small>OBP: 0.327, SLG: 0.385</small> <b>Jerry Martin, R</b> (7, 7) <small>OBP: 0.292, SLG: 0.343</small>	0-3 K		0-0 G6-4-3 1-2f		0-0 1-3 1B 3-H		0-0 FC5-4 BB 1-2 2-3 3-H SF9 1B	0-0 P5		4	1	2	3	0	1	3											
<b>Mike Schmidt, R</b> (1, 5) <small>OBP: 0.370, SLG: 0.530</small>	0-3 K		0-0 P5		0-0 L6		4-0 1-2 2-3 BB FC5-4		0-3 K	4	0	0	0	1	2	4											
<b>Garry Maddox, R</b> (1, 8) <small>OBP: 0.351, SLG: 0.415</small>	0-0 FC6-4 1-2f			0-0 5-3		0-0 F8	0-0 FC5-4 1-2f 2-3 3-H		0-0 P3	5	0	0	1	0	0	4											
<b>Johnny Oates, L</b> (1, 2) <small>OBP: 0.355, SLG: 0.350</small>		4-0 1B SH1-4 BB		0-0 4-3		0-0 P5	0-0 3-H SF9		0-0 1B	3	0	1	1	1	0	0											
<b>Larry Christenson, R</b> (1, 1) <small>OBP: 0.288, SLG: 0.429</small>		0-0 SH1-4 1-2		0-0 P3		0-0 FC6-4 1B	0-3 K		0-3 K	4	0	1	0	0	2	2											
<b>Inning Stats</b>	R: 2 E: 1 K: 2 S: 10	H: 3 LOB: 2 BB: 1 P: 14	R: 0 E: 0 K: 0 S: 4	H: 1 LOB: 2 BB: 1 P: 8	R: 0 E: 0 K: 0 S: 3	H: 1 LOB: 0 BB: 0 P: 3	R: 0 E: 0 K: 0 S: 3	H: 0 LOB: 0 BB: 0 P: 3	R: 1 E: 0 K: 1 S: 8	H: 3 LOB: 2 BB: 0 P: 8	R: 0 E: 0 K: 0 S: 4	H: 1 LOB: 1 BB: 0 P: 4	R: 4 E: 0 K: 1 S: 8	H: 3 LOB: 1 BB: 2 P: 16	R: 1 E: 0 K: 0 S: 4	H: 1 LOB: 1 BB: 1 P: 8	R: 0 E: 0 K: 2 S: 8	H: 1 LOB: 1 BB: 0 P: 8	1B: 13 2B: 1 3B: 0 HR: 0	SF: 1 SAC: 1 DP: 1 HBP: 0	WP: 0 PB: 0 SB: 0 CS: 0	PA: 45					
<b>PITCHER</b>	IP	WLS	BF	H	R	ER	SO	BB	IBB	HBP	BLK	WP	HR	S	P	ERA	WHIP										
<b>Larry Demery, R</b> (1, 1) <small>ERA: 2.93</small>	5.0	L	24	8	3	3	3	2	0	0	0	0	0	28	36	5.40	2.000										
<b>Ken Brett, L</b> (6, 1) <small>ERA: 3.36</small>	1.0		9	4	4	4	0	2	0	0	0	0	0	7	15	36.00	6.000										
<b>Dock Ellis, R</b> (7, 1) <small>ERA: 3.79</small>	2.0		8	1	1	1	1	1	0	0	0	0	0	9	13	4.50	1.000										
<b>Odell Jones, R</b> (9, 1) <small>ERA:</small>	1.0		4	1	0	0	2	0	0	0	0	0	0	8	8	0.00	1.000										

Philadelphia Phillies @ Pittsburgh Pirates  
Three Rivers Stadium, Pittsburgh, PA  
Wed Sep 24 1975, 7:05 PM EDT  
Att. 6,253 - Unknown

livebaseballscorecards.com

AB	38
R	8
H	14
RBI	8
BB	5
SO	6
LOB	24



**BOTTOM**

**Philadelphia Phillies @ Pittsburgh Pirates**  
**Three Rivers Stadium, Pittsburgh, PA**  
 Wed Sep 24 1975, 7:05 PM EDT  
 Att. 6,253 - Unknown

**AB 33**  
**R 1**  
**H 6**  
**RBI 1**  
**BB 3**  
**SO 8**  
**LOB 14**



Batter	1	2	3	4	5	6	7	8	9	AB	R	H	RBI	BB	SO	LOB
Craig Reynolds, L (1, 6) OBP: 0.250, SLG: 0.260	0-0 6-3	0-0 1-2 1B		0-0 F9			0-3 K			4	0	1	0	0	1	1
Omar Moreno, L (1, 7) OBP: 0.286, SLG: 0.167	0-0 1B	0-0 1-3			0-0 4-3		0-3 K			4	1	1	0	0	1	2
Al Oliver, L (1, 8) OBP: 0.310, SLG: 0.452	0-0 1B		0-3 K		0-0 P6		0-0 P5			4	0	1	1	0	1	0
Dave Parker, L (1, 9) OBP: 0.358, SLG: 0.547	4-0 1B		0-0 F7		0-0 1B			0-3 K		3	0	1	0	1	1	0
Richie Hebner, L (1, 5) OBP: 0.323, SLG: 0.397	0-0 L8		0-0 1B		0-0 F9			0-0 F9		4	0	1	0	0	0	3
Ed Kirkpatrick, L (1, 3) OBP: 0.321, SLG: 0.379	0-0 F8		0-0 F8		0-0 FC1-4 1B			0-0 F7		4	0	1	0	0	0	3
Duffy Dyer, R (1, 2) OBP: 0.270, SLG: 0.369		0-0 F7		4-0 FC5-4 BB		0-3 K		0-0 F6		3	0	0	0	1	1	1
Willie Randolph, R (1, 4) OBP: 0.262, SLG: 0.193		0-0 P4		0-0 FC5-4		0-0 FC1-4		0-0 F7		4	0	0	0	0	0	2
Larry Demery, R (1, 1) OBP: 0.250, SLG: 0.208		4-0 1B		0-3 K		0-3 K		0-3 K		1	0	0	0	1	1	1
Ken Brett, L (6, 1) OBP: 0.250, SLG: 0.373										1	0	0	0	0	1	1
Dock Ellis, S (7, 1) OBP: 0.220, SLG: 0.139										0	0	0	0	0	0	0
Odell Jones, R (9, 1)										0	0	0	0	0	0	0
Miguel Dilone, S (9, PH)										1	0	0	0	0	1	0

Inning Stats	R: 1	H: 2	E: 0	K: 0	S: 5	H: 2	LOB: 2	BB: 1	P: 9	R: 0	H: 1	E: 0	K: 0	S: 4	H: 1	LOB: 1	BB: 0	P: 6	R: 0	H: 0	E: 0	K: 1	S: 5	H: 0	LOB: 1	BB: 1	P: 9	R: 0	H: 1	E: 0	K: 0	S: 4	H: 1	LOB: 1	BB: 0	P: 4	R: 0	H: 1	E: 0	K: 2	S: 8	H: 0	LOB: 0	BB: 0	P: 7	R: 0	H: 0	E: 0	K: 1	S: 5	H: 0	LOB: 0	BB: 0	P: 5	R: 0	H: 0	E: 0	K: 1	S: 5	H: 0	LOB: 0	BB: 0	P: 5	1B: 6	SF: 0	2B: 0	SAC: 0	3B: 0	DP: 0	HR: 0	HBP: 0	WP: 0	PA: 36
--------------	------	------	------	------	------	------	--------	-------	------	------	------	------	------	------	------	--------	-------	------	------	------	------	------	------	------	--------	-------	------	------	------	------	------	------	------	--------	-------	------	------	------	------	------	------	------	--------	-------	------	------	------	------	------	------	------	--------	-------	------	------	------	------	------	------	------	--------	-------	------	-------	-------	-------	--------	-------	-------	-------	--------	-------	--------

PITCHER	IP	WLS	BF	H	R	ER	SO	BB	IBB	HBP	BLK	WP	HR	S	P	ERA	WHIP	PITCHER	IP	WLS	BF	H	R	ER	SO	BB	IBB	HBP	BLK	WP	HR	S	P	ERA	WHIP																				
Larry Christenson, R (1, 1) ERA: 3.73	9.0	W	36	6	1	1	8	3	0	0	0	0	0	49	61	1.00	1.000																																						

WP: 0 PA: 36  
 PB: 0  
 SB: 2  
 CS: 0

Batter	1	2	3	4	5	6	7	8	9	10	11	12	AB R H RBI BB SO LOB	TOP													
Gene Clines, R OBP: 0.269, SLG: 0.290 (1, 8)	L6-3		L6-3			WP 3B				K		L5-3	6 1 2 0 0 1 0	<b>New York Mets @ Philadelphia Phillies</b> <b>Veterans Stadium, Philadelphia, PA</b> Fri Sep 26 1975, 7:05 PM EDT Unknown													
Felix Millan, R OBP: 0.329, SLG: 0.345 (1, 4)	F8		K			P6	F8					CS 1B	6 0 2 0 0 1 3														
Mike Vail, R OBP: 0.346, SLG: 0.439 (1, 7)	K				4-3	2B			F8			K	6 1 1 0 0 3 2														
Rusty Staub, L OBP: 0.371, SLG: 0.449 (1, 9)		F8				3-H 2B			4-3			F9	5 0 1 1 0 0 1														
Dave Kingman, R OBP: 0.285, SLG: 0.501 (1, 5) (9, 3)		HR				K			K			3-1 1B BB	4 1 1 1 1 3 1														
Joe Torre, R OBP: 0.317, SLG: 0.360 Bob Gallagher, L OBP: 0.143, SLG: 0.154 Bob Apodaca, R OBP: 0.417, SLG: 0.364 (1, 3) (9, PR) (9, 1)		F8				K				1B 2B		K	4 0 1 0 0 1 1 0 0 0 0 0 0 0 1 0 0 0 0 1 1														
Jerry Grote, R OBP: 0.359, SLG: 0.375 Roy Staiger, R OBP: 0.188, SLG: 0.250 (1, 2) (9, PR) (9, 5)		BB				6-3			5-3			3-1 1B	3 0 1 0 1 0 0 1 0 1 0 0 0 0														
Bud Harrelson, S Mike Phillips, L OBP: 0.305, SLG: 0.321 (1, 6) (7, PH) (7, 6)		K								G3		3-1	2 0 1 0 0 1 1 2 0 0 0 1 0 4														
Jon Matlack, L OBP: 0.241, SLG: 0.100 Skip Lockwood, R OBP: 0.200, SLG: 0.200 John Stearns, R OBP: 0.267, SLG: 0.287 (1, 1) (7, 1) (9, PH) (9, 2)			K							FC1-6 BB		3-1	3 0 0 0 0 2 2 0 0 0 0 0 0 0 2 0 0 0 0 1 4														
<b>Inning Stats</b>	R: 0 E: 0 K: 1 S: 5	H: 0 LOB: 0 BB: 0 P: 5	R: 1 E: 0 K: 1 S: 6	H: 1 LOB: 1 BB: 1 P: 10	R: 0 E: 0 K: 2 S: 7	H: 0 LOB: 0 BB: 0 P: 7	R: 0 E: 0 K: 1 S: 5	H: 0 LOB: 0 BB: 0 P: 5	R: 0 E: 0 K: 1 S: 6	H: 1 LOB: 1 BB: 0 P: 6	R: 2 E: 0 K: 2 S: 10	H: 3 LOB: 1 BB: 0 P: 10	R: 0 E: 0 K: 0 S: 4		H: 0 LOB: 0 BB: 0 P: 5	R: 0 E: 0 K: 0 S: 4	H: 2 LOB: 2 BB: 0 P: 4	R: 0 E: 0 K: 2 S: 8	H: 1 LOB: 1 BB: 0 P: 8	R: 0 E: 0 K: 2 S: 8	H: 1 LOB: 2 BB: 1 P: 12	R: 0 E: 0 K: 1 S: 5	H: 1 LOB: 1 BB: 0 P: 5	1B: 6 2B: 4 3B: 1 HR: 1	SF: 0 SAC: 0 DP: 1 HBP: 0	WP: 1 PB: 0 SB: 0 CS: 1	PA: 48
<b>PITCHER</b>	IP WLS BF H R ER SO BB IBB HBP BLK WP HR S P ERA WHIP																										
Tom Underwood, L ERA: 4.14 (1, 1)	5.1	22	5	3	3	6	1	0	0	0	1	33	37		5.06	1.125											
Ron Schueter, R ERA: 5.24 (6, 1)	1.2	7	1	0	0	2	1	0	0	0	0	10	14	0.00	1.200												
Tug McGraw, L ERA: 3.04 (8, 1)	2.0	7	2	0	0	1	0	0	0	0	0	9	9	0.00	1.000												
Wayne Simpson, R ERA: 3.23 (10, 1)	2.0	9	2	0	0	4	1	0	0	0	0	16	20	0.00	1.500												
Gene Garber, R ERA: 3.6 (12, 1)	1.0	W 3	1	0	0	1	0	0	0	0	0	5	5	0.00	1.000												

livebaseballscorecards.com



Batter	1	2	3	4	5	6	7	8	9	10	11	12	AB R H RBI BB SO LOB
Dave Cash, R OBP: 0.354, SLG: 0.383 (1, 4)	F9	3B 1B		L8			K 1B 1-2 1B		1-2 2-3 1B			6-3	6 1 3 0 0 0 0
Larry Bowa, S OBP: 0.333, SLG: 0.380 (1, 6)	E6 FC5-4 1B	1-H 2-H 3B			K		K 1-2 2-3 1B		L6			1B 3B	6 2 3 2 0 1 3
Mike Schmidt, R OBP: 0.369, SLG: 0.529 (1, 5)	E5 FC5-4 1-2	K			K2-5 2B		K 1-2 2-3 3-H		4-3			1B IBB IBB	5 0 1 0 1 2 8
Greg Luzinski, R OBP: 0.395, SLG: 0.542 (1, 7)	FC5-4 1-2 2-3 1B		F3		K2-5 2-2		F9			K		1B IBB IBB	5 0 0 0 1 2 3
Tony Taylor, R OBP: 0.327, SLG: 0.333 (1, 3)	FC5-4 1-2 3-H 1B		S 1B			L9		K		F9		K	6 0 2 1 0 2 3
Garry Maddox, R OBP: 0.348, SLG: 0.412 (1, 8)	FC5-4 1-2 1B		L4			F4		K		P4		1-2 2-3 3-H 1B	6 0 1 1 0 1 3
Mike Anderson, R OBP: 0.309, SLG: 0.375 (1, 9)		K	F3			K			1B 1B 1B		1-3		3 0 0 0 0 2 1
Tim McCarver, L OBP: 0.387, SLG: 0.400 (9, PH)													1 0 1 0 0 0 0
Jerry Martin, R OBP: 0.289, SLG: 0.340 (9, PR) (10, 9)													1 0 0 0 0 0 0
Bob Boone, R OBP: 0.326, SLG: 0.333 (1, 2)		4-0 BB		P6			4-0 BB		F1		6-3		1 1 0 0 2 0 0
Terry Harmon, R OBP: 0.291, SLG: 0.261 (7, PR)		1B 3B BB					1B 1B K BB						0 0 0 0 0 0 0
Johnny Oates, L OBP: 0.352, SLG: 0.348 (8, 2)													2 0 0 0 0 0 1
Tom Underwood, R OBP: 0.166, SLG: 0.135 (1, 1)													2 0 0 0 0 0 1
Ron Schubeier, R OBP: 0.154, SLG: 0.154 (8, 1)													0 0 0 0 0 0 0
Alan Bannister, R OBP: 0.200, SLG: 0.368 (7, PH)													1 0 0 0 0 0 1
Tug McGraw, R OBP: 0.154, SLG: 0.154 (8, 1)													0 0 0 0 0 0 0
Tom Hutton, R OBP: 0.350, SLG: 0.348 (8, PH)													1 0 1 0 0 0 0
Wayne Simpson, R OBP: 0.300, SLG: 0.222 (10, 1)													0 0 0 0 0 0 0
Jay Johnstone, L OBP: 0.308, SLG: 0.456 (11, PH)													1 0 0 0 0 0 0
Gene Gardner, R OBP: 0.167, SLG: 0.167 (12, 1)													0 0 0 0 0 0 0

Inning Stats	R: 1	H: 1	E: 2	LOB: 2	K: 0	BB: 0	S: 6	R: 2	H: 2	E: 0	LOB: 1	K: 2	BB: 1	S: 9	R: 0	H: 1	E: 0	LOB: 1	K: 0	BB: 0	S: 4	R: 0	H: 0	E: 0	LOB: 0	K: 0	BB: 0	S: 3	R: 0	H: 1	E: 0	LOB: 1	K: 2	BB: 0	S: 7	R: 0	H: 0	E: 0	LOB: 0	K: 1	BB: 0	S: 5	R: 0	H: 2	E: 0	LOB: 3	K: 2	BB: 1	S: 8	R: 0	H: 0	E: 0	LOB: 0	K: 2	BB: 0	S: 7	R: 0	H: 3	E: 0	LOB: 3	K: 0	BB: 0	S: 6	R: 0	H: 0	E: 0	LOB: 0	K: 1	BB: 0	S: 5	R: 0	H: 0	E: 0	LOB: 0	K: 0	BB: 0	S: 3	R: 1	H: 2	E: 0	LOB: 3	K: 1	BB: 2	S: 6	R: 1	H: 2	E: 0	LOB: 3	K: 1	BB: 2	S: 14	1B: 9	SF: 0	WP: 0	PA: 51
--------------	------	------	------	--------	------	-------	------	------	------	------	--------	------	-------	------	------	------	------	--------	------	-------	------	------	------	------	--------	------	-------	------	------	------	------	--------	------	-------	------	------	------	------	--------	------	-------	------	------	------	------	--------	------	-------	------	------	------	------	--------	------	-------	------	------	------	------	--------	------	-------	------	------	------	------	--------	------	-------	------	------	------	------	--------	------	-------	------	------	------	------	--------	------	-------	------	------	------	------	--------	------	-------	-------	-------	-------	-------	--------


PITCHER	IP	WLS	BF	H	R	ER	SO	BB	IBB	HBP	BLK	WP	HR	S	P	ERA	WHIP
Jon Matlack, L ERA: 3.38 (1, 1)	6.1		29	7	3	2	6	2	0	0	0	0	0	39	47	2.84	1.421
Skip Lockwood, R ERA: 1.62 (7, 1)	1.2		4	0	0	0	3	0	0	0	0	0	0	10	10	0.00	0.000
Bob Apodaca, R ERA: 1.49 (9, 1)	3.2	L	18	5	1	1	2	0	2	0	0	0	0	20	28	2.46	1.364

**BOTTOM**

**New York Mets @ Philadelphia Phillies**  
Veterans Stadium, Philadelphia, PA

Fri Sep 26 1975, 7:05 PM EDT  
Unknown

AB	47
R	4
H	12
RBI	4
BB	4
SO	11
LOB	24



PITCHER	IP	WLS	BF	H	R	ER	SO	BB	IBB	HBP	BLK	WP	HR	S	P	ERA	WHIP
---------	----	-----	----	---	---	----	----	----	-----	-----	-----	----	----	---	---	-----	------

Batter	1	2	3	4	5	6	7	8	9	10	11	12	AB R H RBI BB SO LOB	TOP
Gene Clines, R OBP: 0.269, SLG: 0.286 Bob Gallagher, L OBP: 0.188, SLG: 0.200	(1, 8) X 0-0 L5		4-0 E BB		(1, 8) X 0-0 FC1-6 6-3 1B 1-2		(1, 8) X 0-0 L6-3			(1, 8) X 0-0 1B		(1, 8) X 0-0 FC4-6 E 1-2	3 1 0 0 1 0 1 2 1 1 0 0 0 1	
Felix Millan, R OBP: 0.329, SLG: 0.346	(1, 4) B 4-0 1B BB		0-0 E6 1-2		(1, 4) X 0-0 6-3			(1, 4) X 0-0 6-3		(1, 4) X 0-0 F5		(1, 4) X 0-0 E9 2B 1-H	5 1 1 1 1 0 3	
Mike Vail, R OBP: 0.346, SLG: 0.431	(1, 7) S 0-3 K		0-3 K		(1, 7) X 0-0 1B 2-H			(1, 7) S 0-3 K				(1, 7) S 4-0 BB	5 0 1 1 1 4 3	
Rusty Staub, L OBP: 0.371, SLG: 0.448	(1, 9) X 0-0 1-2 1B		0-3 K		(1, 9) X 0-0 4-3			(1, 9) X 0-0 4-3				(1, 9) S 0-3 K	6 0 2 0 0 2 4	
Dave Kingman, R OBP: 0.287, SLG: 0.500	(1, 5) S (11, 3) 0-3 K				(1, 5) X 0-0 F8 1B			(1, 5) X 0-0 1B		(1, 5) X 0-0 5-3		(1, 5) S 0-0 1-2 1B	5 0 2 0 0 1 2	
Ed Kranepool, L OBP: 0.368, SLG: 0.410 Joe Torre, R OBP: 0.316, SLG: 0.359 Roy Staiger, R OBP: 0.188, SLG: 0.250	(1, 3) (11, PH) (11, 5)	B 4-0 BB						(1, 3) X 0-3 K		(1, 3) X 0-0 4-3		(1, 3) S 0-3 K	2 0 0 0 2 1 0 1 0 0 0 0 1 2 0 0 0 0 0 0 0	
Ron Hodges, L OBP: 0.250, SLG: 0.452 Jerry Grote, R OBP: 0.358, SLG: 0.374	(1, 2) (11, PH) (11, 2)	S 0-3 K			(1, 2) X 0-0 F8 BB			(1, 2) S 0-3 K		(1, 2) X 0-0 P4		(1, 2) S 0-0 F7	4 0 0 0 0 2 2 1 0 0 0 0 0 2	
Mike Phillips, L OBP: 0.303, SLG: 0.319 Jack Heidemann, R OBP: 0.293, SLG: 0.292	(1, 6) (10, PH) (10, 6)	X 0-0 F7			(1, 6) X 0-0 F7			(1, 6) S 0-3 K		(1, 6) S 0-3 K		(1, 6) S 0-3 K	3 0 0 0 0 1 1 2 0 0 0 0 2 0	
Jerry Koosman, R OBP: 0.220, SLG: 0.205 Jesus Alou, R OBP: 0.299, SLG: 0.294 Ken Sanders, R	(1, 1) (12, PH) (12, 1)	S 0-3 K			(1, 1) X 0-0 FC1-6 1B			(1, 1) X 0-0 6-3		(1, 1) S 0-3 K		(1, 1) X 0-0 E6 FC4-6 1B	4 0 1 0 0 2 0 1 0 0 0 0 0 0 0 0 0 0 0 0 0	
<b>Inning Stats</b>	R: 0 H: 1 E: 0 LOB: 2 K: 2 BB: 1 S: 8 P: 12	R: 0 H: 0 E: 0 LOB: 0 K: 1 BB: 1 S: 4 P: 8	R: 0 H: 0 E: 1 LOB: 2 K: 3 BB: 1 S: 10 P: 14	R: 0 H: 0 E: 0 LOB: 1 K: 0 BB: 1 S: 3 P: 7	R: 1 H: 2 E: 0 LOB: 1 K: 0 BB: 0 S: 5 P: 5	R: 0 H: 1 E: 0 LOB: 0 K: 2 BB: 0 S: 7 P: 7	R: 0 H: 0 E: 0 LOB: 0 K: 1 BB: 0 S: 5 P: 5	R: 0 H: 0 E: 0 LOB: 0 K: 1 BB: 0 S: 5 P: 5	R: 0 H: 0 E: 0 LOB: 0 K: 0 BB: 0 S: 3 P: 3	R: 0 H: 1 E: 0 LOB: 1 K: 2 BB: 0 S: 8 P: 8	R: 0 H: 2 E: 0 LOB: 2 K: 2 BB: 0 S: 9 P: 9	R: 2 H: 1 E: 2 LOB: 1 K: 2 BB: 1 S: 9 P: 13	1B: 7 SF: 0 2B: 1 SAC: 0 3B: 0 DP: 0 HR: 0 HBP: 0	WP: 0 PA: 49 PB: 0 SB: 0 CS: 0
<b>PITCHER</b>	IP WLS BF H R ER SO BB IBB HBP BLK WP HR S P ERA WHIP													
Dick Ruthven, R ERA: 4.2	(1, 1) 5.0 22 3 1 1 6 4 0 0 0 0 0 0 30 46 1.80 1.400													
Randy Lerch, L ERA: 11.25	(6, 1) 3.0 9 1 0 0 4 0 0 0 0 0 0 0 17 17 0.00 0.333													
Tom Hilgendorf, L ERA: 2.16	(9, 1) 2.0 7 1 0 0 2 0 0 0 0 0 0 0 11 11 0.00 0.500													
Tug McGraw, L ERA: 2.98	(11, 1) 2.0 L 11 3 2 0 4 1 0 0 0 0 0 0 18 22 0.00 2.000													

New York Mets @ Philadelphia Phillies  
Veterans Stadium, Philadelphia, PA

Fri Sep 26 1975, 7:05 PM EDT  
Att. 20,189 - Unknown

livebaseballscores.com

AB	44
R	3
H	8
RBI	2
BB	5
SO	16
LOB	21





Batter	1	2	3	4	5	6	7	8	9	10	11	12
Dave Cash, R (1, 4) OBP: 0.355, SLG: 0.384 Terry Harmon, R (1, PR) OBP: 0.290, SLG: 0.250 Mike Rogodzinski, L (12, PH) OBP: 0.462, SLG: 0.455	0-0 BB 1B		0-3 K		0-0 6-3			0-0 SH1-4 1-2		0-0 F9		0-0 2B 1-H 2-H
Tony Taylor, R (1, 3) OBP: 0.339, SLG: 0.333	4-0 1-2 BB		0-0 1B			4-0 CS BB		0-0 F8 2-3		0-0 F8		
Garry Maddox, R (1, 8) OBP: 0.345, SLG: 0.407	0-3 K		0-0 F3			0-0 F3		0-0 E6 3-H		0-3 K		
Mike Schmidt, R (1, 5) OBP: 0.367, SLG: 0.524	0-0 L7			0-0 5-3		0-3 K		0-0 F7			0-3 K	
Jerry Martin, R (1, 7) OBP: 0.286, SLG: 0.343	0-0 G3			0-0 2B		0-0 CS 1-2	0-0 E4		0-0 F2		0-0 P3	
Alan Bannister, R (1, 6) OBP: 0.274, SLG: 0.344 Tom Hutton, L (12, PH) OBP: 0.348, SLG: 0.346		0-0 4-3		0-0 P4			0-0 F3		0-0 P3			0-0 P6
Mike Anderson, R (1, 9) OBP: 0.308, SLG: 0.373 Johnny Oates, L (12, PH) OBP: 0.354, SLG: 0.350		0-3 K		0-3 K			0-3 K		0-0 FC6-4 1B			0-0 BB 2B 1B
Bob Boone, R (1, 2) OBP: 0.322, SLG: 0.329 Tim McCarver, L (12, PH) OBP: 0.394, SLG: 0.400		0-0 P4			0-0 P4		0-0 P3		0-0 FC6-4 1-2			4-0 2B BB
Dick Ruthven, R (1, 1) OBP: 0.154, SLG: 0.154 Greg Luzinski, R (5, PH) OBP: 0.394, SLG: 0.541 Randy Lerch, L (6, 1) OBP: 0.394, SLG: 0.541 Larry Bowa, S (8, PH) OBP: 0.334, SLG: 0.380 Tom Hilgendorf, S (8, 1) OBP: 0.308, SLG: 0.333 Ron Clark, R (10, PH) OBP: 0.394, SLG: 0.541 Tug McGraw, R (11, 1) OBP: 0.154, SLG: 0.154 Jay Johnstone, L (12, PH) OBP: 0.397, SLG: 0.455			0-3 K		0-0 L8			4-0 F8 SH1-4 E BB		0-3 K		0-0 P8

AB	R	H	RBI	BB	SO	LOB
1	0	1	0	0	0	0
3	0	0	0	0	1	0
1	0	1	1	0	0	0
3	0	1	0	2	0	1
5	0	0	0	0	2	4
5	0	0	0	0	2	4
5	0	1	0	0	0	2
4	0	0	0	0	0	2
1	0	0	0	0	0	0
4	0	1	0	0	3	2
1	1	1	0	0	0	0
4	0	0	0	0	0	2
0	0	0	0	1	0	0
1	0	0	0	0	1	0
1	0	0	0	0	0	0
1	0	0	0	0	0	2

**BOTTOM**


**New York Mets @ Philadelphia Phillies**  
Veterans Stadium, Philadelphia, PA

Fri Sep 26 1975, 7:05 PM EDT  
Att: 20,189 - Unknown

[livebaseballscorecards.com](http://livebaseballscorecards.com)

AB	41
R	2
H	6
RBI	1
BB	4
SO	10
LOB	19

WP: 0 PA: 47  
PB: 0  
SB: 0  
CS: 1



Inning Stats	R: 0	H: 1	E: 0	K: 1	S: 6	LOB: 2	BB: 1	P: 10
	R: 0	H: 0	E: 0	K: 1	S: 5	LOB: 0	BB: 0	P: 5
	R: 0	H: 1	E: 0	K: 2	S: 8	LOB: 1	BB: 0	P: 8
	R: 0	H: 1	E: 0	K: 1	S: 6	LOB: 1	BB: 0	P: 6
	R: 0	H: 0	E: 0	K: 0	S: 3	LOB: 0	BB: 0	P: 3
	R: 0	H: 0	E: 0	K: 1	S: 4	LOB: 0	BB: 1	P: 8
	R: 0	H: 0	E: 1	K: 1	S: 6	LOB: 1	BB: 0	P: 6
	R: 1	H: 0	E: 1	K: 0	S: 4	LOB: 1	BB: 1	P: 8
	R: 0	H: 1	E: 0	K: 0	S: 4	LOB: 1	BB: 0	P: 4
	R: 0	H: 0	E: 0	K: 1	S: 5	LOB: 0	BB: 0	P: 7
	R: 1	H: 2	E: 0	K: 0	S: 4	LOB: 2	BB: 1	P: 8

PITCHER	IP	WLS	BF	H	R	ER	SO	BB	IBB	HBP	BLK	WP	HR	S	P	ERA	WHIP
Jerry Koosman, L (1, 1) ERA: 3.42	11.0	W	41	4	1	0	10	3	0	0	0	0	0	58	70	0.00	0.636
Ken Sanders, R (12, 1) ERA: 2.3	1.0	S	5	2	1	1	0	1	0	0	0	0	0	4	8	9.00	3.000

**New York Mets @ Philadelphia Phillies**  
**Veterans Stadium, Philadelphia, PA**

Sat Sep 27 1975, 7:05 PM EDT  
 Att: 27,615 - Unknown

[livebaseballscorecards.com](http://livebaseballscorecards.com)

<b>AB</b>	<b>26</b>
<b>R</b>	<b>1</b>
<b>H</b>	<b>1</b>
<b>RBI</b>	<b>1</b>
<b>BB</b>	<b>5</b>
<b>SO</b>	<b>9</b>
<b>LOB</b>	<b>11</b>



AB R H RBI BB SO LOB

2	0	0	0	2	0	1
3	0	1	1	0	1	1
4	0	0	0	0	2	3
3	0	0	0	1	1	1
4	0	0	0	0	1	3
2	0	0	0	1	0	0
3	0	0	0	0	1	1
2	1	0	0	1	1	0
0	0	0	0	0	0	0
1	0	0	0	0	1	0
1	0	0	0	0	1	1
0	0	0	0	0	0	0
1	0	0	0	0	0	0
0	0	0	0	0	0	0

Batter 1 2 3 4 5 6 7 8 9

<b>Bud Harrelson, S</b> (1, 6) OBP: 0.329, SLG: 0.247 4-0 			0-0 			4-0 		0-0 	
<b>Felix Millan, R</b> (1, 4) OBP: 0.329, SLG: 0.347 0-0 				0-3 		0-0 		0-0 	
<b>Mike Vail, R</b> (1, 8) OBP: 0.337, SLG: 0.420 0-3 				0-0 		0-0 			0-3 
<b>Rusty Staub, L</b> (1, 9) OBP: 0.370, SLG: 0.446 0-0 				0-3 		4-0 			0-0 
<b>Dave Kingman, R</b> (1, 7) OBP: 0.284, SLG: 0.496 0-0 					0-3 	0-0 			0-0 
<b>Joe Torre, R</b> (1, 3) OBP: 0.317, SLG: 0.357 0-0 					4-0 		0-0 		
<b>Roy Staiger, R</b> (1, 5) OBP: 0.158, SLG: 0.211 0-3 					0-0 		0-0 		
<b>John Stearns, R</b> (1, 2) OBP: 0.288, SLG: 0.284 0-3 						4-0 		0-0 	
<b>Randy Tate, R</b> (1, 1) <b>Rick Baldwin, L</b> (2, 1) <b>Jack Heidemann, R</b> (6, PH) <b>George Stone, L</b> (6, 1) <b>Jerry Grote, R</b> (8, PH) <b>Hank Webb, R</b> (8, 1)								0-0 	

<b>Inning Stats</b>	R: 0 H: 0 E: 0 LOB: 1 K: 1 BB: 1 S: 5 P: 9	R: 0 H: 0 E: 0 LOB: 0 K: 1 BB: 0 S: 5 P: 5	R: 0 H: 0 E: 0 LOB: 0 K: 2 BB: 0 S: 7 P: 7	R: 0 H: 0 E: 0 LOB: 0 K: 2 BB: 0 S: 7 P: 7	R: 0 H: 0 E: 0 LOB: 0 K: 1 BB: 1 S: 4 P: 8	R: 1 H: 1 E: 0 LOB: 3 K: 1 BB: 3 S: 6 P: 18	R: 0 H: 0 E: 0 LOB: 0 K: 0 BB: 0 S: 3 P: 3	R: 0 H: 0 E: 1 LOB: 0 K: 0 BB: 0 S: 3 P: 3	R: 0 H: 0 E: 0 LOB: 0 K: 1 BB: 0 S: 5 P: 5
---------------------	---	---	---	---	---	--	---	---	---

<b>PITCHER</b> <b>Steve Carlton, L</b> (1, 1) ERA: 3.56	IP 9.0 WLS W BF 32 H 1 R 1 ER 1 SO 9 BB 5 IBB 0 HBP 0 BLK 0 WP 0 HR 0 S 45 P 65 ERA 1.00 WHIP 0.667	<b>PITCHER</b> IP WLS BF H R ER SO BB IBB HBP BLK WP HR S P ERA WHIP
---	---	---

Batter	1	2	3	4	5	6	7	8	9	AB	R	H	RBI	BB	SO	LOB
<b>Dave Cash, R</b> (1, 4) OBP: 0.358, SLG: 0.390 <b>Terry Harmon, R</b> (8, 4) OBP: 0.280, SLG: 0.250	0-0 1-3	0-0 1B 2B 1-3 2-H 3-H		0-0 1-3 2B		0-0 1B 1B	0-0 FC5-4 1B			5	1	4	2	0	0	0
<b>Larry Bowa, S</b> (1, 6) OBP: 0.336, SLG: 0.380	4-0 BB BB	4-0 1B BB		0-0 1B		0-0 F8	0-0 FC5-4			3	0	1	1	2	0	2
<b>Tony Taylor, R</b> (1, 5) OBP: 0.344, SLG: 0.333 <b>Mike Schmidt, R</b> (7, 5) OBP: 0.366, SLG: 0.523	4-0 1-2 BB	0-0 F9		0-0 F9		0-0 1B 1B	0-0 F8			3	1	1	0	1	0	6
<b>Jay Johnstone, L</b> (1, 9) OBP: 0.396, SLG: 0.455 <b>Mike Anderson, R</b> (6, PH) (7, 9) OBP: 0.310, SLG: 0.374	0-3 K	0-0 1-2 2-3 3-H 1B		0-0 SF8		0-0 1-3 2-H 1B				2	0	1	2	0	1	2
<b>Tom Hutton, L</b> (1, 3) OBP: 0.349, SLG: 0.344	0-3 K	0-0 F9		0-0 F7		0-0 1-2 3-H 1B	0-0 FC5-4 1B			4	1	1	1	1	1	7
<b>Mike Rogodzinski, L</b> (1, 7) OBP: 0.389, SLG: 0.333		4-0 BB 2B BB		0-0 4-3		0-0 F7	0-0 F9			4	1	0	0	1	0	3
<b>Jerry Martin, R</b> (1, 8) OBP: 0.282, SLG: 0.345		0-3 K		0-3 K		0-0 6-3	0-0 FC5-4			5	0	1	1	0	2	3
<b>Johnny Oates, L</b> (1, 2) OBP: 0.358, SLG: 0.350		4-0 BB 2B BB		0-3 K		0-0 1B	4-0 1B SH1-3 FC5-4 BB			3	2	1	0	2	1	1
<b>Steve Carlton, L</b> (1, 1) OBP: 0.200, SLG: 0.178		4-0 2B 1B BB		0-0 2B SF8 1B		0-3 K				2	2	1	0	1	1	1

Inning Stats	R: 0	H: 0	E: 0	K: 2	S: 7	L: 0	LOB: 2	BB: 2	P: 15	R: 3	H: 2	E: 0	K: 1	S: 7	R: 0	H: 0	E: 0	K: 2	S: 7	R: 0	H: 1	E: 0	K: 1	S: 6	R: 2	H: 4	E: 0	K: 0	S: 7	R: 1	H: 1	E: 0	K: 0	S: 4	R: 1	H: 1	E: 0	K: 0	S: 4	R: 1	H: 1	E: 0	K: 0	S: 4	
	0	0	0	2	7	0	2	2	15	3	2	0	1	7	0	0	0	0	7	0	0	1	1	0	6	2	4	0	7	1	1	0	4	1	1	0	4	1	1	0	4	1	1	0	4

PITCHER	IP	WLS	BF	H	R	ER	SO	BB	IBB	HBP	BLK	WP	HR	S	P	ERA	WHIP
<b>Randy Tate, R</b> (1, 1) ERA: 4.45	1.1	L	11	1	3	3	3	6	0	0	0	0	0	11	35	20.25	5.250
<b>Rick Baldwin, R</b> (2, 1) ERA: 3.33	3.2		16	5	1	1	3	0	0	0	0	0	0	22	22	2.46	1.364
<b>George Stone, L</b> (6, 1) ERA: 5.05	2.0		12	5	3	3	0	1	0	0	0	0	0	11	15	13.50	3.000
<b>Hank Webb, R</b> (8, 1) ERA: 4.07	1.0		5	1	1	1	0	1	0	0	0	0	0	4	8	9.00	2.000

**BOTTOM**


**New York Mets @ Philadelphia Phillies**  
Veterans Stadium, Philadelphia, PA

Sat Sep 27 1975, 7:05 PM EDT  
Att. 27,615 - Unknown

<b>AB</b>	<b>34</b>
<b>R</b>	<b>8</b>
<b>H</b>	<b>12</b>
<b>RBI</b>	<b>8</b>
<b>BB</b>	<b>8</b>
<b>SO</b>	<b>6</b>
<b>LOB</b>	<b>26</b>

[livebaseballscorecards.com](http://livebaseballscorecards.com)

<b>WP</b>	<b>0</b>	<b>PA</b>	<b>44</b>
<b>PB</b>	<b>0</b>	<b>SB</b>	<b>0</b>
<b>CS</b>	<b>0</b>		



Batter	1	2	3	4	5	6	7	8	9	AB R H RBI BB SO LOB	TOP		
Mike Phillips, L (1, 6) OBP: 0.302, SLG: 0.316	0-0 F9	4-0 BB		0-0 F9		0-0 SF9			0-0 5-3	3 0 0 1 1 0 0			
Felix Millan, R (1, 4) OBP: 0.329, SLG: 0.348	0-0 1B SF 1B	0-0 F9			0-0 E 1B SF7 1B	0-0 F5			0-0 F8	5 2 2 0 0 0 2			
Mike Vail, R (1, 7) OBP: 0.339, SLG: 0.420	0-0 SF 1B 1B		0-0 F8		0-0 E1 G5-4-3 1B				0-3 K	5 1 2 0 0 2 0			
Rusty Staub, L (1, 9) OBP: 0.371, SLG: 0.448	0-0 SF 1B 1-3		0-0 1B 1B		0-0 SF7 1-3				0-0 1B	2 0 2 2 0 0 0			
Dave Kingman, R (1, 5) OBP: 0.284, SLG: 0.494	0-3 K		0-0 1B		0-0 G5-4-3 1-2 1B				0-3 K	4 0 1 0 0 2 4			
Roy Staiger, R (7, 5) OBP: 0.158, SLG: 0.211										0 0 0 0 0 0 0			
Ed Kranepool, L (1, 3) OBP: 0.370, SLG: 0.409	0-0 1B		0-0 F7						0-3 K	3 1 1 1 1 1 3			
John Milner, L (1, 8) OBP: 0.302, SLG: 0.336	0-0 P6		0-3 K						0-0 6-3	4 1 1 0 0 1 4			
Ron Hodges, L (1, 2) OBP: 0.229, SLG: 0.412		0-0 4-3		0-0 4-3		0-0 SH5-3 1B			0-0 4-3	3 0 0 0 0 0 0			
Tom Seaver, R (1, 1) OBP: 0.250, SLG: 0.189		0-0 P3		0-0 5-3		0-0 FC4			0-0 6-3	3 0 0 0 0 0 1			
Skip Lockwood, R (6, 1) OBP: 0.167, SLG: 0.167										1 0 0 0 0 0 0			
<b>Inning Stats</b>	R: 2 H: 3 E: 1 LOB: 2 K: 1 BB: 0 S: 9 P: 9	R: 0 H: 0 E: 0 LOB: 1 K: 0 BB: 1 S: 3 P: 7	R: 0 H: 2 E: 0 LOB: 2 K: 1 BB: 0 S: 7 P: 7	R: 0 H: 0 E: 0 LOB: 0 K: 0 BB: 0 S: 3 P: 3	R: 1 H: 2 E: 1 LOB: 0 K: 0 BB: 0 S: 4 P: 4	R: 2 H: 1 E: 1 LOB: 1 K: 0 BB: 1 S: 5 P: 9	R: 0 H: 1 E: 0 LOB: 1 K: 3 BB: 0 S: 10 P: 10	R: 0 H: 0 E: 0 LOB: 0 K: 0 BB: 0 S: 3 P: 3	R: 0 H: 0 E: 0 LOB: 0 K: 1 BB: 0 S: 5 P: 5	1B: 9 SF: 3 2B: 0 SAC: 1 3B: 0 DP: 1 HR: 0 HBP: 0	WP: 0 PA: 39 PB: 0 SB: 0 CS: 0		
<b>PITCHER</b>	IP WLS BF H R ER SO BB IBB HBP BLK WP HR S P ERA WHIP											<b>PITCHER</b>	IP WLS BF H R ER SO BB IBB HBP BLK WP HR S P ERA WHIP
Larry Christenson, R (1, 1) ERA: 3.67	5.0 L 23 7 3 1 2 1 0 0 0 0 0 0 26 30 1.80 1.600												
Tom Hilgendorf, L (6, 1) ERA: 2.14	1.0 6 1 2 0 0 1 0 0 0 0 0 0 5 9 0.00 2.000												
Randy Lerch, L (7, 1) ERA: 6.43	3.0 10 1 0 0 4 0 0 0 0 0 0 0 18 18 0.00 0.333												

**New York Mets @ Philadelphia Phillies**  
 Veterans Stadium, Philadelphia, PA  
 Sun Sep 28 1975, 3:33 AM EDT  
 Att: 21,105 - Unknown

[livebaseballscorecards.com](http://livebaseballscorecards.com)

<b>AB</b>	<b>33</b>
<b>R</b>	<b>5</b>
<b>H</b>	<b>9</b>
<b>RBI</b>	<b>4</b>
<b>BB</b>	<b>2</b>
<b>SO</b>	<b>6</b>
<b>LOB</b>	<b>14</b>



