

Philadelphia Phillies - 1976



Batter	1	2	3	4	5	6	7	8	9	10	11	AB R H RBI BB SO LOB	TOP				
Rennie Stennett, R (1.4) OBP: 0.400, SLG: 0.400	0-0 4-3 1-3 2B 1B		0-0 4-3		0-0 2-H 1B			0-3 K	0-0 F9			5 1 2 1 0 1 1	Pittsburgh Pirates @ Philadelphia Phillies Veterans Stadium, Philadelphia, PA Sat Apr 10 1976, 3:33 AM EST Att. 42,147 - Unknown				
Manny Sanguillen, R (1.2) OBP: 0.200, SLG: 0.200	0-0 1-3		0-0 F8			0-0 1B 1B		0-0 G3		0-0 6-3		5 1 1 0 0 0 1					
Al Oliver, L (1.8) OBP: 0.400, SLG: 0.400	0-0 4-3			0-0 F9		0-0 1B 1-2 1B		0-0 WP 1B		0-0 4-3		5 0 2 0 0 0 1					
Willie Stargell, L (1.3) OBP: 0.800, SLG: 1.000	0-0 3-H 2B			0-0 1B		0-0 1-3 2-H 1B		4-0 1-2 1B		0-3 K		4 0 3 2 1 1 0					
Richie Zisk, R (1.7) OBP: 0.400, SLG: 0.600	0-0 6-3			0-0 F8		0-0 F9		0-0 F8			0-0 F9	5 0 0 0 0 0 5					
Dave Parker, L (1.9)		0-0 5-3		0-0 F8		0-0 G3			4-0 2B SF7 BB		0-0 F7	4 1 0 0 1 0 2					
Richie Hebner, L (1.5)		0-0 F7			0-0 E9 1B 1B		0-0 4-3		0-0 1-3 2B		0-0 E9 1B	5 2 2 0 0 0 0					
Frank Taveras, R (1.6) OBP: 0.333, SLG: 0.333		0-0 F9			0-0 6-3		0-0 B1-6-4 1B		0-0 F5		0-0 F5	3 0 1 0 0 0 1					
Ed Kirkpatrick, L (9, PH)											0-0 1B	0 0 0 0 0 0 0					
Bob Robertson, R (9, PH)											0-0 1B	1 0 0 0 0 0 2					
Mario Mendoza, R (9.6) OBP: 1.000, SLG: 1.000											3-H 1B	1 0 1 1 0 0 0					
Doc Medich, R (1.1)			0-0 5-3		0-3 K		0-0 B1-6-4		0-0 SF7		0-0 F2	3 0 0 0 0 1 2					
Dave Giusti, R (8.1)							0-0 1-2					0 0 0 0 0 0 0					
Ramon Hernandez, S (8.1)												0 0 0 0 0 0 0					
Bill Robinson, R (9, PH)												0 0 0 1 0 0 0					
Larry Demery, R (9.1)												1 0 0 0 0 0 1					
<b>Inning Stats</b>	R: 1 H: 2 E: 0 LOB: 1 K: 0 BB: 0 S: 5 P: 5	R: 0 H: 0 E: 0 LOB: 0 K: 0 BB: 0 S: 3 P: 3	R: 0 H: 0 E: 0 LOB: 0 K: 0 BB: 0 S: 3 P: 3	R: 0 H: 1 E: 0 LOB: 1 K: 0 BB: 0 S: 4 P: 4	R: 1 H: 2 E: 1 LOB: 1 K: 1 BB: 0 S: 6 P: 6	R: 1 H: 3 E: 0 LOB: 1 K: 0 BB: 0 S: 5 P: 5	R: 0 H: 1 E: 0 LOB: 0 K: 0 BB: 0 S: 3 P: 3	R: 0 H: 1 E: 0 LOB: 2 K: 1 BB: 1 S: 6 P: 10	R: 1 H: 1 E: 0 LOB: 1 K: 0 BB: 1 S: 4 P: 8	R: 0 H: 0 E: 0 LOB: 0 K: 1 BB: 0 S: 5 P: 5	R: 1 H: 1 E: 1 LOB: 1 K: 0 BB: 0 S: 5 P: 5	1B: 10 SF: 1 2B: 2 SAC: 0 3B: 0 DP: 1 HR: 0 HBP: 0	WP: 1 PA: 45 PB: 0 SB: 0 CS: 0				
<b>PITCHER</b>	IP WLS BF H R ER SO BB IBB HBP BLK WP HR S P ERA WHIP																
Jim Kaat, L (1.1) ERA: 2.57	7.0		27	9	3	2	1	0	0	0	0	0	29	29	2.57	1.286	
Larry Christenson, R (8.1) ERA: 9.0	1.0		7	2	1	1	1	1	1	0	0	1	0	7	15	9.00	3.000
Tug McGraw, L (9.1) ERA:	3.0	L	11	1	1	0	1	0	0	0	0	0	0	13	13	0.00	0.333

AB	42
R	5
H	12
RBI	5
BB	2
SO	3
LOB	16



Batter	1	2	3	4	5	6	7	8	9	10	11	AB R H RBI BB SO LOB	BOTTOM				
<b>Dave Cash, R</b> (1, 4) OBP: 0.333, SLG: 0.200	0-0 4-3		4-0 BB		0-3 K			0-0 BB 1B	0-0 F8		0-0 6-3	5 1 1 0 1 1 1	<b>Pittsburgh Pirates @ Philadelphia Phillies</b> <b>Veterans Stadium, Philadelphia, PA</b> Sat Apr 10 1976, 3:33 AM EST Att. 42,147 - Unknown				
<b>Larry Bowa, S</b> (1, 6) OBP: 0.333, SLG: 0.333	0-0 1-3		0-0 F8		0-0 G3			0-0 F9	0-0 S 1B		0-0 1B	6 0 2 0 0 0 3					
<b>Mike Schmidt, R</b> (1, 5)	0-0 F8		0-3 K					4-0 1-2 BB 1B	0-3 K		0-0 F2	5 1 0 0 1 3 3					
<b>Greg Luzinski, R</b> (1, 7) OBP: 0.750, SLG: 1.000 <b>Jerry Martin, R</b> (8, PR) OBP: 1.000, SLG: 1.000 (9, 7)		0-0 E SF7 2B	0-0 F9					4-0 1-2 2-3 1B SF8 BB		0-0 SH1-3 1B		3 1 2 0 1 0 1 1 1 1 0 0 0 0					
<b>Dick Allen, R</b> (1, 3) OBP: 0.500, SLG: 0.333		4-0 4-3 E BB		0-0 F7				0-0 1-2 FC6-4 CS 1B		0-0 SH1-3		3 0 1 2 1 0 1					
<b>Jay Johnstone, L</b> (1, 9) <b>Ollie Brown, R</b> (8, PH) (9, 9)		0-0 E3 4-3		0-0 F8				0-0 1-2 CS	0-3 K	0-0 SF8		3 0 0 0 0 1 2 1 0 0 1 0 0 1					
<b>Garry Maddox, R</b> (1, 8)		0-0 SF7		0-0 6-3				0-0 3-H SF8	0-0 P3		4-0 IBB	2 0 0 1 2 0 0					
<b>Johnny Oates, L</b> (1, 2) OBP: 0.500, SLG: 0.500 <b>Bob Boone, R</b> (9, 2)		0-0 4-3						0-0 3-H 1B	0-0 F7		0-0 P4	4 0 2 0 0 0 4 1 0 0 0 0 0 2					
<b>Jim Kaat, L</b> (1, 1) <b>Bobby Tolan, L</b> (7, PH) <b>Larry Christenson, R</b> (8, 1) <b>Tug McGraw, R</b> (9, 1) <b>Tom Hutton, L</b> (11, PH)		0-0 1-3						0-0 SH1-4 1B	0-0 F5		0-0 4-3	1 0 0 0 0 0 2 1 0 0 0 0 0 1 0 0 0 0 0 0 0 1 0 0 0 0 0 0 1 0 0 0 0 0 0					
<b>Inning Stats</b>	R: 0 H: 0 E: 0 LOB: 0 K: 0 BB: 0 S: 3 P: 3	R: 1 H: 1 E: 1 LOB: 2 K: 0 BB: 1 S: 5 P: 9	R: 0 H: 0 E: 0 LOB: 1 K: 1 BB: 1 S: 5 P: 9	R: 0 H: 0 E: 0 LOB: 0 K: 0 BB: 0 S: 3 P: 3	R: 0 H: 1 E: 0 LOB: 1 K: 1 BB: 0 S: 6 P: 6	R: 0 H: 1 E: 0 LOB: 0 K: 1 BB: 0 S: 5 P: 5	R: 0 H: 1 E: 0 LOB: 1 K: 1 BB: 0 S: 6 P: 6	R: 3 H: 2 E: 0 LOB: 2 K: 0 BB: 3 S: 5 P: 17	R: 0 H: 1 E: 0 LOB: 1 K: 1 BB: 0 S: 6 P: 6	R: 0 H: 1 E: 0 LOB: 2 K: 1 BB: 1 S: 4 P: 8	R: 0 H: 1 E: 0 LOB: 1 K: 0 BB: 0 S: 4 P: 4	1B: 8 SF: 2 2B: 1 SAC: 2 3B: 0 DP: 0 HR: 0 HBP: 0		WP: 0 PA: 49 PB: 0 SB: 1 CS: 1			
<b>PITCHER</b>	IP WLS BF H R ER SO BB IBB HBP BLK WP HR S P ERA WHIP																
<b>Doc Medich, R</b> (1, 1) ERA: 3.68	7.1	30	5	3	3	4	3	0	0	0	0	0	0	35	47	3.68	1.091
<b>Dave Giusti, R</b> (8, 1) ERA:	0.0	2	1	0	0	0	1	0	0	0	0	0	0	1	5	∞	∞
<b>Ramon Hernandez, L</b> (8, 1) ERA:	0.2	3	0	1	1	0	0	1	0	0	0	0	0	2	6	13.50	0.000
<b>Larry Demery, R</b> (9, 1) ERA:	3.0	W 13	3	0	0	1	0	1	0	0	0	0	0	14	18	0.00	1.000

livebaseballscores.com

<b>AB</b>	<b>38</b>
<b>R</b>	<b>4</b>
<b>H</b>	<b>9</b>
<b>RBI</b>	<b>4</b>
<b>BB</b>	<b>6</b>
<b>SO</b>	<b>5</b>
<b>LOB</b>	<b>21</b>





Batter	1	2	3	4	5	6	7	8	9	AB R H RBI BB SO LOB	TOP											
Rennie Stennett, R (1, 4) OBP: 0.300, SLG: 0.556	0-0 G3			0-0 G3	0-0 1B 3B		0-0 SF9	0-0 FC6-4		4 1 1 2 0 0 1												
Manny Sanguillen, R (1, 2) OBP: 0.400, SLG: 0.400	0-0 5-3			0-0 2B 1B	0-0 1B 1B		0-0 1B		0-0 G3	5 2 3 1 0 0 0												
Al Oliver, L (1, 8) OBP: 0.500, SLG: 0.375	0-3 K			4-0 2B 1B	4-0 1B BB		0-0 F8		0-0 1B	3 1 1 0 2 1 1												
Willie Stargell, L (1, 3) OBP: 0.500, SLG: 0.556		0-0 F9		0-3 K	0-0 1B		0-0 4-3		0-3 K	5 0 1 1 0 2 4												
Richie Zisk, R (1, 7) OBP: 0.200, SLG: 0.300		0-0 5-3		0-0 2B	0-0 G4-6-3			0-0 E7	0-3 K	5 1 2 2 0 1 3												
Dave Parker, L (1, 9) OBP: 0.333, SLG: 0.143		0-3 K		4-0 BB		0-0 1B		0-0 1-3		3 0 1 0 1 1 1												
Richie Hebner, L (1, 5) OBP: 0.333, SLG: 0.444			0-0 4-3	0-0 F9		0-0 P5		0-0 1B 1B		4 1 1 1 0 0 3												
Frank Taveras, R (1, 6) OBP: 0.286, SLG: 0.286			0-3 K		0-0 3B 1B		0-0 3-1-3		0-3 K	4 1 1 0 0 2 2												
Bruce Kison, R (1, 1) Bob Moose, R (6, 1) OBP: 1.000, SLG: 2.000			0-3 K		0-0 SH5-3		0-0 SF9		0-0 FC6-4	1 0 0 0 0 1 0 2 1 2 1 0 0 0												
<b>Inning Stats</b>	R: 0 E: 0 K: 1 S: 5	H: 0 LOB: 0 BB: 0 P: 5	R: 0 E: 0 K: 1 S: 5	H: 0 LOB: 0 BB: 0 P: 5	R: 0 E: 0 K: 2 S: 7	H: 0 LOB: 0 BB: 0 P: 7	R: 2 E: 0 K: 1 S: 7	H: 2 LOB: 2 BB: 2 P: 15	R: 3 E: 0 K: 0 S: 6	H: 4 LOB: 1 BB: 1 P: 10	R: 0 E: 0 K: 0 S: 3	H: 1 LOB: 0 BB: 0 P: 3	R: 1 E: 0 K: 0 S: 5	H: 2 LOB: 1 BB: 0 P: 5	R: 2 E: 1 K: 1 S: 8	H: 3 LOB: 1 BB: 0 P: 8	R: 0 E: 0 K: 2 S: 8	H: 1 LOB: 1 BB: 0 P: 8	1B: 10 2B: 2 3B: 2 HR: 0	SF: 1 SAC: 1 DP: 2 HBP: 0	WP: 0 PB: 0 SB: 1 CS: 0	PA: 41
<b>PITCHER</b>	IP WLS BF H R ER SO BB IBB HBP BLK WP HR S P ERA WHIP																					
Steve Carlton, L (1, 1) ERA: 10.38	4.1 L 21 5 5 5 5 3 0 0 0 0 0 0 28 40 10.38 1.846																					
Tom Underwood, L (5, 1) ERA:	0.2 2 1 0 0 0 0 0 0 0 0 0 0 2 2 0.00 1.500																					
Ron Reed, R (6, 1) ERA:	1.0 3 1 0 0 0 0 0 0 0 0 0 0 3 3 0.00 1.000																					
Ron Schueler, R (7, 1) ERA: 9.0	2.0 11 5 3 2 1 0 0 0 0 0 0 0 13 13 9.00 2.500																					
Gene Garber, R (9, 1) ERA:	1.0 4 1 0 0 2 0 0 0 0 0 0 0 8 8 0.00 1.000																					

Pittsburgh Pirates @ Philadelphia Phillies  
Veterans Stadium, Philadelphia, PA  
Sun Apr 11 1976, 3:33 AM EST  
Att. 18,373 - Unknown

livebaseballscorecards.com

AB	36
R	8
H	13
RBI	8
BB	3
SO	8
LOB	15







Batter	1	2	3	4	5	6	7	8	9	AB R H RBI BB SO LOB	TOP		
<b>Dave Cash, R</b> (1, 4) OBP: 0.313, SLG: 0.333	0-0 1-3			0-0 SH E 1B	0-0 F8	0-0 G3		0-0 1-3 2-H 2B		5 1 2 1 0 0 1			
<b>Larry Bowa, S</b> (1, 6) OBP: 0.333, SLG: 0.286	0-0 6-3			0-0 SH E SF8 1B		0-0 E6 1B FC1 1B	0-0 4-3	0-0 6-3		4 2 1 0 0 0 2			
<b>Mike Schmidt, R</b> (1, 5) OBP: 0.250, SLG: 0.357	0-0 F9			0-3 K		0-0 E FC1 1B 2-3 1B	0-3 K		0-3 K	5 1 1 0 0 3 2			
<b>Greg Luzinski, R</b> (1, 7) OBP: 0.667, SLG: 0.667 <b>Jerry Martin, R</b> (7, PR) OBP: 0.667, SLG: 0.500 (7, 7)		0-0 G6-4-3 1B		0-0 E5 1B 1-3 3-H		0-0 F2	4-0 BB		4-0 5-3-6 BB	3 0 1 1 1 0 3 0 0 0 0 1 0 0			
<b>Dick Allen, R</b> (1, 3) OBP: 0.154, SLG: 0.091	0-0 G6-4-3 1-2f			0-0 SF8 3-H		0-0 FC1 1B 1-3 3-H	0-0 F9		0-0 5-3-6 1-2f	4 1 0 2 0 0 4			
<b>Jay Johnstone, L</b> (1, 9) OBP: 0.364, SLG: 0.400	0-0 L3			0-0 1B 1-2		4-0 1B 1B IBB		0-0 4-3		3 1 1 0 1 0 0			
<b>Garry Maddox, R</b> (1, 8) OBP: 0.385, SLG: 0.333			0-0 P6	0-0 P6		0-0 1B 1B 1-3 2-H 3-H		4-0 1B 2B BB		3 2 1 2 1 0 2			
<b>Bob Boone, R</b> (1, 2) OBP: 0.222, SLG: 0.222			0-0 F3		0-0 4-3	0-0 4-3 1B 2-H 3-H		0-0 F7		4 0 1 2 0 0 1			
<b>Jim Lonborg, R</b> (1, 1) OBP: 0.250, SLG: 0.250			0-0 P4		0-3 K	0-0 4-3		0-0 2B 1B 1-2		4 0 1 0 0 1 1			
<b>Inning Stats</b>	R: 0 E: 0 K: 0 S: 3 H: 0 LOB: 0 BB: 0 P: 3	R: 0 E: 0 K: 0 S: 3 H: 1 LOB: 0 BB: 0 P: 3	R: 0 E: 0 K: 0 S: 3 H: 0 LOB: 0 BB: 0 P: 3	R: 2 E: 2 K: 1 S: 9 H: 2 LOB: 2 BB: 0 P: 9	R: 0 E: 0 K: 1 S: 5 H: 0 LOB: 0 BB: 0 P: 5	R: 5 E: 2 K: 0 S: 8 H: 4 LOB: 1 BB: 1 P: 12	R: 0 E: 0 K: 1 S: 5 H: 0 LOB: 1 BB: 1 P: 9	R: 1 E: 0 K: 0 S: 5 H: 2 LOB: 2 BB: 1 P: 9	R: 0 E: 0 K: 1 S: 4 H: 0 LOB: 0 BB: 1 P: 8	1B: 8 2B: 2 3B: 0 HR: 0 SF: 1 SAC: 1 DP: 2 HBP: 0	WP: 0 PB: 0 SB: 0 CS: 0 PA: 41		
<b>PITCHER</b>	IP WLS BF H R ER SO BB IBB HBP BLK WP HR S P ERA WHIP											<b>PITCHER</b>	IP WLS BF H R ER SO BB IBB HBP BLK WP HR S P ERA WHIP
<b>Steve Rogers, R</b> (1, 1) ERA: 4.76	5.1 L 26 7 7 4 2 0 1 0 0 0 0 0 29 33 6.75 1.312												
<b>Wayne Granger, R</b> (6, 1) ERA: 5.4	1.2 6 0 0 0 1 1 0 0 0 0 0 0 7 11 0.00 0.600												
<b>Don Stanhouse, R</b> (8, 1) ERA: 4.5	2.0 9 2 1 1 1 2 0 0 0 0 0 0 9 17 4.50 2.000												

Philadelphia Phillies @ Montreal Expos  
 Jarry Park, Montreal, QB  
 Wed Apr 14 1976, 3:33 AM EST  
 Att: 21,199 - Unknown

[livebaseballscorecards.com](http://livebaseballscorecards.com)

AB	35
R	8
H	9
RBI	8
BB	4
SO	4
LOB	16



Batter	1	2	3	4	5	6	7	8	9	AB	R	H	RBI	BB	SO	LOB
Jerry White, S OBP: 0.556, SLG: 0.625 (1, 8)	0-0 K2-5-3 2B		0-0 G3			0-3 K	0-0 4-3			4	0	1	0	0	1	1
Pete Mackanin, R OBP: 0.200, SLG: 0.143 (1, 4)	0-3 K2-5-3 2-3f			0-0 F9		0-0 BB 1B		0-0 F8		4	1	1	0	0	1	1
Mike Jorgensen, L OBP: 0.353, SLG: 0.333 (1, 3)	4-0 BB			0-0 1-3		4-0 1B 1-2 BB		0-0 G6-4-3 1B		2	0	1	0	2	0	0
Gary Carter, R OBP: 0.294, SLG: 0.353 (1, 2)	0-0 F4			0-0 1B		0-0 F9		0-0 G6-4-3 1-2f		4	0	1	0	0	0	4
Larry Parrish, R OBP: 0.188, SLG: 0.188 (1, 5)		0-0 5-3		0-0 F8		0-0 1-2 2-H 1B		0-0 E8 WP 6-3		4	1	1	1	0	0	1
Nate Colbert, R OBP: 0.250, SLG: 0.625 (1, 7)		0-3 K2-3			0-0 F8	0-0 F8		0-3 K 2-3		4	0	0	0	0	2	3
Tim Foli, R OBP: 0.214, SLG: 0.286 (1, 6)		0-0 6-3			0-0 2B		0-0 F9		0-0 6-3	4	0	1	1	0	0	0
Bombo Rivera, R OBP: 0.500, SLG: 0.667 (1, 9)			0-0 6-3		0-3 K		4-0 BB	0-0 F5 3-H		3	0	0	0	1	1	1
Steve Rogers, R (1, 1)			0-3 K				0-0 F8			2	0	0	0	0	1	1
Wayne Granger, R (6, 1)										0	0	0	0	0	0	0
Jim Dwyer, L (7, PH)										1	0	0	0	0	0	1
Don Stanhouse, R (8, 1)										0	0	0	0	0	0	0

Inning Stats	R: 0	H: 1	E: 0	LOB: 1	K: 1	BB: 1	S: 5	P: 9	R: 0	H: 0	E: 0	LOB: 0	K: 1	BB: 0	S: 5	P: 5	R: 0	H: 0	E: 0	LOB: 0	K: 1	BB: 0	S: 5	P: 5	R: 0	H: 1	E: 0	LOB: 1	K: 0	BB: 0	S: 4	P: 4	R: 0	H: 1	E: 0	LOB: 1	K: 1	BB: 0	S: 6	P: 6	R: 1	H: 2	E: 0	LOB: 2	K: 1	BB: 1	S: 7	P: 11	R: 0	H: 0	E: 0	LOB: 1	K: 0	BB: 1	S: 3	P: 7	R: 0	H: 1	E: 0	LOB: 0	K: 0	BB: 0	S: 3	P: 3	R: 1	H: 0	E: 1	LOB: 0	K: 1	BB: 0	S: 6	P: 6	1B: 4	2B: 3	3B: 0	HR: 0	SF: 0	SAC: 0	DP: 2	HBP: 0	WP: 1	PA: 35
PITCHER Jim Lonborg, R (1, 1) ERA: 1.0	IP	WLS	BF	H	R	ER	SO	BB	IBB	HBP	BLK	WP	HR	S	P	ERA	WHIP	IP	WLS	BF	H	R	ER	SO	BB	IBB	HBP	BLK	WP	HR	S	P	ERA	WHIP	IP	WLS	BF	H	R	ER	SO	BB	IBB	HBP	BLK	WP	HR	S	P	ERA	WHIP																															

**BOTTOM**

**Philadelphia Phillies @ Montreal Expos**

**Jarry Park, Montreal, QB**

Wed Apr 14 1976, 3:33 AM EST  
Att. 21,199 - Unknown

<b>AB</b>	<b>32</b>
<b>R</b>	<b>2</b>
<b>H</b>	<b>6</b>
<b>RBI</b>	<b>2</b>
<b>BB</b>	<b>3</b>
<b>SO</b>	<b>6</b>
<b>LOB</b>	<b>13</b>





Batter	1	2	3	4	5	6	7	8	9	AB R H RBI BB SO LOB	TOP														
Dave Cash, R (1, 4) OBP: 0.286, SLG: 0.300	0-0 5-3		0-0 1B		0-0 6-3	0-0 F8		0-0 6-3		5 0 1 0 0 0 2															
Larry Bowa, S (1, 6) OBP: 0.450, SLG: 0.412	0-0 L7-4 2B		0-0 1B		4-0 HR BB		4-0 E 1B SF9 BB	0-0 F8		3 2 2 0 2 0 0															
Mike Schmidt, R (1, 5) OBP: 0.286, SLG: 0.333	1-0 HBP		0-3 K		0-3 K		0-0 E 2B 1B		0-3 K	4 1 1 0 0 3 3															
Greg Luzinski, R (1, 7) OBP: 0.529, SLG: 0.714	0-0 L7-4 2-3			0-3 K	0-0 1-H HR		0-0 E3 2B 1-2 2-3		0-0 F9	5 1 1 2 0 1 4															
Dick Allen, R (1, 3) OBP: 0.278, SLG: 0.267		0-0 9-3 1B		0-0 1B SF7 1B		0-0 6-3		0-0 SF9	0-0 1B 1B	4 1 3 1 0 0 0															
Ollie Brown, R (1, 9) OBP: 0.400, SLG: 0.750		0-0 9-3		0-0 1B 1B		0-0 2B		0-0 G5-3 2B	0-0 1B	3 0 2 0 0 0 1															
Jay Johnstone, L (7, PH) OBP: 0.462, SLG: 0.583		1-2		1-2 1B		0-0 2B		1-3 2-H 2B	1-2 1B	2 0 2 1 0 0 0															
Garry Maddox, R (1, 8) OBP: 0.389, SLG: 0.308		0-0 6-3		0-0 1B 1-2 2-3		0-0 5-3		4-0 IBB	0-3 K	4 0 1 0 1 1 3															
Bob Boone, R (1, 2) OBP: 0.154, SLG: 0.167			0-0 F8	0-0 SF7		0-0 P4		0-0 G5-3		3 0 0 1 0 0 4															
Jim Kaat, L (1, 1) Ron Reed, R (4, 1) Jerry Martin, R (6, PH) Gene Garber, R (6, 1) Bobby Tolan, L (8, PH) Tug McGraw, R (8, 1)			0-0 B2	0-0 G5		4-0 BB		0-0 G3		2 0 0 0 0 0 2 0 0 0 0 0 0 0 0 0 0 0 1 0 0 0 0 0 0 0 0 0 1 0 0 0 0 0 0 0 0 0 0 0 0 0															
<b>Inning Stats</b>	R: 0 E: 0 K: 0 S: 3	H: 1 LOB: 1 BB: 0 P: 4	R: 0 E: 0 K: 0 S: 3	H: 1 LOB: 0 BB: 0 P: 3	R: 0 E: 0 K: 1 S: 7	H: 2 LOB: 2 BB: 0 P: 7	R: 1 E: 0 K: 1 S: 8	H: 3 LOB: 2 BB: 0 P: 8	R: 2 E: 0 K: 1 S: 6	H: 1 LOB: 0 BB: 1 P: 10	R: 0 E: 0 K: 0 S: 4	H: 1 LOB: 2 BB: 1 P: 8	R: 2 E: 1 K: 0 S: 5	H: 2 LOB: 2 BB: 2 P: 13	R: 0 E: 0 K: 0 S: 3	H: 0 LOB: 0 BB: 0 P: 3	R: 0 E: 0 K: 2 S: 9	H: 2 LOB: 2 BB: 0 P: 9	1B: 9 2B: 5 3B: 0 HR: 1	SF: 2 SAC: 0 DP: 3 HBP: 1	WP: 0 PB: 0 SB: 0 CS: 0	PA: 43			
<b>PITCHER</b>	IP WLS BF H R ER SO BB IBB HBP BLK WP HR S P ERA WHIP	IP WLS BF H R ER SO BB IBB HBP BLK WP HR S P ERA WHIP	IP WLS BF H R ER SO BB IBB HBP BLK WP HR S P ERA WHIP	IP WLS BF H R ER SO BB IBB HBP BLK WP HR S P ERA WHIP	IP WLS BF H R ER SO BB IBB HBP BLK WP HR S P ERA WHIP	IP WLS BF H R ER SO BB IBB HBP BLK WP HR S P ERA WHIP	IP WLS BF H R ER SO BB IBB HBP BLK WP HR S P ERA WHIP	IP WLS BF H R ER SO BB IBB HBP BLK WP HR S P ERA WHIP	IP WLS BF H R ER SO BB IBB HBP BLK WP HR S P ERA WHIP	IP WLS BF H R ER SO BB IBB HBP BLK WP HR S P ERA WHIP	IP WLS BF H R ER SO BB IBB HBP BLK WP HR S P ERA WHIP	IP WLS BF H R ER SO BB IBB HBP BLK WP HR S P ERA WHIP	IP WLS BF H R ER SO BB IBB HBP BLK WP HR S P ERA WHIP	IP WLS BF H R ER SO BB IBB HBP BLK WP HR S P ERA WHIP	IP WLS BF H R ER SO BB IBB HBP BLK WP HR S P ERA WHIP	IP WLS BF H R ER SO BB IBB HBP BLK WP HR S P ERA WHIP	IP WLS BF H R ER SO BB IBB HBP BLK WP HR S P ERA WHIP	IP WLS BF H R ER SO BB IBB HBP BLK WP HR S P ERA WHIP	IP WLS BF H R ER SO BB IBB HBP BLK WP HR S P ERA WHIP	IP WLS BF H R ER SO BB IBB HBP BLK WP HR S P ERA WHIP	IP WLS BF H R ER SO BB IBB HBP BLK WP HR S P ERA WHIP	IP WLS BF H R ER SO BB IBB HBP BLK WP HR S P ERA WHIP	IP WLS BF H R ER SO BB IBB HBP BLK WP HR S P ERA WHIP	IP WLS BF H R ER SO BB IBB HBP BLK WP HR S P ERA WHIP	IP WLS BF H R ER SO BB IBB HBP BLK WP HR S P ERA WHIP
Woodie Fryman, L (1, 1) ERA: 2.84	5.2 W	27 W	9 3	3 3	2 0	0 1	0 30	39 4.76	1.941																
Dale Murray, R (6, 1) ERA: 3.38	0.2	6	2	2	1	0	1	0	5	9	13.50	4.500													
Wayne Granger, R (7, 1) ERA: 3.0	2.2	S	10	2	0	0	2	0	1	0	0	0.00	0.750												

Philadelphia Phillies @ Montreal Expos  
 Jarry Park, Montreal, QB  
 Thu Apr 15 1976, 3:33 AM EST  
 Att. 6,375 - Unknown

AB	36
R	5
H	13
RBI	5
BB	4
SO	5
LOB	19



Batter	1	2	3	4	5	6	7	8	9
Jerry White, S OBP: 0.538, SLG: 0.545 (1, 8)	0-0 5-3		0-0 L9	4-0 1-2 BB			0-0 HR 1B		
Mike Jorgensen, L OBP: 0.381, SLG: 0.500 (1, 3)	0-3 K			1-2 1B BB			0-0 1-H HR		
Larry Parrish, R OBP: 0.250, SLG: 0.211 (1, 5)	4-0 BB			0-0 1B 1-2 1B	0-0 P4		0-0 5-3		
Gary Carter, R OBP: 0.333, SLG: 0.381 (1, 2)	0-0 F8			0-0 1B 1-3 2-H	0-0 FC4-6 1B		0-0 E3 PB		
Nate Colbert, R OBP: 0.300, SLG: 0.600 (1, 7)		0-0 F8		0-0 2B 1-3 3-H	0-0 FC4-6 FC5-4		0-3 K		
Jim Dwyer, L (4, PR) (5, 7)				0-0 2B 1-3 3-H	0-0 FC5-4		0-3 K		
Pete Mackanin, R OBP: 0.211, SLG: 0.222 (1, 4)		0-3 K		0-0 2B 1-3 3-H	0-0 FC5-4		0-3 K		
Pepe Frias, R (8, 4)				0-0 2B	0-0 FC5-4		0-3 K		
Tim Foli, R OBP: 0.222, SLG: 0.333 (1, 6)		0-0 5-3		0-0 1B 2B 2-H 3-H		0-0 F7		0-0 6-3	
Bombo Rivera, R OBP: 0.417, SLG: 0.500 (1, 9)			0-0 4-3	0-0 BB 1B 2-H		0-3 K		0-3 K	
Woodie Fryman, R (1, 1)			0-3 K	0-3 K		0-0 P6		0-3 K	
Dale Murray, R (6, 1)									
Wayne Granger, R (7, 1)									

AB	R	H	RBI	BB	SO	LOB
3	1	1	0	1	0	0
3	2	1	2	1	1	2
3	1	1	0	1	0	0
4	1	2	1	0	0	1
2	0	1	1	0	0	0
2	1	0	0	0	1	2
4	1	1	1	0	2	2
0	0	0	0	0	0	0
4	1	1	2	0	0	0
4	0	1	1	0	2	0
2	0	0	0	0	2	1
1	0	0	0	0	0	0
1	0	0	0	0	1	0

**BOTTOM**

**Philadelphia Phillies @ Montreal Expos**  
**Jarry Park, Montreal, QB**  
 Thu Apr 15 1976, 3:33 AM EST  
 Att. 6,375 - Unknown

livebaseballscorecards.com

<b>AB</b>	<b>33</b>
<b>R</b>	<b>8</b>
<b>H</b>	<b>9</b>
<b>RBI</b>	<b>8</b>
<b>BB</b>	<b>3</b>
<b>SO</b>	<b>9</b>
<b>LOB</b>	<b>8</b>



Inning	R	H	E	K	S	P	BB	IBB	HBP	BLK	WP	HR	S	P	ERA	WHIP
1	0	0	0	1	5	9	0	0	0	0	0	0	19	27	18.00	2.000
2	0	0	0	1	5	9	0	0	0	0	0	0	10	14	0.00	2.000
3	0	0	0	1	5	9	0	0	0	0	0	1	15	15	9.00	1.000
4	0	0	0	1	5	9	0	0	0	0	0	0	7	7	0.00	0.000

PITCHER	IP	WLS	BF	H	R	ER	SO	BB	IBB	HBP	BLK	WP	HR	S	P	ERA	WHIP
Jim Kaat, L ERA: 6.3 (1, 1)	3.0	L	15	4	6	6	3	2	0	0	0	0	0	19	27	18.00	2.000
Ron Reed, R ERA: 3.0 (4, 1)	2.0		9	3	0	0	1	1	0	0	0	0	10	14	0.00	2.000	
Gene Garber, R ERA: 6.0 (6, 1)	2.0		9	2	2	2	3	0	0	0	0	0	1	15	15	9.00	1.000
Tug McGraw, L ERA: (8, 1)	1.0		3	0	0	0	2	0	0	0	0	0	7	7	0.00	0.000	

WP	PA
0	36

WP	HR	S	P	ERA	WHIP
0	1	0	0	0	0





BOTTOM

Philadelphia Phillies @ Chicago Cubs  
Wrigley Field, Chicago, IL  
Sat Apr 17 1976, 3:33 AM CST  
Att: 28,287 - Unknown

livebaseballscorecards.com

AB 48  
R 16  
H 19  
RBI 16  
BB 6  
SO 7  
LOB 28



WP: 0 PA: 58  
PB: 0  
SB: 0  
CS: 0

AB R H RBI BB SO LOB

6 3 4 4 0 0 3

7 2 3 3 0 2 3

5 2 1 0 2 0 2

4 3 1 1 1 0 2

5 0 2 3 1 1 2

6 1 3 4 0 2 3

4 1 2 1 0 0 2  
2 0 1 0 0 0 1

1 2 0 0 1 0 2  
0 0 0 0 0 0 0  
0 0 0 0 1 0 0  
0 0 0 0 0 0 0  
0 0 0 0 0 0 0  
1 1 1 0 0 0 0

1B: 11 SF: 0  
2B: 5 SAC: 1  
3B: 0 DP: 1  
HR: 3 HBP: 3

Table with 10 columns (Batter 1-10) and 10 rows of player data. Each cell contains a batter's name, stats, and a diamond diagram showing the game state. Batter 1: Rick Monday, L. Batter 2: Jose Cardenal, R. Batter 3: Champ Summers, L. Batter 4: George Mitterwald, R. Batter 5: Joe Wallis, S. Batter 6: Bill Madlock, R. Batter 7: Jerry Morales, R. Batter 8: Andre Thornton, R. Batter 9: Manny Trillo, R. Batter 10: Steve Swisher, R. Batter 11: Dave Rosello, R. Batter 12: Mick Kelleher, R. Batter 13: Rick Reuschel, R. Batter 14: Mike Garman, R. Batter 15: Darold Knowles, L. Batter 16: Paul Reuschel, R. Batter 17: Buddy Schultz, R. Batter 18: Mike Adams, R.

Inning Stats table with columns for R, H, E, K, S, P and rows for each of the 10 batters.

PITCHER table with columns for IP, WLS, BF, H, R, ER, SO, BB, IBB, HBP, BLK, WP, HR, S, P, ERA, WHIP and rows for Steve Carlton, L; Ron Schueler, R; Gene Garber, R; Ron Reed, R; Wayne Twitchell, R.

PITCHER table with columns for IP, WLS, BF, H, R, ER, SO, BB, IBB, HBP, BLK, WP, HR, S, P, ERA, WHIP and rows for Tug McGraw, L; Tom Underwood, L; Jim Lonborg, R.



Batter	1	2	3	4	5	6	7	8	9	AB R H RBI BB SO LOB	TOP		
<b>Dave Cash, R</b> (1, 4) OBP: 0.333, SLG: 0.387	0-0 4-3	0-0 2B		0-0 6-3		0-0 1B		0-0 1B		5 0 3 1 0 0 0			
<b>Larry Bowa, S</b> (1, 6) OBP: 0.406, SLG: 0.429	0-0 L4	0-0 F9		0-0 G3		0-0 F7		0-3 K		5 0 0 0 0 1 4			
<b>Jay Johnstone, L</b> (1, 9) <b>Jerry Martin, R</b> (8, 9) OBP: 0.522, SLG: 0.773 OBP: 0.600, SLG: 0.333	0-0 1B		0-0 1B 3B	0-0 3-1			0-0 1-3	0-0 G3		5 1 2 0 0 0 2 0 0 0 0 0 0 0			
<b>Greg Luzinski, R</b> (1, 7) <b>Gene Garber, R</b> (7, 1) OBP: 0.407, SLG: 0.500	0-3 K		4-0 1B 2B BB		0-0 6-3		0-0 F9	4-0 G6-4-3 BB		3 1 0 0 1 1 1 0 0 0 0 1 0 0			
<b>Dick Allen, R</b> (1, 3) <b>Tom Hutton, L</b> (9, 3) OBP: 0.345, SLG: 0.292		0-3 K	0-0 2B 1B	0-0 1-2 3-H 2B 1B	4-0 S BB	0-0 S BB	0-0 HR 1B	0-0 F8		4 2 2 1 1 1 1 0 0 0 0 0 0 0			
<b>Mike Schmidt, R</b> (1, 5) OBP: 0.375, SLG: 0.931		0-3 K	0-0 F2	0-0 F2	0-0 1-2	0-0 1-2	0-0 HR	0-0 G6-4-3		5 1 1 2 0 1 4			
<b>Garry Maddox, R</b> (1, 8) OBP: 0.370, SLG: 0.500		0-0 2B	0-0 F9	0-0 F9	0-0 F8	0-0 F8	0-0 6-3			4 1 1 0 0 0 3			
<b>Bob Boone, R</b> (1, 2) OBP: 0.304, SLG: 0.524		4-0 2B BB	0-0 1-H 2-H 2B	0-0 2B		0-0 F8		0-0 F9		3 1 1 2 1 0 0			
<b>Larry Christenson, R</b> (1, 1) <b>Bobby Tolan, L</b> (7, 7) OBP: 0.333, SLG: 0.667 OBP: 0.429, SLG: 0.429		0-0 1-H 2-H 2B	0-3 K	0-3 K		0-3 K		0-0 1B		3 1 1 2 0 2 1 1 0 1 0 0 0 0			
<b>Inning Stats</b>	R: 0 E: 0 K: 1 S: 6 H: 1 LOB: 1 BB: 0 P: 6	R: 3 E: 0 K: 2 S: 10 H: 3 LOB: 1 BB: 1 P: 14	R: 3 E: 0 K: 1 S: 8 H: 3 LOB: 1 BB: 1 P: 12	R: 0 E: 0 K: 0 S: 3 H: 0 LOB: 0 BB: 0 P: 3	R: 0 E: 0 K: 0 S: 3 H: 0 LOB: 1 BB: 1 P: 7	R: 0 E: 0 K: 1 S: 6 H: 1 LOB: 1 BB: 0 P: 6	R: 2 E: 0 K: 0 S: 5 H: 2 LOB: 0 BB: 0 P: 5	R: 0 E: 0 K: 1 S: 7 H: 2 LOB: 2 BB: 0 P: 7	R: 0 E: 0 K: 0 S: 2 H: 0 LOB: 0 BB: 1 P: 6	1B: 6 2B: 4 3B: 1 HR: 1 SF: 0 SAC: 0 DP: 1 HBP: 0	WP: 0 PB: 0 SB: 2 CS: 0 PA: 42		
<b>PITCHER</b>	IP WLS BF H R ER SO BB IBB HBP BLK WP HR S P ERA WHIP											<b>PITCHER</b>	IP WLS BF H R ER SO BB IBB HBP BLK WP HR S P ERA WHIP
<b>Ray Burris, R</b> (1, 1) ERA: 6.43	3.0 L 18 7 6 6 4 2 0 0 0 0 0 0 24 32 18.00 3.000												
<b>Tom Dettore, R</b> (4, 1) ERA: 9.0	2.0 7 0 0 0 0 1 0 0 0 0 0 0 6 10 0.00 0.500												
<b>Paul Reuschel, R</b> (6, 1) ERA: 5.4	2.0 9 3 2 2 1 0 0 0 0 0 0 1 11 9.00 1.500												
<b>Buddy Schultz, L</b> (8, 1) ERA:	1.0 5 2 0 0 1 0 0 0 0 0 0 0 7 7 0.00 2.000												
<b>Mike Garman, R</b> (9, 1) ERA: 9.0	1.0 3 0 0 0 0 1 0 0 0 0 0 0 2 6 0.00 1.000												

Philadelphia Phillies @ Chicago Cubs  
Wrigley Field, Chicago, IL  
Sun Apr 18 1976, 3:33 AM CST  
Att. 13,326 - Unknown

livebaseballscorecards.com

AB 38  
R 8  
H 12  
RBI 8  
BB 4  
SO 6  
LOB 16



Batter	1	2	3	4	5	6	7	8	9	AB	R	H	RBI	BB	SO	LOB
<b>Rick Monday, L</b> OBP: 0.425, SLG: 0.816 (1, 8)	0-3 K		0-3 K		0-0 HR		0-0 1B		0-0 3-1	5	1	2	3	0	2	0
<b>Jose Cardenal, R</b> OBP: 0.351, SLG: 0.514 (1, 7)	0-3 K			0-0 HR	0-3 K		0-0 1B		0-0 5-3	5	1	2	1	0	2	0
<b>Bill Madlock, R</b> OBP: 0.432, SLG: 0.484 (1, 5)	0-0 L5			0-3 K		0-0 5-3	0-3 K			4	0	0	0	0	2	2
<b>Jerry Morales, R</b> OBP: 0.432, SLG: 0.563 (1, 9)		0-0 2B		0-0 F9		0-0 4-3		0-0 F7		4	0	1	0	0	0	0
<b>Andre Thornton, R</b> OBP: 0.472, SLG: 0.440 (1, 3)		0-3 K		0-0 F8		0-0 HR		4-0 1B BB		3	1	1	1	1	1	1
<b>Manny Trillo, R</b> OBP: 0.361, SLG: 0.441 (1, 4)		0-0 2-3		0-0 4-3		0-0 1B		0-0 F7		4	0	1	0	0	0	2
<b>Steve Swisher, R</b> OBP: 0.233, SLG: 0.393 (1, 2)		0-0 L4		0-0 1-3		0-0 1-3		0-0 1B		3	0	0	0	0	0	2
<b>Champ Summers, L</b> OBP: 0.600, SLG: 0.500 (8, PH)										1	0	1	0	0	0	0
<b>Mike Garman, R</b> (9, 1)										0	0	0	0	0	0	0
<b>Dave Rosello, R</b> OBP: 0.387, SLG: 0.385 (1, 6)			0-0 F8		0-0 1B HR		0-0 L5		0-0 G3	4	1	1	0	0	0	2
<b>Ray Burris, R</b> OBP: 0.353, SLG: 0.333 (1, 1)			0-0 F7		0-0 1B		0-0 3-1		0-0 6-3	0	0	0	0	0	0	0
<b>Ralph LaCock, L</b> (3, PH)										1	0	0	0	0	0	0
<b>Tom Dettore, L</b> (4, 1)										0	0	0	0	0	0	0
<b>Joe Wallis, S</b> OBP: 0.400, SLG: 0.250 (5, PH)										1	1	1	0	0	0	0
<b>Paul Reuschel, R</b> (6, 1)										0	0	0	0	0	0	0
<b>Mike Adams, R</b> OBP: 0.333, SLG: 0.667 (7, PH)										1	0	0	0	0	0	0
<b>Buddy Schultz, R</b> (8, 1)										0	0	0	0	0	0	0
<b>Randy Hundley, R</b> OBP: 0.250, SLG: 0.500 (9, 2)										1	0	0	0	0	0	0

Inning Stats	R: 0	H: 0	E: 0	K: 2	S: 7	H: 0	LOB: 0	BB: 0	P: 7	R: 0	H: 1	E: 0	K: 1	S: 6	H: 1	LOB: 1	BB: 0	P: 6	R: 0	H: 0	E: 0	K: 1	S: 5	R: 1	H: 1	E: 0	K: 1	S: 6	R: 3	H: 3	E: 0	K: 1	S: 8	R: 1	H: 2	E: 0	K: 0	S: 5	R: 0	H: 2	E: 0	K: 1	S: 7	R: 0	H: 1	E: 0	K: 0	S: 4	R: 0	H: 0	E: 0	K: 0	S: 3	1B: 6	SF: 0	2B: 1	3B: 0	HR: 3	WP: 0	PA: 38
<b>PITCHER</b>	IP	WLS	BF	H	R	ER	SO	BB	IBB	HBP	BLK	WP	HR	S	P	ERA	WHIP																																											
<b>Larry Christenson, R</b> ERA: 7.71 (1, 1)	6.0	W	25	7	5	5	6	0	0	0	0	0	3	37	37	7.50	1.167																																											
<b>Gene Garber, R</b> ERA: 5.4 (7, 1)	3.0	S	13	3	0	0	1	1	0	0	0	0	0	14	18	0.00	1.333																																											

**BOTTOM**

**Philadelphia Phillies @ Chicago Cubs**  
**Wrigley Field, Chicago, IL**  
 Sun Apr 18 1976, 3:33 AM CST  
 Att. 13,326 - Unknown

livebaseballscorecards.com

<b>AB</b>	<b>37</b>
<b>R</b>	<b>5</b>
<b>H</b>	<b>10</b>
<b>RBI</b>	<b>5</b>
<b>BB</b>	<b>1</b>
<b>SO</b>	<b>7</b>
<b>LOB</b>	<b>9</b>





Batter	1	2	3	4	5	6	7	8	9	AB R H RBI BB SO LOB	TOP												
Dave Cash, R OBP: 0.342, SLG: 0.371 (1, 4) X	0-0 F9		0-0 2B SF8 1B	0-0 F8		0-0 6-3			4-0 1B BB	4 1 1 0 1 0 2													
Garry Maddox, R OBP: 0.406, SLG: 0.577 (1, 8) X	0-0 F8		0-0 1-3 2B		4-0 L7-4 BB	0-0 2B			0-3 K	4 0 2 1 1 1 1													
Ollie Brown, R OBP: 0.600, SLG: 0.667 (1, 9) B B B	4-0 BB		4-0 IBB		4-0 1-2 BB	0-3 K			0-0 1-2 1B	2 0 1 0 3 1 1													
Greg Luzinski, R OBP: 0.387, SLG: 0.480 Jerry Martin, R OBP: 0.500, SLG: 0.250 (1, 7) X (7, PR) (7, 7)	0-0 F8		0-0 3-H SF8		0-0 2-3 L7-4				0-0 G6-4-3 1B	3 0 1 1 0 0 3 1 0 0 0 0 0 2													
Dick Allen, R OBP: 0.294, SLG: 0.241 Tom Hutton, L (1, 3) X (9, 3)		0-0 5-3	0-0 F8		0-0 G3				0-0 1-2f G6-4-3	5 0 0 0 0 0 6 0 0 0 0 0 0 0													
Mike Schmidt, R OBP: 0.361, SLG: 0.939 (1, 5) X		0-0 P4		0-0 HR		0-3 K			0-3 K	4 1 1 1 0 2 1													
Bob Boone, R OBP: 0.370, SLG: 0.583 (1, 2) B B B B		4-0 BB		0-0 SH4-3 CS 2B		0-0 1B 2B 1B			0-0 F7	3 1 2 0 1 0 0													
Terry Harmon, R OBP: 0.333, SLG: 0.333 (1, 6) X	0-0 F8		0-0 2-3 SH4-3		0-0 2B 1B				0-0 L3	3 1 1 0 0 0 1													
Jim Kaat, L OBP: 0.286, SLG: 0.333 (1, 1) X		0-0 5-3	0-0 3-H BB		4-0 1-H 2-H 2B				0-3 K	3 1 1 2 1 1 0													
<b>Inning Stats</b>	R: 0 E: 0 K: 0 S: 3	H: 0 LOB: 1 BB: 1 P: 7	R: 0 E: 0 K: 0 S: 3	H: 0 LOB: 1 BB: 1 P: 7	R: 1 E: 0 K: 0 S: 5	H: 2 LOB: 2 BB: 1 P: 9	R: 1 E: 0 K: 0 S: 4	H: 2 LOB: 1 BB: 1 P: 8	R: 0 E: 0 K: 0 S: 2	H: 0 LOB: 1 BB: 2 P: 10	R: 3 E: 0 K: 2 S: 11	H: 4 LOB: 1 BB: 0 P: 11	R: 0 E: 0 K: 1 S: 5	H: 1 LOB: 1 BB: 0 P: 5	R: 0 E: 0 K: 1 S: 5	H: 0 LOB: 0 BB: 0 P: 5	R: 0 E: 0 K: 1 S: 6	H: 1 LOB: 2 BB: 1 P: 10	1B: 5 2B: 5 3B: 0 HR: 1	SF: 1 SAC: 1 DP: 2 HBP: 0	WP: 0 PB: 0 SB: 0 CS: 1	PA: 41	
<b>PITCHER</b>	IP WLS BF H R ER SO BB IBB HBP BLK WP HR S P ERA WHIP																					<b>PITCHER</b>	IP WLS BF H R ER SO BB IBB HBP BLK WP HR S P ERA WHIP
John Candelaria, L ERA: 4.5 (1, 1)	4.0 L 21 4 2 2 0 5 1 0 0 0 0 1 15 39 4.50 2.250																						
Kent Tekulve, R ERA: 6.23 (5, 1)	2.0 9 4 3 3 2 0 0 0 0 0 0 0 13 13 13.50 2.000																						
Bruce Kison, R ERA: 9.39 (7, 1)	2.0 6 1 0 0 2 0 0 0 0 0 0 0 10 10 0.00 0.500																						
Dave Giusti, R ERA: 14.4 (9, 1)	1.0 5 1 0 0 1 1 0 0 0 0 0 0 6 10 0.00 2.000																						

Philadelphia Phillies @ Pittsburgh Pirates  
 Three Rivers Stadium, Pittsburgh, PA  
 Tue Apr 20 1976, 3:33 AM EST  
 Att. 8,800 - Unknown

livebaseballscorecards.com

AB	32
R	5
H	10
RBI	5
BB	7
SO	5
LOB	17







Batter	1	2	3	4	5	6	7	8	9	AB R H RBI BB SO LOB	TOP											
Dave Cash, R (1, 4) OBP: 0.326, SLG: 0.350	0-0 4-3		0-0 6-3		0-0 CS 1B		0-0 4-3		0-0 1-3	5 0 1 0 0 0 0												
Garry Maddox, R (1, 8) OBP: 0.389, SLG: 0.533	0-0 F9		0-0 1B 1B		0-0 1-2 5-3		0-0 F8			4 0 1 0 0 0 1												
Jay Johnstone, L (1, 9) OBP: 0.519, SLG: 0.769	0-0 1B 2B		0-0 1-2 8-3 1B		0-0 F8		0-0 F9			4 1 2 0 0 0 0												
Greg Luzinski, R (1, 7) OBP: 0.400, SLG: 0.464 Jerry Martin, R (8, 7) OBP: 0.500, SLG: 0.250	0-0 2-H BB 1B		0-0 1-2f 8-3		H 1-0 FC5-4 BB SF8 HBP		0-0 F8			3 1 1 1 0 0 2 0 0 0 0 0 0 0												
Dick Allen, R (1, 3) OBP: 0.342, SLG: 0.290	4-0 1-2 BB			0-0 2B		B B B 4-0 1-2 FC5-4 BB		0-0 F7		2 0 1 0 2 0 0												
Mike Schmidt, R (1, 5) OBP: 0.350, SLG: 0.946	0-3 K			0-0 F9		X 0-0 FC5-4 IBB 1-2f 2-3		0-0 HR		4 1 1 1 0 1 5												
Bob Boone, R (1, 2) OBP: 0.323, SLG: 0.519		0-0 P4		0-0 P6		X 0-0 SF8		0-0 F7		3 0 0 1 0 0 1												
Larry Bowa, S (1, 6) OBP: 0.417, SLG: 0.400		0-0 4-3		4-0 IBB		3-H 4-0 1-2 IBB			0-0 5-3	2 0 0 0 2 0 0												
Tom Underwood, R (1, 1) Bobby Tolan, L (6, PH) OBP: 0.375, SLG: 0.375 Tug McGraw, R (6, 1)		0-3 K		0-0 6-3		X 0-0 P6		0-3 K		2 0 0 0 0 1 2 1 0 0 0 0 0 2 1 0 0 0 0 1 0												
<b>Inning Stats</b>	R: 1 E: 0 K: 1 S: 7	H: 2 LOB: 2 BB: 1 P: 11	R: 0 E: 0 K: 1 S: 5	H: 0 LOB: 0 BB: 0 P: 5	R: 0 E: 0 K: 0 S: 4	H: 2 LOB: 1 BB: 0 P: 4	R: 0 E: 0 K: 0 S: 4	H: 1 LOB: 2 BB: 1 P: 8	R: 0 E: 0 K: 0 S: 3	H: 1 LOB: 0 BB: 0 P: 3	R: 1 E: 0 K: 0 S: 3	H: 0 LOB: 2 BB: 2 P: 12	R: 0 E: 0 K: 0 S: 3	H: 0 LOB: 0 BB: 0 P: 3	R: 1 E: 0 K: 0 S: 4	H: 1 LOB: 0 BB: 0 P: 4	R: 0 E: 0 K: 1 S: 5	H: 0 LOB: 0 BB: 0 P: 5	1B: 4 2B: 3 3B: 0 HR: 1	SF: 1 SAC: 0 DP: 1 HBP: 1	WP: 0 PB: 0 SB: 0 CS: 1	PA: 37
<b>PITCHER</b>	IP WLS BF H R ER SO BB IBB HBP BLK WP HR S P ERA WHIP																				<b>PITCHER</b>	IP WLS BF H R ER SO BB IBB HBP BLK WP HR S P ERA WHIP
Doc Medich, R (1, 1) ERA: 2.59	8.0 L 34 7 3 3 2 2 2 1 0 0 1 33 50 3.38 1.125																					
Bob Moose, R (9, 1) ERA:	1.0 3 0 0 0 0 1 0 0 0 0 0 0 5 5 0.00 0.000																					

Philadelphia Phillies @ Pittsburgh Pirates  
 Three Rivers Stadium, Pittsburgh, PA  
 Wed Apr 21 1976, 3:33 AM EST  
 Att. 9,175 - Unknown

livebaseballscorecards.com

AB	31
R	3
H	7
RBI	3
BB	4
SO	3
LOB	13







Batter	1	2	3	4	5	6	7	8	9	AB R H RBI BB SO LOB	TOP																	
Rowland Office, L OBP: 0.260, SLG: 0.273 (1, 8) X	0-0 5-3			0-0 5-3		0-0 1B 2B	4-0 BB BB		4-0 BB BB	3 2 1 0 2 0 0																		
Jerry Royster, R OBP: 0.317, SLG: 0.297 Dave May, L (7, PH) Earl Williams, R OBP: 0.400, SLG: 0.250 Rod Gilbreath, R OBP: 0.750, SLG: 1.000 (7, 6)	0-0 F7			0-0 BB 1B		0-0 P4	4-0 BB BB		4-0 BB BB	3 0 1 0 0 0 1 0 0 0 0 0 0 0 0 0 0 0 1 0 0 0 1 0 1 1 0 0																		
Jimmy Wynn, R OBP: 0.340, SLG: 0.325 Bruce Dal Canton, R (7, 1) Vic Correll, R OBP: 1.000, SLG: 2.000 Elias Sosa, R (9, 1)	0-0 F8			0-3 K		0-0 F8	0-0 F8		0-0 BB BB 2B	4 0 0 0 0 1 5 0 0 0 0 0 0 0 1 1 1 2 0 0 0 0 0 0 0 0 0 0																		
Darrell Evans, L OBP: 0.438, SLG: 0.314 (7, 5)		0-0 3-1		4-0 BB BB		0-0 BB 1B		4-0 BB BB	0-0 P4	3 0 1 1 2 0 2																		
Ken Henderson, S OBP: 0.421, SLG: 0.600 (1, 9)		0-3 K		0-0 G3		4-0 BB BB		0-0 BB BB	4-0 BB BB	3 0 1 0 2 1 2																		
Lee Lacy, R OBP: 0.304, SLG: 0.333 (1, 4)		0-0 L6				0-0 F8	0-0 F9		0-0 BB BB	4 0 0 1 1 0 4																		
Biff Pocoroba, S OBP: 0.357, SLG: 0.410 (1, 2)			0-0 4-3			0-3 K		0-0 F7	0-0 4-3	5 0 0 0 0 1 4																		
Darrel Chaney, S OBP: 0.417, SLG: 0.321 Marty Perez, R (6, 6) Terry Crowley, L (7, PH) Tom Paciorek, R OBP: 0.571, SLG: 0.500 (7, 3)			0-0 6-3			0-0 1B		0-0 F5	0-0 BB BB 1B	2 0 1 0 0 0 0 0 0 0 0 0 0 0 1 0 0 0 0 0 0 1 1 1 1 1 0 0																		
Carl Morton, R (1, 1) Cito Gaston, R OBP: 0.750, SLG: 0.667 (7, 7)			0-0 L4			0-3 K		0-0 BB BB 1B	0-0 BB BB BB G3	2 0 0 0 0 1 1 2 1 1 0 1 0 3																		
<b>Inning Stats</b>	R: 0 E: 0 K: 0 S: 3	H: 0 LOB: 0 BB: 0 P: 3	R: 0 E: 0 K: 1 S: 5	H: 0 LOB: 0 BB: 0 P: 5	R: 0 E: 0 K: 0 S: 3	H: 0 LOB: 0 BB: 0 P: 3	R: 0 E: 0 K: 1 S: 6	H: 1 LOB: 2 BB: 1 P: 10	R: 0 E: 0 K: 2 S: 8	H: 1 LOB: 1 BB: 0 P: 8	R: 1 E: 0 K: 0 S: 5	H: 2 LOB: 2 BB: 1 P: 9	R: 0 E: 0 K: 0 S: 4	H: 1 LOB: 3 BB: 2 P: 12	R: 0 E: 0 K: 0 S: 3	H: 1 LOB: 1 BB: 1 P: 7	R: 5 E: 0 K: 0 S: 5	H: 2 LOB: 3 BB: 6 P: 29	1B: 6 2B: 2 3B: 0 HR: 0	SF: 0 SAC: 0 DP: 1 HBP: 0	WP: 0 PB: 0 SB: 0 CS: 0	PA: 45						
<b>PITCHER</b>	IP WLS BF H R ER SO BB IBB HBP BLK WP HR S P ERA WHIP																											
Jim Lonborg, R ERA: 1.13 (1, 1)	6.2		28	5	1	1	4	3	0	0	0	0	0	0	33	45	1.35	1.200										
Jim Kaat, L ERA: 3.79 (7, 1)	0.0		1	0	0	0	0	1	0	0	0	0	0	0	4		∞	∞										
Gene Garber, R ERA: 7.88 (7, 1)	1.1		7	2	2	2	0	2	0	0	0	0	0	5	13	13.50	3.000											
Tug McGraw, L ERA: 3.38 (9, 1)	0.2	L	8	1	3	3	0	4	1	0	0	0	0	3	23	40.50	7.500											
Ron Reed, R ERA: 3.38 (9, 1)	0.1		1	0	0	0	0	0	0	0	0	0	0	1	1	0.00	0.000											

Atlanta Braves @ Philadelphia Phillies  
Veterans Stadium, Philadelphia, PA  
Fri Apr 23 1976, 6:05 PM EST  
Att. 29,398 - Unknown

livebaseballscorecards.com

AB	34
R	6
H	8
RBI	6
BB	11
SO	4
LOB	22



Batter	1	2	3	4	5	6	7	8	9	AB	R	H	RBI	BB	SO	LOB
Dave Cash, R (1, 4) OBP: 0.333, SLG: 0.400	0-0 G3 3B		0-0 F7	0-0 4-3		0-0 CS 1B		0-0 1-2 4-3		5	1	2	0	0	0	1
Larry Bowa, S (1, 6) OBP: 0.390, SLG: 0.382	0-0 G3		0-0 3-1		0-0 G4-6-3 1B	0-0 1-2 SF8		0-0 3-H F8		4	0	1	2	0	0	1
Jay Johnstone, L (1, 9) OBP: 0.469, SLG: 0.677	0-0 3-1		0-0 2B 1B		0-0 1-2f G4-6-3	0-0 F7		0-0 G3		5	1	1	0	0	0	2
Greg Luzinski, R (1, 7) OBP: 0.436, SLG: 0.500	0-3 K		0-0 1B 2B		4-0 BB E BB		4-0 PB WP E BB		0-0 F9	2	1	1	1	2	1	0
Jerry Martin, R (7, PR) OBP: 0.500, SLG: 0.250										0	1	0	0	0	0	0
Bobby Tolan, L (9, PH) OBP: 0.333, SLG: 0.333										1	0	0	0	0	0	0
Dick Allen, R (1, 3) OBP: 0.381, SLG: 0.281		0-0 6-3	4-0 1B BB		4-0 E BB		4-0 FC5-4 PB BB		0-0 F9	1	0	0	0	3	0	0
Tom Hutton, L (9, 3)										1	0	0	0	0	0	0
Mike Schmidt, R (1, 5) OBP: 0.356, SLG: 0.878		4-0 S BB	0-0 1-2 2-3 FC4-6 1B		0-0 1-3 2-H E5		0-0 1-2 2-H E5 FC5-4		0-0 G3	4	0	1	1	1	0	2
Garry Maddox, R (1, 8) OBP: 0.375, SLG: 0.485		0-0 F3	0-0 1-2f FC4-6		4-0 IBB		0-0 1-2 2-3 FC5-4 PB		0-0 G3	3	0	0	0	1	0	6
Bob Boone, R (1, 2) OBP: 0.314, SLG: 0.467		4-0 1-2 IBB		0-0 5-3	0-0 5-3		0-0 1-2 G3			3	0	0	0	1	0	4
Jim Lonborg, R (1, 1) OBP: 0.286, SLG: 0.429		0-3 K2-3		0-0 P6		0-0 1B SF8 2B		0-0 PB 1B		3	1	1	0	0	1	2
Jim Kaat, L (7, 1) OBP: 0.286, SLG: 0.333										0	0	0	0	0	0	0
Gene Garber, R (7, 1) OBP: 1.000, SLG: 1.000										1	0	1	0	0	0	0
Tug McGraw, R (9, 1)										0	0	0	0	0	0	0
Ron Reed, R (9, 1)										0	0	0	0	0	0	0

Inning Stats	R: 1	H: 1	E: 0	LOB: 0	K: 1	P: 6	R: 0	H: 0	E: 0	LOB: 2	K: 1	P: 5	R: 1	H: 3	E: 0	LOB: 3	K: 0	P: 10	R: 0	H: 0	E: 0	LOB: 0	K: 0	P: 3	R: 1	H: 1	E: 1	LOB: 3	K: 0	P: 16	R: 1	H: 2	E: 0	LOB: 0	K: 0	P: 4	R: 1	H: 0	E: 1	LOB: 2	K: 0	P: 11	R: 0	H: 1	E: 0	LOB: 1	K: 0	P: 4	R: 0	H: 0	E: 0	LOB: 0	K: 0	P: 3	1B: 5	SF: 1	2B: 3	SAC: 0	3B: 1	DP: 2	HR: 0	HBP: 0	WP: 1	PA: 42
--------------	------	------	------	--------	------	------	------	------	------	--------	------	------	------	------	------	--------	------	-------	------	------	------	--------	------	------	------	------	------	--------	------	-------	------	------	------	--------	------	------	------	------	------	--------	------	-------	------	------	------	--------	------	------	------	------	------	--------	------	------	-------	-------	-------	--------	-------	-------	-------	--------	-------	--------


PITCHER	IP	WLS	BF	H	R	ER	SO	BB	IBB	HBP	BLK	WP	HR	S	P	ERA	WHIP
Carl Morton, R (1, 1) ERA: 4.71	6.0		30	7	4	3	2	4	2	0	0	0	0	28	52	4.50	1.833
Bruce Dal Canton, R (7, 1) ERA: 1.8	2.0	W	9	1	1	0	0	2	0	0	0	1	0	7	15	0.00	1.500
Elias Sosa, R (9, 1) ERA: 2.79	1.0	S	3	0	0	0	0	0	0	0	0	0	0	3	3	0.00	0.000

**BOTTOM**

**Atlanta Braves @ Philadelphia Phillies**  
Veterans Stadium, Philadelphia, PA

Fri Apr 23 1976, 6:05 PM EST  
Att. 29,398 - Unknown

<b>AB</b>	<b>33</b>
<b>R</b>	<b>5</b>
<b>H</b>	<b>8</b>
<b>RBI</b>	<b>4</b>
<b>BB</b>	<b>8</b>
<b>SO</b>	<b>2</b>
<b>LOB</b>	<b>18</b>



PITCHER	IP	WLS	BF	H	R	ER	SO	BB	IBB	HBP	BLK	WP	HR	S	P	ERA	WHIP
---------	----	-----	----	---	---	----	----	----	-----	-----	-----	----	----	---	---	-----	------



Batter	1	2	3	4	5	6	7	8	9	AB R H RBI BB SO LOB	TOP																									
Rowland Office, L (1, 8) OBP: 0.236, SLG: 0.245	0-3 K		0-3 K		0-0 F9		0-3 K		0-3 K	5 0 0 0 0 4 2																										
Jerry Royster, R (1, 5) OBP: 0.304, SLG: 0.268	0-3 K		0-0 F8			4-0 F8 BB WP BB	0-3 K		0-0 F8	4 1 0 0 1 2 1																										
Darrell Evans, L (1, 3) OBP: 0.434, SLG: 0.289	0-0 F9			0-0 6-3		4-0 1-2 WP BB	4-0 1B BB		0-0 4-3	3 1 0 0 2 0 0																										
Jimmy Wynn, R (1, 7) OBP: 0.373, SLG: 0.349		0-0 S G8-4-1-3 1B		4-0 BB		0-3 K	0-0 1-2 1B			3 1 2 0 1 1 2																										
Tom Paciorek, R (1, 9) OBP: 0.400, SLG: 0.333 Dave May, L (7, 9)		0-3 K 1-2		0-0 F9		0-0 F8	0-0 F9			3 0 0 0 0 1 4 1 0 0 0 0 0 2																										
Lee Lacy, R (1, 4) OBP: 0.320, SLG: 0.348		0-0 G8-4-1-3 2-H		0-0 L6		0-0 E8 1B 1-H 3-H		0-0 E6 E SF7 1B		4 2 2 2 0 0 1																										
Biff Pocoroba, S (1, 2) OBP: 0.364, SLG: 0.415 Earl Williams, R (6, 2)		0-3 K			0-0 WP 1B	0-0 BB 1B		0-0 6-3		2 0 1 0 0 1 0 2 0 1 1 0 0 1	AB 32 R 5 H 6 RBI 4 BB 6 SO 10 LOB 18																									
Darrel Chaney, S (1, 6) OBP: 0.421, SLG: 0.310 Ken Henderson, S (6, PH) Dick Ruthven, R (6, PH) Adrian Devine, R (6, 1) Terry Crowley, L (8, PH) Elias Sosa, R (8, 1) Bruce Dal Canton, R (8, 1)			4-0 BB		0-0 L5	4-0 1-2 BB		0-0 SF7		1 0 0 0 0 1 0 1 0 0 0 0 0 1 0 1 0																										
Andy Messersmith, R (1, 1) Marty Perez, R (6, PH)			0-0 F2		0-3 K	0-0 F9		0-0 6-3		2 0 0 0 0 1 2 2 0 0 0 0 0 2																										
<b>Inning Stats</b>	R: 0 E: 0 K: 2 S: 7	H: 0 LOB: 0 BB: 0 P: 7	R: 1 E: 0 K: 2 S: 8	H: 1 LOB: 0 BB: 0 P: 8	R: 0 E: 0 K: 1 S: 5	H: 0 LOB: 1 BB: 1 P: 9	R: 0 E: 0 K: 1 S: 6	H: 1 LOB: 1 BB: 0 P: 6	R: 3 E: 1 K: 1 S: 7	H: 2 LOB: 2 BB: 3 P: 19	R: 0 E: 0 K: 2 S: 8	H: 1 LOB: 2 BB: 1 P: 12	R: 1 E: 2 K: 0 S: 4	H: 1 LOB: 0 BB: 0 P: 4	R: 0 E: 0 K: 1 S: 5	H: 0 LOB: 0 BB: 0 P: 5	1B: 6 2B: 0 3B: 0 HR: 0	SF: 1 SAC: 0 DP: 0 HBP: 0	WP: 2 PB: 0 SB: 1 CS: 0	PA: 39																
<b>PITCHER</b>	IP WLS BF H R ER SO BB IBB HBP BLK WP HR S P ERA WHIP																																			
Steve Carlton, L (1, 1) ERA: 12.0	6.0		27	4	4	4	7	5	0	0	0	2	0	36	56	6.00	1.500																			
Ron Reed, R (7, 1) ERA: 2.45	2.0	W	9	2	1	0	2	1	0	0	0	0	0	12	16	0.00	1.500																			
Tug McGraw, L (9, 1) ERA: 3.09	1.0		3	0	0	0	1	0	0	0	0	0	0	5	5	0.00	0.000																			

Atlanta Braves @ Philadelphia Phillies  
Veterans Stadium, Philadelphia, PA  
Sat Apr 24 1976, 6:05 PM EST  
Att: 25,477 - Unknown

livebaseballscorecards.com









Batter	1	2	3	4	5	6	7	8	9	AB R H RBI BB SO LOB
Dave Cash, R OBP: 0.298, SLG: 0.346 (1, 4)	0-0 F8		0-0 4-3			0-0 L7		0-0 SF9		3 0 0 1 0 0 2
Larry Bowa, S OBP: 0.360, SLG: 0.349 (1, 6)	0-0 F9		0-0 4-3			0-3 K2-3		0-0 CS 1B		4 0 1 0 0 1 2
Jay Johnstone, L OBP: 0.450, SLG: 0.632 Ollie Brown, R OBP: 0.636, SLG: 0.714 (1, 9) (8, PH) (9, 9)	0-3 K				0-0 2B	0-0 F7		0-0 CS 1-2		3 0 1 0 0 1 0 1 0 1 0 0 0 0
Greg Luzinski, R OBP: 0.426, SLG: 0.579 (1, 7)		0-0 F8		0-0 F3		0-0 3-1		0-0 F7		4 0 0 0 0 0 2
Tom Hutton, L (1, 3)		0-0 G3		0-3 K		0-0 4-3		0-3 K		3 0 0 0 0 1 1 1 0 0 0 0 1 1
Jerry Martin, R OBP: 0.375, SLG: 0.167 (9, PH)										
Mike Schmidt, R OBP: 0.340, SLG: 0.833 (1, 5)		0-3 K2-3		0-0 5-3		0-0 B2-3		0-0 F7		4 0 0 0 0 1 2
Garry Maddox, R OBP: 0.383, SLG: 0.500 (1, 8)			0-0 F7			0-0 P4		0-0 E7 PB 3B 1B		3 1 1 0 0 0 0
Bob Boone, R OBP: 0.366, SLG: 0.471 Bobby Tolan, L OBP: 0.273, SLG: 0.273 Gene Garber, R OBP: 1.000, SLG: 1.000 (1, 2) (8, PH) (9, 1)			4-0 SH BB		0-0 F8		0-3 K	0-3 K 2-3		1 0 0 0 1 0 0 1 0 0 0 0 1 1 0 0 0 0 0 0 0
Larry Christenson, R OBP: 0.250, SLG: 0.500 Tim McCarver, L OBP: 1.000, SLG: 2.000 (1, 1) (8, PH) (9, 2)			0-0 SH 4-3		0-0 5-3		0-0 SF9 3B	0-0 SF9 3B		1 0 0 0 0 0 0 1 1 1 1 0 0 0

Inning Stats	R: 0	H: 0	E: 0	K: 1	S: 5	R: 0	H: 0	E: 0	K: 1	S: 5	R: 0	H: 0	E: 0	K: 0	S: 4	R: 0	H: 1	E: 0	K: 1	S: 6	R: 0	H: 0	E: 0	K: 0	S: 3	R: 0	H: 0	E: 0	K: 1	S: 5	R: 0	H: 0	E: 0	K: 0	S: 3	R: 2	H: 3	E: 1	K: 1	S: 7	R: 0	H: 1	E: 0	K: 1	S: 6	1B: 3	2B: 1	3B: 1	HR: 0	SF: 1	SAC: 1	DP: 0	HBP: 0	WP: 0	PA: 34
--------------	------	------	------	------	------	------	------	------	------	------	------	------	------	------	------	------	------	------	------	------	------	------	------	------	------	------	------	------	------	------	------	------	------	------	------	------	------	------	------	------	------	------	------	------	------	-------	-------	-------	-------	-------	--------	-------	--------	-------	--------

PITCHER	IP	WLS	BF	H	R	ER	SO	BB	IBB	HBP	BLK	WP	HR	S	P	ERA	WHIP
Phil Niekro, R ERA: 3.72 (1, 1)	7.2	W	29	4	2	2	5	1	0	0	0	0	0	38	42	2.35	0.652
Roger Moret, L ERA: 5.68 (8, 1)	0.2		2	1	0	0	0	0	0	0	0	0	0	2	2	0.00	1.500
Elias Sosa, R ERA: 6.75 (9, 1)	0.2	S	2	0	0	0	1	0	0	0	0	0	0	4	4	0.00	0.000

BOTTOM

Atlanta Braves @ Philadelphia Phillies  
Veterans Stadium, Philadelphia, PA  
Sun Apr 25 1976, 3:33 AM EDT  
Att. 10,565 - Unknown

AB	30
R	2
H	5
RBI	2
BB	1
SO	6
LOB	11



WP	PA	ERA	WHIP
0	34		



Batter	1	2	3	4	5	6	7	8	9	AB R H RBI BB SO LOB	TOP																									
<b>Pete Rose, S</b> (1, 5) OBP: 0.551, SLG: 0.633	0-3 <b>K</b>		0-0 <b>1B</b>		0-0 <b>1B</b>	0-0 <b>1B</b>	0-0 <b>2B</b>		0-0 <b>6-3</b>	6 0 4 4 0 1 0	<b>Cincinnati Reds @ Philadelphia Phillies</b> <b>Veterans Stadium, Philadelphia, PA</b> Mon Apr 26 1976, 7:05 PM EDT Att. 16,565 - Unknown																									
<b>Dave Concepcion, R</b> (1, 6) OBP: 0.242, SLG: 0.241	0-0 <b>5-3</b>		0-0 <b>4</b>		0-0 <b>F8</b>	0-0 <b>F8</b>	0-0 <b>6-3</b>			5 0 0 0 0 0 5																										
<b>George Foster, R</b> (1, 8) OBP: 0.352, SLG: 0.451	0-0 <b>HR</b>		0-3 <b>K</b>		0-0 <b>F9</b>	0-3 <b>K</b>		0-0 <b>4-3</b> <b>1B</b>		5 1 2 1 0 2 2																										
<b>Tony Perez, R</b> (1, 3) OBP: 0.339, SLG: 0.375	0-0 <b>1B</b>			0-0 <b>F8</b>		0-0 <b>HR</b> <b>2B</b>	0-0 <b>P5</b>	0-0 <b>4-3</b>		5 1 2 0 0 0 1																										
<b>Johnny Bench, R</b> (1, 2) OBP: 0.327, SLG: 0.326	0-0 <b>F8</b>			0-0 <b>F5</b>		0-0 <b>5-3</b>	4-0 <b>BB</b> <b>BB</b>	4-0 <b>FC5-4</b> <b>IBB</b>		3 1 0 0 2 0 2																										
<b>Bob Bailey, R</b> (1, 7) <b>Rawly Eastwick, R</b> (7, 1)		0-0 <b>6-3</b>		0-0 <b>1B</b> <b>1B</b>		0-0 <b>HR</b>	0-3 <b>K</b>	0-3 <b>K</b>		4 1 2 2 0 1 1 1 0 0 0 0 1 2																										
<b>Joel Youngblood, R</b> (1, 9) OBP: 0.545, SLG: 0.636		0-0 <b>F4-3</b> <b>2B</b>		0-0 <b>FC5-4</b> <b>1B</b>		0-0 <b>1B</b> <b>E</b> <b>1B</b>	0-0 <b>E5</b> <b>BB</b> <b>BB</b> <b>2B</b> <b>1B</b>	0-0 <b>FC5-4</b>		5 2 4 0 0 0 2																										
<b>Doug Flynn, R</b> (1, 4) <b>Joe Morgan, L</b> (7, PH) (7, 4)		0-0 <b>F4-3</b>		0-0 <b>FC5-4</b>		0-0 <b>1B</b> <b>E</b> <b>1B</b>	4-0 <b>BB</b> <b>BB</b> <b>2B</b> <b>BB</b>		0-3 <b>K</b>	3 1 1 0 0 0 3 1 1 0 0 1 1 0																										
<b>Fred Norman, S</b> (1, 1) <b>Ed Armbrister, R</b> (5, PH) <b>Santo Alcalá, R</b> (5, 1) <b>Dan Driessen, L</b> (6, PH) <b>Pedro Borbon, R</b> (6, 1) <b>Mike Lurtz, L</b> (7, PH) (7, 7)		0-0 <b>4-3</b>		0-3 <b>K</b>		0-0 <b>E9</b> <b>1B</b>	4-0 <b>2B</b> <b>BB</b>	0-0 <b>4-1</b>		1 0 0 0 0 0 0 1 1 0 0 0 0 0 1 0 0 0 0 0 0 0 0 0 1 1 0 0 0 0 0 1 0 0 0 0 0 0 0 0 1 0 0 1 1 0 0 0																										
<b>Inning Stats</b>	R: 1 E: 0 K: 1 S: 7	H: 2 LOB: 1 BB: 0 P: 7	R: 0 E: 0 K: 0 S: 4	H: 1 LOB: 1 BB: 0 P: 4	R: 0 E: 0 K: 1 S: 5	H: 1 LOB: 2 BB: 0 P: 5	R: 0 E: 0 K: 1 S: 6	H: 1 LOB: 1 BB: 0 P: 6	R: 5 E: 1 K: 1 S: 11	H: 5 LOB: 1 BB: 0 P: 11		R: 3 E: 1 K: 1 S: 7	H: 2 LOB: 2 BB: 3 P: 19	R: 0 E: 0 K: 1 S: 6	H: 1 LOB: 2 BB: 1 P: 10	R: 0 E: 0 K: 1 S: 5	H: 0 LOB: 0 BB: 0 P: 5	1B: 10 2B: 4 3B: 0 HR: 2	SF: 0 SAC: 0 DP: 1 HBP: 0	WP: 0 PB: 0 SB: 0 CS: 0	PA: 46															
<b>PITCHER</b>	IP WLS BF H R ER SO BB IBB HBP BLK WP HR S P ERA WHIP																																			
<b>Jim Kaat, L</b> (1, 1) ERA: 4.44	5.1		27	11	6	4	3	0	0	0	0	0	2	33	33	6.75	2.062																			
<b>Gene Garber, R</b> (6, 1) ERA: 6.52	0.2		3	1	0	0	1	0	0	0	0	0	0	5	5	0.00	1.500																			
<b>Ron Reed, R</b> (7, 1) ERA: 5.4	1.0		8	2	3	3	1	3	0	0	0	0	0	7	19	27.00	5.000																			
<b>Tug McGraw, L</b> (8, 1) ERA: 2.63	2.0	W	8	1	0	0	2	0	1	0	0	0	0	11	15	0.00	0.500																			

livebaseballscorecards.com

<b>AB</b>	42
<b>R</b>	9
<b>H</b>	15
<b>RBI</b>	8
<b>BB</b>	4
<b>SO</b>	7
<b>LOB</b>	20



Batter	1	2	3	4	5	6	7	8	9
<b>Dave Cash, R</b> OBP: 0.339, SLG: 0.421 (1, 4)	0-0 2B SF8 1B		0-0 G3	0-0 2B 1B		0-0 1B 3B		0-0 SH5-4 E 1B	
<b>Larry Bowa, S</b> OBP: 0.389, SLG: 0.426 (1, 6)	0-0 F4		0-0 HR 2B	0-0 1-H 2B		0-0 3-H 1B		0-0 SH5-4 2-3	
<b>Mike Schmidt, R</b> OBP: 0.362, SLG: 0.943 (1, 5)	0-0 1-3 2B		0-0 2-H HR	0-0 HR		0-0 F8		0-3 K E	
<b>Greg Luzinski, R</b> OBP: 0.404, SLG: 0.548 (1, 7)	0-0 SF8		0-0 2B HBP 1B	0-0 F2		0-0 F9		0-0 E4 1-3 3-H	
<b>Jerry Martin, R</b> OBP: 0.375, SLG: 0.167 (8, PR) (9, 7)	0-0 3-H F8		0-0 HBP 1-3 2B		0-0 F8		0-3 K	0-0 P5	
<b>Ollie Brown, R</b> OBP: 0.533, SLG: 0.636 (1, 9)					0-0 F8		0-3 K	0-0 P4	
<b>Jay Johnstone, L</b> OBP: 0.439, SLG: 0.615 (8, PH) (9, 9)					0-3 K		4-0 HR BB	0-0 P4	
<b>Garry Maddox, R</b> OBP: 0.385, SLG: 0.465 (1, 8)		0-0 5-3	4-0 HBP IBB		0-3 K		0-0 HR	0-0 P4	
<b>Bobby Tolan, L</b> OBP: 0.400, SLG: 0.571 (1, 3)		0-0 5-3	1-0 1-2 2-3 3-H HBP		0-0 1B		0-0 HR		
<b>Bob Boone, R</b> OBP: 0.333, SLG: 0.421 (1, 2)		0-3 K	0-0 F2		0-0 5-3		0-3 K		
<b>Jim Kaat, L</b> OBP: 0.222, SLG: 0.250 (1, 1)			0-3 K		0-3 K		0-0 6-3	0-0 F9	
<b>Gene Garber, R</b> OBP: 1.000, SLG: 1.000 (6, PH)									
<b>Tom Hutton, L</b> (6, PH)									
<b>Ron Reed, R</b> (7, 1)									
<b>Tim McCarver, L</b> OBP: 0.667, SLG: 1.333 (7, PH)									
<b>Tug McGraw, R</b> (8, 1)									

AB	R	H	RBI	BB	SO	LOB
5	4	4	0	0	0	0
4	1	3	2	0	0	1
5	2	3	3	0	1	2
4	1	1	1	0	0	2
0	0	0	0	0	0	0
4	0	1	0	0	1	1
1	0	0	0	0	0	2
3	1	0	0	2	1	2
3	1	2	3	0	0	0
4	0	0	0	0	2	4
2	0	0	0	0	2	0
0	0	0	0	0	0	0
1	0	0	0	0	0	0
0	0	0	0	0	0	0
1	0	0	0	0	0	0
0	0	0	0	0	0	0

Inning Stats	R: 1	H: 2	E: 0	K: 5	H: 0	LOB: 1	BB: 0	P: 5	R: 0	H: 0	E: 0	K: 5	H: 0	LOB: 0	BB: 0	P: 5	R: 3	H: 4	E: 0	K: 1	S: 9	H: 4	LOB: 3	BB: 1	P: 14	R: 2	H: 3	E: 0	K: 1	S: 7	H: 1	LOB: 1	BB: 0	P: 6	R: 0	H: 2	E: 0	K: 5	H: 2	LOB: 1	BB: 0	P: 5	R: 2	H: 1	E: 0	K: 2	S: 8	H: 1	LOB: 0	BB: 1	P: 12	R: 1	H: 1	E: 2	K: 1	S: 8	H: 1	LOB: 2	BB: 0	P: 8
<b>PITCHER</b>	IP	WLS	BF	H	R	ER	SO	BB	IBB	HBP	BLK	WP	HR	S	P	ERA	WHIP																																											
<b>Fred Norman, L</b> ERA: 4.05 (1, 1)	4.0		22	9	6	6	3	0	0	1	0	0	2	26	31	13.50	2.250																																											
<b>Santo Alcala, R</b> ERA: 15.0 (5, 1)	1.0		4	1	0	0	1	0	0	0	0	0	0	6	6	0.00	1.000																																											
<b>Pedro Borbon, R</b> ERA: 5.79 (6, 1)	1.0		5	2	1	1	0	0	0	0	0	0	0	5	5	9.00	2.000																																											
<b>Rawly Eastwick, R</b> ERA: 2.51 (7, 1)	2.0	L	11	2	3	2	3	1	0	0	0	0	1	16	20	9.00	1.500																																											


**BOTTOM**

**Cincinnati Reds @ Philadelphia Phillies**  
Veterans Stadium, Philadelphia, PA

Mon Apr 26 1976, 7:05 PM EDT  
Att. 16,565 - Unknown

livebaseballscorecards.com

<b>AB</b>	<b>37</b>
<b>R</b>	<b>10</b>
<b>H</b>	<b>14</b>
<b>RBI</b>	<b>9</b>
<b>BB</b>	<b>2</b>
<b>SO</b>	<b>7</b>
<b>LOB</b>	<b>14</b>



<b>WP: 0</b>	<b>PA: 42</b>
<b>PB: 1</b>	
<b>SB: 0</b>	
<b>CS: 0</b>	



Batter	1	2	3	4	5	6	7	8	9	AB R H RBI BB SO LOB	TOP																
<b>Pete Rose, S</b> OBP: 0.547, SLG: 0.646 (1, 5) X	0-0 1B 1B	0-0 E 3B	4-0 1-2 1B BB		0-0 3-1		0-3 K		0-3 K	5 2 2 0 1 2 0																	
<b>Dave Concepcion, R</b> OBP: 0.279, SLG: 0.288 (1, 6) S S S	0-3 K	4-0 S E BB	0-0 1-2 2-3 1B		0-0 2B		0-0 F8		0-0 1B	5 1 3 0 1 1 1																	
<b>George Foster, R</b> OBP: 0.333, SLG: 0.421 (1, 8) (1, 7) X	0-0 1-2 1B 2B 1B	0-3 1-H 3-H K	0-3 K		0-0 6-3			0-3 K	0-0 P4	6 1 1 0 0 3 5																	
<b>Tony Perez, R</b> OBP: 0.328, SLG: 0.358 (1, 3) X	0-0 1-2 2-H 2B 1B	0-0 5-3	0-0 F9			0-0 F8		0-0 F7		5 1 1 1 0 0 3																	
<b>Johnny Bench, R</b> OBP: 0.367, SLG: 0.404 (1, 2) X	0-0 1-H 2-H 1B 2B	0-0 1B 1B		0-3 K		0-0 2B		4-0 1B BB BB		4 1 3 2 1 1 0																	
<b>Bob Bailey, R</b> OBP: 0.455, SLG: 0.700 (1, 7) X	0-0 2-H 3B 1B	0-0 1-2 1B		0-0 F8		4-0 BB		4-0 1B BB		1 1 1 1 0 0 0 2 0 1 0 2 0 0																	
<b>Joel Youngblood, R</b> OBP: 0.533, SLG: 0.714 (1, 9) X	0-0 1-H 3B	0-0 F8		4-0 BB		0-3 K		0-0 1-2 2-3 1B		3 0 1 1 1 1 4 1 0 1 0 0 0 0																	
<b>Ken Griffey, L</b> OBP: 0.458, SLG: 0.611 (8, PH) (8, 9) X																											
<b>Doug Flynn, R</b> OBP: 0.091, SLG: 0.091 (1, 4) S S S	0-3 K		0-0 F4-3		0-0 F8		0-3 K		0-3 K	5 0 0 0 0 3 7																	
<b>Jack Billingham, R</b> OBP: 0.333, SLG: 0.250 (1, 1) X	0-0 1-3		0-0 1B BB 1B		0-3 K		0-0 4-3		0-3 K	4 0 1 0 0 1 1 1 0 0 0 0 1 0																	
<b>Will McEnaney, L</b> (8, 1) X																											
<b>Inning Stats</b>	R: 5 E: 0 K: 2 S: 13	H: 6 LOB: 1 BB: 0 P: 13	R: 2 E: 0 K: 1 S: 8	H: 3 LOB: 2 BB: 1 P: 12	R: 0 E: 0 K: 1 S: 7	H: 2 LOB: 3 BB: 1 P: 11	R: 0 E: 0 K: 1 S: 5	H: 0 LOB: 1 BB: 1 P: 9	R: 0 E: 0 K: 1 S: 6	H: 1 LOB: 1 BB: 0 P: 6	R: 0 E: 0 K: 2 S: 8	H: 1 LOB: 2 BB: 1 P: 12	R: 0 E: 0 K: 1 S: 5	H: 0 LOB: 0 BB: 0 P: 5	R: 0 E: 0 K: 2 S: 8	H: 1 LOB: 3 BB: 2 P: 16	R: 0 E: 0 K: 2 S: 8	H: 1 LOB: 1 BB: 0 P: 8	1B: 10 2B: 3 3B: 2 HR: 0	SF: 0 SAC: 0 DP: 0 HBP: 0	WP: 0 PB: 0 SB: 1 CS: 0	PA: 48					
<b>PITCHER</b>	IP	WLS	BF	H	R	ER	SO	BB	IBB	HBP	BLK	WP	HR	S	P	ERA	WHIP										
<b>Tom Underwood, L</b> ERA: 8.1 (1, 1)	0.1	L	7	6	5	5	1	0	0	0	0	0	0	9	9	135.00	18.000										
<b>Wayne Twitchell, R</b> ERA: 3.86 (1, 1)	2.2		15	5	2	2	3	2	0	0	0	0	0	19	27	6.75	2.625										
<b>Ron Schueler, R</b> ERA: 9.64 (4, 1)	2.0		8	1	0	0	2	1	0	0	0	0	0	11	15	0.00	1.000										
<b>Ron Reed, R</b> ERA: 4.35 (6, 1)	2.0		8	1	0	0	3	1	0	0	0	0	0	13	17	0.00	1.000										
<b>Gene Garber, R</b> ERA: 5.91 (8, 1)	1.0		6	1	0	0	2	2	0	0	0	0	0	8	16	0.00	3.000										
<b>PITCHER</b>	IP	WLS	BF	H	R	ER	SO	BB	IBB	HBP	BLK	WP	HR	S	P	ERA	WHIP										
<b>Tug McGraw, L</b> ERA: 2.45 (9, 1)	1.0		4	1	0	0	2	0	0	0	0	0	0	8	8	0.00	1.000										

Cincinnati Reds @ Philadelphia Phillies  
Veterans Stadium, Philadelphia, PA  
Tue Apr 27 1976, 7:05 PM EDT  
Att: 17,818 - Unknown

AB	42
R	7
H	15
RBI	5
BB	6
SO	13
LOB	21



Batter	1	2	3	4	5	6	7	8	9	AB	R	H	RBI	BB	SO	LOB
Dave Cash, R (1, 4) OBP: 0.328, SLG: 0.403	0-0 F8		0-0 BB 1B		0-0 6-3		0-0 G6-3		0-0 F4	5	0	1	0	0	0	2
Larry Bowa, S (1, 6) OBP: 0.373, SLG: 0.442	0-3 K		0-0 F8		0-0 3B			0-0 5-3	0-0 F8	5	0	1	1	0	1	2
Mike Schmidt, R (1, 5) OBP: 0.371, SLG: 0.911	0-3 K		4-0 BB		0-0 6-3			0-0 1B 1B 1B		3	1	1	0	1	1	1
Greg Luzinski, R (1, 7) OBP: 0.411, SLG: 0.543		0-3 K	0-0 F8		0-0 FC6-4 1B			0-0 1B 1B		4	1	2	0	0	1	3
Jay Johnstone, L (1, 9) OBP: 0.400, SLG: 0.558		0-0 F4-3		0-0 3-1		0-0 F7		0-0 F8		4	0	0	0	0	0	3
Garry Maddox, R (1, 8) OBP: 0.393, SLG: 0.468		0-0 1B		0-0 F8		0-0 FC6-4		0-0 1B 1B		4	0	2	0	0	0	1
Bobby Tolan, L (1, 3) OBP: 0.333, SLG: 0.471		0-0 G3		0-0 F4-3		0-0 P6		0-0 1B		3	0	0	0	0	0	2
Ollie Brown, R (8, PH) OBP: 0.563, SLG: 0.667								1-2 2-H 3-H		1	0	1	2	0	0	0
Bob Boone, R (1, 2) OBP: 0.326, SLG: 0.410			0-0 6-3		4-0 6-3 3B BB		0-0 F4-3		0-0 F4	1	0	0	0	0	0	0
Ron Schueler, R (4, 1)										0	0	0	0	0	0	0
Tom Hutton, L (5, PH)										0	1	0	0	1	0	0
Ron Reed, R (6, 1)										0	0	0	0	0	0	0
Jerry Martin, R (7, PH) OBP: 0.333, SLG: 0.143										1	0	0	0	0	0	0
Gene Garber, R (8, 1) OBP: 1.000, SLG: 1.000										0	0	0	0	0	0	0
Tim McCarver, L (8, PH) OBP: 0.500, SLG: 1.000										1	0	0	0	0	0	2
Tug McGraw, R (9, 1)										0	0	0	0	0	0	0
Tom Underwood, R (1, 1)			0-0 BB 1B		0-0 6-3		0-0 E6		0-3 K	0	0	0	0	0	0	0
Wayne Twitchell, R (1, 1)										0	0	0	0	0	0	0
Tim Blackwell, S (3, PH) OBP: 0.250, SLG: 0.250										4	0	1	0	0	1	1

Inning Stats	R: 0	H: 0	E: 0	K: 2	S: 7	R: 0	H: 1	E: 0	K: 1	S: 6	R: 0	H: 2	E: 0	K: 0	S: 5	R: 0	H: 0	E: 0	K: 0	S: 3	R: 1	H: 1	E: 0	K: 0	S: 4	R: 0	H: 1	E: 0	K: 0	S: 4	R: 0	H: 0	E: 1	K: 0	S: 3	R: 2	H: 4	E: 0	K: 0	S: 7	R: 0	H: 0	E: 0	K: 1	S: 5	1B: 8	2B: 0	3B: 1	HR: 0	SF: 0	SAC: 0	DP: 1	HBP: 0	WP: 0	PA: 38
--------------	------	------	------	------	------	------	------	------	------	------	------	------	------	------	------	------	------	------	------	------	------	------	------	------	------	------	------	------	------	------	------	------	------	------	------	------	------	------	------	------	------	------	------	------	------	-------	-------	-------	-------	-------	--------	-------	--------	-------	--------

PITCHER	IP	WLS	BF	H	R	ER	SO	BB	IBB	HBP	BLK	WP	HR	S	P	ERA	WHIP
Jack Billingham, R (1, 1) ERA: 7.54	7.2	W	33	8	3	3	3	2	0	0	0	0	0	37	45	3.52	1.304
Will McEnaney, L (8, 1) ERA: 9.95	1.1		5	1	0	0	1	0	0	0	0	0	0	7	7	0.00	0.750

BOTTOM

Cincinnati Reds @ Philadelphia Phillies  
Veterans Stadium, Philadelphia, PA  
Tue Apr 27 1976, 7:05 PM EDT  
Att. 17,818 - Unknown

livebaseballscorecards.com

AB	36
R	3
H	9
RBI	3
BB	2
SO	4
LOB	17





Batter	1	2	3	4	5	6	7	8	9	AB R H RBI BB SO LOB	TOP											
<b>Pete Rose, S</b> (1, 5) OBP: 0.563, SLG: 0.647	0-0 HR 1B	0-0 1-2 1B		4-0 2-3 G6-3 BB		4-0 BB		0-0 F7		3 1 2 0 2 0 0												
<b>Ken Griffey, L</b> (1, 9) OBP: 0.438, SLG: 0.576	0-0 1-2 HR 1B	0-0 F8		0-0 1-2f G6-3		0-3 K		0-3 K		5 1 1 0 0 2 6												
<b>Joe Morgan, L</b> (1, 4) OBP: 0.507, SLG: 0.706	0-0 1-H 2-H HR	4-0 1-2 2-3 BB			0-0 P4		0-0 3B 1B		0-0 F2	4 2 2 3 1 0 0												
<b>Tony Perez, R</b> (1, 3) OBP: 0.318, SLG: 0.379	0-0 L6	0-0 F8			0-0 5-3		0-0 1-H 2B 3B		0-3 K	5 1 1 1 0 1 3												
<b>Johnny Bench, R</b> (1, 2) OBP: 0.385, SLG: 0.471	0-0 F7			4-0 G4-6-3 BB		0-3 K		0-0 6-3 2B	0-0 3B	4 0 2 1 1 1 0												
<b>Mike Lum, L</b> (1, 7) OBP: 0.320, SLG: 0.455	0-0 2B			0-0 1-2f G4-6-3		4-0 1B BB		0-3 K	0-3 K	3 1 1 0 1 1 2 1 0 0 0 0 1 1												
<b>Bob Bailey, R</b> (9, PH) OBP: 0.417, SLG: 0.636																						
<b>Cesar Geronimo, L</b> (1, 8) OBP: 0.407, SLG: 0.540	0-0 G3			0-0 F7		0-0 G4-6-3 1B 1-2 1B		0-0 6-3		4 0 1 0 0 0 2												
<b>Doug Flynn, R</b> (1, 6) OBP: 0.214, SLG: 0.214				0-0 PB SH1-4 1B		0-0 1-2 2-H 1B		0-3 K		3 0 2 1 0 0 0 1 0 0 0 0 1 1												
<b>Dave Concepcion, R</b> (7, PH) OBP: 0.275, SLG: 0.283																						
<b>Pat Darcy, L</b> (1, 1) OBP: 0.333, SLG: 0.333				0-0 SH1-4		0-0 G4-6-3		0-0 6-3		1 0 0 0 0 0 1												
<b>Dan Driessen, L</b> (6, PH) OBP: 0.400, SLG: 0.182										1 0 0 0 0 0 2												
<b>Pat Zachry, R</b> (6, 1) OBP: 0.333, SLG: 0.333				0-0 1-2f BB 1B						0 0 0 0 0 0 0												
<b>Joel Youngblood, R</b> (8, PH) OBP: 0.500, SLG: 0.667										1 0 0 0 0 0 0												
<b>Pedro Borbon, R</b> (8, 1) OBP: 0.500, SLG: 0.500										0 0 0 0 0 0 0												
<b>Inning Stats</b>	R: 3 E: 0 K: 0 S: 7	H: 4 LOB: 1 BB: 0 P: 7	R: 0 E: 1 K: 0 S: 5	H: 1 LOB: 3 BB: 1 P: 9	R: 0 E: 0 K: 0 S: 2	H: 0 LOB: 0 BB: 1 P: 6	R: 0 E: 0 K: 0 S: 3	H: 1 LOB: 1 BB: 1 P: 7	R: 0 E: 0 K: 1 S: 5	H: 0 LOB: 0 BB: 0 P: 5	R: 1 E: 0 K: 1 S: 6	H: 2 LOB: 2 BB: 2 P: 14	R: 2 E: 0 K: 2 S: 10	H: 3 LOB: 1 BB: 0 P: 10	R: 0 E: 0 K: 1 S: 5	H: 0 LOB: 0 BB: 0 P: 5	R: 0 E: 0 K: 2 S: 8	H: 1 LOB: 1 BB: 0 P: 8	1B: 7 2B: 2 3B: 2 HR: 1	SF: 0 SAC: 1 DP: 3 HBP: 0	WP: 0 PB: 1 SB: 0 CS: 0	PA: 42
<b>PITCHER</b>	IP WLS BF H R ER SO BB IBB HBP BLK WP HR S P ERA WHIP																					
<b>Jim Lonborg, R</b> (1, 1) ERA: 2.57	5.0 W 26 8 4 4 1 4 0 0 0 0 0 1 24 40 7.20 2.400																					
<b>Tom Underwood, L</b> (6, 1) ERA: 8.64	1.2 8 3 2 2 2 1 0 0 0 0 0 0 11 15 10.80 2.400																					
<b>Ron Schueler, R</b> (7, 1) ERA: 7.5	1.1 4 0 0 0 2 0 0 0 0 0 0 0 8 8 0.00 0.000																					
<b>Tug McGraw, L</b> (9, 1) ERA: 2.3	1.0 S 4 1 0 0 2 0 0 0 0 0 0 0 8 8 0.00 1.000																					

Cincinnati Reds @ Philadelphia Phillies  
Veterans Stadium, Philadelphia, PA  
Wed Apr 28 1976, 7:05 PM EDT  
Att. 20,215 - Unknown

livebaseballscorecards.com

AB	36
R	6
H	12
RBI	6
BB	5
SO	7
LOB	18



Batter	1	2	3	4	5	6	7	8	9
<b>Dave Cash, R</b> OBP: 0.333, SLG: 0.394 (1, 4)	0-0 F6-3	0-0 FC1-6		4-0 G3 BB		0-0 4-3 1B		0-0 FC6-2	
<b>Larry Bowa, S</b> OBP: 0.365, SLG: 0.429 (1, 6)	0-0 BB 2B 1B	0-0 FC6-4		0-0 G3		0-0 4-3		0-0 FC5	
<b>Terry Harmon, R</b> OBP: 0.250, SLG: 0.250 (7, 6)				1-2 2-3		1-2		1-2 3-H 2-3f	
<b>Mike Schmidt, R</b> OBP: 0.379, SLG: 0.879 (1, 5)	4-0 1-2 2B BB	4-0 1-2 BB		0-0 F8		0-3 K			
<b>Greg Luzinski, R</b> OBP: 0.383, SLG: 0.500 (1, 7)	0-3 K	0-0 F9			0-0 F6-3		0-0 F2		
<b>Jay Johnstone, L</b> OBP: 0.408, SLG: 0.596 (1, 9)	0-0 1B 2B		0-0 P4		0-0 HR 2B		0-3 K		
<b>Tug McGraw, R</b> (9, 1)									
<b>Garry Maddox, R</b> OBP: 0.383, SLG: 0.451 (1, 8)	0-0 2-H 1B		0-0 F9		0-0 F7		0-0 6-3		
<b>Bobby Tolan, L</b> OBP: 0.364, SLG: 0.450 (1, 3)	0-3 K		0-0 F6-3		4-0 HR IBB			0-0 1B FC6-2 1B	
<b>Bob Boone, R</b> OBP: 0.380, SLG: 0.524 (1, 2)		4-0 1B FC1-6 BB		0-0 G3 SH1-4 1B		0-0 HR		0-0 FC5 FC6-2 1B	
<b>Jim Lonborg, R</b> OBP: 0.333, SLG: 0.444 (1, 1)		0-0 FC1-6		0-0 SH1-4		0-3 K		0-3 K	
<b>Tom Underwood, R</b> ERA: 1.23 (6, 1)				1-2					
<b>Ron Schueler, R</b> (7, 1)									
<b>Tom Hutton, L</b> (8, PH)									
<b>Tom Hutton, L</b> (9, 3)									

Inning Stats	R: 3	H: 3	E: 0	K: 2	S: 10	LOB: 1	BB: 1	P: 14	R: 1	H: 1	E: 0	K: 0	S: 4	LOB: 2	BB: 2	P: 12	R: 0	H: 0	E: 0	K: 0	S: 3	LOB: 0	BB: 0	P: 3	R: 0	H: 1	E: 0	K: 0	S: 4	LOB: 2	BB: 1	P: 8	R: 3	H: 2	E: 0	K: 1	S: 7	LOB: 0	BB: 1	P: 11	R: 0	H: 1	E: 0	K: 1	S: 5	LOB: 0	BB: 0	P: 5	R: 0	H: 0	E: 0	K: 1	S: 5	LOB: 0	BB: 0	P: 5	R: 0	H: 2	E: 0	K: 1	S: 7	LOB: 2	BB: 0	P: 7
--------------	------	------	------	------	-------	--------	-------	-------	------	------	------	------	------	--------	-------	-------	------	------	------	------	------	--------	-------	------	------	------	------	------	------	--------	-------	------	------	------	------	------	------	--------	-------	-------	------	------	------	------	------	--------	-------	------	------	------	------	------	------	--------	-------	------	------	------	------	------	------	--------	-------	------

PITCHER	IP	WLS	BF	H	R	ER	SO	BB	IBB	HBP	BLK	WP	HR	S	P	ERA	WHIP
<b>Pat Darcy, R</b> ERA: 6.52 (1, 1)	5.0	L	27	7	7	7	3	4	1	0	0	0	1	28	48	12.60	2.200
<b>Pat Zachry, R</b> ERA: 1.23 (6, 1)	2.0		6	1	0	0	2	0	0	0	0	0	0	10	10	0.00	0.500
<b>Pedro Borbon, R</b> ERA: 5.23 (8, 1)	1.0		5	2	0	0	1	0	0	0	0	0	0	7	7	0.00	2.000

**BOTTOM**

AB	R	H	RBI	BB	SO	LOB
4	0	1	1	1	0	3
4	1	1	0	0	0	4
1	0	0	0	0	0	2
2	1	0	0	2	1	2
4	0	0	0	0	1	4
4	2	2	2	0	1	0
0	0	0	0	0	0	0
4	0	1	1	0	0	1
3	1	1	0	1	1	1
3	2	3	3	1	0	0
2	0	1	0	0	1	0
0	0	0	0	0	0	0
0	0	0	0	0	0	0
1	0	0	0	0	1	2

**AB 32**  
**R 7**  
**H 10**  
**RBI 7**  
**BB 5**  
**SO 6**  
**LOB 19**

**WP: 0** **PA: 38**  
**PB: 0**  
**SB: 0**  
**CS: 0**

**Cincinnati Reds @ Philadelphia Phillies**  
Veterans Stadium, Philadelphia, PA

Wed Apr 28 1976, 7:05 PM EDT  
Att. 20,215 - Unknown

livebaseballscorecards.com





Batter	1	2	3	4	5	6	7	8	9	AB R H RBI BB SO LOB	TOP		
Dave Cash, R OBP: 0.338, SLG: 0.394 (1, 4) X	0-0 4-3		0-3 K		0-0 FC4-6 1B		0-0 FC3-6 1B	0-0 E5 G4-6-3 1-2 3-H		5 0 2 1 0 1 1	<b>Philadelphia Phillies @ Atlanta Braves</b> Atlanta-Fulton County Stadium, Atlanta, GA Sat May 01 1976, 7:05 PM EDT Unknown		
Bobby Tolan, L OBP: 0.296, SLG: 0.360 (1, 3) X	0-0 4-3		0-0 L6		0-0 FC4-6 CS 1-2f		0-0 FC3-6 E 1B 1-2f	0-0 G4-6-3 1-2f		5 0 0 0 0 0 4			
Mike Schmidt, R OBP: 0.380, SLG: 0.889 (1, 5) X	0-0 F8		0-3 K		0-0 HR 1-2		0-0 E 1B 1-2	0-0 F8		5 1 2 1 0 1 0			
Greg Luzinski, R OBP: 0.385, SLG: 0.481 Jerry Martin, R OBP: 0.333, SLG: 0.143 (1, 7) (9, 7)		1-0 BB BB HBP		0-0 6-3	0-0 1B		0-0 E5 1-2 2-3	0-3 K		4 0 1 0 0 1 2 0 0 0 0 0 0 0			
Jay Johnstone, L OBP: 0.423, SLG: 0.592 Ollie Brown, R OBP: 0.500, SLG: 0.571 (1, 9) (7, PH) (7, 9)		4-0 BB BB BB 1-2 BB BB		0-0 BLK 1B 1B	0-0 F7		0-3 K	0-0 F7		2 1 1 0 1 0 1 2 0 0 0 0 1 3			
Garry Maddox, R OBP: 0.391, SLG: 0.455 (1, 8) X	0-0 F8			0-0 FC5 BLK 1B 1-2		0-0 1B 1B	0-0 4-3			4 0 2 0 0 0 5			
Bob Boone, R OBP: 0.370, SLG: 0.500 (1, 2) S.S.	0-3 K			0-0 FC5 1B 1-2 2-H		0-0 F7		0-3 K		4 0 1 1 0 2 3			
Terry Harmon, R OBP: 0.375, SLG: 0.286 (1, 6) S.S.	4-0 1-2 2-3 BB			0-0 FC5 1-2 2-3f		0-0 1B 1-3		0-3 K E S E		3 1 1 0 1 1 2			
Larry Christenson, R OBP: 0.143, SLG: 0.286 Tom Underwood, R (7, 1) S.S.	0-3 K			0-3 K		0-3 K		4-0 E BB 1-3		3 0 0 0 0 3 6 0 0 0 0 0 0 0 0 0 0 0 1 0 0 0 0 0 0 0 0 0			
Tim McCarver, L OBP: 0.600, SLG: 1.000 Tug McGraw, R (8, PH) (8, 1) S.S.													
<b>Inning Stats</b>	R: 0 E: 0 K: 0 S: 3 H: 0 LOB: 0 BB: 0 P: 3	R: 0 E: 0 K: 2 S: 7 H: 0 LOB: 3 BB: 2 P: 16	R: 0 E: 0 K: 2 S: 7 H: 0 LOB: 0 BB: 0 P: 7	R: 1 E: 0 K: 1 S: 8 H: 3 LOB: 2 BB: 0 P: 8	R: 1 E: 0 K: 0 S: 5 H: 3 LOB: 1 BB: 0 P: 5	R: 0 E: 0 K: 1 S: 6 H: 2 LOB: 1 BB: 0 P: 6	R: 0 E: 1 K: 1 S: 8 H: 2 LOB: 3 BB: 0 P: 8	R: 1 E: 1 K: 2 S: 8 H: 0 LOB: 1 BB: 1 P: 12	R: 0 E: 0 K: 1 S: 5 H: 0 LOB: 0 BB: 0 P: 5	1B: 9 2B: 0 3B: 0 HR: 1 SF: 0 SAC: 0 DP: 1 HBP: 1	WP: 0 PB: 1 SB: 1 CS: 1 PA: 41		
<b>PITCHER</b>	IP WLS BF H R ER SO BB IBB HBP BLK WP HR S P ERA WHIP											<b>PITCHER</b>	IP WLS BF H R ER SO BB IBB HBP BLK WP HR S P ERA WHIP
Dick Ruthven, R ERA: 2.15 (1, 1)	6.1 L 30 10 2 2 6 2 0 1 1 0 1 39 48 2.84 1.895												
Adrian Devine, R ERA: 4.15 (7, 1)	0.0 1 0 0 0 0 0 0 0 0 0 0 0 1 1 ∞ ∞												
Roger Moret, L ERA: 4.0 (7, 1)	0.2 2 0 0 0 1 0 0 0 0 0 0 0 4 4 0.00 0.000												
Bruce Dal Canton, R ERA: 1.04 (8, 1)	2.0 8 0 1 0 0 3 1 0 0 0 0 0 13 17 0.00 0.500												

livebaseballscorecards.com

<b>AB</b>	37
<b>R</b>	3
<b>H</b>	10
<b>RBI</b>	3
<b>BB</b>	3
<b>SO</b>	10
<b>LOB</b>	27







Batter	1	2	3	4	5	6	7	8	9	AB R H RBI BB SO LOB	TOP	
Dave Cash, R OBP: 0.333, SLG: 0.387 (1, 4) X	0-0 F8 ①		0-0 1B ② X	0-0 5-3 ③			0-0 L6 ③ X			4 0 1 1 0 0 2		
Bobby Tolan, L OBP: 0.290, SLG: 0.345 (1, 3) X	0-0 F3 ②		0-0 1B ③ X		0-0 3-1 ① X			0-3 K ①		4 0 1 0 0 1 0		
Mike Schmidt, R OBP: 0.373, SLG: 0.851 (1, 5) X	0-0 FC6-4 1B		0-0 F7 ③ X		0-0 P4 ② X			0-0 F7 ② X		4 0 1 0 0 0 1		
Ollie Brown, R OBP: 0.455, SLG: 0.556 (1, 7) X	0-0 FC6-4 1-2f ③			0-0 1B 2B	0-0 1-3 ③ X			0-0 L6 ③ X		4 1 1 0 0 0 1		
Jay Johnstone, L OBP: 0.429, SLG: 0.642 (1, 9) X		0-0 4-3 ①		0-0 FC1-6 1B 2-3	0-0 F7 ① X			0-0 HR		4 1 2 1 0 0 0		
Jerry Martin, R OBP: 0.333, SLG: 0.143 (9, 9)										0 0 0 0 0 0 0		
Garry Maddox, R OBP: 0.382, SLG: 0.441 (1, 8) X		0-0 CS 1B		0-0 FC1-6 1B 1-2f	0-0 5-3 ② X			0-0 F8 ① X		4 1 1 0 0 0 2		
Tim McCarver, L OBP: 0.444, SLG: 0.625 (1, 2) X		0-0 F8 ② ③		0-0 1B 1-2 3-H	0-0 1-3 ③ X			0-3 K ②		4 0 1 1 0 1 1		
Terry Harmon, R OBP: 0.417, SLG: 0.300 (1, 6) X			4-0 SH3-4 1B BB	0-0 1-3 2-H 1B	0-0 P4 ① X			0-0 F8 ③ X		3 1 1 1 1 0 0		
Steve Carlton, L OBP: 0.167, SLG: 0.167 (1, 1) X			0-0 SH3-4 1-2	0-3 K ②	0-3 K ②					2 0 0 0 0 2 2		
<b>Inning Stats</b>	R: 0 H: 1 E: 0 LOB: 1 K: 0 BB: 0 S: 4 P: 4	R: 0 H: 1 E: 0 LOB: 0 K: 0 BB: 0 S: 3 P: 3	R: 1 H: 2 E: 0 LOB: 1 K: 0 BB: 1 S: 4 P: 8	R: 2 H: 4 E: 0 LOB: 2 K: 1 BB: 0 S: 9 P: 9	R: 0 H: 0 E: 0 LOB: 0 K: 0 BB: 0 S: 3 P: 3	R: 0 H: 0 E: 0 LOB: 0 K: 0 BB: 0 S: 3 P: 3	R: 0 H: 0 E: 0 LOB: 0 K: 1 BB: 0 S: 5 P: 5	R: 0 H: 0 E: 0 LOB: 0 K: 1 BB: 0 S: 5 P: 5	R: 0 H: 0 E: 0 LOB: 0 K: 1 BB: 0 S: 6 P: 6	R: 1 H: 1 E: 0 LOB: 0 K: 1 BB: 0 S: 6 P: 6	1B: 7 SF: 0 2B: 1 SAC: 1 3B: 0 DP: 0 HR: 1 HBP: 0	WP: 0 PA: 35 PB: 0 SB: 0 CS: 1
<b>PITCHER</b>	IP WLS BF H R ER SO BB IBB HBP BLK WP HR S P ERA WHIP											
Carl Morton, R ERA: 4.83 (1, 1)	3.1 L 17 8 3 3 0 1 0 0 0 0 0 0 16 20 8.10 2.700											
Adrian Devine, R ERA: 3.0 (4, 1)	1.2 5 0 0 0 1 0 0 0 0 0 0 0 7 7 0.00 0.000											
Bruce Dal Canton, R ERA: 0.84 (6, 1)	2.0 6 0 0 0 1 0 0 0 0 0 0 0 8 8 0.00 0.000											
Roger Moret, L ERA: 4.09 (8, 1)	2.0 7 1 1 1 2 0 0 0 0 0 0 1 11 11 4.50 0.500											

Philadelphia Phillies @ Atlanta Braves  
Atlanta-Fulton County Stadium, Atlanta, GA

Sat May 01 1976, 7:05 PM EDT  
Att: 24,189 - Unknown

livebaseballscorecards.com

AB	33
R	4
H	9
RBI	4
BB	1
SO	4
LOB	9



Batter	1	2	3	4	5	6	7	8	9	AB R H RBI BB SO LOB
Jerry Royster, R OBP: 0.277, SLG: 0.250 (1, 5)	0-0 1B 1B		0-0 SH2-4 1-2		0-0 1B		0-0 G4-6-3 2-3 1B			3 0 3 0 0 0 0
Marty Perez, R (1, 4)	0-3 K		0-0 F9		0-3 K		0-0 G4-6-3 1-2f			4 0 0 0 0 2 5
Jimmy Wynn, R OBP: 0.375, SLG: 0.318 (1, 7)	0-0 F7		4-0 BB		4-0 HR BB		0-0 6-3			2 1 0 0 2 0 1
Earl Williams, R OBP: 0.400, SLG: 0.571 (1, 3)	0-0 1-3 1B		0-0 P6		0-0 HR		0-3 K			4 1 2 2 0 1 2
Ken Henderson, S OBP: 0.400, SLG: 0.511 (1, 9)	0-0 F7		0-0 F8		0-0 F8		0-3 K			4 0 0 0 0 1 2
Tom Paciorek, R OBP: 0.217, SLG: 0.143 (1, 8)		0-0 F9		0-0 F9		0-3 K		0-0 F9		4 0 0 0 0 1 0
Vic Correll, R OBP: 0.533, SLG: 0.786 (1, 2)		0-0 P5		0-0 F7		0-0 1-3		0-0 F8		4 0 0 0 0 0 0
Darrel Chaney, S OBP: 0.387, SLG: 0.340 Cito Gaston, R OBP: 0.462, SLG: 0.455 (9, PH)		0-0 P4			0-3 K		0-0 1B SH5-4 1B		0-0 F7	3 0 1 0 0 1 0 1 0 0 0 0 0 0
Carl Morton, R Adrian Devine, R Rod Gilbreath, R Bruce Dal Canton, R Lee Lacy, R Roger Moret, S (1, 1) (4, 1) (5, PH) (6, 1) (7, PH) (8, 1)			4-0 SH2-4 BB		0-3 K		0-0 SH5-4 1-2			0 0 0 0 0 1 0 0 0 0 0 0 0 0 0 0 1 0 0 0 0 1 0

Inning Stats	R: 0	H: 2	E: 0	K: 1	S: 7	LOB: 2	BB: 0	P: 7	R: 0	H: 0	E: 0	K: 0	S: 3	LOB: 0	BB: 0	P: 3	R: 0	H: 0	E: 0	K: 0	S: 3	LOB: 2	BB: 2	P: 11	R: 0	H: 0	E: 0	K: 0	S: 3	LOB: 0	BB: 0	P: 3	R: 0	H: 1	E: 0	K: 3	S: 10	LOB: 1	BB: 0	P: 10	R: 2	H: 1	E: 0	K: 1	S: 6	LOB: 0	BB: 1	P: 10	R: 0	H: 2	E: 0	K: 0	S: 4	LOB: 1	BB: 0	P: 4	R: 0	H: 0	E: 0	K: 2	S: 7	LOB: 0	BB: 0	P: 7	R: 0	H: 0	E: 0	K: 0	S: 3	LOB: 0	BB: 0	P: 3	1B: 5	2B: 0	3B: 0	HR: 1	SF: 0	SAC: 2	DP: 1	HBP: 0	WP: 0	PA: 35
PITCHER Steve Carlton, L ERA: 7.71 (1, 1)	IP	WLS	BF	H	R	ER	SO	BB	IBB	HBP	BLK	WP	HR	S	P	ERA	WHIP	IP	WLS	BF	H	R	ER	SO	BB	IBB	HBP	BLK	WP	HR	S	P	ERA	WHIP	IP	WLS	BF	H	R	ER	SO	BB	IBB	HBP	BLK	WP	HR	S	P	ERA	WHIP																															


**BOTTOM**

**Philadelphia Phillies @ Atlanta Braves**  
Atlanta-Fulton County Stadium, Atlanta, GA

Sat May 01 1976, 7:05 PM EDT  
Att. 24,189 - Unknown

livebaseballscorecards.com

AB	30
R	2
H	6
RBI	2
BB	3
SO	7
LOB	10







Batter	1	2	3	4	5	6	7	8	9	AB	R	H	RBI	BB	SO	LOB
Jerry Royster, R OBP: 0.265, SLG: 0.238 Darrell Evans, L OBP: 0.355, SLG: 0.193 (1, 5) (7, PH) (8, 5)	0-3 K		0-0 5-3			0-3 K	0-3 K			3	0	0	0	0	2	1
Marty Perez, R OBP: 0.077, SLG: 0.154 (1, 4) (8, 6)	0-0 2B		0-0 F3			0-0 6-3		0-3 K		4	0	1	0	0	1	1
Jimmy Wynn, R OBP: 0.361, SLG: 0.319 (1, 7) BB	4-0 G6-4-3 BB		0-0 F9			0-0 F8		0-0 1B		3	0	1	0	1	0	1
Earl Williams, R OBP: 0.389, SLG: 0.529 Dave May, L OBP: 0.043, SLG: 0.174 (1, 3) (8, PH) (9, 9)	0-0 G6-4-3		0-0 F2			0-0 FC1-6 1B		0-0 F9		3	0	1	0	0	0	2
Ken Henderson, S OBP: 0.370, SLG: 0.469 (1, 9) (9, 8)		0-0 5-3		0-0 F9		0-0 FC1-6 3B		0-0 6-3		4	1	0	0	0	0	2
Tom Paciorek, R OBP: 0.231, SLG: 0.250 (1, 8) (9, 3) Rowland Office, L OBP: 0.267, SLG: 0.284 (9, PH)		0-0 5-3		0-0 5-3		0-0 2B 3B		0-0 4-3		3	1	1	1	0	0	0
Vic Correll, R OBP: 0.556, SLG: 0.824 Terry Crowley, L (1, 2) (9, PH)		0-0 1B		0-0 F8		0-0 4-3 2B		0-0 1-3		3	0	2	1	0	0	0
Darrel Chaney, S OBP: 0.375, SLG: 0.327 Lee Lacy, R OBP: 0.267, SLG: 0.271 (1, 6) (7, PH) (8, 4)		0-0 1-3		0-3 K		0-0 4-3 BB		0-0 F9		2	0	0	0	0	1	1
Andy Messersmith, R OBP: 0.250, SLG: 0.250 Cito Gaston, R OBP: 0.429, SLG: 0.417 Bruce Dal Canton, R Elias Sosa, R Adrian Devine, R (1, 1) (7, PH) (8, 1) (8, 1) (9, 1)			0-0 5-3 1B		0-0 F3		0-0 4-3			2	0	1	0	0	0	0

Inning Stats	R: 0	H: 1	E: 0	K: 1	S: 5	H: 1	LOB: 1	BB: 1	P: 9	R: 0	H: 1	E: 0	K: 0	S: 4	H: 1	LOB: 1	BB: 0	P: 4	R: 0	H: 0	E: 0	K: 0	S: 4	R: 0	H: 0	E: 0	K: 1	S: 5	H: 0	LOB: 0	BB: 0	P: 3	R: 0	H: 0	E: 0	K: 1	S: 5	R: 2	H: 3	E: 0	K: 1	S: 8	H: 1	LOB: 1	BB: 0	P: 6	R: 0	H: 0	E: 0	K: 0	S: 3	H: 0	LOB: 0	BB: 0	P: 3	1B: 4	SF: 0	2B: 2	SAC: 0	3B: 1	DP: 1	HR: 0	HBP: 0	WP: 0	PA: 35
--------------	------	------	------	------	------	------	--------	-------	------	------	------	------	------	------	------	--------	-------	------	------	------	------	------	------	------	------	------	------	------	------	--------	-------	------	------	------	------	------	------	------	------	------	------	------	------	--------	-------	------	------	------	------	------	------	------	--------	-------	------	-------	-------	-------	--------	-------	-------	-------	--------	-------	--------

PITCHER	IP	WLS	BF	H	R	ER	SO	BB	IBB	HBP	BLK	WP	HR	S	P	ERA	WHIP
Jim Kaat, L ERA: 4.11 (1, 1)	6.1	W	25	6	2	2	3	1	0	0	0	0	0	30	34	2.84	1.105
Tom Underwood, L ERA: 7.45 (7, 1)	0.2		3	0	0	0	1	1	0	0	0	0	0	4	8	0.00	1.500
Gene Garber, R ERA: 4.97 (8, 1)	2.0	S	7	1	0	0	1	0	0	0	0	0	0	9	9	0.00	0.500


**BOTTOM**

**Philadelphia Phillies @ Atlanta Braves**  
Atlanta-Fulton County Stadium, Atlanta, GA

Sun May 02 1976, 3:33 AM EDT  
Att. 20,479 - Unknown

livebaseballscorecards.com

**AB 33**  
**R 2**  
**H 7**  
**RBI 2**  
**BB 2**  
**SO 5**  
**LOB 13**





Batter	1	2	3	4	5	6	7	8	9	AB R H RBI BB SO LOB	TOP
Larry Milbourne, S OBP: 0.359, SLG: 0.315 (1, 4) X	0-0 3-1		0-0 2B		0-0 4-3			0-0 P6		4 0 1 0 0 0 0	
Enos Cabell, R OBP: 0.324, SLG: 0.386 (1, 5) S S S	0-3 K		0-3 K			0-0 5-3		0-0 G5-4-3 1B		4 0 1 0 0 2 1	
Cesar Cedeno, R OBP: 0.354, SLG: 0.581 (1, 8) X	0-0 3B		0-0 F3			0-0 5-3		0-0 G5-4-3 1-2f		4 0 1 0 0 0 2	
Bob Watson, R OBP: 0.416, SLG: 0.391 (1, 3) X	0-0 5-3		0-0 F9			0-0 1B		0-0 F8		4 0 1 0 0 0 2	
Clif Johnson, R OBP: 0.299, SLG: 0.328 (1, 2) H		1-0 1B HBP		0-0 P5		0-0 P4		0-3 K		3 0 0 0 0 1 1	
Jose Cruz, L OBP: 0.297, SLG: 0.250 (1, 7) X		0-0 F8		0-0 F5			0-0 1-3 1B	0-0 FC6-4 1B		4 0 2 0 0 0 1	
Greg Gross, L OBP: 0.316, SLG: 0.329 (1, 9) X		0-0 L7		0-0 4-3			0-0 1-3 1-2	0-0 FC6-4 1-2f		4 0 0 0 0 0 3	
Roger Metzger, S OBP: 0.321, SLG: 0.342 (1, 6) X		0-0 1B			0-0 G3		0-0 4-3			3 0 1 0 0 0 1	
Larry Dierker, R Larry Hardy, R (8, 1) X		0-0 F3			0-0 F8		0-0 6-3			3 0 0 0 0 0 3 0 0 0 0 0 0 0	
<b>Inning Stats</b>	R: 0 H: 1 E: 0 LOB: 1 K: 1 BB: 0 S: 6 P: 6	R: 0 H: 1 E: 0 LOB: 2 K: 0 BB: 0 S: 4 P: 5	R: 0 H: 1 E: 0 LOB: 1 K: 1 BB: 0 S: 6 P: 6	R: 0 H: 0 E: 0 LOB: 0 K: 0 BB: 0 S: 3 P: 3	R: 0 H: 0 E: 0 LOB: 0 K: 0 BB: 0 S: 3 P: 3	R: 0 H: 1 E: 0 LOB: 1 K: 0 BB: 0 S: 4 P: 4	R: 0 H: 1 E: 0 LOB: 1 K: 0 BB: 0 S: 4 P: 4	R: 0 H: 1 E: 0 LOB: 0 K: 1 BB: 0 S: 6 P: 6	R: 0 H: 1 E: 0 LOB: 1 K: 1 BB: 0 S: 6 P: 6	1B: 5 SF: 0 2B: 1 SAC: 0 3B: 1 DP: 1 HR: 0 HBP: 1	WP: 0 PA: 34 PB: 0 SB: 0 CS: 0
<b>PITCHER</b> Jim Lonborg, R (1, 1) ERA: 1.8	IP WLS BF H R ER SO BB IBB HBP BLK WP HR S P ERA WHIP										
	9.0 W 34 7 0 0 3 0 0 1 0 0 0 0 39 40 0.00 0.778										
<b>PITCHER</b>	IP WLS BF H R ER SO BB IBB HBP BLK WP HR S P ERA WHIP										

Houston Astros @ Philadelphia Phillies  
Veterans Stadium, Philadelphia, PA  
Tue May 04 1976, 7:05 PM EDT  
Att. 10,655 - Unknown

livebaseballscorecards.com

AB	33
R	0
H	7
RBI	0
BB	0
SO	3
LOB	14



Batter	1	2	3	4	5	6	7	8	9
<b>Dave Cash, R</b> OBP: 0.322, SLG: 0.393 (1, 4)	0-0 4-3 1B		0-0 G3			0-0 6-3		0-0 1-H 2B 3B	
<b>Larry Bowa, S</b> OBP: 0.358, SLG: 0.417 (1, 6)	0-0 4-3 1-2		0-0 3-1			0-0 6-3		0-0 2B 1B	
<b>Mike Schmidt, R</b> OBP: 0.405, SLG: 0.849 (1, 5)	0-3 K			0-0 L6		4-0 BB		4-0 1-2 2B IBB	
<b>Greg Luzinski, R</b> OBP: 0.377, SLG: 0.483 (1, 7) <b>Jerry Martin, R</b> OBP: 0.400, SLG: 0.375 (8, PR) (9, 8)	0-0 F3			0-3 K		0-3 K		0-0 1B 2B	
<b>Jay Johnstone, L</b> OBP: 0.391, SLG: 0.567 (1, 9)		0-0 P6		0-0 L3			0-0 F9	0-0 F8	
<b>Bobby Tolan, L</b> OBP: 0.314, SLG: 0.455 (1, 8) (9, 7)		0-0 HR			0-0 F8		0-0 1-3	0-0 2-3 1B	
<b>Tom Hutton, L</b> OBP: 0.400, SLG: 0.143 (1, 3)		0-0 F5			4-0 BB		0-0 G3	0-0 F5	
<b>Bob Boone, R</b> OBP: 0.355, SLG: 0.442 (1, 2)		0-0 F9			0-0 F8			0-3 K	
<b>Jim Lonborg, R</b> OBP: 0.333, SLG: 0.364 (1, 1)			0-3 K		0-3 K			4-0 3B BB	

Inning Stats	R: 0	H: 1	E: 0	K: 1	S: 6	LOB: 1	BB: 0	P: 6
	R: 1	H: 1	E: 0	K: 0	S: 4	LOB: 0	BB: 0	P: 4
	R: 0	H: 0	E: 0	K: 1	S: 5	LOB: 0	BB: 0	P: 5
	R: 0	H: 0	E: 0	K: 1	S: 5	LOB: 0	BB: 0	P: 5
	R: 0	H: 0	E: 0	K: 1	S: 5	LOB: 1	BB: 1	P: 9
	R: 0	H: 0	E: 0	K: 1	S: 5	LOB: 0	BB: 1	P: 9
	R: 0	H: 0	E: 0	K: 0	S: 3	LOB: 0	BB: 0	P: 3
	R: 4	H: 4	E: 0	K: 1	S: 9	LOB: 3	BB: 2	P: 17

PITCHER	IP	WLS	BF	H	R	ER	SO	BB	IBB	HBP	BLK	WP	HR	S	P	ERA	WHIP
<b>Larry Dierker, R</b> ERA: 4.67 (1, 1)	7.1	L	31	5	5	5	6	3	1	0	0	0	1	39	55	6.14	1.091
<b>Larry Hardy, R</b> ERA: 6.06 (8, 1)	0.2		3	1	0	0	0	0	0	0	0	0	0	3	3	0.00	1.500

**BOTTOM**

**Houston Astros @ Philadelphia Phillies**  
Veterans Stadium, Philadelphia, PA

Tue May 04 1976, 7:05 PM EDT  
Att. 10,655 - Unknown

AB	R	H	RBI	BB	SO	LOB
4	1	2	1	0	0	0
4	1	1	0	0	0	1
2	1	0	0	2	1	1
4	0	1	3	0	2	2
0	0	0	0	0	0	0
4	0	0	0	0	0	1
4	1	2	1	0	0	0
3	0	0	0	1	0	3
3	0	0	0	0	1	1
2	1	0	0	1	2	1

AB	30
R	5
H	6
RBI	5
BB	4
SO	6
LOB	10

livebaseballscorecards.com

WP	PA
0	34







Batter	1	2	3	4	5	6	7	8	9
<b>Dave Cash, R</b> OBP: 0.316, SLG: 0.375 (1, 4)	4-0 BB BB		0-0 4-3		0-0 F8	0-0 4-3		0-0 F9	
<b>Larry Bowa, S</b> OBP: 0.352, SLG: 0.397 (1, 6)	4-0 1-2 BB		0-3 K		0-0 4-3	0-0 6-3			
<b>Mike Schmidt, R</b> OBP: 0.409, SLG: 0.829 (1, 5)	0-3 K			0-0 8-6 1B		4-0 1B HBP HR BB		0-0 P6	
<b>Greg Luzinski, R</b> OBP: 0.384, SLG: 0.475 (1, 7)	0-0 P4			0-0 1-2 1B		1-0 1B HR HBP		0-3 K	
<b>Jerry Martin, R</b> OBP: 0.400, SLG: 0.375 (8, 8)									
<b>Jay Johnstone, L</b> OBP: 0.397, SLG: 0.556 (1, 9)	0-0 P6			0-0 F8		0-0 HR 1B		4-0 BB BB BB	
<b>Bobby Tolan, L</b> OBP: 0.308, SLG: 0.514 (1, 8) (8, 7)		0-0 F9		0-0 8-6		0-0 HR		0-0 L4	
<b>Tom Hutton, L</b> OBP: 0.375, SLG: 0.167 (1, 3)		0-0 3-1			0-0 FC4-6 1B	0-0 E3 SH3 HR		0-0 P5	
<b>Bob Boone, R</b> OBP: 0.354, SLG: 0.426 (1, 2)		0-0 F9			0-0 FC4-6 BB	0-0 SH3		4-0 SH3-4 BB	
<b>Steve Carlton, L</b> OBP: 0.143, SLG: 0.143 (1, 1)			0-3 K2-3		4-0 BB	0-0 HR		0-0 SH3-4	
<b>Tim McCarver, L</b> OBP: 0.500, SLG: 0.625 (5, PH)					1-2 BB			1-2 BB	
<b>Ron Reed, R</b> (6, 1)									
<b>Ollie Brown, R</b> OBP: 0.500, SLG: 0.682 (6, PH)									
<b>Gene Garber, R</b> OBP: 1.000, SLG: 1.000 (7, 1)									

Inning Stats	R: 0 E: 0 K: 5 S: 5	H: 0 LOB: 2 BB: 2 P: 13	R: 0 E: 0 K: 3 S: 3	H: 0 LOB: 0 BB: 0 P: 3	R: 0 E: 0 K: 2 S: 7	H: 0 LOB: 0 BB: 0 P: 7	R: 0 E: 0 K: 0 S: 4	H: 2 LOB: 1 BB: 0 P: 4	R: 0 E: 0 K: 0 S: 4	H: 1 LOB: 2 BB: 1 P: 8	R: 6 E: 1 K: 0 S: 7	H: 3 LOB: 0 BB: 1 P: 12	R: 0 E: 0 K: 1 S: 5	H: 0 LOB: 1 BB: 1 P: 9	R: 0 E: 0 K: 0 S: 3	H: 0 LOB: 1 BB: 1 P: 7
<b>1B: 4</b>	<b>SF: 0</b>	<b>2B: 1</b>	<b>SAC: 2</b>	<b>3B: 0</b>	<b>DP: 1</b>	<b>HR: 2</b>	<b>HBP: 1</b>	<b>WP: 0</b>	<b>PA: 37</b>							

PITCHER	IP	WLS	BF	H	R	ER	SO	BB	IBB	HBP	BLK	WP	HR	S	P	ERA	WHIP
<b>Joe Niekro, R</b> ERA: 4.63 (1, 1)	5.0	L	24	5	4	4	3	4	0	1	0	0	1	25	42	7.20	1.800
<b>Mike Cosgrove, L</b> ERA: 3.0 (6, 1)	1.0		5	1	2	1	0	0	0	0	0	0	1	5	5	9.00	1.000
<b>Mike Barlow, R</b> ERA: 4.32 (7, 1)	2.0		8	0	0	0	1	2	0	0	0	0	0	8	16	0.00	1.000


**BOTTOM**

**Houston Astros @ Philadelphia Phillies**  
Veterans Stadium, Philadelphia, PA

Wed May 05 1976, 7:05 PM EDT  
Att. 17,944 - Unknown

livebaseballscorecards.com

<b>AB</b>	<b>28</b>
<b>R</b>	<b>6</b>
<b>H</b>	<b>6</b>
<b>RBI</b>	<b>6</b>
<b>BB</b>	<b>6</b>
<b>SO</b>	<b>4</b>
<b>LOB</b>	<b>17</b>











Batter	1	2	3	4	5	6	7	8	9	AB R H RBI BB SO LOB	TOP														
Davey Lopes, R OBP: 0.409, SLG: 0.500 (1, 4)	0-0 1B		0-0 2B		0-0 1B	0-0 2-3			0-0 5-3	5 2 3 0 0 0 1	<b>Los Angeles Dodgers @ Philadelphia Phillies</b> <b>Veterans Stadium, Philadelphia, PA</b> Sat May 08 1976, 7:05 PM EDT Att: 34,060 - Unknown  <b>AB 37</b> <b>R 4</b> <b>H 9</b> <b>RBI 3</b> <b>BB 1</b> <b>SO 8</b> <b>LOB 18</b>														
Bill Buckner, L OBP: 0.287, SLG: 0.418 (1, 7)	0-0 P6		0-0 P4		0-0 1B			0-0 6-3	0-0 P5	5 1 1 0 0 0 3															
Dusty Baker Jr., R OBP: 0.330, SLG: 0.364 (1, 8)	0-3 K		0-0 1B		0-0 1B			0-3 K		4 1 1 2 0 2 2															
Steve Garvey, R OBP: 0.348, SLG: 0.396 (1, 3)	0-0 6-3		0-0 1B		0-0 F8			0-3 K		4 0 1 1 0 1 3															
Ron Cey, R OBP: 0.438, SLG: 0.548 (1, 5)		0-3 K	0-3 K		4-0 BB			0-3 K		3 0 0 0 1 3 1															
Joe Ferguson, R OBP: 0.275, SLG: 0.262 (1, 9)		0-0 P4		0-0 F8	0-0 E3			0-0 L6		4 0 0 0 0 0 2															
Steve Yeager, R OBP: 0.384, SLG: 0.522 (1, 2)		0-0 1B		0-0 1B	0-3 K			0-0 5-3		4 0 2 0 0 1 3															
Bill Russell, R OBP: 0.393, SLG: 0.481 (1, 6)	0-0 4-3			0-0 G6-4-3		0-0 5-3			0-0 4-3	4 0 1 0 0 0 2															
Tommy John, R OBP: 0.182, SLG: 0.182 (1, 1)			0-0 F8		0-0 6-3			0-0 4-3	0-0 4-3	3 0 0 0 0 1 0															
Charlie Hough, R (7, 1)										0 0 0 0 0 0 0															
Ed Goodson, L (9, PH)										1 0 0 0 0 0 1															
<b>Inning Stats</b>	R: 0 E: 0 K: 1 S: 6	H: 1 LOB: 1 BB: 0 P: 6	R: 0 E: 0 K: 1 S: 6	H: 1 LOB: 1 BB: 0 P: 6	R: 2 E: 0 K: 1 S: 8	H: 3 LOB: 1 BB: 0 P: 8	R: 0 E: 0 K: 0 S: 3	H: 1 LOB: 0 BB: 0 P: 3	R: 2 E: 1 K: 1 S: 9	H: 2 LOB: 3 BB: 1 P: 13	R: 0 E: 0 K: 1 S: 5	H: 0 LOB: 0 BB: 0 P: 5	R: 0 E: 0 K: 2 S: 7	H: 0 LOB: 0 BB: 0 P: 7	R: 0 E: 0 K: 1 S: 5	H: 0 LOB: 0 BB: 0 P: 5	R: 0 E: 0 K: 0 S: 4	H: 1 LOB: 1 BB: 0 P: 4	1B: 7 2B: 2 3B: 0 HR: 0	SF: 0 SAC: 0 DP: 1 HBP: 0	WP: 0 PB: 0 SB: 0 CS: 0	PA: 38			
<b>PITCHER</b>	IP WLS BF H R ER SO BB IBB HBP BLK WP HR S P ERA WHIP																								
Jim Kaat, L (1, 1)	5.0	25	8	4	3	4	1	0	0	0	0	0	0	32	36	5.40	1.800								
Gene Garber, R (6, 1)	4.0	W	13	1	0	0	4	0	0	0	0	0	0	21	21	0.00	0.250								

livebaseballscores.com







Batter	1	2	3	4	5	6	7	8	9	AB R H RBI BB SO LOB	TOP	
Davey Lopes, R (1, 4) OBP: 0.346, SLG: 0.417	0-3 K			0-0 5-3			0-0 F8	0-0 F8		4 0 0 0 0 1 2	<b>Los Angeles Dodgers @ Philadelphia Phillies</b> <b>Veterans Stadium, Philadelphia, PA</b> Sun May 09 1976, 3:33 AM EDT Att. 24,143 - Unknown	
Bill Buckner, L (1, 7) OBP: 0.286, SLG: 0.422 Charlie Hough, R (8, 1)	0-0 6-3			0-0 F7			0-0 1B 2B	0-0 F8		4 0 1 0 0 0 2 0 0 0 0 0 0 0		
Dusty Baker Jr., R (1, 8) OBP: 0.327, SLG: 0.370	0-3 K			0-0 G3			0-0 P4		0-0 1B 2B	4 1 1 0 0 1 1		
Steve Garvey, R (1, 3) OBP: 0.353, SLG: 0.400		0-3 K			0-0 P6		0-0 2-H 1B		0-0 2-H 1B	4 0 2 1 0 1 0		
Ron Cey, R (1, 5) OBP: 0.431, SLG: 0.536		0-3 K			0-0 5-3			0-0 HR 1B	0-0 F3	4 1 1 0 0 1 1		
Henry Cruz, L (1, 9) OBP: 0.283, SLG: 0.558 Al Downing, R (5, 1) Ed Goodson, L (8, PH) OBP: 0.300, SLG: 0.529 (8, 7)		0-0 P6			0-0 F8			0-0 1-H HR	0-3 K	2 0 0 0 0 0 0 0 0 0 0 0 0 0 2 1 1 2 0 1 1		
Joe Ferguson, R (1, 2) OBP: 0.260, SLG: 0.246			0-3 K			0-3 K		0-0 4-3	0-3 K	4 0 0 0 0 3 1		
Rick Auerbach, R (1, 6) Steve Yeager, R (8, PH) Ivan De Jesus, R (8, PR) OBP: 0.208, SLG: 0.182 (8, 6)			0-0 5-3			0-0 F7		4-0 BB BB		2 0 0 0 0 0 0 0 0 0 0 1 0 0 0 0 0 0 0 0 0		
Doug Rau, L (1, 1) OBP: 0.385, SLG: 0.222 John Hale, L (5, 9) OBP: 0.315, SLG: 0.227			0-0 5-3			0-3 K		4-0 1-2 BB		1 0 0 0 0 0 0 1 0 0 0 1 1 0		
<b>Inning Stats</b>	R: 0 H: 0 E: 0 LOB: 0 K: 2 BB: 0 S: 7 P: 7	R: 0 H: 0 E: 0 LOB: 0 K: 2 BB: 0 S: 7 P: 7	R: 0 H: 0 E: 0 LOB: 0 K: 1 BB: 0 S: 5 P: 5	R: 0 H: 0 E: 0 LOB: 0 K: 0 BB: 0 S: 3 P: 3	R: 0 H: 0 E: 0 LOB: 0 K: 0 BB: 0 S: 3 P: 3	R: 0 H: 0 E: 0 LOB: 0 K: 2 BB: 0 S: 7 P: 7	R: 0 H: 2 E: 0 LOB: 2 K: 0 BB: 0 S: 4 P: 4	R: 2 H: 2 E: 0 LOB: 2 K: 0 BB: 2 S: 5 P: 13	R: 1 H: 2 E: 0 LOB: 1 K: 2 BB: 0 S: 9 P: 9	1B: 3 SF: 0 2B: 2 SAC: 0 3B: 0 DP: 0 HR: 1 HBP: 0		WP: 0 PA: 34 PB: 0 SB: 0 CS: 0
<b>PITCHER</b>	IP WLS BF H R ER SO BB IBB HBP BLK WP HR S P ERA WHIP											
Jim Lonborg, R (1, 1) ERA: 2.13 Ron Reed, R (9, 1) ERA: 5.28	8.0 W 31 6 3 3 7 2 0 0 0 0 0 1 43 51 3.38 1.000											
	1.0 3 0 0 0 2 0 0 0 0 0 0 0 7 7 0.00 0.000											

AB	32
R	3
H	6
RBI	3
BB	2
SO	9
LOB	8







Batter	1	2	3	4	5	6	7	8	9	AB R H RBI BB SO LOB	TOP																								
Merv Rettenmund, R OBP: 0.391, SLG: 0.368 (1, 7) (4, 8)	0-3 K		0-0 5-3		0-0 6-3		0-0 F8			4 0 0 0 0 1 3																									
Tito Fuentes, S OBP: 0.321, SLG: 0.358 (1, 4)	0-3 K			0-0 F8		0-0 F7		0-0 L5		4 0 0 0 0 1 0																									
Willie Davis, L OBP: 0.330, SLG: 0.453 Jerry Turner, L OBP: 0.349, SLG: 0.483 (1, 8) (4, 7)	0-0 6-3			0-0 4-3		0-0 1B 2B		0-0 F8		2 0 0 0 0 0 0 2 1 1 0 0 0 0																									
Dave Winfield, R OBP: 0.389, SLG: 0.500 (1, 9)		0-0 F7 2B		0-0 2B		0-3 K		0-3 K		4 0 2 0 0 2 1																									
Doug Rader, R OBP: 0.372, SLG: 0.494 Ted Kubiak, S OBP: 0.340, SLG: 0.310 (1, 5) (4, 5)		0-0 F7 2-3		0-0 F8		0-0 FC6-4 1B 2-H		0-3 K		2 0 0 0 0 0 2 2 0 1 1 0 1 0																									
Mike Ivie, R OBP: 0.275, SLG: 0.359 (1, 3)		0-3 K			0-0 FC3-6 2B	0-0 FC6-4 1-2f		0-0 F7		4 0 1 0 0 1 2																									
Hector Torres, R OBP: 0.340, SLG: 0.432 (1, 6)		0-3 K			0-0 6-3		0-0 F8		0-0 6-3	4 0 0 0 0 1 2																									
Fred Kendall, R OBP: 0.288, SLG: 0.214 (1, 2)			0-0 5-3		4-0 FC3-6 BB		0-0 FC6-4 1B			2 0 1 0 1 0 0																									
Dan Spillner, R Dave Wehrmeister, R Rich Folkers, L Enzo Hernandez, R Dave Tomlin, L Gene Locklear, L Mike Dugree, R OBP: 0.400, SLG: 0.308 OBP: 1.000, SLG: 1.000 (1, 1) (2, 1) (2, 1) (5, PH) (5, 1) (7, PH) (7, 1)			0-0 5-3		0-0 FC3-6 1-2f 2-3		0-0 FC6-4 1-2f			0 0 0 0 0 0 0 0 0 0 0 0 0 0 1 0 0 0 0 0 0 1 0 0 0 0 0 2 0 0 0 0 0 0 0 1 0 0 0 0 0 1 0 0 0 0 0 0 0																									
<b>Inning Stats</b>	R: 0 E: 0 K: 2 S: 7	H: 0 LOB: 0 BB: 0 P: 7	R: 0 E: 0 K: 2 S: 8	H: 1 LOB: 1 BB: 0 P: 8	R: 0 E: 0 K: 0 S: 3	H: 0 LOB: 0 BB: 0 P: 3	R: 0 E: 0 K: 0 S: 4	H: 1 LOB: 1 BB: 0 P: 4	R: 0 E: 0 K: 0 S: 4	H: 1 LOB: 2 BB: 1 P: 8	R: 1 E: 0 K: 1 S: 7	H: 2 LOB: 1 BB: 0 P: 7	R: 0 E: 0 K: 0 S: 4	H: 1 LOB: 1 BB: 0 P: 4	R: 0 E: 0 K: 1 S: 5	H: 0 LOB: 0 BB: 0 P: 5	R: 0 E: 0 K: 1 S: 5	H: 0 LOB: 0 BB: 0 P: 5	1B: 2 2B: 4 3B: 0 HR: 0	SF: 0 SAC: 0 DP: 0 HBP: 0	WP: 0 PB: 0 SB: 0 CS: 0	PA: 34													
<b>PITCHER</b> Steve Carlton, L ERA: 5.66 (1, 1)	IP 9.0	WLS W	BF 34	H 6	R 1	ER 1	SO 7	BB 1	IBB 0	HBP 0	BLK 0	WP 0	HR 0	S 47	P 51	ERA 1.00	WHIP 0.778	<b>PITCHER</b>	IP	WLS	BF	H	R	ER	SO	BB	IBB	HBP	BLK	WP	HR	S	P	ERA	WHIP

San Diego Padres @ Philadelphia Phillies  
Veterans Stadium, Philadelphia, PA  
Tue May 11 1976, 7:05 PM EDT  
Att. 11,576 - Unknown

AB	33
R	1
H	6
RBI	1
BB	1
SO	7
LOB	13



Batter	1	2	3	4	5	6	7	8	9
<b>Dave Cash, R</b> OBP: 0.342, SLG: 0.429 (1, 4)	0-0 5-3	0-0 1B 1B	0-0 F9			0-0 1-3		4-0 HR BB	
<b>Larry Bowa, S</b> OBP: 0.371, SLG: 0.400 (1, 6)	0-0 WP BB E 1B	0-0 1-2 BB 1B		0-0 4-3		0-0 5-3		0-0 F7	
<b>Mike Schmidt, R</b> OBP: 0.374, SLG: 0.736 (1, 5)	4-0 WP E BB 1-2	0-3 K		0-0 P3		0-0 5-3		0-0 HR	
<b>Greg Luzinski, R</b> OBP: 0.389, SLG: 0.547 (1, 7)	0-0 F7	0-0 BB E 1B		0-0 1B 1B		0-0 F9		0-3 K	
<b>Jerry Martin, R</b> OBP: 0.333, SLG: 0.300 (8, 7)		1-2 2-H							
<b>Jay Johnstone, L</b> OBP: 0.377, SLG: 0.507 (1, 9)	0-0 E1	0-0 E3 BB		0-0 1-2 1B		4-0 1B SF7 BB			
<b>Garry Maddox, R</b> OBP: 0.400, SLG: 0.513 (1, 8)	0-0 F8	4-0 1-2 2-3 3-H BB		0-0 F3		0-0 1-3 1B			
<b>Bobby Tolan, L</b> OBP: 0.339, SLG: 0.577 (1, 3)		0-0 1B 1B			0-3 K		0-0 SF7		
<b>Tim McCarver, L</b> OBP: 0.400, SLG: 0.538 (1, 2)		0-0 1-3 1B 2B	0-3 K		0-0 6-3		0-0 3-H F7		
<b>Steve Carlton, L</b> OBP: 0.091, SLG: 0.091 (1, 1)		0-3 K	0-3 K		0-3 K			0-0 5-3	

AB	R	H	RBI	BB	SO	LOB
4	2	1	2	1	0	0
5	2	2	0	0	0	1
4	2	1	2	1	1	2
4	0	2	1	0	0	2
1	0	0	0	0	1	0
3	1	1	0	1	0	2
3	0	1	1	1	0	3
3	1	1	1	0	2	3
4	1	1	0	0	1	1
4	0	0	0	0	3	2

BOTTOM	
<b>San Diego Padres @ Philadelphia Phillies</b>	
<b>Veterans Stadium, Philadelphia, PA</b>	
Tue May 11 1976, 7:05 PM EDT	
Att. 11,576 - Unknown	
AB	35
R	9
H	10
RBI	7
BB	4
SO	8
LOB	16
1B: 8	SF: 1
2B: 1	SAC: 0
3B: 0	DP: 0
HR: 1	HBP: 0
WP: 1	PA: 40
PB: 0	
SB: 0	
CS: 0	

Inning Stats		R	H	E	K	S	PITCHER		IP	WLS	BF	H	R	ER	SO	BB	IBB	HBP	BLK	WP	HR	S	P	ERA	WHIP
R: 2 H: 1 E: 1 K: 0 S: 5		1	1	0	1	9	Dan Spillner, R (1, 1)		1.1	L	11	5	6	3	1	1	0	0	0	1	0	12	16	20.25	4.500
R: 4 H: 5 E: 1 K: 3 S: 15		0	5	0	3	19	Dave Wehrmeister, R (2, 1)		0.1		4	1	0	0	1	1	0	0	0	0	0	5	9	0.00	6.000
R: 0 H: 0 E: 0 K: 2 S: 7		0	0	0	2	7	Rich Folkers, L (2, 1)		2.1		9	2	0	0	3	0	0	0	0	0	0	15	15	0.00	0.857
R: 0 H: 0 E: 0 K: 3 S: 7		0	0	0	3	7	Dave Tomlin, L (5, 1)		2.0		6	0	0	0	2	0	0	0	0	0	0	10	10	0.00	0.000
R: 0 H: 0 E: 0 K: 2 S: 7		0	0	0	2	7	Mike Dugree, R (7, 1)		2.0		10	2	3	3	1	2	0	0	0	0	0	10	18	13.50	2.000





Batter	1	2	3	4	5	6	7	8	9	AB R H RBI BB SO LOB	TOP
Enzo Hernandez, R (1, 6) OBP: 0.480, SLG: 0.455	0-0 5-3		0-0 1B SF7 1B		0-0 1-2 1B		0-0 1-3		0-0 F7	5 1 2 0 0 0 0	
Tito Fuentes, S (1, 4) OBP: 0.337, SLG: 0.372	0-0 1B		0-0 1-3 1B G6-4-3		0-0 F2		0-0 FC6-4 1B		0-0 F7	5 0 3 0 0 0 2	
Willie Davis, L (1, 8) OBP: 0.316, SLG: 0.436	0-3 K		0-0 SF7		0-0 3-1		0-0 FC6-4 1-2f		0-0 F8	4 0 0 1 0 1 4	
Dave Winfield, R (1, 9) OBP: 0.376, SLG: 0.480	0-0 4-3		0-0 G6-4-3 1-2f		0-0 F2				0-3 K	4 0 0 0 0 1 2	
Mike Ivie, R (1, 3) OBP: 0.288, SLG: 0.358		0-0 2B 1B		0-0 5-3		0-0 4-3		4-0 1B 3B BB		3 2 1 0 1 0 0	
Merv Rettenmund, R (1, 7) OBP: 0.444, SLG: 0.478		0-0 1-H 4-3 2B		0-0 F9		0-0 S 1B		1-3 3B 1B		4 1 3 1 0 0 0	
Ted Kubiak, S (1, 5) OBP: 0.353, SLG: 0.356		0-0 2-3 4-3		0-0 1-3		4-0 1-2 IBB		0-0 1-H 3-H 3B		3 0 1 2 1 0 1	
Fred Kendall, R (1, 2) OBP: 0.286, SLG: 0.216		0-3 K			0-0 1B 1B		0-0 F9		0-3 K	4 0 1 0 0 2 4	
Randy Jones, R (1, 1)		0-0 1-3			0-3 K		0-3 K		0-3 K	4 0 0 0 0 3 3	
<b>Inning Stats</b>	R: 0 H: 1 E: 0 K: 1 S: 6 LOB: 1 BB: 0 P: 6	R: 1 H: 2 E: 0 K: 1 S: 7 LOB: 1 BB: 0 P: 7	R: 1 H: 2 E: 0 K: 0 S: 4 LOB: 0 BB: 0 P: 4	R: 0 H: 0 E: 0 K: 0 S: 3 LOB: 0 BB: 0 P: 3	R: 0 H: 2 E: 0 K: 1 S: 7 LOB: 2 BB: 0 P: 7	R: 0 H: 1 E: 0 K: 0 S: 4 LOB: 2 BB: 1 P: 8	R: 0 H: 1 E: 0 K: 1 S: 6 LOB: 1 BB: 0 P: 6	R: 2 H: 2 E: 0 K: 3 S: 11 LOB: 1 BB: 1 P: 15	R: 0 H: 0 E: 0 K: 0 S: 3 LOB: 0 BB: 0 P: 3	1B: 9 SF: 1 2B: 1 SAC: 0 3B: 1 DP: 1 HR: 0 HBP: 0	WP: 0 PA: 39 PB: 0 SB: 1 CS: 0
<b>PITCHER</b>	IP WLS BF H R ER SO BB IBB HBP BLK WP HR S P ERA WHIP										
Jim Kaat, L (1, 1) ERA: 4.2	5.0 L 21 7 2 2 3 0 0 0 0 0 0 0 27 27 3.60 1.400										
Ron Reed, R (6, 1) ERA: 4.67	2.0 9 2 0 0 1 0 1 0 0 0 0 0 10 14 0.00 1.000										
Tug McGraw, L (8, 1) ERA: 2.75	2.0 9 2 2 2 3 1 0 0 0 0 0 0 14 18 9.00 1.500										

San Diego Padres @ Philadelphia Phillies  
Veterans Stadium, Philadelphia, PA  
Wed May 12 1976, 7:05 PM EDT  
Att: 20,043 - Unknown

livebaseballscorecards.com

AB	36
R	4
H	11
RBI	4
BB	2
SO	7
LOB	16



Batter	1	2	3	4	5	6	7	8	9	AB	R	H	RBI	BB	SO	LOB
<b>Dave Cash, R</b> OBP: 0.339, SLG: 0.422 (1, 4)	0-0 F8		0-0 1B			0-0 F7	0-0 1-3			4	0	1	0	0	0	2
<b>Larry Bowa, S</b> OBP: 0.366, SLG: 0.393 (1, 6)	0-0 2-3		0-0 5-3			0-0 BB 1B			0-0 F9	4	0	1	0	0	0	1
<b>Mike Schmidt, R</b> OBP: 0.378, SLG: 0.720 (1, 5)	0-3 K			0-0 F9		4-0 1-2 BB		1-0 FC5-4 HBP		2	0	0	0	1	1	0
<b>Greg Luzinski, R</b> OBP: 0.372, SLG: 0.519 (1, 7)		0-0 3-1		0-0 1-3		0-0 F7		0-0 FC5-4 BB		4	0	0	0	0	0	3
<b>Ollie Brown, R</b> OBP: 0.500, SLG: 0.647 (1, 9)		0-0 2B		0-3 K		0-0 F8		4-0 1-2 BB		3	0	1	0	1	1	2
<b>Garry Maddox, R</b> OBP: 0.394, SLG: 0.494 (1, 8)		4-0 BB G5-4-3			0-0 F8		0-0 F9	0-0 F9		3	0	0	0	1	0	2
<b>Bobby Tolan, L</b> OBP: 0.333, SLG: 0.554 (1, 3)		0-0 G5-4-3		0-0 1-3		0-0 1B			0-0 F4	4	0	1	0	0	0	2
<b>Bob Boone, R</b> OBP: 0.370, SLG: 0.435 (1, 2)			0-0 5-3		0-0 1B		0-0 1B		0-0 F8	3	0	2	0	0	0	0
<b>Terry Harmon, R</b> OBP: 0.353, SLG: 0.214 (7, PR)									0-0 F8	0	0	0	0	0	0	0
<b>Tug McGraw, R</b> (8, 1)									0-0 F8	0	0	0	0	0	0	0
<b>Tim McCarver, L</b> OBP: 0.375, SLG: 0.500 (9, PH)									0-0 F8	1	0	0	0	0	0	0
<b>Jim Kaat, L</b> OBP: 0.143, SLG: 0.154 (1, 1)			0-0 1-3		0-0 F9		0-0 F9		0-0 F8	1	0	0	0	0	0	0
<b>Tony Taylor, R</b> (5, PH)									0-0 F8	1	0	0	0	0	0	1
<b>Ron Reed, R</b> (6, 1)									0-0 F8	0	0	0	0	0	0	0
<b>Jerry Martin, R</b> OBP: 0.308, SLG: 0.273 (7, PH)									0-0 F8	1	0	0	0	0	0	2
<b>Tim Blackwell, S</b> OBP: 0.200, SLG: 0.200 (8, 2)									0-0 F8	1	0	0	0	0	0	0

Inning Stats	R: 0	H: 0	R: 0	H: 1	R: 0	H: 1	R: 0	H: 0	R: 0	H: 1	R: 0	H: 2	R: 0	H: 0	R: 0	H: 0	R: 0	H: 0	R: 0	H: 0	1B: 5	SF: 0	WP: 0	PA: 36	
E: 0	LOB: 0	E: 0	LOB: 1	E: 0	LOB: 1	E: 0	LOB: 0	E: 0	LOB: 1	E: 0	LOB: 2	E: 0	LOB: 2	E: 0	LOB: 2	E: 0	LOB: 0	E: 0	LOB: 0	E: 0	LOB: 0	2B: 1	SAC: 0	PB: 0	
K: 1	BB: 0	K: 0	BB: 1	K: 0	BB: 0	K: 1	BB: 0	K: 0	BB: 1	K: 0	BB: 1	K: 0	BB: 0	K: 0	BB: 1	K: 0	BB: 1	K: 0	BB: 0	K: 0	BB: 0	3B: 0	DP: 1	SB: 0	
S: 5	P: 5	S: 3	P: 7	S: 4	P: 4	S: 5	P: 5	S: 4	P: 4	S: 4	P: 8	S: 5	P: 5	S: 3	P: 8	S: 3	P: 3	S: 3	P: 3	S: 3	P: 3	HR: 0	HBP: 1	CS: 0	

PITCHER	IP	WLS	BF	H	R	ER	SO	BB	IBB	HBP	BLK	WP	HR	S	P	ERA	WHIP
<b>Randy Jones, L</b> ERA: 2.64 (1, 1)	9.0	W	36	6	0	0	2	3	0	1	0	0	0	36	49	0.00	1.000

**BOTTOM**

**San Diego Padres @ Philadelphia Phillies**  
Veterans Stadium, Philadelphia, PA

Wed May 12 1976, 7:05 PM EDT  
Att. 20,043 - Unknown

<b>AB</b>	<b>32</b>
<b>R</b>	<b>0</b>
<b>H</b>	<b>6</b>
<b>RBI</b>	<b>0</b>
<b>BB</b>	<b>3</b>
<b>SO</b>	<b>2</b>
<b>LOB</b>	<b>15</b>



livebaseballscorecards.com



Batter	1	2	3	4	5	6	7	8	9	AB R H RBI BB SO LOB	TOP
Dave Cash, R OBP: 0.341, SLG: 0.411 (1, 4) X	0-0 F4		0-0 F7		1-0 5-3 HBP	4-0 BB			0-0 E8 1B	3 1 0 1 1 0 1	
Larry Bowa, S OBP: 0.357, SLG: 0.382 (1, 6) X	0-0 F8		0-0 F6		0-0 5-3	0-0 1-3			0-0 S 1B	5 0 1 0 0 0 5	
Mike Schmidt, R OBP: 0.397, SLG: 0.722 (1, 5) X	0-0 1B			4-0 E 2B BB	0-3 K			0-0 1B PB 1B	0-0 S 1B	4 2 3 1 1 1 1	
Greg Luzinski, R OBP: 0.367, SLG: 0.506 (1, 7) X	0-0 F7			0-0 L8	0-0 F8			0-0 SH3-4 PB 1B	0-3 K	4 0 1 0 0 0 3	
Jerry Martin, R OBP: 0.286, SLG: 0.250 (7, 7) X				1-2				1-3 K 1B	1-2 2-3	1 0 0 0 0 1 2	
Ollie Brown, R OBP: 0.522, SLG: 0.629 (1, 9) S S S		0-3 K		4-0 2B 1B BB		4-0 G6-4-3 BB		0-0 SH3-4	4-0 G6-4-3 BB	1 1 0 0 3 1 0	
Garry Maddox, R OBP: 0.374, SLG: 0.465 (1, 8) X		0-0 4-3		0-0 F9		0-0 G6-4-3		0-0 K	0-0 G6-4-3	5 0 0 0 0 1 7	
Bobby Tolan, L OBP: 0.344, SLG: 0.567 (1, 3) X		0-0 P3		0-0 1B 2B		0-0 S BB 1B		0-0 4-3		4 1 2 1 0 0 0	
Bob Boone, R OBP: 0.388, SLG: 0.444 (1, 2) X			0-0 FC3-6 1B	0-0 2B 1B		4-0 BB BB IBB		0-0 6-3		3 0 2 1 1 0 0	
Larry Christenson, R OBP: 0.154, SLG: 0.167 (1, 1) X			0-0 FC3-6	0-3 K		4-0 BB BB		0-3 K		3 0 0 0 1 2 3	
<b>Inning Stats</b>	R: 0 H: 1 E: 0 LOB: 1 K: 0 BB: 0 S: 4 P: 4	R: 0 H: 0 E: 0 LOB: 0 K: 1 BB: 0 S: 5 P: 5	R: 0 H: 1 E: 0 LOB: 1 K: 0 BB: 0 S: 4 P: 4	R: 2 H: 2 E: 1 LOB: 2 K: 1 BB: 2 S: 7 P: 15	R: 0 H: 0 E: 0 LOB: 1 K: 1 BB: 0 S: 5 P: 6	R: 1 H: 1 E: 0 LOB: 3 K: 0 BB: 4 S: 3 P: 19	R: 1 H: 2 E: 0 LOB: 0 K: 1 BB: 0 S: 6 P: 6	R: 0 H: 0 E: 0 LOB: 0 K: 1 BB: 0 S: 5 P: 5	R: 1 H: 2 E: 1 LOB: 2 K: 1 BB: 1 S: 7 P: 11	1B: 8 SF: 0 2B: 1 SAC: 1 3B: 0 DP: 2 HR: 0 HBP: 1	WP: 0 PA: 42 PB: 1 SB: 3 CS: 0
<b>PITCHER</b>	IP WLS BF H R ER SO BB IBB HBP BLK WP HR S P ERA WHIP										
Mike Cosgrove, L ERA: 3.44 (1, 1)	5.2 L 28 5 3 0 3 5 1 1 0 0 0 0 27 52 0.00 1.765										
Mike Barlow, R ERA: 3.6 (6, 1)	1.1 5 2 1 0 1 0 0 0 0 0 0 0 7 7 0.00 1.500										
Larry Hardy, R ERA: 5.95 (8, 1)	2.0 9 2 1 0 2 1 0 0 0 0 0 0 12 16 0.00 1.500										

Philadelphia Phillies @ Houston Astros  
Astrodome, Houston, TX  
Fri May 14 1976, 8:05 PM EDT  
Att. 14,264 - Dome

livebaseballscorecards.com

AB	33
R	5
H	9
RBI	4
BB	7
SO	6
LOB	22







Batter	1	2	3	4	5	6	7	8	9	AB R H RBI BB SO LOB	TOP													
<b>Dave Cash, R</b> (1, 4) OBP: 0.331, SLG: 0.397	0-0 F8		0-0 F9		0-0 F9			0-0 F9		4 0 0 0 0 0 1														
<b>Larry Bowa, S</b> (1, 6) OBP: 0.353, SLG: 0.376	0-0 G5-4-3 1B		0-0 F4			0-0 4-3		0-0 F7		4 0 1 0 0 0 0														
<b>Mike Schmidt, R</b> (1, 5) OBP: 0.400, SLG: 0.743	0-0 G5-4-3 1-2f			0-0 HR		0-0 F8		0-0 1B		4 1 2 1 0 0 1														
<b>Greg Luzinski, R</b> (1, 7) OBP: 0.363, SLG: 0.494		0-3 K		0-3 K		0-0 1B		0-0 F4		4 0 1 0 0 2 1														
<b>Jerry Martin, R</b> (8, 7) OBP: 0.286, SLG: 0.250										0 0 0 0 0 0 0														
<b>Jay Johnstone, L</b> (1, 9) OBP: 0.383, SLG: 0.493		H 1-0 E HBP		B 4-0 CS BB		X 0-0 F6			0-0 6-3	2 1 0 0 1 0 1														
<b>Garry Maddox, R</b> (1, 8) OBP: 0.379, SLG: 0.467		X 0-0 F8 1-2		X 0-0 F8 1-2			X 0-0 G3 1B		X 0-0 G3-6 1B	4 0 2 0 0 0 2														
<b>Bobby Tolan, L</b> (1, 3) OBP: 0.324, SLG: 0.531		X 0-0 E1 2-H			X 0-0 F8		X 0-0 G3		X 0-0 G3-6 1-2f	4 0 0 0 0 0 2														
<b>Bob Boone, R</b> (1, 2) OBP: 0.375, SLG: 0.427		X 0-0 F9 1-2			X 0-0 F4		X 0-0 F7			3 0 0 0 0 0 2														
<b>Jim Lonborg, R</b> (1, 1) OBP: 0.368, SLG: 0.313			0-3 K		B 4-0 BB		0-3 K			2 0 0 0 1 2 1														
<b>Inning Stats</b>	R: 0 E: 0 K: 0 S: 3	H: 1 LOB: 0 BB: 0 P: 3	R: 1 E: 1 K: 1 S: 6	H: 0 LOB: 1 BB: 0 P: 7	R: 0 E: 0 K: 1 S: 5	H: 0 LOB: 0 BB: 0 P: 5	R: 1 E: 0 K: 1 S: 5	H: 1 LOB: 0 BB: 1 P: 9	R: 0 E: 0 K: 0 S: 3	H: 0 LOB: 1 BB: 1 P: 7	R: 0 E: 0 K: 1 S: 6	H: 1 LOB: 1 BB: 0 P: 6	R: 0 E: 0 K: 0 S: 4	H: 1 LOB: 1 BB: 0 P: 4	R: 0 E: 0 K: 1 S: 6	H: 1 LOB: 1 BB: 0 P: 6	R: 0 E: 0 K: 0 S: 3	H: 1 LOB: 0 BB: 0 P: 3	R: 0 E: 0 K: 0 S: 3	H: 1 LOB: 0 BB: 0 P: 3	1B: 5 2B: 0 3B: 0 HR: 1	SF: 0 SAC: 0 DP: 2 HBP: 1	WP: 0 PB: 0 SB: 2 CS: 1	PA: 34
<b>PITCHER</b>	IP WLS BF H R ER SO BB IBB HBP BLK WP HR S P ERA WHIP												<b>PITCHER</b>	IP WLS BF H R ER SO BB IBB HBP BLK WP HR S P ERA WHIP										
<b>Larry Dierker, R</b> (1, 1) ERA: 3.73	8.0 L 31 5 2 1 4 2 0 1 0 0 1 36 45 1.12 0.875																							
<b>Ken Forsch, R</b> (9, 1) ERA: 2.05	1.0 3 1 0 0 0 0 0 0 0 0 0 3 3 0.00 1.000																							

Philadelphia Phillies @ Houston Astros  
Astrodome, Houston, TX  
Sat May 15 1976, 8:05 PM EDT  
Att. 20,749 - Dome


livebaseballscorecards.com

AB 31  
R 2  
H 6  
RBI 1  
BB 2  
SO 4  
LOB 11







Batter	1	2	3	4	5	6	7	8	9	AB R H RBI BB SO LOB	TOP									
Dave Cash, R (1, 4) OBP: 0.333, SLG: 0.397 Terry Harmon, R (8, 4) OBP: 0.333, SLG: 0.200	0-0 6-3	0-0 1B 1-2 2-H 1B	0-0 F9			0-0 4-3		0-0 1B 1B	0-0 5-3	5 2 2 1 0 0 2 1 0 0 0 0 0 0										
Larry Bowa, S (1, 6) OBP: 0.361, SLG: 0.378	0-0 4-3	0-0 1B 1-3 2-H 1B		0-0 4-3		0-0 4-3		0-0 1B 1-2 1B	4-0 BB BB	5 2 2 1 1 0 1										
Mike Schmidt, R (1, 5) OBP: 0.429, SLG: 0.748	4-0 1B BB	4-0 1B SF8 IBB		0-0 G5-4-3 1B			4-0 1B BB	0-0 G3 1B 1-2 2-H 1B	4-0 BB BB	2 3 2 1 4 0 0										
Greg Luzinski, R (1, 7) OBP: 0.377, SLG: 0.505 Jerry Martin, R (7, PR) OBP: 0.313, SLG: 0.286	0-0 1-3 1B	0-0 1-3 2-H 3-H 1B		0-0 G5-4-3 1-2f			0-0 FC4-6 1B 1-2 1B	0-0 G3 1B 1-2 2-H 1B	0-0 4-3	4 0 3 2 0 0 1 2 2 1 1 0 0 2										
Jay Johnstone, L (1, 9) OBP: 0.360, SLG: 0.468	0-0 F8	0-0 SF8 3-H			0-0 1-6-3		0-0 L3	0-0 G3 1-2 2-3		4 0 0 1 0 0 6										
Garry Maddox, R (1, 8) OBP: 0.389, SLG: 0.495		SF8 3B K			0-0 F9		0-0 FC4-6 1-2 2-H 1B	0-0 2-H 3-H 1B		5 1 3 3 0 1 1										
Bobby Tolan, L (1, 3) OBP: 0.306, SLG: 0.507 Tom Hutton, L (7, PR) OBP: 0.346, SLG: 0.150		0-0 SF8 3-H	0-0 F8		0-0 F9		0-0 FC4-6 1-2f 2-3 1B	0-0 F9		3 0 0 1 0 0 2 1 0 0 0 0 0 1	AB 38 R 12 H 15 RBI 12 BB 7 SO 1 LOB 20									
Tim McCarver, L (1, 2) OBP: 0.476, SLG: 0.529		0-0 SH 1B	4-0 FC5-6 BB			4-0 SH1-4 PB BB	0-0 1-2 3-H 1B	0-0 L3		3 1 2 1 2 0 1										
Steve Carlton, L (1, 1) OBP: 0.071, SLG: 0.071		0-0 SH 1-2 1B	0-0 FC5-6 1-2f			0-0 SH1-4 1-3	0-0 F8		0-0 4-3	3 1 0 0 0 0 3										
Inning Stats	R: 0 E: 0 K: 0 S: 4	H: 1 LOB: 2 BB: 1 P: 8	R: 6 E: 0 K: 1 S: 11	H: 5 LOB: 1 BB: 1 P: 15	R: 0 E: 0 K: 0 S: 3	H: 0 LOB: 1 BB: 1 P: 7	R: 0 E: 0 K: 0 S: 3	H: 0 LOB: 0 BB: 0 P: 3	R: 0 E: 0 K: 0 S: 3	H: 0 LOB: 0 BB: 0 P: 3	R: 2 E: 0 K: 0 S: 6	H: 3 LOB: 2 BB: 1 P: 10	R: 4 E: 0 K: 0 S: 8	H: 5 LOB: 1 BB: 0 P: 8	R: 0 E: 0 K: 0 S: 3	H: 0 LOB: 2 BB: 2 P: 11	1B: 14 2B: 0 3B: 1 HR: 0	SF: 2 SAC: 2 DP: 1 HBP: 0	WP: 0 PB: 1 SB: 0 CS: 0	PA: 49
PITCHER	IP WLS BF H R ER SO BB IBB HBP BLK WP HR S P ERA WHIP																			
Tom Griffin, R (1, 1) ERA: 7.98	1.1 L 13 6 6 6 0 1 1 0 0 0 0 0 0 11 19 40.50 5.250																			
Joe Niekro, R (2, 1) ERA: 4.35	3.2 12 1 0 0 1 1 0 0 0 0 0 0 0 13 17 0.00 0.545																			
Mike Barlow, R (6, 1) ERA: 4.09	2.0 11 3 2 2 0 2 0 0 0 0 0 0 0 9 17 9.00 2.500																			
Larry Hardy, R (8, 1) ERA: 7.06	2.0 13 5 4 4 0 2 0 0 0 0 0 0 0 11 19 18.00 3.500																			

Philadelphia Phillies @ Houston Astros  
Astrodome, Houston, TX  
Sun May 16 1976, 4:33 AM EDT  
Att. 11,553 - Dome

livebaseballscorecards.com

BOTTOM

Philadelphia Phillies @ Houston Astros  
Astrodome, Houston, TX  
Sun May 16 1976, 4:33 AM EDT  
Att. 11,553 - Dome

livebaseballscorecards.com

AB	32
R	2
H	7
RBI	1
BB	2
SO	4
LOB	10



WP:	0	PA:	34
PB:	0	SB:	0
CS:	0		

AB R H RBI BB SO LOB

4 0 1 0 0 1 2

4 0 2 0 0 0 0

4 0 0 0 0 0 3

2 0 0 0 2 0 0

0 0 0 0 0 0 0

4 0 0 0 0 1 3

4 2 2 1 0 0 0

4 0 0 0 0 1 0

3 0 2 0 0 1 0

0 0 0 0 0 0 0

1 0 0 0 0 0 1

1 0 0 0 0 0 0

0 0 0 0 0 0 0

1B

1B

1B

BB

BB

3B

HR

1B

1B

1B

1B

1B

1B

1B

F9

G4-6-3

G4-6-3

5-3

K

F8

F7

K

K

F9

4-3

4-3

F7

F7

1-3

4-3

F7

5-3

K

F8

F7

K

F9

4-3

4-3

F7

F7

F7

1-3

4-3

F7

5-3

K

F8

F7

K

F9

4-3

4-3

F7

F7

F7

1-3

4-3

F7

5-3

K

F8

F7

K

F9

4-3

4-3

F7

F7

F7

1-3

4-3

F7

5-3

K

F8

F7

K

F9

4-3

4-3

F7

F7

F7

1-3

4-3

F7

5-3

K

F8

F7

K

F9

4-3

4-3

F7

F7

F7

1-3

4-3

F7

5-3

K

F8

F7

K

F9

4-3

4-3

F7

F7

F7

1-3

4-3

F7

5-3

K

F8

F7

K

F9

4-3

4-3

F7

F7

F7

1-3

4-3

F7

5-3

K

F8

F7

K

F9

4-3

4-3

F7

F7

F7

1-3

4-3

F7

5-3

K

F8

F7

K

F9

4-3

4-3

F7

F7

F7

1-3

4-3

F7

5-3

K

F8

F7

K

F9

4-3

4-3

F7

F7

F7

1-3

4-3

F7

5-3

K

F8

F7

K

F9

4-3

4-3

F7

F7

F7

1-3

4-3

F7

5-3

K

F8

F7

K

F9

4-3

4-3

F7

F7

F7

1-3

4-3

F7

5-3

K

F8

F7

K

F9

4-3

4-3

F7

F7

F7

1-3

4-3

F7

5-3

K

F8

F7

K

F9

4-3

4-3

F7

F7

F7

1-3

4-3

F7

5-3

K

F8

F7

K

F9

4-3

4-3

F7

F7

F7

1-3

4-3

F7

5-3

K

F8

F7

K

F9

4-3

4-3

F7

F7

F7

1-3

4-3

F7

5-3

K

F8

F7

K

F9

4-3

4-3

F7

F7

F7

1-3

4-3

F7

5-3

K

F8

F7

K

F9

4-3

4-3

F7

F7

F7

1-3

4-3

F7

5-3

K

F8

F7

K

F9

4-3

4-3

F7

F7

F7

1-3

4-3

F7

5-3

K

F8

F7

K

F9

4-3

4-3

F7

F7

F7

1-3

4-3

F7

5-3

K

F8

F7





BOTTOM

Philadelphia Phillies @ New York Mets  
Shea Stadium, Flushing, NY  
Wed May 19 1976, 7:05 PM EDT  
Att. 12,836 - Unknown

livebaseballscorecards.com

AB 33  
R 1  
H 9  
RBI 1  
BB 5  
SO 5  
LOB 24



WP: 0 PA: 39  
PB: 0  
SB: 1  
CS: 0

AB R H RBI BB SO LOB

4 0 2 0 0 0 4

5 0 1 0 0 1 4

4 0 0 0 1 0 3

4 0 0 0 0 2 4

3 1 1 0 1 0 2

4 0 2 0 0 0 1

2 0 0 0 1 0 1

1 0 1 1 0 0 0

1 0 0 0 1 1 1

0 0 0 0 1 0 0

0 0 0 0 0 0 0

1 0 0 0 0 0 2

0 0 0 0 0 0 0

0 0 0 0 0 0 0

2 0 0 0 0 1 2

1 0 1 0 0 0 0

0 0 0 0 0 0 0

1 0 1 0 0 0 0

1B: 7 SF: 0

2B: 2 SAC: 1

3B: 0 DP: 2

HR: 0 HBP: 0

1B: 7 SF: 0

2B: 2 SAC: 1

3B: 0 DP: 2

HR: 0 HBP: 0

1B: 7 SF: 0

2B: 2 SAC: 1

3B: 0 DP: 2

HR: 0 HBP: 0

1B: 7 SF: 0

2B: 2 SAC: 1

3B: 0 DP: 2

HR: 0 HBP: 0

1B: 7 SF: 0

2B: 2 SAC: 1

3B: 0 DP: 2

HR: 0 HBP: 0

1B: 7 SF: 0

2B: 2 SAC: 1

3B: 0 DP: 2

HR: 0 HBP: 0

1B: 7 SF: 0

2B: 2 SAC: 1

3B: 0 DP: 2

HR: 0 HBP: 0

1B: 7 SF: 0

2B: 2 SAC: 1

3B: 0 DP: 2

HR: 0 HBP: 0

1B: 7 SF: 0

2B: 2 SAC: 1

3B: 0 DP: 2

HR: 0 HBP: 0

1B: 7 SF: 0

2B: 2 SAC: 1

3B: 0 DP: 2

HR: 0 HBP: 0

1B: 7 SF: 0

2B: 2 SAC: 1

3B: 0 DP: 2

HR: 0 HBP: 0

1B: 7 SF: 0

2B: 2 SAC: 1

3B: 0 DP: 2

HR: 0 HBP: 0

1B: 7 SF: 0

2B: 2 SAC: 1

3B: 0 DP: 2

HR: 0 HBP: 0

1B: 7 SF: 0

2B: 2 SAC: 1

3B: 0 DP: 2

HR: 0 HBP: 0

1B: 7 SF: 0

2B: 2 SAC: 1

3B: 0 DP: 2

HR: 0 HBP: 0

1B: 7 SF: 0

2B: 2 SAC: 1

3B: 0 DP: 2

HR: 0 HBP: 0

1B: 7 SF: 0

2B: 2 SAC: 1

3B: 0 DP: 2

HR: 0 HBP: 0

1B: 7 SF: 0

2B: 2 SAC: 1

3B: 0 DP: 2

HR: 0 HBP: 0

1B: 7 SF: 0

2B: 2 SAC: 1

3B: 0 DP: 2

HR: 0 HBP: 0

1B: 7 SF: 0

2B: 2 SAC: 1

3B: 0 DP: 2

HR: 0 HBP: 0

1B: 7 SF: 0

2B: 2 SAC: 1

3B: 0 DP: 2

HR: 0 HBP: 0

1B: 7 SF: 0

2B: 2 SAC: 1

3B: 0 DP: 2

HR: 0 HBP: 0

1B: 7 SF: 0

2B: 2 SAC: 1

3B: 0 DP: 2

HR: 0 HBP: 0

1B: 7 SF: 0

2B: 2 SAC: 1

3B: 0 DP: 2

HR: 0 HBP: 0

1B: 7 SF: 0

2B: 2 SAC: 1

3B: 0 DP: 2

HR: 0 HBP: 0

1B: 7 SF: 0

2B: 2 SAC: 1

3B: 0 DP: 2

HR: 0 HBP: 0

1B: 7 SF: 0

2B: 2 SAC: 1

3B: 0 DP: 2

HR: 0 HBP: 0

1B: 7 SF: 0

2B: 2 SAC: 1

3B: 0 DP: 2

HR: 0 HBP: 0

1B: 7 SF: 0

2B: 2 SAC: 1

3B: 0 DP: 2

HR: 0 HBP: 0

1B: 7 SF: 0

2B: 2 SAC: 1

3B: 0 DP: 2

HR: 0 HBP: 0

1B: 7 SF: 0

2B: 2 SAC: 1

3B: 0 DP: 2

HR: 0 HBP: 0

1B: 7 SF: 0

2B: 2 SAC: 1

3B: 0 DP: 2

HR: 0 HBP: 0

1B: 7 SF: 0

2B: 2 SAC: 1

3B: 0 DP: 2

HR: 0 HBP: 0

1B: 7 SF: 0

2B: 2 SAC: 1

3B: 0 DP: 2

HR: 0 HBP: 0

1B: 7 SF: 0

2B: 2 SAC: 1

3B: 0 DP: 2

HR: 0 HBP: 0

1B: 7 SF: 0

2B: 2 SAC: 1

3B: 0 DP: 2

HR: 0 HBP: 0

1B: 7 SF: 0

2B: 2 SAC: 1

3B: 0 DP: 2

HR: 0 HBP: 0

1B: 7 SF: 0

2B: 2 SAC: 1

3B: 0 DP: 2

HR: 0 HBP: 0

1B: 7 SF: 0

2B: 2 SAC: 1

3B: 0 DP: 2

HR: 0 HBP: 0

1B: 7 SF: 0

2B: 2 SAC: 1

3B: 0 DP: 2

HR: 0 HBP: 0

1B: 7 SF: 0

2B: 2 SAC: 1

3B: 0 DP: 2

HR: 0 HBP: 0

1B: 7 SF: 0

2B: 2 SAC: 1

3B: 0 DP: 2

HR: 0 HBP: 0

1B: 7 SF: 0

2B: 2 SAC: 1

3B: 0 DP: 2

HR: 0 HBP: 0

1B: 7 SF: 0

2B: 2 SAC: 1

3B: 0 DP: 2

HR: 0 HBP: 0

1B: 7 SF: 0

2B: 2 SAC: 1

3B: 0 DP: 2

HR: 0 HBP: 0

1B: 7 SF: 0

2B: 2 SAC: 1

3B: 0 DP: 2

HR: 0 HBP: 0

1B: 7 SF: 0

2B: 2 SAC: 1

3B: 0 DP: 2

HR: 0 HBP: 0

1B: 7 SF: 0

2B: 2 SAC: 1

3B: 0 DP: 2

HR: 0 HBP: 0

1B: 7 SF: 0

2B: 2 SAC: 1

3B: 0 DP: 2

HR: 0 HBP: 0

1B: 7 SF: 0

2B: 2 SAC: 1

3B: 0 DP: 2

HR: 0 HBP: 0

1B: 7 SF: 0

2B: 2 SAC: 1

3B: 0 DP: 2

HR: 0 HBP: 0

1B: 7 SF: 0

2B: 2 SAC: 1

3B: 0 DP: 2

HR: 0 HBP: 0

1B: 7 SF: 0

2B: 2 SAC: 1

3B: 0 DP: 2

HR: 0 HBP: 0

1B: 7 SF: 0

2B: 2 SAC: 1

3B: 0 DP: 2

HR: 0 HBP: 0

1B: 7 SF: 0

2B: 2 SAC: 1

3B: 0 DP: 2

HR: 0 HBP: 0

1B: 7 SF: 0

2B: 2 SAC: 1

3B: 0 DP: 2

HR: 0 HBP: 0

1B: 7 SF: 0

2B: 2 SAC: 1

3B: 0 DP: 2

HR: 0 HBP: 0

1B: 7 SF: 0

2B: 2 SAC: 1

3B: 0 DP: 2

HR: 0 HBP: 0

1B: 7 SF: 0

2B: 2 SAC: 1

3B: 0 DP: 2

HR: 0 HBP: 0

1B: 7 SF: 0

2B: 2 SAC: 1

3B: 0 DP: 2

HR: 0 HBP: 0

1B: 7 SF: 0

2B









Batter	1	2	3	4	5	6	7	8	9	AB R H RBI BB SO LOB	TOP
Lou Brock, L (1, 7) OBP: 0.277, SLG: 0.308	0-3 K		4-0 BB			0-0 4-3		0-3 K		3 0 0 0 1 2 1	<b>St. Louis Cardinals @ Philadelphia Phillies</b> <b>Veterans Stadium, Philadelphia, PA</b> Fri May 21 1976, 7:05 PM EDT Att: 32,074 - Unknown
Mike Tyson, R (1, 4) OBP: 0.314, SLG: 0.500	0-0 1B		0-0 F9			0-0 4-3		0-0 F9		4 0 1 0 0 0 2	
Vic Harris, S (1, 8) OBP: 0.329, SLG: 0.367	0-0 P4					0-0 2B		0-0 F8		4 0 1 0 0 1 2	
Ted Simmons, S (1, 2) OBP: 0.344, SLG: 0.390	0-0 5-3					0-0 2B				4 0 1 0 0 0 2	
Reggie Smith, S (1, 3) OBP: 0.243, SLG: 0.307										4 1 1 0 0 2 1	
Mike Anderson, R (1, 9) OBP: 0.424, SLG: 0.420										4 0 2 0 0 0 1	
Hector Cruz, R (1, 5) OBP: 0.202, SLG: 0.266										4 0 1 1 0 1 2	
Don Kessinger, S (1, 6) OBP: 0.319, SLG: 0.323										4 0 0 0 0 0 4	
Pete Falcone, L (1, 1) Jerry Mumphrey, S (8, PH) Bill Greif, R (8, 1) Ken Rudolph, R (9, PH) OBP: 0.283, SLG: 0.278										2 0 0 0 0 1 0 1 0 1 0 0 0 0 0 0 0 0 0 0 0 1 0 0 0 0 0 2	
<b>Inning Stats</b>	R: 0 H: 1 E: 0 LOB: 1 K: 1 BB: 0 S: 6 P: 6	R: 0 H: 0 E: 0 LOB: 0 K: 1 BB: 0 S: 5 P: 5	R: 0 H: 0 E: 0 LOB: 1 K: 1 BB: 1 S: 5 P: 9	R: 0 H: 1 E: 0 LOB: 1 K: 2 BB: 0 S: 8 P: 8	R: 0 H: 0 E: 0 LOB: 0 K: 0 BB: 0 S: 3 P: 3	R: 0 H: 1 E: 0 LOB: 1 K: 0 BB: 0 S: 4 P: 4	R: 0 H: 1 E: 1 LOB: 1 K: 1 BB: 0 S: 6 P: 6	R: 0 H: 1 E: 0 LOB: 1 K: 1 BB: 0 S: 6 P: 6	R: 1 H: 3 E: 0 LOB: 2 K: 0 BB: 0 S: 6 P: 6	1B: 5 SF: 0 2B: 3 SAC: 0 3B: 0 DP: 1 HR: 0 HBP: 0	WP: 0 PA: 36 PB: 0 SB: 0 CS: 0
<b>PITCHER</b> Steve Carlton, L (1, 1) ERA: 4.08	IP WLS BF H R ER SO BB IBB HBP BLK WP HR S P ERA WHIP										
	9.0 W 36 8 1 1 7 1 0 0 0 0 0 0 49 53 1.00 1.000										
<b>PITCHER</b>	IP WLS BF H R ER SO BB IBB HBP BLK WP HR S P ERA WHIP										

livebaseballscorecards.com

<b>AB</b>	35
<b>R</b>	1
<b>H</b>	8
<b>RBI</b>	1
<b>BB</b>	1
<b>SO</b>	7
<b>LOB</b>	17







Batter	1	2	3	4	5	6	7	8	9	AB R H RBI BB SO LOB	TOP																									
Lou Brock, L (1, 7) OBP: 0.296, SLG: 0.331	4-0 BB	0-0 2-H 1B			0-0 F8	0-0 1-H 3B		4-0 IBB		3 0 2 1 2 0 0	<b>St. Louis Cardinals @ Philadelphia Phillies</b> <b>Veterans Stadium, Philadelphia, PA</b> Sat May 22 1976, 7:05 PM EDT Att: 39,098 - Unknown																									
Mike Tyson, R (1, 4) OBP: 0.308, SLG: 0.474 Ron Fairly, L (8, PH) OBP: 0.436, SLG: 0.422	0-3 K		0-0 5-3		0-0 5-3 HR 1B	0-3 K		0-0 4-3		4 1 1 0 0 2 2 1 0 0 0 0 0 2																										
Vic Harris, S (1, 8) OBP: 0.325, SLG: 0.361	0-3 K		0-0 F2		0-0 5-3		0-0 F8	0-0 G6-4-3 1B		5 0 1 0 0 1 2																										
Ted Simmons, S (1, 2) OBP: 0.346, SLG: 0.381	4-0 FC5-4 BB		0-0 F8		4-0 HR BB		0-0 F7	0-0 G6-4-3 1-2f		3 1 0 0 2 0 1																										
Reggie Smith, S (1, 3) OBP: 0.259, SLG: 0.406	0-0 FC5-4 1-2f			0-0 F3	0-0 1-H 2-H HR		0-0 HR	0-0 HR		5 3 3 5 0 0 2																										
Mike Anderson, R (1, 9) OBP: 0.406, SLG: 0.400		0-0 5-3		0-0 1B 1B	0-0 6-3		0-0 F3	0-3 K		5 0 1 0 0 1 0																										
Hector Cruz, R (1, 5) OBP: 0.205, SLG: 0.295 Willie Crawford, L (8, PH) OBP: 0.362, SLG: 0.475 Al Hrabosky, R (8, 1)		0-0 HR		0-0 F3		0-3 K		0-0 F7		3 1 1 1 0 1 1 1 0 0 0 0 0 0 0 0 0 0 0 0 0																										
Don Kessinger, S (1, 6) OBP: 0.317, SLG: 0.320		0-0 1-3		0-0 1-2 1B		0-0 F7		0-3 K		4 0 1 0 0 1 0																										
John Curtis, L (1, 1) OBP: 0.200, SLG: 0.267 Eric Rasmussen, R (5, 1) Keith Hernandez, L (6, PH) OBP: 0.287, SLG: 0.240 Mike Wallace, L (6, 1) Jerry Mumphrey, S (8, PH) OBP: 0.176, SLG: 0.235		0-0 1B 2B		0-3 K		4-0 3B BB		0-0 2B		2 0 1 0 0 1 2 0 0 0 0 0 0 0 0 1 0 0 0 1 0 0 0 0 0 0 0 0 0 0 1 0 1 0 0 0 0 0																										
<b>Inning Stats</b>	R: 0 E: 0 K: 2 S: 7	H: 0 LOB: 2 BB: 2 P: 15	R: 1 E: 0 K: 0 S: 5	H: 3 LOB: 2 BB: 0 P: 5	R: 0 E: 0 K: 0 S: 3	H: 0 LOB: 0 BB: 0 P: 3	R: 0 E: 0 K: 1 S: 7	H: 2 LOB: 2 BB: 0 P: 7	R: 3 E: 0 K: 0 S: 5	H: 2 LOB: 0 BB: 1 P: 9		R: 1 E: 0 K: 2 S: 8	H: 1 LOB: 1 BB: 1 P: 12	R: 1 E: 0 K: 0 S: 4	H: 1 LOB: 0 BB: 0 P: 4	R: 0 E: 0 K: 1 S: 6	H: 1 LOB: 2 BB: 1 P: 10	R: 1 E: 0 K: 1 S: 6	H: 2 LOB: 0 BB: 0 P: 6	1B: 5 2B: 2 3B: 1 HR: 4	SF: 0 SAC: 0 DP: 1 HBP: 0	WP: 0 PB: 0 SB: 1 CS: 0	PA: 42													
<b>PITCHER</b>	IP WLS BF H R ER SO BB IBB HBP BLK WP HR S P ERA WHIP																																			
Jim Kaat, L (1, 1) ERA: 4.53	5.0		24	7	4	4	3	3	0	0	0	0	2	27	39	7.20	2.000																			
Ron Reed, R (6, 1) ERA: 4.95	2.2		13	3	2	2	3	1	1	0	0	0	1	17	25	6.75	1.500																			
Tug McGraw, L (8, 1) ERA: 2.84	1.1	L	5	2	1	1	1	0	0	0	0	0	1	7	7	6.75	1.500																			

livebaseballscorecards.com

<b>AB</b>	37
<b>R</b>	7
<b>H</b>	12
<b>RBI</b>	7
<b>BB</b>	5
<b>SO</b>	7
<b>LOB</b>	12



Batter	1	2	3	4	5	6	7	8	9	AB	R	H	RBI	BB	SO	LOB
Dave Cash, R OBP: 0.329, SLG: 0.387 (1, 4)	0-0 F8		0-0 1B S 1B	0-0 L6-3		0-0 1-3		0-0 F3		5	1	1	0	0	0	1
Larry Bowa, S OBP: 0.360, SLG: 0.377 (1, 6)	4-0 BB		0-0 F8		0-0 2B 1B	0-0 6-3			0-0 L5	4	1	1	0	1	0	1
Mike Schmidt, R OBP: 0.434, SLG: 0.730 (1, 5)	0-0 P6		4-0 1B BB		0-0 1B SF8 2B	0-3 K			4-0 1-6-3 BB	3	2	1	0	2	1	1
Greg Luzinski, R OBP: 0.366, SLG: 0.477 (1, 7)	0-0 5-3		0-0 FC3-6 1B		0-0 HR 1B		0-0 F9		0-0 1-6-3	5	1	2	1	0	0	2
Ollie Brown, R OBP: 0.518, SLG: 0.581 (1, 9)		0-0 1B S 1B	0-0 FC3-6 1B		0-0 SF8		0-0 1B		1-0 HBP	2	0	2	2	0	0	0
Jay Johnstone, L OBP: 0.370, SLG: 0.481 (5, PH)			1-2 2-H 3-H		0-0 3-H					1	0	1	1	0	0	0
Tug McGraw, R (8, 1)										0	0	0	0	0	0	0
Bobby Tolan, L (9, PH)										0	0	0	0	0	0	0
Garry Maddox, R OBP: 0.388, SLG: 0.510 (1, 8)		0-0 1-3 1B	0-0 FC3-6 FC6-4		0-0 F8		0-0 F3		0-0 L6	5	0	1	0	0	0	6
Dick Allen, R OBP: 0.357, SLG: 0.348 (1, 3)		0-3 K	0-0 FC6-4		0-0 HR		0-3 K			4	1	1	2	0	2	5
Bob Boone, R OBP: 0.350, SLG: 0.391 (1, 2)		0-3 K		0-0 CS 1B		0-0 1B		0-0 F6		4	0	2	0	0	1	2
Jim Kaat, L (1, 1)		0-0 4-3		4-0 1-6-3 BB		0-0 F8		0-0 6-3		1	0	0	0	1	0	2
Tim McCarver, L (5, PH)										1	0	0	0	0	0	1
Ron Reed, R (6, 1)										0	0	0	0	0	0	0
Jerry Martin, R (8, 9)										1	0	0	0	0	0	0

Inning Stats	R: 0	H: 0	E: 0	K: 3	S: 3	R: 0	H: 2	E: 0	K: 2	S: 9	R: 2	H: 3	E: 0	K: 0	S: 6	R: 0	H: 1	E: 0	K: 0	S: 2	R: 4	H: 5	E: 0	K: 0	S: 8	R: 0	H: 0	E: 0	K: 1	S: 5	R: 0	H: 1	E: 0	K: 1	S: 6	R: 0	H: 0	E: 0	K: 0	S: 3	R: 0	H: 0	E: 0	K: 0	S: 3	R: 0	H: 0	E: 0	K: 0	S: 3	1B: 10	SF: 1	2B: 2	SAC: 0	3B: 0	DP: 1	HR: 1	HBP: 1	WP: 0	PA: 42
--------------	------	------	------	------	------	------	------	------	------	------	------	------	------	------	------	------	------	------	------	------	------	------	------	------	------	------	------	------	------	------	------	------	------	------	------	------	------	------	------	------	------	------	------	------	------	------	------	------	------	------	--------	-------	-------	--------	-------	-------	-------	--------	-------	--------

PITCHER	IP	WLS	BF	H	R	ER	SO	BB	IBB	HBP	BLK	WP	HR	S	P	ERA	WHIP
John Curtis, L (1, 1) ERA: 4.65	4.0		21	8	4	4	2	3	0	0	0	0	0	22	34	9.00	2.750
Eric Rasmussen, R (5, 1) ERA: 3.41	1.0		6	3	2	2	0	0	0	0	0	0	1	6	6	18.00	3.000
Mike Wallace, L (6, 1) ERA: 1.77	2.0		7	1	0	0	2	0	0	0	0	0	0	11	11	0.00	0.500
Al Hrabosky, L (8, 1) ERA: 3.64	2.0	W	8	0	0	0	0	1	0	1	0	0	0	6	11	0.00	0.500

**BOTTOM**

**St. Louis Cardinals @ Philadelphia Phillies**  
**Veterans Stadium, Philadelphia, PA**  
 Sat May 22 1976, 7:05 PM EDT  
 Att. 39,098 - Unknown

livebaseballscores.com

<b>AB</b>	<b>36</b>
<b>R</b>	<b>6</b>
<b>H</b>	<b>12</b>
<b>RBI</b>	<b>6</b>
<b>BB</b>	<b>4</b>
<b>SO</b>	<b>4</b>
<b>LOB</b>	<b>21</b>





Batter	1	2	3	4	5	6	7	8	9	10	11	AB R H RBI BB SO LOB	TOP																								
Jerry Mumphy, S (1.7) OBP: 0.182, SLG: 0.273	0-0 4-3		0-0 F9		0-3 K			0-0 2B		0-3 K		5 0 1 0 0 2 1	<b>St. Louis Cardinals @ Philadelphia Phillies</b> <b>Veterans Stadium, Philadelphia, PA</b> Sun May 23 1976 3:33 AM EDT Att. 37,537 - Unknown																								
Mike Tyson, R (1.4) OBP: 0.273, SLG: 0.419	0-0 F8			0-0 4-3	0-0 F9			0-0 6-3		0-0 5-3		5 0 0 0 0 0 2																									
Vic Harris, S (1.8) OBP: 0.327, SLG: 0.378	0-0 HR			4-0 BB				0-0 F9		0-3 K		4 1 1 1 1 1 1																									
Ted Simmons, S (1.2) OBP: 0.348, SLG: 0.378	0-0 F9			0-0 P5				4-0 IBB			0-0 FC5-6	4 0 1 0 1 0 1																									
Reggie Smith, S (1.3) OBP: 0.273, SLG: 0.409		0-0 F7		4-0 FC6-4				0-0 FC5-4		0-0 K	0-0 FC5-6	4 0 2 0 1 1 2																									
Mike Anderson, R (1.9) OBP: 0.388, SLG: 0.379		0-0 F9		0-0 FC6-4				0-0 FC5-4			0-0 FC5-6	3 0 0 0 0 0 3																									
Willie Crawford, L (9, PH) OBP: 0.364, SLG: 0.475				1-2r				1-2r			1-2 2-3r	2 0 1 0 0 0 2																									
Hector Cruz, R (1.5) OBP: 0.205, SLG: 0.316		0-3 K			0-0 HR			0-0 F7		0-3 K		5 1 1 1 0 3 3																									
Don Kessinger, S (1.6) OBP: 0.313, SLG: 0.316			0-0 P4		0-0 SH5-4			0-0 P3		0-0 3-1		5 0 1 0 0 0 3																									
Bob Forsch, R (1.1) OBP: 0.154, SLG: 0.167			0-0 5-3		0-0 SH5-4			0-0 F7		0-3 K		2 0 0 0 0 0 0																									
Keith Hernandez, L (9, PH) OBP: 0.284, SLG: 0.237					1-2							1 0 0 0 0 1 1																									
Al Hrabosky, R (9.1)												0 0 0 0 0 0 0																									
<b>Inning Stats</b>	R: 1 E: 0 K: 0 S: 4	H: 1 LOB: 0 BB: 0 P: 4	R: 0 E: 0 K: 1 S: 5	H: 0 LOB: 0 BB: 0 P: 5	R: 0 E: 0 K: 0 S: 3	H: 0 LOB: 0 BB: 0 P: 3	R: 0 E: 0 K: 0 S: 3	H: 0 LOB: 2 BB: 2 P: 11	R: 1 E: 0 K: 1 S: 7	H: 2 LOB: 1 BB: 0 P: 7	R: 0 E: 0 K: 0 S: 4	H: 1 LOB: 1 BB: 0 P: 4	R: 0 E: 0 K: 1 S: 6	H: 1 LOB: 2 BB: 1 P: 10	R: 0 E: 0 K: 2 S: 7	H: 1 LOB: 1 BB: 0 P: 8	R: 0 E: 0 K: 2 S: 7	H: 0 LOB: 0 BB: 0 P: 7	R: 0 E: 0 K: 1 S: 7	H: 2 LOB: 2 BB: 0 P: 7	1B: 5 2B: 1 3B: 0 HR: 2	SF: 0 SAC: 1 DP: 0 HBP: 0	WP: 0 PB: 0 SB: 0 CS: 0	PA: 44													
<b>PITCHER</b>	IP WLS BF H R ER SO BB IBB HBP BLK WP HR S P ERA WHIP																																				
Tom Underwood, L (1.1) ERA: 5.29	7.0		27	4	2	2	2	2	2	0	0	0	0	2	29	37	2.57	0.857																			
Gene Garber, R (8.1) ERA: 3.09	2.0		9	2	0	0	3	0	1	0	0	0	0	0	14	18	0.00	1.000																			
Tug McGraw, L (10.1) ERA: 2.63	2.0	W	8	2	0	0	3	0	0	0	0	0	0	0	14	14	0.00	1.000																			

livebaseballscorecards.com

AB	40
R	2
H	8
RBI	2
BB	3
SO	8
LOB	19







Batter	1	2	3	4	5	6	7	8	9	AB R H RBI BB SO LOB	TOP
Wayne Garrett, L (1, 5) OBP: 0.342, SLG: 0.306	4-0 BB CS		0-0 F8			0-0 F8		0-0 4-3		3 0 0 0 1 0 1	
Felix Millan, R (1, 4) OBP: 0.331, SLG: 0.346	0-0 F8			0-0 6-3		0-0 5-3			0-0 F9	4 0 0 0 0 0 2	
John Milner, L (1, 7) OBP: 0.463, SLG: 0.617	0-0 F4 1-2			0-0 F8		0-0 6-3			0-0 1B 3B	4 1 1 0 0 0 2	
Joe Torre, R (1, 3) OBP: 0.378, SLG: 0.477		0-0 6-3		0-0 F7			0-0 F9		0-0 1B 1B	4 0 1 1 0 0 0	
Del Unser, L (1, 8) OBP: 0.277, SLG: 0.356		0-3 K			0-0 FC4-6 1B		0-0 1B		0-0 F9	4 0 2 0 0 1 1	
Ed Kranepool, L (1, 9) OBP: 0.338, SLG: 0.380		0-0 1B			0-0 F7		0-0 F9		0-0 1-2 1B	4 0 2 0 0 0 2	
Ron Hodges, L (1, 2) OBP: 0.449, SLG: 0.439		0-0 F5			0-0 F4		0-0 F8		0-0 F5	4 0 0 0 0 0 5	
Bud Harrelson, S (1, 6) OBP: 0.391, SLG: 0.298			0-0 6-3		0-0 FC4-6 1-2f			0-3 K		3 0 0 0 0 1 1	
Mickey Lolich, S (1, 1) OBP: 0.200, SLG: 0.143			0-0 6-3			0-0 2B		0-3 K		0 0 0 0 0 0 0	
Hank Webb, R (2, 1)										1 0 0 0 0 0 0	
Bruce Boisclair, L (6, PH) OBP: 0.375, SLG: 0.400										1 0 1 0 0 0 0	
Bob Apodaca, R (6, 1) OBP: 0.590, SLG: 0.750										0 0 0 0 0 0 0	
Benny Ayala, R (8, PH) OBP: 0.190, SLG: 0.300										1 0 0 0 0 1 0	
Ken Sanders, R (8, 1)										0 0 0 0 0 0 0	
<b>Inning Stats</b>	R: 0 E: 0 K: 0 S: 2 H: 0 LOB: 0 BB: 1 P: 6	R: 0 E: 0 K: 1 S: 6 H: 1 LOB: 1 BB: 0 P: 6	R: 0 E: 0 K: 0 S: 3 H: 0 LOB: 0 BB: 0 P: 3	R: 0 E: 0 K: 0 S: 3 H: 0 LOB: 0 BB: 0 P: 3	R: 0 E: 0 K: 0 S: 4 H: 1 LOB: 1 BB: 0 P: 4	R: 0 E: 0 K: 0 S: 4 H: 1 LOB: 1 BB: 0 P: 4	R: 0 E: 0 K: 0 S: 4 H: 1 LOB: 1 BB: 0 P: 4	R: 0 E: 0 K: 2 S: 7 H: 0 LOB: 0 BB: 0 P: 7	R: 1 E: 0 K: 0 S: 6 H: 3 LOB: 2 BB: 0 P: 6	1B: 5 2B: 1 3B: 1 HR: 0 SF: 0 SAC: 0 DP: 0 HBP: 0	WP: 0 PB: 0 SB: 0 CS: 1 PA: 34
<b>PITCHER</b> Larry Christenson, R (1, 1) ERA: 2.74	IP: 9.0 WLS: W BF: 34 H: 7 R: 1 ER: 1 SO: 3 BB: 1 IBB: 0 HBP: 0 BLK: 0 WP: 0 HR: 0 S: 39 P: 43 ERA: 1.00 WHIP: 0.889										

New York Mets @ Philadelphia Phillies  
Veterans Stadium, Philadelphia, PA  
Mon May 24 1976, 7:05 PM EDT  
Att: 21,899 - Unknown

livebaseballscorecards.com

AB	33
R	1
H	7
RBI	1
BB	1
SO	3
LOB	14



Batter	1	2	3	4	5	6	7	8	9
Dave Cash, R (1, 4) Terry Harmon, R (9, 4) OBP: 0.344, SLG: 0.390 OBP: 0.333, SLG: 0.200	0-0 WP HR 1B	4-0 3B BB		0-0 BB BB 1B	0-0 F9			0-0 F8	
Larry Bowa, S (1, 6) OBP: 0.346, SLG: 0.358	0-0 6-3 1-2	0-0 SF8		0-0 L8		0-0 4-3		0-0 P1	
Mike Schmidt, R (1, 5) OBP: 0.437, SLG: 0.727	0-3 K	0-0 3B		4-0 BB BB		4-0 G6-4-3 BB			
Greg Luzinski, R (1, 7) OBP: 0.364, SLG: 0.487	0-0 HR	0-0 5-3		4-0 BB BB		0-0 G6-4-3			
Ollie Brown, R (1, 9) OBP: 0.492, SLG: 0.542	0-3 K		0-0 L3 1B		0-0 F8		0-0 P2		
Garry Maddox, R (1, 8) Jerry Martin, R (7, PR) (8, 8) OBP: 0.376, SLG: 0.482 OBP: 0.273, SLG: 0.250		4-0 FC6-4 BB BB	0-0 L3		0-0 5-3		0-0 1B		
Dick Allen, R (1, 3) OBP: 0.387, SLG: 0.373		0-0 FC6-4 1B	0-0 6-3		4-0 SH1-4 BB		0-0 F9		
Bob Boone, R (1, 2) OBP: 0.361, SLG: 0.411		0-0 FC6-4 BB SH SF8		0-0 SH1-4 1B 2B		0-0 SH1-4 1B		0-0 P4	
Larry Christenson, R (1, 1) OBP: 0.176, SLG: 0.250		0-0 SH BB 3B		0-0 SH1-4		0-0 SH1-4		0-3 K	

Inning Stats	R: 2 E: 0 K: 2 S: 9	H: 2 LOB: 0 BB: 0 P: 9	R: 4 E: 1 K: 0 S: 6	H: 2 LOB: 1 BB: 2 P: 14	R: 0 E: 0 K: 0 S: 3	H: 1 LOB: 0 BB: 0 P: 3	R: 1 E: 0 K: 0 S: 5	H: 2 LOB: 3 BB: 2 P: 13	R: 0 E: 0 K: 0 S: 4	H: 1 LOB: 2 BB: 1 P: 8	R: 0 E: 0 K: 0 S: 2	H: 0 LOB: 0 BB: 1 P: 6	R: 0 E: 0 K: 0 S: 4	H: 1 LOB: 1 BB: 0 P: 4	R: 0 E: 0 K: 1 S: 5	H: 0 LOB: 0 BB: 0 P: 5
1B: 6 2B: 2 3B: 1 HR: 1	SF: 1 SAC: 3 DP: 2 HBP: 0	WP: 1 PA: 38														

PITCHER	IP	WLS	BF	H	R	ER	SO	BB	IBB	HBP	BLK	WP	HR	S	P	ERA	WHIP
Mickey Lolich, L (1, 1) ERA: 3.31	1.2	L	12	4	6	2	2	2	2	0	0	1	1	14	22	10.80	3.600
Hank Webb, R (2, 1) ERA: 4.5	3.1		16	4	1	1	0	3	0	0	0	0	0	13	25	2.70	2.100
Bob Apodaca, R (6, 1) ERA: 2.08	2.0		7	1	0	0	0	1	0	0	0	0	0	6	10	0.00	1.000
Ken Sanders, R (8, 1) ERA: 0.77	1.0		3	0	0	0	1	0	0	0	0	0	0	5	5	0.00	0.000

**BOTTOM**

**New York Mets @ Philadelphia Phillies**  
**Veterans Stadium, Philadelphia, PA**  
 Mon May 24 1976, 7:05 PM EDT  
 Att. 21,899 - Unknown

[livebaseballscorecards.com](http://livebaseballscorecards.com)

<b>AB</b>	<b>28</b>
<b>R</b>	<b>7</b>
<b>H</b>	<b>9</b>
<b>RBI</b>	<b>7</b>
<b>BB</b>	<b>6</b>
<b>SO</b>	<b>3</b>
<b>LOB</b>	<b>15</b>







Batter	1	2	3	4	5	6	7	8	9	AB	R	H	RBI	BB	SO	LOB
Dave Cash, R OBP: 0.345, SLG: 0.391 (1, 4)	0-0 F9	0-0 F8		0-0 5-3	0-0 1B		0-0 1B			5	0	2	2	0	0	1
Larry Bowa, S OBP: 0.355, SLG: 0.367 (1, 6)	0-0 WP K2 1B		0-0 S 2B 1B	0-0 1B S 1B	0-3 K		0-0 P6			5	1	3	0	0	1	3
Mike Schmidt, R OBP: 0.442, SLG: 0.718 (1, 5)	4-0 1-3 BB		0-3 K	0-0 G5-4-3 1B		0-0 5-3		4-0 CS BB		3	0	1	0	2	1	1
Greg Luzinski, R OBP: 0.353, SLG: 0.471 Jerry Martin, R OBP: 0.261, SLG: 0.238 (1, 7) (7, 8)	0-3 K2		0-0 F9	0-0 G5-4-3 1-2f		0-3 K		0-3 K		4	0	0	0	0	2	5
Jay Johnstone, L OBP: 0.392, SLG: 0.528 (1, 9)		0-0 1B 1B	0-0 1B 2B		0-0 HR		0-0 1B		0-0 G3	5	3	4	2	0	0	0
Tom Hutton, L OBP: 0.429, SLG: 0.259 (1, 3)		0-0 1B 1B	0-0 BB 1B		4-0 2B 1B BB		0-0 3-1 1B 1B			3	3	3	1	1	0	0
Bobby Tolan, L OBP: 0.333, SLG: 0.500 (1, 8) (7, 7)		0-0 G1-5-3 1-2 2-H 1B 1B	0-0 BB 1B		0-0 F8		0-0 3-1			4	0	2	1	0	0	2
Bob Boone, R OBP: 0.384, SLG: 0.439 (1, 2)		0-0 G1-5-3 1-2 2-H 1B 1B	4-0 BB 1B		0-0 1B 2B		0-0 1B 1B			3	1	3	2	1	0	0
Jim Lonborg, R OBP: 0.320, SLG: 0.273 Tim McCarver, L OBP: 0.444, SLG: 0.522 Ron Reed, R (1, 1) (7, PH) (8, 1)		0-0 G1-5-3 1-2 2-3f	0-0 P4		0-3 K		0-0 P4			3	0	0	0	0	1	7

Inning Stats	R: 0	H: 1	E: 0	K: 1	S: 5	R: 2	H: 4	E: 0	K: 0	S: 6	R: 2	H: 4	E: 0	K: 1	S: 9	R: 3	H: 3	E: 0	K: 2	S: 10	R: 0	H: 1	E: 0	K: 1	S: 5	R: 1	H: 3	E: 0	K: 0	S: 6	R: 0	H: 0	E: 0	K: 1	S: 4
	LOB: 2	BB: 1	P: 9	LOB: 1	BB: 0	LOB: 3	BB: 1	LOB: 1	BB: 0	P: 6	LOB: 1	BB: 1	LOB: 1	BB: 1	P: 13	LOB: 1	BB: 1	LOB: 1	BB: 0	P: 14	LOB: 1	BB: 0	LOB: 2	BB: 0	P: 6	LOB: 0	BB: 1	P: 8	LOB: 0	BB: 1	P: 8				

PITCHER	IP	WLS	BF	H	R	ER	SO	BB	IBB	HBP	BLK	WP	HR	S	P	ERA	WHIP	IP	WLS	BF	H	R	ER	SO	BB	IBB	HBP	BLK	WP	HR	S	P	ERA	WHIP	
Tom Seaver, R ERA: 3.23 Ken Sanders, R ERA: 1.32	(1, 1) (7, 1)	6.0 2.0	32 9	15 3	7 1	7 1	5 1	3 1	0 0	0 0	0 0	1 0	1 0	39 10	51 14	10.50 4.50	3.000 2.000																		

**BOTTOM**

**New York Mets @ Philadelphia Phillies**  
Veterans Stadium, Philadelphia, PA

Tue May 25 1976, 7:05 PM EDT  
Att. 32,772 - Unknown

AB	37
R	8
H	18
RBI	8
BB	4
SO	6
LOB	21



1B: 15	SF: 0	WP: 1	PA: 41
2B: 3	SAC: 0	PB: 0	
3B: 0	DP: 3	SB: 3	
HR: 1	HBP: 0	CS: 1	



Batter	1	2	3	4	5	6	7	8	9	AB R H RBI BB SO LOB	TOP
Leon Brown, R OBP: 0.333, SLG: 0.500 (1, 8) X	0-0 5-3 1B			X 0-0 BLK 1B		X 0-0 6-3			X 0-0 4-3	4 0 1 0 0 0 0	
Felix Millan, R OBP: 0.331, SLG: 0.352 (1, 4) X	0-0 G6-4-3 1B			X 0-0 F8 1-2		X 0-0 F8			X 0-0 F7	4 0 1 0 0 0 1	
Joe Torre, R OBP: 0.372, SLG: 0.467 (1, 3) X	0-0 G6-4-3 1-2f			X 0-0 P6			X 0-0 G4-6-3 1B			3 0 1 0 0 0 2	
Dave Kingman, R OBP: 0.284, SLG: 0.575 (1, 9) X		X 0-0 F7		B B B B 4-0 BB		X 0-0 F3				2 0 0 0 1 0 1	
John Milner, L OBP: 0.431, SLG: 0.575 (1, 7) X		X 0-0 F2		S S S 0-3 K		X 0-0 G4-6-3 1-2f				3 0 0 0 0 1 3	
Jerry Grote, R OBP: 0.397, SLG: 0.340 (1, 2) X		X 0-0 L4			X 0-0 F8			X 0-0 F8		3 0 0 0 0 0 0	
Roy Staiger, R OBP: 0.143, SLG: 0.100 (1, 5) X			X 0-0 F8		X 0-0 6-3			X 0-0 F9		3 0 0 0 0 0 0	
Bud Harrelson, S OBP: 0.384, SLG: 0.294 (1, 6) X			X 0-0 4-3		X 0-0 P4			X 0-0 F7		3 0 0 0 0 0 0	
Jon Matlack, L OBP: 0.240, SLG: 0.182 (1, 1) X			X 0-0 6-3			X 0-0 1-3			X 0-0 F7	2 0 0 0 0 0 0	
Benny Ayala, R OBP: 0.182, SLG: 0.286 (9, PH) X										1 0 0 0 0 0 0	
<b>Inning Stats</b>	R: 0 H: 1 E: 0 LOB: 0 K: 0 BB: 0 S: 3 P: 3	R: 0 H: 0 E: 0 LOB: 0 K: 0 BB: 0 S: 3 P: 3	R: 0 H: 0 E: 0 LOB: 0 K: 0 BB: 0 S: 3 P: 3	R: 0 H: 1 E: 0 LOB: 2 K: 1 BB: 1 S: 6 P: 10	R: 0 H: 0 E: 0 LOB: 0 K: 0 BB: 0 S: 3 P: 3	R: 0 H: 0 E: 0 LOB: 0 K: 0 BB: 0 S: 3 P: 3	R: 0 H: 1 E: 0 LOB: 0 K: 0 BB: 0 S: 3 P: 3	R: 0 H: 0 E: 0 LOB: 0 K: 0 BB: 0 S: 3 P: 3	R: 0 H: 0 E: 0 LOB: 0 K: 0 BB: 0 S: 3 P: 3	1B: 3 SF: 0 2B: 0 SAC: 0 3B: 0 DP: 2 HR: 0 HBP: 0	WP: 0 PA: 29 PB: 0 SB: 0 CS: 0
<b>PITCHER</b> Steve Carlton, L ERA: 3.48 (1, 1)	IP WLS BF H R ER SO BB IBB HBP BLK WP HR S P ERA WHIP										
	9.0 W 29 3 0 0 1 1 0 0 1 0 0 30 34 0.00 0.444										

**New York Mets @ Philadelphia Phillies**  
**Veterans Stadium, Philadelphia, PA**  
 Wed May 26 1976, 7:05 PM EDT  
 Att: 28,306 - Unknown

[livebaseballscorecards.com](http://livebaseballscorecards.com)

<b>AB</b>	28
<b>R</b>	0
<b>H</b>	3
<b>RBI</b>	0
<b>BB</b>	1
<b>SO</b>	1
<b>LOB</b>	7







Batter	1	2	3	4	5	6	7	8	9	AB R H RBI BB SO LOB	TOP																
<b>Bud Harrelson, S</b> (1, 6) OBP: 0.376, SLG: 0.286	0-0 P6		0-0 5-3			0-0 5-3			0-0 SH FC5-6 1B	3 0 0 0 0 0 1																	
<b>Leon Brown, R</b> (1, 8) OBP: 0.300, SLG: 0.400	0-0 E3			0-0 G6-4-3 1B		0-0 F8			0-0 FC5-6 1B 3B	4 1 1 0 0 0 2																	
<b>Joe Torre, R</b> (1, 3) OBP: 0.361, SLG: 0.452	0-3 K			0-0 G6-4-3 1-2f		0-0 3-1			0-0 3B 1B	3 0 0 0 0 1 2																	
<b>Ed Kranepool, L</b> (9, PH) OBP: 0.333, SLG: 0.374									1-3 2-H	1 0 1 0 0 0 0																	
<b>Bruce Boicclair, L</b> (9, PR) OBP: 0.388, SLG: 0.413									1-3 2-H	0 1 0 0 0 0 0																	
<b>Dave Kingman, R</b> (1, 7) OBP: 0.289, SLG: 0.588	0-0 F9			0-3 K		0-0 HR			4-0 3B IBB	3 2 1 1 1 1 1																	
<b>Benny Ayala, R</b> (1, 9) OBP: 0.160, SLG: 0.250		0-0 P1			0-0 F3				0-0 2B 3B	3 0 0 0 0 0 0																	
<b>Wayne Garrett, L</b> (9, PH) OBP: 0.355, SLG: 0.341									1-H 2-H 3-H	1 1 1 3 0 0 0																	
<b>Skip Lockwood, R</b> (9, 1) OBP: 0.500, SLG: 0.400									0-0 2B	0 0 0 0 0 0 0																	
<b>Roy Staiger, R</b> (1, 5) OBP: 0.160, SLG: 0.167		0-3 K			0-0 6-3			0-0 P4	0-0 2B	4 0 1 1 0 1 0																	
<b>Jerry Grote, R</b> (1, 2) OBP: 0.392, SLG: 0.330								0-0 5-3	4-0 IBB	3 0 0 0 1 1 0																	
<b>Mike Phillips, L</b> (1, 4) OBP: 0.237, SLG: 0.216						0-0 P4		0-0 1-3	0-0 F7	4 0 1 0 0 0 2																	
<b>Jerry Koosman, R</b> (1, 1) OBP: 0.412, SLG: 0.471									0-0 FC5-6 SH 1B	2 0 1 0 0 1 1																	
<b>John Milner, L</b> (9, PH) OBP: 0.437, SLG: 0.580										1 0 1 0 0 0 0																	
<b>Del Unser, L</b> (9, 7) OBP: 0.282, SLG: 0.351										0 0 0 0 0 0 0																	
<b>Inning Stats</b>	R: 0 E: 1 K: 1 S: 6	H: 0 LOB: 1 BB: 0 P: 6	R: 0 E: 0 K: 2 S: 7	H: 0 LOB: 0 BB: 0 P: 7	R: 0 E: 0 K: 1 S: 5	H: 1 LOB: 0 BB: 0 P: 5	R: 0 E: 0 K: 1 S: 5	H: 1 LOB: 0 BB: 0 P: 5	R: 0 E: 0 K: 0 S: 3	H: 0 LOB: 0 BB: 0 P: 3	R: 0 E: 0 K: 0 S: 3	H: 1 LOB: 0 BB: 0 P: 3	R: 1 E: 0 K: 0 S: 4	H: 1 LOB: 0 BB: 0 P: 4	R: 0 E: 0 K: 0 S: 3	H: 0 LOB: 0 BB: 0 P: 3	R: 4 E: 1 K: 0 S: 7	H: 4 LOB: 2 BB: 2 P: 15	1B: 5 2B: 2 3B: 1 HR: 1	SF: 0 SAC: 1 DP: 2 HBP: 0	WP: 0 PB: 0 SB: 0 CS: 1	PA: 35					
<b>PITCHER</b>	IP WLS BF H R ER SO BB IBB HBP BLK WP HR S P ERA WHIP																										
<b>Jim Kaat, L</b> (1, 1) ERA: 4.0	8.1		29	5	3	3	5	0	0	0	0	0	1	39	39	3.24	0.600										
<b>Gene Garber, R</b> (9, 1) ERA: 3.8	0.1	L	2	1	0	0	0	0	1	0	0	0	0	1	5	0.00	3.000										
<b>Tug McGraw, L</b> (9, 1) ERA: 2.93	0.1		4	2	2	1	0	0	1	0	0	0	0	3	7	27.00	6.000										

**New York Mets @ Philadelphia Phillies**  
**Veterans Stadium, Philadelphia, PA**  
 Thu May 27 1976, 7:05 PM EDT  
 Att: 29,525 - Unknown

[livebaseballscorecards.com](http://livebaseballscorecards.com)

<b>AB</b>	<b>32</b>
<b>R</b>	<b>5</b>
<b>H</b>	<b>8</b>
<b>RBI</b>	<b>5</b>
<b>BB</b>	<b>2</b>
<b>SO</b>	<b>5</b>
<b>LOB</b>	<b>9</b>



Batter	1	2	3	4	5	6	7	8	9	AB	R	H	RBI	BB	SO	LOB
Dave Cash, R (1, 4) OBP: 0.341, SLG: 0.384	0-3 K		0-3 K		0-0 SH3-4 1B		0-0 F3			4	0	1	0	0	2	0
Larry Bowa, S (1, 6) OBP: 0.361, SLG: 0.368	0-0 F9		0-0 1B		0-0 SH3-4 1-2		0-0 E7			3	0	1	0	0	0	0
Mike Schmidt, R (1, 5) OBP: 0.433, SLG: 0.697	0-0 2B		0-0 F9		0-0 G3		0-3 K			4	0	1	0	0	1	3
Greg Luzinski, R (1, 7) OBP: 0.340, SLG: 0.472	0-0 6-3		0-0 F9		0-0 G3			0-0 F7		4	0	0	0	0	0	3
Jerry Martin, R (9, 7) OBP: 0.261, SLG: 0.238										0	0	0	0	0	0	0
Ollie Brown, R (1, 9) OBP: 0.478, SLG: 0.625		0-0 4-3		0-0 1B BLK		0-0 HR		0-0 F9		4	2	2	1	0	0	0
Garry Maddox, R (1, 8) OBP: 0.376, SLG: 0.479		4-0 BB BB		0-0 P4 1-2		0-0 F3		0-0 6-3		3	0	0	0	1	0	1
Dick Allen, R (1, 3) OBP: 0.377, SLG: 0.351		4-0 BB BB		0-0 F8 1-2		0-0 F8			0-0 F8	2	0	0	0	1	0	1
Tom Hutton, L (9, 3) OBP: 0.417, SLG: 0.250		1-2 BB		0-0 F8		0-0 F8				1	0	0	0	0	0	0
Bob Boone, R (1, 2) OBP: 0.383, SLG: 0.436		0-0 F2		0-0 1B 2-H		0-0 4-3			0-0 6-3	3	0	1	1	0	0	2
Tim McCarver, L (9, PH) OBP: 0.452, SLG: 0.480		0-0 F2		0-0 1B		0-0 4-3			0-0 6-3	1	0	0	0	0	0	0
Jim Kaat, L (1, 1) OBP: 0.158, SLG: 0.118		0-0 4-3		0-0 4-3			0-0 F8		0-0 P6	3	0	0	0	0	0	3
Gene Garber, R (9, 1) OBP: 0.667, SLG: 0.500										0	0	0	0	0	0	0
Tug McGraw, R (9, 1)										0	0	0	0	0	0	0
Bobby Tolan, L (9, PH) OBP: 0.329, SLG: 0.494										1	0	0	0	0	0	0

Inning Stats	R: 0	H: 1	E: 0	K: 1	S: 6	H: 1	LOB: 1	BB: 0	P: 6	R: 0	H: 0	E: 0	K: 0	S: 3	H: 0	LOB: 2	BB: 2	P: 11	R: 0	H: 1	E: 0	K: 1	S: 6	H: 2	LOB: 1	BB: 0	P: 5	R: 0	H: 1	E: 0	K: 0	S: 4	H: 1	LOB: 1	BB: 0	P: 4	R: 1	H: 1	E: 0	K: 0	S: 4	H: 0	LOB: 0	BB: 0	P: 4	R: 0	H: 0	E: 1	K: 1	S: 6	H: 0	LOB: 1	BB: 0	P: 6	R: 0	H: 0	E: 0	K: 0	S: 3	H: 0	LOB: 0	BB: 0	P: 3	R: 0	H: 0	E: 0	K: 0	S: 3	H: 0	LOB: 0	BB: 0	P: 3
1B: 4	SF: 0	2B: 1	SAC: 1	3B: 0	DP: 0	HR: 1	HBP: 0	WP: 0	PA: 36	WP: 0	PA: 36	ERA	WHIP	CS: 0																																																										

PITCHER	IP	WLS	BF	H	R	ER	SO	BB	IBB	HBP	BLK	WP	HR	S	P	ERA	WHIP
Jerry Koosman, L (1, 1) ERA: 2.77	8.0	W	33	6	2	2	3	2	0	0	1	0	1	37	45	2.25	1.000
Skip Lockwood, R (9, 1) ERA: 1.88	1.0	S	3	0	0	0	0	0	0	0	0	0	0	3	3	0.00	0.000

**BOTTOM**

**New York Mets @ Philadelphia Phillies**  
Veterans Stadium, Philadelphia, PA

Thu May 27 1976, 7:05 PM EDT  
Att. 29,525 - Unknown

[livebaseballscorecards.com](http://livebaseballscorecards.com)

<b>AB</b>	<b>33</b>
<b>R</b>	<b>2</b>
<b>H</b>	<b>6</b>
<b>RBI</b>	<b>2</b>
<b>BB</b>	<b>2</b>
<b>SO</b>	<b>3</b>
<b>LOB</b>	<b>13</b>











Batter	1	2	3	4	5	6	7	8	9	AB R H RBI BB SO LOB	TOP	
Pepe Mangual, R (1, 7) OBP: 0.435, SLG: 0.424	0-0 G4-6-3 1B			H 1-0 HBP		0-3 K		0-0 6-3		3 0 1 0 0 1 0		
Jerry White, S (1, 8) OBP: 0.336, SLG: 0.378	0-0 G4-6-3 1-2f			0-0 F8		0-0 3-1		0-0 FC5-4 1B		4 0 1 0 0 0 2		
Andre Thornton, R (1, 9) OBP: 0.347, SLG: 0.371	0-0 F8			0-0 F9		0-0 P6		0-0 FC5-4 1-2f		4 0 0 0 0 0 2		
Gary Carter, R (1, 2) OBP: 0.325, SLG: 0.324		0-0 F9		0-0 F8		0-0 2B 2B		0-0 F7		4 1 1 0 0 0 1		
Larry Parrish, R (1, 5) OBP: 0.277, SLG: 0.333		0-0 P3		0-0 1B 2B		0-0 P6		0-3 K		4 0 1 0 0 1 1		
Mike Jorgensen, L (1, 3) OBP: 0.333, SLG: 0.391		0-0 F8		0-0 F8		0-0 2B 2-H 2B		0-0 1B		4 0 2 1 0 0 1		
Pete Mackanin, R (1, 4) OBP: 0.250, SLG: 0.373			0-0 6-3		0-0 2B 1-3 2B		0-3 K		0-3 K	4 0 1 0 0 2 2		
Pepe Frias, R (1, 6) OBP: 0.368, SLG: 0.412			0-0 6-3		4-0 IBB G5-4-3		0-0 F7			2 0 0 0 1 0 1		
Don Carrithers, R (1, 1) Wayne Granger, R (7, 1) Jim Dwyer, L (8, PH) Dale Murray, R (8, 1)			0-3 K		0-0 G5-4-3 1-2f		0-0 3-1			2 0 0 0 0 1 3 0 0 0 0 0 0 0 1 0 0 0 0 0 0 0 0 0 0 0 0 0		
<b>Inning Stats</b>	R: 0 H: 1 E: 0 LOB: 0 K: 0 BB: 0 S: 3 P: 3	R: 0 H: 0 E: 0 LOB: 0 K: 0 BB: 0 S: 3 P: 3	R: 0 H: 0 E: 0 LOB: 0 K: 1 BB: 0 S: 5 P: 5	R: 0 H: 0 E: 0 LOB: 1 K: 0 BB: 0 S: 3 P: 4	R: 0 H: 2 E: 0 LOB: 2 K: 0 BB: 1 S: 4 P: 8	R: 0 H: 0 E: 0 LOB: 0 K: 1 BB: 0 S: 5 P: 5	R: 1 H: 2 E: 0 LOB: 1 K: 1 BB: 0 S: 7 P: 7	R: 0 H: 1 E: 0 LOB: 1 K: 0 BB: 0 S: 4 P: 4	R: 0 H: 1 E: 0 LOB: 1 K: 2 BB: 0 S: 8 P: 8	1B: 4 SF: 0 2B: 3 SAC: 0 3B: 0 DP: 2 HR: 0 HBP: 1	WP: 0 PA: 34 PB: 0 SB: 0 CS: 0	
<b>PITCHER</b>	IP WLS BF H R ER SO BB IBB HBP BLK WP HR S P ERA WHIP											
Larry Christenson, R (1, 1) ERA: 2.48	5.0 W 18 3 0 0 1 0 1 1 0 0 0 18 23 0.00 0.600											
Gene Garber, R (6, 1) ERA: 3.58	4.0 S 16 4 1 1 4 0 0 0 0 0 0 24 24 2.25 1.000											

**Montreal Expos @ Philadelphia Phillies**  
 Veterans Stadium, Philadelphia, PA  
 Sat May 29 1976, 7:05 PM EDT  
 Att: 18,063 - Unknown

livebaseballscores.com

AB	32
R	1
H	7
RBI	1
BB	1
SO	5
LOB	13



Batter	1	2	3	4	5	6	7	8	9
<b>Dave Cash, R</b> (1, 4) <small>OBP: 0.344, SLG: 0.377</small> <b>Terry Harmon, R</b> (9, 4) <small>OBP: 0.333, SLG: 0.200</small>	4-0  <small>SH1-3, 1B, 5-3, BB</small>		0-0 6-3  <small>6-3</small>		0-0 4-3  <small>4-3</small>	0-0 FC6-4  <small>FC6-4, 1-2f</small>		0-0  <small>G4-6-3, 1B</small>	
<b>Larry Bowa, S</b> (1, 6) <small>OBP: 0.357, SLG: 0.359</small>	0-0  <small>SH1-3, 1B, 1-2</small>		0-0 F7  <small>F7</small>		0-3 K  <small>K</small>		0-0 4-3  <small>4-3</small>	0-0 G4-6-3  <small>G4-6-3, 1-2f</small>	
<b>Mike Schmidt, R</b> (1, 5) <small>OBP: 0.442, SLG: 0.703</small>	0-0 SH1-3  <small>SH1-3, 1-2, 2-3</small>		0-3 K  <small>K</small>		4-0  <small>IBB</small>		0-0  <small>2B, E, 1B</small>		
<b>Greg Luzinski, R</b> (1, 7) <small>OBP: 0.331, SLG: 0.458</small> <b>Tom Hutton, L</b> (9, 3) <small>OBP: 0.417, SLG: 0.250</small>	0-0 5-3  <small>5-3</small>			0-0 F9  <small>F9</small>	0-0 P4  <small>P4</small>		0-0 F9  <small>F9</small>		
<b>Jay Johnstone, L</b> (1, 9) <small>OBP: 0.387, SLG: 0.526</small>	0-0 L1  <small>L1</small>			0-0 L8  <small>L8</small>		0-0 P4  <small>P4</small>	0-0 E2  <small>E2, 2B</small>		
<b>Garry Maddox, R</b> (1, 8) <small>OBP: 0.373, SLG: 0.468</small>		0-0 4-3  <small>4-3</small>		0-0  <small>1B</small>		0-0 E1  <small>E1, F8, 1B</small>	4-0  <small>HR, BB</small>		
<b>Dick Allen, R</b> (1, 3) <small>OBP: 0.372, SLG: 0.424</small> <b>Jerry Martin, R</b> (9, 7) <small>OBP: 0.261, SLG: 0.238</small>		0-0 F7  <small>F7</small>		0-3 K  <small>K</small>		0-0 F8  <small>F8, 2-3</small>	0-0  <small>1-H, HR</small>		
<b>Bob Boone, R</b> (1, 2) <small>OBP: 0.419, SLG: 0.481</small>		0-0  <small>1B</small>			0-0  <small>2B, 3B</small>	4-0  <small>BB, IBB</small>	0-0 5-3  <small>5-3</small>		
<b>Larry Christenson, R</b> (1, 1) <small>OBP: 0.211, SLG: 0.333</small> <b>Jim Kaat, L</b> (5, PR) <small>OBP: 0.158, SLG: 0.118</small> <b>Gene Garber, R</b> (6, 1) <small>OBP: 0.600, SLG: 0.333</small>		0-3 K  <small>K</small>			0-0  <small>4-3, 2B, 3-H</small>	4-0  <small>FC6-4, BB, 1-2</small>	0-3 K  <small>K</small>		

AB	R	H	RBI	BB	SO	LOB
4	1	1	0	1	0	4
0	0	0	0	0	0	0
5	0	1	0	0	1	3
2	1	1	0	1	1	0
4	0	0	1	0	0	5
0	0	0	0	0	0	0
4	1	1	0	0	0	1
3	1	2	0	1	0	0
4	1	1	2	0	1	2
0	0	0	0	0	0	0
3	1	2	0	1	0	0
2	0	1	1	0	1	1
0	0	0	0	0	0	0
1	0	0	0	1	1	0

WP	HR	S	P	ERA	WHIP
0	0	0	38	4.05	1.650
0	0	0	0	0.00	3.000
0	0	0	0	0.00	1.000

Inning Stats		R	H	E	K	S	R	H	E	K	S	R	H	E	K	S	R	H	E	K	S	R	H	E	K	S
1	2	0	1	0	1	6	0	1	0	1	6	0	1	0	1	6	0	1	0	1	6	0	1	0	1	6
3	4	0	0	0	5	5	0	0	0	1	11	0	0	0	1	11	0	0	0	1	11	0	0	0	1	11
5	6	1	2	0	7	11	1	3	1	12	10	0	0	0	1	10	0	0	0	1	10	0	0	0	1	10
7	8	0	1	0	5	5	0	1	0	5	5	0	1	0	5	5	0	1	0	5	5	0	1	0	5	5
9	10	0	1	0	5	5	0	1	0	5	5	0	1	0	5	5	0	1	0	5	5	0	1	0	5	5

PITCHER		IP	WLS	BF	H	R	ER	SO	BB	IBB	HBP	BLK	WP	HR	S	P	ERA	WHIP
Don Carrithers, R	(1, 1)	6.2	L	33	8	5	3	4	3	2	0	0	0	0	36	56	4.05	1.650
Wayne Granger, R	(7, 1)	0.1		2	1	1	0	0	0	0	0	0	0	1	2	2	0.00	3.000
Dale Murray, R	(8, 1)	1.0		3	1	0	0	1	0	0	0	0	0	0	5	5	0.00	1.000

**BOTTOM**

**Montreal Expos @ Philadelphia Phillies**  
**Veterans Stadium, Philadelphia, PA**  
 Sat May 29 1976, 7:05 PM EDT  
 Att. 18,063 - Unknown

[livebaseballscorecards.com](http://livebaseballscorecards.com)

<b>AB</b>	<b>32</b>
<b>R</b>	<b>6</b>
<b>H</b>	<b>10</b>
<b>RBI</b>	<b>4</b>
<b>BB</b>	<b>5</b>
<b>SO</b>	<b>5</b>
<b>LOB</b>	<b>16</b>





Batter	1	2	3	4	5	6	7	8	9	AB R H RBI BB SO LOB	TOP											
Pepe Mangual, R (1, 7) OBP: 0.420, SLG: 0.406	0-3 K		0-0 F3		0-0 6-3			0-0 F3		4 0 0 0 0 1 0	<b>Montreal Expos @ Philadelphia Phillies</b> Veterans Stadium, Philadelphia, PA Sun May 30 1976, 3:33 AM EDT Att: 27,090 - Unknown <a href="http://livebaseballscorecards.com">livebaseballscorecards.com</a>											
Jerry White, S (1, 8) OBP: 0.333, SLG: 0.370	0-0 P4		4-0 FC5-4 BB			0-0 F9		0-0 4-3		3 0 0 0 1 0 0												
Andre Thornton, R (1, 9) OBP: 0.338, SLG: 0.358	0-3 K		0-0 FC5-4 1-2f			0-0 5-3		0-0 F7		4 0 0 0 0 1 1												
Gary Carter, R (1, 2) OBP: 0.323, SLG: 0.317		0-0 F9		0-0 F9		4-0 BB		0-0 F7		3 0 0 0 1 0 0												
Larry Parrish, R (1, 5) OBP: 0.288, SLG: 0.358		0-0 2B		0-0 F9 2B		0-0 F7		0-0 E5 1B		4 1 3 0 0 0 1												
Mike Jorgensen, L (1, 3) OBP: 0.331, SLG: 0.387		0-0 4-3		0-0 F9 2-3		0-0 F8		0-0 1B		4 0 1 1 0 0 2												
Pete Mackanin, R (1, 4) OBP: 0.257, SLG: 0.372		4-0 BB		0-0 F7		0-0 1B		0-0 F3		3 0 1 0 1 0 2												
Pepe Frias, R (1, 6) OBP: 0.318, SLG: 0.350 Jim Lyttle, L (9, PH)		0-0 4-3			0-0 F8		0-0 F8		0-0 F5	3 0 0 0 0 0 3 1 0 0 0 0 0 1												
Clay Kirby, R (1, 1) OBP: 0.286, SLG: 0.333 Jim Dwyer, L (7, PH) Dale Murray, R (7, 1) Wayne Granger, R (7, 1)			0-3 K		0-0 6-3		0-0 F8			2 0 0 0 0 1 0 1 0 0 0 0 0 1 0 0 0 0 0 0 0 0 0 0 0 0 0 0												
<b>Inning Stats</b>	R: 0 E: 0 K: 2 S: 7	H: 0 LOB: 0 BB: 0 P: 7	R: 0 E: 0 K: 0 S: 4	H: 1 LOB: 2 BB: 1 P: 8	R: 0 E: 0 K: 1 S: 5	H: 0 LOB: 1 BB: 1 P: 9	R: 0 E: 0 K: 0 S: 4	H: 1 LOB: 1 BB: 0 P: 4	R: 0 E: 0 K: 0 S: 3	H: 0 LOB: 0 BB: 0 P: 3	R: 0 E: 0 K: 0 S: 3	H: 0 LOB: 1 BB: 1 P: 7	R: 0 E: 0 K: 0 S: 4	H: 1 LOB: 1 BB: 0 P: 4	R: 0 E: 0 K: 0 S: 3	H: 0 LOB: 0 BB: 0 P: 3	R: 1 E: 1 K: 0 S: 5	H: 2 LOB: 1 BB: 0 P: 5	1B: 3 2B: 2 3B: 0 HR: 0	SF: 0 SAC: 0 DP: 0 HBP: 0	WP: 0 PB: 0 SB: 0 CS: 0	PA: 35
<b>PITCHER</b> Jim Lonborg, R (1, 1) ERA: 2.21	IP: 9.0 WLS: W BF: 35 H: 5 R: 1 ER: 0 SO: 3 BB: 3 IBB: 0 HBP: 0 BLK: 0 WP: 0 HR: 0 S: 38 P: 50 ERA: 0.00 WHIP: 0.889											<b>PITCHER</b>	IP: 9.0 WLS: W BF: 35 H: 5 R: 1 ER: 0 SO: 3 BB: 3 IBB: 0 HBP: 0 BLK: 0 WP: 0 HR: 0 S: 38 P: 50 ERA: 0.00 WHIP: 0.889									



Batter	1	2	3	4	5	6	7	8	9
<b>Dave Cash, R</b> (1, 4) OBP: 0.353, SLG: 0.375	0-0 5-3		4-0 BB		4-0 IBB		4-0 3B IBB		
<b>Larry Bowa, S</b> (1, 6) OBP: 0.354, SLG: 0.370 <b>Terry Harmon, R</b> (8, 6) OBP: 0.333, SLG: 0.200	0-0 P6		0-0 F7		0-0 P4		0-0 1B 3B 1-H 2-H 3-H		
<b>Mike Schmidt, R</b> (1, 5) OBP: 0.443, SLG: 0.702	0-0 P6			0-0 WP SF7 2B		0-0 P6	4-0 1B 2B BB		
<b>Greg Luzinski, R</b> (1, 7) OBP: 0.336, SLG: 0.467 <b>Jerry Martin, R</b> (7, PR) OBP: 0.261, SLG: 0.238 (8, 7)		0-0 2B		0-3 K 2-3		0-0 F9	0-0 1-2 2B 1B 3-H		
<b>Jay Johnstone, L</b> (1, 9) OBP: 0.391, SLG: 0.540		0-0 F8		0-0 SF7		0-0 CS 1B	0-0 1-H 2-H 2B		
<b>Garry Maddox, R</b> (1, 8) OBP: 0.370, SLG: 0.461		0-3 K		0-3 K		0-0 CS 1B	0-0 6-3 1B G6-4-3		
<b>Dick Allen, R</b> (1, 3) OBP: 0.383, SLG: 0.449 <b>Tom Hutton, L</b> (8, 3) OBP: 0.405, SLG: 0.241		0-0 5-3				0-0 SH3-4 1B	0-0 SH5-4 3B 2B	0-0 F7	
<b>Bob Boone, R</b> (1, 2) OBP: 0.414, SLG: 0.468			0-0 F5		0-0 F7		4-0 SH5-4 3B IBB	0-0 G6-4-3 1-2f	
<b>Jim Lonborg, R</b> (1, 1) OBP: 0.308, SLG: 0.261			0-0 6-3		0-0 SH3-4		0-0 SH5-4		

Inning Stats	R: 0	H: 0	E: 0	K: 0	S: 3	R: 0	H: 1	E: 0	K: 1	S: 6	R: 0	H: 0	E: 0	K: 0	S: 3	R: 1	H: 1	E: 0	K: 2	S: 8	R: 0	H: 1	E: 0	K: 0	S: 4	R: 0	H: 1	E: 0	K: 0	S: 3	R: 6	H: 4	E: 0	K: 0	S: 6	R: 0	H: 1	E: 0	K: 0	S: 3
	LOB: 0	BB: 0	P: 3	LOB: 1	BB: 0	P: 6	LOB: 1	BB: 1	P: 7	LOB: 0	BB: 0	P: 8	LOB: 2	BB: 1	P: 8	LOB: 0	BB: 0	P: 3	LOB: 2	BB: 3	P: 18	LOB: 0	BB: 0	P: 3	LOB: 0	BB: 0	P: 3	LOB: 0	BB: 0	P: 3	LOB: 0	BB: 0	P: 3	LOB: 0	BB: 0	P: 3	LOB: 0	BB: 0	P: 3	

PITCHER	IP	WLS	BF	H	R	ER	SO	BB	IBB	HBP	BLK	WP	HR	S	P	ERA	WHIP
<b>Clay Kirby, R</b> (1, 1) ERA: 6.0	6.0	L	23	4	1	1	3	1	1	0	0	1	0	27	35	1.50	0.833
<b>Dale Murray, R</b> (7, 1) ERA: 3.64	0.2		8	3	6	6	0	1	2	0	0	0	0	5	17	81.00	6.000
<b>Wayne Granger, R</b> (7, 1) ERA: 3.75	1.1		4	2	0	0	0	0	0	0	0	0	0	4	4	0.00	1.500

**BOTTOM**

**Montreal Expos @ Philadelphia Phillies**  
Veterans Stadium, Philadelphia, PA

Sun May 30 1976, 3:33 AM EDT  
Att. 27,090 - Unknown

AB	27
R	7
H	9
RBI	7
BB	5
SO	3
LOB	10

livebaseballscorecards.com

1B	4	SF	1	WP	1	PA	36
2B	4	SAC	2	PB	0		
3B	1	DP	1	SB	0		
HR	0	HBP	0	CS	1		





Batter	1	2	3	4	5	6	7	8	9	AB R H RBI BB SO LOB	TOP	
Rick Monday, L (1, 8) OBP: 0.387, SLG: 0.558	0-0 4-3			0-0 F9		0-0 1B 2B		0-3 K	0-0 HR	5 2 2 1 0 1 0		
Jose Cardenal, R (1, 7) OBP: 0.357, SLG: 0.459	0-0 F8			0-0 1-3		0-0 S 1B		0-0 F8	0-3 K	5 0 1 1 0 1 0		
Bill Madlock, R (1, 5) OBP: 0.393, SLG: 0.488	0-0 F8			0-0 S 1B		0-0 G1		0-0 1B WP 1B		4 1 2 0 0 0 1		
George Mitterwald, R (1, 3) OBP: 0.250, SLG: 0.324 Larry Blittner, L (7, 3) OBP: 0.217, SLG: 0.250		0-0 FC6-4 1B		0-3 K 1-2		0-0 1B 1B		0-0 1B WP 1B	1-3 E 1B	3 1 2 0 0 1 1 1 1 1 0 0 0 0		
Manny Trillo, R (1, 4) OBP: 0.350, SLG: 0.352		0-0 FC6-4 G6-4-3 1-2f		0-0 4-3		0-0 F9		0-0 E3 E 1B		4 1 1 1 0 0 2		
Steve Swisher, R (1, 2) OBP: 0.289, SLG: 0.361		0-0 G6-4-3 1-2f		0-0 5-3		0-0 F9		0-0 E6		4 0 0 0 0 0 2		
Joe Wallis, S (1, 9) OBP: 0.281, SLG: 0.379			0-3 K		0-0 5-3		0-0 1B 1B	0-3 K		4 1 1 0 0 2 1		
Mick Kelleher, R (1, 6) OBP: 0.306, SLG: 0.375			0-0 F7		0-3 K		0-0 1B 1B		0-0 F8	4 0 1 1 0 1 0		
Rick Reuschel, R (1, 1) OBP: 0.393, SLG: 0.261 Oscar Zamora, R (8, 1) Buddy Schultz, R (8, 1) Bruce Sutter, R (9, 1)			0-0 6-3		0-0 4-3		0-0 1B		0-0 F8	3 0 1 1 0 0 0 0 0 0 0 0 0 0 1 0 0 0 0 0 0 0 0 0 0 0 0 0		
<b>Inning Stats</b>	R: 0 H: 0 E: 0 LOB: 0 K: 0 BB: 0 S: 3 P: 3	R: 0 H: 1 E: 0 LOB: 0 K: 0 BB: 0 S: 3 P: 3	R: 0 H: 0 E: 0 LOB: 0 K: 1 BB: 0 S: 5 P: 5	R: 0 H: 1 E: 0 LOB: 1 K: 1 BB: 0 S: 6 P: 6	R: 0 H: 0 E: 0 LOB: 0 K: 0 BB: 0 S: 3 P: 3	R: 1 H: 2 E: 0 LOB: 1 K: 1 BB: 0 S: 7 P: 7	R: 2 H: 4 E: 0 LOB: 2 K: 0 BB: 0 S: 6 P: 6	R: 3 H: 3 E: 2 LOB: 1 K: 2 BB: 0 S: 11 P: 11	R: 1 H: 1 E: 0 LOB: 0 K: 1 BB: 0 S: 6 P: 6	1B: 10 SF: 0 2B: 1 SAC: 0 3B: 0 DP: 1 HR: 1 HBP: 0	WP: 1 PA: 38 PB: 0 SB: 2 CS: 0	
<b>PITCHER</b> Steve Carlton, L (1, 1) ERA: 3.52 Tug McGraw, L (8, 1) ERA: 3.64	IP WLS BF H R ER SO BB IBB HBP BLK WP HR S P ERA WHIP											<b>PITCHER</b> IP WLS BF H R ER SO BB IBB HBP BLK WP HR S P ERA WHIP
	7.0 L 27 8 3 3 3 0 0 0 0 0 0 0 33 33 3.86 1.143											

Chicago Cubs @ Philadelphia Phillies  
Veterans Stadium, Philadelphia, PA  
Mon May 31 1976, 7:05 PM EDT  
Unknown

livebaseballscorecards.com

AB 38  
R 7  
H 12  
RBI 5  
BB 0  
SO 6  
LOB 7



Batter	1	2	3	4	5	6	7	8	9	AB	R	H	RBI	BB	SO	LOB
Dave Cash, R OBP: 0.359, SLG: 0.387 (1, 4)	0-0 5-3 ①		0-0 F8 ③			0-0 E 2B		0-0 BB 1B	0-0 2-H 1B	5	2	3	1	0	0	0
Larry Bowa, S OBP: 0.349, SLG: 0.360 (1, 6)	0-0 4-3 ②			0-0 3-1 ①		0-0 F7 ①		4-0 BB 1B SF8 BB 1-2	0-0 F9 ②	4	1	0	0	1	0	2
Mike Schmidt, R OBP: 0.436, SLG: 0.699 (1, 5)	0-0 3B ③			0-0 6-3 ②		0-0 P4 ②		0-0 P6 ①	0-0 1-3 ③	5	0	1	0	0	0	4
Greg Luzinski, R OBP: 0.340, SLG: 0.468 (1, 7)		0-3 K ①		0-0 G3 ③		0-0 E4 1B 2-H		0-0 1-3 2-H 1B		4	0	2	1	0	1	0
Jay Johnstone, L OBP: 0.398, SLG: 0.539 (1, 9)		1-0 HBP ①			0-0 F8 ①	0-0 1-2 1B		0-0 SF8 ②		2	0	1	0	0	0	0
Ollie Brown, R OBP: 0.459, SLG: 0.593 (8, PH) (9, 9)										0	0	0	1	0	0	0
Garry Maddox, R OBP: 0.367, SLG: 0.455 (1, 8)		0-0 1-3 ②			0-0 S 1B	0-0 F9 ③		0-0 F9 ③		4	0	1	0	0	0	4
Dick Allen, R OBP: 0.376, SLG: 0.452 (1, 3)		0-3 K ③			0-3 K ②	0-0 6-3 ①			0-0 2B 2B	4	1	1	0	0	2	2
Tim McCarver, L OBP: 0.471, SLG: 0.481 (1, 2)			0-0 G3 ①			4-0 BB 1B		0-0 G4-6-3 1B		2	0	1	0	1	0	0
Bob Boone, R OBP: 0.411, SLG: 0.464 (9, PH)									0-0 F9 ①	1	0	0	0	0	0	1
Steve Carlton, L OBP: 0.045, SLG: 0.045 (1, 1)			0-0 G3 ②			0-0 6-3 ③		0-0 G4-6-3 ② ③		2	0	0	0	0	0	2
Bobby Tolan, L OBP: 0.333, SLG: 0.488 (7, PH)									0-0 1B 2B	1	0	0	0	0	0	1
Tug McGraw, R (8, 1)										0	0	0	0	0	0	0
Jerry Martin, R OBP: 0.292, SLG: 0.318 (9, PH)									2-H 1B 2B	1	1	1	1	0	0	0


Inning Stats		R: 0	H: 1	R: 0	H: 0	R: 0	H: 0	R: 0	H: 1	R: 1	H: 3	R: 0	H: 1	R: 2	H: 2	R: 2	H: 3	1B: 7	SF: 1	WP: 0	PA: 39	
		E: 0	LOB: 1	E: 0	LOB: 1	E: 0	LOB: 0	E: 0	LOB: 2	E: 1	LOB: 2	E: 0	LOB: 0	E: 0	LOB: 1	E: 0	LOB: 1	2B: 3	SAC: 0	PB: 0		
		K: 0	BB: 0	K: 2	BB: 0	K: 0	BB: 0	K: 1	BB: 1	K: 0	BB: 0	K: 0	BB: 0	K: 0	BB: 1	K: 0	BB: 0	3B: 1	DP: 1	SB: 1		
		S: 3	P: 3	S: 7	P: 8	S: 3	P: 3	S: 6	P: 10	S: 6	P: 6	S: 3	P: 3	S: 5	P: 9	S: 6	P: 6	HR: 0	HBP: 1	CS: 0		
PITCHER	IP	WLS	BF	H	R	ER	SO	BB	IBB	HBP	BLK	WP	HR	S	P	ERA	WHIP					
Rick Reuschel, R ERA: 4.79 (1, 1)	7.0	W	29	7	3	3	3	2	0	1	0	0	0	32	41	3.86	1.286					
Oscar Zamora, R ERA: 3.31 (8, 1)	0.1		2	1	0	0	0	0	0	0	0	0	0	2	2	0.00	3.000					
Buddy Schultz, L ERA: 3.78 (8, 1)	1.0		6	3	2	2	0	0	0	0	0	0	0	6	6	18.00	3.000					
Bruce Sutter, R ERA: 1.93 (9, 1)	0.2	S	2	0	0	0	0	0	0	0	0	0	0	2	2	0.00	0.000					

**Chicago Cubs @ Philadelphia Phillies**  
Veterans Stadium, Philadelphia, PA  
Mon May 31 1976, 7:05 PM EDT  
Unknown

AB	35
R	5
H	11
RBI	4
BB	2
SO	3
LOB	16

livebaseballscorecards.com



Batter	1	2	3	4	5	6	7	8	9	AB R H RBI BB SO LOB	TOP
Rick Monday, L (1, 8) OBP: 0.379, SLG: 0.545	0-0 G3			0-3 K		0-3 K		0-0 E4		4 0 0 0 0 2 0	<b>Chicago Cubs @ Philadelphia Phillies</b> Veterans Stadium, Philadelphia, PA Mon May 31 1976, 7:05 PM EDT Att: 51,211 - Unknown  livebaseballscorecards.com  <b>AB 31</b> <b>R 1</b> <b>H 6</b> <b>RBI 1</b> <b>BB 1</b> <b>SO 6</b> <b>LOB 7</b>  
Jose Cardenal, R (1, 7) OBP: 0.360, SLG: 0.460	0-0 G6-4-3 1B			0-0 6-3		0-0 1B		0-0 F8		4 0 2 0 0 0 1	
Bill Madlock, R (1, 5) OBP: 0.396, SLG: 0.494	0-0 G6-4-3 1-2f			0-0 2B		0-0 1B		0-0 F8		4 1 2 0 0 0 1	
Mike Adams, R (1, 9) OBP: 0.375, SLG: 0.278		4-0 4-3-4 BB		0-0 2B		0-0 P3		0-0 5-3		3 0 1 1 1 0 2	
Manny Trillo, R (1, 4) OBP: 0.342, SLG: 0.343		0-0 4-3-4 1-2f		0-0 F8			0-0 6-3		0-0 4-3	4 0 0 0 0 0 2	
Steve Swisher, R (1, 2) OBP: 0.283, SLG: 0.354		0-0 6-3			0-0 F8		0-0 5-3			3 0 0 0 0 0 0	
Larry Bittner, L (1, 3) OBP: 0.222, SLG: 0.254			0-0 5-3		0-0 G6-4-3 1B		0-3 K			3 0 1 0 0 1 0	
Dave Rosello, R (1, 6) OBP: 0.347, SLG: 0.273			0-0 5-3		0-0 G6-4-3 1-2f			0-0 F8		3 0 0 0 0 0 1	
Mike Garman, R (1, 1) Paul Reuschel, R (2, 1) Joe Wallis, S (6, PH) Ken Frailing, L (6, 1) Ralph LaCock, L (8, PH) Oscar Zamora, R (8, 1)			0-3 K		0-3 K		0-3 K			0 0 0 0 0 0 0 1 0 0 0 0 1 0 1 0 0 0 0 1 0 0 0 0 0 0 0 0 1 0 0 0 0 1 0 0 0 0 0 0 0 0	
<b>Inning Stats</b>	R: 0 H: 1 E: 0 LOB: 0 K: 0 BB: 0 S: 3 P: 3	R: 0 H: 0 E: 0 LOB: 0 K: 0 BB: 1 S: 2 P: 6	R: 0 H: 0 E: 0 LOB: 0 K: 1 BB: 0 S: 5 P: 5	R: 1 H: 2 E: 0 LOB: 1 K: 1 BB: 0 S: 7 P: 7	R: 0 H: 1 E: 0 LOB: 0 K: 0 BB: 0 S: 3 P: 3	R: 0 H: 2 E: 0 LOB: 2 K: 2 BB: 0 S: 9 P: 9	R: 0 H: 0 E: 0 LOB: 0 K: 1 BB: 0 S: 5 P: 5	R: 0 H: 0 E: 1 LOB: 1 K: 1 BB: 0 S: 6 P: 6	R: 0 H: 0 E: 0 LOB: 0 K: 0 BB: 0 S: 3 P: 3	1B: 4 SF: 0 2B: 3 SAC: 0 3B: 0 DP: 3 HR: 0 HBP: 0	WP: 0 PA: 32 PB: 0 SB: 0 CS: 0
<b>PITCHER</b> Jim Kaat, L (1, 1) ERA: 3.57	IP WLS BF H R ER SO BB IBB HBP BLK WP HR S P ERA WHIP										
	9.0 W 32 6 1 1 6 1 0 0 0 0 0 0 43 47 1.00 0.778										

Batter	1	2	3	4	5	6	7	8	9	AB	R	H	RBI	BB	SO	LOB
<b>Dave Cash, R</b> (1, 4) OBP: 0.362, SLG: 0.386	4-0 PB 1B 6-3 BB	0-0 1-2 2-H 1B		0-0 4-3		0-0 FC5-4 FC6-4 1-2f				3	1	1	1	1	0	1
<b>Larry Bowa, S</b> (1, 6) OBP: 0.353, SLG: 0.359	0-0 1-2 6-3 1B	4-0 1-2 2-3 BB		0-0 F7		0-0 FC6-4 1-2f				3	0	1	0	1	0	1
<b>Mike Schmidt, R</b> (1, 5) OBP: 0.427, SLG: 0.680	0-0 F8	0-3 K		0-0 F8			0-0 F8			4	0	0	0	0	1	5
<b>Greg Luzinski, R</b> (1, 7) OBP: 0.344, SLG: 0.483	0-0 6-3		0-0 1B 2B		0-0 4-3 2B		0-0 P3			4	1	2	1	0	0	1
<b>Jerry Martin, R</b> (8, 7) OBP: 0.292, SLG: 0.318	1-2 2-H 6-3									0	0	0	0	0	0	0
<b>Jay Johnstone, L</b> (1, 9) OBP: 0.397, SLG: 0.533	0-0 F8		0-0 2-H 1B		0-0 4-3 2-3		0-0 5-3			3	0	1	1	0	0	2
<b>Ollie Brown, R</b> (7, PH) OBP: 0.453, SLG: 0.583										1	0	0	0	0	0	0
<b>Garry Maddox, R</b> (1, 8) OBP: 0.370, SLG: 0.448		4-0 S 1B BB	0-3 K	0-0 6-3	4-0 CS BB		0-0 F7			2	1	0	0	2	1	1
<b>Bobby Tolan, L</b> (1, 3) OBP: 0.319, SLG: 0.464		0-3 K	0-0 6-3	0-0 F9 1-2			0-0 F8			4	0	0	0	0	1	4
<b>Bob Boone, R</b> (1, 2) OBP: 0.414, SLG: 0.460		4-0 BB 1B BB	0-0 5-3				0-0 FC1-6 1B		0-3 K	3	0	1	0	1	1	1
<b>Jim Kaat, L</b> (1, 1) OBP: 0.182, SLG: 0.300		0-0 P6		0-0 HR			0-0 FC1-6 FC5-4 1-2f			3	1	1	1	0	0	3

Inning Stats	R: 1	H: 1	E: 0	LOB: 1	K: 0	BB: 1	S: 4	R: 1	H: 1	E: 0	LOB: 3	K: 2	BB: 3	S: 8	R: 1	H: 2	E: 0	LOB: 1	K: 1	BB: 0	S: 7	R: 1	H: 1	E: 0	LOB: 0	K: 0	BB: 0	S: 4	R: 0	H: 1	E: 0	LOB: 1	K: 0	BB: 1	S: 3	R: 0	H: 0	E: 0	LOB: 0	K: 0	BB: 0	S: 3	R: 0	H: 0	E: 0	LOB: 0	K: 1	BB: 0	S: 5	R: 0	H: 0	E: 0	LOB: 0	K: 1	BB: 0	S: 5
--------------	------	------	------	--------	------	-------	------	------	------	------	--------	------	-------	------	------	------	------	--------	------	-------	------	------	------	------	--------	------	-------	------	------	------	------	--------	------	-------	------	------	------	------	--------	------	-------	------	------	------	------	--------	------	-------	------	------	------	------	--------	------	-------	------

PITCHER	IP	WLS	BF	H	R	ER	SO	BB	IBB	HBP	BLK	WP	HR	S	P	ERA	WHIP
<b>Mike Garman, R</b> (1, 1) ERA: 6.95	1.2	L	11	2	2	1	1	4	0	0	0	0	0	9	25	5.40	3.600
<b>Paul Reuschel, R</b> (2, 1) ERA: 5.98	3.1		14	4	2	2	2	1	0	0	0	0	1	17	21	5.40	1.500
<b>Ken Frailing, L</b> (6, 1) ERA: 0.61	2.0		7	1	0	0	0	0	0	0	0	0	0	7	7	0.00	0.500
<b>Oscar Zamora, R</b> (8, 1) ERA: 3.21	1.0		3	0	0	0	1	0	0	0	0	0	0	5	5	0.00	0.000


**BOTTOM**

**Chicago Cubs @ Philadelphia Phillies**  
Veterans Stadium, Philadelphia, PA

Mon May 31 1976, 7:05 PM EDT  
Att. 51,211 - Unknown

livebaseballscorecards.com

<b>AB</b>	<b>30</b>
<b>R</b>	<b>4</b>
<b>H</b>	<b>7</b>
<b>RBI</b>	<b>4</b>
<b>BB</b>	<b>5</b>
<b>SO</b>	<b>4</b>
<b>LOB</b>	<b>19</b>



<b>WP: 0</b>	<b>PA: 35</b>
<b>PB: 1</b>	
<b>SB: 1</b>	
<b>CS: 1</b>	



Batter	1	2	3	4	5	6	7	8	9	AB R H RBI BB SO LOB	TOP
<b>Rick Monday, L</b> (1, 8) OBP: 0.373, SLG: 0.536	0-3 K		0-0 4-3			0-3 K				3 0 0 0 0 2 0	<b>Chicago Cubs @ Philadelphia Phillies</b> Veterans Stadium, Philadelphia, PA Tue Jun 01 1976, 7:05 PM EDT Att. 26,846 - Unknown <a href="http://livebaseballscorecards.com">livebaseballscorecards.com</a>
<b>Jose Cardenal, R</b> (1, 7) OBP: 0.360, SLG: 0.458	0-0 5-3 2B 1B		0-3 K			0-3 K				3 1 1 0 0 2 0	
<b>Bill Madlock, R</b> (1, 5) OBP: 0.389, SLG: 0.485	0-0 5-3 1-2		0-0 F9			0-0 6-3				3 0 0 0 0 0 1	
<b>Larry Bittner, L</b> (1, 3) OBP: 0.231, SLG: 0.277	0-0 2-H 2B			0-0 F7						2 0 1 1 0 0 0	
<b>Joe Wallis, S</b> (1, 9) OBP: 0.286, SLG: 0.375	0-0 F8			0-0 G4-3 1B						2 0 1 0 0 0 1	
<b>Manny Trillo, R</b> (1, 4) OBP: 0.339, SLG: 0.339		0-3 K		0-0 G4-3 1-2f						2 0 0 0 0 1 1	
<b>Steve Swisher, R</b> (1, 2) OBP: 0.286, SLG: 0.362		0-0 2B			0-3 K					2 0 1 0 0 1 0	
<b>Mick Kelleher, R</b> (1, 6) OBP: 0.294, SLG: 0.360		0-0 P6			0-0 F5					2 0 0 0 0 0 1	
<b>Steve Renko, R</b> (1, 1) OBP: 0.125, SLG: 0.125 <b>Ralph LaCock, L</b> (5, PH) OBP: 0.283, SLG: 0.237 <b>Oscar Zamora, R</b> (5, 1)		0-3 K			0-0 P3					1 0 0 0 0 1 1 1 0 0 0 0 0 0 0 0 0 0 0 0 0	
<b>Inning Stats</b>	R: 1 H: 2 E: 0 LOB: 1 K: 1 BB: 0 S: 7 P: 7	R: 0 H: 1 E: 0 LOB: 1 K: 2 BB: 0 S: 8 P: 8	R: 0 H: 0 E: 0 LOB: 0 K: 1 BB: 0 S: 5 P: 5	R: 0 H: 1 E: 0 LOB: 0 K: 0 BB: 0 S: 3 P: 3	R: 0 H: 0 E: 0 LOB: 0 K: 1 BB: 0 S: 5 P: 5	R: 0 H: 0 E: 0 LOB: 0 K: 2 BB: 0 S: 7 P: 7				1B: 2 SF: 0 2B: 2 SAC: 0 3B: 0 DP: 1 HR: 0 HBP: 0	WP: 0 PA: 21 PB: 0 SB: 0 CS: 0
<b>PITCHER</b> <b>Ron Reed, R</b> (1, 1) ERA: 3.27	IP WLS BF H R ER SO BB IBB HBP BLK WP HR S P ERA WHIP	6.0 W 21 4 1 1 7 0 0 0 0 0 0 0 35 35 1.50 0.667				<b>PITCHER</b>	IP WLS BF H R ER SO BB IBB HBP BLK WP HR S P ERA WHIP				

Batter	1	2	3	4	5	6	7	8	9	AB	R	H	RBI	BB	SO	LOB
<b>Dave Cash, R</b> OBP: 0.362, SLG: 0.385 (1, 4)	0-0 6-3	0-0 1-2 2-H 1B		0-0 6-3						3	0	1	1	0	0	0
<b>Larry Bowa, S</b> OBP: 0.347, SLG: 0.353 (1, 6)	0-0 P4	0-0 P3		0-0 F9						3	0	0	0	0	0	2
<b>Mike Schmidt, R</b> OBP: 0.426, SLG: 0.671 (1, 5)	0-0 5-3		4-0 HR BB		0-3 K					2	1	0	0	1	1	0
<b>Greg Luzinski, R</b> OBP: 0.350, SLG: 0.507 (1, 7)		0-0 BB 1B	0-0 1B HR		0-0 F8					3	2	2	2	0	0	0
<b>Jay Johnstone, L</b> OBP: 0.395, SLG: 0.523 (1, 9)		4-0 BB 1B BB	0-0 F9		0-0 F6					2	1	0	0	1	0	0
<b>Garry Maddox, R</b> OBP: 0.369, SLG: 0.453 (1, 8)		0-3 K	0-3 K		0-0 1B 2B					3	1	1	0	0	2	2
<b>Dick Allen, R</b> OBP: 0.386, SLG: 0.487 (1, 3)		0-3 K	0-0 3B		0-0 1B 2-3 1B					3	0	2	0	0	1	2
<b>Bob Boone, R</b> OBP: 0.412, SLG: 0.457 (1, 2)		0-0 1-2 2-H 1B 1B	0-0 F7		0-0 F7					3	1	1	1	0	0	3
<b>Ron Reed, R</b> OBP: 0.333, SLG: 0.333 (1, 1)		0-0 1-2 2-H 1B		0-0 F7		0-0 1-2 3-H 1B				3	0	2	2	0	0	0

Inning Stats	R: 0	H: 0	E: 0	K: 0	S: 3	P: 3	R: 3	H: 4	E: 0	K: 2	S: 11	R: 2	H: 2	E: 0	K: 1	S: 7	R: 0	H: 0	E: 0	K: 0	S: 3	R: 0	H: 0	E: 0	K: 1	S: 5	R: 1	H: 3	E: 0	K: 0	S: 4
	LOB: 0	BB: 0		LOB: 2	BB: 1	P: 15	LOB: 0	BB: 1	P: 11	LOB: 0	BB: 0	LOB: 0	BB: 0	P: 5	LOB: 2	BB: 0															

PITCHER	IP	WLS	BF	H	R	ER	SO	BB	IBB	HBP	BLK	WP	HR	S	P	ERA	WHIP
<b>Steve Renko, R</b> ERA: 5.08 (1, 1)	4.0	L	20	6	5	5	3	2	0	0	0	0	1	24	32	11.25	2.000
<b>Oscar Zamora, R</b> ERA: 3.34 (5, 1)	1.1		7	3	1	1	1	0	0	0	0	0	0	9	9	6.75	2.250

**BOTTOM**

**Chicago Cubs @ Philadelphia Phillies**  
Veterans Stadium, Philadelphia, PA  
Tue Jun 01 1976, 7:05 PM EDT  
Att. 26,846 - Unknown

AB	25
R	6
H	9
RBI	6
BB	2
SO	4
LOB	9



WP	HR	S	P	ERA	WHIP
0	0	0	0	0	0

livebaseballscores.com






Batter	1	2	3	4	5	6	7	8	9	AB	R	H	RBI	BB	SO	LOB
Lou Brock, L (1, 7) OBP: 0.299, SLG: 0.317	0-3 K		0-0 1-3			0-0 6-3		4-0 1B BB		3	0	0	0	1	1	0
Don Kessinger, S (1, 6) OBP: 0.303, SLG: 0.302	0-0 4-3			0-0 G6-4-3 1B		0-0 G3		4-0 1B BB		3	0	1	0	1	0	0
Bake McBride, L (1, 8) OBP: 0.434, SLG: 0.463	0-0 4-3			0-0 G6-4-3 1B		4-0 BB		0-0 1-2 2-3 1B		3	0	2	0	1	0	0
Reggie Smith, S (1, 3) OBP: 0.270, SLG: 0.406		0-0 F3		0-0 G6-4-3 1-2f 2-3		0-0 5-3		0-0 P4		4	0	0	0	0	0	6
Ted Simmons, S (1, 2) OBP: 0.343, SLG: 0.375		0-0 2B		0-0 5-3			0-0 4-3		0-0 P5	4	0	1	0	0	0	1
Mike Anderson, R (1, 9) OBP: 0.375, SLG: 0.366		0-0 5-3			0-0 F9		0-0 5-3		0-0 F7	4	0	0	0	0	0	1
Hector Cruz, R (1, 5) OBP: 0.218, SLG: 0.343		0-0 F9			0-0 HR		0-0 F8		0-0 5-3	4	1	1	1	0	0	1
Mike Tyson, R (1, 4) OBP: 0.239, SLG: 0.313			0-0 4-3		0-3 K			0-3 K		3	0	0	0	0	2	0
John Curtis, L (1, 1) Vic Harris, S (5, PH) Eric Rasmussen, R (6, 1) Bill Greif, R (7, 1) Willie Crawford, L (8, PH) Danny Frisella, L (9, 1)			0-0 G3		0-0 6-3			0-0 F8		1	0	0	0	0	0	0

<b>Inning Stats</b>	R: 0 E: 0 K: 1 S: 5	H: 0 LOB: 0 BB: 0 P: 5	R: 0 E: 0 K: 0 S: 4	H: 1 LOB: 1 BB: 0 P: 4	R: 0 E: 0 K: 0 S: 3	H: 0 LOB: 0 BB: 0 P: 3	R: 0 E: 0 K: 0 S: 4	H: 2 LOB: 1 BB: 0 P: 4	R: 1 E: 0 K: 1 S: 6	H: 1 LOB: 0 BB: 0 P: 6	R: 0 E: 0 K: 0 S: 3	H: 0 LOB: 1 BB: 1 P: 7	R: 0 E: 0 K: 0 S: 3	H: 0 LOB: 0 BB: 0 P: 3	R: 0 E: 0 K: 1 S: 6	H: 1 LOB: 3 BB: 2 P: 14	R: 0 E: 0 K: 0 S: 3	H: 0 LOB: 0 BB: 0 P: 3	1B: 3 2B: 1 3B: 0 HR: 1	SF: 0 SAC: 0 DP: 1 HBP: 0	WP: 0 PB: 0 SB: 0 CS: 0	PA: 34
<b>PITCHER</b> Tom Underwood, L (1, 1) ERA: 4.2	IP: 9.0 WLS: W BF: 34 H: 5 R: 1 ER: 1 SO: 3 BB: 3 IBB: 0 HBP: 0 BLK: 0 WP: 0 HR: 1 S: 37 P: 49 ERA: 1.00 WHIP: 0.889																					

**BOTTOM**

Philadelphia Phillies @ St. Louis Cardinals  
 Busch Stadium, St. Louis, MO  
 Wed Jun 02 1976, 7:05 PM CDT  
 Att. 16,850 - Unknown

<b>AB</b>	<b>31</b>
<b>R</b>	<b>1</b>
<b>H</b>	<b>5</b>
<b>RBI</b>	<b>1</b>
<b>BB</b>	<b>3</b>
<b>SO</b>	<b>3</b>
<b>LOB</b>	<b>9</b>





Batter	1	2	3	4	5	6	7	8	9	AB R H RBI BB SO LOB	TOP	
Dave Cash, R OBP: 0.356, SLG: 0.374 (1, 4) X	0-0 FC4-6 1B		4-0 BB BB		0-0 6-3		0-0 F8 2-3		0-0 F5	4 0 1 0 1 0 2	Philadelphia Phillies @ St. Louis Cardinals Busch Stadium, St. Louis, MO Thu Jun 03 1976, 7:05 PM CDT Att: 15,832 - Unknown	
Larry Bowa, S OBP: 0.343, SLG: 0.344 (1, 6) X	0-0 FC4-6 1-2f		4-0 BB BB		0-0 G3		0-0 G4-6-3 1-2f		0-0 6-3	4 0 0 0 1 0 3		
Mike Schmidt, R OBP: 0.418, SLG: 0.648 Terry Harmon, R OBP: 0.333, SLG: 0.200 (1, 5) X (8, 5)	0-0 F9 1-2		0-3 K SS		0-0 5-3				0-3 K SS	4 0 0 0 0 2 3 0 0 0 0 0 0 0		
Greg Luzinski, R OBP: 0.339, SLG: 0.484 (1, 7) B BB B	4-0 FC6 BB		0-3 K SS		0-3 K SS				0-0 E6 1B	3 1 0 0 1 2 2		
Jay Johnstone, L OBP: 0.391, SLG: 0.523 (1, 9) X	0-0 FC6 1-2f			0-0 PB 2B		0-0 F5			0-3 K SS	4 0 1 0 0 1 3		
Garry Maddox, R OBP: 0.372, SLG: 0.455 Jerry Martin, R OBP: 0.320, SLG: 0.348 (1, 8) (6, PR) (6, 8)		0-0 F9		0-3 K 2-3		0-0 1B			0-0 1B 1-2	3 0 1 0 0 1 1 1 0 1 0 0 0 0		
Dick Allen, R OBP: 0.396, SLG: 0.488 (1, 3) B BB B		4-0 G6-4-3 BB		0-0 F9		0-3 K SS			0-0 1B 1-2 2-H	3 0 1 1 1 1 2		
Bob Boone, R OBP: 0.420, SLG: 0.455 Gene Garber, R OBP: 0.600, SLG: 0.333 Tom Hutton, L OBP: 0.395, SLG: 0.233 Ron Reed, R OBP: 0.333, SLG: 0.333 (1, 2) (7, 1) (8, PH) (8, 1)		0-0 G6-4-3 1-2f		4-0 BB		0-0 1B			0-0 L6	2 0 1 0 1 0 1 0 0 0 0 0 0 0 1 0 0 0 0 0 2 0 0 0 0 0 0 0		
Larry Christenson, R OBP: 0.200, SLG: 0.316 Ron Schueler, R OBP: 0.315, SLG: 0.459 Bobby Tolan, L OBP: 0.315, SLG: 0.459 Wayne Twitchell, R OBP: 0.500, SLG: 0.500 (1, 1) (3, 1) (4, PH) (4, 1) (7, PH) (7, 2)			0-3 K SS		0-0 G3		0-0 1B G4-6-3 1-2		0-0 1-3	1 0 0 0 0 1 0 0 0 0 0 0 0 0 1 0 0 0 0 0 2 0 0 0 0 0 0 0 2 0 1 0 0 0 0		
<b>Inning Stats</b>	R: 0 H: 1 E: 0 LOB: 2 K: 0 BB: 1 S: 4 P: 8	R: 0 H: 0 E: 0 LOB: 0 K: 0 BB: 1 S: 2 P: 6	R: 0 H: 0 E: 0 LOB: 2 K: 3 BB: 2 S: 9 P: 17	R: 0 H: 1 E: 0 LOB: 2 K: 1 BB: 1 S: 6 P: 10	R: 0 H: 0 E: 0 LOB: 0 K: 0 BB: 0 S: 3 P: 3	R: 0 H: 1 E: 0 LOB: 1 K: 2 BB: 0 S: 8 P: 8	R: 0 H: 2 E: 0 LOB: 1 K: 0 BB: 0 S: 4 P: 4	R: 1 H: 2 E: 1 LOB: 2 K: 2 BB: 0 S: 10 P: 10	R: 0 H: 0 E: 0 LOB: 0 K: 0 BB: 0 S: 3 P: 3	1B: 6 SF: 0 2B: 1 SAC: 0 3B: 0 DP: 2 HR: 0 HBP: 0		WP: 0 PA: 38 PB: 1 SB: 1 CS: 0
<b>PITCHER</b> Bob Forsch, R ERA: 3.75 Bill Greif, R ERA: 6.28 (1, 1) (9, 1)	IP WLS BF H R ER SO BB IBB HBP BLK WP HR S P ERA WHIP											<b>PITCHER</b> IP WLS BF H R ER SO BB IBB HBP BLK WP HR S P ERA WHIP

livebaseballscorecards.com

<b>AB</b>	33
<b>R</b>	1
<b>H</b>	7
<b>RBI</b>	1
<b>BB</b>	5
<b>SO</b>	8
<b>LOB</b>	21



Batter	1	2	3	4	5	6	7	8	9	AB	R	H	RBI	BB	SO	LOB
Lou Brock, L OBP: 0.297, SLG: 0.314 (1, 7)	0-0 E 2B 1B	0-0 F7		0-0 E7 1B 1-2		0-0 F7	0-0 G4-6-3 1-2f			5	1	1	0	0	0	4
Don Kessinger, S OBP: 0.311, SLG: 0.323 (1, 6)	0-0 G3 1-H 2B		0-0 G3 FC4 2B	0-3 K		0-0 WP BB 1B		0-0 F9		5	1	3	1	0	1	2
Bake McBride, L OBP: 0.426, SLG: 0.452 (1, 8)	0-0 L5		0-0 G3	0-0 1B 1-2 2-H		0-3 K		0-0 F7		5	0	1	1	0	1	3
Ted Simmons, S OBP: 0.345, SLG: 0.369 (1, 2)	0-0 G3 2-3		4-0 FC4 BB	0-0 L4		4-0 WP BB		0-0 F3		3	0	0	0	2	0	3
Willie Crawford, L OBP: 0.377, SLG: 0.500 (1, 9)	0-0 G3		0-0 FC4 E 1-2f 3-H		0-0 WP 1B 1B	0-0 P6 1-2 2-3				4	2	1	1	0	0	4
Ron Fairly, L OBP: 0.453, SLG: 0.390 (1, 3)		0-0 6-3	0-0 E9 1B 3-H		0-0 F9 1-2		4-0 WP BB FC5-2 BB			3	0	1	1	1	0	1
Hector Cruz, R OBP: 0.226, SLG: 0.343 (1, 5)		0-0 3B 1B	0-3 K		0-0 F9		4-0 FC5-2 WP BB			3	1	1	0	1	1	2
Mike Tyson, R OBP: 0.267, SLG: 0.366 (1, 4)		0-0 SH1-3 1-H 3B		0-0 L6		0-0 1B 2-H		0-0 FC5-2 1B 1-2 2-3		4	1	3	2	0	0	0
Bob Forsch, R OBP: 0.222, SLG: 0.235 (1, 1)		0-0 SH1-3		0-0 E 1B		0-3 K		0-0 FC5-2 G4-6-3		3	1	1	1	0	1	4
Bill Greif, R (9, 1)										0	0	0	0	0	0	0


Inning Stats	R: 1	H: 2	E: 0	LOB: 1	K: 0	BB: 0	S: 5	P: 5	R: 2	H: 2	E: 0	LOB: 0	K: 0	BB: 0	S: 5	P: 5	R: 2	H: 2	E: 2	LOB: 1	K: 1	BB: 1	S: 7	P: 11	R: 1	H: 2	E: 0	LOB: 1	K: 1	BB: 0	S: 7	P: 7	R: 0	H: 1	E: 0	LOB: 2	K: 1	BB: 1	S: 6	P: 10	R: 0	H: 1	E: 0	LOB: 2	K: 0	BB: 2	S: 3	P: 11	R: 0	H: 0	E: 0	LOB: 0	K: 0	BB: 0	S: 3	P: 3
1B: 9	SF: 0	2B: 2	SAC: 1	3B: 1	DP: 1	HR: 0	HBP: 0	WP: 3	PA: 40	PB: 0	SB: 0	CS: 0																																												

PITCHER	IP	WLS	BF	H	R	ER	SO	BB	IBB	HBP	BLK	WP	HR	S	P	ERA	WHIP
Larry Christenson, R (1, 1)	2.2	L	15	6	5	3	0	1	0	0	0	0	0	0	18	10.12	2.625
Ron Schueler, R (3, 1)	0.1		1	0	0	0	1	0	0	0	0	0	0	3	3	0.00	0.000
Wayne Twitchell, R (4, 1)	3.0		16	5	2	1	3	1	0	0	0	2	0	21	25	3.00	2.000
Gene Garber, R (7, 1)	1.0		5	1	0	0	0	2	0	0	0	1	0	3	11	0.00	3.000
Ron Reed, R (8, 1)	1.0		3	0	0	0	0	0	0	0	0	0	0	3	3	0.00	0.000

**BOTTOM**

Philadelphia Phillies @ St. Louis Cardinals  
 Busch Stadium, St. Louis, MO  
 Thu Jun 03 1976, 7:05 PM CDT  
 Att. 15,832 - Unknown

AB	35
R	7
H	12
RBI	7
BB	4
SO	4
LOB	23



PITCHER	IP	WLS	BF	H	R	ER	SO	BB	IBB	HBP	BLK	WP	HR	S	P	ERA	WHIP
---------	----	-----	----	---	---	----	----	----	-----	-----	-----	----	----	---	---	-----	------



Batter	1	2	3	4	5	6	7	8	9	AB R H RBI BB SO LOB	TOP
Dave Cash, R (1, 4) OBP: 0.357, SLG: 0.372	0-0 G1		0-0 6-3		0-0 FC1-6 1B		0-0 F9		4-0 BB	4 0 1 0 1 0 0	Philadelphia Phillies @ San Francisco Giants Candlestick Park, San Francisco, CA Fri Jun 04 1976, 10:05 PM EDT Att. 7,374 - Unknown <a href="http://livebaseballscorecards.com">livebaseballscorecards.com</a>
Larry Bowa, S (1, 6) OBP: 0.339, SLG: 0.335	0-0 F9		4-0 FC2-6 BB		0-0 FC1-6 1B E		0-0 F7		0-0 FC5 2-3f	4 1 0 0 1 0 3	
Mike Schmidt, R (1, 5) OBP: 0.420, SLG: 0.650	0-0 2B		0-0 FC2-6 HBP		0-0 FC5-4 1B			0-0 E3		4 0 2 0 0 0 1	
Greg Luzinski, R (1, 7) OBP: 0.337, SLG: 0.474	0-0 F9		1-0 HBP		0-0 FC5-4 1-2f 2-H			0-0 F8		3 0 0 0 0 0 3	
Jay Johnstone, L (1, 9) OBP: 0.386, SLG: 0.513		0-0 1B 1B	0-0 F9		0-0 3-1			0-0 F9		4 0 1 0 0 0 4	
Garry Maddox, R (1, 8) OBP: 0.369, SLG: 0.449		0-0 1-2 1B		0-3 K		0-0 4-3		0-0 1-3		4 0 1 0 0 1 1	
Bobby Tolan, L (1, 3) OBP: 0.323, SLG: 0.472		0-3 K		0-0 1B		0-0 4-3			0-0 FC5 2B	4 0 2 0 0 1 2	
Bob Boone, R (1, 2) OBP: 0.408, SLG: 0.440		0-3 K		0-0 F8		0-0 1-6-3			0-0 F9	4 0 0 0 0 1 4	
Jim Lonborg, R (1, 1) OBP: 0.286, SLG: 0.240 Tim McCarver, L (7, PH) OBP: 0.457, SLG: 0.464 Ron Schueler, R (7, 1) Tom Hutton, L (9, PH) OBP: 0.385, SLG: 0.226	0-0 F3		0-0 F9		0-0 6-3		0-0 F7		0-0 F7	2 0 0 0 0 0 3 1 0 0 0 0 0 0 0 0 0 0 0 0 0 1 0 0 0 0 0 1	
<b>Inning Stats</b>	R: 0 H: 1 E: 0 LOB: 1 K: 0 BB: 0 S: 4 P: 4	R: 0 H: 2 E: 0 LOB: 2 K: 2 BB: 0 S: 9 P: 9	R: 0 H: 0 E: 0 LOB: 2 K: 0 BB: 1 S: 3 P: 8	R: 0 H: 1 E: 0 LOB: 1 K: 1 BB: 0 S: 6 P: 6	R: 1 H: 2 E: 1 LOB: 1 K: 0 BB: 0 S: 5 P: 5	R: 0 H: 0 E: 0 LOB: 0 K: 0 BB: 0 S: 3 P: 3	R: 0 H: 0 E: 0 LOB: 0 K: 0 BB: 0 S: 3 P: 3	R: 0 H: 0 E: 1 LOB: 1 K: 0 BB: 0 S: 4 P: 4	R: 0 H: 1 E: 0 LOB: 2 K: 0 BB: 1 S: 4 P: 8	1B: 5 SF: 0 2B: 2 SAC: 0 3B: 0 DP: 0 HR: 0 HBP: 1	WP: 0 PA: 38 PB: 0 SB: 0 CS: 0
<b>PITCHER</b> Jim Barr, R (1, 1) ERA: 2.99	IP WLS BF H R ER SO BB IBB HBP BLK WP HR S P ERA WHIP										
	9.0 W 38 7 1 0 3 2 0 1 0 0 0 0 41 50 0.00 1.000										



Batter	1	2	3	4	5	6	7	8	9	AB	R	H	RBI	BB	SO	LOB
--------	---	---	---	---	---	---	---	---	---	----	---	---	-----	----	----	-----

<b>Larry Herndon, R</b> <small>OBP: 0.404, SLG: 0.448</small> (1, 8) X	0-0  SH3-4 SF8 2B	0-0  F2		0-0  FC4-6 1-2f S		0-0  6-3				4	1	1	0	0	0	1
<b>Derrel Thomas, S</b> <small>OBP: 0.313, SLG: 0.307</small> (1, 4) X	0-0  SH3-4 2-3	0-0  F9		0-0  5-3 1-2			0-0  S 1B			3	0	1	0	0	0	1
<b>Bobby Murcer, L</b> <small>OBP: 0.362, SLG: 0.361</small> (1, 9) X	0-0  SF8 3-H		0-0  2B		0-3  K		0-0  F7			3	0	1	1	0	1	1
<b>Gary Matthews, R</b> <small>OBP: 0.330, SLG: 0.374</small> (1, 7) X	0-0  1B 1B		0-0  F9		0-3  K		0-3  K 1-2			4	1	1	0	0	2	2
<b>Willie Montanez, L</b> <small>OBP: 0.362, SLG: 0.435</small> <b>Steve Ontiveros, S</b> <small>OBP: 0.265, SLG: 0.209</small> (1, 3) X (4, 3) X	0-0  1B 1B 2B 1B		0-3  K		0-0  3B 2B		0-0  6-3			2	1	1	0	0	1	1
<b>Chris Speier, R</b> <small>OBP: 0.356, SLG: 0.354</small> (1, 6) X	0-0  1B 2B 1B		1-0  HBP		0-0  3B 2-H		0-0  5-3			3	1	2	2	0	0	0
<b>Ken Reitz, R</b> <small>OBP: 0.311, SLG: 0.345</small> (1, 5) X	0-0  2B 1B		0-0  6-3		0-0  F5		0-0  F8			4	0	1	0	0	0	3
<b>Dave Rader, L</b> <small>OBP: 0.292, SLG: 0.340</small> (1, 2) X	0-0  2B			0-0  FC3-5 2B		0-0  F8		0-0  1-3		4	0	2	2	0	0	0
<b>Jim Barr, R</b> <small>OBP: 0.250, SLG: 0.100</small> (1, 1) X		0-0  6-3		0-0  FC3-5 FC4-6 2-3		0-0  6-3				3	0	0	0	0	0	1

Inning Stats	R: 4 E: 0 K: 0 S: 8	H: 6 LOB: 2 BB: 0 P: 8	R: 0 E: 0 K: 0 S: 3	H: 0 LOB: 0 BB: 0 P: 3	R: 0 E: 0 K: 1 S: 6	H: 1 LOB: 2 BB: 0 P: 7	R: 0 E: 0 K: 0 S: 4	H: 1 LOB: 1 BB: 0 P: 4	R: 1 E: 0 K: 2 S: 9	H: 2 LOB: 1 BB: 0 P: 9	R: 0 E: 0 K: 0 S: 3	H: 0 LOB: 0 BB: 0 P: 3	R: 0 E: 0 K: 1 S: 6	H: 1 LOB: 1 BB: 0 P: 6	R: 0 E: 0 K: 0 S: 3	H: 0 LOB: 0 BB: 0 P: 3
--------------	------------------------------	---------------------------------	------------------------------	---------------------------------	------------------------------	---------------------------------	------------------------------	---------------------------------	------------------------------	---------------------------------	------------------------------	---------------------------------	------------------------------	---------------------------------	------------------------------	---------------------------------

PITCHER	IP	WLS	BF	H	R	ER	SO	BB	IBB	HBP	BLK	WP	HR	S	P	ERA	WHIP
<b>Jim Lonborg, R</b> <small>ERA: 2.63</small> (1, 1)	6.0	L	28	10	5	5	3	0	0	1	0	0	0	33	34	7.50	1.667
<b>Ron Schueler, R</b> <small>ERA: 6.23</small> (7, 1)	2.0		7	1	0	0	1	0	0	0	0	0	0	9	9	0.00	0.500

**BOTTOM**

Philadelphia Phillies @ San Francisco Giants  
 Candlestick Park, San Francisco, CA  
 Fri Jun 04 1976, 10:05 PM EDT  
 Att. 7,374 - Unknown

AB	32
R	5
H	11
RBI	5
BB	0
SO	4
LOB	11

1B: 5	SF: 1	WP: 0	PA: 35
2B: 5	SAC: 1	PB: 0	
3B: 1	DP: 0	SB: 2	
HR: 0	HBP: 1	CS: 0	





Batter	1	2	3	4	5	6	7	8	9
Larry Herndon, R OBP: 0.398, SLG: 0.451 (1, 8)	0-0 F8		0-0 F9		0-0 F7		0-0 2B		
Derrel Thomas, S OBP: 0.311, SLG: 0.305 (1, 4)	0-0 F4		0-0 F7		0-0 FC5-4 1B		0-3 K		
Gary Matthews, R OBP: 0.329, SLG: 0.376 (1, 7)	0-0 6-3		0-0 2B		0-0 FC5-4 1-2f		0-0 6-3		
Bobby Murcer, L OBP: 0.364, SLG: 0.364 (1, 9)		0-0 G6-4-3 HR 1B	0-0 4-3			0-0 SH3-4 1B		0-0 G1	
Chris Speier, R OBP: 0.356, SLG: 0.354 (1, 6)		0-0 G6-4-3 1-2 1B		0-0 5-3		0-0 SH3-4 1-2		0-3 K	
Willie Montanez, L OBP: 0.364, SLG: 0.436 (1, 3)		0-0 G6-4-3 1-2f 2-3		0-0 1B		0-0 4-3		0-0 1B 1B	
Ken Reitz, R OBP: 0.319, SLG: 0.368 (1, 5)		0-0 HR		0-0 F3		0-0 FC6-4 1B		0-0 1B 1-2	
Marc Hill, R OBP: 0.207, SLG: 0.286 Glenn Adams, L OBP: 0.240, SLG: 0.280 (8, PH) Mike Sadek, R OBP: 0.390, SLG: 0.361 (9, 2)	0-0 F9		0-0 F7		0-0 FC6-4 1-2f		0-0 K		
Ed Halicki, R OBP: 0.286, SLG: 0.211 Randy Moffitt, R OBP: 0.500, SLG: 0.500 (7, 1)			0-0 WP 2B 1B		0-3 K		0-0 5-3		

AB	R	H	RBI	BB	SO	LOB
4	0	1	0	0	0	1
4	0	1	0	0	1	2
4	0	1	1	0	0	2
4	2	2	0	0	0	1
3	0	1	0	0	1	0
4	0	2	0	0	0	3
4	1	3	3	0	0	1
3	0	0	0	0	0	2
1	0	0	0	0	1	2
0	0	0	0	0	0	0
2	1	1	0	0	1	0
1	0	0	0	0	0	0

**BOTTOM**

Philadelphia Phillies @ San Francisco Giants  
Candlestick Park, San Francisco, CA

Sat Jun 05 1976, 6:33 AM EDT  
Att. 9,439 - Unknown

AB	34
R	4
H	12
RBI	4
BB	0
SO	4
LOB	14

livebaseballscorecards.com

WP: 1 PA: 35  
PB: 0  
SB: 0  
CS: 0



Inning Stats	R	H	E	K	S	R	H	E	K	S	R	H	E	K	S	R	H	E	K	S	R	H	E	K	S
	0	0	0	0	3	2	3	0	0	5	0	1	0	0	4	0	1	0	0	6	1	2	0	1	6
	0	0	0	0	3	0	0	0	0	5	0	0	0	0	4	0	0	0	0	6	0	2	0	1	6
	0	0	0	0	3	0	0	0	0	5	0	0	0	0	4	0	0	0	0	6	0	2	0	1	6
	0	0	0	0	3	0	0	0	0	5	0	0	0	0	4	0	0	0	0	6	0	2	0	1	6

PITCHER	IP	WLS	BF	H	R	ER	SO	BB	IBB	HBP	BLK	WP	HR	S	P	ERA	WHIP
Steve Carlton, L ERA: 3.72 (1, 1)	6.0	L	26	9	4	4	1	0	0	0	0	1	1	28	28	6.00	1.500
Gene Garber, R ERA: 3.23 (7, 1)	2.0		9	3	0	0	3	0	0	0	0	0	0	15	15	0.00	1.500



Batter	1	2	3	4	5	6	7	8	9	AB	R	H	RBI	BB	SO	LOB	TOP					
Dave Cash, R OBP: 0.354, SLG: 0.368 (1, 4)	0-0 P4		0-0 P6			0-0 4-3	0-0 4-3	0-0 E5		5	0	0	0	0	0	4						
Larry Bowa, S OBP: 0.333, SLG: 0.326 (1, 6)	0-0 P6			0-0 F8			0-0 F9	0-3 K		5	0	0	0	0	1	5						
Mike Schmidt, R OBP: 0.411, SLG: 0.634 (1, 5)	0-3 K			0-3 K				0-0 5-3	0-0 6-3	5	1	1	0	0	2	0						
Greg Luzinski, R OBP: 0.339, SLG: 0.475 Jerry Martin, R OBP: 0.346, SLG: 0.417 (8, 8)		0-3 K		0-3 K				0-0 1B	0-0 1B	3	1	1	0	1	2	0						
Dick Allen, R OBP: 0.404, SLG: 0.483 Tom Hutton, L OBP: 0.366, SLG: 0.212 (8, 3)		0-3 K			4-0 G3-6-3 BB			0-0 E	0-0 F9	3	1	1	1	1	1	1						
Jay Johnstone, L OBP: 0.376, SLG: 0.492 (1, 9)		0-0 F9			0-0 G3-6-3			0-0 E8	0-0 3-1	5	2	2	1	0	0	2						
Bobby Tolan, L OBP: 0.327, SLG: 0.469 (8, 7)			0-0 4-3		0-0 L8			4-0 1B	0-0 1B	3	2	1	0	1	0	0						
Bob Boone, R OBP: 0.411, SLG: 0.438 (1, 2)			0-0 F8			0-3 K		4-0 1B	0-0 1B	3	1	1	2	1	1	0						
Jim Kaat, L OBP: 0.269, SLG: 0.458 (1, 1)			0-0 2B			0-0 L6		0-0 1B	0-0 2B	4	0	3	3	0	0	0						
<b>Inning Stats</b>	R: 0 E: 0 K: 1 S: 5	H: 0 LOB: 0 BB: 0 P: 5	R: 0 E: 0 K: 2 S: 7	H: 0 LOB: 0 BB: 0 P: 7	R: 0 E: 0 K: 0 S: 4	H: 1 LOB: 1 BB: 0 P: 4	R: 0 E: 0 K: 2 S: 7	H: 0 LOB: 0 BB: 0 P: 7	R: 0 E: 0 K: 0 S: 2	H: 0 LOB: 0 BB: 1 P: 6	R: 0 E: 0 K: 1 S: 5	H: 0 LOB: 0 BB: 0 P: 5	R: 5 E: 1 K: 0 S: 7	H: 4 LOB: 2 BB: 3 P: 19	R: 4 E: 1 K: 1 S: 11	H: 5 LOB: 3 BB: 0 P: 11	R: 0 E: 0 K: 1 S: 6	H: 1 LOB: 1 BB: 0 P: 6	1B: 6 2B: 5 3B: 0 HR: 0	SF: 0 SAC: 0 DP: 1 HBP: 0	WP: 0 PB: 0 SB: 0 CS: 0	PA: 42
<b>PITCHER</b>	IP	WLS	BF	H	R	ER	SO	BB	IBB	HBP	BLK	WP	HR	S	P	ERA	WHIP					
John Montefusco, R ERA: 2.92 (1, 1)	6.1	L	26	4	5	4	6	3	1	0	0	0	0	34	50	5.68	1.105					
Gary Lavelle, L ERA: 1.66 (7, 1)	0.2		3	1	0	0	0	0	0	0	0	0	0	3	3	0.00	1.500					
Dave Heaverlo, R ERA: 4.32 (8, 1)	0.2		6	4	4	3	0	0	0	0	0	0	0	6	6	40.50	6.000					
Mike Caldwell, L ERA: 4.69 (8, 1)	1.1		7	2	0	0	2	0	0	0	0	0	0	11	11	0.00	1.500					

Philadelphia Phillies @ San Francisco Giants  
Candlestick Park, San Francisco, CA  
Sun Jun 06 1976, 6:33 AM EDT  
Att. 30,218 - Unknown

AB	38
R	9
H	11
RBI	7
BB	4
SO	8
LOB	13



Batter	1	2	3	4	5	6	7	8	9	AB	R	H	RBI	BB	SO	LOB
Larry Herndon, R OBP: 0.402, SLG: 0.453 (1, 8)	0-0 5-3 1B		0-0 3B 1B		0-0 4-3		0-0 6-3			4	1	2	0	0	0	0
Derrel Thomas, S OBP: 0.306, SLG: 0.300 (1, 4)	0-0 5-3 1-2		0-0 P4		0-0 F9			0-0 F8		4	0	0	0	0	0	2
Gary Matthews, R OBP: 0.328, SLG: 0.384 (1, 7)	0-0 F8		0-0 1-H 3B			0-0 6-3		0-0 L7		4	0	1	1	0	0	1
Chris Speier, R OBP: 0.349, SLG: 0.347 (1, 6)	0-3 K		0-3 K			0-0 5-3		0-0 F9		4	0	0	0	0	2	2
Willie Montanez, L OBP: 0.358, SLG: 0.428 (1, 3)		0-0 L3		0-0 F7		0-0 1-3			0-0 F8	4	0	0	0	0	0	0
Ken Reitz, R OBP: 0.318, SLG: 0.365 (1, 5)		0-0 1B 1B		0-0 6-3			0-0 6-3		0-0 4-3	4	0	1	0	0	0	0
Gary Thomasson, L OBP: 0.462, SLG: 0.636 (1, 9)		0-0 G1-4-3 1-2 1B		0-0 FC6-4 1B			0-0 WP HR 1B		0-0 F8	4	1	3	0	0	0	0
Marc Hill, R OBP: 0.213, SLG: 0.339 (1, 2)		0-0 G1-4-3 1-2f		0-0 FC6-4 1-2f			0-0 1-H HR			3	1	1	2	0	0	3
John Montefusco, R OBP: 0.250, SLG: 0.241 (1, 1)			0-0 5-3				0-0 6-3			2	0	1	0	0	0	0
Gary Lavelle, S OBP: 0.200, SLG: 0.200 (7, 1)										0	0	0	0	0	0	0
Chris Arnold, R OBP: 0.243, SLG: 0.235 (7, PH)										1	0	0	0	0	0	0
Dave Heaverlo, R (8, 1)										0	0	0	0	0	0	0
Mike Caldwell, R OBP: 0.167, SLG: 0.167 (8, 1)										0	0	0	0	0	0	0

Inning Stats	R: 0	H: 1	E: 0	K: 1	S: 6	LOB: 1	BB: 0	P: 6	R: 0	H: 2	E: 0	K: 0	S: 4	LOB: 1	BB: 0	P: 4	R: 1	H: 2	E: 0	K: 1	S: 7	LOB: 1	BB: 0	P: 7	R: 0	H: 1	E: 0	K: 0	S: 4	LOB: 1	BB: 0	P: 4	R: 0	H: 0	E: 0	K: 0	S: 3	LOB: 0	BB: 0	P: 3	R: 2	H: 2	E: 0	K: 0	S: 5	LOB: 0	BB: 0	P: 5	R: 0	H: 0	E: 0	K: 0	S: 3	LOB: 0	BB: 0	P: 3	R: 0	H: 0	E: 0	K: 0	S: 3	LOB: 0	BB: 0	P: 3
1B: 7	SF: 0	2B: 0	SAC: 0	3B: 1	DP: 1	HR: 1	HBP: 0	WP: 1	PA: 34																																																							

PITCHER	IP	WLS	BF	H	R	ER	SO	BB	IBB	HBP	BLK	WP	HR	S	P	ERA	WHIP
Jim Kaat, L ERA: 3.5 (1, 1)	9.0	W	34	9	3	3	2	0	0	0	0	1	1	38	38	3.00	1.000


**BOTTOM**

Philadelphia Phillies @ San Francisco Giants  
Candlestick Park, San Francisco, CA

Sun Jun 06 1976, 6:33 AM EDT  
Att. 30,218 - Unknown

livebaseballscorecards.com

AB	34
R	3
H	9
RBI	3
BB	0
SO	2
LOB	8





Batter	1	2	3	4	5	6	7	8	9	AB R H RBI BB SO LOB	TOP				
<b>Dave Cash, R</b> OBP: 0.355, SLG: 0.366 (1, 4) X	0-0 2B 1B	0-0 6-3 2-3		0-0 1-2-3 1-2 2-3		4-0 BB 1B BB		0-0 G6-4-3 1-2f		4 1 1 0 1 0 4	<b>Philadelphia Phillies @ Los Angeles Dodgers</b> <b>Dodger Stadium, Los Angeles, CA</b> Mon Jun 07 1976, 7:05 PM PDT Att. 30,627 - Unknown <a href="http://livebaseballscorecards.com">livebaseballscorecards.com</a>				
<b>Larry Bowa, S</b> OBP: 0.335, SLG: 0.324 (1, 6) X	0-0 P4	0-0 L9		0-0 G3		0-0 BB 1B		4-0 SH1-3 SF7 BB	4 1 1 1 1 0 4						
<b>Mike Schmidt, R</b> OBP: 0.413, SLG: 0.634 (1, 5) X	0-0 HR 2B		0-3 K		0-3 K	4-0 BB		0-0 SH1-3	3 1 1 2 1 2 0						
<b>Greg Luzinski, R</b> OBP: 0.335, SLG: 0.488 <b>Jerry Martin, R</b> OBP: 0.346, SLG: 0.417 (1, 7) X (9, 8)	0-0 HR		0-3 K		0-0 F2	0-0 F3		0-0 SF7	4 1 1 3 0 1 3 0 0 0 0 0 0 0						
<b>Dick Allen, R</b> OBP: 0.394, SLG: 0.500 <b>Tom Hutton, L</b> OBP: 0.366, SLG: 0.212 (1, 3) X (9, 3)	0-0 HR		0-0 F8		0-3 K		0-0 L9	0-0 F9	5 1 1 1 0 1 0 0 0 0 0 0 0 0						
<b>Jay Johnstone, L</b> OBP: 0.372, SLG: 0.492 (1, 9) X	0-0 L3			0-0 1B 2B		0-0 F9	0-0 P4		4 1 1 0 0 0 0						
<b>Bobby Tolan, L</b> OBP: 0.324, SLG: 0.460 (1, 8) X (9, 7)	0-0 1-3			0-0 FC1-5 1B 2H		0-0 F8	0-0 6-3		4 0 1 1 0 0 0						
<b>Bob Boone, R</b> OBP: 0.426, SLG: 0.450 (1, 2) X		0-0 6-3 SH3-4 1B		0-0 1-2-3 FC1-5 1B		4-0 2B 1B BB		0-0 FC5-6 1B	3 1 3 0 1 0 0						
<b>Ron Reed, R</b> OBP: 0.375, SLG: 0.500 <b>Gene Garber, R</b> OBP: 0.500, SLG: 0.250 (1, 1) (6, 1)		0-0 SH3-4		0-0 FC1-5 1-2-3		0-0 1B BB 2B		0-0 FC5-6 G6-4-3	2 1 1 0 0 0 2 1 0 0 0 0 0 1						
<b>Inning Stats</b>	R: 4 E: 0 K: 0 S: 7 H: 4 LOB: 0 BB: 0 P: 7	R: 0 E: 0 K: 0 S: 4 H: 1 LOB: 1 BB: 0 P: 4	R: 0 E: 0 K: 2 S: 7 H: 0 LOB: 0 BB: 0 P: 7	R: 1 E: 0 K: 0 S: 6 H: 3 LOB: 2 BB: 0 P: 6	R: 0 E: 0 K: 2 S: 7 H: 0 LOB: 0 BB: 0 P: 7	R: 2 E: 0 K: 0 S: 5 H: 2 LOB: 3 BB: 3 P: 17	R: 0 E: 0 K: 0 S: 3 H: 0 LOB: 0 BB: 0 P: 3	R: 0 E: 0 K: 0 S: 3 H: 1 LOB: 0 BB: 0 P: 3	R: 1 E: 0 K: 0 S: 3 H: 0 LOB: 0 BB: 1 P: 7	1B: 6 2B: 3 3B: 0 HR: 2 SF: 1 SAC: 2 DP: 1 HBP: 0		WP: 0 PB: 0 SB: 1 CS: 0 PA: 41			
<b>PITCHER</b> <b>Rick Rhoden, R</b> ERA: 3.5 (1, 1) <b>Charlie Hough, R</b> ERA: 2.42 (4, 1) <b>Mike Marshall, R</b> ERA: 4.12 (8, 1)	IP WLS BF H R ER SO BB IBB HBP BLK WP HR S P ERA WHIP	3.0 L 17 2 2 2 2 3 0 0 0 0 0 18 30 4.50 1.250	2.0 7 1 1 1 0 1 0 0 0 0 0 0 6 10 4.50 1.000	<b>PITCHER</b> IP WLS BF H R ER SO BB IBB HBP BLK WP HR S P ERA WHIP											



Batter	1	2	3	4	5	6	7	8	9	AB	R	H	RBI	BB	SO	LOB
Davey Lopes, R OBP: 0.308, SLG: 0.336 (1, 4)	0-0 1B HR 1B	0-0 FC6-4 CS 1-2f			0-0 4-3 2-3		0-3 K			4	1	1	0	0	1	2
Bill Buckner, L OBP: 0.320, SLG: 0.415 (1, 7)	0-0 1B HR 1B	0-0 F3 1-2			0-0 SF9 3-H			0-0 G4-6-3 1B		3	1	2	1	0	0	1
Steve Garvey, R OBP: 0.347, SLG: 0.418 (1, 3)	0-0 1B HR 1B			0-0 6-3		0-0 F3		0-0 G4-6-3 1-2f		4	1	1	0	0	0	1
Ron Cey, R OBP: 0.431, SLG: 0.556 (1, 5)	0-0 HR 1-H 2-H 3-H			0-0 F7		0-0 2B		0-0 F7		4	1	2	4	0	0	0
Joe Ferguson, R OBP: 0.324, SLG: 0.377 (1, 9)	0-3 K			0-0 4-3		0-0 F9			0-0 E6 FC1-4 1B SF7	4	1	0	0	0	1	1
Dusty Baker Jr., R OBP: 0.318, SLG: 0.315 (1, 8)	0-0 5-3			0-0 P4		0-3 K			0-0 FC1-4 1B	4	0	1	0	0	1	1
Steve Yeager, R OBP: 0.301, SLG: 0.427 (1, 2)	0-0 1B			0-0 F7		0-3 K			0-0 FC1-4 1-2f 2-3	4	0	1	0	0	1	3
Bill Russell, R OBP: 0.315, SLG: 0.408 (1, 6)	0-0 F3			0-0 F2			0-0 5-3		0-0 SF7 3-H	3	0	0	0	0	0	1
Danny Walton, R OBP: 0.286, SLG: 0.200 (9, PH)									0-0 F9	0	0	0	1	0	0	0
Rick Rhoden, R OBP: 0.320, SLG: 0.360 (1, 1)										1	0	1	0	0	0	0
Charlie Hough, R OBP: 0.333, SLG: 0.444 (4, 1)										1	1	1	0	0	0	0
Ed Goodson, L OBP: 0.302, SLG: 0.378 (7, PH)										1	0	0	0	0	0	0
Mike Marshall, R (8, 1)										0	0	0	0	0	0	0
Manny Mota, R OBP: 0.316, SLG: 0.294 (9, PH)										1	0	0	0	0	0	1

**BOTTOM**

Philadelphia Phillies @ Los Angeles Dodgers  
 Dodger Stadium, Los Angeles, CA  
 Mon Jun 07 1976, 7:05 PM PDT  
 Att. 30,627 - Unknown

AB	34
R	6
H	10
RBI	6
BB	0
SO	4
LOB	11



Inning Stats	R: 4	H: 5	E: 0	K: 1	S: 10	LOB: 1	BB: 0	P: 10	R: 0	H: 1	E: 0	K: 0	S: 3	LOB: 0	BB: 0	P: 3	R: 0	H: 0	E: 0	K: 0	S: 3	LOB: 0	BB: 0	P: 3	R: 1	H: 1	E: 0	K: 0	S: 4	LOB: 0	BB: 0	P: 4	R: 0	H: 1	E: 0	K: 2	S: 8	LOB: 1	BB: 0	P: 8	R: 0	H: 0	E: 0	K: 1	S: 5	LOB: 0	BB: 0	P: 5	R: 0	H: 1	E: 0	K: 0	S: 3	LOB: 0	BB: 0	P: 3	R: 1	H: 1	E: 1	K: 0	S: 5	LOB: 1	BB: 0	P: 5	1B: 7	SF: 2	2B: 2	SAC: 0	3B: 0	DP: 1	HR: 1	HBP: 0	WP: 0	PA: 36	PB: 0	SB: 0	CS: 1
--------------	------	------	------	------	-------	--------	-------	-------	------	------	------	------	------	--------	-------	------	------	------	------	------	------	--------	-------	------	------	------	------	------	------	--------	-------	------	------	------	------	------	------	--------	-------	------	------	------	------	------	------	--------	-------	------	------	------	------	------	------	--------	-------	------	------	------	------	------	------	--------	-------	------	-------	-------	-------	--------	-------	-------	-------	--------	-------	--------	-------	-------	-------

PITCHER	IP	WLS	BF	H	R	ER	SO	BB	IBB	HBP	BLK	WP	HR	S	P	ERA	WHIP
Ron Reed, R ERA: 3.92 (1, 1)	5.0	W	22	8	5	5	1	0	0	0	0	0	1	24	24	9.00	1.600
Gene Garber, R ERA: 2.86 (6, 1)	4.0	S	14	2	1	0	3	0	0	0	0	0	0	20	20	0.00	0.500



Batter	1	2	3	4	5	6	7	8	9	AB	R	H	RBI	BB	SO	LOB	TOP
Dave Cash, R (1, 4) OBP: 0.358, SLG: 0.368 Terry Harmon, R (6, PH) OBP: 0.400, SLG: 0.353 (6, 4)	0-0 5-3		0-0 6-3	0-0 1B	0-0 1B	0-0 1B			0-0 L5-4 1B	4	0	2	1	0	0	0	
Larry Bowa, S (1, 6) OBP: 0.330, SLG: 0.319	0-0 F9		0-0 5-3	0-0 F9	0-0 F8	0-0 6-3			0-0 1B	6	0	1	1	0	0	5	
Mike Schmidt, R (1, 5) OBP: 0.416, SLG: 0.630	0-0 FC5-4 1B		0-0 F7						0-0 L5-4	6	1	3	1	0	0	2	
Greg Luzinski, R (1, 7) OBP: 0.335, SLG: 0.482	0-0 FC5-4			0-0 1B					0-0 F9	6	2	2	0	0	1	4	
Dick Allen, R (1, 3) OBP: 0.407, SLG: 0.505 Tom Hutton, L (6, 3) OBP: 0.357, SLG: 0.206		0-0 L8		0-0 1B	4-0 1B	0-0 2B			0-0 P3	3	3	2	0	1	0	0	
Ollie Brown, R (1, 9) OBP: 0.440, SLG: 0.565		0-0 F8		0-0 E	0-0 1B	0-0 1B			0-0 4-3	5	3	3	2	0	0	0	
Jerry Martin, R (1, 8) OBP: 0.355, SLG: 0.414		0-0 S		0-0 FC6	0-0 F3	0-0 2B			0-0 6-3	5	2	2	2	0	0	3	
Bob Boone, R (1, 2) OBP: 0.425, SLG: 0.456		0-0 FC6-4 1B		0-0 5-3	0-0 1B	0-0 F3			0-0 5-3	5	1	2	3	0	0	3	
Larry Christenson, R (1, 1) OBP: 0.208, SLG: 0.304 Bobby Tolan, L (9, PH) OBP: 0.330, SLG: 0.460 Tug McGraw, R (9, 1)		0-0 FC6-4		0-3 K	0-0 1B	0-0 F3			1-0 1B	4	1	1	2	0	1	4	
<b>Inning Stats</b>	R: 0 E: 0 K: 0 S: 4 H: 1 LOB: 1 BB: 0 P: 4	R: 1 E: 0 K: 0 S: 5 H: 2 LOB: 1 BB: 0 P: 5	R: 0 E: 0 K: 0 S: 3 H: 0 LOB: 0 BB: 0 P: 3	R: 4 E: 1 K: 1 S: 10 H: 4 LOB: 1 BB: 0 P: 10	R: 6 E: 0 K: 1 S: 12 H: 7 LOB: 2 BB: 1 P: 16	R: 2 E: 0 K: 0 S: 7 H: 4 LOB: 2 BB: 0 P: 7	R: 0 E: 0 K: 0 S: 3 H: 0 LOB: 0 BB: 0 P: 3	R: 0 E: 0 K: 0 S: 3 H: 0 LOB: 0 BB: 0 P: 3	R: 1 E: 0 K: 0 S: 4 H: 2 LOB: 1 BB: 0 P: 5	1B: 17 2B: 4 3B: 0 HR: 0 SF: 0 SAC: 0 DP: 1 HBP: 1	WP: 0 PB: 0 SB: 1 CS: 0	PA: 49					
<b>PITCHER</b>	IP WLS BF H R ER SO BB IBB HBP BLK WP HR S P ERA WHIP	IP WLS BF H R ER SO BB IBB HBP BLK WP HR S P ERA WHIP	IP WLS BF H R ER SO BB IBB HBP BLK WP HR S P ERA WHIP	IP WLS BF H R ER SO BB IBB HBP BLK WP HR S P ERA WHIP	IP WLS BF H R ER SO BB IBB HBP BLK WP HR S P ERA WHIP	IP WLS BF H R ER SO BB IBB HBP BLK WP HR S P ERA WHIP	IP WLS BF H R ER SO BB IBB HBP BLK WP HR S P ERA WHIP	IP WLS BF H R ER SO BB IBB HBP BLK WP HR S P ERA WHIP	IP WLS BF H R ER SO BB IBB HBP BLK WP HR S P ERA WHIP	IP WLS BF H R ER SO BB IBB HBP BLK WP HR S P ERA WHIP	IP WLS BF H R ER SO BB IBB HBP BLK WP HR S P ERA WHIP	IP WLS BF H R ER SO BB IBB HBP BLK WP HR S P ERA WHIP					
Tommy John, L (1, 1) ERA: 3.44	4.0 L																
Al Downing, L (5, 1) ERA: 7.71	0.1																
Stan Wall, L (5, 1) ERA: 4.57	4.2																

Philadelphia Phillies @ Los Angeles Dodgers  
Dodger Stadium, Los Angeles, CA  
Tue Jun 08 1976, 7:05 PM PDT  
Att: 27,950 - Unknown

livebaseballscorecards.com

AB	47
R	14
H	20
RBI	13
BB	1
SO	2
LOB	21



Batter	1	2	3	4	5	6	7	8	9	AB	R	H	RBI	BB	SO	LOB
Davey Lopes, R (1, 4) OBP: 0.316, SLG: 0.333 Ted Sizemore, R (7, 4) OBP: 0.276, SLG: 0.261	4-0 S 1B BB		4-0 BB		0-0 F2		0-0 P4			1	1	0	0	2	0	0
Bill Buckner, L (1, 7) OBP: 0.315, SLG: 0.408	0-0 F8 1-2		0-0 F8		0-0 4-3			0-0 F9		4	0	0	0	0	0	2
Steve Garvey, R (1, 3) OBP: 0.350, SLG: 0.417	0-0 CS 2-H 1B		0-0 F9		0-0 6-3			4-0 FC1-6 BB		3	0	1	1	1	0	1
Ron Cey, R (1, 5) OBP: 0.434, SLG: 0.563 Rick Auerbach, R (7, 5) OBP: 0.190, SLG: 0.105	0-0 1-2 1B			0-0 1B FC6-4 2B		0-0 F3		0-0 FC1-6 1-2f		3	1	2	0	0	0	0
Joe Ferguson, R (1, 9) OBP: 0.317, SLG: 0.368 Joe Simpson, L (9, 9) OBP: 0.091, SLG: 0.091	0-0 F7			0-0 L9		0-0 L9		0-0 F3		4	0	0	0	0	0	3
Dusty Baker Jr., R (1, 8) OBP: 0.326, SLG: 0.323		0-0 FC5-4 1B		0-0 FC6-4 2-3 1B		0-0 3-1			0-0 FC5-4 1B	4	0	3	0	0	0	0
Steve Yeager, R (1, 2) OBP: 0.300, SLG: 0.422		0-0 FC5-4 G6-4-3 1-2f		0-0 FC6-4 1B 1-2f			0-0 S 1B		0-0 F9	4	0	1	1	0	0	3
Bill Russell, R (1, 6) OBP: 0.313, SLG: 0.404		0-0 G6-4-3 1-2f		0-0 1-2 1B			0-0 F8 1-2		0-0 F8	4	0	1	0	0	0	3
Tommy John, R (1, 1) OBP: 0.143, SLG: 0.100 Ed Goodson, L (4, PH) OBP: 0.295, SLG: 0.368 Al Downing, R (5, 1) Stan Wall, L (5, 1) Danny Walton, R (9, PH) OBP: 0.250, SLG: 0.167			0-0 F9		0-0 F7		0-3 K		0-0 FC5-4 1-2f	1	0	0	0	0	0	0

Inning Stats		R: 1	H: 2	R: 0	H: 1	R: 0	H: 0	R: 0	H: 0	R: 0	H: 0	R: 0	H: 1	R: 0	H: 0	R: 0	H: 1	1B: 7	SF: 0	WP: 0	PA: 36	
		E: 0	LOB: 1	E: 0	LOB: 0	E: 0	LOB: 2	E: 0	LOB: 0	E: 0	LOB: 0	E: 0	LOB: 1	E: 0	LOB: 1	E: 0	LOB: 1	2B: 1	SAC: 0	PB: 0		
		K: 0	BB: 1	K: 0	BB: 0	K: 0	BB: 1	K: 0	BB: 0	K: 1	BB: 0	K: 0	BB: 1	K: 0	BB: 0	K: 0	BB: 1	3B: 0	DP: 1	SB: 2		
		S: 4	P: 8	S: 3	P: 3	S: 3	P: 7	S: 6	P: 3	S: 6	P: 6	S: 3	P: 3	S: 6	P: 6	S: 3	P: 7	HR: 0	HBP: 0	CS: 1		
PITCHER	IP	WLS	BF	H	R	ER	SO	BB	IBB	HBP	BLK	WP	HR	S	P	ERA	WHIP					
Larry Christenson, R (1, 1) ERA: 2.77	8.0	W	32	7	2	2	1	3	0	0	0	0	0	31	43	2.25	1.250					
Tug McGraw, L (9, 1) ERA: 3.52	1.0		4	1	0	0	0	0	0	0	0	0	0	4	4	0.00	1.000					

BOTTOM

Philadelphia Phillies @ Los Angeles Dodgers  
 Dodger Stadium, Los Angeles, CA  
 Tue Jun 08 1976, 7:05 PM PDT  
 Att. 27,950 - Unknown

livebaseballscorecards.com

AB	33
R	2
H	8
RBI	2
BB	3
SO	1
LOB	18





Batter	1	2	3	4	5	6	7	8	9	AB R H RBI BB SO LOB	TOP										
Dave Cash, R (1, 4) OBP: 0.356, SLG: 0.363	0-0 F9			0-0 F9			0-0 F8		4-0 BB 1B BB	3 1 0 0 1 0 0	Philadelphia Phillies @ Los Angeles Dodgers Dodger Stadium, Los Angeles, CA Wed Jun 09 1976, 7:05 PM PDT Att: 27,794 - Unknown <a href="http://livebaseballscorecards.com">livebaseballscorecards.com</a>										
Larry Bowa, S (1, 6) Ollie Brown, R (9, PH) OBP: 0.447, SLG: 0.565	0-0 F7			0-3 K		0-0 G6-4-3 1B		4-0 BB 1B BB	3 0 1 0 0 1 0 0 0 0 0 1 0 0												
Mike Schmidt, R (1, 5) OBP: 0.413, SLG: 0.622	0-0 F3			0-0 F7		0-0 G6-4-3 1-2f		0-0 BB 1B	4 0 1 2 0 0 1												
Greg Luzinski, R (1, 7) Jerry Martin, R (9, PR) OBP: 0.355, SLG: 0.414		0-0 G6-4-3 1B		0-3 K			0-0 6-3	4-0 BB 1B BB	3 0 1 0 1 1 0 0 0 0 0 0 0 0												
Dick Allen, R (1, 3) OBP: 0.393, SLG: 0.485		0-0 G6-4-3 1-2f		0-0 6-3			0-0 F8	0-0 FC6-4 1-2f	4 0 0 0 0 0 4												
Jay Johnstone, L (1, 9) OBP: 0.365, SLG: 0.481		0-0 F7		0-0 F8			0-0 F8		3 0 0 0 0 0 0												
Bobby Tolan, L (1, 8) OBP: 0.321, SLG: 0.447			0-0 3-1		0-0 F8			0-0 L9	3 0 0 0 0 0 0												
Bob Boone, R (1, 2) OBP: 0.417, SLG: 0.446			0-3 K		0-0 F9			0-0 F7	3 0 0 0 0 1 0												
Jim Lonborg, R (1, 1) Tim McCarver, L (9, PH) OBP: 0.450, SLG: 0.485			0-0 5-3		0-0 F9			0-0 BB 1B 2B	2 0 0 0 0 0 0 1 1 1 0 0 0 0												
<b>Inning Stats</b>	R: 0 E: 0 K: 0 S: 3	H: 0 LOB: 0 BB: 0 P: 3	R: 0 E: 0 K: 0 S: 3	H: 1 LOB: 0 BB: 0 P: 3	R: 0 E: 0 K: 1 S: 5	H: 0 LOB: 0 BB: 0 P: 5	R: 0 E: 0 K: 1 S: 5	H: 0 LOB: 0 BB: 0 P: 5	R: 0 E: 0 K: 0 S: 3	H: 0 LOB: 0 BB: 0 P: 3	R: 0 E: 0 K: 0 S: 3	H: 1 LOB: 0 BB: 0 P: 3	R: 0 E: 0 K: 0 S: 3	H: 0 LOB: 0 BB: 0 P: 3	R: 2 E: 0 K: 0 S: 5	H: 2 LOB: 3 BB: 3 P: 17	1B: 3 2B: 1 3B: 0 HR: 0	SF: 0 SAC: 0 DP: 2 HBP: 0	WP: 0 PB: 0 SB: 0 CS: 0	PA: 32	
<b>PITCHER</b>	IP WLS BF H R ER SO BB IBB HBP BLK WP HR S P ERA WHIP																				IP WLS BF H R ER SO BB IBB HBP BLK WP HR S P ERA WHIP
Burt Hooton, R (1, 1) ERA: 4.31	8.2 W 30 4 2 2 3 2 0 0 0 0 0 34 42 2.08 0.692																				
Charlie Hough, R (9, 1) ERA: 2.4	0.1 S 2 0 0 0 0 1 0 0 0 0 0 1 5 0.00 3.000																				





Batter	1	2	3	4	5	6	7	8	9	10	11	12	AB	R	H	RBI	BB	SO	LOB	TOP								
Dave Cash, R OBP: 0.358, SLG: 0.362 (1, 4)	0-0 6-3		0-0 FC5-2			0-0 HR	4-0 FC4-6	0-0 5-3			0-0 L6	0-0 G4-3	6	1	2	1	1	0	3									
Larry Bowa, S OBP: 0.329, SLG: 0.318 (1, 6)	0-0 F9		0-0 FC5-4			1-2 HR	0-0 FC4-6			0-0 1-3	0-0 1B	0-0 G4-3	7	2	2	0	0	0	5									
Mike Schmidt, R OBP: 0.410, SLG: 0.626 (1, 5)	0-0 F8			0-0 F8		1-2 HR	4-0 1B	0-0 1B	0-0 6-3		0-0 F3		5	2	1	3	1	0	1									
Greg Luzinski, R OBP: 0.342, SLG: 0.480 (1, 7)		0-0 F8		0-0 F7		0-0 1B	0-0 1B		0-0 1B		0-3 K		4	0	2	2	0	0	0									
Jerry Martin, R OBP: 0.364, SLG: 0.419 (7, PR) (7, 7)						1-3 2-H	0-0 1B						2	0	1	0	0	1	1									
Dick Allen, R OBP: 0.415, SLG: 0.524 (1, 3)		4-0 L5-3		4-0 S		1-2 1B	1-2 1B		0-0 F8			4	1	3	2	2	0	1										
Tom Hutton, L OBP: 0.357, SLG: 0.206 (12, 3)						1-2 1B	1-2 1B					0	0	0	0	0	0	0	0									
Ollie Brown, R OBP: 0.429, SLG: 0.533 (1, 9)		0-0 L5-3		0-3 K		0-3 K	0-0 G3			0-0 5-3		0-0 1B	6	1	1	0	0	2	6									
Garry Maddox, R OBP: 0.376, SLG: 0.449 (1, 8)			0-0 P4		0-0 P4	0-0 G6-3		0-3 K		0-0 1B		0-0 1B	6	1	2	0	0	1	2									
Tim McCarver, L OBP: 0.477, SLG: 0.471 (1, 2)			4-0 1B		0-0 P6		4-0 FC4-6	4-0 S		0-0 F8		0-0 1B	1	1	0	0	3	0	0									
Bob Boone, R OBP: 0.418, SLG: 0.461 (8, 2)						0-0 FC5-2	0-0 1B	0-0 S		0-0 F8		1-H 2-H	2	1	1	2	0	0	1									
Steve Carlton, L OBP: 0.074, SLG: 0.074 (1, 1)			0-0 FC5-2		0-0 F8		0-3 K	0-3 K		0-0 1B		0-3 K	4	0	1	0	0	2	2									
Gene Garber, R OBP: 0.500, SLG: 0.250 (8, 1)													0	0	0	0	0	0	0									
Terry Harmon, R OBP: 0.429, SLG: 0.389 (10, PH)													1	0	1	0	0	0	0									
Tug McGraw, R (10, 1)			1-3 1B					1-2 K					1	0	0	0	0	1	1									
Ron Schueler, R (12, 1)													0	0	0	0	0	0	0									
<b>Inning Stats</b>	R: 0 E: 0 K: 0 S: 3	H: 0 LOB: 0 BB: 0 P: 3	R: 0 E: 0 K: 0 S: 2	H: 0 LOB: 0 BB: 1 P: 6	R: 0 E: 0 K: 0 S: 4	H: 1 LOB: 2 BB: 1 P: 8	R: 0 E: 0 K: 1 S: 5	H: 0 LOB: 1 BB: 1 P: 9	R: 0 E: 0 K: 0 S: 3	H: 0 LOB: 0 BB: 0 P: 3	R: 3 E: 0 K: 1 S: 9	H: 5 LOB: 1 BB: 0 P: 9	R: 3 E: 0 K: 1 S: 7	H: 2 LOB: 2 BB: 3 P: 19	R: 0 E: 0 K: 2 S: 7	H: 0 LOB: 1 BB: 1 P: 11	R: 0 E: 0 K: 0 S: 4	H: 1 LOB: 1 BB: 0 P: 4	R: 0 E: 0 K: 0 S: 4	H: 2 LOB: 2 BB: 0 P: 4	R: 0 E: 0 K: 1 S: 6	H: 1 LOB: 1 BB: 0 P: 6	R: 4 E: 0 K: 1 S: 9	H: 5 LOB: 0 BB: 0 P: 9	1B: 14 2B: 1 3B: 1 HR: 2	SF: 0 SAC: 0 DP: 3 HBP: 0	WP: 0 PB: 0 SB: 2 CS: 0	PA: 56
<b>PITCHER</b>	IP	WLS	BF	H	R	ER	SO	BB	IBB	HBP	BLK	WP	HR	S	P	ERA	WHIP											
Doug Rau, L ERA: 2.73 (1, 1)	6.0		25	6	3	3	2	3	0	0	0	0	0	26	38	4.50	1.500											
Mike Marshall, R ERA: 4.53 (7, 1)	0.2		6	1	3	3	1	3	0	0	0	0	0	5	17	40.50	6.000											
Charlie Hough, R ERA: 2.33 (7, 1)	1.1		6	1	0	0	2	1	0	0	0	0	0	9	13	0.00	1.500											
Stan Wall, L ERA: 5.4 (9, 1)	3.1	L	18	9	4	4	2	0	0	0	0	0	1	22	22	10.80	2.700											
Al Downing, L ERA: 7.36 (12, 1)	0.2		1	0	0	0	0	0	0	0	0	0	0	1	1	0.00	0.000											

Philadelphia Phillies @ Los Angeles Dodgers  
Dodger Stadium, Los Angeles, CA  
Thu Jun 10 1976, 7:05 PM PDT  
Att. 27,052 - Unknown

AB	49
R	10
H	17
RBI	10
BB	7
SO	7
LOB	23







Batter	1	2	3	4	5	6	7	8	9	AB R H RBI BB SO LOB	TOP									
Garry Maddox, R (1, 8) OBP: 0.374, SLG: 0.444	0-0 F8			0-0 L5		0-0 6-3		0-0 2B 1B		4 1 1 1 0 0 1	<b>Philadelphia Phillies @ San Diego Padres</b> San Diego Stadium, San Diego, CA Fri Jun 11 1976, 10:05 PM EDT Att: 15,754 - Unknown <a href="http://livebaseballscorecards.com">livebaseballscorecards.com</a>									
Larry Bowa, S (1, 6) OBP: 0.323, SLG: 0.312	0-0 F9			0-0 3-1			0-0 4-3	0-3 K		4 0 0 0 0 1 2										
Mike Schmidt, R (1, 5) OBP: 0.416, SLG: 0.632	0-0 CS 1B			0-0 F7			4-0 E S BB	0-0 1-H 2-H 2B		3 0 2 2 1 0 0										
Greg Luzinski, R (1, 7) OBP: 0.335, SLG: 0.470 Jerry Martin, R (9, 7) OBP: 0.364, SLG: 0.419	0-0 CS 1-2	0-0 F8		0-0 4-3			0-3 K 1-3	0-3 K		4 0 0 0 0 2 1 0 0 0 0 0 0 0										
Dick Allen, R (1, 3) OBP: 0.402, SLG: 0.505 Tom Hutton, L (9, 3) OBP: 0.357, SLG: 0.206			0-0 F8		0-0 6-3		0-0 F7	0-0 F8		4 0 0 0 0 0 1 0 0 0 0 0 0 0										
Jay Johnstone, L (1, 9) OBP: 0.368, SLG: 0.500			0-0 F8		0-0 F8			0-0 HR	4-0 CS BB	3 1 1 1 1 0 0										
Bob Boone, R (1, 2) OBP: 0.423, SLG: 0.465				0-0 L7				0-0 4-3 PB 1B	0-0 CS 1-2	3 1 2 0 0 0 0										
Terry Harmon, R (1, 4) OBP: 0.435, SLG: 0.400 Tim McCarver, L (8, PH) OBP: 0.467, SLG: 0.457 Tom Underwood, R (8, 1) OBP: 0.222, SLG: 0.222				0-0 1B			0-3 K 1-2	0-0 4-3		2 0 1 0 0 1 1 1 0 0 0 0 0 1 0 0 0 0 0 0 0										
Jim Kaat, L (1, 1) OBP: 0.250, SLG: 0.423 Dave Cash, R (8, PH) OBP: 0.361, SLG: 0.362				0-0 P6			0-0 F7	4-0 2B BB		2 0 0 0 0 0 1 0 1 0 0 1 0 0										
<b>Inning Stats</b>	R: 0 E: 0 K: 0 S: 3	H: 1 LOB: 0 BB: 0 P: 3	R: 0 E: 0 K: 0 S: 3	H: 0 LOB: 0 BB: 0 P: 3	R: 0 E: 0 K: 0 S: 3	H: 1 LOB: 0 BB: 0 P: 3	R: 0 E: 0 K: 0 S: 3	H: 0 LOB: 0 BB: 0 P: 3	R: 0 E: 0 K: 1 S: 6	H: 1 LOB: 1 BB: 0 P: 6		R: 0 E: 0 K: 1 S: 5	H: 0 LOB: 1 BB: 1 P: 9	R: 4 E: 0 K: 1 S: 8	H: 4 LOB: 1 BB: 1 P: 12	R: 0 E: 0 K: 1 S: 4	H: 0 LOB: 0 BB: 1 P: 8	1B: 5 2B: 1 3B: 0 HR: 1	SF: 0 SAC: 0 DP: 0 HBP: 0	WP: 0 PB: 2 SB: 1 CS: 2
<b>PITCHER</b>	IP WLS BF H R ER SO BB IBB HBP BLK WP HR S P ERA WHIP																			
Alan Foster, R (1, 1) ERA: 2.3	7.1 L 27 5 3 3 2 2 0 0 0 0 0 1 29 37 3.68 0.955																			
Butch Metzger, R (8, 1) ERA: 1.38	1.2 6 2 1 1 2 1 0 0 0 0 0 0 9 13 5.40 1.800																			

Philadelphia Phillies @ San Diego Padres  
San Diego Stadium, San Diego, CA  
Fri Jun 11 1976, 10:05 PM EDT  
Att: 15,754 - Unknown

AB	30
R	4
H	7
RBI	4
BB	3
SO	4
LOB	8



Batter	1	2	3	4	5	6	7	8	9	AB	R	H	RBI	BB	SO	LOB
Enzo Hernandez, R (1, 6) OBP: 0.387, SLG: 0.371	0-0 4-3		0-0 F9		0-0 F8		0-0 FC6-4			4	0	0	0	0	0	4
Merv Rettenmund, R (1, 7) OBP: 0.402, SLG: 0.344	0-3 K		0-0 F8			0-0 5-3		0-3 K		4	0	0	0	0	2	1
Willie Davis, L (1, 8) OBP: 0.303, SLG: 0.407	0-0 4-3			0-0 E3		0-0 F8		0-0 F9		4	0	0	0	0	0	0
Dave Winfield, R (1, 9) OBP: 0.361, SLG: 0.492		0-0 F9		0-0 F9		0-0 HR		0-0 1-3		4	1	1	1	0	0	1
Doug Rader, R (1, 5) OBP: 0.361, SLG: 0.456		0-0 FC6-4 1B		0-0 G3-6-3		0-0 FC4 1B			4-0 2B SF9 BB	3	1	2	0	1	0	1
Mike Ivie, R (1, 3) OBP: 0.286, SLG: 0.353		0-0 F9			0-0 5-3	0-0 FC4			0-0 1-3 2B	4	0	1	0	0	0	2
Tito Fuentes, S (1, 4) OBP: 0.290, SLG: 0.313		0-0 FC6-4			0-0 FC1-5 1B		0-0 F7		0-0 SF9	3	0	1	1	0	0	1
Bob Davis, R (1, 2) OBP: 0.190, SLG: 0.179			0-0 E4		0-0 FC1-5 1B		0-0 4-3		0-3 K	3	0	1	0	0	0	0
Hector Torres, R (9, PH) OBP: 0.314, SLG: 0.394				0-0 SH3-4		1-2 FC1-5 1B			0-3 K	1	0	0	0	0	1	1
Alan Foster, R (1, 1)			0-0 SH3-4		0-0 FC1-5		4-0 FC6-4 BB		0-0 L5	1	0	0	0	1	0	2
Butch Metzger, R (8, 1)					1-2 FC1-5					0	0	0	0	0	0	0
Willie McCovey, L (9, PH) OBP: 0.306, SLG: 0.354					1-2 FC1-5					1	0	0	0	0	0	1

Inning Stats	R: 0	H: 0	E: 0	K: 1	S: 5	R: 0	H: 1	E: 0	K: 0	S: 4	R: 0	H: 0	E: 1	K: 0	S: 4	R: 0	H: 0	E: 1	K: 0	S: 3	R: 0	H: 2	E: 0	K: 0	S: 5	R: 1	H: 2	E: 0	K: 0	S: 5	R: 0	H: 0	E: 0	K: 0	S: 3	R: 0	H: 0	E: 0	K: 1	S: 5	R: 1	H: 1	E: 0	K: 1	S: 6	1B: 4	SF: 1	2B: 1	3B: 0	HR: 1
	0	0	0	1	5	0	1	0	0	4	0	0	1	0	4	0	0	1	0	3	0	2	0	2	5	0	2	0	1	5	0	0	0	7	0	0	0	5	0	0	0	10	4	1	1	0	1			


PITCHER	IP	WLS	BF	H	R	ER	SO	BB	IBB	HBP	BLK	WP	HR	S	P	ERA	WHIP
Jim Kaat, L (1, 1) ERA: 3.3	7.0	W	28	5	1	1	1	1	0	0	0	0	1	29	33	1.29	0.857
Tom Underwood, L (8, 1) ERA: 4.22	2.0	S	8	1	1	1	2	1	0	0	0	0	0	11	15	4.50	1.000

**BOTTOM**

**Philadelphia Phillies @ San Diego Padres**  
San Diego Stadium, San Diego, CA

Fri Jun 11 1976, 10:05 PM EDT  
Att. 15,754 - Unknown

AB	32
R	2
H	6
RBI	2
BB	2
SO	3
LOB	14



WP	PA	ERA	WHIP
0	36		



Batter	1	2	3	4	5	6	7	8	9	10	11	12	13	14	15	AB	R	H	RBI	BB	SO	LOB	TOP		
Dave Cash, R OBP: 0.363, SLG: 0.356 (1, 4)	4-3		L1-3 BB			4-0 BB		F9		6-3			4-0 BB BB		0-0 P4	4	0	0	0	3	0	2			
Larry Bowa, S OBP: 0.318, SLG: 0.307 (1, 6)	F7		L1-3 1-2			0-0 F8		F8					0-3 K		0-0 2B	3	0	0	0	0	0	2			
Tim McCarver, L OBP: 0.457, SLG: 0.444 (8, PH)																1	0	0	0	0	0	2			
Terry Harmon, R OBP: 0.423, SLG: 0.435 (8, 6)																3	1	1	0	0	1	1			
Mike Schmidt, R OBP: 0.421, SLG: 0.624 (1, 5)	F7			5-3											4-0 2B	4	2	1	0	3	1	1			
Jay Johnstone, L OBP: 0.372, SLG: 0.496 (1, 9)																									
Jerry Martin, R OBP: 0.364, SLG: 0.419 (9, PR)				6-3																					
Tom Hutton, L OBP: 0.378, SLG: 0.270 (11, PH)																									
Dick Allen, R OBP: 0.388, SLG: 0.478 (1, 3)				6-3																					
Bobby Tolan, L OBP: 0.311, SLG: 0.422 (1, 7)																									
Garry Maddox, R OBP: 0.376, SLG: 0.440 (1, 8)																									
Bob Boone, R OBP: 0.416, SLG: 0.456 (1, 2)				8-3																					
Ron Reed, R OBP: 0.300, SLG: 0.400 (1, 1)																									
Johnny Gattuso, L OBP: 0.500, SLG: 0.600 (8, PH)																									
Gene Garber, R OBP: 0.500, SLG: 0.250 (8, 1)																									
Greg Luzinski, R OBP: 0.333, SLG: 0.467 (10, PH)																									
Tug McGraw, R OBP: 0.424, SLG: 0.526 (12, PH)																									
Ollie Brown, R OBP: 0.424, SLG: 0.526 (12, 1)																									
Tom Underwood, R OBP: 0.200, SLG: 0.200 (12, 1)																									
Ron Schueler, R OBP: 0.200, SLG: 0.200 (15, 1)																									
<b>Inning Stats</b>	R: 0 E: 0 K: 0 S: 3	H: 0 LOB: 0 BB: 0 P: 3	R: 0 E: 0 K: 1 S: 5	H: 0 LOB: 2 BB: 2 P: 13	R: 0 E: 0 K: 0 S: 3	H: 0 LOB: 0 BB: 0 P: 3	R: 0 E: 0 K: 1 S: 2	H: 0 LOB: 0 BB: 1 P: 6	R: 0 E: 0 K: 1 S: 5	H: 0 LOB: 1 BB: 1 P: 9	R: 0 E: 0 K: 0 S: 3	H: 0 LOB: 0 BB: 0 P: 3	R: 0 E: 0 K: 3 S: 10	H: 1 LOB: 1 BB: 0 P: 10	R: 0 E: 0 K: 1 S: 5	H: 0 LOB: 2 BB: 2 P: 13	R: 0 E: 0 K: 0 S: 4	H: 1 LOB: 1 BB: 0 P: 4	R: 2 E: 0 K: 0 S: 5	H: 2 LOB: 2 BB: 2 P: 13	1B: 6 2B: 4 3B: 0 HR: 0	SF: 0 SAC: 1 DP: 3 HBP: 0	WP: 0 PB: 0 SB: 2 CS: 0	PA: 61	
<b>PITCHER</b>	IP WLS BF H R ER SO	IP WLS BF H R ER SO	IP WLS BF H R ER SO	IP WLS BF H R ER SO	IP WLS BF H R ER SO	IP WLS BF H R ER SO	IP WLS BF H R ER SO	IP WLS BF H R ER SO	IP WLS BF H R ER SO	IP WLS BF H R ER SO	IP WLS BF H R ER SO	IP WLS BF H R ER SO	IP WLS BF H R ER SO	IP WLS BF H R ER SO	IP WLS BF H R ER SO	IP WLS BF H R ER SO	IP WLS BF H R ER SO	IP WLS BF H R ER SO	IP WLS BF H R ER SO	IP WLS BF H R ER SO	IP WLS BF H R ER SO	IP WLS BF H R ER SO	IP WLS BF H R ER SO	IP WLS BF H R ER SO	
Dave Freisleben, R ERA: 1.31 (1, 1)	10.0																								
Butch Metzger, R ERA: 1.32 (11, 1)	2.0	8	2	0	0	3	1	0	0	0	0	0	0	0	0	0	0	0	0	0	0	0	0	0	0
Ken Reynolds, L ERA: 4.8 (13, 1)	3.0	L 16	3	2	2	1	2	2	0	0	0	0	0	0	0	0	0	0	0	0	0	0	0	0	0

Philadelphia Phillies @ San Diego Padres  
San Diego Stadium, San Diego, CA  
Sat Jun 12 1976, 10:05 PM EDT  
Att: 24,515 - Unknown

livebaseballscorecards.com

AB	50
R	3
H	8
RBI	3
BB	10
SO	8
LOB	33









Batter	1	2	3	4	5	6	7	8	9	AB R H RBI BB SO LOB	TOP									
Dave Cash, R (1, 4) OBP: 0.369, SLG: 0.363	0-0 1B		0-0 6-3			0-0 1B		0-0 1B		4 0 3 0 0 0 0	<b>Philadelphia Phillies @ San Diego Padres</b> San Diego Stadium, San Diego, CA Sun Jun 13 1976, 6:33 AM EDT Unknown <a href="http://livebaseballscorecards.com">livebaseballscorecards.com</a>									
Garry Maddox, R (1, 8) OBP: 0.373, SLG: 0.435	0-0 F8			0-3 K		0-0 1B		0-0 FC5-4		4 0 1 0 0 1 2										
Mike Schmidt, R (1, 5) OBP: 0.418, SLG: 0.617	0-0 L6			0-0 1B		0-0 F8		0-0 6-3		4 0 1 0 0 0 3										
Greg Luzinski, R (1, 7) OBP: 0.327, SLG: 0.457	0-3 K			0-3 K		0-0 G6-4-3		0-0 5-3		4 0 0 0 0 2 4										
Dick Allen, R (1, 3) OBP: 0.377, SLG: 0.462		0-0 F9		0-0 4-3			0-0 6-3		0-0 F9	4 0 0 0 0 0 1										
Ollie Brown, R (1, 9) OBP: 0.411, SLG: 0.506		0-0 P3			0-0 6-3		0-0 6-3			3 0 0 0 0 0 0										
Bob Boone, R (1, 2) OBP: 0.409, SLG: 0.447		0-0 F8			0-0 F7		0-0 F9			3 0 0 0 0 0 0										
Larry Bowa, S (1, 6) OBP: 0.319, SLG: 0.307			0-0 F9		0-0 1B			0-0 1-3		3 0 1 0 0 0 0										
Jim Lonborg, R (1, 1) OBP: 0.250, SLG: 0.207			0-0 1-3		0-0 FC6-4			0-0 F9		2 0 0 0 0 0 1										
Tug McGraw, R (7, 1)										0 0 0 0 0 0 0										
Jay Johnstone, L (8, PH) OBP: 0.369, SLG: 0.493										1 0 0 0 0 0 0										
Wayne Twitchell, R (8, 1)										0 0 0 0 0 0 0										
<b>Inning Stats</b>	R: 0 E: 0 K: 1 S: 6	H: 1 LOB: 1 BB: 0 P: 6	R: 0 E: 0 K: 0 S: 3	H: 0 LOB: 0 BB: 0 P: 3	R: 0 E: 0 K: 0 S: 3	H: 1 LOB: 1 BB: 0 P: 8	R: 0 E: 0 K: 2 S: 8	H: 1 LOB: 1 BB: 0 P: 8	R: 0 E: 0 K: 0 S: 4	H: 2 LOB: 1 BB: 0 P: 4	R: 0 E: 0 K: 0 S: 3	H: 0 LOB: 0 BB: 0 P: 3	R: 0 E: 0 K: 0 S: 4	H: 1 LOB: 1 BB: 0 P: 4	R: 0 E: 0 K: 0 S: 3	H: 0 LOB: 0 BB: 0 P: 3	1B: 6 2B: 0 3B: 0 HR: 0	SF: 0 SAC: 0 DP: 1 HBP: 0	WP: 0 PB: 0 SB: 1 CS: 0	PA: 32
<b>PITCHER</b> Randy Jones, L (1, 1) ERA: 2.1	IP: 9.0 WLS: W BF: 32 H: 6 R: 0 ER: 0 SO: 3 BB: 0 IBB: 0 HBP: 0 BLK: 0 WP: 0 HR: 0 S: 38 P: 38 ERA: 0.00 WHIP: 0.667																			



Batter	1	2	3	4	5	6	7	8	9	AB	R	H	RBI	BB	SO	LOB
Enzo Hernandez, R (1, 6) OBP: 0.364, SLG: 0.348	0-0 E3 G6-3			0-0 6-3		0-0 6-3	0-0 SH1			3	0	0	1	0	0	0
Tito Fuentes, S (1, 4) OBP: 0.304, SLG: 0.332	0-0 G6-3 1-2f			0-0 1B 2B		0-0 L5	0-0 FC6-4 1B			4	1	2	2	0	0	1
Willie Davis, L (1, 8) OBP: 0.296, SLG: 0.396	0-0 P1			0-0 F8		0-0 BB 1B	0-0 FC6-4 1-2f			4	0	1	0	0	0	2
Willie McCovey, L (1, 3) OBP: 0.308, SLG: 0.346		0-0 F9		0-0 1B		4-0 FC6-4 1-2 BB		0-0 1B SF9-2-4 2B		2	0	1	1	1	0	0
Mike Ivie, R (8, 3) OBP: 0.282, SLG: 0.355										1	1	1	0	0	0	0
Dave Winfield, R (1, 9) OBP: 0.357, SLG: 0.478		0-0 L8		0-3 K		0-0 FC6-4 1-2f		0-0 SF9-2-4 S 1B		4	0	1	0	0	1	3
Doug Rader, R (1, 5) OBP: 0.353, SLG: 0.439		0-3 K			0-0 P6		0-0 1B SH1 SH3-4 1B	4-0 SF9-2-4 BB BB BB 1-2 BB		3	1	1	0	1	1	0
Gene Locklear, L (1, 7) OBP: 0.283, SLG: 0.300			0-0 4-3		0-0 6-3		0-0 SH3-4	0-0 F2		2	0	0	0	0	0	0
Luis Melendez, R (8, 7) OBP: 0.190, SLG: 0.183										1	0	0	0	0	0	3
Fred Kendall, R (1, 2) OBP: 0.282, SLG: 0.245			0-0 P6		0-0 1B		4-0 SH1 1B IBB	0-0 SF9-2-4 1-2 2-3 3-H		2	1	1	1	1	0	0
Randy Jones, R (1, 1) OBP: 0.116, SLG: 0.050			0-0 5-3		0-0 F9		0-0 1B SH1 1B			3	1	1	0	0	0	1


Inning Stats	R: 0	H: 0	E: 1	LOB: 0	K: 0	BB: 0	S: 3	P: 3	R: 0	H: 0	E: 0	LOB: 0	K: 1	BB: 0	S: 5	P: 5	R: 0	H: 0	E: 0	LOB: 0	K: 0	BB: 0	S: 3	P: 3	R: 1	H: 2	E: 0	LOB: 1	K: 1	BB: 0	S: 7	P: 7	R: 0	H: 1	E: 0	LOB: 1	K: 0	BB: 0	S: 4	P: 4	R: 0	H: 1	E: 0	LOB: 2	K: 0	BB: 1	S: 4	P: 8	R: 3	H: 3	E: 0	LOB: 1	K: 0	BB: 1	S: 6	P: 10	R: 1	H: 2	E: 0	LOB: 1	K: 0	BB: 1	S: 4	P: 8
--------------	------	------	------	--------	------	-------	------	------	------	------	------	--------	------	-------	------	------	------	------	------	--------	------	-------	------	------	------	------	------	--------	------	-------	------	------	------	------	------	--------	------	-------	------	------	------	------	------	--------	------	-------	------	------	------	------	------	--------	------	-------	------	-------	------	------	------	--------	------	-------	------	------

PITCHER	IP	WLS	BF	H	R	ER	SO	BB	IBB	HBP	BLK	WP	HR	S	P	ERA	WHIP
Jim Lonborg, R (1, 1) ERA: 2.8	6.2	L	29	7	4	4	2	1	1	0	0	0	0	31	39	5.40	1.200
Tug McGraw, L (7, 1) ERA: 3.06	0.1		1	0	0	0	0	0	0	0	0	0	0	1	1	0.00	0.000
Wayne Twitchell, R (8, 1) ERA: 3.72	1.0		5	2	1	1	0	1	0	0	0	0	0	4	8	9.00	3.000

**BOTTOM**

**Philadelphia Phillies @ San Diego Padres**  
**San Diego Stadium, San Diego, CA**  
 Sun Jun 13 1976, 6:33 AM EDT  
 Unknown

AB	29
R	5
H	9
RBI	5
BB	3
SO	2
LOB	10



WP	PA	ERA	WHIP
0	35		



Batter	1	2	3	4	5	6	7	8	9	AB	R	H	RBI	BB	SO	LOB	TOP										
Dave Cash, R OBP: 0.362, SLG: 0.355 (1, 4)	0-0 L8		0-0 6-3	0-0 F8		0-0 P4		0-0 6-3		5	0	0	0	0	0	5											
Larry Bowa, S OBP: 0.312, SLG: 0.300 (1, 6)	0-0 G3		0-0 4-3		0-0 4-3	0-0 F7			0-0 P5	5	0	0	0	0	0	2											
Mike Schmidt, R OBP: 0.418, SLG: 0.615 (1, 5)	4-0 BB			0-0 2B	0-0 F9		0-0 5-3		0-0 F2	4	1	1	0	1	0	0											
Greg Luzinski, R OBP: 0.338, SLG: 0.471 Jim Kaat, L OBP: 0.250, SLG: 0.423 (1, 7) (9, PR)	0-0 F8			0-0 1B	0-0 S		0-0 1B		0-0 1B	5	1	4	1	0	0	1											
Jay Johnstone, L OBP: 0.369, SLG: 0.489 Ollie Brown, R OBP: 0.406, SLG: 0.500 Tim McCarver, L OBP: 0.447, SLG: 0.432 (1, 9) (7, PH) (7, 9) (9, PH)		0-3 K		0-0 1B	0-3 K		0-0 F7		0-0 4-3	3	0	1	1	0	2	1											
Garry Maddox, R OBP: 0.376, SLG: 0.437 (1, 8)		0-0 1B		0-0 F9		0-0 6-3		0-0 1B		4	0	2	0	0	0	1											
Tom Hutton, L OBP: 0.396, SLG: 0.325 Dick Allen, R OBP: 0.374, SLG: 0.458 (1, 3) (7, PH) (7, 3)		0-0 FC1-6		0-0 1B		0-0 1B		0-3 K		3	1	2	0	0	0	1											
Johnny Oates, L OBP: 0.500, SLG: 0.455 (1, 2)		0-0 F7		4-0 1B		0-0 1B		0-0 G3		3	0	1	1	1	0	1											
Larry Christenson, R OBP: 0.222, SLG: 0.308 Bobby Tolan, L OBP: 0.308, SLG: 0.418 Ron Schueler, R (8, 1) (8, 1)			0-3 K	0-3 K		0-0 1B		0-0 4-3		3	0	1	0	0	2	3											
<b>Inning Stats</b>	R: 0 E: 0 K: 0 S: 3	H: 0 LOB: 1 BB: 1 P: 7	R: 0 E: 0 K: 1 S: 6	H: 1 LOB: 1 BB: 0 P: 6	R: 0 E: 0 K: 1 S: 5	H: 0 LOB: 0 BB: 0 P: 5	R: 2 E: 0 K: 1 S: 9	H: 4 LOB: 3 BB: 1 P: 13	R: 0 E: 0 K: 1 S: 6	H: 1 LOB: 1 BB: 0 P: 6	R: 1 E: 0 K: 0 S: 6	H: 3 LOB: 2 BB: 0 P: 6	R: 0 E: 0 K: 1 S: 7	H: 2 LOB: 2 BB: 0 P: 7	R: 0 E: 0 K: 0 S: 3	H: 0 LOB: 0 BB: 0 P: 3	R: 0 E: 0 K: 0 S: 4	H: 1 LOB: 1 BB: 0 P: 4	1B: 9 2B: 3 3B: 0 HR: 0	SF: 0 SAC: 0 DP: 0 HBP: 0	WP: 0 PB: 0 SB: 1 CS: 0	PA: 41					
<b>PITCHER</b>	IP	WLS	BF	H	R	ER	SO	BB	IBB	HBP	BLK	WP	HR	S	P	ERA	WHIP										
Dan Spillner, R ERA: 3.66 (1, 1)	5.1		27	9	3	3	4	2	0	0	0	0	0	33	41	5.06	2.062										
Rich Folkers, L ERA: 4.56 (6, 1)	1.1	W	6	2	0	0	0	0	0	0	0	0	0	6	6	0.00	1.500										
Butch Metzger, R ERA: 1.25 (7, 1)	2.1	S	8	1	0	0	1	0	0	0	0	0	0	10	10	0.00	0.429										

Philadelphia Phillies @ San Diego Padres  
San Diego Stadium, San Diego, CA  
Sun Jun 13 1976, 6:38 AM EDT  
Att. 43,473 - Unknown

livebaseballscorecards.com

AB	39
R	3
H	12
RBI	3
BB	2
SO	5
LOB	19







Batter	1	2	3	4	5	6	7	8	9	AB R H RBI BB SO LOB	TOP	
Larry Herndon, R (1, 8) OBP: 0.401, SLG: 0.437	0-0 1B 1B		4-0 2B 1B BB	0-3 K			0-0 4-3			3 1 1 0 1 1 1		
Marty Perez, R (1, 4) OBP: 0.294, SLG: 0.310 Charlie Williams, R (7, 1)	0-3 K		0-0 F7			0-0 P3	0-0 P4			4 0 0 0 0 1 2 0 0 0 0 0 0 0		
Gary Matthews, R (1, 7) OBP: 0.346, SLG: 0.415	0-0 1-2 1B		0-0 1B 2B			0-0 F7		0-0 HR		4 1 3 1 0 0 0		
Bobby Murcer, L (1, 9) OBP: 0.358, SLG: 0.362	0-3 K		0-0 1B 2-3 3-H			0-3 K		0-0 F7		4 0 1 1 0 2 2		
Chris Speier, R (1, 6) OBP: 0.327, SLG: 0.319 Chris Arnold, R (6, 5) OBP: 0.279, SLG: 0.275 (7, 4)	0-0 F3		0-0 F2			0-0 5-3		0-0 5-3		3 0 0 0 0 0 4 1 0 0 0 0 0 0		
Ken Reitz, R (1, 5) OBP: 0.314, SLG: 0.358 Derrel Thomas, S (6, PR) OBP: 0.316, SLG: 0.301 (6, 6)		0-0 1B	0-0 F7			0-0 1B		0-0 4-3		3 0 2 0 0 0 2 1 0 0 0 0 0 0		
Darrell Evans, L (1, 3) OBP: 0.312, SLG: 0.189 (7, 5)		0-0 P6		0-0 4-3		0-0 P3		0-0 F7		4 0 0 0 0 0 2	AB 35 R 2 H 8 RBI 2 BB 1 SO 6 LOB 16	
Marc Hill, R (1, 2) OBP: 0.240, SLG: 0.357		0-0 L5		0-0 F8		0-3 K		0-0 F8		4 0 0 0 0 1 2		
Ed Halicki, R (1, 1) OBP: 0.292, SLG: 0.190 Dave Heaverlo, R (2, 1) Steve Ontiveros, S (4, PH) OBP: 0.246, SLG: 0.196 Mike Caldwell, R (4, 1) OBP: 0.187, SLG: 0.167 Gary Thomasson, L (7, PH) OBP: 0.333, SLG: 0.379 (7, 3)		0-3 K		0-0 1B		0-0 G3		0-0 1-3		1 0 0 0 0 0 1 1 0 0 0 0 0 0 0 0 1 0 1 0 0 0 0 0 0 0 0 0 0 0 0 0 2 0 0 0 0 0 0 0		
<b>Inning Stats</b>	R: 0 H: 2 E: 0 LOB: 2 K: 2 BB: 0 S: 9 P: 9	R: 0 H: 1 E: 0 LOB: 1 K: 1 BB: 0 S: 6 P: 6	R: 1 H: 2 E: 0 LOB: 2 K: 0 BB: 1 S: 5 P: 9	R: 0 H: 1 E: 0 LOB: 1 K: 1 BB: 0 S: 6 P: 6	R: 0 H: 0 E: 0 LOB: 0 K: 1 BB: 0 S: 5 P: 5	R: 0 H: 1 E: 0 LOB: 1 K: 1 BB: 0 S: 6 P: 6	R: 0 H: 0 E: 0 LOB: 0 K: 0 BB: 0 S: 3 P: 3	R: 1 H: 1 E: 0 LOB: 0 K: 0 BB: 0 S: 4 P: 4	R: 0 H: 0 E: 0 LOB: 0 K: 0 BB: 0 S: 3 P: 3	1B: 6 SF: 0 2B: 1 SAC: 0 3B: 0 DP: 0 HR: 1 HBP: 0	WP: 0 PA: 36 PB: 0 SB: 0 CS: 0	
<b>PITCHER</b>	IP WLS BF H R ER SO BB IBB HBP BLK WP HR S P ERA WHIP											
Steve Carlton, L (1, 1) ERA: 3.83	7.0 W 29 7 1 1 6 1 0 0 0 0 0 0 40 44 1.29 1.143											
Ron Schueler, R (8, 1) ERA: 4.85	2.0 7 1 1 1 0 0 0 0 0 0 0 1 7 7 4.50 0.500											

San Francisco Giants @ Philadelphia Phillies  
Veterans Stadium, Philadelphia, PA  
Tue Jun 15 1976, 7:05 PM EDT  
Att. 28,564 - Unknown

livebaseballscorecards.com



Batter	1	2	3	4	5	6	7	8	9
<b>Dave Cash, R</b> OBP: 0.362, SLG: 0.356 (1, 4)	0-0 S BB 1B	0-0 SH5-3 1B	0-0 F9 2-3		0-0 5-3 1-2		0-0 FC6-4 1-2f		
<b>Larry Bowa, S</b> OBP: 0.311, SLG: 0.304 (1, 6)	0-0 L7	0-0 SH5-3 1-2 2-3	0-0 P6		0-0 2B 2-H			0-0 P5	
<b>Mike Schmidt, R</b> OBP: 0.423, SLG: 0.614 (1, 5) <b>Terry Harmon, R</b> OBP: 0.407, SLG: 0.417 (6, 5)	4-0 S 1B 1-2 BB	4-0 1B HR IBB		0-0 G3 1B SF9	0-0 F8			0-0 5-3	
<b>Greg Luzinski, R</b> OBP: 0.339, SLG: 0.467 (1, 7) <b>Jerry Martin, R</b> OBP: 0.364, SLG: 0.419 (9, 7)	4-0 F9 1B 1-2 2-3 BB	0-3 K		0-0 G3 1B		0-0 6-3		0-0 F8	
<b>Jay Johnstone, L</b> OBP: 0.372, SLG: 0.490 (1, 9)	0-0 1B 1-2 2-H 3-H	0-0 S HR 1B		0-0 G3 1-2 2-3		0-0 G3			
<b>Garry Maddox, R</b> OBP: 0.373, SLG: 0.452 (1, 8)	0-0 F9 2-3	0-0 1-H 3-H HR		0-0 SF9 3-H		0-0 5-3			
<b>Tom Hutton, L</b> OBP: 0.385, SLG: 0.318 (1, 3)	0-0 1-2 3-H 1B	0-0 F7		0-0 4-3			0-0 1-3		
<b>Tim McCarver, L</b> OBP: 0.451, SLG: 0.410 (1, 2) <b>Ron Schueler, R</b> (8, 1)	0-0 L1		4-0 F9 4-3 BB		4-0 FC1-6 BB		0-0 F5		
<b>Steve Carlton, L</b> OBP: 0.100, SLG: 0.100 (1, 1) <b>Johnny Oates, L</b> OBP: 0.462, SLG: 0.417 (7, PH) (8, 2)		0-0 SH5-3 1B 1B	0-0 4-3		0-0 FC1-6 5-3 1-2f 2B		0-0 E6 FC6-4		

AB	R	H	RBI	BB	SO	LOB
5	2	2	0	0	0	3
4	0	1	1	0	0	2
2	3	1	0	2	0	1
1	0	0	0	0	0	0
4	1	1	0	1	1	3
0	0	0	0	0	0	0
4	1	2	4	0	0	2
3	1	1	4	0	0	2
4	0	1	1	0	0	1
2	0	0	0	2	0	2
0	0	0	0	0	0	0
3	2	1	0	0	0	2
1	0	0	0	0	0	0

**BOTTOM**

**San Francisco Giants @ Philadelphia Phillies**  
**Veterans Stadium, Philadelphia, PA**  
 Tue Jun 15 1976, 7:05 PM EDT  
 Att. 28,564 - Unknown

livebaseballscorecards.com

<b>AB</b>	<b>33</b>
<b>R</b>	<b>10</b>
<b>H</b>	<b>10</b>
<b>RBI</b>	<b>10</b>
<b>BB</b>	<b>5</b>
<b>SO</b>	<b>1</b>
<b>LOB</b>	<b>18</b>



1B: 8	SF: 1
2B: 1	SAC: 1
3B: 0	DP: 0
HR: 1	HBP: 0

WP: 0	PA: 40
PB: 0	
SB: 3	
CS: 0	

Inning Stats	R	H	E	K	S	R	H	E	K	S	R	H	E	K	S	R	H	E	K	S
	3	3	0	6	14	5	4	0	1	7	1	2	0	5	5	0	0	0	5	8

PITCHER	IP	WLS	BF	H	R	ER	SO	BB	IBB	HBP	BLK	WP	HR	S	P	ERA	WHIP
<b>Ed Halicki, R</b> ERA: 5.47 (1, 1)	1.0	L	10	5	5	5	0	2	0	0	0	0	0	8	16	45.00	7.000
<b>Dave Heaverlo, R</b> ERA: 4.7 (2, 1)	2.0		10	2	3	3	1	1	1	0	0	0	1	10	18	13.50	1.500
<b>Mike Caldwell, L</b> ERA: 4.42 (4, 1)	3.0		13	3	2	2	0	1	0	0	0	0	0	12	16	6.00	1.333
<b>Charlie Williams, R</b> ERA: 1.89 (7, 1)	2.0		7	0	0	0	0	0	0	0	0	0	0	7	7	0.00	0.000



Batter	1	2	3	4	5	6	7	8	9	AB R H RBI BB SO LOB	TOP									
Larry Herndon, R (1, 8) OBP: 0.390, SLG: 0.423	0-0 6-3		0-0 6-3			0-0 F9			0-0 F8	4 0 0 0 0 0 0	<b>San Francisco Giants @ Philadelphia Phillies</b> <b>Veterans Stadium, Philadelphia, PA</b> Wed Jun 16 1976, 7:05 PM EDT Att. 28,966 - Unknown <a href="http://livebaseballscorecards.com">livebaseballscorecards.com</a>									
Marty Perez, R (1, 4) OBP: 0.292, SLG: 0.308	0-0 1B			0-0 5-3		0-0 F9		0-0 F7	4 0 1 0 0 0 0											
Gary Matthews, R (1, 7) OBP: 0.348, SLG: 0.416	0-0 F9			0-0 1B			0-0 F8		4 0 2 0 0 0 1											
Chris Speier, R (1, 6) OBP: 0.322, SLG: 0.313	0-0 6-3		0-0 G6-4-3				0-0 5-3		4 0 0 0 0 0 3											
Gary Thomasson, L (1, 9) OBP: 0.306, SLG: 0.344		0-0 4-3			0-0 4-3			0-0 4-3	3 0 0 0 0 0 0											
Ken Reitz, R (1, 5) OBP: 0.319, SLG: 0.363		0-0 5-3		4-0 BB			0-0 SF8	1-3 2B	2 1 1 0 1 0 0											
Darrell Evans, L (1, 3) OBP: 0.307, SLG: 0.185		0-0 5-3		0-3 K			0-0 1-3	2-3	3 0 0 0 0 1 2											
Marc Hill, R (1, 2) OBP: 0.231, SLG: 0.347			0-0 F9		0-0 F8		0-0 SF8	3-H	2 0 0 1 0 0 1											
John Montefusco, R (1, 1) OBP: 0.222, SLG: 0.212			0-0 5-3		0-3 K		0-3 K		1 0 0 0 0 0 0											
Derrel Thomas, S (6, PH) OBP: 0.315, SLG: 0.300									1 0 0 0 0 1 0											
Randy Moffitt, R (6, 1) OBP: 0.500, SLG: 0.500									0 0 0 0 0 0 0											
Chris Arnold, R (8, PH) OBP: 0.273, SLG: 0.268									1 0 0 0 0 1 0											
Gary Lavelle, S (8, 1) OBP: 0.200, SLG: 0.200									0 0 0 0 0 0 0											
<b>Inning Stats</b>	R: 0 E: 0 K: 0 S: 4	H: 1 LOB: 1 BB: 0 P: 4	R: 0 E: 0 K: 0 S: 3	H: 0 LOB: 0 BB: 0 P: 3	R: 0 E: 0 K: 0 S: 3	H: 1 LOB: 0 BB: 0 P: 3	R: 0 E: 0 K: 1 S: 5	H: 0 LOB: 1 BB: 1 P: 9	R: 0 E: 0 K: 1 S: 5	H: 0 LOB: 0 BB: 0 P: 5	R: 0 E: 0 K: 0 S: 3	H: 0 LOB: 0 BB: 0 P: 3	R: 1 E: 0 K: 1 S: 6	H: 1 LOB: 0 BB: 0 P: 6	R: 0 E: 0 K: 0 S: 4	H: 1 LOB: 1 BB: 0 P: 4	1B: 3 2B: 1 3B: 0 HR: 0	SF: 1 SAC: 0 DP: 1 HBP: 0	WP: 0 PB: 0 SB: 1 CS: 0	PA: 31
<b>PITCHER</b> Jim Kaat, L (1, 1) ERA: 3.07	IP: 9.0 WLS: W BF: 31 H: 4 R: 1 ER: 1 SO: 3 BB: 1 IBB: 0 HBP: 0 BLK: 0 WP: 0 HR: 0 S: 36 P: 40 ERA: 1.00 WHIP: 0.556																			



Batter	1	2	3	4	5	6	7	8	9
<b>Dave Cash, R</b> (1, 4) OBP: 0.367, SLG: 0.369	0-0 1B		0-0 F8 1B		0-0 F9		0-0 SH6-3 3B	0-0 P4	
<b>Larry Bowa, S</b> (1, 6) OBP: 0.319, SLG: 0.310	0-0 1B		0-0 F8 1B		4-0 SF8 BB		0-0 SH6-3		
<b>Mike Schmidt, R</b> (1, 5) OBP: 0.416, SLG: 0.602	0-0 F2		0-0 F8		0-0 E1		0-0 F8		
<b>Greg Luzinski, R</b> (1, 7) OBP: 0.338, SLG: 0.462	0-0 F3		0-0 F3		0-0 SF8			4-0 HR BB	
<b>Jerry Martin, R</b> (8, PR) OBP: 0.364, SLG: 0.419									
<b>Dick Allen, R</b> (1, 3) OBP: 0.378, SLG: 0.484	0-0 5-3		0-0 S 1B		0-3 K			0-0 HR	
<b>Tom Hutton, L</b> (9, 3) OBP: 0.385, SLG: 0.318			2-H 3-H		1-2 K			1-H	
<b>Jay Johnstone, L</b> (1, 9) OBP: 0.371, SLG: 0.486		0-0 F8	0-0 F7			0-0 FC6-4 1B		0-0 F9	
<b>Ollie Brown, R</b> (8, PH) OBP: 0.402, SLG: 0.494			1-2						
<b>Garry Maddox, R</b> (1, 8) OBP: 0.376, SLG: 0.464		0-0 2B		0-3 K		0-0 FC6-4		0-0 2B	
<b>Bob Boone, R</b> (1, 2) OBP: 0.406, SLG: 0.439		0-0 F7		0-0 6-3		0-0 G6-4-3		4-0 BB	
<b>Jim Kaat, L</b> (1, 1) OBP: 0.219, SLG: 0.367		0-3 K		0-0 4-3			0-0 F8	0-0 F9	

AB	R	H	RBI	BB	SO	LOB
5	2	3	0	0	0	2
2	2	2	1	1	0	0
4	0	0	0	0	0	5
2	0	0	1	1	0	4
0	1	0	0	0	0	0
4	1	2	4	0	1	3
0	0	0	0	0	0	0
3	0	1	0	0	0	1
1	0	0	0	0	0	1
4	0	2	0	0	1	1
3	0	0	0	1	0	2
4	0	0	0	0	1	3

**BOTTOM**

San Francisco Giants @ Philadelphia Phillies  
Veterans Stadium, Philadelphia, PA  
Wed Jun 16 1976, 7:05 PM EDT  
Att. 28,966 - Unknown

AB	32
R	6
H	10
RBI	6
BB	3
SO	3
LOB	22



1B: 6	SF: 1
2B: 2	SAC: 1
3B: 1	DP: 1
HR: 1	HBP: 0

WP: 0	PA: 37
PB: 0	
SB: 3	
CS: 0	

Inning Stats	R	H	E	K	S	H	LOB	BB	P	R	H	ER	SO	BB	IBB	HBP	BLK	WP	HR	S	P	ERA	WHIP
<b>John Montefusco, R</b> (1, 1) ERA: 2.7	5	0	0	5	23	6	3	2	3	1	0	0	0	0	0	0	0	0	0	28	32	3.60	1.400
<b>Randy Moffitt, R</b> (6, 1) ERA: 2.68	2	0	0	7	7	2	1	0	0	0	0	1	0	0	0	0	0	0	7	7	4.50	1.000	
<b>Gary Lavelle, L</b> (8, 1) ERA: 2.05	1	0	0	7	7	2	2	0	0	2	0	2	0	0	0	0	0	0	1	5	13	18.00	4.000

PITCHER	IP	WLS	BF	H	R	ER	SO	BB	IBB	HBP	BLK	WP	HR	S	P	ERA	WHIP
<b>John Montefusco, R</b> (1, 1) ERA: 2.7	5.0	0	23	6	3	2	3	2	0	0	0	0	0	28	32	3.60	1.400
<b>Randy Moffitt, R</b> (6, 1) ERA: 2.68	2.0	0	7	2	1	1	0	0	0	0	0	0	7	7	4.50	1.000	
<b>Gary Lavelle, L</b> (8, 1) ERA: 2.05	1.0	0	7	2	2	2	0	2	0	0	0	0	1	5	13	18.00	4.000



Batter	1	2	3	4	5	6	7	8	9	AB R H RBI BB SO LOB	TOP																	
Larry Herndon, R (1, 8) OBP: 0.386, SLG: 0.418	0-0 1B 6-3 1B		0-0 6-3		0-0 F8			0-0 F3		4 1 1 0 0 0 0																		
Marty Perez, R (1, 4) OBP: 0.291, SLG: 0.306	0-0 1-3 6-3 1B		0-0 F3			0-0 4-3		0-0 6-3		4 0 1 0 0 0 0																		
Bobby Murcer, L (1, 9) OBP: 0.364, SLG: 0.366	0-0 F9			0-0 BLK 1B		4-0 BB G6-4-3		0-0 S 2B 1B		3 1 2 0 1 0 2																		
Gary Matthews, R (1, 7) OBP: 0.347, SLG: 0.418	0-0 1-2 3-H 6-3			0-0 F8		0-0 G6-4-3 1-2f		0-0 1-H 2B		4 0 1 2 0 0 3																		
Darrell Evans, L (1, 3) OBP: 0.306, SLG: 0.181	0-0 G3			0-0 F8			0-3 K	4-0 IBB		3 0 0 0 1 1 2																		
Chris Speier, R (1, 6) OBP: 0.321, SLG: 0.309		0-0 F9		4-0 BB		0-0 F6	0-0 L4			3 0 0 0 1 0 2																		
Ken Reitz, R (1, 5) OBP: 0.317, SLG: 0.361		0-0 F7		0-0 4-3		0-0 1B 1B		0-3 K		4 0 1 0 0 1 2																		
Dave Rader, L (1, 2) OBP: 0.304, SLG: 0.327		0-0 4-3			0-0 6-3		0-0 1-2 1B	0-0 F9		4 0 1 0 0 0 0																		
John D'Acquisto, R (1, 1) OBP: 0.333, SLG: 0.333			0-0 5-3		0-3 K		0-0 F8	0-3 K		2 0 0 0 0 1 0																		
Glenn Adams, L (7, PH) OBP: 0.241, SLG: 0.276										1 0 0 0 0 0 2																		
Randy Moffitt, R (7, 1) OBP: 0.500, SLG: 0.500										0 0 0 0 0 0 0																		
Gary Thomasson, L (9, PH) OBP: 0.297, SLG: 0.333										1 0 0 0 0 1 0																		
Gary Lavelle, S (9, 1) OBP: 0.200, SLG: 0.200										0 0 0 0 0 0 0																		
<b>Inning Stats</b>	R: 1 E: 0 K: 0 S: 5	H: 2 LOB: 1 BB: 0 P: 5	R: 0 E: 0 K: 0 S: 3	H: 0 LOB: 0 BB: 0 P: 3	R: 0 E: 0 K: 0 S: 3	H: 1 LOB: 2 BB: 1 P: 8	R: 0 E: 0 K: 1 S: 5	H: 0 LOB: 0 BB: 0 P: 5	R: 0 E: 0 K: 1 S: 7	H: 2 LOB: 2 BB: 0 P: 7	R: 1 E: 0 K: 0 S: 5	H: 2 LOB: 2 BB: 1 P: 9	R: 0 E: 0 K: 2 S: 7	H: 0 LOB: 0 BB: 0 P: 7	1B: 6 2B: 1 3B: 0 HR: 0	SF: 0 SAC: 0 DP: 1 HBP: 0	WP: 0 PB: 0 SB: 1 CS: 0	PA: 36										
<b>PITCHER</b>	IP WLS BF H R ER SO BB IBB HBP BLK WP HR S P ERA WHIP																											
Larry Christenson, R (1, 1) ERA: 2.92	5.0		19	3	1	1	1	1	1	0	0	1	0	0	20	24	1.80	0.800										
Ron Reed, R (6, 1) ERA: 3.49	3.0		14	4	1	1	1	1	1	0	0	0	0	0	14	22	3.00	1.667										
Gene Garber, R (9, 1) ERA: 2.52	1.0	W	3	0	0	0	2	0	0	0	0	0	0	0	7	7	0.00	0.000										

San Francisco Giants @ Philadelphia Phillies  
Veterans Stadium, Philadelphia, PA  
Thu Jun 17 1976, 7:05 PM EDT  
Att. 27,800 - Unknown

livebaseballscorecards.com

AB	33
R	2
H	7
RBI	2
BB	3
SO	4
LOB	13



Batter	1	2	3	4	5	6	7	8	9	AB	R	H	RBI	BB	SO	LOB
Dave Cash, R OBP: 0.364, SLG: 0.365 (1, 4)	F8		BB		4-6-3		F8		SF8	3	0	0	1	1	0	1
Larry Bowa, S OBP: 0.318, SLG: 0.306 (1, 6)	F8		F5		BB			4-3		3	0	0	0	1	0	2
Mike Schmidt, R OBP: 0.418, SLG: 0.612 (1, 5)	K				K			HR		3	1	1	1	1	2	0
Greg Luzinski, R OBP: 0.342, SLG: 0.462 (1, 7)		CS		1B				F8		2	1	1	0	0	0	3
Ron Reed, R OBP: 0.300, SLG: 0.400 (6, 1)		1B		1B						0	0	0	0	0	0	0
Tim McCarver, L OBP: 0.442, SLG: 0.400 (8, PH)				HBP						1	0	0	0	0	0	0
Gene Garber, R OBP: 0.500, SLG: 0.250 (9, 1)										0	0	0	0	0	0	0
Dick Allen, R OBP: 0.374, SLG: 0.477 (1, 3)		K						F8		4	0	1	0	0	1	1
Jay Johnstone, L OBP: 0.365, SLG: 0.477 (1, 9)										3	0	0	0	0	1	3
Ollie Brown, R OBP: 0.408, SLG: 0.500 (9, PH)					P5					1	0	1	0	0	0	0
Garry Maddox, R OBP: 0.383, SLG: 0.467 (1, 8)		CS								3	1	2	1	1	0	0
Bob Boone, R OBP: 0.402, SLG: 0.430 (1, 2)										3	0	0	0	1	0	3
Larry Christenson, R OBP: 0.222, SLG: 0.308 (1, 1)										0	0	0	0	0	0	0
Jerry Martin, R OBP: 0.382, SLG: 0.419 (5, PH)										0	0	0	0	1	0	0
Bobby Tolan, L OBP: 0.303, SLG: 0.411 (7, PH)										2	0	0	0	0	0	3

Inning Stats	R: 0	H: 0	E: 0	K: 1	S: 5	R: 0	H: 1	E: 0	K: 2	S: 7	R: 0	H: 0	E: 0	K: 0	S: 3	R: 1	H: 2	E: 0	K: 1	S: 7	R: 0	H: 0	E: 0	K: 0	S: 2	R: 0	H: 0	E: 0	K: 0	S: 3	R: 1	H: 1	E: 0	K: 0	S: 4	R: 1	H: 2	E: 0	K: 0	S: 4	R: 1	H: 0	E: 0	K: 0	S: 3	R: 1	H: 1	E: 0	K: 0	S: 4	R: 1	H: 2	E: 0	K: 0	S: 4
	0	0	0	1	5	0	1	0	2	7	0	0	0	0	3	1	2	0	1	7	0	0	0	0	2	0	0	0	0	1	1	0	0	4	1	1	0	4	1	0	0	4	1	2	0	4	1	0	2	0	4	1	2	0	4


PITCHER	IP	WLS	BF	H	R	ER	SO	BB	IBB	HBP	BLK	WP	HR	S	P	ERA	WHIP
John D'Acquisto, R ERA: 6.27 (1, 1)	6.0		25	3	1	1	4	5	0	0	0	0	0	27	48	1.50	1.333
Randy Moffitt, R ERA: 2.76 (7, 1)	2.0		7	1	1	1	0	0	0	0	0	0	1	7	7	4.50	0.500
Gary Lavelle, L ERA: 2.2 (9, 1)	0.2	L	5	2	1	1	0	0	1	0	0	0	0	4	8	13.50	3.000

**BOTTOM**

San Francisco Giants @ Philadelphia Phillies  
Veterans Stadium, Philadelphia, PA

Thu Jun 17 1976, 7:05 PM EDT  
Att. 27,800 - Unknown

AB	28
R	3
H	6
RBI	3
BB	6
SO	4
LOB	16



WP	HR	S	P	ERA	WHIP
0	0	0	38		



Batter	1	2	3	4	5	6	7	8	9	AB R H RBI BB SO LOB	TOP									
<b>Pete Rose, S</b> (1, 5) OBP: 0.435, SLG: 0.474	0-0 E 1B	4-0 BB		4-0 BB		0-0 F7		0-0 1-2 1B		3 1 2 0 2 0 2										
<b>Dave Concepcion, R</b> (1, 6) OBP: 0.348, SLG: 0.390	0-0 E9 1-3 1B	0-3 K		0-3 K			0-0 6-3	0-0 6-3		5 1 0 0 0 2 7										
<b>Ken Griffey, L</b> (1, 9) OBP: 0.410, SLG: 0.486	0-0 FC5-4 2-H 3-H 1B		4-0 S BB		0-0 1-3		0-0 HR 1B		0-3 K	4 1 2 2 1 1 0										
<b>Tony Perez, R</b> (1, 3) OBP: 0.346, SLG: 0.481	0-0 F8		0-0 F8		0-0 6-3		0-0 F8		0-0 6-3	5 0 0 0 0 0 3										
<b>George Foster, R</b> (1, 7) OBP: 0.390, SLG: 0.588	0-0 FC5-4 1-2f		0-0 F8		0-0 P4		0-0 1-H HR		0-0 HR	5 2 2 3 0 0 2										
<b>Johnny Bench, R</b> (1, 2) OBP: 0.365, SLG: 0.451	0-0 P4		0-3 K			0-3 K		0-0 P5	0-0 E5	5 0 0 0 0 2 2										
<b>Joe Morgan, L</b> (9, PR) OBP: 0.463, SLG: 0.642			1-2 K							0 0 0 0 0 0 0										
<b>Cesar Geronimo, L</b> (1, 8) OBP: 0.379, SLG: 0.448		4-0 SH3-2-4 BB		0-0 F9 2B		0-0 1B 1B		0-0 FC5-4 1B	0-0 F7	4 0 3 0 1 0 1										
<b>Doug Flynn, R</b> (1, 4) OBP: 0.310, SLG: 0.305		0-0 F4		0-0 F9 2-3		0-0 1-2 1B		0-0 FC5-4 1B 1-2f		4 0 1 0 0 0 3										
<b>Jack Billingham, R</b> (1, 1) OBP: 0.353, SLG: 0.296		0-0 SH3-2-4		0-0 4-3		0-3 K		0-3 K		1 0 0 0 0 0 1										
<b>Rich Hinton, L</b> (5, 1) OBP: 0.348, SLG: 0.302										0 0 0 0 0 0 0										
<b>Mike Lum, L</b> (6, PH) OBP: 0.298, SLG: 0.200										1 0 0 0 0 1 2										
<b>Pedro Borbon, R</b> (6, 1) OBP: 0.200, SLG: 0.200										0 0 0 0 0 0 0										
<b>Dan Driessen, L</b> (8, PH) OBP: 0.354, SLG: 0.329										1 0 0 0 0 1 1										
<b>Rawly Eastwick, R</b> (8, 1)										0 0 0 0 0 0 0										
<b>Inning Stats</b>	R: 2 E: 1 K: 0 S: 6	H: 2 LOB: 1 BB: 0 P: 6	R: 0 E: 0 K: 1 S: 5	H: 0 LOB: 2 BB: 2 P: 13	R: 0 E: 0 K: 1 S: 5	H: 0 LOB: 1 BB: 1 P: 9	R: 0 E: 0 K: 1 S: 6	H: 1 LOB: 2 BB: 1 P: 10	R: 0 E: 0 K: 2 S: 9	H: 2 LOB: 2 BB: 0 P: 9	R: 2 E: 0 K: 0 S: 5	H: 2 LOB: 0 BB: 0 P: 5	R: 0 E: 0 K: 1 S: 7	H: 2 LOB: 2 BB: 0 P: 7	R: 1 E: 1 K: 1 S: 7	H: 1 LOB: 1 BB: 0 P: 7	1B: 7 2B: 1 3B: 0 HR: 2	SF: 0 SAC: 1 DP: 0 HBP: 0	WP: 0 PB: 0 SB: 1 CS: 0	PA: 43
<b>PITCHER</b>	IP WLS BF H R ER SO BB IBB HBP BLK WP HR S P ERA WHIP																			
<b>Jim Lonborg, R</b> (1, 1) ERA: 2.76	8.0 W 38 9 4 2 6 4 0 0 0 0 0 1 46 62 2.25 1.625																			
<b>Gene Garber, R</b> (9, 1) ERA: 2.68	1.0 S 5 1 1 1 1 0 0 0 0 0 0 1 7 7 9.00 1.000																			

Cincinnati Reds @ Philadelphia Phillies  
Veterans Stadium, Philadelphia, PA  
Fri Jun 18 1976, 7:05 PM EDT  
Att: 50,635 - Unknown

livebaseballscorecards.com

AB 38  
R 5  
H 10  
RBI 5  
BB 4  
SO 7  
LOB 24







Batter	1	2	3	4	5	6	7	8	9	AB R H RBI BB SO LOB	TOP														
<b>Pete Rose, S</b> (1, 5) OBP: 0.431, SLG: 0.469	0-0 4-3	0-0 2B 1B		0-0 F9		0-3 K			0-0 6-3	5 1 1 0 0 1 2															
<b>Dave Concepcion, R</b> (1, 6) OBP: 0.356, SLG: 0.401	0-0 S BB 1B	0-0 1-H 2B		0-0 1B		0-0 P3			4-0 CS BB	4 1 3 1 1 0 2															
<b>George Foster, R</b> (1, 9) (7, 7) OBP: 0.391, SLG: 0.592	0-0 F7	0-3 K		0-3 K					0-0 SF9 3B	5 1 2 0 0 2 3															
<b>Tony Perez, R</b> (1, 3) OBP: 0.347, SLG: 0.484	4-0 BB S 1-2 BB		0-0 1B 2B		0-0 F9				0-0 SF9	3 1 1 1 1 0 1															
<b>Johnny Bench, R</b> (1, 2) OBP: 0.363, SLG: 0.444	4-0 BB 1-2 2-3 IBB		0-3 K		0-0 F8				0-0 5-3	3 0 0 0 1 1 1															
<b>Bob Bailey, R</b> (1, 7) <b>Ken Griffey, L</b> (7, PH) OBP: 0.408, SLG: 0.484	4-0 BB 1-2 2-3 3-H BB		0-3 K		0-3 K				0-3 K	2 0 0 1 1 2 1 1 0 0 0 0 1 0															
<b>Doug Flynn, R</b> (1, 4) OBP: 0.318, SLG: 0.314	0-3 K		0-0 2-H 1B		0-0 FC3-5 BB 1B				0-0 F3	4 0 2 1 0 1 3															
<b>Cesar Geronimo, L</b> (1, 8) OBP: 0.381, SLG: 0.446		0-0 F7	0-3 K		4-0 FC3-5 BB 1-2				0-0 CS 1B	3 0 1 0 1 1 1															
<b>Gary Nolan, R</b> (1, 1) <b>Ed Armbrister, R</b> (8, PH) <b>Rawly Eastwick, R</b> (8, 1)		0-3 K		0-0 F9		0-0 FC3-5			0-3 K	3 0 0 0 0 1 2 1 0 0 0 0 1 1 0 0 0 0 0 0 0															
<b>Inning Stats</b>	R: 1 E: 0 K: 1 S: 6	H: 1 LOB: 3 BB: 3 P: 18	R: 1 E: 0 K: 2 S: 9	H: 2 LOB: 1 BB: 0 P: 9	R: 1 E: 0 K: 3 S: 11	H: 2 LOB: 1 BB: 0 P: 11	R: 0 E: 0 K: 1 S: 6	H: 1 LOB: 1 BB: 0 P: 6	R: 0 E: 0 K: 1 S: 5	H: 0 LOB: 0 BB: 0 P: 5	R: 0 E: 0 K: 1 S: 6	H: 1 LOB: 2 BB: 1 P: 10	R: 1 E: 0 K: 1 S: 6	H: 1 LOB: 0 BB: 0 P: 6	R: 0 E: 0 K: 1 S: 5	H: 1 LOB: 0 BB: 0 P: 5	R: 0 E: 0 K: 0 S: 3	H: 1 LOB: 1 BB: 1 P: 7	1B: 7 2B: 2 3B: 1 HR: 0	SF: 1 SAC: 0 DP: 0 HBP: 0	WP: 0 PA: 40 PB: 0 SB: 2 CS: 2				
<b>PITCHER</b>	IP WLS BF H R ER SO BB IBB HBP BLK WP HR S P ERA WHIP																								
<b>Steve Carlton, L</b> (1, 1) ERA: 3.91	5.0		26	7	3	3	8	3	1	0	0	0	0	38	54	5.40	2.000								
<b>Ron Reed, R</b> (6, 1) ERA: 3.53	2.0	L	7	1	1	1	2	0	0	0	0	0	0	11	11	4.50	0.500								
<b>Tug McGraw, L</b> (8, 1) ERA: 2.89	2.0		7	2	0	0	1	1	0	0	0	0	0	8	12	0.00	1.500								

Cincinnati Reds @ Philadelphia Phillies  
Veterans Stadium, Philadelphia, PA

livebaseballscorecards.com

AB	34
R	4
H	10
RBI	4
BB	5
SO	11
LOB	17



Sat Jun 19 1976, 7:05 PM EDT  
Att: 36,808 - Unknown

Batter	1	2	3	4	5	6	7	8	9	AB	R	H	RBI	BB	SO	LOB
Dave Cash, R (1, 4) OBP: 0.375, SLG: 0.382	0-0 F7		0-0 2B		0-0 2B		0-0 6-3			4	0	2	1	0	0	0
Larry Bowa, S (1, 6) OBP: 0.316, SLG: 0.304	0-0 F3		0-0 F7		0-0 6-3			0-0 F4		4	0	0	0	0	0	3
Mike Schmidt, R (1, 5) OBP: 0.416, SLG: 0.629	0-0 5-3		0-3 K			0-0 HR		0-0 6-3		4	1	1	1	0	1	1
Greg Luzinski, R (1, 7) OBP: 0.348, SLG: 0.461		0-0 G6-3 1B		0-0 F8		0-3 K		0-3 K		4	0	1	0	0	2	0
Dick Allen, R (1, 3) OBP: 0.381, SLG: 0.504		0-3 K		0-0 6-3		0-0 2B		0-3 K		4	0	1	0	0	2	1
Jay Johnstone, L (1, 9) OBP: 0.354, SLG: 0.462		0-0 G6-3		0-3 K		0-3 K		0-0 5-3		4	0	0	0	0	2	2
Garry Maddox, R (1, 8) OBP: 0.373, SLG: 0.461			0-0 3B 2B		0-0 5-3		0-0 F4		0-3 K	4	1	1	0	0	1	1
Tim McCarver, L (1, 2) OBP: 0.444, SLG: 0.452			0-0 2B 3B		0-0 1-3			0-0 5-3		2	1	1	1	0	0	0
Bob Boone, R (6, 2) OBP: 0.392, SLG: 0.417										1	0	0	0	0	0	0
Steve Carlton, L (1, 1) OBP: 0.125, SLG: 0.125			0-0 G3					0-3 K		2	0	1	0	0	0	1
Ron Reed, R (6, 1) OBP: 0.300, SLG: 0.400										0	0	0	0	0	0	0
Bobby Tolan, L (7, PH) OBP: 0.304, SLG: 0.409										1	0	0	0	0	1	0
Tug McGraw, R (8, 1) OBP: 0.304, SLG: 0.409										0	0	0	0	0	0	0

Inning Stats	R: 0	H: 0	E: 0	K: 0	S: 3	R: 0	H: 1	E: 0	K: 1	S: 5	R: 2	H: 3	E: 0	K: 1	S: 8	R: 0	H: 0	E: 0	K: 1	S: 5	R: 0	H: 2	E: 0	K: 0	S: 5	R: 1	H: 2	E: 0	K: 2	S: 9	R: 0	H: 0	E: 0	K: 1	S: 5	R: 0	H: 0	E: 0	K: 1	S: 5	R: 0	H: 0	E: 0	K: 2	S: 7	1B: 2	SF: 0	2B: 4	SAC: 0	3B: 1	DP: 1	HR: 1	HBP: 0	WP: 0	PA: 34
--------------	------	------	------	------	------	------	------	------	------	------	------	------	------	------	------	------	------	------	------	------	------	------	------	------	------	------	------	------	------	------	------	------	------	------	------	------	------	------	------	------	------	------	------	------	------	-------	-------	-------	--------	-------	-------	-------	--------	-------	--------

PITCHER	IP	WLS	BF	H	R	ER	SO	BB	IBB	HBP	BLK	WP	HR	S	P	ERA	WHIP
Gary Nolan, R (1, 1) ERA: 2.78	7.0	W	28	8	3	3	6	0	0	0	0	0	1	40	40	3.86	1.143
Rawly Eastwick, R (8, 1) ERA: 2.84	2.0	S	6	0	0	0	3	0	0	0	0	0	0	12	12	0.00	0.000

**BOTTOM**

**Cincinnati Reds @ Philadelphia Phillies**  
**Veterans Stadium, Philadelphia, PA**  
 Sat Jun 19 1976, 7:05 PM EDT  
 Att. 36,808 - Unknown

[livebaseballscorecards.com](http://livebaseballscorecards.com)

<b>AB</b>	<b>34</b>
<b>R</b>	<b>3</b>
<b>H</b>	<b>8</b>
<b>RBI</b>	<b>3</b>
<b>BB</b>	<b>0</b>
<b>SO</b>	<b>9</b>
<b>LOB</b>	<b>9</b>





Batter	1	2	3	4	5	6	7	8	9	AB R H RBI BB SO LOB	TOP											
<b>Pete Rose, S</b> (1, 5) OBP: 0.430, SLG: 0.471	0-0 4-3		0-0 4-3			0-0 2B	0-0 1B		0-0 F8	5 0 2 1 0 0 1	<b>Cincinnati Reds @ Philadelphia Phillies</b> Veterans Stadium, Philadelphia, PA Sun Jun 20 1976, 3:33 AM EDT Att. 38,669 - Unknown <a href="http://livebaseballscorecards.com">livebaseballscorecards.com</a>											
<b>Dave Concepcion, R</b> (1, 6) OBP: 0.358, SLG: 0.407	0-0 G3			0-0 1B		0-0 2B	0-0 F8			4 0 2 0 0 0 2												
<b>George Foster, R</b> (1, 9) OBP: 0.392, SLG: 0.589	0-0 1B			0-0 1B		4-0 BB		0-3 K		3 0 1 0 1 1 1												
<b>Tony Perez, R</b> (1, 3) OBP: 0.345, SLG: 0.477	0-3 K			0-0 5-3		0-3 K		4-0 BB		3 0 0 0 1 2 4												
<b>Johnny Bench, R</b> (1, 2) OBP: 0.356, SLG: 0.434		0-3 K			0-0 F8	0-3 K		0-0 F8		4 0 0 0 0 2 4												
<b>Bob Bailey, R</b> (1, 7) <b>Ken Griffey, L</b> (6, PH) OBP: 0.405, SLG: 0.479		0-0 4-3			0-0 F8	0-0 F7		0-0 G3		2 0 0 0 0 0 0 2 0 0 0 0 0 4												
<b>Doug Flynn, R</b> (1, 4) OBP: 0.337, SLG: 0.333		0-0 F9			0-0 1B		0-0 1B		0-0 FC5-4	4 0 3 0 0 0 0												
<b>Cesar Geronimo, L</b> (1, 8) OBP: 0.374, SLG: 0.435			0-3 K		0-0 F7		0-0 F7		0-3 K	4 0 0 0 0 2 3												
<b>Don Gullett, R</b> (1, 1) <b>Pedro Borbon, R</b> (4, 1) <b>Ed Armbrister, R</b> (6, PH) <b>Santo Alcalá, R</b> (6, 1) <b>Dan Driessen, L</b> (7, PH) <b>Rich Hinton, L</b> (7, 1) <b>Mike Lum, L</b> (9, PH) OBP: 0.342, SLG: 0.297			0-0 5-3			0-0 2B	0-0 1B		0-0 FC5-4	1 0 0 0 0 0 0 0 0 0 0 0 0 0 1 1 1 0 0 0 0 0 0 0 0 0 0 0 1 0 1 0 0 0 0 0 0 0 0 0 0 0 1 0 0 0 0 0 1												
<b>Inning Stats</b>	R: 0 E: 0 K: 1 S: 6	H: 1 LOB: 1 BB: 0 P: 6	R: 0 E: 0 K: 1 S: 5	H: 0 LOB: 0 BB: 0 P: 5	R: 0 E: 0 K: 1 S: 5	H: 0 LOB: 0 BB: 0 P: 5	R: 0 E: 0 K: 0 S: 3	H: 1 LOB: 0 BB: 0 P: 3	R: 0 E: 0 K: 0 S: 4	H: 1 LOB: 1 BB: 0 P: 4	R: 1 E: 0 K: 2 S: 10	H: 3 LOB: 3 BB: 1 P: 14	R: 0 E: 0 K: 0 S: 5	H: 3 LOB: 2 BB: 0 P: 5	R: 0 E: 0 K: 1 S: 5	H: 0 LOB: 1 BB: 1 P: 9	R: 0 E: 0 K: 1 S: 6	H: 1 LOB: 1 BB: 0 P: 6	1B: 7 2B: 3 3B: 0 HR: 0	SF: 0 SAC: 0 DP: 1 HBP: 0	WP: 0 PB: 0 SB: 0 CS: 0	PA: 37
<b>PITCHER</b>	IP WLS BF H R ER SO BB IBB HBP BLK WP HR S P ERA WHIP																					
<b>Jim Kaat, L</b> (1, 1) ERA: 3.0	5.0 W 21 6 1 1 3 1 0 0 0 0 0 0 26 30 1.80 1.400																					
<b>Ron Reed, R</b> (6, 1) ERA: 3.33	3.0 12 3 0 0 3 1 0 0 0 0 0 0 17 21 0.00 1.333																					
<b>Gene Garber, R</b> (9, 1) ERA: 2.61	1.0 4 1 0 0 1 0 0 0 0 0 0 0 6 6 0.00 1.000																					













Batter	1	2	3	4	5	6	7	8	9	AB R H RBI BB SO LOB	TOP											
<b>Pepe Mangual, R</b> (1, 8) OBP: 0.420, SLG: 0.396	4-0 2B BB	0-0 SF8		0-0 FC5-4		0-0 1B		4-0 G4-6-3 IBB		2 1 1 2 2 0 1												
<b>Jim Lyttle, L</b> (1, 7) OBP: 0.378, SLG: 0.583	0-0 2B	0-0 1-3		0-0 4-3		0-0 6-3		0-0 G4-6-3		5 1 1 0 0 0 4												
<b>Gary Roenicke, R</b> (1, 9) OBP: 0.321, SLG: 0.490	0-0 2B		0-0 1B		0-0 P4		0-3 K		0-0 L4	5 0 2 2 0 1 0												
<b>Pat Scanlon, L</b> (1, 5) OBP: 0.200, SLG: 0.500 <b>Larry Parrish, R</b> (7, 5) OBP: 0.268, SLG: 0.311	0-0 F8		0-3 K		0-0 F7		0-0 HR		0-0 1B 3B 1B	4 1 1 1 0 1 2 1 1 1 0 0 0 0												
<b>Mike Jorgensen, L</b> (1, 3) OBP: 0.346, SLG: 0.371	4-0 BB		0-0 1B		0-0 HR		0-0 E4 FC5 S		0-3 K	4 1 2 1 1 1 1												
<b>Tim Foli, R</b> (1, 6) OBP: 0.278, SLG: 0.401	0-3 K		0-0 P6		0-0 6-3		0-0 6-3		0-0 3B 1B	5 1 1 0 0 1 5												
<b>Barry Foote, R</b> (1, 2) OBP: 0.287, SLG: 0.385	0-3 K		0-0 F7				0-0 F8		0-0 3B	5 0 1 2 0 1 5												
<b>Pete Mackanin, R</b> (1, 4) OBP: 0.271, SLG: 0.375		0-0 SH3 SF8 2B		4-0 FC5-4 BB		0-0 1B 2B		0-0 SH3-4 1B	0-0 5-3	4 2 3 0 1 0 1												
<b>Clay Kirby, R</b> (1, 1) OBP: 0.182, SLG: 0.200 <b>Dale Murray, R</b> (7, 1)		0-0 SH3		0-0 P3			0-3 K		0-0 SH3-4	2 0 0 0 0 1 2 0 0 0 0 0 0 0												
<b>Inning Stats</b>	R: 2 E: 0 K: 2 S: 9	H: 2 LOB: 2 BB: 2 P: 17	R: 1 E: 0 K: 0 S: 4	H: 1 LOB: 0 BB: 0 P: 4	R: 0 E: 0 K: 1 S: 7	H: 2 LOB: 2 BB: 0 P: 7	R: 0 E: 0 K: 0 S: 3	H: 0 LOB: 1 BB: 1 P: 7	R: 1 E: 0 K: 0 S: 4	H: 1 LOB: 0 BB: 0 P: 4	R: 1 E: 1 K: 1 S: 7	H: 2 LOB: 1 BB: 0 P: 7	R: 1 E: 1 K: 1 S: 7	H: 1 LOB: 1 BB: 0 P: 7	R: 0 E: 0 K: 0 S: 3	H: 1 LOB: 1 BB: 1 P: 7	R: 2 E: 0 K: 1 S: 8	H: 3 LOB: 1 BB: 0 P: 8	1B: 6 2B: 4 3B: 1 HR: 2	SF: 1 SAC: 2 DP: 1 HBP: 0	WP: 0 PB: 0 SB: 1 CS: 0	PA: 44
<b>PITCHER</b>	IP WLS BF H R ER SO BB IBB HBP BLK WP HR S P ERA WHIP																					
<b>Jim Lonborg, R</b> (1, 1) ERA: 2.97	5.0 L 24 6 4 4 3 3 0 0 0 0 0 1 27 39 7.20 1.800																					
<b>Ron Schueler, R</b> (6, 1) ERA: 5.4	2.0 10 3 2 2 2 0 0 0 0 0 1 14 14 9.00 1.500																					
<b>Tug McGraw, L</b> (8, 1) ERA: 3.12	2.0 10 4 2 2 1 0 1 0 0 0 0 0 11 15 9.00 2.000																					

**Montreal Expos @ Philadelphia Phillies**  
**Veterans Stadium, Philadelphia, PA**  
 Tue Jun 22 1976, 7:05 PM EDT  
 Att. 32,138 - Unknown

livebaseballscorecards.com

AB	37
R	8
H	13
RBI	8
BB	4
SO	6
LOB	21







Batter	1	2	3	4	5	6	7	8	9	AB R H RBI BB SO LOB	TOP																
Dave Cash, R OBP: 0.369, SLG: 0.381 (1, 4) X	0-0 6-3		0-0 FC6-4 1-2f			0-0 F8		0-0 6-3	0-0 1B 1-2 2-H	5 0 1 1 0 0 1																	
Larry Bowa, S OBP: 0.306, SLG: 0.298 (1, 6) X	0-0 F9		0-0 F4-3			0-0 F6		0-0 2B	0-0 F3	5 0 1 0 0 0 3																	
Mike Schmidt, R OBP: 0.420, SLG: 0.628 (1, 5) X	0-0 P5			0-0 HR		0-0 F9		4-0 F6-4-3 IBB		3 1 1 1 1 0 0																	
Greg Luzinski, R OBP: 0.356, SLG: 0.489 (1, 7)		0-0 F7		0-0 F3		0-0 FC5-3 1B		0-0 F6-4-3 1-2		4 0 1 0 0 0 2																	
Dick Allen, R OBP: 0.357, SLG: 0.470 (1, 3)		0-0 6-3		0-3 K		0-0 FC5-3 2B 1-2f 6-3		0-0 F4-3 E 2B		4 2 1 0 0 1 1																	
Jay Johnstone, L OBP: 0.355, SLG: 0.457 (1, 9)		4-0 BB		0-0 F4-3		0-0 2B 1-3		0-0 F4-3 2-3		3 0 1 0 1 0 1																	
Jerry Martin, R OBP: 0.382, SLG: 0.419 (9, 9)										0 0 0 0 0 0 0																	
Garry Maddox, R OBP: 0.372, SLG: 0.469 (1, 8)		0-3 K 1-2			0-0 6-3		0-0 6-3	0-0 L8		4 0 0 1 0 1 3																	
Tim McCarver, L OBP: 0.448, SLG: 0.432 (1, 2)			0-0 F8		0-0 F3		3-H 4-0	4-0 E 1B IBB		2 0 0 0 1 0 0																	
Ron Reed, R OBP: 0.273, SLG: 0.364 (7, 1)										0 0 0 0 0 0 0																	
Tom Hutton, L OBP: 0.377, SLG: 0.311 (9, PH)										0 0 0 0 0 0 0																	
Ollie Brown, R OBP: 0.382, SLG: 0.451 (9, PH)										0 1 0 0 1 0 0																	
Gene Garber, R OBP: 0.500, SLG: 0.250 (9, 1)										0 0 0 0 0 0 0																	
Steve Carlton, L OBP: 0.147, SLG: 0.147 (1, 1)			0-0 FC6-4 1B		0-3 K		0-0 F2	0-0 E5 1B 1-2 3-H		2 0 1 0 0 1 0																	
Johnny Oates, L OBP: 0.429, SLG: 0.385 (7, PH)										1 0 0 0 0 0 2																	
Bob Boone, R OBP: 0.406, SLG: 0.424 (9, 2)										1 0 0 0 0 0 1																	
Inning Stats	R: 0 E: 0 K: 0 S: 3	H: 0 LOB: 0 BB: 0 P: 3	R: 0 E: 0 K: 1 S: 5	H: 0 LOB: 1 BB: 1 P: 9	R: 0 E: 0 K: 0 S: 4	H: 1 LOB: 1 BB: 0 P: 4	R: 1 E: 0 K: 1 S: 6	H: 1 LOB: 0 BB: 0 P: 6	R: 0 E: 0 K: 1 S: 5	H: 0 LOB: 0 BB: 0 P: 5	R: 0 E: 0 K: 0 S: 3	H: 0 LOB: 0 BB: 0 P: 3	R: 1 E: 0 K: 0 S: 5	H: 2 LOB: 2 BB: 1 P: 9	R: 0 E: 0 K: 0 S: 3	H: 1 LOB: 1 BB: 1 P: 7	R: 2 E: 1 K: 0 S: 6	H: 2 LOB: 2 BB: 1 P: 10	1B: 3 2B: 3 3B: 0 HR: 1	SF: 0 SAC: 0 DP: 1 HBP: 0	WP: 0 PB: 0 SB: 1 CS: 0	PA: 38					
PITCHER	IP	WLS	BF	H	R	ER	SO	BB	IBB	HBP	BLK	WP	HR	S	P	ERA	WHIP										
Santo Alcalá, R ERA: 4.57 (1, 1)	7.0		27	4	2	2	3	1	1	0	0	0	1	31	39	2.57	0.714										
Pedro Borbon, R ERA: 2.83 (8, 1)	1.2	L	7	2	1	0	0	0	1	0	0	0	0	6	10	0.00	1.200										
Will McEnaney, L ERA: 3.45 (9, 1)	0.0		1	0	0	0	0	0	1	0	0	0	0	4													
Rawly Eastwick, R ERA: 2.82 (9, 1)	0.1		3	1	1	0	0	0	0	0	0	0	0	3	3	0.00	3.000										

Philadelphia Phillies @ Cincinnati Reds  
Riverfront Stadium, Cincinnati, OH  
Wed Jun 23 1976, 7:05 PM EDT  
Att: 35,266 - Unknown

AB	34
R	4
H	7
RBI	3
BB	4
SO	3
LOB	14



Batter	1	2	3	4	5	6	7	8	9	AB	R	H	RBI	BB	SO	LOB
<b>Pete Rose, S</b> OBP: 0.422, SLG: 0.458 (1, 5) X	0-0 4-3 ①		4-0 BB		0-0 1B		0-3 K ③			3	0	1	0	1	1	1
<b>Ken Griffey, L</b> OBP: 0.402, SLG: 0.482 (1, 9) S S S	0-3 K ②		0-0 F7 ③		0-0 P4 ③			0-0 F7 ①		4	0	0	0	0	1	3
<b>Dave Concepcion, R</b> OBP: 0.361, SLG: 0.407 (1, 6) X	0-0 5-3 ③			0-0 SF9 2B		0-0 5-3 ①		0-0 F8 ②		4	1	1	0	0	0	0
<b>George Foster, R</b> OBP: 0.393, SLG: 0.606 (1, 8) (7, 7) X		0-0 6-3 ①		4-0 BB BB		0-0 HR		0-0 F8 ③		3	1	1	1	1	0	0
<b>Tony Perez, R</b> OBP: 0.341, SLG: 0.461 (1, 3) X		0-0 6-3 ②		4-0 BB BB		0-3 K ②			0-3 K ①	3	0	0	0	1	2	0
<b>Johnny Bench, R</b> OBP: 0.364, SLG: 0.437 (1, 2) X		0-0 F8 ③		0-0 SF9 ①		0-0 5-3 ③			4-0 BB 4-1	2	0	0	1	1	0	0
<b>Bob Bailey, R</b> OBP: 0.372, SLG: 0.557 (1, 7) X			0-0 3B	0-0 G5-4-3 ② ③			0-0 6-3 ①		0-0 4-1 ②	2	0	1	0	0	0	2
<b>Cesar Geronimo, L</b> OBP: 0.362, SLG: 0.419 (7, 8) X			1-2f						1-2 4-1	2	0	0	0	0	0	1
<b>Doug Flynn, R</b> OBP: 0.337, SLG: 0.333 (1, 4) X			0-0 F9 ①		0-0 F6-3 ①		0-0 1-3 1B ②		0-0 F6-3 ③	4	0	1	0	0	0	2
<b>Santo Alcala, R</b> OBP: 0.150, SLG: 0.105 (1, 1) S S S			0-3 K ②		0-3 K ②					2	0	0	0	0	2	1
<b>Dan Driessen, L</b> OBP: 0.356, SLG: 0.333 (7, PH) S S S										1	0	0	0	0	0	1
<b>Pedro Borbon, R</b> OBP: 0.200, SLG: 0.200 (8, 1) S S S										0	0	0	0	0	0	0
<b>Will McEnaney, L</b> (9, 1) S S S										0	0	0	0	0	0	0
<b>Rawly Eastwick, R</b> (9, 1) S S S										0	0	0	0	0	0	0

Inning Stats	R: 0	H: 0	E: 0	K: 1	S: 5	LOB: 0	BB: 0	P: 5	R: 0	H: 0	E: 0	K: 0	S: 3	LOB: 0	BB: 0	P: 3	R: 0	H: 1	E: 0	K: 1	S: 6	LOB: 2	BB: 1	P: 10	R: 1	H: 1	E: 0	K: 0	S: 3	LOB: 1	BB: 2	P: 11	R: 0	H: 1	E: 0	K: 1	S: 6	LOB: 1	BB: 0	P: 6	R: 1	H: 1	E: 0	K: 1	S: 6	LOB: 0	BB: 0	P: 6	R: 0	H: 1	E: 0	K: 1	S: 6	LOB: 1	BB: 0	P: 6	R: 0	H: 0	E: 0	K: 0	S: 3	LOB: 0	BB: 0	P: 3	R: 0	H: 0	E: 0	K: 1	S: 5	LOB: 1	BB: 1	P: 9	1B: 2	2B: 1	3B: 1	HR: 1	SF: 1	SAC: 0	DP: 1	HBP: 0	WP: 0	PA: 35
--------------	------	------	------	------	------	--------	-------	------	------	------	------	------	------	--------	-------	------	------	------	------	------	------	--------	-------	-------	------	------	------	------	------	--------	-------	-------	------	------	------	------	------	--------	-------	------	------	------	------	------	------	--------	-------	------	------	------	------	------	------	--------	-------	------	------	------	------	------	------	--------	-------	------	------	------	------	------	------	--------	-------	------	-------	-------	-------	-------	-------	--------	-------	--------	-------	--------

PITCHER	IP	WLS	BF	H	R	ER	SO	BB	IBB	HBP	BLK	WP	HR	S	P	ERA	WHIP
<b>Steve Carlton, L</b> ERA: 3.86 (1, 1)	6.0		24	4	2	2	4	3	0	0	0	0	1	29	41	3.00	1.167
<b>Ron Reed, R</b> ERA: 3.21 (7, 1)	2.0	W	7	1	0	0	1	0	0	0	0	0	0	9	9	0.00	0.500
<b>Gene Garber, R</b> ERA: 2.55 (9, 1)	1.0	S	4	0	0	0	1	1	0	0	0	0	0	5	9	0.00	1.000

**BOTTOM**

**Philadelphia Phillies @ Cincinnati Reds**  
Riverfront Stadium, Cincinnati, OH  
Wed Jun 23 1976, 7:05 PM EDT  
Att. 35,266 - Unknown

livebaseballscores.com

<b>AB</b>	<b>30</b>
<b>R</b>	<b>2</b>
<b>H</b>	<b>5</b>
<b>RBI</b>	<b>2</b>
<b>BB</b>	<b>4</b>
<b>SO</b>	<b>6</b>
<b>LOB</b>	<b>11</b>





Batter	1	2	3	4	5	6	7	8	9	AB R H RBI BB SO LOB	TOP											
<b>Dave Cash, R</b> OBP: 0.364, SLG: 0.375 (1, 4) X	0-0 2-3			X 0-0 F8	X 0-0 L7		X 0-0 F4			4 0 0 0 0 0 3												
<b>Larry Bowa, S</b> OBP: 0.305, SLG: 0.301 (1, 6) X	0-0 F4-3			X 0-0 1B 2B		X 0-0 F6	X 0-0 L1			4 1 1 1 0 0 3												
<b>Mike Schmidt, R</b> OBP: 0.417, SLG: 0.622 (1, 5) S S S	0-3 K			X 0-0 HR 1B		X 0-0 F7		X 0-0 P6		4 1 1 1 0 1 0												
<b>Greg Luzinski, R</b> OBP: 0.358, SLG: 0.480 (1, 7)		X 0-0 F2		S S S 0-3 K		X 0-0 F7		S S S 0-3 K		4 0 0 0 0 2 1												
<b>Dick Allen, R</b> OBP: 0.360, SLG: 0.497 (1, 3)		X 0-0 5-3		X 0-0 HR			X 0-0 2B 1B 2B	S S S 0-3 K		4 2 2 2 0 1 0												
<b>Tom Hutton, L</b> OBP: 0.377, SLG: 0.311 (8, 3)				X 0-0 HR						0 0 0 0 0 0 0												
<b>Jay Johnstone, L</b> OBP: 0.358, SLG: 0.464 (1, 9)		X 0-0 F8		X 0-0 F4			X 0-0 1B 2B	X 0-0 CS 1B		4 0 2 0 0 0 0												
<b>Jerry Martin, R</b> OBP: 0.382, SLG: 0.419 (9, PR) (9, 9)										0 0 0 0 0 0 0												
<b>Garry Maddox, R</b> OBP: 0.370, SLG: 0.479 (1, 8)			S S S 0-3 K		X 0-0 HR		X 0-0 F3	S S S 0-3 K		4 1 1 1 0 2 3												
<b>Bob Boone, R</b> OBP: 0.408, SLG: 0.429 (1, 2)			X 0-0 F8		X 0-0 CS 2B		4-0 1B IBB	S S S 0-3 K		3 0 1 0 1 1 1												
<b>Jim Kaat, L</b> OBP: 0.243, SLG: 0.371 (1, 1)			S S S 0-3 K		S S S 0-3 K		X 0-0 1B			2 0 0 0 0 2 1												
<b>Bobby Tolan, L</b> OBP: 0.302, SLG: 0.405 (7, PH)										0 0 0 0 0 0 0												
<b>Ollie Brown, R</b> OBP: 0.387, SLG: 0.457 (7, PH)										1 0 1 1 0 0 0												
<b>Ron Reed, R</b> OBP: 0.273, SLG: 0.364 (7, 1)										0 0 0 0 0 0 0												
<b>Tug McGraw, R</b> (9, 1)					2-3		X 0-0 1-2 2-3 3-H 1B			0 0 0 0 0 0 0												
<b>Inning Stats</b>	R: 0 E: 0 K: 1 S: 5	H: 0 LOB: 0 BB: 0 P: 5	R: 0 E: 0 K: 0 S: 3	H: 0 LOB: 0 BB: 0 P: 3	R: 0 E: 0 K: 2 S: 7	H: 0 LOB: 0 BB: 0 P: 7	R: 3 E: 0 K: 1 S: 8	H: 3 LOB: 0 BB: 0 P: 8	R: 1 E: 0 K: 1 S: 6	H: 2 LOB: 0 BB: 0 P: 6	R: 0 E: 0 K: 0 S: 3	H: 0 LOB: 0 BB: 0 P: 3	R: 1 E: 0 K: 0 S: 6	H: 3 LOB: 3 BB: 1 P: 10	R: 0 E: 0 K: 2 S: 7	H: 0 LOB: 0 BB: 0 P: 7	R: 0 E: 0 K: 2 S: 7	H: 1 LOB: 1 BB: 0 P: 7	1B: 3 2B: 4 3B: 0 HR: 2	SF: 0 SAC: 0 DP: 0 HBP: 0	WP: 0 PB: 0 SB: 0 CS: 2	PA: 35
<b>PITCHER</b>	IP WLS BF H R ER SO BB IBB HBP BLK WP HR S P ERA WHIP																					
<b>Gary Nolan, R</b> ERA: 3.03 (1, 1)	6.0 L 24 7 5 5 5 0 0 0 0 0 0 2 34 34 7.50 1.167																					
<b>Pedro Borbon, R</b> ERA: 2.81 (7, 1)	0.1 2 0 0 0 0 0 0 1 0 0 0 0 1 5 0.00 0.000																					
<b>Will McEnaney, L</b> ERA: 3.38 (7, 1)	0.2 3 1 0 0 0 0 0 0 0 0 0 0 3 3 0.00 1.500																					
<b>Rawly Eastwick, R</b> ERA: 2.7 (8, 1)	2.0 6 1 0 0 0 4 0 0 0 0 0 0 14 14 0.00 0.500																					

Philadelphia Phillies @ Cincinnati Reds  
Riverfront Stadium, Cincinnati, OH  
Thu Jun 24 1976, 7:05 PM EDT  
Att. 34,053 - Unknown


livebaseballscorecards.com

AB	34
R	5
H	9
RBI	5
BB	1
SO	9
LOB	12







Batter	1	2	3	4	5	6	7	8	9	AB R H RBI BB SO LOB	TOP		
Bake McBride, L (1, 8) OBP: 0.405, SLG: 0.434 Jerry Mumphy, S (8, 8) OBP: 0.339, SLG: 0.377	0-0 4-3 1B	0-0 P6		0-0 F9			0-0 P6		0-0 6-3	4 0 1 0 0 0 2 1 0 0 0 0 0 0			
Don Kessinger, S (1, 6) OBP: 0.316, SLG: 0.322	0-0 4-3 1-2		4-0 1B BB		0-3 K		0-0 F8		0-0 6-3	4 0 0 0 1 1 1			
Lou Brock, L (1, 7) OBP: 0.316, SLG: 0.362	0-0 F7		0-0 F9		0-0 F7		0-0 E 1B 1B		0-0 E1 S 1B	5 2 1 0 0 0 2			
Ted Simmons, S (1, 3) OBP: 0.348, SLG: 0.361	0-0 4-3		0-0 F8		0-0 2B		0-0 E9 1B 1-3 1B		0-0 BB 1B	5 0 3 1 0 0 2			
Willie Crawford, L (1, 9) OBP: 0.377, SLG: 0.453		0-0 3B 2B	0-0 1-2 1B		0-0 F8		0-0 2-3 3-H 1B		4-0 1-2 FC6-4 BB 1B	4 1 3 1 1 0 1			
Joe Ferguson, R (1, 2) OBP: 0.314, SLG: 0.376		0-0 2-H 1B 3B	0-0 F8			0-0 F2		0-0 F9	0-0 FC6-4 1-2f	5 1 1 1 0 0 6			
Hector Cruz, R (1, 5) OBP: 0.238, SLG: 0.350		0-0 3-H FC1-6 1B		0-0 G6-4-3 1B		0-0 L5		0-0 F7		4 0 2 1 0 0 0	AB 39 R 4 H 14 RBI 4 BB 2 SO 2 LOB 16		
Mike Tyson, R (1, 4) OBP: 0.320, SLG: 0.444		0-0 FC1-6 SH5-4 1-2f		0-0 G6-4-3 1-2f		0-0 2B 1B		0-3 K		4 0 1 0 0 1 2			
John Curtis, L (1, 1) OBP: 0.286, SLG: 0.269 Eric Rasmussen, R (4, 1) Eddie Solomon, R (5, 1) Keith Hernandez, L (6, PH) Mike Wallace, L (6, 1) Ron Fairly, L (8, PH) Bill Greif, R (8, 1)		0-0 SH5-4 1-2		0-0 1B		0-0 1-H 2B		0-0 F8		1 0 1 0 0 0 0 0 0 0 0 0 0 0 0 0 0 0 0 0 0 1 0 0 1 0 0 0 0 0 0 0 0 0 0 1 0 0 0 0 0 0 0 0 0 0 0 0 0			
Inning Stats	R: 0 H: 1 E: 0 LOB: 1 K: 0 BB: 0 S: 4 P: 4	R: 2 H: 3 E: 0 LOB: 1 K: 0 BB: 0 S: 6 P: 6	R: 0 H: 1 E: 0 LOB: 2 K: 0 BB: 1 S: 4 P: 8	R: 0 H: 2 E: 0 LOB: 1 K: 0 BB: 0 S: 4 P: 4	R: 0 H: 1 E: 0 LOB: 1 K: 1 BB: 0 S: 6 P: 6	R: 0 H: 2 E: 0 LOB: 2 K: 0 BB: 0 S: 4 P: 4	R: 1 H: 3 E: 1 LOB: 2 K: 0 BB: 0 S: 6 P: 6	R: 0 H: 0 E: 0 LOB: 0 K: 1 BB: 0 S: 5 P: 5	R: 1 H: 1 E: 1 LOB: 2 K: 0 BB: 1 S: 5 P: 9	1B: 10 SF: 0 2B: 3 SAC: 1 3B: 1 DP: 1 HR: 0 HBP: 0	WP: 0 PA: 42 PB: 0 SB: 1 CS: 0		
PITCHER	IP WLS BF H R ER SO BB IBB HBP BLK WP HR S P ERA WHIP											PITCHER	IP WLS BF H R ER SO BB IBB HBP BLK WP HR S P ERA WHIP
Larry Christenson, R (1, 1) ERA: 3.0	7.0 W 33 13 3 3 1 1 0 0 0 0 0 0 34 38 3.86 2.000												
Ron Schueler, R (8, 1) ERA: 4.76	2.0 9 1 1 0 1 1 0 0 0 0 0 0 10 14 0.00 1.000												

St. Louis Cardinals @ Philadelphia Phillies  
Veterans Stadium, Philadelphia, PA  
Fri Jun 25 1976, 7:05 PM EDT  
Att: 38,474 - Unknown

livebaseballscorecards.com

Batter	1	2	3	4	5	6	7	8	9	AB	R	H	RBI	BB	SO	LOB
Dave Cash, R OBP: 0.361, SLG: 0.373 (1, 4)	0-0 L3	0-0 F9		0-0 1B 1B	0-0 SF9			0-0 1-3		4	1	1	3	0	0	0
Larry Bowa, S OBP: 0.304, SLG: 0.300 Terry Harmon, R OBP: 0.429, SLG: 0.440 (1, 6) (7, 6)	0-0 5-3		0-0 F8	0-0 1B 1B	0-0 1-4-3			0-0 1B HR 1B		4	0	1	0	0	0	1
Mike Schmidt, R OBP: 0.417, SLG: 0.616 (1, 5)	4-0 HR BB		0-3 K	0-0 BB 1B	0-3 K			0-0 F3		4	1	1	2	1	2	2
Greg Luzinski, R OBP: 0.351, SLG: 0.491 (1, 7)	0-0 HR		0-0 F9	0-3 K		0-0 L5		0-0 HR 1B		5	2	2	2	0	1	2
Dick Allen, R OBP: 0.372, SLG: 0.538 Tom Hutton, L OBP: 0.377, SLG: 0.311 (1, 3) (9, 3)	4-0 BB BB			HR BB		0-0 5-3		0-0 HR		3	2	2	4	2	0	0
Ollie Brown, R OBP: 0.388, SLG: 0.442 (1, 9)	4-0 BB			HR BB		0-3 K		0-0 L7		3	1	0	0	2	1	3
Garry Maddox, R OBP: 0.372, SLG: 0.479 Ron Schueler, R (1, 8) (8, 1)	0-3 K			0-0 E9 1B 1B	0-0 1B 1B			0-0 6-3		4	2	2	0	0	1	2
Bob Boone, R OBP: 0.410, SLG: 0.427 (1, 2)		0-0 6-3		4-0 1B 1B 1B IBB	0-0 1B S SF9 1B			0-0 5-3		3	2	1	0	1	0	0
Larry Christenson, R OBP: 0.233, SLG: 0.310 Jerry Martin, R OBP: 0.371, SLG: 0.406 (1, 1) (7, PH) (8, 8)		0-0 6-3		0-3 K	0-0 BLK 1B			0-3 K		3	0	1	1	0	1	3

Inning Stats	R: 2	H: 1	E: 0	K: 1	S: 6	LOB: 2	BB: 3	P: 18	R: 0	H: 0	E: 0	K: 0	S: 3	R: 0	H: 0	E: 0	K: 1	S: 5	R: 5	H: 5	E: 1	K: 2	S: 12	R: 2	H: 3	E: 0	K: 1	S: 8	R: 0	H: 0	E: 0	K: 1	S: 5	R: 0	H: 3	E: 0	K: 1	S: 5	R: 3	H: 3	E: 0	K: 0	S: 6
--------------	------	------	------	------	------	--------	-------	-------	------	------	------	------	------	------	------	------	------	------	------	------	------	------	-------	------	------	------	------	------	------	------	------	------	------	------	------	------	------	------	------	------	------	------	------

PITCHER	IP	WLS	BF	H	R	ER	SO	BB	IBB	HBP	BLK	WP	HR	S	P	ERA	WHIP
John Curtis, L ERA: 4.3 (1, 1)	3.1	L	19	4	7	7	3	4	1	0	0	0	2	20	40	18.90	2.400
Eric Rasmussen, R ERA: 4.87 (4, 1)	0.2		8	5	2	2	1	1	0	0	0	0	0	9	13	27.00	9.000
Eddie Solomon, R ERA: 1.29 (5, 1)	1.0		3	0	0	0	1	0	0	0	1	0	0	5	5	0.00	0.000
Mike Wallace, L ERA: 2.41 (6, 1)	2.0		6	0	0	0	2	0	0	0	0	0	0	10	10	0.00	0.000
Bill Greif, R ERA: 5.87 (8, 1)	1.0		6	3	3	3	0	0	0	0	0	0	1	6	6	27.00	3.000


**BOTTOM**

St. Louis Cardinals @ Philadelphia Phillies  
Veterans Stadium, Philadelphia, PA

Fri Jun 25 1976, 7:05 PM EDT  
Att. 38,474 - Unknown

livebaseballscorecards.com

AB	35
R	12
H	12
RBI	12
BB	6
SO	7
LOB	13



WP: 0	PA: 42
PB: 0	
SB: 1	
CS: 0	



Batter	1	2	3	4	5	6	7	8	9	10	AB R H RBI BB SO LOB	TOP
Jerry Mumphrey, S (1, 7) OBP: 0.359, SLG: 0.404	0-0 BB 1B 1B	0-0 5-3			4-0 WP S BB		0-0 1B 2B	0-0 P4			4 1 2 0 1 0 2	
Don Kessinger, S (1, 6) OBP: 0.314, SLG: 0.320	0-0 BB 1-2 1B		0-0 5-3		0-0 F8		0-0 6-3		0-0 P3		5 0 1 0 0 0 2	
Bake McBride, L (1, 8) OBP: 0.400, SLG: 0.428	0-0 F7		0-0 1-3		0-3 K 1-3		0-0 2B 1B		0-3 K		5 1 1 1 0 2 3	
Ted Simmons, S (1, 3) OBP: 0.348, SLG: 0.364 (10, 2)	4-0 FC6-4 1-2 2-3 BB		0-0 6-3		0-3 K		0-0 4-3 1-H 2B		0-0 5-3		4 0 1 1 1 1 1	
Joe Ferguson, R (1, 2) OBP: 0.316, SLG: 0.381 Lee Richard, R (10, PR) OBP: 0.114, SLG: 0.061 Keith Hernandez, L (10, 3) OBP: 0.300, SLG: 0.271	0-3 K			0-0 F9		0-0 1B 1B	0-0 4-3			0-0 SH3-4 SF7 2B	5 0 2 0 0 1 4 0 1 0 0 0 0 0 0 0 0 0 0 0 0	
Mike Anderson, R (1, 9) OBP: 0.376, SLG: 0.361	0-0 FC6-4 1-2f			0-0 6-3		0-0 1-2 FC6-4 1B	0-0 P4			0-0 SH3-4 2-3	4 0 1 0 0 0 4	
Hector Cruz, R (1, 5) OBP: 0.246, SLG: 0.347		4-0 BB BB		4-0 E 1B BB		0-0 P3		0-3 K		4-0 IBB	2 0 0 0 3 1 2	
Mike Tyson, R (1, 4) OBP: 0.323, SLG: 0.445		0-3 K		0-0 E1 1-3 1B		0-3 K		0-0 5-3 1B		0-0 SF7 3-H	4 0 2 1 0 2 3	
Bob Forsch, R (1, 1) OBP: 0.172, SLG: 0.179 Vic Harris, S (8, PH) OBP: 0.313, SLG: 0.354 Al Hrabosky, R (8, 1)		0-0 L5		0-0 6-3		0-0 FC6-4 1-2f	0-0 5-3		0-0 5-3	0-3 K	3 0 0 0 0 0 5 1 0 0 0 0 0 1 1 0 0 0 0 1 2	
<b>Inning Stats</b>	R: 0 H: 2 E: 0 LOB: 3 K: 1 BB: 1 S: 7 P: 11	R: 0 H: 0 E: 0 LOB: 1 K: 1 BB: 1 S: 5 P: 9	R: 0 H: 0 E: 0 LOB: 0 K: 0 BB: 0 S: 3 P: 3	R: 0 H: 1 E: 1 LOB: 2 K: 0 BB: 1 S: 4 P: 8	R: 0 H: 0 E: 0 LOB: 1 K: 2 BB: 1 S: 7 P: 11	R: 0 H: 2 E: 0 LOB: 2 K: 1 BB: 0 S: 7 P: 7	R: 2 H: 3 E: 0 LOB: 1 K: 0 BB: 0 S: 6 P: 6	R: 0 H: 1 E: 0 LOB: 1 K: 1 BB: 0 S: 6 P: 6	R: 0 H: 0 E: 0 LOB: 0 K: 1 BB: 0 S: 5 P: 5	R: 1 H: 1 E: 0 LOB: 2 K: 1 BB: 1 S: 6 P: 10	1B: 7 SF: 1 2B: 3 SAC: 1 3B: 0 DP: 0 HR: 0 HBP: 0	WP: 1 PA: 45 PB: 0 SB: 1 CS: 0
<b>PITCHER</b> Tom Underwood, L (1, 1) ERA: 3.75 Tug McGraw, L (8, 1) ERA: 3.09	IP WLS BF H R ER SO BB IBB HBP BLK WP HR S P ERA WHIP											
	7.0 33 8 2 2 5 4 0 0 0 1 0 39 55 2.57 1.714											
	3.0 12 2 1 1 3 0 1 0 0 0 0 17 21 3.00 0.667											

St. Louis Cardinals @ Philadelphia Phillies  
Veterans Stadium, Philadelphia, PA  
Sat Jun 26 1976, 7:05 PM EDT  
Att. 41,052 - Unknown

livebaseballscores.com

AB 38  
R 3  
H 10  
RBI 3  
BB 5  
SO 8  
LOB 29







Batter	1	2	3	4	5	6	7	8	9	AB R H RBI BB SO LOB	TOP	
Jerry Mumphrey, S (1, 8) OBP: 0.333, SLG: 0.371	0-0 F8		0-0 F8		0-0 FC6-4		0-0 L5		0-3 K	5 0 0 0 0 1 2		
Don Kessinger, S (1, 6) OBP: 0.316, SLG: 0.322	0-0 1B			0-0 L4		0-0 1B WP 1B	0-0 6-3			4 1 2 0 0 0 0		
Lou Brock, L (1, 7) OBP: 0.315, SLG: 0.360	0-3 K			0-0 1B S		0-3 K		0-0 1-3		4 1 1 0 0 2 2		
Mike Anderson, R (8, 7) OBP: 0.376, SLG: 0.361										0 0 0 0 0 0 0		
Ted Simmons, S (1, 3) OBP: 0.347, SLG: 0.362	0-0 L5			0-0 1B 1-H		0-0 F9		0-0 F9		4 0 1 1 0 0 2		
Willie Crawford, L (1, 9) OBP: 0.379, SLG: 0.464		0-0 G3		0-0 F8		0-0 1B WP BB		0-0 3B		4 0 2 0 0 0 1		
Joe Ferguson, R (1, 2) OBP: 0.315, SLG: 0.376		0-3 K		0-0 L9		4-0 1B WP BB		0-3 K		3 0 0 0 1 2 2		
Hector Cruz, R (1, 5) OBP: 0.246, SLG: 0.342		0-3 K			0-3 K	4-0 1B 1-2 2-3 3-H BB			0-0 6-3	3 0 0 0 1 2 0		
Mike Tyson, R (1, 4) OBP: 0.315, SLG: 0.433			0-0 5-3		0-0 6-3		0-3 K		0-0 6-3	4 0 0 0 0 1 3		
Lynn McGlothen, L (1, 1) OBP: 0.182, SLG: 0.156			0-3 K		0-0 FC6-4 1B		0-3 K		0-0 1B	1 0 0 0 0 1 0		
Keith Hernandez, L (5, PH) OBP: 0.306, SLG: 0.278										1 0 1 0 0 0 0		
Eddie Solomon, R (5, 1)										0 0 0 0 0 0 0		
Vic Harris, S (7, PH)										1 0 0 0 0 1 0		
Eric Rasmussen, R (7, 1)										0 0 0 0 0 0 0		
Ron Fairly, L (9, PH) OBP: 0.404, SLG: 0.329										1 0 1 0 0 0 0		
<b>Inning Stats</b>	R: 0 H: 1 E: 0 LOB: 1 K: 1 BB: 0 S: 6 P: 6	R: 0 H: 0 E: 0 LOB: 0 K: 2 BB: 0 S: 7 P: 7	R: 0 H: 0 E: 0 LOB: 0 K: 1 BB: 0 S: 5 P: 5	R: 1 H: 2 E: 0 LOB: 1 K: 0 BB: 0 S: 5 P: 5	R: 0 H: 1 E: 0 LOB: 1 K: 1 BB: 0 S: 6 P: 6	R: 1 H: 2 E: 0 LOB: 3 K: 2 BB: 2 S: 9 P: 17	R: 0 H: 0 E: 0 LOB: 0 K: 1 BB: 0 S: 5 P: 5	R: 0 H: 1 E: 0 LOB: 1 K: 1 BB: 0 S: 6 P: 6	R: 0 H: 1 E: 0 LOB: 1 K: 1 BB: 0 S: 6 P: 6	1B: 7 SF: 0 2B: 0 SAC: 0 3B: 1 DP: 0 HR: 0 HBP: 0	WP: 1 PA: 37 PB: 0 SB: 1 CS: 0	
<b>PITCHER</b>	IP WLS BF H R ER SO BB IBB HBP BLK WP HR S P ERA WHIP											
Jim Lonborg, R (1, 1) ERA: 2.98	5.2 W 25 6 2 2 6 2 0 0 0 1 0 35 43 3.18 1.412											
Ron Reed, R (6, 1) ERA: 2.9	3.1 S 12 2 0 0 4 0 0 0 0 0 0 20 20 0.00 0.600											

St. Louis Cardinals @ Philadelphia Phillies  
Veterans Stadium, Philadelphia, PA  
Sun Jun 27 1976, 3:33 AM EDT  
Att. 31,489 - Unknown

livebaseballscorecards.com

AB	35
R	2
H	8
RBI	1
BB	2
SO	10
LOB	12



Batter	1	2	3	4	5	6	7	8	9	AB	R	H	RBI	BB	SO	LOB
--------	---	---	---	---	---	---	---	---	---	----	---	---	-----	----	----	-----

<b>Dave Cash, R</b> <small>OBP: 0.357, SLG: 0.366</small> (1, 4)	0-0 <b>1-5-3</b> 			0-0 			0-0 <b>6-3</b> 			4	1	1	0	0	0	1
<b>Larry Bowa, S</b> <small>OBP: 0.307, SLG: 0.308</small> (1, 6)	0-0 <b>4-3</b> 			0-0 <b>SH5-3</b> 	0-0 		0-0 <b>4-3</b> 			3	0	1	0	0	0	0
<b>Mike Schmidt, R</b> <small>OBP: 0.413, SLG: 0.606</small> (1, 5)	0-0 <b>F8</b> 			4-0 <b>SF9</b> 	0-3 <b>K</b> 			0-3 <b>K</b> 		3	1	0	0	1	2	1
<b>Greg Luzinski, R</b> <small>OBP: 0.352, SLG: 0.492</small> <b>Jerry Martin, R</b> <small>OBP: 0.369, SLG: 0.424</small> (8, PR) (9, 7)		0-0 <b>6-3</b> 		0-0 <b>2B</b> 	0-0 <b>1-3</b> 			0-0 		4	1	2	1	0	0	1
<b>Dick Allen, R</b> <small>OBP: 0.367, SLG: 0.527</small> <b>Tom Hutton, L</b> <small>OBP: 0.377, SLG: 0.311</small> (1, 3) (9, 3)		0-0 		0-0 <b>SF9</b> 	0-3 <b>K</b> 			0-3 <b>K</b> 		3	0	1	1	0	2	2
<b>Jay Johnstone, L</b> <small>OBP: 0.356, SLG: 0.459</small> (1, 9)		0-0 <b>G4-6-3</b> 		0-0 <b>HR</b> 		0-0 <b>3-1</b> 		0-0 <b>F8</b> 		4	1	1	0	0	0	2
<b>Garry Maddox, R</b> <small>OBP: 0.369, SLG: 0.468</small> (1, 8)			0-0 <b>P3</b> 	1-0 <b>HR</b> 		4-0 				1	1	0	0	1	0	0
<b>Bob Boone, R</b> <small>OBP: 0.406, SLG: 0.438</small> (1, 2)			0-0 <b>F8</b> 	0-0 		0-0 <b>F9</b> 				3	1	1	4	0	0	1
<b>Jim Lonborg, R</b> <small>OBP: 0.289, SLG: 0.235</small> <b>Ron Reed, R</b> <small>OBP: 0.250, SLG: 0.333</small> (1, 1) (6, 1)			0-0 <b>F7</b> 	0-0 			0-0 <b>6-3</b> 			2	0	1	0	0	0	0

Inning Stats	R: 0 E: 0 K: 0 S: 3	H: 0 LOB: 0 BB: 0 P: 3	R: 0 E: 0 K: 0 S: 3	H: 1 LOB: 0 BB: 0 P: 3	R: 0 E: 0 K: 0 S: 3	H: 0 LOB: 0 BB: 0 P: 3	R: 6 E: 0 K: 0 S: 8	H: 5 LOB: 1 BB: 1 P: 13	R: 0 E: 0 K: 2 S: 8	H: 1 LOB: 1 BB: 0 P: 8	R: 0 E: 0 K: 0 S: 2	H: 0 LOB: 0 BB: 1 P: 6	R: 0 E: 0 K: 0 S: 3	H: 0 LOB: 0 BB: 0 P: 3	R: 0 E: 0 K: 2 S: 8	H: 1 LOB: 1 BB: 0 P: 8	1B: 6 2B: 1 3B: 0 HR: 1	SF: 1 SAC: 1 DP: 1 HBP: 1
--------------	------------------------------	---------------------------------	------------------------------	---------------------------------	------------------------------	---------------------------------	------------------------------	----------------------------------	------------------------------	---------------------------------	------------------------------	---------------------------------	------------------------------	---------------------------------	------------------------------	---------------------------------	----------------------------------	------------------------------------

PITCHER	IP	WLS	BF	H	R	ER	SO	BB	IBB	HBP	BLK	WP	HR	S	P	ERA	WHIP
<b>Lynn McGlothen, R</b> <small>ERA: 4.05</small> (1, 1)	4.0	L	19	6	6	6	0	1	0	1	0	0	0	17	22	13.50	1.750
<b>Eddie Solomon, R</b> <small>ERA: 1.0</small> (5, 1)	2.0		7	1	0	0	2	1	0	0	0	0	0	10	14	0.00	1.000
<b>Eric Rasmussen, R</b> <small>ERA: 4.66</small> (7, 1)	2.0		7	1	0	0	2	0	0	0	0	0	0	11	11	0.00	0.500

**BOTTOM**

St. Louis Cardinals @ Philadelphia Phillies  
 Veterans Stadium, Philadelphia, PA  
 Sun Jun 27 1976, 3:33 AM EDT  
 Att. 31,489 - Unknown

<b>AB</b>	<b>28</b>
<b>R</b>	<b>6</b>
<b>H</b>	<b>8</b>
<b>RBI</b>	<b>6</b>
<b>BB</b>	<b>2</b>
<b>SO</b>	<b>4</b>
<b>LOB</b>	<b>8</b>



WP: 0	PA: 33
PB: 0	SB: 0
CS: 1	



Batter	1	2	3	4	5	6	7	8	9	AB R H RBI BB SO LOB	TOP											
Dave Cash, R (1, 4) OBP: 0.355, SLG: 0.363	0-0 6-3		0-0 P4		0-0 6-3		0-0 6-3		0-0 FC3-6 1B	5 0 1 0 0 0 0												
Larry Bowa, S (1, 6) OBP: 0.302, SLG: 0.302	0-0 4-3		0-0 3-1			0-0 P4	0-0 4-3		0-0 FC3-6 CS	5 0 0 0 0 0 1												
Mike Schmidt, R (1, 5) OBP: 0.416, SLG: 0.621	0-3 K		0-0 E7 2B			0-0 HR			0-0 F8 1-2	4 1 2 1 1 1 1												
Greg Luzinski, R (1, 7) OBP: 0.354, SLG: 0.492		0-0 F8	0-3 K			0-0 1B SF7 1B			0-0 FC3-2 BB 1B	4 2 2 0 0 1 1												
Jay Johnstone, L (1, 9) OBP: 0.359, SLG: 0.457		0-0 3-1 PB 3B 1B		0-0 4-3		4-0 1B 1-2 1B BB			0-0 FC3-2 1B	3 1 1 0 1 0 2												
Jerry Martin, R (8, PR) OBP: 0.389, SLG: 0.424									1-2 3-H 1B	0 1 0 0 0 0 0												
Bobby Tolan, L (1, 3) OBP: 0.298, SLG: 0.397		0-0 3-1		0-3 K		0-0 1B 1-2 2-3 1B			0-0 F9	4 0 1 0 0 1 3												
Garry Maddox, R (1, 8) OBP: 0.372, SLG: 0.480		0-0 1B 3B		0-0 F8		0-0 SF7			0-0 1B 1-2 2-H 1B	4 0 1 0 0 1 3												
Tim McCarver, L (1, 2) OBP: 0.488, SLG: 0.458		0-0 1B		0-0 K		0-0 1B 1-2 2-H 1B			0-0 1B	3 1 2 3 0 0 0												
Steve Carlton, L (1, 1) OBP: 0.132, SLG: 0.132		0-0 5-3		0-3 K		0-0 K			0-0 4-3	4 0 3 2 0 1 0												
										4 0 0 0 0 2 3												
<b>Inning Stats</b>	R: 0 E: 0 K: 1 S: 5	H: 0 LOB: 0 BB: 0 P: 5	R: 2 E: 0 K: 0 S: 6	H: 3 LOB: 1 BB: 0 P: 6	R: 0 E: 1 K: 1 S: 6	H: 1 LOB: 1 BB: 0 P: 6	R: 0 E: 0 K: 1 S: 5	H: 0 LOB: 0 BB: 0 P: 5	R: 0 E: 0 K: 2 S: 7	H: 0 LOB: 0 BB: 0 P: 7	R: 2 E: 0 K: 0 S: 6	H: 4 LOB: 2 BB: 1 P: 10	R: 0 E: 0 K: 1 S: 5	H: 0 LOB: 0 BB: 0 P: 5	R: 2 E: 0 K: 0 S: 6	H: 3 LOB: 2 BB: 1 P: 10	R: 0 E: 0 K: 0 S: 3	H: 1 LOB: 0 BB: 0 P: 3	1B: 9 2B: 1 3B: 1 HR: 1	SF: 1 SAC: 0 DP: 0 HBP: 0	WP: 0 PB: 1 SB: 0 CS: 1	PA: 39
<b>PITCHER</b>	IP WLS BF H R ER SO BB IBB HBP BLK WP HR S P ERA WHIP																					
Steve Rogers, R (1, 1) ERA: 3.64	6.0 L 26 8 4 4 5 1 0 0 0 0 0 1 35 39 6.00 1.500																					
Don Carrithers, R (7, 1) ERA: 4.66	1.0 3 0 0 0 1 0 0 0 0 0 0 0 5 5 0.00 0.000																					
Steve Dunning, R (8, 1) ERA: 4.73	2.0 10 4 2 2 0 1 0 0 0 0 0 0 9 13 9.00 2.500																					

Philadelphia Phillies @ Montreal Expos  
 Jarry Park, Montreal, QB  
 Mon Jun 28 1976, 7:05 PM EDT  
 Att. 14,177 - Unknown

livebaseballscorecards.com

AB	36
R	6
H	12
RBI	6
BB	2
SO	6
LOB	11







Batter	1	2	3	4	5	6	7	8	9	AB R H RBI BB SO LOB	TOP						
Dave Cash, R (1, 4) OBP: 0.350, SLG: 0.357	0-0 F9		0-0 F3		0-0 F8		0-0 F9		0-0 F8	5 0 0 0 0 0 6	<b>Philadelphia Phillies @ Montreal Expos</b> Jarry Park, Montreal, QB Tue Jun 29 1976, 7:05 PM EDT Att. 10,939 - Unknown						
Larry Bowa, S (1, 6) OBP: 0.305, SLG: 0.309	0-0 P5		0-0 2B		0-0 1B		0-0 G3			4 0 2 1 0 0 0							
Mike Schmidt, R (1, 5) OBP: 0.410, SLG: 0.611	0-3 K		0-3 K		0-0 F9		0-3 K			4 0 0 0 0 3 3							
Greg Luzinski, R (1, 7) OBP: 0.356, SLG: 0.492		0-3 K		0-0 1B		0-0 1B		0-0 L6		4 0 2 0 0 1 0							
Dick Allen, R (1, 3) OBP: 0.365, SLG: 0.521		0-0 6-3		0-0 G6-4-3		0-3 K		0-0 1B SH		4 1 1 0 0 1 3							
Tom Hutton, L (9, 3) OBP: 0.377, SLG: 0.311				0-0 1-2f						0 0 0 0 0 0 0							
Jay Johnstone, L (1, 9) OBP: 0.356, SLG: 0.453		0-0 1-3		0-0 L8		0-0 P6		0-0 1B SH		4 0 1 0 0 0 2							
Jerry Martin, R (9, PR) OBP: 0.389, SLG: 0.424								0-0 1B SH		0 0 0 0 0 0 0							
Garry Maddox, R (1, 8) OBP: 0.370, SLG: 0.473			0-0 6-3		4-0 BB		0-3 K		0-0 F9	3 0 0 0 1 1 2							
Bob Boone, R (1, 2) OBP: 0.409, SLG: 0.452			0-0 1B 2B		0-0 F9		0-0 2B		0-0 SH	3 1 2 1 0 0 1							
Jim Kaat, L (1, 1) OBP: 0.250, SLG: 0.368			0-0 2B 1B		0-0 F7		0-0 F5		0-0 F9	3 0 1 0 0 0 2							
Gene Garber, R (8, 1) OBP: 0.500, SLG: 0.250										0 0 0 0 0 0 0							
Tim McCarver, L (9, PH) OBP: 0.460, SLG: 0.449										1 0 0 0 0 0 2							
Ron Reed, R (9, 1) OBP: 0.250, SLG: 0.333										0 0 0 0 0 0 0							
<b>Inning Stats</b>	R: 0 H: 0 E: 0 LOB: 0 K: 1 BB: 0 S: 5 P: 5	R: 0 H: 0 E: 0 LOB: 0 K: 1 BB: 0 S: 5 P: 5	R: 1 H: 3 E: 0 LOB: 2 K: 1 BB: 0 S: 8 P: 8	R: 0 H: 1 E: 0 LOB: 0 K: 0 BB: 0 S: 3 P: 3	R: 0 H: 0 E: 0 LOB: 1 K: 0 BB: 1 S: 3 P: 7	R: 0 H: 2 E: 0 LOB: 2 K: 1 BB: 0 S: 7 P: 7	R: 0 H: 1 E: 0 LOB: 1 K: 1 BB: 0 S: 6 P: 6	R: 0 H: 0 E: 0 LOB: 0 K: 1 BB: 0 S: 5 P: 5	R: 1 H: 2 E: 1 LOB: 2 K: 0 BB: 0 S: 6 P: 6	1B: 6 SF: 0 2B: 3 SAC: 1 3B: 0 DP: 1 HR: 0 HBP: 0	WP: 0 PA: 37 PB: 0 SB: 0 CS: 0						
<b>PITCHER</b>	IP WLS BF H R ER SO BB IBB HBP BLK WP HR S P ERA WHIP																
Don Stanhouse, R (1, 1) ERA: 2.19	8.0	31	7	1	1	6	1	0	0	0	0	0	0	42	46	1.12	1.000
Dale Murray, R (9, 1) ERA: 3.12	1.0	L	6	2	1	1	0	0	0	0	0	0	0	6	6	9.00	2.000

livebaseballscorecards.com




Batter	1	2	3	4	5	6	7	8	9	AB	R	H	RBI	BB	SO	LOB
Pepe Mangual, R (1, 8) OBP: 0.407, SLG: 0.382	0-0 1B 1B		0-0 5-3		0-0 L5			4-0 E K2-5-2 1B BB		3	0	1	0	1	0	0
Tim Foli, R (1, 6) OBP: 0.274, SLG: 0.385	0-0 F8		0-0 F8			0-0 F7		0-0 E7 1-3 1B		4	0	1	0	0	0	1
Pete Mackanin, R (1, 4) OBP: 0.265, SLG: 0.370	0-0 G6-4-3 1-2 1B			0-0 6-3		0-0 F8		0-3 K2-5-2 3-3		4	0	1	0	0	1	2
Jose Morales, R (1, 3) OBP: 0.321, SLG: 0.475	0-0 G6-4-3 1-2f			0-0 BB 1B		0-0 L6			0-0 F9	4	0	1	0	0	0	2
Barry Foote, R (1, 2) OBP: 0.266, SLG: 0.369		0-0 6-3		0-0 L8			0-0 HR		0-0 F7	4	1	1	1	0	0	1
Bombo Rivera, R (1, 7) OBP: 0.323, SLG: 0.368 Pat Scanlon, L (9, PH) OBP: 0.261, SLG: 0.409 Jerry White, S (9, PR) OBP: 0.299, SLG: 0.326		0-0 4-3		4-0 1-2 BB		0-0 6-3			0-0 1B	2	0	0	0	1	0	0
Gary Roenicke, R (1, 9) OBP: 0.256, SLG: 0.364		0-0 FC6-4 1B		0-3 K		0-0 6-3			0-3 K	4	0	1	0	0	2	3
Larry Parrish, R (1, 5) OBP: 0.269, SLG: 0.314		0-0 FC6-4 1-2f			0-0 L8		0-0 3B			3	0	1	0	0	0	1
Don Stanhouse, R (1, 1) OBP: 0.471, SLG: 0.429 Jim Lyttle, L (8, PH) OBP: 0.333, SLG: 0.473 Dale Murray, R (9, 1)			0-0 5-3			0-0 P5		0-0 4-3		2	0	0	0	0	0	0

Inning Stats	R: 0	H: 2	E: 0	LOB: 1	K: 0	BB: 0	S: 4	R: 0	H: 1	E: 0	LOB: 1	K: 0	BB: 0	S: 4	R: 0	H: 0	E: 0	LOB: 0	K: 0	BB: 0	S: 3	R: 0	H: 1	E: 0	LOB: 2	K: 1	BB: 1	S: 6	R: 0	H: 0	E: 0	LOB: 0	K: 0	BB: 0	S: 3	R: 1	H: 2	E: 0	LOB: 1	K: 0	BB: 0	S: 4	R: 0	H: 1	E: 1	LOB: 2	K: 1	BB: 1	S: 5	R: 0	H: 1	E: 0	LOB: 1	K: 1	BB: 0	S: 6	1B: 6	SF: 0	2B: 1	SAC: 0	3B: 1	DP: 2	HR: 1	HBP: 0
--------------	------	------	------	--------	------	-------	------	------	------	------	--------	------	-------	------	------	------	------	--------	------	-------	------	------	------	------	--------	------	-------	------	------	------	------	--------	------	-------	------	------	------	------	--------	------	-------	------	------	------	------	--------	------	-------	------	------	------	------	--------	------	-------	------	-------	-------	-------	--------	-------	-------	-------	--------

PITCHER	IP	WLS	BF	H	R	ER	SO	BB	IBB	HBP	BLK	WP	HR	S	P	ERA	WHIP
Jim Kaat, L (1, 1) ERA: 3.06	7.0		26	6	1	1	1	1	1	0	0	0	0	27	31	1.29	1.000
Gene Garber, R (8, 1) ERA: 2.49	1.0	W	4	1	0	0	1	1	0	0	0	0	0	5	9	0.00	2.000
Ron Reed, R (9, 1) ERA: 2.86	1.0	S	4	1	0	0	1	0	0	0	0	0	0	6	6	0.00	1.000

**Philadelphia Phillies @ Montreal Expos**  
**Jarry Park, Montreal, QB**  
 Tue Jun 29 1976, 7:05 PM EDT  
 Att. 10,939 - Unknown

<b>AB</b>	<b>32</b>
<b>R</b>	<b>1</b>
<b>H</b>	<b>8</b>
<b>RBI</b>	<b>1</b>
<b>BB</b>	<b>2</b>
<b>SO</b>	<b>3</b>
<b>LOB</b>	<b>10</b>







BOTTOM

Philadelphia Phillies @ Pittsburgh Pirates  
Three Rivers Stadium, Pittsburgh, PA

Fri Jul 02 1976, 7:05 PM EDT  
Att: 39,328 - Unknown

livebaseballscorecards.com

AB	38
R	10
H	13
RBI	10
BB	5
SO	4
LOB	15



AB	4	1	0	0	0	1	3
R	1	0	0	0	0	0	2
H	0	0	0	0	0	0	0
RBI	0	0	0	0	0	0	0
BB	0	0	0	0	0	0	0
SO	0	0	0	0	0	0	0
LOB	0	0	0	0	0	0	0

AB	4	3	2	2	1	0	0
R							
H							
RBI							
BB							
SO							
LOB							

AB	5	2	4	1	0	0	0
R							
H							
RBI							
BB							
SO							
LOB							

AB	4	2	1	3	1	2	2
R							
H							
RBI							
BB							
SO							
LOB							

AB	4	1	1	1	1	0	1
R							
H							
RBI							
BB							
SO							
LOB							

AB	4	0	1	1	1	1	2
R							
H							
RBI							
BB							
SO							
LOB							

AB	4	0	1	1	0	0	1
R							
H							
RBI							
BB							
SO							
LOB							

AB	4	0	1	0	1	0	2
R							
H							
RBI							
BB							
SO							
LOB							

AB	2	0	1	0	0	0	1
R	1	0	0	0	0	0	1
H	0	0	0	0	0	0	0
RBI	0	0	0	0	0	0	0
BB	0	0	0	0	0	0	0
SO	0	0	0	0	0	0	0
LOB	0	0	0	0	0	0	0
HR	1	1	1	1	0	0	0

1B	7	SF	1
2B	1	SAC	1
3B	2	DP	0
HR	3	HBP	0

WP	0	PA	45
PB	0		
SB	2		
CS	0		

Batter	1	2	3	4	5	6	7	8	9	10	AB	R	H	RBI	BB	SO	LOB										
Frank Taveras, R (1, 6) OBP: 0.301, SLG: 0.268 Ed Kirkpatrick, L (7, PH) OBP: 0.313, SLG: 0.300 Mario Mendoza, R (8, 6) OBP: 0.240, SLG: 0.217	L3	K		FC5-6 2B	3-1		L8				4	1	0	0	0	1	3										
Richie Hebner, L (1, 5) OBP: 0.305, SLG: 0.318	1B HR BB		F8	3B 2B		P6		HR			4	3	2	2	1	0	0										
Al Oliver, L (1, 8) OBP: 0.398, SLG: 0.591	HR 1B		1B 3B	3B		1B		F7			5	2	4	1	0	0	0										
Willie Stargell, L (1, 3) OBP: 0.359, SLG: 0.484	HR		1B BB	K		K		F9			4	2	1	3	1	2	2										
Dave Parker, L (1, 9) OBP: 0.304, SLG: 0.463	F8		1B SF8 1B	S BB		1-3		1-3			4	1	1	1	1	0	1										
Richie Zisk, R (1, 7) OBP: 0.343, SLG: 0.468	6-3		1B	K			SH5-3 BB BB		5-3		4	0	1	1	1	1	2										
Manny Sanguillen, R (1, 2) OBP: 0.331, SLG: 0.362		F3	SF8		FC1-4 1B		F8		5-3		4	0	1	1	0	0	1										
Rennie Stennett, R (1, 4) OBP: 0.272, SLG: 0.321		6-3 1B	F8		FC1-4 FC6-4		SH5-3 BB		6-3		4	0	1	0	1	0	2										
Jerry Reuss, L (1, 1) OBP: 0.400, SLG: 0.400 Omar Moreno, L (5, PH) OBP: 0.330, SLG: 0.333 Kent Tekulve, R (6, 1) Bob Moose, R (9, 1) OBP: 0.600, SLG: 1.600 Ramon Hernandez, S (9, 1) Bill Robinson, R (10, PH) OBP: 0.340, SLG: 0.599	6-3			FC5-6 1B		FC6-4 S	SH5-3			HR	2	0	1	0	0	0	1										
Inning Stats	R: 3 E: 0 K: 0 S: 5	H: 2 LOB: 0 BB: 1 P: 9	R: 0 E: 0 K: 1 S: 6	H: 1 LOB: 1 BB: 0 P: 6	R: 3 E: 0 K: 0 S: 6	H: 3 LOB: 1 BB: 1 P: 10	R: 2 E: 0 K: 2 S: 10	H: 3 LOB: 2 BB: 1 P: 14	R: 0 E: 0 K: 0 S: 4	H: 1 LOB: 1 BB: 0 P: 4	R: 0 E: 0 K: 1 S: 6	H: 1 LOB: 1 BB: 0 P: 6	R: 0 E: 0 K: 0 S: 3	H: 0 LOB: 2 BB: 2 P: 11	R: 1 E: 0 K: 0 S: 4	H: 1 LOB: 0 BB: 0 P: 4	R: 0 E: 0 K: 0 S: 3	H: 0 LOB: 0 BB: 0 P: 3	R: 1 E: 0 K: 0 S: 1	H: 1 LOB: 0 BB: 0 P: 1	1B: 7 2B: 1 3B: 2 HR: 3	SF: 1 SAC: 1 DP: 0 HBP: 0	WP: 0 PA: 45				
PITCHER	IP	WLS	BF	H	R	ER	SO	BB	IBB	HBP	BLK	WP	HR	S	P	ERA	WHIP										
Larry Christenson, R (1, 1) ERA: 3.71	3.1		20	8	8	8	1	2	0	0	0	0	1	20	28	21.60	3.000										
Ron Schueler, R (4, 1) ERA: 4.58	0.2		4	1	0	0	2	1	0	0	0	0	0	7	11	0.00	3.000										
Wayne Twitchell, R (5, 1) ERA: 2.84	3.0		13	2	0	0	1	2	0	0	0	0	0	13	21	0.00	1.333										
Tug McGraw, L (8, 1) ERA: 3.22	1.0		4	1	1	1	0	0	0	0	0	0	1	4	4	9.00	1.000										
Gene Garber, R (9, 1) ERA: 2.64	1.0	L	4	1	1	1	0	0	0	0	0	0	1	4	4	9.00	1.000										



Batter	1	2	3	4	5	6	7	8	9	AB R H RBI BB SO LOB	TOP																										
<b>Dave Cash, R</b> (1, 4) OBP: 0.353, SLG: 0.359	0-0 6-3		0-0 1B	0-0 1-4-3		0-0 1-3			0-0 G3 1B	5 1 2 0 0 0 5																											
<b>Larry Bowa, S</b> (1, 6) OBP: 0.301, SLG: 0.305	0-0 L6		0-0 FC5-4 1B		0-0 6-3		0-0 F9		0-0 G3	5 0 1 0 0 0 1																											
<b>Mike Schmidt, R</b> (1, 5) OBP: 0.407, SLG: 0.596	0-3 K		0-0 FC5-4 1-2f		0-3 K		0-0 F9		0-0 2-H 1B	5 0 1 1 0 2 2																											
<b>Greg Luzinski, R</b> (1, 7) OBP: 0.365, SLG: 0.506 <b>Jerry Martin, R</b> (9, 7) OBP: 0.395, SLG: 0.412		0-0 2-3 1B		0-0 1B G1-2-3 1B		0-0 6-3		0-3 K	0-0 F7	5 0 2 0 0 1 1 0 0 0 0 0 0 0																											
<b>Dick Allen, R</b> (1, 3) OBP: 0.368, SLG: 0.534		0-0 2-3 1-2		0-0 G1-2-3 1B BB		0-0 G3 PB SF9 1B		0-0 F8		4 2 2 0 0 0 1																											
<b>Jay Johnstone, L</b> (1, 9) OBP: 0.356, SLG: 0.449 <b>Tug McGraw, R</b> (8, 1)		0-0 G3		0-0 BB G1-2-3 1B		0-0 G3		0-0 1-3		4 0 1 0 0 0 2 0 0 0 0 0 0 0																											
<b>Garry Maddox, R</b> (1, 8) OBP: 0.361, SLG: 0.462		0-0 4-3		0-0 G1-2-3 1-2 2-3 3-Hf		0-0 SF9		0-0 S 1B		3 0 1 1 0 0 4																											
<b>Bob Boone, R</b> (1, 2) OBP: 0.402, SLG: 0.439			0-3 K	4-0 BB IBB		0-0 BB 1B		0-0 6-3 1-2		3 0 1 0 1 1 1																											
<b>Tom Underwood, R</b> (1, 1) OBP: 0.235, SLG: 0.133 <b>Ron Reed, R</b> (7, 1) OBP: 0.250, SLG: 0.333 <b>Ollie Brown, R</b> (8, 9) OBP: 0.388, SLG: 0.440			0-3 K	4-0 BB		4-0 BB		0-0 5-3		1 0 0 1 2 1 0 0 0 0 0 0 0 0 1 0 0 0 0 0 0																											
<b>Inning Stats</b>	R: 0 E: 0 K: 1 S: 5	H: 0 LOB: 0 BB: 0 P: 5	R: 0 E: 0 K: 0 S: 4	H: 1 LOB: 1 BB: 0 P: 4	R: 0 E: 0 K: 2 S: 9	H: 2 LOB: 2 BB: 0 P: 9	R: 1 E: 0 K: 0 S: 5	H: 3 LOB: 3 BB: 2 P: 13	R: 0 E: 0 K: 1 S: 5	H: 0 LOB: 0 BB: 0 P: 5	R: 1 E: 0 K: 0 S: 5	H: 2 LOB: 2 BB: 1 P: 9	R: 0 E: 0 K: 1 S: 5	H: 0 LOB: 0 BB: 0 P: 5	R: 0 E: 0 K: 0 S: 4	H: 1 LOB: 1 BB: 0 P: 4	R: 1 E: 0 K: 0 S: 5	H: 2 LOB: 1 BB: 0 P: 5	1B: 11 2B: 0 3B: 0 HR: 0	SF: 1 SAC: 0 DP: 1 HBP: 0	WP: 0 PB: 1 SB: 1 CS: 0	PA: 40															
<b>PITCHER</b>	IP WLS BF H R ER SO BB IBB HBP BLK WP HR S P ERA WHIP																																				
<b>Doc Medich, R</b> (1, 1) ERA: 3.94	7.0		31	8	2	1	5	2	1	0	0	0	0	0	38	50	1.29	1.429																			
<b>Bob Moose, R</b> (8, 1) ERA: 1.85	2.0	L	9	3	1	1	0	0	0	0	0	0	0	9	9	4.50	1.500																				

Philadelphia Phillies @ Pittsburgh Pirates  
 Three Rivers Stadium, Pittsburgh, PA  
 Sat Jul 03 1976, 3:33 AM EDT  
 Att. 19,327 - Unknown

livebaseballscorecards.com

AB 36  
 R 3  
 H 11  
 RBI 3  
 BB 3  
 SO 5  
 LOB 17







Batter	1	2	3	4	5	6	7	8	9	AB R H RBI BB SO LOB	TOP			
<b>Dave Cash, R</b> (1, 4) OBP: 0.355, SLG: 0.366	0-0 6-3	0-0 1B			0-0 1B 3B	0-0 E2 FC1-5		0-0 L5	1-0 HBP	5 1 2 0 0 0 1				
<b>Larry Bowa, S</b> (1, 6) OBP: 0.302, SLG: 0.305	0-0 F3	0-0 4-3			0-0 E S SF8 1B	0-0 FC1-5 FC1-4		0-0 1B	0-0 F7	6 1 2 1 0 0 6				
<b>Mike Schmidt, R</b> (1, 5) OBP: 0.404, SLG: 0.587	0-0 F8				4-0 BB BB BB 1-3 BB	0-0 FC1-4		0-0 L5		4 0 0 0 1 1 3				
<b>Greg Luzinski, R</b> (1, 7) OBP: 0.366, SLG: 0.517 <b>Bobby Tolan, L</b> (9, PR) OBP: 0.298, SLG: 0.397 (9, 7)		0-0 2B 3B	0-0 6-3		0-0 SF8	0-3 K			0-0 1B 1B 2B	4 1 2 1 0 1 2 0 1 0 0 0 0 0				
<b>Dick Allen, R</b> (1, 3) OBP: 0.369, SLG: 0.525 <b>Tom Hutton, L</b> (9, 3) OBP: 0.377, SLG: 0.311		4-0 2B 1B BB	4-0 BB BB BB BB BB	4-0 BB BB BB BB	0-0 F9		0-0 F9		0-0 F3	3 1 0 0 2 0 2 0 0 0 0 0 0 0				
<b>Jay Johnstone, L</b> (1, 9) OBP: 0.358, SLG: 0.452 <b>Jerry Martin, R</b> (7, PR) OBP: 0.410, SLG: 0.429 (7, 9)		0-0 1B 2B	0-0 F8		0-0 1-3 3-H 1B	1-3 1B		4-0 BB	0-0 1B 1B	3 1 1 1 1 0 2 1 1 1 0 0 0 0				
<b>Garry Maddox, R</b> (1, 8) OBP: 0.369, SLG: 0.466		4-0 1B 1B IBB			0-0 CS 1B	0-0 E S 1B 1B		0-0 F9	0-0 HBP 1B 1B	4 2 3 1 1 0 1	<b>AB 39</b>			
<b>Tim McCarver, L</b> (1, 2) OBP: 0.456, SLG: 0.434 <b>Bob Boone, R</b> (8, 2) OBP: 0.404, SLG: 0.442		0-0 1B			0-0 F8	4-0 1B E BB		0-0 F7	0-0 HBP 1B	3 1 1 3 1 0 2 1 0 1 1 0 0 0	<b>R 10</b>			
<b>Steve Carlton, L</b> (1, 1) OBP: 0.146, SLG: 0.146 <b>Ron Reed, R</b> (7, 1) OBP: 0.214, SLG: 0.286		0-0 4-3			0-3 K	0-0 FC1-5 E 1B		0-0 F8	0-0 F7	3 0 1 1 0 1 0 2 0 0 0 0 0 2	<b>H 14</b>			
<b>Inning Stats</b>	R: 0 E: 0 K: 0 S: 3 H: 0 LOB: 0 BB: 0 P: 3	R: 4 E: 0 K: 0 S: 6 H: 4 LOB: 1 BB: 2 P: 14	R: 0 E: 0 K: 1 S: 5 H: 0 LOB: 1 BB: 1 P: 9	R: 0 E: 0 K: 1 S: 5 H: 1 LOB: 0 BB: 0 P: 5	R: 2 E: 0 K: 0 S: 5 H: 2 LOB: 1 BB: 1 P: 9	R: 2 E: 1 K: 1 S: 8 H: 2 LOB: 2 BB: 1 P: 12	R: 0 E: 0 K: 0 S: 3 H: 0 LOB: 1 BB: 1 P: 7	R: 0 E: 0 K: 0 S: 4 H: 1 LOB: 1 BB: 0 P: 4	R: 2 E: 0 K: 0 S: 7 H: 4 LOB: 3 BB: 0 P: 8	1B: 10 2B: 2 3B: 2 HR: 0 SF: 1 SAC: 0 DP: 0 HBP: 1	<b>WP: 0</b> <b>PB: 0</b> <b>SB: 2</b> <b>CS: 1</b>	<b>PA: 47</b>		
<b>PITCHER</b>	IP WLS BF H R ER SO BB IBB HBP BLK WP HR S P ERA WHIP												<b>PITCHER</b>	IP WLS BF H R ER SO BB IBB HBP BLK WP HR S P ERA WHIP
<b>Larry Demery, R</b> (1, 1) ERA: 4.41	4.0 L 21 7 6 5 2 3 1 0 0 0 0 0 21 37 11.25 2.500													
<b>Rick Langford, R</b> (5, 1) ERA: 4.7	1.0 3 0 0 0 0 0 0 0 0 0 0 0 3 3 0.00 0.000													
<b>Kent Tekulve, R</b> (6, 1) ERA: 3.12	2.0 11 2 2 1 1 2 0 0 0 0 0 0 11 19 4.50 2.000													
<b>Ramon Hernandez, L</b> (8, 1) ERA: 4.35	2.0 12 5 2 2 0 0 0 0 1 0 0 0 11 12 9.00 2.500													

Philadelphia Phillies @ Pittsburgh Pirates  
 Three Rivers Stadium, Pittsburgh, PA  
 Sun Jul 04 1976, 3:33 AM EDT  
 Unknown

livebaseballscorecards.com



Batter	1	2	3	4	5	6	7	8	9	AB	R	H	RBI	BB	SO	LOB
Frank Taveras, R (1, 6) OBP: 0.301, SLG: 0.265	4-0 BB G1-4-3			0-0 4-3	0-0 P5			0-0 SH 1B		3	0	1	0	1	0	0
Rennie Stennett, R (1, 4) OBP: 0.266, SLG: 0.314	0-0 F8			0-0 F9			0-0 6-3	0-0 SH 1-2		3	0	0	0	0	0	1
Al Oliver, L (1, 8) OBP: 0.401, SLG: 0.591	0-0 G1-4-3 1-2f			0-0 4-3			0-0 L8	0-0 P6		4	0	0	0	0	0	3
Willie Stargell, L (1, 3) OBP: 0.352, SLG: 0.468		0-0 G3			4-0 BB G5-4-3 BB		0-0 L7	0-0 F8		3	0	0	0	1	0	2
Richie Zisk, R (1, 7) OBP: 0.340, SLG: 0.460		0-0 5-3			0-0 G5-4-3 1-2f		0-3 K	0-3 K		4	0	0	0	0	2	3
Bill Robinson, R (1, 5) OBP: 0.350, SLG: 0.606		0-0 4-3			0-0 HR		0-0 5-3		0-0 FC4-6 1B	4	1	2	1	0	0	0
Dave Parker, L (1, 9) OBP: 0.306, SLG: 0.460			0-0 G3		0-0 2B 1B		0-0 E9 1B 1B		0-0 P6	4	2	2	0	0	0	1
Manny Sanguillen, R (1, 2) OBP: 0.332, SLG: 0.367			0-0 F9		0-0 HR 2B		0-0 1B		0-0 L8	4	1	2	2	0	0	1
Larry Demery, R (1, 1) OBP: 0.250, SLG: 0.100 Rick Landford, R (5, 1) OBP: 0.500, SLG: 1.000 Tommy Helms, R (5, PH) OBP: 0.302, SLG: 0.458 Kent Tekulve, R (6, 1) OBP: 0.302, SLG: 0.458 Bob Robertson, R (7, PH) OBP: 0.313, SLG: 0.289 Ramon Hernandez, S (8, 1) OBP: 0.320, SLG: 0.310 Ed Kirkpatrick, L (9, PH) OBP: 0.320, SLG: 0.310			0-0 6-3		0-0 HR		0-0 F8		0-0 FC4-6 1-2f	1	0	0	0	0	0	0

**BOTTOM**

Philadelphia Phillies @ Pittsburgh Pirates  
Three Rivers Stadium, Pittsburgh, PA  
Sun Jul 04 1976, 3:33 AM EDT  
Unknown

AB	33
R	5
H	8
RBI	5
BB	2
SO	2
LOB	13



Inning Stats																																																																																																																																													
R: 0		H: 0		R: 0		H: 0		R: 0		H: 0		R: 4		H: 4		R: 0		H: 1		R: 0		H: 1		1B: 5		SF: 0																																																																																																																			
E: 0		LOB: 0		E: 0		LOB: 0		E: 0		LOB: 0		E: 0		LOB: 0		E: 0		LOB: 1		E: 1		LOB: 2		2B: 1		SAC: 1																																																																																																																			
K: 0		BB: 1		K: 0		BB: 0		K: 0		BB: 0		K: 0		BB: 1		K: 1		BB: 0		K: 1		BB: 0		3B: 0		DP: 2																																																																																																																			
S: 2		P: 6		S: 3		P: 3		S: 3		P: 3		S: 6		P: 10		S: 3		P: 3		S: 7		P: 7		HR: 2		HBP: 0																																																																																																																			
<table border="0"> <tr> <td colspan="17">PITCHER</td> </tr> <tr> <td>Steve Carlton, L (1, 1)</td> <td>IP</td> <td>WLS</td> <td>BF</td> <td>H</td> <td>R</td> <td>ER</td> <td>SO</td> <td>BB</td> <td>IBB</td> <td>HBP</td> <td>BLK</td> <td>WP</td> <td>HR</td> <td>S</td> <td>P</td> <td>ERA</td> <td>WHIP</td> <td colspan="9"></td> </tr> <tr> <td>ERA: 3.8</td> <td>6.2</td> <td>W</td> <td>26</td> <td>6</td> <td>5</td> <td>4</td> <td>1</td> <td>2</td> <td>0</td> <td>0</td> <td>0</td> <td>0</td> <td>2</td> <td>26</td> <td>34</td> <td>5.40</td> <td>1.200</td> <td colspan="9"></td> </tr> <tr> <td>Ron Reed, R (7, 1)</td> <td>2.1</td> <td>S</td> <td>10</td> <td>2</td> <td>0</td> <td>0</td> <td>1</td> <td>0</td> <td>0</td> <td>0</td> <td>0</td> <td>0</td> <td>0</td> <td>12</td> <td>12</td> <td>0.00</td> <td>0.857</td> <td colspan="9"></td> </tr> <tr> <td>ERA: 2.85</td> <td></td> <td></td> <td></td> <td></td> <td></td> <td></td> <td></td> <td></td> <td></td> <td></td> <td></td> <td></td> <td></td> <td></td> <td></td> <td></td> <td></td> <td colspan="9"></td> </tr> </table>																	PITCHER																	Steve Carlton, L (1, 1)	IP	WLS	BF	H	R	ER	SO	BB	IBB	HBP	BLK	WP	HR	S	P	ERA	WHIP										ERA: 3.8	6.2	W	26	6	5	4	1	2	0	0	0	0	2	26	34	5.40	1.200										Ron Reed, R (7, 1)	2.1	S	10	2	0	0	1	0	0	0	0	0	0	12	12	0.00	0.857										ERA: 2.85																										
PITCHER																																																																																																																																													
Steve Carlton, L (1, 1)	IP	WLS	BF	H	R	ER	SO	BB	IBB	HBP	BLK	WP	HR	S	P	ERA	WHIP																																																																																																																												
ERA: 3.8	6.2	W	26	6	5	4	1	2	0	0	0	0	2	26	34	5.40	1.200																																																																																																																												
Ron Reed, R (7, 1)	2.1	S	10	2	0	0	1	0	0	0	0	0	0	12	12	0.00	0.857																																																																																																																												
ERA: 2.85																																																																																																																																													

WP: 0	PA: 36
PB: 0	
SB: 0	
CS: 0	



Batter	1	2	3	4	5	6	7	8	9	AB R H RBI BB SO LOB	TOP											
<b>Dave Cash, R</b> (1, 4) OBP: 0.354, SLG: 0.364	0-0 4-3		0-0 4-3			0-0 1B		0-0 6-3		4 0 1 0 0 0 0												
<b>Larry Bowa, S</b> (1, 6) OBP: 0.301, SLG: 0.304	0-0 L6			0-0 4-3		0-0 1B		0-0 F7		4 0 1 0 0 0 0												
<b>Mike Schmidt, R</b> (1, 5) OBP: 0.402, SLG: 0.581	0-0 P6			4-0 FC6-4 BB		0-3 K		0-0 F8		3 0 0 0 1 1 2												
<b>Greg Luzinski, R</b> (1, 7) OBP: 0.361, SLG: 0.510		0-0 5-3		0-0 FC6-4 1-2f		0-0 L7		0-0 F7		4 0 0 0 0 0 3												
<b>Dick Allen, R</b> (1, 3) OBP: 0.371, SLG: 0.519		4-0 S BB		0-0 F9		4-0 FC5 S BB		0-3 K		2 0 0 0 2 1 1												
<b>Jay Johnstone, L</b> (1, 9) OBP: 0.356, SLG: 0.448		0-0 F7 1-2			0-0 3-1		0-0 F8 1-2		0-0 1B 1B	4 1 1 0 0 0 2												
<b>Garry Maddox, R</b> (1, 8) OBP: 0.367, SLG: 0.463		0-0 F8			0-0 4-3		0-0 E5 FC5		0-0 1B 1B	4 0 1 0 0 0 2												
<b>Bob Boone, R</b> (1, 2) OBP: 0.402, SLG: 0.438			0-0 F7		0-3 K		0-0 FC5 1-2 2-3f		0-0 1B 1B	4 0 1 1 0 1 2												
<b>Jim Kaat, L</b> (1, 1) OBP: 0.238, SLG: 0.350			0-0 F9			0-0 4-3		0-0 4-3		2 0 0 0 0 0 0												
<b>Tim McCarver, L</b> (7, PH) OBP: 0.449, SLG: 0.426										1 0 0 0 0 0 2												
<b>Gene Garber, R</b> (7, 1) OBP: 0.260, SLG: 0.250										0 0 0 0 0 0 0												
<b>Ron Reed, R</b> (7, 1) OBP: 0.214, SLG: 0.286										0 0 0 0 0 0 0												
<b>Wayne Twitchell, R</b> (8, 1)										0 0 0 0 0 0 0												
<b>Bobby Tolan, L</b> (8, PH) OBP: 0.295, SLG: 0.393										1 0 0 0 0 0 2												
<b>Inning Stats</b>	R: 0 E: 0 K: 0 S: 3	H: 0 LOB: 0 BB: 0 P: 3	R: 0 E: 0 K: 0 S: 3	H: 0 LOB: 1 BB: 1 P: 7	R: 0 E: 0 K: 0 S: 3	H: 0 LOB: 0 BB: 0 P: 3	R: 0 E: 0 K: 0 S: 3	H: 0 LOB: 1 BB: 1 P: 7	R: 0 E: 0 K: 1 S: 5	H: 0 LOB: 0 BB: 0 P: 5	R: 0 E: 1 K: 0 S: 4	H: 2 LOB: 2 BB: 0 P: 7	R: 0 E: 1 K: 0 S: 3	H: 0 LOB: 2 BB: 1 P: 3	R: 0 E: 0 K: 0 S: 8	H: 0 LOB: 0 BB: 0 P: 3	R: 1 E: 0 K: 1 S: 8	H: 3 LOB: 2 BB: 0 P: 8	1B: 5 2B: 0 3B: 0 HR: 0	SF: 0 SAC: 0 DP: 0 HBP: 0	WP: 0 PB: 0 SB: 3 CS: 0	PA: 36
<b>PITCHER</b>	IP WLS BF H R ER SO BB IBB HBP BLK WP HR S P ERA WHIP																					
<b>Bruce Kison, R</b> (1, 1) ERA: 2.84	7.0 W 27 2 0 0 2 3 0 0 0 0 0 0 28 40 0.00 0.714																					
<b>Bob Moose, R</b> (8, 1) ERA: 1.98	2.0 9 3 1 1 1 0 0 0 0 0 0 0 11 11 4.50 1.500																					

Philadelphia Phillies @ Pittsburgh Pirates  
 Three Rivers Stadium, Pittsburgh, PA  
 Sun Jul 04 1976, 3:38 AM EDT  
 Att: 32,422 - Unknown

livebaseballscorecards.com

AB	33
R	1
H	5
RBI	1
BB	3
SO	3
LOB	16



Batter	1	2	3	4	5	6	7	8	9
Frank Taveras, R OBP: 0.299, SLG: 0.263 (1, 6)	0-0 F9		0-0 F8		0-0 G3		0-0 SH1-4 1B	0-3 K	
Rennie Stennett, R OBP: 0.269, SLG: 0.322 (1, 4)	0-0 4-3		0-0 F9			0-0 4-3 3B	0-0 SH1-4	0-0 1B	
Al Oliver, L OBP: 0.401, SLG: 0.586 (1, 8)	0-0 1B			0-0 5-3		0-0 4-3	4-0 1B E IBB	0-0 F2	
Bill Robinson, R OBP: 0.348, SLG: 0.601 Tommy Helms, R OBP: 0.302, SLG: 0.458 (1, 5) (8, 5)	0-0 G3			0-0 L8		0-0 1B F8 1B	0-0 SF7		
Richie Zisk, R OBP: 0.342, SLG: 0.460 (1, 7)		0-0 F9		0-0 1B		0-0 F8	0-0 E 3B 1B		
Dave Parker, L OBP: 0.305, SLG: 0.456 (1, 9)		0-0 G1		0-0 4-3		0-0 1B	0-0 E1 3B		
Bob Robertson, R OBP: 0.309, SLG: 0.304 Bob Moose, R OBP: 0.600, SLG: 1.600 (1, 3) (8, 1)		0-0 5-3			0-0 F9	0-0 F9	0-0 3B		
Duffy Dyer, R OBP: 0.277, SLG: 0.339 (1, 2)			0-0 1B		0-0 6-3		0-0 K		
Bruce Kison, R OBP: 0.267, SLG: 0.321 Ed Kirkpatrick, L OBP: 0.327, SLG: 0.318 (1, 1) (7, PH) (8, 3)			0-3 K		0-0 3B		0-0 SH1-4 1B SF7 1B	0-0 F9	

Inning Stats	R: 0 E: 0 K: 0 S: 4	H: 1 LOB: 1 BB: 0 P: 4	R: 0 E: 0 K: 0 S: 3	H: 0 LOB: 0 BB: 0 P: 3	R: 0 E: 0 K: 1 S: 6	H: 1 LOB: 1 BB: 0 P: 6	R: 0 E: 0 K: 0 S: 4	H: 1 LOB: 1 BB: 0 P: 4	R: 0 E: 0 K: 0 S: 4	H: 1 LOB: 1 BB: 0 P: 4	R: 1 E: 0 K: 0 S: 6	H: 3 LOB: 2 BB: 0 P: 6	R: 6 E: 1 K: 1 S: 11	H: 5 LOB: 1 BB: 1 P: 15	R: 0 E: 0 K: 1 S: 6	H: 1 LOB: 1 BB: 0 P: 6
1B: 10 2B: 0 3B: 3 HR: 0	SF: 1 SAC: 1 DP: 0 HBP: 0	WP: 0 PA: 39														

PITCHER	IP	WLS	BF	H	R	ER	SO	BB	IBB	HBP	BLK	WP	HR	S	P	ERA	WHIP
Jim Kaat, L ERA: 2.97 (1, 1)	6.0	L	25	7	1	1	1	0	0	0	0	0	0	27	27	1.50	1.167
Gene Garber, R ERA: 3.2 (7, 1)	0.2		9	5	6	3	0	0	1	0	0	0	0	8	12	40.50	7.500
Ron Reed, R ERA: 2.84 (7, 1)	0.1		1	0	0	0	1	0	0	0	0	0	0	3	3	0.00	0.000
Wayne Twitchell, R ERA: 2.63 (8, 1)	1.0		4	1	0	0	1	0	0	0	0	0	0	6	6	0.00	1.000

BOTTOM

Philadelphia Phillies @ Pittsburgh Pirates  
Three Rivers Stadium, Pittsburgh, PA  
Sun Jul 04 1976, 3:38 AM EDT  
Att. 32,422 - Unknown

livebaseballscores.com

AB	36
R	7
H	13
RBI	6
BB	1
SO	3
LOB	12



WP	PA	ERA	WHIP
0	39		



Batter	1	2	3	4	5	6	7	8	9	AB R H RBI BB SO LOB	TOP											
Davey Lopes, R OBP: 0.322, SLG: 0.313 (1, 4)	0-0 5-3		0-0 5-3		0-0 F8		0-0 F9		H 1-0 1B HBP	4 1 0 0 0 0 1	<b>Los Angeles Dodgers @ Philadelphia Phillies</b> <b>Veterans Stadium, Philadelphia, PA</b> Mon Jul 05 1976, 7:05 PM EDT Att: 60,943 - Unknown											
Bill Buckner, L OBP: 0.331, SLG: 0.411 (1, 7)	0-0 F7		0-0 F5		0-0 6-3			0-0 G1	0-0 1B 1B	5 1 1 1 0 0 0												
Steve Garvey, R OBP: 0.344, SLG: 0.433 (1, 3)	0-0 HR		0-0 6-3					0-0 BB	0-0 1B 1B	5 1 4 2 0 0 0												
Ron Cey, R OBP: 0.412, SLG: 0.514 (1, 5)	0-0 2B				0-0 F8			0-0 BB	0-0 1B	4 0 3 1 1 0 0												
Reggie Smith, S OBP: 0.280, SLG: 0.396 (1, 9)	0-3 K				0-0 1B 3B			0-3 K	0-3 K	5 1 1 0 0 3 7												
Bill Russell, R OBP: 0.335, SLG: 0.404 (1, 6)					0-0 FC5-4 1B			0-0 6-3		4 1 2 2 0 1 3												
Lee Lacy, R OBP: 0.301, SLG: 0.355 (1, 8)					0-3 K					4 0 0 0 0 1 1												
Steve Yeager, R OBP: 0.285, SLG: 0.380 (1, 2)					0-0 FC5-4					4 1 1 0 0 1 1												
Burt Hooton, R OBP: 0.243, SLG: 0.182 (1, 1)					0-3 K					3 0 0 0 0 2 1												
<b>Inning Stats</b>	R: 1 E: 0 K: 1 S: 7	H: 2 LOB: 1 BB: 0 P: 7	R: 1 E: 0 K: 1 S: 6	H: 1 LOB: 0 BB: 0 P: 6	R: 0 E: 0 K: 0 S: 3	H: 0 LOB: 0 BB: 0 P: 3	R: 1 E: 0 K: 1 S: 7	H: 2 LOB: 1 BB: 0 P: 7	R: 0 E: 0 K: 1 S: 5	H: 0 LOB: 0 BB: 0 P: 5	R: 0 E: 0 K: 0 S: 6	H: 2 LOB: 1 BB: 0 P: 6	R: 0 E: 0 K: 0 S: 3	H: 0 LOB: 1 BB: 0 P: 4	R: 0 E: 0 K: 1 S: 6	H: 1 LOB: 2 BB: 1 P: 10	R: 3 E: 0 K: 2 S: 11	H: 4 LOB: 2 BB: 0 P: 12	1B: 7 2B: 2 3B: 1 HR: 2	SF: 0 SAC: 0 DP: 1 HBP: 2	WP: 0 PB: 0 SB: 0 CS: 0	PA: 41
<b>PITCHER</b>	IP WLS BF H R ER SO BB IBB HBP BLK WP HR S P ERA WHIP																					
Jim Lonborg, R ERA: 3.06 (1, 1)	6.0 L 24 7 3 3 5 0 0 0 0 0 2 34 34 4.50 1.167																					
Gene Garber, R ERA: 3.59 (7, 1)	2.2 15 4 3 3 2 1 0 2 0 0 0 16 22 10.12 1.875																					
Ron Schueler, R ERA: 4.5 (9, 1)	0.1 2 1 0 0 0 1 0 0 0 0 0 4 4 0.00 3.000																					

livebaseballscorecards.com

<b>AB</b>	<b>38</b>
<b>R</b>	<b>6</b>
<b>H</b>	<b>12</b>
<b>RBI</b>	<b>6</b>
<b>BB</b>	<b>1</b>
<b>SO</b>	<b>8</b>
<b>LOB</b>	<b>14</b>



Batter	1	2	3	4	5	6	7	8	9	AB	R	H	RBI	BB	SO	LOB
Dave Cash, R OBP: 0.350, SLG: 0.360 (1, 4)	0-0 L4		0-0 6-3			0-0 G6-4-3			0-0 4-3	4	0	0	0	0	0	2
Larry Bowa, S OBP: 0.297, SLG: 0.300 (1, 6)	0-0 4-3			0-0 F9			0-0 L9		0-0 P6	4	0	0	0	0	0	0
Mike Schmidt, R OBP: 0.398, SLG: 0.575 (1, 5)	0-0 F9			0-3 K			0-0 F9			3	0	0	0	0	1	0
Greg Luzinski, R OBP: 0.357, SLG: 0.504 (1, 7)		0-3 K		0-0 4-3			0-0 F8			3	0	0	0	0	1	0
Tom Hutton, L OBP: 0.357, SLG: 0.292 (1, 3)		0-0 G3			0-0 F8			0-0 6-3		3	0	0	0	0	0	0
Bobby Tolan, L OBP: 0.289, SLG: 0.384 (1, 9)		0-3 K			0-0 G3			0-0 1-3		3	0	0	0	0	1	0
Garry Maddox, R OBP: 0.371, SLG: 0.469 (1, 8)			0-0 WP S 1B		0-0 P3			0-0 2B		3	0	2	0	0	0	0
Bob Boone, R OBP: 0.397, SLG: 0.431 (1, 2)			0-0 6-3			0-0 G1		0-0 F8		3	0	0	0	0	0	2
Jim Lonborg, R OBP: 0.282, SLG: 0.229 (1, 1)			0-0 1-3			4-0 G6-4-3 BB			0-0 4-3	1	0	0	0	0	0	1
Tim McCarver, L OBP: 0.457, SLG: 0.426 (6, PH)										0	0	0	0	1	0	0
Gene Garber, R OBP: 0.500, SLG: 0.250 (7, 1)										0	0	0	0	0	0	0
Ron Schueler, R (9, 1)										0	0	0	0	0	0	0
Johnny Oates, L OBP: 0.400, SLG: 0.357 (9, PH)										1	0	0	0	0	0	0

Inning Stats	R: 0	H: 0	E: 0	K: 0	S: 3	R: 0	H: 0	E: 0	K: 2	S: 7	R: 0	H: 1	E: 0	K: 0	S: 4	R: 0	H: 0	E: 0	K: 1	S: 5	R: 0	H: 0	E: 0	K: 0	S: 3	R: 0	H: 0	E: 0	K: 0	S: 2	R: 0	H: 0	E: 0	K: 0	S: 3	R: 0	H: 1	E: 0	K: 0	S: 4	R: 0	H: 0	E: 0	K: 0	S: 3	R: 0	H: 0	E: 0	K: 0	S: 3	1B: 1	2B: 1	3B: 0	HR: 0	SF: 0	SAC: 0	DP: 1	HBP: 0	WP: 1	PA: 29
--------------	------	------	------	------	------	------	------	------	------	------	------	------	------	------	------	------	------	------	------	------	------	------	------	------	------	------	------	------	------	------	------	------	------	------	------	------	------	------	------	------	------	------	------	------	------	------	------	------	------	------	-------	-------	-------	-------	-------	--------	-------	--------	-------	--------

PITCHER	IP	WLS	BF	H	R	ER	SO	BB	IBB	HBP	BLK	WP	HR	S	P	ERA	WHIP
Burt Hooton, R ERA: 4.03 (1, 1)	9.0	W	29	2	0	0	3	1	0	0	0	1	0	34	38	0.00	0.333

**BOTTOM**

Los Angeles Dodgers @ Philadelphia Phillies  
Veterans Stadium, Philadelphia, PA  
Mon Jul 05 1976, 7:05 PM EDT  
Att. 60,943 - Unknown

[livebaseballscores.com](http://livebaseballscores.com)

AB	28
R	0
H	2
RBI	0
BB	1
SO	3
LOB	5





Batter	1	2	3	4	5	6	7	8	9	AB R H RBI BB SO LOB	TOP											
Davey Lopes, R OBP: 0.324, SLG: 0.311 (1, 4) X	0-0 6-3 ① X	0-0 4-3 ③ X	0-0 F9 ③			0-0 CS 1B			4-0 PO BB	4 0 1 0 1 0 3	<b>Los Angeles Dodgers @ Philadelphia Phillies</b> <b>Veterans Stadium, Philadelphia, PA</b> Tue Jul 06 1976, 7:05 PM EDT Att. 34,126 - Unknown  <a href="http://livebaseballscorecards.com">livebaseballscorecards.com</a>											
Bill Buckner, L OBP: 0.330, SLG: 0.409 (1, 7) X	0-0 6-3 ②		0-0 SF9 1B		0-0 F9 ①	0-0 CS 1-2	0-0 F2 ①	0-0 PO 1-2	4 1 1 0 0 0 0													
Steve Garvey, R OBP: 0.346, SLG: 0.432 (1, 3) B B B	4-0 S BB		0-0 3B 1B		0-0 P4		0-0 6-3 ②		3 1 1 0 1 0 0													
Ron Cey, R OBP: 0.409, SLG: 0.510 (1, 5) B B B	4-0 1-2 BB		0-0 SF9 ① X		0-0 6-3 ③		0-0 F9 ③		2 0 0 1 1 0 0													
Reggie Smith, S OBP: 0.279, SLG: 0.403 (1, 9) X	0-0 F9 ③		0-0 1B 3B		0-0 4-3 ①		0-0 F9 ①		4 1 1 1 0 0 2													
Bill Russell, R OBP: 0.333, SLG: 0.402 (1, 6)		0-0 F8 ① X	0-0 1B S 3B 1B		0-0 5-3 ②		0-3 K ②		4 1 1 1 0 1 0													
Dusty Baker Jr., R OBP: 0.305, SLG: 0.297 (1, 8) X		0-0 E4 SH3-4 BB	0-0 3B 1B		0-0 6-3 ③		0-0 6-3 ③		4 1 1 0 0 0 0													
Steve Yeager, R OBP: 0.288, SLG: 0.388 (1, 2) B B B		4-0 SH3-4 BB	0-0 1H 3B		0-3 K ①		0-3 K ①		3 0 1 2 1 2 0													
Doug Rau, L OBP: 0.297, SLG: 0.194 (1, 1) X		0-0 SH3-4 ② S S S	0-3 K ②		0-0 4-3 ②		0-3 K ②		3 0 0 0 0 2 1													
<b>Inning Stats</b>	R: 0 H: 0 E: 0 K: 0 S: 3	H: 0 LOB: 2 BB: 1 P: 11	R: 0 H: 0 E: 1 K: 0 S: 4	H: 0 LOB: 2 BB: 1 P: 8	R: 5 H: 6 E: 0 K: 1 S: 11	H: 6 LOB: 1 BB: 0 P: 11	R: 0 H: 0 E: 0 K: 0 S: 3	H: 0 LOB: 0 BB: 0 P: 3	R: 0 H: 0 E: 0 K: 1 S: 5	H: 1 LOB: 0 BB: 0 P: 5	R: 0 H: 0 E: 0 K: 0 S: 3	H: 0 LOB: 0 BB: 0 P: 3	R: 0 H: 0 E: 0 K: 1 S: 5	H: 0 LOB: 0 BB: 0 P: 5	R: 0 H: 0 E: 0 K: 2 S: 6	H: 0 LOB: 0 BB: 1 P: 10	1B: 5 SF: 1	2B: 0 SAC: 1	3B: 2 DP: 0	HR: 0 HBP: 0	WP: 0 PA: 39	PB: 0 SB: 2 CS: 1
<b>PITCHER</b>	IP WLS BF H R ER SO BB IBB HBP BLK WP HR S P ERA WHIP																					
Larry Christenson, R ERA: 4.0 (1, 1)	5.0 L 25 6 5 5 1 3 0 0 0 0 0 0 24 36 9.00 1.800																					
Wayne Twitchell, R ERA: 2.16 (6, 1)	3.0 9 1 0 0 2 0 0 0 0 0 0 0 13 13 0.00 0.333																					
Ron Schueler, R ERA: 4.26 (9, 1)	1.0 3 0 0 0 2 1 0 0 0 0 0 0 6 10 0.00 1.000																					







Batter	1	2	3	4	5	6	7	8	9	AB R H RBI BB SO LOB	TOP																									
Davey Lopes, R OBP: 0.321, SLG: 0.308 (1, 4)	0-0 6-3		0-0 E6		0-0 F9		0-0 E S 1B		0-0 F7	5 1 1 1 0 0 1	<b>Los Angeles Dodgers @ Philadelphia Phillies</b> <b>Veterans Stadium, Philadelphia, PA</b> Wed Jul 07 1976, 7:05 PM EDT Att: 35,013 - Unknown <a href="http://livebaseballscorecards.com">livebaseballscorecards.com</a>																									
Bill Buckner, L OBP: 0.329, SLG: 0.406 (1, 7)	0-0 4-3		0-0 6-3		0-0 G4-3 1B		0-0 F5		0-0 L3	5 0 1 0 0 0 4																										
Steve Garvey, R OBP: 0.341, SLG: 0.427 (1, 3)	0-0 P4			0-0 4-3	0-0 G4-3		0-0 SF9		0-0 4-3	4 0 0 1 0 0 1																										
Ron Cey, R OBP: 0.411, SLG: 0.521 (1, 5)		0-0 P4		0-0 E 1B		0-0 HR	0-0 E5			4 2 2 1 0 0 0																										
Reggie Smith, S OBP: 0.275, SLG: 0.396 (1, 9)		0-0 3-1		0-0 E5 1B		0-0 F9	0-0 6-3			4 1 0 0 0 0 2																										
Bill Russell, R OBP: 0.336, SLG: 0.404 (1, 6)		0-0 5-3		4-0 1B IBB		0-0 6-3		0-0 2B		3 0 1 0 1 0 0																										
Dusty Baker Jr., R OBP: 0.304, SLG: 0.296 (1, 8)			0-0 6-3	0-0 1-3 2-H 3-H 1B		0-0 F8		0-0 P4		4 0 1 2 0 0 1																										
Steve Yeager, R OBP: 0.306, SLG: 0.389 (1, 2)			0-0 E SH3-4 1B	4-0 FC6-4 BB		4-0 2B 1B BB	0-0 6-3			2 1 1 0 2 0 1																										
Don Sutton, R OBP: 0.143, SLG: 0.079 (1, 1)			0-0 SH3-4	0-0 FC6-4		0-0 1B SF9 2B	0-0 P3			1 0 0 0 0 0 2																										
Lee Lacy, R OBP: 0.304, SLG: 0.363 (7, PH)			1-2	1-2f						1 1 1 0 0 0 0																										
Charlie Hough, R OBP: 0.267, SLG: 0.333 (7, 1)										1 0 0 0 0 0 1																										
<b>Inning Stats</b>	R: 0 E: 0 K: 0 S: 3	H: 0 LOB: 0 BB: 0 P: 3	R: 0 E: 0 K: 0 S: 3	H: 0 LOB: 0 BB: 0 P: 3	R: 0 E: 1 K: 0 S: 5	H: 1 LOB: 2 BB: 0 P: 5	R: 2 E: 1 K: 0 S: 5	H: 2 LOB: 2 BB: 2 P: 13	R: 0 E: 0 K: 0 S: 3	H: 1 LOB: 0 BB: 0 P: 3	R: 1 E: 0 K: 0 S: 4	H: 1 LOB: 0 BB: 0 P: 4	R: 3 E: 1 K: 0 S: 6	H: 2 LOB: 1 BB: 1 P: 10	R: 0 E: 0 K: 0 S: 4	H: 1 LOB: 1 BB: 0 P: 4	R: 0 E: 0 K: 0 S: 3	H: 0 LOB: 0 BB: 0 P: 3	1B: 5 2B: 2 3B: 0 HR: 1	SF: 1 SAC: 1 DP: 1 HBP: 0	WP: 0 PB: 0 SB: 1 CS: 0	PA: 39														
<b>PITCHER</b>	IP WLS BF H R ER SO BB IBB HBP BLK WP HR S P ERA WHIP																				ERA WHIP															
Jim Kaat, L ERA: 3.13 (1, 1)	6.0		27	6	5	4	0	2	1	0	0	0	1	24	36	6.00	1.333																			
Ron Reed, R ERA: 2.75 (7, 1)	2.0	L	9	2	1	0	0	0	0	0	0	0	0	9	9	0.00	1.000																			
Tug McGraw, L ERA: 3.02 (9, 1)	1.0		3	0	0	0	0	0	0	0	0	0	0	3	3	0.00	0.000																			



Batter	1	2	3	4	5	6	7	8	9	AB	R	H	RBI	BB	SO	LOB
Dave Cash, R OBP: 0.342, SLG: 0.350 (1, 4)	F9	FC4-6		F8		F9			F9	5	0	0	0	0	0	3
Larry Bowa, S OBP: 0.293, SLG: 0.293 (1, 6)	P1		F9		K	P6			1-3	4	0	0	0	0	1	0
Ollie Brown, R OBP: 0.381, SLG: 0.429 (9, PH)										1	0	0	0	0	0	0
Mike Schmidt, R OBP: 0.402, SLG: 0.582 (1, 5)	BB		K		2B SF8 1B	K			FC6-4 HBP	3	1	1	0	1	2	0
Greg Luzinski, R OBP: 0.359, SLG: 0.504 (1, 7)	1-3			1B	SF8 1-3 2B 2B				FC6-4	5	1	2	0	0	0	2
Dick Allen, R OBP: 0.367, SLG: 0.503 (1, 3)		BB SF8 1B BB	F9		S 2B IBB			F7		2	2	0	0	2	0	1
Jay Johnstone, L OBP: 0.355, SLG: 0.446 (1, 9)		BB 1B		F7	SF8			F9		3	0	1	1	0	0	0
Garry Maddox, R OBP: 0.378, SLG: 0.480 (1, 8)		FC4-6 BB		1B 2B	1H 3H 2B			CS 1B		3	1	3	2	1	0	0
Bob Boone, R OBP: 0.396, SLG: 0.427 (1, 2)		K		1-3 1B	IBB			K		3	0	1	1	1	2	4
Jim Kaat, L OBP: 0.222, SLG: 0.333 (1, 1)		SF8		1-3	K			F7		2	0	0	1	0	1	3
Ron Reed, R OBP: 0.214, SLG: 0.286 (7, 1)										0	0	0	0	0	0	0
Tim McCarver, L OBP: 0.451, SLG: 0.418 (8, PH)										1	0	0	0	0	0	0
Tug McGraw, R (9, 1)										0	0	0	0	0	0	0

Inning Stats	R: 0	H: 0	E: 0	K: 0	S: 3	R: 1	H: 1	E: 0	K: 1	S: 6	R: 0	H: 1	E: 0	K: 1	S: 6	R: 1	H: 2	E: 0	K: 0	S: 5	R: 3	H: 3	E: 0	K: 2	S: 10	R: 0	H: 0	E: 0	K: 1	S: 5	R: 0	H: 0	E: 0	K: 0	S: 3	R: 0	H: 1	E: 0	K: 1	S: 5	R: 0	H: 0	E: 0	K: 0	S: 3	R: 0	H: 0	E: 0	K: 0	S: 3	R: 0	H: 0	E: 0	K: 0	S: 3	R: 0	H: 0	E: 0	K: 0	S: 3	1B: 5	SF: 2	2B: 3	SAC: 0	3B: 0	DP: 0	HR: 0	HBP: 1	WP: 0	PA: 40
--------------	------	------	------	------	------	------	------	------	------	------	------	------	------	------	------	------	------	------	------	------	------	------	------	------	-------	------	------	------	------	------	------	------	------	------	------	------	------	------	------	------	------	------	------	------	------	------	------	------	------	------	------	------	------	------	------	------	------	------	------	------	-------	-------	-------	--------	-------	-------	-------	--------	-------	--------

PITCHER	IP	WLS	BF	H	R	ER	SO	BB	IBB	HBP	BLK	WP	HR	S	P	ERA	WHIP
Don Sutton, R ERA: 4.79 (1, 1)	6.0	W	30	7	5	5	5	3	2	0	0	0	0	35	55	7.50	1.667
Charlie Hough, R ERA: 2.19 (7, 1)	3.0	S	10	1	0	0	1	0	0	1	0	0	0	11	12	0.00	0.333

**BOTTOM**

Los Angeles Dodgers @ Philadelphia Phillies  
Veterans Stadium, Philadelphia, PA  
Wed Jul 07 1976, 7:05 PM EDT  
Att. 35,013 - Unknown

livebaseballscorecards.com

AB	32
R	5
H	8
RBI	5
BB	5
SO	6
LOB	13











Batter	1	2	3	4	5	6	7	8	9	AB R H RBI BB SO LOB	TOP													
Enzo Hernandez, R (1, 6) OBP: 0.332, SLG: 0.324	0-0 5-3		0-0 FC5-4		0-0 F9			0-0 F7		4 0 0 0 0 0 3	<b>San Diego Padres @ Philadelphia Phillies</b> Veterans Stadium, Philadelphia, PA Sat Jul 10 1976, 7:05 PM EDT Unknown													
Tito Fuentes, S (1, 4) OBP: 0.296, SLG: 0.326	0-0 6-3			0-0 P4	0-3 K			0-0 F7		4 0 0 0 0 1 2														
Johnny Grubb, L (1, 7) OBP: 0.416, SLG: 0.416 (5, 8)	0-0 F8			0-0 1B			0-0 F8	4-0 BB		3 0 1 0 1 0 0														
Willie McCovey, L (1, 3) OBP: 0.285, SLG: 0.366		0-0 G6-4-3 1B		0-3 K			0-0 F8	0-0 P4		4 0 1 0 0 1 2														
Dave Winfield, R (1, 9) OBP: 0.375, SLG: 0.477		0-0 G6-4-3		0-0 FC6-4 1B			0-0 5-3	0-3 K		4 0 1 0 0 1 1														
Doug Rader, R (1, 5) OBP: 0.338, SLG: 0.390		0-3 K		0-0 FC6-4			0-0 F8	0-0 F9		4 0 0 0 0 1 2														
Luis Melendez, R (1, 8) OBP: 0.232, SLG: 0.253			0-0 5-3		0-0 1B		0-0 F8	0-0 2B		2 0 1 0 0 0 0														
Merv Rettenmund, R (5, 7) OBP: 0.373, SLG: 0.326					0-0 1B					2 0 1 0 0 0 0														
Bob Davis, R (1, 2) OBP: 0.224, SLG: 0.241			4-0 FC5-4 BB		0-0 1B		0-0 1B	0-0 6-3		3 0 2 0 1 0 1														
Alan Foster, R (1, 1) OBP: 0.190, SLG: 0.056			0-0 B2		0-0 F2		0-3 K			2 0 0 0 0 0 3														
Jerry Johnson, R (6, 1)										0 0 0 0 0 0 0														
Ted Kubiak, S (7, PH) OBP: 0.397, SLG: 0.377										1 0 0 0 0 1 1														
Dave Tomlin, L (7, 1)										0 0 0 0 0 0 0														
<b>Inning Stats</b>	R: 0 E: 0 K: 0 S: 3	H: 0 LOB: 0 BB: 0 P: 3	R: 0 E: 0 K: 1 S: 5	H: 1 LOB: 0 BB: 0 P: 5	R: 0 E: 0 K: 0 S: 3	H: 0 LOB: 1 BB: 1 P: 7	R: 0 E: 0 K: 1 S: 7	H: 2 LOB: 2 BB: 0 P: 7	R: 0 E: 0 K: 1 S: 7	H: 2 LOB: 2 BB: 0 P: 7	R: 0 E: 0 K: 0 S: 3	H: 0 LOB: 0 BB: 0 P: 3	R: 0 E: 0 K: 1 S: 6	H: 1 LOB: 1 BB: 0 P: 6	R: 0 E: 0 K: 0 S: 3	H: 0 LOB: 1 BB: 1 P: 7	R: 0 E: 0 K: 1 S: 6	H: 1 LOB: 1 BB: 0 P: 6	R: 0 E: 0 K: 1 S: 6	H: 1 LOB: 1 BB: 0 P: 6	1B: 6 2B: 1 3B: 0 HR: 0	SF: 0 SAC: 0 DP: 1 HBP: 0	WP: 0 PB: 0 SB: 0 CS: 0	PA: 35
<b>PITCHER</b> Steve Carlton, L (1, 1) ERA: 3.53	IP: 9.0 WLS: W BF: 35 H: 7 R: 0 ER: 0 SO: 5 BB: 2 IBB: 0 HBP: 0 BLK: 0 WP: 0 HR: 0 S: 43 P: 51 ERA: 0.00 WHIP: 1.000											<b>PITCHER</b>	IP: 0.0 WLS: 0 BF: 0 H: 0 R: 0 ER: 0 SO: 0 BB: 0 IBB: 0 HBP: 0 BLK: 0 WP: 0 HR: 0 S: 0 P: 0 ERA: 0.00 WHIP: 0.000											

livebaseballscores.com

<b>AB</b>	33
<b>R</b>	0
<b>H</b>	7
<b>RBI</b>	0
<b>BB</b>	2
<b>SO</b>	5
<b>LOB</b>	15



Batter	1	2	3	4	5	6	7	8	9	AB	R	H	RBI	BB	SO	LOB
<b>Dave Cash, R</b> OBP: 0.342, SLG: 0.351 (1, 4)	4-0 1B G3 2B BB	0-0 FC6-5-4 S			0-0 4-3	0-0 FC4-6 FC4				3	1	0	0	1	0	2
<b>Larry Bowa, S</b> OBP: 0.289, SLG: 0.289 (1, 6)	0-0 G3	0-0 F8			0-0 E6 BB	0-0 FC4				4	0	0	0	0	0	3
<b>Mike Schmidt, R</b> OBP: 0.410, SLG: 0.594 (1, 5)	1-0 1B 2B HBP		0-0 1B		0-0 F3		0-0 1B			3	1	2	0	0	0	1
<b>Greg Luzinski, R</b> OBP: 0.380, SLG: 0.495 (1, 7)	0-0 F8		0-0 F3		4-0 BB		0-3 K			3	0	0	0	1	1	3
<b>Jerry Martin, R</b> OBP: 0.400, SLG: 0.417 (8, 7)					1-2 BB					0	0	0	0	0	0	0
<b>Dick Allen, R</b> OBP: 0.367, SLG: 0.500 (1, 3)	0-0 2B 1B		0-0 F7		0-3 K		0-0 F8			4	1	1	0	0	1	3
<b>Jay Johnstone, L</b> OBP: 0.353, SLG: 0.447 (1, 9)	0-0 2B		0-0 4-3		0-3 K			0-0 G6-4-3 1B		3	0	1	3	0	1	1
<b>Ollie Brown, R</b> OBP: 0.389, SLG: 0.426 (8, PH) (9, 9)	1-H 2-H 3-H 2B									1	0	1	0	0	0	0
<b>Garry Maddox, R</b> OBP: 0.378, SLG: 0.488 (1, 8)	0-0 B2-3			0-0 F7		0-0 HR		0-0 G6-4-3 1B		4	1	2	1	0	0	1
<b>Tim McCarver, L</b> OBP: 0.453, SLG: 0.404 (1, 2)		4-0 SH1-4 BB		0-0 F7		4-0 S 1B BB		0-0 G6-4-3 1B		2	1	0	0	2	0	2
<b>Steve Carlton, L</b> OBP: 0.159, SLG: 0.159 (1, 1)		0-0 SH1-4		0-3 K2-3		0-0 FC4-6 1B		0-0 6-3		3	0	1	1	0	1	1

Inning Stats	R: 3	H: 2	E: 0	K: 5	S: 5	LOB: 1	BB: 1	P: 10	R: 0	H: 0	E: 0	K: 3	S: 3	LOB: 1	BB: 1	P: 7	R: 0	H: 1	E: 0	K: 4	S: 4	LOB: 1	BB: 0	P: 4	R: 0	H: 0	E: 1	K: 1	S: 6	LOB: 2	BB: 1	P: 10	R: 2	H: 2	E: 0	K: 1	S: 7	LOB: 1	BB: 1	P: 11	R: 0	H: 1	E: 0	K: 1	S: 5	LOB: 0	BB: 0	P: 5	R: 0	H: 2	E: 0	K: 0	S: 4	LOB: 1	BB: 0	P: 4
--------------	------	------	------	------	------	--------	-------	-------	------	------	------	------	------	--------	-------	------	------	------	------	------	------	--------	-------	------	------	------	------	------	------	--------	-------	-------	------	------	------	------	------	--------	-------	-------	------	------	------	------	------	--------	-------	------	------	------	------	------	------	--------	-------	------

PITCHER	IP	WLS	BF	H	R	ER	SO	BB	IBB	HBP	BLK	WP	HR	S	P	ERA	WHIP
<b>Alan Foster, R</b> ERA: 3.16 (1, 1)	5.1	L	27	5	5	5	3	4	0	1	0	0	1	28	45	8.44	1.688
<b>Jerry Johnson, R</b> ERA: (6, 1)	0.2		2	0	0	0	0	0	0	0	0	0	0	2	2	0.00	0.000
<b>Dave Tomlin, L</b> ERA: 5.03 (7, 1)	2.0		7	3	0	0	1	0	0	0	0	0	0	9	9	0.00	1.500

**BOTTOM**

**San Diego Padres @ Philadelphia Phillies**  
Veterans Stadium, Philadelphia, PA

Sat Jul 10 1976, 7:05 PM EDT  
Unknown

AB	30
R	5
H	8
RBI	5
BB	4
SO	4
LOB	17

WP: 0 PA: 36  
PB: 0  
SB: 2  
CS: 0



PITCHER	IP	WLS	BF	H	R	ER	SO	BB	IBB	HBP	BLK	WP	HR	S	P	ERA	WHIP
---------	----	-----	----	---	---	----	----	----	-----	-----	-----	----	----	---	---	-----	------



Batter	1	2	3	4	5	6	7	8	9	AB R H RBI BB SO LOB	TOP		
Johnny Grubb, L (1, 8) OBP: 0.406, SLG: 0.404	0-3 K		0-0 4-3		0-0 4-3			0-0 F7		4 0 0 0 0 1 0	<b>San Diego Padres @ Philadelphia Phillies</b> Veterans Stadium, Philadelphia, PA Sat Jul 10 1976, 7:05 PM EDT Att: 47,101 - Unknown <a href="http://livebaseballscorecards.com">livebaseballscorecards.com</a>		
Enzo Hernandez, R (1, 6) OBP: 0.330, SLG: 0.319	0-0 F9		4-0 1B S BB		0-0 F7			0-0 F7		3 0 0 0 1 0 0			
Jerry Turner, L (1, 7) OBP: 0.290, SLG: 0.381	0-0 F7		0-0 1-3 1B			0-0 HR		0-0 2B		4 1 3 1 0 0 0			
Willie McCovey, L (1, 3) OBP: 0.279, SLG: 0.358		0-0 E5 2B	0-3 K			0-0 F9		0-0 3-1		4 1 0 0 0 1 3			
Dave Winfield, R (1, 9) OBP: 0.374, SLG: 0.478		0-0 G3 1-H 2B		0-0 6-3		0-3 K		0-3 K		4 0 1 1 0 2 0			
Ted Kubiak, S (1, 4) OBP: 0.400, SLG: 0.390		0-0 G3 2-3		0-0 2B		0-0 4-3		0-0 1B 1B		4 0 2 0 0 0 1			
Doug Rader, R (1, 5) OBP: 0.333, SLG: 0.384		0-3 K		0-0 F9			0-0 F7		0-3 K	4 0 0 0 0 2 3			
Fred Kendall, R (1, 2) OBP: 0.285, SLG: 0.266	0-0 L4			0-0 F7			0-0 F7		0-0 1-2 1B	4 0 1 0 0 0 2			
Dan Spillner, R (1, 1) OBP: 0.182, SLG: 0.053 Hector Torres, R (7, PH) OBP: 0.288, SLG: 0.340 Butch Metzger, R (7, 1) Tito Fuentes, S (9, PH) OBP: 0.295, SLG: 0.325			0-0 3-1		0-0 6-3		0-0 4-3		0-3 K	2 0 0 0 0 0 0 1 0 0 0 0 0 0 0 0 0 0 0 0 0 1 0 0 0 0 1 2			
<b>Inning Stats</b>	R: 0 H: 0 E: 0 LOB: 0 K: 1 BB: 0 S: 5 P: 5	R: 1 H: 1 E: 1 LOB: 1 K: 1 BB: 0 S: 7 P: 7	R: 0 H: 1 E: 0 LOB: 2 K: 1 BB: 1 S: 6 P: 10	R: 0 H: 1 E: 0 LOB: 1 K: 0 BB: 0 S: 4 P: 4	R: 0 H: 0 E: 0 LOB: 0 K: 0 BB: 0 S: 3 P: 3	R: 1 H: 1 E: 0 LOB: 0 K: 1 BB: 0 S: 6 P: 6	R: 0 H: 0 E: 0 LOB: 0 K: 0 BB: 0 S: 3 P: 3	R: 0 H: 1 E: 0 LOB: 1 K: 0 BB: 0 S: 4 P: 4	R: 0 H: 2 E: 0 LOB: 2 K: 3 BB: 0 S: 11 P: 11	1B: 3 SF: 0 2B: 3 SAC: 0 3B: 0 DP: 0 HR: 1 HBP: 0	WP: 0 PA: 36 PB: 0 SB: 1 CS: 0		
<b>PITCHER</b>	IP WLS BF H R ER SO BB IBB HBP BLK WP HR S P ERA WHIP											<b>PITCHER</b>	IP WLS BF H R ER SO BB IBB HBP BLK WP HR S P ERA WHIP
Jim Lonborg, R (1, 1) ERA: 2.96	7.0 W 27 4 2 1 4 1 0 0 0 0 0 1 34 38 1.29 0.714												
Ron Reed, R (8, 1) ERA: 2.65	2.0 S 9 3 0 0 3 0 0 0 0 0 0 0 15 15 0.00 1.500												

Batter	1	2	3	4	5	6	7	8	9
<b>Dave Cash, R</b> OBP: 0.347, SLG: 0.354 (1, 4)	0-0 4-3		0-0 F8 E 1B		4-0 FC4-6 BB		0-0 S 1B		
<b>Tom Hutton, L</b> OBP: 0.367, SLG: 0.280 (1, 3)	4-0 CS BB		4-0 F8 1-2 BB		0-0 FC4-6 1-2f		0-3 K 1-2		
<b>Mike Schmidt, R</b> OBP: 0.406, SLG: 0.586 (1, 5)	0-0 F7 1-2		0-0 F8 1-2 2-3		0-0 F5		0-3 K		
<b>Greg Luzinski, R</b> OBP: 0.358, SLG: 0.495 (1, 7)		0-0 F8 2B	0-3 K		0-0 F8		0-0 F9		
<b>Larry Bowa, S</b> OBP: 0.269, SLG: 0.289 (9, 6)									
<b>Jay Johnstone, L</b> OBP: 0.360, SLG: 0.455 (1, 9)		4-0 2B BB	0-3 K		0-0 FC5-4 1B		0-0 E6 1B 2B		
<b>Jerry Martin, R</b> OBP: 0.400, SLG: 0.417 (8, PR) (9, 7)									
<b>Garry Maddox, R</b> OBP: 0.379, SLG: 0.487 (1, 8)		0-0 F8 2-3		4-0 G6-4-3 BB		0-0 FC5-4 1-2f HR		0-0 S 1B	
<b>Bob Boone, R</b> OBP: 0.395, SLG: 0.443 (1, 2)		0-0 1-3 3-H 2B		0-0 G6-4-3 1-2f		0-0 1-H HR		0-3 K 1-2	
<b>Terry Harmon, R</b> OBP: 0.394, SLG: 0.400 (1, 6)		0-0 P4		0-3 K		0-0 P4		4-0 FC6-4 IBB	
<b>Ollie Brown, R</b> OBP: 0.394, SLG: 0.426 (8, PH) (9, 9)									
<b>Jim Lonborg, R</b> OBP: 0.268, SLG: 0.216 (1, 1)		0-3 K			0-0 5-3		0-3 K		0-0 FC6-4 1-2f
<b>Tim McCarver, L</b> OBP: 0.447, SLG: 0.397 (7, PH)									
<b>Ron Reed, R</b> OBP: 0.200, SLG: 0.267 (8, 1)									

AB	R	H	RBI	BB	SO	LOB
3	0	2	0	1	0	0
2	0	0	0	2	1	2
4	0	0	0	0	1	5
4	1	1	0	0	1	2
0	0	0	0	0	0	0
3	0	2	0	1	1	2
0	1	0	0	0	0	0
3	1	1	1	1	0	3
4	1	2	3	0	1	3
3	0	0	0	0	1	2
0	0	0	0	1	0	0
2	0	0	0	0	1	2
1	0	0	0	0	1	0
1	0	0	0	0	0	3

Inning Stats		R: 0	H: 0	E: 0	K: 0	S: 2	R: 1	H: 2	E: 0	K: 1	S: 7	R: 0	H: 1	E: 1	K: 2	S: 8	R: 0	H: 0	E: 0	K: 1	S: 4	R: 0	H: 0	E: 0	K: 0	S: 3	R: 2	H: 2	E: 0	K: 0	S: 5	R: 0	H: 1	E: 0	K: 3	S: 10	R: 1	H: 2	E: 1	K: 1	S: 7	
IP		6.0	2.0	6.0	6.0	6.0	6.0	6.0	6.0	6.0	6.0	6.0	6.0	6.0	6.0	6.0	6.0	6.0	6.0	6.0	6.0	6.0	6.0	6.0	6.0	6.0	6.0	6.0	6.0	6.0	6.0	6.0	6.0	6.0	6.0	6.0	6.0	6.0	6.0	6.0	6.0	
WLS		L																																								
BF		26	10	26	26	26	26	26	26	26	26	26	26	26	26	26	26	26	26	26	26	26	26	26	26	26	26	26	26	26	26	26	26	26	26	26	26	26	26	26	26	26
H		5	3	5	5	5	5	5	5	5	5	5	5	5	5	5	5	5	5	5	5	5	5	5	5	5	5	5	5	5	5	5	5	5	5	5	5	5	5	5	5	
R		3	1	3	3	3	3	3	3	3	3	3	3	3	3	3	3	3	3	3	3	3	3	3	3	3	3	3	3	3	3	3	3	3	3	3	3	3	3	3	3	
ER		3	1	3	3	3	3	3	3	3	3	3	3	3	3	3	3	3	3	3	3	3	3	3	3	3	3	3	3	3	3	3	3	3	3	3	3	3	3	3	3	3
SO		4	4	4	4	4	4	4	4	4	4	4	4	4	4	4	4	4	4	4	4	4	4	4	4	4	4	4	4	4	4	4	4	4	4	4	4	4	4	4	4	
BB		5	1	5	5	5	5	5	5	5	5	5	5	5	5	5	5	5	5	5	5	5	5	5	5	5	5	5	5	5	5	5	5	5	5	5	5	5	5	5	5	
IBB		0	0	0	0	0	0	0	0	0	0	0	0	0	0	0	0	0	0	0	0	0	0	0	0	0	0	0	0	0	0	0	0	0	0	0	0	0	0	0	0	
HBP		0	0	0	0	0	0	0	0	0	0	0	0	0	0	0	0	0	0	0	0	0	0	0	0	0	0	0	0	0	0	0	0	0	0	0	0	0	0	0	0	0
BLK		0	0	0	0	0	0	0	0	0	0	0	0	0	0	0	0	0	0	0	0	0	0	0	0	0	0	0	0	0	0	0	0	0	0	0	0	0	0	0	0	0
WP		0	0	0	0	0	0	0	0	0	0	0	0	0	0	0	0	0	0	0	0	0	0	0	0	0	0	0	0	0	0	0	0	0	0	0	0	0	0	0	0	0
HR		1	0	1	1	1	1	1	1	1	1	1	1	1	1	1	1	1	1	1	1	1	1	1	1	1	1	1	1	1	1	1	1	1	1	1	1	1	1	1	1	1
S		29	17	29	29	29	29	29	29	29	29	29	29	29	29	29	29	29	29	29	29	29	29	29	29	29	29	29	29	29	29	29	29	29	29	29	29	29	29	29	29	29
P		49	21	49	49	49	49	49	49	49	49	49	49	49	49	49	49	49	49	49	49	49	49	49	49	49	49	49	49	49	49	49	49	49	49	49	49	49	49	49	49	49
ERA		4.50	4.50	4.50	4.50	4.50	4.50	4.50	4.50	4.50	4.50	4.50	4.50	4.50	4.50	4.50	4.50	4.50	4.50	4.50	4.50	4.50	4.50	4.50	4.50	4.50	4.50	4.50	4.50	4.50	4.50	4.50	4.50	4.50	4.50	4.50	4.50	4.50	4.50	4.50	4.50	
WHIP		1.667	1.500	1.667	1.667	1.667	1.667	1.667	1.667	1.667	1.667	1.667	1.667	1.667	1.667	1.667	1.667	1.667	1.667	1.667	1.667	1.667	1.667	1.667	1.667	1.667	1.667	1.667	1.667	1.667	1.667	1.667	1.667	1.667	1.667	1.667	1.667	1.667	1.667	1.667	1.667	1.667


**BOTTOM**

**San Diego Padres @ Philadelphia Phillies**  
Veterans Stadium, Philadelphia, PA

Sat Jul 10 1976, 7:05 PM EDT  
Att. 47,101 - Unknown

livebaseballscorecards.com

<b>AB</b>	<b>30</b>
<b>R</b>	<b>4</b>
<b>H</b>	<b>8</b>
<b>RBI</b>	<b>4</b>
<b>BB</b>	<b>6</b>
<b>SO</b>	<b>8</b>
<b>LOB</b>	<b>24</b>



<b>WP</b> : 0	<b>PA</b> : 36
<b>PB</b> : 0	
<b>SB</b> : 2	
<b>CS</b> : 1	
<b>1B</b> : 4	<b>SF</b> : 0
<b>2B</b> : 3	<b>SAC</b> : 0
<b>3B</b> : 0	<b>DP</b> : 1
<b>HR</b> : 1	<b>HBP</b> : 0



Batter	1	2	3	4	5	6	7	8	9	AB R H RBI BB SO LOB	TOP
Enzo Hernandez, R (1, 6) OBP: 0.329, SLG: 0.318	0-0 P1-3 1B		0-0 FC6-4 1B		0-0 F7			0-0 5-3		4 0 1 0 0 0 2	
Ted Kubiak, S (1, 4) OBP: 0.396, SLG: 0.385	0-0 P1-3 1-2f		0-0 FC4 1B		0-0 FC6-4 1-2f			0-0 1-3		4 0 1 0 0 0 2	
Johnny Grubb, L (1, 8) OBP: 0.402, SLG: 0.400	0-0 1B		0-0 FC4 1-2f			0-0 3-1		0-0 F9		4 0 1 0 0 0 2	
Willie McCovey, L (1, 3) OBP: 0.279, SLG: 0.355	0-0 4-3			0-3 K		0-0 G6-4-3 1B			0-3 K	4 0 1 0 0 2 1	
Dave Winfield, R (1, 9) OBP: 0.373, SLG: 0.475		0-0 FC6-4 1B		0-0 3-1		0-0 G6-4-3 1-2f			0-0 6-3	4 0 1 0 0 0 1	
Doug Rader, R (1, 5) OBP: 0.332, SLG: 0.389		0-0 FC6-4 1-2f G6-4-3		0-0 3B			0-3 K		0-0 F8	4 0 1 0 0 1 1	
Merv Rettenmund, R (1, 7) OBP: 0.363, SLG: 0.315		0-0 G6-4-3 1-2f		0-0 5-3			0-0 F9			3 0 0 0 0 0 2	
Fred Kendall, R (1, 2) OBP: 0.289, SLG: 0.271			0-0 FC3-6 1B		0-0 F7		0-0 1B			3 0 2 0 0 0 0	
Dave Freisleben, R (1, 1) OBP: 0.273, SLG: 0.364			0-0 FC3-6 1-2f		0-0 FC6-4 1B		0-0 F8			2 0 1 0 0 0 1	
Tito Fuentes, S (7, PH) OBP: 0.294, SLG: 0.324										1 0 0 0 0 0 1	
Butch Metzger, R (7, 1)										0 0 0 0 0 0 0	
<b>Inning Stats</b>	R: 0 E: 0 K: 0 S: 4 H: 2 LOB: 1 BB: 0 P: 4	R: 0 E: 0 K: 0 S: 3 H: 1 LOB: 0 BB: 0 P: 3	R: 0 E: 0 K: 0 S: 5 H: 2 LOB: 2 BB: 0 P: 5	R: 0 E: 0 K: 1 S: 6 H: 1 LOB: 1 BB: 0 P: 6	R: 0 E: 0 K: 0 S: 4 H: 1 LOB: 1 BB: 0 P: 4	R: 0 E: 0 K: 0 S: 3 H: 1 LOB: 0 BB: 0 P: 3	R: 0 E: 0 K: 1 S: 6 H: 1 LOB: 1 BB: 0 P: 6	R: 0 E: 0 K: 0 S: 3 H: 0 LOB: 0 BB: 0 P: 3	R: 0 E: 0 K: 1 S: 5 H: 0 LOB: 0 BB: 0 P: 5	1B: 8 2B: 1 3B: 1 HR: 0 SF: 0 SAC: 0 DP: 3 HBP: 0	WP: 0 PB: 0 SB: 0 CS: 0 PA: 33
<b>PITCHER</b> Jim Kaat, L (1, 1) ERA: 2.91	IP: 9.0 WLS: W BF: 33 H: 9 R: 0 ER: 0 SO: 3 BB: 0 IBB: 0 HBP: 0 BLK: 0 WP: 0 HR: 0 S: 39 P: 39 ERA: 0.00 WHIP: 1.000										

San Diego Padres @ Philadelphia Phillies  
Veterans Stadium, Philadelphia, PA  
Sun Jul 11 1976, 3:33 AM EDT  
Att: 46,807 - Unknown

livebaseballscorecards.com

AB	33
R	0
H	9
RBI	0
BB	0
SO	3
LOB	13



Batter	1	2	3	4	5	6	7	8	9
<b>Dave Cash, R</b> OBP: 0.346, SLG: 0.353 (1, 4)	0-0 6-3		0-0 4-3			0-0 1B 2B 1B	0-0 FC6-4		
<b>Larry Bowa, S</b> OBP: 0.289, SLG: 0.288 (1, 6)	0-0 6-3			0-0 4-3		0-0 1B 2B 1B	0-0 G3		
<b>Mike Schmidt, R</b> OBP: 0.409, SLG: 0.590 (1, 5)	4-0 BB			0-0 2B		0-0 1B 2B		0-0 6-3	
<b>Greg Luzinski, R</b> OBP: 0.360, SLG: 0.502 (1, 7)	0-3 K			0-0 P4		0-0 1-3 2B		0-0 HBP 2B	
<b>Jerry Martin, R</b> OBP: 0.400, SLG: 0.417 (8, PR) (9, 7)						0-0 1-3 2B			
<b>Dick Allen, R</b> OBP: 0.361, SLG: 0.490 (1, 3)		0-3 K		0-0 4-3		0-0 1-3		0-3 K	
<b>Jay Johnstone, L</b> OBP: 0.358, SLG: 0.449 (1, 9)		0-0 1-3			0-0 4-3	0-3 K		4-0 HBP IBB	
<b>Garry Maddox, R</b> OBP: 0.381, SLG: 0.483 (1, 8)		0-0 F9			4-0 BB	0-0 F9		1-0 HBP	
<b>Bob Boone, R</b> OBP: 0.393, SLG: 0.439 (1, 2)			0-0 1B		0-3 K		0-0 F2	0-3 K	
<b>Jim Kaat, L</b> OBP: 0.229, SLG: 0.333 (1, 1)			0-0 F7		0-0 1-3		0-0 FC6-4 1B		

Inning Stats	R: 0	H: 0	E: 0	K: 1	S: 5	LOB: 1	BB: 1	P: 9
	R: 0	H: 0	E: 0	K: 1	S: 5	LOB: 0	BB: 0	P: 5
	R: 0	H: 1	E: 0	K: 0	S: 3	LOB: 0	BB: 0	P: 3
	R: 0	H: 1	E: 0	K: 0	S: 4	LOB: 1	BB: 0	P: 4
	R: 0	H: 0	E: 0	K: 1	S: 5	LOB: 1	BB: 1	P: 9
	R: 3	H: 4	E: 0	K: 1	S: 9	LOB: 1	BB: 0	P: 9
	R: 0	H: 1	E: 0	K: 0	S: 4	LOB: 1	BB: 0	P: 4
	R: 0	H: 1	E: 0	K: 2	S: 8	LOB: 3	BB: 1	P: 13

AB	R	H	RBI	BB	SO	LOB
4	1	1	0	0	0	1
4	1	1	0	0	0	1
3	1	2	0	1	0	0
4	0	2	3	0	1	2
0	0	0	0	0	0	0
4	0	0	0	0	2	3
3	0	0	0	1	1	1
2	0	0	0	1	0	1
4	0	1	0	0	2	4
3	0	1	0	0	0	1

PITCHER	IP	WLS	BF	H	R	ER	SO	BB	IBB	HBP	BLK	WP	HR	S	P	ERA	WHIP
<b>Dave Freisleben, R</b> ERA: 2.62 (1, 1)	6.0	L	25	6	3	3	4	2	0	0	0	0	0	31	39	4.50	1.333
<b>Butch Metzger, R</b> ERA: 2.09 (7, 1)	2.0		10	2	0	0	2	0	1	1	0	0	0	12	17	0.00	1.000

**BOTTOM**

**San Diego Padres @ Philadelphia Phillies**  
Veterans Stadium, Philadelphia, PA

Sun Jul 11 1976, 3:33 AM EDT  
Att. 46,807 - Unknown

AB	R	H	RBI	BB	SO	LOB
31	3	8	3	3	6	14

WP: 0 PA: 35  
PB: 0 SB: 0  
CS: 0





Batter	1	2	3	4	5	6	7	8	9	AB R H RBI BB SO LOB	TOP																
<b>Dave Cash, R</b> (1, 4) OBP: 0.341, SLG: 0.348	0-0 5-3		0-0 F9	0-0 G5-2-3			0-0 5-3		0-0 FC6-4	5 0 0 0 0 0 4	<b>Philadelphia Phillies @ San Francisco Giants</b> <b>Candlestick Park, San Francisco, CA</b> Thu Jul 15 1976, 6:33 AM EDT Att. 5,759 - Unknown <a href="http://livebaseballscorecards.com">livebaseballscorecards.com</a>																
<b>Larry Bowa, S</b> (1, 6) OBP: 0.284, SLG: 0.284	0-0 F9		0-0 P5		0-3 K		0-0 6-3		0-0 5-3	5 0 0 0 0 1 1																	
<b>Mike Schmidt, R</b> (1, 5) OBP: 0.410, SLG: 0.602	0-0 5-3			0-0 HR	0-0 6-3		0-0 2B			4 1 2 1 0 0 0																	
<b>Greg Luzinski, R</b> (1, 7) OBP: 0.359, SLG: 0.498		0-0 FC9-6 1B		0-0 6-3	0-0 5-3		0-0 5-3			4 0 1 0 0 0 1																	
<b>Dick Allen, R</b> (1, 3) OBP: 0.368, SLG: 0.507		0-0 FC9-6 1B		0-0 HR		0-0 2B 1B		4-0 CS BB		3 2 2 1 1 0 1																	
<b>Jay Johnstone, L</b> (1, 9) OBP: 0.383, SLG: 0.454		0-0		0-0 1B 1B		0-0 1B 2B		0-3 K		2 1 2 0 0 0 0																	
<b>Jerry Martin, R</b> (6, PH) OBP: 0.405, SLG: 0.447		1-2 1B		1-3 1B		1-3 2B		1-2 K		2 1 1 0 0 1 1																	
<b>Garry Maddox, R</b> (1, 8) OBP: 0.379, SLG: 0.480		0-0 F8		0-0 HBP 1B		0-0 6-3		0-0 F1		4 0 1 0 0 0 4																	
<b>Tim McCarver, L</b> (1, 2) OBP: 0.450, SLG: 0.403		0-0 F6		0-0 HBP 1B		0-0 1B			0-0 F3	4 0 2 3 0 0 2																	
<b>Steve Carlton, L</b> (1, 1) OBP: 0.188, SLG: 0.170			0-3 K	1-0 G5-2-3 HBP		0-0 P6			0-0 FC6-4 1B	3 0 1 0 0 1 0																	
<b>Inning Stats</b>	R: 0 E: 0 K: 0 S: 3	H: 0 LOB: 0 BB: 0 P: 3	R: 0 E: 0 K: 0 S: 5	H: 2 LOB: 2 BB: 0 P: 5	R: 0 E: 0 K: 1 S: 5	H: 0 LOB: 0 BB: 0 P: 5	R: 3 E: 0 K: 0 S: 7	H: 5 LOB: 2 BB: 0 P: 8	R: 0 E: 0 K: 1 S: 5	H: 0 LOB: 0 BB: 0 P: 5	R: 2 E: 0 K: 0 S: 5	H: 3 LOB: 0 BB: 0 P: 5	R: 0 E: 0 K: 0 S: 4	H: 1 LOB: 1 BB: 0 P: 4	R: 0 E: 0 K: 1 S: 4	H: 0 LOB: 0 BB: 1 P: 8	R: 0 E: 0 K: 0 S: 4	H: 1 LOB: 1 BB: 0 P: 4	1B: 8 2B: 2 3B: 0 HR: 2	SF: 0 SAC: 0 DP: 1 HBP: 1	WP: 0 PB: 0 SB: 0 CS: 1	PA: 38					
<b>PITCHER</b>	IP WLS BF H R ER SO BB IBB HBP BLK WP HR S P ERA WHIP																										
<b>Jim Barr, R</b> (1, 1) ERA: 3.27	3.1		17	7	3	3	1	0	0	0	0	0	2	19	19	8.10	2.100										
<b>Mike Caldwell, L</b> (4, 1) ERA: 4.66	3.2	L	14	4	2	2	1	0	0	1	0	0	0	15	16	4.91	1.091										
<b>Dave Heaverlo, R</b> (8, 1) ERA: 4.3	2.0		7	1	0	0	1	1	0	0	0	0	0	8	12	0.00	1.000										



Batter	1	2	3	4	5	6	7	8	9	AB	R	H	RBI	BB	SO	LOB
Larry Herndon, R OBP: 0.356, SLG: 0.389 (1, 8)	0-0 F3		0-3 K							3	0	1	1	1	1	1
Marty Perez, R OBP: 0.337, SLG: 0.353 (1, 4)	0-0 4-3			0-0 5-3	0-0 5-3					4	0	0	0	0	0	3
Gary Matthews, R OBP: 0.354, SLG: 0.428 (1, 7)	0-3 K			0-0 HR 1B	4-0 BB					3	1	1	0	1	2	0
Bobby Murcer, L OBP: 0.356, SLG: 0.407 (1, 9)		4-0 CS BB		0-0 HR	0-0 F3					3	1	1	2	1	0	3
Ken Reitz, R OBP: 0.322, SLG: 0.365 (1, 5)		0-0 4-3		0-0 6-3		0-0 P4				4	0	0	0	0	0	1
Chris Speier, R OBP: 0.307, SLG: 0.282 (1, 6)		0-0 1-3		0-0 F2		0-0 P4				4	0	1	0	0	0	0
Darrell Evans, L OBP: 0.341, SLG: 0.316 (1, 3)			4-0 SH3-4 BB		0-0 F8	0-0 BLK 2B 1B				3	1	1	0	1	0	1
Marc Hill, R OBP: 0.260, SLG: 0.324 (1, 2)			0-0 F7		4-0 2B BB		0-0 F8			3	0	0	0	1	0	2
Jim Barr, R OBP: 0.200, SLG: 0.086 (1, 1)			0-0 SH3-4		0-3 K					0	0	0	0	0	0	0
Mike Caldwell, R OBP: 0.143, SLG: 0.143 (4, 1)										1	0	0	0	0	1	2
Chris Arnold, R OBP: 0.286, SLG: 0.283 (7, PH)										1	0	0	0	0	1	0
Dave Heaverlo, R (8, 1)										0	0	0	0	0	0	0
Gary Thomasson, L OBP: 0.265, SLG: 0.362 (9, PH)			1-2							1	0	0	0	0	1	1

Inning Stats	R: 0	H: 0	R: 0	H: 0	R: 0	H: 0	R: 2	H: 2	R: 1	H: 2	R: 0	H: 0	R: 0	H: 0	R: 0	H: 1	R: 0	H: 0	R: 0	H: 0	R: 0	H: 1	1B: 3	SF: 0	WP: 0	PA: 36
E: 0	LOB: 0	E: 0	LOB: 0	E: 0	LOB: 1	E: 0	LOB: 0	E: 0	LOB: 3	E: 0	LOB: 0	E: 0	LOB: 1	E: 0	LOB: 0	E: 0	LOB: 1	E: 0	LOB: 0	E: 0	LOB: 1	E: 0	LOB: 1	2B: 1	SAC: 1	PB: 0
K: 1	BB: 0	K: 0	BB: 1	K: 1	BB: 1	K: 0	BB: 0	K: 1	BB: 2	K: 1	BB: 0	K: 1	BB: 1	K: 1	BB: 0	K: 1	BB: 0	K: 1	BB: 0	K: 1	BB: 0	K: 1	BB: 0	3B: 0	DP: 0	SB: 0
S: 5	P: 5	S: 2	P: 6	S: 5	P: 9	S: 5	P: 5	S: 7	P: 15	S: 3	P: 3	S: 5	P: 9	S: 5	P: 5	S: 6	P: 6	S: 6	P: 6	S: 6	P: 6	S: 6	P: 6	HR: 1	HBP: 0	CS: 1

PITCHER	IP	WLS	BF	H	R	ER	SO	BB	IBB	HBP	BLK	WP	HR	S	P	ERA	WHIP	PITCHER	IP	WLS	BF	H	R	ER	SO	BB	IBB	HBP	BLK	WP	HR	S	P	ERA	WHIP	
Steve Carlton, L ERA: 3.49 (1, 1)	9.0	W	36	5	3	3	6	5	0	0	1	0	1	43	63	3.00	1.111																			

BOTTOM

Philadelphia Phillies @ San Francisco Giants  
Candlestick Park, San Francisco, CA  
Thu Jul 15 1976, 6:33 AM EDT  
Att. 5,759 - Unknown

AB	30
R	3
H	5
RBI	3
BB	5
SO	6
LOB	14



WP: 0	PA: 36
PB: 0	
SB: 0	
CS: 1	



Batter	1	2	3	4	5	6	7	8	9	AB R H RBI BB SO LOB	TOP
<b>Dave Cash, R</b> OBP: 0.340, SLG: 0.347 (1, 4) X	0-0 5-3			X 0-0 5-3		X 0-0 FC3-6 1B		X 0-0 6-3		4 0 1 0 0 0 1	
<b>Larry Bowa, S</b> OBP: 0.284, SLG: 0.283 (1, 6) X	0-0 4-3		X 0-0 S 1B		X 0-0 FC3-6 5-3 1-2f		X 0-0 F5		4 0 1 0 0 0 2		
<b>Mike Schmidt, R</b> OBP: 0.406, SLG: 0.594 (1, 5) S S S	0-3 K		S S S 0-3 K 1-2		X 0-0 5-3 1-2		X 0-0 F4		4 0 0 0 0 2 2		
<b>Greg Luzinski, R</b> OBP: 0.358, SLG: 0.495 (1, 7) X		0-0 F7		X 0-0 5-3		S S S 0-3 K		X 0-0 G6-4-3 1B		4 0 1 0 0 1 2 0 0 0 0 0 0 0	
<b>Jerry Martin, R</b> OBP: 0.405, SLG: 0.447 (9, PR) (9, 7)											
<b>Dick Allen, R</b> OBP: 0.366, SLG: 0.502 (1, 3) S S S		0-3 K		X 0-0 1B 1B		S S S 0-3 K		X 0-0 G6-4-3 1-2f		4 0 1 0 0 2 1	
<b>Jay Johnstone, L</b> OBP: 0.363, SLG: 0.452 (1, 9) X		0-0 F3		X 0-0 1B		S S S 0-3 K				3 0 1 0 0 1 0	
<b>Garry Maddox, R</b> OBP: 0.375, SLG: 0.474 (1, 8) X			X 0-0 F9		X 0-0 F8		X 0-0 6-3			3 0 0 0 0 0 2	
<b>Bob Boone, R</b> OBP: 0.392, SLG: 0.438 (1, 2) X			X 0-0 F8		S S S 0-3 K		X 0-0 6-3 1B			3 0 1 0 0 1 2	
<b>Jim Kaat, L</b> OBP: 0.216, SLG: 0.313 (1, 1) X			X 0-0 3-1		X 0-0 4-3		S S S 0-3 K			3 0 0 0 0 1 3	
<b>Inning Stats</b>	R: 0 H: 0 E: 0 LOB: 0 K: 1 BB: 0 S: 5 P: 5	R: 0 H: 0 E: 0 LOB: 0 K: 1 BB: 0 S: 5 P: 5	R: 0 H: 0 E: 0 LOB: 0 K: 0 BB: 0 S: 3 P: 3	R: 0 H: 1 E: 0 LOB: 1 K: 1 BB: 0 S: 6 P: 6	R: 0 H: 2 E: 0 LOB: 2 K: 1 BB: 0 S: 7 P: 7	R: 0 H: 1 E: 0 LOB: 1 K: 1 BB: 0 S: 6 P: 6	R: 0 H: 0 E: 0 LOB: 0 K: 2 BB: 0 S: 7 P: 7	R: 0 H: 1 E: 0 LOB: 1 K: 1 BB: 0 S: 6 P: 6	R: 0 H: 1 E: 0 LOB: 1 K: 0 BB: 0 S: 3 P: 3	1B: 6 SF: 0 2B: 0 SAC: 0 3B: 0 DP: 1 HR: 0 HBP: 0	WP: 0 PA: 32 PB: 0 SB: 1 CS: 0
<b>PITCHER</b> <b>Ed Halicki, R</b> ERA: 4.32 (1, 1)	IP WLS BF H R ER SO BB IBB HBP BLK WP HR S P ERA WHIP										
	9.0 W 32 6 0 0 8 0 0 0 0 0 0 0 48 48 0.00 0.667										

Philadelphia Phillies @ San Francisco Giants  
Candlestick Park, San Francisco, CA

Fri Jul 16 1976, 10:05 PM EDT  
Att. 7,330 - Unknown


livebaseballscorecards.com

AB	32
R	0
H	6
RBI	0
BB	0
SO	8
LOB	15







Batter	1	2	3	4	5	6	7	8	9	AB R H RBI BB SO LOB	TOP	
Dave Cash, R OBP: 0.342, SLG: 0.348 (1, 4) X	0-0 G4-3 1B			X 0-0 5-3		X 0-0 3B 1B			X 0-0 F3	4 1 2 0 0 0 0	Philadelphia Phillies @ San Francisco Giants Candlestick Park, San Francisco, CA Sat Jul 17 1976, 6:33 AM EDT Att. 8,909 - Unknown  <a href="http://livebaseballscorecards.com">livebaseballscorecards.com</a>  <b>AB</b> 30 <b>R</b> 1 <b>H</b> 5 <b>RBI</b> 1 <b>BB</b> 0 <b>SO</b> 5 <b>LOB</b> 4  	
Larry Bowa, S OBP: 0.284, SLG: 0.289 (1, 6) X	0-0 G4-3 1-2f		X 0-0 4-3		X 0-0 3B 1H			X 0-0 F7	4 0 1 1 0 0 1			
Mike Schmidt, R OBP: 0.402, SLG: 0.586 (1, 5) X	0-0 F3		X 0-0 F3		X 0-0 4-3			X 0-0 P4	4 0 0 0 0 0 1			
Greg Luzinski, R OBP: 0.354, SLG: 0.490 (1, 7)		X 0-0 F8		X 0-0 F9		X 0-0 F9			3 0 0 0 0 0 0			
Dick Allen, R OBP: 0.365, SLG: 0.505 (1, 3)		X 0-0 5-3		X 0-0 1B 2B		X 0-3 K			3 0 1 0 0 1 0			
Jay Johnstone, L OBP: 0.363, SLG: 0.451 (1, 9)		X 0-0 1-3		X 0-0 G6-4-3 1B 2-3		X 0-0 F3			3 0 1 0 0 0 0			
Garry Maddox, R OBP: 0.372, SLG: 0.469 (1, 8)			S 0-3 K	X 0-0 G6-4-3 1-2f		S 0-3 K			3 0 0 0 0 2 2			
Bob Boone, R OBP: 0.388, SLG: 0.432 (1, 2)		X 0-0 F4		S 0-3 K	X 0-3 K	X 0-0 F7			3 0 0 0 0 1 0			
Tom Underwood, R OBP: 0.200, SLG: 0.111 Bobby Tolan, L OBP: 0.287, SLG: 0.381 Gene Garber, R OBP: 0.500, SLG: 0.250 Tim McCarver, L OBP: 0.444, SLG: 0.397 Tug McGraw, R (8, 1)			S 0-3 K	X 0-0 4-3	X 0-0 L4				1 0 0 0 0 1 0 1 0 0 0 0 0 0 0 0 0 0 0 0 0 1 0 0 0 0 0 0 0 0 0 0 0 0 0			
<b>Inning Stats</b>	R: 0 H: 1 E: 0 LOB: 0 K: 0 BB: 0 S: 3 P: 3	R: 0 H: 0 E: 0 LOB: 0 K: 0 BB: 0 S: 3 P: 3	R: 0 H: 0 E: 0 LOB: 0 K: 2 BB: 0 S: 7 P: 7	R: 0 H: 0 E: 0 LOB: 0 K: 0 BB: 0 S: 3 P: 3	R: 0 H: 2 E: 0 LOB: 1 K: 0 BB: 0 S: 4 P: 4	R: 1 H: 2 E: 0 LOB: 1 K: 1 BB: 0 S: 7 P: 7	R: 0 H: 0 E: 0 LOB: 0 K: 1 BB: 0 S: 5 P: 5	R: 0 H: 0 E: 0 LOB: 0 K: 1 BB: 0 S: 5 P: 5	R: 0 H: 0 E: 0 LOB: 0 K: 0 BB: 0 S: 3 P: 3	1B: 3 SF: 0 2B: 1 SAC: 0 3B: 1 DP: 2 HR: 0 HBP: 0	WP: 0 PA: 30 PB: 0 SB: 0 CS: 0	
<b>PITCHER</b> John Montefusco, R ERA: 2.99 (1, 1)	IP WLS BF H R ER SO BB IBB HBP BLK WP HR S P ERA WHIP	9.0 W 30 5 1 1 5 0 0 0 0 0 0 0 40 40 1.00 0.556										

Batter	1	2	3	4	5	6	7	8	9
Larry Herndon, R (1, 8) OBP: 0.352, SLG: 0.384	0-0 5-3	0-0 1B		0-3 K			0-3 K		
Marty Perez, R (1, 4) OBP: 0.330, SLG: 0.342	0-0 6-3	0-0 F7			0-0 6-3		4-0 BB		
Gary Matthews, R (1, 7) OBP: 0.352, SLG: 0.423	0-0 6-3		0-0 1B		0-0 E6		0-3 K		
Bobby Murcer, L (1, 9) OBP: 0.354, SLG: 0.413		0-0 1B	0-0 1-3		0-0 F9		0-0 F9		
Ken Reitz, R (1, 5) OBP: 0.324, SLG: 0.366		0-0 1B	0-0 1B		0-0 FC6-4		0-3 K		
Chris Speier, R (1, 6) OBP: 0.310, SLG: 0.283		0-0 1B	0-0 G5-4-3		0-0 1-3		4-0 BB		
Darrell Evans, L (1, 3) OBP: 0.339, SLG: 0.309		0-0 F7		4-0 SH3-4		0-3 K	4-0 BB		
Marc Hill, R (1, 2) OBP: 0.246, SLG: 0.305		0-0 F9		0-0 F9		0-0 F8	0-0 F7		
John Montefusco, R (1, 1) OBP: 0.184, SLG: 0.156		4-0 1B		0-0 SH3-4		0-3 K			

Inning Stats	R: 0	H: 0	E: 0	K: 0	S: 3	R: 3	H: 4	E: 0	K: 0	S: 7	R: 1	H: 2	E: 0	K: 0	S: 4	R: 0	H: 0	E: 1	K: 0	S: 4	R: 0	H: 0	E: 0	K: 1	S: 5	R: 0	H: 0	E: 0	K: 3	S: 9	R: 0	H: 0	E: 0	K: 1	S: 5
	LOB: 0	BB: 0	P: 3	LOB: 2	BB: 1	LOB: 0	BB: 0	LOB: 1	BB: 1	P: 4	LOB: 0	BB: 0	LOB: 1	BB: 0	P: 4	LOB: 0	BB: 0	LOB: 1	BB: 0	P: 5	LOB: 1	BB: 1	LOB: 2	BB: 2	P: 13	LOB: 2	BB: 2	P: 13	LOB: 0	SAC: 1	DP: 1	HBP: 0	WP: 0	PA: 35	

PITCHER	IP	WLS	BF	H	R	ER	SO	BB	IBB	HBP	BLK	WP	HR	S	P	ERA	WHIP
Tom Underwood, L (1, 1) ERA: 3.69	5.0	L	23	6	4	4	1	2	0	0	0	0	0	23	31	7.20	1.600
Gene Garber, R (6, 1) ERA: 3.44	2.0		7	0	0	0	4	1	0	0	0	0	0	14	18	0.00	0.500
Tug McGraw, L (8, 1) ERA: 3.06	1.0		5	0	0	0	1	2	0	0	0	0	0	5	13	0.00	2.000

**BOTTOM**

Philadelphia Phillies @ San Francisco Giants  
Candlestick Park, San Francisco, CA

Sat Jul 17 1976, 6:33 AM EDT  
Att. 8,909 - Unknown

AB	R	H	RBI	BB	SO	LOB
4	0	1	2	0	2	1
3	0	0	0	1	0	2
4	1	1	0	0	1	1
4	1	1	0	0	0	2
4	1	2	1	0	1	1
3	1	1	1	1	0	1
2	0	0	0	2	1	2
4	0	0	0	0	0	5
1	0	0	0	1	1	0

AB	29
R	4
H	6
RBI	4
BB	5
SO	6
LOB	15





Batter	1	2	3	4	5	6	7	8	9	AB R H RBI BB SO LOB	TOP																								
Dave Cash, R OBP: 0.338, SLG: 0.345 (1, 4) X	0-0 4-3		0-0 F9			0-3 K		0-0 9-3		4 0 0 0 0 1 1																									
Larry Bowa, S OBP: 0.286, SLG: 0.292 (1, 6) X	0-0 CS 1B		0-0 B2-3			0-0 6-3			0-0 CS 1B	4 0 2 0 0 0 0																									
Mike Schmidt, R OBP: 0.400, SLG: 0.581 (1, 5) S S S	0-3 K 1-2			0-0 5-3		0-0 L5			H 1-0 1B G3 HBP	3 1 0 0 0 1 1																									
Greg Luzinski, R OBP: 0.353, SLG: 0.487 (1, 7) S S S		0-3 K		0-3 K			0-3 K		X 0-0 G3 1B	4 0 1 0 0 3 0 0 0 0 0 0 0 0																									
Jerry Martin, R OBP: 0.405, SLG: 0.447 (9, PR) (9, 7)									X 0-0 G3 1B	2 1 1 1 1 1 0 1 0 0 0 0 0 1																									
Dick Allen, R OBP: 0.369, SLG: 0.519 (1, 3) X		0-0 HR		4-0 BB		0-3 K		0-3 K	X 0-0 G3	3 0 0 0 0 1 2																									
Tom Hutton, L OBP: 0.361, SLG: 0.275 (7, 3)									X 1-2 3-H G3	3 0 0 0 1 0 3																									
Ollie Brown, R OBP: 0.390, SLG: 0.414 (1, 9) X		0-0 E6		0-0 5-3		4-0 BB		4-0 BB	X 0-0 5-3																										
Garry Maddox, R OBP: 0.368, SLG: 0.464 (1, 8) S S S		0-3 K			0-0 6-3		0-0 5-3		X 0-0 5-3	3 0 0 0 0 1 2																									
Bob Boone, R OBP: 0.387, SLG: 0.431 (1, 2) X		0-0 4-3			0-0 6-3				X 0-0 9-3 1B	3 0 1 0 0 0 1																									
Jim Lonborg, R OBP: 0.256, SLG: 0.205 (1, 1) X			0-0 6-3		0-0 1-3				X 0-0 B2	2 0 0 0 0 0 0 1 0 0 0 0 0 1 0 0 0 0 0 0 0																									
Tim McCarver, L OBP: 0.439, SLG: 0.391 (8, PH)																																			
Ron Reed, R OBP: 0.200, SLG: 0.267 (8, 1)																																			
<b>Inning Stats</b>	R: 0 E: 0 K: 1 S: 5	H: 1 LOB: 1 BB: 0 P: 5	R: 1 E: 1 K: 2 S: 9	H: 1 LOB: 1 BB: 0 P: 9	R: 0 E: 0 K: 0 S: 3	H: 0 LOB: 0 BB: 0 P: 3	R: 0 E: 0 K: 1 S: 5	H: 0 LOB: 1 BB: 1 P: 9	R: 0 E: 0 K: 0 S: 3	H: 0 LOB: 0 BB: 0 P: 3	R: 0 E: 0 K: 2 S: 7	H: 0 LOB: 1 BB: 1 P: 11	R: 0 E: 0 K: 0 S: 3	H: 1 LOB: 0 BB: 0 P: 3	R: 1 E: 0 K: 0 S: 4	H: 2 LOB: 2 BB: 0 P: 5	1B: 4 2B: 2 3B: 0 HR: 1	SF: 0 SAC: 0 DP: 2 HBP: 1	WP: 0 PB: 0 SB: 0 CS: 2	PA: 33															
<b>PITCHER</b>	IP WLS BF H R ER SO BB IBB HBP BLK WP HR S P ERA WHIP																																		
Tommy John, L ERA: 3.17 (1, 1)	7.0	25	2	1	1	7	2	0	0	0	0	1	37	45	1.29	0.571																			
Charlie Hough, R ERA: 2.25 (8, 1)	2.0	L	8	3	1	1	0	0	0	1	0	0	7	8	4.50	1.500																			

Philadelphia Phillies @ Los Angeles Dodgers  
Dodger Stadium, Los Angeles, CA

Sun Jul 18 1976, 3:33 AM PDT  
Att: 52,214 - Unknown

livebaseballscorecards.com

AB	30
R	2
H	5
RBI	1
BB	2
SO	7
LOB	10



Batter	1	2	3	4	5	6	7	8	9	AB	R	H	RBI	BB	SO	LOB
Davey Lopes, R OBP: 0.320, SLG: 0.327 (1, 4)	0-0 6-3 ①		0-0 L7 ①		0-0 4-3 ③		0-0 E S 1B			4	0	1	0	0	0	0
Bill Buckner, L OBP: 0.320, SLG: 0.392 (1, 7)	0-0 S 1B		0-0 F8 ②			0-0 3-1 1B	0-0 F7 1-3			4	1	2	0	0	0	1
Reggie Smith, S OBP: 0.286, SLG: 0.427 (1, 9)	0-0 F4 1-2 ②		0-0 F8 ③			0-0 3-1 ①		0-3 K ①		4	0	0	0	0	1	2
Ron Cey, R OBP: 0.407, SLG: 0.496 (1, 5)	0-3 K ③			0-0 E7 1B		0-3 K ②		0-0 F3 ②		4	0	1	0	0	2	2
Steve Garvey, R OBP: 0.350, SLG: 0.430 (1, 3)		0-0 F7 ①		0-0 F3 ①		0-0 1B 2-H 1B		0-0 S 1B		4	0	2	1	0	0	1
Bill Russell, R OBP: 0.334, SLG: 0.405 (1, 6)		0-0 F8 ②		0-0 L4 ②		0-0 FC5-4 1B		0-3 K 1-2 ③		4	0	1	0	0	1	2
Dusty Baker Jr., R OBP: 0.313, SLG: 0.308 (1, 8)		4-0 1B BB		0-0 F2 ③		0-0 FC5-4 1-2f			0-0 F2 ①	3	0	0	0	1	0	3
Steve Yeager, R OBP: 0.295, SLG: 0.366 Ed Goodson, L OBP: 0.247, SLG: 0.288 (1, 2) (9, PH)		0-0 FC5-4 1B 1-2		0-3 K ①			0-3 K ①		0-3 K ②	3	0	1	0	0	2	0
Tommy John, R OBP: 0.158, SLG: 0.162 Henry Cruz, L OBP: 0.253, SLG: 0.368 Charlie Hough, R OBP: 0.267, SLG: 0.333 Lee Lacy, R OBP: 0.307, SLG: 0.365 (1, 1) (7, PH) (8, 1) (9, PH)		0-0 FC5-4 1-2f		0-0 5-3 ②			0-3 K ②		0-3 K ③	2	0	0	0	0	0	2

Inning Stats	R: 0	H: 1	R: 0	H: 1	R: 0	H: 0	R: 0	H: 0	R: 1	H: 3	R: 0	H: 1	R: 0	H: 1	R: 0	H: 0
	E: 0	LOB: 1	E: 0	LOB: 2	E: 0	LOB: 0	E: 0	LOB: 0	E: 0	LOB: 2	E: 0	LOB: 1	E: 0	LOB: 1	E: 0	LOB: 0
	K: 1	BB: 0	K: 0	BB: 1	K: 0	BB: 0	K: 1	BB: 0	K: 1	BB: 0	K: 2	BB: 0	K: 2	BB: 0	K: 2	BB: 0
	S: 6	P: 6	S: 4	P: 8	S: 3	P: 3	S: 5	P: 5	S: 8	P: 8	S: 8	P: 8	S: 8	P: 8	S: 7	P: 7

PITCHER	IP	WLS	BF	H	R	ER	SO	BB	IBB	HBP	BLK	WP	HR	S	P	ERA	WHIP
Jim Lonborg, R ERA: 2.87 (1, 1)	7.0		29	7	1	1	5	1	0	0	0	0	0	38	42	1.29	1.143
Ron Reed, R ERA: 2.58 (8, 1)	2.0	W	7	1	0	0	4	0	0	0	0	0	0	15	15	0.00	0.500

**BOTTOM**

Philadelphia Phillies @ Los Angeles Dodgers  
 Dodger Stadium, Los Angeles, CA  
 Sun Jul 18 1976, 3:33 AM PDT  
 Att. 52,214 - Unknown

<b>AB</b>	<b>35</b>
<b>R</b>	<b>1</b>
<b>H</b>	<b>8</b>
<b>RBI</b>	<b>1</b>
<b>BB</b>	<b>1</b>
<b>SO</b>	<b>9</b>
<b>LOB</b>	<b>13</b>



WP	PA	ERA	WHIP
0	36		
0			
3			
0			



Batter	1	2	3	4	5	6	7	8	9	AB R H RBI BB SO LOB	TOP		
Dave Cash, R (1, 4) OBP: 0.337, SLG: 0.343	0-0 4-3		0-0 G4-6-3			0-0 6-3		0-0 1B	0-0 F3	5 0 1 1 0 0 3	Philadelphia Phillies @ Los Angeles Dodgers Dodger Stadium, Los Angeles, CA Mon Jul 19 1976, 7:05 PM PDT Att: 37,109 - Unknown <a href="http://livebaseballscorecards.com">livebaseballscorecards.com</a>		
Larry Bowa, S (1, 6) OBP: 0.284, SLG: 0.289 Tim McCarver, L (8, PH) OBP: 0.434, SLG: 0.385 Terry Harmon, R (8, 6) OBP: 0.394, SLG: 0.400	0-3 K			0-0 6-3		0-0 4-3		0-0 3-1		3 0 0 0 0 1 0 1 0 0 0 0 0 1 0 0 0 0 0 0 0			
Mike Schmidt, R (1, 5) OBP: 0.398, SLG: 0.576	0-3 K			0-0 P4		0-0 F9		0-0 2B BB 1B	4 1 1 0 0 1 0				
Greg Luzinski, R (1, 7) OBP: 0.355, SLG: 0.490 Jerry Martin, R (9, PR) OBP: 0.405, SLG: 0.447 (9, 7)		0-0 5-3		0-3 K		0-0 1B 1B		0-0 BB BB 2B	4 0 2 0 0 1 0 0 1 0 0 0 0 0				
Jay Johnstone, L (1, 9) OBP: 0.365, SLG: 0.449		0-0 F8			0-0 B1-3		0-0 1-3 1B	4-0 BB BB SF8 BB	3 1 1 0 1 0 0				
Garry Maddox, R (1, 8) OBP: 0.370, SLG: 0.463		0-0 CS 1B			0-0 F3		0-0 P4	4-0 BB BB	3 0 1 1 1 0 2				
Tom Hutton, L (1, 3) OBP: 0.385, SLG: 0.333		0-0 CS	0-0 SF7 3B		0-0 F7		0-0 FC4 1B	4-0 1-2 2-3 3-H BB	3 1 2 1 1 0 0				
Bob Boone, R (1, 2) OBP: 0.381, SLG: 0.427			0-0 SF7			0-3 K		0-0 FC4 1B	2 1 0 2 0 1 1				
Larry Christenson, R (1, 1) OBP: 0.235, SLG: 0.281 Bobby Tolan, L (8, PH) OBP: 0.285, SLG: 0.378 Gene Garber, R (8, 1) OBP: 0.429, SLG: 0.200 Ron Reed, R (9, 1) OBP: 0.200, SLG: 0.267			4-0 G4-6-3 BB			0-0 4-3		0-3 K	0-3 K	1 0 0 0 1 0 0 1 0 0 0 0 1 1 1 0 0 0 0 1 2 0 0 0 0 0 0 0			
<b>Inning Stats</b>	R: 0 E: 0 K: 2 S: 7 H: 0 LOB: 0 BB: 0 P: 7	R: 0 E: 0 K: 0 S: 3 H: 1 LOB: 0 BB: 0 P: 3	R: 1 E: 0 K: 0 S: 3 H: 1 LOB: 0 BB: 1 P: 7	R: 0 E: 0 K: 1 S: 5 H: 0 LOB: 0 BB: 0 P: 5	R: 0 E: 0 K: 0 S: 3 H: 0 LOB: 0 BB: 0 P: 3	R: 0 E: 0 K: 1 S: 5 H: 0 LOB: 0 BB: 0 P: 5	R: 0 E: 0 K: 0 S: 5 H: 2 LOB: 2 BB: 0 P: 5	R: 1 E: 1 K: 1 S: 7 H: 2 LOB: 1 BB: 0 P: 7	R: 3 E: 0 K: 1 S: 7 H: 2 LOB: 2 BB: 3 P: 19	1B: 6 2B: 1 3B: 1 HR: 0 SF: 2 SAC: 0 DP: 1 HBP: 0		WP: 0 PB: 0 SB: 0 CS: 1 PA: 38	
<b>PITCHER</b>	IP WLS BF H R ER SO BB IBB HBP BLK WP HR S P ERA WHIP											<b>PITCHER</b>	IP WLS BF H R ER SO BB IBB HBP BLK WP HR S P ERA WHIP
Burt Hooton, R (1, 1) ERA: 4.01	8.0 L 31 8 4 3 5 1 0 0 0 0 0 0 40 44 3.38 1.125												
Charlie Hough, R (9, 1) ERA: 2.36	0.0 2 0 0 0 0 2 0 0 0 0 0 0 0 8 ∞ ∞												
Elias Sosa, R (9, 1) ERA: 4.74	1.0 4 0 1 1 1 1 0 0 0 0 0 0 5 9 9.00 1.000												



Batter	1	2	3	4	5	6	7	8	9	AB	R	H	RBI	BB	SO	LOB
Davey Lopes, R OBP: 0.326, SLG: 0.327 (1, 4)	0-0 S 1B		4-0 BB 1B		0-0 4-3		0-0 F8		4-0 BB 4-3	3	1	1	0	2	0	0
Bill Buckner, L OBP: 0.316, SLG: 0.387 (1, 7)	0-0 4-3		0-0 6-3		0-0 4-3		0-0 F9		0-0 4-3	5	0	0	0	0	0	3
Reggie Smith, S OBP: 0.288, SLG: 0.426 (1, 9)	0-3 K		0-0 1B		0-0 F8		0-0 1B		0-0 3-1	5	0	2	1	0	1	2
Ron Cey, R OBP: 0.405, SLG: 0.503 (1, 5)	0-0 F8		0-0 6-3		0-0 HR		0-3 K			4	1	1	1	0	1	3
Steve Garvey, R OBP: 0.352, SLG: 0.433 (1, 3)		0-0 5-3 1B		0-0 2B		0-0 F8		0-0 5-3		4	1	2	0	0	0	0
Bill Russell, R OBP: 0.337, SLG: 0.409 (1, 6)		0-0 5-3		0-0 2B		0-0 1B		0-3 K		4	0	2	1	0	1	1
Dusty Baker Jr., R OBP: 0.315, SLG: 0.311 (1, 8)		0-0 6-3		0-3 K		0-0 1B		0-0 1B		4	0	2	0	0	1	2
Steve Yeager, R OBP: 0.291, SLG: 0.360 (1, 2)		0-3 K		0-0 5-3		0-0 F8		0-3 K		4	0	0	0	0	2	5
Burt Hooton, R OBP: 0.220, SLG: 0.162 (1, 1)			0-3 K		0-0 P5		0-0 P4		0-0 4-3	3	0	0	0	0	1	3
Charlie Hough, R OBP: 0.267, SLG: 0.333 (9, 1)										0	0	0	0	0	0	0
Elias Sosa, R OBP: 0.143, SLG: 0.143 (9, 1)										0	0	0	0	0	0	0
Ed Goodson, L OBP: 0.244, SLG: 0.284 (9, PH)										1	0	0	0	0	0	0

Inning Stats	R: 0	H: 1	E: 0	K: 1	S: 6	LOB: 1	BB: 0	P: 6	R: 0	H: 1	E: 0	K: 1	S: 6	LOB: 1	BB: 0	P: 6	R: 1	H: 1	E: 0	K: 1	S: 6	LOB: 1	BB: 1	P: 10	R: 1	H: 2	E: 0	K: 1	S: 7	LOB: 1	BB: 0	P: 7	R: 0	H: 0	E: 0	K: 0	S: 3	LOB: 0	BB: 0	P: 3	R: 1	H: 3	E: 0	K: 0	S: 6	LOB: 2	BB: 0	P: 6	R: 0	H: 1	E: 0	K: 1	S: 6	LOB: 1	BB: 0	P: 6	R: 0	H: 1	E: 0	K: 2	S: 8	LOB: 1	BB: 0	P: 8	R: 0	H: 0	E: 0	K: 0	S: 3	LOB: 1	BB: 1	P: 7	1B: 7	SF: 0	2B: 2	SAC: 0	3B: 0	DP: 0	HR: 1	HBP: 0	WP: 0	PA: 39
PITCHER	IP	WLS	BF	H	R	ER	SO	BB	IBB	HBP	BLK	WP	HR	S	P	ERA	WHIP																																																																	
Larry Christenson, R ERA: 3.99 (1, 1)	7.0		31	9	3	3	5	1	0	0	0	0	1	40	44	3.86	1.429																																																																	
Gene Garber, R ERA: 3.33 (8, 1)	1.2	W	7	1	0	0	2	1	0	0	0	0	0	10	14	0.00	1.200																																																																	
Ron Reed, R ERA: 2.57 (9, 1)	0.1	S	1	0	0	0	0	0	0	0	0	0	0	1	1	0.00	0.000																																																																	

**BOTTOM**

Philadelphia Phillies @ Los Angeles Dodgers  
 Dodger Stadium, Los Angeles, CA

Mon Jul 19 1976, 7:05 PM PDT  
 Att. 37,109 - Unknown

AB 37  
 R 3  
 H 10  
 RBI 3  
 BB 2  
 SO 7  
 LOB 19





Batter	1	2	3	4	5	6	7	8	9	AB R H RBI BB SO LOB	TOP									
Dave Cash, R OBP: 0.336, SLG: 0.342 (1, 4) X	0-0 F9		0-0 6-3			0-0 5-3		0-0 1B		4 0 1 0 0 0 1										
Larry Bowa, S OBP: 0.283, SLG: 0.289 (1, 6) X	0-0 4-3			0-0 5-3		0-0 FC6-4 1B		0-0 F9		4 0 1 0 0 0 2										
Mike Schmidt, R OBP: 0.394, SLG: 0.569 (1, 5) X	0-0 F9			0-0 F8		0-0 FC6-4 1-2f			0-0 F9	4 0 0 0 0 0 1										
Greg Luzinski, R OBP: 0.354, SLG: 0.485 (1, 7)		0-0 5-3		4-0 FC5-4 BB		0-3 K			0-0 E4 FC6-4	3 0 0 0 1 1 0										
Dick Allen, R OBP: 0.363, SLG: 0.509 (1, 3) X		0-0 5-3		0-0 FC5-4 1-2f		0-0 F9			0-0 F9	4 0 0 0 0 0 2										
Ollie Brown, R OBP: 0.379, SLG: 0.400 (1, 9) X		0-0 F8			0-0 1-3		0-0 4-3		0-0 FC6-4 1-2f	4 0 0 0 0 0 1										
Garry Maddox, R OBP: 0.370, SLG: 0.461 (1, 8) X			0-0 F7		0-0 F7			0-0 FC5-4 1B		3 0 1 0 0 0 0										
Tim McCarver, L OBP: 0.435, SLG: 0.403 Wayne Twitchell, R (6, 1)			0-0 G3		0-0 F9			0-0 F9		2 0 1 0 0 0 0										
Jay Johnstone, L OBP: 0.363, SLG: 0.447 Tug McGraw, R (8, 1)			0-0 2B							0 0 0 0 0 0 0										
Steve Carlton, L OBP: 0.184, SLG: 0.167 Bob Boone, R OBP: 0.379, SLG: 0.424 (6, 2)			0-0 G3			0-0 5-3		0-0 FC5-4 1B		1 0 0 0 0 0 1										
			0-0 2-3							2 0 0 0 0 0 1										
<b>Inning Stats</b>	R: 0 E: 0 K: 0 S: 3	H: 0 LOB: 0 BB: 0 P: 3	R: 0 E: 0 K: 0 S: 3	H: 0 LOB: 0 BB: 0 P: 3	R: 0 E: 0 K: 0 S: 4	H: 1 LOB: 1 BB: 0 P: 4	R: 0 E: 0 K: 0 S: 3	H: 0 LOB: 1 BB: 1 P: 7	R: 0 E: 0 K: 0 S: 3	H: 0 LOB: 0 BB: 0 P: 3	R: 0 E: 0 K: 1 S: 5	H: 0 LOB: 0 BB: 0 P: 5	R: 0 E: 0 K: 0 S: 5	H: 2 LOB: 2 BB: 0 P: 5	R: 0 E: 1 K: 0 S: 4	H: 0 LOB: 1 BB: 0 P: 4	1B: 3 2B: 1 3B: 0 HR: 0	SF: 0 SAC: 0 DP: 0 HBP: 0	WP: 0 PB: 0 SB: 0 CS: 0	PA: 33
<b>PITCHER</b> Randy Jones, L ERA: 2.48 (1, 1)	IP: 9.0 WLS: W BF: 33 H: 4 R: 0 ER: 0 SO: 1 BB: 1 IBB: 0 HBP: 0 BLK: 0 WP: 0 HR: 0 S: 34 P: 38 ERA: 0.00 WHIP: 0.556																			
<b>PITCHER</b>	IP	WLS	BF	H	R	ER	SO	BB	IBB	HBP	BLK	WP	HR	S	P	ERA	WHIP			

Philadelphia Phillies @ San Diego Padres  
San Diego Stadium, San Diego, CA  
Tue Jul 20 1976, 10:05 PM EDT  
Att. 20,499 - Unknown

AB	32
R	0
H	4
RBI	0
BB	1
SO	1
LOB	10



Batter	1	2	3	4	5	6	7	8	9	AB	R	H	RBI	BB	SO	LOB
Johnny Grubb, L (1, 7) OBP: 0.409, SLG: 0.418	0-0 CS 1B			0-0 1B FC4-6 2B	0-0 F6			0-0 4-3		4	1	2	0	0	0	0
Tito Fuentes, S (1, 4) OBP: 0.294, SLG: 0.324	0-0 5-3 1-2			0-0 FC4-6 1B		0-0 6-3				3	0	1	0	0	0	1
Willie Davis, L (1, 8) OBP: 0.295, SLG: 0.395	0-3 K			0-0 FC4-6 3B		0-0 G4-3 1B				3	1	1	1	0	1	1
Dave Winfield, R (1, 9) OBP: 0.366, SLG: 0.470		0-3 K		0-0 SF 3B		0-0 G4-3				3	1	1	1	0	1	1
Mike Ivie, R (1, 3) OBP: 0.324, SLG: 0.419		0-0 F4		0-0 SF			0-3 K			2	0	0	1	0	1	0
Doug Rader, R (1, 5) OBP: 0.325, SLG: 0.380		0-0 F8		0-0 F9			0-3 K			3	0	0	0	0	1	1
Hector Torres, R (1, 6) OBP: 0.278, SLG: 0.327			0-0 6-3	0-0 F8			0-0 5-3			3	0	0	0	0	0	1
Fred Kendall, R (1, 2) OBP: 0.289, SLG: 0.272			0-0 F3		0-0 F8			0-0 6-3		3	0	0	0	0	0	0
Randy Jones, R (1, 1) OBP: 0.116, SLG: 0.062		0-3 K		0-3 K				0-0 F8		3	0	0	0	0	2	0

Inning Stats	R: 0	H: 1	E: 0	K: 1	S: 5	LOB: 0	BB: 0	P: 5	R: 0	H: 0	E: 0	K: 1	S: 5	LOB: 0	BB: 0	P: 5	R: 3	H: 3	E: 1	K: 0	S: 7	LOB: 1	BB: 0	P: 7	R: 0	H: 0	E: 0	K: 1	S: 5	LOB: 0	BB: 0	P: 5	R: 0	H: 1	E: 0	K: 0	S: 3	LOB: 0	BB: 0	P: 3	R: 0	H: 0	E: 0	K: 2	S: 7	LOB: 0	BB: 0	P: 7	R: 0	H: 0	E: 0	K: 0	S: 3	LOB: 0	BB: 0	P: 3
--------------	------	------	------	------	------	--------	-------	------	------	------	------	------	------	--------	-------	------	------	------	------	------	------	--------	-------	------	------	------	------	------	------	--------	-------	------	------	------	------	------	------	--------	-------	------	------	------	------	------	------	--------	-------	------	------	------	------	------	------	--------	-------	------

PITCHER	IP	WLS	BF	H	R	ER	SO	BB	IBB	HBP	BLK	WP	HR	S	P	ERA	WHIP
Steve Carlton, L (1, 1) ERA: 3.56	5.0	L	19	4	3	3	4	0	0	0	0	0	0	27	27	5.40	0.800
Wayne Twitchell, R (6, 1) ERA: 1.93	2.0		6	1	0	0	2	0	0	0	0	0	0	10	10	0.00	0.500
Tug McGraw, L (8, 1) ERA: 3.0	1.0		3	0	0	0	0	0	0	0	0	0	0	3	3	0.00	0.000


**BOTTOM**

**Philadelphia Phillies @ San Diego Padres**  
San Diego Stadium, San Diego, CA

Tue Jul 20 1976, 10:05 PM EDT  
Att. 20,499 - Unknown

livebaseballscorecards.com

<b>AB</b>	<b>27</b>
<b>R</b>	<b>3</b>
<b>H</b>	<b>5</b>
<b>RBI</b>	<b>3</b>
<b>BB</b>	<b>0</b>
<b>SO</b>	<b>6</b>
<b>LOB</b>	<b>5</b>



<b>WP:</b> 0	<b>PA:</b> 28
<b>PB:</b> 0	
<b>SB:</b> 0	
<b>CS:</b> 1	



Batter	1	2	3	4	5	6	7	8	9	AB R H RBI BB SO LOB
Dave Cash, R OBP: 0.337, SLG: 0.341 (1, 4) X	0-0 HBP 1B 1B	0-0 FC6-4 1-2f		4-0 CS BB		0-0 1-3		0-0 F9		4 1 1 0 1 0 2
Larry Bowa, S OBP: 0.285, SLG: 0.290 (1, 6) X	0-0 HBP 1B 1B	0-0 F9		0-0 F7 1-2		0-0 F9		0-0 FC6-2 1B		5 1 2 0 0 0 2
Mike Schmidt, R OBP: 0.394, SLG: 0.565 (1, 5) X	0-0 F7		4-0 G6-4-3 BB		0-0 F3		0-3 K	0-0 FC6-2 1B		4 0 1 0 1 1 2
Greg Luzinski, R OBP: 0.355, SLG: 0.484 Jerry Martin, R OBP: 0.395, SLG: 0.436 (1, 7) H (8, 7)	1-0 1B HBP 1-2 2-3		0-0 G6-4-3 1-2f		0-0 1B 1B		0-3 K	0-0 FC6-2 FC6-4 1-2 3-H		3 0 1 0 0 1 1 1 0 0 0 0 0 2
Jay Johnstone, L OBP: 0.372, SLG: 0.457 (1, 9) X	0-0 1-2 2-H 3-H 1B		0-0 HR 2B		0-0 1B 1B		4-0 BB	0-3 K		4 1 3 2 1 1 2
Garry Maddox, R OBP: 0.370, SLG: 0.458 (1, 8) X	0-0 F9		1-0 HR HBP		0-0 1B		0-3 K	0-0 FC6-4 1-2f		4 1 1 0 0 1 5
Tom Hutton, L OBP: 0.406, SLG: 0.393 (1, 3) X	0-0 F3		0-0 1-H 2-H HR		4-0 BB		4-0 G4-3-6 BB			2 1 1 3 2 0 2
Bob Boone, R OBP: 0.380, SLG: 0.422 Johnny Oates, L OBP: 0.353, SLG: 0.313 (1, 2) (3, 2)		4-0 FC6-4 BB	0-0 4-3		0-0 P2		0-0 G4-3-6 1-2f			1 0 0 0 1 0 0 2 0 0 0 0 0 4
Jim Kaat, L OBP: 0.218, SLG: 0.308 Gene Garber, R OBP: 0.429, SLG: 0.200 (1, 1) (9, 1)		0-3 K		0-3 K		0-3 K	0-0 1B			4 0 1 0 0 3 1 0 0 0 0 0 0 0

Inning Stats	R: 2 E: 0 K: 0 S: 6	H: 3 LOB: 2 BB: 0 P: 7	R: 0 E: 0 K: 1 S: 5	H: 0 LOB: 1 BB: 1 P: 9	R: 3 E: 0 K: 0 S: 4	H: 2 LOB: 0 BB: 1 P: 9	R: 0 E: 0 K: 1 S: 4	H: 0 LOB: 0 BB: 1 P: 8	R: 0 E: 0 K: 0 S: 5	H: 3 LOB: 3 BB: 1 P: 9	R: 0 E: 0 K: 1 S: 5	H: 0 LOB: 0 BB: 0 P: 5	R: 0 E: 0 K: 3 S: 9	H: 0 LOB: 1 BB: 1 P: 13	R: 0 E: 0 K: 0 S: 3	H: 1 LOB: 1 BB: 1 P: 7	R: 0 E: 0 K: 1 S: 7	H: 2 LOB: 2 BB: 0 P: 7	1B: 9 2B: 1 3B: 0 HR: 1	SF: 0 SAC: 0 DP: 2 HBP: 2	WP: 0 PB: 0 SB: 0 CS: 1	PA: 42
--------------	------------------------------	---------------------------------	------------------------------	---------------------------------	------------------------------	---------------------------------	------------------------------	---------------------------------	------------------------------	---------------------------------	------------------------------	---------------------------------	------------------------------	----------------------------------	------------------------------	---------------------------------	------------------------------	---------------------------------	----------------------------------	------------------------------------	----------------------------------	--------

PITCHER	IP	WLS	BF	H	R	ER	SO	BB	IBB	HBP	BLK	WP	HR	S	P	ERA	WHIP
Dave Freisleben, R ERA: 3.26 (1, 1)	3.0	L	17	5	5	5	1	2	0	2	0	0	1	15	25	15.00	2.333
Ken Reynolds, L ERA: 4.25 (4, 1)	1.2		8	3	0	0	1	2	0	0	0	0	0	8	16	0.00	3.000
Dave Tomlin, L ERA: 4.62 (5, 1)	1.1		4	0	0	0	1	0	0	0	0	0	0	6	6	0.00	0.000
Jerry Johnson, R ERA: 4.91 (7, 1)	2.0		8	1	0	0	3	2	0	0	0	0	0	12	20	0.00	1.500
Butch Metzger, R ERA: 2.0 (9, 1)	1.0		5	2	0	0	1	0	0	0	0	0	0	7	7	0.00	2.000

**TOP**

**Philadelphia Phillies @ San Diego Padres**  
San Diego Stadium, San Diego, CA

Wed Jul 21 1976, 6:33 AM EDT  
Att: 14,996 - Unknown

<b>AB</b>	<b>34</b>
<b>R</b>	<b>5</b>
<b>H</b>	<b>11</b>
<b>RBI</b>	<b>5</b>
<b>BB</b>	<b>6</b>
<b>SO</b>	<b>7</b>
<b>LOB</b>	<b>23</b>





Batter	1	2	3	4	5	6	7	8	9	AB R H RBI BB SO LOB	TOP
Frank Taveras, R (1, 6) OBP: 0.320, SLG: 0.295	0-0 P6			0-3 K		0-0 1B		0-0 1B		4 0 2 0 0 1 0	<b>Pittsburgh Pirates @ Philadelphia Phillies</b> <b>Veterans Stadium, Philadelphia, PA</b> Thu Jul 22 1976, 7:05 PM EDT Att. 43,050 - Unknown
Rennie Stennett, R (1, 4) OBP: 0.285, SLG: 0.347	0-0 6-3			0-0 4-3		0-0 F8		0-0 1B		4 0 1 0 0 0 2	
Al Oliver, L (1, 8) OBP: 0.383, SLG: 0.546	0-0 6-3			0-0 4-3		0-0 4-3		0-0 G6-4-3		4 0 0 0 0 0 5	
Willie Stargell, L (1, 3) OBP: 0.342, SLG: 0.455		0-0 G3		0-3 K		0-0 P5		0-0 1B		4 0 1 0 0 1 0	
Bill Robinson, R (1, 9) OBP: 0.353, SLG: 0.622		0-3 K		0-0 6-3		0-0 E8		0-3 K		4 0 1 0 0 2 1	
Richie Zisk, R (1, 7) OBP: 0.345, SLG: 0.469		0-0 F9		0-0 1B		0-3 K		0-0 G5-4-3		4 0 1 0 0 1 2	
Manny Sanguillen, R (1, 2) OBP: 0.331, SLG: 0.370			0-0 G5-4-3		0-0 F7		0-0 F7			3 0 1 0 0 0 2	
Richie Hebner, L (1, 5) OBP: 0.298, SLG: 0.307			0-3 K		0-0 F9		0-0 4-3			3 0 0 0 0 1 1	
Bruce Kison, R (1, 1) OBP: 0.257, SLG: 0.281 Tommy Helms, R (8, PH) OBP: 0.348, SLG: 0.448 Kent Tekulve, R (8, 1)			0-0 G5-4-3		4-0 1B		4-0 1B			1 0 0 0 1 0 1	
<b>Inning Stats</b>	R: 0 H: 0 E: 0 LOB: 0 K: 0 BB: 0 S: 3 P: 3	R: 0 H: 0 E: 0 LOB: 0 K: 1 BB: 0 S: 5 P: 5	R: 0 H: 1 E: 0 LOB: 0 K: 1 BB: 0 S: 5 P: 5	R: 0 H: 0 E: 0 LOB: 0 K: 1 BB: 0 S: 5 P: 5	R: 0 H: 1 E: 0 LOB: 1 K: 1 BB: 0 S: 6 P: 6	R: 0 H: 1 E: 0 LOB: 2 K: 0 BB: 1 S: 4 P: 8	R: 0 H: 1 E: 1 LOB: 1 K: 1 BB: 0 S: 6 P: 6	R: 0 H: 2 E: 0 LOB: 2 K: 0 BB: 1 S: 4 P: 8	R: 0 H: 1 E: 0 LOB: 0 K: 1 BB: 0 S: 5 P: 5	1B: 7 SF: 0 2B: 0 SAC: 0 3B: 0 DP: 3 HR: 0 HBP: 0	WP: 0 PA: 33 PB: 0 SB: 0 CS: 0
<b>PITCHER</b> Tom Underwood, L (1, 1) ERA: 3.3 Ron Reed, R (9, 1) ERA: 2.53	IP WLS BF H R ER SO BB IBB HBP BLK WP HR S P ERA WHIP										
	8.0 W 31 7 0 0 5 2 0 0 0 0 0 0 0 39 47 0.00 1.125										
	1.0 S 2 0 0 0 1 0 0 0 0 0 0 0 0 4 4 0.00 0.000										

<b>AB</b>	31
<b>R</b>	0
<b>H</b>	7
<b>RBI</b>	0
<b>BB</b>	2
<b>SO</b>	6
<b>LOB</b>	14



Batter	1	2	3	4	5	6	7	8	9	AB	R	H	RBI	BB	SO	LOB
Dave Cash, R OBP: 0.333, SLG: 0.337 (1, 4)	0-0 F7	0-0 F9			0-0 F8			0-0 5-3		4	0	0	0	0	0	0
Larry Bowa, S OBP: 0.287, SLG: 0.293 (1, 6)	0-0 S 1B		0-0 F8			0-0 F7		0-0 1B		4	1	2	0	0	0	0
Mike Schmidt, R OBP: 0.390, SLG: 0.558 (1, 5)	0-3 K 1-2		0-0 F7			0-0 1-3		0-0 L8		4	0	0	0	0	1	2
Greg Luzinski, R OBP: 0.358, SLG: 0.486 (1, 7)	0-0 2B 1B		0-0 6-3			0-0 1B				3	1	2	1	0	0	0
Dick Allen, R OBP: 0.363, SLG: 0.507 (1, 3)	0-0 2B 1B			0-3 K		0-0 4-3				3	1	1	0	0	1	1
Jay Johnstone, L OBP: 0.372, SLG: 0.460 (1, 9)	0-0 2B			0-0 F8			0-0 F9			3	0	1	2	0	0	0
Garry Maddox, R OBP: 0.370, SLG: 0.457 (1, 8)	0-0 6-3			0-0 P3			0-0 CS 1B			3	0	1	0	0	0	1
Johnny Oates, L OBP: 0.350, SLG: 0.316 (1, 2)			0-0 F8		0-0 CS 1B		0-0 3-1			3	0	1	0	0	0	1
Tom Underwood, R OBP: 0.174, SLG: 0.095 (1, 1)			0-0 1-3		0-3 K			0-3 K		3	0	0	0	0	2	1
Ron Reed, R OBP: 0.200, SLG: 0.267 (9, 1)					1-2 K					0	0	0	0	0	0	0

Inning Stats		R: 3	H: 4	E: 0	LOB: 1	K: 1	BB: 0	S: 9	P: 9	R: 0	H: 0	E: 0	LOB: 0	K: 0	BB: 0	S: 3	P: 3	R: 0	H: 0	E: 0	LOB: 0	K: 1	BB: 0	S: 5	P: 5	R: 0	H: 1	E: 0	LOB: 0	K: 1	BB: 0	S: 5	P: 5	R: 0	H: 1	E: 0	LOB: 1	K: 0	BB: 0	S: 4	P: 4	R: 0	H: 1	E: 0	LOB: 0	K: 0	BB: 0	S: 3	P: 3	R: 0	H: 1	E: 0	LOB: 1	K: 1	BB: 0	S: 6	P: 6
PITCHER	IP	WLS	BF	H	R	ER	SO	BB	IBB	HBP	BLK	WP	HR	S	P	ERA	WHIP																																								
Bruce Kison, R ERA: 3.58 (1, 1)	7.0	L	26	7	3	3	3	0	0	0	0	0	0	32	32	3.86	1.000																																								
Kent Tekulve, R ERA: 3.14 (8, 1)	1.0		4	1	0	0	1	0	0	0	0	0	0	6	6	0.00	1.000																																								


**BOTTOM**

Pittsburgh Pirates @ Philadelphia Phillies  
Veterans Stadium, Philadelphia, PA

Thu Jul 22 1976, 7:05 PM EDT  
Att. 43,050 - Unknown

livebaseballscorecards.com

AB	30
R	3
H	8
RBI	3
BB	0
SO	4
LOB	6



1B:	7	SF:	0	WP:	0	PA:	30
2B:	1	SAC:	0	PB:	0		
3B:	0	DP:	0	SB:	1		
HR:	0	HBP:	0	CS:	2		



Batter	1	2	3	4	5	6	7	8	9	AB R H RBI BB SO LOB	TOP
Frank Taveras, R (1, 6) OBP: 0.322, SLG: 0.297 Tommy Helms, R (1, 4) OBP: 0.333, SLG: 0.426	0-0 P4 1B		0-0 F7		0-0 F8			0-0 6-3		1 0 1 0 0 0 0 3 0 0 0 0 0 0	<b>Pittsburgh Pirates @ Philadelphia Phillies</b> <b>Veterans Stadium, Philadelphia, PA</b> Fri Jul 23 1976, 7:05 PM EDT Att: 40,120 - Unknown <a href="http://livebaseballscorecards.com">livebaseballscorecards.com</a>
Rennie Stennett, R (1, 4) OBP: 0.282, SLG: 0.343	0-0 P4 1-2		0-0 4-3			0-3 K		0-0 4-3		4 0 0 0 0 1 1	
Al Oliver, L (1, 8) OBP: 0.382, SLG: 0.541	1-0 HBP			0-0 F6		0-0 G3		0-0 3-1		3 0 0 0 0 0 0	
Willie Stargell, L (1, 3) OBP: 0.344, SLG: 0.455	0-0 F8			0-0 1B 1B		0-0 2B 1B		0-0 F9		4 0 2 0 0 0 1	
Dave Parker, L (1, 9) OBP: 0.324, SLG: 0.474		0-0 HR		0-0 1-2 1B		0-0 1-3 2B		0-0 4-3		4 1 3 1 0 0 0	
Bill Robinson, R (1, 5) OBP: 0.347, SLG: 0.612		0-3 K		0-3 K		0-0 6-3		0-0 F2		4 0 0 0 0 2 4	
Richie Zisk, R (1, 7) OBP: 0.342, SLG: 0.465		0-0 1-3		0-3 K			0-0 F3			3 0 0 0 0 1 2	
Manny Sanguillen, R (1, 2) OBP: 0.328, SLG: 0.366		0-0 3-1			0-0 6-3		0-0 6-3			3 0 0 0 0 0 0	
Doc Medich, R (1, 1) OBP: 0.171, SLG: 0.065 Richie Hebner, L (5, PH) OBP: 0.297, SLG: 0.306 Rick Langford, R (5, 1) OBP: 0.220, SLG: 0.400 Kent Tekulve, R (6, 1) Ed Kirkpatrick, L (7, PH) OBP: 0.316, SLG: 0.299 Ramon Hernandez, S (7, 1)			0-3 K		0-0 F5		0-0 3-1			1 0 0 0 0 1 0 1 0 1 0 0 0 0 0 0 0 0 0 0 0 0 0	
<b>Inning Stats</b>	R: 0 H: 1 E: 0 LOB: 1 K: 0 BB: 0 S: 3 P: 4	R: 1 H: 1 E: 0 LOB: 0 K: 1 BB: 0 S: 6 P: 6	R: 0 H: 0 E: 0 LOB: 0 K: 1 BB: 0 S: 5 P: 5	R: 0 H: 2 E: 0 LOB: 2 K: 2 BB: 0 S: 9 P: 9	R: 0 H: 0 E: 0 LOB: 0 K: 0 BB: 0 S: 3 P: 3	R: 0 H: 2 E: 0 LOB: 2 K: 1 BB: 0 S: 7 P: 7	R: 0 H: 0 E: 0 LOB: 0 K: 0 BB: 0 S: 3 P: 3	R: 0 H: 0 E: 0 LOB: 0 K: 0 BB: 0 S: 3 P: 3	R: 0 H: 0 E: 0 LOB: 0 K: 0 BB: 0 S: 3 P: 3	1B: 4 SF: 0 2B: 1 SAC: 0 3B: 0 DP: 0 HR: 1 HBP: 1	
<b>PITCHER</b> Jim Lonborg, R (1, 1) ERA: 2.75	IP WLS BF H R ER SO BB IBB HBP BLK WP HR S P ERA WHIP										

<b>AB</b>	<b>32</b>
<b>R</b>	<b>1</b>
<b>H</b>	<b>6</b>
<b>RBI</b>	<b>1</b>
<b>BB</b>	<b>0</b>
<b>SO</b>	<b>5</b>
<b>LOB</b>	<b>8</b>



Batter	1	2	3	4	5	6	7	8	9	AB	R	H	RBI	BB	SO	LOB
Dave Cash, R (1, 4) Terry Harmon, R (7, 4) OBP: 0.337, SLG: 0.349 OBP: 0.382, SLG: 0.387	0-0 4-3 1B		0-0 HR 1B	0-0 2-H 1B		0-0 1-H 2-H 1B		0-0 6-3 1B		4	2	3	2	0	0	0
Larry Bowa, S (1, 6) OBP: 0.289, SLG: 0.292	0-0 2B 1B		0-0 F6 1B	0-0 F7 1B		4-0 HR BB		0-0 P5 1B		4	2	1	0	1	0	0
Mike Schmidt, R (1, 5) OBP: 0.388, SLG: 0.562	0-0 F2 1B		0-0 F8 1B		0-0 F9 1B	0-0 HR 1B		0-0 F7 1B		5	1	1	2	0	0	1
Greg Luzinski, R (1, 7) Jerry Martin, R (6, PR) (7, 8) OBP: 0.362, SLG: 0.495 OBP: 0.395, SLG: 0.436	0-0 1-H 2B		0-0 2B 1B		0-3 K 1B	0-0 2B 1B		0-0 G3 1B		4	1	3	1	0	1	0
Dick Allen, R (1, 3) Bobby Tolan, L (6, PH) (7, 7) OBP: 0.366, SLG: 0.518 OBP: 0.283, SLG: 0.375	0-0 5-3 1B		0-0 1-H 1B 2B		0-0 2B 1B	0-0 G3 1B		0-0 K 1B		3	1	2	1	0	0	1
Jay Johnstone, L (1, 9) OBP: 0.374, SLG: 0.461		0-0 1B 1B	0-0 2-H 1B		0-3 K 1B	0-3 K 1B				4	0	2	1	0	2	2
Garry Maddox, R (1, 8) Tom Hutton, L (7, 3) OBP: 0.372, SLG: 0.457 OBP: 0.400, SLG: 0.386		0-0 F8 1B		0-0 E9 1B 1B		4-0 FC1-5 1B BB		0-0 4-3 1B		2	1	1	0	1	0	1
Johnny Oates, L (1, 2) OBP: 0.375, SLG: 0.348		0-0 F8 1B		0-0 SH3 1B 1B		0-0 1B FC1-5 1B		0-0 P4 1B		4	2	2	1	0	0	1
Jim Lonborg, R (1, 1) OBP: 0.239, SLG: 0.190		0-0 5-3 1B		0-0 SH3 1-2 1B		0-0 FC1-5 E 1-2 2-3f		0-0 6-3 1B		3	1	0	0	0	0	3

Inning Stats	R: 1	H: 2	E: 0	K: 5	S: 5	LOB: 1	BB: 0	P: 5	R: 0	H: 1	E: 0	K: 0	S: 4	LOB: 1	BB: 0	P: 4	R: 3	H: 4	E: 0	K: 0	S: 6	LOB: 1	BB: 0	P: 6	R: 2	H: 3	E: 1	K: 0	S: 5	LOB: 0	BB: 0	P: 5	R: 0	H: 1	E: 0	K: 2	S: 8	LOB: 1	BB: 0	P: 8	R: 5	H: 4	E: 1	K: 1	S: 9	LOB: 1	BB: 2	P: 17	R: 0	H: 0	E: 0	K: 0	S: 3	LOB: 0	BB: 0	P: 3	R: 0	H: 0	E: 0	K: 0	S: 3	LOB: 0	BB: 0	P: 3
--------------	------	------	------	------	------	--------	-------	------	------	------	------	------	------	--------	-------	------	------	------	------	------	------	--------	-------	------	------	------	------	------	------	--------	-------	------	------	------	------	------	------	--------	-------	------	------	------	------	------	------	--------	-------	-------	------	------	------	------	------	--------	-------	------	------	------	------	------	------	--------	-------	------

PITCHER	IP	WLS	BF	H	R	ER	SO	BB	IBB	HBP	BLK	WP	HR	S	P	ERA	WHIP
Doc Medich, R (1, 1) ERA: 4.24	4.0	L	20	10	6	6	0	0	0	0	0	0	1	20	20	13.50	2.500
Rick Langford, R (5, 1) ERA: 7.11	1.1		10	4	5	5	2	2	0	0	0	0	1	12	20	33.75	4.500
Kent Tekulve, R (6, 1) ERA: 3.1	0.2		3	1	0	0	1	0	0	0	0	0	0	5	5	0.00	1.500
Ramon Hernandez, L (7, 1) ERA: 4.24	2.0		6	0	0	0	0	0	0	0	0	0	0	6	6	0.00	0.000


**BOTTOM**

Pittsburgh Pirates @ Philadelphia Phillies  
Veterans Stadium, Philadelphia, PA

Fri Jul 23 1976, 7:05 PM EDT  
Att. 40,120 - Unknown

livebaseballscorecards.com

AB	36
R	11
H	15
RBI	8
BB	2
SO	3
LOB	10



WP: 0	PA: 39
PB: 0	CS: 0
SB: 0	
1B: 9	SF: 0
2B: 4	SAC: 1
3B: 0	DP: 0
HR: 2	HBP: 0



Batter	1	2	3	4	5	6	7	8	9	AB R H RBI BB SO LOB	TOP											
Frank Taveras, R (1, 6) OBP: 0.320, SLG: 0.302	0-0 F9	0-0 1B 3B		0-3 K		0-0 E1 1B		0-0 4-3		5 2 1 0 0 1 1												
Rennie Stennett, R (1, 4) OBP: 0.278, SLG: 0.339	0-0 4-3	0-0 4-3		0-3 K		0-3 K		0-0 F7		5 0 0 0 0 2 3												
Al Oliver, L (1, 8) OBP: 0.385, SLG: 0.544	0-0 3B 2B	0-0 1B 1B		0-0 G3		4-0 E 1B IBB		0-0 F9		4 1 2 1 1 0 0												
Willie Stargell, L (1, 3) OBP: 0.345, SLG: 0.462	0-0 E 3B	0-0 1-2 1B			0-0 F9	0-3 K		0-0 E3 BB		5 1 2 1 0 1 3												
Dave Parker, L (1, 9) OBP: 0.329, SLG: 0.474	4-0 1B E BB	0-3 K			0-0 5-3 2B 1B	0-0 E5 1B		0-0 F5		4 2 2 2 1 1 3												
Bill Robinson, R (1, 5) OBP: 0.342, SLG: 0.602	0-0 E1 1B	0-0 F5			0-0 5-3	0-0 F9		0-3 K		4 1 0 0 0 0 6												
Richie Hebner, L (8, 5) OBP: 0.296, SLG: 0.305	1-2 1B				1-2					1 0 0 0 0 1 1												
Richie Zisk, R (1, 7) OBP: 0.346, SLG: 0.468	0-0 1B 1B		0-0 5-3		0-0 1B 2B		0-0 5-3	4-0 FC6-4 BB		4 0 2 2 1 0 0	AB 41 R 8 H 12 RBI 7 BB 3 SO 9 LOB 21											
Manny Sanguillen, R (1, 2) OBP: 0.329, SLG: 0.366	0-0 1B		0-0 F8		0-0 1B		0-0 P3	0-0 FC6-4		5 0 2 1 0 0 2												
Jim Rooker, R (1, 1) OBP: 0.244, SLG: 0.350	0-3 K		0-3 K			0-0 E 1B				4 1 1 0 0 3 2												
Dave Giusti, R (9, 1)										0 0 0 0 0 0 0												
<b>Inning Stats</b>	R: 4 E: 1 K: 1 S: 10	H: 4 LOB: 2 BB: 1 P: 14	R: 1 E: 0 K: 1 S: 8	H: 3 LOB: 2 BB: 0 P: 8	R: 0 E: 0 K: 1 S: 5	H: 0 LOB: 0 BB: 0 P: 5	R: 0 E: 0 K: 2 S: 7	H: 0 LOB: 0 BB: 0 P: 7	R: 1 E: 0 K: 0 S: 5	H: 3 LOB: 2 BB: 0 P: 5	R: 2 E: 2 K: 2 S: 10	H: 2 LOB: 2 BB: 1 P: 14	R: 0 E: 0 K: 1 S: 5	H: 0 LOB: 0 BB: 0 P: 5	R: 0 E: 0 K: 0 S: 3	H: 0 LOB: 0 BB: 0 P: 3	R: 0 E: 1 K: 1 S: 6	H: 0 LOB: 2 BB: 1 P: 10	1B: 8 2B: 2 3B: 2 HR: 0	SF: 0 SAC: 0 DP: 0 HBP: 0	WP: 0 PB: 0 SB: 1 CS: 0	PA: 44
<b>PITCHER</b>	IP WLS BF H R ER SO BB IBB HBP BLK WP HR S P ERA WHIP																					
Larry Christenson, R (1, 1) ERA: 4.11	1.1 L 12 6 5 2 1 1 0 0 0 0 0 0 13 17 13.50 5.250																					
Ron Schueler, R (2, 1) ERA: 3.92	1.2 6 1 0 0 2 0 0 0 0 0 0 0 10 10 0.00 0.600																					
Wayne Twitchell, R (4, 1) ERA: 2.18	2.0 8 3 1 1 2 0 0 0 0 0 0 0 12 12 4.50 1.500																					
Tug McGraw, L (6, 1) ERA: 2.89	2.0 10 2 2 0 3 0 1 0 0 0 0 0 15 19 0.00 1.000																					
Gene Garber, R (8, 1) ERA: 3.15	2.0 8 0 0 0 1 1 0 0 0 0 0 0 9 13 0.00 0.500																					

Pittsburgh Pirates @ Philadelphia Phillies  
Veterans Stadium, Philadelphia, PA  
Sat Jul 24 1976, 7:05 PM EDT  
Unknown

livebaseballscorecards.com







Batter	1	2	3	4	5	6	7	8	9	AB R H RBI BB SO LOB	TOP											
Frank Taveras, R (1, 6) OBP: 0.322, SLG: 0.302	0-0 6-3			0-0 FC4 1B			0-0 5-3		4-0 FC4-6 BB	3 0 1 0 1 0 0	Pittsburgh Pirates @ Philadelphia Phillies Veterans Stadium, Philadelphia, PA Sat Jul 24 1976, 7:05 PM EDT Att: 57,723 - Unknown											
Rennie Stennett, R (1, 4) OBP: 0.278, SLG: 0.338	0-0 G4-3 1B			0-0 FC4 L4 S 1-2f			0-0 G3		0-0 FC4-6 1-2f 2-3	4 0 1 0 0 0 3												
Al Oliver, L (1, 8) Tommy Helms, R (4, 5) OBP: 0.383, SLG: 0.540 OBP: 0.324, SLG: 0.413	0-0 G4-3 1-2f			0-0 L4 1-3			0-0 6-3		0-0 F8	2 0 0 0 0 0 2 2 0 0 0 0 0 2												
Bill Robinson, R (1, 5) OBP: 0.338, SLG: 0.595 (4, 8)							0-0 F7		0-0 6-3	3 0 0 0 0 0 0												
Richie Zisk, R (1, 7) OBP: 0.346, SLG: 0.476							0-0 F6		0-0 HR	3 1 1 1 0 0 0												
Dave Parker, L (1, 9) OBP: 0.325, SLG: 0.469							0-0 G3		0-0 F8	3 0 0 0 0 0 0												
Bob Robertson, R (1, 3) OBP: 0.314, SLG: 0.333							0-0 P4		0-0 6-3	3 0 0 0 0 1 0												
Duffy Dyer, R (1, 2) OBP: 0.305, SLG: 0.365							4-0 G4-6-3 BB		0-0 E6 FC4-6 BB	2 0 0 0 1 0 0												
Bob Moose, R (1, 1) Kent Tekulve, R (6, 1) Manny Sanguillen, R (9, PH) OBP: 0.429, SLG: 1.143 OBP: 0.328, SLG: 0.365							0-0 G4-6-3 1-2f		0-0 F9	2 0 0 0 0 0 1 0 0 0 0 0 0 0 1 0 0 0 0 0 1												
<b>Inning Stats</b>	R: 0 E: 0 K: 0 S: 3	H: 1 LOB: 0 BB: 0 P: 3	R: 0 E: 0 K: 0 S: 3	H: 0 LOB: 0 BB: 0 P: 3	R: 0 E: 0 K: 1 S: 5	H: 0 LOB: 0 BB: 0 P: 5	R: 0 E: 0 K: 0 S: 3	H: 1 LOB: 0 BB: 0 P: 3	R: 0 E: 0 K: 0 S: 3	H: 0 LOB: 0 BB: 0 P: 3	R: 0 E: 0 K: 0 S: 2	H: 0 LOB: 0 BB: 1 P: 6	R: 0 E: 0 K: 0 S: 3	H: 0 LOB: 0 BB: 0 P: 3	R: 1 E: 0 K: 0 S: 4	H: 1 LOB: 0 BB: 0 P: 4	R: 0 E: 1 K: 0 S: 4	H: 0 LOB: 2 BB: 1 P: 8	1B: 2 2B: 1 3B: 0 HR: 1	SF: 0 SAC: 0 DP: 3 HBP: 0	WP: 0 PB: 0 SB: 1 CS: 0	PA: 30
<b>PITCHER</b> Steve Carlton, L (1, 1) ERA: 3.41	IP: 9.0 WLS: W BF: 30 H: 3 R: 1 ER: 1 SO: 1 BB: 2 IBB: 0 HBP: 0 BLK: 0 WP: 0 HR: 1 S: 30 P: 38 ERA: 1.00 WHIP: 0.556											<b>PITCHER</b>	IP: 9.0 WLS: W BF: 30 H: 3 R: 1 ER: 1 SO: 1 BB: 2 IBB: 0 HBP: 0 BLK: 0 WP: 0 HR: 1 S: 30 P: 38 ERA: 1.00 WHIP: 0.556									

AB	28
R	1
H	3
RBI	1
BB	2
SO	1
LOB	9



livebaseballscorecards.com

Batter	1	2	3	4	5	6	7	8	9
<b>Dave Cash, R</b> (1, 4) OBP: 0.335, SLG: 0.349	0-0 F8		0-0 F9		0-0 6-3	0-0 2B		0-0 6-3	
<b>Larry Bowa, S</b> (1, 6) OBP: 0.300, SLG: 0.306	0-0 F7		0-0 CS 1B		0-0 1B	0-0 2B		0-0 8-3 1B	
<b>Mike Schmidt, R</b> (1, 5) OBP: 0.384, SLG: 0.552	0-3 K		0-0 CS	0-0 E5 1B SF8	4-0 1-2 BB	0-0 5-3		0-0 8-3	
<b>Greg Luzinski, R</b> (1, 7) OBP: 0.383, SLG: 0.503		0-0 HR		0-0 1-3 1B	0-0 F7		0-0 FC5-4 1B		
<b>Jerry Martin, R</b> (7, PR) OBP: 0.386, SLG: 0.425									
<b>Jay Johnstone, L</b> (1, 9) OBP: 0.374, SLG: 0.466		0-0 4-3		0-0 SF8		0-0 E 2B	0-0 FC5-4 1B		
<b>Garry Maddox, R</b> (1, 8) OBP: 0.372, SLG: 0.455		0-0 F8		0-0 3-H 1-2 1B		0-0 E6 4-3 2B 1B	0-0 FC5-4 2B		
<b>Bobby Tolan, L</b> (1, 3) OBP: 0.287, SLG: 0.383		0-0 S 1B		0-0 L9		0-0 4-3 1-2 2B	0-0 1-H 2B		
<b>Tim McCarver, L</b> (1, 2) OBP: 0.438, SLG: 0.414		0-0 F5		0-0 F7		0-0 2B 2B	4-0 IBB		
<b>Steve Carlton, L</b> (1, 1) OBP: 0.170, SLG: 0.154			0-0 G3		0-0 6-3	0-0 6-3	0-0 F7		


Inning Stats	R: 0	H: 0	E: 0	K: 1	S: 5	R: 1	H: 2	E: 0	K: 0	S: 5	R: 0	H: 1	E: 0	K: 0	S: 3	R: 1	H: 2	E: 1	K: 0	S: 6	R: 0	H: 1	E: 0	K: 0	S: 4	R: 4	H: 5	E: 1	K: 0	S: 8	R: 1	H: 3	E: 0	K: 0	S: 5	R: 0	H: 1	E: 0	K: 0	S: 3
	LOB: 0	BB: 0	P: 5	LOB: 1	BB: 0	P: 5	LOB: 0	BB: 0	P: 3	LOB: 2	BB: 0	P: 6	LOB: 2	BB: 1	P: 8	LOB: 1	BB: 0	P: 8	LOB: 2	BB: 1	P: 8	LOB: 1	BB: 0	P: 9	LOB: 0	BB: 0	P: 3	LOB: 0	BB: 0	P: 3	LOB: 0	BB: 0	P: 3	LOB: 0	BB: 0	P: 3	LOB: 0	BB: 0	P: 3	

PITCHER	IP	WLS	BF	H	R	ER	SO	BB	IBB	HBP	BLK	WP	HR	S	P	ERA	WHIP
<b>Bob Moose, R</b> (1, 1) ERA: 3.0	5.2	L	28	10	6	5	1	1	0	0	0	0	1	29	33	7.94	1.941
<b>Kent Tekulve, R</b> (6, 1) ERA: 3.13	2.1		11	5	1	1	0	0	1	0	0	0	0	10	14	3.86	2.143

**BOTTOM**

AB	R	H	RBI	BB	SO	LOB
5	1	1	1	0	0	0
5	0	4	1	0	0	0
4	1	0	0	1	1	2
4	1	3	1	0	0	2
0	0	0	0	0	0	0
3	1	2	1	0	0	0
4	2	2	0	0	0	2
4	0	2	1	0	0	3
3	1	1	1	1	0	3
4	0	0	0	0	0	3

**AB 36**  
**R 7**  
**H 15**  
**RBI 6**  
**BB 2**  
**SO 1**  
**LOB 15**



WP	PA	ERA	WHIP
0	40		
0			
2			
1			

Pittsburgh Pirates @ Philadelphia Phillies  
Veterans Stadium, Philadelphia, PA  
Sat Jul 24 1976, 7:05 PM EDT  
Att. 57,723 - Unknown

livebaseballscorecards.com





Batter	1	2	3	4	5	6	7	8	9	AB	R	H	RBI	BB	SO	LOB
<b>Dave Cash, R</b> (1, 4) OBP: 0.337, SLG: 0.349	0-0 CS 1B		0-0 F2		4-0 FC1-5 HR BB	0-0 4-3	0-0 6-3	0-0 1B		5	1	2	1	1	0	1
<b>Larry Bowa, S</b> (1, 6) OBP: 0.301, SLG: 0.305	0-3 K		0-0 F7		0-0 FC1-5 HR BB	4-0 S 1B BB		0-0 1B 1B		5	2	1	0	1	1	4
<b>Mike Schmidt, R</b> (1, 5) OBP: 0.387, SLG: 0.561	0-3 K		0-0 F7		0-0 HR 1B	0-0 S 1B		0-0 1B HR 1B		5	2	3	4	0	1	1
<b>Greg Luzinski, R</b> (1, 7) OBP: 0.386, SLG: 0.512		0-0 HR		0-0 F2	4-0 1B BB	0-3 K		0-0 1B BB		4	2	2	1	1	1	2
<b>Jerry Martin, R</b> (8, PR) OBP: 0.386, SLG: 0.425						1-2 2-3		1-3 HR 1B		0	1	0	0	0	0	0
<b>Dick Allen, R</b> (1, 3) OBP: 0.370, SLG: 0.526		4-0 1B SF8 BB		0-0 F8	4-0 1B BB	0-0 4-3		4-0 1B HR BB		2	1	0	0	2	0	2
<b>Tom Hutton, L</b> (7, 3) OBP: 0.408, SLG: 0.386					1-2 BB			1-2 HR BB		0	1	0	0	1	0	0
<b>Ollie Brown, R</b> (1, 9) OBP: 0.389, SLG: 0.455		0-0 1B		0-0 2B	0-0 F9		4-0 2B BB	0-0 1B HR		4	2	3	4	1	0	2
<b>Garry Maddox, R</b> (1, 8) OBP: 0.379, SLG: 0.467		0-0 SF8		4-0 IBB	0-0 S 1B		0-0 BLK 2B	0-0 4-3 1B 2B		3	1	3	3	1	0	0
<b>Johnny Oates, L</b> (1, 2) OBP: 0.333, SLG: 0.267		0-3 K		0-0 F7	4-0 BB		0-0 L5	0-0 4-3		4	0	0	0	1	1	6
<b>Jim Kaat, L</b> (1, 1) OBP: 0.220, SLG: 0.304		0-3 K					0-0 F9	0-0 4-3		4	0	1	0	0	1	5
<b>Ron Reed, R</b> (8, 1) OBP: 0.188, SLG: 0.250										1	0	0	0	0	0	2

Inning Stats	R: 0	H: 1	E: 0	K: 2	S: 7	H: 1	LOB: 1	BB: 0	P: 7	R: 2	H: 2	E: 0	K: 2	S: 9	R: 0	H: 0	E: 0	K: 0	S: 3	R: 0	H: 1	E: 0	K: 0	S: 4	R: 4	H: 3	E: 0	K: 0	S: 6	R: 0	H: 1	E: 0	K: 1	S: 6	R: 1	H: 1	E: 0	K: 0	S: 4	R: 6	H: 6	E: 0	K: 0	S: 9	H: 6	LOB: 1	BB: 1	P: 13
--------------	------	------	------	------	------	------	--------	-------	------	------	------	------	------	------	------	------	------	------	------	------	------	------	------	------	------	------	------	------	------	------	------	------	------	------	------	------	------	------	------	------	------	------	------	------	------	--------	-------	-------

PITCHER	IP	WLS	BF	H	R	ER	SO	BB	IBB	HBP	BLK	WP	HR	S	P	ERA	WHIP
<b>John Candelaria, L</b> (1, 1) ERA: 3.33	4.1		23	6	6	6	4	4	1	0	0	0	2	26	46	12.46	2.308
<b>Larry Demery, R</b> (5, 1) ERA: 3.58	1.2		9	2	0	0	1	2	0	0	0	0	0	9	17	0.00	2.400
<b>Rick Langford, R</b> (7, 1) ERA: 7.2	1.0		5	1	1	1	0	1	0	0	1	0	0	4	8	9.00	2.000
<b>Dave Giusti, R</b> (8, 1) ERA: 4.97	0.0	L	5	4	6	6	0	1	0	0	0	0	1	4	8	∞	∞
<b>Ramon Hernandez, L</b> (8, 1) ERA: 4.37	1.0		5	2	0	0	0	0	0	0	0	0	0	5	5	0.00	2.000


**BOTTOM**

Pittsburgh Pirates @ Philadelphia Phillies  
Veterans Stadium, Philadelphia, PA

Sun Jul 25 1976, 3:33 AM EDT  
Att. 37,692 - Unknown

livebaseballscorecards.com

<b>AB</b>	<b>37</b>
<b>R</b>	<b>13</b>
<b>H</b>	<b>15</b>
<b>RBI</b>	<b>13</b>
<b>BB</b>	<b>9</b>
<b>SO</b>	<b>5</b>
<b>LOB</b>	<b>25</b>



<b>WP</b> : 0	<b>PA</b> : 47
<b>PB</b> : 0	
<b>SB</b> : 4	
<b>CS</b> : 1	



**New York Mets @ Philadelphia Phillies**  
**Veterans Stadium, Philadelphia, PA**

Mon Jul 26 1976, 7:05 PM EDT  
 Att: 35,023 - Unknown

[livebaseballscorecards.com](http://livebaseballscorecards.com)



Batter	1	2	3	4	5	6	7	8	9	AB R H RBI BB SO LOB	TOP	
<b>Pepe Mangual, R</b> (1, 8) OBP: 0.395, SLG: 0.356	0-0 F3		0-0 5-3		0-0 FC5 2-3f		0-3 K			4 0 0 0 0 1 3		
<b>Jim Dwyer, L</b> (1, 9) OBP: 0.278, SLG: 0.242 <b>Mike Vail, R</b> (8, PH) OBP: 0.219, SLG: 0.226 (8, 9)	0-0 4-3			0-0 G3		4-0 3B BB		0-0 F8		2 1 0 0 1 0 0 1 0 0 0 0 0 0		
<b>John Milner, L</b> (1, 7) OBP: 0.333, SLG: 0.450	0-0 G3			0-0 P6		0-0 F9		0-0 F8		4 0 0 0 0 0 1		
<b>Ed Kranepool, L</b> (1, 3) OBP: 0.350, SLG: 0.402		0-0 6-3 FC4-2 2B		0-0 P6		0-0 1-H FC4-2 3B		0-0 1-3		4 0 2 1 0 0 0		
<b>Jerry Grote, R</b> (1, 2) OBP: 0.336, SLG: 0.316		0-0 6-3 2-3			0-0 F9	0-0 FC4-2 1B		0-0 F8		4 0 0 0 0 0 2		
<b>Felix Millan, R</b> (1, 4) OBP: 0.313, SLG: 0.318		0-0 FC4-2 3-H			0-0 1B 2B	0-0 3-H 1B		0-0 L6		4 0 2 0 0 0 1		
<b>Roy Staiger, R</b> (1, 5) OBP: 0.268, SLG: 0.252		0-0 F9			4-0 FC5 1B BB	0-0 F9		0-0 1B		3 0 1 0 1 0 3		
<b>Bud Harrelson, S</b> (1, 6) OBP: 0.346, SLG: 0.291			0-0 F8		0-0 1-2 2-3 1B		0-0 5-3		0-0 F7	4 0 1 0 0 0 1		
<b>Jon Matlack, L</b> (1, 1) OBP: 0.230, SLG: 0.164 <b>Joe Torre, R</b> (7, PH) OBP: 0.328, SLG: 0.391 <b>Skip Lockwood, R</b> (7, 1) OBP: 0.455, SLG: 0.500			0-3 K		0-3 K		0-0 1-3			2 0 0 0 0 2 3 1 0 0 0 0 0 0 0 0 0 0 0 0 0		
<b>Inning Stats</b>	R: 0 H: 0 E: 0 LOB: 0 K: 0 BB: 0 S: 3 P: 3	R: 0 H: 1 E: 0 LOB: 1 K: 0 BB: 0 S: 4 P: 4	R: 0 H: 0 E: 0 LOB: 0 K: 1 BB: 0 S: 5 P: 5	R: 0 H: 0 E: 0 LOB: 0 K: 0 BB: 0 S: 3 P: 3	R: 0 H: 2 E: 0 LOB: 3 K: 1 BB: 1 S: 7 P: 11	R: 1 H: 2 E: 0 LOB: 2 K: 0 BB: 1 S: 5 P: 9	R: 0 H: 0 E: 0 LOB: 0 K: 1 BB: 0 S: 5 P: 5	R: 0 H: 0 E: 0 LOB: 0 K: 0 BB: 0 S: 3 P: 3	R: 0 H: 1 E: 0 LOB: 1 K: 0 BB: 0 S: 4 P: 4	1B: 3 SF: 0 2B: 2 SAC: 0 3B: 1 DP: 0 HR: 0 HBP: 0	WP: 0 PA: 35 PB: 0 SB: 0 CS: 0	
<b>PITCHER</b>	IP WLS BF H R ER SO BB IBB HBP BLK WP HR S P ERA WHIP <b>Larry Christenson, R</b> (1, 1) ERA: 3.97 <b>Tug McGraw, L</b> (7, 1) ERA: 2.73											IP WLS BF H R ER SO BB IBB HBP BLK WP HR S P ERA WHIP

Batter	1	2	3	4	5	6	7	8	9
Dave Cash, R (1, 4) OBP: 0.339, SLG: 0.361	0-0 5-3		0-0 F9			0-0 SF7 3B		0-0 E9 3B	
Larry Bowa, S (1, 6) OBP: 0.300, SLG: 0.305	0-0 6-3		0-3 K			0-0 SF7		0-0 1B	
Mike Schmidt, R (1, 5) OBP: 0.393, SLG: 0.573	0-0 3B			0-0 L4-3 1B		0-0 F8 WP 2B		4-0 BB	
Greg Luzinski, R (1, 7) OBP: 0.362, SLG: 0.506	0-0 F8			0-0 L4-3		0-0 F8		0-0 L3	
Jerry Martin, R (9, 7) OBP: 0.386, SLG: 0.425				1-2		2-3			
Ollie Brown, R (1, 9) OBP: 0.388, SLG: 0.460		0-0 2B		0-3 K		0-0 5-3		0-0 F8	
Jay Johnstone, L (8, PH) OBP: 0.373, SLG: 0.464 (9, 9)						3-H			
Garry Maddox, R (1, 8) OBP: 0.377, SLG: 0.464		0-0 P4			0-0 6-3 S 1B		0-0 5-3	0-3 K	
Bobby Tolan, L (1, 3) OBP: 0.281, SLG: 0.375		0-3 K		0-3 K		0-0 F9			
Johnny Oates, L (1, 2) OBP: 0.306, SLG: 0.242		0-0 4-3		0-0 6-3		0-3 K			
Larry Christenson, R (1, 1) OBP: 0.222, SLG: 0.265			0-3 K		0-3 K			0-0 E 2B	
Tug McGraw, R (7, 1) OBP: 0.200, SLG: 0.400									

AB	R	H	RBI	BB	SO	LOB
4	2	2	1	0	0	0
3	0	1	1	0	1	0
3	1	3	0	1	0	0
4	0	0	0	0	0	5
0	0	0	0	0	0	0
3	0	1	0	0	1	0
1	0	0	0	0	0	2
4	0	1	0	0	1	3
3	0	0	0	0	2	2
3	0	0	0	0	1	2
2	0	0	0	0	2	1
1	1	1	0	0	0	0

**BOTTOM**

**New York Mets @ Philadelphia Phillies**  
**Veterans Stadium, Philadelphia, PA**  
 Mon Jul 26 1976, 7:05 PM EDT  
 Att. 35,023 - Unknown

[livebaseballscores.com](http://livebaseballscores.com)

<b>AB</b>	<b>31</b>
<b>R</b>	<b>4</b>
<b>H</b>	<b>9</b>
<b>RBI</b>	<b>2</b>
<b>BB</b>	<b>1</b>
<b>SO</b>	<b>8</b>
<b>LOB</b>	<b>15</b>



1B: 3	SF: 1
2B: 4	SAC: 0
3B: 3	DP: 1
HR: 0	HBP: 0

WP: 1	PA: 33
PB: 0	
SB: 2	
CS: 0	

Inning Stats	R: 0	H: 1	E: 0	LOB: 1	K: 0	BB: 0	S: 4	P: 4									
<b>Jon Mattack, L</b> (1, 1) ERA: 2.74	6.0	WLS: L	BF: 23	H: 6	R: 2	ER: 2	SO: 6	BB: 0	IBB: 0	HBP: 0	BLK: 0	WP: 1	HR: 0	S: 35	P: 35	ERA: 3.00	WHIP: 1.000
<b>Skip Lockwood, R</b> (7, 1) ERA: 2.43	2.0		10	3	2	2	2	1	0	0	0	0	0	13	17	9.00	2.000



Batter	1	2	3	4	5	6	7	8	9	AB R H RBI BB SO LOB	TOP											
Pepe Mangual, R (1, 8) OBP: 0.392, SLG: 0.350	0-0 F9		0-3 K		0-0 F9		0-0 F8		4-0 BB	4 0 0 0 1 1 0												
Bruce Boisclair, L (1, 9) OBP: 0.333, SLG: 0.333	0-0 4-3			0-3 K		0-0 1B	0-3 K		0-0 4-3	5 1 1 0 0 2 2												
John Milner, L (1, 7) OBP: 0.336, SLG: 0.449	0-0 6-3			4-0 BB		0-0 WP	0-0 1B		0-0 6-3	3 1 1 0 1 0 0												
Joe Torre, R (1, 3) OBP: 0.332, SLG: 0.390		4-0 FC6-5		0-0 F8		0-0 WP			0-0 5-3	3 0 1 1 1 0 1												
Jerry Grote, R (1, 2) OBP: 0.335, SLG: 0.315		0-0 5-3		0-0 6-3		0-0 F9			0-0 FC5-4	4 0 1 0 0 0 4												
Felix Millan, R (1, 4) OBP: 0.313, SLG: 0.316		0-0 FC6-5			0-0 6-3		4-0 IBB		0-0 FC5-4	3 0 0 0 1 0 2												
Roy Staiger, R (1, 5) OBP: 0.266, SLG: 0.254		0-0 F3			0-0 S		0-0 SF7		0-0 F9	3 1 1 1 0 0 1												
Bud Harrelson, S (1, 6) OBP: 0.344, SLG: 0.267			0-0 F8		4-0 WP		0-0 F8		0-0 F8	3 1 0 0 1 0 2												
Craig Swan, R (1, 1) OBP: 0.206, SLG: 0.100			0-3 K		0-0 5-3		0-3 K		0-0 BB	1 0 0 0 0 1 0												
Bob Myrick, R (4, 1)										2 0 0 1 0 1 0												
Skip Lockwood, R (7, 1) OBP: 0.500, SLG: 0.545										1 0 1 0 0 0 0												
<b>Inning Stats</b>	R: 0 E: 0 K: 0 S: 3	H: 0 LOB: 0 BB: 0 P: 3	R: 0 E: 0 K: 0 S: 3	H: 0 LOB: 1 BB: 1 P: 7	R: 0 E: 0 K: 2 S: 7	H: 0 LOB: 0 BB: 0 P: 7	R: 0 E: 0 K: 1 S: 5	H: 0 LOB: 1 BB: 1 P: 9	R: 2 E: 0 K: 0 S: 4	H: 1 LOB: 0 BB: 1 P: 8	R: 2 E: 0 K: 0 S: 6	H: 3 LOB: 2 BB: 1 P: 10	R: 0 E: 0 K: 2 S: 7	H: 0 LOB: 0 BB: 0 P: 7	R: 0 E: 0 K: 0 S: 4	H: 1 LOB: 1 BB: 0 P: 4	R: 0 E: 0 K: 0 S: 4	H: 1 LOB: 2 BB: 1 P: 8	1B: 6 2B: 0 3B: 0 HR: 0	SF: 1 SAC: 0 DP: 0 HBP: 0	WP: 2 PB: 0 SB: 2 CS: 0	PA: 38
<b>PITCHER</b>	IP WLS BF H R ER SO BB IBB HBP BLK WP HR S P ERA WHIP																					
Tom Underwood, L (1, 1) ERA: 3.54	5.0 L 22 4 4 4 3 3 0 0 0 1 0 25 37 7.20 1.400																					
Ron Schueler, R (6, 1) ERA: 3.74	1.0 4 0 0 0 0 0 0 1 0 0 1 0 3 7 0.00 0.000																					
Gene Garber, R (7, 1) ERA: 3.04	2.0 7 1 0 0 2 0 0 0 0 0 0 0 11 11 0.00 0.500																					
Tug McGraw, L (9, 1) ERA: 2.68	1.0 5 1 0 0 0 1 0 0 0 0 0 0 4 8 0.00 2.000																					

**New York Mets @ Philadelphia Phillies**  
**Veterans Stadium, Philadelphia, PA**  
 Tue Jul 27 1976, 7:05 PM EDT  
 Att. 35,376 - Unknown

livebaseballscorecards.com

AB	32
R	4
H	6
RBI	3
BB	5
SO	5
LOB	12







Batter	1	2	3	4	5	6	7	8	9	10	11	AB R H RBI BB SO LOB	TOP				
Joe Wallis, S (1.8) OBP: 0.303, SLG: 0.370	0-0 SH3 E 2B	0-0 4-3			0-3 K		0-0 F5			4-0 BB		4 1 1 0 1 1 1	<b>Chicago Cubs @ Philadelphia Phillies</b> Veterans Stadium, Philadelphia, PA Wed Jul 28 1976, 7:05 PM EDT Att. 35,043 - Unknown				
Jose Cardenal, R (1.7) OBP: 0.347, SLG: 0.413	0-0 SH3 2-3		4-0 BB		0-3 K			0-0 F9		0-0 F9 1-2		3 0 0 0 1 1 1					
Bill Madlock, R (1.5) OBP: 0.398, SLG: 0.480	0-0 E5 6-3		0-3 K			0-0 5-3 1B		0-0 L4			0-0 6-3 1B	5 1 2 1 0 1 1					
Jerry Morales, R (1.9) OBP: 0.304, SLG: 0.394	0-0 6-3 1-2		0-0 F5			0-0 5-3 1B		0-0 4-3			0-0 6-3 1-2	5 0 1 0 0 0 3					
Ralph LaCock, L (1.3) OBP: 0.338, SLG: 0.361	0-0 G1		0-3 K			0-0 F8			0-0 4-3		4-0 HR IBB	4 1 0 0 1 1 4					
Manny Trillo, R (1.4) OBP: 0.303, SLG: 0.328		0-0 F3		0-0 F4		0-0 5-3 1-2 2-3			0-0 6-3		0-0 HR 1-H 2-H	5 1 1 3 0 0 2					
George Mitterwald, R (1.2) OBP: 0.256, SLG: 0.270		0-0 5-3		0-3 K		0-0 P6			0-0 6-3		0-0 P6	5 0 0 0 0 1 2					
Mick Kelleher, R (1.6) OBP: 0.272, SLG: 0.290		0-0 1B 2B		0-0 F8			0-3 K			0-0 4-3	0-0 F6	5 1 1 0 0 1 0					
Bill Bonham, R (1.1) OBP: 0.205, SLG: 0.243		0-0 2-H 1B			0-3 K		0-0 1-3			0-3 K		3 0 1 1 0 1 0					
Darold Knowles, L (9.1) OBP: 0.444, SLG: 0.167												0 0 0 0 0 0 0					
Champ Summers, L (10, PH) OBP: 0.298, SLG: 0.293												1 0 0 0 0 1 0					
Bruce Sutter, R (10, 1)												0 0 0 0 0 0 0					
<b>Inning Stats</b>	R: 1 H: 1 E: 1 LOB: 1 K: 0 BB: 0 S: 5 P: 5	R: 1 H: 2 E: 0 LOB: 1 K: 0 BB: 0 S: 5 P: 5	R: 0 H: 0 E: 0 LOB: 1 K: 2 BB: 1 S: 7 P: 11	R: 0 H: 0 E: 0 LOB: 0 K: 1 BB: 0 S: 5 P: 5	R: 0 H: 0 E: 0 LOB: 0 K: 3 BB: 0 S: 9 P: 9	R: 0 H: 2 E: 0 LOB: 2 K: 0 BB: 0 S: 5 P: 5	R: 0 H: 0 E: 0 LOB: 0 K: 1 BB: 0 S: 5 P: 5	R: 0 H: 0 E: 0 LOB: 0 K: 0 BB: 0 S: 3 P: 3	R: 0 H: 0 E: 0 LOB: 0 K: 0 BB: 0 S: 3 P: 3	R: 0 H: 0 E: 0 LOB: 1 K: 1 BB: 1 S: 5 P: 9	R: 3 H: 2 E: 0 LOB: 0 K: 0 BB: 1 S: 5 P: 9	1B: 4 SF: 0 2B: 2 SAC: 1 3B: 0 DP: 0 HR: 1 HBP: 0	WP: 0 PA: 44 PB: 0 SB: 1 CS: 0				
<b>PITCHER</b>	IP WLS BF H R ER SO BB IBB HBP BLK WP HR S P ERA WHIP																
Jim Lonborg, R (1, 1) ERA: 2.7	9.0	34	5	2	2	7	1	0	0	0	0	0	0	47	51	2.00	0.667
Ron Reed, R (10, 1) ERA: 2.87	2.0	L	10	2	3	3	1	1	1	0	0	0	1	10	18	13.50	1.500

livebaseballscores.com

AB	40
R	5
H	7
RBI	5
BB	3
SO	8
LOB	14



Batter	1	2	3	4	5	6	7	8	9	10	11	AB R H RBI BB SO LOB	BOTTOM										
<b>Dave Cash, R</b> OBP: 0.340, SLG: 0.360 (1, 4)	0-0 FC6-5 E 1B		0-0 4-3		4-0 FC6-4 BB		0-0 6-3			0-0 6-3		4 0 1 0 1 0 1	<b>Chicago Cubs @ Philadelphia Phillies</b> Veterans Stadium, Philadelphia, PA Wed Jul 28 1976, 7:05 PM EDT Att. 35,043 - Unknown										
<b>Larry Bowa, S</b> OBP: 0.299, SLG: 0.301 (1, 6)	0-0 E3 FC6-5 2B		0-0 F6		0-0 FC6-4 FC5-4 1-2f		0-3 K			0-0 B2-3		5 1 0 0 0 1 2											
<b>Mike Schmidt, R</b> OBP: 0.395, SLG: 0.572 (1, 5)	0-0 FC6-5 2B		0-0 1B		0-0 FC5-4 1-2f		0-0 G6-4-3 1B			0-0 F5		5 1 2 0 0 0 3											
<b>Greg Luzinski, R</b> OBP: 0.358, SLG: 0.500 (1, 7)	0-0 2B		0-0 1B				0-0 6-3			0-0 G6-4-3 1-2f		5 0 2 2 0 0 1											
<b>Jay Johnstone, L</b> OBP: 0.378, SLG: 0.466 (1, 9) (10, 8)	0-0 1-3		0-0 L9				0-0 6-3			0-0 E4 FC1-5 1B		5 0 2 0 0 0 3											
<b>Garry Maddox, R</b> OBP: 0.379, SLG: 0.465 (1, 8)	0-3 K				0-0 G4-6-3 1B		0-3 K			0-0 3-1		2 0 1 0 0 1 1											
<b>Jerry Martin, R</b> OBP: 0.370, SLG: 0.405 (6, PH) (7, 8)										0-0 FC1-5 IBB		1 0 0 0 0 1 0											
<b>Bobby Tolan, L</b> OBP: 0.283, SLG: 0.369 (9, PH) (10, 3)										0-0 FC1-5 1B		1 0 0 0 1 0 1											
<b>Tom Hutton, L</b> OBP: 0.395, SLG: 0.371 (1, 3)		0-0 L4			0-0 F7					0-0 FC1-5 1-2 2-3f		3 0 1 0 0 0 1											
<b>Terry Harmon, R</b> OBP: 0.361, SLG: 0.364 (9, PH) <b>Tim McCarver, L</b> OBP: 0.451, SLG: 0.423 (10, 2)										4-0 FC5-4 BB		1 0 0 0 0 0 2											
<b>Johnny Oates, L</b> OBP: 0.279, SLG: 0.225 (1, 2) <b>Ollie Brown, R</b> OBP: 0.381, SLG: 0.450 (9, PH) (10, 9)		0-0 4-3			0-0 G4-6-3 1-2f					0-3 K		3 0 0 0 0 0 2											
<b>Jim Lonborg, R</b> OBP: 0.245, SLG: 0.200 (1, 1) <b>Bob Boone, R</b> OBP: 0.380, SLG: 0.423 (9, PH) <b>Ron Reed, R</b> OBP: 0.188, SLG: 0.250 (10, 1)		0-0 4-3								0-0 FC5-4 1-2f		2 0 0 0 0 1 4											
<b>Inning Stats</b>	R: 2 E: 1 K: 1 S: 8	H: 2 LOB: 1 BB: 0 P: 8	R: 0 E: 0 K: 0 S: 3	H: 0 LOB: 0 BB: 0 P: 3	R: 0 E: 0 K: 0 S: 5	H: 2 LOB: 2 BB: 0 P: 5	R: 0 E: 0 K: 0 S: 3	H: 1 LOB: 0 BB: 0 P: 3	R: 0 E: 0 K: 1 S: 5	H: 0 LOB: 0 BB: 0 P: 5	R: 0 E: 0 K: 1 S: 4	H: 2 LOB: 1 BB: 0 P: 4	R: 0 E: 0 K: 1 S: 5	H: 1 LOB: 0 BB: 0 P: 5	R: 0 E: 0 K: 1 S: 6	H: 1 LOB: 2 BB: 1 P: 10	R: 0 E: 0 K: 0 S: 3	H: 0 LOB: 0 BB: 0 P: 3	R: 0 E: 0 K: 0 S: 4	H: 1 LOB: 2 BB: 1 P: 8	1B: 8 2B: 3 3B: 0 HR: 0	SF: 0 SAC: 0 DP: 3 HBP: 0	WP: 0 PA: 44
<b>PITCHER</b>	IP WLS BF H R ER SO BB IBB HBP BLK WP HR S P ERA WHIP																						
<b>Bill Bonham, R</b> ERA: 4.88 (1, 1)	8.0		33	9	2	1	3	1	1	0	0	0	0	0	37	45	1.12	1.250					
<b>Darold Knowles, L</b> ERA: 3.08 (9, 1)	1.0		3	0	0	0	1	0	0	0	0	0	0	0	5	5	0.00	0.000					
<b>Bruce Sutter, R</b> ERA: 2.32 (10, 1)	2.0	W	8	1	0	0	0	1	0	0	0	0	0	0	7	11	0.00	1.000					

livebaseballscores.com

AB	41
R	2
H	10
RBI	2
BB	3
SO	4
LOB	23





Batter	1	2	3	4	5	6	7	8	9	10	11	AB R H RBI BB SO LOB	TOP				
Joe Wallis, S (1, 8) OBP: 0.299, SLG: 0.364	0-0 F9		0-3 K		0-0 1B		0-0 F3		0-0 F9			5 0 1 0 0 1 0	Chicago Cubs @ Philadelphia Phillies Veterans Stadium, Philadelphia, PA Thu Jul 29 1976, 3:33 AM EDT Att. 35,154 - Unknown				
Jose Cardenal, R (1, 7) OBP: 0.345, SLG: 0.410	0-3 K		0-0 E5 1B		0-0 1B		0-0 P4		0-0 P3			5 1 1 0 0 1 0					
Bill Madlock, R (1, 5) OBP: 0.395, SLG: 0.476	0-0 P4		0-0 1B		0-0 P4		0-0 F9		0-0 6-3			5 0 1 1 0 0 2					
Jerry Morales, R (1, 9) OBP: 0.306, SLG: 0.394		0-0 1B	0-0 F8		0-0 L6		0-0 1B		0-0 6-3			5 0 2 0 0 0 3					
Manny Trillo, R (1, 4) OBP: 0.307, SLG: 0.332		0-0 1B		0-0 F9		0-0 2B		4-0 BB		0-0 1-3		4 1 2 0 1 0 0					
Wayne Tyrone, R (1, 3) OBP: 0.190, SLG: 0.158		0-0 F3		0-3 K		0-0 FC5-4 1B		0-3 K		0-0 1B		4 0 1 1 0 2 3					
Ralph LaCock, L (11, PH) OBP: 0.342, SLG: 0.366												1 0 1 0 0 0 0					
Joe Coleman, R (11, 1) OBP: 0.143, SLG: 0.143												0 0 0 0 0 0 0					
George Mitterwald, R (1, 2) OBP: 0.254, SLG: 0.268		0-3 K		0-0 1B		0-0 F7		0-0 5-3		0-3 K		5 0 1 0 0 2 5					
Mick Kelleher, R (1, 6) OBP: 0.265, SLG: 0.283		0-0 F9		0-0 F9		0-0 F9			0-0 5-3		0-3 K	4 0 0 0 0 0 4					
Rick Reuschel, R (1, 1) OBP: 0.296, SLG: 0.250			0-3 K		0-0 F9		0-0 FC5-4		0-0 5-3			1 0 0 0 0 1 1					
Darold Knowles, L (11, 1) OBP: 0.444, SLG: 0.167												0 0 0 0 0 0 0					
Champ Summers, L (11, 3) OBP: 0.298, SLG: 0.293												0 0 0 0 0 0 0					
<b>Inning Stats</b>	R: 0 H: 0 E: 0 LOB: 0 K: 1 BB: 0 S: 5 P: 5	R: 0 H: 2 E: 0 LOB: 2 K: 1 BB: 0 S: 7 P: 7	R: 1 H: 1 E: 1 LOB: 1 K: 2 BB: 0 S: 9 P: 9	R: 0 H: 1 E: 0 LOB: 1 K: 1 BB: 0 S: 6 P: 6	R: 0 H: 2 E: 0 LOB: 2 K: 0 BB: 0 S: 5 P: 5	R: 1 H: 2 E: 0 LOB: 1 K: 0 BB: 0 S: 5 P: 5	R: 0 H: 0 E: 0 LOB: 0 K: 0 BB: 0 S: 3 P: 3	R: 0 H: 1 E: 0 LOB: 1 K: 1 BB: 1 S: 5 P: 9	R: 0 H: 0 E: 0 LOB: 0 K: 0 BB: 0 S: 3 P: 3	R: 0 H: 0 E: 0 LOB: 0 K: 2 BB: 0 S: 8 P: 8	R: 0 H: 1 E: 0 LOB: 1 K: 2 BB: 0 S: 8 P: 8	1B: 9 SF: 0 2B: 1 SAC: 0 3B: 0 DP: 0 HR: 0 HBP: 0	WP: 0 PA: 44 PB: 0 SB: 3 CS: 1				
<b>PITCHER</b>	IP WLS BF H R ER SO BB IBB HBP BLK WP HR S P ERA WHIP																
Steve Carlton, L (1, 1) ERA: 3.25	10.0	40	9	2	1	6	1	0	0	0	0	0	0	51	55	0.90	1.000
Gene Garber, R (11, 1) ERA: 2.98	1.0	4	1	0	0	2	0	0	0	0	0	0	0	8	8	0.00	1.000

AB	43
R	2
H	10
RBI	2
BB	1
SO	8
LOB	19



Batter	1	2	3	4	5	6	7	8	9	10	11	AB	R	H	RBI	BB	SO	LOB
<b>Dave Cash, R</b> OBP: 0.337, SLG: 0.357 (1, 4)	5-3		G6-4-3		G6-4-3		4-1			SH1-4		4	0	0	0	0	0	3
<b>Larry Bowa, S</b> OBP: 0.295, SLG: 0.297 (1, 6)	4-3			F8		G3		G3		4-3		5	0	0	0	0	0	1
<b>Mike Schmidt, R</b> OBP: 0.393, SLG: 0.569 (1, 5)	2B			F7		K		5-3		K		5	0	1	0	0	2	1
<b>Greg Luzinski, R</b> OBP: 0.358, SLG: 0.507 (1, 7)	F9			1B		HR		K				5	1	2	1	0	2	1
<b>Jay Johnstone, L</b> OBP: 0.380, SLG: 0.471 (1, 9)												4	0	2	0	0	0	1
<b>Ollie Brown, R</b> OBP: 0.385, SLG: 0.450 (11, PH)				G3		2B						0	1	0	0	1	0	0
<b>Tom Hutton, L</b> OBP: 0.400, SLG: 0.385 (1, 3)												3	1	1	0	1	0	1
<b>Garry Maddox, R</b> OBP: 0.378, SLG: 0.463 (11, PH)												1	0	0	0	0	0	1
<b>Jerry Martin, R</b> OBP: 0.373, SLG: 0.404 (1, 8)												5	0	2	1	0	1	3
<b>Tim McCarver, L</b> OBP: 0.448, SLG: 0.413 (1, 2)												4	0	1	1	1	0	1
<b>Steve Carlton, L</b> OBP: 0.179, SLG: 0.164 (1, 1)												3	0	1	0	0	1	2
<b>Bobby Tolan, L</b> OBP: 0.288, SLG: 0.373 (10, PH)												1	0	1	0	0	0	0
<b>Gene Garber, R</b> OBP: 0.429, SLG: 0.200 (11, 1)												0	0	0	0	0	0	0

Inning Stats	R: 0	H: 1	R: 0	H: 1	R: 0	H: 1	R: 1	H: 2	R: 1	H: 2	R: 0	H: 0	R: 0	H: 1	R: 0	H: 1	R: 1	H: 1
	E: 0	LOB: 1	E: 0	LOB: 0	E: 0	LOB: 1	E: 0	LOB: 2	E: 0	LOB: 0	E: 0	LOB: 0	E: 0	LOB: 1	E: 0	LOB: 1	E: 1	LOB: 2
	K: 0	BB: 0	K: 1	BB: 0	K: 0	BB: 0	K: 1	BB: 1	K: 1	BB: 1	K: 0	BB: 0	K: 0	BB: 0	K: 0	BB: 0	K: 1	BB: 1
	S: 4	P: 4	S: 5	P: 5	S: 3	P: 4	S: 6	P: 10	S: 7	P: 11	S: 3	P: 3	S: 4	P: 4	S: 6	P: 6	S: 6	P: 10


PITCHER	IP	WLS	BF	H	R	ER	SO	BB	IBB	HBP	BLK	WP	HR	S	P	ERA	WHIP
<b>Rick Reuschel, R</b> ERA: 3.89 (1, 1)	10.0		39	10	2	2	5	2	0	0	0	0	1	47	55	1.80	1.200
<b>Darold Knowles, L</b> ERA: 3.06 (11, 1)	0.1	L	2	0	1	0	1	1	0	0	0	0	0	3	7	0.00	3.000
<b>Joe Coleman, R</b> ERA: 4.92 (11, 1)	0.1		3	1	0	0	0	0	0	0	0	0	0	3	3	0.00	3.000

**BOTTOM**

**Chicago Cubs @ Philadelphia Phillies**  
Veterans Stadium, Philadelphia, PA


Thu Jul 29 1976, 3:33 AM EDT  
Att. 35,154 - Unknown

<b>AB</b>	40
<b>R</b>	3
<b>H</b>	11
<b>RBI</b>	3
<b>BB</b>	3
<b>SO</b>	6
<b>LOB</b>	15



1B: 7	SF: 0	WP: 0	PA: 44
2B: 3	SAC: 1	PB: 1	
3B: 0	DP: 3	SB: 0	
HR: 1	HBP: 0	CS: 0	



Batter	1	2	3	4	5	6	7	8	9	AB R H RBI BB SO LOB	TOP											
Dave Cash, R (1, 4) OBP: 0.334, SLG: 0.354	0-3 K		0-0 F7			0-0 4-3		0-0 F7		4 0 0 0 0 1 2												
Larry Bowa, S (1, 6) OBP: 0.292, SLG: 0.294	0-0 5-3		0-3 K			0-0 E6		0-0 5-3		4 0 0 0 0 2 3												
Mike Schmidt, R (1, 5) OBP: 0.394, SLG: 0.566	0-0 6-3				4-0 FC6-4 BB	0-0 G6-4-3		0-3 K		2 1 0 0 2 0 0												
Greg Luzinski, R (1, 7) OBP: 0.360, SLG: 0.509		4-0 G5-4-3 BB			0-0 F8			0-0 5-3		3 1 1 1 1 1 1												
Ollie Brown, R (1, 9) OBP: 0.381, SLG: 0.444		0-0 F7			0-0 FC6-4			0-3 K		4 0 1 1 0 0 2												
Jerry Martin, R (1, 8) OBP: 0.345, SLG: 0.373		0-0 G5-4-3			0-0 WP			0-0 6-3		5 0 0 0 0 0 3												
Bob Boone, R (1, 3) OBP: 0.376, SLG: 0.417			0-0 F7			0-0 F8		0-0 F7	0-0 FC6-4	3 0 0 0 0 0 0	AB 31 R 2 H 4 RBI 2 BB 3 SO 5 LOB 13											
Johnny Oates, L (1, 2) OBP: 0.304, SLG: 0.256			0-0 E 1B			0-0 P4		0-0 L7		3 0 2 0 0 1 0												
Jim Kaat, L (1, 1) OBP: 0.217, SLG: 0.298			0-0 E5			0-3 K		0-0 1B		1 0 0 0 0 0 1												
Tony Taylor, R (6, PH)									1 0 0 0 0 0 0													
Ron Schueler, R (6, 1)									0 0 0 0 0 0 0													
Garry Maddox, R (8, PH) OBP: 0.377, SLG: 0.462			1-2						1 0 0 0 0 0 1													
Gene Garber, R (8, 1) OBP: 0.429, SLG: 0.200									0 0 0 0 0 0 0													
<b>Inning Stats</b>	R: 0 E: 0 K: 1 S: 5	H: 0 LOB: 0 BB: 0 P: 5	R: 0 E: 0 K: 0 S: 2	H: 0 LOB: 0 BB: 1 P: 6	R: 0 E: 1 K: 1 S: 7	H: 1 LOB: 2 BB: 0 P: 7	R: 0 E: 0 K: 0 S: 2	H: 0 LOB: 0 BB: 1 P: 6	R: 0 E: 0 K: 1 S: 5	H: 0 LOB: 0 BB: 0 P: 5	R: 0 E: 1 K: 0 S: 3	H: 0 LOB: 0 BB: 0 P: 3	R: 0 E: 0 K: 1 S: 5	H: 0 LOB: 0 BB: 0 P: 5	R: 0 E: 0 K: 0 S: 4	H: 1 LOB: 1 BB: 0 P: 4	R: 2 E: 0 K: 1 S: 7	H: 2 LOB: 1 BB: 1 P: 11	1B: 3 2B: 1 3B: 0 HR: 0	SF: 0 SAC: 0 DP: 2 HBP: 0	WP: 1 PB: 0 SB: 0 CS: 0	PA: 34
<b>PITCHER</b> Jerry Kosman, L (1, 1) ERA: 3.34	IP 9.0 WLS W BF 34 H 4 R 2 ER 2 SO 5 BB 3 IBB 0 HBP 0 BLK 0 WP 1 HR 0 S 40 P 52 ERA 2.00 WHIP 0.778											<b>PITCHER</b>	IP WLS BF H R ER SO BB IBB HBP BLK WP HR S P ERA WHIP									

Philadelphia Phillies @ New York Mets  
Shea Stadium, Flushing, NY  
Fri Jul 30 1976, 7:05 PM EDT  
Att. 26,548 - Unknown

livebaseballscorecards.com

Batter	1	2	3	4	5	6	7	8	9	AB	R	H	RBI	BB	SO	LOB
Leon Brown, R OBP: 0.275, SLG: 0.286 (1, 8)	0-0 1B 1B 2B	0-0 F8		4-0 CS BB			0-0 5-3			3	1	1	0	1	0	0
Bruce Boisclair, L OBP: 0.329, SLG: 0.329 (1, 9)	0-0 1B SF9 1B	0-0 F6		0-3 K 1-2			0-3 K			4	1	1	0	0	2	1
John Milner, L OBP: 0.340, SLG: 0.440 Pepe Mangual, R OBP: 0.391, SLG: 0.347 (1, 7) (9, 7)	0-0 1B 1-3 3-H 1B		0-0 3-1		0-3 K		0-0 4-1			4	1	1	1	0	1	0
Joe Torre, R OBP: 0.326, SLG: 0.384 (1, 3)	0-0 SF9 3-H		0-0 F8 2B		0-0 F9		0-3 K			3	0	1	1	0	1	0
Jerry Grote, R OBP: 0.335, SLG: 0.308 (1, 2)	0-0 FC5 1-2 1B 1B		4-0 BB BB		0-0 P4		0-0 5-3			3	0	1	0	1	0	0
Roy Staiger, R OBP: 0.265, SLG: 0.268 (1, 5)	0-0 F3		0-0 F8 2-3		0-3 K					3	0	0	0	0	1	4
Felix Millan, R OBP: 0.313, SLG: 0.313 (1, 4)	0-0 1-2 2-H 1B		4-0 1-2 BB		0-0 5-3					2	0	1	1	1	0	0
Bud Harrelson, S OBP: 0.333, SLG: 0.282 (1, 6)	0-0 FC5 2-3f		0-0 G3		0-3 K					3	0	0	0	0	1	5
Jerry Koosman, R OBP: 0.277, SLG: 0.304 (1, 1)		0-0 4-3		0-0 6-3		0-3 K				3	0	0	0	0	1	0

**BOTTOM**

**Philadelphia Phillies @ New York Mets**  
**Shea Stadium, Flushing, NY**  
 Fri Jul 30 1976, 7:05 PM EDT  
 Att. 26,548 - Unknown

[livebaseballscorecards.com](http://livebaseballscorecards.com)

<b>AB</b>	<b>28</b>
<b>R</b>	<b>3</b>
<b>H</b>	<b>6</b>
<b>RBI</b>	<b>3</b>
<b>BB</b>	<b>3</b>
<b>SO</b>	<b>7</b>
<b>LOB</b>	<b>10</b>



Inning Stats																	1B	SF	WP	PA	
PITCHER																	2B	SAC	PB		
PITCHER																	3B	DP	SB		
PITCHER																	HR	HBP	CS		
Jim Kaat, L ERA: 2.94 (1, 1)	5.0	WLS	BF	H	R	ER	SO	BB	IBB	HBP	BLK	WP	HR	S	P	ERA	WHIP	1B: 4	SF: 1	WP: 0	PA: 32
Ron Schueler, R ERA: 3.42 (6, 1)	2.0	L	23	6	3	3	2	3	0	0	0	0	0	24	36	5.40	1.800	2B: 2	SAC: 0	PB: 0	
Gene Garber, R ERA: 2.93 (8, 1)	1.0		3	0	0	0	1	0	0	0	0	0	0	5	5	0.00	0.000	3B: 0	DP: 0	SB: 0	
																		HR: 0	HBP: 0	CS: 1	



Batter	1	2	3	4	5	6	7	8	9	AB R H RBI BB SO LOB	TOP											
<b>Dave Cash, R</b> (1, 4) OBP: 0.333, SLG: 0.353	0-3 <b>K</b>		0-0 <b>L4</b>		0-0 <b>2-H 1B</b>			0-0 <b>1-3</b>		4 0 1 0 0 1 1												
<b>Larry Bowa, S</b> (1, 6) OBP: 0.289, SLG: 0.291	0-0 <b>1-6-3</b>			0-0 <b>5-3</b>		0-0 <b>F9</b>		0-0 <b>F8</b>		4 0 0 0 0 0 0												
<b>Mike Schmidt, R</b> (1, 5) OBP: 0.393, SLG: 0.566	0-3 <b>K</b>			0-0 <b>F7</b>		0-0 <b>5-3 2B</b>		0-0 <b>P3</b>		4 0 1 0 0 1 0												
<b>Greg Luzinski, R</b> (1, 7) OBP: 0.359, SLG: 0.508 <b>Jerry Martin, R</b> (9, PR) OBP: 0.345, SLG: 0.373 (9, 7)		0-0 <b>4-3</b>		0-3 <b>K</b>		0-0 <b>5-3</b>		0-0 <b>FC1-5 2B</b>		4 0 1 0 0 1 1 0 0 0 0 0 0 0												
<b>Ollie Brown, R</b> (1, 9) OBP: 0.378, SLG: 0.438		0-0 <b>1-4-3</b>			0-0 <b>SH1-3 1B 1B</b>	0-3 <b>K</b>		0-0 <b>FC1-5 1B S</b>		4 1 1 0 0 1 2												
<b>Garry Maddox, R</b> (1, 8) OBP: 0.376, SLG: 0.459		0-3 <b>K</b>			0-0 <b>SH1-3 1B</b>		0-0 <b>4-3</b>	0-0 <b>F8</b>		4 1 1 0 0 1 2												
<b>Bobby Tolan, L</b> (1, 3) OBP: 0.288, SLG: 0.372			0-0 <b>6-3</b>		0-0 <b>SH1-3</b>		0-3 <b>K</b>	0-0 <b>2-3 1B</b>		3 0 1 0 0 1 0												
<b>Johnny Oates, L</b> (1, 2) OBP: 0.340, SLG: 0.304			4-0 <b>BB</b>		0-0 <b>1B 2B</b>		0-0 <b>1B</b>	0-0 <b>F8</b>		3 0 2 2 1 0 3												
<b>Larry Christenson, R</b> (1, 1) OBP: 0.211, SLG: 0.250 <b>Tug McGraw, R</b> (6, 1) OBP: 0.167, SLG: 0.333			0-0 <b>P1</b>		0-3 <b>K</b>		0-0 <b>F9</b>			2 0 0 0 0 1 2 1 0 0 0 0 0 1												
<b>Inning Stats</b>	R: 0 E: 0 K: 2 S: 7	H: 0 LOB: 0 BB: 0 P: 7	R: 0 E: 0 K: 1 S: 5	H: 0 LOB: 0 BB: 0 P: 5	R: 0 E: 0 K: 0 S: 3	H: 0 LOB: 1 BB: 1 P: 7	R: 0 E: 0 K: 1 S: 5	H: 0 LOB: 0 BB: 0 P: 5	R: 2 E: 0 K: 1 S: 8	H: 4 LOB: 2 BB: 0 P: 8	R: 0 E: 0 K: 1 S: 6	H: 1 LOB: 1 BB: 0 P: 6	R: 0 E: 0 K: 1 S: 6	H: 1 LOB: 1 BB: 0 P: 6	R: 0 E: 0 K: 0 S: 3	H: 0 LOB: 0 BB: 0 P: 3	R: 0 E: 0 K: 0 S: 5	H: 2 LOB: 3 BB: 0 P: 5	1B: 5 2B: 3 3B: 0 HR: 0	SF: 0 SAC: 1 DP: 0 HBP: 0	WP: 0 PB: 0 SB: 1 CS: 0	PA: 35
<b>PITCHER</b>	IP WLS BF H R ER SO BB IBB HBP BLK WP HR S P ERA WHIP																					
<b>Jon Matlack, L</b> (1, 1) ERA: 2.72	8.0 L 30 6 2 2 7 1 0 0 0 0 0 0 43 47 2.25 0.875																					
<b>Ken Sanders, R</b> (9, 1) ERA: 1.64	1.0 5 2 0 0 0 0 0 0 0 0 0 0 5 5 0.00 2.000																					

Philadelphia Phillies @ New York Mets  
Shea Stadium, Flushing, NY  
Sat Jul 31 1976, 3:33 AM EDT  
Att. 22,792 - Unknown

AB	33
R	2
H	8
RBI	2
BB	1
SO	7
LOB	12



WP: 0	PA: 35
PB: 0	
SB: 1	
CS: 0	

ERA	WHIP
-----	------


Batter	1	2	3	4	5	6	7	8	9	AB	R	H	RBI	BB	SO	LOB
Jim Dwyer, L (1, 9) OBP: 0.274, SLG: 0.232 Leon Brown, R (7, 8) OBP: 0.269, SLG: 0.280	0-0 6-3		0-0 P5			0-0 F8		0-0 1-3		3	0	0	0	0	0	1
Bruce Boisclair, L (1, 8) OBP: 0.323, SLG: 0.322 Joe Torre, R (8, PH) Ken Sanders, R (9, 1)	0-0 F8		0-0 F7			0-0 G3		0-0 F8		3	0	0	0	0	0	1
John Milner, L (1, 7) OBP: 0.345, SLG: 0.455	0-0 HR				0-0 1B				0-3 K	4	1	3	1	0	1	0
Ed Kranepool, L (1, 3) OBP: 0.345, SLG: 0.399	0-0 F8				0-0 L8		0-0 P4		0-0 4-3	4	0	0	0	0	0	2
Ron Hodges, L (1, 2) OBP: 0.400, SLG: 0.427 Jerry Grote, R (7, PH) OBP: 0.332, SLG: 0.306		0-0 P4		0-3 K			0-0 5-3		0-0 5-3	2	0	0	0	0	1	1
Mike Phillips, L (1, 4) OBP: 0.324, SLG: 0.369 Felix Millan, R (7, PH) OBP: 0.312, SLG: 0.313		0-0 F7		0-0 F8			0-0 5-3			2	0	0	0	0	0	1
Roy Staiger, R (1, 5) OBP: 0.266, SLG: 0.269		0-3 K					0-0 5-3			3	0	1	0	0	1	0
Bud Harrelson, S (1, 6) OBP: 0.330, SLG: 0.278			0-0 F7			0-0 F8		0-0 F8		3	0	0	0	0	0	1
Jon Mattack, L (1, 1) OBP: 0.238, SLG: 0.175 Mike Vail, R (8, PH) OBP: 0.206, SLG: 0.212 Pepe Mangual, R (9, 9) OBP: 0.391, SLG: 0.347			0-0 1B		0-3 K			0-0 F8		2	0	1	0	0	1	0

Inning Stats		R: 1	H: 1	E: 0	K: 0	S: 4	R: 0	H: 0	E: 0	K: 1	S: 5	R: 0	H: 1	E: 0	K: 0	S: 4	R: 0	H: 0	E: 0	K: 1	S: 5	R: 0	H: 1	E: 0	K: 0	S: 4	R: 0	H: 0	E: 0	K: 0	S: 3	R: 0	H: 0	E: 0	K: 1	S: 5
PITCHER		IP	WLS	BF	H	R	ER	SO	BB	IBB	HBP	BLK	WP	HR	S	P	ERA	WHIP																		
Larry Christenson, R (1, 1) ERA: 3.85		5.2	W	21	4	1	1	3	0	0	0	0	0	1	27	27	1.59	0.706																		
Tug McGraw, L (6, 1) ERA: 2.54		3.1	S	11	1	0	0	1	0	0	0	0	0	0	13	13	0.00	0.300																		

**BOTTOM**

**Philadelphia Phillies @ New York Mets**  
Shea Stadium, Flushing, NY  
Sat Jul 31 1976, 3:33 AM EDT  
Att. 22,792 - Unknown

<b>AB</b>	<b>32</b>
<b>R</b>	<b>1</b>
<b>H</b>	<b>5</b>
<b>RBI</b>	<b>1</b>
<b>BB</b>	<b>0</b>
<b>SO</b>	<b>4</b>
<b>LOB</b>	<b>7</b>



WP: 0	PA: 32
PB: 0	SB: 0
CS: 0	

livebaseballscorecards.com



Batter	1	2	3	4	5	6	7	8	9	10	11	AB R H RBI BB SO LOB	TOP										
<b>Dave Cash, R</b> OBP: 0.332, SLG: 0.351 (1, 4)	0-0 P4		0-0 5-3		0-0 FC4-6 1B		0-0 1-3			0-0 P4		5 0 1 0 0 0 0	<b>Philadelphia Phillies @ New York Mets</b> <b>Shea Stadium, Flushing, NY</b> Sun Aug 01 1976, 3:33 AM EDT Unknown										
<b>Larry Bowa, S</b> OBP: 0.288, SLG: 0.290 (1, 6)	0-0 4-3		0-0 CS 1B		0-0 FC4-6 BB HR		0-0 F9			0-3 K		5 1 1 0 0 1 2											
<b>Mike Schmidt, R</b> OBP: 0.393, SLG: 0.561 (1, 5)	0-3 K		4-0 S BB		4-0 1-2 HR BB				0-0 6-3		0-3 K	3 1 0 0 2 2 0											
<b>Greg Luzinski, R</b> OBP: 0.360, SLG: 0.515 <b>Jerry Martin, R</b> OBP: 0.339, SLG: 0.365 (1, 7) (8, 7)		4-0 BB BB BB	0-3 S K		0-0 1-2 HR				0-0 G3		0-3 K	3 2 1 4 1 1 1 1 0 0 0 0 1 0											
<b>Jay Johnstone, L</b> OBP: 0.380, SLG: 0.470 (1, 9)		0-0 2B 1-2 6-3 1B		0-0 3-1	0-0 3-1			0-0 1-3		0-0 1B 1B		5 2 2 0 0 0 1											
<b>Garry Maddox, R</b> OBP: 0.376, SLG: 0.462 (1, 8)		0-0 1-3 2-H 2B		0-0 F9		0-3 K			0-0 6-3		0-0 1-H 1B	5 0 2 2 0 1 0											
<b>Bobby Tolan, L</b> OBP: 0.280, SLG: 0.360 (1, 3)		0-0 6-3		0-3 K		0-0 2-3			0-0 G3		0-3 K	5 0 0 1 0 2 2											
<b>Tim McCarver, L</b> OBP: 0.430, SLG: 0.392 (1, 2)		0-0 3-H F7			0-0 4-3		0-0 F7		0-0 1-3			4 0 0 0 0 0 1											
<b>Tom Underwood, R</b> OBP: 0.154, SLG: 0.083 <b>Ron Schueler, R</b> <b>Bob Boone, R</b> OBP: 0.379, SLG: 0.420 <b>Jim Kaat, L</b> OBP: 0.217, SLG: 0.298 <b>Ron Reed, R</b> OBP: 0.176, SLG: 0.235 <b>Tug McGraw, R</b> OBP: 0.167, SLG: 0.333 <b>Tom Hutton, L</b> OBP: 0.365, SLG: 0.379 <b>Gene Garber, R</b> OBP: 0.429, SLG: 0.200 (1, 1) (4, 1) (5, PH) (5, PR) (5, 1) (9, 1) (10, PH) (10, 1)		0-0 L9		0-0 FC4-6 HR 1B		0-0 5-3			0-0 1-3			1 0 0 0 0 0 0 1 0 0 0 0 0 0 0 0 0 1 0 1 0 0 0 0 0 1 0 0 0 0 0 0 1 0 0 0 0 0 0 0 0 0 0 0 0 0 0 0 1 0 0 0 0 0 0 0 0 0 0 0 0 0 0 0											
<b>Inning Stats</b>	R: 0 E: 0 K: 1 S: 5	H: 0 LOB: 0 BB: 0 P: 5	R: 2 E: 0 K: 0 S: 5	H: 2 LOB: 1 BB: 1 P: 9	R: 0 E: 0 K: 1 S: 5	H: 0 LOB: 0 BB: 0 P: 5	R: 4 E: 0 K: 0 S: 6	H: 3 LOB: 1 BB: 1 P: 10	R: 0 E: 0 K: 1 S: 5	H: 0 LOB: 0 BB: 0 P: 5	R: 0 E: 0 K: 0 S: 3	H: 0 LOB: 0 BB: 0 P: 3		R: 0 E: 0 K: 0 S: 3	H: 0 LOB: 0 BB: 0 P: 3	R: 0 E: 0 K: 1 S: 5	H: 0 LOB: 0 BB: 0 P: 5	R: 1 E: 0 K: 3 S: 11	H: 2 LOB: 1 BB: 0 P: 11	1B: 6 2B: 1 3B: 0 HR: 1	SF: 0 SAC: 0 DP: 0 HBP: 0	WP: 0 PB: 0 SB: 1 CS: 1	PA: 43
<b>PITCHER</b>	IP WLS BF H R ER SO BB IBB HBP BLK WP HR S P ERA WHIP																						
<b>Bob Apodaca, R</b> ERA: 2.96 (1, 1)	6.0	26	6	6	6	4	3	0	0	0	0	0	0	1	31	43	9.00	1.500					
<b>Ken Sanders, R</b> ERA: 1.5 (7, 1)	3.0	9	0	0	0	0	0	0	0	0	0	0	0	9	9	0.00	0.000						
<b>Skip Lockwood, R</b> ERA: 2.48 (10, 1)	2.0	L 8	2	1	1	4	0	0	0	0	0	0	0	16	16	4.50	1.000						

livebaseballscorecards.com

AB	40
R	7
H	8
RBI	7
BB	3
SO	8
LOB	8



Batter	1	2	3	4	5	6	7	8	9	10	11	AB	R	H	RBI	BB	SO	LOB	BOTTOM							
<b>Pepe Mangual, R</b> (1, 8) OBP: 0.386, SLG: 0.351	0-0 6-3		0-0 6-3	0-0 2-H 3B			0-0 5-3		0-3 K	0-3 K		6	0	1	1	0	2	3								
<b>Mike Vail, R</b> (1, 9) OBP: 0.256, SLG: 0.222	0-0 P4		0-0 6-3	4-0 BB			4-0 1B SF8		0-0 1B		0-0 6-3	3	1	1	0	2	0	0								
<b>Leon Brown, R</b> (9, PR) OBP: 0.269, SLG: 0.280												0	1	0	0	0	0	0								
<b>Skip Lockwood, R</b> (10, 1) OBP: 0.462, SLG: 0.500												1	0	0	0	0	0	0								
<b>John Milner, L</b> (1, 7) OBP: 0.344, SLG: 0.452	0-0 F8		0-3 K	0-3 K			0-0 1B		0-0 1B		0-0 F8	6	0	2	1	0	2	2								
<b>Joe Torre, R</b> (1, 3) OBP: 0.324, SLG: 0.382		0-0 SH1-3 FC5-2 1B		0-0 F7	0-3 K		0-0 SF8		0-0 4-3		0-3 K	3	0	1	0	0	1	0								
<b>Ed KranePOOL, L</b> (7, PH) OBP: 0.342, SLG: 0.396												2	0	0	1	0	1	1								
<b>Jerry Grote, R</b> (1, 2) OBP: 0.337, SLG: 0.311		0-0 FC5-2 SH1-3 1B		0-0 BB 3B			0-0 F8		0-0 L4		0-0 4-3 SH3-4 1B	5	1	3	0	0	0	1								
<b>Bud Harrelson, S</b> (10, PR) OBP: 0.330, SLG: 0.278												0	0	0	0	0	0	0								
<b>Roy Staiger, R</b> (1, 5) OBP: 0.270, SLG: 0.267		0-0 SH1-3		4-0 3B	0-3 K		0-0 L4		0-3 K		0-0 SH3-4	1	1	0	0	1	1	0								
<b>Mike Phillips, L</b> (8, PH) OBP: 0.322, SLG: 0.367		1-2 2-3		1-2 3B							1-2 SH3-4	1	0	0	0	0	1	0								
<b>Felix Millan, R</b> (1, 4) OBP: 0.313, SLG: 0.317		0-0 FC5-2 FC5 BB		0-0 1B 3B			0-0 F7		0-0 F8		4-0 4-3 IBB	4	1	1	2	1	0	2								
<b>Leo Foster, R</b> (1, 6) OBP: 0.500, SLG: 0.333		2-3 3-H		1-H 2-H 1B 3B			0-0 F7		0-0 F8																	
<b>Ron Hodges, L</b> (10, PH) OBP: 0.397, SLG: 0.423		4-0 BB		0-0 6-3 3B 1B			0-3 K		0-0 F9		0-0 4-3	3	1	1	1	1	1	0								
<b>Bob Apodaca, R</b> (1, 1) OBP: 0.214, SLG: 0.231		1-2 BB		3-H 1B 3B 1B							1-2 2-3	1	0	0	0	0	0	2								
<b>Jim Dwyer, L</b> (6, PH) OBP: 0.272, SLG: 0.230		0-0 FC5		0-0 6-3			0-0 F8		0-0 6-3		4-0 IBB	2	0	0	0	0	0	4								
<b>Ken Sanders, R</b> (7, 1) OBP: 0.272, SLG: 0.230		2-3f		1-2								1	0	0	0	0	0	0								
<b>Bruce Boisclair, L</b> (9, PH) OBP: 0.325, SLG: 0.320												0	0	0	0	0	0	0								
												1	0	0	0	1	0	0								
<b>Inning Stats</b>	R: 0 E: 0 K: 0 S: 3	H: 0 LOB: 0 BB: 0 P: 3	R: 0 E: 0 K: 0 S: 5	H: 2 LOB: 3 BB: 1 P: 9	R: 0 E: 0 K: 1 S: 5	H: 0 LOB: 0 BB: 0 P: 5	R: 4 E: 0 K: 1 S: 9	H: 4 LOB: 2 BB: 2 P: 17	R: 0 E: 0 K: 2 S: 7	H: 0 LOB: 0 BB: 0 P: 7	R: 0 E: 0 K: 1 S: 5	H: 0 LOB: 0 BB: 0 P: 5	R: 1 E: 0 K: 0 S: 4	H: 1 LOB: 1 BB: 1 P: 8	R: 0 E: 0 K: 1 S: 5	H: 0 LOB: 0 BB: 0 P: 5	R: 1 E: 0 K: 1 S: 7	H: 2 LOB: 1 BB: 0 P: 7	R: 0 E: 0 K: 1 S: 6	H: 1 LOB: 3 BB: 2 P: 14	R: 0 E: 0 K: 1 S: 5	H: 0 LOB: 0 BB: 0 P: 5	1B: 8 2B: 0 3B: 2 HR: 0	SF: 1 SAC: 2 DP: 0 HBP: 0	WP: 0 PB: 0 SB: 1 CS: 0	PA: 49
<b>PITCHER</b>	IP	WLS	BF	H	R	ER	SO	BB	IBB	HBP	BLK	WP	HR	S	P	ERA	WHIP									
<b>Tom Underwood, L</b> (1, 1) ERA: 3.81	3.2		19	6	4	4	1	2	0	0	0	0	0	19	27	9.82	2.182									
<b>Ron Schueler, R</b> (4, 1) ERA: 3.38	0.1		2	0	0	0	1	1	0	0	0	0	0	3	7	0.00	3.000									
<b>Ron Reed, R</b> (5, 1) ERA: 2.93	4.2		17	2	2	2	5	1	0	0	0	0	0	26	30	3.86	0.643									
<b>Tug McGraw, L</b> (9, 1) ERA: 2.52	0.1		2	1	0	0	0	0	0	0	0	0	0	2	2	0.00	3.000									
<b>Gene Garber, R</b> (10, 1) ERA: 2.83	2.0	W	9	1	0	0	2	0	2	0	0	0	0	11	19	0.00	0.500									

Philadelphia Phillies @ New York Mets  
Shea Stadium, Flushing, NY  
Sun Aug 01 1976, 3:33 AM EDT  
Unknown

AB 40  
R 6  
H 10  
RBI 6  
BB 6  
SO 9  
LOB 15





Batter	1	2	3	4	5	6	7	8	9	AB R H RBI BB SO LOB	TOP
Dave Cash, R OBP: 0.333, SLG: 0.351 (1, 4) X	0-0 4-3			X 0-0 CS 1B		X 0-0 F9		B B B B 4-0 F9 BB BB		3 0 1 0 1 0 0	<b>Philadelphia Phillies @ New York Mets</b> <b>Shea Stadium, Flushing, NY</b> Sun Aug 01 1976, 3:38 AM EDT Att: 34,413 - Unknown
Larry Bowa, S OBP: 0.290, SLG: 0.290 (1, 6) X	0-0 P6		X 0-0 F7		X 0-0 HR 1B		B B B B 4-0 S BB		3 1 1 0 1 0 1		
Mike Schmidt, R OBP: 0.391, SLG: 0.566 (1, 5) X	0-0 F7		S S S S 0-3 K		X 0-0 HR 1B		X 0-0 F9		4 1 1 2 0 1 2		
Greg Luzinski, R OBP: 0.359, SLG: 0.511 (1, 7)		S S S S 0-3 K		B B B B 4-0 1B BB		S S S S 0-3 K		S S S S 0-3 K	3 0 0 0 1 3 2		
Ron Schueler, R (8, 1)								1-2	0 0 0 0 0 0 0		
Jay Johnstone, L OBP: 0.379, SLG: 0.468 (1, 9)		X 0-0 L4		X 0-0 1B		X 0-0 P6		X 0-0 6-3	3 0 1 0 0 0 0		
Ollie Brown, R OBP: 0.376, SLG: 0.435 (8, PH) (8, 9)									1 0 0 0 0 0 2		
Garry Maddox, R OBP: 0.375, SLG: 0.459 (1, 8)		X 0-0 5-3		X 0-0 F9		X 0-0 F9		X 0-0 FC4-6 1B	4 0 1 0 0 0 2		
Tom Hutton, L OBP: 0.388, SLG: 0.371 (1, 3)			X 0-0 1-3		X 0-0 P6		X 0-0 E 1B	X 0-0 F7	4 0 1 0 0 0 3		
Johnny Oates, L OBP: 0.315, SLG: 0.280 (1, 2)			X 0-0 F7		X 0-0 F7		X 0-0 E4 1-3	S S S S 0-3 K	4 0 0 0 0 1 4		
Wayne Twitchell, R (1, 1)			S S S S 0-3 K		S S S S 0-3 K		S S S S 0-3 K	X 0-0 FC4-6	3 0 0 0 0 3 2		
Jerry Martin, R OBP: 0.333, SLG: 0.358 (8, 7)								1-2f	1 0 0 0 0 0 1		
<b>Inning Stats</b>	R: 0 H: 0 E: 0 LOB: 0 K: 0 BB: 0 S: 3 P: 3	R: 0 H: 0 E: 0 LOB: 0 K: 1 BB: 0 S: 5 P: 5	R: 0 H: 0 E: 0 LOB: 0 K: 1 BB: 0 S: 5 P: 5	R: 0 H: 1 E: 0 LOB: 0 K: 1 BB: 0 S: 5 P: 5	R: 0 H: 1 E: 0 LOB: 2 K: 0 BB: 1 S: 4 P: 8	R: 2 H: 2 E: 0 LOB: 0 K: 2 BB: 0 S: 9 P: 9	R: 0 H: 1 E: 1 LOB: 2 K: 1 BB: 0 S: 7 P: 7	R: 0 H: 0 E: 0 LOB: 2 K: 1 BB: 2 S: 5 P: 13	R: 0 H: 1 E: 0 LOB: 1 K: 1 BB: 0 S: 6 P: 6	1B: 5 SF: 0 2B: 0 SAC: 0 3B: 0 DP: 0 HR: 1 HBP: 0	WP: 0 PA: 36 PB: 0 SB: 1 CS: 1
<b>PITCHER</b> Nino Espinosa, R ERA: 2.53 (1, 1)	IP WLS BF H R ER SO BB IBB HBP BLK WP HR S P ERA WHIP										
Bob Myrick, L ERA: 1.62 (8, 1)	2.0 9 1 0 0 2 2 0 0 0 0 0 0 11 19 0.00 1.500										

livebaseballscorecards.com

**AB 33**  
**R 2**  
**H 6**  
**RBI 2**  
**BB 3**  
**SO 8**  
**LOB 19**



Batter	1	2	3	4	5	6	7	8	9	AB	R	H	RBI	BB	SO	LOB
Pepe Mangual, R (1, 8) OBP: 0.381, SLG: 0.345	0-0 G3		0-3 K		0-0 F2			0-3 K		4	0	0	0	0	2	1
Felix Millan, R (1, 4) OBP: 0.317, SLG: 0.325	0-0 1B 2B		0-0 CS 1B			0-0 6-3			0-0 FC4-6 BB 1B	4	0	3	0	0	0	0
Mike Vail, R (1, 9) OBP: 0.302, SLG: 0.256	0-0 1B		0-0 CS 1-2	0-0 B2-3 1B		0-3 K			4-0 FC4-6 BB 1-2	3	0	2	0	1	1	0
Ed Kranepool, L (1, 3) OBP: 0.338, SLG: 0.391 Leon Brown, R (9, PR) OBP: 0.269, SLG: 0.280	0-0 F7			0-3 K		0-0 F2			0-0 FC4-6 G3-6-3 1-2f 2-3	4	0	0	0	0	1	4
Ron Hodges, L (1, 2) OBP: 0.385, SLG: 0.407		0-3 K		0-0 B2-3 1-2				0-3 K	0-0 G3-6-3 1-2f	4	0	0	0	0	2	3
Bruce Boisclair, L (1, 7) OBP: 0.319, SLG: 0.314		0-3 K		0-0 L8				0-0 F7		3	0	0	0	0	1	1
Roy Staiger, R (1, 5) OBP: 0.271, SLG: 0.269 Bob Myrick, R (8, 1)		0-0 S 1B				0-0 F8		0-0 6-3		3	0	1	0	0	0	0
Bud Harrelson, S (1, 6) OBP: 0.330, SLG: 0.279		0-3 K 1-2				0-0 SH3-4 1B			0-0 1-3	3	0	1	0	0	1	1
Nino Espinosa, R (1, 1) Mike Phillips, L (8, 5) OBP: 0.320, SLG: 0.365			0-0 4-3			0-0 SH3-4 1-2			0-0 L6	1	0	0	0	0	0	0
										1	0	0	0	0	0	0

Inning Stats	R: 0	H: 2	E: 0	K: 0	S: 4	LOB: 1	BB: 0	P: 4	R: 0	H: 1	E: 0	K: 3	S: 10	LOB: 1	BB: 0	P: 10	R: 0	H: 1	E: 0	K: 1	S: 5	LOB: 0	BB: 0	P: 5	R: 0	H: 1	E: 0	K: 1	S: 6	LOB: 1	BB: 0	P: 6	R: 0	H: 0	E: 0	K: 1	S: 5	LOB: 0	BB: 0	P: 5	R: 0	H: 0	E: 0	K: 1	S: 5	LOB: 0	BB: 0	P: 5	R: 0	H: 0	E: 0	K: 1	S: 5	LOB: 0	BB: 0	P: 5	R: 0	H: 0	E: 0	K: 1	S: 5	LOB: 0	BB: 0	P: 5	R: 0	H: 1	E: 0	K: 0	S: 3	LOB: 2	BB: 1	P: 7	1B: 6	SF: 0	2B: 1	SAC: 1	3B: 0	DP: 1	HR: 0	HBP: 0	WP: 0	PA: 33
PITCHER	IP	WLS	BF	H	R	ER	SO	BB	IBB	HBP	BLK	WP	HR	S	P	ERA	WHIP																																																																	
Wayne Twitchell, R (1, 1) ERA: 1.63	7.0	W	25	6	0	0	7	0	0	0	0	0	0	39	39	0.00	0.857																																																																	
Ron Schueler, R (8, 1) ERA: 3.12	2.0	S	7	1	0	0	1	1	0	0	0	0	0	8	12	0.00	1.000																																																																	

BOTTOM

Philadelphia Phillies @ New York Mets  
Shea Stadium, Flushing, NY  
Sun Aug 01 1976, 3:38 AM EDT  
Att. 34,413 - Unknown

livebaseballscores.com

AB	30
R	0
H	7
RBI	0
BB	1
SO	8
LOB	10





Batter	1	2	3	4	5	6	7	8	9	AB R H RBI BB SO LOB	TOP	
Dave Cash, R (1, 4) OBP: 0.336, SLG: 0.352	0-0 FC4-6 1B		0-0 1B 2B	0-0 1-3			4-0 1B BB		0-0 6-3	4 1 2 0 1 0 1		
Larry Bowa, S (1, 6) OBP: 0.291, SLG: 0.291	0-0 FC4-6 E 1B 1-2f		0-0 2B 4-3 1B		0-0 L8		0-0 1-2 1B		0-0 P2	5 1 2 0 0 0 1		
Mike Schmidt, R (1, 5) OBP: 0.392, SLG: 0.568	0-0 E 1B 1-2		0-0 4-3 1-3 2-H 2B		0-0 F7		0-3 K			4 0 2 1 0 1 2		
Greg Luzinski, R (1, 7) OBP: 0.355, SLG: 0.505 Gene Garber, R (7, 1) OBP: 0.429, SLG: 0.200	0-0 L9		0-0 4-3		0-3 K		0-0 F8			4 0 0 1 0 1 5 0 0 0 0 0 0 0		
Jay Johnstone, L (1, 9) OBP: 0.378, SLG: 0.469	0-0 E5 FC6-4 1-2 2-3		0-0 F8		0-0 F9		0-0 BLK 2B			4 0 1 0 0 0 3		
Garry Maddox, R (1, 8) OBP: 0.371, SLG: 0.453	0-0 FC6-4 1-2f		0-0 P2		0-0 6-3		0-3 K 2-3			4 0 0 0 0 1 5		
Tom Hutton, L (1, 3) OBP: 0.393, SLG: 0.361		4-0 FC6-4 BB		0-0 4-3		4-0 BB		0-0 G3		2 0 0 0 2 0 1		
Johnny Oates, L (1, 2) OBP: 0.293, SLG: 0.259		0-0 FC6-4 G6-3 1-2f		0-0 L8		0-0 P6		0-3 K		4 0 0 0 0 1 3		
Jim Lonborg, R (1, 1) OBP: 0.255, SLG: 0.213 Bobby Tolan, L (7, PH) OBP: 0.276, SLG: 0.355 (7, 7)		0-0 G6-3 1-2f		0-0 1B			0-0 4-3		0-3 K	2 0 1 0 0 0 1 2 0 0 0 0 1 0		
<b>Inning Stats</b>	R: 0 E: 1 K: 0 S: 6 H: 2 LOB: 3 BB: 0 P: 6	R: 0 E: 0 K: 0 S: 2 H: 0 LOB: 0 BB: 1 P: 6	R: 2 E: 0 K: 0 S: 6 H: 3 LOB: 1 BB: 0 P: 6	R: 0 E: 0 K: 0 S: 4 H: 1 LOB: 1 BB: 0 P: 4	R: 0 E: 0 K: 1 S: 5 H: 0 LOB: 0 BB: 0 P: 5	R: 0 E: 0 K: 0 S: 3 H: 0 LOB: 1 BB: 1 P: 7	R: 0 E: 0 K: 1 S: 6 H: 1 LOB: 2 BB: 1 P: 10	R: 0 E: 0 K: 2 S: 8 H: 1 LOB: 1 BB: 0 P: 8	R: 0 E: 0 K: 1 S: 5 H: 0 LOB: 0 BB: 0 P: 5	1B: 6 2B: 2 3B: 0 HR: 0 SF: 0 SAC: 0 DP: 1 HBP: 0	WP: 0 PB: 0 SB: 0 CS: 0 PA: 38	
<b>PITCHER</b> Bill Bonham, R (1, 1) ERA: 4.77 Joe Coleman, R (7, 1) ERA: 4.79	IP WLS BF H R ER SO BB IBB HBP BLK WP HR S P ERA WHIP	6.1 W 29 7 2 2 1 3 0 0 0 0 0 0 28 40 2.84 1.579	2.2 S 9 1 0 0 4 0 0 0 0 1 0 0 17 17 0.00 0.375	<b>PITCHER</b> IP WLS BF H R ER SO BB IBB HBP BLK WP HR S P ERA WHIP								

Philadelphia Phillies @ Chicago Cubs  
Wrigley Field, Chicago, IL  
Mon Aug 02 1976, 3:33 AM CDT  
Att: 9,525 - Sunny - 67 F

livebaseballscorecards.com

AB	35
R	2
H	8
RBI	2
BB	3
SO	5
LOB	22




Batter	1	2	3	4	5	6	7	8	9	AB	R	H	RBI	BB	SO	LOB
Joe Wallis, S OBP: 0.305, SLG: 0.369 (1, 8)	0-0 2B FC6-5-6 1B	0-0 P5			0-0 L3 1B		0-0 L9			4	1	2	0	0	0	1
Champ Summers, L OBP: 0.284, SLG: 0.278 (1, 7)	0-0 P7		0-3 K		0-0 L3 1-2		0-3 K			4	0	0	0	0	2	2
Bill Madlock, R OBP: 0.396, SLG: 0.477 (1, 5)	0-0 FC6-5-6 1-3 2B		0-0 6-3		0-0 5-3			0-0 B1-3		4	0	1	0	0	0	0
Jerry Morales, R OBP: 0.308, SLG: 0.387 (1, 9)	0-0 FC6-5-6 HR		0-0 1B		0-0 5-3			0-0 5-3		4	1	1	1	0	0	1
Ralph LaCock, L OBP: 0.345, SLG: 0.401 (1, 3)	0-0 1-H HR		0-0 L8		0-0 5-3			0-0 4-3		4	1	1	2	0	0	1
Manny Trillo, R OBP: 0.310, SLG: 0.335 (1, 4)	0-3 K			4-0 BB		0-0 2B				2	1	1	0	1	1	0
George Mitterwald, R OBP: 0.268, SLG: 0.297 (1, 2)		0-0 5-3		0-0 F9		0-0 2B		0-0 2B		3	0	1	1	0	0	1
Mick Kelleher, R OBP: 0.275, SLG: 0.300 (1, 6)		0-0 SH2-4 1B		0-0 L4		0-3 K				3	0	1	0	0	1	2
Bill Bonham, R OBP: 0.200, SLG: 0.237 (1, 1)		0-0 SH2-4		0-0 1-3			0-3 K			1	0	0	0	0	0	1
Joe Coleman, R OBP: 0.125, SLG: 0.125 (7, 1)		1-2								1	0	0	0	0	1	0

Inning Stats	R: 3	H: 3	LOB: 0	K: 1	S: 8	P: 8	R: 0	H: 1	LOB: 1	K: 0	S: 4	R: 0	H: 1	LOB: 1	K: 1	S: 6	R: 0	H: 0	LOB: 1	K: 0	S: 3	R: 0	H: 1	LOB: 0	K: 0	S: 3	R: 1	H: 2	LOB: 1	K: 1	S: 7	R: 0	H: 0	LOB: 0	K: 2	S: 7	R: 0	H: 0	LOB: 0	K: 0	S: 3
PITCHER	IP	WLS	BF	H	R	ER	SO	BB	IBB	HBP	BLK	WP	HR	S	P	ERA	WHIP																								
Jim Lonborg, R ERA: 2.83 (1, 1)	6.0	L	26	8	4	4	3	1	0	0	0	0	1	31	35	6.00	1.500																								
Gene Garber, R ERA: 2.74 (7, 1)	2.0		6	0	0	0	2	0	0	0	0	0	0	10	10	0.00	0.000																								

**BOTTOM**

**Philadelphia Phillies @ Chicago Cubs**  
Wrigley Field, Chicago, IL  
Mon Aug 02 1976, 3:33 AM CDT  
Att. 9,525 - Sunny - 67 F

AB	30
R	4
H	8
RBI	4
BB	1
SO	5
LOB	9



1B: 4	SF: 0	WP: 0	PA: 32
2B: 4	SAC: 1	PB: 0	
3B: 0	DP: 1	SB: 0	
HR: 1	HBP: 0	CS: 0	



Batter	1	2	3	4	5	6	7	8	9	AB R H RBI BB SO LOB	TOP									
<b>Dave Cash, R</b> (1, 4) OBP: 0.340, SLG: 0.354	0-0 1B		4-0 6-3 BB		0-0 1B			0-0 6-3		3 0 2 0 1 0 0										
<b>Larry Bowa, S</b> (1, 6) OBP: 0.291, SLG: 0.291	0-0 1B		0-0 6-3		0-0 4-3			0-0 1-3		4 0 1 0 0 0 2										
<b>Mike Schmidt, R</b> (1, 5) OBP: 0.391, SLG: 0.564	0-3 K		0-0 F8				0-0 F7	0-0 1B		4 0 1 0 0 1 3										
<b>Greg Luzinski, R</b> (1, 7) OBP: 0.357, SLG: 0.505	0-0 G5-4-3			0-0 FC5-6 1B			0-0 F8	0-0 1B		4 0 2 0 0 0 2										
<b>Tom Hutton, L</b> (1, 3) OBP: 0.376, SLG: 0.342		0-0 4-3		0-0 FC5-6			0-0 4-3	0-0 4-3		4 0 0 0 0 0 3										
<b>Garry Maddox, R</b> (1, 8) OBP: 0.369, SLG: 0.451		0-0 E6		0-3 K			0-0 FC5-4 1B	0-0 F9		4 0 1 0 0 1 1										
<b>Johnny Oates, L</b> (1, 2) OBP: 0.274, SLG: 0.241		0-0 4-3		0-0 1-3			0-0 FC5-4	0-0 6-3		4 0 0 0 0 0 3										
<b>Jerry Martin, R</b> (1, 9) OBP: 0.344, SLG: 0.368		0-0 1-3			0-0 5-3 1B		0-3 K	0-0 1B		4 0 2 0 0 1 2										
<b>Jim Kaat, L</b> (1, 1) OBP: 0.206, SLG: 0.283			0-3 K		0-0 5-3		0-0 L8	0-0 1-3		3 0 0 0 0 1 2										
<b>Bobby Tolan, L</b> (9, PH) OBP: 0.274, SLG: 0.353					1-2					1 0 0 0 0 0 1										
<b>Inning Stats</b>	R: 0 E: 0 K: 1 S: 6	H: 2 LOB: 1 BB: 0 P: 6	R: 0 E: 1 K: 0 S: 4	H: 0 LOB: 1 BB: 0 P: 4	R: 0 E: 0 K: 1 S: 5	H: 0 LOB: 1 BB: 1 P: 9	R: 0 E: 0 K: 1 S: 6	H: 1 LOB: 1 BB: 0 P: 6	R: 0 E: 0 K: 0 S: 4	H: 2 LOB: 1 BB: 0 P: 4	R: 0 E: 0 K: 1 S: 6	H: 1 LOB: 1 BB: 0 P: 6	R: 0 E: 0 K: 0 S: 5	H: 2 LOB: 2 BB: 0 P: 5	R: 0 E: 0 K: 0 S: 4	H: 1 LOB: 1 BB: 0 P: 4	1B: 9 2B: 0 3B: 0 HR: 0	SF: 0 SAC: 0 DP: 1 HBP: 0	WP: 0 PB: 0 SB: 0 CS: 0	PA: 36
<b>PITCHER</b> <b>Rick Reuschel, R</b> (1, 1) ERA: 3.67	IP: 9.0 WLS: W BF: 36 H: 9 R: 0 ER: 0 SO: 4 BB: 1 IBB: 0 HBP: 0 BLK: 0 WP: 0 HR: 0 S: 43 P: 47 ERA: 0.00 WHIP: 1.111																			
<b>PITCHER</b>	IP	WLS	BF	H	R	ER	SO	BB	IBB	HBP	BLK	WP	HR	S	P	ERA	WHIP			

Philadelphia Phillies @ Chicago Cubs  
Wrigley Field, Chicago, IL  
Tue Aug 03 1976, 3:33 AM CDT  
Sunny - 70 F

[livebaseballscorecards.com](http://livebaseballscorecards.com)

AB	35
R	0
H	9
RBI	0
BB	1
SO	4
LOB	19







Batter	1	2	3	4	5	6	7	8	9	AB R H RBI BB SO LOB	TOP											
<b>Dave Cash, R</b> OBP: 0.342, SLG: 0.356 (1, 4) X	0-0 1B SF9 1B	0-0 P4		4-0 HR BB		0-0 1-2 1B		0-0 G4-6-3 1-2f		4 2 2 0 1 0 1												
<b>Garry Maddox, R</b> OBP: 0.375, SLG: 0.462 (1, 8) X	0-0 SF9 1-3 2B 1B	0-0 L7		0-0 HR		4-0 1-2 2-3 BB		4-0 CS BB		3 2 2 4 2 0 0												
<b>Mike Schmidt, R</b> OBP: 0.389, SLG: 0.564 (1, 5) X	0-0 SF9 2-3 3-H		0-0 6-3	0-0 2B		0-0 P3		0-0 CS 1-2	0-3 K	4 0 1 1 0 1 3												
<b>Greg Luzinski, R</b> OBP: 0.357, SLG: 0.503 (1, 7) H	1-0 2B E HBP		0-0 5-3	0-0 6-3		0-3 K			0-3 K	2 1 0 0 0 0 1 2 0 0 0 0 2 3												
<b>Jerry Martin, R</b> OBP: 0.333, SLG: 0.356 (4, 7)																						
<b>Jay Johnstone, L</b> OBP: 0.381, SLG: 0.475 (1, 3) X	0-0 E 1-3 3-H 2B		0-0 L9		0-0 F8		0-0 4-3 4-3 1B		0-0 1B 1B	5 1 3 1 0 0 0 0 0 0 0 0 0 0												
<b>Tom Hutton, L</b> OBP: 0.376, SLG: 0.342 (9, PR) (9, 3)																						
<b>Ollie Brown, R</b> OBP: 0.371, SLG: 0.427 (1, 9) S S S	0-3 K			0-0 F8	0-0 L1		0-0 4-3		0-0 1-2 1B	5 0 1 0 0 1 3												
<b>Tim McCarver, L</b> OBP: 0.429, SLG: 0.393 (1, 2) X	0-0 E9 1B			0-0 1B HR 1B	0-3 K		0-0 4-3		0-0 F2	5 1 2 2 0 1 3												
<b>Larry Bowa, S</b> OBP: 0.291, SLG: 0.291 (1, 6) X	0-0 4-3			0-0 1-3 HR 1B		0-0 P4	0-0 F7			4 1 1 0 0 0 2												
<b>Steve Carlton, L</b> OBP: 0.200, SLG: 0.172 (1, 1)				0-0 1-3		1-0 BB 1B HBP		0-0 G4-6-3 1B		3 0 1 0 0 1 2 0 0 0 0 0 0 0												
<b>Ron Reed, R</b> OBP: 0.176, SLG: 0.235 (8, 1)																						
<b>Inning Stats</b>	R: 4 E: 1 K: 1 S: 9	H: 4 LOB: 1 BB: 0 P: 10	R: 0 E: 0 K: 1 S: 5	H: 0 LOB: 0 BB: 0 P: 5	R: 0 E: 0 K: 0 S: 3	H: 0 LOB: 0 BB: 0 P: 3	R: 4 E: 0 K: 0 S: 7	H: 4 LOB: 1 BB: 1 P: 11	R: 0 E: 0 K: 1 S: 5	H: 0 LOB: 0 BB: 0 P: 5	R: 0 E: 0 K: 1 S: 6	H: 1 LOB: 3 BB: 1 P: 11	R: 0 E: 0 K: 0 S: 4	H: 1 LOB: 1 BB: 0 P: 4	R: 0 E: 0 K: 0 S: 2	H: 1 LOB: 0 BB: 1 P: 6	R: 0 E: 0 K: 2 S: 9	H: 2 LOB: 2 BB: 0 P: 9	1B: 10 2B: 2 3B: 0 HR: 1	SF: 1 SAC: 0 DP: 1 HBP: 2	WP: 0 PB: 0 SB: 0 CS: 1	PA: 44
<b>PITCHER</b>	IP WLS BF H R ER SO BB IBB HBP BLK WP HR S P ERA WHIP																					
<b>Steve Stone, R</b> ERA: 5.06 (1, 1)	3.2 L 21 8 8 8 2 1 0 1 0 0 0 1 23 28 19.64 2.455																					
<b>Paul Reuschel, R</b> ERA: 4.67 (4, 1)	1.1 4 0 0 0 1 0 0 0 0 0 0 0 6 6 0.00 0.000																					
<b>Oscar Zamora, R</b> ERA: 4.47 (6, 1)	2.0 10 2 0 0 1 1 0 1 0 0 0 0 10 15 0.00 1.500																					
<b>Bruce Sutter, R</b> ERA: 2.35 (8, 1)	2.0 8 3 0 0 2 1 0 0 0 0 0 0 11 15 0.00 2.000																					

Philadelphia Phillies @ Chicago Cubs  
Wrigley Field, Chicago, IL  
Tue Aug 03 1976, 3:38 AM CDT  
Att. 27,636 - Sunny - 70 F

livebaseballscorecards.com

AB	37
R	8
H	13
RBI	8
BB	3
SO	6
LOB	18









Batter	1	2	3	4	5	6	7	8	9	AB R H RBI BB SO LOB
Joe Wallis, S OBP: 0.312, SLG: 0.404 (1, 8)	0-0 2B	0-0 P6			0-0 SH3 SF8 2B		4-0 G4-6-3 BB			3 2 2 0 1 0 1
Champ Summers, L OBP: 0.283, SLG: 0.277 (1, 7)	0-0 F7	0-0 1B			0-0 SH3		0-0 G4-6-3			3 0 1 1 0 0 2
Bill Madlock, R OBP: 0.394, SLG: 0.485 (1, 5)	0-0 1B 4-3 2B	0-0 5-3			0-0 SF8			0-3 K		3 1 1 2 0 1 1
Jerry Morales, R OBP: 0.313, SLG: 0.402 (1, 9)	0-0 4-3 2B 1B		0-0 4-3		0-0 CS 1B			0-0 1B		4 1 3 0 0 0 0
Ralph LaCock, L OBP: 0.337, SLG: 0.391 (1, 3)	0-0 4-3 1-2 3-H 2B		0-3 K		0-0 CS 1-2 2B	0-0 2B		0-3 K		4 0 1 1 0 2 2
George Mitterwald, R OBP: 0.265, SLG: 0.299 (1, 2)	0-0 2B		0-0 F8		0-0 1-3			0-3 K		4 0 1 1 0 1 2
Rob Sperring, R Rick Monday, L OBP: 0.359, SLG: 0.503 (9, PH)	0-0 F8		0-3 K		0-3 K			0-0 4-3		3 0 0 0 0 2 2 1 0 0 0 0 0 0
Mick Kelleher, R Wayne Tyrone, R OBP: 0.267, SLG: 0.357 (9, PH)		0-0 SH3-4 1B 2B		0-0 F7		0-0 4-3		0-3 K		3 1 1 0 0 0 1 1 0 0 0 0 1 0
Steve Renko, R Joe Coleman, R Manny Trillo, R Darold Knowles, L Bruce Sutter, R Jose Cardenal, R OBP: 0.344, SLG: 0.413 (9, PH)		0-0 SH3-4		0-0 5-3		0-0 1-3		0-0 L7		0 0 0 0 0 0 0 1 0 0 0 0 0 0 1 0 1 0 0 0 0 0 0


Inning Stats	R: 3 E: 0 K: 0 S: 7	H: 4 LOB: 1 BB: 0 P: 7	R: 1 E: 0 K: 0 S: 5	H: 2 LOB: 1 BB: 0 P: 5	R: 0 E: 0 K: 1 S: 5	H: 0 LOB: 0 BB: 0 P: 5	R: 0 E: 0 K: 1 S: 5	H: 0 LOB: 0 BB: 0 P: 5	R: 1 E: 0 K: 0 S: 4	H: 2 LOB: 0 BB: 0 P: 4	R: 0 E: 0 K: 1 S: 6	H: 1 LOB: 1 BB: 0 P: 6	R: 0 E: 0 K: 0 S: 2	H: 0 LOB: 0 BB: 1 P: 6	R: 0 E: 0 K: 3 S: 10	H: 1 LOB: 1 BB: 0 P: 10	R: 0 E: 0 K: 1 S: 5	H: 0 LOB: 0 BB: 0 P: 5	1B: 4 2B: 6 3B: 0 HR: 0	SF: 1 SAC: 2 DP: 1 HBP: 0	WP: 0 PB: 0 SB: 0 CS: 1	PA: 37
--------------	------------------------------	---------------------------------	------------------------------	---------------------------------	------------------------------	---------------------------------	------------------------------	---------------------------------	------------------------------	---------------------------------	------------------------------	---------------------------------	------------------------------	---------------------------------	-------------------------------	----------------------------------	------------------------------	---------------------------------	----------------------------------	------------------------------------	----------------------------------	--------

PITCHER	IP	WLS	BF	H	R	ER	SO	BB	IBB	HBP	BLK	WP	HR	S	P	ERA	WHIP
Larry Christenson, R ERA: 4.09 (1, 1)	2.0		12	6	4	4	0	0	0	0	0	0	0	12	12	18.00	3.000
Ron Schueler, R ERA: 3.1 (3, 1)	3.0		10	2	1	1	2	0	0	0	0	0	0	14	14	3.00	0.667
Gene Garber, R ERA: 2.58 (6, 1)	4.0	W	14	2	0	0	5	1	0	0	0	0	0	23	27	0.00	0.750

**BOTTOM**

**Philadelphia Phillies @ Chicago Cubs**  
 Wrigley Field, Chicago, IL  
 Wed Aug 04 1976, 3:33 AM CDT  
 Att: 16,070 - Overcast - 76 F

AB	32
R	5
H	10
RBI	5
BB	1
SO	7
LOB	11



livebaseballscorecards.com



Batter	1	2	3	4	5	6	7	8	9	AB	R	H	RBI	BB	SO	LOB	TOP										
<b>Dave Cash, R</b> (1, 4) OBP: 0.340, SLG: 0.350	0-0 F8			0-0 1-3	4-0 1B BB	0-0 L9				3	1	0	0	1	0	1											
<b>Garry Maddox, R</b> (1, 8) OBP: 0.374, SLG: 0.457	4-0 CS BB			0-0 4-3	0-0 1B 1B			0-0 P4		3	0	1	2	1	0	0											
<b>Mike Schmidt, R</b> (1, 5) OBP: 0.390, SLG: 0.576	0-3 K			0-0 BB 1B	0-3 K			0-0 F7		4	0	1	0	0	2	3											
<b>Greg Luzinski, R</b> (1, 7) <b>Wayne Twitchell, R</b> (5, 1)		0-0 CS 1B		4-0 1-2 BB	0-0 1-2 2-H 1B			0-3 K		2	0	2	1	1	0	0											
<b>Jay Johnstone, L</b> (1, 3) <b>Tom Hutton, L</b> (8, PR)		0-0 F9		0-0 3-1	0-0 L3			0-0 SH2-4 7-2 1B		4	0	1	0	0	0	5											
<b>Ollie Brown, R</b> (1, 9) OBP: 0.371, SLG: 0.447		0-0 P5			0-0 HR			4-0 SH2-4 BB		3	2	2	1	1	0	0											
<b>Tim McCarver, L</b> (1, 2) OBP: 0.455, SLG: 0.448			4-0 G4-6-3 BB		4-0 E 1B BB			0-0 SH2-4		0	1	0	0	3	0	0											
<b>Larry Bowa, S</b> (1, 6) OBP: 0.292, SLG: 0.296			0-0 G4-6-3		4-0 E 1B BB			0-0 7-2		2	1	0	1	1	0	4											
<b>Tom Underwood, R</b> (1, 1) <b>Bobby Tolan, L</b> (5, PH)			0-3 K		0-3 K			0-0 F3		1	0	0	0	0	1	0											
<b>Eddie Solomon, R</b> (5, 7) OBP: 0.269, SLG: 0.346										2	0	0	0	0	1	3											
<b>Inning Stats</b>	R: 0 E: 0 K: 1 S: 4	H: 0 LOB: 0 BB: 1 P: 8	R: 0 E: 0 K: 0 S: 3	H: 1 LOB: 0 BB: 0 P: 3	R: 0 E: 0 K: 1 S: 4	H: 0 LOB: 0 BB: 1 P: 8	R: 0 E: 0 K: 0 S: 4	H: 1 LOB: 2 BB: 1 P: 8	R: 4 E: 1 K: 2 S: 10	H: 3 LOB: 2 BB: 3 P: 22	R: 1 E: 0 K: 0 S: 4	H: 1 LOB: 1 BB: 1 P: 8	R: 0 E: 0 K: 1 S: 5	H: 0 LOB: 0 BB: 0 P: 5	R: 0 E: 0 K: 0 S: 3	H: 1 LOB: 2 BB: 1 P: 7	1B: 5 2B: 2 3B: 0 HR: 1	SF: 1 SAC: 1 DP: 2 HBP: 0	WP: 1 PB: 0 SB: 0 CS: 2	PA: 35							
<b>PITCHER</b>	IP	WLS	BF	H	R	ER	SO	BB	IBB	HBP	BLK	WP	HR	S	P	ERA	WHIP										
<b>Lynn McGlothen, R</b> (1, 1) ERA: 4.02	4.1	L	20	4	4	4	3	6	0	0	0	0	1	20	44	8.31	2.308										
<b>Bill Greif, R</b> (5, 1) ERA: 4.57	2.2		11	2	1	1	2	1	0	0	0	1	0	14	18	3.38	1.125										
<b>Eddie Solomon, R</b> (8, 1) ERA: 3.38	1.0		4	1	0	0	0	1	0	0	0	0	0	3	7	0.00	2.000										

Philadelphia Phillies @ St. Louis Cardinals  
 Busch Stadium, St. Louis, MO  
 Thu Aug 05 1976, 7:05 PM CDT  
 Att: 15,569 - Unknown

AB	25
R	5
H	7
RBI	5
BB	8
SO	5
LOB	16







Batter	1	2	3	4	5	6	7	8	9	AB R H RBI BB SO LOB	TOP		
Larry Bowa, S (1, 6) OBP: 0.291, SLG: 0.295	0-0 P1		0-0 E1 4-3 1B		0-0 F9		0-0 4-3		0-0 F8	5 1 1 0 0 0 1	Philadelphia Phillies @ St. Louis Cardinals Busch Stadium, St. Louis, MO Fri Aug 06 1976, 7:05 PM CDT Att: 25,339 - Unknown		
Garry Maddox, R (1, 8) OBP: 0.374, SLG: 0.459 Bobby Tolan, L (6, 8) OBP: 0.266, SLG: 0.342	0-0 F8		0-0 4-3		0-0 2B			0-3 K2-3	0-0 G3	3 0 1 1 0 0 0 2 0 0 0 0 1 0			
Mike Schmidt, R (1, 5) OBP: 0.393, SLG: 0.576	0-0 1B		4-0 G3-6 BB		0-0 5-3			4-0 F8 1B E BB		2 1 1 0 2 0 1			
Jay Johnstone, L (1, 9) OBP: 0.385, SLG: 0.470	0-0 1-3		0-0 G3-6 1-2f		0-0 1B			0-0 E BB 1-2 1B		4 0 2 0 0 0 2			
Ollie Brown, R (1, 7) OBP: 0.374, SLG: 0.444		4-0 FC6-4 1B BB		0-0 G3-6-3 1B		0-0 F8		0-0 F8		3 0 1 0 1 0 3			
Tom Hutton, L (1, 3) OBP: 0.371, SLG: 0.329		0-0 F7		0-0 G3-6-3 1-2f		0-0 G3-6-1 1-2f		4-0 E 1-2 BB		3 0 0 0 1 0 3			
Johnny Oates, L (1, 2) OBP: 0.308, SLG: 0.279 Greg Luzinski, R (8, PH) OBP: 0.359, SLG: 0.500 Tom Underwood, R (8, PR) OBP: 0.148, SLG: 0.080 Tony Taylor, R (8, 4)		0-0 FC6-4 1-2 1B		0-0 E3 1B			0-0 6-3 SH3-4 1B	0-0 E6 1-2 2-3 3-H		3 0 3 0 0 0 0 1 0 0 0 0 0 2 0 0 0 0 0 0 0 0 0 0 0 0 0 0			
Terry Harmon, R (1, 4) OBP: 0.342, SLG: 0.343 Bob Boone, R (8, PH) OBP: 0.377, SLG: 0.418 Tim McCarver, L (8, 2) OBP: 0.455, SLG: 0.448		0-0 FC6-4 1-2f 2-3		0-0 F8			0-0 SH3-4 1-2	0-0 F3		2 0 0 0 0 0 3 1 0 0 0 0 0 3 0 0 0 0 0 0 0			
Jim Lonborg, R (1, 1) OBP: 0.245, SLG: 0.204 Dave Cash, R (7, PH) OBP: 0.339, SLG: 0.349 Tug McGraw, R (7, 1) OBP: 0.167, SLG: 0.333 Jerry Martin, R (9, PH) OBP: 0.323, SLG: 0.344		0-0 L9		0-0 B1-3			0-0 6-3 2-3		0-0 P5	2 0 0 0 0 0 2 1 0 0 0 0 0 1 0 0 0 0 0 0 0 1 0 0 0 0 0 0			
<b>Inning Stats</b>	R: 0 H: 1 E: 0 LOB: 1 K: 0 BB: 0 S: 4 P: 4	R: 0 H: 1 E: 0 LOB: 2 K: 0 BB: 1 S: 4 P: 8	R: 1 H: 1 E: 1 LOB: 0 K: 0 BB: 1 S: 3 P: 7	R: 0 H: 2 E: 1 LOB: 1 K: 0 BB: 0 S: 4 P: 4	R: 0 H: 1 E: 0 LOB: 1 K: 0 BB: 0 S: 4 P: 4	R: 0 H: 1 E: 0 LOB: 0 K: 0 BB: 0 S: 3 P: 3	R: 0 H: 1 E: 0 LOB: 1 K: 0 BB: 0 S: 4 P: 4	R: 1 H: 1 E: 1 LOB: 3 K: 1 BB: 2 S: 7 P: 15	R: 0 H: 0 E: 0 LOB: 0 K: 0 BB: 0 S: 3 P: 3	1B: 8 SF: 0 2B: 1 SAC: 1 3B: 0 DP: 3 HR: 0 HBP: 0		WP: 0 PA: 38 PB: 0 SB: 0 CS: 0	
<b>PITCHER</b>	IP WLS BF H R ER SO BB IBB HBP BLK WP HR S P ERA WHIP											<b>PITCHER</b>	IP WLS BF H R ER SO BB IBB HBP BLK WP HR S P ERA WHIP
John Denny, R (1, 1) ERA: 3.01 Al Hrabosky, L (8, 1) ERA: 2.75	7.2 W 33 9 2 0 1 4 0 0 0 0 0 0 31 47 0.00 1.696												

livebaseballscorecards.com



Batter	1	2	3	4	5	6	7	8	9
Jerry Mumphy, S OBP: 0.341, SLG: 0.331 (1, 8) (9, 9)	0-0 B1		0-0 F8			0-0 SF8 1B	0-0 SF8		
Don Kessinger, S OBP: 0.316, SLG: 0.307 (1, 6) S S S	0-3 K		0-0 F8			0-0 F7	0-0 5-3		
Lou Brock, L OBP: 0.322, SLG: 0.358 Mike Anderson, R OBP: 0.366, SLG: 0.350 (1, 7) (9, 7)	0-0 E S 1B		0-0 F8			0-0 E9 CS 1B		0-0 6-3	
Ted Simmons, S OBP: 0.357, SLG: 0.377 (1, 2) X	0-0 F7			0-0 4-3		4-0 IBB		0-0 HR	
Willie Crawford, L OBP: 0.374, SLG: 0.479 Vic Harris, S OBP: 0.278, SLG: 0.308 (1, 9) (9, 8)		0-0 1B 2B		0-0 F7		0-0 SF8		0-0 6-3	
Keith Hernandez, L OBP: 0.350, SLG: 0.341 (1, 3) X		0-0 G6-3 1B			0-0 3-1	0-0 CS	0-0 E 1B	0-0 1B	
Hector Cruz, R OBP: 0.260, SLG: 0.329 (1, 5) X		0-0 G6-3			4-0 BB		0-0 E 1B	0-0 6-3	
Lee Richard, R OBP: 0.193, SLG: 0.250 (1, 4) S S S		0-3 K			0-0 F9		0-0 E1 SF8 1B		
John Denny, R OBP: 0.205, SLG: 0.233 Al Hrabosky, R (8, 1)			0-0 F3		0-0 F7		0-3 K		

AB	R	H	RBI	BB	SO	LOB
3	1	1	1	0	0	0
4	0	0	0	0	1	1
4	0	2	0	0	0	0
0	0	0	0	0	0	0
3	1	1	1	1	0	1
3	1	1	1	0	0	0
0	0	0	0	0	0	0
4	1	3	1	0	0	0
3	1	1	0	1	0	2
3	1	1	0	0	1	1
3	0	0	0	0	1	2
0	0	0	0	0	0	0

**BOTTOM**

Philadelphia Phillies @ St. Louis Cardinals  
 Busch Stadium, St. Louis, MO  
 Fri Aug 06 1976, 7:05 PM CDT  
 Att. 25,339 - Unknown

AB	30
R	6
H	10
RBI	4
BB	2
SO	3
LOB	7



1B:	8	SF:	2	WP:	0	PA:	35
2B:	1	SAC:	0	PB:	0		
3B:	0	DP:	1	SB:	1		
HR:	1	HBP:	0	CS:	1		

Inning Stats	R	H	E	K	S	R	H	E	K	S	R	H	E	K	S	R	H	E	K	S	R	H	E	K	S
Jim Lonborg, R ERA: 2.84 (1, 1)	6	0	1	1	23	5	2	2	2	2	1	1	0	0	0	0	0	0	0	0	0	0	0	0	0
Tug McGraw, L ERA: 2.73 (7, 1)	2	0	0	1	11	5	4	2	1	1	0	0	0	0	0	0	1	13	13	9.00	2.500				

PITCHER	IP	WLS	BF	H	R	ER	SO	BB	IBB	HBP	BLK	WP	HR	S	P	ERA	WHIP
Jim Lonborg, R ERA: 2.84 (1, 1)	6.0	L	23	5	2	2	2	2	1	1	0	0	0	25	33	3.00	1.000
Tug McGraw, L ERA: 2.73 (7, 1)	2.0		11	5	4	2	1	0	0	0	0	0	1	13	13	9.00	2.500

WP:	0	PA:	35
PB:	0		
SB:	1		
CS:	1		



Batter	1	2	3	4	5	6	7	8	9	AB R H RBI BB SO LOB	TOP							
Dave Cash, R (1, 4) OBP: 0.337, SLG: 0.346	0-0 F9		0-0 5-3		0-0 4-3			0-0 P5		4 0 0 0 0 0 0	Philadelphia Phillies @ St. Louis Cardinals Busch Stadium, St. Louis, MO Sat Aug 07 1976, 3:33 AM CDT Att: 32,105 - Unknown <a href="http://livebaseballscorecards.com">livebaseballscorecards.com</a>							
Garry Maddox, R (1, 8) OBP: 0.373, SLG: 0.456	0-0 F9		0-0 L6		0-0 F3			0-0 FC 1B		4 0 1 0 0 0 0								
Mike Schmidt, R (1, 5) OBP: 0.394, SLG: 0.574	0-0 F2			4-0 1B BB	0-0 F8			0-0 E 1B		3 1 1 0 1 0 0								
Greg Luzinski, R (1, 7) OBP: 0.361, SLG: 0.499		4-0 5-3 BB		0-0 1B 1B	0-0 F8			0-3 K		3 0 1 0 1 1 2								
Ollie Brown, R (1, 9) OBP: 0.366, SLG: 0.433		0-0 F3		0-0 F7	0-0 F7			0-0 FC		4 0 0 0 0 0 5								
Bob Boone, R (1, 3) OBP: 0.372, SLG: 0.411		0-0 5-3		0-0 P4	0-0 P3			0-0 F7		4 0 0 0 0 0 6								
Tim McCarver, L (1, 2) OBP: 0.466, SLG: 0.449		4-0 BB		0-0 1B 1B	0-3 K			4-0 G5-4-3 BB		2 0 1 1 2 1 0								
Larry Bowa, S (1, 6) OBP: 0.291, SLG: 0.295		0-0 F9		0-0 1B	0-0 P4			0-3 K		4 0 1 0 0 1 3								
Jim Kaat, L (1, 1) OBP: 0.200, SLG: 0.274			0-0 4-3	0-0 G3	0-3 K			0-0 G5-4-3		2 0 0 0 0 0 3								
Tony Taylor, R (7, PH)										1 0 0 0 0 1 0								
Ron Schueler, R (7, 1)										0 0 0 0 0 0 0								
Jerry Martin, R (9, PH) OBP: 0.318, SLG: 0.339								1-2f		1 0 0 0 0 0 1								
<b>Inning Stats</b>	R: 0 E: 0 K: 0 S: 3	H: 0 LOB: 0 BB: 0 P: 3	R: 0 E: 0 K: 0 S: 3	H: 0 LOB: 2 BB: 2 P: 11	R: 0 E: 0 K: 0 S: 3	H: 3 LOB: 3 BB: 1 P: 10	R: 0 E: 0 K: 0 S: 3	H: 0 LOB: 0 BB: 0 P: 3	R: 0 E: 0 K: 2 S: 7	H: 0 LOB: 0 BB: 0 P: 7	R: 0 E: 1 K: 1 S: 8	H: 2 LOB: 3 BB: 0 P: 8	R: 0 E: 0 K: 1 S: 4	H: 0 LOB: 0 BB: 1 P: 8	1B: 5 2B: 0 3B: 0 HR: 0	SF: 0 SAC: 0 DP: 1 HBP: 0	WP: 0 PB: 0 SB: 0 CS: 0	PA: 36
<b>PITCHER</b>	IP WLS BF H R ER SO BB IBB HBP BLK WP HR S P ERA WHIP																	
Pete Falcone, L (1, 1) ERA: 3.55	8.0 W 34 5 1 1 3 4 0 0 0 0 0 0 36 52 1.12 1.125																	
Al Hrabosky, L (9, 1) ERA: 2.71	1.0 S 2 0 0 0 1 0 0 0 0 0 0 0 4 4 0.00 0.000																	



Batter	1	2	3	4	5	6	7	8	9
Jerry Mumphy, S OBP: 0.333, SLG: 0.323 (1, 8)	0-3 K ①		0-0 F8 ②		0-0 P5 ②			0-0 L6 ①	
Don Kessinger, S OBP: 0.320, SLG: 0.315 (1, 6)	0-0 6-3 ②		0-0 2-H 1B ②		0-0 1B ②			0-0 1B 2B ②	
Keith Hernandez, L OBP: 0.343, SLG: 0.333 (1, 3)	0-0 G3 ③		0-0 G3 ③		0-0 L3 ③			0-0 F8 ②	
Ted Simmons, S OBP: 0.358, SLG: 0.377 (1, 2)		0-0 F8 ①		4-0 3B BB ①		0-0 P3 ①		0-0 2-H 1B ③	
Joe Ferguson, R OBP: 0.333, SLG: 0.388 (1, 9)		0-0 SF8 3B ②		0-0 1-H SF9 3B ①		0-0 F5 ②			
Mike Anderson, R OBP: 0.360, SLG: 0.347 (1, 7)		0-0 SF8 ②		0-0 SF9 ①		0-0 F7 ③			
Hector Cruz, R OBP: 0.258, SLG: 0.326 (1, 5)		0-3 K ③		0-0 5-3 ②			0-3 K ①		
Lee Richard, R OBP: 0.198, SLG: 0.253 (1, 4)			0-0 SH2-3 1B ③		0-0 P4 ③		0-0 P4 ②		
Pete Falcone, L OBP: 0.186, SLG: 0.171 Al Hrabosky, R (9, 1)			0-0 SH2-3 1-2 ①		0-0 6-3 ①		0-3 K ③		

Inning Stats		R: 0	H: 0	E: 0	K: 1	S: 5	R: 1	H: 1	E: 0	K: 1	S: 6	R: 1	H: 2	E: 0	K: 0	S: 5	R: 2	H: 1	E: 0	K: 0	S: 4	R: 0	H: 1	E: 0	K: 0	S: 4	R: 0	H: 0	E: 0	K: 2	S: 7	R: 0	H: 2	E: 0	K: 0	S: 4
PITCHER		IP	WLS	BF	H	R	ER	SO	BB	IBB	HBP	BLK	WP	HR	S	P	ERA	WHIP																		
Jim Kaat, L ERA: 3.12 (1, 1)		6.0	L	24	5	4	4	2	1	0	0	0	0	0	27	31	6.00	1.000																		
Ron Schueler, R ERA: 2.9 (7, 1)		2.0		7	2	0	0	2	0	0	0	0	0	0	11	11	0.00	1.000																		


**BOTTOM**

Philadelphia Phillies @ St. Louis Cardinals  
 Busch Stadium, St. Louis, MO  
 Sat Aug 07 1976, 3:33 AM CDT  
 Att. 32,105 - Unknown


AB	R	H	RBI	BB	SO	LOB
4	0	0	0	0	1	1
4	0	3	1	0	0	0
4	0	0	0	0	0	3
3	1	1	0	1	0	0
3	2	2	1	0	0	0
1	0	0	2	0	0	0
3	0	0	0	0	2	0
3	1	1	0	0	0	0
2	0	0	0	0	1	0
0	0	0	0	0	0	0

AB	27
R	4
H	7
RBI	4
BB	1
SO	4
LOB	4

WP: 0 PA: 31  
 PB: 0  
 SB: 0  
 CS: 0





Batter	1	2	3	4	5	6	7	8	9	AB R H RBI BB SO LOB	TOP														
<b>Dave Cash, R</b> (1, 4) OBP: 0.334, SLG: 0.343	0-0 5-3			0-0 P4		0-0 4-3		0-0 P4		4 0 0 0 0 0 1	<b>Philadelphia Phillies @ St. Louis Cardinals</b> <b>Busch Stadium, St. Louis, MO</b> Sun Aug 08 1976, 3:33 AM CDT Att: 27,448 - Unknown <a href="http://livebaseballscorecards.com">livebaseballscorecards.com</a>														
<b>Garry Maddox, R</b> (1, 8) OBP: 0.374, SLG: 0.457	0-0 F3			0-0 HR 1B		0-0 CS 1B		0-0 6-3		4 1 2 0 0 0 1															
<b>Mike Schmidt, R</b> (1, 5) OBP: 0.393, SLG: 0.578	0-0 F3			0-0 HR 1-H		0-0 F3 1-2		0-3 K		4 1 1 2 0 1 1															
<b>Greg Luzinski, R</b> (1, 7) OBP: 0.362, SLG: 0.499		0-0 6-3		0-3 K		0-0 FC1-6 1B		0-0 2B SF8 1B		4 0 2 0 0 1 0															
<b>Jim Kaat, L</b> (9, PR) OBP: 0.200, SLG: 0.274										0 0 0 0 0 0 0															
<b>Johnny Oates, L</b> (9, PR) OBP: 0.308, SLG: 0.279										0 1 0 0 0 0 0															
<b>Jay Johnstone, L</b> (1, 9) OBP: 0.383, SLG: 0.471		0-0 4-3		0-0 F7		0-0 FC1-6 1-2f		0-0 FC5 1-3 2B		4 0 1 0 0 0 1															
<b>Ron Reed, R</b> (9, 1) OBP: 0.176, SLG: 0.235										0 0 0 0 0 0 0															
<b>Tim McCarver, L</b> (1, 2) OBP: 0.454, SLG: 0.435		0-3 K		0-0 F8		0-0 P5		4-0 IBB		3 0 0 0 0 1 1															
<b>Ollie Brown, R</b> (9, PH) OBP: 0.369, SLG: 0.433										0 0 0 0 1 0 0															
<b>Bobby Tolan, L</b> (1, 3) OBP: 0.262, SLG: 0.335			0-0 F9		0-3 K		0-3 K		0-0 SF8	3 0 0 0 0 2 1	<b>AB 32</b> <b>R 3</b> <b>H 8</b> <b>RBI 3</b> <b>BB 1</b> <b>SO 5</b> <b>LOB 10</b>														
<b>Jerry Martin, R</b> (9, PH) OBP: 0.313, SLG: 0.339										0 0 0 1 0 0 0															
<b>Larry Bowa, S</b> (1, 6) OBP: 0.283, SLG: 0.296		0-0 6-3		0-0 FC4-6 1B		0-0 SH1-4 1B		0-0 FC5 2-3f		4 0 2 0 0 0 3															
<b>Steve Carlton, L</b> (1, 1) OBP: 0.194, SLG: 0.167			0-0 F7		0-0 FC4-6 1-2f		0-0 SH1-4 1-2			2 0 0 0 0 0 1															
<b>Tom Hutton, L</b> (9, 3) OBP: 0.371, SLG: 0.329										0 0 0 0 0 0 0															
<b>Inning Stats</b>	R: 0 E: 0 K: 0 S: 3	H: 0 LOB: 0 BB: 0 P: 3	R: 0 E: 0 K: 1 S: 5	H: 0 LOB: 0 BB: 0 P: 5	R: 0 E: 0 K: 0 S: 3	H: 0 LOB: 0 BB: 0 P: 3	R: 2 E: 0 K: 1 S: 7	H: 2 LOB: 0 BB: 0 P: 7	R: 0 E: 0 K: 1 S: 6	H: 1 LOB: 1 BB: 0 P: 6	R: 0 E: 0 K: 0 S: 3	H: 1 LOB: 0 BB: 0 P: 3	R: 0 E: 0 K: 1 S: 6	H: 1 LOB: 1 BB: 0 P: 6	R: 0 E: 0 K: 0 S: 4	H: 1 LOB: 1 BB: 0 P: 4	R: 1 E: 0 K: 1 S: 7	H: 2 LOB: 3 BB: 1 P: 11	1B: 6 2B: 1 3B: 0 HR: 1	SF: 1 SAC: 1 DP: 0 HBP: 0	WP: 0 PB: 0 SB: 0 CS: 1	PA: 35			
<b>PITCHER</b>	IP	WLS	BF	H	R	ER	SO	BB	IBB	HBP	BLK	WP	HR	S	P	ERA	WHIP								
<b>Eric Rasmussen, R</b> (1, 1) ERA: 3.77	8.0		29	6	2	2	4	0	0	0	0	0	1	37	37	2.25	0.750								
<b>Bill Greif, R</b> (9, 1) ERA: 4.7	0.1	L	3	2	1	1	1	0	0	0	0	0	0	5	5	27.00	6.000								
<b>Al Hrabosky, L</b> (9, 1) ERA: 2.69	0.2		3	0	0	0	0	0	1	0	0	0	0	2	6	0.00	0.000								

Batter	1	2	3	4	5	6	7	8	9	AB	R	H	RBI	BB	SO	LOB
Jerry Mumphrey, S OBP: 0.330, SLG: 0.319 (1, 8) (8, 9)	0-0 4-3 S 1B		0-0 FC5-4 1B 1-2f		0-3 K		0-0 FC3-5 SH5-3		0-0 F1	5	1	1	0	0	1	2
Don Kessinger, S OBP: 0.322, SLG: 0.317 (1, 6)	0-0 4-3 1-3		0-0 1B FC5-2 1B		0-0 FC6-4 1B		0-0 SH5-3 1-2		0-0 4-3	4	0	2	0	0	0	1
Keith Hernandez, L OBP: 0.341, SLG: 0.331 Vic Harris, S OBP: 0.278, SLG: 0.308 Ron Fairly, L OBP: 0.395, SLG: 0.305 (1, 3) (8, 8) (9, PH)	0-3 K		0-0 WP FC5-2 1B 2-3 3-H		0-0 F5		0-3 K		0-0 F9	4	0	1	1	0	2	3
Ted Simmons, S OBP: 0.357, SLG: 0.376 (1, 2) (8, 3)	0-0 F9		0-0 FC5-2 WP 1-2 3-H		0-0 FC6-4 1-2f		0-0 FC4-6 1B			4	0	1	0	0	0	4
Joe Ferguson, R OBP: 0.332, SLG: 0.384 (1, 9) (8, 2)		0-0 F9	4-0 1-2 2-3 IBB		0-0 5-3		0-0 FC4-6 BB S 1-2f			3	0	0	0	1	0	1
Mike Anderson, R OBP: 0.363, SLG: 0.347 (1, 7)		0-0 1B 1B	0-0 F8		4-0 G5-4-3 BB		0-0 5-3		0-0 5-3 1-2	3	0	1	0	1	0	4
Hector Cruz, R OBP: 0.258, SLG: 0.323 (1, 5)		0-0 F9		0-0 F9		0-0 G5-4-3 1-2f		4-0 BB IBB		3	0	0	0	1	0	2
Lee Richard, R OBP: 0.222, SLG: 0.279 (1, 4)		0-0 1-3 1B		0-0 6-3		0-0 E 2B		4-0 1-2 2-3 BB		3	1	2	0	1	0	0
Eric Rasmussen, R OBP: 0.227, SLG: 0.150 Ken Rudolph, R OBP: 0.200, SLG: 0.265 Bill Greif, R Al Hrabosky, R (1, 1) (8, PH) (9, 1) (9, 1)			4-0 FC5-4 BB		0-3 K		0-0 FC3-5 2-H		0-0 F7	2	0	0	0	1	1	0

Inning Stats	R: 0	H: 1	E: 0	K: 1	S: 6	LOB: 1	BB: 0	P: 6	R: 0	H: 2	E: 0	K: 0	S: 4	LOB: 2	BB: 0	P: 4	R: 1	H: 2	E: 0	K: 0	S: 5	LOB: 3	BB: 2	P: 13	R: 0	H: 0	E: 0	K: 1	S: 5	LOB: 0	BB: 0	P: 5	R: 0	H: 1	E: 0	K: 1	S: 6	LOB: 1	BB: 0	P: 6	R: 0	H: 0	E: 0	K: 0	S: 2	LOB: 0	BB: 1	P: 6	R: 1	H: 1	E: 1	K: 1	S: 7	LOB: 1	BB: 0	P: 7	R: 0	H: 1	E: 0	K: 0	S: 4	LOB: 3	BB: 2	P: 12	R: 0	H: 0	E: 0	K: 0	S: 3	LOB: 0	BB: 0	P: 3	1B: 7	2B: 1	3B: 0	HR: 0	SF: 0	SAC: 1	DP: 1	HBP: 0	WP: 1	PB: 0	SB: 2	CS: 0	PA: 39
PITCHER	IP	WLS	BF	H	R	ER	SO	BB	IBB	HBP	BLK	WP	HR	S	P	ERA	WHIP																																																																				
Steve Carlton, L ERA: 3.23 Ron Reed, R ERA: 2.83	(1, 1)	8.0	W	36	8	2	1	4	3	2	0	0	0	0	0	1.12	1.375																																																																				
	(9, 1)	1.0	S	3	0	0	0	0	0	0	0	0	0	3	3	0.00	0.000																																																																				

BOTTOM

Philadelphia Phillies @ St. Louis Cardinals  
 Busch Stadium, St. Louis, MO  
 Sun Aug 08 1976, 3:33 AM CDT  
 Att. 27,448 - Unknown

livebaseballscorecards.com

AB	33
R	2
H	8
RBI	1
BB	5
SO	4
LOB	20





Batter	1	2	3	4	5	6	7	8	9	AB R H RBI BB SO LOB	TOP											
Jerry Royster, R (1, 5) OBP: 0.321, SLG: 0.321	0-0 F9			0-0 F8		0-0 FC1-6 1B	0-0 F7			4 0 1 0 0 0 1												
Rod Gilbreath, R (1, 4) OBP: 0.332, SLG: 0.362	0-0 4-3			0-0 F9		0-0 FC1-6 S		0-3 K		4 0 0 0 0 1 1												
Ken Henderson, S (1, 8) (9, 9) OBP: 0.362, SLG: 0.389	0-0 P5			0-0 F9		0-0 F8 1-2		0-3 K		4 0 0 0 0 1 1												
Willie Montanez, L (1, 3) OBP: 0.346, SLG: 0.416		0-0 G6-3 1B			0-0 1B 1B	4-0 IBB		4-0 BB		2 1 2 0 2 0 0												
Cito Gaston, R (1, 7) OBP: 0.397, SLG: 0.559		0-0 F9			0-0 1B 1-2	0-0 F4		0-3 K		4 0 1 0 0 1 4												
Darrel Chaney, S (1, 6) OBP: 0.349, SLG: 0.360		0-0 G6-3 1-2f			0-0 F7		0-0 F9		0-3 K	4 0 0 0 0 1 3												
Dave May, L (1, 9) OBP: 0.289, SLG: 0.274			0-0 F8		0-0 1B 1-2 2-H		0-0 F5	4-0 BB G6-4-3		3 0 1 1 0 0 0 0 0 0 0 1 0 0	AB 32 R 2 H 7 RBI 2 BB 3 SO 5 LOB 15											
Jimmy Wynn, R (9, PH) (9, 8) OBP: 0.384, SLG: 0.377																						
Vic Correll, R (1, 2) OBP: 0.333, SLG: 0.337			0-0 F9		0-0 F8		0-0 2B 3B		0-0 G6-4-3 1-2f	4 1 1 0 0 0 3												
Phil Niekro, R (1, 1) OBP: 0.209, SLG: 0.299			0-0 4-3		0-3 K		0-0 2B 3-H			3 0 1 1 0 1 2												
Mike Marshall, R (9, 1) OBP: 0.313, SLG: 0.091										0 0 0 0 0 0 0												
Adrian Devine, R (9, 1)										0 0 0 0 0 0 0												
<b>Inning Stats</b>	R: 0 E: 0 K: 0 S: 3	H: 0 LOB: 0 BB: 0 P: 3	R: 0 E: 0 K: 0 S: 3	H: 1 LOB: 0 BB: 0 P: 3	R: 0 E: 0 K: 0 S: 3	H: 0 LOB: 0 BB: 0 P: 3	R: 0 E: 0 K: 0 S: 3	H: 0 LOB: 0 BB: 0 P: 3	R: 1 E: 0 K: 1 S: 8	H: 3 LOB: 2 BB: 0 P: 8	R: 0 E: 0 K: 0 S: 4	H: 1 LOB: 2 BB: 1 P: 8	R: 1 E: 0 K: 0 S: 5	H: 2 LOB: 1 BB: 0 P: 5	R: 0 E: 0 K: 3 S: 9	H: 0 LOB: 1 BB: 1 P: 13	R: 0 E: 0 K: 1 S: 4	H: 0 LOB: 0 BB: 1 P: 8	1B: 5 2B: 1 3B: 1 HR: 0	SF: 0 SAC: 0 DP: 2 HBP: 0	WP: 0 PB: 0 SB: 1 CS: 0	PA: 35
<b>PITCHER</b>	IP WLS BF H R ER SO BB IBB HBP BLK WP HR S P ERA WHIP																					
Larry Christenson, R (1, 1) ERA: 4.02	6.2 L 27 7 2 2 1 0 1 0 0 0 0 0 28 32 2.70 1.050																					
Gene Garber, R (7, 1) ERA: 2.53	1.1 5 0 0 0 3 1 0 0 0 0 0 0 10 14 0.00 0.750																					
Tug McGraw, L (9, 1) ERA: 2.69	1.0 3 0 0 0 1 1 0 0 0 0 0 0 4 8 0.00 1.000																					

Atlanta Braves @ Philadelphia Phillies  
Veterans Stadium, Philadelphia, PA  
Tue Aug 10 1976, 7:05 PM EDT  
Att: 30,323 - Unknown

livebaseballscorecards.com



Batter	1	2	3	4	5	6	7	8	9	AB	R	H	RBI	BB	SO	LOB
Dave Cash, R (1, 4) OBP: 0.333, SLG: 0.342	0-0 F8		0-0 F8			0-0 F8 1B		0-0 F7		4	0	1	0	0	0	1
Garry Maddox, R (1, 8) OBP: 0.373, SLG: 0.457	0-0 6-3		0-0 2B			0-0 F2		0-0 L7		4	0	1	0	0	0	2
Mike Schmidt, R (1, 5) OBP: 0.394, SLG: 0.576	4-0 BB		0-0 L5			0-0 F8			0-0 1B BB	3	0	1	0	1	0	2
Greg Luzinski, R (1, 7) OBP: 0.361, SLG: 0.495	0-3 K				0-0 6-3				4-0 BB 1B	3	0	0	0	1	1	2
Terry Harmon, R (9, PR) OBP: 0.342, SLG: 0.343						0-0 F9			1-2 BB	0	1	0	0	0	0	0
Jay Johnstone, L (1, 9) OBP: 0.381, SLG: 0.468		0-0 F9			0-0 F9			0-0 F5	0-0 1B BB	4	0	1	0	0	0	0
Tom Hutton, L (1, 3) OBP: 0.376, SLG: 0.329		0-0 1B			0-0 F8			0-0 F7	4-0 1-2 2-3 BB	3	0	1	0	1	0	0
Bobby Tolan, L (9, PR) OBP: 0.262, SLG: 0.335									1-2 2-3 BB	0	0	0	0	0	0	0
Johnny Oates, L (1, 2) OBP: 0.290, SLG: 0.262		0-3 K				0-0 G3		0-0 F7	0-0 P5	4	0	0	0	0	1	4
Larry Bowa, S (1, 6) OBP: 0.292, SLG: 0.296		0-0 F9				0-0 F9		0-0 F8	0-0 1B	4	0	1	1	0	0	1
Larry Christenson, R (1, 1) OBP: 0.200, SLG: 0.237			0-0 6-3			0-3 K			1-0 WP HBP	2	0	0	0	0	1	0
Gene Garber, R (7, 1) OBP: 0.500, SLG: 0.333										0	0	0	0	0	0	0
Tony Taylor, R (8, PH)										0	0	0	0	0	0	0
Tug McGraw, R (9, 1) OBP: 0.167, SLG: 0.333										0	0	0	0	0	0	0
Tim McCarver, L (9, PH) OBP: 0.450, SLG: 0.430										1	0	0	0	0	0	3

BOTTOM

Atlanta Braves @ Philadelphia Phillies  
Veterans Stadium, Philadelphia, PA  
Tue Aug 10 1976, 7:05 PM EDT  
Att. 30,323 - Unknown

AB	32
R	1
H	6
RBI	1
BB	3
SO	3
LOB	15



Inning Stats																	WP	PA																															
R	H	E	K	S	R	H	E	K	S	R	H	E	K	S	R	H	E	K	S	R	H	E	K	S	R	H	E	K	S	R	H	E	K	S	1B	2B	3B	HR	SF	SAC	DP	HBP	WP	PA					
0	0	0	1	9	0	1	0	1	6	0	1	0	0	4	0	0	0	1	5	0	1	0	0	4	0	0	0	0	3	0	0	0	0	3	0	3	0	0	13	5	1	0	0	0	0	0	1	1	36
PITCHER																	ERA	WHIP																															
Phil Niekro, R (1, 1) ERA: 3.42	8.0	WLS	W	31	H	4	R	1	ER	1	SO	3	BB	2	IBB	0	HBP	1	BLK	0	WP	1	HR	0	S	34	P	43	ERA	1.12	WHIP	0.750																	
Mike Marshall, R (9, 1) ERA: 3.94	0.1			1	1	0	0	0	0	0	0	0	0	0	0	0	0	0	0	0	0	0	0	0	1	1	0.00	3.000																					
Adrian Devine, R (9, 1) ERA: 4.66	0.2	S	4	1	0	0	0	0	1	0	0	0	1	0	0	0	0	0	0	0	0	0	0	0	3	7	0.00	3.000																					



Batter	1	2	3	4	5	6	7	8	9	AB R H RBI BB SO LOB	TOP											
Jerry Royster, R (1, 5) OBP: 0.321, SLG: 0.320	0-0 5-3		0-3 K		0-0 CS 1B 1B		0-3 K			4 0 1 0 0 2 0	<b>Atlanta Braves @ Philadelphia Phillies</b> Veterans Stadium, Philadelphia, PA Wed Aug 11 1976, 7:05 PM EDT Att: 30,247 - Unknown											
Rod Gilbreath, R (1, 4) OBP: 0.339, SLG: 0.366	4-0 1B BB		0-0 CS 1B		0-0 1-2 1B		0-3 K			3 0 2 0 1 1 0												
Jimmy Wynn, R (1, 8) OBP: 0.385, SLG: 0.376	0-0 G4-6-3 1B		0-0 CS	0-0 F6	0-3 K			4-0 BB		3 0 1 0 1 1 2												
Willie Montanez, L (1, 3) OBP: 0.346, SLG: 0.414	0-0 G4-6-3 1-2f			0-0 BB E SF9 1B		0-0 4-3		0-0 L6		4 1 1 0 0 0 3												
Ken Henderson, S (1, 9) OBP: 0.361, SLG: 0.390		0-0 F6		0-0 E5 BB 1-2		0-0 2B		0-0 F7		4 0 1 0 0 0 2												
Cito Gaston, R (1, 7) OBP: 0.416, SLG: 0.551		4-0 BB		4-0 1-2 2-3 BB		4-0 1B BB		0-0 P4		1 0 0 0 3 0 1												
Darrel Chaney, S (1, 6) OBP: 0.348, SLG: 0.360		0-0 F9		0-0 SF9		0-0 1-2 1B		0-3 K		3 0 1 1 0 1 1												
Vic Correll, R (1, 2) OBP: 0.322, SLG: 0.324		0-3 K		0-3 K		0-0 6-3		0-0 F7		4 0 0 0 0 2 5												
Carl Morton, R (1, 1) OBP: 0.167, SLG: 0.132			0-3 K		0-0 2-3		0-0 3-1	0-3 K		2 0 0 0 0 1 0												
Dave May, L (7, PH) OBP: 0.287, SLG: 0.272										1 0 0 0 0 0 0												
Mike Beard, L (7, 1)										0 0 0 0 0 0 0												
Bruce Dal Canton, R (8, 1) OBP: 0.222, SLG: 0.222										0 0 0 0 0 0 0												
Tom Paciorek, R (9, PH) OBP: 0.358, SLG: 0.411										1 0 0 0 0 1 0												
<b>Inning Stats</b>	R: 0 E: 0 K: 0 S: 3	H: 1 LOB: 1 BB: 1 P: 7	R: 0 E: 0 K: 1 S: 5	H: 0 LOB: 1 BB: 1 P: 9	R: 0 E: 0 K: 2 S: 7	H: 1 LOB: 0 BB: 0 P: 7	R: 1 E: 1 K: 1 S: 7	H: 1 LOB: 2 BB: 1 P: 11	R: 0 E: 0 K: 1 S: 6	H: 2 LOB: 2 BB: 0 P: 6	R: 0 E: 0 K: 2 S: 4	H: 2 LOB: 2 BB: 1 P: 8	R: 0 E: 0 K: 2 S: 7	H: 0 LOB: 0 BB: 0 P: 7	R: 0 E: 0 K: 0 S: 3	H: 0 LOB: 1 BB: 1 P: 7	R: 0 E: 0 K: 2 S: 7	H: 0 LOB: 0 BB: 0 P: 7	1B: 6 2B: 2 3B: 0 HR: 0	SF: 1 SAC: 0 DP: 2 HBP: 0	WP: 0 PB: 0 SB: 0 CS: 2	PA: 37
<b>PITCHER</b>	IP WLS BF H R ER SO BB IBB HBP BLK WP HR S P ERA WHIP																					
Tom Underwood, L (1, 1) ERA: 3.61	5.2 W 25 7 1 0 5 4 0 0 0 0 0 0 31 47 0.00 1.941																					
Ron Schueler, R (6, 1) ERA: 2.87	0.1 1 0 0 0 0 0 0 0 0 0 0 0 1 1 0.00 0.000																					
Ron Reed, R (7, 1) ERA: 2.73	3.0 S 10 0 0 0 4 1 0 0 0 0 0 0 17 21 0.00 0.333																					

AB	30
R	1
H	7
RBI	1
BB	5
SO	9
LOB	14



Batter	1	2	3	4	5	6	7	8	9	AB	R	H	RBI	BB	SO	LOB
Dave Cash, R OBP: 0.330, SLG: 0.338 (1, 4)	0-0 F9	0-0 FC5				0-0 1-3		0-0 6-3		5	0	0	0	0	0	3
Garry Maddox, R OBP: 0.373, SLG: 0.458 (1, 8)	4-0 S BB				0-0 6-3	0-0 FC5 2B		0-0 E6		4	0	1	0	1	0	0
Mike Schmidt, R OBP: 0.392, SLG: 0.572 (1, 5)	0-3 K				0-0 5-3	0-0 E5 E		0-0 P6		5	1	1	0	0	1	3
Greg Luzinski, R OBP: 0.359, SLG: 0.491 Jerry Martin, R OBP: 0.313, SLG: 0.339 (1, 7) (9, 7)	0-0 5-3				0-0 FC5 1B	0-0 F8		0-0 F7		5	1	1	0	0	0	4
Jay Johnstone, L OBP: 0.384, SLG: 0.470 Ollie Brown, R OBP: 0.372, SLG: 0.437 (1, 9) (7, PH) (8, 9)		0-0 4-3 S 1B			0-0 F9	0-0 BB 1B		0-0 SH5-3 1B		3	1	2	0	0	0	1
Tom Hutton, L OBP: 0.375, SLG: 0.329 (1, 3)		0-0 4-3			0-3 K	0-0 BB 1B		0-0 SH5-3		3	0	1	1	0	1	1
Johnny Oates, L OBP: 0.301, SLG: 0.265 (1, 2)		0-0 E FC6-2 1B			0-0 F8	0-0 BB 1B		0-0 F7		3	0	1	1	1	0	1
Larry Bowa, S OBP: 0.294, SLG: 0.296 (1, 6)		0-0 E3 FC5 1B			0-0 1B	0-0 F8		4-0 IBB		3	0	1	0	1	0	4
Tom Underwood, R OBP: 0.138, SLG: 0.074 Ron Schueler, R (6, 1) Tony Taylor, R OBP: 0.286, SLG: 0.167 Ron Reed, R OBP: 0.167, SLG: 0.222 (1, 1) (7, 1)		0-0 FC6-2			0-0 F7			0-0 6-3 E 1B		2	0	0	0	0	0	3

Inning Stats	R: 0	H: 0	E: 0	K: 1	S: 5	LOB: 1	BB: 1	P: 9	R: 1	H: 2	E: 1	K: 0	S: 6	LOB: 2	BB: 0	P: 6	R: 0	H: 1	E: 0	K: 0	S: 4	LOB: 1	BB: 0	P: 4	R: 0	H: 1	E: 0	K: 1	S: 6	LOB: 1	BB: 0	P: 6	R: 2	H: 3	E: 2	K: 0	S: 7	LOB: 3	BB: 1	P: 11	R: 1	H: 1	E: 1	K: 0	S: 5	LOB: 1	BB: 0	P: 5	R: 0	H: 1	E: 0	K: 0	S: 4	LOB: 2	BB: 1	P: 8	R: 0	H: 1	E: 0	K: 0	S: 4	LOB: 1	BB: 0	P: 4
--------------	------	------	------	------	------	--------	-------	------	------	------	------	------	------	--------	-------	------	------	------	------	------	------	--------	-------	------	------	------	------	------	------	--------	-------	------	------	------	------	------	------	--------	-------	-------	------	------	------	------	------	--------	-------	------	------	------	------	------	------	--------	-------	------	------	------	------	------	------	--------	-------	------

PITCHER	IP	WLS	BF	H	R	ER	SO	BB	IBB	HBP	BLK	WP	HR	S	P	ERA	WHIP
Carl Morton, R ERA: 4.31 (1, 1)	6.0	L	31	8	4	1	2	2	0	0	0	0	0	33	41	1.50	1.667
Mike Beard, L ERA: 2.04 (7, 1)	1.0		5	1	0	0	0	0	1	0	0	0	0	4	8	0.00	1.000
Bruce Dal Canton, R ERA: 3.12 (8, 1)	1.0		4	1	0	0	0	0	0	0	0	0	0	4	4	0.00	1.000

**BOTTOM**

**Atlanta Braves @ Philadelphia Phillies**  
Veterans Stadium, Philadelphia, PA

Wed Aug 11 1976, 7:05 PM EDT  
Att. 30,247 - Unknown

livebaseballscorecards.com

<b>AB</b>	<b>36</b>
<b>R</b>	<b>4</b>
<b>H</b>	<b>10</b>
<b>RBI</b>	<b>2</b>
<b>BB</b>	<b>3</b>
<b>SO</b>	<b>2</b>
<b>LOB</b>	<b>22</b>



1B: 9	SF: 0	WP: 0	PA: 40
2B: 1	SAC: 1	PB: 0	
3B: 0	DP: 0	SB: 2	
HR: 0	HBP: 0	CS: 0	



Batter	1	2	3	4	5	6	7	8	9	AB R H RBI BB SO LOB	TOP	
Jerry Royster, R (1, 5) OBP: 0.327, SLG: 0.323	0-0 1B G6-4-3 1B		4-0 2B BB	0-0 1B		4-0 BB		0-3 K		3 2 2 0 2 1 0		
Darrel Chaney, S (1, 6) OBP: 0.348, SLG: 0.361	0-0 1B G6-4-3 1-3 1B		0-0 L8	0-3 K		0-3 K		0-0 CS 1B		5 0 2 0 0 2 3		
Cito Gaston, R (1, 7) OBP: 0.402, SLG: 0.541	0-0 G6-4-3 1-2f 3-H K		0-0 HR 2B	0-0 F8		0-3 K		0-3 K 1-2		5 1 1 1 0 2 4		
Willie Montanez, L (1, 3) OBP: 0.344, SLG: 0.419	0-3 K		0-0 HR	0-0 F9		0-0 F8		0-0 3-1		5 1 1 2 0 1 1		
Ken Henderson, S (1, 8) (7, 9) OBP: 0.359, SLG: 0.389		0-0 3-1	0-0 4-3		0-3 K		0-0 1B			4 0 1 0 0 1 0		
Dave May, L (1, 9) OBP: 0.293, SLG: 0.279		0-0 4-3	0-0 2B 1B		0-0 S 1B		0-0 F7			4 0 2 0 0 0 1		
Adrian Devine, R (7, 1)										0 0 0 0 0 0 0		
Rod Gilbreath, R (1, 4) OBP: 0.341, SLG: 0.373		0-0 1B 1B	0-0 1-3 2B		0-3 K		0-0 F7			4 0 2 0 0 1 2		
Vic Correll, R (1, 2) OBP: 0.328, SLG: 0.324		0-0 FC6-4 1-2 1B	4-0 IBB		0-3 K		0-0 F7			3 0 1 0 1 1 1		
Frank LaCorte, R (1, 1) OBP: 0.083, SLG: 0.083		0-0 FC6-4	0-0 L4		0-0 5-3		0-0 F9			3 0 0 0 0 0 5		
Mike Beard, L (6, 1)										0 0 0 0 0 0 0		
Jimmy Wynn, R (7, 8) OBP: 0.384, SLG: 0.375		1-2f								1 0 0 0 0 0 0		
<b>Inning Stats</b>	R: 1 E: 0 K: 1 S: 6 H: 2 LOB: 0 BB: 0 P: 6	R: 0 E: 0 K: 0 S: 5 H: 2 LOB: 2 BB: 0 P: 5	R: 3 E: 0 K: 0 S: 7 H: 4 LOB: 3 BB: 2 P: 15	R: 0 E: 0 K: 1 S: 6 H: 1 LOB: 1 BB: 0 P: 6	R: 0 E: 0 K: 3 S: 10 H: 1 LOB: 1 BB: 0 P: 10	R: 0 E: 0 K: 2 S: 7 H: 0 LOB: 1 BB: 1 P: 11	R: 0 E: 0 K: 0 S: 4 H: 1 LOB: 1 BB: 0 P: 4	R: 0 E: 0 K: 1 S: 5 H: 0 LOB: 0 BB: 0 P: 5	R: 0 E: 0 K: 1 S: 5 H: 1 LOB: 0 BB: 0 P: 5	1B: 9 2B: 2 3B: 0 HR: 1 SF: 0 SAC: 0 DP: 1 HBP: 0	WP: 0 PB: 0 SB: 2 CS: 1 PA: 40	
<b>PITCHER</b>	IP WLS BF H R ER SO BB IBB HBP BLK WP HR S P ERA WHIP											
Jim Lonborg, R (1, 1) ERA: 3.01	3.0 L 18 8 4 4 1 1 1 0 0 0 0 1 18 26 12.00 3.000											
Wayne Twitchell, R (4, 1) ERA: 1.34	2.0 8 2 0 0 4 0 0 0 0 0 0 0 16 16 0.00 1.000											
Tug McGraw, L (6, 1) ERA: 2.6	2.0 8 1 0 0 2 1 0 0 0 0 0 0 11 15 0.00 1.000											
Gene Garber, R (8, 1) ERA: 2.45	2.0 6 1 0 0 2 0 0 0 0 0 0 0 10 10 0.00 0.500											

Atlanta Braves @ Philadelphia Phillies  
Veterans Stadium, Philadelphia, PA  
Thu Aug 12 1976, 7:05 PM EDT  
Att: 30,415 - Unknown

AB	37
R	4
H	12
RBI	3
BB	3
SO	9
LOB	17



BOTTOM

Atlanta Braves @ Philadelphia Phillies  
Veterans Stadium, Philadelphia, PA  
Thu Aug 12 1976, 7:05 PM EDT  
Att. 30,415 - Unknown

livebaseballscorecards.com

AB	33
R	3
H	9
RBI	3
BB	6
SO	3
LOB	19



WP:	0	PA:	42
PB:	0		
SB:	1		
CS:	2		

AB R H RBI BB SO LOB

5	0	1	0	0	0	3
5	1	2	1	0	0	0
4	0	0	0	1	2	3
3	0	1	0	1	1	3
3	0	1	0	1	0	2
3	0	0	0	1	0	2
2	0	0	0	0	0	0
0	0	0	1	1	0	0
1	0	0	0	0	0	2
4	1	2	0	0	0	3
0	0	0	0	0	0	0
1	0	0	0	0	0	1
0	0	0	0	0	0	0
1	0	1	1	0	0	0
0	0	0	0	0	0	0
0	0	0	0	1	0	0
0	0	0	0	0	0	0
1	1	1	0	0	0	0

1B:	8	SF:	0
2B:	1	SAC:	0
3B:	0	DP:	2
HR:	0	HBP:	1

IP	WLS	BF	H	R	ER	SO	BB	IBB	HBP	BLK	WP	HR	S	P	ERA	WHIP
5.2		24	4	2	2	2	4	0	1	0	0	0	1	5	0.00	3.000
0.1		2	0	0	0	0	1	0	0	0	0	0	1	5	0.00	3.000
3.0	S	14	5	1	1	1	1	0	0	0	0	0	15	19	3.00	2.000

Batter	1	2	3	4	5	6	7	8	9
Dave Cash, R OBP: 0.329, SLG: 0.337 (1, 4)	0-0 F8 ①		0-0 5-3 ③		0-0 6-3 ③		0-0 G6-4-3 ①② 1-2f		0-0 1B 1-2
Garry Maddox, R OBP: 0.373, SLG: 0.457 (1, 8)	0-0 F8 ②			0-0 F9 ①		0-0 BB BB 1B	0-0 6-3 ③		0-0 1B 1-3 2-H
Mike Schmidt, R OBP: 0.390, SLG: 0.566 (1, 5)	4-0 CS BB			0-3 K ②		0-0 P3 ①		0-0 5-3 ①	0-3 K ②
Greg Luzinski, R OBP: 0.362, SLG: 0.490 (1, 7)	0-0 CS ③ 1-2	4-0 G5-4-3 BB		1-0 HBP		0-3 K ②		0-0 1B 1B	0-0 F8 ③ 1-2
Jay Johnstone, L OBP: 0.386, SLG: 0.468 (1, 9)		0-0 G5-4-3 ①② 1-2f		0-0 F8 ③		4-0 BB BB 1-2 BB		0-0 1B 1-2	
Tom Hutton, L OBP: 0.370, SLG: 0.318 (1, 3)		0-0 E4 CS			0-0 4-3 ①	4-0 FC6-5 BB 1-2 2-3 BB		0-0 F7 ②	
Johnny Oates, L OBP: 0.293, SLG: 0.257 (1, 2)		0-0 CS ③ 1-2	0-0 P6 ①		0-0 6-3 ②	4-0 BB BB 1-2 2-3 3-H BB		0-0 F2 ③	
Ollie Brown, R OBP: 0.376, SLG: 0.437 (6, PH)									
Tim McCarver, L OBP: 0.446, SLG: 0.426 (7, 2)									
Larry Bowa, S OBP: 0.296, SLG: 0.298 (1, 6)			0-0 1B		0-0 2B 1B	0-0 FC6-5 ③ 2-3f		0-0 6-3 ①	
Jim Lonborg, R OBP: 0.248, SLG: 0.204 (3, PH)			0-0 F8 ②		0-0 2B ①-H		4-0 G6-4-3 BB		0-0 1B 1B
Bobby Tolan, L OBP: 0.260, SLG: 0.333 Wayne Twitchell, R (4, 1)									
Bob Boone, R OBP: 0.374, SLG: 0.418 (5, PH)									
Tug McGraw, R OBP: 0.167, SLG: 0.333 (6, 1)									
Tony Taylor, R OBP: 0.375, SLG: 0.167 (7, PH)									
Gene Garber, R OBP: 0.800, SLG: 0.333 (8, 1)									
Jerry Martin, R OBP: 0.324, SLG: 0.349 (9, PH)									

Inning Stats	R: 0 E: 0 K: 0 S: 2	H: 0 LOB: 0 BB: 1 P: 6	R: 0 E: 1 K: 0 S: 2	H: 0 LOB: 0 BB: 1 P: 6	R: 0 E: 0 K: 0 S: 4	H: 1 LOB: 1 BB: 0 P: 4	R: 0 E: 0 K: 1 S: 5	H: 0 LOB: 1 BB: 0 P: 6	R: 1 E: 0 K: 0 S: 5	H: 2 LOB: 1 BB: 0 P: 5	R: 1 E: 0 K: 1 S: 6	H: 1 LOB: 3 BB: 3 P: 18	R: 0 E: 0 K: 0 S: 2	H: 0 LOB: 0 BB: 1 P: 6	R: 0 E: 0 K: 0 S: 5	H: 2 LOB: 2 BB: 0 P: 5	R: 1 E: 0 K: 1 S: 8	H: 3 LOB: 2 BB: 0 P: 8	1B: 8 2B: 1 3B: 0 HR: 0	SF: 0 SAC: 0 DP: 2 HBP: 1
--------------	------------------------------	---------------------------------	------------------------------	---------------------------------	------------------------------	---------------------------------	------------------------------	---------------------------------	------------------------------	---------------------------------	------------------------------	----------------------------------	------------------------------	---------------------------------	------------------------------	---------------------------------	------------------------------	---------------------------------	----------------------------------	------------------------------------

PITCHER	IP	WLS	BF	H	R	ER	SO	BB	IBB	HBP	BLK	WP	HR	S	P	ERA	WHIP
Frank LaCorte, R ERA: 6.55 (1, 1)	5.2		24	4	2	2	2	4	0	1	0	0	0	1	5	0.00	3.000
Mike Beard, L ERA: 2.0 (6, 1)	0.1		2	0	0	0	0	1	0	0	0	0	0	1	5	0.00	3.000
Adrian Devine, R ERA: 4.54 (7, 1)	3.0	S	14	5	1	1	1	1	0	0	0	0	0	15	19	3.00	2.000



Batter	1	2	3	4	5	6	7	8	9	AB R H RBI BB SO LOB	TOP									
Larry Herndon, R (1, 8) OBP: 0.345, SLG: 0.377	0-3 K		0-0 1B		0-0 F3		0-0 F6			4 0 1 0 0 1 2										
Marty Perez, R (1, 4) OBP: 0.317, SLG: 0.322	0-0 2B		0-0 5-3			0-0 4-3		0-0 4-3		4 1 1 0 0 0 0										
Gary Matthews, R (1, 7) OBP: 0.367, SLG: 0.426	0-0 2B			0-0 1B		4-0 2B		0-0 1-3		3 1 2 1 1 0 0										
Gary Thomasson, L (1, 9) OBP: 0.310, SLG: 0.402	0-0 P3			0-0 F7		0-3 K		0-0 2B		4 0 1 0 0 1 3										
Ken Reitz, R (1, 5) OBP: 0.309, SLG: 0.349	0-0 F8			0-0 G6-4-3		0-0 2B		0-0 F9		4 0 1 1 0 0 3										
Darrell Evans, L (1, 3) OBP: 0.328, SLG: 0.311		0-0 4-3			0-0 HR		0-0 F9		0-3 K	4 1 1 1 0 1 1										
Johnnie LeMaster, R (1, 6) OBP: 0.250, SLG: 0.348		0-0 6-3			4-0 SH2-4		0-3 K		0-3 K	3 0 0 0 1 2 0										
Mike Sadek, R (1, 2) OBP: 0.314, SLG: 0.270		0-3 K			0-0 F9		0-0 5-3		0-0 FC6-4	4 0 1 0 0 1 1										
John Montefusco, R (1, 1) OBP: 0.172, SLG: 0.121			0-0 F8		0-0 SH2-4		4-0 BB		0-0 FC6-4	2 0 0 0 1 0 1										
<b>Inning Stats</b>	R: 1 E: 0 K: 1 S: 7	H: 2 LOB: 1 BB: 0 P: 7	R: 0 E: 0 K: 1 S: 5	H: 0 LOB: 0 BB: 0 P: 5	R: 0 E: 0 K: 0 S: 3	H: 1 LOB: 0 BB: 0 P: 3	R: 0 E: 0 K: 0 S: 3	H: 1 LOB: 0 BB: 0 P: 3	R: 1 E: 0 K: 1 S: 6	H: 1 LOB: 1 BB: 1 P: 10	R: 0 E: 0 K: 1 S: 5	H: 0 LOB: 1 BB: 1 P: 9	R: 0 E: 0 K: 0 S: 4	H: 1 LOB: 1 BB: 0 P: 4	R: 0 E: 0 K: 2 S: 8	H: 1 LOB: 1 BB: 0 P: 8	1B: 4 2B: 3 3B: 0 HR: 1	SF: 0 SAC: 1 DP: 1 HBP: 0	WP: 0 PB: 0 SB: 1 CS: 0	PA: 36
<b>PITCHER</b>	IP WLS BF H R ER SO BB IBB HBP BLK WP HR S P ERA WHIP																			
Jim Kaat, L (1, 1) ERA: 3.17	6.0 L 24 6 3 3 3 2 0 0 0 0 0 1 28 36 4.50 1.333																			
Ron Schueler, R (7, 1) ERA: 2.78	1.0 4 0 0 0 1 1 0 0 0 0 0 5 9 0.00 1.000																			
Gene Garber, R (8, 1) ERA: 2.39	2.0 8 2 0 0 2 0 0 0 0 0 0 12 12 0.00 1.000																			

San Francisco Giants @ Philadelphia Phillies  
Veterans Stadium, Philadelphia, PA  
Fri Aug 13 1976, 7:05 PM EDT  
Att: 32,642 - Unknown

livebaseballscorecards.com

<b>AB</b>	32
<b>R</b>	3
<b>H</b>	8
<b>RBI</b>	3
<b>BB</b>	3
<b>SO</b>	6
<b>LOB</b>	11













Batter	1	2	3	4	5	6	7	8	9	AB R H RBI BB SO LOB	TOP																									
Larry Herndon, R (1, 8) OBP: 0.338, SLG: 0.368	0-0 1-3	0-0 L6-3		0-0 F9			0-3 K		0-0 2B SF9 1B	5 1 1 0 0 1 2																										
Marty Perez, R (1, 4) OBP: 0.319, SLG: 0.327	0-0 BB 1B	0-0 1B			0-0 5-3		0-0 F2		0-0 SF9 HR 2B	5 1 3 2 0 0 0																										
Gary Matthews, R (1, 7) OBP: 0.367, SLG: 0.424	4-0 1-2 BB	0-0 P4			0-0 F4		0-3 K		0-0 HR 1B	4 1 1 0 1 1 1																										
Gary Thomasson, L (1, 9) OBP: 0.306, SLG: 0.390	0-0 F7		0-0 G3		0-0 L3			0-0 G3	0-3 K	5 0 0 0 0 1 5																										
Ken Reitz, R (1, 5) OBP: 0.307, SLG: 0.345	0-0 F9		4-0 BB			0-0 F3		0-0 5-3	0-0 SF9	3 0 0 1 1 0 2																										
Darrell Evans, L (1, 3) OBP: 0.331, SLG: 0.332		0-0 2B 1B		0-0 F8		0-0 HR		0-0 BB 1B	0-0 HR	5 3 4 4 0 0 1																										
Dave Rader, L (1, 2) OBP: 0.325, SLG: 0.340		0-0 1B WP 2B		0-0 F9		0-0 S 1B		4-0 1-2 BB	0-0 1B	4 1 3 1 1 0 1																										
Johnnie LeMaster, R (1, 6) OBP: 0.273, SLG: 0.344		0-0 SH WP 1B 2B		0-0 F8		0-3 K		0-0 F9	0-0 L4	5 1 1 0 0 1 4																										
Rob Dressler, R (1, 1) OBP: 0.172, SLG: 0.143		0-0 SH		0-0 4-3		0-0 P4			0-0 1B 2B	1 0 0 0 0 0 0																										
Glenn Adams, L (6, PH) OBP: 0.276, SLG: 0.333										1 0 0 0 0 0 1																										
Randy Moffitt, R (6, 1) OBP: 0.222, SLG: 0.222										0 0 0 0 0 0 0																										
Chris Speier, R (9, PH) OBP: 0.315, SLG: 0.289										1 1 1 0 0 0 0																										
Gary Lavelle, S (9, 1) OBP: 0.125, SLG: 0.125										0 0 0 0 0 0 0																										
<b>Inning Stats</b>	R: 0 E: 0 K: 0 S: 4	H: 1 LOB: 2 BB: 1 P: 8	R: 3 E: 0 K: 0 S: 7	H: 4 LOB: 1 BB: 0 P: 7	R: 0 E: 0 K: 0 S: 3	H: 0 LOB: 1 BB: 1 P: 7	R: 0 E: 0 K: 0 S: 3	H: 0 LOB: 0 BB: 0 P: 3	R: 1 E: 0 K: 1 S: 7	H: 2 LOB: 1 BB: 0 P: 7	R: 0 E: 0 K: 2 S: 7	H: 0 LOB: 0 BB: 0 P: 7	R: 0 E: 0 K: 0 S: 4	H: 1 LOB: 2 BB: 1 P: 8	R: 5 E: 0 K: 1 S: 11	H: 6 LOB: 1 BB: 0 P: 11	1B: 9 2B: 4 3B: 0 HR: 2	SF: 1 SAC: 1 DP: 1 HBP: 0	WP: 1 PB: 0 SB: 1 CS: 0	PA: 44																
<b>PITCHER</b>	IP WLS BF H R ER SO BB IBB HBP BLK WP HR S P ERA WHIP																																			
Larry Christenson, R (1, 1) ERA: 4.17	2.0		12	5	3	3	0	1	0	0	0	1	0	11	15	13.50	3.000																			
Ron Reed, R (3, 1) ERA: 2.68	5.0		18	2	1	1	3	1	0	0	0	0	1	23	27	1.80	0.600																			
Tug McGraw, L (8, 1) ERA: 2.53	1.0		5	1	0	0	0	1	0	0	0	0	0	4	8	0.00	2.000																			
Gene Garber, R (9, 1) ERA: 2.76	0.0	L	3	3	3	3	0	0	0	0	0	0	0	3	3	∞	∞																			
Wayne Twitchell, R (9, 1) ERA: 1.82	1.0		6	3	2	2	1	0	0	0	0	0	1	8	8	18.00	3.000																			

San Francisco Giants @ Philadelphia Phillies  
Veterans Stadium, Philadelphia, PA  
Sun Aug 15 1976, 3:33 AM EDT  
Att: 28,316 - Unknown

livebaseballscorecards.com

AB	39
R	9
H	14
RBI	8
BB	3
SO	4
LOB	17



BOTTOM

San Francisco Giants @ Philadelphia Phillies  
Veterans Stadium, Philadelphia, PA  
Sun Aug 15 1976, 3:33 AM EDT  
Att. 28,316 - Unknown

livebaseballscorecards.com

AB	34
R	5
H	9
RBI	4
BB	2
SO	7
LOB	9



WP	1	PA	38
PB	0		
SB	2		
CS	1		

AB R H RBI BB SO LOB

5 0 0 0 0 1 2

4 1 3 0 0 0 0

2 1 0 0 2 0 2

3 0 0 1 0 1 1

4 2 2 2 0 1 1

0 0 0 0 0 0 0

0 0 0 0 0 0 0

4 1 1 0 0 2 0

4 0 1 1 0 0 0

3 0 0 0 0 0 1

1 0 1 0 0 0 0

0 0 0 0 0 0 0

1 0 0 0 0 1 1

1B: 7 SF: 1  
2B: 1 SAC: 0  
3B: 0 DP: 0  
HR: 1 HBP: 0

WP: 1 PA: 38  
PB: 0  
SB: 2  
CS: 1

1B: 7 SF: 1  
2B: 1 SAC: 0  
3B: 0 DP: 0  
HR: 1 HBP: 0

WP: 1 PA: 38  
PB: 0  
SB: 2  
CS: 1

Batter	1	2	3	4	5	6	7	8	9
Dave Cash, R (1, 4) OBP: 0.328, SLG: 0.342	0-0 4-3		0-0 4-3		0-0 3-1		0-3 K		0-0 4-3
Larry Bowa, S (1, 6) OBP: 0.302, SLG: 0.305	0-0 4-3		0-0 SF7 1B		0-0 1B			0-0 FC5-6 1B	
Mike Schmidt, R (1, 5) OBP: 0.391, SLG: 0.565	4-0 CS BB		4-0 FC6-4 BB		0-0 F8			0-0 FC5-6 HR	
Jay Johnstone, L (1, 9) OBP: 0.384, SLG: 0.464	0-0 CS	0-0 F9	0-0 SF7		0-3 K			0-0 L9	
Greg Luzinski, R (1, 7) OBP: 0.362, SLG: 0.496		0-0 1B 1B 2B	0-0 FC6-4		0-3 K			0-0 HR	
Gene Garber, R (9, 1) OBP: 0.500, SLG: 0.333									
Wayne Twitchell, R (9, 1)									
Garry Maddox, R (1, 8) OBP: 0.374, SLG: 0.456		0-0 E 1B		0-0 6-3		0-3 K		0-3 K	
Tim McCarver, L (1, 2) OBP: 0.418, SLG: 0.421		0-0 E7 WP 1B		0-0 F5			0-0 4-3		0-0 F8
Bobby Tolan, L (1, 3) OBP: 0.265, SLG: 0.339		0-0 G3		0-0 F8			0-0 P3		0-0 1B
Ollie Brown, R (9, PH) OBP: 0.379, SLG: 0.436									
Larry Christenson, R (1, 1) OBP: 0.200, SLG: 0.237		0-0 3-1			0-3 K				0-3 K
Tony Taylor, R (2, PH) OBP: 0.273, SLG: 0.111									
Ron Reed, R (3, 1) OBP: 0.158, SLG: 0.211									
Bob Boone, R (7, PH) OBP: 0.375, SLG: 0.418									
Terry Harmon, R (7, PR) OBP: 0.266, SLG: 0.417									
Tug McGraw, R (8, 1) OBP: 0.187, SLG: 0.333									
Jerry Martin, R (9, 7) OBP: 0.329, SLG: 0.354									

Inning Stats	R: 0 H: 0 E: 0 K: 2 S: 2	R: 2 H: 3 E: 1 K: 0 S: 6	R: 1 H: 1 E: 1 K: 0 S: 4	R: 0 H: 0 E: 0 K: 0 S: 3	R: 0 H: 1 E: 0 K: 1 S: 6	R: 0 H: 0 E: 0 K: 3 S: 9	R: 0 H: 1 E: 0 K: 1 S: 6	R: 2 H: 2 E: 0 K: 1 S: 7	R: 0 H: 1 E: 0 K: 1 S: 6
--------------	--------------------------	--------------------------	--------------------------	--------------------------	--------------------------	--------------------------	--------------------------	--------------------------	--------------------------

PITCHER	IP	WLS	BF	H	R	ER	SO	BB	IBB	HBP	BLK	WP	HR	S	P	ERA	WHIP
Rob Dressler, R (1, 1) ERA: 4.34	5.0		21	5	3	2	1	2	0	0	0	1	0	21	29	3.60	1.400
Randy Moffitt, R (6, 1) ERA: 2.65	3.0	W	12	3	2	2	5	0	0	0	0	0	1	22	22	6.00	1.000
Gary Lavelle, L (9, 1) ERA: 2.91	1.0		4	1	0	0	1	0	0	0	0	0	0	6	6	0.00	1.000



Batter	1	2	3	4	5	6	7	8	9	AB R H RBI BB SO LOB	TOP																													
Warren Cromartie, L OBP: 0.219, SLG: 0.194 (1, 9)	1-1 5-3 ①		2-2 G3 1-2 2-3		1-0 G3 ②		2-2 F6 ①		1-3 K ③	5 0 0 0 0 1 3																														
Wayne Garrett, L OBP: 0.351, SLG: 0.305 (1, 4)	1-0 5-3 ②		0-0 G4 2-3 3-H		4-2 BB ③		0-1 F9 ②			3 0 0 1 1 0 2																														
Ellis Valentine, R OBP: 0.337, SLG: 0.396 (1, 8)	4-2 BB ③		2-1 G3 ③		0-1 F9 ③		4-1 BB ③			2 0 0 0 2 0 2																														
Earl Williams, R OBP: 0.284, SLG: 0.375 (1, 2) (7, 3)	1-3 K ③			3-1 6-3 ①		2-0 E 2B		3-3 K ③		4 1 1 0 0 2 2																														
Larry Parrish, R OBP: 0.283, SLG: 0.344 (1, 5)		2-3 K ①		0-1 6-3 ②		2-1 5-3 ①		2-1 F9 ①		4 0 0 0 0 1 1																														
Tim Foli, R OBP: 0.276, SLG: 0.382 (1, 6)		1-1 G6-4-3 1B		4-1 BB ③		0-1 5-3 ②		0-0 5-3 ②		3 0 1 0 1 0 1																														
Bombo Rivera, R OBP: 0.339, SLG: 0.452 Dale Murray, R (8, 1)		1-0 G6-4-3 1-2f		2-0 1B ③		1-0 E5 2-H		0-2 4-3 ③		4 0 1 0 0 0 1 0 0 0 0 0 0 0																														
Andre Thornton, R OBP: 0.322, SLG: 0.371 Joe Kerrigan, R (6, 1) Pete Mackanin, R OBP: 0.256, SLG: 0.342 (8, 7)			4-1 G3 G4 BB BB		0-0 F8 ③		1-2 F7 ③		1-1 6-3 ①	2 1 0 0 1 0 3 0 0 0 0 0 0 0 1 0 0 0 0 0 0																														
Steve Rogers, R OBP: 0.132, SLG: 0.115 Chuck Taylor, R Jerry White, S Clay Kirby, R Jose Morales, R OBP: 0.196, SLG: 0.111 OBP: 0.350, SLG: 0.513 (1, 1) (3, 1) (5, PH) (5, 1) (6, 3) (7, 2)			4-0 G4 G3 BB		3-1 F8 ①		0-0 F9 WP 2B		1-3 K ②	0 0 0 0 0 1 0 0 0 0 0 0 0 0 0 0 1 0 0 0 0 0 0 0 0 0 0 0 0 0 0 0 2 1 1 0 0 0 1 0																														
Inning Stats	R: 0 E: 0 K: 1 S: 8	H: 0 LOB: 1 BB: 1 P: 15	R: 0 E: 0 K: 1 S: 6	H: 1 LOB: 0 BB: 0 P: 10	R: 1 E: 0 K: 0 S: 8	H: 0 LOB: 1 BB: 2 P: 20	R: 0 E: 0 K: 0 S: 7	H: 1 LOB: 2 BB: 1 P: 16	R: 0 E: 0 K: 0 S: 9	H: 0 LOB: 1 BB: 1 P: 17	R: 1 E: 1 K: 0 S: 12	H: 1 LOB: 1 BB: 0 P: 18	R: 1 E: 0 K: 1 S: 15	H: 1 LOB: 1 BB: 1 P: 24	R: 0 E: 0 K: 0 S: 6	H: 0 LOB: 0 BB: 0 P: 8	R: 0 E: 0 K: 2 S: 8	H: 0 LOB: 0 BB: 0 P: 11	1B: 2 2B: 2 3B: 0 HR: 0	SF: 0 SAC: 0 DP: 1 HBP: 0	WP: 1 PB: 0 SB: 0 CS: 0	PA: 37																		
PITCHER Tom Underwood, L ERA: 3.47 (1, 1)	IP 9.0	WLS W	BF 37	H 4	R 3	ER 2	SO 5	BB 6	IBB 0	HBP 0	BLK 0	WP 1	HR 0	S 79	P 139	ERA 2.00	WHIP 1.111						PITCHER	IP	WLS	BF	H	R	ER	SO	BB	IBB	HBP	BLK	WP	HR	S	P	ERA	WHIP

Montreal Expos @ Philadelphia Phillies  
Veterans Stadium, Philadelphia, PA  
Tue Aug 17 1976, 7:05 PM EDT  
Att: 27,188 - Unknown

livebaseballscorecards.com

AB	31
R	3
H	4
RBI	1
BB	6
SO	5
LOB	15







Batter	1	2	3	4	5	6	7	8	9	AB R H RBI BB SO LOB	TOP
<b>Warren Cromartie, L</b> (1, 9) <small>OBP: 0.250, SLG: 0.257</small> <b>Dale Murray, R</b> (7, 1) <b>Gary Carter, R</b> (9, PH) <small>OBP: 0.279, SLG: 0.321</small>	1-2 		1-2 		0-0 		0-0 		0-0 	4 1 2 0 0 0 2 0 0 0 0 0 0 0 1 0 0 0 0 0 0	
<b>Wayne Garrett, L</b> (1, 4) <small>OBP: 0.351, SLG: 0.304</small>	1-1 		3-1 		0-1 		0-0 		4-2 	4 0 1 0 1 0 3	
<b>Ellis Valentine, R</b> (1, 8) <small>OBP: 0.344, SLG: 0.399</small>	2-1 		3-2 		0-0 			4-2 	0-3 	4 1 2 2 1 1 2	
<b>Earl Williams, R</b> (1, 2) <small>OBP: 0.280, SLG: 0.369</small>	0-0 		3-0 		0-1 			3-3 	1-2 	4 0 0 0 0 1 4	
<b>Tim Foli, R</b> (1, 6) <small>OBP: 0.276, SLG: 0.383</small>		0-1 		1-3 		0-0 		0-1 		4 1 1 1 0 1 0	
<b>Larry Parrish, R</b> (1, 5) <small>OBP: 0.283, SLG: 0.343</small>		1-0 		1-1 		2-3 		1-0 		4 0 1 1 0 1 0	
<b>Del Unser, L</b> (1, 7) <small>OBP: 0.265, SLG: 0.349</small> (7, 9)		3-2 		1-1 		0-1 		0-0 		4 0 1 0 0 0 1	
<b>Mike Jorgensen, L</b> (1, 3) <small>OBP: 0.347, SLG: 0.346</small> (7, 7)			4-1 	4-2 		2-2 		0-1 		2 1 1 0 2 0 1	
<b>Don Stanhouse, R</b> (1, 1) <small>OBP: 0.341, SLG: 0.297</small> <b>Chuck Taylor, R</b> (3, 1) <b>Andre Thornton, R</b> (4, PH) <small>OBP: 0.321, SLG: 0.370</small> <b>Steve Dunning, R</b> (4, 1) <small>OBP: 0.398, SLG: 0.182</small> <b>Jose Morales, R</b> (7, PH) <small>OBP: 0.352, SLG: 0.512</small> (7, 3)			2-3 	2-2 		1-2 		0-1 		1 0 0 0 0 1 1 0 0 0 0 0 0 0 1 0 0 0 0 0 2 0 0 0 0 0 0 0 2 0 1 0 0 0 0	
<b>Inning Stats</b>	R: 0 H: 2 E: 0 LOB: 1 K: 0 BB: 0 S: 8 P: 12	R: 0 H: 0 E: 0 LOB: 0 K: 0 BB: 0 S: 6 P: 10	R: 2 H: 2 E: 0 LOB: 1 K: 1 BB: 1 S: 14 P: 30	R: 0 H: 1 E: 0 LOB: 2 K: 1 BB: 1 S: 13 P: 22	R: 0 H: 1 E: 0 LOB: 1 K: 0 BB: 0 S: 6 P: 6	R: 0 H: 0 E: 0 LOB: 0 K: 1 BB: 0 S: 6 P: 8	R: 0 H: 2 E: 0 LOB: 1 K: 0 BB: 0 S: 8 P: 11	R: 2 H: 2 E: 0 LOB: 1 K: 1 BB: 1 S: 15 P: 23	R: 0 H: 0 E: 0 LOB: 1 K: 1 BB: 1 S: 9 P: 13	1B: 7 SF: 0 2B: 3 SAC: 0 3B: 0 DP: 1 HR: 0 HBP: 0	WP: 0 PA: 39 PB: 0 SB: 3 CS: 0
<b>PITCHER</b> <b>Jim Lonborg, R</b> (1, 1) <small>ERA: 3.09</small> <b>Ron Reed, R</b> (8, 1) <small>ERA: 2.63</small>	IP WLS BF H R ER SO BB IBB HBP BLK WP HR S P ERA WHIP 7.1 W 32 9 4 4 4 3 0 0 0 0 0 0 72 117 4.91 1.636										

**Montreal Expos @ Philadelphia Phillies**  
 Veterans Stadium, Philadelphia, PA  
 Wed Aug 18 1976, 7:05 PM EDT  
 Att: 28,483 - Unknown

[livebaseballscorecards.com](http://livebaseballscorecards.com)

<b>AB</b>	35
<b>R</b>	4
<b>H</b>	10
<b>RBI</b>	4
<b>BB</b>	4
<b>SO</b>	5
<b>LOB</b>	16



Batter	1	2	3	4	5	6	7	8	9
<b>Dave Cash, R</b> OBP: 0.335, SLG: 0.352 (1, 4)	2-1 1B		0-2 3B 2B FC5-4			1-1 4-3 1B			
<b>Larry Bowa, S</b> OBP: 0.303, SLG: 0.310 (1, 6)	2-1 1-3 1B		2-0 F7	0-1 P1		0-0 4-3 1-2			
<b>Mike Schmidt, R</b> OBP: 0.391, SLG: 0.565 (1, 5)	3-3 1-2 K		1-2 2B 3B	0-3 K		0-3 K			
<b>Greg Luzinski, R</b> OBP: 0.364, SLG: 0.501 (1, 7)	3-3 K		4-0 2B SF8 BB	2-2 5-3		1-2 6-3			
<b>Jerry Martin, R</b> OBP: 0.324, SLG: 0.348 (8, 7)									
<b>Jay Johnstone, L</b> OBP: 0.388, SLG: 0.474 (1, 9)	1-1 F7		1-1 BB 1-3 3-H 1B 2B		1-2 L7	0-1 F9			
<b>Garry Maddox, R</b> OBP: 0.379, SLG: 0.463 (1, 8)		2-3 K	4-0 1B BB IBB		2-1 3B	1-0 4-3			
<b>Tom Hutton, L</b> OBP: 0.350, SLG: 0.295 (1, 3)		3-2 F9	1-0 SF8		1-1 4-3		0-0 3-1		
<b>Johnny Oates, L</b> OBP: 0.289, SLG: 0.237 (1, 2)		1-0 6-3	4-0 3-H 1B BB		0-0 3-1		0-0 5-3		
<b>Jim Lonborg, R</b> OBP: 0.268, SLG: 0.216 (1, 1)			4-2 2B 3B BB		0-1 6-3		0-0 1-3		
<b>Ron Reed, R</b> OBP: 0.150, SLG: 0.200 (8, 1)			0-2 FC5-4						

AB	R	H	RBI	BB	SO	LOB
4	1	3	0	0	0	3
4	0	1	0	0	0	3
4	1	1	2	0	3	3
3	1	0	0	1	1	2
0	0	0	0	0	0	0
4	1	1	1	0	0	2
3	0	1	0	1	1	0
3	0	0	1	0	0	1
3	0	0	0	1	0	1
2	1	1	1	1	0	0
1	0	0	0	0	0	0

**BOTTOM**

**Montreal Expos @ Philadelphia Phillies**  
**Veterans Stadium, Philadelphia, PA**  
 Wed Aug 18 1976, 7:05 PM EDT  
 Att. 28,483 - Unknown

livebaseballscorecards.com

<b>AB</b>	<b>31</b>
<b>R</b>	<b>5</b>
<b>H</b>	<b>8</b>
<b>RBI</b>	<b>5</b>
<b>BB</b>	<b>4</b>
<b>SO</b>	<b>5</b>
<b>LOB</b>	<b>15</b>



1B: 4	SF: 1
2B: 2	SAC: 0
3B: 2	DP: 0
HR: 0	HBP: 0

WP: 0	PA: 36
PB: 0	
SB: 1	
CS: 0	

Inning Stats		R	H	E	K	S	P	IP	WLS	BF	H	R	ER	SO	BB	IBB	HBP	BLK	WP	HR	S	P	ERA	WHIP
<b>PITCHER</b>		0	2	0	14	25		2.2	L	18	6	5	5	3	3	1	0	0	0	0	37	75	16.88	3.375
<b>Don Stanhouse, R</b>	(1, 1)	0	2	0	14	25		2.2	L	18	6	5	5	3	3	1	0	0	0	0	37	75	16.88	3.375
<b>Chuck Taylor, R</b>	(3, 1)	0	0	0	0	0		0.1		1	0	0	0	0	0	0	0	0	0	0	3	4	0.00	0.000
<b>Steve Dunning, R</b>	(4, 1)	0	0	0	0	0		3.0		11	2	0	0	2	0	0	0	0	0	0	26	33	0.00	0.667
<b>Dale Murray, R</b>	(7, 1)	0	0	0	0	0		2.0		6	0	0	0	0	0	0	0	0	0	0	9	11	0.00	0.000

PITCHER		R	H	E	K	S	P	IP	WLS	BF	H	R	ER	SO	BB	IBB	HBP	BLK	WP	HR	S	P	ERA	WHIP
<b>PITCHER</b>		0	1	0	1	9		0-1		9	1	0	0	0	0	0	0	0	0	0	9	11	0.00	0.000
<b>Don Stanhouse, R</b>	(1, 1)	0	1	0	1	9		0-1		9	1	0	0	0	0	0	0	0	0	0	9	11	0.00	0.000



Batter	1	2	3	4	5	6	7	8	9	AB R H RBI BB SO LOB	TOP
Jose Cruz, L (1, 9) OBP: 0.392, SLG: 0.405	0-0 4-3		0-3 K			0-0 6-3		0-0 4-3		4 0 0 0 0 1 1	<b>Houston Astros @ Philadelphia Phillies</b> Veterans Stadium, Philadelphia, PA Thu Aug 19 1976, 7:05 PM EDT Att: 35,605 - Unknown <a href="http://livebaseballscorecards.com">livebaseballscorecards.com</a>
Enos Cabell, R (1, 5) OBP: 0.312, SLG: 0.337	0-0 2B		0-0 4-3			0-0 6-3		0-0 F9		4 0 1 0 0 0 1	
Cesar Cedeno, R (1, 8) OBP: 0.360, SLG: 0.469	0-0 F9				0-3 K	0-0 2B 1B		0-0 1B		4 0 2 1 0 1 1	
Bob Watson, R (1, 3) OBP: 0.373, SLG: 0.453	0-0 F9				0-0 4-3	0-0 1-3 2B		0-3 K		4 0 1 0 0 1 2	
Leon Roberts, R (1, 7) OBP: 0.367, SLG: 0.466		0-0 L6			0-0 1B	0-0 F8		0-0 6-3		4 0 1 0 0 0 2	
Cliff Johnson, R (1, 2) OBP: 0.349, SLG: 0.368		0-0 F2			0-0 P4		0-0 F8		0-0 F8	4 0 0 0 0 0 1	
Rob Andrews, R (1, 4) OBP: 0.322, SLG: 0.309		4-0 BB				0-0 F8		0-0 5-3		3 0 0 0 1 0 0	
Roger Metzger, S (1, 6) OBP: 0.306, SLG: 0.288		0-0 F9				0-0 F9		0-3 K		3 0 0 0 0 1 1	
Joaquin Andujar, S (1, 1) OBP: 0.143, SLG: 0.167 Bo McLaughlin, R (6, 1) Jerry Davanon, R (8, PH) Joe Sambito, L (8, 1)			0-3 K			0-3 K		4-0 1B BB		2 0 0 0 0 2 0 0 0 0 0 0 0 0 0 1 0 0 1 0 0 0 0 0 0 0 0 0	
<b>Inning Stats</b>	R: 0 E: 0 K: 0 S: 4 H: 1 LOB: 1 BB: 0 P: 4	R: 0 E: 0 K: 0 S: 3 H: 0 LOB: 1 BB: 1 P: 7	R: 0 E: 0 K: 2 S: 7 H: 0 LOB: 0 BB: 0 P: 7	R: 0 E: 0 K: 1 S: 6 H: 1 LOB: 1 BB: 0 P: 6	R: 0 E: 0 K: 1 S: 5 H: 0 LOB: 0 BB: 0 P: 5	R: 0 E: 0 K: 0 S: 5 H: 2 LOB: 2 BB: 0 P: 5	R: 0 E: 0 K: 1 S: 5 H: 0 LOB: 0 BB: 0 P: 5	R: 1 E: 0 K: 1 S: 6 H: 1 LOB: 1 BB: 1 P: 10	R: 0 E: 0 K: 0 S: 3 H: 0 LOB: 0 BB: 0 P: 3	1B: 3 2B: 2 3B: 0 HR: 0 SF: 0 SAC: 0 DP: 0 HBP: 0	WP: 0 PB: 0 SB: 0 CS: 0 PA: 34
<b>PITCHER</b> Steve Carlton, L (1, 1) ERA: 3.08	IP: 9.0 WLS: W BF: 34 H: 5 R: 1 ER: 1 SO: 6 BB: 2 IBB: 0 HBP: 0 BLK: 0 WP: 0 HR: 0 S: 44 P: 52 ERA: 1.00 WHIP: 0.778										

Houston Astros @ Philadelphia Phillies  
 Veterans Stadium, Philadelphia, PA  
 Thu Aug 19 1976, 7:05 PM EDT  
 Att: 35,605 - Unknown

AB	32
R	1
H	5
RBI	1
BB	2
SO	6
LOB	9



Batter	1	2	3	4	5	6	7	8	9	AB	R	H	RBI	BB	SO	LOB
<b>Dave Cash, R</b> OBP: 0.338, SLG: 0.354 (1, 4)	0-0 F9	0-0 FC4-6		0-0 FC3-6 1B		0-0 1B G3 1B		0-0 1B		5	0	3	0	0	0	2
<b>Larry Bowa, S</b> OBP: 0.302, SLG: 0.309 (1, 6)	0-0 F9	0-0 F8		0-0 FC3-6 K		0-0 G3		0-0 1B G6-4-3		5	0	1	1	0	0	6
<b>Mike Schmidt, R</b> OBP: 0.392, SLG: 0.570 (1, 5)	0-0 HR		0-0 5-3	0-3 K		0-0 FC6-4 1B		0-0 G6-4-3		5	1	2	2	0	1	4
<b>Greg Luzinski, R</b> OBP: 0.366, SLG: 0.501 (1, 7)	0-0 HR 1B		0-0 1B 1B		0-0 6-3	0-0 FC6-4				4	2	2	0	0	0	2
<b>Jay Johnstone, L</b> OBP: 0.395, SLG: 0.494 (1, 9)	0-0 HR		0-0 1B 1B		0-0 F9 2B		0-0 G6-4-3 1B			4	2	4	2	0	0	0
<b>Garry Maddox, R</b> OBP: 0.376, SLG: 0.458 (1, 8)	0-0 F8		0-0 F8		0-0 F9	0-0 G6-4-3				4	0	0	0	0	0	4
<b>Bob Boone, R</b> OBP: 0.377, SLG: 0.424 (1, 3)		0-0 6-3	0-0	0-0	0-0	0-0	0-3 K			4	0	2	2	0	1	0
<b>Tom Hutton, L</b> OBP: 0.350, SLG: 0.295 (8, 3)			1-2 2-H 1B		3-H 2B					0	0	0	0	0	0	0
<b>Tim McCarver, L</b> OBP: 0.420, SLG: 0.418 (1, 2)		4-0 FC4-6 CI BB	0-0 F7		0-0 4-3		0-0 1B 1B			3	1	1	0	1	0	2
<b>Steve Carlton, L</b> OBP: 0.206, SLG: 0.182 (1, 1)		0-1 CI FC4-6		0-0 FC3-6 1B		0-0 G3 1B 1B		0-3 K		3	1	2	0	0	1	1

Inning Stats		R: 3	H: 3	LOB: 0	K: 0	P: 6	R: 0	H: 0	LOB: 2	K: 0	P: 8	R: 1	H: 3	LOB: 2	K: 0	P: 6	R: 0	H: 2	LOB: 1	K: 0	P: 4	R: 1	H: 3	LOB: 2	K: 0	P: 6	R: 0	H: 1	LOB: 0	K: 1	P: 5	R: 1	H: 3	LOB: 1	K: 1	P: 7
<b>PITCHER</b>	<b>IP</b>	<b>WLS</b>	<b>BF</b>	<b>H</b>	<b>R</b>	<b>ER</b>	<b>SO</b>	<b>BB</b>	<b>IBB</b>	<b>HBP</b>	<b>BLK</b>	<b>WP</b>	<b>HR</b>	<b>S</b>	<b>P</b>	<b>ERA</b>	<b>WHIP</b>	<b>PITCHER</b>	<b>IP</b>	<b>WLS</b>	<b>BF</b>	<b>H</b>	<b>R</b>	<b>ER</b>	<b>SO</b>	<b>BB</b>	<b>IBB</b>	<b>HBP</b>	<b>BLK</b>	<b>WP</b>	<b>HR</b>	<b>S</b>	<b>P</b>	<b>ERA</b>	<b>WHIP</b>	
<b>Joaquin Andujar, R</b> ERA: 3.97 (1, 1)	5.0	L	25	10	5	5	1	1	0	0	0	0	2	26	30	9.00	2.200																			
<b>Bo McLaughlin, R</b> ERA: 3.24 (6, 1)	2.0		9	4	1	1	1	0	0	0	0	0	0	11	11	4.50	2.000																			
<b>Joe Sambito, L</b> ERA: 4.09 (8, 1)	1.0		5	3	1	1	1	0	0	0	0	0	0	7	7	9.00	3.000																			


**BOTTOM**

**Houston Astros @ Philadelphia Phillies**  
Veterans Stadium, Philadelphia, PA

Thu Aug 19 1976, 7:05 PM EDT  
Att. 35,605 - Unknown

<b>AB</b>	<b>37</b>
<b>R</b>	<b>7</b>
<b>H</b>	<b>17</b>
<b>RBI</b>	<b>7</b>
<b>BB</b>	<b>1</b>
<b>SO</b>	<b>3</b>
<b>LOB</b>	<b>21</b>

livebaseballscorecards.com



<b>WP</b> : 0	<b>PA</b> : 39
<b>PB</b> : 0	
<b>SB</b> : 0	
<b>CS</b> : 0	



Batter	1	2	3	4	5	6	7	8	9	AB R H RBI BB SO LOB	TOP		
<b>Wilbur Howard, S</b> (1, 7) <small>OBP: 0.249, SLG: 0.304</small>	0-0 		4-0 	0-0 <b>E6</b> 		0-0 <b>F7</b> 		0-0 		4 1 3 1 1 0 1			
<b>Enos Cabell, R</b> (1, 5) <small>OBP: 0.311, SLG: 0.336</small>	0-3 <b>K</b> 		0-0 <b>4-3</b> 	0-0 <b>5-3</b> 			0-3 <b>K</b> 	0-0 		5 0 1 1 0 2 3			
<b>Cesar Cedeno, R</b> (1, 8) <small>OBP: 0.358, SLG: 0.468</small>	0-0 		0-3 <b>K</b> 		0-0 <b>6-3</b> 		0-0 <b>F7</b> 	0-0 <b>F8</b> 		5 0 1 1 0 1 3			
<b>Bob Watson, R</b> (1, 3) <small>OBP: 0.371, SLG: 0.450</small>	0-0 <b>G3</b> 			0-0 <b>E3</b> 	0-0 		0-0 <b>5-3</b> 		0-0 <b>6-3</b> 	5 1 1 0 0 0 1			
<b>Jose Cruz, L</b> (1, 9) <small>OBP: 0.389, SLG: 0.402</small>	0-3 <b>K</b> 			0-0 <b>P6</b> 	0-0 			0-0 <b>6-3</b> 	0-0 <b>F7</b> 	5 0 1 0 0 1 2			
<b>Cliff Johnson, R</b> (1, 2) <small>OBP: 0.353, SLG: 0.371</small>		0-3 <b>K</b> 		4-0 	0-0 <b>5-3</b> 			0-0 	0-0 	4 2 2 0 1 1 1			
<b>Jerry Davanon, R</b> (1, 4) <small>OBP: 0.411, SLG: 0.500</small>			0-0 <b>4-3</b> 	0-0 <b>F8</b> 		0-0 <b>6-3</b> 		0-0 	0-0 <b>F9</b> 	5 0 1 0 0 0 3			
<b>Roger Metzger, S</b> (1, 6) <small>OBP: 0.308, SLG: 0.289</small>			0-3 <b>K</b> 	4-0 		0-0 <b>F8</b> 		0-0 		3 2 1 1 1 1 0			
<b>Dan Larson, R</b> (1, 1) <small>OBP: 0.333, SLG: 0.400</small>			0-3 <b>K</b> 	0-0 		0-0 		0-0 		4 2 3 4 0 1 0			
<b>Inning Stats</b>	R: 1 H: 2 E: 0 LOB: 1 K: 2 BB: 0 S: 9 P: 9	R: 0 H: 0 E: 0 LOB: 0 K: 2 BB: 0 S: 7 P: 7	R: 0 H: 0 E: 0 LOB: 1 K: 2 BB: 1 S: 7 P: 11	R: 4 H: 2 E: 2 LOB: 1 K: 0 BB: 2 S: 6 P: 14	R: 0 H: 2 E: 0 LOB: 1 K: 0 BB: 0 S: 4 P: 4	R: 0 H: 1 E: 0 LOB: 1 K: 0 BB: 0 S: 4 P: 4	R: 0 H: 0 E: 0 LOB: 0 K: 1 BB: 0 S: 5 P: 5	R: 3 H: 6 E: 0 LOB: 2 K: 0 BB: 0 S: 8 P: 8	R: 0 H: 1 E: 0 LOB: 1 K: 0 BB: 0 S: 4 P: 4	1B: 12 SF: 0 2B: 1 SAC: 0 3B: 1 DP: 0 HR: 0 HBP: 0	WP: 1 PA: 43 PB: 0 SB: 2 CS: 0		
<b>PITCHER</b>	IP WLS BF H R ER SO BB IBB HBP BLK WP HR S P ERA WHIP											<b>PITCHER</b>	IP WLS BF H R ER SO BB IBB HBP BLK WP HR S P ERA WHIP
<b>Wayne Twitchell, R</b> (1, 1) <small>ERA: 1.82</small>	5.0 L 24 6 5 1 6 3 0 0 0 0 1 0 33 45 1.80 1.800												
<b>Ron Schueler, R</b> (6, 1) <small>ERA: 3.34</small>	2.2 13 6 3 3 1 0 0 0 0 0 0 0 15 15 10.12 2.250												
<b>Gene Garber, R</b> (8, 1) <small>ERA: 2.75</small>	0.1 2 1 0 0 0 0 0 0 0 0 0 0 2 2 0.00 3.000												
<b>Larry Christenson, R</b> (9, 1) <small>ERA: 4.14</small>	1.0 4 1 0 0 0 0 0 0 0 0 0 0 4 4 0.00 1.000												

**Houston Astros @ Philadelphia Phillies**  
 Veterans Stadium, Philadelphia, PA  
 Fri Aug 20 1976, 7:05 PM EDT  
 Att: 36,049 - Unknown

[livebaseballscorecards.com](http://livebaseballscorecards.com)

<b>AB</b>	<b>40</b>
<b>R</b>	<b>8</b>
<b>H</b>	<b>14</b>
<b>RBI</b>	<b>8</b>
<b>BB</b>	<b>3</b>
<b>SO</b>	<b>7</b>
<b>LOB</b>	<b>14</b>



Batter	1	2	3	4	5	6	7	8	9	AB	R	H	RBI	BB	SO	LOB
<b>Dave Cash, R</b> OBP: 0.335, SLG: 0.351 (1, 4)	0-0 5-3		0-0 L4		0-0 5-3			0-0 L3		4	0	0	0	0	0	0
<b>Larry Bowa, S</b> OBP: 0.299, SLG: 0.306 (1, 6)	0-0 F9		0-0 4-3			0-0 F7		0-0 F8		4	0	0	0	0	0	0
<b>Mike Schmidt, R</b> OBP: 0.389, SLG: 0.565 (1, 5)	0-3 K		0-0 5-3			0-0 F9		0-3 K		4	0	0	0	0	2	0
<b>Greg Luzinski, R</b> OBP: 0.369, SLG: 0.510 (1, 7)		4-0 1B SF8 BB		0-0 6-3		0-0 1B		0-0 HR		3	2	2	1	1	0	0
<b>Jay Johnstone, L</b> OBP: 0.394, SLG: 0.490 (1, 9)		0-0 SF8 1B 1-2 1B		0-3 K		0-0 P6		0-0 3-1		4	0	1	0	0	1	1
<b>Garry Maddox, R</b> OBP: 0.374, SLG: 0.456 (1, 8)		0-0 FC6 1B 1-2 2-3		0-0 G3			0-0 6-3		0-0 F8		4	0	1	0	0	0
<b>Bob Boone, R</b> OBP: 0.376, SLG: 0.428 (1, 3)		0-0 SF8 2-3 3-H			0-0 G3 SF7 2B		0-0 5-3			2	1	1	1	0	0	0
<b>Johnny Oates, L</b> OBP: 0.279, SLG: 0.228 (1, 2)		0-0 P6			0-0 G3		0-0 P6			3	0	0	0	0	0	3
<b>Wayne Twitchell, R</b> OBP: 0.262, SLG: 0.337 (5, PH) <b>Bobby Tolan, L</b> OBP: 0.262, SLG: 0.337 (6, 1) <b>Ron Schueler, R</b> OBP: 0.500, SLG: 0.333 (8, 1) <b>Gene Garber, R</b> OBP: 0.376, SLG: 0.433 (8, PH) <b>Ollie Brown, R</b> OBP: 0.200, SLG: 0.237 (9, 1)		0-0 FC6 1-2f			0-0 SF7 3-H			0-0 4-3		1	0	0	0	0	0	2

Inning Stats	R: 0	H: 0	E: 0	K: 1	S: 5	R: 1	H: 2	E: 0	K: 0	S: 5	R: 0	H: 0	E: 0	K: 1	S: 3	R: 0	H: 0	E: 0	K: 1	S: 5	R: 1	H: 1	E: 0	K: 0	S: 4	R: 0	H: 1	E: 0	K: 0	S: 3	R: 0	H: 0	E: 0	K: 0	S: 3	R: 1	H: 1	E: 0	K: 1	S: 6	1B: 3	SF: 2	2B: 1	SAC: 0	3B: 0	DP: 0	HR: 1	HBP: 0	WP: 0	PA: 33
<b>PITCHER</b> <b>Dan Larson, R</b> ERA: 2.82 (1, 1)	IP	WLS	BF	H	R	ER	SO	BB	IBB	HBP	BLK	WP	HR	S	P	ERA	WHIP													IP	WLS	BF	H	R	ER	SO	BB	IBB	HBP	BLK	WP	HR	S	P	ERA	WHIP				


**BOTTOM**

**Houston Astros @ Philadelphia Phillies**  
Veterans Stadium, Philadelphia, PA

Fri Aug 20 1976, 7:05 PM EDT  
Att. 36,049 - Unknown

livebaseballscorecards.com

<b>AB</b>	<b>30</b>
<b>R</b>	<b>3</b>
<b>H</b>	<b>5</b>
<b>RBI</b>	<b>3</b>
<b>BB</b>	<b>1</b>
<b>SO</b>	<b>3</b>
<b>LOB</b>	<b>6</b>





Batter	1	2	3	4	5	6	7	8	9	AB R H RBI BB SO LOB	TOP											
<b>Wilbur Howard, S</b> (1, 9) <small>OBP: 0.243, SLG: 0.297</small>	0-0 <b>4-3</b>		0-0 <b>6-3</b>		0-0 <b>L4</b>			0-0 <b>5-3</b>		4 0 0 0 0 0 1												
<b>Enos Cabell, R</b> (1, 5) <small>OBP: 0.311, SLG: 0.336</small> <b>Rob Andrews, R</b> (6, 4) <small>OBP: 0.322, SLG: 0.309</small>	0-0 <b>F9</b>			0-0 <b>F9</b>		0-0 <b>4-3</b> <b>FC5-2</b> <b>1B</b>		0-3 <b>K</b>		3 0 1 0 0 0 0 1 0 0 0 0 1 0												
<b>Cesar Cedeno, R</b> (1, 8) <small>OBP: 0.356, SLG: 0.464</small>	0-0 <b>F9</b>			0-0 <b>4-3</b>		0-0 <b>4-3</b>		0-3 <b>K</b>		4 0 0 0 0 1 1												
<b>Bob Watson, R</b> (1, 3) <small>OBP: 0.368, SLG: 0.446</small>		0-0 <b>L8</b>		0-0 <b>5-3</b>		0-0 <b>FC5-2</b>			0-0 <b>F9</b>	4 0 0 0 0 0 1												
<b>Leon Roberts, R</b> (1, 7) <small>OBP: 0.364, SLG: 0.458</small>		0-0 <b>F6</b>			4-0 <b>2B</b> <b>BB</b>	0-3 <b>K</b>		0-0 <b>F7</b>	3 1 0 0 1 1 1													
<b>Cliff Johnson, R</b> (1, 2) <small>OBP: 0.352, SLG: 0.380</small>		0-0 <b>HR</b>			0-3 <b>K</b>		0-0 <b>F8</b>	0-0 <b>F9</b>	4 1 1 1 0 1 1													
<b>Jerry Davanon, R</b> (1, 4) <small>OBP: 0.421, SLG: 0.523</small>		0-0 <b>G3</b>			0-0 <b>2B</b> <b>2B</b>		0-0 <b>1B</b>			3 1 2 1 0 0 0												
<b>Roger Metzger, S</b> (1, 6) <small>OBP: 0.308, SLG: 0.292</small>			0-0 <b>5-3</b>		0-0 <b>1B</b> <b>2B</b>		0-0 <b>F7</b>			3 1 1 1 0 0 1												
<b>J.R. Richard, R</b> (1, 1) <small>OBP: 0.123, SLG: 0.128</small> <b>Jose Cruz, L</b> (7, PH) <small>OBP: 0.388, SLG: 0.401</small> <b>Gene Pentz, R</b> (7, 1) <small>OBP: 0.400, SLG: 0.250</small> <b>Joe Sambito, L</b> (7, 1)			0-3 <b>K</b>		0-0 <b>L4</b> <b>1B</b>		0-0 <b>4-3</b>		0-0 <b>F9</b>	2 0 1 1 0 1 0 1 0 0 0 0 0 1 0 0 0 0 0 0 0 0 0 0 0 0 0 0												
<b>Inning Stats</b>	R: 0 E: 0 K: 0 S: 3	H: 0 LOB: 0 BB: 0 P: 3	R: 1 E: 0 K: 0 S: 4	H: 1 LOB: 0 BB: 0 P: 4	R: 0 E: 0 K: 1 S: 5	H: 0 LOB: 0 BB: 0 P: 5	R: 0 E: 0 K: 0 S: 3	H: 0 LOB: 0 BB: 0 P: 3	R: 3 E: 0 K: 1 S: 7	H: 3 LOB: 0 BB: 1 P: 11	R: 0 E: 0 K: 1 S: 6	H: 1 LOB: 1 BB: 0 P: 6	R: 0 E: 0 K: 0 S: 4	H: 1 LOB: 1 BB: 0 P: 4	R: 0 E: 0 K: 2 S: 7	H: 0 LOB: 0 BB: 0 P: 7	R: 0 E: 0 K: 0 S: 3	H: 0 LOB: 0 BB: 0 P: 3	1B: 3 2B: 3 3B: 0 HR: 1	SF: 0 SAC: 0 DP: 1 HBP: 0	WP: 0 PB: 0 SB: 1 CS: 0	PA: 33
<b>PITCHER</b>	IP WLS BF H R ER SO BB IBB HBP BLK WP HR S P ERA WHIP											<b>PITCHER</b>	IP WLS BF H R ER SO BB IBB HBP BLK WP HR S P ERA WHIP									
<b>Jim Kaat, L</b> (1, 1) <small>ERA: 3.28</small> <b>Larry Christenson, R</b> (6, 1) <small>ERA: 4.1</small> <b>Ron Reed, R</b> (7, 1) <small>ERA: 2.55</small>	5.0 W 19 4 4 4 2 1 0 0 0 0 1 22 26 7.20 1.000											1.0 S 4 1 0 0 1 0 0 0 0 0 6 6 0.00 1.000	3.0 S 10 1 0 0 2 0 0 0 0 0 14 14 0.00 0.333	6.0 W 19 4 4 4 2 1 0 0 0 0 1 22 26 7.20 1.000								

**Houston Astros @ Philadelphia Phillies**  
 Veterans Stadium, Philadelphia, PA  
 Sat Aug 21 1976, 7:05 PM EDT  
 Att: 37,756 - Unknown

livebaseballscorecards.com

<b>AB</b>	32
<b>R</b>	4
<b>H</b>	6
<b>RBI</b>	4
<b>BB</b>	1
<b>SO</b>	5
<b>LOB</b>	7







Batter	1	2	3	4	5	6	7	8	9	AB R H RBI BB SO LOB	TOP																					
Rob Andrews, R (1, 4) OBP: 0.321, SLG: 0.308	0-0 G4-3 1B		0-0 1-3		0-0 G4-6-3 1-2f			0-0 F8		4 0 1 0 0 0 1																						
Jose Cruz, L (1, 9) OBP: 0.387, SLG: 0.408	0-3 K			0-0 HR		0-0 6-3		0-3 K		4 1 1 1 0 2 1																						
Cesar Cedeno, R (1, 8) OBP: 0.353, SLG: 0.460	0-0 G4-3 1-2f			0-0 6-3		0-0 6-3			0-0 F8	4 0 0 0 0 0 1																						
Bob Watson, R (1, 3) OBP: 0.365, SLG: 0.443		0-0 P4		0-0 F9		0-0 5-3			0-0 F9	4 0 0 0 0 0 0																						
Leon Roberts, R (1, 7) OBP: 0.367, SLG: 0.459		0-0 4-3		0-0 1B 1B			0-0 1B		0-0 5-3	4 0 2 0 0 0 0																						
Jerry Davanon, R (1, 5) OBP: 0.430, SLG: 0.522		4-0 BB		0-0 1-2 1B			0-0 F8			2 0 1 0 1 0 1																						
Ed Herrmann, L (1, 2) OBP: 0.293, SLG: 0.317		0-3 K		0-3 K			0-0 F6			3 0 0 0 0 2 4																						
Roger Metzger, S (1, 6) OBP: 0.306, SLG: 0.289			0-0 4-3		0-3 K		0-3 K			3 0 0 0 0 2 1																						
Larry Dierker, R (1, 1) OBP: 0.102, SLG: 0.105			0-3 K		4-0 BB			0-0 6-3		1 0 0 0 0 1 0																						
Bo McLaughlin, R (3, 1) OBP: 0.351, SLG: 0.351										0 0 0 0 0 0 0																						
Greg Gross, L (5, PH) OBP: 0.353, SLG: 0.400										0 0 0 0 1 0 0																						
Dan Larson, R (5, PR) OBP: 0.185, SLG: 0.308										0 0 0 0 0 0 0																						
Joe Niekro, R (5, 1) OBP: 0.296, SLG: 0.336										0 0 0 0 0 0 0																						
Ken Boswell, L (8, PH) OBP: 0.296, SLG: 0.286										1 0 0 0 0 0 0																						
Gilberto Rondon, R (8, 1) OBP: 0.286, SLG: 0.286										0 0 0 0 0 0 0																						
<b>Inning Stats</b>	R: 0 E: 0 K: 1 S: 5	H: 1 LOB: 0 BB: 0 P: 5	R: 0 E: 0 K: 1 S: 5	H: 0 LOB: 1 BB: 1 P: 9	R: 0 E: 0 K: 1 S: 5	H: 0 LOB: 0 BB: 0 P: 5	R: 1 E: 0 K: 1 S: 8	H: 3 LOB: 2 BB: 0 P: 8	R: 0 E: 0 K: 1 S: 4	H: 0 LOB: 1 BB: 1 P: 8	R: 0 E: 0 K: 0 S: 3	H: 0 LOB: 0 BB: 0 P: 3	R: 0 E: 0 K: 1 S: 6	H: 1 LOB: 1 BB: 0 P: 6	R: 0 E: 0 K: 1 S: 5	H: 0 LOB: 0 BB: 0 P: 5	R: 0 E: 0 K: 0 S: 3	H: 0 LOB: 0 BB: 0 P: 3	1B: 4 2B: 0 3B: 0 HR: 1	SF: 0 SAC: 0 DP: 2 HBP: 0	WP: 0 PB: 0 SB: 0 CS: 0	PA: 32										
<b>PITCHER</b> Tom Underwood, L (1, 1) ERA: 3.28	IP 9.0	WLS W	BF 32	H 5	R 1	ER 1	SO 7	BB 2	IBB 0	HBP 0	BLK 0	WP 0	HR 1	S 44	P 52	ERA 1.00	WHIP 0.778															
<b>PITCHER</b>											IP	WLS	BF	H	R	ER	SO	BB	IBB	HBP	BLK	WP	HR	S	P	ERA	WHIP					

Houston Astros @ Philadelphia Phillies  
Veterans Stadium, Philadelphia, PA  
Sun Aug 22 1976, 3:33 AM EDT  
Att: 43,513 - Unknown

livebaseballscorecards.com

AB	30
R	1
H	5
RBI	1
BB	2
SO	7
LOB	9







Batter	1	2	3	4	5	6	7	8	9	AB R H RBI BB SO LOB	TOP									
Dave Cash, R (1, 4) OBP: 0.335, SLG: 0.349	0-0 6-3		0-0 F8			0-0 F9		0-0 1B		4 1 1 2 0 0 0	<b>Philadelphia Phillies @ Atlanta Braves</b> Atlanta-Fulton County Stadium, Atlanta, GA Mon Aug 23 1976, 7:05 PM EDT Att: 11,600 - Unknown <a href="http://livebaseballscorecards.com">livebaseballscorecards.com</a>									
Larry Bowa, S (1, 6) OBP: 0.295, SLG: 0.303	0-0 F7			0-0 3-1		0-0 P6		0-0 SF8		3 0 0 1 0 0 0										
Mike Schmidt, R (1, 5) OBP: 0.386, SLG: 0.559	0-0 F9			0-0 F9			0-3 K	0-0 P4		4 0 0 0 0 1 1										
Greg Luzinski, R (1, 7) OBP: 0.374, SLG: 0.508 Tug McGraw, R (8, 1) OBP: 0.167, SLG: 0.333		0-0 1B		4-0 BB		0-0 FC4-6 1B		0-0 1B		3 0 3 1 1 0 0 0 0 0 0 0 0 0										
Jay Johnstone, L (1, 9) OBP: 0.394, SLG: 0.495		0-0 F9		0-0 4-3		0-0 P6		0-0 F9		4 0 0 0 0 0 3										
Garry Maddox, R (1, 8) OBP: 0.380, SLG: 0.460		0-0 F8			0-0 G6-4-3 1B	0-0 FC4-6 1-2f				4 0 2 0 0 0 2										
Bob Boone, R (1, 2) OBP: 0.375, SLG: 0.425		0-0 F7			0-0 G6-4-3 1-2f			0-0 F9		3 1 0 0 1 0 3										
Bobby Tolan, L (1, 3) OBP: 0.271, SLG: 0.342			0-3 K		0-3 K			0-0 1B		4 1 2 0 0 2 0										
Jim Lonborg, R (1, 1) OBP: 0.258, SLG: 0.208 Tim McCarver, L (8, PH) OBP: 0.424, SLG: 0.423 Jerry Martin, R (8, 7) OBP: 0.315, SLG: 0.338			0-3 K			0-0 L9		0-0 SF8 1B		2 0 0 0 0 1 0 1 1 1 0 0 0 0 1 0 0 0 0 0 2										
<b>Inning Stats</b>	R: 0 E: 0 K: 0 S: 3	H: 0 LOB: 0 BB: 0 P: 3	R: 0 E: 0 K: 0 S: 4	H: 1 LOB: 1 BB: 0 P: 4	R: 0 E: 0 K: 2 S: 7	H: 0 LOB: 0 BB: 0 P: 7	R: 0 E: 0 K: 1 S: 5	H: 1 LOB: 0 BB: 0 P: 5	R: 0 E: 0 K: 1 S: 3	H: 0 LOB: 0 BB: 0 P: 3	R: 0 E: 0 K: 1 S: 6	H: 1 LOB: 1 BB: 0 P: 6	R: 4 E: 0 K: 0 S: 6	H: 4 LOB: 1 BB: 1 P: 10	R: 0 E: 0 K: 0 S: 5	H: 2 LOB: 2 BB: 0 P: 5	1B: 9 2B: 0 3B: 0 HR: 0	SF: 1 SAC: 0 DP: 1 HBP: 0	WP: 0 PB: 0 SB: 0 CS: 0	PA: 36
<b>PITCHER</b>	IP WLS BF H R ER SO BB IBB HBP BLK WP HR S P ERA WHIP																			
Dick Ruthven, R (1, 1) ERA: 3.46	7.0 L 28 6 4 4 4 2 0 0 0 0 0 0 34 42 5.14 1.143																			
Adrian Devine, R (8, 1) ERA: 3.62	1.0 3 1 0 0 0 0 0 0 0 0 0 0 3 3 0.00 1.000																			
Mike Marshall, R (9, 1) ERA: 3.9	1.0 5 2 0 0 0 0 0 0 0 0 0 0 5 5 0.00 2.000																			

AB	33
R	4
H	9
RBI	4
BB	2
SO	4
LOB	11



Batter	1	2	3	4	5	6	7	8	9	AB	R	H	RBI	BB	SO	LOB
Jerry Royster, R OBP: 0.308, SLG: 0.307 (1, 5)	0-0 5-3		0-0 6-3			0-0 F7		0-0 F3		4	0	0	0	0	0	0
Rowland Office, L OBP: 0.356, SLG: 0.374 (1, 8)	0-0 L8		0-0 BLK 1B			0-0 4-1		0-0 P3		4	0	1	0	0	0	0
Dave May, L OBP: 0.307, SLG: 0.282 (1, 7)	0-0 1B		0-0 F8			0-0 F3			0-0 F3	3	0	1	0	0	0	1
Jimmy Wynn, R OBP: 0.379, SLG: 0.361 (9, PH)			1-2							1	0	0	0	0	0	0
Willie Montanez, L OBP: 0.341, SLG: 0.407 (1, 3)	0-0 P6			0-0 4-3			0-0 F9		0-0 L4	4	0	0	0	0	0	1
Ken Henderson, S OBP: 0.360, SLG: 0.392 (1, 9)		0-0 HR		0-0 F8			0-3 K		0-0 FC5-4 1B	4	1	2	1	0	1	0
Darrel Chaney, S OBP: 0.343, SLG: 0.357 (1, 6)		0-0 F7		0-0 F7			0-0 1B S		0-0 FC5-4 1-2f	3	1	1	0	0	0	0
Cito Gaston, R OBP: 0.389, SLG: 0.506 (9, PH)							1B			1	0	0	0	0	0	1
Rod Gilbreath, R OBP: 0.331, SLG: 0.360 (1, 4)		0-0 4-3			0-0 6-3		0-0 1B 1-H			3	0	1	1	0	0	0
Vic Correll, R OBP: 0.317, SLG: 0.326 (1, 2)		0-3 K			0-0 6-3		0-0 F8			3	0	0	0	0	1	1
Dick Ruthven, R OBP: 0.227, SLG: 0.177 (1, 1)			0-0 6-3			0-0 4-3			0-0 F9	2	0	0	0	0	0	0
Adrian Devine, R (8, 1)										0	0	0	0	0	0	0
Tom Paciorek, R OBP: 0.329, SLG: 0.374 (8, PH)										1	0	0	0	0	0	0
Mike Marshall, R OBP: 0.313, SLG: 0.091 (9, 1)										0	0	0	0	0	0	0

Inning Stats	R: 0	H: 1	R: 1	H: 1	R: 0	H: 1	R: 0	H: 0	R: 0	H: 0	R: 1	H: 2	R: 0	H: 0	R: 0	H: 1
	E: 0	LOB: 1	E: 0	LOB: 0	E: 0	LOB: 1	E: 0	LOB: 0	E: 0	LOB: 0	E: 0	LOB: 1	E: 0	LOB: 0	E: 0	LOB: 1
	K: 0	BB: 0	K: 1	BB: 0	K: 0	BB: 0	K: 0	BB: 0	K: 0	BB: 0	K: 1	BB: 0	K: 0	BB: 0	K: 0	BB: 0
	S: 4	P: 4	S: 6	P: 6	S: 4	P: 4	S: 3	P: 3	S: 3	P: 3	S: 7	P: 7	S: 3	P: 3	S: 4	P: 4

PITCHER	IP	WLS	BF	H	R	ER	SO	BB	IBB	HBP	BLK	WP	HR	S	P	ERA	WHIP
Jim Lonborg, R ERA: 3.07 (1, 1)	7.0	W	26	5	2	2	2	0	0	0	1	0	1	30	30	2.57	0.714
Tug McGraw, L ERA: 2.45 (8, 1)	2.0	S	7	1	0	0	0	0	0	0	0	0	0	7	7	0.00	0.500

**BOTTOM**

**Philadelphia Phillies @ Atlanta Braves**  
Atlanta-Fulton County Stadium, Atlanta, GA

Mon Aug 23 1976, 7:05 PM EDT  
Att. 11,600 - Unknown

<b>AB</b>	<b>33</b>
<b>R</b>	<b>2</b>
<b>H</b>	<b>6</b>
<b>RBI</b>	<b>2</b>
<b>BB</b>	<b>0</b>
<b>SO</b>	<b>2</b>
<b>LOB</b>	<b>4</b>

livebaseballscorecards.com



<b>WP: 0</b>	<b>PA: 33</b>
<b>PB: 0</b>	
<b>SB: 1</b>	
<b>CS: 0</b>	



Batter	1	2	3	4	5	6	7	8	9	AB R H RBI BB SO LOB	TOP									
<b>Dave Cash, R</b> (1, 4) <small>OBP: 0.333, SLG: 0.346</small> <b>Terry Harmon, R</b> (7, 6) <small>OBP: 0.370, SLG: 0.442</small>	4-0 CS BB	0-0 E6 1B 1-3 2-H		0-0 F8	0-0 3-1		0-0 4-3		0-0 1B 2-H	4 1 0 0 1 0 5 1 1 1 1 0 0 0										
<b>Larry Bowa, S</b> (1, 6) <small>OBP: 0.297, SLG: 0.304</small> <b>Tony Taylor, R</b> (7, PH) <small>OBP: 0.286, SLG: 0.167</small>	0-0 L9 1-2	0-0 4-3 1B		0-0 1B 1B		0-0 F8	0-3 K		0-0 1B 2-H	4 0 2 2 0 0 1 2 0 1 1 0 1 2										
<b>Mike Schmidt, R</b> (1, 5) <small>OBP: 0.385, SLG: 0.556</small>	0-3 K	0-0 4-3 1B 1-2		0-0 1B		0-3 K	0-0 1B 2-3 3-H		0-0 F9	6 0 2 1 0 2 2										
<b>Greg Luzinski, R</b> (1, 7) <small>OBP: 0.371, SLG: 0.503</small> <b>Jerry Martin, R</b> (6, 7) <small>OBP: 0.307, SLG: 0.329</small>		4-3 4-3		0-3 K		0-0 F8	0-3 K2-3		0-0 F8	4 0 0 0 0 1 3 2 0 0 0 0 1 3										
<b>Jay Johnstone, L</b> (1, 9) <small>OBP: 0.395, SLG: 0.494</small>		0-0 BB 1B 1B	0-0 4-3	0-0 4-3			0-0 BB 1B 1B	0-3 K		5 2 2 0 0 1 2										
<b>Garry Maddox, R</b> (1, 8) <small>OBP: 0.381, SLG: 0.460</small> <b>Ollie Brown, R</b> (7, 7) <small>OBP: 0.376, SLG: 0.430</small> <b>Tom Hutton, L</b> (8, 3) <small>OBP: 0.356, SLG: 0.302</small>		0-0 BB 1B 1B	0-0 4-3		0-0 1-3		0-0 1B BB 2B 1B	0-3 K		4 2 2 0 0 0 0 1 0 0 0 0 1 0 0 0 0 0 0 0 0										
<b>Tim McCarver, L</b> (1, 2) <small>OBP: 0.438, SLG: 0.425</small>		4-0 1B 1B BB 1-2 2-3	4-0 WP HR BB		0-0 1B 1B		4-0 1B 2B BB	0-0 L9		2 3 1 0 3 0 0										
<b>Bobby Tolan, L</b> (1, 3) <small>OBP: 0.279, SLG: 0.365</small>		0-0 1B 1B E 1-3 2-H 3-H	0-0 HR		0-0 F9		0-0 2B 1B 1B		0-0 4-3	5 3 3 5 0 0 1										
<b>Steve Carlton, L</b> (1, 1) <small>OBP: 0.236, SLG: 0.229</small> <b>Bob Boone, R</b> (9, PH) <small>OBP: 0.373, SLG: 0.423</small> <b>Gene Garber, R</b> (9, 1) <small>OBP: 0.500, SLG: 0.333</small>		0-0 E 1B 1B 1-2 3-H	0-0 F8		0-0 1B		0-0 1B 2B		0-0 E7 1B	4 1 3 3 0 0 0 1 1 0 0 0 0 0 0 0 0 0 0 0 0										
<b>Inning Stats</b>	R: 0 E: 0 K: 1 S: 4	H: 0 LOB: 0 BB: 1 P: 8	R: 6 E: 1 K: 0 S: 9	H: 5 LOB: 1 BB: 1 P: 13	R: 2 E: 0 K: 0 S: 4	H: 1 LOB: 0 BB: 1 P: 8	R: 0 E: 0 K: 1 S: 7	H: 2 LOB: 2 BB: 0 P: 7	R: 0 E: 0 K: 1 S: 5	H: 0 LOB: 0 BB: 0 P: 5	R: 4 E: 0 K: 2 S: 12	H: 5 LOB: 2 BB: 1 P: 16	R: 0 E: 0 K: 2 S: 7	H: 0 LOB: 0 BB: 0 P: 7	R: 2 E: 1 K: 0 S: 6	H: 2 LOB: 1 BB: 0 P: 6	1B: 15 2B: 1 3B: 0 HR: 1	SF: 0 SAC: 0 DP: 0 HBP: 0	WP: 1 PB: 0 SB: 0 CS: 1	PA: 49
<b>PITCHER</b>	IP WLS BF H R ER SO BB IBB HBP BLK WP HR S P ERA WHIP																			
<b>Andy Messersmith, R</b> (1, 1) <small>ERA: 3.04</small> <b>Bruce Dal Canton, R</b> (4, 1) <small>ERA: 3.32</small> <b>Mike Beard, L</b> (5, 1) <small>ERA: 3.18</small> <b>Pablo Torrealba, L</b> (7, 1) <small>ERA: 5.28</small>	3.0 L 18 6 8 7 1 3 0 0 0 1 1 17 29 21.00 3.000																			
	1.0 5 2 0 0 1 0 0 0 0 0 0 7 7 0.00 2.000																			
	2.0 12 5 4 4 1 1 0 0 0 0 0 13 17 18.00 3.000																			
	3.0 14 4 2 0 4 0 0 0 0 0 0 22 22 0.00 1.333																			

Philadelphia Phillies @ Atlanta Braves  
Atlanta-Fulton County Stadium, Atlanta, GA

Tue Aug 24 1976, 7:05 PM EDT  
Att: 25,156 - Unknown

livebaseballscorecards.com

AB	45
R	14
H	17
RBI	13
BB	4
SO	7
LOB	19



Batter	1	2	3	4	5	6	7	8	9	AB	R	H	RBI	BB	SO	LOB
Jerry Royster, R OBP: 0.305, SLG: 0.304 (1, 5)	0-0 G2		0-0 6-3	0-0 4-3			0-0 6-3			4	0	0	0	0	0	1
Rod Gilbreath, R OBP: 0.330, SLG: 0.358 (1, 4)	0-3 K		0-0 BB 1B		0-0 5-3			0-0 F9		4	0	1	0	0	1	0
Jimmy Wynn, R OBP: 0.362, SLG: 0.379 (1, 8)	0-0 HR		4-0 1-2 BB		0-0 F7			0-0 HR		3	2	2	2	1	0	0
Willie Montanez, L OBP: 0.340, SLG: 0.406 (1, 3)	0-0 1B		0-3 K		0-0 G3			0-0 E5 5-3		4	0	1	0	0	1	2
Cito Gaston, R OBP: 0.374, SLG: 0.483 (1, 7)	0-0 P3		0-0 F3		0-0 F9			0-0 5-3		4	0	0	0	0	0	4
Tom Paciorek, R OBP: 0.328, SLG: 0.372 (1, 9)		0-0 G3		0-0 2B 1B		0-0 F7		0-0 6-3		4	1	1	0	0	0	1
Darrel Chaney, S OBP: 0.342, SLG: 0.359 (1, 6)		0-3 K		0-0 1-H 2B		0-3 K			0-3 K	3	0	1	1	0	2	0
Vic Correll, R OBP: 0.319, SLG: 0.329 (1, 2)		0-0 1B		0-3 K		0-3 K		0-3 K		2	0	1	0	0	1	1
Pete Varney, R OBP: 0.255, SLG: 0.467 (7, PH) (8, 2)				0-3 K					0-3 K	2	0	0	0	0	2	0
Andy Messersmith, R OBP: 0.225, SLG: 0.194 (1, 1)		0-3 K		0-3 K				0-0 F6		1	0	0	0	0	1	1
Bruce Dal Canton, R OBP: 0.222, SLG: 0.222 (4, 1)										0	0	0	0	0	0	0
Junior Moore, R OBP: 0.400, SLG: 0.250 (4, PH)										1	0	0	0	0	1	1
Mike Beard, L (5, 1)										0	0	0	0	0	0	0
Pablo Torrealba, L (7, 1)										0	0	0	0	0	0	0
Rob Belloir, R OBP: 0.366, SLG: 0.292 (7, 8)										1	0	0	0	0	0	0
Ken Henderson, S (9, PH)										1	0	0	0	0	1	0
Dave May, L OBP: 0.359, SLG: 0.391 (9, PH)										1	0	0	0	0	0	0

Inning Stats	R: 1	H: 2	E: 0	K: 1	S: 7	H: 2	LOB: 1	BB: 0	P: 7	R: 0	H: 1	E: 0	K: 2	S: 8	H: 1	LOB: 1	BB: 0	P: 8	R: 0	H: 1	E: 0	K: 1	S: 6	H: 2	LOB: 2	BB: 1	P: 10	R: 1	H: 2	E: 0	K: 2	S: 9	H: 0	LOB: 0	BB: 0	P: 3	R: 0	H: 0	E: 0	K: 1	S: 5	H: 0	LOB: 0	BB: 0	P: 5	R: 0	H: 0	E: 0	K: 1	S: 5	H: 0	LOB: 0	BB: 0	P: 5	R: 1	H: 1	E: 1	K: 0	S: 5	H: 1	LOB: 1	BB: 0	P: 5	R: 0	H: 0	E: 0	K: 2	S: 7	H: 0	LOB: 0	BB: 0	P: 7	1B: 4	SF: 0	2B: 1	3B: 0	HR: 2	SAC: 0	DP: 0	HBP: 0	WP: 0	PA: 36
PITCHER	IP	WLS	BF	H	R	ER	SO	BB	IBB	HBP	BLK	WP	HR	S	P	ERA	WHIP																																																																	
Steve Carlton, L ERA: 3.09 (1, 1)	8.0	W	33	7	3	3	8	1	0	0	0	0	2	48	52	3.38	1.000																																																																	
Gene Garber, R ERA: 2.71 (9, 1)	1.0		3	0	0	0	2	0	0	0	0	0	0	7	7	0.00	0.000																																																																	
PITCHER	IP	WLS	BF	H	R	ER	SO	BB	IBB	HBP	BLK	WP	HR	S	P	ERA	WHIP																																																																	

BOTTOM

Philadelphia Phillies @ Atlanta Braves  
Atlanta-Fulton County Stadium, Atlanta, GA  
Tue Aug 24 1976, 7:05 PM EDT  
Att. 25,156 - Unknown

livebaseballscorecards.com

AB	35
R	3
H	7
RBI	3
BB	1
SO	10
LOB	11





Batter	1	2	3	4	5	6	7	8	9	AB R H RBI BB SO LOB	TOP													
<b>Dave Cash, R</b> OBP: 0.335, SLG: 0.347 (1, 4) X	0-0 6-3		0-0 6-3		0-0 FC4-6 1-2 1B		0-0 1B			4 0 2 0 0 0 0	<b>Philadelphia Phillies @ Atlanta Braves</b> Atlanta-Fulton County Stadium, Atlanta, GA Wed Aug 25 1976, 7:05 PM EDT Att. 7,514 - Unknown <a href="http://livebaseballscorecards.com">livebaseballscorecards.com</a>													
<b>Larry Bowa, S</b> OBP: 0.295, SLG: 0.302 (1, 6) X	0-0 P6		0-0 4-3		0-0 FC4-6 1-2f 2-H		0-0 4-3			4 0 0 1 0 0 2														
<b>Mike Schmidt, R</b> OBP: 0.384, SLG: 0.553 (1, 5) B B B	4-0 BB BB			0-0 E6 PB S	0-0 F8		0-0 F9			3 0 0 0 1 0 1														
<b>Jay Johnstone, L</b> OBP: 0.396, SLG: 0.492 (1, 9) B B B	4-0 1-2 BB			0-0 F7 1-2		0-3 K	0-0 WP 1B			3 0 1 0 1 1 1														
<b>Bob Boone, R</b> OBP: 0.369, SLG: 0.417 (1, 2) S S S	0-3 K			0-0 F8		0-0 F7	0-3 K 1-2			4 0 0 0 0 2 4														
<b>Garry Maddox, R</b> OBP: 0.382, SLG: 0.462 (1, 8) X		0-0 P5		4-0 PB BB		0-0 2B	0-3 K			3 0 1 0 1 1 1														
<b>Jerry Martin, R</b> OBP: 0.304, SLG: 0.324 (1, 7) S S S		0-3 K		0-0 F2 1-2 2-3		0-0 P4		0-0 G1-6-3 1B		4 0 1 0 0 1 3														
<b>Bobby Tolan, L</b> OBP: 0.279, SLG: 0.362 (1, 3) X		0-0 1-3			0-0 S FC4-6 1B 1B		0-0 F9	0-0 G1-6-3 1-2f		4 1 1 0 0 0 1														
<b>Larry Christenson, R</b> OBP: 0.195, SLG: 0.231 (5, PH) <b>Tony Taylor, R</b> OBP: 0.267, SLG: 0.154 (5, 1) <b>Wayne Twitchell, R</b> (7, PH) <b>Tom Hutton, L</b> OBP: 0.353, SLG: 0.299 (7, 1) <b>Ron Schueler, R</b> (8, PH) <b>Tim McCarver, L</b> OBP: 0.434, SLG: 0.421		0-3 K		0-0 L9		0-0 G3		0-0 P5		1 0 0 0 0 0 1 0 1 0 0 0 0 0 0 1 0 0 0 0 0 0 0 0 1 0 0 0 0 0 0 0 0 0 0 0 0 0 0 0 1 0 0 0 0 0 0 0														
<b>Inning Stats</b>	R: 0 E: 0 K: 1 S: 5	H: 0 LOB: 2 BB: 2 P: 13	R: 0 E: 0 K: 1 S: 5	H: 0 LOB: 0 BB: 0 P: 5	R: 0 E: 0 K: 1 S: 5	H: 0 LOB: 0 BB: 0 P: 5	R: 0 E: 1 K: 0 S: 4	H: 0 LOB: 2 BB: 1 P: 8	R: 1 E: 0 K: 0 S: 5	H: 2 LOB: 1 BB: 0 P: 5	R: 0 E: 0 K: 1 S: 6	H: 1 LOB: 1 BB: 0 P: 6	R: 0 E: 0 K: 0 S: 4	H: 1 LOB: 1 BB: 0 P: 4	R: 0 E: 0 K: 2 S: 8	H: 1 LOB: 1 BB: 0 P: 8	R: 0 E: 0 K: 0 S: 3	H: 1 LOB: 0 BB: 0 P: 3	1B: 5 2B: 1 3B: 0 HR: 0	SF: 0 SAC: 0 DP: 1 HBP: 0	WP: 1 PB: 1 SB: 2 CS: 0	PA: 36		
<b>PITCHER</b> <b>Phil Niekro, R</b> ERA: 3.41 (1, 1)	IP 9.0	WLS W	BF 36	H 6	R 1	ER 1	SO 6	BB 3	IBB 0	HBP 0	BLK 0	WP 1	HR 0	S 45	P 57	ERA 1.00	WHIP 1.000						ERA 1.000	WHIP 1.000



Batter	1	2	3	4	5	6	7	8	9	AB R H RBI BB SO LOB
Jerry Royster, R OBP: 0.305, SLG: 0.302 (1, 5)	4-0 BB G4-3	0-3 K		0-0 5-3			0-0 6-3			3 0 0 0 1 1 4
Rowland Office, L OBP: 0.353, SLG: 0.370 (1, 8)	0-0 G4-3 1-2f		0-0 L7			0-0 P4	0-0 3-1			4 0 0 0 0 0 1
Jimmy Wynn, R OBP: 0.379, SLG: 0.375 (1, 7)	0-3 K		0-0 L5			0-0 F7	0-0 F2			4 0 0 0 0 1 0
Willie Montanez, L OBP: 0.341, SLG: 0.407 (1, 3)		0-0 E6 HR	0-0 1B		0-3 K			0-0 2B 1B		4 2 2 0 0 1 0
Ken Henderson, S OBP: 0.360, SLG: 0.403 (1, 9)		0-0 HR	0-0 F2			0-3 K		0-0 1B 2B		4 1 2 2 0 1 1
Darrel Chaney, S OBP: 0.346, SLG: 0.365 (1, 6)		0-0 E4 S FC6-2-5 4-3		0-0 SH5-4 1B		0-0 HR 2B		0-0 FC5-2-5 1B		4 1 3 1 0 0 0
Rod Gilbreath, R OBP: 0.329, SLG: 0.357 (1, 4)		0-0 4-3		0-0 SH5-4 1B		0-3 K		0-0 FC5-2-5		4 0 1 0 0 1 4
Vic Correll, R OBP: 0.319, SLG: 0.349 (1, 2)		0-0 FC6-2-5 1B		0-0 SH5-4		0-0 HR		0-3 K		3 1 1 2 0 1 3
Phil Niekro, R OBP: 0.200, SLG: 0.284 (1, 1)		0-0 1B		0-0 L3		0-0 6-3		0-3 K		4 0 1 0 0 1 4

Inning Stats	R: 0 E: 0 K: 1 S: 4	H: 0 LOB: 0 BB: 1 P: 8	R: 2 E: 2 K: 1 S: 9	H: 2 LOB: 2 BB: 0 P: 9	R: 0 E: 0 K: 0 S: 4	H: 1 LOB: 1 BB: 0 P: 4	R: 0 E: 0 K: 0 S: 5	H: 2 LOB: 2 BB: 0 P: 5	R: 0 E: 0 K: 1 S: 5	H: 0 LOB: 0 BB: 0 P: 5	R: 2 E: 0 K: 2 S: 9	H: 2 LOB: 0 BB: 0 P: 9	R: 0 E: 0 K: 0 S: 3	H: 0 LOB: 0 BB: 0 P: 3	R: 1 E: 0 K: 2 S: 10	H: 3 LOB: 2 BB: 0 P: 10
--------------	------------------------------	---------------------------------	------------------------------	---------------------------------	------------------------------	---------------------------------	------------------------------	---------------------------------	------------------------------	---------------------------------	------------------------------	---------------------------------	------------------------------	---------------------------------	-------------------------------	----------------------------------

PITCHER	IP	WLS	BF	H	R	ER	SO	BB	IBB	HBP	BLK	WP	HR	S	P	ERA	WHIP
Larry Christenson, R ERA: 4.05 (1, 1)	4.0	L	19	5	2	1	2	1	0	0	0	0	1	22	26	2.25	1.500
Wayne Twitchell, R ERA: 2.16 (5, 1)	2.0		8	2	2	2	3	0	0	0	0	0	1	14	14	9.00	1.000
Ron Schueler, R ERA: 3.41 (7, 1)	2.0		9	3	1	1	2	0	0	0	0	0	0	13	13	4.50	1.500

**BOTTOM**

**Philadelphia Phillies @ Atlanta Braves**  
Atlanta-Fulton County Stadium, Atlanta, GA

Wed Aug 25 1976, 7:05 PM EDT  
Att. 7,514 - Unknown

AB	34
R	5
H	10
RBI	5
BB	1
SO	7
LOB	17

livebaseballscorecards.com

1B	6	SF	0	WP	0	PA	36
2B	2	SAC	1	PB	0		
3B	0	DP	1	SB	1		
HR	2	HBP	0	CS	0		





Batter	1	2	3	4	5	6	7	8	9	10	11	12	13	AB R H RBI BB SO LOB	TOP								
Dave Cash, R (1, 4) OBP: 0.336, SLG: 0.349	F9		L3 1B			SH5-3 2B 1B	6-3			4-3		1B		6 1 3 0 0 0 0									
Larry Bowa, S (1, 6) OBP: 0.292, SLG: 0.299	F9		L3 1-2			SH5-3 1-2		F5		F5		F8		5 0 0 0 0 0 2									
Mike Schmidt, R (1, 5) OBP: 0.385, SLG: 0.553	K					HR 2B		HBP		K			P6	5 1 2 1 0 2 0									
Greg Luzinski, R (1, 7) OBP: 0.370, SLG: 0.508		F9		F8		HR		K					F8	4 1 1 2 0 1 2									
Jerry Martin, R (8, 7) OBP: 0.304, SLG: 0.324				1-2		2-H								0 0 0 0 0 0 0									
Tom Hutton, L (11, PH) OBP: 0.347, SLG: 0.293						HR								2 0 0 0 0 0 0									
Jay Johnstone, L (1, 9) OBP: 0.400, SLG: 0.496		F8				WP BB		4-3				4-3 2B	2B BB	4 1 2 0 2 0 1									
Garry Maddox, R (1, 8) OBP: 0.381, SLG: 0.465			S E 2B	4-3		5-3			F5			4-3	2B	6 1 2 1 0 0 3									
Bob Boone, R (1, 2) OBP: 0.365, SLG: 0.409			2-3 BB			6-3			5-3			F9	6-3	5 0 0 0 1 0 3									
Bobby Tolan, L (1, 3) OBP: 0.277, SLG: 0.358			L7			F8		P5		FC5-4 1B		G3		5 0 1 0 0 0 1									
Jim Kaat, L (1, 1) OBP: 0.183, SLG: 0.250														3 0 0 0 0 3 0									
Ron Reed, R (8, 1) OBP: 0.136, SLG: 0.182			K			K		K		FC5-4		P4		1 0 0 0 0 0 1									
Tim McCarver, L (12, PH) OBP: 0.432, SLG: 0.417										1-2				1 0 0 0 0 0 0									
Tug McGraw, R (12, 1) OBP: 0.167, SLG: 0.333														0 0 0 0 0 0 0									
<b>Inning Stats</b>	R: 0 E: 0 K: 1 S: 5	H: 0 LOB: 0 BB: 0 P: 5	R: 1 E: 1 K: 0 S: 4	H: 1 LOB: 1 BB: 1 P: 8	R: 0 E: 0 K: 1 S: 5	H: 1 LOB: 0 BB: 0 P: 5	R: 0 E: 0 K: 1 S: 4	H: 2 LOB: 1 BB: 0 P: 4	R: 0 E: 0 K: 1 S: 5	H: 0 LOB: 0 BB: 0 P: 5	R: 0 E: 0 K: 1 S: 5	H: 0 LOB: 1 BB: 0 P: 6	R: 0 E: 0 K: 1 S: 4	H: 1 LOB: 0 BB: 0 P: 4	R: 0 E: 0 K: 0 S: 4	H: 1 LOB: 1 BB: 0 P: 4	R: 0 E: 0 K: 0 S: 4	H: 1 LOB: 1 BB: 0 P: 4	R: 1 E: 0 K: 0 S: 4	H: 1 LOB: 1 BB: 1 P: 8	1B: 6 2B: 5 3B: 0 HR: 1	SF: 0 SAC: 1 DP: 1 HBP: 1	WP: 1 PA: 52
<b>PITCHER</b>	IP WLS BF H R ER SO BB IBB HBP BLK WP HR S P ERA WHIP																						
Gary Nolan, R (1, 1) ERA: 3.47	7.0	28	7	4	3	4	2	0	0	0	0	1	0	0	0	0	0	0	0	0	0	3.86	1.286
Manny Sarmiento, R (8, 1) ERA: 0.93	2.0	8	1	0	0	1	0	0	1	0	0	0	0	0	0	0	0	0	0	0	0	0.00	0.500
Rawly Eastwick, R (10, 1) ERA: 2.08	4.0	L 16	3	1	1	1	1	0	0	0	0	0	0	0	0	0	0	0	0	0	0	2.25	1.000

Philadelphia Phillies @ Cincinnati Reds  
Riverfront Stadium, Cincinnati, OH  
Thu Aug 26 1976, 7:05 PM EDT  
Att. 38,094 - Unknown

livebaseballscorecards.com

AB	47
R	5
H	11
RBI	4
BB	3
SO	6
LOB	13




Batter	1	2	3	4	5	6	7	8	9	10	11	12	13
<b>Pete Rose, S</b> OBP: 0.409, SLG: 0.439 (1, 5)	0-0 1B 1B		0-0 L4		0-0 F8		0-0 F9		4-0 BB		0-3 K		0-3 K
<b>Ken Griffey, L</b> OBP: 0.399, SLG: 0.457 (1, 9)	0-0 1B 1-2 1B		0-0 1B 1B		0-0 FC6-4 1B		0-3 K		0-0 F7		0-0 F8		
<b>Joe Morgan, L</b> OBP: 0.464, SLG: 0.640 (1, 4)	0-0 F7		0-0 F9		0-0 F8		0-0 HR 2B		0-0 F2		0-0 F8		
<b>George Foster, R</b> OBP: 0.380, SLG: 0.561 (1, 7)	0-0 1-2 2-H 1B		0-0 1-3 1B		0-0 FC6-4 1-2f		0-0 G3		0-0 5-3		0-0 BB 2B		
<b>Johnny Bench, R</b> OBP: 0.354, SLG: 0.422 (1, 2)	0-3 K		0-0 F7		0-0 G6-4-3 2B		0-0 2-H HR		0-0 F7		4-0 BB IBB		
<b>Tony Perez, R</b> OBP: 0.324, SLG: 0.437 (1, 3)	0-0 L5		0-0 4-3		0-0 G6-4-3 1B		0-0 F3		0-0 WP 2B		4-0 1-2 2-3 BB		
<b>Dave Concepcion, R</b> OBP: 0.336, SLG: 0.414 (1, 6)		0-0 F9		0-0 1B		0-0 G6-4-3 1-2f 2-3		0-0 F9		0-0 WP		0-0 F8	
<b>Cesar Geronimo, L</b> OBP: 0.374, SLG: 0.412 (1, 8)		0-0 F8		0-0 F7		0-0 F8		0-3 K		0-0 F9		0-0 F7	
<b>Gary Nolan, R</b> OBP: 0.132, SLG: 0.106 (1, 1)		0-0 4-3		0-0 4-3		0-0 5-3		0-0 HR		0-3 K		0-3 K	
<b>Ed Aronster, R</b> OBP: 0.360, SLG: 0.492 (7, PH)													
<b>Manny Sarmiento, R</b> OBP: 0.394, SLG: 0.403 (8, 1)													
<b>Dan Dressen, L</b> OBP: 0.394, SLG: 0.403 (9, PH)													
<b>Rawly Eastwick, R</b> OBP: 0.330, SLG: 0.524 (10, 1)													
<b>Bob Bailey, R</b> OBP: 0.330, SLG: 0.524 (13, PH)													

AB	R	H	RBI	BB	SO	LOB
5	1	1	0	1	0	0
6	0	3	0	0	1	1
6	1	2	0	0	0	5
5	0	2	1	1	0	2
5	1	2	2	1	1	4
6	0	2	0	0	0	5
7	0	1	0	0	0	3
6	0	0	0	0	3	2
2	0	0	0	0	0	1
1	0	0	0	0	0	0
0	0	0	0	0	0	0
1	1	1	1	0	0	0
1	0	0	0	0	1	0
1	0	0	0	0	1	0

AB	R	H	RBI	BB	SO	LOB
52	4	14	4	3	7	23

Inning Stats	R	H	E	K	S	H	LOB	BB	IBB	HBP	BLK	WP	HR	S	P	ERA	WHIP
<b>1</b>	1	3	0	1	8	3	2	0	0	0	0	0	0	34	34	2.57	1.429
<b>2</b>	0	0	0	0	3	0	0	0	0	0	0	0	0	20	24	4.50	1.000
<b>3</b>	0	0	0	0	5	2	2	0	0	0	0	0	0	11	19	0.00	1.000
<b>4</b>	0	0	0	0	4	1	1	0	0	0	0	0	0	34	34	2.57	1.429
<b>5</b>	0	0	0	0	4	1	1	0	0	0	0	0	0	20	24	4.50	1.000
<b>6</b>	0	0	0	0	4	2	2	0	0	0	0	0	0	11	19	0.00	1.000
<b>7</b>	0	0	0	0	5	2	2	0	0	0	0	0	0	34	34	2.57	1.429
<b>8</b>	2	2	0	1	5	2	2	0	0	0	0	0	0	20	24	4.50	1.000
<b>9</b>	0	0	0	0	5	0	0	0	0	0	0	0	0	11	19	0.00	1.000
<b>10</b>	0	0	0	0	3	0	0	0	0	0	0	0	0	34	34	2.57	1.429
<b>11</b>	0	0	0	0	7	0	0	0	0	0	0	0	0	20	24	4.50	1.000
<b>12</b>	0	1	0	0	12	3	3	0	0	0	0	0	0	11	19	0.00	1.000
<b>13</b>	0	0	0	0	7	0	0	0	0	0	0	0	0	34	34	2.57	1.429

**Philadelphia Phillies @ Cincinnati Reds**  
Riverfront Stadium, Cincinnati, OH  
Thu Aug 26 1976, 7:05 PM EDT  
Att: 38,094 - Unknown





Batter	1	2	3	4	5	6	7	8	9	AB R H RBI BB SO LOB	TOP											
Dave Cash, R OBP: 0.336, SLG: 0.348 (1, 4)	0-0 6-3		0-0 1B HBP 1B		0-0 F9		0-0 F9			4 0 1 0 0 0 2	<b>Philadelphia Phillies @ Cincinnati Reds</b> Riverfront Stadium, Cincinnati, OH Fri Aug 27 1976, 7:05 PM EDT Att: 49,821 - Unknown <a href="http://livebaseballscorecards.com">livebaseballscorecards.com</a>											
Larry Bowa, S OBP: 0.292, SLG: 0.298 (1, 6)	0-0 1B 1B		0-0 F2		0-0 F7			0-0 4-3		4 1 1 0 0 0 2												
Mike Schmidt, R OBP: 0.386, SLG: 0.552 (1, 5)	0-0 1B 1-2 1B		1-0 1B 1-2 HBP		0-0 6-3			0-3 K		3 0 1 0 0 1 1												
Greg Luzinski, R OBP: 0.371, SLG: 0.507 (1, 7)	0-3 K		0-0 FC5-4 1-3 2-3 1B		0-0 L5			4-0 BB		3 0 1 0 1 1 2												
Ollie Brown, R OBP: 0.377, SLG: 0.431 (1, 9) Jay Johnstone, L OBP: 0.398, SLG: 0.493 (6, PH) (6, 9)	0-0 1-3 2-H 1B		0-0 FC5-4 1-2f		0-0 G3			0-3 K		2 0 1 1 0 0 2 2 0 0 0 0 1 1												
Garry Maddox, R OBP: 0.378, SLG: 0.460 (1, 8)	0-0 F9			0-0 F8		0-0 F9			0-0 4-3	4 0 0 0 0 0 2												
Bob Boone, R OBP: 0.366, SLG: 0.411 (1, 2)		0-0 G5-6-3 1B		0-0 L5		0-0 1-4-3			0-0 1B	4 0 2 0 0 0 0												
Bobby Tolan, L OBP: 0.272, SLG: 0.351 (1, 3)		0-0 P5		0-0 4-3		0-3 K			0-0 F7	4 0 0 0 0 1 2												
Tom Underwood, R OBP: 0.184, SLG: 0.114 (1, 1) Tom Hutton, L OBP: 0.352, SLG: 0.293 (7, PH) Gene Garber, R OBP: 0.500, SLG: 0.333 (7, 1) Tim McCarver, L OBP: 0.429, SLG: 0.414 (9, PH)		0-0 G5-6-3 1-2f		4-0 WP BB		4-0 BB			0-0 F8	1 0 0 0 1 0 1 0 0 0 0 1 0 0 0 0 0 0 0 0 0 1 0 0 0 0 0 1												
<b>Inning Stats</b>	R: 1 E: 0 K: 1 S: 8	H: 3 LOB: 2 BB: 0 P: 8	R: 0 E: 0 K: 0 S: 3	H: 1 LOB: 0 BB: 0 P: 3	R: 0 E: 0 K: 0 S: 4	H: 2 LOB: 2 BB: 0 P: 5	R: 0 E: 0 K: 0 S: 3	H: 0 LOB: 0 BB: 0 P: 3	R: 0 E: 0 K: 0 S: 3	H: 0 LOB: 1 BB: 1 P: 7	R: 0 E: 0 K: 0 S: 3	H: 0 LOB: 0 BB: 0 P: 3	R: 0 E: 0 K: 1 S: 5	H: 0 LOB: 1 BB: 1 P: 9	R: 0 E: 0 K: 2 S: 7	H: 0 LOB: 1 BB: 1 P: 11	R: 0 E: 0 K: 0 S: 4	H: 1 LOB: 1 BB: 0 P: 4	1B: 7 2B: 0 3B: 0 HR: 0	SF: 0 SAC: 0 DP: 1 HBP: 1	WP: 1 PB: 0 SB: 0 CS: 0	PA: 36
<b>PITCHER</b>	IP WLS BF H R ER SO BB IBB HBP BLK WP HR S P ERA WHIP																					
Fred Norman, L ERA: 2.59 (1, 1)	5.0 W 21 6 1 1 1 1 1 0 1 0 1 0 21 26 1.80 1.400																					
Pedro Borbon, R ERA: 3.1 (6, 1)	4.0 S 15 1 0 0 3 2 0 0 0 0 0 0 19 27 0.00 0.750																					

**Philadelphia Phillies @ Cincinnati Reds**  
Riverfront Stadium, Cincinnati, OH  
Fri Aug 27 1976, 7:05 PM EDT  
Att: 49,821 - Unknown

**AB 32**  
**R 1**  
**H 7**  
**RBI 1**  
**BB 3**  
**SO 4**  
**LOB 16**



BOTTOM

Philadelphia Phillies @ Cincinnati Reds  
Riverfront Stadium, Cincinnati, OH

Fri Aug 27 1976, 7:05 PM EDT  
Att. 49,821 - Unknown

livebaseballscorecards.com

AB	30
R	4
H	8
RBI	3
BB	4
SO	3
LOB	14



WP:	0	PA:	36
PB:	0	SB:	5
CS:	0		

AB R H RBI BB SO LOB

4 2 2 0 0 0 1

4 0 2 0 0 0 1

3 2 2 2 0 0 1

4 0 1 1 0 1 3

1 0 0 0 3 0 1

4 0 0 0 0 1 6

4 0 0 0 0 0 0

3 0 1 0 1 1 0

1B:	5	SF:	1
2B:	2	SAC:	1
3B:	1	DP:	1
HR:	0	HBP:	0

Batter	1	2	3	4	5	6	7	8	9
Pete Rose, S OBP: 0.410, SLG: 0.443 (1, 5)	0-0 4-3 SF8 2B		0-0 F8	0-0 4-3			0-0 1B 1B 2B		
Ken Griffey, L OBP: 0.400, SLG: 0.458 (1, 9)	0-0 4-3 2-3		0-0 4-3		0-0 FC6 1B		0-0 F8 1B 2-3 1B		
Joe Morgan, L OBP: 0.464, SLG: 0.646 (1, 4)	0-0 SF8 3-H		0-0 1B 3B		0-0 FC6 1-2f S		0-0 1-2 3-H 1B		
George Foster, R OBP: 0.379, SLG: 0.559 (1, 7)	0-0 E6		0-0 BB 1B		0-3 K 1-2		0-0 F8 2-3		
Johnny Bench, R OBP: 0.357, SLG: 0.420 (1, 2)	0-0 F8		0-0 BB 1B		4-0 S BB		4-0 G5-4-3 1B IBB		
Tony Perez, R OBP: 0.321, SLG: 0.433 (1, 3)		0-3 K	0-0 F8		0-0 F8 1-2 2-H		0-0 G5-4-3 1-2f		
Dave Concepcion, R OBP: 0.333, SLG: 0.410 (1, 6)		0-0 F9		0-0 F8		0-0 4-3		0-0 5-3	
Cesar Geronimo, L OBP: 0.375, SLG: 0.411 (1, 8)		4-0 BB		0-0 SH5-4 1B		0-0 5-3		0-3 K	
Fred Norman, S OBP: 0.163, SLG: 0.146 (1, 1)		0-0 4-3		0-0 SH5-4		0-0 1-3		0-0 1-3	
Pedro Borbon, R OBP: 0.267, SLG: 0.267 (6, 1)									

Inning Stats	R	H	E	K	S	P	IP	WLS	BF	H	R	ER	SO	BB	IBB	HBP	BLK	WP	HR	S	P	ERA	WHIP
	1	1	1	0	5	5	6.0		27	5	3	3	2	3	0	0	0	0	0	28	40	4.50	1.333
	0	0	0	1	5	5	2.0		9	3	1	1	1	0	1	0	0	0	0	10	14	4.50	1.500

PITCHER	IP	WLS	BF	H	R	ER	SO	BB	IBB	HBP	BLK	WP	HR	S	P	ERA	WHIP
Tom Underwood, L ERA: 3.34 (1, 1)	6.0		27	5	3	3	2	3	0	0	0	0	0	28	40	4.50	1.333
Gene Garber, R ERA: 2.76 (7, 1)	2.0		9	3	1	1	1	0	1	0	0	0	0	10	14	4.50	1.500



Batter	1	2	3	4	5	6	7	8	9	AB R H RBI BB SO LOB	TOP																
Dave Cash, R OBP: 0.336, SLG: 0.353 (1, 4) X	0-0 6-3		0-0 1B 3B		0-0 F9		0-0 G3		0-0 1B 3B 1B	5 2 2 0 0 0 1																	
Larry Bowa, S OBP: 0.293, SLG: 0.299 (1, 6) X	0-0 F9		0-0 5-3 1B		0-0 G3		0-0 F7		0-0 1-2 3B 1B	5 1 2 1 0 0 1																	
Garry Maddox, R OBP: 0.378, SLG: 0.464 (1, 8) X	0-0 6-3		0-0 5-3 1-2			0-0 F9 1B WP 1B	0-3 K		0-0 1-H 2-H SF8 3B	5 2 2 2 0 1 2																	
Mike Schmidt, R OBP: 0.386, SLG: 0.550 (1, 5)		0-3 K	4-0 BB		0-0 F9			0-0 HR 1B	0-0 SF8	3 1 1 1 1 1 1																	
Jay Johnstone, L OBP: 0.398, SLG: 0.500 (1, 9) (6, 3) (8, 9)		0-3 K	0-0 F8		0-0 1B 1B			0-0 1-H HR	0-0 F9	5 1 2 3 0 1 2																	
Bob Boone, R OBP: 0.373, SLG: 0.413 (1, 2)		4-0 1B BB		0-0 G3-6-3 1B		0-0 1-2 1B		4-0 F8 BB	0-0 5-3	3 0 2 0 2 0 0																	
Bobby Tolan, L OBP: 0.274, SLG: 0.353 (1, 7)		0-0		0-0 G3-6-3		0-0 F9		0-0 F8		2 0 1 0 0 0 1																	
Jerry Martin, R OBP: 0.300, SLG: 0.320 (6, PH)		0-0		0-0 1-2		0-0 F9		0-0 1-2		1 0 0 0 0 0 2																	
Tim McCarver, L OBP: 0.426, SLG: 0.410 (8, PH)		1-2 1B		1-2		0-0 F9		0-0 P4		1 0 0 0 0 0 1																	
Tom Hutton, L OBP: 0.347, SLG: 0.287 (1, 3)		0-0 F7		0-0 1-3		0-0 4-3		0-0		2 0 0 0 0 0 2																	
Ollie Brown, R OBP: 0.373, SLG: 0.426 (6, PH) (6, 9) (8, 7)		0-0		0-0		0-0		0-0		2 0 0 0 0 0 3																	
Jim Lonborg, R OBP: 0.250, SLG: 0.200 (1, 1)		0-3 K		0-3 K		0-3 K		0-3 K		2 0 0 0 0 0 2 0																	
Wayne Twitchell, R (5, 1)										0 0 0 0 0 0 0 0																	
Tony Taylor, R OBP: 0.313, SLG: 0.296 (7, PH)										1 0 1 0 0 0 0 0																	
Gene Garber, R OBP: 0.500, SLG: 0.333 (7, 1)										0 0 0 0 0 0 0 0																	
Greg Luzinski, R OBP: 0.370, SLG: 0.506 (8, PH)										1 0 0 0 0 0 1 1																	
Tug McGraw, R OBP: 0.167, SLG: 0.333 (8, 1)										0 0 0 0 0 0 0 0																	
Ron Reed, R OBP: 0.136, SLG: 0.182 (9, 1)										0 0 0 0 0 0 0 0																	
<b>Inning Stats</b>	R: 0 E: 0 K: 0 S: 3	H: 0 LOB: 0 BB: 0 P: 3	R: 0 E: 0 K: 2 S: 8	H: 1 LOB: 2 BB: 1 P: 12	R: 1 E: 0 K: 1 S: 7	H: 2 LOB: 2 BB: 1 P: 11	R: 0 E: 0 K: 0 S: 3	H: 1 LOB: 0 BB: 0 P: 3	R: 0 E: 0 K: 1 S: 5	H: 0 LOB: 0 BB: 0 P: 5	R: 1 E: 0 K: 0 S: 6	H: 3 LOB: 2 BB: 0 P: 6	R: 0 E: 0 K: 1 S: 6	H: 1 LOB: 1 BB: 0 P: 6	R: 2 E: 0 K: 1 S: 7	H: 2 LOB: 1 BB: 1 P: 11	R: 3 E: 0 K: 0 S: 6	H: 3 LOB: 0 BB: 0 P: 6	1B: 9 2B: 1 3B: 2 HR: 1	SF: 1 SAC: 0 DP: 1 HBP: 0	WP: 1 PB: 0 SB: 0 CS: 0	PA: 42					
<b>PITCHER</b>	IP WLS BF H R ER SO BB IBB HBP BLK WP HR S P ERA WHIP																										
Jack Billingham, R ERA: 4.35 (1, 1)	5.1		24	7	2	2	4	2	0	0	0	1	0	30	38	3.38	1.688										
Will McEnaney, L ERA: 3.9 (6, 1)	1.2		8	3	2	2	1	0	0	0	0	0	1	10	10	10.80	1.800										
Manny Sarmiento, R ERA: 1.77 (8, 1)	1.0		6	2	2	2	1	1	0	0	0	0	0	7	11	18.00	3.000										
Rawly Eastwick, R ERA: 2.16 (9, 1)	1.0	W	4	1	1	1	0	0	0	0	0	0	0	4	4	9.00	1.000										

Philadelphia Phillies @ Cincinnati Reds  
Riverfront Stadium, Cincinnati, OH  
Sat Aug 28 1976, 3:33 AM EDT  
Att: 51,091 - Unknown

livebaseballscorecards.com

AB 38  
R 7  
H 13  
RBI 7  
BB 3  
SO 6  
LOB 17







Batter	1	2	3	4	5	6	7	8	9	10	11	12	13	14	15	AB	R	H	RBI	BB	SO	LOB	TOP				
Dave Cash, R OBP: 0.334, SLG: 0.350 (1, 4)	0-0 5-3		0-0 F3		0-0 F8		0-0 G4-6-3 1B			0-0 F8		0-0 1-3		0-0 4-3		7	0	1	0	0	0	2					
Larry Bowa, S OBP: 0.293, SLG: 0.303 (1, 6)	0-0 1B		0-0 3B		0-0 G3		0-0 G4-6-3 1-2f			0-3 K			0-0 F8	0-0 F2		7	0	2	0	0	1	2					
Garry Maddox, R OBP: 0.377, SLG: 0.462 (1, 8)	0-3 K		0-3 K			0-0 BB SF9 2B		0-0 F7		0-3 K			4-0 BB 1B BB			6	2	1	0	1	3	2					
Mike Schmidt, R OBP: 0.385, SLG: 0.545 (1, 5)	0-0 F7			4-0 2B BLK BB		0-0 FC SF9 BB 1B		0-3 K		0-0 5-3			0-0 BB 1B BB			6	2	1	0	1	1	2					
Jay Johnstone, L OBP: 0.398, SLG: 0.500 (1, 9)		0-0 CS 1B		0-0 BLK 4-3 2B		4-0 1B BB		0-0 G3		0-0 G3			0-0 L3			6	1	2	0	1	0	2					
Tim McCarver, L OBP: 0.412, SLG: 0.403 (7, 1)		0-3 K		0-0 4-3		0-0 SF9			0-0 FC5-6 1B							2	0	0	2	0	1	1					
Ron Reed, R OBP: 0.174, SLG: 0.217 (11, PH)																1	0	0	0	0	0	0					
Greg Luzinski, R OBP: 0.378, SLG: 0.505 (11, 1)																1	0	0	0	0	1	0					
Ron Schueler, R OBP: 0.333, SLG: 0.333 (13, PH)																0	0	0	0	0	0	0					
Tony Taylor, R OBP: 0.298, SLG: 0.333 (13, 1)																1	0	1	1	0	0	0					
Gene Garber, R OBP: 0.298, SLG: 0.333 (13, 1)																0	0	0	0	0	0	0					
Jim Katt, L OBP: 0.183, SLG: 0.250 (13, 1)																0	0	0	0	0	0	0					
Bobby Toljan, L OBP: 0.278, SLG: 0.355 (12, PH)		0-0 CS 1B		0-0 BLK 4-3 2B		0-0 1B BB		0-0 G3		0-0 G3			0-0 L3			4	0	2	1	0	0	1					
Ollie Brown, R OBP: 0.371, SLG: 0.424 (12, 3)																1	0	0	0	0	0	0					
Tom Hutton, L OBP: 0.344, SLG: 0.284 (12, 3)																1	0	0	0	0	0	2					
Jerry Martin, R OBP: 0.279, SLG: 0.296 (1, 7)		0-0 FC5-4 1B		0-0 4-3		0-0 1B BB		0-0 G4-6-3 1B		0-0 FC5-6 1B			0-0 P4	0-0 4-3		6	0	0	0	0	1	4					
Jerry Martin, R OBP: 0.279, SLG: 0.296 (1, 7)		0-0 FC5-4		0-0 6-3		0-0 G4-6-3		0-0 G4-6-3		0-0 FC5-4			0-0 6-3														
Steve Carlton, L OBP: 0.230, SLG: 0.222 (7, 2)																											
Tug McGraw, R OBP: 0.167, SLG: 0.333 (7, PH)																											
Bob Boone, R OBP: 0.375, SLG: 0.413 (7, 2)																											
Inning Stats	R: 0 E: 0 K: 1 S: 6	H: 1 LOB: 1 BB: 0 P: 6	R: 0 E: 0 K: 1 S: 6	H: 2 LOB: 1 BB: 0 P: 6	R: 0 E: 0 K: 1 S: 6	H: 1 LOB: 1 BB: 0 P: 6	R: 2 E: 0 K: 0 S: 4	H: 1 LOB: 0 BB: 1 P: 8	R: 0 E: 0 K: 0 S: 3	H: 0 LOB: 0 BB: 0 P: 3	R: 0 E: 0 K: 1 S: 5	H: 0 LOB: 0 BB: 0 P: 5	R: 0 E: 0 K: 1 S: 5	H: 0 LOB: 0 BB: 0 P: 5	R: 0 E: 0 K: 1 S: 5	H: 0 LOB: 1 BB: 1 P: 7	R: 1 E: 0 K: 0 S: 5	H: 2 LOB: 2 BB: 1 P: 9	R: 0 E: 0 K: 1 S: 6	H: 1 LOB: 1 BB: 0 P: 6	R: 0 E: 0 K: 0 S: 3	H: 0 LOB: 0 BB: 0 P: 3	1B: 9 2B: 2 3B: 1 HR: 0	SF: 1 SAC: 0 DP: 2 HBP: 0	WP: 0 PB: 0 SB: 0 CS: 1	PA: 59	
PITCHER	IP	WLS	BF	H	R	ER	SO	BB	IBB	HBP	BLK	WP	HR	S	P	ERA	WHIP										
Pat Zachry, R ERA: 2.81 (1, 1)	5.1		25	7	4	4	3	2	0	0	1	0	0	29	37	6.75	1.688										
Pedro Borbon, R ERA: 3.08 (6, 1)	0.2		1	0	0	0	0	0	0	0	0	0	0	1	1	0.00	0.000										
Manny Sarmiento, R ERA: 1.54 (7, 1)	3.0		10	2	0	0	1	0	0	0	0	0	0	12	12	0.00	0.667										
Rawly Eastwick, R ERA: 2.11 (10, 1)	2.0		6	0	0	0	3	0	0	0	0	0	0	12	12	0.00	0.000										
Will McEnaney, L ERA: 3.92 (12, 1)	2.0		10	2	1	1	0	2	0	0	0	0	0	8	16	4.50	2.000										
PITCHER	IP	WLS	BF	H	R	ER	SO	BB	IBB	HBP	BLK	WP	HR	S	P	ERA	WHIP										
Santo Alcalá, R ERA: 4.34 (14, 1)	2.0		7	1	0	0	1	0	0	0	0	0	0	9	9	0.00	0.500										

Philadelphia Phillies @ Cincinnati Reds  
Riverfront Stadium, Cincinnati, OH  
Sun Aug 29 1976, 3:33 AM EDT  
Att: 51,376 - Unknown

AB 54  
R 5  
H 12  
RBI 4  
BB 4  
SO 8  
LOB 19



livebaseballscores.com









Batter	1	2	3	4	5	6	7	8	9
<b>Greg Cross, L</b> (1, 9) <small>OBP: 0.380, SLG: 0.343</small> 									
<b>Enos Cabell, R</b> (1, 5) <small>OBP: 0.307, SLG: 0.328</small> 									
<b>Cesar Cedeno, R</b> (1, 8) <small>OBP: 0.358, SLG: 0.470</small> 									
<b>Bob Watson, R</b> (1, 3) <small>OBP: 0.366, SLG: 0.443</small> 									
<b>Jose Cruz, L</b> (1, 7) <small>OBP: 0.386, SLG: 0.415</small> 									
<b>Ed Herrmann, L</b> (1, 2) <small>OBP: 0.284, SLG: 0.303</small> 									
<b>Jerry Davanon, R</b> (1, 4) <small>OBP: 0.415, SLG: 0.456</small> 									
<b>Roger Metzger, S</b> (1, 6) <small>OBP: 0.296, SLG: 0.279</small> 									
<b>Dan Larson, R</b> (1, 1) <small>OBP: 0.375, SLG: 0.478</small> 									

Inning Stats	R: 0	H: 0	E: 0	K: 0	S: 2	R: 0	H: 0	E: 0	K: 1	S: 5	R: 1	H: 4	E: 0	K: 0	S: 6	R: 0	H: 0	E: 0	K: 0	S: 3	R: 0	H: 0	E: 0	K: 1	S: 5	R: 0	H: 1	E: 0	K: 0	S: 3	R: 0	H: 0	E: 0	K: 0	S: 3	R: 2	H: 2	E: 1	K: 0	S: 6
	LOB: 0	BB: 1	P: 6	LOB: 0	BB: 0	P: 5	LOB: 2	BB: 0	P: 5	LOB: 0	BB: 0	P: 6	LOB: 0	BB: 0	P: 5	LOB: 2	BB: 2	P: 11	LOB: 0	BB: 0	P: 3	LOB: 1	BB: 1	P: 6	SF: 0	SAC: 1	DP: 3	HBP: 0	WP: 1	PA: 32	1B: 5	2B: 3	3B: 0	HR: 0	SF: 0	SAC: 1	DP: 3	HBP: 0	WP: 1	PA: 32

PITCHER	IP	WLS	BF	H	R	ER	SO	BB	IBB	HBP	BLK	WP	HR	S	P	ERA	WHIP
<b>Larry Christenson, R</b> (1, 1) <small>ERA: 3.96</small>	7.1	L	29	6	3	2	2	2	1	0	0	1	0	30	42	2.46	1.091
<b>Gene Garber, R</b> (8, 1) <small>ERA: 2.92</small>	0.2		3	1	0	0	0	0	0	0	0	0	0	3	3	0.00	1.500

**Philadelphia Phillies @ Houston Astros**  
Astrodome, Houston, TX  
Mon Aug 30 1976, 8:05 PM EDT  
Att. 5,437 - Dome

<b>AB</b>	<b>28</b>
<b>R</b>	<b>3</b>
<b>H</b>	<b>7</b>
<b>RBI</b>	<b>3</b>
<b>BB</b>	<b>3</b>
<b>SO</b>	<b>2</b>
<b>LOB</b>	<b>13</b>

AB	R	H	RBI	BB	SO	LOB
2	0	1	1	2	0	1
4	1	1	0	0	0	3
4	0	2	2	0	0	4
3	0	0	0	1	0	1
4	0	0	0	0	1	4
3	0	0	0	0	0	0
3	1	1	0	0	0	0
2	0	0	0	0	1	0
3	1	2	0	0	0	0



Batter	1	2	3	4	5	6	7	8	9	AB R H RBI BB SO LOB	TOP																					
Dave Cash, R OBP: 0.331, SLG: 0.347 (1, 4) X	0-0 1-3		0-0 4-3		0-0 5-3		0-0 F8			4 0 0 0 0 0 1																						
Larry Bowa, S OBP: 0.290, SLG: 0.300 (1, 6) X	0-0 4-3			0-0 4-3	0-0 E4 S 1B 2-H			0-0 L9		4 0 0 0 0 0 0																						
Garry Maddox, R OBP: 0.377, SLG: 0.464 (1, 8) X	0-0 6-3			0-0 E SF9 2B	0-0 1-2 1B			0-0 F9		4 1 2 0 0 0 0																						
Mike Schmidt, R OBP: 0.383, SLG: 0.541 (1, 5)		0-3 K		0-0 E8 SF9 2-3 1B	0-3 K 2-3			0-0 1B		4 0 2 0 0 2 2																						
Jay Johnstone, L OBP: 0.391, SLG: 0.492 (1, 9)		0-3 K		0-0 SF9 2-3 3-H		0-0 4-3		0-0 F8		3 0 0 1 0 1 1																						
Bob Boone, R OBP: 0.379, SLG: 0.414 (1, 2)		0-0 1B		0-0 BB 4-0 BB		0-0 FC4-6 1B			0-0 6-3	3 0 2 0 1 0 0																						
Bobby Tolan, L OBP: 0.274, SLG: 0.349 (1, 7)		0-0 4-3		0-0 P6		0-0 FC4-6 1-2f CS			0-0 G3 1B	4 0 1 0 0 0 4																						
Tom Hutton, L OBP: 0.341, SLG: 0.276 (1, 3)			0-0 4-3		4-0 SH1-4 E BB	0-0 CS 1-2	0-0 F8		0-0 G3 1-2	3 1 0 0 1 0 1																						
Tom Underwood, R OBP: 0.179, SLG: 0.111 Ron Schueler, R (6, 1)		0-3 K		0-0 SH1-4			0-3 K		0-0 4-3	1 0 0 0 0 1 0																						
Tony Taylor, R OBP: 0.333, SLG: 0.313 (7, PH)										0 0 0 0 0 0 0																						
Tug McGraw, R OBP: 0.167, SLG: 0.333 (7, 1)										1 0 0 0 0 1 0																						
Tim McCarver, L OBP: 0.418, SLG: 0.413 (9, PH)										0 0 0 0 0 0 0																						
										1 0 0 0 0 0 1																						
<b>Inning Stats</b>	R: 0 E: 0 K: 0 S: 3	H: 0 LOB: 0 BB: 0 P: 3	R: 0 E: 0 K: 2 S: 8	H: 1 LOB: 1 BB: 0 P: 8	R: 0 E: 0 K: 1 S: 5	H: 0 LOB: 0 BB: 0 P: 5	R: 1 E: 1 K: 0 S: 5	H: 2 LOB: 2 BB: 1 P: 9	R: 1 E: 1 K: 1 S: 7	H: 1 LOB: 2 BB: 1 P: 11	R: 0 E: 0 K: 0 S: 3	H: 1 LOB: 0 BB: 0 P: 3	R: 0 E: 0 K: 1 S: 5	H: 0 LOB: 0 BB: 0 P: 5	R: 0 E: 0 K: 0 S: 4	H: 1 LOB: 1 BB: 0 P: 4	R: 0 E: 0 K: 0 S: 4	H: 1 LOB: 1 BB: 0 P: 4	R: 0 E: 0 K: 0 S: 4	H: 1 LOB: 1 BB: 0 P: 4	1B: 6 2B: 1 3B: 0 HR: 0	SF: 1 SAC: 1 DP: 0 HBP: 0	WP: 0 PB: 0 SB: 1 CS: 1	PA: 37								
<b>PITCHER</b> J.R. Richard, R ERA: 2.54 (1, 1)	IP 9.0	WLS W	BF 36	H 7	R 2	ER 1	SO 5	BB 2	IBB 0	HBP 0	BLK 0	WP 0	HR 0	S 44	P 52	ERA 1.00	WHIP 1.000															
											<b>PITCHER</b>	IP	WLS	BF	H	R	ER	SO	BB	IBB	HBP	BLK	WP	HR	S	P	ERA	WHIP				

Philadelphia Phillies @ Houston Astros  
Astrodome, Houston, TX  
Tue Aug 31 1976, 8:05 PM EDT  
Att. 6,881 - Unknown

livebaseballscorecards.com

AB	32
R	2
H	7
RBI	1
BB	2
SO	5
LOB	10



Batter	1	2	3	4	5	6	7	8	9	AB	R	H	RBI	BB	SO	LOB
Jerry Davanon, R OBP: 0.400, SLG: 0.436 (1, 4)	0-0 F9 ①		0-0 F8 ②		0-3 K ①		0-3 K ③			4	0	0	0	0	2	0
Enos Cabell, R OBP: 0.312, SLG: 0.333 (1, 5)	0-0 S 1B 1B		0-0 BB BB 1B		0-0 S 1B			0-0 E 1B 1B		4	2	4	0	0	0	0
Cesar Cedeno, R OBP: 0.359, SLG: 0.468 (1, 8)	0-0 6-3 1-2		4-0 BB BB 1B		4-0 CS BB 1B			0-0 E4 WP FC6-4 1B		2	1	0	0	2	0	2
Bob Watson, R OBP: 0.369, SLG: 0.444 (1, 3)	0-0 1B 2-H		4-0 FC5-4 BB 1B		0-3 K 1-2			0-0 FC6-4 WP 1B 1-2 2-H		3	0	2	2	1	1	2
Leon Roberts, R OBP: 0.355, SLG: 0.436 (1, 7)	0-0 4-3 ③		0-0 FC5-4 1-2f		0-3 K ①			0-0 1-3 1-2 2-3		4	0	0	0	0	1	6
Cliff Johnson, R OBP: 0.354, SLG: 0.384 (1, 2)		0-0 L7 ①		0-0 2B		0-3 K ②		4-0 FC6-4 IBB		3	0	1	0	1	1	0
Jose Cruz, L OBP: 0.385, SLG: 0.411 (1, 9)		0-0 F7 ②		0-0 1-3 ①		4-0 CS BB		0-0 FC6-4 1-2f 2-3 3-H		3	0	0	1	1	0	3
Roger Metzger, S OBP: 0.295, SLG: 0.277 (1, 6)		0-3 K ③		0-0 F8 ②		0-0 CS 1-2		0-3 F8 ①		4	0	0	0	0	2	3
J.R. Richard, R OBP: 0.136, SLG: 0.176 (1, 1)			0-3 K ①		0-3 K ③			0-3 K ②		3	0	0	0	0	3	1

Inning Stats	R: 1	H: 2	E: 0	K: 0	S: 5	R: 0	H: 0	E: 0	K: 1	S: 5	R: 0	H: 1	E: 0	K: 1	S: 6	R: 0	H: 1	E: 0	K: 1	S: 6	R: 0	H: 0	E: 0	K: 2	S: 7	R: 0	H: 0	E: 0	K: 2	S: 7	R: 2	H: 2	E: 1	K: 1	S: 8	R: 0	H: 0	E: 0	K: 2	S: 7
	LOB: 1	BB: 0	BB: 0	BB: 0	LOB: 0	LOB: 0	LOB: 3	LOB: 1	LOB: 0	LOB: 0	LOB: 0	LOB: 1	LOB: 0	LOB: 1	LOB: 1	LOB: 0	LOB: 0	LOB: 0	LOB: 0	LOB: 0	LOB: 0	LOB: 2	LOB: 2	LOB: 0	LOB: 1	LOB: 1	LOB: 0	LOB: 0	LOB: 0	LOB: 0	LOB: 0	LOB: 0	SF: 0	SAC: 0	DP: 0	HBP: 0	1B: 6	2B: 1	3B: 0	HR: 0


PITCHER	IP	WLS	BF	H	R	ER	SO	BB	IBB	HBP	BLK	WP	HR	S	P	ERA	WHIP
Tom Underwood, L ERA: 3.27 (1, 1)	5.0		22	5	1	1	5	3	0	0	0	0	0	29	41	1.80	1.600
Ron Schueler, R ERA: 3.15 (6, 1)	1.0		3	0	0	0	2	1	0	0	0	0	0	6	10	0.00	1.000
Tug McGraw, L ERA: 2.64 (7, 1)	2.0	L	10	2	2	1	3	0	1	0	0	1	0	15	19	4.50	1.000

**BOTTOM**

**Philadelphia Phillies @ Houston Astros**  
Astrodome, Houston, TX

Tue Aug 31 1976, 8:05 PM EDT  
Att. 6,881 - Unknown

AB	30
R	3
H	7
RBI	3
BB	5
SO	10
LOB	17



WP: 1	PA: 36
PB: 0	
SB: 2	
CS: 2	

livebaseballscorecards.com



Batter	1	2	3	4	5	6	7	8	9	AB R H RBI BB SO LOB	TOP											
Garry Maddox, R (1, 8) OBP: 0.376, SLG: 0.462	0-3 K		0-0 L9-3			0-0 FC4-6 1B		0-0 FC6-4		4 0 1 0 0 1 2												
Larry Bowa, S (1, 6) OBP: 0.288, SLG: 0.298	0-0 F9			0-0 4-3		0-0 FC4-6 BB		0-0 5-3		4 0 0 0 0 0 2												
Jay Johnstone, L (1, 9) OBP: 0.393, SLG: 0.490	0-0 E4 FC6-4			0-0 CS 1B		4-0 BB		0-0 4-3		3 0 1 0 1 0 1												
Mike Schmidt, R (1, 5) OBP: 0.381, SLG: 0.536	0-0 FC6-4		0-0 F8		0-0 F8	0-3 K			0-3 K	4 0 0 0 0 2 4												
Tim McCarver, L (1, 3) OBP: 0.408, SLG: 0.400		0-0 P5			0-3 K	0-0 P6			0-0 F9	4 0 0 0 0 1 2												
Bob Boone, R (1, 2) OBP: 0.374, SLG: 0.409		0-3 K			0-0 5-3		0-0 F8		0-0 F7	4 0 0 0 0 1 0												
Bobby Tolan, L (1, 7) OBP: 0.279, SLG: 0.353		0-0 1-3			0-0 1B 1B		0-0 G5-4-3 1B			3 0 2 0 0 0 0												
Terry Harmon, R (1, 4) OBP: 0.367, SLG: 0.435			0-0 F8		0-0 1B 1-2 1B		0-0 G5-4-3			3 0 1 0 0 0 1												
Jim Kaat, L (1, 1) OBP: 0.192, SLG: 0.257			0-0 L9-3 1B		0-0 F8			4-0 FC6-4 BB		2 0 1 0 0 0 2												
Dave Cash, R (8, PH) OBP: 0.332, SLG: 0.347										0 0 0 0 1 0 0												
Ron Reed, R (8, 1) OBP: 0.174, SLG: 0.217										0 0 0 0 0 0 0												
<b>Inning Stats</b>	R: 0 E: 1 K: 1 S: 6	H: 0 LOB: 1 BB: 0 P: 6	R: 0 E: 0 K: 1 S: 5	H: 0 LOB: 0 BB: 0 P: 5	R: 0 E: 0 K: 0 S: 3	H: 1 LOB: 0 BB: 0 P: 3	R: 0 E: 0 K: 0 S: 3	H: 1 LOB: 0 BB: 0 P: 3	R: 0 E: 0 K: 1 S: 7	H: 2 LOB: 2 BB: 0 P: 7	R: 0 E: 0 K: 0 S: 6	H: 1 LOB: 2 BB: 1 P: 10	R: 0 E: 0 K: 0 S: 3	H: 1 LOB: 0 BB: 0 P: 3	R: 0 E: 0 K: 0 S: 3	H: 0 LOB: 1 BB: 1 P: 7	R: 0 E: 0 K: 1 S: 5	H: 0 LOB: 0 BB: 0 P: 5	1B: 6 2B: 1 3B: 0 HR: 0	SF: 0 SAC: 0 DP: 2 HBP: 0	WP: 0 PB: 0 SB: 0 CS: 1	PA: 33
<b>PITCHER</b> Bo McLaughlin, R (1, 1) ERA: 2.0	IP: 9.0 WLS: W BF: 33 H: 6 R: 0 ER: 0 SO: 5 BB: 2 IBB: 0 HBP: 0 BLK: 0 WP: 0 HR: 0 S: 41 P: 49 ERA: 0.00 WHIP: 0.889											<b>PITCHER</b>	IP: 9.0 WLS: W BF: 33 H: 6 R: 0 ER: 0 SO: 5 BB: 2 IBB: 0 HBP: 0 BLK: 0 WP: 0 HR: 0 S: 41 P: 49 ERA: 0.00 WHIP: 0.889									

Philadelphia Phillies @ Houston Astros  
Astrodome, Houston, TX  
Wed Sep 01 1976, 8:05 PM EDT  
Att. 6,395 - Dome

livebaseballscorecards.com

AB	31
R	0
H	6
RBI	0
BB	2
SO	5
LOB	14



Batter	1	2	3	4	5	6	7	8	9	AB	R	H	RBI	BB	SO	LOB
Rob Andrews, R OBP: 0.320, SLG: 0.307 (1, 4)	0-0 L5 ①		0-0 F7 ③			0-0 1B		0-0 F8 ②		4	0	1	0	0	0	1
Enos Cabell, R OBP: 0.312, SLG: 0.331 (1, 5)	0-0 6-3 ②			0-0 6-3 ①		0-3 K ②		4-0 BB S		3	0	0	0	1	1	1
Cesar Cedeno, R OBP: 0.356, SLG: 0.464 (1, 8)	0-0 F7 ③			0-3 K ②		0-0 F3 ③		0-3 K ③ 1-2		4	0	0	0	0	2	2
Bob Watson, R OBP: 0.369, SLG: 0.443 (1, 3)		0-0 5-3 ①		0-0 1B			0-0 F7 ①			3	0	1	0	0	0	0
Cliff Johnson, R OBP: 0.354, SLG: 0.395 (1, 2)		0-0 5-3 ②		0-0 F8 ③			0-0 HR			3	1	1	1	0	0	1
Jose Cruz, L OBP: 0.384, SLG: 0.411 (1, 9)		0-0 5-3 ③			0-0 F8 ①		0-0 1B S			3	0	1	0	0	0	0
Leon Roberts, R OBP: 0.350, SLG: 0.430 Wilbur Howard, S OBP: 0.247, SLG: 0.301 (1, 7) (8, 7)			0-3 K ①		0-0 L5 ②		0-3 K ② 1-2			3	0	0	0	0	2	1
Roger Metzger, S OBP: 0.295, SLG: 0.279 (1, 6)			0-0 2B		0-0 6-3 ③		0-3 K ③			3	0	1	0	0	1	1
Bo McLaughlin, R (1, 1)			0-0 6-3 ②			0-0 6-3 ①		0-0 6-3 ①		3	0	0	0	0	0	1

Inning Stats	R: 0	H: 0	E: 0	K: 0	S: 3	LOB: 0	BB: 0	P: 3	R: 0	H: 0	E: 0	K: 0	S: 3	LOB: 0	BB: 0	P: 3	R: 0	H: 1	E: 0	K: 1	S: 6	LOB: 1	BB: 0	P: 6	R: 0	H: 1	E: 0	K: 1	S: 6	LOB: 1	BB: 0	P: 6	R: 0	H: 0	E: 0	K: 0	S: 3	LOB: 0	BB: 0	P: 3	R: 1	H: 2	E: 0	K: 2	S: 9	LOB: 1	BB: 0	P: 9	R: 0	H: 0	E: 0	K: 1	S: 5	LOB: 1	BB: 1	P: 9
1B: 3	SF: 0	2B: 1	SAC: 0	3B: 0	DP: 0	HR: 1	HBP: 0																																																	

PITCHER	IP	WLS	BF	H	R	ER	SO	BB	IBB	HBP	BLK	WP	HR	S	P	ERA	WHIP
Jim Kaat, L ERA: 3.19 (1, 1)	7.0	L	26	5	1	1	5	0	0	0	0	0	1	36	36	1.29	0.714
Ron Reed, R ERA: 2.51 (8, 1)	1.0		4	0	0	0	1	1	0	0	0	0	0	5	9	0.00	1.000


**BOTTOM**

**Philadelphia Phillies @ Houston Astros**  
Astrodome, Houston, TX

Wed Sep 01 1976, 8:05 PM EDT  
Att: 6,395 - Dome

livebaseballscorecards.com

AB	29
R	1
H	5
RBI	1
BB	1
SO	6
LOB	8



WP	PA	ERA	WHIP
0	30		



Batter	1	2	3	4	5	6	7	8	9	AB R H RBI BB SO LOB	TOP	
Dave Cash, R (1, 4) OBP: 0.333, SLG: 0.348	0-0 4-3 1B 1B		0-0 WP SH2-3 1B		0-0 1-3			0-0 1-3		4 0 2 0 0 0 0		
Larry Bowa, S (1, 6) OBP: 0.286, SLG: 0.296	0-3 K		0-0 SH2-3 1-2			0-0 4-3		0-0 P6		3 0 0 0 0 1 1		
Garry Maddox, R (1, 8) OBP: 0.375, SLG: 0.460	0-0 4-3 1B 1-2		0-0 P3			0-0 F8		0-0 P4		4 0 1 0 0 0 1		
Greg Luzinski, R (1, 7) OBP: 0.367, SLG: 0.500	0-0 4-3 1-2 2-3		0-3 K			0-0 5-3			0-3 K	4 0 0 0 0 2 3		
Jay Johnstone, L (1, 9) OBP: 0.394, SLG: 0.489	4-0 IBB			0-0 G3			0-0 F9 BB 1B		0-0 P4	3 0 1 0 1 0 0		
Mike Schmidt, R (1, 5) OBP: 0.380, SLG: 0.533	0-3 K			4-0 FC6-4 BB			0-3 K		0-3 K	3 0 0 0 1 3 4		
Tim McCarver, L (1, 2) OBP: 0.406, SLG: 0.394		0-0 F2		0-0 FC6-4 CS 1-2			4-0 BB			2 0 0 0 1 0 1		
Bob Boone, R (7, 2) OBP: 0.374, SLG: 0.409					0-0 CS	0-0 4-3		0-0 F9		0 0 0 0 0 0 0	AB 29 R 0 H 4 RBI 0 BB 3 SO 8 LOB 14	
Bobby Tolan, L (1, 3) OBP: 0.275, SLG: 0.348		0-3 K		0-0 CS			0-0 4-3	0-0 F9		3 0 0 0 0 1 2		
Steve Carlton, L (1, 1) OBP: 0.224, SLG: 0.216		0-0 F7					0-0 6-3	0-3 K		2 0 0 0 0 0 0		
Tom Hutton, L (7, PH) OBP: 0.338, SLG: 0.274										1 0 0 0 0 1 2		
Ron Reed, R (7, 1) OBP: 0.174, SLG: 0.217										0 0 0 0 0 0 0		
<b>Inning Stats</b>	R: 0 H: 2 E: 0 LOB: 3 K: 2 BB: 1 S: 9 P: 13	R: 0 H: 0 E: 0 LOB: 0 K: 1 BB: 0 S: 5 P: 5	R: 0 H: 1 E: 0 LOB: 1 K: 1 BB: 0 S: 6 P: 6	R: 0 H: 0 E: 0 LOB: 0 K: 0 BB: 1 S: 2 P: 6	R: 0 H: 0 E: 0 LOB: 0 K: 0 BB: 0 S: 3 P: 3	R: 0 H: 0 E: 0 LOB: 0 K: 0 BB: 0 S: 3 P: 3	R: 0 H: 1 E: 0 LOB: 2 K: 2 BB: 1 S: 8 P: 12	R: 0 H: 0 E: 0 LOB: 0 K: 0 BB: 0 S: 3 P: 3	R: 0 H: 0 E: 0 LOB: 0 K: 2 BB: 0 S: 7 P: 7	1B: 4 SF: 0 2B: 0 SAC: 1 3B: 0 DP: 0 HR: 0 HBP: 0	WP: 1 PA: 34 PB: 0 SB: 0 CS: 1	
<b>PITCHER</b> Tom Seaver, R (1, 1) ERA: 2.41	IP WLS BF H R ER SO BB IBB HBP BLK WP HR S P ERA WHIP	9.0 W 33 4 0 0 8 2 1 0 0 1 0 46 58 0.00 0.667										

Philadelphia Phillies @ New York Mets  
 Shea Stadium, Flushing, NY  
 Fri Sep 03 1976, 7:05 PM EDT  
 Att. 21,174 - Unknown

livebaseballscorecards.com







Philadelphia Phillies @ New York Mets  
 Shea Stadium, Flushing, NY  
 Sat Sep 04 1976, 3:33 AM EDT  
 Att: 16,022 - Unknown

livebaseballscorecards.com

AB	29
R	3
H	7
RBI	3
BB	3
SO	4
LOB	9



WP:	0	PA:	36
PB:	0		
SB:	1		
CS:	3		

AB R H RBI BB SO LOB

3	0	0	0	1	0	2
4	0	0	0	0	0	1
3	1	1	1	0	2	1
4	1	1	0	0	0	0
4	1	2	0	0	0	0
3	0	1	1	1	2	1
3	0	1	1	0	0	0
3	0	1	0	0	0	3
1	0	0	0	0	0	0
0	0	0	0	1	0	0
0	0	0	0	0	0	0
1	0	0	0	0	0	1
0	0	0	0	0	0	0
0	0	0	0	0	0	0

Batter	1	2	3	4	5	6	7	8	9
<b>Dave Cash, R</b> (1, 4) OBP: 0.333, SLG: 0.346	0-0 6-3		4-0 BB		0-0 G4-3		0-0 F9		
<b>Garry Maddox, R</b> (1, 8) OBP: 0.372, SLG: 0.456	0-0 6-3		0-0 F8		0-0 F9			0-0 F8	
<b>Mike Schmidt, R</b> (1, 5) OBP: 0.381, SLG: 0.538	1-0 CS HBP		0-3 K			0-0 HR		0-3 K	
<b>Greg Luzinski, R</b> (1, 7) OBP: 0.366, SLG: 0.498	0-0 CS	0-0 F8		0-0 1B 2B		0-0 G3		0-0 F9	
<b>Jay Johnstone, L</b> (1, 9) OBP: 0.395, SLG: 0.489				0-0 1B 2B SF7		0-0 4-3		0-0 4-3	
<b>Dick Allen, R</b> (1, 3) OBP: 0.372, SLG: 0.528				0-0 SF7 CS 2B		4-0 CS BB		0-3 K	
<b>Bob Boone, R</b> (1, 2) OBP: 0.373, SLG: 0.408				0-0 SF7		0-0 CS	0-0 F8		0-0 F2
<b>Larry Bowa, S</b> (1, 6) OBP: 0.287, SLG: 0.296				0-0 F9					
<b>Jim Lonborg, R</b> (1, 1) OBP: 0.246, SLG: 0.196				0-0 F7		4-0 G4-3 BB			
<b>Bobby Tolan, L</b> (5, PH) OBP: 0.278, SLG: 0.348									
<b>Wayne Twitchell, R</b> (5, 1)									
<b>Tim McCarver, L</b> (7, PH) OBP: 0.494, SLG: 0.391									
<b>Ron Schueler, R</b> (7, 1)									
<b>Gene Garber, R</b> (8, 1) OBP: 0.500, SLG: 0.333									

Inning Stats	R: 0	H: 0	R: 0	H: 2	R: 0	H: 0	R: 2	H: 3	R: 0	H: 0	R: 1	H: 1	R: 0	H: 1	R: 0	H: 0	R: 0	H: 0	
E: 0	LOB: 0	E: 0	LOB: 2	E: 0	LOB: 1	E: 0	LOB: 0	E: 0	LOB: 0	E: 0	LOB: 1	E: 0	LOB: 1	E: 0	LOB: 0	E: 0	LOB: 0	E: 0	LOB: 0
K: 0	BB: 0	K: 1	BB: 0	K: 1	BB: 1	K: 0	BB: 0	K: 0	BB: 1	K: 0	BB: 0	K: 0	BB: 0	K: 1	BB: 0	K: 1	BB: 0	K: 1	BB: 0
S: 2	P: 3	S: 7	P: 7	S: 5	P: 9	S: 5	P: 5	S: 2	P: 6	S: 3	P: 7	S: 4	P: 4	S: 5	P: 5	S: 5	P: 5	S: 5	P: 5

PITCHER	IP	WLS	BF	H	R	ER	SO	BB	IBB	HBP	BLK	WP	HR	S	P	ERA	WHIP
<b>Craig Swan, R</b> (1, 1) ERA: 3.58	4.0		18	5	2	2	2	2	0	1	0	0	0	19	28	4.50	1.750
<b>Nino Espinosa, R</b> (5, 1) ERA: 3.86	2.0	W	6	1	1	1	0	1	0	0	0	0	1	5	9	4.50	1.000
<b>Skip Lockwood, R</b> (7, 1) ERA: 2.72	3.0	S	10	1	0	0	2	0	0	0	0	0	0	14	14	0.00	0.333

1B:	5	SF:	1
2B:	1	SAC:	0
3B:	0	DP:	1
HR:	1	HBP:	1







**BOTTOM**

**Philadelphia Phillies @ New York Mets**  
 Shea Stadium, Flushing, NY  
 Sun Sep 05 1976, 3:33 AM EDT  
 Att. 20,701 - Unknown

<b>AB</b>	<b>32</b>
<b>R</b>	<b>1</b>
<b>H</b>	<b>8</b>
<b>RBI</b>	<b>1</b>
<b>BB</b>	<b>0</b>
<b>SO</b>	<b>1</b>
<b>LOB</b>	<b>13</b>



WP: 0	PA: 33
PB: 0	SB: 0
CS: 0	

AB R H RBI BB SO LOB

4	0	2	0	0	0	1
4	1	2	0	0	0	1
4	0	1	0	0	0	1
4	0	1	0	0	0	3
4	0	0	1	0	0	3
0	0	0	0	0	0	0
4	0	0	0	0	0	4
3	0	0	0	0	0	0
3	0	2	0	0	0	0
1	0	0	0	0	1	0
0	0	0	0	0	0	0
1	0	0	0	0	0	0
0	0	0	0	0	0	0

1B: 6	SF: 0
2B: 2	SAC: 1
3B: 1	DP: 2
HR: 0	HBP: 0

Batter	1	2	3	4	5	6	7	8	9
<b>Bruce Boisclair, L</b> (1, 8) OBP: 0.331, SLG: 0.356	0-0 1B FC5-2 1B		0-0 B1		0-0 F9			0-0 3B	
<b>Mike Phillips, L</b> (1, 4) OBP: 0.329, SLG: 0.376	0-0 FC5-2 1-2 F3 1B		0-0 9-3 1B			0-0 F8		0-0 4-3	
<b>Billy Baldwin, L</b> (1, 7) OBP: 0.200, SLG: 0.250	0-0 F3 1-2 2-3 FC5-2 1B		0-0 9-3 1-2f			0-0 F8			0-0 G3
<b>Dave Kingman, R</b> (1, 9) OBP: 0.276, SLG: 0.517	0-0 FC5-2 1-2 2-3 3-Hf			0-0 P5		0-0 F8			0-0 E 1B
<b>Ed Kranepool, L</b> (1, 3) OBP: 0.338, SLG: 0.391	0-0 F3			0-0 F8			0-0 3-1		0-0 E6 G6-4-3
<b>Pepe Mangual, R</b> (9, PR) OBP: 0.356, SLG: 0.322	0-0 2-3 3-H								0-0 G6-4-3
<b>Roy Staiger, R</b> (1, 5) OBP: 0.296, SLG: 0.309	0-0 6-3			0-0 L5			0-0 5-3		0-0 G6-4-3 1-2f
<b>John Stearns, R</b> (1, 2) OBP: 0.212, SLG: 0.226					0-0 6-3				0-0 5-3
<b>Bud Harrelson, S</b> (1, 6) OBP: 0.337, SLG: 0.280								0-0 SH2-3 1B	0-0 2B
<b>Mickey Lolich, S</b> (1, 1) OBP: 0.226, SLG: 0.146								0-0 F8	
<b>Rick Baldwin, L</b> (8, 1) OBP: 1.000, SLG: 1.000									
<b>Joe Torre, R</b> (8, PH) OBP: 0.345, SLG: 0.392									
<b>Bob Apodaca, R</b> (9, 1) OBP: 0.200, SLG: 0.214									

Inning Stats	R: 1	H: 3	E: 0	K: 0	S: 6	H: 3	LOB: 2	BB: 0	P: 6	R: 0	H: 0	E: 0	K: 1	S: 5	H: 0	LOB: 0	BB: 0	P: 5	R: 0	H: 1	E: 0	K: 0	S: 3	H: 0	LOB: 0	BB: 0	P: 3	R: 0	H: 0	E: 0	K: 0	S: 3	R: 0	H: 1	E: 0	K: 0	S: 4	R: 0	H: 0	E: 0	K: 0	S: 3	R: 0	H: 0	E: 0	K: 0	S: 3	R: 0	H: 2	E: 0	K: 0	S: 4	R: 0	H: 1	E: 1	K: 0	S: 4
--------------	------	------	------	------	------	------	--------	-------	------	------	------	------	------	------	------	--------	-------	------	------	------	------	------	------	------	--------	-------	------	------	------	------	------	------	------	------	------	------	------	------	------	------	------	------	------	------	------	------	------	------	------	------	------	------	------	------	------	------	------

PITCHER	IP	WLS	BF	H	R	ER	SO	BB	IBB	HBP	BLK	WP	HR	S	P	ERA	WHIP
<b>Larry Christenson, R</b> (1, 1) ERA: 3.79	8.1	W	32	8	1	1	1	0	0	0	0	0	0	34	34	1.08	0.960
<b>Ron Reed, R</b> (9, 1) ERA: 2.45	0.2	S	1	0	0	0	0	0	0	0	0	0	0	1	1	0.00	0.000

WP: 0 PA: 33

ERA	WHIP
-----	------



Batter	1	2	3	4	5	6	7	8	9	AB R H RBI BB SO LOB	TOP											
<b>Dave Cash, R</b> (1, 4) OBP: 0.332, SLG: 0.346	0-0 5-3		0-0 1B 1B 2B		0-0 F7			0-0 F8		4 1 1 0 0 0 1												
<b>Garry Maddox, R</b> (1, 8) OBP: 0.372, SLG: 0.457	0-0 F8 2B		0-0 1B 2-3 1B		0-0 F7			0-3 K		4 0 2 0 0 1 1												
<b>Jay Johnstone, L</b> (1, 9) OBP: 0.393, SLG: 0.486	0-0 F8 2-3		0-0 G4-6-3 1-3 3-H 1B		0-3 K			0-3 K		4 0 1 1 0 2 2												
<b>Greg Luzinski, R</b> (1, 7) OBP: 0.364, SLG: 0.493	0-0 4-3		0-3 K		0-3 K			4-0 1B BB G5-4-3 BB		3 1 0 0 1 2 3												
<b>Dick Allen, R</b> (1, 3) OBP: 0.365, SLG: 0.513		0-0 F8	0-0 G4-6-3 1-2f		0-0 4-3			4-0 G5-4-3 1-2 BB		3 0 0 0 1 0 2												
<b>Mike Schmidt, R</b> (1, 5) OBP: 0.379, SLG: 0.535		0-0 2B		0-0 5-3		0-0 4-3		0-0 G5-4-3 1-2 2-3 1B		4 0 2 0 0 0 0												
<b>Bob Boone, R</b> (1, 2) OBP: 0.368, SLG: 0.400		4-0 BB		0-0 6-3		0-3 K		0-0 G5-4-3 1-2f 2-3 3-H		3 0 0 0 1 1 2												
<b>Larry Bowa, S</b> (1, 6) OBP: 0.283, SLG: 0.292		0-0 F7		0-0 F9		0-0 F9		0-0 F7		4 0 0 0 0 0 3												
<b>Jim Kaat, L</b> (1, 1) OBP: 0.187, SLG: 0.250		0-0 F8		0-0 E1		0-0 F8				2 0 0 0 0 0 2												
<b>Gene Garber, R</b> (6, 1) OBP: 0.500, SLG: 0.333										0 0 0 0 0 0 0												
<b>Bobby Tolan, L</b> (7, PH) OBP: 0.277, SLG: 0.347										1 0 0 0 0 0 0												
<b>Wayne Twitchell, R</b> (7, 1)										0 0 0 0 0 0 0												
<b>Inning Stats</b>	R: 0 E: 0 K: 0 S: 4	H: 1 LOB: 1 BB: 0 P: 4	R: 0 E: 0 K: 0 S: 4	H: 1 LOB: 2 BB: 1 P: 8	R: 1 E: 0 K: 1 S: 7	H: 3 LOB: 1 BB: 0 P: 7	R: 0 E: 0 K: 0 S: 3	H: 0 LOB: 0 BB: 0 P: 3	R: 0 E: 1 K: 1 S: 6	H: 0 LOB: 1 BB: 0 P: 6	R: 0 E: 0 K: 1 S: 5	H: 0 LOB: 0 BB: 0 P: 5	R: 0 E: 0 K: 1 S: 5	H: 0 LOB: 0 BB: 0 P: 5	R: 0 E: 0 K: 2 S: 7	H: 0 LOB: 0 BB: 0 P: 7	R: 1 E: 0 K: 0 S: 3	H: 1 LOB: 1 BB: 2 P: 11	1B: 3 2B: 3 3B: 0 HR: 0	SF: 0 SAC: 0 DP: 2 HBP: 0	WP: 0 PB: 0 SB: 0 CS: 0	PA: 35
<b>PITCHER</b>	IP WLS BF H R ER SO BB IBB HBP BLK WP HR S P ERA WHIP																					
<b>Bruce Kison, R</b> (1, 1) ERA: 3.04	8.0 W 32 5 2 2 6 3 0 0 0 0 0 0 41 53 2.25 1.000																					
<b>Kent Tekulve, R</b> (9, 1) ERA: 2.64	1.0 3 1 0 0 0 0 0 0 0 0 0 0 3 3 0.00 1.000																					

Philadelphia Phillies @ Pittsburgh Pirates  
 Three Rivers Stadium, Pittsburgh, PA  
 Mon Sep 06 1976, 3:33 AM EDT  
 Unknown

livebaseballscorecards.com

AB	32
R	2
H	6
RBI	1
BB	3
SO	6
LOB	16



Batter	1	2	3	4	5	6	7	8	9
<b>Frank Taveras, R</b> (1, 6) <small>OBP: 0.327, SLG: 0.295</small> <b>Al Oliver, L</b> (6, PH) <small>OBP: 0.367, SLG: 0.493</small> <b>Mario Mendoza, R</b> (7, 6) <small>OBP: 0.235, SLG: 0.250</small>	 0-0 1B		 0-0 1B	 4-0 BB		 4-0 1B WP IBB	 0-0 F3		
<b>Rennie Stennett, R</b> (1, 4) <small>OBP: 0.294, SLG: 0.352</small>	 0-0 1-2 E1 FC6-4		 0-0 F9	 0-0 1-2f FC6		 0-0 1-3 3-H 1B WP 1B		 0-0 6-3	
<b>Richie Zisk, R</b> (1, 7) <small>OBP: 0.344, SLG: 0.477</small> <b>Tony Armas, R</b> (9, 7)	 0-0 2-3 F9		 0-0 1-2 1B 1B		 0-0 4-3	 0-0 1-H 3-H 1B		 0-3 K	
<b>Willie Stargell, L</b> (1, 3) <small>OBP: 0.335, SLG: 0.445</small>	 0-0 1-2f FC6-4		 0-0 1-2 2-H 1B 1B		 0-3 K	 0-3 K		 0-0 F9	
<b>Dave Parker, L</b> (1, 9) <small>OBP: 0.338, SLG: 0.457</small>		 0-0 F8	 0-0 1-2 2-H 1B 1B		 0-0 E S 1B	 0-0 G3			
<b>Bill Robinson, R</b> (1, 8) <small>OBP: 0.321, SLG: 0.528</small> <b>Omar Moreno, L</b> (8, 8) <small>OBP: 0.386, SLG: 0.395</small>		 0-0 4-3	 0-0 1-3 2-H 1B		 0-0 1-3 E5		 0-3 K		
<b>Richie Hebner, L</b> (1, 5) <small>OBP: 0.307, SLG: 0.342</small>		 0-0 FC5-4 1B	 0-0 F6		 0-3 K		 0-0 CS 3B		
<b>Duffy Dyer, R</b> (1, 2) <small>OBP: 0.340, SLG: 0.353</small>		 0-0 1-2f FC5-4		 0-0 F8		 0-0 F9	 4-0 3-H 1B BB		
<b>Bruce Kison, R</b> (1, 1) <small>OBP: 0.304, SLG: 0.353</small> <b>Kent Tekulve, R</b> (9, 1)			 4-0 FC5-4 BB	 0-0 5-3		 0-0 1B 3B	 0-0 1-2 1B		

AB	R	H	RBI	BB	SO	LOB
2	1	1	0	1	0	1
0	1	0	0	1	0	0
1	0	0	0	0	0	2

AB	R	H	RBI	BB	SO	LOB
5	1	1	1	0	0	3

AB	R	H	RBI	BB	SO	LOB
5	1	2	1	0	1	2
0	0	0	0	0	0	0

AB	R	H	RBI	BB	SO	LOB
5	1	1	1	0	2	2

AB	R	H	RBI	BB	SO	LOB
4	0	2	1	0	0	1

AB	R	H	RBI	BB	SO	LOB
4	0	1	1	0	1	1
0	0	0	0	0	0	0

AB	R	H	RBI	BB	SO	LOB
4	0	2	0	0	1	4

AB	R	H	RBI	BB	SO	LOB
3	0	0	0	1	0	1

AB	R	H	RBI	BB	SO	LOB
3	1	2	0	1	0	0
0	0	0	0	0	0	0

1B	2B	3B	HR	SF	SAC	DP	HBP
10	0	2	0	0	0	0	0

**BOTTOM**

Philadelphia Phillies @ Pittsburgh Pirates  
 Three Rivers Stadium, Pittsburgh, PA  
 Mon Sep 06 1976, 3:33 AM EDT  
 Unknown

livebaseballscorecards.com

<b>AB</b>	<b>36</b>
<b>R</b>	<b>6</b>
<b>H</b>	<b>12</b>
<b>RBI</b>	<b>5</b>
<b>BB</b>	<b>4</b>
<b>SO</b>	<b>5</b>
<b>LOB</b>	<b>17</b>



Inning Stats		R: 0	H: 1	E: 1	K: 0	S: 4	R: 0	H: 1	E: 0	K: 0	S: 4	R: 3	H: 4	E: 0	K: 0	S: 7	R: 0	H: 0	E: 0	K: 0	S: 3	R: 0	H: 1	E: 1	K: 2	S: 9	R: 3	H: 3	E: 0	K: 1	S: 8	R: 0	H: 2	E: 0	K: 1	S: 6	R: 0	H: 0	E: 0	K: 1	S: 5						
<b>IP</b>	5.1	0.2	2.0	5.1	0.2	2.0	0.2	2.0	0.2	2.0	0.2	0.2	2.0	0.2	2.0	0.2	0.2	2.0	0.2	2.0	0.2	2.0	0.2	2.0	0.2	2.0	0.2	2.0	0.2	2.0	0.2	2.0	0.2	2.0	0.2	2.0	0.2	2.0	0.2	2.0	0.2	2.0	0.2	2.0			
<b>WLS</b>	L																																														
<b>BF</b>	27	5	8	27	5	8	5	8	5	8	5	8	5	8	5	8	5	8	5	8	5	8	5	8	5	8	5	8	5	8	5	8	5	8	5	8	5	8	5	8	5	8	5	8	5	8	
<b>H</b>	8	2	2	8	2	2	8	2	2	2	2	8	2	2	2	2	8	2	2	2	2	2	8	2	2	2	2	2	2	2	2	2	2	2	2	2	2	2	2	2	2	2	2	2	2	2	
<b>R</b>	4	2	0	4	2	0	4	2	0	0	0	4	2	0	0	0	4	2	0	0	0	0	4	2	0	0	0	0	0	0	0	0	0	0	0	0	0	0	0	0	0	0	0	0	0	0	
<b>ER</b>	4	2	0	4	2	0	4	2	0	0	0	4	2	0	0	0	4	2	0	0	0	0	4	2	0	0	0	0	0	0	0	0	0	0	0	0	0	0	0	0	0	0	0	0	0	0	
<b>SO</b>	2	1	0	2	1	0	2	1	0	0	0	2	1	0	0	0	2	1	0	0	0	0	2	1	0	0	0	0	0	0	0	0	0	0	0	0	0	0	0	0	0	0	0	0	0	0	
<b>BB</b>	0	1	0	0	1	0	0	1	0	0	0	0	1	0	0	0	0	1	0	0	0	0	0	1	0	0	0	0	0	0	0	0	0	0	0	0	0	0	0	0	0	0	0	0	0	0	
<b>IBB</b>	0	0	0	0	0	0	0	0	0	0	0	0	0	0	0	0	0	0	0	0	0	0	0	0	0	0	0	0	0	0	0	0	0	0	0	0	0	0	0	0	0	0	0	0	0		
<b>HBP</b>	0	0	0	0	0	0	0	0	0	0	0	0	0	0	0	0	0	0	0	0	0	0	0	0	0	0	0	0	0	0	0	0	0	0	0	0	0	0	0	0	0	0	0	0	0	0	
<b>BLK</b>	0	0	0	0	0	0	0	0	0	0	0	0	0	0	0	0	0	0	0	0	0	0	0	0	0	0	0	0	0	0	0	0	0	0	0	0	0	0	0	0	0	0	0	0	0	0	
<b>WP</b>	0	1	0	0	1	0	0	1	0	0	0	0	1	0	0	0	0	1	0	0	0	0	0	1	0	0	0	0	0	0	0	0	0	0	0	0	0	0	0	0	0	0	0	0	0	0	
<b>HR</b>	0	0	0	0	0	0	0	0	0	0	0	0	0	0	0	0	0	0	0	0	0	0	0	0	0	0	0	0	0	0	0	0	0	0	0	0	0	0	0	0	0	0	0	0	0	0	
<b>S</b>	29	6	11	29	6	11	29	6	11	6	11	29	6	11	6	11	29	6	11	6	11	6	11	29	6	11	6	11	6	11	6	11	6	11	6	11	6	11	6	11	6	11	6	11	6	11	6
<b>P</b>	37	10	15	37	10	15	37	10	15	10	15	37	10	15	10	15	37	10	15	10	15	10	15	37	10	15	10	15	10	15	10	15	10	15	10	15	10	15	10	15	10	15	10	15	10	15	10
<b>ERA</b>	6.75	27.00	0.00	6.75	27.00	0.00	6.75	27.00	0.00	0.00	0.00	6.75	27.00	0.00	0.00	0.00	6.75	27.00	0.00	0.00	0.00	0.00	6.75	27.00	0.00	0.00	0.00	0.00	0.00	0.00	0.00	0.00	0.00	0.00	0.00	0.00	0.00	0.00	0.00	0.00	0.00	0.00	0.00	0.00	0.00		
<b>WHIP</b>	1.875	3.000	1.500	1.875	3.000	1.500	1.875	3.000	1.500	1.500	1.500	1.875	3.000	1.500	1.500	1.500	1.875	3.000	1.500	1.500	1.500	1.875	3.000	1.500	1.500	1.500	1.500	1.500	1.500	1.500	1.500	1.500	1.500	1.500	1.500	1.500	1.500	1.500	1.500	1.500	1.500	1.500	1.500	1.500	1.500		

WP	PA	ERA	WHIP
1	40		
0			
1			
2			



Batter	1	2	3	4	5	6	7	8	9	AB R H RBI BB SO LOB	TOP													
Dave Cash, R (1, 4) OBP: 0.331, SLG: 0.345	0-0 1-3		0-0 4-3		4-0 1B BB		0-0 6-3			3 0 0 0 1 0 0														
Garry Maddox, R (1, 8) OBP: 0.375, SLG: 0.464	0-0 4-3 2B			0-0 G3	0-0 1B			0-0 F8 SF9 2B		4 1 3 0 0 0 0														
Jay Johnstone, L (1, 9) OBP: 0.389, SLG: 0.481	0-0 4-3 2-3			0-0 4-3	0-0 F6			0-0 F8 2-3		4 0 0 0 0 0 5														
Greg Luzinski, R (1, 7) OBP: 0.361, SLG: 0.490	0-0 5-3			0-0 E6 BB		0-0 6-3		0-0 SF9 3-H		3 0 0 1 0 0 1														
Dick Allen, R (1, 3) OBP: 0.363, SLG: 0.506		0-3 K		4-0 1-2 BB		0-0 6-3		0-0 6-3		3 0 0 0 1 1 0														
Mike Schmidt, R (1, 5) OBP: 0.380, SLG: 0.533		0-0 F4		0-0 F6		4-0 BB		4-0 FC6-5 4-3 BB		2 0 0 0 2 0 2														
Johnny Oates, L (1, 2) OBP: 0.267, SLG: 0.217		0-0 4-3			0-0 1-3	0-0 4-3		0-0 4-3 1-2		4 0 0 0 0 0 2														
Larry Bowa, S (1, 6) OBP: 0.281, SLG: 0.290			0-0 4-3		0-0 6-3		0-0 F9	0-0 FC6-5 2-3		4 0 0 0 0 0 1														
Tom Underwood, R (1, 1) OBP: 0.195, SLG: 0.132		0-3 K			0-0 1B BB 1B		0-0 F6	0-0 F8		2 0 1 0 0 1 0														
Wayne Twitchell, R (6, 1)										0 0 0 0 0 0 0														
Bobby Tolan, L (7, PH) OBP: 0.276, SLG: 0.345										1 0 0 0 0 0 0														
Tug McGraw, R (7, 1) OBP: 0.167, SLG: 0.333										0 0 0 0 0 0 0														
Tim McCarver, L (9, PH) OBP: 0.401, SLG: 0.388										1 0 0 0 0 0 1														
<b>Inning Stats</b>	R: 0 E: 0 K: 0 S: 4	H: 1 LOB: 1 BB: 0 P: 4	R: 0 E: 0 K: 1 S: 5	H: 0 LOB: 0 BB: 0 P: 5	R: 0 E: 0 K: 1 S: 5	H: 0 LOB: 0 BB: 0 P: 5	R: 0 E: 1 K: 0 S: 4	H: 0 LOB: 2 BB: 1 P: 8	R: 0 E: 0 K: 0 S: 5	H: 2 LOB: 3 BB: 1 P: 9	R: 0 E: 0 K: 0 S: 3	H: 0 LOB: 1 BB: 1 P: 7	R: 0 E: 0 K: 0 S: 3	H: 0 LOB: 0 BB: 0 P: 3	R: 1 E: 0 K: 0 S: 4	H: 1 LOB: 0 BB: 0 P: 4	R: 0 E: 0 K: 0 S: 3	H: 0 LOB: 1 BB: 1 P: 7	1B: 2 2B: 2 3B: 0 HR: 0	SF: 1 SAC: 0 DP: 0 HBP: 0	WP: 0 PB: 0 SB: 0 CS: 0	PA: 36		
<b>PITCHER</b> Larry Demery, R (1, 1) ERA: 2.86	IP 9.0	WLS W	BF 36	H 4	R 1	ER 1	SO 2	BB 4	IBB 0	HBP 0	BLK 0	WP 0	HR 0	S 36	P 52	ERA 1.00	WHIP 0.889							

Philadelphia Phillies @ Pittsburgh Pirates  
 Three Rivers Stadium, Pittsburgh, PA  
 Mon Sep 06 1976, 3:38 AM EDT  
 Att: 41,703 - Unknown

livebaseballscorecards.com

AB	31
R	1
H	4
RBI	1
BB	4
SO	2
LOB	12



Batter	1	2	3	4	5	6	7	8	9	AB	R	H	RBI	BB	SO	LOB
Frank Taveras, R OBP: 0.326, SLG: 0.294 (1, 6)	0-0 F9	0-3 K		0-0 4-3		0-0 WP 1B S				4	1	1	0	0	1	2
Rennie Stennett, R OBP: 0.293, SLG: 0.351 Tommy Helms, R OBP: 0.333, SLG: 0.370 (5, PH) (6, 4)	0-0 E3		0-0 F4		0-0 5-3	0-0 1B				2	0	0	0	0	0	0
Richie Zisk, R OBP: 0.344, SLG: 0.475 Omar Moreno, L OBP: 0.386, SLG: 0.395 (1, 7) (8, 8)	0-0 F7		0-0 E 1B 3B 1B		0-0 F8		0-3 K			4	1	1	0	0	1	1
Bob Robertson, R OBP: 0.304, SLG: 0.314 (1, 3)	0-3 K		0-3 K		0-0 1B 1B		4-0 G4-6-3 BB			3	0	1	0	1	2	2
Dave Parker, L OBP: 0.342, SLG: 0.458 (1, 9)		4-0 2B BB	0-0 E7 3B 1B		0-0 1B 1-2		0-0 G4-6-3 1-2f			3	2	2	0	1	0	1
Bill Robinson, R OBP: 0.323, SLG: 0.534 (1, 8) (8, 7)	0-0 F9		0-0 3B		0-0 F9		0-0 FC4-6 1B			4	0	2	2	0	0	3
Manny Sanguillen, R OBP: 0.335, SLG: 0.375 (1, 2)	0-0 2B		0-0 5-3		0-0 6-3		0-0 FC4-6 CS			4	0	1	1	0	0	2
Richie Hebner, L OBP: 0.311, SLG: 0.351 (1, 5)	0-0 BB		0-0 F8		0-0 HR		4-0 BB			2	1	1	1	2	0	0
Larry Demery, R OBP: 0.171, SLG: 0.121 (1, 1)	0-0 F3		0-3 K		0-3 K		0-3 K			4	0	0	0	0	3	3

Inning Stats	R: 0	H: 0	E: 1	K: 1	S: 6	LOB: 1	BB: 0	P: 6
	R: 1	H: 1	E: 0	K: 1	S: 6	LOB: 2	BB: 2	P: 14
	R: 2	H: 3	E: 1	K: 1	S: 8	LOB: 1	BB: 0	P: 8
	R: 0	H: 0	E: 0	K: 1	S: 5	LOB: 0	BB: 0	P: 5
	R: 0	H: 2	E: 0	K: 0	S: 5	LOB: 2	BB: 0	P: 5
	R: 2	H: 3	E: 0	K: 1	S: 7	LOB: 1	BB: 0	P: 7
	R: 0	H: 0	E: 0	K: 1	S: 4	LOB: 0	BB: 1	P: 8
	R: 0	H: 1	E: 0	K: 1	S: 5	LOB: 1	BB: 1	P: 9

PITCHER	IP	WLS	BF	H	R	ER	SO	BB	IBB	HBP	BLK	WP	HR	S	P	ERA	WHIP
Tom Underwood, L ERA: 3.48 (1, 1)	5.2	L	28	8	5	5	5	2	0	0	0	0	1	36	44	7.94	1.765
Wayne Twitchell, R ERA: 1.88 (6, 1)	0.1		1	1	0	0	0	0	0	0	0	1	0	1	1	0.00	3.000
Tug McGraw, L ERA: 2.57 (7, 1)	2.0		7	1	0	0	2	2	0	0	0	0	0	9	17	0.00	1.500

**BOTTOM**

Philadelphia Phillies @ Pittsburgh Pirates  
 Three Rivers Stadium, Pittsburgh, PA  
 Mon Sep 06 1976, 3:38 AM EDT  
 Att. 41,703 - Unknown

AB	32
R	5
H	10
RBI	5
BB	4
SO	7
LOB	14



1B	2B	3B	HR	SF	SAC	DP	HBP	WP	PA	ERA	WHIP
7	1	1	1	0	0	1	0	1	36		



Batter	1	2	3	4	5	6	7	8	9	AB R H RBI BB SO LOB	TOP																								
<b>Dave Cash, R</b> OBP: 0.333, SLG: 0.347 (1, 4) X	0-0 4-3		0-0 1B		0-0 E8 1B		0-0 6-3		0-0 1B	5 0 3 0 0 0 1																									
<b>Larry Bowa, S</b> OBP: 0.279, SLG: 0.288 (1, 6) X	0-0 F9		0-0 F8		0-0 L7		0-0 1-3		0-0 F8	5 0 0 0 0 0 5																									
<b>Mike Schmidt, R</b> OBP: 0.380, SLG: 0.532 (1, 5) X	0-0 F8		0-0 L7		4-0 BB			0-0 6-3 S 1B		3 0 1 0 1 0 1																									
<b>Greg Luzinski, R</b> OBP: 0.362, SLG: 0.492 (1, 7)		0-0 FC4-6 BB 1B		0-0 4-3 1B 2B		0-0 F8		0-0 F3		4 1 2 0 0 0 3																									
<b>Dick Allen, R</b> OBP: 0.358, SLG: 0.498 (1, 3)		0-0 F8		0-0 6-3		0-0 6-3		0-0 6-3		4 0 0 0 0 0 3																									
<b>Ollie Brown, R</b> OBP: 0.371, SLG: 0.415 (1, 9)		4-0 BB FC4-6 BB		0-0 4-3		0-0 F2		0-0 6-3		3 0 0 0 1 0 2																									
<b>Garry Maddox, R</b> OBP: 0.376, SLG: 0.464 (1, 8)		0-0 FC4-6 S 1-2 2-3		0-0 3-H 1B		0-0 L9			0-0 1B 1B	4 0 2 1 0 0 2																									
<b>Tim McCarver, L</b> OBP: 0.396, SLG: 0.382 (1, 2)		0-0 1-3		0-3 K		0-3 K			0-0 F4	2 0 0 0 0 1 3																									
<b>Wayne Twitchell, R</b> (4, 1)										0 0 0 0 0 0 0																									
<b>Tony Taylor, R</b> OBP: 0.316, SLG: 0.294 (7, PH)										1 0 0 0 0 1 0																									
<b>Ron Reed, R</b> OBP: 0.174, SLG: 0.217 (7, 1)										0 0 0 0 0 0 0																									
<b>Jerry Martin, R</b> OBP: 0.267, SLG: 0.282 (9, PH)										1 0 0 0 0 0 1																									
<b>Steve Carlton, L</b> OBP: 0.221, SLG: 0.213 (1, 1)			0-3 K		0-0 5-3				0-0 F4	1 0 0 0 0 1 0																									
<b>Bob Boone, R</b> OBP: 0.368, SLG: 0.403 (4, 2)								0-0 6-3 2B		3 0 1 0 0 0 1																									
<b>Inning Stats</b>	R: 0 E: 0 K: 0 S: 3 H: 0 LOB: 0 BB: 0 P: 3	R: 0 E: 0 K: 0 S: 4 H: 1 LOB: 2 BB: 1 P: 8	R: 0 E: 0 K: 1 S: 6 H: 1 LOB: 1 BB: 0 P: 6	R: 1 E: 0 K: 1 S: 7 H: 2 LOB: 1 BB: 0 P: 7	R: 0 E: 1 K: 0 S: 4 H: 1 LOB: 2 BB: 1 P: 8	R: 0 E: 0 K: 0 S: 3 H: 0 LOB: 0 BB: 0 P: 3	R: 0 E: 0 K: 1 S: 6 H: 1 LOB: 1 BB: 0 P: 6	R: 0 E: 0 K: 0 S: 4 H: 1 LOB: 1 BB: 0 P: 4	R: 0 E: 0 K: 0 S: 5 H: 2 LOB: 2 BB: 0 P: 5	1B: 7 2B: 2 3B: 0 HR: 0 SF: 0 SAC: 0 DP: 0 HBP: 0	WP: 0 PB: 0 SB: 2 CS: 0 PA: 38																								
<b>PITCHER</b> <b>Jim Rooker, L</b> ERA: 3.51 (1, 1)	IP 9.0	WLS W	BF 38	H 9	R 1	ER 1	SO 3	BB 2	IBB 0	HBP 0	BLK 0	WP 0	HR 0	S 42	P 50	ERA 1.00	WHIP 1.222	<b>PITCHER</b>	IP 9.0	WLS W	BF 38	H 9	R 1	ER 1	SO 3	BB 2	IBB 0	HBP 0	BLK 0	WP 0	HR 0	S 42	P 50	ERA 1.00	WHIP 1.222

Philadelphia Phillies @ Pittsburgh Pirates  
 Three Rivers Stadium, Pittsburgh, PA  
 Wed Sep 08 1976, 7:05 PM EDT  
 Att: 30,976 - Unknown

livebaseballscorecards.com

<b>AB</b>	36
<b>R</b>	1
<b>H</b>	9
<b>RBI</b>	1
<b>BB</b>	2
<b>SO</b>	3
<b>LOB</b>	22



Batter	1	2	3	4	5	6	7	8	9	AB	R	H	RBI	BB	SO	LOB
Frank Taveras, R (1, 6) OBP: 0.327, SLG: 0.294	0-3 K	0-0 FC6-4 1B		4-0 G6-4-3 BB		0-3 K		0-0 E1		4	0	1	0	1	2	1
Rennie Stennett, R (1, 4) OBP: 0.290, SLG: 0.348	0-0 1-3	0-0 FC6-4 1-2f		0-3 K		0-0 1-3		0-0 F2		5	0	0	0	0	1	4
Richie Zisk, R (1, 7) Omar Moreno, L (8, PH) (9, 8) OBP: 0.345, SLG: 0.475 OBP: 0.382, SLG: 0.390	0-0 E6 1B		0-3 K	0-0 G6-4-3 1-2f		0-0 2-H 1B		0-3 K		4	0	2	1	0	1	1
Willie Stargell, L (1, 3) OBP: 0.337, SLG: 0.443	4-0 BB		0-3 K		1-0 1B HBP	0-3 K				2	0	0	0	1	2	1
Dave Parker, L (1, 9) OBP: 0.341, SLG: 0.459	0-0 4-3		0-0 WP 1B 2B		0-0 F8		0-0 L7			4	1	1	0	0	0	3
Bill Robinson, R (1, 8) (9, 7) OBP: 0.327, SLG: 0.536		0-0 2B 1B	0-0 S 2B 1B		0-0 F8		0-0 1B			4	2	3	1	0	0	1
Manny Sanguillen, R (1, 2) OBP: 0.339, SLG: 0.380		0-0 1B 2B	1-0 1B 2B HBP		0-0 1B		0-0 F2			3	2	2	0	0	0	1
Richie Hebner, L (1, 5) OBP: 0.313, SLG: 0.356		0-0 1-4 1B 2-H 3-H	0-0 1-H 2-H 2B		0-3 K		0-3 K			4	0	2	4	0	2	3
Jim Rooker, R (1, 1) OBP: 0.234, SLG: 0.339		0-0 1-4 1-2f	0-0 4-3			0-0 1B 1B		0-0 6-3		4	1	1	0	0	0	2

Inning Stats	R: 0	H: 1	E: 1	K: 1	S: 6	LOB: 2	BB: 1	P: 10	R: 2	H: 4	E: 0	K: 0	S: 6	LOB: 1	BB: 0	P: 6	R: 3	H: 3	E: 0	K: 2	S: 10	LOB: 1	BB: 0	P: 11	R: 0	H: 0	E: 0	K: 1	S: 4	LOB: 0	BB: 1	P: 8	R: 0	H: 1	E: 0	K: 1	S: 6	LOB: 2	BB: 0	P: 7	R: 1	H: 2	E: 0	K: 2	S: 9	LOB: 1	BB: 0	P: 9	R: 0	H: 1	E: 0	K: 1	S: 6	LOB: 1	BB: 0	P: 6	R: 0	H: 0	E: 1	K: 1	S: 6	LOB: 1	BB: 0	P: 6
--------------	------	------	------	------	------	--------	-------	-------	------	------	------	------	------	--------	-------	------	------	------	------	------	-------	--------	-------	-------	------	------	------	------	------	--------	-------	------	------	------	------	------	------	--------	-------	------	------	------	------	------	------	--------	-------	------	------	------	------	------	------	--------	-------	------	------	------	------	------	------	--------	-------	------

PITCHER	IP	WLS	BF	H	R	ER	SO	BB	IBB	HBP	BLK	WP	HR	S	P	ERA	WHIP
Steve Carlton, L (1, 1) ERA: 3.26	3.0	L	18	8	5	5	3	1	0	1	0	1	0	22	27	15.00	3.000
Wayne Twitchell, R (4, 1) ERA: 1.94	3.0		13	3	1	1	4	1	0	1	0	0	0	19	24	3.00	1.333
Ron Reed, R (7, 1) ERA: 2.4	2.0		8	1	0	0	2	0	0	0	0	0	0	12	12	0.00	0.500

**BOTTOM**

Philadelphia Phillies @ Pittsburgh Pirates  
 Three Rivers Stadium, Pittsburgh, PA  
 Wed Sep 08 1976, 7:05 PM EDT  
 Att. 30,976 - Unknown

AB	35
R	6
H	12
RBI	6
BB	2
SO	9
LOB	18



WP	PA	ERA	WHIP
1	39		



Batter	1	2	3	4	5	6	7	8	9	AB R H RBI BB SO LOB	TOP											
<b>Rick Monday, L</b> (1, 3) OBP: 0.350, SLG: 0.523	0-0 6-3		0-0 G6-4-3			4-0 1B BB	0-0 F8			3 1 0 0 1 0 1												
<b>Joe Wallis, S</b> (1, 8) OBP: 0.306, SLG: 0.349	0-0 L4			0-0 P5		0-0 1B BB		0-0 6-3		4 1 1 0 0 0 0												
<b>Bill Madlock, R</b> (1, 5) OBP: 0.415, SLG: 0.514	0-0 F8			0-0 1B		4-0 L9 1B BB		0-0 L8		3 0 1 0 1 0 0												
<b>Jerry Morales, R</b> (1, 9) OBP: 0.324, SLG: 0.408		0-0 3-4-1 1B		0-0 P4		0-0 F9		0-0 6-3		4 0 1 0 0 0 4												
<b>Larry Bittner, L</b> (1, 7) OBP: 0.268, SLG: 0.291		0-0 3-4-1 1-2		0-0 F8		0-0 1-2 2-H 3-H 1B		0-0 4-3		4 0 1 2 0 0 2												
<b>Manny Trillo, R</b> (1, 4) OBP: 0.301, SLG: 0.315		0-3 K		0-0 L7		0-0 L9 2-3		0-0 F9		4 0 0 0 0 1 3												
<b>Steve Swisher, R</b> (1, 2) OBP: 0.275, SLG: 0.330 <b>Champ Summers, L</b> (6, PH) OBP: 0.289, SLG: 0.287 <b>George Mitterwald, R</b> (6, 2) OBP: 0.236, SLG: 0.293 <b>Rob Sperring, R</b> (9, PR) OBP: 0.352, SLG: 0.317		0-0 6-3		0-3 K		0-0 F9		0-0 1B		2 0 0 0 0 1 1 1 0 0 0 0 0 2 1 0 1 0 0 0 0 0 0 0 0 0 0 0												
<b>Mick Kelleher, R</b> (1, 6) OBP: 0.263, SLG: 0.269 <b>Jose Cardenal, R</b> (9, PH) OBP: 0.341, SLG: 0.404			0-0 F2		0-0 1B		0-0 6-3		0-0 P6	3 0 1 0 0 0 0 1 0 0 0 0 0 1												
<b>Bill Bonham, R</b> (1, 1) OBP: 0.200, SLG: 0.226 <b>Ralph LaCock, L</b> (5, PH) OBP: 0.328, SLG: 0.369 <b>Mike Garman, R</b> (5, 1) <b>Jerry Tabb, L</b> (7, PH) <b>Joe Coleman, R</b> (7, 1) OBP: 0.182, SLG: 0.182			0-0 G6-4-3 1B		0-0 F8		0-0 F7			1 0 1 0 0 0 0 1 0 0 0 0 0 1 0 0 0 0 0 0 0 1 0 0 0 0 0 0 0 0 0 0 0 0 0												
<b>Inning Stats</b>	R: 0 E: 0 K: 0 S: 3	H: 0 LOB: 0 BB: 0 P: 3	R: 0 E: 0 K: 1 S: 6	H: 1 LOB: 1 BB: 0 P: 6	R: 0 E: 0 K: 0 S: 3	H: 1 LOB: 0 BB: 0 P: 3	R: 0 E: 0 K: 0 S: 4	H: 1 LOB: 1 BB: 0 P: 4	R: 0 E: 0 K: 1 S: 6	H: 1 LOB: 1 BB: 0 P: 6	R: 2 E: 0 K: 0 S: 5	H: 2 LOB: 2 BB: 2 P: 13	R: 0 E: 0 K: 0 S: 3	H: 0 LOB: 0 BB: 0 P: 3	R: 0 E: 0 K: 0 S: 3	H: 0 LOB: 0 BB: 0 P: 3	R: 0 E: 0 K: 0 S: 4	H: 1 LOB: 1 BB: 0 P: 4	1B: 7 2B: 0 3B: 0 HR: 0	SF: 0 SAC: 0 DP: 1 HBP: 0	WP: 0 PB: 0 SB: 0 CS: 0	PA: 35
<b>PITCHER</b> <b>Jim Lonborg, R</b> (1, 1) ERA: 3.31	IP 9.0	WLS W	BF 35	H 7	R 2	ER 2	SO 2	BB 2	IBB 0	HBP 0	BLK 0	WP 0	HR 0	S 37	P 45	ERA 2.00	WHIP 1.000					

**Chicago Cubs @ Philadelphia Phillies**  
**Veterans Stadium, Philadelphia, PA**  
 Thu Sep 09 1976, 7:05 PM EDT  
 Att. 27,194 - Cloudy - 81 F

[livebaseballscorecards.com](http://livebaseballscorecards.com)

<b>AB</b>	<b>33</b>
<b>R</b>	<b>2</b>
<b>H</b>	<b>7</b>
<b>RBI</b>	<b>2</b>
<b>BB</b>	<b>2</b>
<b>SO</b>	<b>2</b>
<b>LOB</b>	<b>15</b>



Batter	1	2	3	4	5	6	7	8	9	AB	R	H	RBI	BB	SO	LOB
Dave Cash, R OBP: 0.333, SLG: 0.346 (1, 4)	L9	E 1B 1B	F9			L9				4	1	1	1	0	0	3
Larry Bowa, S OBP: 0.280, SLG: 0.289 (1, 6)	WP 1B	E8 PB 1B				F5				4	1	2	1	0	0	1
Mike Schmidt, R OBP: 0.361, SLG: 0.530 (1, 5)	F8	PB S BB				G6-4-3 BB				2	0	0	0	2	0	1
Greg Luzinski, R OBP: 0.363, SLG: 0.490 (1, 7)	FC6-4 BB					G6-4-3				2	0	0	0	2	0	1
Jerry Martin, R OBP: 0.267, SLG: 0.282 (8, 7)										0	0	0	0	0	0	0
Jay Johnstone, L OBP: 0.386, SLG: 0.476 (1, 9)	FC6-4	F7				G3				4	0	0	0	0	0	4
Dick Allen, R OBP: 0.357, SLG: 0.494 (1, 3)		L9	6-3			6-3				4	0	1	0	0	0	0
Rick Bosetti, R (8, PR)										0	0	0	0	0	0	0
Tom Hutton, L OBP: 0.338, SLG: 0.274 (9, 3)										0	0	0	0	0	0	0
Garry Maddox, R OBP: 0.377, SLG: 0.463 (1, 8)		SH1-4 S 1B 1B	FC6-4 1B BB			5-3				3	1	1	0	1	0	1
Bob Boone, R OBP: 0.369, SLG: 0.402 (1, 2)		1B SH1-4 1B BB	FC6-4 1B			5-3				3	1	1	0	1	1	1
Jim Lonborg, R OBP: 0.250, SLG: 0.190 (1, 1)		SH1-4	FC6-4			BB				2	0	0	0	1	0	4

Inning Stats	R: 0	H: 1	E: 0	K: 0	S: 4	R: 4	H: 3	E: 1	K: 0	S: 6	R: 0	H: 1	E: 0	K: 0	S: 4	R: 0	H: 0	E: 0	K: 0	S: 2	R: 0	H: 0	E: 0	K: 0	S: 3	R: 0	H: 0	E: 0	K: 0	S: 3	R: 0	H: 1	E: 0	K: 1	S: 6	R: 0	H: 0	E: 0	K: 0	S: 3
	LOB: 2	BB: 1	P: 8	LOB: 2	BB: 3	P: 18	LOB: 0	BB: 1	P: 8	LOB: 0	BB: 0	LOB: 1	BB: 1	P: 7	LOB: 0	BB: 0	LOB: 2	BB: 0	P: 6	LOB: 0	BB: 0	LOB: 0	BB: 0	LOB: 1	BB: 1	P: 7	LOB: 0	BB: 0	LOB: 0	BB: 0	LOB: 2	BB: 0	P: 6	SF: 0	SAC: 1	DP: 1	HBP: 0			

PITCHER	IP	WLS	BF	H	R	ER	SO	BB	IBB	HBP	BLK	WP	HR	S	P	ERA	WHIP
Bill Bonham, R ERA: 4.67 (1, 1)	4.0	L	22	5	4	3	0	6	0	0	0	1	0	16	40	6.75	2.750
Mike Garman, R ERA: 5.05 (5, 1)	2.0		7	0	0	0	0	1	0	0	0	0	0	6	10	0.00	0.500
Joe Coleman, R ERA: 4.5 (7, 1)	2.0		7	1	0	0	1	0	0	0	0	0	0	9	9	0.00	0.500


**BOTTOM**

**Chicago Cubs @ Philadelphia Phillies**  
Veterans Stadium, Philadelphia, PA

Thu Sep 09 1976, 7:05 PM EDT  
Att. 27,194 - Cloudy - 81 F

AB	28
R	4
H	6
RBI	2
BB	7
SO	1
LOB	16

livebaseballscorecards.com



1B:	6	SF:	0	WP:	1	PA:	36
2B:	0	SAC:	1	PB:	1		
3B:	0	DP:	1	SB:	3		
HR:	0	HBP:	0	CS:	0		



Batter	1	2	3	4	5	6	7	8	9	AB R H RBI BB SO LOB	TOP		
Rick Monday, L (1, 3) OBP: 0.351, SLG: 0.523	0-0 4-3		0-0 G4-6-3 1B		0-0 3-H 1B		0-0 F8			4 0 2 1 0 0 1	<b>Chicago Cubs @ Philadelphia Phillies</b> Veterans Stadium, Philadelphia, PA Fri Sep 10 1976, 7:05 PM EDT Att. 30,121 - Unknown - 67 F <a href="http://livebaseballscorecards.com">livebaseballscorecards.com</a>		
Jose Cardenal, R (1, 7) OBP: 0.339, SLG: 0.401	0-0 L4		0-0 L9		0-0 6-3			0-0 L8		4 0 0 0 0 0 2			
Bill Madlock, R (1, 5) OBP: 0.415, SLG: 0.521	0-0 1B		0-0 G4-6-3 1-2f			0-0 F8		0-0 HR		4 1 2 1 0 0 1			
Jerry Morales, R (1, 9) OBP: 0.321, SLG: 0.405	0-0 L7			0-0 6-3		0-0 5-3		0-0 6-3		4 0 0 0 0 0 1			
George Mittenwald, R (1, 2) OBP: 0.240, SLG: 0.296		0-0 1-3 E 1B		0-0 P4		0-0 FC4-6 1B		0-0 4-3		4 1 2 0 0 0 0			
Manny Trillo, R (1, 4) OBP: 0.299, SLG: 0.312		0-0 1-3 1-2		0-0 6-3		0-0 FC4-6 1-2f		0-0 F7		4 0 0 0 0 0 2			
Joe Wallis, S (1, 8) OBP: 0.308, SLG: 0.351		0-0 E9 G3 2-H 1B			0-0 F9 4-3 1B 1B		0-0 5-3		0-0 P6	4 1 2 1 0 0 0			
Mick Kelleher, R (1, 6) OBP: 0.259, SLG: 0.265		0-0 G3 2-3			0-0 4-3 1-2		0-0 6-3		0-0 6-3	4 0 0 0 0 0 2			
Rick Reuschel, R (1, 1) OBP: 0.284, SLG: 0.250		0-0 6-3			0-0 F9 2-3		0-0 1B			3 0 1 0 0 0 2			
<b>Inning Stats</b>	R: 0 H: 1 E: 0 LOB: 1 K: 0 BB: 0 S: 4 P: 4	R: 1 H: 2 E: 1 LOB: 1 K: 0 BB: 0 S: 5 P: 5	R: 0 H: 1 E: 0 LOB: 0 K: 0 BB: 0 S: 3 P: 3	R: 0 H: 0 E: 0 LOB: 0 K: 0 BB: 0 S: 3 P: 3	R: 1 H: 2 E: 0 LOB: 1 K: 0 BB: 0 S: 5 P: 5	R: 0 H: 1 E: 0 LOB: 1 K: 0 BB: 0 S: 4 P: 4	R: 0 H: 1 E: 0 LOB: 1 K: 0 BB: 0 S: 4 P: 4	R: 1 H: 1 E: 0 LOB: 0 K: 0 BB: 0 S: 4 P: 4	R: 0 H: 0 E: 0 LOB: 0 K: 0 BB: 0 S: 3 P: 3	1B: 8 SF: 0 2B: 0 SAC: 0 3B: 0 DP: 1 HR: 1 HBP: 0	WP: 0 PA: 35 PB: 0 SB: 0 CS: 0		
<b>PITCHER</b>	IP WLS BF H R ER SO BB IBB HBP BLK WP HR S P ERA WHIP											<b>PITCHER</b>	IP WLS BF H R ER SO BB IBB HBP BLK WP HR S P ERA WHIP
Jim Kaat, L (1, 1) ERA: 3.29	8.0 L 32 9 3 3 0 0 0 0 0 0 0 1 32 32 3.38 1.125												
Ron Reed, R (9, 1) ERA: 2.38	1.0 3 0 0 0 0 0 0 0 0 0 0 0 3 3 0.00 0.000												







Batter	1	2	3	4	5	6	7	8	9	10	11	12	AB R H RBI BB SO LOB	TOP																
<b>Rick Monday, L</b> OBP: 0.354, SLG: 0.528 (1, 3) X	0-0 HR		4-0 1B BB			4-0 1B SH1-4 BB		0-0 B2-3		4-0 BB BB		0-0 F5	3 1 1 1 3 0 0	<b>Chicago Cubs @ Philadelphia Phillies</b> Veterans Stadium, Philadelphia, PA Sat Sep 11 1976, 7:05 PM EDT Att. 37,668 - Unknown - 67 F																
<b>Jose Cardenal, R</b> OBP: 0.339, SLG: 0.401 <b>Rob Sperring, R</b> OBP: 0.338, SLG: 0.303 (1, 7) X (3, 7)	0-0 6-3		0-0 1-2 K 1B			0-0 SH1-4		0-0 5-3		0-3 K		0-0 5-3	2 0 1 0 0 0 0 3 0 0 0 0 1 1																	
<b>Bill Madlock, R</b> OBP: 0.415, SLG: 0.520 (1, 5) X	0-0 CS 1B		0-3 K			0-0 G1-6-3 1B		0-0 4-3				0-0 5-3	5 0 2 0 0 1 2																	
<b>Jerry Morales, R</b> OBP: 0.318, SLG: 0.400 (1, 9) X	0-0 5-3					0-0 G1-6-3 1-2f				0-3 K		0-0 F8	5 0 0 0 0 1 3																	
<b>George Mittenwald, R</b> OBP: 0.239, SLG: 0.294 (1, 2) X		0-0 5-3				0-3 K		0-0 1B 1B		0-0 F3		0-3 K	5 0 1 0 0 2 0																	
<b>Manny Trillo, R</b> OBP: 0.303, SLG: 0.318 (1, 4) X		0-0 1B 2B				0-0 6-3		0-0 1-2 1B		4-0 BB BB		0-0 SH1-4 1B HR 1B	4 1 3 0 1 0 0																	
<b>Joe Wallis, S</b> OBP: 0.307, SLG: 0.349 (1, 8) X		0-3 K				0-3 K		0-0 P4		0-3 K		0-0 SH1-4 1B HR 1B	5 1 1 0 0 3 4																	
<b>Mick Kelleher, R</b> OBP: 0.259, SLG: 0.265 (1, 6) X		0-0 2-H 1B				0-0 6-3		0-0 F9				0-0 SH1-4	4 0 1 0 0 0 2																	
<b>Ray Burris, R</b> OBP: 0.139, SLG: 0.129 <b>Darold Knowles, L</b> OBP: 0.400, SLG: 0.143 <b>Bruce Sutter, R</b> (10, 1) <b>Champ Summers, L</b> OBP: 0.295, SLG: 0.319 (12, PH) <b>Joe Coleman, R</b> OBP: 0.182, SLG: 0.182 (12, 1)			0-3 K			0-3 K		0-3 K				0-0 6-3 2-H 3-H HR	4 0 0 0 0 3 2 0 0 0 0 0 0 0 0 0 0 0 0 0 0 1 1 1 3 0 0 0 0 0 0 0 0 0 0																	
<b>Inning Stats</b>	R: 1 E: 0 K: 0 S: 4	H: 2 LOB: 0 BB: 0 P: 4	R: 0 E: 0 K: 1 S: 6	H: 2 LOB: 2 BB: 0 P: 6	R: 0 E: 0 K: 2 S: 7	H: 1 LOB: 1 BB: 1 P: 11	R: 0 E: 0 K: 1 S: 5	H: 0 LOB: 0 BB: 0 P: 5	R: 0 E: 0 K: 2 S: 7	H: 1 LOB: 1 BB: 1 P: 7	R: 0 E: 0 K: 1 S: 3	H: 0 LOB: 0 BB: 0 P: 3	R: 0 E: 0 K: 2 S: 7		H: 0 LOB: 1 BB: 1 P: 11	R: 0 E: 0 K: 1 S: 5	H: 0 LOB: 0 BB: 0 P: 5	R: 0 E: 0 K: 1 S: 5	H: 0 LOB: 0 BB: 0 P: 5	R: 3 E: 0 K: 0 S: 6	H: 3 LOB: 0 BB: 0 P: 6	1B: 8 2B: 1 3B: 0 HR: 2	SF: 0 SAC: 2 DP: 1 HBP: 0	WP: 0 PB: 0 SB: 0 CS: 1	PA: 47					
<b>PITCHER</b>	IP WLS BF H R ER SO BB IBB HBP BLK WP HR S P ERA WHIP																													
<b>Tom Underwood, L</b> ERA: 3.34 (1, 1)	8.0		8	1	1	7	2	0	0	0	0	0	0		0	1.12	1.250													
<b>Tug McGraw, L</b> ERA: 2.51 (9, 1)	2.0		8	0	0	3	2	0	0	0	0	0	0	0	0.00	1.000														
<b>Ron Reed, R</b> ERA: 2.58 (11, 1)	2.0	L	9	3	3	1	0	0	0	0	0	0	1	11	13.50	1.500														

AB	41
R	4
H	11
RBI	4
BB	4
SO	11
LOB	14







Batter	1	2	3	4	5	6	7	8	9	AB R H RBI BB SO LOB	TOP											
<b>Rick Monday, L</b> (1, 3) OBP: 0.355, SLG: 0.528	0-0 F7			0-0 2B 1B		0-0 1B		0-3 K		4 0 2 0 0 1 2												
<b>Joe Wallis, S</b> (1, 8) OBP: 0.306, SLG: 0.351	0-0 3-4-1			0-0 F8 1-H 2B		0-0 F8		0-3 K		4 0 1 0 0 1 1												
<b>Bill Madlock, R</b> (1, 5) OBP: 0.414, SLG: 0.517	0-0 F3			0-0 F8 2-3		0-0 G6-4-3 1B		0-0 P4		4 0 1 0 0 0 1												
<b>Jerry Morales, R</b> (1, 9) OBP: 0.317, SLG: 0.398		0-3 K		0-0 L8		0-0 G6-4-3 1-2f		4-0 BB		3 0 0 0 1 1 2												
<b>Larry Bittner, L</b> (1, 7) OBP: 0.263, SLG: 0.286 <b>Steve Swisher, R</b> (9, PH) OBP: 0.274, SLG: 0.329		0-0 3-1			0-0 L9		0-0 L8		0-3 K	3 0 0 0 0 0 0 1 0 0 0 0 1 1												
<b>Manny Trillo, R</b> (1, 4) OBP: 0.303, SLG: 0.316		0-0 P4			0-0 6-3					2 0 0 0 1 0 0												
<b>George Mitterwald, R</b> (1, 2) OBP: 0.240, SLG: 0.295			0-0 6-3		0-0 6-3					3 0 1 0 0 0 0												
<b>Mick Kelleher, R</b> (1, 6) OBP: 0.260, SLG: 0.266 <b>Champ Summers, L</b> (8, PH) OBP: 0.295, SLG: 0.319 <b>Wayne Tyrone, R</b> (8, PH) OBP: 0.275, SLG: 0.333 <b>Buddy Schultz, R</b> (8, 1) <b>Mike Garman, R</b> (8, 1)			0-0 3-1			0-0 G6-4-3 1B		0-0 P4		2 0 1 0 0 0 0 0 0 0 0 0 0 0 1 0 0 0 0 0 2 0 0 0 0 0 0 0 0 0 0 0 0 0 0												
<b>Steve Renko, R</b> (1, 1) OBP: 0.085, SLG: 0.085 <b>Joe Coleman, R</b> (6, 1) OBP: 0.182, SLG: 0.182 <b>Rob Sperring, R</b> (8, PH) OBP: 0.333, SLG: 0.299 (8, 6)			0-0 P4			0-0 G6-4-3 1-2f		0-3 K		2 0 0 0 0 0 1 0 0 0 0 0 0 0 1 0 0 0 0 1 2												
<b>Inning Stats</b>	R: 0 E: 0 K: 0 S: 3	H: 0 LOB: 0 BB: 0 P: 3	R: 0 E: 0 K: 1 S: 5	H: 0 LOB: 0 BB: 0 P: 5	R: 0 E: 0 K: 0 S: 3	H: 0 LOB: 0 BB: 0 P: 3	R: 0 E: 0 K: 0 S: 4	H: 2 LOB: 1 BB: 0 P: 4	R: 0 E: 0 K: 0 S: 3	H: 0 LOB: 0 BB: 0 P: 3	R: 0 E: 0 K: 0 S: 4	H: 2 LOB: 1 BB: 0 P: 4	R: 0 E: 0 K: 0 S: 3	H: 1 LOB: 0 BB: 0 P: 3	R: 0 E: 0 K: 2 S: 8	H: 1 LOB: 2 BB: 1 P: 12	R: 0 E: 0 K: 2 S: 7	H: 0 LOB: 1 BB: 1 P: 11	1B: 5 2B: 1 3B: 0 HR: 0	SF: 0 SAC: 0 DP: 2 HBP: 0	WP: 0 PB: 0 SB: 0 CS: 0	PA: 32
<b>PITCHER</b>	IP WLS BF H R ER SO BB IBB HBP BLK WP HR S P ERA WHIP																					
<b>Larry Christenson, R</b> (1, 1) ERA: 3.62 <b>Tug McGraw, L</b> (8, 1) ERA: 2.44	7.0 W 25 6 0 0 1 1 0 0 0 0 0 0 26 30 0.00 1.000																					
	2.0 S 7 0 0 0 4 1 0 0 0 0 0 0 14 18 0.00 0.500																					

**Chicago Cubs @ Philadelphia Phillies**  
**Veterans Stadium, Philadelphia, PA**  
 Sun Sep 12 1976, 3:33 AM EDT  
 Att. 34,469 - Sunny - 79 F

[livebaseballscorecards.com](http://livebaseballscorecards.com)

<b>AB</b>	30
<b>R</b>	0
<b>H</b>	6
<b>RBI</b>	0
<b>BB</b>	2
<b>SO</b>	5
<b>LOB</b>	12



Batter	1	2	3	4	5	6	7	8	9	AB	R	H	RBI	BB	SO	LOB
Garry Maddox, R (1, 8) OBP: 0.379, SLG: 0.464	0-0 G4-6-3 1B		0-0 P4		0-0 F9	0-0 9-2		0-0 1B WP 1B		5	1	2	2	0	0	3
Dave Cash, R (1, 4) OBP: 0.331, SLG: 0.344	0-0 G4-6-3 1-2f 1B		0-0 2-H 1B		0-0 S 1B		0-0 1-3	0-0 F9		5	0	2	1	0	0	3
Mike Schmidt, R (1, 5) OBP: 0.381, SLG: 0.525	0-3 K		0-0 F7		0-3 K		4-0 S BB	0-0 1-3 2-H 1B		4	0	1	1	1	2	2
Greg Luzinski, R (1, 7) OBP: 0.382, SLG: 0.483		0-3 K		4-0 BB BB		4-0 1B 1B 1B	0-3 K	0-3 1-2 3-H K		2	1	0	0	2	2	1
Jerry Martin, R (8, 7) OBP: 0.264, SLG: 0.279										1	0	0	0	0	1	1
Jay Johnstone, L (1, 9) OBP: 0.379, SLG: 0.464		0-0 L5		4-0 BB BB		0-0 1-2 1B	0-3 K			3	1	1	0	1	1	1
Tom Hutton, L (1, 3) OBP: 0.348, SLG: 0.291				0-0 F9		0-0 P7		0-0 1B 1B 1B		3	0	1	0	1	0	4
Larry Bowa, S (1, 6) OBP: 0.281, SLG: 0.289		0-3 K		0-0 P6		0-0 1B 1-2 2-3 1B		0-0 1-2 2-3 1B 1B		4	2	2	0	0	1	3
Johnny Oates, L (1, 2) OBP: 0.287, SLG: 0.253			0-0 1B 2B	0-0 3-1		0-0 1B 1-3 2-H 3-H 1B		0-0 1-2 2-3 1B 1B		4	2	3	2	0	0	2
Larry Christenson, R (1, 1) OBP: 0.245, SLG: 0.391			0-0 B1-4		0-3 K	0-0 1B		0-0 1-2 2-3 3-H 1B		3	0	1	1	0	1	1
Tug McGraw, R (8, 1) OBP: 0.167, SLG: 0.333										0	0	0	0	0	0	0
Ollie Brown, R (8, 9) OBP: 0.368, SLG: 0.410										1	1	0	0	0	0	3

Inning Stats	R: 0	H: 1	E: 0	K: 1	S: 5	L: 0	LOB: 0	BB: 0	P: 5	R: 0	H: 0	E: 0	K: 2	S: 7	L: 0	LOB: 1	BB: 1	P: 11	R: 1	H: 2	E: 0	K: 0	S: 5	L: 0	LOB: 1	BB: 0	P: 5	R: 0	H: 0	E: 0	K: 0	S: 3	L: 0	LOB: 2	BB: 2	P: 11	R: 0	H: 1	E: 0	K: 2	S: 8	L: 0	LOB: 1	BB: 0	P: 8	R: 3	H: 4	E: 0	K: 0	S: 6	L: 0	LOB: 1	BB: 1	P: 10	R: 0	H: 0	E: 0	K: 2	S: 7	L: 0	LOB: 1	BB: 1	P: 11	R: 4	H: 5	E: 0	K: 1	S: 10	L: 0	LOB: 1	BB: 0	P: 10
1B: 12	SF: 0	2B: 2	SAC: 0	3B: 0	DP: 2	HR: 0	HBP: 0	1B: 12	SF: 0	2B: 2	SAC: 0	3B: 0	DP: 2	HR: 0	HBP: 0	WP: 1	PA: 40																																																							

PITCHER	IP	WLS	BF	H	R	ER	SO	BB	IBB	HBP	BLK	WP	HR	S	P	ERA	WHIP
Steve Renko, R (1, 1) ERA: 4.37	5.1	L	26	7	4	4	5	4	0	0	0	0	0	32	48	6.75	2.062
Joe Coleman, R (6, 1) ERA: 4.41	1.2		6	1	0	0	2	1	0	0	0	0	0	9	13	0.00	1.200
Buddy Schultz, L (8, 1) ERA: 6.08	0.0		3	3	3	3	0	0	0	0	0	0	0	3	3	∞	∞
Mike Garman, R (8, 1) ERA: 5.11	1.0		5	2	1	1	1	0	0	0	0	1	0	7	7	9.00	2.000


**BOTTOM**

**Chicago Cubs @ Philadelphia Phillies**  
Veterans Stadium, Philadelphia, PA

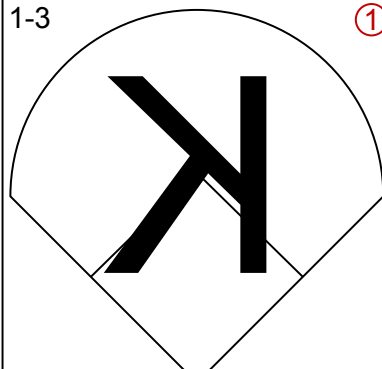
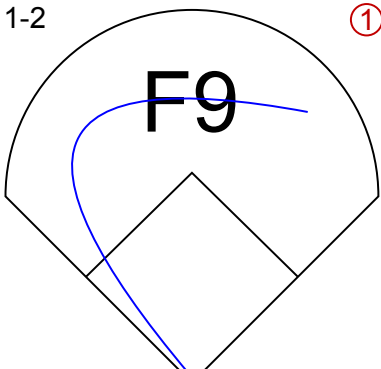
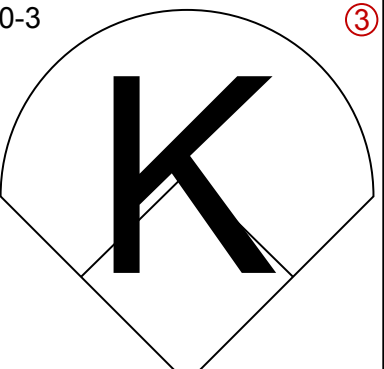
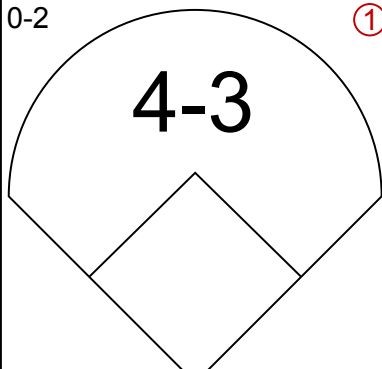
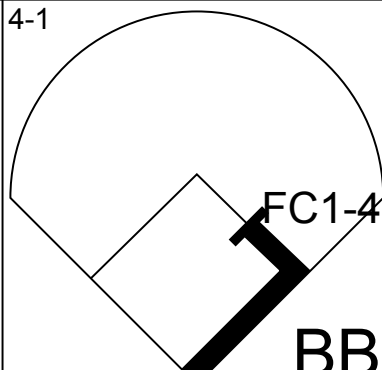
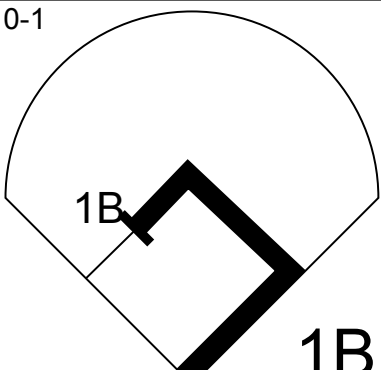
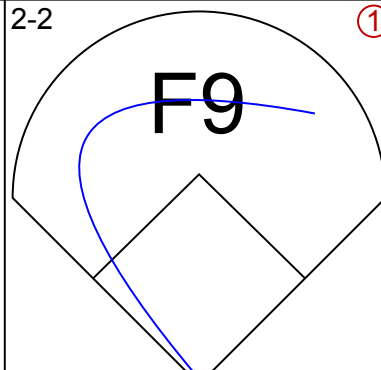
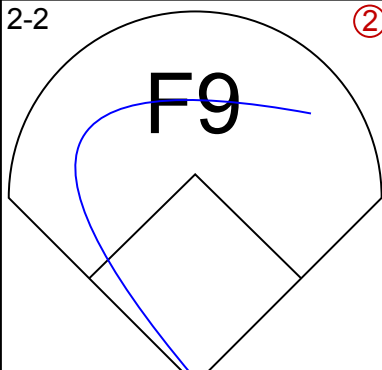
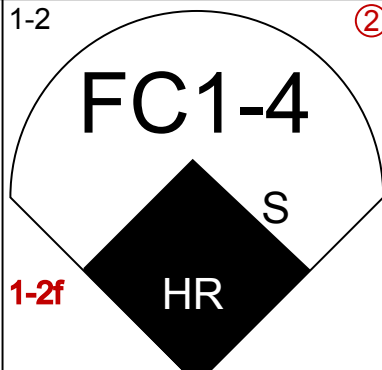
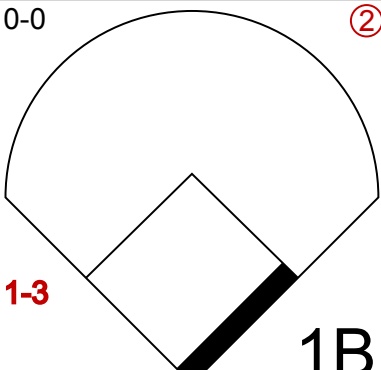
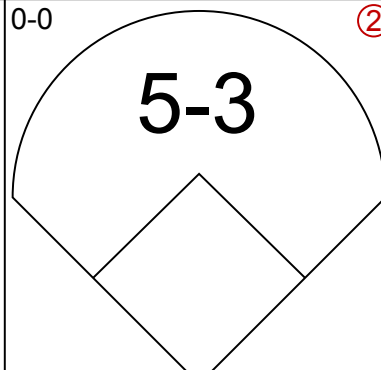
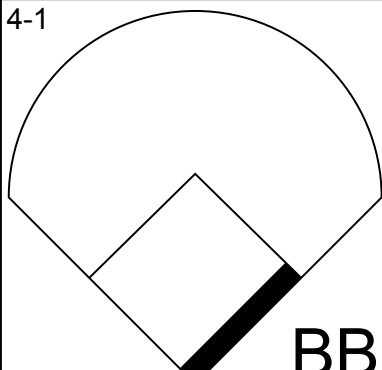
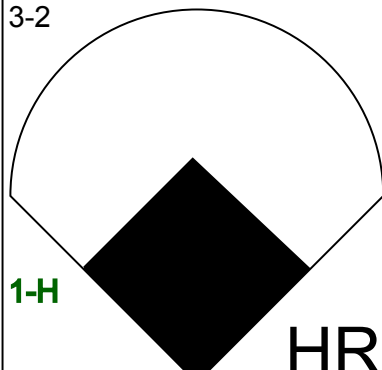
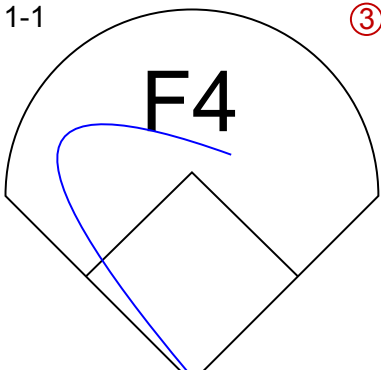
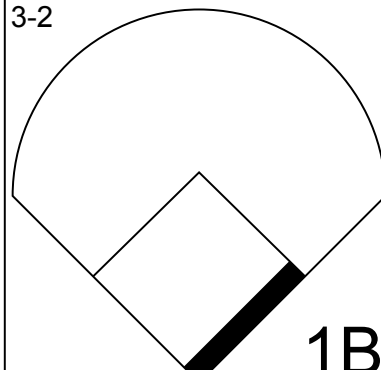
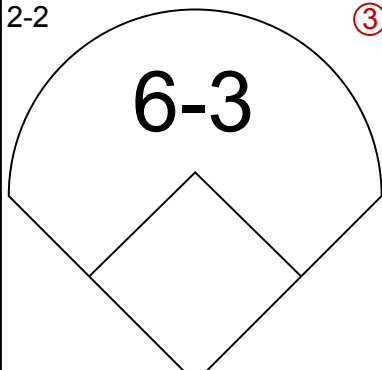
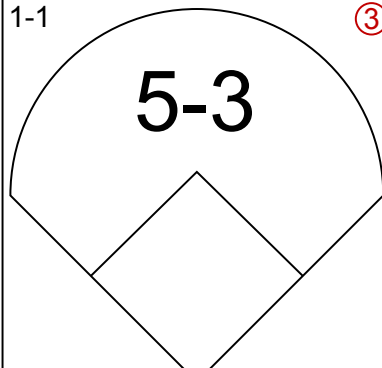
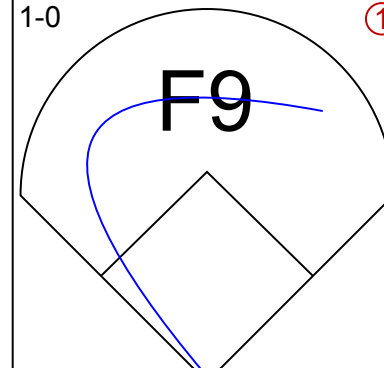
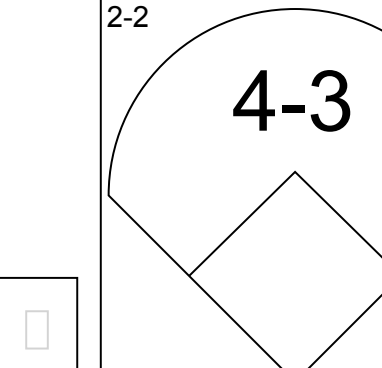
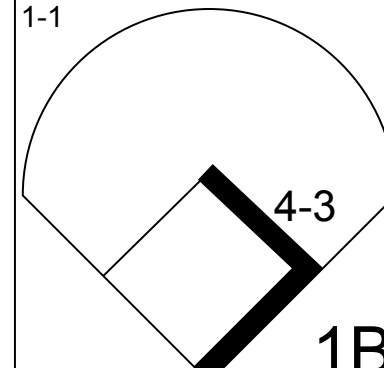
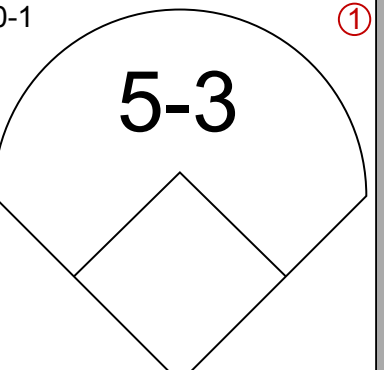
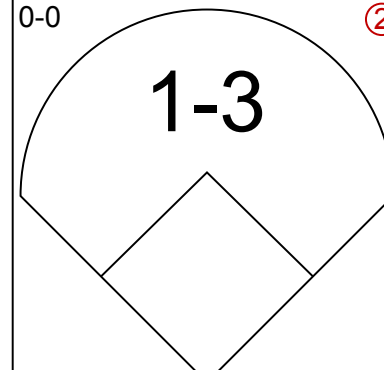
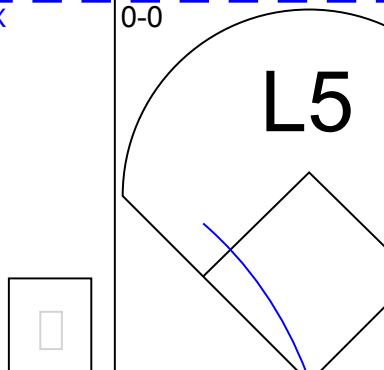
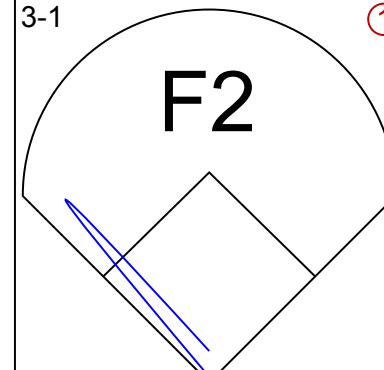
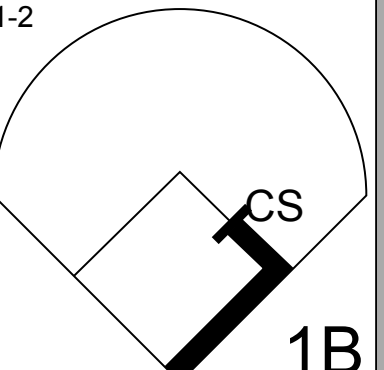
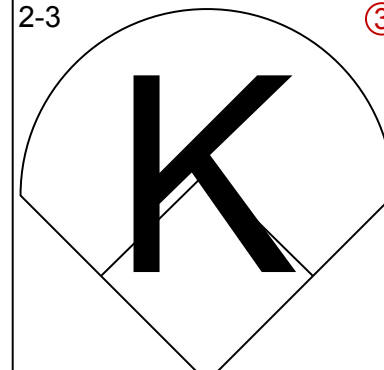
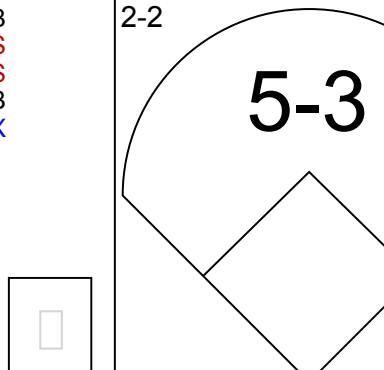
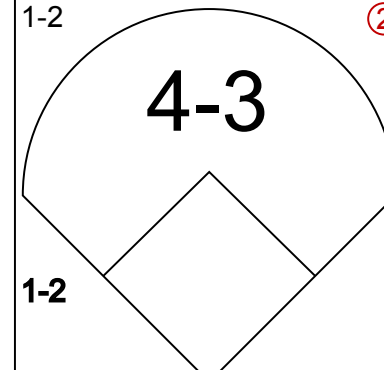
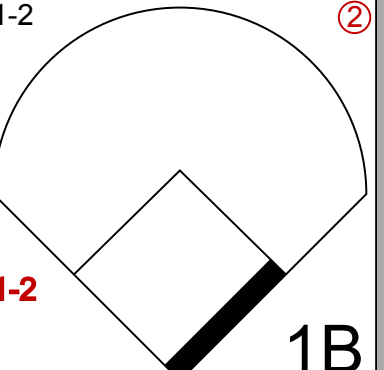
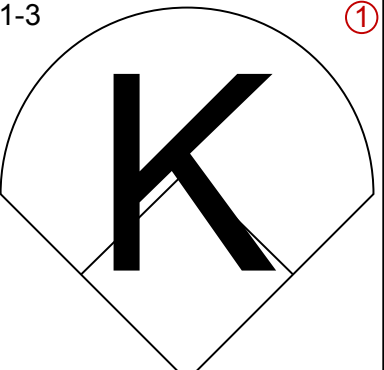
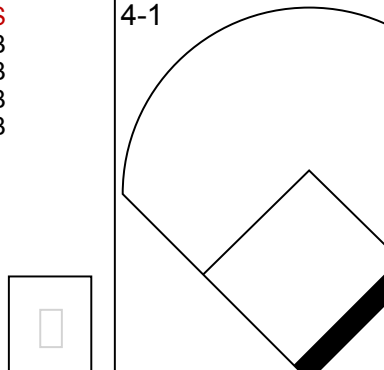
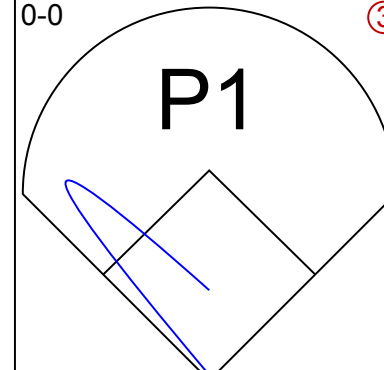
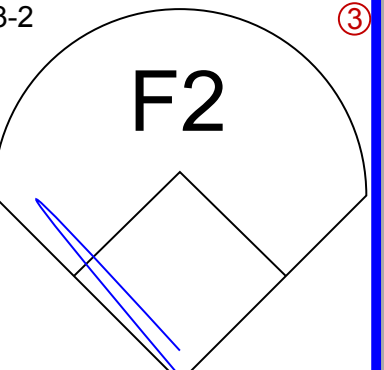
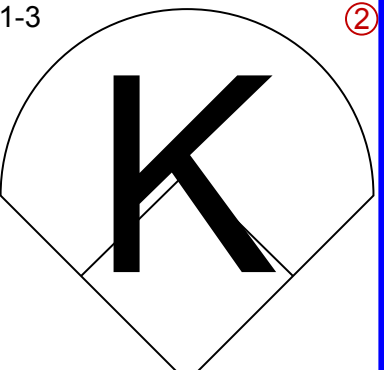
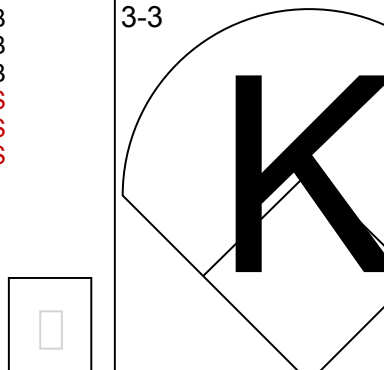
Sun Sep 12 1976, 3:33 AM EDT  
Att. 34,469 - Sunny - 79 F

livebaseballscorecards.com

AB	35
R	8
H	13
RBI	7
BB	5
SO	8
LOB	24





Batter	1	2	3	4	5	6	7	8	9	AB R H RBI BB SO LOB	TOP																				
<b>Bombo Rivera, R</b> (1, 7) OBP: 0.322, SLG: 0.406 <b>Del Unser, L</b> (8, PH) OBP: 0.282, SLG: 0.369 (8, 7)	1-3 		1-2 F9 		0-3 K 			0-2 4-3 		3 0 0 0 0 2 0 1 0 0 0 0 0 0	<b>Montreal Expos @ Philadelphia Phillies</b> <b>Veterans Stadium, Philadelphia, PA</b> Mon Sep 13 1976, 7:05 PM EDT Att: 20,114 - Unknown																				
<b>Tim Foli, R</b> (1, 6) OBP: 0.280, SLG: 0.367	4-1 FC1-4 BB 		0-1 1B 			2-2 F9 		2-2 F9 		3 0 1 0 1 0 0																					
<b>Ellis Valentine, R</b> (1, 8) OBP: 0.337, SLG: 0.374	1-2 FC1-4 S 1-2f HR 		0-0 1B 			0-0 5-3 		4-1 		3 1 1 0 1 0 1																					
<b>Earl Williams, R</b> (1, 3) OBP: 0.289, SLG: 0.383	3-2 1-H HR 		1-1 F4 			3-2 		2-2 6-3 		4 1 2 2 0 0 2																					
<b>Larry Parrish, R</b> (1, 5) OBP: 0.291, SLG: 0.369 <b>Chuck Taylor, R</b> (6, 1) <b>Jose Morales, R</b> (9, PH) OBP: 0.340, SLG: 0.480	1-1 5-3 			1-0 F9 		2-2 4-3 			1-1 4-3 1B 	3 0 0 0 0 0 1 0 0 0 0 0 0 0 1 0 1 0 0 0 0																					
<b>Gary Carter, R</b> (1, 2) OBP: 0.291, SLG: 0.311		0-1 5-3 		0-0 1-3 			0-0 L5 		3-1 F2 	4 0 0 0 0 0 1																					
<b>Andre Dawson, R</b> (1, 9) OBP: 0.167, SLG: 0.167		1-2 CS 1B 		2-3 K 			2-2 5-3 		1-2 4-3 	4 0 1 0 0 1 1																					
<b>Pepe Frias, R</b> (1, 4) OBP: 0.209, SLG: 0.233 <b>Rodney Scott, S</b> (7, PH) OBP: 0.667, SLG: 0.500 (7, 4) <b>Mike Jorgensen, L</b> (9, PH) OBP: 0.358, SLG: 0.359		1 SAFE 1-2 1B 		1-3 K 			4-1 		0-0 P1 	2 0 1 0 0 1 0 0 0 0 0 1 0 0 1 0 0 0 0 0 1																					
<b>Dennis Blair, R</b> (1, 1) <b>Don Carrithers, R</b> (1, 1) OBP: 0.108, SLG: 0.162 <b>Roger Freed, R</b> (2, PH) <b>Chip Lang, R</b> (2, 1) OBP: 0.200, SLG: 0.200 <b>Gary Roenicke, R</b> (5, PH) OBP: 0.250, SLG: 0.345 <b>Steve Dunning, R</b> (5, 1) OBP: 0.235, SLG: 0.133 <b>Pete Mackanin, R</b> (6, 5) OBP: 0.261, SLG: 0.345		3-2 F2 		1-3 K 			3-3 K 			0 0 0 0 0 0 0 0 0 0 0 0 0 0 1 0 0 0 0 0 1 0 0 0 0 0 0 0 1 0 0 0 0 1 0 0 0 0 0 0 0 0 1 0 0 0 0 1 1																					
<b>Inning Stats</b>	R: 2 E: 0 K: 1 S: 12	H: 1 LOB: 0 BB: 1 P: 22	R: 0 E: 0 K: 0 S: 11	H: 2 LOB: 1 BB: 0 P: 16	R: 0 E: 0 K: 0 S: 8	H: 2 LOB: 1 BB: 0 P: 10	R: 0 E: 0 K: 1 S: 5	H: 0 LOB: 0 BB: 0 P: 8	R: 0 E: 0 K: 3 S: 11	H: 0 LOB: 0 BB: 0 P: 13		R: 0 E: 0 K: 0 S: 10	H: 1 LOB: 1 BB: 0 P: 17	R: 0 E: 0 K: 1 S: 8	H: 0 LOB: 1 BB: 1 P: 17	R: 0 E: 0 K: 0 S: 11	H: 0 LOB: 1 BB: 1 P: 19	R: 0 E: 0 K: 0 S: 8	H: 1 LOB: 1 BB: 0 P: 13	1B: 6 2B: 0 3B: 0 HR: 1	SF: 0 SAC: 0 DP: 0 HBP: 0	WP: 0 PB: 0 SB: 1 CS: 1	PA: 35								
<b>PITCHER</b> <b>Steve Carlton, L</b> (1, 1) ERA: 3.25 <b>Gene Garber, R</b> (7, 1) ERA: 2.98	IP 6.0	WLS W	BF 23	H 6	R 2	ER 2	SO 5	BB 1	IBB 0	HBP 0	BLK 0	WP 0	HR 1	S 57	P 86	ERA 3.00	WHIP 1.167														
											<b>PITCHER</b>	IP	WLS	BF	H	R	ER	SO	BB	IBB	HBP	BLK	WP	HR	S	P	ERA	WHIP			

livebaseballscorecards.com

AB	32
R	2
H	7
RBI	2
BB	3
SO	6
LOB	9



Batter	1	2	3	4	5	6	7	8	9	AB	R	H	RBI	BB	SO	LOB
Garry Maddox, R OBP: 0.382, SLG: 0.467 (1, 8)	1-2 1B S HR 1B	1-0 F7 ②		1-2 FC6 1B		2-1 1-3-5 1-3 3-H 1B				4	1	3	1	0	0	0
Dave Cash, R OBP: 0.331, SLG: 0.343 (1, 4)	3-1 1-3 HR 1B	2-1 P3 ③		1-0 FC6 1-2f		1-0 1-3-5 1-3f 3-H				4	1	1	1	0	0	3
Mike Schmidt, R OBP: 0.381, SLG: 0.537 (1, 5)	0-1 1-H 3-H HR		0-2 F7 ①		0-1 HR		0-1 F7 ①			4	2	2	4	0	0	0
Greg Luzinski, R OBP: 0.361, SLG: 0.481 (1, 7)	1-2 F8 ①		0-1 5-3 ②		3-2 F7 ①		0-0 G3-6-3 1B			4	0	1	0	0	0	0
Jerry Martin, R OBP: 0.264, SLG: 0.279 (7, PR) (8, 7)									0	0	0	0	0	0	0	0
Jay Johnstone, L OBP: 0.378, SLG: 0.462 (1, 9)	1-1 1B 1B		1-1 6-3 ③		0-1 F9 ②		1-0 G3-6-3 ② ③ 1-2f			4	0	1	0	0	0	1
Tom Hutton, L OBP: 0.345, SLG: 0.283 (1, 3)	1-0 F7 ②			4-1 FC1-6 BB		3-1 F9 ③		1-2 G3 ①		3	0	0	0	1	0	1
Larry Bowa, S OBP: 0.282, SLG: 0.291 (1, 6)	0-0 1-2 1B			1-3 K ①		1-1 P6 ①		0-0 G5-4-3 1B		4	0	2	0	0	1	1
Tim McCarver, L OBP: 0.396, SLG: 0.385 (1, 2)	2-0 G3 ③			1-0 FC1-6 WP 1B 1-2f		3-1 1B 1B 2B		0-0 G5-4-3 ② ③ 1-2f		3	2	1	0	0	0	3
Bob Boone, R OBP: 0.363, SLG: 0.392 (7, 2)									1	0	0	0	0	0	0	1
Steve Carlton, L OBP: 0.238, SLG: 0.231 (1, 1)			1-0 F7 ①		1-2 1B 1B 1-H		0-0 1B S 1-3-5 1B 2-3			3	0	2	1	0	0	0
Rick Bosetti, R (6, PR)									0	1	0	0	0	0	0	0
Gene Garber, R OBP: 0.500, SLG: 0.333 (7, 1)									0	0	0	0	0	0	0	0

Inning Stats	R: 3	H: 5	E: 0	K: 0	S: 16	LOB: 2	BB: 0	P: 25	R: 0	H: 0	E: 0	K: 0	S: 4	LOB: 0	BB: 0	P: 8	R: 0	H: 0	E: 0	K: 0	S: 7	LOB: 0	BB: 0	P: 8	R: 1	H: 2	E: 0	K: 1	S: 13	LOB: 2	BB: 1	P: 22	R: 1	H: 1	E: 0	K: 0	S: 12	LOB: 0	BB: 0	P: 18	R: 2	H: 3	E: 0	K: 0	S: 8	LOB: 1	BB: 0	P: 15	R: 0	H: 1	E: 0	K: 0	S: 4	LOB: 1	BB: 0	P: 5	R: 0	H: 1	E: 0	K: 0	S: 5	LOB: 0	BB: 0	P: 6
1B: 10	SF: 0	2B: 2	SAC: 0	3B: 0	DP: 3	HR: 2	HBP: 0	WP: 1	PA: 35	PB: 0	SB: 2	CS: 0																																																				

PITCHER	IP	WLS	BF	H	R	ER	SO	BB	IBB	HBP	BLK	WP	HR	S	P	ERA	WHIP
Dennis Blair, R ERA: 8.59 (1, 1)	0.2	L	7	5	3	3	0	0	0	0	0	0	0	1	22	40.50	7.500
Don Carrithers, R ERA: 4.51 (1, 1)	0.1		1	0	0	0	0	0	0	0	0	0	0	1	3	0.00	0.000
Chip Lang, R ERA: 3.98 (2, 1)	3.0		12	2	1	1	1	1	0	0	0	1	0	24	38	3.00	1.000
Steve Dunning, R ERA: 4.41 (5, 1)	1.1		7	3	3	3	0	0	0	0	0	0	1	17	27	20.25	2.250
Chuck Taylor, R ERA: 4.58 (6, 1)	2.2		8	3	0	0	0	0	0	0	0	0	0	12	17	0.00	1.125

**BOTTOM**

**Montreal Expos @ Philadelphia Phillies**  
**Veterans Stadium, Philadelphia, PA**  
 Mon Sep 13 1976, 7:05 PM EDT  
 Att. 20,114 - Unknown

livebaseballscorecards.com

<b>AB</b>	<b>34</b>
<b>R</b>	<b>7</b>
<b>H</b>	<b>13</b>
<b>RBI</b>	<b>7</b>
<b>BB</b>	<b>1</b>
<b>SO</b>	<b>1</b>
<b>LOB</b>	<b>10</b>



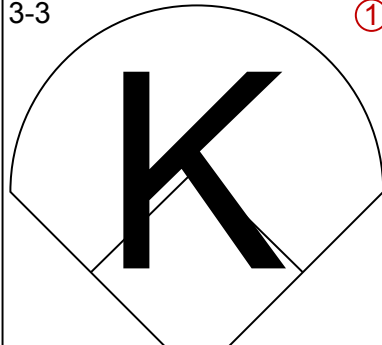
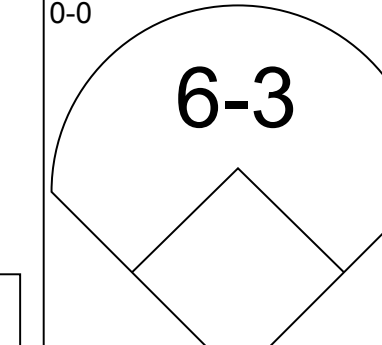
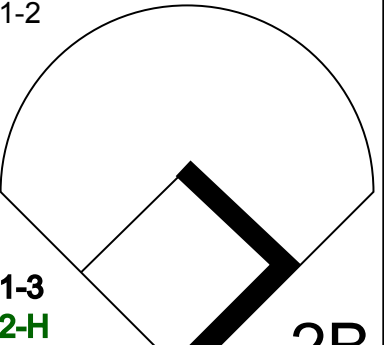
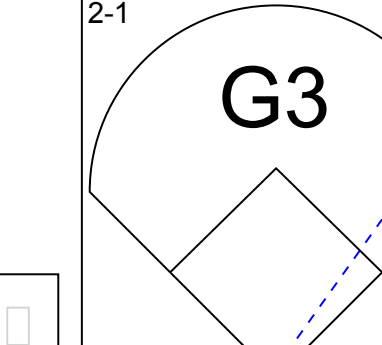
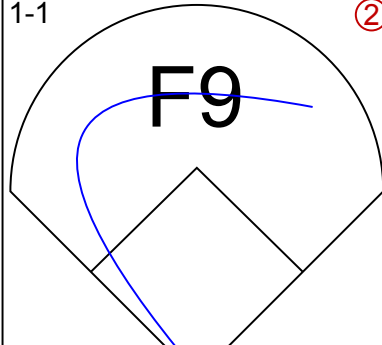
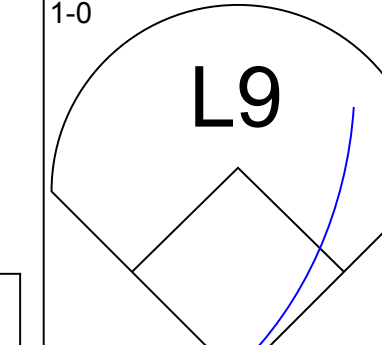
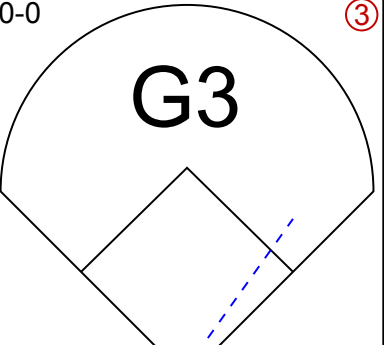
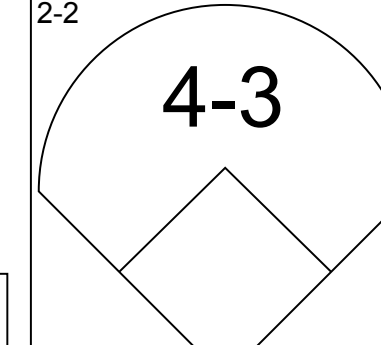
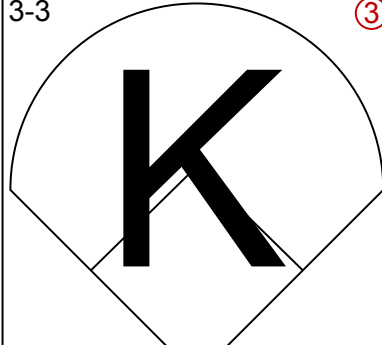
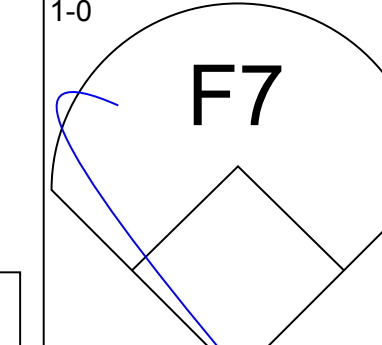
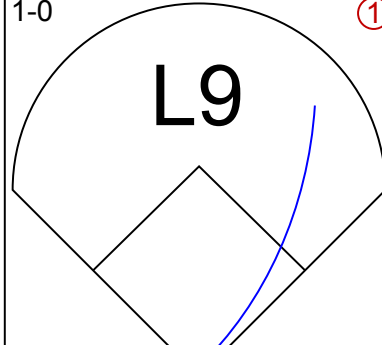
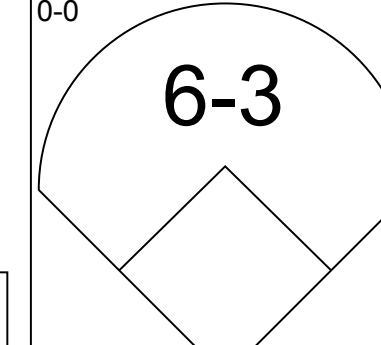
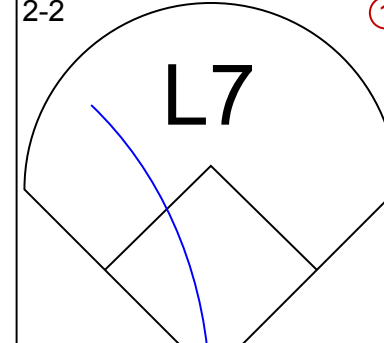
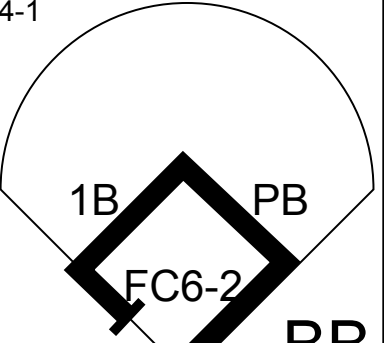
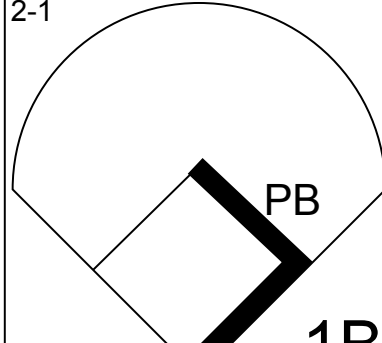
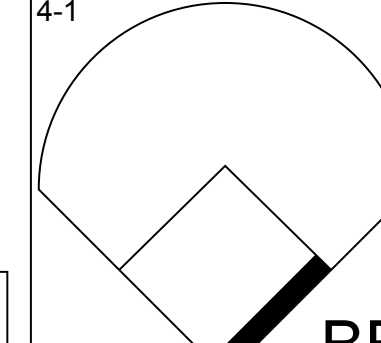
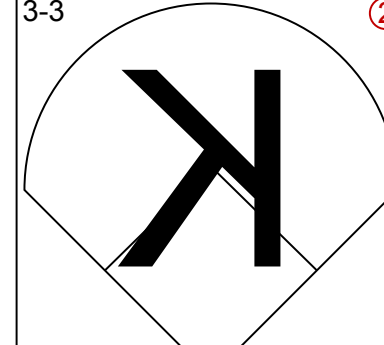
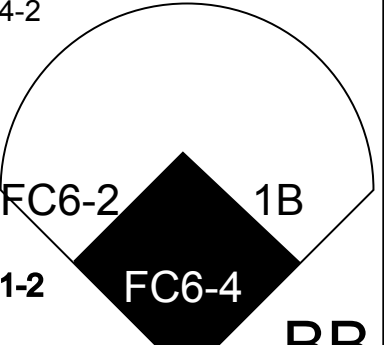
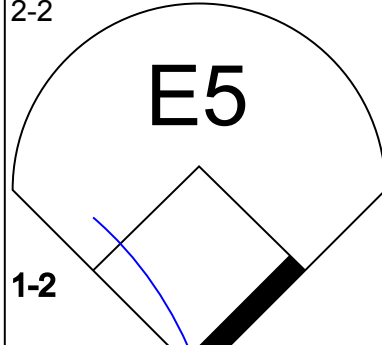
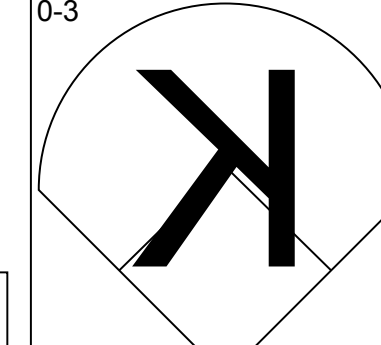
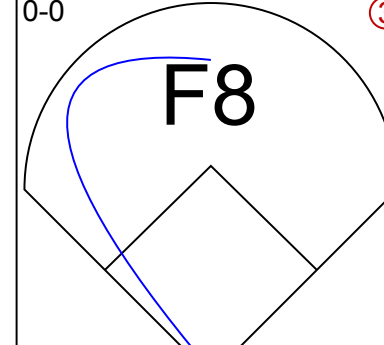
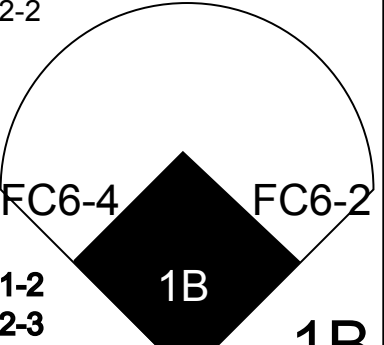
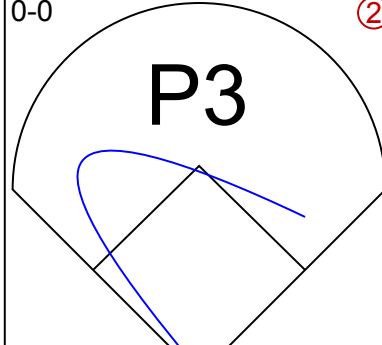
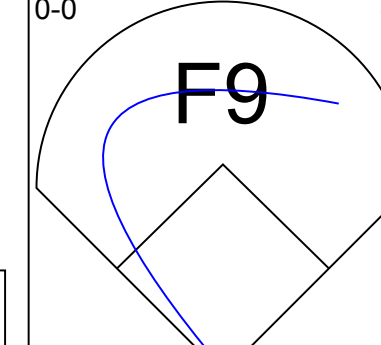
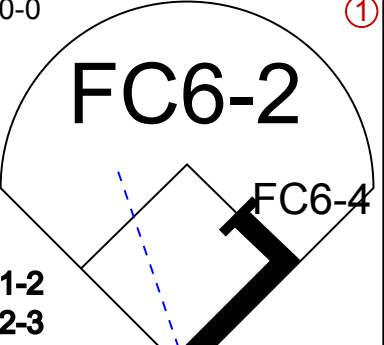
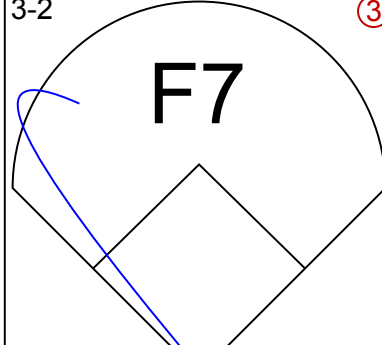
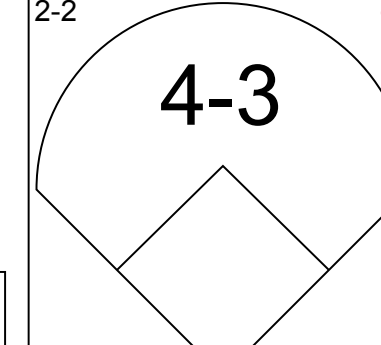
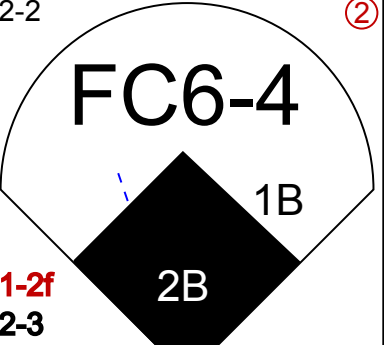
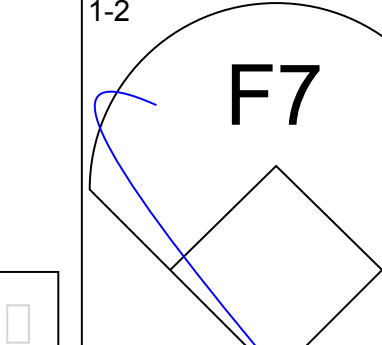
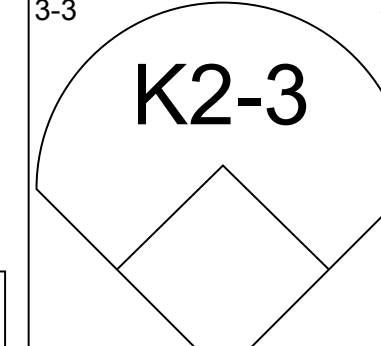
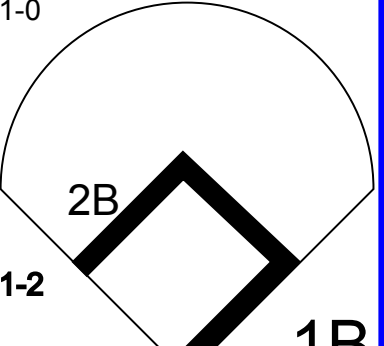
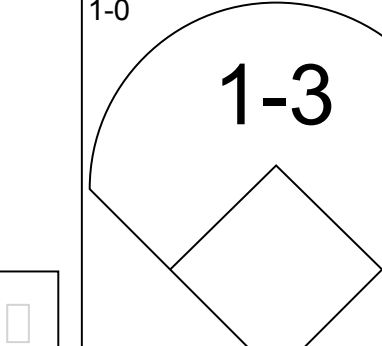


Batter	1	2	3	4	5	6	7	8	9	AB R H RBI BB SO LOB	TOP											
Del Unser, L (1, 9) OBP: 0.281, SLG: 0.368	0-0 6-3			2-1 4-3	2-3 K		2-2 1B			4 0 1 0 0 1 3	<b>Montreal Expos @ Philadelphia Phillies</b> Veterans Stadium, Philadelphia, PA Tue Sep 14 1976, 7:05 PM EDT Att. 23,812 - Unknown											
Tim Foli, R (1, 6) OBP: 0.280, SLG: 0.366	1-0 F8			1-1 HR 1B	1-0 FC5		1-2 F8			4 1 1 0 0 0 4												
Ellis Valentine, R (1, 8) OBP: 0.336, SLG: 0.369	2-3 K			0-1 L6		4-2 E BB		0-1 6-3		3 0 0 0 1 1 1												
Earl Williams, R (1, 3) OBP: 0.289, SLG: 0.391		1-1 F9		0-1 HR		1-3 K		2-2 6-3		4 1 1 2 0 1 1												
Larry Parrish, R (1, 5) OBP: 0.289, SLG: 0.366		0-0 F5		0-1 F3		0-0 E6		1-3 K		4 0 0 0 0 1 1												
Andre Dawson, R (1, 7) OBP: 0.200, SLG: 0.300		1-2 F7			1-2 1B 2B	3-2 F7		0-3 K		4 0 1 0 0 1 2												
Wayne Garrett, L (1, 4) OBP: 0.357, SLG: 0.295			1-0 F8		0-0 FC5 1B	1-0 F7		0-3 K		4 0 1 0 0 1 2												
Barry Foote, R (1, 2) OBP: 0.252, SLG: 0.322			0-0 F7		4-0 1B		0-0 F7		2-3 K	2 0 0 0 1 0 0												
Jose Morales, R (9, PH) OBP: 0.338, SLG: 0.477					1-2 IBB					1 0 0 0 0 1 0												
Woodie Fryman, R (1, 1) OBP: 0.117, SLG: 0.102			0-0 F8		0-0 F4		2-1 F7			2 0 0 0 0 0 3												
Mike Jorgensen, L (7, PH) OBP: 0.357, SLG: 0.358										1 0 0 0 0 0 0												
Joe Kerrigan, R (7, 1)										0 0 0 0 0 0 0												
<b>Inning Stats</b>	R: 0 E: 0 K: 1 S: 5	H: 0 LOB: 0 BB: 0 P: 8	R: 0 E: 0 K: 0 S: 6	H: 0 LOB: 0 BB: 0 P: 8	R: 0 E: 0 K: 0 S: 3	H: 0 LOB: 0 BB: 0 P: 4	R: 2 E: 0 K: 0 S: 10	H: 2 LOB: 0 BB: 0 P: 13	R: 0 E: 0 K: 1 S: 9	H: 2 LOB: 3 BB: 1 P: 17	R: 0 E: 1 K: 1 S: 15	H: 0 LOB: 2 BB: 1 P: 24	R: 0 E: 0 K: 0 S: 9	H: 1 LOB: 1 BB: 0 P: 14	R: 0 E: 0 K: 1 S: 8	H: 0 LOB: 0 BB: 0 P: 11	R: 0 E: 0 K: 3 S: 10	H: 0 LOB: 0 BB: 0 P: 12	1B: 3 2B: 1 3B: 0 HR: 1	SF: 0 SAC: 0 DP: 0 HBP: 0	WP: 0 PB: 0 SB: 0 CS: 0	PA: 35
<b>PITCHER</b>	IP WLS BF H R ER SO BB IBB HBP BLK WP HR S P ERA WHIP																					
Jim Lonborg, R (1, 1) ERA: 3.32	5.0 W 20 4 2 2 2 0 0 0 0 0 1 33 50 3.60 0.800																					
Ron Schueler, R (6, 1) ERA: 3.35	2.0 9 1 0 0 1 1 0 0 0 0 0 24 38 0.00 1.000																					
Ron Reed, R (8, 1) ERA: 2.53	2.0 S 6 0 0 0 4 0 0 0 0 0 0 18 23 0.00 0.000																					

livebaseballscorecards.com

<b>AB</b>	33
<b>R</b>	2
<b>H</b>	5
<b>RBI</b>	2
<b>BB</b>	2
<b>SO</b>	7
<b>LOB</b>	17



Batter	1	2	3	4	5	6	7	8	9
<b>Garry Maddox, R</b> OBP: 0.381, SLG: 0.467 (1, 8)	3-3 			0-0 6-3 	1-2 G3 		2-1 G3 		
<b>Dave Cash, R</b> OBP: 0.329, SLG: 0.341 (1, 4)	1-1 F9 			1-0 L9 	0-0 G3 			2-2 4-3 	
<b>Mike Schmidt, R</b> OBP: 0.379, SLG: 0.532 (1, 5)	3-3 K 			1-0 F7 		1-0 L9 		0-0 6-3 	
<b>Greg Luzinski, R</b> OBP: 0.384, SLG: 0.481 (1, 7)		2-2 L7 			4-1 1B PB FC6-2 BB 	2-1 PB 1B 		4-1 BB 	
<b>Dick Allen, R</b> OBP: 0.344, SLG: 0.471 (1, 3)		3-3 K 			4-2 FC6-2 1B FC6-4 BB 	2-2 E5 		0-3 K 	
<b>Tom Hutton, L</b> OBP: 0.345, SLG: 0.283 (9, 3)									
<b>Ollie Brown, R</b> OBP: 0.367, SLG: 0.409 (1, 9)		0-0 F8 			2-2 FC6-4 1B FC6-2 1B 	0-0 P3 			
<b>Larry Bowa, S</b> OBP: 0.281, SLG: 0.289 (1, 6)			0-0 F9 		0-0 FC6-2 FC6-4 	3-2 F7 			
<b>Bob Boone, R</b> OBP: 0.360, SLG: 0.388 (1, 2)			2-2 4-3 		2-2 FC6-4 1B 2B 		1-2 F7 		
<b>Jim Lonborg, R</b> OBP: 0.246, SLG: 0.186 (1, 1)			3-3 K2-3 		1-0 2B 1B 		1-0 1-3 		
<b>Tony Taylor, R</b> OBP: 0.350, SLG: 0.333 (5, PH)									
<b>Ron Schueler, R</b> (6, 1)									
<b>Bobby Tolan, L</b> OBP: 0.275, SLG: 0.344 (7, PH)									
<b>Ron Reed, R</b> OBP: 0.174, SLG: 0.217 (8, 1)									

Inning	R	H	E	K	S	IP	WLS	BF	H	R	ER	SO	BB	IBB	HBP	BLK	WP	HR	S	P	ERA	WHIP
1	0	0	0	2	8	6.0	L	25	4	3	3	4	2	0	0	0	0	0	56	97	4.50	1.000
2	0	0	0	1	9	2.0		7	0	0	0	1	1	0	0	0	0	0	15	25	0.00	0.500

PITCHER	IP	WLS	BF	H	R	ER	SO	BB	IBB	HBP	BLK	WP	HR	S	P	ERA	WHIP
<b>Woodie Fryman, L</b> ERA: 3.22 (1, 1)	6.0	L	25	4	3	3	4	2	0	0	0	0	0	56	97	4.50	1.000
<b>Joe Kerrigan, R</b> ERA: 3.61 (7, 1)	2.0		7	0	0	0	1	1	0	0	0	0	0	15	25	0.00	0.500

AB R H RBI BB SO LOB

4	0	1	1	0	1	0
4	0	0	0	0	0	2
4	0	0	0	0	1	0
2	0	1	0	2	0	0
0	0	0	0	0	0	0
3	1	0	0	1	2	2
0	0	0	0	0	0	0
3	1	1	0	0	0	2
3	0	0	0	0	0	5
3	1	0	1	0	0	2
1	0	0	0	0	1	0
1	0	1	1	0	0	0
0	0	0	0	0	0	0
1	0	0	0	0	0	0
0	0	0	0	0	0	0

AB	29
R	3
H	4
RBI	3
BB	3
SO	5
LOB	13



1B	3	SF	0	WP	0	PA	32
2B	1	SAC	0	PB	2		
3B	0	DP	0	SB	0		
HR	0	HBP	0	CS	0		

PITCHER	IP	WLS	BF	H	R	ER	SO	BB	IBB	HBP	BLK	WP	HR	S	P	ERA	WHIP
<b>Woodie Fryman, L</b> ERA: 3.22 (1, 1)	6.0	L	25	4	3	3	4	2	0	0	0	0	0	56	97	4.50	1.000
<b>Joe Kerrigan, R</b> ERA: 3.61 (7, 1)	2.0		7	0	0	0	1	1	0	0	0	0	0	15	25	0.00	0.500

**Montreal Expos @ Philadelphia Phillies**  
Veterans Stadium, Philadelphia, PA  
Tue Sep 14 1976, 7:05 PM EDT  
Att. 23,812 - Unknown

livebaseballscorecards.com



Batter	1	2	3	4	5	6	7	8	9	AB R H RBI BB SO LOB	TOP		
Frank Taveras, R (1, 6) OBP: 0.322, SLG: 0.294	0-0 G6-4-3 1B		0-0 F8	0-0 4-3			0-0 F8	0-0 P4		5 0 1 0 0 0 2	Pittsburgh Pirates @ Philadelphia Phillies Veterans Stadium, Philadelphia, PA Wed Sep 15 1976, 7:05 PM EDT Att: 45,010 - Unknown		
Rennie Stennett, R (1, 4) OBP: 0.289, SLG: 0.350	0-0 G6-4-3 1-2f		0-0 F9			0-0 F8	0-0 1-4-3		5 0 1 0 0 0 3				
Richie Zisk, R (1, 7) OBP: 0.344, SLG: 0.474 Omar Moreno, L (8, 8) OBP: 0.364, SLG: 0.355	0-3 K		0-0 HR			0-0 F4			4 1 1 1 0 2 1 1 0 0 0 0 1 0				
Willie Stargell, L (1, 3) OBP: 0.339, SLG: 0.439		0-0 4-3	0-0 1B			4-0 BB			4 1 1 0 1 2 1				
Dave Parker, L (1, 9) OBP: 0.344, SLG: 0.468		0-0 HR	WP S 2-H 1B			0-3 K		0-0 E9 1B	5 3 4 2 0 1 1				
Bill Robinson, R (1, 8) OBP: 0.326, SLG: 0.536		0-0 HR	4-0 BB			0-0 F9		0-0 SH1 2B	4 2 2 3 1 1 0				
Richie Hebner, L (1, 5) OBP: 0.316, SLG: 0.353		0-0 4-3	0-0 F8			0-0 F8		0-0 SH1	3 0 0 0 0 0 2				
Duffy Dyer, R (1, 2) OBP: 0.361, SLG: 0.361		0-0 1B		0-0 6-3		4-0 BB		4-0 2B IBB	2 0 1 0 2 0 0				
John Candelaria, L (1, 1) OBP: 0.263, SLG: 0.257 Tommy Helms, R (8, PH) OBP: 0.347, SLG: 0.398 Craig Reynolds, L (8, PR) Kent Tekulve, R (8, 1)		0-0 F8	0-3 K			0-0 F7		0-0 2B	3 0 0 0 0 1 2 1 0 1 1 0 0 0 0 0 0 0 0 0 0 0 0 0 0 0 0 0				
<b>Inning Stats</b>	R: 0 H: 1 E: 0 LOB: 0 K: 1 BB: 0 S: 5 P: 5	R: 2 H: 3 E: 0 LOB: 1 K: 0 BB: 0 S: 6 P: 6	R: 2 H: 3 E: 0 LOB: 2 K: 0 BB: 1 S: 6 P: 10	R: 0 H: 0 E: 0 LOB: 0 K: 1 BB: 0 S: 5 P: 5	R: 0 H: 0 E: 0 LOB: 1 K: 1 BB: 1 S: 5 P: 9	R: 0 H: 0 E: 0 LOB: 1 K: 0 BB: 1 S: 3 P: 7	R: 0 H: 1 E: 0 LOB: 1 K: 2 BB: 0 S: 8 P: 8	R: 2 H: 3 E: 1 LOB: 2 K: 3 BB: 1 S: 6 P: 10	R: 1 H: 1 E: 0 LOB: 0 K: 3 BB: 0 S: 10 P: 10	1B: 6 SF: 0 2B: 3 SAC: 1 3B: 0 DP: 1 HR: 3 HBP: 0	WP: 1 PA: 42 PB: 0 SB: 1 CS: 0		
<b>PITCHER</b>	IP WLS BF H R ER SO BB IBB HBP BLK WP HR S P ERA WHIP											<b>PITCHER</b>	IP WLS BF H R ER SO BB IBB HBP BLK WP HR S P ERA WHIP
Jim Kaat, L (1, 1) ERA: 3.42	2.2 L 14 7 4 4 1 0 0 0 0 0 0 2 16 16 13.50 2.625												
Ron Schueler, R (3, 1) ERA: 3.32	0.1 2 0 0 0 0 1 0 0 0 0 1 0 1 5 0.00 3.000												
Wayne Twitchell, R (4, 1) ERA: 1.87	2.0 7 0 0 0 2 1 0 0 0 0 0 0 10 14 0.00 0.500												
Tug McGraw, L (6, 1) ERA: 2.57	3.0 15 4 2 2 2 1 1 0 0 0 0 0 17 25 6.00 1.667												
Gene Garber, R (9, 1) ERA: 3.05	1.0 4 1 1 1 3 0 0 0 0 0 0 1 10 10 9.00 1.000												

AB	37
R	7
H	12
RBI	7
BB	4
SO	8
LOB	12



livebaseballscorecards.com





Batter	1	2	3	4	5	6	7	8	9	AB R H RBI BB SO LOB	TOP																	
<b>Frank Taveras, R</b> (1, 6) <small>OBP: 0.322, SLG: 0.293</small> <b>Ed Kirkpatrick, L</b> (9, PH) <small>OBP: 0.304, SLG: 0.298</small> <b>Mario Mendoza, R</b> (9, 6) <small>OBP: 0.235, SLG: 0.250</small>	0-0 L4	0-0 L4		0-0 F9			0-0 S 2B 1B		0-0 F8	4 1 1 0 0 0 1 1 0 0 0 0 0 2 0 0 0 0 0 0 0	<b>Pittsburgh Pirates @ Philadelphia Phillies</b> <b>Veterans Stadium, Philadelphia, PA</b> Thu Sep 16 1976, 7:05 PM EDT Att: 35,806 - Unknown																	
<b>Rennie Stennett, R</b> (1, 4) <small>OBP: 0.290, SLG: 0.354</small>	0-0 4-3		0-0 L9		0-0 4-3		0-0 CS 1-H 2B		0-0 2B	5 0 2 2 0 0 0																		
<b>Richie Zisk, R</b> (1, 7) <small>OBP: 0.344, SLG: 0.472</small> <b>Kent Tekulve, R</b> (7, 1)	0-0 F9		0-0 1B HBP 1B 1B		0-0 6-3		0-3 S 2-3 K		0-3 K	4 1 1 0 0 1 1 1 0 0 0 0 1 2																		
<b>Willie Stargell, L</b> (1, 3) <small>OBP: 0.342, SLG: 0.448</small>		0-0 1B HR 1B	1-0 1B 1-2 4-3 HBP		0-0 HR			0-0 F7		3 2 2 1 0 0 0																		
<b>Dave Parker, L</b> (1, 9) <small>OBP: 0.347, SLG: 0.469</small>		0-0 1B HR 1B	0-0 WP 1B 1-2 2-3 1B		0-3 K			4-0 BB BB BB FC5-4 BB		3 1 2 0 1 1 0																		
<b>Bill Robinson, R</b> (1, 8) <small>OBP: 0.328, SLG: 0.544</small>		0-0 1B HR	0-0 WP 1B			0-0 F8		0-0 FC5-4 BB		4 1 2 4 0 0 1																		
<b>Richie Hebner, L</b> (1, 5) <small>OBP: 0.315, SLG: 0.350</small>		4-0 BB	0-0 4-3			0-3 S K		0-0 F7		3 0 0 0 1 1 4																		
<b>Duffy Dyer, R</b> (1, 2) <small>OBP: 0.358, SLG: 0.354</small> <b>Miguel Dilone, S</b> (9, PR) <b>Ed Ott, L</b> (9, 2) <small>OBP: 0.333, SLG: 0.278</small>		0-0 F8		0-0 L7		0-0 6-3		H 1-0 SH1-4 2B HBP	3 0 0 0 0 0 1 0 1 0 0 0 0 0 0 0 0 0 0 0 0																			
<b>Jerry Reuss, L</b> (1, 1) <small>OBP: 0.319, SLG: 0.290</small> <b>Bob Moose, R</b> (5, 1) <small>OBP: 0.250, SLG: 0.667</small> <b>Omar Moreno, L</b> (7, 8) <small>OBP: 0.364, SLG: 0.355</small>		0-3 K		0-3 K		0-0 6-3		H 0-0 SH1-4 1-2	2 0 0 0 0 2 1 1 0 0 0 0 0 0 0 0 0 0 0 0 0																			
<b>Inning Stats</b>	R: 0 H: 0 E: 0 LOB: 0 K: 0 BB: 0 S: 3 P: 3	R: 3 H: 3 E: 0 LOB: 1 K: 1 BB: 1 S: 8 P: 12	R: 1 H: 3 E: 0 LOB: 2 K: 0 BB: 0 S: 5 P: 6	R: 0 H: 0 E: 0 LOB: 0 K: 1 BB: 0 S: 5 P: 5	R: 1 H: 1 E: 0 LOB: 0 K: 1 BB: 0 S: 6 P: 6	R: 0 H: 0 E: 0 LOB: 0 K: 1 BB: 0 S: 5 P: 5	R: 1 H: 2 E: 0 LOB: 0 K: 1 BB: 0 S: 6 P: 6	R: 0 H: 0 E: 0 LOB: 1 K: 0 BB: 1 S: 3 P: 7	R: 1 H: 1 E: 0 LOB: 2 K: 1 BB: 0 S: 6 P: 7	1B: 6 SF: 0 2B: 2 SAC: 1 3B: 0 DP: 0 HR: 2 HBP: 2	WP: 1 PA: 39 PB: 0 SB: 1 CS: 1																	
<b>PITCHER</b>	IP WLS BF H R ER SO BB IBB HBP BLK WP HR S P ERA WHIP											<b>PITCHER</b>	IP WLS BF H R ER SO BB IBB HBP BLK WP HR S P ERA WHIP															
<b>Tom Underwood, L</b> (1, 1) <small>ERA: 3.54</small> <b>Ron Schueler, R</b> (3, 1) <small>ERA: 3.27</small> <b>Wayne Twitchell, R</b> (4, 1) <small>ERA: 1.96</small> <b>Tug McGraw, L</b> (6, 1) <small>ERA: 2.62</small> <b>Ron Reed, R</b> (8, 1) <small>ERA: 2.56</small>	2.1		14	5	4	4	1	1	0	1	0	0	1	14	19	15.43	2.571											

livebaseballscorecards.com

<b>AB</b>	34
<b>R</b>	7
<b>H</b>	10
<b>RBI</b>	7
<b>BB</b>	2
<b>SO</b>	6
<b>LOB</b>	13



BOTTOM

Pittsburgh Pirates @ Philadelphia Phillies  
Veterans Stadium, Philadelphia, PA

Thu Sep 16 1976, 7:05 PM EDT  
Att. 35,806 - Unknown

AB	39
R	6
H	16
RBI	6
BB	2
SO	6
LOB	18



WP	0	PA	42
PB	0		
SB	1		
CS	0		

AB	R	H	RBI	BB	SO	LOB
5	1	3	0	0	0	1
5	0	2	2	0	0	2
4	0	1	0	0	3	2
5	1	3	1	0	1	1
0	0	0	0	0	0	0
3	0	0	0	0	1	3
0	0	0	0	0	0	0
0	1	0	0	1	0	0
0	0	0	0	0	0	0
1	0	1	0	0	0	0
2	0	1	0	0	1	0
3	0	0	0	0	0	6
4	0	1	2	0	0	1
3	2	1	0	1	0	2
0	0	0	0	0	0	0
0	0	0	0	0	0	0
1	0	1	0	0	0	0
0	0	0	0	0	0	0
1	1	1	0	0	0	0
2	0	1	1	0	0	0

Batter	1	2	3	4	5	6	7	8	9
Garry Maddox, R OBP: 0.382, SLG: 0.466 (1, 8)	0-0 6-3 ①		0-0 G4-6-3 ②		0-0 1B 1B	0-0 FC6-4 1B		0-0 S 1-3 1B	
Dave Cash, R OBP: 0.329, SLG: 0.340 (1, 4)	0-0 6-3 ②		0-0 1B		0-0 1B HBP 1B	0-0 FC6-4 1B		0-0 1-3 1B	
Mike Schmidt, R OBP: 0.378, SLG: 0.527 (1, 5)	0-0 1B		0-3 K ③		1-0 1B HBP		0-3 K ①	0-3 K ③	
Greg Luzinski, R OBP: 0.367, SLG: 0.483 Rick Bosetti, R (9, PR)	0-0 F9 ③		0-3 K ①		0-0 1B		0-0 1-3 BB 1B	0-0 1B 1B	
Dick Allen, R OBP: 0.340, SLG: 0.474 Tug McGraw, R OBP: 0.167, SLG: 0.333 Tim McCarver, L OBP: 0.404, SLG: 0.397 Ron Reed, R OBP: 0.174, SLG: 0.217 Tom Hutton, L OBP: 0.350, SLG: 0.289		0-0 6-3 ①		0-0 6-3 ②	0-3 K ③	0-3 K ③	4-0 1-3 BB 1B	0-0 G4-6-3 1B	
Ollie Brown, R OBP: 0.367, SLG: 0.403 Jay Johnstone, L OBP: 0.375, SLG: 0.458 (6, 9)		0-0 FC5-4 1B		0-3 K ③	0-0 F9 ③		0-0 1-3 ②	0-0 G4-6-3 ② ③	
Bob Boone, R OBP: 0.356, SLG: 0.383 (1, 2)		0-0 F2 ②			0-0 P4 ①	0-0 4-3 ①	0-0 2-H 3-H 1B		
Larry Bowa, S OBP: 0.281, SLG: 0.292 (1, 6)		0-0 FC5-4 ③			4-0 1B BB 1B	0-0 1B 3B	0-0 F4 ③		
Tom Underwood, R OBP: 0.186, SLG: 0.125 Ron Schueler, R (3, 1) Tony Taylor, R OBP: 0.364, SLG: 0.350 Wayne Twitchell, R (4, 1) Jerry Martin, R OBP: 0.272, SLG: 0.287 Bobby Tolan, L OBP: 0.277, SLG: 0.345 (6, 3)			0-0 G4-6-3 1B		0-0 1B 1B	0-0 1B 1B 3-H		0-0 L9 ①	

Inning Stats	R: 0	H: 1	E: 0	LOB: 1	K: 0	BB: 0	S: 4	P: 4
	R: 0	H: 1	E: 0	LOB: 1	K: 0	BB: 0	S: 4	P: 4
	R: 0	H: 2	E: 0	LOB: 1	K: 1	BB: 0	S: 6	P: 6
	R: 0	H: 0	E: 0	LOB: 0	K: 2	BB: 0	S: 7	P: 7
	R: 3	H: 4	E: 0	LOB: 3	K: 1	BB: 1	S: 9	P: 14
	R: 1	H: 3	E: 0	LOB: 1	K: 0	BB: 0	S: 5	P: 5
	R: 2	H: 2	E: 0	LOB: 1	K: 1	BB: 1	S: 7	P: 11
	R: 0	H: 1	E: 0	LOB: 1	K: 1	BB: 0	S: 6	P: 6
	R: 0	H: 2	E: 0	LOB: 1	K: 0	BB: 0	S: 3	P: 3

PITCHER	IP	WLS	BF	H	R	ER	SO	BB	IBB	HBP	BLK	WP	HR	S	P	ERA	WHIP
Jerry Reuss, L ERA: 3.95 (1, 1)	4.1		20	7	3	3	3	1	0	0	0	0	0	25	29	6.23	1.846
Bob Moose, R ERA: 3.61 (5, 1)	2.0		12	5	3	3	2	1	0	1	0	0	0	14	19	13.50	3.000
Kent Tekulve, R ERA: 2.35 (7, 1)	2.2	W	10	4	0	0	1	0	0	0	0	0	0	12	12	0.00	1.500

livebaseballscorecards.com



Batter	1	2	3	4	5	6	7	8	9	10	11	12	AB	R	H	RBI	BB	SO	LOB	TOP								
Garry Maddox, R OBP: 0.378, SLG: 0.462 (1, 8)	0-0 6-3		0-0 4-3			0-0 FC3-6		0-3 K		0-3 K			5	0	0	0	0	2	4									
Dave Cash, R OBP: 0.326, SLG: 0.337 (1, 4)	0-0 4-3			0-0 F9		0-0 L4-3		0-0 6-3		0-0 6-3			5	0	0	1	0	0	2									
Mike Schmidt, R OBP: 0.375, SLG: 0.522 (1, 5)	0-3 K			0-0 F8			0-0 L5	0-0 F3		0-0 6-3			5	0	0	0	0	1	1									
Greg Luzinski, R OBP: 0.369, SLG: 0.482 (1, 7)		4-0 L3 BB		0-0 1B			4-0 BB BB		0-3 K		0-3 K		3	0	1	0	2	2	0									
Jay Johnstone, L OBP: 0.375, SLG: 0.459 (1, 9)	0-0 L3		0-0 1-2 L3		0-0 6-3		4-0 1-2 BB		0-0 4-3 1B 2B		0-0 P5		4	1	1	0	1	0	2									
Bobby Tolan, L OBP: 0.271, SLG: 0.338 (1, 3)	0-0 4-3				0-0 1-3		0-3 K		0-0 4-3		0-0 G3		5	0	0	0	0	1	3									
Bob Boone, R OBP: 0.358, SLG: 0.384 (1, 2)			0-0 CS E 1B		0-0 5-3		0-0 P4		0-0 3B 1B		0-0 3-1		4	0	2	1	0	0	2									
Jerry Martin, R OBP: 0.272, SLG: 0.287 (9, PR)													0	1	0	0	0	0	0									
Tim Blackwell, S OBP: 0.167, SLG: 0.167 (9, 2)													1	0	0	0	0	0	0									
Larry Bowa, S OBP: 0.282, SLG: 0.296 (1, 6)			0-0 E S 1-2 E8		0-0 F8		0-0 2B 6-3 1B		0-0 1B 3B		0-0 P5		5	1	2	1	0	0	1									
Larry Christenson, R OBP: 0.100, SLG: 0.100 Tim McCraw, L OBP: 0.100, SLG: 0.100 Jim Kaat, L OBP: 0.100, SLG: 0.100 Tom Hudson, L OBP: 0.100, SLG: 0.100 Gene Garber, R OBP: 0.100, SLG: 0.100 Johnny Oates, L OBP: 0.100, SLG: 0.100 Ollie Brown, R OBP: 0.100, SLG: 0.100 Tug McGraw, R OBP: 0.100, SLG: 0.100 Tony Mullins, R OBP: 0.100, SLG: 0.100 Ron Reed, R OBP: 0.100, SLG: 0.100			0-3 K		4-0 FC3-6 BB		0-0 6-3 2B		0-3 K		0-3 K		1	0	0	0	0	1	2									
Inning Stats	R: 0 E: 0 K: 1 S: 5	H: 0 LOB: 0 BB: 0 P: 5	R: 0 E: 0 K: 0 S: 2	H: 0 LOB: 0 BB: 1 P: 6	R: 0 E: 1 K: 1 S: 6	H: 1 LOB: 1 BB: 0 P: 6	R: 0 E: 0 K: 0 S: 4	H: 1 LOB: 1 BB: 0 P: 4	R: 0 E: 0 K: 0 S: 3	H: 0 LOB: 0 BB: 0 P: 3	R: 0 E: 0 K: 0 S: 2	H: 0 LOB: 0 BB: 1 P: 6	R: 0 E: 0 K: 1 S: 5	H: 0 LOB: 2 BB: 2 P: 13	R: 1 E: 0 K: 1 S: 7	H: 2 LOB: 1 BB: 0 P: 7	R: 2 E: 0 K: 2 S: 10	H: 3 LOB: 0 BB: 0 P: 10	R: 0 E: 0 K: 1 S: 5	H: 0 LOB: 0 BB: 0 P: 5	R: 0 E: 0 K: 1 S: 5	H: 0 LOB: 0 BB: 0 P: 5	R: 0 E: 0 K: 1 S: 5	H: 0 LOB: 0 BB: 0 P: 5	1B: 4 2B: 4 3B: 1 HR: 0	SF: 0 SAC: 0 DP: 2 HBP: 0	WP: 0 PB: 0 SB: 1 CS: 1	PA: 45
PITCHER	IP	WLS	BF	H	R	ER	SO	BB	IBB	HBP	BLK	WP	HR	S	P	ERA	WHIP											
Bill Bonham, R ERA: 4.51 (1, 1)	6.1		23	2	0	0	2	4	0	0	0	0	0	23	39	0.00	0.947											
Joe Coleman, R ERA: 4.53 (7, 1)	2.1		12	5	3	3	3	0	0	0	0	0	0	18	18	11.57	2.143											
Darold Knowles, L ERA: 2.93 (9, 1)	0.1		1	0	0	0	1	0	0	0	0	0	0	3	3	0.00	0.000											
Bruce Sutter, R ERA: 2.95 (10, 1)	3.0	W	9	0	0	0	3	0	0	0	0	0	0	15	15	0.00	0.000											

Philadelphia Phillies @ Chicago Cubs  
Wrigley Field, Chicago, IL  
Fri Sep 17 1976, 3:33 AM CDT  
Att: 3,631 - Sunny - 69 F

AB	41
R	3
H	7
RBI	3
BB	4
SO	9
LOB	19



Batter	1	2	3	4	5	6	7	8	9	10	11	12	AB R H RBI BB SO LOB
Mick Kelleher, R OBP: 0.268, SLG: 0.271 (1, 6)	0-0 P4		0-0 SH3-4		0-0 L4-3		0-0 P3		0-0 G6-4-3			0-0 P4	5 0 0 0 0 0 4
Joe Wallis, S OBP: 0.317, SLG: 0.361 (1, 8)	0-0 F9 1B		0-0 F7 2B		4-0 E BB		0-3 K			0-0 P5		4-0 1B BB IBB	4 1 2 1 2 1 0
Bill Madlock, R OBP: 0.414, SLG: 0.512 Ralph LaCock, L OBP: 0.330, SLG: 0.368 (1, 5) (11, 7)	0-0 F9 1-2		0-0 F7 2-3		0-0 E1 1-H			0-0 FC6-4 1B		0-0 1-3		4-0 1B BB	5 0 1 0 0 0 2 0 0 0 0 1 0 0
Jerry Morales, R OBP: 0.319, SLG: 0.394 (1, 9)		0-0 1B 4-3 SF9-6-3 1B	0-0 L7		0-0 5-3			0-0 FC6-4 FC3-6 1-2f		0-0 L5		0-0 1-2 2-3 3-H 1B	6 1 2 1 0 0 3
Larry Blittner, L OBP: 0.277, SLG: 0.302 (1, 7) (9, 3)		0-0 4-3 1-2		0-0 F8		0-0 4-3		0-0 FC3-6 1-2f		0-0 4-3			5 0 0 0 0 0 2
Jerry Tabb, L OBP: 0.417, SLG: 0.364 Rob Sperring, R OBP: 0.329, SLG: 0.294 (1, 3) (9, 7) (11, 5)		0-0 1B 2-3 SF9-6-3 1B		0-0 G3		0-0 4-3 1B		0-0 4-3		0-0 5-3			4 0 2 0 0 0 1 1 0 0 0 0 0 0
Manny Trillo, R OBP: 0.303, SLG: 0.314 (1, 4)		0-0 1B 1-2 SF9-6-3 1B		0-0 1B		0-0 L7			4-0 SH1-4 BB		0-0 4-3		4 0 2 0 1 0 1
Steve Swisher, R OBP: 0.272, SLG: 0.324 (1, 2)		0-0 SF9-6-3 1-2 2-3 3-H		0-0 F8		0-3 K			0-0 SH1-4 1-2			0-0 F7	3 0 0 1 0 1 2
Bill Bonham, R OBP: 0.220, SLG: 0.246 Joe Coletti, R OBP: 0.167, SLG: 0.167 Darold Knowles, L OBP: 0.400, SLG: 0.143 Wayne Lyone, R OBP: 0.281, SLG: 0.327 Bruce Sutter, R OBP: 0.289, SLG: 0.306 (1, 1) (7, 1) (8, 1) (9, PH) (10, 1) (12, PH)			0-0 SH3-4 2B 1B		0-0 L4-3 1B		0-0 6-3		4-0 G6-4-3 IBB			0-0 E6 BB 1B	2 1 2 0 0 0 0 1 0 0 0 0 0 0 0 0 0 0 0 0 0 0 0 0 0 1 0 0 0 0 0 0 0 0 0 1 1 0 0 0 0 0


Inning Stats	R: 0	H: 1	E: 0	LOB: 0	K: 0	P: 3	R: 1	H: 3	E: 0	LOB: 1	K: 0	P: 5	R: 1	H: 2	E: 0	LOB: 0	K: 0	P: 5	R: 0	H: 1	E: 0	LOB: 1	K: 0	P: 4	R: 1	H: 1	E: 1	LOB: 1	K: 0	P: 8	R: 0	H: 1	E: 0	LOB: 1	K: 1	P: 6	R: 0	H: 0	E: 0	LOB: 0	K: 1	P: 5	R: 0	H: 1	E: 0	LOB: 1	K: 0	P: 4	R: 0	H: 0	E: 0	LOB: 1	K: 0	P: 10	R: 0	H: 0	E: 0	LOB: 0	K: 0	P: 3	R: 0	H: 1	E: 1	LOB: 3	K: 0	P: 12	1B: 10	SF: 1	2B: 3	SAC: 2	3B: 0	DP: 3	HR: 0	HBP: 0	WP: 0	PA: 49
--------------	------	------	------	--------	------	------	------	------	------	--------	------	------	------	------	------	--------	------	------	------	------	------	--------	------	------	------	------	------	--------	------	------	------	------	------	--------	------	------	------	------	------	--------	------	------	------	------	------	--------	------	------	------	------	------	--------	------	-------	------	------	------	--------	------	------	------	------	------	--------	------	-------	--------	-------	-------	--------	-------	-------	-------	--------	-------	--------

PITCHER	IP	WLS	BF	H	R	ER	SO	BB	IBB	HBP	BLK	WP	HR	S	P	ERA	WHIP
Larry Christenson, R ERA: 3.62 (1, 1)	5.0		22	8	3	2	0	1	0	0	0	0	0	21	25	3.60	1.800
Jim Kaat, L ERA: 3.39 (6, 1)	2.0		7	1	0	0	2	0	0	0	0	0	0	11	11	0.00	0.500
Gene Garber, R ERA: 3.01 (8, 1)	1.0		4	1	0	0	0	0	0	0	0	0	0	4	4	0.00	1.000
Tug McGraw, L ERA: 2.53 (9, 1)	3.0		10	0	0	0	0	1	1	0	0	0	0	8	16	0.00	0.333
Ron Reed, R ERA: 2.55 (12, 1)	0.2	L	6	1	1	0	0	1	1	0	0	0	0	4	12	0.00	3.000

**Philadelphia Phillies @ Chicago Cubs**  
**Wrigley Field, Chicago, IL**  
 Fri Sep 17 1976, 3:33 AM CDT  
 Att. 3,631 - Sunny - 69 F

livebaseballscorecards.com

AB	41
R	4
H	11
RBI	3
BB	5
SO	2
LOB	15





Batter	1	2	3	4	5	6	7	8	9	AB R H RBI BB SO LOB	TOP	
Garry Maddox, R OBP: 0.377, SLG: 0.461 (1, 8) X	0-0 6-3 1B 2B		0-0 F8		0-0 P4		0-0 F8		0-0 P3 2-3 3-H	5 1 1 0 0 0 1		
Dave Cash, R OBP: 0.326, SLG: 0.337 (1, 4) X	0-0 6-3 2-3		0-0 4-3 1B		0-0 F8			0-0 4-3		4 0 1 0 0 0 1		
Mike Schmidt, R OBP: 0.375, SLG: 0.520 (1, 5) X	0-0 FC4-6 1B 3-H		0-0 4-3 1-2		0-3 K			0-0 6-3		4 0 1 1 0 1 1		
Greg Luzinski, R OBP: 0.367, SLG: 0.478 (1, 7) X	0-0 FC4-6 1B 1-2f		0-3 K		0-3 K			0-0 6-3		4 0 0 0 0 2 2 0 0 0 0 0 0 0		
Jay Johnstone, L OBP: 0.381, SLG: 0.471 (1, 9) X	0-0 1-2 1B			0-0 SF9 3B		0-0 1B 1B			0-0 F8 1B 2B	4 1 4 0 0 0 0 0 1 0 0 0 0 0		
Ollie Brown, R OBP: 0.365, SLG: 0.401 (9, PR) (9, 9)												
Tim McCarver, L OBP: 0.403, SLG: 0.396 (1, 2) X	0-0 G3			0-0 SF9 3-H		0-0 1B 1B			0-0 F8 2-3	3 0 1 1 0 0 3		
Bobby Tolan, L OBP: 0.271, SLG: 0.336 (1, 3) X		0-0 4-3		0-3 K		0-0 6-3			0-0 1B BLK 1B	4 1 1 0 0 1 2		
Larry Bowa, S OBP: 0.282, SLG: 0.296 (1, 6) X		0-0 1-3		0-0 L9			0-0 1-3		0-0 BLK 1-3 1B 1-3 3-H	4 0 1 1 0 0 0		
Steve Carlton, L OBP: 0.226, SLG: 0.220 (1, 1) X		0-0 1-3			0-3 K		0-0 6-3		0-0 1-3	4 0 0 0 0 1 3		
<b>Inning Stats</b>	R: 1 H: 3 E: 0 LOB: 2 K: 0 BB: 0 S: 6 P: 6	R: 0 H: 0 E: 0 LOB: 0 K: 0 BB: 0 S: 3 P: 3	R: 0 H: 1 E: 0 LOB: 1 K: 1 BB: 0 S: 6 P: 6	R: 1 H: 1 E: 0 LOB: 0 K: 1 BB: 0 S: 6 P: 6	R: 0 H: 0 E: 0 LOB: 0 K: 1 BB: 0 S: 5 P: 5	R: 0 H: 2 E: 0 LOB: 2 K: 2 BB: 0 S: 9 P: 9	R: 0 H: 0 E: 0 LOB: 0 K: 0 BB: 0 S: 3 P: 3	R: 0 H: 0 E: 0 LOB: 0 K: 0 BB: 0 S: 3 P: 3	R: 2 H: 3 E: 0 LOB: 2 K: 0 BB: 0 S: 6 P: 6	1B: 7 SF: 1 2B: 2 SAC: 0 3B: 1 DP: 0 HR: 0 HBP: 0	WP: 0 PA: 37 PB: 0 SB: 0 CS: 0	
<b>PITCHER</b> Rick Reuschel, R (1, 1) ERA: 3.46	IP WLS BF H R ER SO BB IBB HBP BLK WP HR S P ERA WHIP	9.0 L 37 10 4 4 5 0 0 0 0 1 0 0 47 47 4.00 1.111										

Philadelphia Phillies @ Chicago Cubs  
Wrigley Field, Chicago, IL  
Sat Sep 18 1976, 3:33 AM CDT  
Att. 15,938 - Sunny - 70 F

livebaseballscorecards.com

AB	36
R	4
H	10
RBI	3
BB	0
SO	5
LOB	13







Batter	1	2	3	4	5	6	7	8	9	AB R H RBI BB SO LOB	TOP																						
Garry Maddox, R (1, 8) OBP: 0.374, SLG: 0.458	0-0 F9		0-0 F4		0-0 CS	0-0 F8		0-0 4-3		4 0 0 0 0 0 3																							
Dave Cash, R (1, 4) OBP: 0.325, SLG: 0.336	0-0 F9		0-0 2-1			0-0 1-3			0-0 F9	4 0 1 0 0 0 0																							
Mike Schmidt, R (1, 5) OBP: 0.372, SLG: 0.517	0-0 P6								0-3 K	4 0 0 0 0 3 1																							
Greg Luzinski, R (1, 7) OBP: 0.367, SLG: 0.478									0-0 K	4 0 2 0 0 1 0																							
Jerry Martin, R (9, PR) OBP: 0.272, SLG: 0.287									0-0 1B	0 0 0 0 0 0 0																							
Jay Johnstone, L (1, 9) OBP: 0.380, SLG: 0.469									0-0 4-3	4 0 1 0 0 0 3																							
Bob Boone, R (1, 2) OBP: 0.355, SLG: 0.381									0-0 4-3	3 0 0 0 0 0 3																							
Bobby Tolan, L (1, 3) OBP: 0.276, SLG: 0.340									0-0 F7	3 0 2 0 0 0 0																							
Larry Bowa, S (1, 6) OBP: 0.280, SLG: 0.294									0-0 F7	3 0 0 0 0 0 2																							
Jim Lonborg, R (1, 1) OBP: 0.239, SLG: 0.180									0-0 1B	2 0 0 0 0 1 3																							
Tim McCarver, L (8, PH) OBP: 0.407, SLG: 0.400										1 0 1 0 0 0 0																							
Gene Garber, R (8, 1) OBP: 0.500, SLG: 0.333										0 0 0 0 0 0 0																							
<b>Inning Stats</b>	R: 0 E: 0 K: 0 S: 3	H: 0 LOB: 0 BB: 0 P: 3	R: 0 E: 0 K: 1 S: 5	H: 1 LOB: 0 BB: 0 P: 5	R: 0 E: 1 K: 0 S: 4	H: 1 LOB: 2 BB: 0 P: 4	R: 0 E: 0 K: 1 S: 7	H: 2 LOB: 2 BB: 0 P: 7	R: 0 E: 0 K: 1 S: 5	H: 1 LOB: 0 BB: 0 P: 5	R: 0 E: 0 K: 1 S: 5	H: 0 LOB: 0 BB: 0 P: 5	R: 0 E: 0 K: 0 S: 3	H: 0 LOB: 0 BB: 0 P: 3	R: 0 E: 0 K: 0 S: 4	H: 1 LOB: 1 BB: 0 P: 4	R: 0 E: 0 K: 1 S: 6	H: 1 LOB: 1 BB: 0 P: 6	1B: 7 2B: 1 3B: 0 HR: 0	SF: 0 SAC: 0 DP: 1 HBP: 0	WP: 0 PB: 0 SB: 0 CS: 1	PA: 33											
PITCHER Ray Burris, R (1, 1) ERA: 3.17	IP 9.0	WLS W	BF 33	H 7	R 0	ER 0	SO 5	BB 0	IBB 0	HBP 0	BLK 0	WP 0	HR 0	S 42	P 42	ERA 0.00	WHIP 0.778																
											PITCHER	IP	WLS	BF	H	R	ER	SO	BB	IBB	HBP	BLK	WP	HR	S	P	ERA	WHIP					

Philadelphia Phillies @ Chicago Cubs  
Wrigley Field, Chicago, IL  
Sun Sep 19 1976, 3:33 AM CDT  
Att. 17,764 - Overcast - 71 F

livebaseballscorecards.com

AB	32
R	0
H	7
RBI	0
BB	0
SO	5
LOB	15



Batter	1	2	3	4	5	6	7	8	9	AB	R	H	RBI	BB	SO	LOB
<b>Rick Monday, L</b> OBP: 0.350, SLG: 0.518 (1, 3) X	0-0 F8		0-0 G4-6-3			0-3 K		0-0 4-3		4	0	0	0	0	1	1
<b>Joe Wallis, S</b> OBP: 0.313, SLG: 0.356 (1, 8) X	0-0 G3			0-0 L7			0-0 F8			3	0	0	0	0	0	0
<b>Bill Madlock, R</b> OBP: 0.415, SLG: 0.512 (1, 5) X	0-0 F3			4-0 CS BB			0-0 1B FC1-2 1B			2	0	1	0	1	0	0
<b>Jerry Morales, R</b> OBP: 0.321, SLG: 0.400 (1, 9) X		0-0 HR		0-0 6-3			0-0 FC1-2 1B			3	1	2	1	0	0	1
<b>Larry Bittner, L</b> OBP: 0.277, SLG: 0.302 (1, 7) X		0-0 6-3			0-0 L7		0-0 FC1-2 1B			3	0	1	0	0	0	0
<b>Manny Trillo, R</b> OBP: 0.301, SLG: 0.312 (1, 4) X		0-0 F8			0-0 F3		0-0 FC1-2			3	0	0	0	0	0	3
<b>George Mitterwald, R</b> OBP: 0.244, SLG: 0.292 (1, 2) X		0-0 F8			0-0 PO 1B		0-0 F7			3	0	1	0	0	0	3
<b>Mick Kelleher, R</b> OBP: 0.268, SLG: 0.272 (1, 6) X			0-0 FC3-6 1B		0-0 PO 1B	0-0 F8		0-0 F9		3	0	1	0	0	0	0
<b>Ray Burris, R</b> OBP: 0.130, SLG: 0.120 (1, 1) X			0-0 FC3-6 G4-6-3			0-0 1-3		0-0 6-3		3	0	0	0	0	0	1

Inning Stats	R: 0	H: 0	E: 0	K: 0	S: 3	R: 1	H: 1	E: 0	K: 0	S: 4	R: 0	H: 1	E: 0	K: 0	S: 3	R: 0	H: 0	E: 0	K: 0	S: 2	R: 0	H: 1	E: 0	K: 0	S: 3	R: 0	H: 0	E: 0	K: 1	S: 5	R: 0	H: 3	E: 0	K: 0	S: 6	R: 0	H: 0	E: 0	K: 0	S: 3	1B: 5	2B: 0	3B: 0	HR: 1	SF: 0	SAC: 0	DP: 1	HBP: 0	WP: 0	PB: 0	SB: 0	CS: 1	PA: 29
<b>Jim Lonborg, R</b> ERA: 3.25 (1, 1)	IP	WLS	BF	H	R	ER	SO	BB	IBB	HBP	BLK	WP	HR	S	P	ERA	WHIP																																				
<b>Gene Garber, R</b> ERA: 2.98 (8, 1)	1.0	3	0	0	0	0	0	0	0	0	0	0	0	3	3	0.00	0.000																																				

**BOTTOM**

**Philadelphia Phillies @ Chicago Cubs**  
Wrigley Field, Chicago, IL  
Sun Sep 19 1976, 3:33 AM CDT  
Att. 17,764 - Overcast - 71 F

[livebaseballscorecards.com](http://livebaseballscorecards.com)

<b>AB</b>	<b>27</b>
<b>R</b>	<b>1</b>
<b>H</b>	<b>6</b>
<b>RBI</b>	<b>1</b>
<b>BB</b>	<b>1</b>
<b>SO</b>	<b>1</b>
<b>LOB</b>	<b>9</b>







Batter	1	2	3	4	5	6	7	8	9	AB	R	H	RBI	BB	SO	LOB
Dave Cash, R OBP: 0.326, SLG: 0.336 (1, 4)	0-0 1-4-3		0-0 G6-3 1B	0-0 F9			4-0 E BB			3	0	1	0	1	0	2
Garry Maddox, R OBP: 0.372, SLG: 0.454 (1, 8)	0-0 6-3		0-0 G6-3 1-2f		0-0 4-3		0-0 4-3 1-2			4	0	0	0	0	0	2
Jay Johnstone, L OBP: 0.376, SLG: 0.465 (1, 9)	0-0 F9			0-0 F8	0-0 6-3		0-0 F7			4	0	0	0	0	0	1
Greg Luzinski, R OBP: 0.365, SLG: 0.474 (1, 7)		0-0 6-3		0-0 F8	0-3 K		0-0 6-3			4	0	0	0	0	1	1
Jerry Martin, R OBP: 0.272, SLG: 0.287 (8, 7)										0	0	0	0	0	0	0
Dick Allen, R OBP: 0.345, SLG: 0.496 (1, 3)		0-0		0-0		0-0 5-3		0-0		4	2	3	1	0	0	0
Bobby Tolan, L OBP: 0.276, SLG: 0.340 (9, 3)		6-3 2B		0-0 1B	2B			0-0 HR		0	0	0	0	0	0	0
Mike Schmidt, R OBP: 0.375, SLG: 0.522 (1, 5)		4-0 6-3 BB		4-0 1B	BB	0-0 HR		0-3 K		2	2	1	1	2	1	0
Johnny Oates, L OBP: 0.296, SLG: 0.256 (1, 2)		0-0 6-3 1-2 2-3		0-0 1B	1B	4-0 FC3-6 BB		0-0 P4		3	1	1	1	1	0	2
Larry Bowa, S OBP: 0.282, SLG: 0.297 (1, 6)		0-0 P6		0-0 E	1B	0-0 FC3-6		0-0		4	0	2	1	0	0	3
Tom Underwood, R OBP: 0.174, SLG: 0.116 (1, 1)			0-0 6-3	0-0 E5		0-0 F9		0-0 6-3		3	0	0	0	0	0	2
Tug McGraw, R OBP: 0.143, SLG: 0.286 (7, 1)				1-3 2-H						1	0	0	0	0	0	1

Inning Stats	R: 0	H: 0	E: 0	K: 0	S: 3	R: 0	H: 1	E: 0	K: 0	S: 4	R: 0	H: 1	E: 0	K: 0	S: 3	R: 3	H: 3	E: 1	K: 0	S: 7	R: 0	H: 0	E: 0	K: 1	S: 5	R: 1	H: 1	E: 0	K: 0	S: 4	R: 0	H: 0	E: 1	K: 0	S: 3	R: 1	H: 2	E: 0	K: 1	S: 7
	LOB: 0	BB: 0	P: 3	LOB: 2	BB: 1	P: 8	LOB: 0	BB: 0	P: 3	LOB: 2	BB: 1	P: 8	LOB: 0	BB: 0	P: 3	LOB: 2	BB: 1	P: 11	LOB: 0	BB: 0	P: 5	LOB: 1	BB: 1	P: 8	LOB: 1	BB: 1	P: 8	LOB: 1	BB: 1	P: 7	LOB: 1	BB: 0	P: 7	LOB: 1	BB: 0	P: 7	SF: 0	SAC: 0	DP: 1	HBP: 0

PITCHER	IP	WLS	BF	H	R	ER	SO	BB	IBB	HBP	BLK	WP	HR	S	P	ERA	WHIP
John Denny, R ERA: 2.63 (1, 1)	6.0	L	27	6	4	3	1	3	0	0	0	0	1	26	38	4.50	1.500
Bill Greif, R ERA: 4.91 (7, 1)	2.0		9	2	1	1	1	1	0	0	0	0	1	10	14	4.50	1.500

**BOTTOM**

**St. Louis Cardinals @ Philadelphia Phillies**  
**Veterans Stadium, Philadelphia, PA**

Tue Sep 21 1976, 7:05 PM EDT  
Att. 20,261 - Unknown

<b>AB</b>	<b>32</b>
<b>R</b>	<b>5</b>
<b>H</b>	<b>8</b>
<b>RBI</b>	<b>4</b>
<b>BB</b>	<b>4</b>
<b>SO</b>	<b>2</b>
<b>LOB</b>	<b>14</b>

[livebaseballscorecards.com](http://livebaseballscorecards.com)

WP	PA	ERA	WHIP
0	36		



Batter	1	2	3	4	5	6	7	8	9	AB R H RBI BB SO LOB	TOP																									
Jerry Mumphrey, S (1, 8) OBP: 0.330, SLG: 0.341	0-0 HR 3B	0-0 L5			0-0 F7		0-3 K			4 1 1 0 0 1 1																										
Garry Templeton, S (1, 6) OBP: 0.314, SLG: 0.358	0-0 5-3	0-3 K			0-0 S 1B			0-0 G3		4 0 1 0 0 1 1																										
Lou Brock, L (1, 7) OBP: 0.345, SLG: 0.389	0-0 HR				0-0 6-3			0-0 F7		4 1 1 2 0 1 1																										
Ted Simmons, S (1, 2) OBP: 0.371, SLG: 0.397	0-0 2B				0-0 6-3			0-0 4-3		4 1 1 0 0 1 0																										
Joe Ferguson, R (1, 9) OBP: 0.322, SLG: 0.359	4-0 2B IBB				0-3 K		0-0 F7		0-3 K	3 1 0 0 1 2 0																										
Keith Hernandez, L (1, 3) OBP: 0.381, SLG: 0.434	0-0 2B				0-0 G5-4-3 1B		0-0 1-3		0-3 K	4 0 2 2 0 1 0																										
Hector Cruz, R (1, 5) OBP: 0.280, SLG: 0.328	0-0 P5				0-0 G5-4-3		0-3 K		0-0 1-3	4 0 0 0 0 1 2																										
Mike Tyson, R (1, 4) OBP: 0.330, SLG: 0.449	0-0 P6				0-0 4-3		0-0 S 1B			3 0 1 0 0 0 1																										
Pete Falcone, L (1, 1) OBP: 0.167, SLG: 0.155		0-0 4-3			0-0 6-3		0-0 F2			1 0 0 0 0 0 0																										
Tom Walker, R (3, 1) OBP: 0.400, SLG: 0.400										2 0 0 0 0 0 1																										
Al Hrabosky, R (8, 1)										0 0 0 0 0 0 0																										
Eddie Solomon, R (8, 1) OBP: 0.400, SLG: 0.600										0 0 0 0 0 0 0																										
<b>Inning Stats</b>	R: 4 E: 0 K: 0 S: 7	H: 4 LOB: 1 BB: 1 P: 11	R: 0 E: 0 K: 1 S: 5	H: 0 LOB: 0 BB: 0 P: 5	R: 0 E: 0 K: 2 S: 7	H: 0 LOB: 0 BB: 0 P: 7	R: 0 E: 0 K: 0 S: 3	H: 1 LOB: 0 BB: 0 P: 3	R: 0 E: 0 K: 1 S: 5	H: 0 LOB: 0 BB: 0 P: 5	R: 0 E: 0 K: 2 S: 8	H: 1 LOB: 1 BB: 0 P: 8	R: 0 E: 0 K: 0 S: 3	H: 0 LOB: 0 BB: 0 P: 3	R: 0 E: 0 K: 2 S: 7	H: 0 LOB: 0 BB: 0 P: 7	1B: 3 2B: 2 3B: 1 HR: 1	SF: 0 SAC: 0 DP: 1 HBP: 0	WP: 0 PB: 0 SB: 2 CS: 0	PA: 34																
<b>PITCHER</b>	IP WLS BF H R ER SO BB IBB HBP BLK WP HR S P ERA WHIP																																			
Jim Kaat, L (1, 1) ERA: 3.55	0.1		6	4	4	4	0	0	1	0	0	0	1	5	9	108.00	12.000																			
Ron Schueler, R (1, 1) ERA: 3.15	1.2		5	0	0	0	1	0	0	0	0	0	0	7	7	0.00	0.000																			
Wayne Twitchell, R (3, 1) ERA: 1.89	2.0		6	1	0	0	2	0	0	0	0	0	0	10	10	0.00	0.500																			
Ron Reed, R (5, 1) ERA: 2.51	2.0		7	1	0	0	1	0	0	0	0	0	0	9	9	0.00	0.500																			
Gene Garber, R (7, 1) ERA: 2.91	2.0	W	7	1	0	0	2	0	0	0	0	0	0	11	11	0.00	0.500																			
<b>PITCHER</b>	IP WLS BF H R ER SO BB IBB HBP BLK WP HR S P ERA WHIP																																			
Tug McGraw, L (9, 1) ERA: 2.44	1.0		3	0	0	0	2	0	0	0	0	0	0	7	7	0.00	0.000																			

St. Louis Cardinals @ Philadelphia Phillies  
Veterans Stadium, Philadelphia, PA  
Wed Sep 22 1976, 7:05 PM EDT  
Att: 27,423 - Unknown

livebaseballscorecards.com

AB	33
R	4
H	7
RBI	4
BB	1
SO	8
LOB	7



Batter	1	2	3	4	5	6	7	8	9
<b>Dave Cash, R</b> OBP: 0.327, SLG: 0.336 (1, 4)	0-0 BB 1B	0-0 5-3		0-0 F9		0-0 1-2 2-3 1B		E6 1B	
<b>Garry Maddox, R</b> OBP: 0.375, SLG: 0.455 (1, 8)	4-0 1B 1-2 BB		0-0 6-3 1B		4-0 S BB	0-3 K		0-0 BB E 1B 1-2 2-H 3-H	
<b>Ollie Brown, R</b> OBP: 0.362, SLG: 0.397 (1, 9)	0-0 P6		0-0 F8		0-0 F9		0-3 K	0-0 BB 1B	
<b>Jay Johnstone, L</b> OBP: 0.375, SLG: 0.462 (5, PH)									
<b>Jerry Martin, R</b> OBP: 0.280, SLG: 0.295 (8, PH)								1-2 2-H 1B	
<b>Greg Luzinski, R</b> OBP: 0.363, SLG: 0.470 (1, 7)	0-3 K		0-0 6-3		0-0 F8		0-0 L6	4-0 BB 1B 1-2 2-3 BB	
<b>Rick Bosetti, R</b> (8, PR)									
<b>Dick Allen, R</b> OBP: 0.349, SLG: 0.498 (1, 3)	0-0		0-0 F8		0-3 K		0-0 1B	0-0 BB 1B	
<b>Tug McGraw, R</b> OBP: 0.143, SLG: 0.286 (9, 1)	1-3 2-H 1B							1-2 2-H 3-H 1B	
<b>Mike Schmidt, R</b> OBP: 0.376, SLG: 0.521 (1, 5)	0-0 F9			4-0 E BB		0-0 B2	0-0 1B	4-0 FC6-4 1B SF9 BB	
<b>Bob Boone, R</b> OBP: 0.355, SLG: 0.379 (1, 2)		4-0 FC4-6 BB		0-0 E6		0-0 E6 1B 1B	0-0 P6	0-0 FC6-4 1B	
<b>Larry Bowa, S</b> OBP: 0.283, SLG: 0.298 (1, 6)		0-0 FC4-6		0-0 P6		0-0 1B 1B		0-0 FC6-4 1B	
<b>Jim Kaat, L</b> Ron Schueter, R Tony Taylor, R Wayne Turitault, R Tim McCarver, L Ron Reed, R Tom Hutton, L Gene Garber, R Bobby Tolan, L		0-3 K		0-0 F8		0-0 F2		0-0 E 1B 1B FC6-4 SF9	


AB	R	H	RBI	BB	SO	LOB
6	2	2	0	0	0	6
3	1	2	2	2	1	3
2	0	0	0	0	0	3
2	0	0	0	0	1	1
1	1	1	1	0	0	0
4	0	0	0	1	1	4
0	1	0	0	0	0	0
5	1	3	3	0	1	2
0	0	0	0	0	0	0
3	1	1	0	2	0	2
4	0	1	2	1	0	3
5	1	2	0	0	0	6
0	0	0	0	0	0	0
0	0	0	0	0	0	0
1	0	0	0	0	1	1
0	0	0	0	0	0	0
1	0	0	0	0	0	2
0	0	0	0	0	0	0
1	0	0	0	0	0	2
0	0	0	0	0	0	0
0	0	0	0	0	0	0
1	1	1	1	0	0	0

AB	R	H	RBI	BB	SO	LOB
39	9	13	9	6	5	35


Inning Stats	R	H	E	K	S	P	BB	IBB	HBP	BLK	WP	HR	S	P	ERA	WHIP
<b>Pete Falcone, L</b> ERA: 3.21 (1, 1)	1	2	0	7	5	2	2	0	0	0	0	0	13	21	4.50	2.500
<b>Tom Walker, R</b> ERA: 2.76 (3, 1)	0	0	0	0	0	0	0	0	0	0	0	0	31	39	7.20	1.800
<b>Al Hrabosky, L</b> ERA: 3.4 (8, 1)	0	0	0	0	0	0	0	0	0	0	0	0	2	10	∞	∞
<b>Eddie Solomon, R</b> ERA: 4.25 (8, 1)	0	0	0	0	0	0	0	0	0	0	0	0	4	4	27.00	1.000

**St. Louis Cardinals @ Philadelphia Phillies**  
**Veterans Stadium, Philadelphia, PA**  
 Wed Sep 22 1976, 7:05 PM EDT  
 Att. 27,423 - Unknown

WP	PA
0	46





Batter	1	2	3	4	5	6	7	8	9	AB R H RBI BB SO LOB	TOP	
Jerry Mumphrey, S (1, 8) OBP: 0.326, SLG: 0.336	0-0 F2		0-0 4-3		0-3 K		0-0 FC6-4		0-3 K	5 0 0 0 0 2 4		
Garry Templeton, S (1, 6) OBP: 0.312, SLG: 0.356	0-0 F7		0-0 F8		0-0 1B		0-3 K			4 0 1 1 0 1 1		
Lou Brock, L (1, 7) OBP: 0.346, SLG: 0.389 Al Hrabosky, R (8, 1)	0-0 1B			0-3 K	0-3 K			4-0 BB		3 0 1 0 1 2 2 0 0 0 0 0 0 0		
Ted Simmons, S (1, 2) OBP: 0.370, SLG: 0.396	0-3 K2-3			0-0 1B		0-0 5-3		0-0 FC6-4		4 0 1 0 0 1 2		
Joe Ferguson, R (1, 9) OBP: 0.321, SLG: 0.358		0-0 1B		0-3 K		0-0 F8		0-0 F2		4 0 1 0 0 1 2		
Keith Hernandez, L (1, 3) OBP: 0.379, SLG: 0.430		0-0 F7			4-0 BB	0-3 K		0-0 P5		3 1 0 0 1 1 2		
Hector Cruz, R (1, 5) OBP: 0.284, SLG: 0.330		0-0 1B			0-0 1B		0-0 E5		1-0 FC6	3 2 2 0 0 0 0	AB 33 R 3 H 7 RBI 2 BB 3 SO 10 LOB 21	
Mike Tyson, R (1, 4) OBP: 0.329, SLG: 0.442		0-0 G6-4-3			0-0 F7		4-0 BB		0-0 F9	3 0 0 0 1 0 5		
Eric Rasmussen, R Mike Wallace, L Mike Anderson, R Lee Richard, R Steve Waterbury, R Lorris LaGrove, R Ken Rudolph, R Doug Capilla, L Sam Mejias, R			0-3 K		0-0 1B		0-3 K		0-0 FC6	1 0 0 0 0 0 1 0 0 0 0 0 0 0 0 0 0 0 0 1 1 0 1 0 0 0 0 0 1 2 0 0 0 0 0 0 0 0 1 0 0 0 0 0 0 1		
<b>Inning Stats</b>	R: 0 H: 1 E: 0 LOB: 1 K: 1 BB: 0 S: 6 P: 6	R: 0 H: 2 E: 0 LOB: 1 K: 0 BB: 0 S: 4 P: 4	R: 0 H: 0 E: 0 LOB: 0 K: 1 BB: 0 S: 5 P: 5	R: 0 H: 1 E: 0 LOB: 1 K: 2 BB: 0 S: 7 P: 7	R: 2 H: 3 E: 0 LOB: 3 K: 2 BB: 1 S: 10 P: 14	R: 0 H: 0 E: 0 LOB: 0 K: 1 BB: 0 S: 5 P: 5	R: 1 H: 0 E: 2 LOB: 1 K: 2 BB: 1 S: 8 P: 12	R: 0 H: 0 E: 0 LOB: 1 K: 0 BB: 1 S: 3 P: 7	R: 0 H: 0 E: 0 LOB: 1 K: 1 BB: 0 S: 5 P: 6	1B: 7 SF: 0 2B: 1 SAC: 0 3B: 0 DP: 2 HR: 0 HBP: 1	WP: 0 PA: 37 PB: 0 SB: 4 CS: 1	
<b>PITCHER</b>	IP WLS BF H R ER SO BB IBB HBP BLK WP HR S P ERA WHIP											
Steve Carlton, L (1, 1) ERA: 3.13	8.0 W 33 7 3 2 9 3 0 0 0 0 0 0 48 60 2.25 1.250											
Ron Reed, R (9, 1) ERA: 2.49	1.0 4 0 0 0 1 0 0 1 0 0 0 0 5 6 0.00 0.000											

St. Louis Cardinals @ Philadelphia Phillies  
Veterans Stadium, Philadelphia, PA  
Thu Sep 23 1976, 7:05 PM EDT  
Att: 29,018 - Unknown

livebaseballscorecards.com

Batter	1	2	3	4	5	6	7	8	9
<b>Dave Cash, R</b> OBP: 0.324, SLG: 0.333 (1, 4)	0-0 1-4-3		0-0 G5-4-3	0-0 E4	0-0 F9			0-0 L6	
<b>Bobby Tolan, L</b> OBP: 0.280, SLG: 0.341 (1, 8) (7, 3)	0-0 4-3		0-0 1B	0-3 K		0-0 6-3		1-0 HBP	
<b>Jay Johnstone, L</b> OBP: 0.375, SLG: 0.463 (1, 9)	0-0 F9		0-0 F9		4-0 1B FC4-6 BB	0-0 2B		0-0 F8	
<b>Greg Luzinski, R</b> OBP: 0.366, SLG: 0.473 (1, 7)		0-0 WP 2B		0-0 6-3	0-0 1B E 1B	0-0 6-3		1-0 HBP	
<b>Dick Allen, R</b> OBP: 0.352, SLG: 0.500 (1, 3)		0-0 6-3		0-0 HR 1B	0-0 FC4-6 1B			0-0 F9	
<b>Jerry Martin, R</b> OBP: 0.274, SLG: 0.289 (6, PH) (7, 8)					1-2 2-3 1B				
<b>Mike Schmidt, R</b> OBP: 0.374, SLG: 0.517 (1, 5)		0-3 K 2-3		0-0 F8	0-0 FC4-6 1B 4-3		0-0 6-3		
<b>Tim McCarver, L</b> OBP: 0.407, SLG: 0.421 (1, 2)		0-0 1-3		0-0 HR	0-0 WP 4-3 1B		0-0 4-3		
<b>Larry Bowa, S</b> OBP: 0.284, SLG: 0.301 (1, 6)			0-0 G5-4-3 1B 1B	0-0 E5 1B E	0-0 4-3		0-0 2B		
<b>Steve Carlton, L</b> OBP: 0.250, SLG: 0.235 (1, 1)			0-0 G5-4-3 1B	0-0 E	4-0 BB		0-0 3-1		
<b>Ron Reed, R</b> OBP: 0.174, SLG: 0.217 (9, 1)			1-2 1B	1-2 1B	2-3 BB				

AB	R	H	RBI	BB	SO	LOB
5	0	0	0	0	0	5
4	0	1	1	0	1	2
4	1	1	0	1	0	2
4	1	2	0	0	0	1
3	1	2	0	0	0	1
2	0	0	0	0	0	3
4	1	0	1	0	1	3
4	1	2	2	0	0	1
4	2	2	1	0	0	1
3	0	2	0	1	0	1
0	0	0	0	0	0	0

**BOTTOM**

**St. Louis Cardinals @ Philadelphia Phillies**  
Veterans Stadium, Philadelphia, PA

Thu Sep 23 1976, 7:05 PM EDT  
Att. 29,018 - Unknown

[livebaseballscorecards.com](http://livebaseballscorecards.com)

<b>AB</b>	<b>37</b>
<b>R</b>	<b>7</b>
<b>H</b>	<b>12</b>
<b>RBI</b>	<b>5</b>
<b>BB</b>	<b>2</b>
<b>SO</b>	<b>2</b>
<b>LOB</b>	<b>20</b>



Inning Stats		R	H	E	K	S	P	BB	IBB	HBP	BLK	WP	HR	S	P	ERA	WHIP
R: 0 H: 0 E: 0 K: 0 S: 3		0	0	0	0	3	6	0	0	0	0	0	0	21	21	7.36	1.909
R: 0 H: 1 E: 0 K: 1 S: 6		1	1	0	1	6	6	0	0	0	0	0	0	21	21	40.50	7.500
R: 1 H: 3 E: 0 K: 0 S: 5		3	3	0	0	5	5	0	0	0	0	0	0	5	5	0.00	0.750
R: 3 H: 3 E: 2 K: 1 S: 10		3	3	2	0	10	10	0	0	0	0	0	0	4	4	0.00	1.000
R: 0 H: 1 E: 0 K: 0 S: 4		1	1	0	0	4	4	0	0	0	0	0	0	4	4	0.00	1.000
R: 0 H: 0 E: 0 K: 0 S: 3		0	0	0	0	3	3	0	0	0	0	0	0	5	5	0.00	1.000

PITCHER		IP	WLS	BF	H	R	ER	SO	BB	IBB	HBP	BLK	WP	HR	S	P	ERA	WHIP
<b>Eric Rasmussen, R</b> ERA: 3.63 (1, 1)		3.2	L	19	7	4	3	1	0	0	0	0	1	0	3	3	0.00	0.000
<b>Mike Wallace, L</b> ERA: 4.21 (4, 1)		0.1	L	1	0	0	0	1	0	0	0	0	0	0	3	3	0.00	0.000
<b>Steve Waterbury, R</b> ERA: 5.4 (5, 1)		0.2	L	7	3	3	3	0	2	0	0	0	1	0	5	13	40.50	7.500
<b>Lerrin LaGrow, R</b> ERA: 1.86 (5, 1)		1.1	L	5	1	0	0	0	0	0	0	0	0	0	5	5	0.00	0.750
<b>Doug Capilla, L</b> ERA: 3.18 (7, 1)		1.0	L	4	1	0	0	0	0	0	0	0	0	0	4	4	0.00	1.000
<b>AI Hrabosky, L</b> ERA: 3.36 (8, 1)		1.0	L	5	0	0	0	0	0	0	2	0	0	0	3	5	0.00	0.000



Batter	1	2	3	4	5	6	7	8	9	AB R H RBI BB SO LOB	TOP											
<b>Dave Cash, R</b> (1, 4) OBP: 0.324, SLG: 0.332	1-2 F7	0-0 1B		0-1 6-3		2-1 5-3			1B BB	5 1 1 2 1 0 5												
<b>Bobby Tolan, L</b> (1, 8) OBP: 0.286, SLG: 0.348	3-2 1B	0-2 F8			1-2 1B	2-3 K			SAFE 4-1 1B BB	4 2 2 0 1 1 2												
<b>Jay Johnstone, L</b> (1, 9) OBP: 0.375, SLG: 0.462	0-2 F6			0-2 G3	2-3 K		1-0 G6-4-3 1B		1-0 BB 1B	5 1 2 0 0 1 2												
<b>Greg Luzinski, R</b> (1, 7) OBP: 0.369, SLG: 0.476	0-0			0-0 6-3	1-2 1B		0-1		1-1 1B BB	5 1 4 2 0 0 0												
<b>Tom Hutton, L</b> (9, PR) OBP: 0.352, SLG: 0.302	1-3 1B				2-H SF7 1B		1-2 G6-4-3 1B		1-2 2-3 3-H 1B	0 1 0 0 0 0 0												
<b>Dick Allen, R</b> (1, 3) OBP: 0.351, SLG: 0.496	3-3 K			0-0 6-3	3-2 1B		2-1 G6-4-3		4-1 1B 1B	4 0 1 0 0 1 4												
<b>Jerry Martin, R</b> (7, 8) OBP: 0.281, SLG: 0.289					1-3 1B		1-2 G6-4-3		1-2 2-3 3-H BB	0 0 0 1 1 0 0												
<b>Mike Schmidt, R</b> (1, 5) OBP: 0.371, SLG: 0.514					2-2 5-3	3-2 SF7		3-1 6-3	0-0 SF7	3 0 0 2 0 0 1												
<b>Johnny Oates, L</b> (1, 2) OBP: 0.311, SLG: 0.274					1-1 2B	3-3 K			3-H 0-0	5 2 3 0 0 1 1												
<b>Larry Bowa, S</b> (1, 6) OBP: 0.286, SLG: 0.303					0-0 L6		0-0 5-3 S 1B		1-2 2-3 3-H 1B	4 1 2 1 1 0 1												
<b>Larry Christenson, R</b> (1, 1) OBP: 0.250, SLG: 0.408					1-0 E9		1-3 K		0-2 P4	2 0 1 0 0 1 1												
<b>Tim McCarver, L</b> (8, PH) OBP: 0.404, SLG: 0.418										1 0 0 0 0 1 0												
<b>Gene Garber, R</b> (8, 1) OBP: 0.444, SLG: 0.286					1-H 2B					1 0 0 0 0 0 3												
<b>Inning Stats</b>	R: 0 E: 0 K: 1 S: 16	H: 2 LOB: 2 BB: 0 P: 23	R: 2 E: 0 K: 0 S: 17	H: 2 LOB: 1 BB: 1 P: 24	R: 0 E: 0 K: 0 S: 5	H: 0 LOB: 0 BB: 0 P: 5	R: 1 E: 1 K: 0 S: 9	H: 2 LOB: 1 BB: 0 P: 13	R: 2 E: 0 K: 2 S: 18	H: 3 LOB: 1 BB: 0 P: 31	R: 0 E: 0 K: 2 S: 9	H: 1 LOB: 1 BB: 0 P: 14	R: 0 E: 0 K: 0 S: 7	H: 2 LOB: 1 BB: 0 P: 13	R: 0 E: 0 K: 1 S: 7	H: 0 LOB: 0 BB: 0 P: 13	R: 4 E: 1 K: 0 S: 14	H: 4 LOB: 3 BB: 3 P: 30	1B: 14 2B: 2 3B: 0 HR: 0	SF: 2 SAC: 1 DP: 1 HBP: 0	WP: 0 PB: 0 SB: 2 CS: 0	PA: 46
<b>PITCHER</b>	IP WLS BF H R ER SO BB IBB HBP BLK WP HR S P ERA WHIP																					
<b>Steve Rogers, R</b> (1, 1) ERA: 3.3	6.0 L 29 10 5 4 5 1 0 0 0 0 0 0 74 110 6.00 1.833																					
<b>Joe Kerrigan, R</b> (7, 1) ERA: 3.81	2.0 9 2 2 2 1 2 0 0 0 0 0 0 17 37 9.00 2.000																					
<b>Chuck Taylor, R</b> (9, 1) ERA: 4.82	0.0 3 2 0 0 0 1 0 0 0 0 0 0 4 10 ∞ ∞																					
<b>Dale Murray, R</b> (9, 1) ERA: 3.16	1.0 5 2 2 2 0 0 0 0 0 0 0 0 7 9 18.00 2.000																					

Philadelphia Phillies @ Montreal Expos  
 Jarry Park, Montreal, QB  
 Fri Sep 24 1976, 7:05 PM EDT  
 Unknown - 50 F

livebaseballscorecards.com

AB	39
R	9
H	16
RBI	8
BB	4
SO	6
LOB	20







Batter	1	2	3	4	5	6	7	8	9	AB R H RBI BB SO LOB	TOP																				
<b>Dave Cash, R</b> (1, 4) OBP: 0.325, SLG: 0.333	1-1 F8		1-1 SH5-3 1B	0-0 F9			2-2 6-4 1B		3-2 L4	5 0 2 0 0 0 1																					
<b>Bobby Tolan, L</b> (1, 8) OBP: 0.285, SLG: 0.346	0-0 P4		0-0 SH5-3 1-2	2-2 F8			0-1 1-2 1B		0-0 F9	4 0 1 0 0 0 1																					
<b>Jay Johnstone, L</b> (1, 9) OBP: 0.376, SLG: 0.464	0-2 P5		4-0 BB		1-1 9-5 2B		1-0 6-4 2-3f			3 0 1 0 1 0 2																					
<b>Greg Luzinski, R</b> (1, 7) OBP: 0.367, SLG: 0.472		0-1 E5 1B FC3-2	0-1 F8		2-2 F8		0-0 F8			4 0 0 0 0 0 3																					
<b>Dick Allen, R</b> (1, 3) OBP: 0.350, SLG: 0.493		3-1 FC3-2 1-2 1B	0-3 K		0-1 9-5 2-3f		0-0 P4			4 0 1 0 0 1 3 0 0 0 0 0 0 0																					
<b>Jerry Martin, R</b> (8, 8) OBP: 0.281, SLG: 0.289																															
<b>Mike Schmidt, R</b> (1, 5) OBP: 0.374, SLG: 0.514		1-1 F8		4-1 E 1B BB		3-2 G1-6-3 1B		4-1 1B BB		2 1 1 0 2 0 2																					
<b>Bob Boone, R</b> (1, 2) OBP: 0.357, SLG: 0.381		0-1 FC3-2 1-2 2-3 1B	0-0 E3 1B	1-2 1B		1-1 G1-6-3 1-2f		0-0 1B		4 0 2 0 0 0 2 0 0 0 0 0 0 0 0 0 0 0 0 0 0																					
<b>Rick Bosetti, R</b> (8, PR)			1 SAFE																												
<b>Johnny Oates, L</b> (8, 2) OBP: 0.311, SLG: 0.274		1-2 2-3 1B	1-2 1B			2-1 F8		1-2 1B																							
<b>Larry Bowa, S</b> (1, 6) OBP: 0.286, SLG: 0.302		0-0 FC3-2 1-2 2-3 3-Hf	1-2 3B 1B	1-2 3B 1B		2-1 F8		1-0 L9		4 1 1 1 0 0 5																					
<b>Jim Kaat, L</b> (1, 1) OBP: 0.203, SLG: 0.289		2-3 K	0-0 3B																												
<b>Tim McCarver, L</b> (7, PH) OBP: 0.402, SLG: 0.415				1-3 2-H																											
<b>Tug McGraw, R</b> (7, 1) OBP: 0.143, SLG: 0.286				1-H 3B			1-1 F7		1-2 G3	2 0 1 1 0 1 3 1 0 0 0 0 0 0 0 0 0 0 0 0 0 1 0 0 0 0 0 0																					
<b>Tom Hutton, L</b> (9, PH) OBP: 0.350, SLG: 0.299																															
<b>Inning Stats</b>	R: 0 E: 0 K: 0 S: 7	H: 0 LOB: 0 BB: 0 P: 8	R: 0 E: 1 K: 1 S: 12	H: 2 LOB: 3 BB: 0 P: 18	R: 0 E: 0 K: 1 S: 8	H: 1 LOB: 2 BB: 1 P: 13	R: 2 E: 1 K: 0 S: 10	H: 2 LOB: 1 BB: 1 P: 17	R: 0 E: 0 K: 0 S: 9	H: 1 LOB: 0 BB: 0 P: 12	R: 0 E: 0 K: 0 S: 7	H: 1 LOB: 0 BB: 0 P: 13	R: 0 E: 0 K: 0 S: 8	H: 2 LOB: 1 BB: 0 P: 12	R: 0 E: 0 K: 0 S: 5	H: 1 LOB: 2 BB: 1 P: 10	R: 0 E: 0 K: 0 S: 9	H: 0 LOB: 0 BB: 0 P: 13	1B: 8 2B: 3 3B: 1 HR: 0	SF: 0 SAC: 1 DP: 3 HBP: 0	WP: 0 PB: 0 SB: 0 CS: 0	PA: 38									
<b>PITCHER</b> <b>Don Stanhouse, R</b> (1, 1) ERA: 3.7	IP 9.0	WLS W	BF 38	H 10	R 2	ER 2	SO 2	BB 3	IBB 0	HBP 0	BLK 0	WP 0	HR 0	S 75	P 116	ERA 2.00	WHIP 1.444														
											<b>PITCHER</b>	IP	WLS	BF	H	R	ER	SO	BB	IBB	HBP	BLK	WP	HR	S	P	ERA	WHIP			

Philadelphia Phillies @ Montreal Expos  
 Jarry Park, Montreal, QB  
 Fri Sep 24 1976, 7:05 PM EDT  
 Att: 4,510 - Unknown - 45 F

AB	34
R	2
H	10
RBI	2
BB	3
SO	2
LOB	22



Batter	1	2	3	4	5	6	7	8	9
<b>Bombo Rivera, R</b> (1, 7) OBP: 0.323, SLG: 0.402 <b>Del Unser, L</b> (9, 7) OBP: 0.273, SLG: 0.366	2-2 6-3			1-2 2B 1B	2-2 F9			1-0 F8	
<b>Tim Foli, R</b> (1, 6) OBP: 0.279, SLG: 0.367	0-0 F9			1-0 1B 1-3 1B 2B		0-0 F8		0-2 F8 1B	
<b>Andre Dawson, R</b> (1, 8) OBP: 0.333, SLG: 0.326	0-0 6-3			0-1 5-3		1-1 F9			
<b>Ellis Valentine, R</b> (1, 9) OBP: 0.342, SLG: 0.404		0-1 5-3		0-0 1B 2-3 3-H 1B		4-1 2B BB			
<b>Earl Williams, R</b> (1, 3) OBP: 0.297, SLG: 0.417		2-1 F7		0-0 1-2 3-H 1B		0-0 1-H 2B			
<b>Larry Parrish, R</b> (1, 5) OBP: 0.283, SLG: 0.352		1-3 K		3-1 F2			0-1 1-3		
<b>Barry Foote, R</b> (1, 2) OBP: 0.261, SLG: 0.332			1-0 F6	2-2 F9			2-3 K		
<b>Pete Mackanin, R</b> (1, 4) OBP: 0.256, SLG: 0.338			0-1 6-3		1-2 F9		1-3 K		
<b>Don Stanhouse, R</b> (1, 1) OBP: 0.286, SLG: 0.255			1-2 F4		0-1 F7		0-3 K		

AB	R	H	RBI	BB	SO	LOB
4	1	1	0	0	0	0
0	0	0	0	0	0	0
4	1	2	0	0	0	0
3	0	0	0	0	0	2
2	1	1	1	1	0	0
3	0	2	2	0	0	0
3	0	0	0	0	1	2
3	0	0	0	0	1	2
3	0	0	0	0	1	0
3	0	0	0	0	1	0

**BOTTOM**

**Philadelphia Phillies @ Montreal Expos**  
**Jarry Park, Montreal, QB**  
 Fri Sep 24 1976, 7:05 PM EDT  
 Att. 4,510 - Unknown - 45 F

[livebaseballscorecards.com](http://livebaseballscorecards.com)

<b>AB</b>	<b>28</b>
<b>R</b>	<b>3</b>
<b>H</b>	<b>6</b>
<b>RBI</b>	<b>3</b>
<b>BB</b>	<b>1</b>
<b>SO</b>	<b>4</b>
<b>LOB</b>	<b>6</b>



1B: 4	SF: 0	WP: 0	PA: 29
2B: 2	SAC: 0	PB: 0	
3B: 0	DP: 0	SB: 0	
HR: 0	HBP: 0	CS: 0	

Inning Stats		R: 0	H: 0	E: 0	LOB: 0	K: 0	P: 8	R: 0	H: 0	E: 0	LOB: 0	K: 1	P: 10	R: 0	H: 0	E: 0	LOB: 0	K: 0	P: 8	R: 2	H: 4	E: 0	LOB: 2	K: 0	P: 22	R: 0	H: 0	E: 0	LOB: 0	K: 0	P: 11	R: 1	H: 1	E: 0	LOB: 1	K: 0	P: 10	R: 0	H: 0	E: 0	LOB: 0	K: 2	P: 11	R: 0	H: 1	E: 0	LOB: 1	K: 1	P: 9
<b>PITCHER</b>	<b>IP</b>	<b>WLS</b>	<b>BF</b>	<b>H</b>	<b>R</b>	<b>ER</b>	<b>SO</b>	<b>BB</b>	<b>IBB</b>	<b>HBP</b>	<b>BLK</b>	<b>WP</b>	<b>HR</b>	<b>S</b>	<b>P</b>	<b>ERA</b>	<b>WHIP</b>																																
<b>Jim Kaat, L</b> (1, 1) ERA: 3.57	6.0	L	23	5	3	3	1	1	0	0	0	0	0	47	69	4.50	1.000																																
<b>Tug McGraw, L</b> (7, 1) ERA: 2.39	2.0		6	1	0	0	3	0	0	0	0	0	0	16	20	0.00	0.500																																

WP	HR	S	P	ERA	WHIP
0	0	0	0	0.00	0.500



Batter	1	2	3	4	5	6	7	8	9	AB R H RBI BB SO LOB	TOP		
<b>Dave Cash, R</b> OBP: 0.329, SLG: 0.337 (1, 4) B S B S X	2-2 HR 1B		2-2 2B 2B 1B		1-1 S 1B 1B		2-1 1-2 1B			4 3 4 0 0 0 0			
<b>Jerry Martin, R</b> OBP: 0.290, SLG: 0.309 (1, 8) (8, 7) B S B X	3-1 F9		0-1 2B SF7-5 2B		2-2 CS 1B			0-2 G3		4 1 2 2 0 0 1			
<b>Mike Schmidt, R</b> OBP: 0.374, SLG: 0.521 (1, 5) B B X	2-0 1-H HR		0-0 SF7-5 2B		2-3 K			2-3 K		4 1 2 3 0 2 1			
<b>Greg Luzinski, R</b> OBP: 0.366, SLG: 0.471 <b>Garry Maddox, R</b> OBP: 0.375, SLG: 0.455 (1, 7) (8, 8) B B X	2-0 F2		1-0 SF7-5		1-1 CS		0-0 4-1 1B		3-2 F9	3 0 1 1 0 0 0 0 0 0 0 0 0 0			
<b>Dick Allen, R</b> OBP: 0.347, SLG: 0.488 <b>Tom Hutton, L</b> OBP: 0.347, SLG: 0.297 (1, 3) (8, 3) B S X	1-2 F9			2-1 F7		1-2 F8			1-1 4-3	3 0 0 0 0 0 1 1 0 0 0 0 0 0			
<b>Ollie Brown, R</b> OBP: 0.355, SLG: 0.389 (1, 9) B S B B X		2-2 5-3		1-1 5-3		0-0 4-1			1-1 5-3	4 0 0 0 0 0 1			
<b>Bob Boone, R</b> OBP: 0.353, SLG: 0.376 (1, 2) S X		0-1 F7		3-1 F8		3-2 F8			1-3 K	4 0 0 0 0 1 1			
<b>Larry Bowa, S</b> OBP: 0.285, SLG: 0.301 (1, 6) S B X		1-1 F8			1-0 6-3		2-1 1-3			3 0 0 0 0 0 0			
<b>Tom Underwood, R</b> OBP: 0.170, SLG: 0.114 <b>Wayne Twitchell, R</b> OBP: 0.167, SLG: 0.333 <b>Bobby Tolan, L</b> OBP: 0.288, SLG: 0.349 <b>Gene Garber, R</b> OBP: 0.444, SLG: 0.286 (1, 1) (4, 1) (7, PH) (7, 1) S B X			1-1 F7		0-2 1B 1B 2B		0-0 CS 1B			1 0 0 0 0 0 0 1 1 1 0 0 0 0 1 0 1 0 0 0 0 0 0 0 0 0 0 0			
<b>Inning Stats</b>	R: 2 E: 0 K: 0 S: 10 H: 2 LOB: 0 BB: 0 P: 20	R: 0 E: 0 K: 0 S: 7 H: 0 LOB: 0 BB: 0 P: 10	R: 2 E: 0 K: 0 S: 9 H: 3 LOB: 0 BB: 0 P: 13	R: 0 E: 0 K: 0 S: 6 H: 0 LOB: 0 BB: 0 P: 12	R: 2 E: 0 K: 1 S: 15 H: 3 LOB: 0 BB: 0 P: 22	R: 0 E: 0 K: 0 S: 9 H: 1 LOB: 1 BB: 0 P: 13	R: 0 E: 0 K: 0 S: 5 H: 2 LOB: 1 BB: 0 P: 9	R: 0 E: 0 K: 1 S: 9 H: 0 LOB: 0 BB: 0 P: 14	R: 0 E: 0 K: 1 S: 8 H: 0 LOB: 0 BB: 0 P: 11	1B: 7 2B: 4 3B: 0 HR: 1 SF: 1 SAC: 0 DP: 1 HBP: 0	WP: 0 PB: 0 SB: 1 CS: 2 PA: 35		
<b>PITCHER</b>	IP WLS BF H R ER SO BB IBB HBP BLK WP HR S P ERA WHIP											<b>PITCHER</b>	IP WLS BF H R ER SO BB IBB HBP BLK WP HR S P ERA WHIP
<b>Woody Fryman, L</b> ERA: 3.25 (1, 1)	6.0 L 25 9 6 6 1 0 0 0 0 0 0 1 56 90 9.00 1.500												
<b>Steve Dunning, R</b> ERA: 4.34 (7, 1)	2.0 6 2 0 0 1 0 0 0 0 0 0 0 14 23 0.00 1.000												
<b>Joe Kerrigan, R</b> ERA: 3.74 (9, 1)	1.0 3 0 0 0 1 0 0 0 0 0 0 0 8 11 0.00 0.000												

Philadelphia Phillies @ Montreal Expos  
 Jarry Park, Montreal, QB  
 Sat Sep 25 1976, 3:33 AM EDT  
 Att: 5,096 - Unknown - 50 F

livebaseballscorecards.com

AB 33  
 R 6  
 H 11  
 RBI 6  
 BB 0  
 SO 3  
 LOB 5



Batter	1	2	3	4	5	6	7	8	9	AB R H RBI BB SO LOB
<b>Bombo Rivera, R</b> (1, 7) OBP: 0.325, SLG: 0.403 <b>Del Unser, L</b> (4, PH) OBP: 0.273, SLG: 0.366 (5, 7)	1-3 K	1-1 1B		1-2 G1-6-3 1B		3-3 K			0-1 1-3	2 0 1 1 0 1 0 3 0 1 0 0 1 1
<b>Tim Foli, R</b> (1, 6) OBP: 0.278, SLG: 0.364	4-2 1B BB	0-0 F6		1-0 G1-6-3 1-2f			0-0 F5		0-2 F2	4 0 0 0 1 0 3
<b>Andre Dawson, R</b> (1, 8) OBP: 0.339, SLG: 0.333	1-1 G6-4-3 1B		2-1 2B 1B		0-0 6-3		0-1 5-3		0-3 K	5 1 2 0 0 1 0
<b>Ellis Valentine, R</b> (1, 9) OBP: 0.338, SLG: 0.399	1-2 G6-4-3 1-2f		1-1 L9		1-2 E6		3-2 6-3			4 0 0 0 0 0 3
<b>Earl Williams, R</b> (1, 3) OBP: 0.297, SLG: 0.418 (9, 2)		1-2 1-3	0-1 1-H 2B		1-1 6-3			1-3 K		4 0 1 1 0 1 1
<b>Larry Parrish, R</b> (1, 5) OBP: 0.285, SLG: 0.351		0-2 1B 2B 1B	1-1 F9		0-0 F8			4-2 1B 1B BB		3 2 1 0 1 0 2
<b>Barry Foote, R</b> (1, 2) OBP: 0.267, SLG: 0.340 <b>Pepe Frias, R</b> (8, PR) OBP: 0.213, SLG: 0.236 <b>Mike Jorgensen, L</b> (9, 3) OBP: 0.353, SLG: 0.349		0-0 2B 1B	0-0 F7			0-0 PB 2B		2-2 1B 1B		4 1 3 0 0 0 1 0 0 0 0 0 0 0 0 0 0 0 0 0 0
<b>Pete Mackanin, R</b> (1, 4) OBP: 0.258, SLG: 0.341 <b>Wayne Garrett, L</b> (6, PH) OBP: 0.358, SLG: 0.307 (7, 4)		0-1 WP 1B 2B		0-3 K		2-3 K		3-2 G6-3 1B		2 1 1 2 0 1 0 2 0 1 1 0 1 1
<b>Woodie Fryman, R</b> (1, 1) OBP: 0.125, SLG: 0.127 <b>Warren Cromartie, L</b> (6, PH) OBP: 0.227, SLG: 0.230 <b>Steve Dunning, R</b> (7, 1) OBP: 0.235, SLG: 0.133 <b>Jose Morales, R</b> (8, PH) OBP: 0.342, SLG: 0.474 <b>Joe Kerrigan, R</b> (9, 1)		0-0 5-3		0-0 1B 2B		1-2 F7		3-1 G6-3		2 0 1 0 0 0 1 1 0 0 0 0 0 1 0 0 0 0 0 0 0 1 0 0 0 0 0 2 0 0 0 0 0 0 0

Inning Stats	R: 0 E: 0 K: 1 S: 10	H: 1 LOB: 1 BB: 1 P: 17	R: 3 E: 0 K: 0 S: 13	H: 4 LOB: 1 BB: 0 P: 15	R: 1 E: 0 K: 0 S: 9	H: 2 LOB: 1 BB: 0 P: 13	R: 0 E: 0 K: 1 S: 10	H: 2 LOB: 1 BB: 0 P: 12	R: 0 E: 1 K: 0 S: 7	H: 0 LOB: 1 BB: 0 P: 9	R: 0 E: 0 K: 2 S: 11	H: 1 LOB: 1 BB: 0 P: 17	R: 0 E: 0 K: 0 S: 6	H: 0 LOB: 0 BB: 0 P: 9	R: 1 E: 0 K: 1 S: 16	H: 2 LOB: 2 BB: 1 P: 29	R: 0 E: 0 K: 1 S: 8	H: 0 LOB: 0 BB: 0 P: 8	1B: 8 2B: 4 3B: 0 HR: 0	SF: 0 SAC: 0 DP: 3 HBP: 0
--------------	-------------------------------	----------------------------------	-------------------------------	----------------------------------	------------------------------	----------------------------------	-------------------------------	----------------------------------	------------------------------	---------------------------------	-------------------------------	----------------------------------	------------------------------	---------------------------------	-------------------------------	----------------------------------	------------------------------	---------------------------------	----------------------------------	------------------------------------

PITCHER	IP	WLS	BF	H	R	ER	SO	BB	IBB	HBP	BLK	WP	HR	S	P	ERA	WHIP
<b>Tom Underwood, L</b> (1, 1) ERA: 3.61	3.1		18	8	4	4	2	1	0	0	0	1	0	38	51	10.80	2.700
<b>Wayne Twitchell, R</b> (4, 1) ERA: 1.81	2.2	W	10	2	0	0	2	0	0	0	0	0	0	22	32	0.00	0.750
<b>Gene Garber, R</b> (7, 1) ERA: 2.85	3.0	S	11	2	1	1	2	1	0	0	0	0	0	30	46	3.00	1.000

**BOTTOM**

**Philadelphia Phillies @ Montreal Expos**  
**Jarry Park, Montreal, QB**  
 Sat Sep 25 1976, 3:33 AM EDT  
 Att. 5,096 - Unknown - 50 F

livebaseballscorecards.com

<b>AB</b>	<b>37</b>
<b>R</b>	<b>5</b>
<b>H</b>	<b>12</b>
<b>RBI</b>	<b>5</b>
<b>BB</b>	<b>2</b>
<b>SO</b>	<b>6</b>
<b>LOB</b>	<b>16</b>



WP: 1	PA: 39
PB: 1	
SB: 0	
CS: 0	



Batter	1	2	3	4	5	6	7	8	9	AB R H RBI BB SO LOB	TOP											
Dave Cash, R OBP: 0.331, SLG: 0.338 (1, 4)	1-1 6-3			2-2 E S 1B		4-1 WP HR 1B BB	1-1 1-2 1B			3 1 2 0 1 0 0	<b>Philadelphia Phillies @ Montreal Expos</b> Jarry Park, Montreal, QB Sun Sep 26 1976, 3:33 AM EDT Unknown - 54 F											
Jerry Martin, R OBP: 0.288, SLG: 0.306 (1, 9) (8, 7)	1-3 K			2-3 K 1-2		0-2 WP HR 1B	0-0 4-1			4 1 1 0 0 2 3												
Mike Schmidt, R OBP: 0.375, SLG: 0.521 (1, 5)	1-1 6-3			0-2 E8 2-3 1B		3-2 F7 1-2 2-3		0-2 HBP 1B		4 0 2 0 0 0 2												
Greg Luzinski, R OBP: 0.367, SLG: 0.476 Bobby Tolan, L OBP: 0.288, SLG: 0.349 (1, 7) (8, PR) (8, 3)		0-0 F7		0-3 K 2-3		1-0 HR 2-H 3-H		3-1 5-3 HBP		3 1 1 3 0 1 2 0 0 0 0 0 0 0												
Dick Allen, R OBP: 0.342, SLG: 0.481 Ollie Brown, R OBP: 0.355, SLG: 0.389 (1, 3) (8, 9)		0-1 1-3		0-1 F8		3-3 K		2-0 5-3 1-2		4 0 0 0 0 1 4 0 0 0 0 0 0 0												
Garry Maddox, R OBP: 0.376, SLG: 0.456 (1, 8)		1-1 F3			1-2 L4		2-1 4-3 S 1B	0-0 1B		4 1 2 0 0 0 0												
Bob Boone, R OBP: 0.350, SLG: 0.372 (1, 2)			0-1 F9		1-0 5-3		3-2 4-3	0-0 F8		4 0 0 0 0 0 1												
Larry Bowa, S OBP: 0.285, SLG: 0.304 (1, 6)			0-1 6-3		0-0 6-3		2-0 F8	2-2 CS 3B		4 0 1 0 0 0 1												
Jim Lonborg, R OBP: 0.239, SLG: 0.185 (1, 1)			0-3 K		2-3 K		0-1 1B 3-H	3-2 F8 3-H		4 0 1 1 0 2 1												
<b>Inning Stats</b>	R: 0 E: 0 K: 1 S: 7	H: 0 LOB: 0 BB: 0 P: 10	R: 0 E: 0 K: 0 S: 5	H: 0 LOB: 0 BB: 0 P: 6	R: 0 E: 0 K: 1 S: 7	H: 0 LOB: 0 BB: 0 P: 7	R: 0 E: 1 K: 2 S: 15	H: 2 LOB: 2 BB: 0 P: 19	R: 0 E: 0 K: 0 S: 5	H: 0 LOB: 0 BB: 0 P: 7		R: 3 E: 0 K: 2 S: 16	H: 2 LOB: 0 BB: 1 P: 29	R: 1 E: 0 K: 0 S: 12	H: 3 LOB: 2 BB: 0 P: 20	R: 0 E: 0 K: 0 S: 6	H: 2 LOB: 2 BB: 0 P: 11	R: 0 E: 0 K: 0 S: 7	H: 1 LOB: 0 BB: 0 P: 12	1B: 8 2B: 0 3B: 1 HR: 1	SF: 0 SAC: 0 DP: 0 HBP: 1	WP: 1 PB: 0 SB: 2 CS: 1
<b>PITCHER</b>	IP WLS BF H R ER SO BB IBB HBP BLK WP HR S P ERA WHIP											<b>PITCHER</b>	IP WLS BF H R ER SO BB IBB HBP BLK WP HR S P ERA WHIP									
Dan Warthen, L ERA: 5.46 (1, 1)	6.0 L 23 4 3 3 6 1 0 0 0 1 1 55 78 4.50 0.833																					
Joe Kerrigan, R ERA: 3.76 (7, 1)	2.0 10 5 1 1 0 0 0 0 1 0 0 0 18 31 4.50 2.500																					
Dale Murray, R ERA: 3.13 (9, 1)	1.0 3 1 0 0 0 0 0 0 0 0 0 0 7 12 0.00 1.000																					

livebaseballscorecards.com

<b>AB</b>	34
<b>R</b>	4
<b>H</b>	10
<b>RBI</b>	4
<b>BB</b>	1
<b>SO</b>	6
<b>LOB</b>	14







Batter	1	2	3	4	5	6	7	8	9	AB R H RBI BB SO LOB	TOP
Rick Bosetti, R (1, 8) X	0-0 4-3		3-2 L9	0-0 1-3		1-2 FC6-4				4 0 0 0 0 0 3	
Terry Harmon, R (1, 6) B X OBP: 0.364, SLG: 0.423	1-0		3-2 E5		2-0 6-3	1-1 5-3				4 1 1 0 0 0 2	
Jerry Martin, R (1, 9) S B S F B B S OBP: 0.287, SLG: 0.314	3-3 K		3-1 4-3		0-1 4-3		3-2 F9			4 0 1 0 0 1 2	
Jay Johnstone, L (1, 7) S B B B X OBP: 0.377, SLG: 0.463	2-2 F9		0-0 FC5		0-0 4-3		4-1 4-3			3 0 1 1 1 0 2	
Tom Hutton, L (1, 3) B B B B OBP: 0.351, SLG: 0.292		4-1 BB	4-1		1-0 4-3		1-1 4-3			2 0 0 0 2 0 2	
Johnny Oates, L (1, 2) S S OBP: 0.305, SLG: 0.268		0-3 K	0-1 FC5			0-3 K	0-3 K			2 0 0 0 0 1 3	
Ron Schueler, R (4, 1)										2 0 0 0 0 2 1	
Fred Andrews, R (1, 4) B B B B OBP: 1.000, SLG: 1.000		4-0		H 1-0		0-0				1 1 1 0 1 0 0	
John Vukovich, R (1, 5) B B X		1-0 F8		S S S S S	1-3 K	0-0 E5				3 0 0 0 0 1 4	
Ron Reed, R (1, 1) OBP: 0.167, SLG: 0.208		0-0 1-3		B X	1-0 G3	1-1				1 0 0 0 0 0 2	
Tim Blackwell, S (4, PH) OBP: 0.250, SLG: 0.250					2-3	1-2 FC6-4				2 0 1 1 0 0 1	
<b>Inning Stats</b>	R: 0 H: 1 E: 0 LOB: 1 K: 1 BB: 0 S: 10 P: 16	R: 0 H: 0 E: 0 LOB: 2 K: 1 BB: 2 S: 6 P: 15	R: 1 H: 1 E: 1 LOB: 2 K: 0 BB: 1 S: 12 P: 25	R: 0 H: 0 E: 0 LOB: 1 K: 1 BB: 0 S: 5 P: 8	R: 0 H: 1 E: 0 LOB: 1 K: 0 BB: 0 S: 5 P: 8	R: 1 H: 2 E: 1 LOB: 2 K: 1 BB: 0 S: 13 P: 16	R: 0 H: 0 E: 0 LOB: 1 K: 1 BB: 1 S: 9 P: 17	1B: 4 SF: 0 2B: 1 SAC: 0 3B: 0 DP: 0 HR: 0 HBP: 1	WP: 0 PA: 33 PB: 0 SB: 5 CS: 0		
<b>PITCHER</b> Dennis Blair, R (1, 1) ERA: 4.02	IP 7.0 WLS L BF 33 H 5 R 2 ER 0 SO 5 BB 4 IBB 0 HBP 1 BLK 0 WP 0 HR 0 S 60 P 105 ERA 0.00 WHIP 1.286										

Philadelphia Phillies @ Montreal Expos  
 Jarry Park, Montreal, QB  
 Sun Sep 26 1976, 3:38 AM EDT  
 Att. 14,166 - Unknown

AB	28
R	2
H	5
RBI	2
BB	4
SO	5
LOB	22



Batter	1	2	3	4	5	6	7	8	9	AB R H RBI BB SO LOB
Warren Cromartie, L OBP: 0.228, SLG: 0.231 (1, 7)	0-0 CS 1B		0-0 F9			0-0 F5				3 0 1 0 0 0 0
Pete Mackanin, R OBP: 0.258, SLG: 0.340 (1, 4)	0-3 1		0-2 1-3			1-1 2B HBP				2 0 0 0 0 1 1
Andre Dawson, R OBP: 0.333, SLG: 0.345 (1, 8)	1-2 F8 1-2				0-0 1B	3-2 P4				3 0 1 0 0 0 2
Ellis Valentine, R OBP: 0.337, SLG: 0.403 (1, 9)		3-1 1B 2B		1-1 F6		0-1 2B 1-H				3 1 2 0 0 0 1
Roger Freed, R OBP: 0.143, SLG: 0.214 (1, 3)		1-3 K		2-3 K		0-1 F3				3 0 0 0 0 2 2
Jose Morales, R OBP: 0.335, SLG: 0.465 (1, 2)		0-0 F9		3-3 K		0-3 K				3 0 0 0 0 2 2
Pepe Frias, R OBP: 0.227, SLG: 0.250 (1, 6)		0-0 2-H 1B		2-0 F7		2-0 1B				3 0 2 1 0 0 0
Pat Scanlon, L OBP: 0.241, SLG: 0.333 (1, 5)		1-2 F7		4-2 B3-6-4 BB		2-3 K				2 0 0 0 1 1 2
Dennis Blair, R (1, 1)			0-0 3-1		1-0 B3-6-4					2 0 0 0 0 0 1

Inning Stats	R: 0 E: 0 K: 1 S: 8	H: 1 LOB: 0 BB: 0 P: 9	R: 1 E: 0 K: 1 S: 11	H: 2 LOB: 1 BB: 0 P: 16	R: 0 E: 0 K: 0 S: 5	H: 0 LOB: 0 BB: 0 P: 5	R: 0 E: 0 K: 2 S: 18	H: 1 LOB: 1 BB: 0 P: 24	R: 0 E: 0 K: 0 S: 5	H: 0 LOB: 0 BB: 1 P: 12	R: 0 E: 0 K: 0 S: 7	H: 1 LOB: 2 BB: 0 P: 11	R: 0 E: 0 K: 2 S: 10	H: 1 LOB: 1 BB: 0 P: 14	1B: 4 2B: 2 3B: 0 HR: 0	SF: 0 SAC: 0 DP: 1 HBP: 1	WP: 0 PB: 0 SB: 0 CS: 1	PA: 26
--------------	------------------------------	---------------------------------	-------------------------------	----------------------------------	------------------------------	---------------------------------	-------------------------------	----------------------------------	------------------------------	----------------------------------	------------------------------	----------------------------------	-------------------------------	----------------------------------	----------------------------------	------------------------------------	----------------------------------	--------


PITCHER	IP	WLS	BF	H	R	ER	SO	BB	IBB	HBP	BLK	WP	HR	S	P	ERA	WHIP
Ron Reed, R ERA: 2.5 (1, 1)	3.0		11	3	1	1	2	0	0	0	0	0	0	24	30	3.00	1.000
Ron Schueler, R ERA: 2.9 (4, 1)	4.0	W	15	3	0	0	4	1	0	1	0	0	0	40	61	0.00	1.000

**BOTTOM**

**Philadelphia Phillies @ Montreal Expos**  
**Jarry Park, Montreal, QB**  
 Sun Sep 26 1976, 3:38 AM EDT  
 Att. 14,166 - Unknown

livebaseballscorecards.com

<b>AB</b>	<b>24</b>
<b>R</b>	<b>1</b>
<b>H</b>	<b>6</b>
<b>RBI</b>	<b>1</b>
<b>BB</b>	<b>1</b>
<b>SO</b>	<b>6</b>
<b>LOB</b>	<b>11</b>





Batter	1	2	3	4	5	6	7	8	9	AB R H RBI BB SO LOB	TOP											
<b>Dave Cash, R</b> (1, 4) <small>OBP: 0.331, SLG: 0.338</small> <b>Terry Harmon, R</b> (5, 4) <small>OBP: 0.362, SLG: 0.436</small>	0-0 WP 2B 1B	0-0 L6		0-0 F8		0-0 F9		0-0 1B E 2B	0-3 K	3 1 1 0 0 0 1 3 1 1 0 0 1 2												
<b>Rick Bosetti, R</b> (1, 8) <small>OBP: 0.364, SLG: 0.300</small>	4-0 2B 1-2 SF8 BB		0-0 1-3		0-0 1B 1B		0-0 FC4-6 1B	0-0 1B E 1B	0-0 G4-3-6-3 1-2f 3-H	5 2 3 0 1 0 1												
<b>Mike Schmidt, R</b> (1, 5) <small>OBP: 0.375, SLG: 0.519</small> <b>John Vukovich, R</b> (5, 5)	0-3 K		4-0 S BB		0-0 6-3 1-2		0-0 FC4-6 1B FC	0-0 E5 1B		2 0 0 0 1 1 3 2 1 0 1 0 0 2												
<b>Greg Luzinski, R</b> (1, 7) <small>OBP: 0.369, SLG: 0.480</small> <b>Fred Andrews, R</b> (7, 4) <small>OBP: 1.000, SLG: 1.000</small>	0-0 1-3 2-H 2B		0-0 F8 1-2		0-0 1B 1B		0-0 BB FC 1-3 FC3-2 1B	0-0 1-2 3-H 1B		4 0 3 2 0 0 1 1 0 1 0 0 0 0												
<b>Ollie Brown, R</b> (1, 9) <small>OBP: 0.348, SLG: 0.381</small>	0-0 SF8 3-H		0-0 4-3		0-0 P4		0-0 FC FC3-2 E 1-2 3-H	0-3 K		4 1 0 2 0 1 6												
<b>Jerry Martin, R</b> (1, 3) <small>OBP: 0.310, SLG: 0.352</small>	4-0 BB			0-0 HR		0-0 1-2 1B	0-0 FC3-2 E BB 1-2 2-3	0-0 P5		3 2 2 1 2 0 3												
<b>Bill Nahorodny, R</b> (1, 2) <small>OBP: 0.333, SLG: 0.667</small> <b>Bobby Tolan, L</b> (7, PH) <small>OBP: 0.286, SLG: 0.346</small>	0-0 F7			0-0 2B		0-0 F7	0-0 FC3-2 E 1-2 2-3 3-H	0-0 P4		3 0 1 0 0 0 4 2 0 0 0 0 0 6												
<b>Larry Bowa, S</b> (1, 6) <small>OBP: 0.284, SLG: 0.303</small> <b>Randy Lerch, L</b> (7, 1) <small>OBP: 1.000, SLG: 2.000</small>		0-0 F3		0-0 6-3		0-0 F9	0-0 E2 1-3 2-H 3-H 1B		0-0 1B G4-3-6-3 2B	4 0 1 2 0 0 1 1 1 1 0 0 0 0												
<b>Jim Kaat, L</b> (1, 1) <small>OBP: 0.195, SLG: 0.278</small> <b>Johnny Oates, L</b> (7, PH) <small>OBP: 0.308, SLG: 0.273</small>		0-3 K		0-3 K		0-0 P6	0-0 6-3		0-0 2-3 1B	3 0 0 0 0 2 1 2 0 1 0 0 0 2												
<b>Inning Stats</b>	R: 2 E: 0 K: 1 S: 7	H: 2 LOB: 2 BB: 2 P: 15	R: 0 E: 0 K: 1 S: 5	H: 0 LOB: 0 BB: 0 P: 5	R: 0 E: 0 K: 0 S: 3	H: 0 LOB: 1 BB: 1 P: 7	R: 1 E: 0 K: 1 S: 7	H: 2 LOB: 1 BB: 0 P: 7	R: 1 E: 0 K: 0 S: 6	H: 3 LOB: 2 BB: 0 P: 6	R: 0 E: 0 K: 0 S: 3	H: 0 LOB: 0 BB: 0 P: 3	R: 3 E: 1 K: 0 S: 7	H: 3 LOB: 2 BB: 1 P: 11	R: 1 E: 1 K: 1 S: 9	H: 3 LOB: 3 BB: 0 P: 9	R: 1 E: 0 K: 1 S: 6	H: 2 LOB: 0 BB: 0 P: 6	1B: 10 2B: 4 3B: 0 HR: 1	SF: 1 SAC: 0 DP: 1 HBP: 0	WP: 1 PB: 0 SB: 2 CS: 0	PA: 47
<b>PITCHER</b>	IP WLS BF H R ER SO BB IBB HBP BLK WP HR S P ERA WHIP																					
<b>Pete Falcone, L</b> (1, 1) ERA: 3.32	4.1 L 22 6 4 4 3 3 0 0 0 0 1 1 25 37 8.31 2.077																					
<b>Lerrin LaGrow, R</b> (5, 1) ERA: 1.54	1.2 6 1 0 0 0 0 0 0 0 0 0 0 6 6 0.00 0.600																					
<b>Eddie Solomon, R</b> (7, 1) ERA: 4.86	0.2 7 3 3 3 0 1 0 0 0 0 0 0 6 10 40.50 6.000																					
<b>Mike Wallace, L</b> (7, 1) ERA: 4.26	1.1 8 3 1 1 1 0 0 0 0 0 0 0 10 10 6.75 2.250																					
<b>Steve Waterbury, R</b> (9, 1) ERA: 6.0	1.0 4 2 1 1 1 0 0 0 0 0 0 0 6 6 9.00 2.000																					

Philadelphia Phillies @ St. Louis Cardinals  
 Busch Stadium, St. Louis, MO  
 Mon Sep 27 1976, 7:05 PM CDT  
 Att. 6,199 - Unknown

livebaseballscorecards.com

AB	42
R	9
H	15
RBI	8
BB	4
SO	5
LOB	33









Batter	1	2	3	4	5	6	7	8	9
Jerry Mumphrey, S (1, 8) OBP: 0.324, SLG: 0.332	0-0 F9		0-3 K		0-0 K 1B		0-3 K		
Mike Tyson, R (1, 4) OBP: 0.324, SLG: 0.447	0-0 F7		0-3 K		0-0 F7 1-2		0-0 FC5-4 1-2f		
Lou Brock, L (1, 7) Charlie Chant, R (5, PR) OBP: 0.091, SLG: 0.091 (6, 7)	0-0 F2		0-0 F8		0-0 2-H 1B			0-3 K	
Ted Simmons, S (1, 2) OBP: 0.371, SLG: 0.393		4-0 BB 1B E		0-0 F8	0-0 5-3			0-0 4-3	
Keith Hernandez, L (1, 3) OBP: 0.381, SLG: 0.436		0-0 1-H 1B E5		0-0 1B HR		0-3 K		4-0 BB BB	
Hector Cruz, R (1, 5) OBP: 0.289, SLG: 0.344		0-0 3-H 1B S		0-0 1-H HR		0-0 6-3		0-0 F2	
Willie Crawford, L (1, 9) OBP: 0.360, SLG: 0.443		0-0 1-2 F7		0-3 K		0-0 F8			
Don Kessinger, S (1, 6) OBP: 0.322, SLG: 0.314		0-3 K		0-0 F7			0-0 FC5-6 1B		
Eric Rasmussen, R (1, 1) OBP: 0.150, SLG: 0.132		0-3 K			0-3 K		0-0 FC5-6 FC5-4 1-2f		

Inning Stats	R: 0	H: 0	E: 0	LOB: 0	K: 0	BB: 0	S: 3	P: 3
	R: 2	H: 2	E: 1	LOB: 1	K: 2	BB: 1	S: 9	P: 13
	R: 0	H: 0	E: 0	LOB: 0	K: 2	BB: 0	S: 7	P: 7
	R: 2	H: 2	E: 0	LOB: 0	K: 1	BB: 0	S: 7	P: 7
	R: 1	H: 2	E: 0	LOB: 1	K: 1	BB: 0	S: 7	P: 7
	R: 0	H: 0	E: 0	LOB: 0	K: 1	BB: 0	S: 5	P: 5
	R: 0	H: 1	E: 0	LOB: 1	K: 1	BB: 0	S: 6	P: 6
	R: 0	H: 0	E: 0	LOB: 1	K: 1	BB: 1	S: 5	P: 9

PITCHER	IP	WLS	BF	H	R	ER	SO	BB	IBB	HBP	BLK	WP	HR	S	P	ERA	WHIP
Steve Carlton, L (1, 1) ERA: 3.21	8.0	L	33	7	5	5	9	2	0	0	0	0	1	49	57	5.62	1.125

**BOTTOM**

AB	R	H	RBI	BB	SO	LOB
4	1	1	0	0	2	1
4	0	0	0	0	1	2
3	0	1	1	0	0	0
1	0	0	0	0	1	0
3	1	0	0	1	0	1
3	2	2	0	1	1	0
4	1	2	3	0	0	1
3	0	0	0	0	1	1
3	0	1	0	0	1	1
3	0	0	0	0	2	2

<b>AB</b>	<b>31</b>
<b>R</b>	<b>5</b>
<b>H</b>	<b>7</b>
<b>RBI</b>	<b>4</b>
<b>BB</b>	<b>2</b>
<b>SO</b>	<b>9</b>
<b>LOB</b>	<b>9</b>



WP	PA
0	33

Philadelphia Phillies @ St. Louis Cardinals  
 Busch Stadium, St. Louis, MO  
 Tue Sep 28 1976, 7:05 PM CDT  
 Att. 5,793 - Unknown

livebaseballscorecards.com



Batter	1	2	3	4	5	6	7	8	9	AB R H RBI BB SO LOB	TOP			
Dave Cash, R (1, 4) OBP: 0.331, SLG: 0.340 Fred Andrews, R (5, 4) OBP: 0.833, SLG: 0.667	0-0 1-3		0-0 1-3		0-0 1B 3B		0-0 F9		4-0 WP BB	3 1 1 0 0 0 0 1 0 0 0 1 0 0				
Bobby Tolan, L (1, 7) OBP: 0.286, SLG: 0.345 Ollie Brown, R (7, PH) OBP: 0.349, SLG: 0.382	0-0 E7 2B		0-0 1B 1B		0-0 HR 1B		0-0 FC1-4 1B		0-0 F8 1-2	3 2 2 1 0 0 0 2 0 1 0 0 0 1				
Mike Schmidt, R (1, 5) OBP: 0.374, SLG: 0.523 Terry Harmon, R (5, 5) OBP: 0.350, SLG: 0.421	0-0 WP 4-3 2B		0-0 F9		0-0 HR 1B		0-0 F9		0-0 L5	3 2 2 3 0 0 1 2 0 0 0 0 0 2				
Jay Johnstone, L (1, 9) OBP: 0.377, SLG: 0.461	4-0 4-3 2-3 BB		0-0 1-2 1B		0-0 G3		0-0 FC1-4 1-2f		0-0 F8	4 0 1 0 1 0 2				
Tom Hutton, L (1, 3) OBP: 0.344, SLG: 0.285 Bill Nahorodny, R (8, PH) OBP: 0.250, SLG: 0.500	0-0 4-3 1-2 3-H		0-0 1-3		0-0 4-3		0-0 4-3		0-0 4-3	3 0 0 1 0 0 3 1 0 0 0 0 0 0				
Bob Boone, R (1, 2) OBP: 0.349, SLG: 0.369 Rick Bosetti, R (8, PR) OBP: 0.364, SLG: 0.300	0-0 4-3		0-0 E6 G5-4-3		0-0 6-3		0-0 6-3		4-0 2B BB	3 0 0 0 1 0 1 0 1 0 0 0 0 0				
Jerry Martin, R (1, 8) OBP: 0.300, SLG: 0.348		0-0 5-3		0-0 G5-4-3 1-2f		0-0 F7		0-0 2B 1-H	4 0 1 1 0 0 1					
Larry Bowa, S (1, 6) OBP: 0.283, SLG: 0.302 John Vukovich, R (6, 5)		0-0 1-3		0-0 G3		0-0 CS 1B		0-3 K	3 0 1 0 0 0 0 1 0 0 0 0 1 2					
Larry Christenson, R (1, 1) OBP: 0.241, SLG: 0.392 Tim McCarver, L (6, PH) OBP: 0.407, SLG: 0.434 Tug McGraw, R (6, 1) OBP: 0.143, SLG: 0.286 Tony Taylor, R (8, PH) OBP: 0.320, SLG: 0.304 Wayne Twitchell, R (8, 1) OBP: 0.167, SLG: 0.333		0-0 6-3		0-0 L4		0-3 K		0-0 4-3	2 0 0 0 0 0 0 1 0 0 0 0 1 1 0 0 0 0 0 0 0 1 0 0 0 0 0 2 0 0 0 0 0 0 0					
<b>Inning Stats</b>	R: 2 H: 1 E: 1 LOB: 1 K: 0 BB: 1 S: 5 P: 9	R: 0 H: 0 E: 0 LOB: 0 K: 0 BB: 0 S: 3 P: 3	R: 0 H: 2 E: 0 LOB: 2 K: 0 BB: 0 S: 5 P: 5	R: 0 H: 0 E: 1 LOB: 0 K: 0 BB: 0 S: 3 P: 3	R: 3 H: 3 E: 0 LOB: 0 K: 0 BB: 0 S: 6 P: 6	R: 0 H: 1 E: 0 LOB: 1 K: 1 BB: 0 S: 6 P: 6	R: 0 H: 1 E: 0 LOB: 1 K: 0 BB: 0 S: 4 P: 4	R: 1 H: 1 E: 0 LOB: 2 K: 1 BB: 1 S: 6 P: 10	R: 0 H: 0 E: 0 LOB: 1 K: 0 BB: 1 S: 3 P: 7	1B: 5 SF: 0 2B: 2 SAC: 0 3B: 1 DP: 1 HR: 1 HBP: 0	WP: 2 PA: 40 PB: 0 SB: 0 CS: 1			
<b>PITCHER</b>	IP WLS BF H R ER SO BB IBB HBP BLK WP HR S P ERA WHIP													
Bob Forsch, R (1, 1) ERA: 3.94	5.0		6 5 3 0 1 0 0 0 0 0 1 1 22 26 5.40 1.400											
Lerrin LaGrow, R (6, 1) ERA: 1.48	1.0	4	1 0 0 1 0 0 0 0 0 0 0 0 6 6 0.00 1.000											
John Curtis, L (7, 1) ERA: 4.5	2.0	L 9	2 1 1 1 1 0 0 0 0 0 0 0 10 14 4.50 1.500											
Al Hrabosky, L (9, 1) ERA: 3.3	1.0	4	0 0 0 0 1 0 0 0 1 0 0 3 7 0.00 1.000											

Philadelphia Phillies @ St. Louis Cardinals  
 Busch Stadium, St. Louis, MO  
 Wed Sep 29 1976, 7:05 PM CDT  
 Att. 5,992 - Unknown

livebaseballscorecards.com

AB	37
R	6
H	9
RBI	6
BB	3
SO	2
LOB	16



**BOTTOM**

Philadelphia Phillies @ St. Louis Cardinals  
 Busch Stadium, St. Louis, MO  
 Wed Sep 29 1976, 7:05 PM CDT  
 Att. 5,992 - Unknown

livebaseballscorecards.com

<b>AB</b>	<b>39</b>
<b>R</b>	<b>5</b>
<b>H</b>	<b>11</b>
<b>RBI</b>	<b>5</b>
<b>BB</b>	<b>3</b>
<b>SO</b>	<b>9</b>
<b>LOB</b>	<b>18</b>



AB R H RBI BB SO LOB

5	1	2	2	0	1	1
5	1	3	1	0	2	3
5	0	1	2	0	2	3
5	0	0	0	0	0	4
4	0	1	0	1	0	0
5	1	1	0	0	2	4
4	0	1	0	0	1	1
3	1	0	0	1	1	1
1	0	1	0	0	0	0
1	0	1	0	0	0	0
0	1	0	0	0	0	0
0	0	0	0	0	0	0
0	0	0	1	0	0	0
0	0	0	0	0	0	0
0	0	0	0	0	0	0
1	0	0	0	0	0	1
0	0	0	0	0	0	0

1B: 10	SF: 0
2B: 0	SAC: 0
3B: 1	DP: 1
HR: 0	HBP: 0

WP: 0	PA: 42
PB: 0	
SB: 2	
CS: 0	

Batter	1	2	3	4	5	6	7	8	9
Jerry Mumphy, S (1, 8) OBP: 0.324, SLG: 0.333	0-3 K		0-0 5-3		0-0 1B	0-0 1B			0-0 E6
Garry Templeton, S (1, 6) OBP: 0.324, SLG: 0.374	0-0 6-3 3B		0-0 1B		0-0 1B	0-3 K			0-3 K
Keith Hernandez, L (1, 3) OBP: 0.379, SLG: 0.433	0-0 6-3		0-3 K		0-0 E7				0-3 K
Ted Simmons, S (1, 2) OBP: 0.388, SLG: 0.390	0-0 F8				0-0 F8				0-0 E3
Sam Mejias, R (9, PR) OBP: 0.188, SLG: 0.143					0-0 F7				2-3
Willie Crawford, L (1, 9) OBP: 0.360, SLG: 0.441		0-0 G6-4-3 1B			0-0 F8				4-0 BB
Hector Cruz, R (1, 5) OBP: 0.288, SLG: 0.343		0-0 G6-4-3 1-2			0-0 P4				0-3 K
Vic Harris, S (1, 7) OBP: 0.275, SLG: 0.309		0-0 4-3			0-0 F5				0-0 1B
Mike Tyson, R (1, 4) OBP: 0.323, SLG: 0.441			0-0 P5		0-0 P5				0-3 K
Bob Forsch, R (1, 1) John Tamargo, S (1, 1) Lee Richard, R (1, 1) Lenny Lakofsky, R (1, 1) Mike Anderson, R (1, 1) Charlie Chart, R (1, 1) John Curtis, R (1, 1) Lou Brock, L (1, 1) Al Hrabosky, R (1, 1)			0-0 5-3 1B		0-0 1B	0-0 1B			0-0 4-3

Inning Stats	R: 1	H: 1	E: 0	LOB: 0	K: 1	BB: 0	S: 6	R: 0	H: 1	E: 0	LOB: 0	K: 0	BB: 0	S: 3	R: 0	H: 2	E: 0	LOB: 2	K: 1	BB: 0	S: 7	R: 0	H: 0	E: 0	LOB: 0	K: 0	BB: 0	S: 3	R: 2	H: 4	E: 1	LOB: 3	K: 0	BB: 0	S: 7	R: 2	H: 2	E: 0	LOB: 2	K: 2	BB: 2	S: 9	R: 0	H: 0	E: 0	LOB: 0	K: 0	BB: 0	S: 3	R: 0	H: 1	E: 0	LOB: 1	K: 2	BB: 0	S: 8	R: 0	H: 0	E: 2	LOB: 3	K: 3	BB: 1	S: 11	1B: 10	SF: 0	2B: 0	SAC: 0	3B: 1	DP: 1	HR: 0	HBP: 0	WP: 0	PA: 42
--------------	------	------	------	--------	------	-------	------	------	------	------	--------	------	-------	------	------	------	------	--------	------	-------	------	------	------	------	--------	------	-------	------	------	------	------	--------	------	-------	------	------	------	------	--------	------	-------	------	------	------	------	--------	------	-------	------	------	------	------	--------	------	-------	------	------	------	------	--------	------	-------	-------	--------	-------	-------	--------	-------	-------	-------	--------	-------	--------

PITCHER	IP	WLS	BF	H	R	ER	SO	BB	IBB	HBP	BLK	WP	HR	S	P	ERA	WHIP
Larry Christenson, R (1, 1) ERA: 3.68	5.0		22	8	3	3	2	0	0	0	0	0	0	26	26	5.40	1.600
Tug McGraw, L (6, 1) ERA: 2.52	2.0	W	10	2	2	2	2	2	0	0	0	0	0	12	20	9.00	2.000
Wayne Twitchell, R (8, 1) ERA: 1.75	2.0	S	10	1	0	0	5	1	0	0	0	0	0	19	23	0.00	1.000



Batter	1	2	3	4	5	6	7	8	9	AB R H RBI BB SO LOB	TOP																	
Lee Mazzilli, S (1, 8) OBP: 0.333, SLG: 0.329	0-0 6-3		0-0 P6		0-0 L7			0-0 1-3		4 0 0 0 0 0 0																		
Felix Millan, R (1, 4) OBP: 0.344, SLG: 0.346	0-0 1-5-3		0-0 4-3			0-0 1-3		0-0 6-3		4 0 0 0 0 0 0																		
John Milner, L (1, 3) OBP: 0.366, SLG: 0.451	0-0 1B			0-0 CS BB 1B		0-0 P4		0-3 K		4 0 2 0 0 1 0																		
Dave Kingman, R (1, 9) OBP: 0.285, SLG: 0.509	0-3 K			4-0 BB BB 1-2 E BB		4-0 BB		0-3 K		2 1 0 0 2 2 1																		
Mike Vail, R (1, 7) OBP: 0.240, SLG: 0.268		0-0 F9		0-3 K		0-0 F9		0-3 K		3 0 0 0 0 1 3																		
Bruce Boisclair, L (7, 7) OBP: 0.350, SLG: 0.374			1-2 2-3							1 0 0 0 0 1 0																		
John Stearns, R (1, 2) OBP: 0.381, SLG: 0.400		0-0 FC6-4 1B		0-0 E7 2-H 1B		0-0 6-3		0-0 5-3		4 0 2 1 0 0 0																		
Roy Staiger, R (1, 5) OBP: 0.279, SLG: 0.274		0-0 FC6-4		0-0 P4		0-0 P6				3 0 0 0 0 0 2																		
Bud Harrelson, S (1, 6) OBP: 0.350, SLG: 0.292		0-0 F7			0-3 K		0-0 1B			3 0 1 0 0 1 1																		
Jerry Koosman, R (1, 1) OBP: 0.235, SLG: 0.241			0-0 5-3		0-0 6-3		0-0 F8			3 0 0 0 0 0 1																		
<b>Inning Stats</b>	R: 0 E: 0 K: 1 S: 6	H: 1 LOB: 1 BB: 0 P: 6	R: 0 E: 0 K: 0 S: 4	H: 1 LOB: 1 BB: 0 P: 4	R: 0 E: 0 K: 0 S: 3	H: 0 LOB: 0 BB: 0 P: 3	R: 1 E: 1 K: 1 S: 6	H: 2 LOB: 1 BB: 1 P: 10	R: 0 E: 0 K: 1 S: 5	H: 0 LOB: 0 BB: 0 P: 5	R: 0 E: 0 K: 0 S: 3	H: 0 LOB: 1 BB: 1 P: 7	R: 0 E: 0 K: 0 S: 4	H: 1 LOB: 1 BB: 0 P: 4	R: 0 E: 0 K: 1 S: 5	H: 0 LOB: 0 BB: 0 P: 5	R: 0 E: 0 K: 2 S: 7	H: 0 LOB: 0 BB: 0 P: 7	1B: 5 2B: 1 3B: 0 HR: 0	SF: 0 SAC: 0 DP: 1 HBP: 0	WP: 0 PB: 0 SB: 0 CS: 2	PA: 33						
<b>PITCHER</b>	IP WLS BF H R ER SO BB IBB HBP BLK WP HR S P ERA WHIP																											
Tom Underwood, L (1, 1) ERA: 3.53	6.0		23	4	1	1	3	2	0	0	0	0	0	0	27	35	1.50	1.000										
Ron Reed, R (7, 1) ERA: 2.46	2.0		7	1	0	0	1	0	0	0	0	0	0	0	9	9	0.00	0.500										
Gene Garber, R (9, 1) ERA: 2.82	1.0	W	3	0	0	0	2	0	0	0	0	0	0	0	7	7	0.00	0.000										

**New York Mets @ Philadelphia Phillies**  
 Veterans Stadium, Philadelphia, PA  
 Fri Oct 01 1976, 7:05 PM EDT  
 Att. 23,084 - Unknown

livebaseballscorecards.com

<b>AB</b>	31
<b>R</b>	1
<b>H</b>	5
<b>RBI</b>	1
<b>BB</b>	2
<b>SO</b>	6
<b>LOB</b>	8







Batter	1	2	3	4	5	6	7	8	9	AB R H RBI BB SO LOB	TOP	
Lee Mazzilli, S OBP: 0.326, SLG: 0.311 (1, 8) X	0-0 L4	0-0 F8		0-0 3-1			4-0 FC6-4 BB		0-0 P4	4 0 0 0 1 0 1		
Felix Millan, R OBP: 0.341, SLG: 0.343 (1, 4) X	0-0 E4 2B 1B	0-0 P4		0-0 5-3			0-0 FC6-4 1-2f G3-6-3			4 1 0 0 0 0 1		
John Milner, L OBP: 0.365, SLG: 0.451 (1, 7) X	0-0 1B 1-3 2B		0-3 K	0-0 4-3			0-0 G3-6-3 1-2f			4 1 1 0 0 1 1		
Ed Kranepool, L OBP: 0.344, SLG: 0.410 (1, 3) X	0-0 2B 1B FC5-2		0-0 F8		0-0 5-3			0-0 F8		4 0 1 2 0 0 0		
Dave Kingman, R OBP: 0.285, SLG: 0.508 (1, 9) X	0-0 1B 2B FC5-2		0-3 K 1B 1B		0-3 K			0-0 F8		4 2 1 0 0 2 0		
John Stearns, R OBP: 0.376, SLG: 0.394 (1, 2) X	0-0 FC5-2 1B		0-0 1B 1-3 1B		0-3 K			0-0 P3		4 0 1 0 0 1 2		
Roy Staiger, R OBP: 0.282, SLG: 0.277 (1, 5) X	0-0 FC5-4 1B		0-0 BB 1-3 1B		0-0 5-3			0-0 F3		4 0 2 2 0 0 0		
Bud Harrelson, S OBP: 0.352, SLG: 0.298 (1, 6) X	0-0 FC5-4 1-2f		0-0 FC6-4 BB		0-0 L8			0-0 3B		3 0 1 0 1 0 2		
Jon Matlack, L OBP: 0.268, SLG: 0.205 (1, 1)		0-3 K	0-0 FC6-4		0-3 K			0-0 1-3		3 0 0 0 0 2 3		
Mike Vail, R OBP: 0.238, SLG: 0.266 (9, PH)										1 0 0 0 0 0 1		
<b>Inning Stats</b>	R: 3 H: 4 E: 1 LOB: 2 K: 0 BB: 0 S: 8 P: 8	R: 0 H: 0 E: 0 LOB: 0 K: 1 BB: 0 S: 5 P: 5	R: 1 H: 2 E: 0 LOB: 3 K: 2 BB: 1 S: 10 P: 14	R: 0 H: 0 E: 0 LOB: 0 K: 0 BB: 0 S: 3 P: 3	R: 0 H: 0 E: 0 LOB: 0 K: 2 BB: 0 S: 7 P: 7	R: 0 H: 0 E: 0 LOB: 0 K: 1 BB: 0 S: 5 P: 5	R: 0 H: 0 E: 0 LOB: 0 K: 0 BB: 1 S: 2 P: 6	R: 0 H: 0 E: 0 LOB: 0 K: 0 BB: 0 S: 3 P: 3	R: 0 H: 1 E: 0 LOB: 1 K: 0 BB: 0 S: 4 P: 4	1B: 4 SF: 0 2B: 2 SAC: 0 3B: 1 DP: 1 HR: 0 HBP: 0	WP: 0 PA: 37 PB: 1 SB: 0 CS: 0	
<b>PITCHER</b> Jim Lonborg, R ERA: 3.08 (1, 1)	IP WLS BF H R ER SO BB IBB HBP BLK WP HR S P ERA WHIP											
Tug McGraw, L ERA: 2.5 (9, 1)	1.0 S 4 1 0 0 0 0 0 0 0 0 0 0 4 4 0.00 1.000											

**New York Mets @ Philadelphia Phillies**  
**Veterans Stadium, Philadelphia, PA**  
 Sat Oct 02 1976, 7:05 PM EDT  
 Att: 47,095 - Unknown

livebaseballscorecards.com

<b>AB</b>	35
<b>R</b>	4
<b>H</b>	7
<b>RBI</b>	4
<b>BB</b>	2
<b>SO</b>	6
<b>LOB</b>	11



Batter	1	2	3	4	5	6	7	8	9	AB	R	H	RBI	BB	SO	LOB				
<b>Dave Cash, R</b> (1, 4) OBP: 0.335, SLG: 0.344 <b>Tug McGraw, R</b> (9, 1) OBP: 0.143, SLG: 0.286	0-0 FC6-4 1B		0-0 FC6-4 1B		0-0 SH1-3 1B	4-0 CS BB		0-0 2-H 1B		4	1	4	1	1	0	0				
<b>Rick Bosetti, R</b> (1, 8) OBP: 0.316, SLG: 0.333	0-3 K		0-0 FC6-4 2B		0-0 SH1-3	0-0 CS		0-3 K		4	1	1	0	0	2	3				
<b>Mike Schmidt, R</b> (1, 5) OBP: 0.375, SLG: 0.526	0-3 K		0-0 2B		4-0 CS 1B IBB			0-0 F9		3	1	1	1	1	1	2				
<b>Ollie Brown, R</b> (1, 9) OBP: 0.350, SLG: 0.386	0-0 FC6-4		0-0 WP 2B		0-0 1B			0-0 P6		4	0	2	2	0	0	2				
<b>Bob Boone, R</b> (1, 2) OBP: 0.348, SLG: 0.366		0-0 HR 1B	0-3 K		0-3 K			4-0 IBB		3	1	1	0	1	2	3				
<b>Jerry Martin, R</b> (1, 7) OBP: 0.289, SLG: 0.358		0-0 HR	0-3 K			0-0 5-3		0-0 F8		4	1	1	2	0	1	3				
<b>Bobby Tolan, L</b> (1, 3) OBP: 0.285, SLG: 0.343		0-3 K		0-0 G1		0-0 E6 SH1-3		0-0 1B S		4	2	1	0	0	1	0				
<b>Larry Bowa, S</b> (1, 6) OBP: 0.283, SLG: 0.302		0-3 K		0-0 5-3		0-0 SH1-3 1B		0-0 F9		4	0	1	0	0	1	1				
<b>Jim Lonborg, R</b> (1, 1) OBP: 0.233, SLG: 0.179 <b>Terry Harmon, R</b> (8, PH) OBP: 0.328, SLG: 0.393 (9, 4)		0-0 F9		0-3 K		0-0 SH1-3		0-0 F7		2	0	0	1	0	1	0				
<b>Inning Stats</b>	R: 0 E: 0 K: 2 S: 8	H: 1 LOB: 1 BB: 0 P: 8	R: 2 E: 0 K: 2 S: 9	H: 2 LOB: 0 BB: 0 P: 9	R: 2 E: 0 K: 2 S: 10	H: 3 LOB: 1 BB: 0 P: 10	R: 0 E: 0 K: 1 S: 5	H: 0 LOB: 0 BB: 0 P: 5	R: 1 E: 0 K: 1 S: 6	H: 2 LOB: 1 BB: 1 P: 10	R: 1 E: 1 K: 0 S: 4	H: 1 LOB: 1 BB: 1 P: 8	R: 0 E: 0 K: 0 S: 4	H: 1 LOB: 2 BB: 1 P: 8	R: 1 E: 0 K: 1 S: 7	H: 2 LOB: 1 BB: 0 P: 7	1B: 8 2B: 3 3B: 0 HR: 1	SF: 0 SAC: 2 DP: 0 HBP: 0	WP: 1 PB: 0 SB: 1 CS: 2	PA: 39

**BOTTOM**

**New York Mets @ Philadelphia Phillies**  
**Veterans Stadium, Philadelphia, PA**  
 Sat Oct 02 1976, 7:05 PM EDT  
 Att. 47,095 - Unknown

[livebaseballscorecards.com](http://livebaseballscorecards.com)

<b>AB</b>	<b>33</b>
<b>R</b>	<b>7</b>
<b>H</b>	<b>12</b>
<b>RBI</b>	<b>7</b>
<b>BB</b>	<b>3</b>
<b>SO</b>	<b>9</b>
<b>LOB</b>	<b>15</b>



PITCHER	IP	WLS	BF	H	R	ER	SO	BB	IBB	HBP	BLK	WP	HR	S	P	ERA	WHIP
<b>Jon Matlack, L</b> (1, 1) ERA: 2.95	8.0	L	38	12	7	6	9	1	2	0	0	1	1	53	65	6.75	1.625



Batter	1	2	3	4	5	6	7	8	9	AB R H RBI BB SO LOB	TOP											
Lee Mazzilli, S (1, 8) OBP: 0.323, SLG: 0.299	0-0 F5		4-0 CS BB		0-0 F8			0-0 FC1-5 1-2 2-3f		3 0 0 0 1 0 2												
Felix Millan, R (1, 4) OBP: 0.341, SLG: 0.343	0-0 BB E 1B		0-0 F9 1-2			0-3 K		0-0 F7		4 0 1 0 0 1 3												
John Milner, L (1, 3) OBP: 0.362, SLG: 0.447	0-0 E4 BB 1-2		0-0 F8			0-3 K		0-0 L9		4 0 0 0 0 1 3												
Dave Kingman, R (1, 9) OBP: 0.286, SLG: 0.506	4-0 G5-4-3 BB 1-2 2-3			4-0 S BB		0-3 K			0-0 5-3	2 0 0 0 2 1 0												
John Stearns, R (1, 2) OBP: 0.364, SLG: 0.379	0-0 G5-4-3 1-2f			0-3 K 1-2			0-3 K		0-0 6-3	4 0 0 0 0 2 4												
Roy Staiger, R (1, 5) OBP: 0.278, SLG: 0.273		0-0 5-3		0-0 F8			0-3 K		0-3 K	4 0 0 0 0 2 1												
Pepe Mangual, R (1, 7) OBP: 0.381, SLG: 0.338		0-0 HR		0-3 K			0-3 K			3 1 1 1 0 2 1												
Bud Harrelson, S (1, 6) OBP: 0.351, SLG: 0.298		0-3 K			0-0 P4			0-0 FC1-5 BB 1B		3 0 1 0 0 1 0												
Craig Swan, R (1, 1) OBP: 0.186, SLG: 0.103		0-3 K			0-3 K			4-0 FC1-5 BB		2 0 0 0 0 2 0												
Nino Espinosa, R (5, 1)								1-2 BB		0 0 0 0 0 0 0												
Mike Vail, R (8, PH) OBP: 0.243, SLG: 0.266										0 0 0 0 1 0 0												
Leon Brown, R (8, PR) OBP: 0.257, SLG: 0.257										0 0 0 0 0 0 0												
Skip Lockwood, R (8, 1) OBP: 0.400, SLG: 0.389										0 0 0 0 0 0 0												
<b>Inning Stats</b>	R: 0 E: 1 K: 0 S: 4	H: 1 LOB: 2 BB: 1 P: 8	R: 1 E: 0 K: 2 S: 8	H: 1 LOB: 0 BB: 0 P: 8	R: 0 E: 0 K: 0 S: 2	H: 0 LOB: 0 BB: 1 P: 6	R: 0 E: 0 K: 2 S: 7	H: 0 LOB: 1 BB: 1 P: 11	R: 0 E: 0 K: 1 S: 5	H: 0 LOB: 0 BB: 0 P: 5	R: 0 E: 0 K: 3 S: 9	H: 0 LOB: 0 BB: 0 P: 9	R: 0 E: 0 K: 3 S: 9	H: 0 LOB: 0 BB: 0 P: 9	R: 0 E: 0 K: 0 S: 4	H: 1 LOB: 2 BB: 1 P: 8	R: 0 E: 0 K: 1 S: 5	H: 0 LOB: 0 BB: 0 P: 5	1B: 2 2B: 0 3B: 0 HR: 1	SF: 0 SAC: 0 DP: 1 HBP: 0	WP: 0 PB: 0 SB: 1 CS: 1	PA: 33
<b>PITCHER</b> Steve Carlton, L (1, 1) ERA: 3.13	IP: 9.0 WLS: W BF: 33 H: 3 R: 1 ER: 1 SO: 12 BB: 4 IBB: 0 HBP: 0 BLK: 0 WP: 0 HR: 1 S: 53 P: 69 ERA: 1.00 WHIP: 0.778											<b>PITCHER</b>	IP: 9.0 WLS: W BF: 33 H: 3 R: 1 ER: 1 SO: 12 BB: 4 IBB: 0 HBP: 0 BLK: 0 WP: 0 HR: 1 S: 53 P: 69 ERA: 1.00 WHIP: 0.778									

New York Mets @ Philadelphia Phillies  
Veterans Stadium, Philadelphia, PA

livebaseballscorecards.com

AB	29
R	1
H	3
RBI	1
BB	4
SO	12
LOB	14



Sun Oct 03 1976, 3:33 AM EDT  
Att: 25,632 - Unknown

Batter	1	2	3	4	5	6	7	8	9	AB	R	H	RBI	BB	SO	LOB
<b>Dave Cash, R</b> OBP: 0.337, SLG: 0.345 (1, 4)	0-0 BB 1B 1B	0-0 1-H 1B		4-0 1-2 2-3 BB		0-0 1-3				3	0	2	1	1	0	0
<b>Bobby Tolan, L</b> OBP: 0.285, SLG: 0.342 (1, 8) (6, 7)	0-0 1-2 BB 1B	0-0 F5		0-0 F9		0-0 F7				4	0	1	0	0	0	4
<b>Mike Schmidt, R</b> OBP: 0.376, SLG: 0.524 (1, 5)	0-3 K		4-0 F8-6-3 BB		0-0 F7		4-0 6-3 PB BB			2	0	0	0	2	1	2
<b>Jay Johnstone, L</b> OBP: 0.373, SLG: 0.457 (1, 7) (6, 9)	0-3 K		0-0 P6		0-0 F7		0-0 F9			4	0	0	0	0	1	4
<b>Dick Allen, R</b> OBP: 0.346, SLG: 0.480 <b>Tom Hutton, L</b> OBP: 0.342, SLG: 0.282 (1, 3) (6, 3)	4-0 1-2 2-3 BB		0-0 F8-6-3		4-0 E S 1B BB		0-0 6-3			1	1	0	0	2	0	1
<b>Ollie Brown, R</b> OBP: 0.350, SLG: 0.383 <b>Jerry Martin, R</b> OBP: 0.287, SLG: 0.355 (1, 9) (5, PR) (6, 8)	0-3 K			0-0 5-3	4-0 WP 1B BB		0-3 K			2	0	0	0	1	1	3
<b>Tim McCarver, L</b> OBP: 0.409, SLG: 0.432 (1, 2)		4-0 FC3-6 BB		0-0 4-3	0-0 WP 1B		0-0 F5			3	0	1	1	1	0	0
<b>Larry Bowa, S</b> OBP: 0.283, SLG: 0.301 (1, 6)		0-0 FC3-6 S 1B		0-0 BB 1B 1B	0-0 F7		0-0 P6			4	1	1	0	0	0	3
<b>Steve Carlton, L</b> OBP: 0.242, SLG: 0.228 (1, 1)		0-0 F8		0-0 BB 1B		0-0 4-3		0-3 K		4	0	1	0	0	1	1

Inning Stats	R: 0	H: 2	E: 0	K: 3	S: 11	R: 1	H: 1	E: 0	K: 0	S: 4	R: 0	H: 0	E: 0	K: 0	S: 2	R: 0	H: 2	E: 0	K: 0	S: 5	R: 1	H: 1	E: 0	K: 0	S: 4	R: 0	H: 0	E: 0	K: 1	S: 5	R: 0	H: 0	E: 0	K: 1	S: 5	R: 0	H: 0	E: 0	K: 1	S: 5	1B: 6	2B: 1	3B: 0	HR: 0	SF: 0	SAC: 0	DP: 1	HBP: 0	WP: 1	PB: 1	SB: 2	CS: 0
--------------	------	------	------	------	-------	------	------	------	------	------	------	------	------	------	------	------	------	------	------	------	------	------	------	------	------	------	------	------	------	------	------	------	------	------	------	------	------	------	------	------	-------	-------	-------	-------	-------	--------	-------	--------	-------	-------	-------	-------

PITCHER	IP	WLS	BF	H	R	ER	SO	BB	IBB	HBP	BLK	WP	HR	S	P	ERA	WHIP
<b>Craig Swan, R</b> ERA: 3.54 (1, 1)	4.2	L	25	6	2	2	3	6	0	0	0	0	0	25	49	3.86	2.571
<b>Nino Espinosa, R</b> ERA: 3.67 (5, 1)	2.1		8	0	0	0	1	1	0	0	0	1	0	9	13	0.00	0.429
<b>Skip Lockwood, R</b> ERA: 2.67 (8, 1)	1.0		3	0	0	0	1	0	0	0	0	0	0	5	5	0.00	0.000

**BOTTOM**

**New York Mets @ Philadelphia Phillies**  
Veterans Stadium, Philadelphia, PA

Sun Oct 03 1976, 3:33 AM EDT  
Att. 25,632 - Unknown

livebaseballscorecards.com

<b>AB</b>	<b>29</b>
<b>R</b>	<b>2</b>
<b>H</b>	<b>6</b>
<b>RBI</b>	<b>2</b>
<b>BB</b>	<b>7</b>
<b>SO</b>	<b>5</b>
<b>LOB</b>	<b>20</b>



<b>WP</b>	<b>1</b>	<b>PA</b>	<b>36</b>
<b>PB</b>	<b>1</b>		
<b>SB</b>	<b>2</b>		
<b>CS</b>	<b>0</b>		



Batter	1	2	3	4	5	6	7	8	9	AB R H RBI BB SO LOB	TOP
<b>Pete Rose, S</b> OBP: 0.600, SLG: 1.400 (1, 5) X	0-0 BB 2B		0-0 SF9 3B		0-0 6-3	0-0 FC6-4 1-2f		0-0 L5-4 2-H 2B		5 1 3 1 0 0 2	
<b>Ken Griffey, L</b> OBP: 0.400, SLG: 0.750 (1, 9) S S S	0-3 K		4-0 S BB		0-0 L5 3B		0-0 F7	0-0 L5-4 2-3		4 0 1 0 1 1 2	
<b>Joe Morgan, L</b> <b>Rawly Eastwick, R</b> (1, 4) B B B (9, 1) B B	4-0 BB BB		0-0 F7 1-2		0-0 L5 3-H		4-0 S BB		4-0 S BB	2 0 0 0 3 0 3 0 0 0 0 0 0 0	
<b>Tony Perez, R</b> (1, 3) B B B	4-0 1-2 2-3 BB		0-0 SF9 3-H		0-3 K		0-0 6-3 1-2		0-3 K 1-2	3 0 0 1 1 2 2	
<b>George Foster, R</b> OBP: 0.200, SLG: 0.800 (1, 7) S S S	0-3 K		0-0 5-3		0-0 HR		0-3 K		0-3 K	5 1 1 1 0 3 6	
<b>Johnny Bench, R</b> OBP: 0.400, SLG: 0.600 (1, 2) X	0-0 P6			0-0 S 1B		0-0 F8		0-0 WP 2B	0-3 K	5 1 2 0 0 1 4	
<b>Dave Concepcion, R</b> OBP: 0.500, SLG: 0.667 (1, 6) X		0-0 6-3		0-3 K 1-2		0-0 E 1B 2B		4-0 WP 2B BB		3 2 1 0 1 1 1	
<b>Cesar Geronimo, L</b> (1, 8) X		0-0 5-3		0-3 K		0-0 E5 1B 2-3		0-3 K 1-2 2-3		4 0 0 0 0 2 4	
<b>Don Gullett, R</b> OBP: 0.500, SLG: 0.750 <b>Doug Flynn, R</b> (9, 4) X		0-0 F9		0-0 F8		0-0 FC6-4 1-3 3-H 1B		0-0 2B 2B		4 1 2 3 0 0 1 0 0 0 0 0 0 0	
<b>Inning Stats</b>	R: 0 E: 0 K: 2 S: 8 H: 1 LOB: 3 BB: 2 P: 16	R: 0 E: 0 K: 0 S: 3 H: 0 LOB: 0 BB: 0 P: 3	R: 1 E: 0 K: 0 S: 4 H: 1 LOB: 1 BB: 1 P: 8	R: 0 E: 0 K: 2 S: 8 H: 1 LOB: 1 BB: 0 P: 8	R: 0 E: 0 K: 0 S: 3 H: 1 LOB: 0 BB: 0 P: 3	R: 2 E: 1 K: 1 S: 9 H: 3 LOB: 2 BB: 0 P: 9	R: 0 E: 0 K: 1 S: 5 H: 0 LOB: 1 BB: 1 P: 9	R: 3 E: 0 K: 1 S: 7 H: 3 LOB: 0 BB: 1 P: 11	R: 0 E: 0 K: 3 S: 9 H: 0 LOB: 1 BB: 1 P: 13	1B: 2 2B: 7 3B: 2 HR: 1 SF: 1 SAC: 0 DP: 2 HBP: 0	WP: 1 PB: 0 SB: 4 CS: 0 PA: 42
<b>PITCHER</b> <b>Steve Carlton, L</b> ERA: 5.14 <b>Tug McGraw, L</b> ERA: 4.5	IP WLS BF H R ER SO BB IBB HBP BLK WP HR S P ERA WHIP	7.0 L 34 8 5 4 6 5 0 0 0 0 1 41 61 5.14 1.857	2.0 8 2 1 1 4 1 0 0 0 1 0 15 19 4.50 1.500								

Cincinnati Reds @ Philadelphia Phillies  
Veterans Stadium, Philadelphia, PA  
Sat Oct 09 1976, 7:05 PM EDT  
Att: 62,640 - Unknown

AB	35
R	6
H	10
RBI	6
BB	6
SO	10
LOB	25



Batter	1	2	3	4	5	6	7	8	9	AB	R	H	RBI	BB	SO	LOB
Dave Cash, R (1, 4) OBP: 0.250, SLG: 0.500	0-0 6-3 SF8 2B	0-0 4-3			0-0 F9			0-0 F8		4	1	1	0	0	0	0
Garry Maddox, R (1, 8) OBP: 0.500, SLG: 0.500	0-0 6-3 2-3		0-0 CS 1B			0-0 5-3			0-0 WP 1-3 2B 1B	4	1	2	0	0	0	1
Mike Schmidt, R (1, 5)	0-0 SF8		0-0 F8 1-2			0-0 L9			0-0 1-3 1-2	3	0	0	1	0	0	2
Greg Luzinski, R (1, 7) OBP: 0.500, SLG: 0.667	4-0 3-H BB BB BB		0-3 K			0-3 K			0-0 1B 2-H 1B 2B	3	1	1	1	1	2	0
Dick Allen, R (1, 3) OBP: 0.500, SLG: 0.333	4-0 1-2 BB BB			0-0 5-3			0-0 F8		0-0 1B 2-3 1B	3	0	1	0	1	0	0
Ollie Brown, R (1, 9) Jay Johnstone, L (9, PH) OBP: 1.000, SLG: 1.000	4-0 1-2 2-3 BB			0-0 6-3			0-3 K		0-0 1-2 3-H 1B	2	0	0	0	1	1	0
Tim McCarver, L (1, 2)	0-0 F7		0-3 K				0-0 F7		0-0 F3	3	0	0	0	0	1	3
Larry Bowa, S (1, 6) Tom Hutton, L (9, PH)		0-0 F9			0-0 F9			0-0 F7	0-0 L9	3	0	0	0	0	0	0
Steve Carlton, L (1, 1) Tug McGraw, R (8, 1) Bob Boone, R (8, 2) Bobby Tolan, L (9, PH)		0-0 F7			0-0 2-3			0-0 P5		2	0	0	0	0	0	0

Inning Stats	R: 1	H: 1	E: 0	K: 0	S: 4	LOB: 3	BB: 3	P: 16	R: 0	H: 0	E: 0	K: 0	S: 3	LOB: 0	BB: 0	P: 3	R: 0	H: 1	E: 0	K: 1	S: 5	LOB: 0	BB: 0	P: 5	R: 0	H: 0	E: 0	K: 0	S: 3	LOB: 0	BB: 0	P: 3	R: 0	H: 0	E: 0	K: 1	S: 5	LOB: 0	BB: 0	P: 5	R: 0	H: 0	E: 0	K: 0	S: 5	LOB: 0	BB: 0	P: 5	R: 0	H: 0	E: 0	K: 0	S: 3	LOB: 0	BB: 0	P: 3	R: 0	H: 0	E: 0	K: 0	S: 3	LOB: 0	BB: 0	P: 3	R: 2	H: 4	E: 0	K: 0	S: 7	LOB: 2	BB: 0	P: 7	1B: 4	SF: 1	2B: 2	SAC: 0	3B: 0	DP: 0	HR: 0	HBP: 0	WP: 1	PA: 35
--------------	------	------	------	------	------	--------	-------	-------	------	------	------	------	------	--------	-------	------	------	------	------	------	------	--------	-------	------	------	------	------	------	------	--------	-------	------	------	------	------	------	------	--------	-------	------	------	------	------	------	------	--------	-------	------	------	------	------	------	------	--------	-------	------	------	------	------	------	------	--------	-------	------	------	------	------	------	------	--------	-------	------	-------	-------	-------	--------	-------	-------	-------	--------	-------	--------

PITCHER	IP	WLS	BF	H	R	ER	SO	BB	IBB	HBP	BLK	WP	HR	S	P	ERA	WHIP
Don Gullett, L (1, 1) ERA: 1.13	8.0	W	28	2	1	1	4	3	0	0	0	0	0	33	45	1.12	0.625
Rawly Eastwick, R (9, 1) ERA: 18.0	1.0		7	4	2	2	0	0	0	0	0	1	0	7	7	18.00	4.000

**BOTTOM**

**Cincinnati Reds @ Philadelphia Phillies**  
Veterans Stadium, Philadelphia, PA

Sat Oct 09 1976, 7:05 PM EDT  
Att. 62,640 - Unknown

livebaseballscorecards.com

AB	31
R	3
H	6
RBI	3
BB	3
SO	4
LOB	10





Batter	1	2	3	4	5	6	7	8	9	AB R H RBI BB SO LOB	TOP									
<b>Pete Rose, S</b> (1, 5) OBP: 0.500, SLG: 0.900	0-0 F7		0-0 5-3			0-0 1B E 1B	0-0 1B SF7 1B		0-0 F8	5 2 2 1 0 0 0										
<b>Ken Griffey, L</b> (1, 9) OBP: 0.500, SLG: 0.625	4-0 S BB			0-0 F8		0-0 1B E 1B	0-0 1B IBB 1B		0-0 F9	4 1 2 1 1 0 0										
<b>Joe Morgan, L</b> (1, 4)	0-0 F8			0-0 4-3		4-0 E 4-3 IBB	4-0 1-2 IBB			2 1 0 0 2 0 1										
<b>Tony Perez, R</b> (1, 3)	0-0 F8			0-0 6-3		0-0 1B E3 4-3	0-0 SF7			3 0 0 2 0 0 2										
<b>George Foster, R</b> (1, 7) OBP: 0.111, SLG: 0.444		0-3 K			0-0 F7	0-0 4-3	0-0 F8			4 0 0 1 0 1 3										
<b>Johnny Bench, R</b> (1, 2) OBP: 0.333, SLG: 0.444		0-0 F7			0-3 K	0-0 2-3 1B		0-0 5-3		4 0 1 0 0 1 0										
<b>Cesar Geronimo, L</b> (1, 8) OBP: 0.125, SLG: 0.125		0-0 F8			0-0 1-6-3	0-0 2-3		0-0 CS 1B		4 0 1 0 0 0 2										
<b>Dave Concepcion, R</b> (1, 6) OBP: 0.375, SLG: 0.333			0-0 6-3			4-0 1B 4-3 BB	0-0 1-3	0-0 6-3		3 1 0 0 1 0 1										
<b>Pat Zachry, R</b> (1, 1)			0-0 1-3			0-0 4-3	0-3 K 1B 1B		0-3 K	1 0 0 0 0 0 0										
<b>Dan Driessen, L</b> (6, PH)										1 0 0 0 0 0 1										
<b>Pedro Borbon, R</b> (6, 1)										2 1 0 0 0 2 0										
<b>Inning Stats</b>	R: 0 E: 0 K: 0 S: 3	H: 0 LOB: 1 BB: 1 P: 7	R: 0 E: 0 K: 1 S: 5	H: 0 LOB: 0 BB: 0 P: 5	R: 0 E: 0 K: 0 S: 3	H: 0 LOB: 0 BB: 0 P: 3	R: 0 E: 0 K: 1 S: 5	H: 0 LOB: 0 BB: 0 P: 5	R: 4 E: 1 K: 0 S: 7	H: 3 LOB: 2 BB: 2 P: 15	R: 2 E: 0 K: 1 S: 8	H: 2 LOB: 2 BB: 1 P: 12	R: 0 E: 0 K: 0 S: 3	H: 1 LOB: 0 BB: 0 P: 3	R: 0 E: 0 K: 1 S: 5	H: 0 LOB: 0 BB: 0 P: 5	1B: 6 2B: 0 3B: 0 HR: 0	SF: 1 SAC: 0 DP: 0 HBP: 0	WP: 1 PB: 0 SB: 1 CS: 1	PA: 38
<b>PITCHER</b>	IP WLS BF H R ER SO BB IBB HBP BLK WP HR S P ERA WHIP																			
<b>Jim Lonborg, R</b> (1, 1) ERA: 1.69	5.1 L 20 2 3 1 2 2 0 0 0 0 0 0 22 30 1.69 0.750																			
<b>Gene Garber, R</b> (6, 1) ERA:	0.2 5 1 1 0 0 0 1 0 0 0 0 4 8 0.00 1.500																			
<b>Tug McCraw, L</b> (7, 1) ERA: 11.57	0.1 4 2 2 2 1 0 0 0 0 1 0 6 6 54.00 6.000																			
<b>Ron Reed, R</b> (7, 1) ERA:	2.2 9 1 0 0 1 0 1 0 0 0 0 10 14 0.00 0.375																			

Cincinnati Reds @ Philadelphia Phillies  
Veterans Stadium, Philadelphia, PA  
Sun Oct 10 1976, 3:33 AM EDT  
Att: 62,651 - Unknown

livebaseballscorecards.com

AB	33
R	6
H	6
RBI	5
BB	4
SO	4
LOB	10



Batter	1	2	3	4	5	6	7	8	9	AB	R	H	RBI	BB	SO	LOB
Dave Cash, R OBP: 0.333, SLG: 0.444 (1, 4)	0-0 F9	0-0 6-3		0-0 1-3			0-0 FC6-4 1B		0-0 1B	5	0	2	0	0	0	4
Garry Maddox, R OBP: 0.333, SLG: 0.250 (1, 8)	4-0 BB		0-0 6-3		0-0 5-3	0-0 FC6-4 1-2f	0-0 FC6-4		0-0 F9	4	0	0	0	1	0	2
Mike Schmidt, R OBP: 0.111, SLG: 0.125 (1, 5)	0-3 K		0-0 3-1 1B		0-0 6-3	0-0 6-3	0-0 F8		0-3 K	5	0	1	0	0	2	3
Greg Luzinski, R OBP: 0.375, SLG: 0.857 (1, 7)	0-3 K		0-0 3-1	1-2	0-0 HR	0-0 HR	0-0 F9			4	1	1	1	0	1	3
Dick Allen, R OBP: 0.500, SLG: 0.333 (1, 3)		0-0 1B 1B	0-3 K		0-0 6-3			4-0 L4 1B BB		3	1	1	0	1	1	1
Jay Johnstone, L OBP: 0.800, SLG: 0.800 (1, 9)		0-0 1B G5-2-3 1B		0-0 SH1-4 SH1-3 1B		0-0 P6		0-0 1-2 1B		4	0	3	0	0	0	0
Bob Boone, R OBP: 0.500, SLG: 0.500 (1, 2)		0-0 G5-2-3 BB 1-3 1B 3-H		0-0 SH1-3 1-2		0-0 SH1-3		0-0 1B		3	0	2	1	0	0	2
Larry Bowa, S (1, 6)		4-0 G5-2-3 BB 1-2		4-0 SH1-4 BB		0-0 F9		0-0 4-3		2	0	0	0	2	0	2
Jim Lonborg, R (1, 1) Gene Garber, R (6, 1) Bobby Tolan, L (6, PH) Tug McGraw, R (7, 1) Ron Reed, R (7, 1) Tim McCarver, L (9, PH)		0-0 G5-2-3 1-2 2-3 3-H		0-0 SH1-4 1-2 2-3		0-0 4-3			0-0 G3	1	0	0	0	0	0	3

Inning Stats	R: 0	H: 0	E: 0	K: 2	S: 7	LOB: 1	BB: 1	P: 11	R: 1	H: 3	E: 0	K: 0	S: 5	LOB: 2	BB: 1	P: 9	R: 0	H: 1	E: 0	K: 1	S: 6	LOB: 1	BB: 0	P: 6	R: 0	H: 1	E: 0	K: 0	S: 4	LOB: 2	BB: 1	P: 8	R: 1	H: 1	E: 0	K: 0	S: 4	LOB: 0	BB: 0	P: 4	R: 0	H: 1	E: 0	K: 0	S: 4	LOB: 1	BB: 0	P: 4	R: 0	H: 1	E: 0	K: 0	S: 4	LOB: 1	BB: 0	P: 4	R: 0	H: 1	E: 0	K: 0	S: 3	LOB: 1	BB: 1	P: 7	R: 0	H: 1	E: 0	K: 1	S: 6	LOB: 1	BB: 0	P: 6	1B: 9	SF: 0	2B: 1	SAC: 2	3B: 0	DP: 2	HR: 1	HBP: 0	WP: 0	PA: 39
--------------	------	------	------	------	------	--------	-------	-------	------	------	------	------	------	--------	-------	------	------	------	------	------	------	--------	-------	------	------	------	------	------	------	--------	-------	------	------	------	------	------	------	--------	-------	------	------	------	------	------	------	--------	-------	------	------	------	------	------	------	--------	-------	------	------	------	------	------	------	--------	-------	------	------	------	------	------	------	--------	-------	------	-------	-------	-------	--------	-------	-------	-------	--------	-------	--------

PITCHER	IP	WLS	BF	H	R	ER	SO	BB	IBB	HBP	BLK	WP	HR	S	P	ERA	WHIP
Pat Zachry, R (1, 1) ERA: 3.6	5.0	W	23	6	2	2	3	3	0	0	0	0	1	26	38	3.60	1.800
Pedro Borbon, R (6, 1) ERA:	4.0	S	16	4	0	0	1	1	0	0	0	0	0	17	21	0.00	1.250

**BOTTOM**

**Cincinnati Reds @ Philadelphia Phillies**

Veterans Stadium, Philadelphia, PA

Sun Oct 10 1976, 3:33 AM EDT  
Att. 62,651 - Unknown

livebaseballscorecards.com

AB	33
R	2
H	10
RBI	2
BB	4
SO	4
LOB	21





Batter	1	2	3	4	5	6	7	8	9	AB R H RBI BB SO LOB	TOP																									
Dave Cash, R OBP: 0.286, SLG: 0.385 (1, 4) X	0-0 F8		0-0 1B		0-0 G6-4-3		0-0 F7	0-0 SF9		4 0 1 1 0 0 2																										
Garry Maddox, R OBP: 0.286, SLG: 0.308 (1, 8) X	0-0 6-3		0-0 2-3			0-0 6-3	0-0 2B	0-0 F8		5 1 1 1 0 0 3																										
Mike Schmidt, R OBP: 0.286, SLG: 0.462 (1, 5) X	0-0 6-3			0-0 2B		0-0 BB	0-0 2B		0-0 F6	5 1 3 1 0 0 0																										
Greg Luzinski, R OBP: 0.333, SLG: 0.727 (1, 7)		0-3 K		0-0 2B		0-0 F8	0-0 6-3		0-0 5-3	4 0 1 1 0 1 2																										
Dick Allen, R OBP: 0.417, SLG: 0.222 (1, 3)		0-0 F8		0-0 F9		4-0 BB		0-3 K	0-0 E5	3 0 0 0 1 1 1																										
Jerry Martin, R (8, 7)						1-2 BB			3B	1 1 0 0 0 0 0																										
Jay Johnstone, L OBP: 0.800, SLG: 1.111 (1, 9)		0-0 1B		0-0 G3		4-0 BB		0-0 WP	0-0 3B	4 1 3 1 1 0 1																										
Bob Boone, R OBP: 0.375, SLG: 0.286 (1, 2)		0-0 F7		0-0 F2		1-2 2-3 BB		4-0 2B	0-0 4-3	3 0 0 0 1 0 5																										
Terry Harmon, R (8, PR)								2B		0 1 0 0 0 0 0																										
Johnny Oates, L (8, 2)								SF9		1 0 0 0 0 0 1																										
Larry Bowa, S OBP: 0.364, SLG: 0.250 (1, 6)			0-0 4-1		0-0 F7		4-0 2B	0-0 2B		3 1 1 1 1 0 0																										
Jim Kaat, L OBP: 0.500, SLG: 0.500 (1, 1)			0-0 F4		0-0 1B		SH3-4	0-0 2B		2 0 1 0 0 0 0																										
Ron Reed, R (7, 1)								3-H		1 0 0 0 0 0 0																										
Bobby Tolan, L (7, 7)								IBB		0 0 0 0 1 0 0																										
<b>Inning Stats</b>	R: 0 H: 0 E: 0 K: 0 S: 3	H: 0 LOB: 0 BB: 0 P: 3	R: 0 H: 1 E: 0 K: 1 S: 6	H: 1 LOB: 1 BB: 0 P: 6	R: 0 H: 1 E: 0 K: 0 S: 4	H: 1 LOB: 1 BB: 0 P: 4	R: 1 H: 2 E: 0 K: 0 S: 5	H: 2 LOB: 1 BB: 0 P: 5	R: 0 H: 1 E: 0 K: 0 S: 3	H: 1 LOB: 0 BB: 0 P: 3	R: 0 H: 1 E: 0 K: 0 S: 4	H: 1 LOB: 3 BB: 2 P: 12	R: 2 H: 2 E: 0 K: 0 S: 5	H: 2 LOB: 1 BB: 1 P: 9	R: 2 H: 2 E: 0 K: 1 S: 7	H: 2 LOB: 2 BB: 2 P: 15	R: 1 H: 1 E: 1 K: 0 S: 5	H: 1 LOB: 1 BB: 0 P: 5	1B: 4 SF: 1 2B: 6 SAC: 1 3B: 1 DP: 1 HR: 0 HBP: 0	WP: 1 PA: 43 PB: 0 SB: 0 CS: 0																
<b>PITCHER</b>	IP WLS BF H R ER SO BB IBB HBP BLK WP HR S P ERA WHIP																																			
Gary Nolan, R ERA: 1.59 (1, 1)	5.2		24	6	1	1	1	2	0	0	0	0	0	24	32	1.59	1.412																			
Manny Sarmiento, R ERA: 18.0 (6, 1)	1.0		6	2	2	2	0	1	0	0	0	0	0	5	9	18.00	3.000																			
Pedro Borbon, R ERA: (7, 1)	0.1		1	0	0	0	0	0	0	0	0	0	0	1	1	0.00	0.000																			
Rawly Eastwick, R ERA: 12.0 (8, 1)	2.0	W	12	3	3	2	1	1	1	0	0	1	0	12	20	9.00	2.000																			

Philadelphia Phillies @ Cincinnati Reds  
Riverfront Stadium, Cincinnati, OH  
Tue Oct 12 1976, 3:33 AM EDT  
Att: 55,047 - Unknown

livebaseballscorecards.com

AB	36
R	6
H	11
RBI	6
BB	5
SO	2
LOB	15



BOTTOM

Philadelphia Phillies @ Cincinnati Reds  
Riverfront Stadium, Cincinnati, OH  
Tue Oct 12 1976, 3:33 AM EDT  
Att. 55,047 - Unknown

livebaseballscorecards.com

AB	31
R	7
H	9
RBI	7
BB	5
SO	2
LOB	9



WP	0	PA	38
PB	0		
SB	0		
CS	0		

AB R H RBI BB SO LOB

4	0	1	0	1	0	1
5	1	2	1	0	0	1
3	1	0	0	1	1	1
4	1	2	1	0	0	1
3	1	1	2	0	0	1
3	2	1	1	1	0	1
4	1	1	0	0	0	2
3	0	1	2	1	1	0
0	0	0	0	1	0	0
1	0	0	0	0	0	0
0	0	0	0	0	0	0
1	0	0	0	0	0	1
0	0	0	0	0	0	0
0	0	0	0	0	0	0

Batter	1	2	3	4	5	6	7	8	9
Pete Rose, S OBP: 0.467, SLG: 0.714 (1, 5) X	0-0 4-3 FC4 1-2f		0-0 FC4 1-2f			0-0 4-3		0-0 1B	4-0 1B IBB
Ken Griffey, L OBP: 0.467, SLG: 0.538 (1, 9) X	0-0 1-3			0-0 5-3			0-0 1B 1B	0-0 F5 1-2 2-3 3-H	0-0 1B
Joe Morgan, L (1, 4) X	0-0 F4			0-0 4-3			4-0 1B 1-2 SF9 BB	0-3 K	
Tony Perez, R OBP: 0.231, SLG: 0.200 (1, 3) X		0-0 G6-4-3 1B		0-0 5-3			0-0 1-3 2-H 3B 1B	0-0 F7	
George Foster, R OBP: 0.154, SLG: 0.667 (1, 7) X		0-0 F4			0-0 F9		0-0 SF9		0-0 HR
Johnny Bench, R OBP: 0.385, SLG: 0.667 (1, 2) X		0-0 G6-4-3 1-2f			0-0 F8		3-H 4-0 1-2 3B BB		0-0 HR
Dave Concepcion, R OBP: 0.333, SLG: 0.300 (1, 6) X			0-0 6-3		0-0 6-3		0-0 F4		0-0 SH5-4 1B 1B
Cesar Geronimo, L OBP: 0.250, SLG: 0.364 (1, 8) X			0-0 5-3			0-3 K	0-0 1-H 2-H 3B		4-0 1B SH5-4 BB
Gary Nolan, R Manny Sarmiento, R Pedro Borbon, R Mike Lum, L Rawly Eastwick, R Ed Armbrister, R (1, 1) (6, 1) (7, 1) (7, PH) (8, 1) (9, PH)			4-0 FC4 BB			0-0 4-3	0-0 F7		0-0 SH5-4 1-2 2-3

Inning Stats	R: 0	H: 0	E: 0	K: 0	S: 3	H: 0	LOB: 0	BB: 0	P: 3	R: 0	H: 1	E: 0	K: 0	S: 3	H: 0	LOB: 0	BB: 0	P: 3	R: 0	H: 0	E: 0	K: 0	S: 3	H: 0	LOB: 0	BB: 0	P: 3	R: 0	H: 0	E: 0	K: 1	S: 5	H: 0	LOB: 0	BB: 0	P: 5	R: 4	H: 3	E: 0	K: 0	S: 6	H: 1	LOB: 1	BB: 0	P: 6	R: 0	H: 1	E: 0	K: 1	S: 6	H: 4	LOB: 3	BB: 2	P: 13	1B: 6	SF: 1	2B: 0	SAC: 1	3B: 1	DP: 1	HR: 2	HBP: 0	WP: 0	PA: 38
--------------	------	------	------	------	------	------	--------	-------	------	------	------	------	------	------	------	--------	-------	------	------	------	------	------	------	------	--------	-------	------	------	------	------	------	------	------	--------	-------	------	------	------	------	------	------	------	--------	-------	------	------	------	------	------	------	------	--------	-------	-------	-------	-------	-------	--------	-------	-------	-------	--------	-------	--------

PITCHER	IP	WLS	BF	H	R	ER	SO	BB	IBB	HBP	BLK	WP	HR	S	P	ERA	WHIP
Jim Kaat, L ERA: 3.0 (1, 1)	6.0		21	2	2	2	1	2	0	0	0	0	0	21	29	3.00	0.667
Ron Reed, R ERA: 7.71 (7, 1)	2.0		12	5	4	4	1	1	0	0	0	0	2	13	17	18.00	3.000
Gene Garber, R ERA: 13.5 (9, 1)	0.0	L	1	1	0	0	0	0	0	0	0	0	0	1	1	∞	∞
Tom Underwood, L ERA: (9, 1)	0.1		4	1	1	1	0	1	1	0	0	0	0	2	10	27.00	6.000