

Philadelphia Phillies - 1976

Batter	1	2	3	4	5	6	7	8	9	AB	R	H	RBI	BB	SO	LOB	TOP					
Dave Cash, R OBP: 0.286, SLG: 0.300 (1, 4)	5-3		1B		6-3	F8		6-3		5	0	1	0	0	0	2	Philadelphia Phillies @ Montreal Expos Jarry Park, Montreal, QB Thu Apr 15 1976, 3:33 AM EST Att: 6,375 - Unknown					
Larry Bowa, S OBP: 0.450, SLG: 0.412 (1, 6)	L7-4		1B		HR		F 1B SF9	F8		3	2	2	0	2	0	0						
Mike Schmidt, R OBP: 0.286, SLG: 0.333 (1, 5)	HBP		K		K		E 2B		K	4	1	1	0	0	3	3						
Greg Luzinski, R OBP: 0.529, SLG: 0.714 (1, 7)	L7-4			K	HR		E3	F9		5	1	1	2	0	1	4						
Dick Allen, R OBP: 0.278, SLG: 0.267 (1, 3)		9-3		1B	6-3		SF9		1B	4	1	3	1	0	0	0						
Ollie Brown, R OBP: 0.400, SLG: 0.750 Jay Johnstone, L OBP: 0.462, SLG: 0.583 (7, PH) (7, 9)	9-3			1B			G5-3		1B	3	0	2	0	0	0	1						
Garry Maddox, R OBP: 0.389, SLG: 0.308 (1, 8)	6-3			1B			2B		1B	2	0	2	1	0	0	0						
Bob Boone, R OBP: 0.154, SLG: 0.167 (1, 2)			F8	SF7		P4	G5-3			3	0	0	1	0	0	4						
Jim Kaat, L Ron Reed, R Jerry Martin, R Gene Garber, R Bobby Tolan, L Tug McGraw, R (1, 1) (4, 1) (6, PH) (6, 1) (8, PH) (8, 1)			B2	G5				G3		2	0	0	0	0	0	2						
Inning Stats	R: 0 E: 0 K: 0 S: 3	H: 1 LOB: 1 BB: 0 P: 4	R: 0 E: 0 K: 0 S: 3	H: 1 LOB: 0 BB: 0 P: 3	R: 0 E: 0 K: 1 S: 7	H: 2 LOB: 2 BB: 0 P: 7	R: 1 E: 0 K: 1 S: 8	H: 3 LOB: 2 BB: 0 P: 8	R: 2 E: 0 K: 1 S: 6	H: 1 LOB: 0 BB: 1 P: 10	R: 0 E: 0 K: 0 S: 4	H: 1 LOB: 2 BB: 1 P: 8	R: 2 E: 0 K: 0 S: 5	H: 2 LOB: 2 BB: 2 P: 13	R: 0 E: 0 K: 0 S: 3	H: 0 LOB: 0 BB: 0 P: 3		R: 0 E: 0 K: 2 S: 9	H: 2 LOB: 2 BB: 0 P: 9	1B: 9 2B: 5 3B: 0 HR: 1	SF: 2 SAC: 0 DP: 3 HBP: 1	WP: 0 PB: 0 SB: 0 CS: 0
PITCHER	IP WLS BF H R ER SO BB IBB HBP BLK WP HR S P ERA WHIP	5.2 W 27 9 3 3 3 2 0 1 0 0 1 30 39 4.76 1.941	0.2 S 6 2 2 1 0 1 0 0 0 0 0 5 9 13.50 4.500	2.2 S 10 2 0 0 2 0 1 0 0 0 0 13 17 0.00 0.750	PITCHER										IP WLS BF H R ER SO BB IBB HBP BLK WP HR S P ERA WHIP							

AB	36
R	5
H	13
RBI	5
BB	4
SO	5
LOB	19



Batter	1	2	3	4	5	6	7	8	9	AB	R	H	RBI	BB	SO	LOB	BOTTOM			
Jerry White, S OBP: 0.538, SLG: 0.545 (1, 8)	5-3		L9	G4-6-3			S			3	1	1	0	1	0	0	Philadelphia Phillies @ Montreal Expos Jarry Park, Montreal, QB Thu Apr 15 1976, 3:33 AM EST Att: 6,375 - Unknown			
Mike Jorgensen, L OBP: 0.381, SLG: 0.500 (1, 3)	K			BB	G4-6-3		HR			3	2	1	2	1	1	2				
Larry Parrish, R OBP: 0.250, SLG: 0.211 (1, 5)				1B	P4		5-3			3	1	1	0	1	0	0				
Gary Carter, R OBP: 0.333, SLG: 0.381 (1, 2)	F8			1B	2B	FC4-6	E3			4	1	2	1	0	0	1				
Nate Colbert, R OBP: 0.300, SLG: 0.600 Jim Dwyer, L (4, PR) (5, 7)	F8			2B	FC4-6	FC5-4	K			2	0	1	1	0	0	0				
Pete Mackanin, R OBP: 0.211, SLG: 0.222 Pepe Frias, R (8, 4)	K			2B	FC5-4		K			2	1	0	0	0	1	2				
Tim Foli, R OBP: 0.222, SLG: 0.333 (1, 6)	5-3			1B			F7			4	1	1	2	0	0	0				
Bombo Rivera, R OBP: 0.417, SLG: 0.500 (1, 9)			4-3	BB			K			4	0	1	1	0	2	0				
Woodie Fryman, R Dale Murray, R Wayne Granger, R (1, 1) (6, 1) (7, 1)			K	K			P6			2	0	0	0	0	2	1				
Inning Stats	R: 0 E: 0 K: 1 S: 5	H: 0 LOB: 1 BB: 1 P: 9	R: 0 E: 0 K: 1 S: 5	H: 0 LOB: 0 BB: 0 P: 5	R: 0 E: 0 K: 1 S: 5	H: 0 LOB: 0 BB: 0 P: 5	R: 6 E: 0 K: 1 S: 10	H: 6 LOB: 2 BB: 2 P: 18	R: 0 E: 0 K: 0 S: 4	H: 1 LOB: 1 BB: 0 P: 4	R: 0 E: 0 K: 1 S: 5	H: 0 LOB: 0 BB: 0 P: 5	R: 2 E: 1 K: 2 S: 10	H: 2 LOB: 1 BB: 0 P: 10	R: 0 E: 0 K: 2 S: 7	H: 0 LOB: 0 BB: 0 P: 7		1B: 6 2B: 2 3B: 0 HR: 1	SF: 0 SAC: 0 DP: 1 HBP: 0	WP: 0 PB: 1 SB: 1 CS: 0
PITCHER	IP WLS BF H R ER SO BB IBB HBP BLK WP HR S P ERA WHIP	3.0 L 15 4 6 6 3 4 0 0 0 0 0 10 14 0.00 2.000	2.0 L 9 3 0 0 1 1 0 0 0 0 0 1 15 15 9.00 1.000	1.0 L 3 0 0 0 2 0 0 0 0 0 0 7 7 0.00 0.000	PITCHER										IP WLS BF H R ER SO BB IBB HBP BLK WP HR S P ERA WHIP					

AB	33
R	8
H	9
RBI	8
BB	3
SO	9
LOB	8



Batter	1	2	3	4	5	6	7	8	9	10	AB	R	H	RBI	BB	SO	LOB								
Dave Cash, R OBP: 0.286, SLG: 0.308 (1, 4)	1-3	FC4-6		1-2 2-H		1-3		1B BB	F9	SF8	6	1	2	2	0	0	2								
Larry Bowa, S OBP: 0.481, SLG: 0.522 (1, 6)	4-3 1B		3-1	G3			3B 1B	1B HR BB	SH1-3	1-3	6	3	3	1	1	0	3								
Jay Johnstone, L OBP: 0.556, SLG: 0.765 (1, 9)	4-3 1B			1B		G4-6-3 HR 1B	SF7	F7	SH1-3		5	2	4	2	0	0	3								
Greg Luzinski, R OBP: 0.435, SLG: 0.579 Ollie Brown, R OBP: 0.400, SLG: 0.750 (1, 7) (9, 7)	4-3		P4			G4-6-3 1B	SF7	K	6-3		5	0	1	1	0	1	6								
Dick Allen, R OBP: 0.292, SLG: 0.250 (1, 3)	K		K			G4-6-3	F8	HR 1B		HR	5	2	1	2	1	2	5								
Mike Schmidt, R OBP: 0.407, SLG: 0.958 (1, 5)		F8				FC1-4 1B		HR		HR	6	4	5	8	0	0	0								
Garry Maddox, R OBP: 0.391, SLG: 0.500 Tug McGraw, R (8, 1)				FC1-4 1B		F8		HR	F7		5	2	2	1	0	0	1								
Tim McCarver, L OBP: 1.000, SLG: 1.000 Tom Underwood, R (10, PH) Jim Lonborg, R OBP: 0.250, SLG: 0.250 Bob Boone, R OBP: 0.263, SLG: 0.500 (1, 2)		HR		1-2 1B		F7		1B	K		5	2	2	1	0	0	1								
Steve Carlton, L Ron Sufahr, R Gene Garber, R Tom Hutton, L Ron Reed, R Wayne Twitchell, R Buddy Schultz, L Mike Adams, R (1, 1) (8, 1) (8, 1) (10, 1) (10, 1) (10, PH)		K		K		6-3		BB 1B	1B	FC4-6 2B	1	0	0	0	0	0	1								
Inning Stats	R: 0 E: 0 K: 1 S: 7	H: 2 LOB: 2 BB: 0 P: 7	R: 1 E: 0 K: 1 S: 7	H: 2 LOB: 1 BB: 0 P: 7	R: 0 E: 0 K: 1 S: 6	H: 1 LOB: 1 BB: 0 P: 6	R: 1 E: 0 K: 0 S: 5	H: 2 LOB: 2 BB: 1 P: 9	R: 2 E: 0 K: 0 S: 5	H: 3 LOB: 0 BB: 0 P: 5	R: 0 E: 0 K: 0 S: 3	H: 0 LOB: 0 BB: 0 P: 3	R: 3 E: 0 K: 1 S: 9	H: 4 LOB: 1 BB: 0 P: 9	R: 5 E: 0 K: 1 S: 9	H: 4 LOB: 0 BB: 1 P: 13	R: 3 E: 0 K: 0 S: 6	H: 3 LOB: 0 BB: 0 P: 6	R: 3 E: 0 K: 0 S: 6	H: 3 LOB: 1 BB: 1 P: 10	1B: 15 2B: 1 3B: 2 HR: 6	SF: 2 SAC: 1 DP: 1 HBP: 0	WP: 0 PB: 0 SB: 0 CS: 0	PA: 56	
PITCHER	IP	WLS	BF	H	R	ER	SO	BB	IBB	HBP	BLK	WP	HR	S	P	ERA	WHIP								
Rick Reuschel, R ERA: 8.44 Mike Garman, R ERA: 10.5 Darold Knowles, L ERA: 8.22 Paul Reuschel, R ERA: 3.86 Buddy Schultz, L ERA:	7.0		35	14	7	7	4	1	0	0	0	0	3	42	46	9.00	2.143								

Philadelphia Phillies @ Chicago Cubs
Wrigley Field, Chicago, IL
Sat Apr 17 1976, 3:33 AM CST
Att: 28,287 - Unknown

AB	50
R	18
H	24
RBI	18
BB	3
SO	5
LOB	25



Batter	1	2	3	4	5	6	7	8	9	10	AB	R	H	RBI	BB	SO	LOB								
Rick Monday, L OBP: 0.429, SLG: 0.788 (1, 8)	BB 1B	1H 2H HR	1B HBP 1B	HR		H 1-2 HBP		F6		4-3	6	3	4	4	0	0	3								
Jose Cardenal, R OBP: 0.344, SLG: 0.433 Champ Summers, L George Mitterwald, R Joe Wallis, S (1, 7) (7, 7) (8, PH) (9, 7)	F3	2B 2B	F8	P2		F5		K		K	5	1	1	0	0	0	5								
Bill Madlock, R OBP: 0.485, SLG: 0.556 (1, 5)	K	4-3 1B 2B	HBP 1B 1B	K		P4		P4		F9	7	2	3	3	0	2	3								
Jerry Morales, R OBP: 0.455, SLG: 0.571 (1, 9)	4-3	4-3	HBP 1B IBB	F9		F8		F8		2B 1B 1B	5	2	1	0	2	0	2								
Andre Thornton, R OBP: 0.469, SLG: 0.316 (1, 3)	F8	1B BB	1B HBP	P4		F5		F5		1B 2B	4	3	1	1	1	0	2								
Manny Trillo, R OBP: 0.375, SLG: 0.467 (1, 4)		P6		G5-4-3 BB		K		K		F9	5	0	2	3	1	1	2								
Steve Swisher, R OBP: 0.259, SLG: 0.440 (1, 2)		HR		G5-4-3		G5-4-3		K		1B	6	1	3	4	0	2	3								
Dave Rosello, R OBP: 0.407, SLG: 0.409 Mick Kelleher, R OBP: 0.500, SLG: 0.500 (1, 6) (7, 6)		HR		1-2 3-H		F8		BB 1B		F9	4	1	2	1	0	0	2								
Rick Reuschel, R Mike Garman, R Darold Knowles, L Paul Reuschel, R Buddy Schultz, R Mike Adams, R (1, 1) (8, 1) (8, 1) (10, 1) (10, 1) (10, PH)		SH HR		HBP		HBP BB		BB		2B	1	2	0	0	1	0	2								
Inning Stats	R: 0 E: 0 K: 1 S: 6	H: 1 LOB: 2 BB: 1 P: 10	R: 7 E: 0 K: 0 S: 11	H: 7 LOB: 2 BB: 1 P: 15	R: 5 E: 0 K: 1 S: 9	H: 4 LOB: 2 BB: 1 P: 15	R: 1 E: 0 K: 1 S: 6	H: 1 LOB: 0 BB: 0 P: 6	R: 0 E: 0 K: 0 S: 2	H: 0 LOB: 0 BB: 0 P: 6	R: 0 E: 0 K: 0 S: 3	H: 0 LOB: 2 BB: 1 P: 8	R: 0 E: 0 K: 2 S: 8	H: 0 LOB: 0 BB: 0 P: 5	R: 0 E: 0 K: 2 S: 8	H: 1 LOB: 2 BB: 1 P: 12	R: 2 E: 0 K: 0 S: 6	H: 3 LOB: 1 BB: 0 P: 6	R: 1 E: 0 K: 1 S: 7	H: 2 LOB: 1 BB: 0 P: 7	1B: 11 2B: 5 3B: 0 HR: 3	SF: 0 SAC: 1 DP: 1 HBP: 3	WP: 0 PB: 0 SB: 0 CS: 0	PA: 58	
PITCHER	IP	WLS	BF	H	R	ER	SO	BB	IBB	HBP	BLK	WP	HR	S	P	ERA	WHIP								
Steve Carlton, L ERA: 18.0 Ron Schueler, R ERA: 16.88 Gene Garber, R ERA: 9.82 Ron Reed, R ERA: 3.6 Wayne Twitchell, R ERA:	1.2		15	7	7	3	1	2	0	0	0	0	2	15	23	37.80	5.400								


Philadelphia Phillies @ Chicago Cubs
Wrigley Field, Chicago, IL
Sat Apr 17 1976, 3:33 AM CST
Att: 28,287 - Unknown


AB	48
R	16
H	19
RBI	16
BB	6
SO	7
LOB	28



Batter	1	2	3	4	5	6	7	8	9	AB	R	H	RBI	BB	SO	LOB	TOP			
Dave Cash, R OBP: 0.342, SLG: 0.371 (1, 4)	F9		F8	F8		6-3			F9	4	1	1	0	1	0	2	Philadelphia Phillies @ Pittsburgh Pirates Three Rivers Stadium, Pittsburgh, PA Tue Apr 20 1976, 3:33 AM EST Att: 8,800 - Unknown livebaseballscorecards.com			
Gary Maddox, R OBP: 0.406, SLG: 0.577 (1, 8)	F8		F8			L7-4			K	4	0	2	1	1	1	1				
Ollie Brown, R OBP: 0.600, SLG: 0.667 (1, 9)										2	0	1	0	3	1	1				
Greg Luzinski, R OBP: 0.387, SLG: 0.480 Jerry Martin, R OBP: 0.500, SLG: 0.250 (7, PR) (7, 7)	F8		SF8			L7-4			F9	3	0	1	1	0	0	3				
Dick Allen, R OBP: 0.294, SLG: 0.241 Tom Hutton, L (9, 3)			F8			G3			4-3	5	0	0	0	0	0	6				
Mike Schmidt, R OBP: 0.361, SLG: 0.939 (1, 5)										4	1	1	1	0	2	1				
Bob Boone, R OBP: 0.370, SLG: 0.583 (1, 2)										3	1	2	0	1	0	0				
Terry Harmon, R OBP: 0.333, SLG: 0.333 (1, 6)										3	1	1	0	0	0	1				
Jim Kaat, L OBP: 0.286, SLG: 0.333 (1, 1)										3	1	1	2	1	1	0				
Inning Stats	R: 0 E: 0 K: 0 S: 3	H: 0 LOB: 1 BB: 1 P: 7	R: 0 E: 0 K: 0 S: 3	H: 0 LOB: 1 BB: 1 P: 7	R: 1 E: 0 K: 0 S: 5	H: 2 LOB: 2 BB: 1 P: 9	R: 1 E: 0 K: 0 S: 4	H: 2 LOB: 1 BB: 1 P: 8	R: 0 E: 0 K: 0 S: 2	H: 0 LOB: 1 BB: 2 P: 10	R: 3 E: 0 K: 2 S: 11	H: 4 LOB: 1 BB: 0 P: 11	R: 0 E: 0 K: 1 S: 5	H: 0 LOB: 0 BB: 0 P: 5	R: 0 E: 0 K: 1 S: 6	H: 1 LOB: 2 BB: 1 P: 10		1B: 5 2B: 5 3B: 0 HR: 1	SF: 1 SAC: 1 DP: 2 HBP: 0	WP: 0 PB: 0 SB: 0 CS: 1
PITCHER	IP	WLS	BF	H	R	ER	SO	BB	IBB	HBP	BLK	WP	HR	S	P	ERA	WHIP			
John Candelaria, L ERA: 4.5 (1, 1)	4.0	L	21	4	2	2	0	5	1	0	0	0	1	15	39	4.50	2.250			
Kent Tekulve, R ERA: 8.23 (5, 1)	2.0		9	4	3	3	2	0	0	0	0	0	0	13	13	13.50	2.000			
Bruce Kison, R ERA: 9.39 (7, 1)	2.0		6	1	0	0	2	0	0	0	0	0	0	10	10	0.00	0.500			
Dave Giusti, R ERA: 14.4 (9, 1)	1.0		5	1	0	0	1	1	0	0	0	0	0	6	10	0.00	2.000			

Batter	1	2	3	4	5	6	7	8	9	AB	R	H	RBI	BB	SO	LOB	BOTTOM			
Frank Taveras, R OBP: 0.276, SLG: 0.286 (1, 6)	F3		FC1-6							4	0	2	1	0	0	1	Philadelphia Phillies @ Pittsburgh Pirates Three Rivers Stadium, Pittsburgh, PA Tue Apr 20 1976, 3:33 AM EST Att: 8,800 - Unknown livebaseballscorecards.com			
Manny Sanguillen, R OBP: 0.391, SLG: 0.333 Dave Giusti, R (9, 1)	5-3		4-3			G4-6-3			4-3	4	0	0	0	0	0	3				
Bill Robinson, R (1, 8)	6-3									4	0	0	0	0	0	0				
Willie Stargell, L OBP: 0.581, SLG: 0.875 (1, 3)										3	0	1	0	1	2	0				
Richie Zisk, R OBP: 0.286, SLG: 0.344 (1, 7)										4	0	1	0	0	0	2				
Dave Parker, L OBP: 0.364, SLG: 0.467 (1, 9)										4	0	1	0	0	1	2				
Rennie Stennett, R OBP: 0.278, SLG: 0.382 (1, 4)										4	0	0	0	0	0	3				
Tommy Helms, R (1, 5)										3	0	0	0	0	0	0				
John Candelaria, L (1, 1)										1	0	0	0	0	1	1				
Kent Tekulve, R (5, 1)										1	0	0	0	0	1	0				
Bruce Kison, R (7, 1)										0	0	0	0	0	0	0				
Duffy Dyer, R OBP: 0.500, SLG: 1.000 (8, PH) (9, 2)										1	1	1	0	0	0	0				
Inning Stats	R: 0 E: 0 K: 0 S: 3	H: 0 LOB: 0 BB: 0 P: 3	R: 0 E: 0 K: 1 S: 6	H: 1 LOB: 0 BB: 0 P: 6	R: 0 E: 1 K: 1 S: 6	H: 0 LOB: 1 BB: 0 P: 6	R: 0 E: 0 K: 1 S: 6	H: 1 LOB: 1 BB: 0 P: 6	R: 0 E: 0 K: 0 S: 5	H: 0 LOB: 0 BB: 0 P: 5	R: 0 E: 0 K: 0 S: 3	H: 1 LOB: 0 BB: 0 P: 3	R: 0 E: 0 K: 0 S: 5	H: 2 LOB: 1 BB: 0 P: 5	R: 0 E: 0 K: 0 S: 4	H: 1 LOB: 2 BB: 1 P: 8	1B: 5 2B: 1 3B: 0 HR: 0	SF: 0 SAC: 0 DP: 1 HBP: 0	WP: 0 PB: 0 SB: 0 CS: 0	PA: 34
PITCHER	IP	WLS	BF	H	R	ER	SO	BB	IBB	HBP	BLK	WP	HR	S	P	ERA	WHIP			
Jim Kaat, L ERA: 3.79 (1, 1)	9.0	W	34	6	1	1	5	1	0	0	0	0	0	43	47	1.00	0.778			

Batter	1	2	3	4	5	6	7	8	9	AB	R	H	RBI	BB	SO	LOB	TOP		
Dave Cash, R OBP: 0.326, SLG: 0.350 (1,4)	4-3		6-3			CS 1B	4-3		1-3	5	0	1	0	0	0	0	Philadelphia Phillies @ Pittsburgh Pirates Three Rivers Stadium, Pittsburgh, PA Wed Apr 21 1976, 3:33 AM EST Att: 9,175 - Unknown AB 31 R 3 H 7 RBI 3 BB 4 SO 3 LOB 13 		
Gary Maddox, R OBP: 0.389, SLG: 0.533 (1,8)	F9		1B			1-2	F8			4	0	1	0	0	0	1			
Jay Johnstone, L OBP: 0.519, SLG: 0.769 (1,9)	1B		1B				F9			4	1	2	0	0	0	0			
Greg Luzinski, R OBP: 0.400, SLG: 0.464 Jerry Martin, R OBP: 0.500, SLG: 0.250 (8,7)	BB		8-3			FC5-4 BB SF8 HBP		F8		3	1	1	1	0	0	2			
Dick Allen, R OBP: 0.342, SLG: 0.290 (1,3)	1-2					FC5-4 BB		F7		2	0	1	0	2	0	0			
Mike Schmidt, R OBP: 0.350, SLG: 0.946 (1,5)	K					FC5-4 IBB				4	1	1	1	0	1	5			
Bob Boone, R OBP: 0.323, SLG: 0.519 (1,2)		P4				SF8		F7		3	0	0	1	0	0	1			
Larry Bowa, S OBP: 0.417, SLG: 0.400 (1,6)	4-3					3H 4-0		5-3		2	0	0	0	2	0	0			
Tom Underwood, R (1,1) Bobby Tolan, L (6,PH) Tug McGraw, R (6,1)	K					P6		K		2	0	0	0	0	1	2			
Inning Stats	R: 1 E: 0 K: 1 S: 7	H: 2 LOB: 2 BB: 1 P: 11	R: 0 E: 0 K: 1 S: 5	H: 0 LOB: 0 BB: 0 P: 5	R: 0 E: 0 K: 0 S: 4	H: 2 LOB: 1 BB: 0 P: 4	R: 0 E: 0 K: 0 S: 4	H: 1 LOB: 2 BB: 1 P: 8	R: 0 E: 0 K: 0 S: 3	H: 0 LOB: 0 BB: 0 P: 3	R: 0 E: 0 K: 0 S: 3	H: 0 LOB: 0 BB: 0 P: 3	R: 0 E: 0 K: 0 S: 4	H: 1 LOB: 0 BB: 0 P: 4	R: 0 E: 0 K: 1 S: 5	H: 0 LOB: 0 BB: 0 P: 5	1B: 4 2B: 3 3B: 0 HR: 1	SF: 1 SAC: 0 DP: 1 HBP: 1	WP: 0 PA: 37 PB: 0 SB: 0 CS: 1
PITCHER	IP WLS BF H R ER SO BB IBB HBP BLK WP HR S P ERA WHIP																		
Doc Medich, R (1,1) ERA: 2.59	8.0 L 34 7 3 3 2 2 2 2 1 0 0 1 33 50 3.38 1.125																		
Bob Moose, R (9,1) ERA:	1.0 3 0 0 0 1 0 0 0 0 0 0 0 5 5 0.00 0.000																		

Batter	1	2	3	4	5	6	7	8	9	AB	R	H	RBI	BB	SO	LOB	BOTTOM		
Frank Taveras, R OBP: 0.273, SLG: 0.281 (1,6)	CS S 1B		1-4-3			F9		F8		4	0	1	0	0	0	1	Philadelphia Phillies @ Pittsburgh Pirates Three Rivers Stadium, Pittsburgh, PA Wed Apr 21 1976, 3:33 AM EST Att: 9,175 - Unknown AB 31 R 0 H 7 RBI 0 BB 1 SO 4 LOB 15 		
Manny Sanguillen, R OBP: 0.325, SLG: 0.297 (1,2)	1-3		G3			K		6-3		4	0	0	0	0	1	2			
Bill Robinson, R OBP: 0.182, SLG: 0.200 (1,8)	4-3					5-3				4	0	2	0	0	0	0			
Willie Stargell, L OBP: 0.571, SLG: 0.815 (1,3)		K				F8		G6-3 1B		3	0	1	0	1	1	1			
Richie Zisk, R OBP: 0.256, SLG: 0.306 (1,7)	5-3					FC1-4 BB		G6-3 1B		4	0	0	0	0	0	4			
Dave Parker, L OBP: 0.378, SLG: 0.471 (1,9)						FC1-4 1B		G6-3 1B		4	0	2	0	0	0	2			
Rennie Stennett, R OBP: 0.256, SLG: 0.351 (1,4)	FC6-4 1B					F8		F8		3	0	0	0	0	0	3			
Tommy Helms, R OBP: 0.167, SLG: 0.333 (1,5) Bob Robertson, R (7,PH) Mario Mendoza, R (8,5)			SH5-4 2B			F9		F8		2	0	1	0	0	0	0			
Doc Medich, R (1,1) Duffy Dyer, R (8,PH) Bob Moose, R (9,1)			SH5-4			F2		6-3		1	0	0	0	0	0	2			
Inning Stats	R: 0 E: 0 K: 0 S: 3	H: 1 LOB: 0 BB: 0 P: 3	R: 0 E: 0 K: 1 S: 6	H: 1 LOB: 1 BB: 0 P: 6	R: 0 E: 0 K: 0 S: 4	H: 1 LOB: 1 BB: 0 P: 4	R: 0 E: 0 K: 0 S: 4	H: 1 LOB: 1 BB: 0 P: 4	R: 0 E: 0 K: 1 S: 5	H: 0 LOB: 0 BB: 0 P: 5	R: 0 E: 0 K: 1 S: 5	H: 0 LOB: 0 BB: 0 P: 5	R: 0 E: 0 K: 0 S: 4	H: 1 LOB: 2 BB: 1 P: 8	R: 0 E: 0 K: 1 S: 5	H: 0 LOB: 1 BB: 0 P: 4	1B: 6 2B: 1 3B: 0 HR: 0	SF: 0 SAC: 1 DP: 1 HBP: 0	WP: 0 PA: 33 PB: 0 SB: 1 CS: 1
PITCHER	IP WLS BF H R ER SO BB IBB HBP BLK WP HR S P ERA WHIP																		
Tom Underwood, L (1,1) ERA: 1.42	5.0 W 18 4 0 0 2 0 0 0 0 0 0 0 22 22 0.00 0.800																		
Tug McGraw, L (6,1) ERA: 1.6	4.0 S 15 3 0 0 2 1 0 0 0 0 0 0 18 22 0.00 1.000																		

Batter	1	2	3	4	5	6	7	8	9	AB	R	H	RBI	BB	SO	LOB	TOP					
Rowland Office, L OBP: 0.260, SLG: 0.273	5-3			5-3		1B	BB		BB	3	2	1	0	2	0	0	Atlanta Braves @ Philadelphia Phillies Veterans Stadium, Philadelphia, PA Fri Apr 23 1976, 6:05 PM EST Att: 29,398 - Unknown					
Jerry Royster, R OBP: 0.317, SLG: 0.297	F7					P4	BB		BB	3	0	1	0	0	0	1						
Dave May, L (7, PH)										0	0	0	0	0	0	0						
Earl Williams, R OBP: 0.400, SLG: 0.250				BB					BB	0	0	0	0	1	0	0						
Rod Gilbreath, R OBP: 0.750, SLG: 1.000				1B					BB	0	1	0	1	1	0	0						
Jimmy Wynn, R OBP: 0.340, SLG: 0.325	F8					F8				4	0	0	0	0	1	5						
Bruce Dal Canton, R (7, PH)										0	0	0	0	0	0	0						
Vic Cornell, R OBP: 1.000, SLG: 2.000				K					BB	1	1	1	2	0	0	0						
Elias Sosa, R (9, PH)									BB	0	0	0	0	0	0	0						
Darrell Evans, L OBP: 0.438, SLG: 0.314		3-1				BB			P4	3	0	1	1	2	0	2						
Ken Henderson, S OBP: 0.421, SLG: 0.600		K			G3				BB	3	0	1	0	2	1	2						
Lee Lacy, R OBP: 0.304, SLG: 0.333									BB	4	0	0	1	1	0	4						
Biff Pocoroba, S OBP: 0.357, SLG: 0.410				4-3					F3	5	0	0	0	0	1	4						
Darrel Chaney, S OBP: 0.417, SLG: 0.321										2	0	1	0	0	0	0						
Marty Perez, R (6, PH)				6-3						0	0	0	0	0	0	0						
Terry Crowley, L (7, PH)										1	0	0	0	0	0	0						
Tom Paciorek, R OBP: 0.571, SLG: 0.500						1B				1	1	1	1	1	0	0						
Carl Morton, R (1, PH)										2	0	0	0	0	1	1						
Cito Gaston, R OBP: 0.750, SLG: 0.667				L4						2	1	1	0	1	0	3						
Inning Stats	R: 0 E: 0 K: 0 S: 3	H: 0 LOB: 0 BB: 0 P: 3	R: 0 E: 0 K: 1 S: 5	H: 0 LOB: 0 BB: 0 P: 5	R: 0 E: 0 K: 0 S: 3	H: 0 LOB: 0 BB: 0 P: 3	R: 0 E: 0 K: 1 S: 6	H: 1 LOB: 2 BB: 1 P: 10	R: 0 E: 0 K: 2 S: 8	H: 1 LOB: 1 BB: 0 P: 8	R: 1 E: 0 K: 0 S: 5	H: 2 LOB: 2 BB: 1 P: 9	R: 0 E: 0 K: 0 S: 4	H: 1 LOB: 3 BB: 2 P: 12	R: 0 E: 0 K: 0 S: 3	H: 1 LOB: 1 BB: 1 P: 7	R: 5 E: 0 K: 0 S: 5	H: 2 LOB: 3 BB: 6 P: 29	1B: 6 2B: 2 3B: 0 HR: 0	SF: 0 SAC: 0 DP: 1 HBP: 0	WP: 0 PB: 0 SB: 0 CS: 0	PA: 45
PITCHER	IP WLS BF H R ER SO BB IBB HBP BLK WP HR S P ERA WHIP																					
Jim Lonborg, R ERA: 1.13	(1, 1) 6.2 28 5 1 1 4 3 0 0 0 0 0 0 0 33 45 1.35 1.200																					
Jim Kaat, L ERA: 3.79	(7, 1) 0.0 1 0 0 0 0 1 0 0 0 0 0 0 0 4 ∞ ∞																					
Gene Garber, R ERA: 7.88	(7, 1) 1.1 7 2 2 2 0 2 0 0 0 0 0 0 5 13 13.50 3.000																					
Tug McGraw, L ERA: 3.38	(9, 1) 0.2 L 8 1 3 3 0 4 1 0 0 0 0 0 3 23 40.50 7.500																					
Ron Reed, R ERA: 3.38	(9, 1) 0.1 1 0 0 0 0 0 0 0 0 0 0 0 1 1 0.00 0.000																					

Batter	1	2	3	4	5	6	7	8	9	AB	R	H	RBI	BB	SO	LOB	BOTTOM					
Dave Cash, R OBP: 0.333, SLG: 0.400				4-3					4-3	5	1	2	0	0	0	1	Atlanta Braves @ Philadelphia Phillies Veterans Stadium, Philadelphia, PA Fri Apr 23 1976, 6:05 PM EST Att: 29,398 - Unknown					
Larry Bowa, S OBP: 0.390, SLG: 0.382	G3					SF8			F8	4	0	1	2	0	0	1						
Jay Johnstone, L OBP: 0.469, SLG: 0.677										5	1	1	0	0	0	2						
Greg Luzinski, R OBP: 0.436, SLG: 0.500										2	1	1	1	2	1	0						
Jerry Martin, R OBP: 0.500, SLG: 0.250									F9	0	1	0	0	0	0	0						
Bobby Tolan, L OBP: 0.333, SLG: 0.333										1	0	0	0	0	0	0						
Dick Allen, R OBP: 0.381, SLG: 0.281										1	0	0	0	3	0	0						
Tom Hutton, L (9, 3)										1	0	0	0	0	0	0						
Mike Schmidt, R OBP: 0.356, SLG: 0.878										4	0	1	1	1	0	2						
Garry Maddox, R OBP: 0.375, SLG: 0.485										3	0	0	0	1	0	6						
Bob Boone, R OBP: 0.314, SLG: 0.467										3	0	0	0	1	0	4						
Jim Lonborg, R OBP: 0.288, SLG: 0.429										3	1	1	0	0	1	2						
Jim Kaat, L OBP: 0.286, SLG: 0.333										0	0	0	0	0	0	0						
Gene Garber, R OBP: 1.000, SLG: 1.000										1	0	1	0	0	0	0						
Tug McGraw, R (9, 1)										0	0	0	0	0	0	0						
Ron Reed, R (9, 1)										0	0	0	0	0	0	0						
Inning Stats	R: 1 E: 0 K: 1 S: 6	H: 1 LOB: 0 BB: 0 P: 6	R: 0 E: 0 K: 1 S: 5	H: 0 LOB: 2 BB: 2 P: 13	R: 1 E: 0 K: 0 S: 6	H: 3 LOB: 3 BB: 1 P: 10	R: 0 E: 0 K: 0 S: 3	H: 0 LOB: 0 BB: 0 P: 3	R: 1 E: 0 K: 0 S: 4	H: 1 LOB: 3 BB: 3 P: 16	R: 1 E: 0 K: 0 S: 4	H: 2 LOB: 0 BB: 0 P: 4	R: 1 E: 1 K: 0 S: 3	H: 0 LOB: 2 BB: 2 P: 11	R: 0 E: 0 K: 0 S: 4	H: 1 LOB: 0 BB: 0 P: 4	R: 0 E: 0 K: 0 S: 3	H: 0 LOB: 0 BB: 0 P: 3	1B: 5 2B: 3 3B: 1 HR: 0	SF: 1 SAC: 0 DP: 2 HBP: 0	WP: 1 PB: 3 SB: 1 CS: 1	PA: 42
PITCHER	IP WLS BF H R ER SO BB IBB HBP BLK WP HR S P ERA WHIP																					
Carl Morton, R ERA: 4.71	(1, 1) 6.0 30 7 4 3 2 4 2 0 0 0 1 0 7 15 4.50 1.833																					
Bruce Dal Canton, R ERA: 1.8	(7, 1) 2.0 W 9 1 1 0 0 2 0 0 0 0 1 0 7 15 0.00 1.500																					
Elias Sosa, R ERA: 2.79	(9, 1) 1.0 S 3 0 0 0 0 0 0 0 0 0 0 0 3 3 0.00 0.000																					



Batter	1	2	3	4	5	6	7	8	9	AB	R	H	RBI	BB	SO	LOB	TOP								
Rowland Office, L OBP: 0.254, SLG: 0.288 (1, 8)										3	1	1	0	1	0	0	Atlanta Braves @ Philadelphia Phillies Veterans Stadium, Philadelphia, PA Sun Apr 25 1976, 3:33 AM EDT Att: 10,565 - Unknown								
Jerry Royster, R OBP: 0.300, SLG: 0.267 (1, 5)										4	0	1	1	0	0	1									
Jimmy Wynn, R OBP: 0.400, SLG: 0.391 (1, 7)										3	1	2	0	1	1	0									
Darrell Evans, L OBP: 0.421, SLG: 0.268 (1, 3)										3	0	0	0	1	1	4									
Dave May, L OBP: 0.071, SLG: 0.286 Roger Moret, S Elias Sosa, R (8, 1) (9, 1)										4	1	1	2	0	0	2									
Lee Lacy, R OBP: 0.315, SLG: 0.340 (1, 4)										4	0	1	0	0	0	0									
Biff Pocoroba, S OBP: 0.333, SLG: 0.378 (1, 2)										4	0	0	0	0	1	1									
Darrel Chaney, S OBP: 0.381, SLG: 0.273 (1, 6)										4	0	0	0	0	2	1									
Phil Niekro, R OBP: 0.083, SLG: 0.083 Tom Paciorek, R OBP: 0.364, SLG: 0.300 (8, 9) (9, 9)										3	0	0	0	0	0	0									
Inning Stats	R: 1 E: 0 K: 0 S: 5	H: 2 LOB: 1 BB: 0 P: 5	R: 0 E: 0 K: 0 S: 3	H: 0 LOB: 0 BB: 0 P: 3	R: 0 E: 0 K: 1 S: 6	H: 1 LOB: 2 BB: 1 P: 10	R: 0 E: 0 K: 0 S: 3	H: 0 LOB: 0 BB: 0 P: 3	R: 0 E: 0 K: 0 S: 3	H: 0 LOB: 1 BB: 1 P: 7	R: 2 E: 0 K: 0 S: 5	H: 2 LOB: 0 BB: 0 P: 5	R: 0 E: 0 K: 1 S: 5	H: 0 LOB: 0 BB: 0 P: 5	R: 0 E: 0 K: 3 S: 10	H: 1 LOB: 1 BB: 0 P: 10		1B: 3 2B: 1 3B: 1 HR: 1	SF: 0 SAC: 0 DP: 0 HBP: 0	WP: 1 PB: 0 SB: 2 CS: 0	PA: 36				
PITCHER	IP	WLS	BF	H	R	ER	SO	BB	IBB	HBP	BLK	WP	HR	S	P	ERA	WHIP								
Larry Christenson, R ERA: 5.4 Gene Garber, R ERA: 7.0	(1, 1) (8, 1)	8.0 1.0	L 4	32 1	5 0	3 0	3 0	3 0	0 0	0 0	0 0	1 0	1 0	35 10	47 10	3.38 0.00	1.000 1.000								

Batter	1	2	3	4	5	6	7	8	9	AB	R	H	RBI	BB	SO	LOB	BOTTOM								
Dave Cash, R OBP: 0.298, SLG: 0.346 (1, 4)										3	0	0	1	0	0	2	Atlanta Braves @ Philadelphia Phillies Veterans Stadium, Philadelphia, PA Sun Apr 25 1976, 3:33 AM EDT Att: 10,565 - Unknown								
Larry Bowa, S OBP: 0.380, SLG: 0.349 (1, 6)										4	0	1	0	0	1	2									
Jay Johnstone, L OBP: 0.450, SLG: 0.632 Ollie Brown, R OBP: 0.636, SLG: 0.714 (8, PH) (9, 9)										3	0	1	0	0	1	0									
Greg Luzinski, R OBP: 0.426, SLG: 0.579 (1, 7)										4	0	0	0	0	0	2									
Tom Hutton, L Jerry Martin, R OBP: 0.375, SLG: 0.167 (8, PH) (9, 9)										3	0	0	0	0	1	1									
Mike Schmidt, R OBP: 0.340, SLG: 0.833 (1, 5)										4	0	0	0	0	1	2									
Garry Maddox, R OBP: 0.380, SLG: 0.500 (1, 8)										3	1	1	0	0	0	0									
Bob Boone, R OBP: 0.366, SLG: 0.471 Bobby Tolan, L OBP: 0.273, SLG: 0.273 Gene Garber, R OBP: 1.000, SLG: 1.000 (8, PH) (9, 1)										1	0	0	0	1	0	0									
Larry Christenson, R OBP: 0.250, SLG: 0.500 Tim McCarver, L OBP: 1.000, SLG: 2.000 (8, PH) (9, 2)										1	0	0	0	0	0	0									
Inning Stats	R: 0 E: 0 K: 1 S: 5	H: 0 LOB: 0 BB: 0 P: 5	R: 0 E: 0 K: 1 S: 5	H: 0 LOB: 0 BB: 0 P: 5	R: 0 E: 0 K: 0 S: 4	H: 0 LOB: 2 BB: 1 P: 8	R: 0 E: 0 K: 1 S: 6	H: 1 LOB: 1 BB: 0 P: 6	R: 0 E: 0 K: 0 S: 3	H: 0 LOB: 0 BB: 0 P: 3	R: 0 E: 0 K: 1 S: 5	H: 0 LOB: 0 BB: 0 P: 5	R: 0 E: 0 K: 0 S: 3	H: 0 LOB: 0 BB: 0 P: 3	R: 2 E: 1 K: 1 S: 7	H: 3 LOB: 0 BB: 0 P: 7		R: 0 E: 0 K: 1 S: 6	H: 1 LOB: 1 BB: 0 P: 6	1B: 3 2B: 1 3B: 1 HR: 0	SF: 1 SAC: 1 DP: 0 HBP: 0	WP: 0 PB: 1 SB: 0 CS: 1	PA: 34		
PITCHER	IP	WLS	BF	H	R	ER	SO	BB	IBB	HBP	BLK	WP	HR	S	P	ERA	WHIP								
Phil Niekro, R ERA: 3.72 Roger Moret, L ERA: 5.68 Elias Sosa, R ERA: 6.75	(1, 1) (8, 1) (9, 1)	7.2 0.2 0.2	W 2 S	29 1 2	4 0 0	2 0 0	2 0 1	5 0 0	0 0 0	0 0 0	0 0 0	0 0 0	0 0 4	38 2 4	42 2 4	2.35 0.00 0.00	0.652 1.500 0.000								

Batter	1	2	3	4	5	6	7	8	9	AB	R	H	RBI	BB	SO	LOB	TOP												
Pete Rose, S OBP: 0.547, SLG: 0.646 (1, 5)										5	2	2	0	1	2	0	Cincinnati Reds @ Philadelphia Phillies Veterans Stadium, Philadelphia, PA Tue Apr 27 1976, 7:05 PM EDT Att: 17,818 - Unknown												
Dave Concepcion, R OBP: 0.279, SLG: 0.288 (1, 6)										5	1	3	0	1	1	1													
George Foster, R OBP: 0.333, SLG: 0.421 (1, 8) (1, 7)										6	1	1	0	0	3	5													
Tony Perez, R OBP: 0.328, SLG: 0.358 (1, 3)										5	1	1	1	0	0	3													
Johnny Bench, R OBP: 0.367, SLG: 0.404 (1, 2)										4	1	3	2	1	1	0													
Bob Bailey, R OBP: 0.455, SLG: 0.700 Cesar Geronimo, L OBP: 0.418, SLG: 0.565 (1, 7) (1, 8)										1	1	1	1	0	0	0													
Joel Youngblood, R OBP: 0.533, SLG: 0.714 Ken Griffey, L OBP: 0.458, SLG: 0.611 (8, PH) (8, 9)										3	0	1	1	1	1	4													
Doug Flynn, R OBP: 0.091, SLG: 0.091 (1, 4)										5	0	0	0	0	3	7													
Jack Billingham, R OBP: 0.333, SLG: 0.250 Will McEnaney, L (8, 1)										4	0	1	0	0	1	1													
Inning Stats	R: 5 E: 0 K: 2 S: 13	H: 6 LOB: 1 BB: 0 P: 13	R: 2 E: 0 K: 1 S: 8	H: 3 LOB: 2 BB: 1 P: 12	R: 0 E: 0 K: 1 S: 7	H: 2 LOB: 3 BB: 1 P: 11	R: 0 E: 0 K: 1 S: 5	H: 0 LOB: 1 BB: 1 P: 9	R: 0 E: 0 K: 1 S: 6	H: 1 LOB: 1 BB: 0 P: 6	R: 0 E: 0 K: 2 S: 8	H: 1 LOB: 2 BB: 1 P: 12	R: 0 E: 0 K: 1 S: 5	H: 0 LOB: 0 BB: 0 P: 5	R: 0 E: 0 K: 2 S: 8	H: 1 LOB: 3 BB: 2 P: 16		R: 0 E: 0 K: 2 S: 8	H: 1 LOB: 1 BB: 0 P: 8	R: 0 E: 0 K: 2 S: 8	H: 1 LOB: 1 BB: 0 P: 8	1B: 10 2B: 3 3B: 2 HR: 0	SF: 0 SAC: 0 DP: 0 HBP: 0	WP: 0 PB: 0 SB: 1 CS: 0	PA: 48				
PITCHER	IP	WLS	BF	H	R	ER	SO	BB	IBB	HBP	BLK	WP	HR	S	P	ERA		WHIP											
Tom Underwood, L ERA: 8.1	(1, 1)	0.1	L	7	6	5	5	1	0	0	0	0	0	0	9	27		135.00	18.000										
Wayne Twitchell, R ERA: 3.95	(1, 1)	2.2		15	5	2	2	3	2	0	0	0	0	0	19	27		6.75	2.625										
Ron Schueler, R ERA: 9.64	(4, 1)	2.0		8	1	0	0	2	1	0	0	0	0	0	11	15	0.00	1.000											
Ron Reed, R ERA: 4.35	(6, 1)	2.0		8	1	0	0	3	1	0	0	0	0	0	13	17	0.00	1.000											
Gene Garber, R ERA: 5.91	(8, 1)	1.0		6	1	0	0	2	2	0	0	0	0	0	8	16	0.00	3.000											
Inning Stats	R: 0 E: 0 K: 2 S: 7	H: 0 LOB: 0 BB: 0 P: 7	R: 0 E: 0 K: 1 S: 6	H: 1 LOB: 1 BB: 0 P: 6	R: 0 E: 0 K: 0 S: 5	H: 2 LOB: 3 BB: 1 P: 9	R: 0 E: 0 K: 0 S: 3	H: 0 LOB: 0 BB: 0 P: 3	R: 1 E: 0 K: 0 S: 4	H: 1 LOB: 1 BB: 1 P: 8	R: 0 E: 0 K: 0 S: 4	H: 1 LOB: 1 BB: 0 P: 4	R: 0 E: 1 K: 0 S: 3	H: 0 LOB: 0 BB: 0 P: 3	R: 2 E: 0 K: 0 S: 7	H: 4 LOB: 2 BB: 0 P: 7	R: 0 E: 0 K: 1 S: 5	H: 0 LOB: 0 BB: 0 P: 5	R: 0 E: 0 K: 1 S: 5	H: 0 LOB: 0 BB: 0 P: 5	1B: 8 2B: 0 3B: 1 HR: 0	SF: 0 SAC: 0 DP: 1 HBP: 0	WP: 0 PB: 0 SB: 0 CS: 0	PA: 38					
PITCHER	IP	WLS	BF	H	R	ER	SO	BB	IBB	HBP	BLK	WP	HR	S	P	ERA	WHIP												
Jack Billingham, R ERA: 7.54	(1, 1)	7.2	W	33	8	3	3	3	2	0	0	0	0	0	37	45	3.52	1.304											
Will McEnaney, L ERA: 9.95	(8, 1)	1.1		5	1	0	0	1	0	0	0	0	0	7	7	0.00	0.750												
Batter	1	2	3	4	5	6	7	8	9	AB	R	H	RBI	BB	SO	LOB	BOTTOM												
Dave Cash, R OBP: 0.328, SLG: 0.403 (1, 4)										5	0	1	0	0	0	2	Cincinnati Reds @ Philadelphia Phillies Veterans Stadium, Philadelphia, PA Tue Apr 27 1976, 7:05 PM EDT Att: 17,818 - Unknown												
Larry Bowa, S OBP: 0.373, SLG: 0.442 (1, 6)										5	0	1	1	0	1	2													
Mike Schmidt, R OBP: 0.371, SLG: 0.911 (1, 5)										3	1	1	0	1	1	1													
Greg Luzinski, R OBP: 0.411, SLG: 0.543 (1, 7)										4	1	2	0	0	1	3													
Jay Johnstone, L OBP: 0.400, SLG: 0.558 (1, 9) (9, 3)										4	0	0	0	0	0	3													
Gary Maddox, R OBP: 0.393, SLG: 0.468 (1, 8)										4	0	2	0	0	0	1													
Bobby Tolan, L OBP: 0.333, SLG: 0.471 Ollie Brown, R OBP: 0.563, SLG: 0.667 (8, PH) (9, 9)										3	0	0	0	0	0	2													
Bob Boone, R OBP: 0.363, SLG: 0.410 Ron Schueler, R Tom Hutton, L Ron Reed, R Jerry Martin, R OBP: 0.333, SLG: 0.143 Gene Garber, R OBP: 0.260, SLG: 1.000 Tim Lincecum, R OBP: 0.250, SLG: 1.000 Tug McGraw, R (8, 1) (9, 1)										1	0	0	0	0	0	0													
Tom Underwood, R Wayne Twitchell, R Tim Blackwell, S OBP: 0.250, SLG: 0.250 (3, PH) (4, 2)										0	0	0	0	0	0	0													
Inning Stats	R: 0 E: 0 K: 2 S: 7	H: 0 LOB: 0 BB: 0 P: 7	R: 0 E: 0 K: 1 S: 6	H: 1 LOB: 1 BB: 0 P: 6	R: 0 E: 0 K: 0 S: 5	H: 2 LOB: 3 BB: 1 P: 9	R: 0 E: 0 K: 0 S: 3	H: 0 LOB: 0 BB: 0 P: 3	R: 1 E: 0 K: 0 S: 4	H: 1 LOB: 1 BB: 1 P: 8	R: 0 E: 0 K: 0 S: 4	H: 1 LOB: 1 BB: 0 P: 4	R: 0 E: 1 K: 0 S: 3	H: 0 LOB: 0 BB: 0 P: 3	R: 2 E: 0 K: 0 S: 7	H: 4 LOB: 2 BB: 0 P: 7		R: 0 E: 0 K: 1 S: 5	H: 0 LOB: 0 BB: 0 P: 5	R: 0 E: 0 K: 1 S: 5	H: 0 LOB: 0 BB: 0 P: 5	1B: 8 2B: 0 3B: 1 HR: 0	SF: 0 SAC: 0 DP: 1 HBP: 0	WP: 0 PB: 0 SB: 0 CS: 0	PA: 38				
PITCHER	IP	WLS	BF	H	R	ER	SO	BB	IBB	HBP	BLK	WP	HR	S	P	ERA		WHIP											
Jack Billingham, R ERA: 7.54	(1, 1)	7.2	W	33	8	3	3	3	2	0	0	0	0	0	37	45		3.52	1.304										
Will McEnaney, L ERA: 9.95	(8, 1)	1.1		5	1	0	0	1	0	0	0	0	0	7	7	0.00		0.750											

Batter	1	2	3	4	5	6	7	8	9	AB	R	H	RBI	BB	SO	LOB	TOP							
Pete Rose, S OBP: 0.563, SLG: 0.647 (1, 5)										3	1	2	0	2	0	0	Cincinnati Reds @ Philadelphia Phillies Veterans Stadium, Philadelphia, PA Wed Apr 28 1976, 7:05 PM EDT Att: 20,215 - Unknown							
Ken Griffey, L OBP: 0.438, SLG: 0.576 (1, 9)										5	1	1	0	0	2	6								
Joe Morgan, L OBP: 0.507, SLG: 0.706 (1, 4)										4	2	2	3	1	0	0								
Tony Perez, R OBP: 0.318, SLG: 0.379 (1, 3)										5	1	1	1	0	1	3								
Johnny Bench, R OBP: 0.385, SLG: 0.471 (1, 2)										4	0	2	1	1	1	0								
Mike Lum, L OBP: 0.320, SLG: 0.455 Bob Bailey, R OBP: 0.417, SLG: 0.636 (9, PH)										3	1	1	0	1	1	2								
Cesar Geronimo, L OBP: 0.407, SLG: 0.540 (1, 8)										4	0	1	0	0	0	2								
Doug Flynn, R OBP: 0.214, SLG: 0.214 (7, PH)										3	0	2	1	0	0	0								
Dave Concepcion, R OBP: 0.275, SLG: 0.283 (7, 6)										1	0	0	0	0	1	1								
Pat Darcy, L OBP: 0.333, SLG: 0.333 Dan Driessen, L OBP: 0.400, SLG: 0.182 Pat Zachry, R OBP: 0.333, SLG: 0.333 Joel Youngblood, R OBP: 0.500, SLG: 0.667 Pedro Borbon, R OBP: 0.500, SLG: 0.500 (8, 1)										1	0	0	0	0	0	1								
Inning Stats	R: 3 E: 0 K: 0 S: 7	H: 4 LOB: 1 BB: 0 P: 7	R: 0 E: 1 K: 0 S: 5	H: 1 LOB: 3 BB: 1 P: 9	R: 0 E: 0 K: 0 S: 2	H: 0 LOB: 0 BB: 1 P: 6	R: 0 E: 0 K: 1 S: 3	H: 1 LOB: 1 BB: 1 P: 7	R: 0 E: 0 K: 1 S: 5	H: 0 LOB: 0 BB: 0 P: 5	R: 1 E: 0 K: 1 S: 6	H: 2 LOB: 2 BB: 2 P: 14	R: 2 E: 0 K: 2 S: 10	H: 3 LOB: 1 BB: 0 P: 10	R: 0 E: 0 K: 1 S: 5	H: 0 LOB: 0 BB: 0 P: 5	R: 0 E: 0 K: 2 S: 8	H: 1 LOB: 1 BB: 0 P: 8	1B: 7 2B: 2 3B: 2 HR: 1	SF: 0 SAC: 1 DP: 3 HBP: 0	WP: 0 PB: 1 SB: 0 CS: 0	PA: 42		
PITCHER	IP WLS BF H R ER SO BB IBB HBP BLK WP HR S P ERA WHIP																							
Jim Lonborg, R ERA: 2.57 Tom Underwood, L ERA: 8.64 Ron Schueler, R ERA: 7.5 Tug McGraw, L ERA: 2.3	(1, 1) (6, 1) (7, 1) (9, 1)	5.0 1.2 1.1 1.0	W 8 4 S	26 3 0 4	H: 8 R: 4 ER: 4 SO: 1	BB: 4 IBB: 0 HBP: 0 BLK: 0	WP: 0 HR: 1 S: 24 P: 40	ERA: 7.20 WHIP: 2.400																

AB	36
R	6
H	12
RBI	6
BB	5
SO	7
LOB	18



Batter	1	2	3	4	5	6	7	8	9	AB	R	H	RBI	BB	SO	LOB	BOTTOM							
Dave Cash, R OBP: 0.333, SLG: 0.394 (1, 4)										4	0	1	1	1	0	3	Cincinnati Reds @ Philadelphia Phillies Veterans Stadium, Philadelphia, PA Wed Apr 28 1976, 7:05 PM EDT Att: 20,215 - Unknown							
Larry Bowa, S OBP: 0.385, SLG: 0.429 Terry Harmon, R OBP: 0.250, SLG: 0.250 (7, 6)										4	1	1	0	0	0	4								
Mike Schmidt, R OBP: 0.379, SLG: 0.879 (1, 5)										2	1	0	0	2	1	2								
Greg Luzinski, R OBP: 0.383, SLG: 0.500 (1, 7)										4	0	0	0	0	1	4								
Jay Johnstone, L OBP: 0.408, SLG: 0.596 Tug McGraw, R (9, 1)										4	2	2	2	0	1	0								
Gary Maddox, R OBP: 0.383, SLG: 0.451 (1, 8)										4	0	1	1	0	0	1								
Bobby Tolan, L OBP: 0.364, SLG: 0.450 (9, 9)										3	1	1	0	1	1	1								
Bob Boone, R OBP: 0.380, SLG: 0.524 (1, 2)										3	2	3	3	1	0	0								
Jim Lonborg, R OBP: 0.333, SLG: 0.444 Tom Underwood, R (6, 1) Ron Schueler, R (7, 1) Tom Hutton, L (8, PH) (9, 3)										2	0	1	0	0	1	0								
Inning Stats	R: 3 E: 0 K: 2 S: 10	H: 3 LOB: 1 BB: 1 P: 14	R: 1 E: 0 K: 0 S: 4	H: 1 LOB: 2 BB: 2 P: 12	R: 0 E: 0 K: 0 S: 3	H: 0 LOB: 0 BB: 0 P: 3	R: 0 E: 0 K: 0 S: 4	H: 1 LOB: 2 BB: 1 P: 8	R: 3 E: 0 K: 1 S: 7	H: 2 LOB: 0 BB: 1 P: 11	R: 0 E: 0 K: 1 S: 5	H: 1 LOB: 0 BB: 0 P: 5	R: 0 E: 0 K: 1 S: 5	H: 0 LOB: 0 BB: 0 P: 5	R: 0 E: 0 K: 1 S: 7	H: 2 LOB: 2 BB: 0 P: 7		1B: 7 2B: 2 3B: 0 HR: 1	SF: 0 SAC: 1 DP: 0 HBP: 0	WP: 0 PB: 0 SB: 0 CS: 0	PA: 38			
PITCHER	IP WLS BF H R ER SO BB IBB HBP BLK WP HR S P ERA WHIP																							
Pat Darcy, R ERA: 6.52 Pat Zachry, R ERA: 1.23 Pedro Borbon, R ERA: 5.23	(1, 1) (6, 1) (8, 1)	5.0 2.0 1.0	L 6 5	27 1 2	H: 7 R: 7 ER: 7 SO: 3	BB: 4 IBB: 1 HBP: 0 BLK: 0	WP: 0 HR: 1 S: 28 P: 48	ERA: 12.60 WHIP: 2.200																

AB	32
R	7
H	10
RBI	7
BB	5
SO	6
LOB	19



Batter	1	2	3	4	5	6	7	8	9	AB	R	H	RBI	BB	SO	LOB	TOP								
Dave Cash, R OBP: 0.338, SLG: 0.394 (1, 4)	4-3		K		FC4-6 1B		FC3-6 1B	E5 1-2 3-H		5	0	2	1	0	1	1	Philadelphia Phillies @ Atlanta Braves Atlanta-Fulton County Stadium, Atlanta, GA Sat May 01 1976, 7:05 PM EDT Unknown								
Bobby Tolan, L OBP: 0.296, SLG: 0.360 (1, 3)	4-3		L6		FC4-6 CS		FC3-6 E 1B	G4-6-3		5	0	0	0	0	0	4									
Mike Schmidt, R OBP: 0.380, SLG: 0.889 (1, 5)	F8		K		HR		E 1-2 1B		F8	5	1	2	1	0	1	0									
Greg Luzinski, R OBP: 0.385, SLG: 0.481 Jerry Martin, R OBP: 0.333, SLG: 0.143 (9, 7)		BB HBP		6-3	1B		E5 1-2 2-3		K	4	0	1	0	0	1	2									
Jay Johnstone, L OBP: 0.423, SLG: 0.592 Ollie Brown, R OBP: 0.500, SLG: 0.571 (7, PH) (7, 9)		BB BB		BLK 1B	F7		K		F7	2	1	1	0	1	0	1									
Gary Maddox, R OBP: 0.391, SLG: 0.455 (1, 8)	F8			FC5 BLK 1B		1B	4-3			4	0	2	0	0	0	5									
Bob Boone, R OBP: 0.370, SLG: 0.500 (1, 2)	K			FC5 1-2 2-H 1B		F7		K		4	0	1	1	0	2	3									
Terry Harmon, R OBP: 0.375, SLG: 0.286 (1, 6)				FC5 1-2 2-3 BB			1-3 1B	K E S E		3	1	1	0	1	1	2									
Larry Christenson, R OBP: 0.143, SLG: 0.286 Tom Underwood, R (7, 1) Tim McCarver, L OBP: 0.600, SLG: 1.000 Tug McGraw, R (8, 1)	K			K		K		E 1-3 BB		3	0	0	0	0	3	6									
Inning Stats	R: 0 E: 0 K: 0 S: 3	H: 0 LOB: 0 BB: 0 P: 3	R: 0 E: 0 K: 2 S: 7	H: 0 LOB: 3 BB: 2 P: 16	R: 0 E: 0 K: 2 S: 7	H: 0 LOB: 0 BB: 0 P: 7	R: 1 E: 0 K: 1 S: 8	H: 3 LOB: 2 BB: 0 P: 8	R: 1 E: 0 K: 0 S: 5	H: 3 LOB: 1 BB: 0 P: 5	R: 0 E: 0 K: 1 S: 6	H: 2 LOB: 1 BB: 0 P: 6	R: 0 E: 1 K: 1 S: 8	H: 2 LOB: 3 BB: 0 P: 8	R: 1 E: 1 K: 2 S: 8	H: 0 LOB: 1 BB: 1 P: 12		R: 0 E: 0 K: 1 S: 5	H: 0 LOB: 0 BB: 0 P: 5	1B: 9 2B: 0 3B: 0 HR: 1	SF: 0 SAC: 0 DP: 1 HBP: 1	WP: 0 PB: 1 SB: 1 CS: 1	PA: 41		
PITCHER	IP	WLS	BF	H	R	ER	SO	BB	IBB	HBP	BLK	WP	HR	S	P	ERA	WHIP								
Dick Ruthven, R ERA: 2.15 Adrian Devine, R ERA: 4.15 Roger Moret, L ERA: 4.0 Bruce Dal Canton, R ERA: 1.04	6.1	L	30	10	2	2	6	2	0	1	1	0	1	39	48	2.84	1.895								

Batter	1	2	3	4	5	6	7	8	9	AB	R	H	RBI	BB	SO	LOB	BOTTOM								
Rowland Office, L OBP: 0.270, SLG: 0.288 Tom Paciorek, R OBP: 0.263, SLG: 0.176 (8, 8)	4-3		1B		G5-4-3 1B		6-3		F9	3	0	2	0	0	0	0	Philadelphia Phillies @ Atlanta Braves Atlanta-Fulton County Stadium, Atlanta, GA Sat May 01 1976, 7:05 PM EDT Unknown								
Rod Gillbreath, R OBP: 0.500, SLG: 0.500 (1, 5)		BB	L9		G5-4-3 1-2			F8		3	0	0	0	1	0	2									
Jimmy Wynn, R OBP: 0.368, SLG: 0.328 (1, 7)	F3			1-3 1B	F9			E6 BB		4	0	1	0	0	0	1									
Darrell Evans, L OBP: 0.360, SLG: 0.196 (1, 3)	L8		F8			F7		F9		4	0	0	0	0	0	4									
Ken Henderson, S OBP: 0.435, SLG: 0.561 (1, 9)			G5-4-3 1B		1-3	P6		BB		3	0	1	0	1	0	0									
Lee Lacy, R OBP: 0.280, SLG: 0.275 (1, 4)	G5-4-3			L8		6-3		F8		4	0	0	0	0	0	3									
Biff Pocoroba, S OBP: 0.328, SLG: 0.352 (1, 2)				1B			F8		5-3	3	0	1	0	1	0	0									
Darrel Chaney, S OBP: 0.390, SLG: 0.340 (1, 6)	F8			1-3 1B				F8		4	0	2	0	0	0	1									
Dick Ruthven, R OBP: 0.333, SLG: 0.273 Adrian Devine, R Roger Moret, S Dave May, L Cito Gaston, R Bruce Dal Canton, R Vic Correll, R OBP: 0.727, SLG: 1.100 (8, 9)					6-3	G1				2	0	0	0	0	0	2									
Inning Stats	R: 0 E: 0 K: 0 S: 3	H: 0 LOB: 1 BB: 1 P: 7	R: 0 E: 0 K: 0 S: 4	H: 2 LOB: 1 BB: 0 P: 4	R: 0 E: 0 K: 0 S: 5	H: 2 LOB: 2 BB: 0 P: 5	R: 0 E: 0 K: 0 S: 4	H: 1 LOB: 2 BB: 1 P: 8	R: 0 E: 0 K: 0 S: 3	H: 1 LOB: 0 BB: 0 P: 3	R: 0 E: 0 K: 1 S: 6	H: 1 LOB: 1 BB: 0 P: 6	R: 0 E: 1 K: 0 S: 4	H: 0 LOB: 2 BB: 1 P: 8	R: 0 E: 0 K: 0 S: 4	H: 1 LOB: 0 BB: 0 P: 4		1B: 7 2B: 1 3B: 0 HR: 0	SF: 0 SAC: 0 DP: 2 HBP: 0	WP: 0 PB: 0 SB: 0 CS: 0	PA: 37				
PITCHER	IP	WLS	BF	H	R	ER	SO	BB	IBB	HBP	BLK	WP	HR	S	P	ERA	WHIP								
Larry Christenson, R ERA: 3.8 Tom Underwood, L ERA: 8.0 Tug McGraw, L ERA: 2.04	6.1	W	26	7	0	0	0	2	0	0	0	0	0	4	4	0.00	0.000								

AB	37
R	3
H	10
RBI	3
BB	3
SO	10
LOB	27



AB	34
R	0
H	8
RBI	0
BB	3
SO	1
LOB	16



Batter	1	2	3	4	5	6	7	8	9	AB	R	H	RBI	BB	SO	LOB	TOP				
Dave Cash, R OBP: 0.333, SLG: 0.387 (1, 4)	F8		5-3				L6			4	0	1	1	0	0	2					
Bobby Tolan, L OBP: 0.290, SLG: 0.345 (1, 3)	F3		1B		3-1			K		4	0	1	0	0	1	0					
Mike Schmidt, R OBP: 0.373, SLG: 0.851 (1, 5)	FC6-4		F7		P4			F7		4	0	1	0	0	0	1					
Ollie Brown, R OBP: 0.455, SLG: 0.556 (1, 7)	FC6-4			1B	1-3			L6		4	1	1	0	0	0	1					
Jay Johnstone, L OBP: 0.429, SLG: 0.642 Jerry Martin, R OBP: 0.333, SLG: 0.143 (9, 9)		4-3		FC1-6			F7			4	1	2	1	0	0	0					
Gary Maddox, R OBP: 0.382, SLG: 0.441 (1, 8)				FC1-6			5-3			4	1	1	0	0	0	2					
Tim McCarver, L OBP: 0.444, SLG: 0.625 (1, 2)	F8			1B	1-3			K		4	0	1	1	0	1	1					
Terry Harmon, R OBP: 0.417, SLG: 0.300 (1, 6)			SH3-4		P4			F8		3	1	1	1	1	0	0					
Steve Carlton, L OBP: 0.167, SLG: 0.167 (1, 1)			SH3-4		K			K		2	0	0	0	0	2	2					
Inning Stats	R: 0 E: 0 K: 0 S: 4	H: 1 LOB: 1 BB: 0 P: 4	R: 0 E: 0 K: 0 S: 3	H: 1 LOB: 0 BB: 0 P: 3	R: 1 E: 0 K: 0 S: 4	H: 2 LOB: 1 BB: 1 P: 8	R: 2 E: 0 K: 1 S: 9	H: 4 LOB: 2 BB: 0 P: 9	R: 0 E: 0 K: 0 S: 3	H: 0 LOB: 0 BB: 0 P: 3	R: 0 E: 0 K: 1 S: 5	H: 0 LOB: 0 BB: 0 P: 5	R: 0 E: 0 K: 1 S: 5	H: 0 LOB: 0 BB: 0 P: 5	R: 1 E: 0 K: 1 S: 6	H: 1 LOB: 0 BB: 0 P: 6	1B: 7 2B: 1 3B: 0 HR: 1	SF: 0 SAC: 1 DP: 0 HBP: 0	WP: 0 PB: 0 SB: 0 CS: 1	PA: 35	
PITCHER	IP	WLS	BF	H	R	ER	SO	BB	IBB	HBP	BLK	WP	HR	S	P	ERA	WHIP				
Carl Morton, R ERA: 4.83 (1, 1)	3.1	L	17	8	3	3	0	1	0	0	0	0	0	16	20	8.10	2.700				
Adrian Devine, R ERA: 3.0 (4, 1)	1.2		5	0	0	0	1	0	0	0	0	0	0	7	7	0.00	0.000				
Bruce Dal Canton, R ERA: 0.84 (6, 1)	2.0		6	0	0	0	1	0	0	0	0	0	0	8	8	0.00	0.000				
Roger Moret, L ERA: 4.09 (8, 1)	2.0		7	1	1	1	2	0	0	0	0	0	1	11	11	4.50	0.500				

Philadelphia Phillies @ Atlanta Braves
Atlanta-Fulton County Stadium, Atlanta, GA
Sat May 01 1976, 7:05 PM EDT
Att: 24,189 - Unknown

AB 33
R 4
H 9
RBI 4
BB 1
SO 4
LOB 9



Batter	1	2	3	4	5	6	7	8	9	AB	R	H	RBI	BB	SO	LOB	BOTTOM				
Jerry Royster, R OBP: 0.277, SLG: 0.250 (1, 5)	1B		SH2-4							3	0	3	0	0	0	0					
Marty Perez, R (1, 4)	K		F9				G4-6-3			4	0	0	0	0	2	5					
Jimmy Wynn, R OBP: 0.375, SLG: 0.318 (1, 7)	F7							6-3		2	1	0	0	2	0	1					
Earl Williams, R OBP: 0.400, SLG: 0.571 (1, 3)			P6					K		4	1	2	2	0	1	2					
Ken Henderson, S OBP: 0.400, SLG: 0.511 (1, 9)	F7						F8			4	0	0	0	0	1	2					
Tom Paciorek, R OBP: 0.217, SLG: 0.143 (1, 8)			F9					K		4	0	0	0	0	1	0					
Vic Correll, R OBP: 0.533, SLG: 0.786 (1, 2)			P5					F8		4	0	0	0	0	0	0					
Darrel Chaney, S OBP: 0.387, SLG: 0.340 Cito Gaston, R OBP: 0.462, SLG: 0.455 (9, PH)			P4					F7		3	0	1	0	0	1	0					
Carl Morton, R Adrian Devine, R Rod Gilbreath, R Bruce Dal Canton, R Lee Lacy, R Roger Moret, S (1, 1) (4, 1) (5, PH) (8, 1) (7, PH) (8, 1)			SH2-4					SH5-4		0	0	0	0	1	0	0					
Inning Stats	R: 0 E: 0 K: 1 S: 7	H: 2 LOB: 2 BB: 0 P: 7	R: 0 E: 0 K: 0 S: 3	H: 0 LOB: 0 BB: 0 P: 3	R: 0 E: 0 K: 0 S: 3	H: 0 LOB: 0 BB: 2 P: 11	R: 0 E: 0 K: 3 S: 10	H: 1 LOB: 1 BB: 0 P: 10	R: 2 E: 0 K: 1 S: 6	H: 1 LOB: 0 BB: 1 P: 10	R: 0 E: 0 K: 2 S: 7	H: 2 LOB: 1 BB: 0 P: 4	R: 0 E: 0 K: 2 S: 7	H: 0 LOB: 0 BB: 0 P: 7	R: 0 E: 0 K: 0 S: 3	H: 0 LOB: 0 BB: 0 P: 3	1B: 5 2B: 0 3B: 0 HR: 1	SF: 0 SAC: 2 DP: 1 HBP: 0	WP: 0 PB: 0 SB: 0 CS: 0	PA: 35	
PITCHER	IP	WLS	BF	H	R	ER	SO	BB	IBB	HBP	BLK	WP	HR	S	P	ERA	WHIP				
Steve Carlton, L ERA: 7.71 (1, 1)	9.0	W	35	6	2	2	7	3	0	0	0	0	1	46	58	2.00	1.000				

Philadelphia Phillies @ Atlanta Braves
Atlanta-Fulton County Stadium, Atlanta, GA
Sat May 01 1976, 7:05 PM EDT
Att: 24,189 - Unknown

AB 30
R 2
H 6
RBI 2
BB 3
SO 7
LOB 10



Batter	1	2	3	4	5	6	7	8	9	AB	R	H	RBI	BB	SO	LOB	TOP										
Dave Cash, R OBP: 0.314, SLG: 0.363 (1, 4)	F9	FC6-2 2B		F8			6-3		4-3	5	1	0	0	0	0	3	Philadelphia Phillies @ Atlanta Braves Atlanta-Fulton County Stadium, Atlanta, GA Sun May 02 1976, 3:33 AM EDT Att: 20,479 - Unknown										
Tom Hutton, L OBP: 0.436, SLG: 0.182 (1, 3)	K	2B			F7				1B	4	1	2	1	1	1	0											
Mike Schmidt, R OBP: 0.400, SLG: 0.873 (1, 5)					E				1B	4	1	3	2	1	0	1											
Ollie Brown, R OBP: 0.481, SLG: 0.524 (1, 7)	P4	K			G6-3				1B	3	1	1	1	2	1	3											
Jay Johnstone, L OBP: 0.417, SLG: 0.607 Gene Garber, R OBP: 1.000, SLG: 1.000 (8, 1)		1B		F9	G6-3				SH	3	1	0	0	1	0	3											
Gary Maddox, R OBP: 0.370, SLG: 0.429 (1, 8)		1B		F3			6-3		SH	4	1	1	1	0	0	1											
Bob Boone, R OBP: 0.373, SLG: 0.469 (1, 2)		1B		F8			F5		5-3	3	0	0	0	2	0	1											
Terry Harmon, R OBP: 0.375, SLG: 0.231 (1, 6)		2B		P6			6-3		K	3	1	0	1	1	1	2											
Jim Kaat, L OBP: 0.167, SLG: 0.182 Tom Underwood, R (7, 1)		2B		F7					1B	3	0	0	0	0	2	2											
Jerry Martin, R OBP: 0.400, SLG: 0.375 (8, 9)		K					K		2B	1	1	1	0	0	0	0											
Inning Stats	R: 0 E: 0 K: 1 S: 6	H: 1 LOB: 1 BB: 0 P: 6	R: 4 E: 0 K: 2 S: 9	H: 2 LOB: 2 BB: 4 P: 25	R: 0 E: 0 K: 0 S: 3	H: 0 LOB: 0 BB: 0 P: 3	R: 0 E: 0 K: 0 S: 3	H: 0 LOB: 0 BB: 0 P: 3	R: 0 E: 0 K: 0 S: 2	H: 0 LOB: 1 BB: 2 P: 10	R: 0 E: 0 K: 1 S: 6	H: 1 LOB: 1 BB: 0 P: 6	R: 0 E: 0 K: 1 S: 5	H: 0 LOB: 2 BB: 2 P: 13	R: 4 E: 1 K: 0 S: 8	H: 4 LOB: 1 BB: 0 P: 8	1B: 5 2B: 3 3B: 0 HR: 0	SF: 1 SAC: 1 DP: 1 HBP: 0	WP: 1 PB: 0 SB: 1 CS: 0	PA: 43							
PITCHER	IP	WLS	BF	H	R	ER	SO	BB	IBB	HBP	BLK	WP	HR	S	P	ERA	WHIP										
Andy Messersmith, R ERA: 4.68 (1, 1)	7.0	L	30	4	4	4	4	6	0	0	0	1	0	32	56	5.14	1.429										
Bruce Dal Canton, R ERA: 0.79 (8, 1)	0.2		4	0	0	0	0	1	1	0	1	0	0	2	10	0.00	1.500										
Elias Sosa, R ERA: 7.94 (8, 1)	0.2		6	4	4	2	1	0	0	0	0	0	0	8	8	27.00	6.000										
Adrian Devine, R ERA: 2.7 (9, 1)	0.2		3	0	0	0	0	0	0	0	0	0	0	3	3	0.00	0.000										

Batter	1	2	3	4	5	6	7	8	9	AB	R	H	RBI	BB	SO	LOB	BOTTOM										
Jerry Royster, R OBP: 0.265, SLG: 0.238 Darrell Evans, L OBP: 0.355, SLG: 0.193 (7, PH)	K		5-3			K	K			3	0	0	0	0	2	1	Philadelphia Phillies @ Atlanta Braves Atlanta-Fulton County Stadium, Atlanta, GA Sun May 02 1976, 3:33 AM EDT Att: 20,479 - Unknown										
Marty Perez, R OBP: 0.077, SLG: 0.154 (8, 6)	2B		F3			6-3			K	4	0	1	0	0	1	1											
Jimmy Wynn, R OBP: 0.381, SLG: 0.319 (1, 7)	BB		F9			F8			1B	3	0	1	0	1	0	1											
Earl Williams, R OBP: 0.389, SLG: 0.529 Dave May, L OBP: 0.043, SLG: 0.174 (8, PH)	G6-4-3				F2		FC1-6		F9	3	0	1	0	0	0	2											
Ken Henderson, S OBP: 0.370, SLG: 0.469 (9, 8)		5-3			F9		FC1-6		6-3	4	1	0	0	0	0	2											
Tom Paciorek, R OBP: 0.231, SLG: 0.250 (9, 3)		5-3			5-3					3	1	1	1	0	0	0											
Rowland Office, L OBP: 0.267, SLG: 0.284 (9, PH)							2B		4-3	1	0	0	0	0	0	0											
Vic Correll, R OBP: 0.556, SLG: 0.824 Terry Crowley, L (9, PH)					F8		4-3		1-3	3	0	2	1	0	0	0											
Darrel Chaney, S OBP: 0.375, SLG: 0.327 Lee Lacy, R OBP: 0.267, SLG: 0.271 (7, PH)		1-3			K		4-3		F9	2	0	0	0	0	1	1											
Andy Messersmith, R OBP: 0.250, SLG: 0.250 Cito Gaston, R OBP: 0.429, SLG: 0.417 Bruce Dal Canton, R (8, 1)					F3		4-3			2	0	1	0	0	0	0											
Elias Sosa, R Adrian Devine, R (9, 1)							1-2			0	0	0	0	0	0	0											
Inning Stats	R: 0 E: 0 K: 1 S: 5	H: 1 LOB: 1 BB: 1 P: 9	R: 0 E: 0 K: 0 S: 4	H: 1 LOB: 1 BB: 0 P: 4	R: 0 E: 0 K: 0 S: 4	H: 1 LOB: 1 BB: 0 P: 4	R: 0 E: 0 K: 0 S: 3	H: 0 LOB: 0 BB: 0 P: 3	R: 0 E: 0 K: 1 S: 5	H: 0 LOB: 0 BB: 0 P: 5	R: 0 E: 0 K: 1 S: 5	H: 0 LOB: 0 BB: 0 P: 5	R: 2 E: 0 K: 1 S: 8	H: 3 LOB: 2 BB: 1 P: 12	R: 0 E: 0 K: 1 S: 6	H: 1 LOB: 1 BB: 0 P: 6	R: 0 E: 0 K: 0 S: 3	H: 0 LOB: 0 BB: 0 P: 3	1B: 4 2B: 2 3B: 1 HR: 0	SF: 0 SAC: 0 DP: 1 HBP: 0	WP: 0 PB: 0 SB: 0 CS: 0	PA: 35					
PITCHER	IP	WLS	BF	H	R	ER	SO	BB	IBB	HBP	BLK	WP	HR	S	P	ERA	WHIP										
Jim Kaat, L ERA: 4.11 (1, 1)	6.1	W	25	6	2	2	3	1	0	0	0	0	0	30	34	2.84	1.105										
Tom Underwood, L ERA: 7.45 (7, 1)	0.2		3	0	0	0	1	1	0	0	0	0	0	4	8	0.00	1.500										
Gene Garber, R ERA: 4.97 (8, 1)	2.0	S	7	1	0	0	1	0	0	0	0	0	0	9	9	0.00	0.500										



Batter	1	2	3	4	5	6	7	8	9	AB	R	H	RBI	BB	SO	LOB	TOP
Larry Milbourne, S OBP: 0.359, SLG: 0.315	0-0 3-1		0-0 2B		0-0 4-3			0-0 P6		4	0	1	0	0	0	0	Houston Astros @ Philadelphia Phillies Veterans Stadium, Philadelphia, PA Tue May 04 1976, 7:05 PM EDT Att: 10,655 - Unknown
Enos Cabell, R OBP: 0.324, SLG: 0.386	0-3 K		0-3 K			0-0 5-3		0-0 G5-4-3 1B		4	0	1	0	0	2	1	
Cesar Cedeno, R OBP: 0.354, SLG: 0.581	0-0 3B		0-0 F3			0-0 5-3		0-0 G5-4-3 1-2		4	0	1	0	0	2	2	
Bob Watson, R OBP: 0.416, SLG: 0.391	0-0 5-3		0-0 F9			0-0 1B		0-0 F8		4	0	1	0	0	2	2	
Cliff Johnson, R OBP: 0.299, SLG: 0.328		1-0 1B HBP		0-0 P5		0-0 P4		0-3 K		3	0	0	0	0	1	1	
Jose Cruz, L OBP: 0.297, SLG: 0.250		0-0 F8		0-0 F5			0-0 1-3 1B	0-0 FC6-4 1B		4	0	2	0	0	1	1	
Greg Gross, L OBP: 0.316, SLG: 0.329		0-0 L7		0-0 4-3			0-0 1-3 1-2	0-0 FC6-4 1-2		4	0	0	0	0	3	3	
Roger Metzger, S OBP: 0.321, SLG: 0.342		0-0 1-2 1B		0-0 G3			0-0 4-3			3	0	1	0	0	1	1	
Larry Dierker, R Larry Hardy, R		0-0 F3		0-0 F8			0-0 6-3			3	0	0	0	0	3	3	
	0-0 0-0		0-0 0-0		0-0 0-0		0-0 0-0		0-0 0-0	1B: 5	SF: 0	WP: 0	PA: 34	FB: 0	CS: 0		
Inning Stats	R: 0 E: 0 K: 1 S: 6	H: 1 LOB: 1 BB: 0 P: 6	R: 0 E: 0 K: 0 S: 4	H: 1 LOB: 2 BB: 0 P: 5	R: 0 E: 0 K: 1 S: 6	H: 1 LOB: 0 BB: 0 P: 6	R: 0 E: 0 K: 0 S: 3	H: 0 LOB: 0 BB: 0 P: 3	R: 0 E: 0 K: 0 S: 4	H: 1 LOB: 1 BB: 0 P: 4	R: 0 E: 0 K: 0 S: 4	H: 1 LOB: 1 BB: 0 P: 4	R: 0 E: 0 K: 1 S: 6	H: 1 LOB: 1 BB: 0 P: 6	1B: 5 2B: 1 3B: 1 HR: 0	SF: 0 SAC: 0 DP: 1 HBP: 1	WP: 0 PA: 34 FB: 0 CS: 0
PITCHER Jim Lonborg, R ERA: 1.8	IP: 9.0 WLS: W BF: 34 H: 7 R: 0 ER: 0 SO: 3 BB: 0 IBB: 0 HBP: 1 BLK: 0 WP: 0 HR: 0 S: 39 P: 40 ERA: 0.00 WHIP: 0.778															PITCHER	

Batter	1	2	3	4	5	6	7	8	9	AB	R	H	RBI	BB	SO	LOB	BOTTOM
Dave Cash, R OBP: 0.322, SLG: 0.393	0-0 4-3 1B		0-0 G3			0-0 6-3		0-0 1-H 2B 3B		4	1	2	1	0	0	0	Houston Astros @ Philadelphia Phillies Veterans Stadium, Philadelphia, PA Tue May 04 1976, 7:05 PM EDT Att: 10,655 - Unknown
Larry Bowa, S OBP: 0.358, SLG: 0.417	0-0 4-3 1-2		0-0 3-1			0-0 6-3		0-0 S 2B 1B		4	1	1	0	0	1	1	
Mike Schmidt, R OBP: 0.405, SLG: 0.849	0-3 K			0-0 L6		4-0 BB		4-0 1-2 2B IBB		2	1	0	0	2	1	1	
Greg Luzinski, R OBP: 0.377, SLG: 0.483	0-0 F3			0-3 K		0-3 K		0-0 1B 1-H 2-H 3-H 2B		4	0	1	3	0	2	2	
Jerry Martin, R OBP: 0.400, SLG: 0.375										0	0	0	0	0	0	0	
Jay Johnstone, L OBP: 0.391, SLG: 0.567		0-0 P6		0-0 L3			0-0 F9	0-0 F8		4	0	0	0	0	1	1	
Bobby Tolan, L OBP: 0.314, SLG: 0.455		0-0 HR			0-0 F8		0-0 1-3	0-0 2-3 1B		4	1	2	1	0	0	0	
Tom Hutton, L OBP: 0.400, SLG: 0.143		0-0 F5			4-0 BB		0-0 G3	0-0 F5		3	0	0	0	1	3	3	
Bob Boone, R OBP: 0.355, SLG: 0.442		0-0 F9			0-0 F8			0-3 K		3	0	0	0	1	1	1	
Jim Lonborg, R OBP: 0.333, SLG: 0.364			0-3 K		0-3 K			4-0 3B BB		2	1	0	0	1	2	1	
	R: 0 E: 0 K: 1 S: 6	H: 1 LOB: 1 BB: 0 P: 6	R: 1 E: 0 K: 0 S: 4	H: 1 LOB: 0 BB: 0 P: 4	R: 0 E: 0 K: 1 S: 5	H: 0 LOB: 0 BB: 0 P: 5	R: 0 E: 0 K: 1 S: 5	H: 0 LOB: 1 BB: 1 P: 9	R: 0 E: 0 K: 1 S: 5	H: 0 LOB: 1 BB: 1 P: 9	R: 0 E: 0 K: 0 S: 3	H: 0 LOB: 0 BB: 0 P: 3	R: 4 E: 0 K: 1 S: 9	H: 4 LOB: 3 BB: 2 P: 17	1B: 3 2B: 1 3B: 1 HR: 1	SF: 0 SAC: 0 DP: 0 HBP: 0	WP: 0 PA: 34 FB: 0 SB: 1 CS: 0
Inning Stats	R: 0 E: 0 K: 1 S: 6	H: 1 LOB: 1 BB: 0 P: 6	R: 1 E: 0 K: 0 S: 4	H: 1 LOB: 0 BB: 0 P: 4	R: 0 E: 0 K: 1 S: 5	H: 0 LOB: 0 BB: 0 P: 5	R: 0 E: 0 K: 1 S: 5	H: 0 LOB: 1 BB: 1 P: 9	R: 0 E: 0 K: 1 S: 5	H: 0 LOB: 1 BB: 1 P: 9	R: 0 E: 0 K: 0 S: 3	H: 0 LOB: 0 BB: 0 P: 3	R: 4 E: 0 K: 1 S: 9	H: 4 LOB: 3 BB: 2 P: 17	1B: 3 2B: 1 3B: 1 HR: 1	SF: 0 SAC: 0 DP: 0 HBP: 0	WP: 0 PA: 34 FB: 0 SB: 1 CS: 0
PITCHER Larry Dierker, R ERA: 4.67 Larry Hardy, R ERA: 6.05	IP: 7.1 WLS: L BF: 31 H: 5 R: 5 ER: 5 SO: 6 BB: 3 IBB: 1 HBP: 0 BLK: 0 WP: 0 HR: 1 S: 39 P: 55 ERA: 6.14 WHIP: 1.091															PITCHER	

Batter	1	2	3	4	5	6	7	8	9	AB	R	H	RBI	BB	SO	LOB	TOP														
Larry Milbourne, S (1,4) OBP: 0.364, SLG: 0.333	0-0 6-3 BLK 2B 1B	0-0 G3						0-0 6-3		4	1	2	0	0	0	1															
Enos Cabell, R (1,5) OBP: 0.312, SLG: 0.371	0-0 6-3 1-3		0-3 K					0-0 6-3		4	0	0	0	0	1	2															
Cesar Cedeno, R (1,8) OBP: 0.366, SLG: 0.600 Greg Gross, L (3, PR) OBP: 0.309, SLG: 0.320	0-0 F8 1B 2B		0-0 CS 1B					0-0 4-3		2	1	2	1	0	0	0															
Bob Watson, R (1,3) OBP: 0.400, SLG: 0.374	0-0 F8 2-3		0-0 F8 1-2					0-3 K		4	0	0	0	0	1	2															
Cliff Johnson, R (1,2) OBP: 0.321, SLG: 0.386	0-0 1B							0-3 K		3	1	2	2	1	1	0															
Leon Roberts, R (1,7) OBP: 0.347, SLG: 0.477	0-3 K		0-0 HR P4					0-0 6-3		4	0	0	0	0	1	2															
Wilbur Howard, S (1,9) OBP: 0.186, SLG: 0.161		0-0 F7						0-0 F9		4	0	0	0	0	0	1															
Roger Metzger, S (1,6) OBP: 0.322, SLG: 0.333		4-0 SH1-4 BB						0-0 4-3		2	0	0	0	1	0	0															
Joe Niekro, R (1,1) OBP: 0.182, SLG: 0.200 Mike Cosgrove, L (6,1) OBP: 0.333, SLG: 0.200 Ken Boswell, L (7, PH) OBP: 0.267, SLG: 0.333 Mike Barlow, L (7,1) OBP: 0.267, SLG: 0.333		0-0 SH1-4						0-3 K		1	0	0	0	0	1	0															
Inning Stats	R: 2 E: 0 K: 1 S: 8	H: 3 LOB: 1 BB: 0 P: 8	R: 0 E: 0 K: 0 S: 3	H: 0 LOB: 1 BB: 1 P: 7	R: 0 E: 0 K: 1 S: 5	H: 1 LOB: 0 BB: 0 P: 5	R: 1 E: 0 K: 0 S: 4	H: 1 LOB: 0 BB: 0 P: 4	R: 0 E: 0 K: 2 S: 7	H: 0 LOB: 0 BB: 0 P: 7	R: 0 E: 0 K: 0 S: 3	H: 0 LOB: 0 BB: 0 P: 3	R: 0 E: 0 K: 0 S: 3	H: 0 LOB: 1 BB: 1 P: 7	1B: 3 2B: 2 3B: 0 HR: 1	SF: 0 SAC: 1 DP: 0 HBP: 0	WP: 0 PA: 34 PB: 0 SB: 0 CS: 1														
PITCHER	IP WLS BF H R ER SO BB IBB HBP BLK WP HR S P ERA WHIP																														
Steve Carlton, L (1,1) ERA: 7.27	5.0	21	6	3	3	3	1	0	0	0	1	26	30	5.40	1.400																
Ron Reed, R (6,1) ERA: 3.97	1.0	W 3	0	0	0	2	0	0	0	0	0	7	7	0.00	0.000																
Gene Garber, R (7,1) ERA: 4.02	3.0	S 10	0	0	0	0	1	0	0	0	0	9	13	0.00	0.333																

Houston Astros @ Philadelphia Phillies
Veterans Stadium, Philadelphia, PA
Wed May 05 1976, 7:05 PM EDT
Att: 17,944 - Unknown

AB	31
R	3
H	6
RBI	3
BB	2
SO	5
LOB	9

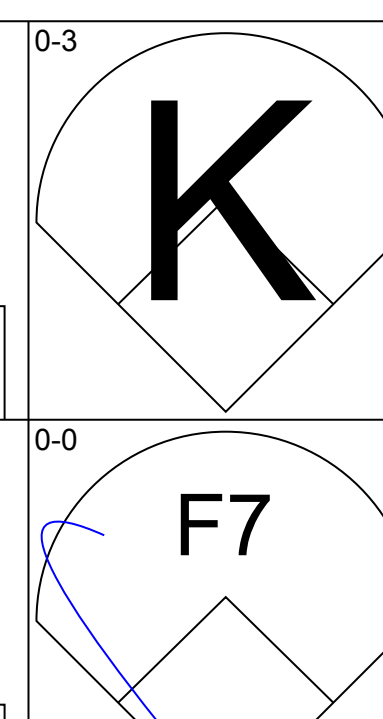
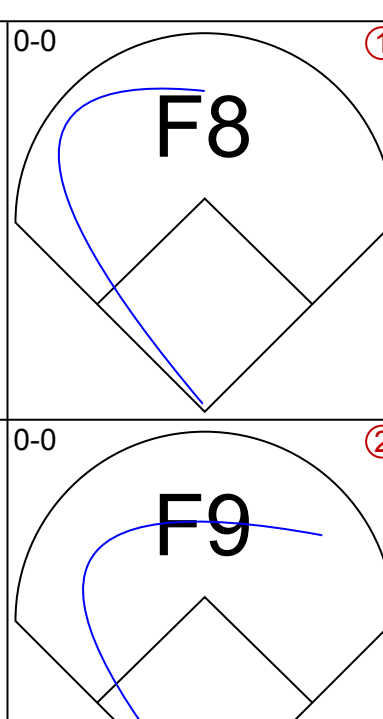
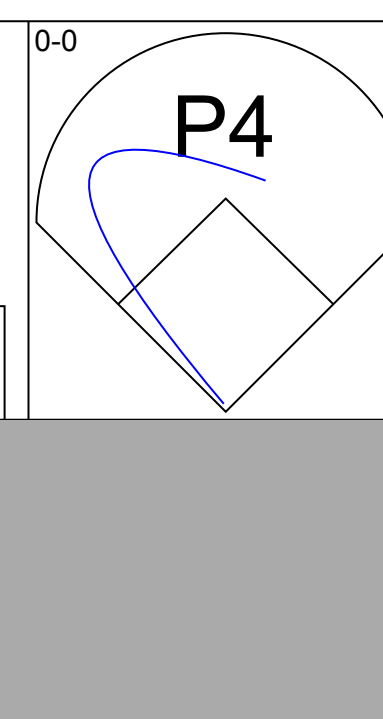
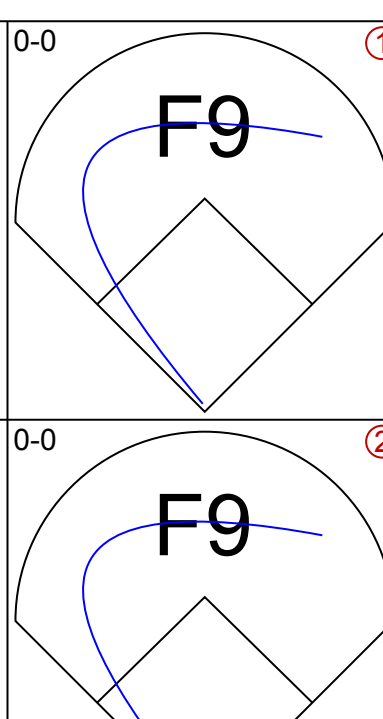
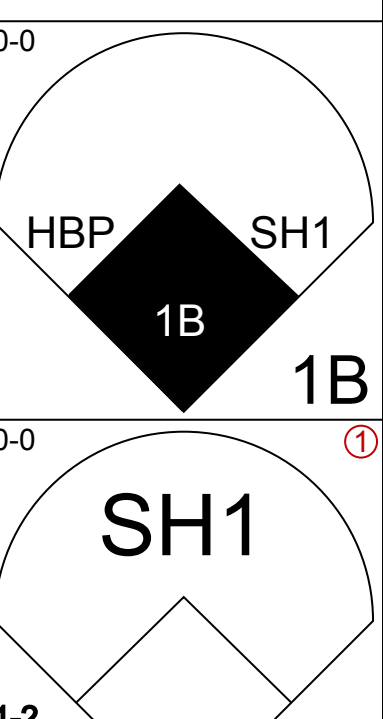
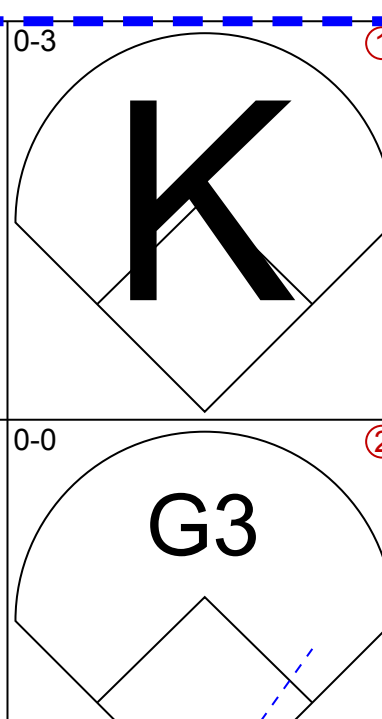
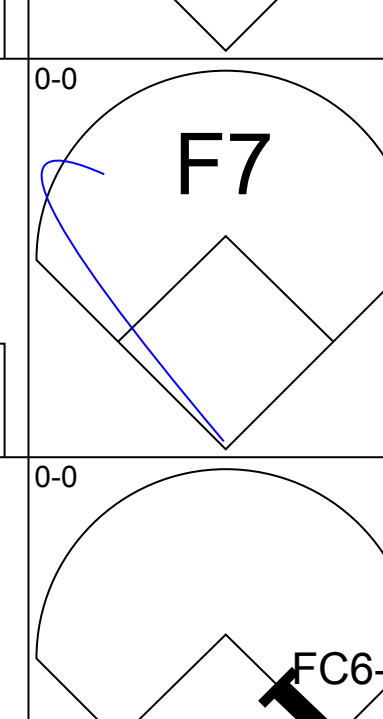
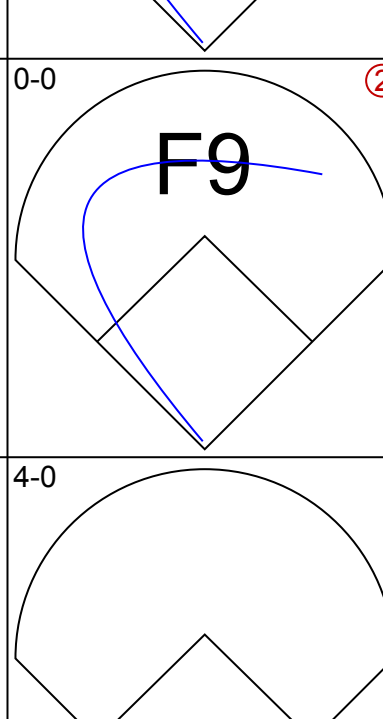
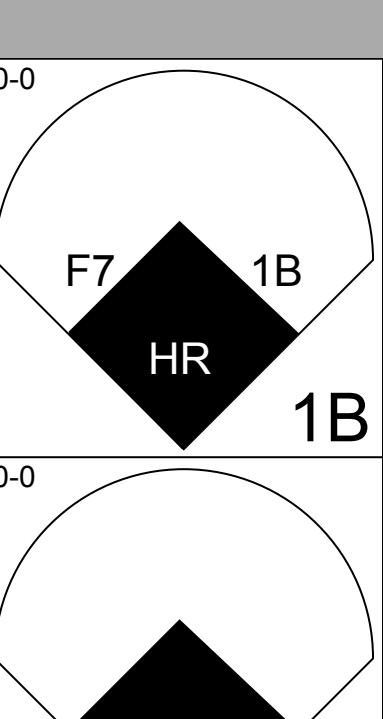
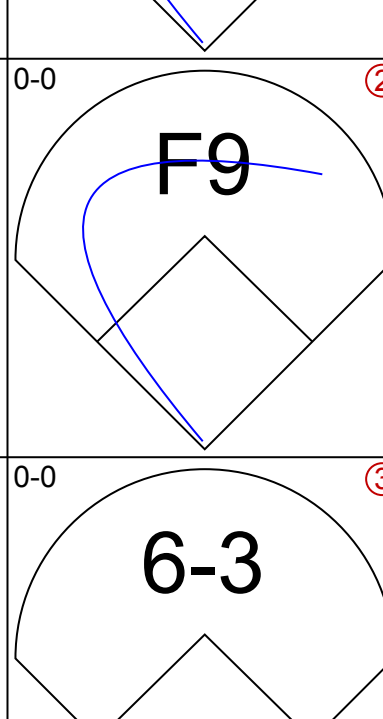
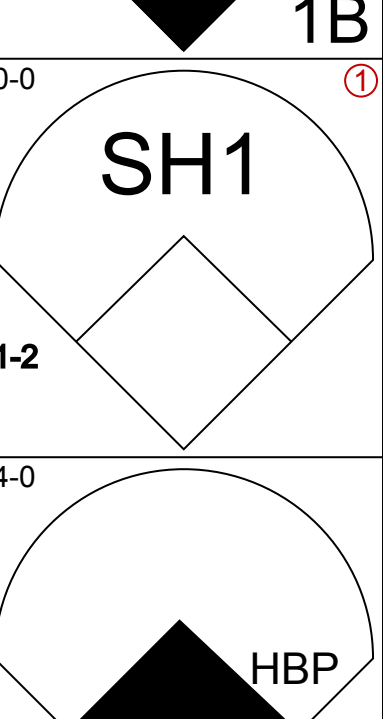
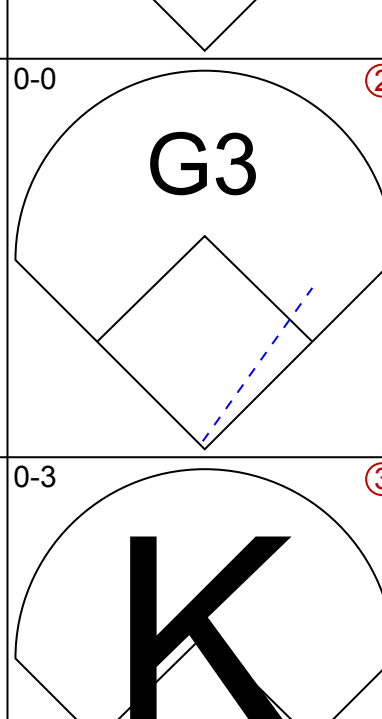
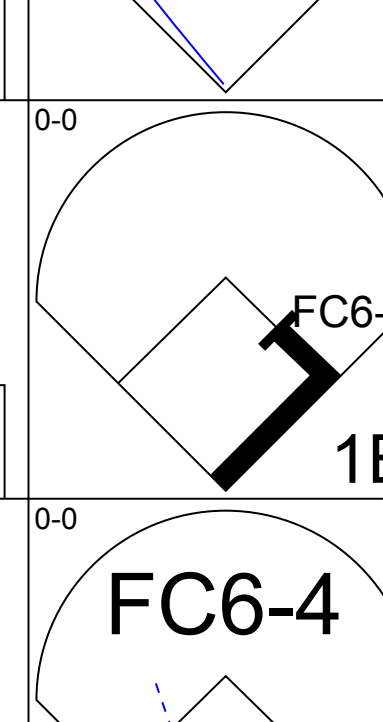
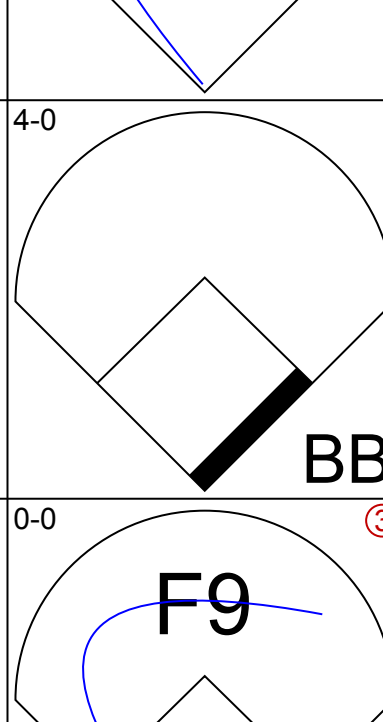
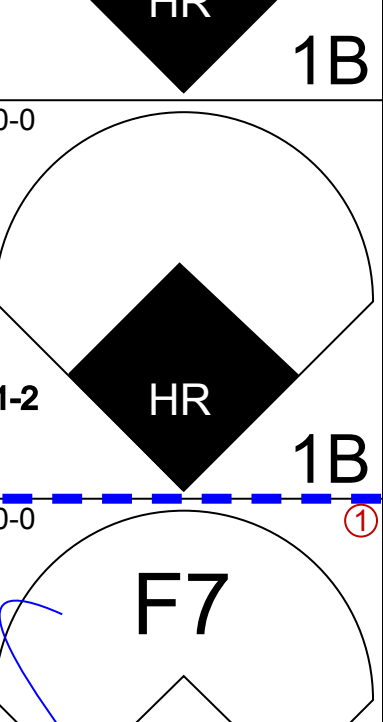
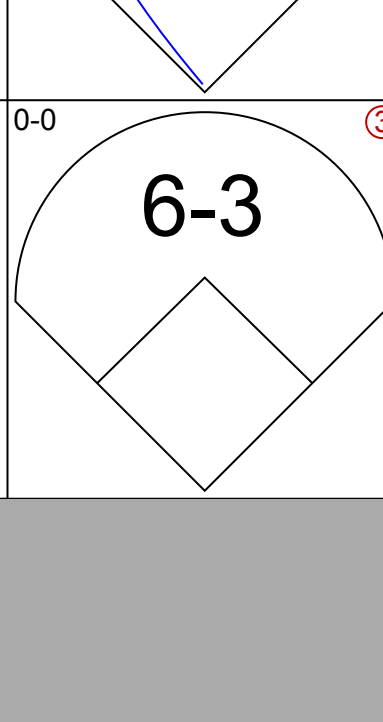
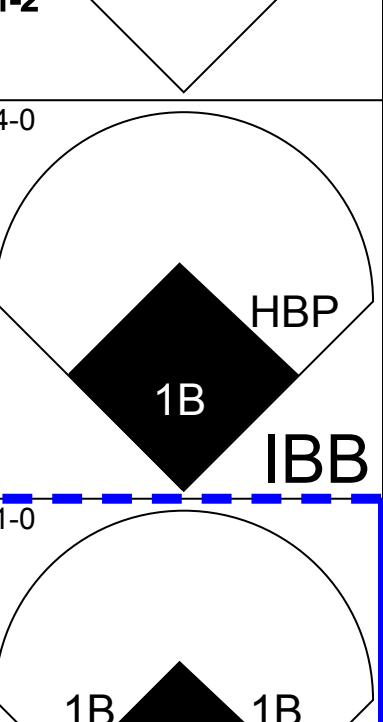
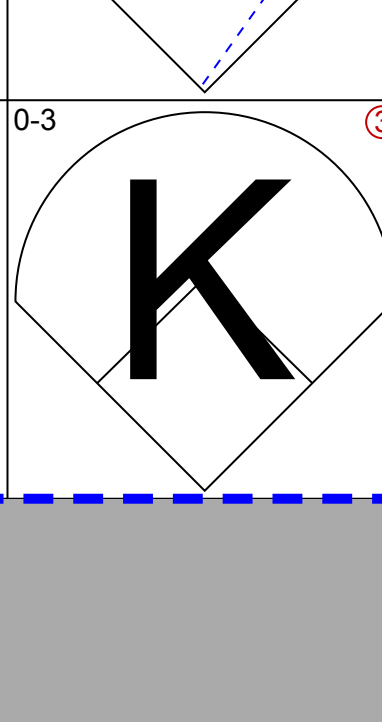
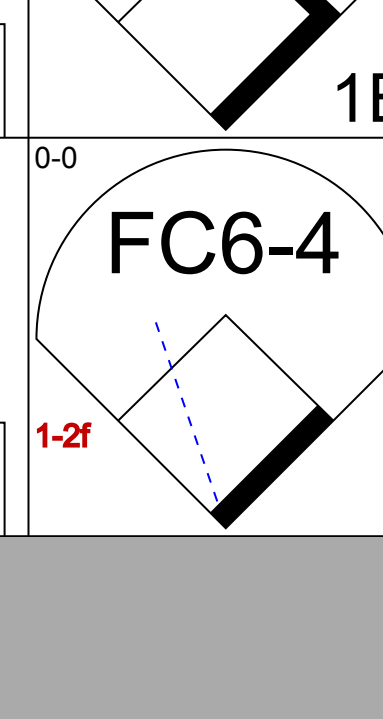
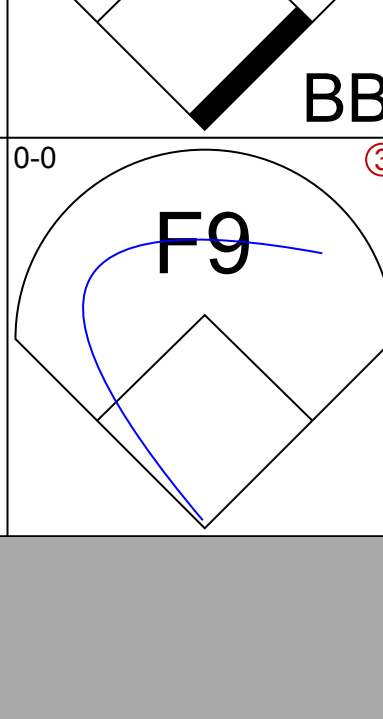
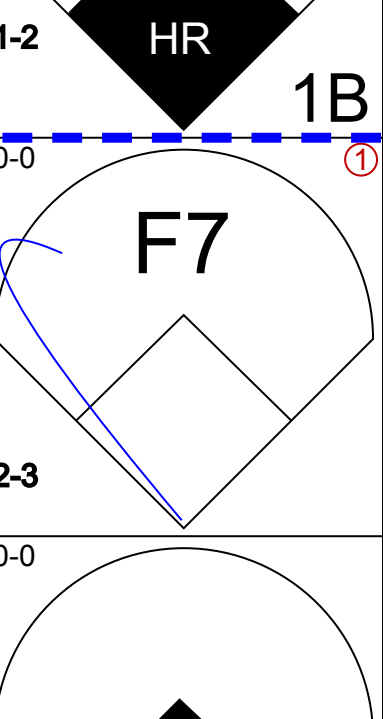
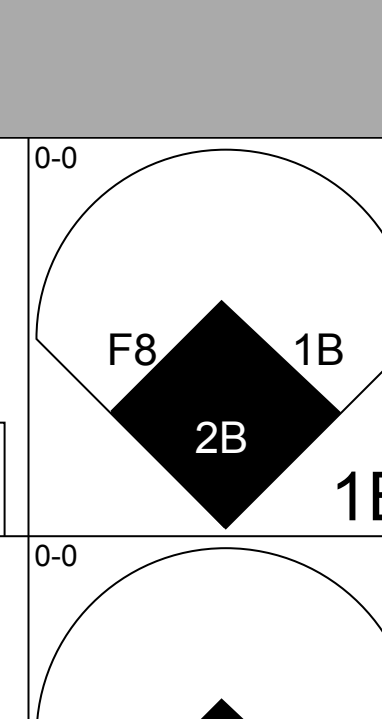
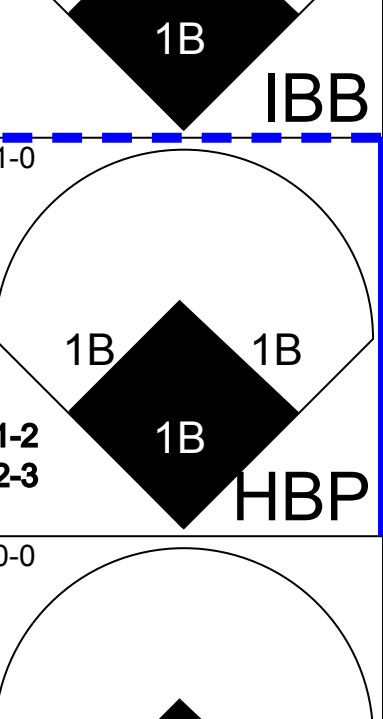
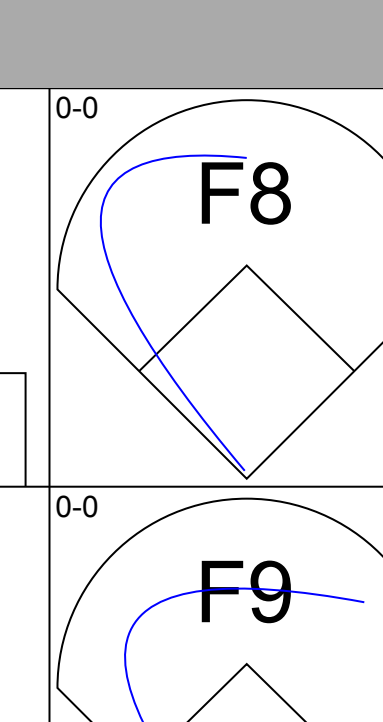
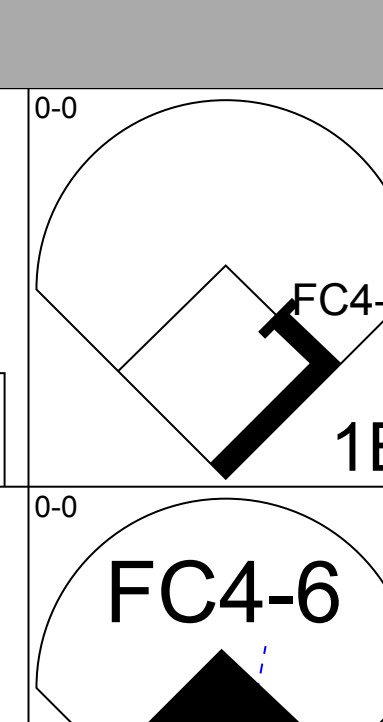
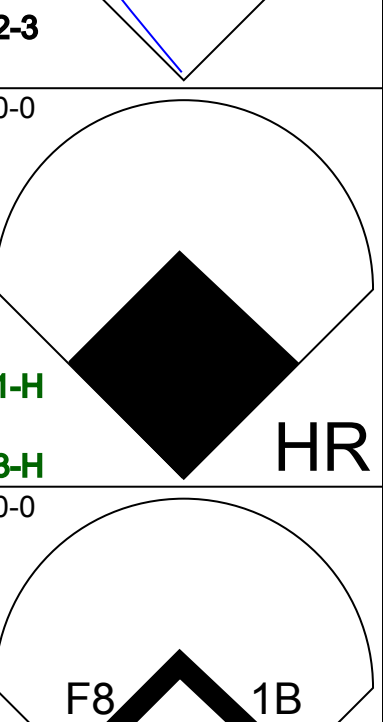
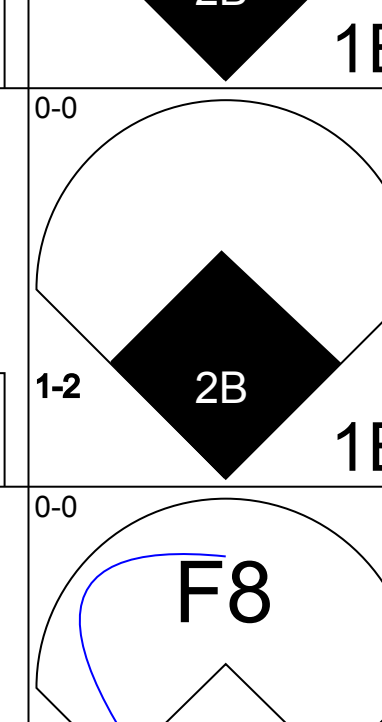
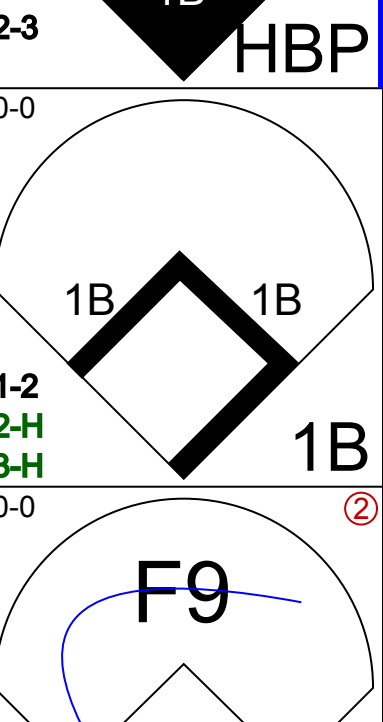

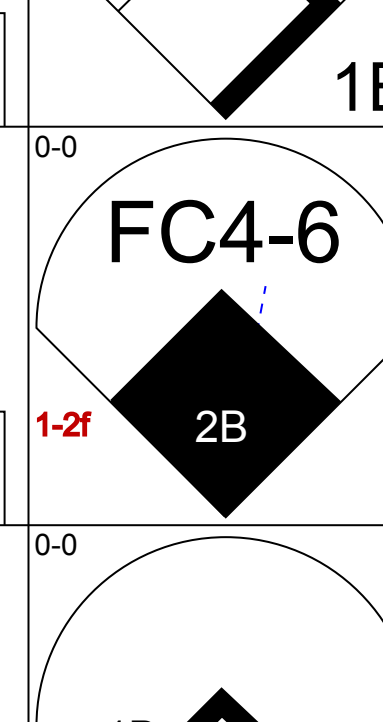
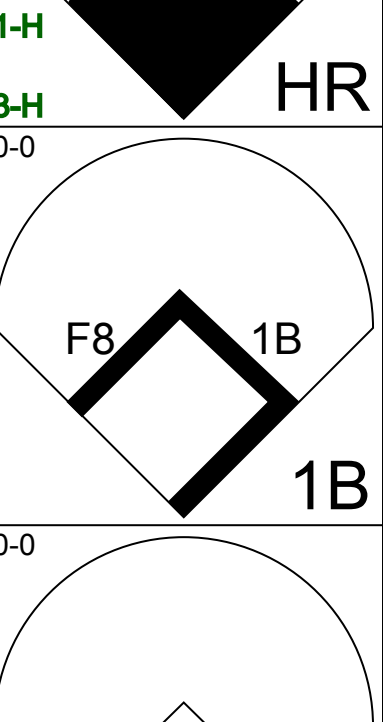
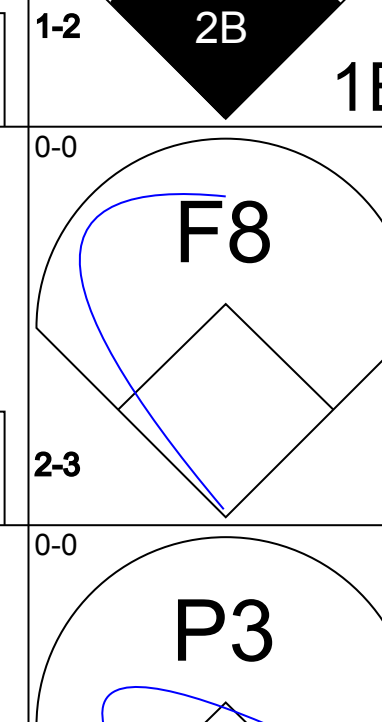
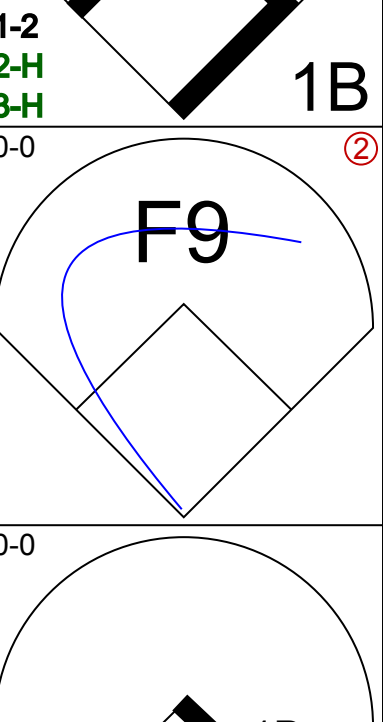
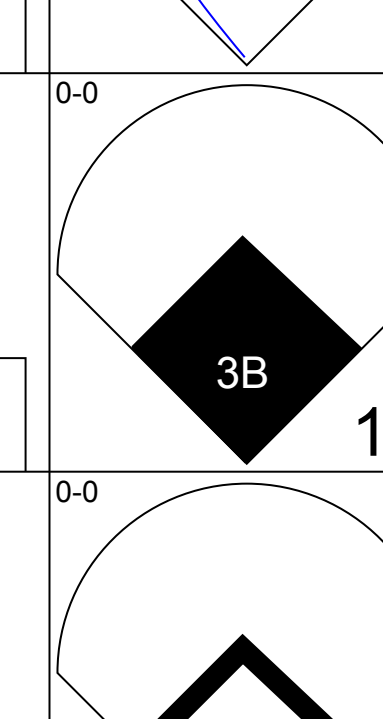
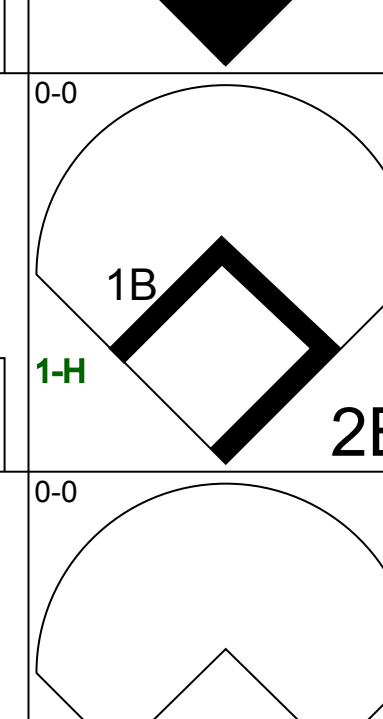
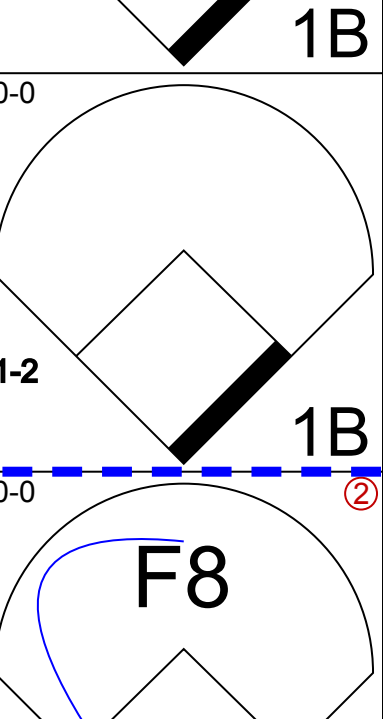
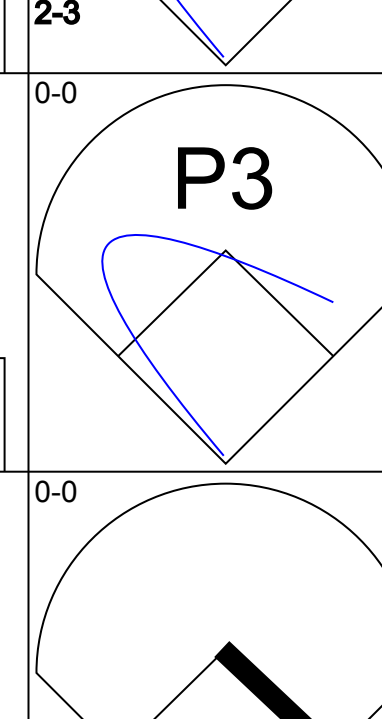
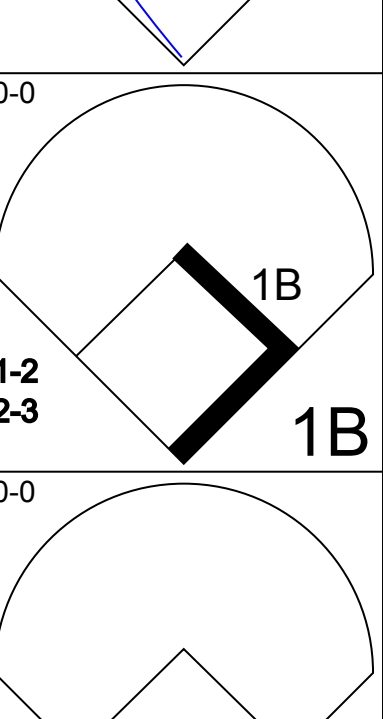

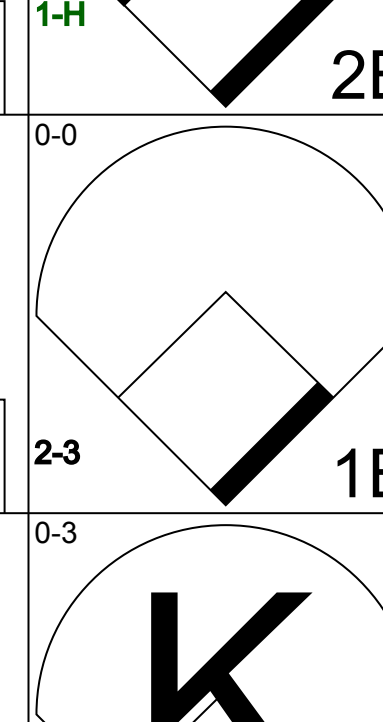
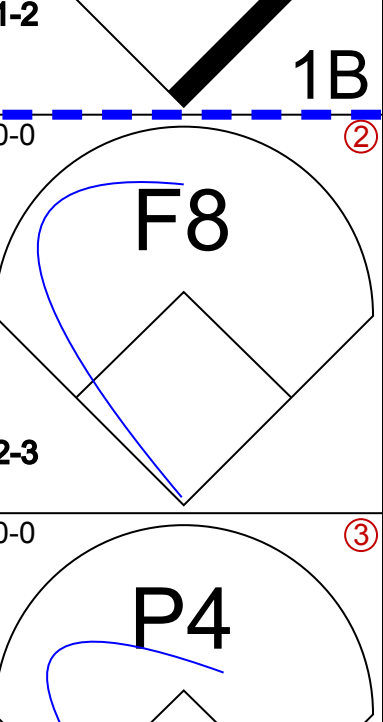
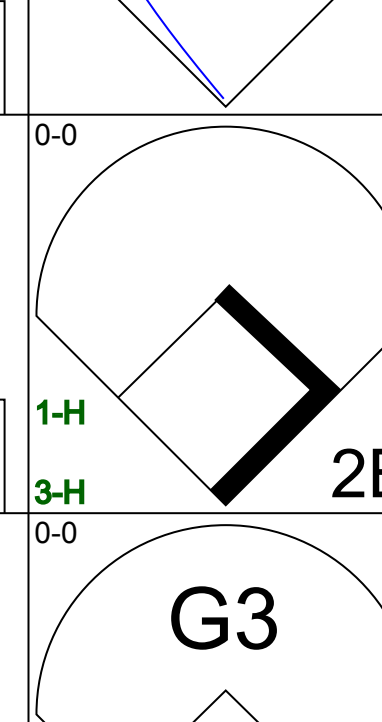
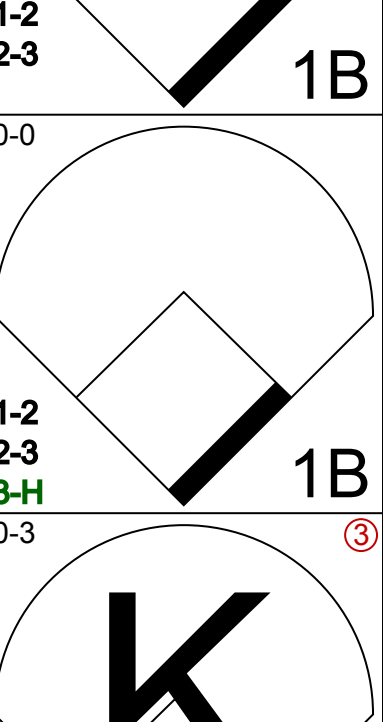

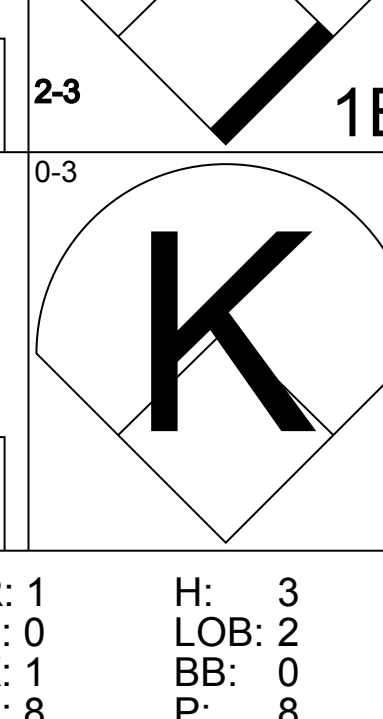
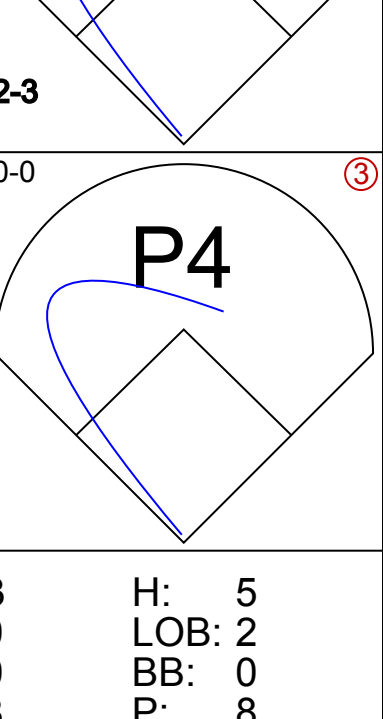
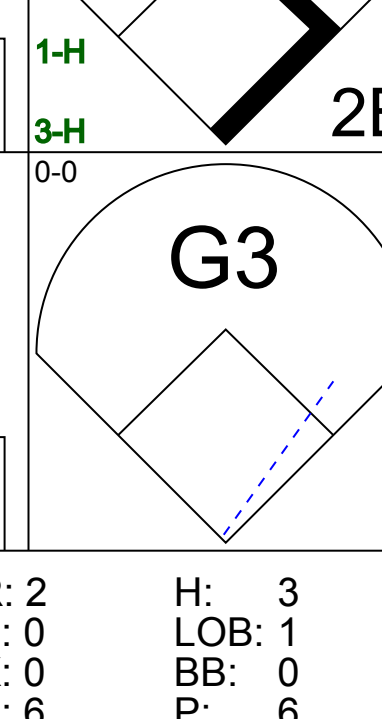
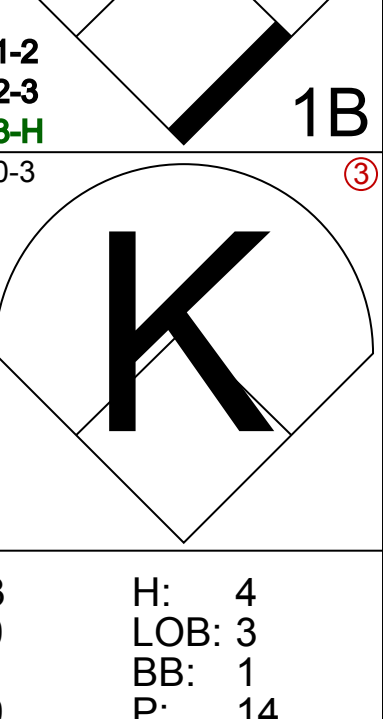


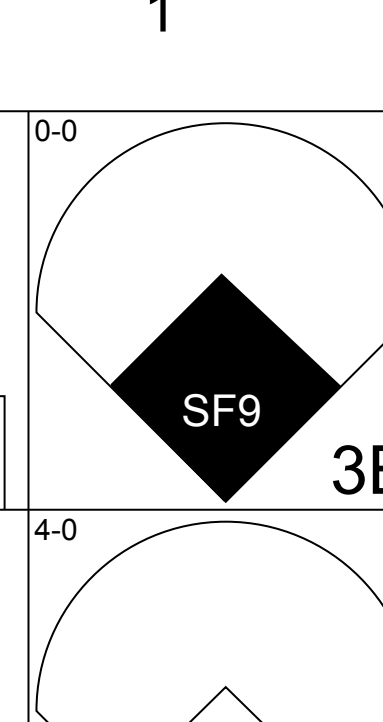
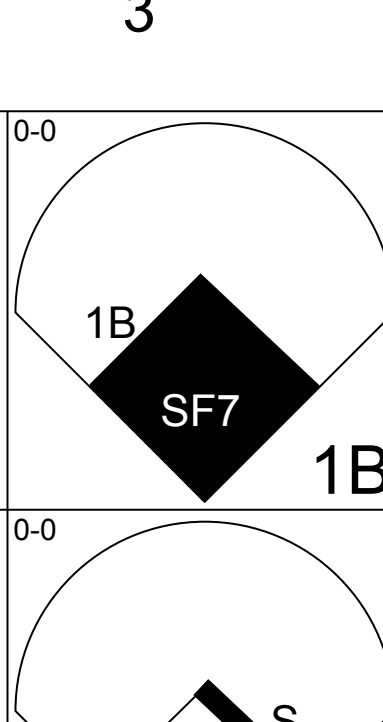
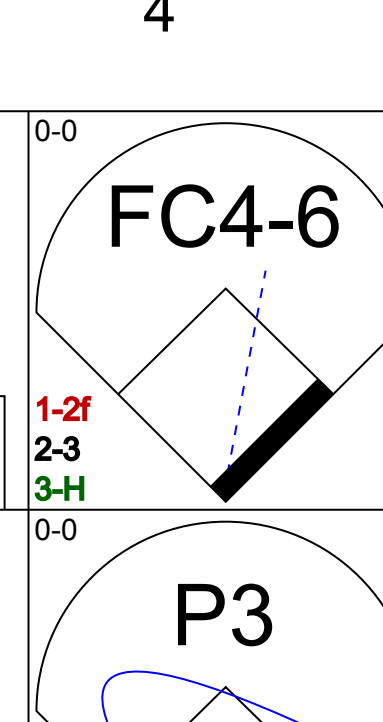

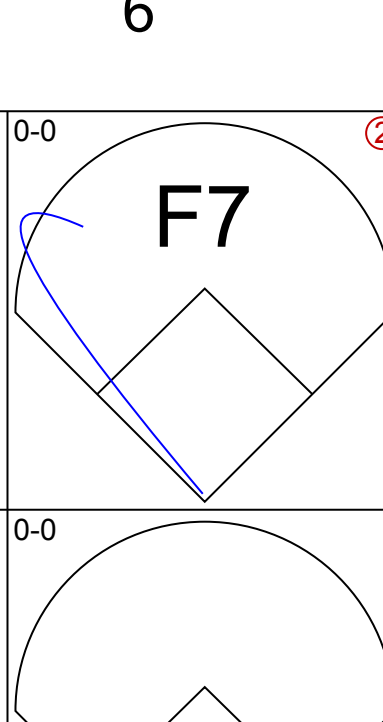
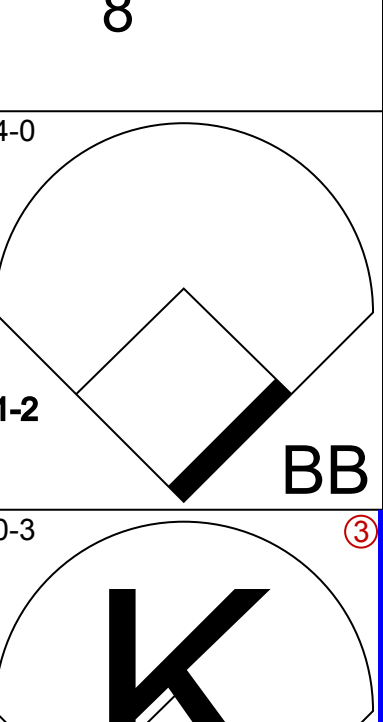
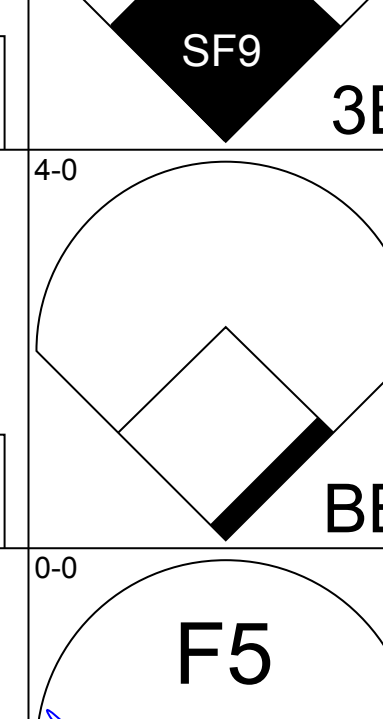
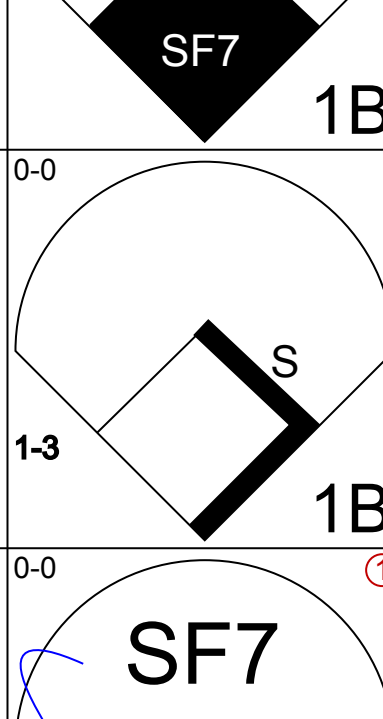
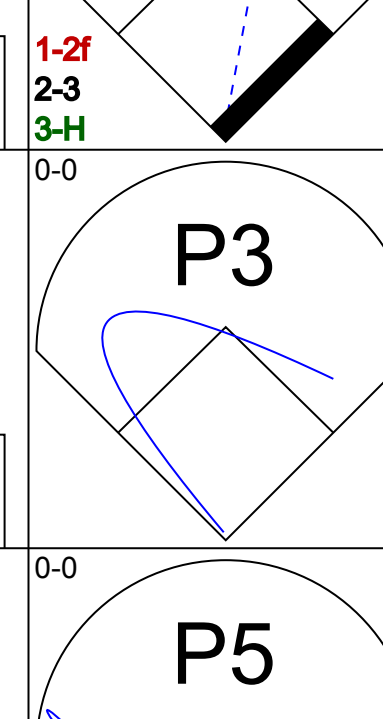
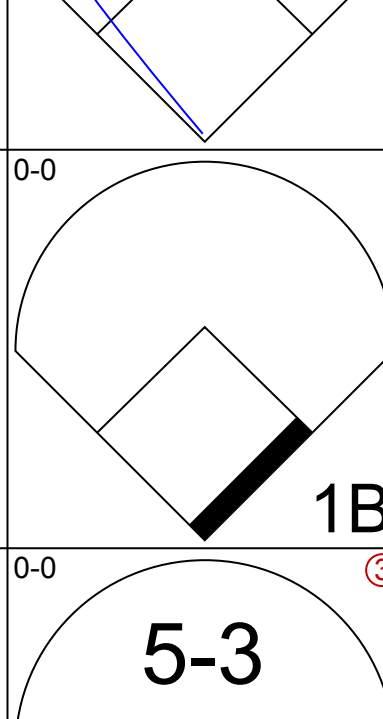
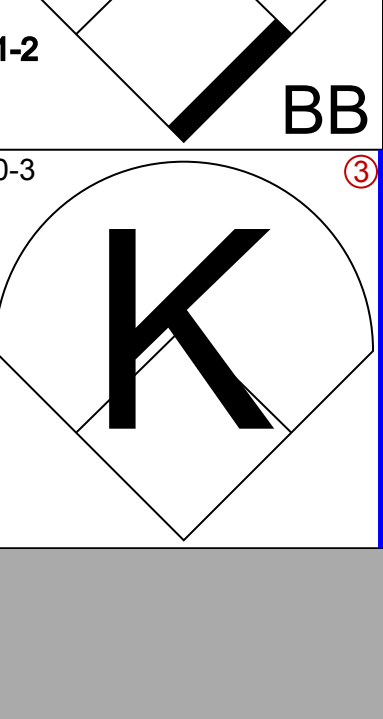
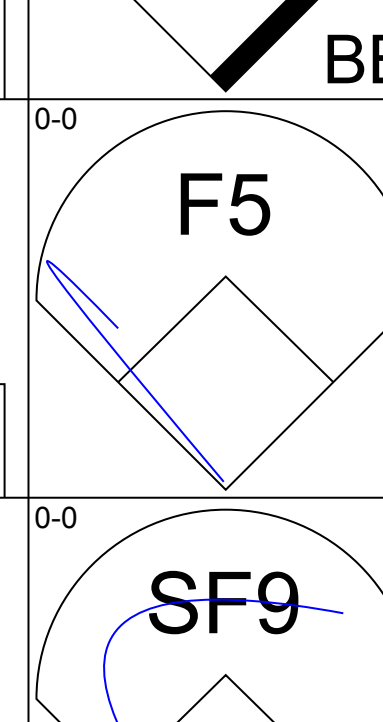
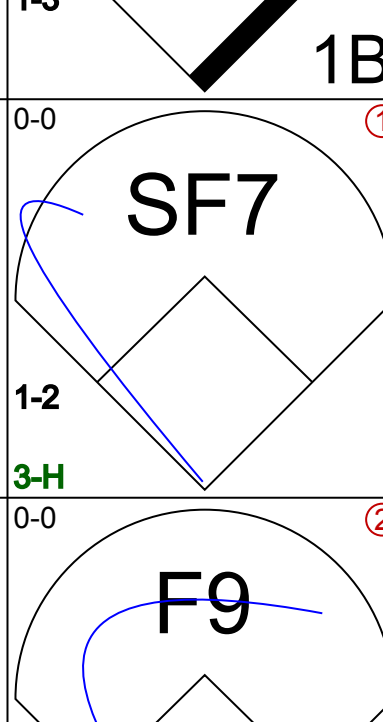
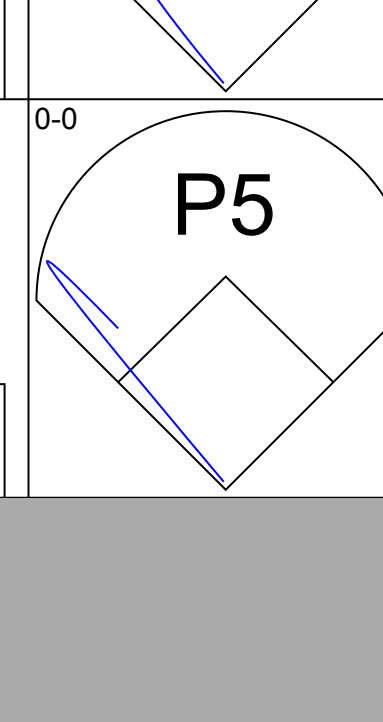
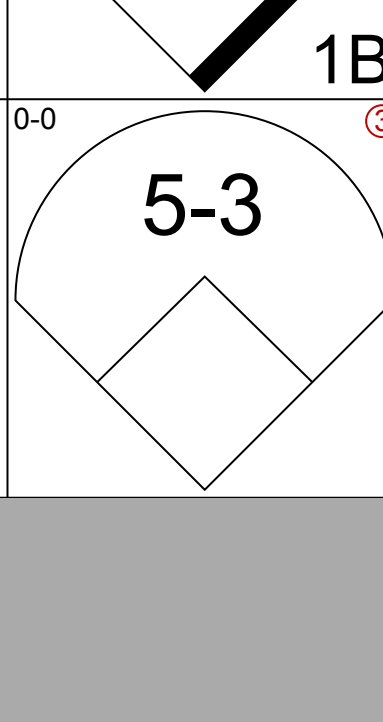

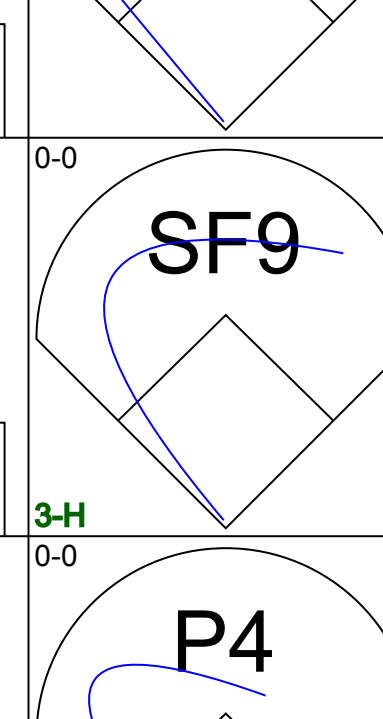
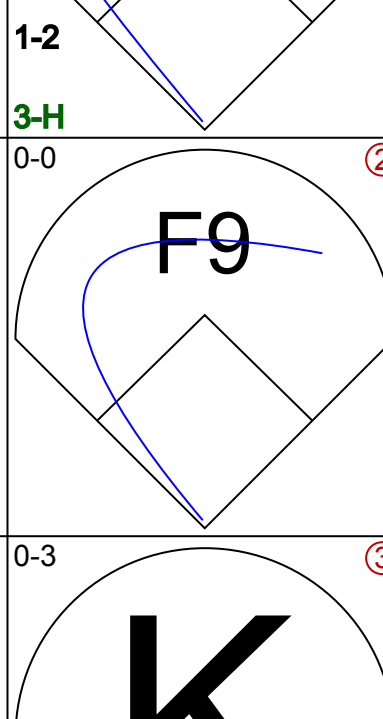
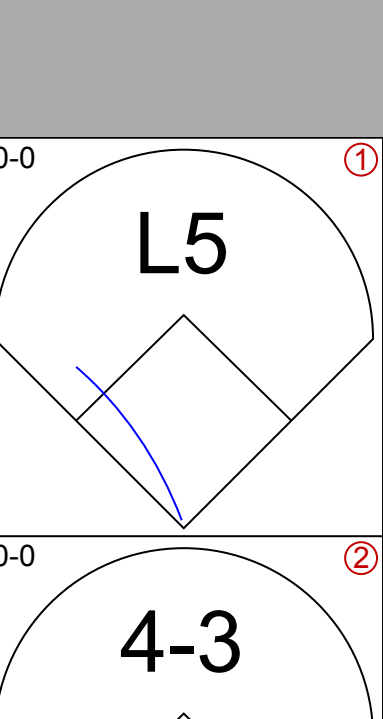
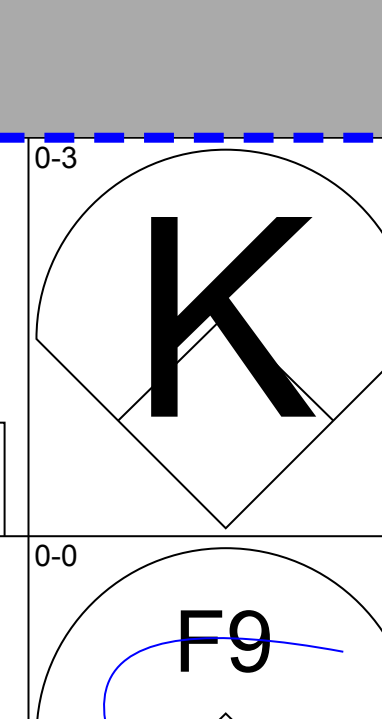

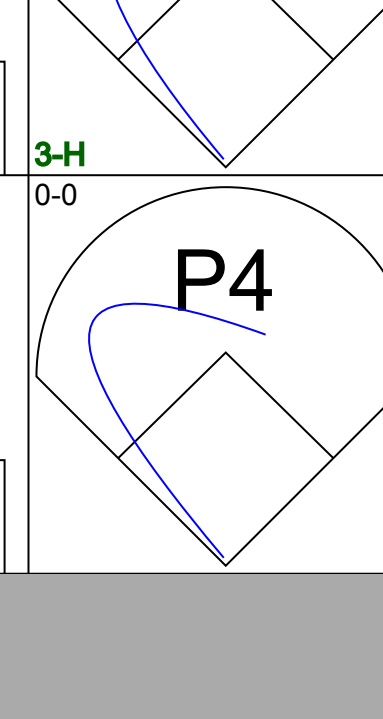
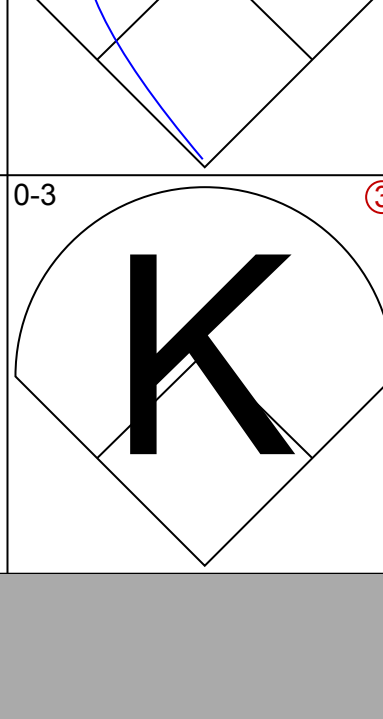
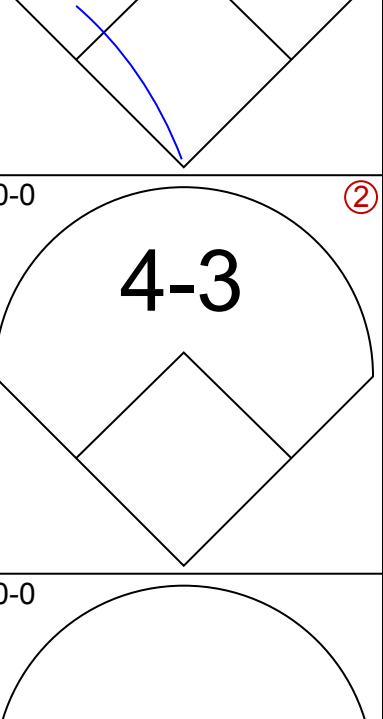
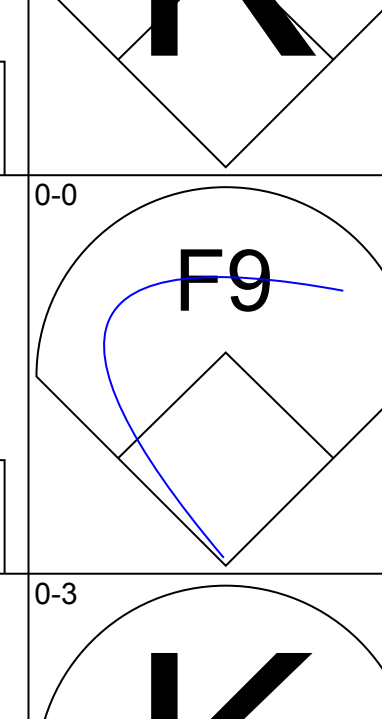

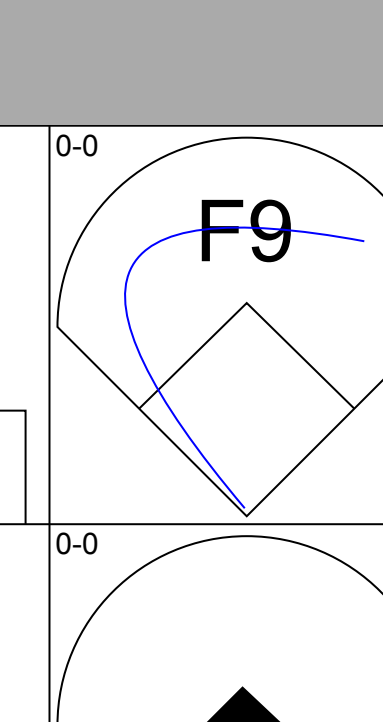
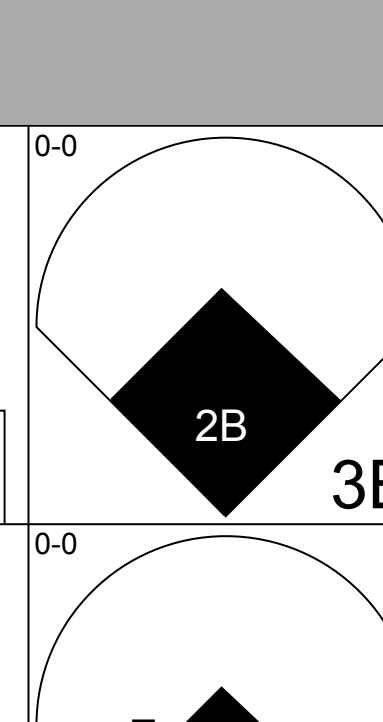
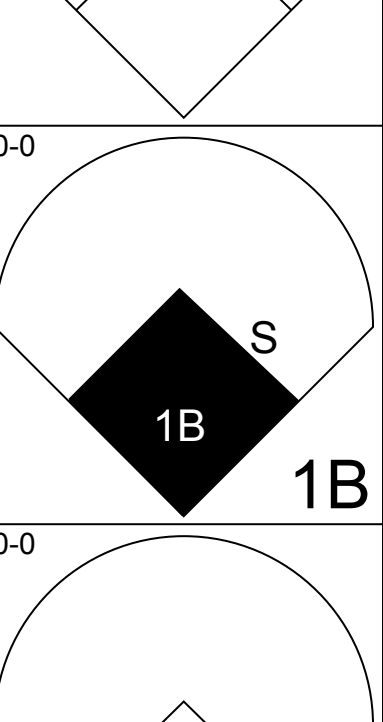
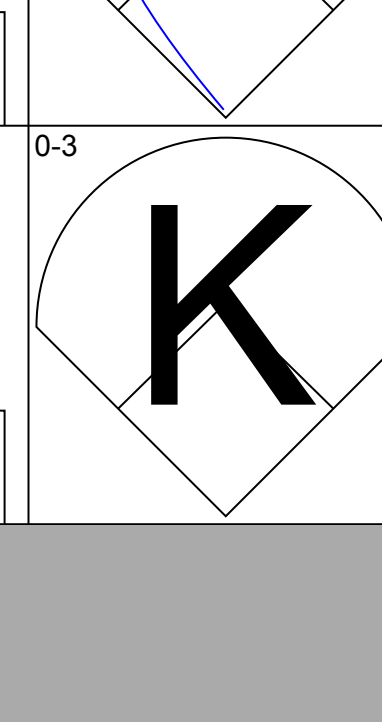

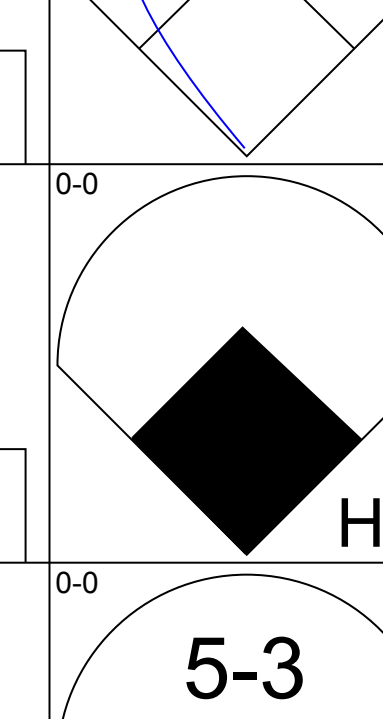
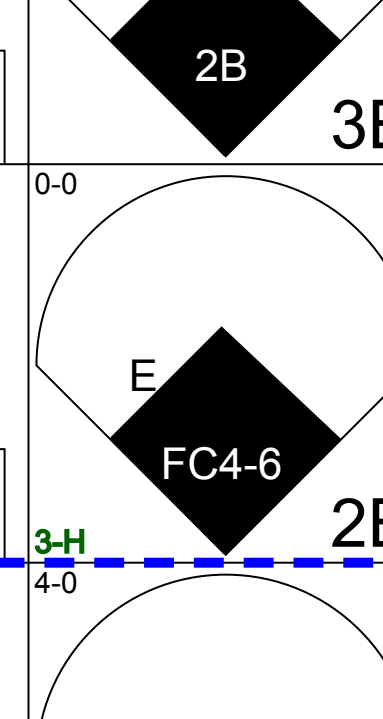
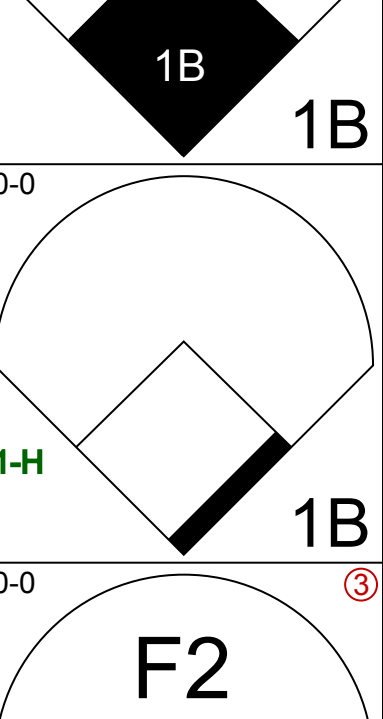

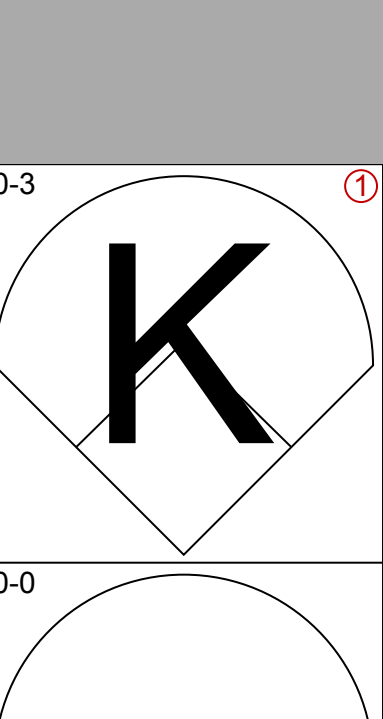
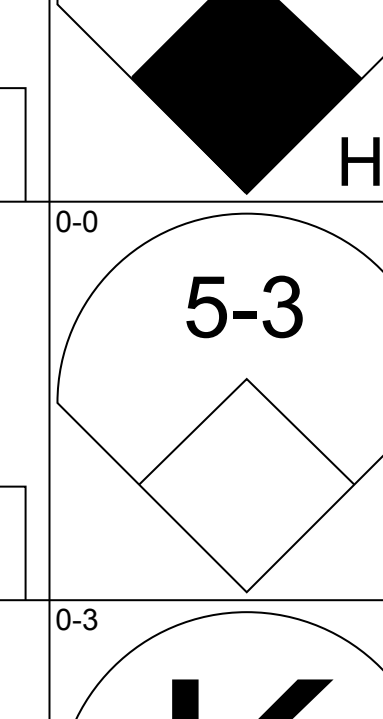
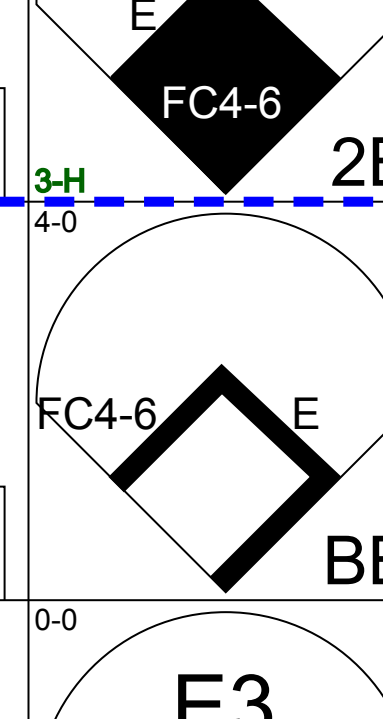
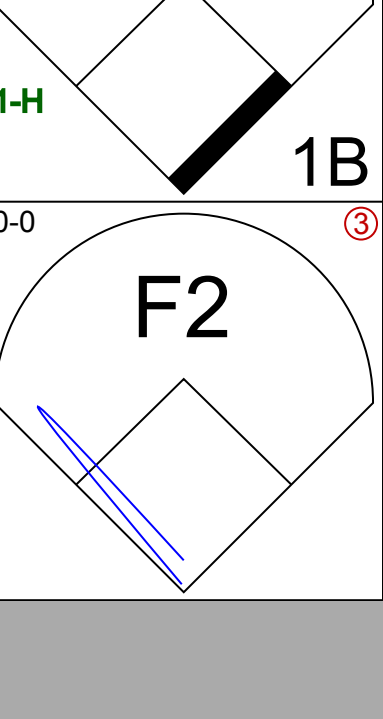

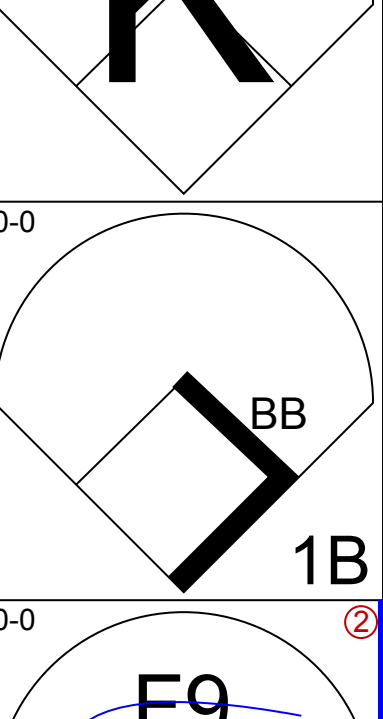
Batter	1	2	3	4	5	6	7	8	9	AB	R	H	RBI	BB	SO	LOB	BOTTOM															
Dave Cash, R (1,4) OBP: 0.316, SLG: 0.375	4-0 BB BB		0-0 4-3					0-0 F9		4	0	0	0	1	0	3																
Larry Bowa, S (1,6) OBP: 0.352, SLG: 0.397	4-0 1-2 BB		0-3 K					0-0 4-3		3	0	0	0	1	1	2																
Mike Schmidt, R (1,5) OBP: 0.409, SLG: 0.829	0-3 K							4-0 1B HR BB		3	1	1	0	1	1	2																
Greg Luzinski, R (1,7) OBP: 0.384, SLG: 0.475 Jerry Martin, R (8,8) OBP: 0.400, SLG: 0.375	0-0 P4							1-0 1B HR HBP		3	1	1	0	0	1	2																
Jay Johnstone, L (1,9) OBP: 0.397, SLG: 0.556	0-0 P6							0-0 F8 1B HR 1B		3	1	1	0	1	0	4																
Bobby Tolan, L (1,8) OBP: 0.308, SLG: 0.514		0-0 F9						0-0 8-6 HR		4	1	1	4	0	0	3																
Tom Hutton, L (1,3) OBP: 0.375, SLG: 0.167		0-0 3-1						0-0 E3 SH3 HR		4	1	1	0	0	0	0																
Bob Boone, R (1,2) OBP: 0.354, SLG: 0.426		0-0 F9						0-0 FC4-6 SH3 BB		2	0	0	0	1	0	1																
Steve Carlton, L (1,1) OBP: 0.143, SLG: 0.143 Tim McCarver, L (5, PH) OBP: 0.500, SLG: 0.625 Ron Reed, R (6,1) OBP: 0.375, SLG: 0.167			0-3 K2-3					4-0 1B HR		1	0	0	0	0	1	0																
Ollie Brown, R (6, PH) OBP: 0.500, SLG: 0.682 Gene Garber, R (7,1) OBP: 1.000, SLG: 1.000								1-2 BB		1	1	1	2	0	0	0																
Inning Stats	R: 0 E: 0 K: 1 S: 5	H: 0 LOB: 2 BB: 2 P: 13	R: 0 E: 0 K: 0 S: 3	H: 0 LOB: 0 BB: 0 P: 3	R: 0 E: 0 K: 2 S: 7	H: 0 LOB: 0 BB: 0 P: 7	R: 0 E: 0 K: 0 S: 4	H: 2 LOB: 1 BB: 0 P: 4	R: 0 E: 0 K: 0 S: 4	H: 1 LOB: 2 BB: 1 P: 8	R: 6 E: 1 K: 0 S: 5	H: 3 LOB: 0 BB: 1 P: 12	R: 0 E: 0 K: 1 S: 5	H: 0 LOB: 1 BB: 1 P: 9	R: 0 E: 0 K: 0 S: 3	H: 0 LOB: 1 BB: 1 P: 7	1B: 4 2B: 1 3B: 0 HR: 2	SF: 0 SAC: 2 DP: 1 HBP: 1	WP: 0 PA: 37 PB: 0 SB: 0 CS: 0													
PITCHER	IP WLS BF H R ER SO BB IBB HBP BLK WP HR S P ERA WHIP																															
Joe Niekro, R (1,1) ERA: 4.63	5.0	L 24	5	4	4	3	4	0	1	0	0	1	25	42	7.20	1.800																
Mike Cosgrove, L (6,1) ERA: 3.0	1.0	5	1	2	1	0	0	0	0	0	0	1	5	5	9.00	1.000																
Mike Barlow, R (7,1) ERA: 4.32	2.0	8	0	0	0	1	2	0	0	0	0	0	8	16	0.00	1.000																

Houston Astros @ Philadelphia Phillies
Veterans Stadium, Philadelphia, PA
Wed May 05 1976, 7:05 PM EDT
Att: 17,944 - Unknown

AB	28
R	6
H	6
RBI	6
BB	6
SO	4
LOB	17



Batter	1	2	3	4	5	6	7	8	9	AB	R	H	RBI	BB	SO	LOB	TOP													
Davey Lopes, R OBP: 0.353, SLG: 0.400 (1, 4)										6	1	1	0	0	2	2	Los Angeles Dodgers @ Philadelphia Phillies Veterans Stadium, Philadelphia, PA Fri May 07 1976, 7:05 PM EDT Att: 28,862 - Unknown													
Bill Buckner, L OBP: 0.292, SLG: 0.430 (1, 7) (8, 3)										5	1	1	0	0	0	0														
Dusty Baker Jr., R OBP: 0.333, SLG: 0.357 (1, 8)										4	2	2	0	2	1	0														
Steve Garvey, R OBP: 0.351, SLG: 0.402 John Hales, L OBP: 0.306, SLG: 0.233 (8, PR) (8, 9)										4	1	1	0	0	0	4														
Ron Cey, R OBP: 0.444, SLG: 0.567 (1, 5)										5	2	4	5	0	0	0														
Henry Cruz, L OBP: 0.295, SLG: 0.585 (1, 9) (8, 7)										5	1	1	0	0	0	5														
Steve Yeager, R OBP: 0.377, SLG: 0.524 (1, 2)										5	1	4	1	0	0	2														
Bill Russell, R OBP: 0.404, SLG: 0.500 (1, 6)										5	0	4	4	0	0	2														
Rick Rhoden, R OBP: 0.111, SLG: 0.111 Charlie Hough, R (4, 1)										2	0	0	0	0	1	3														
Ed Goodson, L OBP: 0.294, SLG: 0.357 Mike Marshall, R (7, PH) (7, 1)										1	0	0	0	0	0	2														
Inning Stats	R: 0 E: 0 K: 1 S: 6	H: 1 LOB: 1 P: 6	R: 1 E: 0 K: 0 S: 5	H: 2 LOB: 1 BB: 0 P: 5	R: 0 E: 0 K: 0 S: 3	H: 0 LOB: 1 BB: 1 P: 7	R: 1 E: 0 K: 1 S: 8	H: 3 LOB: 2 BB: 0 P: 8	R: 3 E: 0 K: 0 S: 8	H: 5 LOB: 2 BB: 0 P: 8	R: 0 E: 0 K: 0 S: 3	H: 0 LOB: 0 BB: 0 P: 3	R: 2 E: 0 K: 0 S: 6	H: 3 LOB: 1 BB: 0 P: 6	R: 3 E: 0 K: 1 S: 9	H: 4 LOB: 3 BB: 1 P: 14	R: 0 E: 0 K: 2 S: 7	H: 0 LOB: 0 BB: 0 P: 7	1B: 14 2B: 2 3B: 1 HR: 1	SF: 0 SAC: 1 DP: 0 HBP: 1	WP: 0 PB: 0 SB: 0 CS: 0	PA: 48								
PITCHER	IP WLS BF H R ER SO BB IBB HBP BLK WP HR S P ERA WHIP																													
Larry Christenson, R ERA: 4.62 Ron Schueler, R ERA: 8.53 Ron Reed, R ERA: 5.65 Gene Garber, R ERA: 4.41 Wayne Twitchell, R ERA: 3.18	(1, 1) (5, 1) (5, 1) (8, 1) (9, 1)	4.0 0.1 3.0 0.2 1.0	21 4 14 6 3	8 3 4 3 0	4 1 4 1 0	2 1 0 1 0	0 0 0 0 2	1 0 0 0 0	0 0 0 1 0	0 0 0 0 0	0 1 13 7 7	24 4 17 8 7	28 27.00 12.00 13.50 0.00	9.00 9.000 2.000 4.500 0.000																

Batter	1	2	3	4	5	6	7	8	9	AB	R	H	RBI	BB	SO	LOB	BOTTOM														
Dave Cash, R OBP: 0.330, SLG: 0.402 (1, 4)										4	2	2	1	1	0	2	Los Angeles Dodgers @ Philadelphia Phillies Veterans Stadium, Philadelphia, PA Fri May 07 1976, 7:05 PM EDT Att: 28,862 - Unknown														
Larry Bowa, S OBP: 0.373, SLG: 0.409 Ollie Brown, R OBP: 0.483, SLG: 0.652 Terry Harmon, R OBP: 0.375, SLG: 0.231 (1, 6) (8, PH) (9, 6)										3	0	2	0	1	0	2															
Mike Schmidt, R OBP: 0.387, SLG: 0.788 (1, 5)										4	0	0	1	0	1	5															
Greg Luzinski, R OBP: 0.372, SLG: 0.477 (1, 7)										4	1	1	1	0	1	1															
Jay Johnstone, L OBP: 0.370, SLG: 0.515 (1, 9)										5	1	0	0	0	1	3															
Gary Maddox, R OBP: 0.385, SLG: 0.485 (1, 8)										5	2	3	1	0	1	0															
Bobby Tolan, L OBP: 0.364, SLG: 0.643 (1, 3)										5	2	4	4	0	1	0															
Bob Boone, R OBP: 0.357, SLG: 0.414 (1, 2)										4	0	1	0	1	0	3															
Larry Christenson, R OBP: 0.111, SLG: 0.222 Ron Schueler, R Ron Reed, R Gene Garber, R OBP: 0.345, SLG: 1.000 Tim McCarver, L OBP: 0.406, SLG: 0.556 Wayne Twitchell, R Tom Hutton, R OBP: 0.360, SLG: 0.158 (1, 1) (5, 1) (5, 1) (8, 1) (8, PH) (9, 1) (9, PH)	(1, 1) (5, 1) (5, 1) (8, 1) (8, PH) (9, 1) (9, PH)	3.0 3.0 3.0 3.0 3.0	16 W S 15	6 3 4	5 1 2	4 1 1 6	2 0 0 0 0	0 1 0 0 0	0 0 0 0 0	0 0 0 0 0	0 13 26	19 17 30	12.00 3.00 3.00	2.333 1.333 1.667																	
Inning Stats	R: 1 E: 0 K: 0 S: 4	H: 1 LOB: 1 P: 8	R: 1 E: 0 K: 1 S: 6	H: 1 LOB: 0 BB: 0 P: 6	R: 1 E: 0 K: 1 S: 7	H: 2 LOB: 1 BB: 0 P: 7	R: 2 E: 1 K: 0 S: 6	H: 2 LOB: 2 BB: 1 P: 10	R: 1 E: 0 K: 0 S: 5	H: 2 LOB: 1 BB: 0 P: 5	R: 0 E: 0 K: 2 S: 4	H: 1 LOB: 1 BB: 0 P: 4	R: 0 E: 0 K: 2 S: 7	H: 0 LOB: 0 BB: 0 P: 7	R: 0 E: 1 K: 2 S: 8	H: 1 LOB: 2 BB: 1 P: 12		R: 2 E: 1 K: 2 S: 11	H: 3 LOB: 2 BB: 0 P: 11	1B: 7 2B: 3 3B: 2 HR: 1	SF: 2 SAC: 0 DP: 0 HBP: 0	WP: 0 PB: 0 SB: 2 CS: 0	PA: 45								
PITCHER	IP WLS BF H R ER SO BB IBB HBP BLK WP HR S P ERA WHIP																														
Rick Rhoden, R ERA: 3.0 Charlie Hough, R ERA: 3.63 Mike Marshall, R ERA: 3.18	(1, 1) (4, 1) (7, 1)	3.0 3.0 3.0	16 W S	6 3 4	5 1 2	4 1 6	2 0 0	0 1 0	0 0 0	0 13 26	19 17 30	12.00 3.00 3.00	2.333 1.333 1.667																		

Batter	1	2	3	4	5	6	7	8	9	AB	R	H	RBI	BB	SO	LOB	TOP									
Davey Lopes, R OBP: 0.409, SLG: 0.500	0-0 1B		0-0 2B		0-0 1B	0-0 2-3		0-0 5-3	5 2 3 0 0 0 1								Los Angeles Dodgers @ Philadelphia Phillies Veterans Stadium, Philadelphia, PA Sat May 08 1976, 7:05 PM EDT Att: 34,060 - Unknown									
Bill Buckner, L OBP: 0.297, SLG: 0.418	0-0 P6		0-0 P4		0-0 BB E 1B		0-0 6-3	0-0 P5	5 1 1 0 0 0 3																	
Dusty Baker Jr., R OBP: 0.330, SLG: 0.364	0-3 K		0-0 2B		0-0 FC E BB		0-3 K		4 1 1 2 0 2 2																	
Steve Garvey, R OBP: 0.348, SLG: 0.396	0-0 6-3		0-0 1B		0-0 F8		0-3 K		4 0 1 1 0 1 3																	
Ron Cey, R OBP: 0.438, SLG: 0.548		0-3 K	0-3 K		4-0 E BB			0-3 K	3 0 0 0 1 3 1																	
Joe Ferguson, R OBP: 0.275, SLG: 0.262		0-0 P4		0-0 F8	0-0 E3			0-0 L6	4 0 0 0 0 0 2																	
Steve Yeager, R OBP: 0.384, SLG: 0.522					1-2 2-3 3-H			0-0 5-3	4 0 2 0 0 1 3																	
Bill Russell, R OBP: 0.393, SLG: 0.481					0-0 G6-4-3			0-0 4-3	4 0 1 0 0 0 2																	
Tommy John, R OBP: 0.182, SLG: 0.182					0-0 F8			0-0 4-3	3 0 0 0 0 1 0																	
Charlie Hough, R Ed Goodson, L OBP: 0.278, SLG: 0.333					0-0 6-3			0-0 4-3	0 0 0 0 0 0 0																	
					0-0 K			1-2	1 0 0 0 0 0 1																	
Inning Stats	R: 0 E: 0 K: 1 S: 6	H: 1 LOB: 1 BB: 0 P: 6	R: 0 E: 0 K: 1 S: 6	H: 1 LOB: 1 BB: 0 P: 6	R: 2 E: 0 K: 1 S: 8	H: 3 LOB: 1 BB: 0 P: 8	R: 0 E: 0 K: 0 S: 3	H: 1 LOB: 0 BB: 0 P: 3	R: 2 E: 1 K: 1 S: 9	H: 2 LOB: 3 BB: 1 P: 13	R: 0 E: 0 K: 1 S: 5	H: 0 LOB: 0 BB: 0 P: 5	R: 0 E: 0 K: 1 S: 7	H: 0 LOB: 0 BB: 0 P: 7	R: 0 E: 0 K: 1 S: 5	H: 0 LOB: 0 BB: 0 P: 5	R: 0 E: 0 K: 0 S: 4	H: 1 LOB: 1 BB: 0 P: 4	1B: 7 2B: 2 3B: 0 HR: 0	SF: 0 SAC: 0 DP: 1 HBP: 0	WP: 0 PB: 0 SB: 0 CS: 0	PA: 38				
PITCHER	IP WLS BF H R ER SO BB IBB HBP BLK WP HR S P ERA WHIP	IP WLS BF H R ER SO BB IBB HBP BLK WP HR S P ERA WHIP	IP WLS BF H R ER SO BB IBB HBP BLK WP HR S P ERA WHIP	IP WLS BF H R ER SO BB IBB HBP BLK WP HR S P ERA WHIP	IP WLS BF H R ER SO BB IBB HBP BLK WP HR S P ERA WHIP	IP WLS BF H R ER SO BB IBB HBP BLK WP HR S P ERA WHIP	IP WLS BF H R ER SO BB IBB HBP BLK WP HR S P ERA WHIP	IP WLS BF H R ER SO BB IBB HBP BLK WP HR S P ERA WHIP	IP WLS BF H R ER SO BB IBB HBP BLK WP HR S P ERA WHIP	IP WLS BF H R ER SO BB IBB HBP BLK WP HR S P ERA WHIP	IP WLS BF H R ER SO BB IBB HBP BLK WP HR S P ERA WHIP	IP WLS BF H R ER SO BB IBB HBP BLK WP HR S P ERA WHIP	IP WLS BF H R ER SO BB IBB HBP BLK WP HR S P ERA WHIP	IP WLS BF H R ER SO BB IBB HBP BLK WP HR S P ERA WHIP	IP WLS BF H R ER SO BB IBB HBP BLK WP HR S P ERA WHIP	IP WLS BF H R ER SO BB IBB HBP BLK WP HR S P ERA WHIP	IP WLS BF H R ER SO BB IBB HBP BLK WP HR S P ERA WHIP	IP WLS BF H R ER SO BB IBB HBP BLK WP HR S P ERA WHIP	IP WLS BF H R ER SO BB IBB HBP BLK WP HR S P ERA WHIP	IP WLS BF H R ER SO BB IBB HBP BLK WP HR S P ERA WHIP	IP WLS BF H R ER SO BB IBB HBP BLK WP HR S P ERA WHIP	IP WLS BF H R ER SO BB IBB HBP BLK WP HR S P ERA WHIP	IP WLS BF H R ER SO BB IBB HBP BLK WP HR S P ERA WHIP	IP WLS BF H R ER SO BB IBB HBP BLK WP HR S P ERA WHIP	IP WLS BF H R ER SO BB IBB HBP BLK WP HR S P ERA WHIP	IP WLS BF H R ER SO BB IBB HBP BLK WP HR S P ERA WHIP

AB 37
R 4
H 9
RBI 3
BB 1
SO 8
LOB 18



Batter	1	2	3	4	5	6	7	8	9	AB	R	H	RBI	BB	SO	LOB	BOTTOM									
Dave Cash, R OBP: 0.333, SLG: 0.412	0-0 4-3		0-0 1B		0-0 5-3 WP 2B	0-0 4-3		0-0 6-3	5 1 2 3 0 0 0								Los Angeles Dodgers @ Philadelphia Phillies Veterans Stadium, Philadelphia, PA Sat May 08 1976, 7:05 PM EDT Att: 34,060 - Unknown									
Larry Bowa, S OBP: 0.387, SLG: 0.400	0-0 BB 1B		0-0 F8		0-0 5-3	0-0 F7			4 0 1 0 0 0 2																	
Mike Schmidt, R OBP: 0.392, SLG: 0.768	4-0 1-2 BB		0-0 F3		4-0 WP FC6-4 BB		0-0 F4		2 1 0 0 2 0 1																	
Greg Luzinski, R OBP: 0.378, SLG: 0.515	0-3 K				0-0 F8				3 1 1 1 1 1 2																	
Jerry Martin, R OBP: 0.400, SLG: 0.375					1-2 FC6-4 BB				0 0 0 0 0 0 0																	
Ollie Brown, R OBP: 0.485, SLG: 0.667	0-0 1-3				0-0 FC6-4 BB				4 0 2 1 0 0 3																	
Gary Maddox, R OBP: 0.378, SLG: 0.465					4-0 K				3 0 0 0 1 2 2																	
Bobby Tolan, L OBP: 0.333, SLG: 0.587					0-0 K				4 0 0 0 0 2 4																	
Bob Boone, R OBP: 0.365, SLG: 0.435					0-0 K				4 2 2 0 0 2 0																	
Jim Kaat, L OBP: 0.154, SLG: 0.167					0-0 4-3				1 0 0 0 0 0 0																	
Tony Taylor, R Gene Garber, R OBP: 0.667, SLG: 0.500					1-2 E6 2B				1 1 0 0 0 0 1																	
					0-0 K				1 0 0 0 0 1 0																	
Inning Stats	R: 0 E: 0 K: 1 S: 6	H: 1 LOB: 2 BB: 1 P: 10	R: 0 E: 0 K: 1 S: 5	H: 0 LOB: 0 BB: 0 P: 5	R: 0 E: 0 K: 0 S: 4	H: 1 LOB: 1 BB: 0 P: 4	R: 0 E: 0 K: 2 S: 8	H: 1 LOB: 1 BB: 0 P: 8	R: 4 E: 1 K: 0 S: 6	H: 2 LOB: 3 BB: 3 P: 18	R: 1 E: 0 K: 0 S: 4	H: 1 LOB: 0 BB: 0 P: 4	R: 1 E: 0 K: 2 S: 9	H: 2 LOB: 1 BB: 0 P: 9	R: 0 E: 0 K: 2 S: 7	H: 0 LOB: 0 BB: 0 P: 7	R: 0 E: 0 K: 0 S: 4	H: 0 LOB: 0 BB: 0 P: 4	1B: 4 2B: 3 3B: 0 HR: 1	SF: 0 SAC: 1 DP: 0 HBP: 0	WP: 2 PB: 0 SB: 0 CS: 0	PA: 37				
PITCHER	IP WLS BF H R ER SO BB IBB HBP BLK WP HR S P ERA WHIP	IP WLS BF H R ER SO BB IBB HBP BLK WP HR S P ERA WHIP	IP WLS BF H R ER SO BB IBB HBP BLK WP HR S P ERA WHIP	IP WLS BF H R ER SO BB IBB HBP BLK WP HR S P ERA WHIP	IP WLS BF H R ER SO BB IBB HBP BLK WP HR S P ERA WHIP	IP WLS BF H R ER SO BB IBB HBP BLK WP HR S P ERA WHIP	IP WLS BF H R ER SO BB IBB HBP BLK WP HR S P ERA WHIP	IP WLS BF H R ER SO BB IBB HBP BLK WP HR S P ERA WHIP	IP WLS BF H R ER SO BB IBB HBP BLK WP HR S P ERA WHIP	IP WLS BF H R ER SO BB IBB HBP BLK WP HR S P ERA WHIP	IP WLS BF H R ER SO BB IBB HBP BLK WP HR S P ERA WHIP	IP WLS BF H R ER SO BB IBB HBP BLK WP HR S P ERA WHIP	IP WLS BF H R ER SO BB IBB HBP BLK WP HR S P ERA WHIP	IP WLS BF H R ER SO BB IBB HBP BLK WP HR S P ERA WHIP	IP WLS BF H R ER SO BB IBB HBP BLK WP HR S P ERA WHIP	IP WLS BF H R ER SO BB IBB HBP BLK WP HR S P ERA WHIP	IP WLS BF H R ER SO BB IBB HBP BLK WP HR S P ERA WHIP	IP WLS BF H R ER SO BB IBB HBP BLK WP HR S P ERA WHIP	IP WLS BF H R ER SO BB IBB HBP BLK WP HR S P ERA WHIP	IP WLS BF H R ER SO BB IBB HBP BLK WP HR S P ERA WHIP	IP WLS BF H R ER SO BB IBB HBP BLK WP HR S P ERA WHIP	IP WLS BF H R ER SO BB IBB HBP BLK WP HR S P ERA WHIP	IP WLS BF H R ER SO BB IBB HBP BLK WP HR S P ERA WHIP	IP WLS BF H R ER SO BB IBB HBP BLK WP HR S P ERA WHIP	IP WLS BF H R ER SO BB IBB HBP BLK WP HR S P ERA WHIP	IP WLS BF H R ER SO BB IBB HBP BLK WP HR S P ERA WHIP

AB 32
R 6
H 8
RBI 5
BB 4
SO 8
LOB 15



Batter	1	2	3	4	5	6	7	8	9	AB	R	H	RBI	BB	SO	LOB	TOP																		
Davey Lopes, R OBP: 0.346, SLG: 0.417 (1, 4)										4	0	0	0	0	1	2	Los Angeles Dodgers @ Philadelphia Phillies Veterans Stadium, Philadelphia, PA Sun May 09 1976, 3:33 AM EDT Att: 24,143 - Unknown livebaseballscorecards.com																		
Bill Buckner, L OBP: 0.286, SLG: 0.422 Charlie Hough, R (8, 1)										4	0	1	0	0	0	2																			
Dusty Baker Jr., R OBP: 0.327, SLG: 0.370 (1, 8)										4	1	1	0	0	1	1																			
Steve Garvey, R OBP: 0.353, SLG: 0.400 (1, 3)										4	0	2	1	0	1	0																			
Ron Cey, R OBP: 0.431, SLG: 0.536 (1, 5)										4	1	1	0	0	1	1																			
Henry Cruz, L OBP: 0.283, SLG: 0.558 Al Downing, R (5, 1)										2	0	0	0	0	0	0																			
Ed Goodson, L OBP: 0.300, SLG: 0.529 (8, 7)										2	1	1	2	0	1	1																			
Joe Ferguson, R OBP: 0.260, SLG: 0.246 (1, 2)										4	0	0	0	0	3	1																			
Rick Auerbach, R (1, 6)										2	0	0	0	0	0	0																			
Steve Yeager, R OBP: 0.282, SLG: 0.522 Ivan De Jesus, R OBP: 0.208, SLG: 0.182 (8, 6)										0	0	0	0	1	0	0																			
Doug Rau, L OBP: 0.385, SLG: 0.222 John Hale, L OBP: 0.315, SLG: 0.227 (5, 9)										1	0	0	0	0	0	0																			
Inning Stats	R: 0 E: 0 K: 2 S: 7	H: 0 LOB: 0 BB: 0 P: 7	R: 0 E: 0 K: 2 S: 7	H: 0 LOB: 0 BB: 0 P: 7	R: 0 E: 0 K: 1 S: 5	H: 0 LOB: 0 BB: 0 P: 5	R: 0 E: 0 K: 0 S: 3	H: 0 LOB: 0 BB: 0 P: 3	R: 0 E: 0 K: 2 S: 7	H: 0 LOB: 0 BB: 0 P: 7	R: 0 E: 0 K: 0 S: 4	H: 2 LOB: 2 BB: 0 P: 4	R: 2 E: 0 K: 0 S: 5	H: 2 LOB: 2 BB: 2 P: 13	R: 1 E: 0 K: 2 S: 9	H: 2 LOB: 1 BB: 0 P: 9	1B: 3 2B: 2 3B: 0 HR: 1	SF: 0 SAC: 0 DP: 0 HBP: 0	WP: 0 PB: 0 SB: 0 CS: 0	PA: 34															
PITCHER	IP WLS BF H R ER SO BB IBB HBP BLK WP HR S P ERA WHIP																																		
Jim Lonborg, R ERA: 2.13 Ron Reed, R ERA: 5.28	(1, 1) (9, 1)	8.0 3	W 3	31 0	6 0	3 0	3 0	7 2	0 0	0 0	0 0	0 0	0 0	0 0	1 7	43 7	51 7	3.38 0.00	1.000 0.000																

Batter	1	2	3	4	5	6	7	8	9	AB	R	H	RBI	BB	SO	LOB	BOTTOM																		
Dave Cash, R OBP: 0.339, SLG: 0.436 Terry Harmon, R OBP: 0.353, SLG: 0.214 (6, 4)										4	2	2	1	0	0	1	Los Angeles Dodgers @ Philadelphia Phillies Veterans Stadium, Philadelphia, PA Sun May 09 1976, 3:33 AM EDT Att: 24,143 - Unknown livebaseballscorecards.com																		
Larry Bowa, S OBP: 0.369, SLG: 0.400 (1, 6)										5	0	2	3	0	0	0																			
Mike Schmidt, R OBP: 0.373, SLG: 0.724 (1, 5)										5	0	0	0	0	0	3																			
Greg Luzinski, R OBP: 0.384, SLG: 0.549 Jerry Martin, R OBP: 0.364, SLG: 0.333 (7, 7)										3	2	1	1	1	0	0																			
Ollie Brown, R OBP: 0.500, SLG: 0.645 (1, 9)										4	2	2	0	1	1	0																			
Gary Maddox, R OBP: 0.395, SLG: 0.520 (1, 8)										4	2	3	2	0	0	2																			
Bobby Tolan, L OBP: 0.346, SLG: 0.592 (1, 3)										3	0	2	2	0	0	1																			
Bob Boone, R OBP: 0.359, SLG: 0.424 (1, 2)										4	1	1	0	0	0	3																			
Jim Lonborg, R OBP: 0.375, SLG: 0.357 Ron Reed, R ERA: 3.15										3	1	1	1	1	0	0																			
Inning Stats	R: 4 E: 0 K: 0 S: 8	H: 5 LOB: 1 BB: 0 P: 8	R: 0 E: 0 K: 0 S: 3	H: 0 LOB: 0 BB: 0 P: 3	R: 1 E: 0 K: 0 S: 4	H: 1 LOB: 1 BB: 1 P: 8	R: 0 E: 0 K: 0 S: 4	H: 1 LOB: 2 BB: 1 P: 8	R: 5 E: 1 K: 0 S: 8	H: 5 LOB: 1 BB: 1 P: 12	R: 0 E: 0 K: 0 S: 5	H: 2 LOB: 2 BB: 0 P: 5	R: 0 E: 0 K: 1 S: 5	H: 0 LOB: 0 BB: 0 P: 5	R: 0 E: 0 K: 1 S: 5	H: 0 LOB: 0 BB: 0 P: 5		1B: 10 2B: 1 3B: 2 HR: 1	SF: 1 SAC: 0 DP: 0 HBP: 0	WP: 0 PB: 0 SB: 0 CS: 0	PA: 41														
PITCHER	IP WLS BF H R ER SO BB IBB HBP BLK WP HR S P ERA WHIP																																		
Doug Rau, L ERA: 3.57 Al Downing, L ERA: 2.7 Charlie Hough, R ERA: 3.15	(1, 1) (5, 1) (8, 1)	4.2 12 3	L 12	26 5	9 2	8 1	8 0	0 0	0 0	0 0	0 0	0 0	0 0	0 0	0 5	23 5	35 5	15.43 3.86 0.00	2.571 2.143 0.000																

Batter	1	2	3	4	5	6	7	8	9	AB	R	H	RBI	BB	SO	LOB	TOP		
Merv Rettenmund, R OBP: 0.391, SLG: 0.368 (1, 7)	0-3 K		0-0 5-3		0-0 6-3		0-0 F8			4	0	0	0	0	1	3			
Tito Fuentes, S OBP: 0.321, SLG: 0.358 (1, 4)	0-3 K				0-0 F8		0-0 F7		0-0 L5	4	0	0	0	0	1	0			
Willie Davis, L OBP: 0.330, SLG: 0.453 Jerry Turner, L OBP: 0.349, SLG: 0.483 (1, 8) (4, 7)	0-0 6-3			0-0 4-3		0-0 1B 2B		0-0 F8		2	0	0	0	0	0	0			
Dave Winfield, R OBP: 0.389, SLG: 0.500 (1, 9)		0-0 F7 2B		0-0 2B		0-3 K		0-3 K		4	0	2	0	0	2	1			
Doug Rader, R OBP: 0.372, SLG: 0.494 Ted Kubiak, S OBP: 0.340, SLG: 0.310 (1, 5) (4, 5)		0-0 F7 2-3		0-0 F8		0-0 FC6-4 1B		0-3 K		2	0	0	0	0	0	2			
Mike Ivie, R OBP: 0.275, SLG: 0.359 (1, 3)		0-3 K			0-0 FC3-6 2B		0-0 FC6-4 1-2f		0-0 F7	4	0	1	0	0	1	2			
Hector Torres, R OBP: 0.340, SLG: 0.432 (1, 6)		0-3 K		0-0 6-3		0-0 F8		0-0 6-3	4	0	0	0	0	1	2				
Fred Kendall, R OBP: 0.288, SLG: 0.214 (1, 2)			0-0 5-3		4-0 FC3-6 BB		0-0 FC6-4 1B			2	0	1	0	1	0	0			
Dan Spillner, R Dave Wehrmeister, R Rich Folkers, L Enzo Hernandez, R Dave Tomlin, L Gene Locklear, L Mike Dupree, R (1, 1) (2, 1) (2, 1) (5, PH) (5, 1) (7, PH) (7, 1)			0-0 5-3		0-0 FC3-6 1-2f 2-3		0-0 FC6-4 1-2f			0	0	0	0	0	0	0			
Inning Stats	R: 0 E: 0 K: 2 S: 7	H: 0 LOB: 0 BB: 0 P: 7	R: 0 E: 0 K: 2 S: 8	H: 1 LOB: 1 BB: 0 P: 8	R: 0 E: 0 K: 0 S: 3	H: 0 LOB: 0 BB: 0 P: 3	R: 0 E: 0 K: 0 S: 4	H: 1 LOB: 1 BB: 0 P: 4	R: 0 E: 0 K: 0 S: 4	H: 1 LOB: 2 BB: 0 P: 8	R: 1 E: 0 K: 1 S: 7	H: 2 LOB: 1 BB: 0 P: 7	R: 0 E: 0 K: 1 S: 5	H: 0 LOB: 0 BB: 0 P: 5	R: 0 E: 0 K: 1 S: 5	H: 0 LOB: 0 BB: 0 P: 5	1B: 2 2B: 4 3B: 0 HR: 0	SF: 0 SAC: 0 DP: 0 HBP: 0	WP: 0 PA: 34 CS: 0
PITCHER Steve Carlton, L ERA: 5.66 (1, 1)	IP: 9.0 WLS: W BF: 34 H: 6 R: 1 ER: 1 SO: 7 BB: 1 IBB: 0 HBP: 0 BLK: 0 WP: 0 HR: 0 S: 47 P: 51 ERA: 1.00 WHIP: 0.778																		

San Diego Padres @ Philadelphia Phillies
Veterans Stadium, Philadelphia, PA
Tue May 11 1976, 7:05 PM EDT
Att: 11,576 - Unknown

AB	33
R	1
H	6
RBI	1
BB	1
SO	7
LOB	13



Batter	1	2	3	4	5	6	7	8	9	AB	R	H	RBI	BB	SO	LOB	BOTTOM		
Dave Cash, R OBP: 0.342, SLG: 0.429 (1, 4)	0-0 5-3	0-0 1B 1B	0-0 F9			0-0 1-3		4-0 HR BB		4	2	1	2	1	0	0			
Larry Bowa, S OBP: 0.371, SLG: 0.400 (1, 6)	0-0 WP BB E 1B	0-0 E 1B BB 1B		0-0 4-3		0-0 5-3		0-0 F7		5	2	2	0	0	0	1			
Mike Schmidt, R OBP: 0.374, SLG: 0.736 (1, 5)	4-0 WP E BB 1-2	0-3 K		0-0 P3		0-0 5-3		0-0 HR		4	2	1	2	1	1	2			
Greg Luzinski, R OBP: 0.389, SLG: 0.547 Jerry Martin, R OBP: 0.333, SLG: 0.300 (1, 7) (8, 7)	0-0 F7	0-0 BB E 1B		0-0 1B		0-0 5-3		0-0 F9		4	0	2	1	0	0	2			
Jay Johnstone, L OBP: 0.377, SLG: 0.507 (1, 9)	0-0 E1 1-1H 2-H	0-0 E3 BB 1-2 2-3		0-0 1B		0-0 1B		4-0 1B SF7 BB		3	1	1	0	1	0	2			
Gary Maddox, R OBP: 0.400, SLG: 0.513 (1, 8)	0-0 F8	4-0 BB 1-2 2-3 3-H		0-0 F3		0-0 1B		0-0 1B		3	0	1	1	1	0	3			
Bobby Tolan, L OBP: 0.339, SLG: 0.577 (1, 3)		0-0 1B K			0-3 K		0-0 SF7		0-0 F7	3	1	1	1	0	2	3			
Tim McCarver, L OBP: 0.400, SLG: 0.538 (1, 2)		0-0 1B 2B		0-0 K		0-0 6-3		0-0 F7		4	1	1	0	0	1	1			
Steve Carlton, L OBP: 0.091, SLG: 0.091 (1, 1)		0-3 K		0-3 K		0-3 K		0-0 5-3		4	0	0	0	0	3	2			
Inning Stats	R: 2 E: 1 K: 0 S: 5	H: 1 LOB: 1 BB: 1 P: 9	R: 4 E: 1 K: 3 S: 15	H: 5 LOB: 3 BB: 1 P: 19	R: 0 E: 0 K: 2 S: 7	H: 0 LOB: 0 BB: 0 P: 7	R: 0 E: 0 K: 0 S: 5	H: 2 LOB: 2 BB: 0 P: 5	R: 0 E: 0 K: 2 S: 7	H: 0 LOB: 0 BB: 0 P: 7	R: 0 E: 0 K: 0 S: 3	H: 0 LOB: 0 BB: 0 P: 3	R: 1 E: 0 K: 0 S: 4	H: 1 LOB: 1 BB: 1 P: 8	R: 2 E: 0 K: 1 S: 6	H: 1 LOB: 0 BB: 1 P: 10	1B: 8 2B: 1 3B: 0 HR: 1	SF: 1 SAC: 0 DP: 0 HBP: 0	WP: 1 PA: 40 CS: 0
PITCHER Dan Spillner, R ERA: 3.05 Dave Wehrmeister, R ERA: 7.02 Rich Folkers, L ERA: 5.06 Dave Tomlin, L ERA: 3.46 Mike Dupree, R ERA: 7.8 (1, 1) (2, 1) (2, 1) (5, 1) (7, 1)	IP: 1.1 WLS: L BF: 11 H: 5 R: 6 ER: 3 SO: 1 BB: 1 IBB: 0 HBP: 0 BLK: 0 WP: 0 HR: 0 S: 12 P: 16 ERA: 20.25 WHIP: 4.500																		

San Diego Padres @ Philadelphia Phillies
Veterans Stadium, Philadelphia, PA
Tue May 11 1976, 7:05 PM EDT
Att: 11,576 - Unknown

AB	35
R	9
H	10
RBI	7
BB	4
SO	8
LOB	16



Batter	1	2	3	4	5	6	7	8	9	AB	R	H	RBI	BB	SO	LOB	TOP																			
Enzo Hernandez, R OBP: 0.480, SLG: 0.455	5-3		SF7 1B			1-2 1B	1-3		F7	5	1	2	0	0	0	0																				
Tito Fuentes, S OBP: 0.337, SLG: 0.372			G6-4-3 1B			F2	FC6-4 1B		F7	5	0	3	0	0	0	2																				
Willie Davis, L OBP: 0.316, SLG: 0.436	K		SF7			3-1	FC6-4 1-2		F8	4	0	0	1	0	1	4																				
Dave Winfield, R OBP: 0.376, SLG: 0.480	4-3		G6-4-3 1-2			F2			K	4	0	0	0	0	1	2																				
Mike Ivie, R OBP: 0.288, SLG: 0.358		2B 1B			5-3	4-3			1B 3B BB	3	2	1	0	1	0	0																				
Mery Rettenmund, R OBP: 0.444, SLG: 0.478		4-3 1-H 2B			F9	S 1B			3B 1B	4	1	3	1	0	0	0																				
Ted Kubiak, S OBP: 0.353, SLG: 0.356		4-3 2-3			1-3	1-2 IBB			1-H 3-H 3B	3	0	1	2	1	0	1																				
Fred Kendall, R OBP: 0.286, SLG: 0.216		K				1B 1B			K	4	0	1	0	0	2	4																				
Randy Jones, R (1, 1)		1-3				K			K	4	0	0	0	0	3	3																				
Inning Stats	R: 0 E: 0 K: 1 S: 6	H: 1 LOB: 1 P: 6	R: 1 E: 0 K: 1 S: 7	H: 2 LOB: 1 BB: 0 P: 7	R: 1 E: 0 K: 0 S: 4	H: 2 LOB: 0 BB: 0 P: 4	R: 0 E: 0 K: 0 S: 3	H: 0 LOB: 0 BB: 0 P: 3	R: 0 E: 0 K: 1 S: 7	H: 2 LOB: 2 BB: 1 P: 8	R: 0 E: 0 K: 1 S: 6	H: 1 LOB: 1 BB: 0 P: 6	R: 2 E: 0 K: 3 S: 11	H: 2 LOB: 1 BB: 1 P: 15	R: 0 E: 0 K: 0 S: 3	H: 0 LOB: 0 BB: 0 P: 3	1B: 9 2B: 1 3B: 1 HR: 0	SF: 1 SAC: 0 DP: 1 HBP: 0	WP: 0 PA: 39 PB: 0 SB: 1 CS: 0																	
PITCHER	IP	WLS	BF	H	R	ER	SO	BB	IBB	HBP	BLK	WP	HR	S	P	ERA	WHIP	PITCHER		IP	WLS	BF	H	R	ER	SO	BB	IBB	HBP	BLK	WP	HR	S	P	ERA	WHIP
Jim Kaat, L ERA: 4.2	(1, 1)	5.0	L	21	7	2	2	3	0	0	0	0	0	27	27	3.60	1.400																			
Ron Reed, R ERA: 4.57	(6, 1)	2.0		9	2	0	0	1	0	1	0	0	0	10	14	0.00	1.000																			
Tug McGraw, L ERA: 2.75	(8, 1)	2.0		9	2	2	2	3	1	0	0	0	0	14	18	9.00	1.500																			

San Diego Padres @ Philadelphia Phillies
Veterans Stadium, Philadelphia, PA
Wed May 12 1976, 7:05 PM EDT
Att: 20,043 - Unknown

AB 36
R 4
H 11
RBI 4
BB 2
SO 7
LOB 16



Batter	1	2	3	4	5	6	7	8	9	AB	R	H	RBI	BB	SO	LOB	BOTTOM																			
Dave Cash, R OBP: 0.339, SLG: 0.422	F8					F7	1-3			4	0	1	0	0	0	2																				
Larry Bowa, S OBP: 0.386, SLG: 0.393	2-3		5-3			BB 1B			F9	4	0	1	0	0	0	1																				
Mike Schmidt, R OBP: 0.378, SLG: 0.720	K					F9			FC5-4 HBP	2	0	0	0	1	1	0																				
Greg Luzinski, R OBP: 0.372, SLG: 0.519		3-1				1-3			FC5-4 BB	4	0	0	0	0	0	3																				
Ollie Brown, R OBP: 0.500, SLG: 0.647						K			F8	3	0	1	0	1	1	2																				
Gary Maddox, R OBP: 0.394, SLG: 0.494		2B							F8	3	0	0	0	1	0	2																				
Bobby Tolan, L OBP: 0.333, SLG: 0.554		G5-4-3 BB				F8			F9	4	0	1	0	0	0	2																				
Bob Boone, R OBP: 0.370, SLG: 0.435										3	0	2	0	0	0	0																				
Terry Harmon, R OBP: 0.353, SLG: 0.214										0	0	0	0	0	0	0																				
Tug McGraw, R (8, 1)										0	0	0	0	0	0	0																				
Tim McCarver, L OBP: 0.375, SLG: 0.500										1	0	0	0	0	0	0																				
Jim Kaat, L OBP: 0.143, SLG: 0.154										1	0	0	0	0	0	0																				
Tony Taylor, R (5, PH)										1	0	0	0	0	0	1																				
Ron Reed, R (6, 1)										0	0	0	0	0	0	0																				
Jerry Martin, R OBP: 0.308, SLG: 0.273										1	0	0	0	0	0	2																				
Tim Blackwell, S OBP: 0.300, SLG: 0.200										1	0	0	0	0	0	0																				
Inning Stats	R: 0 E: 0 K: 1 S: 5	H: 0 LOB: 0 P: 5	R: 0 E: 0 K: 0 S: 3	H: 1 LOB: 1 BB: 1 P: 7	R: 0 E: 0 K: 0 S: 4	H: 1 LOB: 1 BB: 0 P: 4	R: 0 E: 0 K: 1 S: 5	H: 0 LOB: 0 BB: 0 P: 5	R: 0 E: 0 K: 0 S: 4	H: 1 LOB: 1 BB: 1 P: 8	R: 0 E: 0 K: 0 S: 5	H: 2 LOB: 2 BB: 0 P: 5	R: 0 E: 0 K: 0 S: 3	H: 0 LOB: 0 BB: 1 P: 8	R: 0 E: 0 K: 0 S: 3	H: 0 LOB: 0 BB: 0 P: 3	1B: 5 2B: 1 3B: 0 HR: 0	SF: 0 SAC: 0 DP: 1 HBP: 1	WP: 0 PA: 36 PB: 0 SB: 0 CS: 0																	
PITCHER	IP	WLS	BF	H	R	ER	SO	BB	IBB	HBP	BLK	WP	HR	S	P	ERA	WHIP	PITCHER		IP	WLS	BF	H	R	ER	SO	BB	IBB	HBP	BLK	WP	HR	S	P	ERA	WHIP
Randy Jones, L ERA: 2.64	(1, 1)	9.0	W	36	6	0	0	2	3	0	1	0	0	36	49	0.00	1.000																			

San Diego Padres @ Philadelphia Phillies
Veterans Stadium, Philadelphia, PA
Wed May 12 1976, 7:05 PM EDT
Att: 20,043 - Unknown

AB 32
R 0
H 6
RBI 0
BB 3
SO 2
LOB 15



Batter	1	2	3	4	5	6	7	8	9	AB	R	H	RBI	BB	SO	LOB	TOP					
Dave Cash, R OBP: 0.341, SLG: 0.411 (1,4)	F4		F7			HBP			E8	3	1	0	1	1	0	1	Philadelphia Phillies @ Houston Astros Astrodome, Houston, TX Fri May 14 1976, 8:05 PM EDT Att. 14,264 - Dome					
Larry Bowa, S OBP: 0.397, SLG: 0.382 (1,6)	F8		F6		5-3	1-3				5	0	1	0	0	0	5						
Mike Schmidt, R OBP: 0.397, SLG: 0.722 (1,5)					K					4	2	3	1	1	1	1						
Greg Luzinski, R OBP: 0.367, SLG: 0.506 (1,7)				L8	F8					4	0	1	0	0	0	3						
Jerry Martin, R OBP: 0.296, SLG: 0.250 (7,7)	F7									1	0	0	0	0	1	2						
Ollie Brown, R OBP: 0.522, SLG: 0.629 (1,9)										1	1	0	0	3	1	0						
Gary Maddox, R OBP: 0.374, SLG: 0.465 (1,8)										5	0	0	0	0	1	7						
Bobby Tolan, L OBP: 0.344, SLG: 0.567 (1,3)										4	1	2	1	0	0	0						
Bob Boone, R OBP: 0.388, SLG: 0.444 (1,2)										3	0	2	1	1	0	0						
Larry Christenson, R OBP: 0.154, SLG: 0.167 (1,1)										3	0	0	0	1	2	3						
Inning Stats	R: 0 E: 0 K: 0 S: 4	H: 1 LOB: 1 BB: 0 P: 4	R: 0 E: 0 K: 1 S: 5	H: 0 LOB: 0 BB: 0 P: 5	R: 0 E: 0 K: 0 S: 4	H: 1 LOB: 1 BB: 0 P: 4	R: 2 E: 1 K: 1 S: 7	H: 2 LOB: 2 BB: 2 P: 15	R: 0 E: 0 K: 1 S: 5	H: 0 LOB: 1 BB: 0 P: 6	R: 1 E: 0 K: 0 S: 3	H: 1 LOB: 3 BB: 4 P: 19	R: 1 E: 0 K: 1 S: 6	H: 2 LOB: 0 BB: 0 P: 6	R: 0 E: 0 K: 1 S: 5	H: 0 LOB: 0 BB: 0 P: 5	R: 1 E: 1 K: 1 S: 7	H: 2 LOB: 2 BB: 1 P: 11	1B: 8 2B: 1 3B: 0 HR: 0	SF: 0 SAC: 1 DP: 2 HBP: 1	WP: 0 PB: 1 SB: 3 CS: 0	PA: 42
PITCHER	IP	WLS	BF	H	R	ER	SO	BB	IBB	HBP	BLK	WP	HR	S	P	ERA	WHIP					
Mike Cosgrove, L ERA: 3.44 (1,1)	5.2	L	28	5	3	0	3	5	1	1	0	0	0	27	52	0.00	1.765					
Mike Barlow, R ERA: 3.5 (6,1)	1.1		5	2	1	0	1	0	0	0	0	0	0	7	7	0.00	1.500					
Larry Hardy, R ERA: 5.95 (8,1)	2.0		9	2	1	0	2	1	0	0	0	0	0	12	16	0.00	1.500					

AB	33
R	5
H	9
RBI	4
BB	7
SO	6
LOB	22



Batter	1	2	3	4	5	6	7	8	9	AB	R	H	RBI	BB	SO	LOB	BOTTOM					
Larry Milbourne, S OBP: 0.331, SLG: 0.287 (1,4)	F8		F9		FC3-6					4	0	0	0	0	0	1	Philadelphia Phillies @ Houston Astros Astrodome, Houston, TX Fri May 14 1976, 8:05 PM EDT Att. 14,264 - Dome					
Greg Gross, L OBP: 0.358, SLG: 0.372 (1,9)			5-3		4-3					4	1	2	0	0	0	1						
Cesar Cedeno, R OBP: 0.371, SLG: 0.596 (1,8)										4	0	2	1	0	1	1						
Cliff Johnson, R OBP: 0.368, SLG: 0.461 (1,2)										4	0	0	0	0	2	3						
Bob Watson, R OBP: 0.382, SLG: 0.354 (1,3)										4	0	0	0	0	0	1						
Jose Cruz, L OBP: 0.333, SLG: 0.353 (1,7)										4	0	2	0	0	0	0						
Ken Boswell, L OBP: 0.318, SLG: 0.300 (1,5)										4	0	1	0	0	0	2						
Roger Metzger, S OBP: 0.324, SLG: 0.333 (1,6)										2	0	1	0	1	0	1						
Mike Cosgrove, L OBP: 0.222, SLG: 0.125 (1,1)										2	0	0	0	0	1	3						
Mike Barlow, L OBP: 0.333, SLG: 0.353 (6,1)										0	0	0	0	0	0	0						
Wilbur Howard, S OBP: 0.220, SLG: 0.231 (7,PH)										1	0	0	0	0	0	1						
Larry Hardy, R OBP: 0.397, SLG: 0.382 (8,1)										0	0	0	0	0	0	0						
Inning Stats	R: 1 E: 0 K: 1 S: 6	H: 1 LOB: 0 BB: 0 P: 6	R: 0 E: 0 K: 0 S: 4	H: 1 LOB: 2 BB: 1 P: 8	R: 0 E: 0 K: 0 S: 4	H: 1 LOB: 1 BB: 0 P: 4	R: 0 E: 0 K: 0 S: 3	H: 1 LOB: 0 BB: 0 P: 3	R: 0 E: 0 K: 0 S: 6	H: 1 LOB: 1 BB: 0 P: 6	R: 0 E: 0 K: 0 S: 5	H: 1 LOB: 0 BB: 0 P: 5	R: 0 E: 0 K: 0 S: 4	H: 1 LOB: 1 BB: 0 P: 4	R: 0 E: 0 K: 0 S: 6	H: 1 LOB: 0 BB: 0 P: 6	R: 0 E: 0 K: 0 S: 3	H: 0 LOB: 0 BB: 0 P: 3	1B: 7 2B: 0 3B: 1 HR: 0	SF: 0 SAC: 0 DP: 2 HBP: 0	WP: 0 PB: 0 SB: 1 CS: 0	PA: 34
PITCHER	IP	WLS	BF	H	R	ER	SO	BB	IBB	HBP	BLK	WP	HR	S	P	ERA	WHIP					
Larry Christenson, R ERA: 3.67 (1,1)	9.0	W	34	8	1	1	4	1	0	0	0	0	0	41	45	1.00	1.000					

AB	33
R	1
H	8
RBI	1
BB	1
SO	4
LOB	14



Batter	1	2	3	4	5	6	7	8	9	AB	R	H	RBI	BB	SO	LOB	TOP					
Dave Cash, R OBP: 0.331, SLG: 0.397 (1, 4)										4	0	0	0	0	0	1	Philadelphia Phillies @ Houston Astros Astrodome, Houston, TX Sat May 15 1976, 8:05 PM EDT Att: 20,749 - Dome					
Larry Bowa, S OBP: 0.353, SLG: 0.376 (1, 6)										4	0	1	0	0	0	0						
Mike Schmidt, R OBP: 0.400, SLG: 0.743 (1, 5)										4	1	2	1	0	0	1						
Greg Luzinski, R OBP: 0.363, SLG: 0.494 Jerry Martin, R OBP: 0.296, SLG: 0.250 (1, 7) (8, 7)										4	0	1	0	0	2	1						
Jay Johnstone, L OBP: 0.383, SLG: 0.493 (1, 9)										2	1	0	0	1	0	1						
Gary Maddox, R OBP: 0.379, SLG: 0.467 (1, 8)										4	0	2	0	0	0	2						
Bobby Tolan, L OBP: 0.324, SLG: 0.531 (1, 3)										4	0	0	0	0	0	2						
Bob Boone, R OBP: 0.375, SLG: 0.427 (1, 2)										3	0	0	0	0	0	2						
Jim Lonborg, R OBP: 0.368, SLG: 0.313 (1, 1)										2	0	0	0	1	2	1						
Inning Stats	R: 0 E: 0 K: 0 S: 3	H: 1 LOB: 0 BB: 0 P: 3	R: 1 E: 1 K: 1 S: 6	H: 0 LOB: 1 BB: 0 P: 7	R: 0 E: 0 K: 1 S: 5	H: 0 LOB: 0 BB: 0 P: 5	R: 1 E: 0 K: 1 S: 5	H: 1 LOB: 0 BB: 1 P: 9	R: 0 E: 0 K: 0 S: 3	H: 1 LOB: 1 BB: 1 P: 7	R: 0 E: 0 K: 1 S: 4	H: 1 LOB: 1 BB: 0 P: 4	R: 0 E: 0 K: 1 S: 6	H: 1 LOB: 1 BB: 0 P: 6	R: 0 E: 0 K: 0 S: 4	H: 1 LOB: 0 BB: 0 P: 4		R: 0 E: 0 K: 0 S: 3	H: 1 LOB: 0 BB: 0 P: 3	1B: 5 2B: 0 3B: 0 HR: 1	SF: 0 SAC: 0 DP: 2 HBP: 1	WP: 0 PB: 0 SB: 2 CS: 1
PITCHER	IP WLS BF L	H R ER E	SO BB IBB HBP BLK	WP HR S P	ERA WHIP	PITCHER	IP WLS BF L	H R ER E	SO BB IBB HBP BLK	WP HR S P	ERA WHIP											
Larry Dierker, R ERA: 3.73 Ken Forsch, R ERA: 2.05 (1, 1) (9, 1)	8.0 L 3	5 2 1 4	2 0 0 0	0 0 0 0	0 0 3 3	1.12 0.875 0.00 1.000																

AB	31
R	2
H	6
RBI	1
BB	2
SO	4
LOB	11



Batter	1	2	3	4	5	6	7	8	9	AB	R	H	RBI	BB	SO	LOB	BOTTOM			
Wilbur Howard, S OBP: 0.233, SLG: 0.256 Ken Forsch, R (1, 7) (9, 1)										4	1	2	0	0	0	0	Philadelphia Phillies @ Houston Astros Astrodome, Houston, TX Sat May 15 1976, 8:05 PM EDT Att: 20,749 - Dome			
Rob Andrews, R OBP: 0.250, SLG: 0.250 (1, 4)										4	0	1	1	0	0	1				
Bob Watson, R OBP: 0.370, SLG: 0.342 (1, 3)										4	0	0	0	0	0	1				
Cliff Johnson, R OBP: 0.355, SLG: 0.441 (1, 2)										4	0	0	0	0	2	0				
Jose Cruz, L OBP: 0.313, SLG: 0.327 (1, 8) (9, 7)										4	0	0	0	0	0	0				
Greg Gross, L OBP: 0.367, SLG: 0.375 (1, 9)										2	0	1	0	1	0	0				
Ken Boswell, L OBP: 0.280, SLG: 0.261 (1, 5)										3	0	0	0	0	0	2				
Roger Metzger, S OBP: 0.319, SLG: 0.327 Cesar Cedeno, R OBP: 0.368, SLG: 0.550 (1, 6) (8, PH) (9, 8)										2	0	0	0	0	2	0				
Larry Dierker, R OBP: 0.059, SLG: 0.059 Larry Milbourne, S OBP: 0.328, SLG: 0.285 Jerry Davanon, R OBP: 0.750, SLG: 0.500 (1, 1) (8, PH) (9, 6)										2	0	0	0	0	0	0				
										1	0	0	0	0	0	0				
										0	0	0	0	0	0	0				
Inning Stats	R: 0 E: 0 K: 0 S: 3	H: 0 LOB: 0 BB: 0 P: 3	R: 0 E: 0 K: 0 S: 3	H: 0 LOB: 0 BB: 0 P: 3	R: 0 E: 0 K: 1 S: 5	H: 0 LOB: 0 BB: 0 P: 5	R: 0 E: 0 K: 0 S: 3	H: 0 LOB: 0 BB: 0 P: 3	R: 0 E: 0 K: 0 S: 3	H: 2 LOB: 1 BB: 0 P: 7	R: 0 E: 0 K: 1 S: 6	H: 1 LOB: 1 BB: 0 P: 6	R: 0 E: 0 K: 0 S: 4	H: 1 LOB: 1 BB: 0 P: 4	R: 0 E: 0 K: 1 S: 5	H: 0 LOB: 0 BB: 0 P: 5	1B: 3 2B: 1 3B: 0 HR: 0	SF: 0 SAC: 0 DP: 0 HBP: 0	WP: 0 PB: 0 SB: 0 CS: 0	PA: 32
PITCHER	IP WLS BF W	H R ER E	SO BB IBB HBP BLK	WP HR S P	ERA WHIP	PITCHER	IP WLS BF W	H R ER E	SO BB IBB HBP BLK	WP HR S P	ERA WHIP									
Jim Lonborg, R ERA: 1.91 (1, 1)	9.0 W 32	4 1 1 4	1 0 0 0	0 0 0 0	0 0 39 43	1.00 0.556														

AB	31
R	1
H	4
RBI	1
BB	1
SO	4
LOB	4



Batter	1	2	3	4	5	6	7	8	9	AB	R	H	RBI	BB	SO	LOB	TOP					
Dave Cash, R OBP: 0.333, SLG: 0.397 Terry Harmon, R OBP: 0.333, SLG: 0.200	6-3	1B	F9			4-3		1B	5-3	5	2	2	1	0	0	2	Philadelphia Phillies @ Houston Astros Astrodome, Houston, TX Sun May 16 1976, 4:33 AM EDT Att: 11,553 - Dome					
Larry Bowa, S OBP: 0.381, SLG: 0.378	4-3	1B			4-3			1B		5	2	2	1	1	0	1						
Mike Schmidt, R OBP: 0.429, SLG: 0.748	1B	1B						1B		2	3	2	1	4	0	0						
Greg Luzinski, R OBP: 0.377, SLG: 0.505 Jerry Martin, R OBP: 0.313, SLG: 0.286	1B	1B						1B	4-3	4	0	3	2	0	0	1						
Jay Johnstone, L OBP: 0.360, SLG: 0.468	F8	SF8			1-6-3		L3	G3		4	0	0	1	0	0	6						
Gary Maddox, R OBP: 0.389, SLG: 0.495					F9					5	1	3	3	0	1	1						
Bobby Tolan, L OBP: 0.507, SLG: 0.507 Tom Hutton, L OBP: 0.346, SLG: 0.150	SF8		F8					F9		3	0	0	1	0	0	2						
Tim McCarver, L OBP: 0.476, SLG: 0.529		SH						L3		3	1	2	1	2	0	1						
Steve Carlton, L OBP: 0.071, SLG: 0.071	SH	1B	FC5-6			SH1-4			4-3	3	1	0	0	0	0	3						
Inning Stats	R: 0 E: 0 K: 0 S: 4	H: 1 LOB: 2 BB: 1 P: 8	R: 6 E: 0 K: 1 S: 11	H: 5 LOB: 1 BB: 1 P: 15	R: 0 E: 0 K: 0 S: 3	H: 0 LOB: 1 BB: 1 P: 7	R: 0 E: 0 K: 0 S: 3	H: 1 LOB: 0 BB: 0 P: 3	R: 0 E: 0 K: 0 S: 3	H: 0 LOB: 0 BB: 0 P: 3	R: 0 E: 0 K: 0 S: 3	H: 0 LOB: 1 BB: 1 P: 7	R: 2 E: 0 K: 0 S: 6	H: 3 LOB: 2 BB: 1 P: 10	R: 4 E: 0 K: 0 S: 8	H: 5 LOB: 1 BB: 0 P: 8		R: 0 E: 0 K: 0 S: 3	H: 0 LOB: 2 BB: 2 P: 11	1B: 14 2B: 0 3B: 1 HR: 0	SF: 2 SAC: 2 DP: 1 HBP: 0	WP: 0 PB: 1 SB: 0 CS: 0
PITCHER	IP	WLS	BF	H	R	ER	SO	BB	IBB	HBP	BLK	WP	HR	S	P	ERA	WHIP					
Tom Griffin, R ERA: 7.98	1.1	L	13	6	6	6	0	1	1	0	0	0	0	11	19	40.50	5.250					
Joe Niekro, R ERA: 4.35	3.2		12	1	0	0	1	1	0	0	0	0	0	13	17	0.00	0.545					
Mike Barlow, R ERA: 4.09	2.0		11	3	2	2	0	2	0	0	0	0	0	9	17	9.00	2.500					
Larry Hardy, R ERA: 7.06	2.0		13	5	4	4	0	2	0	0	0	0	0	11	19	18.00	3.500					

Batter	1	2	3	4	5	6	7	8	9	AB	R	H	RBI	BB	SO	LOB	BOTTOM					
Wilbur Howard, S OBP: 0.233, SLG: 0.256	1-3		F9			G6-4-3	K			4	0	1	0	0	1	2	Philadelphia Phillies @ Houston Astros Astrodome, Houston, TX Sun May 16 1976, 4:33 AM EDT Att: 11,553 - Dome					
Rob Andrews, R OBP: 0.375, SLG: 0.375	4-3					G6-4-3		4-3		4	0	2	0	0	0	0						
Cesar Cedeno, R OBP: 0.355, SLG: 0.567 Jose Cruz, L OBP: 0.313, SLG: 0.327	F7				G4-6-3	G6-4-3		F4		4	0	0	0	0	0	3						
Cliff Johnson, R OBP: 0.360, SLG: 0.432 Skip Jutze, R OBP: 0.130, SLG: 0.182		5-3						F7		2	0	0	0	2	0	0						
Bob Watson, R OBP: 0.360, SLG: 0.331	K				FC5-4	FC6-4				4	0	0	0	0	1	3						
Leon Roberts, R OBP: 0.368, SLG: 0.588	F8								F7	4	2	2	1	0	0	0						
Art Howe, R OBP: 0.200, SLG: 0.222			F7						6-3	4	0	0	0	0	1	0						
Roger Metzger, S OBP: 0.328, SLG: 0.337										3	0	2	0	0	1	0						
Tom Griffin, R Joe Niekro, R Ken Boyer, L Mike Barlow, L Jerry Davanon, R Larry Hardy, R			F9						F7	0	0	0	0	0	0	0						
Inning Stats	R: 0 E: 0 K: 0 S: 3	H: 0 LOB: 0 BB: 0 P: 3	R: 0 E: 0 K: 1 S: 5	H: 0 LOB: 0 BB: 0 P: 5	R: 0 E: 0 K: 0 S: 4	H: 1 LOB: 1 BB: 0 P: 4	R: 0 E: 0 K: 0 S: 3	H: 1 LOB: 1 BB: 1 P: 7	R: 1 E: 1 K: 2 S: 8	H: 1 LOB: 0 BB: 0 P: 8	R: 0 E: 0 K: 0 S: 4	H: 2 LOB: 2 BB: 1 P: 8	R: 1 E: 0 K: 1 S: 7	H: 2 LOB: 1 BB: 0 P: 7	R: 0 E: 0 K: 0 S: 3	H: 0 LOB: 0 BB: 0 P: 3		R: 0 E: 0 K: 0 S: 3	H: 0 LOB: 0 BB: 0 P: 3	1B: 5 2B: 0 3B: 1 HR: 1	SF: 0 SAC: 0 DP: 2 HBP: 0	WP: 0 PB: 0 SB: 0 CS: 0
PITCHER	IP	WLS	BF	H	R	ER	SO	BB	IBB	HBP	BLK	WP	HR	S	P	ERA	WHIP					
Steve Carlton, L ERA: 4.7	9.0	W	34	7	2	1	4	2	0	0	0	0	1	40	48	1.00	1.000					

Batter	1	2	3	4	5	6	7	8	9	AB	R	H	RBI	BB	SO	LOB	TOP					
Dave Cash, R OBP: 0.336, SLG: 0.391 (1, 4)		6-3		1-3			G4-6-3			3	1	0	0	1	0	1						
Larry Bowa, S OBP: 0.382, SLG: 0.387 (1, 6)		K			4-3			F6		4	1	1	0	0	1	0						
Mike Schmidt, R OBP: 0.433, SLG: 0.752 (1, 5)	K	K				K				4	1	1	1	0	3	2						
Greg Luzinski, R OBP: 0.368, SLG: 0.495 Gary Maddox, R OBP: 0.399, SLG: 0.495 (8, 8)			6-3			F7		4-3		4	1	1	2	0	0	0						
Jay Johnstone, L OBP: 0.367, SLG: 0.475 (1, 9)				BB		F4		4-3		3	1	1	1	1	0	0						
Tom Hutton, L OBP: 0.355, SLG: 0.167 (1, 3)				BB		4-3				3	0	1	1	1	0	0						
Bobby Tolan, L OBP: 0.303, SLG: 0.493 (8, 7)			G4-6-3			4-3				4	0	1	0	0	0	2						
Jerry Martin, R OBP: 0.300, SLG: 0.278 (9, 7)	1-2		G4-6-3			F2		F8		0	0	0	0	0	0	0						
Bob Boone, R OBP: 0.344, SLG: 0.386 (1, 2)	K			K			6-3			4	0	0	0	0	3	2						
Jim Lonborg, R OBP: 0.364, SLG: 0.316 Tug McGraw, R (7, 1)	B1			K						3	0	1	0	0	1	2						
Inning Stats	R: 4 E: 0 K: 2 S: 12	H: 5 LOB: 2 BB: 1 P: 16	R: 0 E: 0 K: 2 S: 7	H: 0 LOB: 0 BB: 0 P: 7	R: 0 E: 0 K: 0 S: 2	H: 0 LOB: 1 BB: 2 P: 10	R: 0 E: 0 K: 2 S: 7	H: 0 LOB: 0 BB: 0 P: 7	R: 0 E: 0 K: 0 S: 5	H: 0 LOB: 0 BB: 0 P: 5	R: 0 E: 0 K: 0 S: 3	H: 0 LOB: 0 BB: 0 P: 3	R: 0 E: 0 K: 0 S: 3	H: 1 LOB: 0 BB: 0 P: 3	R: 1 E: 0 K: 0 S: 4	H: 1 LOB: 0 BB: 0 P: 4	R: 0 E: 0 K: 1 S: 5	H: 0 LOB: 0 BB: 0 P: 5	1B: 4 2B: 2 3B: 0 HR: 1	SF: 0 SAC: 0 DP: 2 HBP: 0	WP: 1 PB: 0 SB: 0 CS: 0	PA: 35
PITCHER Tom Seaver, R ERA: 2.6 (1, 1)	IP: 9.0 WLS: L BF: 35 H: 7 R: 5 ER: 5 SO: 8 BB: 3 IBB: 0 HBP: 0 BLK: 0 WP: 1 HR: 1 S: 48 P: 60 ERA: 5.00 WHIP: 1.111															PITCHER						

Philadelphia Phillies @ New York Mets
Shea Stadium, Flushing, NY
Thu May 20 1976, 3:33 AM EDT
Att: 16,914 - Unknown

AB 32
R 5
H 7
RBI 5
BB 3
SO 8
LOB 9



Batter	1	2	3	4	5	6	7	8	9	AB	R	H	RBI	BB	SO	LOB	BOTTOM					
Mike Phillips, L OBP: 0.259, SLG: 0.259 (1, 6)	F9		F7		3-1				K	5	0	1	1	0	1	0						
Wayne Garrett, L OBP: 0.323, SLG: 0.279 (1, 5)						F4	F4			4	0	2	0	0	0	1						
John Milner, L OBP: 0.500, SLG: 0.677 (1, 7)	K		F7				F4			4	1	1	0	0	1	3						
Dave Kingman, R OBP: 0.308, SLG: 0.622 (9, 9)	F5			K			HR			4	1	2	2	0	1	1						
Ed Kranepool, L OBP: 0.326, SLG: 0.378 Joe Torre, R OBP: 0.398, SLG: 0.506 (8, PH) (9, 3)						4-3				3	0	2	0	0	0	0						
Del Unser, L OBP: 0.266, SLG: 0.331 Benny Ayala, R OBP: 0.200, SLG: 0.316 Leon Brown, R OBP: 1.000, SLG: 2.000 (9, 8)		5-3								1	0	0	0	0	1	1						
Del Unser, L OBP: 0.266, SLG: 0.331 Benny Ayala, R OBP: 0.200, SLG: 0.316 Leon Brown, R OBP: 1.000, SLG: 2.000 (9, 8)		5-3				F8		F8		3	0	1	0	0	0	2						
Jerry Grote, R OBP: 0.396, SLG: 0.319 (1, 2)							FC5-4			1	0	0	0	0	0	0						
Felix Millan, R OBP: 0.342, SLG: 0.362 (1, 4)										4	1	1	0	0	1	1						
Tom Seaver, R OBP: 0.192, SLG: 0.087 Bud Harrelson, S OBP: 0.402, SLG: 0.323 (9, PH) (7, 1)			6-3							3	0	0	0	0	0	1						
Inning Stats	R: 0 E: 0 K: 1 S: 6	H: 1 LOB: 1 BB: 0 P: 6	R: 0 E: 0 K: 0 S: 4	H: 1 LOB: 1 BB: 0 P: 4	R: 0 E: 0 K: 0 S: 4	H: 1 LOB: 1 BB: 0 P: 4	R: 0 E: 0 K: 1 S: 6	H: 1 LOB: 1 BB: 0 P: 6	R: 0 E: 0 K: 0 S: 3	H: 0 LOB: 0 BB: 0 P: 3	R: 2 E: 0 K: 0 S: 6	H: 3 LOB: 1 BB: 0 P: 6	R: 1 E: 0 K: 0 S: 5	H: 2 LOB: 1 BB: 0 P: 5	R: 0 E: 0 K: 1 S: 6	H: 1 LOB: 1 BB: 0 P: 6	R: 0 E: 0 K: 2 S: 7	H: 0 LOB: 0 BB: 0 P: 7	1B: 8 2B: 1 3B: 0 HR: 1	SF: 0 SAC: 0 DP: 0 HBP: 0	WP: 0 PB: 0 SB: 0 CS: 0	PA: 37
PITCHER Jim Lonborg, R ERA: 2.19 Tug McGraw, L ERA: 2.63 (7, 1)	IP: 2.2 WLS: S BF: 9 H: 1 R: 0 ER: 0 SO: 3 BB: 0 IBB: 0 HBP: 0 BLK: 0 WP: 0 HR: 1 S: 15 P: 15 ERA: 0.00 WHIP: 0.375															PITCHER						

Philadelphia Phillies @ New York Mets
Shea Stadium, Flushing, NY
Thu May 20 1976, 3:33 AM EDT
Att: 16,914 - Unknown

AB 37
R 3
H 10
RBI 3
BB 0
SO 5
LOB 15



Batter	1	2	3	4	5	6	7	8	9	AB	R	H	RBI	BB	SO	LOB	TOP					
Lou Brock, L (1,7) OBP: 0.277, SLG: 0.308	0-3 K		4-0 BB			0-0 4-3		0-3 K		3	0	0	0	1	2	1	St. Louis Cardinals @ Philadelphia Phillies Veterans Stadium, Philadelphia, PA Fri May 21 1976, 7:05 PM EDT Att: 32,074 - Unknown					
Mike Tyson, R (1,4) OBP: 0.314, SLG: 0.500	0-0 1B		0-0 F9			0-0 4-3		0-0 F9		4	0	1	0	0	0	2						
Vic Harris, S (1,8) OBP: 0.329, SLG: 0.367	0-0 P4			0-3 K		0-0 2B		0-0 F8		4	0	1	0	0	1	2						
Ted Simmons, S (1,2) OBP: 0.344, SLG: 0.390	0-0 5-3			0-0 2B		0-0 5-3			0-0 4-3	4	0	1	0	0	0	2						
Reggie Smith, S (1,3) OBP: 0.243, SLG: 0.307		0-3 K		0-3 K			0-0 E5 1B		0-0 1B 2B	4	1	1	0	0	2	1						
Mike Anderson, R (1,9) OBP: 0.424, SLG: 0.420	0-0 F9			0-0 6-3			0-0 G5-4-3 1B		0-0 2B 1B	4	0	2	0	0	0	1						
Hector Cruz, R (1,5) OBP: 0.202, SLG: 0.266	0-0 F7				0-0 6-3		0-3 K		0-0 2B	4	0	1	1	0	1	2						
Don Kessinger, S (1,6) OBP: 0.319, SLG: 0.323			0-0 F3		0-0 6-3		0-0 G5-4-3		0-0 1-3	4	0	0	0	0	0	4						
Pete Falcone, L (1,1) Jerry Mumphrey, S (8,PH) Bill Greif, R (8,PH) Ken Rudolph, R (8,PH) OBP: 0.263, SLG: 0.278			0-3 K		0-0 6-3				0-0 1B	2	0	0	0	0	1	0						
Inning Stats	R: 0 E: 0 K: 1 S: 6	H: 1 LOB: 1 BB: 0 P: 6	R: 0 E: 0 K: 1 S: 5	H: 0 LOB: 0 BB: 0 P: 5	R: 0 E: 0 K: 1 S: 5	H: 0 LOB: 1 BB: 1 P: 9	R: 0 E: 0 K: 2 S: 8	H: 1 LOB: 1 BB: 0 P: 8	R: 0 E: 0 K: 0 S: 3	H: 0 LOB: 0 BB: 0 P: 3	R: 0 E: 0 K: 0 S: 4	H: 1 LOB: 1 BB: 0 P: 4	R: 0 E: 1 K: 1 S: 6	H: 1 LOB: 0 BB: 0 P: 6	R: 0 E: 0 K: 1 S: 6	H: 1 LOB: 1 BB: 0 P: 6		R: 1 E: 0 K: 0 S: 6	H: 3 LOB: 2 BB: 0 P: 6	1B: 5 2B: 3 3B: 0 HR: 0	SF: 0 SAC: 0 DP: 1 HBP: 0	WP: 0 PB: 0 SB: 0 CS: 0
PITCHER Steve Carlton, L (1,1) ERA: 4.08	IP: 9.0 WLS: W BF: 36 H: 8 R: 1 ER: 1 SO: 7 BB: 1 IBB: 0 HBP: 0 BLK: 0 WP: 0 HR: 0 S: 49 P: 53 ERA: 1.00 WHIP: 1.000															PITCHER	IP: 9.0 WLS: W BF: 36 H: 8 R: 1 ER: 1 SO: 7 BB: 1 IBB: 0 HBP: 0 BLK: 0 WP: 0 HR: 0 S: 49 P: 53 ERA: 1.00 WHIP: 1.000					

AB 35
R 1
H 8
RBI 1
BB 1
SO 7
LOB 17



Batter	1	2	3	4	5	6	7	8	9	AB	R	H	RBI	BB	SO	LOB	BOTTOM					
Dave Cash, R (1,4) OBP: 0.333, SLG: 0.394	0-0 F9	0-0 FC6-4			0-0 5-3		0-0 2B			4	0	1	0	0	0	2	St. Louis Cardinals @ Philadelphia Phillies Veterans Stadium, Philadelphia, PA Fri May 21 1976, 7:05 PM EDT Att: 32,074 - Unknown					
Larry Bowa, S (1,6) OBP: 0.358, SLG: 0.382	0-0 6-3			0-0 G5-4-3 1B	0-0 F9		0-0 F8			4	0	1	0	0	0	1						
Mike Schmidt, R (1,5) OBP: 0.428, SLG: 0.732	0-3 K		0-0 G5-4-3		4-0 BB		0-0 F8		0-0 F8	3	0	0	0	1	1	1						
Greg Luzinski, R (1,7) Jerry Martin, R (9,7) OBP: 0.300, SLG: 0.278		0-3 K	4-0 BB		0-3 K		0-0 F9		0-0 F9	3	0	0	0	1	2	1						
Ollie Brown, R (1,9) OBP: 0.500, SLG: 0.561		4-0 HR BB	0-0 F7			0-0 6-3		0-0 F7		3	1	0	0	1	0	1						
Gary Maddox, R (1,8) OBP: 0.396, SLG: 0.526		0-0 HR		0-0 F8		4-0 BB	0-0 G6-4-3 BB		0-0 F8	2	1	1	2	1	0	0						
Dick Allen, R (1,3) OBP: 0.365, SLG: 0.286		0-0 1B		0-0 1B		0-0 G6-4-3		0-0 F5		3	0	2	0	0	0	1						
Tim McCarver, L (1,2) OBP: 0.458, SLG: 0.500		0-0 E3 FC6-4		0-0 1B		0-0 F5		0-0 5-3		3	0	1	0	0	0	1						
Steve Carlton, L (1,1) OBP: 0.059, SLG: 0.059		0-3 K		0-0 F7						3	0	0	0	0	1	3						
Inning Stats	R: 0 E: 0 K: 1 S: 5	H: 0 LOB: 0 BB: 0 P: 5	R: 2 E: 1 K: 2 S: 10	H: 2 LOB: 2 BB: 1 P: 14	R: 0 E: 0 K: 0 S: 3	H: 1 LOB: 1 BB: 1 P: 7	R: 0 E: 0 K: 0 S: 4	H: 2 LOB: 1 BB: 0 P: 4	R: 0 E: 0 K: 1 S: 5	H: 0 LOB: 1 BB: 1 P: 9	R: 0 E: 0 K: 0 S: 2	H: 0 LOB: 0 BB: 1 P: 6	R: 0 E: 0 K: 0 S: 4	H: 1 LOB: 1 BB: 0 P: 4	R: 0 E: 0 K: 0 S: 3	H: 0 LOB: 0 BB: 0 P: 3		R: 0 E: 0 K: 0 S: 3	H: 0 LOB: 0 BB: 0 P: 3	1B: 4 2B: 1 3B: 0 HR: 1	SF: 0 SAC: 0 DP: 2 HBP: 0	WP: 1 PB: 0 SB: 1 CS: 0
PITCHER Pete Falcone, L (1,1) Bill Greif, R (8,1) ERA: 3.38 ERA: 7.71	IP: 7.0 WLS: L BF: 29 H: 6 R: 2 ER: 2 SO: 4 BB: 4 IBB: 0 HBP: 0 BLK: 0 WP: 1 HR: 1 S: 33 P: 49 ERA: 2.57 WHIP: 1.429															PITCHER	IP: 7.0 WLS: L BF: 29 H: 6 R: 2 ER: 2 SO: 4 BB: 4 IBB: 0 HBP: 0 BLK: 0 WP: 1 HR: 1 S: 33 P: 49 ERA: 2.57 WHIP: 1.429					


AB 28
R 2
H 6
RBI 2
BB 4
SO 4
LOB 11



Batter	1	2	3	4	5	6	7	8	9	AB	R	H	RBI	BB	SO	LOB	TOP			
Wayne Garrett, L (1.5) OBP: 0.342, SLG: 0.306										3	0	0	0	1	0	1				
Felix Milan, R (1.4) OBP: 0.331, SLG: 0.346										4	0	0	0	0	0	2				
John Milner, L (1.7) OBP: 0.463, SLG: 0.617										4	1	1	0	0	0	2				
Joe Torre, R (1.3) OBP: 0.378, SLG: 0.477										4	0	1	1	0	0	0				
Del Unser, L (1.8) OBP: 0.277, SLG: 0.356										4	0	2	0	0	1	1				
Ed Kranepool, L (1.9) OBP: 0.338, SLG: 0.380										4	0	2	0	0	0	2				
Ron Hodges, L (1.2) OBP: 0.349, SLG: 0.439										4	0	0	0	0	0	5				
Bud Harrelson, S (1.6) OBP: 0.391, SLG: 0.298										3	0	0	0	0	1	1				
Mickey Lolich, S (1.1) Hank Webb, R (2.1) Bruce Boisclair, L (6. Ph) Bob Apodaca, R (6. Ph) Benny Ayala, R (8. Ph) Ken Sanders, R (8. Ph)										0	0	0	0	0	0	0				
Inning Stats	R: 0 E: 0 K: 0 S: 2	H: 0 LOB: 0 BB: 1 P: 6	R: 0 E: 0 K: 1 S: 6	H: 1 LOB: 1 BB: 0 P: 6	R: 0 E: 0 K: 0 S: 3	H: 0 LOB: 0 BB: 0 P: 3	R: 0 E: 0 K: 0 S: 3	H: 0 LOB: 1 BB: 0 P: 3	R: 0 E: 0 K: 0 S: 4	H: 1 LOB: 1 BB: 0 P: 4	R: 0 E: 0 K: 0 S: 4	H: 1 LOB: 1 BB: 0 P: 4	R: 0 E: 0 K: 2 S: 7	H: 0 LOB: 0 BB: 0 P: 7	R: 1 E: 0 K: 0 S: 6	H: 3 LOB: 2 BB: 0 P: 6	1B: 5 2B: 1 3B: 1 HR: 0	SF: 0 SAC: 0 DP: 0 HBP: 0	WP: 0 PB: 0 SB: 0 CS: 1	PA: 34
PITCHER Larry Christenson, R (1.1) ERA: 2.74	IP: 9.0 WLS: W BF: 34 H: 7 R: 1 ER: 1 SO: 3 BB: 1 IBB: 0 HBP: 0 BLK: 0 WP: 0 HR: 0 S: 39 P: 43 ERA: 1.00 WHIP: 0.889															PITCHER				

New York Mets @ Philadelphia Phillies
Veterans Stadium, Philadelphia, PA
Mon May 24 1976, 7:05 PM EDT
Att: 21,899 - Unknown


AB	33
R	1
H	7
RBI	1
BB	1
SO	3
LOB	14



Batter	1	2	3	4	5	6	7	8	9	AB	R	H	RBI	BB	SO	LOB	BOTTOM			
Dave Cash, R (1.4) OBP: 0.344, SLG: 0.390										4	2	2	2	1	0	2				
Terry Harmon, R (9.4) OBP: 0.333, SLG: 0.200										0	0	0	0	0	0	0				
Larry Bowa, S (1.6) OBP: 0.346, SLG: 0.358										4	0	0	1	0	0	2				
Mike Schmidt, R (1.5) OBP: 0.437, SLG: 0.727										2	0	1	2	2	1	1				
Greg Luzinski, R (1.7) OBP: 0.364, SLG: 0.487										3	1	1	2	1	0	2				
Ollie Brown, R (1.9) OBP: 0.492, SLG: 0.542										4	0	1	0	0	1	3				
Garry Maddox, R (1.8) OBP: 0.376, SLG: 0.482										3	1	1	0	1	0	1				
Jerry Martin, R (7. PR) OBP: 0.273, SLG: 0.250										0	0	0	0	0	0	0				
Dick Allen, R (1.3) OBP: 0.387, SLG: 0.373										3	0	1	0	1	0	1				
Bob Boone, R (1.2) OBP: 0.361, SLG: 0.411										4	2	2	0	0	0	3				
Larry Christenson, R (1.1) OBP: 0.176, SLG: 0.250										1	1	0	0	0	1	0				
Inning Stats	R: 2 E: 0 K: 2 S: 9	H: 2 LOB: 0 BB: 0 P: 9	R: 4 E: 1 K: 0 S: 6	H: 2 LOB: 1 BB: 2 P: 14	R: 0 E: 0 K: 0 S: 3	H: 1 LOB: 0 BB: 0 P: 3	R: 1 E: 0 K: 0 S: 5	H: 2 LOB: 3 BB: 2 P: 13	R: 0 E: 0 K: 0 S: 4	H: 1 LOB: 2 BB: 1 P: 8	R: 0 E: 0 K: 0 S: 2	H: 0 LOB: 0 BB: 1 P: 6	R: 0 E: 0 K: 1 S: 5	H: 0 LOB: 0 BB: 0 P: 5	R: 0 E: 0 K: 1 S: 5	H: 0 LOB: 0 BB: 0 P: 5	1B: 6 2B: 2 3B: 1 HR: 1	SF: 1 SAC: 3 DP: 2 HBP: 0	WP: 1 PB: 0 SB: 0 CS: 0	PA: 38
PITCHER Mickey Lolich, L (1.1) ERA: 3.31 Hank Webb, R (2.1) ERA: 4.5 Bob Apodaca, R (6.1) ERA: 2.08 Ken Sanders, R (8.1) ERA: 0.77	IP: 1.2 WLS: L BF: 12 H: 4 R: 6 ER: 2 SO: 2 BB: 2 IBB: 0 HBP: 0 BLK: 0 WP: 1 HR: 1 S: 14 P: 22 ERA: 10.80 WHIP: 3.600															PITCHER				

New York Mets @ Philadelphia Phillies
Veterans Stadium, Philadelphia, PA
Mon May 24 1976, 7:05 PM EDT
Att: 21,899 - Unknown

AB	28
R	7
H	9
RBI	7
BB	6
SO	3
LOB	15



Batter	1	2	3	4	5	6	7	8	9	AB	R	H	RBI	BB	SO	LOB	TOP			
Wayne Garrett, L (1,5) OBP: 0.351, SLG: 0.320			3-1				F7			4	1	2	0	1	0	1	New York Mets @ Philadelphia Phillies Veterans Stadium, Philadelphia, PA Tue May 25 1976, 7:05 PM EDT Att: 32,772 - Unknown			
Felix Milan, R (1,4) OBP: 0.333, SLG: 0.354					5-3		K		4-3	5	1	2	1	0	1	3				
Ed Kranepool, L (1,9) OBP: 0.329, SLG: 0.370	3-1								1-3	4	0	0	0	0	1	3				
John Milner, L (1,7) OBP: 0.444, SLG: 0.595			4-3				4-3		3-1	3	0	0	1	0	0	1				
Dave Kingman, R (1,3) OBP: 0.283, SLG: 0.582							F5		E6	4	1	1	1	0	1	0				
Del Unser, L (1,8) OBP: 0.282, SLG: 0.351				6-3			F5			2	0	0	0	2	0	0				
Jerry Grote, R (1,2) OBP: 0.407, SLG: 0.350	CS								K	4	1	2	1	0	1	2				
Bud Harrelson, S (1,6) OBP: 0.393, SLG: 0.302										2	0	1	0	0	1	1				
Bruce Boisclair, L (7, PH) OBP: 0.368, SLG: 0.413									K	1	0	1	0	0	0	0				
Ken Sanders, R (7, 1) OBP: 0.300, SLG: 1.000										0	0	0	0	0	0	0				
Leon Brown, R (9, PH) OBP: 0.500, SLG: 1.000										1	0	0	0	0	1	0				
Tom Seaver, R (1, 1) OBP: 0.179, SLG: 0.080										2	0	0	0	0	0	1				
Joe Torre, R (7, PH) OBP: 0.374, SLG: 0.471										1	0	0	0	0	0	1				
Mike Phillips, L (7, 6) OBP: 0.235, SLG: 0.212										1	0	0	0	0	0	0				
Inning Stats	R: 3 E: 0 K: 0 S: 4	H: 2 LOB: 0 BB: 2 P: 12	R: 0 E: 0 K: 0 S: 3	H: 1 LOB: 0 BB: 0 P: 3	R: 0 E: 0 K: 0 S: 4	H: 1 LOB: 1 BB: 0 P: 4	R: 0 E: 0 K: 2 S: 8	H: 1 LOB: 1 BB: 0 P: 8	R: 0 E: 0 K: 1 S: 6	H: 0 LOB: 0 BB: 0 P: 3	R: 1 E: 0 K: 1 S: 7	H: 2 LOB: 1 BB: 0 P: 7	R: 0 E: 1 K: 1 S: 6	H: 0 LOB: 2 BB: 1 P: 10	R: 0 E: 0 K: 1 S: 6	H: 1 LOB: 1 BB: 0 P: 6	1B: 5 2B: 2 3B: 0 HR: 2	SF: 1 SAC: 0 DP: 1 HBP: 0	WP: 0 PB: 0 SB: 2 CS: 1	PA: 39
PITCHER	IP WLS BF H R ER SO BB IBB HBP BLK WP HR S P ERA WHIP																			
Jim Lonborg, R (1, 1) ERA: 2.54	7.0 W 29 8 4 4 4 2 0 0 0 0 2 35 43 5.14 1.429																			
Ron Reed, R (8, 1) ERA: 4.5	2.0 9 1 0 0 2 1 0 0 0 0 0 0 12 16 0.00 1.000																			

AB	34
R	4
H	9
RBI	4
BB	3
SO	6
LOB	13



Batter	1	2	3	4	5	6	7	8	9	AB	R	H	RBI	BB	SO	LOB	BOTTOM			
Dave Cash, R (1,4) OBP: 0.345, SLG: 0.391				5-3						5	0	2	2	0	0	1	New York Mets @ Philadelphia Phillies Veterans Stadium, Philadelphia, PA Tue May 25 1976, 7:05 PM EDT Att: 32,772 - Unknown			
Larry Bowa, S (1,6) OBP: 0.355, SLG: 0.367										5	1	3	0	0	1	3				
Mike Schmidt, R (1,5) OBP: 0.442, SLG: 0.718							5-3			3	0	1	0	2	1	1				
Greg Luzinski, R (1,7) OBP: 0.353, SLG: 0.471							K			4	0	0	0	0	2	5				
Jerry Martin, R (7, 8) OBP: 0.291, SLG: 0.238							K			1	0	0	0	0	1	1				
Jay Johnstone, L (1,9) OBP: 0.392, SLG: 0.528										5	3	4	2	0	0	0				
Tom Hutton, L (1,3) OBP: 0.426, SLG: 0.259										3	3	3	1	1	0	0				
Bobby Tolan, L (1,8) OBP: 0.333, SLG: 0.500							3-1			4	0	2	1	0	0	2				
Bob Boone, R (1,2) OBP: 0.384, SLG: 0.439										3	1	3	2	1	0	0				
Jim Lonborg, R (1, 1) OBP: 0.320, SLG: 0.273										3	0	0	0	0	1	7				
Tim McCarver, L (7, PH) OBP: 0.444, SLG: 0.522										1	0	0	0	0	0	1				
Ron Reed, R (8, 1) ERA: 1.32										0	0	0	0	0	0	0				
Inning Stats	R: 0 E: 0 K: 1 S: 5	H: 1 LOB: 2 BB: 1 P: 9	R: 2 E: 0 K: 0 S: 6	H: 4 LOB: 1 BB: 0 P: 6	R: 2 E: 0 K: 1 S: 9	H: 4 LOB: 3 BB: 1 P: 13	R: 0 E: 0 K: 0 S: 4	H: 2 LOB: 1 BB: 0 P: 4	R: 3 E: 0 K: 2 S: 10	H: 3 LOB: 1 BB: 1 P: 14	R: 0 E: 0 K: 1 S: 5	H: 1 LOB: 1 BB: 0 P: 5	R: 1 E: 0 K: 0 S: 6	H: 3 LOB: 2 BB: 0 P: 6	R: 0 E: 0 K: 1 S: 4	H: 0 LOB: 0 BB: 1 P: 8	1B: 15 2B: 3 3B: 0 HR: 1	SF: 0 SAC: 0 DP: 3 HBP: 0	WP: 1 PB: 0 SB: 3 CS: 1	PA: 41
PITCHER	IP WLS BF H R ER SO BB IBB HBP BLK WP HR S P ERA WHIP																			
Tom Seaver, R (1, 1) ERA: 3.23	6.0 L 32 15 7 7 5 3 0 0 0 0 1 39 51 10.50 3.000																			
Ken Sanders, R (7, 1) ERA: 1.32	2.0 9 3 1 1 1 1 0 0 0 0 0 0 10 14 4.50 2.000																			

AB	37
R	8
H	18
RBI	8
BB	4
SO	6
LOB	21



Batter	1	2	3	4	5	6	7	8	9	AB	R	H	RBI	BB	SO	LOB	TOP		
Leon Brown, R (1, 8) OBP: 0.333, SLG: 0.500	0-0 5-3			0-0 BLK 1B		0-0 6-3			0-0 4-3	4	0	1	0	0	0	0			
Felix Milten, R (1, 4) OBP: 0.331, SLG: 0.352	0-0 G6-4-3 1B			0-0 F8 1-2		0-0 F8			0-0 F7	4	0	1	0	0	0	1			
Joe Torre, R (1, 3) OBP: 0.372, SLG: 0.467	0-0 G6-4-3 1-2			0-0 P6				0-0 G4-6-3 1B		3	0	1	0	0	0	2			
Dave Kingman, R (1, 9) OBP: 0.284, SLG: 0.575		0-0 F7		4-0 BB				0-0 F3		2	0	0	0	1	0	1			
John Milner, L (1, 7) OBP: 0.431, SLG: 0.575		0-0 F2		0-3 K				0-0 G4-6-3 1-2		3	0	0	0	0	1	3			
Jerry Grote, R (1, 2) OBP: 0.397, SLG: 0.340		0-0 L4				0-0 F8			0-0 F8	3	0	0	0	0	0	0			
Roy Staiger, R (1, 5) OBP: 0.143, SLG: 0.100			0-0 F8			0-0 6-3			0-0 F9	3	0	0	0	0	0	0			
Bud Harrelson, S (1, 6) OBP: 0.384, SLG: 0.294			0-0 4-3			0-0 P4			0-0 F7	3	0	0	0	0	0	0			
Jon Matlack, L (1, 1) OBP: 0.240, SLG: 0.182			0-0 6-3						0-0 F7	2	0	0	0	0	0	0			
Benny Ayala, R (9, PH) OBP: 0.182, SLG: 0.286						0-0 1-3				1	0	0	0	0	0	0			
Inning Stats	R: 0 E: 0 K: 0 S: 3	H: 1 LOB: 0 BB: 0 P: 3	R: 0 E: 0 K: 0 S: 3	H: 0 LOB: 0 BB: 0 P: 3	R: 0 E: 0 K: 0 S: 3	H: 0 LOB: 0 BB: 0 P: 3	R: 0 E: 0 K: 1 S: 6	H: 1 LOB: 2 BB: 1 P: 10	R: 0 E: 0 K: 0 S: 3	H: 0 LOB: 0 BB: 0 P: 3	R: 0 E: 0 K: 0 S: 3	H: 1 LOB: 0 BB: 0 P: 3	R: 0 E: 0 K: 0 S: 3	H: 0 LOB: 0 BB: 0 P: 3	R: 0 E: 0 K: 0 S: 3	H: 0 LOB: 0 BB: 0 P: 3	1B: 3 2B: 0 3B: 0 HR: 0	SF: 0 SAC: 0 DP: 2 HBP: 0	WP: 0 PA: 29 CS: 0
PITCHER Steve Carlton, L (1, 1) ERA: 3.48	IP: 9.0 WLS: W BF: 29 H: 3 R: 0 ER: 0 SO: 1 BB: 1 IBB: 0 HBP: 0 BLK: 1 WP: 0 HR: 0 S: 30 P: 34 ERA: 0.00 WHIP: 0.444															PITCHER			

New York Mets @ Philadelphia Phillies
Veterans Stadium, Philadelphia, PA
Wed May 26 1976, 7:05 PM EDT
Att: 28,306 - Unknown

AB	28
R	0
H	3
RBI	0
BB	1
SO	1
LOB	7



Batter	1	2	3	4	5	6	7	8	9	AB	R	H	RBI	BB	SO	LOB	BOTTOM
Dave Cash, R (1, 4) OBP: 0.343, SLG: 0.387	0-3 K		0-0 5-3		0-0 SH3-4 1B		0-0 F9			4	0	1	0	0	1	0	
Larry Bowa, S (1, 6) OBP: 0.381, SLG: 0.369	4-0 PB 1B BB			0-0 HR 1B	0-0 SH3-4 1-2		0-0 4-3			2	2	1	0	1	0	0	
Mike Schmidt, R (1, 5) OBP: 0.438, SLG: 0.703	0-0 G5-4-3 1B			0-0 F7 1-H	0-0 P4			0-0 F7		4	0	1	1	0	0	2	
Greg Luzinski, R (1, 7) OBP: 0.350, SLG: 0.488	0-0 G5-4-3			0-0 HR	0-0 5-3			0-0 E4 HR		4	1	1	2	0	0	2	
Jerry Martin, R (9, PR) OBP: 0.291, SLG: 0.238	0-0 G5-4-3 1-2			0-0 HR	0-0 5-3			0-0 E4 HR		0	1	0	0	0	0	0	
Ollie Brown, R (1, 9) OBP: 0.477, SLG: 0.577		0-3 K		0-0 F8		0-0 F7		0-0 1-H HR		4	1	1	2	0	1	0	
Garry Maddox, R (1, 8) OBP: 0.380, SLG: 0.491		0-0 5-3		0-0 1B 2B		0-0 1B		0-3 K		4	0	2	0	0	1	1	
Dick Allen, R (1, 3) OBP: 0.379, SLG: 0.364		0-0 F7		0-0 S 1B		0-0 F8		0-0 4-3		4	0	1	0	0	0	2	
Tim McCarver, L (1, 2) OBP: 0.467, SLG: 0.500			1-0 B5-6-4 HBP	4-0 FC6-4 BB		0-0 F9				1	0	0	0	1	0	1	
Steve Carlton, L (1, 1) OBP: 0.050, SLG: 0.050			0-0 B5-6-4 1-2	0-0 FC6-4 1-2		0-0 F9				3	0	0	0	0	0	4	
Inning Stats	R: 1 E: 0 K: 1 S: 5	H: 1 LOB: 1 BB: 1 P: 9	R: 0 E: 0 K: 1 S: 5	H: 0 LOB: 0 BB: 0 P: 5	R: 0 E: 0 K: 0 S: 2	H: 0 LOB: 0 BB: 0 P: 3	R: 2 E: 0 K: 0 S: 7	H: 4 LOB: 3 BB: 1 P: 11	R: 0 E: 0 K: 0 S: 4	H: 1 LOB: 1 BB: 0 P: 4	R: 0 E: 0 K: 0 S: 3	H: 0 LOB: 0 BB: 0 P: 3	R: 2 E: 1 K: 1 S: 7	H: 1 LOB: 1 BB: 0 P: 7	1B: 5 2B: 1 3B: 0 HR: 2	SF: 0 SAC: 1 DP: 2 HBP: 1	WP: 0 PA: 34 CS: 0
PITCHER Jon Matlack, L (1, 1) ERA: 2.93	IP: 8.0 WLS: L BF: 34 H: 8 R: 5 ER: 3 SO: 3 BB: 2 IBB: 0 HBP: 1 BLK: 0 WP: 0 HR: 2 S: 37 P: 46 ERA: 3.38 WHIP: 1.250															PITCHER	

New York Mets @ Philadelphia Phillies
Veterans Stadium, Philadelphia, PA
Wed May 26 1976, 7:05 PM EDT
Att: 28,306 - Unknown

AB	30
R	5
H	8
RBI	5
BB	2
SO	3
LOB	12



Batter	1	2	3	4	5	6	7	8	9	AB	R	H	RBI	BB	SO	LOB	TOP								
Bud Harrelson, S (1, 6) OBP: 0.376, SLG: 0.286										3	0	0	0	0	0	1	New York Mets @ Philadelphia Phillies Veterans Stadium, Philadelphia, PA Thu May 27 1976, 7:05 PM EDT Att: 29,525 - Unknown								
Leon Brown, R (1, 8) OBP: 0.300, SLG: 0.400										4	1	1	0	0	0	2									
Joe Torre, R (1, 3) OBP: 0.361, SLG: 0.452										3	0	0	0	0	1	2									
Ed Kranepool, L (9, PH) OBP: 0.333, SLG: 0.374										1	0	1	0	0	0	0									
Bruce Boisclair, L (9, FR) OBP: 0.388, SLG: 0.413										0	1	0	0	0	0	0									
Dave Kingman, R (1, 7) OBP: 0.289, SLG: 0.588										3	2	1	1	1	1	1									
Benny Ayala, R (1, 9) OBP: 0.160, SLG: 0.250										3	0	0	0	0	0	0									
Wayne Garrett, L (9, PH) OBP: 0.355, SLG: 0.341										1	1	1	3	0	0	0									
Skip Lockwood, R (9, 1) OBP: 0.500, SLG: 0.400										0	0	0	0	0	0	0									
Roy Staiger, R (1, 5) OBP: 0.160, SLG: 0.167										4	0	1	1	0	1	0									
Jerry Grote, R (1, 2) OBP: 0.392, SLG: 0.330										3	0	0	0	1	1	0									
Mike Phillips, L (1, 4) OBP: 0.237, SLG: 0.216										4	0	1	0	0	0	2									
Jerry Koosman, R (1, 1) OBP: 0.412, SLG: 0.471										2	0	1	0	0	1	1									
John Milner, L (9, PH) OBP: 0.437, SLG: 0.580										1	0	1	0	0	0	0									
Del Unser, L (9, 7) OBP: 0.282, SLG: 0.351										0	0	0	0	0	0	0									
Inning Stats	R: 0 E: 1 K: 1 S: 6	H: 0 LOB: 1 BB: 0 P: 6	R: 0 E: 0 K: 2 S: 7	H: 0 LOB: 0 BB: 0 P: 7	R: 0 E: 0 K: 1 S: 5	H: 1 LOB: 0 BB: 0 P: 5	R: 0 E: 0 K: 1 S: 5	H: 1 LOB: 0 BB: 0 P: 5	R: 0 E: 0 K: 0 S: 3	H: 0 LOB: 0 BB: 0 P: 3	R: 0 E: 0 K: 0 S: 4	H: 1 LOB: 0 BB: 0 P: 4	R: 0 E: 0 K: 0 S: 3	H: 0 LOB: 0 BB: 0 P: 3	R: 0 E: 0 K: 0 S: 3	H: 0 LOB: 0 BB: 0 P: 3	R: 4 E: 1 K: 0 S: 7	H: 4 LOB: 2 BB: 2 P: 15	1B: 5 2B: 2 3B: 1 HR: 1	SF: 0 SAC: 1 DP: 2 HBP: 0	WP: 0 PB: 0 SB: 0 CS: 1	PA: 35			
PITCHER	IP	WLS	BF	H	R	ER	SO	BB	IBB	HBP	BLK	WP	HR	S	P	ERA	WHIP								
Jim Kaat, L (1, 1) ERA: 4.0	8.1		29	5	3	3	5	0	0	0	0	0	1	39	39	3.24	0.600								
Gene Garber, R (9, 1) ERA: 3.5	0.1	L	2	1	0	0	0	0	1	0	0	0	0	1	5	0.00	3.000								
Tug McGraw, L (9, 1) ERA: 2.93	0.1		4	2	2	1	0	0	1	0	0	0	0	3	7	27.00	6.000								

AB 32
R 5
H 8
RBI 5
BB 2
SO 5
LOB 9




Batter	1	2	3	4	5	6	7	8	9	AB	R	H	RBI	BB	SO	LOB	BOTTOM								
Dave Cash, R (1, 4) OBP: 0.341, SLG: 0.384										4	0	1	0	0	2	0	New York Mets @ Philadelphia Phillies Veterans Stadium, Philadelphia, PA Thu May 27 1976, 7:05 PM EDT Att: 29,525 - Unknown								
Larry Bowa, S (1, 6) OBP: 0.381, SLG: 0.368										3	0	1	0	0	0	0									
Mike Schmidt, R (1, 5) OBP: 0.433, SLG: 0.697										4	0	1	0	0	1	3									
Greg Luzinski, R (1, 7) OBP: 0.340, SLG: 0.472										4	0	0	0	0	0	3									
Jerry Martin, R (9, 7) OBP: 0.291, SLG: 0.238										0	0	0	0	0	0	0									
Ollie Brown, R (1, 9) OBP: 0.478, SLG: 0.625										4	2	2	1	0	0	0									
Gary Maddox, R (1, 8) OBP: 0.376, SLG: 0.479										3	0	0	0	1	0	1									
Dick Allen, R (1, 3) OBP: 0.377, SLG: 0.351										2	0	0	0	1	0	1									
Tom Hutton, L (9, 3) OBP: 0.417, SLG: 0.250										1	0	0	0	0	0	0									
Bob Boone, R (1, 2) OBP: 0.383, SLG: 0.436										3	0	1	1	0	0	2									
Tim McCarver, L (9, PH) OBP: 0.452, SLG: 0.480										1	0	0	0	0	0	0									
Jim Kaat, L (1, 1) OBP: 0.158, SLG: 0.118										3	0	0	0	0	0	3									
Gene Garber, R (9, 1) OBP: 0.687, SLG: 0.500										0	0	0	0	0	0	0									
Tug McGraw, R (9, 1) OBP: 0.329, SLG: 0.494										0	0	0	0	0	0	0									
Bobby Tolan, L (9, PH)										1	0	0	0	0	0	0									
Inning Stats	R: 0 E: 0 K: 1 S: 6	H: 1 LOB: 1 BB: 0 P: 6	R: 0 E: 0 K: 0 S: 3	H: 0 LOB: 2 BB: 2 P: 11	R: 0 E: 0 K: 1 S: 6	H: 1 LOB: 1 BB: 0 P: 6	R: 1 E: 0 K: 0 S: 5	H: 2 LOB: 1 BB: 0 P: 5	R: 0 E: 0 K: 0 S: 4	H: 1 LOB: 1 BB: 0 P: 4	R: 1 E: 0 K: 0 S: 4	H: 1 LOB: 0 BB: 0 P: 4	R: 0 E: 0 K: 1 S: 6	H: 0 LOB: 1 BB: 0 P: 6	R: 0 E: 0 K: 0 S: 3	H: 0 LOB: 0 BB: 0 P: 3	R: 0 E: 0 K: 0 S: 3	H: 0 LOB: 0 BB: 0 P: 3	1B: 4 2B: 1 3B: 0 HR: 1	SF: 0 SAC: 1 DP: 0 HBP: 0	WP: 0 PB: 0 SB: 0 CS: 0	PA: 36			
PITCHER	IP	WLS	BF	H	R	ER	SO	BB	IBB	HBP	BLK	WP	HR	S	P	ERA	WHIP								
Jerry Koosman, L (1, 1) ERA: 2.77	8.0	W	33	6	2	2	3	2	0	0	1	0	1	37	45	2.25	1.000								
Skip Lockwood, R (9, 1) ERA: 1.85	1.0	S	3	0	0	0	0	0	0	0	0	0	0	3	3	0.00	0.000								

AB 33
R 2
H 6
RBI 2
BB 2
SO 3
LOB 13




Batter	1	2	3	4	5	6	7	8	9	AB	R	H	RBI	BB	SO	LOB	TOP								
Pepe Mangual, R OBP: 0.435, SLG: 0.424 (1, 7)										3	0	1	0	0	1	0	Montreal Expos @ Philadelphia Phillies Veterans Stadium, Philadelphia, PA Sat May 29 1976, 7:05 PM EDT Att: 18,063 - Unknown								
Jerry White, S OBP: 0.336, SLG: 0.378 (1, 8)										4	0	1	0	0	0	2									
Andre Thornton, R OBP: 0.347, SLG: 0.371 (1, 9)										4	0	0	0	0	0	2									
Gary Carter, R OBP: 0.325, SLG: 0.324 (1, 2)											4	1	1	0	0	0		1							
Larry Parrish, R OBP: 0.277, SLG: 0.333 (1, 5)											4	0	1	0	0	1		1							
Mike Jorgensen, L OBP: 0.333, SLG: 0.391 (1, 3)											4	0	2	1	0	0		1							
Pete Mackanin, R OBP: 0.250, SLG: 0.373 (1, 4)											4	0	1	0	0	2		2							
Pepe Frias, R OBP: 0.368, SLG: 0.412 (1, 6)											2	0	0	0	1	0		1							
Don Carrithers, R (1, 1)											2	0	0	0	0	1	3								
Wayne Granger, R (7, 1)											0	0	0	0	0	0	0								
Jim Dwyer, L OBP: 0.346, SLG: 0.311 (8, PH)											1	0	0	0	0	0	0								
Dale Murray, R (8, 1)											0	0	0	0	0	0	0								
Inning Stats	R: 0 E: 0 K: 0 S: 3	H: 1 LOB: 0 BB: 0 P: 3	R: 0 E: 0 K: 0 S: 3	H: 0 LOB: 0 BB: 0 P: 3	R: 0 E: 0 K: 1 S: 5	H: 0 LOB: 0 BB: 0 P: 5	R: 0 E: 0 K: 0 S: 3	H: 0 LOB: 1 BB: 0 P: 4	R: 0 E: 0 K: 0 S: 4	H: 2 LOB: 2 BB: 1 P: 8	R: 0 E: 0 K: 1 S: 5	H: 0 LOB: 0 BB: 0 P: 5	R: 1 E: 0 K: 1 S: 7	H: 2 LOB: 1 BB: 0 P: 7	R: 0 E: 0 K: 0 S: 4	H: 1 LOB: 1 BB: 0 P: 4	R: 0 E: 0 K: 2 S: 8	H: 1 LOB: 1 BB: 0 P: 8	1B: 4 2B: 3 3B: 0 HR: 0	SF: 0 SAC: 0 DP: 2 HBP: 1	WP: 0 PB: 0 SB: 0 CS: 0	PA: 34			
PITCHER	IP	WLS	BF	H	R	ER	SO	BB	IBB	HBP	BLK	WP	HR	S	P	ERA	WHIP								
Larry Christenson, R ERA: 2.48 (1, 1)	5.0	W	18	3	0	0	1	0	1	1	0	0	0	18	23	0.00	0.600								
Gene Garber, R ERA: 3.58 (6, 1)	4.0	S	16	4	1	1	4	0	0	0	0	0	0	24	24	2.25	1.000								

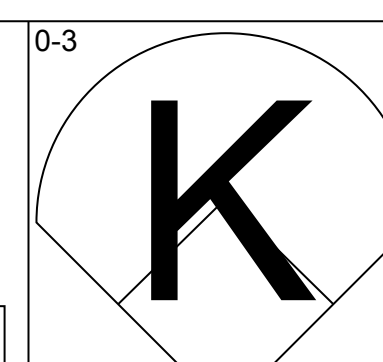
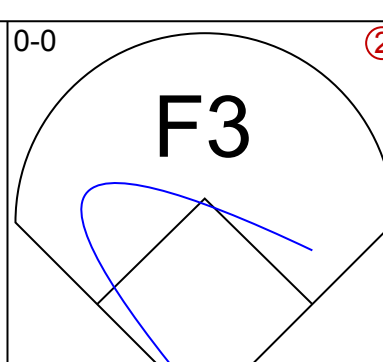
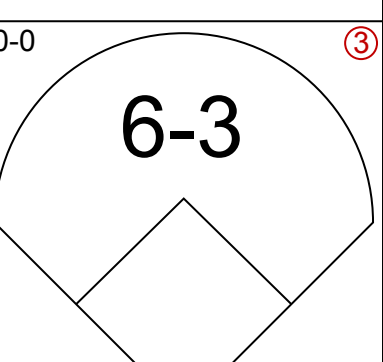
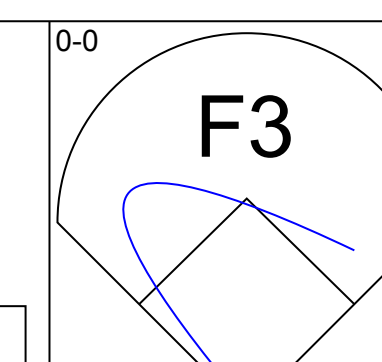
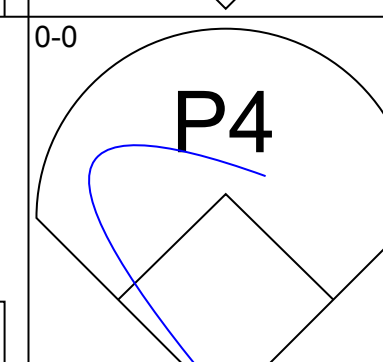
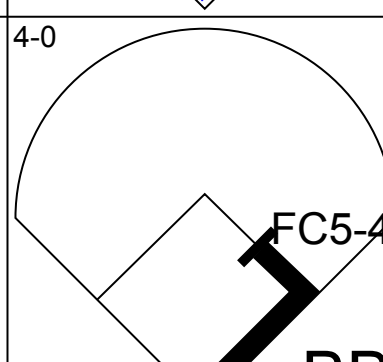
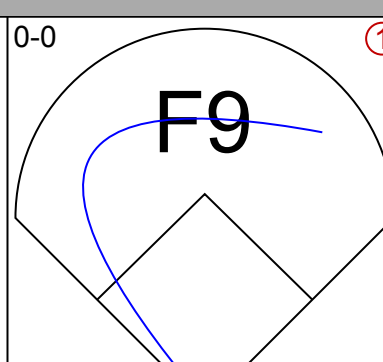
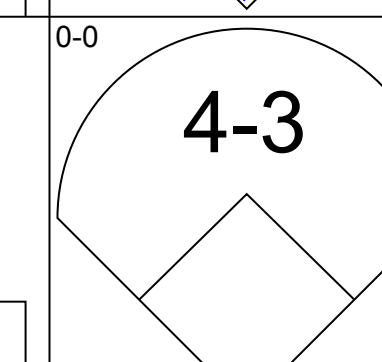
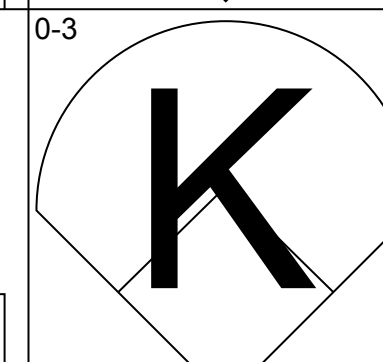
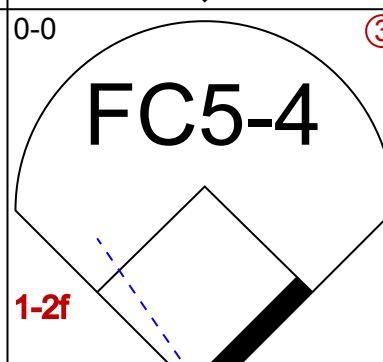
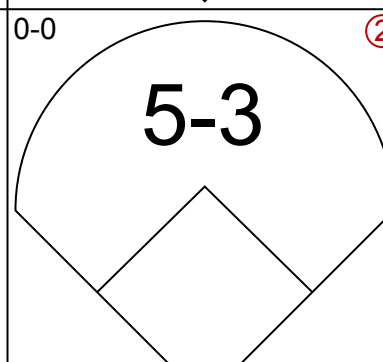
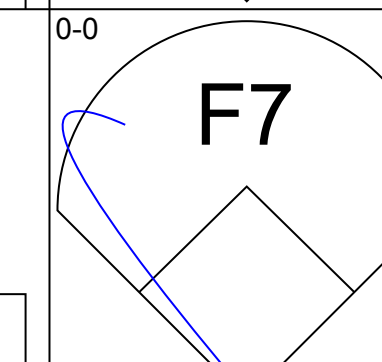
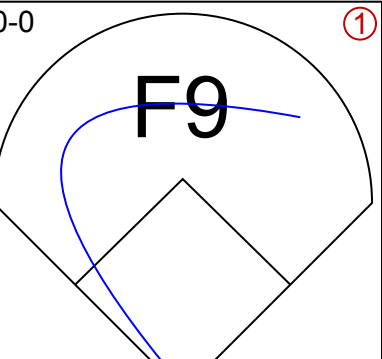
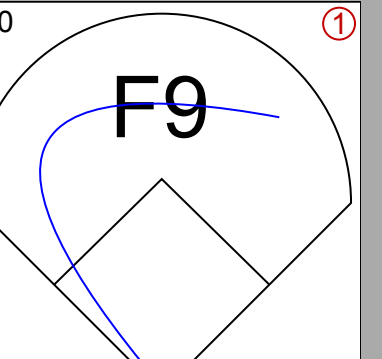
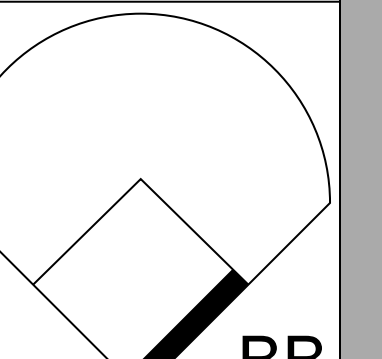

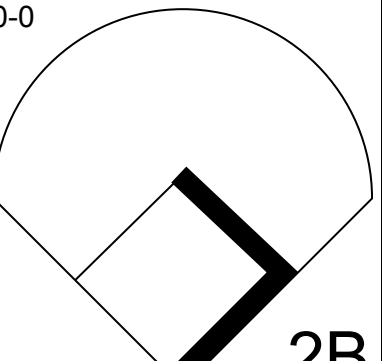
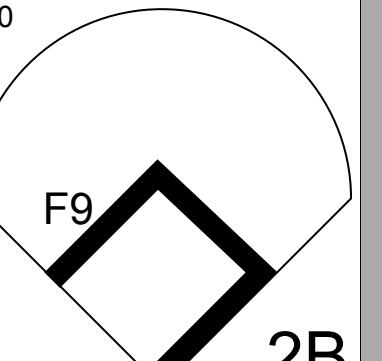
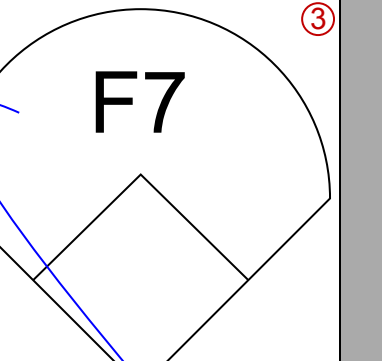

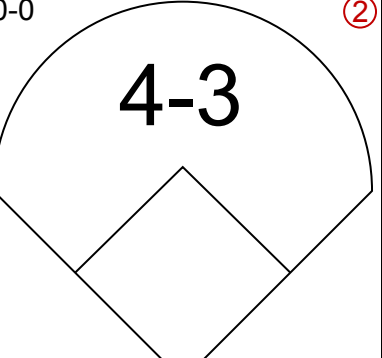
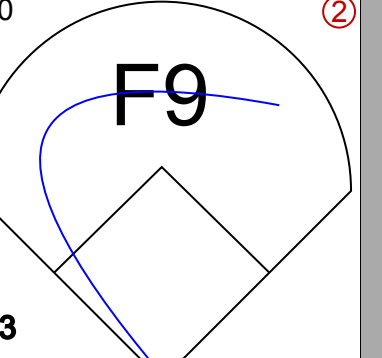
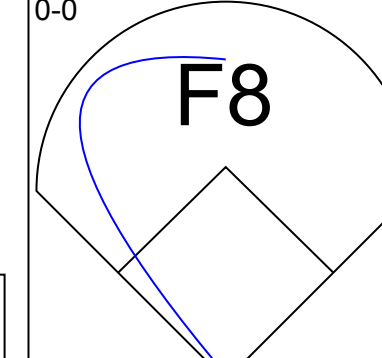
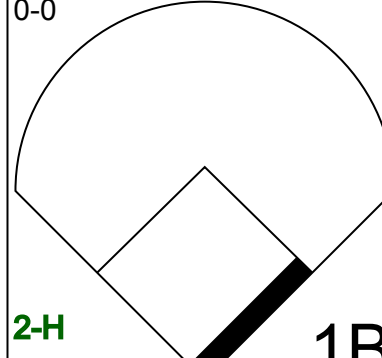
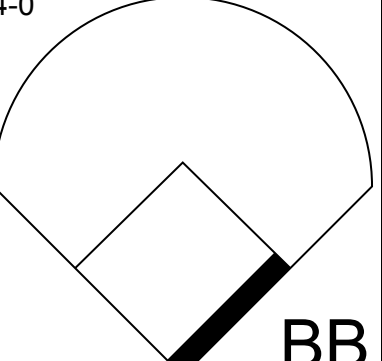
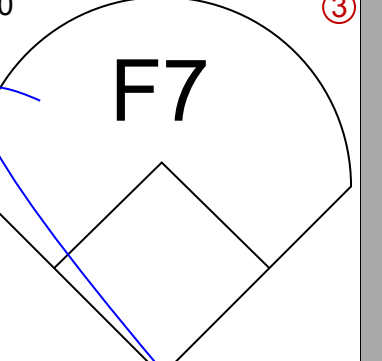
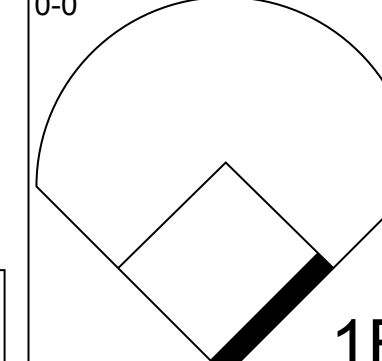
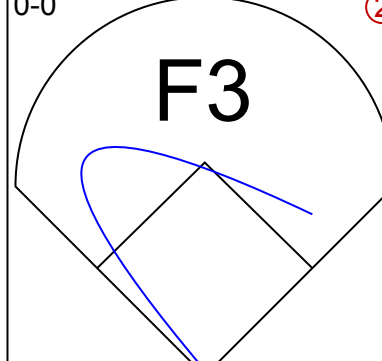
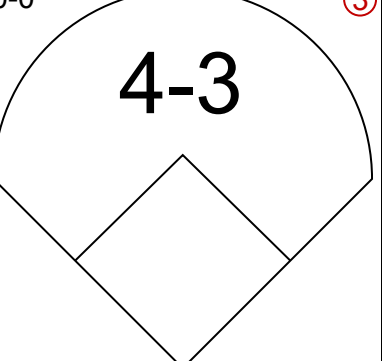
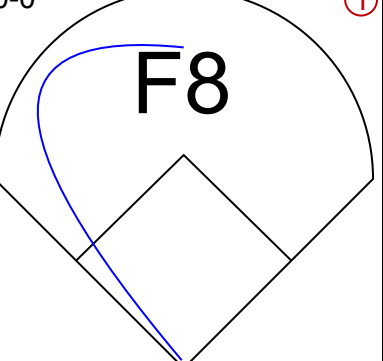
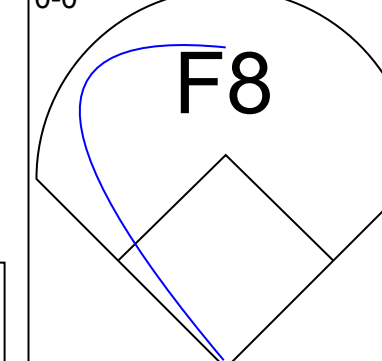
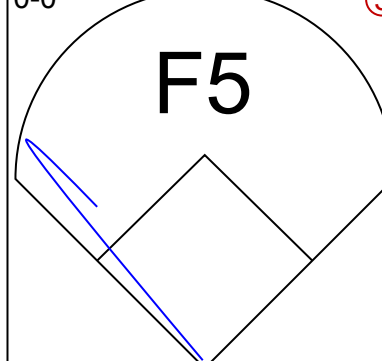

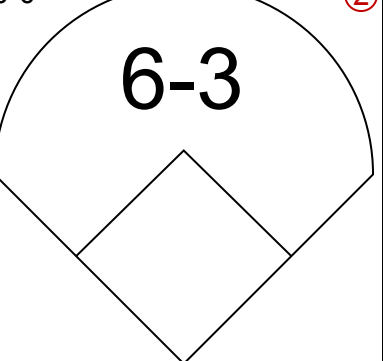
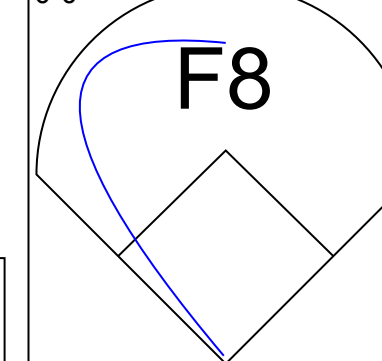
AB	32
R	1
H	7
RBI	1
BB	1
SO	5
LOB	13

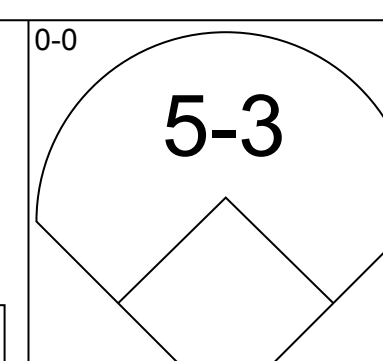
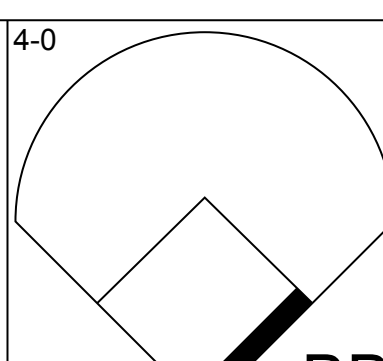
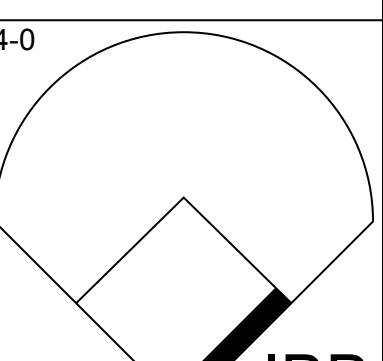
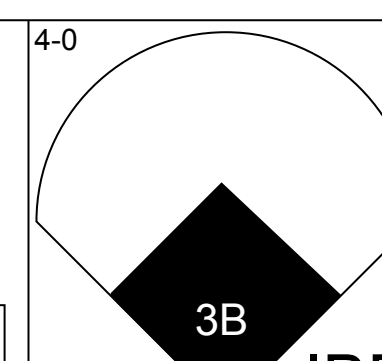
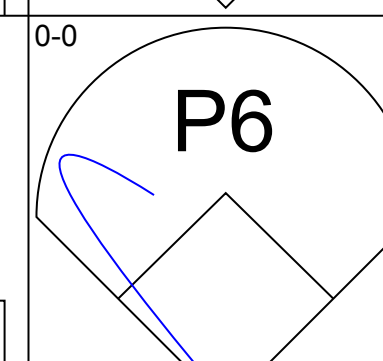
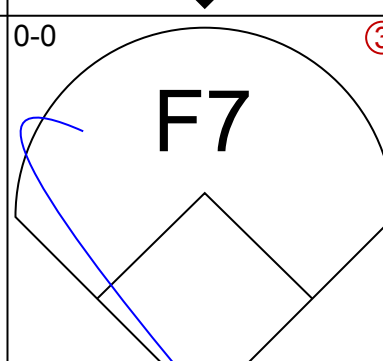
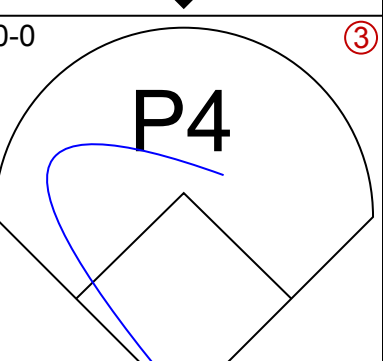
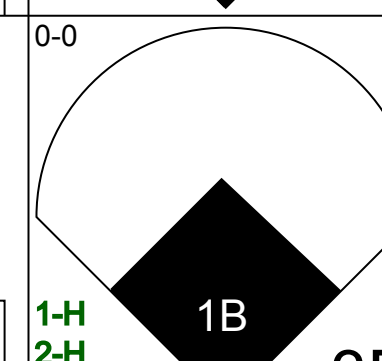
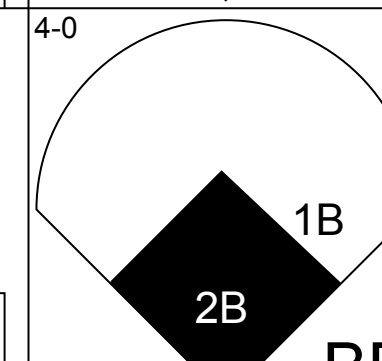
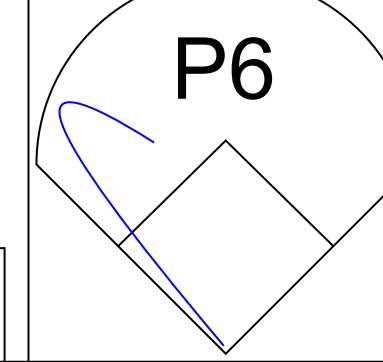
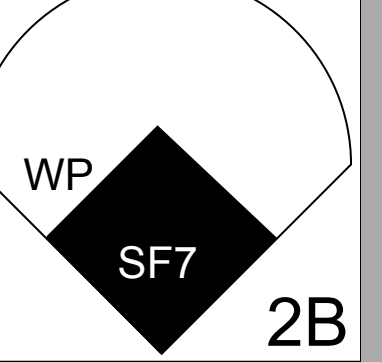
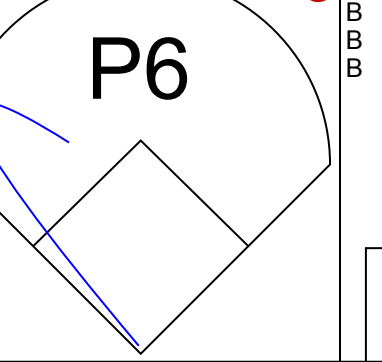

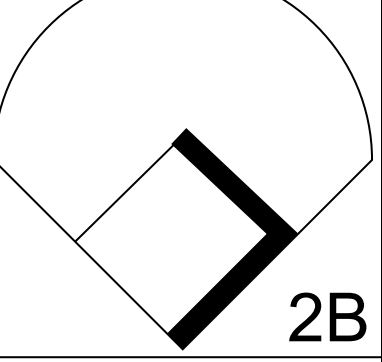
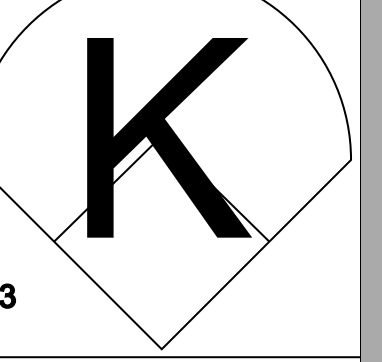
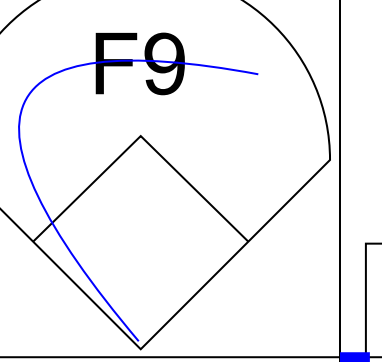

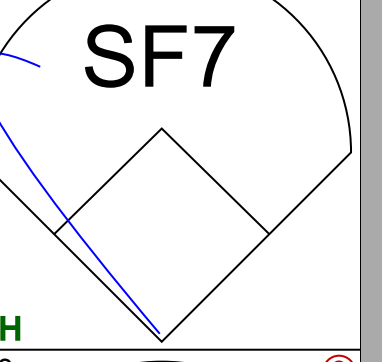
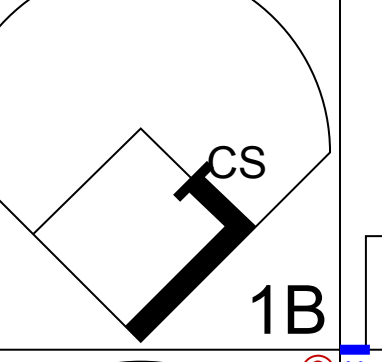

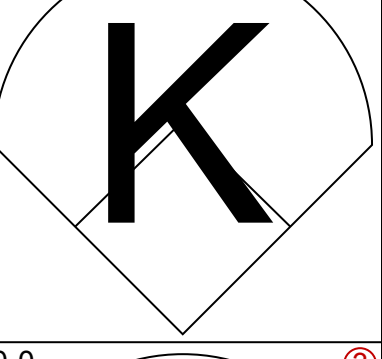

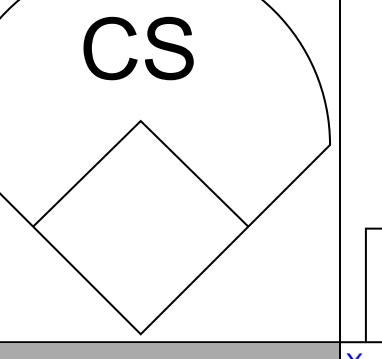
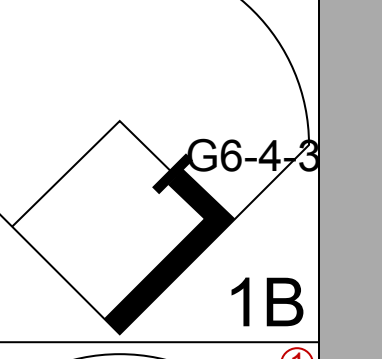
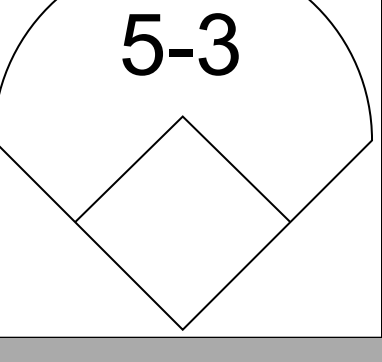


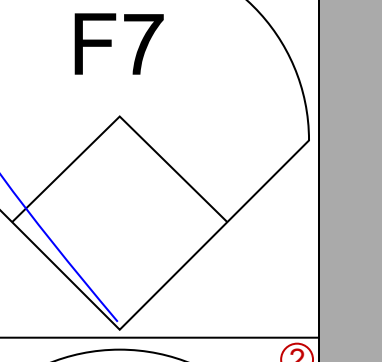


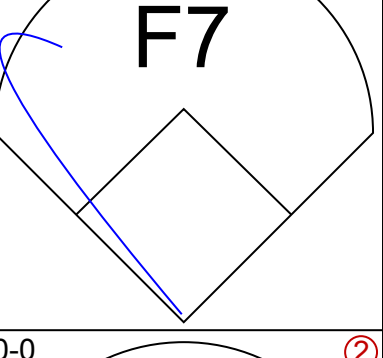
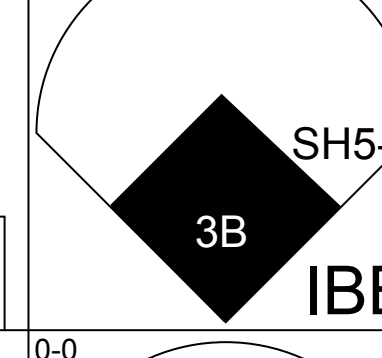

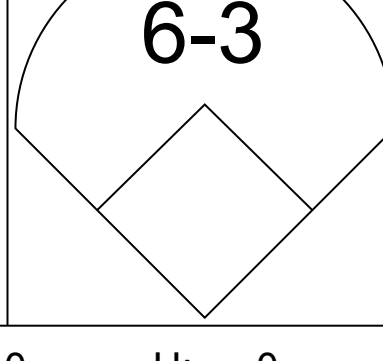
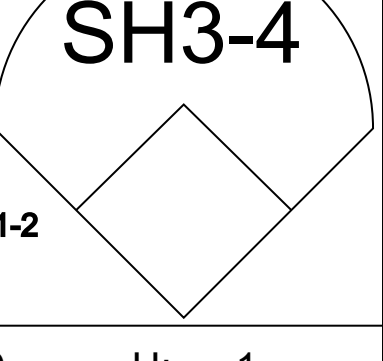
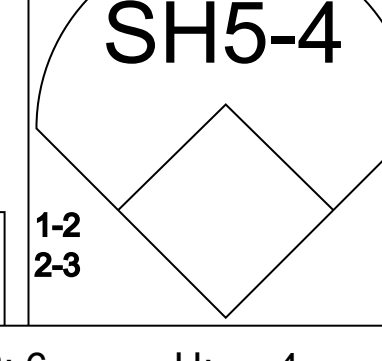

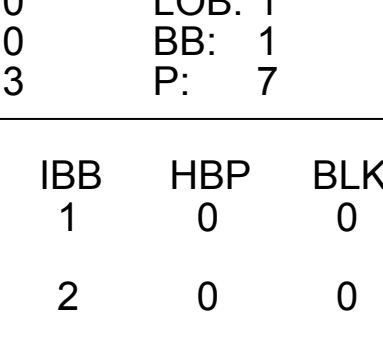
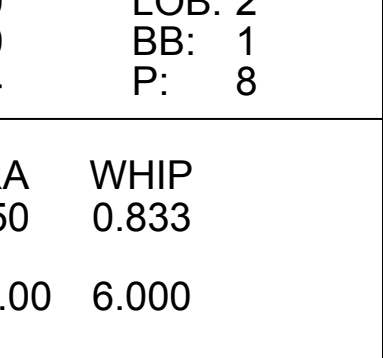
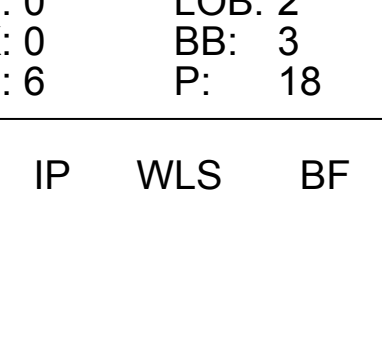


Batter	1	2	3	4	5	6	7	8	9	AB	R	H	RBI	BB	SO	LOB	BOTTOM								
Dave Cash, R OBP: 0.344, SLG: 0.377 (1, 4)										4	1	1	0	1	0	4	Montreal Expos @ Philadelphia Phillies Veterans Stadium, Philadelphia, PA Sat May 29 1976, 7:05 PM EDT Att: 18,063 - Unknown								
Terry Harmon, R OBP: 0.333, SLG: 0.200 (9, 4)										0	0	0	0	0	0	0									
Larry Bowa, S OBP: 0.357, SLG: 0.359 (1, 6)										5	0	1	0	0	1	3									
Mike Schmidt, R OBP: 0.442, SLG: 0.703 (1, 5)										2	1	1	0	1	1	0									
Greg Luzinski, R OBP: 0.331, SLG: 0.458 (1, 7)										4	0	0	1	0	0	5									
Tom Hutton, L OBP: 0.417, SLG: 0.250 (9, 3)										0	0	0	0	0	0	0									
Jay Johnstone, L OBP: 0.387, SLG: 0.526 (1, 9)										4	1	1	0	0	0	1									
Gary Maddox, R OBP: 0.373, SLG: 0.468 (1, 8)										3	1	2	0	1	0	0									
Dick Allen, R OBP: 0.272, SLG: 0.424 (1, 3)										4	1	1	2	0	1	2									
Jerry Martin, R OBP: 0.261, SLG: 0.238 (9, 7)										0	0	0	0	0	0	0									
Bob Boone, R OBP: 0.419, SLG: 0.481 (1, 2)										3	1	2	0	1	0	0									
Larry Christenson, R OBP: 0.211, SLG: 0.333 (1, 1)										2	0	1	1	0	1	1									
Jim Kaat, L OBP: 0.158, SLG: 0.118 (5, PR)										0	0	0	0	0	0	0									
Gene Garber, R OBP: 0.600, SLG: 0.333 (6, 1)										1	0	0	0	1	1	0									
Inning Stats	R: 1 E: 0 K: 0 S: 4	H: 1 LOB: 1 BB: 1 P: 8	R: 0 E: 0 K: 1 S: 6	H: 1 LOB: 1 BB: 0 P: 6	R: 0 E: 0 K: 1 S: 5	H: 0 LOB: 0 BB: 0 P: 5	R: 0 E: 0 K: 1 S: 6	H: 1 LOB: 1 BB: 0 P: 6	R: 1 E: 0 K: 1 S: 7	H: 2 LOB: 3 BB: 1 P: 11	R: 0 E: 1 K: 0 S: 4	H: 1 LOB: 3 BB: 2 P: 12	R: 4 E: 1 K: 0 S: 6	H: 3 LOB: 0 BB: 1 P: 10	R: 0 E: 0 K: 1 S: 5	H: 1 LOB: 0 BB: 0 P: 5	1B: 6 2B: 2 3B: 1 HR: 1	SF: 0 SAC: 1 DP: 1 HBP: 0	WP: 0 PB: 0 SB: 0 CS: 0	PA: 38					
PITCHER	IP	WLS	BF	H	R	ER	SO	BB	IBB	HBP	BLK	WP	HR	S	P	ERA	WHIP								
Don Carrithers, R ERA: 3.89 (1, 1)	6.2	L	33	8	5	3	4	3	2	0	0	0	0	36	56	4.05	1.650								
Wayne Granger, R ERA: 3.97 (7, 1)	0.1		2	1	1	0	0	0	0	0	0	0	1	2	2	0.00	3.000								
Dale Murray, R ERA: 1.86 (8, 1)	1.0		3	1	0	0	1	0	0	0	0	0	0	5	5	0.00	1.000								

AB	32
R	6
H	10
RBI	4
BB	5
SO	5
LOB	16



Batter	1	2	3	4	5	6	7	8	9	AB	R	H	RBI	BB	SO	LOB	TOP						
Pepe Mangual, R (1,7) OBP: 0.420, SLG: 0.406										4	0	0	0	0	1	0	Montreal Expos @ Philadelphia Phillies Veterans Stadium, Philadelphia, PA Sun May 30 1976, 3:33 AM EDT Att: 27,090 - Unknown AB 32 R 1 H 5 RBI 1 BB 3 SO 3 LOB 11						
Jerry White, S (1,8) OBP: 0.333, SLG: 0.370										3	0	0	0	1	0	0							
Andre Thornton, R (1,9) OBP: 0.338, SLG: 0.358										4	0	0	0	0	1	1							
Gary Carter, R (1,2) OBP: 0.323, SLG: 0.317										3	0	0	0	1	0	0							
Larry Parrish, R (1,5) OBP: 0.288, SLG: 0.358										4	1	3	0	0	0	1							
Mike Jorgensen, L (1,3) OBP: 0.331, SLG: 0.387										4	0	1	1	0	0	2							
Pete Mackanin, R (1,4) OBP: 0.257, SLG: 0.372										3	0	1	0	1	0	2							
Pepe Frias, R (1,6) OBP: 0.318, SLG: 0.350										3	0	0	0	0	0	3							
Jim Lyttle, L (9,PH)										1	0	0	0	0	0	1							
Clay Kirby, R (1,1) OBP: 0.286, SLG: 0.333										2	0	0	0	0	1	0							
Jim Dwyer, L (7,PH) OBP: 0.340, SLG: 0.304										1	0	0	0	0	0	1							
Dale Murray, R (7,1)										0	0	0	0	0	0	0							
Wayne Granger, R (7,1)										0	0	0	0	0	0	0							
Inning Stats	R: 0 E: 0 K: 2 S: 7	H: 0 LOB: 0 BB: 0 P: 7	R: 0 E: 0 K: 0 S: 4	H: 1 LOB: 2 BB: 1 P: 8	R: 0 E: 0 K: 1 S: 5	H: 0 LOB: 1 BB: 1 P: 9	R: 0 E: 0 K: 0 S: 4	H: 1 LOB: 1 BB: 0 P: 4	R: 0 E: 0 K: 0 S: 3	H: 0 LOB: 0 BB: 0 P: 3	R: 0 E: 0 K: 0 S: 3	H: 0 LOB: 1 BB: 1 P: 7	R: 0 E: 0 K: 0 S: 4	H: 1 LOB: 1 BB: 0 P: 4	R: 0 E: 0 K: 0 S: 3	H: 0 LOB: 0 BB: 0 P: 3		R: 1 E: 1 K: 0 S: 5	H: 2 LOB: 1 BB: 0 P: 5	1B: 3 2B: 2 3B: 0 HR: 0	SF: 0 SAC: 0 DP: 0 HBP: 0	WP: 0 PB: 0 SB: 0 CS: 0	PA: 35
PITCHER Jim Lonborg, R (1,1) ERA: 2.21	IP: 9.0 WLS: W BF: 35 H: 5 R: 1 ER: 0 SO: 3 BB: 3 IBB: 0 HBP: 0 BLK: 0 WP: 0 HR: 0 S: 38 P: 50 ERA: 0.00 WHIP: 0.889															PITCHER							

Batter	1	2	3	4	5	6	7	8	9	AB	R	H	RBI	BB	SO	LOB	BOTTOM				
Dave Cash, R (1,4) OBP: 0.353, SLG: 0.375										1	1	0	0	3	0	0	Montreal Expos @ Philadelphia Phillies Veterans Stadium, Philadelphia, PA Sun May 30 1976, 3:33 AM EDT Att: 27,090 - Unknown AB 27 R 7 H 9 RBI 7 BB 5 SO 3 LOB 10				
Larry Bowa, S (1,6) OBP: 0.354, SLG: 0.370										4	1	1	3	0	0	3					
Terry Harmon, R (8,6) OBP: 0.333, SLG: 0.200										0	0	0	0	0	0	0					
Mike Schmidt, R (1,5) OBP: 0.443, SLG: 0.702										3	2	1	0	1	0	0					
Greg Luzinski, R (1,7) OBP: 0.336, SLG: 0.467										4	0	2	1	0	1	1					
Jerry Martin, R (7,PR) OBP: 0.291, SLG: 0.238										0	1	0	0	0	0	0					
Jay Johnstone, L (1,9) OBP: 0.391, SLG: 0.540										3	0	2	3	0	0	1					
Gary Maddox, R (1,8) OBP: 0.370, SLG: 0.461										4	0	1	0	0	2	1					
Dick Allen, R (1,3) OBP: 0.449, SLG: 0.449										3	1	2	0	0	0	1					
Tom Hutton, L (8,3) OBP: 0.405, SLG: 0.241										1	0	0	0	0	0	1					
Bob Boone, R (1,2) OBP: 0.414, SLG: 0.468										3	1	0	0	1	0	2					
Jim Lonborg, R (1,1) OBP: 0.308, SLG: 0.261										1	0	0	0	0	0	0					
Inning Stats	R: 0 E: 0 K: 0 S: 3	H: 0 LOB: 0 BB: 0 P: 3	R: 0 E: 0 K: 1 S: 6	H: 1 LOB: 0 BB: 0 P: 6	R: 0 E: 0 K: 0 S: 3	H: 0 LOB: 1 BB: 1 P: 7	R: 1 E: 0 K: 2 S: 8	H: 1 LOB: 0 BB: 0 P: 8	R: 0 E: 0 K: 0 S: 4	H: 1 LOB: 2 BB: 1 P: 8	R: 0 E: 0 K: 0 S: 3	H: 1 LOB: 0 BB: 0 P: 3	R: 6 E: 0 K: 0 S: 6	H: 4 LOB: 2 BB: 3 P: 18	R: 0 E: 0 K: 0 S: 3	H: 1 LOB: 0 BB: 0 P: 3		1B: 4 2B: 4 3B: 1 HR: 0	SF: 1 SAC: 2 DP: 1 HBP: 0	WP: 1 PB: 0 SB: 0 CS: 1	PA: 36
PITCHER Clay Kirby, R (1,1) ERA: 6.0	IP: 6.0 WLS: L BF: 23 H: 4 R: 1 ER: 1 SO: 3 BB: 1 IBB: 0 HBP: 0 BLK: 0 WP: 0 HR: 0 S: 27 P: 35 ERA: 1.50 WHIP: 0.833															PITCHER					
Dale Murray, R (7,1) ERA: 3.64	0.2 8 3 6 6 0 1 2 0 0 0 0 0 5 17 81.00 6.000																				
Wayne Granger, R (7,1) ERA: 3.75	1.1 4 2 0 0 0 0 0 0 0 0 0 0 4 4 0.00 1.500																				

Batter	1	2	3	4	5	6	7	8	9	AB	R	H	RBI	BB	SO	LOB	TOP								
Rick Monday, L OBP: 0.397, SLG: 0.558 (1, 8)	0-0 4-3			0-0 F9		0-0 1B 2B		0-3 K	0-0 HR	5	2	2	1	0	1	0	Chicago Cubs @ Philadelphia Phillies Veterans Stadium, Philadelphia, PA Mon May 31 1976, 7:05 PM EDT Unknown								
Jose Cardenal, R OBP: 0.397, SLG: 0.459 (1, 7)	0-0 F8			0-0 1-3		0-0 S 1B		0-0 F8	0-3 K	5	0	1	1	0	1	0									
Bill Madlock, R OBP: 0.393, SLG: 0.488 (1, 5)	0-0 F8			0-0 S 1B		0-0 G1		0-0 1B WP 1B		4	1	2	0	0	0	1									
George Mitterwald, R OBP: 0.250, SLG: 0.324 (1, 3)		0-0 FC6-4 1B		0-3 K				0-0 1B WP 1B		3	1	2	0	0	1	1									
Larry Bittner, L OBP: 0.217, SLG: 0.250 (7, 3)				1-2 K				1-3 E 1B		1	1	1	0	0	0	0									
Manny Trillo, R OBP: 0.350, SLG: 0.352 (1, 4)	0-0 FC6-4				0-0 4-3			0-0 F9	0-0 E3	4	1	1	1	0	0	2									
Steve Swisher, R OBP: 0.289, SLG: 0.361 (1, 2)	0-0 G6-4-3				0-0 5-3			0-0 F9	0-0 E6	4	0	0	0	0	0	2									
Joe Wallis, S OBP: 0.281, SLG: 0.379 (1, 9)			0-3 K		0-0 5-3			0-0 1B 1B	0-3 K	4	1	1	0	0	2	1									
Mick Kelleher, R OBP: 0.306, SLG: 0.375 (1, 6)			0-0 F7			0-3 K		0-0 F8		4	0	1	1	0	1	0									
Rick Reuschel, R OBP: 0.393, SLG: 0.261 (1, 1)				0-0 6-3		0-0 4-3		0-0 F8		3	0	1	1	0	0	0									
Oscar Zamora, R (8, 1)										0	0	0	0	0	0	0									
Buddy Schultz, R (8, 1)										1	0	0	0	0	0	0									
Bruce Sutter, R (9, 1)							1-3 2-H 1B			0	0	0	0	0	0	0									
Inning Stats	R: 0 E: 0 K: 0 S: 3	H: 0 LOB: 0 BB: 0 P: 3	R: 0 E: 0 K: 0 S: 3	H: 1 LOB: 0 BB: 0 P: 3	R: 0 E: 0 K: 1 S: 5	H: 0 LOB: 0 BB: 0 P: 5	R: 0 E: 0 K: 1 S: 6	H: 1 LOB: 1 BB: 0 P: 6	R: 0 E: 0 K: 0 S: 3	H: 0 LOB: 0 BB: 0 P: 3	R: 1 E: 0 K: 1 S: 7	H: 2 LOB: 1 BB: 0 P: 7	R: 2 E: 0 K: 0 S: 6	H: 4 LOB: 2 BB: 0 P: 6	R: 3 E: 2 K: 2 S: 11	H: 3 LOB: 1 BB: 0 P: 11	R: 1 E: 0 K: 1 S: 6	H: 1 LOB: 0 BB: 0 P: 6	1B: 10 2B: 1 3B: 0 HR: 1	SF: 0 SAC: 0 DP: 1 HBP: 0	WP: 1 PB: 0 SB: 2 CS: 0	PA: 38			
PITCHER	IP	WLS	BF	H	R	ER	SO	BB	IBB	HBP	BLK	WP	HR	S	P	ERA	WHIP								
Steve Carlton, L ERA: 3.52 (1, 1)	7.0	L	27	8	3	3	3	0	0	0	0	0	0	33	33	3.86	1.143								
Tug McGraw, L ERA: 3.64 (8, 1)	2.0		11	4	4	3	3	0	0	0	0	1	1	17	17	13.50	2.000								

AB	38
R	7
H	12
RBI	5
BB	0
SO	6
LOB	7



Batter	1	2	3	4	5	6	7	8	9	AB	R	H	RBI	BB	SO	LOB	BOTTOM								
Dave Cash, R OBP: 0.359, SLG: 0.387 (1, 4)	0-0 5-3		0-0 F8			0-0 E 2B		0-0 BB 1B 1B	0-0 1B	5	2	3	1	0	0	0	Chicago Cubs @ Philadelphia Phillies Veterans Stadium, Philadelphia, PA Mon May 31 1976, 7:05 PM EDT Unknown								
Larry Bowa, S OBP: 0.348, SLG: 0.360 (1, 6)	0-0 4-3			0-0 3-1		0-0 F7		0-0 1B SF8 BB	0-0 F9	4	1	0	0	1	0	2									
Mike Schmidt, R OBP: 0.436, SLG: 0.699 (1, 5)	0-0 3B			0-0 6-3		0-0 P4		0-0 P6	0-0 1-3	5	0	1	0	0	0	4									
Greg Luzinski, R OBP: 0.340, SLG: 0.468 (1, 7)		0-3 K		0-0 G3		0-0 E4 1B		0-0 1-3 2-H 1B		4	0	2	1	0	1	0									
Jay Johnstone, L OBP: 0.398, SLG: 0.539 (1, 9)		1-0 H				0-0 F8		0-0 SF8		2	0	1	0	0	0	0									
Ollie Brown, R OBP: 0.459, SLG: 0.593 (8, PH)		1-3 HBP				1-2 1B		0-0 3-H		0	0	0	1	0	0	0									
Gary Maddox, R OBP: 0.367, SLG: 0.455 (1, 8)	0-0 1-3			0-0 1-3		0-0 F9		0-0 F9		4	0	1	0	0	0	4									
Dick Allen, R OBP: 0.376, SLG: 0.452 (1, 3)	0-3 K			0-3 K		0-0 6-3			0-0 2B 2B	4	1	1	0	0	2	2									
Tim McCarver, L OBP: 0.471, SLG: 0.481 (1, 2)			0-0 G3		4-0 BB				0-0 F9	2	0	1	0	1	0	0									
Bob Boone, R OBP: 0.411, SLG: 0.464 (9, PH)						0-0 G4-6-3 1B			0-0 F9	1	0	0	0	0	0	1									
Steve Carlton, L OBP: 0.045, SLG: 0.045 (1, 1)			0-0 G3		0-0 6-3		0-0 G4-6-3		0-0 2B	2	0	0	0	0	0	2									
Bobby Tolan, L OBP: 0.333, SLG: 0.488 (7, PH)										1	0	0	0	0	0	1									
Tug McGraw, R (8, 1)										0	0	0	0	0	0	0									
Jerry Martin, R OBP: 0.292, SLG: 0.318 (9, PH)						1-2		2-H 1B 2B		1	1	1	1	0	0	0									
Inning Stats	R: 0 E: 0 K: 0 S: 3	H: 1 LOB: 1 BB: 0 P: 3	R: 0 E: 0 K: 2 S: 7	H: 0 LOB: 0 BB: 0 P: 8	R: 0 E: 0 K: 0 S: 3	H: 0 LOB: 0 BB: 0 P: 3	R: 0 E: 0 K: 0 S: 3	H: 0 LOB: 0 BB: 0 P: 3	R: 0 E: 1 K: 0 S: 6	H: 3 LOB: 2 BB: 0 P: 6	R: 0 E: 0 K: 0 S: 3	H: 1 LOB: 0 BB: 0 P: 3	R: 2 E: 0 K: 0 S: 5	H: 2 LOB: 1 BB: 1 P: 9	R: 2 E: 0 K: 0 S: 6	H: 3 LOB: 1 BB: 0 P: 6	1B: 7 2B: 3 3B: 1 HR: 0	SF: 1 SAC: 0 DP: 1 HBP: 1	WP: 0 PB: 0 SB: 1 CS: 0	PA: 39					
PITCHER	IP	WLS	BF	H	R	ER	SO	BB	IBB	HBP	BLK	WP	HR	S	P	ERA	WHIP								
Rick Reuschel, R ERA: 4.79 (1, 1)	0.1		2	1	0	0	0	0	0	0	0	0	0	2	2	0.00	3.000								
Oscar Zamora, R ERA: 3.31 (8, 1)	1.0		6	3	2	2	0	0	0	0	0	0	0	6	6	18.00	3.000								
Buddy Schultz, L ERA: 3.78 (8, 1)	0.2	S	2	0	0	0	0	0	0	0	0	0	0	2	2	0.00	0.000								
Bruce Sutter, R ERA: 1.93 (9, 1)																									

AB	35
R	5
H	11
RBI	4
BB	2
SO	3
LOB	16



Batter	1	2	3	4	5	6	7	8	9	AB	R	H	RBI	BB	SO	LOB	TOP					
Rick Monday, L OBP: 0.378, SLG: 0.545 (1, 8)	G3			K		K		E4		4	0	0	0	0	2	0	Chicago Cubs @ Philadelphia Phillies Veterans Stadium, Philadelphia, PA Mon May 31 1976, 7:05 PM EDT Att: 51,211 - Unknown					
Jose Cardenal, R OBP: 0.360, SLG: 0.460 (1, 7)	G6-4-3 1B			6-3		1B		F8		4	0	2	0	0	0	1						
Bill Madlock, R OBP: 0.396, SLG: 0.494 (1, 5)	G6-4-3 1-2			2B		1B		F8		4	1	2	0	0	0	1						
Mike Adams, R OBP: 0.375, SLG: 0.278 (1, 9)		4-3-4 BB		2B		P3		5-3		3	0	1	1	1	0	2						
Manny Trillo, R OBP: 0.342, SLG: 0.343 (1, 4)	4-3-4 1-2			F8				6-3		4	0	0	0	0	0	2						
Steve Swisher, R OBP: 0.283, SLG: 0.354 (1, 2)	6-3							5-3		3	0	0	0	0	0	0						
Larry Bittner, L OBP: 0.222, SLG: 0.254 (1, 3)				5-3		G6-4-3 1B		K		3	0	1	0	0	1	0						
Dave Rosello, R OBP: 0.347, SLG: 0.273 (1, 6)				5-3		G6-4-3 1-2		F8		3	0	0	0	0	0	1						
Mike Garman, R OBP: 0.272, SLG: 0.387 (6, PH) Paul Reuschel, R OBP: 0.339, SLG: 0.343 (8, PH) Ken Frailing, L OBP: 0.289, SLG: 0.230 (8, PH) Ralph LaCock, L OBP: 0.339, SLG: 0.230 (8, PH) Oscar Zamora, R OBP: 0.339, SLG: 0.230 (8, PH)				K		K		K		0	0	0	0	0	0	0						
Inning Stats	R: 0 E: 0 K: 0 S: 3	H: 1 LOB: 0 BB: 0 P: 3	R: 0 E: 0 K: 0 S: 2	H: 0 LOB: 0 BB: 1 P: 6	R: 0 E: 0 K: 1 S: 5	H: 0 LOB: 0 BB: 0 P: 5	R: 1 E: 0 K: 0 S: 7	H: 2 LOB: 1 BB: 0 P: 7	R: 0 E: 0 K: 0 S: 3	H: 1 LOB: 0 BB: 0 P: 3	R: 0 E: 0 K: 2 S: 9	H: 2 LOB: 2 BB: 0 P: 9	R: 0 E: 0 K: 1 S: 5	H: 0 LOB: 0 BB: 0 P: 5	R: 0 E: 1 K: 1 S: 6	H: 0 LOB: 1 BB: 0 P: 6	R: 0 E: 0 K: 0 S: 3	H: 0 LOB: 0 BB: 0 P: 3	1B: 4 2B: 3 3B: 0 HR: 0	SF: 0 SAC: 0 DP: 3 HBP: 0	WP: 0 PB: 0 SB: 0 CS: 0	PA: 32
PITCHER Jim Kaat, L ERA: 3.57 (1, 1)	IP: 9.0 WLS: W BF: 32 H: 6 R: 1 ER: 1 SO: 6 BB: 1 IBB: 0 HBP: 0 BLK: 0 WP: 0 HR: 0 S: 43 P: 47 ERA: 1.00 WHIP: 0.778															PITCHER Jim Kaat, L ERA: 3.57 (1, 1)	IP: 9.0 WLS: W BF: 32 H: 6 R: 1 ER: 1 SO: 6 BB: 1 IBB: 0 HBP: 0 BLK: 0 WP: 0 HR: 0 S: 43 P: 47 ERA: 1.00 WHIP: 0.778					

Batter	1	2	3	4	5	6	7	8	9	AB	R	H	RBI	BB	SO	LOB	BOTTOM					
Dave Cash, R OBP: 0.362, SLG: 0.386 (1, 4)	PB 6-3 1B	BB 1-2 2H 1B		4-3		FC5-4 FC6-4 1-2				3	1	1	1	1	0	1	Chicago Cubs @ Philadelphia Phillies Veterans Stadium, Philadelphia, PA Mon May 31 1976, 7:05 PM EDT Att: 51,211 - Unknown					
Larry Bowa, S OBP: 0.353, SLG: 0.359 (1, 6)	6-3 1-2 1B	BB 1-2 2-3 BB		F7		FC6-4 1-2				3	0	1	0	1	0	1						
Mike Schmidt, R OBP: 0.427, SLG: 0.680 (1, 5)	F8	K		F8				F8		4	0	0	0	0	1	5						
Greg Luzinski, R OBP: 0.344, SLG: 0.483 (1, 7) Jerry Martin, R OBP: 0.292, SLG: 0.318 (8, 7)	6-3 1-2 2H			1B 2B		4-3 2B		P3		4	1	2	1	0	0	1						
Jay Johnstone, L OBP: 0.397, SLG: 0.533 (7, PH) Ollie Brown, R OBP: 0.453, SLG: 0.583 (8, 9)	F8			1B		4-3 2-3		5-3		3	0	1	1	0	0	2						
Gary Maddox, R OBP: 0.370, SLG: 0.448 (1, 8)		S 1B BB		K		CS BB		F7		2	1	0	0	2	1	1						
Bobby Tolan, L OBP: 0.319, SLG: 0.464 (1, 3)		K		6-3		F9 1-2		F8		4	0	0	0	0	1	4						
Bob Boone, R OBP: 0.414, SLG: 0.460 (1, 2)		BB 1B BB		5-3		FC1-6 1B		K		3	0	1	0	1	1	1						
Jim Kaat, L OBP: 0.182, SLG: 0.300 (1, 1)	P6			HR		FC1-6 FC5-4 1-2				3	1	1	1	0	0	3						
Inning Stats	R: 1 E: 0 K: 0 S: 4	H: 1 LOB: 1 BB: 1 P: 8	R: 1 E: 0 K: 2 S: 8	H: 1 LOB: 3 BB: 3 P: 20	R: 1 E: 0 K: 1 S: 7	H: 2 LOB: 1 BB: 0 P: 7	R: 1 E: 0 K: 0 S: 4	H: 1 LOB: 0 BB: 0 P: 4	R: 0 E: 0 K: 0 S: 3	H: 1 LOB: 1 BB: 1 P: 7	R: 0 E: 0 K: 0 S: 4	H: 1 LOB: 1 BB: 0 P: 4	R: 0 E: 0 K: 0 S: 3	H: 0 LOB: 0 BB: 0 P: 3	R: 0 E: 0 K: 1 S: 5	H: 0 LOB: 0 BB: 0 P: 5	R: 0 E: 0 K: 0 S: 5	H: 0 LOB: 0 BB: 0 P: 5	1B: 4 2B: 2 3B: 0 HR: 1	SF: 0 SAC: 0 DP: 0 HBP: 0	WP: 0 PB: 1 SB: 1 CS: 1	PA: 35
PITCHER Mike Garman, R ERA: 6.95 (1, 1) Paul Reuschel, R ERA: 5.98 (2, 1) Ken Frailing, L ERA: 0.61 (6, 1) Oscar Zamora, R ERA: 3.21 (8, 1)	IP: 1.2 WLS: L BF: 11 H: 4 R: 2 ER: 2 SO: 2 BB: 1 IBB: 0 HBP: 0 BLK: 0 WP: 0 HR: 1 S: 17 P: 21 ERA: 5.40 WHIP: 1.500															PITCHER Mike Garman, R ERA: 6.95 (1, 1) Paul Reuschel, R ERA: 5.98 (2, 1) Ken Frailing, L ERA: 0.61 (6, 1) Oscar Zamora, R ERA: 3.21 (8, 1)	IP: 1.2 WLS: L BF: 11 H: 4 R: 2 ER: 2 SO: 2 BB: 1 IBB: 0 HBP: 0 BLK: 0 WP: 0 HR: 1 S: 17 P: 21 ERA: 5.40 WHIP: 1.500					

AB	31
R	1
H	6
RBI	1
BB	1
SO	6
LOB	7



AB	30
R	4
H	7
RBI	4
BB	5
SO	4
LOB	19



Batter	1	2	3	4	5	6	7	8	9	AB	R	H	RBI	BB	SO	LOB	TOP		
Rick Monday, L OBP: 0.373, SLG: 0.536 (1, 8)	0-3 K		0-0 4-3			0-3 K				3	0	0	0	0	2	0	Chicago Cubs @ Philadelphia Phillies Veterans Stadium, Philadelphia, PA Tue Jun 01 1976, 7:05 PM EDT Att: 26,846 - Unknown livebaseballscorecards.com		
Jose Cardenal, R OBP: 0.360, SLG: 0.458 (1, 7)	0-0 5-3 2B		0-3 K			0-3 K				3	1	1	0	0	2	0			
Bill Madlock, R OBP: 0.389, SLG: 0.485 (1, 5)	0-0 5-3 1-2		0-0 F9			0-0 6-3				3	0	0	0	0	0	1			
Larry Bittner, L OBP: 0.231, SLG: 0.277 (1, 3)	0-0 2H					0-0 F7				2	0	1	1	0	0	0			
Joe Wallis, S OBP: 0.286, SLG: 0.375 (1, 9)	0-0 F8					0-0 G4-3 1B				2	0	1	0	0	0	1			
Manny Trillo, R OBP: 0.339, SLG: 0.339 (1, 4)			0-3 K			0-0 G4-3 1-2				2	0	0	0	0	1	1			
Steve Swisher, R OBP: 0.286, SLG: 0.362 (1, 2)			0-0 2B			0-3 K				2	0	1	0	0	1	0			
Mick Kelleher, R OBP: 0.294, SLG: 0.360 (1, 6)			0-0 P6			0-0 F5				2	0	0	0	0	0	1			
Steve Renko, R OBP: 0.125, SLG: 0.125 (1, 1)			0-3 K			0-0 P3				1	0	0	0	0	1	1			
Ralph LaCock, L OBP: 0.283, SLG: 0.237 (5, PH)										1	0	0	0	0	0	0			
Oscar Zamora, R (5, 1)										0	0	0	0	0	0	0			
Inning Stats	R: 1 E: 0 K: 1 S: 7	H: 2 LOB: 1 BB: 0 P: 7	R: 0 E: 0 K: 2 S: 8	H: 1 LOB: 1 BB: 0 P: 8	R: 0 E: 0 K: 1 S: 5	H: 0 LOB: 0 BB: 0 P: 5	R: 0 E: 0 K: 1 S: 5	H: 0 LOB: 0 BB: 0 P: 5	R: 0 E: 0 K: 2 S: 7	H: 0 LOB: 0 BB: 0 P: 7							1B: 2 2B: 2 3B: 0 HR: 0	SF: 0 SAC: 0 DP: 1 HBP: 0	WP: 0 PA: 21 PB: 0 SB: 0 CS: 0
PITCHER Ron Reed, R ERA: 3.27 (1, 1)	IP: 6.0 WLS: W BF: 21 H: 4 R: 1 ER: 1 SO: 7 BB: 0 IBB: 0 HBP: 0 BLK: 0 WP: 0 HR: 0 S: 35 P: 35 ERA: 1.50 WHIP: 0.667															PITCHER IP: WLS: BF: H: R: ER: SO: BB: IBB: HBP: BLK: WP: HR: S: P: ERA: WHIP:			

Batter	1	2	3	4	5	6	7	8	9	AB	R	H	RBI	BB	SO	LOB	BOTTOM				
Dave Cash, R OBP: 0.362, SLG: 0.385 (1, 4)	0-0 6-3					0-0 6-3				3	0	1	1	0	0	0	Chicago Cubs @ Philadelphia Phillies Veterans Stadium, Philadelphia, PA Tue Jun 01 1976, 7:05 PM EDT Att: 26,846 - Unknown livebaseballscorecards.com				
Larry Bowa, S OBP: 0.347, SLG: 0.353 (1, 6)	0-0 P4					0-0 F9				3	0	0	0	0	0	2					
Mike Schmidt, R OBP: 0.426, SLG: 0.671 (1, 5)	0-0 5-3					0-3 K				2	1	0	0	1	1	0					
Greg Luzinski, R OBP: 0.350, SLG: 0.507 (1, 7)						0-0 F8				3	2	2	2	0	0	0					
Jay Johnstone, L OBP: 0.395, SLG: 0.523 (1, 9)						0-0 F9				2	1	0	0	1	0	0					
Garry Maddox, R OBP: 0.369, SLG: 0.453 (1, 8)						0-3 K				3	1	1	0	0	2	2					
Dick Allen, R OBP: 0.386, SLG: 0.487 (1, 3)						0-0 K				3	0	2	0	0	1	2					
Bob Boone, R OBP: 0.412, SLG: 0.457 (1, 2)						0-0 F7				3	1	1	1	0	0	3					
Ron Reed, R OBP: 0.333, SLG: 0.333 (1, 1)						0-0 F7				3	0	2	2	0	0	0					
Inning Stats	R: 0 E: 0 K: 0 S: 3	H: 0 LOB: 0 BB: 0 P: 3	R: 3 E: 0 K: 2 S: 11	H: 4 LOB: 2 BB: 1 P: 15	R: 2 E: 0 K: 1 S: 7	H: 2 LOB: 1 BB: 1 P: 11	R: 0 E: 0 K: 0 S: 3	H: 0 LOB: 0 BB: 0 P: 3	R: 0 E: 0 K: 1 S: 5	H: 0 LOB: 0 BB: 0 P: 5	R: 1 E: 0 K: 0 S: 4	H: 3 LOB: 2 BB: 0 P: 4							1B: 6 2B: 1 3B: 1 HR: 1	SF: 0 SAC: 0 DP: 0 HBP: 0	WP: 0 PA: 27 PB: 0 SB: 0 CS: 0
PITCHER Steve Renko, R ERA: 5.08 Oscar Zamora, R ERA: 3.34 (5, 1)	IP: 4.0 WLS: L BF: 20 H: 6 R: 5 ER: 5 SO: 3 BB: 2 IBB: 0 HBP: 0 BLK: 0 WP: 0 HR: 1 S: 24 P: 32 ERA: 11.25 WHIP: 2.000	IP: 1.1 WLS: 7 BF: 3 H: 1 R: 1 ER: 1 SO: 1 BB: 0 IBB: 0 HBP: 0 BLK: 0 WP: 0 HR: 0 S: 9 P: 9 ERA: 6.75 WHIP: 2.250															PITCHER IP: WLS: BF: H: R: ER: SO: BB: IBB: HBP: BLK: WP: HR: S: P: ERA: WHIP:				

Batter	1	2	3	4	5	6	7	8	9	AB	R	H	RBI	BB	SO	LOB	TOP								
Dave Cash, R OBP: 0.355, SLG: 0.377 (1, 4)	F8		F8		G6-4-3			E4 WP SH5-3 FC5-2		4	0	0	0	0	0	2	Philadelphia Phillies @ St. Louis Cardinals Busch Stadium, St. Louis, MO Wed Jun 02 1976, 7:05 PM CDT Att: 16,850 - Unknown								
Larry Bowa, S OBP: 0.347, SLG: 0.352 (1, 6)	4-3					4-3		SH5-3		3	0	1	0	0	0	0									
Mike Schmidt, R OBP: 0.427, SLG: 0.665 (1, 5)					G6-4-3			FC5-2		3	0	1	0	1	0	2									
Greg Luzinski, R OBP: 0.341, SLG: 0.493 Jerry Martin, R OBP: 0.292, SLG: 0.318 (8, PR) (8, 7)	F8				F3			E6		4	0	0	0	0	1	3									
Ollie Brown, R OBP: 0.430, SLG: 0.547 (1, 9)								K		4	0	0	0	0	3	2									
Gary Maddox, R OBP: 0.373, SLG: 0.457 (1, 8)										3	2	1	0	1	0	0									
Dick Allen, R OBP: 0.391, SLG: 0.494 Tom Hutton, L OBP: 0.405, SLG: 0.241 (1, 3) (9, 3)										3	2	1	1	1	1	0									
Bob Boone, R OBP: 0.414, SLG: 0.454 (1, 2)										3	0	1	1	1	0	0									
Tom Underwood, R OBP: 0.222, SLG: 0.222 (1, 1)										3	0	1	2	0	1	1									
Inning Stats	R: 0 E: 0 K: 0 S: 4	H: 1 LOB: 1 BB: 0 P: 4	R: 0 E: 0 K: 0 S: 3	H: 0 LOB: 0 BB: 0 P: 3	R: 0 E: 0 K: 1 S: 5	H: 0 LOB: 0 BB: 0 P: 5	R: 0 E: 0 K: 0 S: 3	H: 1 LOB: 1 BB: 0 P: 3	R: 2 E: 0 K: 1 S: 6	H: 2 LOB: 1 BB: 2 P: 14	R: 0 E: 0 K: 1 S: 4	H: 0 LOB: 0 BB: 1 P: 8	R: 2 E: 0 K: 1 S: 6	H: 2 LOB: 0 BB: 1 P: 10	R: 0 E: 2 K: 1 S: 7	H: 0 LOB: 3 BB: 0 P: 7		R: 0 E: 0 K: 1 S: 5	H: 0 LOB: 0 BB: 0 P: 5	1B: 4 2B: 2 3B: 0 HR: 0	SF: 0 SAC: 1 DP: 3 HBP: 0	WP: 1 PB: 0 CS: 1	PA: 35		
PITCHER	IP	WLS	BF	H	R	ER	SO	BB	IBB	HBP	BLK	WP	HR	S	P	ERA	WHIP								
John Curtis, L ERA: 3.92 (1, 1)	5.0	L	19	4	2	2	2	2	0	0	0	0	0	21	29	3.60	1.200								
Eric Rasmussen, R ERA: 3.95 (6, 1)	1.1		7	2	2	2	2	2	0	0	0	0	0	9	17	13.50	3.000								
Bill Greif, R ERA: 6.51 (7, 1)	1.2		6	0	0	1	0	0	0	0	0	1	0	8	8	0.00	0.000								
Danny Frisella, R ERA: 1.45 (9, 1)	1.0		3	0	0	0	1	0	0	0	0	0	0	5	5	0.00	0.000								

Batter	1	2	3	4	5	6	7	8	9	AB	R	H	RBI	BB	SO	LOB	BOTTOM								
Lou Brock, L OBP: 0.299, SLG: 0.317 (1, 7)	K		1-3					6-3		3	0	0	0	1	1	0	Philadelphia Phillies @ St. Louis Cardinals Busch Stadium, St. Louis, MO Wed Jun 02 1976, 7:05 PM CDT Att: 16,850 - Unknown								
Don Kessinger, S OBP: 0.303, SLG: 0.302 (1, 6)	4-3							G3		3	0	1	0	1	0	0									
Bake McBride, L OBP: 0.434, SLG: 0.463 (1, 8)	4-3									3	0	2	0	1	0	0									
Reggie Smith, S OBP: 0.270, SLG: 0.406 (1, 3)										4	0	0	0	0	0	6									
Ted Simmons, S OBP: 0.343, SLG: 0.375 (1, 2)										4	0	1	0	0	0	1									
Mike Anderson, R OBP: 0.375, SLG: 0.366 (1, 9)										4	0	0	0	0	0	1									
Hector Cruz, R OBP: 0.218, SLG: 0.343 (1, 5)										4	1	1	1	0	0	1									
Mike Tyson, R OBP: 0.239, SLG: 0.313 (1, 4)										3	0	0	0	0	2	0									
John Curtis, L Vic Harris, S Eric Rasmussen, R Bill Greif, R Willie Crawford, L Danny Frisella, L (1, 1) (5, PR) (6, 1) (7, 1) (8, PR) (9, 1)										1	0	0	0	0	0	0									
Inning Stats	R: 0 E: 0 K: 1 S: 5	H: 0 LOB: 0 BB: 0 P: 5	R: 0 E: 0 K: 0 S: 4	H: 1 LOB: 1 BB: 0 P: 4	R: 0 E: 0 K: 0 S: 3	H: 0 LOB: 0 BB: 0 P: 3	R: 0 E: 0 K: 0 S: 4	H: 2 LOB: 1 BB: 0 P: 4	R: 1 E: 0 K: 1 S: 6	H: 1 LOB: 0 BB: 0 P: 6	R: 0 E: 0 K: 0 S: 3	H: 0 LOB: 1 BB: 1 P: 7	R: 0 E: 0 K: 0 S: 3	H: 0 LOB: 0 BB: 0 P: 3	R: 0 E: 0 K: 1 S: 6	H: 1 LOB: 3 BB: 2 P: 14		R: 0 E: 0 K: 0 S: 3	H: 0 LOB: 0 BB: 0 P: 3	1B: 3 2B: 1 3B: 0 HR: 1	SF: 0 SAC: 0 DP: 1 HBP: 0	WP: 0 PB: 0 SB: 0 CS: 0	PA: 34		
PITCHER	IP	WLS	BF	H	R	ER	SO	BB	IBB	HBP	BLK	WP	HR	S	P	ERA	WHIP								
Tom Underwood, L ERA: 4.2 (1, 1)	9.0	W	34	5	1	1	3	3	0	0	0	0	1	37	49	1.00	0.889								



Batter	1	2	3	4	5	6	7	8	9	AB	R	H	RBI	BB	SO	LOB	TOP			
Dave Cash, R OBP: 0.356, SLG: 0.374 (1, 4)										4	0	1	0	1	0	2	Philadelphia Phillies @ St. Louis Cardinals Busch Stadium, St. Louis, MO Thu Jun 03 1976, 7:05 PM CDT Att: 15,832 - Unknown			
Larry Bowa, S OBP: 0.343, SLG: 0.344 (1, 6)										4	0	0	0	1	0	3				
Mike Schmidt, R OBP: 0.418, SLG: 0.648 Terry Harmon, R OBP: 0.333, SLG: 0.200 (1, 5) (6, 5)										4	0	0	0	0	2	3				
Greg Luzinski, R OBP: 0.339, SLG: 0.484 (1, 7)										3	1	0	0	1	2	2				
Jay Johnstone, L OBP: 0.391, SLG: 0.523 (1, 9)										4	0	1	0	0	1	3				
Gary Maddox, R OBP: 0.372, SLG: 0.455 Jerry Martin, R OBP: 0.348, SLG: 0.348 (1, 8) (6, 8)										3	0	1	0	0	1	1				
Dick Allen, R OBP: 0.396, SLG: 0.488 (1, 3)										3	0	1	1	1	1	2				
Bob Boone, R OBP: 0.420, SLG: 0.455 Gene Garber, R OBP: 0.333, SLG: 0.333 Tom Hutton, L OBP: 0.395, SLG: 0.233 Ron Reed, R OBP: 0.333, SLG: 0.333 (1, 2) (7, 1) (8, PH) (8, 1)										2	0	1	0	1	0	1				
Larry Christenson, R OBP: 0.266, SLG: 0.316 Ron Schueler, R OBP: 0.345, SLG: 0.459 Bobby Tolan, L OBP: 0.345, SLG: 0.459 Wayne Twitchell, R OBP: 0.350, SLG: 0.500 (1, 1) (3, 1) (4, PH) (4, 1) (7, PH) (7, 2)										1	0	0	0	0	1	0				
Inning Stats	R: 0 E: 0 K: 0 S: 4	H: 1 LOB: 2 BB: 1 P: 8	R: 0 E: 0 K: 0 S: 2	H: 0 LOB: 0 BB: 1 P: 6	R: 0 E: 0 K: 3 S: 9	H: 0 LOB: 2 BB: 2 P: 17	R: 0 E: 0 K: 1 S: 6	H: 1 LOB: 2 BB: 1 P: 10	R: 0 E: 0 K: 2 S: 3	H: 1 LOB: 1 BB: 0 P: 8	R: 0 E: 0 K: 0 S: 4	H: 2 LOB: 1 BB: 0 P: 4	R: 1 E: 1 K: 2 S: 10	H: 2 LOB: 2 BB: 0 P: 10	R: 0 E: 0 K: 0 S: 3	H: 0 LOB: 0 BB: 0 P: 3		1B: 6 2B: 1 3B: 0 HR: 0	SF: 0 SAC: 0 DP: 2 HBP: 0	WP: 0 PB: 1 SB: 1 CS: 0
PITCHER	IP WLS BF H R ER SO BB IBB HBP BLK WP HR S P ERA WHIP	IP WLS BF H R ER SO BB IBB HBP BLK WP HR S P ERA WHIP																		
Bob Forsch, R ERA: 3.75 Bill Greif, R ERA: 6.28 (1, 1) (9, 1)	8.0 W 35 7 1 0 8 5 0 0 0 0 0 0 46 66 0.00 1.500	1.0 3 0 0 0 0 0 0 0 0 0 0 0 0 3 3 0.00 0.000																		

Batter	1	2	3	4	5	6	7	8	9	AB	R	H	RBI	BB	SO	LOB	BOTTOM				
Lou Brock, L OBP: 0.297, SLG: 0.314 (1, 7)										5	1	1	0	0	0	4	Philadelphia Phillies @ St. Louis Cardinals Busch Stadium, St. Louis, MO Thu Jun 03 1976, 7:05 PM CDT Att: 15,832 - Unknown				
Don Kessinger, S OBP: 0.311, SLG: 0.323 (1, 6)										5	1	3	1	0	1	2					
Bake McBride, L OBP: 0.426, SLG: 0.452 (1, 8)										5	0	1	1	0	1	3					
Ted Simmons, S OBP: 0.345, SLG: 0.369 (1, 2)										3	0	0	0	2	0	3					
Willie Crawford, L OBP: 0.377, SLG: 0.500 (1, 9)										4	2	1	1	0	0	4					
Ron Fairly, L OBP: 0.453, SLG: 0.390 (1, 3)										3	0	1	1	1	0	1					
Hector Cruz, R OBP: 0.226, SLG: 0.343 (1, 5)										3	1	1	0	1	1	2					
Mike Tyson, R OBP: 0.267, SLG: 0.366 (1, 4)										4	1	3	2	0	0	0					
Bob Forsch, R OBP: 0.222, SLG: 0.235 Bill Greif, R ERA: 3.15 (1, 1) (9, 1)										3	1	1	1	0	1	4					
Inning Stats	R: 1 E: 0 K: 0 S: 5	H: 2 LOB: 1 BB: 0 P: 5	R: 2 E: 0 K: 0 S: 5	H: 2 LOB: 0 BB: 0 P: 5	R: 2 E: 2 K: 1 S: 7	H: 2 LOB: 1 BB: 1 P: 11	R: 1 E: 1 K: 1 S: 8	H: 2 LOB: 2 BB: 0 P: 8	R: 1 E: 0 K: 1 S: 7	H: 2 LOB: 1 BB: 0 P: 7	R: 0 E: 0 K: 1 S: 6	H: 1 LOB: 2 BB: 1 P: 10	R: 0 E: 0 K: 0 S: 3	H: 1 LOB: 2 BB: 2 P: 11	R: 0 E: 0 K: 0 S: 3	H: 0 LOB: 0 BB: 0 P: 3		1B: 9 2B: 2 3B: 1 HR: 0	SF: 0 SAC: 1 DP: 1 HBP: 0	WP: 3 PB: 0 SB: 0 CS: 0	PA: 40
PITCHER	IP WLS BF H R ER SO BB IBB HBP BLK WP HR S P ERA WHIP	IP WLS BF H R ER SO BB IBB HBP BLK WP HR S P ERA WHIP																			
Larry Christenson, R ERA: 2.84 Ron Schueler, R ERA: 8.1 Wayne Twitchell, R ERA: 3.12 Gene Garber, R ERA: 3.45 Ron Reed, R ERA: 3.15 (1, 1) (3, 1) (4, 1) (7, 1) (8, 1)	2.2 L 15 1 0 0 1 0 0 0 0 0 0 3 3 0.00 0.000	0.1 1 0 0 0 1 0 0 0 0 0 0 0 3 3 0.00 0.000	3.0 16 5 2 1 3 1 0 0 0 2 0 21 25 3.00 2.000	1.0 5 1 0 0 0 2 0 0 0 0 1 0 3 11 0.00 3.000	1.0 3 0 0 0 0 0 0 0 0 0 0 0 3 3 0.00 0.000																

Batter	1	2	3	4	5	6	7	8	9	AB	R	H	RBI	BB	SO	LOB	TOP					
Dave Cash, R OBP: 0.357, SLG: 0.372 (1, 4)	G1		6-3		FC1-6 1B		F9		BB 4-0 BB	4	0	1	0	1	0	0	Philadelphia Phillies @ San Francisco Giants Candlestick Park, San Francisco, CA Fri Jun 04 1976, 10:05 PM EDT Att: 7,374 - Unknown					
Larry Bowa, S OBP: 0.339, SLG: 0.335 (1, 6)	F9		FC2-6 BB		FC1-6 1B E		F7		FC5 2-3f	4	1	0	0	1	0	3						
Mike Schmidt, R OBP: 0.420, SLG: 0.650 (1, 5)			FC2-6 HBP 1-2f		FC5-4 1B 1-2				E3	4	0	2	0	0	0	1						
Greg Luzinski, R OBP: 0.337, SLG: 0.474 (1, 7)	F9		HBP 1-2		FC5-4 2H 1-2				F8	3	0	0	0	0	0	3						
Jay Johnstone, L OBP: 0.386, SLG: 0.513 (1, 9)			F9		3-1				F9	4	0	1	0	0	0	4						
Gary Maddox, R OBP: 0.369, SLG: 0.449 (1, 8)									F9	4	0	1	0	0	1	1						
Bobby Tolan, L OBP: 0.323, SLG: 0.472 (1, 3)										4	0	2	0	0	1	2						
Bob Boone, R OBP: 0.408, SLG: 0.440 (1, 2)									FC5 2B	4	0	0	0	0	1	4						
Jim Lonborg, R OBP: 0.288, SLG: 0.240 (1, 1)									F9	2	0	0	0	0	0	3						
Tim McCarver, L OBP: 0.457, SLG: 0.464 (7, PH)									F7	1	0	0	0	0	0	0						
Ron Schueler, R OBP: 0.385, SLG: 0.226 (9, PH)										1	0	0	0	0	0	1						
Inning Stats	R: 0 E: 0 K: 0 S: 4	H: 1 LOB: 1 BB: 0 P: 4	R: 0 E: 0 K: 2 S: 9	H: 2 LOB: 0 BB: 0 P: 9	R: 0 E: 0 K: 1 S: 3	H: 0 LOB: 2 BB: 1 P: 8	R: 0 E: 0 K: 1 S: 6	H: 1 LOB: 1 BB: 0 P: 6	R: 1 E: 1 K: 0 S: 5	H: 2 LOB: 1 BB: 0 P: 5	R: 0 E: 0 K: 0 S: 3	H: 0 LOB: 0 BB: 0 P: 3	R: 0 E: 0 K: 0 S: 3	H: 0 LOB: 1 BB: 0 P: 3	R: 0 E: 1 K: 0 S: 4	H: 0 LOB: 1 BB: 0 P: 4	R: 0 E: 0 K: 0 S: 4	H: 1 LOB: 2 BB: 1 P: 8	1B: 5 2B: 2 3B: 0 HR: 0	SF: 0 SAC: 0 DP: 0 HBP: 1	WP: 0 PB: 0 SB: 0 CS: 0	PA: 38
PITCHER Jim Barr, R ERA: 2.99 (1, 1)	IP: 9.0 WLS: W BF: 38 H: 7 R: 1 ER: 0 SO: 3 BB: 2 IBB: 0 HBP: 1 BLK: 0 WP: 0 HR: 0 S: 41 P: 50 ERA: 0.00 WHIP: 1.000															PITCHER						

AB	35
R	1
H	7
RBI	0
BB	2
SO	3
LOB	22



Batter	1	2	3	4	5	6	7	8	9	AB	R	H	RBI	BB	SO	LOB	BOTTOM					
Larry Herndon, R OBP: 0.404, SLG: 0.448 (1, 8)	SH3-4 SF8 2B				FC4-6 S 1-2f				6-3	4	1	1	0	0	0	1	Philadelphia Phillies @ San Francisco Giants Candlestick Park, San Francisco, CA Fri Jun 04 1976, 10:05 PM EDT Att: 7,374 - Unknown					
Derrel Thomas, S OBP: 0.313, SLG: 0.307 (1, 4)	SH3-4 2-3	F9		5-3 1-2					S 1B	3	0	1	0	0	0	1						
Bobby Murcer, L OBP: 0.362, SLG: 0.361 (1, 9)	SF8 3H								F7	3	0	1	1	0	1	1						
Gary Matthews, R OBP: 0.330, SLG: 0.374 (1, 7)	1B 1B			F9					K 1-2	4	1	1	0	0	2	2						
Willie Montanez, L OBP: 0.362, SLG: 0.435 (1, 3)	1B 2B								6-3	2	1	1	0	0	1	1						
Steve Ontiveros, S OBP: 0.265, SLG: 0.209 (4, 3)	1B 2B								3B 2B	2	1	1	0	0	0	1						
Chris Speier, R OBP: 0.356, SLG: 0.354 (1, 6)	1B 2B								5-3	3	1	2	2	0	0	0						
Ken Reitz, R OBP: 0.311, SLG: 0.345 (1, 5)	2B 1B								F8	4	0	1	0	0	0	3						
Dave Rader, L OBP: 0.292, SLG: 0.340 (1, 2)									1-3	4	0	2	2	0	0	0						
Jim Barr, R OBP: 0.250, SLG: 0.100 (1, 1)									6-3	3	0	0	0	0	0	1						
Inning Stats	R: 4 E: 0 K: 0 S: 8	H: 6 LOB: 2 BB: 0 P: 8	R: 0 E: 0 K: 0 S: 3	H: 0 LOB: 0 BB: 0 P: 3	R: 0 E: 0 K: 1 S: 6	H: 1 LOB: 2 BB: 0 P: 7	R: 0 E: 0 K: 0 S: 4	H: 1 LOB: 1 BB: 0 P: 4	R: 1 E: 0 K: 2 S: 9	H: 2 LOB: 1 BB: 0 P: 9	R: 0 E: 0 K: 0 S: 3	H: 0 LOB: 0 BB: 0 P: 3	R: 0 E: 0 K: 1 S: 6	H: 1 LOB: 1 BB: 0 P: 6	R: 0 E: 0 K: 0 S: 3	H: 0 LOB: 0 BB: 0 P: 3	R: 0 E: 0 K: 0 S: 3	H: 0 LOB: 0 BB: 0 P: 3	1B: 5 2B: 5 3B: 1 HR: 0	SF: 1 SAC: 1 DP: 0 HBP: 1	WP: 0 PB: 0 SB: 0 CS: 0	PA: 35
PITCHER Jim Lonborg, R ERA: 2.63 (1, 1)	IP: 6.0 WLS: L BF: 28 H: 10 R: 5 ER: 5 SO: 3 BB: 0 IBB: 0 HBP: 1 BLK: 0 WP: 0 HR: 0 S: 33 P: 34 ERA: 7.50 WHIP: 1.667															PITCHER						
Ron Schueler, R ERA: 6.23 (7, 1)	IP: 2.0 WLS: 7 BF: 1 H: 1 R: 0 ER: 0 SO: 1 BB: 0 IBB: 0 HBP: 0 BLK: 0 WP: 0 HR: 0 S: 9 P: 9 ERA: 0.00 WHIP: 0.500															PITCHER						



Batter	1	2	3	4	5	6	7	8	9	AB	R	H	RBI	BB	SO	LOB	TOP								
Dave Cash, R OBP: 0.354, SLG: 0.368 (1, 4)										5	0	0	0	0	0	4	Philadelphia Phillies @ San Francisco Giants Candlestick Park, San Francisco, CA Sun Jun 06 1976, 6:33 AM EDT Att: 30,218 - Unknown								
Larry Bowa, S OBP: 0.333, SLG: 0.326 (1, 6)										5	0	0	0	0	1	5									
Mike Schmidt, R OBP: 0.411, SLG: 0.634 (1, 5)										5	1	1	0	0	2	0									
Greg Luzinski, R OBP: 0.339, SLG: 0.475 Jerry Martin, R OBP: 0.346, SLG: 0.417 (8, PR) (8, 8)										3	1	1	0	1	2	0									
Dick Allen, R OBP: 0.404, SLG: 0.483 Tom Hutton, L OBP: 0.366, SLG: 0.212 (1, 3) (8, 3)										3	1	1	1	1	1	1									
Jay Johnstone, L OBP: 0.376, SLG: 0.492 (1, 9)										5	2	2	1	0	0	2									
Bobby Tolan, L OBP: 0.327, SLG: 0.469 (8, 7)										3	2	1	0	1	0	0									
Bob Boone, R OBP: 0.411, SLG: 0.438 (1, 2)										3	1	1	2	1	1	0									
Jim Kaat, L OBP: 0.269, SLG: 0.458 (1, 1)										4	0	3	3	0	0	0									
Inning Stats	R: 0 E: 0 K: 1 S: 5	H: 0 LOB: 0 BB: 0 P: 5	R: 0 E: 0 K: 2 S: 7	H: 0 LOB: 0 BB: 0 P: 7	R: 0 E: 0 K: 0 S: 4	H: 1 LOB: 0 BB: 0 P: 4	R: 0 E: 0 K: 2 S: 7	H: 0 LOB: 0 BB: 0 P: 7	R: 0 E: 0 K: 0 S: 2	H: 0 LOB: 0 BB: 1 P: 6	R: 0 E: 0 K: 1 S: 5	H: 0 LOB: 0 BB: 0 P: 5	R: 5 E: 1 K: 0 S: 7	H: 4 LOB: 2 BB: 3 P: 19	R: 4 E: 1 K: 1 S: 11	H: 5 LOB: 3 BB: 0 P: 11		R: 0 E: 0 K: 1 S: 6	H: 1 LOB: 1 BB: 0 P: 6	1B: 6 2B: 5 3B: 0 HR: 0	SF: 0 SAC: 0 DP: 1 HBP: 0	WP: 0 PB: 0 SB: 0 CS: 0	PA: 42		
PITCHER	IP	WLS	BF	H	R	ER	SO	BB	IBB	HBP	BLK	WP	HR	S	P	ERA	WHIP								
John Montefusco, R ERA: 2.92 (1, 1)	6.1	L	26	4	5	4	6	3	1	0	0	0	0	34	50	5.68	1.105								
Gary Lavelle, L ERA: 1.95 (7, 1)	0.2		3	1	0	0	0	0	0	0	0	0	0	3	3	0.00	1.500								
Dave Heaverlo, R ERA: 4.32 (8, 1)	0.2		6	4	4	3	0	0	0	0	0	0	0	6	6	40.50	6.000								
Mike Caldwell, L ERA: 4.69 (8, 1)	1.1		7	2	0	0	2	0	0	0	0	0	0	11	11	0.00	1.500								

Batter	1	2	3	4	5	6	7	8	9	AB	R	H	RBI	BB	SO	LOB	BOTTOM								
Larry Herndon, R OBP: 0.402, SLG: 0.453 (1, 8)										4	1	2	0	0	0	0	Philadelphia Phillies @ San Francisco Giants Candlestick Park, San Francisco, CA Sun Jun 06 1976, 6:33 AM EDT Att: 30,218 - Unknown								
Derrel Thomas, S OBP: 0.306, SLG: 0.300 (1, 4)										4	0	0	0	0	2										
Gary Matthews, R OBP: 0.328, SLG: 0.384 (1, 7)										4	0	1	1	0	0	1									
Chris Speier, R OBP: 0.349, SLG: 0.347 (1, 6)										4	0	0	0	0	2	2									
Willie Montanez, L OBP: 0.358, SLG: 0.428 (1, 3)										4	0	0	0	0	0	0									
Ken Reitz, R OBP: 0.318, SLG: 0.365 (1, 5)										4	0	1	0	0	0	0									
Gary Thomasson, L OBP: 0.462, SLG: 0.636 (1, 9)										4	1	3	0	0	0	0									
Marc Hill, R OBP: 0.213, SLG: 0.339 (1, 2)										3	1	1	2	0	0	3									
John Montefusco, R OBP: 0.250, SLG: 0.241 Gary Lavelle, S OBP: 0.200, SLG: 0.200 Chris Arnold, R OBP: 0.243, SLG: 0.235 Dave Heaverlo, R OBP: 0.367, SLG: 0.167 (1, 1) (7, 1) (7, PH) (8, 1) (8, 1)										2	0	1	0	0	0	0									
Inning Stats	R: 0 E: 0 K: 1 S: 6	H: 1 LOB: 1 BB: 0 P: 6	R: 0 E: 0 K: 0 S: 4	H: 2 LOB: 1 BB: 0 P: 4	R: 1 E: 0 K: 1 S: 7	H: 2 LOB: 1 BB: 0 P: 7	R: 0 E: 0 K: 0 S: 4	H: 1 LOB: 1 BB: 0 P: 4	R: 0 E: 0 K: 0 S: 3	H: 1 LOB: 0 BB: 0 P: 3	R: 0 E: 0 K: 0 S: 3	H: 0 LOB: 0 BB: 0 P: 3	R: 2 E: 0 K: 0 S: 5	H: 2 LOB: 2 BB: 0 P: 5	R: 0 E: 0 K: 0 S: 3	H: 0 LOB: 0 BB: 0 P: 3		R: 0 E: 0 K: 0 S: 3	H: 0 LOB: 0 BB: 0 P: 3	1B: 7 2B: 0 3B: 1 HR: 1	SF: 0 SAC: 0 DP: 1 HBP: 0	WP: 1 PB: 0 SB: 0 CS: 0	PA: 34		
PITCHER	IP	WLS	BF	H	R	ER	SO	BB	IBB	HBP	BLK	WP	HR	S	P	ERA	WHIP								
Jim Kaat, L ERA: 3.5 (1, 1)	9.0	W	34	9	3	3	2	0	0	0	0	1	1	38	38	3.00	1.000								

Batter	1	2	3	4	5	6	7	8	9	AB	R	H	RBI	BB	SO	LOB	TOP										
Dave Cash, R OBP: 0.355, SLG: 0.366 (1, 4)										4	1	1	0	1	0	4	Philadelphia Phillies @ Los Angeles Dodgers Dodger Stadium, Los Angeles, CA Mon Jun 07 1976, 7:05 PM PDT Att: 30,627 - Unknown										
Larry Bowa, S OBP: 0.335, SLG: 0.324 (1, 6)										4	1	1	1	1	0	4											
Mike Schmidt, R OBP: 0.413, SLG: 0.634 (1, 5)										3	1	1	2	1	2	0											
Greg Luzinski, R OBP: 0.335, SLG: 0.488 Jerry Martin, R OBP: 0.346, SLG: 0.417 (9, 8)										4	1	1	3	0	1	3											
Dick Allen, R OBP: 0.394, SLG: 0.500 Tom Hutton, L OBP: 0.366, SLG: 0.212 (1, 3)										5	1	1	1	0	1	0											
Jay Johnstone, L OBP: 0.372, SLG: 0.492 (1, 9)										4	1	1	0	0	0	0											
Bobby Tolan, L OBP: 0.324, SLG: 0.460 (1, 8)										4	0	1	1	0	0	0											
Bob Boone, R OBP: 0.426, SLG: 0.450 (1, 2)										3	1	3	0	1	0	0											
Ron Reed, R OBP: 0.375, SLG: 0.500 Gene Garber, R OBP: 0.500, SLG: 0.250 (6, 1)										2	1	1	0	0	0	2											
Inning Stats	R: 4 E: 0 K: 0 S: 7	H: 4 LOB: 0 BB: 0 P: 7	R: 0 E: 0 K: 0 S: 4	H: 1 LOB: 0 BB: 0 P: 4	R: 0 E: 0 K: 2 S: 7	H: 0 LOB: 0 BB: 0 P: 7	R: 1 E: 0 K: 0 S: 6	H: 3 LOB: 2 BB: 0 P: 6	R: 0 E: 0 K: 2 S: 5	H: 2 LOB: 3 BB: 3 P: 17	R: 0 E: 0 K: 0 S: 3	H: 0 LOB: 0 BB: 0 P: 3	R: 0 E: 0 K: 0 S: 3	H: 1 LOB: 0 BB: 0 P: 3	R: 1 E: 0 K: 0 S: 3	H: 0 LOB: 0 BB: 1 P: 7		1B: 6 2B: 3 3B: 0 HR: 2	SF: 1 SAC: 2 DP: 1 HBP: 0	WP: 0 PB: 0 SB: 1 CS: 0	PA: 41						
PITCHER	IP	WLS	BF	H	R	ER	SO	BB	IBB	HBP	BLK	WP	HR	S	P	ERA	WHIP										
Rick Rhoden, R ERA: 3.5 (1, 1)	3.0		17	8	5	5	2	0	0	0	0	0	2	21	21	15.00	2.667										
Charlie Hough, R ERA: 2.42 (4, 1)	4.0	L	17	2	2	2	2	3	0	0	0	0	0	18	30	4.50	1.250										
Mike Marshall, R ERA: 4.12 (8, 1)	2.0		7	1	1	1	0	1	0	0	0	0	0	6	10	4.50	1.000										

Batter	1	2	3	4	5	6	7	8	9	AB	R	H	RBI	BB	SO	LOB	BOTTOM										
Davey Lopes, R OBP: 0.308, SLG: 0.336 (1, 4)										4	1	1	0	0	1	2	Philadelphia Phillies @ Los Angeles Dodgers Dodger Stadium, Los Angeles, CA Mon Jun 07 1976, 7:05 PM PDT Att: 30,627 - Unknown										
Bill Buckner, L OBP: 0.320, SLG: 0.415 (1, 7)										3	1	2	1	0	0	1											
Steve Garvey, R OBP: 0.347, SLG: 0.418 (1, 3)										4	1	1	0	0	0	1											
Ron Cey, R OBP: 0.431, SLG: 0.556 (1, 5)										4	1	2	4	0	0	0											
Joe Ferguson, R OBP: 0.324, SLG: 0.377 (1, 9)										4	1	0	0	0	1	1											
Dusty Baker Jr., R OBP: 0.318, SLG: 0.315 (1, 8)										4	0	1	0	0	1	1											
Steve Yeager, R OBP: 0.301, SLG: 0.427 (1, 2)										4	0	1	0	0	1	3											
Bill Russell, R OBP: 0.315, SLG: 0.408 Danny Walton, R OBP: 0.286, SLG: 0.200 (7, PH)										3	0	0	0	0	0	1											
Rick Rhoden, R OBP: 0.320, SLG: 0.360 Charlie Hough, R OBP: 0.333, SLG: 0.444 Ed Goodson, L OBP: 0.302, SLG: 0.378 Mike Marshall, R OBP: 0.316, SLG: 0.294 (9, PH)										1	0	1	0	0	0	0											
Inning Stats	R: 4 E: 1 K: 1 S: 10	H: 5 LOB: 1 BB: 0 P: 10	R: 0 E: 0 K: 0 S: 3	H: 1 LOB: 0 BB: 0 P: 3	R: 0 E: 0 K: 0 S: 3	H: 0 LOB: 0 BB: 0 P: 3	R: 0 E: 0 K: 0 S: 3	H: 0 LOB: 0 BB: 0 P: 3	R: 1 E: 0 K: 2 S: 8	H: 1 LOB: 1 BB: 0 P: 8	R: 0 E: 0 K: 1 S: 5	H: 0 LOB: 0 BB: 0 P: 5	R: 0 E: 0 K: 0 S: 3	H: 1 LOB: 0 BB: 0 P: 3	R: 1 E: 1 K: 0 S: 5	H: 1 LOB: 1 BB: 0 P: 5		1B: 7 2B: 2 3B: 0 HR: 1	SF: 2 SAC: 0 DP: 1 HBP: 0	WP: 0 PB: 0 SB: 0 CS: 1	PA: 36						
PITCHER	IP	WLS	BF	H	R	ER	SO	BB	IBB	HBP	BLK	WP	HR	S	P	ERA	WHIP										
Ron Reed, R ERA: 3.92 (1, 1)	5.0		22	8	5	5	1	0	0	0	0	0	1	24	24	9.00	1.600										
Gene Garber, R ERA: 2.86 (6, 1)	4.0	S	14	2	1	0	3	0	0	0	0	0	0	20	20	0.00	0.500										

Batter	1	2	3	4	5	6	7	8	9	AB	R	H	RBI	BB	SO	LOB	TOP								
Dave Cash, R OBP: 0.358, SLG: 0.368 Terry Harmon, R OBP: 0.400, SLG: 0.353 (6, PH) (6, 4)	5-3		6-3						L5-4 1B	4	0	2	1	0	0	0	Philadelphia Phillies @ Los Angeles Dodgers Dodger Stadium, Los Angeles, CA Tue Jun 08 1976, 7:05 PM PDT Att: 27,950 - Unknown								
Larry Bowa, S OBP: 0.330, SLG: 0.319 (1, 6)	F9		5-3						1B	6	0	1	1	0	0	5									
Mike Schmidt, R OBP: 0.416, SLG: 0.630 (1, 5)	FC5-4 1B		F7						L5-4 1B	6	1	3	1	0	0	2									
Greg Luzinski, R OBP: 0.335, SLG: 0.482 (1, 7)	FC5-4 1-2								F9	6	2	2	0	0	1	4									
Dick Allen, R OBP: 0.407, SLG: 0.505 Tom Hutton, L OBP: 0.357, SLG: 0.206 (1, 3) (6, 3)		L8								3	3	2	0	1	0	0									
Ollie Brown, R OBP: 0.440, SLG: 0.565 (1, 9)	F8									5	3	3	2	0	0	0									
Jerry Martin, R OBP: 0.355, SLG: 0.414 (1, 8)										5	2	2	2	0	0	3									
Bob Boone, R OBP: 0.425, SLG: 0.456 (1, 2)										5	1	2	3	0	0	3									
Larry Christenson, R OBP: 0.208, SLG: 0.304 Bobby Tolan, L OBP: 0.330, SLG: 0.460 Tug McGraw, R (9, PH) (9, 1)	FC6-4 1-2								1B HBP	4	1	1	2	0	1	4									
Inning Stats	R: 0 E: 0 K: 0 S: 4	H: 1 LOB: 1 BB: 0 P: 4	R: 1 E: 0 K: 0 S: 5	H: 2 LOB: 1 BB: 0 P: 5	R: 0 E: 0 K: 0 S: 3	H: 0 LOB: 0 BB: 0 P: 3	R: 4 E: 1 K: 1 S: 10	H: 4 LOB: 1 BB: 0 P: 10	R: 6 E: 0 K: 0 S: 12	H: 7 LOB: 2 BB: 1 P: 16	R: 2 E: 0 K: 0 S: 7	H: 4 LOB: 2 BB: 0 P: 7	R: 0 E: 0 K: 0 S: 3	H: 0 LOB: 0 BB: 0 P: 3	R: 0 E: 0 K: 0 S: 3	H: 0 LOB: 0 BB: 0 P: 3	R: 1 E: 0 K: 0 S: 4	H: 2 LOB: 1 BB: 0 P: 5	1B: 17 2B: 4 3B: 0 HR: 0	SF: 0 SAC: 0 DP: 1 HBP: 1	WP: 0 PB: 0 SB: 1 CS: 0	PA: 49			
PITCHER	IP	WLS	BF	H	R	ER	SO	BB	IBB	HBP	BLK	WP	HR	S	P	ERA	WHIP								
Tommy John, L ERA: 3.44 Al Downing, L ERA: 7.71 Stan Wall, L ERA: 4.57	(1, 1) (5, 1) (5, 1)	4.0 0.1 4.2	20 8 21	7 6 7	5 6 3	3 6 3	1 0 1	0 1 0	0 0 0	0 0 1	0 0 0	0 0 0	0 0 0	0 7 22	22 11 23	6.75 162.00 5.79	1.750 21.000 1.500								

AB	47
R	14
H	20
RBI	13
BB	1
SO	2
LOB	21



Batter	1	2	3	4	5	6	7	8	9	AB	R	H	RBI	BB	SO	LOB	BOTTOM								
Davey Lopes, R OBP: 0.316, SLG: 0.333 Ted Sizemore, R OBP: 0.276, SLG: 0.261 (1, 4) (7, 4)	S 1B BB								P4	1	1	0	0	2	0	0	Philadelphia Phillies @ Los Angeles Dodgers Dodger Stadium, Los Angeles, CA Tue Jun 08 1976, 7:05 PM PDT Att: 27,950 - Unknown								
Bill Buckner, L OBP: 0.315, SLG: 0.408 (1, 7)	F8								F9	4	0	0	0	0	2										
Steve Garvey, R OBP: 0.350, SLG: 0.417 (1, 3)	CS 1B								FC1-6 BB	3	0	1	1	1	0	1									
Ron Cey, R OBP: 0.434, SLG: 0.563 Rick Auerbach, R OBP: 0.190, SLG: 0.105 (1, 5) (7, 5)	1B								FC1-6 1-2	3	1	2	0	0	0	0									
Joe Ferguson, R OBP: 0.317, SLG: 0.368 Joe Simpson, L OBP: 0.091, SLG: 0.091 (1, 9) (9, 9)	F7								F3	4	0	0	0	0	0	3									
Dusty Baker Jr., R OBP: 0.326, SLG: 0.323 (1, 8)										4	0	3	0	0	0	0									
Steve Yeager, R OBP: 0.300, SLG: 0.422 (1, 2)	FC5-4 G6-4-3 1-2								F9	4	0	1	1	0	0	3									
Bill Russell, R OBP: 0.313, SLG: 0.404 (1, 6)	G6-4-3 1-2								F8	4	0	1	0	0	0	3									
Tommy John, R OBP: 0.143, SLG: 0.100 Ed Goodson, L OBP: 0.299, SLG: 0.368 Al Downing, R Stan Wall, L Danny Walton, R OBP: 0.250, SLG: 0.167 (1, 1) (4, PH) (5, 1) (5, 1) (9, PH)	F9								FC5-4 1-2	1	0	0	0	0	0	0									
Inning Stats	R: 1 E: 0 K: 0 S: 4	H: 2 LOB: 1 BB: 1 P: 8	R: 0 E: 0 K: 0 S: 3	H: 1 LOB: 0 BB: 0 P: 3	R: 0 E: 0 K: 0 S: 3	H: 0 LOB: 1 BB: 1 P: 7	R: 1 E: 0 K: 0 S: 6	H: 3 LOB: 2 BB: 0 P: 6	R: 0 E: 0 K: 0 S: 3	H: 0 LOB: 0 BB: 0 P: 3	R: 0 E: 0 K: 0 S: 3	H: 0 LOB: 0 BB: 0 P: 3	R: 0 E: 0 K: 1 S: 6	H: 1 LOB: 1 BB: 0 P: 6	R: 0 E: 0 K: 0 S: 3	H: 0 LOB: 1 BB: 1 P: 7	R: 0 E: 0 K: 0 S: 4	H: 1 LOB: 1 BB: 0 P: 4	1B: 7 2B: 1 3B: 0 HR: 0	SF: 0 SAC: 0 DP: 1 HBP: 0	WP: 0 PB: 0 SB: 2 CS: 1	PA: 36			
PITCHER	IP	WLS	BF	H	R	ER	SO	BB	IBB	HBP	BLK	WP	HR	S	P	ERA	WHIP								
Larry Christenson, R Tug McGraw, L	(1, 1) (9, 1)	8.0 1.0	32 4	7 1	2 0	2 0	2 0	0 0	0 0	0 0	0 0	0 0	0 4	31 4	43 4	2.25 0.00	1.250 1.000								

AB	33
R	2
H	8
RBI	2
BB	3
SO	1
LOB	18



Batter	1	2	3	4	5	6	7	8	9	AB	R	H	RBI	BB	SO	LOB	TOP
Dave Cash, R (1,4) OBP: 0.356, SLG: 0.363	F9			F9			F8		BB 1B BB	3	1	0	0	1	0	0	Philadelphia Phillies @ Los Angeles Dodgers Dodger Stadium, Los Angeles, CA Wed Jun 09 1976, 7:05 PM PDT Att: 27,794 - Unknown
Larry Bowa, S (1,6) OBP: 0.330, SLG: 0.319	F7			K					BB 1B BB	3	0	1	0	0	1	0	
Ollie Brown, R (9, PH) OBP: 0.447, SLG: 0.565	F7			K			G6-4-3 1B		BB 1B BB	0	0	0	0	0	1	0	
Mike Schmidt, R (1,5) OBP: 0.413, SLG: 0.622	F3			F7			G6-4-3		BB 1B	4	0	1	2	0	0	1	
Greg Luzinski, R (1,7) OBP: 0.338, SLG: 0.480									BB 1B BB	3	0	1	0	1	1	0	
Jerry Martin, R (9, PR) OBP: 0.355, SLG: 0.414									BB 1B BB	0	0	0	0	0	0	0	
Dick Allen, R (1,3) OBP: 0.393, SLG: 0.485	G6-4-3								BB 1B BB	4	0	0	0	0	0	4	
Jay Johnstone, L (1,9) OBP: 0.365, SLG: 0.481	F7									3	0	0	0	0	0	0	
Bobby Tolan, L (1,8) OBP: 0.321, SLG: 0.447				3-1			F8		L9	3	0	0	0	0	0	0	
Bob Boone, R (1,2) OBP: 0.417, SLG: 0.446				K			F9		F7	3	0	0	0	0	1	0	
Jim Lonborg, R (1,1) OBP: 0.267, SLG: 0.222				5-3			F9			2	0	0	0	0	0	0	
Tim McCarver, L (9, PH) OBP: 0.450, SLG: 0.485									BB 1B 2B	1	1	1	0	0	0	0	
Inning Stats	R: 0 E: 0 K: 0 S: 3	H: 0 LOB: 0 BB: 0 P: 3	R: 0 E: 0 K: 0 S: 3	H: 1 LOB: 0 BB: 0 P: 3	R: 0 E: 0 K: 1 S: 5	H: 0 LOB: 0 BB: 0 P: 5	R: 0 E: 0 K: 1 S: 5	H: 0 LOB: 0 BB: 0 P: 5	R: 0 E: 0 K: 0 S: 3	H: 0 LOB: 0 BB: 0 P: 3	R: 0 E: 0 K: 0 S: 3	H: 0 LOB: 0 BB: 0 P: 3	R: 2 E: 0 K: 0 S: 5	H: 2 LOB: 3 BB: 3 P: 17	1B: 3 2B: 1 3B: 0 HR: 0	SF: 0 SAC: 0 DP: 2 HBP: 0	WP: 0 PA: 32 PB: 0 SB: 0 CS: 0
PITCHER	IP WLS BF H R ER SO BB IBB HBP BLK WP HR S P ERA WHIP																
Burt Hooton, R (1,1) ERA: 4.31	8.2 W 30 4 2 2 3 2 0 0 0 0 0 0 34 42 2.08 0.692																
Charlie Hough, R (9,1) ERA: 2.4	0.1 S 2 0 0 0 0 1 0 0 0 0 0 0 1 5 0.00 3.000																

Batter	1	2	3	4	5	6	7	8	9	AB	R	H	RBI	BB	SO	LOB	BOTTOM		
Davey Lopes, R (1,4) OBP: 0.328, SLG: 0.341	1-3			E 6-3 1B						3	1	2	1	1	0	0	Philadelphia Phillies @ Los Angeles Dodgers Dodger Stadium, Los Angeles, CA Wed Jun 09 1976, 7:05 PM PDT Att: 27,794 - Unknown		
Bill Buckner, L (1,7) OBP: 0.314, SLG: 0.409				F7						4	0	1	0	0	0	4			
Steve Garvey, R (1,3) OBP: 0.348, SLG: 0.414				6-3						4	0	1	0	0	1	2			
Ron Cey, R (1,5) OBP: 0.427, SLG: 0.552				E6						4	0	0	0	0	1	2			
Joe Ferguson, R (1,9) OBP: 0.311, SLG: 0.359				6-3						4	0	0	0	0	3	2			
Dusty Baker Jr., R (1,8) OBP: 0.329, SLG: 0.327										4	0	2	0	0	0	0			
Steve Yeager, R (1,2) OBP: 0.305, SLG: 0.427										3	1	1	0	0	0	3			
Bill Russell, R (1,6) OBP: 0.324, SLG: 0.424										4	1	3	1	0	0	1			
Burt Hooton, R (1,1) OBP: 0.292, SLG: 0.238										3	0	0	0	0	2	4			
Charlie Hough, R (9,1) OBP: 0.333, SLG: 0.444										0	0	0	0	0	0	0			
Inning Stats	R: 0 E: 0 K: 2 S: 8	H: 1 LOB: 1 BB: 0 P: 8	R: 0 E: 0 K: 1 S: 7	H: 2 LOB: 2 BB: 0 P: 7	R: 1 E: 1 K: 1 S: 7	H: 1 LOB: 1 BB: 0 P: 7	R: 1 E: 0 K: 1 S: 7	H: 2 LOB: 2 BB: 1 P: 11	R: 0 E: 0 K: 1 S: 7	H: 2 LOB: 2 BB: 0 P: 7	R: 1 E: 0 K: 0 S: 4	H: 2 LOB: 0 BB: 0 P: 4	R: 0 E: 0 K: 1 S: 5	H: 0 LOB: 0 BB: 0 P: 5	R: 0 E: 0 K: 0 S: 3	H: 0 LOB: 1 BB: 0 P: 4	1B: 7 2B: 2 3B: 1 HR: 0	SF: 0 SAC: 1 DP: 1 HBP: 1	WP: 0 PA: 36 PB: 0 SB: 0 CS: 0
PITCHER	IP WLS BF H R ER SO BB IBB HBP BLK WP HR S P ERA WHIP																		
Jim Lonborg, R (1,1) ERA: 2.59	8.0 L 36 10 3 2 7 1 0 0 1 0 0 0 48 53 2.25 1.375																		

Batter	1	2	3	4	5	6	7	8	9	AB	R	H	RBI	BB	SO	LOB	TOP		
Garry Maddox, R OBP: 0.374, SLG: 0.444 (1, 8)	F8			L5		6-3		2B		4	1	1	1	0	0	1	Philadelphia Phillies @ San Diego Padres San Diego Stadium, San Diego, CA Fri Jun 11 1976, 10:05 PM EDT Att: 15,754 - Unknown livebaseballscorecards.com		
Larry Bowa, S OBP: 0.323, SLG: 0.312 (1, 6)	F9			3-1			4-3	K		4	0	0	0	0	1	2			
Mike Schmidt, R OBP: 0.416, SLG: 0.632 (1, 5)	CS			F7			E S	BB		3	0	2	2	1	0	0			
Greg Luzinski, R OBP: 0.335, SLG: 0.470 Jerry Martin, R OBP: 0.394, SLG: 0.419 (1, 7) (9, 7)	CS	F8		4-3			K		K	4	0	0	0	0	2	1			
Dick Allen, R OBP: 0.402, SLG: 0.505 Tom Hutton, L OBP: 0.357, SLG: 0.206 (1, 3) (9, 3)		F8		6-3			F7		F8	4	0	0	0	0	0	1			
Jay Johnstone, L OBP: 0.388, SLG: 0.500 (1, 9)		F8		F8				HR	CS	3	1	1	1	1	0	0			
Bob Boone, R OBP: 0.423, SLG: 0.465 (1, 2)			L7						CS	3	1	2	0	0	0	0			
Terry Harmon, R OBP: 0.435, SLG: 0.400 Tim McCarver, L OBP: 0.467, SLG: 0.457 Tom Underwood, R OBP: 0.222, SLG: 0.222 (1, 4) (8, PH) (8, 1)							K			2	0	1	0	0	1	1			
Jim Kaat, L OBP: 0.250, SLG: 0.423 Dave Cash, R OBP: 0.361, SLG: 0.362 (1, 1) (8, PH) (8, 4)				P6			F7			2	0	0	0	0	0	1			
Inning Stats	R: 0 E: 0 K: 0 S: 3	H: 1 LOB: 0 BB: 0 P: 3	R: 0 E: 0 K: 0 S: 3	H: 0 LOB: 0 BB: 0 P: 3	R: 0 E: 0 K: 0 S: 3	H: 1 LOB: 0 BB: 0 P: 3	R: 0 E: 0 K: 0 S: 3	H: 0 LOB: 0 BB: 0 P: 3	R: 0 E: 0 K: 1 S: 6	H: 1 LOB: 1 BB: 0 P: 6	R: 0 E: 0 K: 1 S: 5	H: 0 LOB: 1 BB: 1 P: 9	R: 4 E: 0 K: 1 S: 8	H: 4 LOB: 1 BB: 1 P: 12	R: 0 E: 0 K: 1 S: 4	H: 0 LOB: 0 BB: 1 P: 8		1B: 5 2B: 1 3B: 0 HR: 1	SF: 0 SAC: 0 DP: 0 HBP: 0
PITCHER	IP WLS BF H R ER SO BB IBB HBP BLK WP HR S P ERA WHIP																		
Alan Foster, R ERA: 2.3 Butch Metzger, R ERA: 1.39 (1, 1) (8, 1)	7.1 L 27 5 3 3 2 2 0 0 0 0 1 29 37 3.68 0.955																		

Batter	1	2	3	4	5	6	7	8	9	AB	R	H	RBI	BB	SO	LOB	BOTTOM		
Enzo Hernandez, R OBP: 0.397, SLG: 0.371 (1, 6)	4-3		F9		F8		FC6-4			4	0	0	0	0	0	4	Philadelphia Phillies @ San Diego Padres San Diego Stadium, San Diego, CA Fri Jun 11 1976, 10:05 PM EDT Att: 15,754 - Unknown livebaseballscorecards.com		
Mery Rettenmund, R OBP: 0.402, SLG: 0.344 (1, 7)	K		F8			5-3		K		4	0	0	0	0	2	1			
Willie Davis, L OBP: 0.303, SLG: 0.407 (1, 8)	4-3			E3		F8		F9		4	0	0	0	0	0	0			
Dave Winfield, R OBP: 0.361, SLG: 0.492 (1, 9)		F9		F9			HR	1-3		4	1	1	1	0	0	1			
Doug Rader, R OBP: 0.361, SLG: 0.456 (1, 5)		FC6-4		G3-6-3		FC4		2B		3	1	2	0	1	0	1			
Mike Ivie, R OBP: 0.286, SLG: 0.353 (1, 3)		F9			5-3	FC4				4	0	1	0	0	0	2			
Tito Fuentes, S OBP: 0.290, SLG: 0.313 (1, 4)		FC6-4			FC1-5		F7		SF9	3	0	1	1	0	0	1			
Bob Davis, R OBP: 0.190, SLG: 0.179 Hector Torres, R OBP: 0.314, SLG: 0.394 (1, 2) (9, PH)			E4		FC1-5		4-3		K	3	0	1	0	0	0	0			
Alan Foster, R Butch Metzger, R Willie McCovey, L OBP: 0.306, SLG: 0.354 (1, 1) (8, 1) (9, PH)		SH3-4		SH3-4		FC6-4			L5	1	0	0	0	1	0	2			
Inning Stats	R: 0 E: 0 K: 1 S: 5	H: 0 LOB: 0 BB: 0 P: 5	R: 0 E: 0 K: 0 S: 4	H: 1 LOB: 1 BB: 0 P: 4	R: 0 E: 1 K: 0 S: 3	H: 0 LOB: 1 BB: 0 P: 4	R: 0 E: 0 K: 0 S: 5	H: 2 LOB: 2 BB: 0 P: 5	R: 1 E: 0 K: 0 S: 5	H: 2 LOB: 1 BB: 0 P: 5	R: 0 E: 0 K: 1 S: 5	H: 0 LOB: 1 BB: 1 P: 7	R: 0 E: 0 K: 1 S: 5	H: 0 LOB: 0 BB: 0 P: 5	R: 1 E: 0 K: 1 S: 6	H: 1 LOB: 1 BB: 1 P: 10		1B: 4 2B: 1 3B: 0 HR: 1	SF: 1 SAC: 1 DP: 1 HBP: 0
PITCHER	IP WLS BF H R ER SO BB IBB HBP BLK WP HR S P ERA WHIP																		
Jim Kaat, L ERA: 3.3 Tom Underwood, L ERA: 4.22 (1, 1) (8, 1)	7.0 W 28 5 1 1 1 2 1 0 0 0 0 1 29 33 1.29 0.857																		

Batter	1	2	3	4	5	6	7	8	9	AB	R	H	RBI	BB	SO	LOB	TOP			
Dave Cash, R OBP: 0.369, SLG: 0.363 (1, 4)										4	0	3	0	0	0	0	Philadelphia Phillies @ San Diego Padres San Diego Stadium, San Diego, CA Sun Jun 13 1976, 6:33 AM EDT Unknown			
Gary Maddox, R OBP: 0.373, SLG: 0.435 (1, 8)										4	0	1	0	0	1	2				
Mike Schmidt, R OBP: 0.418, SLG: 0.617 (1, 5)										4	0	1	0	0	0	3				
Greg Luzinski, R OBP: 0.327, SLG: 0.457 (1, 7)										4	0	0	0	0	2	4				
Dick Allen, R OBP: 0.377, SLG: 0.462 (1, 3)										4	0	0	0	0	0	1				
Ollie Brown, R OBP: 0.411, SLG: 0.506 (1, 9)										3	0	0	0	0	0	0				
Bob Boone, R OBP: 0.409, SLG: 0.447 (1, 2)										3	0	0	0	0	0	0				
Larry Bowa, S OBP: 0.319, SLG: 0.307 (1, 6)										3	0	1	0	0	0	0				
Jim Lonborg, R OBP: 0.250, SLG: 0.207 Tug McGraw, R (7, 1)										2	0	0	0	0	0	1				
Jay Johnstone, L OBP: 0.369, SLG: 0.493 Wayne Twitchell, R (8, 1)										0	0	0	0	0	0	0				
										0	0	0	0	0	0	0				
Inning Stats	R: 0 E: 0 K: 1 S: 6	H: 1 LOB: 1 BB: 0 P: 6	R: 0 E: 0 K: 0 S: 3	H: 0 LOB: 0 BB: 0 P: 3	R: 0 E: 0 K: 0 S: 3	H: 0 LOB: 0 BB: 0 P: 3	R: 0 E: 0 K: 2 S: 8	H: 1 LOB: 1 BB: 0 P: 8	R: 0 E: 0 K: 0 S: 4	H: 1 LOB: 1 BB: 0 P: 4	R: 0 E: 0 K: 0 S: 3	H: 0 LOB: 0 BB: 0 P: 3	R: 0 E: 0 K: 0 S: 4	H: 1 LOB: 1 BB: 0 P: 4	R: 0 E: 0 K: 0 S: 3	H: 0 LOB: 0 BB: 0 P: 3	1B: 6 2B: 0 3B: 0 HR: 0	SF: 0 SAC: 0 DP: 1 HBP: 0	WP: 0 PB: 0 SB: 1 CS: 0	PA: 32
PITCHER Randy Jones, L ERA: 2.1 (1, 1)	IP: 9.0 WLS: W BF: 32 H: 6 R: 0 ER: 0 SO: 3 BB: 0 IBB: 0 HBP: 0 BLK: 0 WP: 0 HR: 0 S: 38 P: 38 ERA: 0.00 WHIP: 0.667																			

Batter	1	2	3	4	5	6	7	8	9	AB	R	H	RBI	BB	SO	LOB	BOTTOM			
Enzo Hernandez, R OBP: 0.364, SLG: 0.348 (1, 6)										3	0	0	1	0	0	0	Philadelphia Phillies @ San Diego Padres San Diego Stadium, San Diego, CA Sun Jun 13 1976, 6:33 AM EDT Unknown			
Tito Fuentes, S OBP: 0.304, SLG: 0.332 (1, 4)										4	1	2	2	0	0	1				
Willie Davis, L OBP: 0.296, SLG: 0.396 (1, 8)										4	0	1	0	0	0	2				
Willie McCovey, L OBP: 0.308, SLG: 0.346 Mike Ivie, R OBP: 0.292, SLG: 0.355 (8, 3)										2	0	1	1	1	0	0				
Dave Winfield, R OBP: 0.357, SLG: 0.478 (1, 9)										4	0	1	0	0	1	3				
Doug Rader, R OBP: 0.353, SLG: 0.439 (1, 5)										3	1	1	0	1	1	0				
Gene Locklear, L OBP: 0.283, SLG: 0.300 Luis Melendez, R OBP: 0.190, SLG: 0.183 (8, 7)										2	0	0	0	0	0	0				
Fred Kendall, R OBP: 0.282, SLG: 0.245 (1, 2)										2	1	1	1	1	0	0				
Randy Jones, R OBP: 0.116, SLG: 0.050 (1, 1)										3	1	1	0	0	0	1				
										3	1	1	0	0	0	1				
Inning Stats	R: 0 E: 1 K: 0 S: 3	H: 0 LOB: 0 BB: 0 P: 3	R: 0 E: 0 K: 1 S: 5	H: 0 LOB: 0 BB: 0 P: 5	R: 0 E: 0 K: 0 S: 3	H: 0 LOB: 0 BB: 0 P: 3	R: 1 E: 0 K: 1 S: 7	H: 2 LOB: 1 BB: 0 P: 7	R: 0 E: 0 K: 0 S: 4	H: 1 LOB: 1 BB: 0 P: 4	R: 0 E: 0 K: 0 S: 4	H: 1 LOB: 2 BB: 1 P: 8	R: 3 E: 0 K: 0 S: 6	H: 3 LOB: 1 BB: 1 P: 10	R: 1 E: 0 K: 0 S: 4	H: 2 LOB: 1 BB: 1 P: 8	1B: 7 2B: 3 3B: 0 HR: 0	SF: 1 SAC: 2 DP: 2 HBP: 0	WP: 0 PB: 0 SB: 1 CS: 0	PA: 35
PITCHER Jim Lonborg, R ERA: 2.8 Tug McGraw, L ERA: 3.09 Wayne Twitchell, R ERA: 3.72	IP: 0.1 WLS: L BF: 1 H: 0 R: 0 ER: 0 SO: 0 BB: 0 IBB: 0 HBP: 0 BLK: 0 WP: 0 HR: 0 S: 1 P: 1 ERA: 0.00 WHIP: 0.000																			

Batter	1	2	3	4	5	6	7	8	9	AB	R	H	RBI	BB	SO	LOB	TOP					
Dave Cash, R OBP: 0.362, SLG: 0.355 (1, 4)	L8		6-3	F8		P4		6-3		5	0	0	0	0	0	5	Philadelphia Phillies @ San Diego Padres San Diego Stadium, San Diego, CA Sun Jun 13 1976, 6:38 AM EDT Att: 43,473 - Unknown					
Larry Bowa, S OBP: 0.312, SLG: 0.300 (1, 6)	G3		4-3		4-3	F7			P5	5	0	0	0	0	2							
Mike Schmidt, R OBP: 0.418, SLG: 0.615 (1, 5)				2B	F9		5-3		F2	4	1	1	0	1	0							
Greg Luzinski, R OBP: 0.338, SLG: 0.471 Jim Kaat, L OBP: 0.250, SLG: 0.423 (9, PR)	F8			1B			1B		1B	5	1	4	1	0	0							
Jay Johnstone, L OBP: 0.369, SLG: 0.489 Ollie Brown, R OBP: 0.406, SLG: 0.500 (7, PH)		K		2B					4-3	3	0	1	1	0	2							
Tim McCarver, L OBP: 0.447, SLG: 0.432 (9, PH)				1B						1	0	0	0	0	1							
Gary Maddox, R OBP: 0.376, SLG: 0.437 (1, 8)				F9			6-3			4	0	2	0	0	1							
Tom Hutton, L OBP: 0.396, SLG: 0.325 Dick Allen, R OBP: 0.374, SLG: 0.458 (7, PH)	FC1-6									3	1	2	0	0	1							
Johnny Oates, L OBP: 0.500, SLG: 0.455 (1, 2)										1	0	0	0	0	1							
Larry Christenson, R OBP: 0.222, SLG: 0.308 Bobby Tolan, L OBP: 0.338, SLG: 0.418 Ron Schueler, R (8, 1)			K	K					4-3	3	0	1	0	0	2							
Inning Stats	R: 0 E: 0 K: 0 S: 3	H: 0 LOB: 1 BB: 1 P: 7	R: 0 E: 0 K: 1 S: 6	H: 1 LOB: 1 BB: 0 P: 6	R: 0 E: 0 K: 1 S: 5	H: 0 LOB: 0 BB: 0 P: 5	R: 2 E: 0 K: 1 S: 9	H: 4 LOB: 3 BB: 1 P: 13	R: 0 E: 0 K: 1 S: 6	H: 1 LOB: 1 BB: 0 P: 6	R: 1 E: 0 K: 0 S: 6	H: 3 LOB: 2 BB: 0 P: 6	R: 0 E: 0 K: 1 S: 7	H: 2 LOB: 2 BB: 0 P: 7	R: 0 E: 0 K: 0 S: 3	H: 0 LOB: 0 BB: 0 P: 3	R: 0 E: 0 K: 0 S: 4	H: 1 LOB: 1 BB: 0 P: 4	1B: 9 2B: 3 3B: 0 HR: 0	SF: 0 SAC: 0 DP: 0 HBP: 0	WP: 0 PB: 0 SB: 1 CS: 1	PA: 41
PITCHER	IP	WLS	BF	H	R	ER	SO	BB	IBB	HBP	BLK	WP	HR	S	P	ERA	WHIP					
Dan Spillner, R ERA: 3.66 (1, 1)	5.1		27	9	3	3	4	2	0	0	0	0	0	33	41	5.06	2.062					
Rich Folkers, L ERA: 4.55 (6, 1)	1.1	W	6	2	0	0	0	0	0	0	0	0	0	6	6	0.00	1.500					
Butch Metzger, R ERA: 1.25 (7, 1)	2.1	S	8	1	0	0	1	0	0	0	0	0	0	10	10	0.00	0.429					

Batter	1	2	3	4	5	6	7	8	9	AB	R	H	RBI	BB	SO	LOB	BOTTOM				
Gene Locklear, L OBP: 0.286, SLG: 0.302 Luis Melendez, R OBP: 0.190, SLG: 0.183 (9, 7)	1B		L5		F8		SH2-4			3	1	1	0	0	0	0	Philadelphia Phillies @ San Diego Padres San Diego Stadium, San Diego, CA Sun Jun 13 1976, 6:38 AM EDT Att: 43,473 - Unknown				
Ted Kubiak, S OBP: 0.368, SLG: 0.338 (1, 4)	K					G3	G3			2	1	0	0	2	1						
Willie Davis, L OBP: 0.300, SLG: 0.398 (1, 8)	1B		F7			G3	P6			4	2	2	0	0	2						
Willie McCovey, L OBP: 0.306, SLG: 0.343 Mike Ivie, R OBP: 0.292, SLG: 0.355 (9, 3)	5-3		F7			G3		K		4	0	1	1	0	1						
Dave Winfield, R OBP: 0.355, SLG: 0.471 (1, 9)	5-3			K		F8		P5		3	0	0	1	1	1						
Doug Rader, R OBP: 0.361, SLG: 0.451 (1, 5)	4-3						FC6-4	FC5		4	0	3	2	0	0						
Hector Torres, R OBP: 0.309, SLG: 0.381 (1, 6)			F9		F3		F8			3	0	0	0	1	0						
Bob Davis, R OBP: 0.174, SLG: 0.163 Butch Metzger, R (7, 1)			K				FC6-4	FC5		3	0	0	0	0	1						
Dan Spillner, R OBP: 0.235, SLG: 0.071 Rich Folkers, L (6, 1)										2	0	0	0	0	1						
Fred Kendall, R OBP: 0.287, SLG: 0.250 (7, 2)			K							1	0	1	0	0	0						
Inning Stats	R: 2 E: 0 K: 1 S: 8	H: 3 LOB: 1 BB: 0 P: 8	R: 0 E: 0 K: 2 S: 7	H: 0 LOB: 0 BB: 0 P: 7	R: 0 E: 0 K: 1 S: 5	H: 1 LOB: 0 BB: 0 P: 5	R: 0 E: 0 K: 0 S: 3	H: 0 LOB: 0 BB: 0 P: 3	R: 2 E: 0 K: 0 S: 5	H: 2 LOB: 2 BB: 2 P: 13	R: 0 E: 0 K: 0 S: 4	H: 1 LOB: 1 BB: 0 P: 4	R: 0 E: 0 K: 1 S: 6	H: 1 LOB: 2 BB: 1 P: 10	1B: 7 2B: 1 3B: 0 HR: 0	SF: 0 SAC: 1 DP: 0 HBP: 0	WP: 0 PB: 0 SB: 0 CS: 1	PA: 35			
PITCHER	IP	WLS	BF	H	R	ER	SO	BB	IBB	HBP	BLK	WP	HR	S	P	ERA	WHIP				
Larry Christenson, R ERA: 3.0 (1, 1)	7.0	L	30	7	4	4	4	3	0	0	0	0	0	35	47	5.14	1.429				
Ron Schueler, R ERA: 4.91 (8, 1)	1.0		5	1	0	0	1	0	1	0	0	0	0	6	10	0.00	1.000				


Batter	1	2	3	4	5	6	7	8	9	AB	R	H	RBI	BB	SO	LOB	TOP		
Larry Herndon, R OBP: 0.401, SLG: 0.437 (1, 8)	0-0 1B		4-0 2B 1B BB	0-3 K			0-0 4-3			3	1	1	0	1	1	1	San Francisco Giants @ Philadelphia Phillies Veterans Stadium, Philadelphia, PA Tue Jun 15 1976, 7:05 PM EDT Att: 28,564 - Unknown		
Marty Perez, R OBP: 0.294, SLG: 0.310 Charlie Williams, R (7, 1)	0-3 K		0-0 F7		0-0 P3		0-0 P4			4	0	0	0	0	1	2			
Gary Matthews, R OBP: 0.346, SLG: 0.415 (1, 7)	0-0 1-2 1B		0-0 1-3 2B		0-0 F7			0-0 HR		4	1	3	1	0	0	0			
Bobby Murcer, L OBP: 0.358, SLG: 0.362 (1, 9)	0-3 K		0-0 2-3 3-H 1B		0-3 K			0-0 F7		4	0	1	1	0	2	2			
Chris Speier, R OBP: 0.327, SLG: 0.319 Chris Arnold, R OBP: 0.279, SLG: 0.275 (6, 5) (7, 4)	0-0 F3		0-0 F2		0-0 5-3			0-0 5-3		3	0	0	0	0	0	4			
Ken Reitz, R OBP: 0.314, SLG: 0.358 Derrel Thomas, S OBP: 0.316, SLG: 0.301 (6, PR) (6, 6)		0-0 1B	0-0 F7		0-0 1B			0-0 4-3		3	0	2	0	0	0	2			
Darrell Evans, L OBP: 0.312, SLG: 0.189 (7, 5)		0-0 P6		0-0 4-3		0-0 P3		0-0 F7		4	0	0	0	0	0	2			
Marc Hill, R OBP: 0.240, SLG: 0.357 (1, 2)		0-0 L5		0-0 F8		0-3 K		0-0 F8		4	0	0	0	0	1	2			
Ed Halicki, R OBP: 0.265, SLG: 0.190 Dave Heaverlo, R OBP: 0.246, SLG: 0.196 Steve Ontiveros, S OBP: 0.423, SLG: 0.614 Mike Caldwell, L OBP: 0.442, SLG: 0.649 Gary Thomasson, L OBP: 0.333, SLG: 0.376 (1, 1) (2, 1) (4, PH) (4, 1) (7, PH) (7, 3)	0-3 K		0-0 1B		0-0 G3			0-0 1-3		1	0	0	0	0	1	1			
Inning Stats	R: 0 E: 0 K: 2 S: 9	H: 2 LOB: 2 BB: 0 P: 9	R: 0 E: 0 K: 1 S: 6	H: 1 LOB: 1 BB: 0 P: 6	R: 1 E: 0 K: 0 S: 5	H: 2 LOB: 2 BB: 1 P: 9	R: 0 E: 0 K: 1 S: 6	H: 1 LOB: 1 BB: 0 P: 6	R: 0 E: 0 K: 0 S: 3	H: 0 LOB: 0 BB: 0 P: 3	R: 1 E: 0 K: 0 S: 4	H: 1 LOB: 0 BB: 0 P: 4	R: 0 E: 0 K: 0 S: 3	H: 0 LOB: 0 BB: 0 P: 3	1B: 6 2B: 1 3B: 0 HR: 1	SF: 0 SAC: 0 DP: 0 HBP: 0		WP: 0 PB: 0 SB: 0 CS: 0	PA: 36
PITCHER	IP WLS BF H R ER SO BB IBB HBP BLK WP HR S P ERA WHIP	7.0 W 29 7 1 1 6 1 0 0 0 0 0 40 44 1.29 1.143	2.0 L 7 1 1 1 0 0 0 0 0 1 7 7 4.50 0.500																


AB	35
R	2
H	8
RBI	2
BB	1
SO	6
LOB	16



Batter	1	2	3	4	5	6	7	8	9	AB	R	H	RBI	BB	SO	LOB	BOTTOM			
Dave Cash, R OBP: 0.362, SLG: 0.356 (1, 4)	0-0 S BB 1B	0-0 SH5-3 1B	0-0 F9		0-0 5-3		0-0 FC6-4			5	2	2	0	0	0	3	San Francisco Giants @ Philadelphia Phillies Veterans Stadium, Philadelphia, PA Tue Jun 15 1976, 7:05 PM EDT Att: 28,564 - Unknown			
Larry Bowa, S OBP: 0.311, SLG: 0.304 (1, 6)	0-0 L7	0-0 SH5-3	0-0 P6		0-0 2B			0-0 P5		4	0	1	1	0	0	2				
Mike Schmidt, R OBP: 0.423, SLG: 0.614 Terry Harmon, R OBP: 0.407, SLG: 0.417 (1, 5) (6, 5)	4-0 1-2 BB S	4-0 1B HR IBB		0-0 G3 1B SF9	0-0 F8			0-0 5-3		2	3	1	0	2	0	1				
Greg Luzinski, R OBP: 0.339, SLG: 0.467 Jerry Martin, R OBP: 0.364, SLG: 0.419 (1, 7) (9, 7)	4-0 F9 1B BB	0-3 K		0-0 G3 1B		0-0 6-3		0-0 F8		4	1	1	0	1	1	3				
Jay Johnstone, L OBP: 0.372, SLG: 0.490 (1, 9)	0-0 1B	0-0 S HR 1B		0-0 G3		0-0 G3				4	1	2	4	0	0	2				
Gary Maddox, R OBP: 0.373, SLG: 0.452 (1, 8)	0-0 F9	0-0 HR		0-0 SF9		0-0 5-3				3	1	1	4	0	0	2				
Tom Hutton, L OBP: 0.385, SLG: 0.318 (1, 3)	0-0 1-2 3-H 1B	0-0 F7		0-0 4-3			0-0 1-3			4	0	1	1	0	0	1				
Tim McCarver, L OBP: 0.451, SLG: 0.410 Ron Schueler, R (8, 1)	0-0 L1		4-0 F9 4-3 BB		4-0 FC1-8 BB		0-0 F5			2	0	0	0	2	0	2				
Steve Carlton, L OBP: 0.100, SLG: 0.100 Johnny Oates, L OBP: 0.462, SLG: 0.417 (1, 1) (7, PH) (8, 2)		0-0 SH5-3 1B 1B	0-0 4-3		0-0 FC1-6 5-3 2B		0-0 E6 FC6-4			3	2	1	0	0	0	2				
Inning Stats	R: 3 E: 0 K: 0 S: 6	H: 3 LOB: 2 BB: 2 P: 14	R: 5 E: 0 K: 1 S: 9	H: 4 LOB: 0 BB: 1 P: 13	R: 0 E: 0 K: 0 S: 3	H: 0 LOB: 1 BB: 1 P: 7	R: 1 E: 0 K: 0 S: 5	H: 2 LOB: 1 BB: 0 P: 5	R: 1 E: 0 K: 0 S: 4	H: 1 LOB: 1 BB: 1 P: 8	R: 0 E: 0 K: 0 S: 3	H: 0 LOB: 0 BB: 0 P: 3	R: 0 E: 1 K: 0 S: 4	H: 0 LOB: 1 BB: 0 P: 4	R: 0 E: 0 K: 0 S: 3	H: 0 LOB: 0 BB: 0 P: 3		1B: 8 2B: 1 3B: 0 HR: 1	SF: 1 SAC: 1 DP: 0 HBP: 0	WP: 0 PB: 0 SB: 3 CS: 0
PITCHER	IP WLS BF H R ER SO BB IBB HBP BLK WP HR S P ERA WHIP	1.0 L 10 5 5 5 0 2 0 0 0 0 1 10 18 13.50 1.500	2.0 L 10 2 3 3 1 1 1 0 0 0 0 0 12 16 6.00 1.333	7.0 L 29 7 1 1 6 1 0 0 0 0 0 40 44 1.29 1.143	2.0 L 7 1 1 1 0 0 0 0 0 1 7 7 4.50 0.500															



Batter	1	2	3	4	5	6	7	8	9	AB	R	H	RBI	BB	SO	LOB	TOP
Larry Herndon, R (1,8) OBP: 0.390, SLG: 0.423	0-0 6-3		0-0 6-3						0-0 F8	4	0	0	0	0	0	0	<p>San Francisco Giants @ Philadelphia Phillies Veterans Stadium, Philadelphia, PA Wed Jun 16 1976, 7:05 PM EDT Att: 28,966 - Unknown</p> <p>livebaseballscores.com</p> <p>AB 29 R 1 H 4 RBI 1 BB 1 SO 3 LOB 7</p> 
Marty Perez, R (1,4) OBP: 0.292, SLG: 0.368	0-0 1B			0-0 5-3					0-0 F7	4	0	1	0	0	0	0	
Gary Matthews, R (1,7) OBP: 0.348, SLG: 0.416	0-0 F9			0-0 1B					0-0 1B	4	0	2	0	0	0	1	
Chris Speier, R (1,6) OBP: 0.322, SLG: 0.313	0-0 6-3			0-0 1B					0-0 F8	4	0	0	0	0	0	3	
Gary Thomasson, L (1,9) OBP: 0.306, SLG: 0.344		0-0 4-3							0-0 4-3	3	0	0	0	0	0	0	
Ken Reitz, R (1,5) OBP: 0.319, SLG: 0.363		0-0 5-3							0-0 2B	2	1	1	0	1	0	0	
Darrell Evans, L (1,3) OBP: 0.307, SLG: 0.185		0-0 5-3							0-0 1-3	3	0	0	0	0	1	2	
Marc Hill, R (1,2) OBP: 0.231, SLG: 0.347				0-0 F9					0-0 SF8	2	0	0	1	0	0	1	
John Montefusco, R (1,1) OBP: 0.222, SLG: 0.212				0-0 5-3					0-0 K	1	0	0	0	0	0	0	
Derrel Thomas, S (6, PH) OBP: 0.315, SLG: 0.300									0-0 K	1	0	0	0	0	0	1	
Randy Moffitt, R (6, PH) OBP: 0.500, SLG: 0.500										0	0	0	0	0	0	0	
Chris Arnold, R (8, PH) OBP: 0.273, SLG: 0.268										1	0	0	0	0	0	0	
Gary Lavelle, S (8, 1) OBP: 0.200, SLG: 0.200										0	0	0	0	0	0	0	
Inning Stats	R: 0 E: 0 K: 0 S: 4	H: 1 LOB: 1 BB: 0 P: 4	R: 0 E: 0 K: 0 S: 3	H: 0 LOB: 0 BB: 0 P: 3	R: 0 E: 0 K: 0 S: 3	H: 0 LOB: 0 BB: 0 P: 3	R: 0 E: 0 K: 1 S: 5	H: 0 LOB: 1 BB: 1 P: 9	R: 0 E: 0 K: 0 S: 3	H: 0 LOB: 0 BB: 0 P: 3	R: 1 E: 0 K: 1 S: 6	H: 1 LOB: 0 BB: 0 P: 6	R: 0 E: 0 K: 0 S: 4	H: 1 LOB: 1 BB: 0 P: 4	1B: 3 2B: 1 3B: 0 HR: 0	SF: 1 SAC: 0 DP: 1 HBP: 0	WP: 0 PA: 31 PB: 0 SB: 1 CS: 0
PITCHER Jim Kaat, L (1,1) ERA: 3.07	IP: 9.0 WLS: W BF: 31 H: 4 R: 1 ER: 1 SO: 3 BB: 1 IBB: 0 HBP: 0 BLK: 0 WP: 0 HR: 0 S: 36 P: 40 ERA: 1.00 WHIP: 0.556																

Batter	1	2	3	4	5	6	7	8	9	AB	R	H	RBI	BB	SO	LOB	BOTTOM		
Dave Cash, R (1,4) OBP: 0.367, SLG: 0.369	0-0 1B		0-0 1B						0-0 P4	5	2	3	0	0	0	2	<p>San Francisco Giants @ Philadelphia Phillies Veterans Stadium, Philadelphia, PA Wed Jun 16 1976, 7:05 PM EDT Att: 28,966 - Unknown</p> <p>livebaseballscores.com</p> <p>AB 32 R 6 H 10 RBI 6 BB 3 SO 3 LOB 22</p> 		
Larry Bowa, S (1,6) OBP: 0.319, SLG: 0.310	0-0 1B		0-0 1B						0-0 3B	2	2	2	1	1	0	0			
Mike Schmidt, R (1,5) OBP: 0.416, SLG: 0.602	0-0 F2		0-0 F8						0-0 F8	4	0	0	0	0	0	5			
Greg Luzinski, R (1,7) OBP: 0.338, SLG: 0.462	0-0 F3		0-0 F3						0-0 SF8	2	0	0	1	1	0	4			
Jerry Martin, R (8, PR) OBP: 0.364, SLG: 0.419	0-0 F3		0-0 F3						0-0 HR	0	1	0	0	0	0	0			
Dick Allen, R (1,3) OBP: 0.378, SLG: 0.484	0-0 5-3		0-0 1B						0-0 HR	4	1	2	4	0	1	3			
Tom Hutton, L (9, 3) OBP: 0.385, SLG: 0.318			0-0 1B						0-0 HR	0	0	0	0	0	0	0			
Jay Johnstone, L (1,9) OBP: 0.371, SLG: 0.486		0-0 F8	0-0 F7						0-0 F9	3	0	1	0	0	0	1			
Ollie Brown, R (8, PH) OBP: 0.402, SLG: 0.494			0-0 F7						0-0 F9	1	0	0	0	0	0	1			
Garry Maddox, R (1,8) OBP: 0.376, SLG: 0.464		0-0 2B							0-0 2B	4	0	2	0	0	1	1			
Bob Boone, R (1,2) OBP: 0.406, SLG: 0.439		0-0 F7							0-0 BB	3	0	0	0	1	0	2			
Jim Kaat, L (1,1) OBP: 0.219, SLG: 0.367		0-3 K							0-0 F8	4	0	0	0	0	1	3			
Inning Stats	R: 0 E: 0 K: 0 S: 5	H: 2 LOB: 2 BB: 0 P: 5	R: 0 E: 0 K: 1 S: 6	H: 1 LOB: 1 BB: 0 P: 6	R: 2 E: 0 K: 0 S: 6	H: 3 LOB: 1 BB: 0 P: 6	R: 0 E: 0 K: 1 S: 5	H: 0 LOB: 0 BB: 0 P: 5	R: 1 E: 1 K: 1 S: 6	H: 0 LOB: 1 BB: 1 P: 10	R: 0 E: 0 K: 0 S: 3	H: 1 LOB: 0 BB: 0 P: 3	R: 1 E: 0 K: 0 S: 4	H: 1 LOB: 0 BB: 0 P: 4	R: 2 E: 0 K: 0 S: 5	H: 2 LOB: 2 BB: 2 P: 13	1B: 6 2B: 2 3B: 1 HR: 1	SF: 1 SAC: 1 DP: 1 HBP: 0	WP: 0 PA: 37 PB: 0 SB: 3 CS: 0
PITCHER John Montefusco, R (1,1) ERA: 2.7	IP: 5.0 WLS: L BF: 23 H: 6 R: 3 ER: 2 SO: 3 BB: 1 IBB: 0 HBP: 0 BLK: 0 WP: 0 HR: 0 S: 28 P: 32 ERA: 3.60 WHIP: 1.400																		
Randy Moffitt, R (6, 1) ERA: 2.68	IP: 2.0 WLS: 7 BF: 2 H: 1 R: 1 ER: 1 SO: 0 BB: 0 IBB: 0 HBP: 0 BLK: 0 WP: 0 HR: 0 S: 7 P: 7 ERA: 4.50 WHIP: 1.000																		
Gary Lavelle, L (8, 1) ERA: 2.05	IP: 1.0 WLS: 7 BF: 2 H: 2 R: 2 ER: 2 SO: 0 BB: 2 IBB: 0 HBP: 0 BLK: 0 WP: 0 HR: 1 S: 5 P: 13 ERA: 18.00 WHIP: 4.000																		

Batter	1	2	3	4	5	6	7	8	9	AB	R	H	RBI	BB	SO	LOB	TOP											
Pete Rose, S OBP: 0.435, SLG: 0.474 (1, 5)										3	1	2	0	2	0	2	Cincinnati Reds @ Philadelphia Phillies Veterans Stadium, Philadelphia, PA Fri Jun 18 1976, 7:05 PM EDT Att: 50,635 - Unknown											
Dave Concepcion, R OBP: 0.348, SLG: 0.390 (1, 6)										5	1	0	0	0	2	7												
Ken Griffey, L OBP: 0.410, SLG: 0.486 (1, 9)										4	1	2	2	1	1	0												
Tony Perez, R OBP: 0.346, SLG: 0.481 (1, 3)										5	0	0	0	0	0	3												
George Foster, R OBP: 0.390, SLG: 0.588 (1, 7)										5	2	2	3	0	0	2												
Johnny Bench, R OBP: 0.385, SLG: 0.451 Joe Morgan, L OBP: 0.463, SLG: 0.642 (8, PR)										5	0	0	0	0	2	2												
Cesar Geronimo, L OBP: 0.379, SLG: 0.448 (1, 8)										4	0	3	0	1	0	1												
Doug Flynn, R OBP: 0.310, SLG: 0.305 (1, 4)										4	0	1	0	0	0	3												
Jack Billingham, R OBP: 0.353, SLG: 0.296 Rich Hinton, L OBP: 0.261, SLG: 0.200 Mike Lum, L OBP: 0.246, SLG: 0.302 Pedro Borbon, R OBP: 0.354, SLG: 0.329 Dan Driessens, L OBP: 0.294, SLG: 0.229 Rawly Eastwick, R OBP: 0.294, SLG: 0.229 (8, 1)										1	0	0	0	0	0	1												
Inning Stats	R: 2 E: 1 K: 0 S: 6	H: 2 LOB: 1 BB: 0 P: 6	R: 0 E: 0 K: 1 S: 5	H: 0 LOB: 2 BB: 2 P: 13	R: 0 E: 0 K: 1 S: 5	H: 0 LOB: 1 BB: 1 P: 9	R: 0 E: 0 K: 1 S: 6	H: 1 LOB: 2 BB: 1 P: 10	R: 0 E: 0 K: 0 S: 3	H: 0 LOB: 0 BB: 0 P: 3	R: 0 E: 0 K: 2 S: 9	H: 2 LOB: 2 BB: 0 P: 9	R: 2 E: 0 K: 0 S: 5	H: 2 LOB: 0 BB: 0 P: 5	R: 0 E: 0 K: 1 S: 7	H: 2 LOB: 2 BB: 0 P: 7		R: 1 E: 1 K: 1 S: 7	H: 1 LOB: 1 BB: 0 P: 7	1B: 7 2B: 1 3B: 0 HR: 2	SF: 0 SAC: 1 DP: 0 HBP: 0	WP: 0 PB: 0 SB: 1 CS: 0	PA: 43					
PITCHER	IP	WLS	BF	H	R	ER	SO	BB	IBB	HBP	BLK	WP	HR	S	P	ERA	WHIP											
Jim Lonborg, R ERA: 2.76	(1, 1)	8.0	W	38	9	4	2	6	4	0	0	0	0	1	46	62	2.25	1.625										
Gene Garber, R ERA: 2.69	(9, 1)	1.0	S	5	1	1	1	1	0	0	0	0	0	1	7	7	9.00	1.000										

AB	38
R	5
H	10
RBI	5
BB	4
SO	7
LOB	24



Batter	1	2	3	4	5	6	7	8	9	AB	R	H	RBI	BB	SO	LOB	BOTTOM											
Dave Cash, R OBP: 0.373, SLG: 0.372 (1, 4)										3	1	3	0	1	0	0	Cincinnati Reds @ Philadelphia Phillies Veterans Stadium, Philadelphia, PA Fri Jun 18 1976, 7:05 PM EDT Att: 50,635 - Unknown											
Larry Bowa, S OBP: 0.321, SLG: 0.309 (1, 6)										4	1	2	0	0	0	2												
Mike Schmidt, R OBP: 0.419, SLG: 0.622 (1, 5)										3	1	1	3	1	0	3												
Greg Luzinski, R OBP: 0.349, SLG: 0.465 (1, 7)										3	1	2	0	1	1	1												
Dick Allen, R OBP: 0.384, SLG: 0.504 Tom Hutton, L OBP: 0.385, SLG: 0.318 (9, 3)										3	2	2	1	1	0	1												
Bobby Tolan, L OBP: 0.395, SLG: 0.412 Ollie Brown, R OBP: 0.400, SLG: 0.488 (5, PH)										2	0	1	0	0	0	0												
Garry Maddox, R OBP: 0.376, SLG: 0.460 (1, 8)										3	0	0	1	0	1	0												
Bob Boone, R OBP: 0.394, SLG: 0.420 (1, 2)										5	0	0	0	0	1	1												
Jim Lonborg, R OBP: 0.257, SLG: 0.219 Jay Johnstone, L OBP: 0.363, SLG: 0.474 Gene Garber, R OBP: 0.500, SLG: 0.250 (8, PH)										3	0	1	0	0	2	0												
Inning Stats	R: 0 E: 0 K: 1 S: 4	H: 0 LOB: 1 BB: 2 P: 12	R: 1 E: 0 K: 0 S: 4	H: 1 LOB: 0 BB: 0 P: 4	R: 0 E: 0 K: 1 S: 5	H: 1 LOB: 0 BB: 0 P: 5	R: 2 E: 0 K: 0 S: 5	H: 3 LOB: 0 BB: 0 P: 5	R: 3 E: 0 K: 3 S: 12	H: 3 LOB: 2 BB: 2 P: 20	R: 0 E: 0 K: 1 S: 8	H: 3 LOB: 3 BB: 0 P: 8	R: 0 E: 0 K: 0 S: 3	H: 1 LOB: 0 BB: 0 P: 3	R: 0 E: 0 K: 0 S: 3	H: 0 LOB: 0 BB: 0 P: 3		R: 0 E: 0 K: 0 S: 3	H: 0 LOB: 0 BB: 0 P: 3	1B: 10 2B: 0 3B: 0 HR: 2	SF: 1 SAC: 0 DP: 3 HBP: 0	WP: 0 PB: 0 SB: 0 CS: 2	PA: 37					
PITCHER	IP	WLS	BF	H	R	ER	SO	BB	IBB	HBP	BLK	WP	HR	S	P	ERA	WHIP											
Jack Billingham, R ERA: 5.05	(1, 1)	4.2	L	24	8	6	6	4	4	0	0	0	0	2	27	43	11.57	2.571										
Rich Hinton, L ERA	(5, 1)	0.1		1	0	0	0	1	0	0	0	0	0	0	3	3	0.00	0.000										
Pedro Borbon, R ERA: 3.07	(6, 1)	2.0		9	4	0	0	1	0	0	0	0	0	11	11	0.00	2.000											
Rawly Eastwick, R ERA: 2.98	(8, 1)	1.0		3	0	0	0	0	0	0	0	0	0	3	3	0.00	0.000											

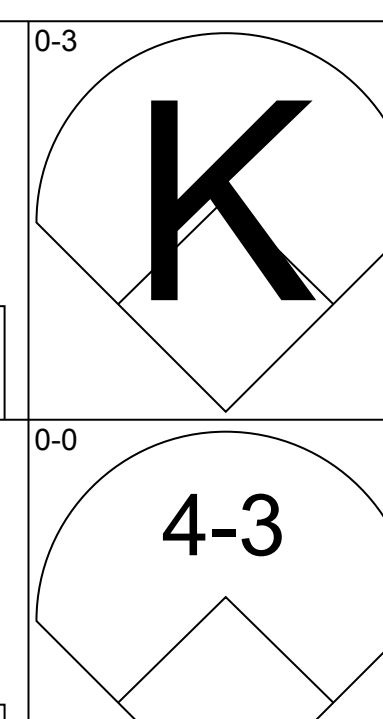
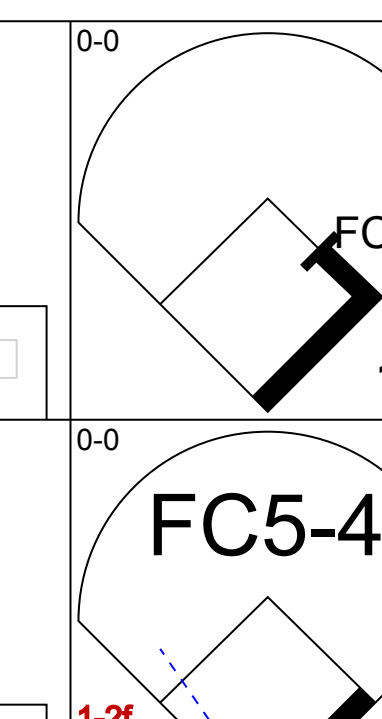
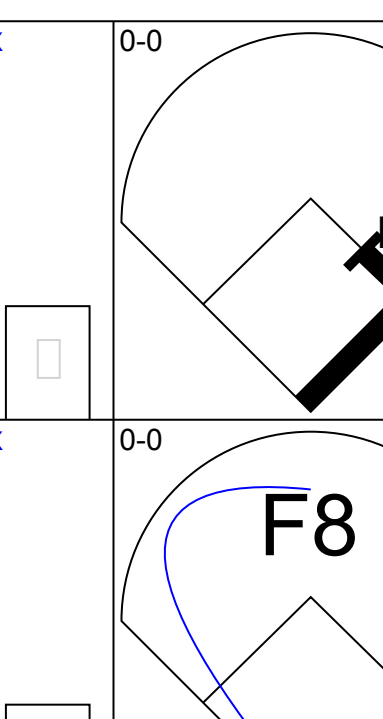
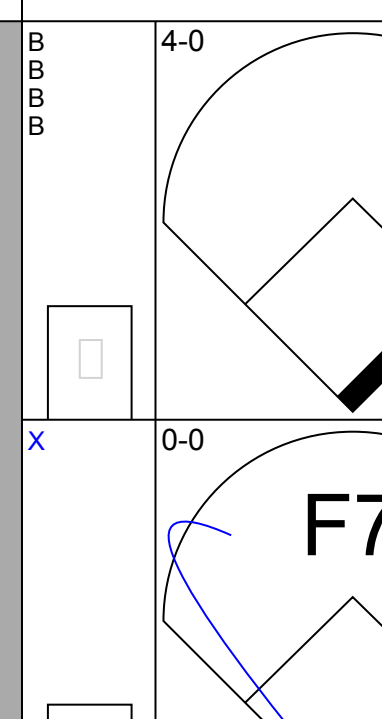
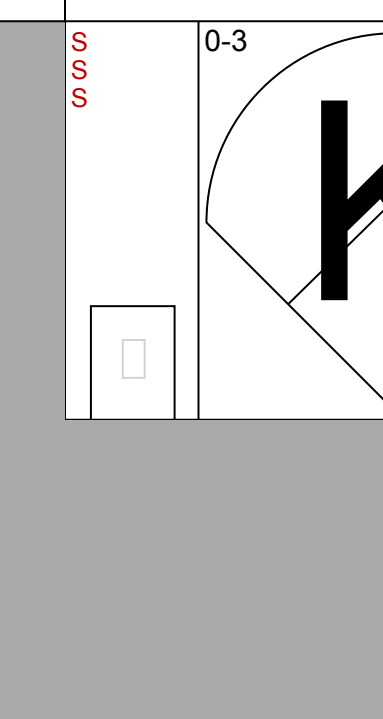
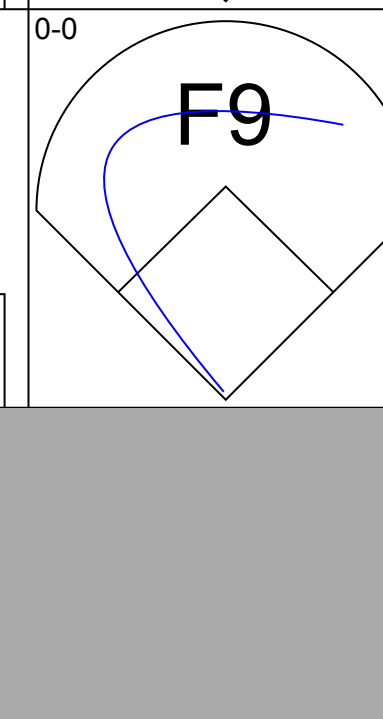

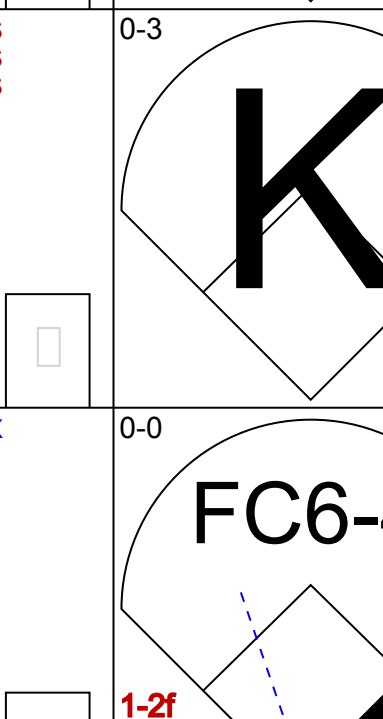


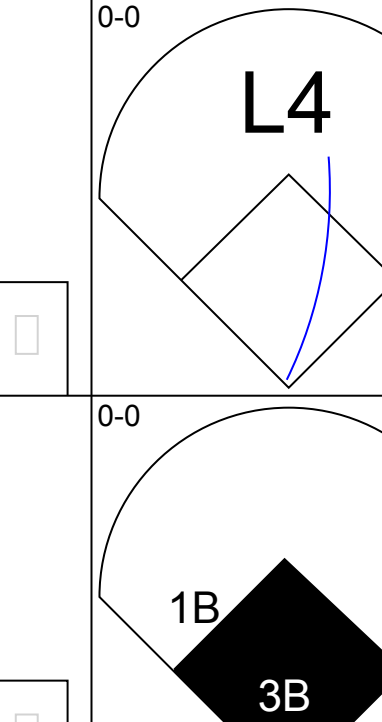

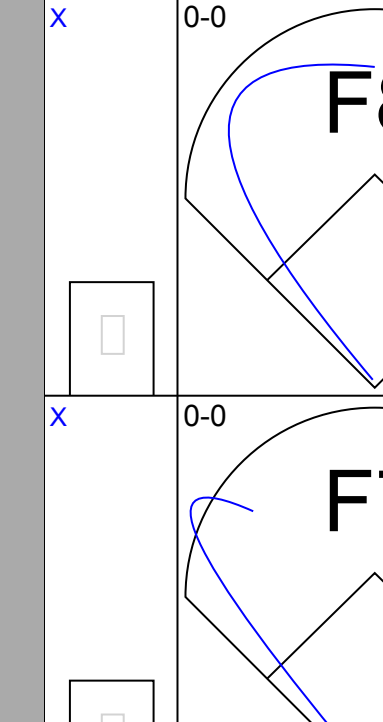
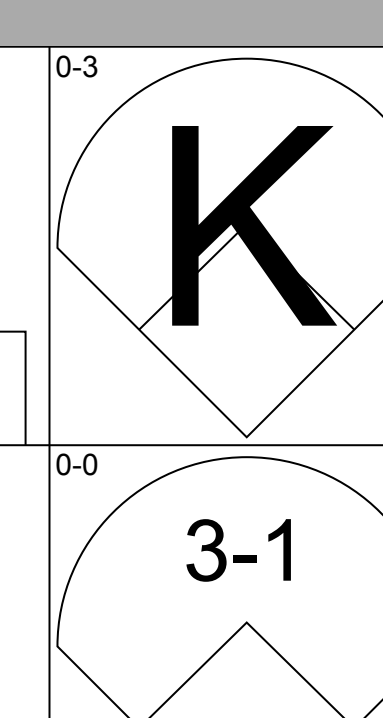
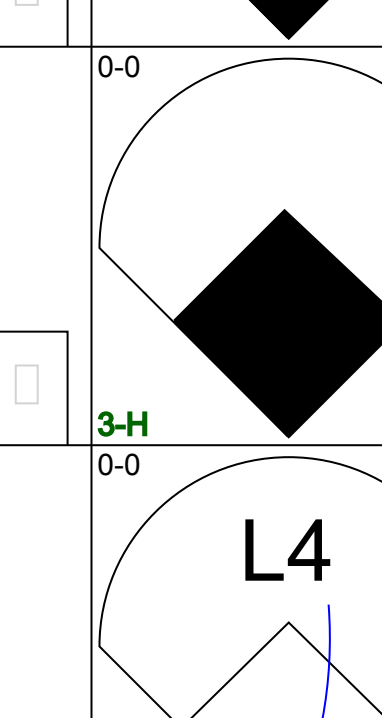
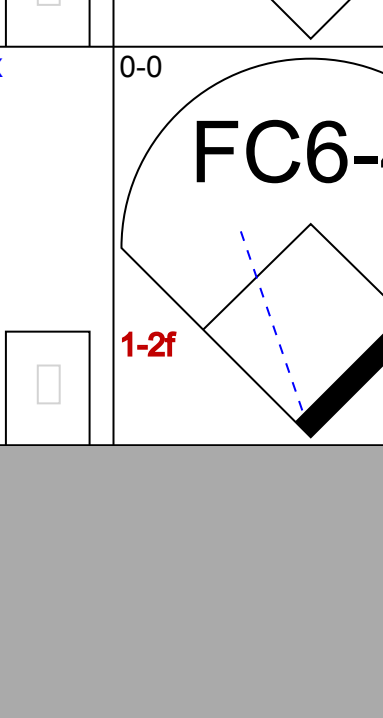
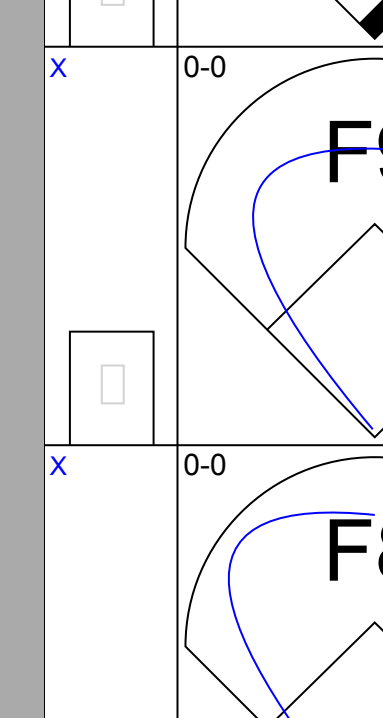
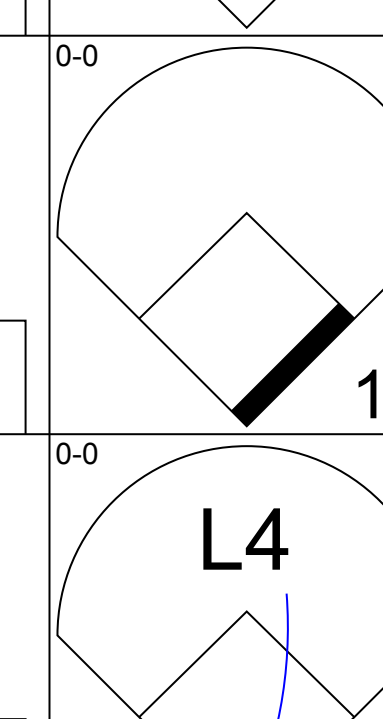
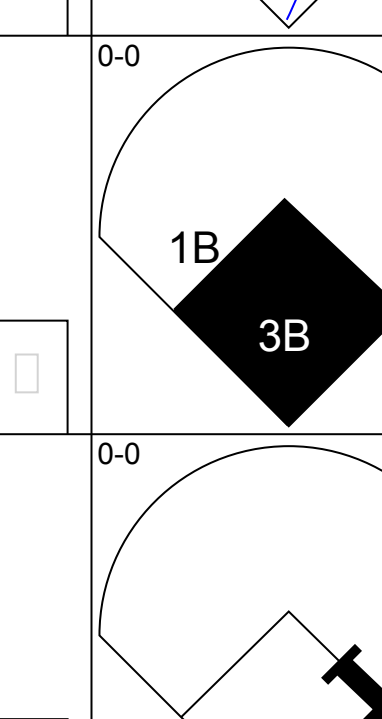
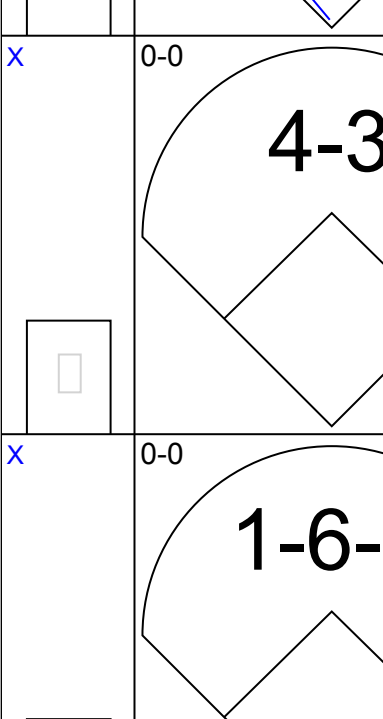
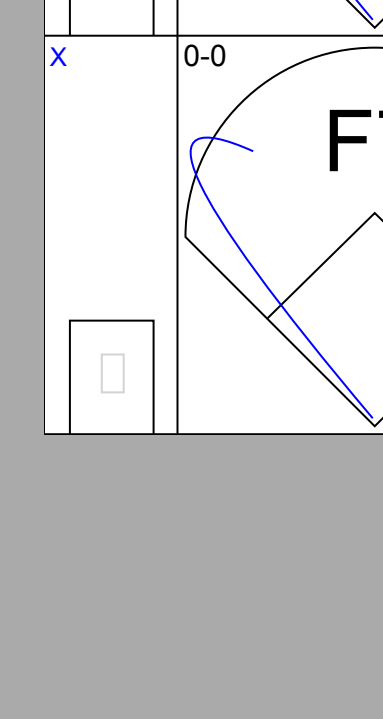

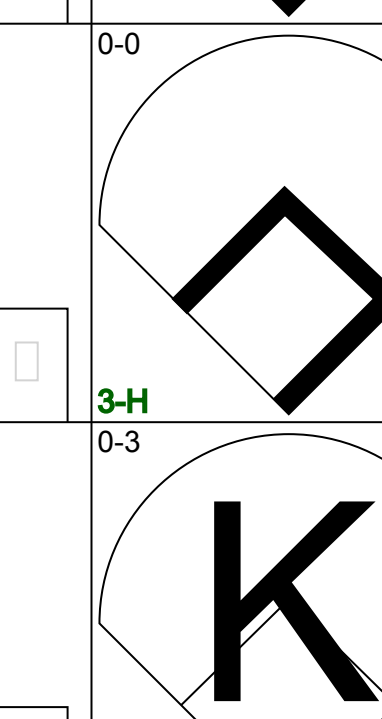

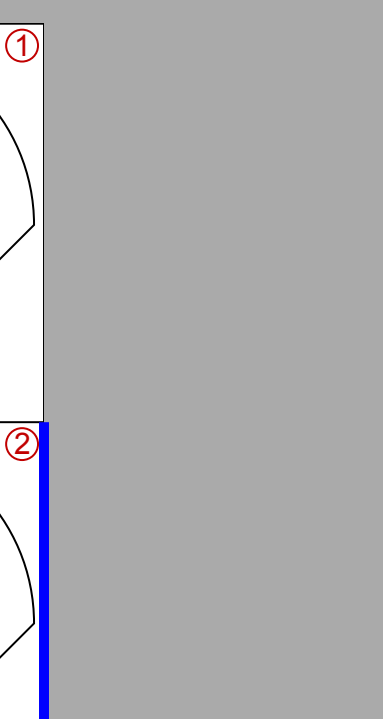
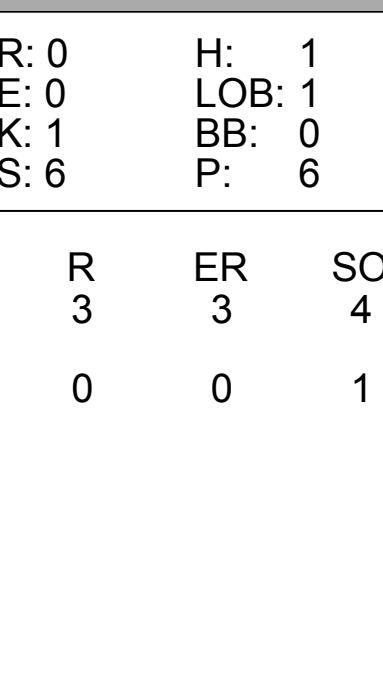
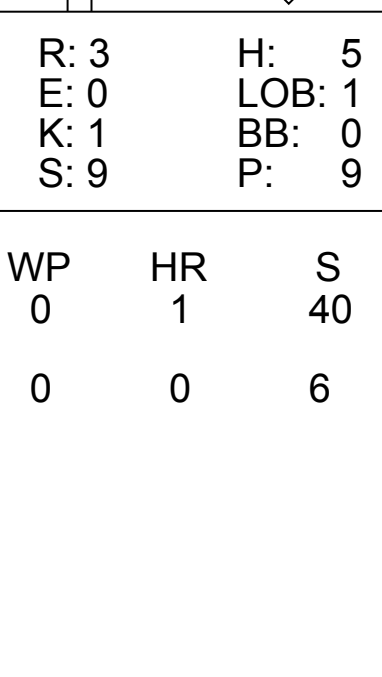
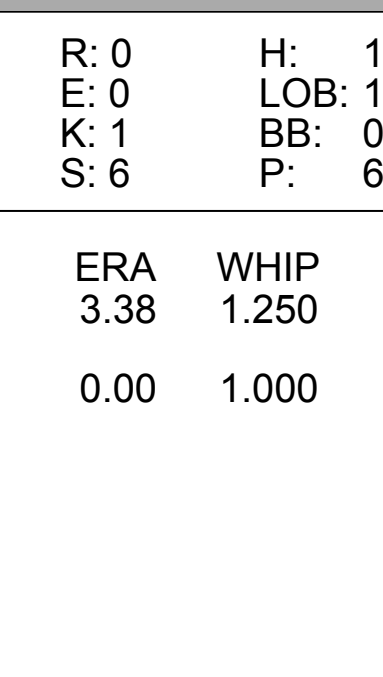
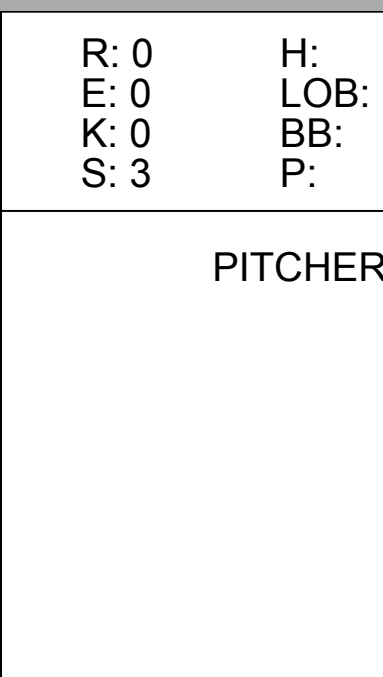

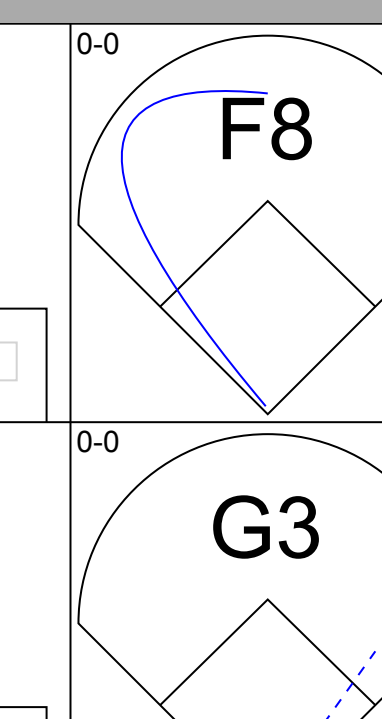
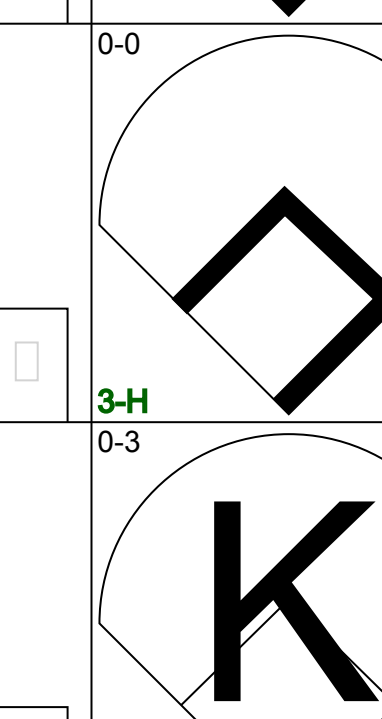
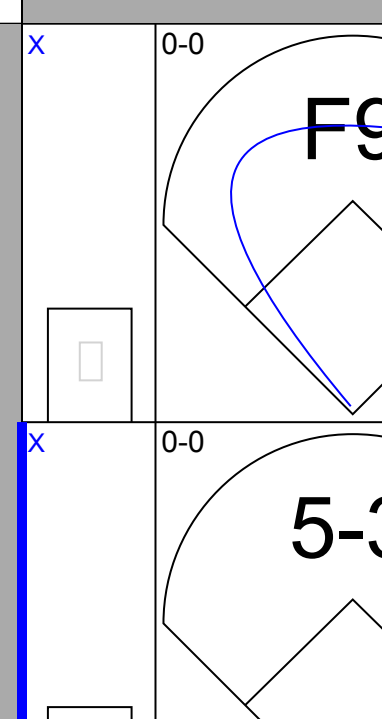
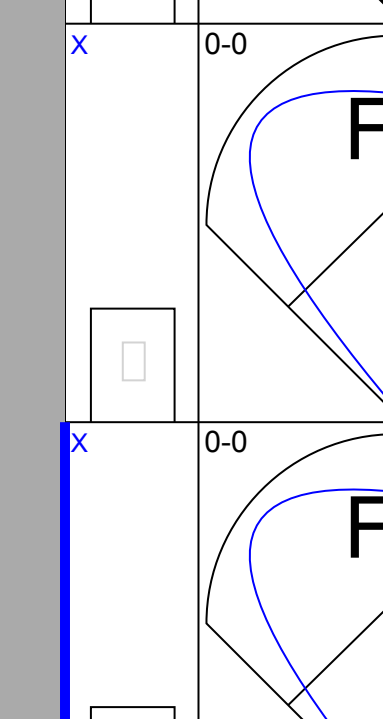
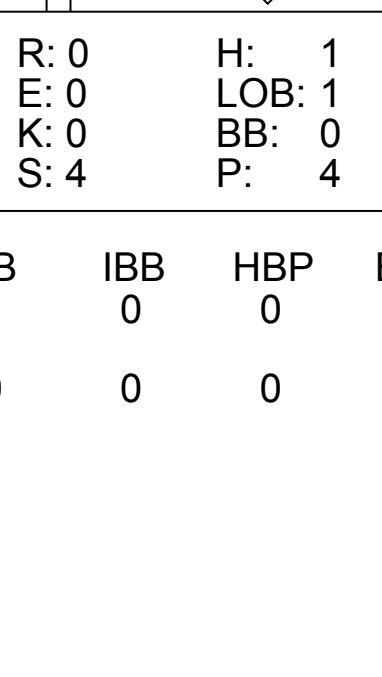
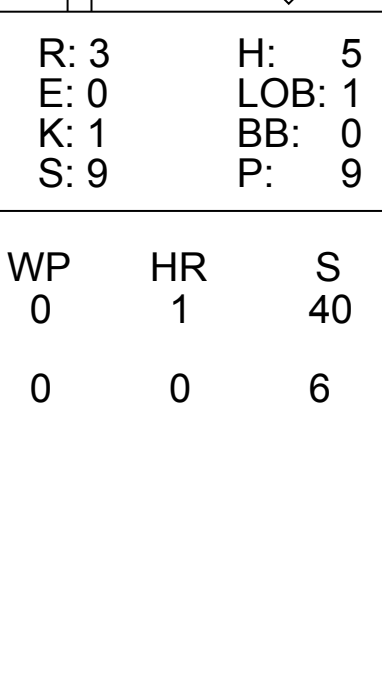
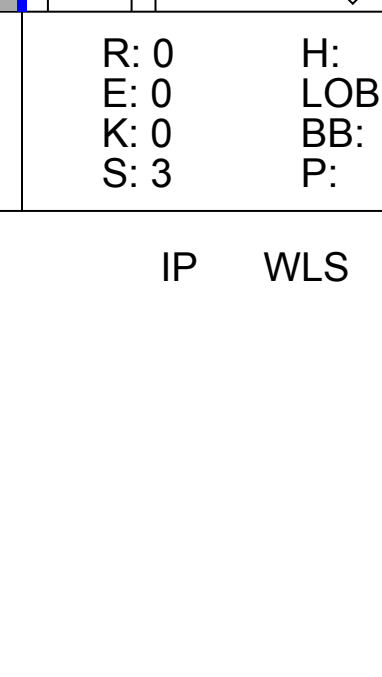



Batter	1	2	3	4	5	6	7	8	9	AB	R	H	RBI	BB	SO	LOB	TOP		
Pete Rose, S OBP: 0.430, SLG: 0.471 (1, 5)	0-0 4-3		0-0 4-3			0-0 2B 2H 2B	0-0 1B		0-0 F8	5	0	2	1	0	0	1	Cincinnati Reds @ Philadelphia Phillies Veterans Stadium, Philadelphia, PA Sun Jun 20 1976, 3:33 AM EDT Att: 38,669 - Unknown		
Dave Concepcion, R OBP: 0.358, SLG: 0.407 (1, 6)	0-0 G3			0-0 G5-4-3 1B		0-0 2B	0-0 F8			4	0	2	0	0	0	2			
George Foster, R OBP: 0.392, SLG: 0.589 (1, 9) (6, 7)	0-0 1B			0-0 G5-4-3 1-2		4-0 BB		0-3 K		3	0	1	0	1	1	1			
Tony Perez, R OBP: 0.345, SLG: 0.477 (1, 3)	0-3 K			0-0 5-3		0-3 K		4-0 BB		3	0	0	0	1	2	4			
Johnny Bench, R OBP: 0.356, SLG: 0.434 (1, 2)		0-3 K			0-0 F8	0-3 K		0-0 F8		4	0	0	0	0	2	4			
Bob Bailey, R OBP: 0.368, SLG: 0.529 Ken Griffey, L OBP: 0.405, SLG: 0.479 (6, PH) (6, 9)	0-0 4-3				0-0 F8	0-0 F7		0-0 G3		2	0	0	0	0	0	0			
Doug Flynn, R OBP: 0.337, SLG: 0.333 (1, 4)	0-0 F9				0-0 1B	0-0 1B		0-0 FC5-4 1B		4	0	3	0	0	0	0			
Cesar Geronimo, L OBP: 0.374, SLG: 0.435 (1, 8)			0-3 K		0-0 F7	0-0 F7		0-3 K		4	0	0	0	0	2	3			
Don Gullett, R OBP: 0.125, SLG: 0.087 Pedro Borbon, R OBP: 0.200, SLG: 0.200 Ed Armbrister, R OBP: 0.345, SLG: 0.423 Santo Alcala, R OBP: 0.350, SLG: 0.118 Dan Driessens, L OBP: 0.350, SLG: 0.338 Rich Hinton, L OBP: 0.342, SLG: 0.297 (1, 1) (4, 1) (6, PH) (6, 1) (7, PH) (7, 1) (9, PH)			0-0 5-3			0-0 2B 2B	0-0 1B 1-2 1B	0-0 FC5-4 2		1	0	0	0	0	0	0			
Inning Stats	R: 0 E: 0 K: 1 S: 6	H: 1 LOB: 1 BB: 0 P: 6	R: 0 E: 0 K: 1 S: 5	H: 0 LOB: 0 BB: 0 P: 5	R: 0 E: 0 K: 1 S: 5	H: 1 LOB: 0 BB: 0 P: 3	R: 0 E: 0 K: 0 S: 4	H: 1 LOB: 1 BB: 0 P: 4	R: 1 E: 0 K: 2 S: 10	H: 3 LOB: 3 BB: 1 P: 14	R: 0 E: 0 K: 0 S: 5	H: 3 LOB: 2 BB: 0 P: 5	R: 0 E: 0 K: 1 S: 5	H: 0 LOB: 1 BB: 0 P: 9	R: 0 E: 0 K: 1 S: 6	H: 1 LOB: 1 BB: 0 P: 6		1B: 7 2B: 3 3B: 0 HR: 0	SF: 0 SAC: 0 DP: 1 HBP: 0
PITCHER	IP WLS BF H R ER SO BB IBB HBP BLK WP HR S P ERA WHIP		IP WLS BF H R ER SO BB IBB HBP BLK WP HR S P ERA WHIP		IP WLS BF H R ER SO BB IBB HBP BLK WP HR S P ERA WHIP		IP WLS BF H R ER SO BB IBB HBP BLK WP HR S P ERA WHIP		IP WLS BF H R ER SO BB IBB HBP BLK WP HR S P ERA WHIP		IP WLS BF H R ER SO BB IBB HBP BLK WP HR S P ERA WHIP		IP WLS BF H R ER SO BB IBB HBP BLK WP HR S P ERA WHIP		IP WLS BF H R ER SO BB IBB HBP BLK WP HR S P ERA WHIP		IP WLS BF H R ER SO BB IBB HBP BLK WP HR S P ERA WHIP		
Jim Kaat, L ERA: 3.0 Ron Reed, R ERA: 3.33 Gene Garber, R ERA: 2.61 (1, 1) (6, 1) (9, 1)	5.0 W 21 6 1 1 3 1 0 0 0 0 0 26 30 1.80 1.400		3.0 L 12 3 0 0 3 1 0 0 0 0 0 17 21 0.00 1.333		1.0 L 4 1 0 0 1 0 0 0 0 0 0 6 6 0.00 1.000														



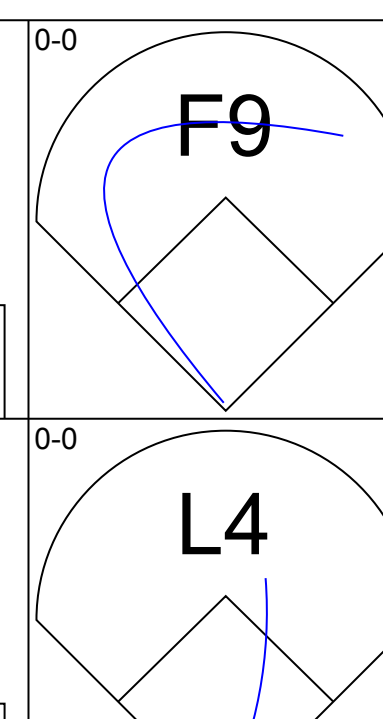
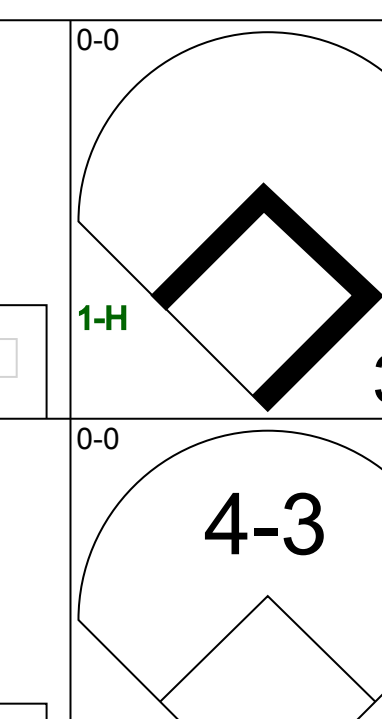
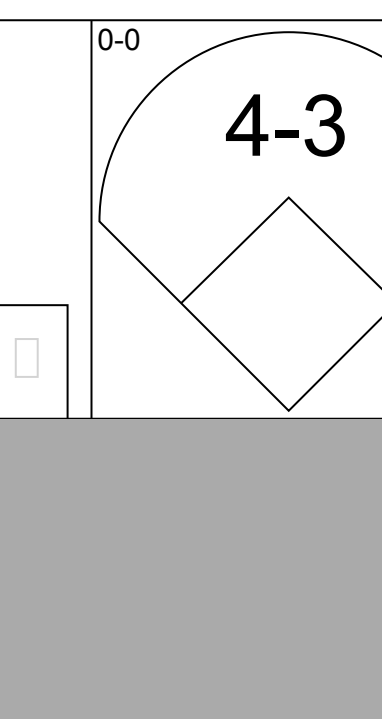
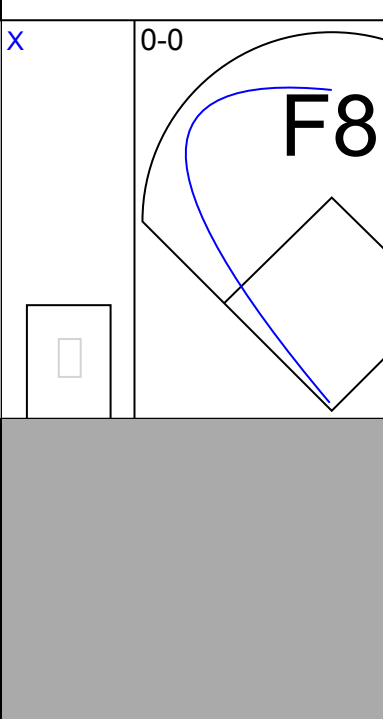
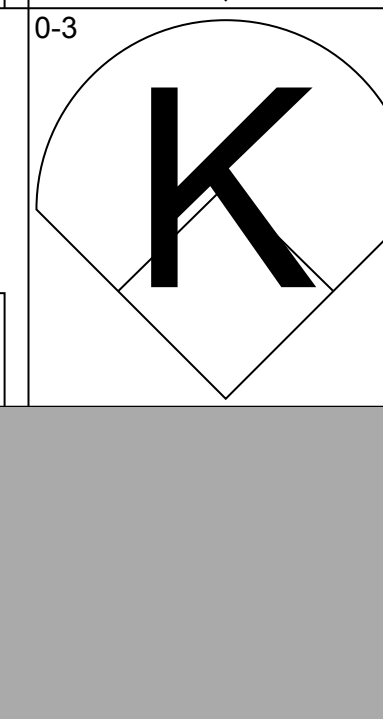

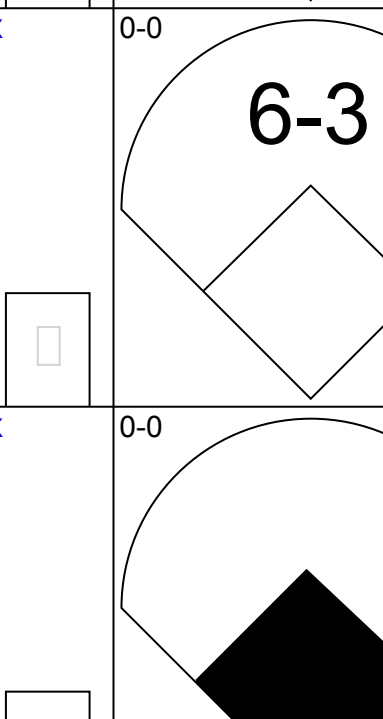
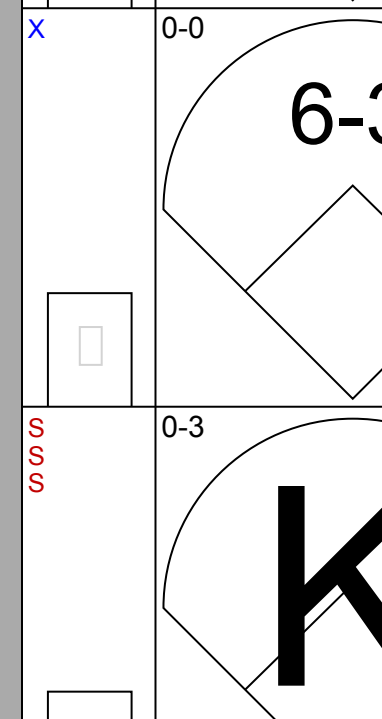

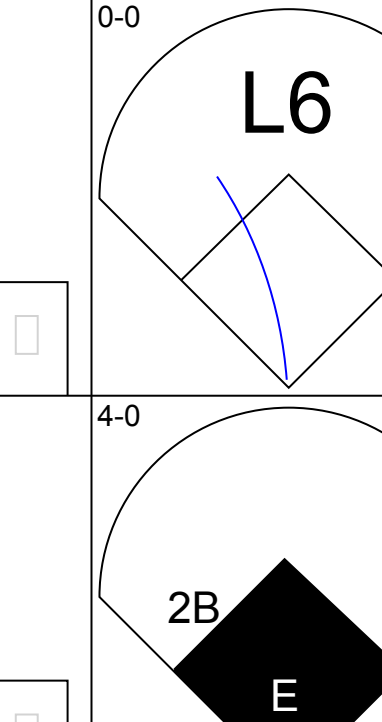
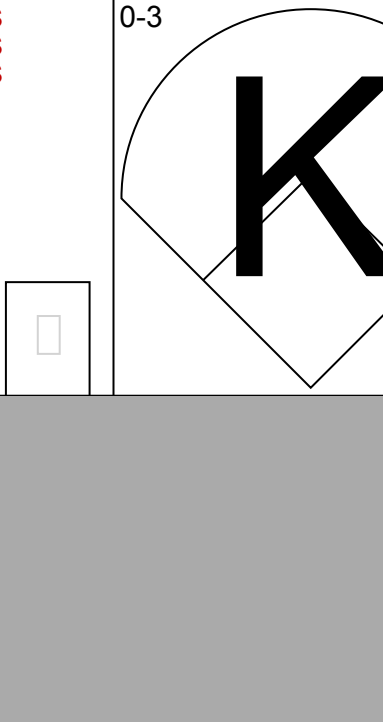

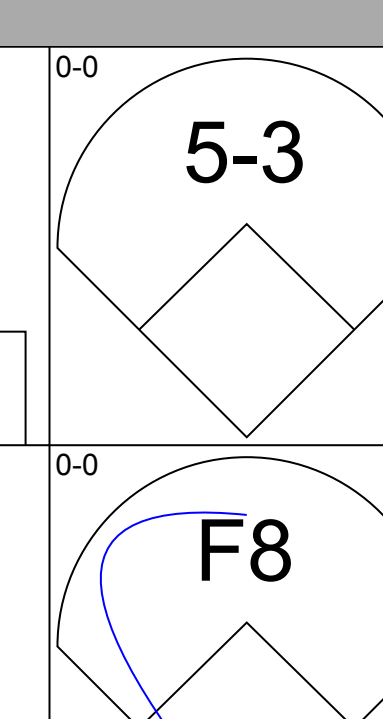
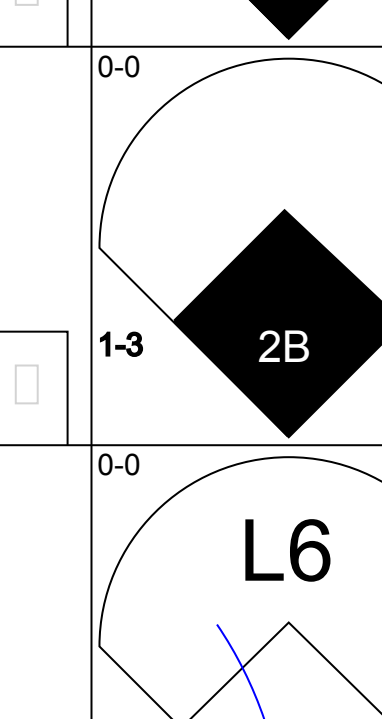
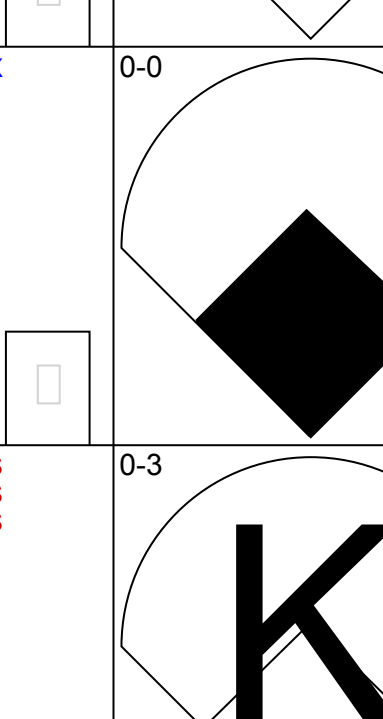
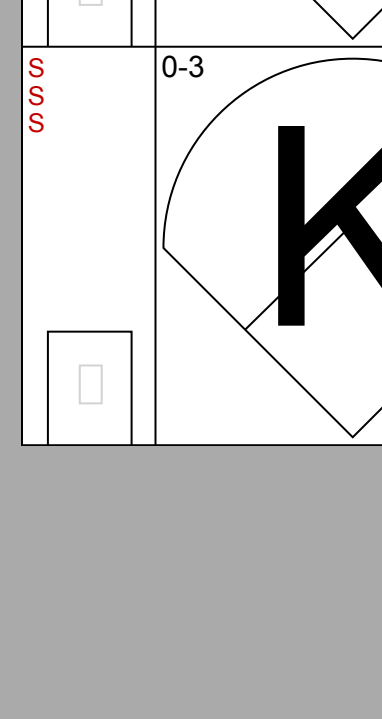

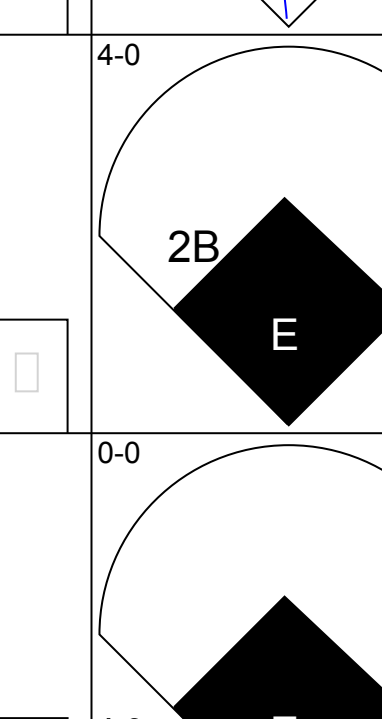

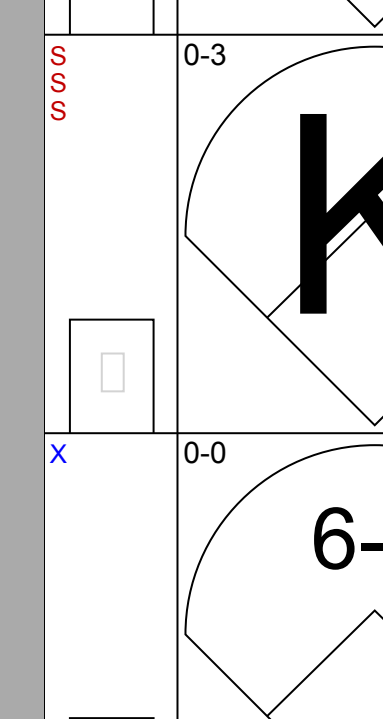

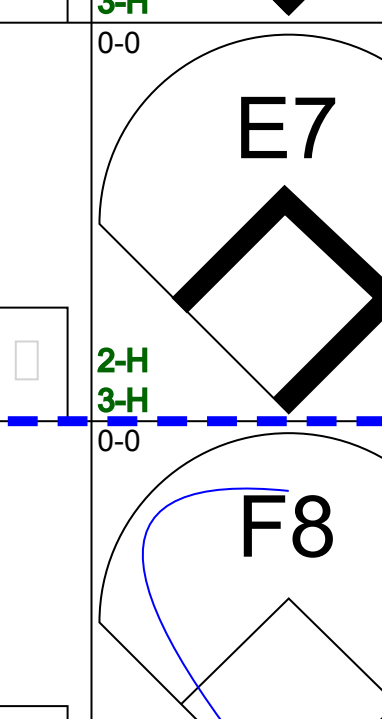
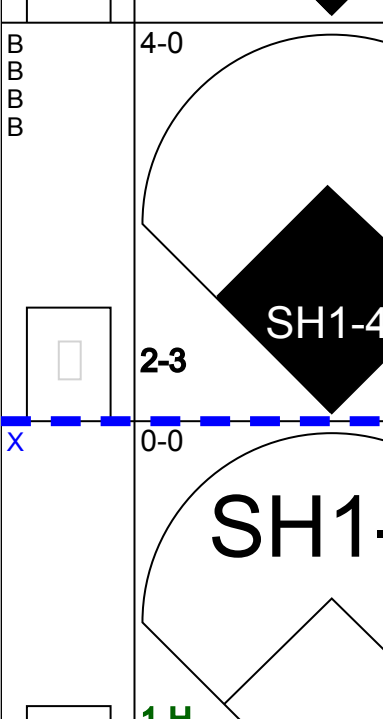

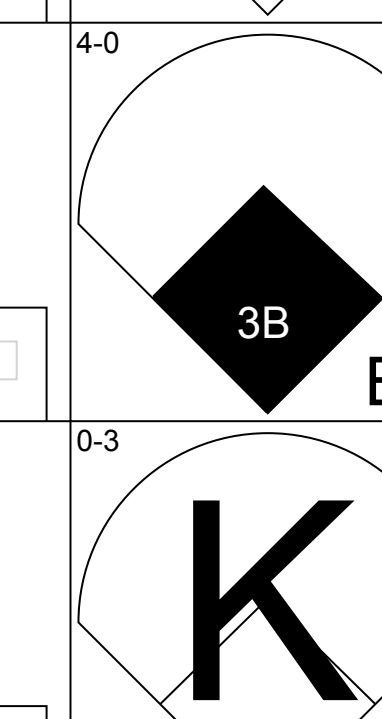
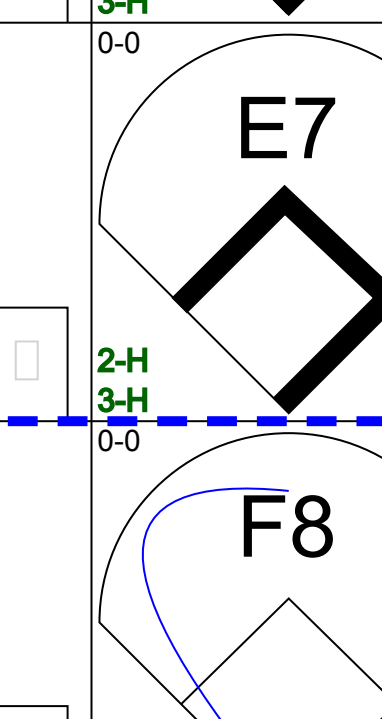

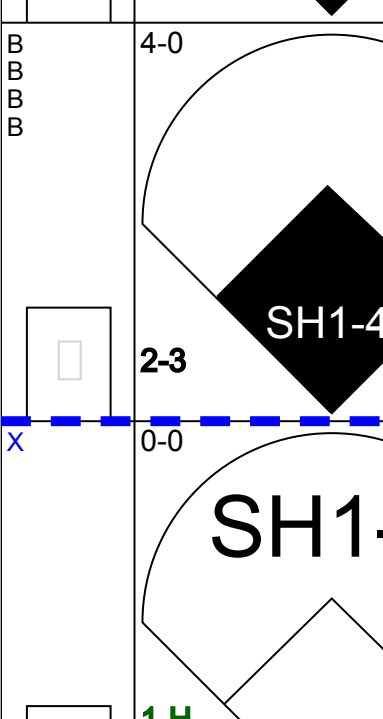

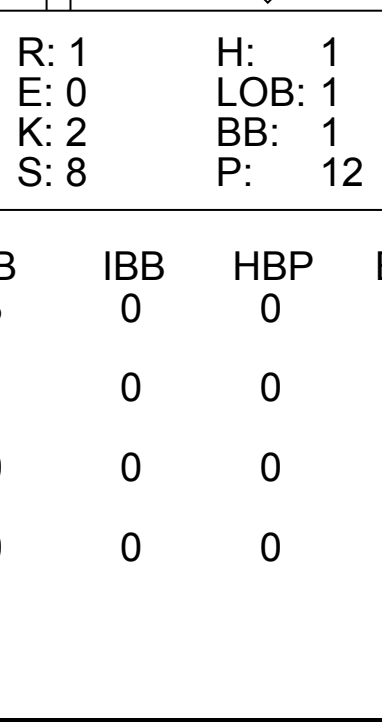
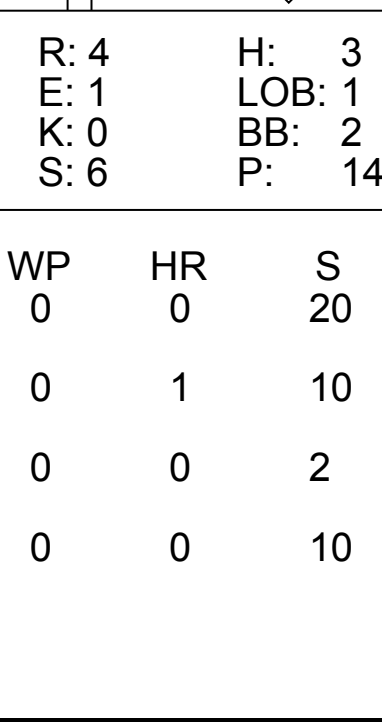
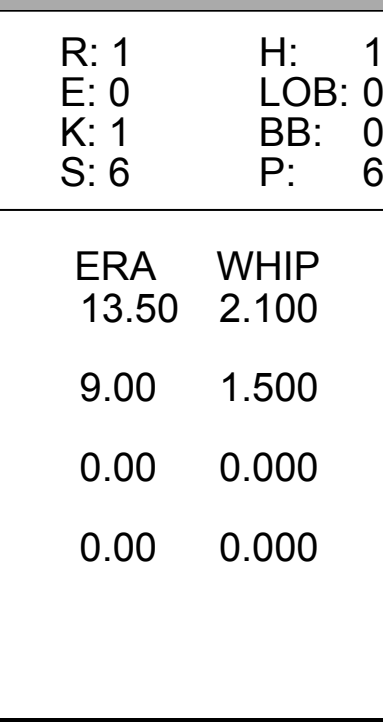
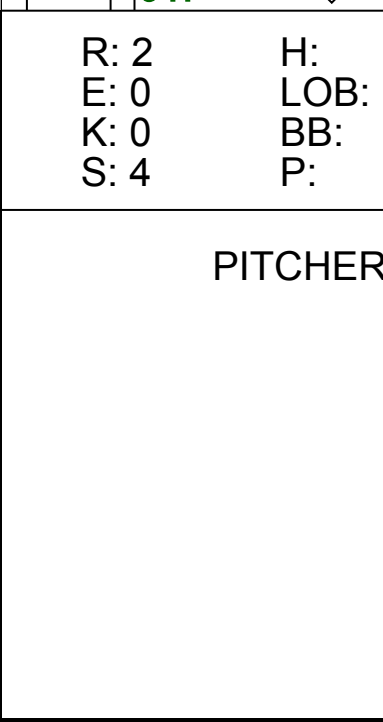
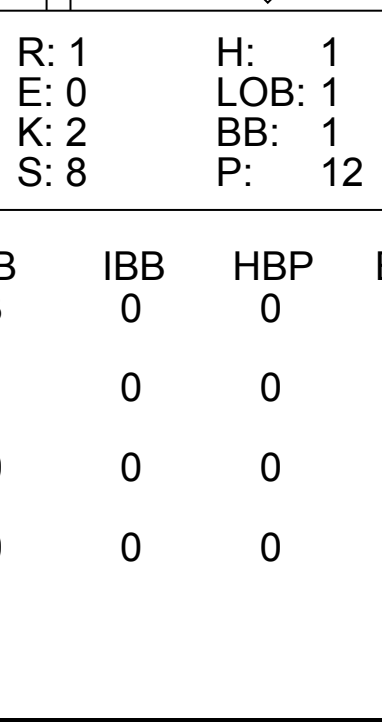
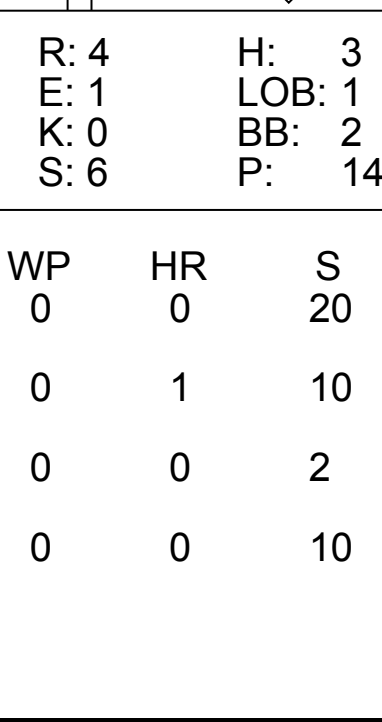
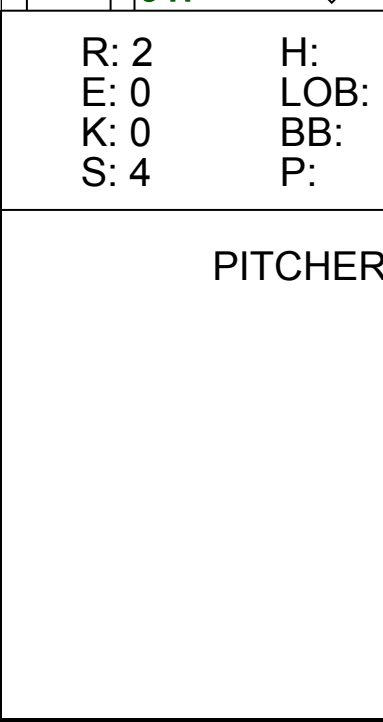
Batter	1	2	3	4	5	6	7	8	9	AB	R	H	RBI	BB	SO	LOB	BOTTOM		
Dave Cash, R OBP: 0.378, SLG: 0.384 (1, 4)	0-0 1B 1B	4-0 F6-4-3 1B BB		0-0 FC4-6 1B	0-0 FC6-4 1-2		0-0 F9			4	1	2	0	1	0	2	Cincinnati Reds @ Philadelphia Phillies Veterans Stadium, Philadelphia, PA Sun Jun 20 1976, 3:33 AM EDT Att: 38,669 - Unknown		
Larry Bowa, S OBP: 0.318, SLG: 0.306 (1, 6)	0-0 F7	0-0 F6-4-3 1B		0-0 FC4-6 BLK	0-0 F4-3		0-0 2B SF9 1B			5	1	2	1	0	0	2			
Mike Schmidt, R OBP: 0.420, SLG: 0.633 (1, 5)	0-0 1B 1-3 1B	0-0 F6-4-3 1-2 2-3		0-0 F9	0-0 1B 1B		0-0 BB 2B			5	1	3	0	0	0	3			
Greg Luzinski, R OBP: 0.357, SLG: 0.464 Gene Garber, R OBP: 0.500, SLG: 0.250 (1, 7) (9, 1)	0-0 1B 1-2 3-H 1B	0-0 L7		0-0 BB	0-0 1B 1B		0-0 BB IBB			3	0	2	1	2	0	1			
Dick Allen, R OBP: 0.377, SLG: 0.496 Tom Hutton, L OBP: 0.377, SLG: 0.311 (1, 3) (7, 3)	0-0 F7		0-0 F4	0-0 6-3	0-0 1B		0-0 F4			4	0	1	1	0	0	4			
Ollie Brown, R OBP: 0.381, SLG: 0.466 (1, 9)	0-0 P6		0-0 P6		0-0 6-3	0-0 F2		0-0 SF9		4	0	0	1	0	0	4			
Garry Maddox, R OBP: 0.378, SLG: 0.472 (1, 8)		0-0 1B 2B		0-0 2B	0-3 K	0-0 F9		0-0 BB		4	1	2	0	1	1	2			
Bob Boone, R OBP: 0.397, SLG: 0.419 (1, 2)		0-0 1B E 1B	4-0 1B IBB		0-0 1B 1B		0-0 6-3	0-0 L7		4	1	2	1	1	0	3			
Jim Kaat, L OBP: 0.257, SLG: 0.394 Ron Reed, R OBP: 0.273, SLG: 0.364 Jerry Martin, R OBP: 0.382, SLG: 0.419 (1, 1) (6, 1) (9, 7)	0-0 E5 1B	0-0 G3		0-0 FC6-4 1B		0-0 F9				3	1	2	0	0	0	2			
Inning Stats	R: 1 E: 0 K: 0 S: 6	H: 3 LOB: 2 BB: 0 P: 6	R: 3 E: 1 K: 0 S: 6	H: 4 LOB: 1 BB: 1 P: 10	R: 0 E: 0 K: 0 S: 4	H: 1 LOB: 2 BB: 1 P: 8	R: 0 E: 0 K: 1 S: 7	H: 2 LOB: 2 BB: 0 P: 7	R: 1 E: 0 K: 0 S: 6	H: 3 LOB: 0 BB: 0 P: 6	R: 0 E: 0 K: 0 S: 3	H: 0 LOB: 0 BB: 0 P: 3	R: 1 E: 0 K: 0 S: 5	H: 2 LOB: 2 BB: 2 P: 13	R: 0 E: 0 K: 1 S: 5	H: 0 LOB: 3 BB: 2 P: 13		1B: 13 2B: 3 3B: 0 HR: 0	SF: 1 SAC: 0 DP: 1 HBP: 0
PITCHER	IP WLS BF H R ER SO BB IBB HBP BLK WP HR S P ERA WHIP		IP WLS BF H R ER SO BB IBB HBP BLK WP HR S P ERA WHIP		IP WLS BF H R ER SO BB IBB HBP BLK WP HR S P ERA WHIP		IP WLS BF H R ER SO BB IBB HBP BLK WP HR S P ERA WHIP		IP WLS BF H R ER SO BB IBB HBP BLK WP HR S P ERA WHIP		IP WLS BF H R ER SO BB IBB HBP BLK WP HR S P ERA WHIP		IP WLS BF H R ER SO BB IBB HBP BLK WP HR S P ERA WHIP		IP WLS BF H R ER SO BB IBB HBP BLK WP HR S P ERA WHIP		IP WLS BF H R ER SO BB IBB HBP BLK WP HR S P ERA WHIP		
Don Gullett, L ERA: 2.59 Pedro Borbon, R ERA: 2.93 Santo Alcala, R ERA: 4.83 Rich Hinton, L ERA: 3.86 (1, 1) (4, 1) (6, 1) (7, 1)	3.0 L 19 4 4 4 0 1 0 0 0 0 0 10 14 0.00 1.500		2.0 L 9 2 0 0 1 1 0 0 0 0 0 6 6 9.00 3.000		2.0 L 10 2 1 1 0 1 1 0 0 0 0 8 16 4.50 1.500														



Batter	1	2	3	4	5	6	7	8	9	AB	R	H	RBI	BB	SO	LOB	TOP			
Pepe Mangual, R OBP: 0.415, SLG: 0.394 (1, 8)										4	0	2	0	1	2	1	Montreal Expos @ Philadelphia Phillies Veterans Stadium, Philadelphia, PA Mon Jun 21 1976, 7:05 PM EDT Att: 26,148 - Unknown			
Bombo Rivera, R OBP: 0.294, SLG: 0.313 (1, 7)										4	0	0	0	0	0	3				
Gary Roenicke, R OBP: 0.314, SLG: 0.478 (1, 9)										4	1	2	0	0	1	1				
Jose Morales, R OBP: 0.309, SLG: 0.500 (1, 3)										4	1	1	2	0	1	2				
Barry Foote, R OBP: 0.290, SLG: 0.377 (1, 2)										4	0	0	0	0	0	1				
Tim Foli, R OBP: 0.280, SLG: 0.406 (1, 6)										4	1	2	0	0	0	1				
Pete Mackanin, R OBP: 0.258, SLG: 0.358 (1, 5)										4	0	2	0	0	0	1				
Jim Cox, R OBP: 0.214, SLG: 0.259 (1, 4)										4	0	1	1	0	0	1				
Dan Warthen, S Wayne Granger, R Fred Scherman, L Jerry White, R Chip Lang, R Larry Parrish, R OBP: 0.294, SLG: 0.307 (1, 1)										2	0	0	0	0	0	1				
Inning Stats	R: 0 E: 0 K: 1 S: 5	H: 0 LOB: 0 BB: 0 P: 5	R: 0 E: 0 K: 1 S: 6	H: 1 LOB: 1 BB: 0 P: 6	R: 0 E: 0 K: 0 S: 4	H: 1 LOB: 1 BB: 0 P: 4	R: 3 E: 0 K: 1 S: 9	H: 5 LOB: 1 BB: 0 P: 9	R: 0 E: 0 K: 0 S: 3	H: 0 LOB: 0 BB: 0 P: 3	R: 0 E: 0 K: 0 S: 3	H: 0 LOB: 1 BB: 1 P: 7	R: 0 E: 0 K: 0 S: 4	H: 1 LOB: 1 BB: 0 P: 4	R: 0 E: 0 K: 1 S: 6	H: 1 LOB: 1 BB: 0 P: 6		1B: 7 2B: 0 3B: 2 HR: 1	SF: 0 SAC: 0 DP: 0 HBP: 0	WP: 0 PB: 0 SB: 0 CS: 0
PITCHER	IP	WLS	BF	H	R	ER	SO	BB	IBB	HBP	BLK	WP	HR	S	P	ERA	WHIP			
Tom Underwood, L ERA: 3.95 (1, 1)	8.0	W	33	9	3	3	4	1	0	0	0	0	1	40	44	3.38	1.250			
Tug McGraw, L ERA: 2.82 (9, 1)	1.0		4	1	0	0	1	0	0	0	0	0	0	6	6	0.00	1.000			

AB	36
R	3
H	10
RBI	3
BB	1
SO	5
LOB	13



Batter	1	2	3	4	5	6	7	8	9	AB	R	H	RBI	BB	SO	LOB	BOTTOM			
Dave Cash, R OBP: 0.377, SLG: 0.390 (1, 4)										4	0	1	1	0	0	1	Montreal Expos @ Philadelphia Phillies Veterans Stadium, Philadelphia, PA Mon Jun 21 1976, 7:05 PM EDT Att: 26,148 - Unknown			
Larry Bowa, S OBP: 0.313, SLG: 0.301 (1, 6)										4	0	0	0	0	0	1				
Mike Schmidt, R OBP: 0.417, SLG: 0.624 (1, 5)										3	1	0	0	1	1	0				
Greg Luzinski, R Wayne Granger, R Jerry Martin, R OBP: 0.360, SLG: 0.484 (1, 7)										4	2	2	1	0	1	0				
Dick Allen, R OBP: 0.368, SLG: 0.483 (1, 3)										4	0	0	0	0	1	2				
Ollie Brown, R OBP: 0.376, SLG: 0.451 (1, 9)										3	1	0	0	1	1	0				
Garry Maddox, R OBP: 0.381, SLG: 0.482 (1, 8)										4	2	2	2	0	1	0				
Bob Boone, R OBP: 0.406, SLG: 0.429 (1, 2)										1	2	1	2	2	0	0				
Tom Underwood, R Wayne Granger, R Fred Scherman, L Chip Lang, R OBP: 0.167, SLG: 0.167 (1, 1)										2	0	0	1	0	1	2				
Inning Stats	R: 0 E: 0 K: 1 S: 5	H: 0 LOB: 0 BB: 0 P: 5	R: 0 E: 0 K: 0 S: 3	H: 0 LOB: 0 BB: 0 P: 3	R: 1 E: 0 K: 2 S: 8	H: 1 LOB: 1 BB: 1 P: 12	R: 4 E: 1 K: 0 S: 6	H: 3 LOB: 1 BB: 2 P: 14	R: 1 E: 0 K: 1 S: 6	H: 1 LOB: 0 BB: 0 P: 6	R: 2 E: 0 K: 0 S: 4	H: 1 LOB: 0 BB: 1 P: 8	R: 0 E: 0 K: 1 S: 5	H: 0 LOB: 0 BB: 0 P: 5	R: 0 E: 0 K: 1 S: 5	H: 0 LOB: 0 BB: 0 P: 5		1B: 0 2B: 4 3B: 1 HR: 1	SF: 0 SAC: 1 DP: 0 HBP: 0	WP: 0 PB: 0 SB: 1 CS: 0
PITCHER	IP	WLS	BF	H	R	ER	SO	BB	IBB	HBP	BLK	WP	HR	S	P	ERA	WHIP			
Dan Warthen, L ERA: 5.59 (1, 1)	3.1	L	17	4	5	5	3	3	0	0	0	0	1	10	14	9.00	1.500			
Wayne Granger, R ERA: 3.82 (4, 1)	2.0		9	2	3	2	1	1	0	0	0	0	0	2	2	0.00	0.000			
Fred Scherman, L ERA: 4.46 (6, 1)	0.2		2	0	0	0	0	0	0	0	0	0	0	2	2	0.00	0.000			
Chip Lang, R ERA: 5.4 (7, 1)	2.0		6	0	0	0	2	0	0	0	0	0	0	10	10	0.00	0.000			



Batter	1	2	3	4	5	6	7	8	9	AB	R	H	RBI	BB	SO	LOB	TOP								
Pepe Mangual, R OBP: 0.420, SLG: 0.396 (1, 8)										2	1	1	2	2	0	1	Montreal Expos @ Philadelphia Phillies Veterans Stadium, Philadelphia, PA Tue Jun 22 1976, 7:05 PM EDT Att: 32,138 - Unknown								
Jim Lyttle, L OBP: 0.376, SLG: 0.583 (1, 7)										5	1	1	0	0	0	4									
Gary Roenicke, R OBP: 0.321, SLG: 0.490 (1, 9)										5	0	2	2	0	1	0									
Pat Scanlon, L OBP: 0.200, SLG: 0.500 Larry Parrish, R OBP: 0.296, SLG: 0.311 (7, 5)										4	1	1	1	0	1	2									
Mike Jorgensen, L OBP: 0.346, SLG: 0.371 (1, 3)										4	1	2	1	1	1	1									
Tim Foli, R OBP: 0.278, SLG: 0.401 (1, 6)										5	1	1	0	0	1	5									
Barry Foote, R OBP: 0.287, SLG: 0.385 (1, 2)										5	0	1	2	0	1	5									
Pete Mackanin, R OBP: 0.271, SLG: 0.375 (1, 4)										4	2	3	0	1	0	1									
Clay Kirby, R OBP: 0.182, SLG: 0.200 Dale Murray, R (7, 1)										2	0	0	0	0	1	2									
Inning Stats	R: 2 E: 0 K: 2 S: 9	H: 2 LOB: 2 BB: 2 P: 17	R: 1 E: 0 K: 0 S: 4	H: 1 LOB: 0 BB: 0 P: 4	R: 0 E: 0 K: 1 S: 7	H: 2 LOB: 2 BB: 0 P: 7	R: 0 E: 0 K: 0 S: 3	H: 0 LOB: 1 BB: 1 P: 7	R: 1 E: 0 K: 0 S: 4	H: 1 LOB: 0 BB: 0 P: 4	R: 1 E: 0 K: 1 S: 7	H: 2 LOB: 1 BB: 0 P: 7	R: 1 E: 0 K: 1 S: 7	H: 1 LOB: 1 BB: 0 P: 7	R: 0 E: 0 K: 0 S: 3	H: 1 LOB: 1 BB: 1 P: 7		R: 2 E: 0 K: 1 S: 8	H: 3 LOB: 1 BB: 0 P: 8	1B: 6 2B: 4 3B: 1 HR: 2	SF: 1 SAC: 2 DP: 1 HBP: 0	WP: 0 PB: 0 SB: 1 CS: 0	PA: 44		
PITCHER	IP	WLS	BF	H	R	ER	SO	BB	IBB	HBP	BLK	WP	HR	S	P	ERA	WHIP								
Jim Lonborg, R ERA: 2.97 (1, 1)	5.0	L	24	6	4	4	3	3	0	0	0	0	1	27	39	7.20	1.800								
Ron Schueler, R ERA: 5.4 (6, 1)	2.0		10	3	2	2	2	0	0	0	0	0	1	14	14	9.00	1.500								
Tug McGraw, L ERA: 3.12 (8, 1)	2.0		10	4	2	2	1	0	1	0	0	0	0	11	15	9.00	2.000								
Batter	1	2	3	4	5	6	7	8	9	AB	R	H	RBI	BB	SO	LOB	BOTTOM								
Dave Cash, R OBP: 0.372, SLG: 0.384 (1, 4)										4	0	0	0	0	0	5	Montreal Expos @ Philadelphia Phillies Veterans Stadium, Philadelphia, PA Tue Jun 22 1976, 7:05 PM EDT Att: 32,138 - Unknown								
Larry Bowa, S OBP: 0.308, SLG: 0.296 (1, 6)										4	0	0	0	0	3	1									
Mike Schmidt, R OBP: 0.418, SLG: 0.619 (1, 5)										2	1	0	0	2	1	0									
Greg Luzinski, R OBP: 0.358, SLG: 0.493 (1, 7)										4	1	1	2	0	1	1									
Dick Allen, R OBP: 0.359, SLG: 0.469 (1, 3)										4	0	0	0	0	1	1									
Jay Johnstone, L OBP: 0.352, SLG: 0.453 (1, 9)										3	0	0	0	1	0	0									
Garry Maddox, R OBP: 0.378, SLG: 0.478 (1, 8)										4	1	1	0	0	1	1									
Bob Boone, R OBP: 0.408, SLG: 0.427 (1, 2)										3	0	1	0	1	1	0									
Jim Lonborg, R OBP: 0.278, SLG: 0.219 Tim McCarver, L OBP: 0.455, SLG: 0.452 Ron Schueler, R (5, PH)										0	0	0	0	1	0	0									
Bobby Tolan, L OBP: 0.302, SLG: 0.405 Tug McGraw, R (8, 1)										1	0	0	0	0	0	0									
Inning Stats	R: 0 E: 0 K: 2 S: 7	H: 0 LOB: 0 BB: 0 P: 7	R: 0 E: 0 K: 0 S: 3	H: 0 LOB: 0 BB: 0 P: 3	R: 0 E: 0 K: 2 S: 7	H: 0 LOB: 1 BB: 1 P: 11	R: 0 E: 0 K: 2 S: 7	H: 0 LOB: 1 BB: 1 P: 11	R: 0 E: 0 K: 0 S: 2	H: 0 LOB: 2 BB: 3 P: 14	R: 2 E: 0 K: 0 S: 4	H: 1 LOB: 0 BB: 1 P: 8	R: 1 E: 0 K: 1 S: 7	H: 2 LOB: 1 BB: 0 P: 7	R: 0 E: 0 K: 1 S: 5	H: 0 LOB: 0 BB: 0 P: 5	R: 0 E: 0 K: 0 S: 3	H: 0 LOB: 0 BB: 0 P: 3	1B: 2 2B: 0 3B: 0 HR: 1	SF: 0 SAC: 0 DP: 1 HBP: 0	WP: 0 PB: 0 SB: 0 CS: 0	PA: 35			
PITCHER	IP	WLS	BF	H	R	ER	SO	BB	IBB	HBP	BLK	WP	HR	S	P	ERA	WHIP								
Clay Kirby, R ERA: 4.85 (1, 1)	6.0	W	26	3	3	3	6	6	0	0	0	0	0	32	56	4.50	1.500								
Dale Murray, R ERA: 3.3 (7, 1)	3.0	S	9	0	0	0	2	0	0	0	0	0	0	13	13	0.00	0.000								


Batter	1	2	3	4	5	6	7	8	9	AB	R	H	RBI	BB	SO	LOB	TOP										
Dave Cash, R OBP: 0.364, SLG: 0.375 (1, 4)	2-3			F8	L7		F4			4	0	0	0	0	0	3	Philadelphia Phillies @ Cincinnati Reds Riverfront Stadium, Cincinnati, OH Thu Jun 24 1976, 7:05 PM EDT Att: 34,053 - Unknown										
Larry Bowa, S OBP: 0.395, SLG: 0.301 (1, 6)	F4-3			1B	2B		F6	L1		4	1	1	0	0	0	3											
Mike Schmidt, R OBP: 0.417, SLG: 0.622 (1, 5)	K			HR	1B		F7	P6		4	1	1	1	0	1	0											
Greg Luzinski, R OBP: 0.350, SLG: 0.480 (1, 7)				K			F7	K		4	0	0	0	0	2	1											
Dick Allen, R OBP: 0.360, SLG: 0.497 Tom Hutton, L OBP: 0.377, SLG: 0.311 (1, 3) (8, 3)	5-3			HR			2B	K		4	2	2	2	0	1	0											
Jay Johnstone, L OBP: 0.358, SLG: 0.464 Jerry Martin, R OBP: 0.382, SLG: 0.419 (1, 9) (9, 9)	F8			F4			1B	CS	1B	4	0	2	0	0	0	0											
Garry Maddox, R OBP: 0.370, SLG: 0.479 (1, 8)				K			F3	K		4	1	1	1	0	2	3											
Bob Boone, R OBP: 0.408, SLG: 0.429 (1, 2)	F8						CS	2B	K	3	0	1	0	1	1	1											
Jim Kaat, L OBP: 0.243, SLG: 0.371 Bobby Tolán, L OBP: 0.302, SLG: 0.405 Ollie Brown, R OBP: 0.387, SLG: 0.457 Ron Reed, R OBP: 0.273, SLG: 0.364 Tug McGraw, R (1, 1) (7, PH) (7, PH) (7, 1) (9, 1)	K			K			2-3	K		2	0	0	0	0	2	1											
							1-2	2-3	3-H	1B																	
Inning Stats	R: 0 E: 0 K: 1 S: 5	H: 0 LOB: 0 BB: 0 P: 5	R: 0 E: 0 K: 0 S: 3	H: 0 LOB: 0 BB: 0 P: 3	R: 0 E: 0 K: 2 S: 7	H: 0 LOB: 0 BB: 0 P: 7	R: 3 E: 0 K: 1 S: 8	H: 3 LOB: 0 BB: 0 P: 8	R: 1 E: 0 K: 1 S: 6	H: 2 LOB: 0 BB: 0 P: 6	R: 0 E: 0 K: 0 S: 3	H: 0 LOB: 0 BB: 0 P: 3	R: 1 E: 0 K: 2 S: 6	H: 3 LOB: 3 BB: 1 P: 10	R: 0 E: 0 K: 2 S: 7	H: 0 LOB: 0 BB: 0 P: 7		R: 0 E: 0 K: 2 S: 7	H: 1 LOB: 1 BB: 0 P: 7	1B: 3 2B: 4 3B: 0 HR: 2	SF: 0 SAC: 0 DP: 0 HBP: 0	WP: 0 PA: 35 PB: 0 CS: 2					
PITCHER	IP	WLS	BF	H	R	ER	SO	BB	IBB	HBP	BLK	WP	HR	S	P	ERA		WHIP									
Gary Nolan, R ERA: 3.03 Pedro Borbon, L ERA: 2.51 Will McEnaney, L ERA: 3.38 Rawly Eastwick, R ERA: 2.7	6.0	L	24	7	5	5	5	0	0	0	0	0	2	34	34	7.50	1.167										
	0.1		2	0	0	0	0	0	1	0	0	0	0	1	5	0.00	0.000										
	0.2		3	1	0	0	0	0	0	0	0	0	0	3	3	0.00	1.500										
	2.0		6	1	0	0	4	0	0	0	0	0	0	14	14	0.00	0.500										

Batter	1	2	3	4	5	6	7	8	9	AB	R	H	RBI	BB	SO	LOB	BOTTOM										
Ed Armbrister, R OBP: 0.414, SLG: 0.448 Ken Griffey, L OBP: 0.398, SLG: 0.478 (1, 7) (8, 9)	G6-4-3			G4-3			6-3	F3	L3	3	0	2	0	0	0	0	Philadelphia Phillies @ Cincinnati Reds Riverfront Stadium, Cincinnati, OH Thu Jun 24 1976, 7:05 PM EDT Att: 34,053 - Unknown										
Dave Concepcion, R OBP: 0.383, SLG: 0.416 (1, 6)	G6-4-3			G4-3			1B	P4		4	1	2	0	0	0	1											
George Foster, R OBP: 0.391, SLG: 0.600 (1, 9) (8, 7)	G6-4-3			6-3			1B	HR	F3	4	1	1	1	0	0	2											
Tony Perez, R OBP: 0.340, SLG: 0.458 (1, 3)	K			F7			HR	1B	4-3	4	1	1	0	0	1	1											
Johnny Bench, R OBP: 0.366, SLG: 0.459 (1, 2)				4-3			HR	1B	5-3	4	1	2	3	0	0	0											
Bob Bailey, R OBP: 0.370, SLG: 0.542 Joe Morgan, L OBP: 0.466, SLG: 0.642 (1, 5) (9, PH)	6-3			5-3			HR	K	CS	2	0	0	0	1	1	0											
Doug Flynn, R OBP: 0.333, SLG: 0.349 (1, 4)	F9						HR	K	BB	4	0	1	0	0	0	3											
Cesar Geronimo, L OBP: 0.360, SLG: 0.415 (1, 8)	6-3						K	K	1B	4	0	1	0	0	2	3											
Gary Nolan, R OBP: 0.154, SLG: 0.132 Pedro Borbon, L OBP: 0.200, SLG: 0.200 Will McEnaney, L OBP: 0.333, SLG: 0.330 Dan Driessen, L OBP: 0.200, SLG: 0.200 Rawly Eastwick, R OBP: 0.424, SLG: 0.460 (1, 1) (7, 1) (7, 1) (9, 1) (9, PH)	4-3						K		P6	2	0	0	0	0	1	2											
										0	0	0	0	0	0	0											
										1	0	0	0	0	0	0											
										1	0	1	0	0	0	0											
Inning Stats	R: 0 E: 0 K: 1 S: 6	H: 2 LOB: 1 BB: 0 P: 6	R: 0 E: 0 K: 0 S: 4	H: 1 LOB: 2 BB: 1 P: 8	R: 0 E: 0 K: 0 S: 3	H: 1 LOB: 0 BB: 0 P: 3	R: 0 E: 0 K: 0 S: 3	H: 0 LOB: 0 BB: 0 P: 3	R: 0 E: 0 K: 2 S: 7	H: 0 LOB: 0 BB: 0 P: 7	R: 4 E: 0 K: 2 S: 12	H: 5 LOB: 1 BB: 0 P: 12	R: 0 E: 0 K: 0 S: 3	H: 0 LOB: 0 BB: 0 P: 3	R: 0 E: 0 K: 0 S: 3	H: 0 LOB: 0 BB: 0 P: 3	R: 0 E: 0 K: 0 S: 4	H: 2 LOB: 2 BB: 1 P: 8	1B: 7 2B: 1 3B: 2 HR: 1	SF: 0 SAC: 0 DP: 2 HBP: 0	WP: 0 PA: 37 PB: 0 CS: 1						
PITCHER	IP	WLS	BF	H	R	ER	SO	BB	IBB	HBP	BLK	WP	HR	S	P	ERA	WHIP										
Jim Kaat, L ERA: 3.18 Ron Reed, R ERA: 3.07 Tug McGraw, L ERA: 3.1	6.0	W	26	9	4	4	5	1	0	0	0	0	1	35	39	6.00	1.667										
	2.2		10	2	0	0	0	1	0	0	0	0	0	9	13	0.00	1.125										
	0.1	S	1	0	0	0	0	0	0	0	0	0	0	1	1	0.00	0.000										

Batter	1	2	3	4	5	6	7	8	9	10	AB	R	H	RBI	BB	SO	LOB	TOP							
Jerry Mumphrey, S OBP: 0.359, SLG: 0.404 (1, 7)	0-0 BB 1B 1B	0-0 5-3			4-0 WP S BB		0-0 1B 2B	0-0 P4			4	1	2	0	1	0	2								
Don Kessinger, S OBP: 0.314, SLG: 0.320 (1, 6)	0-0 BB 1B		0-0 5-3		0-0 F8		0-0 6-3		0-0 P3		5	0	1	0	0	0	2								
Bake McBride, L OBP: 0.400, SLG: 0.428 (1, 8)	0-0 F7		0-0 1-3		0-3 K		0-0 2B 1B		0-3 K		5	1	1	1	0	2	3								
Ted Simmons, S OBP: 0.348, SLG: 0.364 (1, 3)	4-0 FC6-4 BB		0-0 6-3		0-3 K		0-0 4-3 2B		0-0 5-3		4	0	1	1	1	1	1								
Joe Ferguson, R OBP: 0.316, SLG: 0.381 (1, 2)	0-3 K			0-0 F9		0-0 1B		0-0 4-3		0-0 SH3-4 SF7 2B	5	0	2	0	0	1	4								
Lee Richard, R OBP: 0.114, SLG: 0.061 (10, PR)											0	1	0	0	0	0	0								
Keith Hernandez, L OBP: 0.300, SLG: 0.271 (10, 3)											0	0	0	0	0	0	0								
Mike Anderson, R OBP: 0.378, SLG: 0.361 (1, 9)	0-0 FC6-4			0-0 6-3		0-0 FC6-4 1B		0-0 P4		0-0 SH3-4	4	0	1	0	0	0	4								
Hector Cruz, R OBP: 0.246, SLG: 0.347 (1, 5)		4-0 BB		4-0 E 1B BB		0-0 P3		0-3 K		4-0 IBB	2	0	0	0	3	1	2								
AB 38																									
R 3																									
H 10																									
RBI 3																									
BB 5																									
SO 8																									
LOB 29																									
Bob Forsch, R OBP: 0.172, SLG: 0.179 (1, 1)		0-0 L5		0-0 6-3		0-0 FC6-4		0-0 5-3 1B		0-0 K	3	0	0	0	0	0	5								
Vic Harris, S OBP: 0.313, SLG: 0.354 (8, PH)											1	0	0	0	0	0	1								
Al Hrabosky, R (8, 1)											1	0	0	0	0	1	2								
Inning Stats	R: 0 E: 0 K: 1 S: 7	H: 2 LOB: 3 BB: 1 P: 11	R: 0 E: 0 K: 1 S: 5	H: 0 LOB: 1 BB: 1 P: 9	R: 0 E: 0 K: 0 S: 3	H: 0 LOB: 0 BB: 0 P: 3	R: 0 E: 1 K: 2 S: 4	H: 1 LOB: 2 BB: 1 P: 8	R: 0 E: 0 K: 1 S: 7	H: 0 LOB: 1 BB: 1 P: 11	R: 0 E: 0 K: 1 S: 6	H: 2 LOB: 2 BB: 0 P: 7	R: 2 E: 0 K: 0 S: 6	H: 3 LOB: 1 BB: 0 P: 6	R: 0 E: 0 K: 1 S: 6	H: 1 LOB: 1 BB: 0 P: 6	R: 0 E: 0 K: 1 S: 5	H: 0 LOB: 0 BB: 0 P: 5	R: 1 E: 0 K: 1 S: 6	H: 1 LOB: 2 BB: 1 P: 10	1B: 7 2B: 3 3B: 0 HR: 0	SF: 1 SAC: 1 DP: 0 HBP: 0	WP: 1 PB: 0 SB: 1 CS: 0	PA: 45	
PITCHER	IP	WLS	BF	H	R	ER	SO	BB	IBB	HBP	BLK	WP	HR	S	P	ERA	WHIP								
Tom Underwood, L ERA: 3.75 (1, 1)	7.0		33	8	2	2	5	4	0	0	0	1	0	39	55	2.57	1.714								
Tug McGraw, L ERA: 3.09 (8, 1)	3.0	L	12	2	1	1	3	0	1	0	0	0	0	17	21	3.00	0.667								

St. Louis Cardinals @ Philadelphia Phillies
Veterans Stadium, Philadelphia, PA
Sat Jun 26 1976, 7:05 PM EDT
Att: 41,052 - Unknown


AB 38
R 3
H 10
RBI 3
BB 5
SO 8
LOB 29



Batter	1	2	3	4	5	6	7	8	9	10	AB	R	H	RBI	BB	SO	LOB	BOTTOM						
Dave Cash, R OBP: 0.359, SLG: 0.368 (1, 4)	4-0 FC4-6 BB		0-0 L6		0-0 1-3			0-0 F7		0-0 F9	4	0	0	0	1	0	1							
Larry Bowa, S OBP: 0.307, SLG: 0.307 (1, 6)	0-0 FC4-6			0-0 F9		0-0 2B		0-0 L1-3 1B			4	0	2	0	0	0	1							
Mike Schmidt, R OBP: 0.415, SLG: 0.614 (1, 5)	0-0 F8			0-0 2B		0-0 L7		0-0 L1-3			4	1	1	0	0	0	3							
Greg Luzinski, R OBP: 0.350, SLG: 0.491 (1, 7)	0-3 K			0-0 2B		0-0 F7		0-0 6-3			4	1	1	1	0	1	1							
Dick Allen, R OBP: 0.370, SLG: 0.531 (1, 3)		0-0 6-3		0-0 E1		0-0 5-3		0-3 K			4	0	1	0	0	1	0							
Jay Johnstone, L OBP: 0.358, SLG: 0.458 (1, 9)		0-0 G3		4-0 IBB		0-3 K		0-0 CS			2	0	0	0	1	1	0							
Ollie Brown, R OBP: 0.393, SLG: 0.448 (9, 9)									0-0 1B		1	0	1	0	0	0	0							
Garry Maddox, R OBP: 0.366, SLG: 0.470 (1, 8)		0-0 F8		0-0 F9			0-0 6-3		0-0 CS		4	0	0	0	0	0	2							
AB 35																								
R 2																								
H 8																								
RBI 1																								
BB 2																								
SO 4																								
LOB 11																								
Bob Boone, R OBP: 0.407, SLG: 0.423 (1, 2)			0-0 F7		0-0 F8		0-0 G4-6-3 1B		0-0 5-3		4	0	1	0	0	0	2							
Tom Underwood, R OBP: 0.143, SLG: 0.143 (1, 1)											2	0	0	0	0	1	0							
Bobby Tolan, L OBP: 0.299, SLG: 0.402 (7, PH)											1	0	0	0	0	0	1							
Tug McGraw, R (8, 1)											0	0	0	0	0	0	0							
Jerry Martin, R OBP: 0.389, SLG: 0.424 (10, PH)											1	0	1	0	0	0	0							
Inning Stats	R: 0 E: 0 K: 1 S: 5	H: 0 LOB: 1 BB: 1 P: 9	R: 0 E: 0 K: 0 S: 3	H: 0 LOB: 0 BB: 0 P: 3	R: 0 E: 0 K: 0 S: 3	H: 0 LOB: 0 BB: 0 P: 3	R: 2 E: 1 K: 0 S: 6	H: 3 LOB: 2 BB: 1 P: 10	R: 0 E: 0 K: 1 S: 6	H: 1 LOB: 1 BB: 0 P: 6	R: 0 E: 0 K: 0 S: 5	H: 1 LOB: 0 BB: 0 P: 3	R: 0 E: 0 K: 0 S: 3	H: 1 LOB: 0 BB: 0 P: 3	R: 0 E: 0 K: 1 S: 5	H: 1 LOB: 0 BB: 0 P: 5	R: 0 E: 0 K: 0 S: 4	H: 1 LOB: 1 BB: 0 P: 4	1B: 5 2B: 4 3B: 0 HR: 0	SF: 0 SAC: 0 DP: 2 HBP: 0	WP: 0 PB: 0 SB: 0 CS: 1	PA: 38		
PITCHER	IP	WLS	BF	H	R	ER	SO	BB	IBB	HBP	BLK	WP	HR	S	P	ERA	WHIP							
Bob Forsch, R ERA: 3.44 (1, 1)	7.0		27	5	2	2	3	1	1	0	0	0	0	31	39	2.57	0.857							
Al Hrabosky, L ERA: 3.04 (8, 1)	3.0	W	10	3	0	0	1	0	0	0	0	0	0	12	12	0.00	1.000							

St. Louis Cardinals @ Philadelphia Phillies
Veterans Stadium, Philadelphia, PA
Sat Jun 26 1976, 7:05 PM EDT
Att: 41,052 - Unknown


AB 35
R 2
H 8
RBI 1
BB 2
SO 4
LOB 11



Batter	1	2	3	4	5	6	7	8	9	AB	R	H	RBI	BB	SO	LOB	TOP										
Jerry Mumphrey, S (1, 8) OBP: 0.333, SLG: 0.371	F8		F8		FC6-4		L5		K	5	0	0	0	0	1	2											
Don Kessinger, S (1, 6) OBP: 0.316, SLG: 0.322				L4		1B WP	6-3			4	1	2	0	0	0	0											
Lou Brock, L (1, 7) OBP: 0.315, SLG: 0.360									1-3	4	1	1	0	0	2	2											
Mike Anderson, R (6, 7) OBP: 0.376, SLG: 0.361	K			1B S						0	0	0	0	0	0	0											
Ted Simmons, S (1, 3) OBP: 0.347, SLG: 0.362	L5			1B						4	0	1	1	0	0	2											
Willie Crawford, L (1, 9) OBP: 0.379, SLG: 0.464		G3		F8		1B WP BB				4	0	2	0	0	0	1											
Joe Ferguson, R (1, 2) OBP: 0.315, SLG: 0.376		K		L9		1B WP				3	0	0	0	1	2	2											
Hector Cruz, R (1, 5) OBP: 0.246, SLG: 0.342		K								3	0	0	0	1	2	0											
Mike Tyson, R (1, 4) OBP: 0.315, SLG: 0.433				5-3						4	0	0	0	0	1	3											
Lynn McClothen, L (1, 1) OBP: 0.182, SLG: 0.156										1	0	0	0	0	1	0											
Kelly Hernandez, L (5, PH) OBP: 0.206, SLG: 0.276										1	0	1	0	0	0	0											
Eddie Solomon, R (5, 1)										0	0	0	0	0	0	0											
Vic Harris, S (7, PH) OBP: 0.311, SLG: 0.329										1	0	0	0	0	1	0											
Eric Rasmussen, R (7, 1)										0	0	0	0	0	0	0											
Ron Fairly, L (9, PH) OBP: 0.400, SLG: 0.329										1	0	1	0	0	0	0											
Inning Stats	R: 0 E: 0 K: 1 S: 6	H: 1 LOB: 1 BB: 0 P: 6	R: 0 E: 0 K: 2 S: 7	H: 0 LOB: 0 BB: 0 P: 7	R: 0 E: 0 K: 1 S: 5	H: 0 LOB: 0 BB: 0 P: 5	R: 1 E: 0 K: 0 S: 5	H: 2 LOB: 1 BB: 0 P: 5	R: 0 E: 0 K: 1 S: 6	H: 1 LOB: 1 BB: 0 P: 6	R: 1 E: 0 K: 2 S: 9	H: 2 LOB: 3 BB: 2 P: 17	R: 0 E: 0 K: 1 S: 5	H: 0 LOB: 0 BB: 0 P: 5	R: 0 E: 0 K: 1 S: 6	H: 1 LOB: 1 BB: 0 P: 6	R: 0 E: 0 K: 1 S: 6	H: 1 LOB: 1 BB: 0 P: 6	1B: 7 2B: 0 3B: 1 HR: 0	SF: 0 SAC: 0 DP: 0 HBP: 0	WP: 1 PB: 0 SB: 1 CS: 0	PA: 37					
PITCHER	IP	WLS	BF	H	R	ER	SO	BB	IBB	HBP	BLK	WP	HR	S	P	ERA	WHIP										
Jim Lonborg, R (1, 1) ERA: 2.98	5.2	W	25	6	2	2	6	2	0	0	0	1	0	35	43	3.18	1.412										
Ron Reed, R (6, 1) ERA: 2.9	3.1	S	12	2	0	0	4	0	0	0	0	0	0	20	20	0.00	0.600										

St. Louis Cardinals @ Philadelphia Phillies
Veterans Stadium, Philadelphia, PA
Sun Jun 27 1976, 3:33 AM EDT
Att: 31,489 - Unknown


AB 35
R 2
H 8
RBI 1
BB 2
SO 10
LOB 12



Batter	1	2	3	4	5	6	7	8	9	AB	R	H	RBI	BB	SO	LOB	BOTTOM										
Dave Cash, R (1, 4) OBP: 0.357, SLG: 0.366	1-5-3			SH5-3			6-3			4	1	1	0	0	0	1											
Larry Bowa, S (1, 6) OBP: 0.307, SLG: 0.308					SH5-3		4-3			3	0	1	0	0	0	0											
Mike Schmidt, R (1, 5) OBP: 0.413, SLG: 0.606										3	1	0	0	1	2	1											
Greg Luzinski, R (1, 7) OBP: 0.352, SLG: 0.492										4	1	2	1	0	0	1											
Jerry Martin, R (6, PR) OBP: 0.399, SLG: 0.424										0	0	0	0	0	0	0											
Dick Allen, R (1, 3) OBP: 0.367, SLG: 0.527										3	0	1	1	0	2	2											
Tom Hutton, L (9, 3) OBP: 0.377, SLG: 0.311										0	0	0	0	0	0	0											
Jay Johnstone, L (1, 9) OBP: 0.356, SLG: 0.459										4	1	1	0	0	0	2											
Garry Maddox, R (1, 8) OBP: 0.369, SLG: 0.468										1	1	0	0	1	0	0											
Bob Boone, R (1, 2) OBP: 0.406, SLG: 0.438										3	1	1	4	0	0	1											
Jim Lonborg, R (1, 1) OBP: 0.289, SLG: 0.235										2	0	1	0	0	0	0											
Ron Reed, R (6, 1) OBP: 0.250, SLG: 0.333										1	0	0	0	0	0	0											
Inning Stats	R: 0 E: 0 K: 0 S: 3	H: 0 LOB: 0 BB: 0 P: 3	R: 0 E: 0 K: 0 S: 3	H: 1 LOB: 0 BB: 0 P: 3	R: 0 E: 0 K: 0 S: 3	H: 0 LOB: 0 BB: 0 P: 3	R: 6 E: 0 K: 0 S: 8	H: 5 LOB: 1 BB: 1 P: 13	R: 0 E: 0 K: 2 S: 8	H: 1 LOB: 1 BB: 0 P: 8	R: 0 E: 0 K: 0 S: 2	H: 0 LOB: 0 BB: 1 P: 6	R: 0 E: 0 K: 0 S: 3	H: 0 LOB: 0 BB: 0 P: 3	R: 0 E: 0 K: 2 S: 8	H: 1 LOB: 1 BB: 0 P: 8	1B: 6 2B: 1 3B: 0 HR: 1	SF: 1 SAC: 1 DP: 1 HBP: 1	WP: 0 PB: 0 SB: 0 CS: 1	PA: 33							
PITCHER	IP	WLS	BF	H	R	ER	SO	BB	IBB	HBP	BLK	WP	HR	S	P	ERA	WHIP										
Lynn McClothen, R (1, 1) ERA: 4.05	4.0	L	19	6	6	6	0	1	0	1	0	0	1	17	22	13.50	1.750										
Eddie Solomon, R (5, 1) ERA: 1.0	2.0		7	1	0	0	2	1	0	0	0	0	0	10	14	0.00	1.000										
Eric Rasmussen, R (7, 1) ERA: 4.66	2.0		7	1	0	0	2	0	0	0	0	0	0	11	11	0.00	0.500										

St. Louis Cardinals @ Philadelphia Phillies
Veterans Stadium, Philadelphia, PA
Sun Jun 27 1976, 3:33 AM EDT
Att: 31,489 - Unknown

AB 28
R 6
H 8
RBI 6
BB 2
SO 4
LOB 8

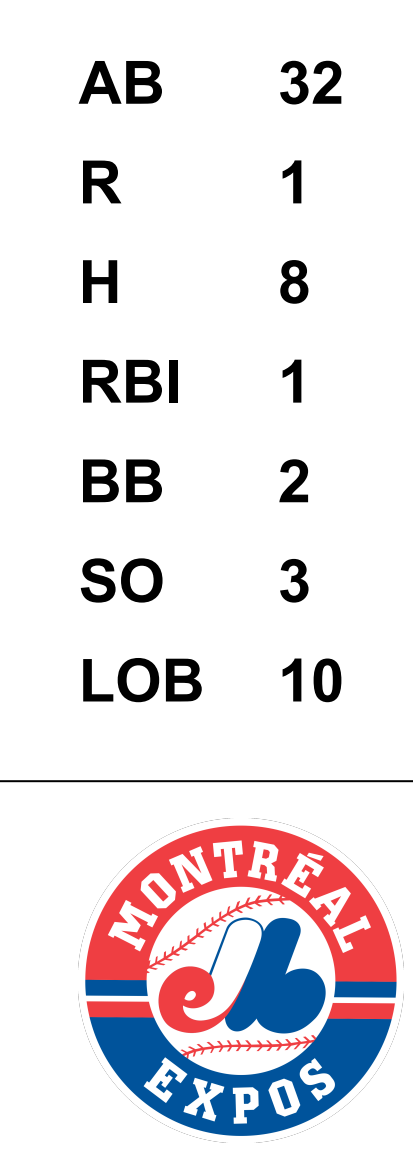


Batter	1	2	3	4	5	6	7	8	9	AB	R	H	RBI	BB	SO	LOB	TOP				
Dave Cash, R OBP: 0.350, SLG: 0.357 (1, 4)										5	0	0	0	0	0	6	Philadelphia Phillies @ Montreal Expos Jarry Park, Montreal, QB Tue Jun 29 1976, 7:05 PM EDT Att: 10,939 - Unknown				
Larry Bowa, S OBP: 0.305, SLG: 0.309 (1, 6)										4	0	2	1	0	0	0					
Mike Schmidt, R OBP: 0.410, SLG: 0.611 (1, 5)										4	0	0	0	0	3	3					
Greg Luzinski, R OBP: 0.356, SLG: 0.492 (1, 7)										4	0	2	0	0	1	0					
Dick Allen, R OBP: 0.365, SLG: 0.521 Tom Hutton, L OBP: 0.377, SLG: 0.311 (1, 3) (9, 3)										4	1	1	0	0	1	3					
Jay Johnstone, L OBP: 0.356, SLG: 0.453 Jerry Martin, R OBP: 0.389, SLG: 0.424 (1, 9) (9, 9)										4	0	1	0	0	0	2					
Garry Maddox, R OBP: 0.370, SLG: 0.473 (1, 8)										3	0	0	0	1	1	2					
Bob Boone, R OBP: 0.409, SLG: 0.452 (1, 2)										3	1	2	1	0	0	1					
Jim Kaat, L OBP: 0.250, SLG: 0.368 Gene Garber, R OBP: 0.500, SLG: 0.250 Tim McCarver, L OBP: 0.460, SLG: 0.449 Ron Reed, R OBP: 0.250, SLG: 0.333 (1, 1) (8, 1) (9, PH) (9, 1)									3	0	1	0	0	0	2	2					
Inning Stats	R: 0 E: 0 K: 1 S: 5	H: 0 LOB: 0 BB: 0 P: 5	R: 0 E: 0 K: 1 S: 5	H: 0 LOB: 0 BB: 0 P: 5	R: 1 E: 0 K: 1 S: 8	H: 3 LOB: 2 BB: 0 P: 8	R: 0 E: 0 K: 0 S: 3	H: 1 LOB: 0 BB: 0 P: 3	R: 0 E: 0 K: 0 S: 3	H: 2 LOB: 1 BB: 1 P: 7	R: 0 E: 0 K: 1 S: 6	H: 1 LOB: 1 BB: 0 P: 6	R: 0 E: 0 K: 1 S: 5	H: 0 LOB: 0 BB: 0 P: 5	R: 1 E: 1 K: 0 S: 6	H: 2 LOB: 2 BB: 0 P: 6		1B: 6 2B: 3 3B: 0 HR: 0	SF: 0 SAC: 1 DP: 1 HBP: 0	WP: 0 PB: 0 SB: 0 CS: 0	PA: 37
PITCHER	IP WLS BF H R ER SO BB IBB HBP BLK WP HR S P ERA WHIP	8.0 31 7 1 1 6 1 0 0 0 0 0 42 46 1.12 1.000	1.0 L 6 2 1 1 0 0 0 0 0 0 0 6 6 9.00 2.000																		

AB	35
R	2
H	9
RBI	2
BB	1
SO	6
LOB	21



Batter	1	2	3	4	5	6	7	8	9	AB	R	H	RBI	BB	SO	LOB	BOTTOM				
Pepe Manguat, R OBP: 0.407, SLG: 0.382 (1, 8)										3	0	1	0	1	0	0	Philadelphia Phillies @ Montreal Expos Jarry Park, Montreal, QB Tue Jun 29 1976, 7:05 PM EDT Att: 10,939 - Unknown				
Tim Foli, R OBP: 0.274, SLG: 0.385 (1, 6)										4	0	1	0	0	0	1					
Pete Mackanin, R OBP: 0.265, SLG: 0.370 (1, 4)										4	0	1	0	0	1	2					
Jose Morales, R OBP: 0.321, SLG: 0.475 (1, 3)										4	0	1	0	0	0	2					
Barry Foote, R OBP: 0.266, SLG: 0.369 (1, 2)										4	1	1	1	0	0	1					
Bombo Rivera, R OBP: 0.323, SLG: 0.368 Pat Scanlon, L OBP: 0.261, SLG: 0.409 Jerry White, S OBP: 0.299, SLG: 0.326 (1, 7) (9, PH) (9, PR) (9, 2)										2	0	0	0	1	0	0					
Gary Roenicke, R OBP: 0.256, SLG: 0.364 (1, 9)										4	0	1	0	0	2	3					
Larry Parrish, R OBP: 0.269, SLG: 0.314 (1, 5)										3	0	1	0	0	0	1					
Don Stanhouse, R OBP: 0.471, SLG: 0.429 Jim Lyttle, L OBP: 0.333, SLG: 0.473 Dale Murray, R ERA: 2.86 (1, 1) (8, PH) (9, 1)										2	0	0	0	0	0	0					
Inning Stats	R: 0 E: 0 K: 0 S: 4	H: 2 LOB: 1 BB: 0 P: 4	R: 0 E: 0 K: 0 S: 4	H: 1 LOB: 1 BB: 0 P: 4	R: 0 E: 0 K: 0 S: 3	H: 0 LOB: 0 BB: 0 P: 3	R: 0 E: 0 K: 1 S: 6	H: 1 LOB: 2 BB: 1 P: 10	R: 0 E: 0 K: 0 S: 3	H: 0 LOB: 0 BB: 0 P: 3	R: 1 E: 0 K: 0 S: 4	H: 2 LOB: 1 BB: 0 P: 4	R: 0 E: 1 K: 1 S: 5	H: 1 LOB: 2 BB: 1 P: 9	R: 0 E: 0 K: 1 S: 6	H: 1 LOB: 1 BB: 0 P: 6		1B: 6 2B: 1 3B: 1 HR: 1	SF: 0 SAC: 0 DP: 2 HBP: 0	WP: 0 PB: 0 SB: 0 CS: 0	PA: 34
PITCHER	IP WLS BF H R ER SO BB IBB HBP BLK WP HR S P ERA WHIP	7.0 26 6 1 1 1 1 1 0 0 0 0 5 9 0.00 2.000	1.0 W 4 1 0 0 1 1 0 0 0 0 0 0 6 6 0.00 1.000																		



Batter	1	2	3	4	5	6	7	8	9	10	AB	R	H	RBI	BB	SO	LOB	TOP				
Dave Cash, R OBP: 0.352, SLG: 0.358 (1, 4)											5	3	2	0	1	0	0					
Larry Bowa, S OBP: 0.303, SLG: 0.307 (1, 6)											5	0	1	0	0	0	5					
Mike Schmidt, R OBP: 0.410, SLG: 0.604 (1, 5)											3	2	0	0	1	1	2					
Greg Luzinski, R OBP: 0.354, SLG: 0.508 (1, 7)											4	1	3	4	1	0	3					
Bobby Tolan, L OBP: 0.298, SLG: 0.397 (9, PR)											0	0	0	0	0	0	0					
Dick Allen, R OBP: 0.365, SLG: 0.534 (1, 3)											5	1	2	4	0	2	5					
Orlie Brown, R Wayne Twitchell, R Tim McCarver, L Tug McGraw, L Tom Hutton, L Terry Harmon, R Gene Garber, R (1, 9)											3	0	1	0	0	0	0					
Garry Maddox, R OBP: 0.363, SLG: 0.463 (1, 8)											5	0	0	0	0	1	4					
Bob Boone, R OBP: 0.400, SLG: 0.440 (1, 2)											5	0	0	0	0	1	0					
Larry Christenson, R Ron Schaefer, R Jerry Martin, R Jay Johnstone, L (1, 1)											1	0	0	0	0	1	0					
Inning Stats	R: 2 E: 0 K: 2 S: 11	H: 4 LOB: 2 BB: 11 P: 11	R: 0 E: 0 K: 1 S: 5	H: 0 LOB: 0 BB: 0 P: 5	R: 0 E: 0 K: 1 S: 5	H: 0 LOB: 1 BB: 1 P: 9	R: 0 E: 0 K: 0 S: 3	H: 0 LOB: 0 BB: 0 P: 3	R: 0 E: 0 K: 1 S: 5	H: 2 LOB: 2 BB: 0 P: 5	R: 0 E: 0 K: 1 S: 5	H: 0 LOB: 0 BB: 0 P: 5	R: 3 E: 0 K: 1 S: 8	H: 3 LOB: 2 BB: 2 P: 16	R: 0 E: 0 K: 0 S: 3	H: 0 LOB: 0 BB: 0 P: 3	1B: 9 2B: 0 3B: 0 HR: 2	SF: 0 SAC: 0 DP: 0 HBP: 1	WP: 2 PB: 1 SB: 2 CS: 0	PA: 46		
PITCHER	IP WLS BF H R ER SO ERA WHIP	IP WLS BF H R ER SO ERA WHIP	IP WLS BF H R ER SO ERA WHIP	IP WLS BF H R ER SO ERA WHIP	IP WLS BF H R ER SO ERA WHIP	IP WLS BF H R ER SO ERA WHIP	IP WLS BF H R ER SO ERA WHIP	IP WLS BF H R ER SO ERA WHIP	IP WLS BF H R ER SO ERA WHIP	IP WLS BF H R ER SO ERA WHIP	IP WLS BF H R ER SO ERA WHIP	IP WLS BF H R ER SO ERA WHIP	IP WLS BF H R ER SO ERA WHIP	IP WLS BF H R ER SO ERA WHIP	IP WLS BF H R ER SO ERA WHIP	IP WLS BF H R ER SO ERA WHIP	IP WLS BF H R ER SO ERA WHIP	IP WLS BF H R ER SO ERA WHIP	IP WLS BF H R ER SO ERA WHIP	IP WLS BF H R ER SO ERA WHIP	IP WLS BF H R ER SO ERA WHIP	
Jerry Reuss, L ERA: 4.5	5.0	24	6	6	6	4	2	0	0	0	10.80	1.600										
Kent Tekulve, R ERA: 3.05	3.0	13	3	2	2	1	1	0	0	0	6.00	1.333										
Bob Moose, R ERA: 1.7	0.2	4	1	0	0	1	1	0	0	0	0.00	3.000										
Ramon Hernandez, L ERA: 4.03	1.1	5	1	1	0	0	0	0	0	0	0.00	0.750										

Philadelphia Phillies @ Pittsburgh Pirates
Three Rivers Stadium, Pittsburgh, PA
Fri Jul 02 1976, 7:05 PM EDT
Att: 39,328 - Unknown

AB 41
R 9
H 11
RBI 9
BB 4
SO 6
LOB 19



Batter	1	2	3	4	5	6	7	8	9	10	AB	R	H	RBI	BB	SO	LOB	BOTTOM				
Frank Taveras, R OBP: 0.301, SLG: 0.268 (1, 6)											4	1	0	0	0	1	3					
Ed Kirkpatrick, L OBP: 0.213, SLG: 0.300 (7, PH)											1	0	0	0	0	0	2					
Mario Mendoza, R OBP: 0.240, SLG: 0.217 (8, 6)											0	0	0	0	0	0	0					
Richie Hebner, L OBP: 0.305, SLG: 0.318 (1, 5)											4	3	2	2	1	0	0					
Al Oliver, L OBP: 0.398, SLG: 0.591 (1, 8)											5	2	4	1	0	0	0					
Willie Stargell, L OBP: 0.359, SLG: 0.484 (1, 3)											4	2	1	3	1	2	2					
Dave Parker, L OBP: 0.304, SLG: 0.463 (1, 9)											4	1	1	1	1	0	1					
Richie Zisk, R OBP: 0.343, SLG: 0.468 (1, 7)											4	0	1	1	1	1	2					
Manny Sanguillen, R OBP: 0.331, SLG: 0.362 (1, 2)											4	0	1	1	0	0	1					
Rennie Stennett, R OBP: 0.272, SLG: 0.321 (1, 4)											4	0	1	0	1	0	2					
Jerry Reuss, L Omar Moreno, L Kent Tekulve, R Bob Moose, R Ramon Hernandez, S Bill Robinson, R (1, 1)											2	0	1	0	0	0	1					
Inning Stats	R: 3 E: 0 K: 0 S: 5	H: 2 LOB: 0 BB: 1 P: 9	R: 0 E: 0 K: 1 S: 6	H: 1 LOB: 1 BB: 0 P: 6	R: 3 E: 0 K: 0 S: 6	H: 3 LOB: 1 BB: 1 P: 10	R: 2 E: 0 K: 2 S: 10	H: 3 LOB: 2 BB: 1 P: 14	R: 0 E: 0 K: 0 S: 4	H: 1 LOB: 1 BB: 0 P: 4	R: 0 E: 0 K: 1 S: 6	H: 1 LOB: 1 BB: 0 P: 6	R: 1 E: 0 K: 0 S: 4	H: 1 LOB: 0 BB: 0 P: 4	R: 0 E: 0 K: 0 S: 3	H: 0 LOB: 0 BB: 0 P: 3	R: 1 E: 0 K: 0 S: 1	H: 1 LOB: 0 BB: 0 P: 1	1B: 7 2B: 1 3B: 2 HR: 3	SF: 1 SAC: 1 DP: 0 HBP: 0	WP: 0 PB: 0 SB: 2 CS: 0	PA: 45
PITCHER	IP WLS BF H R ER SO ERA WHIP	IP WLS BF H R ER SO ERA WHIP	IP WLS BF H R ER SO ERA WHIP	IP WLS BF H R ER SO ERA WHIP	IP WLS BF H R ER SO ERA WHIP	IP WLS BF H R ER SO ERA WHIP	IP WLS BF H R ER SO ERA WHIP	IP WLS BF H R ER SO ERA WHIP	IP WLS BF H R ER SO ERA WHIP	IP WLS BF H R ER SO ERA WHIP	IP WLS BF H R ER SO ERA WHIP	IP WLS BF H R ER SO ERA WHIP	IP WLS BF H R ER SO ERA WHIP	IP WLS BF H R ER SO ERA WHIP	IP WLS BF H R ER SO ERA WHIP	IP WLS BF H R ER SO ERA WHIP	IP WLS BF H R ER SO ERA WHIP	IP WLS BF H R ER SO ERA WHIP	IP WLS BF H R ER SO ERA WHIP	IP WLS BF H R ER SO ERA WHIP	IP WLS BF H R ER SO ERA WHIP	
Larry Christenson, R ERA: 3.71	3.1	20	8	8	1	2	0	0	0	0	21.60	3.000										
Ron Schaefer, R ERA: 1.56	4.1	4	1	0	0	2	1	0	0	0	0.00	3.000										
Wayne Twitchell, R ERA: 2.84	3.0	13	2	0	0	1	2	0	0	0	0.00	1.333										
Tug McGraw, L ERA: 3.22	1.0	4	1	1	1	0	0	0	0	0	0.00	1.000										
Gene Garber, R ERA: 2.64	1.0	4	1	1	1	0	0	0	0	0	9.00	1.000										

Philadelphia Phillies @ Pittsburgh Pirates
Three Rivers Stadium, Pittsburgh, PA
Fri Jul 02 1976, 7:05 PM EDT
Att: 39,328 - Unknown

AB 38
R 10
H 13
RBI 10
BB 5
SO 4
LOB 15



Batter	1	2	3	4	5	6	7	8	9	AB	R	H	RBI	BB	SO	LOB	TOP								
Davey Lopes, R OBP: 0.322, SLG: 0.313	5-3		5-3		F8		F9		1B HBP	4	1	0	0	0	0	1									
Bill Buckner, L OBP: 0.331, SLG: 0.411	F7		F5		6-3			G1	1B 1B	5	1	1	1	1	0	0									
Steve Garvey, R OBP: 0.344, SLG: 0.433	HR		6-3			G6-3 1B		BB 1B	1B 1B	5	1	4	2	0	0	0									
Ron Cey, R OBP: 0.412, SLG: 0.514	2B			F8		G6-3 1B		BB 1B	1B 1B	4	0	3	1	1	0	0									
Reggie Smith, S OBP: 0.280, SLG: 0.396	K			1B	3B	G6-3	1B	K	K	5	1	1	0	0	3	7									
Bill Russell, R OBP: 0.335, SLG: 0.404		HR		FC5-4 1B		K		6-3		4	1	2	2	0	1	3									
Lee Lacy, R OBP: 0.301, SLG: 0.355		F9		K				5-3	F8	4	0	0	0	0	1	1	AB 38								
Steve Yeager, R OBP: 0.295, SLG: 0.380		K		FC5-4			F3		1B 2B	4	1	1	0	0	1	1	R 6								
Burt Hooton, R OBP: 0.243, SLG: 0.182	P6			K					K	3	0	0	0	0	2	1	H 12								
Inning Stats	R: 1 E: 0 K: 1 S: 7	H: 2 LOB: 1 BB: 0 P: 7	R: 1 E: 0 K: 1 S: 6	H: 1 LOB: 0 BB: 0 P: 6	R: 0 E: 0 K: 0 S: 3	H: 0 LOB: 0 BB: 0 P: 3	R: 1 E: 0 K: 1 S: 7	H: 2 LOB: 1 BB: 0 P: 7	R: 0 E: 0 K: 1 S: 5	H: 0 LOB: 0 BB: 0 P: 5	R: 0 E: 0 K: 1 S: 6	H: 2 LOB: 1 BB: 0 P: 6	R: 0 E: 0 K: 0 S: 3	H: 0 LOB: 1 BB: 0 P: 4	R: 0 E: 0 K: 1 S: 6	H: 1 LOB: 2 BB: 1 P: 10	R: 3 E: 0 K: 2 S: 11	H: 4 LOB: 2 BB: 0 P: 12	1B: 7 2B: 2 3B: 1 HR: 2	SF: 0 SAC: 0 DP: 1 HBP: 2	WP: 0 PB: 0 CS: 0	PA: 41			
PITCHER	IP	WLS	BF	H	R	ER	SO	BB	IBB	HBP	BLK	WP	HR	S	P	ERA	WHIP								
Jim Lonborg, R ERA: 3.06	(1, 1)	6.0	L	24	7	3	3	5	0	0	0	0	2	34	34	4.50	1.167								
Gene Garber, R ERA: 3.59	(7, 1)	2.2		15	4	3	3	2	1	0	2	0	0	16	22	10.12	1.875								
Ron Schueler, R ERA: 4.5	(9, 1)	0.1		2	1	0	0	1	0	0	0	0	0	4	4	0.00	3.000								

Los Angeles Dodgers @ Philadelphia Phillies
Veterans Stadium, Philadelphia, PA
Mon Jul 05 1976, 7:05 PM EDT
Att: 60,943 - Unknown

AB 38
R 6
H 12
RBI 6
BB 1
SO 8
LOB 14



Batter	1	2	3	4	5	6	7	8	9	AB	R	H	RBI	BB	SO	LOB	BOTTOM								
Dave Cash, R OBP: 0.350, SLG: 0.360	L4		6-3			G6-4-3			4-3	4	0	0	0	0	0	2									
Larry Bowa, S OBP: 0.297, SLG: 0.300	4-3			F9			L9		P6	4	0	0	0	0	0	0									
Mike Schmidt, R OBP: 0.398, SLG: 0.575	F9			K			F9			3	0	0	0	0	1	0									
Greg Luzinski, R OBP: 0.357, SLG: 0.504		K		4-3			F8			3	0	0	0	0	1	0									
Tom Hutton, L OBP: 0.357, SLG: 0.292		G3			F8			6-3		3	0	0	0	0	0	0									
Bobby Tolan, L OBP: 0.289, SLG: 0.384		K			G3			1-3		3	0	0	0	0	1	0									
Garry Maddox, R OBP: 0.371, SLG: 0.469				WP S 1B		P3			2B	3	0	2	0	0	0	0									
Bob Boone, R OBP: 0.397, SLG: 0.431				6-3		G1		F8		3	0	0	0	0	0	2									
Jim Lonborg, R OBP: 0.282, SLG: 0.229					1-3				4-3	1	0	0	0	0	0	1									
Tim McCarver, L OBP: 0.457, SLG: 0.426						G6-4-3 BB				0	0	0	0	1	0	0									
Gene Garber, R OBP: 0.500, SLG: 0.250										0	0	0	0	0	0	0									
Ron Schueler, R ERA: 4.5										0	0	0	0	0	0	0									
Johnny Oates, L OBP: 0.400, SLG: 0.357										1	0	0	0	0	0	0									
Inning Stats	R: 0 E: 0 K: 0 S: 3	H: 0 LOB: 0 BB: 0 P: 3	R: 0 E: 0 K: 2 S: 7	H: 0 LOB: 0 BB: 0 P: 7	R: 0 E: 0 K: 0 S: 4	H: 1 LOB: 1 BB: 0 P: 4	R: 0 E: 0 K: 1 S: 5	H: 0 LOB: 0 BB: 0 P: 5	R: 0 E: 0 K: 0 S: 3	H: 0 LOB: 0 BB: 0 P: 3	R: 0 E: 0 K: 0 S: 2	H: 0 LOB: 1 BB: 1 P: 6	R: 0 E: 0 K: 0 S: 3	H: 0 LOB: 0 BB: 0 P: 3	R: 0 E: 0 K: 0 S: 4	H: 1 LOB: 1 BB: 0 P: 4	R: 0 E: 0 K: 0 S: 3	H: 0 LOB: 0 BB: 0 P: 3	1B: 1 2B: 1 3B: 0 HR: 0	SF: 0 SAC: 0 DP: 1 HBP: 0	WP: 1 PB: 0 CS: 0	PA: 29			
PITCHER	IP	WLS	BF	H	R	ER	SO	BB	IBB	HBP	BLK	WP	HR	S	P	ERA	WHIP								
Burt Hooton, R ERA: 4.03	(1, 1)	9.0	W	29	2	0	0	3	1	0	0	1	0	34	38	0.00	0.333								

Los Angeles Dodgers @ Philadelphia Phillies
Veterans Stadium, Philadelphia, PA
Mon Jul 05 1976, 7:05 PM EDT
Att: 60,943 - Unknown

AB 28
R 0
H 2
RBI 0
BB 1
SO 3
LOB 5



Batter	1	2	3	4	5	6	7	8	9	AB	R	H	RBI	BB	SO	LOB	TOP					
Johnny Grubb, L (1, 7) OBP: 0.414, SLG: 0.418										3	0	1	1	2	0	2	San Diego Padres @ Philadelphia Phillies Veterans Stadium, Philadelphia, PA Fri Jul 09 1976, 7:05 PM EDT Att: 35,217 - Unknown					
Tito Fuentes, S (1, 4) OBP: 0.300, SLG: 0.331										5	0	1	0	0	0	4						
Willie Davis, L (1, 8) OBP: 0.305, SLG: 0.410										3	1	2	0	0	0	1						
Luis Melendez, R (6, 8) OBP: 0.225, SLG: 0.247										1	1	1	0	0	0	0						
Willie McCovey, L (9, FH) OBP: 0.286, SLG: 0.368										1	0	0	0	0	0	2						
Dave Winfield, R (1, 9) OBP: 0.377, SLG: 0.480										5	0	1	1	0	1	5						
Mike Ivie, R (1, 3) OBP: 0.330, SLG: 0.424										4	0	1	0	0	0	2						
Doug Rader, R (1, 5) OBP: 0.342, SLG: 0.395										2	0	0	0	2	1	0						
Fred Kendall, R (1, 2) OBP: 0.285, SLG: 0.266										4	0	0	1	0	0	4						
Enzo Hernandez, R (1, 6) OBP: 0.338, SLG: 0.331										4	0	1	0	0	0	2						
Brent Strom, R (1, 1) OBP: 0.178, SLG: 0.150										2	1	1	0	0	1	0						
Merv Rettenmund, R (7, PH) OBP: 0.370, SLG: 0.310										1	0	0	0	0	0	1						
Butch Metzger, R (7, 1) OBP: 0.400, SLG: 0.381										0	0	0	0	0	0	0						
Ted Kubiak, S (9, FH) OBP: 0.400, SLG: 0.381										1	0	1	0	0	0	0						
Inning Stats	R: 0 E: 0 K: 1 S: 5	H: 0 LOB: 1 BB: 1 P: 9	R: 0 E: 0 K: 0 S: 3	H: 0 LOB: 0 BB: 0 P: 3	R: 0 E: 0 K: 1 S: 5	H: 0 LOB: 1 BB: 1 P: 9	R: 1 E: 0 K: 1 S: 6	H: 2 LOB: 0 BB: 0 P: 6	R: 1 E: 0 K: 0 S: 5	H: 2 LOB: 1 BB: 0 P: 5	R: 0 E: 0 K: 0 S: 4	H: 1 LOB: 2 BB: 1 P: 8	R: 0 E: 0 K: 0 S: 4	H: 1 LOB: 0 BB: 0 P: 4	R: 1 E: 0 K: 0 S: 5	H: 2 LOB: 2 BB: 0 P: 9	R: 0 E: 0 K: 0 S: 5	H: 2 LOB: 2 BB: 0 P: 5	1B: 7 2B: 2 3B: 2 HR: 0	SF: 0 SAC: 0 DP: 1 HBP: 0	WP: 1 PB: 0 SB: 0 CS: 0	PA: 40
PITCHER	IP WLS BF H R ER SO BB IBB HBP BLK WP HR S P ERA WHIP																					
Tom Underwood, L (1, 1) ERA: 3.41	7.0 W 29 6 2 2 3 3 0 0 0 0 1 0 32 44 2.57 1.286																					
Tug McGraw, L (8, 1) ERA: 3.12	1.1 9 4 1 1 0 1 0 0 0 0 0 0 8 12 6.75 3.750																					
Ron Reed, R (9, 1) ERA: 2.73	0.2 S 2 0 0 0 0 0 0 0 0 0 0 0 2 2 0.00 0.000																					

AB	36
R	3
H	10
RBI	3
BB	4
SO	3
LOB	23



Batter	1	2	3	4	5	6	7	8	9	AB	R	H	RBI	BB	SO	LOB	BOTTOM			
Dave Cash, R (1, 4) OBP: 0.343, SLG: 0.355										4	1	2	0	0	0	0	San Diego Padres @ Philadelphia Phillies Veterans Stadium, Philadelphia, PA Fri Jul 09 1976, 7:05 PM EDT Att: 35,217 - Unknown			
Larry Bowa, S (1, 6) OBP: 0.293, SLG: 0.293										4	0	1	0	0	0	1				
Mike Schmidt, R (1, 5) OBP: 0.406, SLG: 0.593										3	1	2	2	1	0	0				
Greg Luzinski, R (1, 7) OBP: 0.361, SLG: 0.500										2	1	0	0	2	1	0				
Jerry Martin, R (7, PR) OBP: 0.400, SLG: 0.417										0	0	0	0	0	0	0				
Dick Allen, R (1, 3) OBP: 0.369, SLG: 0.505										3	1	1	0	1	0	3				
Ollie Brown, R (1, 9) OBP: 0.385, SLG: 0.421										2	0	0	0	2	0	1				
Garry Maddox, R (1, 8) OBP: 0.376, SLG: 0.477										4	0	1	2	0	0	2				
Bob Boone, R (1, 2) OBP: 0.394, SLG: 0.423										4	0	1	0	0	0	2				
Tom Underwood, R (1, 1) OBP: 0.211, SLG: 0.118										2	0	0	0	0	0	2				
Jay Johnstone, L (7, PH) OBP: 0.353, SLG: 0.444										1	0	0	0	0	0	0				
Tug McGraw, R (8, 1) ERA: 2.09										1	0	0	0	0	0	1				
Ron Reed, R (9, 1) OBP: 0.214, SLG: 0.286										0	0	0	0	0	0	0				
Inning Stats	R: 0 E: 0 K: 0 S: 2	H: 0 LOB: 0 BB: 1 P: 6	R: 2 E: 0 K: 0 S: 4	H: 2 LOB: 1 BB: 2 P: 12	R: 0 E: 0 K: 0 S: 3	H: 0 LOB: 0 BB: 0 P: 3	R: 0 E: 0 K: 1 S: 5	H: 0 LOB: 1 BB: 1 P: 9	R: 0 E: 0 K: 0 S: 4	H: 1 LOB: 1 BB: 0 P: 4	R: 1 E: 0 K: 0 S: 4	H: 1 LOB: 1 BB: 1 P: 8	R: 1 E: 0 K: 0 S: 6	H: 3 LOB: 3 BB: 1 P: 10	R: 0 E: 0 K: 0 S: 4	H: 1 LOB: 1 BB: 0 P: 4	1B: 5 2B: 2 3B: 0 HR: 1	SF: 0 SAC: 0 DP: 1 HBP: 0	WP: 0 PB: 0 SB: 0 CS: 1	PA: 37
PITCHER	IP WLS BF H R ER SO BB IBB HBP BLK WP HR S P ERA WHIP																			
Brent Strom, L (1, 1) ERA: 3.23	6.0 L 25 4 3 3 1 5 0 0 0 0 0 0 22 42 4.50 1.500																			
Butch Metzger, R (7, 1) ERA: 2.09	2.0 11 4 1 1 0 0 1 0 0 0 0 0 10 14 4.50 2.000																			

AB	30
R	4
H	8
RBI	4
BB	6
SO	1
LOB	12



Batter	1	2	3	4	5	6	7	8	9	AB	R	H	RBI	BB	SO	LOB	TOP					
Enzo Hernandez, R OBP: 0.332, SLG: 0.324	5-3		FC5-4		F9			F7		4	0	0	0	0	0	3	San Diego Padres @ Philadelphia Phillies Veterans Stadium, Philadelphia, PA Sat Jul 10 1976, 7:05 PM EDT Unknown livebaseballscorecards.com					
Tito Fuentes, S OBP: 0.296, SLG: 0.326	6-3			P4	K			F7		4	0	0	0	0	1	2						
Johnny Grubb, L OBP: 0.416, SLG: 0.416	F8			1B	1B			F8		3	0	1	0	1	0	0						
Willie McCovey, L OBP: 0.285, SLG: 0.366		G6-4-3		K				F8		4	0	1	0	0	1	2						
Dave Winfield, R OBP: 0.375, SLG: 0.477		G6-4-3		FC6-4	1B			5-3		4	0	1	0	0	1	1						
Doug Rader, R OBP: 0.338, SLG: 0.390				FC6-4	1B			F8		4	0	0	0	0	1	2						
Luis Melendez, R OBP: 0.232, SLG: 0.253			5-3		1B			F8		2	0	1	0	0	0	0						
Merv Rettenmund, R OBP: 0.373, SLG: 0.326					1B					2	0	1	0	0	0	0						
Bob Davis, R OBP: 0.224, SLG: 0.241				FC5-4	BB			6-3		3	0	2	0	1	0	1						
Alan Foster, R OBP: 0.190, SLG: 0.056					B2					2	0	0	0	0	0	3						
Jerry Johnson, R					F2					0	0	0	0	0	0	0						
Ted Kubiak, S OBP: 0.397, SLG: 0.377								K		1	0	0	0	0	1	1						
Dave Tomlin, L OBP: 0.397, SLG: 0.377										0	0	0	0	0	0	0						
Inning Stats	R: 0 E: 0 K: 0 S: 3	H: 0 LOB: 0 BB: 0 P: 3	R: 0 E: 0 K: 1 S: 5	H: 1 LOB: 0 BB: 0 P: 5	R: 0 E: 0 K: 0 S: 3	H: 0 LOB: 1 BB: 1 P: 7	R: 0 E: 0 K: 1 S: 7	H: 2 LOB: 2 BB: 0 P: 7	R: 0 E: 0 K: 1 S: 7	H: 2 LOB: 2 BB: 0 P: 7	R: 0 E: 0 K: 0 S: 3	H: 0 LOB: 0 BB: 0 P: 3	R: 0 E: 0 K: 1 S: 6	H: 1 LOB: 1 BB: 0 P: 6	R: 0 E: 0 K: 0 S: 3	H: 0 LOB: 1 BB: 1 P: 7	R: 0 E: 0 K: 1 S: 6	H: 1 LOB: 1 BB: 0 P: 6	1B: 6 2B: 1 3B: 0 HR: 0	SF: 0 SAC: 0 DP: 1 HBP: 0	WP: 0 PB: 0 SB: 0 CS: 0	PA: 35
PITCHER Steve Carlton, L ERA: 3.53	IP: 9.0 WLS: W BF: 35 H: 7 R: 0 ER: 0 SO: 5 BB: 2 IBB: 0 HBP: 0 BLK: 0 WP: 0 HR: 0 S: 43 P: 51 ERA: 0.00 WHIP: 1.000															PITCHER						

Batter	1	2	3	4	5	6	7	8	9	AB	R	H	RBI	BB	SO	LOB	BOTTOM					
Dave Cash, R OBP: 0.342, SLG: 0.351	1B 2B BB	FC6-5-4			4-3	FC4-6				3	1	0	0	1	0	2	San Diego Padres @ Philadelphia Phillies Veterans Stadium, Philadelphia, PA Sat Jul 10 1976, 7:05 PM EDT Unknown livebaseballscorecards.com					
Larry Bowa, S OBP: 0.289, SLG: 0.289	G3	F8			E6	FC4				4	0	0	0	0	0	3						
Mike Schmidt, R OBP: 0.410, SLG: 0.594	1B 2B HBP				F3					3	1	2	0	0	0	1						
Greg Luzinski, R OBP: 0.360, SLG: 0.495	F8				F3					3	0	0	0	1	1	3						
Jerry Martin, R OBP: 0.400, SLG: 0.417					BB			K		0	0	0	0	0	0	0						
Dick Allen, R OBP: 0.367, SLG: 0.500	2B 1B				F7	K		F8		4	1	1	0	0	1	3						
Jay Johnstone, L OBP: 0.353, SLG: 0.447					4-3					3	0	1	3	0	1	1						
Ollie Brown, R OBP: 0.389, SLG: 0.426	2B					K				1	0	1	0	0	0	0						
Garry Maddox, R OBP: 0.376, SLG: 0.488	B2-3				F7	HR				4	1	2	1	0	0	1						
Tim McCarver, L OBP: 0.453, SLG: 0.404		SH1-4			F7	1B BB				2	1	0	0	2	0	2						
Steve Carlton, L OBP: 0.159, SLG: 0.159		SH1-4			K2-3	FC4-6		6-3		3	0	1	1	0	1	1						
Inning Stats	R: 3 E: 0 K: 0 S: 5	H: 2 LOB: 1 BB: 1 P: 10	R: 0 E: 0 K: 0 S: 3	H: 0 LOB: 1 BB: 1 P: 7	R: 0 E: 0 K: 0 S: 4	H: 1 LOB: 1 BB: 0 P: 4	R: 0 E: 0 K: 1 S: 5	H: 0 LOB: 0 BB: 0 P: 5	R: 0 E: 0 K: 1 S: 6	H: 0 LOB: 2 BB: 1 P: 10	R: 2 E: 0 K: 1 S: 7	H: 2 LOB: 1 BB: 1 P: 11	R: 0 E: 0 K: 1 S: 5	H: 1 LOB: 0 BB: 0 P: 5	R: 0 E: 0 K: 0 S: 4	H: 2 LOB: 1 BB: 0 P: 4	R: 0 E: 0 K: 0 S: 4	H: 2 LOB: 1 BB: 0 P: 4	1B: 6 2B: 1 3B: 0 HR: 1	SF: 0 SAC: 1 DP: 1 HBP: 1	WP: 0 PB: 0 SB: 2 CS: 0	PA: 36
PITCHER Alan Foster, R ERA: 3.16	IP: 5.1 WLS: L BF: 27 H: 5 R: 5 ER: 5 SO: 3 BB: 4 IBB: 0 HBP: 1 BLK: 0 WP: 0 HR: 1 S: 28 P: 45 ERA: 8.44 WHIP: 1.688															PITCHER						
Jerry Johnson, R ERA	0.2	2	0	0	0	0	0	0	0	0	0	2	2	0.00	0.000							
Dave Tomlin, L ERA: 5.03	2.0	7	3	0	0	1	0	0	0	0	0	9	9	0.00	1.500							

Batter	1	2	3	4	5	6	7	8	9	AB	R	H	RBI	BB	SO	LOB	TOP								
Johnny Grubb, L (1, 8) OBP: 0.406, SLG: 0.404	0-3 K		0-0 4-3		0-0 4-3			0-0 F7		4	0	0	0	0	1	0	San Diego Padres @ Philadelphia Phillies Veterans Stadium, Philadelphia, PA Sat Jul 10 1976, 7:05 PM EDT Att: 47,101 - Unknown								
Enzo Hernandez, R (1, 6) OBP: 0.330, SLG: 0.319	0-0 F9		4-0 1B S BB		0-0 F7			0-0 F7		3	0	0	0	1	0	0									
Jerry Turner, L (1, 7) OBP: 0.290, SLG: 0.381	0-0 F7		0-0		0-0			0-0		4	1	3	1	0	0	0									
Willie McCovey, L (1, 3) OBP: 0.279, SLG: 0.358		0-0 E5 2B	0-3 K		0-0 F9			0-0 3-1		4	1	0	0	0	1	3									
Dave Winfield, R (1, 9) OBP: 0.374, SLG: 0.478		0-0 G3 1-H 2B		0-0 6-3		0-3 K		0-3 K		4	0	1	1	0	2	0									
Ted Kubiak, S (1, 4) OBP: 0.400, SLG: 0.390	0-0 G3		0-0		0-0		0-0 4-3		0-0	4	0	2	0	0	0	1									
Doug Rader, R (1, 5) OBP: 0.333, SLG: 0.384	0-3 K		0-0 F9		0-0 F7		0-0 F7		0-3 K	4	0	0	0	0	2	3									
Fred Kendall, R (1, 2) OBP: 0.285, SLG: 0.266	0-0 L4		0-0 F7		0-0 F7		0-0 F7		0-0	4	0	1	0	0	0	2									
Dan Spillner, R (1, 1) OBP: 0.182, SLG: 0.053			0-0 3-1		0-0 6-3		0-0 4-3		0-3 K	2	0	0	0	0	0	0									
Hector Torres, R (7, PH) OBP: 0.288, SLG: 0.340					0-0 6-3					1	0	0	0	0	0	0									
Butch Metzger, R (7, 1) OBP: 0.447, SLG: 0.397										0	0	0	0	0	0	0									
Tito Fuentes, S (9, PH) OBP: 0.295, SLG: 0.325										1	0	0	0	0	1	2									
Inning Stats	R: 0 E: 0 K: 1 S: 5	H: 0 LOB: 0 BB: 0 P: 5	R: 1 E: 1 K: 1 S: 7	H: 1 LOB: 1 BB: 0 P: 7	R: 0 E: 0 K: 1 S: 6	H: 1 LOB: 1 BB: 1 P: 10	R: 0 E: 0 K: 0 S: 4	H: 1 LOB: 1 BB: 0 P: 4	R: 0 E: 0 K: 0 S: 3	H: 0 LOB: 0 BB: 0 P: 3	R: 1 E: 0 K: 1 S: 6	H: 1 LOB: 0 BB: 0 P: 6	R: 0 E: 0 K: 0 S: 3	H: 0 LOB: 0 BB: 0 P: 3	R: 0 E: 0 K: 0 S: 4	H: 1 LOB: 1 BB: 0 P: 4	R: 0 E: 0 K: 3 S: 11	H: 2 LOB: 2 BB: 0 P: 11	1B: 3 2B: 3 3B: 0 HR: 1	SF: 0 SAC: 0 DP: 0 HBP: 0	WP: 0 PB: 0 SB: 1 CS: 0	PA: 36			
PITCHER	IP	WLS	BF	H	R	ER	SO	BB	IBB	HBP	BLK	WP	HR	S	P	ERA	WHIP								
Jim Lonborg, R (1, 1) ERA: 2.96	7.0	W	27	4	2	1	4	1	0	0	0	0	1	34	38	1.29	0.714								
Ron Reed, R (8, 1) ERA: 2.65	2.0	S	9	3	0	0	3	0	0	0	0	0	0	15	15	0.00	1.500								

AB	35
R	2
H	7
RBI	2
BB	1
SO	7
LOB	11



Batter	1	2	3	4	5	6	7	8	9	AB	R	H	RBI	BB	SO	LOB	BOTTOM								
Dave Cash, R (1, 4) OBP: 0.347, SLG: 0.354	0-0 4-3		0-0 F8 1B		4-0 FC4-6 BB		0-0 S 1B			3	0	2	0	1	0	0	San Diego Padres @ Philadelphia Phillies Veterans Stadium, Philadelphia, PA Sat Jul 10 1976, 7:05 PM EDT Att: 47,101 - Unknown								
Tom Hutton, L (1, 3) OBP: 0.367, SLG: 0.280	4-0 CS BB		4-0 F8 BB		0-0 FC4-6 1-2		0-3 K 1-2			2	0	0	0	2	1	2									
Mike Schmidt, R (1, 5) OBP: 0.406, SLG: 0.586	0-0 F7 1-2		0-0 F8 1-2 2-3		0-0 F5		0-3 K			4	0	0	0	0	1	5									
Greg Luzinski, R (1, 7) OBP: 0.358, SLG: 0.495		0-0 F8 2B	0-3 K		0-0 F8		0-0 F9			4	1	1	0	0	1	2									
Larry Bowa, S (9, 6) OBP: 0.289, SLG: 0.289		0-0 F8 2B	0-0 K		0-0 F9		0-0 F9			0	0	0	0	0	0	0									
Jay Johnstone, L (1, 9) OBP: 0.360, SLG: 0.455		4-0 2B BB	0-3 K		0-0 E6 1B 2B		0-0 E6 1B 2B			3	0	2	0	1	1	2									
Jerry Martin, R (8, PR) OBP: 0.400, SLG: 0.417		0-0 2B BB	0-0 K		0-0 FC5-4 1B		0-0 E6 1B 2B			0	1	0	0	0	0	0									
Gary Maddox, R (1, 8) OBP: 0.379, SLG: 0.487		0-0 F8 2-3		4-0 G6-4-3 BB		0-0 FC5-4 1-2 HR		0-0 S 1B		3	1	1	1	1	0	3									
Bob Boone, R (1, 2) OBP: 0.395, SLG: 0.443		0-0 G6-4-3 1-3 3-H 2B		0-0 G6-4-3 1-2		0-0 G6-4-3 1-2		0-3 K 1-2		4	1	2	3	0	1	3									
Terry Harmon, R (1, 6) OBP: 0.394, SLG: 0.400		0-0 P4 3-H 2B		0-3 K		0-0 P4		4-0 K 1B		3	0	0	0	0	1	2									
Ollie Brown, R (8, PH) OBP: 0.394, SLG: 0.426		0-0 P4		0-0 K		0-0 P4		0-0 FC6-4 IBB		0	0	0	0	1	0	0									
Jim Lonborg, R (1, 1) OBP: 0.268, SLG: 0.216		0-3 K		0-0 5-3		0-3 K		0-0 FC6-4		2	0	0	0	0	1	2									
Tim McCarver, L (7, PH) OBP: 0.447, SLG: 0.397										1	0	0	0	0	1	0									
Ron Reed, R (8, 1) OBP: 0.200, SLG: 0.267										1	0	0	0	0	0	3									
Inning Stats	R: 0 E: 0 K: 0 S: 2	H: 0 LOB: 0 BB: 1 P: 6	R: 1 E: 0 K: 1 S: 7	H: 2 LOB: 2 BB: 1 P: 11	R: 0 E: 1 K: 2 S: 8	H: 1 LOB: 2 BB: 1 P: 12	R: 0 E: 0 K: 1 S: 4	H: 0 LOB: 0 BB: 1 P: 8	R: 0 E: 0 K: 0 S: 3	H: 0 LOB: 0 BB: 1 P: 7	R: 2 E: 0 K: 0 S: 5	H: 2 LOB: 0 BB: 0 P: 5	R: 0 E: 0 K: 3 S: 10	H: 1 LOB: 1 BB: 0 P: 10	R: 1 E: 1 K: 1 S: 7	H: 2 LOB: 3 BB: 1 P: 11	1B: 4 2B: 3 3B: 0 HR: 1	SF: 0 SAC: 0 DP: 1 HBP: 0	WP: 0 PB: 0 SB: 2 CS: 1	PA: 36					
PITCHER	IP	WLS	BF	H	R	ER	SO	BB	IBB	HBP	BLK	WP	HR	S	P	ERA	WHIP								
Dan Spillner, R (1, 1) ERA: 4.96	6.0	L	26	5	3	3	4	5	0	0	0	0	0	29	49	4.50	1.667								
Butch Metzger, R (7, 1) ERA: 2.15	2.0		10	3	1	1	4	0	1	0	0	0	0	17	21	4.50	1.500								

AB	30
R	4
H	8
RBI	4
BB	6
SO	8
LOB	24



Batter	1	2	3	4	5	6	7	8	9	AB	R	H	RBI	BB	SO	LOB	TOP			
Enzo Hernandez, R (1, 6) OBP: 0.329, SLG: 0.318										4	0	1	0	0	0	2	San Diego Padres @ Philadelphia Phillies Veterans Stadium, Philadelphia, PA Sun Jul 11 1976, 3:33 AM EDT Att: 46,807 - Unknown			
Ted Kubiak, S (1, 4) OBP: 0.396, SLG: 0.385										4	0	1	0	0	0	2				
Johnny Grubb, L (1, 8) OBP: 0.402, SLG: 0.400										4	0	1	0	0	0	2				
Willie McCovey, L (1, 3) OBP: 0.279, SLG: 0.355										4	0	1	0	0	2	1				
Dave Winfield, R (1, 9) OBP: 0.373, SLG: 0.475										4	0	1	0	0	0	1				
Doug Rader, R (1, 5) OBP: 0.332, SLG: 0.389										4	0	1	0	0	1	1				
Merv Rettenmund, R (1, 7) OBP: 0.363, SLG: 0.315										3	0	0	0	0	0	2				
Fred Kendall, R (1, 2) OBP: 0.289, SLG: 0.271										3	0	2	0	0	0	0				
Dave Freisleben, R (1, 1) OBP: 0.273, SLG: 0.364										2	0	1	0	0	0	1				
Tito Fuentes, S (7, PH) OBP: 0.294, SLG: 0.324										1	0	0	0	0	0	1				
Butch Metzger, R (7, 1)										0	0	0	0	0	0	0				
Inning Stats	R: 0 E: 0 K: 0 S: 4	H: 2 LOB: 1 BB: 0 P: 4	R: 0 E: 0 K: 0 S: 3	H: 1 LOB: 0 BB: 0 P: 3	R: 0 E: 0 K: 0 S: 5	H: 2 LOB: 2 BB: 0 P: 5	R: 0 E: 0 K: 1 S: 6	H: 1 LOB: 1 BB: 0 P: 6	R: 0 E: 0 K: 0 S: 4	H: 1 LOB: 1 BB: 0 P: 4	R: 0 E: 0 K: 1 S: 6	H: 1 LOB: 1 BB: 0 P: 6	R: 0 E: 0 K: 0 S: 3	H: 0 LOB: 0 BB: 0 P: 3	R: 0 E: 0 K: 1 S: 5	H: 0 LOB: 0 BB: 0 P: 5	1B: 8 2B: 1 3B: 1 HR: 0	SF: 0 SAC: 0 DP: 3 HBP: 0	WP: 0 PB: 0 SB: 0 CS: 0	PA: 33
PITCHER Jim Kaat, L (1, 1) ERA: 2.91	IP: 9.0 WLS: W BF: 33 H: 9 R: 0 ER: 0 SO: 3 BB: 0 IBB: 0 HBP: 0 BLK: 0 WP: 0 HR: 0 S: 39 P: 39 ERA: 0.00 WHIP: 1.000															PITCHER				

AB	33
R	0
H	9
RBI	0
BB	0
SO	3
LOB	13



Batter	1	2	3	4	5	6	7	8	9	AB	R	H	RBI	BB	SO	LOB	BOTTOM			
Dave Cash, R (1, 4) OBP: 0.346, SLG: 0.353										4	1	1	0	0	0	1	San Diego Padres @ Philadelphia Phillies Veterans Stadium, Philadelphia, PA Sun Jul 11 1976, 3:33 AM EDT Att: 46,807 - Unknown			
Larry Bowa, S (1, 6) OBP: 0.289, SLG: 0.288										4	1	1	0	0	0	1				
Mike Schmidt, R (1, 5) OBP: 0.409, SLG: 0.590										3	1	2	0	1	0	0				
Greg Luzinski, R (1, 7) OBP: 0.360, SLG: 0.502										4	0	2	3	0	1	2				
Jerry Martin, R (8, PR) OBP: 0.400, SLG: 0.417										0	0	0	0	0	0	0				
Dick Allen, R (1, 3) OBP: 0.361, SLG: 0.490										4	0	0	0	0	2	3				
Jay Johnstone, L (1, 9) OBP: 0.358, SLG: 0.449										3	0	0	0	1	1	1				
Garry Maddox, R (1, 8) OBP: 0.381, SLG: 0.483										2	0	0	0	1	0	1				
Bob Boone, R (1, 2) OBP: 0.393, SLG: 0.439										4	0	1	0	0	2	4				
Jim Kaat, L (1, 1) OBP: 0.229, SLG: 0.333										3	0	1	0	0	0	1				
Inning Stats	R: 0 E: 0 K: 1 S: 5	H: 0 LOB: 1 BB: 1 P: 9	R: 0 E: 0 K: 1 S: 5	H: 0 LOB: 0 BB: 0 P: 5	R: 0 E: 0 K: 0 S: 3	H: 1 LOB: 0 BB: 0 P: 3	R: 0 E: 0 K: 0 S: 4	H: 1 LOB: 1 BB: 0 P: 4	R: 0 E: 0 K: 2 S: 8	H: 1 LOB: 3 BB: 1 P: 13	R: 0 E: 0 K: 1 S: 9	H: 4 LOB: 1 BB: 0 P: 9	R: 0 E: 0 K: 1 S: 4	H: 1 LOB: 1 BB: 0 P: 4	R: 0 E: 0 K: 2 S: 8	H: 1 LOB: 3 BB: 1 P: 13	1B: 5 2B: 3 3B: 0 HR: 0	SF: 0 SAC: 0 DP: 0 HBP: 1	WP: 0 PB: 0 SB: 0 CS: 0	PA: 35
PITCHER Dave Freisleben, R (1, 1) ERA: 2.62	IP: 6.0 WLS: L BF: 25 H: 6 R: 3 ER: 3 SO: 4 BB: 2 IBB: 0 HBP: 0 BLK: 0 WP: 0 HR: 0 S: 31 P: 39 ERA: 4.50 WHIP: 1.333															PITCHER				
PITCHER Butch Metzger, R (7, 1) ERA: 2.09	IP: 2.0 WLS: L BF: 10 H: 2 R: 0 ER: 0 SO: 2 BB: 0 IBB: 1 HBP: 1 BLK: 0 WP: 0 HR: 0 S: 12 P: 17 ERA: 0.00 WHIP: 1.000															PITCHER				

AB	31
R	3
H	8
RBI	3
BB	3
SO	6
LOB	14



Batter	1	2	3	4	5	6	7	8	9	AB	R	H	RBI	BB	SO	LOB	TOP					
Dave Cash, R OBP: 0.341, SLG: 0.348 (1, 4)	5-3		F9	G5-2-3			5-3		FC6-4	5	0	0	0	0	0	4	Philadelphia Phillies @ San Francisco Giants Candlestick Park, San Francisco, CA Thu Jul 15 1976, 6:33 AM EDT Att: 5,759 - Unknown livebaseballscores.com					
Larry Bowa, S OBP: 0.284, SLG: 0.284 (1, 6)	F9		P5				6-3		5-3	5	0	0	0	0	1	1						
Mike Schmidt, R OBP: 0.410, SLG: 0.602 (1, 5)	5-3									4	1	2	1	0	0	0						
Greg Luzinski, R OBP: 0.359, SLG: 0.498 (1, 7)										4	0	1	0	0	0	1						
Dick Allen, R OBP: 0.368, SLG: 0.507 (1, 3)										3	2	2	1	1	0	1						
Jay Johnstone, L OBP: 0.383, SLG: 0.454 (6, PH)										2	1	2	0	0	0	0						
Jerry Martin, R OBP: 0.405, SLG: 0.447 (6, 9)										2	1	1	0	0	1	1						
Garry Maddox, R OBP: 0.379, SLG: 0.480 (1, 8)										4	0	1	0	0	0	4						
Tim McCarver, L OBP: 0.450, SLG: 0.403 (1, 2)										4	0	2	3	0	0	2						
Steve Carlton, L OBP: 0.188, SLG: 0.170 (1, 1)										3	0	1	0	0	1	0						
Inning Stats	R: 0 E: 0 K: 0 S: 3	H: 0 LOB: 0 BB: 0 P: 3	R: 0 E: 0 K: 0 S: 5	H: 2 LOB: 2 BB: 0 P: 5	R: 0 E: 0 K: 1 S: 5	H: 0 LOB: 0 BB: 0 P: 5	R: 3 E: 0 K: 0 S: 7	H: 5 LOB: 2 BB: 0 P: 8	R: 0 E: 0 K: 1 S: 5	H: 0 LOB: 0 BB: 0 P: 5	R: 2 E: 0 K: 0 S: 5	H: 3 LOB: 0 BB: 0 P: 5	R: 0 E: 0 K: 0 S: 4	H: 1 LOB: 1 BB: 0 P: 4	R: 0 E: 0 K: 1 S: 4	H: 0 LOB: 0 BB: 1 P: 8	R: 0 E: 0 K: 0 S: 4	H: 1 LOB: 1 BB: 0 P: 4	1B: 8 2B: 2 3B: 0 HR: 2	SF: 0 SAC: 0 DP: 1 HBP: 1	WP: 0 PB: 0 SB: 0 CS: 1	PA: 38
PITCHER	IP	WLS	BF	H	R	ER	SO	BB	IBB	HBP	BLK	WP	HR	S	P	ERA	WHIP					
Jim Barr, R ERA: 3.27 (1, 1)	3.1		17	7	3	3	1	0	0	0	0	0	2	19	19	8.10	2.100					
Mike Caldwell, L ERA: 4.55 (4, 1)	3.2	L	14	4	2	2	1	0	0	1	0	0	0	15	16	4.91	1.091					
Dave Heaverlo, R ERA: 4.3 (8, 1)	2.0		7	1	0	0	1	1	0	0	0	0	0	8	12	0.00	1.000					

Batter	1	2	3	4	5	6	7	8	9	AB	R	H	RBI	BB	SO	LOB	BOTTOM					
Larry Herndon, R OBP: 0.356, SLG: 0.389 (1, 8)	F3		K							3	0	1	1	1	1	1	Philadelphia Phillies @ San Francisco Giants Candlestick Park, San Francisco, CA Thu Jul 15 1976, 6:33 AM EDT Att: 5,759 - Unknown livebaseballscores.com					
Marty Perez, R OBP: 0.337, SLG: 0.353 (1, 4)	4-3									4	0	0	0	0	0	3						
Gary Matthews, R OBP: 0.354, SLG: 0.428 (1, 7)	K									3	1	1	0	1	2	0						
Bobby Murcer, L OBP: 0.356, SLG: 0.407 (1, 9)										3	1	1	2	1	0	3						
Ken Reitz, R OBP: 0.322, SLG: 0.365 (1, 5)										4	0	0	0	0	0	1						
Chris Speier, R OBP: 0.307, SLG: 0.282 (1, 6)										4	0	1	0	0	0	0						
Darrell Evans, L OBP: 0.341, SLG: 0.316 (1, 3)										3	1	1	0	1	0	1						
Marc Hill, R OBP: 0.260, SLG: 0.324 (1, 2)										3	0	0	0	1	0	2						
Jim Barr, R OBP: 0.200, SLG: 0.086 (1, 1)										0	0	0	0	0	0	0						
Mike Caldwell, R OBP: 0.143, SLG: 0.143 (4, 1)										1	0	0	0	0	1	2						
Chris Arnold, R OBP: 0.286, SLG: 0.283 (7, PH)										1	0	0	0	0	1	0						
Dave Heaverlo, R (8, 1)										0	0	0	0	0	0	0						
Gary Thomasson, L OBP: 0.265, SLG: 0.362 (9, PH)										1	0	0	0	0	1	1						
Inning Stats	R: 0 E: 0 K: 1 S: 5	H: 0 LOB: 0 BB: 0 P: 5	R: 0 E: 0 K: 0 S: 2	H: 0 LOB: 0 BB: 1 P: 6	R: 0 E: 0 K: 1 S: 5	H: 0 LOB: 1 BB: 1 P: 9	R: 2 E: 0 K: 0 S: 5	H: 2 LOB: 0 BB: 0 P: 5	R: 1 E: 0 K: 1 S: 7	H: 2 LOB: 3 BB: 2 P: 15	R: 0 E: 0 K: 0 S: 3	H: 0 LOB: 0 BB: 0 P: 3	R: 0 E: 0 K: 1 S: 5	H: 0 LOB: 1 BB: 1 P: 9	R: 0 E: 0 K: 1 S: 5	H: 0 LOB: 0 BB: 0 P: 5	R: 0 E: 0 K: 1 S: 6	H: 1 LOB: 1 BB: 0 P: 6	1B: 3 2B: 1 3B: 0 HR: 1	SF: 0 SAC: 1 DP: 0 HBP: 0	WP: 0 PB: 0 SB: 0 CS: 1	PA: 36
PITCHER	IP	WLS	BF	H	R	ER	SO	BB	IBB	HBP	BLK	WP	HR	S	P	ERA	WHIP					
Steve Carlton, L ERA: 3.49 (1, 1)	9.0	W	36	5	3	3	6	5	0	0	0	0	1	43	63	3.00	1.111					

Batter	1	2	3	4	5	6	7	8	9	AB	R	H	RBI	BB	SO	LOB	TOP			
Dave Cash, R OBP: 0.340, SLG: 0.347 (1, 4)	5-3			5-3		FC3-6 1B		6-3		4	0	1	0	0	0	1	Philadelphia Phillies @ San Francisco Giants Candlestick Park, San Francisco, CA Fri Jul 16 1976, 10:05 PM EDT Att: 7,330 - Unknown			
Larry Bowa, S OBP: 0.284, SLG: 0.283 (1, 6)	4-3			S 1B		FC3-6 5-3 1-2		F5		4	0	1	0	0	0	2				
Mike Schmidt, R OBP: 0.406, SLG: 0.594 (1, 5)	K			K		5-3			F4	4	0	0	0	0	2	2				
Greg Luzinski, R OBP: 0.358, SLG: 0.495 Jerry Martin, R OBP: 0.405, SLG: 0.447 (9, PR) (9, 7)		F7		5-3		K			G6-4-3 1B	4	0	1	0	0	1	2				
Dick Allen, R OBP: 0.366, SLG: 0.502 (1, 3)		K				1B 1B			G6-4-3 1B	4	0	1	0	0	2	1				
Jay Johnstone, L OBP: 0.383, SLG: 0.452 (1, 9)		F3				1B				3	0	1	0	0	1	0				
Garry Maddox, R OBP: 0.375, SLG: 0.474 (1, 8)				F9		F8				3	0	0	0	0	0	2				
Bob Boone, R OBP: 0.392, SLG: 0.438 (1, 2)				F8		K				3	0	1	0	0	1	2				
Jim Kaat, L OBP: 0.216, SLG: 0.313 (1, 1)				3-1		4-3			K	3	0	0	0	0	1	3				
Inning Stats	R: 0 E: 0 K: 1 S: 5	H: 0 LOB: 0 BB: 0 P: 5	R: 0 E: 0 K: 1 S: 5	H: 0 LOB: 0 BB: 0 P: 5	R: 0 E: 0 K: 0 S: 3	H: 0 LOB: 0 BB: 0 P: 3	R: 0 E: 0 K: 1 S: 6	H: 1 LOB: 1 BB: 0 P: 6	R: 0 E: 0 K: 1 S: 7	H: 2 LOB: 2 BB: 0 P: 7	R: 0 E: 0 K: 2 S: 6	H: 0 LOB: 0 BB: 0 P: 7	R: 0 E: 0 K: 1 S: 6	H: 1 LOB: 1 BB: 0 P: 6	R: 0 E: 0 K: 0 S: 3	H: 1 LOB: 1 BB: 0 P: 3		1B: 6 2B: 0 3B: 0 HR: 0	SF: 0 SAC: 0 DP: 1 HBP: 0	WP: 0 PB: 0 SB: 1 CS: 0
PITCHER Ed Halicki, R ERA: 4.32 (1, 1)	IP: 9.0 WLS: W BF: 32 H: 6 R: 0 ER: 0 SO: 8 BB: 0 IBB: 0 HBP: 0 BLK: 0 WP: 0 HR: 0 S: 48 P: 48 ERA: 0.00 WHIP: 0.667															PITCHER				

Batter	1	2	3	4	5	6	7	8	9	AB	R	H	RBI	BB	SO	LOB	BOTTOM			
Larry Herndon, R OBP: 0.354, SLG: 0.387 (1, 8)	6-3		F3			FC6-5 SH1-4 1B		F8		4	0	1	0	0	0	1	Philadelphia Phillies @ San Francisco Giants Candlestick Park, San Francisco, CA Fri Jul 16 1976, 10:05 PM EDT Att: 7,330 - Unknown			
Marty Perez, R OBP: 0.332, SLG: 0.348 (1, 4)	F6		FC4-6 FC5-6 1-2			SH1-4		F8		3	0	0	0	0	0	1				
Gary Matthews, R OBP: 0.353, SLG: 0.426 (1, 7)			FC5-6 1-2			FC6-5		4-3		4	0	1	0	0	0	2				
Bobby Murcer, L OBP: 0.355, SLG: 0.415 (1, 9)	3-1					F9			HR	4	1	1	1	0	0	2				
Ken Reitz, R OBP: 0.322, SLG: 0.364 (1, 5)		F9				F8				3	0	1	0	0	0	0				
Chris Speier, R OBP: 0.307, SLG: 0.283 (1, 6)					G5-4-3 1B			F8		3	0	1	0	0	0	1				
Darrell Evans, L OBP: 0.337, SLG: 0.312 (1, 3)					G5-4-3			5-3		3	0	1	0	0	0	1				
Marc Hill, R OBP: 0.254, SLG: 0.316 (1, 2)								3-1		3	0	0	0	0	0	1				
Marc Hill, R OBP: 0.254, SLG: 0.316 (1, 2)								F3		3	0	0	0	0	0	1				
Ed Halicki, R OBP: 0.268, SLG: 0.189 (1, 1)								5-3		3	0	1	0	0	0	0				
Inning Stats	R: 0 E: 0 K: 0 S: 4	H: 1 LOB: 1 BB: 0 P: 4	R: 0 E: 1 K: 0 S: 4	H: 1 LOB: 1 BB: 0 P: 4	R: 0 E: 0 K: 0 S: 4	H: 1 LOB: 0 BB: 0 P: 4	R: 0 E: 0 K: 0 S: 3	H: 1 LOB: 0 BB: 0 P: 3	R: 0 E: 0 K: 0 S: 4	H: 0 LOB: 0 BB: 0 P: 4	R: 0 E: 0 K: 0 S: 3	H: 0 LOB: 0 BB: 0 P: 3	R: 0 E: 0 K: 0 S: 3	H: 0 LOB: 0 BB: 0 P: 3	R: 1 E: 0 K: 0 S: 3	H: 1 LOB: 0 BB: 0 P: 3	1B: 5 2B: 0 3B: 0 HR: 1	SF: 0 SAC: 1 DP: 1 HBP: 0	WP: 0 PB: 0 SB: 0 CS: 0	PA: 31
PITCHER Jim Kaat, L ERA: 2.79 (1, 1)	IP: 8.2 WLS: L BF: 31 H: 6 R: 1 ER: 1 SO: 0 BB: 0 IBB: 0 HBP: 0 BLK: 0 WP: 0 HR: 1 S: 31 P: 31 ERA: 1.04 WHIP: 0.692															PITCHER				



Batter	1	2	3	4	5	6	7	8	9	AB	R	H	RBI	BB	SO	LOB	TOP			
Dave Cash, R (1,4) OBP: 0.342, SLG: 0.348										4	1	2	0	0	0	0				
Larry Bowa, S (1,6) OBP: 0.284, SLG: 0.289										4	0	1	1	0	0	1				
Mike Schmidt, R (1,5) OBP: 0.402, SLG: 0.586										4	0	0	0	0	0	1				
Greg Luzinski, R (1,7) OBP: 0.354, SLG: 0.490										3	0	0	0	0	0	0				
Dick Allen, R (1,3) OBP: 0.365, SLG: 0.505										3	0	1	0	0	1	0				
Jay Johnstone, L (1,9) OBP: 0.383, SLG: 0.451										3	0	1	0	0	0	0				
Garry Maddox, R (1,8) OBP: 0.372, SLG: 0.469										3	0	0	0	0	2	2				
Bob Boone, R (1,2) OBP: 0.388, SLG: 0.432										3	0	0	0	0	1	0				
Tom Underwood, R (1,1) OBP: 0.200, SLG: 0.111										1	0	0	0	0	1	0				
Bobby Tolan, L (6, PH) OBP: 0.287, SLG: 0.381										1	0	0	0	0	0	0				
Gene Garber, R (6, PH) OBP: 0.500, SLG: 0.250										0	0	0	0	0	0	0				
Tim McCarver, L (8, PH) OBP: 0.444, SLG: 0.397										1	0	0	0	0	0	0				
Tug McGraw, R (8, 1)										0	0	0	0	0	0	0				
Inning Stats	R: 0 E: 0 K: 0 S: 3	H: 1 LOB: 0 BB: 0 P: 3	R: 0 E: 0 K: 0 S: 3	H: 0 LOB: 0 BB: 0 P: 3	R: 0 E: 0 K: 2 S: 7	H: 0 LOB: 0 BB: 0 P: 7	R: 0 E: 0 K: 0 S: 3	H: 0 LOB: 0 BB: 0 P: 3	R: 0 E: 0 K: 0 S: 4	H: 2 LOB: 1 BB: 0 P: 4	R: 0 E: 0 K: 1 S: 5	H: 0 LOB: 0 BB: 0 P: 5	R: 0 E: 0 K: 1 S: 5	H: 0 LOB: 0 BB: 0 P: 5	R: 0 E: 0 K: 0 S: 3	H: 0 LOB: 0 BB: 0 P: 3	1B: 3 2B: 1 3B: 1 HR: 0	SF: 0 SAC: 0 DP: 2 HBP: 0	WP: 0 PB: 0 SB: 0 CS: 0	PA: 30
PITCHER John Montefusco, R (1,1) ERA: 2.99	IP: 9.0 WLS: W BF: 30	H: 5 R: 1 ER: 1 SO: 5	BB: 0 IBB: 0 HBP: 0 BLK: 0	WP: 0 HR: 0 S: 40 P: 40	ERA: 1.00 WHIP: 0.556															

Philadelphia Phillies @ San Francisco Giants
Candlestick Park, San Francisco, CA
Sat Jul 17 1976, 6:33 AM EDT
Att: 8,909 - Unknown

AB 30
R 1
H 5
RBI 1
BB 0
SO 5
LOB 4



Batter	1	2	3	4	5	6	7	8	9	AB	R	H	RBI	BB	SO	LOB	BOTTOM												
Larry Herndon, R (1,8) OBP: 0.352, SLG: 0.384										4	0	1	2	0	2	1													
Marty Perez, R (1,4) OBP: 0.330, SLG: 0.342										3	0	0	0	1	0	2													
Gary Matthews, R (1,7) OBP: 0.352, SLG: 0.423										4	1	1	0	0	1	1													
Bobby Murcer, L (1,9) OBP: 0.354, SLG: 0.413										4	1	1	0	0	0	2													
Ken Reitz, R (1,5) OBP: 0.324, SLG: 0.366										4	1	2	1	0	1	1													
Chris Speier, R (1,6) OBP: 0.310, SLG: 0.283										3	1	1	1	1	0	1													
Darrell Evans, L (1,3) OBP: 0.339, SLG: 0.309										2	0	0	0	2	1	2													
Marc Hill, R (1,2) OBP: 0.246, SLG: 0.305										4	0	0	0	0	0	5													
John Montefusco, R (1,1) OBP: 0.184, SLG: 0.156										1	0	0	0	1	1	0													
Inning Stats	R: 0 E: 0 K: 0 S: 3	H: 4 LOB: 2 BB: 1 P: 11	R: 1 E: 0 K: 0 S: 4	H: 2 LOB: 0 BB: 0 P: 4	R: 0 E: 0 K: 1 S: 5	H: 0 LOB: 1 BB: 1 P: 9	R: 0 E: 0 K: 1 S: 5	H: 0 LOB: 0 BB: 0 P: 5	R: 0 E: 0 K: 3 S: 9	H: 0 LOB: 1 BB: 1 P: 13	R: 0 E: 0 K: 1 S: 5	H: 0 LOB: 2 BB: 2 P: 13	1B: 6 2B: 0 3B: 0 HR: 0	SF: 0 SAC: 1 DP: 1 HBP: 0	WP: 0 PB: 0 SB: 1 CS: 0	PA: 35													
PITCHER Tom Underwood, L (1,1) ERA: 3.69	IP: 5.0 WLS: L BF: 23	H: 6 R: 4 ER: 4 SO: 4	BB: 2 IBB: 0 HBP: 0 BLK: 0	WP: 0 HR: 0 S: 23 P: 31	ERA: 7.20 WHIP: 1.600																								
Gene Garber, R (6, 1) ERA: 3.44	2.0	7	0	0	0	4	1	0	0	0	0	14	18	0.00	0.500														
Tug McGraw, L (8, 1) ERA: 3.06	1.0	5	0	0	0	1	2	0	0	0	0	5	13	0.00	2.000														

Philadelphia Phillies @ San Francisco Giants
Candlestick Park, San Francisco, CA
Sat Jul 17 1976, 6:33 AM EDT
Att: 8,909 - Unknown

AB 29
R 4
H 6
RBI 4
BB 5
SO 6
LOB 15



Batter	1	2	3	4	5	6	7	8	9	AB	R	H	RBI	BB	SO	LOB	TOP										
Dave Cash, R (1,4) OBP: 0.338, SLG: 0.345	0-0 4-3		0-0 F9			0-3 K		0-0 9-3		4	0	0	0	0	1	1											
Larry Bowa, S (1,6) OBP: 0.286, SLG: 0.292	0-0 CS 1B		0-0 B2-3			0-0 6-3			0-0 CS 1B	4	0	2	0	0	0	0											
Mike Schmidt, R (1,5) OBP: 0.400, SLG: 0.581	0-3 K			0-0 5-3		0-0 L5			1-0 1B G3 HBP	3	1	0	0	0	1	1											
Greg Luzinski, R (1,7) OBP: 0.353, SLG: 0.487		0-3 K		0-3 K					0-0 CS 1B	4	0	1	0	0	3	0											
Jerry Martin, R (9, PR) OBP: 0.405, SLG: 0.447									1-3 1B	0	0	0	0	0	0	0											
Dick Allen, R (1,3) OBP: 0.369, SLG: 0.519		0-0 HR		4-0 BB		0-3 K			0-0 G3	2	1	1	1	1	1	0											
Tom Hutton, L (7,3) OBP: 0.361, SLG: 0.275									1-2 3-H	1	0	0	0	0	0	1											
Ollie Brown, R (1,9) OBP: 0.390, SLG: 0.414		0-0 E6		0-0 5-3		4-0 BB			0-0 5-3	3	0	0	0	1	0	3											
Garry Maddox, R (1,8) OBP: 0.368, SLG: 0.464		0-3 K			0-0 6-3			0-0 5-3		3	0	0	0	0	1	2											
Bob Boone, R (1,2) OBP: 0.387, SLG: 0.431		0-0 4-3			0-0 6-3				0-0 9-3 1B	3	0	1	0	0	0	1											
Jim Lonborg, R (1,1) OBP: 0.256, SLG: 0.205			0-0 6-3						0-0 B2	2	0	0	0	0	0	0											
Tim McCarver, L (8, PH) OBP: 0.439, SLG: 0.391					0-0 1-3					1	0	0	0	0	0	1											
Ron Reed, R (8,1) OBP: 0.200, SLG: 0.267										0	0	0	0	0	0	0											
Inning Stats	R: 0 E: 0 K: 1 S: 5	H: 1 LOB: 1 BB: 0 P: 5	R: 1 E: 1 K: 2 S: 9	H: 1 LOB: 1 BB: 0 P: 9	R: 0 E: 0 K: 0 S: 3	H: 0 LOB: 0 BB: 0 P: 3	R: 0 E: 0 K: 1 S: 5	H: 0 LOB: 1 BB: 1 P: 9	R: 0 E: 0 K: 0 S: 3	H: 0 LOB: 0 BB: 0 P: 3	R: 0 E: 0 K: 1 S: 7	H: 0 LOB: 1 BB: 1 P: 11	R: 0 E: 0 K: 0 S: 3	H: 1 LOB: 0 BB: 0 P: 3	R: 1 E: 0 K: 0 S: 4	H: 2 LOB: 2 BB: 0 P: 5	1B: 4 2B: 2 3B: 0 HR: 1	SF: 0 SAC: 0 DP: 2 HBP: 1	WP: 0 PB: 0 SB: 0 CS: 2	PA: 33							
PITCHER	IP	WLS	BF	H	R	ER	SO	BB	IBB	HBP	BLK	WP	HR	S	P	ERA	WHIP										
Tommy John, L (1,1) ERA: 3.17	7.0		25	2	1	1	7	2	0	0	0	0	1	37	45	1.29	0.571										
Charlie Hough, R (8,1) ERA: 2.25	2.0	L	8	3	1	1	0	0	0	1	0	0	0	7	8	4.50	1.500										

Philadelphia Phillies @ Los Angeles Dodgers
 Dodger Stadium, Los Angeles, CA
 Sun Jul 18 1976, 3:33 AM PDT
 Att: 52,214 - Unknown

AB 30
 R 2
 H 5
 RBI 1
 BB 2
 SO 7
 LOB 10



Batter	1	2	3	4	5	6	7	8	9	AB	R	H	RBI	BB	SO	LOB	BOTTOM										
Davey Lopes, R (1,4) OBP: 0.320, SLG: 0.327	0-0 6-3		0-0 L7		0-0 4-3		0-0 E S 1B			4	0	1	0	0	0	0											
Bill Buckner, L (1,7) OBP: 0.320, SLG: 0.392	0-0 S 1B		0-0 F8			0-0 3-1 1B	0-0 F7			4	1	2	0	0	0	1											
Reggie Smith, S (1,9) OBP: 0.286, SLG: 0.427	0-0 F4 1-2		0-0 F8			0-0 3-1		0-3 K		4	0	0	0	0	1	2											
Ron Cey, R (1,5) OBP: 0.407, SLG: 0.496	0-3 K			0-0 E7 1B		0-3 K		0-0 F3		4	0	1	0	0	2	2											
Steve Garvey, R (1,3) OBP: 0.350, SLG: 0.430		0-0 F7		0-0 F3		0-0 1B 2-H 1B		0-0 S 1B		4	0	2	1	0	0	1											
Bill Russell, R (1,6) OBP: 0.334, SLG: 0.405		0-0 F8		0-0 L4		0-0 FC5-4 1B		0-3 K		4	0	1	0	0	1	2											
Dusty Baker Jr., R (1,8) OBP: 0.313, SLG: 0.308		4-0 1B BB		0-0 F2		0-0 FC5-4 1-2			0-0 F2	3	0	0	0	1	0	3											
Steve Yeager, R (1,2) OBP: 0.295, SLG: 0.366		0-0 FC5-4 1B			0-3 K			0-3 K		3	0	1	0	0	2	0											
Ed Goodson, L (9, PH) OBP: 0.247, SLG: 0.288		1-2 1B			0-0 K			0-0 K		1	0	0	0	0	1	0											
Tommy John, R (1,1) OBP: 0.158, SLG: 0.162		0-0 FC5-4			0-0 5-3			0-3 K		2	0	0	0	0	0	2											
Henry Cruz, L (7, PH) OBP: 0.253, SLG: 0.368									0-3 K	1	0	0	0	0	1	0											
Charlie Hough, R (8,1) OBP: 0.267, SLG: 0.333										0	0	0	0	0	0	0											
Lee Lacy, R (9, PH) OBP: 0.307, SLG: 0.365		1-2								1	0	0	0	0	1	0											
Inning Stats	R: 0 E: 0 K: 1 S: 6	H: 1 LOB: 2 BB: 0 P: 6	R: 0 E: 0 K: 0 S: 4	H: 1 LOB: 1 BB: 1 P: 8	R: 0 E: 0 K: 0 S: 3	H: 0 LOB: 0 BB: 0 P: 3	R: 0 E: 1 K: 0 S: 4	H: 1 LOB: 1 BB: 0 P: 4	R: 0 E: 0 K: 1 S: 5	H: 0 LOB: 0 BB: 0 P: 5	R: 1 E: 0 K: 1 S: 8	H: 3 LOB: 2 BB: 0 P: 8	R: 0 E: 0 K: 2 S: 8	H: 1 LOB: 1 BB: 0 P: 8	R: 0 E: 0 K: 2 S: 8	H: 1 LOB: 1 BB: 0 P: 8	R: 0 E: 0 K: 2 S: 7	H: 0 LOB: 0 BB: 0 P: 7	1B: 8 2B: 0 3B: 0 HR: 0	SF: 0 SAC: 0 DP: 0 HBP: 0	WP: 0 PB: 0 SB: 3 CS: 0	PA: 36					
PITCHER	IP	WLS	BF	H	R	ER	SO	BB	IBB	HBP	BLK	WP	HR	S	P	ERA	WHIP										
Jim Lonborg, R (1,1) ERA: 2.87	7.0		29	7	1	1	5	1	0	0	0	0	0	38	42	1.29	1.143										
Ron Reed, R (8,1) ERA: 2.55	2.0	W	7	1	0	0	4	0	0	0	0	0	0	15	15	0.00	0.500										

Philadelphia Phillies @ Los Angeles Dodgers
 Dodger Stadium, Los Angeles, CA
 Sun Jul 18 1976, 3:33 AM PDT
 Att: 52,214 - Unknown

AB 35
 R 1
 H 8
 RBI 1
 BB 1
 SO 9
 LOB 13



Batter	1	2	3	4	5	6	7	8	9	AB	R	H	RBI	BB	SO	LOB	TOP					
Dave Cash, R OBP: 0.336, SLG: 0.342 (1, 4)	F9		6-3			5-3		1-2 1B		4	0	1	0	0	0	1						
Larry Bowa, S OBP: 0.283, SLG: 0.289 (1, 6)	4-3			5-3		FC6-4 1B		F9		4	0	1	0	0	0	2						
Mike Schmidt, R OBP: 0.394, SLG: 0.569 (1, 5)	F9			F8		FC6-4 1-2		F9		4	0	0	0	0	0	1						
Greg Luzinski, R OBP: 0.354, SLG: 0.485 (1, 7)		5-3		FC5-4 BB			K	E4 FC6-4		3	0	0	0	1	1	0						
Dick Allen, R OBP: 0.363, SLG: 0.509 (1, 3)	5-3			FC5-4 1-2			F9	F9		4	0	0	0	0	0	2						
Ollie Brown, R OBP: 0.376, SLG: 0.400 (1, 9)	F8				1-3		4-3	FC6-4 1-2		4	0	0	0	0	0	1						
Garry Maddox, R OBP: 0.370, SLG: 0.461 (1, 8)			F7		F7			FC5-4 1B		3	0	1	0	0	0	0						
Tim McCarver, L OBP: 0.435, SLG: 0.403 Wayne Twitchell, R (6, 1)					F9			F9		2	0	1	0	0	0	0						
Jay Johnstone, L OBP: 0.363, SLG: 0.447 (8, PH) Tug McGraw, R (8, 1)			G3 2B							0	0	0	0	0	0	0						
Steve Carlton, L OBP: 0.184, SLG: 0.167 Bob Boone, R OBP: 0.379, SLG: 0.424 (6, PH) (6, 2)			G3 2-3			5-3		FC5-4 1B 1-2		1	0	0	0	0	0	1						
Inning Stats	R: 0 E: 0 K: 0 S: 3	H: 0 LOB: 0 BB: 0 P: 3	R: 0 E: 0 K: 0 S: 3	H: 0 LOB: 0 BB: 0 P: 3	R: 0 E: 0 K: 0 S: 4	H: 1 LOB: 1 BB: 0 P: 4	R: 0 E: 0 K: 0 S: 3	H: 0 LOB: 0 BB: 0 P: 7	R: 0 E: 0 K: 0 S: 3	H: 0 LOB: 0 BB: 0 P: 3	R: 0 E: 0 K: 0 S: 4	H: 1 LOB: 1 BB: 0 P: 4	R: 0 E: 0 K: 1 S: 5	H: 0 LOB: 0 BB: 0 P: 5	R: 0 E: 0 K: 0 S: 5	H: 2 LOB: 2 BB: 0 P: 5	R: 0 E: 1 K: 0 S: 4	H: 0 LOB: 1 BB: 0 P: 4	1B: 3 2B: 1 3B: 0 HR: 0	SF: 0 SAC: 0 DP: 0 HBP: 0	WP: 0 PB: 0 SB: 0 CS: 0	PA: 33
PITCHER Randy Jones, L ERA: 2.48 (1, 1)	IP: 9.0 WLS: W BF: 33 H: 4 R: 0 ER: 0 SO: 1 BB: 1 IBB: 0 HBP: 0 BLK: 0 WP: 0 HR: 0 S: 34 P: 38 ERA: 0.00 WHIP: 0.556															PITCHER IP: 9.0 WLS: W BF: 33 H: 4 R: 0 ER: 0 SO: 1 BB: 1 IBB: 0 HBP: 0 BLK: 0 WP: 0 HR: 0 S: 34 P: 38 ERA: 0.00 WHIP: 0.556						

Philadelphia Phillies @ San Diego Padres
San Diego Stadium, San Diego, CA
Tue Jul 20 1976, 10:05 PM EDT
Att: 20,499 - Unknown

AB	32
R	0
H	4
RBI	0
BB	1
SO	1
LOB	10



Batter	1	2	3	4	5	6	7	8	9	AB	R	H	RBI	BB	SO	LOB	BOTTOM					
Johnny Grubb, L OBP: 0.409, SLG: 0.418 (1, 7)	CS 1B			1B FC4-6 2B	F6			4-3		4	1	2	0	0	0	0						
Tito Fuentes, S OBP: 0.294, SLG: 0.324 (1, 4)	5-3 1-2			FC4-6 1B 2-3		6-3				3	0	1	0	0	0	1						
Willie Davis, L OBP: 0.295, SLG: 0.395 (1, 8)	K			FC4-6 3B 1-2 3-H			G4-3 1B			3	1	1	1	0	1	1						
Dave Winfield, R OBP: 0.366, SLG: 0.470 (1, 9)		K		SF 3B 1-H			G4-3 1-2			3	1	1	1	0	1	1						
Mike Ivie, R OBP: 0.324, SLG: 0.419 (1, 3)	F4			SF			K			2	0	0	1	0	1	0						
Doug Rader, R OBP: 0.325, SLG: 0.380 (1, 5)	F8			F9			K			3	0	0	0	0	1	1						
Hector Torres, R OBP: 0.278, SLG: 0.327 (1, 6)			6-3	F8			5-3			3	0	0	0	0	0	1						
Fred Kendall, R OBP: 0.289, SLG: 0.272 (1, 2)			F3		F8			6-3		3	0	0	0	0	0	0						
Randy Jones, R OBP: 0.116, SLG: 0.062 (1, 1)			K		K			F8		3	0	0	0	0	2	0						
Inning Stats	R: 0 E: 0 K: 1 S: 5	H: 1 LOB: 0 BB: 0 P: 5	R: 0 E: 0 K: 1 S: 5	H: 0 LOB: 0 BB: 0 P: 5	R: 0 E: 0 K: 1 S: 5	H: 0 LOB: 0 BB: 0 P: 5	R: 3 E: 1 K: 0 S: 7	H: 3 LOB: 1 BB: 0 P: 7	R: 0 E: 0 K: 1 S: 5	H: 0 LOB: 0 BB: 0 P: 5	R: 0 E: 0 K: 0 S: 3	H: 1 LOB: 0 BB: 0 P: 3	R: 0 E: 0 K: 2 S: 7	H: 0 LOB: 0 BB: 0 P: 7	R: 0 E: 0 K: 0 S: 3	H: 0 LOB: 0 BB: 0 P: 3	R: 0 E: 0 K: 0 S: 3	H: 0 LOB: 0 BB: 0 P: 3	1B: 3 2B: 1 3B: 1 HR: 0	SF: 1 SAC: 0 DP: 1 HBP: 0	WP: 0 PB: 0 SB: 0 CS: 1	PA: 28
PITCHER Steve Carlton, L ERA: 3.56 Wayne Twitchell, R ERA: 1.93 Tug McGraw, L ERA: 3.0 (1, 1) (6, 1) (8, 1)	IP: 5.0 WLS: L BF: 19 H: 4 R: 3 ER: 3 SO: 4 BB: 0 IBB: 0 HBP: 0 BLK: 0 WP: 0 HR: 0 S: 27 P: 27 ERA: 5.40 WHIP: 0.800															PITCHER IP: 2.0 WLS: L BF: 6 H: 1 R: 0 ER: 0 SO: 2 BB: 0 IBB: 0 HBP: 0 BLK: 0 WP: 0 HR: 0 S: 10 P: 10 ERA: 0.00 WHIP: 0.500						

Philadelphia Phillies @ San Diego Padres
San Diego Stadium, San Diego, CA
Tue Jul 20 1976, 10:05 PM EDT
Att: 20,499 - Unknown

AB	27
R	3
H	5
RBI	3
BB	0
SO	6
LOB	5



Batter	1	2	3	4	5	6	7	8	9	AB	R	H	RBI	BB	SO	LOB	TOP					
Dave Cash, R OBP: 0.337, SLG: 0.341 (1, 4)										4	1	1	0	1	0	2	Philadelphia Phillies @ San Diego Padres San Diego Stadium, San Diego, CA Wed Jul 21 1976, 6:33 AM EDT Att: 14,996 - Unknown AB 34 R 5 H 11 RBI 5 BB 6 SO 7 LOB 23 					
Larry Bowa, S OBP: 0.285, SLG: 0.290 (1, 6)										5	1	2	0	0	0	2						
Mike Schmidt, R OBP: 0.394, SLG: 0.565 (1, 5)										4	0	1	0	1	1	2						
Greg Luzinski, R OBP: 0.355, SLG: 0.484 Jerry Martin, R OBP: 0.395, SLG: 0.436 (8, 7)										3	0	1	0	0	1	1						
Jay Johnstone, L OBP: 0.372, SLG: 0.457 (1, 9)										4	1	3	2	1	1	2						
Gary Maddox, R OBP: 0.370, SLG: 0.458 (1, 8)										4	1	1	0	0	1	5						
Tom Hutton, L OBP: 0.406, SLG: 0.393 (1, 3)										2	1	1	3	2	0	2						
Bob Boone, R OBP: 0.380, SLG: 0.422 Johnny Oates, L OBP: 0.353, SLG: 0.313 (3, 2)										1	0	0	0	1	0	0						
Jim Kaat, L OBP: 0.218, SLG: 0.308 Gene Garber, R OBP: 0.429, SLG: 0.200 (9, 1)										4	0	1	0	0	3	1						
										0	0	0	0	0	0	0						
Inning Stats	R: 2 E: 0 K: 0 S: 6	H: 3 LOB: 2 BB: 0 P: 7	R: 0 E: 0 K: 1 S: 5	H: 0 LOB: 1 BB: 1 P: 9	R: 3 E: 0 K: 0 S: 4	H: 2 LOB: 0 BB: 1 P: 9	R: 0 E: 0 K: 1 S: 4	H: 0 LOB: 0 BB: 1 P: 8	R: 0 E: 0 K: 0 S: 5	H: 3 LOB: 3 BB: 1 P: 9	R: 0 E: 0 K: 3 S: 9	H: 0 LOB: 1 BB: 1 P: 13	R: 0 E: 0 K: 0 S: 3	H: 1 LOB: 1 BB: 0 P: 7	R: 0 E: 0 K: 1 S: 7	H: 2 LOB: 2 BB: 0 P: 7	1B: 9 2B: 1 3B: 0 HR: 1	SF: 0 SAC: 0 DP: 2 HBP: 2	WP: 0 PB: 0 SB: 0 CS: 1	PA: 42		
PITCHER	IP WLS BF H R ER SO BB IBB HBP BLK WP HR S P ERA WHIP	IP WLS BF H R ER SO BB IBB HBP BLK WP HR S P ERA WHIP																				
Dave Freisleben, R ERA: 3.26 (1, 1)	3.0 L 17 5 5 5 1 2 0 2 0 0 1 15 25 15.00 2.333																					
Ken Reynolds, L ERA: 4.25 (4, 1)	1.2 8 3 0 0 1 2 0 0 0 0 0 0 8 16 0.00 3.000																					
Dave Tomlin, L ERA: 4.62 (5, 1)	1.1 4 0 0 0 1 0 0 0 0 0 0 0 6 6 0.00 0.000																					
Jerry Johnson, R ERA: 4.91 (7, 1)	2.0 8 1 0 0 3 2 0 0 0 0 0 0 12 20 0.00 1.500																					
Butch Metzger, R ERA: 2.0 (9, 1)	1.0 5 2 0 0 1 0 0 0 0 0 0 0 7 7 0.00 2.000																					
Batter	1	2	3	4	5	6	7	8	9	AB	R	H	RBI	BB	SO	LOB	BOTTOM					
Luis Melendez, R OBP: 0.244, SLG: 0.265 (1, 8)										4	0	2	0	0	0	0	Philadelphia Phillies @ San Diego Padres San Diego Stadium, San Diego, CA Wed Jul 21 1976, 6:33 AM EDT Att: 14,996 - Unknown AB 32 R 1 H 7 RBI 0 BB 1 SO 1 LOB 11 					
Tito Fuentes, S OBP: 0.294, SLG: 0.326 (1, 4)										4	0	1	0	0	0	3						
Johnny Grubb, L OBP: 0.416, SLG: 0.429 (1, 7)										3	1	2	0	1	0	1						
Dave Winfield, R OBP: 0.365, SLG: 0.468 (1, 9)										4	0	1	0	0	0	1						
Mike Ivie, R OBP: 0.318, SLG: 0.409 (1, 3)										4	0	0	0	0	0	3						
Doug Rader, R OBP: 0.321, SLG: 0.375 (1, 5)										4	0	0	0	0	1	1						
Hector Torres, R OBP: 0.279, SLG: 0.327 (1, 6)										3	0	1	0	0	0	0						
Fred Kendall, R OBP: 0.286, SLG: 0.269 (1, 2)										3	0	0	0	0	0	1						
Dave Freisleben, R ERA: 3.26 (1, 1)										0	0	0	0	0	0	0						
Jerry Turner, L ERA: 3.15, SLG: 0.385 (4, 1)										1	0	0	0	0	0	0						
Ken Reynolds, L ERA: 4.25 (4, 1)										0	0	0	0	0	0	0						
Dave Tomlin, L ERA: 4.62 (5, 1)										0	0	0	0	0	0	0						
Ted Kubak, S OBP: 0.315, SLG: 0.364 (5, PH)										1	0	0	0	0	0	0						
Jerry Johnson, R ERA: 4.91 (7, 1)										0	0	0	0	0	0	0						
Merv Rettenmund, R ERA: 2.05, SLG: 0.325 (8, PH)										1	0	0	0	0	0	1						
Butch Metzger, R ERA: 2.0 (9, 1)										0	0	0	0	0	0	0						
Inning Stats	R: 1 E: 1 K: 0 S: 5	H: 1 LOB: 1 BB: 0 P: 5	R: 0 E: 0 K: 0 S: 3	H: 0 LOB: 0 BB: 0 P: 3	R: 0 E: 0 K: 0 S: 3	H: 1 LOB: 0 BB: 0 P: 3	R: 0 E: 0 K: 0 S: 2	H: 0 LOB: 0 BB: 1 P: 6	R: 0 E: 0 K: 0 S: 3	H: 0 LOB: 0 BB: 0 P: 3	R: 0 E: 0 K: 0 S: 4	H: 1 LOB: 1 BB: 0 P: 4	R: 0 E: 0 K: 0 S: 3	H: 0 LOB: 0 BB: 0 P: 3	R: 0 E: 0 K: 0 S: 5	H: 2 LOB: 2 BB: 0 P: 5	R: 0 E: 0 K: 1 S: 6	H: 2 LOB: 1 BB: 0 P: 6	1B: 5 2B: 2 3B: 0 HR: 0	SF: 0 SAC: 0 DP: 3 HBP: 0	WP: 0 PB: 0 SB: 0 CS: 0	PA: 33
PITCHER	IP WLS BF H R ER SO BB IBB HBP BLK WP HR S P ERA WHIP	IP WLS BF H R ER SO BB IBB HBP BLK WP HR S P ERA WHIP																				
Jim Kaat, L ERA: 2.63 (1, 1)	8.0 W 31 7 1 0 0 1 0 0 0 0 0 0 30 34 0.00 1.000																					
Gene Garber, R ERA: 3.27 (9, 1)	1.0 S 2 0 0 0 1 0 0 0 0 0 0 0 4 4 0.00 0.000																					

Batter	1	2	3	4	5	6	7	8	9	AB	R	H	RBI	BB	SO	LOB	TOP			
Frank Taveras, R (1,6) OBP: 0.322, SLG: 0.297 Tommy Helms, R (1,4) OBP: 0.333, SLG: 0.426	0-0 P4 1B		0-0 F7		0-0 F8			0-0 6-3		1	0	1	0	0	0	0				
Rennie Stennett, R (1,4) OBP: 0.282, SLG: 0.343	0-0 P4 1-2		0-0 4-3			0-3 K		0-0 4-3		4	0	0	0	0	1	1				
Al Oliver, L (1,8) OBP: 0.382, SLG: 0.541	1-0 HBP			0-0 F6		0-0 G3		0-0 3-1		3	0	0	0	0	0	0				
Willie Stargell, L (1,3) OBP: 0.344, SLG: 0.455	0-0 F8			0-0 1B		0-0 2B 1B		0-0 F9		4	0	2	0	0	0	1				
Dave Parker, L (1,9) OBP: 0.324, SLG: 0.474		0-0 HR		0-0 1B		0-0 1-3 2B		0-0 4-3		4	1	3	1	0	0	0				
Bill Robinson, R (1,5) OBP: 0.347, SLG: 0.612		0-3 K		0-3 K		0-0 6-3		0-0 F2		4	0	0	0	0	2	4				
Richie Zisk, R (1,7) OBP: 0.342, SLG: 0.465		0-0 1-3		0-3 K			0-0 F3			3	0	0	0	0	1	2				
Manny Sanguillen, R (1,2) OBP: 0.328, SLG: 0.366		0-0 3-1			0-0 6-3		0-0 6-3			3	0	0	0	0	0	0				
Doc Medich, R (1,1) OBP: 0.171, SLG: 0.065 Rick Langford, L (5, PH) OBP: 0.267, SLG: 0.306 Rick Langford, R (5,1) OBP: 0.200, SLG: 0.400 Kent Tekulve, R (6,1) OBP: 0.316, SLG: 0.290 Ed Kirkpatrick, L (7, PH) OBP: 0.316, SLG: 0.290 Ramon Hernandez, S (7,1) OBP: 0.316, SLG: 0.290			0-3 K		0-0 F5		0-0 3-1			1	0	0	0	0	1	0				
Inning Stats	R: 0 E: 0 K: 0 S: 3	H: 1 LOB: 1 BB: 0 P: 4	R: 1 E: 0 K: 1 S: 6	H: 1 LOB: 0 BB: 0 P: 6	R: 0 E: 0 K: 1 S: 5	H: 0 LOB: 0 BB: 0 P: 5	R: 0 E: 0 K: 2 S: 9	H: 2 LOB: 2 BB: 0 P: 9	R: 0 E: 0 K: 1 S: 7	H: 0 LOB: 0 BB: 0 P: 7	R: 0 E: 0 K: 0 S: 3	H: 0 LOB: 0 BB: 0 P: 3	R: 0 E: 0 K: 0 S: 3	H: 0 LOB: 0 BB: 0 P: 3	R: 0 E: 0 K: 0 S: 3	H: 0 LOB: 0 BB: 0 P: 3	1B: 4 2B: 1 3B: 0 HR: 1	SF: 0 SAC: 0 DP: 0 HBP: 1	WP: 0 PB: 0 SB: 0 CS: 0	PA: 33
PITCHER Jim Lonborg, R (1,1) ERA: 2.75	IP: 9.0 WLS: W BF: 33 H: 6 R: 1 ER: 1 SO: 5 BB: 0 IBB: 0 HBP: 1 BLK: 0 WP: 0 HR: 1 S: 42 P: 43 ERA: 1.00 WHIP: 0.667															PITCHER				

Pittsburgh Pirates @ Philadelphia Phillies
Veterans Stadium, Philadelphia, PA
Fri Jul 23 1976, 7:05 PM EDT
Att: 40,120 - Unknown

AB 32
R 1
H 6
RBI 1
BB 0
SO 5
LOB 8



Batter	1	2	3	4	5	6	7	8	9	AB	R	H	RBI	BB	SO	LOB	BOTTOM			
Dave Cash, R (1,4) OBP: 0.337, SLG: 0.349 Terry Harmon, R (7,4) OBP: 0.382, SLG: 0.387	0-0 4-3		0-0 HR	0-0 2H 1B		0-0 E7 1B		0-0 6-3		4	2	3	2	0	0	0				
Larry Bowa, S (1,6) OBP: 0.289, SLG: 0.292	0-0 2B 1B		0-0 F6	0-0 F7		0-0 HR BB		0-0 P5		4	2	1	0	1	0	0				
Mike Schmidt, R (1,5) OBP: 0.388, SLG: 0.562	0-0 F2		0-0 F8		0-0 F9	0-0 HR		0-0 F7		5	1	1	2	0	0	1				
Greg Luzinski, R (1,7) OBP: 0.362, SLG: 0.495 Jerry Martin, R (6, PR) OBP: 0.395, SLG: 0.436	0-0 1H 2B		0-0 2B 1B		0-3 K	0-0 2B		0-0 G3		4	1	3	1	0	1	0				
Dick Allen, R (1,3) OBP: 0.366, SLG: 0.518 Bobby Tolan, L (6, PH) OBP: 0.283, SLG: 0.375	0-0 5-3		0-0 1H 1B 2B		0-0 2B	0-0 G3		0-0 G3		3	1	2	1	0	0	1				
Jay Johnstone, L (1,9) OBP: 0.374, SLG: 0.461		0-0 1B	0-0 2H 1B		0-3 K	0-3 K				4	0	2	1	0	2	2				
Garry Maddox, R (1,8) OBP: 0.372, SLG: 0.457 Tom Hutton, L (7,3) OBP: 0.400, SLG: 0.386	0-0 F8			0-0 E9 1B 1B		0-0 FC1-5 1B BB		0-0 4-3		2	1	1	0	1	0	1				
Johnny Oates, L (1,2) OBP: 0.375, SLG: 0.348	0-0 F8			0-0 SH3 1B 1B		0-0 1B FC1-5 E 1B		0-0 P4		4	2	2	1	0	0	1				
Jim Lonborg, R (1,1) OBP: 0.239, SLG: 0.190	0-0 5-3			0-0 SH3		0-0 FC1-5 E		0-0 6-3		3	1	0	0	0	3					
Inning Stats	R: 1 E: 0 K: 0 S: 5	H: 2 LOB: 1 BB: 0 P: 5	R: 0 E: 0 K: 0 S: 4	H: 1 LOB: 0 BB: 0 P: 4	R: 3 E: 0 K: 0 S: 6	H: 4 LOB: 1 BB: 0 P: 6	R: 2 E: 1 K: 0 S: 5	H: 3 LOB: 0 BB: 0 P: 5	R: 0 E: 0 K: 2 S: 8	H: 1 LOB: 1 BB: 0 P: 8	R: 5 E: 1 K: 1 S: 9	H: 4 LOB: 1 BB: 2 P: 17	R: 0 E: 0 K: 0 S: 3	H: 0 LOB: 0 BB: 0 P: 3	R: 0 E: 0 K: 0 S: 3	H: 0 LOB: 0 BB: 0 P: 3	1B: 9 2B: 4 3B: 0 HR: 2	SF: 0 SAC: 1 DP: 0 HBP: 0	WP: 0 PB: 0 SB: 0 CS: 0	PA: 39
PITCHER Doc Medich, R (1,1) ERA: 4.24 Rick Langford, R (5,1) ERA: 7.11 Kent Tekulve, R (6,1) ERA: 3.1 Ramon Hernandez, L (7,1) ERA: 4.24	IP: 4.0 WLS: L BF: 20 H: 10 R: 6 ER: 6 SO: 2 BB: 2 IBB: 0 HBP: 0 BLK: 0 WP: 0 HR: 1 S: 12 P: 20 ERA: 13.50 WHIP: 2.500															PITCHER				

Pittsburgh Pirates @ Philadelphia Phillies
Veterans Stadium, Philadelphia, PA
Fri Jul 23 1976, 7:05 PM EDT
Att: 40,120 - Unknown


AB 36
R 11
H 15
RBI 8
BB 2
SO 3
LOB 10



Batter	1	2	3	4	5	6	7	8	9	AB	R	H	RBI	BB	SO	LOB	TOP										
Frank Taveras, R OBP: 0.320, SLG: 0.302	F9	1B		K		E1		4-3		5	2	1	0	0	1	1	Pittsburgh Pirates @ Philadelphia Phillies Veterans Stadium, Philadelphia, PA Sat Jul 24 1976, 7:05 PM EDT Unknown										
Rennie Stennett, R OBP: 0.278, SLG: 0.339	4-3	4-3		K		K		F7		5	0	0	0	0	2	3											
Al Oliver, L OBP: 0.385, SLG: 0.544	3B	2B		G3		E		F9		4	1	2	1	1	0	0											
Willie Stargell, L OBP: 0.345, SLG: 0.462	E	1B				K		E3		5	1	2	1	0	1	3											
Dave Parker, L OBP: 0.329, SLG: 0.474	E	1B		K		E5		F5		4	2	2	2	1	1	3											
Bill Robinson, R OBP: 0.342, SLG: 0.602	E1					5-3				4	1	0	0	0	0	6											
Richie Hebner, L OBP: 0.296, SLG: 0.305	1B	F5				5-3		F9		1	0	0	0	0	1	1											
Richie Zisk, R OBP: 0.346, SLG: 0.468	1B			5-3		1B		5-3		4	0	2	2	1	0	0											
Manny Sanguillen, R OBP: 0.329, SLG: 0.366	1B			F8		2B		P3		5	0	2	1	0	0	2											
Jim Rooker, R OBP: 0.244, SLG: 0.350	K			K						4	1	1	0	0	3	2											
Dave Giusti, R OBP: 0.296, SLG: 0.305	K			K		E		K		0	0	0	0	0	0	0											
Inning Stats	R: 4 E: 1 K: 1 S: 10	H: 4 LOB: 2 BB: 1 P: 14	R: 1 E: 0 K: 1 S: 8	H: 3 LOB: 2 BB: 0 P: 8	R: 0 E: 0 K: 1 S: 5	H: 0 LOB: 0 BB: 0 P: 5	R: 0 E: 0 K: 2 S: 7	H: 0 LOB: 0 BB: 0 P: 7	R: 1 E: 0 K: 0 S: 5	H: 3 LOB: 2 BB: 0 P: 5	R: 2 E: 2 K: 2 S: 10	H: 2 LOB: 2 BB: 1 P: 14	R: 0 E: 0 K: 1 S: 3	H: 0 LOB: 0 BB: 0 P: 3	R: 0 E: 1 K: 1 S: 6	H: 0 LOB: 2 BB: 1 P: 10	1B: 8 2B: 2 3B: 2 HR: 0	SF: 0 SAC: 0 DP: 0 HBP: 0	WP: 0 PB: 0 SB: 1 CS: 0	PA: 44							
PITCHER	IP	WLS	BF	H	R	ER	SO	BB	IBB	HBP	BLK	WP	HR	S	P	ERA	WHIP										
Larry Christenson, R ERA: 4.11	1.1	L	12	6	5	2	1	1	0	0	0	0	0	13	17	13.50	5.250										
Ron Schueler, R ERA: 3.92	1.2		6	1	0	0	2	0	0	0	0	0	0	10	10	0.00	0.600										
Wayne Twitchell, R ERA: 2.15	2.0		8	3	1	1	2	0	0	0	0	0	0	12	12	4.50	1.500										
Tug McGraw, L ERA: 2.89	2.0		10	2	2	0	3	0	1	0	0	0	0	15	19	0.00	1.000										
Gene Garber, R ERA: 3.15	2.0		8	0	0	0	1	1	0	0	0	0	0	9	13	0.00	0.500										

Batter	1	2	3	4	5	6	7	8	9	AB	R	H	RBI	BB	SO	LOB	BOTTOM										
Dave Cash, R OBP: 0.336, SLG: 0.348	5-3		1B		F9			5-3		4	1	1	0	0	0	0	Pittsburgh Pirates @ Philadelphia Phillies Veterans Stadium, Philadelphia, PA Sat Jul 24 1976, 7:05 PM EDT Unknown										
Larry Bowa, S OBP: 0.294, SLG: 0.296	1B		S		F8			F9		2	2	1	0	2	0	0											
Mike Schmidt, R OBP: 0.387, SLG: 0.558	K		E		F8			K		4	0	1	1	0	2	2											
Greg Luzinski, R OBP: 0.358, SLG: 0.491	K		E6		SF8			6-3		3	0	0	1	0	1	2											
Dick Allen, R OBP: 0.368, SLG: 0.531	K				F3			3B		4	2	2	1	0	1	0											
Ollie Brown, R OBP: 0.375, SLG: 0.412	1-3				L7			1B		4	0	1	1	0	0	0											
Garry Maddox, R OBP: 0.371, SLG: 0.455	4-3				5-3			F3		4	0	1	0	0	0	1											
Johnny Oates, L OBP: 0.357, SLG: 0.308			K		L1			G3-6-3		3	0	0	0	1	1	1											
Larry Christenson, R ERA: 4.11			L1		F7			L1		0	0	0	0	0	0	0											
Gene Garber, R ERA: 3.15								F8		0	0	0	0	0	0	0											
Inning Stats	R: 0 E: 0 K: 2 S: 7	H: 0 LOB: 1 BB: 1 P: 11	R: 0 E: 0 K: 1 S: 5	H: 0 LOB: 0 BB: 0 P: 5	R: 2 E: 1 K: 1 S: 7	H: 2 LOB: 1 BB: 1 P: 11	R: 0 E: 0 K: 0 S: 3	H: 0 LOB: 0 BB: 0 P: 3	R: 0 E: 0 K: 0 S: 3	H: 1 LOB: 0 BB: 0 P: 3	R: 0 E: 0 K: 1 S: 5	H: 0 LOB: 0 BB: 0 P: 5	R: 0 E: 0 K: 1 S: 5	H: 0 LOB: 2 BB: 1 P: 9	1B: 4 2B: 1 3B: 1 HR: 1	SF: 1 SAC: 0 DP: 1 HBP: 0	WP: 0 PB: 0 SB: 1 CS: 0	PA: 36									
PITCHER	IP	WLS	BF	H	R	ER	SO	BB	IBB	HBP	BLK	WP	HR	S	P	ERA	WHIP										
Jim Rooker, L ERA: 3.79	8.1	W	33	7	5	4	5	2	0	0	0	0	1	41	49	4.32	1.080										
Dave Giusti, R ERA: 3.41	0.2	S	3	0	0	0	0	1	0	0	0	0	0	2	6	0.00	1.500										



Batter	1	2	3	4	5	6	7	8	9	AB	R	H	RBI	BB	SO	LOB	TOP					
Frank Taveras, R OBP: 0.322, SLG: 0.302 (1, 6)	6-3			FC4 1B			5-3		FC4-6 BB	3	0	1	0	1	0	0	Pittsburgh Pirates @ Philadelphia Phillies Veterans Stadium, Philadelphia, PA Sat Jul 24 1976, 7:05 PM EDT Att: 57,723 - Unknown					
Rennie Stennett, R OBP: 0.278, SLG: 0.338 (1, 4)	G4-3 1B			FC4 L4 S 1-2			G3		FC4-6 1-2 2-3	4	0	1	0	0	0	3						
Al Oliver, L OBP: 0.383, SLG: 0.540 Tommy Helms, R OBP: 0.324, SLG: 0.413 (1, 8) (4, 5)	G4-3 1-2			L4 1-3			6-3		F8	2	0	0	0	0	0	2						
Bill Robinson, R OBP: 0.338, SLG: 0.595 (1, 5) (4, 8)		6-3				F7			6-3	3	0	0	0	0	0	0						
Richie Zisk, R OBP: 0.346, SLG: 0.476 (1, 7)		4-3				F6			HR	3	1	1	1	0	0	0						
Dave Parker, L OBP: 0.325, SLG: 0.469 (1, 9)		4-3				G3			F8	3	0	0	0	0	0	0						
Bob Robertson, R OBP: 0.314, SLG: 0.333 (1, 3)				K					6-3	3	0	0	0	0	1	0		AB 28 R 1 H 3 RBI 1 BB 2 SO 1 LOB 9				
Duffy Dyer, R OBP: 0.305, SLG: 0.365 (1, 2)				5-3					E6 FC4-6 BB	2	0	0	0	1	0	0						
Bob Moose, R OBP: 0.429, SLG: 1.143 Kent Tekulve, R OBP: 0.328, SLG: 0.385 (1, 1) (6, 1) (9, PH)				4-3					G4-6-3 BB	2	0	0	0	0	0	1						
				4-3					G4-6-3 1-2	0	0	0	0	0	0	1						
Inning Stats	R: 0 E: 0 K: 0 S: 3	H: 1 LOB: 0 BB: 0 P: 3	R: 0 E: 0 K: 0 S: 3	H: 0 LOB: 0 BB: 0 P: 3	R: 0 E: 0 K: 1 S: 5	H: 0 LOB: 0 BB: 0 P: 5	R: 0 E: 0 K: 0 S: 3	H: 1 LOB: 0 BB: 0 P: 3	R: 0 E: 0 K: 0 S: 2	H: 0 LOB: 0 BB: 1 P: 6	R: 0 E: 0 K: 0 S: 3	H: 0 LOB: 0 BB: 0 P: 3	R: 1 E: 0 K: 0 S: 4	H: 1 LOB: 0 BB: 0 P: 4	R: 0 E: 1 K: 0 S: 4	H: 0 LOB: 2 BB: 1 P: 8	1B: 2 2B: 1 3B: 0 HR: 1	SF: 0 SAC: 0 DP: 3 HBP: 0	WP: 0 PB: 0 SB: 1 CS: 0	PA: 30		
PITCHER Steve Carlton, L ERA: 3.41 (1, 1)	IP: 9.0 WLS: W BF: 30 H: 3 R: 1 ER: 1 SO: 1	IP: 9.0 WLS: W BF: 30 H: 3 R: 1 ER: 1 SO: 1	IP: 9.0 WLS: W BF: 30 H: 3 R: 1 ER: 1 SO: 1	IP: 9.0 WLS: W BF: 30 H: 3 R: 1 ER: 1 SO: 1	IP: 9.0 WLS: W BF: 30 H: 3 R: 1 ER: 1 SO: 1	IP: 9.0 WLS: W BF: 30 H: 3 R: 1 ER: 1 SO: 1	IP: 9.0 WLS: W BF: 30 H: 3 R: 1 ER: 1 SO: 1	IP: 9.0 WLS: W BF: 30 H: 3 R: 1 ER: 1 SO: 1	IP: 9.0 WLS: W BF: 30 H: 3 R: 1 ER: 1 SO: 1	IP: 9.0 WLS: W BF: 30 H: 3 R: 1 ER: 1 SO: 1	IP: 9.0 WLS: W BF: 30 H: 3 R: 1 ER: 1 SO: 1	IP: 9.0 WLS: W BF: 30 H: 3 R: 1 ER: 1 SO: 1	IP: 9.0 WLS: W BF: 30 H: 3 R: 1 ER: 1 SO: 1	IP: 9.0 WLS: W BF: 30 H: 3 R: 1 ER: 1 SO: 1	IP: 9.0 WLS: W BF: 30 H: 3 R: 1 ER: 1 SO: 1	IP: 9.0 WLS: W BF: 30 H: 3 R: 1 ER: 1 SO: 1	IP: 9.0 WLS: W BF: 30 H: 3 R: 1 ER: 1 SO: 1	ERA: 1.00 WHIP: 0.556				

Batter	1	2	3	4	5	6	7	8	9	AB	R	H	RBI	BB	SO	LOB	BOTTOM					
Dave Cash, R OBP: 0.335, SLG: 0.349 (1, 4)	F8					6-3		6-3		5	1	1	1	0	0	0	Pittsburgh Pirates @ Philadelphia Phillies Veterans Stadium, Philadelphia, PA Sat Jul 24 1976, 7:05 PM EDT Att: 57,723 - Unknown					
Larry Bowa, S OBP: 0.300, SLG: 0.306 (1, 6)	F7					BB		8-3 S		5	0	4	1	0	0	0						
Mike Schmidt, R OBP: 0.384, SLG: 0.552 (1, 5)	K					CS		8-3		4	1	0	0	1	1	2						
Greg Luzinski, R OBP: 0.363, SLG: 0.503 (1, 7) Jerry Martin, R OBP: 0.396, SLG: 0.425 (7, PR) (8, 7)						E5 1B SF8		5-3		4	1	3	1	0	0	2						
Jay Johnstone, L OBP: 0.374, SLG: 0.466 (1, 9)						1B		FC5-4 1B		0	0	0	0	0	0	0						
Gary Maddox, R OBP: 0.372, SLG: 0.455 (1, 8)						1B		E 2B		3	1	2	1	0	0	0						
Bobby Tolan, L OBP: 0.287, SLG: 0.383 (1, 3)						1B		FC5-4 1B		4	2	2	0	0	0	2						
Tim McCarver, L OBP: 0.438, SLG: 0.414 (1, 2)						L9		4-3		4	0	2	1	0	0	3						
Steve Carlton, L OBP: 0.170, SLG: 0.154 (1, 1)						F7		4-3		3	1	1	1	1	0	3						
						G3		6-3		4	0	0	0	0	0	3						
Inning Stats	R: 0 E: 0 K: 1 S: 5	H: 0 LOB: 0 BB: 0 P: 5	R: 1 E: 0 K: 0 S: 5	H: 2 LOB: 1 BB: 0 P: 5	R: 0 E: 0 K: 0 S: 3	H: 1 LOB: 0 BB: 0 P: 3	R: 1 E: 1 K: 0 S: 6	H: 2 LOB: 2 BB: 0 P: 6	R: 0 E: 0 K: 0 S: 4	H: 1 LOB: 1 BB: 1 P: 8	R: 4 E: 1 K: 0 S: 8	H: 5 LOB: 1 BB: 0 P: 8	R: 1 E: 0 K: 0 S: 5	H: 3 LOB: 2 BB: 1 P: 9	R: 0 E: 0 K: 0 S: 3	H: 1 LOB: 0 BB: 0 P: 3	1B: 9 2B: 6 3B: 0 HR: 1	SF: 1 SAC: 0 DP: 2 HBP: 0	WP: 0 PB: 0 SB: 2 CS: 1	PA: 40		
PITCHER Bob Moose, R ERA: 3.0 (1, 1) Kent Tekulve, R ERA: 3.13 (6, 1)	IP: 5.2 WLS: L BF: 28 H: 10 R: 6 ER: 5 SO: 1	IP: 5.2 WLS: L BF: 28 H: 10 R: 6 ER: 5 SO: 1	IP: 5.2 WLS: L BF: 28 H: 10 R: 6 ER: 5 SO: 1	IP: 5.2 WLS: L BF: 28 H: 10 R: 6 ER: 5 SO: 1	IP: 5.2 WLS: L BF: 28 H: 10 R: 6 ER: 5 SO: 1	IP: 5.2 WLS: L BF: 28 H: 10 R: 6 ER: 5 SO: 1	IP: 5.2 WLS: L BF: 28 H: 10 R: 6 ER: 5 SO: 1	IP: 5.2 WLS: L BF: 28 H: 10 R: 6 ER: 5 SO: 1	IP: 5.2 WLS: L BF: 28 H: 10 R: 6 ER: 5 SO: 1	IP: 5.2 WLS: L BF: 28 H: 10 R: 6 ER: 5 SO: 1	IP: 5.2 WLS: L BF: 28 H: 10 R: 6 ER: 5 SO: 1	IP: 5.2 WLS: L BF: 28 H: 10 R: 6 ER: 5 SO: 1	IP: 5.2 WLS: L BF: 28 H: 10 R: 6 ER: 5 SO: 1	IP: 5.2 WLS: L BF: 28 H: 10 R: 6 ER: 5 SO: 1	IP: 5.2 WLS: L BF: 28 H: 10 R: 6 ER: 5 SO: 1	IP: 5.2 WLS: L BF: 28 H: 10 R: 6 ER: 5 SO: 1	IP: 5.2 WLS: L BF: 28 H: 10 R: 6 ER: 5 SO: 1	ERA: 7.94 WHIP: 1.941				

Batter	1	2	3	4	5	6	7	8	9	AB	R	H	RBI	BB	SO	LOB	TOP		
Pepe Mangual, R (1, 8) OBP: 0.395, SLG: 0.356	F3		5-3		FC5		K			4	0	0	0	0	1	3			
Jim Dwyer, L (1, 9) OBP: 0.278, SLG: 0.242	4-3				G3			F8		2	1	0	0	1	0	0			
Mike Vail, R (8, PH) OBP: 0.219, SLG: 0.226						3B				1	0	0	0	0	0	0			
John Milner, L (1, 7) OBP: 0.333, SLG: 0.450	G3				P6		F9	F8		4	0	0	0	0	0	1			
Ed Kranepool, L (1, 3) OBP: 0.350, SLG: 0.402					P6			1-3		4	0	2	1	0	0	0			
Jerry Grote, R (1, 2) OBP: 0.336, SLG: 0.316																			
Felix Milten, R (1, 4) OBP: 0.313, SLG: 0.318																			
Roy Staiger, R (1, 5) OBP: 0.268, SLG: 0.252																			
Bud Harrelson, S (1, 6) OBP: 0.346, SLG: 0.291																			
Jon Matlack, L (1, 1) OBP: 0.230, SLG: 0.164																			
Joe Torre, R (7, PH) OBP: 0.328, SLG: 0.391																			
Skip Lockwood, R (7, 1) OBP: 0.455, SLG: 0.500																			
Inning Stats	R: 0 E: 0 K: 0 S: 3	H: 0 LOB: 0 BB: 0 P: 3	R: 0 E: 0 K: 0 S: 4	H: 1 LOB: 1 BB: 0 P: 4	R: 0 E: 0 K: 1 S: 5	H: 0 LOB: 0 BB: 0 P: 5	R: 0 E: 0 K: 0 S: 3	H: 0 LOB: 0 BB: 0 P: 3	R: 0 E: 0 K: 1 S: 7	H: 2 LOB: 3 BB: 1 P: 11	R: 1 E: 0 K: 0 S: 5	H: 2 LOB: 2 BB: 0 P: 9	R: 0 E: 0 K: 1 S: 5	H: 0 LOB: 0 BB: 0 P: 5	R: 0 E: 0 K: 0 S: 3	H: 1 LOB: 1 BB: 0 P: 4	1B: 3 2B: 2 3B: 1 HR: 0	SF: 0 SAC: 0 DP: 0 HBP: 0	WP: 0 PA: 35 CS: 0
PITCHER	IP WLS BF H R ER SO BB IBB HBP BLK WP HR S P ERA WHIP																		
Larry Christenson, R (1, 1) ERA: 3.97	6.0 W 25 5 1 1 2 2 0 0 0 0 0 0 27 35 1.50 1.167																		
Tug McGraw, L (7, 1) ERA: 2.73	3.0 S 10 1 0 0 1 0 0 0 0 0 0 0 12 12 0.00 0.333																		

New York Mets @ Philadelphia Phillies
Veterans Stadium, Philadelphia, PA
Mon Jul 26 1976, 7:05 PM EDT
Att: 35,023 - Unknown

AB	33
R	1
H	6
RBI	1
BB	2
SO	3
LOB	14



Batter	1	2	3	4	5	6	7	8	9	AB	R	H	RBI	BB	SO	LOB	BOTTOM		
Dave Cash, R (1, 4) OBP: 0.339, SLG: 0.361	5-3		F9			SF7		E9		4	2	2	1	0	0	0			
Larry Bowa, S (1, 6) OBP: 0.300, SLG: 0.305	6-3		K			SF7				3	0	1	1	0	1	0			
Mike Schmidt, R (1, 5) OBP: 0.393, SLG: 0.573										3	1	3	0	1	0	0			
Greg Luzinski, R (1, 7) OBP: 0.362, SLG: 0.506										4	0	0	0	0	0	5			
Jerry Martin, R (9, 7) OBP: 0.396, SLG: 0.425	F8							L3		0	0	0	0	0	0	0			
Ollie Brown, R (1, 9) OBP: 0.388, SLG: 0.460										3	0	1	0	0	1	0			
Jay Johnstone, L (8, PH) OBP: 0.373, SLG: 0.464								F8		1	0	0	0	0	0	2			
Garry Maddox, R (1, 8) OBP: 0.377, SLG: 0.464										4	0	1	0	0	1	3			
Bobby Tolan, L (1, 3) OBP: 0.281, SLG: 0.375										3	0	0	0	0	2	2			
Johnny Oates, L (1, 2) OBP: 0.306, SLG: 0.242										3	0	0	0	0	1	2			
Larry Christenson, R (1, 1) OBP: 0.222, SLG: 0.265										2	0	0	0	0	2	1			
Tug McGraw, R (7, 1) OBP: 0.200, SLG: 0.400										1	1	1	0	0	0	0			
Inning Stats	R: 0 E: 0 K: 0 S: 4	H: 1 LOB: 1 BB: 0 P: 4	R: 0 E: 0 K: 1 S: 6	H: 1 LOB: 1 BB: 0 P: 6	R: 0 E: 0 K: 2 S: 7	H: 0 LOB: 0 BB: 0 P: 7	R: 0 E: 0 K: 1 S: 5	H: 1 LOB: 0 BB: 0 P: 5	R: 0 E: 0 K: 2 S: 8	H: 1 LOB: 1 BB: 0 P: 8	R: 2 E: 0 K: 0 S: 5	H: 2 LOB: 0 BB: 0 P: 5	R: 0 E: 0 K: 1 S: 5	H: 0 LOB: 0 BB: 0 P: 5	R: 2 E: 1 K: 1 S: 8	H: 3 LOB: 2 BB: 1 P: 12	1B: 3 2B: 4 3B: 3 HR: 0	SF: 1 SAC: 0 DP: 1 HBP: 0	WP: 1 PA: 33 CS: 0
PITCHER	IP WLS BF H R ER SO BB IBB HBP BLK WP HR S P ERA WHIP																		
Jon Matlack, L (1, 1) ERA: 2.74	6.0 L 23 6 2 2 2 6 0 0 0 0 0 0 35 35 3.00 1.000																		
Skip Lockwood, R (7, 1) ERA: 2.43	2.0 10 3 2 2 2 1 0 0 0 0 0 0 13 17 9.00 2.000																		

New York Mets @ Philadelphia Phillies
Veterans Stadium, Philadelphia, PA
Mon Jul 26 1976, 7:05 PM EDT
Att: 35,023 - Unknown

AB	31
R	4
H	9
RBI	2
BB	1
SO	8
LOB	15



Batter	1	2	3	4	5	6	7	8	9	AB	R	H	RBI	BB	SO	LOB	TOP									
Pepe Mangual, R OBP: 0.392, SLG: 0.350 (1, 8)	F9		K		F9		F8		BB	4	0	0	0	1	1	0	New York Mets @ Philadelphia Phillies Veterans Stadium, Philadelphia, PA Tue Jul 27 1976, 7:05 PM EDT Att: 35,376 - Unknown									
Bruce Boicclair, L OBP: 0.333, SLG: 0.333 (1, 9)	4-3			K		1B	K		BB	5	1	1	0	0	2	2										
John Milner, L OBP: 0.336, SLG: 0.449 (1, 7)	6-3				BB			6-3		3	1	1	0	1	0	0										
Joe Torre, R OBP: 0.332, SLG: 0.390 (1, 3)		FC6-5	5-3		F8		WP	5-3		3	0	1	1	1	0	1										
Jerry Grote, R OBP: 0.335, SLG: 0.315 (1, 2)	5-3			6-3		3-H	F9	FC5-4		4	0	1	0	0	0	4										
Felix Milten, R OBP: 0.313, SLG: 0.316 (1, 4)	FC6-5				6-3			FC5-4		3	0	0	0	1	0	2										
Roy Staiger, R OBP: 0.268, SLG: 0.254 (1, 5)	F3				S	BB	SF7		F9	3	1	1	1	0	0	1										
Bud Harrelson, S OBP: 0.344, SLG: 0.287 (1, 6)			F8		WP	S	F8		F8	3	1	0	0	1	0	2										
Craig Swan, R OBP: 0.206, SLG: 0.100 Bob Myrick, R (4, 1)			K		5-3		K			1	0	0	0	0	1	0										
Skip Lockwood, R OBP: 0.500, SLG: 0.545 (7, 1)						1-H			BB	2	0	0	1	0	1	0										
Inning Stats	R: 0 E: 0 K: 0 S: 3	H: 0 LOB: 0 BB: 0 P: 3	R: 0 E: 0 K: 0 S: 3	H: 0 LOB: 1 BB: 1 P: 7	R: 0 E: 0 K: 2 S: 7	H: 0 LOB: 0 BB: 0 P: 7	R: 0 E: 0 K: 1 S: 5	H: 0 LOB: 1 BB: 1 P: 9	R: 2 E: 0 K: 0 S: 4	H: 1 LOB: 0 BB: 1 P: 8	R: 2 E: 0 K: 0 S: 6	H: 3 LOB: 2 BB: 1 P: 10	R: 0 E: 0 K: 2 S: 7	H: 0 LOB: 0 BB: 0 P: 7	R: 0 E: 0 K: 0 S: 4	H: 1 LOB: 1 BB: 0 P: 4	R: 0 E: 0 K: 0 S: 4	H: 1 LOB: 2 BB: 1 P: 8	1B: 6 2B: 0 3B: 0 HR: 0	SF: 1 SAC: 0 DP: 0 HBP: 0	WP: 2 PB: 0 CS: 0	PA: 38				
PITCHER	IP	WLS	BF	H	R	ER	SO	BB	IBB	HBP	BLK	WP	HR	S	P	ERA	WHIP									
Tom Underwood, L ERA: 3.54 Ron Schueler, R ERA: 3.74 Gene Garber, R ERA: 3.04 Tug McGraw, L ERA: 2.88	(1, 1)	5.0	L	22	4	4	4	3	3	0	0	0	1	0	25	37	7.20	1.400								

Batter	1	2	3	4	5	6	7	8	9	AB	R	H	RBI	BB	SO	LOB	BOTTOM								
Dave Cash, R OBP: 0.339, SLG: 0.362 (1, 4)	6-3		F9			F8				5	0	2	0	0	0	1	New York Mets @ Philadelphia Phillies Veterans Stadium, Philadelphia, PA Tue Jul 27 1976, 7:05 PM EDT Att: 35,376 - Unknown								
Larry Bowa, S OBP: 0.302, SLG: 0.305 Ollie Brown, R OBP: 0.386, SLG: 0.457 Tug McGraw, R OBP: 0.200, SLG: 0.400 (8, PH)	4-3		BB	BB				K		3	1	1	0	1	0	1									
Mike Schmidt, R OBP: 0.395, SLG: 0.574 (1, 5)			1B	BB						3	0	1	0	2	1	1									
Greg Luzinski, R OBP: 0.357, SLG: 0.499 (1, 7)	F7		P3							5	0	0	0	0	1	5									
Jay Johnstone, L OBP: 0.377, SLG: 0.464 Jerry Martin, R OBP: 0.378, SLG: 0.415 (5, PH)		1B				F8				0	0	0	0	2	0	0									
Tom Hutton, L OBP: 0.397, SLG: 0.373 (7, PH)		BB		1B						1	0	0	0	0	0	1									
Gary Maddox, R OBP: 0.379, SLG: 0.465 (8, 3)			1B	BB						2	0	0	0	0	2	1									
Bobby Tolan, L OBP: 0.280, SLG: 0.371 (8, 9)	FC1-6		B1-3							4	0	1	0	0	1	5									
Johnny Oates, L OBP: 0.300, SLG: 0.243 (1, 2)			K			G4-6-3				4	0	1	0	0	2	3									
Tom Underwood, R OBP: 0.166, SLG: 0.087 Ron Schueler, R Bob Boone, R Gene Garber, R Tim McCarver, R Terry Harmon, R (11, 1)										2	0	0	0	0	2	2									
Inning Stats	R: 0 E: 0 K: 0 S: 4	H: 1 LOB: 1 BB: 0 P: 4	R: 0 E: 0 K: 2 S: 8	H: 1 LOB: 2 BB: 1 P: 12	R: 1 E: 0 K: 0 S: 5	H: 2 LOB: 3 BB: 2 P: 13	R: 0 E: 0 K: 2 S: 8	H: 1 LOB: 1 BB: 0 P: 8	R: 0 E: 0 K: 1 S: 5	H: 0 LOB: 1 BB: 1 P: 9	R: 0 E: 0 K: 0 S: 4	H: 2 LOB: 1 BB: 0 P: 4	R: 0 E: 0 K: 1 S: 5	H: 0 LOB: 1 BB: 1 P: 9	R: 0 E: 0 K: 2 S: 10	H: 3 LOB: 3 BB: 0 P: 10	R: 0 E: 0 K: 2 S: 7	H: 0 LOB: 0 BB: 0 P: 7	1B: 9 2B: 1 3B: 0 HR: 0	SF: 0 SAC: 0 DP: 1 HBP: 0	WP: 0 PB: 0 CS: 0	PA: 41			
PITCHER	IP	WLS	BF	H	R	ER	SO	BB	IBB	HBP	BLK	WP	HR	S	P	ERA	WHIP								
Craig Swan, R ERA: 3.55 Bob Myrick, L ERA: 1.84 Skip Lockwood, R ERA: 2.3	(1, 1)	3.0	W	13	3	0	0	3	2	0	0	0	0	17	25	0.00	1.667								

Batter	1	2	3	4	5	6	7	8	9	10	11	AB	R	H	RBI	BB	SO	LOB	TOP	
Joe Wallis, S OBP: 0.299, SLG: 0.364 (1, 8)	F9		K		1B		F3		F9			5	0	1	0	0	1	0		
Jose Cardenal, R OBP: 0.345, SLG: 0.410 (1, 7)	K		E5 1B		1B		P4			P3		5	1	1	0	0	1	0		
Bill Madlock, R OBP: 0.395, SLG: 0.476 (1, 5)	P4		1B		P4		F9			6-3		5	0	1	1	0	0	2		
Jerry Morales, R OBP: 0.306, SLG: 0.394 (1, 9)		1B 1B	F8		L6					6-3		5	0	2	0	0	0	3		
Manny Trillo, R OBP: 0.307, SLG: 0.332 (1, 4)		1B			F9					1-3		4	1	2	0	1	0	0		
Wayne Tyrone, R OBP: 0.190, SLG: 0.158 Ralph LaCock, L OBP: 0.342, SLG: 0.366 (11, PH) Joe Coleman, R OBP: 0.143, SLG: 0.143 (11, 1)	F3		K		1B							4	0	1	1	0	2	3		
George Mitterwald, R OBP: 0.254, SLG: 0.288 (1, 2)	K				F7					5-3		5	0	1	0	0	2	5		
Mick Kelleher, R OBP: 0.265, SLG: 0.283 Rick Manday, L OBP: 0.360, SLG: 0.505 Rob Sperring, R (11, 6)	F9		F9		F9					5-3		4	0	0	0	0	0	4		
Rick Reuschel, R OBP: 0.296, SLG: 0.250 Darold Knowles, L OBP: 0.444, SLG: 0.167 Champ Summers, L OBP: 0.299, SLG: 0.293 (11, 3)	K		K		F9		FC5-4			5-3		4	0	0	0	0	1	1		
Inning Stats	R: 0 E: 0 K: 1 S: 5	H: 0 LOB: 0 BB: 0 P: 5	R: 0 E: 0 K: 1 S: 7	H: 2 LOB: 2 BB: 0 P: 7	R: 1 E: 1 K: 2 S: 9	H: 1 LOB: 1 BB: 0 P: 9	R: 0 E: 0 K: 1 S: 6	H: 1 LOB: 1 BB: 0 P: 6	R: 0 E: 0 K: 0 S: 5	H: 0 LOB: 0 BB: 0 P: 3	R: 0 E: 0 K: 1 S: 5	H: 1 LOB: 1 BB: 1 P: 9	R: 0 E: 0 K: 0 S: 3	H: 0 LOB: 0 BB: 0 P: 3	R: 0 E: 0 K: 2 S: 8	H: 1 LOB: 1 BB: 0 P: 8	1B: 9 2B: 1 3B: 0 HR: 0	SF: 0 SAC: 0 DP: 0 HBP: 0	WP: 0 PB: 0 SB: 3 CS: 1	PA: 44
PITCHER	IP 10.0	WLS 4	BF 40	H 9	R 2	ER 1	SO 6	BB 1	IBB 0	HBP 0	BLK 0	WP 0	HR 0	S 51	P 55	ERA 0.90	WHIP 1.000			
Steve Carlton, L ERA: 3.25 Gene Garber, R ERA: 2.98 (11, 1)	1.0	W	4	1	0	0	2	0	0	0	0	0	0	8	8	0.00	1.000			

Chicago Cubs @ Philadelphia Phillies
Veterans Stadium, Philadelphia, PA
Thu Jul 29 1976, 3:33 AM EDT
Att: 35,154 - Unknown

AB 43
R 2
H 10
RBI 2
BB 1
SO 8
LOB 19



Batter	1	2	3	4	5	6	7	8	9	10	11	AB	R	H	RBI	BB	SO	LOB	BOTTOM			
Dave Cash, R OBP: 0.337, SLG: 0.357 (1, 4)	5-3		G6-4-3		G6-4-3		4-1			SH1-4		4	0	0	0	0	0	3				
Larry Bowa, S OBP: 0.295, SLG: 0.297 (1, 6)	4-3				F8		G3		G3	4-3		5	0	0	0	0	1					
Mike Schmidt, R OBP: 0.393, SLG: 0.569 (1, 5)	2B				F7		K		5-3	K		5	0	1	0	0	2	1				
Greg Luzinski, R OBP: 0.358, SLG: 0.507 (1, 7)	F9				1B		HR		K			5	1	2	1	0	2	1				
Jay Johnstone, L OBP: 0.380, SLG: 0.471 Ollie Brown, R OBP: 0.385, SLG: 0.450 (11, PH)		G4-6-3 1B			G3		2B			4-3		4	0	2	0	0	1					
Tom Hutton, L OBP: 0.400, SLG: 0.385 Garry Maddox, R OBP: 0.378, SLG: 0.463 (11, PH)		G4-6-3 1B			PB 1B 2B		FC5-4 BB			4-3		3	1	1	0	1	0	1				
Jerry Martin, R OBP: 0.373, SLG: 0.404 (1, 8)	K				BB 1B		FC5-4			1B		5	0	2	1	0	1	3				
Tim McCarver, L OBP: 0.448, SLG: 0.413 (1, 2)			F9		BB 1B		G6-4-3 BB			4-3		4	0	1	1	1	0	1				
Steve Carlton, L OBP: 0.179, SLG: 0.164 Bobby Tolan, L OBP: 0.288, SLG: 0.373 Gene Garber, R OBP: 0.429, SLG: 0.200 (11, 1)					K		K			SH1-4 1B		3	0	1	0	0	1	2				
Inning Stats	R: 0 E: 0 K: 0 S: 4	H: 1 LOB: 1 BB: 0 P: 4	R: 0 E: 0 K: 1 S: 5	H: 1 LOB: 0 BB: 0 P: 5	R: 0 E: 0 K: 0 S: 3	H: 1 LOB: 0 BB: 0 P: 3	R: 0 E: 0 K: 0 S: 4	H: 1 LOB: 1 BB: 0 P: 4	R: 1 E: 0 K: 1 S: 7	H: 2 LOB: 2 BB: 0 P: 11	R: 0 E: 0 K: 0 S: 3	H: 0 LOB: 0 BB: 0 P: 3	R: 0 E: 0 K: 1 S: 6	H: 1 LOB: 1 BB: 0 P: 5	R: 0 E: 0 K: 1 S: 6	H: 1 LOB: 1 BB: 0 P: 6	R: 1 E: 1 K: 1 S: 6	H: 1 LOB: 2 BB: 1 P: 10	1B: 7 2B: 3 3B: 0 HR: 1	SF: 0 SAC: 1 DP: 3 HBP: 0	WP: 0 PB: 1 SB: 0 CS: 0	PA: 44
PITCHER	IP 10.0	WLS 1	BF 39	H 10	R 2	ER 2	SO 5	BB 2	IBB 0	HBP 0	BLK 0	WP 0	HR 1	S 47	P 55	ERA 1.80	WHIP 1.200					
Rick Reuschel, R ERA: 3.88 Darold Knowles, L ERA: 3.06 Joe Coleman, R ERA: 4.92 (11, 1)	0.1	L	2	0	1	0	1	1	0	0	0	0	0	3	7	0.00	3.000					
	0.1		3	1	0	0	0	0	0	0	0	0	0	3	3	0.00	3.000					

Chicago Cubs @ Philadelphia Phillies
Veterans Stadium, Philadelphia, PA
Thu Jul 29 1976, 3:33 AM EDT
Att: 35,154 - Unknown

AB 40
R 3
H 11
RBI 3
BB 3
SO 6
LOB 15



Batter	1	2	3	4	5	6	7	8	9	AB	R	H	RBI	BB	SO	LOB	TOP					
Dave Cash, R OBP: 0.334, SLG: 0.354 (1, 4)										4	0	0	0	0	1	2						
Larry Bowa, S OBP: 0.292, SLG: 0.294 (1, 6)										4	0	0	0	0	2	3						
Mike Schmidt, R OBP: 0.394, SLG: 0.566 (1, 5)										2	1	0	0	2	0	0						
Greg Luzinski, R OBP: 0.360, SLG: 0.509 (1, 7)										3	1	1	1	1	1	1						
Ollie Brown, R OBP: 0.381, SLG: 0.444 (1, 9)										4	0	1	1	0	0	2						
Jerry Martin, R OBP: 0.345, SLG: 0.373 (1, 8)										5	0	0	0	0	0	3						
Bob Boone, R OBP: 0.376, SLG: 0.417 (1, 3)										3	0	0	0	0	0	0						
Johnny Oates, L OBP: 0.304, SLG: 0.256 (1, 2)										3	0	2	0	0	1	0						
Jim Kaat, L OBP: 0.217, SLG: 0.298 (6, PH)										1	0	0	0	0	0	1						
Tony Taylor, R (6, PH)										1	0	0	0	0	0	0						
Ron Schueler, R (6, PH)										0	0	0	0	0	0	0						
Garry Maddox, R OBP: 0.377, SLG: 0.462 (8, PH)										1	0	0	0	0	0	1						
Gene Garber, R OBP: 0.426, SLG: 0.200 (8, 1)										0	0	0	0	0	0	0						
Inning Stats	R: 0 E: 0 K: 1 S: 5	H: 0 LOB: 0 BB: 0 P: 5	R: 0 E: 0 K: 0 S: 2	H: 0 LOB: 0 BB: 1 P: 6	R: 0 E: 1 K: 1 S: 7	H: 1 LOB: 2 BB: 0 P: 7	R: 0 E: 0 K: 0 S: 2	H: 0 LOB: 0 BB: 1 P: 6	R: 0 E: 0 K: 1 S: 5	H: 0 LOB: 0 BB: 0 P: 5	R: 0 E: 1 K: 0 S: 3	H: 0 LOB: 0 BB: 0 P: 3	R: 0 E: 0 K: 1 S: 5	H: 0 LOB: 0 BB: 0 P: 5	R: 0 E: 0 K: 0 S: 4	H: 1 LOB: 1 BB: 0 P: 4	R: 2 E: 0 K: 1 S: 7	H: 2 LOB: 1 BB: 1 P: 11	1B: 3 2B: 1 3B: 0 HR: 0	SF: 0 SAC: 0 DP: 2 HBP: 0	WP: 1 PB: 0 SB: 0 CS: 0	PA: 34
PITCHER Jerry Kosman, L ERA: 3.34 (1, 1)	IP: 9.0 WLS: W BF: 34 H: 4 R: 2 ER: 2 SO: 5 BB: 3 IBB: 0 HBP: 0 BLK: 0 WP: 1 HR: 0 S: 40 P: 52 ERA: 2.00 WHIP: 0.778															PITCHER	IP: 9.0 WLS: W BF: 34 H: 4 R: 2 ER: 2 SO: 5 BB: 3 IBB: 0 HBP: 0 BLK: 0 WP: 1 HR: 0 S: 40 P: 52 ERA: 2.00 WHIP: 0.778					

Philadelphia Phillies @ New York Mets
Shea Stadium, Flushing, NY
Fri Jul 30 1976, 7:05 PM EDT
Att: 26,548 - Unknown

AB 31
R 2
H 4
RBI 2
BB 3
SO 5
LOB 13



Batter	1	2	3	4	5	6	7	8	9	AB	R	H	RBI	BB	SO	LOB	BOTTOM			
Leon Brown, R OBP: 0.275, SLG: 0.286 (1, 8)										3	1	1	0	1	0	0				
Bruce Boisclair, L OBP: 0.329, SLG: 0.329 (1, 9)										4	1	1	0	0	2	1				
John Milner, L OBP: 0.340, SLG: 0.440 (1, 7)										4	1	1	1	0	1	0				
Pepe Mangual, R OBP: 0.391, SLG: 0.347 (9, 7)										0	0	0	0	0	0	0				
Joe Torre, R OBP: 0.326, SLG: 0.384 (1, 3)										3	0	1	1	0	1	0				
Jerry Grote, R OBP: 0.335, SLG: 0.308 (1, 2)										3	0	1	0	1	0	0				
Roy Staiger, R OBP: 0.285, SLG: 0.268 (1, 5)										3	0	0	0	0	1	4				
Felix Millan, R OBP: 0.313, SLG: 0.313 (1, 4)										2	0	1	1	1	0	0				
Bud Harrelson, S OBP: 0.333, SLG: 0.282 (1, 6)										3	0	0	0	0	1	5				
Jerry Kosman, R OBP: 0.277, SLG: 0.304 (1, 1)										3	0	0	0	0	1	0				
Inning Stats	R: 3 E: 0 K: 0 S: 8	H: 5 LOB: 2 BB: 0 P: 8	R: 0 E: 0 K: 0 S: 3	H: 0 LOB: 0 BB: 0 P: 3	R: 0 E: 0 K: 0 S: 4	H: 1 LOB: 3 BB: 2 P: 12	R: 0 E: 0 K: 1 S: 4	H: 0 LOB: 0 BB: 1 P: 8	R: 0 E: 0 K: 1 S: 5	H: 0 LOB: 0 BB: 0 P: 5	R: 0 E: 0 K: 2 S: 7	H: 0 LOB: 0 BB: 0 P: 7	R: 0 E: 0 K: 1 S: 5	H: 0 LOB: 0 BB: 0 P: 5	R: 0 E: 0 K: 1 S: 5	H: 0 LOB: 0 BB: 0 P: 5	1B: 4 2B: 2 3B: 0 HR: 0	SF: 1 SAC: 0 DP: 0 HBP: 0	WP: 0 PB: 0 SB: 0 CS: 1	PA: 32
PITCHER Jim Kaat, L ERA: 2.94 (1, 1)	IP: 5.0 WLS: L BF: 23 H: 6 R: 3 ER: 3 SO: 2 BB: 3 IBB: 3 HBP: 0 BLK: 0 WP: 0 HR: 0 S: 24 P: 36 ERA: 5.40 WHIP: 1.800															PITCHER	IP: 5.0 WLS: L BF: 23 H: 6 R: 3 ER: 3 SO: 2 BB: 3 IBB: 3 HBP: 0 BLK: 0 WP: 0 HR: 0 S: 24 P: 36 ERA: 5.40 WHIP: 1.800			
PITCHER Ron Schueler, R ERA: 3.42 (6, 1)	IP: 2.0 WLS: 0 BF: 6 H: 0 R: 0 ER: 0 SO: 4 BB: 0 IBB: 0 HBP: 0 BLK: 0 WP: 0 HR: 0 S: 14 P: 14 ERA: 0.00 WHIP: 0.000															PITCHER	IP: 2.0 WLS: 0 BF: 6 H: 0 R: 0 ER: 0 SO: 4 BB: 0 IBB: 0 HBP: 0 BLK: 0 WP: 0 HR: 0 S: 14 P: 14 ERA: 0.00 WHIP: 0.000			
PITCHER Gene Garber, R ERA: 2.93 (8, 1)	IP: 1.0 WLS: 0 BF: 3 H: 0 R: 0 ER: 0 SO: 1 BB: 0 IBB: 0 HBP: 0 BLK: 0 WP: 0 HR: 0 S: 5 P: 5 ERA: 0.00 WHIP: 0.000															PITCHER	IP: 1.0 WLS: 0 BF: 3 H: 0 R: 0 ER: 0 SO: 1 BB: 0 IBB: 0 HBP: 0 BLK: 0 WP: 0 HR: 0 S: 5 P: 5 ERA: 0.00 WHIP: 0.000			

Philadelphia Phillies @ New York Mets
Shea Stadium, Flushing, NY
Fri Jul 30 1976, 7:05 PM EDT
Att: 26,548 - Unknown

AB 28
R 3
H 6
RBI 3
BB 3
SO 7
LOB 10



Batter	1	2	3	4	5	6	7	8	9	AB	R	H	RBI	BB	SO	LOB	TOP									
Dave Cash, R OBP: 0.333, SLG: 0.353 (1, 4)										4	0	1	0	0	1	1	Philadelphia Phillies @ New York Mets Shea Stadium, Flushing, NY Sat Jul 31 1976, 3:33 AM EDT Att: 22,792 - Unknown									
Larry Bowa, S OBP: 0.289, SLG: 0.291 (1, 6)										4	0	0	0	0	0	0										
Mike Schmidt, R OBP: 0.393, SLG: 0.566 (1, 5)										4	0	1	0	0	1	0										
Greg Luzinski, R OBP: 0.359, SLG: 0.508 Jerry Martin, R OBP: 0.345, SLG: 0.373 (9, PR) (9, 7)										4	0	1	0	0	1	1										
Ollie Brown, R OBP: 0.378, SLG: 0.438 (1, 9)										4	1	1	0	0	1	2										
Gary Maddox, R OBP: 0.376, SLG: 0.459 (1, 8)										4	1	1	0	0	1	2										
Bobby Tolan, L OBP: 0.288, SLG: 0.372 (1, 3)										3	0	1	0	0	1	0										
Johnny Oates, L OBP: 0.340, SLG: 0.304 (1, 2)										3	0	2	2	1	0	3										
Larry Christenson, R OBP: 0.211, SLG: 0.250 Tug McGraw, R OBP: 0.167, SLG: 0.333 (6, 1)										2	0	0	0	0	1	2										
										1	0	0	0	0	0	1										
Inning Stats	R: 0 E: 0 K: 2 S: 7	H: 0 LOB: 0 BB: 0 P: 7	R: 0 E: 0 K: 1 S: 5	H: 0 LOB: 0 BB: 0 P: 5	R: 0 E: 0 K: 0 S: 3	H: 0 LOB: 1 BB: 1 P: 7	R: 0 E: 0 K: 1 S: 5	H: 0 LOB: 0 BB: 0 P: 5	R: 2 E: 0 K: 1 S: 8	H: 4 LOB: 2 BB: 0 P: 8	R: 0 E: 0 K: 1 S: 6	H: 1 LOB: 1 BB: 0 P: 6	R: 0 E: 0 K: 1 S: 6	H: 1 LOB: 1 BB: 0 P: 6	R: 0 E: 0 K: 0 S: 3	H: 0 LOB: 0 BB: 0 P: 3	R: 0 E: 0 K: 0 S: 5	H: 2 LOB: 3 BB: 0 P: 5	1B: 5 2B: 3 3B: 0 HR: 0	SF: 0 SAC: 1 DP: 0 HBP: 0	WP: 0 PB: 0 SB: 1 CS: 0	PA: 35				
PITCHER	IP	WLS	BF	H	R	ER	SO	BB	IBB	HBP	BLK	WP	HR	S	P	ERA	WHIP									
Jon Matlack, L ERA: 2.72 Ken Sanders, R ERA: 1.64	(1, 1)	8.0	L	30	6	2	2	7	1	0	0	0	0	0	43	47	2.25	0.875								
(9, 1)	1.0		5	2	0	0	0	0	0	0	0	0	0	5	5	0.00	2.000									

AB	33
R	2
H	8
RBI	2
BB	1
SO	7
LOB	12



Batter	1	2	3	4	5	6	7	8	9	AB	R	H	RBI	BB	SO	LOB	BOTTOM									
Jim Dwyer, L OBP: 0.274, SLG: 0.232 Leon Brown, R OBP: 0.269, SLG: 0.280 (1, 9)										3	0	0	0	0	0	1	Philadelphia Phillies @ New York Mets Shea Stadium, Flushing, NY Sat Jul 31 1976, 3:33 AM EDT Att: 22,792 - Unknown									
Bruce Boisclair, L OBP: 0.323, SLG: 0.322 (1, 8)										3	0	0	0	0	1											
Joe Torre, R OBP: 0.324, SLG: 0.382 Ken Sanders, R (8, PH) (9, 1)										1	0	0	0	0	0	0										
John Milner, L OBP: 0.345, SLG: 0.455 (1, 7)										4	1	3	1	0	1	0										
Ed Kranepool, L OBP: 0.345, SLG: 0.399 (1, 3)										4	0	0	0	0	2											
Ron Hodges, L OBP: 0.400, SLG: 0.427 Jerry Grote, R OBP: 0.332, SLG: 0.306 (7, PH) (8, 2)										2	0	0	0	0	1	1										
Mike Phillips, L OBP: 0.324, SLG: 0.369 Felix Millan, R OBP: 0.312, SLG: 0.313 (7, PH) (8, 4)										2	0	0	0	0	1											
Roy Staiger, R OBP: 0.266, SLG: 0.269 (1, 5)										3	0	1	0	0	1	0										
Bud Harrelson, S OBP: 0.330, SLG: 0.278 (1, 6)										3	0	0	0	0	1											
Jon Matlack, L OBP: 0.238, SLG: 0.175 Mike Vail, R OBP: 0.206, SLG: 0.212 Pepe Mangual, R OBP: 0.391, SLG: 0.347 (8, PH) (9, 9)										2	0	1	0	0	1	0										
										1	0	0	0	0	0	0										
										0	0	0	0	0	0	0										
Inning Stats	R: 1 E: 0 K: 0 S: 4	H: 1 LOB: 0 BB: 0 P: 4	R: 0 E: 0 K: 1 S: 5	H: 0 LOB: 0 BB: 0 P: 5	R: 0 E: 0 K: 0 S: 4	H: 1 LOB: 1 BB: 0 P: 4	R: 0 E: 0 K: 1 S: 6	H: 1 LOB: 1 BB: 0 P: 6	R: 0 E: 0 K: 1 S: 5	H: 0 LOB: 0 BB: 0 P: 5	R: 0 E: 0 K: 0 S: 4	H: 1 LOB: 1 BB: 0 P: 4	R: 0 E: 0 K: 0 S: 4	H: 1 LOB: 1 BB: 0 P: 4	R: 0 E: 0 K: 0 S: 3	H: 0 LOB: 0 BB: 0 P: 3	R: 0 E: 0 K: 1 S: 5	H: 0 LOB: 0 BB: 0 P: 5	1B: 4 2B: 0 3B: 0 HR: 1	SF: 0 SAC: 0 DP: 0 HBP: 0	WP: 0 PB: 0 SB: 0 CS: 0	PA: 32				
PITCHER	IP	WLS	BF	H	R	ER	SO	BB	IBB	HBP	BLK	WP	HR	S	P	ERA	WHIP									
Larry Christenson, R ERA: 3.85 Tug McGraw, L ERA: 2.54	(1, 1)	5.2	W	21	4	1	1	3	0	0	0	0	0	0	27	27	1.59	0.706								
(6, 1)	3.1	S	11	1	0	0	1	0	0	0	0	0	0	13	13	0.00	0.300									



Batter	1	2	3	4	5	6	7	8	9	10	11	AB	R	H	RBI	BB	SO	LOB	TOP								
Dave Cash, R OBP: 0.332, SLG: 0.351 (1, 4)												5	0	1	0	0	0	0									
Larry Bowa, S OBP: 0.288, SLG: 0.290 (1, 6)												5	1	1	0	0	1	2									
Mike Schmidt, R OBP: 0.393, SLG: 0.561 (1, 5)												3	1	0	0	2	2	0									
Greg Luzinski, R OBP: 0.360, SLG: 0.515 (1, 7)												3	2	1	4	1	1	1									
Jerry Martin, R OBP: 0.339, SLG: 0.365 (8, 7)												1	0	0	0	0	1	0									
Jay Johnstone, L OBP: 0.380, SLG: 0.470 (1, 9)												5	2	2	0	0	0	1									
Gary Maddox, R OBP: 0.379, SLG: 0.462 (1, 8)												5	0	2	2	0	1	0									
Bobby Tolan, L OBP: 0.280, SLG: 0.360 (1, 3)												5	0	0	1	0	2	2									
Tim McCarver, L OBP: 0.430, SLG: 0.392 (1, 2)												4	0	0	0	0	0	1									
Tom Underwood, R OBP: 0.319, SLG: 0.383 (1, 1)												1	0	0	0	0	0	1									
Ron Schueler, R OBP: 0.271, SLG: 0.420 (4, 1)												0	0	0	0	0	0	0									
Bob Apodaca, R OBP: 0.296, SLG: 0.222 (1, 9)												6	0	1	1	0	2	3									
Ken Sanders, R ERA: 1.5 (7, 1)												3	1	1	0	2	0	0									
Skip Lockwood, R ERA: 2.45 (10, 1)												6	0	2	1	0	2	2									
John Milner, L OBP: 0.344, SLG: 0.452 (1, 7)												3	0	1	0	0	1	0									
Joe Torre, R OBP: 0.324, SLG: 0.382 (1, 3)												2	0	0	1	0	1	1									
Ed Kranepool, L OBP: 0.342, SLG: 0.396 (7, PH)												5	1	3	0	0	0	1									
Bud Harrelson, S OBP: 0.330, SLG: 0.278 (10, PH)												0	0	0	0	0	0	0									
Roy Stajger, R OBP: 0.270, SLG: 0.267 (1, 5)												1	1	0	0	1	1	0									
Mike Phillips, L OBP: 0.322, SLG: 0.367 (8, PH)												1	0	0	0	0	1	0									
Felix Millan, R OBP: 0.313, SLG: 0.317 (1, 4)												4	1	1	2	1	0	2									
Leo Foster, R OBP: 0.500, SLG: 0.333 (1, 6)												3	1	1	1	1	1	0									
Ron Hodges, L OBP: 0.397, SLG: 0.423 (11, 2)												1	0	0	0	0	0	2									
Bob Apodaca, R OBP: 0.231, SLG: 0.231 (1, 1)												2	0	0	0	0	0	4									
Jim Dwyer, L OBP: 0.272, SLG: 0.230 (6, PH)												1	0	0	0	0	0	0									
Ken Sanders, R (7, 1)												0	0	0	0	0	0	0									
Bruce Boisclair, L OBP: 0.325, SLG: 0.320 (9, PH)												1	0	0	0	1	0	0									
Inning Stats	R: 0 E: 0 K: 1 S: 5	H: 0 LOB: 0 BB: 0 P: 5	R: 2 E: 0 K: 0 S: 5	H: 2 LOB: 1 BB: 1 P: 9	R: 0 E: 0 K: 1 S: 5	H: 1 LOB: 1 BB: 1 P: 9	R: 0 E: 0 K: 1 S: 5	H: 0 LOB: 0 BB: 0 P: 5	R: 4 E: 0 K: 0 S: 6	H: 3 LOB: 1 BB: 1 P: 10	R: 0 E: 0 K: 1 S: 5	H: 0 LOB: 0 BB: 0 P: 5	R: 0 E: 0 K: 0 S: 3	H: 0 LOB: 0 BB: 0 P: 3	R: 0 E: 0 K: 0 S: 3	H: 0 LOB: 0 BB: 0 P: 3	R: 0 E: 0 K: 1 S: 5	H: 0 LOB: 0 BB: 0 P: 5	R: 1 E: 0 K: 3 S: 11	H: 2 LOB: 1 BB: 0 P: 11	1B: 6 2B: 1 3B: 0 HR: 1	SF: 0 SAC: 0 DP: 0 HBP: 0	WP: 0 PB: 0 SB: 1 CS: 1	PA: 43			
PITCHER	IP	WLS	BF	H	R	ER	SO	BB	IBB	HBP	BLK	WP	HR	S	P	ERA	WHIP										
Bob Apodaca, R ERA: 2.96 (1, 1)	6.0		26	6	6	6	4	3	0	0	0	0	0	31	43	9.00	1.500										
Ken Sanders, R ERA: 1.5 (7, 1)	3.0		9	0	0	0	0	0	0	0	0	0	0	9	9	0.00	0.000										
Skip Lockwood, R ERA: 2.45 (10, 1)	2.0	L	8	2	1	1	4	0	0	0	0	0	0	16	16	4.50	1.000										

Philadelphia Phillies @ New York Mets
Shea Stadium, Flushing, NY
Sun Aug 01 1976, 3:33 AM EDT
Unknown

AB 40
R 7
H 8
RBI 7
BB 3
SO 8
LOB 8



Batter	1	2	3	4	5	6	7	8	9	10	11	AB	R	H	RBI	BB	SO	LOB	BOTTOM								
Pepe Mangual, R OBP: 0.386, SLG: 0.351 (1, 8)												6	0	1	1	0	2	3									
Mike Vail, R OBP: 0.256, SLG: 0.222 (1, 9)												3	1	1	0	2	0	0									
Leon Brown, R OBP: 0.289, SLG: 0.280 (9, PH)												0	1	0	0	0	0	0									
Skip Lockwood, R OBP: 0.462, SLG: 0.500 (10, 1)												1	0	0	0	0	0	0									
John Milner, L OBP: 0.344, SLG: 0.452 (1, 7)												6	0	2	1	0	2	2									
Joe Torre, R OBP: 0.324, SLG: 0.382 (1, 3)												3	0	1	0	0	1	0									
Ed Kranepool, L OBP: 0.342, SLG: 0.396 (7, PH)												2	0	0	1	0	1	1									
Jerry Grote, R OBP: 0.317, SLG: 0.311 (1, 2)												5	1	3	0	0	0	1									
Bud Harrelson, S OBP: 0.330, SLG: 0.278 (10, PH)												0	0	0	0	0	0	0									
Roy Stajger, R OBP: 0.270, SLG: 0.267 (1, 5)												1	1	0	0	1	1	0									
Mike Phillips, L OBP: 0.322, SLG: 0.367 (8, PH)												1	0	0	0	0	1	0									
Felix Millan, R OBP: 0.313, SLG: 0.317 (1, 4)												4	1	1	2	1	0	2									
Leo Foster, R OBP: 0.500, SLG: 0.333 (1, 6)												3	1	1	1	1	1	0									
Ron Hodges, L OBP: 0.397, SLG: 0.423 (11, 2)												1	0	0	0	0	0	2									
Bob Apodaca, R OBP: 0.231, SLG: 0.231 (1, 1)												2	0	0	0	0	0	4									
Jim Dwyer, L OBP: 0.272, SLG: 0.230 (6, PH)												1	0	0	0	0	0	0									
Ken Sanders, R (7, 1)												0	0	0	0	0	0	0									
Bruce Boisclair, L OBP: 0.325, SLG: 0.320 (9, PH)												1	0	0	0	1	0	0									
Inning Stats	R: 0 E: 0 K: 0 S: 3	H: 0 LOB: 0 BB: 0 P: 3	R: 0 E: 0 K: 0 S: 5	H: 2 LOB: 3 BB: 1 P: 9	R: 0 E: 0 K: 1 S: 5	H: 0 LOB: 0 BB: 0 P: 5	R: 4 E: 0 K: 1 S: 9	H: 4 LOB: 2 BB: 2 P: 17	R: 0 E: 0 K: 2 S: 7	H: 0 LOB: 0 BB: 0 P: 7	R: 1 E: 0 K: 0 S: 4	H: 1 LOB: 1 BB: 1 P: 8	R: 0 E: 0 K: 1 S: 5	H: 0 LOB: 0 BB: 0 P: 5	R: 1 E: 0 K: 1 S: 7	H: 2 LOB: 1 BB: 0 P: 7	R: 0 E: 0 K: 1 S: 6	H: 1 LOB: 3 BB: 2 P: 14	R: 0 E: 0 K: 1 S: 5	H: 0 LOB: 0 BB: 0 P: 5	1B: 8 2B: 2 3B: 2 HR: 0	SF: 1 SAC: 2 DP: 0 HBP: 0	WP: 0 PB: 0 SB: 1 CS: 0	PA: 49			
PITCHER	IP	WLS	BF	H	R	ER	SO	BB	IBB	HBP	BLK	WP	HR	S	P	ERA	WHIP										
Tom Underwood, L ERA: 3.81 (1, 1)	3.2		19	6	4	4	1	2	0	0	0	0	0	19	27	9.82	2.182										
Ron Schueler, R ERA: 3.36 (4, 1)	0.1		2	0	0	0	1	1	0	0	0	0	0	3	7	0.00	3.000										
Ron Reed, R ERA: 2.93 (5, 1)	4.2		17	2	2	2	5	1	0	0	0	0	0	26	30	3.86	0.643										
Tug McGraw, L ERA: 2.52 (9, 1)	0.1		2	1	0	0	0	0	0	0	0	0	0	2	2	0.00	3.000										
Gene Garber, R ERA: 2.83 (10, 1)	2.0	W	9	1	0	0	2	0	2	0	0	0	0	11	19	0.00	0.500										

Philadelphia Phillies @ New York Mets
Shea Stadium, Flushing, NY
Sun Aug 01 1976, 3:33 AM EDT
Unknown

AB 40
R 6
H 10
RBI 6
BB 6
SO 9
LOB 15



Batter	1	2	3	4	5	6	7	8	9	AB	R	H	RBI	BB	SO	LOB	TOP			
Dave Cash, R (1,4) OBP: 0.333, SLG: 0.351	4-3			CS 1B		F9		F9 BB BB		3	0	1	0	1	0	0	Philadelphia Phillies @ New York Mets Shea Stadium, Flushing, NY Sun Aug 01 1976, 3:38 AM EDT Att: 34,413 - Unknown			
Larry Bowa, S (1,6) OBP: 0.290, SLG: 0.290	P6			F7 1-2		HR 1B		S BB 1-2		3	1	1	0	1	0	1				
Mike Schmidt, R (1,5) OBP: 0.391, SLG: 0.566	F7			K		HR 1-H		F9 2-3		4	1	1	2	0	1	2				
Greg Luzinski, R (1,7) OBP: 0.359, SLG: 0.511 Ron Schueler, R (8,1)		K				1B BB		K 1-2		3	0	0	0	1	3	2				
Jay Johnstone, L (1,9) OBP: 0.379, SLG: 0.468 Ollie Brown, R (8,PH) OBP: 0.376, SLG: 0.435	L4					1B 1-2		6-3		3	0	1	0	0	0	0				
Gary Maddox, R (1,8) OBP: 0.375, SLG: 0.459	5-3					F9 1		F9		4	0	1	0	0	0	2				
Tom Hutton, L (1,3) OBP: 0.388, SLG: 0.371			1-3			P6 1B		F7 1		4	0	1	0	0	0	3				
Johnny Oates, L (1,2) OBP: 0.315, SLG: 0.280			F7			F7		E4 1-3		4	0	0	0	0	1	4				
Wayne Twitchell, R (1,1) Jerry Martin, R (8,7) OBP: 0.333, SLG: 0.358			K			K		K 1-2		3	0	0	0	0	3	2				
Inning Stats	R: 0 E: 0 K: 0 S: 3	H: 0 LOB: 0 BB: 0 P: 3	R: 0 E: 0 K: 1 S: 5	H: 0 LOB: 0 BB: 0 P: 5	R: 0 E: 0 K: 1 S: 5	H: 1 LOB: 0 BB: 0 P: 5	R: 0 E: 0 K: 0 S: 4	H: 1 LOB: 2 BB: 1 P: 8	R: 2 E: 0 K: 2 S: 9	H: 2 LOB: 0 BB: 0 P: 9	R: 0 E: 1 K: 1 S: 7	H: 1 LOB: 2 BB: 0 P: 7	R: 0 E: 0 K: 1 S: 5	H: 0 LOB: 2 BB: 2 P: 13	R: 0 E: 0 K: 1 S: 6	H: 1 LOB: 1 BB: 0 P: 6		1B: 5 2B: 0 3B: 0 HR: 1	SF: 0 SAC: 0 DP: 0 HBP: 0	WP: 0 PB: 0 SB: 1 CS: 1
PITCHER	IP WLS BF H R ER SO BB IBB HBP BLK WP HR S P ERA WHIP																			
Nino Espinosa, R (1,1) ERA: 2.53	7.0 L 27 5 2 2 6 1 0 0 0 0 1 38 42 2.57 0.857																			
Bob Myrick, L (8,1) ERA: 1.62	2.0 9 1 0 0 2 2 0 0 0 0 0 0 11 19 0.00 1.500																			

AB	33
R	2
H	6
RBI	2
BB	3
SO	8
LOB	19



Batter	1	2	3	4	5	6	7	8	9	AB	R	H	RBI	BB	SO	LOB	BOTTOM			
Pepe Manguat, R (1,8) OBP: 0.381, SLG: 0.345	G3		K		F2			K		4	0	0	0	0	2	1	Philadelphia Phillies @ New York Mets Shea Stadium, Flushing, NY Sun Aug 01 1976, 3:38 AM EDT Att: 34,413 - Unknown			
Felix Milten, R (1,4) OBP: 0.317, SLG: 0.325	1B 2B		CS 1B		6-3			FC4-6 BB 1B		4	0	3	0	0	0	0				
Mike Vail, R (1,9) OBP: 0.302, SLG: 0.256	2H 1B		CS 1-2		B2-3 1B		K	FC4-6 BB		3	0	2	0	1	1	0				
Ed Kranepool, L (1,3) OBP: 0.338, SLG: 0.391 Leon Brown, R (9,PR) OBP: 0.269, SLG: 0.280	F7				K		F2	FC4-6 G3-6-3		4	0	0	0	0	1	4				
Ron Hodges, L (1,2) OBP: 0.385, SLG: 0.407		K		B2-3 1-2		K		G3-6-3		4	0	0	0	0	2	3				
Bruce Boisclair, L (1,7) OBP: 0.319, SLG: 0.314		K		L8		F7				3	0	0	0	0	1	1				
Roy Staiger, R (1,5) Wayne Twitchell, R (8,1) OBP: 0.269, SLG: 0.269					F8		6-3			3	0	1	0	0	0	0				
Bud Harrelson, S (1,6) OBP: 0.330, SLG: 0.279		K			SH3-4 1B			1-3		3	0	1	0	0	1	1				
Nino Espinosa, R (1,1) Mike Phillips, L (8,5) OBP: 0.320, SLG: 0.365			4-3		SH3-4 1B			L6		1	0	0	0	0	0	0				
Inning Stats	R: 0 E: 0 K: 0 S: 4	H: 2 LOB: 1 BB: 0 P: 4	R: 0 E: 0 K: 3 S: 10	H: 1 LOB: 0 BB: 0 P: 10	R: 0 E: 0 K: 1 S: 5	H: 1 LOB: 0 BB: 0 P: 5	R: 0 E: 0 K: 1 S: 6	H: 1 LOB: 1 BB: 0 P: 6	R: 0 E: 0 K: 0 S: 4	H: 0 LOB: 0 BB: 0 P: 5	R: 0 E: 0 K: 1 S: 5	H: 0 LOB: 0 BB: 0 P: 5	R: 0 E: 0 K: 1 S: 5	H: 0 LOB: 0 BB: 0 P: 5	R: 0 E: 0 K: 0 S: 3	H: 1 LOB: 2 BB: 1 P: 7		1B: 6 2B: 1 3B: 0 HR: 0	SF: 0 SAC: 1 DP: 1 HBP: 0	WP: 0 PB: 0 SB: 1 CS: 1
PITCHER	IP WLS BF H R ER SO BB IBB HBP BLK WP HR S P ERA WHIP																			
Wayne Twitchell, R (1,1) ERA: 1.63	7.0 W 25 6 0 0 7 0 0 0 0 0 0 39 39 0.00 0.857																			
Ron Schueler, R (8,1) ERA: 3.12	2.0 S 7 1 0 0 1 1 0 0 0 0 0 0 8 12 0.00 1.000																			

AB	30
R	0
H	7
RBI	0
BB	1
SO	8
LOB	10



Batter	1	2	3	4	5	6	7	8	9	AB	R	H	RBI	BB	SO	LOB	TOP																
Dave Cash, R OBP: 0.336, SLG: 0.352 (1, 4)										4	1	2	0	1	0	1	Philadelphia Phillies @ Chicago Cubs Wrigley Field, Chicago, IL Mon Aug 02 1976, 3:33 AM CDT Att: 9,525 - Sunny - 67 F																
Larry Bowa, S OBP: 0.291, SLG: 0.291 (1, 6)										5	1	2	0	0	0	1																	
Mike Schmidt, R OBP: 0.392, SLG: 0.568 (1, 5)										4	0	2	1	0	1	2																	
Greg Luzinski, R OBP: 0.355, SLG: 0.505 Gene Garber, R OBP: 0.429, SLG: 0.200 (7, 1)										4	0	0	1	0	1	5																	
Jay Johnstone, L OBP: 0.378, SLG: 0.469 (1, 9)										4	0	1	0	0	0	3																	
Gary Maddox, R OBP: 0.371, SLG: 0.453 (1, 8)										4	0	0	0	0	1	5																	
Tom Hutton, L OBP: 0.393, SLG: 0.361 (1, 3)										2	0	0	0	2	0	1																	
Johnny Oates, L OBP: 0.293, SLG: 0.259 (1, 2)										4	0	0	0	0	1	3																	
Jim Lonborg, R OBP: 0.255, SLG: 0.213 Bobby Tolán, L OBP: 0.276, SLG: 0.355 (7, PH) (7, 7)										2	0	1	0	0	0	1																	
										2	0	0	0	0	1	0																	
Inning Stats	R: 0 E: 1 K: 0 S: 6	H: 2 LOB: 3 BB: 0 P: 6	R: 0 E: 0 K: 0 S: 2	H: 0 LOB: 0 BB: 1 P: 6	R: 2 E: 0 K: 0 S: 6	H: 3 LOB: 1 BB: 0 P: 6	R: 0 E: 0 K: 0 S: 4	H: 1 LOB: 1 BB: 0 P: 4	R: 0 E: 0 K: 1 S: 5	H: 0 LOB: 0 BB: 0 P: 5	R: 0 E: 0 K: 0 S: 3	H: 0 LOB: 1 BB: 1 P: 7	R: 0 E: 0 K: 1 S: 6	H: 1 LOB: 2 BB: 1 P: 10	R: 0 E: 0 K: 2 S: 8	H: 1 LOB: 1 BB: 0 P: 8	R: 0 E: 0 K: 1 S: 5	H: 0 LOB: 0 BB: 0 P: 5	1B: 6 2B: 2 3B: 0 HR: 0	SF: 0 SAC: 0 DP: 1 HBP: 0	WP: 0 PB: 0 SB: 0 CS: 0	PA: 38											
PITCHER	IP WLS BF H R ER SO BB IBB HBP BLK WP HR S P ERA WHIP																																
Bill Bonham, R ERA: 4.77 Joe Coleman, R ERA: 4.79	(1, 1) (7, 1)	6.1 S	W 9	29 1	7 0	2 0	2 0	1 4	3 0	0 0	0 0	0 1	0 0	0 17	40 17	2.84 0.00	1.579 0.375																

Batter	1	2	3	4	5	6	7	8	9	AB	R	H	RBI	BB	SO	LOB	BOTTOM															
Joe Wallis, S OBP: 0.305, SLG: 0.369 (1, 8)										4	1	2	0	0	0	1	Philadelphia Phillies @ Chicago Cubs Wrigley Field, Chicago, IL Mon Aug 02 1976, 3:33 AM CDT Att: 9,525 - Sunny - 67 F															
Champ Summers, L OBP: 0.284, SLG: 0.278 (1, 7)										4	0	0	0	0	2	2																
Bill Madlock, R OBP: 0.396, SLG: 0.477 (1, 5)										4	0	1	0	0	0	0																
Jerry Morales, R OBP: 0.308, SLG: 0.387 (1, 9)										4	1	1	1	0	0	1																
Ralph LaCock, L OBP: 0.345, SLG: 0.401 (1, 3)										4	1	1	2	0	0	1																
Manny Trillo, R OBP: 0.310, SLG: 0.335 (1, 4)										2	1	1	0	1	1	0																
George Mitterwald, R OBP: 0.269, SLG: 0.297 (1, 2)										3	0	1	1	0	0	1																
Mick Kelleher, R OBP: 0.275, SLG: 0.300 (1, 6)										3	0	1	0	0	1	2																
Bill Bonham, R OBP: 0.200, SLG: 0.237 Joe Coleman, R OBP: 0.125, SLG: 0.125 (1, 1) (7, 1)										1	0	0	0	0	0	1																
										1	0	0	0	0	1	0																
Inning Stats	R: 3 E: 0 K: 1 S: 8	H: 3 LOB: 0 BB: 0 P: 8	R: 0 E: 0 K: 0 S: 4	H: 1 LOB: 1 BB: 0 P: 4	R: 0 E: 0 K: 1 S: 6	H: 1 LOB: 1 BB: 0 P: 6	R: 0 E: 0 K: 0 S: 3	H: 0 LOB: 1 BB: 1 P: 7	R: 0 E: 0 K: 0 S: 3	H: 1 LOB: 0 BB: 0 P: 3	R: 1 E: 0 K: 1 S: 7	H: 2 LOB: 1 BB: 0 P: 7	R: 0 E: 0 K: 2 S: 7	H: 0 LOB: 0 BB: 0 P: 7	R: 0 E: 0 K: 0 S: 3	H: 0 LOB: 0 BB: 0 P: 3	R: 0 E: 0 K: 0 S: 3	H: 0 LOB: 0 BB: 0 P: 3	1B: 4 2B: 4 3B: 0 HR: 1	SF: 0 SAC: 1 DP: 1 HBP: 0	WP: 0 PB: 0 SB: 0 CS: 0	PA: 32										
PITCHER	IP WLS BF H R ER SO BB IBB HBP BLK WP HR S P ERA WHIP																															
Jim Lonborg, R ERA: 2.83 Gene Garber, R ERA: 2.74	(1, 1) (7, 1)	6.0 L	26 6	8 0	4 0	4 0	3 2	3 0	0 0	0 0	0 0	0 0	0 10	10 10	6.00 0.000	1.500																

AB 35
R 2
H 8
RBI 2
BB 3
SO 5
LOB 22



AB 30
R 4
H 8
RBI 4
BB 1
SO 5
LOB 9



Batter	1	2	3	4	5	6	7	8	9	AB	R	H	RBI	BB	SO	LOB	TOP					
Dave Cash, R OBP: 0.340, SLG: 0.354 (1, 4)										3	0	2	0	1	0	0	Philadelphia Phillies @ Chicago Cubs Wrigley Field, Chicago, IL Tue Aug 03 1976, 3:33 AM CDT Sunny - 70 F					
Larry Bowa, S OBP: 0.291, SLG: 0.291 (1, 6)										4	0	1	0	0	0	2						
Mike Schmidt, R OBP: 0.391, SLG: 0.564 (1, 5)										4	0	1	0	0	1	3						
Greg Luzinski, R OBP: 0.357, SLG: 0.505 (1, 7)										4	0	2	0	0	0	2						
Tom Hutton, L OBP: 0.376, SLG: 0.342 (1, 3)										4	0	0	0	0	0	3						
Gary Maddox, R OBP: 0.369, SLG: 0.451 (1, 8)										4	0	1	0	0	1	1						
Johnny Oates, L OBP: 0.274, SLG: 0.241 (1, 2)										4	0	0	0	0	0	3						
Jerry Martin, R OBP: 0.344, SLG: 0.368 (1, 9)										4	0	2	0	0	1	2						
Jim Kaat, L OBP: 0.206, SLG: 0.283 Bobby Tolán, L OBP: 0.274, SLG: 0.353 (9, PH)										3	0	0	0	0	1	2						
Inning Stats	R: 0 E: 0 K: 1 S: 6	H: 2 LOB: 1 BB: 0 P: 6	R: 0 E: 1 K: 0 S: 4	H: 0 LOB: 1 BB: 0 P: 4	R: 0 E: 0 K: 1 S: 5	H: 0 LOB: 1 BB: 1 P: 9	R: 0 E: 0 K: 1 S: 6	H: 1 LOB: 1 BB: 0 P: 6	R: 0 E: 0 K: 0 S: 4	H: 2 LOB: 1 BB: 0 P: 4	R: 0 E: 0 K: 0 S: 3	H: 0 LOB: 0 BB: 0 P: 3	R: 0 E: 0 K: 1 S: 6	H: 1 LOB: 0 BB: 0 P: 6	R: 0 E: 0 K: 0 S: 5	H: 2 LOB: 2 BB: 0 P: 5	R: 0 E: 0 K: 0 S: 4	H: 1 LOB: 1 BB: 0 P: 4	1B: 9 2B: 0 3B: 0 HR: 0	SF: 0 SAC: 0 DP: 1 HBP: 0	WP: 0 PB: 0 SB: 0 CS: 0	PA: 36
PITCHER Rick Reuschel, R ERA: 3.67 (1, 1)	IP: 9.0 WLS: W BF: 36	H: 9 R: 0 ER: 0 SO: 4	BB: 1 IBB: 0 HBP: 0 BLK: 0	WP: 0 HR: 0 S: 43 P: 47	ERA: 0.00 WHIP: 1.111																	

AB 35
R 0
H 9
RBI 0
BB 1
SO 4
LOB 19



Batter	1	2	3	4	5	6	7	8	9	AB	R	H	RBI	BB	SO	LOB	BOTTOM		
Joe Wallis, S OBP: 0.303, SLG: 0.372 (1, 8)										4	0	1	0	0	1	2	Philadelphia Phillies @ Chicago Cubs Wrigley Field, Chicago, IL Tue Aug 03 1976, 3:33 AM CDT Sunny - 70 F		
Wayne Tyrone, R OBP: 0.240, SLG: 0.348 (1, 7)										3	1	1	1	0	0	2			
Bill Madlock, R OBP: 0.395, SLG: 0.475 (1, 5)										4	0	1	0	0	0	1			
Jerry Morales, R OBP: 0.310, SLG: 0.397 (1, 9)										4	1	2	1	0	0	2			
Manny Trillo, R OBP: 0.312, SLG: 0.337 (1, 4)										4	1	2	0	0	0	0			
George Mitterwald, R OBP: 0.268, SLG: 0.296 (1, 2)										4	1	1	1	0	0	2			
Ralph LaCock, L OBP: 0.341, SLG: 0.396 (1, 3)										2	0	0	0	0	1	0			
Mick Kelleher, R OBP: 0.276, SLG: 0.297 (1, 6)										2	0	0	0	1	0	0			
Rick Reuschel, R OBP: 0.298, SLG: 0.255 (1, 1)										3	0	1	1	0	0	0			
Inning Stats	R: 1 E: 0 K: 0 S: 6	H: 3 LOB: 2 BB: 0 P: 6	R: 0 E: 0 K: 0 S: 3	H: 0 LOB: 0 BB: 0 P: 3	R: 0 E: 0 K: 1 S: 5	H: 1 LOB: 0 BB: 0 P: 4	R: 0 E: 0 K: 1 S: 5	H: 0 LOB: 0 BB: 0 P: 5	R: 0 E: 0 K: 0 S: 3	H: 0 LOB: 0 BB: 0 P: 3	R: 2 E: 0 K: 1 S: 8	H: 3 LOB: 2 BB: 1 P: 12	R: 1 E: 0 K: 0 S: 4	H: 1 LOB: 0 BB: 0 P: 4	1B: 6 2B: 1 3B: 0 HR: 2	SF: 0 SAC: 2 DP: 1 HBP: 0	WP: 0 PB: 0 SB: 1 CS: 0	PA: 33	
PITCHER Jim Kaat, L ERA: 3.02 (1, 1)	IP: 8.0 WLS: L BF: 33	H: 9 R: 4 ER: 4 SO: 2	BB: 0 IBB: 1 HBP: 0 BLK: 0	WP: 0 HR: 2 S: 36 P: 40	ERA: 4.50 WHIP: 1.125														

AB 30
R 4
H 9
RBI 4
BB 1
SO 2
LOB 9



Batter	1	2	3	4	5	6	7	8	9	AB	R	H	RBI	BB	SO	LOB	TOP			
Dave Cash, R OBP: 0.342, SLG: 0.356 (1, 4)										4	2	2	0	1	0	1	Philadelphia Phillies @ Chicago Cubs Wrigley Field, Chicago, IL Tue Aug 03 1976, 3:38 AM CDT Att: 27,636 - Sunny - 70 F			
Gary Maddox, R OBP: 0.375, SLG: 0.462 (1, 8)										3	2	2	4	2	0	0				
Mike Schmidt, R OBP: 0.389, SLG: 0.564 (1, 5)										4	0	1	1	1	0	1				
Greg Luzinski, R OBP: 0.357, SLG: 0.503 Jerry Martin, R OBP: 0.333, SLG: 0.356 (4, 7)										2	1	0	0	0	0	1				
Jay Johnstone, L OBP: 0.381, SLG: 0.475 Tom Hutton, L OBP: 0.376, SLG: 0.342 (9, PR)										5	1	3	1	0	0	0				
Ollie Brown, R OBP: 0.371, SLG: 0.427 (1, 9)										5	0	1	0	0	1	3				
Tim McCarver, L OBP: 0.429, SLG: 0.393 (1, 2)										5	1	2	2	0	1	3				
Larry Bowa, S OBP: 0.291, SLG: 0.291 (1, 6)										4	1	1	0	0	0	2				
Steve Carlton, L OBP: 0.200, SLG: 0.172 Ron Reed, R OBP: 0.176, SLG: 0.235 (8, 1)										3	0	1	0	0	1	2				
										0	0	0	0	0	0	0				
Inning Stats	R: 4 E: 1 K: 1 S: 9	H: 4 LOB: 1 BB: 0 P: 10	R: 0 E: 0 K: 1 S: 5	H: 0 LOB: 0 BB: 0 P: 5	R: 0 E: 0 K: 0 S: 3	H: 0 LOB: 0 BB: 0 P: 3	R: 4 E: 0 K: 0 S: 7	H: 4 LOB: 1 BB: 1 P: 11	R: 0 E: 0 K: 1 S: 5	H: 1 LOB: 3 BB: 1 P: 11	R: 0 E: 0 K: 0 S: 4	H: 1 LOB: 1 BB: 0 P: 4	R: 0 E: 0 K: 0 S: 2	H: 1 LOB: 0 BB: 1 P: 6	R: 0 E: 0 K: 2 S: 9	H: 2 LOB: 2 BB: 0 P: 9	1B: 10 2B: 2 3B: 0 HR: 1	SF: 1 SAC: 0 DP: 1 HBP: 2	WP: 0 PB: 0 SB: 0 CS: 1	PA: 44
PITCHER	IP WLS BF H R ER SO BB IBB HBP BLK WP HR S P ERA WHIP	IP WLS BF H R ER SO BB IBB HBP BLK WP HR S P ERA WHIP																		
Steve Stone, R ERA: 5.06 (1, 1)	3.2 L 21 8 8 8 2 1 0 1 0 0 1 23 28 19.64 2.455																			
Paul Reuschel, R ERA: 4.57 (4, 1)	1.1 4 0 0 0 1 0 0 0 0 0 0 6 6 0.00 0.000																			
Oscar Zamora, R ERA: 4.47 (6, 1)	2.0 10 2 0 0 1 1 0 1 0 0 0 10 15 0.00 1.500																			
Bruce Sutter, R ERA: 2.35 (8, 1)	2.0 8 3 0 0 2 1 0 0 0 0 0 11 15 0.00 2.000																			

Batter	1	2	3	4	5	6	7	8	9	AB	R	H	RBI	BB	SO	LOB	BOTTOM					
Joe Wallis, S OBP: 0.302, SLG: 0.387 (1, 8)										4	1	1	1	0	1	1	Philadelphia Phillies @ Chicago Cubs Wrigley Field, Chicago, IL Tue Aug 03 1976, 3:38 AM CDT Att: 27,636 - Sunny - 70 F					
Wayne Tyrone, R OBP: 0.276, SLG: 0.370 (1, 7)										4	1	2	0	0	0	0						
Bill Madlock, R OBP: 0.396, SLG: 0.483 (1, 5)										4	2	2	2	0	0	1						
Jerry Morales, R OBP: 0.309, SLG: 0.398 (1, 9)										4	0	1	1	0	0	1						
Manny Trillo, R OBP: 0.309, SLG: 0.333 (1, 4)										4	0	0	0	0	1	2						
Steve Swisher, R OBP: 0.284, SLG: 0.315 (1, 2)										3	0	0	0	1	2	1						
Ralph LaCock, L OBP: 0.339, SLG: 0.388 (1, 3)										3	1	0	0	1	2	1						
Mick Kelleher, R OBP: 0.272, SLG: 0.291 Champ Summers, L OBP: 0.262, SLG: 0.276 (8, 1)										3	0	0	0	0	0	1						
										1	0	0	0	0	0	1						
Inning Stats	R: 2 E: 0 K: 1 S: 8	H: 3 LOB: 1 BB: 0 P: 8	R: 0 E: 0 K: 2 S: 7	H: 0 LOB: 0 BB: 0 P: 7	R: 0 E: 0 K: 1 S: 5	H: 0 LOB: 0 BB: 0 P: 5	R: 0 E: 0 K: 0 S: 3	H: 0 LOB: 0 BB: 0 P: 3	R: 0 E: 0 K: 1 S: 5	H: 0 LOB: 0 BB: 0 P: 5	R: 2 E: 0 K: 0 S: 5	H: 2 LOB: 0 BB: 0 P: 5	R: 1 E: 1 K: 1 S: 6	H: 0 LOB: 1 BB: 1 P: 10	R: 0 E: 0 K: 1 S: 6	H: 1 LOB: 1 BB: 0 P: 6		R: 0 E: 0 K: 2 S: 7	H: 0 LOB: 1 BB: 1 P: 11	1B: 3 2B: 1 3B: 0 HR: 2	SF: 1 SAC: 0 DP: 0 HBP: 0	WP: 2 PB: 1 SB: 0 CS: 0
PITCHER	IP WLS BF H R ER SO BB IBB HBP BLK WP HR S P ERA WHIP	IP WLS BF H R ER SO BB IBB HBP BLK WP HR S P ERA WHIP																				
Steve Carlton, L ERA: 3.33 (1, 1)	7.0 W 29 6 5 4 6 1 0 0 0 0 1 40 44 5.14 1.000																					
Ron Reed, R ERA: 2.85 (8, 1)	2.0 S 7 0 0 0 3 1 0 0 0 0 1 0 12 16 0.00 0.500																					

Batter	1	2	3	4	5	6	7	8	9	AB	R	H	RBI	BB	SO	LOB	TOP			
Larry Bowa, S (1,6) OBP: 0.291, SLG: 0.295	P1		E1		F9		4-3		F8	5	1	1	0	0	0	1	Philadelphia Phillies @ St. Louis Cardinals Busch Stadium, St. Louis, MO Fri Aug 06 1976, 7:05 PM CDT Att: 25,339 - Unknown livebaseballscorecards.com			
Gary Maddox, R (1,8) OBP: 0.374, SLG: 0.459	F8		4-3					K2-3	G3	3	0	1	1	0	0	0				
Bobby Tolan, L (6,8) OBP: 0.266, SLG: 0.342										2	0	0	0	0	1	0				
Mike Schmidt, R (1,5) OBP: 0.393, SLG: 0.576										2	1	1	0	2	0	1				
Jay Johnstone, L (1,9) OBP: 0.385, SLG: 0.470										4	0	2	0	0	0	2				
Ollie Brown, R (1,7) OBP: 0.374, SLG: 0.444										3	0	1	0	1	0	3				
Tom Hutton, L (1,3) OBP: 0.371, SLG: 0.329										3	0	0	0	1	0	3				
Johnny Oates, L (1,2) OBP: 0.308, SLG: 0.279										3	0	3	0	0	0	0				
Greg Luzinski, R (8, PH) OBP: 0.359, SLG: 0.500										1	0	0	0	0	0	2				
Tom Underwood, R (8, FR) OBP: 0.148, SLG: 0.080										0	0	0	0	0	0	0				
Tony Taylor, R (8,4)										0	0	0	0	0	0	0				
Terry Harmon, R (1,4) OBP: 0.342, SLG: 0.343										2	0	0	0	0	0	3				
Bob Boone, R (8, PH) OBP: 0.377, SLG: 0.418										1	0	0	0	0	0	3				
Tim McCarver, L (8,2) OBP: 0.455, SLG: 0.448										0	0	0	0	0	0	0				
Jim Lonborg, R (1,1) OBP: 0.245, SLG: 0.204										2	0	0	0	0	0	2				
Dave Cash, R (7, PH) OBP: 0.339, SLG: 0.349										1	0	0	0	0	0	1				
Tug McGraw, R (7,1) OBP: 0.167, SLG: 0.333										0	0	0	0	0	0	0				
Jerry Martin, R (9, PH) OBP: 0.323, SLG: 0.344										1	0	0	0	0	0	0				
Inning Stats	R: 0 E: 0 K: 0 S: 4	H: 1 LOB: 1 BB: 0 P: 4	R: 0 E: 0 K: 0 S: 4	H: 1 LOB: 2 BB: 1 P: 8	R: 1 E: 1 K: 0 S: 3	H: 1 LOB: 0 BB: 1 P: 7	R: 0 E: 1 K: 0 S: 4	H: 2 LOB: 1 BB: 0 P: 4	R: 0 E: 0 K: 0 S: 3	H: 1 LOB: 1 BB: 0 P: 3	R: 0 E: 0 K: 0 S: 4	H: 1 LOB: 1 BB: 0 P: 4	R: 1 E: 1 K: 1 S: 7	H: 1 LOB: 3 BB: 2 P: 15	R: 0 E: 0 K: 0 S: 3	H: 0 LOB: 0 BB: 0 P: 3	1B: 8 2B: 1 3B: 0 HR: 0	SF: 0 SAC: 1 DP: 3 HBP: 0	WP: 0 PB: 0 SB: 0 CS: 0	PA: 38
PITCHER	IP WLS BF H R ER SO BB IBB HBP BLK WP HR S P ERA WHIP																			
John Denny, R (1,1) ERA: 3.01	7.2 W 33 9 2 0 1 4 0 0 0 0 0 0 0 0 0.00 1.696																			
Al Hrabosky, L (8,1) ERA: 2.75	1.1 S 5 0 0 0 0 0 0 0 0 0 0 0 0 0 0.00 0.000																			

Batter	1	2	3	4	5	6	7	8	9	AB	R	H	RBI	BB	SO	LOB	BOTTOM				
Jerry Mumphrey, S (1,8) OBP: 0.341, SLG: 0.331	B1		F8				SF8			3	1	1	1	0	0	0	Philadelphia Phillies @ St. Louis Cardinals Busch Stadium, St. Louis, MO Fri Aug 06 1976, 7:05 PM CDT Att: 25,339 - Unknown livebaseballscorecards.com				
Don Kessinger, S (1,6) OBP: 0.316, SLG: 0.307	K		F8				5-3			4	0	0	0	0	1	1					
Lou Brock, L (1,7) OBP: 0.322, SLG: 0.358										4	0	2	0	0	0	0					
Mike Anderson, R (9,7) OBP: 0.366, SLG: 0.350										0	0	0	0	0	0	0					
Ted Simmons, S (1,2) OBP: 0.357, SLG: 0.377										3	1	1	1	1	0	1					
Willie Crawford, L (1,9) OBP: 0.374, SLG: 0.479										3	1	1	1	0	0	0					
Vic Harris, S (9,8) OBP: 0.278, SLG: 0.308										0	0	0	0	0	0	0					
Keith Hernandez, L (1,3) OBP: 0.350, SLG: 0.341										4	1	3	1	0	0	0					
Hector Cruz, R (1,5) OBP: 0.260, SLG: 0.329										3	1	1	0	1	0	2					
Lee Richard, R (1,4) OBP: 0.193, SLG: 0.250										3	1	1	0	0	1	1					
John Denny, R (1,1) OBP: 0.205, SLG: 0.233										3	0	0	0	0	1	2					
Al Hrabosky, R (8,1) ERA: 2.75										0	0	0	0	0	0	0					
Inning Stats	R: 0 E: 0 K: 1 S: 6	H: 1 LOB: 1 BB: 0 P: 6	R: 1 E: 0 K: 1 S: 6	H: 2 LOB: 0 BB: 0 P: 6	R: 0 E: 0 K: 0 S: 3	H: 0 LOB: 0 BB: 0 P: 3	R: 0 E: 0 K: 0 S: 3	H: 0 LOB: 0 BB: 0 P: 3	R: 0 E: 0 K: 0 S: 3	H: 0 LOB: 1 BB: 1 P: 7	R: 1 E: 1 K: 0 S: 4	H: 2 LOB: 1 BB: 1 P: 8	R: 3 E: 1 K: 1 S: 8	H: 3 LOB: 0 BB: 0 P: 8	R: 1 E: 0 K: 0 S: 5	H: 2 LOB: 1 BB: 0 P: 5		1B: 8 2B: 1 3B: 0 HR: 1	SF: 2 SAC: 0 DP: 1 HBP: 0	WP: 0 PB: 0 SB: 1 CS: 1	PA: 35
PITCHER	IP WLS BF H R ER SO BB IBB HBP BLK WP HR S P ERA WHIP																				
Jim Lonborg, R (1,1) ERA: 2.84	6.0 L 23 5 2 2 2 1 1 0 0 0 0 0 0 0 3.00 1.000																				
Tug McGraw, L (7,1) ERA: 2.73	2.0 11 5 4 2 1 0 0 0 0 0 0 0 1 13 9.00 2.500																				

Batter	1	2	3	4	5	6	7	8	9	AB	R	H	RBI	BB	SO	LOB	TOP				
Dave Cash, R OBP: 0.337, SLG: 0.346 (1, 4)	F9		5-3		4-3			P5		4	0	0	0	0	0	0					
Gary Maddox, R OBP: 0.373, SLG: 0.456 (1, 8)	F9		L6		F3			FC 1B 1B		4	0	1	0	0	0	0					
Mike Schmidt, R OBP: 0.394, SLG: 0.574 (1, 5)	F2			1B BB	F8			1B E 1B		3	1	1	0	1	0	0					
Greg Luzinski, R OBP: 0.361, SLG: 0.499 (1, 7)		5-3 BB		1B 1B 1B		F8		K		3	0	1	0	1	1	2					
Ollie Brown, R OBP: 0.366, SLG: 0.433 (1, 9)	F3			F7		F7		FC		4	0	0	0	0	0	5					
Bob Boone, R OBP: 0.372, SLG: 0.411 (1, 3)	5-3			P4		P3		F7		4	0	0	0	0	0	6					
Tim McCarver, L OBP: 0.466, SLG: 0.449 (1, 2)				1B 1B			K		4-0 BB	2	0	1	1	2	1	0					
Larry Bowa, S OBP: 0.291, SLG: 0.295 (1, 6)	F9			1-2 2-H			P4		0-3 BB	4	0	1	0	0	1	3					
Jim Kaat, L OBP: 0.200, SLG: 0.274 Tony Taylor, R (7, PH) Ron Schueler, R (7, 1) Jerry Martin, R OBP: 0.318, SLG: 0.339 (9, PH)			4-3	G3			K		0-3 1-2	2	0	0	0	0	0	3					
Inning Stats	R: 0 E: 0 K: 0 S: 3	H: 0 LOB: 0 BB: 0 P: 3	R: 0 E: 0 K: 0 S: 3	H: 0 LOB: 2 BB: 2 P: 11	R: 0 E: 0 K: 0 S: 3	H: 0 LOB: 0 BB: 0 P: 3	R: 1 E: 0 K: 0 S: 6	H: 3 LOB: 3 BB: 1 P: 10	R: 0 E: 0 K: 0 S: 3	H: 0 LOB: 0 BB: 0 P: 3	R: 0 E: 0 K: 2 S: 7	H: 0 LOB: 0 BB: 0 P: 7	R: 0 E: 1 K: 1 S: 8	H: 2 LOB: 2 BB: 0 P: 8	R: 0 E: 0 K: 1 S: 4	H: 0 LOB: 0 BB: 1 P: 8	1B: 5 2B: 0 3B: 0 HR: 0	SF: 0 SAC: 0 DP: 1 HBP: 0	WP: 0 PB: 0 SB: 0 CS: 0	PA: 36	
PITCHER	IP	WLS	BF	H	R	ER	SO	BB	IBB	HBP	BLK	WP	HR	S	P	ERA	WHIP				
Pete Falcone, L ERA: 3.55 Al Hrabosky, L ERA: 2.71	(1, 1)	8.0	W 34	5	1	1	3	4	0	0	0	0	0	36	52	1.12	1.125				
	(9, 1)	1.0	S 2	0	0	0	1	0	0	0	0	0	0	4	4	0.00	0.000				

Philadelphia Phillies @ St. Louis Cardinals
Busch Stadium, St. Louis, MO
Sat Aug 07 1976, 3:33 AM CDT
Att: 32,105 - Unknown

AB 32
R 1
H 5
RBI 1
BB 4
SO 4
LOB 20



Batter	1	2	3	4	5	6	7	8	9	AB	R	H	RBI	BB	SO	LOB	BOTTOM				
Jerry Mumphrey, S OBP: 0.333, SLG: 0.323 (1, 8)	K		F8		P5			L6		4	0	0	0	0	1	1					
Don Kessinger, S OBP: 0.320, SLG: 0.315 (1, 6)	6-3							1B 2B		4	0	3	1	0	0	0					
Keith Hernandez, L OBP: 0.343, SLG: 0.333 (1, 3)	G3		G3		L3			F8		4	0	0	0	0	0	3					
Ted Simmons, S OBP: 0.358, SLG: 0.377 (1, 2)		F8		3B BB		P3		2-H 1B		3	1	1	0	1	0	0					
Joe Ferguson, R OBP: 0.333, SLG: 0.388 (1, 9)		SF8 3B		1-H SF9 3B		F5				3	2	2	1	0	0	0					
Mike Anderson, R OBP: 0.360, SLG: 0.347 (1, 7)		SF8		SF9		F7				1	0	0	2	0	0	0					
Hector Cruz, R OBP: 0.258, SLG: 0.326 (1, 5)		K		5-3			K			3	0	0	0	0	2	0					
Lee Richard, R OBP: 0.198, SLG: 0.253 (1, 4)				SH2-3 1B 1B		P4				3	1	1	0	0	0	0					
Pete Falcone, L OBP: 0.186, SLG: 0.171 Al Hrabosky, R (9, 1)			SH2-3		6-3		K			2	0	0	0	0	1	0					
Inning Stats	R: 0 E: 0 K: 1 S: 5	H: 0 LOB: 0 BB: 0 P: 5	R: 1 E: 0 K: 1 S: 6	H: 1 LOB: 0 BB: 0 P: 6	R: 1 E: 0 K: 0 S: 5	H: 2 LOB: 1 BB: 0 P: 5	R: 2 E: 0 K: 0 S: 4	H: 1 LOB: 0 BB: 1 P: 8	R: 0 E: 0 K: 0 S: 4	H: 1 LOB: 1 BB: 0 P: 4	R: 0 E: 0 K: 2 S: 7	H: 0 LOB: 0 BB: 0 P: 7	R: 0 E: 0 K: 0 S: 4	H: 2 LOB: 2 BB: 0 P: 4	R: 0 E: 0 K: 0 S: 4	H: 0 LOB: 0 BB: 0 P: 4	1B: 4 2B: 1 3B: 2 HR: 0	SF: 2 SAC: 1 DP: 0 HBP: 0	WP: 0 PB: 0 SB: 0 CS: 0	PA: 31	
PITCHER	IP	WLS	BF	H	R	ER	SO	BB	IBB	HBP	BLK	WP	HR	S	P	ERA	WHIP				
Jim Kaat, L ERA: 3.12 Ron Schueler, R ERA: 2.9	(1, 1)	6.0	L 24	5	4	4	2	1	0	0	0	0	0	27	31	6.00	1.000				
	(7, 1)	2.0	7	2	0	0	2	0	0	0	0	0	0	11	11	0.00	1.000				

Philadelphia Phillies @ St. Louis Cardinals
Busch Stadium, St. Louis, MO
Sat Aug 07 1976, 3:33 AM CDT
Att: 32,105 - Unknown

AB 27
R 4
H 7
RBI 4
BB 1
SO 4
LOB 4



Batter	1	2	3	4	5	6	7	8	9	AB	R	H	RBI	BB	SO	LOB	TOP								
Dave Cash, R OBP: 0.334, SLG: 0.343 (1, 4)	5-3			P4		4-3		P4		4	0	0	0	0	0	1	Philadelphia Phillies @ St. Louis Cardinals Busch Stadium, St. Louis, MO Sun Aug 08 1976, 3:33 AM CDT Att: 27,448 - Unknown								
Gary Maddox, R OBP: 0.374, SLG: 0.457 (1, 8)	F3			HR				6-3		4	1	2	0	0	0	1									
Mike Schmidt, R OBP: 0.393, SLG: 0.578 (1, 5)	F3			HR		F3			K	4	1	1	2	0	1	1									
Greg Luzinski, R OBP: 0.362, SLG: 0.499 Jim Kaat, L OBP: 0.290, SLG: 0.274 Johnny Oates, L OBP: 0.308, SLG: 0.279 (1, 7)		6-3		K						4	0	2	0	0	1	0									
Jay Johnstone, L OBP: 0.383, SLG: 0.471 Ron Reed, R OBP: 0.176, SLG: 0.235 (1, 9)		4-3		F7			FC1-6		2B	4	0	1	0	0	0	1									
Tim McCarver, L OBP: 0.454, SLG: 0.435 Ollie Brown, R OBP: 0.369, SLG: 0.433 (1, 2)										4	0	1	0	0	0	0									
Bobby Tolan, L OBP: 0.322, SLG: 0.335 Jerry Martin, R OBP: 0.313, SLG: 0.339 (1, 3)										4	0	1	0	0	0	0									
Larry Bowa, S OBP: 0.293, SLG: 0.296 (1, 6)										4	0	2	0	0	0	3									
Steve Carlton, L OBP: 0.194, SLG: 0.167 Tom Hutton, L OBP: 0.371, SLG: 0.329 (1, 1)										2	0	0	0	0	0	1									
Inning Stats	R: 0 E: 0 K: 0 S: 3	H: 0 LOB: 0 BB: 0 P: 3	R: 0 E: 0 K: 1 S: 5	H: 0 LOB: 0 BB: 0 P: 5	R: 0 E: 0 K: 0 S: 3	H: 0 LOB: 0 BB: 0 P: 3	R: 2 E: 0 K: 1 S: 7	H: 2 LOB: 0 BB: 0 P: 7	R: 0 E: 0 K: 1 S: 6	H: 1 LOB: 1 BB: 0 P: 6	R: 0 E: 0 K: 0 S: 3	H: 1 LOB: 1 BB: 0 P: 6	R: 0 E: 0 K: 1 S: 6	H: 1 LOB: 1 BB: 0 P: 6	R: 0 E: 0 K: 0 S: 4	H: 1 LOB: 1 BB: 0 P: 4		R: 1 E: 0 K: 1 S: 7	H: 2 LOB: 3 BB: 1 P: 11	1B: 6 2B: 1 3B: 0 HR: 1	SF: 1 SAC: 1 DP: 0 HBP: 0	WP: 0 PB: 0 SB: 0 CS: 1	PA: 35		
PITCHER	IP	WLS	BF	H	R	ER	SO	BB	IBB	HBP	BLK	WP	HR	S	P	ERA	WHIP								
Eric Rasmussen, R ERA: 3.77 Bill Greif, R ERA: 4.7 Al Hrabosky, L ERA: 2.69	8.0	L	29	6	2	2	4	0	0	0	0	0	0	5	5	2.25	0.750								

Batter	1	2	3	4	5	6	7	8	9	AB	R	H	RBI	BB	SO	LOB	BOTTOM								
Jerry Mumphrey, S OBP: 0.330, SLG: 0.319 (1, 8)	4-3		FC5-4		K		FC3-5		F1	5	1	1	0	0	1	2	Philadelphia Phillies @ St. Louis Cardinals Busch Stadium, St. Louis, MO Sun Aug 08 1976, 3:33 AM CDT Att: 27,448 - Unknown								
Don Kessinger, S OBP: 0.322, SLG: 0.317 (1, 6)	4-3		1B				SH5-3		4-3	4	0	2	0	0	0	1									
Keith Hernandez, L OBP: 0.341, SLG: 0.331 Vic Harris, S OBP: 0.278, SLG: 0.308 Ron Fairly, L OBP: 0.395, SLG: 0.305 (1, 3)										4	0	1	1	0	2	3									
Ted Simmons, S OBP: 0.357, SLG: 0.376 (1, 2)	F9		FC5-2		FC6-4					4	0	1	0	0	0	4									
Joe Ferguson, R OBP: 0.332, SLG: 0.384 (1, 9)										3	0	0	0	1	0	1									
Mike Anderson, R OBP: 0.363, SLG: 0.347 (1, 7)										3	0	1	0	1	0	4									
Hector Cruz, R OBP: 0.258, SLG: 0.323 (1, 5)										3	0	0	0	1	0	2									
Lee Richard, R OBP: 0.222, SLG: 0.279 (1, 4)										3	1	2	0	1	0	0									
Eric Rasmussen, R OBP: 0.227, SLG: 0.150 Ken Rudolph, R OBP: 0.200, SLG: 0.265 Bill Greif, R Al Hrabosky, R (1, 1)										2	0	0	0	1	1	0									
Inning Stats	R: 0 E: 0 K: 1 S: 6	H: 1 LOB: 1 BB: 0 P: 6	R: 0 E: 0 K: 0 S: 4	H: 2 LOB: 2 BB: 0 P: 4	R: 1 E: 0 K: 0 S: 5	H: 2 LOB: 3 BB: 2 P: 13	R: 0 E: 0 K: 1 S: 5	H: 0 LOB: 0 BB: 0 P: 5	R: 0 E: 0 K: 0 S: 2	H: 0 LOB: 1 BB: 1 P: 6	R: 1 E: 1 K: 1 S: 7	H: 1 LOB: 1 BB: 0 P: 7	R: 0 E: 0 K: 0 S: 4	H: 1 LOB: 3 BB: 2 P: 12	R: 0 E: 0 K: 0 S: 3	H: 0 LOB: 0 BB: 0 P: 3		1B: 7 2B: 1 3B: 0 HR: 0	SF: 0 SAC: 1 DP: 1 HBP: 0	WP: 1 PB: 0 SB: 2 CS: 0	PA: 39				
PITCHER	IP	WLS	BF	H	R	ER	SO	BB	IBB	HBP	BLK	WP	HR	S	P	ERA	WHIP								
Steve Carlton, L ERA: 3.23 Ron Reed, R ERA: 2.83	8.0	S	36	8	2	1	4	0	0	0	0	0	0	3	3	1.12	1.375								

Batter	1	2	3	4	5	6	7	8	9	AB	R	H	RBI	BB	SO	LOB	TOP									
Jerry Royster, R OBP: 0.321, SLG: 0.321	F9			F8		FC1-6 1B	F7			4	0	1	0	0	0	1	Atlanta Braves @ Philadelphia Phillies Veterans Stadium, Philadelphia, PA Tue Aug 10 1976, 7:05 PM EDT Att: 30,323 - Unknown									
Rod Gilbreath, R OBP: 0.332, SLG: 0.362	4-3			F9		FC1-6 S		K		4	0	0	0	0	1	1										
Ken Henderson, S OBP: 0.362, SLG: 0.389	P5			F9		F8		K		4	0	0	0	0	1	1										
Willie Montanez, L OBP: 0.346, SLG: 0.416		G6-3 1B			1B 1B					2	1	2	0	2	0	0										
Cito Gaston, R OBP: 0.397, SLG: 0.559	F9			1B 1B		F4		K		4	0	1	0	0	1	4										
Darrel Chaney, S OBP: 0.349, SLG: 0.360	G6-3			1B 1B		F7				4	0	0	0	0	1	3										
Dave May, L OBP: 0.289, SLG: 0.274				F8						3	0	1	1	0	0	0										
Jimmy Wynn, R OBP: 0.384, SLG: 0.377				1B 2-H						0	0	0	0	1	0	0										
Vic Correll, R OBP: 0.333, SLG: 0.337	F9			F8		F8		G6-4-3 BB		4	1	1	0	0	0	3										
Phil Niekro, R OBP: 0.209, SLG: 0.299				4-3		K		G6-4-3 1-2		3	0	1	1	0	1	2										
Mike Marshall, R OBP: 0.313, SLG: 0.091										0	0	0	0	0	0	0										
Adrian Devine, R										0	0	0	0	0	0	0										
Inning Stats	R: 0 E: 0 K: 0 S: 3	H: 0 LOB: 0 BB: 0 P: 3	R: 0 E: 0 K: 0 S: 3	H: 1 LOB: 0 BB: 0 P: 3	R: 0 E: 0 K: 0 S: 3	H: 0 LOB: 0 BB: 0 P: 3	R: 0 E: 0 K: 0 S: 3	H: 0 LOB: 0 BB: 0 P: 3	R: 1 E: 0 K: 1 S: 8	H: 3 LOB: 2 BB: 0 P: 8	R: 0 E: 0 K: 0 S: 4	H: 1 LOB: 1 BB: 1 P: 8	R: 1 E: 0 K: 0 S: 5	H: 2 LOB: 1 BB: 0 P: 5	R: 0 E: 0 K: 3 S: 9	H: 0 LOB: 1 BB: 1 P: 13	R: 0 E: 0 K: 1 S: 4	H: 0 LOB: 0 BB: 1 P: 8	1B: 5 2B: 1 3B: 1 HR: 0	SF: 0 SAC: 0 DP: 2 HBP: 0	WP: 0 PB: 0 SB: 1 CS: 0	PA: 35				
PITCHER	IP	WLS	BF	H	R	ER	SO	BB	IBB	HBP	BLK	WP	HR	S	P	ERA	WHIP									
Larry Christenson, R ERA: 4.02	(1, 1)	6.2	L	27	7	2	2	1	0	1	0	0	0	0	28	32	2.70	1.050								
Gene Garber, R ERA: 2.53	(7, 1)	1.1		5	0	0	0	3	1	0	0	0	0	0	10	14	0.00	0.750								
Tug McGraw, L ERA: 2.69	(9, 1)	1.0		3	0	0	0	1	1	0	0	0	0	0	4	8	0.00	1.000								

Batter	1	2	3	4	5	6	7	8	9	AB	R	H	RBI	BB	SO	LOB	BOTTOM										
Dave Cash, R OBP: 0.333, SLG: 0.342	F8		F8			F8 1B		F7		4	0	1	0	0	0	1	Atlanta Braves @ Philadelphia Phillies Veterans Stadium, Philadelphia, PA Tue Aug 10 1976, 7:05 PM EDT Att: 30,323 - Unknown										
Gary Maddox, R OBP: 0.373, SLG: 0.457	6-3					F2		L7		4	0	1	0	0	0	2											
Mike Schmidt, R OBP: 0.394, SLG: 0.576			L5			F8				3	0	1	0	1	0	2											
Greg Luzinski, R OBP: 0.361, SLG: 0.495										3	0	0	0	1	1	2											
Terry Harmon, R OBP: 0.342, SLG: 0.343	K			6-3		F9				0	1	0	0	0	0	0											
Jay Johnstone, L OBP: 0.381, SLG: 0.468			F9			F9				4	0	1	0	0	0	0											
Tom Hutton, L OBP: 0.376, SLG: 0.329										3	0	1	0	1	0	0											
Bobby Tolan, L OBP: 0.262, SLG: 0.335						F8				0	0	0	0	0	0	0											
Johnny Oates, L OBP: 0.290, SLG: 0.262			K			G3				4	0	0	0	0	1	4											
Larry Bowa, S OBP: 0.292, SLG: 0.296			F9			F9				4	0	1	1	0	0	1											
Larry Christenson, R OBP: 0.200, SLG: 0.237										2	0	0	0	0	1	0											
Gene Garber, R OBP: 0.500, SLG: 0.333			6-3							0	0	0	0	0	0	0											
Tony Taylor, R										0	0	0	0	0	0	0											
Tug McGraw, R OBP: 0.167, SLG: 0.333										0	0	0	0	0	0	0											
Tim McCarver, L OBP: 0.460, SLG: 0.430										1	0	0	0	0	0	3											
Inning Stats	R: 0 E: 0 K: 1 S: 5	H: 0 LOB: 1 BB: 1 P: 9	R: 0 E: 0 K: 1 S: 6	H: 1 LOB: 1 BB: 0 P: 6	R: 0 E: 0 K: 0 S: 4	H: 1 LOB: 1 BB: 0 P: 4	R: 0 E: 0 K: 0 S: 3	H: 0 LOB: 0 BB: 0 P: 3	R: 0 E: 0 K: 0 S: 4	H: 0 LOB: 1 BB: 0 P: 4	R: 0 E: 0 K: 0 S: 3	H: 0 LOB: 0 BB: 0 P: 3	R: 0 E: 0 K: 0 S: 3	H: 0 LOB: 1 BB: 0 P: 4	R: 0 E: 0 K: 0 S: 5	H: 3 LOB: 3 BB: 2 P: 13	R: 1 E: 0 K: 0 S: 5	H: 3 LOB: 2 BB: 1 P: 13	1B: 5 2B: 1 3B: 0 HR: 0	SF: 0 SAC: 0 DP: 0 HBP: 1	WP: 1 PB: 0 SB: 0 CS: 0	PA: 36					
PITCHER	IP	WLS	BF	H	R	ER	SO	BB	IBB	HBP	BLK	WP	HR	S	P	ERA	WHIP										
Phil Niekro, R ERA: 3.42	(1, 1)	8.0	W	31	4	1	1	3	2	0	1	0	0	1	0	34	43	1.12	0.750								
Mike Marshall, R ERA: 3.94	(9, 1)	0.1		1	1	0	0	0	0	0	0	0	0	0	1	1	0.00	3.000									
Adrian Devine, R ERA: 4.66	(9, 1)	0.2	S	4	1	0	0	0	1	0	0	0	0	0	3	7	0.00	3.000									



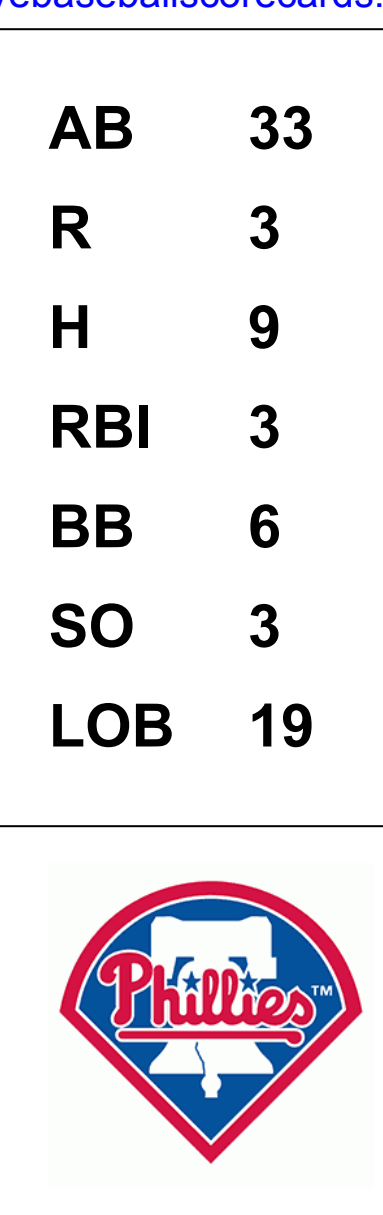
Batter	1	2	3	4	5	6	7	8	9	AB	R	H	RBI	BB	SO	LOB	TOP			
Jerry Royster, R OBP: 0.321, SLG: 0.320	5-3		K		CS 1B		K			4	0	1	0	0	2	0	Atlanta Braves @ Philadelphia Phillies Veterans Stadium, Philadelphia, PA Wed Aug 11 1976, 7:05 PM EDT Att: 30,247 - Unknown			
Rod Gilbreath, R OBP: 0.339, SLG: 0.366	1B		CS 1B		1-2		K			3	0	2	0	1	1	0				
Jimmy Wynn, R OBP: 0.385, SLG: 0.376	G4-6-3		CS	F6						3	0	1	0	1	1	2				
Willie Montanez, L OBP: 0.346, SLG: 0.414	G4-6-3			BB E						4	1	1	0	0	0	3				
Ken Henderson, S OBP: 0.361, SLG: 0.390		F6		E5						4	0	1	0	0	0	2				
Cito Gaston, R OBP: 0.416, SLG: 0.551		BB		1-2						1	0	0	0	3	0	1				
Darrel Chaney, S OBP: 0.348, SLG: 0.360		F9		SF9						3	0	1	1	0	1	1				
Vic Correll, R OBP: 0.322, SLG: 0.324										4	0	0	0	0	2	5				
Carl Morton, R OBP: 0.167, SLG: 0.132										2	0	0	0	0	1	0				
Dave May, L OBP: 0.297, SLG: 0.272										1	0	0	0	0	0	0				
Mike Beard, L OBP: 0.222, SLG: 0.222										0	0	0	0	0	0	0				
Bruce Dal Canton, R OBP: 0.222, SLG: 0.222										0	0	0	0	0	0	0				
Tom Pacliorek, R OBP: 0.358, SLG: 0.411										1	0	0	0	0	1	0				
Inning Stats	R: 0 E: 0 K: 0 S: 3	H: 1 LOB: 1 BB: 1 P: 7	R: 0 E: 0 K: 1 S: 5	H: 0 LOB: 1 BB: 1 P: 9	R: 0 E: 0 K: 2 S: 7	H: 1 LOB: 0 BB: 0 P: 7	R: 1 E: 1 K: 1 S: 7	H: 1 LOB: 2 BB: 1 P: 11	R: 0 E: 0 K: 1 S: 6	H: 2 LOB: 2 BB: 0 P: 6	R: 0 E: 0 K: 0 S: 4	H: 0 LOB: 0 BB: 0 P: 7	R: 0 E: 0 K: 0 S: 3	H: 0 LOB: 1 BB: 1 P: 7	R: 0 E: 0 K: 2 S: 7	H: 0 LOB: 0 BB: 0 P: 7	1B: 6 2B: 2 3B: 0 HR: 0	SF: 1 SAC: 0 DP: 2 HBP: 0	WP: 0 PB: 0 SB: 0 CS: 2	PA: 37
PITCHER	IP WLS BF H R ER SO BB IBB HBP BLK WP HR S P ERA WHIP																			
Tom Underwood, L ERA: 3.61	(1, 1) 5.2 W 25 7 1 0 5 4 0 0 0 0 0 0 0 0 0.00 1.941																			
Ron Schueler, R ERA: 2.97	(6, 1) 0.1 1 0 0 0 0 0 0 0 0 0 0 0 0 1 1 0.00 0.000																			
Ron Reed, R ERA: 2.73	(7, 1) 3.0 S 10 0 0 0 4 1 0 0 0 0 0 0 0 0 17 21 0.00 0.333																			
Batter	1	2	3	4	5	6	7	8	9	AB	R	H	RBI	BB	SO	LOB	BOTTOM			
Dave Cash, R OBP: 0.330, SLG: 0.338	F9	FC5			1-3	6-3		6-3		5	0	0	0	0	0	3	Atlanta Braves @ Philadelphia Phillies Veterans Stadium, Philadelphia, PA Wed Aug 11 1976, 7:05 PM EDT Att: 30,247 - Unknown			
Gary Maddox, R OBP: 0.373, SLG: 0.458	S		6-3		FC5	E6		P4		4	0	1	0	1	0	0				
Mike Schmidt, R OBP: 0.392, SLG: 0.572	K		5-3		E5	P6		1B		5	1	1	0	0	1	3				
Greg Luzinski, R OBP: 0.359, SLG: 0.491	5-3				FC5	F8		F7		5	1	1	0	0	0	4				
Jerry Martin, R OBP: 0.315, SLG: 0.339	5-3				1B					0	0	0	0	0	0	0				
Jay Johnstone, L OBP: 0.384, SLG: 0.470		4-3			BB					3	1	2	0	0	0	1				
Ollie Brown, R OBP: 0.372, SLG: 0.437		1B			2-3					1	0	1	0	0	0	0				
Tom Hutton, L OBP: 0.375, SLG: 0.329		4-3			K			SH5-3		3	0	1	1	0	1	1				
Johnny Oates, L OBP: 0.301, SLG: 0.265		E			F8			F7		3	0	1	1	1	0	1				
Larry Bowa, S OBP: 0.294, SLG: 0.296		E3								3	0	1	0	1	0	4				
Tom Underwood, R OBP: 0.138, SLG: 0.074		FC6-2								2	0	0	0	0	0	3				
Ron Schueler, R ERA: 2.04	(6, 1) 1.0 5 1 0 0 0 0 0 1 0 0 0 0 0 4 8 0.00 1.000																			
Tony Taylor, R OBP: 0.286, SLG: 0.167	(6, PH) 1.0 4 1 0 0 0 0 0 0 0 0 0 0 0 4 4 0.00 1.000																			
Ron Reed, R OBP: 0.167, SLG: 0.222	(7, 1) 3H				F7			F9		1	0	0	0	0	0	2				
Inning Stats	R: 0 E: 0 K: 1 S: 5	H: 0 LOB: 2 BB: 0 P: 6	R: 1 E: 1 K: 0 S: 6	H: 2 LOB: 2 BB: 0 P: 6	R: 0 E: 0 K: 1 S: 4	H: 1 LOB: 1 BB: 0 P: 4	R: 0 E: 0 K: 1 S: 6	H: 1 LOB: 1 BB: 0 P: 6	R: 2 E: 2 K: 0 S: 7	H: 3 LOB: 3 BB: 1 P: 11	R: 1 E: 1 K: 0 S: 5	H: 1 LOB: 1 BB: 0 P: 5	R: 0 E: 0 K: 0 S: 4	H: 1 LOB: 2 BB: 1 P: 8	R: 0 E: 0 K: 0 S: 4	H: 1 LOB: 1 BB: 0 P: 4	1B: 9 2B: 1 3B: 0 HR: 0	SF: 0 SAC: 1 DP: 0 HBP: 0	WP: 0 PB: 0 SB: 0 CS: 0	PA: 40
PITCHER	IP WLS BF H R ER SO BB IBB HBP BLK WP HR S P ERA WHIP																			
Carl Morton, R ERA: 4.31	(1, 1) 6.0 L 31 8 4 1 2 2 0 0 0 0 0 0 0 0 33 41 1.50 1.667																			
Mike Beard, L ERA: 2.04	(7, 1) 1.0 5 1 0 0 0 0 0 1 0 0 0 0 0 4 8 0.00 1.000																			
Bruce Dal Canton, R ERA: 3.12	(8, 1) 1.0 4 1 0 0 0 0 0 0 0 0 0 0 0 4 4 0.00 1.000																			

Batter	1	2	3	4	5	6	7	8	9	AB	R	H	RBI	BB	SO	LOB	TOP					
Jerry Royster, R OBP: 0.327, SLG: 0.323 (1, 5)										3	2	2	0	2	1	0	Atlanta Braves @ Philadelphia Phillies Veterans Stadium, Philadelphia, PA Thu Aug 12 1976, 7:05 PM EDT Att: 30,415 - Unknown					
Darrel Chaney, S OBP: 0.348, SLG: 0.361 (1, 6)										5	0	2	0	0	2	3						
Cito Gaston, R OBP: 0.402, SLG: 0.541 (1, 7)										5	1	1	1	0	2	4						
Willie Montanez, L OBP: 0.344, SLG: 0.419 (1, 3)										5	1	1	2	0	1	1						
Ken Henderson, S OBP: 0.359, SLG: 0.389 (1, 8) (7, 9)										4	0	1	0	0	1	0						
Dave May, L OBP: 0.293, SLG: 0.279 Adrian Devine, R (7, 1)										4	0	2	0	0	0	1						
Rod Gilbreath, R OBP: 0.341, SLG: 0.373 (1, 4)										4	0	2	0	0	1	2						
Vic Correll, R OBP: 0.328, SLG: 0.324 (1, 2)										3	0	1	0	1	1	1						
Frank LaCorte, R OBP: 0.083, SLG: 0.083 Mike Beard, L (6, 1)										3	0	0	0	0	0	5						
Jimmy Wynn, R OBP: 0.384, SLG: 0.375 (7, 8)										0	0	0	0	0	0	0						
Inning Stats	R: 1 E: 0 K: 1 S: 6	H: 2 LOB: 0 BB: 0 P: 6	R: 0 E: 0 K: 0 S: 5	H: 2 LOB: 2 BB: 0 P: 5	R: 3 E: 0 K: 0 S: 7	H: 4 LOB: 3 BB: 2 P: 15	R: 0 E: 0 K: 1 S: 6	H: 1 LOB: 1 BB: 0 P: 6	R: 0 E: 0 K: 3 S: 10	H: 1 LOB: 1 BB: 0 P: 10	R: 0 E: 0 K: 2 S: 7	H: 0 LOB: 1 BB: 1 P: 11	R: 0 E: 0 K: 0 S: 4	H: 1 LOB: 1 BB: 0 P: 4	R: 0 E: 0 K: 1 S: 5	H: 0 LOB: 0 BB: 0 P: 5	R: 0 E: 0 K: 1 S: 5	H: 1 LOB: 0 BB: 0 P: 5	1B: 9 2B: 2 3B: 0 HR: 1	SF: 0 SAC: 0 DP: 1 HBP: 0	WP: 0 PB: 0 SB: 2 CS: 1	PA: 40
PITCHER	IP WLS BF H R ER SO BB IBB HBP BLK WP HR S P ERA WHIP																					
Jim Lonborg, R ERA: 3.01 Wayne Twitchell, R ERA: 1.34 Tug McGraw, L ERA: 2.6 Gene Garber, R ERA: 2.45	3.0 L 18 8 4 4 1 1 1 0 0 0 0 1 18 26 12.00 3.000																					

AB	37
R	4
H	12
RBI	3
BB	3
SO	9
LOB	17



Batter	1	2	3	4	5	6	7	8	9	AB	R	H	RBI	BB	SO	LOB	BOTTOM					
Dave Cash, R OBP: 0.329, SLG: 0.337 (1, 4)										5	0	1	0	0	0	3	Atlanta Braves @ Philadelphia Phillies Veterans Stadium, Philadelphia, PA Thu Aug 12 1976, 7:05 PM EDT Att: 30,415 - Unknown					
Gary Maddox, R OBP: 0.373, SLG: 0.457 (1, 8)										5	1	2	1	0	0	0						
Mike Schmidt, R OBP: 0.390, SLG: 0.566 (1, 5)										4	0	0	0	1	2	3						
Greg Luzinski, R OBP: 0.362, SLG: 0.490 (1, 7)										3	0	1	0	1	1	3						
Jay Johnstone, L OBP: 0.386, SLG: 0.468 (1, 9)										3	0	1	0	1	0	2						
Tom Hutton, L OBP: 0.370, SLG: 0.318 (1, 3)										3	0	0	0	1	0	2						
Johnny Oates, L OBP: 0.253, SLG: 0.257 Ollie Brown, R OBP: 0.376, SLG: 0.437 Tim McCarver, L OBP: 0.446, SLG: 0.426										2	0	0	0	0	0	0						
Larry Bowa, S OBP: 0.296, SLG: 0.298 (1, 6)										4	1	2	0	0	0	3						
Jim Lonborg, R OBP: 0.245, SLG: 0.204 Bobby Tolan, L OBP: 0.280, SLG: 0.320 Wayne Twitchell, R OBP: 0.373, SLG: 0.457 Bob Boone, R OBP: 0.373, SLG: 0.418 Tug McGraw, L OBP: 0.376, SLG: 0.437 Tony Taylor, R OBP: 0.325, SLG: 0.167 Gene Garber, R OBP: 0.328, SLG: 0.324 Jerry Martin, R OBP: 0.326, SLG: 0.349										0	0	0	0	0	0	0						
Inning Stats	R: 0 E: 0 K: 0 S: 2	H: 0 LOB: 1 BB: 1 P: 6	R: 0 E: 1 K: 0 S: 2	H: 0 LOB: 0 BB: 1 P: 6	R: 0 E: 0 K: 0 S: 4	H: 1 LOB: 1 BB: 0 P: 4	R: 0 E: 0 K: 1 S: 5	H: 0 LOB: 1 BB: 0 P: 6	R: 1 E: 0 K: 0 S: 5	H: 2 LOB: 1 BB: 0 P: 5	R: 1 E: 0 K: 1 S: 6	H: 1 LOB: 3 BB: 3 P: 18	R: 0 E: 0 K: 0 S: 2	H: 0 LOB: 0 BB: 1 P: 6	R: 0 E: 0 K: 0 S: 5	H: 2 LOB: 2 BB: 0 P: 5		R: 1 E: 0 K: 1 S: 8	H: 3 LOB: 2 BB: 0 P: 8	1B: 8 2B: 1 3B: 0 HR: 0	SF: 0 SAC: 0 DP: 2 HBP: 1	WP: 0 PB: 0 SB: 1 CS: 2
PITCHER	IP WLS BF H R ER SO BB IBB HBP BLK WP HR S P ERA WHIP																					
Frank LaCorte, R ERA: 6.55 Mike Beard, L ERA: 2.0 Adrian Devine, R ERA: 4.54	5.2 W 24 4 2 2 2 4 0 0 0 0 0 0 1 5 0.00 3.000																					



Batter	1	2	3	4	5	6	7	8	9	AB	R	H	RBI	BB	SO	LOB	TOP										
Larry Herndon, R (1, 8) OBP: 0.345, SLG: 0.377										4	0	1	0	0	1	2	San Francisco Giants @ Philadelphia Phillies Veterans Stadium, Philadelphia, PA Fri Aug 13 1976, 7:05 PM EDT Att: 32,642 - Unknown										
Marty Perez, R (1, 4) OBP: 0.317, SLG: 0.322										4	1	1	0	0	0	0											
Gary Matthews, R (1, 7) OBP: 0.367, SLG: 0.426										3	1	2	1	1	0	0											
Gary Thomasson, L (1, 9) OBP: 0.310, SLG: 0.402										4	0	1	0	0	1	3											
Ken Reitz, R (1, 5) OBP: 0.309, SLG: 0.349										4	0	1	1	0	0	3											
Darrell Evans, L (1, 3) OBP: 0.328, SLG: 0.311										4	1	1	1	0	1	1											
Johnnie LetMaster, R (1, 6) OBP: 0.250, SLG: 0.348										3	0	0	0	1	2	0											
Mike Sadek, R (1, 2) OBP: 0.314, SLG: 0.270										4	0	1	0	0	1	1											
John Montefusco, R (1, 1) OBP: 0.172, SLG: 0.121										2	0	0	0	1	0	1											
Inning Stats	R: 1 E: 0 K: 1 S: 7	H: 2 LOB: 1 BB: 0 P: 7	R: 0 E: 0 K: 1 S: 5	H: 0 LOB: 0 BB: 0 P: 5	R: 0 E: 0 K: 0 S: 3	H: 1 LOB: 0 BB: 0 P: 3	R: 0 E: 0 K: 0 S: 3	H: 1 LOB: 0 BB: 0 P: 3	R: 1 E: 0 K: 0 S: 4	H: 1 LOB: 1 BB: 1 P: 8	R: 1 E: 0 K: 1 S: 6	H: 1 LOB: 1 BB: 1 P: 10	R: 0 E: 0 K: 1 S: 5	H: 0 LOB: 1 BB: 1 P: 9	R: 0 E: 0 K: 0 S: 4	H: 1 LOB: 1 BB: 0 P: 4	R: 0 E: 0 K: 2 S: 8	H: 1 LOB: 1 BB: 0 P: 8	1B: 4 2B: 3 3B: 0 HR: 1	SF: 0 SAC: 1 DP: 1 HBP: 0	WP: 0 PB: 0 SB: 1 CS: 0	PA: 36					
PITCHER	IP	WLS	BF	H	R	ER	SO	BB	IBB	HBP	BLK	WP	HR	S	P	ERA	WHIP										
Jim Kaat, L (1, 1) ERA: 3.17	6.0	L	24	6	3	3	3	2	0	0	0	0	1	28	36	4.50	1.333										
Ron Schueler, R (7, 1) ERA: 2.78	1.0		4	0	0	0	1	1	0	0	0	0	0	5	9	0.00	1.000										
Gene Garber, R (8, 1) ERA: 2.39	2.0		8	2	0	0	2	0	0	0	0	0	0	12	12	0.00	1.000										

Batter	1	2	3	4	5	6	7	8	9	AB	R	H	RBI	BB	SO	LOB	BOTTOM										
Dave Cash, R (1, 4) OBP: 0.330, SLG: 0.340										4	0	2	0	0	0	0	San Francisco Giants @ Philadelphia Phillies Veterans Stadium, Philadelphia, PA Fri Aug 13 1976, 7:05 PM EDT Att: 32,642 - Unknown										
Larry Bowa, S (1, 6) OBP: 0.295, SLG: 0.298										4	0	1	0	0	0	1											
Mike Schmidt, R (1, 5) OBP: 0.389, SLG: 0.562										3	0	0	0	1	1	3											
Greg Luzinski, R (1, 7) OBP: 0.361, SLG: 0.486										3	0	0	0	0	2	3											
Jay Johnstone, L (1, 9) OBP: 0.384, SLG: 0.465										4	0	1	0	0	1	4											
Gary Maddox, R (1, 8) OBP: 0.372, SLG: 0.455										4	0	1	0	0	0	1											
Tim McCarver, L (1, 2) OBP: 0.432, SLG: 0.408										4	0	0	0	0	1	2											
Bobby Tolan, L (1, 3) OBP: 0.260, SLG: 0.337										4	0	1	0	0	1	2											
Jim Kaat, L (1, 1) OBP: 0.194, SLG: 0.266										2	0	0	0	0	2	2											
Ron Schueler, R (7, 1) OBP: 0.333, SLG: 0.143										0	0	0	0	0	0	0											
Tony Taylor, R (7, PH) OBP: 0.500, SLG: 0.333										1	0	0	0	0	1	0											
Gene Garber, R (8, 1) OBP: 0.500, SLG: 0.333										0	0	0	0	0	0	0											
Inning Stats	R: 0 E: 0 K: 3 S: 11	H: 2 LOB: 2 BB: 0 P: 11	R: 0 E: 0 K: 2 S: 8	H: 1 LOB: 1 BB: 0 P: 8	R: 0 E: 0 K: 0 S: 3	H: 0 LOB: 2 BB: 1 P: 8	R: 0 E: 0 K: 1 S: 6	H: 1 LOB: 1 BB: 0 P: 6	R: 0 E: 0 K: 0 S: 3	H: 0 LOB: 0 BB: 0 P: 3	R: 0 E: 0 K: 1 S: 5	H: 0 LOB: 0 BB: 0 P: 5	R: 0 E: 0 K: 1 S: 5	H: 0 LOB: 0 BB: 0 P: 5	R: 0 E: 0 K: 0 S: 4	H: 1 LOB: 1 BB: 0 P: 4	R: 0 E: 0 K: 1 S: 6	H: 1 LOB: 1 BB: 0 P: 6	1B: 4 2B: 2 3B: 0 HR: 0	SF: 0 SAC: 0 DP: 0 HBP: 1	WP: 0 PB: 1 SB: 1 CS: 0	PA: 35					
PITCHER	IP	WLS	BF	H	R	ER	SO	BB	IBB	HBP	BLK	WP	HR	S	P	ERA	WHIP										
John Montefusco, R (1, 1) ERA: 2.67	9.0	W	35	6	0	0	9	1	0	1	0	0	0	51	56	0.00	0.778										

Batter	1	2	3	4	5	6	7	8	9	AB	R	H	RBI	BB	SO	LOB	TOP					
Larry Herndon, R OBP: 0.338, SLG: 0.368 (1, 8)	0-0 1-3	0-0 L6-3		0-0 F9			0-3 K		0-0 2B SF9 1B	5	1	1	0	0	1	2	San Francisco Giants @ Philadelphia Phillies Veterans Stadium, Philadelphia, PA Sun Aug 15 1976, 3:33 AM EDT Att: 28,316 - Unknown					
Marty Perez, R OBP: 0.319, SLG: 0.327 (1, 4)	0-0 BB 1B	0-0 3-H 1B			0-0 5-3		0-0 F2		0-0 1-3 HR 2B	5	1	3	2	0	0	0						
Gary Matthews, R OBP: 0.367, SLG: 0.424 (1, 7)	4-0 1-2 BB	0-0 P4			0-0 F4		0-3 K		0-0 HR 1B	4	1	1	0	1	1	1						
Gary Thomasson, L OBP: 0.306, SLG: 0.390 (1, 9)	0-0 F7		0-0 G3		0-0 L3			0-0 G3	0-3 K	5	0	0	0	0	1	5						
Ken Reitz, R OBP: 0.307, SLG: 0.345 (1, 5)	0-0 F9		4-0 BB			0-0 F3		0-0 5-3	0-0 SF9	3	0	0	1	1	0	2						
Darrell Evans, L OBP: 0.331, SLG: 0.332 (1, 3)		0-0 2B 1B		0-0 F8		0-0 HR		0-0 BB 1B	0-0 1-H HR	5	3	4	4	0	0	1						
Dave Rader, L OBP: 0.325, SLG: 0.340 (1, 2)		0-0 1B WP 2B		0-0 F9		0-0 S 1B		4-0 1-2 BB	0-0 1B	4	1	3	1	1	0	1						
Johnnie LeMaster, R OBP: 0.273, SLG: 0.344 (1, 6)		0-0 SH WP 1B 1B		0-0 F8		0-3 K		0-0 F9	0-0 L4	5	1	1	0	0	1	4						
Rob Dressler, R OBP: 0.172, SLG: 0.143 Glenn Adams, L OBP: 0.276, SLG: 0.333 Randy Moffitt, R OBP: 0.222, SLG: 0.222 Chris Speier, R OBP: 0.315, SLG: 0.289 Gary Lavelle, S OBP: 0.125, SLG: 0.125 (1, 1)		0-0 SH 1B		0-0 4-3		0-0 P4		0-0 1B 2B	0-0 1B 2B	1	0	0	0	0	0	0						
Inning Stats	R: 0 E: 0 K: 0 S: 4	H: 1 LOB: 2 BB: 1 P: 8	R: 3 E: 0 K: 0 S: 7	H: 4 LOB: 1 BB: 0 P: 7	R: 0 E: 0 K: 0 S: 3	H: 0 LOB: 0 BB: 0 P: 7	R: 0 E: 0 K: 0 S: 3	H: 0 LOB: 0 BB: 0 P: 3	R: 0 E: 0 K: 2 S: 7	H: 2 LOB: 1 BB: 0 P: 7	R: 0 E: 0 K: 1 S: 7	H: 0 LOB: 0 BB: 0 P: 7	R: 0 E: 0 K: 0 S: 4	H: 1 LOB: 2 BB: 1 P: 8	R: 5 E: 0 K: 1 S: 11	H: 6 LOB: 1 BB: 0 P: 11		1B: 9 2B: 4 3B: 0 HR: 2	SF: 1 SAC: 1 DP: 1 HBP: 0	WP: 1 PB: 0 CS: 1	PA: 44	
PITCHER	IP WLS BF H R ER SO BB IBB HBP BLK WP HR S P ERA WHIP	IP WLS BF H R ER SO BB IBB HBP BLK WP HR S P ERA WHIP	IP WLS BF H R ER SO BB IBB HBP BLK WP HR S P ERA WHIP	IP WLS BF H R ER SO BB IBB HBP BLK WP HR S P ERA WHIP	IP WLS BF H R ER SO BB IBB HBP BLK WP HR S P ERA WHIP	IP WLS BF H R ER SO BB IBB HBP BLK WP HR S P ERA WHIP	IP WLS BF H R ER SO BB IBB HBP BLK WP HR S P ERA WHIP	IP WLS BF H R ER SO BB IBB HBP BLK WP HR S P ERA WHIP	IP WLS BF H R ER SO BB IBB HBP BLK WP HR S P ERA WHIP	IP WLS BF H R ER SO BB IBB HBP BLK WP HR S P ERA WHIP	IP WLS BF H R ER SO BB IBB HBP BLK WP HR S P ERA WHIP	IP WLS BF H R ER SO BB IBB HBP BLK WP HR S P ERA WHIP	IP WLS BF H R ER SO BB IBB HBP BLK WP HR S P ERA WHIP	IP WLS BF H R ER SO BB IBB HBP BLK WP HR S P ERA WHIP	IP WLS BF H R ER SO BB IBB HBP BLK WP HR S P ERA WHIP	IP WLS BF H R ER SO BB IBB HBP BLK WP HR S P ERA WHIP	IP WLS BF H R ER SO BB IBB HBP BLK WP HR S P ERA WHIP	IP WLS BF H R ER SO BB IBB HBP BLK WP HR S P ERA WHIP	IP WLS BF H R ER SO BB IBB HBP BLK WP HR S P ERA WHIP	IP WLS BF H R ER SO BB IBB HBP BLK WP HR S P ERA WHIP	IP WLS BF H R ER SO BB IBB HBP BLK WP HR S P ERA WHIP	IP WLS BF H R ER SO BB IBB HBP BLK WP HR S P ERA WHIP

AB 39
R 9
H 14
RBI 8
BB 3
SO 4
LOB 17



Batter	1	2	3	4	5	6	7	8	9	AB	R	H	RBI	BB	SO	LOB	BOTTOM					
Dave Cash, R OBP: 0.328, SLG: 0.342 (1, 4)	0-0 4-3		0-0 4-3		0-0 3-1		0-3 K		0-0 4-3	5	0	0	0	0	1	2	San Francisco Giants @ Philadelphia Phillies Veterans Stadium, Philadelphia, PA Sun Aug 15 1976, 3:33 AM EDT Att: 28,316 - Unknown					
Larry Bowa, S OBP: 0.302, SLG: 0.305 (1, 6)	0-0 4-3		0-0 E SF7 1B		0-0 1B			0-0 FC5-6 1B		4	1	3	0	0	0	0						
Mike Schmidt, R OBP: 0.391, SLG: 0.565 (1, 5)	4-0 CS BB		4-0 FC6-4 BB		0-0 F8			0-0 FC5-6 1-2 HR		2	1	0	0	2	0	2						
Jay Johnstone, L OBP: 0.384, SLG: 0.464 (1, 9)	0-0 CS	0-0 F9	0-0 SF7			0-3 K		0-0 L9		3	0	0	1	0	1	1						
Greg Luzinski, R OBP: 0.362, SLG: 0.496 Gene Garber, R OBP: 0.500, SLG: 0.333 Wayne Twitchell, R (1, 7)		0-0 1B 1B 2B	0-0 FC6-4			0-3 K		0-0 K		4	2	2	2	0	1	1						
Gary Maddox, R OBP: 0.374, SLG: 0.456 (1, 8)		0-0 S E 1B		0-0 6-3		0-3 K		0-3 K		4	1	1	0	0	2	0						
Tim McCarver, L OBP: 0.418, SLG: 0.421 (1, 2)		0-0 E7 WP 1B		0-0 F5			0-0 4-3		0-0 F8	4	0	1	1	0	0	0						
Bobby Tolan, L OBP: 0.265, SLG: 0.339 Ollie Brown, R OBP: 0.379, SLG: 0.436 (1, 3)		0-0 G3		0-0 F8			0-0 P3		0-0 1B	3	0	0	0	0	0	1						
Larry Christenson, R OBP: 0.206, SLG: 0.237 Tony Taylor, R OBP: 0.277, SLG: 0.111 Ron Reed, R OBP: 0.198, SLG: 0.211 Bob Boone, R OBP: 0.350, SLG: 0.448 Terry Harmon, R OBP: 0.350, SLG: 0.457 Tug McGraw, R OBP: 0.107, SLG: 0.333 Jerry Martin, R OBP: 0.326, SLG: 0.354 (1, 1)		0-0 3-1			0-3 K			0-3 K		0	0	0	0	0	0	0						
Inning Stats	R: 0 E: 0 K: 0 S: 2	H: 0 LOB: 0 BB: 1 P: 6	R: 2 E: 1 K: 0 S: 6	H: 3 LOB: 1 BB: 0 P: 6	R: 1 E: 1 K: 0 S: 4	H: 1 LOB: 1 BB: 1 P: 8	R: 0 E: 0 K: 0 S: 3	H: 0 LOB: 0 BB: 0 P: 3	R: 0 E: 0 K: 1 S: 6	H: 1 LOB: 1 BB: 0 P: 6	R: 0 E: 0 K: 3 S: 9	H: 0 LOB: 0 BB: 0 P: 9	R: 0 E: 0 K: 1 S: 6	H: 1 LOB: 2 BB: 0 P: 7	R: 2 E: 0 K: 1 S: 7	H: 2 LOB: 1 BB: 0 P: 7		R: 0 E: 0 K: 1 S: 6	H: 1 LOB: 1 BB: 0 P: 6	1B: 7 2B: 1 3B: 0 HR: 1	SF: 1 SAC: 0 DP: 0 HBP: 0	WP: 1 PB: 0 CS: 1
PITCHER	IP WLS BF H R ER SO BB IBB HBP BLK WP HR S P ERA WHIP	IP WLS BF H R ER SO BB IBB HBP BLK WP HR S P ERA WHIP	IP WLS BF H R ER SO BB IBB HBP BLK WP HR S P ERA WHIP	IP WLS BF H R ER SO BB IBB HBP BLK WP HR S P ERA WHIP	IP WLS BF H R ER SO BB IBB HBP BLK WP HR S P ERA WHIP	IP WLS BF H R ER SO BB IBB HBP BLK WP HR S P ERA WHIP	IP WLS BF H R ER SO BB IBB HBP BLK WP HR S P ERA WHIP	IP WLS BF H R ER SO BB IBB HBP BLK WP HR S P ERA WHIP	IP WLS BF H R ER SO BB IBB HBP BLK WP HR S P ERA WHIP	IP WLS BF H R ER SO BB IBB HBP BLK WP HR S P ERA WHIP	IP WLS BF H R ER SO BB IBB HBP BLK WP HR S P ERA WHIP	IP WLS BF H R ER SO BB IBB HBP BLK WP HR S P ERA WHIP	IP WLS BF H R ER SO BB IBB HBP BLK WP HR S P ERA WHIP	IP WLS BF H R ER SO BB IBB HBP BLK WP HR S P ERA WHIP	IP WLS BF H R ER SO BB IBB HBP BLK WP HR S P ERA WHIP	IP WLS BF H R ER SO BB IBB HBP BLK WP HR S P ERA WHIP	IP WLS BF H R ER SO BB IBB HBP BLK WP HR S P ERA WHIP	IP WLS BF H R ER SO BB IBB HBP BLK WP HR S P ERA WHIP	IP WLS BF H R ER SO BB IBB HBP BLK WP HR S P ERA WHIP	IP WLS BF H R ER SO BB IBB HBP BLK WP HR S P ERA WHIP	IP WLS BF H R ER SO BB IBB HBP BLK WP HR S P ERA WHIP	IP WLS BF H R ER SO BB IBB HBP BLK WP HR S P ERA WHIP

AB 34
R 5
H 9
RBI 4
BB 2
SO 7
LOB 9



Batter	1	2	3	4	5	6	7	8	9	AB	R	H	RBI	BB	SO	LOB	TOP					
Warren Cromartie, L OBP: 0.219, SLG: 0.194	1-1 5-3		2-2 G3		1-0 G3		2-2 F6		1-3 K	5	0	0	0	0	1	3	Montreal Expos @ Philadelphia Phillies Veterans Stadium, Philadelphia, PA Tue Aug 17 1976, 7:05 PM EDT Att: 27,188 - Unknown					
Wayne Garrett, L OBP: 0.351, SLG: 0.305	1-0 5-3		0-0 G4		4-2 BB		0-1 F9			3	0	0	1	1	0	2						
Ellis Valentine, R OBP: 0.337, SLG: 0.396	4-2 BB		2-3 3-H G3		0-1 F9		4-1 BB			2	0	0	0	2	0	2						
Earl Williams, R OBP: 0.284, SLG: 0.375	1-3 K			3-1 6-3		2-0 E		3-3 BB		4	1	1	0	0	2	2						
Larry Parrish, R OBP: 0.283, SLG: 0.344		2-3 K		0-1 6-3		2-1 5-3		2-1 F9		4	0	0	0	0	1	1						
Tim Lincecum, R OBP: 0.276, SLG: 0.382	1-1 G6-4-3 1B			4-1 1B BB		0-1 5-3		0-0 5-3		3	0	1	0	1	0	1						
Bombo Rivera, R Dale Murray, R	1-0 G6-4-3 1-2			2-0 1-2 1B		1-0 E5 2-H		0-2 4-3		4	0	1	0	0	0	1						
Andre Thornton, R Joe Kerrigan, R			4-1 G3 BB G4 BB		0-0 F8		1-2 F7		1-1 6-3	2	1	0	0	1	0	3						
Pete Mackanin, R										0	0	0	0	0	0	0						
Steve Rogers, R Chuck Taylor, R Jerry White, S Clay Kirby, R Jose Morales, R			4-0 G4 G3 1-2 BB		3-1 F8		0-0 F9 WP 2B		1-3 K	0	0	0	0	1	0	0						
Inning Stats	R: 0 E: 0 K: 1 S: 8	H: 0 LOB: 1 BB: 1 P: 15	R: 0 E: 0 K: 1 S: 6	H: 1 LOB: 0 BB: 0 P: 10	R: 1 E: 0 K: 0 S: 8	H: 0 LOB: 1 BB: 2 P: 20	R: 0 E: 0 K: 0 S: 7	H: 1 LOB: 2 BB: 1 P: 16	R: 0 E: 0 K: 0 S: 9	H: 0 LOB: 1 BB: 1 P: 17	R: 1 E: 1 K: 0 S: 12	H: 1 LOB: 1 BB: 0 P: 18	R: 1 E: 0 K: 1 S: 15	H: 1 LOB: 1 BB: 1 P: 24	R: 0 E: 0 K: 0 S: 6	H: 0 LOB: 0 BB: 0 P: 8	R: 0 E: 0 K: 2 S: 8	H: 0 LOB: 0 BB: 0 P: 11	1B: 2 2B: 2 3B: 0 HR: 0	SF: 0 SAC: 0 DP: 1 HBP: 0	WP: 1 PB: 0 SB: 0 CS: 0	PA: 37
PITCHER Tom Underwood, L ERA: 3.47	IP: 9.0 WLS: W BF: 37 H: 4 R: 3 ER: 2 SO: 5 BB: 6 IBB: 0 HBP: 0 BLK: 0 WP: 1 HR: 0 S: 79 P: 139 ERA: 2.00 WHIP: 1.111											PITCHER	IP: 9.0 WLS: W BF: 37 H: 4 R: 3 ER: 2 SO: 5 BB: 6 IBB: 0 HBP: 0 BLK: 0 WP: 1 HR: 0 S: 79 P: 139 ERA: 2.00 WHIP: 1.111									

AB	31
R	3
H	4
RBI	1
BB	6
SO	5
LOB	15



Batter	1	2	3	4	5	6	7	8	9	AB	R	H	RBI	BB	SO	LOB	BOTTOM			
Dave Cash, R OBP: 0.332, SLG: 0.346	3-2 3B 1B		1-0 1B WP 2B 1B	3-2 1B		1-2 1B BB 1B	2-1 E3			5	3	4	0	0	0	0	Montreal Expos @ Philadelphia Phillies Veterans Stadium, Philadelphia, PA Tue Aug 17 1976, 7:05 PM EDT Att: 27,188 - Unknown			
Larry Bowa, S OBP: 0.303, SLG: 0.310	2-0 1B		1-1 4-3	1-1 G3		2-0 1B	1-1 5-3			2	0	1	1	0	0	2				
Tony Taylor, R Terry Harmon, R	1-H FC6-2 3B		1-2 2-3 1B			1-3 1B				1	0	0	0	0	0	0				
Mike Schmidt, R OBP: 0.393, SLG: 0.563	0-0 6-3		4-0 1B IBB		3-0 HR 1B	4-0 1B BB		2-3 K		3	3	1	0	2	1	1				
Greg Luzinski, R Jerry Martin, R	0-0 FC6-2		0-2 2B 1B		2-1 HR	4-2 1B 1B BB		0-0 4-3		3	2	2	4	1	0	1				
Jay Johnstone, L OBP: 0.390, SLG: 0.473	3-H F7		1-2 2-3 3-H 1B		0-0 WP 7-2 1B	1-2 2-3 3-H 1B		0-0 1B		5	0	4	5	0	0	1				
Garry Maddox, R OBP: 0.378, SLG: 0.459		0-0 1B	1-H 2-H 3-H 2B		3-3 K	3-2 1B		0-1 F3		4	0	3	0	0	1	1				
Bobby Tolan, L OBP: 0.263, SLG: 0.337			G1-6-3 1B		1-3 K	1-2 2-3 1B				1	0	0	0	0	0	1				
Tom Hutton, L OBP: 0.363, SLG: 0.304	1-0 F8		0-0 G3-2-5 3-H		4-1 BB	0-1 G4-6-3 1-2 2-3				3	0	0	0	1	0	6				
Johnny Oates, L OBP: 0.291, SLG: 0.247	1-0 G1-6-3			4-1 SH5-4 1B BB		1-1 7-2		0-0 6-3		3	1	0	0	1	0	3				
Tom Underwood, R OBP: 0.156, SLG: 0.100			1-1 WP 1B 1B		0-0 SH5-4	1-3 K		1-2 1-3		3	1	1	0	0	1	0				
Inning Stats	R: 1 E: 0 K: 0 S: 10	H: 2 LOB: 1 BB: 0 P: 17	R: 0 E: 0 K: 0 S: 3	H: 1 LOB: 0 BB: 0 P: 5	R: 4 E: 0 K: 0 S: 15	H: 5 LOB: 1 BB: 1 P: 25	R: 1 E: 0 K: 0 S: 7	H: 1 LOB: 0 BB: 1 P: 15	R: 2 E: 0 K: 1 S: 12	H: 3 LOB: 1 BB: 1 P: 25	R: 3 E: 0 K: 1 S: 19	H: 4 LOB: 3 BB: 2 P: 35	R: 0 E: 1 K: 0 S: 9	H: 0 LOB: 1 BB: 0 P: 13	R: 0 E: 0 K: 1 S: 7	H: 1 LOB: 1 BB: 0 P: 9	1B: 14 2B: 3 3B: 1 HR: 1	SF: 0 SAC: 1 DP: 4 HBP: 0	WP: 3 PB: 0 SB: 0 CS: 0	PA: 42
PITCHER Steve Rogers, R ERA: 3.51 Chuck Taylor, R ERA: 3.12 Clay Kirby, R ERA: 5.86 Joe Kerrigan, R ERA: 4.56 Dale Murray, R ERA: 2.94	IP: 2.1 WLS: L BF: 15 H: 8 R: 5 ER: 5 SO: 0 BB: 1 IBB: 0 HBP: 0 BLK: 0 WP: 0 HR: 0 S: 27 P: 46 ERA: 19.29 WHIP: 3.429											PITCHER	IP: 2.1 WLS: L BF: 15 H: 8 R: 5 ER: 5 SO: 0 BB: 1 IBB: 0 HBP: 0 BLK: 0 WP: 0 HR: 0 S: 27 P: 46 ERA: 19.29 WHIP: 3.429							

AB	36
R	11
H	17
RBI	10
BB	5
SO	3
LOB	17



Batter	1	2	3	4	5	6	7	8	9	AB	R	H	RBI	BB	SO	LOB	TOP					
Warren Cromartie, L OBP: 0.250, SLG: 0.257 Dale Murray, R Gary Carter, R OBP: 0.279, SLG: 0.321	1-2 1B 2B		1-2 1B 1B		0-0 F4		0-0 G4-6-3		0-0 F9	4	1	2	0	0	0	2	Montreal Expos @ Philadelphia Phillies Veterans Stadium, Philadelphia, PA Wed Aug 18 1976, 7:05 PM EDT Att: 28,483 - Unknown					
Wayne Garrett, L OBP: 0.351, SLG: 0.304	1-1 6-3 2H 1B		3-1 G3		0-1 F2		0-0 F8		4-2 BB	4	0	1	0	1	0	3						
Ellis Valentine, R OBP: 0.344, SLG: 0.399	2-1 6-3 2-3		3-2 S 1B		0-0				4-2 S 2B BB	4	1	2	2	1	1	2						
Earl Williams, R OBP: 0.280, SLG: 0.369	0-0 4-3		3-0 2H 3H F5		0-1 F6				3-3 K	4	0	0	0	0	1	4						
Tim Foli, R OBP: 0.276, SLG: 0.383		0-1 F7		1-3 K		0-0 F8			0-1 1B 2B	4	1	1	1	0	1	0						
Larry Parrish, R OBP: 0.283, SLG: 0.343	1-0 5-3		1-1 5-3		2-3 K				1-0 2H 1B	4	0	1	1	0	1	0						
Del Unser, L OBP: 0.265, SLG: 0.349	3-2 L5		1-1 2B		0-1 G3				0-0 P6	4	0	1	0	0	0	1						
Mike Jorgensen, L OBP: 0.347, SLG: 0.346			4-1 G3 1B BB		4-2 BB		2-2 G4-6-3 1B		0-1 F7	2	1	1	0	2	0	1						
Don Stanhouse, R OBP: 0.341, SLG: 0.297 Chuck Taylor, R Andre Thornton, R Steve Dunning, R Jose Morales, R OBP: 0.352, SLG: 0.512			2-3 K		2-2 F8		1-2 G4-6-3 1B		0-1 4-3	1	0	0	0	0	1	1						
Inning Stats	R: 0 E: 0 K: 0 S: 8	H: 2 LOB: 1 BB: 0 P: 12	R: 0 E: 0 K: 0 S: 6	H: 0 LOB: 0 BB: 0 P: 10	R: 2 E: 0 K: 1 S: 14	H: 2 LOB: 1 BB: 1 P: 30	R: 0 E: 0 K: 1 S: 13	H: 1 LOB: 2 BB: 1 P: 22	R: 0 E: 0 K: 1 S: 6	H: 0 LOB: 0 BB: 0 P: 8	R: 0 E: 0 K: 0 S: 8	H: 2 LOB: 1 BB: 0 P: 11	R: 2 E: 0 K: 1 S: 15	H: 2 LOB: 1 BB: 1 P: 23	R: 0 E: 0 K: 1 S: 9	H: 0 LOB: 1 BB: 1 P: 13		1B: 7 2B: 3 3B: 0 HR: 0	SF: 0 SAC: 0 DP: 1 HBP: 0	WP: 0 PB: 0 SB: 3 CS: 0	PA: 39	
PITCHER	IP WLS BF H R ER SO BB IBB HBP BLK WP HR S P ERA WHIP	7.1 W 32 9 4 4 4 3 0 0 0 0 0 72 117 4.91 1.636	1.2 S 7 1 0 0 1 1 0 0 0 0 0 13 18 0.00 1.200																			

AB	35
R	4
H	10
RBI	4
BB	4
SO	5
LOB	16



Batter	1	2	3	4	5	6	7	8	9	AB	R	H	RBI	BB	SO	LOB	BOTTOM				
Dave Cash, R OBP: 0.335, SLG: 0.352	2-1 1B		2-0 2B FC5-4		1-1 4-3 1B					4	1	3	0	0	0	3	Montreal Expos @ Philadelphia Phillies Veterans Stadium, Philadelphia, PA Wed Aug 18 1976, 7:05 PM EDT Att: 28,483 - Unknown				
Larry Bowa, S OBP: 0.303, SLG: 0.310	2-1 S 1B		2-0 F7		0-1 P1		0-0 4-3			4	0	1	0	0	0	3					
Mike Schmidt, R OBP: 0.391, SLG: 0.565	3-3 K		1-2 2B 3B		0-3 K		0-3 K			4	1	1	2	0	3	3					
Greg Luzinski, R OBP: 0.364, SLG: 0.501 Jerry Martin, R OBP: 0.324, SLG: 0.348	3-3 K		4-0 2B SF8 BB		2-2 5-3		1-2 6-3			3	1	0	0	1	1	2					
Jay Johnstone, L OBP: 0.388, SLG: 0.474	1-1 F7		1-1 BB 1B 2B		1-2 L7		0-1 F9			4	1	1	1	0	0	2					
Gary Maddox, R OBP: 0.379, SLG: 0.463		2-3 K	4-0 1B BB IBB		2-1		1-0 4-3			3	0	1	0	1	1	0					
Tom Hutton, L OBP: 0.350, SLG: 0.295	3-2 F9		1-0 SF8		1-1 4-3				0-0 3-1	3	0	0	1	0	0	1					
Johnny Oates, L OBP: 0.289, SLG: 0.237	1-0 6-3		3-H 4-0 1B BB		0-0 3-1				0-0 5-3	3	0	0	0	1	0	1					
Jim Lonborg, R OBP: 0.268, SLG: 0.216 Ron Reed, R OBP: 0.150, SLG: 0.200			2-3 BB		0-1 6-3				0-0 1-3	2	1	1	1	1	0	0					
Inning Stats	R: 0 E: 0 K: 2 S: 14	H: 2 LOB: 2 BB: 0 P: 25	R: 0 E: 0 K: 1 S: 8	H: 0 LOB: 0 BB: 0 P: 14	R: 5 E: 0 K: 0 S: 18	H: 4 LOB: 3 BB: 4 P: 40	R: 0 E: 0 K: 1 S: 9	H: 0 LOB: 0 BB: 0 P: 11	R: 0 E: 0 K: 1 S: 9	H: 1 LOB: 1 BB: 0 P: 13	R: 0 E: 0 K: 1 S: 8	H: 1 LOB: 0 BB: 0 P: 9	R: 0 E: 0 K: 0 S: 6	H: 0 LOB: 0 BB: 0 P: 8	R: 0 E: 0 K: 0 S: 3	H: 0 LOB: 0 BB: 0 P: 3		1B: 4 2B: 2 3B: 2 HR: 0	SF: 1 SAC: 0 DP: 0 HBP: 0	WP: 0 PB: 0 SB: 1 CS: 0	PA: 36
PITCHER	IP WLS BF H R ER SO BB IBB HBP BLK WP HR S P ERA WHIP	2.2 L 18 6 0 0 0 0 0 0 0 0 0 9 11 0.00 0.000	0.1 1 0 0 0 0 0 0 0 0 0 0 0 3 4 0.00 0.000	3.0 11 2 0 0 2 0 0 0 0 0 0 0 26 33 0.00 0.667	2.0 6 0 0 0 0 0 0 0 0 0 0 0 9 11 0.00 0.000																



Batter	1	2	3	4	5	6	7	8	9	AB	R	H	RBI	BB	SO	LOB	TOP					
Jose Cruz, L OBP: 0.392, SLG: 0.405 (1, 9)	0-0 4-3		0-3 K			0-0 6-3		0-0 4-3		4	0	0	0	0	1	1	Houston Astros @ Philadelphia Phillies Veterans Stadium, Philadelphia, PA Thu Aug 19 1976, 7:05 PM EDT Att: 35,605 - Unknown					
Enos Cabell, R OBP: 0.312, SLG: 0.337 (1, 5)	0-0 2B		0-0 4-3			0-0 6-3		0-0 F9		4	0	1	0	0	0	1						
Cesar Cedeno, R OBP: 0.360, SLG: 0.469 (1, 8)	0-0 F9			0-3 K		0-0 2B 1B		0-0 2H 1B		4	0	2	1	0	1	1						
Bob Watson, R OBP: 0.373, SLG: 0.453 (1, 3)	0-0 F9			0-0 4-3		0-0 1-3 2B		0-3 K		4	0	1	0	0	1	2						
Leon Roberts, R OBP: 0.367, SLG: 0.466 (1, 7)		0-0 L6		0-0 1B		0-0 F8			0-0 6-3	4	0	1	0	0	0	2						
Cliff Johnson, R OBP: 0.349, SLG: 0.368 (1, 2)		0-0 F2		0-0 P4			0-0 F8		0-0 F8	4	0	0	0	0	0	1						
Rob Andrews, R OBP: 0.322, SLG: 0.309 (1, 4)		4-0 BB			0-0 F8		0-0 5-3		0-0 F7	3	0	0	0	1	0	0						
Roger Metzger, S OBP: 0.306, SLG: 0.288 (1, 6)		0-0 F9			0-0 F9		0-3 K			3	0	0	0	0	1	1						
Joaquin Andujar, S OBP: 0.143, SLG: 0.167 (1, 1)			0-3 K					4-0 1B BB		2	0	0	0	0	2	0						
Bo McLaughlin, R (6, 1)					0-3 K					0	0	0	0	0	0	0						
Jerry Davanon, R OBP: 0.426, SLG: 0.526 (8, PH)										0	1	0	0	1	0	0						
Joe Sambito, L (8, 1)										0	0	0	0	0	0	0						
Inning Stats	R: 0 E: 0 K: 0 S: 4	H: 1 LOB: 1 BB: 0 P: 4	R: 0 E: 0 K: 0 S: 3	H: 0 LOB: 1 BB: 1 P: 7	R: 0 E: 0 K: 2 S: 7	H: 0 LOB: 0 BB: 0 P: 7	R: 0 E: 0 K: 1 S: 6	H: 1 LOB: 1 BB: 0 P: 6	R: 0 E: 0 K: 1 S: 5	H: 0 LOB: 0 BB: 0 P: 5	R: 0 E: 0 K: 0 S: 5	H: 2 LOB: 2 BB: 0 P: 5	R: 0 E: 0 K: 1 S: 5	H: 0 LOB: 0 BB: 0 P: 5	R: 1 E: 0 K: 1 S: 6	H: 1 LOB: 1 BB: 1 P: 10	R: 0 E: 0 K: 0 S: 3	H: 0 LOB: 0 BB: 0 P: 3	1B: 3 2B: 2 3B: 0 HR: 0	SF: 0 SAC: 0 DP: 0 HBP: 0	WP: 0 PB: 0 SB: 0 CS: 0	PA: 34
PITCHER Steve Carlton, L ERA: 3.08 (1, 1)	IP: 9.0 WLS: W BF: 34 H: 5 R: 1 ER: 1 SO: 6 BB: 2 IBB: 0 HBP: 0 BLK: 0 WP: 0 HR: 0 S: 44 P: 52 ERA: 1.00 WHIP: 0.778															PITCHER	IP: 9.0 WLS: W BF: 34 H: 5 R: 1 ER: 1 SO: 6 BB: 2 IBB: 0 HBP: 0 BLK: 0 WP: 0 HR: 0 S: 44 P: 52 ERA: 1.00 WHIP: 0.778					

AB	32
R	1
H	5
RBI	1
BB	2
SO	6
LOB	9



Batter	1	2	3	4	5	6	7	8	9	AB	R	H	RBI	BB	SO	LOB	BOTTOM					
Dave Cash, R OBP: 0.338, SLG: 0.354 (1, 4)	0-0 F9	0-0 FC4-6		0-0 FC3-6 1B		0-0 1B G3 1B		0-0 1B		5	0	3	0	0	0	2	Houston Astros @ Philadelphia Phillies Veterans Stadium, Philadelphia, PA Thu Aug 19 1976, 7:05 PM EDT Att: 35,605 - Unknown					
Larry Bowa, S OBP: 0.302, SLG: 0.309 (1, 6)	0-0 F9	0-0 F8		0-0 FC3-6 K		0-0 G3		0-0 G6-4-3 1B		5	0	1	1	0	0	6						
Mike Schmidt, R OBP: 0.392, SLG: 0.570 (1, 5)	0-0 HR		0-0 5-3	0-3 K		0-0 FC6-4 1B		0-0 G6-4-3		5	1	2	2	0	1	4						
Greg Luzinski, R OBP: 0.366, SLG: 0.501 (1, 7)	0-0 HR 1B		0-0 1B 1B		0-0 6-3	0-0 FC6-4				4	2	2	0	0	0	2						
Jay Johnstone, L OBP: 0.395, SLG: 0.494 (1, 9)	0-0 1H HR		0-0 1B 1B		0-0 F9 2B		0-0 G6-4-3 1B			4	2	4	2	0	0	0						
Gary Maddox, R OBP: 0.376, SLG: 0.458 (1, 8)	0-0 F8		0-0 F8		0-0 F9		0-0 G6-4-3			4	0	0	0	0	0	4						
Bob Boone, R OBP: 0.377, SLG: 0.424 (1, 3)		0-0 6-3		0-0 1B			0-3 K			4	0	2	2	0	1	0						
Tom Hutton, L OBP: 0.350, SLG: 0.295 (8, 3)			1-2 2H 1B		0-0 2B					0	0	0	0	0	0	0						
Tim McCarver, L OBP: 0.420, SLG: 0.418 (1, 2)		4-0 FC4-6 CI BB		0-0 F7		0-0 4-3		0-0 1B 1B		3	1	1	0	1	0	2						
Steve Carlton, L OBP: 0.206, SLG: 0.182 (1, 1)		0-1 CI FC4-6		0-0 FC3-6 1B		0-0 G3 1B 1B		0-3 K		3	1	2	0	0	1	1						
Inning Stats	R: 3 E: 0 K: 0 S: 6	H: 3 LOB: 0 BB: 0 P: 6	R: 0 E: 1 K: 0 S: 4	H: 0 LOB: 2 BB: 1 P: 8	R: 1 E: 0 K: 0 S: 6	H: 3 LOB: 2 BB: 0 P: 6	R: 0 E: 0 K: 1 S: 6	H: 2 LOB: 1 BB: 0 P: 6	R: 1 E: 0 K: 0 S: 4	H: 2 LOB: 1 BB: 0 P: 4	R: 1 E: 0 K: 0 S: 6	H: 3 LOB: 2 BB: 0 P: 6	R: 0 E: 0 K: 1 S: 5	H: 1 LOB: 0 BB: 0 P: 5	R: 1 E: 0 K: 1 S: 7	H: 3 LOB: 1 BB: 0 P: 7	R: 0 E: 0 K: 1 S: 5	H: 1 LOB: 1 BB: 0 P: 5	1B: 13 2B: 2 3B: 0 HR: 2	SF: 0 SAC: 0 DP: 2 HBP: 0	WP: 0 PB: 0 SB: 0 CS: 0	PA: 39
PITCHER Joaquin Andujar, R ERA: 3.97 (1, 1)	IP: 5.0 WLS: L BF: 25 H: 10 R: 5 ER: 5 SO: 10 BB: 1 IBB: 0 HBP: 0 BLK: 0 WP: 0 HR: 2 S: 26 P: 30 ERA: 9.00 WHIP: 2.200															PITCHER	IP: 5.0 WLS: L BF: 25 H: 10 R: 5 ER: 5 SO: 10 BB: 1 IBB: 0 HBP: 0 BLK: 0 WP: 0 HR: 2 S: 26 P: 30 ERA: 9.00 WHIP: 2.200					
Bo McLaughlin, R ERA: 3.24 (6, 1)	2.0 9 4 1 1 1 0 0 0 0 0 0 11 11 4.50 2.000															PITCHER	2.0 9 4 1 1 1 0 0 0 0 0 0 11 11 4.50 2.000					
Joe Sambito, L ERA: 4.09 (8, 1)	1.0 5 3 1 1 1 0 0 0 0 0 0 7 7 9.00 3.000															PITCHER	1.0 5 3 1 1 1 0 0 0 0 0 0 7 7 9.00 3.000					

AB	37
R	7
H	17
RBI	7
BB	1
SO	3
LOB	21



Batter	1	2	3	4	5	6	7	8	9	AB	R	H	RBI	BB	SO	LOB	TOP										
Wilbur Howard, S OBP: 0.243, SLG: 0.297 (1, 9)	0-0 4-3		0-0 6-3		0-0 L4			0-0 5-3		4	0	0	0	0	0	1	Houston Astros @ Philadelphia Phillies Veterans Stadium, Philadelphia, PA Sat Aug 21 1976, 7:05 PM EDT Att: 37,756 - Unknown										
Enos Cabell, R OBP: 0.311, SLG: 0.336 Rob Andrews, R OBP: 0.322, SLG: 0.309 (1, 5) (6, 4)	0-0 F9			0-0 F9		0-0 FC5-2 1B		0-3 K		3	0	1	0	0	0	0											
Cesar Cedeno, R OBP: 0.356, SLG: 0.464 (1, 8)	0-0 F9			0-0 4-3		0-0 4-3		0-3 K		4	0	0	0	0	1	1											
Bob Watson, R OBP: 0.368, SLG: 0.446 (1, 3)		0-0 L8		0-0 5-3		0-0 FC5-2		0-0 F9		4	0	0	0	0	0	1											
Leon Roberts, R OBP: 0.364, SLG: 0.458 (1, 7)		0-0 F6			4-0 2B BB	0-3 K		0-3 K		3	1	0	0	1	1	1											
Cliff Johnson, R OBP: 0.352, SLG: 0.380 (1, 2)		0-0 HR			0-3 K		0-0 F8		0-0 F9		4	1	1	1	0	1											
Jerry Davanon, R OBP: 0.421, SLG: 0.523 (6, 5)		0-0 G3			0-0 2B					3	1	2	1	0	0	0											
Roger Metzger, S OBP: 0.308, SLG: 0.292 (1, 6)			0-0 5-3		0-0 2B		0-0 F7			3	1	1	1	0	0	1											
J.R. Richard, R OBP: 0.123, SLG: 0.128 Jose Cruz, L OBP: 0.388, SLG: 0.401 Gene Pentz, R OBP: 0.400, SLG: 0.250 Joe Sambito, L (7, 1) (7, 1) (7, 1)			0-3 K		0-0 2B		0-0 4-3			2	0	1	1	0	1	0											
Inning Stats	R: 0 E: 0 K: 0 S: 3	H: 0 LOB: 0 BB: 0 P: 3	R: 1 E: 0 K: 0 S: 4	H: 1 LOB: 0 BB: 0 P: 4	R: 0 E: 0 K: 1 S: 5	H: 0 LOB: 0 BB: 0 P: 5	R: 0 E: 0 K: 0 S: 3	H: 0 LOB: 0 BB: 0 P: 3	R: 3 E: 0 K: 1 S: 7	H: 3 LOB: 0 BB: 1 P: 11	R: 0 E: 0 K: 1 S: 6	H: 1 LOB: 1 BB: 0 P: 6	R: 0 E: 0 K: 0 S: 4	H: 1 LOB: 1 BB: 0 P: 4	R: 0 E: 0 K: 2 S: 7	H: 0 LOB: 0 BB: 0 P: 7		R: 0 E: 0 K: 0 S: 3	H: 0 LOB: 0 BB: 0 P: 3	1B: 3 2B: 3 3B: 0 HR: 1	SF: 0 SAC: 0 DP: 1 HBP: 0	WP: 0 PB: 0 SB: 1 CS: 0	PA: 33				
PITCHER	IP	WLS	BF	H	R	ER	SO	BB	IBB	HBP	BLK	WP	HR	S	P	ERA	WHIP										
Jim Kaat, L ERA: 3.28 Larry Christenson, R ERA: 4.1 Ron Reed, R ERA: 2.55	(1, 1) (6, 1) (7, 1)	5.0 1.0 3.0	W 4 S	19 4 10	4 1 0	4 0 0	2 1 0	2 0 0	0 0 0	0 0 0	0 0 0	0 0 0	1 0 0	22 6 14	26 6 14	0.00 0.00 0.00	1.000 1.000 0.333										

Batter	1	2	3	4	5	6	7	8	9	AB	R	H	RBI	BB	SO	LOB	BOTTOM										
Dave Cash, R OBP: 0.336, SLG: 0.352 (1, 4)	0-0 F9		0-0 F8		0-0 BB 1B FC3-6 1B	0-0 6-3		0-0 CS 1B		5	1	2	1	0	0	0	Houston Astros @ Philadelphia Phillies Veterans Stadium, Philadelphia, PA Sat Aug 21 1976, 7:05 PM EDT Att: 37,756 - Unknown										
Larry Bowa, S OBP: 0.298, SLG: 0.305 (1, 6)	0-0 F8		0-0 F9		0-0 FC3-6 1B 2-3 1B	0-0 4-3		0-0 F9		5	1	1	0	0	0	1											
Mike Schmidt, R OBP: 0.389, SLG: 0.564 (1, 5)	0-0 F7			4-0 1B 2B BB	0-3 K		0-0 E5 1B	0-0 2B		4	2	1	0	1	1	3											
Greg Luzinski, R OBP: 0.370, SLG: 0.508 Jerry Martin, R OBP: 0.319, SLG: 0.343 (1, 7) (8, 7)		0-0 F8		0-0 2B 1B	4-0 FC3-6 BB	0-0 L5	0-0 5-3			3	0	1	1	1	0	1											
Jay Johnstone, L OBP: 0.398, SLG: 0.497 (1, 9)		0-0 1B		0-0 1B	1-2 2-3 3-H 1B	0-0 FC3-6 1B	0-0 E	0-0 FC5-2 1B		4	1	3	2	0	0	2											
Gary Maddox, R OBP: 0.378, SLG: 0.459 (1, 8)		0-0 S 1B		0-0 P4	0-0 E9	0-0 E9	0-0 FC5-2 BB	0-0 FC5-2 BB		4	0	3	2	0	0	2											
Bob Boone, R OBP: 0.375, SLG: 0.423 (1, 2)		0-0 5-3		0-3 K	0-3 K		4-0 FC5-2 BB	0-0 FC5-2 BB		3	0	0	0	1	2	5											
Bobby Tolan, L OBP: 0.262, SLG: 0.335 (1, 3)		0-0 3-1		0-0 P6		0-0 SH4-3 6-3 1B	0-0 FC5-2	0-0 FC5-2		4	1	1	0	0	0	7											
Jim Kaat, L OBP: 0.191, SLG: 0.262 Tom Hutton, L OBP: 0.356, SLG: 0.302 Larry Christenson, R OBP: 0.290, SLG: 0.237 Tony Taylor, R OBP: 0.250, SLG: 0.100 Ron Reed, R OBP: 0.143, SLG: 0.190 (1, 1) (6, PH) (6, 1) (6, PH) (7, 1)			0-3 K		0-0 1B BB	0-0 SH4-3	0-0 P4			1	0	0	0	0	1	0											
Inning Stats	R: 0 E: 0 K: 0 S: 3	H: 0 LOB: 0 BB: 0 P: 3	R: 0 E: 0 K: 0 S: 5	H: 2 LOB: 2 BB: 0 P: 5	R: 0 E: 0 K: 1 S: 5	H: 0 LOB: 0 BB: 0 P: 5	R: 1 E: 0 K: 1 S: 7	H: 2 LOB: 2 BB: 1 P: 11	R: 4 E: 1 K: 2 S: 11	H: 4 LOB: 1 BB: 1 P: 15	R: 1 E: 0 K: 0 S: 4	H: 1 LOB: 0 BB: 0 P: 4	R: 1 E: 1 K: 0 S: 6	H: 2 LOB: 3 BB: 1 P: 10	R: 0 E: 0 K: 0 S: 4	H: 2 LOB: 1 BB: 0 P: 4		1B: 11 2B: 2 3B: 0 HR: 0	SF: 0 SAC: 1 DP: 0 HBP: 0	WP: 0 PB: 0 SB: 2 CS: 1	PA: 40						
PITCHER	IP	WLS	BF	H	R	ER	SO	BB	IBB	HBP	BLK	WP	HR	S	P	ERA	WHIP										
J.R. Richard, R ERA: 2.58 Gene Pentz, R ERA: 2.99 Joe Sambito, L ERA: 3.8	(1, 1) (7, 1) (7, 1)	6.0 0.1 1.2	L	29 5 6	6 2 0	5 1 0	4 0 0	2 1 0	0 0 0	0 0 0	0 0 0	0 0 0	4 4 6	35 8 6	43 8 6	7.50 0.00 0.00	1.833 9.000 1.200										

AB	32
R	4
H	6
RBI	4
BB	1
SO	5
LOB	7



Batter	1	2	3	4	5	6	7	8	9	AB	R	H	RBI	BB	SO	LOB	TOP		
Rob Andrews, R OBP: 0.321, SLG: 0.308 (1, 4)										4	0	1	0	0	0	1			
Jose Cruz, L OBP: 0.387, SLG: 0.408 (1, 9)										4	1	1	1	0	2	1			
Cesar Cedeno, R OBP: 0.353, SLG: 0.460 (1, 8)										4	0	0	0	0	0	1			
Bob Watson, R OBP: 0.365, SLG: 0.443 (1, 3)										4	0	0	0	0	0	0			
Leon Roberts, R OBP: 0.367, SLG: 0.459 (1, 7)										4	0	2	0	0	0	0			
Jerry Davanon, R OBP: 0.430, SLG: 0.522 (1, 5)										2	0	1	0	1	0	1			
Ed Herrmann, L OBP: 0.293, SLG: 0.317 (1, 2)										3	0	0	0	0	2	4			
Roger Metzger, S OBP: 0.306, SLG: 0.289 (1, 6)										3	0	0	0	0	2	1			
Larry Dierker, R OBP: 0.102, SLG: 0.105 (3, 1)										1	0	0	0	0	0	1			
Bo McLaughlin, R OBP: 0.385, SLG: 0.440 (5, PH)										0	0	0	0	0	0	0			
Greg Cross, L OBP: 0.385, SLG: 0.351 (5, PH)										0	0	0	0	0	1	0			
Dan Larson, R OBP: 0.387, SLG: 0.440 (5, PH)										0	0	0	0	0	0	0			
Joe Niekro, R OBP: 0.162, SLG: 0.308 (5, PH)										0	0	0	0	0	0	0			
Ken Boswell, L OBP: 0.162, SLG: 0.308 (5, PH)										1	0	0	0	0	0	0			
Gilberto Rondon, R OBP: 0.162, SLG: 0.308 (8, 1)										0	0	0	0	0	0	0			
Inning Stats	R: 0 E: 0 K: 1 S: 5	H: 1 LOB: 0 BB: 0 P: 5	R: 0 E: 0 K: 1 S: 5	H: 0 LOB: 1 BB: 1 P: 9	R: 0 E: 0 K: 1 S: 5	H: 0 LOB: 0 BB: 0 P: 5	R: 1 E: 0 K: 1 S: 8	H: 3 LOB: 2 BB: 0 P: 8	R: 0 E: 0 K: 0 S: 3	H: 0 LOB: 0 BB: 0 P: 3	R: 0 E: 0 K: 1 S: 6	H: 1 LOB: 1 BB: 0 P: 6	R: 0 E: 0 K: 1 S: 5	H: 0 LOB: 0 BB: 0 P: 5	R: 0 E: 0 K: 0 S: 3	H: 0 LOB: 0 BB: 0 P: 3	1B: 4 2B: 0 3B: 0 HR: 1	SF: 0 SAC: 0 DP: 2 HBP: 0	WP: 0 PA: 32 PB: 0 SB: 0 CS: 0
PITCHER Tom Underwood, L ERA: 3.28 (1, 1)	IP: 9.0 WLS: W BF: 32 H: 5 R: 1 ER: 1 SO: 7 BB: 2 IBB: 0 HBP: 0 BLK: 0 WP: 0 HR: 1 S: 44 P: 52 ERA: 1.00 WHIP: 0.778																		

Houston Astros @ Philadelphia Phillies
Veterans Stadium, Philadelphia, PA
Sun Aug 22 1976, 3:33 AM EDT
Att: 43,513 - Unknown

AB	30
R	1
H	5
RBI	1
BB	2
SO	7
LOB	9



Batter	1	2	3	4	5	6	7	8	9	AB	R	H	RBI	BB	SO	LOB	BOTTOM		
Dave Cash, R OBP: 0.335, SLG: 0.350 (1, 4)										3	0	0	0	1	1	2			
Larry Bowa, S OBP: 0.298, SLG: 0.304 (1, 6)										4	1	1	0	0	0	2			
Garry Maddox, R OBP: 0.379, SLG: 0.459 (1, 8)										4	1	2	0	0	0	1			
Greg Luzinski, R OBP: 0.369, SLG: 0.505 (1, 7)										3	0	0	0	1	0	1			
Jerry Martin, R OBP: 0.319, SLG: 0.343 (8, 7)										0	0	0	0	0	0	0			
Jay Johnstone, L OBP: 0.399, SLG: 0.502 (1, 9)										3	1	1	0	1	0	0			
Bob Boone, R OBP: 0.376, SLG: 0.430 (1, 2)										3	1	2	1	0	0	0			
Bobby Tolan, L OBP: 0.267, SLG: 0.339 (1, 3)										4	1	2	0	0	0	2			
Terry Harmon, R OBP: 0.356, SLG: 0.429 (1, 5)										4	0	1	1	0	2	2			
Tom Underwood, R OBP: 0.167, SLG: 0.118 (1, 1)										4	0	1	0	0	1	3			
Inning Stats	R: 0 E: 0 K: 0 S: 2	H: 0 LOB: 1 BB: 1 P: 6	R: 3 E: 1 K: 1 S: 9	H: 4 LOB: 1 BB: 0 P: 9	R: 1 E: 0 K: 0 S: 4	H: 1 LOB: 2 BB: 2 P: 12	R: 0 E: 0 K: 1 S: 6	H: 1 LOB: 1 BB: 0 P: 6	R: 1 E: 1 K: 0 S: 4	H: 1 LOB: 0 BB: 0 P: 4	R: 0 E: 0 K: 0 S: 3	H: 0 LOB: 0 BB: 0 P: 3	R: 0 E: 0 K: 1 S: 6	H: 1 LOB: 1 BB: 0 P: 6	R: 0 E: 0 K: 1 S: 7	H: 2 LOB: 2 BB: 0 P: 7	1B: 7 2B: 3 3B: 1 HR: 0	SF: 1 SAC: 0 DP: 1 HBP: 0	WP: 1 PA: 36 PB: 0 SB: 2 CS: 0
PITCHER Larry Dierker, R ERA: 3.77 (1, 1)	IP: 2.1 WLS: L BF: 14 H: 5 R: 4 ER: 3 SO: 1 BB: 3 IBB: 0 HBP: 0 BLK: 0 WP: 1 HR: 0 S: 13 P: 25 ERA: 11.57 WHIP: 3.429																		
Bo McLaughlin, R ERA: 3.69 (3, 1)	IP: 1.2 WLS: L BF: 6 H: 1 R: 0 ER: 0 SO: 1 BB: 0 IBB: 0 HBP: 0 BLK: 0 WP: 0 HR: 0 S: 8 P: 8 ERA: 0.00 WHIP: 0.600																		
Joe Niekro, R ERA: 3.61 (5, 1)	IP: 3.0 WLS: L BF: 11 H: 2 R: 1 ER: 1 SO: 1 BB: 0 IBB: 0 HBP: 0 BLK: 0 WP: 0 HR: 0 S: 13 P: 13 ERA: 3.00 WHIP: 0.667																		
Gilberto Rondon, R ERA: 5.81 (8, 1)	IP: 1.0 WLS: L BF: 5 H: 2 R: 0 ER: 0 SO: 1 BB: 0 IBB: 0 HBP: 0 BLK: 0 WP: 0 HR: 0 S: 7 P: 7 ERA: 0.00 WHIP: 2.000																		

Houston Astros @ Philadelphia Phillies
Veterans Stadium, Philadelphia, PA
Sun Aug 22 1976, 3:33 AM EDT
Att: 43,513 - Unknown

AB	32
R	5
H	10
RBI	2
BB	3
SO	4
LOB	13



Batter	1	2	3	4	5	6	7	8	9	AB	R	H	RBI	BB	SO	LOB	TOP				
Dave Cash, R OBP: 0.335, SLG: 0.349 (1, 4)	6-3		F8			F9		1B		4	1	1	2	0	0	0	Philadelphia Phillies @ Atlanta Braves Atlanta-Fulton County Stadium, Atlanta, GA Mon Aug 23 1976, 7:05 PM EDT Att: 11,600 - Unknown				
Larry Bowa, S OBP: 0.295, SLG: 0.303 (1, 6)	F7			3-1		P6		SF8		3	0	0	1	0	0	0					
Mike Schmidt, R OBP: 0.386, SLG: 0.559 (1, 5)	F9			F9			K	P4		4	0	0	0	0	1	1					
Greg Luzinski, R OBP: 0.374, SLG: 0.508 Tug McGraw, R OBP: 0.167, SLG: 0.333 (8, 1)		1B					FC4-6	1B		3	0	3	1	1	0	0					
Jay Johnstone, L OBP: 0.394, SLG: 0.495 (1, 9)	F9			4-3			P6	1B		4	0	0	0	0	0	3					
Gary Maddox, R OBP: 0.380, SLG: 0.460 (1, 8)	F8					G6-4-3	FC4-6	1B		4	0	2	0	0	0	2					
Bob Boone, R OBP: 0.375, SLG: 0.425 (1, 2)	F7			G6-4-3				1B		3	1	0	0	1	0	3					
Bobby Tolan, L OBP: 0.271, SLG: 0.342 (1, 3)			K			K		1B		4	1	2	0	0	2	0					
Jim Lonborg, R OBP: 0.299, SLG: 0.208 Tim McCarver, L OBP: 0.424, SLG: 0.423 Jerry Martin, R OBP: 0.315, SLG: 0.338 (8, PH)			K			L9		1B		2	0	0	0	0	1	0					
								1B		1	1	1	0	0	0	0					
								1B		1	0	0	0	0	0	2					
Inning Stats	R: 0 E: 0 K: 0 S: 3	H: 0 LOB: 0 BB: 0 P: 3	R: 0 E: 0 K: 0 S: 4	H: 1 LOB: 1 BB: 0 P: 4	R: 0 E: 0 K: 2 S: 7	H: 0 LOB: 0 BB: 0 P: 7	R: 0 E: 0 K: 0 S: 3	H: 0 LOB: 1 BB: 1 P: 7	R: 0 E: 0 K: 1 S: 5	H: 0 LOB: 0 BB: 0 P: 5	R: 0 E: 0 K: 0 S: 3	H: 0 LOB: 1 BB: 0 P: 6	R: 4 E: 0 K: 0 S: 6	H: 4 LOB: 1 BB: 1 P: 10	R: 0 E: 0 K: 0 S: 5	H: 2 LOB: 2 BB: 0 P: 5	1B: 9 2B: 0 3B: 0 HR: 0	SF: 1 SAC: 0 DP: 1 HBP: 0	WP: 0 PB: 0 SB: 0 CS: 0	PA: 36	
PITCHER	IP	WLS	BF	H	R	ER	SO	BB	IBB	HBP	BLK	WP	HR	S	P	ERA	WHIP				
Dick Ruthven, R ERA: 3.46 (1, 1)	7.0	L	28	6	4	4	4	2	0	0	0	0	0	34	42	5.14	1.143				
Adrian Devine, R ERA: 3.92 (8, 1)	1.0		3	1	0	0	0	0	0	0	0	0	0	3	3	0.00	1.000				
Mike Marshall, R ERA: 3.9 (9, 1)	1.0		5	2	0	0	0	0	0	0	0	0	0	5	5	0.00	2.000				

AB	33
R	4
H	9
RBI	4
BB	2
SO	4
LOB	11



Batter	1	2	3	4	5	6	7	8	9	AB	R	H	RBI	BB	SO	LOB	BOTTOM				
Jerry Royster, R OBP: 0.308, SLG: 0.307 (1, 5)	5-3		6-3			F7		F3		4	0	0	0	0	0	0	Philadelphia Phillies @ Atlanta Braves Atlanta-Fulton County Stadium, Atlanta, GA Mon Aug 23 1976, 7:05 PM EDT Att: 11,600 - Unknown				
Rowland Office, L OBP: 0.356, SLG: 0.374 (1, 8)	L8		BLK			4-1		P3		4	0	1	0	0	0	0					
Dave May, L OBP: 0.307, SLG: 0.282 Jimmy Wynn, R OBP: 0.378, SLG: 0.361 (9, PH)			F8			F3				3	0	1	0	0	0	1					
Willie Montanez, L OBP: 0.341, SLG: 0.407 (1, 3)	P6									1	0	0	0	0	0	0					
Ken Henderson, S OBP: 0.360, SLG: 0.392 (1, 9)		HR				F8		K		4	1	2	1	0	1	0					
Darrel Chaney, S OBP: 0.343, SLG: 0.357 Cito Gaston, R OBP: 0.389, SLG: 0.506 (9, PH)		F7				F7		S		3	1	1	0	0	0	0					
Rod Gilbreath, R OBP: 0.331, SLG: 0.360 (1, 4)		4-3						1B		3	0	1	1	0	0	0					
Vic Correll, R OBP: 0.317, SLG: 0.326 (1, 2)		K						1B		3	0	0	0	0	1	1					
Dick Ruthven, R OBP: 0.227, SLG: 0.177 Adrian Devine, R (8, 1)										2	0	0	0	0	0	0					
Tom Paciorek, R OBP: 0.328, SLG: 0.374 Mike Marshall, R OBP: 0.313, SLG: 0.091 (9, 1)			6-3					F9		1	0	0	0	0	0	0					
Inning Stats	R: 0 E: 0 K: 0 S: 4	H: 1 LOB: 1 BB: 0 P: 4	R: 1 E: 0 K: 1 S: 6	H: 1 LOB: 0 BB: 0 P: 6	R: 0 E: 0 K: 0 S: 4	H: 1 LOB: 1 BB: 0 P: 4	R: 0 E: 0 K: 0 S: 3	H: 0 LOB: 0 BB: 0 P: 3	R: 0 E: 0 K: 0 S: 3	H: 0 LOB: 0 BB: 0 P: 3	R: 1 E: 0 K: 1 S: 7	H: 2 LOB: 1 BB: 0 P: 7	R: 0 E: 0 K: 0 S: 3	H: 0 LOB: 0 BB: 0 P: 3	R: 0 E: 0 K: 0 S: 4	H: 1 LOB: 1 BB: 0 P: 4	1B: 5 2B: 0 3B: 0 HR: 1	SF: 0 SAC: 0 DP: 0 HBP: 0	WP: 0 PB: 0 SB: 1 CS: 0	PA: 33	
PITCHER	IP	WLS	BF	H	R	ER	SO	BB	IBB	HBP	BLK	WP	HR	S	P	ERA	WHIP				
Jim Lonborg, R ERA: 3.07 (1, 1)	7.0	W	26	5	2	2	2	0	0	0	1	0	1	30	30	2.57	0.714				
Tug McGraw, L ERA: 2.45 (8, 1)	2.0	S	7	1	0	0	0	0	0	0	0	0	0	7	7	0.00	0.500				



Batter	1	2	3	4	5	6	7	8	9	AB	R	H	RBI	BB	SO	LOB	TOP			
Dave Cash, R OBP: 0.335, SLG: 0.347 (1, 4)	6-3		6-3		FC4-6 1B		1B			4	0	2	0	0	0	0	Philadelphia Phillies @ Atlanta Braves Atlanta-Fulton County Stadium, Atlanta, GA Wed Aug 25 1976, 7:05 PM EDT Att: 7,514 - Unknown			
Larry Bowa, S OBP: 0.295, SLG: 0.302 (1, 6)	P6		4-3		FC4-6		4-3			4	0	0	1	0	0	2				
Mike Schmidt, R OBP: 0.384, SLG: 0.553 (1, 5)	BB			E6 PB	F8			F9		3	0	0	0	1	0	1				
Jay Johnstone, L OBP: 0.396, SLG: 0.492 (1, 9)	1-2 BB			F7		K		WP 1B		3	0	1	0	1	1	1				
Bob Boone, R OBP: 0.369, SLG: 0.417 (1, 2)	K			F8		F7		K		4	0	0	0	0	2	4				
Gary Maddox, R OBP: 0.382, SLG: 0.462 (1, 8)		P5		PB BB				K		3	0	1	0	1	1	1				
Jerry Martin, R OBP: 0.304, SLG: 0.324 (1, 7)	K			F2		P4		G1-6-3 1B		4	0	1	0	0	1	3				
Bobby Tolan, L OBP: 0.279, SLG: 0.362 (1, 3)	1-3				FC4-6 1B		F9	G1-6-3 1B		4	1	1	0	0	0	1				
Larry Christenson, R Tony Taylor, R Wayne Twitchell, R Tom Hutton, L Ron Schueler, R Tim McCarver, L OBP: 0.196, SLG: 0.231 OBP: 0.287, SLG: 0.354 OBP: 0.255, SLG: 0.299 OBP: 0.404, SLG: 0.421 (1, 1) (5, PH) (5, 1) (7, PH) (7, 1) (9, PH)	K				L9		G3	P5		1	0	0	0	0	1	0				
Inning Stats	R: 0 E: 0 K: 1 S: 5	H: 0 LOB: 2 BB: 2 P: 13	R: 0 E: 0 K: 1 S: 5	H: 0 LOB: 0 BB: 0 P: 5	R: 0 E: 0 K: 1 S: 5	H: 0 LOB: 0 BB: 0 P: 5	R: 0 E: 1 K: 0 S: 4	H: 2 LOB: 2 BB: 1 P: 8	R: 1 E: 0 K: 1 S: 5	H: 2 LOB: 1 BB: 0 P: 6	R: 0 E: 0 K: 1 S: 4	H: 1 LOB: 1 BB: 0 P: 4	R: 0 E: 0 K: 2 S: 8	H: 1 LOB: 1 BB: 0 P: 8	R: 0 E: 0 K: 0 S: 3	H: 1 LOB: 0 BB: 0 P: 3		1B: 5 2B: 1 3B: 0 HR: 0	SF: 0 SAC: 0 DP: 1 HBP: 0	WP: 1 PB: 1 SB: 2 CS: 0
PITCHER Phil Niekro, R ERA: 3.41 (1, 1)	IP: 9.0 WLS: W BF: 36 H: 6 R: 1 ER: 1 SO: 6 BB: 3 IBB: 0 HBP: 0 BLK: 0 WP: 1 HR: 0 S: 45 P: 57 ERA: 1.00 WHIP: 1.000															PITCHER				

AB	33
R	1
H	6
RBI	1
BB	3
SO	6
LOB	14



Batter	1	2	3	4	5	6	7	8	9	AB	R	H	RBI	BB	SO	LOB	BOTTOM	
Jerry Royster, R OBP: 0.305, SLG: 0.302 (1, 5)	G4-3 BB	K		5-3			6-3			3	0	0	0	1	1	4	Philadelphia Phillies @ Atlanta Braves Atlanta-Fulton County Stadium, Atlanta, GA Wed Aug 25 1976, 7:05 PM EDT Att: 7,514 - Unknown	
Rowland Office, L OBP: 0.353, SLG: 0.370 (1, 8)	G4-3 1-2		L7		P4		3-1			4	0	0	0	0	0	1		
Jimmy Wynn, R OBP: 0.379, SLG: 0.375 (1, 7)	K		L5		F7		F2			4	0	0	0	0	1	0		
Willie Montanez, L OBP: 0.341, SLG: 0.407 (1, 3)		E6 HR			K			2B 1B 1B		4	2	2	0	0	1	0		
Ken Henderson, S OBP: 0.360, SLG: 0.403 (1, 9)		HR	F2			K		1B FC5-2-5 2B		4	1	2	2	0	1	1		
Darrel Chaney, S OBP: 0.346, SLG: 0.365 (1, 6)		E4 S FC5-2-5 4-3		SH5-4 1B		HR 2B		FC5-2-5 1B		4	1	3	1	0	0	0		
Rod Gilbreath, R OBP: 0.329, SLG: 0.357 (1, 4)			4-3		SH5-4 1B		K		FC5-2-5 1B	4	0	1	0	0	1	4		
Vic Correll, R OBP: 0.319, SLG: 0.349 (1, 2)		FC6-2-5 1B		SH5-4				K		3	1	1	2	0	1	3		
Phil Niekro, R OBP: 0.200, SLG: 0.284 (1, 1)				L3		6-3		K		4	0	1	0	0	1	4		
Inning Stats	R: 0 E: 0 K: 1 S: 4	H: 0 LOB: 0 BB: 1 P: 8	R: 2 E: 2 K: 1 S: 9	H: 2 LOB: 2 BB: 0 P: 9	R: 0 E: 0 K: 0 S: 4	H: 1 LOB: 1 BB: 0 P: 4	R: 0 E: 0 K: 0 S: 5	H: 2 LOB: 2 BB: 0 P: 5	R: 0 E: 0 K: 2 S: 9	H: 2 LOB: 0 BB: 0 P: 9	R: 0 E: 0 K: 0 S: 3	H: 0 LOB: 0 BB: 0 P: 3	R: 1 E: 0 K: 2 S: 10	H: 3 LOB: 2 BB: 0 P: 10	1B: 6 2B: 2 3B: 0 HR: 2	SF: 0 SAC: 1 DP: 1 HBP: 0		WP: 0 PB: 0 SB: 1 CS: 0
PITCHER Larry Christenson, R ERA: 4.05 Wayne Twitchell, R ERA: 2.16 Ron Schueler, R ERA: 3.41 (1, 1) (5, 1) (7, 1)	IP: 4.0 WLS: L BF: 19 H: 2 R: 2 ER: 2 SO: 3 BB: 1 IBB: 0 HBP: 0 BLK: 0 WP: 0 HR: 1 S: 14 P: 14 ERA: 9.00 WHIP: 1.500															PITCHER		



Batter	1	2	3	4	5	6	7	8	9	10	11	12	13	AB R H RBI BB SO LOB	TOP
Dave Cash, R OBP: 0.336, SLG: 0.349 (1, 4)														6 1 3 0 0 0 0	Philadelphia Phillies @ Cincinnati Reds Riverfront Stadium, Cincinnati, OH Thu Aug 26 1976, 7:05 PM EDT Att: 38,094 - Unknown
Larry Bova, S OBP: 0.292, SLG: 0.299 (1, 6)														5 0 0 0 0 0 2	
Mike Schmidt, R OBP: 0.385, SLG: 0.553 (1, 5)														5 1 2 1 0 2 0	
Greg Luzinski, R OBP: 0.370, SLG: 0.508 (8, 7)														4 1 1 2 0 1 2	
Jerry Martin, R OBP: 0.304, SLG: 0.324 (11, PH)														0 0 0 0 0 0 0	
Tom Hutton, L OBP: 0.297, SLG: 0.293 (11, 3)														2 0 0 0 0 0 0	
Jay Johnstone, L OBP: 0.400, SLG: 0.496 (1, 9)														4 1 2 0 2 0 1	
Garry Maddox, R OBP: 0.381, SLG: 0.465 (1, 8)														6 1 2 1 0 0 3	
Bob Boone, R OBP: 0.365, SLG: 0.409 (1, 2)														5 0 0 0 1 0 3	
Bobby Tolan, L OBP: 0.277, SLG: 0.358 (11, 7)														5 0 1 0 0 0 1	
Jim Kaat, L OBP: 0.183, SLG: 0.250 (8, 1)														3 0 0 0 0 3 0	
Ron Reed, R OBP: 0.136, SLG: 0.182 (12, PH)														1 0 0 0 0 0 1	
Tim McCarver, L OBP: 0.432, SLG: 0.417 (12, 1)														1 0 0 0 0 0 0	
Tug McGraw, R OBP: 0.167, SLG: 0.333 (12, 1)														0 0 0 0 0 0 0	
Inning Stats	R: 0 H: 0 E: 0 K: 1 S: 5 H: 0 LOB: 0 BB: 0 P: 5 R: 1 H: 1 E: 1 K: 0 S: 4 H: 1 LOB: 1 BB: 1 P: 8 R: 0 H: 1 E: 0 K: 1 S: 5 H: 1 LOB: 0 BB: 0 P: 5 R: 0 H: 2 E: 0 K: 0 S: 4 H: 1 LOB: 1 BB: 0 P: 4 R: 0 H: 0 E: 0 K: 1 S: 5 H: 0 LOB: 0 BB: 0 P: 5 R: 3 H: 3 E: 0 K: 0 S: 6 H: 3 LOB: 1 BB: 1 P: 10 R: 0 H: 0 E: 0 K: 1 S: 5 H: 0 LOB: 0 BB: 0 P: 5 R: 0 H: 0 E: 0 K: 1 S: 5 H: 0 LOB: 1 BB: 0 P: 4 R: 0 H: 0 E: 0 K: 1 S: 5 H: 0 LOB: 0 BB: 0 P: 5 R: 0 H: 1 E: 0 K: 0 S: 4 H: 1 LOB: 1 BB: 0 P: 4 R: 0 H: 1 E: 0 K: 0 S: 4 H: 1 LOB: 1 BB: 0 P: 4 R: 0 H: 1 E: 0 K: 0 S: 4 H: 1 LOB: 1 BB: 0 P: 8 R: 1 H: 1 E: 0 K: 0 S: 4 H: 1 LOB: 1 BB: 1 P: 8 1B: 6 SF: 0 2B: 5 SAC: 1 3B: 0 DP: 1 HR: 1 HBP: 1 WP: 1 PA: 52 PB: 0 SB: 1 CS: 0														
PITCHER	Gary Nolan, R (1, 1) 7.0 WLS 28 BF 7 H 4 R 3 ER 3 SO 4 BB 2 IBB 0 HBP 0 BLK 0 WP 1 HR 1 S 34 P 42 ERA 3.86 WHIP 1.286 Manny Sarmiento, R (8, 1) 2.0 WLS 8 BF 1 H 0 R 0 ER 0 SO 1 BB 0 IBB 0 HBP 0 BLK 0 WP 0 HR 0 S 9 P 10 ERA 0.00 WHIP 0.500 Rawly Eastwick, R (10, 1) 4.0 WLS 16 BF 3 H 1 R 1 ER 1 SO 1 BB 1 IBB 0 HBP 0 BLK 0 WP 0 HR 0 S 17 P 21 ERA 2.25 WHIP 1.000														

AB	47
R	5
H	11
RBI	4
BB	3
SO	6
LOB	13



Batter	1	2	3	4	5	6	7	8	9	10	11	12	13	AB R H RBI BB SO LOB	BOTTOM
Pete Rose, S OBP: 0.409, SLG: 0.439 (1, 5)														5 1 1 0 1 0 0	Philadelphia Phillies @ Cincinnati Reds Riverfront Stadium, Cincinnati, OH Thu Aug 26 1976, 7:05 PM EDT Att: 38,094 - Unknown
Ken Griffey, L OBP: 0.398, SLG: 0.457 (1, 9)														6 0 3 0 0 1 1	
Joe Morgan, L OBP: 0.464, SLG: 0.640 (1, 4)														6 1 2 0 0 0 5	
George Foster, R OBP: 0.380, SLG: 0.561 (1, 7)														5 0 2 1 1 0 2	
Johnny Bench, R OBP: 0.354, SLG: 0.422 (1, 2)														5 1 2 2 1 1 4	
Tony Perez, R OBP: 0.324, SLG: 0.437 (1, 3)														6 0 2 0 0 0 5	
Dave Concepcion, R OBP: 0.336, SLG: 0.414 (1, 6)														7 0 1 0 0 0 3	
Cesar Geronimo, L OBP: 0.374, SLG: 0.412 (1, 8)														6 0 0 0 0 3 2	
Gary Nolan, R ERA: 3.26 (7, PH)														2 0 0 0 0 0 1	
Ed Arns, R ERA: 2.63 (8, PH)														1 0 0 0 0 0 0	
Manny Sarmiento, R ERA: 2.63 (8, PH)														0 0 0 0 0 0 0	
Dan Driessen, L ERA: 2.63 (8, PH)														1 1 1 0 0 0 0	
Rawly Eastwick, R ERA: 2.25 (10, PH)														1 0 0 0 0 1 0	
Bob Bailey, R ERA: 2.39 (10, PH)														1 0 0 0 0 1 0	
Inning Stats	R: 1 H: 3 E: 0 K: 1 S: 8 H: 3 LOB: 2 BB: 0 P: 8 R: 0 H: 0 E: 0 K: 0 S: 3 H: 0 LOB: 0 BB: 0 P: 3 R: 0 H: 2 E: 0 K: 0 S: 5 H: 2 LOB: 2 BB: 0 P: 5 R: 0 H: 1 E: 0 K: 0 S: 4 H: 1 LOB: 1 BB: 0 P: 4 R: 0 H: 1 E: 0 K: 0 S: 4 H: 1 LOB: 1 BB: 0 P: 4 R: 0 H: 0 E: 0 K: 1 S: 5 H: 0 LOB: 0 BB: 0 P: 5 R: 2 H: 2 E: 0 K: 0 S: 5 H: 2 LOB: 0 BB: 0 P: 5 R: 1 H: 1 E: 0 K: 2 S: 6 H: 1 LOB: 1 BB: 0 P: 10 R: 0 H: 1 E: 0 K: 0 S: 3 H: 1 LOB: 0 BB: 0 P: 3 R: 0 H: 0 E: 0 K: 2 S: 7 H: 0 LOB: 0 BB: 0 P: 7 R: 0 H: 1 E: 0 K: 0 S: 4 H: 1 LOB: 3 BB: 2 P: 12 R: 0 H: 0 E: 0 K: 2 S: 7 H: 0 LOB: 0 BB: 0 P: 7 1B: 8 SF: 0 2B: 4 SAC: 0 3B: 0 DP: 1 HR: 2 HBP: 0 WP: 1 PA: 55 PB: 0 SB: 0 CS: 0														
PITCHER	Jim Kaat, L (1, 1) 7.0 WLS 30 BF 10 H 2 R 2 ER 2 SO 2 BB 0 IBB 0 HBP 0 BLK 0 WP 0 HR 0 S 34 P 34 ERA 2.57 WHIP 1.429 Ron Reed, R (8, 1) 4.0 WLS 16 BF 3 H 2 R 2 ER 2 SO 2 BB 1 IBB 0 HBP 0 BLK 0 WP 2 HR 20 S 24 P 24 ERA 4.50 WHIP 1.000 Tug McGraw, L (12, 1) 2.0 WLS 9 BF 1 H 0 R 0 ER 0 SO 1 BB 1 IBB 0 HBP 0 BLK 0 WP 0 HR 0 S 11 P 19 ERA 0.00 WHIP 1.000														

AB	52
R	4
H	14
RBI	4
BB	3
SO	7
LOB	23



Batter	1	2	3	4	5	6	7	8	9	AB	R	H	RBI	BB	SO	LOB	TOP										
Dave Cash, R OBP: 0.336, SLG: 0.348 (1, 4)	6-3		1B HBP 1B		F9		F9			4	0	1	0	0	0	2	Philadelphia Phillies @ Cincinnati Reds Riverfront Stadium, Cincinnati, OH Fri Aug 27 1976, 7:05 PM EDT Att: 49,821 - Unknown										
Larry Bowa, S OBP: 0.292, SLG: 0.298 (1, 6)	1B 1B		F2		F7		4-3			4	1	1	0	0	0	2											
Mike Schmidt, R OBP: 0.386, SLG: 0.552 (1, 5)	1B 1-2 1B		1B 1-2 HBP		6-3		K			3	0	1	0	0	1	1											
Greg Luzinski, R OBP: 0.371, SLG: 0.507 (1, 7)	K		FC5-4 1-3 2-3 1B		L5		BB			3	0	1	0	1	1	2											
Ollie Brown, R OBP: 0.377, SLG: 0.431 Jay Johnstone, L OBP: 0.398, SLG: 0.493 (6, PH) (6, 9)	1-3 2-H 1B		FC5-4 1-2		G3		K			2	0	1	1	0	0	2											
Gary Maddox, R OBP: 0.378, SLG: 0.460 (1, 8)	F9				F9					4	0	0	0	0	0	2											
Bob Boone, R OBP: 0.366, SLG: 0.411 (1, 2)			G5-6-3 1B		L5		1-4-3			4	0	2	0	0	0	0											
Bobby Tolan, L OBP: 0.272, SLG: 0.351 (1, 3)			P5		4-3		K			4	0	0	0	0	1	2											
Tom Underwood, R OBP: 0.184, SLG: 0.114 Tom Hutton, L OBP: 0.352, SLG: 0.293 Gene Garber, R OBP: 0.500, SLG: 0.333 Tim McCarver, L OBP: 0.429, SLG: 0.414 (7, PH) (7, 1) (8, PH)	G5-6-3 1-2				WP BB		BB			1	0	0	0	1	0	1	Phillies										
Inning Stats	R: 1 E: 0 K: 1 S: 8	H: 3 LOB: 2 BB: 0 P: 8	R: 0 E: 0 K: 0 S: 3	H: 1 LOB: 0 BB: 3 P: 3	R: 0 E: 0 K: 0 S: 4	H: 2 LOB: 2 BB: 0 P: 5	R: 0 E: 0 K: 0 S: 3	H: 0 LOB: 0 BB: 0 P: 3	R: 0 E: 0 K: 0 S: 3	H: 0 LOB: 1 BB: 1 P: 7	R: 0 E: 0 K: 0 S: 5	H: 0 LOB: 0 BB: 0 P: 3	R: 0 E: 0 K: 2 S: 7	H: 0 LOB: 1 BB: 1 P: 11	R: 0 E: 0 K: 0 S: 4	H: 1 LOB: 1 BB: 0 P: 4		1B: 7 2B: 0 3B: 0 HR: 0	SF: 0 SAC: 0 DP: 1 HBP: 1	WP: 1 PB: 0 SB: 0 CS: 0	PA: 36						
PITCHER	IP	WLS	BF	H	R	ER	SO	BB	IBB	HBP	BLK	WP	HR	S	P	ERA	WHIP										
Fred Norman, L ERA: 2.59 Pedro Borbon, R ERA: 3.1	(1, 1) (6, 1)	5.0 S	21 15	6 1	1 0	1 0	1 3	1 2	0 0	1 0	0 0	1 0	0 0	21 19	26 27	1.80 0.00	1.400 0.750										

Batter	1	2	3	4	5	6	7	8	9	AB	R	H	RBI	BB	SO	LOB	BOTTOM										
Pete Rose, S OBP: 0.410, SLG: 0.443 (1, 5)	4-3 SF8 2B		F8	4-3			1B 1B 2B			4	2	2	0	0	0	1	Philadelphia Phillies @ Cincinnati Reds Riverfront Stadium, Cincinnati, OH Fri Aug 27 1976, 7:05 PM EDT Att: 49,821 - Unknown										
Ken Griffey, L OBP: 0.400, SLG: 0.458 (1, 9)	4-3 2-3		4-3		FC6 1B		F8 1B 1B			4	0	2	0	0	0	1											
Joe Morgan, L OBP: 0.464, SLG: 0.646 (1, 4)	SF8 3-H		1B 3B		FC6 S 1-2		1B S 1B			3	2	2	2	0	0	1											
George Foster, R OBP: 0.379, SLG: 0.559 (1, 7)	E6		BB 1B		K 1-2		F8 2-3			4	0	1	1	0	1	3											
Johnny Bench, R OBP: 0.357, SLG: 0.420 (1, 2)	F8		BB BB		S BB		G5-4-3 1B IBB			1	0	0	0	3	0	1											
Tony Perez, R OBP: 0.321, SLG: 0.433 (1, 3)		K	F8		F8 1-2 2-H		G5-4-3 1-2			4	0	0	0	0	1	6											
Dave Concepcion, R OBP: 0.333, SLG: 0.410 (1, 6)		F9			F8		4-3			4	0	0	0	0	0	0											
Cesar Geronimo, L OBP: 0.375, SLG: 0.411 (1, 8)			BB BB		SH5-4 1B		5-3			3	0	1	0	1	1	0											
Fred Norman, S OBP: 0.163, SLG: 0.146 Pedro Borbon, R OBP: 0.267, SLG: 0.267 (1, 1) (6, 1)	4-3				SH5-4 1-2		1-3			1	0	0	0	0	0	1	REDS										
Inning Stats	R: 1 E: 1 K: 0 S: 5	H: 1 LOB: 1 BB: 0 P: 5	R: 0 E: 0 K: 1 S: 5	H: 0 LOB: 1 BB: 1 P: 9	R: 1 E: 0 K: 0 S: 5	H: 2 LOB: 2 BB: 1 P: 9	R: 0 E: 0 K: 0 S: 4	H: 1 LOB: 1 BB: 0 P: 4	R: 1 E: 0 K: 1 S: 6	H: 1 LOB: 1 BB: 1 P: 10	R: 0 E: 0 K: 0 S: 3	H: 0 LOB: 0 BB: 0 P: 3	R: 1 E: 0 K: 0 S: 5	H: 3 LOB: 2 BB: 1 P: 9	R: 0 E: 0 K: 1 S: 5	H: 0 LOB: 0 BB: 0 P: 5		1B: 5 2B: 2 3B: 1 HR: 0	SF: 1 SAC: 1 DP: 1 HBP: 0	WP: 0 PB: 0 SB: 5 CS: 0	PA: 36						
PITCHER	IP	WLS	BF	H	R	ER	SO	BB	IBB	HBP	BLK	WP	HR	S	P	ERA	WHIP										
Tom Underwood, L ERA: 3.34 Gene Garber, R ERA: 2.76	(1, 1) (7, 1)	6.0 L	27 9	5 3	3 1	3 1	2 1	3 0	0 1	0 0	0 0	0 0	0 0	28 10	40 14	4.50 4.50	1.333 1.500										

Batter	1	2	3	4	5	6	7	8	9	AB	R	H	RBI	BB	SO	LOB	TOP					
Dave Cash, R OBP: 0.336, SLG: 0.353	6-3		1B				G3		1B	5	2	2	0	0	0	1	Philadelphia Phillies @ Cincinnati Reds Riverfront Stadium, Cincinnati, OH Sat Aug 28 1976, 3:33 AM EDT Att: 51,091 - Unknown					
Larry Bowa, S OBP: 0.293, SLG: 0.299	F9		3B				F7		1B	5	1	2	1	0	0	1						
Garry Maddox, R OBP: 0.378, SLG: 0.464	6-3		5-3				K		SF8	5	2	2	2	0	1	2						
Mike Schmidt, R OBP: 0.386, SLG: 0.550		K					F9		SF8	3	1	1	1	1	1	1						
Jay Johnstone, L OBP: 0.398, SLG: 0.500		K					1B		F9	5	1	2	3	0	1	2						
Bob Boone, R OBP: 0.373, SLG: 0.413		1B					1B		5-3	3	0	2	0	2	0	0						
Bobby Tolan, L OBP: 0.274, SLG: 0.353							F9			2	0	1	0	0	0	1						
Jerry Martin, R OBP: 0.300, SLG: 0.320										1	0	0	0	0	0	2						
Tim McCarver, L OBP: 0.426, SLG: 0.410										1	0	0	0	0	0	1						
Tom Hutton, L OBP: 0.347, SLG: 0.287										2	0	0	0	0	0	2						
Ollie Brown, R OBP: 0.373, SLG: 0.426										2	0	0	0	0	0	3						
Jim Lonborg, R OBP: 0.287, SLG: 0.300										2	0	0	0	0	0	2						
Wayne Twitchell, R ERA: 2.06										0	0	0	0	0	0	0						
Tony Taylor, R OBP: 0.313, SLG: 0.288										1	0	1	0	0	0	0						
Gene Garber, R ERA: 2.84										0	0	0	0	0	0	0						
Greg Luzinski, R OBP: 0.370, SLG: 0.506										1	0	0	0	0	1	1						
Tug McGraw, L ERA: 2.6										0	0	0	0	0	0	0						
Ron Reed, R ERA: 2.63										0	0	0	0	0	0	0						
Inning Stats	R: 0 E: 0 K: 0 S: 3	H: 0 LOB: 0 BB: 0 P: 3	R: 0 E: 0 K: 2 S: 8	H: 1 LOB: 2 BB: 1 P: 12	R: 1 E: 0 K: 1 S: 7	H: 2 LOB: 2 BB: 1 P: 11	R: 0 E: 0 K: 0 S: 3	H: 1 LOB: 0 BB: 0 P: 3	R: 0 E: 0 K: 1 S: 5	H: 0 LOB: 0 BB: 0 P: 5	R: 1 E: 0 K: 0 S: 6	H: 3 LOB: 2 BB: 0 P: 6	R: 0 E: 0 K: 1 S: 6	H: 1 LOB: 1 BB: 0 P: 6	R: 2 E: 0 K: 1 S: 7	H: 2 LOB: 1 BB: 1 P: 11	R: 3 E: 0 K: 0 S: 6	H: 3 LOB: 0 BB: 0 P: 6	1B: 9 2B: 1 3B: 2 HR: 1	SF: 1 SAC: 0 DP: 1 HBP: 0	WP: 1 PB: 0 SB: 0 CS: 0	PA: 42
PITCHER	IP	WLS	BF	H	R	ER	SO	BB	IBB	HBP	BLK	WP	HR	S	P	ERA	WHIP					
Jack Billingham, R ERA: 4.35	(1, 1)	5.1	24	7	2	2	4	2	0	0	0	1	0	30	10	3.38	1.688					
Will McEnaney, L ERA: 3.5	(6, 1)	1.2	8	3	2	2	1	0	0	0	0	0	1	10	10	10.80	1.800					
Manny Sarmiento, R ERA: 1.77	(8, 1)	1.0	6	2	2	2	1	1	0	0	0	0	0	7	11	18.00	3.000					
Rawly Eastwick, R ERA: 2.16	(9, 1)	1.0	W	4	1	1	1	0	0	0	0	0	0	4	4	9.00	1.000					

Batter	1	2	3	4	5	6	7	8	9	AB	R	H	RBI	BB	SO	LOB	BOTTOM					
Pete Rose, S OBP: 0.410, SLG: 0.449	FC4-6		HR	K			L9			5	1	2	2	0	2	4	Philadelphia Phillies @ Cincinnati Reds Riverfront Stadium, Cincinnati, OH Sat Aug 28 1976, 3:33 AM EDT Att: 51,091 - Unknown					
Ken Griffey, L OBP: 0.398, SLG: 0.455	FC4-6		1-3			HR	E3		F8	5	1	1	0	0	0	1						
Joe Morgan, L OBP: 0.464, SLG: 0.651	F7		K			HR			4-3	5	1	2	2	0	1	1						
George Foster, R OBP: 0.377, SLG: 0.554	F9		F9			L6-3			K	4	0	0	0	1	2	3						
Johnny Bench, R OBP: 0.360, SLG: 0.421		F7				L6-3				4	2	2	0	1	0	1						
Ed Armbrister, R OBP: 0.350, SLG: 0.492						1B	SF7		1B	0	1	0	0	0	0	0						
Tony Perez, R OBP: 0.326, SLG: 0.434						SH5-4			F9	3	0	2	0	2	0	1						
Joel Youngblood, R OBP: 0.250, SLG: 0.265						1B				0	1	0	0	0	0	0						
Cesar Geronimo, L OBP: 0.379, SLG: 0.413										3	0	2	0	1	0	1						
Dave Concepcion, R OBP: 0.332, SLG: 0.410										3	0	1	4	0	0	3						
Jack Billingham, R OBP: 0.291, SLG: 0.308										1	1	1	0	0	0	0						
Will McEnaney, L OBP: 0.375, SLG: 0.167										2	0	1	0	0	0	0						
Manny Sarmiento, R ERA: 1.77										0	0	0	0	0	0	0						
Rawly Eastwick, R ERA: 2.16										0	0	0	0	0	0	0						
Inning Stats	R: 0 E: 0 K: 0 S: 4	H: 1 LOB: 1 BB: 0 P: 4	R: 0 E: 0 K: 0 S: 4	H: 1 LOB: 0 BB: 0 P: 4	R: 2 E: 0 K: 1 S: 7	H: 2 LOB: 0 BB: 0 P: 7	R: 1 E: 0 K: 1 S: 7	H: 2 LOB: 1 BB: 1 P: 11	R: 2 E: 0 K: 0 S: 4	H: 2 LOB: 2 BB: 2 P: 13	R: 0 E: 1 K: 2 S: 9	H: 1 LOB: 2 BB: 0 P: 9	R: 1 E: 0 K: 0 S: 5	H: 2 LOB: 2 BB: 1 P: 9	R: 0 E: 0 K: 1 S: 5	H: 0 LOB: 0 BB: 0 P: 5	R: 2 E: 0 K: 0 S: 3	H: 3 LOB: 2 BB: 1 P: 7	1B: 12 2B: 1 3B: 0 HR: 2	SF: 2 SAC: 1 DP: 1 HBP: 1	WP: 0 PB: 0 SB: 0 CS: 0	PA: 44
PITCHER	IP	WLS	BF	H	R	ER	SO	BB	IBB	HBP	BLK	WP	HR	S	P	ERA	WHIP					
Jim Lonborg, R ERA: 3.25	(1, 1)	4.0	21	8	5	5	2	1	0	0	0	0	0	11	20	0.00	1.500					
Wayne Twitchell, R ERA: 2.06	(5, 1)	2.0	10	1	0	0	2	2	0	1	0	0	0	5	9	9.00	3.000					
Gene Garber, R ERA: 2.84	(7, 1)	1.0	6	2	1	1	0	1	0	0	0	0	0	7	7	18.00	2.000					
Tug McGraw, L ERA: 2.6	(8, 1)	1.0	L	5	2	2	2	1	0	0	0	0	0	1	5	∞	∞					
Ron Reed, R ERA: 2.63	(9, 1)	0.0	2	1	0	0	0	0	1	0	0	0	0	1	5	∞	∞					



Batter	1	2	3	4	5	6	7	8	9	10	11	12	13	14	15	AB	R	H	RBI	BB	SO	LOB	TOP					
Dave Cash, R OBP: 0.334, SLG: 0.350 (1.4)	5-3		F3		F8		G4-6-3 1B			F8		1-3		4-3		7	0	1	0	0	0	2						
Larry Bowa, S OBP: 0.293, SLG: 0.303 (1.6)					G3		G4-6-3 1-2			K			F8	F2		7	0	2	0	0	1	2						
Gary Maddox, R OBP: 0.377, SLG: 0.462 (1.8)		1B								K						6	2	1	0	1	3	2						
Mike Schmidt, R OBP: 0.385, SLG: 0.545 (1.5)	F7															6	2	1	0	1	1	2						
Jay Johnstone, L OBP: 0.398, SLG: 0.500 (1.9)																6	1	2	0	1	0	2						
Tim Lincecum, L OBP: 0.425, SLG: 0.615 (1.7)																2	0	0	2	0	1	1						
Greg Maddux, R OBP: 0.410, SLG: 0.500 (1.7)																1	0	0	1	0	0	0						
Tony Taylor, R OBP: 0.333, SLG: 0.333 (1.3)																0	0	0	0	0	0	0						
Gene Garber, R OBP: 0.300, SLG: 0.300 (1.3)																1	0	1	1	0	0	0						
Jim Kaat, L OBP: 0.300, SLG: 0.300 (1.3)																0	0	0	0	0	0	0						
Bobby Tolan, L OBP: 0.278, SLG: 0.355 (1.3)																4	0	2	1	0	0	1						
Ollie Brown, R OBP: 0.371, SLG: 0.424 (1.2)																1	0	0	0	0	0	0						
Tom Hutton, L OBP: 0.344, SLG: 0.284 (1.2)																1	0	0	0	0	0	0						
Jerry Martin, R OBP: 0.279, SLG: 0.296 (1.7)																6	0	0	0	0	1	4						
Steve Carlton, L OBP: 0.230, SLG: 0.222 (1.1)																2	0	0	0	0	0	0						
Tug McGraw, R OBP: 0.197, SLG: 0.333 (6.1)																0	0	0	0	0	0	0						
Bob Boone, R OBP: 0.378, SLG: 0.413 (7.2)																3	0	1	0	1	0	1						
Inning Stats	R: 0 E: 0 K: 1 S: 6	H: 1 LOB: 1 BB: 0 P: 6	R: 0 E: 0 K: 1 S: 8	H: 2 LOB: 1 BB: 0 P: 6	R: 0 E: 0 K: 1 S: 6	H: 1 LOB: 1 BB: 0 P: 6	R: 2 E: 0 K: 0 S: 4	H: 1 LOB: 0 BB: 1 P: 8	R: 0 E: 0 K: 0 S: 3	H: 0 LOB: 0 BB: 0 P: 3	R: 2 E: 0 K: 0 S: 5	H: 2 LOB: 1 BB: 1 P: 9	R: 0 E: 0 K: 1 S: 5	H: 0 LOB: 0 BB: 0 P: 5	R: 0 E: 0 K: 2 S: 7	H: 0 LOB: 0 BB: 0 P: 7	R: 0 E: 0 K: 0 S: 3	H: 0 LOB: 1 BB: 1 P: 7	R: 1 E: 0 K: 0 S: 5	H: 2 LOB: 2 BB: 1 P: 9	R: 0 E: 0 K: 1 S: 6	H: 1 LOB: 1 BB: 0 P: 6	R: 0 E: 0 K: 0 S: 3	H: 0 LOB: 0 BB: 0 P: 3	1B: 9 2B: 2 3B: 1 HR: 0	SF: 1 SAC: 0 DP: 2 HBP: 0	WP: 0 PB: 0 SB: 5 CS: 1	PA: 59
PAT PITCHER	IP	WLS	BF	H	R	ER	SO	BB	IBB	HBP	BLK	WP	HR	S	P	ERA	WHIP											
Pat Zachry, R ERA: 2.81 (1.1)	5.1		25	7	4	4	3									6.75	1.688											
Pedro Borbon, R ERA: 3.58 (6.1)	0.2		1	0	0	0	0									0.00	0.000											
Manny Sarmiento, R ERA: 1.54 (7.1)	3.0		10	2	0	0	1									0.00	0.667											
Randy Eastwick, R ERA: 2.15 (10.1)	2.0		6	0	0	0	3									0.00	0.000											
Will McEnaney, L ERA: 3.92 (12.1)	2.0		10	2	1	1	0									4.50	2.000											
PAT PITCHER	IP	WLS	BF	H	R	ER	SO	BB	IBB	HBP	BLK	WP	HR	S	P	ERA	WHIP											
Santo Alicia, R ERA: 4.34 (14.1)	2.0		7	1	0	0	1									6.75	1.688											

Philadelphia Phillies @ Cincinnati Reds
Riverfront Stadium, Cincinnati, OH
Sun Aug 29 1976, 3:33 AM EDT
Att: 51,376 - Unknown

livebaseballscorecards.com

AB 54
R 5
H 12
RBI 4
BB 4
SO 8
LOB 19



Batter	1	2	3	4	5	6	7	8	9	10	11	12	13	14	15	AB	R	H	RBI	BB	SO	LOB	BOTTOM				
Pete Rose, S OBP: 0.411, SLG: 0.450 (1.5)	K		5-3			1B 2B							FC6-4 1-2 2H		6-3	7	2	3	1	1	1	3					
Ken Griffey, L OBP: 0.397, SLG: 0.454 (1.9)	K												F8	4-3		8	0	3	2	0	1	7					
Joe Morgan, L OBP: 0.401, SLG: 0.643 (1.4)																6	0	1	0	1	1	5					
George Foster, R OBP: 0.372, SLG: 0.546 (1.7)																7	0	0	0	0	3	4					
Johnny Bench, R OBP: 0.381, SLG: 0.418 (1.2)																5	1	1	0	2	2	3					
Tony Perez, R OBP: 0.323, SLG: 0.430 (1.3)																7	1	1	0	0	1	3					
Dave Concepcion, R OBP: 0.331, SLG: 0.407 (1.6)																6	2	1	0	1	0	3					
Cesar Ceronimo, L OBP: 0.382, SLG: 0.416 (1.8)																7	0	4	2	0	2	0					
Pat McCraw, L ERA: 3.14 (1.1)	5.2		27	8	3	3	9									4.76	1.765										
Tug McGraw, L ERA: 2.59 (6.1)	0.1		2	0	0	0	0									0.00	3.000										
Ron Reed, R ERA: 2.53 (7.1)	4.0		15	1	1	0	3									0.00	0.500										
Ron Schueler, R ERA: 3.23 (11.1)	2.0		7	1	0	0	2									0.00	1.000										
Gene Garber, R ERA: 2.95 (13.1)	0.1		3	2	1	1	1									27.00	6.000										
PAT PITCHER	IP	WLS	BF	H	R	ER	SO	BB	IBB	HBP	BLK	WP	HR	S	P	ERA	WHIP										
Jim Kaat, L ERA: 3.26 (13.1)	2.1		11	3	1	1	1									4.76	1.765										
PAT PITCHER	IP	WLS	BF	H	R	ER	SO	BB	IBB	HBP	BLK	WP	HR	S	P	ERA	WHIP										
Steve Carlton, L ERA: 3.14 (1.1)	5.2		27	8	3	3	9									4.76	1.765										
Tug McGraw, L ERA: 2.59 (6.1)	0.1		2	0	0	0	0									0.00	3.000										
Ron Reed, R ERA: 2.53 (7.1)	4.0		15	1	1	0	3									0.00	0.500										
Ron Schueler, R ERA: 3.23 (11.1)	2.0		7	1	0	0	2									0.00	1.000										
Gene Garber, R ERA: 2.95 (13.1)	0.1		3	2	1	1	1									27.00	6.000										

Philadelphia Phillies @ Cincinnati Reds
Riverfront Stadium, Cincinnati, OH
Sun Aug 29 1976, 3:33 AM EDT
Att: 51,376 - Unknown

livebaseballscorecards.com

AB 59
R 6
H 15
RBI 5
BB 6
SO 16
LOB 34



Batter	1	2	3	4	5	6	7	8	9	AB	R	H	RBI	BB	SO	LOB	TOP		
Dave Cash, R (1,4) OBP: 0.333, SLG: 0.349										4	0	1	0	0	0	2	Philadelphia Phillies @ Houston Astros Astrodome, Houston, TX Mon Aug 30 1976, 8:05 PM EDT Att: 5,437 - Dome		
Larry Bowa, S (1,6) OBP: 0.292, SLG: 0.303										4	0	1	0	0	0	2			
Garry Maddox, R (1,8) OBP: 0.376, SLG: 0.462										3	0	1	1	0	0	1			
Mike Schmidt, R (1,5) OBP: 0.382, SLG: 0.541										4	0	0	0	0	1	3			
Jay Johnstone, L (1,9) OBP: 0.395, SLG: 0.496										3	0	0	0	0	0	0			
Bob Boone, R (1,2) OBP: 0.374, SLG: 0.412										3	0	1	0	0	0	0			
Bobby Tolan, L (1,3) OBP: 0.274, SLG: 0.350										3	0	0	0	0	0	1			
Jerry Martin, R (1,7) OBP: 0.270, SLG: 0.286										3	0	0	0	0	0	1			
Larry Christenson, R (1,1) OBP: 0.209, SLG: 0.225										1	0	0	0	1	1	0	Phillies		
Gene Garber, R (8,1) OBP: 0.500, SLG: 0.333										0	0	0	0	0	0	0			
Tim McCarver, L (9,PH) OBP: 0.421, SLG: 0.417										1	1	1	0	0	0	0			
Inning Stats	R: 0 E: 0 K: 0 S: 4	H: 1 LOB: 1 BB: 0 P: 4	R: 0 E: 0 K: 0 S: 3	H: 0 LOB: 0 BB: 0 P: 3	R: 0 E: 0 K: 0 S: 3	H: 0 LOB: 1 BB: 1 P: 7	R: 0 E: 0 K: 0 S: 3	H: 1 LOB: 0 BB: 0 P: 3	R: 0 E: 0 K: 1 S: 5	H: 0 LOB: 0 BB: 0 P: 5	R: 0 E: 0 K: 0 S: 5	H: 0 LOB: 0 BB: 0 P: 5	R: 0 E: 0 K: 0 S: 3	H: 0 LOB: 1 BB: 0 P: 3	R: 1 E: 0 K: 0 S: 5	H: 2 LOB: 1 BB: 0 P: 5	1B: 4 2B: 1 3B: 0 HR: 0	SF: 1 SAC: 0 DP: 1 HBP: 0	WP: 0 PA: 31 PB: 0 SB: 1 CS: 0
PITCHER Dan Larson, R (1,1) ERA: 3.03	IP: 9.0 WLS: W BF: 31 H: 5 R: 1 ER: 1 SO: 2 BB: 1 IBB: 0 HBP: 0 BLK: 1 WP: 0 HR: 0 S: 34 P: 38 ERA: 1.00 WHIP: 0.667															PITCHER			

Batter	1	2	3	4	5	6	7	8	9	AB	R	H	RBI	BB	SO	LOB	BOTTOM		
Greg Gross, L (1,9) OBP: 0.380, SLG: 0.343										2	0	1	1	2	0	1	Philadelphia Phillies @ Houston Astros Astrodome, Houston, TX Mon Aug 30 1976, 8:05 PM EDT Att: 5,437 - Dome		
Enos Cabell, R (1,5) OBP: 0.307, SLG: 0.328										4	1	1	0	0	0	3			
Cesar Cedeno, R (1,8) OBP: 0.358, SLG: 0.470										4	0	2	2	0	0	4			
Bob Watson, R (1,3) OBP: 0.366, SLG: 0.443										3	0	0	0	1	0	1			
Jose Cruz, L (1,7) OBP: 0.386, SLG: 0.415										4	0	0	0	0	1	4			
Ed Herrmann, L (1,2) OBP: 0.284, SLG: 0.303										3	0	0	0	0	0	0			
Jerry Davanon, R (1,4) OBP: 0.415, SLG: 0.456										3	1	1	0	0	0	0			
Roger Metzger, S (1,6) OBP: 0.298, SLG: 0.279										2	0	0	0	0	1	0			
Dan Larson, R (1,1) OBP: 0.375, SLG: 0.478										3	1	2	0	0	0	0			
Inning Stats	R: 0 E: 0 K: 0 S: 2	H: 0 LOB: 0 BB: 1 P: 6	R: 0 E: 0 K: 1 S: 5	H: 0 LOB: 0 BB: 0 P: 5	R: 1 E: 0 K: 0 S: 6	H: 4 LOB: 2 BB: 0 P: 6	R: 0 E: 0 K: 0 S: 3	H: 0 LOB: 0 BB: 0 P: 3	R: 0 E: 0 K: 1 S: 5	H: 0 LOB: 0 BB: 0 P: 5	R: 0 E: 0 K: 0 S: 3	H: 1 LOB: 2 BB: 2 P: 11	R: 0 E: 0 K: 0 S: 3	H: 0 LOB: 0 BB: 0 P: 3	R: 2 E: 1 K: 0 S: 6	H: 2 LOB: 1 BB: 0 P: 6	1B: 5 2B: 3 3B: 0 HR: 0	SF: 0 SAC: 1 DP: 3 HBP: 0	WP: 1 PA: 32 PB: 0 SB: 1 CS: 0
PITCHER Larry Christenson, R (1,1) ERA: 3.98	IP: 7.1 WLS: L BF: 29 H: 6 R: 3 ER: 2 SO: 2 BB: 3 IBB: 0 HBP: 0 BLK: 0 WP: 0 HR: 0 S: 30 P: 42 ERA: 2.46 WHIP: 1.091															PITCHER			
Gene Garber, R (8,1) ERA: 2.92	IP: 0.2 WLS: L BF: 3 H: 1 R: 0 ER: 0 SO: 0 BB: 0 IBB: 0 HBP: 0 BLK: 0 WP: 0 HR: 0 S: 3 P: 3 ERA: 0.00 WHIP: 1.500															PITCHER			

Batter	1	2	3	4	5	6	7	8	9	AB	R	H	RBI	BB	SO	LOB	TOP					
Dave Cash, R OBP: 0.331, SLG: 0.347 (1,4)	1-3		4-3		5-3		F8			4	0	0	0	0	0	1						
Larry Bowa, S OBP: 0.290, SLG: 0.300 (1,6)	4-3			4-3	E4 S 1B			L9		4	0	0	0	0	0	0						
Garry Maddox, R OBP: 0.377, SLG: 0.464 (1,8)	6-3			E SF9 2B	1-2 1B			F9		4	1	2	0	0	0	0						
Mike Schmidt, R OBP: 0.383, SLG: 0.541 (1,5)		K		E8 SF9 2-3 1B	K					4	0	2	0	0	2	2						
Jay Johnstone, L OBP: 0.391, SLG: 0.492 (1,9)	K			SF9			4-3			3	0	0	1	0	1	1						
Bob Boone, R OBP: 0.378, SLG: 0.414 (1,2)										3	0	2	0	1	0	0						
Bobby Tolan, L OBP: 0.274, SLG: 0.349 (1,7)	4-3			P6			FC4-6 1B			4	0	1	0	0	0	4						
Tom Hutton, L OBP: 0.341, SLG: 0.276 (1,3)			4-3				CS	F8		3	1	0	0	1	0	1						
Tom Underwood, R OBP: 0.179, SLG: 0.111 (1,1)			K		SH1-4 E BB					1	0	0	0	0	1	0						
Ron Schueler, R (6,1)										0	0	0	0	0	0	0						
Tony Taylor, R (7,PH)					SH1-4					1	0	0	0	0	0	0						
Tug McGraw, R (7,1)										0	0	0	0	0	0	0						
Tim McCarver, L (9,PH)										1	0	0	0	0	0	0						
Inning Stats	R: 0 E: 0 K: 0 S: 3	H: 0 LOB: 0 BB: 0 P: 3	R: 0 E: 0 K: 2 S: 8	H: 1 LOB: 1 BB: 0 P: 8	R: 0 E: 0 K: 1 S: 5	H: 0 LOB: 0 BB: 0 P: 5	R: 1 E: 1 K: 0 S: 5	H: 2 LOB: 2 BB: 1 P: 9	R: 1 E: 1 K: 1 S: 7	H: 1 LOB: 2 BB: 1 P: 11	R: 0 E: 0 K: 0 S: 3	H: 1 LOB: 0 BB: 0 P: 3	R: 0 E: 0 K: 1 S: 5	H: 0 LOB: 0 BB: 0 P: 5	R: 0 E: 0 K: 0 S: 4	H: 1 LOB: 1 BB: 0 P: 4	R: 0 E: 0 K: 0 S: 4	H: 1 LOB: 1 BB: 0 P: 4	1B: 6 2B: 1 3B: 0 HR: 0	SF: 1 SAC: 1 DP: 0 HBP: 0	WP: 0 PB: 0 SB: 1 CS: 1	PA: 37
PITCHER J.R. Richard, R ERA: 2.54 (1,1)	IP: 9.0 WLS: W BF: 36 H: 7 R: 2 ER: 1 SO: 5 BB: 2 IBB: 0 HBP: 0 BLK: 0 WP: 0 HR: 0 S: 44 P: 52 ERA: 1.00 WHIP: 1.000															PITCHER						

Philadelphia Phillies @ Houston Astros
Astrodome, Houston, TX
Tue Aug 31 1976, 8:05 PM EDT
Att: 6,881 - Unknown

AB 32
R 2
H 7
RBI 1
BB 2
SO 5
LOB 10

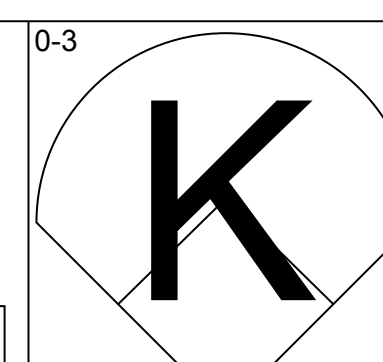
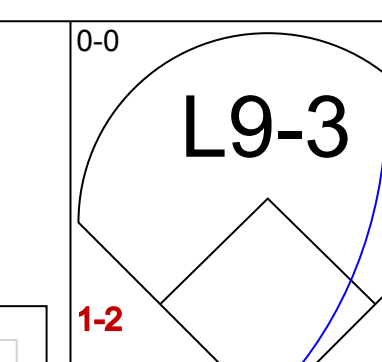
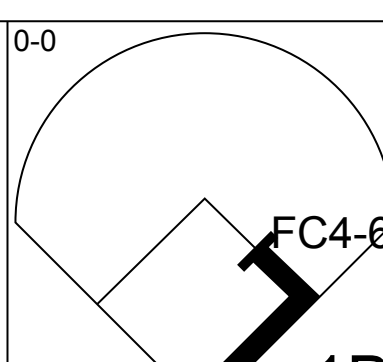
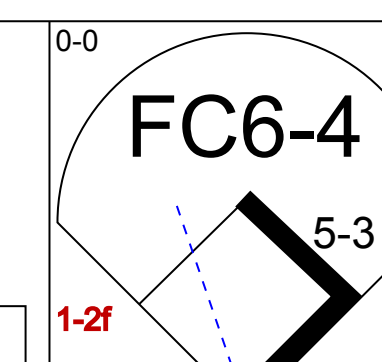
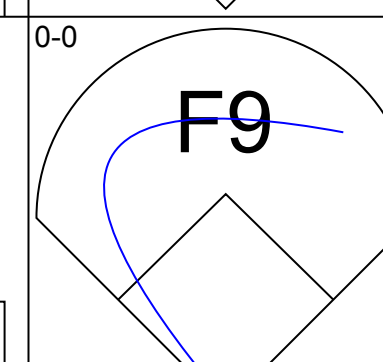
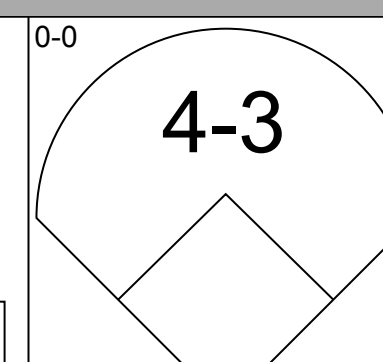
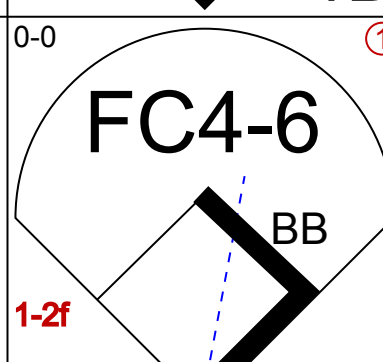
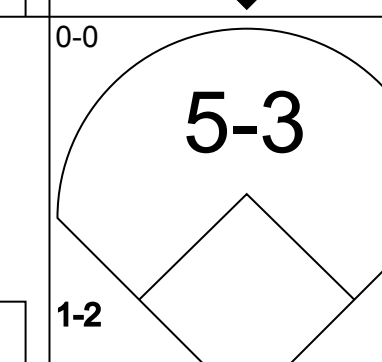
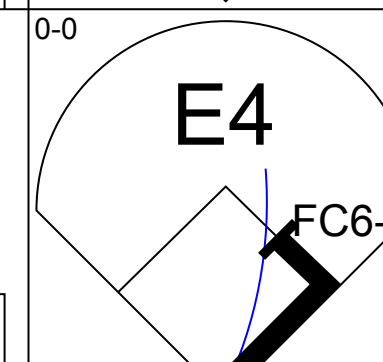
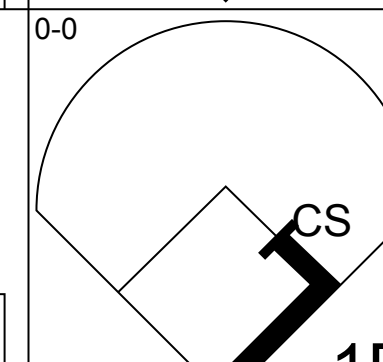
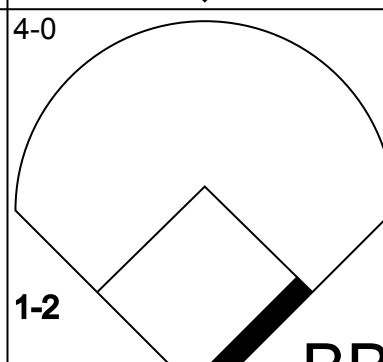
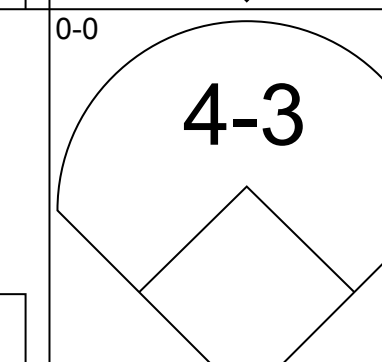
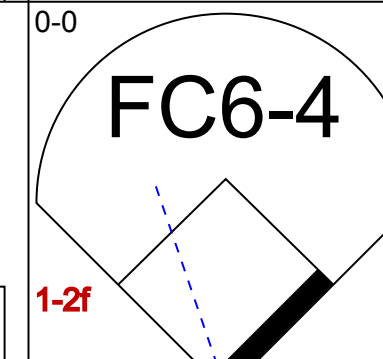
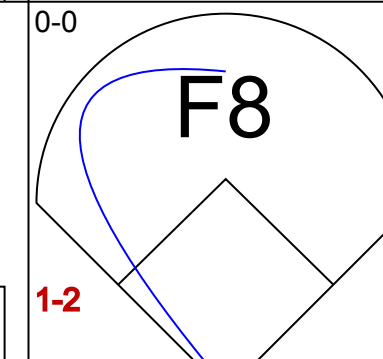
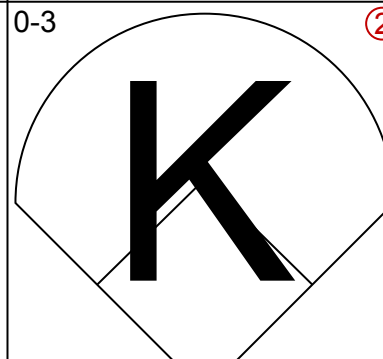
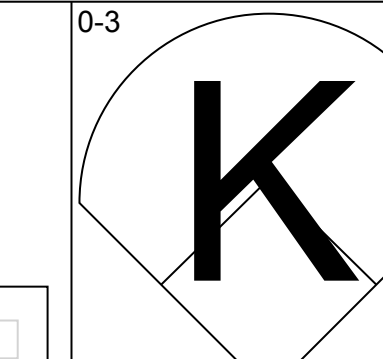
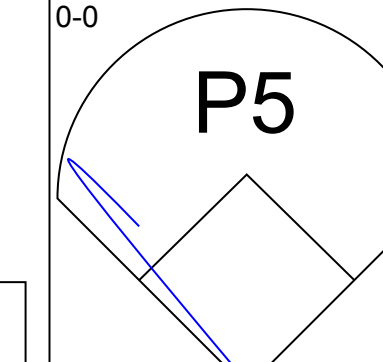
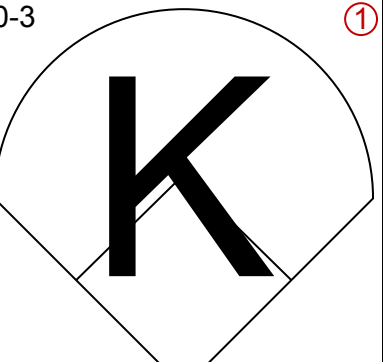
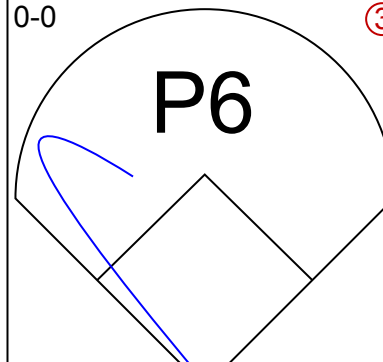
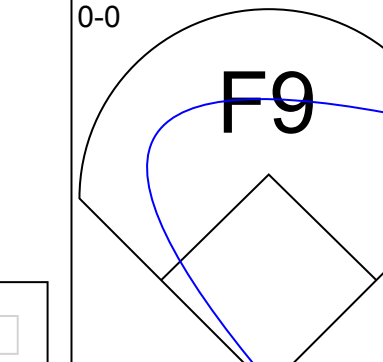
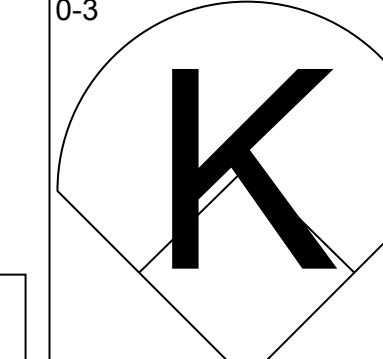
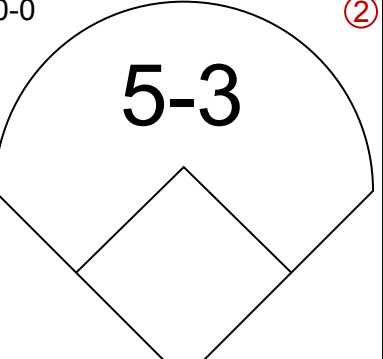
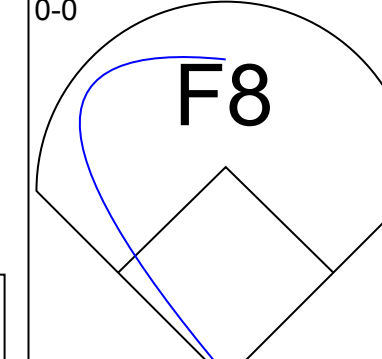
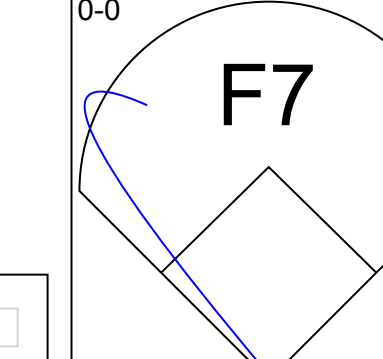
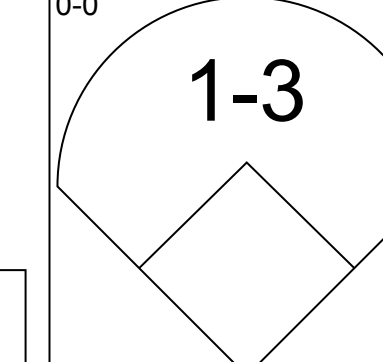
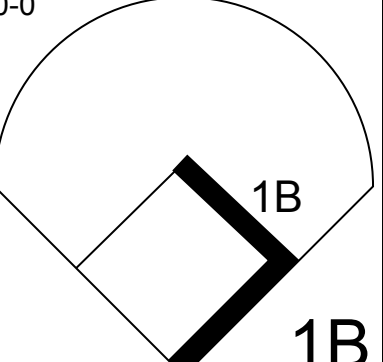
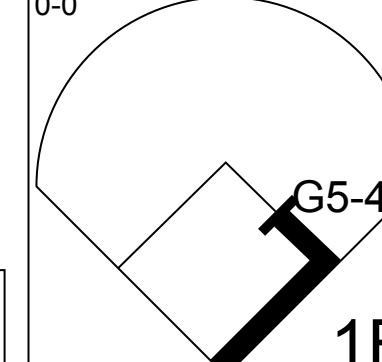
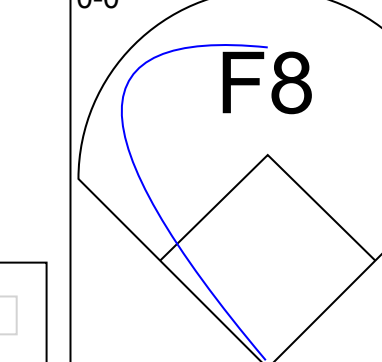
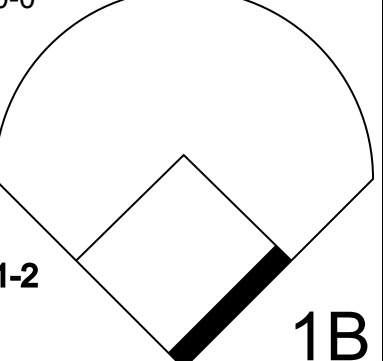
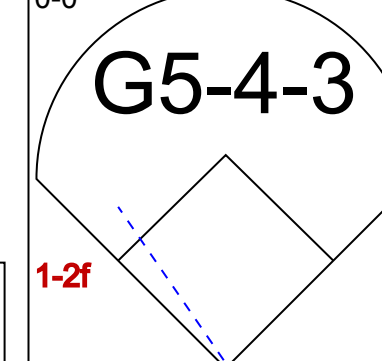
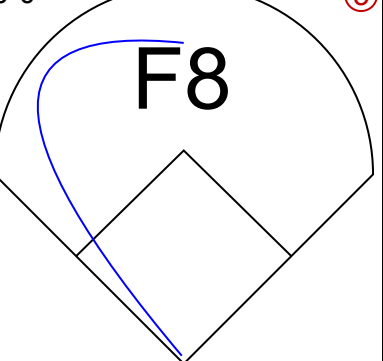
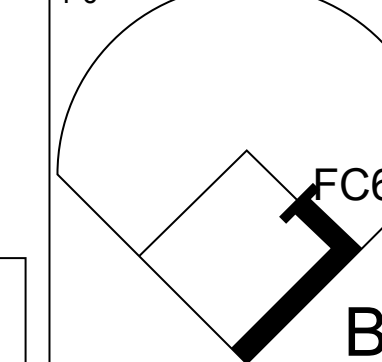
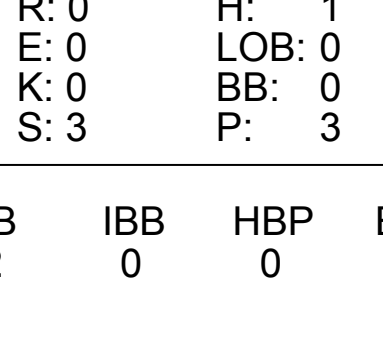


Batter	1	2	3	4	5	6	7	8	9	AB	R	H	RBI	BB	SO	LOB	BOTTOM											
Jerry Davanon, R OBP: 0.400, SLG: 0.436 (1,4)	F9		F8		K					4	0	0	0	0	2	0												
Enos Cabell, R OBP: 0.312, SLG: 0.333 (1,5)	S 1B		BB BB 1B		S 1B			E 1B		4	2	4	0	0	0	0												
Cesar Cedeno, R OBP: 0.359, SLG: 0.468 (1,8)	6-3		BB BB		CS BB			E4 WP FC6-4 1B		2	1	0	0	2	0	2												
Bob Watson, R OBP: 0.369, SLG: 0.444 (1,3)			FC5-4 BB		K			FC6-4 WP 1-2 2H 1B		3	0	2	2	1	1	2												
Leon Roberts, R OBP: 0.355, SLG: 0.436 (1,7)	4-3		FC5-4					1-3		4	0	0	0	0	1	6												
Cliff Johnson, R OBP: 0.354, SLG: 0.384 (1,2)		L7						FC6-4 IBB		3	0	1	0	1	1	0												
Jose Cruz, L OBP: 0.385, SLG: 0.411 (1,9)	F7				1-3			FC6-4		3	0	0	1	1	0	3												
Roger Metzger, S OBP: 0.295, SLG: 0.277 (1,6)	K				F8			1-2 2-3 3-H		4	0	0	0	0	2	3												
J.R. Richard, R OBP: 0.136, SLG: 0.176 (1,1)			K		K					3	0	0	0	0	3	1												
Inning Stats	R: 1 E: 0 K: 0 S: 5	H: 2 LOB: 1 BB: 0 P: 5	R: 0 E: 0 K: 1 S: 5	H: 0 LOB: 0 BB: 0 P: 5	R: 0 E: 0 K: 1 S: 6	H: 1 LOB: 3 BB: 2 P: 14	R: 0 E: 0 K: 1 S: 6	H: 1 LOB: 1 BB: 0 P: 6	R: 0 E: 0 K: 2 S: 7	H: 1 LOB: 1 BB: 1 P: 11	R: 0 E: 0 K: 2 S: 6	H: 0 LOB: 0 BB: 1 P: 10	R: 0 E: 0 K: 2 S: 7	H: 0 LOB: 0 BB: 0 P: 7	R: 2 E: 1 K: 1 S: 8	H: 2 LOB: 2 BB: 1 P: 12	1B: 6 2B: 1 3B: 0 HR: 0	SF: 0 SAC: 0 DP: 0 HBP: 0	WP: 1 PB: 0 SB: 2 CS: 2	PA: 36								
PITCHER Tom Underwood, L ERA: 3.27 (1,1)	IP: 5.0 WLS: L BF: 22 H: 5 R: 1 ER: 1 SO: 5 BB: 3 IBB: 0 HBP: 0 BLK: 0 WP: 0 HR: 0 S: 29 P: 41 ERA: 1.80 WHIP: 1.600															PITCHER												
Ron Schueler, R (6,1)	1.0	3	0	0	0	2	1	0	0	0	6	10	0.00	1.000														
Tug McGraw, L (7,1)	2.0	L	10	2	2	1	3	0	1	0	15	19	4.50	1.000														

Philadelphia Phillies @ Houston Astros
Astrodome, Houston, TX
Tue Aug 31 1976, 8:05 PM EDT
Att: 6,881 - Unknown

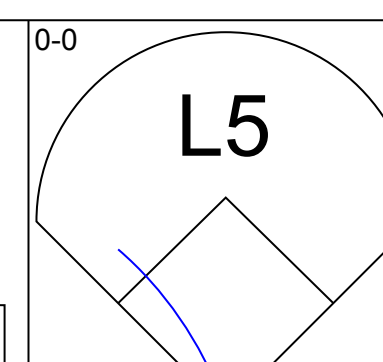
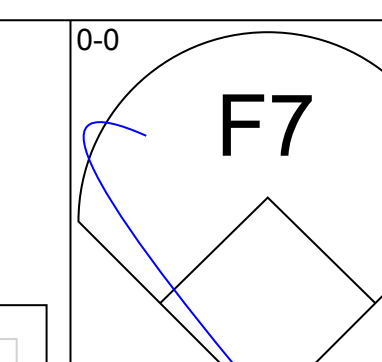
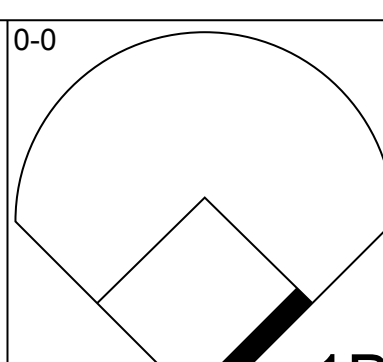
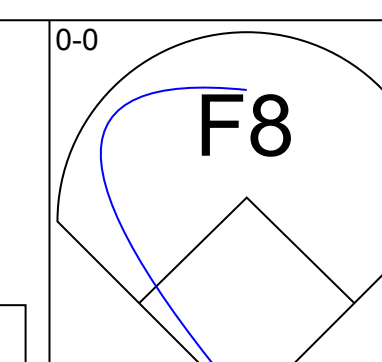
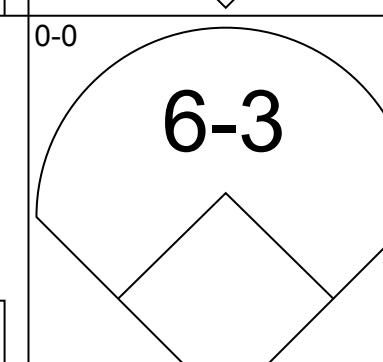
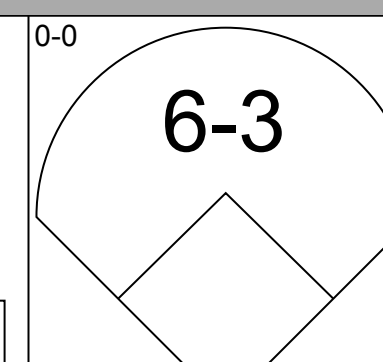
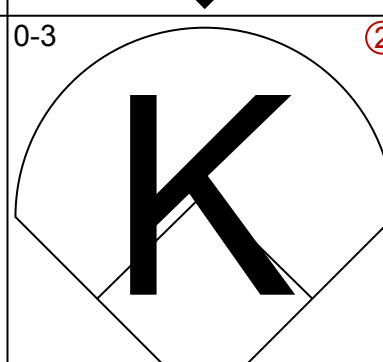
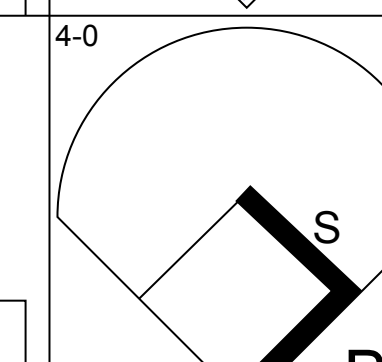
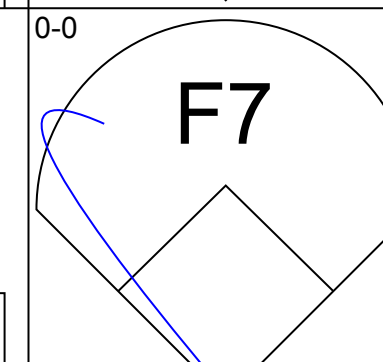
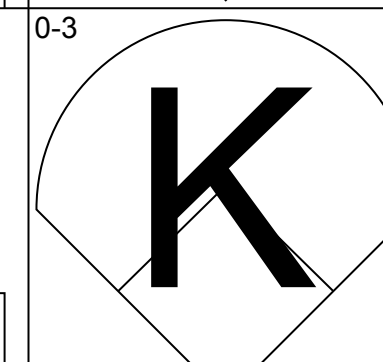
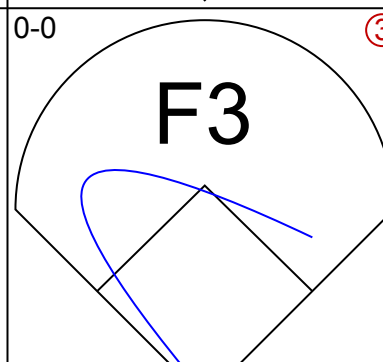
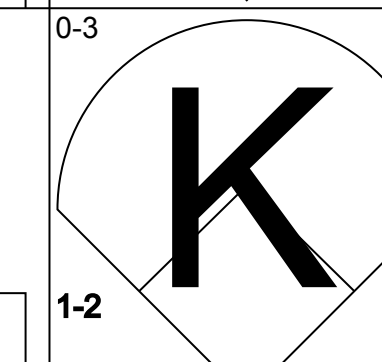
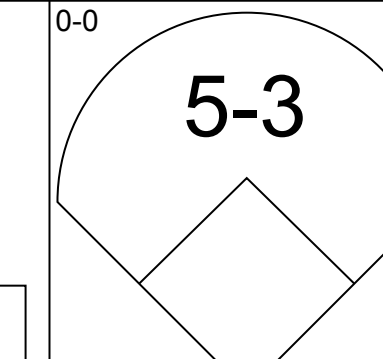
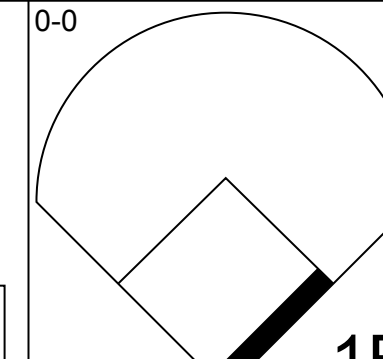
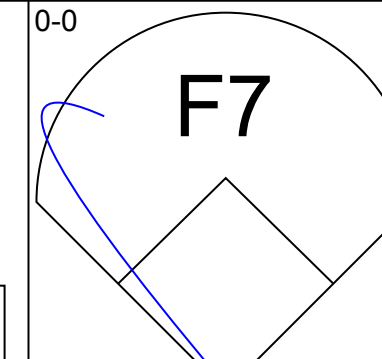
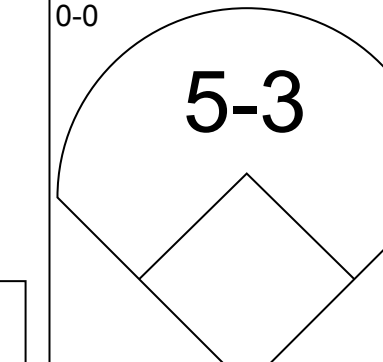
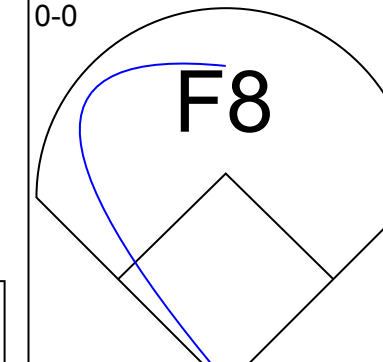
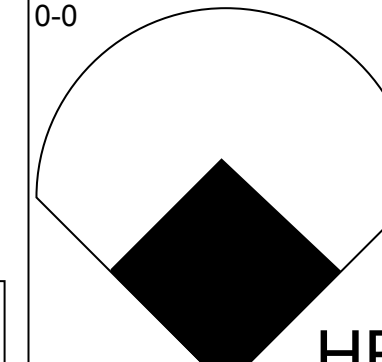
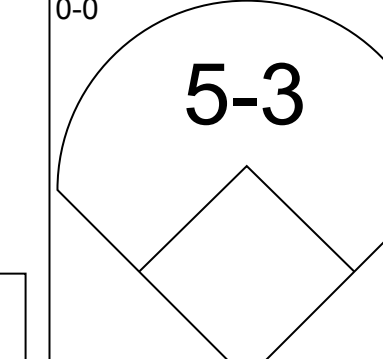
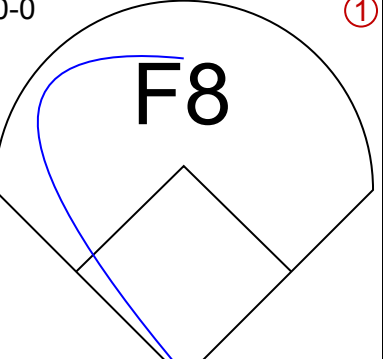
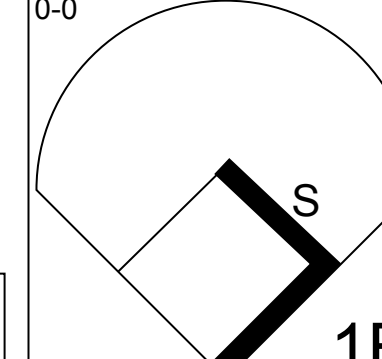
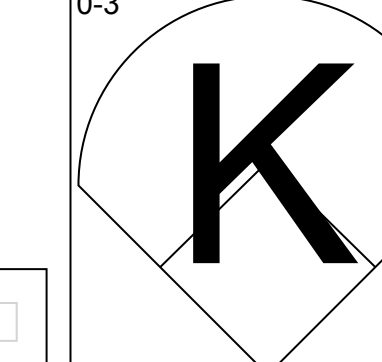
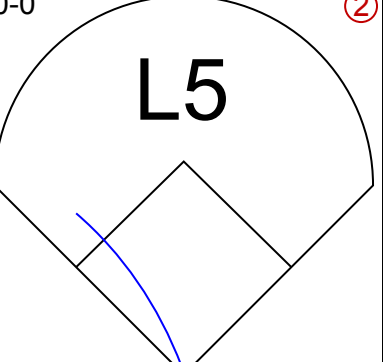
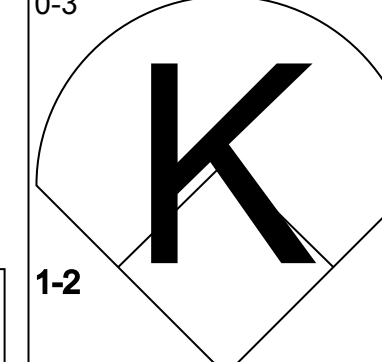
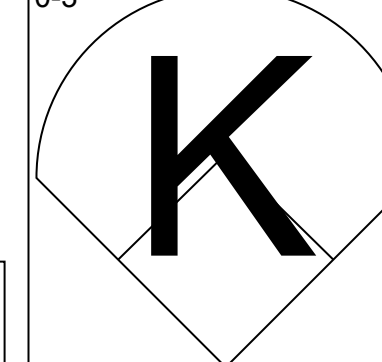
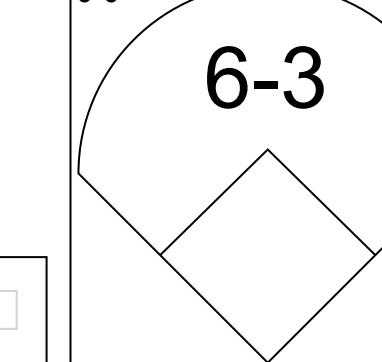


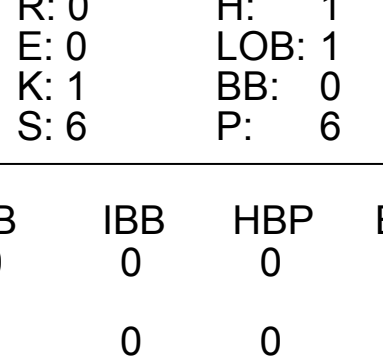
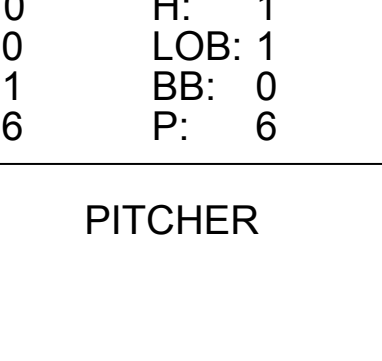
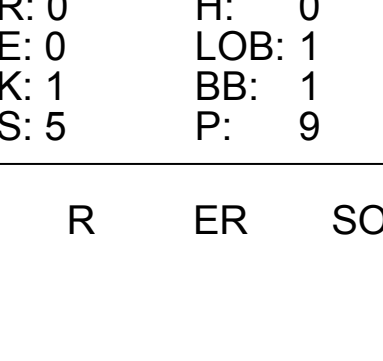
AB 30
R 3
H 7
RBI 3
BB 5
SO 10
LOB 17



Batter	1	2	3	4	5	6	7	8	9	AB	R	H	RBI	BB	SO	LOB	TOP			
Garry Maddox, R OBP: 0.376, SLG: 0.462 (1, 8)										4	0	1	0	0	1	2	Philadelphia Phillies @ Houston Astros Astrodome, Houston, TX Wed Sep 01 1976, 8:05 PM EDT Att: 6,395 - Dome			
Larry Bowa, S OBP: 0.288, SLG: 0.298 (1, 6)										4	0	0	0	0	0	2				
Jay Johnstone, L OBP: 0.393, SLG: 0.490 (1, 9)										3	0	1	0	1	0	1				
Mike Schmidt, R OBP: 0.381, SLG: 0.536 (1, 5)										4	0	0	0	0	2	4				
Tim McCarver, L OBP: 0.408, SLG: 0.400 (1, 3)										4	0	0	0	0	1	2				
Bob Boone, R OBP: 0.374, SLG: 0.409 (1, 2)										4	0	0	0	0	1	0				
Bobby Tolan, L OBP: 0.279, SLG: 0.353 (1, 7)										3	0	2	0	0	0	0				
Terry Harmon, R OBP: 0.367, SLG: 0.435 (1, 4)										3	0	1	0	0	0	1				
Jim Kaat, L OBP: 0.192, SLG: 0.257 (8, PH)										2	0	1	0	0	0	2				
Dave Cash, R OBP: 0.332, SLG: 0.347 (8, PH)										0	0	0	0	1	0	0				
Ron Reed, R OBP: 0.174, SLG: 0.217 (8, 1)										0	0	0	0	0	0	0				
Inning Stats	R: 0 E: 1 K: 1 S: 6	H: 0 LOB: 1 BB: 0 P: 6	R: 0 E: 0 K: 1 S: 5	H: 0 LOB: 0 BB: 0 P: 5	R: 0 E: 0 K: 0 S: 3	H: 1 LOB: 0 BB: 0 P: 3	R: 0 E: 0 K: 0 S: 3	H: 1 LOB: 0 BB: 0 P: 3	R: 0 E: 0 K: 1 S: 7	H: 2 LOB: 2 BB: 0 P: 7	R: 0 E: 0 K: 1 S: 6	H: 1 LOB: 0 BB: 1 P: 10	R: 0 E: 0 K: 0 S: 3	H: 0 LOB: 1 BB: 1 P: 7	R: 0 E: 0 K: 1 S: 5	H: 0 LOB: 0 BB: 0 P: 5	1B: 6 2B: 1 3B: 0 HR: 0	SF: 0 SAC: 0 DP: 2 HBP: 0	WP: 0 PB: 0 SB: 0 CS: 1	PA: 33
PITCHER Bo McLaughlin, R ERA: 2.0 (1, 1)	IP: 9.0 WLS: W BF: 33	H: 6 R: 0 ER: 0 SO: 5	BB: 2 IBB: 0 HBP: 0 BLK: 0	WP: 0 HR: 0 S: 41 P: 49	ERA: 0.00 WHIP: 0.889															

AB	31
R	0
H	6
RBI	0
BB	2
SO	5
LOB	14



Batter	1	2	3	4	5	6	7	8	9	AB	R	H	RBI	BB	SO	LOB	BOTTOM		
Rob Andrews, R OBP: 0.320, SLG: 0.307 (1, 4)										4	0	1	0	0	0	1	Philadelphia Phillies @ Houston Astros Astrodome, Houston, TX Wed Sep 01 1976, 8:05 PM EDT Att: 6,395 - Dome		
Enos Cabell, R OBP: 0.312, SLG: 0.331 (1, 5)										3	0	0	0	1	1	1			
Cesar Cedeño, R OBP: 0.356, SLG: 0.464 (1, 8)										4	0	0	0	0	2	2			
Bob Watson, R OBP: 0.369, SLG: 0.443 (1, 3)										3	0	1	0	0	0	0			
Cliff Johnson, R OBP: 0.354, SLG: 0.395 (1, 2)										3	1	1	1	0	0	1			
Jose Cruz, L OBP: 0.384, SLG: 0.411 (1, 9)										3	0	1	0	0	0	0			
Leon Roberts, R OBP: 0.350, SLG: 0.430 (1, 7)										3	0	0	0	0	2	1			
Wilbur Howard, S OBP: 0.247, SLG: 0.301 (8, 7)										0	0	0	0	0	0	0			
Roger Metzger, S OBP: 0.295, SLG: 0.279 (1, 6)										3	0	1	0	0	1	1			
Bo McLaughlin, R (1, 1)										3	0	0	0	0	0	1			
Inning Stats	R: 0 E: 0 K: 0 S: 3	H: 0 LOB: 0 BB: 0 P: 3	R: 0 E: 0 K: 0 S: 3	H: 0 LOB: 0 BB: 0 P: 3	R: 0 E: 0 K: 1 S: 6	H: 1 LOB: 0 BB: 0 P: 6	R: 0 E: 0 K: 1 S: 6	H: 1 LOB: 1 BB: 0 P: 6	R: 1 E: 0 K: 2 S: 9	H: 2 LOB: 1 BB: 0 P: 9	R: 0 E: 0 K: 1 S: 5	H: 0 LOB: 1 BB: 1 P: 9	1B: 3 2B: 1 3B: 0 HR: 1	SF: 0 SAC: 0 DP: 0 HBP: 0	WP: 0 PB: 0 SB: 2 CS: 0	PA: 30			
PITCHER Jim Kaat, L ERA: 3.19 Ron Reed, R ERA: 2.51 (8, 1)	IP: 7.0 WLS: L BF: 26	H: 5 R: 1 ER: 1 SO: 1	BB: 0 IBB: 0 HBP: 0 BLK: 0	WP: 0 HR: 1 S: 36 P: 36	ERA: 1.29 WHIP: 0.714														

AB	29
R	1
H	5
RBI	1
BB	1
SO	6
LOB	8



Batter	1	2	3	4	5	6	7	8	9	AB	R	H	RBI	BB	SO	LOB	TOP			
Dave Cash, R OBP: 0.333, SLG: 0.348 (1, 4)										4	0	2	0	0	0	0	Philadelphia Phillies @ New York Mets Shea Stadium, Flushing, NY Fri Sep 03 1976, 7:05 PM EDT Att: 21,174 - Unknown			
Larry Bowa, S OBP: 0.286, SLG: 0.296 (1, 6)										3	0	0	0	0	1					
Garry Maddox, R OBP: 0.375, SLG: 0.460 (1, 8)										4	0	1	0	0	0	1				
Greg Luzinski, R OBP: 0.367, SLG: 0.500 (1, 7)										4	0	0	0	0	2	3				
Jay Johnstone, L OBP: 0.394, SLG: 0.489 (1, 9)										3	0	1	0	1	0	0				
Mike Schmidt, R OBP: 0.380, SLG: 0.533 (1, 5)										3	0	0	0	1	3	4				
Tim McCarver, L OBP: 0.406, SLG: 0.394 Bob Boone, R OBP: 0.374, SLG: 0.409 (7, 2)										2	0	0	0	1	0	1				
Bobby Tolan, L OBP: 0.275, SLG: 0.348 (1, 3)										3	0	0	0	0	1	2				
Steve Carlton, L OBP: 0.224, SLG: 0.216 Tom Hutton, L OBP: 0.338, SLG: 0.274 Ron Reed, R OBP: 0.174, SLG: 0.217 (7, 1)										2	0	0	0	0	0	0				
										1	0	0	0	0	1	2				
										0	0	0	0	0	0	0				
Inning Stats	R: 0 E: 0 K: 2 S: 9	H: 2 LOB: 3 BB: 1 P: 13	R: 0 E: 0 K: 1 S: 5	H: 0 LOB: 0 BB: 0 P: 5	R: 0 E: 0 K: 1 S: 6	H: 1 LOB: 1 BB: 1 P: 6	R: 0 E: 0 K: 0 S: 2	H: 0 LOB: 0 BB: 1 P: 6	R: 0 E: 0 K: 0 S: 3	H: 0 LOB: 0 BB: 0 P: 3	R: 0 E: 0 K: 2 S: 8	H: 1 LOB: 2 BB: 1 P: 12	R: 0 E: 0 K: 0 S: 3	H: 0 LOB: 0 BB: 0 P: 7	R: 0 E: 0 K: 2 S: 7	H: 0 LOB: 0 BB: 0 P: 7	1B: 4 2B: 0 3B: 0 HR: 0	SF: 0 SAC: 1 DP: 0 HBP: 0	WP: 1 PB: 0 SB: 0 CS: 1	PA: 34
PITCHER Tom Seaver, R ERA: 2.41 (1, 1)	IP: 9.0 WLS: W BF: 33 H: 4 R: 0 ER: 0 SO: 8 BB: 2 IBB: 1 HBP: 0 BLK: 0 WP: 1 HR: 0 S: 46 P: 58 ERA: 0.00 WHIP: 0.667															PITCHER				

Batter	1	2	3	4	5	6	7	8	9	AB	R	H	RBI	BB	SO	LOB	BOTTOM			
Pepe Manguat, R OBP: 0.356, SLG: 0.322 Bruce Boisclair, L OBP: 0.331, SLG: 0.344 (8, 8)										3	0	0	0	0	1	1	Philadelphia Phillies @ New York Mets Shea Stadium, Flushing, NY Fri Sep 03 1976, 7:05 PM EDT Att: 21,174 - Unknown			
Felix Milan, R OBP: 0.333, SLG: 0.341 (1, 4)										4	0	0	0	0	0	1				
John Milner, L OBP: 0.351, SLG: 0.433 (1, 7)										4	0	0	0	0	0	0				
Dave Kingman, R OBP: 0.277, SLG: 0.514 (1, 9)										3	1	2	0	0	1	0				
Joe Torre, R OBP: 0.347, SLG: 0.394 (1, 3)										3	0	1	0	0	1	1				
Roy Staiger, R OBP: 0.302, SLG: 0.317 (1, 5)										3	0	2	1	0	1	1				
John Stearns, R OBP: 0.192, SLG: 0.167 (1, 2)										3	0	0	0	0	1	3				
Bud Harrelson, S OBP: 0.333, SLG: 0.274 (1, 6)										3	0	0	0	0	0	2				
Tom Seaver, R OBP: 0.208, SLG: 0.103 (1, 1)										2	0	0	0	1	1	0				
										1B: 5 2B: 0 3B: 0 HR: 0	SF: 0 SAC: 0 DP: 0 HBP: 0	WP: 0 PB: 0 SB: 1 CS: 0	PA: 30							
Inning Stats	R: 0 E: 0 K: 0 S: 3	H: 0 LOB: 0 BB: 0 P: 3	R: 0 E: 0 K: 2 S: 8	H: 1 LOB: 1 BB: 0 P: 8	R: 0 E: 0 K: 0 S: 3	H: 0 LOB: 1 BB: 1 P: 7	R: 1 E: 0 K: 1 S: 8	H: 3 LOB: 2 BB: 0 P: 8	R: 0 E: 0 K: 2 S: 7	H: 0 LOB: 0 BB: 0 P: 7	R: 0 E: 0 K: 1 S: 6	H: 1 LOB: 1 BB: 0 P: 6	R: 0 E: 0 K: 0 S: 3	H: 0 LOB: 0 BB: 0 P: 3	R: 0 E: 0 K: 0 S: 3	H: 0 LOB: 0 BB: 0 P: 3	1B: 5 2B: 0 3B: 0 HR: 0	SF: 0 SAC: 0 DP: 0 HBP: 0	WP: 0 PB: 0 SB: 1 CS: 0	PA: 30
PITCHER Steve Carlton, L ERA: 3.09 Ron Reed, R ERA: 2.45 (7, 1)	IP: 6.0 WLS: L BF: 24 H: 5 R: 1 ER: 1 SO: 6 BB: 1 IBB: 0 HBP: 0 BLK: 0 WP: 0 HR: 0 S: 35 P: 39 ERA: 1.50 WHIP: 1.000															PITCHER				

Batter	1	2	3	4	5	6	7	8	9	AB	R	H	RBI	BB	SO	LOB	TOP								
Dave Cash, R OBP: 0.333, SLG: 0.346 (1, 4)	6-3				G4-3		F9			3	0	0	0	1	0	2									
Gary Maddox, R OBP: 0.372, SLG: 0.456 (1, 8)	6-3		F8		F9			F8		4	0	0	0	0	0	1									
Mike Schmidt, R OBP: 0.381, SLG: 0.538 (1, 5)			K			HR		K		3	1	1	1	0	2	1									
Greg Luzinski, R OBP: 0.366, SLG: 0.498 (1, 7)	CS	F8			G3			F9		4	1	1	0	0	0	0									
Jay Johnstone, L OBP: 0.395, SLG: 0.489 (1, 9)					4-3			4-3		4	1	2	0	0	0	0									
Dick Allen, R OBP: 0.372, SLG: 0.528 (1, 3)			K		SF7		CS	K		3	0	1	1	1	2	1									
Bob Boone, R OBP: 0.373, SLG: 0.408 (1, 2)					SF7		CS	F2		3	0	1	1	0	0	0									
Larry Bowa, S OBP: 0.287, SLG: 0.296 (1, 6)	F2				F9					3	0	1	0	0	0	3									
Jim Lonborg, R OBP: 0.247, SLG: 0.196 (5, PH)										1	0	0	0	0	0	0									
Bobby Thigpen, L OBP: 0.276, SLG: 0.348 (5, 1)										0	0	0	0	0	0	0									
Wayne Twitchell, R OBP: 0.294, SLG: 0.397 (7, PH)										0	0	0	0	0	0	0									
Tim McCarver, L OBP: 0.244, SLG: 0.397 (7, 1)										1	0	0	0	0	0	1									
Ron Schueler, R OBP: 0.301, SLG: 0.333 (8, 1)										0	0	0	0	0	0	0									
Gene Garber, R OBP: 0.301, SLG: 0.333 (8, 1)										0	0	0	0	0	0	0									
Inning Stats	R: 0 E: 0 K: 0 S: 2	H: 0 LOB: 0 BB: 0 P: 3	R: 0 E: 0 K: 1 S: 7	H: 2 LOB: 2 BB: 0 P: 7	R: 0 E: 0 K: 1 S: 5	H: 0 LOB: 1 BB: 1 P: 9	R: 2 E: 0 K: 0 S: 5	H: 3 LOB: 0 BB: 1 P: 5	R: 0 E: 0 K: 0 S: 2	H: 0 LOB: 0 BB: 1 P: 6	R: 1 E: 0 K: 0 S: 3	H: 1 LOB: 0 BB: 1 P: 7	R: 0 E: 0 K: 0 S: 4	H: 1 LOB: 1 BB: 0 P: 4	R: 0 E: 0 K: 1 S: 5	H: 0 LOB: 0 BB: 0 P: 5	R: 0 E: 0 K: 1 S: 5	H: 0 LOB: 0 BB: 0 P: 5	1B: 5 2B: 1 3B: 0 HR: 1	SF: 1 SAC: 0 DP: 1 HBP: 1	WP: 0 PB: 0 SB: 1 CS: 3	PA: 36			
PITCHER	IP	WLS	BF	H	R	ER	SO	BB	IBB	HBP	BLK	WP	HR	S	P	ERA	WHIP								
Craig Swan, R ERA: 3.58 (1, 1)	4.0		18	5	2	2	2	2	0	1	0	0	0	19	28	4.50	1.750								
Nino Espinosa, R ERA: 3.89 (5, 1)	2.0	W	6	1	1	1	0	1	0	0	0	0	1	5	9	4.50	1.000								
Skip Lockwood, R ERA: 2.72 (7, 1)	3.0	S	10	1	0	0	2	0	0	0	0	0	0	14	14	0.00	0.333								

Philadelphia Phillies @ New York Mets
Shea Stadium, Flushing, NY
Sat Sep 04 1976, 3:33 AM EDT
Att: 16,022 - Unknown

AB	29
R	3
H	7
RBI	3
BB	3
SO	4
LOB	9



Batter	1	2	3	4	5	6	7	8	9	AB	R	H	RBI	BB	SO	LOB	BOTTOM								
Bruce Boisclair, L OBP: 0.328, SLG: 0.345 (1, 8)	G3			5-3		K		K		5	1	1	0	0	2	0									
Felix Milten, R OBP: 0.336, SLG: 0.342 (1, 4)										1	0	1	0	0	0	0									
Bud Harrelson, S OBP: 0.334, SLG: 0.273 (3, PR)										1	1	0	0	1	0	0									
John Milner, L OBP: 0.353, SLG: 0.437 (1, 7)										4	2	2	1	0	0	2									
Leon Brown, R OBP: 0.254, SLG: 0.265 (8, 7)										0	0	0	0	0	0	0									
Dave Kingman, R OBP: 0.276, SLG: 0.519 (1, 9)	P5									4	1	1	2	0	0	4									
Ed Kranepool, L OBP: 0.341, SLG: 0.395 (1, 3)										2	0	1	1	2	0	0									
Roy Steiger, R OBP: 0.301, SLG: 0.315 (1, 5)										2	1	0	1	1	0	3									
John Stearns, R OBP: 0.233, SLG: 0.250 (1, 2)										4	1	2	0	0	0	2									
Mike Phillips, L OBP: 0.327, SLG: 0.373 (4, 4)										4	0	0	0	0	1	2									
Craig Swan, R OBP: 0.194, SLG: 0.094 (1, 1)										2	0	0	0	0	1	1									
Nino Espinosa, R ERA: 1.97 (5, 1)										0	0	0	0	0	0	0									
Billy Baldwin, L (6, PH)										0	0	0	1	0	0	0									
Skip Lockwood, R OBP: 0.438, SLG: 0.467 (7, 1)										1	0	0	0	0	0	0									
Inning Stats	R: 0 E: 0 K: 0 S: 4	H: 1 LOB: 1 BB: 0 P: 4	R: 1 E: 1 K: 1 S: 6	H: 1 LOB: 1 BB: 1 P: 10	R: 3 E: 0 K: 0 S: 6	H: 3 LOB: 1 BB: 0 P: 7	R: 0 E: 0 K: 0 S: 3	H: 0 LOB: 0 BB: 0 P: 3	R: 0 E: 0 K: 0 S: 3	H: 0 LOB: 2 BB: 2 P: 11	R: 1 E: 1 K: 2 S: 8	H: 1 LOB: 0 BB: 0 P: 8	R: 2 E: 0 K: 0 S: 5	H: 2 LOB: 1 BB: 1 P: 9	R: 0 E: 0 K: 1 S: 5	H: 0 LOB: 0 BB: 0 P: 5	1B: 4 2B: 3 3B: 0 HR: 1	SF: 2 SAC: 0 DP: 0 HBP: 1	WP: 1 PB: 0 SB: 0 CS: 0	PA: 37					
PITCHER	IP	WLS	BF	H	R	ER	SO	BB	IBB	HBP	BLK	WP	HR	S	P	ERA	WHIP								
Jim Lonborg, R ERA: 3.38 (1, 1)	4.0	L	19	5	4	4	1	1	0	1	0	0	0	11	19	0.00	1.500								
Wayne Twitchell, R ERA: 1.97 (5, 1)	2.0		9	1	1	0	2	1	1	0	0	0	0	11	19	0.00	1.000								
Ron Schueler, R ERA: 3.51 (7, 1)	1.0		6	2	2	2	0	1	0	0	0	1	1	5	9	18.00	3.000								
Gene Garber, R ERA: 2.88 (8, 1)	1.0		3	0	0	0	1	0	0	0	0	0	0	5	5	0.00	0.000								

Philadelphia Phillies @ New York Mets
Shea Stadium, Flushing, NY
Sat Sep 04 1976, 3:33 AM EDT
Att: 16,022 - Unknown

AB	30
R	7
H	8
RBI	6
BB	4
SO	4
LOB	14



Batter	1	2	3	4	5	6	7	8	9	AB	R	H	RBI	BB	SO	LOB	TOP										
Dave Cash, R OBP: 0.332, SLG: 0.345 (1, 4)	0-0 6-3		0-0 F8		0-0 4-3			0-0 CS 1B		4	0	1	0	0	0	0											
Gary Maddox, R OBP: 0.371, SLG: 0.455 (1, 8)	0-0 5-3		0-0 4-3			0-0 4-3 WP SF8 1B		0-0 F9 1-2		4	1	1	0	0	0	1											
Mike Schmidt, R OBP: 0.378, SLG: 0.533 (1, 5)	0-0 P4			0-3 K		0-0 4-3		0-0 F8		4	0	0	0	0	1	1											
Greg Luzinski, R OBP: 0.365, SLG: 0.497 Jerry Martin, R OBP: 0.270, SLG: 0.286 (1, 7)		0-0 1-3		0-0 1B 1B		0-0 SF8		0-0 6-3		3	0	1	1	0	0	0											
Dick Allen, R OBP: 0.367, SLG: 0.519 Tom Hutton, L OBP: 0.338, SLG: 0.274 (1, 3)		0-0 4-3		0-3 K		0-3 3-H K		0-0 F9		4	0	0	0	0	2	1											
Ollie Brown, R OBP: 0.374, SLG: 0.422 (1, 9)		4-0 BB		0-0 1-2 1B			0-0 L9		0-0 5-3	3	0	1	0	1	0	0											
Bob Boone, R OBP: 0.370, SLG: 0.404 (1, 2)		0-0 F9		0-0 F9			0-0 F7			3	0	0	0	0	0	3											
Larry Bowa, S OBP: 0.285, SLG: 0.295 (1, 6)			0-0 F9		0-0 6-3		0-0 6-3			3	0	0	0	0	0	0											
Larry Christenson, R OBP: 0.239, SLG: 0.395 Ron Reed, R OBP: 0.174, SLG: 0.217 (1, 1)			0-0 HR		0-3 K		0-0 HR			3	2	2	2	0	1	0											
Inning Stats	R: 0 E: 0 K: 0 S: 3	H: 0 LOB: 0 BB: 0 P: 3	R: 0 E: 0 K: 0 S: 3	H: 0 LOB: 1 BB: 1 P: 7	R: 1 E: 0 K: 0 S: 4	H: 1 LOB: 0 BB: 0 P: 4	R: 0 E: 0 K: 2 S: 9	H: 2 LOB: 2 BB: 0 P: 9	R: 0 E: 0 K: 1 S: 5	H: 0 LOB: 0 BB: 0 P: 5	R: 1 E: 0 K: 1 S: 6	H: 1 LOB: 0 BB: 0 P: 6	R: 0 E: 0 K: 0 S: 3	H: 0 LOB: 0 BB: 0 P: 3	R: 1 E: 0 K: 0 S: 4	H: 2 LOB: 0 BB: 0 P: 4	R: 0 E: 0 K: 0 S: 3	H: 0 LOB: 0 BB: 0 P: 3	1B: 4 2B: 0 3B: 0 HR: 2	SF: 1 SAC: 0 DP: 0 HBP: 0	WP: 1 PB: 0 SB: 0 CS: 1	PA: 33					
PITCHER	IP	WLS	BF	H	R	ER	SO	BB	IBB	HBP	BLK	WP	HR	S	P	ERA	WHIP										
Mickey Lolich, L ERA: 2.99 (1, 1)	7.0	L	28	6	3	3	4	1	0	0	0	1	2	35	39	3.86	1.000										
Rick Baldwin, R ERA: 2.51 (8, 1)	1.0		2	0	0	0	0	0	0	0	0	0	0	2	2	0.00	0.000										
Bob Apodaca, R ERA: 2.97 (9, 1)	1.0		3	0	0	0	0	0	0	0	0	0	0	3	3	0.00	0.000										

Philadelphia Phillies @ New York Mets
Shea Stadium, Flushing, NY
Sun Sep 05 1976, 3:33 AM EDT
Att: 20,701 - Unknown

AB 31
R 3
H 6
RBI 3
BB 1
SO 4
LOB 6



Batter	1	2	3	4	5	6	7	8	9	AB	R	H	RBI	BB	SO	LOB	BOTTOM										
Bruce Boisclair, L OBP: 0.331, SLG: 0.356 (1, 8)	0-0 1B FC5-2 1B		0-0 B1		0-0 F9			0-0 3B		4	0	2	0	0	0	1											
Mike Phillips, L OBP: 0.325, SLG: 0.376 (1, 4)	0-0 FC5-2 1-2 F3 1B		0-0 0-3 1B			0-0 F8		0-0 4-3		4	1	2	0	0	0	1											
Billy Baldwin, L OBP: 0.200, SLG: 0.250 (1, 7)	0-0 F3 FC5-2 1-2 2-3 1B		0-0 9-3			0-0 F8			0-0 G3	4	0	1	0	0	0	1											
Dave Kingman, R OBP: 0.276, SLG: 0.517 (1, 9)	0-0 FC5-2 1-2 2-3 3-H			0-0 P5		0-0 F8			0-0 E 1B	4	0	1	0	0	0	3											
Ed Kranepool, L OBP: 0.338, SLG: 0.391 Pepe Mangual, R OBP: 0.356, SLG: 0.322 (9, PR)	0-0 F3			0-0 F8			0-0 3-1		0-0 E6 G6-4-3	4	0	0	1	0	0	3											
Roy Staiger, R OBP: 0.296, SLG: 0.309 (1, 5)	0-0 2-3 3-H 6-3			0-0 L5			0-0 5-3		0-0 G6-4-3 1-2	4	0	0	0	0	0	4											
John Stearns, R OBP: 0.212, SLG: 0.226 (1, 2)		0-0 F9			0-0 6-3		0-0 5-3			3	0	0	0	0	0	0											
Bud Harrelson, S OBP: 0.337, SLG: 0.280 (1, 6)		0-0 4-3			0-0 SH2-3 1B			0-0 2B		3	0	2	0	0	0	0											
Mickey Lolich, S OBP: 0.226, SLG: 0.146 Rick Baldwin, L OBP: 1.000, SLG: 1.000 Joe Torre, R OBP: 0.345, SLG: 0.392 Bob Apodaca, R OBP: 0.200, SLG: 0.214 (1, 1)		0-3 K		0-3 SH2-3		0-0 F8				1	0	0	0	0	1	0											
Inning Stats	R: 1 E: 0 K: 0 S: 6	H: 3 LOB: 2 BB: 0 P: 6	R: 0 E: 0 K: 1 S: 5	H: 0 LOB: 0 BB: 0 P: 5	R: 0 E: 0 K: 0 S: 3	H: 1 LOB: 0 BB: 0 P: 3	R: 0 E: 0 K: 0 S: 3	H: 0 LOB: 0 BB: 0 P: 3	R: 0 E: 0 K: 0 S: 3	H: 0 LOB: 0 BB: 0 P: 3	R: 0 E: 0 K: 0 S: 4	H: 2 LOB: 1 BB: 0 P: 4	R: 0 E: 1 K: 0 S: 4	H: 1 LOB: 2 BB: 0 P: 4	R: 0 E: 0 K: 0 S: 3	H: 0 LOB: 0 BB: 0 P: 3	R: 0 E: 0 K: 0 S: 4	H: 1 LOB: 2 BB: 0 P: 4	1B: 6 2B: 2 3B: 1 HR: 0	SF: 0 SAC: 1 DP: 2 HBP: 0	WP: 0 PB: 0 SB: 0 CS: 0	PA: 33					
PITCHER	IP	WLS	BF	H	R	ER	SO	BB	IBB	HBP	BLK	WP	HR	S	P	ERA	WHIP										
Larry Christenson, R ERA: 3.79 Ron Reed, R ERA: 2.45 (1, 1)	8.1	W	32	8	1	1	1	0	0	0	0	0	0	34	34	1.08	0.960										
Ron Reed, R ERA: 2.45 (9, 1)	0.2	S	1	0	0	0	0	0	0	0	0	0	0	1	1	0.00	0.000										

Philadelphia Phillies @ New York Mets
Shea Stadium, Flushing, NY
Sun Sep 05 1976, 3:33 AM EDT
Att: 20,701 - Unknown

AB 32
R 1
H 8
RBI 1
BB 0
SO 1
LOB 13



Batter	1	2	3	4	5	6	7	8	9	AB	R	H	RBI	BB	SO	LOB	TOP			
Dave Cash, R OBP: 0.331, SLG: 0.345	1-3		4-3					6-3		3	0	0	0	1	0	0	Philadelphia Phillies @ Pittsburgh Pirates Three Rivers Stadium, Pittsburgh, PA Mon Sep 06 1976, 3:38 AM EDT Att: 41,703 - Unknown			
Gary Maddox, R OBP: 0.375, SLG: 0.464	4-3				G3			F8		4	1	3	0	0	0					
Jay Johnstone, L OBP: 0.389, SLG: 0.481	4-3			4-3	F6			F8		4	0	0	0	0	5					
Greg Luzinski, R OBP: 0.361, SLG: 0.490	5-3			E6				SF9		3	0	0	1	0	1					
Dick Allen, R OBP: 0.363, SLG: 0.506	K							6-3		3	0	0	0	1	1					
Mike Schmidt, R OBP: 0.380, SLG: 0.533	F4			F6				FC6-5		2	0	0	0	2	0					
Johnny Oates, L OBP: 0.267, SLG: 0.217	4-3				1-3			4-3		4	0	0	0	0	2					
Larry Bowa, S OBP: 0.281, SLG: 0.290			4-3		6-3			F9		4	0	0	0	0	1					
Tom Underwood, R OBP: 0.195, SLG: 0.132			K					F6		2	0	1	0	0	1					
Wayne Twitchell, R					1B			F8		0	0	0	0	0	0					
Bobby Tolan, L OBP: 0.276, SLG: 0.345										1	0	0	0	0	0					
Tug McGraw, R OBP: 0.167, SLG: 0.333										0	0	0	0	0	0					
Tim McCarver, L OBP: 0.401, SLG: 0.388										1	0	0	0	0	1					
Inning Stats	R: 0 E: 0 K: 0 S: 4	H: 1 LOB: 1 BB: 0 P: 4	R: 0 E: 0 K: 1 S: 5	H: 0 LOB: 0 BB: 0 P: 5	R: 0 E: 0 K: 1 S: 5	H: 0 LOB: 0 BB: 0 P: 5	R: 0 E: 1 K: 0 S: 4	H: 0 LOB: 2 BB: 1 P: 8	R: 0 E: 0 K: 0 S: 3	H: 2 LOB: 3 BB: 1 P: 9	R: 0 E: 0 K: 0 S: 3	H: 0 LOB: 1 BB: 0 P: 7	R: 0 E: 0 K: 0 S: 4	H: 0 LOB: 0 BB: 0 P: 4	R: 0 E: 0 K: 0 S: 3	H: 0 LOB: 1 BB: 1 P: 7	1B: 2 2B: 2 3B: 0 HR: 0	SF: 1 SAC: 0 DP: 0 HBP: 0	WP: 0 PB: 0 SB: 0 CS: 0	PA: 36
PITCHER Larry Demery, R ERA: 2.86	IP: 9.0 WLS: W BF: 36 H: 4 R: 1 ER: 1 SO: 2 BB: 4 IBB: 0 HBP: 0 BLK: 0 WP: 0 HR: 0 S: 36 P: 52 ERA: 1.00 WHIP: 0.889															PITCHER				

Batter	1	2	3	4	5	6	7	8	9	AB	R	H	RBI	BB	SO	LOB	BOTTOM	
Frank Taveras, R OBP: 0.326, SLG: 0.294	F9	K		4-3				WP		4	1	1	0	0	1	2	Philadelphia Phillies @ Pittsburgh Pirates Three Rivers Stadium, Pittsburgh, PA Mon Sep 06 1976, 3:38 AM EDT Att: 41,703 - Unknown	
Rennie Stennett, R OBP: 0.293, SLG: 0.351	E3				5-3					2	0	0	0	0	0			
Tommy Helms, R OBP: 0.333, SLG: 0.370			F4							2	0	1	1	0	0			
Richie Zisk, R OBP: 0.344, SLG: 0.475	F7				F8					4	1	1	0	0	1			
Omar Moreno, L OBP: 0.386, SLG: 0.395			E					K		0	0	0	0	0	0			
Bob Robertson, R OBP: 0.304, SLG: 0.314	K									3	0	1	0	1	2			
Dave Parker, L OBP: 0.342, SLG: 0.458										3	2	2	0	1	0			
Bill Robinson, R OBP: 0.323, SLG: 0.534	F9				F9					4	0	2	2	0	3			
Manny Sanguillen, R OBP: 0.335, SLG: 0.375										4	0	1	1	0	2			
Richie Hebner, L OBP: 0.311, SLG: 0.351										2	1	1	1	2	0			
Larry Demery, R OBP: 0.171, SLG: 0.121	F3									4	0	0	0	3	3			
Inning Stats	R: 0 E: 1 K: 1 S: 6	H: 0 LOB: 1 BB: 0 P: 6	R: 1 E: 0 K: 1 S: 6	H: 1 LOB: 2 BB: 2 P: 14	R: 2 E: 1 K: 1 S: 8	H: 3 LOB: 1 BB: 0 P: 8	R: 0 E: 0 K: 1 S: 5	H: 0 LOB: 0 BB: 0 P: 5	R: 0 E: 0 K: 1 S: 7	H: 3 LOB: 1 BB: 0 P: 7	R: 0 E: 0 K: 1 S: 4	H: 0 LOB: 0 BB: 1 P: 8	R: 0 E: 0 K: 1 S: 5	H: 1 LOB: 1 BB: 1 P: 9	1B: 7 2B: 1 3B: 1 HR: 1	SF: 0 SAC: 0 DP: 1 HBP: 0	WP: 1 PB: 0 SB: 1 CS: 1	PA: 36
PITCHER Tom Underwood, L ERA: 3.48	IP: 5.2 WLS: L BF: 28 H: 8 R: 5 ER: 5 SO: 5 BB: 2 IBB: 0 HBP: 0 BLK: 0 WP: 1 HR: 1 S: 36 P: 44 ERA: 7.94 WHIP: 1.765															PITCHER		
Wayne Twitchell, R ERA: 1.88	0.1	1	1	0	0	0	0	0	0	1	0	1	1	0	0	0		
Tug McGraw, L ERA: 2.57	2.0	7	1	0	0	2	2	0	0	0	0	9	17	0	0	0		

Batter	1	2	3	4	5	6	7	8	9	AB	R	H	RBI	BB	SO	LOB	TOP			
Dave Cash, R OBP: 0.333, SLG: 0.347	0-0 4-3		0-0 1B		0-0 E8		0-0 6-3		0-0 1-2 1B	5	0	3	0	0	0	1	Philadelphia Phillies @ Pittsburgh Pirates Three Rivers Stadium, Pittsburgh, PA Wed Sep 08 1976, 7:05 PM EDT Att: 30,976 - Unknown			
Larry Bowa, S OBP: 0.279, SLG: 0.288	0-0 F9		0-0 F8		0-0 L7		0-0 1-3		0-0 F8	5	0	0	0	0	0	5				
Mike Schmidt, R OBP: 0.380, SLG: 0.532	0-0 F8		0-0 L7		4-0 BB				0-0 6-3 S 1B	3	0	1	0	1	0	1				
Greg Luzinski, R OBP: 0.362, SLG: 0.492		0-0 FC4-6 BB 1B		0-0 4-3 1B 2B		0-0 F8			0-0 F3	4	1	2	0	0	0	3				
Dick Allen, R OBP: 0.358, SLG: 0.498	0-0 F8			0-0 6-3		0-0 6-3		0-0 6-3	0-0 6-3	4	0	0	0	0	0	3				
Ollie Brown, R OBP: 0.371, SLG: 0.415		4-0 FC4-6 BB		0-0 4-3		0-0 F2		0-0 6-3		3	0	0	0	1	0	2				
Garry Maddox, R OBP: 0.376, SLG: 0.464		0-0 FC4-6 S 1-2 2-3		0-0 3-H 0-3 1B		0-0 L9			0-0 1B 1B	4	0	2	1	0	0	2				
Tim McCarver, L OBP: 0.396, SLG: 0.382	0-0 1-3						0-3 K		0-0 F4	2	0	0	0	0	1	3				
Wayne Twitchell, R										0	0	0	0	0	0	0				
Tony Taylor, R OBP: 0.316, SLG: 0.294									0-0 F4	1	0	0	0	0	1	0				
Ron Reed, R OBP: 0.217, SLG: 0.217										0	0	0	0	0	0	0				
Jerry Martin, R OBP: 0.267, SLG: 0.282										1	0	0	0	0	0	1				
Steve Carlton, L OBP: 0.221, SLG: 0.213									0-0 F4	1	0	0	0	0	1	0				
Bob Boone, R OBP: 0.368, SLG: 0.403					0-0 5-3		0-0 6-3 2B			3	0	1	0	0	0	1				
Inning Stats	R: 0 E: 0 K: 0 S: 3	H: 0 LOB: 0 BB: 0 P: 3	R: 0 E: 0 K: 0 S: 4	H: 1 LOB: 2 BB: 1 P: 8	R: 0 E: 0 K: 1 S: 6	H: 1 LOB: 1 BB: 0 P: 6	R: 1 E: 0 K: 1 S: 7	H: 2 LOB: 1 BB: 0 P: 7	R: 0 E: 1 K: 0 S: 4	H: 0 LOB: 0 BB: 0 P: 3	R: 0 E: 0 K: 1 S: 6	H: 1 LOB: 1 BB: 0 P: 6	R: 0 E: 0 K: 0 S: 4	H: 1 LOB: 1 BB: 0 P: 4	R: 0 E: 0 K: 0 S: 5	H: 2 LOB: 2 BB: 0 P: 5	1B: 7 2B: 2 3B: 0 HR: 0	SF: 0 SAC: 0 DP: 0 HBP: 0	WP: 0 PB: 0 CS: 0	PA: 38
PITCHER Jim Rooker, L ERA: 3.51	IP: 9.0 WLS: W BF: 38 H: 9 R: 1 ER: 1 SO: 3 BB: 2 IBB: 0 HBP: 0 BLK: 0 WP: 0 HR: 0 S: 42 P: 50 ERA: 1.00 WHIP: 1.222																			

Batter	1	2	3	4	5	6	7	8	9	AB	R	H	RBI	BB	SO	LOB	BOTTOM			
Frank Taveras, R OBP: 0.327, SLG: 0.294	0-3 K	0-0 FC6-4 1B		4-0 G6-4-3 BB		0-3 K		0-0 E1 S		4	0	1	0	1	2	1	Philadelphia Phillies @ Pittsburgh Pirates Three Rivers Stadium, Pittsburgh, PA Wed Sep 08 1976, 7:05 PM EDT Att: 30,976 - Unknown			
Rennie Stennett, R OBP: 0.290, SLG: 0.348	0-0 1-3	0-0 FC6-4 1-2		0-3 K		0-0 1-3		0-0 F2 1-2		5	0	0	0	0	1	4				
Richie Zisk, R OBP: 0.475, SLG: 0.475	0-0 E6		0-3 K		0-0 G6-4-3 1-2		0-0 K		0-3 K	4	0	2	1	0	1	1				
Omar Moreno, L OBP: 0.382, SLG: 0.390										1	0	0	0	0	1	1				
Willie Stargell, L OBP: 0.337, SLG: 0.443	4-0 BB		0-3 K		1-0 1B HBP		0-3 K			2	0	0	0	1	2	1				
Dave Parker, L OBP: 0.341, SLG: 0.459	0-0 4-3		0-0 WP 1B 2B		0-0 F8		0-0 L7			4	1	1	0	0	0	3				
Bill Robinson, R OBP: 0.327, SLG: 0.536		0-0 2B 1B	0-0 S 2B 1B		0-0 F8		0-0 1B			4	2	3	1	0	0	1				
Manny Sanguillen, R OBP: 0.339, SLG: 0.390		0-0 1B 2B	1-0 2B HBP		0-0 1B		0-0 F2			3	2	2	0	0	0	1				
Richie Hebner, L OBP: 0.313, SLG: 0.356		0-0 1-4 1B	0-0 1-4 2B		0-3 K		0-3 K			4	0	2	4	0	2	3				
Jim Rooker, R OBP: 0.234, SLG: 0.339	0-0 1-4		0-0 4-3			0-0 1-3 1B		0-0 6-3		4	1	1	0	0	0	2				
Inning Stats	R: 0 E: 1 K: 1 S: 6	H: 1 LOB: 2 BB: 1 P: 10	R: 2 E: 0 K: 0 S: 6	H: 4 LOB: 1 BB: 0 P: 6	R: 3 E: 0 K: 2 S: 10	H: 3 LOB: 1 BB: 0 P: 11	R: 0 E: 0 K: 1 S: 4	H: 0 LOB: 0 BB: 1 P: 8	R: 0 E: 0 K: 1 S: 6	H: 1 LOB: 2 BB: 0 P: 7	R: 1 E: 0 K: 2 S: 9	H: 2 LOB: 1 BB: 0 P: 9	R: 0 E: 0 K: 1 S: 6	H: 1 LOB: 1 BB: 0 P: 6	R: 0 E: 1 K: 1 S: 6	H: 0 LOB: 1 BB: 0 P: 6	1B: 9 2B: 4 3B: 0 HR: 0	SF: 0 SAC: 0 DP: 2 HBP: 2	WP: 1 PB: 0 CS: 0	PA: 39
PITCHER Steve Carlton, L ERA: 3.26	IP: 3.0 WLS: L BF: 18 H: 8 R: 5 ER: 5 SO: 3 BB: 1 IBB: 0 HBP: 1 BLK: 0 WP: 1 HR: 0 S: 22 P: 27 ERA: 15.00 WHIP: 3.000																			
Wayne Twitchell, R ERA: 1.94	3.0	13	3	1	1	4	1	0	1	0	0	0	19	24	3.00	1.333				
Ron Reed, R ERA: 2.4	2.0	8	1	0	0	2	0	0	0	0	0	0	12	12	0.00	0.500				

Batter	1	2	3	4	5	6	7	8	9	AB	R	H	RBI	BB	SO	LOB	TOP		
Rick Monday, L OBP: 0.350, SLG: 0.523 (1, 3)	6-3		G6-4-3			1B	F8			3	1	0	0	1	0	1	Chicago Cubs @ Philadelphia Phillies Veterans Stadium, Philadelphia, PA Thu Sep 09 1976, 7:05 PM EDT Att: 27,194 - Cloudy - 81 F livebaseballscores.com AB 33 R 2 H 7 RBI 2 BB 2 SO 2 LOB 15		
Joe Wallis, S OBP: 0.306, SLG: 0.349 (1, 8)	L4			P5		1B		6-3		4	1	1	0	0	0	0			
Bill Madlock, R OBP: 0.415, SLG: 0.514 (1, 5)	F8				1B			L8		3	0	1	0	1	0	0			
Jerry Morales, R OBP: 0.324, SLG: 0.408 (1, 9)				P4				6-3		4	0	1	0	0	0	4			
Larry Bittner, L OBP: 0.268, SLG: 0.291 (1, 7)				F8					4-3	4	0	1	2	0	0	2			
Manny Trillo, R OBP: 0.301, SLG: 0.315 (1, 4)	K					L7	L9		F9	4	0	0	0	0	1	3			
Steve Swisher, R OBP: 0.275, SLG: 0.330 (1, 2)										2	0	0	0	0	1	1			
Champ Summers, L OBP: 0.289, SLG: 0.287 (6, PH)										1	0	0	0	0	0	2			
George Mitterwald, R OBP: 0.236, SLG: 0.293 (6, 2)										1	0	1	0	0	0	0			
Rob Sperring, R OBP: 0.352, SLG: 0.317 (9, PR)										0	0	0	0	0	0	0			
Mick Kelleher, R OBP: 0.263, SLG: 0.269 (1, 6)				F2						3	0	1	0	0	0	0			
Jose Cardenal, R OBP: 0.341, SLG: 0.404 (9, PH)									P6	1	0	0	0	0	0	1			
Bill Bonham, R OBP: 0.200, SLG: 0.226 (1, 1)										1	0	1	0	0	0	0			
Ralph LaCock, L OBP: 0.328, SLG: 0.369 (5, PH)										1	0	0	0	0	0	1			
Mike Garman, R OBP: 0.328, SLG: 0.369 (5, PH)										0	0	0	0	0	0	0			
Jerry Tabb, L OBP: 0.182, SLG: 0.182 (7, PH)										1	0	0	0	0	0	0			
Joe Coleman, R OBP: 0.182, SLG: 0.182 (7, 1)										0	0	0	0	0	0	0			
Inning Stats	R: 0 E: 0 K: 0 S: 3	H: 0 LOB: 0 BB: 0 P: 3	R: 0 E: 0 K: 1 S: 6	H: 1 LOB: 1 BB: 0 P: 6	R: 0 E: 0 K: 0 S: 3	H: 1 LOB: 0 BB: 0 P: 3	R: 0 E: 0 K: 0 S: 4	H: 1 LOB: 1 BB: 0 P: 4	R: 0 E: 0 K: 1 S: 6	H: 1 LOB: 1 BB: 0 P: 6	R: 2 E: 0 K: 0 S: 5	H: 2 LOB: 2 BB: 2 P: 13	R: 0 E: 0 K: 0 S: 3	H: 0 LOB: 0 BB: 0 P: 3	R: 0 E: 0 K: 0 S: 3	H: 1 LOB: 1 BB: 0 P: 4	1B: 7 2B: 0 3B: 0 HR: 0	SF: 0 SAC: 0 DP: 1 HBP: 0	WP: 0 PA: 35 PB: 0 SB: 0 CS: 0
PITCHER Jim Lonborg, R ERA: 3.31 (1, 1)	IP: 9.0 WLS: W BF: 35 H: 7 R: 2 ER: 2 SO: 2 BB: 2 IBB: 0 HBP: 0 BLK: 0 WP: 0 HR: 0 S: 37 P: 45 ERA: 2.00 WHIP: 1.000															PITCHER Jim Lonborg, R ERA: 3.31 (1, 1)	IP: 9.0 WLS: W BF: 35 H: 7 R: 2 ER: 2 SO: 2 BB: 2 IBB: 0 HBP: 0 BLK: 0 WP: 0 HR: 0 S: 37 P: 45 ERA: 2.00 WHIP: 1.000		

Batter	1	2	3	4	5	6	7	8	9	AB	R	H	RBI	BB	SO	LOB	BOTTOM			
Dave Cash, R OBP: 0.333, SLG: 0.346 (1, 4)	L9		F9			L9				4	1	1	1	0	0	3	Chicago Cubs @ Philadelphia Phillies Veterans Stadium, Philadelphia, PA Thu Sep 09 1976, 7:05 PM EDT Att: 27,194 - Cloudy - 81 F livebaseballscores.com AB 28 R 4 H 6 RBI 2 BB 7 SO 1 LOB 16			
Larry Bowa, S OBP: 0.280, SLG: 0.289 (1, 6)				F7		F5				4	1	2	1	0	0	1				
Mike Schmidt, R OBP: 0.381, SLG: 0.530 (1, 5)	F8									2	0	0	0	2	0	1				
Greg Luzinski, R OBP: 0.363, SLG: 0.490 (1, 7)										2	0	0	0	2	0	1				
Jerry Martin, R OBP: 0.297, SLG: 0.282 (8, 7)										0	0	0	0	0	0	0				
Jay Johnstone, L OBP: 0.386, SLG: 0.476 (1, 9)	FC6-4									4	0	0	0	0	0	4				
Dick Allen, R OBP: 0.357, SLG: 0.484 (1, 3)										4	0	1	0	0	0	0				
Rick Bosetti, R OBP: 0.336, SLG: 0.274 (8, PR)										0	0	0	0	0	0	0				
Tom Hutton, L OBP: 0.336, SLG: 0.274 (9, 3)										0	0	0	0	0	0	0				
Garry Maddox, R OBP: 0.377, SLG: 0.463 (1, 8)										3	1	1	0	1	0	1				
Bob Boone, R OBP: 0.369, SLG: 0.402 (1, 2)										3	1	1	0	1	1	1				
Jim Lonborg, R OBP: 0.250, SLG: 0.190 (1, 1)										2	0	0	0	1	0	4				
Inning Stats	R: 0 E: 0 K: 0 S: 4	H: 1 LOB: 2 BB: 1 P: 8	R: 4 E: 1 K: 0 S: 6	H: 3 LOB: 3 BB: 3 P: 18	R: 0 E: 0 K: 0 S: 4	H: 1 LOB: 2 BB: 1 P: 8	R: 0 E: 0 K: 0 S: 2	H: 0 LOB: 0 BB: 1 P: 6	R: 0 E: 0 K: 0 S: 3	H: 0 LOB: 0 BB: 0 P: 3	R: 0 E: 0 K: 0 S: 3	H: 0 LOB: 1 BB: 1 P: 7	R: 0 E: 0 K: 1 S: 6	H: 1 LOB: 2 BB: 0 P: 6	R: 0 E: 0 K: 0 S: 6	H: 0 LOB: 0 BB: 0 P: 3		1B: 6 2B: 0 3B: 0 HR: 0	SF: 0 SAC: 1 DP: 1 HBP: 0	WP: 1 PA: 36 PB: 1 SB: 3 CS: 0
PITCHER Bill Bonham, R ERA: 4.67 (1, 1)	IP: 4.0 WLS: L BF: 22 H: 5 R: 4 ER: 3 SO: 3 BB: 6 IBB: 0 HBP: 0 BLK: 0 WP: 1 HR: 0 S: 16 P: 40 ERA: 6.75 WHIP: 2.750															PITCHER Mike Garman, R ERA: 5.05 (5, 1)		IP: 2.0 WLS: 7 BF: 7 H: 0 R: 0 ER: 0 SO: 0 BB: 1 IBB: 0 HBP: 0 BLK: 0 WP: 0 HR: 0 S: 6 P: 10 ERA: 0.00 WHIP: 0.500		
PITCHER Joe Coleman, R ERA: 4.5 (7, 1)	IP: 2.0 WLS: 7 BF: 7 H: 1 R: 0 ER: 0 SO: 1 BB: 0 IBB: 0 HBP: 0 BLK: 0 WP: 0 HR: 0 S: 9 P: 9 ERA: 0.00 WHIP: 0.500															PITCHER Joe Coleman, R ERA: 4.5 (7, 1)		IP: 2.0 WLS: 7 BF: 7 H: 1 R: 0 ER: 0 SO: 1 BB: 0 IBB: 0 HBP: 0 BLK: 0 WP: 0 HR: 0 S: 9 P: 9 ERA: 0.00 WHIP: 0.500		

Batter	1	2	3	4	5	6	7	8	9	AB	R	H	RBI	BB	SO	LOB	TOP			
Rick Monday, L OBP: 0.391, SLG: 0.523 (1,3)	4-3		G4-6-3 1B		3-H 1B		F8			4	0	2	1	0	0	1				
Jose Cardenal, R OBP: 0.339, SLG: 0.401 (1,7)	L4		L9		6-3			L8		4	0	0	0	0	0	2				
Bill Madlock, R OBP: 0.415, SLG: 0.521 (1,5)			G4-6-3 1-2 1B			F8		HR		4	1	2	1	0	0	1				
Jerry Morales, R OBP: 0.321, SLG: 0.405 (1,9)	L7			6-3		5-3		6-3		4	0	0	0	0	0	1				
George Mitterwald, R OBP: 0.240, SLG: 0.296 (1,2)		1-3 E 1B		P4		FC4-6 1B		4-3		4	1	2	0	0	0	0				
Manny Trillo, R OBP: 0.299, SLG: 0.312 (1,4)		1-3 1-2 1B		6-3		FC4-6 1-2 1B			F7	4	0	0	0	0	0	2				
Joe Wallis, S OBP: 0.308, SLG: 0.351 (1,8)		E9 G3 2-H 1B			F9 4-3 1B		5-3		P6	4	1	2	1	0	0	0				
Mick Kelleher, R OBP: 0.259, SLG: 0.265 (1,6)		G3 2-3 1B			4-3 1-2 1B		6-3		6-3	4	0	0	0	0	0	2				
Rick Reuschel, R OBP: 0.284, SLG: 0.250 (1,1)		6-3			F9 2-3 1B					3	0	1	0	0	0	2				
Inning Stats	R: 0 E: 0 K: 0 S: 4	H: 1 LOB: 1 BB: 0 P: 4	R: 1 E: 1 K: 0 S: 5	H: 2 LOB: 1 BB: 0 P: 5	R: 0 E: 0 K: 0 S: 3	H: 1 LOB: 0 BB: 0 P: 3	R: 0 E: 0 K: 0 S: 3	H: 0 LOB: 0 BB: 0 P: 3	R: 1 E: 0 K: 0 S: 5	H: 2 LOB: 1 BB: 0 P: 5	R: 0 E: 0 K: 0 S: 4	H: 1 LOB: 1 BB: 0 P: 4	R: 0 E: 0 K: 0 S: 4	H: 1 LOB: 1 BB: 0 P: 4	R: 1 E: 0 K: 0 S: 3	H: 1 LOB: 0 BB: 0 P: 3	1B: 8 2B: 0 3B: 0 HR: 1	SF: 0 SAC: 0 DP: 1 HBP: 0	WP: 0 PA: 35 PB: 0 SB: 0 CS: 0	
PITCHER	IP	WLS	BF	H	R	ER	SO	BB	IBB	HBP	BLK	WP	HR	S	P	ERA	WHIP			
Jim Kaat, L ERA: 3.29 (1,1)	8.0	L	32	9	3	3	0	0	0	0	0	0	1	32	32	3.38	1.125			
Ron Reed, R ERA: 2.39 (9,1)	1.0		3	0	0	0	0	0	0	0	0	0	0	3	3	0.00	0.000			

Chicago Cubs @ Philadelphia Phillies
Veterans Stadium, Philadelphia, PA
Fri Sep 10 1976, 7:05 PM EDT
Att: 30,121 - Unknown - 67 F

livebaseballscores.com

AB 35
R 3
H 9
RBI 3
BB 0
SO 0
LOB 11




Batter	1	2	3	4	5	6	7	8	9	AB	R	H	RBI	BB	SO	LOB	BOTTOM				
Dave Cash, R OBP: 0.332, SLG: 0.345 (1,4)	6-3		6-3		FC5-4 1-2 2-3 1B			SF8-4 SH1-3 1-2 1B		4	0	1	0	0	0	2					
Larry Bowa, S OBP: 0.281, SLG: 0.289 (1,6)		2B 1B		F8		P6		SH1-3 1-2 2-3		3	1	1	0	0	0	2					
Mike Schmidt, R OBP: 0.380, SLG: 0.530 (1,5)		FC5-4 1-H 2B		K			F8	SF8-4-5 2-3 3-H		3	0	1	2	0	1	0					
Greg Luzinski, R OBP: 0.362, SLG: 0.488 (1,7)		FC5-6-5			4-3		K			4	0	1	0	0	1	1					
Rick Bosetti, R (9, PR)		2-3 1B				K				0	0	0	0	0	0	0					
Jay Johnstone, L OBP: 0.382, SLG: 0.471 (1,9)		4-3			F9		L3		G3 1-2	4	0	0	0	0	0	2					
Dick Allen, R OBP: 0.352, SLG: 0.486 (1,3)			K		4-3			6-3		4	0	0	0	0	2	1					
Garry Maddox, R OBP: 0.379, SLG: 0.463 (1,8)		4-0 E S FC5-2 BB			FC5-4 1B			F8		2	0	1	0	1	0	0					
Bob Boone, R OBP: 0.366, SLG: 0.398 (1,2)		FC5-2 1-H			L5			F7		3	0	0	0	0	0	2					
Jim Kaat, L OBP: 0.195, SLG: 0.257 (1,1)										2	0	1	0	0	0	1					
Tim McCarver, L OBP: 0.400, SLG: 0.382 (8, PH)										0	1	0	0	1	0	0					
Ron Reed, R OBP: 0.174, SLG: 0.217 (9,1)										0	0	0	0	0	0	0					
Inning Stats	R: 1 E: 0 K: 0 S: 5	H: 2 LOB: 1 BB: 0 P: 5	R: 0 E: 0 K: 1 S: 5	H: 0 LOB: 1 BB: 1 P: 9	R: 0 E: 0 K: 1 S: 5	H: 0 LOB: 0 BB: 0 P: 5	R: 0 E: 0 K: 0 S: 3	H: 0 LOB: 0 BB: 0 P: 3	R: 0 E: 0 K: 1 S: 5	H: 2 LOB: 2 BB: 0 P: 5	R: 0 E: 0 K: 1 S: 5	H: 0 LOB: 0 BB: 0 P: 5	R: 0 E: 0 K: 0 S: 3	H: 0 LOB: 0 BB: 0 P: 3	R: 1 E: 0 K: 0 S: 3	H: 1 LOB: 1 BB: 1 P: 7	R: 0 E: 0 K: 1 S: 5	H: 1 LOB: 1 BB: 0 P: 5	1B: 5 2B: 2 3B: 0 HR: 0	SF: 1 SAC: 1 DP: 1 HBP: 0	WP: 0 PA: 33 PB: 0 SB: 1 CS: 0
PITCHER	IP	WLS	BF	H	R	ER	SO	BB	IBB	HBP	BLK	WP	HR	S	P	ERA	WHIP				
Rick Reuschel, R ERA: 3.45 (1,1)	9.0	W	33	6	2	2	4	2	0	0	0	0	0	39	47	2.00	0.889				

Chicago Cubs @ Philadelphia Phillies
Veterans Stadium, Philadelphia, PA
Fri Sep 10 1976, 7:05 PM EDT
Att: 30,121 - Unknown - 67 F

livebaseballscores.com

AB 29
R 2
H 6
RBI 2
BB 2
SO 4
LOB 11



Batter	1	2	3	4	5	6	7	8	9	10	11	12	AB	R	H	RBI	BB	SO	LOB	TOP	
Rick Monday, L OBP: 0.394, SLG: 0.528 (1, 3)														3	1	1	1	3	0	0	
Jose Cardenal, R OBP: 0.339, SLG: 0.401 Rob Spornig, R OBP: 0.338, SLG: 0.303 (1, 7) (3, 7)														2	0	1	0	0	0	0	
Bill Madlock, R OBP: 0.415, SLG: 0.520 (1, 5)														5	0	2	0	0	1	2	
Jerry Morales, R OBP: 0.318, SLG: 0.400 (1, 9)														5	0	0	0	0	1	3	
George Mitterwald, R OBP: 0.299, SLG: 0.294 (1, 2)														5	0	1	0	0	2	0	
Manny Trillo, R OBP: 0.303, SLG: 0.318 (1, 4)														4	1	3	0	1	0	0	
Joe Wallis, S OBP: 0.307, SLG: 0.349 (1, 8)														5	1	1	0	0	3	4	
Mick Kelleher, R OBP: 0.259, SLG: 0.265 (1, 6)														4	0	1	0	0	0	2	
Ray Burris, R OBP: 0.139, SLG: 0.129 Darold Knowles, L OBP: 0.400, SLG: 0.143 Bruce Sutter, R (10, 1) Champ Summers, L OBP: 0.295, SLG: 0.319 Joe Coleman, R OBP: 0.182, SLG: 0.182 (12, PH) (12, 1)														4	0	0	0	0	3	2	
Inning Stats	R: 1 E: 0 K: 0 S: 4	H: 2 LOB: 0 BB: 4 P: 4	R: 0 E: 0 K: 1 S: 6	H: 2 LOB: 2 BB: 0 P: 6	R: 0 E: 0 K: 2 S: 7	H: 1 LOB: 1 BB: 1 P: 11	R: 0 E: 0 K: 1 S: 5	H: 0 LOB: 0 BB: 0 P: 6	R: 0 E: 0 K: 2 S: 7	H: 0 LOB: 0 BB: 0 P: 7	R: 0 E: 0 K: 1 S: 3	H: 0 LOB: 0 BB: 1 P: 3	R: 0 E: 0 K: 1 S: 5	H: 0 LOB: 0 BB: 0 P: 5	R: 3 E: 0 K: 0 S: 6	H: 3 LOB: 0 BB: 0 P: 6	1B: 8 2B: 1 3B: 0 HR: 2	SF: 0 SAC: 2 DP: 1 HBP: 0	WP: 0 PB: 0 SB: 0 CS: 1	PA: 47	
PITCHER	IP WLS BF H R ER SO BB IBB HBP BLK WP HR S P ERA WHIP	IP WLS BF H R ER SO BB IBB HBP BLK WP HR S P ERA WHIP	IP WLS BF H R ER SO BB IBB HBP BLK WP HR S P ERA WHIP	IP WLS BF H R ER SO BB IBB HBP BLK WP HR S P ERA WHIP	IP WLS BF H R ER SO BB IBB HBP BLK WP HR S P ERA WHIP	IP WLS BF H R ER SO BB IBB HBP BLK WP HR S P ERA WHIP	IP WLS BF H R ER SO BB IBB HBP BLK WP HR S P ERA WHIP	IP WLS BF H R ER SO BB IBB HBP BLK WP HR S P ERA WHIP	IP WLS BF H R ER SO BB IBB HBP BLK WP HR S P ERA WHIP	IP WLS BF H R ER SO BB IBB HBP BLK WP HR S P ERA WHIP	IP WLS BF H R ER SO BB IBB HBP BLK WP HR S P ERA WHIP	IP WLS BF H R ER SO BB IBB HBP BLK WP HR S P ERA WHIP	IP WLS BF H R ER SO BB IBB HBP BLK WP HR S P ERA WHIP	IP WLS BF H R ER SO BB IBB HBP BLK WP HR S P ERA WHIP	IP WLS BF H R ER SO BB IBB HBP BLK WP HR S P ERA WHIP	IP WLS BF H R ER SO BB IBB HBP BLK WP HR S P ERA WHIP	IP WLS BF H R ER SO BB IBB HBP BLK WP HR S P ERA WHIP	IP WLS BF H R ER SO BB IBB HBP BLK WP HR S P ERA WHIP	IP WLS BF H R ER SO BB IBB HBP BLK WP HR S P ERA WHIP	IP WLS BF H R ER SO BB IBB HBP BLK WP HR S P ERA WHIP	

Chicago Cubs @ Philadelphia Phillies
Veterans Stadium, Philadelphia, PA

AB 41
R 4
H 11
RBI 4
BB 4
SO 11
LOB 14



WP: 0 PA: 47
PB: 0
SB: 0
CS: 1

Sat Sep 11 1976, 7:05 PM EDT
Att. 37,668 - Unknown - 67 F

Batter	1	2	3	4	5	6	7	8	9	10	11	12	AB	R	H	RBI	BB	SO	LOB	BOTTOM		
Dave Cash, R OBP: 0.331, SLG: 0.344 (1, 4)														6	0	1	0	0	0	1		
Larry Bowa, S OBP: 0.338 Tim McCarver, R OBP: 0.339 Tug McGraw, L OBP: 0.333 Bobby Tolan, L OBP: 0.345 Olin Esposito, R OBP: 0.370, SLG: 0.412 (8, PH) (9, 1) (10, PH) (10, PH) (11, 2)														3	0	0	0	0	0	0		
Mike Schmidt, R OBP: 0.380, SLG: 0.527 (1, 5)														3	1	0	0	2	0	3		
Greg Luzinski, R OBP: 0.381, SLG: 0.485 Ron Reed, R OBP: 0.174, SLG: 0.217 (1, 7) (11, 1)														5	0	1	0	0	1	6		
Jay Johnstone, L OBP: 0.378, SLG: 0.465 (1, 9)														5	0	0	0	0	1	1		
Dick Allen, R OBP: 0.346, SLG: 0.477 (1, 3)														5	0	0	0	0	2	0		
Garry Maddox, R OBP: 0.379, SLG: 0.465 (1, 8)														5	0	2	0	0	0	0		
Bob Boone, R OBP: 0.364, SLG: 0.393 (1, 2)														4	0	0	0	1	1	1		
Tom Underwood, R OBP: 0.186, SLG: 0.125 Tom Hutton, L OBP: 0.344, SLG: 0.290 Rick Bosetti, R (8, PH) Terry Harmon, R OBP: 0.373, SLG: 0.438 (9, 6)														2	0	0	0	0	1	2		
Inning Stats	R: 0 E: 1 K: 0 S: 4	H: 0 LOB: 1 BB: 0 P: 4	R: 0 E: 0 K: 1 S: 6	H: 1 LOB: 2 BB: 1 P: 10	R: 1 E: 1 K: 0 S: 8	H: 1 LOB: 1 BB: 1 P: 8	R: 0 E: 0 K: 0 S: 3	H: 0 LOB: 0 BB: 0 P: 3	R: 0 E: 0 K: 0 S: 3	H: 0 LOB: 0 BB: 0 P: 3	R: 0 E: 0 K: 1 S: 4	H: 1 LOB: 3 BB: 1 P: 8	R: 0 E: 0 K: 2 S: 8	H: 1 LOB: 1 BB: 0 P: 8	R: 0 E: 0 K: 1 S: 5	H: 0 LOB: 0 BB: 0 P: 5	R: 0 E: 0 K: 0 S: 3	H: 0 LOB: 0 BB: 0 P: 3	1B: 4 2B: 2 3B: 0 HR: 0	SF: 0 SAC: 0 DP: 0 HBP: 0	WP: 0 PB: 0 SB: 1 CS: 1	PA: 47
PITCHER	IP WLS BF H R ER SO BB IBB HBP BLK WP HR S P ERA WHIP	IP WLS BF H R ER SO BB IBB HBP BLK WP HR S P ERA WHIP	IP WLS BF H R ER SO BB IBB HBP BLK WP HR S P ERA WHIP	IP WLS BF H R ER SO BB IBB HBP BLK WP HR S P ERA WHIP	IP WLS BF H R ER SO BB IBB HBP BLK WP HR S P ERA WHIP	IP WLS BF H R ER SO BB IBB HBP BLK WP HR S P ERA WHIP	IP WLS BF H R ER SO BB IBB HBP BLK WP HR S P ERA WHIP	IP WLS BF H R ER SO BB IBB HBP BLK WP HR S P ERA WHIP	IP WLS BF H R ER SO BB IBB HBP BLK WP HR S P ERA WHIP	IP WLS BF H R ER SO BB IBB HBP BLK WP HR S P ERA WHIP	IP WLS BF H R ER SO BB IBB HBP BLK WP HR S P ERA WHIP	IP WLS BF H R ER SO BB IBB HBP BLK WP HR S P ERA WHIP	IP WLS BF H R ER SO BB IBB HBP BLK WP HR S P ERA WHIP	IP WLS BF H R ER SO BB IBB HBP BLK WP HR S P ERA WHIP	IP WLS BF H R ER SO BB IBB HBP BLK WP HR S P ERA WHIP	IP WLS BF H R ER SO BB IBB HBP BLK WP HR S P ERA WHIP	IP WLS BF H R ER SO BB IBB HBP BLK WP HR S P ERA WHIP	IP WLS BF H R ER SO BB IBB HBP BLK WP HR S P ERA WHIP	IP WLS BF H R ER SO BB IBB HBP BLK WP HR S P ERA WHIP	IP WLS BF H R ER SO BB IBB HBP BLK WP HR S P ERA WHIP		

Chicago Cubs @ Philadelphia Phillies
Veterans Stadium, Philadelphia, PA

AB 43
R 1
H 6
RBI 0
BB 3
SO 6
LOB 18



WP: 0 PA: 47
PB: 0
SB: 1
CS: 1

Sat Sep 11 1976, 7:05 PM EDT
Att. 37,668 - Unknown - 67 F

Batter	1	2	3	4	5	6	7	8	9	AB	R	H	RBI	BB	SO	LOB	TOP
Rick Monday, L OBP: 0.395, SLG: 0.528 (1, 3)	F7			2B		1B		K		4	0	2	0	0	1	2	Chicago Cubs @ Philadelphia Phillies Veterans Stadium, Philadelphia, PA Sun Sep 12 1976, 3:33 AM EDT Att: 34,469 - Sunny - 79 F
Joe Wallis, S OBP: 0.306, SLG: 0.351 (1, 8)	3-4-1			F8		F8			K	4	0	1	0	0	1		
Bill Madlock, R OBP: 0.414, SLG: 0.517 (1, 5)	F3			F8			G6-4-3		P4	4	0	1	0	0	0	1	
Jerry Morales, R OBP: 0.317, SLG: 0.398 (1, 9)		K		L8			G6-4-3			3	0	0	0	1	1	2	
Larry Bittner, L OBP: 0.263, SLG: 0.286 (8, PH)	3-1				L9				BB	3	0	0	0	0	0	0	
Steve Swisher, R OBP: 0.274, SLG: 0.329 (9, PH)									K	1	0	0	0	0	1	1	
Manny Trillo, R OBP: 0.303, SLG: 0.316 (1, 4)	P4				6-3					2	0	0	0	1	0	0	
George Mitterwald, R OBP: 0.240, SLG: 0.295 (1, 2)			6-3		6-3					3	0	1	0	0	0	0	
Mick Kelleher, R OBP: 0.260, SLG: 0.266 (8, PH)			3-1					P4		2	0	1	0	0	0	0	
Chang Summers, L OBP: 0.295, SLG: 0.319 (8, PH)										0	0	0	0	0	0	0	
Wayne Tyrone, R OBP: 0.275, SLG: 0.333 (8, PH)										1	0	0	0	0	0	2	
Buddy Schultz, R (8, 1)										0	0	0	0	0	0	0	
Mike Garman, R (8, 1)										0	0	0	0	0	0	0	
Steve Renko, R OBP: 0.085, SLG: 0.085 (1, 1)										2	0	0	0	0	0	1	
Joe Coleman, R OBP: 0.182, SLG: 0.182 (6, 1)										0	0	0	0	0	0	0	
Rob Sperring, R OBP: 0.333, SLG: 0.299 (8, PH)										1	0	0	0	0	1	2	
Inning Stats	R: 0 E: 0 K: 0 S: 3	H: 0 LOB: 0 BB: 0 P: 3	R: 0 E: 0 K: 1 S: 5	H: 0 LOB: 0 BB: 0 P: 5	R: 0 E: 0 K: 0 S: 3	H: 0 LOB: 0 BB: 0 P: 3	R: 0 E: 0 K: 0 S: 4	H: 2 LOB: 1 BB: 0 P: 4	R: 0 E: 0 K: 0 S: 3	H: 1 LOB: 0 BB: 0 P: 3	R: 0 E: 0 K: 2 S: 8	H: 1 LOB: 2 BB: 1 P: 12	R: 0 E: 0 K: 2 S: 7	H: 0 LOB: 1 BB: 1 P: 11	1B: 5 2B: 1 3B: 0 HR: 0	SF: 0 SAC: 0 DP: 2 HBP: 0	WP: 0 PA: 32 PB: 0 SB: 0 CS: 0
PITCHER	IP WLS BF H R ER SO BB IBB HBP BLK WP HR S P ERA WHIP																
Larry Christenson, R ERA: 3.62 (1, 1)	7.0 W 25 6 0 0 1 1 0 0 0 0 0 0 26 30 0.00 1.000																
Tug McGraw, L ERA: 2.44 (8, 1)	2.0 S 7 0 0 0 4 1 0 0 0 0 0 0 0 14 18 0.00 0.500																

AB	30
R	0
H	6
RBI	0
BB	2
SO	5
LOB	12



Batter	1	2	3	4	5	6	7	8	9	AB	R	H	RBI	BB	SO	LOB	BOTTOM
Garry Maddox, R OBP: 0.379, SLG: 0.464 (1, 8)	G4-6-3		P4			F9		9-2		5	1	2	2	0	0	3	Chicago Cubs @ Philadelphia Phillies Veterans Stadium, Philadelphia, PA Sun Sep 12 1976, 3:33 AM EDT Att: 34,469 - Sunny - 79 F
Dave Cash, R OBP: 0.331, SLG: 0.344 (1, 4)	G4-6-3							F9		5	0	2	1	0	0	3	
Mike Schmidt, R OBP: 0.381, SLG: 0.525 (1, 5)	K		F7			K				4	0	1	1	1	2	2	
Greg Luzinski, R OBP: 0.362, SLG: 0.483 (1, 7)		K								2	1	0	0	2	2	1	
Jerry Martin, R OBP: 0.294, SLG: 0.279 (8, 7)										1	0	0	0	0	1	1	
Jay Johnstone, L OBP: 0.379, SLG: 0.464 (1, 9)	L5									3	1	1	0	1	1	1	
Tom Hutton, L OBP: 0.348, SLG: 0.291 (1, 3)										3	0	1	0	1	0	4	
Larry Bowa, S OBP: 0.281, SLG: 0.289 (1, 6)	K									4	2	2	0	0	1	3	
Johnny Oates, L OBP: 0.287, SLG: 0.253 (1, 2)										4	2	3	2	0	0	2	
Larry Christenson, R OBP: 0.245, SLG: 0.391 (1, 1)										3	0	1	1	0	1	1	
Tug McGraw, R OBP: 0.197, SLG: 0.333 (8, 1)										0	0	0	0	0	0	0	
Ollie Brown, R OBP: 0.368, SLG: 0.410 (8, 9)										1	1	0	0	0	0	3	
Inning Stats	R: 0 E: 0 K: 1 S: 5	H: 1 LOB: 0 BB: 0 P: 5	R: 0 E: 0 K: 2 S: 7	H: 0 LOB: 1 BB: 1 P: 11	R: 1 E: 0 K: 0 S: 5	H: 2 LOB: 1 BB: 0 P: 5	R: 0 E: 0 K: 0 S: 3	H: 0 LOB: 2 BB: 2 P: 11	R: 0 E: 0 K: 0 S: 6	H: 4 LOB: 1 BB: 1 P: 10	R: 0 E: 0 K: 2 S: 7	H: 0 LOB: 1 BB: 1 P: 11	R: 4 E: 0 K: 1 S: 10	H: 5 LOB: 1 BB: 0 P: 10	1B: 12 2B: 2 3B: 0 HR: 0	SF: 0 SAC: 0 DP: 2 HBP: 0	WP: 1 PA: 40 PB: 0 SB: 2 CS: 0
PITCHER	IP WLS BF H R ER SO BB IBB HBP BLK WP HR S P ERA WHIP																
Steve Renko, R ERA: 4.37 (1, 1)	5.1 L 26 7 4 4 5 4 0 0 0 0 0 0 9 13 6.75 2.062																
Joe Coleman, R ERA: 4.41 (6, 1)	1.2 6 1 0 0 2 1 0 0 0 0 0 0 9 13 0.00 1.200																
Buddy Schultz, L ERA: 6.08 (8, 1)	0.0 3 3 3 3 0 0 0 0 0 0 0 0 3 3 ∞ ∞																
Mike Garman, R ERA: 5.11 (8, 1)	1.0 5 2 1 1 1 0 0 0 0 1 0 7 7 9.00 2.000																

AB	35
R	8
H	13
RBI	7
BB	5
SO	8
LOB	24



Batter	1	2	3	4	5	6	7	8	9	AB	R	H	RBI	BB	SO	LOB	TOP								
Bombo Rivera, R (1, 7) OBP: 0.322, SLG: 0.406	1-3 		1-2 F9		0-3 K			0-2 4-3		3	0	0	0	0	2	0	Montreal Expos @ Philadelphia Phillies Veterans Stadium, Philadelphia, PA Mon Sep 13 1976, 7:05 PM EDT Att: 20,114 - Unknown								
Del Unser, L (8, PH) OBP: 0.282, SLG: 0.369										1	0	0	0	0	0	0									
Tim Foli, R (1, 6) OBP: 0.280, SLG: 0.367	4-1 		0-1 1B			2-2 F9		2-2 F9		3	0	1	0	1	0	0									
Ellis Valentine, R (1, 8) OBP: 0.337, SLG: 0.374	1-2 FC1-4 HR		0-0 1B			0-0 5-3		4-1		3	1	1	0	1	0	1									
Earl Williams, R (1, 3) OBP: 0.289, SLG: 0.383	3-2 HR		1-1 F4			3-2 1B		2-2 6-3		4	1	2	2	0	0	2									
Larry Parrish, R (1, 5) OBP: 0.291, SLG: 0.369	1-1 5-3			1-0 F9					1-1	3	0	0	0	0	0	1									
Chuck Taylor, R (6, 1)										0	0	0	0	0	0	0									
Jose Morales, R (9, PH) OBP: 0.340, SLG: 0.480									4-3 1B	1	0	1	0	0	0	0									
Gary Carter, R (1, 2) OBP: 0.291, SLG: 0.311		0-1 5-3		0-0 1-3			0-0 L5		3-1 F2	4	0	0	0	0	0	1									
Andre Dawson, R (1, 9) OBP: 0.167, SLG: 0.167		1-2 CS 1B		2-3 K			2-2 5-3		1-2 4-3	4	0	1	0	0	1	1									
Pepe Frias, R (1, 4) OBP: 0.209, SLG: 0.233		1-2 SAFE 1B		1-3 K			4-1		0-0 P1	2	0	1	0	0	1	0									
Rodney Scott, S (7, PH) OBP: 0.507, SLG: 0.500										0	0	0	0	1	0	0									
Mike Jorgensen, L (9, PH) OBP: 0.358, SLG: 0.359		1-2 1B								1	0	0	0	0	0	1									
Dennis Blair, R (1, 1) OBP: 0.108, SLG: 0.162		3-2 F2		1-3 K			3-3 K			0	0	0	0	0	0	0									
Don Carrithers, R (2, PH) OBP: 0.108, SLG: 0.162										0	0	0	0	0	0	0									
Roger Fresno, R (2, 1)										1	0	0	0	0	0	1									
Chip Lang, R (2, 1) OBP: 0.320, SLG: 0.209										0	0	0	0	0	0	0									
Gary Roenicke, R (5, PH) OBP: 0.226, SLG: 0.245										1	0	0	0	0	0	1									
Steve Dunning, R (5, 1) OBP: 0.226, SLG: 0.245										0	0	0	0	0	0	0									
Pete Mackanin, R (8, 5) OBP: 0.231, SLG: 0.345										1	0	0	0	0	0	1									
Inning Stats	R: 2 E: 0 K: 1 S: 12	H: 1 LOB: 0 BB: 1 P: 22	R: 0 E: 0 K: 0 S: 11	H: 2 LOB: 1 BB: 0 P: 16	R: 0 E: 0 K: 0 S: 8	H: 2 LOB: 1 BB: 0 P: 10	R: 0 E: 0 K: 1 S: 5	H: 0 LOB: 0 BB: 0 P: 8	R: 0 E: 0 K: 3 S: 11	H: 0 LOB: 0 BB: 0 P: 13	R: 0 E: 0 K: 0 S: 10	H: 1 LOB: 1 BB: 0 P: 17	R: 0 E: 0 K: 1 S: 8	H: 0 LOB: 1 BB: 1 P: 17	R: 0 E: 0 K: 0 S: 11	H: 0 LOB: 1 BB: 1 P: 19	R: 0 E: 0 K: 0 S: 8	H: 1 LOB: 1 BB: 0 P: 13	1B: 6 2B: 0 3B: 0 HR: 1	SF: 0 SAC: 0 DP: 0 HBP: 0	WP: 0 PB: 0 SB: 1 CS: 1	PA: 35			
PITCHER	IP	WLS	BF	H	R	ER	SO	BB	IBB	HBP	BLK	WP	HR	S	P	ERA	WHIP								
Steve Carlton, L (1, 1) ERA: 3.25	6.0	W	23	6	2	2	5	1	0	0	0	0	1	57	86	3.00	1.167								
Gene Garber, R (7, 1) ERA: 2.99	3.0	S	12	1	0	0	1	2	0	0	0	0	0	27	49	0.00	1.000								

AB	32
R	2
H	7
RBI	2
BB	3
SO	6
LOB	9



Batter	1	2	3	4	5	6	7	8	9	AB	R	H	RBI	BB	SO	LOB	BOTTOM								
Garry Maddox, R (1, 8) OBP: 0.382, SLG: 0.467	1-2 1B HR	1-0 F7		1-2 FC6 1B		2-1 1-3-5 1B				4	1	3	1	0	0	0	Montreal Expos @ Philadelphia Phillies Veterans Stadium, Philadelphia, PA Mon Sep 13 1976, 7:05 PM EDT Att: 20,114 - Unknown								
Dave Cash, R (1, 4) OBP: 0.331, SLG: 0.343	3-1 HR 1B	2-1 P3		1-0 FC6 1-2		1-0 1-3-5 3-H				4	1	1	1	0	0	3									
Mike Schmidt, R (1, 5) OBP: 0.381, SLG: 0.537	0-1 HR		0-2 F7		0-1 HR		0-1 F7			4	2	2	4	0	0	0									
Greg Luzinski, R (1, 7) OBP: 0.361, SLG: 0.481	1-2 F8		0-1 5-3		3-2 F7		0-0 F7			4	0	1	0	0	0	0									
Jerry Martin, R (7, PR) OBP: 0.294, SLG: 0.279								G3-6-3 1B		0	0	0	0	0	0	0									
Jay Johnstone, L (1, 9) OBP: 0.378, SLG: 0.462	1-1 1B		1-1 6-3		0-1 F9		0-1 F9	G3-6-3 1-2		4	0	1	0	0	0	1									
Tom Hutton, L (1, 3) OBP: 0.345, SLG: 0.283	1-0 F7			4-1 FC1-6 BB	3-1 F9			1-2 G3		3	0	0	0	1	0	1									
Larry Bowa, S (1, 6) OBP: 0.282, SLG: 0.291	0-0 1B			1-3 K		1-1 P6		0-0 G5-4-3 1B		4	0	2	0	0	1	1									
Tim McCarver, L (1, 2) OBP: 0.396, SLG: 0.385	2-0 G3			1-0 FC1-6 1B WP		3-1 1B 1B 2B		0-0 G5-4-3 1-2		3	2	1	0	0	0	3									
Bob Boone, R (7, 2) OBP: 0.363, SLG: 0.392				1-2 1B						1	0	0	0	0	0	1									
Steve Carlton, L (1, 1) OBP: 0.238, SLG: 0.231		1-0 F7		1-2 1B		0-0 1B S				3	0	2	1	0	0	0									
Rick Bosetti, R (6, PR)						2-3 1-3-5 1B				0	1	0	0	0	0	0									
Gene Garber, R (7, 1) OBP: 0.500, SLG: 0.333				1-2 1B						0	0	0	0	0	0	0									
Inning Stats	R: 3 E: 0 K: 0 S: 16	H: 5 LOB: 2 BB: 0 P: 25	R: 0 E: 0 K: 0 S: 4	H: 0 LOB: 0 BB: 0 P: 8	R: 0 E: 0 K: 0 S: 7	H: 0 LOB: 0 BB: 0 P: 8	R: 1 E: 0 K: 1 S: 13	H: 2 LOB: 2 BB: 1 P: 22	R: 1 E: 0 K: 0 S: 12	H: 1 LOB: 0 BB: 0 P: 18	R: 2 E: 0 K: 0 S: 8	H: 3 LOB: 1 BB: 0 P: 15	R: 0 E: 0 K: 0 S: 4	H: 1 LOB: 1 BB: 0 P: 5	R: 0 E: 0 K: 0 S: 5	H: 1 LOB: 0 BB: 0 P: 6	1B: 10 2B: 2 3B: 0 HR: 2	SF: 0 SAC: 0 DP: 3 HBP: 0	WP: 1 PB: 0 SB: 2 CS: 0	PA: 35					
PITCHER	IP	WLS	BF	H	R	ER	SO	BB	IBB	HBP	BLK	WP	HR	S	P	ERA	WHIP								
Dennis Blair, R (1, 1) ERA: 8.59	0.2	L	7	5	3	3	0	0	0	0	0	0	0	1	3	0.00	0.000								
Don Carrithers, R (1, 1) ERA: 4.51	0.1		1	0	0	0	0	0	0	0	0	0	0	1	3	0.00	0.000								
Chip Lang, R (2, 1) ERA: 3.98	3.0		12	2	1	1	1	1	0	0	0	1	0	24	38	3.00	1.000								
Steve Dunning, R (5, 1) ERA: 4.41	1.1		7	3	3	3	0	0	0	0	0	0	1	17	27	20.25	2.250								
Chuck Taylor, R (6, 1) ERA: 4.58	2.2		8	3	0	0	0	0	0	0	0	0	0	12	17	0.00	1.125								

AB	34
R	7
H	13
RBI	7
BB	1
SO	1
LOB	10



Batter	1	2	3	4	5	6	7	8	9	AB	R	H	RBI	BB	SO	LOB	TOP								
Del Unser, L OBP: 0.281, SLG: 0.368 (1, 9)	0-0 6-3			2-1 4-3	2-3 K					4	0	1	0	0	1	3	Montreal Expos @ Philadelphia Phillies Veterans Stadium, Philadelphia, PA Tue Sep 14 1976, 7:05 PM EDT Att: 23,812 - Unknown								
Tim Foli, R OBP: 0.280, SLG: 0.366 (1, 6)	1-0 F8			1-1 HR	1-0 FC5					4	1	1	0	0	0	4									
Ellis Valentine, R OBP: 0.336, SLG: 0.369 (1, 8)	2-3 K			0-1 L6						3	0	0	0	1	1										
Earl Williams, R OBP: 0.289, SLG: 0.391 (1, 3)				0-1 HR						4	1	1	2	0	1	1									
Larry Parrish, R OBP: 0.289, SLG: 0.366 (1, 5)				0-1 F3						4	0	0	0	0	1	1									
Andre Dawson, R OBP: 0.200, SLG: 0.300 (1, 7)										4	0	1	0	0	1	2									
Wayne Garrett, L OBP: 0.357, SLG: 0.295 (1, 4)				1-0 F8						4	0	1	0	0	1	2									
Barry Foote, R OBP: 0.252, SLG: 0.322 (1, 2)				0-0 F7						2	0	0	0	1	0	0									
Jose Morales, R OBP: 0.336, SLG: 0.477 (9, PH)										1	0	0	0	0	1	0									
Woodie Fryman, R OBP: 0.117, SLG: 0.102 (7, PH)				0-0 F8						2	0	0	0	0	0	3									
Mike Jorgensen, L OBP: 0.357, SLG: 0.358 (7, PH)										1	0	0	0	0	0	0									
Joe Kerrigan, R (7, 1)										0	0	0	0	0	0	0									
Inning Stats	R: 0 E: 0 K: 1 S: 5	H: 0 LOB: 0 BB: 0 P: 8	R: 0 E: 0 K: 0 S: 6	H: 0 LOB: 0 BB: 0 P: 8	R: 0 E: 0 K: 0 S: 3	H: 0 LOB: 0 BB: 0 P: 4	R: 2 E: 0 K: 0 S: 10	H: 2 LOB: 0 BB: 0 P: 13	R: 0 E: 0 K: 1 S: 9	H: 2 LOB: 3 BB: 1 P: 17	R: 0 E: 1 K: 0 S: 15	H: 0 LOB: 2 BB: 1 P: 24	R: 0 E: 0 K: 0 S: 9	H: 1 LOB: 1 BB: 0 P: 14	R: 0 E: 0 K: 1 S: 8	H: 0 LOB: 0 BB: 0 P: 11	R: 0 E: 0 K: 3 S: 10	H: 0 LOB: 0 BB: 0 P: 12	1B: 3 2B: 1 3B: 0 HR: 1	SF: 0 SAC: 0 DP: 0 HBP: 0	WP: 0 PB: 0 SB: 0 CS: 0	PA: 35			
PITCHER	IP	WLS	BF	H	R	ER	SO	BB	IBB	HBP	BLK	WP	HR	S	P	ERA	WHIP								
Jim Lonborg, R ERA: 3.32 (1, 1)	5.0	W	20	4	2	2	2	0	1	0	0	0	1	33	50	3.60	0.800								
Ron Schueler, R ERA: 3.35 (6, 1)	2.0		9	1	0	0	1	1	0	0	0	0	0	24	38	0.00	1.000								
Ron Reed, R ERA: 2.53 (8, 1)	2.0	S	6	0	0	0	4	0	0	0	0	0	0	18	23	0.00	0.000								

AB	33
R	2
H	5
RBI	2
BB	2
SO	7
LOB	17



Batter	1	2	3	4	5	6	7	8	9	AB	R	H	RBI	BB	SO	LOB	BOTTOM								
Garry Maddox, R OBP: 0.381, SLG: 0.467 (1, 8)	3-3 K			0-0 6-3	1-2 2B					4	0	1	1	0	1	0	Montreal Expos @ Philadelphia Phillies Veterans Stadium, Philadelphia, PA Tue Sep 14 1976, 7:05 PM EDT Att: 23,812 - Unknown								
Dave Cash, R OBP: 0.329, SLG: 0.341 (1, 4)	1-1 F9			1-0 L9	0-0 G3					4	0	0	0	0	2										
Mike Schmidt, R OBP: 0.379, SLG: 0.532 (1, 5)	3-3 K			1-0 F7						4	0	0	0	0	1	0									
Greg Luzinski, R OBP: 0.364, SLG: 0.481 (8, PR)										2	0	1	0	2	0	0									
Jerry Martin, R OBP: 0.294, SLG: 0.279 (9, 7)										0	0	0	0	0	0	0									
Dick Allen, R OBP: 0.344, SLG: 0.471 (1, 3)										3	1	0	0	1	2	2									
Tom Hutton, L OBP: 0.345, SLG: 0.283 (9, 3)										0	0	0	0	0	0	0									
Ollie Brown, R OBP: 0.367, SLG: 0.409 (1, 9)										3	1	1	0	0	0	2									
Larry Bowa, S OBP: 0.281, SLG: 0.289 (1, 6)										3	0	0	0	0	0	5									
Bob Boone, R OBP: 0.360, SLG: 0.388 (1, 2)										3	1	0	1	0	0	2									
Jim Lonborg, R OBP: 0.246, SLG: 0.186 (1, 1)										1	0	0	0	0	1	0									
Tony Taylor, R OBP: 0.350, SLG: 0.333 (5, PH)										1	0	1	1	0	0	0									
Ron Schueler, R (6, 1)										0	0	0	0	0	0	0									
Bobby Tolan, L OBP: 0.275, SLG: 0.344 (7, PH)										1	0	0	0	0	0	0									
Ron Reed, R OBP: 0.374, SLG: 0.217 (8, 1)										0	0	0	0	0	0	0									
Inning Stats	R: 0 E: 0 K: 2 S: 8	H: 0 LOB: 0 BB: 0 P: 15	R: 0 E: 0 K: 1 S: 9	H: 0 LOB: 0 BB: 0 P: 14	R: 0 E: 0 K: 1 S: 7	H: 0 LOB: 0 BB: 0 P: 12	R: 0 E: 0 K: 0 S: 3	H: 0 LOB: 0 BB: 0 P: 5	R: 3 E: 0 K: 0 S: 18	H: 3 LOB: 2 BB: 2 P: 32	R: 0 E: 1 K: 0 S: 11	H: 1 LOB: 2 BB: 0 P: 19	R: 0 E: 0 K: 0 S: 6	H: 0 LOB: 0 BB: 0 P: 10	R: 0 E: 0 K: 1 S: 9	H: 0 LOB: 1 BB: 1 P: 15	R: 0 E: 0 K: 3 S: 10	H: 0 LOB: 0 BB: 0 P: 12	1B: 3 2B: 1 3B: 0 HR: 0	SF: 0 SAC: 0 DP: 0 HBP: 0	WP: 0 PB: 2 SB: 0 CS: 0	PA: 32			
PITCHER	IP	WLS	BF	H	R	ER	SO	BB	IBB	HBP	BLK	WP	HR	S	P	ERA	WHIP								
Woodie Fryman, L ERA: 3.22 (1, 1)	6.0	L	25	4	3	3	4	2	0	0	0	0	0	15	25	4.50	1.000								
Joe Kerrigan, R ERA: 3.61 (7, 1)	2.0		7	0	0	0	1	1	0	0	0	0	0	15	25	0.00	0.500								



Batter	1	2	3	4	5	6	7	8	9	AB	R	H	RBI	BB	SO	LOB	TOP			
Frank Taveras, R (1, 6) OBP: 0.322, SLG: 0.294										5	0	1	0	0	0	2	Pittsburgh Pirates @ Philadelphia Phillies Veterans Stadium, Philadelphia, PA Wed Sep 15 1976, 7:05 PM EDT Att: 45,010 - Unknown			
Rennie Stennett, R (1, 4) OBP: 0.289, SLG: 0.350										5	0	1	0	0	0	3				
Richie Zisk, R (1, 7) OBP: 0.344, SLG: 0.474 Omar Moreno, L (8, 8) OBP: 0.364, SLG: 0.355										4	1	1	1	0	2	1				
Willie Stargell, L (1, 3) OBP: 0.339, SLG: 0.439										4	1	1	0	1	2	1				
Dave Parker, L (1, 9) OBP: 0.344, SLG: 0.468										5	3	4	2	0	1	1				
Bill Robinson, R (1, 8) OBP: 0.326, SLG: 0.536										4	2	2	3	1	1	0				
Richie Hebner, L (1, 5) OBP: 0.316, SLG: 0.353										3	0	0	0	0	0	2				
Duffy Dyer, R (1, 2) OBP: 0.361, SLG: 0.361										2	0	1	0	2	0	0				
John Candelaria, L (1, 1) OBP: 0.263, SLG: 0.257 Tommy Helms, R (8, PH) OBP: 0.347, SLG: 0.398 Craig Reynolds, L (8, PR) Kent Tekulve, R (8, 1) OBP: 0.360, SLG: 0.333										3	0	0	0	0	1	2				
Inning Stats	R: 0 E: 0 K: 1 S: 5	H: 1 LOB: 0 BB: 0 P: 5	R: 2 E: 0 K: 0 S: 6	H: 3 LOB: 1 BB: 0 P: 6	R: 2 E: 0 K: 0 S: 6	H: 3 LOB: 2 BB: 1 P: 10	R: 0 E: 0 K: 1 S: 5	H: 0 LOB: 0 BB: 0 P: 5	R: 0 E: 0 K: 0 S: 3	H: 0 LOB: 1 BB: 1 P: 7	R: 0 E: 0 K: 2 S: 8	H: 1 LOB: 1 BB: 0 P: 8	R: 2 E: 1 K: 0 S: 6	H: 3 LOB: 2 BB: 1 P: 10	R: 1 E: 0 K: 3 S: 10	H: 1 LOB: 0 BB: 0 P: 10		1B: 6 2B: 3 3B: 0 HR: 3	SF: 0 SAC: 1 DP: 1 HBP: 0	WP: 1 PB: 0 SB: 1 CS: 0
PITCHER	IP WLS BF H R ER SO BB IBB HBP BLK WP HR S P ERA WHIP																			
Jim Kaat, L (1, 1) ERA: 3.42	2.2 L 14 7 4 4 1 0 0 0 0 0 2 16 16 13.50 2.625																			
Ron Schueler, R (3, 1) ERA: 3.32	0.1 2 0 0 0 0 1 0 0 0 0 1 0 1 5 0.00 3.000																			
Wayne Twitchell, R (4, 1) ERA: 1.87	2.0 7 0 0 0 2 1 0 0 0 0 0 0 10 14 0.00 0.500																			
Tug McGraw, L (6, 1) ERA: 2.57	3.0 15 4 2 2 2 1 1 0 0 0 0 0 17 25 6.00 1.667																			
Gene Garber, R (9, 1) ERA: 3.05	1.0 4 1 1 1 3 0 0 0 0 0 0 1 10 10 9.00 1.000																			

AB	37
R	7
H	12
RBI	7
BB	4
SO	8
LOB	12



Batter	1	2	3	4	5	6	7	8	9	AB	R	H	RBI	BB	SO	LOB	BOTTOM			
Garry Maddox, R (1, 8) OBP: 0.380, SLG: 0.465										4	0	1	0	0	1	1	Pittsburgh Pirates @ Philadelphia Phillies Veterans Stadium, Philadelphia, PA Wed Sep 15 1976, 7:05 PM EDT Att: 45,010 - Unknown			
Dave Cash, R (1, 4) OBP: 0.328, SLG: 0.339										3	0	0	0	1	0	2				
Mike Schmidt, R (1, 5) OBP: 0.378, SLG: 0.529										3	1	0	0	1	2	2				
Greg Luzinski, R (1, 7) OBP: 0.365, SLG: 0.481										4	0	2	0	0	1	1				
Dick Allen, R (1, 3) OBP: 0.343, SLG: 0.479										4	1	1	2	0	0	2				
Ollie Brown, R (1, 9) OBP: 0.365, SLG: 0.402										3	0	0	0	1	0	2				
Larry Bowa, S (1, 6) OBP: 0.279, SLG: 0.288										3	0	0	0	0	0	2				
Bob Boone, R (1, 2) OBP: 0.357, SLG: 0.385										3	0	0	0	0	0	0				
Jim Kaat, L (1, 1) ERA: 3.13 Ron Schueler, R (3, PH) Rick Bosetti, R (4, 1) Wayne Twitchell, R (5, PH) Tony Taylor, R (8, 1) Tug McGraw, L (8, PH) Tim McCarver, L (8, PH) Gene Garber, R (9, 1) OBP: 0.360, SLG: 0.333										0	0	0	0	0	0	0				
Inning Stats	R: 0 E: 0 K: 2 S: 6	H: 0 LOB: 1 BB: 1 P: 10	R: 0 E: 0 K: 0 S: 4	H: 1 LOB: 1 BB: 0 P: 4	R: 0 E: 0 K: 0 S: 3	H: 0 LOB: 0 BB: 0 P: 3	R: 2 E: 0 K: 0 S: 4	H: 1 LOB: 1 BB: 2 P: 12	R: 0 E: 0 K: 2 S: 7	H: 0 LOB: 0 BB: 0 P: 7	R: 0 E: 0 K: 0 S: 3	H: 0 LOB: 0 BB: 0 P: 3	R: 0 E: 0 K: 0 S: 4	H: 1 LOB: 1 BB: 0 P: 4	R: 0 E: 0 K: 0 S: 3	H: 1 LOB: 0 BB: 0 P: 3		1B: 3 2B: 2 3B: 0 HR: 1	SF: 0 SAC: 0 DP: 2 HBP: 0	WP: 0 PB: 0 SB: 0 CS: 1
PITCHER	IP WLS BF H R ER SO BB IBB HBP BLK WP HR S P ERA WHIP																			
John Candelaria, L (1, 1) ERA: 3.13	7.0 W 26 3 2 2 4 3 0 0 0 0 0 31 43 2.57 0.857																			
Kent Tekulve, R (8, 1) ERA: 2.42	2.0 7 2 0 0 0 0 0 0 0 0 0 0 7 43 0.00 1.000																			



Batter	1	2	3	4	5	6	7	8	9	AB	R	H	RBI	BB	SO	LOB	TOP		
Garry Maddox, R OBP: 0.377, SLG: 0.461 (1, 8)										5	1	1	0	0	0	1	Philadelphia Phillies @ Chicago Cubs Wrigley Field, Chicago, IL Sat Sep 18 1976, 3:33 AM CDT Att: 15,938 - Sunny - 70 F		
Dave Cash, R OBP: 0.326, SLG: 0.337 (1, 4)										4	0	1	0	0	0	1			
Mike Schmidt, R OBP: 0.375, SLG: 0.520 (1, 5)										4	0	1	1	0	1	1			
Greg Luzinski, R OBP: 0.367, SLG: 0.478 (1, 7)										4	0	0	0	0	2	2			
Jerry Martin, R OBP: 0.272, SLG: 0.287 (8, 7)										0	0	0	0	0	0	0			
Jay Johnstone, L OBP: 0.381, SLG: 0.471 (1, 9)										4	1	4	0	0	0	0			
Ollie Brown, R OBP: 0.365, SLG: 0.401 (9, PR) (9, 9)										0	1	0	0	0	0	0			
Tim McCarver, L OBP: 0.403, SLG: 0.396 (1, 2)										3	0	1	1	0	0	3			
Bobby Tolan, L OBP: 0.271, SLG: 0.336 (1, 3)										4	1	1	0	0	1	2			
Larry Bowa, S OBP: 0.282, SLG: 0.296 (1, 6)										4	0	1	1	0	0	0			
Steve Carlton, L OBP: 0.226, SLG: 0.220 (1, 1)										4	0	0	0	0	1	3			
Inning Stats	R: 1 E: 0 K: 0 S: 6	H: 3 LOB: 2 BB: 0 P: 6	R: 0 E: 0 K: 0 S: 3	H: 0 LOB: 0 BB: 0 P: 3	R: 0 E: 0 K: 1 S: 6	H: 1 LOB: 1 BB: 0 P: 6	R: 1 E: 0 K: 1 S: 6	H: 1 LOB: 0 BB: 0 P: 6	R: 0 E: 0 K: 2 S: 9	H: 2 LOB: 2 BB: 0 P: 9	R: 0 E: 0 K: 0 S: 3	H: 0 LOB: 0 BB: 0 P: 3	R: 0 E: 0 K: 0 S: 3	H: 0 LOB: 0 BB: 0 P: 3	R: 2 E: 0 K: 0 S: 6	H: 3 LOB: 2 BB: 0 P: 6	1B: 7 2B: 2 3B: 1 HR: 0	SF: 1 SAC: 0 DP: 0 HBP: 0	WP: 0 PA: 37 PB: 0 SB: 0 CS: 0
PITCHER Rick Reuschel, R ERA: 3.46 (1, 1)	IP: 9.0 WLS: L BF: 37	H: 10 R: 4 ER: 4 SO: 5	BB: 0 IBB: 0 HBP: 0 BLK: 1	WP: 0 HR: 0 S: 47 P: 47	ERA: 4.00 WHIP: 1.111	PITCHER													

AB	36
R	4
H	10
RBI	3
BB	0
SO	5
LOB	13



Batter	1	2	3	4	5	6	7	8	9	AB	R	H	RBI	BB	SO	LOB	BOTTOM		
Rob Sperring, R OBP: 0.333, SLG: 0.292 (1, 5)										4	0	1	0	1	2	1	Philadelphia Phillies @ Chicago Cubs Wrigley Field, Chicago, IL Sat Sep 18 1976, 3:33 AM CDT Att: 15,938 - Sunny - 70 F		
Mick Kelleher, R OBP: 0.266, SLG: 0.271 (1, 6)										4	0	1	1	0	1	4			
Manny Trillo, R OBP: 0.302, SLG: 0.313 (1, 4)										4	0	1	0	0	0	1			
Jerry Morales, R OBP: 0.319, SLG: 0.392 (1, 9)										3	0	0	0	1	2	1			
George Mitterwald, R OBP: 0.243, SLG: 0.292 (1, 2)										3	0	1	0	1	1	2			
Dave Rosello, R OBP: 0.356, SLG: 0.288 (8, PR)										0	0	0	0	0	0	0			
Larry Bittner, L OBP: 0.277, SLG: 0.302 (9, 3)										0	0	0	0	0	0	0			
Wayne Tyrone, R OBP: 0.281, SLG: 0.321 (1, 7)										4	0	1	0	0	2	1			
Ed Putman, R OBP: 0.400, SLG: 0.400 (1, 3) (9, 2)										4	0	1	0	0	0	2			
Joe Wallis, S OBP: 0.316, SLG: 0.360 (1, 8)										4	0	1	0	0	2	1			
Rick Reuschel, R OBP: 0.280, SLG: 0.263 (1, 1)										4	1	2	0	0	1	0			
Inning Stats	R: 0 E: 0 K: 1 S: 6	H: 1 LOB: 2 BB: 1 P: 10	R: 0 E: 0 K: 1 S: 7	H: 2 LOB: 3 BB: 1 P: 11	R: 0 E: 0 K: 1 S: 6	H: 1 LOB: 1 BB: 0 P: 6	R: 0 E: 0 K: 1 S: 5	H: 0 LOB: 0 BB: 0 P: 5	R: 0 E: 0 K: 2 S: 8	H: 1 LOB: 1 BB: 0 P: 8	R: 1 E: 0 K: 0 S: 4	H: 2 LOB: 0 BB: 0 P: 4	R: 0 E: 1 K: 1 S: 5	H: 1 LOB: 2 BB: 1 P: 9	R: 0 E: 0 K: 3 S: 9	H: 0 LOB: 0 BB: 0 P: 9	1B: 8 2B: 1 3B: 0 HR: 0	SF: 0 SAC: 0 DP: 1 HBP: 0	WP: 0 PA: 37 PB: 0 SB: 0 CS: 0
PITCHER Steve Carlton, L ERA: 3.16 (1, 1)	IP: 9.0 WLS: W BF: 37	H: 9 R: 1 ER: 1 SO: 11	BB: 3 IBB: 0 HBP: 0 BLK: 0	WP: 0 HR: 0 S: 56 P: 68	ERA: 1.00 WHIP: 1.333	PITCHER													

AB	34
R	1
H	9
RBI	1
BB	3
SO	11
LOB	13



Batter	1	2	3	4	5	6	7	8	9	AB	R	H	RBI	BB	SO	LOB	TOP			
Garry Maddox, R OBP: 0.374, SLG: 0.458 (1, 8)	F9		F4		CS	F8		4-3		4	0	0	0	0	0	3				
Dave Cash, R OBP: 0.325, SLG: 0.336 (1, 4)	F9		2-1	1B		1-3			F9	4	0	1	0	0	0	0				
Mike Schmidt, R OBP: 0.372, SLG: 0.517 (1, 5)	P6			K		K			K	4	0	0	0	0	3	1				
Greg Luzinski, R OBP: 0.367, SLG: 0.478 (9, PR)		K		1B			F8		1B	4	0	2	0	0	1	0				
Jerry Martin, R OBP: 0.272, SLG: 0.287 (9, PR)										0	0	0	0	0	0	0				
Jay Johnstone, L OBP: 0.380, SLG: 0.469 (1, 9)	L8-3			P6			P6		4-3	4	0	1	0	0	0	3				
Bob Boone, R OBP: 0.355, SLG: 0.381 (1, 2)	L8-3			G3			5-3			3	0	0	0	0	0	3				
Bobby Tolan, L OBP: 0.276, SLG: 0.340 (1, 3)			E 2-1		CS			F7		3	0	2	0	0	0	0				
Larry Bowa, S OBP: 0.280, SLG: 0.294 (1, 6)			E4		F9			F7		3	0	0	0	0	0	2				
Jim Lonborg, R OBP: 0.238, SLG: 0.180 (8, PH)			F2		K					2	0	0	0	0	1	3				
Tim McCarver, L OBP: 0.407, SLG: 0.400 (8, PH)										1	0	1	0	0	0	0				
Gene Garber, R OBP: 0.500, SLG: 0.333 (8, 1)								1B		0	0	0	0	0	0	0				
Inning Stats	R: 0 E: 0 K: 0 S: 3	H: 0 LOB: 0 BB: 0 P: 3	R: 0 E: 0 K: 1 S: 5	H: 1 LOB: 0 BB: 0 P: 5	R: 0 E: 1 K: 0 S: 4	H: 1 LOB: 2 BB: 0 P: 4	R: 0 E: 0 K: 1 S: 7	H: 2 LOB: 2 BB: 0 P: 7	R: 0 E: 0 K: 1 S: 5	H: 1 LOB: 0 BB: 0 P: 5	R: 0 E: 0 K: 0 S: 3	H: 0 LOB: 0 BB: 0 P: 3	R: 0 E: 0 K: 0 S: 4	H: 1 LOB: 1 BB: 0 P: 4	R: 0 E: 0 K: 1 S: 6	H: 1 LOB: 1 BB: 0 P: 6	1B: 7 2B: 1 3B: 0 HR: 0	SF: 0 SAC: 0 DP: 1 HBP: 0	WP: 0 PB: 0 SB: 0 CS: 1	PA: 33
PITCHER Ray Burris, R ERA: 3.17 (1, 1)	IP: 9.0 WLS: W BF: 33 H: 7 R: 0 ER: 0 SO: 5 BB: 0 IBB: 0 HBP: 0 BLK: 0 WP: 0 HR: 0 S: 42 P: 42 ERA: 0.00 WHIP: 0.778															PITCHER				

Philadelphia Phillies @ Chicago Cubs
Wrigley Field, Chicago, IL
Sun Sep 19 1976, 3:33 AM CDT
Att: 17,764 - Overcast - 71 F

AB 32
R 0
H 7
RBI 0
BB 0
SO 5
LOB 15



Batter	1	2	3	4	5	6	7	8	9	AB	R	H	RBI	BB	SO	LOB	BOTTOM			
Rick Monday, L OBP: 0.350, SLG: 0.518 (1, 3)	F8		G4-6-3			K		4-3		4	0	0	0	0	1	1				
Joe Wallis, S OBP: 0.313, SLG: 0.356 (1, 8)	G3			L7			F8			3	0	0	0	0	0	0				
Bill Madlock, R OBP: 0.415, SLG: 0.512 (1, 5)	F3			CS	BB		1B	FC1-2		2	0	1	0	1	0	0				
Jerry Morales, R OBP: 0.321, SLG: 0.400 (1, 9)		HR		6-3		FC1-2	1B	FC1-2		3	1	2	1	0	0	1				
Larry Bittner, L OBP: 0.277, SLG: 0.302 (1, 7)		6-3			L7		FC1-2	1B		3	0	1	0	0	0	0				
Manny Trillo, R OBP: 0.301, SLG: 0.312 (1, 4)		F8			F3		FC1-2	1B		3	0	0	0	0	0	3				
George Mitterwald, R OBP: 0.244, SLG: 0.292 (1, 2)		F8			PO	1B		F7		3	0	1	0	0	0	3				
Mick Kelleher, R OBP: 0.268, SLG: 0.272 (1, 6)			FC3-6		PO	1B		F9		3	0	1	0	0	0	0				
Ray Burris, R OBP: 0.130, SLG: 0.120 (1, 1)			FC3-6	G4-6-3		1-3		6-3		3	0	0	0	0	0	1				
Inning Stats	R: 0 E: 0 K: 0 S: 3	H: 0 LOB: 0 BB: 0 P: 3	R: 1 E: 0 K: 0 S: 4	H: 1 LOB: 0 BB: 0 P: 4	R: 0 E: 0 K: 0 S: 3	H: 1 LOB: 0 BB: 0 P: 3	R: 0 E: 0 K: 0 S: 2	H: 0 LOB: 0 BB: 1 P: 6	R: 0 E: 0 K: 0 S: 3	H: 1 LOB: 0 BB: 0 P: 3	R: 0 E: 0 K: 1 S: 5	H: 0 LOB: 0 BB: 0 P: 5	R: 0 E: 0 K: 0 S: 6	H: 3 LOB: 3 BB: 0 P: 6	R: 0 E: 0 K: 0 S: 3	H: 0 LOB: 0 BB: 0 P: 3	1B: 5 2B: 0 3B: 0 HR: 1	SF: 0 SAC: 0 DP: 1 HBP: 0	WP: 0 PB: 0 SB: 0 CS: 1	PA: 29
PITCHER Jim Lonborg, R ERA: 3.25 (1, 1)	IP: 7.0 WLS: L BF: 25 H: 6 R: 1 ER: 1 SO: 1 BB: 1 IBB: 0 HBP: 0 BLK: 0 WP: 0 HR: 1 S: 26 P: 30 ERA: 1.29 WHIP: 1.000															PITCHER				
Gene Garber, R ERA: 2.99 (8, 1)	IP: 1.0 WLS: L BF: 3 H: 0 R: 0 ER: 0 SO: 0 BB: 0 IBB: 0 HBP: 0 BLK: 0 WP: 0 HR: 0 S: 3 P: 3 ERA: 0.00 WHIP: 0.000															PITCHER				

Philadelphia Phillies @ Chicago Cubs
Wrigley Field, Chicago, IL
Sun Sep 19 1976, 3:33 AM CDT
Att: 17,764 - Overcast - 71 F

AB 27
R 1
H 6
RBI 1
BB 1
SO 1
LOB 9



Batter	1	2	3	4	5	6	7	8	9	AB	R	H	RBI	BB	SO	LOB	TOP										
Jerry Mumphrey, S (1, 8) OBP: 0.331, SLG: 0.336	F8						F9		P3	5	0	2	0	0	0	2	St. Louis Cardinals @ Philadelphia Phillies Veterans Stadium, Philadelphia, PA Tue Sep 21 1976, 7:05 PM EDT Att: 20,261 - Unknown										
Gary Templeton, S (1, 6) OBP: 0.315, SLG: 0.360	E5 BLK		K			L3			K	5	0	1	0	0	2	4											
Keith Hernandez, L (1, 3) OBP: 0.379, SLG: 0.430	4-3		F7				G3		P1	4	0	0	0	0	0	5											
Ted Simmons, S (1, 7) OBP: 0.371, SLG: 0.396	F9									3	0	0	0	1	0	1											
Joe Ferguson, R (1, 2) OBP: 0.322, SLG: 0.362										3	0	1	0	1	1	1											
Mike Anderson, R (1, 9) OBP: 0.377, SLG: 0.364										4	0	0	0	0	1	3											
Hector Cruz, R (1, 5) OBP: 0.282, SLG: 0.331										3	0	1	0	1	1	1											
Luis Alvarado, R (1, 4) OBP: 0.366, SLG: 0.342										3	1	0	0	1	2	2											
John Denny, R (1, 1) OBP: 0.254, SLG: 0.274										2	0	0	0	0	2	1											
Ken Rudolph, R (7, PH) OBP: 0.200, SLG: 0.256										1	0	1	1	0	0	0											
Lee Richard, R (7, PR) OBP: 0.215, SLG: 0.270										0	0	0	0	0	0	0											
Bill Greif, R (7, 1)										0	0	0	0	0	0	0											
Lou Brock, L (9, PH) OBP: 0.346, SLG: 0.384										1	0	1	0	0	0	0											
Inning Stats	R: 0 E: 1 K: 0 S: 4	H: 0 LOB: 1 BB: 0 P: 4	R: 0 E: 0 K: 2 S: 8	H: 2 LOB: 1 BB: 0 P: 8	R: 0 E: 0 K: 2 S: 8	H: 1 LOB: 1 BB: 0 P: 8	R: 0 E: 0 K: 1 S: 5	H: 0 LOB: 0 BB: 0 P: 5	R: 0 E: 0 K: 1 S: 6	H: 1 LOB: 2 BB: 1 P: 10	R: 0 E: 0 K: 0 S: 3	H: 0 LOB: 1 BB: 1 P: 7	R: 1 E: 1 K: 0 S: 5	H: 2 LOB: 3 BB: 1 P: 9	R: 0 E: 0 K: 1 S: 5	H: 0 LOB: 1 BB: 1 P: 9	R: 0 E: 0 K: 2 S: 8	H: 1 LOB: 1 BB: 0 P: 8	1B: 6 2B: 1 3B: 0 HR: 0	SF: 0 SAC: 0 DP: 0 HBP: 0	WP: 2 PB: 0 SB: 0 CS: 1	PA: 38					
PITCHER	IP	WLS	BF	H	R	ER	SO	BB	IBB	HBP	BLK	WP	HR	S	P	ERA	WHIP										
Tom Underwood, L (1, 1) ERA: 3.44	6.2	W	29	6	1	1	6	3	0	0	1	1	0	38	50	1.35	1.350										
Tug McGraw, L (7, 1) ERA: 2.46	2.1	S	9	1	0	0	3	1	0	0	0	1	0	14	18	0.00	0.857										

Batter	1	2	3	4	5	6	7	8	9	AB	R	H	RBI	BB	SO	LOB	BOTTOM										
Dave Cash, R (1, 4) OBP: 0.326, SLG: 0.336	1-4-3									3	0	1	0	1	0	2	St. Louis Cardinals @ Philadelphia Phillies Veterans Stadium, Philadelphia, PA Tue Sep 21 1976, 7:05 PM EDT Att: 20,261 - Unknown										
Gary Maddox, R (1, 8) OBP: 0.372, SLG: 0.454	6-3									4	0	0	0	0	0	2											
Jay Johnstone, L (1, 9) OBP: 0.376, SLG: 0.465	F9									4	0	0	0	0	0	1											
Greg Luzinski, R (1, 7) OBP: 0.365, SLG: 0.474										4	0	0	0	0	1	1											
Jerry Martin, R (8, 7) OBP: 0.272, SLG: 0.287										0	0	0	0	0	0	0											
Dick Allen, R (1, 3) OBP: 0.345, SLG: 0.496										4	2	3	1	0	0	0											
Bobby Tolan, L (9, 3) OBP: 0.276, SLG: 0.340										0	0	0	0	0	0	0											
Mike Schmidt, R (1, 5) OBP: 0.375, SLG: 0.522										2	2	1	1	2	1	0											
Johnny Oates, L (1, 2) OBP: 0.296, SLG: 0.256										3	1	1	1	1	0	2											
Larry Bowa, S (1, 6) OBP: 0.282, SLG: 0.297										4	0	2	1	0	0	3											
Tom Underwood, R (1, 1) OBP: 0.174, SLG: 0.116										3	0	0	0	0	0	2											
Tug McGraw, R (7, 1) OBP: 0.143, SLG: 0.286										1	0	0	0	0	0	1											
Inning Stats	R: 0 E: 0 K: 0 S: 3	H: 0 LOB: 0 BB: 0 P: 3	R: 0 E: 0 K: 0 S: 4	H: 1 LOB: 2 BB: 1 P: 8	R: 0 E: 0 K: 0 S: 3	H: 1 LOB: 0 BB: 0 P: 3	R: 3 E: 1 K: 0 S: 7	H: 3 LOB: 2 BB: 1 P: 11	R: 0 E: 0 K: 1 S: 5	H: 0 LOB: 0 BB: 0 P: 5	R: 1 E: 0 K: 0 S: 4	H: 1 LOB: 1 BB: 1 P: 8	R: 0 E: 1 K: 0 S: 3	H: 0 LOB: 1 BB: 1 P: 7	R: 1 E: 0 K: 1 S: 7	H: 2 LOB: 1 BB: 0 P: 7	1B: 3 2B: 3 3B: 0 HR: 2	SF: 0 SAC: 0 DP: 1 HBP: 0	WP: 0 PB: 0 SB: 0 CS: 0	PA: 36							
PITCHER	IP	WLS	BF	H	R	ER	SO	BB	IBB	HBP	BLK	WP	HR	S	P	ERA	WHIP										
John Denny, R (1, 1) ERA: 2.63	6.0	L	27	6	4	3	1	3	0	0	0	0	1	26	38	4.50	1.500										
Bill Greif, R (7, 1) ERA: 4.91	2.0		9	2	1	1	1	1	0	0	0	0	1	10	14	4.50	1.500										

Batter	1	2	3	4	5	6	7	8	9	AB	R	H	RBI	BB	SO	LOB	TOP										
Jerry Mumphrey, S OBP: 0.326, SLG: 0.336 (1, 8)	F2		4-3		K		FC6-4		K	5	0	0	0	0	2	4											
Gary Templeton, S OBP: 0.312, SLG: 0.356 (1, 6)	F7		F8				K			4	0	1	1	0	1	1											
Lou Brock, L Al Hrabosky, R (1, 7) (8, 1)				K	K					3	0	1	0	1	2	2											
Ted Simmons, S OBP: 0.370, SLG: 0.396 (1, 2)	K2-3									0	0	0	0	0	0	0											
Joe Ferguson, R OBP: 0.321, SLG: 0.358 (1, 9)										4	0	1	0	0	1	2											
Keith Hernandez, L OBP: 0.378, SLG: 0.430 (1, 3)										3	1	0	0	1	1	2											
Hector Cruz, R OBP: 0.284, SLG: 0.330 (1, 5)										3	2	2	0	0	0	0											
Mike Tyson, R OBP: 0.329, SLG: 0.442 (1, 4)										3	0	0	0	1	0	5											
Eric Rasmussen, R Mig Williams, L Mike Anderson, R Lewie Rodriguez, R Steve Waterbury, R Lerrin LaGrow, R Ken Rudolph, R Doug Capilla, L Doug Mays, R (1, 1) (1, 1) (1, 1) (1, 1) (1, 1) (1, 1) (1, 1) (1, 1) (1, 1) (1, 1)			K							1	0	0	0	0	0	1											
Inning Stats	R: 0 E: 0 K: 1 S: 6	H: 1 LOB: 1 BB: 0 P: 6	R: 0 E: 0 K: 0 S: 4	H: 2 LOB: 1 BB: 0 P: 4	R: 0 E: 0 K: 1 S: 5	H: 0 LOB: 0 BB: 0 P: 5	R: 0 E: 0 K: 2 S: 7	H: 1 LOB: 1 BB: 0 P: 7	R: 2 E: 0 K: 2 S: 10	H: 3 LOB: 3 BB: 1 P: 14	R: 0 E: 0 K: 1 S: 5	H: 0 LOB: 0 BB: 0 P: 5	R: 1 E: 2 K: 2 S: 8	H: 0 LOB: 1 BB: 1 P: 12	R: 0 E: 0 K: 0 S: 3	H: 0 LOB: 1 BB: 1 P: 7	R: 0 E: 0 K: 1 S: 5	H: 0 LOB: 1 BB: 0 P: 6	1B: 7 2B: 1 3B: 0 HR: 0	SF: 0 SAC: 0 DP: 2 HBP: 1	WP: 0 PB: 0 SB: 4 CS: 1	PA: 37					
PITCHER	IP	WLS	BF	H	R	ER	SO	BB	IBB	HBP	BLK	WP	HR	S	P	ERA	WHIP										
Steve Carlton, L ERA: 3.13 (1, 1)	8.0	W	33	7	3	2	9	3	0	0	0	0	0	48	60	2.25	1.250										
Ron Reed, R ERA: 2.49 (9, 1)	1.0		4	0	0	0	1	0	0	1	0	0	0	5	6	0.00	0.000										

St. Louis Cardinals @ Philadelphia Phillies
Veterans Stadium, Philadelphia, PA
Thu Sep 23 1976, 7:05 PM EDT
Att: 29,018 - Unknown

AB	33
R	3
H	7
RBI	2
BB	3
SO	10
LOB	21



Batter	1	2	3	4	5	6	7	8	9	AB	R	H	RBI	BB	SO	LOB	BOTTOM										
Dave Cash, R OBP: 0.324, SLG: 0.333 (1, 4)	1-4-3		G5-4-3	E4	F9			L6		5	0	0	0	0	0	5											
Bobby Tolan, L OBP: 0.280, SLG: 0.341 (1, 8) (7, 3)	4-3			K						4	0	1	1	0	1	2											
Jay Johnstone, L OBP: 0.375, SLG: 0.463 (1, 9)	F9		F9							4	1	1	0	1	0	2											
Greg Luzinski, R OBP: 0.366, SLG: 0.473 (1, 7)										4	1	2	0	0	0	1											
Dick Allen, R OBP: 0.352, SLG: 0.500 (6, PH) Jerry Martin, R OBP: 0.274, SLG: 0.289 (7, 8)										3	1	2	0	0	0	1											
Mike Schmidt, R OBP: 0.374, SLG: 0.517 (1, 5)										2	0	0	0	0	0	3											
Tim McCarver, L OBP: 0.407, SLG: 0.421 (1, 2)										4	1	2	2	0	0	1											
Larry Bowa, S OBP: 0.284, SLG: 0.301 (1, 6)										4	2	2	1	0	0	1											
Steve Carlton, L OBP: 0.250, SLG: 0.235 Ron Reed, R OBP: 0.174, SLG: 0.217 (1, 1) (9, 1)										3	0	2	0	1	0	1											
Inning Stats	R: 0 E: 0 K: 0 S: 3	H: 0 LOB: 0 BB: 0 P: 3	R: 0 E: 0 K: 1 S: 6	H: 1 LOB: 1 BB: 0 P: 6	R: 1 E: 0 K: 0 S: 5	H: 3 LOB: 1 BB: 0 P: 5	R: 3 E: 2 K: 1 S: 10	H: 3 LOB: 2 BB: 0 P: 10	R: 3 E: 1 K: 0 S: 6	H: 3 LOB: 2 BB: 2 P: 14	R: 0 E: 0 K: 0 S: 4	H: 1 LOB: 1 BB: 0 P: 4	R: 0 E: 0 K: 0 S: 4	H: 1 LOB: 1 BB: 0 P: 4	R: 0 E: 0 K: 0 S: 3	H: 0 LOB: 2 BB: 0 P: 5	1B: 8 2B: 3 3B: 0 HR: 1	SF: 0 SAC: 0 DP: 1 HBP: 2	WP: 2 PB: 0 SB: 1 CS: 0	PA: 41							
PITCHER	IP	WLS	BF	H	R	ER	SO	BB	IBB	HBP	BLK	WP	HR	S	P	ERA	WHIP										
Eric Rasmussen, R ERA: 3.63 (1, 1)	3.2	L	19	7	4	3	1	0	0	0	0	0	0	3	3	0.00	0.000										
Mike Wallace, L ERA: 4.21 (4, 1)	0.1		1	0	0	0	1	0	0	0	0	0	0	3	3	0.00	0.000										
Steve Waterbury, R ERA: 5.4 (5, 1)	0.2		7	3	3	3	0	2	0	0	0	1	0	5	13	40.50	7.500										
Lerrin LaGrow, R ERA: 1.86 (7, 1)	1.1		5	1	0	0	0	0	0	0	0	0	0	5	5	0.00	0.750										
Doug Capilla, L ERA: 3.18 (7, 1)	1.0		4	1	0	0	0	0	0	0	0	0	0	4	4	0.00	1.000										
PITCHER	IP	WLS	BF	H	R	ER	SO	BB	IBB	HBP	BLK	WP	HR	S	P	ERA	WHIP										
Al Hrabosky, L ERA: 3.36 (8, 1)	1.0		5	0	0	0	0	0	0	2	0	0	0	3	5	0.00	0.000										

St. Louis Cardinals @ Philadelphia Phillies
Veterans Stadium, Philadelphia, PA
Thu Sep 23 1976, 7:05 PM EDT
Att: 29,018 - Unknown

AB	37
R	7
H	12
RBI	5
BB	2
SO	2
LOB	20



Batter	1	2	3	4	5	6	7	8	9	AB R H RBI BB SO LOB	TOP									
Dave Cash, R OBP: 0.324, SLG: 0.332 (1, 4)	F7			6-3		5-3				5 1 1 2 1 0 5	Philadelphia Phillies @ Montreal Expos Jarry Park, Montreal, QB Fri Sep 24 1976, 7:05 PM EDT Unknown - 50 F									
Bobby Tolan, L OBP: 0.286, SLG: 0.348 (1, 8) (7, 3) (9, 7)	1B	F8				K			1B 1B BB BB	4 2 2 0 1 1 2										
Jay Johnstone, L OBP: 0.375, SLG: 0.462 (1, 9)	F6		G3		K		G6-4-3 1B		BB 1B SF7 1B	5 1 2 0 0 1 2										
Greg Luzinski, R OBP: 0.369, SLG: 0.476 Tom Hutton, L OBP: 0.352, SLG: 0.302 (9, PR) (9, 3)			6-3		1B SF7		G6-4-3 1B		1B BB 1B 1B	5 1 4 2 0 0 0 0 1 0 0 0 0 0										
Dick Allen, R OBP: 0.351, SLG: 0.496 Jerry Martin, R OBP: 0.281, SLG: 0.289 (1, 3) (7, 8)	K		6-3		S 1B		G6-4-3 1B		1B 1B BB	4 0 1 0 0 1 4 0 0 0 1 1 0 0										
Mike Schmidt, R OBP: 0.371, SLG: 0.514 (1, 5)		F3		5-3	SF7		6-3		SF7	3 0 0 2 0 0 1										
Johnny Oates, L OBP: 0.311, SLG: 0.274 (1, 2)		SH5-4 1B		2B E	K			6-3	1B 1B	5 2 3 0 0 1 1										
Larry Bowa, S OBP: 0.286, SLG: 0.303 (1, 6)		SH5-4 1B		L6		5-3 S 1B		4-3	1B 1B	4 1 2 1 1 0 1										
Larry Christenson, R OBP: 0.250, SLG: 0.408 Tim McCarver, L OBP: 0.404, SLG: 0.418 Gene Garber, R OBP: 0.444, SLG: 0.286 (1, 1) (8, PH) (8, 1)		SH5-4		E9		K		K	P4	2 0 1 0 0 1 1 1 0 0 0 0 1 0 1 0 0 0 0 0 3										
Inning Stats	R: 0 E: 0 K: 1 S: 16	H: 2 LOB: 2 BB: 0 P: 23	R: 2 E: 0 K: 0 S: 17	H: 2 LOB: 1 BB: 1 P: 24	R: 0 E: 0 K: 0 S: 5	H: 0 LOB: 0 BB: 0 P: 5	R: 1 E: 1 K: 0 S: 9	H: 2 LOB: 1 BB: 0 P: 13	R: 2 E: 0 K: 2 S: 18	H: 3 LOB: 1 BB: 0 P: 31		R: 0 E: 0 K: 0 S: 7	H: 2 LOB: 1 BB: 0 P: 13	R: 0 E: 0 K: 1 S: 7	H: 0 LOB: 0 BB: 0 P: 13	R: 4 E: 1 K: 0 S: 14	H: 4 LOB: 3 BB: 3 P: 30	1B: 14 2B: 2 3B: 0 HR: 0	SF: 2 SAC: 1 DP: 1 HBP: 0	WP: 0 PB: 0 SB: 2 CS: 0
PITCHER	IP WLS BF H R ER SO BB IBB HBP BLK WP HR S P ERA WHIP											PITCHER	IP WLS BF H R ER SO BB IBB HBP BLK WP HR S P ERA WHIP							
Steve Rogers, R ERA: 3.3	(1, 1) 6.0 L 29 10 5 4 5 1 0 0 0 0 0 0 74 110 6.00 1.833																			
Joe Kerrigan, R ERA: 3.51	(7, 1) 2.0 9 2 2 2 1 2 0 0 0 0 0 0 17 37 9.00 2.000																			
Chuck Taylor, R ERA: 4.82	(9, 1) 0.0 3 2 0 0 0 1 0 0 0 0 0 0 4 10 ∞ ∞																			
Dale Murray, R ERA: 3.16	(9, 1) 1.0 5 2 2 2 0 0 0 0 0 0 0 0 7 9 18.00 2.000																			

Batter	1	2	3	4	5	6	7	8	9	AB R H RBI BB SO LOB	BOTTOM									
Del Unser, L OBP: 0.273, SLG: 0.366 (1, 7)	1-3		6-3	K		F7			K2-3	5 0 0 0 0 2 1	Philadelphia Phillies @ Montreal Expos Jarry Park, Montreal, QB Fri Sep 24 1976, 7:05 PM EDT Unknown - 50 F									
Wayne Garrett, L OBP: 0.357, SLG: 0.306 (1, 4)	3-1		1B 3B BB	F7		4-3			K	4 1 0 0 1 1 1										
Andre Dawson, R OBP: 0.354, SLG: 0.349 (1, 8)	1B		F7		1-3		6-3			4 0 1 0 0 0 1										
Ellis Valentine, R OBP: 0.339, SLG: 0.404 (1, 9)	1B		3B 1B	E 1B		4-3				4 1 4 0 0 0 0										
Earl Williams, R OBP: 0.294, SLG: 0.412 (1, 3)	F9		3B 1B	E5 FC5-4 1B		L7				4 0 2 2 0 0 3										
Larry Parrish, R OBP: 0.285, SLG: 0.354 (1, 5)	F7		F9	F2		1-3		1-3		4 0 0 0 0 0 3										
Tim Foli, R OBP: 0.277, SLG: 0.364 (1, 6)	P3		1B 2B	FC5-4		5-3				4 1 1 0 0 0 2										
Barry Foote, R OBP: 0.263, SLG: 0.335 (1, 2)				2B 1B		L5		K		4 0 2 1 0 1 0										
Steve Rogers, R ERA: 3.63 Warron Cromartie, L ERA: 2.26, SLG: 0.223 Joe Kerrigan, R ERA: 3.51 Chuck Taylor, R ERA: 4.82 Dale Murray, R ERA: 3.16 Mike Jorgensen, L OBP: 0.303, SLG: 0.349 (1, 1) (6, PH) (7, 1) (9, 1) (9, 1) (9, PH)		F9		1B		F8			K	2 0 1 0 0 0 1 1 0 1 0 0 0 0 1 0										
Inning Stats	R: 0 E: 0 K: 0 S: 14	H: 2 LOB: 2 BB: 0 P: 21	R: 0 E: 0 K: 0 S: 7	H: 1 LOB: 1 BB: 0 P: 10	R: 2 E: 0 K: 0 S: 17	H: 2 LOB: 1 BB: 1 P: 25	R: 1 E: 0 K: 1 S: 10	H: 3 LOB: 1 BB: 0 P: 17	R: 0 E: 0 K: 0 S: 6	H: 0 LOB: 0 BB: 0 P: 9		R: 0 E: 0 K: 0 S: 10	H: 1 LOB: 1 BB: 0 P: 14	R: 0 E: 0 K: 1 S: 7	H: 0 LOB: 0 BB: 0 P: 9	R: 0 E: 0 K: 3 S: 11	H: 0 LOB: 0 BB: 0 P: 14	1B: 7 2B: 2 3B: 2 HR: 0	SF: 0 SAC: 0 DP: 0 HBP: 0	WP: 0 PB: 0 SB: 0 CS: 0
PITCHER	IP WLS BF H R ER SO BB IBB HBP BLK WP HR S P ERA WHIP											PITCHER	IP WLS BF H R ER SO BB IBB HBP BLK WP HR S P ERA WHIP							
Larry Christenson, R ERA: 2.84	(1, 1) 7.0 W 32 11 3 3 1 1 0 0 0 0 0 0 71 107 3.86 1.714																			
Gene Garber, R ERA: 2.84	(8, 1) 2.0 S 6 0 0 0 0 4 0 0 0 0 0 0 18 23 0.00 0.000																			



Batter	1	2	3	4	5	6	7	8	9	AB	R	H	RBI	BB	SO	LOB	TOP						
Dave Cash, R OBP: 0.325, SLG: 0.333 (1, 4)	F8		F9	F9			6-4 1B		L4	5	0	2	0	0	0	1	Philadelphia Phillies @ Montreal Expos Jarry Park, Montreal, QB Fri Sep 24 1976, 7:05 PM EDT Att. 4,510 - Unknown - 45 F						
Bobby Tolan, L OBP: 0.265, SLG: 0.346 (1, 8) (8, 3)	P4		SH5-3	F8			1B		F9	4	0	1	0	0	0	1							
Jay Johnstone, L OBP: 0.376, SLG: 0.464 (1, 9)	P5									3	0	1	0	1	0	2							
Greg Luzinski, R OBP: 0.367, SLG: 0.472 (1, 7)		E5	F8		F8				F8	4	0	0	0	0	0	3							
Dick Allen, R OBP: 0.350, SLG: 0.493 Jerry Martin, R OBP: 0.281, SLG: 0.289 (1, 3) (8, 8)	FC3-2	FC3-2	K		9-5				P4	4	0	1	0	0	1	3							
Mike Schmidt, R OBP: 0.374, SLG: 0.514 (1, 5)	F8			E			G1-6-3		1B	2	1	1	0	2	0	2							
Bob Boone, R OBP: 0.381, SLG: 0.381 Rick Bosetti, R OBP: 0.274, SLG: 0.274 Johnny Oates, L OBP: 0.311, SLG: 0.274 (1, 2) (8, PR) (8, 2)	FC3-2	FC3-2	E3	1B	G1-6-3				1B	4	0	2	0	0	0	2							
Larry Bowa, S OBP: 0.286, SLG: 0.302 (1, 6)	FC3-2	FC3-2	3B	1B	F8				L9	0	0	0	0	0	0	0							
Jim Kaat, L OBP: 0.203, SLG: 0.289 Tim McCarver, L OBP: 0.402, SLG: 0.415 Tug McGraw, R OBP: 0.143, SLG: 0.286 Tom Hutton, L OBP: 0.350, SLG: 0.299 (1, 1) (7, PH) (7, 1) (8, PH)	K	K		1B			F7		G3	2	0	1	1	0	1	3							
Inning Stats	R: 0 E: 0 K: 0 S: 7	H: 0 LOB: 0 BB: 0 P: 8	R: 0 E: 1 K: 1 S: 12	H: 2 LOB: 3 BB: 0 P: 18	R: 0 E: 0 K: 1 S: 8	H: 1 LOB: 2 BB: 1 P: 13	R: 2 E: 1 K: 0 S: 10	H: 2 LOB: 1 BB: 1 P: 17	R: 0 E: 0 K: 0 S: 9	H: 1 LOB: 0 BB: 0 P: 12	R: 0 E: 0 K: 0 S: 7	H: 1 LOB: 1 BB: 0 P: 13	R: 0 E: 0 K: 0 S: 8	H: 2 LOB: 1 BB: 0 P: 12	R: 0 E: 0 K: 0 S: 5	H: 1 LOB: 2 BB: 1 P: 10		R: 0 E: 0 K: 0 S: 9	H: 0 LOB: 0 BB: 0 P: 13	1B: 8 2B: 3 3B: 1 HR: 0	SF: 0 SAC: 1 DP: 3 HBP: 0	WP: 0 PB: 0 SB: 0 CS: 0	PA: 38
PITCHER Don Stanhouse, R ERA: 3.7 (1, 1)	IP: 9.0 WLS: W BF: 38 H: 10 R: 2 ER: 2 SO: 2 BB: 3 IBB: 0 HBP: 0 BLK: 0 WP: 0 HR: 0 S: 75 P: 116 ERA: 2.00 WHIP: 1.444															PITCHER							

Batter	1	2	3	4	5	6	7	8	9	AB	R	H	RBI	BB	SO	LOB	BOTTOM						
Bombo Rivera, R OBP: 0.323, SLG: 0.402 Del Unser, L OBP: 0.273, SLG: 0.366 (1, 7) (9, 7)	6-3			2B	F9			F8		4	1	1	0	0	0	0	Philadelphia Phillies @ Montreal Expos Jarry Park, Montreal, QB Fri Sep 24 1976, 7:05 PM EDT Att. 4,510 - Unknown - 45 F						
Tim Foli, R OBP: 0.279, SLG: 0.367 (1, 6)	F9			1B			F8			4	1	2	0	0	0	0							
Andre Dawson, R OBP: 0.333, SLG: 0.326 (1, 8)	6-3			5-3			F9			3	0	0	0	0	0	2							
Ellis Valentine, R OBP: 0.342, SLG: 0.404 (1, 9)		5-3		1B			2B			2	1	1	1	1	0	0							
Earl Williams, R OBP: 0.297, SLG: 0.417 (1, 3)	F7			2-3			2B			3	0	2	2	0	0	0							
Larry Parrish, R OBP: 0.283, SLG: 0.352 (1, 5)	K			1-2			1B			3	0	0	0	0	1	2							
Barry Foote, R OBP: 0.261, SLG: 0.332 (1, 2)				F6	F9					3	0	0	0	0	1	2							
Pete Mackanin, R OBP: 0.256, SLG: 0.338 (1, 4)				6-3			F9			3	0	0	0	0	1	0							
Don Stanhouse, R OBP: 0.286, SLG: 0.255 (1, 1)				F4			F7			3	0	0	0	0	1	0							
Inning Stats	R: 0 E: 0 K: 0 S: 6	H: 0 LOB: 0 BB: 0 P: 8	R: 0 E: 0 K: 1 S: 7	H: 0 LOB: 0 BB: 0 P: 10	R: 0 E: 0 K: 0 S: 6	H: 0 LOB: 0 BB: 0 P: 8	R: 2 E: 0 K: 0 S: 15	H: 4 LOB: 2 BB: 0 P: 22	R: 0 E: 0 K: 0 S: 8	H: 0 LOB: 0 BB: 0 P: 11	R: 1 E: 0 K: 0 S: 5	H: 1 LOB: 1 BB: 1 P: 10	R: 0 E: 0 K: 2 S: 8	H: 0 LOB: 0 BB: 0 P: 11	R: 0 E: 0 K: 1 S: 8	H: 1 LOB: 1 BB: 0 P: 9		R: 0 E: 0 K: 0 S: 9	H: 0 LOB: 0 BB: 0 P: 13	1B: 4 2B: 2 3B: 0 HR: 0	SF: 0 SAC: 0 DP: 0 HBP: 0	WP: 0 PB: 0 SB: 0 CS: 0	PA: 29
PITCHER Jim Kaat, L ERA: 3.57 Tug McGraw, L ERA: 2.39 (1, 1) (7, 1)	IP: 6.0 WLS: L BF: 23 H: 5 R: 3 ER: 3 SO: 3 BB: 1 IBB: 0 HBP: 0 BLK: 0 WP: 0 HR: 0 S: 16 P: 20 ERA: 4.50 WHIP: 1.000															PITCHER							

Batter	1	2	3	4	5	6	7	8	9	AB R H RBI BB SO LOB	TOP											
Dave Cash, R OBP: 0.331, SLG: 0.338 (1, 4)	1-1 6-3			2-2 E S 1B		4-1 WP 1B HR BB	1-1 1B			3 1 2 0 1 0 0	Philadelphia Phillies @ Montreal Expos Jarry Park, Montreal, QB Sun Sep 26 1976, 3:33 AM EDT Unknown - 54 F											
Jerry Martin, R OBP: 0.288, SLG: 0.306 (1, 9) (8, 7)	1-3 K		2-3 K	1-2 K		0-2 WP HR 1B	0-0 4-1			4 1 1 0 0 2 3												
Mike Schmidt, R OBP: 0.375, SLG: 0.521 (1, 5)	1-1 6-3		0-2 E8 1B			3-2 F7		0-2 HBP 1B 1B		4 0 2 0 0 0 2												
Greg Luzinski, R OBP: 0.367, SLG: 0.476 Bobby Tolan, L OBP: 0.288, SLG: 0.349 (8, PR) (8, 3)		0-0 F7	0-3 K			1-0 HR		3-1 5-3 HBP		3 1 1 3 0 1 2 0 0 0 0 0 0 0												
Dick Allen, R OBP: 0.342, SLG: 0.481 Ollie Brown, R OBP: 0.355, SLG: 0.389 (1, 3) (8, 9)	0-1 1-3		0-1 F8			2H 3H HR		1 SAFE 2-0 5-3 HBP		4 0 0 0 0 1 4 0 0 0 0 0 0 0												
Gary Maddox, R OBP: 0.376, SLG: 0.456 (1, 8)	1-1 F3			1-2 L4		2-1 4-3 1B		0-0 1B		4 1 2 0 0 0 0												
Bob Boone, R OBP: 0.350, SLG: 0.372 (1, 2)			0-1 F9	1-0 5-3		3-2 4-3		0-0 F8		4 0 0 0 0 0 1												
Larry Bowa, S OBP: 0.288, SLG: 0.304 (1, 6)			0-1 6-3	0-0 6-3		2-0 F8		2-2 CS 3B		4 0 1 0 0 0 1												
Jim Lonborg, R OBP: 0.238, SLG: 0.185 (1, 1)			0-3 K			2-3 K	0-1 1B	3-2 F8		4 0 1 1 0 2 1												
Inning Stats	R: 0 E: 0 K: 1 S: 7	H: 0 LOB: 0 BB: 0 P: 10	R: 0 E: 0 K: 0 S: 5	H: 0 LOB: 0 BB: 0 P: 6	R: 0 E: 0 K: 1 S: 7	H: 0 LOB: 0 BB: 0 P: 7	R: 0 E: 1 K: 2 S: 15	H: 2 LOB: 2 BB: 0 P: 19	R: 0 E: 0 K: 0 S: 5	H: 0 LOB: 0 BB: 0 P: 7		R: 3 E: 0 K: 2 S: 16	H: 2 LOB: 0 BB: 1 P: 29	R: 1 E: 0 K: 0 S: 12	H: 3 LOB: 2 BB: 0 P: 20	R: 0 E: 0 K: 0 S: 6	H: 2 LOB: 2 BB: 0 P: 11	R: 0 E: 0 K: 0 S: 7	H: 1 LOB: 0 BB: 0 P: 12	1B: 8 2B: 0 3B: 1 HR: 1	SF: 0 SAC: 0 DP: 0 HBP: 1	WP: 1 PB: 0 SB: 2 CS: 1
PITCHER	IP WLS BF H R ER SO BB IBB HBP BLK WP HR S P ERA WHIP											PITCHER	IP WLS BF H R ER SO BB IBB HBP BLK WP HR S P ERA WHIP									
Dan Warthen, L ERA: 5.46 (1, 1)	6.0 L 23 4 3 3 6 1 0 0 0 0 1 1 55 78 4.50 0.833																					
Joe Kerrigan, R ERA: 3.79 (7, 1)	2.0 10 5 1 1 0 0 0 0 1 0 0 0 18 31 4.50 2.500																					
Dale Murray, R ERA: 3.13 (9, 1)	1.0 3 1 0 0 0 0 0 0 0 0 0 0 7 12 0.00 1.000																					

Batter	1	2	3	4	5	6	7	8	9	AB R H RBI BB SO LOB	BOTTOM											
Del Unser, L OBP: 0.273, SLG: 0.365 (1, 7)	1-1 FC5-4 1B		0-0 P5			1-2 6-3		1-1 L6		4 0 1 0 0 0 0	Philadelphia Phillies @ Montreal Expos Jarry Park, Montreal, QB Sun Sep 26 1976, 3:33 AM EDT Unknown - 54 F											
Wayne Garrett, L OBP: 0.357, SLG: 0.305 (1, 4)	2-2 P5		0-3 K			4-2 2B BB		0-0 F8		3 1 0 0 1 1 1												
Andre Dawson, R OBP: 0.333, SLG: 0.345 (1, 8)	0-0 FC5-4 1-2			0-0 F8		0-1 1H 2B		0-3 K		4 0 1 1 0 1 1												
Ellis Valentine, R OBP: 0.333, SLG: 0.393 (1, 9)	0-0 P4			0-0 F9		1-1 F9		0-1 5-3		4 0 0 0 0 0 2												
Earl Williams, R OBP: 0.294, SLG: 0.413 (1, 3)		2-2 F8		1-3 K			0-1 5-3	1-3 K		4 0 0 0 0 2 0												
Larry Parrish, R OBP: 0.283, SLG: 0.349 (1, 5)		1-2 5-3			0-2 6-3		1-2 6-3			3 0 0 0 0 0 0												
Tim Foli, R OBP: 0.280, SLG: 0.366 (1, 6)		2-0 1B			2-2 6-3		1-0 1B			3 0 2 0 0 0 0												
Barry Foote, R OBP: 0.264, SLG: 0.337 (1, 2)		0-0 F6			2-1 F6		0-3 K			3 0 0 0 0 1 2												
Dan Warthen, S Warren Cromartie, L OBP: 0.224, SLG: 0.227 Joe Kerrigan, R (7, 1) Mike Jorgensen, L OBP: 0.352, SLG: 0.348 Dale Murray, R (9, 1)			0-2 3-1			1-1 6-3		0-1 4-3		1 0 0 0 0 0 0 1 0 0 0 0 0 0 0 0 0 0 0 0 0 1 0 0 0 0 0 0 0 0 0 0 0 0 0												
Inning Stats	R: 0 E: 0 K: 0 S: 9	H: 1 LOB: 1 BB: 0 P: 12	R: 0 E: 0 K: 0 S: 8	H: 1 LOB: 1 BB: 0 P: 13	R: 0 E: 0 K: 1 S: 7	H: 0 LOB: 0 BB: 0 P: 7	R: 0 E: 0 K: 1 S: 6	H: 0 LOB: 0 BB: 0 P: 7	R: 0 E: 0 K: 0 S: 9	H: 0 LOB: 0 BB: 0 P: 13		R: 1 E: 0 K: 0 S: 13	H: 1 LOB: 1 BB: 1 P: 20	R: 0 E: 0 K: 1 S: 9	H: 1 LOB: 1 BB: 0 P: 11	R: 0 E: 0 K: 0 S: 5	H: 0 LOB: 0 BB: 0 P: 6	R: 0 E: 0 K: 2 S: 8	H: 0 LOB: 0 BB: 0 P: 9	1B: 3 2B: 1 3B: 0 HR: 0	SF: 0 SAC: 0 DP: 0 HBP: 0	WP: 0 PB: 0 SB: 0 CS: 0
PITCHER	IP WLS BF H R ER SO BB IBB HBP BLK WP HR S P ERA WHIP											PITCHER	IP WLS BF H R ER SO BB IBB HBP BLK WP HR S P ERA WHIP									
Jim Lonborg, R ERA: 3.15 (1, 1)	9.0 W 32 4 1 1 5 1 0 0 0 0 0 0 74 98 1.00 0.556																					


Batter	1	2	3	4	5	6	7	8	9	AB	R	H	RBI	BB	SO	LOB	TOP
Rick Bosetti, R (1.8)	4-3		L9	1-3		FC6-4				4	0	0	0	0	0	3	Philadelphia Phillies @ Montreal Expos Jarry Park, Montreal, QB Sun Sep 26 1976, 3:38 AM EDT Att: 14,166 - Unknown
Terry Harmon, R (1.6) OBP: 0.394, SLG: 0.423	1B		E5		6-3	5-3				4	1	1	0	0	0	2	
Jerry Martin, R (1.9) OBP: 0.287, SLG: 0.314	K		4-3							4	0	1	0	0	1	2	
Jay Johnstone, L (1.7) OBP: 0.377, SLG: 0.463	F9		FC5		4-3					3	0	1	1	1	0	2	
Tom Hutton, L (1.3) OBP: 0.351, SLG: 0.292		BB			4-3					2	0	0	0	2	0	2	
Johnny Oates, L (1.2) OBP: 0.305, SLG: 0.268 Ron Schueler, R (4.1)	K		FC5			K				2	0	0	0	0	1	3	
										2	0	0	0	0	2	1	
Fred Andrews, R (1.4) OBP: 1.000, SLG: 1.000		BB		G3		E				1	1	1	0	1	0	0	
John Vukovich, R (1.5)	F8			K		E5				3	0	0	0	0	1	4	
Ron Reed, R (1.1) OBP: 0.167, SLG: 0.208 Tim Blackwell, S (4,PH) OBP: 0.250, SLG: 0.250	1-3			G3		FC6-4				1	0	0	0	0	0	2	
										2	0	1	1	0	0	1	
Inning Stats	R: 0 E: 0 K: 1 S: 10	H: 1 LOB: 1 BB: 0 P: 16	R: 0 E: 0 K: 1 S: 6	H: 0 LOB: 2 BB: 2 P: 15	R: 1 E: 1 K: 0 S: 12	H: 1 LOB: 2 BB: 1 P: 25	R: 0 E: 0 K: 1 S: 5	H: 0 LOB: 1 BB: 0 P: 8	R: 0 E: 0 K: 0 S: 5	H: 1 LOB: 1 BB: 0 P: 8	R: 1 E: 1 K: 1 S: 13	H: 2 LOB: 2 BB: 0 P: 16	R: 0 E: 0 K: 1 S: 9	H: 0 LOB: 1 BB: 1 P: 17			
PITCHER Dennis Blair, R (1.1) ERA: 4.02	IP: 7.0 WLS: L BF: 33	H: 5 R: 2 ER: 0 SO: 5	BB: 4 IBB: 0 HBP: 1 BLK: 0	WP: 0 HR: 0 S: 60 P: 105	ERA: 0.00 WHIP: 1.286	PITCHER										WP: 0 HR: 0 S: 60 P: 105	ERA: 0.00 WHIP: 1.286

AB	28
R	2
H	5
RBI	2
BB	4
SO	5
LOB	22



Batter	1	2	3	4	5	6	7	8	9	AB	R	H	RBI	BB	SO	LOB	BOTTOM
Warren Cromartie, L (1.7) OBP: 0.228, SLG: 0.231	1B		F9			F5				3	0	1	0	0	0	0	Philadelphia Phillies @ Montreal Expos Jarry Park, Montreal, QB Sun Sep 26 1976, 3:38 AM EDT Att: 14,166 - Unknown
Pete Mackanin, R (1.4) OBP: 0.258, SLG: 0.340	K		1-3			2B				2	0	0	0	0	1	1	
Andre Dawson, R (1.8) OBP: 0.333, SLG: 0.345	F8				1B	P4				3	0	1	0	0	0	2	
Ellis Valentine, R (1.9) OBP: 0.337, SLG: 0.403		2B	F6							3	1	2	0	0	0	1	
Roger Freed, R (1.3) OBP: 0.143, SLG: 0.214	K									3	0	0	0	0	2	2	
Jose Morales, R (1.2) OBP: 0.335, SLG: 0.465	F9									3	0	0	0	0	2	2	
Pepe Frias, R (1.6) OBP: 0.227, SLG: 0.250										3	0	2	1	0	0	0	
Pat Scanlon, L (1.5) OBP: 0.241, SLG: 0.333	F7									2	0	0	0	1	1	2	
Dennis Blair, R (1.1)										2	0	0	0	0	0	1	
Inning Stats	R: 0 E: 0 K: 1 S: 8	H: 1 LOB: 0 BB: 0 P: 9	R: 1 E: 0 K: 1 S: 11	H: 2 LOB: 1 BB: 0 P: 16	R: 0 E: 0 K: 0 S: 5	H: 0 LOB: 0 BB: 0 P: 5	R: 0 E: 0 K: 2 S: 18	H: 1 LOB: 1 BB: 0 P: 24	R: 0 E: 0 K: 0 S: 5	H: 0 LOB: 0 BB: 1 P: 12	R: 0 E: 0 K: 0 S: 7	H: 1 LOB: 2 BB: 0 P: 11	R: 0 E: 0 K: 2 S: 10	H: 1 LOB: 1 BB: 0 P: 14			
PITCHER Ron Reed, R (1.1) ERA: 2.5 Ron Schueler, R (4.1) ERA: 2.9	IP: 3.0 WLS: W BF: 15	H: 3 R: 0 ER: 0 SO: 4	BB: 1 IBB: 0 HBP: 1 BLK: 0	WP: 0 HR: 0 S: 40 P: 61	ERA: 0.00 WHIP: 1.000	PITCHER										WP: 0 HR: 0 S: 40 P: 61	ERA: 0.00 WHIP: 1.000

AB	24
R	1
H	6
RBI	1
BB	1
SO	6
LOB	11



Batter	1	2	3	4	5	6	7	8	9	AB	R	H	RBI	BB	SO	LOB	TOP								
Dave Cash, R OBP: 0.331, SLG: 0.338 Terry Harmon, R OBP: 0.362, SLG: 0.436	0-0 WP 2B 1B	0-0 L6		0-0 F8		0-0 F9		0-0 1B E 2B	0-3 K	3	1	1	0	0	0	1									
Rick Bosetti, R OBP: 0.364, SLG: 0.300	4-0 2B SF8 BB		0-0 1-3		0-0 S 1B 1B		0-0 FC4-6 1B	0-0 1B E 1B	0-0 G4-3-6-3 1-2 3-H	5	2	3	0	1	0	1									
Mike Schmidt, R OBP: 0.375, SLG: 0.519 John Vukovich, R	0-3 K		4-0 S BB		0-0 6-3 1-2		0-0 FC4-6 1B FC	0-0 E5 1B		2	0	0	0	1	1	3									
Greg Luzinski, R OBP: 0.369, SLG: 0.480 Fred Andrews, R OBP: 1.000, SLG: 1.000	0-0 2H 2B		0-0 F8 1-2		0-0 1B 1B		0-0 BB FC 1B	0-0 1B		4	0	3	2	0	0	1									
Ollie Brown, R OBP: 0.348, SLG: 0.381	0-0 SF8 3-H		0-0 4-3		0-0 P4 2H		0-0 FC3-2 1B	0-3 K		4	1	0	2	0	1	6									
Jerry Martin, R OBP: 0.310, SLG: 0.352	4-0 BB			0-0 HR	0-0 1-2 1B		0-0 FC3-2 E BB	0-0 P5		3	2	2	1	2	0	3									
Bill Nahorodny, R OBP: 0.286, SLG: 0.667 Bobby Tolan, L OBP: 0.286, SLG: 0.346	0-0 F7			0-0 2B	0-0 F7		0-0 FC3-2 E 1-2 2-3 3-H	0-0 P4		3	0	1	0	0	0	4									
Larry Bowa, S OBP: 0.284, SLG: 0.303 Randy Lerch, L OBP: 1.000, SLG: 2.000		0-0 F3		0-0 6-3		0-0 F9	0-0 E2 1-3 2-H 3-H	0-0 1B 2B		4	0	1	2	0	0	1									
Jim Kaat, L OBP: 0.195, SLG: 0.278 Johnny Oates, L OBP: 0.308, SLG: 0.273		0-3 K		0-3 K		0-0 P6	0-0 6-3	0-0 1B		3	0	0	0	0	2	1									
Inning Stats	R: 2 E: 0 K: 1 S: 7	H: 2 LOB: 2 BB: 2 P: 15	R: 0 E: 0 K: 0 S: 5	H: 0 LOB: 0 BB: 0 P: 5	R: 0 E: 0 K: 0 S: 3	H: 0 LOB: 1 BB: 1 P: 7	R: 1 E: 0 K: 1 S: 7	H: 2 LOB: 1 BB: 0 P: 7	R: 1 E: 0 K: 0 S: 6	H: 3 LOB: 2 BB: 0 P: 6	R: 0 E: 0 K: 0 S: 3	H: 0 LOB: 0 BB: 0 P: 3	R: 3 E: 1 K: 0 S: 7	H: 3 LOB: 2 BB: 1 P: 11	R: 1 E: 1 K: 1 S: 9	H: 3 LOB: 3 BB: 0 P: 9	R: 1 E: 0 K: 1 S: 6	H: 2 LOB: 0 BB: 0 P: 6	1B: 10 2B: 4 3B: 0 HR: 1	SF: 1 SAC: 0 DP: 1 HBP: 0	WP: 1 PB: 0 SB: 2 CS: 0	PA: 47			
PITCHER	IP WLS BF H R ER SO BB IBB HBP BLK WP HR S P ERA WHIP	IP WLS BF H R ER SO BB IBB HBP BLK WP HR S P ERA WHIP	IP WLS BF H R ER SO BB IBB HBP BLK WP HR S P ERA WHIP	IP WLS BF H R ER SO BB IBB HBP BLK WP HR S P ERA WHIP	IP WLS BF H R ER SO BB IBB HBP BLK WP HR S P ERA WHIP	IP WLS BF H R ER SO BB IBB HBP BLK WP HR S P ERA WHIP	IP WLS BF H R ER SO BB IBB HBP BLK WP HR S P ERA WHIP	IP WLS BF H R ER SO BB IBB HBP BLK WP HR S P ERA WHIP	IP WLS BF H R ER SO BB IBB HBP BLK WP HR S P ERA WHIP	IP WLS BF H R ER SO BB IBB HBP BLK WP HR S P ERA WHIP	IP WLS BF H R ER SO BB IBB HBP BLK WP HR S P ERA WHIP	IP WLS BF H R ER SO BB IBB HBP BLK WP HR S P ERA WHIP	IP WLS BF H R ER SO BB IBB HBP BLK WP HR S P ERA WHIP	IP WLS BF H R ER SO BB IBB HBP BLK WP HR S P ERA WHIP	IP WLS BF H R ER SO BB IBB HBP BLK WP HR S P ERA WHIP	IP WLS BF H R ER SO BB IBB HBP BLK WP HR S P ERA WHIP	IP WLS BF H R ER SO BB IBB HBP BLK WP HR S P ERA WHIP	IP WLS BF H R ER SO BB IBB HBP BLK WP HR S P ERA WHIP	IP WLS BF H R ER SO BB IBB HBP BLK WP HR S P ERA WHIP	IP WLS BF H R ER SO BB IBB HBP BLK WP HR S P ERA WHIP	IP WLS BF H R ER SO BB IBB HBP BLK WP HR S P ERA WHIP	IP WLS BF H R ER SO BB IBB HBP BLK WP HR S P ERA WHIP	IP WLS BF H R ER SO BB IBB HBP BLK WP HR S P ERA WHIP	IP WLS BF H R ER SO BB IBB HBP BLK WP HR S P ERA WHIP	
Jerry Mumphrey, S OBP: 0.324, SLG: 0.333	0-0 F9			0-0 6-3		0-0 FC6-4 1B		0-0 4-3		4	0	1	0	0	0	0									
Garry Templeton, S OBP: 0.317, SLG: 0.359 Don Kessinger, S OBP: 0.321, SLG: 0.314	0-0 F8			0-0 5-3		0-0 F9		0-0 L3		3	0	0	0	0	0	2									
Lou Brock, L OBP: 0.345, SLG: 0.396 Mike Potter, R	0-3 K			0-0 FC6 1B		0-0 FC6-4 1-2		0-0 F9		3	0	1	0	0	1	2									
Mike Anderson, R OBP: 0.373, SLG: 0.362		0-0 G4-6-3 1B		0-0 FC6 1-2		0-0 F9		0-0 F9		4	0	1	0	0	0	1									
Keith Hernandez, L OBP: 0.378, SLG: 0.434		0-0 G4-6-3 1-2		0-0 4-3		0-0 1B 2B		0-0 3B		4	1	2	0	0	0	1									
Hector Cruz, R OBP: 0.286, SLG: 0.337		0-0 4-3		0-0 G4-6-3 1B		0-0 FC6-4 2-H		0-0 F8		4	0	2	1	0	0	1									
Ken Rudolph, R OBP: 0.186, SLG: 0.234			0-0 F7		0-0 G4-6-3 1-2		0-0 FC6-4 1-2			3	0	0	0	0	0	2									
Mike Tyson, R OBP: 0.329, SLG: 0.455			0-0 6-3		0-0 1B 1B		0-0 F9			3	0	1	0	0	0	1									
Pete Falcone, L OBP: 0.344, SLG: 0.153 Lerrin LaGrow, R OBP: 0.316, SLG: 0.354 Joe Ferguson, R OBP: 0.324, SLG: 0.354 Eddie Solomon, R OBP: 0.333, SLG: 0.333 John Tamargo, S OBP: 0.305, SLG: 0.222 Steve Waterbury, R		0-3 K		0-0 P4		0-0 6-3				1	0	0	0	0	1	0									
Inning Stats	R: 0 E: 0 K: 1 S: 5	H: 0 LOB: 0 BB: 0 P: 5	R: 0 E: 0 K: 0 S: 3	H: 1 LOB: 0 BB: 0 P: 3	R: 0 E: 0 K: 1 S: 5	H: 0 LOB: 0 BB: 0 P: 5	R: 0 E: 0 K: 0 S: 4	H: 1 LOB: 1 BB: 0 P: 4	R: 0 E: 0 K: 0 S: 3	H: 1 LOB: 0 BB: 0 P: 3	R: 0 E: 0 K: 0 S: 5	H: 2 LOB: 2 BB: 0 P: 5	R: 1 E: 0 K: 0 S: 5	H: 2 LOB: 1 BB: 0 P: 5	R: 0 E: 0 K: 0 S: 3	H: 0 LOB: 0 BB: 0 P: 3	R: 0 E: 0 K: 0 S: 4	H: 1 LOB: 1 BB: 0 P: 4	1B: 6 2B: 1 3B: 1 HR: 0	SF: 0 SAC: 0 DP: 2 HBP: 0	WP: 0 PB: 0 SB: 0 CS: 0	PA: 33			
PITCHER	IP WLS BF H R ER SO BB IBB HBP BLK WP HR S P ERA WHIP	IP WLS BF H R ER SO BB IBB HBP BLK WP HR S P ERA WHIP	IP WLS BF H R ER SO BB IBB HBP BLK WP HR S P ERA WHIP	IP WLS BF H R ER SO BB IBB HBP BLK WP HR S P ERA WHIP	IP WLS BF H R ER SO BB IBB HBP BLK WP HR S P ERA WHIP	IP WLS BF H R ER SO BB IBB HBP BLK WP HR S P ERA WHIP	IP WLS BF H R ER SO BB IBB HBP BLK WP HR S P ERA WHIP	IP WLS BF H R ER SO BB IBB HBP BLK WP HR S P ERA WHIP	IP WLS BF H R ER SO BB IBB HBP BLK WP HR S P ERA WHIP	IP WLS BF H R ER SO BB IBB HBP BLK WP HR S P ERA WHIP	IP WLS BF H R ER SO BB IBB HBP BLK WP HR S P ERA WHIP	IP WLS BF H R ER SO BB IBB HBP BLK WP HR S P ERA WHIP	IP WLS BF H R ER SO BB IBB HBP BLK WP HR S P ERA WHIP	IP WLS BF H R ER SO BB IBB HBP BLK WP HR S P ERA WHIP	IP WLS BF H R ER SO BB IBB HBP BLK WP HR S P ERA WHIP	IP WLS BF H R ER SO BB IBB HBP BLK WP HR S P ERA WHIP	IP WLS BF H R ER SO BB IBB HBP BLK WP HR S P ERA WHIP	IP WLS BF H R ER SO BB IBB HBP BLK WP HR S P ERA WHIP	IP WLS BF H R ER SO BB IBB HBP BLK WP HR S P ERA WHIP	IP WLS BF H R ER SO BB IBB HBP BLK WP HR S P ERA WHIP	IP WLS BF H R ER SO BB IBB HBP BLK WP HR S P ERA WHIP	IP WLS BF H R ER SO BB IBB HBP BLK WP HR S P ERA WHIP	IP WLS BF H R ER SO BB IBB HBP BLK WP HR S P ERA WHIP	IP WLS BF H R ER SO BB IBB HBP BLK WP HR S P ERA WHIP	IP WLS BF H R ER SO BB IBB HBP BLK WP HR S P ERA WHIP

Philadelphia Phillies @ St. Louis Cardinals
 Busch Stadium, St. Louis, MO
 Mon Sep 27 1976, 7:05 PM CDT
 Att: 6,199 - Unknown

AB	42
R	9
H	15
RBI	8
BB	4
SO	5
LOB	33



Philadelphia Phillies @ St. Louis Cardinals
 Busch Stadium, St. Louis, MO
 Mon Sep 27 1976, 7:05 PM CDT
 Att: 6,199 - Unknown

AB	33
R	1
H	8
RBI	1
BB	0
SO	2
LOB	11




Batter	1	2	3	4	5	6	7	8	9	AB	R	H	RBI	BB	SO	LOB	TOP			
Dave Cash, R OBP: 0.331, SLG: 0.337 (1, 4)										3	1	0	0	1	1	1	Philadelphia Phillies @ St. Louis Cardinals Busch Stadium, St. Louis, MO Tue Sep 28 1976, 7:05 PM CDT Att: 5,793 - Unknown			
Garry Maddox, R OBP: 0.377, SLG: 0.456 Jerry Martin, R OBP: 0.302, SLG: 0.343 (1, 8)										0	0	0	0	0	0	0				
Jay Johnstone, L OBP: 0.376, SLG: 0.463 (1, 9)										4	1	1	1	0	1	1				
Greg Luzinski, R OBP: 0.369, SLG: 0.478 (1, 7)										4	0	1	1	0	1	1				
Bobby Tolan, L OBP: 0.282, SLG: 0.341 (1, 3)										4	0	0	0	0	0	2				
Mike Schmidt, R OBP: 0.373, SLG: 0.516 (1, 5)										4	0	0	0	0	3	2				
Tim McCarver, L OBP: 0.410, SLG: 0.437 (1, 2)										4	0	3	0	0	0	0				
Larry Bowa, S OBP: 0.283, SLG: 0.302 (1, 6)										3	0	0	0	0	0	3				
Steve Carlton, L OBP: 0.242, SLG: 0.227 (1, 1)										3	0	0	0	0	0	2				
Inning Stats	R: 2 E: 0 K: 2 S: 9	H: 2 LOB: 2 BB: 0 P: 10	R: 0 E: 0 K: 0 S: 3	H: 1 LOB: 0 BB: 0 P: 3	R: 1 E: 1 K: 1 S: 6	H: 0 LOB: 1 BB: 1 P: 10	R: 0 E: 0 K: 0 S: 4	H: 1 LOB: 1 BB: 0 P: 4	R: 0 E: 0 K: 1 S: 5	H: 0 LOB: 0 BB: 0 P: 5	R: 0 E: 0 K: 1 S: 4	H: 1 LOB: 1 BB: 0 P: 4	R: 0 E: 0 K: 1 S: 5	H: 0 LOB: 0 BB: 0 P: 5	R: 0 E: 0 K: 1 S: 5	H: 0 LOB: 0 BB: 0 P: 5	1B: 2 2B: 3 3B: 0 HR: 0	SF: 0 SAC: 0 DP: 0 HBP: 1	WP: 0 PB: 1 SB: 1 CS: 0	PA: 34
PITCHER Eric Rasmussen, R ERA: 3.53 (1, 1)	IP: 9.0 WLS: W BF: 34 H: 5 R: 3 ER: 2 SO: 6 BB: 1 IBB: 0 HBP: 1 BLK: 0 WP: 0 HR: 0 S: 44 P: 49 ERA: 2.00 WHIP: 0.667															PITCHER				

Batter	1	2	3	4	5	6	7	8	9	AB	R	H	RBI	BB	SO	LOB	BOTTOM			
Jerry Mumphrey, S OBP: 0.324, SLG: 0.332 (1, 8)										4	1	1	0	0	2	1	Philadelphia Phillies @ St. Louis Cardinals Busch Stadium, St. Louis, MO Tue Sep 28 1976, 7:05 PM CDT Att: 5,793 - Unknown			
Mike Tyson, R OBP: 0.324, SLG: 0.447 (1, 4)										4	0	0	0	0	1	2				
Lou Brock, L OBP: 0.345, SLG: 0.396 Charlie Chant, R OBP: 0.091, SLG: 0.091 (5, PR) (6, 7)										3	0	1	1	0	0	0				
Ted Simmons, S OBP: 0.371, SLG: 0.393 (1, 2)										3	1	0	0	1	0	1				
Keith Hernandez, L OBP: 0.381, SLG: 0.436 (1, 3)										3	2	2	0	1	1	0				
Hector Cruz, R OBP: 0.289, SLG: 0.344 (1, 5)										4	1	2	3	0	0	1				
Willie Crawford, L OBP: 0.360, SLG: 0.443 (1, 9)										3	0	0	0	0	1	1				
Don Kessinger, S OBP: 0.322, SLG: 0.314 (1, 6)										3	0	1	0	0	1	1				
Eric Rasmussen, R OBP: 0.150, SLG: 0.132 (1, 1)										3	0	0	0	0	2	2				
Inning Stats	R: 0 E: 0 K: 0 S: 3	H: 0 LOB: 0 BB: 0 P: 3	R: 2 E: 1 K: 2 S: 9	H: 2 LOB: 1 BB: 1 P: 13	R: 0 E: 0 K: 2 S: 7	H: 0 LOB: 0 BB: 0 P: 7	R: 2 E: 0 K: 1 S: 7	H: 2 LOB: 0 BB: 0 P: 7	R: 1 E: 0 K: 1 S: 7	H: 2 LOB: 1 BB: 0 P: 7	R: 0 E: 0 K: 1 S: 5	H: 0 LOB: 0 BB: 0 P: 5	R: 0 E: 0 K: 1 S: 6	H: 1 LOB: 1 BB: 0 P: 6	R: 0 E: 0 K: 1 S: 5	H: 0 LOB: 1 BB: 1 P: 9	1B: 6 2B: 0 3B: 0 HR: 1	SF: 0 SAC: 0 DP: 0 HBP: 0	WP: 0 PB: 0 SB: 2 CS: 0	PA: 33
PITCHER Steve Carlton, L ERA: 3.21 (1, 1)	IP: 8.0 WLS: L BF: 33 H: 7 R: 5 ER: 5 SO: 9 BB: 2 IBB: 0 HBP: 0 BLK: 0 WP: 0 HR: 1 S: 49 P: 57 ERA: 5.62 WHIP: 1.125															PITCHER				

Batter	1	2	3	4	5	6	7	8	9	AB	R	H	RBI	BB	SO	LOB	TOP					
Dave Cash, R OBP: 0.331, SLG: 0.340 Fred Andrews, R OBP: 0.833, SLG: 0.667	1-3		1-3				F9			3	1	1	0	0	0	0						
Bobby Tolan, L OBP: 0.286, SLG: 0.345 Ollie Brown, R OBP: 0.349, SLG: 0.382	E7 2B		1B				FC1-4 1B		F8	3	2	2	1	0	0	0						
Mike Schmidt, R OBP: 0.374, SLG: 0.523 Terry Harmon, R OBP: 0.350, SLG: 0.421	WP 4-3 2B		F9				F9		L5	3	2	2	3	0	0	1						
Jay Johnstone, L OBP: 0.377, SLG: 0.461	4-3 2-3 BB		1-2 1B				FC1-4		F8	4	0	1	0	1	0	2						
Tom Hutton, L OBP: 0.344, SLG: 0.285 Bill Nahorodny, R OBP: 0.250, SLG: 0.500	4-3 1-2 3-H		1-3				4-3		4-3	3	0	0	1	0	0	3						
Bob Boone, R OBP: 0.348, SLG: 0.369 Rick Bosetti, R OBP: 0.364, SLG: 0.300	4-3						E6 G5-4-3		6-3 BB	3	0	0	0	1	0	1						
Jerry Martin, R OBP: 0.300, SLG: 0.348			5-3				G5-4-3 1-2		F7	4	0	1	1	0	0	1						
Larry Bowa, S OBP: 0.283, SLG: 0.302 John Vukovich, R OBP: 0.302, SLG: 0.302			1-3				G3		CS 1B	3	0	1	0	0	0	0						
Larry Christenson, R OBP: 0.241, SLG: 0.392 Tim McCarver, L OBP: 0.407, SLG: 0.434 Tug McGraw, R OBP: 0.333, SLG: 0.286 Tony Taylor, R OBP: 0.320, SLG: 0.304 Wayne Twitchell, R OBP: 0.167, SLG: 0.333			6-3				L4		K 1-2	2	0	0	0	0	0	0						
Inning Stats	R: 2 E: 1 K: 0 S: 5	H: 1 LOB: 1 BB: 1 P: 9	R: 0 E: 0 K: 0 S: 3	H: 0 LOB: 0 BB: 0 P: 3	R: 0 E: 0 K: 0 S: 5	H: 2 LOB: 2 BB: 0 P: 5	R: 0 E: 1 K: 0 S: 3	H: 0 LOB: 0 BB: 0 P: 3	R: 3 E: 0 K: 0 S: 6	H: 3 LOB: 0 BB: 0 P: 6	R: 0 E: 0 K: 1 S: 6	H: 1 LOB: 1 BB: 0 P: 6	R: 0 E: 0 K: 0 S: 4	H: 1 LOB: 1 BB: 0 P: 4	R: 1 E: 0 K: 1 S: 6	H: 1 LOB: 2 BB: 1 P: 10	R: 0 E: 0 K: 0 S: 3	H: 0 LOB: 1 BB: 1 P: 7	1B: 5 2B: 2 3B: 1 HR: 1	SF: 0 SAC: 0 DP: 1 HBP: 0	WP: 2 PB: 0 SB: 0 CS: 1	PA: 40
PITCHER	IP WLS BF H R ER SO BB IBB HBP BLK WP HR S P ERA WHIP																					
Bob Forsch, R ERA: 3.84	(1, 1) 5.0 23 6 5 3 0 1 0 0 0 0 1 1 22 26 5.40 1.400																					
Lerrin LaGrow, R ERA: 1.49	(6, 1) 1.0 4 1 0 0 1 0 0 0 0 0 0 6 6 0.00 1.000																					
John Curtis, L ERA: 4.5	(7, 1) 2.0 L 9 2 1 1 1 1 0 0 0 0 0 0 10 14 4.50 1.500																					
Al Hrabosky, L ERA: 3.3	(9, 1) 1.0 4 0 0 0 0 1 0 0 0 0 1 0 3 7 0.00 1.000																					

Philadelphia Phillies @ St. Louis Cardinals
 Busch Stadium, St. Louis, MO
 Wed Sep 29 1976, 7:05 PM CDT
 Att: 5,992 - Unknown


AB	37
R	6
H	9
RBI	6
BB	3
SO	2
LOB	16



Batter	1	2	3	4	5	6	7	8	9	AB	R	H	RBI	BB	SO	LOB	BOTTOM					
Jerry Mumphrey, S OBP: 0.324, SLG: 0.333	K		5-3						E6	5	1	2	2	0	1	1						
Gary Templeton, S OBP: 0.324, SLG: 0.374	6-3 3B		1B						K	5	1	3	1	0	2	3						
Keith Hernandez, L OBP: 0.379, SLG: 0.433	6-3		K						K	5	0	1	2	0	2	3						
Ted Simmons, S OBP: 0.368, SLG: 0.390 Sam Mejias, R OBP: 0.186, SLG: 0.143	F8								E3	5	0	0	0	0	0	4						
Willie Crawford, L OBP: 0.360, SLG: 0.441			G6-4-3 1B						BB BB	4	0	1	0	1	0	0						
Hector Cruz, R OBP: 0.286, SLG: 0.343			G6-4-3 1-2						K	5	1	1	0	0	2	4						
Vic Harris, S OBP: 0.275, SLG: 0.309			4-3						K	4	0	1	0	0	1	1						
Mike Tyson, R OBP: 0.323, SLG: 0.441			P5						K	3	1	0	0	1	1	1						
Bob Forsch, R ERA: 3.84 John Tatum, S ERA: 3.68 Lew Rutzke, L ERA: 2.52 Lerrin LaGrow, R ERA: 1.49 Mike Anderson, R ERA: 3.68 Chris Short, R ERA: 3.68 John Curtis, L ERA: 4.5 Lew Rutzke, L ERA: 2.52 Al Hrabosky, L ERA: 3.3			5-3 1B						4-3	1	0	1	0	0	0	0						
Inning Stats	R: 1 E: 0 K: 1 S: 6	H: 1 LOB: 0 BB: 0 P: 6	R: 0 E: 0 K: 0 S: 3	H: 1 LOB: 0 BB: 0 P: 3	R: 0 E: 0 K: 1 S: 7	H: 2 LOB: 2 BB: 0 P: 7	R: 0 E: 0 K: 0 S: 3	H: 0 LOB: 0 BB: 0 P: 3	R: 2 E: 1 K: 0 S: 7	H: 4 LOB: 3 BB: 0 P: 7	R: 2 E: 0 K: 2 S: 9	H: 2 LOB: 2 BB: 2 P: 17	R: 0 E: 0 K: 0 S: 3	H: 0 LOB: 0 BB: 0 P: 3	R: 0 E: 0 K: 2 S: 8	H: 1 LOB: 1 BB: 0 P: 8	R: 0 E: 2 K: 3 S: 11	H: 0 LOB: 3 BB: 1 P: 15	1B: 10 2B: 0 3B: 1 HR: 0	SF: 0 SAC: 0 DP: 1 HBP: 0	WP: 0 PB: 0 SB: 2 CS: 0	PA: 42
PITCHER	IP WLS BF H R ER SO BB IBB HBP BLK WP HR S P ERA WHIP																					
Larry Christenson, R ERA: 3.68	(1, 1) 5.0 22 8 3 3 2 0 0 0 0 0 0 26 26 5.40 1.600																					
Tug McGraw, L ERA: 2.52	(6, 1) 2.0 W 10 2 2 2 2 2 0 0 0 0 0 0 12 20 9.00 2.000																					
Wayne Twitchell, R ERA: 1.75	(8, 1) 2.0 S 10 1 0 0 5 1 0 0 0 0 0 0 19 23 0.00 1.000																					

Philadelphia Phillies @ St. Louis Cardinals
 Busch Stadium, St. Louis, MO
 Wed Sep 29 1976, 7:05 PM CDT
 Att: 5,992 - Unknown


AB	39
R	5
H	11
RBI	5
BB	3
SO	9
LOB	18




Batter	1	2	3	4	5	6	7	8	9	AB	R	H	RBI	BB	SO	LOB	TOP								
Lee Mazzilli, S OBP: 0.333, SLG: 0.329	0-0 6-3		0-0 P6		0-0 L7			0-0 1-3		4	0	0	0	0	0	0	New York Mets @ Philadelphia Phillies Veterans Stadium, Philadelphia, PA Fri Oct 01 1976, 7:05 PM EDT Att: 23,084 - Unknown								
Felix Milten, R OBP: 0.344, SLG: 0.346	0-0 1-5-3		0-0 4-3			0-0 1-3		0-0 6-3		4	0	0	0	0	0										
John Milner, L OBP: 0.366, SLG: 0.451	0-0 1B			0-0 CS BB 1B		0-0 P4		0-3 K		4	0	2	0	0	1	0									
Dave Kingman, R OBP: 0.285, SLG: 0.509	0-3 K			4-0 CS BB 1-2 E BB		4-0 BB		0-3 K		2	1	0	0	2	2	1									
Mike Vail, R OBP: 0.240, SLG: 0.268 Bruce Boisclair, L OBP: 0.350, SLG: 0.374		0-0 F9		0-3 K		0-0 F9		0-3 K		3	0	0	0	0	1	3									
John Stearns, R OBP: 0.381, SLG: 0.400		0-0 FC6-4 1B		0-0 E7 2H 1B		0-0 6-3		0-0 5-3		4	0	2	1	0	0	0									
Roy Staiger, R OBP: 0.279, SLG: 0.274		0-0 FC6-4 1-2 1B		0-0 P4		0-0 P6				3	0	0	0	0	0	2									
Bud Harrelson, S OBP: 0.350, SLG: 0.292		0-0 F7			0-3 K		0-0 1B			3	0	1	0	0	1	1									
Jerry Koosman, R OBP: 0.235, SLG: 0.241			0-0 5-3		0-0 6-3		0-0 F8			3	0	0	0	0	0	1									
Inning Stats	R: 0 E: 0 K: 1 S: 6	H: 1 LOB: 1 BB: 0 P: 6	R: 0 E: 0 K: 0 S: 4	H: 1 LOB: 1 BB: 0 P: 4	R: 0 E: 0 K: 0 S: 3	H: 0 LOB: 0 BB: 0 P: 3	R: 1 E: 1 K: 1 S: 6	H: 2 LOB: 1 BB: 1 P: 10	R: 0 E: 0 K: 1 S: 5	H: 0 LOB: 0 BB: 0 P: 5	R: 0 E: 0 K: 0 S: 3	H: 0 LOB: 1 BB: 1 P: 7	R: 0 E: 0 K: 0 S: 4	H: 1 LOB: 1 BB: 0 P: 4	R: 0 E: 0 K: 1 S: 5	H: 0 LOB: 0 BB: 0 P: 5	R: 0 E: 0 K: 2 S: 7	H: 0 LOB: 0 BB: 0 P: 7	1B: 5 2B: 1 3B: 0 HR: 0	SF: 0 SAC: 0 DP: 1 HBP: 0	WP: 0 PB: 0 SB: 0 CS: 2	PA: 33			
PITCHER	IP	WLS	BF	H	R	ER	SO	BB	IBB	HBP	BLK	WP	HR	S	P	ERA	WHIP								
Tom Underwood, L ERA: 3.53	(1, 1)	6.0	23	4	1	1	3	2	0	0	0	0	0	27	35	1.50	1.000								
Ron Reed, R ERA: 2.46	(7, 1)	2.0	7	1	0	0	1	0	0	0	0	0	0	9	9	0.00	0.500								
Gene Garber, R ERA: 2.82	(9, 1)	1.0	W	3	0	0	0	2	0	0	0	0	0	7	7	0.00	0.000								

Batter	1	2	3	4	5	6	7	8	9	AB	R	H	RBI	BB	SO	LOB	BOTTOM								
Rick Bosetti, R OBP: 0.333, SLG: 0.286	0-0 1-3	0-0 CS	0-0 6-3		0-3 K			0-0 1B		4	0	1	0	0	1	0	New York Mets @ Philadelphia Phillies Veterans Stadium, Philadelphia, PA Fri Oct 01 1976, 7:05 PM EDT Att: 23,084 - Unknown								
Jerry Martin, R OBP: 0.290, SLG: 0.336	0-3 K		0-0 F7		0-3 K		0-3 K		4	0	0	0	0	3	2										
Mike Schmidt, R OBP: 0.375, SLG: 0.525 Gene Garber, R OBP: 0.444, SLG: 0.286	0-0 1B 1B		0-0 2B		0-3 K		0-3 K		4	1	2	0	0	2	2										
Ollie Brown, R OBP: 0.347, SLG: 0.379	0-0 1B 1-3 1B		0-0 6-3		0-0 F8		0-3 K		4	0	1	0	0	1	1										
Dick Allen, R OBP: 0.343, SLG: 0.481 John Vukovich, R OBP: 0.125, SLG: 0.500	0-0 1B 1-2 3H 1B			0-3 K		0-0 E5 G6-4-3		0-0 HR		2	0	1	1	0	1	0									
Bob Boone, R OBP: 0.346, SLG: 0.366	0-3 K			0-0 F8		0-0 G6-4-3 1-2				3	0	0	0	0	1	3									
Terry Harmon, R OBP: 0.333, SLG: 0.400		0-3 K		0-3 K		0-0 F8				3	0	0	0	0	2	0									
Fred Andrews, R OBP: 0.778, SLG: 0.667		0-0 CS 1B		0-0 F3		0-0 1B 1B				3	0	2	0	0	0	0									
Tom Underwood, R OBP: 0.163, SLG: 0.109 Ron Reed, R OBP: 0.167, SLG: 0.208 Bill Nahorodny, R OBP: 0.200, SLG: 0.400 Tom Hutton, L OBP: 0.344, SLG: 0.285		0-0 L7		0-0 F9		0-0 F9				2	0	0	0	0	0	0									
Inning Stats	R: 1 E: 0 K: 2 S: 10	H: 3 LOB: 2 BB: 0 P: 10	R: 0 E: 0 K: 1 S: 5	H: 1 LOB: 0 BB: 0 P: 5	R: 0 E: 0 K: 0 S: 4	H: 1 LOB: 1 BB: 0 P: 4	R: 0 E: 0 K: 2 S: 7	H: 0 LOB: 0 BB: 0 P: 7	R: 0 E: 0 K: 1 S: 5	H: 0 LOB: 0 BB: 0 P: 5	R: 0 E: 0 K: 2 S: 7	H: 0 LOB: 0 BB: 0 P: 7	R: 0 E: 1 K: 0 S: 3	H: 0 LOB: 0 BB: 0 P: 3	R: 0 E: 0 K: 2 S: 9	H: 2 LOB: 2 BB: 0 P: 9	R: 1 E: 0 K: 1 S: 4	H: 1 LOB: 0 BB: 0 P: 4	1B: 6 2B: 1 3B: 0 HR: 1	SF: 0 SAC: 0 DP: 1 HBP: 0	WP: 0 PB: 0 SB: 0 CS: 1	PA: 33			
PITCHER	IP	WLS	BF	H	R	ER	SO	BB	IBB	HBP	BLK	WP	HR	S	P	ERA	WHIP								
Jerry Koosman, L ERA: 2.69	(1, 1)	8.1	L	32	8	2	2	11	0	0	0	0	1	54	54	2.16	0.960								

AB	31
R	1
H	5
RBI	1
BB	2
SO	6
LOB	8



AB	32
R	2
H	8
RBI	2
BB	0
SO	11
LOB	10



Batter	1	2	3	4	5	6	7	8	9	AB	R	H	RBI	BB	SO	LOB	TOP			
Lee Mazzilli, S OBP: 0.326, SLG: 0.311	L4	F8		3-1			FC6-4 BB		P4	4	0	0	0	1	0	1	New York Mets @ Philadelphia Phillies Veterans Stadium, Philadelphia, PA Sat Oct 02 1976, 7:05 PM EDT Att: 47,095 - Unknown			
Felix Milten, R OBP: 0.341, SLG: 0.343	E4 2B 1B	P4		5-3			FC6-4 G3-6-3 1-2			4	1	0	0	0	0	1				
John Milner, L OBP: 0.365, SLG: 0.451	1B 2B		K	4-3			G3-6-3 1-2			4	1	1	0	0	1	1				
Ed Kranepool, L OBP: 0.344, SLG: 0.410	2B FC5-2 1B		F8		5-3			F8		4	0	1	2	0	0	0				
Dave Kingman, R OBP: 0.285, SLG: 0.508	FC5-2 1B 2B		K 1B 1B		K			F8		4	2	1	0	0	2	0				
John Stearns, R OBP: 0.376, SLG: 0.394	FC5-2 1B		1B 1-3		K			P3		4	0	1	0	0	1	2				
Roy Staiger, R OBP: 0.376, SLG: 0.277	FC5-4 1B		BB 1B		5-3			F3		4	0	2	2	0	0	0				
Bud Harrelson, S OBP: 0.352, SLG: 0.298	FC5-4 1-2		FC6-4 BB		L8			3B		3	0	1	0	1	0	2				
Jon Matlack, L OBP: 0.268, SLG: 0.205		K		FC6-4		K		1-3		3	0	0	0	0	2	3				
Mike Vail, R OBP: 0.238, SLG: 0.266										1	0	0	0	0	0	1				
Inning Stats	R: 3 E: 1 K: 0 S: 8	H: 4 LOB: 2 BB: 0 P: 8	R: 0 E: 0 K: 1 S: 5	H: 0 LOB: 0 BB: 0 P: 5	R: 1 E: 0 K: 2 S: 10	H: 2 LOB: 3 BB: 1 P: 14	R: 0 E: 0 K: 0 S: 3	H: 0 LOB: 0 BB: 0 P: 3	R: 0 E: 0 K: 2 S: 7	H: 0 LOB: 0 BB: 0 P: 7	R: 0 E: 0 K: 0 S: 2	H: 0 LOB: 0 BB: 1 P: 6	R: 0 E: 0 K: 0 S: 3	H: 0 LOB: 0 BB: 0 P: 3	R: 0 E: 0 K: 0 S: 4	H: 1 LOB: 1 BB: 0 P: 4	1B: 4 2B: 2 3B: 1 HR: 0	SF: 0 SAC: 0 DP: 1 HBP: 0	WP: 0 PB: 1 SB: 0 CS: 0	PA: 37
PITCHER	IP WLS BF H R ER SO BB IBB HBP BLK WP HR S P ERA WHIP	IP WLS BF H R ER SO BB IBB HBP BLK WP HR S P ERA WHIP																		
Jim Lonborg, R ERA: 3.08	(1, 1)	8.0	W	33	6	4	1	6	2	0	0	0	0	0	0	43	51	1.12	1.000	
Tug McGraw, L ERA: 2.5	(9, 1)	1.0	S	4	1	0	0	0	0	0	0	0	0	0	4	4	0.00	1.000		


AB	35
R	4
H	7
RBI	4
BB	2
SO	6
LOB	11




Batter	1	2	3	4	5	6	7	8	9	AB	R	H	RBI	BB	SO	LOB	BOTTOM			
Dave Cash, R OBP: 0.335, SLG: 0.344	FC6-4 1B		FC6-4 1B		SH1-3 1B	CS BB		2H 1B		4	1	4	1	1	0	0	New York Mets @ Philadelphia Phillies Veterans Stadium, Philadelphia, PA Sat Oct 02 1976, 7:05 PM EDT Att: 47,095 - Unknown			
Rick Bosetti, R OBP: 0.316, SLG: 0.333	K		FC6-4 2B		SH1-3 1-2	CS 2B		K		4	1	1	0	0	2	3				
Mike Schmidt, R OBP: 0.375, SLG: 0.526	K		2B		CS 1B IBB		F9			3	1	1	1	1	1	2				
Ollie Brown, R OBP: 0.350, SLG: 0.386	FC6-4 1-2		WP 2H 2B		1-2 2H 1B		P6			4	0	2	2	0	0	2				
Bob Boone, R OBP: 0.348, SLG: 0.366		HR 1B	K		K		IBB			3	1	1	0	1	2	3				
Jerry Martin, R OBP: 0.289, SLG: 0.358		HR 1B	K		5-3		F8			4	1	1	2	0	1	3				
Bobby Tolan, L OBP: 0.285, SLG: 0.343		K		G1		E6 1B SH1-3		1B 1B		4	2	1	0	0	1	0				
Larry Bowa, S OBP: 0.283, SLG: 0.302		K		5-3		SH1-3 1B		F9		4	0	1	0	0	1	1				
Jim Lonborg, R OBP: 0.233, SLG: 0.179		F9		K		SH1-3		F7		2	0	0	1	0	1	0				
Terry Harmon, R OBP: 0.328, SLG: 0.393										1	0	0	0	0	0	1				
Inning Stats	R: 0 E: 0 K: 2 S: 8	H: 1 LOB: 1 BB: 0 P: 8	R: 2 E: 0 K: 2 S: 9	H: 2 LOB: 0 BB: 0 P: 9	R: 2 E: 0 K: 2 S: 10	H: 3 LOB: 1 BB: 0 P: 10	R: 0 E: 0 K: 1 S: 5	H: 0 LOB: 0 BB: 0 P: 5	R: 1 E: 0 K: 1 S: 6	H: 2 LOB: 1 BB: 1 P: 10	R: 1 E: 1 K: 0 S: 4	H: 1 LOB: 1 BB: 1 P: 8	R: 0 E: 0 K: 0 S: 4	H: 1 LOB: 2 BB: 1 P: 8	R: 1 E: 0 K: 1 S: 7	H: 2 LOB: 1 BB: 0 P: 7	1B: 8 2B: 3 3B: 0 HR: 1	SF: 0 SAC: 2 DP: 0 HBP: 0	WP: 1 PB: 0 SB: 1 CS: 2	PA: 39
PITCHER	IP WLS BF H R ER SO BB IBB HBP BLK WP HR S P ERA WHIP	IP WLS BF H R ER SO BB IBB HBP BLK WP HR S P ERA WHIP																		
Jon Matlack, L ERA: 2.95	(1, 1)	8.0	L	38	12	7	6	9	1	2	0	0	0	0	1	65	6.75	1.625		

AB	33
R	7
H	12
RBI	7
BB	3
SO	9
LOB	15



Batter	1	2	3	4	5	6	7	8	9	AB	R	H	RBI	BB	SO	LOB	TOP					
Lee Mazzilli, S (1,8) OBP: 0.323, SLG: 0.299	F5		F8		F8			FC1-5		3	0	0	0	1	0	2	New York Mets @ Philadelphia Phillies Veterans Stadium, Philadelphia, PA Sun Oct 03 1976, 3:33 AM EDT Att: 25,632 - Unknown AB 29 R 1 H 3 RBI 1 BB 4 SO 12 LOB 14 					
Felix Milten, R (1,4) OBP: 0.341, SLG: 0.343	BB E 1B		F9			K		F7		4	0	1	0	0	1	3						
John Milner, L (1,3) OBP: 0.362, SLG: 0.447	E4 BB 1-2		F8			K		L9		4	0	0	0	0	1	3						
Dave Kingman, R (1,9) OBP: 0.286, SLG: 0.506	G5-4-3 BB 1-2 2-3			S BB		K			5-3	2	0	0	0	2	1	0						
John Stearns, R (1,2) OBP: 0.364, SLG: 0.379	G5-4-3 1-2			K 1-2			K		6-3	4	0	0	0	0	2	4						
Roy Staiger, R (1,5) OBP: 0.276, SLG: 0.273		5-3		F8			K		K	4	0	0	0	0	2	1						
Pepe Mangual, R (1,7) OBP: 0.361, SLG: 0.338		HR		K			K			3	1	1	1	0	2	1						
Bud Harrelson, S (1,6) OBP: 0.351, SLG: 0.298		K			P4			FC1-5 BB 1B		3	0	1	0	0	1	0						
Craig Swan, R (1,1) OBP: 0.186, SLG: 0.103										2	0	0	0	0	2	0						
Nino Espinosa, R (5,1) OBP: 0.243, SLG: 0.266										0	0	0	0	0	0	0						
Mike Vail, R (8, PH) OBP: 0.257, SLG: 0.257								FC1-5 BB		0	0	0	0	1	0	0						
Leon Brown, R (8, FR) OBP: 0.400, SLG: 0.389										0	0	0	0	0	0	0						
Skip Lockwood, R (8,1) OBP: 0.400, SLG: 0.389										0	0	0	0	0	0	0						
Inning Stats	R: 0 E: 1 K: 0 S: 4	H: 1 LOB: 2 BB: 1 P: 8	R: 1 E: 0 K: 2 S: 8	H: 1 LOB: 0 BB: 0 P: 8	R: 0 E: 0 K: 0 S: 2	H: 0 LOB: 0 BB: 1 P: 6	R: 0 E: 0 K: 2 S: 7	H: 0 LOB: 1 BB: 1 P: 11	R: 0 E: 0 K: 1 S: 5	H: 0 LOB: 0 BB: 0 P: 5	R: 0 E: 0 K: 3 S: 9	H: 0 LOB: 0 BB: 0 P: 9	R: 0 E: 0 K: 3 S: 9	H: 0 LOB: 0 BB: 0 P: 9	R: 0 E: 0 K: 0 S: 4	H: 1 LOB: 2 BB: 1 P: 8	R: 0 E: 0 K: 1 S: 5	H: 0 LOB: 0 BB: 0 P: 5	1B: 2 2B: 0 3B: 0 HR: 1	SF: 0 SAC: 0 DP: 1 HBP: 0	WP: 0 PB: 0 SB: 1 CS: 1	PA: 33
PITCHER Steve Carlton, L (1,1) ERA: 3.13	IP: 9.0 WLS: W BF: 33 H: 3 R: 1 ER: 1 SO: 12 BB: 4 IBB: 0 HBP: 0 BLK: 0 WP: 0 HR: 1 S: 53 P: 69 ERA: 1.00 WHIP: 0.778															PITCHER	IP: WLS: BF: H: R: ER: SO: BB: IBB: HBP: BLK: WP: HR: S: P: ERA: WHIP:					

Batter	1	2	3	4	5	6	7	8	9	AB	R	H	RBI	BB	SO	LOB	BOTTOM			
Dave Cash, R (1,4) OBP: 0.337, SLG: 0.345	BB 1B	1-H 1B		1-2 2-3 BB		1-3				3	0	2	1	1	0	0	New York Mets @ Philadelphia Phillies Veterans Stadium, Philadelphia, PA Sun Oct 03 1976, 3:33 AM EDT Att: 25,632 - Unknown AB 29 R 2 H 6 RBI 2 BB 7 SO 5 LOB 20 			
Bobby Tolan, L (1,8) OBP: 0.285, SLG: 0.342	1-2 BB 1B	F5		F9		F7				4	0	1	0	0	0	4				
Mike Schmidt, R (1,5) OBP: 0.376, SLG: 0.524	K		F8-6-3 BB		F7		6-3 PB BB			2	0	0	0	2	1	2				
Jay Johnstone, L (1,7) OBP: 0.373, SLG: 0.457	K		P6		F7		F9			4	0	0	0	0	1	4				
Dick Allen, R (1,3) OBP: 0.346, SLG: 0.480								6-3		1	1	0	0	2	0	1				
Tom Hutton, L (6,3) OBP: 0.342, SLG: 0.282	1-2 2-3 BB		F8-6-3		E S 1B BB		2-3			1	0	0	0	0	0	1				
Ollie Brown, R (1,9) OBP: 0.350, SLG: 0.383										2	0	0	0	1	1	3				
Jerry Martin, R (5, FR) OBP: 0.287, SLG: 0.355	K				5-3		WP 1B BB			1	0	0	0	0	1	1				
Tim McCarver, L (1,2) OBP: 0.409, SLG: 0.432		FC3-6 BB		4-3			1-2 1B		F5	3	0	1	1	1	0	0				
Larry Bowa, S (1,6) OBP: 0.283, SLG: 0.301		FC3-6 S 1B		BB 1B			3-H 1B		P6	4	1	1	0	0	0	3				
Steve Carlton, L (1,1) OBP: 0.242, SLG: 0.228		F8		BB 1B		4-3		K		4	0	1	0	0	1	1				
Inning Stats	R: 0 E: 0 K: 3 S: 11	H: 2 LOB: 3 BB: 1 P: 15	R: 1 E: 0 K: 0 S: 4	H: 1 LOB: 1 BB: 1 P: 8	R: 0 E: 0 K: 0 S: 2	H: 0 LOB: 0 BB: 1 P: 6	R: 0 E: 0 K: 0 S: 5	H: 2 LOB: 3 BB: 1 P: 9	R: 1 E: 0 K: 0 S: 4	H: 1 LOB: 3 BB: 2 P: 12	R: 0 E: 0 K: 0 S: 3	H: 0 LOB: 0 BB: 0 P: 3	R: 0 E: 0 K: 1 S: 5	H: 0 LOB: 1 BB: 1 P: 9	R: 0 E: 0 K: 1 S: 5	H: 0 LOB: 0 BB: 0 P: 5		1B: 6 2B: 1 3B: 0 HR: 0	SF: 0 SAC: 0 DP: 1 HBP: 0	WP: 1 PB: 1 SB: 2 CS: 0
PITCHER Craig Swan, R (1,1) ERA: 3.54	IP: 4.2 WLS: L BF: 25 H: 6 R: 2 ER: 2 SO: 3 BB: 6 IBB: 0 HBP: 0 BLK: 0 WP: 0 HR: 0 S: 25 P: 49 ERA: 3.86 WHIP: 2.571															PITCHER	IP: WLS: BF: H: R: ER: SO: BB: IBB: HBP: BLK: WP: HR: S: P: ERA: WHIP:			
Nino Espinosa, R (5,1) ERA: 3.07	2.1 8 0 0 0 1 1 0 0 0 0 1 0 9 13 0.00 0.429																			
Skip Lockwood, R (8,1) ERA: 2.67	1.0 3 0 0 0 0 1 0 0 0 0 0 0 5 5 0.00 0.000																			

Batter	1	2	3	4	5	6	7	8	9	AB	R	H	RBI	BB	SO	LOB	TOP								
Pete Rose, S OBP: 0.600, SLG: 1.400 (1,5)										5	1	3	1	0	0	2	Cincinnati Reds @ Philadelphia Phillies Veterans Stadium, Philadelphia, PA Sat Oct 09 1976, 7:05 PM EDT Att: 62,640 - Unknown								
Ken Griffey, L OBP: 0.400, SLG: 0.750 (1,9)										4	0	1	0	1	1	2									
Joe Morgan, L Rawly Eastwick, R (9,1)										2	0	0	0	3	0	3									
Tony Perez, R (1,3)										3	0	0	1	1	2	2									
George Foster, R OBP: 0.200, SLG: 0.800 (1,7)										5	1	1	1	0	3	6									
Johnny Bench, R OBP: 0.400, SLG: 0.600 (1,2)										5	1	2	0	0	1	4									
Dave Concepcion, R OBP: 0.500, SLG: 0.667 (1,6)										3	2	1	0	1	1	1									
Cesar Geronimo, L (1,8)										4	0	0	0	0	2	4									
Don Gullett, R OBP: 0.500, SLG: 0.750 (1,1)										4	1	2	3	0	0	1									
Doug Flynn, R (9,4)										0	0	0	0	0	0	0									
Inning Stats	R: 0 E: 0 K: 2 S: 8	H: 1 LOB: 3 BB: 2 P: 16	R: 0 E: 0 K: 0 S: 3	H: 0 LOB: 0 BB: 0 P: 3	R: 1 E: 0 K: 0 S: 4	H: 1 LOB: 1 BB: 1 P: 8	R: 0 E: 0 K: 2 S: 8	H: 1 LOB: 1 BB: 0 P: 8	R: 0 E: 0 K: 0 S: 3	H: 1 LOB: 0 BB: 0 P: 3	R: 2 E: 1 K: 1 S: 9	H: 3 LOB: 2 BB: 0 P: 9	R: 0 E: 0 K: 1 S: 5	H: 0 LOB: 1 BB: 1 P: 9	R: 3 E: 0 K: 1 S: 7	H: 3 LOB: 0 BB: 1 P: 11	R: 0 E: 0 K: 3 S: 9	H: 0 LOB: 1 BB: 1 P: 13	1B: 2 2B: 7 3B: 2 HR: 1	SF: 1 SAC: 0 DP: 2 HBP: 0	WP: 1 PB: 0 SB: 4 CS: 0	PA: 42			
PITCHER	IP	WLS	BF	H	R	ER	SO	BB	IBB	HBP	BLK	WP	HR	S	P	ERA	WHIP								
Steve Carlton, L ERA: 5.14 (1,1)	7.0	L	34	8	5	4	6	5	0	0	0	0	1	41	61	5.14	1.857								
Tug McGraw, L ERA: 4.5 (8,1)	2.0		8	2	1	1	4	1	0	0	0	1	0	15	19	4.50	1.500								

AB	35
R	6
H	10
RBI	6
BB	6
SO	10
LOB	25



Batter	1	2	3	4	5	6	7	8	9	AB	R	H	RBI	BB	SO	LOB	BOTTOM								
Dave Cash, R OBP: 0.250, SLG: 0.500 (1,4)										4	1	1	0	0	0	0	Cincinnati Reds @ Philadelphia Phillies Veterans Stadium, Philadelphia, PA Sat Oct 09 1976, 7:05 PM EDT Att: 62,640 - Unknown								
Garry Maddox, R OBP: 0.500, SLG: 0.500 (1,8)										4	1	2	0	0	0	1									
Mike Schmidt, R (1,5)										3	0	0	1	0	0	2									
Greg Luzinski, R OBP: 0.500, SLG: 0.667 (1,7)										3	1	1	1	1	2	0									
Dick Allen, R OBP: 0.500, SLG: 0.333 (1,3)										3	0	1	0	1	0	0									
Ollie Brown, R Jay Johnstone, L OBP: 1.000, SLG: 1.000 (9, FH)										2	0	0	0	1	1	0									
Tim McCarver, L (1,2)										3	0	0	0	0	1	3									
Larry Bowa, S Tom Hutton, L (9, PH)										3	0	0	0	0	0	0									
Steve Carlton, L Tug McGraw, R Bob Boone, R Bobby Tolan, L (9, PH)										2	0	0	0	0	0	0									
Inning Stats	R: 1 E: 0 K: 0 S: 4	H: 1 LOB: 3 BB: 3 P: 16	R: 0 E: 0 K: 0 S: 3	H: 0 LOB: 0 BB: 0 P: 3	R: 0 E: 0 K: 1 S: 5	H: 0 LOB: 0 BB: 0 P: 5	R: 0 E: 0 K: 1 S: 5	H: 0 LOB: 0 BB: 0 P: 5	R: 0 E: 0 K: 1 S: 5	H: 0 LOB: 0 BB: 0 P: 5	R: 0 E: 0 K: 0 S: 3	H: 0 LOB: 0 BB: 0 P: 3	R: 2 E: 0 K: 0 S: 7	H: 4 LOB: 2 BB: 0 P: 7	1B: 4 2B: 2 3B: 0 HR: 0	SF: 1 SAC: 0 DP: 0 HBP: 0		WP: 1 PB: 0 SB: 0 CS: 1	PA: 35						
PITCHER	IP	WLS	BF	H	R	ER	SO	BB	IBB	HBP	BLK	WP	HR	S	P	ERA	WHIP								
Don Gullett, L ERA: 1.13 (1,1)	8.0	W	28	2	1	1	4	3	0	0	0	0	0	33	45	1.12	0.625								
Rawly Eastwick, R ERA: 18.0 (9,1)	1.0		7	4	2	2	0	0	0	0	0	1	0	7	7	18.00	4.000								



Batter	1	2	3	4	5	6	7	8	9	AB	R	H	RBI	BB	SO	LOB	TOP				
Pete Rose, S (1,5) OBP: 0.500, SLG: 0.900	F7		5-3			1B E 2H 1B	1B SF7 1B		F8	5	2	1	0	0	0	0	Cincinnati Reds @ Philadelphia Phillies Veterans Stadium, Philadelphia, PA Sun Oct 10 1976, 3:33 AM EDT Att: 62,651 - Unknown				
Ken Griffey, L (1,9) OBP: 0.500, SLG: 0.625	BB			F8		1B E 1-3 1B	1B IBB 1B		F9	4	1	2	1	1	0	0					
Joe Morgan, L (1,4)	F8			4-3		1B E 4-3 IBB	1B 1-2 IBB			2	1	0	0	2	0	1					
Tony Perez, R (1,3)	F8			6-3		1B E3 4-3	SF7			3	0	0	2	0	0	2					
George Foster, R (1,7) OBP: 0.111, SLG: 0.444		K			F7	4-3	F8			4	0	0	1	0	1	3					
Johnny Bench, R (1,2) OBP: 0.333, SLG: 0.444	F7				K	1B		5-3		4	0	1	0	0	1	0					
Cesar Geronimo, L (1,8) OBP: 0.125, SLG: 0.125	F8			1-6-3	2-3	1B		CS 1B		4	0	1	0	0	0	2					
Dave Concepcion, R (1,6) OBP: 0.375, SLG: 0.333			6-3			1B 4-3 BB	1-3	6-3		3	1	0	0	1	0	1					
Pat Zachry, R (1,1)			1-3			1-2 4-3	K			1	0	0	0	0	0	0					
Dan Driessen, L (6,PH)									K	1	0	0	0	0	0	1					
Pedro Borbon, R (6,1)										2	1	0	0	0	2	0					
Inning Stats	R: 0 E: 0 K: 0 S: 3	H: 0 LOB: 1 BB: 1 P: 7	R: 0 E: 0 K: 1 S: 5	H: 0 LOB: 0 BB: 0 P: 5	R: 0 E: 0 K: 0 S: 3	H: 0 LOB: 0 BB: 0 P: 3	R: 0 E: 0 K: 0 S: 3	H: 0 LOB: 0 BB: 0 P: 3	R: 0 E: 0 K: 1 S: 5	H: 1 LOB: 0 BB: 0 P: 3	R: 0 E: 0 K: 0 S: 3	H: 0 LOB: 0 BB: 0 P: 5	R: 0 E: 0 K: 1 S: 5	H: 0 LOB: 0 BB: 0 P: 5	R: 0 E: 0 K: 0 S: 3	H: 0 LOB: 0 BB: 0 P: 5	1B: 6 2B: 0 3B: 0 HR: 0	SF: 1 SAC: 0 DP: 0 HBP: 0	WP: 1 PB: 0 SB: 1 CS: 1	PA: 38	
PITCHER	IP	WLS	BF	H	R	ER	SO	BB	IBB	HBP	BLK	WP	HR	S	P	ERA	WHIP				
Jim Lonborg, R (1,1) ERA: 1.69	5.1	L	20	2	3	1	2	2	0	0	0	0	0	22	30	1.69	0.750				
Gene Garber, R (6,1) ERA:	0.2		5	1	1	0	0	0	1	0	0	0	0	4	8	0.00	1.500				
Tug McGraw, L (7,1) ERA: 11.57	0.1		4	2	2	2	1	0	0	0	0	1	0	6	6	54.00	6.000				
Ron Reed, R (7,1) ERA:	2.2		9	1	0	0	1	0	1	0	0	0	0	10	14	0.00	0.375				

AB	33
R	6
H	6
RBI	5
BB	4
SO	4
LOB	10



Batter	1	2	3	4	5	6	7	8	9	AB	R	H	RBI	BB	SO	LOB	BOTTOM				
Dave Cash, R (1,4) OBP: 0.333, SLG: 0.444	F9	6-3		1-3			FC6-4 1B		1B	5	0	2	0	0	0	4	Cincinnati Reds @ Philadelphia Phillies Veterans Stadium, Philadelphia, PA Sun Oct 10 1976, 3:33 AM EDT Att: 62,651 - Unknown				
Gary Maddox, R (1,8) OBP: 0.333, SLG: 0.250	BB		6-3		5-3	FC6-4 1-2 1B	F9		F9	4	0	0	0	1	0	2					
Mike Schmidt, R (1,5) OBP: 0.111, SLG: 0.125	K			3-1 1B	6-3		F8		K	5	0	1	0	0	2	3					
Greg Luzinski, R (1,7) OBP: 0.375, SLG: 0.857	K		3-1			HR	F9			4	1	1	1	0	1	3					
Dick Allen, R (1,3) OBP: 0.500, SLG: 0.333		1B 1B 1B	K		6-3			L4 1B BB		3	1	1	0	1	1	1					
Jay Johnstone, L (1,9) OBP: 0.800, SLG: 0.800		1B G5-2-3 1B		SH1-4 SH1-3 1B		P6		1B		4	0	3	0	0	0	0					
Bob Boone, R (1,2) OBP: 0.500, SLG: 0.500		G5-2-3 BB 1B		SH1-3				L4		3	0	2	1	0	0	2					
Larry Bowa, S (1,6)		G5-2-3 BB		SH1-4 BB			F9	4-3		2	0	0	0	2	0	2					
Jim Lonborg, R (1,1) ERA: 3.6		G5-2-3		SH1-4			4-3		G3	1	0	0	0	0	0	3					
Pat Zachry, R (6,1) ERA:										0	0	0	0	0	0	1					
Pedro Borbon, R (6,1) ERA:										0	0	0	0	0	0	0					
Inning Stats	R: 0 E: 0 K: 2 S: 7	H: 3 LOB: 2 BB: 1 P: 11	R: 1 E: 0 K: 0 S: 5	H: 3 LOB: 1 BB: 1 P: 9	R: 0 E: 0 K: 1 S: 6	H: 1 LOB: 1 BB: 0 P: 6	R: 0 E: 0 K: 0 S: 4	H: 1 LOB: 2 BB: 1 P: 8	R: 1 E: 0 K: 0 S: 4	H: 1 LOB: 0 BB: 0 P: 4	R: 0 E: 0 K: 0 S: 4	H: 1 LOB: 1 BB: 0 P: 4	R: 0 E: 0 K: 0 S: 3	H: 1 LOB: 1 BB: 1 P: 7	R: 0 E: 0 K: 1 S: 6	H: 1 LOB: 1 BB: 0 P: 6	1B: 9 2B: 1 3B: 0 HR: 1	SF: 0 SAC: 2 DP: 2 HBP: 0	WP: 0 PB: 0 SB: 0 CS: 0	PA: 39	
PITCHER	IP	WLS	BF	H	R	ER	SO	BB	IBB	HBP	BLK	WP	HR	S	P	ERA	WHIP				
Pat Zachry, R (1,1) ERA: 3.6	5.0	W	23	6	2	2	3	3	0	0	0	0	0	1	26	3.60	1.800				
Pedro Borbon, R (6,1) ERA:	4.0	S	16	4	0	0	1	1	0	0	0	0	0	17	21	0.00	1.250				

AB	33
R	2
H	10
RBI	2
BB	4
SO	4
LOB	21



Batter	1	2	3	4	5	6	7	8	9	AB	R	H	RBI	BB	SO	LOB	TOP								
Dave Cash, R OBP: 0.286, SLG: 0.385 (1, 4)										4	0	1	1	0	0	2	Philadelphia Phillies @ Cincinnati Reds Riverfront Stadium, Cincinnati, OH Tue Oct 12 1976, 3:33 AM EDT Att: 55,047 - Unknown								
Gary Maddox, R OBP: 0.286, SLG: 0.308 (1, 8)										5	1	1	1	0	0	3									
Mike Schmidt, R OBP: 0.286, SLG: 0.462 (1, 5)										5	1	3	1	0	0	0									
Greg Luzinski, R OBP: 0.333, SLG: 0.727 (1, 7)										4	0	1	1	0	1	2									
Dick Allen, R OBP: 0.417, SLG: 0.222 Jerry Martin, R (8, 7)										3	0	0	0	1	1	1									
Jay Johnstone, L OBP: 0.800, SLG: 1.111 (1, 9)										4	1	3	1	1	0	1									
Bob Boone, R Terry Harmon, R Johnny Oates, L (8, 2)										3	0	0	0	1	0	5									
Larry Bowa, S OBP: 0.364, SLG: 0.250 (1, 6)										3	1	1	1	1	0	0									
Jim Kaat, L Ron Reed, R Bobby Tolan, L (8, 3)										2	0	1	0	0	0	0									
Inning Stats	R: 0 E: 0 K: 0 S: 3	H: 0 LOB: 0 BB: 0 P: 3	R: 0 E: 0 K: 1 S: 6	H: 1 LOB: 1 BB: 0 P: 6	R: 0 E: 0 K: 0 S: 4	H: 1 LOB: 1 BB: 0 P: 4	R: 1 E: 0 K: 0 S: 5	H: 2 LOB: 1 BB: 0 P: 5	R: 0 E: 0 K: 0 S: 3	H: 1 LOB: 0 BB: 0 P: 3	R: 0 E: 0 K: 0 S: 4	H: 1 LOB: 3 BB: 2 P: 12	R: 2 E: 0 K: 0 S: 5	H: 2 LOB: 1 BB: 1 P: 9	R: 2 E: 0 K: 1 S: 7	H: 2 LOB: 2 BB: 2 P: 15		R: 1 E: 1 K: 0 S: 5	H: 1 LOB: 1 BB: 0 P: 5	1B: 4 2B: 6 3B: 1 HR: 0	SF: 1 SAC: 1 DP: 1 HBP: 0	WP: 1 PB: 0 SB: 0 CS: 0	PA: 43		
PITCHER	IP	WLS	BF	H	R	ER	SO	BB	IBB	HBP	BLK	WP	HR	S	P	ERA	WHIP								
Gary Nolan, R ERA: 1.59 Manny Sarmiento, R ERA: 18.0 Pedro Borbon, R ERA: 18.0 Rawly Eastwick, R ERA: 12.0	5.2		24	6	1	1	1	2	0	0	0	0	0	24	32	1.59	1.412								

Batter	1	2	3	4	5	6	7	8	9	AB	R	H	RBI	BB	SO	LOB	BOTTOM								
Pete Rose, S OBP: 0.467, SLG: 0.714 (1, 5)										4	0	1	0	1	0	1	Philadelphia Phillies @ Cincinnati Reds Riverfront Stadium, Cincinnati, OH Tue Oct 12 1976, 3:33 AM EDT Att: 55,047 - Unknown								
Ken Griffey, L OBP: 0.467, SLG: 0.538 (1, 9)										5	1	2	1	0	0	1									
Joe Morgan, L (1, 4)										3	1	0	0	1	1	1									
Tony Perez, R OBP: 0.231, SLG: 0.200 (1, 3)										4	1	2	1	0	0	1									
George Foster, R OBP: 0.154, SLG: 0.667 (1, 7)										3	1	1	2	0	0	1									
Johnny Bench, R OBP: 0.385, SLG: 0.667 (1, 2)										3	2	1	1	1	0	1									
Dave Concepcion, R OBP: 0.333, SLG: 0.300 (1, 6)										4	1	1	0	0	0	2									
Cesar Geronimo, L OBP: 0.250, SLG: 0.364 (1, 8)										3	0	1	2	1	1	0									
Gary Nolan, R Manny Sarmiento, R Pedro Borbon, R Mike Lum, L Rawly Eastwick, R Ed Armbrister, R (8, 9)										0	0	0	0	1	0	0									
Inning Stats	R: 0 E: 0 K: 0 S: 3	H: 0 LOB: 0 BB: 0 P: 3	R: 0 E: 0 K: 0 S: 3	H: 1 LOB: 0 BB: 0 P: 3	R: 0 E: 0 K: 0 S: 3	H: 0 LOB: 1 BB: 1 P: 7	R: 0 E: 0 K: 0 S: 3	H: 0 LOB: 0 BB: 0 P: 3	R: 0 E: 0 K: 1 S: 5	H: 0 LOB: 0 BB: 0 P: 5	R: 4 E: 0 K: 0 S: 6	H: 3 LOB: 1 BB: 2 P: 14	R: 0 E: 0 K: 1 S: 6	H: 1 LOB: 1 BB: 0 P: 6	R: 3 E: 0 K: 0 S: 5	H: 4 LOB: 3 BB: 2 P: 13		1B: 6 2B: 0 3B: 1 HR: 2	SF: 1 SAC: 1 DP: 1 HBP: 0	WP: 0 PB: 0 SB: 0 CS: 0	PA: 38				
PITCHER	IP	WLS	BF	H	R	ER	SO	BB	IBB	HBP	BLK	WP	HR	S	P	ERA	WHIP								
Jim Kaat, L ERA: 3.0 Ron Reed, R ERA: 7.1 Gene Garber, R ERA: 13.5 Tom Underwood, L ERA:	6.0		21	5	4	4	1	1	0	0	0	0	2	13	17	18.00	3.000								