

Philadelphia Phillies - 1977

Batter	1	2	3	4	5	6	7	8	9	AB	R	H	RBI	BB	SO	LOB	TOP										
Garry Maddox, R OBP: 0.094, SLG: 0.161 (1, 8)	0-0 4-3			0-0 2-3		0-0 F8			0-0 F9	4	0	0	0	0	0	1											
Larry Bowa, S OBP: 0.333, SLG: 0.269 (1, 6)	0-0 6-3			0-0 G3			0-3 K		0-0 F8	4	0	0	0	0	1	0											
Mike Schmidt, R OBP: 0.276, SLG: 0.400 (1, 5)	0-0 F7			0-3 K			0-3 K		0-0 6-3	4	0	0	0	0	2	0											
Greg Luzinski, R OBP: 0.414, SLG: 0.680 (1, 7)		0-0 P4			0-0 P3				0-0 P4	3	0	0	0	0	0	0											
Dane Iorg, L OBP: 0.188, SLG: 0.250 Gene Garber, R (8, 1)		0-0 6-3			0-0 P6			0-3 K		3	0	0	0	0	1	0											
Jerry Martin, R OBP: 0.500, SLG: 0.286 Tom Hutton, L OBP: 0.143, SLG: 0.143 (8, PH) (8, 3)		0-3 K			0-0 CS 1B			0-3 K		2	0	1	0	0	1	0											
Ted Sizemore, R OBP: 0.423, SLG: 0.478 (1, 4)			0-0 5-3		0-0 CS 1-2	4-0 5-3 BB		0-0 E		2	1	1	0	1	0	0											
Bob Boone, R OBP: 0.350, SLG: 0.368 (1, 2)			0-3 K			0-0 5-3		0-0 E7		3	0	1	1	0	1	1											
Wayne Twitchell, R (1, 1) Jay Johnstone, L OBP: 0.318, SLG: 0.333 Ollie Brown, R (8, PH) (8, 9)			0-3 K			1-2 K		0-3 K		2	0	0	0	0	2	1											
Inning Stats	R: 0 E: 0 K: 0 S: 3	H: 0 LOB: 0 BB: 0 P: 3	R: 0 E: 0 K: 1 S: 5	H: 0 LOB: 0 BB: 0 P: 5	R: 0 E: 0 K: 2 S: 7	H: 0 LOB: 0 BB: 0 P: 7	R: 0 E: 0 K: 1 S: 5	H: 0 LOB: 0 BB: 0 P: 5	R: 0 E: 0 K: 0 S: 3	H: 1 LOB: 0 BB: 0 P: 3	R: 0 E: 0 K: 1 S: 5	H: 0 LOB: 1 BB: 1 P: 9	R: 0 E: 0 K: 0 S: 7	H: 0 LOB: 0 BB: 0 P: 7	R: 1 E: 1 K: 3 S: 11	H: 2 LOB: 1 BB: 0 P: 11	R: 0 E: 0 K: 0 S: 3	H: 0 LOB: 0 BB: 0 P: 3	1B: 2 2B: 1 3B: 0 HR: 0	SF: 0 SAC: 0 DP: 0 HBP: 0	WP: 0 PB: 0 SB: 0 CS: 1	PA: 31					
PITCHER	IP	WLS	BF	H	R	ER	SO	BB	IBB	HBP	BLK	WP	HR	S	P	ERA	WHIP										
Steve Rogers, R ERA: 1.83 Will McEnaney, L ERA: 7.36	(1, 1) (8, 1)	7.2 W	26 4	3 0	1 0	1 0	9 1	1 0	0 0	0 0	0 0	0 0	0 0	43 6	47 6	1.17 0.00	0.522 0.000										

Philadelphia Phillies @ Montreal Expos
Olympic Stadium, Montreal, QB
Sun Apr 17 1977, 3:33 AM EST
Att: 29,115 - Unknown


AB 29
R 1
H 3
RBI 1
BB 1
SO 10
LOB 4



Batter	1	2	3	4	5	6	7	8	9	AB	R	H	RBI	BB	SO	LOB	BOTTOM										
Dave Cash, R OBP: 0.452, SLG: 0.533 (1, 4)	0-0 L3					0-0 F8		0-0 6-3		4	0	1	1	0	0	0											
Tim Lincecum, R OBP: 0.233, SLG: 0.367 (1, 6)	0-0 P5		0-3 K			0-0 5-3		0-0 5-3		4	0	0	0	0	1	1											
Ellis Valentine, R OBP: 0.321, SLG: 0.654 (1, 9)	0-3 K					0-0 P5		0-0 HR		4	1	2	1	0	1	0											
Tony Perez, R OBP: 0.214, SLG: 0.423 (1, 3)		0-0 4-3			0-3 K			0-0 P3		4	0	1	0	0	1	1											
Larry Parrish, R OBP: 0.296, SLG: 0.269 (1, 5)		0-0 F8			0-0 F7			0-0 P1-3		3	0	0	0	0	0	2											
Warren Cromartie, L OBP: 0.385, SLG: 0.450 Del Unser, L (8, 7)		0-0 1B			0-0 F7			0-0 BB		3	0	2	0	0	0	1											
Gary Carter, R OBP: 0.370, SLG: 0.500 (1, 2)		0-0 F8				0-0 L8		0-0 BB		2	0	0	0	1	0	1											
Andre Dawson, R OBP: 0.259, SLG: 0.208 Sam Mejias, R (8, 8)			0-0 SH1-4 1B			0-3 K		0-0 BB		2	1	1	0	1	1	0											
Steve Rogers, R Will McEnaney, L (8, 1)			0-0 SH1-4			0-0 2-3		0-0 BB		2	0	0	0	0	0	3											
Inning Stats	R: 0 E: 0 K: 1 S: 5	H: 0 LOB: 0 BB: 0 P: 5	R: 0 E: 0 K: 0 S: 4	H: 1 LOB: 1 BB: 0 P: 4	R: 1 E: 0 K: 1 S: 6	H: 2 LOB: 0 BB: 0 P: 6	R: 0 E: 0 K: 1 S: 6	H: 1 LOB: 1 BB: 0 P: 6	R: 0 E: 0 K: 0 S: 3	H: 0 LOB: 0 BB: 0 P: 3	R: 0 E: 0 K: 0 S: 4	H: 2 LOB: 2 BB: 2 P: 12	R: 1 E: 0 K: 0 S: 4	H: 1 LOB: 0 BB: 0 P: 4	1B: 4 2B: 3 3B: 0 HR: 1	SF: 0 SAC: 1 DP: 1 HBP: 0	WP: 0 PB: 0 SB: 1 CS: 1	PA: 31									
PITCHER	IP	WLS	BF	H	R	ER	SO	BB	IBB	HBP	BLK	WP	HR	S	P	ERA	WHIP										
Wayne Twitchell, R ERA: 2.77 Gene Garber, R ERA: 5.4	(1, 1) (8, 1)	7.0 L	27 4	6 1	1 1	1 1	4 0	1 0	0 0	0 0	0 0	0 0	1 4	4 4	1.29 9.00	1.000 1.000											

Philadelphia Phillies @ Montreal Expos
Olympic Stadium, Montreal, QB
Sun Apr 17 1977, 3:33 AM EST
Att: 29,115 - Unknown

AB 28
R 2
H 7
RBI 2
BB 2
SO 4
LOB 9



Batter	1	2	3	4	5	6	7	8	9	AB	R	H	RBI	BB	SO	LOB	TOP									
Garry Maddox, R OBP: 0.122, SLG: 0.250 (1, 8)	0-0 4-3		0-0 4-3			0-0 S 1B		2-2 5-3		5	1	1	0	0	0	2	Philadelphia Phillies @ Chicago Cubs Wrigley Field, Chicago, IL Tue Apr 19 1977, 3:33 AM CST Att. 2,413 - Overcast - 67 F									
Larry Bowa, S OBP: 0.359, SLG: 0.412 (1, 6)	0-0 6-3		4-0 FC6-5 BLK BB	0-0 HR		0-0 6-3		0-0 L8	4	1	1	1	1	0	1											
Mike Schmidt, R OBP: 0.289, SLG: 0.515 (1, 5)	0-0		0-0 FC6-5 BB 1B	0-0 F7		4-0 S 1B IBB		0-3 K	4	1	1	0	1	1	1											
Greg Luzinski, R OBP: 0.368, SLG: 0.545 Jerry Martin, R OBP: 0.500, SLG: 0.286 (9, 7)	0-0 F9		4-2 1B 1B BB	0-3 K		0-0 1-H 3-H 1B		1-3 K	4	1	1	1	1	2	1											
Jay Johnstone, L OBP: 0.300, SLG: 0.310 (1, 9)		0-0 F9	0-0 1B 3B 1B	0-3 K		0-3 K			4	1	1	1	0	2	0											
Dane Iorg, L OBP: 0.227, SLG: 0.273 Gene Garber, R (7, 1)		0-0 WP BB 1B	0-0 1-2 3B 1B	3-2 4-3		0-0 4-3			4	1	2	1	0	0	0											
Ted Sizemore, R OBP: 0.382, SLG: 0.467 (1, 4)		4-0 WP BB 1B	0-0 1-2 3-H 1B 3B	0-0 6-3		0-0 F8			3	1	1	2	1	0	0											
Bob Boone, R OBP: 0.333, SLG: 0.320 (1, 2)		0-0 L7	4-0 1B IBB	0-0 6-3				0-0 5-3	3	0	0	0	1	0	2											
Larry Christenson, R OBP: 0.200, SLG: 0.200 Tom Hutton, L OBP: 0.222, SLG: 0.222 (7, 3)	2-3 K	3-2 1-2 2-3 1B	0-3 K	0-3 K		0-3 K		0-0 6-3	3	0	1	1	0	2	2											
Inning Stats	R: 0 E: 0 K: 0 S: 4	H: 1 LOB: 1 BB: 0 P: 4	R: 0 E: 0 K: 1 S: 7	H: 1 LOB: 2 BB: 1 P: 13	R: 5 E: 0 K: 0 S: 18	H: 4 LOB: 2 BB: 3 P: 33	R: 1 E: 0 K: 2 S: 8	H: 1 LOB: 0 BB: 0 P: 8	R: 0 E: 0 K: 1 S: 7	H: 0 LOB: 0 BB: 0 P: 10	R: 1 E: 0 K: 1 S: 6	H: 2 LOB: 2 BB: 1 P: 10	R: 0 E: 0 K: 1 S: 6	H: 0 LOB: 0 BB: 0 P: 6	R: 0 E: 0 K: 0 S: 6	H: 0 LOB: 0 BB: 0 P: 8		R: 0 E: 0 K: 2 S: 8	H: 0 LOB: 0 BB: 0 P: 9	1B: 6 2B: 0 3B: 2 HR: 1	SF: 0 SAC: 0 DP: 0 HBP: 0	WP: 1 PB: 0 SB: 3 CS: 0	PA: 40			
PITCHER	IP	WLS	BF	H	R	ER	SO	BB	IBB	HBP	BLK	WP	HR	S	P	ERA	WHIP									
Mike Krukow, R ERA: 13.03	(1, 1)	2.2	L	16	5	5	5	1	3	0	0	1	1	0	23	37	16.88	3.000								
Steve Renko, R ERA: 4.5	(3, 1)	3.1		15	4	2	2	3	0	2	0	0	0	1	27	41	5.40	1.200								
Willie Hernandez, L ERA: 0.9	(7, 1)	2.0		6	0	0	0	1	0	0	0	0	0	0	12	14	0.00	0.000								
Bruce Sutter, R ERA: 0.9	(9, 1)	1.0		3	0	0	0	2	0	0	0	0	0	0	8	9	0.00	0.000								

Batter	1	2	3	4	5	6	7	8	9	AB	R	H	RBI	BB	SO	LOB	BOTTOM								
Ivan De Jesus, R OBP: 0.349, SLG: 0.410 (1, 6)	0-0 F8	4-0 FC6-4 BB		0-0 1B		0-0 6-3		0-0 SH1-3		3	0	1	0	1	0	0	Philadelphia Phillies @ Chicago Cubs Wrigley Field, Chicago, IL Tue Apr 19 1977, 3:33 AM CST Att. 2,413 - Overcast - 67 F								
Manny Trillo, R OBP: 0.395, SLG: 0.514 (1, 4)	2-2 BB 1B	0-0 FC6-4		0-0 1B		1-0 2B HBP		0-2 6-3	4	2	2	1	0	0	3										
Larry Bittner, L OBP: 0.302, SLG: 0.333 Bruce Sutter, R (9, 1)	0-0 L8		0-0 WP 2B 1B	1-2 F8		0-0 F7		0-0 F9	5	1	1	0	0	0	5										
Bobby Murcer, L OBP: 0.366, SLG: 0.649 (1, 9)	4-2 1B BB		0-0 F8		0-3 K		0-0 2B 2B		0-0 3-1	4	1	1	0	1	1										
Jerry Morales, R OBP: 0.275, SLG: 0.333 (1, 8)	0-0 1-2 2-H 1B		0-0 1-H 2B		0-0 5-3		0-0 4-3 2B		0-0 1-3	5	0	3	4	0	0										
Steve Ontiveros, S OBP: 0.342, SLG: 0.382 (1, 5)	0-0 F8		0-3 K		0-0 2B		0-0 4-3		0-0 E3 1B	5	0	1	0	0	1										
Greg Gross, L OBP: 0.300, SLG: 0.222 (1, 7)		0-0 E5	0-3 K		0-0 1-3		0-0 F8		0-0 1B	5	0	1	0	0	1										
Steve Swisher, R OBP: 0.125, SLG: 0.125 (1, 2)	2-2 F9		3-2 5-3		0-0 5-3		0-0 SH1-3 1B		0-3 K	5	1	1	0	0	1										
Mike Krukow, R Steve Renko, R Joe Wallis, S Willie Hernandez, L Bill Buckner, L (1, 1) (3, 1) (6, PH) (7, 1) (8, PH) (9, 3)	0-3 K		0-0 G3		0-0 4-3		0-0 SH1-3 1B			1	0	0	0	0	1										
Inning Stats	R: 1 E: 0 K: 0 S: 14	H: 2 LOB: 2 BB: 1 P: 20	R: 0 E: 1 K: 1 S: 9	H: 0 LOB: 2 BB: 1 P: 15	R: 1 E: 0 K: 2 S: 9	H: 2 LOB: 1 BB: 0 P: 9	R: 0 E: 0 K: 0 S: 11	H: 2 LOB: 2 BB: 0 P: 15	R: 0 E: 0 K: 0 S: 3	H: 0 LOB: 0 BB: 0 P: 3	R: 2 E: 0 K: 0 S: 5	H: 2 LOB: 1 BB: 0 P: 6	R: 1 E: 0 K: 0 S: 8	H: 2 LOB: 1 BB: 0 P: 8	R: 0 E: 1 K: 1 S: 7	H: 1 LOB: 2 BB: 0 P: 7		1B: 8 2B: 4 3B: 0 HR: 0	SF: 0 SAC: 1 DP: 0 HBP: 1	WP: 1 PB: 0 SB: 0 CS: 0	PA: 44				
PITCHER	IP	WLS	BF	H	R	ER	SO	BB	IBB	HBP	BLK	WP	HR	S	P	ERA	WHIP								
Larry Christenson, R ERA: 7.3	(1, 1)	6.1	W	32	9	4	4	4	2	0	1	0	0	55	72	5.68	1.737								
Gene Garber, R ERA: 4.82	(7, 1)	2.2	S	12	3	1	1	1	0	0	0	0	0	17	17	3.38	1.125								



Batter	1	2	3	4	5	6	7	8	9	AB	R	H	RBI	BB	SO	LOB	TOP			
Lou Brock, L OBP: 0.286, SLG: 0.370 John Sutton, R (7, 1)	0-0 3-1		0-3 K		0-3 K		0-0 F8			4	0	0	0	0	2	3				
Gary Templeton, S OBP: 0.250, SLG: 0.280 (1, 6)	0-0 L4		0-0 1B		0-0 F9		0-0 6-3			4	0	1	0	0	0	1				
Bake McBride, L OBP: 0.279, SLG: 0.463 Tony Scott, S OBP: 0.478, SLG: 0.579 (1, 8) (8, 8)	0-0 4-3		0-0 F8		0-0 1-3		0-0 F9			4	0	0	0	0	0	2				
Hector Cruz, R OBP: 0.348, SLG: 0.425 Mike Anderson, R OBP: 0.273, SLG: 0.200 (1, 9) (8, 9)		0-0 F3		0-0 SH5-3 1B		0-0 3B		0-0 F7		4	0	2	0	0	0	0				
Ted Simmons, S OBP: 0.439, SLG: 0.611 Dave Rader, L (1, 2) (6, 2)		0-0 L7		0-0 SH5-3 1B		0-3 K		0-0 4-3		3	0	1	0	0	1	1				
Keith Hernandez, L OBP: 0.385, SLG: 0.674 Roger Freed, R OBP: 0.667, SLG: 1.250 (1, 3) (6, 3)		4-0 BB		0-0 SH5-3		0-3 K		0-0 HR		1	0	0	0	1	1					
Ken Reitz, R OBP: 0.264, SLG: 0.392 (1, 5)		0-0 F9		0-0 9-2		0-0 5-3		0-0 FC6-4 1B		4	0	1	0	0	0	3				
Mike Tyson, R OBP: 0.280, SLG: 0.292 Jerry Davanon, R (1, 4) (7, 4)			0-0 1-3		0-0 SH1-4 1B		0-0 F8		0-0 F7	3	0	1	0	0	0	0				
Bob Forsch, R OBP: 0.333, SLG: 0.143 Buddy Schultz, R (5, 1) Clay Carroll, R Jerry Mumphy, S OBP: 0.455, SLG: 0.444 (7, 7) (7, 7)			4-0 BB		0-0 SH1-4		4-0 BB		0-0 FC6-4	0	0	0	0	1	0	0				
Inning Stats	R: 0 E: 0 K: 0 S: 3	H: 0 LOB: 0 BB: 0 P: 3	R: 0 E: 0 K: 0 S: 3	H: 0 LOB: 1 BB: 1 P: 7	R: 0 E: 0 K: 1 S: 6	H: 1 LOB: 2 BB: 1 P: 10	R: 0 E: 0 K: 0 S: 4	H: 2 LOB: 1 BB: 0 P: 4	R: 0 E: 0 K: 2 S: 8	H: 1 LOB: 1 BB: 0 P: 8	R: 0 E: 0 K: 0 S: 3	H: 0 LOB: 1 BB: 1 P: 7	R: 0 E: 0 K: 0 S: 3	H: 0 LOB: 0 BB: 0 P: 3	R: 1 E: 0 K: 0 S: 5	H: 2 LOB: 1 BB: 0 P: 5	1B: 5 2B: 1 3B: 1 HR: 1	SF: 0 SAC: 2 DP: 1 HBP: 0	WP: 0 PB: 0 SB: 0 CS: 0	PA: 36
PITCHER Randy Lerch, L ERA: 1.57 (1, 1)	IP: 9.0 WLS: W BF: 36 H: 7 R: 1 ER: 1 SO: 4 BB: 3 IBB: 0 HBP: 0 BLK: 0 WP: 0 HR: 1 S: 41 P: 53 ERA: 1.00 WHIP: 1.111															PITCHER				

St. Louis Cardinals @ Philadelphia Phillies
Veterans Stadium, Philadelphia, PA
Sat Apr 23 1977, 6:05 PM EST
Att: 27,642 - Unknown

AB 31
R 1
H 7
RBI 1
BB 3
SO 4
LOB 13



Batter	1	2	3	4	5	6	7	8	9	AB	R	H	RBI	BB	SO	LOB	BOTTOM	
Garry Maddox, R OBP: 0.220, SLG: 0.388 Terry Harmon, R (1, 8) (8, 4)	0-0 HR			0-0 F9			0-0 1B			5	2	4	2	0	0	1		
Larry Bowa, S OBP: 0.333, SLG: 0.372 (1, 6)	0-0 P4			0-0 1-3			0-0 E			5	1	1	0	0	0	5		
Mike Schmidt, R OBP: 0.298, SLG: 0.436 (1, 5)	0-3 K				4-0 2B		4-0 2B		0-0 E6	3	2	0	0	2	1	2		
Greg Luzinski, R OBP: 0.222, SLG: 0.683 Jerry Martin, R OBP: 0.417, SLG: 0.222 (1, 7) (6, PR) (7, 7) (8, 8)	0-0 HR			0-0 F8			0-0 1B		0-0 P4	4	2	3	4	0	0	0		
Jay Johnstone, L OBP: 0.359, SLG: 0.368 (1, 9)	0-0 BB				0-0 S		0-0 HBP		0-0 F7	5	1	3	0	0	0	1		
Bob Boone, R OBP: 0.343, SLG: 0.323 (1, 2)	0-0 BB			0-3 K			1-0 SH1-4		0-0 6-3	3	1	1	1	0	1	1		
Dane Iorg, L OBP: 0.222, SLG: 0.231 Davey Johnson, R OBP: 0.286, SLG: 0.286 Bobby Tolan, L (1, 3) (5, PH) (5, PR) (6, 3)	4-0 BB				0-0 G3		0-0 SH1-4		0-0 1-3	1	0	0	0	1	0	1		
Fred Andrews, R OBP: 0.143, SLG: 0.143 Ollie Brown, R (1, 4) (8, 7)	0-0 F8				0-0 6-3		0-0 K		0-0 4-3	4	0	0	0	0	1	5		
Randy Lerch, L OBP: 0.286, SLG: 0.429 (1, 1)		0-0 5-3			0-0 1B		0-0 SH1-4		0-0 F7	3	0	1	0	0	0	0		
Inning Stats	R: 2 E: 0 K: 1 S: 9	H: 4 LOB: 3 BB: 1 P: 13	R: 0 E: 0 K: 0 S: 4	H: 1 LOB: 0 BB: 0 P: 4	R: 0 E: 0 K: 1 S: 6	H: 1 LOB: 0 BB: 0 P: 6	R: 0 E: 0 K: 0 S: 4	H: 1 LOB: 1 BB: 0 P: 4	R: 2 E: 0 K: 0 S: 4	H: 1 LOB: 1 BB: 1 P: 8	R: 2 E: 1 K: 0 S: 6	H: 2 LOB: 1 BB: 0 P: 6	R: 0 E: 0 K: 0 S: 3	H: 0 LOB: 0 BB: 0 P: 3	1B: 9 2B: 4 3B: 0 HR: 1	SF: 1 SAC: 1 DP: 0 HBP: 1	WP: 0 PB: 0 SB: 1 CS: 0	PA: 43
PITCHER Bob Forsch, R ERA: 3.0 Buddy Schultz, L ERA: 3.0 Clay Carroll, R ERA: 5.19 John Sutton, R ERA: 4.91 (1, 1) (5, 1) (5, 1) (7, 1)	IP: 4.0 WLS: L BF: 24 H: 9 R: 6 ER: 6 SO: 2 BB: 2 IBB: 0 HBP: 1 BLK: 0 WP: 0 HR: 1 S: 25 P: 34 ERA: 13.50 WHIP: 2.750															PITCHER		

St. Louis Cardinals @ Philadelphia Phillies
Veterans Stadium, Philadelphia, PA
Sat Apr 23 1977, 6:05 PM EST
Att: 27,642 - Unknown

AB 37
R 11
H 14
RBI 9
BB 3
SO 3
LOB 18



Batter	1	2	3	4	5	6	7	8	9	AB	R	H	RBI	BB	SO	LOB	TOP
Joel Youngblood, R (1, 7) <small>OBP: 0.313, SLG: 0.154</small> Clay Carroll, R (7, 1) John Sutton, R (7, 1) Jerry Davanon, R (9, PH)	 <small>0-3</small>		 <small>0-0</small>		 <small>0-3</small>		 <small>0-0</small>		 <small>0-3</small>	4	0	0	0	0	2	1	St. Louis Cardinals @ Philadelphia Phillies Veterans Stadium, Philadelphia, PA Sun Apr 24 1977, 3:33 AM EDT Att: 40,186 - Unknown
Gary Templeton, S (1, 6) <small>OBP: 0.263, SLG: 0.291</small>	 <small>0-0</small>		 <small>0-0</small>		 <small>0-0</small>		 <small>0-3</small>		 <small>0-0</small>	5	1	2	0	0	1	2	
Tony Scott, S (1, 8) <small>OBP: 0.519, SLG: 0.636</small>	 <small>0-0</small>		 <small>0-0</small>		 <small>0-0</small>			 <small>4-0</small>		3	1	2	0	1	0	0	
Hector Cruz, R (1, 9) <small>OBP: 0.340, SLG: 0.395</small>	 <small>0-0</small>		 <small>4-0</small>			 <small>0-0</small>		 <small>0-0</small>		3	0	0	0	1	0	3	
Ted Simmons, S (1, 2) <small>OBP: 0.443, SLG: 0.649</small>	 <small>1-H 3-H</small>		 <small>4-0</small>			 <small>0-0</small>		 <small>0-0</small>		3	1	1	3	1	0	1	
Keith Hernandez, L (1, 3) <small>OBP: 0.393, SLG: 0.653</small>	 <small>0-0</small>		 <small>0-0</small>			 <small>4-0</small>		 <small>0-0</small>		3	0	1	0	1	0	3	
Ken Reitz, R (1, 5) <small>OBP: 0.246, SLG: 0.364</small>		 <small>0-0</small>		 <small>0-0</small>		 <small>0-0</small>		 <small>0-0</small>		4	0	0	0	0	0	4	
Mike Tyson, R (1, 4) <small>OBP: 0.241, SLG: 0.250</small>		 <small>0-0</small>		 <small>0-3</small>			 <small>0-0</small>		 <small>0-3</small>	4	0	0	0	0	2	0	
Pete Falcone, L (1, 1) John Urrea, R (6, 1) Jerry Mumphy, S (7, PH) <small>OBP: 0.538, SLG: 0.636</small>	 <small>0-3</small>		 <small>0-3</small>			 <small>0-0</small>		 <small>0-0</small>		2	0	0	0	0	2	0	
Inning Stats	R: 3 H: 3 E: 0 LOB: 0 K: 1 BB: 0 S: 8 P: 8	R: 0 H: 0 E: 0 LOB: 0 K: 1 BB: 0 S: 5 P: 5	R: 0 H: 1 E: 0 LOB: 3 K: 0 BB: 2 S: 4 P: 12	R: 0 H: 0 E: 0 LOB: 0 K: 2 BB: 0 S: 7 P: 7	R: 0 H: 1 E: 0 LOB: 1 K: 1 BB: 0 S: 5 P: 5	R: 0 H: 0 E: 1 LOB: 1 K: 0 BB: 1 S: 3 P: 7	R: 0 H: 1 E: 0 LOB: 1 K: 1 BB: 0 S: 6 P: 6	R: 0 H: 1 E: 0 LOB: 2 K: 0 BB: 0 S: 4 P: 8	R: 0 H: 1 E: 0 LOB: 1 K: 2 BB: 0 S: 8 P: 8	1B: 5 SF: 0 2B: 2 SAC: 0 3B: 0 DP: 1 HR: 1 HBP: 0	WP: 0 PA: 38 PB: 0 SB: 0 CS: 0						
PITCHER Steve Carlton, L (1, 1) <small>ERA: 3.24</small>	IP: 9.0 WLS: W BF: 38 H: 8 R: 3 ER: 3 SO: 8 BB: 4 IBB: 0 HBP: 0 BLK: 1 WP: 0 HR: 1 S: 50 P: 66 ERA: 3.00 WHIP: 1.333											PITCHER IP: WLS: BF: H: R: ER: SO: BB: IBB: HBP: BLK: WP: HR: S: P: ERA: WHIP					

Batter	1	2	3	4	5	6	7	8	9	AB	R	H	RBI	BB	SO	LOB	BOTTOM
Garry Maddox, R (1, 8) <small>OBP: 0.255, SLG: 0.472</small>	 <small>0-3</small>		 <small>4-0</small>		 <small>0-0</small>	 <small>0-0</small>		 <small>0-0</small>		4	1	2	2	1	1	0	St. Louis Cardinals @ Philadelphia Phillies Veterans Stadium, Philadelphia, PA Sun Apr 24 1977, 3:33 AM EDT Att: 40,186 - Unknown
Larry Bowa, S (1, 6) <small>OBP: 0.340, SLG: 0.426</small>	 <small>0-0</small>		 <small>0-0</small>		 <small>0-0</small>	 <small>0-0</small>		 <small>4-0</small>		4	1	1	1	1	0	3	
Mike Schmidt, R (1, 5) <small>OBP: 0.308, SLG: 0.432</small>	 <small>0-3</small>		 <small>0-0</small>		 <small>0-0</small>		 <small>0-0</small>		 <small>0-3</small>	5	2	2	0	0	2	3	
Greg Luzinski, R (1, 7) <small>OBP: 0.400, SLG: 0.689</small>	 <small>0-3</small>		 <small>0-3</small>		 <small>1-H</small>		 <small>1-2</small>		 <small>0-0</small>	4	0	2	1	0	2	0	
Jerry Martin, R (1, 9) <small>OBP: 0.313, SLG: 0.154</small>	 <small>0-3</small>		 <small>0-0</small>		 <small>0-0</small>		 <small>0-0</small>		 <small>1-2 2-3</small>	4	0	0	0	0	1	3	
Davey Johnson, R (1, 3) <small>OBP: 0.400, SLG: 0.444</small> Bobby Tolan, L (7, 3) <small>OBP: 0.250, SLG: 0.143</small>	 <small>0-0</small>		 <small>4-0</small>		 <small>0-0</small>		 <small>0-0</small>		 <small>3-H</small>	2	0	1	0	1	0	0	
Tim McCarver, L (1, 2) <small>OBP: 0.417, SLG: 0.490</small>	 <small>0-3</small>		 <small>0-0</small>		 <small>4-0</small>		 <small>3-H</small>		 <small>0-0</small>	3	1	1	0	1	1	2	
Fred Andrews, R (1, 4) <small>OBP: 0.182, SLG: 0.364</small>			 <small>0-0</small>		 <small>0-3</small>	 <small>1-H</small>		 <small>0-0</small>		4	1	1	1	0	1	2	
Steve Carlton, L (1, 1) <small>OBP: 0.444, SLG: 0.500</small>	 <small>0-0</small>		 <small>0-0</small>		 <small>0-0</small>		 <small>0-3</small>		4	0	1	0	0	1	1		
Inning Stats	R: 0 H: 0 E: 0 LOB: 0 K: 2 BB: 0 S: 7 P: 7	R: 0 H: 1 E: 0 LOB: 1 K: 3 BB: 0 S: 10 P: 10	R: 0 H: 1 E: 0 LOB: 2 K: 0 BB: 1 S: 4 P: 8	R: 0 H: 0 E: 0 LOB: 1 K: 1 BB: 1 S: 5 P: 9	R: 3 H: 4 E: 0 LOB: 1 K: 1 BB: 0 S: 9 P: 9	R: 2 H: 2 E: 0 LOB: 1 K: 0 BB: 1 S: 5 P: 9	R: 1 H: 4 E: 0 LOB: 2 K: 0 BB: 0 S: 6 P: 6	R: 0 H: 0 E: 0 LOB: 1 K: 2 BB: 1 S: 7 P: 11	1B: 5 SF: 0 2B: 4 SAC: 0 3B: 1 DP: 1 HR: 2 HBP: 0	WP: 0 PA: 39 PB: 0 SB: 0 CS: 0							
PITCHER Pete Falcone, L (1, 1) <small>ERA: 8.5</small> John Urrea, R (6, 1) <small>ERA: 5.79</small> Clay Carroll, R (7, 1) <small>ERA: 5.79</small> John Sutton, R (7, 1) <small>ERA: 4.15</small>	IP: 5.2 WLS: L BF: 27 H: 7 R: 5 ER: 5 SO: 7 BB: 3 IBB: 0 HBP: 0 BLK: 0 WP: 0 HR: 2 S: 38 P: 50 ERA: 7.94 WHIP: 1.765											PITCHER IP: WLS: BF: H: R: ER: SO: BB: IBB: HBP: BLK: WP: HR: S: P: ERA: WHIP					

AB 34
R 3
H 8
RBI 3
BB 4
SO 8
LOB 15



AB 35
R 6
H 12
RBI 6
BB 4
SO 9
LOB 14



Batter	1	2	3	4	5	6	7	8	9	AB	R	H	RBI	BB	SO	LOB	TOP										
Garry Maddox, R OBP: 0.271, SLG: 0.482										3	0	1	0	1	0	2	Philadelphia Phillies @ Pittsburgh Pirates Three Rivers Stadium, Pittsburgh, PA Tue Apr 26 1977, 7:05 PM EDT Att: 6,726 - Unknown										
Larry Bowa, S OBP: 0.351, SLG: 0.408										2	0	0	0	2	0	2											
Mike Schmidt, R OBP: 0.291, SLG: 0.404										3	0	0	0	0	3	3											
Jay Johnstone, L OBP: 0.350, SLG: 0.359										1	0	0	0	0	0	2											
Greg Luzinski, R OBP: 0.370, SLG: 0.633										4	0	0	0	0	1	5											
Jim Kaat, L										0	0	0	0	0	0	0											
Gene Garber, R										0	0	0	0	0	0	0											
Jerry Martin, R OBP: 0.263, SLG: 0.125										3	0	0	0	0	1	0											
Tom Hutton, L OBP: 0.200, SLG: 0.200										1	0	0	0	0	1	0											
Davey Johnson, R OBP: 0.357, SLG: 0.385										4	0	1	0	0	0	0											
Bob Boone, R OBP: 0.308, SLG: 0.286										4	0	0	0	0	0	1											
Fred Andrews, R OBP: 0.214, SLG: 0.308										2	0	0	0	1	0	1											
Larry Christenson, R OBP: 0.286, SLG: 0.286										2	0	1	0	0	0	1											
Bobby Tolan, L OBP: 0.222, SLG: 0.125										0	0	0	0	0	0	0											
Inning Stats	R: 0 E: 1 K: 1 S: 6	H: 1 LOB: 1 BB: 0 P: 6	R: 0 E: 0 K: 0 S: 4	H: 1 LOB: 1 BB: 0 P: 4	R: 0 E: 0 K: 1 S: 6	H: 1 LOB: 2 BB: 1 P: 10	R: 0 E: 0 K: 0 S: 3	H: 0 LOB: 0 BB: 0 P: 3	R: 0 E: 0 K: 0 S: 3	H: 0 LOB: 0 BB: 0 P: 3	R: 0 E: 0 K: 0 S: 3	H: 0 LOB: 0 BB: 0 P: 3	R: 0 E: 0 K: 0 S: 3	H: 0 LOB: 0 BB: 0 P: 11	R: 0 E: 0 K: 1 S: 5	H: 0 LOB: 0 BB: 0 P: 5	1B: 2 2B: 1 3B: 0 HR: 0	SF: 0 SAC: 0 DP: 0 HBP: 0	WP: 0 PB: 0 SB: 0 CS: 0	PA: 34							
PITCHER	IP	WLS	BF	H	R	ER	SO	BB	IBB	HBP	BLK	WP	HR	S	P	ERA	WHIP										
John Candelaria, L ERA: 1.29	7.0	W	26	3	0	0	5	2	0	0	0	0	0	34	42	0.00	0.714										
Rich Gossage, R ERA: 1.29	2.0	S	8	0	0	0	1	2	0	0	0	0	0	8	16	0.00	1.000										

AB	29
R	0
H	3
RBI	0
BB	4
SO	6
LOB	17



Batter	1	2	3	4	5	6	7	8	9	AB	R	H	RBI	BB	SO	LOB	BOTTOM										
Omar Moreno, L OBP: 0.286, SLG: 0.295										3	1	0	0	1	2	0	Philadelphia Phillies @ Pittsburgh Pirates Three Rivers Stadium, Pittsburgh, PA Tue Apr 26 1977, 7:05 PM EDT Att: 6,726 - Unknown										
Ed Ott, L OBP: 0.462, SLG: 0.381										4	1	1	0	0	0	0											
Dave Parker, L OBP: 0.413, SLG: 0.603										4	0	1	0	0	1	2											
Al Oliver, L OBP: 0.311, SLG: 0.372										3	1	2	0	1	0	0											
Bill Robinson, R OBP: 0.372, SLG: 0.513										3	1	2	3	1	0	1											
Rennie Stennett, R OBP: 0.288, SLG: 0.377										4	0	0	0	0	0	3											
Phil Garner, R OBP: 0.339, SLG: 0.412										3	1	1	0	1	0	2											
Frank Taveras, R OBP: 0.250, SLG: 0.250										3	0	1	2	0	0	3											
John Candelaria, L										2	0	0	0	0	1	1											
Willie Stargell, L OBP: 0.306, SLG: 0.333										1	0	0	0	0	1	1											
Rich Gossage, R OBP: 0.500, SLG: 1.000										0	0	0	0	0	0	0											
Inning Stats	R: 0 E: 0 K: 1 S: 5	H: 1 LOB: 0 BB: 0 P: 5	R: 2 E: 0 K: 0 S: 5	H: 2 LOB: 1 BB: 1 P: 9	R: 0 E: 0 K: 1 S: 5	H: 0 LOB: 0 BB: 0 P: 5	R: 0 E: 0 K: 0 S: 4	H: 2 LOB: 2 BB: 1 P: 8	R: 0 E: 0 K: 2 S: 7	H: 0 LOB: 0 BB: 0 P: 7	R: 0 E: 0 K: 0 S: 3	H: 1 LOB: 0 BB: 0 P: 3	R: 0 E: 1 K: 1 S: 6	H: 0 LOB: 1 BB: 0 P: 6	R: 3 E: 1 K: 0 S: 5	H: 2 LOB: 1 BB: 2 P: 13	1B: 5 2B: 2 3B: 1 HR: 0	SF: 0 SAC: 0 DP: 1 HBP: 0	WP: 0 PB: 0 SB: 0 CS: 1	PA: 35							
PITCHER	IP	WLS	BF	H	R	ER	SO	BB	IBB	HBP	BLK	WP	HR	S	P	ERA	WHIP										
Larry Christenson, R ERA: 5.59	7.0	L	27	6	2	2	5	2	0	0	1	0	0	35	43	2.57	1.143										
Jim Kaat, L ERA: 9.82	0.1		4	1	3	3	0	1	1	0	0	0	0	2	10	81.00	6.000										
Gene Garber, R ERA: 4.5	0.2		3	1	0	0	0	0	0	0	0	0	0	3	3	0.00	1.500										

AB	30
R	5
H	8
RBI	5
BB	4
SO	5
LOB	13



Batter	1	2	3	4	5	6	7	8	9	AB	R	H	RBI	BB	SO	LOB	TOP			
Garry Maddox, R OBP: 0.254, SLG: 0.450 (1, 8)	F9		6-3			4-3		4-3		4	0	0	0	0	0	1	Philadelphia Phillies @ Pittsburgh Pirates Three Rivers Stadium, Pittsburgh, PA Wed Apr 27 1977, 7:05 PM EDT Att: 7,054 - Unknown			
Larry Bowa, S OBP: 0.356, SLG: 0.412 Davey Johnson, R OBP: 0.375, SLG: 0.600 (1, 6) (3, 5)	1B		E7			1-3		HR		2	0	1	0	0	0	0				
Mike Schmidt, R OBP: 0.288, SLG: 0.392 (1, 5) (3, 6)	F7		5-3			L8		2B	4-3	4	1	1	0	0	2					
Greg Luzinski, R OBP: 0.379, SLG: 0.642 (1, 7)	1B					L9		4-3	6-3	4	1	2	0	0	1	0				
Jay Johnstone, L OBP: 0.341, SLG: 0.349 (1, 9)	F9					G3		4-3	4-3	4	0	1	1	0	0	3				
Bob Boone, R OBP: 0.302, SLG: 0.263 (1, 2)		BB				F8		L7	6-3	3	0	0	1	1	0	1				
Dane Iorg, L OBP: 0.194, SLG: 0.200 (1, 3)	F7					CS		L7	F7	4	0	0	0	0	0	1				
Fred Andrews, R OBP: 0.176, SLG: 0.250 Terry Harmon, R (8, 4)	9-3					1-3		K		3	0	0	0	0	1	1				
Wayne Twitchell, R (8, PH) Bobby Tolan, L OBP: 0.300, SLG: 0.222 Jim Kaat, L (8, 1)						K				2	0	0	0	0	0	0				
						K				0	0	0	0	0	0	0				
Inning Stats	R: 0 E: 0 K: 0 S: 5	H: 2 LOB: 2 BB: 0 P: 5	R: 0 E: 0 K: 0 S: 2	H: 0 LOB: 0 BB: 1 P: 6	R: 0 E: 1 K: 1 S: 6	H: 0 LOB: 1 BB: 0 P: 6	R: 0 E: 0 K: 0 S: 3	H: 1 LOB: 0 BB: 0 P: 3	R: 0 E: 0 K: 1 S: 5	H: 0 LOB: 0 BB: 0 P: 5	R: 0 E: 0 K: 1 S: 5	H: 0 LOB: 0 BB: 0 P: 5	R: 0 E: 0 K: 1 S: 6	H: 1 LOB: 1 BB: 0 P: 6	R: 3 E: 0 K: 0 S: 6	H: 3 LOB: 0 BB: 0 P: 6	1B: 5 2B: 2 3B: 0 HR: 1	SF: 0 SAC: 0 DP: 1 HBP: 0	WP: 0 PB: 0 SB: 0 CS: 1	PA: 35
PITCHER	IP	WLS	BF	H	R	ER	SO	BB	IBB	HBP	BLK	WP	HR	S	P	ERA	WHIP			
Bruce Kison, R ERA: 3.22 Kent Tekulve, R ERA: 3.12	(1, 1)	8.0	W	30	6	2	2	4	1	0	0	0	0	1	37	41	2.25	0.875		
	(9, 1)	1.0		4	1	1	1	0	0	0	0	0	0	4	4	9.00	1.000			

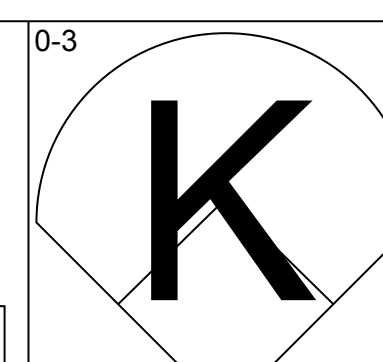
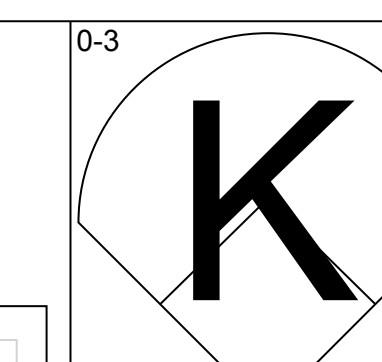
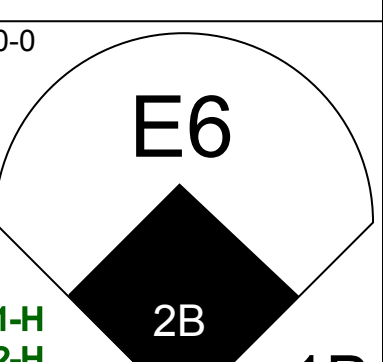
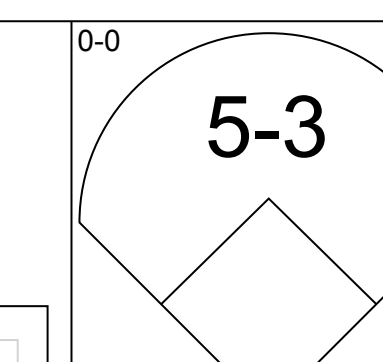
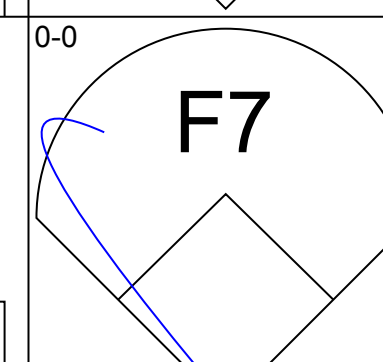
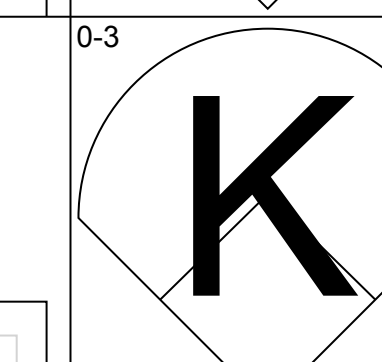
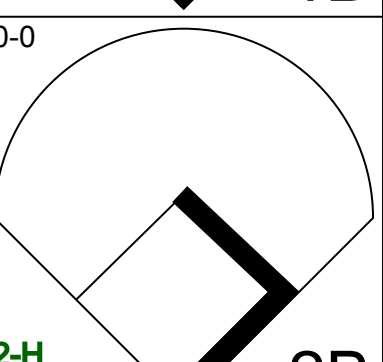
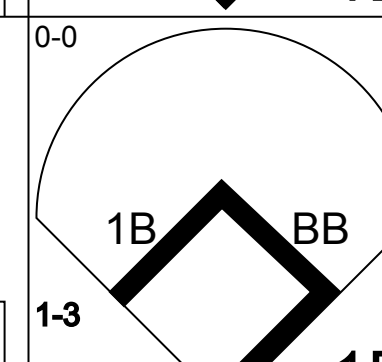
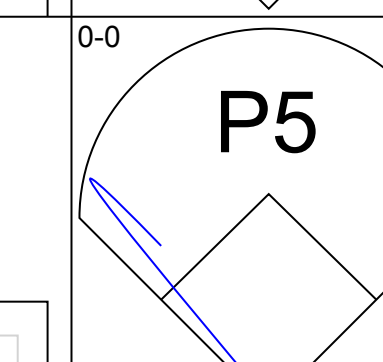
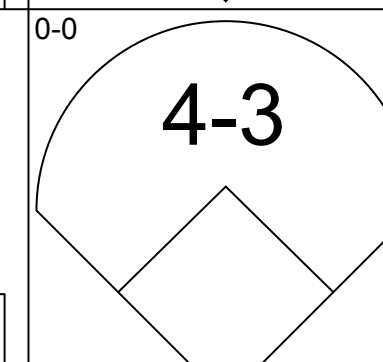
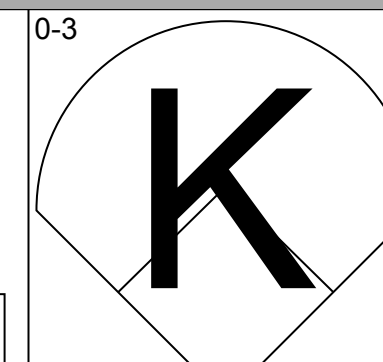
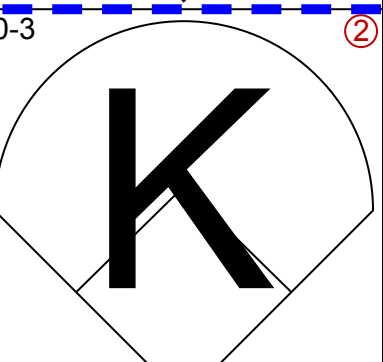
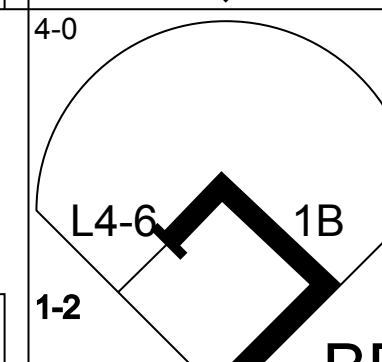
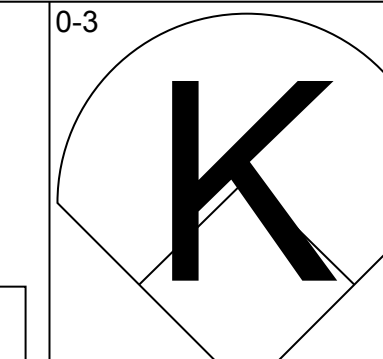
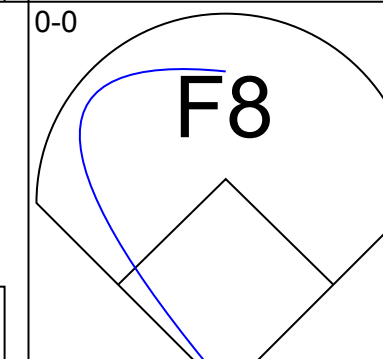
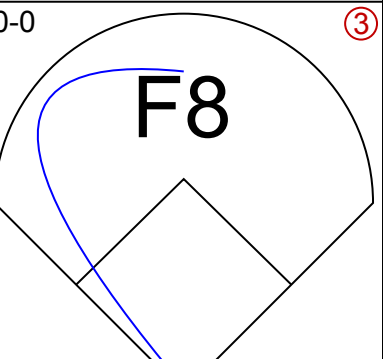
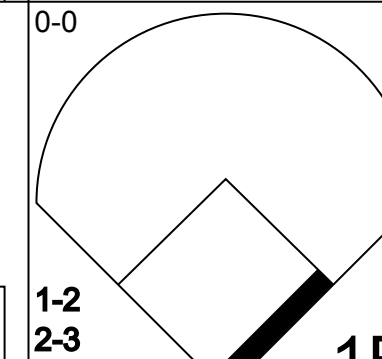
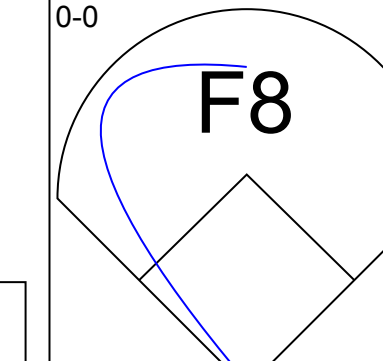
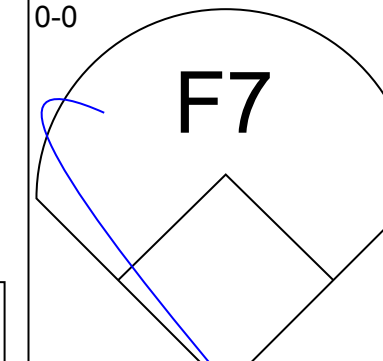
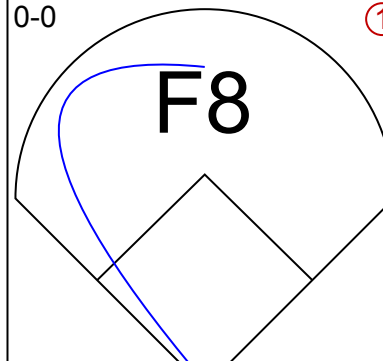
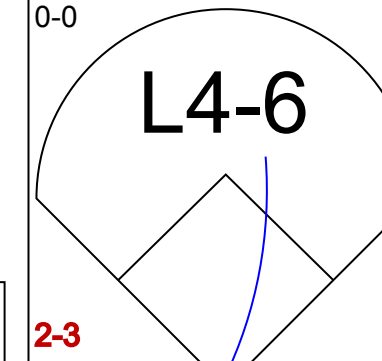
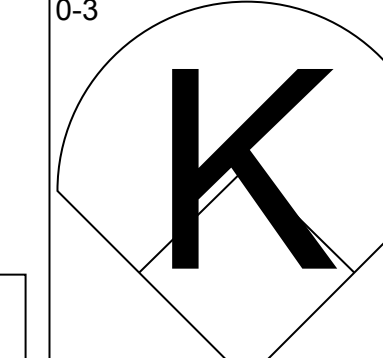
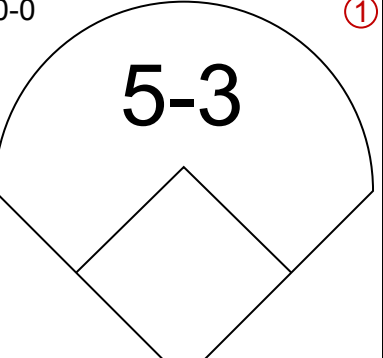
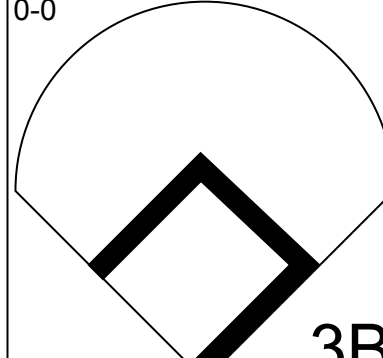
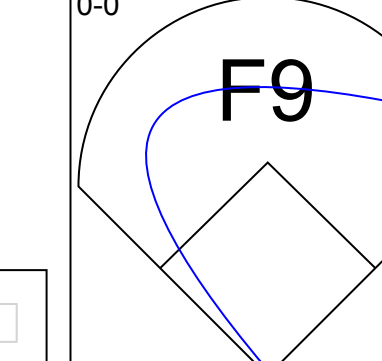
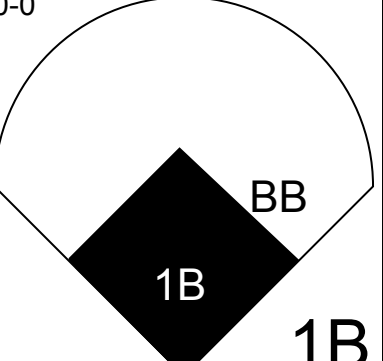
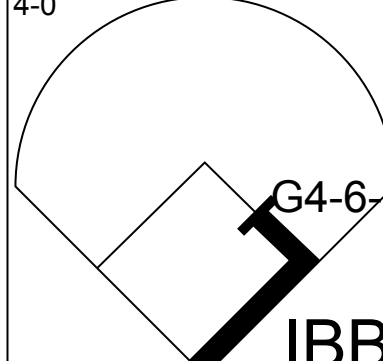


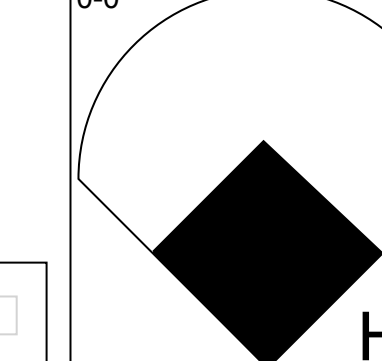
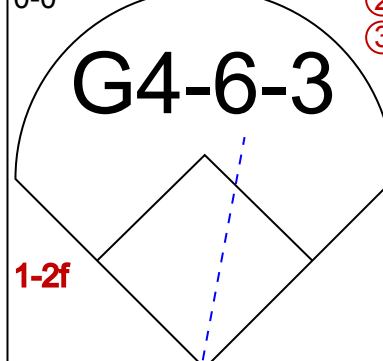
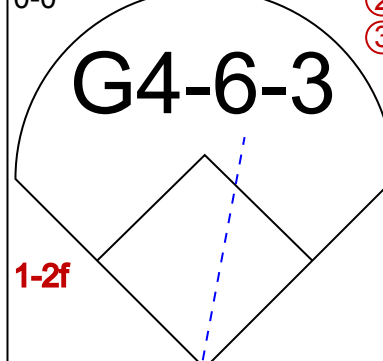


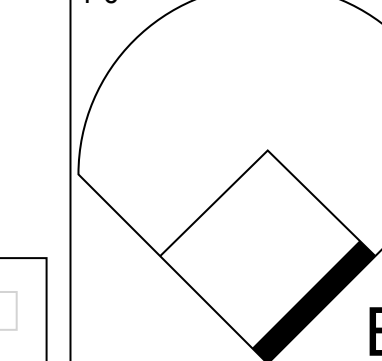
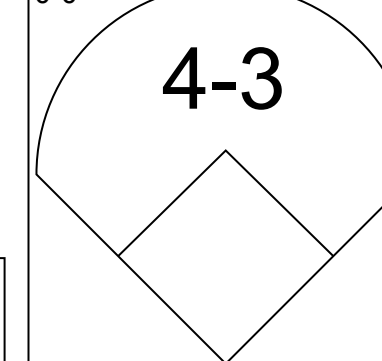

Batter	1	2	3	4	5	6	7	8	9	AB	R	H	RBI	BB	SO	LOB	BOTTOM		
Omar Moreno, L OBP: 0.321, SLG: 0.333 (1, 8)	E8		6-3			CS		E3		4	2	3	1	0	0	0	Philadelphia Phillies @ Pittsburgh Pirates Three Rivers Stadium, Pittsburgh, PA Wed Apr 27 1977, 7:05 PM EDT Att: 7,054 - Unknown		
Ed Ott, L OBP: 0.400, SLG: 0.320 (1, 2)	4-3		F7			4-3		K		4	0	0	0	0	1	3			
Dave Parker, L OBP: 0.418, SLG: 0.629 (1, 9)	1B		K			4-3		6-3		4	1	2	2	0	1	0			
Al Oliver, L OBP: 0.306, SLG: 0.362 (1, 7)	L5					L8		6-3		4	0	1	0	0	0	2			
Bill Robinson, R OBP: 0.378, SLG: 0.512 Willie Stargell, L OBP: 0.287, SLG: 0.286 (1, 3) (5, 3)	1B					K		6-3		2	1	1	1	0	1	0			
Rennie Stennett, R OBP: 0.290, SLG: 0.375 (1, 4)	1B					G4-6-3		6-3		2	0	0	0	0	0	2			
						K2-3		K		3	0	1	1	0	2	0			
Phil Garner, R OBP: 0.355, SLG: 0.444 (1, 5)						L9		1B		3	1	2	0	0	0	0			
Frank Taveras, R OBP: 0.258, SLG: 0.259 (1, 6)	SH3					K		1B		2	1	1	1	0	1	0			
Bruce Kison, R OBP: 0.200, SLG: 0.357 Kent Tekulve, R (9, 1)	K					5-3		2B		2	1	0	0	1	1	1			
								BB		0	0	0	0	0	0	0			
Inning Stats	R: 3 E: 1 K: 0 S: 6	H: 4 LOB: 1 BB: 0 P: 6	R: 0 E: 0 K: 1 S: 5	H: 1 LOB: 0 BB: 0 P: 5	R: 0 E: 0 K: 2 S: 7	H: 0 LOB: 0 BB: 0 P: 7	R: 0 E: 0 K: 1 S: 5	H: 0 LOB: 0 BB: 0 P: 5	R: 0 E: 0 K: 1 S: 3	H: 1 LOB: 0 BB: 0 P: 3	R: 0 E: 0 K: 1 S: 5	H: 1 LOB: 0 BB: 0 P: 5	R: 4 E: 1 K: 1 S: 9	H: 4 LOB: 1 BB: 1 P: 13	R: 8 2B: 3 3B: 0 HR: 0	SF: 0 SAC: 1 DP: 1 HBP: 0	WP: 0 PB: 0 SB: 3 CS: 1	PA: 32	
PITCHER	IP	WLS	BF	H	R	ER	SO	BB	IBB	HBP	BLK	WP	HR	S	P	ERA	WHIP		
Wayne Twitchell, R ERA: 3.52 Jim Kaat, L ERA: 15.43	(1, 1)	7.0	L	24	7	3	3	6	0	0	0	0	0	9	36	3.86	1.000		
	(8, 1)	1.0		8	4	4	4	1	1	0	0	0	0	9	13	36.00	5.000		

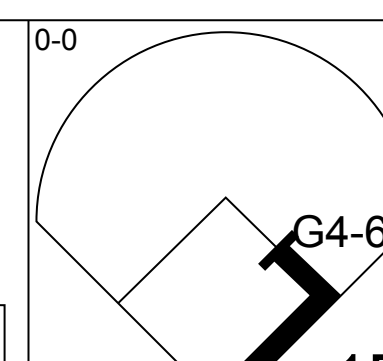
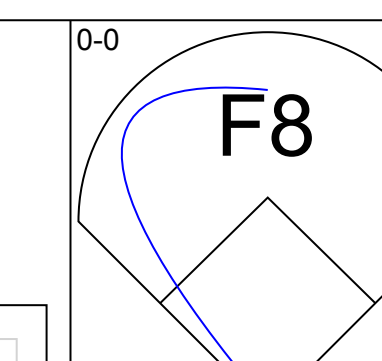
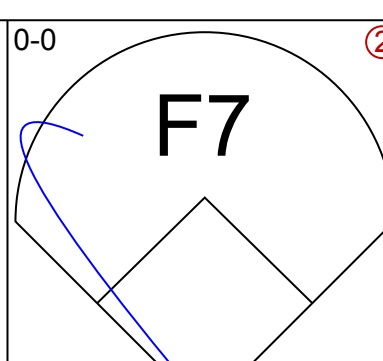
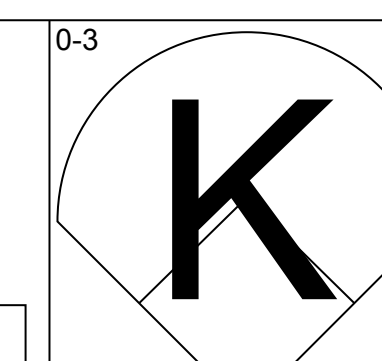
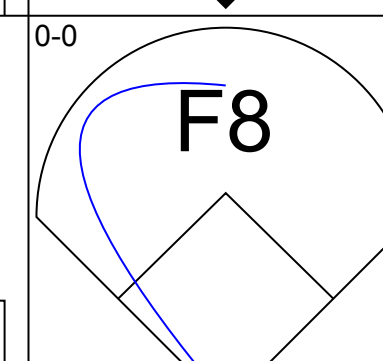
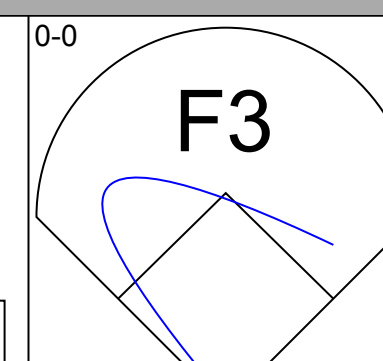
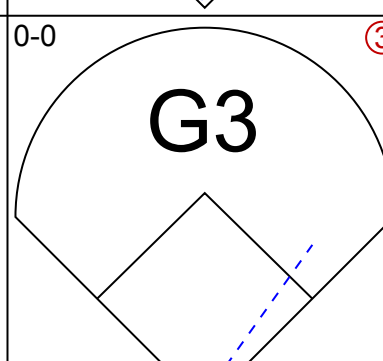
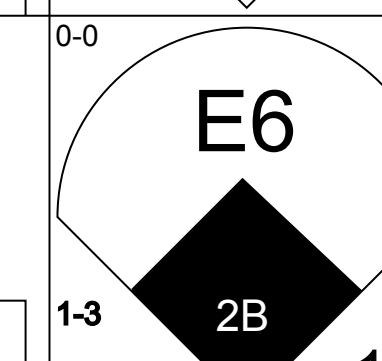
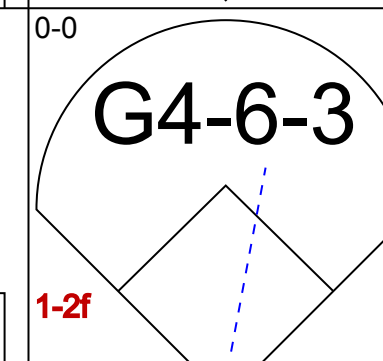
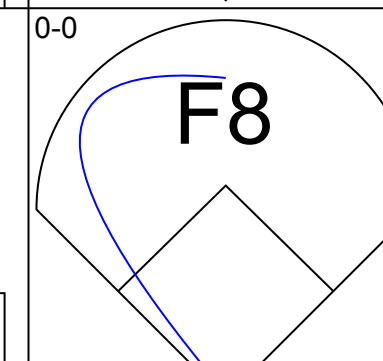
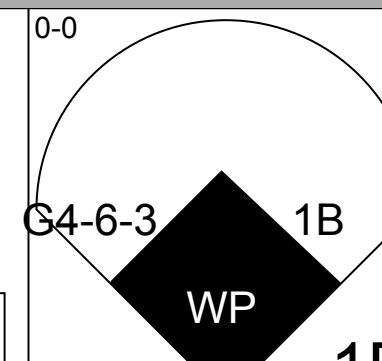
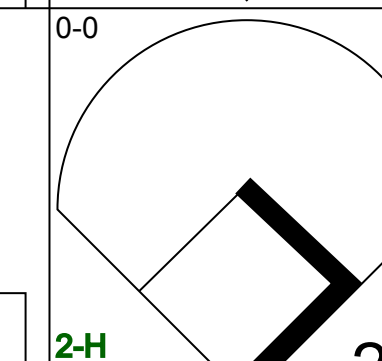
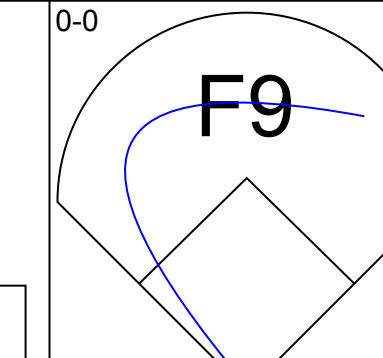
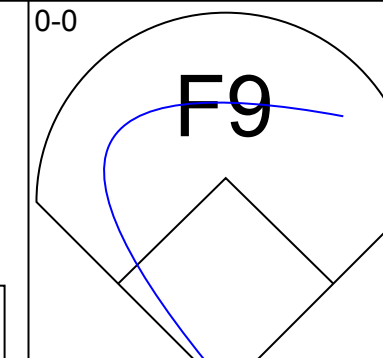
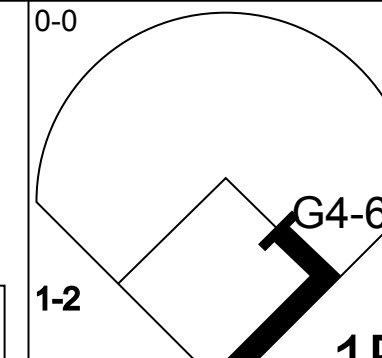
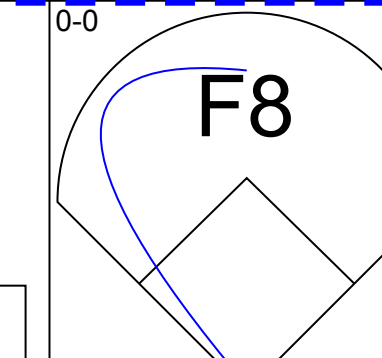
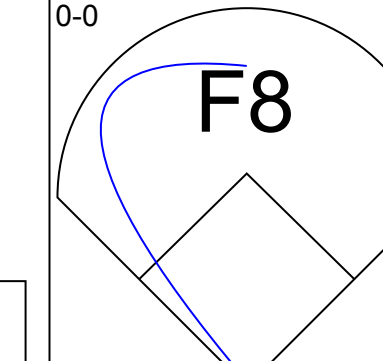
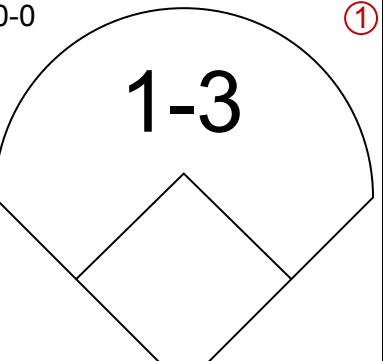
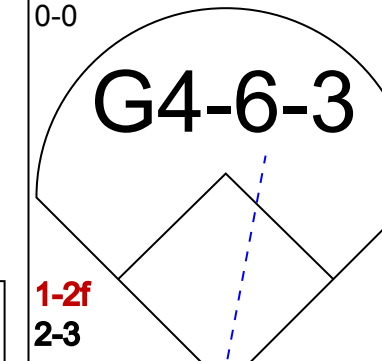
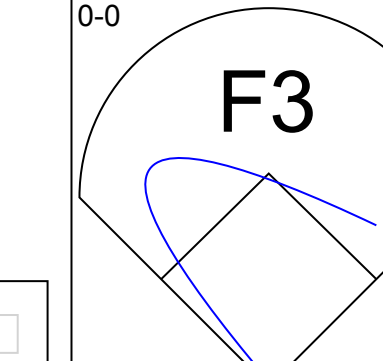
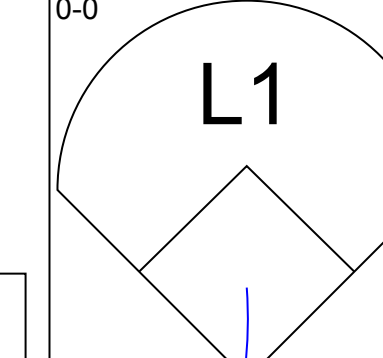
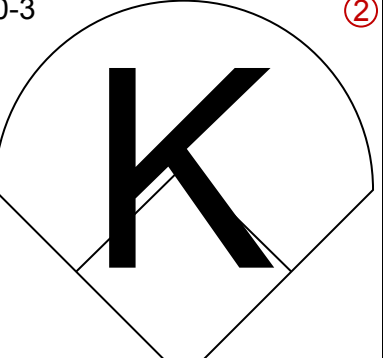
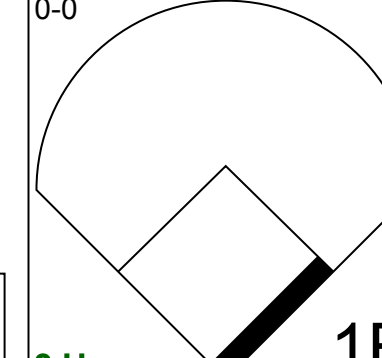
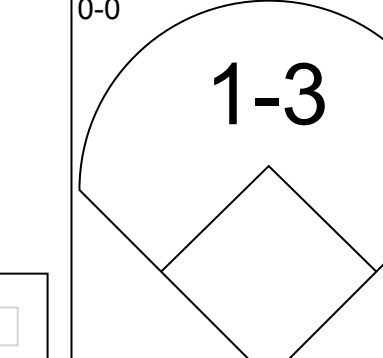
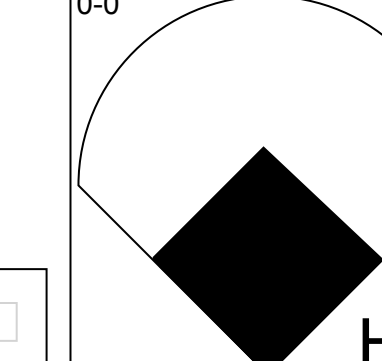
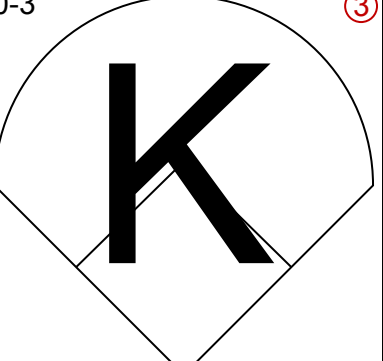
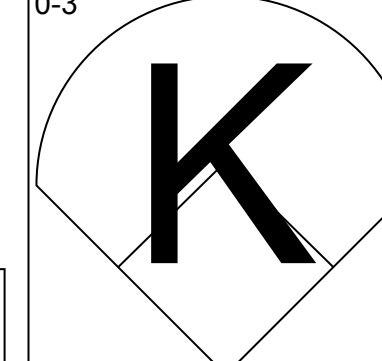
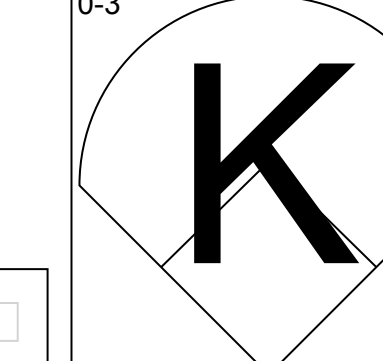
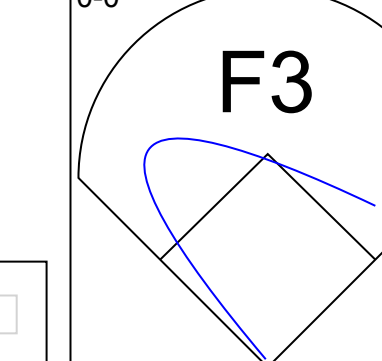
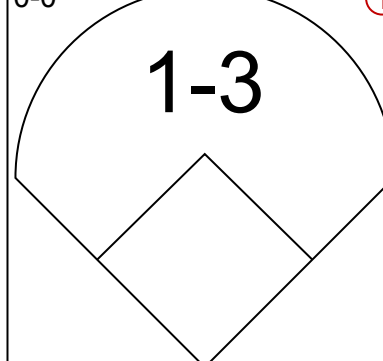
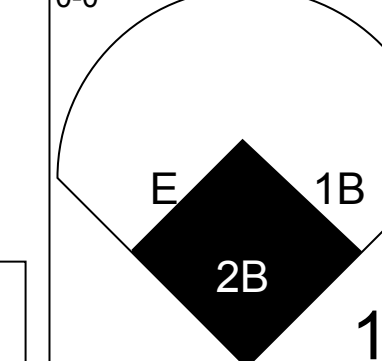
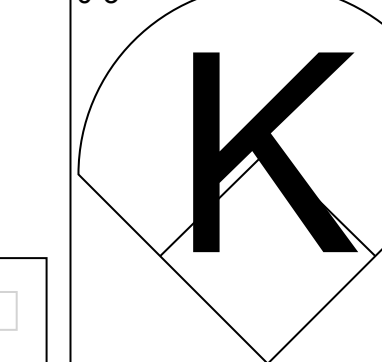
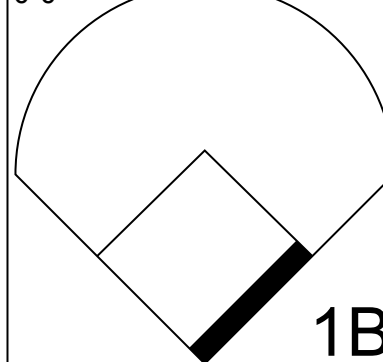
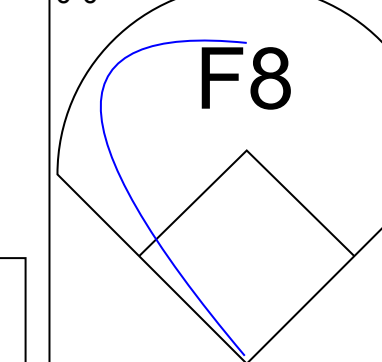
Batter	1	2	3	4	5	6	7	8	9	AB	R	H	RBI	BB	SO	LOB	TOP			
Garry Maddox, R OBP: 0.250, SLG: 0.431										5	1	1	0	0	0	2	Philadelphia Phillies @ San Francisco Giants Candlestick Park, San Francisco, CA Fri Apr 29 1977, 10:05 PM EDT Att: 4,440 - Unknown			
Richie Hebner, L OBP: 0.250, SLG: 0.750										4	1	1	1	0	0	0				
Mike Schmidt, R OBP: 0.302, SLG: 0.418										4	2	2	1	0	0	0				
Greg Luzinski, R OBP: 0.387, SLG: 0.649										4	1	2	0	0	1	0				
Jay Johnstone, L OBP: 0.319, SLG: 0.333										2	0	0	2	0	0	1				
Jerry Martin, R OBP: 0.250, SLG: 0.118										1	0	0	0	0	0	0				
Tim McCarver, L OBP: 0.438, SLG: 0.429										4	0	2	0	0	0	1				
Bob Boone, R OBP: 0.302, SLG: 0.263										0	0	0	0	0	0	0				
Ted Sizemore, R OBP: 0.341, SLG: 0.405										4	1	1	1	0	0	2				
Terry Harmon, R										3	0	0	0	1	2	1				
Steve Carlton, L OBP: 0.385, SLG: 0.417										4	0	1	1	0	0	0				
Ron Reed, R										0	0	0	0	0	0	0				
Inning Stats	R: 3 E: 1 K: 0 S: 7	H: 4 LOB: 1 BB: 0 P: 7	R: 0 E: 0 K: 0 S: 3	H: 0 LOB: 0 BB: 0 P: 3	R: 0 E: 0 K: 1 S: 6	H: 1 LOB: 1 BB: 0 P: 6	R: 0 E: 0 K: 0 S: 3	H: 0 LOB: 0 BB: 0 P: 3	R: 3 E: 0 K: 0 S: 7	H: 5 LOB: 2 BB: 1 P: 11	R: 0 E: 0 K: 1 S: 5	H: 0 LOB: 0 BB: 0 P: 5	R: 0 E: 0 K: 0 S: 3	H: 0 LOB: 0 BB: 0 P: 3	R: 0 E: 0 K: 1 S: 5	H: 0 LOB: 0 BB: 0 P: 5	1B: 7 2B: 2 3B: 1 HR: 0	SF: 1 SAC: 0 DP: 0 HBP: 0	WP: 0 PB: 0 SB: 1 CS: 2	PA: 37
PITCHER	IP WLS BF H R ER SO BB IBB HBP BLK WP HR S P ERA WHIP																			
Jim Barr, R ERA: 5.73	(1, 1) 5.1 L 25 9 6 6 1 0 0 0 0 0 0 27 27 10.12 1.688																			
Dave Heaverlo, R ERA:	(6, 1) 1.2 6 1 0 0 1 1 0 0 0 0 0 7 11 0.00 1.200																			
Gary Lavelle, L ERA: 0.64	(8, 1) 2.0 6 0 0 0 1 0 0 0 0 0 0 8 8 0.00 0.000																			

Batter	1	2	3	4	5	6	7	8	9	AB	R	H	RBI	BB	SO	LOB	BOTTOM			
Derrel Thomas, S OBP: 0.286, SLG: 0.227										5	1	1	0	0	0	0	Philadelphia Phillies @ San Francisco Giants Candlestick Park, San Francisco, CA Fri Apr 29 1977, 10:05 PM EDT Att: 4,440 - Unknown			
Tim Foli, R OBP: 0.235, SLG: 0.358										5	1	3	0	0	2					
Bill Madlock, R OBP: 0.317, SLG: 0.442										4	1	2	1	1	2					
Jack Clark, R OBP: 0.309, SLG: 0.360										3	0	0	1	0	4					
Willie McCovey, L OBP: 0.338, SLG: 0.522										4	0	1	1	0	2					
Larry Hemdon, R OBP: 0.333, SLG: 0.538										3	0	2	0	1	0					
Darrell Evans, L OBP: 0.394, SLG: 0.525										4	0	0	0	0	1					
Marc Hill, R OBP: 0.319, SLG: 0.364										4	1	1	1	0	2					
Jim Barr, R OBP: 0.214, SLG: 0.154										1	1	0	0	1	1					
Dave Heaverlo, R OBP: 0.333, SLG: 0.267										0	0	0	0	0	0					
Rob Andrews, R OBP: 0.333, SLG: 0.267										1	0	0	0	0	0					
Gary Lavelle, S OBP: 0.305, SLG: 0.056										0	0	0	0	0	0					
Randy Elliott, R OBP: 0.105, SLG: 0.056										1	0	0	0	0	1					
Inning Stats	R: 0 E: 0 K: 0 S: 3	H: 1 LOB: 1 BB: 1 P: 7	R: 0 E: 0 K: 1 S: 5	H: 1 LOB: 0 BB: 0 P: 5	R: 4 E: 1 K: 0 S: 7	H: 3 LOB: 1 BB: 1 P: 11	R: 0 E: 0 K: 2 S: 7	H: 0 LOB: 0 BB: 0 P: 7	R: 0 E: 0 K: 0 S: 4	H: 1 LOB: 1 BB: 0 P: 4	R: 1 E: 0 K: 0 S: 5	H: 2 LOB: 1 BB: 0 P: 5	R: 0 E: 0 K: 1 S: 5	H: 0 LOB: 1 BB: 1 P: 9	R: 0 E: 0 K: 1 S: 6	H: 1 LOB: 1 BB: 0 P: 6	1B: 5 2B: 3 3B: 1 HR: 1	SF: 1 SAC: 0 DP: 2 HBP: 0	WP: 0 PB: 0 SB: 2 CS: 0	PA: 39
PITCHER	IP WLS BF H R ER SO BB IBB HBP BLK WP HR S P ERA WHIP																			
Steve Carlton, L ERA: 2.94	(1, 1) 8.2 W 38 10 5 2 5 3 0 0 0 0 0 1 45 57 2.08 1.500																			
Ron Reed, R ERA: 5.4	(9, 1) 0.1 S 1 0 0 0 0 0 0 0 0 0 0 1 1 0.00 0.000																			

AB	35
R	6
H	10
RBI	6
BB	1
SO	3
LOB	7



Batter	1	2	3	4	5	6	7	8	9	AB	R	H	RBI	BB	SO	LOB	TOP					
Garry Maddox, R OBP: 0.260, SLG: 0.429 (1, 8)										5	2	2	1	0	2	1	Philadelphia Phillies @ San Francisco Giants Candlestick Park, San Francisco, CA Sat Apr 30 1977, 6:33 AM EDT Att: 6,216 - Unknown					
Richie Hebner, L OBP: 0.333, SLG: 0.667 Jerry Martin, R OBP: 0.250, SLG: 0.118 (1, 3)										5	0	2	1	0	1	1						
Mike Schmidt, R OBP: 0.299, SLG: 0.397 (1, 5)										3	0	0	0	1	2	1						
Greg Luzinski, R OBP: 0.379, SLG: 0.623 (1, 7)										4	0	1	1	0	1	1						
Jay Johnstone, L OBP: 0.294, SLG: 0.306 Tom Hutton, L OBP: 0.200, SLG: 0.200 (1, 9)										4	0	0	0	0	0	3						
Bob Boone, R OBP: 0.318, SLG: 0.333 (1, 2)										4	0	2	0	0	1	0						
Ted Sizemore, R OBP: 0.356, SLG: 0.400 (1, 4)										3	1	1	0	1	0	1						
Terry Harmon, R OBP: 0.375, SLG: 0.667 (1, 6)										3	2	1	1	1	0	3						
Randy Lerch, L OBP: 0.400, SLG: 0.444 Ron Reed, R (8, 1)										2	1	1	1	1	0	0						
										1	0	0	0	0	0	0						
Inning Stats	R: 0 E: 0 K: 1 S: 5	H: 0 LOB: 0 BB: 0 P: 5	R: 0 E: 0 K: 2 S: 7	H: 0 LOB: 0 BB: 0 P: 7	R: 1 E: 0 K: 2 S: 8	H: 1 LOB: 1 BB: 1 P: 12	R: 0 E: 0 K: 1 S: 5	H: 0 LOB: 0 BB: 0 P: 5	R: 4 E: 1 K: 1 S: 9	H: 4 LOB: 1 BB: 1 P: 13	R: 0 E: 0 K: 0 S: 3	H: 1 LOB: 1 BB: 1 P: 7	R: 1 E: 0 K: 0 S: 5	H: 3 LOB: 2 BB: 1 P: 9	R: 0 E: 0 K: 0 S: 3	H: 1 LOB: 0 BB: 0 P: 3	R: 0 E: 0 K: 0 S: 3	H: 0 LOB: 0 BB: 0 P: 3	1B: 7 2B: 2 3B: 1 HR: 1	SF: 0 SAC: 0 DP: 3 HBP: 0	WP: 0 PB: 0 SB: 1 CS: 0	PA: 38
PITCHER	IP WLS BF H R ER SO BB IBB HBP BLK WP HR S P ERA WHIP																					
Ed Halicki, R ERA: 4.45	(1, 1)	4.1 L 20 5 5 4 6 2 0 0 0 0 0 1 30 38 8.31 1.615																				
Charlie Williams, R ERA: 3.21	(5, 1)	1.2 6 1 0 0 1 0 1 0 0 0 0 0 7 11 0.00 0.600																				
John Curtis, L ERA: 2.0	(7, 1)	2.0 9 4 1 1 0 1 0 0 0 0 0 0 8 12 4.50 2.500																				
Terry Cornutt, R ERA: 8.31	(9, 1)	1.0 3 0 0 0 0 0 0 0 0 0 0 0 3 3 0.00 0.000																				

Batter	1	2	3	4	5	6	7	8	9	AB	R	H	RBI	BB	SO	LOB	BOTTOM					
Derrel Thomas, S OBP: 0.283, SLG: 0.229 (1, 4)										4	0	1	0	0	1	2	Philadelphia Phillies @ San Francisco Giants Candlestick Park, San Francisco, CA Sat Apr 30 1977, 6:33 AM EDT Att: 6,216 - Unknown					
Tim Lincecum, R OBP: 0.236, SLG: 0.352 (1, 6)										4	1	1	0	0	0	2						
Bill Madlock, R OBP: 0.326, SLG: 0.457 (1, 5)										4	1	2	2	0	0	1						
Jack Clark, R OBP: 0.305, SLG: 0.352 (1, 9)										4	0	1	0	0	0	1						
Larry Herndon, R OBP: 0.290, SLG: 0.467 (1, 8)										4	0	0	0	0	0	2						
Darrell Evans, L OBP: 0.386, SLG: 0.508 (1, 3)										4	0	1	0	0	1	0						
Randy Elliott, R OBP: 0.130, SLG: 0.227 (1, 7)										4	1	1	1	0	3	1						
Marc Hill, R OBP: 0.320, SLG: 0.362 (1, 2)										3	1	1	0	0	0	0						
Ed Halicki, R OBP: 0.250, SLG: 0.250 Charlie Williams, R OBP: 0.250, SLG: 0.250 Rob Andrews, R OBP: 0.250, SLG: 0.250 John Curtis, L OBP: 0.250, SLG: 0.250 Gary Thomasson, L OBP: 0.250, SLG: 0.250 Terry Cornutt, R OBP: 0.250, SLG: 0.250 (1, 1)										1	0	0	0	0	1	0						
										0	0	0	0	0	0	0						
										0	0	0	0	0	0	0						
										0	0	0	0	0	0	0						
										0	0	0	0	0	0	0						
										0	0	0	0	0	0	0						
Inning Stats	R: 0 E: 0 K: 0 S: 3	H: 1 LOB: 0 BB: 0 P: 3	R: 0 E: 0 K: 0 S: 3	H: 0 LOB: 0 BB: 0 P: 3	R: 1 E: 0 K: 1 S: 6	H: 1 LOB: 0 BB: 0 P: 6	R: 0 E: 0 K: 0 S: 3	H: 0 LOB: 0 BB: 0 P: 3	R: 0 E: 0 K: 2 S: 7	H: 0 LOB: 0 BB: 0 P: 7	R: 0 E: 0 K: 0 S: 4	H: 1 LOB: 1 BB: 0 P: 4	R: 1 E: 0 K: 1 S: 7	H: 3 LOB: 1 BB: 0 P: 7	R: 2 E: 1 K: 1 S: 8	H: 3 LOB: 1 BB: 0 P: 8	R: 0 E: 0 K: 1 S: 5	H: 0 LOB: 0 BB: 0 P: 5	1B: 7 2B: 1 3B: 0 HR: 1	SF: 0 SAC: 0 DP: 2 HBP: 0	WP: 1 PB: 0 SB: 0 CS: 0	PA: 34
PITCHER	IP WLS BF H R ER SO BB IBB HBP BLK WP HR S P ERA WHIP																					
Randy Lerch, L ERA: 2.35	(1, 1)	7.2 W 30 9 4 4 5 0 0 0 0 0 0 0 6 6 0.00 1.174																				
Ron Reed, R ERA: 4.66	(8, 1)	1.1 S 4 0 0 0 1 0 0 0 0 0 0 0 6 6 0.00 0.000																				



Batter	1	2	3	4	5	6	7	8	9	AB	R	H	RBI	BB	SO	LOB	TOP										
Garry Maddox, R OBP: 0.282, SLG: 0.440 (1, 8)										5	1	3	1	0	1	0	Philadelphia Phillies @ San Francisco Giants Candlestick Park, San Francisco, CA Sun May 01 1977, 6:33 AM EDT Att: 16,272 - Unknown										
Richie Hebner, L OBP: 0.357, SLG: 0.571 Tom Hutton, L OBP: 0.200, SLG: 0.200 (9, FR) (9, 3)										5	0	2	1	0	1	3											
Mike Schmidt, R OBP: 0.306, SLG: 0.393 (1, 5)										3	1	1	1	1	1	1											
Greg Luzinski, R OBP: 0.357, SLG: 0.585 Jerry Martin, R OBP: 0.250, SLG: 0.118 (7, 7)										4	0	0	0	0	2	3											
Jay Johnstone, L OBP: 0.309, SLG: 0.340 (1, 9)										4	1	2	0	0	0	0											
Bob Boone, R OBP: 0.333, SLG: 0.378 (1, 2)										3	1	2	2	0	0	0											
Ted Sizemore, R OBP: 0.367, SLG: 0.409 (1, 4)										4	2	2	0	0	0	1											
Terry Harmon, R OBP: 0.333, SLG: 0.500 (1, 6)										4	1	1	0	0	0	2											
Larry Christenson, R OBP: 0.273, SLG: 0.273 (1, 1)										4	0	1	2	0	1	2											
Inning Stats	R: 0 E: 0 K: 1 S: 6	H: 2 LOB: 1 BB: 0 P: 6	R: 2 E: 0 K: 0 S: 7	H: 4 LOB: 2 BB: 0 P: 7	R: 1 E: 0 K: 1 S: 5	H: 1 LOB: 0 BB: 1 P: 9	R: 3 E: 0 K: 1 S: 9	H: 4 LOB: 1 BB: 0 P: 9	R: 1 E: 0 K: 0 S: 4	H: 2 LOB: 0 BB: 0 P: 4	R: 0 E: 0 K: 2 S: 7	H: 0 LOB: 0 BB: 0 P: 7	R: 0 E: 0 K: 0 S: 3	H: 0 LOB: 0 BB: 0 P: 3	R: 0 E: 0 K: 0 S: 3	H: 0 LOB: 0 BB: 0 P: 3		R: 0 E: 0 K: 1 S: 6	H: 1 LOB: 1 BB: 0 P: 6	1B: 12 2B: 2 3B: 0 HR: 0	SF: 2 SAC: 0 DP: 2 HBP: 0	WP: 0 PB: 0 SB: 1 CS: 1	PA: 40				
PITCHER	IP	WLS	BF	H	R	ER	SO	BB	IBB	HBP	BLK	WP	HR	S	P	ERA	WHIP										
Lynn McGlothen, R ERA: 6.17 Dave Heaverlo, R ERA: 2.08 Terry Cornutt, R ERA: 4.91 Charlie Williams, R ERA: 3.0	3.1	L	19	10	6	6	3	1	0	0	0	0	0	24	28	16.20	3.300										

Batter	1	2	3	4	5	6	7	8	9	AB	R	H	RBI	BB	SO	LOB	BOTTOM										
Derrel Thomas, S OBP: 0.281, SLG: 0.231 (1, 4)										4	0	1	0	0	0	0	Philadelphia Phillies @ San Francisco Giants Candlestick Park, San Francisco, CA Sun May 01 1977, 6:33 AM EDT Att: 16,272 - Unknown										
Tim Foli, R OBP: 0.250, SLG: 0.342 (1, 6)										2	0	0	0	2	0	1											
Bill Madlock, R OBP: 0.322, SLG: 0.440 (1, 5)										3	0	0	0	1	1	3											
Darrell Evans, L OBP: 0.378, SLG: 0.493 (1, 7)										4	1	1	0	0	0	2											
Willie McCovey, L OBP: 0.333, SLG: 0.549 (1, 3)										4	1	1	2	0	0	0											
Gary Thomasson, L OBP: 0.328, SLG: 0.396 (1, 8)										4	0	0	0	0	3	0											
Terry Whitfield, L OBP: 0.367, SLG: 0.407 (1, 9)										4	0	2	0	0	0	0											
Mike Sadek, R OBP: 0.250, SLG: 0.182 Charlie Williams, R OBP: 0.281, SLG: 0.452 (9, PH) (9, PH)										3	0	1	0	0	0	1											
Lynn McGlothen, L Dave Heaverlo, R Randy Elliott, R Terry Cornutt, R Ken Rudolph, R (1, 1) (4, 1) (5, PH) (8, 1) (9, 2)										1	0	0	0	0	1	0											
Inning Stats	R: 0 E: 0 K: 0 S: 2	H: 0 LOB: 0 BB: 1 P: 6	R: 0 E: 0 K: 1 S: 5	H: 0 LOB: 0 BB: 0 P: 5	R: 0 E: 0 K: 1 S: 5	H: 0 LOB: 0 BB: 0 P: 5	R: 0 E: 0 K: 0 S: 3	H: 0 LOB: 1 BB: 1 P: 7	R: 0 E: 0 K: 0 S: 6	H: 2 LOB: 2 BB: 0 P: 5	R: 0 E: 0 K: 1 S: 6	H: 1 LOB: 1 BB: 0 P: 6	R: 0 E: 0 K: 1 S: 6	H: 1 LOB: 1 BB: 0 P: 6	R: 0 E: 0 K: 0 S: 3	H: 0 LOB: 1 BB: 1 P: 7		R: 2 E: 0 K: 1 S: 7	H: 2 LOB: 0 BB: 0 P: 7	1B: 4 2B: 1 3B: 0 HR: 1	SF: 0 SAC: 0 DP: 1 HBP: 0	WP: 0 PB: 0 SB: 0 CS: 0	PA: 35				
PITCHER	IP	WLS	BF	H	R	ER	SO	BB	IBB	HBP	BLK	WP	HR	S	P	ERA	WHIP										
Larry Christenson, R ERA: 4.45 (1, 1)	9.0	W	35	6	2	2	5	3	0	0	0	0	1	42	54	2.00	1.000										

Batter	1	2	3	4	5	6	7	8	9	AB	R	H	RBI	BB	SO	LOB	TOP			
Garry Maddox, R OBP: 0.277, SLG: 0.450	F9		F8		5-3		F4		3B	5	0	1	1	0	0	1	Philadelphia Phillies @ San Diego Padres San Diego Stadium, San Diego, CA Mon May 02 1977, 10:05 PM EDT Att: 16,112 - Unknown			
Richie Hebner, L OBP: 0.389, SLG: 0.529	F8		F9						1-3	3	0	1	0	1	0	1				
Bobby Tolan, L OBP: 0.273, SLG: 0.200										1	0	0	0	0	0	1				
Ron Reed, R										0	0	0	0	0	0	0				
Mike Schmidt, R OBP: 0.320, SLG: 0.413										2	0	1	0	1	1	1				
Greg Luzinski, R OBP: 0.351, SLG: 0.609	CS		6-3							4	1	1	1	0	1	4				
Jay Johnstone, L OBP: 0.322, SLG: 0.357										3	1	1	0	1	0	0				
Bob Boone, R OBP: 0.345, SLG: 0.362										2	0	0	0	1	0	2				
Ted Sizemore, R OBP: 0.358, SLG: 0.396										4	0	1	0	0	0	3				
Terry Harmon, R OBP: 0.267, SLG: 0.417										2	0	0	1	0	0	1				
Tom Hutton, L OBP: 0.182, SLG: 0.182										1	0	0	0	0	0	0				
Wayne Twitchell, R										2	0	0	0	1	1	1				
Gene Garber, R										0	0	0	0	0	0	0				
Tim McCarver, L OBP: 0.471, SLG: 0.600										1	1	1	0	0	0	0				
Davey Johnson, R OBP: 0.375, SLG: 0.600										0	0	0	0	0	0	0				
Inning Stats	R: 0 E: 0 K: 0 S: 2	H: 0 LOB: 0 BB: 1 P: 6	R: 1 E: 0 K: 0 S: 5	H: 2 LOB: 1 BB: 0 P: 5	R: 0 E: 0 K: 0 S: 4	H: 1 LOB: 2 BB: 1 P: 8	R: 1 E: 0 K: 0 S: 4	H: 1 LOB: 1 BB: 0 P: 5	R: 0 E: 0 K: 1 S: 5	H: 0 LOB: 0 BB: 1 P: 9	R: 0 E: 0 K: 1 S: 5	H: 0 LOB: 0 BB: 0 P: 5	R: 0 E: 0 K: 0 S: 4	H: 1 LOB: 2 BB: 1 P: 8	R: 1 E: 0 K: 0 S: 5	H: 2 LOB: 0 BB: 0 P: 5	1B: 2 2B: 3 3B: 2 HR: 1	SF: 1 SAC: 1 DP: 1 HBP: 1	WP: 0 PB: 0 SB: 0 CS: 2	PA: 39
PITCHER	IP WLS BF H R ER SO BB IBB HBP BLK WP HR S P ERA WHIP	IP WLS BF H R ER SO BB IBB HBP BLK WP HR S P ERA WHIP																		
Tom Griffin, R ERA: 3.33	(1, 1)	7.0	28	4	2	2	3	4	0	1	0	0	0	0	1	29	46	2.57	1.143	
Rollie Fingers, R ERA: 2.75	(8, 1)	2.0	W	10	3	1	1	0	0	1	0	0	0	0	0	9	13	4.50	1.500	

Batter	1	2	3	4	5	6	7	8	9	AB	R	H	RBI	BB	SO	LOB	BOTTOM					
Gene Richards, L OBP: 0.288, SLG: 0.254	1B								1B	5	1	3	0	0	0	0	Philadelphia Phillies @ San Diego Padres San Diego Stadium, San Diego, CA Mon May 02 1977, 10:05 PM EDT Att: 16,112 - Unknown					
Bill Almon, R OBP: 0.290, SLG: 0.311	1B								1B	5	1	2	1	0	1	1						
Jerry Turner, L OBP: 0.267, SLG: 0.348										4	1	2	0	0	0	0						
Dave Winfield, R OBP: 0.355, SLG: 0.455										4	0	0	2	0	1	2						
Gene Tenace, R OBP: 0.370, SLG: 0.438										2	0	0	1	2	0	1						
Doug Rader, R OBP: 0.407, SLG: 0.514										3	0	1	0	1	1	1						
Mike Champion, R OBP: 0.281, SLG: 0.250										4	0	1	0	0	0	4						
Bob Davis, R OBP: 0.500, SLG: 0.500										2	0	1	0	0	1	0						
George Hendrick, R OBP: 0.390, SLG: 0.462										1	0	0	0	0	0	2						
Dave Roberts, R OBP: 0.240, SLG: 0.333										1	0	0	0	0	1	0						
Tom Griffin, R										2	0	0	0	0	1	1						
Merv Rettenmund, R OBP: 0.485, SLG: 0.580										1	0	0	0	0	0	0						
Rollie Fingers, R										0	0	0	0	0	0	0						
Bobby Valentine, R OBP: 0.238, SLG: 0.158										1	1	1	0	0	0	0						
Inning Stats	R: 2 E: 0 K: 0 S: 6	H: 3 LOB: 2 BB: 1 P: 10	R: 0 E: 0 K: 2 S: 8	H: 1 LOB: 0 BB: 0 P: 8	R: 0 E: 0 K: 0 S: 3	H: 0 LOB: 0 BB: 0 P: 3	R: 0 E: 0 K: 1 S: 6	H: 1 LOB: 1 BB: 0 P: 6	R: 0 E: 0 K: 1 S: 5	H: 0 LOB: 0 BB: 0 P: 5	R: 0 E: 0 K: 1 S: 6	H: 1 LOB: 2 BB: 1 P: 10	R: 0 E: 0 K: 0 S: 3	H: 0 LOB: 0 BB: 0 P: 3	R: 1 E: 0 K: 0 S: 4	H: 2 LOB: 1 BB: 1 P: 8		R: 1 E: 0 K: 1 S: 6	H: 3 LOB: 2 BB: 0 P: 6	1B: 10 2B: 0 3B: 1 HR: 0	SF: 0 SAC: 0 DP: 1 HBP: 0	WP: 0 PB: 0 SB: 0 CS: 1
PITCHER	IP WLS BF H R ER SO BB IBB HBP BLK WP HR S P ERA WHIP	IP WLS BF H R ER SO BB IBB HBP BLK WP HR S P ERA WHIP																				
Wayne Twitchell, R ERA: 3.56	(1, 1)	7.1		33	8	3	3	5	3	0	0	0	0	0	0	0	0	3.68	1.500			
Gene Garber, R ERA: 4.22	(8, 1)	0.2	L	4	3	1	1	1	0	0	0	0	0	0	0	0	0	27.00	9.000			
Ron Reed, R ERA: 5.4	(9, 1)	0.1	L	4	3	1	1	1	0	0	0	0	0	0	0	0	0	27.00	9.000			

Batter	1	2	3	4	5	6	7	8	9	10	AB	R	H	RBI	BB	SO	LOB	TOP																		
Garry Maddox, R OBP: 0.292, SLG: 0.447 (1, 8)	6-3		L9			F9			F9			5	0	2	0	1	0	2																		
Richie Hebner, L OBP: 0.333, SLG: 0.435 (1, 3)	L4		2B 1B		4-3	FC3-2		L8	F9		6	1	1	0	0	0	5																			
Mike Schmidt, R OBP: 0.333, SLG: 0.426 (1, 5)	F9		2B		5-3	F7		FC6-4 BB			5	0	2	1	1	0	3																			
Greg Luzinski, R OBP: 0.354, SLG: 0.630 Ollie Brown, R OBP: 0.167, SLG: 0.167 (8, 9)	K		F9			HR	2B SF9 BB	FC6-4 2B		FC2-5 1B	4	2	1	1	1	1	2																			
Jay Johnstone, L OBP: 0.324, SLG: 0.373 Jerry Martin, R OBP: 0.261, SLG: 0.200 (7, 9)	1B 1B				L7	2B 1B	F3			FC2-5 1B	3	1	2	0	0	0	0																			
Tim McCarver, L OBP: 0.524, SLG: 0.842 Bob Boone, R OBP: 0.351, SLG: 0.367 (7, 2)	F9					1B 1B 2B	SF9 1B			G5-4-3 1B	4	2	3	0	0	0	1																			
Ted Sizemore, R OBP: 0.390, SLG: 0.415 (1, 4)	1-2 1B				E6	SH5-4 FC3-2 1B	1B IBB			SH3 BLK SF7 1B	5	1	3	1	1	0	3																			
Larry Bowa, S OBP: 0.349, SLG: 0.407 (1, 6)	P6				P6	FC3-2 SH5-4 1B	SF9			SH3	3	0	1	2	0	0	4																			
Steve Carlton, L OBP: 0.333, SLG: 0.357 Ron Reed, R (6, 1)			4-3		4-3	SH5-4 1B				SF7	2	0	0	0	0	0	2																			
Tom Hutton, L OBP: 0.250, SLG: 0.250 Tom Underwood, R (7, 1)						1-2 2-3 3-H	1-3 3-H				0	0	0	0	0	0	0																			
Gene Garber, R (9, 1)						1-2 2-3	1-3				0	0	0	1	0	0	0																			
Inning Stats	R: 0 E: 0 K: 0 S: 3	H: 0 LOB: 0 BB: 0 P: 3	R: 0 E: 0 K: 1 S: 7	H: 2 LOB: 2 BB: 0 P: 7	R: 1 E: 0 K: 0 S: 5	H: 2 LOB: 1 BB: 0 P: 5	R: 0 E: 1 K: 0 S: 5	H: 1 LOB: 2 BB: 0 P: 5	R: 0 E: 0 K: 0 S: 3	H: 1 LOB: 0 BB: 0 P: 3	R: 3 E: 0 K: 0 S: 8	H: 5 LOB: 3 BB: 1 P: 12	R: 2 E: 0 K: 0 S: 5	H: 2 LOB: 2 BB: 2 P: 13	R: 0 E: 0 K: 1 S: 6	H: 1 LOB: 3 BB: 1 P: 10	R: 1 E: 0 K: 0 S: 5	H: 2 LOB: 1 BB: 0 P: 5	R: 1 E: 0 K: 0 S: 5	H: 3 LOB: 1 BB: 0 P: 5	1B: 13 2B: 4 3B: 1 HR: 1	SF: 2 SAC: 2 DP: 1 HBP: 0	WP: 0 PB: 0 SB: 0 CS: 0	PA: 52												
PITCHER	IP 5.0	WLS 0.1	BF 24	H 9	R 4	ER 4	SO 1	BB 0	IBB 0	HBP 0	BLK 0	WP 0	HR 1	S 26	P 26	ERA 7.20	WHIP 1.800	PITCHER	IP 10.1	WLS 1.0	BF 5	H 3	R 1	ER 1	SO 0	BB 0	IBB 0	HBP 0	BLK 0	WP 0	HR 0	S 5	P 5	ERA 9.00	WHIP 3.000	
Rick Sawyer, R ERA: 8.0																		Victor Bernal, R ERA: 3.45																		
Dan Spillner, R ERA: 6.1																																				
Brent Strom, L ERA: 11.12																																				
Butch Metzger, R ERA: 5.0																																				
Dave Tomlin, L ERA: 0.96																																				

Philadelphia Phillies @ San Diego Padres
San Diego Stadium, San Diego, CA
Tue May 03 1977, 10:05 PM EDT
Att: 7,942 - Unknown

AB 44
R 8
H 19
RBI 8
BB 4
SO 2
LOB 28



Batter	1	2	3	4	5	6	7	8	9	10	AB	R	H	RBI	BB	SO	LOB	BOTTOM																		
Gene Richards, L OBP: 0.268, SLG: 0.234 (1, 8)	4-3		P6			6-3	G4-3		K		5	0	0	0	0	1	2																			
Bill Almon, R OBP: 0.296, SLG: 0.309 (1, 6)	K				F8	1B 1B		K		6-3 SH2-4 BB	4	1	1	0	1	2	0																			
Merv Rettenmund, R OBP: 0.459, SLG: 0.517 (1, 7)	1-4-3				F2	1B HR 1B		K		SH2-4	4	1	1	0	0	1	0																			
Dave Winfield, R OBP: 0.357, SLG: 0.452 (1, 9)			4-3 1B		F9	1-3 2-H HR 1B		F5		6-3	5	1	2	1	0	0	1																			
Gene Tenace, R OBP: 0.363, SLG: 0.419 (10, 2)			F6			1B SH1-3 SF9 BB		K		F8	4	1	0	0	1	2	4																			
Doug Rader, R OBP: 0.416, SLG: 0.562 (1, 5)			4-3		SH1-3	1-2 1-H 3-H HR				2B 1B 1B	3	2	2	3	0	0	1																			
Mike Champion, R OBP: 0.301, SLG: 0.286 (1, 4)			5-3		SF9 1B	2-3 1B		CS 1B		1B 1B 2B	4	1	3	0	0	0	1																			
Bob Davis, R OBP: 0.292, SLG: 0.333 Mike Yare, R OBP: 0.299, SLG: 0.379 Dave Roberts, R OBP: 0.316, SLG: 0.393 Bobby Valentine, R OBP: 0.373, SLG: 0.200 Jerry Turner, R OBP: 0.307, SLG: 0.346 Victor Bernal, R (10, 1)			F2			SF9	CS	6-3		1B 1B 1B	1	0	0	1	0	0	0																			
Rick Sawyer, R OBP: 0.375, SLG: 0.375 Dan Spillner, R (6, 1)						2-3 3-H				2-3 3-H 1B	2	0	0	0	0	0	1																			
Brent Strom, R (6, 1)											0	0	0	0	0	0	0																			
Butch Metzger, R (7, 1)											0	0	0	0	0	0	0																			
George Hendrick, R OBP: 0.296, SLG: 0.468 Dave Tomlin, L (8, 1)											0	0	0	0	0	0	0																			
Gary Sutherland, R OBP: 0.300, SLG: 0.706 (10, 3)											0	0	0	0	0	0	0																			
Inning Stats	R: 0 E: 0 K: 1 S: 5	H: 0 LOB: 0 BB: 0 P: 5	R: 0 E: 0 K: 0 S: 4	H: 1 LOB: 1 BB: 0 P: 4	R: 0 E: 0 K: 1 S: 5	H: 0 LOB: 0 BB: 0 P: 5	R: 0 E: 0 K: 0 S: 3	H: 0 LOB: 0 BB: 0 P: 3	R: 1 E: 0 K: 0 S: 4	H: 1 LOB: 1 BB: 1 P: 8	R: 4 E: 0 K: 1 S: 9	H: 5 LOB: 0 BB: 0 P: 9	R: 0 E: 0 K: 2 S: 7	H: 1 LOB: 0 BB: 0 P: 3	R: 0 E: 0 K: 2 S: 7	H: 0 LOB: 0 BB: 0 P: 7	R: 2 E: 0 K: 2 S: 10	H: 4 LOB: 1 BB: 0 P: 10	R: 0 E: 0 K: 0 S: 3	H: 0 LOB: 1 BB: 1 P: 7	1B: 10 2B: 1 3B: 0 HR: 1	SF: 1 SAC: 2 DP: 1 HBP: 0	WP: 0 PB: 0 SB: 0 CS: 1	PA: 42												
PITCHER	IP 5.2	WLS 0.1	BF 25	H 7	R 5	ER 5	SO 3	BB 1	IBB 0	HBP 0	BLK 0	WP 0	HR 1	S 30	P 34	ERA 7.94	WHIP 1.412	PITCHER	IP 10.1	WLS 1.0	BF 5	H 3	R 1	ER 1	SO 0	BB 0	IBB 0	HBP 0	BLK 0	WP 0	HR 0	S 5	P 5	ERA 9.00	WHIP 3.000	
Steve Carlton, L ERA: 3.66																																				
Ron Reed, R ERA: 5.23																																				
Tom Underwood, L ERA: 9.72																																				
Gene Garber, R ERA: 3.65																																				

Philadelphia Phillies @ San Diego Padres
San Diego Stadium, San Diego, CA
Tue May 03 1977, 10:05 PM EDT
Att: 7,942 - Unknown

AB 36
R 7
H 12
RBI 7
BB 2
SO 7
LOB 10



Batter	1	2	3	4	5	6	7	8	9	AB	R	H	RBI	BB	SO	LOB	TOP			
Garry Maddox, R OBP: 0.290, SLG: 0.438 (1, 8)										4	0	1	1	0	0	0	Philadelphia Phillies @ San Diego Padres San Diego Stadium, San Diego, CA Wed May 04 1977, 10:05 PM EDT Att: 10,021 - Unknown livebaseballscorecards.com			
Jerry Martin, R OBP: 0.259, SLG: 0.250 (1, 9)										4	0	1	0	0	0	1				
Mike Schmidt, R OBP: 0.341, SLG: 0.423 (1, 5)										3	0	1	0	1	0	1				
Greg Luzinski, R OBP: 0.341, SLG: 0.605 (1, 7)										3	0	0	0	0	0	1				
Davey Johnson, R OBP: 0.316, SLG: 0.500 (1, 3)										3	0	0	0	0	1	0				
Bob Boone, R OBP: 0.333, SLG: 0.346 (1, 2)										3	0	0	0	0	0	0				
Ted Sizemore, R OBP: 0.387, SLG: 0.411 (1, 4)										3	1	1	0	0	0	0				
Larry Bowa, S OBP: 0.333, SLG: 0.386 (1, 6)										3	0	0	0	0	0	1				
Jim Kaat, L OBP: 0.143, SLG: 0.143 (9, PH)										2	0	0	0	0	0	1				
Inning Stats	R: 0 E: 0 K: 0 S: 2	H: 0 LOB: 0 BB: 1 P: 6	R: 0 E: 0 K: 1 S: 5	H: 0 LOB: 0 BB: 0 P: 5	R: 1 E: 0 K: 0 S: 5	H: 2 LOB: 1 BB: 0 P: 5	R: 0 E: 0 K: 0 S: 3	H: 0 LOB: 0 BB: 0 P: 3	R: 0 E: 0 K: 0 S: 3	H: 0 LOB: 0 BB: 0 P: 3	R: 0 E: 0 K: 0 S: 3	H: 1 LOB: 0 BB: 0 P: 3	R: 0 E: 0 K: 0 S: 3	H: 0 LOB: 0 BB: 0 P: 3	R: 0 E: 0 K: 0 S: 4	H: 1 LOB: 1 BB: 0 P: 4		1B: 3 2B: 1 3B: 0 HR: 0	SF: 0 SAC: 0 DP: 1 HBP: 0	WP: 0 PB: 0 SB: 0 CS: 1
PITCHER Randy Jones, L ERA: 4.85 (1, 1)	IP: 9.0 WLS: W BF: 30 H: 4 R: 1 ER: 1 SO: 1 BB: 1 IBB: 0 HBP: 0 BLK: 0 WP: 0 HR: 0 S: 31 P: 35 ERA: 1.00 WHIP: 0.556																			

Batter	1	2	3	4	5	6	7	8	9	AB	R	H	RBI	BB	SO	LOB	BOTTOM	
Gene Richards, L OBP: 0.276, SLG: 0.290 (1, 8)										5	1	2	3	0	0	2	Philadelphia Phillies @ San Diego Padres San Diego Stadium, San Diego, CA Wed May 04 1977, 10:05 PM EDT Att: 10,021 - Unknown livebaseballscorecards.com	
Bill Almon, R OBP: 0.284, SLG: 0.296 (1, 6)										4	0	0	0	0	0	2		
Merv Rettenmund, R OBP: 0.488, SLG: 0.531 (1, 7)										3	1	2	0	1	0	0		
Dave Winfield, R OBP: 0.361, SLG: 0.463 (1, 9)										4	0	2	0	0	1	1		
Gene Tenace, R OBP: 0.350, SLG: 0.402 (1, 3)										4	0	0	0	0	0	5		
Doug Rader, R OBP: 0.409, SLG: 0.539 (1, 5)										3	0	0	0	1	1	0		
Mike Champion, R OBP: 0.309, SLG: 0.299 (1, 4)										3	1	1	1	1	0	2		
Bob Davis, R OBP: 0.125, SLG: 0.143 (1, 2)										4	0	0	0	0	1	4		
Randy Jones, R OBP: 0.385, SLG: 0.364 (1, 1)										4	1	2	0	0	1	2		
Inning Stats	R: 0 E: 0 K: 0 S: 4	H: 1 LOB: 2 BB: 1 P: 8	R: 1 E: 1 K: 1 S: 8	H: 2 LOB: 2 BB: 0 P: 8	R: 1 E: 0 K: 0 S: 5	H: 2 LOB: 2 BB: 1 P: 9	R: 0 E: 0 K: 0 S: 3	H: 0 LOB: 0 BB: 0 P: 3	R: 0 E: 0 K: 0 S: 3	H: 0 LOB: 0 BB: 0 P: 3	R: 2 E: 0 K: 1 S: 8	H: 3 LOB: 1 BB: 0 P: 8	R: 0 E: 0 K: 2 S: 8	H: 1 LOB: 2 BB: 1 P: 12	1B: 5 2B: 3 3B: 0 HR: 1	SF: 0 SAC: 0 DP: 0 HBP: 0		WP: 0 PB: 0 SB: 0 CS: 0
PITCHER Jim Kaat, L ERA: 9.0 Ron Reed, R ERA: 4.5 (7, 1)	IP: 6.1 WLS: L BF: 30 H: 8 R: 4 ER: 3 SO: 3 BB: 1 IBB: 0 HBP: 0 BLK: 0 WP: 0 HR: 1 S: 30 P: 38 ERA: 4.26 WHIP: 1.421																	

Batter	1	2	3	4	5	6	7	8	9	AB	R	H	RBI	BB	SO	LOB	TOP						
Garry Maddox, R OBP: 0.276, SLG: 0.415	F9		K		5-3		F7		6-3	5	0	0	0	0	1	0	Philadelphia Phillies @ San Diego Padres San Diego Stadium, San Diego, CA Thu May 05 1977, 10:05 PM EDT Att: 7,810 - Unknown						
Larry Bowa, S OBP: 0.338, SLG: 0.377	F9			1B BB	F8		1-3		HR 1B	4	2	1	0	1	0	0							
Mike Schmidt, R OBP: 0.344, SLG: 0.461	F9			BB FC5-2 1B	K		F9		HR	5	1	2	2	0	1	0							
Greg Luzinski, R OBP: 0.345, SLG: 0.593	F9			BB E 1-2 2H 1B			BB 1B		F8	5	2	2	1	0	0	0							
Richie Hebner, L OBP: 0.393, SLG: 0.520 Tom Hutton, L OBP: 0.250, SLG: 0.250	4-3			E 1B BB 1-2 2-3			1B BB 1-2		1B 3B	2	2	1	0	2	0	0							
Bob Boone, R OBP: 0.344, SLG: 0.345				FC5-2 1B SF7 1-3 2H 3H			1B 1-2 2H 1B		K	3	1	1	1	1	1	3							
Jerry Martin, R OBP: 0.269, SLG: 0.269 Jay Johnstone, L OBP: 0.349, SLG: 0.383	L7			SF7 2-3 3H 1B			1-3 2H 1B			2	0	1	1	0	0	1							
Ollie Brown, R OBP: 0.250, SLG: 0.250				2-3 3H 1B			1-3 2H 1B		1B	1	0	1	1	0	0	0							
Ted Sizemore, R OBP: 0.379, SLG: 0.397	F9			SF7 1-2 3H 1B			G4-3 IBB		6-3	2	0	0	1	1	0	1							
Randy Lerch, L OBP: 0.308, SLG: 0.333 Gene Garber, R OBP: 0.349, SLG: 0.349	6-3			4-3			G4-3 1-2		4-3	3	0	0	0	0	0	4							
Inning Stats	R: 0 E: 0 K: 0 S: 3	H: 0 LOB: 1 BB: 0 P: 3	R: 0 E: 0 K: 0 S: 3	H: 0 LOB: 1 BB: 1 P: 7	R: 0 E: 0 K: 1 S: 5	H: 0 LOB: 0 BB: 0 P: 5	R: 4 E: 1 K: 0 S: 6	H: 3 LOB: 1 BB: 2 P: 14	R: 0 E: 0 K: 1 S: 5	H: 0 LOB: 0 BB: 0 P: 5	R: 1 E: 0 K: 0 S: 4	H: 3 LOB: 2 BB: 2 P: 12	R: 0 E: 0 K: 0 S: 3	H: 0 LOB: 0 BB: 0 P: 3	R: 1 E: 0 K: 1 S: 7	H: 2 LOB: 1 BB: 0 P: 7	R: 2 E: 0 K: 0 S: 5	H: 2 LOB: 0 BB: 0 P: 5	1B: 8 2B: 0 3B: 1 HR: 1	SF: 1 SAC: 0 DP: 1 HBP: 0	WP: 0 PA: 40 PB: 0 CS: 0		
PITCHER	IP WLS BF H R ER SO BB IBB HBP BLK WP HR S P ERA WHIP	3.1 L 16 3 4 3 1 3 0 0 0 0 0 15 23 8.10 1.800	4.1 L 16 2 1 1 1 1 0 0 0 0 0 9 13 5.40 1.800	6.1 L 16 2 1 0 0 0 0 0 0 0 0 1 5 0.00 3.000	6.1 L 16 2 1 1 1 1 0 0 0 0 0 11 11 3.38 0.750	9.1 L 16 5 2 2 2 0 0 0 0 0 1 5 5 18.00 2.000																	

Batter	1	2	3	4	5	6	7	8	9	AB	R	H	RBI	BB	SO	LOB	BOTTOM					
Gene Richards, L OBP: 0.296, SLG: 0.292	1-3		S 1B	FC6-4 BB		WP BB		G3		3	1	1	1	2	0	0	Philadelphia Phillies @ San Diego Padres San Diego Stadium, San Diego, CA Thu May 05 1977, 10:05 PM EDT Att: 7,810 - Unknown					
Bill Almon, R OBP: 0.280, SLG: 0.284	K		F8	FC6-4 BB		6-3			3-1 WP 5-3 BB	4	1	0	1	1	1	5						
Merv Rettenmund, R OBP: 0.478, SLG: 0.486			F8	1B BB		F8			3-1	3	0	0	0	2	1	3						
Dave Winfield, R OBP: 0.363, SLG: 0.487	FC5-4 BB			1B		F9			5-3	5	1	2	3	0	0	1						
Mike Ivie, R OBP: 0.289, SLG: 0.367	6-3			1-2 2H 1B		6-3			5-3	5	0	1	0	0	0	0						
Gene Tenace, R OBP: 0.347, SLG: 0.396	K		P4			L9			6-3	4	0	1	0	0	1	3						
Doug Rader, R OBP: 0.392, SLG: 0.513	F9			K		K			K	4	0	0	0	0	3	1						
Mike Champion, R OBP: 0.317, SLG: 0.322				1B 3B		F8			K	3	2	1	0	1	1	0						
Bob Shirley, R OBP: 0.214, SLG: 0.083 Dan Spillner, R OBP: 0.214, SLG: 0.083 Butch Metzger, R OBP: 0.214, SLG: 0.083 Dave Tomlin, L OBP: 0.214, SLG: 0.083 Jerry Turner, R OBP: 0.214, SLG: 0.083 Rollie Fingers, R OBP: 0.214, SLG: 0.083	K			FC6-4 BB		WP WP 1B		4-3		1	0	0	0	0	1	1						
Inning Stats	R: 0 E: 0 K: 1 S: 5	H: 0 LOB: 1 BB: 1 P: 9	R: 0 E: 0 K: 1 S: 5	H: 0 LOB: 0 BB: 0 P: 5	R: 2 E: 0 K: 1 S: 9	H: 4 LOB: 3 BB: 1 P: 13	R: 1 E: 0 K: 1 S: 5	H: 0 LOB: 2 BB: 3 P: 17	R: 0 E: 0 K: 0 S: 3	H: 0 LOB: 0 BB: 0 P: 3	R: 0 E: 0 K: 1 S: 6	H: 1 LOB: 2 BB: 1 P: 10	R: 1 E: 0 K: 2 S: 9	H: 2 LOB: 1 BB: 0 P: 9	R: 0 E: 0 K: 1 S: 5	H: 0 LOB: 0 BB: 0 P: 5		R: 1 E: 0 K: 0 S: 3	H: 0 LOB: 0 BB: 1 P: 7	1B: 5 2B: 0 3B: 1 HR: 1	SF: 0 SAC: 0 DP: 0 HBP: 0	WP: 3 PA: 41 PB: 0 SB: 1 CS: 0
PITCHER	IP WLS BF H R ER SO BB IBB HBP BLK WP HR S P ERA WHIP	6.0 W 29 5 3 3 5 6 0 0 0 0 1 1 17 21 4.50 1.833	3.0 S 12 2 2 2 3 1 0 0 0 1 1 17 21 6.00 1.000																			

AB	34
R	8
H	10
RBI	7
BB	5
SO	3
LOB	9



Batter	1	2	3	4	5	6	7	8	9	AB	R	H	RBI	BB	SO	LOB	TOP					
Garry Maddox, R OBP: 0.275, SLG: 0.402 (1, 8)	4-0 BB G1-6-3		0-0 P6		0-0 F9		0-0 6-3			3	0	0	1	1	0	2	Philadelphia Phillies @ Los Angeles Dodgers Dodger Stadium, Los Angeles, CA Fri May 06 1977, 7:05 PM PDT Att: 51,368 - Unknown					
Larry Bowa, S OBP: 0.320, SLG: 0.354 (1, 6)	0-0 G1-6-3			0-0 P6		0-0 4-3	0-0 F8			4	0	0	0	0	0	2						
Jay Johnstone, L OBP: 0.373, SLG: 0.413 (1, 9)	4-0 BB			0-0 1B 1B		0-0 1B 2B		0-0 4-3		3	2	2	0	1	0	0						
Greg Luzinski, R OBP: 0.352, SLG: 0.588 (1, 7)	0-0 F8			0-0 1B 1B		0-0 P3		0-0 G3-6-3 1B		4	0	2	0	0	0	2						
Richie Hebner, L OBP: 0.438, SLG: 0.536 (1, 3)		4-0 CS BB		0-0 G5-4-3 1B		0-0 1B		0-0 G3-6-3 1B		3	0	2	2	1	0	1						
Mike Schmidt, R OBP: 0.330, SLG: 0.438 (1, 5)		0-0 P6		0-0 G5-4-3		0-0 K			0-3 K	4	0	0	0	0	2	4						
Bob Boone, R OBP: 0.338, SLG: 0.339 (1, 2)		0-0 F7			0-0 F7		0-0 F2 6-3 1B		0-3 K	4	1	1	0	0	1	0						
Ted Sizemore, R OBP: 0.371, SLG: 0.387 (1, 4)			0-0 L7		0-0 1B		0-0 E4 F2		0-0 F9	4	0	1	0	0	0	1						
Larry Christenson, R OBP: 0.273, SLG: 0.273 (2, 1)			0-3 K		0-3 K		0-0 F2			0	0	0	0	0	0	0						
Warren Brusstar, R OBP: 0.250, SLG: 0.152 (5, Ph)										1	0	0	0	0	1	1						
Bobby Tolan, L OBP: 0.220, SLG: 0.152 (5, 1)										0	0	0	0	0	0	0						
Tom Underwood, R OBP: 0.250, SLG: 0.152 (5, 1)										0	0	0	0	0	0	0						
Tim McCarver, L OBP: 0.250, SLG: 0.152 (7, Ph)										1	0	0	0	0	0	2						
Ron Reed, R OBP: 0.250, SLG: 0.152 (7, 1)										0	0	0	0	0	0	0						
Inning Stats	R: 0 E: 0 K: 0 S: 2	H: 0 LOB: 1 BB: 2 P: 10	R: 0 E: 0 K: 0 S: 2	H: 0 LOB: 0 BB: 1 P: 6	R: 0 E: 0 K: 1 S: 5	H: 0 LOB: 0 BB: 0 P: 5	R: 1 E: 0 K: 0 S: 5	H: 3 LOB: 1 BB: 0 P: 5	R: 0 E: 0 K: 1 S: 6	H: 1 LOB: 1 BB: 0 P: 6	R: 1 E: 1 K: 0 S: 7	H: 2 LOB: 1 BB: 0 P: 7	R: 1 E: 1 K: 0 S: 5	H: 1 LOB: 1 BB: 0 P: 5	R: 0 E: 0 K: 0 S: 3	H: 1 LOB: 0 BB: 0 P: 3	R: 0 E: 0 K: 2 S: 7	H: 0 LOB: 0 BB: 0 P: 7	1B: 7 2B: 1 3B: 0 HR: 0	SF: 0 SAC: 0 DP: 3 HBP: 0	WP: 0 PB: 0 SB: 0 CS: 1	PA: 35
PITCHER Don Sutton, R ERA: 1.53 (1, 1)	IP: 9.0 WLS: W BF: 35 H: 8 R: 3 ER: 2 SO: 5 BB: 3 IBB: 0 HBP: 0 BLK: 0 WP: 0 HR: 0 S: 42 P: 54 ERA: 2.00 WHIP: 1.222															PITCHER						

Batter	1	2	3	4	5	6	7	8	9	AB	R	H	RBI	BB	SO	LOB	BOTTOM					
Davey Lopes, R OBP: 0.364, SLG: 0.396 (1, 4)	0-0 G4-6-3 1B	4-0 BB 1B E BB		0-3 K		0-3 K		0-3 K		4	1	1	0	1	3	1	Philadelphia Phillies @ Los Angeles Dodgers Dodger Stadium, Los Angeles, CA Fri May 06 1977, 7:05 PM PDT Att: 51,368 - Unknown					
Bill Russell, R OBP: 0.325, SLG: 0.387 (1, 6)	0-0 G4-6-3	0-0 BB 1B E BB		0-0 6-3		0-0 F9		0-0 1B		5	1	2	0	0	0	1						
Reggie Smith, S OBP: 0.465, SLG: 0.658 (1, 9)	0-0 HR	4-0 E 1B BB		4-0 BB		0-0 3B				2	2	2	1	2	0	0						
Lee Lacy, R OBP: 0.368, SLG: 0.632 (6, 7)	0-0 HR	1-2 2-3 1B BB		0-3 K		0-0 F9				0	0	0	0	0	0	0						
Ron Cey, R OBP: 0.483, SLG: 0.787 (1, 5)	0-0 HR	0-0 E8 1B 1B		0-3 K		0-0 F9				4	2	2	3	0	1	2						
Steve Garvey, R OBP: 0.292, SLG: 0.495 (1, 3)	0-0 1B	0-0 1B			0-0 HR 1B		0-3 K			4	1	3	2	0	1	0						
Rick Monday, L OBP: 0.387, SLG: 0.489 (1, 8)	0-3 K	0-0 1-3			0-0 HR		0-3 K			4	1	1	2	0	2	2						
Dusty Baker Jr., R OBP: 0.330, SLG: 0.484 (1, 7)		0-0 SH4-3 2B		0-0 F8		0-0 F7		0-0 5-3		4	1	1	0	0	0	0						
John Hale, L OBP: 0.304, SLG: 0.300 (8, 9)		0-0 SH4-3 2B		0-0 F8		0-0 F7		0-0 5-3		0	0	0	0	0	0	0						
Johnny Oates, L OBP: 0.364, SLG: 0.300 (1, 2)		0-0 SH4-3		0-0 4-3		0-3 K		0-0 SH3 1B 1B		3	0	1	0	0	1	0						
Don Sutton, R OBP: 0.188, SLG: 0.071 (1, 1)		0-0 SH4-3		0-0 F9		0-0 L5		0-0 SH3		2	0	0	1	0	0	0						
Inning Stats	R: 2 E: 0 K: 1 S: 8	H: 4 LOB: 1 BB: 0 P: 8	R: 5 E: 1 K: 0 S: 7	H: 4 LOB: 2 BB: 2 P: 15	R: 0 E: 0 K: 0 S: 3	H: 0 LOB: 0 BB: 0 P: 3	R: 0 E: 0 K: 2 S: 7	H: 0 LOB: 1 BB: 1 P: 11	R: 2 E: 0 K: 1 S: 7	H: 2 LOB: 0 BB: 0 P: 7	R: 0 E: 0 K: 1 S: 6	H: 1 LOB: 1 BB: 0 P: 6	R: 0 E: 0 K: 2 S: 7	H: 0 LOB: 0 BB: 0 P: 7	R: 0 E: 0 K: 1 S: 6	H: 2 LOB: 2 BB: 0 P: 6	R: 0 E: 0 K: 1 S: 6	H: 2 LOB: 0 BB: 0 P: 6	1B: 8 2B: 1 3B: 1 HR: 3	SF: 0 SAC: 3 DP: 1 HBP: 0	WP: 0 PB: 0 SB: 0 CS: 0	PA: 38
PITCHER Larry Christenson, R ERA: 6.0 (1, 1)	IP: 1.2 WLS: L BF: 13 H: 7 R: 7 ER: 6 SO: 1 BB: 2 IBB: 0 HBP: 0 BLK: 0 WP: 0 HR: 2 S: 13 P: 21 ERA: 32.40 WHIP: 5.400															PITCHER						
Warren Brusstar, R ERA: 6.0 (2, 1)	IP: 2.1 WLS: 9 BF: 9 H: 1 R: 0 ER: 0 SO: 2 BB: 1 IBB: 0 HBP: 0 BLK: 0 WP: 0 HR: 0 S: 12 P: 16 ERA: 0.00 WHIP: 0.857															PITCHER						
Tom Underwood, L ERA: 9.0 (5, 1)	IP: 2.0 WLS: 9 BF: 9 H: 3 R: 2 ER: 2 SO: 2 BB: 0 IBB: 0 HBP: 0 BLK: 0 WP: 1 HR: 13 S: 13 P: 13 ERA: 9.00 WHIP: 1.500															PITCHER						
Ron Reed, R ERA: 3.86 (7, 1)	IP: 2.0 WLS: 7 BF: 7 H: 2 R: 0 ER: 0 SO: 3 BB: 0 IBB: 0 HBP: 0 BLK: 0 WP: 0 HR: 0 S: 13 P: 13 ERA: 0.00 WHIP: 1.000															PITCHER						

AB	32
R	3
H	8
RBI	3
BB	3
SO	5
LOB	15



WP	0	PA	35
PB	0		
SB	0		
CS	1		

AB	32
R	9
H	13
RBI	9
BB	3
SO	8
LOB	6



WP	0	PA	38
PB	0		
SB	0		
CS	0		

Batter	1	2	3	4	5	6	7	8	9	AB	R	H	RBI	BB	SO	LOB	TOP					
Tim Foli, R OBP: 0.241, SLG: 0.362 (1, 6)	F9		F9			6-3		1-2 1B		4	0	1	0	0	0	0	San Francisco Giants @ Philadelphia Phillies Veterans Stadium, Philadelphia, PA Tue May 10 1977, 7:05 PM EDT Att: 16,121 - Unknown					
Rob Andrews, R OBP: 0.357, SLG: 0.300 (1, 4)	F8			FC6-4 1B		E4		F8		4	0	1	0	0	0	2						
Jack Clark, R OBP: 0.250, SLG: 0.270 (1, 9)	4-3			FC6-4 1-2		F8			F8	4	0	0	0	0	0	2						
Bill Madlock, R OBP: 0.344, SLG: 0.400 (1, 5)		F7		F5			5-3		F4	4	0	0	0	0	0	1						
Willie McCovey, L OBP: 0.355, SLG: 0.505 (1, 3)				4-3			K		F7	4	0	1	0	0	1	1						
Larry Hemdon, R OBP: 0.241, SLG: 0.357 (1, 8)		K			1-3		F7			3	0	0	0	0	1	1						
Darrell Evans, L OBP: 0.406, SLG: 0.458 (1, 7)		G3			F9				3-1	3	0	0	0	0	0	1						
Marc Hill, R OBP: 0.288, SLG: 0.348 (1, 2)			5-3		F9				F8	3	0	0	0	0	0	0						
Terry Cornutt, R Johnnie LeMaster, R Charlie Williams, R Derrel Thomas, S Dave Heaverlo, R Randy Elliott, R Randy Moffitt, R (1, 1)			K			F8			1B 1B	0	0	0	0	0	0	0						
Inning Stats	R: 0 E: 0 K: 0 S: 3	H: 0 LOB: 0 BB: 0 P: 3	R: 0 E: 0 K: 1 S: 6	H: 1 LOB: 1 BB: 0 P: 6	R: 0 E: 0 K: 1 S: 5	H: 0 LOB: 0 BB: 0 P: 5	R: 0 E: 0 K: 0 S: 4	H: 1 LOB: 1 BB: 0 P: 4	R: 0 E: 0 K: 0 S: 3	H: 0 LOB: 0 BB: 0 P: 3	R: 0 E: 1 K: 0 S: 4	H: 0 LOB: 1 BB: 0 P: 4	R: 0 E: 0 K: 1 S: 5	H: 0 LOB: 0 BB: 0 P: 5	R: 0 E: 0 K: 0 S: 5	H: 2 LOB: 2 BB: 0 P: 5		R: 0 E: 0 K: 0 S: 3	H: 0 LOB: 0 BB: 0 P: 3	1B: 3 2B: 1 3B: 0 HR: 0	SF: 0 SAC: 0 DP: 0 HBP: 0	WP: 0 PB: 0 SB: 0 CS: 0
PITCHER Steve Carlton, L ERA: 2.98 (1, 1)	IP: 9.0 WLS: W BF: 32 H: 4 R: 0 ER: 0 SO: 3 BB: 0 IBB: 0 HBP: 0 BLK: 0 WP: 0 HR: 0 S: 38 P: 38 ERA: 0.00 WHIP: 0.444																					

Batter	1	2	3	4	5	6	7	8	9	AB	R	H	RBI	BB	SO	LOB	BOTTOM			
Garry Maddox, R OBP: 0.265, SLG: 0.380 (1, 8)	F8		F9		F7		K			4	0	0	0	0	1	2	San Francisco Giants @ Philadelphia Phillies Veterans Stadium, Philadelphia, PA Tue May 10 1977, 7:05 PM EDT Att: 16,121 - Unknown			
Larry Bowa, S OBP: 0.326, SLG: 0.382 (1, 6)	SF8		3-1		BB 1B		K			4	1	2	0	0	1	1				
Jay Johnstone, L OBP: 0.392, SLG: 0.400 (1, 9)	SF8		L6		G6-4-3 BB		F7			2	0	0	1	1	0	1				
Greg Luzinski, R OBP: 0.343, SLG: 0.602 (1, 7)					G6-4-3				K	4	1	2	1	0	1	3				
Tom Hutton, L OBP: 0.231, SLG: 0.231 (9, 3)	HR			FC3-6 2B	G6-4-3 1-2				K	0	0	0	0	0	0	0				
Richie Hebner, L OBP: 0.372, SLG: 0.421 (1, 3)	L3			K					G3	4	0	1	0	0	1	1				
Jerry Martin, R OBP: 0.278, SLG: 0.281 (9, 7)							CS 1B			0	0	0	0	0	0	0				
Mike Schmidt, R OBP: 0.343, SLG: 0.494 (1, 5)		L6			FC3-6 BB		HR		F8	3	1	1	1	1	0	0				
Tim McCarver, L OBP: 0.423, SLG: 0.667 (1, 2)		P6			FC3-6 1-2		F7			3	0	0	0	0	0	2				
Ted Sizemore, R OBP: 0.382, SLG: 0.412 (1, 4)					6-3		1-3			3	0	1	0	0	0	2				
Steve Carlton, L OBP: 0.389, SLG: 0.438 (1, 1)										2	0	1	0	1	1	1				
Inning Stats	R: 2 E: 0 K: 0 S: 5	H: 2 LOB: 0 BB: 0 P: 5	R: 0 E: 0 K: 1 S: 6	H: 1 LOB: 1 BB: 0 P: 6	R: 0 E: 0 K: 1 S: 6	H: 0 LOB: 0 BB: 0 P: 3	R: 0 E: 0 K: 1 S: 6	H: 1 LOB: 2 BB: 1 P: 10	R: 0 E: 0 K: 0 S: 3	H: 1 LOB: 2 BB: 2 P: 11	R: 1 E: 0 K: 0 S: 4	H: 2 LOB: 0 BB: 0 P: 4	R: 0 E: 0 K: 2 S: 8	H: 1 LOB: 1 BB: 0 P: 8	R: 0 E: 0 K: 1 S: 5	H: 0 LOB: 0 BB: 0 P: 5	1B: 2 2B: 3 3B: 1 HR: 2	SF: 1 SAC: 0 DP: 1 HBP: 0	WP: 0 PB: 0 SB: 0 CS: 1	PA: 33
PITCHER Terry Cornutt, R ERA: 3.88 Charlie Williams, R ERA: 3.79 Dave Heaverlo, R ERA: 1.74 Randy Moffitt, R ERA: 1.42 (1, 1)	IP: 2.0 WLS: L BF: 9 H: 3 R: 2 ER: 2 SO: 2 BB: 0 IBB: 0 HBP: 0 BLK: 0 WP: 0 HR: 1 S: 11 P: 11 ERA: 9.00 WHIP: 1.500																			

AB	32
R	0
H	4
RBI	0
BB	0
SO	3
LOB	8



AB	29
R	3
H	8
RBI	3
BB	3
SO	5
LOB	13



Batter	1	2	3	4	5	6	7	8	9	AB	R	H	RBI	BB	SO	LOB	TOP											
Tim Foli, R OBP: 0.241, SLG: 0.367 (1, 6)	F3		6-3		2B		4-3			4	0	1	0	0	0	0	San Francisco Giants @ Philadelphia Phillies Veterans Stadium, Philadelphia, PA Wed May 11 1977, 7:05 PM EDT Att: 18,482 - Unknown											
Rob Andrews, R OBP: 0.352, SLG: 0.297 (1, 4)	FC6 WP 1B		F4		F9			5-3		4	0	1	0	0	0	1												
Jack Clark, R OBP: 0.250, SLG: 0.269 (1, 9)	FC6 E S 1-3			HR 1B		E7 F8 1B		6-3		4	2	1	0	0	0	1												
Bill Madlock, R OBP: 0.341, SLG: 0.421 (1, 5)	K 1-3			HR 1B		F8 2-3		F9		4	1	1	2	0	1	2												
Willie McCovey, L OBP: 0.377, SLG: 0.525 Johnnie LeMaster, R OBP: 0.157, SLG: 0.119 Darrell Evans, L OBP: 0.406, SLG: 0.458 (9, 3)		1-3 SF8 2B		G4-6-3 BB		FC5-4 1B		G6-4-3 CI BB		2	1	2	1	2	0	0												
Larry Hemdon, R OBP: 0.230, SLG: 0.339 (1, 8)	1-3		G4-6-3 1-2		F2			CI G6-4-3 1-2		3	0	0	0	0	0	3												
Randy Elliott, R OBP: 0.194, SLG: 0.294 Gary Thomasson, L OBP: 0.320, SLG: 0.388 (9, PH)	SF8 3-H		F8		FC5-4 1-2			G6-4-3 1-2 2-3		2	0	0	1	0	0	1												
Marc Hill, R OBP: 0.273, SLG: 0.329 (1, 2)	4-3				5-3		K	6-3		4	0	0	0	0	1	2												
Lynn McGlothen, L OBP: 0.083, SLG: 0.083 (1, 1)			K		3-1		K			3	0	0	0	0	2	0												
Inning Stats	R: 0 E: 0 K: 1 S: 6	H: 1 LOB: 1 BB: 0 P: 6	R: 1 E: 0 K: 0 S: 4	H: 1 LOB: 0 BB: 0 P: 4	R: 0 E: 0 K: 1 S: 5	H: 0 LOB: 0 BB: 0 P: 5	R: 2 E: 0 K: 0 S: 4	H: 2 LOB: 0 BB: 1 P: 8	R: 0 E: 0 K: 0 S: 4	H: 1 LOB: 1 BB: 0 P: 4	R: 1 E: 1 K: 0 S: 5	H: 1 LOB: 1 BB: 0 P: 5	R: 0 E: 0 K: 0 S: 7	H: 0 LOB: 0 BB: 0 P: 7	R: 0 E: 0 K: 0 S: 3	H: 0 LOB: 0 BB: 1 P: 3		R: 0 E: 1 K: 0 S: 3	H: 0 LOB: 2 BB: 1 P: 7	1B: 3 2B: 2 3B: 0 HR: 1	SF: 1 SAC: 0 DP: 2 HBP: 0	WP: 1 PB: 0 SB: 1 CS: 0	PA: 35					
PITCHER	IP	WLS	BF	H	R	ER	SO	BB	IBB	HBP	BLK	WP	HR	S	P	ERA	WHIP											
Randy Lerch, L ERA: 2.89 Ron Reed, R ERA: 3.0	(1, 1)	7.0	L	28	6	4	3	4	1	0	0	0	1	1	35	39	3.86	1.000										
(8, 1)	2.0	7	0	0	0	0	0	1	0	0	0	0	0	6	10	0.00	0.500											

Batter	1	2	3	4	5	6	7	8	9	AB	R	H	RBI	BB	SO	LOB	BOTTOM											
Garry Maddox, R OBP: 0.274, SLG: 0.393 (1, 8)	1B G6-4-3 2B		4-3		F8		E7 1B			4	1	2	0	0	0	3	San Francisco Giants @ Philadelphia Phillies Veterans Stadium, Philadelphia, PA Wed May 11 1977, 7:05 PM EDT Att: 18,482 - Unknown											
Larry Bowa, S OBP: 0.333, SLG: 0.388 (1, 6)	G6-4-3 2-3 1B		F8		F8		1B			4	0	2	0	0	0	0												
Jay Johnstone, L OBP: 0.385, SLG: 0.382 (1, 9)	G6-4-3 1-2 BB		4-3		4-3		F7			3	0	0	0	1	0	2												
Greg Luzinski, R OBP: 0.330, SLG: 0.577 (1, 7)	G6-4-3 1-2 2-3 3-H		F9		F9			K		4	0	0	0	0	1	2												
Richie Hebner, L OBP: 0.383, SLG: 0.488 (1, 3)	BB				4-3		4-3		F7	3	1	1	1	1	0	0												
Mike Schmidt, R OBP: 0.330, SLG: 0.473 (1, 5)	F8		F8		F8		5-3		K	4	0	0	0	0	1	2												
Bob Boone, R OBP: 0.359, SLG: 0.377 (1, 2)		5-3		5-3		6-3		K		4	0	0	0	0	1	0												
Ted Sizemore, R OBP: 0.388, SLG: 0.408 (1, 4)		CS BB		BB 1B			F7		1-3	3	0	1	0	1	0	0												
Randy Lerch, L OBP: 0.333, SLG: 0.308 Tim McCarver, L OBP: 0.407, SLG: 0.640 Ron Reed, R (8, 1) Tom Hutton, L OBP: 0.214, SLG: 0.214 (9, PH)	F8		F8		1-2 BB		P6		K	1	0	0	0	1	0	1												
										1	0	0	0	0	0	0												
										1	0	0	0	0	0	0												
										1	0	0	0	1	0	0												
Inning Stats	R: 1 E: 0 K: 0 S: 4	H: 2 LOB: 2 BB: 2 P: 12	R: 0 E: 0 K: 0 S: 3	H: 0 LOB: 1 BB: 1 P: 7	R: 0 E: 0 K: 0 S: 3	H: 0 LOB: 0 BB: 0 P: 3	R: 1 E: 0 K: 0 S: 5	H: 2 LOB: 2 BB: 1 P: 9	R: 0 E: 0 K: 0 S: 3	H: 0 LOB: 0 BB: 0 P: 3	R: 0 E: 0 K: 0 S: 3	H: 0 LOB: 0 BB: 0 P: 3	R: 0 E: 1 K: 0 S: 5	H: 2 LOB: 2 BB: 0 P: 5	R: 0 E: 0 K: 2 S: 7	H: 0 LOB: 0 BB: 0 P: 7	R: 0 E: 0 K: 2 S: 7	H: 0 LOB: 0 BB: 0 P: 7	1B: 4 2B: 1 3B: 0 HR: 1	SF: 0 SAC: 0 DP: 1 HBP: 0	WP: 0 PB: 0 SB: 0 CS: 1	PA: 36						
PITCHER	IP	WLS	BF	H	R	ER	SO	BB	IBB	HBP	BLK	WP	HR	S	P	ERA	WHIP											
Lynn McGlothen, R ERA: 4.57	(1, 1)	9.0	W	36	6	2	2	4	4	0	0	0	0	1	40	56	2.00	1.111										

AB 31
R 4
H 6
RBI 4
BB 2
SO 4
LOB 12



AB 32
R 2
H 6
RBI 1
BB 4
SO 4
LOB 10



Batter	1	2	3	4	5	6	7	8	9	AB	R	H	RBI	BB	SO	LOB	TOP			
Terry Whitfield, L (1, 9) OBP: 0.386, SLG: 0.500										4	0	1	0	0	1	1	San Francisco Giants @ Philadelphia Phillies Veterans Stadium, Philadelphia, PA Thu May 12 1977, 7:05 PM EDT Att: 23,103 - Unknown			
Derrel Thomas, S (1, 4) OBP: 0.276, SLG: 0.225										4	0	0	0	0	1	1				
Darrell Evans, L (1, 7) OBP: 0.400, SLG: 0.442										3	0	0	0	0	1	0				
Bill Madlock, R (1, 5) OBP: 0.338, SLG: 0.415										4	0	1	0	0	0	2				
Willie McCovey, L (1, 3) OBP: 0.385, SLG: 0.524										2	0	1	0	1	0	1				
Gary Thomasson, L (1, 8) OBP: 0.308, SLG: 0.371										3	0	0	0	0	1	2				
Tim Foli, R (1, 6) OBP: 0.235, SLG: 0.357										3	0	0	0	0	0	1				
Mike Sadek, R (1, 2) OBP: 0.219, SLG: 0.138 (8, PH)										2	0	0	0	0	0	1				
Marc Hill, R (8, PH) OBP: 0.292, SLG: 0.329 (8, 2)										0	0	0	0	1	0	0				
John Montefusco, R (1, 1) OBP: 0.167, SLG: 0.118 (8, PH)										2	0	0	0	0	2	0				
Jack Clark, R (8, PH) OBP: 0.247, SLG: 0.266 (8, 1)										1	0	0	0	0	1	1				
Gary Lavelle, S (8, 1)										0	0	0	0	0	0	0				
Inning Stats	R: 0 E: 0 K: 0 S: 3	H: 1 LOB: 1 BB: 0 P: 4	R: 0 E: 0 K: 0 S: 4	H: 1 LOB: 1 BB: 0 P: 4	R: 0 E: 0 K: 2 S: 7	H: 0 LOB: 0 BB: 0 P: 7	R: 0 E: 0 K: 1 S: 5	H: 0 LOB: 1 BB: 1 P: 9	R: 0 E: 0 K: 1 S: 5	H: 0 LOB: 0 BB: 0 P: 5	R: 0 E: 0 K: 0 S: 3	H: 1 LOB: 0 BB: 0 P: 3	R: 0 E: 0 K: 0 S: 3	H: 0 LOB: 1 BB: 1 P: 11	R: 0 E: 0 K: 1 S: 5	H: 0 LOB: 0 BB: 0 P: 5	1B: 3 2B: 0 3B: 0 HR: 0	SF: 0 SAC: 0 DP: 2 HBP: 1	WP: 0 PB: 0 SB: 0 CS: 0	PA: 31
PITCHER Larry Christenson, R (1, 1) ERA: 4.62	IP: 9.0 WLS: W BF: 31 H: 3 R: 0 ER: 0 SO: 7 BB: 2 IBB: 0 HBP: 1 BLK: 1 WP: 0 HR: 0 S: 42 P: 51 ERA: 0.00 WHIP: 0.556																			

Batter	1	2	3	4	5	6	7	8	9	AB	R	H	RBI	BB	SO	LOB	BOTTOM			
Garry Maddox, R (1, 8) OBP: 0.273, SLG: 0.388										4	1	1	0	0	1	0	San Francisco Giants @ Philadelphia Phillies Veterans Stadium, Philadelphia, PA Thu May 12 1977, 7:05 PM EDT Att: 23,103 - Unknown			
Larry Bowa, S (1, 6) OBP: 0.319, SLG: 0.369										4	0	0	0	0	1	1				
Jay Johnstone, L (1, 9) OBP: 0.378, SLG: 0.375										4	1	1	0	0	0	0				
Greg Luzinski, R (1, 7) OBP: 0.330, SLG: 0.580										3	0	1	1	0	1	0				
Richie Hebner, L (1, 3) OBP: 0.380, SLG: 0.500										3	0	1	1	0	0	1				
Mike Schmidt, R (1, 5) OBP: 0.339, SLG: 0.505										2	1	1	1	1	1	1				
Bob Boone, R (1, 2) OBP: 0.346, SLG: 0.361										3	0	0	0	0	2	2				
Ted Sizemore, R (1, 4) OBP: 0.373, SLG: 0.392										3	0	0	0	2	2	2				
Larry Christenson, R (1, 1) OBP: 0.214, SLG: 0.214										3	0	0	0	3	0	0				
Inning Stats	R: 2 E: 0 K: 1 S: 8	H: 3 LOB: 1 BB: 0 P: 8	R: 0 E: 0 K: 2 S: 7	H: 0 LOB: 0 BB: 0 P: 7	R: 0 E: 0 K: 1 S: 5	H: 0 LOB: 0 BB: 0 P: 5	R: 0 E: 0 K: 2 S: 8	H: 1 LOB: 2 BB: 1 P: 12	R: 0 E: 0 K: 1 S: 5	H: 0 LOB: 0 BB: 0 P: 5	R: 0 E: 0 K: 0 S: 3	H: 0 LOB: 0 BB: 0 P: 3	R: 1 E: 0 K: 1 S: 6	H: 1 LOB: 0 BB: 0 P: 6	R: 0 E: 0 K: 0 S: 3	H: 0 LOB: 0 BB: 0 P: 3		1B: 2 2B: 2 3B: 0 HR: 1	SF: 0 SAC: 0 DP: 0 HBP: 0	WP: 0 PB: 0 SB: 0 CS: 0
PITCHER John Montefusco, R (1, 1) ERA: 2.87 Gary Lavelle, L (8, 1) ERA: 0.51	IP: 7.0 WLS: L BF: 27 H: 5 R: 3 ER: 3 SO: 8 BB: 0 IBB: 1 HBP: 0 BLK: 0 WP: 0 HR: 1 S: 42 P: 46 ERA: 3.86 WHIP: 0.714																			

AB 28
 R 0
 H 3
 RBI 0
 BB 2
 SO 7
 LOB 10



AB 29
 R 3
 H 5
 RBI 3
 BB 1
 SO 8
 LOB 7



Batter	1	2	3	4	5	6	7	8	9	AB	R	H	RBI	BB	SO	LOB	TOP					
Gene Richards, L (1, 7) OBP: 0.345, SLG: 0.346										3	0	0	0	1	1	0	San Diego Padres @ Philadelphia Phillies Veterans Stadium, Philadelphia, PA Sun May 15 1977, 3:33 AM EDT Att: 46,141 - Unknown					
Bill Almon, R (1, 6) OBP: 0.264, SLG: 0.299										2	0	1	0	1	1	0						
Bobby Valentine, R (8, PH) OBP: 0.280, SLG: 0.261										1	1	1	0	0	0	0						
George Hendrick, R (1, 8) OBP: 0.375, SLG: 0.439										4	0	0	0	0	1	4						
Dave Winfield, R (1, 9) OBP: 0.381, SLG: 0.562										3	0	1	1	1	1	0						
Gene Tenace, R (1, 3) OBP: 0.357, SLG: 0.391										4	0	0	0	0	2	4						
Doug Rader, R (1, 5) OBP: 0.423, SLG: 0.490										3	0	1	0	1	1	1						
Mike Champion, R (1, 4) OBP: 0.313, SLG: 0.322										4	0	0	0	0	1	2						
Bob Davis, R (1, 2) OBP: 0.176, SLG: 0.313										2	1	1	1	0	0	0						
Dave Roberts, R (7, PH) OBP: 0.250, SLG: 0.333										1	0	0	0	0	0	0						
Gary Sutherland, R (9, PH) OBP: 0.545, SLG: 0.750										0	0	0	0	1	0	0						
Randy Jones, R (1, 1) OBP: 0.333, SLG: 0.313										2	0	0	0	0	2	0						
Merv Rettenmund, R (7, PH) OBP: 0.469, SLG: 0.459										1	0	0	0	0	1	0						
Rollie Fingers, R (7, 1) OBP: 0.301, SLG: 0.356										0	0	0	0	0	0	0						
Mike Ivie, R (9, PH) OBP: 0.301, SLG: 0.356										1	0	0	0	0	0	1						
Inning Stats	R: 0 E: 0 K: 2 S: 7	H: 0 LOB: 0 BB: 0 P: 7	R: 0 E: 0 K: 0 S: 3	H: 0 LOB: 1 BB: 1 P: 7	R: 1 E: 0 K: 2 S: 8	H: 1 LOB: 3 BB: 3 P: 20	R: 0 E: 0 K: 0 S: 3	H: 0 LOB: 0 BB: 0 P: 3	R: 0 E: 0 K: 1 S: 6	H: 1 LOB: 1 BB: 0 P: 6	R: 0 E: 0 K: 2 S: 8	H: 1 LOB: 0 BB: 0 P: 8	R: 0 E: 0 K: 1 S: 5	H: 0 LOB: 0 BB: 0 P: 5	R: 1 E: 0 K: 2 S: 9	H: 2 LOB: 1 BB: 0 P: 9	R: 0 E: 0 K: 1 S: 4	H: 0 LOB: 0 BB: 1 P: 8	1B: 2 2B: 2 3B: 0 HR: 1	SF: 0 SAC: 0 DP: 1 HBP: 0	WP: 0 PB: 0 SB: 2 CS: 0	PA: 36
PITCHER Steve Carlton, L (1, 1) ERA: 2.83	IP: 9.0 WLS: W BF: 36 H: 5 R: 2 ER: 2 SO: 11 BB: 5 IBB: 0 HBP: 0 BLK: 0 WP: 0 HR: 1 S: 53 P: 73 ERA: 2.00 WHIP: 1.111															PITCHER						

Batter	1	2	3	4	5	6	7	8	9	AB	R	H	RBI	BB	SO	LOB	BOTTOM			
Garry Maddox, R (1, 8) OBP: 0.301, SLG: 0.431										5	0	2	0	0	1	2	San Diego Padres @ Philadelphia Phillies Veterans Stadium, Philadelphia, PA Sun May 15 1977, 3:33 AM EDT Att: 46,141 - Unknown			
Larry Bowa, S (1, 6) OBP: 0.296, SLG: 0.337										5	0	1	1	0	3	3				
Mike Schmidt, R (1, 5) OBP: 0.360, SLG: 0.495										2	1	0	0	2	0	3				
Greg Luzinski, R (1, 7) OBP: 0.331, SLG: 0.571										4	1	2	1	0	1	1				
Davey Johnson, R (1, 3) OBP: 0.345, SLG: 0.714										4	1	1	1	0	1	1				
Tom Hutton, L (8, 3) OBP: 0.200, SLG: 0.200										0	0	0	0	0	0	0				
Jerry Martin, R (1, 9) OBP: 0.356, SLG: 0.436										3	1	2	2	1	0	0				
Tim McCarver, L (1, 2) OBP: 0.375, SLG: 0.600										4	0	1	0	0	0	3				
Ted Sizemore, R (1, 4) OBP: 0.398, SLG: 0.425										3	1	1	0	1	0	2				
Steve Carlton, L (1, 1) OBP: 0.381, SLG: 0.474										3	0	1	0	0	1	2				
Inning Stats	R: 0 E: 0 K: 1 S: 5	H: 1 LOB: 1 BB: 1 P: 9	R: 0 E: 0 K: 1 S: 6	H: 1 LOB: 2 BB: 1 P: 10	R: 3 E: 0 K: 1 S: 8	H: 3 LOB: 1 BB: 1 P: 12	R: 1 E: 0 K: 0 S: 5	H: 2 LOB: 1 BB: 0 P: 5	R: 0 E: 0 K: 1 S: 4	H: 1 LOB: 2 BB: 1 P: 8	R: 0 E: 1 K: 1 S: 6	H: 1 LOB: 1 BB: 0 P: 6	R: 1 E: 0 K: 1 S: 6	H: 1 LOB: 0 BB: 0 P: 6	R: 0 E: 0 K: 2 S: 8	H: 1 LOB: 1 BB: 0 P: 8	1B: 5 2B: 5 3B: 0 HR: 1	SF: 0 SAC: 1 DP: 1 HBP: 0	WP: 0 PB: 0 SB: 1 CS: 1	PA: 38
PITCHER Randy Jones, L (1, 1) ERA: 4.79	IP: 6.0 WLS: L BF: 30 H: 9 R: 4 ER: 4 SO: 4 BB: 3 IBB: 1 HBP: 0 BLK: 1 WP: 0 HR: 0 S: 34 P: 50 ERA: 6.00 WHIP: 2.000															PITCHER				
Rollie Fingers, R (7, 1) ERA: 3.1	IP: 2.0 WLS: 8 BF: 2 H: 1 R: 1 ER: 1 SO: 3 BB: 0 IBB: 0 HBP: 0 BLK: 0 WP: 0 HR: 1 S: 14 P: 14 ERA: 4.50 WHIP: 1.000															PITCHER				

Batter	1	2	3	4	5	6	7	8	9	AB	R	H	RBI	BB	SO	LOB	TOP								
Davey Lopes, R OBP: 0.375, SLG: 0.424 (1, 4)	L4	5-3				K		1B		5	0	2	0	0	1	2	Los Angeles Dodgers @ Philadelphia Phillies Veterans Stadium, Philadelphia, PA Tue May 17 1977, 7:05 PM EDT Att: 30,292 - Unknown								
Ted Martinez, R OBP: 0.333, SLG: 0.667 (1, 6)	F9					1B		1B		5	0	3	0	0	0	0									
Reggie Smith, S OBP: 0.461, SLG: 0.643 (1, 9)	HR					2B		1B		3	1	0	0	2	1	3									
Ron Cey, R OBP: 0.444, SLG: 0.687 (1, 5)	HR					2B		BB		4	2	1	2	1	1	3									
Steve Garvey, R OBP: 0.318, SLG: 0.483 (1, 3)	K					1-2		BB		5	1	1	2	0	1	3									
Rick Monday, L OBP: 0.372, SLG: 0.492 (1, 8)						F7		BB		4	0	0	0	1	1	0									
Dusty Baker Jr., R OBP: 0.375, SLG: 0.467 John Hale, L OBP: 0.355, SLG: 0.393 (7, 7)						6-3		1B		4	1	2	0	0	0	1									
Steve Yeager, R OBP: 0.402, SLG: 0.515 (1, 2)						2B		2B		4	1	3	1	0	0	0									
Don Sutton, R OBP: 0.261, SLG: 0.200 Boog Powell, L OBP: 0.222, SLG: 0.222 Charlie Hough, R OBP: 0.200, SLG: 0.444 (8, PH)						4-3		2B		3	0	0	0	0	1	4									
Inning Stats	R: 2 E: 0 K: 1 S: 6	H: 1 LOB: 0 BB: 1 P: 10	R: 1 E: 0 K: 1 S: 7	H: 2 LOB: 1 BB: 0 P: 7	R: 0 E: 0 K: 1 S: 6	H: 1 LOB: 1 BB: 0 P: 6	R: 0 E: 0 K: 0 S: 4	H: 1 LOB: 1 BB: 0 P: 4	R: 0 E: 0 K: 1 S: 6	H: 2 LOB: 2 BB: 1 P: 10	R: 1 E: 0 K: 2 S: 9	H: 2 LOB: 1 BB: 0 P: 9	R: 2 E: 0 K: 0 S: 4	H: 1 LOB: 2 BB: 2 P: 12	R: 0 E: 0 K: 0 S: 5	H: 2 LOB: 2 BB: 0 P: 5		R: 0 E: 0 K: 0 S: 3	H: 0 LOB: 0 BB: 0 P: 3	1B: 5 2B: 4 3B: 1 HR: 2	SF: 0 SAC: 0 DP: 0 HBP: 0	WP: 1 PB: 0 SB: 0 CS: 1	PA: 42		
PITCHER	IP	WLS	BF	H	R	ER	SO	BB	IBB	HBP	BLK	WP	HR	S	P	ERA	WHIP								
Larry Christenson, R ERA: 5.12 Warren Brusstar, R ERA: 1.42 Gene Garber, R ERA: 3.0	(1, 1)	6.2	L	33	10	6	6	4	0	0	0	1	2	41	57	8.10	2.100								
PITCHER	IP	WLS	BF	H	R	ER	SO	BB	IBB	HBP	BLK	WP	HR	S	P	ERA	WHIP								
Larry Christenson, R ERA: 5.12 Warren Brusstar, R ERA: 1.42 Gene Garber, R ERA: 3.0	(1, 1)	7.0	W	29	5	4	2	5	3	0	0	0	0	36	48	2.57	1.143								
Charlie Hough, R ERA: 1.87	(8, 1)	2.0	S	7	1	0	0	2	0	0	0	0	0	11	11	0.00	0.500								

Batter	1	2	3	4	5	6	7	8	9	AB	R	H	RBI	BB	SO	LOB	BOTTOM								
Garry Maddox, R OBP: 0.310, SLG: 0.439 (1, 8)	P6	E								4	1	1	0	0	0	1	Los Angeles Dodgers @ Philadelphia Phillies Veterans Stadium, Philadelphia, PA Tue May 17 1977, 7:05 PM EDT Att: 30,292 - Unknown								
Larry Bowa, S OBP: 0.299, SLG: 0.330 (1, 6)	F8	E5								4	0	1	0	0	0	1									
Jay Johnstone, L OBP: 0.382, SLG: 0.418 (1, 9)	HR	F7								4	1	2	1	0	0	1									
Greg Luzinski, R OBP: 0.346, SLG: 0.583 (1, 7)	BB									4	1	2	0	0	1	1									
Richie Hebner, L OBP: 0.368, SLG: 0.460 (1, 3)	BB									3	0	0	0	1	1	2									
Mike Schmidt, R OBP: 0.356, SLG: 0.491 (1, 5)	K									3	0	0	1	0	2	3									
Bob Boone, R OBP: 0.347, SLG: 0.345 (1, 2)										3	1	0	0	1	0	0									
Ted Sizemore, R OBP: 0.373, SLG: 0.393 (1, 4)										4	0	0	0	0	1	1									
Larry Christenson, R OBP: 0.188, SLG: 0.188 Warren Brusstar, R Tim McCarver, L OBP: 0.394, SLG: 0.600 Gene Garber, R Tom Hutton, L OBP: 0.235, SLG: 0.188 (9, PH)										2	0	0	0	0	1	1									
Inning Stats	R: 1 E: 0 K: 1 S: 7	H: 2 LOB: 2 BB: 1 P: 11	R: 2 E: 1 K: 1 S: 7	H: 2 LOB: 1 BB: 1 P: 11	R: 0 E: 0 K: 3 S: 9	H: 0 LOB: 0 BB: 0 P: 9	R: 0 E: 0 K: 0 S: 3	H: 0 LOB: 0 BB: 0 P: 3	R: 0 E: 0 K: 0 S: 4	H: 1 LOB: 1 BB: 0 P: 4	R: 0 E: 0 K: 0 S: 3	H: 0 LOB: 1 BB: 1 P: 7	R: 0 E: 0 K: 0 S: 4	H: 1 LOB: 1 BB: 0 P: 4	R: 0 E: 0 K: 2 S: 7	H: 0 LOB: 0 BB: 0 P: 7		1B: 4 2B: 0 3B: 1 HR: 1	SF: 1 SAC: 0 DP: 0 HBP: 0	WP: 0 PB: 0 SB: 0 CS: 0	PA: 36				
PITCHER	IP	WLS	BF	H	R	ER	SO	BB	IBB	HBP	BLK	WP	HR	S	P	ERA	WHIP								
Don Sutton, R ERA: 1.73 Charlie Hough, R ERA: 1.87	(1, 1)	7.0	W	29	5	4	2	5	3	0	0	0	0	36	48	2.57	1.143								
Charlie Hough, R ERA: 1.87	(8, 1)	2.0	S	7	1	0	0	2	0	0	0	0	0	11	11	0.00	0.500								




Batter	1	2	3	4	5	6	7	8	9	AB	R	H	RBI	BB	SO	LOB	TOP								
Davey Lopes, R (1, 4) OBP: 0.376, SLG: 0.419	4-0 2B BB		1-3	1B			F8	F9		4	1	1	2	1	0	2	Los Angeles Dodgers @ Philadelphia Phillies Veterans Stadium, Philadelphia, PA Wed May 18 1977, 7:05 PM EDT Att: 30,132 - Unknown								
Bill Russell, R (1, 6) OBP: 0.296, SLG: 0.335	F8		1B	K			HR	1B	F3	4	1	1	0	1	1	2									
Reggie Smith, S (1, 9) OBP: 0.452, SLG: 0.650	P5		F9				HR		F8	5	1	1	2	0	0	2									
Steve Garvey, R (1, 3) OBP: 0.327, SLG: 0.494	1-H 2B		1-2 1B				CS 1B		5-3	5	0	3	1	0	1	0									
Rick Monday, L (1, 8) OBP: 0.368, SLG: 0.485	K		1-3				4-3			4	0	1	0	0	1	4									
Lee Lacy, R (1, 5) OBP: 0.333, SLG: 0.487		2B 1-6-3							F9	4	1	2	0	0	0	1									
John Hale, L (8, 7) OBP: 0.355, SLG: 0.393				G1-2-3 1B						0	0	0	0	0	0	0									
Dusty Baker Jr., R (1, 7) OBP: 0.366, SLG: 0.492							F9			4	1	3	0	0	0	0									
Ted Martinez, R (8, PR) OBP: 0.333, SLG: 0.667	1-6-3 CS 2B		1-3 1B						1B	0	0	0	0	0	0	0									
Johnny Oates, L (1, 2) OBP: 0.313, SLG: 0.276		1-6-3		G1-2-3 1B			4-3		P5	3	1	0	1	1	0	2									
Rick Rhoden, R (1, 1) OBP: 0.200, SLG: 0.250		2-3 3-H		1-2 2-3 3-H			F8			3	0	0	0	0	1	4									
Ed Goodson, L (8, PH) OBP: 0.162, SLG: 0.100				G1-2-3						1	0	1	0	0	0	0									
Charlie Hough, R (8, 1) OBP: 0.200, SLG: 0.444				1-2 2-3 3-H				1-2 1B		0	0	0	0	0	0	0									
Inning Stats	R: 1 E: 0 K: 1 S: 6	H: 1 LOB: 1 BB: 1 P: 10	R: 1 E: 0 K: 1 S: 6	H: 2 LOB: 1 BB: 0 P: 6	R: 0 E: 0 K: 0 S: 4	H: 1 LOB: 2 BB: 1 P: 8	R: 2 E: 0 K: 1 S: 7	H: 3 LOB: 1 BB: 1 P: 11	R: 0 E: 0 K: 1 S: 6	H: 1 LOB: 1 BB: 0 P: 6	R: 0 E: 0 K: 0 S: 3	H: 0 LOB: 0 BB: 0 P: 3	R: 2 E: 0 K: 0 S: 5	H: 3 LOB: 0 BB: 0 P: 5	R: 0 E: 0 K: 0 S: 5	H: 2 LOB: 2 BB: 0 P: 5	R: 0 E: 0 K: 0 S: 3	H: 0 LOB: 0 BB: 0 P: 3	1B: 8 2B: 5 3B: 0 HR: 1	SF: 0 SAC: 0 DP: 2 HBP: 0	WP: 0 PB: 0 SB: 0 CS: 2	PA: 40			
PITCHER	IP	WLS	BF	H	R	ER	SO	BB	IBB	HBP	BLK	WP	HR	S	P	ERA	WHIP								
Wayne Twitchell, R (1, 1) ERA: 4.2	3.0	L	17	6	4	4	2	3	0	0	0	0	0	18	30	12.00	3.000								
Warren Brusstar, R (4, 1) ERA: 2.51	4.0		15	5	2	2	2	0	0	0	0	0	1	19	19	4.50	1.250								
Ron Reed, R (8, 1) ERA: 2.63	2.0		8	2	0	0	0	0	0	0	0	0	0	8	8	0.00	1.000								


Batter	1	2	3	4	5	6	7	8	9	AB	R	H	RBI	BB	SO	LOB	BOTTOM								
Garry Maddox, R (1, 8) OBP: 0.320, SLG: 0.465	4-3 2B	F8		F4			1B			5	0	3	1	0	0	1	Los Angeles Dodgers @ Philadelphia Phillies Veterans Stadium, Philadelphia, PA Wed May 18 1977, 7:05 PM EDT Att: 30,132 - Unknown								
Larry Bowa, S (1, 6) OBP: 0.298, SLG: 0.327	4-3						F8		2-H 3B	4	0	1	0	0	0	2									
Davey Johnson, R (8, PH) OBP: 0.353, SLG: 0.667	2-3 1B								K	1	0	0	0	0	1	1									
Jay Johnstone, L (1, 9) OBP: 0.366, SLG: 0.398	F5	L9					L9			4	0	0	0	0	0	4									
Greg Luzinski, R (1, 7) OBP: 0.351, SLG: 0.581	L9			G3						4	0	2	0	0	0	1									
Richie Hebner, L (1, 3) OBP: 0.361, SLG: 0.444		1B 2B 1B		G3			F8		G4-6-3 1B	4	1	1	0	0	0	2									
Mike Schmidt, R (1, 5) OBP: 0.370, SLG: 0.496		2B 4-3 1B							CS BB	3	1	2	0	1	1	0									
Bob Boone, R (1, 2) OBP: 0.353, SLG: 0.363		4-3 1B 2B		6-3			K		1B 3B 1B	4	2	2	1	0	1	2									
Ted Sizemore, R (1, 4) OBP: 0.368, SLG: 0.387	4-3						P6		L3 1B	4	0	1	1	0	0	1									
Wayne Twitchell, R (1, 1) OBP: 0.182, SLG: 0.100							F8			1	0	1	1	0	0	0									
Warren Brusstar, R (4, 1)									L3	1	0	0	0	0	0	0									
Bobby Tolan, L (7, PH) OBP: 0.188, SLG: 0.133										1	0	0	0	0	0	0									
Ron Reed, R (8, 1)										0	0	0	0	0	0	0									
Tim McCarver, L (8, PH) OBP: 0.382, SLG: 0.581		3-H 1B							1-2	1	0	0	0	0	0	2									
Inning Stats	R: 0 E: 0 K: 0 S: 4	H: 1 LOB: 1 BB: 0 P: 4	R: 3 E: 0 K: 0 S: 8	H: 5 LOB: 2 BB: 0 P: 8	R: 0 E: 0 K: 0 S: 4	H: 1 LOB: 1 BB: 0 P: 4	R: 0 E: 0 K: 0 S: 3	H: 0 LOB: 0 BB: 0 P: 3	R: 0 E: 0 K: 1 S: 4	H: 1 LOB: 1 BB: 1 P: 8	R: 0 E: 0 K: 1 S: 4	H: 0 LOB: 0 BB: 0 P: 4	R: 0 E: 0 K: 0 S: 5	H: 1 LOB: 0 BB: 0 P: 5	R: 0 E: 0 K: 1 S: 7	H: 3 LOB: 1 BB: 0 P: 7	1B: 10 2B: 3 3B: 1 HR: 0	SF: 0 SAC: 0 DP: 2 HBP: 0	WP: 0 PB: 0 SB: 0 CS: 1	PA: 38					
PITCHER	IP	WLS	BF	H	R	ER	SO	BB	IBB	HBP	BLK	WP	HR	S	P	ERA	WHIP								
Rick Rhoden, R (1, 1) ERA: 4.26	7.0	W	30	9	3	3	1	1	0	0	0	0	0	31	35	3.86	1.429								
Charlie Hough, R (8, 1) ERA: 1.99	2.0	S	8	4	1	1	2	0	0	0	0	0	0	12	12	4.50	2.000								



Batter	1	2	3	4	5	6	7	8	9	AB	R	H	RBI	BB	SO	LOB	TOP			
Garry Maddox, R OBP: 0.314, SLG: 0.451 (1, 8)	5-3		P6				F7			4	1	1	0	0	0	2	Philadelphia Phillies @ Houston Astros Astrodome, Houston, TX Fri May 20 1977, 8:05 PM EDT Att: 8,892 - Dome			
Jay Johnstone, L OBP: 0.347, SLG: 0.385 (1, 9)	F9		3-1				6-3			4	1	1	0	0	0	2				
Mike Schmidt, R OBP: 0.361, SLG: 0.484 (1, 5)	6-3			1-3			6-3		K2-3	4	0	0	1	0	1	1				
Greg Luzinski, R OBP: 0.345, SLG: 0.561 (1, 7)		6-3		F9					K	4	0	1	0	0	1	0				
Richie Hebner, L OBP: 0.362, SLG: 0.435 (1, 3)		K		6-3					G3	4	0	1	1	0	1	0				
Tim McCarver, L OBP: 0.385, SLG: 0.543 (1, 2)					G3		L8		F9	4	0	1	0	0	0	2				
Larry Bowa, S OBP: 0.295, SLG: 0.339 (1, 6)							F9		F6	4	0	1	0	0	0	3				
Ted Sizemore, R OBP: 0.377, SLG: 0.390 (1, 4)					6-3				F9	4	0	1	0	0	0	1				
Steve Carlton, L OBP: 0.364, SLG: 0.450 (7, PH)					6-3					1	0	0	0	0	0	1				
Tom Hutton, L OBP: 0.278, SLG: 0.188 Gene Garber, R (7, 1)					6-3					0	0	0	0	1	0	0				
										0	0	0	0	0	0	0				
Inning Stats	R: 0 E: 0 K: 0 S: 3	H: 0 LOB: 0 BB: 0 P: 3	R: 0 E: 0 K: 1 S: 6	H: 1 LOB: 1 BB: 0 P: 6	R: 0 E: 0 K: 0 S: 4	H: 1 LOB: 1 BB: 0 P: 4	R: 0 E: 0 K: 0 S: 3	H: 0 LOB: 0 BB: 0 P: 3	R: 0 E: 0 K: 0 S: 4	H: 1 LOB: 1 BB: 0 P: 4	R: 2 E: 0 K: 0 S: 7	H: 4 LOB: 2 BB: 1 P: 7	R: 0 E: 0 K: 2 S: 3	H: 0 LOB: 0 BB: 0 P: 7	R: 0 E: 0 K: 0 S: 3	H: 0 LOB: 0 BB: 0 P: 3	1B: 6 2B: 1 3B: 0 HR: 0	SF: 0 SAC: 1 DP: 0 HBP: 0	WP: 0 PB: 0 SB: 0 CS: 0	PA: 35
PITCHER J.R. Richard, R ERA: 2.85 (1, 1)	IP: 9.0 WLS: W BF: 35 H: 7 R: 2 ER: 2 SO: 3 BB: 1 IBB: 0 HBP: 0 BLK: 0 WP: 0 HR: 0 S: 40 P: 44 ERA: 2.00 WHIP: 0.889																			

Batter	1	2	3	4	5	6	7	8	9	AB	R	H	RBI	BB	SO	LOB	BOTTOM			
Wilbur Howard, S OBP: 0.231, SLG: 0.346 (9, 7)	L5-4		F9				G1			4	0	1	0	0	0	1	Philadelphia Phillies @ Houston Astros Astrodome, Houston, TX Fri May 20 1977, 8:05 PM EDT Att: 8,892 - Dome			
Enos Cabell, R OBP: 0.288, SLG: 0.398 (1, 5)	F9			5-3			6-3		1-6-3	4	0	0	0	0	0	1				
Cesar Cedeno, R OBP: 0.344, SLG: 0.304 (1, 8)	L5-4			L4					5-3	3	1	0	0	1	0	1				
Cliff Johnson, R OBP: 0.464, SLG: 0.735 Jose Cruz, L OBP: 0.299, SLG: 0.368 (9, 9)									5-3	2	2	1	1	2	0	0				
Joe Ferguson, R OBP: 0.417, SLG: 0.544 (1, 2)									5-3	0	0	0	0	0	0	0				
Bob Watson, R OBP: 0.317, SLG: 0.339 (1, 3)									K	3	0	0	1	0	1	1				
Julio Gonzalez, R OBP: 0.309, SLG: 0.371 (1, 6)										2	1	0	0	1	0	1				
Art Howe, R OBP: 0.310, SLG: 0.306 (1, 4)										3	1	1	2	0	1	1				
J.R. Richard, R OBP: 0.130, SLG: 0.304 (1, 1)										3	0	1	1	0	0	0				
										3	0	1	1	0	0	0				
Inning Stats	R: 0 E: 0 K: 0 S: 3	H: 1 LOB: 0 BB: 0 P: 3	R: 0 E: 0 K: 1 S: 5	H: 0 LOB: 1 BB: 1 P: 9	R: 0 E: 0 K: 0 S: 3	H: 0 LOB: 0 BB: 0 P: 3	R: 1 E: 0 K: 0 S: 4	H: 1 LOB: 0 BB: 0 P: 4	R: 1 E: 1 K: 0 S: 5	H: 1 LOB: 1 BB: 0 P: 5	R: 3 E: 1 K: 0 S: 4	H: 1 LOB: 3 BB: 3 P: 16	R: 0 E: 0 K: 1 S: 3	H: 0 LOB: 0 BB: 0 P: 3	R: 0 E: 0 K: 1 S: 5	H: 0 LOB: 0 BB: 0 P: 5	1B: 1 2B: 2 3B: 1 HR: 1	SF: 1 SAC: 0 DP: 1 HBP: 0	WP: 0 PB: 0 SB: 3 CS: 0	PA: 32
PITCHER Steve Carlton, L ERA: 3.13 Gene Garber, R ERA: 3.0 (7, 1)	IP: 6.0 WLS: L BF: 26 H: 4 R: 5 ER: 4 SO: 1 BB: 3 IBB: 0 HBP: 0 BLK: 0 WP: 0 HR: 1 S: 24 P: 40 ERA: 6.00 WHIP: 1.167																			

Batter	1	2	3	4	5	6	7	8	9	AB	R	H	RBI	BB	SO	LOB	TOP												
Garry Maddox, R OBP: 0.311, SLG: 0.439 (1, 8)	4-0 G3-6-3 BB		0-0 F2		0-0 FC5-4 E 6-3	0-0 FC6-4			0-0 6-3	4	1	0	0	1	0	2	Philadelphia Phillies @ Houston Astros Astrodome, Houston, TX Sat May 21 1977, 8:05 PM EDT Att: 21,154 - Dome AB 35 R 7 H 9 RBI 6 BB 7 SO 3 LOB 21 												
Jay Johnstone, L OBP: 0.358, SLG: 0.400 (1, 9)	0-0 G3-6-3		4-0 FC5-4 BB		0-0 E 1B	0-0 4-3			0-0 1B 2B	4	1	2	0	1	0	2													
Mike Schmidt, R OBP: 0.362, SLG: 0.472 (1, 5)	4-0 S BB		0-0 FC5-4		0-0 6-3			0-0 F9	4-0 1B BB	3	0	0	1	2	0	2													
Greg Luzinski, R OBP: 0.343, SLG: 0.574 Jerry Martin, R OBP: 0.346, SLG: 0.400 (1, 7) (7, 7)	0-3 K			0-0 HR	0-0 F9			0-0 6-3	0-0 F9	4	1	1	1	0	1	2													
Richie Hebner, L OBP: 0.365, SLG: 0.433 Tom Hutton, L OBP: 0.278, SLG: 0.188 (1, 3) (9, 3)		0-0 1-3		0-0 P6		0-0 1B 2B		0-0 F8	0-0 1-3 2-H 1B	5	1	2	1	0	0	0													
Davey Johnson, R OBP: 0.395, SLG: 0.694 Terry Harmon, R OBP: 0.263, SLG: 0.375 (8, FR) (8, 4)		0-0 6-3		4-0 BB		0-0 2B 1B		0-0 6-3 FC3-2 2B	0-3 K	3	1	2	0	1	0	0													
Bob Boone, R OBP: 0.349, SLG: 0.361 (1, 2)		0-0 5-3		0-0 F9		0-0 E 2B		0-0 6-3		4	1	1	2	0	0	2													
Larry Bowa, S OBP: 0.301, SLG: 0.355 (1, 6)			0-0 3-1 3B		0-0 F9		0-0 FC6-4 BB	0-0 FC3-2		3	1	1	0	1	0	3													
Randy Lerch, L OBP: 0.263, SLG: 0.235 Tim McCarver, L OBP: 0.400, SLG: 0.543 Warren Brusstar, R (5, PH) Bobby Tolan, L OBP: 0.176, SLG: 0.125 Ron Reed, R (6, PH) (6, 1)			0-0 3-1		4-0 FC5-4 BB	0-3 K		0-0 F3		1	0	0	1	0	0	0													
Inning Stats	R: 0 E: 0 K: 1 S: 4	H: 0 LOB: 1 BB: 2 P: 12	R: 0 E: 0 K: 0 S: 3	H: 0 LOB: 0 BB: 0 P: 3	R: 1 E: 0 K: 0 S: 4	H: 1 LOB: 1 BB: 1 P: 8	R: 1 E: 1 K: 0 S: 4	H: 1 LOB: 1 BB: 1 P: 8	R: 3 E: 1 K: 1 S: 8	H: 3 LOB: 1 BB: 1 P: 12	R: 0 E: 0 K: 0 S: 3	H: 0 LOB: 0 BB: 0 P: 3	R: 0 E: 0 K: 0 S: 4	H: 1 LOB: 2 BB: 0 P: 4	R: 1 E: 0 K: 1 S: 7	H: 2 LOB: 2 BB: 1 P: 11		1B: 4 2B: 3 3B: 1 HR: 1	SF: 0 SAC: 0 DP: 1 HBP: 0	WP: 0 PB: 0 SB: 1 CS: 0	PA: 42								
PITCHER	IP	WLS	BF	H	R	ER	SO	BB	IBB	HBP	BLK	WP	HR	S	P	ERA		WHIP											
Bo McLoughlin, R ERA: 2.59	(1, 1)	5.0		22	3	3	2	1	5	0	0	0	0	1	19	39		3.60	1.600										
Dan Larson, R ERA: 5.74	(6, 1)	0.0	L	3	3	3	2	0	0	0	0	0	0	0	3	3		∞	∞										
Gene Pentz, R ERA: 1.5	(6, 1)	1.0		4	0	0	0	1	1	0	0	0	0	0	5	9		0.00	1.000										
Joe Niekro, R ERA: 4.88	(7, 1)	3.0		13	3	1	1	1	1	0	0	0	0	0	14	18		3.00	1.333										

Batter	1	2	3	4	5	6	7	8	9	AB	R	H	RBI	BB	SO	LOB	BOTTOM												
Wilbur Howard, S OBP: 0.226, SLG: 0.323 (1, 9)	0-0 F9 SF8 1B	0-0 G6-4-3		0-0 F8		0-0 FC6-4			0-0 1-3	5	1	1	0	0	0	4	Philadelphia Phillies @ Houston Astros Astrodome, Houston, TX Sat May 21 1977, 8:05 PM EDT Att: 21,154 - Dome AB 33 R 4 H 6 RBI 3 BB 5 SO 4 LOB 19 												
Enos Cabell, R OBP: 0.285, SLG: 0.386 (1, 5)	0-0 F9 1-3	4-0 S BB		0-0 6-3		0-0 F7		0-0 E4 FC5-4	0-0 2-3	4	0	0	0	1	0	2													
Cesar Cedeno, R OBP: 0.331, SLG: 0.292 (1, 8)	0-0 SF8 3-H	0-3 K		0-0 E5 S		0-0 F7		0-0 F9	0-0 FC5-4	4	0	0	1	0	1	4													
Cliff Johnson, R OBP: 0.461, SLG: 0.747 (1, 7)	4-0 BB BB		0-0 HR		0-3 K		0-3 K		0-0 FC5-4	4	1	1	1	1	2	3													
Joe Ferguson, R OBP: 0.413, SLG: 0.530 (1, 2)	4-0 FC6-4 BB		0-0 L8		0-0 4-3			0-0 F8		3	0	0	0	1	0	1													
Bob Watson, R OBP: 0.315, SLG: 0.351 (1, 3)	0-0 FC6-4		0-0 F8		0-0 G3			0-0 3B		4	0	1	0	0	0	3													
Julio Gonzalez, R OBP: 0.307, SLG: 0.363 (1, 6)		4-0 SH G6-4-3 1B		0-0 5-3		0-0 4-3		0-0 P4		3	1	0	0	1	0	1													
Art Howe, R OBP: 0.324, SLG: 0.369 Ken Boswell, L OBP: 0.406, SLG: 0.346 (8, PH) (9, 4)		0-0 G6-4-3 SH 1B		0-0 HR		0-0 F7		0-0 F7		3	1	2	1	0	0	0													
Bo McLoughlin, R Dan Larson, R Gene Pentz, R Art Gardner, L Joe Niekro, R Willie Crawford, L (1, 1) (6, 1) (6, 1) (6, PH) (7, 1) (9, PH)		0-0 SH G6-4-3		0-3 K		0-0 FC6-4 1B		4-0 E 1-3 BB		1	0	0	0	0	1	0													
Inning Stats	R: 1 E: 0 K: 0 S: 4	H: 1 LOB: 2 BB: 2 P: 12	R: 1 E: 0 K: 1 S: 6	H: 1 LOB: 2 BB: 2 P: 14	R: 1 E: 0 K: 0 S: 4	H: 1 LOB: 0 BB: 0 P: 4	R: 1 E: 0 K: 1 S: 6	H: 1 LOB: 1 BB: 0 P: 6	R: 0 E: 0 K: 0 S: 4	H: 0 LOB: 0 BB: 0 P: 4	R: 0 E: 0 K: 1 S: 5	H: 0 LOB: 0 BB: 0 P: 5	R: 0 E: 0 K: 0 S: 4	H: 1 LOB: 1 BB: 0 P: 4	R: 0 E: 1 K: 0 S: 4	H: 0 LOB: 2 BB: 1 P: 8		1B: 3 2B: 0 3B: 1 HR: 2	SF: 1 SAC: 1 DP: 1 HBP: 0	WP: 0 PB: 0 SB: 4 CS: 0	PA: 40								
PITCHER	IP	WLS	BF	H	R	ER	SO	BB	IBB	HBP	BLK	WP	HR	S	P	ERA		WHIP											
Randy Lerch, L ERA: 3.46	(1, 1)	4.0		20	4	4	4	2	4	0	0	0	0	2	20	36		9.00	2.000										
Warren Brusstar, R ERA: 2.39	(5, 1)	1.0		4	0	0	0	1	0	0	0	0	0	6	6	0.00		0.000											
Ron Reed, R ERA: 2.25	(6, 1)	4.0	W	16	2	0	0	1	1	0	0	0	0	17	21	0.00		0.750											

Batter	1	2	3	4	5	6	7	8	9	AB	R	H	RBI	BB	SO	LOB	TOP					
Jerry Martin, R OBP: 0.333, SLG: 0.400 (1, 8)										5	0	1	1	0	2	1	Philadelphia Phillies @ Houston Astros Astrodome, Houston, TX Sun May 22 1977, 4:33 AM EDT Att: 8,624 - Unknown					
Ted Sizemore, R OBP: 0.378, SLG: 0.385 (1, 4)										4	0	1	0	1	0	2						
Terry Harmon, R OBP: 0.263, SLG: 0.375 (9, 4)										0	0	0	0	0	0	0						
Mike Schmidt, R OBP: 0.363, SLG: 0.465 (1, 5)										4	1	1	0	1	1	2						
Greg Luzinski, R OBP: 0.340, SLG: 0.564 (1, 7)										4	0	1	0	0	1	3						
Davey Johnson, R OBP: 0.405, SLG: 0.700 (1, 3)										4	2	2	0	0	0	1						
Tom Hutton, L OBP: 0.278, SLG: 0.188 (8, PR)										0	1	0	0	0	0	0						
Ollie Brown, R OBP: 0.125, SLG: 0.125 (1, 9)										4	0	0	0	0	2	4						
Bob Boone, R OBP: 0.363, SLG: 0.396 (1, 2)										4	2	3	2	0	0	1						
Larry Bowa, S OBP: 0.307, SLG: 0.376 (1, 6)										4	0	2	3	0	0	2						
Larry Christenson, R OBP: 0.200, SLG: 0.200 (1, 1)										4	0	1	0	0	2	2						
Warren Brusstar, R ERA: 1.29 (9, 1)										0	0	0	0	0	0	0						
Inning Stats	R: 0 E: 0 K: 1 S: 5	H: 2 LOB: 1 P: 5	R: 2 E: 0 K: 0 S: 5	H: 3 LOB: 1 BB: 0 P: 5	R: 0 E: 0 K: 1 S: 5	H: 0 LOB: 1 BB: 1 P: 9	R: 0 E: 0 K: 1 S: 5	H: 0 LOB: 0 BB: 0 P: 5	R: 1 E: 0 K: 1 S: 7	H: 2 LOB: 1 BB: 1 P: 7	R: 2 E: 0 K: 2 S: 9	H: 2 LOB: 1 BB: 1 P: 13	R: 0 E: 1 K: 0 S: 5	H: 1 LOB: 2 BB: 0 P: 5	R: 1 E: 0 K: 1 S: 7	H: 2 LOB: 1 BB: 0 P: 7	R: 0 E: 0 K: 1 S: 5	H: 0 LOB: 0 BB: 0 P: 5	1B: 7 2B: 4 3B: 1 HR: 0	SF: 0 SAC: 0 DP: 0 HBP: 0	WP: 0 PB: 0 SB: 0 CS: 1	PA: 39
PITCHER	IP WLS BF H R ER SO BB IBB HBP BLK WP HR S P ERA WHIP																	PITCHER	IP WLS BF H R ER SO BB IBB HBP BLK WP HR S P ERA WHIP			
Floyd Bannister, L ERA: 7.01 (1, 1)	8.0 L 36 12 6 6 7 2 0 0 0 0 0 0 48 56 6.75 1.750																					
Gene Pentz, R ERA: 1.29 (9, 1)	1.0 3 0 0 0 0 1 0 0 0 0 0 0 0 5 5 0.00 0.000																					

Batter	1	2	3	4	5	6	7	8	9	AB	R	H	RBI	BB	SO	LOB	BOTTOM					
Julio Gonzalez, R OBP: 0.306, SLG: 0.360 (1, 6)										4	1	1	0	0	1	0	Philadelphia Phillies @ Houston Astros Astrodome, Houston, TX Sun May 22 1977, 4:33 AM EDT Att: 8,624 - Unknown					
Enos Cabell, R OBP: 0.284, SLG: 0.382 (1, 5)										4	0	1	0	0	0	1						
Cesar Cedeno, R OBP: 0.333, SLG: 0.290 (1, 8)										1	0	0	1	0	0	0						
Willie Crawford, L OBP: 0.338, SLG: 0.348 (6, 7)										2	0	0	0	0	0	1						
Cliff Johnson, R OBP: 0.453, SLG: 0.725 (1, 7)										4	1	1	0	0	0	1						
Jose Cruz, L OBP: 0.291, SLG: 0.358 (1, 9)										4	1	0	0	0	2	1						
Bob Watson, R OBP: 0.327, SLG: 0.370 (1, 3)										4	0	3	2	0	0	0						
Art Howe, R OBP: 0.321, SLG: 0.353 (1, 4)										3	0	0	0	1	0	2						
Ed Herrmann, L OBP: 0.143, SLG: 0.100 (1, 2)										3	0	0	0	0	1	3						
Ken Boswell, L OBP: 0.424, SLG: 0.370 (9, PH)										1	0	1	0	0	0	0						
Floyd Bannister, L OBP: 0.100, SLG: 0.100 (1, 1)										2	0	0	0	0	1	2						
Art Gardner, L OBP: 0.188, SLG: 0.161 (8, PH)										1	0	0	0	0	1	0						
Gene Pentz, R ERA: 1.29 (9, 1)										0	0	0	0	0	0	0						
Joe Ferguson, R OBP: 0.410, SLG: 0.525 (9, PH)										1	0	0	0	0	2							
Inning Stats	R: 0 E: 0 K: 1 S: 5	H: 0 LOB: 1 P: 6	R: 0 E: 0 K: 0 S: 4	H: 1 LOB: 2 BB: 1 P: 8	R: 1 E: 0 K: 0 S: 4	H: 1 LOB: 0 BB: 0 P: 4	R: 0 E: 0 K: 2 S: 8	H: 1 LOB: 1 BB: 0 P: 8	R: 0 E: 0 K: 1 S: 5	H: 0 LOB: 0 BB: 0 P: 5	R: 0 E: 0 K: 1 S: 5	H: 0 LOB: 0 BB: 0 P: 5	R: 0 E: 0 K: 0 S: 3	H: 0 LOB: 0 BB: 0 P: 3	R: 0 E: 0 K: 1 S: 6	H: 1 LOB: 1 BB: 0 P: 6	R: 2 E: 1 K: 0 S: 6	H: 3 LOB: 1 BB: 0 P: 6	1B: 6 2B: 1 3B: 0 HR: 0	SF: 0 SAC: 0 DP: 1 HBP: 1	WP: 2 PB: 0 SB: 0 CS: 0	PA: 36
PITCHER	IP WLS BF H R ER SO BB IBB HBP BLK WP HR S P ERA WHIP																	PITCHER	IP WLS BF H R ER SO BB IBB HBP BLK WP HR S P ERA WHIP			
Larry Christenson, R ERA: 4.83 (1, 1)	8.1 W 35 7 3 2 6 1 0 1 1 0 0 0 45 50 2.16 0.960																					
Warren Brusstar, R ERA: 2.25 (9, 1)	0.2 S 1 0 0 0 0 0 0 0 0 0 0 0 1 1 0.00 0.000																					

Batter	1	2	3	4	5	6	7	8	9	AB	R	H	RBI	BB	SO	LOB	TOP															
Garry Maddox, R OBP: 0.310, SLG: 0.435 (1, 8)										4	0	1	0	0	0	0	Philadelphia Phillies @ St. Louis Cardinals Busch Stadium, St. Louis, MO Tue May 24 1977, 7:05 PM CDT Att: 11,415 - Unknown															
Jay Johnstone, L OBP: 0.355, SLG: 0.394 (1, 9)										4	3	1	0	0	0	1																
Mike Schmidt, R OBP: 0.354, SLG: 0.451 (1, 5)										4	0	0	0	0	0	3																
Greg Luzinski, R OBP: 0.351, SLG: 0.611 (1, 7)										4	2	3	5	0	1	0																
Richie Hebner, L OBP: 0.359, SLG: 0.437 (1, 3)										4	0	1	0	0	0	1																
Bob Boone, R OBP: 0.350, SLG: 0.381 (1, 2)										4	0	0	0	0	1	1																
Larry Bowa, S OBP: 0.305, SLG: 0.372 (1, 6)										4	0	1	0	0	0	0																
Ted Sizemore, R OBP: 0.366, SLG: 0.370 (1, 4)										4	0	0	0	0	1	2																
Jim Kaat, L OBP: 0.143, SLG: 0.143 Warren Brusstar, R (5, 1)										2	0	0	0	0	0	1																
Tom Hutton, L OBP: 0.263, SLG: 0.176 Wayne Twitchell, R OBP: 0.182, SLG: 0.100 (7, PH) (7, 1)										0	0	0	0	0	0	0																
Inning Stats	R: 1 E: 0 K: 0 S: 5	H: 2 LOB: 1 BB: 0 P: 5	R: 0 E: 1 K: 1 S: 6	H: 0 LOB: 1 BB: 0 P: 6	R: 0 E: 0 K: 1 S: 3	H: 0 LOB: 0 BB: 0 P: 3	R: 0 E: 0 K: 1 S: 5	H: 0 LOB: 0 BB: 0 P: 5	R: 2 E: 1 K: 0 S: 6	H: 2 LOB: 1 BB: 0 P: 6	R: 0 E: 0 K: 0 S: 3	H: 0 LOB: 0 BB: 0 P: 3	R: 2 E: 0 K: 0 S: 5	H: 2 LOB: 0 BB: 0 P: 5	R: 0 E: 0 K: 0 S: 3	H: 1 LOB: 0 BB: 0 P: 3	1B: 4 2B: 1 3B: 0 HR: 2	SF: 0 SAC: 0 DP: 1 HBP: 0	WP: 1 PB: 0 SB: 0 CS: 0	PA: 35												
PITCHER	IP WLS BF H R ER SO BB IBB HBP BLK WP HR S P ERA WHIP																PITCHER	IP WLS BF H R ER SO BB IBB HBP BLK WP HR S P ERA WHIP														
Bob Forsch, R ERA: 2.86 Al Hrabosky, L ERA: 4.91	(1, 1) (9, 1)	8.0 S	32 3	6 1	5 0	3 0	3 0	0 0	0 0	0 0	0 0	1 0	2 3	38 3	38 3	3.38 0.00	0.750 1.000															

AB	35
R	5
H	7
RBI	5
BB	0
SO	3
LOB	9



Batter	1	2	3	4	5	6	7	8	9	AB	R	H	RBI	BB	SO	LOB	BOTTOM														
Tony Scott, S OBP: 0.440, SLG: 0.465 (1, 8)										4	1	1	1	0	1	1	Philadelphia Phillies @ St. Louis Cardinals Busch Stadium, St. Louis, MO Tue May 24 1977, 7:05 PM CDT Att: 11,415 - Unknown														
Garry Templeton, S OBP: 0.305, SLG: 0.389 (1, 6)										4	1	2	1	1	0	1															
Hector Cruz, R OBP: 0.385, SLG: 0.416 (1, 9)										5	1	2	2	0	1	4															
Ted Simmons, S OBP: 0.421, SLG: 0.562 (1, 2)										3	1	0	0	1	0	1															
Keith Hernandez, L OBP: 0.429, SLG: 0.551 (1, 3)										4	0	1	1	0	0	0															
Ken Reitz, R OBP: 0.307, SLG: 0.434 (1, 5)										4	1	2	1	0	0	0															
Jerry Mumphrey, S OBP: 0.444, SLG: 0.629 (1, 7)										4	1	2	1	0	0	0															
Mike Tyson, R OBP: 0.273, SLG: 0.239 (1, 4)										4	1	2	1	0	0	1															
Bob Forsch, R ERA: 7.46 Don Kessinger, S ERA: 2.7 Al Hrabosky, R (8, PH) (9, 1)	(1, 1) (8, PH) (9, 1)	4.2 L	23 7	6 6	0 0	0 0	0 0	0 0	0 0	0 0	0 0	9 9	9 9	6.75 4.50	3.000 1.500																
Inning Stats	R: 0 E: 0 K: 0 S: 4	H: 1 LOB: 1 BB: 0 P: 4	R: 0 E: 0 K: 0 S: 3	H: 0 LOB: 0 BB: 0 P: 3	R: 1 E: 0 K: 0 S: 5	H: 2 LOB: 1 BB: 0 P: 5	R: 0 E: 0 K: 0 S: 3	H: 0 LOB: 0 BB: 0 P: 3	R: 5 E: 0 K: 0 S: 7	H: 5 LOB: 2 BB: 1 P: 12	R: 1 E: 0 K: 1 S: 8	H: 3 LOB: 2 BB: 0 P: 8	R: 1 E: 0 K: 0 S: 5	H: 2 LOB: 1 BB: 0 P: 5	R: 0 E: 0 K: 2 S: 7	H: 0 LOB: 1 BB: 1 P: 11		1B: 7 2B: 3 3B: 3 HR: 0	SF: 0 SAC: 1 DP: 0 HBP: 1	WP: 1 PB: 0 SB: 1 CS: 0	PA: 39										
PITCHER	IP WLS BF H R ER SO BB IBB HBP BLK WP HR S P ERA WHIP																PITCHER	IP WLS BF H R ER SO BB IBB HBP BLK WP HR S P ERA WHIP													
Jim Kaat, L Warren Brusstar, R Wayne Twitchell, R	(1, 1) (5, 1) (7, 1)	4.2 1.1 2.0	23 7 9	6 4 2	0 1 1	0 1 1	0 1 2	0 0 1	0 0 0	0 0 1	0 0 0	9 9 12	9 9 16	6.75 4.50	3.000 1.500																

AB	35
R	8
H	13
RBI	8
BB	2
SO	3
LOB	9



Batter	1	2	3	4	5	6	7	8	9	AB	R	H	RBI	BB	SO	LOB	TOP										
Garry Maddox, R OBP: 0.302, SLG: 0.424 (1, 8)	F7		F9			6-3	5-3			4	0	0	0	0	0	1	Philadelphia Phillies @ St. Louis Cardinals Busch Stadium, St. Louis, MO Wed May 25 1977, 7:05 PM CDT Att: 12,401 - Unknown										
Ted Sizemore, R OBP: 0.362, SLG: 0.366 (1, 4)	6-3			L9		2B SF7		4-3		4	1	1	0	0	0	0											
Mike Schmidt, R OBP: 0.352, SLG: 0.453 (1, 5)	K			P4		BB		5-3		4	0	1	0	0	1	0											
Davey Johnson, R OBP: 0.413, SLG: 0.667 Tom Hutton, L OBP: 0.263, SLG: 0.176 (8, 3)		G6-4-3 BB		6-3		BB		L8		2	0	0	0	2	0	0											
Ollie Brown, R OBP: 0.100, SLG: 0.105 (1, 9)		G6-4-3			L4	SF7		F8		3	0	0	1	0	0	1											
Jerry Martin, R OBP: 0.344, SLG: 0.396 (1, 7)		K			1B SF9			E6		3	1	1	0	1	1	0											
Tim McCarver, L OBP: 0.409, SLG: 0.526 (1, 2)						F3		G1-6-3		3	0	1	0	0	0	4											
Larry Bowa, S OBP: 0.299, SLG: 0.366 (1, 6)				F8		SF9		5-3		2	0	0	1	0	0	1											
Steve Carlton, L OBP: 0.320, SLG: 0.391 Gene Garber, R (9, 1)				K		3-1		F8		3	0	0	0	0	1	2											
Tom Underwood, R (9, 1)										0	0	0	0	0	0	0											
Bob Boone, R OBP: 0.350, SLG: 0.381 (9, 2)										0	0	0	0	0	0	0											
Inning Stats	R: 0 E: 0 K: 1 S: 5	H: 0 LOB: 0 BB: 0 P: 5	R: 0 E: 0 K: 1 S: 4	H: 0 LOB: 0 BB: 1 P: 8	R: 0 E: 0 K: 1 S: 5	H: 0 LOB: 1 BB: 0 P: 6	R: 0 E: 0 K: 0 S: 3	H: 0 LOB: 0 BB: 0 P: 3	R: 1 E: 0 K: 0 S: 5	H: 2 LOB: 1 BB: 0 P: 5	R: 1 E: 0 K: 0 S: 5	H: 2 LOB: 3 BB: 2 P: 13	R: 0 E: 0 K: 0 S: 3	H: 0 LOB: 0 BB: 0 P: 3	R: 0 E: 0 K: 0 S: 3	H: 0 LOB: 0 BB: 0 P: 3	R: 0 E: 1 K: 0 S: 3	H: 0 LOB: 0 BB: 0 P: 3	1B: 3 2B: 1 3B: 0 HR: 0	SF: 2 SAC: 0 DP: 2 HBP: 1	WP: 0 PB: 0 SB: 0 CS: 0	PA: 34					
PITCHER	IP	WLS	BF	H	R	ER	SO	BB	IBB	HBP	BLK	WP	HR	S	P	ERA	WHIP										
Pete Falcone, L ERA: 4.83 (1, 1)	7.0	L	28	4	2	2	3	2	1	1	0	0	0	30	43	2.57	0.857										
Butch Metzger, R ERA: 4.71 (8, 1)	2.0		6	0	0	0	0	0	0	0	0	0	0	6	6	0.00	0.000										

Batter	1	2	3	4	5	6	7	8	9	AB	R	H	RBI	BB	SO	LOB	BOTTOM										
Tony Scott, S OBP: 0.419, SLG: 0.440 (1, 8)	P6			5-3		F7		G3	L4	5	0	0	0	0	0	3	Philadelphia Phillies @ St. Louis Cardinals Busch Stadium, St. Louis, MO Wed May 25 1977, 7:05 PM CDT Att: 12,401 - Unknown										
Garry Templeton, S OBP: 0.297, SLG: 0.379 (1, 6)	F9			6-3		L6		K		4	0	0	0	0	1	0											
Hector Cruz, R OBP: 0.397, SLG: 0.442 (1, 9)	K					1B BB				3	1	2	0	1	1	0											
Ted Simmons, S OBP: 0.423, SLG: 0.556 (1, 2)		CS BB		P3		1B BB		4-3		3	0	1	0	1	0	2											
Keith Hernandez, L OBP: 0.430, SLG: 0.550 (1, 3)		L8				F8			SH1-4 1B	4	0	2	1	0	0	1											
Ken Reitz, R OBP: 0.306, SLG: 0.430 Joel Youngblood, R OBP: 0.350, SLG: 0.294 (9, FR)		P4				5-3		1-3		4	0	1	0	0	0	3											
Jerry Mumphrey, S OBP: 0.440, SLG: 0.616 (1, 7)		CS		4-3		BLK 1B		6-3		3	0	1	0	0	0	0											
Mike Tyson, R OBP: 0.275, SLG: 0.234 Bake McBride, L OBP: 0.277, SLG: 0.442 (9, PH)				5-3				5-3		2	0	0	0	1	0	0											
Pete Falcone, L OBP: 0.063, SLG: 0.063 Roger Freed, R OBP: 0.643, SLG: 0.900 Butch Metzger, R (8, 1)				4-3		5-3				2	0	0	0	0	0	2											
Lou Brock, L OBP: 0.323, SLG: 0.435 (9, PH)						5-3		K		1	0	0	0	0	0	3											
Inning Stats	R: 0 E: 0 K: 1 S: 5	H: 0 LOB: 0 BB: 0 P: 5	R: 0 E: 0 K: 0 S: 2	H: 0 LOB: 0 BB: 1 P: 6	R: 0 E: 0 K: 0 S: 3	H: 0 LOB: 0 BB: 0 P: 3	R: 0 E: 0 K: 0 S: 4	H: 1 LOB: 1 BB: 0 P: 4	R: 0 E: 0 K: 0 S: 4	H: 1 LOB: 2 BB: 1 P: 8	R: 1 E: 0 K: 0 S: 5	H: 2 LOB: 2 BB: 1 P: 9	R: 0 E: 0 K: 1 S: 5	H: 0 LOB: 0 BB: 0 P: 5	R: 0 E: 0 K: 1 S: 6	H: 1 LOB: 1 BB: 0 P: 6	R: 0 E: 0 K: 0 S: 5	H: 2 LOB: 3 BB: 1 P: 9	1B: 5 2B: 2 3B: 0 HR: 0	SF: 0 SAC: 1 DP: 0 HBP: 0	WP: 0 PB: 0 SB: 0 CS: 1	PA: 38					
PITCHER	IP	WLS	BF	H	R	ER	SO	BB	IBB	HBP	BLK	WP	HR	S	P	ERA	WHIP										
Steve Carlton, L ERA: 2.89 (1, 1)	8.1	W	34	7	1	1	3	2	1	0	1	0	0	37	49	1.08	1.080										
Gene Garber, R ERA: 3.0 (9, 1)	0.0		1	0	0	0	0	0	1	0	0	0	0	4	4	∞	∞										
Tom Underwood, L ERA: 5.66 (9, 1)	0.2	S	2	0	0	0	0	0	0	0	0	0	0	2	2	0.00	0.000										



Batter	1	2	3	4	5	6	7	8	9	10	AB	R	H	RBI	BB	SO	LOB	TOP			
Gary Maddox, R (1.8) OBP: 0.299, SLG: 0.418	5-3		6-3			F8	FC4-6			2B 1B	5	0	1	0	0	0	1	Philadelphia Phillies @ St. Louis Cardinals Busch Stadium, St. Louis, MO Thu May 26 1977, 3:33 AM CDT Att. 16,450 - Unknown			
Ted Sizemore, R (1.4) OBP: 0.356, SLG: 0.353	1-3		4-3			5-3		G4-6-3 BB		P6	4	0	0	0	1	0	1				
Mike Schmidt, R (1.5) OBP: 0.353, SLG: 0.447	3B BB				F8	FC6-4 1B		G4-6-3 1-2F		F8	4	1	1	0	1	0	2				
Jay Johnstone, L (1.9) OBP: 0.363, SLG: 0.422											3	0	2	1	0	0	1				
Ollie Brown, R (8.9) OBP: 0.182, SLG: 0.238	1H 3B					FC6-4 1-2F					2	0	2	0	0	0	0				
Richie Hebner, L (1.3) OBP: 0.300, SLG: 0.176	3-1				F7		5-3 1B FC			F8	4	1	1	0	0	0	3				
Tom Hutton, L (8.3) OBP: 0.300, SLG: 0.176											0	0	0	0	1	0	0				
Bob Boone, R (1.2) OBP: 0.352, SLG: 0.376		F3			L7		FC 5-3 SF8 1B			FC5-4 1-2F	4	1	1	0	1	0	4				
Jerry Martin, R (1.7) OBP: 0.323, SLG: 0.368		K				L9		5-3		F9	4	0	0	0	0	1	3				
Larry Bowa, S (1.6) OBP: 0.291, SLG: 0.356		4-3				4-3		FC FC4-6		E4 G1-6-3	4	0	0	1	0	0	2				
Randy Lerch, L (1.1) OBP: 0.238, SLG: 0.211								SF8		G1-6-3	2	0	0	0	0	0	0				
Tim McCarver, L (7.7) OBP: 0.400, SLG: 0.526											0	0	0	1	0	0	0				
Ron Reed, R (7.1) OBP: 0.300, SLG: 0.176											1	0	0	0	0	0	2				
Gene Garber, R (10.1) OBP: 0.300, SLG: 0.176											0	0	0	0	0	0	0				
Inning Stats	R: 1 E: 0 K: 0 S: 4	H: 1 LOB: 1 BB: 1 P: 8	R: 0 E: 0 K: 1 S: 5	H: 0 LOB: 0 BB: 0 P: 5	R: 0 E: 0 K: 0 S: 3	H: 0 LOB: 0 BB: 0 P: 3	R: 0 E: 0 K: 0 S: 4	H: 1 LOB: 1 BB: 0 P: 4	R: 0 E: 0 K: 0 S: 3	H: 0 LOB: 0 BB: 0 P: 3	R: 0 E: 0 K: 0 S: 4	H: 1 LOB: 1 BB: 0 P: 4	R: 0 E: 0 K: 0 S: 3	H: 0 LOB: 1 BB: 1 P: 7	R: 0 E: 1 K: 0 S: 3	H: 0 LOB: 1 BB: 1 P: 7	R: 0 E: 0 K: 0 S: 5	H: 2 LOB: 3 BB: 1 P: 9	1B: 6 2B: 1 3B: 1 HR: 0	SF: 1 SAC: 0 DP: 2 HBP: 0	WP: 0 PA: 42
PITCHER	IP WLS BF H R ER SO	IP WLS BF H R ER SO	IP WLS BF H R ER SO	IP WLS BF H R ER SO	IP WLS BF H R ER SO	IP WLS BF H R ER SO	IP WLS BF H R ER SO	IP WLS BF H R ER SO	IP WLS BF H R ER SO	IP WLS BF H R ER SO	IP WLS BF H R ER SO	IP WLS BF H R ER SO	IP WLS BF H R ER SO	IP WLS BF H R ER SO	IP WLS BF H R ER SO	IP WLS BF H R ER SO	IP WLS BF H R ER SO	ERA WHIP	ERA WHIP		
John Denny, R (1.1) ERA: 3.77	7.0	2.0	1.0	1.0	1.0	1.0	1.0	1.0	1.0	1.0	3.86	0.857									
Al Hrabosky, L (8.1) ERA: 4.5	2.0	1.0	1.0	1.0	1.0	1.0	1.0	1.0	1.0	1.0	0.00	1.500									
Butch Metzger, R (10.1) ERA: 4.55	1.0	1.0	1.0	1.0	1.0	1.0	1.0	1.0	1.0	1.0	0.00	2.000									

AB	37
R	3
H	8
RBI	3
BB	4
SO	1
LOB	19



Batter	1	2	3	4	5	6	7	8	9	10	AB	R	H	RBI	BB	SO	LOB	BOTTOM			
Tony Scott, S (1.8) OBP: 0.418, SLG: 0.458	BB G6-4-3 2B		F9			F8		4-3		IBB 1B 2B	5	2	2	0	0	0	0	Philadelphia Phillies @ St. Louis Cardinals Busch Stadium, St. Louis, MO Thu May 26 1977, 3:33 AM CDT Att. 16,450 - Unknown			
Jerry Mumphrey, S (1.7) OBP: 0.449, SLG: 0.605	S6-4-3 BB BB		F9 S			4-3		K		1B IBB IBB	3	0	1	0	2	1	0				
Hector Cruz, R (1.9) OBP: 0.405, SLG: 0.444	G6-4-3 1-2 2-3 BB		F9			CS 1B		1B		K	4	0	2	0	1	1	3				
Ted Simmons, S (1.2) OBP: 0.416, SLG: 0.543	G6-4-3 1-2F 2-3 3-H		F7			CS 1B		4-3		K	5	0	1	0	0	1	6				
Keith Hernandez, L (1.3) OBP: 0.436, SLG: 0.546	L8					PB SF8 1B		G5-4-3 1-2F		FC3-6 1B	4	1	2	0	1	0	2				
Ken Reitz, R (1.5) OBP: 0.298, SLG: 0.418								4-3		FC3-6 1B	4	0	0	0	0	0	2				
Gary Templeton, S (9.6) OBP: 0.302, SLG: 0.383								4-3		FC3-6 1B	1	0	1	1	0	0	0				
Don Kessinger, S (1.6) OBP: 0.342, SLG: 0.286						SF8				FC3-6 1B	3	1	1	1	0	0	1				
Mike Tyson, R (1.4) OBP: 0.276, SLG: 0.237								F7		FC3-6 1B	3	0	1	0	0	0	1				
Lou Brock, L (9.7) OBP: 0.328, SLG: 0.440								F3		1B	1	0	1	0	0	0	0				
Joel Youngblood, R (10.5) OBP: 0.350, SLG: 0.294										1B	0	0	0	0	0	0	0				
John Denny, R (1.1) OBP: 0.160, SLG: 0.125										1B	2	0	0	0	0	0	2				
Bake McBride, L (7.7) OBP: 0.275, SLG: 0.438										1B	1	0	0	0	0	0	1				
Al Hrabosky, R (8.1) OBP: 0.300, SLG: 0.176										1B	0	0	0	0	0	0	0				
Dave Rader, L (9.7) OBP: 0.526, SLG: 0.706										1B	1	0	1	1	0	0	0				
Butch Metzger, R (10.1) OBP: 0.300, SLG: 0.176										1B	0	0	0	0	0	0	0				
Inning Stats	R: 1 E: 0 K: 0 S: 3	H: 1 LOB: 1 BB: 2 P: 11	R: 0 E: 0 K: 0 S: 4	H: 1 LOB: 1 BB: 0 P: 4	R: 0 E: 0 K: 0 S: 4	H: 1 LOB: 1 BB: 0 P: 4	R: 1 E: 0 K: 0 S: 5	H: 2 LOB: 1 BB: 0 P: 5	R: 0 E: 0 K: 0 S: 3	H: 1 LOB: 0 BB: 0 P: 3	R: 0 E: 0 K: 1 S: 5	H: 0 LOB: 0 BB: 0 P: 5	R: 0 E: 0 K: 1 S: 6	H: 1 LOB: 1 BB: 0 P: 6	R: 1 E: 0 K: 0 S: 5	H: 3 LOB: 2 BB: 2 P: 5	R: 1 E: 0 K: 2 S: 8	H: 2 LOB: 3 BB: 2 P: 16	1B: 11 2B: 2 3B: 0 HR: 0	SF: 1 SAC: 0 DP: 2 HBP: 0	WP: 0 PA: 43
PITCHER	IP WLS BF H R ER SO	IP WLS BF H R ER SO	IP WLS BF H R ER SO	IP WLS BF H R ER SO	IP WLS BF H R ER SO	IP WLS BF H R ER SO	IP WLS BF H R ER SO	IP WLS BF H R ER SO	IP WLS BF H R ER SO	IP WLS BF H R ER SO	IP WLS BF H R ER SO	IP WLS BF H R ER SO	IP WLS BF H R ER SO	IP WLS BF H R ER SO	IP WLS BF H R ER SO	IP WLS BF H R ER SO	IP WLS BF H R ER SO	ERA WHIP	ERA WHIP		
Randy Lerch, L (1.1) ERA: 3.41	6.0	3.0	0.2	0.2	0.2	0.2	0.2	0.2	0.2	0.2	3.00	1.500									
Ron Reed, R (7.1) ERA: 2.61	3.0	0.2	0.2	0.2	0.2	0.2	0.2	0.2	0.2	0.2	6.00	1.667									
Gene Garber, R (10.1) ERA: 2.92	0.2	0.2	0.2	0.2	0.2	0.2	0.2	0.2	0.2	0.2	0.00	1.500									

AB	37
R	4
H	13
RBI	3
BB	4
SO	4
LOB	17




Batter	1	2	3	4	5	6	7	8	9	AB	R	H	RBI	BB	SO	LOB	TOP										
Lee Mazzilli, S OBP: 0.310, SLG: 0.262 (1, 8)	0-0 1-3		0-3 K		0-0 4-3		0-0 4-3	0-0 1-3		5	0	0	0	0	1	3	New York Mets @ Philadelphia Phillies Veterans Stadium, Philadelphia, PA Fri May 27 1977, 7:05 PM EDT Att: 28,365 - Unknown										
Lenny Randle, S OBP: 0.407, SLG: 0.479 (1, 4)	0-3 K		0-0 4-3		0-0 G3		0-0 4-3		0-0 6-3	5	0	0	0	0	1	1											
John Milner, L OBP: 0.323, SLG: 0.518 (1, 3)	0-0 2B		0-0 1B		0-3 K		0-0 2B		0-0 4-3	5	1	3	0	0	1	1											
John Stearns, R OBP: 0.367, SLG: 0.473 (1, 2)	0-0 4-3		0-3 K			0-0 5-3	0-0 2B		4-0 BB	4	0	1	1	1	1	2											
Mike Vail, R OBP: 0.371, SLG: 0.429 Skip Lockwood, R OBP: 0.500, SLG: 0.500 Dave Kingman, R OBP: 0.269, SLG: 0.414 (1, 9) (7, 1) (9, PH)		0-0 F8		0-0 5-3		0-0 6-3	0-0 6-3		0-3 K	4	0	0	0	0	0	1											
Bruce Boisclair, L OBP: 0.384, SLG: 0.403 (1, 7)		4-3 2B		0-0 BLK 1B		0-0 1B			0-0 L4	4	1	3	0	0	0	0											
Mike Phillips, L OBP: 0.200, SLG: 0.235 (1, 6)		0-0 4-3		0-3 K		0-0 4-3			0-0 4-3	4	0	0	0	0	1	3											
Roy Staiger, R OBP: 0.266, SLG: 0.385 (1, 5)		0-0 2B		0-0 5-3			0-0 HR 2B		0-0 2B	4	1	3	1	0	0	1											
Tom Seaver, R OBP: 0.200, SLG: 0.167 Ed Kranepool, L OBP: 0.367, SLG: 0.592 (1, 1) (7, PH) (7, 9)		0-3 K			0-0 E8 1B		0-0 HR		4-0 IBB	2	0	1	0	0	1	1											
Inning Stats	R: 0 E: 0 K: 1 S: 6	H: 1 LOB: 1 BB: 0 P: 6	R: 1 E: 0 K: 1 S: 7	H: 2 LOB: 1 BB: 0 P: 7	R: 0 E: 0 K: 2 S: 8	H: 1 LOB: 1 BB: 0 P: 8	R: 0 E: 0 K: 1 S: 6	H: 1 LOB: 1 BB: 0 P: 6	R: 0 E: 0 K: 0 S: 4	H: 1 LOB: 1 BB: 0 P: 4	R: 3 E: 0 K: 0 S: 7	H: 4 LOB: 1 BB: 0 P: 7	R: 0 E: 0 K: 0 S: 4	H: 1 LOB: 2 BB: 1 P: 8	R: 0 E: 0 K: 1 S: 5	H: 0 LOB: 1 BB: 1 P: 9		1B: 4 2B: 7 3B: 0 HR: 1	SF: 0 SAC: 0 DP: 0 HBP: 0	WP: 0 PA: 41 CS: 0							
PITCHER	IP	WLS	BF	H	R	ER	SO	BB	IBB	HBP	BLK	WP	HR	S	P	ERA	WHIP										
Larry Christenson, R ERA: 4.75 Warren Brusstar, R ERA: 2.63 Gene Garber, R ERA: 2.7 (1, 1) (7, 1) (8, 1)	6.2		30	10	4	4	6	0	0	0	1	0	1	42	2	5.40	1.500										

Batter	1	2	3	4	5	6	7	8	9	AB	R	H	RBI	BB	SO	LOB	BOTTOM										
Garry Maddox, R OBP: 0.298, SLG: 0.414 (1, 8)	0-0 FC5-4 1B		0-0 F9		0-0 P3		0-0 F8			4	0	1	0	0	0	1	New York Mets @ Philadelphia Phillies Veterans Stadium, Philadelphia, PA Fri May 27 1977, 7:05 PM EDT Att: 28,365 - Unknown										
Jay Johnstone, L OBP: 0.359, SLG: 0.410 (1, 9)	0-0 FC5-4 1B		0-0 F7		4-0 CS BB		0-0 F7			3	1	0	0	1	0	2											
Mike Schmidt, R OBP: 0.351, SLG: 0.448 Terry Harmon, R OBP: 0.263, SLG: 0.375 (1, 5) (6, PR) (9, 5)		0-0 F7		0-3 K		0-0 F8		0-0 G3 SF8 2B		4	0	1	0	0	1	2											
Richie Hebner, L OBP: 0.372, SLG: 0.443 Jerry Martin, R OBP: 0.323, SLG: 0.368 (1, 3) (9, 7)		0-0 1B 1B		0-0 4-3 1B		0-0 HR 1B		0-0 G3		4	2	3	0	0	0	1											
Tom Hutton, L OBP: 0.333, SLG: 0.400 (1, 7) (9, 3)		0-0 1B 1B		0-0 4-3		0-0 HR		0-0 SF8		3	1	2	4	0	0	1											
Bob Boone, R OBP: 0.348, SLG: 0.372 (1, 2)		0-0 1B		0-3 K		0-0 P4		0-0 F8		4	0	1	1	0	1	2											
Ted Sizemore, R OBP: 0.348, SLG: 0.345 (1, 4)		0-0 F7		0-0 F3		0-0 F9				3	0	0	0	0	0	2											
Larry Bowa, S OBP: 0.285, SLG: 0.348 (1, 6)		0-0 3-1		0-0 4-3		0-0 1-3				3	0	0	0	0	0	0											
Larry Christenson, R OBP: 0.227, SLG: 0.190 Warren Brusstar, R OBP: 0.391, SLG: 0.513 Gene Garber, R OBP: 0.367, SLG: 0.592 (1, 1) (7, 1) (7, PH) (8, 1)		4-0 BB		0-3 K		0-0 F8				1	0	0	0	1	1	0											
Inning Stats	R: 2 E: 0 K: 0 S: 7	H: 4 LOB: 2 BB: 0 P: 7	R: 0 E: 0 K: 0 S: 3	H: 0 LOB: 1 BB: 1 P: 7	R: 0 E: 0 K: 2 S: 8	H: 1 LOB: 1 BB: 0 P: 8	R: 0 E: 0 K: 1 S: 5	H: 0 LOB: 0 BB: 0 P: 5	R: 0 E: 0 K: 0 S: 2	H: 0 LOB: 0 BB: 1 P: 6	R: 2 E: 0 K: 0 S: 5	H: 2 LOB: 0 BB: 0 P: 5	R: 0 E: 0 K: 0 S: 3	H: 0 LOB: 1 BB: 0 P: 3	R: 1 E: 0 K: 0 S: 4	H: 1 LOB: 1 BB: 0 P: 4		1B: 6 2B: 1 3B: 0 HR: 1	SF: 1 SAC: 0 DP: 0 HBP: 0	WP: 0 PA: 33 CS: 1							
PITCHER	IP	WLS	BF	H	R	ER	SO	BB	IBB	HBP	BLK	WP	HR	S	P	ERA	WHIP										
Tom Seaver, R ERA: 3.41 Skip Lockwood, R ERA: 3.74 (1, 1) (7, 1)	6.0		26	7	4	4	3	2	0	0	0	0	0	7	7	6.00	1.500										


Batter	1	2	3	4	5	6	7	8	9	AB	R	H	RBI	BB	SO	LOB	TOP		
Lenny Randle, S (1.4) OBP: 0.411, SLG: 0.469										4	1	1	0	0	0	1	New York Mets @ Philadelphia Phillies Veterans Stadium, Philadelphia, PA Sun May 29 1977, 3:33 AM EDT Att: 43,279 - Unknown		
Bruce Boicclair, L (1.7) OBP: 0.376, SLG: 0.405										4	1	1	0	0	2	0			
Mike Vail, R (1.9) Ed Kranepool, L (9, PH) OBP: 0.382, SLG: 0.484 OBP: 0.366, SLG: 0.585										3	1	1	3	0	0	0			
Dave Kingman, R (1.3) John Milner, L (6.3) OBP: 0.263, SLG: 0.403 OBP: 0.333, SLG: 0.539										3	0	0	0	0	1	0			
Jerry Grote, R (1.2) Ron Hodges, L (9, PH) OBP: 0.313, SLG: 0.310 OBP: 0.375, SLG: 0.391										3	0	1	0	0	0	0			
Lee Mazzilli, S (1.8) OBP: 0.311, SLG: 0.266										4	0	1	0	0	0	1			
Roy Staiger, R (1.5) OBP: 0.243, SLG: 0.350										4	0	0	0	0	1	3			
Bud Harrelson, S (1.6) Bob Apodaca, R (7.1) John Stearns, R (9, PH) OBP: 0.231, SLG: 0.183 OBP: 0.366, SLG: 0.462										3	1	1	1	0	1	0			
Jon Matlack, L (1.1) Mike Phillips, L (7.6) OBP: 0.174, SLG: 0.143 OBP: 0.219, SLG: 0.243										2	0	0	0	0	0	0			
Inning Stats	R: 3 E: 0 K: 1 S: 8	H: 3 LOB: 0 BB: 0 P: 8	R: 0 E: 0 K: 1 S: 5	H: 0 LOB: 0 BB: 0 P: 5	R: 0 E: 0 K: 1 S: 5	H: 1 LOB: 1 BB: 0 P: 4	R: 1 E: 0 K: 0 S: 4	H: 1 LOB: 0 BB: 0 P: 4	R: 0 E: 0 K: 0 S: 3	H: 0 LOB: 0 BB: 0 P: 3	R: 0 E: 0 K: 1 S: 4	H: 0 LOB: 0 BB: 1 P: 8	R: 2 E: 0 K: 2 S: 10	H: 4 LOB: 1 BB: 0 P: 10	1B: 4 2B: 1 3B: 1 HR: 3	SF: 0 SAC: 0 DP: 1 HBP: 0		WP: 1 PB: 0 SB: 0 CS: 2	PA: 35
PITCHER	IP WLS BF H R ER SO BB IBB HBP BLK WP HR S P ERA WHIP																		
Jim Kaat, L (1.1) ERA: 7.42	5.0 W 20 5 4 4 3 0 0 0 0 0 0 2 26 26 7.20 1.000																		
Warren Brusstar, R (6.1) ERA: 2.45	1.0 3 0 0 0 0 0 0 0 0 0 0 0 3 3 0.00 0.000																		
Wayne Twitchell, R (7.1) ERA: 4.43	2.0 8 2 2 2 1 1 0 0 0 0 1 1 9 13 9.00 1.500																		
Gene Garber, R (9.1) ERA: 2.57	1.0 S 4 2 0 0 2 0 0 0 0 0 0 0 8 8 0.00 2.000																		

Batter	1	2	3	4	5	6	7	8	9	AB	R	H	RBI	BB	SO	LOB	BOTTOM				
Garry Maddox, R (1.8) OBP: 0.307, SLG: 0.429										4	3	2	0	0	0	0	New York Mets @ Philadelphia Phillies Veterans Stadium, Philadelphia, PA Sun May 29 1977, 3:33 AM EDT Att: 43,279 - Unknown				
Ted Sizemore, R (1.4) OBP: 0.368, SLG: 0.362										3	1	2	1	1	0	0					
Davey Johnson, R (1.3) Tom Hutton, L (6.3) OBP: 0.412, SLG: 0.638 OBP: 0.333, SLG: 0.400										4	0	2	2	0	1	3					
Ollie Brown, R (1.7) OBP: 0.161, SLG: 0.233										4	0	1	1	0	0	3					
Bob Boone, R (1.2) OBP: 0.356, SLG: 0.402										4	0	1	0	0	0	3					
Jerry Martin, R (1.9) OBP: 0.311, SLG: 0.394										4	1	1	1	0	1	1					
Terry Harmon, R (1.5) OBP: 0.222, SLG: 0.292										4	0	0	0	0	0	0					
Larry Bowa, S (1.6) OBP: 0.283, SLG: 0.349										4	1	1	0	0	1	0					
Jim Kaat, L (1.1) Warren Brusstar, R (6.1) Mike Schmidt, R (6, PH) Wayne Twitchell, R (7.1) Gene Garber, R (9.1) OBP: 0.111, SLG: 0.111 OBP: 0.347, SLG: 0.445 OBP: 0.167, SLG: 0.091										2	1	0	0	0	1	0					
Inning Stats	R: 1 E: 1 K: 0 S: 5	H: 2 LOB: 1 BB: 0 P: 5	R: 4 E: 1 K: 2 S: 12	H: 3 LOB: 2 BB: 1 P: 16	R: 0 E: 0 K: 1 S: 5	H: 0 LOB: 0 BB: 0 P: 5	R: 1 E: 0 K: 1 S: 7	H: 2 LOB: 1 BB: 0 P: 7	R: 0 E: 0 K: 0 S: 3	H: 0 LOB: 0 BB: 0 P: 3	R: 1 E: 0 K: 0 S: 4	H: 1 LOB: 0 BB: 0 P: 4	R: 0 E: 0 K: 0 S: 4	H: 2 LOB: 1 BB: 0 P: 4	R: 0 E: 0 K: 1 S: 5	H: 0 LOB: 0 BB: 0 P: 5		1B: 5 2B: 4 3B: 0 HR: 1	SF: 1 SAC: 0 DP: 2 HBP: 0	WP: 1 PB: 0 SB: 1 CS: 0	PA: 36
PITCHER	IP WLS BF H R ER SO BB IBB HBP BLK WP HR S P ERA WHIP																				
Jon Matlack, L (1.1) ERA: 4.13	6.0 L 29 8 7 5 4 1 0 0 0 0 0 0 1 36 40 7.50 1.500																				
Bob Apodaca, R (7.1) ERA: 3.16	2.0 7 2 0 0 1 0 0 0 0 0 0 0 9 9 0.00 1.000																				

AB 34
R 6
H 9
RBI 6
BB 1
SO 6
LOB 6



AB 34
R 7
H 10
RBI 6
BB 1
SO 5
LOB 10



Batter	1	2	3	4	5	6	7	8	9	AB	R	H	RBI	BB	SO	LOB	TOP			
Frank Taveras, R OBP: 0.304, SLG: 0.312 (1, 6)										3	1	1	0	1	0	0	Pittsburgh Pirates @ Philadelphia Phillies Veterans Stadium, Philadelphia, PA Mon May 30 1977, 7:05 PM EDT Att: 32,253 - Unknown			
Bill Robinson, R OBP: 0.300, SLG: 0.440 (1, 7)										4	1	2	1	0	0	1				
Dave Parker, L OBP: 0.398, SLG: 0.606 (1, 9)										4	2	2	1	0	0	1				
Al Oliver, L OBP: 0.346, SLG: 0.500 (1, 8)										4	0	0	0	0	1	3				
Willie Stargell, L OBP: 0.384, SLG: 0.624 (1, 3)										2	0	1	2	1	0	0				
Rennie Stennett, R OBP: 0.359, SLG: 0.383 (1, 4)										4	0	3	0	0	0	0				
Phil Garner, R OBP: 0.287, SLG: 0.393 (8, 4)										4	0	0	0	0	2	4				
Duffy Dyer, R OBP: 0.431, SLG: 0.432 (1, 2)									4	0	0	0	0	2	2					
Bruce Kison, R OBP: 0.280, SLG: 0.417 (6, PH)									2	0	1	0	0	0	0	0				
Tommy Helms, R OBP: 0.500, SLG: 1.000 (6, 1)									1	0	0	0	0	0	0	0				
Grant Jackson, S OBP: 0.250, SLG: 0.500 (8, 1)									0	0	0	0	0	0	0	0				
Rich Gossage, R OBP: 0.250, SLG: 0.500 (8, 5)									1	0	0	0	0	0	1	0				
Inning Stats	R: 0 E: 0 K: 1 S: 6	H: 1 LOB: 1 BB: 0 P: 6	R: 0 E: 0 K: 2 S: 8	H: 2 LOB: 2 BB: 1 P: 12	R: 2 E: 0 K: 0 S: 6	H: 3 LOB: 2 BB: 1 P: 10	R: 0 E: 0 K: 0 S: 3	H: 1 LOB: 0 BB: 0 P: 3	R: 2 E: 0 K: 1 S: 5	H: 3 LOB: 0 BB: 0 P: 5	R: 0 E: 0 K: 1 S: 5	H: 0 LOB: 0 BB: 0 P: 5	R: 0 E: 0 K: 0 S: 3	H: 0 LOB: 0 BB: 0 P: 3	R: 0 E: 0 K: 2 S: 7	H: 0 LOB: 0 BB: 0 P: 7	1B: 7 2B: 2 3B: 0 HR: 1	SF: 1 SAC: 0 DP: 0 HBP: 0	WP: 0 PB: 0 SB: 1 CS: 2	PA: 38
PITCHER Steve Carlton, L ERA: 3.01 (1, 1)	IP: 9.0 WLS: W BF: 36 H: 10 R: 4 ER: 4 SO: 6 BB: 2 IBB: 0 HBP: 0 BLK: 0 WP: 0 HR: 1 S: 46 P: 54 ERA: 4.00 WHIP: 1.333															PITCHER				

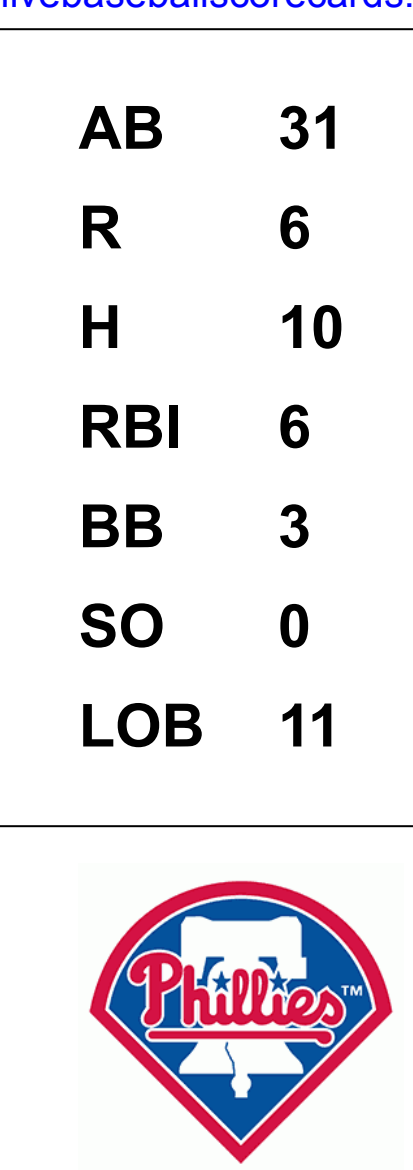
Batter	1	2	3	4	5	6	7	8	9	AB	R	H	RBI	BB	SO	LOB	BOTTOM																																																																																																																										
Garry Maddox, R OBP: 0.304, SLG: 0.419 (1, 8)										4	1	0	0	0	0	3	Pittsburgh Pirates @ Philadelphia Phillies Veterans Stadium, Philadelphia, PA Mon May 30 1977, 7:05 PM EDT Att: 32,253 - Unknown																																																																																																																										
Ted Sizemore, R OBP: 0.382, SLG: 0.379 (1, 4)										5	1	1	1	0	0	3																																																																																																																											
Jay Johnstone, L OBP: 0.364, SLG: 0.417 (1, 9)										3	2	1	0	1	0	0																																																																																																																											
Richie Hebner, L OBP: 0.400, SLG: 0.476 (1, 3)										2	1	1	0	2	0	1																																																																																																																											
Bob Boone, R OBP: 0.353, SLG: 0.400 (1, 5)										3	0	1	1	0	1	4																																																																																																																											
Tim McCarver, L OBP: 0.400, SLG: 0.535 (1, 2)										4	1	2	3	0	0	3																																																																																																																											
Tom Hutton, L OBP: 0.296, SLG: 0.348 (1, 7)										3	0	0	0	0	2	Jerry Martin, R OBP: 0.320, SLG: 0.403 (6, PH)											1	0	1	0	0	0	0	Larry Bowa, S OBP: 0.278, SLG: 0.342 (1, 6)										3	0	0	0	0	0	0	Steve Carlton, L OBP: 0.310, SLG: 0.385 (1, 1)										3	0	1	1	0	1	0	Inning Stats	R: 3 E: 0 K: 1 S: 7	H: 2 LOB: 1 BB: 1 P: 12	R: 0 E: 0 K: 1 S: 5	H: 0 LOB: 0 BB: 0 P: 5	R: 0 E: 0 K: 0 S: 4	H: 1 LOB: 2 BB: 1 P: 8	R: 0 E: 0 K: 0 S: 4	H: 1 LOB: 1 BB: 0 P: 4	R: 2 E: 1 K: 0 S: 6	H: 2 LOB: 1 BB: 0 P: 6	R: 0 E: 0 K: 0 S: 3	H: 0 LOB: 0 BB: 0 P: 3	R: 0 E: 0 K: 0 S: 3	H: 0 LOB: 1 BB: 1 P: 7	R: 1 E: 0 K: 0 S: 6	H: 2 LOB: 2 BB: 0 P: 6	1B: 5 2B: 2 3B: 0 HR: 1	SF: 2 SAC: 1 DP: 0 HBP: 1	WP: 0 PB: 0 SB: 0 CS: 0	PA: 38	PITCHER Bruce Kison, R ERA: 4.52 (1, 1)	IP: 5.0 WLS: L BF: 25 H: 6 R: 5 ER: 5 SO: 2 BB: 2 IBB: 0 HBP: 0 BLK: 0 WP: 0 HR: 1 S: 26 P: 35 ERA: 9.00 WHIP: 1.600															PITCHER	Grant Jackson, L ERA: 3.44 (6, 1)	IP: 2.0 WLS: 8 BF: 1 H: 1 R: 1 ER: 1 SO: 1 BB: 0 IBB: 0 HBP: 0 BLK: 0 WP: 0 HR: 0 S: 7 P: 11 ERA: 4.50 WHIP: 1.000															PITCHER	Rich Gossage, R ERA: 1.26 (8, 1)	IP: 1.0 WLS: 5 BF: 1 H: 0 R: 0 ER: 0 SO: 0 BB: 0 IBB: 0 HBP: 0 BLK: 0 WP: 0 HR: 0 S: 5 P: 5 ERA: 0.00 WHIP: 1.000															PITCHER
Jerry Martin, R OBP: 0.320, SLG: 0.403 (6, PH)										1	0	1	0	0	0	0																																																																																																																											
Larry Bowa, S OBP: 0.278, SLG: 0.342 (1, 6)										3	0	0	0	0	0	0																																																																																																																											
Steve Carlton, L OBP: 0.310, SLG: 0.385 (1, 1)										3	0	1	1	0	1	0																																																																																																																											
Inning Stats	R: 3 E: 0 K: 1 S: 7	H: 2 LOB: 1 BB: 1 P: 12	R: 0 E: 0 K: 1 S: 5	H: 0 LOB: 0 BB: 0 P: 5	R: 0 E: 0 K: 0 S: 4	H: 1 LOB: 2 BB: 1 P: 8	R: 0 E: 0 K: 0 S: 4	H: 1 LOB: 1 BB: 0 P: 4	R: 2 E: 1 K: 0 S: 6	H: 2 LOB: 1 BB: 0 P: 6	R: 0 E: 0 K: 0 S: 3	H: 0 LOB: 0 BB: 0 P: 3	R: 0 E: 0 K: 0 S: 3	H: 0 LOB: 1 BB: 1 P: 7	R: 1 E: 0 K: 0 S: 6	H: 2 LOB: 2 BB: 0 P: 6	1B: 5 2B: 2 3B: 0 HR: 1	SF: 2 SAC: 1 DP: 0 HBP: 1	WP: 0 PB: 0 SB: 0 CS: 0	PA: 38																																																																																																																							
PITCHER Bruce Kison, R ERA: 4.52 (1, 1)	IP: 5.0 WLS: L BF: 25 H: 6 R: 5 ER: 5 SO: 2 BB: 2 IBB: 0 HBP: 0 BLK: 0 WP: 0 HR: 1 S: 26 P: 35 ERA: 9.00 WHIP: 1.600															PITCHER																																																																																																																											
Grant Jackson, L ERA: 3.44 (6, 1)	IP: 2.0 WLS: 8 BF: 1 H: 1 R: 1 ER: 1 SO: 1 BB: 0 IBB: 0 HBP: 0 BLK: 0 WP: 0 HR: 0 S: 7 P: 11 ERA: 4.50 WHIP: 1.000															PITCHER																																																																																																																											
Rich Gossage, R ERA: 1.26 (8, 1)	IP: 1.0 WLS: 5 BF: 1 H: 0 R: 0 ER: 0 SO: 0 BB: 0 IBB: 0 HBP: 0 BLK: 0 WP: 0 HR: 0 S: 5 P: 5 ERA: 0.00 WHIP: 1.000															PITCHER																																																																																																																											



Batter	1	2	3	4	5	6	7	8	9	AB	R	H	RBI	BB	SO	LOB	TOP											
Frank Taveras, R OBP: 0.312, SLG: 0.316 (1, 6)	G4-3 BB		1B FC4-6 1B	K		G4-3 1B		K		4	1	2	0	1	2	2	Pittsburgh Pirates @ Philadelphia Phillies Veterans Stadium, Philadelphia, PA Tue May 31 1977, 7:05 PM EDT Att: 23,731 - Unknown											
Phil Garner, R OBP: 0.302, SLG: 0.399 (1, 5)	G4-3 BB		FC4-6 2B 1B		1B SF9 BB	G4-3			1B	3	2	2	1	2	0	2												
Dave Parker, L OBP: 0.398, SLG: 0.600 (1, 9)	G4-3		FC4-6 1B		SF9 SF8 1B		K		F8	5	1	2	0	0	1	3												
Al Oliver, L OBP: 0.348, SLG: 0.500 (1, 8) (6, 7)	1-3		FC4-6 2B		SF9				1B	4	0	2	2	0	0	3												
Bill Robinson, R OBP: 0.306, SLG: 0.456 (1, 3)					SF8				F7	4	0	2	2	0	0	3												
Rennie Stennett, R OBP: 0.354, SLG: 0.377 (1, 4)	G3-6-3-6		5-3						G3	5	0	1	0	0	0	6												
Fernando Gonzalez, R OBP: 0.279, SLG: 0.450 Omar Moreno, L OBP: 0.297, SLG: 0.331 (1, 7) (6, 8)	4-3				F8				1-3	3	0	0	0	0	0	1												
Duffy Dyer, R OBP: 0.438, SLG: 0.427 Ed Ott, L OBP: 0.421, SLG: 0.341 (1, 2) (8, PH) (8, 2)										1	0	0	0	2	1	0												
Larry Demery, R OBP: 0.231, SLG: 0.385 Terry Forster, L OBP: 0.200, SLG: 0.500 Kent Tekulve, R OBP: 0.200, SLG: 0.500 Grant Jackson, L OBP: 0.200, SLG: 0.500 Willie Stargell, L OBP: 0.296, SLG: 0.616 Odell Jones, R (1, 1) (4, 1) (6, 1) (7, 1) (8, PH) (8, 1)			FC1-6 1B		6-3				K	2	1	0	0	0	0	2												
Inning Stats	R: 0 E: 0 K: 0 S: 2	H: 0 LOB: 1 BB: 2 P: 10	R: 0 E: 0 K: 0 S: 3	H: 1 LOB: 0 BB: 0 P: 3	R: 3 E: 0 K: 0 S: 7	H: 4 LOB: 2 BB: 1 P: 11	R: 0 E: 0 K: 1 S: 5	H: 0 LOB: 1 BB: 1 P: 9	R: 2 E: 0 K: 1 S: 6	H: 2 LOB: 1 BB: 0 P: 6	R: 0 E: 0 K: 1 S: 6	H: 1 LOB: 1 BB: 0 P: 6	R: 0 E: 0 K: 2 S: 7	H: 0 LOB: 1 BB: 1 P: 11	R: 0 E: 0 K: 0 S: 5	H: 2 LOB: 2 BB: 0 P: 5		1B: 11 2B: 1 3B: 0 HR: 0	SF: 2 SAC: 0 DP: 3 HBP: 0	WP: 0 PB: 0 SB: 2 CS: 0	PA: 42							
PITCHER	IP	WLS	BF	H	R	ER	SO	BB	IBB	HBP	BLK	WP	HR	S	P	ERA		WHIP										
Randy Lerch, L ERA: 3.76 (1, 1)	4.0		20	5	4	4	1	5	0	0	0	0	0	17	37	9.00		2.500										
Tom Underwood, L ERA: 4.94 (5, 1)	2.0		9	4	1	1	1	0	0	0	0	0	0	11	11	4.50		2.000										
Ron Reed, R ERA: 2.31 (7, 1)	3.0	W	13	3	0	0	3	1	0	0	0	0	0	18	22	0.00		1.333										

Batter	1	2	3	4	5	6	7	8	9	AB	R	H	RBI	BB	SO	LOB	BOTTOM											
Garry Maddox, R OBP: 0.308, SLG: 0.447 (1, 8)	HR		P4		FC6-4					4	1	2	3	0	0	1	Pittsburgh Pirates @ Philadelphia Phillies Veterans Stadium, Philadelphia, PA Tue May 31 1977, 7:05 PM EDT Att: 23,731 - Unknown											
Ted Sizemore, R OBP: 0.359, SLG: 0.375 (1, 4)	G4-6-3 1B				P6				F8	4	0	1	0	0	0	2												
Jay Johnstone, L OBP: 0.363, SLG: 0.414 Jerry Martin, R OBP: 0.316, SLG: 0.397 (1, 9) (7, PH) (8, 9)	G4-6-3				F7				FC6-2	3	1	1	0	0	0	2												
Richie Hebner, L OBP: 0.394, SLG: 0.466 (1, 3) (5, 5)	3-1				1B 2B				F8	4	1	1	0	0	0	1												
Bob Boone, R OBP: 0.350, SLG: 0.403 (1, 5) (5, 2)			6-3		1B 2B				6-3	4	1	1	1	0	0	0												
Tim McCarver, L OBP: 0.423, SLG: 0.535 Ron Reed, R (1, 2) (7, 1)	CS BB				1B BB				P4	0	0	0	0	2	0	0												
Tom Hutton, L OBP: 0.286, SLG: 0.333 Ollie Brown, R OBP: 0.206, SLG: 0.273 (1, 7) (4, PH) (5, 7)	6-3				G5-4-3 1B				5-3	1	0	0	0	0	0	1												
Larry Bowa, S OBP: 0.279, SLG: 0.338 (1, 6)			L4		G5-4-3				2-1	2	1	0	0	1	0	2												
Randy Lerch, L OBP: 0.227, SLG: 0.200 Tom Underwood, R (1, 1) (5, 1)	4-3									1	0	0	0	0	0	0												
Davey Johnson, R OBP: 0.434, SLG: 0.653 Mike Schmidt, R OBP: 0.345, SLG: 0.442 (5, 3) (6, PH)					FC6-4 1B				3B 1B	2	1	2	0	0	0	0												
Inning Stats	R: 1 E: 0 K: 0 S: 4	H: 2 LOB: 0 BB: 0 P: 4	R: 0 E: 0 K: 0 S: 2	H: 0 LOB: 0 BB: 1 P: 6	R: 0 E: 0 K: 0 S: 3	H: 0 LOB: 0 BB: 0 P: 3	R: 3 E: 0 K: 0 S: 6	H: 4 LOB: 1 BB: 1 P: 10	R: 0 E: 1 K: 0 S: 4	H: 1 LOB: 2 BB: 0 P: 4	R: 2 E: 0 K: 0 S: 5	H: 2 LOB: 1 BB: 1 P: 9	R: 0 E: 0 K: 0 S: 3	H: 0 LOB: 0 BB: 0 P: 3	R: 0 E: 0 K: 0 S: 3	1B: 7 2B: 1 3B: 1 HR: 1		SF: 0 SAC: 0 DP: 2 HBP: 0	WP: 0 PB: 0 SB: 0 CS: 1	PA: 34								
PITCHER	IP	WLS	BF	H	R	ER	SO	BB	IBB	HBP	BLK	WP	HR	S	P	ERA		WHIP										
Larry Demery, R ERA: 4.93 (1, 1)	3.1		15	5	4	4	0	2	0	0	0	0	0	13	21	10.80		2.100										
Terry Forster, L ERA: 3.8 (4, 1)	2.0		8	2	0	0	0	0	0	0	0	0	0	8	8	0.00		1.000										
Kent Tekulve, R ERA: 2.4 (6, 1)	1.0	L	7	3	2	2	0	1	0	0	0	0	0	5	9	18.00		4.000										
Grant Jackson, L ERA: 3.32 Odell Jones, R ERA: 5.54 (7, 1) (8, 1)	0.2		2	0	0	0	0	0	0	0	0	0	0	2	2	0.00	0.000											
Odell Jones, R ERA: 5.54 (8, 1)	1.0		3	0	0	0	0	0	0	0	0	0	0	3	3	0.00	0.000											

AB	34
R	5
H	12
RBI	5
BB	6
SO	5
LOB	23





Batter	1	2	3	4	5	6	7	8	9	AB	R	H	RBI	BB	SO	LOB	TOP	
Frank Taveras, R OBP: 0.316, SLG: 0.313	5-3	FC4-5 BB		L1-3		PO BB				2	0	0	0	2	0	1	Pittsburgh Pirates @ Philadelphia Phillies Veterans Stadium, Philadelphia, PA Wed Jun 01 1977, 7:05 PM EDT Att: 28,234 - Unknown	
Phil Garner, R OBP: 0.301, SLG: 0.395	4-3	FC4-5		HBP		PO	F7			4	0	1	0	0	0	1		
Dave Parker, L OBP: 0.405, SLG: 0.604	3B BB	FC4-6		HBP						2	1	1	0	1	0	1		
Al Oliver, L OBP: 0.347, SLG: 0.510	1B			F7						3	1	1	1	0	1	2		
Ed Kirkpatrick, L OBP: 0.294, SLG: 0.240	1B	3B		K						1	0	0	0	0	0	1		
Bill Robinson, R OBP: 0.315, SLG: 0.451	1B HBP			HBP		K				3	1	1	0	0	1	1		
Rennie Stennett, R OBP: 0.358, SLG: 0.377	1B			HBP		6-3				3	0	1	1	0	0	0		
Ed Ott, L OBP: 0.393, SLG: 0.313	E6			L8		K				4	0	0	0	0	1	3		
Omar Moreno, L OBP: 0.289, SLG: 0.322	K			L7		G3				4	0	0	0	0	2	4		
John Candelaria, L OBP: 0.261, SLG: 0.190		K		L1-3		4-3				3	0	1	0	0	1	0		
Inning Stats	R: 3 E: 2 K: 1 S: 8	H: 2 LOB: 2 BB: 1 P: 13	R: 0 E: 1 K: 1 S: 5	H: 0 LOB: 1 BB: 1 P: 9	R: 0 E: 0 K: 0 S: 4	H: 1 LOB: 2 BB: 0 P: 5	R: 0 E: 0 K: 1 S: 6	H: 2 LOB: 2 BB: 0 P: 7	R: 0 E: 0 K: 2 S: 7	H: 0 LOB: 0 BB: 0 P: 7	R: 0 E: 0 K: 0 S: 2	H: 0 LOB: 0 BB: 1 P: 6	R: 0 E: 0 K: 0 S: 4	H: 1 LOB: 1 BB: 0 P: 4	R: 0 E: 0 K: 1 S: 5	H: 0 LOB: 0 BB: 0 P: 5	1B: 4 2B: 2 3B: 1 HR: 0 SF: 0 SAC: 0 DP: 1 HBP: 3 WP: 0 PB: 0 SB: 0 CS: 0	PA: 36
PITCHER	IP WLS BF H R ER SO BB IBB HBP BLK WP HR S P ERA WHIP																	
Larry Christenson, R ERA: 4.59	(1, 1)	6.0 L 28 5 3 2 5 3 0 3 0 0 0 32 47 3.00 1.333																
Gene Garber, R ERA: 2.4	(7, 1)	2.0 7 1 0 0 1 0 0 0 0 0 0 9 9 0.00 0.500																

Batter	1	2	3	4	5	6	7	8	9	AB	R	H	RBI	BB	SO	LOB	BOTTOM	
Garry Maddox, R OBP: 0.303, SLG: 0.440	F6		FC5-4			P4				3	0	0	0	0	0	1	Pittsburgh Pirates @ Philadelphia Phillies Veterans Stadium, Philadelphia, PA Wed Jun 01 1977, 7:05 PM EDT Att: 28,234 - Unknown	
Ted Sizemore, R OBP: 0.353, SLG: 0.367	5-3		F7			5-3				3	0	0	0	0	0	1		
Davey Johnson, R OBP: 0.429, SLG: 0.635	F3		K			1B				3	0	1	0	0	1	1		
Ollie Brown, R OBP: 0.189, SLG: 0.250		1-3			P6					3	0	0	0	0	0	1		
Gene Garber, R					4-3					0	0	0	0	0	0	0		
Bob Boone, R OBP: 0.342, SLG: 0.394		F7			F2					3	0	0	0	0	0	0		
Richie Hebner, L OBP: 0.392, SLG: 0.456		1B BB			K					2	0	0	0	1	1	0		
Jerry Martin, R OBP: 0.316, SLG: 0.394						P5				3	0	1	0	0	0	0		
Larry Bowa, S OBP: 0.275, SLG: 0.333						K				2	0	0	0	0	1	2		
Larry Christenson, R OBP: 0.250, SLG: 0.182						K				1	0	0	0	1	1	0		
Tom Hutton, L OBP: 0.256, SLG: 0.333			FC5-4 BB			K				0	0	0	0	0	0	0		
Inning Stats	R: 0 E: 0 K: 0 S: 3	H: 0 LOB: 0 BB: 0 P: 3	R: 0 E: 0 K: 0 S: 4	H: 1 LOB: 2 BB: 1 P: 8	R: 0 E: 0 K: 1 S: 5	H: 0 LOB: 1 BB: 1 P: 9	R: 0 E: 0 K: 1 S: 5	H: 0 LOB: 0 BB: 0 P: 5	R: 0 E: 0 K: 2 S: 7	H: 0 LOB: 0 BB: 0 P: 7	R: 0 E: 0 K: 0 S: 4	H: 1 LOB: 1 BB: 0 P: 4	R: 0 E: 0 K: 0 S: 3	H: 0 LOB: 0 BB: 0 P: 3	1B: 2 2B: 0 3B: 0 HR: 0 SF: 0 SAC: 0 DP: 0 HBP: 0 WP: 0 PB: 0 SB: 0 CS: 0	PA: 25		
PITCHER	IP WLS BF H R ER SO BB IBB HBP BLK WP HR S P ERA WHIP																	
John Candelaria, L ERA: 1.72	(1, 1)	7.0 W 25 2 0 0 4 2 0 0 0 0 0 31 39 0.00 0.571																

AB	29
R	3
H	6
RBI	2
BB	3
SO	6
LOB	14



Batter	1	2	3	4	5	6	7	8	9	AB	R	H	RBI	BB	SO	LOB	TOP					
Garry Maddox, R OBP: 0.298, SLG: 0.431 (1, 8)	0-3 K		0-3 K		0-0 6-3			0-0 G3		4	0	0	0	0	2	1	Philadelphia Phillies @ New York Mets Shea Stadium, Flushing, NY Fri Jun 03 1977, 7:05 PM EDT Att: 20,013 - Unknown 					
Ted Sizemore, R OBP: 0.363, SLG: 0.373 (1, 4)	4-0 BLK BB		0-0 CS 1B			0-0 F7		0-0 1B		3	0	2	1	1	0	0						
Mike Schmidt, R OBP: 0.348, SLG: 0.444 (1, 5)	0-3 K		0-0 CS 1-2	0-0 5-3 1B				0-0 F4		4	0	2	0	0	1	2						
Davey Johnson, R OBP: 0.400, SLG: 0.589 Tom Hutton, L OBP: 0.296, SLG: 0.333 (9, 3)	0-0 F9 1-2			0-0 F5				0-0 F9		4	0	0	0	0	0	3						
Ollie Brown, R OBP: 0.195, SLG: 0.250 (1, 7)		0-0 6-3		0-0 5-3 1B				0-0 6-3		4	0	1	0	0	1	1						
Bob Boone, R OBP: 0.333, SLG: 0.382 (1, 2)		0-0 5-3		0-0 5-3				0-0 F8		4	0	0	0	0	0	2						
Jerry Martin, R OBP: 0.305, SLG: 0.378 (1, 9)		0-0 1-3		0-0 F4				0-0 F8		3	0	0	0	0	0	2						
Larry Bowa, S OBP: 0.276, SLG: 0.333 (1, 6)			0-0 E 1B		0-0 6-3			0-0 F8		3	1	1	0	0	0	0						
Jim Lonborg, R OBP: 0.349, SLG: 0.607 Greg Luzinski, R OBP: 0.349, SLG: 0.607 Ron Reed, R OBP: 0.349, SLG: 0.607 (8, PH)			0-0 SH2-4 1-3		0-3 K			0-3 K		1	0	0	0	0	1	0						
Inning Stats	R: 0 E: 0 K: 2 S: 7	H: 0 LOB: 1 BB: 1 P: 11	R: 0 E: 0 K: 0 S: 3	H: 0 LOB: 0 BB: 0 P: 3	R: 1 E: 1 K: 1 S: 6	H: 2 LOB: 0 BB: 0 P: 6	R: 0 E: 0 K: 0 S: 5	H: 2 LOB: 2 BB: 0 P: 5	R: 0 E: 0 K: 1 S: 5	H: 0 LOB: 0 BB: 0 P: 5	R: 0 E: 0 K: 1 S: 6	H: 1 LOB: 1 BB: 0 P: 6	R: 0 E: 0 K: 0 S: 3	H: 0 LOB: 0 BB: 0 P: 3	R: 0 E: 0 K: 1 S: 6	H: 1 LOB: 1 BB: 0 P: 6		R: 0 E: 0 K: 0 S: 3	H: 0 LOB: 0 BB: 0 P: 3	1B: 6 2B: 0 3B: 0 HR: 0	SF: 0 SAC: 1 DP: 0 HBP: 0	WP: 0 PB: 0 SB: 0 CS: 1
PITCHER Jon Matlack, L ERA: 3.78 (1, 1)	IP: 9.0 WLS: L BF: 33 H: 6 R: 1 ER: 1 SO: 6 BB: 1 IBB: 0 HBP: 0 BLK: 1 WP: 0 HR: 0 S: 44 P: 48 ERA: 1.00 WHIP: 0.778															PITCHER						

Batter	1	2	3	4	5	6	7	8	9	AB	R	H	RBI	BB	SO	LOB	BOTTOM			
Lenny Randle, S OBP: 0.410, SLG: 0.456 (1, 5)	0-3 K		0-0 3-1		0-0 G4-6-3 1-2			0-0 S 1B		4	0	1	0	0	1	3	Philadelphia Phillies @ New York Mets Shea Stadium, Flushing, NY Fri Jun 03 1977, 7:05 PM EDT Att: 20,013 - Unknown 			
Felix Milten, R OBP: 0.242, SLG: 0.242 (1, 4)	0-0 L5		0-3 K			0-0 F9		0-0 F8		4	0	0	0	0	1	1				
John Milner, L OBP: 0.347, SLG: 0.486 (1, 3)	0-0 F7			0-0 F9			0-0 4-3		0-0 G3 BB	3	0	0	0	1	0	0				
Dave Kingman, R OBP: 0.275, SLG: 0.402 (1, 7)		0-0 6-3		0-0 5-3			0-0 F7		0-0 G3 1B	4	0	1	0	0	0	0				
Ed Kranepool, L OBP: 0.358, SLG: 0.540 (1, 9)		0-3 K		0-0 6-3				4-0 L6 BB	0-3 K	3	0	0	0	1	2	2				
John Stearns, R OBP: 0.368, SLG: 0.462 (1, 2)		1-0 S HBP			0-0 BB 1B		0-0 L6		0-0 G3	3	0	1	0	0	0	3				
Lee Mazzilli, S OBP: 0.302, SLG: 0.273 (1, 8)		4-0 BB 1-2 BB			0-0 BB 1B		0-0 4-3		0-0 3-1	3	0	1	0	1	0	2				
Bud Harrelson, S OBP: 0.240, SLG: 0.220 (1, 6)		0-0 4-3			0-0 F7			0-0 CS 1B		3	0	1	0	0	0	4				
Jon Matlack, L OBP: 0.192, SLG: 0.130 (1, 1)			0-0 6-3		0-0 G4-6-3 BB			0-3 K		2	0	0	0	1	1	1				
Inning Stats	R: 0 E: 0 K: 1 S: 5	H: 0 LOB: 0 BB: 0 P: 5	R: 0 E: 0 K: 1 S: 5	H: 0 LOB: 2 BB: 1 P: 10	R: 0 E: 0 K: 1 S: 5	H: 0 LOB: 0 BB: 0 P: 5	R: 0 E: 0 K: 0 S: 3	H: 0 LOB: 0 BB: 0 P: 3	R: 0 E: 0 K: 0 S: 2	H: 0 LOB: 0 BB: 1 P: 6	R: 0 E: 0 K: 1 S: 6	H: 2 LOB: 1 BB: 0 P: 6	R: 0 E: 0 K: 1 S: 6	H: 1 LOB: 2 BB: 1 P: 10	R: 0 E: 0 K: 1 S: 6	H: 1 LOB: 1 BB: 0 P: 10		1B: 5 2B: 1 3B: 0 HR: 0	SF: 0 SAC: 0 DP: 2 HBP: 1	WP: 0 PB: 0 SB: 0 CS: 1
PITCHER Jim Lonborg, R ERA: 2.19 Ron Reed, R ERA: 2.19 (8, 1)	IP: 7.0 WLS: W BF: 25 H: 2 R: 0 ER: 0 SO: 3 BB: 3 IBB: 0 HBP: 1 BLK: 0 WP: 0 HR: 0 S: 27 P: 40 ERA: 0.00 WHIP: 0.714															PITCHER				

Batter	1	2	3	4	5	6	7	8	9	AB	R	H	RBI	BB	SO	LOB	TOP			
Garry Maddox, R OBP: 0.297, SLG: 0.425 (1, 8)	F7		6-3		BB			K		3	0	0	0	1	1	0	Philadelphia Phillies @ New York Mets Shea Stadium, Flushing, NY Sat Jun 04 1977, 3:33 AM EDT Att: 16,460 - Unknown livebaseballscorecards.com			
Jay Johnstone, L OBP: 0.359, SLG: 0.409 (1, 9)	F5		1-6-3				L4	BB		4	0	1	0	0	0	1				
Mike Schmidt, R OBP: 0.357, SLG: 0.448 (1, 5)	1B						2-3			3	0	2	0	1	0	0				
Greg Luzinski, R OBP: 0.346, SLG: 0.597 (1, 7)	1B						F9	BB		4	0	1	0	0	1	3				
Richie Hebner, L OBP: 0.377, SLG: 0.436 Gene Garber, R (8, 1)	P5						3-1			4	0	0	0	0	0	4				
Tim McCarver, L OBP: 0.411, SLG: 0.511 (8, 3)		4-3					K			4	0	1	0	0	1	0				
Ted Sizemore, R OBP: 0.354, SLG: 0.363 (1, 4)		4-3					5-3			4	0	0	0	0	0	1				
Larry Bowa, S OBP: 0.282, SLG: 0.344 (1, 6)							P6			4	0	2	0	0	0	1				
Steve Carlton, L OBP: 0.281, SLG: 0.345 Bob Boone, R OBP: 0.331, SLG: 0.380 (8, 2)	4-3						K			3	0	0	0	0	2	2				
Inning Stats	R: 0 E: 0 K: 0 S: 5	H: 2 LOB: 2 BB: 0 P: 5	R: 0 E: 0 K: 0 S: 4	H: 1 LOB: 1 BB: 0 P: 4	R: 0 E: 0 K: 1 S: 4	H: 1 LOB: 1 BB: 0 P: 4	R: 0 E: 0 K: 1 S: 5	H: 0 LOB: 0 BB: 0 P: 5	R: 0 E: 0 K: 1 S: 3	H: 0 LOB: 1 BB: 1 P: 9	R: 0 E: 0 K: 1 S: 6	H: 1 LOB: 1 BB: 0 P: 6	R: 0 E: 0 K: 2 S: 8	H: 1 LOB: 2 BB: 1 P: 12	R: 0 E: 0 K: 1 S: 6	H: 1 LOB: 1 BB: 0 P: 6	1B: 6 2B: 1 3B: 0 HR: 0	SF: 0 SAC: 0 DP: 0 HBP: 0	WP: 0 PB: 0 SB: 0 CS: 0	PA: 36
PITCHER	IP WLS BF H R ER SO BB IBB HBP BLK WP HR S P ERA WHIP	7.1 W 30 6 0 0 4 2 0 0 0 0 0 0 36 44 0.00 1.091	1.2 S 6 1 0 0 2 0 0 0 0 0 0 0 10 10 0.00 0.600																	

Batter	1	2	3	4	5	6	7	8	9	AB	R	H	RBI	BB	SO	LOB	BOTTOM			
Lenny Randle, S OBP: 0.397, SLG: 0.439 (1, 5)	6-3		F9					P9		4	0	0	0	0	0	2	Philadelphia Phillies @ New York Mets Shea Stadium, Flushing, NY Sat Jun 04 1977, 3:33 AM EDT Att: 16,460 - Unknown livebaseballscorecards.com			
Felix Milten, R OBP: 0.235, SLG: 0.234 (1, 4)	4-3		F8				FC6			4	0	0	0	0	0	2				
John Milner, L OBP: 0.344, SLG: 0.477 (1, 3)	4-3						6-3			4	0	1	0	0	0	0				
Dave Kingman, R OBP: 0.280, SLG: 0.407 (1, 7)		K					F8			3	2	1	0	0	1	1				
Mike Vail, R OBP: 0.418, SLG: 0.528 (1, 9)							1B			4	0	4	0	0	0	0				
Jerry Grote, R OBP: 0.342, SLG: 0.333 (1, 2)		2B					1B			4	0	4	0	0	0	0				
Lee Mazzilli, S OBP: 0.298, SLG: 0.268 (1, 8)							1B			4	0	2	2	0	0	3				
Bud Harrelson, S OBP: 0.242, SLG: 0.223 (1, 6)							1B			3	0	0	0	0	2	5				
Nino Espinosa, R Skip Lockwood, R OBP: 0.333, SLG: 0.333 (8, 1)							K			1	0	0	0	1	0	0				
Inning Stats	R: 0 E: 0 K: 0 S: 3	H: 0 LOB: 0 BB: 0 P: 3	R: 0 E: 0 K: 1 S: 6	H: 1 LOB: 1 BB: 0 P: 6	R: 0 E: 0 K: 0 S: 4	H: 1 LOB: 1 BB: 0 P: 4	R: 1 E: 0 K: 1 S: 7	H: 3 LOB: 2 BB: 0 P: 7	R: 0 E: 0 K: 0 S: 3	H: 0 LOB: 1 BB: 1 P: 7	R: 1 E: 1 K: 2 S: 9	H: 2 LOB: 2 BB: 0 P: 10	R: 0 E: 0 K: 0 S: 3	H: 0 LOB: 0 BB: 0 P: 3	R: 0 E: 0 K: 0 S: 4	H: 2 LOB: 1 BB: 0 P: 4	1B: 7 2B: 3 3B: 0 HR: 0	SF: 0 SAC: 1 DP: 2 HBP: 1	WP: 0 PB: 0 SB: 0 CS: 0	PA: 33
PITCHER	IP WLS BF H R ER SO BB IBB HBP BLK WP HR S P ERA WHIP	7.1 L 32 9 2 2 4 1 0 1 0 0 0 1 38 43 2.46 1.364	0.2 1 0 0 0 0 0 0 0 0 0 0 0 1 1 0.00 0.000																	

Batter	1	2	3	4	5	6	7	8	9	10	AB	R	H	RBI	BB	SO	LOB	TOP									
Garry Maddox, R OBP: 0.304, SLG: 0.431 (1, 8)	F9		1B		P9		F4		1B		4	1	2	1	1	0	0	Philadelphia Phillies @ New York Mets Shea Stadium, Flushing, NY Sun Jun 05 1977, 3:33 AM EDT Unknown									
Jay Johnstone, L OBP: 0.353, SLG: 0.400 (1, 9)	4-3		WP		4-3		F9		F8		5	0	1	1	0	0	2										
Mike Schmidt, R OBP: 0.353, SLG: 0.437 (1, 5)	K		P3		P9		F7		1B		4	0	0	0	1	1	2										
Greg Luzinski, R OBP: 0.335, SLG: 0.578 (1, 7)		P3	F3		F8		6-3		1B		5	0	0	0	0	1	3										
Richie Hebner, L OBP: 0.337, SLG: 0.455 (1, 3)	F7				2B		F8		FC6-4		5	1	3	0	0	0	0										
Bob Boone, R OBP: 0.327, SLG: 0.394 (1, 2)	HR				1-3		F7		1B		5	1	1	1	0	0	4										
Ted Sizemore, R OBP: 0.357, SLG: 0.373 Terry Harmon, R OBP: 0.222, SLG: 0.292 (9, PR)	4-3				6-3				E3		4	0	2	1	0	0	0										
Tom Hutton, L OBP: 0.276, SLG: 0.320 Davey Johnson, R OBP: 0.400, SLG: 0.589 (10, PH)					2B				1B		1	0	0	0	0	0	2										
Larry Bowa, S OBP: 0.281, SLG: 0.341 (1, 6)					6-3		F7		F7		4	1	1	0	0	0	3										
Randy Lerch, L OBP: 0.200, SLG: 0.174 Gene Garber, R (7, 1) Tim McCarver, L OBP: 0.421, SLG: 0.583 Tom Underwood, R (9, 1)			L9		K		4-3		HR		3	0	0	0	0	1	2										
Inning Stats	R: 0 E: 0 K: 1 S: 5	H: 0 LOB: 0 BB: 0 P: 5	R: 1 E: 0 K: 0 S: 4	H: 1 LOB: 0 BB: 0 P: 4	R: 2 E: 0 K: 0 S: 6	H: 3 LOB: 1 BB: 0 P: 6	R: 1 E: 0 K: 1 S: 7	H: 2 LOB: 1 BB: 0 P: 7	R: 0 E: 0 K: 0 S: 4	H: 1 LOB: 1 BB: 0 P: 4	R: 0 E: 0 K: 0 S: 3	H: 0 LOB: 0 BB: 0 P: 3	R: 0 E: 0 K: 0 S: 4	H: 1 LOB: 1 BB: 0 P: 4	R: 1 E: 1 K: 0 S: 5	H: 2 LOB: 1 BB: 0 P: 5	R: 0 E: 0 K: 1 S: 6	H: 1 LOB: 2 BB: 1 P: 10	1B: 6 2B: 3 3B: 0 HR: 2	SF: 0 SAC: 0 DP: 0 HBP: 0	WP: 1 PB: 0 SB: 0 CS: 1	PA: 43					
PITCHER	IP	WLS	BF	H	R	ER	SO	BB	IBB	HBP	BLK	WP	HR	S	P	ERA	WHIP										
Jackson Todd, R ERA: 3.42 Bob Myrick, L ERA: 3.12 Rick Baldwin, R ERA: Bob Apodaca, R ERA: 2.76	3.1		16	6	4	4	1	0	0	0	0	0	1	18	18	10.80	1.800										
	4.1		6	0	0	0	1	1	0	0	0	0	0	7	11	0.00	0.600										
	6.1		2.0	7	1	0	0	0	0	0	0	0	0	7	7	0.00	0.500										
	8.1		3.0	14	4	1	1	1	0	0	0	0	1	15	19	3.00	1.667										

AB	41
R	5
H	11
RBI	5
BB	2
SO	3
LOB	18



Batter	1	2	3	4	5	6	7	8	9	10	AB	R	H	RBI	BB	SO	LOB	BOTTOM									
Lenny Randle, S OBP: 0.397, SLG: 0.455 (1, 5)	SH1		6-3		6-3				K		5	1	2	2	0	1	1	Philadelphia Phillies @ New York Mets Shea Stadium, Flushing, NY Sun Jun 05 1977, 3:33 AM EDT Unknown									
Felix Millan, R OBP: 0.235, SLG: 0.235 (1, 4)	SH1				5-3		F9				4	0	1	0	0	0	1										
John Miener, L OBP: 0.346, SLG: 0.474 (1, 3)			4-3				F8				5	1	2	1	0	0	2										
Dave Kingman, R OBP: 0.278, SLG: 0.401 (1, 7)	F2				K		K		K		5	0	1	0	0	3	1										
Mike Vail, R OBP: 0.415, SLG: 0.520 Bruce Boisclair, L OBP: 0.347, SLG: 0.370 (8, PH)	1-3						4-3		K		3	0	1	0	0	0	1										
Joe Torre, R OBP: 0.208, SLG: 0.300 (10, PH)					FC4-6						1	0	0	0	1	0	0										
John Stearns, R OBP: 0.365, SLG: 0.478 (1, 2)			P8		K				6-3		5	1	1	1	0	1	3										
Lee Mazzilli, S OBP: 0.301, SLG: 0.279 (1, 8)			6-3		FC4-6						4	1	2	0	0	0	1										
Bud Harrelson, S OBP: 0.250, SLG: 0.235 (1, 6)			4-3								3	2	1	0	1	0	1										
Jackson Todd, R OBP: 0.200, SLG: 0.200 Bob Myrick, R (4, 1) Roy Staiger, R OBP: 0.300, SLG: 0.384 Rick Baldwin, L (8, 1) Jenny Grette, R OBP: 0.342, SLG: 0.333 Bob Apodaca, R OBP: 0.100, SLG: 1.000 (8, 1)					P7				SH1		1	0	0	0	0	0	0										
Inning Stats	R: 1 E: 0 K: 0 S: 5	H: 2 LOB: 1 BB: 0 P: 5	R: 0 E: 0 K: 0 S: 3	H: 0 LOB: 0 BB: 0 P: 3	R: 0 E: 0 K: 0 S: 4	H: 1 LOB: 1 BB: 0 P: 4	R: 0 E: 0 K: 2 S: 8	H: 1 LOB: 1 BB: 0 P: 8	R: 0 E: 0 K: 0 S: 4	H: 0 LOB: 0 BB: 0 P: 4	R: 0 E: 0 K: 1 S: 5	H: 0 LOB: 0 BB: 0 P: 5	R: 3 E: 0 K: 0 S: 6	H: 3 LOB: 1 BB: 1 P: 10	R: 0 E: 0 K: 2 S: 7	H: 0 LOB: 0 BB: 0 P: 7	R: 0 E: 0 K: 1 S: 6	H: 1 LOB: 1 BB: 0 P: 6	R: 1 E: 0 K: 0 S: 3	H: 2 LOB: 2 BB: 1 P: 7	1B: 7 2B: 2 3B: 1 HR: 1	SF: 0 SAC: 3 DP: 0 HBP: 0	WP: 1 PB: 0 SB: 2 CS: 0	PA: 42			
PITCHER	IP	WLS	BF	H	R	ER	SO	BB	IBB	HBP	BLK	WP	HR	S	P	ERA	WHIP										
Randy Lerch, L ERA: 4.08 Gene Garber, R ERA: 2.2 Tom Underwood, L ERA: 5.02	6.0		26	7	5	5	3	1	0	0	0	0	1	31	35	7.50	1.333										
	2.0		7	1	0	0	2	0	0	0	0	0	0	11	11	0.00	0.500										
	1.1	L	9	3	1	1	1	0	1	0	0	1	0	9	13	6.75	2.250										

AB	37
R	6
H	11
RBI	4
BB	2
SO	6
LOB	12



Batter	1	2	3	4	5	6	7	8	9	AB	R	H	RBI	BB	SO	LOB	TOP					
Garry Maddox, R OBP: 0.298, SLG: 0.423 (1, 8)	6-3		F7		F7		G5-3			4	0	0	0	0	0	2	Philadelphia Phillies @ New York Mets Shea Stadium, Flushing, NY Sun Jun 05 1977, 3:38 AM EDT Att: 30,867 - Unknown					
Jay Johnstone, L OBP: 0.343, SLG: 0.387 (1, 9)	G3		F8		F8			4-3		4	0	0	0	0	0	0						
Mike Schmidt, R OBP: 0.345, SLG: 0.426 (1, 5)	K		K			K		2-3		4	0	0	0	0	3	0						
Greg Luzinski, R OBP: 0.345, SLG: 0.589 (1, 7)		WP 1B 2B		1B 1B		BB 1B		5-3		4	1	3	0	0	0	0						
Richie Hebner, L OBP: 0.391, SLG: 0.446 (1, 3)		P5-6 1B BB		F9		G5-4-3 BB		F7		2	0	0	0	2	0	1						
Bob Boone, R OBP: 0.338, SLG: 0.411 (1, 2)		1B 1-2 1B		1B		G5-4-3 1-2		1B 2B		4	1	3	1	0	0	2						
Ted Sizemore, R OBP: 0.349, SLG: 0.364 (1, 4)		P5-6 2-3		K		K		F8		4	0	0	0	0	2	5						
Larry Bowa, S OBP: 0.291, SLG: 0.351 (1, 6)		1-2 1B		4-3		G5-3 E 1B		1B		4	0	3	1	0	0	2						
Jim Kaat, L OBP: 0.106, SLG: 0.100 Davey Johnson, R OBP: 0.285, SLG: 0.379 Warren Brusstar, R OBP: 0.216, SLG: 0.571 Tim McCarver, L OBP: 0.291, SLG: 0.571 Ron Reed, R OBP: 0.291, SLG: 0.308 (1, 1) (5, PH) (5, 1) (7, PH) (7, 1) (9, PH)	1-3				F8		E4		P4	1	0	0	0	0	0	2						
Inning Stats	R: 0 E: 0 K: 1 S: 5	H: 0 LOB: 0 BB: 0 P: 5	R: 1 E: 0 K: 0 S: 5	H: 3 LOB: 2 BB: 1 P: 9	R: 0 E: 0 K: 1 S: 5	H: 0 LOB: 0 BB: 0 P: 5	R: 0 E: 0 K: 1 S: 7	H: 2 LOB: 2 BB: 0 P: 7	R: 0 E: 0 K: 0 S: 3	H: 1 LOB: 1 BB: 1 P: 9	R: 0 E: 1 K: 1 S: 6	H: 1 LOB: 1 BB: 0 P: 6	R: 0 E: 0 K: 0 S: 3	H: 0 LOB: 0 BB: 0 P: 3	R: 1 E: 0 K: 0 S: 5	H: 2 LOB: 1 BB: 0 P: 5		1B: 7 2B: 3 3B: 0 HR: 0	SF: 0 SAC: 0 DP: 3 HBP: 0	WP: 1 PB: 0 SB: 0 CS: 0	PA: 36	
PITCHER	IP WLS BF H R ER SO BB IBB HBP BLK WP HR S P ERA WHIP	IP WLS BF H R ER SO BB IBB HBP BLK WP HR S P ERA WHIP																				
Craig Swan, R ERA: 4.87 (1, 1)	6.1 W 27 7 1 1 5	2.2 S 9 2 1 1 0	0 0 0 0 0 0 0	0 0 0 0 0 0 0	1 0 35 43 1.42 1.421	0 0 9 9 3.38 0.750																
Skip Lockwood, R ERA: 3.55 (7, 1)																						

AB	34
R	2
H	9
RBI	2
BB	2
SO	5
LOB	16



Batter	1	2	3	4	5	6	7	8	9	AB	R	H	RBI	BB	SO	LOB	BOTTOM					
Lenny Randle, S OBP: 0.400, SLG: 0.461 (1, 5)	5-3		P5		FC6-4 BB			6-3 2B		3	0	1	0	1	0	1	Philadelphia Phillies @ New York Mets Shea Stadium, Flushing, NY Sun Jun 05 1977, 3:38 AM EDT Att: 30,867 - Unknown					
Felix Milten, R OBP: 0.243, SLG: 0.250 (1, 4)	CS 1B			1B HR 2B	FC6-4 FC5-4		6-3		4	1	2	0	0	0	2							
John Milner, L OBP: 0.351, SLG: 0.470 (1, 3)	K			HR 1B	FC5-4		FC6 IBB		3	1	1	0	1	1	2							
Dave Kingman, R OBP: 0.277, SLG: 0.415 (1, 7)		5-3		HR		K		K		4	1	1	3	0	2	2						
Mike Vail, R OBP: 0.412, SLG: 0.513 Bruce Boisclair, L OBP: 0.343, SLG: 0.366 (1, 9) (7, 9)	K			1B		K		FC6		3	0	1	0	0	2	0						
Jerry Grote, R OBP: 0.328, SLG: 0.319 (1, 2)	6-3			1B		6-3				1	0	0	0	0	2							
Lee Mazzilli, S OBP: 0.302, SLG: 0.280 (1, 8)			5-3				5-3			3	0	1	0	0	0	0						
Bud Harrelson, S OBP: 0.252, SLG: 0.254 (1, 6)			FC6-2 3B		K		P8			3	0	1	0	0	1	1						
Craig Swan, R Skip Lockwood, R OBP: 0.286, SLG: 0.286 (1, 1) (7, 1)	FC6-2				6-3		P6			2	0	0	0	0	0	1						
Inning Stats	R: 0 E: 0 K: 1 S: 5	H: 1 LOB: 0 BB: 0 P: 5	R: 0 E: 0 K: 1 S: 5	H: 0 LOB: 0 BB: 0 P: 5	R: 0 E: 0 K: 0 S: 4	H: 1 LOB: 1 BB: 0 P: 4	R: 3 E: 0 K: 1 S: 9	H: 5 LOB: 1 BB: 0 P: 9	R: 0 E: 0 K: 0 S: 3	H: 0 LOB: 0 BB: 1 P: 7	R: 0 E: 0 K: 2 S: 7	H: 0 LOB: 0 BB: 0 P: 7	R: 0 E: 0 K: 0 S: 3	H: 0 LOB: 0 BB: 0 P: 3	R: 0 E: 0 K: 1 S: 6	H: 1 LOB: 2 BB: 1 P: 10		1B: 4 2B: 2 3B: 1 HR: 1	SF: 0 SAC: 0 DP: 0 HBP: 0	WP: 0 PB: 0 SB: 1 CS: 1	PA: 32	
PITCHER	IP WLS BF H R ER SO BB IBB HBP BLK WP HR S P ERA WHIP	IP WLS BF H R ER SO BB IBB HBP BLK WP HR S P ERA WHIP																				
Jim Kaat, L ERA: 7.34 (5, 1)	4.0 L 17 7 3 3 3	2.0 7 0 0 0 2	0 0 0 0 0 2	1 0 0 0 0 0	0 0 10 14 0.00 0.500	0 0 9 13 0.00 0.500																
Warren Brusstar, R ERA: 2.16 (5, 1)																						
Ron Reed, R ERA: 2.08 (7, 1)																						



Batter	1	2	3	4	5	6	7	8	9	AB	R	H	RBI	BB	SO	LOB	TOP																					
Cesar Cedeno, R OBP: 0.324, SLG: 0.282 (1, 8)	0-0 6-3		0-0 E S 1B		0-0 G5-4-3					3	0	1	0	0	0	1	Houston Astros @ Philadelphia Phillies Veterans Stadium, Philadelphia, PA Mon Jun 06 1977, 7:05 PM EDT Att: 17,326 - Unknown																					
Enos Cabell, R OBP: 0.328, SLG: 0.433 (1, 5)	0-0 CS 1B		0-0 F8			0-0 HR 2B				3	1	2	0	0	0	1																						
Jose Cruz, L OBP: 0.317, SLG: 0.387 (1, 9)	0-0 F7			0-0 1B G6-4-3 2B		0-3 K				3	1	1	0	0	1	2																						
Willie Crawford, L OBP: 0.355, SLG: 0.376 (1, 7)		0-0 F8		0-0 G6-4-3 1B		4-0 HR BB				2	1	1	0	1	0	0																						
Bob Watson, R OBP: 0.352, SLG: 0.475 (1, 3)		0-0 2B		0-0 G6-4-3		0-0 HR				3	1	2	3	0	0	1																						
Art Howe, R OBP: 0.354, SLG: 0.482 (1, 4)		0-0 5-3		0-0 BB		0-0 2B				2	1	1	0	1	0	1																						
Ed Herrmann, L OBP: 0.172, SLG: 0.143 (1, 2)		0-0 3-1		0-0 P4		0-3 K				3	0	0	0	0	1	3																						
Julio Gonzalez, R OBP: 0.289, SLG: 0.332 (1, 6)			0-0 5-3		0-0 P4		0-0 2B			3	0	1	1	0	0	0																						
Bo McLaughlin, R OBP: 0.290, SLG: 0.250 (1, 1)			0-3 K		0-0 G5-4-3 1B		0-0 F7			1	0	0	0	0	1	0																						
Joe Niekro, R OBP: 0.176, SLG: 0.158 (5, PH)										0	0	0	0	0	0	0																						
Art Gardner, R OBP: 0.176, SLG: 0.158 (5, PH)										0	0	0	0	0	0	0																						
Dan Larson, R OBP: 0.402, SLG: 0.580 (5, PH)										0	0	0	0	0	0	0																						
Cliff Johnson, R OBP: 0.402, SLG: 0.580 (5, PH)										0	0	0	0	0	0	0																						
Gene Pentz, R OBP: 0.402, SLG: 0.580 (5, PH)										0	0	0	0	0	0	0																						
Inning Stats	R: 0 E: 0 K: 0 S: 3	H: 1 LOB: 0 BB: 0 P: 3	R: 0 E: 0 K: 0 S: 4	H: 1 LOB: 1 BB: 0 P: 4	R: 0 E: 0 K: 1 S: 6	H: 1 LOB: 1 BB: 0 P: 6	R: 1 E: 0 K: 0 S: 4	H: 2 LOB: 1 BB: 1 P: 8	R: 0 E: 0 K: 0 S: 3	H: 1 LOB: 0 BB: 0 P: 3	R: 4 E: 0 K: 2 S: 11	H: 4 LOB: 1 BB: 1 P: 15					WP: 0 PB: 0 SB: 1 CS: 1	PA: 27																				
PITCHER	IP	WLS	BF	H	R	ER	SO	BB	IBB	HBP	BLK	WP	HR	S	P	ERA	WHIP	PITCHER				IP	WLS	BF	H	R	ER	SO	BB	IBB	HBP	BLK	WP	HR	S	P	ERA	WHIP
Larry Christenson, R ERA: 4.85 (1, 1)	5.2	W	26	10	5	5	3	2	0	0	0	0	1	30	38	7.94	2.118																					
Warren Brusstar, R ERA: 2.12 (6, 1)	0.1	S	1	0	0	0	0	0	0	0	0	0	0	1	1	0.00	0.000																					

AB	25
R	5
H	10
RBI	4
BB	2
SO	3
LOB	10



Batter	1	2	3	4	5	6	7	8	9	AB	R	H	RBI	BB	SO	LOB	BOTTOM																					
Garry Maddox, R OBP: 0.306, SLG: 0.429 (1, 8)	0-0 WP S 1B			0-0 6-3	0-0 G4-6-3 1B					4	1	3	1	0	0	0	Houston Astros @ Philadelphia Phillies Veterans Stadium, Philadelphia, PA Mon Jun 06 1977, 7:05 PM EDT Att: 17,326 - Unknown																					
Jerry Martin, R OBP: 0.305, SLG: 0.378 (6, 8)		0-0 1B		0-0 4-3	0-0 G4-6-3 1B					4	1	0	0	0	1	4																						
Jay Johnstone, L OBP: 0.333, SLG: 0.375 (1, 9)	0-3 K 2B	0-0 P4		0-0 4-3	0-0 G4-6-3 1B					3	2	2	2	1	1	0																						
Mike Schmidt, R OBP: 0.354, SLG: 0.448 (1, 5)	0-0 2B SF9 1B		0-3 K	0-0 HR	4-0 BB					4	2	3	1	0	1	2																						
Greg Luzinski, R OBP: 0.355, SLG: 0.599 (1, 7)	0-0 1B		0-0 HR 1B	0-0 2B 1B	0-3 K					0	0	0	0	0	0	0																						
Ollie Brown, R OBP: 0.195, SLG: 0.250 (6, 7)	0-0 2B		0-0 HR 1B	0-0 2B 1B	0-0 K					3	2	3	4	0	0	0																						
Richie Hebner, L OBP: 0.403, SLG: 0.519 (1, 3)	0-0 SF9		0-0 HR 1B	0-0 2B 1B	0-0 HR					4	0	1	1	0	2	1																						
Bob Boone, R OBP: 0.335, SLG: 0.413 (1, 2)	0-3 K		0-3 K	0-0 2B	0-0 F9					4	0	1	1	0	2	1																						
Ted Sizemore, R OBP: 0.347, SLG: 0.373 (1, 4)	0-0 L4		0-0 3B	0-3 K	0-0 F7					4	0	1	0	0	1	3																						
Larry Bowa, S OBP: 0.296, SLG: 0.347 (1, 6)		0-0 L4	4-0 IBB		4-0 1B 1B BB					2	1	0	0	2	0	0																						
Larry Christenson, R OBP: 0.259, SLG: 0.200 (1, 1)		0-3 K	0-3 K		0-0 G4-6-3 1B					3	0	1	0	0	2	2																						
Warren Brusstar, R ERA: 2.51 (6, 1)										0	0	0	0	0	0	0																						
Inning Stats	R: 3 E: 0 K: 2 S: 11	H: 3 LOB: 1 BB: 0 P: 11	R: 0 E: 0 K: 1 S: 6	H: 1 LOB: 0 BB: 0 P: 6	R: 2 E: 0 K: 3 S: 12	H: 3 LOB: 2 BB: 1 P: 16	R: 2 E: 0 K: 1 S: 9	H: 4 LOB: 0 BB: 0 P: 9	R: 1 E: 0 K: 0 S: 6	H: 2 LOB: 2 BB: 2 P: 14	R: 1 E: 0 K: 0 S: 4	H: 1 LOB: 0 BB: 0 P: 4					WP: 1 PB: 0 SB: 1 CS: 0	PA: 35																				
PITCHER	IP	WLS	BF	H	R	ER	SO	BB	IBB	HBP	BLK	WP	HR	S	P	ERA	WHIP	PITCHER				IP	WLS	BF	H	R	ER	SO	BB	IBB	HBP	BLK	WP	HR	S	P	ERA	WHIP
Bo McLaughlin, R ERA: 4.7 (1, 1)	3.2	L	23	10	7	7	6	0	0	0	0	0	0	4	4	0.00	3.000																					
Joe Niekro, R ERA: 3.18 (4, 1)	0.1		2	1	0	0	1	0	0	0	0	0	0	4	4	0.00	3.000																					
Dan Larson, R ERA: 6.53 (5, 1)	1.0		6	2	1	1	1	2	0	0	0	0	0	6	14	9.00	4.000																					
Gene Pentz, R ERA: 2.51 (6, 1)	1.0		4	1	1	1	0	0	0	0	0	0	1	4	4	9.00	1.000																					

AB	31
R	9
H	14
RBI	9
BB	3
SO	8
LOB	12




Batter	1	2	3	4	5	6	7	8	9	AB	R	H	RBI	BB	SO	LOB	TOP						
Cesar Cedeno, R OBP: 0.326, SLG: 0.304										5	2	1	0	0	1		Houston Astros @ Philadelphia Phillies Veterans Stadium, Philadelphia, PA Tue Jun 07 1977, 7:05 PM EDT Att: 25,226 - Unknown						
Enos Cabell, R OBP: 0.320, SLG: 0.422										5	0	0	0	0	1								
Jose Cruz, L OBP: 0.329, SLG: 0.395										4	1	3	1	1	0	0							
Willie Crawford, L OBP: 0.348, SLG: 0.361										4	0	0	0	1	0	4							
Bob Watson, R OBP: 0.350, SLG: 0.470										4	1	1	0	0	1	4							
Art Howe, R OBP: 0.366, SLG: 0.534										4	3	3	2	0	0	1							
Ed Herrmann, L OBP: 0.212, SLG: 0.188										4	0	2	0	0	0	1							
Wilbur Howard, S OBP: 0.244, SLG: 0.300										0	0	0	0	0	0	0							
Ken Forsch, R OBP: 0.289, SLG: 0.345										4	1	1	2	0	0	2							
Floyd Bannister, L OBP: 0.188, SLG: 0.188										2	0	1	0	0	0	0							
Joe Niekro, R OBP: 0.200, SLG: 0.200										1	0	0	0	0	0	0							
Gene Pentz, R OBP: 0.386, SLG: 0.481										0	0	0	0	0	0	0							
Joe Ferguson, R OBP: 0.386, SLG: 0.481										1	0	0	0	0	0	1							
Inning Stats	R: 1 E: 0 K: 0 S: 4	H: 1 LOB: 0 BB: 0 P: 4	R: 2 E: 0 K: 0 S: 6	H: 4 LOB: 1 BB: 0 P: 6	R: 0 E: 0 K: 0 S: 3	H: 1 LOB: 0 BB: 0 P: 3	R: 2 E: 0 K: 0 S: 5	H: 2 LOB: 0 BB: 0 P: 5	R: 2 E: 1 K: 0 S: 5	H: 2 LOB: 1 BB: 1 P: 9	R: 0 E: 0 K: 0 S: 3	H: 0 LOB: 0 BB: 0 P: 3	R: 0 E: 1 K: 1 S: 6	H: 0 LOB: 2 BB: 1 P: 10	R: 1 E: 0 K: 0 S: 4	H: 2 LOB: 1 BB: 0 P: 4		R: 0 E: 0 K: 0 S: 4	H: 1 LOB: 1 BB: 0 P: 4	1B: 8 2B: 3 3B: 0 HR: 3	SF: 0 SAC: 0 DP: 3 HBP: 0	WP: 1 PB: 0 SB: 1 CS: 0	PA: 40
PITCHER	IP WLS BF H R ER SO BB IBB HBP BLK WP HR S P ERA WHIP																						
Jim Lonborg, R ERA: 3.0	4.0	18	8	5	5	0	0	0	0	0	0	0	0	3	18	18	11.25	2.000					
Tom Underwood, L ERA: 5.29	2.0	W	9	2	2	2	0	1	0	0	0	1	0	8	12	9.00	1.500						
Gene Garber, R ERA: 2.27	3.0	S	13	3	1	1	1	1	0	0	0	0	0	14	18	3.00	1.333						

Batter	1	2	3	4	5	6	7	8	9	AB	R	H	RBI	BB	SO	LOB	BOTTOM				
Garry Maddox, R OBP: 0.304, SLG: 0.424										5	1	1	0	0	2	4	Houston Astros @ Philadelphia Phillies Veterans Stadium, Philadelphia, PA Tue Jun 07 1977, 7:05 PM EDT Att: 25,226 - Unknown				
Ted Sizemore, R OBP: 0.348, SLG: 0.374										5	2	2	2	0	1	5					
Mike Schmidt, R OBP: 0.350, SLG: 0.459										5	1	1	2	0	0	3					
Greg Luzinski, R OBP: 0.353, SLG: 0.608										4	1	1	3	0	0	0					
Bob Boone, R OBP: 0.339, SLG: 0.412										3	0	1	0	1	0	0					
Richie Hebner, L OBP: 0.398, SLG: 0.505										3	0	0	0	1	1	2					
Jerry Martin, R OBP: 0.314, SLG: 0.403										3	2	1	0	1	0	0					
Larry Bowa, S OBP: 0.295, SLG: 0.343										2	1	0	1	1	0	2					
Jim Lonborg, R ERA: 6.75	3.1	18	5	4	3	2	3	0	0	0	0	0	0	1	0	0					
Davey Johnson, R OBP: 0.403, SLG: 0.579	2.0	L	11	1	4	2	2	3	0	0	0	0	0	0	0	0					
Tom Underwood, R ERA: 3.29	1.2	6	1	1	0	0	0	0	0	0	0	0	0	0	0	0					
Tim McCarver, L OBP: 0.424, SLG: 0.571	4.0	10	3	2	2	2	3	0	0	0	0	0	0	0	0	0					
Gene Garber, R ERA: 3.44	1.0	4	0	0	0	0	0	0	0	0	0	0	0	0	0	0					
Inning Stats	R: 2 E: 0 K: 2 S: 10	H: 3 LOB: 1 BB: 0 P: 10	R: 1 E: 0 K: 0 S: 4	H: 2 LOB: 1 BB: 1 P: 8	R: 0 E: 0 K: 0 S: 3	H: 0 LOB: 0 BB: 0 P: 3	R: 1 E: 0 K: 2 S: 7	H: 0 LOB: 2 BB: 3 P: 19	R: 0 E: 0 K: 0 S: 3	H: 0 LOB: 0 BB: 1 P: 7	R: 5 E: 1 K: 0 S: 6	H: 2 LOB: 0 BB: 2 P: 14	R: 0 E: 0 K: 0 S: 3	H: 0 LOB: 0 BB: 0 P: 3	R: 0 E: 1 K: 0 S: 4	H: 0 LOB: 1 BB: 0 P: 4		1B: 4 2B: 0 3B: 1 HR: 2	SF: 1 SAC: 0 DP: 1 HBP: 0	WP: 0 PB: 1 SB: 5 CS: 0	PA: 39
PITCHER	IP WLS BF H R ER SO BB IBB HBP BLK WP HR S P ERA WHIP																				
Floyd Bannister, L ERA: 6.75	3.1	18	5	4	3	2	3	0	0	0	0	0	0	1	18	34	8.10	2.700			
Joe Niekro, R ERA: 3.29	2.0	L	11	1	4	2	2	3	0	0	0	0	0	0	12	24	9.00	2.000			
Gene Pentz, R ERA: 2.81	1.2	6	1	1	0	0	0	0	0	0	0	0	0	6	6	0.00	0.600				
Ken Forsch, R ERA: 3.44	1.0	4	0	0	0	0	0	0	0	0	0	0	0	4	4	0.00	0.000				


Batter	1	2	3	4	5	6	7	8	9	AB	R	H	RBI	BB	SO	LOB	TOP					
Cesar Cedeno, R (1, 8) OBP: 0.325, SLG: 0.299	4-0 CS BB			0-0 F8	0-0 5-3			0-0 4-3		3	0	0	0	1	0	1	Houston Astros @ Philadelphia Phillies Veterans Stadium, Philadelphia, PA Wed Jun 08 1977, 7:05 PM EDT Att: 23,388 - Unknown					
Enos Cabell, R (1, 5) OBP: 0.319, SLG: 0.418	0-0 6-3 1-2			0-0 S 1B			0-0 F9	0-3 K		4	0	1	0	0	1	1						
Jose Cruz, L (1, 9) OBP: 0.322, SLG: 0.387	0-0 4-3			0-0 F8 1-3			0-0 1-3	0-0 F8		4	0	0	0	0	0	1						
Bob Watson, R (1, 3) OBP: 0.343, SLG: 0.459		0-3 K		0-0 F8			0-0 5-3		0-0 5-3	4	0	0	0	0	1	1						
Cliff Johnson, R (1, 7) OBP: 0.405, SLG: 0.578 Wilbur Howard, S (9, PR) OBP: 0.244, SLG: 0.300		0-0 F8					0-3 K		0-0 S 1B	4	0	2	0	0	1	0						
Art Howe, R (1, 4) OBP: 0.370, SLG: 0.525 Art Gardner, L (9, PR) OBP: 0.179, SLG: 0.158		0-0 P4			4-0 2B 1B BB		0-3 K		4-0 S 1B L4-3 BB	2	1	0	0	2	1	1						
Julio Gonzalez, R (1, 6) OBP: 0.288, SLG: 0.348			0-3 K		0-0 1B S 2B		0-0 F9		0-0 L4-3 1-2	4	1	1	0	0	1	3						
Ed Herrmann, L (1, 2) OBP: 0.250, SLG: 0.206			0-0 F8		0-0 G3 S 1B 2-3 3-H		4-0 S BB		1-2 BB	2	0	1	1	1	0	0						
Mark Lemongello, R (1, 1) Joe Ferguson, R (7, PH) OBP: 0.384, SLG: 0.479 Ken Forsch, R (7, 1)			0-0 L4		0-0 G3 1-3 3-H		0-3 K			2	0	0	0	0	0	1						
Inning Stats	R: 0 E: 0 K: 0 S: 2	H: 0 LOB: 0 BB: 1 P: 6	R: 0 E: 0 K: 1 S: 5	H: 0 LOB: 0 BB: 0 P: 5	R: 0 E: 0 K: 1 S: 5	H: 0 LOB: 0 BB: 0 P: 5	R: 0 E: 0 K: 0 S: 4	H: 1 LOB: 1 BB: 0 P: 4	R: 2 E: 0 K: 1 S: 7	H: 2 LOB: 1 BB: 1 P: 11	R: 0 E: 0 K: 0 S: 3	H: 0 LOB: 0 BB: 0 P: 3	R: 0 E: 0 K: 2 S: 8	H: 1 LOB: 2 BB: 1 P: 12	R: 0 E: 0 K: 1 S: 5	H: 0 LOB: 0 BB: 0 P: 5		R: 0 E: 0 K: 0 S: 3	H: 1 LOB: 2 BB: 1 P: 7	1B: 4 2B: 2 3B: 0 HR: 0	SF: 0 SAC: 0 DP: 1 HBP: 0	WP: 1 PB: 0 SB: 5 CS: 1
PITCHER Steve Carlton, L (1, 1) ERA: 2.88	IP: 9.0 WLS: W BF: 34 H: 5 R: 2 ER: 2 SO: 6 BB: 4 IBB: 0 HBP: 0 BLK: 0 WP: 1 HR: 0 S: 42 P: 58 ERA: 2.00 WHIP: 1.000															PITCHER						

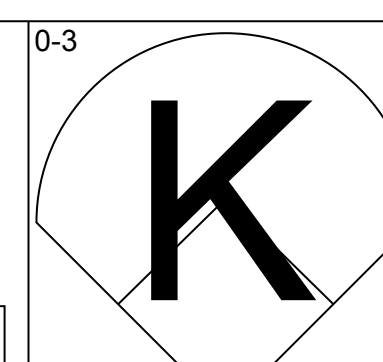
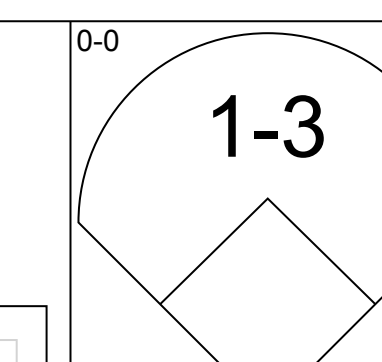
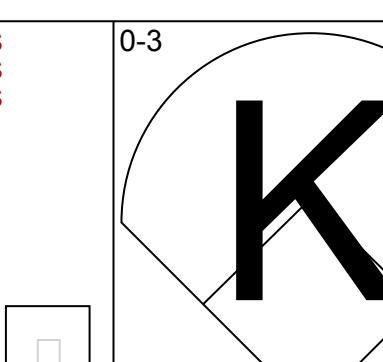
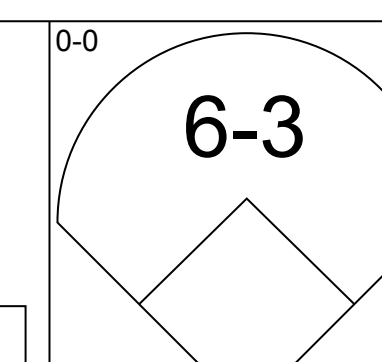
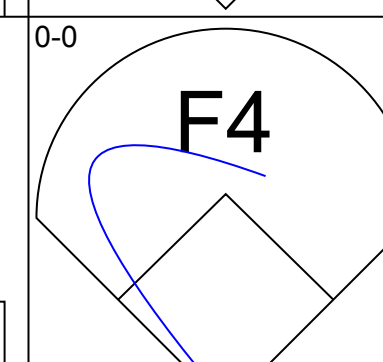
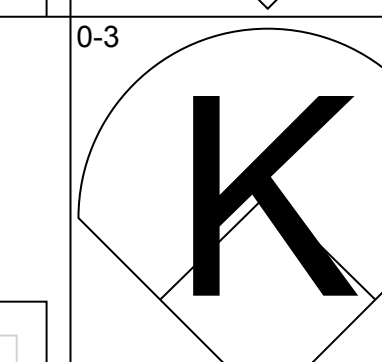
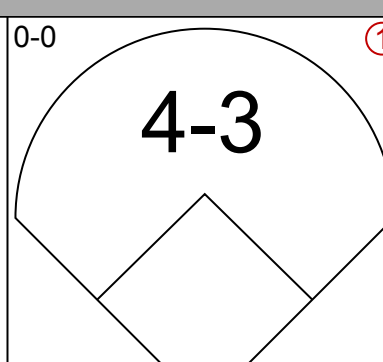
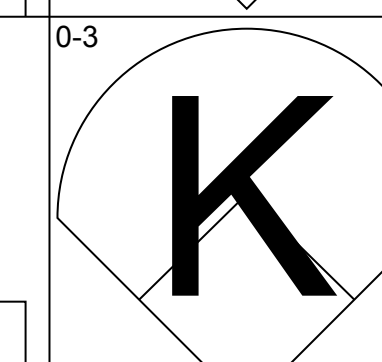
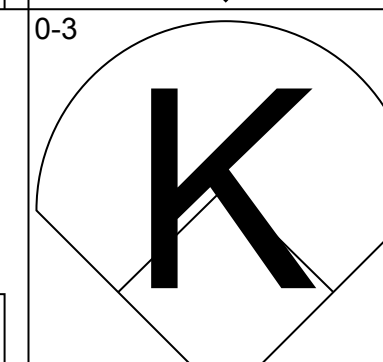
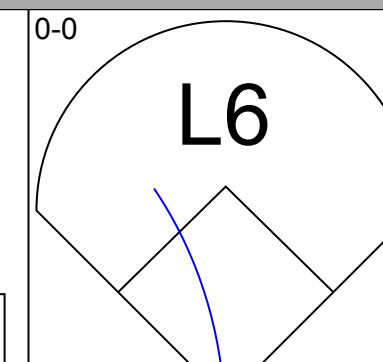
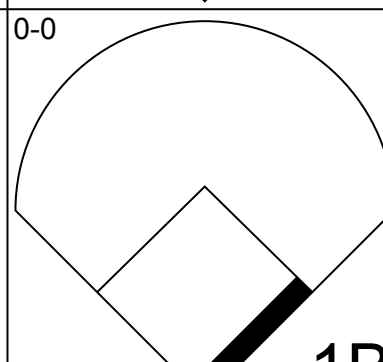
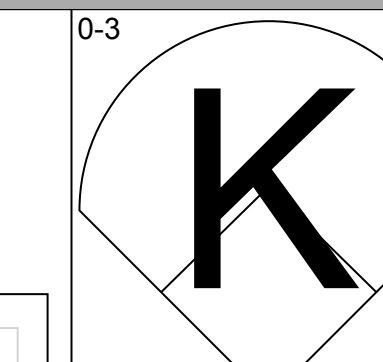
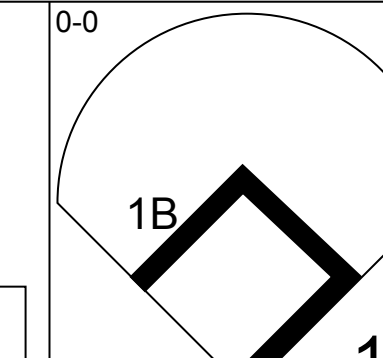
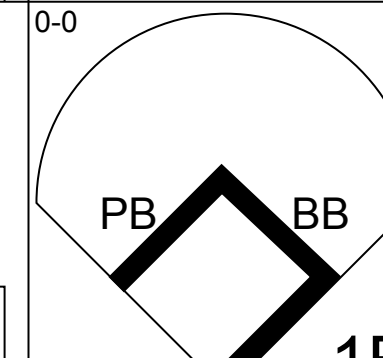
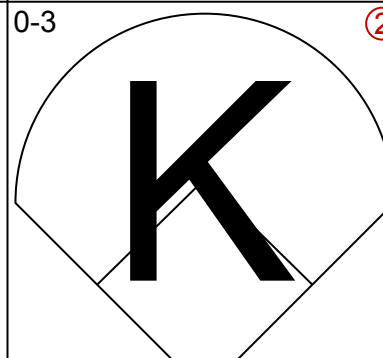
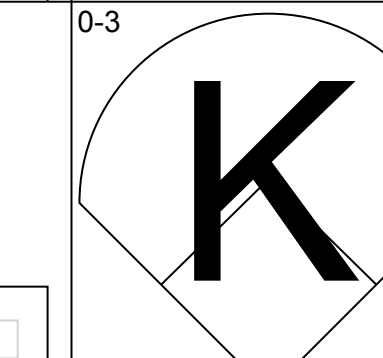
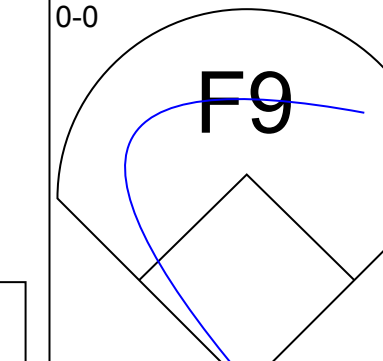
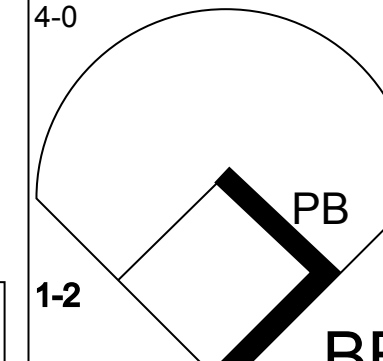
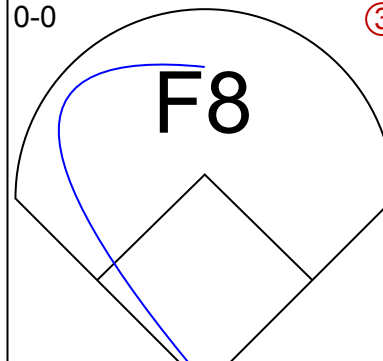
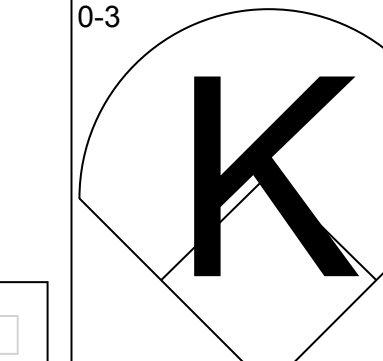
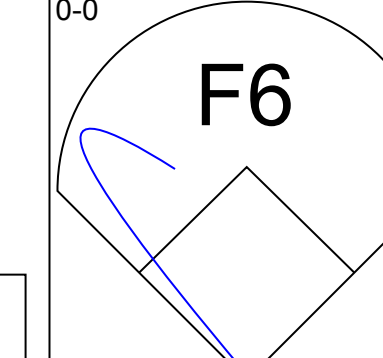
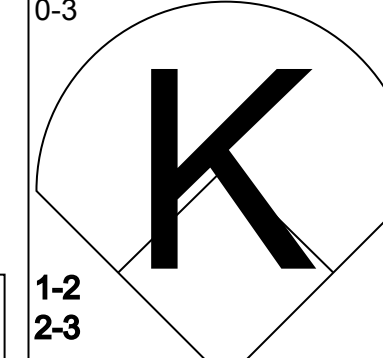
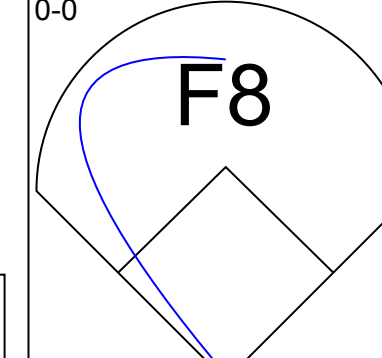
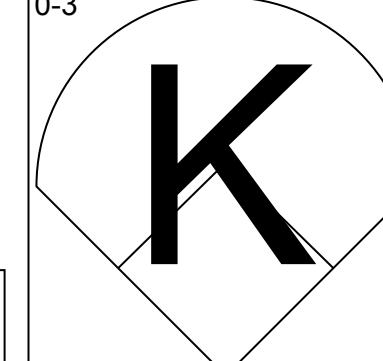
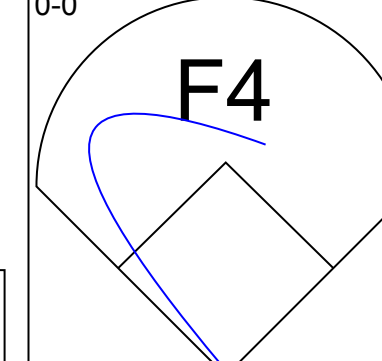
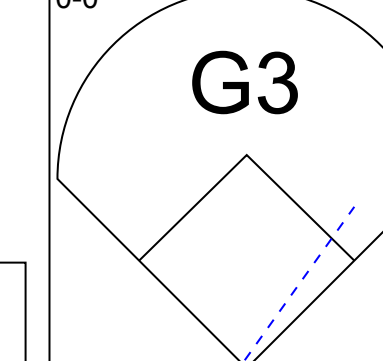
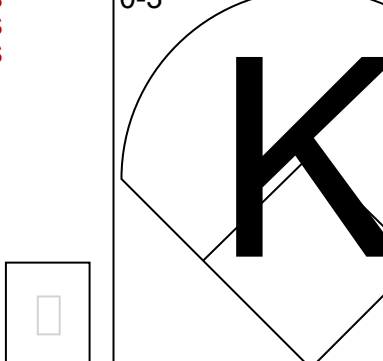
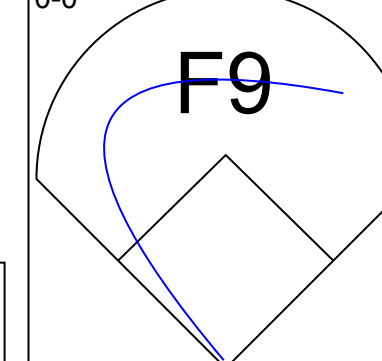
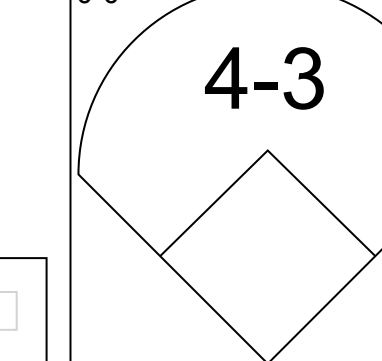
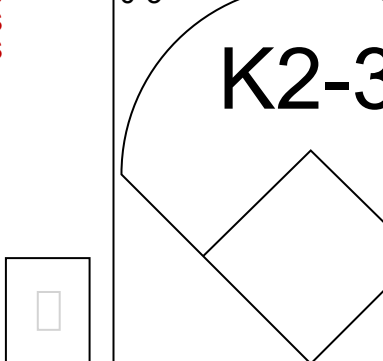
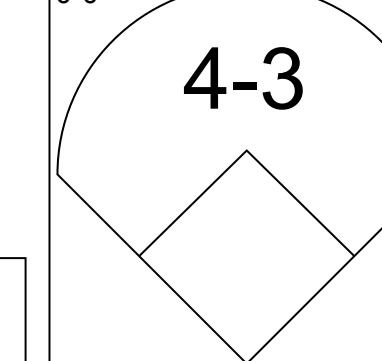
Batter	1	2	3	4	5	6	7	8	9	AB	R	H	RBI	BB	SO	LOB	BOTTOM			
Garry Maddox, R (1, 8) OBP: 0.299, SLG: 0.416	0-0 L5		0-0 5-3		0-0 FC5-4 HR		0-0 E6 FC3-6			4	1	0	0	0	0	1	Houston Astros @ Philadelphia Phillies Veterans Stadium, Philadelphia, PA Wed Jun 08 1977, 7:05 PM EDT Att: 23,388 - Unknown			
Jay Johnstone, L (1, 9) OBP: 0.331, SLG: 0.394	0-0 F7		0-0 4-3		0-0 HR		0-0 FC3-6 1-2			4	1	1	2	0	0	1				
Mike Schmidt, R (1, 5) OBP: 0.353, SLG: 0.457	0-0 BLK 1B		0-0 4-3		4-0 1B BB		0-3 K			3	0	1	0	1	1	1				
Greg Luzinski, R (1, 7) OBP: 0.350, SLG: 0.600 Jerry Martin, R (8, 7) OBP: 0.314, SLG: 0.403	0-0 6-3 1-2			0-0 5-3	0-0 1B		0-0 F8			4	0	1	0	0	0	2				
Richie Hebner, L (1, 3) OBP: 0.402, SLG: 0.509		4-0 G3 1B BB		0-0 F7	0-0 4-3			0-0 G1 2B		3	0	1	0	1	0	2				
Tim McCarver, L (1, 2) OBP: 0.425, SLG: 0.549		0-0 G3 1-2		4-0 BB		4-0 SH1-3 BB		0-0 F9		2	0	0	0	2	0	2				
Ted Sizemore, R (1, 4) OBP: 0.348, SLG: 0.373		0-0 1B 1B		0-0 5-3		0-0 SH1-3		0-0 G1		3	1	1	0	0	0	2				
Larry Bowa, S (1, 6) OBP: 0.299, SLG: 0.343		0-0 1B			0-0 F8	0-0 1-3		4-0 IBB		3	0	1	1	1	0	1				
Steve Carlton, L (1, 1) OBP: 0.278, SLG: 0.333		0-0 G3			0-0 FC5-4 1B	0-0 3-1		0-0 F8		4	0	1	0	0	0	4				
Inning Stats	R: 0 E: 0 K: 0 S: 4	H: 1 LOB: 1 BB: 0 P: 4	R: 1 E: 0 K: 0 S: 4	H: 2 LOB: 1 BB: 1 P: 8	R: 0 E: 0 K: 0 S: 3	H: 0 LOB: 0 BB: 0 P: 3	R: 0 E: 0 K: 0 S: 3	H: 0 LOB: 1 BB: 1 P: 7	R: 2 E: 0 K: 0 S: 6	H: 3 LOB: 2 BB: 1 P: 10	R: 0 E: 0 K: 0 S: 3	H: 0 LOB: 1 BB: 1 P: 7	R: 0 E: 1 K: 1 S: 6	H: 0 LOB: 1 BB: 0 P: 6	R: 0 E: 0 K: 0 S: 4	H: 1 LOB: 2 BB: 1 P: 8		1B: 5 2B: 1 3B: 0 HR: 1	SF: 0 SAC: 1 DP: 0 HBP: 0	WP: 0 PB: 0 SB: 0 CS: 0
PITCHER Mark Lemongello, R (1, 1) ERA: 4.23 Ken Forsch, R (7, 1) ERA: 3.25	IP: 6.0 WLS: L BF: 27 H: 6 R: 3 ER: 3 SO: 3 BB: 4 IBB: 0 HBP: 0 BLK: 1 WP: 0 HR: 1 S: 23 P: 39 ERA: 4.50 WHIP: 1.667															PITCHER				

AB 30
R 2
H 5
RBI 1
BB 4
SO 6
LOB 11



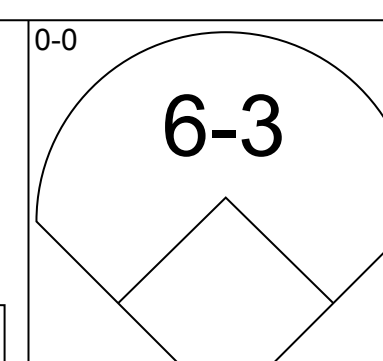
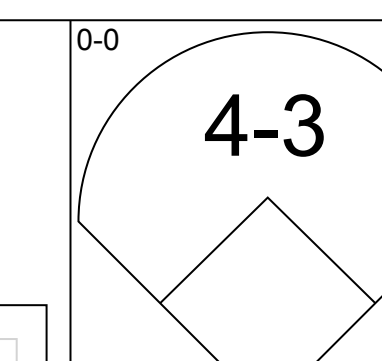
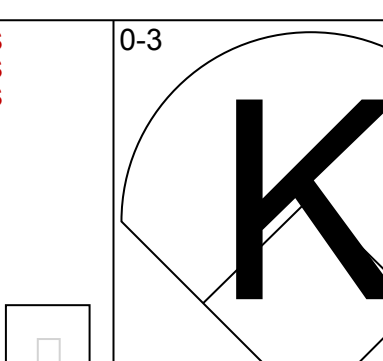
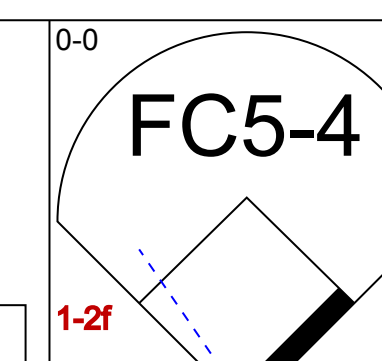
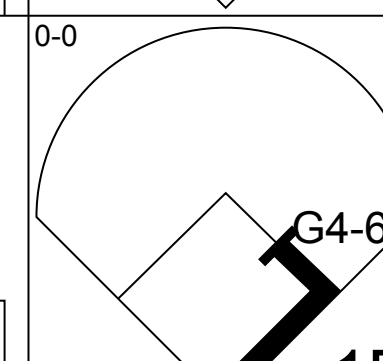
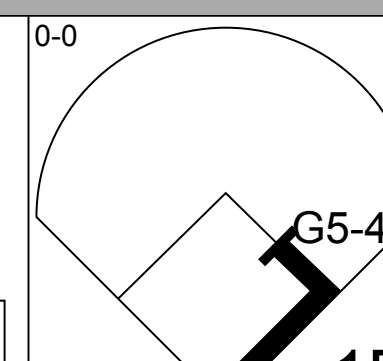
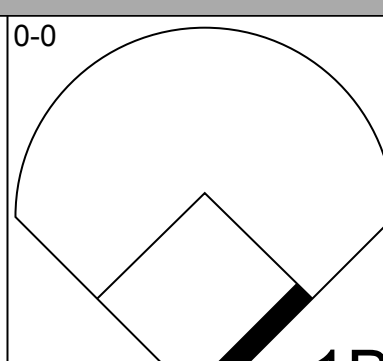
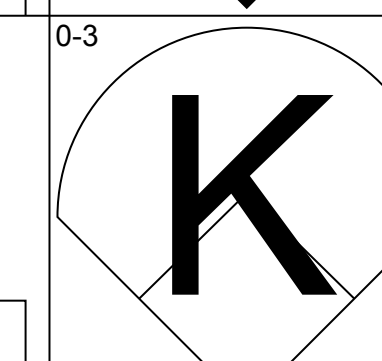
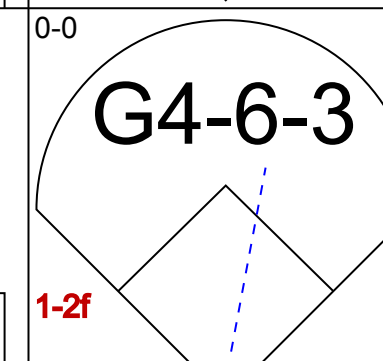
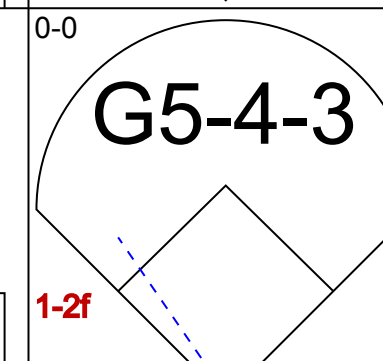
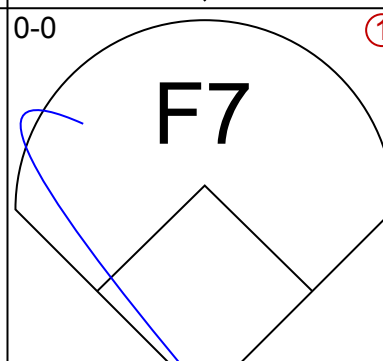
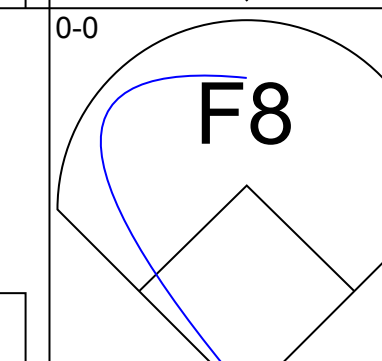
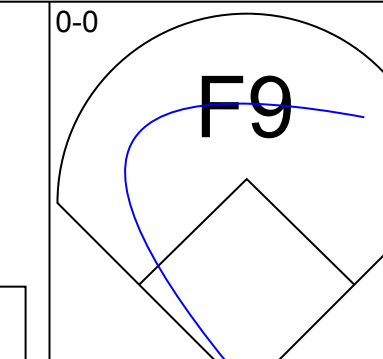
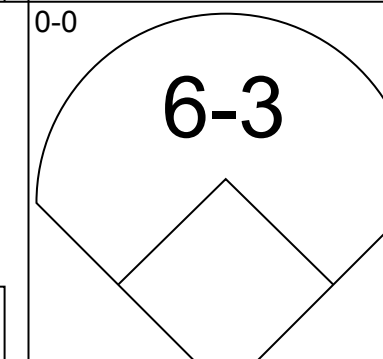
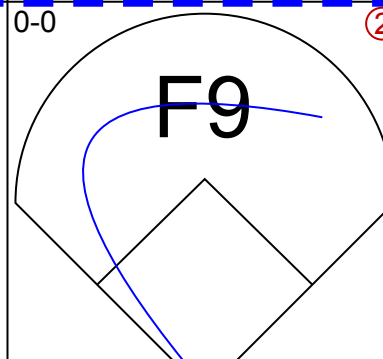
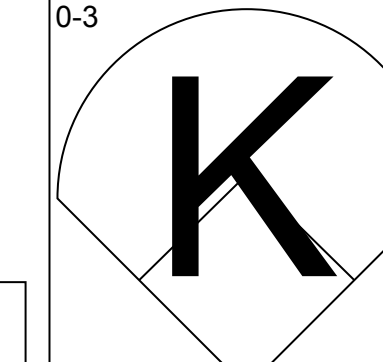
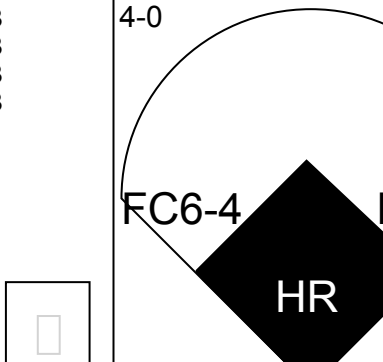
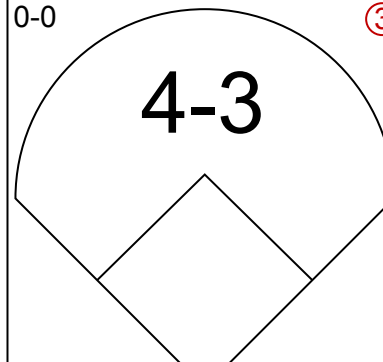
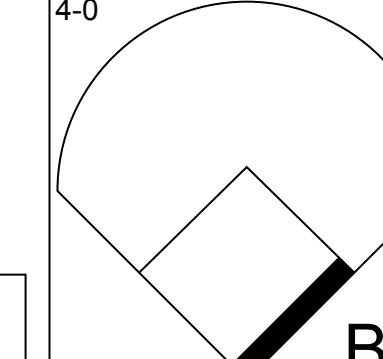
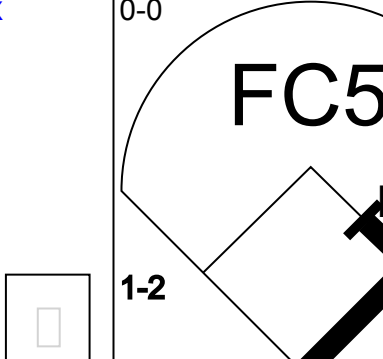
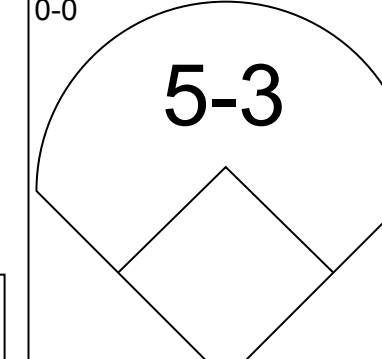
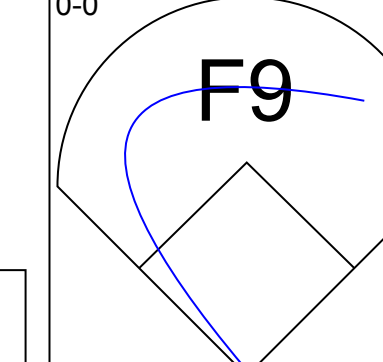
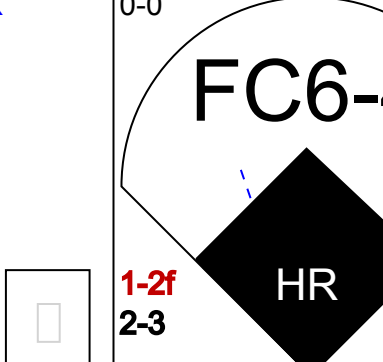
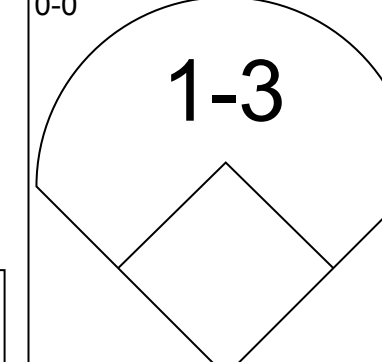
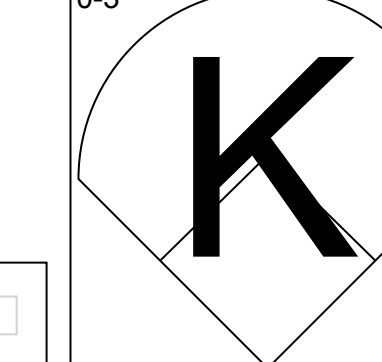
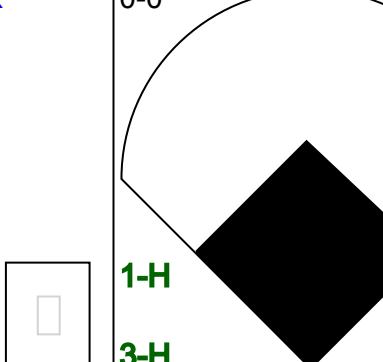
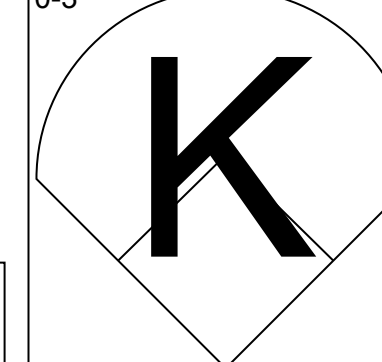
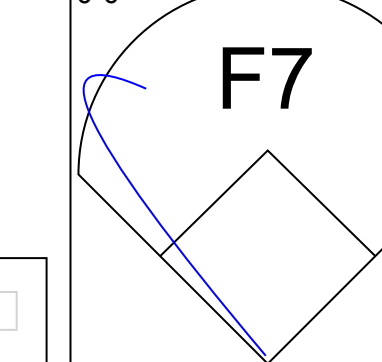
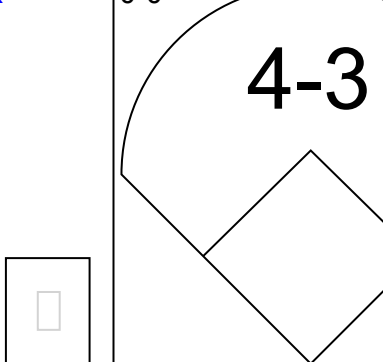
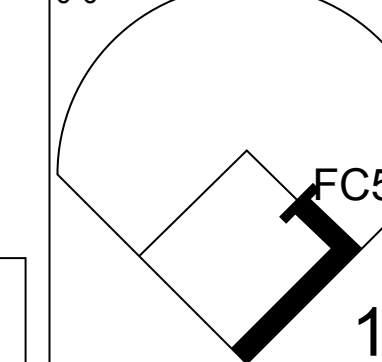
AB 30
R 3
H 7
RBI 3
BB 5
SO 1
LOB 16



Batter	1	2	3	4	5	6	7	8	9	AB	R	H	RBI	BB	SO	LOB	TOP					
Ted Sizemore, R OBP: 0.340, SLG: 0.365 (1, 4)										4	0	0	0	0	2	0	Philadelphia Phillies @ Atlanta Braves Atlanta-Fulton County Stadium, Atlanta, GA Thu Jun 09 1977, 7:05 PM EDT Att: 6,791 - Unknown					
Jay Johnstone, L OBP: 0.322, SLG: 0.382 (1, 9)										4	0	0	0	0	2	0						
Mike Schmidt, R OBP: 0.351, SLG: 0.452 (1, 5)										4	0	1	0	0	2	0						
Greg Luzinski, R OBP: 0.354, SLG: 0.598 (1, 7)									4	0	2	0	0	2	1							
Richie Hebner, L OBP: 0.397, SLG: 0.496 (1, 3)									3	0	0	0	1	1	2							
Bob Boone, R OBP: 0.333, SLG: 0.404 (1, 2)										3	0	0	0	0	1	3						
Jerry Martin, R OBP: 0.315, SLG: 0.400 (1, 8)										3	0	1	0	0	1	2						
Larry Bowa, S OBP: 0.294, SLG: 0.337 (1, 6)										3	0	0	0	0	1	2						
Jim Kaat, L OBP: 0.083, SLG: 0.083 Warren Brusstar, R (6, 1)										2	0	0	0	0	1	0						
Tim McCarver, L OBP: 0.422, SLG: 0.538 Wayne Twitchell, R OBP: 0.167, SLG: 0.091 (8, PH) (8, 1)										0	0	0	0	0	0	0						
Inning Stats	R: 0 E: 0 K: 2 S: 7	H: 0 LOB: 0 BB: 0 P: 7	R: 0 E: 0 K: 0 S: 5	H: 2 LOB: 2 BB: 0 P: 5	R: 0 E: 0 K: 1 S: 5	H: 0 LOB: 0 BB: 0 P: 5	R: 0 E: 0 K: 2 S: 8	H: 1 LOB: 2 BB: 1 P: 12	R: 0 E: 0 K: 3 S: 9	H: 0 LOB: 0 BB: 0 P: 9	R: 0 E: 0 K: 1 S: 6	H: 1 LOB: 1 BB: 0 P: 6	R: 0 E: 0 K: 0 S: 3	H: 0 LOB: 0 BB: 0 P: 3	R: 0 E: 0 K: 1 S: 5	H: 0 LOB: 0 BB: 0 P: 5	R: 0 E: 0 K: 3 S: 9	H: 0 LOB: 0 BB: 0 P: 9	1B: 4 2B: 0 3B: 0 HR: 0	SF: 0 SAC: 0 DP: 0 HBP: 0	WP: 0 PB: 1 SB: 0 CS: 0	PA: 32
PITCHER Phil Niekro, R ERA: 4.97 (1, 1)	IP: 9.0 WLS: W BF: 32 H: 4 R: 0 ER: 0 SO: 13 BB: 1 IBB: 0 HBP: 0 BLK: 0 WP: 0 HR: 0 S: 57 P: 61 ERA: 0.00 WHIP: 0.556															PITCHER						

AB 31
R 0
H 4
RBI 0
BB 1
SO 13
LOB 10



Batter	1	2	3	4	5	6	7	8	9	AB	R	H	RBI	BB	SO	LOB	BOTTOM					
Jerry Royster, R OBP: 0.315, SLG: 0.297 (1, 6)										4	0	0	0	0	1	1	Philadelphia Phillies @ Atlanta Braves Atlanta-Fulton County Stadium, Atlanta, GA Thu Jun 09 1977, 7:05 PM EDT Att: 6,791 - Unknown					
Barry Bonnell, R OBP: 0.441, SLG: 0.453 (1, 8)										4	0	3	0	0	1	1						
Willie Montanez, L OBP: 0.324, SLG: 0.426 (1, 3)										4	0	0	0	0	0	4						
Jeff Burroughs, R OBP: 0.361, SLG: 0.500 (1, 9)										3	0	0	0	0	0	1						
Gary Matthews, R OBP: 0.360, SLG: 0.464 (1, 7)										2	1	0	0	1	1	1						
Vic Correll, R OBP: 0.360, SLG: 0.487 (1, 2)										2	0	0	0	1	0	1						
Junior Moore, R OBP: 0.325, SLG: 0.349 (1, 5)										3	1	0	0	0	0	3						
Rod Gilbreath, R OBP: 0.312, SLG: 0.277 (1, 4)										3	1	1	3	0	2	0						
Phil Niekro, R OBP: 0.194, SLG: 0.171 (1, 1)										3	0	1	0	0	0	0						
Inning Stats	R: 0 E: 0 K: 0 S: 3	H: 1 LOB: 0 BB: 0 P: 3	R: 0 E: 0 K: 1 S: 5	H: 0 LOB: 1 BB: 1 P: 9	R: 0 E: 0 K: 1 S: 5	H: 0 LOB: 0 BB: 0 P: 5	R: 0 E: 0 K: 0 S: 3	H: 1 LOB: 0 BB: 0 P: 3	R: 3 E: 0 K: 1 S: 7	H: 1 LOB: 0 BB: 1 P: 11	R: 0 E: 0 K: 0 S: 4	H: 1 LOB: 1 BB: 0 P: 4	R: 0 E: 0 K: 1 S: 5	H: 0 LOB: 0 BB: 0 P: 5	R: 0 E: 0 K: 1 S: 6	H: 1 LOB: 1 BB: 0 P: 6		R: 0 E: 0 K: 1 S: 6	H: 1 LOB: 1 BB: 0 P: 6	1B: 4 2B: 0 3B: 0 HR: 1	SF: 0 SAC: 0 DP: 2 HBP: 0	WP: 0 PB: 0 SB: 0 CS: 0
PITCHER Jim Kaat, L ERA: 7.03 Warren Brusstar, R ERA: 1.93 Wayne Twitchell, R ERA: 4.34 (1, 1) (6, 1) (8, 1)	IP: 5.1 WLS: L BF: 21 H: 4 R: 3 ER: 3 SO: 3 BB: 2 IBB: 0 HBP: 0 BLK: 0 WP: 0 HR: 1 S: 25 P: 33 ERA: 5.06 WHIP: 1.125															PITCHER						

AB 28
R 3
H 5
RBI 3
BB 2
SO 5
LOB 12



Batter	1	2	3	4	5	6	7	8	9	AB	R	H	RBI	BB	SO	LOB	TOP		
Larry Bowa, S OBP: 0.305, SLG: 0.347 (1,6)	F4		2B 1B		4-3		WP 1B	FC6-4		5	1	2	1	0	0	2			
Richie Hebner, L OBP: 0.390, SLG: 0.472 Tom Hutton, L OBP: 0.258, SLG: 0.296 (1,3) (9,3)	F9		FC5 2B		4-3		F9	1-3		5	0	1	1	0	0	1			
Mike Schmidt, R OBP: 0.363, SLG: 0.481 (1,5)	F8		K		F8		K			5	0	1	0	0	2	2			
Greg Luzinski, R OBP: 0.374, SLG: 0.659 Ollie Brown, R OBP: 0.190, SLG: 0.244 (1,7) (9,7)		HR	IBB			WP 2B			F4	3	1	2	1	2	0	1			
Davey Johnson, R OBP: 0.357, SLG: 0.508 Terry Harmon, R OBP: 0.267, SLG: 0.308 (1,4) (7,4)	F3		FC5			K	F8		K	4	0	0	0	0	1	5			
Gary Maddox, R OBP: 0.304, SLG: 0.425 (1,8)	F7				F7	WP IBB				3	0	1	0	1	0	0			
Bob Boone, R OBP: 0.317, SLG: 0.381 (1,2)	F8				K	K		SH1-3		3	0	0	0	0	2	2			
Jerry Martin, R OBP: 0.353, SLG: 0.451 (1,9)			E6 SH2 1B					F4		2	1	0	0	2	0	1			
Jim Lonborg, R (1,1) Tim McCarver, L OBP: 0.433, SLG: 0.528 Gene Garber, R (8,1)			SH2		F8				FC6-4 BB	2	0	0	0	0	1	4			
Inning Stats	R: 0 E: 0 K: 0 S: 3	H: 0 LOB: 0 BB: 0 P: 3	R: 1 E: 0 K: 0 S: 4	H: 1 LOB: 0 BB: 0 P: 4	R: 2 E: 1 K: 1 S: 8	H: 2 LOB: 2 BB: 1 P: 12	R: 0 E: 0 K: 1 S: 5	H: 0 LOB: 1 BB: 1 P: 9	R: 0 E: 0 K: 0 S: 3	H: 1 LOB: 0 BB: 0 P: 3	R: 0 E: 0 K: 1 S: 6	H: 1 LOB: 2 BB: 1 P: 10	R: 0 E: 0 K: 0 S: 4	H: 1 LOB: 2 BB: 1 P: 8	R: 0 E: 0 K: 1 S: 6	H: 1 LOB: 1 BB: 0 P: 6	1B: 4 2B: 2 3B: 0 HR: 1	SF: 0 SAC: 2 DP: 0 HBP: 0	WP: 2 PA: 41 CS: 0
PITCHER	IP	WLS	BF	H	R	ER	SO	BB	IBB	HBP	BLK	WP	HR	S	P	ERA	WHIP		
Andy Messersmith, R ERA: 3.93 Rick Camp, R ERA: 3.09 (1,1) (9,1)	8.0		37	6	3	2	6	2	4	0	0	2	1	43	67	2.25	1.000		

Philadelphia Phillies @ Atlanta Braves
Atlanta-Fulton County Stadium, Atlanta, GA
Sun Jun 12 1977, 3:33 AM EDT
Att: 15,716 - Unknown


AB 33
R 3
H 7
RBI 3
BB 6
SO 7
LOB 19



Batter	1	2	3	4	5	6	7	8	9	AB	R	H	RBI	BB	SO	LOB	BOTTOM		
Jerry Royster, R OBP: 0.310, SLG: 0.294 Biff Pocoroba, S OBP: 0.372, SLG: 0.474 (1,6) (8,PH) (9,2)	F8		F9			6-3		3-1		3	0	0	0	0	0	0			
Barry Bonnell, R OBP: 0.432, SLG: 0.432 (1,8)	5-3		5-3			6-3			1B HR 1B	4	1	1	0	0	0	0			
Willie Montanez, L OBP: 0.342, SLG: 0.475 (1,3)					4-1			1-3		4	1	2	0	0	0	0			
Jeff Burroughs, R OBP: 0.358, SLG: 0.516 (1,9)	5-3				5-3				1-3 HR 1B	4	1	1	3	0	0	1			
Gary Matthews, R OBP: 0.369, SLG: 0.466 (1,7)			F7		K				CS 1B	3	0	1	0	0	1	0			
Vic Correll, R OBP: 0.351, SLG: 0.469 Craig Robinson, R OBP: 0.286, SLG: 0.286 (1,2) (9,6)			F7			F8			5-3	3	0	0	0	0	0	1			
Junior Moore, R OBP: 0.329, SLG: 0.368 (1,5)						F7			5-3	3	1	1	1	0	0	0			
Rod Gilbreath, R OBP: 0.315, SLG: 0.295 (1,4)						F8			1-3 BB	2	0	0	0	1	0	0			
Andy Messersmith, R OBP: 0.222, SLG: 0.292 Rowland Office, L OBP: 0.259, SLG: 0.313 Rick Camp, R (1,1) (8,PH) (9,1)			5-3						1-3	2	1	1	1	0	0	0			
Inning Stats	R: 0 E: 0 K: 0 S: 4	H: 1 LOB: 1 BB: 0 P: 4	R: 1 E: 0 K: 0 S: 4	H: 1 LOB: 0 BB: 0 P: 4	R: 0 E: 0 K: 0 S: 3	H: 0 LOB: 0 BB: 0 P: 3	R: 0 E: 0 K: 1 S: 5	H: 0 LOB: 0 BB: 0 P: 5	R: 0 E: 0 K: 0 S: 3	H: 1 LOB: 0 BB: 0 P: 3	R: 1 E: 0 K: 0 S: 4	H: 1 LOB: 0 BB: 0 P: 4	R: 0 E: 0 K: 0 S: 3	H: 1 LOB: 1 BB: 1 P: 7	R: 3 E: 0 K: 0 S: 3	H: 3 LOB: 0 BB: 0 P: 3	1B: 3 2B: 1 3B: 0 HR: 3	SF: 0 SAC: 0 DP: 0 HBP: 0	WP: 0 PA: 31 CS: 1
PITCHER	IP	WLS	BF	H	R	ER	SO	BB	IBB	HBP	BLK	WP	HR	S	P	ERA	WHIP		
Jim Lonborg, R ERA: 2.86 Gene Garber, R ERA: 2.84 (1,1) (8,1)	7.0		24	4	2	2	1	0	0	0	0	0	1	6	10	27.00	4.000		

Philadelphia Phillies @ Atlanta Braves
Atlanta-Fulton County Stadium, Atlanta, GA
Sun Jun 12 1977, 3:33 AM EDT
Att: 15,716 - Unknown

AB 30
R 5
H 7
RBI 5
BB 1
SO 1
LOB 4




Batter	1	2	3	4	5	6	7	8	9	AB	R	H	RBI	BB	SO	LOB	TOP							
Garry Maddox, R OBP: 0.302, SLG: 0.424 (1, 8)										4	0	1	0	0	0	0	Philadelphia Phillies @ Cincinnati Reds Riverfront Stadium, Cincinnati, OH Tue Jun 14 1977, 7:05 PM EDT Att: 30,036 - Unknown AB 31 R 2 H 6 RBI 2 BB 2 SO 7 LOB 8							
Larry Bowa, S OBP: 0.300, SLG: 0.340 (1, 6)										4	0	0	0	0	2	1								
Mike Schmidt, R OBP: 0.363, SLG: 0.513 (1, 5)										4	1	2	1	0	2	0								
Greg Luzinski, R OBP: 0.374, SLG: 0.654 (1, 7)										3	0	0	0	1	1	0								
Davey Johnson, R OBP: 0.364, SLG: 0.486 (1, 3)										3	0	0	0	1	0	2								
Bob Boone, R OBP: 0.309, SLG: 0.370 (1, 2)										4	0	0	0	0	0	1								
Jerry Martin, R OBP: 0.361, SLG: 0.500 (1, 9)										3	1	3	1	0	0	0								
Ted Sizemore, R OBP: 0.327, SLG: 0.348 (1, 4)										3	0	0	0	0	0	2								
Jim Kaat, L OBP: 0.067, SLG: 0.067 Warren Brusstar, R (6, 1)										2	0	0	0	0	2	1								
Ollie Brown, R OBP: 0.205, SLG: 0.256 Ron Reed, R (7, 1)										0	0	0	0	0	0	0								
Inning Stats	R: 0 E: 0 K: 1 S: 5	H: 0 LOB: 0 BB: 0 P: 5	R: 0 E: 0 K: 1 S: 4	H: 0 LOB: 0 BB: 1 P: 8	R: 1 E: 0 K: 2 S: 9	H: 2 LOB: 1 BB: 0 P: 9	R: 1 E: 0 K: 0 S: 4	H: 1 LOB: 0 BB: 0 P: 4	R: 0 E: 0 K: 1 S: 5	H: 1 LOB: 0 BB: 0 P: 5	R: 0 E: 0 K: 1 S: 6	H: 1 LOB: 1 BB: 1 P: 10	R: 0 E: 0 K: 0 S: 4	H: 1 LOB: 1 BB: 0 P: 4	R: 0 E: 0 K: 1 S: 5	H: 0 LOB: 0 BB: 0 P: 5	R: 0 E: 0 K: 0 S: 3	H: 0 LOB: 0 BB: 0 P: 3	R: 0 E: 0 K: 0 S: 3	H: 0 LOB: 0 BB: 0 P: 3	1B: 2 2B: 2 3B: 0 HR: 2	SF: 0 SAC: 0 DP: 0 HBP: 0	WP: 0 PB: 0 SB: 0 CS: 2	PA: 34
PITCHER Fred Norman, L ERA: 2.7 (1, 1)	IP: 9.0 WLS: W BF: 33 H: 6 R: 2 ER: 2 SO: 7 BB: 1 IBB: 1 HBP: 0 BLK: 0 WP: 0 HR: 2 S: 45 P: 53 ERA: 2.00 WHIP: 0.778															PITCHER								

Batter	1	2	3	4	5	6	7	8	9	AB	R	H	RBI	BB	SO	LOB	BOTTOM					
Pete Rose, S OBP: 0.404, SLG: 0.465 (1, 5)										3	1	1	0	1	0	0	Philadelphia Phillies @ Cincinnati Reds Riverfront Stadium, Cincinnati, OH Tue Jun 14 1977, 7:05 PM EDT Att: 30,036 - Unknown AB 26 R 3 H 7 RBI 3 BB 3 SO 2 LOB 13					
Ken Griffey, L OBP: 0.375, SLG: 0.452 (1, 9)										3	0	1	0	1	0	1						
Joe Morgan, L OBP: 0.429, SLG: 0.497 (1, 4)										2	1	1	0	1	0	0						
George Foster, R OBP: 0.388, SLG: 0.574 (1, 7)										3	0	0	0	0	1	5						
Johnny Bench, R OBP: 0.311, SLG: 0.520 (1, 2)										3	1	2	3	0	0	2						
Dave Concepcion, R OBP: 0.344, SLG: 0.395 (1, 6)										3	0	1	0	0	0	1						
Dan Driessen, L OBP: 0.354, SLG: 0.452 (1, 3)										3	0	1	0	0	0	1						
Cesar Geronimo, L OBP: 0.345, SLG: 0.453 (1, 8)										3	0	0	0	0	0	2						
Fred Norman, S OBP: 0.125, SLG: 0.125 (1, 1)										3	0	0	0	0	1	1						
Inning Stats	R: 0 E: 0 K: 0 S: 3	H: 1 LOB: 0 BB: 0 P: 3	R: 1 E: 0 K: 0 S: 4	H: 1 LOB: 0 BB: 0 P: 4	R: 0 E: 0 K: 1 S: 5	H: 0 LOB: 0 BB: 0 P: 5	R: 1 E: 0 K: 0 S: 4	H: 2 LOB: 1 BB: 1 P: 8	R: 0 E: 0 K: 0 S: 3	H: 1 LOB: 0 BB: 0 P: 3	R: 1 E: 0 K: 0 S: 5	H: 1 LOB: 1 BB: 2 P: 13	R: 0 E: 0 K: 0 S: 3	H: 1 LOB: 0 BB: 0 P: 3	R: 0 E: 0 K: 0 S: 3	H: 0 LOB: 0 BB: 0 P: 3		R: 0 E: 0 K: 0 S: 3	H: 0 LOB: 0 BB: 0 P: 3	1B: 6 2B: 0 3B: 0 HR: 1	SF: 0 SAC: 0 DP: 3 HBP: 0	WP: 0 PB: 0 SB: 0 CS: 2
PITCHER Jim Kaat, L ERA: 6.85 Warren Brusstar, R ERA: 1.54 Ron Reed, R ERA: 2.51 (1, 1)	IP: 5.0 WLS: L BF: 21 H: 6 R: 3 ER: 3 SO: 1 BB: 3 IBB: 0 HBP: 0 BLK: 0 WP: 0 HR: 1 S: 20 P: 32 ERA: 5.40 WHIP: 1.800															PITCHER						

Batter	1	2	3	4	5	6	7	8	9	10	AB	R	H	RBI	BB	SO	LOB	TOP	
Garry Maddox, R OBP: 0.307, SLG: 0.426	0-0 HR	0-0 2B	0-0 FC5-2		0-0 6-3		0-0 F9			0-0 1B	6	2	3	0	0	0	4	Philadelphia Phillies @ Cincinnati Reds Riverfront Stadium, Cincinnati, OH Wed Jun 15 1977, 7:05 PM EDT Att: 31,214 - Unknown AB 43 R 7 H 15 RBI 7 BB 3 SO 2 LOB 20	
Jay Johnstone, L OBP: 0.306, SLG: 0.356	0-0 F8	4-0 2B	0-0 G4-6-3		0-0 G1			0-0 4-3		0-0 F5	5	0	0	0	1	0	5		
Mike Schmidt, R OBP: 0.364, SLG: 0.530	0-0 HR	0-0 2B			0-0 F2			0-0 F8			5	1	2	3	0	0	0		
Greg Luzinski, R OBP: 0.375, SLG: 0.668	0-0 HR	0-3 K			0-0 HR		0-0 1-4-3			0-0 6-3	5	2	2	1	0	1	2		
Jerry Martin, R OBP: 0.361, SLG: 0.500	0-0 2B										0	0	0	0	0	0	0		
Richie Hebner, L OBP: 0.305, SLG: 0.492	0-0 HR	4-0 IBB			0-0 1B			0-0 1-3		0-0 4-3	4	2	2	2	1	0	0		
Tom Hutton, L OBP: 0.250, SLG: 0.286	0-0 HR				0-0 1B						0	0	0	0	0	0	0		
Bob Boone, R OBP: 0.306, SLG: 0.365	0-0 FC6-4	0-0 P4			0-0 F7			0-0 6-3		0-0 P6	5	0	1	0	0	0	4		
Larry Bowa, S OBP: 0.307, SLG: 0.346	0-0 F8				0-0 1B					0-0 F8	5	0	3	0	0	0	1		
Ted Sizemore, R OBP: 0.328, SLG: 0.346	0-0 FC6-4				0-0 1B			0-0 F3		0-0 6-3	4	0	1	1	1	0	2		
Randy Lerch, L OBP: 0.207, SLG: 0.185		0-0 G3			0-0 1B			0-0 SH2-3		0-0 F9	3	0	1	0	0	1	2		
Gene Garber, R OBP: 0.423, SLG: 0.509					0-0 K						0	0	0	0	0	0	0		
Tim McCarver, L OBP: 0.423, SLG: 0.509											1	0	0	0	0	0	0		
Tom Underwood, R OBP: 0.276, SLG: 0.224											0	0	0	0	0	0	0		
Inning Stats	R: 4 E: 0 K: 0 S: 8	H: 5 LOB: 1 BB: 0 P: 8	R: 1 E: 0 K: 1 S: 7	H: 2 LOB: 3 BB: 2 P: 15	R: 0 E: 0 K: 0 S: 4	H: 2 LOB: 2 BB: 1 P: 8	R: 0 E: 0 K: 0 S: 9	H: 4 LOB: 2 BB: 0 P: 9	R: 0 E: 0 K: 0 S: 3	H: 0 LOB: 0 BB: 0 P: 3	R: 0 E: 0 K: 0 S: 3	H: 1 LOB: 1 BB: 0 P: 4	R: 0 E: 0 K: 0 S: 3	H: 0 LOB: 0 BB: 0 P: 3	R: 0 E: 0 K: 0 S: 4	H: 1 LOB: 1 BB: 0 P: 4	1B: 10 2B: 2 3B: 0 HR: 3	SF: 0 SAC: 1 DP: 1 HBP: 0	WP: 1 PA: 47
PITCHER	IP WLS BF H R ER SO ERA WHIP	IP WLS BF H R ER SO ERA WHIP	IP WLS BF H R ER SO ERA WHIP	IP WLS BF H R ER SO ERA WHIP	IP WLS BF H R ER SO ERA WHIP	IP WLS BF H R ER SO ERA WHIP	IP WLS BF H R ER SO ERA WHIP	IP WLS BF H R ER SO ERA WHIP	IP WLS BF H R ER SO ERA WHIP	IP WLS BF H R ER SO ERA WHIP	IP WLS BF H R ER SO ERA WHIP	IP WLS BF H R ER SO ERA WHIP	IP WLS BF H R ER SO ERA WHIP	IP WLS BF H R ER SO ERA WHIP	IP WLS BF H R ER SO ERA WHIP	IP WLS BF H R ER SO ERA WHIP	IP WLS BF H R ER SO ERA WHIP	IP WLS BF H R ER SO ERA WHIP	
Gary Nolan, R ERA: 4.81	1.1 0.1	3.1 20	4.1 8	4.1 3	4.1 3	4.1 1	4.1 2	4.1 1	4.1 0	4.1 0	4.1 0	4.1 0	4.1 0	4.1 0	4.1 0	4.1 0	4.1 0	4.1 0	4.1 0
Tom Hume, R ERA: 9.6	1.1 3.1	4.1 20	4.1 8	4.1 3	4.1 3	4.1 1	4.1 2	4.1 1	4.1 0	4.1 0	4.1 0	4.1 0	4.1 0	4.1 0	4.1 0	4.1 0	4.1 0	4.1 0	4.1 0
Dale Murray, R ERA: 4.71	4.1 1.1	4.1 20	4.1 8	4.1 3	4.1 3	4.1 1	4.1 2	4.1 1	4.1 0	4.1 0	4.1 0	4.1 0	4.1 0	4.1 0	4.1 0	4.1 0	4.1 0	4.1 0	4.1 0
Mike Caldwell, L ERA: 4.01	6.1 3.0	4.1 20	4.1 8	4.1 3	4.1 3	4.1 1	4.1 2	4.1 1	4.1 0	4.1 0	4.1 0	4.1 0	4.1 0	4.1 0	4.1 0	4.1 0	4.1 0	4.1 0	4.1 0
Pedro Borbon, R ERA: 2.99	9.1 2.0	4.1 20	4.1 8	4.1 3	4.1 3	4.1 1	4.1 2	4.1 1	4.1 0	4.1 0	4.1 0	4.1 0	4.1 0	4.1 0	4.1 0	4.1 0	4.1 0	4.1 0	4.1 0

Batter	1	2	3	4	5	6	7	8	9	10	AB	R	H	RBI	BB	SO	LOB	BOTTOM			
Pete Rose, S OBP: 0.406, SLG: 0.466	0-0 1B		0-0 F9		0-0 F9		0-0 1B	0-0 6-3		0-0 1B	6	1	3	1	0	0	1	Philadelphia Phillies @ Cincinnati Reds Riverfront Stadium, Cincinnati, OH Wed Jun 15 1977, 7:05 PM EDT Att: 31,214 - Unknown AB 44 R 8 H 17 RBI 7 BB 0 SO 2 LOB 16			
Ken Griffey, L OBP: 0.383, SLG: 0.483	0-0 1B		0-0 WP		0-0 1B		0-0 1B		0-0 6-3	5	2	4	0	0	0	0	0				
Joe Morgan, L OBP: 0.424, SLG: 0.492	0-0 1-3		0-0 SF8		0-0 FC3-6		0-0 1B		0-0 K	4	1	1	1	0	1	4					
George Foster, R OBP: 0.389, SLG: 0.589	0-0 FC1-2-5-2		0-0 F8		0-0 F9		0-0 1B		0-0 HR	5	2	2	3	0	0	4					
Johnny Bench, R OBP: 0.308, SLG: 0.514	0-0 FC5-4				0-0 F5		0-0 F7		0-0 1B	4	0	1	1	0	0	2					
Ed Armbrister, R OBP: 0.364, SLG: 0.526	0-0 FC5-4						0-0 SF8		0-0 1B	0	0	0	0	0	0	0					
Bill Plummer, R OBP: 0.276, SLG: 0.224	0-0 1-2f						0-0 SF8		0-0 1B	0	0	0	0	0	0	0					
Dave Concepcion, R OBP: 0.341, SLG: 0.391		0-0 6-3			0-0 F9		0-0 5-3		0-0 F8	5	0	1	0	0	0	1					
Dan Driessen, L OBP: 0.350, SLG: 0.450		0-0 F8			0-0 F9		0-0 4-3		0-0 F7	5	0	1	0	0	0	1					
Cesar Geronimo, L OBP: 0.341, SLG: 0.446		0-0 1-3			0-0 G3		0-0 1B		0-0 1-3	5	0	1	0	0	0	1					
Inning Stats	R: 0 E: 0 K: 0 S: 5	H: 2 LOB: 2 BB: 0 P: 5	R: 0 E: 0 K: 0 S: 3	H: 0 LOB: 0 BB: 0 P: 3	R: 2 E: 0 K: 0 S: 5	H: 2 LOB: 0 BB: 0 P: 5	R: 0 E: 0 K: 0 S: 4	H: 1 LOB: 1 BB: 0 P: 4	R: 0 E: 0 K: 0 S: 5	H: 2 LOB: 2 BB: 0 P: 5	R: 0 E: 0 K: 0 S: 5	H: 4 LOB: 0 BB: 0 P: 7	R: 0 E: 0 K: 1 S: 5	H: 0 LOB: 0 BB: 0 P: 5	R: 1 E: 0 K: 1 S: 7	H: 2 LOB: 1 BB: 0 P: 7	R: 1 E: 0 K: 0 S: 4	H: 2 LOB: 2 BB: 0 P: 4	1B: 12 2B: 3 3B: 0 HR: 2	SF: 2 SAC: 0 DP: 0 HBP: 0	WP: 1 PA: 46
PITCHER	IP WLS BF H R ER SO ERA WHIP	IP WLS BF H R ER SO ERA WHIP	IP WLS BF H R ER SO ERA WHIP	IP WLS BF H R ER SO ERA WHIP	IP WLS BF H R ER SO ERA WHIP	IP WLS BF H R ER SO ERA WHIP	IP WLS BF H R ER SO ERA WHIP	IP WLS BF H R ER SO ERA WHIP	IP WLS BF H R ER SO ERA WHIP	IP WLS BF H R ER SO ERA WHIP	IP WLS BF H R ER SO ERA WHIP	IP WLS BF H R ER SO ERA WHIP	IP WLS BF H R ER SO ERA WHIP	IP WLS BF H R ER SO ERA WHIP	IP WLS BF H R ER SO ERA WHIP	IP WLS BF H R ER SO ERA WHIP	IP WLS BF H R ER SO ERA WHIP	IP WLS BF H R ER SO ERA WHIP			
Randy Lerch, L ERA: 4.57	1.1 6.0	7.1 11	4.1 4	4.1 2	4.1 2	4.1 2	4.1 1	4.1 1	4.1 29	4.1 29	6.00	1.833									
Gene Garber, R ERA: 3.07	7.1 3.0	13 4	3 2	2 2	2 0	2 0	2 0	2 0	2 17	2 17	6.00	1.333									
Tom Underwood, L ERA: 5.13	10.1 0.2	4 L	2 1	1 1	0 0	0 0	0 0	0 0	0 4	0 4	13.50	3.000									

Batter	1	2	3	4	5	6	7	8	9	AB	R	H	RBI	BB	SO	LOB	TOP			
Barry Bonnell, R (1, 8) OBP: 0.408, SLG: 0.403	6-3		5-3			F7		1B		4	0	1	0	0	0	0	Atlanta Braves @ Philadelphia Phillies Veterans Stadium, Philadelphia, PA Fri Jun 17 1977, 7:05 PM EDT Att: 37,143 - Unknown			
Jerry Royster, R (1, 5) OBP: 0.303, SLG: 0.285	4-3		L4					L4		3	1	1	0	0	0	0				
Biff Pocoroba, S (8, PH) OBP: 0.376, SLG: 0.483										1	0	0	0	0	0	2				
Junior Moore, R (8, 5) OBP: 0.327, SLG: 0.365						HR				0	0	0	0	0	0	0				
Willie Montanez, L (1, 3) OBP: 0.343, SLG: 0.487	HR			6-3		F7				4	1	2	1	0	0	1				
Jeff Burroughs, R (1, 9) OBP: 0.358, SLG: 0.538	HR			K				K		4	2	2	4	0	2	2				
Gary Matthews, R (1, 7) OBP: 0.355, SLG: 0.443	F9			4-3		P4		4-3		4	0	0	0	0	0	2				
Steve Kline, R (8, 1)										0	0	0	0	0	0	0				
Vic Cornell, R (1, 2) OBP: 0.333, SLG: 0.438		K				5-3				4	0	1	0	0	1	0				
Rod Gilbreath, R (1, 4) OBP: 0.317, SLG: 0.289	4-3					K		P3		4	0	1	0	0	1	0	AB 35 R 5 H 9 RBI 5 BB 1 SO 4 LOB 12			
Craig Robinson, R (1, 6) OBP: 0.313, SLG: 0.267	6-3							F8		3	0	1	0	0	0	0				
Joe Nolan, L (9, PH) OBP: 0.353, SLG: 0.375										1	0	0	0	0	0	2				
Andy Messersmith, R (1, 1) OBP: 0.207, SLG: 0.269			5-3			G1				2	0	0	0	0	0	1				
Rowland Office, L (8, PH) OBP: 0.254, SLG: 0.315								BB		1	1	0	0	1	0	2				
																				
Inning Stats	R: 2 E: 0 K: 0 S: 5	H: 2 LOB: 0 BB: 0 P: 5	R: 0 E: 0 K: 1 S: 5	H: 0 LOB: 0 BB: 0 P: 5	R: 0 E: 0 K: 0 S: 3	H: 0 LOB: 0 BB: 0 P: 3	R: 0 E: 0 K: 1 S: 5	H: 1 LOB: 1 BB: 0 P: 6	R: 2 E: 0 K: 0 S: 5	H: 2 LOB: 0 BB: 0 P: 5	R: 0 E: 0 K: 0 S: 3	H: 0 LOB: 0 BB: 0 P: 3	R: 1 E: 0 K: 0 S: 7	H: 2 LOB: 2 BB: 0 P: 11	R: 0 E: 0 K: 0 S: 4	H: 2 LOB: 1 BB: 0 P: 4		1B: 7 2B: 0 3B: 0 HR: 2	SF: 0 SAC: 0 DP: 1 HBP: 0	WP: 0 PB: 0 SB: 1 CS: 0
PITCHER	IP WLS BF H R ER SO BB IBB HBP BLK WP HR S P ERA WHIP	IP WLS BF H R ER SO BB IBB HBP BLK WP HR S P ERA WHIP																		
Larry Christenson, R (1, 1) ERA: 5.4	7.0 W 28 6 5 5 3 1 0 0 0 0 2 33 37 6.43 1.000																			
Ron Reed, R (8, 1) ERA: 2.4	2.0 S 8 3 0 0 1 0 0 0 0 0 0 10 10 0.00 1.500																			

Batter	1	2	3	4	5	6	7	8	9	AB	R	H	RBI	BB	SO	LOB	BOTTOM			
Garry Maddox, R (1, 8) OBP: 0.313, SLG: 0.433		P4						K		5	2	3	0	0	1	1	Atlanta Braves @ Philadelphia Phillies Veterans Stadium, Philadelphia, PA Fri Jun 17 1977, 7:05 PM EDT Att: 37,143 - Unknown			
Jay Johnstone, L (1, 9) OBP: 0.309, SLG: 0.364	F7			4-3				K		5	2	2	1	0	1	3				
Mike Schmidt, R (1, 5) OBP: 0.365, SLG: 0.539	F9		HR			K		K		4	2	1	2	1	2	2				
Greg Luzinski, R (1, 7) OBP: 0.382, SLG: 0.683	F9									3	2	2	3	1	0	1				
Jerry Martin, R (8, 7) OBP: 0.356, SLG: 0.495	F9									1	0	0	0	0	0	0				
Richie Hebner, L (1, 3) OBP: 0.397, SLG: 0.537										4	2	2	4	0	1	1				
Bob Boone, R (1, 2) OBP: 0.310, SLG: 0.374										4	1	2	0	0	0	1				
Larry Bowa, S (1, 6) OBP: 0.306, SLG: 0.344										4	0	1	0	0	0	2				
Ted Sizemore, R (1, 4) OBP: 0.327, SLG: 0.344										4	0	1	1	0	0	1	AB 38 R 11 H 14 RBI 11 BB 2 SO 8 LOB 13			
Larry Christenson, R (1, 1) ERA: 4.48										3	0	0	0	0	2	1				
Ron Reed, R (8, 1) ERA: 5.23										1	0	0	0	0	1	0				
Inning Stats	R: 0 E: 0 K: 0 S: 4	H: 1 LOB: 1 BB: 0 P: 4	R: 2 E: 0 K: 1 S: 8	H: 3 LOB: 1 BB: 0 P: 8	R: 3 E: 0 K: 1 S: 7	H: 2 LOB: 0 BB: 1 P: 11	R: 0 E: 0 K: 1 S: 6	H: 1 LOB: 1 BB: 0 P: 6	R: 0 E: 0 K: 0 S: 3	H: 1 LOB: 0 BB: 0 P: 3	R: 3 E: 0 K: 3 S: 12	H: 2 LOB: 1 BB: 1 P: 16	R: 3 E: 0 K: 1 S: 8	H: 3 LOB: 0 BB: 0 P: 8	1B: 7 2B: 3 3B: 0 HR: 4	SF: 0 SAC: 0 DP: 1 HBP: 0		WP: 1 PB: 0 SB: 1 CS: 0	PA: 40	
PITCHER	IP WLS BF H R ER SO BB IBB HBP BLK WP HR S P ERA WHIP	IP WLS BF H R ER SO BB IBB HBP BLK WP HR S P ERA WHIP																		
Andy Messersmith, R (1, 1) ERA: 5.23	1.0 L 6 3 3 3 1 0 0 0 0 1 0 1 8 8 27.00 3.000																			

Batter	1	2	3	4	5	6	7	8	9	10	11	12	AB	R	H	RBI	BB	SO	LOB	TOP
Bary Bonnell, R OBP: 0.399, SLG: 0.391 Darrel Chaney, S OBP: 0.301, SLG: 0.353	4-1	1-3			F7	6-3		K			L3		4	0	0	0	0	0	4	
Jerry Royster, R OBP: 0.300, SLG: 0.279	F8			K	5-3				P3			6-3	5	0	0	0	0	1	0	
Willie Montanez, L OBP: 0.349, SLG: 0.485	1B		F8			1B 2B BB	G3-6-1		4-3			FC4-6 1B	5	1	2	0	1	0	1	
Jeff Burroughs, R OBP: 0.361, SLG: 0.535	4-3			1B		2B 1-2 2B 1B	FC5-4 BB		5-3			FC4-6 FC6-4	5	1	2	0	1	0	2	
Gary Matthews, R OBP: 0.345, SLG: 0.429		K	K			K	FC5-4			K		FC6-4	6	0	0	0	0	4	5	
Biff Picoroba, S OBP: 0.371, SLG: 0.480		E4 2B			K			K		F7			5	2	1	1	0	2	0	
Rod Gilbreath, R OBP: 0.325, SLG: 0.301		1B 2B			K	2B HBP		3B 1B		6-3			4	1	2	1	0	1	0	
Craig Robinson, R OBP: 0.278, SLG: 0.235 Rowland Office, L OBP: 0.302, SLG: 0.346	K				6-3						F8		2	0	0	0	0	1	1	
Phil Niekro, R OBP: 0.214, SLG: 0.195 Rick Camp, R OBP: 0.389, SLG: 0.412 Max Leon, R OBP: 0.375, SLG: 0.490 Frank LaCorte, R OBP: 0.111, SLG: 0.111					L6	F5		K				1-3 2-H 3-H	4	0	1	0	0	1	3	
Inning Stats	R: 0 E: 0 K: 4	H: 1 LOB: 1 BB: 4	R: 1 E: 1 K: 2 S: 10	H: 2 LOB: 2 BB: 0 P: 10	R: 0 E: 0 K: 2 S: 8	H: 1 LOB: 1 BB: 8	R: 0 E: 0 K: 1 S: 7	H: 0 LOB: 0 BB: 7	R: 0 E: 0 K: 0 S: 3	H: 0 LOB: 1 BB: 1 P: 7	R: 1 E: 0 K: 3 S: 11	H: 2 LOB: 1 BB: 0 P: 11	R: 0 E: 0 K: 0 S: 5	H: 0 LOB: 0 BB: 5	R: 0 E: 0 K: 0 S: 4	H: 1 LOB: 1 BB: 0 P: 4	1B: 7 2B: 4 3B: 1 HR: 0	SF: 0 SAC: 0 DP: 2 HBP: 2	WP: 0 PB: 0 SB: 0 CS: 0	PA: 50
PITCHER	IP WLS BF H R ER SO BB IBB HBP BLK WP HR S P ERA WHIP	IP WLS BF H R ER SO BB IBB HBP BLK WP HR S P ERA WHIP	IP WLS BF H R ER SO BB IBB HBP BLK WP HR S P ERA WHIP	IP WLS BF H R ER SO BB IBB HBP BLK WP HR S P ERA WHIP	IP WLS BF H R ER SO BB IBB HBP BLK WP HR S P ERA WHIP	IP WLS BF H R ER SO BB IBB HBP BLK WP HR S P ERA WHIP	IP WLS BF H R ER SO BB IBB HBP BLK WP HR S P ERA WHIP	IP WLS BF H R ER SO BB IBB HBP BLK WP HR S P ERA WHIP	IP WLS BF H R ER SO BB IBB HBP BLK WP HR S P ERA WHIP	IP WLS BF H R ER SO BB IBB HBP BLK WP HR S P ERA WHIP	IP WLS BF H R ER SO BB IBB HBP BLK WP HR S P ERA WHIP	IP WLS BF H R ER SO BB IBB HBP BLK WP HR S P ERA WHIP	IP WLS BF H R ER SO BB IBB HBP BLK WP HR S P ERA WHIP	IP WLS BF H R ER SO BB IBB HBP BLK WP HR S P ERA WHIP	IP WLS BF H R ER SO BB IBB HBP BLK WP HR S P ERA WHIP	IP WLS BF H R ER SO BB IBB HBP BLK WP HR S P ERA WHIP	IP WLS BF H R ER SO BB IBB HBP BLK WP HR S P ERA WHIP	IP WLS BF H R ER SO BB IBB HBP BLK WP HR S P ERA WHIP	IP WLS BF H R ER SO BB IBB HBP BLK WP HR S P ERA WHIP	IP WLS BF H R ER SO BB IBB HBP BLK WP HR S P ERA WHIP

Atlanta Braves @ Philadelphia Phillies
Veterans Stadium, Philadelphia, PA
Sat Jun 18 1977, 7:05 PM EDT
Alt. 32.016 - Unknown

AB 46
R 5
H 11
RBI 5
BB 2
SO 11
LOB 18



Batter	1	2	3	4	5	6	7	8	9	10	11	12	AB	R	H	RBI	BB	SO	LOB	BOTTOM		
Gary Maddox, R OBP: 0.317, SLG: 0.433	S WP 1B	S 2H 1B			F8		F8		1B BB		1-3		5	1	2	1	1	0	0			
Jay Johnstone, L OBP: 0.310, SLG: 0.359	F8	K			G3		G1		1-2 2-H 3-H 1B		BB BB		5	0	1	2	1	1	2			
Mike Schmidt, R OBP: 0.360, SLG: 0.526	F8		6-3		F8		K	K			FC6-4 BB		5	0	0	0	1	2	3			
Greg Luzinski, R OBP: 0.378, SLG: 0.672 Jerry Martin, R OBP: 0.355, SLG: 0.490 Tug McGraw, R OBP: 0.407, SLG: 0.529	K BB 2H		F7		K	K	5-3		FC4-6 1B		FC6-4		5	0	1	0	0	2	0			
Richie Hebner, L OBP: 0.407, SLG: 0.529	BB 1-2		CS BB		K	K			BB 4-3 BB	FC4-6 BLK		FC3-6 BB	2	1	0	0	4	1	1			
Bob Boons, R OBP: 0.310, SLG: 0.369	K		CS	1-3		FC3-6 1B			K	FC4-6 IBB		FC3-6 1B HR	5	1	1	0	1	2	4			
Larry Bowa, S OBP: 0.302, SLG: 0.336		4-3			F6	FC3-6 1B			4-3 BB 1B BB	FC4-6 FC4-6		K	5	1	0	0	1	1	4			
Ted Sizemore, R OBP: 0.332, SLG: 0.349 Tim McCarver, L OBP: 0.431, SLG: 0.509 Terry Harmon, R OBP: 0.281, SLG: 0.321		E5 1B			WP 1B		F7		1-2 2-3 3-H BB	4-3 FC4-6		HR 1B	3	1	2	0	0	0	0			
Jim Lonborg, R ERA: 4.79 Gene Garber, R ERA: 2.95 Bake McBride, L OBP: 0.226, SLG: 0.245 Warren Brusstar, R ERA: 3.22 Tom Hutton, L OBP: 0.276 Ron Reed, R OBP: 0.271, SLG: 0.333		K			K		6-3		4-3			5-3	2	0	0	0	0	2	2			
Inning Stats	R: 1 E: 0 K: 2 S: 9	H: 1 LOB: 2 BB: 1 P: 13	R: 1 E: 1 K: 2 S: 9	H: 2 LOB: 1 BB: 0 P: 9	R: 0 E: 0 K: 0 S: 6	H: 0 LOB: 0 BB: 1 P: 6	R: 0 E: 0 K: 1 S: 6	H: 1 LOB: 1 BB: 0 P: 6	R: 0 E: 0 K: 0 S: 3	H: 0 LOB: 0 BB: 0 P: 3	R: 0 E: 0 K: 0 S: 5	H: 0 LOB: 0 BB: 1 P: 5	R: 0 E: 0 K: 0 S: 4	H: 1 LOB: 2 BB: 1 P: 8	R: 0 E: 0 K: 0 S: 3	H: 0 LOB: 2 BB: 2 P: 11	R: 3 E: 0 K: 1 S: 6	H: 2 LOB: 0 BB: 1 P: 10	1B: 8 2B: 0 3B: 0 HR: 1	SF: 0 SAC: 0 DP: 0 HBP: 0	WP: 2 PB: 0 SB: 2 CS: 1	PA: 55
PITCHER	IP WLS BF H R ER SO BB IBB HBP BLK WP HR S P ERA WHIP	IP WLS BF H R ER SO BB IBB HBP BLK WP HR S P ERA WHIP	IP WLS BF H R ER SO BB IBB HBP BLK WP HR S P ERA WHIP	IP WLS BF H R ER SO BB IBB HBP BLK WP HR S P ERA WHIP	IP WLS BF H R ER SO BB IBB HBP BLK WP HR S P ERA WHIP	IP WLS BF H R ER SO BB IBB HBP BLK WP HR S P ERA WHIP	IP WLS BF H R ER SO BB IBB HBP BLK WP HR S P ERA WHIP	IP WLS BF H R ER SO BB IBB HBP BLK WP HR S P ERA WHIP	IP WLS BF H R ER SO BB IBB HBP BLK WP HR S P ERA WHIP	IP WLS BF H R ER SO BB IBB HBP BLK WP HR S P ERA WHIP	IP WLS BF H R ER SO BB IBB HBP BLK WP HR S P ERA WHIP	IP WLS BF H R ER SO BB IBB HBP BLK WP HR S P ERA WHIP	IP WLS BF H R ER SO BB IBB HBP BLK WP HR S P ERA WHIP	IP WLS BF H R ER SO BB IBB HBP BLK WP HR S P ERA WHIP	IP WLS BF H R ER SO BB IBB HBP BLK WP HR S P ERA WHIP	IP WLS BF H R ER SO BB IBB HBP BLK WP HR S P ERA WHIP	IP WLS BF H R ER SO BB IBB HBP BLK WP HR S P ERA WHIP	IP WLS BF H R ER SO BB IBB HBP BLK WP HR S P ERA WHIP	IP WLS BF H R ER SO BB IBB HBP BLK WP HR S P ERA WHIP	IP WLS BF H R ER SO BB IBB HBP BLK WP HR S P ERA WHIP		

Atlanta Braves @ Philadelphia Phillies
Veterans Stadium, Philadelphia, PA
Sat Jun 18 1977, 7:05 PM EDT
Alt. 32.016 - Unknown

AB 44
R 8
H 9
RBI 7
BB 10
SO 11
LOB 22



Batter	1	2	3	4	5	6	7	8	9	AB	R	H	RBI	BB	SO	LOB	TOP	
Barry Bonnell, R OBP: 0.389, SLG: 0.380 (1, 8)										4	0	0	0	0	2	2	Atlanta Braves @ Philadelphia Phillies Veterans Stadium, Philadelphia, PA Sun Jun 19 1977, 3:33 AM EDT Att: 40,126 - Unknown	
Jerry Royster, R OBP: 0.296, SLG: 0.275 (1, 5) (8, 6)										4	0	0	0	0	0	2		
Willie Montanez, L OBP: 0.352, SLG: 0.497 (1, 3)										4	1	2	0	0	0	0		
Jeff Burroughs, R OBP: 0.359, SLG: 0.530 (1, 9)										4	0	1	1	0	2	1		
Gary Matthews, R OBP: 0.339, SLG: 0.421 (1, 7)										4	0	0	0	0	2	2		
Vic Correll, R OBP: 0.330, SLG: 0.424 (1, 2)										3	0	0	0	1	1	2		
Rod Gilbreath, R OBP: 0.318, SLG: 0.293 (1, 4)										4	0	0	0	0	1	2		
Craig Robinson, R OBP: 0.250, SLG: 0.211 Junior Moore, R OBP: 0.331, SLG: 0.369 (8, PH) (8, 5)										2	0	0	0	0	0	0		
Steve Hargan, R Don Collins, R Tom Paciorek, R Buzz Capra, R Cito Gaston, R Dave Campbell, R (1, 1) (3, 1) (6, PH) (6, 1) (8, PH) (8, 1)										1	0	0	0	0	1	0		
Inning Stats	R: 0 E: 0 K: 0 S: 3	H: 0 LOB: 0 BB: 0 P: 3	R: 0 E: 0 K: 2 S: 7	H: 0 LOB: 0 BB: 0 P: 7	R: 0 E: 0 K: 1 S: 5	H: 0 LOB: 0 BB: 0 P: 5	R: 0 E: 0 K: 1 S: 4	H: 1 LOB: 1 BB: 0 P: 4	R: 0 E: 0 K: 1 S: 6	H: 1 LOB: 1 BB: 0 P: 6	R: 1 E: 0 K: 1 S: 7	H: 2 LOB: 1 BB: 0 P: 7	R: 1 E: 0 K: 2 S: 9	H: 2 LOB: 1 BB: 0 P: 9	1B: 3 2B: 3 3B: 0 HR: 0	SF: 0 SAC: 0 DP: 0 HBP: 0		WP: 0 PB: 0 SB: 0 CS: 0
PITCHER Steve Carlton, L ERA: 2.99 (1, 1)	IP: 9.0 WLS: W BF: 34 H: 6 R: 2 ER: 2 SO: 9 BB: 1 IBB: 0 HBP: 0 BLK: 0 WP: 0 HR: 0 S: 51 P: 55 ERA: 2.00 WHIP: 0.778											PITCHER	IP: 9.0 WLS: W BF: 34 H: 6 R: 2 ER: 2 SO: 9 BB: 1 IBB: 0 HBP: 0 BLK: 0 WP: 0 HR: 0 S: 51 P: 55 ERA: 2.00 WHIP: 0.778					

AB 33
R 2
H 6
RBI 2
BB 1
SO 9
LOB 11



Batter	1	2	3	4	5	6	7	8	9	AB	R	H	RBI	BB	SO	LOB	BOTTOM	
Garry Maddox, R OBP: 0.316, SLG: 0.434 (1, 8)										4	0	1	0	0	0	1	Atlanta Braves @ Philadelphia Phillies Veterans Stadium, Philadelphia, PA Sun Jun 19 1977, 3:33 AM EDT Att: 40,126 - Unknown	
Bake McBride, L OBP: 0.294, SLG: 0.409 (1, 9)										4	1	1	0	0	0	1		
Mike Schmidt, R OBP: 0.366, SLG: 0.537 (1, 5)										3	1	2	0	1	0	1		
Greg Luzinski, R OBP: 0.380, SLG: 0.667 (1, 7)										3	0	1	1	1	1	1		
Richie Hebner, L OBP: 0.404, SLG: 0.521 (1, 3)										4	1	1	0	0	0	4		
Tim McCarver, L OBP: 0.421, SLG: 0.492 (1, 2)										4	1	1	0	0	1	2		
Larry Bowa, S OBP: 0.305, SLG: 0.339 (1, 6)										4	0	2	0	0	0	2		
Ted Sizemore, R OBP: 0.330, SLG: 0.344 (1, 4)										3	0	0	0	1	0	3		
Steve Carlton, L OBP: 0.268, SLG: 0.316 (1, 1)										3	0	1	1	0	1	1		
Inning Stats	R: 1 E: 0 K: 1 S: 6	H: 1 LOB: 0 BB: 0 P: 6	R: 2 E: 1 K: 0 S: 6	H: 3 LOB: 1 BB: 0 P: 6	R: 1 E: 0 K: 1 S: 8	H: 3 LOB: 2 BB: 0 P: 8	R: 0 E: 0 K: 1 S: 4	H: 0 LOB: 0 BB: 1 P: 8	R: 0 E: 0 K: 0 S: 3	H: 0 LOB: 0 BB: 0 P: 3	R: 0 E: 0 K: 0 S: 4	H: 1 LOB: 3 BB: 2 P: 12	R: 0 E: 0 K: 0 S: 3	H: 1 LOB: 0 BB: 0 P: 3	1B: 8 2B: 1 3B: 1 HR: 0	SF: 0 SAC: 0 DP: 2 HBP: 0		WP: 3 PB: 0 SB: 3 CS: 1
PITCHER Steve Hargan, R ERA: 6.34 Don Collins, L ERA: 4.6 Buzz Capra, R ERA: 6.75 Dave Campbell, R ERA: 3.7 (1, 1) (3, 1) (6, 1) (8, 1)	IP: 2.1 WLS: L BF: 14 H: 7 R: 4 ER: 2 SO: 1 BB: 0 IBB: 0 HBP: 0 BLK: 0 WP: 0 HR: 0 S: 16 P: 16 ERA: 7.71 WHIP: 3.000											PITCHER	IP: 2.1 WLS: L BF: 14 H: 7 R: 4 ER: 2 SO: 1 BB: 0 IBB: 0 HBP: 0 BLK: 0 WP: 0 HR: 0 S: 16 P: 16 ERA: 7.71 WHIP: 3.000					

AB 32
R 4
H 10
RBI 2
BB 3
SO 3
LOB 16



Batter	1	2	3	4	5	6	7	8	9	AB	R	H	RBI	BB	SO	LOB	TOP					
Pete Rose, S OBP: 0.404, SLG: 0.474 (1.5)										4	0	2	1	0	0	1	Cincinnati Reds @ Philadelphia Phillies Veterans Stadium, Philadelphia, PA Mon Jun 20 1977, 7:05 PM EDT Att: 38,121 - Unknown					
Ken Griffey, L OBP: 0.380, SLG: 0.452 (1.9)										4	1	1	0	0	1	3						
Joe Morgan, L OBP: 0.434, SLG: 0.505 (1.4)										4	0	3	1	0	0	1						
George Foster, R OBP: 0.377, SLG: 0.603 (1.8)										4	0	0	0	0	1	4						
Johnny Bench, R OBP: 0.310, SLG: 0.503 (1.2)										4	0	0	0	0	0	1						
Dave Concepcion, R OBP: 0.333, SLG: 0.368 (1.6)										4	0	0	0	0	1	0						
Bob Bailey, R OBP: 0.361, SLG: 0.459 (1.3)										4	1	1	1	0	0	0						
Ed Arbrister, R OBP: 0.440, SLG: 0.667 (1.7)										2	1	2	0	1	0	0						
Pedro Borbon, R OBP: 0.500, SLG: 0.625 (7.1)										0	0	0	0	0	0	0						
Dan Driessen, L OBP: 0.349, SLG: 0.439 (9. PH)										1	0	0	0	0	0	0						
Fred Norman, S OBP: 0.121, SLG: 0.121 (1.1)										1	1	0	0	0	0	1						
Dale Murray, R (4.1)										0	0	0	0	0	0	0						
Rick Auerbach, R (5. PH)										1	0	0	0	0	0	1						
Tom Hume, R OBP: 0.333, SLG: 1.333 (5.1)										0	0	0	0	0	0	0						
Ray Knight, R OBP: 0.429, SLG: 0.579 (7.7)										1	0	0	0	0	0	0						
Inning Stats	R: 0 E: 0 K: 1 S: 6	H: 1 LOB: 1 BB: 0 P: 6	R: 0 E: 0 K: 0 S: 3	H: 0 LOB: 0 BB: 0 P: 3	R: 2 E: 1 K: 1 S: 8	H: 3 LOB: 1 BB: 0 P: 8	R: 0 E: 0 K: 1 S: 5	H: 0 LOB: 0 BB: 0 P: 5	R: 0 E: 0 K: 0 S: 2	H: 0 LOB: 0 BB: 1 P: 6	R: 0 E: 0 K: 0 S: 4	H: 1 LOB: 1 BB: 0 P: 4	R: 0 E: 0 K: 0 S: 3	H: 1 LOB: 1 BB: 0 P: 3	R: 1 E: 0 K: 0 S: 5	H: 2 LOB: 1 BB: 0 P: 5	R: 1 E: 0 K: 0 S: 4	H: 1 LOB: 0 BB: 0 P: 4	1B: 5 2B: 1 3B: 2 HR: 1	SF: 0 SAC: 0 DP: 2 HBP: 0	WP: 2 PB: 0 SB: 0 CS: 0	PA: 35
PITCHER	IP WLS BF H R ER SO BB IBB HBP BLK WP HR S P ERA WHIP																					
Jim Kaat, L ERA: 6.2 (1.1)	9.0 W 35 9 4 3 3 1 0 0 0 2 1 40 44 3.00 1.111																					

Batter	1	2	3	4	5	6	7	8	9	AB	R	H	RBI	BB	SO	LOB	BOTTOM				
Garry Maddox, R OBP: 0.311, SLG: 0.427 (1.8)										4	0	0	0	0	1	2	Cincinnati Reds @ Philadelphia Phillies Veterans Stadium, Philadelphia, PA Mon Jun 20 1977, 7:05 PM EDT Att: 38,121 - Unknown				
Bake McBride, L OBP: 0.292, SLG: 0.406 (8. PH)										1	2	1	0	1	0	0					
Jerry Martin, R OBP: 0.386, SLG: 0.495 (1.9)										2	1	2	1	0	0	0					
Jay Johnstone, L OBP: 0.316, SLG: 0.367 (4. PH)										4	1	2	3	1	0	2					
Mike Schmidt, R OBP: 0.371, SLG: 0.550 (1.5)										4	1	2	3	1	0	2					
Greg Luzinski, R OBP: 0.387, SLG: 0.665 (1.7)										2	2	1	0	2	1	0					
Richie Hebner, L OBP: 0.412, SLG: 0.538 (1.3)										3	1	2	2	1	0	3					
Bob Boone, R OBP: 0.314, SLG: 0.379 (1.2)										3	0	1	3	1	0	1					
Larry Bowa, S OBP: 0.305, SLG: 0.351 (1.6)										4	1	1	1	0	0	4					
Ted Sizemore, R OBP: 0.329, SLG: 0.347 (1.4)										4	1	1	0	0	1	1					
Jim Kaat, L OBP: 0.056, SLG: 0.056 (1.1)										4	1	1	0	0	1	1					
Jim Kaat, L OBP: 0.056, SLG: 0.056 (1.1)										3	1	0	0	0	1	1					
Inning Stats	R: 2 E: 0 K: 1 S: 5	H: 1 LOB: 0 BB: 2 P: 13	R: 1 E: 0 K: 1 S: 6	H: 1 LOB: 0 BB: 0 P: 6	R: 1 E: 0 K: 0 S: 4	H: 1 LOB: 3 BB: 3 P: 16	R: 2 E: 0 K: 1 S: 7	H: 2 LOB: 1 BB: 0 P: 7	R: 2 E: 0 K: 1 S: 7	H: 2 LOB: 1 BB: 1 P: 11	R: 2 E: 0 K: 0 S: 6	H: 3 LOB: 1 BB: 0 P: 6	R: 0 E: 0 K: 0 S: 3	H: 0 LOB: 0 BB: 0 P: 3	R: 0 E: 0 K: 0 S: 3	H: 1 LOB: 0 BB: 0 P: 3		1B: 5 2B: 3 3B: 1 HR: 2	SF: 1 SAC: 1 DP: 1 HBP: 0	WP: 0 PB: 0 SB: 0 CS: 1	PA: 40
PITCHER	IP WLS BF H R ER SO BB IBB HBP BLK WP HR S P ERA WHIP																				
Fred Norman, L ERA: 3.21 (1.1)	3.0 L 18 4 6 6 2 5 0 0 0 0 2 17 37 18.00 3.000																				
Dale Murray, R ERA: 4.17 (4.1)	1.0 3 1 0 0 1 0 0 0 0 0 0 5 5 0.00 1.000																				
Tom Hume, R ERA: 11.21 (5.1)	2.0 12 5 4 4 1 1 0 0 0 0 0 13 17 18.00 3.000																				
Pedro Borbon, R ERA: 2.83 (7.1)	2.0 6 1 0 0 0 0 0 0 0 0 0 6 6 0.00 0.500																				

Batter	1	2	3	4	5	6	7	8	9	AB	R	H	RBI	BB	SO	LOB	TOP					
Pete Rose, S OBP: 0.399, SLG: 0.471 Ray Knight, R OBP: 0.429, SLG: 0.579	0-3 K	0-0 FC4		0-0 F9	0-0 FC6-4				0-0 L6	6	0	1	0	0	1	5	Cincinnati Reds @ Philadelphia Phillies Veterans Stadium, Philadelphia, PA Tue Jun 21 1977, 7:05 PM EDT Att: 45,091 - Unknown					
Ken Griffey, L OBP: 0.384, SLG: 0.459	0-0 1B		0-0 6-3							5	2	3	0	0	0	1						
Joe Morgan, L OBP: 0.437, SLG: 0.502	4-0 1B		0-0 HR	0-0 4-3						3	2	1	0	2	0	1						
George Foster, R OBP: 0.378, SLG: 0.612	0-0 FC6-4		0-3 K						0-0 5-3	5	1	2	4	0	2	1						
Johnny Bench, R OBP: 0.317, SLG: 0.520 Bill Plummer, R OBP: 0.302, SLG: 0.245	0-0 FC6-4		0-0 HR							5	2	3	2	0	0	1						
Dave Concepcion, R OBP: 0.335, SLG: 0.369		0-0 F9								5	1	2	0	0	1	1						
Dan Driessen, L OBP: 0.350, SLG: 0.438		0-0 1B	0-0 4-3							5	1	2	1	0	0	2						
Cesar Geronimo, L OBP: 0.354, SLG: 0.438	0-0 FC4			0-0 L1	4-0 FC6-4				4-0 L6	3	0	2	0	2	0	0						
Paul Moskau, R OBP: 0.333, SLG: 1.333 Pedro Borbon, R OBP: 0.444, SLG: 0.556	0-3 K			0-0 HR	0-0 FC6-4				0-0 SH5-3	3	1	1	2	0	1	3						
Inning Stats	R: 1 E: 0 K: 1 S: 6	H: 2 LOB: 1 BB: 1 P: 10	R: 0 E: 0 K: 1 S: 7	H: 2 LOB: 2 BB: 0 P: 7	R: 2 E: 0 K: 1 S: 8	H: 3 LOB: 1 BB: 0 P: 8	R: 1 E: 0 K: 0 S: 5	H: 2 LOB: 1 BB: 0 P: 5	R: 3 E: 1 K: 1 S: 8	H: 2 LOB: 1 BB: 1 P: 12	R: 3 E: 0 K: 0 S: 5	H: 2 LOB: 1 BB: 0 P: 9	R: 0 E: 0 K: 0 S: 4	H: 2 LOB: 0 BB: 0 P: 4	R: 0 E: 0 K: 1 S: 6	H: 1 LOB: 1 BB: 0 P: 6		R: 0 E: 0 K: 0 S: 3	H: 1 LOB: 1 BB: 1 P: 7	1B: 12 2B: 3 3B: 0 HR: 3	SF: 0 SAC: 1 DP: 2 HBP: 0	WP: 0 PB: 1 SB: 2 CS: 0
PITCHER	IP	WLS	BF	H	R	ER	SO	BB	IBB	HBP	BLK	WP	HR	S	P	ERA	WHIP					
Randy Lerch, L ERA: 4.78	4.0		21	9	4	4	3	1	0	0	0	0	2	26	30	9.00	2.500					
Warren Brusstar, R ERA: 2.53	2.0	L	13	4	6	3	1	1	1	0	0	0	1	13	21	13.50	2.500					
Tug McGraw, L ERA: 1.8	1.0		4	2	0	0	0	0	0	0	0	0	0	4	4	0.00	2.000					
Gene Garber, R ERA: 2.82	2.0		8	2	0	0	1	1	0	0	0	0	0	9	13	0.00	1.500					

AB	41
R	10
H	17
RBI	9
BB	4
SO	5
LOB	16





Batter	1	2	3	4	5	6	7	8	9	AB	R	H	RBI	BB	SO	LOB	BOTTOM				
Garry Maddox, R OBP: 0.314, SLG: 0.426 Jay Johnstone, L OBP: 0.320, SLG: 0.371	0-0 S		4-0 1B	0-0 F9		0-0 FC5-4				3	2	1	0	1	0	2	Cincinnati Reds @ Philadelphia Phillies Veterans Stadium, Philadelphia, PA Tue Jun 21 1977, 7:05 PM EDT Att: 45,091 - Unknown				
Bake McBride, L OBP: 0.303, SLG: 0.417	4-0 1B		0-0 BB							4	0	2	1	1	0	1					
Mike Schmidt, R OBP: 0.364, SLG: 0.541	0-0 P7		0-0 SF8	0-0 F8						4	0	0	1	0	1	4					
Greg Luzinski, R OBP: 0.383, SLG: 0.654	0-0 G4-6-3		0-0 1-3							5	0	1	0	0	0	4					
Richie Hebner, L OBP: 0.417, SLG: 0.537		0-0 1-3		0-0 P5	0-0 BB					4	0	2	0	1	0	0					
Bob Boone, R OBP: 0.325, SLG: 0.396		0-0 HR		4-0 1B	4-0 1B					2	2	1	1	3	0	1					
Larry Bowa, S OBP: 0.306, SLG: 0.352		0-0 1B		0-0 1B	0-0 F8					5	1	2	0	0	0	5					
Ted Sizemore, R OBP: 0.332, SLG: 0.350		0-3 K		0-0 SF9						4	0	2	1	0	1	1					
Randy Lerch, L OBP: 0.200, SLG: 0.179 Tim Lincecum, L OBP: 0.416, SLG: 0.482 Warren Brusstar, R OBP: 0.385, SLG: 0.300 Tom Hutton, L OBP: 0.233, SLG: 0.326 Ollie Brown, R OBP: 0.233, SLG: 0.326 Gene Garber, R OBP: 0.233, SLG: 0.326	0-0 F8		0-0 SF9	0-0 SF9	0-0 F9	0-0 FC5-4	0-0 F8			1	0	0	0	0	0	1					
Inning Stats	R: 0 E: 0 K: 0 S: 3	H: 1 LOB: 1 BB: 1 P: 7	R: 1 E: 0 K: 1 S: 7	H: 2 LOB: 0 BB: 0 P: 7	R: 1 E: 0 K: 0 S: 3	H: 1 LOB: 0 BB: 1 P: 7	R: 2 E: 0 K: 0 S: 5	H: 2 LOB: 1 BB: 1 P: 9	R: 0 E: 0 K: 0 S: 4	H: 1 LOB: 3 BB: 2 P: 12	R: 0 E: 0 K: 0 S: 4	H: 1 LOB: 1 BB: 0 P: 4	R: 0 E: 0 K: 0 S: 3	H: 1 LOB: 0 BB: 0 P: 3	1B: 11 2B: 1 3B: 0 HR: 1	SF: 2 SAC: 0 DP: 2 HBP: 0		WP: 0 PB: 1 SB: 1 CS: 0	PA: 43		
PITCHER	IP	WLS	BF	H	R	ER	SO	BB	IBB	HBP	BLK	WP	HR	S	P	ERA	WHIP				
Paul Moskau, R ERA: 7.71	4.2		24	8	4	4	1	4	0	0	0	0	0	19	27	7.71	2.571				
Pedro Borbon, R ERA: 2.77	4.1	W	19	5	1	1	1	2	0	0	0	0	0	19	27	2.08	1.615				



Batter	1	2	3	4	5	6	7	8	9	AB	R	H	RBI	BB	SO	LOB	TOP			
Pete Rose, S OBP: 0.397, SLG: 0.471 (1, 5)										6	2	2	0	0	0	3	Cincinnati Reds @ Philadelphia Phillies Veterans Stadium, Philadelphia, PA Wed Jun 22 1977, 7:05 PM EDT Att: 47,148 - Unknown			
Ken Griffey, L OBP: 0.380, SLG: 0.463 (1, 9)										6	1	1	1	0	0	4				
Joe Morgan, L Doug Capilla, L (1, 4) (8, 1)										4	0	0	0	1	0	2				
Dan Driessen, L OBP: 0.364, SLG: 0.449 (1, 3)										4	3	4	1	1	0	0				
George Foster, R OBP: 0.382, SLG: 0.628 (1, 7)										5	2	3	4	0	1	3				
Johnny Bench, R OBP: 0.318, SLG: 0.530 (1, 2)										4	1	1	3	1	0	3				
Dave Concepcion, R OBP: 0.336, SLG: 0.374 (1, 6)										5	0	2	0	0	0	1				
Cesar Geronimo, L OBP: 0.359, SLG: 0.441 (1, 8)										3	0	1	0	2	0	1				
Jack Billingham, R Dale Murray, R Ray Knight, R Tom Hume, R Joe Hoerner, R Rick Auerbach, R (1, 1) (5, 1) (7, PH) (7, 1) (7, 1) (8, 4)										3	0	0	0	0	0	2				
Inning Stats	R: 3 E: 0 K: 1 S: 8	H: 3 LOB: 3 BB: 3 P: 20	R: 1 E: 0 K: 0 S: 5	H: 2 LOB: 1 BB: 0 P: 5	R: 0 E: 0 K: 1 S: 6	H: 1 LOB: 1 BB: 0 P: 6	R: 0 E: 0 K: 0 S: 3	H: 0 LOB: 0 BB: 0 P: 3	R: 3 E: 0 K: 0 S: 6	H: 3 LOB: 1 BB: 1 P: 10	R: 2 E: 0 K: 0 S: 6	H: 3 LOB: 1 BB: 0 P: 6	R: 0 E: 0 K: 0 S: 3	H: 0 LOB: 0 BB: 0 P: 3	R: 0 E: 0 K: 1 S: 6	H: 1 LOB: 2 BB: 1 P: 10	1B: 7 2B: 4 3B: 0 HR: 3	SF: 0 SAC: 0 DP: 0 HBP: 0	WP: 0 PB: 0 SB: 0 CS: 0	PA: 47
PITCHER	IP WLS BF H R ER SO BB IBB HBP BLK WP HR S P ERA WHIP	IP WLS BF H R ER SO BB IBB HBP BLK WP HR S P ERA WHIP																		
Larry Christenson, R ERA: 5.81 (1, 1)	5.0 28 9 7 7 2 3 1 0 0 0 2 28 44 12.60 2.400																			
Ron Reed, R ERA: 2.61 (6, 1)	1.0 6 3 2 2 0 0 0 0 0 0 1 6 6 18.00 3.000																			
Tug McGraw, L ERA: 1.13 (7, 1)	3.0 W 13 2 0 0 1 2 0 0 0 0 0 13 21 0.00 1.333																			

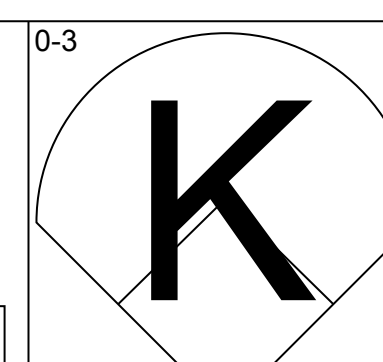
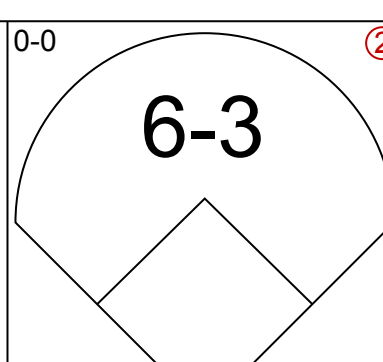
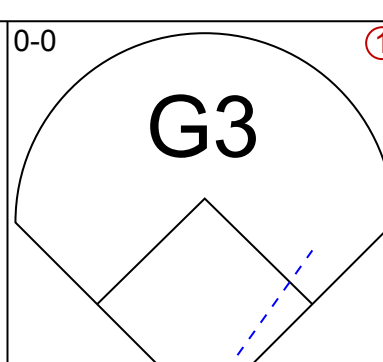
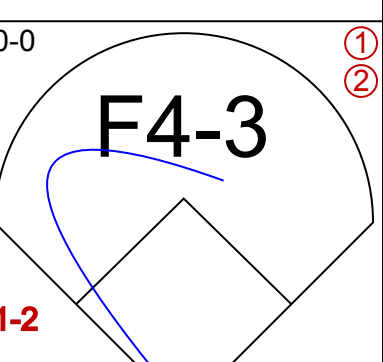
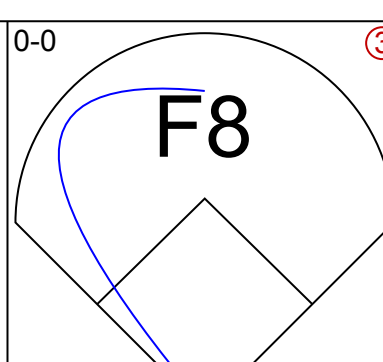
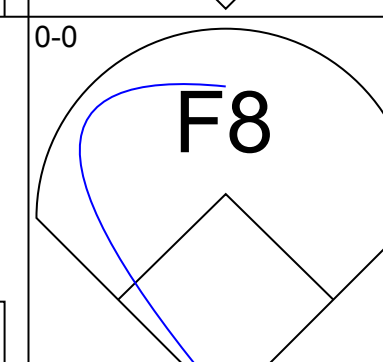
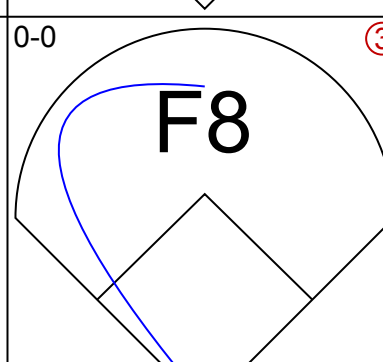
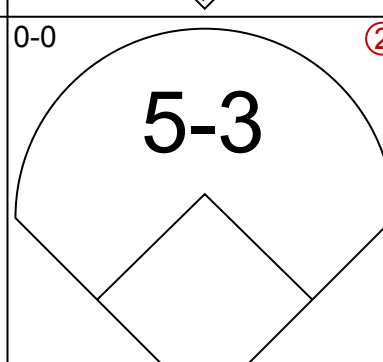
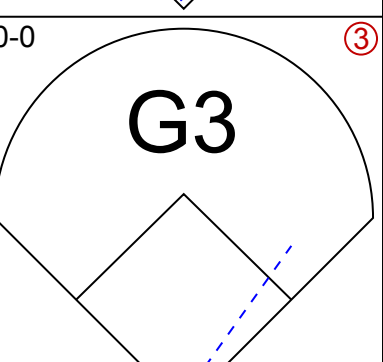
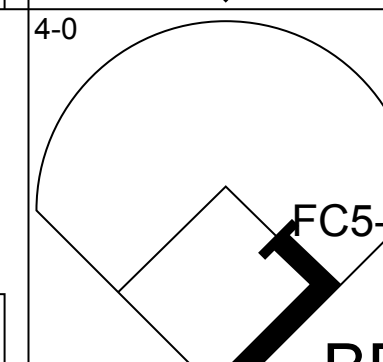
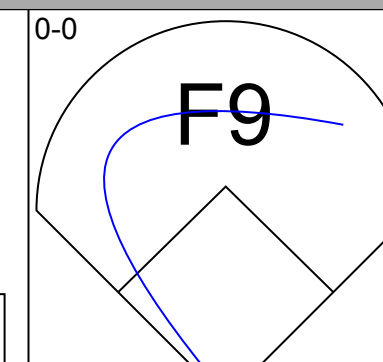
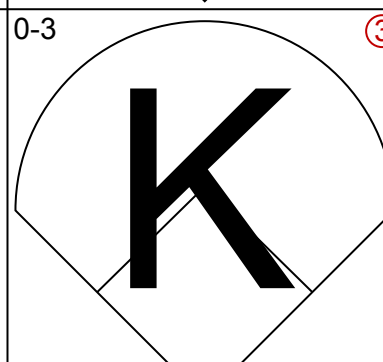
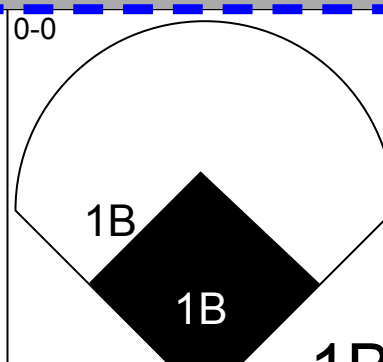
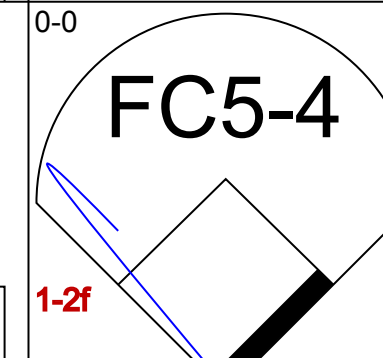
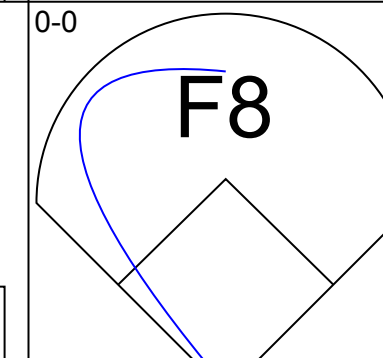
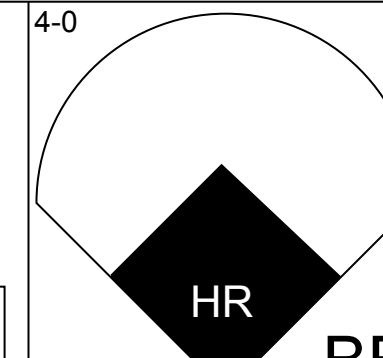
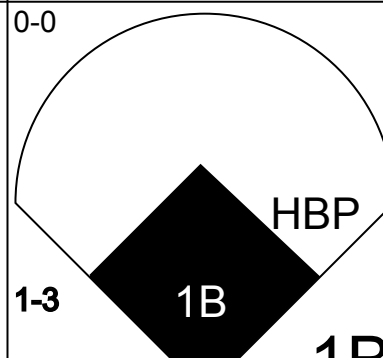
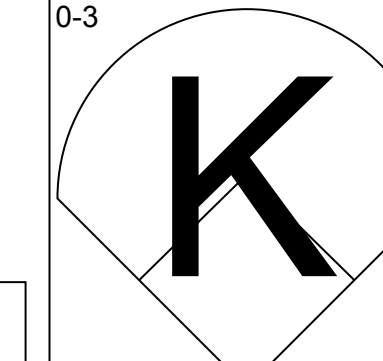
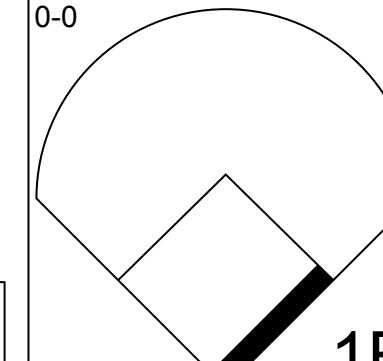
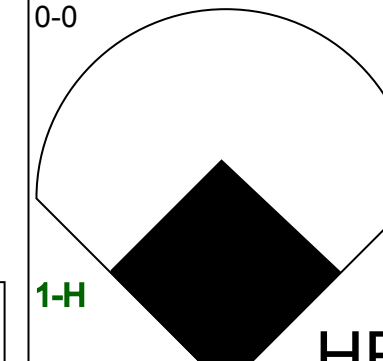
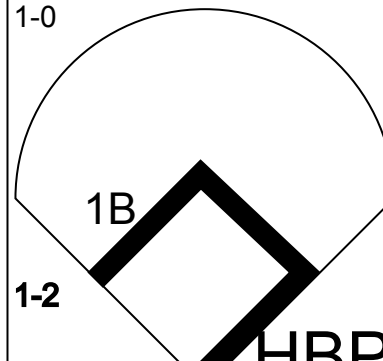
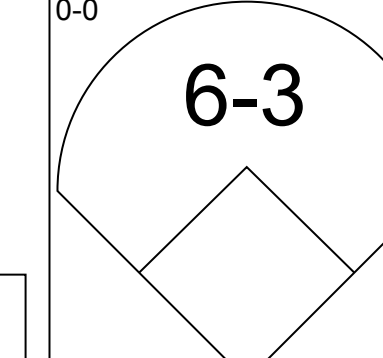
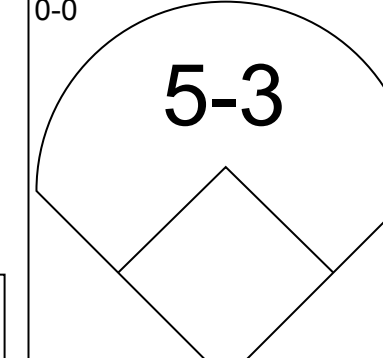
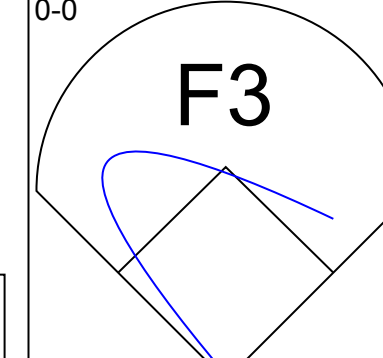
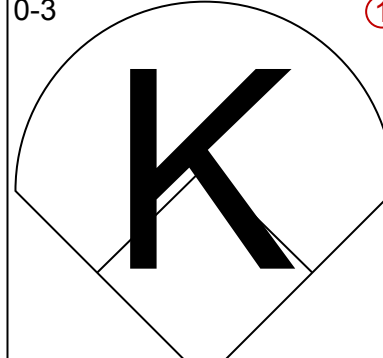
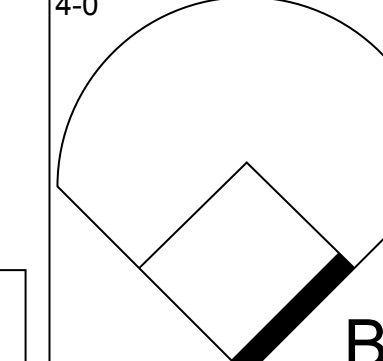
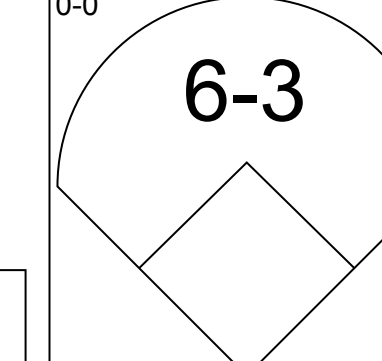
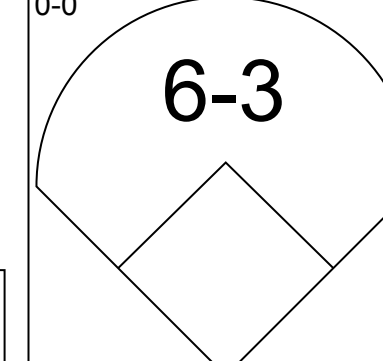
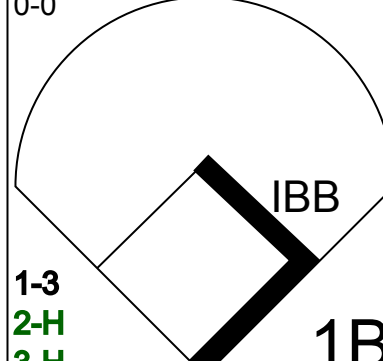
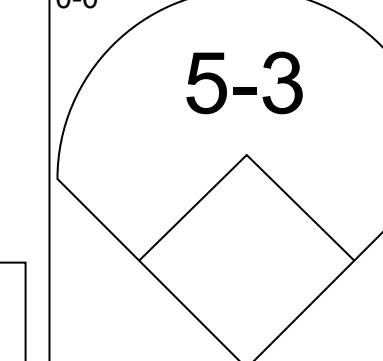
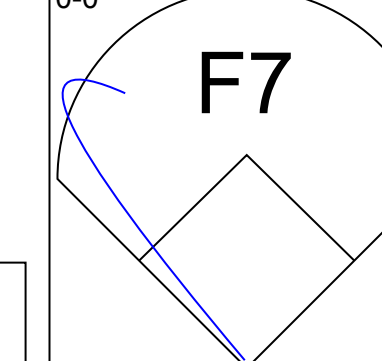
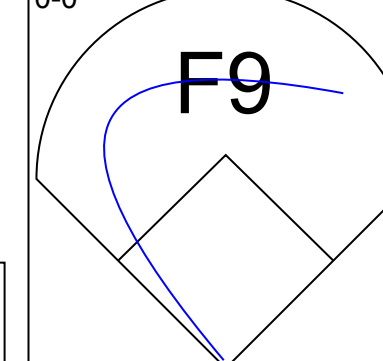
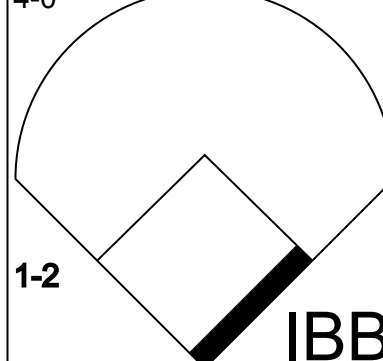

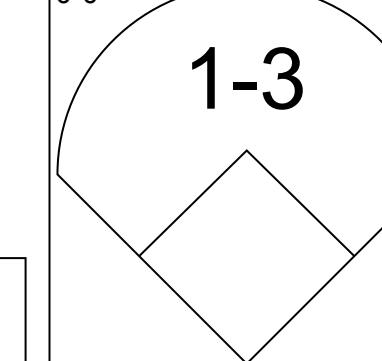
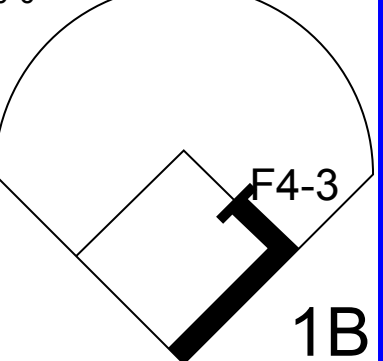

Batter	1	2	3	4	5	6	7	8	9	AB	R	H	RBI	BB	SO	LOB	BOTTOM			
Garry Maddox, R OBP: 0.323, SLG: 0.431 (1, 8)										4	2	3	2	0	1	0	Cincinnati Reds @ Philadelphia Phillies Veterans Stadium, Philadelphia, PA Wed Jun 22 1977, 7:05 PM EDT Att: 47,148 - Unknown			
Bake McBride, L OBP: 0.306, SLG: 0.434 (1, 9)										4	2	1	3	1	0	2				
Mike Schmidt, R OBP: 0.364, SLG: 0.564 (1, 5)										5	2	2	4	0	0	1				
Greg Luzinski, R Jerry Martin, R OBP: 0.383, SLG: 0.647 OBP: 0.366, SLG: 0.495 (1, 7) (9, 7)										4	1	1	0	1	2	0				
Richie Hebner, L OBP: 0.428, SLG: 0.563 (1, 3)										4	2	3	1	1	1	0				
Barry Foote, R OBP: 0.298, SLG: 0.442 (1, 2)									3	1	0	0	1	0	3					
Ted Sizemore, R OBP: 0.330, SLG: 0.345 (1, 4)									3	1	0	0	1	1	0					
Larry Bowa, S OBP: 0.317, SLG: 0.381 (1, 6)										4	4	4	4	0	0	0				
Larry Christenson, R Tim McCarver, L Ron Reed, R Tom Hutton, L Tug McGraw, R (1, 1) (5, PH) (6, 1) (6, PH) (7, 1)									0	0	0	0	0	0	0	0				
Inning Stats	R: 0 E: 0 K: 0 S: 3	H: 1 LOB: 0 BB: 0 P: 3	R: 1 E: 0 K: 1 S: 6	H: 1 LOB: 0 BB: 0 P: 6	R: 3 E: 0 K: 1 S: 7	H: 2 LOB: 0 BB: 0 P: 8	R: 0 E: 0 K: 0 S: 2	H: 0 LOB: 1 BB: 1 P: 6	R: 4 E: 1 K: 0 S: 7	H: 5 LOB: 1 BB: 1 P: 11	R: 1 E: 0 K: 0 S: 5	H: 2 LOB: 0 BB: 0 P: 5	R: 5 E: 0 K: 2 S: 9	H: 2 LOB: 0 BB: 3 P: 21	R: 1 E: 0 K: 2 S: 8	H: 1 LOB: 0 BB: 0 P: 8	1B: 8 2B: 1 3B: 0 HR: 5	SF: 0 SAC: 1 DP: 3 HBP: 1	WP: 1 PB: 0 SB: 0 CS: 0	PA: 41
PITCHER	IP WLS BF H R ER SO BB IBB HBP BLK WP HR S P ERA WHIP	IP WLS BF H R ER SO BB IBB HBP BLK WP HR S P ERA WHIP																		
Jack Billingham, R ERA: 4.35 (1, 1)	1.2 9 5 2 2 0 0 0 0 0 0 1 9 9 10.80 3.000																			
Dale Murray, R ERA: 4.43 (5, 1)	0.1 L 4 1 3 3 0 2 0 0 0 0 0 0 2 10 81.00 9.000																			
Tom Hume, R ERA: 12.5 (7, 1)	0.2 4 1 2 2 2 0 1 0 0 1 1 7 11 27.00 1.500																			
Joe Hoerner, L ERA: 27.0 (7, 1)	1.0 4 1 1 1 2 0 0 0 0 0 1 8 8 9.00 1.000																			

Batter	1	2	3	4	5	6	7	8	9	AB	R	H	RBI	BB	SO	LOB	TOP			
Garry Maddox, R OBP: 0.318, SLG: 0.424 (1, 8)	0-0 4-3			0-0 P4		0-0 F7		0-0 F5		4	0	0	0	0	0	2	Philadelphia Phillies @ St. Louis Cardinals Busch Stadium, St. Louis, MO Fri Jun 24 1977, 7:05 PM CDT Att: 17,885 - Unknown 			
Bake McBride, L OBP: 0.311, SLG: 0.432 (1, 9)	0-0 6-3 1B			4-0 S BB		0-0 P6			0-0 6-3	3	0	1	0	1	0	1				
Mike Schmidt, R OBP: 0.363, SLG: 0.558 (1, 5)	0-0 6-3 1-2			0-3 K 1-2		0-0 5-3			0-0 E5 SF8 1B	4	1	1	0	0	1	3				
Greg Luzinski, R OBP: 0.377, SLG: 0.638 (1, 7)				0-3 K					0-0 6-3	3	0	0	1	0	1	1				
Richie Hebner, L OBP: 0.418, SLG: 0.548 (1, 3)					0-3 K				0-0 4-3	4	0	0	0	0	1	0				
Bob Boone, R OBP: 0.321, SLG: 0.390 (1, 2)					0-3 K				0-0 P4	3	0	0	0	0	1	0				
Ted Sizemore, R OBP: 0.335, SLG: 0.349 (1, 4)				0-0 6-3					0-0 S 1B	3	0	2	0	0	0	0				
Larry Bowa, S OBP: 0.314, SLG: 0.376 (1, 6)				0-0 4-3					0-3 K 1-2	3	0	0	0	0	1	2				
Jim Lonborg, R (1, 1)				0-0 6-3					0-0 F9	1	0	0	0	0	0	0				
Tom Hutton, L OBP: 0.278, SLG: 0.344 (6, PH)										1	0	1	0	0	0	0				
Dan Warthen, L OBP: 0.206, SLG: 0.417 (6, 1)										0	0	0	0	0	0	0				
Warren Brusstar, R (6, 1)										0	0	0	0	0	0	0				
Tim McCarver, L OBP: 0.406, SLG: 0.676 (8, PH)										1	0	0	0	0	0	1				
Gene Garber, R (8, 1)										0	0	0	0	0	0	0				
Inning Stats	R: 0 E: 0 K: 0 S: 3	H: 1 LOB: 0 BB: 0 P: 3	R: 0 E: 0 K: 0 S: 3	H: 0 LOB: 0 BB: 0 P: 3	R: 0 E: 0 K: 0 S: 3	H: 0 LOB: 0 BB: 0 P: 3	R: 0 E: 0 K: 2 S: 7	H: 0 LOB: 1 BB: 1 P: 11	R: 0 E: 0 K: 2 S: 8	H: 1 LOB: 1 BB: 0 P: 8	R: 0 E: 0 K: 0 S: 4	H: 0 LOB: 0 BB: 0 P: 3	R: 0 E: 0 K: 1 S: 6	H: 1 LOB: 1 BB: 0 P: 6	R: 1 E: 1 K: 0 S: 4	H: 1 LOB: 0 BB: 0 P: 4	1B: 4 2B: 1 3B: 0 HR: 0	SF: 1 SAC: 0 DP: 0 HBP: 0	WP: 0 PB: 0 SB: 2 CS: 0	PA: 32
PITCHER Eric Rasmussen, R ERA: 3.28 (1, 1)	IP: 9.0 WLS: W BF: 32 H: 5 R: 1 ER: 0 SO: 5 BB: 1 IBB: 0 HBP: 0 BLK: 0 WP: 0 HR: 0 S: 41 P: 45 ERA: 0.00 WHIP: 0.667																			

Batter	1	2	3	4	5	6	7	8	9	AB	R	H	RBI	BB	SO	LOB	BOTTOM			
Lou Brock, L OBP: 0.342, SLG: 0.417 (1, 7)	0-0 S 1B			0-0 E8 SF8 2B		4-0 BB BB		0-3 K		2	2	1	0	2	0	2	Philadelphia Phillies @ St. Louis Cardinals Busch Stadium, St. Louis, MO Fri Jun 24 1977, 7:05 PM CDT Att: 17,885 - Unknown 			
Mike Anderson, R OBP: 0.241, SLG: 0.360 (7, 9)										1	0	0	0	0	1	0				
Gary Templeton, S OBP: 0.327, SLG: 0.420 (1, 6)	0-0 S 1B 1-H	0-0 4-3 BLK 1B		0-0 SF8		0-0 F8				3	2	2	2	0	0	2				
Tony Scott, S OBP: 0.397, SLG: 0.463 (1, 8)	0-0 S 1B 2-3	0-0 4-3 1B		0-0 S 1B 3-H		4-0 S 1B 1-2 2-3				3	1	2	0	1	0	1				
Hector Cruz, R OBP: 0.387, SLG: 0.426 (1, 9) (7, 7)	0-3 K 1-2	0-0 S 1B 3-H		0-0 G4-3-6 1B 1-2		0-0 F8				4	0	1	1	0	1	6				
Ted Simmons, S OBP: 0.415, SLG: 0.518 (1, 2)	4-0 1B 1B 1B IBB	0-0 F9			0-0 G3				0-0 P5	3	1	0	0	1	0	1				
Keith Hernandez, L OBP: 0.401, SLG: 0.482 (1, 3)	0-0 S 1B 1-2 2-H 3-H	0-0 P6			0-0 L9				0-0 S 1B G4-6-3	4	1	2	2	0	0	1				
Ken Reitz, R OBP: 0.322, SLG: 0.484 (1, 5)	0-0 FC1-5 1B 1-2 2-3				0-0 6-3				0-0 G4-6-3	4	0	1	0	0	0	1				
Mike Tyson, R OBP: 0.300, SLG: 0.277 (1, 4)	0-0 FC1-5 1B 1-2 2-H 3-H				0-0 F5				0-0 F9	4	0	1	2	0	0	0				
Eric Rasmussen, R OBP: 0.200, SLG: 0.212 (1, 1)	0-0 FC1-5 1B 1-2 2-3				0-0 6-3				4-0 BB WP BB	3	0	0	0	1	0	2				
Inning Stats	R: 5 E: 0 K: 1 S: 10	H: 5 LOB: 2 BB: 2 P: 18	R: 1 E: 0 K: 0 S: 5	H: 2 LOB: 1 BB: 0 P: 5	R: 0 E: 0 K: 0 S: 3	H: 0 LOB: 0 BB: 0 P: 3	R: 1 E: 1 K: 0 S: 4	H: 2 LOB: 0 BB: 0 P: 4	R: 0 E: 0 K: 0 S: 3	H: 0 LOB: 0 BB: 0 P: 3	R: 0 E: 0 K: 0 S: 3	H: 0 LOB: 3 BB: 3 P: 15	R: 0 E: 0 K: 0 S: 3	H: 1 LOB: 0 BB: 0 P: 3	R: 0 E: 0 K: 1 S: 5	H: 0 LOB: 0 BB: 0 P: 5	1B: 9 2B: 1 3B: 0 HR: 0	SF: 1 SAC: 0 DP: 2 HBP: 0	WP: 1 PB: 0 SB: 3 CS: 0	PA: 37
PITCHER Jim Lonborg, R ERA: 4.73 (1, 1)	IP: 5.0 WLS: L BF: 25 H: 9 R: 7 ER: 7 SO: 1 BB: 1 IBB: 0 HBP: 0 BLK: 0 WP: 1 HR: 0 S: 25 P: 33 ERA: 12.60 WHIP: 2.000																			
Dan Warthen, L ERA: 7.52 (6, 1)	0.2	5	0	0	0	0	3	0	0	0	1	0	2	14	0.00	4.500				
Warren Brusstar, R ERA: 2.51 (6, 1)	1.1	4	1	0	0	0	0	0	0	0	0	0	4	4	0.00	0.750				
Gene Garber, R ERA: 2.76 (8, 1)	1.0	3	0	0	0	1	0	0	0	0	0	0	5	5	0.00	0.000				

Batter	1	2	3	4	5	6	7	8	9	AB	R	H	RBI	BB	SO	LOB	TOP								
Bake McBride, L (1, 9) OBP: 0.302, SLG: 0.415	6-3			4-3	FC6			E BB 1B		4	0	1	0	0	0	2	Philadelphia Phillies @ St. Louis Cardinals Busch Stadium, St. Louis, MO Sun Jun 26 1977, 3:33 AM CDT Att: 31,167 - Unknown								
Larry Bowa, S (1, 6) OBP: 0.399, SLG: 0.367	P6			4-3		F7		E BB 1-2		3	0	0	0	1	0	0									
Mike Schmidt, R (1, 5) OBP: 0.363, SLG: 0.577	F7			HR		K		E5 1-2 2-3		4	1	1	1	0	1	2									
Greg Luzinski, R (1, 7) OBP: 0.377, SLG: 0.626 Jerry Martin, R (8, 7) OBP: 0.393, SLG: 0.490		P6-4 WP HBP		L5		G3		K		3	0	0	0	0	1	3									
Richie Hebner, L (1, 3) OBP: 0.406, SLG: 0.528 Gene Garber, R (9, 1)		P4 1-2				G3		P5		4	0	0	0	0	0	1									
Gary Maddox, R (1, 8) OBP: 0.315, SLG: 0.428		P6-4 2-3f			HR			G4-6-3 BB		3	1	1	1	1	0	1									
Ted Sizemore, R (1, 4) OBP: 0.332, SLG: 0.346			5-3			CS 1B		G4-6-3 1-2f		4	0	1	0	0	0	1									
Bob Boone, R (1, 2) OBP: 0.321, SLG: 0.389			5-3			1B		F3		3	0	1	0	0	0	0									
Jim Kaat, L (1, 1) OBP: 0.095, SLG: 0.095 Tom Hutton, L (9, 3) OBP: 0.278, SLG: 0.344			3-1			1B		2-3		3	0	1	0	0	0	0									
Inning Stats	R: 0 E: 0 K: 0 S: 3	H: 0 LOB: 0 BB: 0 P: 3	R: 0 E: 0 K: 0 S: 2	H: 0 LOB: 0 BB: 0 P: 3	R: 0 E: 0 K: 0 S: 3	H: 0 LOB: 0 BB: 0 P: 3	R: 1 E: 0 K: 0 S: 4	H: 1 LOB: 0 BB: 0 P: 4	R: 1 E: 0 K: 0 S: 6	H: 4 LOB: 2 BB: 0 P: 6	R: 0 E: 0 K: 0 S: 5	H: 0 LOB: 0 BB: 0 P: 5	R: 0 E: 0 K: 0 S: 2	H: 0 LOB: 0 BB: 1 P: 6	R: 0 E: 1 K: 1 S: 7	H: 1 LOB: 3 BB: 1 P: 11		R: 0 E: 0 K: 0 S: 3	H: 0 LOB: 0 BB: 0 P: 3	1B: 4 2B: 1 3B: 0 HR: 2	SF: 0 SAC: 0 DP: 2 HBP: 1	WP: 1 PB: 0 SB: 0 CS: 1	PA: 34		
PITCHER	IP	WLS	BF	H	R	ER	SO	BB	IBB	HBP	BLK	WP	HR	S	P	ERA	WHIP								
Larry Dierker, R (1, 1) ERA: 5.47	4.1	L	16	3	2	2	0	0	0	0	0	1	2	15	16	4.15	0.692								
Clay Carroll, R (5, 1) ERA: 2.29	0.2		3	2	0	0	0	0	0	0	0	0	0	3	3	0.00	3.000								
Al Hrabosky, L (6, 1) ERA: 3.24	2.0		6	0	0	0	1	1	0	0	0	0	0	7	11	0.00	0.500								
Butch Metzger, R (8, 1) ERA: 4.31	2.0		9	1	0	0	1	1	0	0	0	0	0	10	14	0.00	1.000								

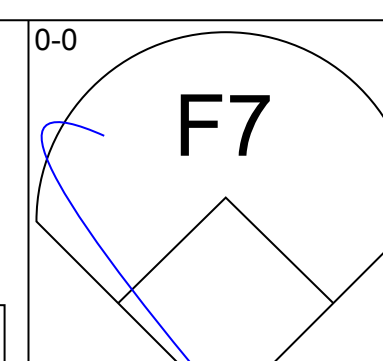
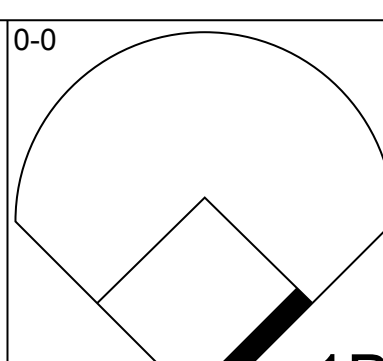
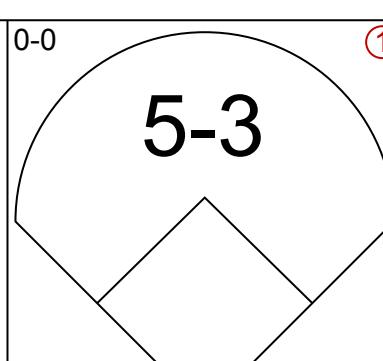
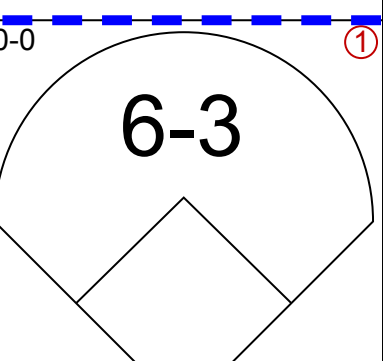
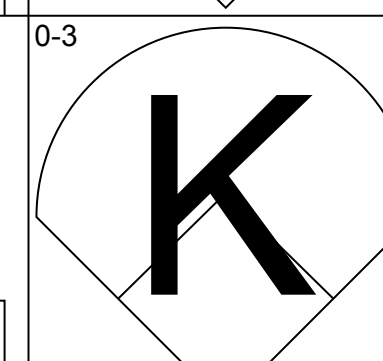
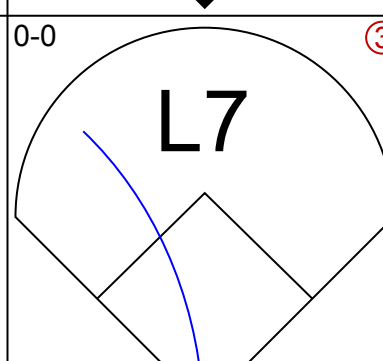
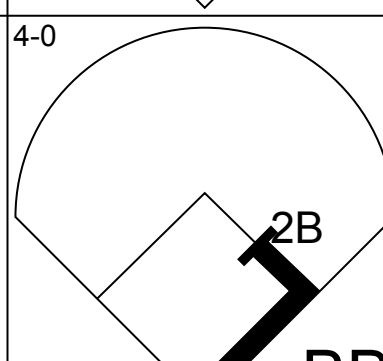
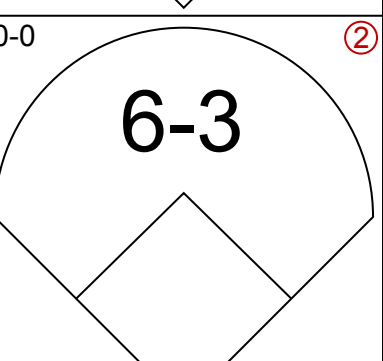
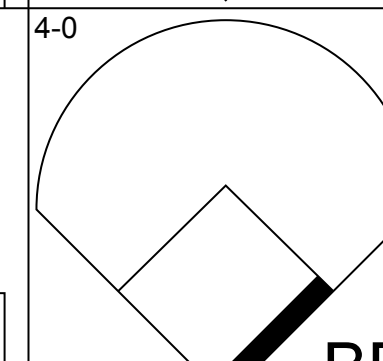
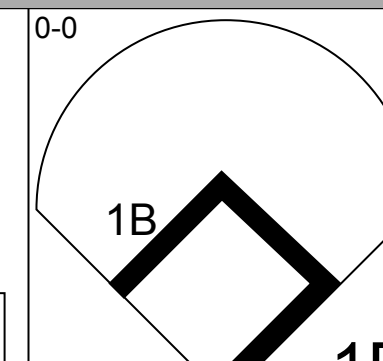
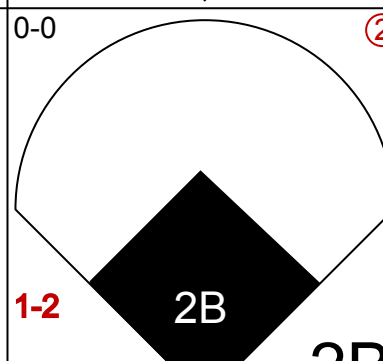
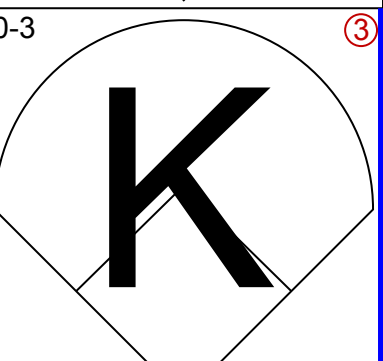
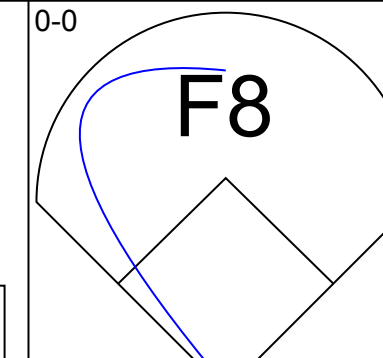
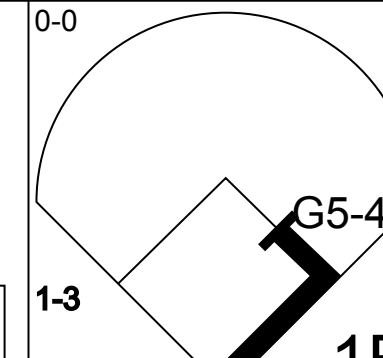
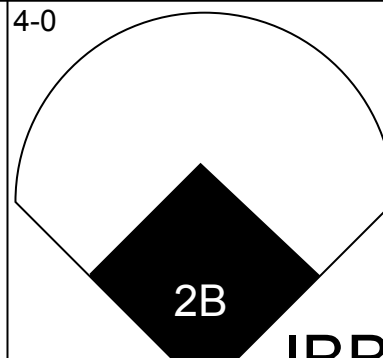
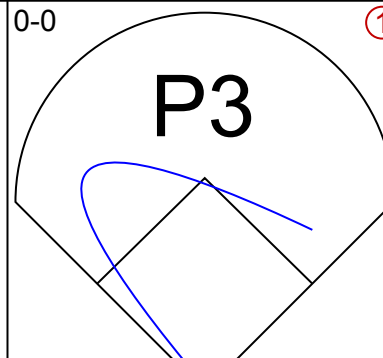
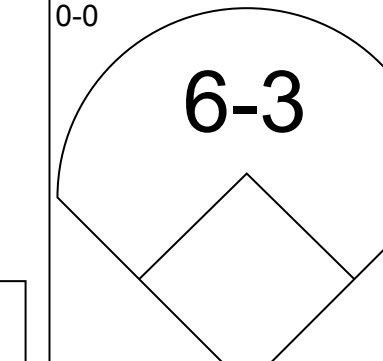
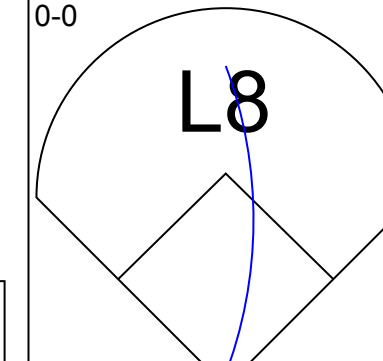
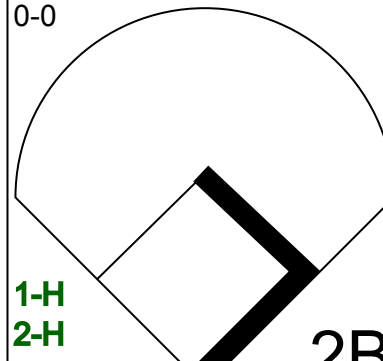

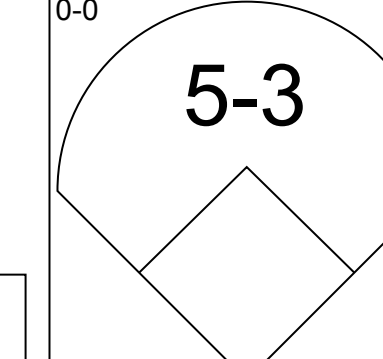
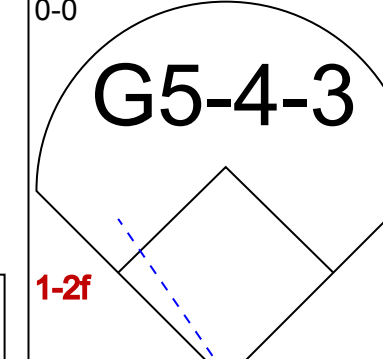
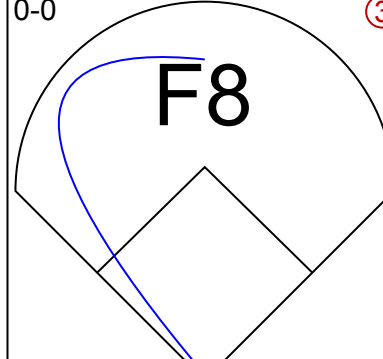

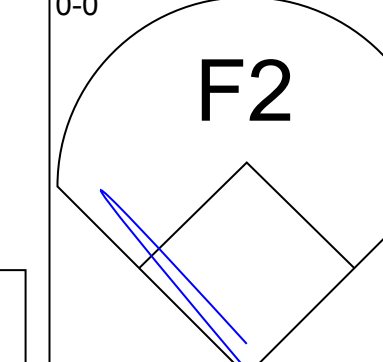
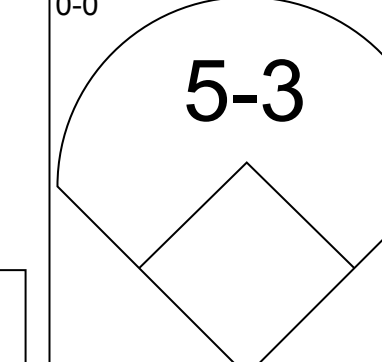
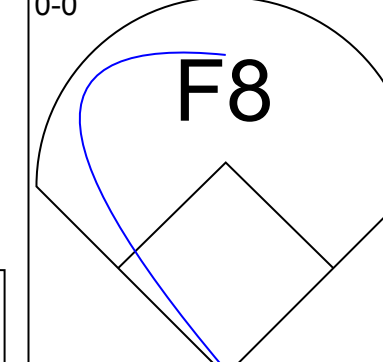
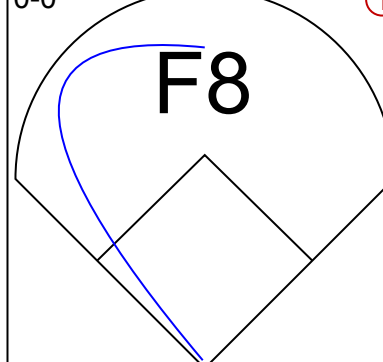
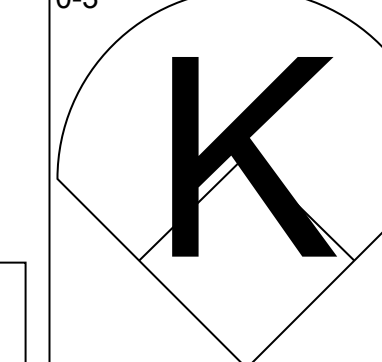
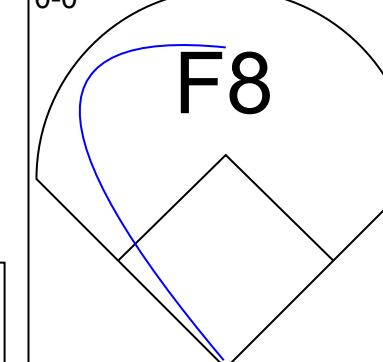
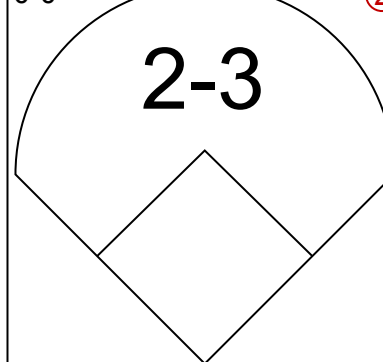
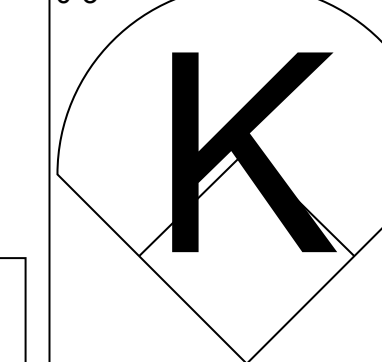
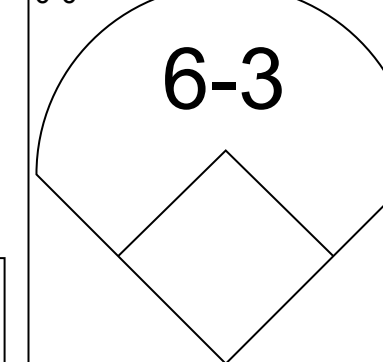
Batter	1	2	3	4	5	6	7	8	9	AB	R	H	RBI	BB	SO	LOB	BOTTOM								
Lou Brock, L (1, 7) OBP: 0.336, SLG: 0.409	4-3		F7			K		K		4	0	0	0	0	2	2	Philadelphia Phillies @ St. Louis Cardinals Busch Stadium, St. Louis, MO Sun Jun 26 1977, 3:33 AM CDT Att: 31,167 - Unknown								
Gary Templeton, S (1, 6) OBP: 0.329, SLG: 0.419				6-3		G6-4-3 1B		FC6-4 1B		4	0	3	0	0	0	0									
Tony Scott, S (1, 8) OBP: 0.396, SLG: 0.455	6-3-5					G6-4-3 1-2f		FC6-4 1-2f		4	0	1	0	0	0	4									
Hector Cruz, R (1, 9) OBP: 0.389, SLG: 0.432		L9-3 1B		F8		5-3		P6		4	0	1	0	0	0	1									
Ted Simmons, S (1, 2) OBP: 0.415, SLG: 0.526		L9-3 1-2		K				6-3		4	0	1	0	0	1	2									
Roger Freed, R (1, 3) OBP: 0.500, SLG: 0.583 Butch Metzger, R (8, 1)		5-3				L6				3	0	1	0	0	0	1									
Dave Rader, L (9, PH) OBP: 0.417, SLG: 0.531						1B		1B		1	0	1	0	0	0	0									
Ken Reitz, R (1, 5) OBP: 0.317, SLG: 0.475			P6			F3		F8		4	0	0	0	0	1	3									
Mike Tyson, R (1, 4) OBP: 0.301, SLG: 0.279						F8		F7		3	0	1	0	0	0	1									
Larry Dierker, R (1, 1) ERA: 5.4 Clay Carroll, R (5, 1) ERA: 2.29 Mike Anderson, R (5, PH) OBP: 0.236, SLG: 0.353 Al Hrabosky, R (6, 1) ERA: 3.24 Keith Hernandez, L (8, 3) OBP: 0.399, SLG: 0.478			SH2-3 1B			K		1B		0	0	0	0	0	0	0									
Inning Stats	R: 0 E: 0 K: 0 S: 3	H: 1 LOB: 0 BB: 0 P: 3	R: 0 E: 0 K: 0 S: 3	H: 1 LOB: 0 BB: 0 P: 3	R: 0 E: 0 K: 0 S: 4	H: 1 LOB: 1 BB: 0 P: 4	R: 0 E: 0 K: 1 S: 6	H: 1 LOB: 1 BB: 0 P: 6	R: 0 E: 0 K: 1 S: 5	H: 1 LOB: 0 BB: 0 P: 5	R: 0 E: 0 K: 0 S: 4	H: 1 LOB: 1 BB: 0 P: 4	R: 0 E: 0 K: 1 S: 7	H: 2 LOB: 2 BB: 0 P: 7	R: 0 E: 0 K: 1 S: 6	H: 1 LOB: 1 BB: 0 P: 6	1B: 10 2B: 2 3B: 0 HR: 0	SF: 0 SAC: 1 DP: 3 HBP: 0	WP: 0 PB: 0 SB: 0 CS: 0	PA: 34					
PITCHER	IP	WLS	BF	H	R	ER	SO	BB	IBB	HBP	BLK	WP	HR	S	P	ERA	WHIP								
Jim Kaat, L (1, 1) ERA: 5.4	8.0	W	30	9	0	0	4	0	0	0	0	0	0	38	38	0.00	1.125								
Gene Garber, R (9, 1) ERA: 2.7	1.0	S	4	1	0	0	1	0	0	0	0	0	0	6	6	0.00	1.000								

Batter	1	2	3	4	5	6	7	8	9	AB	R	H	RBI	BB	SO	LOB	TOP			
Bake McBride, L OBP: 0.293, SLG: 0.401 (1, 9)										5	0	0	0	0	1	4	Philadelphia Phillies @ New York Mets Shea Stadium, Flushing, NY Mon Jun 27 1977, 7:05 PM EDT Att: 17,800 - Unknown			
Larry Bowa, S OBP: 0.305, SLG: 0.361 (1, 6)										4	0	0	0	0	0	0				
Mike Schmidt, R OBP: 0.365, SLG: 0.574 (1, 5)										3	1	1	0	1	1	0				
Greg Luzinski, R OBP: 0.378, SLG: 0.622 Jerry Martin, R OBP: 0.363, SLG: 0.490 (9, PR) (9, 7)										3	1	1	0	1	0	1				
Richie Hebner, L OBP: 0.413, SLG: 0.548 (1, 3)										3	1	2	2	0	1	0				
Gary Maddox, R OBP: 0.311, SLG: 0.422 (1, 8)										4	0	0	0	0	1	4				
Ted Sizemore, R OBP: 0.332, SLG: 0.342 Jay Johnstone, L OBP: 0.322, SLG: 0.373 Terry Harmon, R OBP: 0.281, SLG: 0.321 (9, PH) (9, 4)										2	0	0	0	1	0	0				
Bob Boone, R OBP: 0.320, SLG: 0.383 (1, 2)										3	0	0	0	1	0	1				
Randy Lerch, L OBP: 0.188, SLG: 0.167 Tim McCarver, L OBP: 0.417, SLG: 0.485 Tug McGraw, R (8, 1)										2	0	0	0	0	1	0				
Inning Stats	R: 0 E: 0 K: 1 S: 5	H: 0 LOB: 1 BB: 1 P: 9	R: 0 E: 0 K: 1 S: 5	H: 0 LOB: 1 BB: 1 P: 9	R: 0 E: 0 K: 1 S: 5	H: 0 LOB: 0 BB: 0 P: 5	R: 0 E: 0 K: 0 S: 4	H: 1 LOB: 1 BB: 0 P: 4	R: 0 E: 0 K: 0 S: 3	H: 0 LOB: 0 BB: 0 P: 3	R: 2 E: 0 K: 0 S: 4	H: 1 LOB: 0 BB: 1 P: 8	R: 0 E: 0 K: 0 S: 3	H: 1 LOB: 0 BB: 0 P: 3	R: 2 E: 0 K: 2 S: 10	H: 3 LOB: 3 BB: 1 P: 15		1B: 5 2B: 0 3B: 0 HR: 1	SF: 0 SAC: 0 DP: 1 HBP: 1	WP: 0 PB: 0 SB: 0 CS: 0
PITCHER	IP	WLS	BF	H	R	ER	SO	BB	IBB	HBP	BLK	WP	HR	S	P	ERA	WHIP			
Nino Espinosa, R ERA: 3.75 (1, 1)	8.0		29	3	2	2	4	3	0	0	0	0	1	34	46	2.25	0.750			
Skip Lockwood, R ERA: 4.15 (9, 1)	1.0	L	8	3	2	2	2	0	1	1	0	0	0	10	15	18.00	3.000			

livebaseballscores.com

AB	32
R	4
H	6
RBI	4
BB	4
SO	6
LOB	13



Batter	1	2	3	4	5	6	7	8	9	AB	R	H	RBI	BB	SO	LOB	BOTTOM			
Lenny Randle, S OBP: 0.392, SLG: 0.401 (1, 5)										4	0	1	0	0	0	0	Philadelphia Phillies @ New York Mets Shea Stadium, Flushing, NY Mon Jun 27 1977, 7:05 PM EDT Att: 17,800 - Unknown			
Bud Harrelson, S OBP: 0.270, SLG: 0.253 (1, 6)										3	0	0	0	1	1	1				
Steve Henderson, R OBP: 0.360, SLG: 0.478 Skip Lockwood, R OBP: 0.250, SLG: 0.250 (9, 1)										3	1	2	0	1	1	0				
John Stearns, R OBP: 0.397, SLG: 0.521 (1, 2)										3	1	1	0	1	0	1				
Mike Vail, R OBP: 0.375, SLG: 0.467 (1, 9)										4	0	1	2	0	0	2				
Bobby Valentine, R OBP: 0.238, SLG: 0.240 (1, 3)										4	0	0	0	0	0	3				
Lee Mazzilli, S OBP: 0.310, SLG: 0.283 (1, 8)										3	0	0	0	0	0	0				
Doug Flynn, R OBP: 0.227, SLG: 0.286 (1, 4)										3	0	0	0	0	1	0				
Nino Espinosa, R OBP: 0.174, SLG: 0.143 Joel Youngblood, R OBP: 0.288, SLG: 0.263 (9, 7)										3	0	0	0	0	1	0				
Inning Stats	R: 0 E: 0 K: 1 S: 5	H: 0 LOB: 1 BB: 1 P: 9	R: 0 E: 0 K: 0 S: 3	H: 0 LOB: 0 BB: 0 P: 3	R: 0 E: 0 K: 0 S: 4	H: 1 LOB: 1 BB: 0 P: 4	R: 0 E: 0 K: 0 S: 4	H: 2 LOB: 1 BB: 0 P: 4	R: 0 E: 0 K: 2 S: 7	H: 0 LOB: 0 BB: 0 P: 7	R: 2 E: 0 K: 0 S: 4	H: 2 LOB: 1 BB: 2 P: 12	R: 0 E: 0 K: 1 S: 5	H: 0 LOB: 0 BB: 0 P: 5	R: 0 E: 0 K: 0 S: 3	H: 0 LOB: 0 BB: 0 P: 3		1B: 3 2B: 2 3B: 0 HR: 0	SF: 0 SAC: 0 DP: 1 HBP: 0	WP: 0 PB: 0 SB: 0 CS: 0
PITCHER	IP	WLS	BF	H	R	ER	SO	BB	IBB	HBP	BLK	WP	HR	S	P	ERA	WHIP			
Randy Lerch, L ERA: 4.61 (1, 1)	7.0		27	5	2	2	3	2	0	0	0	0	0	30	42	2.57	1.000			
Tug McGraw, L ERA: 0.9 (8, 1)	2.0	W	6	0	0	0	1	0	0	0	0	0	0	8	8	0.00	0.000			

livebaseballscores.com

AB	30
R	2
H	5
RBI	2
BB	3
SO	4
LOB	7



Batter	1	2	3	4	5	6	7	8	9	AB	R	H	RBI	BB	SO	LOB	TOP																	
Bake McBride, L OBP: 0.302, SLG: 0.427 (1, 9)										5	1	3	1	0	0	0	Philadelphia Phillies @ New York Mets Shea Stadium, Flushing, NY Tue Jun 28 1977, 7:05 PM EDT Att: 13,913 - Unknown																	
Lary Bowa, S OBP: 0.304, SLG: 0.359 (1, 6)										4	0	1	0	0	0	1																		
Mike Schmidt, R OBP: 0.362, SLG: 0.565 (1, 5)										4	1	0	0	1	2	3																		
Greg Luzinski, R OBP: 0.383, SLG: 0.637 Tug McGraw, R (9, 1)										4	1	2	2	1	1	2																		
Richie Hebner, L OBP: 0.420, SLG: 0.548 (1, 3)										2	0	1	0	2	0	1																		
Gary Maddox, R OBP: 0.310, SLG: 0.420 (1, 8)										4	0	1	0	0	1	4																		
Ted Sizemore, R OBP: 0.327, SLG: 0.336 (1, 4)										4	0	0	0	0	0	3																		
Bob Boone, R OBP: 0.323, SLG: 0.387 (1, 2)										3	0	1	0	1	1	1																		
Larry Christenson, R OBP: 0.206, SLG: 0.156 Ron Reed, R (4, 1)										2	0	0	0	0	0	2																		
Tim McCarver, L OBP: 0.412, SLG: 0.478 Jerry Martin, R OBP: 0.363, SLG: 0.490 (9, 7)										1	0	0	0	0	0	0																		
Inning Stats	R: 0 E: 0 K: 2 S: 8	H: 1 LOB: 1 BB: 0 P: 8	R: 0 E: 0 K: 0 S: 4	H: 2 LOB: 2 BB: 1 P: 8	R: 0 E: 0 K: 1 S: 6	H: 1 LOB: 3 BB: 2 P: 14	R: 0 E: 0 K: 0 S: 3	H: 0 LOB: 0 BB: 0 P: 3	R: 1 E: 0 K: 0 S: 4	H: 1 LOB: 1 BB: 0 P: 8	R: 0 E: 0 K: 0 S: 3	H: 0 LOB: 0 BB: 0 P: 3	R: 1 E: 0 K: 2 S: 8	H: 1 LOB: 1 BB: 0 P: 12	R: 1 E: 0 K: 0 S: 5	H: 2 LOB: 1 BB: 0 P: 5	1B: 5 2B: 2 3B: 0 HR: 2	SF: 0 SAC: 1 DP: 1 HBP: 0	WP: 0 PB: 0 SB: 3 CS: 0	PA: 40														
PITCHER	IP WLS BF H R ER SO BB IBB HBP BLK WP HR S P ERA WHIP																																	
Craig Swan, R ERA: 3.69 Rick Baldwin, R ERA: 3.63	(1, 1) (8, 1)	7.0 L	30 10	6 3	1 2	1 2	3 2	3 2	4 1	0 0	0 0	0 0	0 0	0 2	32 13	48 17	1.29 9.00	1.429 2.000																

AB	34
R	3
H	9
RBI	3
BB	5
SO	5
LOB	18



Batter	1	2	3	4	5	6	7	8	9	AB	R	H	RBI	BB	SO	LOB	BOTTOM																	
Lenny Randle, S OBP: 0.394, SLG: 0.400 (1, 5)										3	0	1	0	1	0	0	Philadelphia Phillies @ New York Mets Shea Stadium, Flushing, NY Tue Jun 28 1977, 7:05 PM EDT Att: 13,913 - Unknown																	
Bobby Valentine, R OBP: 0.227, SLG: 0.228 (1, 6)										4	0	0	0	0	0	3																		
Steve Henderson, R OBP: 0.345, SLG: 0.444 (1, 7)										4	1	1	0	0	0	2																		
Ed Kranepool, L OBP: 0.332, SLG: 0.497 (1, 3)										4	0	1	0	0	1	1																		
John Stearns, R OBP: 0.399, SLG: 0.526 (1, 2)										4	0	2	1	0	2	0																		
Mike Vail, R OBP: 0.388, SLG: 0.458 Bruce Boisclair, L OBP: 0.329, SLG: 0.373 (1, 9) (5, 9)										2	0	0	0	0	0	3																		
Lee Mazzilli, S OBP: 0.310, SLG: 0.281 (1, 8)										2	0	0	0	1	0	0																		
Doug Flynn, R OBP: 0.213, SLG: 0.267 (1, 4)										3	0	0	0	0	1	1																		
Craig Swan, R OBP: 0.130, SLG: 0.130 Ron Hodges, L OBP: 0.321, SLG: 0.333 Rick Baldwin, L (8, 1)										2	0	0	0	0	1	0																		
Inning Stats	R: 1 E: 0 K: 0 S: 5	H: 3 LOB: 2 BB: 1 P: 9	R: 0 E: 0 K: 0 S: 3	H: 0 LOB: 0 BB: 0 P: 3	R: 0 E: 0 K: 0 S: 4	H: 1 LOB: 1 BB: 0 P: 4	R: 0 E: 0 K: 1 S: 5	H: 1 LOB: 1 BB: 1 P: 9	R: 0 E: 0 K: 1 S: 6	H: 0 LOB: 0 BB: 0 P: 6	R: 0 E: 0 K: 2 S: 7	H: 0 LOB: 0 BB: 0 P: 7	R: 0 E: 0 K: 0 S: 3	H: 0 LOB: 0 BB: 0 P: 3	R: 0 E: 0 K: 1 S: 5	H: 0 LOB: 0 BB: 0 P: 5		1B: 4 2B: 1 3B: 0 HR: 0	SF: 0 SAC: 0 DP: 1 HBP: 0	WP: 0 PB: 0 SB: 0 CS: 1	PA: 33													
PITCHER	IP WLS BF H R ER SO BB IBB HBP BLK WP HR S P ERA WHIP																																	
Larry Christenson, R ERA: 5.67 Ron Reed, R ERA: 2.41 Tug McGraw, L ERA: 0.82	(1, 1) (4, 1) (9, 1)	3.2 4.1 1.0	W S	16 14 3	0 0 0	0 0 0	1 4 1	0 0 0	2 0 0	0 0 0	0 0 0	0 0 0	0 0 0	0 0 5	14 22 5	22 22 5	0.00 0.00 0.00	2.46 1.909 0.000																



Batter	1	2	3	4	5	6	7	8	9	AB	R	H	RBI	BB	SO	LOB	TOP			
Rennie Stennett, R OBP: 0.368, SLG: 0.423 (1, 4)	0-0 CS 1B		0-0 5-3		0-0 8-5 2B		0-3 K			4	0	2	0	0	1	0				
Phil Garner, R OBP: 0.310, SLG: 0.408 (1, 5)	0-0 1B 1-2		0-0 HR		0-0 8-5 2-3f			0-0 F8		4	1	2	1	0	0	1				
Dave Parker, L OBP: 0.384, SLG: 0.541 (1, 9)	0-0 F7		0-0 G3		0-3 K			0-3 K		4	0	0	0	0	2	1				
Bill Robinson, R OBP: 0.338, SLG: 0.519 (1, 7)	0-0 1B 1-2			0-0 F9		0-0 F6		0-0 5-3		4	0	1	0	0	0	0				
Al Oliver, L OBP: 0.324, SLG: 0.458 (1, 8)	0-0 F9			0-0 E3 BB 1B		0-0 3-1			0-0 4-3	4	0	0	0	0	0	2				
Willie Stargell, L OBP: 0.376, SLG: 0.563 (1, 3)		0-3 K		0-3 K		4-0 BB		0-0 F5		3	0	0	0	1	2	1				
Frank Taveras, R OBP: 0.302, SLG: 0.287 (1, 6)		0-0 F8		0-0 BB 1B 1-2		0-3 K		0-3 K		4	0	1	0	0	1	1				
Duffy Dyer, R OBP: 0.402, SLG: 0.336 (1, 2)		0-0 6-3		4-0 BB 1-2 2-3			0-0 4-3			2	0	0	0	1	0	0				
Odell Jones, R OBP: 0.182, SLG: 0.182 (1, 1)			0-3 K		0-3 K			0-0 P6		1	0	0	0	0	1	0				
Larry Demery, R OBP: 0.230, SLG: 0.333 (3, 1)										1	0	0	0	0	1	3				
Fernando Gonzalez, R OBP: 0.283, SLG: 0.405 (7, FH)										1	0	0	0	0	0	0				
Kent Tekulve, R OBP: 0.400, SLG: 0.400 (7, 1)										0	0	0	0	0	0	0				
Inning Stats	R: 0 E: 0 K: 0 S: 5	H: 3 LOB: 2 BB: 0 P: 5	R: 0 E: 0 K: 1 S: 5	H: 0 LOB: 0 BB: 0 P: 5	R: 1 E: 0 K: 1 S: 6	H: 1 LOB: 0 BB: 0 P: 6	R: 0 E: 1 K: 2 S: 9	H: 1 LOB: 3 BB: 1 P: 13	R: 0 E: 0 K: 1 S: 5	H: 0 LOB: 1 BB: 1 P: 9	R: 0 E: 0 K: 1 S: 5	H: 0 LOB: 0 BB: 0 P: 5	R: 0 E: 0 K: 0 S: 3	H: 0 LOB: 0 BB: 0 P: 3	R: 0 E: 0 K: 0 S: 3	H: 0 LOB: 0 BB: 0 P: 3	1B: 4 2B: 2 3B: 0 HR: 1	SF: 0 SAC: 0 DP: 1 HBP: 0	WP: 0 PB: 0 SB: 0 CS: 1	PA: 34
PITCHER Steve Carlton, L ERA: 2.88 (1, 1)	IP: 9.0 WLS: W BF: 34 H: 6 R: 1 ER: 1 SO: 8 BB: 2 IBB: 0 HBP: 0 BLK: 0 WP: 0 HR: 1 S: 48 P: 56 ERA: 1.00 WHIP: 0.889															PITCHER				

Pittsburgh Pirates @ Philadelphia Phillies
Veterans Stadium, Philadelphia, PA
Thu Jun 30 1977, 7:05 PM EDT
Att: 36,162 - Unknown

AB	32
R	1
H	6
RBI	1
BB	2
SO	8
LOB	9

P

Batter	1	2	3	4	5	6	7	8	9	AB	R	H	RBI	BB	SO	LOB	BOTTOM			
Bake McBride, L OBP: 0.314, SLG: 0.441 (1, 9)	0-0 1B 3B	0-0 5-3		0-0 4-3 S HR 1B	4-0 BB		0-3 K			4	2	2	0	1	1	0				
Larry Bowa, S OBP: 0.368, SLG: 0.363 (1, 6)	0-0 1B SF8 3-H		0-0 S 1B	0-0 4-3 1-3	0-0 F7			0-0 F5		5	2	2	1	0	0	3				
Mike Schmidt, R OBP: 0.365, SLG: 0.571 (1, 5)	0-0 FC5-4 1B 1-3		0-0 F8	0-0 HR		0-0 F9		4-0 WP BB		4	1	2	2	1	0	1				
Greg Luzinski, R OBP: 0.381, SLG: 0.625 (1, 7)	0-0 SF8		0-0 BB 1B	4-0 BB		4-0 BB		0-0 F9		2	1	1	2	2	0	1				
Jerry Martin, R OBP: 0.359, SLG: 0.490 (9, 7)	0-0 SF8		1-H BB 1B	BB		BB		1-2 F9		0	0	0	0	0	0	0				
Richie Hebner, L OBP: 0.422, SLG: 0.541 (1, 3)	0-0 FC5-4 HR 1-2f		4-0 1B BB	4-0 BB		1-2 BB		0-0 F8		3	1	1	0	2	0	2				
Gary Maddox, R OBP: 0.305, SLG: 0.422 (1, 8)	0-0 HR		0-0 F7	0-3 K		0-0 F5				4	1	1	2	0	1	6				
Tim McCarver, L OBP: 0.427, SLG: 0.486 (1, 2)	4-0 CS BB		0-0 1B		0-0 5-3 1B		0-0 F8			3	0	2	1	1	0	2				
Ted Sizemore, R OBP: 0.324, SLG: 0.330 (1, 4)	0-0 CS 1-2	0-0 F9	0-0 1-3		0-0 5-3		0-0 F2			4	0	0	0	0	0	3				
Steve Carlton, L OBP: 0.250, SLG: 0.289 (1, 1)		0-3 K		0-3 K		0-3 K		0-0 5-3		4	0	0	0	0	3	1				
Inning Stats	R: 4 E: 0 K: 0 S: 6	H: 4 LOB: 0 BB: 1 P: 10	R: 0 E: 0 K: 1 S: 5	H: 0 LOB: 0 BB: 0 P: 5	R: 2 E: 0 K: 0 S: 6	H: 3 LOB: 2 BB: 1 P: 10	R: 2 E: 0 K: 2 S: 9	H: 2 LOB: 2 BB: 2 P: 17	R: 0 E: 0 K: 1 S: 6	H: 1 LOB: 2 BB: 1 P: 10	R: 0 E: 0 K: 0 S: 4	H: 1 LOB: 2 BB: 1 P: 8	R: 0 E: 0 K: 1 S: 5	H: 0 LOB: 0 BB: 0 P: 5	R: 0 E: 0 K: 0 S: 3	H: 0 LOB: 1 BB: 1 P: 7	1B: 8 2B: 0 3B: 1 HR: 2	SF: 1 SAC: 0 DP: 0 HBP: 0	WP: 1 PB: 0 SB: 2 CS: 1	PA: 42
PITCHER Odell Jones, R ERA: 5.93 (1, 1)	IP: 2.2 WLS: L BF: 16 H: 7 R: 6 ER: 6 SO: 1 BB: 2 IBB: 0 HBP: 0 BLK: 0 WP: 0 HR: 1 S: 16 P: 24 ERA: 20.25 WHIP: 3.375															PITCHER				
Larry Demery, R ERA: 5.69 (3, 1)	3.1 BF: 18 H: 4 R: 2 ER: 2 SO: 3 BB: 4 IBB: 0 HBP: 0 BLK: 0 WP: 0 HR: 1 S: 20 P: 36 ERA: 5.40 WHIP: 2.400																			
Kent Tekulve, R ERA: 2.63 (7, 1)	2.0 BF: 7 H: 0 R: 0 ER: 0 SO: 1 BB: 1 IBB: 0 HBP: 0 BLK: 0 WP: 1 HR: 0 S: 8 P: 12 ERA: 0.00 WHIP: 0.500																			

Pittsburgh Pirates @ Philadelphia Phillies
Veterans Stadium, Philadelphia, PA
Thu Jun 30 1977, 7:05 PM EDT
Att: 36,162 - Unknown

AB	33
R	8
H	11
RBI	8
BB	7
SO	5
LOB	19

Phillies

Batter	1	2	3	4	5	6	7	8	9	10	11	12	13	14	AB	R	H	RBI	BB	SO	LOB	TOP		
Rennis Stennett, R OBP: 0.369, SLG: 0.422 (1, 4)	6-3																							
Mario Mendoza, R OBP: 0.193, SLG: 0.200 (14, PH)																								
Bobby Tolan, L OBP: 0.289, SLG: 0.235 (14, 3)																								
Phil Garner, R OBP: 0.309, SLG: 0.414 (1, 5) (9, 4) (14, 6)																								
Dave Parker, L OBP: 0.380, SLG: 0.537 (1, 9) (14, 4)																								
Bill Robinson, R OBP: 0.345, SLG: 0.521 (4, PH)																								
Fernando Gonzalez, R OBP: 0.277, SLG: 0.355 (4, 7)																								
Omar Moreno, L OBP: 0.292, SLG: 0.310 (8, PH) (8, 8)																								
Al Oliver, L OBP: 0.321, SLG: 0.451 (1, 8) (8, 7)																								
Jim Fregosi, R OBP: 0.340, SLG: 0.467 (1, 3) (14, 5)																								
Frank Taveras, R OBP: 0.296, SLG: 0.281 (1, 6)																								
Terry Forster, L OBP: 0.400, SLG: 0.600 (14, 9)																								
Duffy Dyer, R OBP: 0.400, SLG: 0.343 (1, 2)																								
Larry Demery, R OBP: 0.200, SLG: 0.333 (14, PR)																								
Ed Ott, L OBP: 0.379, SLG: 0.410 (14, 2)																								
John Candelaria, L OBP: 0.300, SLG: 0.350 (8, 1)																								
Rich Gosage, R OBP: 0.300, SLG: 0.304 (10, PH)																								
Kent Tekulve, R OBP: 0.100, SLG: 0.100 (12, 1)																								
Willie Stargell, L OBP: 0.300, SLG: 0.400 (14, PH)																								
Grant Jackson, L OBP: 0.100, SLG: 0.100 (14, 1)																								
Inning Stats	R: 0 E: 0 K: 0 S: 3	H: 1 LOB: 2 BB: 2 P: 11	R: 0 E: 0 K: 0 S: 2	H: 0 LOB: 0 BB: 1 P: 6	R: 0 E: 0 K: 0 S: 4	H: 1 LOB: 1 BB: 0 P: 4	R: 2 E: 0 K: 0 S: 6	H: 3 LOB: 1 BB: 0 P: 6	R: 0 E: 0 K: 1 S: 4	H: 1 LOB: 1 BB: 0 P: 6	R: 1 E: 0 K: 1 S: 6	H: 2 LOB: 1 BB: 1 P: 10	R: 0 E: 0 K: 0 S: 3	H: 0 LOB: 0 BB: 0 P: 3	R: 0 E: 0 K: 1 S: 5	H: 0 LOB: 0 BB: 0 P: 5	R: 0 E: 0 K: 1 S: 5	H: 0 LOB: 0 BB: 0 P: 5	R: 2 E: 1 K: 0 S: 5	H: 2 LOB: 2 BB: 1 P: 9	1B: 6 2B: 3 3B: 0 HR: 2	SF: 0 SAC: 0 DP: 1 HBP: 0	WP: 0 PB: 0 SB: 1 CS: 2	PA: 57
PITCHER	IP	WLS	BF	H	R	ER	SO	BB	IBB	HBP	BLK	WP	HR	S	P	ERA	WHIP							
Jim Kaat, L ERA: 5.24	7.0		30	7	3	3	2	2	0	0	0	0	0	9	13	4.50	1.286							
Ron Reed, R ERA: 2.48	2.0		8	2	1	1	1	1	0	0	0	0	0	9	13	4.50	1.500							
Tug McGraw, L ERA: 0.64	3.0		9	0	0	0	2	0	0	0	0	0	0	13	13	0.00	0.000							
Gene Garber, R ERA: 2.77	2.0	W	9	2	2	1	1	0	1	0	0	0	0	10	14	4.50	1.000							

Pittsburgh Pirates @ Philadelphia Phillies
Veterans Stadium, Philadelphia, PA
Fri Jul 01 1977, 7:05 PM EDT
Att. 34,640 - Unknown

AB 50
R 6
H 10
RBI 4
BB 5
SO 6
LOB 18



Batter	1	2	3	4	5	6	7	8	9	10	11	12	13	14	AB	R	H	RBI	BB	SO	LOB	BOTTOM						
Jerry Martin, R OBP: 0.355, SLG: 0.509 (1, 9)	1-4-3																											
Bake McBride, L OBP: 0.311, SLG: 0.436 (10, PH) (11, 9)																												
Larry Bowa, S OBP: 0.303, SLG: 0.359 (1, 6)																												
Mike Schmidt, R OBP: 0.364, SLG: 0.565 (1, 5)																												
Greg Luzinski, R OBP: 0.380, SLG: 0.618 (14, PR)																												
Randy Lerch, L OBP: 0.198, SLG: 0.167 (14, PR)																												
Terry Harmon, R OBP: 0.257, SLG: 0.290 (14, PR)																												
Richie Hebner, L OBP: 0.420, SLG: 0.539 (1, 3)																												
Garry Maddox, R OBP: 0.309, SLG: 0.428 (1, 8)																												
Bob Boone, R OBP: 0.307, SLG: 0.414 (8, PH)																												
Jay Johnstone, R OBP: 0.270, SLG: 0.370 (12, 1)																												
Tom Herr, R OBP: 0.300, SLG: 0.344 (13, 1)																												
Davey Johnson, R OBP: 0.300, SLG: 0.400 (14, PH)																												
Ted Sizemore, R OBP: 0.324, SLG: 0.343 (1, 4)																												
Jim Kaat, L OBP: 0.307, SLG: 0.387 (1, 1)																												
Ollie Brown, R OBP: 0.224, SLG: 0.354 (7, PH)																												
Ron Reed, R (8, 1)																												
Tim McCarver, L OBP: 0.418, SLG: 0.473 (10, 2)																												
Inning Stats	R: 0 E: 0 K: 0 S: 3	H: 0 LOB: 0 BB: 0 P: 3	R: 0 E: 0 K: 1 S: 5	H: 1 LOB: 0 BB: 0 P: 5	R: 2 E: 0 K: 1 S: 7	H: 3 LOB: 0 BB: 0 P: 7	R: 0 E: 0 K: 0 S: 3	H: 1 LOB: 2 BB: 0 P: 7	R: 0 E: 0 K: 1 S: 7	H: 1 LOB: 0 BB: 0 P: 7	R: 0 E: 0 K: 0 S: 4	H: 0 LOB: 0 BB: 0 P: 4	R: 1 E: 0 K: 0 S: 6	H: 1 LOB: 0 BB: 0 P: 6	R: 0 E: 0 K: 0 S: 3	H: 0 LOB: 0 BB: 0 P: 3	R: 0 E: 0 K: 1 S: 5	H: 0 LOB: 0 BB: 0 P: 5	R: 0 E: 0 K: 0 S: 3	H: 0 LOB: 0 BB: 1 P: 6	R: 0 E: 0 K: 0 S: 3	H: 0 LOB: 0 BB: 0 P: 3	R: 3 E: 0 K: 0 S: 5	H: 4 LOB: 3 BB: 1 P: 9	1B: 8 2B: 2 3B: 1 HR: 3	SF: 2 SAC: 0 DP: 2 HBP: 0	WP: 1 PB: 0 SB: 0 CS: 1	PA: 54
PITCHER	IP	WLS	BF	H	R	ER	SO	BB	IBB	HBP	BLK	WP	HR	S	P	ERA	WHIP											
John Candelaria, L ERA: 2.25	7.1		30	8	4	4	3	0	0	0	0	0	0	18	18	0.00	0.273											
Rich Gosage, R ERA: 1.45	3.2		12	1	0	0	3	0	0	0	0	0	0	5	9	0.00	0.500											
Kent Tekulve, R ERA: 2.92	2.0		6	0	0	0	0	1	0	0	0	0	0	5	9	0.00	0.500											
Grant Jackson, L ERA: 5.45	0.1	L	6	4	3	3	0	0	1	0	0	0	0	5	9	81.00	12.000											

Pittsburgh Pirates @ Philadelphia Phillies
Veterans Stadium, Philadelphia, PA
Fri Jul 01 1977, 7:05 PM EDT
Att. 34,640 - Unknown

AB 50
R 7
H 13
RBI 7
BB 2
SO 6
LOB 11




Batter	1	2	3	4	5	6	7	8	9	AB	R	H	RBI	BB	SO	LOB	TOP				
Omar Moreno, L (1.8) OBP: 0.290, SLG: 0.303										4	1	0	0	1	2	4	Pittsburgh Pirates @ Philadelphia Phillies Veterans Stadium, Philadelphia, PA Sat Jul 02 1977, 7:05 PM EDT Att: 41,828 - Unknown				
Phil Garner, R (1.5) OBP: 0.307, SLG: 0.414										5	1	1	0	0	0	2					
Dave Parker, L (1.9) OBP: 0.378, SLG: 0.531										5	0	1	0	0	1	2					
Rennie Stennett, R (1.4) OBP: 0.370, SLG: 0.423										4	1	2	2	0	0	1					
Al Oliver, L (1.7) OBP: 0.320, SLG: 0.449										4	0	1	0	0	0	3					
Jim Fregosi, R (1.3) OBP: 0.351, SLG: 0.490										4	0	2	1	0	1	1					
Frank Taveras, R (1.6) Ed Ott, L (8. PH) OBP: 0.296, SLG: 0.281 OBP: 0.385, SLG: 0.410										3	0	1	0	0	2	2		AB 35 R 3 H 9 RBI 3 BB 3 SO 8 LOB 21			
Duffy Dyer, R (1.2) Bobby Tolan, L (8. PH) Mario Mendoza, R (8.6) OBP: 0.399, SLG: 0.342 OBP: 0.292, SLG: 0.229 OBP: 0.150, SLG: 0.200										3	0	1	0	0	0	2					
Jerry Reuss, L (1.1) Kent Tekulve, R (7.1) Willie Stargell, L (8. PH) Grant Jackson, S (8.1) OBP: 0.289, SLG: 0.257 OBP: 0.400, SLG: 0.400 OBP: 0.379, SLG: 0.560 OBP: 0.400, SLG: 0.600										2	0	0	0	1	1	3					
Inning Stats	R: 1 E: 1 K: 0 S: 4	H: 1 LOB: 1 BB: 1 P: 8	R: 0 E: 0 K: 1 S: 7	H: 2 LOB: 2 BB: 0 P: 7	R: 1 E: 0 K: 0 S: 5	H: 2 LOB: 1 BB: 0 P: 5	R: 0 E: 0 K: 1 S: 6	H: 1 LOB: 1 BB: 0 P: 6	R: 1 E: 0 K: 1 S: 8	H: 3 LOB: 2 BB: 0 P: 8	R: 0 E: 0 K: 1 S: 5	H: 0 LOB: 0 BB: 0 P: 5	R: 0 E: 0 K: 2 S: 7	H: 0 LOB: 1 BB: 0 P: 11	R: 0 E: 0 K: 1 S: 5	H: 0 LOB: 0 BB: 0 P: 5			1B: 7 2B: 3 3B: 0 HR: 0	SF: 0 SAC: 0 DP: 1 HBP: 0	WP: 0 PB: 0 SB: 3 CS: 0
PITCHER	IP WLS BF H R ER SO BB IBB HBP BLK WP HR S P ERA WHIP																				
Randy Lerch, L (1.1) Gene Garber, R (5.1) Warren Brusstar, R (8.1) Ron Reed, R (8.1) ERA: 4.67 ERA: 2.79 ERA: 2.27 ERA: 2.4	4.2 0.1 2.0 2.0	24 1 W S	9 0 7 0	3 0 0 0	3 0 0 0	2 1 2 3	1 0 0 1	0 0 0 0	0 0 0 0	0 0 0 0	0 0 0 0	0 0 0 0	0 0 0 0	0 0 0 0	0 0 0 0	0 0 0 0		0.00 0.00 0.00 0.00	2.143 0.000 0.500 0.500		

Batter	1	2	3	4	5	6	7	8	9	AB	R	H	RBI	BB	SO	LOB	BOTTOM				
Jerry Martin, R (1.9) OBP: 0.344, SLG: 0.491										4	0	0	0	0	1	2	Pittsburgh Pirates @ Philadelphia Phillies Veterans Stadium, Philadelphia, PA Sat Jul 02 1977, 7:05 PM EDT Att: 41,828 - Unknown				
Larry Bowa, S (1.6) OBP: 0.313, SLG: 0.366										3	2	3	1	1	0	0					
Mike Schmidt, R (1.5) OBP: 0.366, SLG: 0.574										3	1	1	2	1	0	2					
Greg Luzinski, R (1.7) OBP: 0.375, SLG: 0.610										3	0	0	1	0	1	3					
Richie Hebner, L (1.3) OBP: 0.417, SLG: 0.530										3	0	0	0	1	0	0					
Gary Maddox, R (1.8) OBP: 0.305, SLG: 0.422										4	0	0	0	0	0	2					
Bob Boone, R (1.2) OBP: 0.316, SLG: 0.407										4	0	0	0	0	0	0		AB 30 R 4 H 6 RBI 4 BB 3 SO 2 LOB 9			
Ted Sizemore, R (1.4) OBP: 0.324, SLG: 0.343										3	1	1	0	0	0	0					
Randy Lerch, L (1.1) Gene Garber, R (5.1) Ollie Brown, R (8. PH) Warren Brusstar, R (8.1) Davey Johnson, R (7. PH) Ron Reed, R (8.1) OBP: 0.182, SLG: 0.161 OBP: 0.228, SLG: 0.197 OBP: 0.307, SLG: 0.453 OBP: 0.307, SLG: 0.453										1	0	0	0	0	0	0					
Inning Stats	R: 1 E: 1 K: 0 S: 5	H: 1 LOB: 2 BB: 1 P: 9	R: 0 E: 0 K: 0 S: 3	H: 0 LOB: 0 BB: 0 P: 3	R: 2 E: 0 K: 0 S: 5	H: 2 LOB: 0 BB: 0 P: 5	R: 0 E: 0 K: 0 S: 3	H: 0 LOB: 0 BB: 0 P: 3	R: 0 E: 0 K: 0 S: 3	H: 0 LOB: 1 BB: 1 P: 7	R: 0 E: 0 K: 2 S: 10	H: 0 LOB: 3 BB: 1 P: 14	R: 0 E: 0 K: 0 S: 3	H: 0 LOB: 0 BB: 0 P: 3	R: 0 E: 0 K: 1 S: 3	H: 0 LOB: 0 BB: 0 P: 3			1B: 5 2B: 0 3B: 0 HR: 1	SF: 1 SAC: 0 DP: 0 HBP: 0	WP: 0 PB: 0 SB: 2 CS: 0
PITCHER	IP WLS BF H R ER SO BB IBB HBP BLK WP HR S P ERA WHIP																				
Jerry Reuss, L (1.1) Kent Tekulve, R (7.1) Grant Jackson, L (8.1) ERA: 4.13 ERA: 2.5 ERA: 5.29	6.2 0.1 1.0	L L	29 2 3	6 1 0	4 0 0	3 1 0	3 1 0	0 0 0	0 0 0	0 0 0	0 0 0	0 0 0	0 0 0	0 0 0	0 0 0	0 0 0		0.00 0.00 0.00	4.05 3.000 0.000		

Batter	1	2	3	4	5	6	7	8	9	AB	R	H	RBI	BB	SO	LOB	TOP								
Omar Moreno, L OBP: 0.296, SLG: 0.322 (1, 8)	L7																								
Phil Garner, R OBP: 0.305, SLG: 0.410 (1, 4)	K																								
Dave Parker, L OBP: 0.375, SLG: 0.524 (1, 9)	6-3																								
Al Oliver, L OBP: 0.328, SLG: 0.458 (1, 7)																									
Ed Ott, L OBP: 0.372, SLG: 0.394 (1, 2)																									
Larry Demery, R OBP: 0.200, SLG: 0.333 (7, 1)																									
Jerry Hairston, S OBP: 0.381, SLG: 0.417 (9, PH)																									
Bobby Tolan, L OBP: 0.279, SLG: 0.308 (7, 3)																									
Jim Fregosi, R OBP: 0.345, SLG: 0.480 (7, 3)																									
Fernando Gonzalez, R OBP: 0.275, SLG: 0.404 (1, 5)																									
Frank Taveras, R OBP: 0.299, SLG: 0.288 (1, 6)																									
Bruce Kison, R OBP: 0.265, SLG: 0.364 (1, 1)																									
Odel Jones, R OBP: 0.214, SLG: 0.214 (2, 1)																									
Duffy Dyer, R OBP: 0.402, SLG: 0.347 (7, 2)																									
Inning Stats	R: 0 E: 0 K: 1 S: 5	H: 0 LOB: 0 BB: 0 P: 5	R: 0 E: 0 K: 1 S: 5	H: 0 LOB: 0 BB: 0 P: 5	R: 1 E: 0 K: 1 S: 7	H: 2 LOB: 1 BB: 1 P: 11	R: 1 E: 0 K: 1 S: 7	H: 3 LOB: 1 BB: 0 P: 7	R: 1 E: 0 K: 0 S: 5	H: 2 LOB: 2 BB: 1 P: 9	R: 0 E: 0 K: 1 S: 6	H: 1 LOB: 1 BB: 0 P: 6	R: 2 E: 0 K: 1 S: 8	H: 3 LOB: 1 BB: 0 P: 8	R: 0 E: 0 K: 1 S: 6	H: 1 LOB: 1 BB: 0 P: 6	R: 2 E: 0 K: 0 S: 5	H: 2 LOB: 2 BB: 0 P: 5	1B: 8 2B: 3 3B: 0 HR: 3	SF: 0 SAC: 0 DP: 1 HBP: 0	WP: 0 PB: 0 SB: 0 CS: 0	PA: 42			
PITCHER	IP	WLS	BF	H	R	ER	SO	BB	IBB	HBP	BLK	WP	HR	S	P	ERA	WHIP	PITCHER							
Larry Christenson, R ERA: 5.77 (1, 1)	6.1	W	31	11	5	5	5	2	0	0	1	0	2	39	47	7.11	2.053								
Gene Garber, R ERA: 2.72 (7, 1)	0.2		2	0	0	0	1	0	0	0	0	0	0	4	4	0.00	0.000								
Tug McGraw, L ERA: 1.69 (8, 1)	2.0		9	3	2	2	1	0	0	0	0	0	1	11	11	9.00	1.500								

Pittsburgh Pirates @ Philadelphia Phillies
Veterans Stadium, Philadelphia, PA
Sun Jul 03 1977, 3:33 AM EDT
Att: 28,555 - Unknown


AB	36
R	7
H	13
RBI	6
BB	2
SO	6
LOB	13



Batter	1	2	3	4	5	6	7	8	9	AB	R	H	RBI	BB	SO	LOB	BOTTOM								
Bake McBride, L OBP: 0.318, SLG: 0.448 (1, 9)																									
Jay Johnstone, L OBP: 0.320, SLG: 0.382 (2, FR)																									
Larry Bowa, S OBP: 0.317, SLG: 0.368 (1, 6)																									
Mike Schmidt, R OBP: 0.376, SLG: 0.598 (1, 5)																									
Greg Luzinski, R OBP: 0.371, SLG: 0.609 (1, 7)																									
Jerry Martin, R OBP: 0.344, SLG: 0.491 (9, 7)																									
Richie Hebner, L OBP: 0.416, SLG: 0.538 (1, 3)																									
Garry Maddox, R OBP: 0.304, SLG: 0.419 (1, 8)																									
Bob Boone, R OBP: 0.324, SLG: 0.410 (1, 2)																									
Ted Sizemore, R OBP: 0.323, SLG: 0.342 (1, 4)																									
Larry Christenson, R OBP: 0.189, SLG: 0.143 (1, 1)																									
Gene Garber, R ERA: 5.69 (7, 1)																									
Tim McCarver, L OBP: 0.424, SLG: 0.473 (7, PH)																									
Tug McGraw, R (8, 1)																									
Inning Stats	R: 4 E: 0 K: 2 S: 10	H: 3 LOB: 2 BB: 3 P: 22	R: 3 E: 0 K: 0 S: 7	H: 4 LOB: 2 BB: 1 P: 11	R: 2 E: 0 K: 0 S: 5	H: 3 LOB: 0 BB: 0 P: 5	R: 0 E: 0 K: 0 S: 3	H: 0 LOB: 0 BB: 0 P: 3	R: 0 E: 0 K: 2 S: 7	H: 0 LOB: 0 BB: 0 P: 7	R: 0 E: 0 K: 0 S: 4	H: 1 LOB: 1 BB: 0 P: 4	R: 1 E: 1 K: 0 S: 5	H: 3 LOB: 3 BB: 1 P: 9	R: 1 E: 0 K: 0 S: 4	H: 1 LOB: 0 BB: 0 P: 4	R: 1 E: 0 K: 0 S: 4	H: 1 LOB: 0 BB: 0 P: 4	1B: 9 2B: 2 3B: 3 HR: 1	SF: 1 SAC: 0 DP: 0 HBP: 0	WP: 1 PB: 1 SB: 2 CS: 0	PA: 42			
PITCHER	IP	WLS	BF	H	R	ER	SO	BB	IBB	HBP	BLK	WP	HR	S	P	ERA	WHIP	PITCHER							
Bruce Kison, R ERA: 4.73 (1, 1)	1.1	L	14	6	7	7	2	4	0	0	0	0	0	14	30	47.25	7.500								
Odel Jones, R ERA: 5.69 (2, 1)	5.0		22	7	3	3	2	1	0	0	0	0	0	25	29	5.40	1.600								
Larry Demery, R ERA: 5.68 (7, 1)	1.2		6	2	1	1	0	0	0	0	0	0	0	6	6	5.40	1.200								

Pittsburgh Pirates @ Philadelphia Phillies
Veterans Stadium, Philadelphia, PA
Sun Jul 03 1977, 3:33 AM EDT
Att: 28,555 - Unknown

AB	36
R	11
H	15
RBI	11
BB	5
SO	4
LOB	16



Batter	1	2	3	4	5	6	7	8	9	AB	R	H	RBI	BB	SO	LOB	TOP			
Lenny Randle, S (1,5) OBP: 0.389, SLG: 0.405	F7		6-3			F8		G5-4-3 1B		4	0	1	0	0	0	0	New York Mets @ Philadelphia Phillies Veterans Stadium, Philadelphia, PA Mon Jul 04 1977, 7:05 PM EDT Att: 63,283 - Unknown			
Bud Harrelson, S (1,6) OBP: 0.286, SLG: 0.238	K		6-3			F9		G5-4-3 1-2		3	0	0	0	0	1	0				
Joel Youngblood, R (8, PH) OBP: 0.304, SLG: 0.286										1	0	0	0	0	0	1				
Mike Vail, R (1,9) OBP: 0.349, SLG: 0.451	5-3		4-3			5-3		K		4	0	0	0	0	1	0				
John Milner, L (1,3) OBP: 0.363, SLG: 0.468										4	0	1	0	0	0	0				
John Stearns, R (1,2) OBP: 0.396, SLG: 0.535										2	1	0	0	2	1	1				
Ed Kranepool, L (1,7) OBP: 0.330, SLG: 0.495										3	0	2	0	1	1	0				
Steve Henderson, R (8, PH) OBP: 0.304, SLG: 0.357										0	0	0	0	0	0	0				
Lee Mazzilli, S (1,8) OBP: 0.316, SLG: 0.287										3	0	2	1	1	1	2				
Felix Millan, R (1,4) OBP: 0.243, SLG: 0.249										2	0	0	0	0	0	4				
Bruce Boisclair, L (7, PH) OBP: 0.329, SLG: 0.361										1	0	0	0	0	0	2				
Bob Myrick, R (7,1)										0	0	0	0	0	0	0				
Rick Baldwin, L (8,1)										0	0	0	0	0	0	0				
Bobby Valentine, R (8, PH) OBP: 0.240, SLG: 0.275										1	0	0	0	0	0	2				
Jerry Koosman, R (1,1) OBP: 0.199, SLG: 0.233										2	0	0	0	0	0	3				
Ron Hodges, L (7, PH) OBP: 0.273, SLG: 0.281										1	0	0	0	0	0	2				
Doug Flynn, R (7,4) OBP: 0.200, SLG: 0.245										0	0	0	0	0	0	0				
Inning Stats	R: 0 E: 0 K: 1 S: 5	H: 0 LOB: 0 BB: 0 P: 5	R: 0 E: 0 K: 0 S: 4	H: 1 LOB: 3 BB: 2 P: 12	R: 0 E: 0 K: 0 S: 3	H: 0 LOB: 0 BB: 0 P: 3	R: 0 E: 0 K: 1 S: 5	H: 0 LOB: 0 BB: 0 P: 5	R: 0 E: 0 K: 0 S: 3	H: 1 LOB: 0 BB: 0 P: 3	R: 0 E: 0 K: 0 S: 3	H: 0 LOB: 0 BB: 0 P: 3	R: 1 E: 0 K: 0 S: 5	H: 2 LOB: 2 BB: 1 P: 9	R: 0 E: 0 K: 2 S: 8	H: 1 LOB: 0 BB: 1 P: 12	1B: 5 2B: 1 3B: 0 HR: 0	SF: 0 SAC: 0 DP: 2 HBP: 0	WP: 0 PB: 0 SB: 0 CS: 0	PA: 35
PITCHER	IP WLS BF H R ER SO BB IBB HBP BLK WP HR S P ERA WHIP																			
Jim Lonborg, R (1,1) ERA: 3.99	8.0 W 31 6 1 1 3 3 0 0 0 0 0 0 0 0 34 46 1.12 1.125																			
Ron Reed, R (9,1) ERA: 2.35	1.0 S 4 0 0 0 2 1 0 0 0 0 0 0 0 7 11 0.00 1.000																			

Batter	1	2	3	4	5	6	7	8	9	AB	R	H	RBI	BB	SO	LOB	BOTTOM	
Jerry Martin, R (1,9) OBP: 0.341, SLG: 0.478	FC1-6 BB	K				F8		6-3		3	0	0	0	1	1	2	New York Mets @ Philadelphia Phillies Veterans Stadium, Philadelphia, PA Mon Jul 04 1977, 7:05 PM EDT Att: 63,283 - Unknown	
Larry Bowa, S (1,6) OBP: 0.316, SLG: 0.366	FC1-6 6-3 1-2					F8		5-3		4	1	1	0	0	0	1		
Mike Schmidt, R (1,5) OBP: 0.381, SLG: 0.602										3	1	2	0	1	1	0		
Ollie Brown, R (1,7) OBP: 0.259, SLG: 0.415										4	1	3	2	0	0	2		
Richie Hebner, L (1,3) OBP: 0.411, SLG: 0.529										3	0	0	0	0	1	4		
Davey Johnson, R (8, PH) OBP: 0.367, SLG: 0.493										0	0	0	0	0	0	0		
Tom Hutton, L (8, PH) OBP: 0.289, SLG: 0.333										1	0	0	0	0	0	1		
Gary Maddox, R (1,8) OBP: 0.304, SLG: 0.418										3	0	1	1	0	0	0		
Bob Boone, R (1,2) OBP: 0.324, SLG: 0.409										3	0	1	0	0	0	1		
Ted Sizemore, R (1,4) OBP: 0.320, SLG: 0.337										3	0	0	0	0	0	1		
Jim Lonborg, R (1,1) OBP: 0.154, SLG: 0.083										3	0	1	0	0	1	0		
Ron Reed, R (9,1) ERA: 2.35										0	0	0	0	0	0	0		
Inning Stats	R: 0 E: 0 K: 0 S: 3	H: 0 LOB: 2 BB: 2 P: 11	R: 0 E: 0 K: 1 S: 7	H: 2 LOB: 0 BB: 0 P: 7	R: 3 E: 0 K: 1 S: 8	H: 4 LOB: 0 BB: 0 P: 8	R: 0 E: 0 K: 1 S: 5	H: 0 LOB: 0 BB: 0 P: 5	R: 0 E: 0 K: 0 S: 4	H: 2 LOB: 1 BB: 0 P: 4	R: 0 E: 0 K: 0 S: 3	H: 0 LOB: 0 BB: 0 P: 3	R: 0 E: 0 K: 1 S: 5	H: 1 LOB: 0 BB: 0 P: 5	1B: 7 2B: 1 3B: 1 HR: 0	SF: 0 SAC: 0 DP: 2 HBP: 0	WP: 0 PB: 0 SB: 0 CS: 1	PA: 32
PITCHER	IP WLS BF H R ER SO BB IBB HBP BLK WP HR S P ERA WHIP																	
Jerry Koosman, L (1,1) ERA: 3.18	6.0 L 26 8 3 3 3 2 0 0 0 0 0 0 0 7 7 4.50 1.667																	
Bob Myrick, L (7,1) ERA: 2.5	1.1 5 1 0 0 1 0 0 0 0 0 0 0 7 7 0.00 0.750																	
Rick Baldwin, R (8,1) ERA: 2.82	0.2 1 0 0 0 0 0 0 0 0 0 0 0 1 1 0.00 0.000																	

AB	31
R	1
H	6
RBI	1
BB	4
SO	5
LOB	17

AB	30
R	3
H	9
RBI	3
BB	2
SO	4
LOB	12



Batter	1	2	3	4	5	6	7	8	9	AB	R	H	RBI	BB	SO	LOB	TOP										
Lenny Randle, S OBP: 0.388, SLG: 0.408 Joel Youngblood, R OBP: 0.298, SLG: 0.280 (8, PH) (8, 5)	0-0 SH1-3 2B		0-0 F9			0-0 F8		0-0 F7		3	0	1	0	0	0	1											
Bud Harrelson, S OBP: 0.284, SLG: 0.236 Rick Baldwin, L OBP: 0.327, SLG: 0.358 (9, PH)	0-0 SH1-3		0-3 K			0-0 F9			0-0 F8	2	0	0	0	0	1	1											
Steve Henderson, R OBP: 0.300, SLG: 0.348 (1, 7)	0-3 K			0-0 F9			0-0 6-3		0-0 1B SF8 1B	4	1	1	0	0	1	1											
John Stearns, R OBP: 0.391, SLG: 0.527 Ron Hodges, L OBP: 0.294, SLG: 0.303 (7, 2)	0-3 K			0-3 K			0-0 5-3		0-0 1B 1B	3	0	0	0	0	2	1											
John Milner, L OBP: 0.361, SLG: 0.464 (1, 3)		0-0 F2		0-0 L9			0-0 1-3		0-0 1B 1B	4	0	1	0	0	0	0											
Mike Vail, R OBP: 0.338, SLG: 0.440 (1, 9)	0-0 5-3				0-0 F9			0-0 F9	0-0 SF8	3	0	0	1	0	0	0											
Lee Mazzilli, S OBP: 0.312, SLG: 0.283 (1, 8)	0-0 G3				0-0 6-3			0-0 F8	0-0 4-3	4	0	0	0	0	0	2											
Felix Millan, R OBP: 0.244, SLG: 0.247 (1, 4)			0-0 F9			0-0 F8		4-0 1B BB		2	0	0	0	1	0	0											
Pat Zachry, R OBP: 0.133, SLG: 0.103 Jackson Todd, R OBP: 0.222, SLG: 0.125 Doug Flynn, R OBP: 0.211, SLG: 0.255 (6, PH) (6, 6)			0-0 E6			0-0 F5-3		0-0 1-2 1B		1	0	0	0	0	0	0											
Inning Stats	R: 0 E: 0 K: 2 S: 8	H: 1 LOB: 1 BB: 0 P: 8	R: 0 E: 0 K: 0 S: 3	H: 0 LOB: 0 BB: 0 P: 3	R: 0 E: 1 K: 1 S: 6	H: 0 LOB: 1 BB: 0 P: 6	R: 0 E: 0 K: 1 S: 5	H: 0 LOB: 0 BB: 0 P: 5	R: 0 E: 0 K: 0 S: 3	H: 0 LOB: 0 BB: 0 P: 3	R: 0 E: 0 K: 0 S: 3	H: 0 LOB: 0 BB: 0 P: 3	R: 0 E: 0 K: 0 S: 4	H: 1 LOB: 2 BB: 0 P: 8	R: 1 E: 0 K: 0 S: 6	H: 3 LOB: 2 BB: 0 P: 6	1B: 4 2B: 1 3B: 0 HR: 0	SF: 1 SAC: 1 DP: 0 HBP: 0	WP: 0 PB: 0 SB: 0 CS: 0	PA: 34							
PITCHER	IP	WLS	BF	H	R	ER	SO	BB	IBB	HBP	BLK	WP	HR	S	P	ERA	WHIP										
Steve Carlton, L ERA: 2.73 Warren Brusstar, R ERA: 2.41	(1, 1) (8, 1)	7.0 2.0	W 11	23 4	1 1	0 1	0 0	4 1	0 0	0 0	0 0	0 0	0 0	31 10	31 14	0.00 4.50	0.143 2.500										

New York Mets @ Philadelphia Phillies
Veterans Stadium, Philadelphia, PA
Tue Jul 05 1977, 7:05 PM EDT
Att: 23,344 - Unknown

AB 31
R 1
H 5
RBI 1
BB 1
SO 4
LOB 8



Batter	1	2	3	4	5	6	7	8	9	AB	R	H	RBI	BB	SO	LOB	BOTTOM										
Garry Maddox, R OBP: 0.312, SLG: 0.424 Ollie Brown, R OBP: 0.255, SLG: 0.407 (7, 7)	0-0 4-3 SH5-3 HR 1B		0-0 1-2 SH5-4 HR 1B	1-0 HBP		0-0 1B 1B	0-0 F8			3	3	3	0	0	0	0											
Larry Bowa, S OBP: 0.313, SLG: 0.362 Tom Hutton, L OBP: 0.289, SLG: 0.333 (9, 3)	0-0 SH5-3		0-0 SH5-4	0-0 P4		0-0 L7		0-0 F9		3	0	0	0	0	0	3											
Mike Schmidt, R OBP: 0.385, SLG: 0.614 Davey Johnson, R OBP: 0.363, SLG: 0.486 (9, 4)	0-0 4-3		0-0 HR	1-0 WP 1B HBP		0-0 1B HR 1B		0-0 F8		3	3	2	3	0	0	1											
Jay Johnstone, L OBP: 0.328, SLG: 0.424 (1, 9)	0-0 HR		0-0 HR	0-3 K		0-0 BB HR 1B		0-0 F9		5	3	3	4	0	1	1											
Richie Hebner, L OBP: 0.417, SLG: 0.526 (9, 5)	0-3 K		4-0 CS BB	4-0 1B IBB		4-0 1-2 HR BB				1	1	0	0	3	1	0											
Tim McCarver, L OBP: 0.427, SLG: 0.513 (1, 2)		0-0 4-3	0-3 K	0-0 FC4-6 1B		0-0 1-2 3H 1B		0-0 1-2 3H HR		4	1	2	5	0	1	1											
Jerry Martin, R OBP: 0.331, SLG: 0.462 (7, 8)	0-0 5-3			0-3 K		0-0 K		0-0 4-3		4	0	0	0	0	2	2											
Ted Sizemore, R OBP: 0.319, SLG: 0.340 Warren Brusstar, R ERA: 4.26 (8, 1)	0-0 4-3			4-3 2B		0-0 FC4-6		0-0 1-3		4	0	1	0	0	0	2											
Steve Carlton, L OBP: 0.255, SLG: 0.292 Terry Harmon, R OBP: 0.250, SLG: 0.281 (7, PH) (9, 6)			0-0 SH5-4 HR 1B	0-0 4-3		0-0 F7		0-0 F8		3	1	1	0	0	0	1											
Inning Stats	R: 2 E: 0 K: 1 S: 7	H: 2 LOB: 0 BB: 0 P: 7	R: 0 E: 0 K: 0 S: 3	H: 0 LOB: 0 BB: 0 P: 3	R: 4 E: 0 K: 1 S: 8	H: 4 LOB: 1 BB: 1 P: 12	R: 0 E: 0 K: 1 S: 6	H: 1 LOB: 2 BB: 0 P: 7	R: 1 E: 0 K: 2 S: 8	H: 1 LOB: 2 BB: 1 P: 13	R: 5 E: 0 K: 0 S: 7	H: 4 LOB: 0 BB: 1 P: 11	R: 0 E: 0 K: 0 S: 3	H: 0 LOB: 0 BB: 0 P: 3	R: 0 E: 0 K: 0 S: 3	H: 0 LOB: 0 BB: 0 P: 3	1B: 7 2B: 2 3B: 0 HR: 4	SF: 0 SAC: 2 DP: 1 HBP: 2	WP: 2 PB: 0 SB: 0 CS: 1	PA: 40							
PITCHER	IP	WLS	BF	H	R	ER	SO	BB	IBB	HBP	BLK	WP	HR	S	P	ERA	WHIP										
Pat Zachry, R ERA: 5.0 Jackson Todd, R ERA: 4.72 Rick Baldwin, R ERA: 4.26	(1, 1) (3, 1) (6, 1)	2.1 2.2 3.0	L 12 14	6 2 4	6 1 5	6 1 5	0 4 0	0 1 1	0 0 0	0 1 0	0 2 0	0 1 0	0 0 1	0 17 13	15 23 17	23.14 3.38 15.00	3.000 0.750 1.667										

New York Mets @ Philadelphia Phillies
Veterans Stadium, Philadelphia, PA
Tue Jul 05 1977, 7:05 PM EDT
Att: 23,344 - Unknown

AB 33
R 12
H 12
RBI 12
BB 3
SO 5
LOB 11



Batter	1	2	3	4	5	6	7	8	9	AB	R	H	RBI	BB	SO	LOB	TOP					
Lenny Randle, S OBP: 0.386, SLG: 0.410										5	0	2	0	0	0	3						
Bud Harrelson, S OBP: 0.297, SLG: 0.229 John Milner, L OBP: 0.354, SLG: 0.453										4	0	0	0	0	2	2						
Steve Henderson, R OBP: 0.293, SLG: 0.358										4	1	1	0	0	1	1						
John Stearns, R OBP: 0.391, SLG: 0.524										4	0	2	1	0	1	1						
Mike Vail, R OBP: 0.345, SLG: 0.462 Skip Lockwood, R OBP: 0.222, SLG: 0.222 Ron Hodges, L OBP: 0.314, SLG: 0.324 Felix Millan, R OBP: 0.244, SLG: 0.247										3	1	1	0	0	0	2						
Bobby Valentine, R OBP: 0.248, SLG: 0.284										3	1	1	0	1	1	2						
Lee Mazzilli, S OBP: 0.314, SLG: 0.279										2	0	0	0	2	0	3						
Doug Flynn, R OBP: 0.213, SLG: 0.271 Ed Kranevool, L OBP: 0.329, SLG: 0.492 Bob Apodaca, R OBP: 1.000, SLG: 1.000										2	1	1	1	0	0	1						
Nino Espinosa, R OBP: 0.185, SLG: 0.160 Rick Baldwin, L Paul Siebert, L Bruce Boisclair, L OBP: 0.323, SLG: 0.353										2	0	1	2	0	0	0						
Inning Stats	R: 0 E: 0 K: 1 S: 6	H: 1 LOB: 1 BB: 0 P: 6	R: 0 E: 0 K: 0 S: 4	H: 1 LOB: 1 BB: 0 P: 4	R: 0 E: 0 K: 0 S: 3	H: 1 LOB: 0 BB: 0 P: 3	R: 4 E: 0 K: 0 S: 7	H: 4 LOB: 1 BB: 1 P: 11	R: 0 E: 0 K: 0 S: 4	H: 1 LOB: 2 BB: 1 P: 8	R: 0 E: 0 K: 3 S: 9	H: 0 LOB: 0 BB: 0 P: 9	R: 0 E: 0 K: 1 S: 5	H: 1 LOB: 2 BB: 1 P: 9	R: 0 E: 0 K: 0 S: 3	H: 0 LOB: 0 BB: 0 P: 3	1B: 7 2B: 2 3B: 1 HR: 0	SF: 0 SAC: 1 DP: 1 HBP: 0	WP: 0 PB: 0 SB: 1 CS: 1	PA: 38		
PITCHER	IP WLS BF H R ER SO BB IBB HBP BLK WP HR S P ERA WHIP	IP WLS BF H R ER SO BB IBB HBP BLK WP HR S P ERA WHIP	IP WLS BF H R ER SO BB IBB HBP BLK WP HR S P ERA WHIP	IP WLS BF H R ER SO BB IBB HBP BLK WP HR S P ERA WHIP	IP WLS BF H R ER SO BB IBB HBP BLK WP HR S P ERA WHIP	IP WLS BF H R ER SO BB IBB HBP BLK WP HR S P ERA WHIP	IP WLS BF H R ER SO BB IBB HBP BLK WP HR S P ERA WHIP	IP WLS BF H R ER SO BB IBB HBP BLK WP HR S P ERA WHIP	IP WLS BF H R ER SO BB IBB HBP BLK WP HR S P ERA WHIP	IP WLS BF H R ER SO BB IBB HBP BLK WP HR S P ERA WHIP	IP WLS BF H R ER SO BB IBB HBP BLK WP HR S P ERA WHIP	IP WLS BF H R ER SO BB IBB HBP BLK WP HR S P ERA WHIP	IP WLS BF H R ER SO BB IBB HBP BLK WP HR S P ERA WHIP	IP WLS BF H R ER SO BB IBB HBP BLK WP HR S P ERA WHIP	IP WLS BF H R ER SO BB IBB HBP BLK WP HR S P ERA WHIP	IP WLS BF H R ER SO BB IBB HBP BLK WP HR S P ERA WHIP	IP WLS BF H R ER SO BB IBB HBP BLK WP HR S P ERA WHIP	IP WLS BF H R ER SO BB IBB HBP BLK WP HR S P ERA WHIP	IP WLS BF H R ER SO BB IBB HBP BLK WP HR S P ERA WHIP	IP WLS BF H R ER SO BB IBB HBP BLK WP HR S P ERA WHIP	IP WLS BF H R ER SO BB IBB HBP BLK WP HR S P ERA WHIP	IP WLS BF H R ER SO BB IBB HBP BLK WP HR S P ERA WHIP

New York Mets @ Philadelphia Phillies
Veterans Stadium, Philadelphia, PA
Thu Jul 07 1977, 7:05 PM EDT
Att: 27,492 - Unknown

AB 34
R 4
H 10
RBI 4
BB 3
SO 5
LOB 19



Batter	1	2	3	4	5	6	7	8	9	AB	R	H	RBI	BB	SO	LOB	BOTTOM					
Garry Maddox, R OBP: 0.316, SLG: 0.422										5	2	2	0	0	0	2						
Larry Bowa, S OBP: 0.315, SLG: 0.366										5	2	2	0	0	0	2						
Mike Schmidt, R OBP: 0.397, SLG: 0.625										2	1	1	3	1	0	0						
Greg Luzinski, R OBP: 0.375, SLG: 0.602										2	0	1	1	1	0	0						
Richie Hebner, L OBP: 0.409, SLG: 0.515										4	0	0	0	0	0	5						
Jay Johnstone, L OBP: 0.332, SLG: 0.422										3	0	1	0	1	0	0						
Bob Boone, R OBP: 0.325, SLG: 0.403										3	1	0	0	1	0	2						
Ted Sizemore, R OBP: 0.324, SLG: 0.349										4	0	3	1	0	0	0						
Randy Lerch, L OBP: 0.176, SLG: 0.156 Bake McBride, L OBP: 0.317, SLG: 0.446 Warren Brusstar, R Ollie Brown, R OBP: 0.263, SLG: 0.400 Ron Reed, R										1	0	0	0	0	0	1						
Inning Stats	R: 0 E: 0 K: 0 S: 3	H: 0 LOB: 2 BB: 1 P: 8	R: 0 E: 0 K: 0 S: 4	H: 2 LOB: 1 BB: 0 P: 4	R: 3 E: 0 K: 0 S: 5	H: 3 LOB: 1 BB: 1 P: 10	R: 2 E: 1 K: 0 S: 6	H: 4 LOB: 2 BB: 1 P: 10	R: 1 E: 0 K: 0 S: 4	H: 1 LOB: 2 BB: 2 P: 12	R: 0 E: 0 K: 0 S: 3	H: 0 LOB: 0 BB: 0 P: 3	R: 0 E: 0 K: 0 S: 3	H: 0 LOB: 0 BB: 0 P: 3	R: 0 E: 0 K: 0 S: 3	H: 0 LOB: 0 BB: 0 P: 3	1B: 7 2B: 2 3B: 0 HR: 1	SF: 0 SAC: 0 DP: 2 HBP: 2	WP: 0 PB: 0 SB: 0 CS: 1	PA: 38		
PITCHER	IP WLS BF H R ER SO BB IBB HBP BLK WP HR S P ERA WHIP	IP WLS BF H R ER SO BB IBB HBP BLK WP HR S P ERA WHIP	IP WLS BF H R ER SO BB IBB HBP BLK WP HR S P ERA WHIP	IP WLS BF H R ER SO BB IBB HBP BLK WP HR S P ERA WHIP	IP WLS BF H R ER SO BB IBB HBP BLK WP HR S P ERA WHIP	IP WLS BF H R ER SO BB IBB HBP BLK WP HR S P ERA WHIP	IP WLS BF H R ER SO BB IBB HBP BLK WP HR S P ERA WHIP	IP WLS BF H R ER SO BB IBB HBP BLK WP HR S P ERA WHIP	IP WLS BF H R ER SO BB IBB HBP BLK WP HR S P ERA WHIP	IP WLS BF H R ER SO BB IBB HBP BLK WP HR S P ERA WHIP	IP WLS BF H R ER SO BB IBB HBP BLK WP HR S P ERA WHIP	IP WLS BF H R ER SO BB IBB HBP BLK WP HR S P ERA WHIP	IP WLS BF H R ER SO BB IBB HBP BLK WP HR S P ERA WHIP	IP WLS BF H R ER SO BB IBB HBP BLK WP HR S P ERA WHIP	IP WLS BF H R ER SO BB IBB HBP BLK WP HR S P ERA WHIP	IP WLS BF H R ER SO BB IBB HBP BLK WP HR S P ERA WHIP	IP WLS BF H R ER SO BB IBB HBP BLK WP HR S P ERA WHIP	IP WLS BF H R ER SO BB IBB HBP BLK WP HR S P ERA WHIP	IP WLS BF H R ER SO BB IBB HBP BLK WP HR S P ERA WHIP	IP WLS BF H R ER SO BB IBB HBP BLK WP HR S P ERA WHIP	IP WLS BF H R ER SO BB IBB HBP BLK WP HR S P ERA WHIP	IP WLS BF H R ER SO BB IBB HBP BLK WP HR S P ERA WHIP

New York Mets @ Philadelphia Phillies
Veterans Stadium, Philadelphia, PA
Thu Jul 07 1977, 7:05 PM EDT
Att: 27,492 - Unknown

AB 31
R 6
H 10
RBI 5
BB 5
SO 0
LOB 13



Batter	1	2	3	4	5	6	7	8	9	AB	R	H	RBI	BB	SO	LOB	TOP					
Garry Maddox, R OBP: 0.314, SLG: 0.428 (1, 8)	F7	L6			K			FC4-6		5	1	1	3	0	1	2	Philadelphia Phillies @ Pittsburgh Pirates Three Rivers Stadium, Pittsburgh, PA Fri Jul 08 1977, 7:05 PM EDT Att: 25,200 - Unknown					
Larry Bowa, S OBP: 0.310, SLG: 0.360 (1, 6)	K		G3		6-3		4-3	F9		5	0	0	0	0	1	2						
Mike Schmidt, R OBP: 0.401, SLG: 0.628 Tom Hutton, L OBP: 0.282, SLG: 0.324 (7, PR) (7, 3)	1B	BB	5-3			1B	G5-2-3	2B										2 1 1 0 1 0 0 1 0 0 0 0 0 0				
Greg Luzinski, R OBP: 0.375, SLG: 0.598 (1, 7)	1B	1B	K			1B	K			5	1	2	0	0	2	1						
Richie Hebner, L OBP: 0.409, SLG: 0.513 (1, 3) (7, 5)	1B	1B			F7		F7	1B	F5	5	1	2	1	0	0	2						
Jay Johnstone, L OBP: 0.340, SLG: 0.429 (1, 9)	1B	FC5-4	L8			1B		E9		4	1	3	1	0	0	0						
Bob Boone, R OBP: 0.324, SLG: 0.397 (1, 2)	FC5-4		K			G5-2-3		1B	1B	3	1	0	0	1	1	5						
Ted Sizemore, R OBP: 0.323, SLG: 0.347 (1, 4)		F7				SH1-4	1B	6-3		4	0	1	1	0	0	1						
Larry Christenson, R OBP: 0.184, SLG: 0.139 Bake McBride, L OBP: 0.303, SLG: 0.446 (7, PH) Tug McGraw, R OBP: 0.333, SLG: 0.333 Gene Garber, R (8, 1) Warren Brusstar, R (8, 1)	K		SH1-4				SH1-4	FC4-6	1B	1	0	0	0	0	1	0						
Inning Stats	R: 2 E: 0 K: 1 S: 8	H: 3 LOB: 2 BB: 1 P: 12	R: 0 E: 0 K: 1 S: 5	H: 0 LOB: 0 BB: 0 P: 5	R: 0 E: 0 K: 1 S: 5	H: 0 LOB: 0 BB: 0 P: 5	R: 0 E: 0 K: 1 S: 6	H: 1 LOB: 1 BB: 0 P: 6	R: 0 E: 0 K: 0 S: 5	H: 3 LOB: 2 BB: 0 P: 5	R: 2 E: 0 K: 1 S: 6	H: 1 LOB: 1 BB: 1 P: 11	R: 3 E: 1 K: 0 S: 6	H: 3 LOB: 1 BB: 1 P: 10	R: 0 E: 0 K: 0 S: 3	H: 0 LOB: 0 BB: 0 P: 3		1B: 9 2B: 1 3B: 0 HR: 1	SF: 0 SAC: 1 DP: 1 HBP: 1	WP: 0 PA: 41 PB: 0 SB: 0 CS: 0		
PITCHER	IP	WLS	BF	H	R	ER	SO	BB	IBB	HBP	BLK	WP	HR	S	P	ERA		WHIP				
Bruce Kison, R ERA: 4.93 Kent Tekulve, R ERA: 2.49 Rich Gossage, R ERA: 1.73	7.0		33	10	6	6	6	2	0	1	0	0	1	42	51	7.71		1.714				
	1.0	W	5	1	1	1	0	1	0	0	0	0	0	4	8	9.00		2.000				
	1.0		3	0	0	0	0	0	0	0	0	0	0	3	3	0.00		0.000				
Batter	1	2	3	4	5	6	7	8	9	AB	R	H	RBI	BB	SO	LOB		BOTTOM				
Phil Garner, R OBP: 0.305, SLG: 0.411 (1, 5)	3-1		4-3		F8	CS	F8	1B		5	2	3	0	0	0	0		Philadelphia Phillies @ Pittsburgh Pirates Three Rivers Stadium, Pittsburgh, PA Fri Jul 08 1977, 7:05 PM EDT Att: 25,200 - Unknown				
Ed Ott, L OBP: 0.358, SLG: 0.400 (1, 2)	4-3			G3	F8		4-3	1B		5	0	1	0	0	0	1						
Dave Parker, L OBP: 0.383, SLG: 0.550 (1, 9)	L8			5-3	BB		FC6-4	1B		5	0	3	2	0	0	0						
Bill Robinson, R OBP: 0.350, SLG: 0.520 (1, 7)	L8			WP	1B		FC6-4	K		4	0	1	0	1	1	3						
Al Oliver, L OBP: 0.338, SLG: 0.485 (1, 8)	4-3			WP	1B		F8	2B	SH2-3	5	2	3	0	0	0	2						
Willie Stargell, L OBP: 0.390, SLG: 0.556 (1, 3)	BB			L8		FC6-5	1B	2B	BB	1	1	0	0	3	0	2						
Rennie Stennett, R OBP: 0.360, SLG: 0.423 (1, 4)	F8				4-3		F8	SH2-3		4	1	1	1	0	0	2						
Frank Taveras, R OBP: 0.298, SLG: 0.281 Omar Moreno, L OBP: 0.296, SLG: 0.333 Mario Mendoza, R OBP: 0.150, SLG: 0.200 Fernando Gonzalez, R OBP: 0.310, SLG: 0.491 (1, 6) (8, PH) (9, 6) (9, PH)	F4				1B	CS	FC6-5	1B	BB	2	1	1	0	1	0	0						
Bruce Kison, R OBP: 0.270, SLG: 0.361 Kent Tekulve, R OBP: 0.400, SLG: 0.400 Jerry Hairston, S OBP: 0.378, SLG: 0.410 Rich Gossage, R OBP: 0.250, SLG: 0.333 Jim Fregosi, R OBP: 0.392, SLG: 0.459 (1, 1) (8, 1) (6, PH) (9, 1) (9, PH)	F4				2B		FC6-5	G3	IBB	3	1	1	0	0	0	2						
Inning Stats	R: 0 E: 0 K: 0 S: 3	H: 0 LOB: 0 BB: 0 P: 3	R: 0 E: 0 K: 0 S: 3	H: 0 LOB: 1 BB: 1 P: 7	R: 0 E: 0 K: 0 S: 3	H: 0 LOB: 0 BB: 0 P: 3	R: 0 E: 0 K: 0 S: 5	H: 2 LOB: 2 BB: 0 P: 5	R: 3 E: 0 K: 0 S: 6	H: 3 LOB: 2 BB: 2 P: 14	R: 0 E: 0 K: 0 S: 3	H: 1 LOB: 1 BB: 1 P: 7	R: 0 E: 0 K: 0 S: 4	H: 1 LOB: 1 BB: 0 P: 4	R: 4 E: 0 K: 2 S: 12	H: 5 LOB: 2 BB: 0 P: 13	R: 1 E: 0 K: 0 S: 2		H: 1 LOB: 3 BB: 3 P: 14	1B: 9 2B: 4 3B: 0 HR: 0	SF: 0 SAC: 1 DP: 0 HBP: 1	WP: 1 PA: 46 PB: 0 SB: 0 CS: 1
PITCHER	IP	WLS	BF	H	R	ER	SO	BB	IBB	HBP	BLK	WP	HR	S	P	ERA	WHIP					
Larry Christenson, R ERA: 5.69 Tug McGraw, L ERA: 2.25 Gene Garber, R ERA: 2.98 Warren Brusstar, R ERA: 2.55	6.0		27	6	3	3	0	4	0	0	0	1	0	23	39	4.50	1.667					
	1.0		6	2	2	2	0	0	0	1	0	0	0	5	6	18.00	2.000					
	0.2	L	6	4	2	2	1	0	0	0	0	0	0	8	8	27.00	6.000					
	0.2		6	1	1	1	1	1	2	0	0	0	0	5	17	13.50	3.000					

Batter	1	2	3	4	5	6	7	8	9	10	11	12	AB	R	H	RBI	BB	SO	LOB	TOP
Jerry Martin, R OBP: 0.240, SLG: 0.468 (R, PH)													4	1	2	1	0	1	0	
Bake McBride, L OBP: 0.324, SLG: 0.455 (R, PH)													1	1	1	0	0	0	0	
Terry Harmon, R OBP: 0.237, SLG: 0.265 (R, PH)													2	0	0	0	0	0	3	
Larry Bowa, S OBP: 0.309, SLG: 0.358 (R, PH)													4	1	1	0	0	0	2	
Jay Johnstone, L OBP: 0.342, SLG: 0.436 (R, PH)													2	1	1	1	0	0	0	
Gary Maddox, R OBP: 0.317, SLG: 0.429 (R, PH)													6	1	3	0	0	0	2	
Greg Luzinski, R OBP: 0.375, SLG: 0.591 (R, PH)													5	1	1	0	1	1	4	
Richie Hebner, L OBP: 0.412, SLG: 0.510 (R, PH)													5	0	2	0	1	1	4	
Davey Johnson, R OBP: 0.406, SLG: 0.595 (R, PH)													4	1	3	5	1	0	2	
Mike Schmidt, R OBP: 0.401, SLG: 0.628 (R, PH)													0	0	0	0	0	0	0	
Tom Hutton, L OBP: 0.282, SLG: 0.324 (R, PH)													0	0	0	0	0	0	0	
Tim McCarver, L OBP: 0.406, SLG: 0.488 (R, PH)													4	0	0	0	0	0	3	
Bob Boone, R OBP: 0.322, SLG: 0.394 (R, PH)													2	0	0	0	0	1	3	
Ted Sizemore, R OBP: 0.323, SLG: 0.348 (R, PH)													5	1	1	0	1	0	0	
Steve Carlton, L OBP: 0.289, SLG: 0.339 (R, PH)													4	0	0	0	0	3	1	
Ron Reed, R OBP: 0.299, SLG: 0.369 (R, PH)													0	0	0	0	0	0	0	
Ollie Brown, R OBP: 0.299, SLG: 0.369 (R, PH)													0	0	0	0	0	0	0	
Tug McGraw, L OBP: 0.299, SLG: 0.369 (R, PH)													0	0	0	0	0	0	0	
Barry Foote, R OBP: 0.299, SLG: 0.369 (R, PH)													1	0	0	0	0	1	2	
Gene Garber, R OBP: 0.299, SLG: 0.369 (R, PH)													0	0	0	0	0	0	0	
Inning Stats	R: 3 E: 0 K: 8 S: 8	H: 3 LOB: 1 BB: 1 P: 12	R: 0 E: 0 K: 1 S: 5	H: 0 LOB: 0 BB: 0 P: 5	R: 1 E: 0 K: 0 S: 5	H: 2 LOB: 2 BB: 9	R: 1 E: 0 K: 0 S: 5	H: 1 LOB: 0 BB: 0 P: 4	R: 0 E: 0 K: 1 S: 5	H: 2 LOB: 2 BB: 0 P: 5	R: 0 E: 0 K: 1 S: 5	H: 3 LOB: 2 BB: 12	R: 0 E: 1 K: 1 S: 6	H: 1 LOB: 1 BB: 10	R: 0 E: 1 K: 1 S: 6	H: 1 LOB: 2 BB: 1	1B: 8 2B: 6 3B: 0 HR: 1	SF: 1 SAC: 0 DP: 0 HBP: 0	WP: 0 PB: 0 SB: 4 CS: 1	PA: 55
PITCHER	IP WLS BF H R ER SO BB IBB HBP BLK WP HR S P ERA WHIP	PITCHER																		
John Candelaria, L ERA: 2.9	7.1	2.0	8	2	0	0	1	0	0	0	0	0	0	0	10	10	0.00	1.000		
Odell Jones, R ERA: 5.43	(7, 1)	2.0	8	2	0	0	1	0	0	0	0	0	0	0	10	10	0.00	1.000		
Kent Tekulve, R ERA: 2.78	(9, 1)	0.2	6	3	2	2	0	0	1	0	0	0	0	0	5	9	27.00	4.500		
Grant Jackson, L ERA: 5.3	(9, 1)	1.1	4	0	0	0	1	0	0	0	0	0	0	0	6	6	0.00	0.000		
Terry Forster, L ERA: 5.4	(11, 1)	2.0	W	9	2	0	0	2	0	1	0	0	0	0	12	16	0.00	1.000		

Philadelphia Phillies @ Pittsburgh Pirates
Three Rivers Stadium, Pittsburgh, PA
Sat Jul 09 1977, 3:33 AM EDT
Att. 19,144 - Unknown

AB 50
R 8
H 15
RBI 7
BB 4
SO 8
LOB 26

Batter	1	2	3	4	5	6	7	8	9	10	11	12	AB	R	H	RBI	BB	SO	LOB	BOTTOM								
Frank Taveras, R OBP: 0.294, SLG: 0.277 (R, PH)													4	0	0	0	0	1	1									
Willie Stargell, L OBP: 0.393, SLG: 0.559 (R, PH)													1	0	1	2	0	0	0									
Mario Mendoza, R OBP: 0.162, SLG: 0.227 (R, PH)													2	0	1	1	0	0	1									
Phil Garner, R OBP: 0.309, SLG: 0.426 (R, PH)													6	2	3	2	0	0	0									
Dave Parker, L OBP: 0.382, SLG: 0.555 (R, PH)													6	1	2	2	0	0	3									
Bill Robinson, R OBP: 0.353, SLG: 0.520 (R, PH)													4	0	2	0	0	0	0									
Omar Moreno, L OBP: 0.288, SLG: 0.339 (R, PH)													2	0	1	0	0	1	0									
Al Oliver, L OBP: 0.337, SLG: 0.482 (R, PH)													6	2	2	0	0	0	3									
Rennie Stennett, R OBP: 0.363, SLG: 0.422 (R, PH)													5	2	2	0	1	0	0									
Jim Fregosi, R OBP: 0.388, SLG: 0.439 (R, PH)													5	2	1	1	1	0	2									
Duffy Dyer, R OBP: 0.404, SLG: 0.365 (R, PH)													5	0	3	1	0	1	4									
Larry Demery, R OBP: 0.200, SLG: 0.333 (R, PH)													0	0	0	0	0	0	0									
Terry Forster, L OBP: 0.286, SLG: 0.429 (R, PH)													1	0	0	0	0	1	1									
John Candelaria, L ERA: 2.9	7.2	1.1	5	1	0	0	1	0	0	0	0	0	2	0	0	0	0	1										
Ron Reed, R ERA: 2.17	(8, 1)	1.1	5	1	0	0	1	0	0	0	0	0	7	7	0.00	0.750												
Tug McGraw, L ERA: 2.95	(10, 1)	2.0	8	2	0	0	1	0	0	0	0	0	10	10	0.00	1.000												
Gene Garber, R ERA: 3.12	(12, 1)	0.2	L	5	2	1	1	1	1	0	0	0	6	10	13.50	4.500												
Inning Stats	R: 1 E: 0 K: 0 S: 5	H: 3 LOB: 1 BB: 0 P: 5	R: 0 E: 0 K: 0 S: 4	H: 1 LOB: 1 BB: 0 P: 4	R: 0 E: 0 K: 1 S: 5	H: 0 LOB: 0 BB: 0 P: 5	R: 1 E: 0 K: 1 S: 7	H: 2 LOB: 1 BB: 0 P: 7	R: 2 E: 0 K: 0 S: 6	H: 3 LOB: 1 BB: 1 P: 6	R: 1 E: 0 K: 0 S: 4	H: 1 LOB: 1 BB: 1 P: 8	R: 0 E: 0 K: 0 S: 3	H: 0 LOB: 0 BB: 0 P: 5	R: 3 E: 0 K: 1 S: 10	H: 5 LOB: 3 BB: 0 P: 10	R: 0 E: 0 K: 1 S: 5	H: 0 LOB: 0 BB: 0 P: 5	R: 0 E: 0 K: 1 S: 6	H: 1 LOB: 1 BB: 0 P: 6	R: 0 E: 0 K: 0 S: 4	H: 1 LOB: 1 BB: 0 P: 4	R: 1 E: 0 K: 1 S: 6	H: 2 LOB: 2 BB: 1 P: 10	1B: 12 2B: 5 3B: 0 HR: 2	SF: 0 SAC: 0 DP: 0 HBP: 0	WP: 0 PB: 0 SB: 0 CS: 0	PA: 55
PITCHER	IP WLS BF H R ER SO BB IBB HBP BLK WP HR S P ERA WHIP	PITCHER																										
Steve Carlton, L ERA: 3.08	(1, 1)	7.2	14	8	8	3	1	0	0	1	0	0	0	0	42	46	9.39	1.957										
Ron Reed, R ERA: 2.17	(8, 1)	1.1	5	1	0	0	1	0	0	0	0	0	0	7	7	0.00	0.750											
Tug McGraw, L ERA: 2.95	(10, 1)	2.0	8	2	0	0	1	0	0	0	0	0	10	10	0.00	1.000												
Gene Garber, R ERA: 3.12	(12, 1)	0.2	L	5	2	1	1	1	1	0	0	0	6	10	13.50	4.500												

Philadelphia Phillies @ Pittsburgh Pirates
Three Rivers Stadium, Pittsburgh, PA
Sat Jul 09 1977, 3:33 AM EDT
Att. 19,144 - Unknown

AB 53
R 9
H 19
RBI 9
BB 2
SO 6
LOB 21


Batter	1	2	3	4	5	6	7	8	9	AB	R	H	RBI	BB	SO	LOB	TOP			
Jerry Martin, R OBP: 0.342, SLG: 0.457 (1, 9)	0-0 6-3		4-0 WP FC6-5 1B BB		4-0 1B BB		0-0 5-3		0-0 5-3	3	1	0	0	2	0	3	Philadelphia Phillies @ Pittsburgh Pirates Three Rivers Stadium, Pittsburgh, PA Sun Jul 10 1977, 3:33 AM EDT Unknown			
Larry Bowa, S OBP: 0.315, SLG: 0.364 (1, 6)	0-0 FC6-4 1B		0-0 FC6-5 WP 1-2 1B		0-0 1-2 1B		0-0 6-3			4	0	3	0	0	0	1				
Garry Maddox, R OBP: 0.314, SLG: 0.424 (1, 8)	0-0 FC6-4 1B		0-0 FC6-5 1B		0-3 K			0-0 F8		4	0	0	1	0	1	4				
Greg Luzinski, R OBP: 0.376, SLG: 0.590 (1, 7)	0-0 1-2 1B		0-0 1-3 1B		0-0 L7			0-0 5-3		4	0	2	0	0	0	2				
Richie Hebner, L OBP: 0.405, SLG: 0.500 (1, 5)	0-3 K			0-0 4-3		0-0 3-1		0-3 K		4	0	0	0	0	2	2				
Davey Johnson, R OBP: 0.376, SLG: 0.573 (1, 3)		0-0 L6		4-0 5-3 BB		0-0 F4		0-0 F7		3	0	0	0	1	0	0				
Bob Boone, R OBP: 0.321, SLG: 0.391 (1, 2)		0-0 G6-4-3 1B		0-0 5-3		0-3 K		0-0 5-3		4	0	1	0	0	1	1				
Ted Sizemore, R OBP: 0.325, SLG: 0.346 (1, 4)		0-0 G6-4-3		0-0 5-3			4-0 5-3 SH1 BB		4-0 1B BB	2	0	0	0	2	0	2				
Jim Lonborg, R OBP: 0.133, SLG: 0.071 (1, 1)			0-3 K		0-0 P3		0-0 SH1		0-0 1B	2	0	0	0	0	1	0				
Tug McGraw, R OBP: 0.333, SLG: 0.333 (7, 1)							1-2		1-3	0	0	0	0	0	0	0				
Ollie Brown, R OBP: 0.271, SLG: 0.404 (9, PH)										1	0	1	0	0	0	0				
Inning Stats	R: 0 E: 0 K: 1 S: 7	H: 2 LOB: 2 BB: 0 P: 7	R: 0 E: 0 K: 0 S: 3	H: 1 LOB: 0 BB: 0 P: 3	R: 1 E: 0 K: 1 S: 6	H: 2 LOB: 2 BB: 1 P: 10	R: 0 E: 0 K: 0 S: 3	H: 0 LOB: 1 BB: 1 P: 7	R: 0 E: 0 K: 1 S: 5	H: 0 LOB: 0 BB: 0 P: 5	R: 0 E: 0 K: 0 S: 3	H: 0 LOB: 1 BB: 1 P: 7	R: 0 E: 0 K: 1 S: 5	H: 0 LOB: 0 BB: 0 P: 5	R: 0 E: 0 K: 0 S: 4	H: 1 LOB: 2 BB: 1 P: 8	1B: 7 2B: 0 3B: 0 HR: 0	SF: 0 SAC: 1 DP: 1 HBP: 0	WP: 1 PB: 0 SB: 0 CS: 0	PA: 37
PITCHER Jerry Reuss, L ERA: 4.05 (1, 1)	IP: 9.0 WLS: W BF: 37 H: 7 R: 1 ER: 1 SO: 5 BB: 5 IBB: 0 HBP: 0 BLK: 0 WP: 1 HR: 0 S: 42 P: 62 ERA: 1.00 WHIP: 1.333															PITCHER				

Batter	1	2	3	4	5	6	7	8	9	AB	R	H	RBI	BB	SO	LOB	BOTTOM	
Phil Garner, R OBP: 0.310, SLG: 0.436 (1, 5)	0-0 HR	0-0 P6		0-0 1B			0-0 L4	0-0 G5-4-3		5	1	2	1	0	0	2	Philadelphia Phillies @ Pittsburgh Pirates Three Rivers Stadium, Pittsburgh, PA Sun Jul 10 1977, 3:33 AM EDT Unknown	
Ed Ott, L OBP: 0.364, SLG: 0.413 (1, 2)	0-0 1B SF7	0-0 G3		0-0 4-3			0-0 2B 1B			4	2	2	0	0	0	2		
Dave Parker, L OBP: 0.383, SLG: 0.558 (1, 9)	0-0 2B 1B	0-0 F6			0-0 F5		0-0 1B 2B			4	1	2	0	0	0	1		
Bill Robinson, R OBP: 0.356, SLG: 0.520 (7, PR)	0-0 L6		0-0 1B		0-3 K		0-0 F9 S			4	0	2	2	0	1	2		
Omar Moreno, L OBP: 0.296, SLG: 0.339 (8, 8)							2H 3H 1B			0	0	0	0	0	0	0		
Al Oliver, L OBP: 0.336, SLG: 0.480 (8, 7)	0-0 SF7		0-0 P1		0-0 1B		0-0 F9			3	0	1	1	0	0	2		
Willie Stargell, L OBP: 0.380, SLG: 0.558 (1, 3)	0-0 3H 1-3 2B		0-3 K		0-0 4-3		0-3 K			4	0	1	0	0	2	4		
Rennie Stennett, R OBP: 0.364, SLG: 0.422 (1, 4)	4-0 IBB		0-0 F9		0-0 L6		0-0 4-3 1B			3	1	1	0	1	0	1		
Mario Mendoza, R OBP: 0.192, SLG: 0.269 (1, 6)	0-0 F8			0-0 2B		0-0 4-3		0-0 4-3		4	0	1	0	0	0	4		
Jerry Reuss, L OBP: 0.333, SLG: 0.300 (1, 1)		4-0 G3 BB		0-0 6-3		0-0 4-3		0-0 G5-4-3 2H 1B		3	0	1	1	1	0	0		
Inning Stats	R: 2 E: 0 K: 0 S: 7	H: 4 LOB: 3 BB: 1 P: 11	R: 0 E: 0 K: 0 S: 3	H: 0 LOB: 1 BB: 1 P: 7	R: 0 E: 0 K: 1 S: 6	H: 1 LOB: 1 BB: 0 P: 6	R: 0 E: 0 K: 0 S: 4	H: 2 LOB: 1 BB: 0 P: 4	R: 0 E: 0 K: 0 S: 3	H: 0 LOB: 0 BB: 0 P: 3	R: 2 E: 0 K: 1 S: 8	H: 3 LOB: 2 BB: 0 P: 8	R: 1 E: 0 K: 0 S: 4	H: 2 LOB: 0 BB: 0 P: 4	1B: 9 2B: 3 3B: 0 HR: 1	SF: 1 SAC: 0 DP: 1 HBP: 0	WP: 0 PB: 0 SB: 1 CS: 0	PA: 37
PITCHER Jim Lonborg, R ERA: 4.19 (1, 1)	IP: 6.1 WLS: L BF: 31 H: 11 R: 4 ER: 4 SO: 2 BB: 1 IBB: 1 HBP: 0 BLK: 0 WP: 0 HR: 1 S: 33 P: 41 ERA: 5.68 WHIP: 1.895															PITCHER		
PITCHER Tug McGraw, L ERA: 2.29 (7, 1)	IP: 1.2 WLS: 6 BF: 2 H: 1 R: 1 ER: 1 SO: 1 BB: 0 IBB: 0 HBP: 0 BLK: 0 WP: 0 HR: 0 S: 8 P: 8 ERA: 5.40 WHIP: 1.200															PITCHER		

Batter	1	2	3	4	5	6	7	8	9	AB	R	H	RBI	BB	SO	LOB	TOP					
Lou Brock, L OBP: 0.325, SLG: 0.393 Rawly Eastwick, R OBP: 0.300, SLG: 0.222	4-0 CS S BB		4-0 CS BB		0-0 1-2 1B		0-0 6-3		0-3 K	3	0	1	0	2	1	0						
Gary Templeton, S OBP: 0.325, SLG: 0.418	0-0 F7		0-0 1-2 1B		0-0 G4-6-3 1-2			0-0 3-1 BB 1B	0-0 4-3	5	0	2	0	0	0	3						
Keith Hernandez, L OBP: 0.412, SLG: 0.471	0-3 K		0-0 F2		0-0 F9 1B 2B			4-0 3-1 BB 1-2		3	1	1	0	1	1	2						
Ted Simmons, S OBP: 0.420, SLG: 0.536		0-0 G3		0-0 SF8 3B		0-0 F9		0-3 K		4	1	1	0	0	1	3						
Roger Freed, R OBP: 0.488, SLG: 0.515		0-0 BB 1B		0-0 SF8		0-0 1B		0-0 3-1		3	0	2	2	0	0	2						
Jerry Mumphrey, S OBP: 0.393, SLG: 0.459		0-0 F9		0-0 6-3		0-0 P6		0-0 5-3		4	0	0	0	0	0	4						
Ken Reitz, R OBP: 0.324, SLG: 0.466		4-0 FC4-6 BB		0-0 6-3		0-0 4-3			0-0 HR 1B	3	1	1	0	1	0	1						
Mike Tyson, R OBP: 0.310, SLG: 0.365		0-0 FC4-6		4-0 FC2-6 BB		4-0 G1-6-3 BB		0-0 1-H HR		2	1	1	2	2	0	2						
Eric Rasmussen, R OBP: 0.163, SLG: 0.171 Mike Anderson, R OBP: 0.293, SLG: 0.387 Butch Metzger, R OBP: 0.354, SLG: 0.373 Hector Cruz, R OBP: 0.354, SLG: 0.373			0-3 K		0-0 FC2-6 1B		0-0 G1-6-3		0-0 4-3	2	0	0	0	0	1	1						
Inning Stats	R: 0 E: 0 K: 1 S: 4	H: 0 LOB: 0 BB: 1 P: 8	R: 0 E: 0 K: 0 S: 4	H: 1 LOB: 2 BB: 1 P: 8	R: 0 E: 0 K: 1 S: 5	H: 1 LOB: 1 BB: 1 P: 9	R: 1 E: 0 K: 0 S: 4	H: 1 LOB: 0 BB: 0 P: 4	R: 0 E: 0 K: 0 S: 3	H: 1 LOB: 1 BB: 1 P: 7	R: 1 E: 0 K: 0 S: 5	H: 2 LOB: 1 BB: 0 P: 5	R: 0 E: 0 K: 0 S: 2	H: 0 LOB: 0 BB: 1 P: 6	R: 0 E: 0 K: 1 S: 6	H: 1 LOB: 2 BB: 1 P: 10	R: 2 E: 0 K: 1 S: 7	H: 2 LOB: 0 BB: 0 P: 7	1B: 6 2B: 1 3B: 1 HR: 1	SF: 1 SAC: 0 DP: 2 HBP: 0	WP: 0 PB: 0 SB: 1 CS: 2	PA: 38
PITCHER Randy Lerch, L ERA: 4.77	IP: 9.0 WLS: W BF: 38 H: 9 R: 4 ER: 4 SO: 4	BB: 6 IBB: 0 HBP: 0 BLK: 0	WP: 0 HR: 1 S: 40 P: 64	ERA: 4.00 WHIP: 1.667	PITCHER	IP: 9.0 WLS: W BF: 38 H: 9 R: 4 ER: 4 SO: 4	BB: 6 IBB: 0 HBP: 0 BLK: 0	WP: 0 HR: 1 S: 40 P: 64	ERA: 4.00 WHIP: 1.667													

St. Louis Cardinals @ Philadelphia Phillies
Veterans Stadium, Philadelphia, PA
Tue Jul 12 1977, 7:05 PM EDT
Att: 32,618 - Unknown


AB 31
R 4
H 9
RBI 4
BB 6
SO 4
LOB 19



Batter	1	2	3	4	5	6	7	8	9	AB	R	H	RBI	BB	SO	LOB	BOTTOM				
Bake McBride, L OBP: 0.326, SLG: 0.459	0-0 SH5-3 2B		0-0 F5		0-0 FC4-6 S 4-3			0-0 CS 1B		4	0	2	1	0	0	1					
Larry Bowa, S OBP: 0.319, SLG: 0.365	0-0 SH5-3			0-0 HR 1B		0-0 4-3		0-0 6-3		3	1	1	0	0	0	2					
Mike Schmidt, R OBP: 0.399, SLG: 0.633	0-3 K			0-0 HR		0-0 P6		0-0 F9		4	1	1	2	0	1	2					
Greg Luzinski, R OBP: 0.372, SLG: 0.577	0-3 K			0-0 F8		0-0 5-3			0-3 K	4	0	0	0	0	2	1					
Richie Hebner, L OBP: 0.410, SLG: 0.509		4-0 G5-4-3 BB		0-0 G3		0-0 G3		4-0 1B E BB		2	1	0	0	2	0	0					
Gary Maddox, R OBP: 0.314, SLG: 0.434		0-0 G5-4-3		0-3 K		0-0 F7		0-0 F8		4	0	0	0	0	1	2					
Bob Boone, R OBP: 0.327, SLG: 0.397		0-0 CS 1B			0-0 1B 1B		0-3 K		0-0 E 1B	4	1	3	0	0	1	0					
Ted Sizemore, R OBP: 0.324, SLG: 0.342		0-0 CS		0-0 6-3		0-0 1B S FC4-6 1B		0-0 F8		4	1	1	0	0	0	1					
Randy Lerch, L OBP: 0.189, SLG: 0.171			0-3 K		0-0 FC4-6 1B		0-3 K		0-0 E9	3	0	1	1	0	2	0					
Inning Stats	R: 0 E: 0 K: 2 S: 8	H: 1 LOB: 1 BB: 0 P: 8	R: 0 E: 0 K: 0 S: 2	H: 1 LOB: 0 BB: 1 P: 6	R: 0 E: 0 K: 1 S: 5	H: 0 LOB: 0 BB: 0 P: 5	R: 2 E: 0 K: 1 S: 7	H: 2 LOB: 0 BB: 0 P: 7	R: 2 E: 0 K: 0 S: 6	H: 3 LOB: 1 BB: 0 P: 6	R: 0 E: 0 K: 0 S: 3	H: 0 LOB: 0 BB: 0 P: 3	R: 0 E: 0 K: 2 S: 7	H: 0 LOB: 0 BB: 0 P: 7	R: 0 E: 0 K: 0 S: 3	R: 1 E: 1 K: 1 S: 6	H: 1 LOB: 2 BB: 1 P: 10	1B: 7 2B: 1 3B: 0 HR: 1	SF: 0 SAC: 1 DP: 1 HBP: 0	WP: 0 PB: 0 SB: 2 CS: 2	PA: 36
PITCHER Eric Rasmussen, R ERA: 3.69 Butch Metzger, R ERA: 4.09 Rawly Eastwick, R ERA: 3.05	IP: 6.0 WLS: L BF: 24 H: 7 R: 4 ER: 4 SO: 2	BB: 1 IBB: 0 HBP: 0 BLK: 0	WP: 0 HR: 1 S: 31 P: 35	ERA: 6.00 WHIP: 1.333	PITCHER	IP: 2.0 WLS: L BF: 5 H: 1 R: 1 ER: 1 SO: 1	BB: 0 IBB: 0 HBP: 0 BLK: 0	WP: 0 HR: 0 S: 6 P: 10	ERA: 0.00 WHIP: 3.000												

St. Louis Cardinals @ Philadelphia Phillies
Veterans Stadium, Philadelphia, PA
Tue Jul 12 1977, 7:05 PM EDT
Att: 32,618 - Unknown

AB 32
R 5
H 9
RBI 4
BB 2
SO 7
LOB 9



Batter	1	2	3	4	5	6	7	8	9	AB	R	H	RBI	BB	SO	LOB	TOP										
Lou Brock, L OBP: 0.319, SLG: 0.385 (1, 7)										5	0	0	0	0	0	3	4										
Gary Templeton, S OBP: 0.322, SLG: 0.415 Don Kessinger, S OBP: 0.328, SLG: 0.282 (1, 6) (6, 6)										3	0	0	0	0	0	1	0										
Keith Hernandez, L Al Hrabosky, R (1, 3) (7, 1)										3	0	1	0	1	2	2	0										
Ted Simmons, S OBP: 0.415, SLG: 0.528 (1, 2)										4	0	0	0	0	2	3	0										
Roger Freed, R OBP: 0.489, SLG: 0.500 (1, 9) (7, 3)										3	0	1	0	1	0	1	0										
Tony Scott, S OBP: 0.387, SLG: 0.435 (1, 8)										4	1	1	0	0	2	2	0										
Ken Reitz, R OBP: 0.329, SLG: 0.473 (1, 5)										4	1	3	0	0	0	1	0										
Mike Tyson, R OBP: 0.309, SLG: 0.363 (1, 4)										4	0	1	0	0	2	3	0										
Tom Underwood, R Mike Anderson, R John Urrea, R Hector Cruz, R (1, 1) (5, PH) (5, 1) (7, PH) (7, 9)										0	0	0	0	0	0	0	0										
Inning Stats	R: 0 E: 1 K: 1 S: 5	H: 0 LOB: 1 BB: 1 P: 9	R: 0 E: 0 K: 2 S: 7	H: 0 LOB: 1 BB: 1 P: 11	R: 0 E: 0 K: 1 S: 5	H: 0 LOB: 0 BB: 0 P: 5	R: 0 E: 0 K: 1 S: 6	H: 1 LOB: 1 BB: 0 P: 6	R: 0 E: 0 K: 2 S: 8	H: 1 LOB: 1 BB: 0 P: 8	R: 0 E: 0 K: 2 S: 8	H: 1 LOB: 1 BB: 0 P: 8	R: 2 E: 1 K: 2 S: 11	H: 3 LOB: 2 BB: 0 P: 11	R: 0 E: 0 K: 0 S: 7	H: 0 LOB: 0 BB: 0 P: 7	R: 0 E: 0 K: 0 S: 4	H: 1 LOB: 1 BB: 0 P: 4	1B: 6 2B: 1 3B: 0 HR: 0	SF: 0 SAC: 0 DP: 1 HBP: 0	WP: 0 PA: 37 PB: 0 SB: 1 CS: 0						
PITCHER	IP	WLS	BF	H	R	ER	SO	BB	IBB	HBP	BLK	WP	HR	S	P	ERA	WHIP										
Steve Carlton, L ERA: 3.0 Tug McGraw, L ERA: 2.33 (1, 1) (8, 1)	7.0	W	30	6	2	1	11	2	0	0	0	0	0	50	58	1.29	1.143										

St. Louis Cardinals @ Philadelphia Phillies
Veterans Stadium, Philadelphia, PA
Wed Jul 13 1977, 7:05 PM EDT
Att: 36,828 - Unknown

AB 34
R 2
H 7
RBI 1
BB 2
SO 13
LOB 21



Batter	1	2	3	4	5	6	7	8	9	AB	R	H	RBI	BB	SO	LOB	BOTTOM										
Jerry Martin, R OBP: 0.342, SLG: 0.449 (1, 9) (9, 7)										4	0	2	0	0	1	1	0										
Larry Bowa, S OBP: 0.318, SLG: 0.364 (1, 6)										4	1	1	0	0	0	1	0										
Garry Maddox, R OBP: 0.316, SLG: 0.434 (1, 8)										4	2	2	0	0	0	0	0										
Greg Luzinski, R Bake McBride, L (1, 7) (8, PR) (9, 9)										3	2	2	5	1	1	0	0										
Davey Johnson, R Tom Hutton, L (1, 3) (9, 3)										3	0	1	0	1	1	0	0										
Richie Hebner, L OBP: 0.404, SLG: 0.500 (1, 5)										4	0	0	0	0	1	2	0										
Tim McCarver, L Bob Boone, R (1, 2) (8, 2)										3	0	1	0	0	1	0	0										
Ted Sizemore, R OBP: 0.321, SLG: 0.338 (1, 4)										3	0	0	0	0	1	1	0										
Steve Carlton, L Ollie Brown, R Tug McGraw, R (1, 1) (7, PH) (8, 1)										2	0	0	0	0	0	1	0										
Inning Stats	R: 2 E: 0 K: 1 S: 7	H: 2 LOB: 0 BB: 0 P: 7	R: 0 E: 0 K: 1 S: 5	H: 0 LOB: 0 BB: 0 P: 5	R: 3 E: 0 K: 1 S: 9	H: 5 LOB: 1 BB: 0 P: 9	R: 0 E: 0 K: 1 S: 6	H: 1 LOB: 1 BB: 0 P: 6	R: 0 E: 0 K: 0 S: 5	H: 0 LOB: 0 BB: 0 P: 5	R: 0 E: 0 K: 0 S: 3	H: 0 LOB: 0 BB: 0 P: 3	R: 0 E: 0 K: 2 S: 8	H: 1 LOB: 1 BB: 0 P: 8	R: 0 E: 0 K: 0 S: 2	H: 0 LOB: 2 BB: 2 P: 10	1B: 6 2B: 1 3B: 0 HR: 2	SF: 0 SAC: 0 DP: 0 HBP: 0	WP: 2 PA: 33 PB: 0 SB: 0 CS: 1								
PITCHER	IP	WLS	BF	H	R	ER	SO	BB	IBB	HBP	BLK	WP	HR	S	P	ERA	WHIP										
Tom Underwood, L ERA: 5.64 John Urrea, R ERA: 3.75 Al Hrabosky, L ERA: 4.65 (1, 1) (5, 1) (7, 1)	4.0	L	19	8	5	5	4	0	0	0	0	0	0	8	8	0.00	0.000										

St. Louis Cardinals @ Philadelphia Phillies
Veterans Stadium, Philadelphia, PA
Wed Jul 13 1977, 7:05 PM EDT
Att: 36,828 - Unknown

AB 31
R 5
H 9
RBI 5
BB 2
SO 7
LOB 6



Batter	1	2	3	4	5	6	7	8	9	10	11	AB	R	H	RBI	BB	SO	LOB	TOP	
Jerry Mumphrey, S OBP: 0.396, SLG: 0.458 (1.7)	F8	G4-6-3 BB			CS 1B			K	1B		6-3	5	0	2	1	1	1	0		
Gary Templeton, S OBP: 0.319, SLG: 0.410 (1.6)	1-3	G4-6-3 1-2 2-3 BB			F8			3-1	CS 1B	SH3-4 1B	5-3	6	0	1	0	0	0	4		
Keith Hernandez, L OBP: 0.411, SLG: 0.470 (1.3)	HR 2B		5-3		F7			5-3		SH3-4 1-2		4	1	1	0	0	0	1		
Roger Freed, R OBP: 0.500, SLG: 0.590 (9. PH)	HR				CS	F9			HR 1B	P6		3	1	2	2	0	0	0		
Lou Brock, L OBP: 0.320, SLG: 0.386 (9.7)	HR				FC5-4 1B							2	1	1	0	0	0	1		
Ted Simmons, S OBP: 0.418, SLG: 0.538 (1.2)	1B				F8			6-3		HR 1B	IBB	4	1	2	2	1	0	1		
Tony Scott, S OBP: 0.383, SLG: 0.430 (1.8)	K				FC5-4			6-3		HR 1B	K	5	1	1	0	0	2	4		
Ken Reitz, R OBP: 0.325, SLG: 0.465 (1.5)					F3				F8		F9	5	0	0	0	0	0	1		
Mike Tyson, R OBP: 0.309, SLG: 0.363 (1.4)					4-3				F8			3	0	1	0	0	0	0		
Dave Rader, L OBP: 0.345, SLG: 0.404 (9. PH)	BB E 1B								K		E BB	3	0	0	0	0	1	1		
Mike Phillips, L OBP: 0.236, SLG: 0.260 (9.4)												0	1	0	0	1	0	0		
Bob Forsch, R OBP: 0.229 (6.1)	E1 BB				F3				F8		E6 6-3 2B	2	0	0	0	0	0	0		
Clay Carroll, R OBP: 0.511 (7. PH)												0	0	0	0	0	0	0		
Butch Metzger, R OBP: 0.298, SLG: 0.377 (7.1)												1	0	0	0	0	0	0		
Dane Long, L OBP: 0.120 (8. PH)									1B CS 1B			1	0	1	1	0	0	0		
Rawly Eastwick, R OBP: 0.120 (8.1)												0	0	0	0	0	0	0		
Hector Cruz, R OBP: 0.120 (11. PH)												1	1	1	1	0	0	0		
Al Hrabosky, R OBP: 0.120 (11.1)												0	0	0	0	0	0	0		
Inning Stats	R: 2 E: 0 K: 1 S: 8	H: 3 LOB: 1 BB: 0 P: 8	R: 0 E: 1 K: 0 S: 4	H: 1 LOB: 2 BB: 1 P: 8	R: 0 E: 0 K: 0 S: 4	H: 1 LOB: 1 BB: 1 P: 4	R: 0 E: 0 K: 0 S: 3	H: 0 LOB: 0 BB: 0 P: 3	R: 0 E: 0 K: 0 S: 3	H: 0 LOB: 0 BB: 0 P: 3	R: 0 E: 0 K: 1 S: 5	H: 5 LOB: 1 BB: 0 P: 9	R: 0 E: 0 K: 1 S: 6	H: 1 LOB: 2 BB: 1 P: 10	R: 2 E: 1 K: 0 S: 4	H: 1 LOB: 0 BB: 1 P: 8	1B: 9 2B: 2 3B: 0 HR: 2	SF: 0 SAC: 1 DP: 1 HBP: 0	WP: 0 PB: 0 SB: 1 CS: 2	PA: 49
PITCHER	IP ERA WLS BF H R ER SO BB IBB HBP BLK WP HR S P ERA WHIP	7.0 5.53 1.1 7 3 3 3 1 0 0 0 0 0 1 9 9 20.25 2.250	8.1 3.54 0.2 3 2 0 0 1 0 0 0 0 0 0 5 5 0.00 3.000	10.1 2.48 2.0 10 2 2 1 1 1 1 0 0 0 0 0 10 18 4.50 1.500																

St. Louis Cardinals @ Philadelphia Phillies
Veterans Stadium, Philadelphia, PA
Thu Jul 14 1977, 7:05 PM EDT
Att: 33,601 - Unknown

AB 43
R 7
H 13
RBI 7
BB 3
SO 4
LOB 14



Batter	1	2	3	4	5	6	7	8	9	10	11	AB	R	H	RBI	BB	SO	LOB	BOTTOM			
Bake McBride, L OBP: 0.332, SLG: 0.458 (1.9)	1B 1B				F7	F7					K	5	1	2	0	1	1	2				
Larry Bowa, S OBP: 0.319, SLG: 0.363 (1.6)	1B				F9			4-3	G3		F9	6	1	2	0	0	0	3				
Jay Johnstone, L OBP: 0.345, SLG: 0.434 (8.1)	1B				4-3				F3			3	0	0	1	2	1	0	2			
Gene Garber, R OBP: 0.220 (8.1)												0	0	0	0	0	0	0				
Ron Reed, R OBP: 0.220 (8. PH)												0	0	0	0	0	0	0				
Tim McCarver, R OBP: 0.448 (10.1)	G6-3				4-3				F8			1	0	0	0	0	0	0				
Tug McGraw, L OBP: 0.333 (10.1)	2H 3H 1B											1	0	0	0	0	0	0				
Jerry Martin, R OBP: 0.453 (11. PH)												1	1	1	0	0	0	0				
Greg Luzinski, R OBP: 0.379, SLG: 0.609 (1.7)	G6-3				G4-6-3				F7			5	1	2	2	1	0	3				
Mike Schmidt, R OBP: 0.399, SLG: 0.633 (11. PR)	1-2 1B							HR	1B BB			0	0	0	0	0	0	0				
Rchie Hebner, L OBP: 0.408, SLG: 0.516 (1.5)	G3				3-1						F9	5	1	3	1	0	0	0				
Davey Johnson, R OBP: 0.392, SLG: 0.596 (11. PH)								HR	1B			1	0	0	0	0	0	1				
Gary Maddox, R OBP: 0.312, SLG: 0.428 (1.8)					6-3				K		F9	5	0	0	0	0	1	3				
Bob Boone, R OBP: 0.336, SLG: 0.418 (1.2)											F8	5	1	4	1	0	0	0				
Ted Sizemore, R OBP: 0.324, SLG: 0.344 (1.4)									HR			4	0	2	0	0	0	0				
Jim Kaat, L OBP: 0.143, SLG: 0.143 (1.1)									L6		SH1-3 1B											
Tom Hutton, L OBP: 0.286, SLG: 0.324 (8.3)												3	0	0	0	0	1	2				
Inning Stats	R: 2 E: 0 K: 0 S: 5	H: 3 LOB: 0 BB: 0 P: 5	R: 0 E: 0 K: 0 S: 4	H: 2 LOB: 1 BB: 0 P: 4	R: 0 E: 0 K: 0 S: 3	H: 1 LOB: 1 BB: 1 P: 7	R: 0 E: 0 K: 0 S: 3	H: 1 LOB: 1 BB: 0 P: 3	R: 0 E: 0 K: 1 S: 7	H: 1 LOB: 2 BB: 1 P: 7	R: 3 E: 0 K: 0 S: 7	H: 4 LOB: 2 BB: 1 P: 7	R: 0 E: 0 K: 0 S: 4	H: 2 LOB: 2 BB: 0 P: 8	R: 0 E: 0 K: 0 S: 3	H: 0 LOB: 0 BB: 0 P: 3	R: 1 E: 0 K: 1 S: 7	H: 2 LOB: 1 BB: 1 P: 7	1B: 13 2B: 2 3B: 0 HR: 3	SF: 0 SAC: 1 DP: 2 HBP: 0	WP: 1 PB: 0 SB: 0 CS: 0	PA: 50
PITCHER	IP ERA WLS BF H R ER SO BB IBB HBP BLK WP HR S P ERA WHIP	5.1 4.02 0.2 3 1 0 0 0 0 0 0 0 0 0 3 3 0.00 1.500	2.0 2.95 2.0 7 1 0 0 0 0 0 0 0 0 0 7 7 0.00 0.500	1.0 4.75 1.0 5 2 1 1 1 0 0 0 0 0 0 7 7 9.00 2.000																		

St. Louis Cardinals @ Philadelphia Phillies
Veterans Stadium, Philadelphia, PA
Thu Jul 14 1977, 7:05 PM EDT
Att: 33,601 - Unknown

AB 46
R 6
H 18
RBI 6
BB 3
SO 3
LOB 16



Batter	1	2	3	4	5	6	7	8	9	AB	R	H	RBI	BB	SO	LOB	TOP					
Ivan De Jesus, R OBP: 0.318, SLG: 0.340 (1, 6)										4	1	1	0	0	3	1	Chicago Cubs @ Philadelphia Phillies Veterans Stadium, Philadelphia, PA Fri Jul 15 1977, 7:05 PM EDT Unknown - 76 F					
Greg Gross, L OBP: 0.359, SLG: 0.367 (1, 7)										3	1	1	0	1	0	0						
Bill Buckner, L OBP: 0.309, SLG: 0.382 Mick Kelleher, R OBP: 0.315, SLG: 0.377 Larry Bittner, L OBP: 0.331, SLG: 0.407 (1, 3)										4	0	2	0	0	0	2						
Bobby Murcer, L OBP: 0.361, SLG: 0.448 (1, 9)										3	0	1	1	0	1	3						
Jerry Morales, R OBP: 0.396, SLG: 0.502 (1, 8)										4	0	1	1	0	0	4						
Steve Ontiveros, S OBP: 0.396, SLG: 0.424 (1, 5)										4	0	0	0	0	1	4						
Manny Trillo, R OBP: 0.357, SLG: 0.441 (1, 4)										4	0	0	0	0	1	1						
George Mitterwald, R OBP: 0.311, SLG: 0.395 (1, 2)										4	0	0	0	0	0	0						
Bill Bonham, R OBP: 0.190, SLG: 0.214 Willie Hernandez, L (7, 1)										3	0	1	0	0	0	0						
Inning Stats	R: 0 E: 0 K: 1 S: 8	H: 0 LOB: 0 BB: 0 P: 10	R: 0 E: 0 K: 0 S: 8	H: 1 LOB: 1 BB: 0 P: 9	R: 0 E: 0 K: 1 S: 9	H: 0 LOB: 0 BB: 0 P: 11	R: 0 E: 0 K: 0 S: 8	H: 2 LOB: 2 BB: 0 P: 9	R: 0 E: 0 K: 0 S: 3	H: 0 LOB: 0 BB: 0 P: 3	R: 2 E: 0 K: 1 S: 7	H: 2 LOB: 1 BB: 1 P: 11	R: 0 E: 0 K: 1 S: 7	H: 1 LOB: 0 BB: 0 P: 8	R: 0 E: 0 K: 1 S: 6	H: 1 LOB: 1 BB: 0 P: 6		R: 0 E: 0 K: 1 S: 5	H: 0 LOB: 0 BB: 0 P: 5	1B: 5 2B: 1 3B: 1 HR: 0	SF: 1 SAC: 0 DP: 0 HBP: 0	WP: 0 PB: 0 SB: 1 CS: 0
PITCHER	IP WLS BF H R ER SO BB IBB HBP BLK WP HR S P ERA WHIP																					
Larry Christenson, R ERA: 5.48 Tug McGraw, L ERA: 2.35 (1, 1)	7.1 W 30 7 2 2 4 1 0 0 0 0 0 0 52 63 2.46 1.091																					
(8, 1)	1.2 S 5 0 0 0 2 0 0 0 0 0 0 0 9 9 0.00 0.000																					

AB	33
R	2
H	7
RBI	2
BB	1
SO	6
LOB	15



Batter	1	2	3	4	5	6	7	8	9	AB	R	H	RBI	BB	SO	LOB	BOTTOM			
Bake McBride, L OBP: 0.327, SLG: 0.450 Jerry Martin, R OBP: 0.350, SLG: 0.464 (1, 9)										3	0	0	0	0	1	1	Chicago Cubs @ Philadelphia Phillies Veterans Stadium, Philadelphia, PA Fri Jul 15 1977, 7:05 PM EDT Unknown - 76 F			
Larry Bowa, S OBP: 0.315, SLG: 0.358 (1, 6)										4	0	0	0	0	2					
Mike Schmidt, R OBP: 0.398, SLG: 0.635 (1, 5)										4	1	1	0	0	0					
Greg Luzinski, R OBP: 0.380, SLG: 0.618 (1, 7)										4	1	2	2	0	1	0				
Richie Hebner, L OBP: 0.401, SLG: 0.507 (1, 3)										4	0	0	0	0	0	1				
Gary Maddox, R OBP: 0.312, SLG: 0.427 (1, 8)										3	1	1	0	0	1	0				
Barry Foote, R OBP: 0.294, SLG: 0.419 Tom Hutton, L OBP: 0.302, SLG: 0.342 Bob Boone, R OBP: 0.336, SLG: 0.418 (1, 2)										2	0	1	0	0	1	0				
Ted Sizemore, R OBP: 0.327, SLG: 0.348 (1, 4)										3	1	2	1	0	1	1				
Larry Christenson, R OBP: 0.175, SLG: 0.132 Tug McGraw, R OBP: 0.333, SLG: 0.333 (1, 1)										2	0	0	0	0	0	3				
(8, 1)										0	0	0	0	0	0	0				
Inning Stats	R: 0 E: 0 K: 1 S: 8	H: 0 LOB: 0 BB: 0 P: 11	R: 0 E: 0 K: 1 S: 5	H: 0 LOB: 0 BB: 0 P: 5	R: 0 E: 0 K: 1 S: 6	H: 1 LOB: 1 BB: 0 P: 6	R: 0 E: 0 K: 0 S: 4	H: 1 LOB: 1 BB: 0 P: 4	R: 0 E: 0 K: 1 S: 6	H: 1 LOB: 1 BB: 0 P: 6	R: 2 E: 0 K: 0 S: 5	H: 4 LOB: 0 BB: 0 P: 5	R: 0 E: 0 K: 1 S: 6	H: 0 LOB: 0 BB: 0 P: 5	R: 0 E: 0 K: 1 S: 5	H: 0 LOB: 0 BB: 0 P: 5	1B: 5 2B: 3 3B: 1 HR: 1	SF: 0 SAC: 1 DP: 1 HBP: 0	WP: 0 PB: 0 SB: 0 CS: 0	PA: 32
PITCHER	IP WLS BF H R ER SO BB IBB HBP BLK WP HR S P ERA WHIP																			
Bill Bonham, R ERA: 4.25 Willie Hernandez, L ERA: 1.82 (1, 1)	6.1 L 27 8 4 4 4 0 0 0 0 1 1 0 0 38 41 5.68 1.263																			
(7, 1)	1.2 5 1 0 0 1 0 0 0 0 0 0 7 7 0.00 0.600																			

AB	31
R	4
H	9
RBI	4
BB	0
SO	5
LOB	8



Batter	1	2	3	4	5	6	7	8	9	AB	R	H	RBI	BB	SO	LOB	TOP				
Ivan De Jesus, R OBP: 0.315, SLG: 0.336	6-3		L8			5-3		F7		4	0	0	0	0	0	0					
Greg Gross, L OBP: 0.356, SLG: 0.363	6-3			K		G1-6-3 1B		6-3		4	0	1	0	0	1	0					
Larry Bittner, L OBP: 0.327, SLG: 0.401	4-3			L8		G1-6-3 1-2		F7		4	0	0	0	0	0	1					
Bobby Murcer, L OBP: 0.365, SLG: 0.460		4-0		4-3				1B		3	1	2	1	1	0	0					
Jerry Morales, R OBP: 0.390, SLG: 0.508		0-3		K		1B		1B		4	1	3	0	0	1	1					
Steve Ontiveros, S OBP: 0.394, SLG: 0.420		0-0		F7		1B		G4-6-3 1B		3	0	0	0	1	0	4					
Manny Trillo, R OBP: 0.353, SLG: 0.436		3-3		K		F7		K		3	0	0	0	0	2	3					
George Mitterwald, R OBP: 0.311, SLG: 0.394		1-2		L7		G5-4-3 1-3 2H		5-3		3	0	1	1	0	0	0					
Mike Krukow, R OBP: 0.182, SLG: 0.212		0-3		K2-3		G5-4-3 1-2		F2		2	0	0	0	0	1	2					
Paul Reuschel, R OBP: 0.286, SLG: 0.167										0	0	0	0	0	0	0					
Donnie Moore, L OBP: 0.325, SLG: 0.281										1	0	0	0	0	0	0					
Jose Cardenal, R OBP: 0.325, SLG: 0.281										0	0	0	0	0	0	0					
Steve Renko, R										0	0	0	0	0	0	0					
Inning Stats	R: 0 E: 0 K: 0 S: 7	H: 0 LOB: 0 BB: 0 P: 9	R: 0 E: 0 K: 2 S: 8	H: 0 LOB: 1 BB: 1 P: 15	R: 0 E: 0 K: 1 S: 8	H: 0 LOB: 0 BB: 0 P: 9	R: 0 E: 0 K: 1 S: 5	H: 0 LOB: 0 BB: 0 P: 5	R: 1 E: 0 K: 0 S: 4	H: 2 LOB: 1 BB: 1 P: 8	R: 0 E: 0 K: 0 S: 3	H: 1 LOB: 0 BB: 0 P: 3	R: 1 E: 0 K: 1 S: 6	H: 2 LOB: 0 BB: 0 P: 6	R: 0 E: 0 K: 0 S: 3	H: 0 LOB: 0 BB: 0 P: 3	R: 0 E: 0 K: 0 S: 9	H: 2 LOB: 2 BB: 0 P: 11	1B: 5 2B: 1 3B: 0 HR: 1	SF: 0 SAC: 0 DP: 3 HBP: 0	WP: 0 PA: 33 PB: 0 SB: 1 CS: 0
PITCHER Jim Lonborg, R ERA: 3.88	IP: 9.0 WLS: W BF: 33 H: 7 R: 2 ER: 2 SO: 5 BB: 2 IBB: 0 HBP: 0 BLK: 0 WP: 0 HR: 1 S: 53 P: 69 ERA: 2.00 WHIP: 1.000															PITCHER	IP: 9.0 WLS: W BF: 33 H: 7 R: 2 ER: 2 SO: 5 BB: 2 IBB: 0 HBP: 0 BLK: 0 WP: 0 HR: 1 S: 53 P: 69 ERA: 2.00 WHIP: 1.000				

Chicago Cubs @ Philadelphia Phillies
Veterans Stadium, Philadelphia, PA
Fri Jul 15 1977, 7:05 PM EDT
Att: 61,177 - Unknown - 76 F

AB 31
R 2
H 7
RBI 2
BB 2
SO 5
LOB 11



Batter	1	2	3	4	5	6	7	8	9	AB	R	H	RBI	BB	SO	LOB	BOTTOM		
Bake McBride, L OBP: 0.328, SLG: 0.449	L7		4-3		CS		P7	1B		5	0	2	2	0	0	1			
Larry Bowa, S OBP: 0.319, SLG: 0.362	1B		6-3		CS		3-1	1B		5	1	3	1	0	0	1			
Mike Schmidt, R OBP: 0.399, SLG: 0.632	1B		L9		3H		K	1B		3	0	1	0	1	1	1			
Greg Luzinski, R OBP: 0.382, SLG: 0.628	SF9			K	CS			1B		3	1	2	2	0	1	0			
Jerry Martin, R OBP: 0.350, SLG: 0.464								1B		0	1	0	0	0	0	0			
Richie Hebner, L OBP: 0.403, SLG: 0.515	K			F8				1B		4	1	2	0	0	1	1			
Jay Johnstone, L OBP: 0.348, SLG: 0.446		6-3		K				FC3-2		4	2	2	2	0	1	0			
Bob Boone, R OBP: 0.342, SLG: 0.435								1B		4	1	3	2	0	0	2			
Ted Sizemore, R OBP: 0.329, SLG: 0.347		G6-4-3						F4		3	2	1	0	1	0	2			
Jim Lonborg, R OBP: 0.167, SLG: 0.118				E1				FC3-2		3	0	1	0	0	1	3			
Inning Stats	R: 1 E: 0 K: 1 S: 10	H: 2 LOB: 1 BB: 0 P: 12	R: 0 E: 0 K: 0 S: 7	H: 1 LOB: 0 BB: 0 P: 8	R: 0 E: 1 K: 0 S: 4	H: 1 LOB: 1 BB: 0 P: 4	R: 0 E: 0 K: 2 S: 8	H: 0 LOB: 0 BB: 0 P: 11	R: 2 E: 0 K: 0 S: 9	H: 4 LOB: 1 BB: 1 P: 15	R: 3 E: 0 K: 1 S: 8	H: 4 LOB: 0 BB: 0 P: 8	R: 0 E: 0 K: 1 S: 6	H: 0 LOB: 0 BB: 0 P: 9	R: 3 E: 0 K: 0 S: 7	H: 5 LOB: 2 BB: 1 P: 11	1B: 13 2B: 0 3B: 2 HR: 2	SF: 1 SAC: 1 DP: 2 HBP: 0	WP: 0 PA: 39 PB: 0 SB: 1 CS: 2
PITCHER Mike Krukow, R ERA: 4.56	IP: 4.1 WLS: L BF: 20 H: 8 R: 3 ER: 3 SO: 3 BB: 0 IBB: 0 HBP: 0 BLK: 0 WP: 0 HR: 1 S: 38 P: 46 ERA: 6.23 WHIP: 1.846															PITCHER	IP: 4.1 WLS: L BF: 20 H: 8 R: 3 ER: 3 SO: 3 BB: 0 IBB: 0 HBP: 0 BLK: 0 WP: 0 HR: 1 S: 38 P: 46 ERA: 6.23 WHIP: 1.846		
Paul Reuschel, R ERA: 2.32	0.2	5	4	3	3	0	1	0	0	0	0	1	4	8	40.50	7.500			
Donnie Moore, R ERA: 3.58	2.0	5	0	0	0	2	0	0	0	0	0	10	13	0.00	0.000				
Steve Renko, R ERA: 4.76	1.0	8	5	3	3	0	0	1	0	0	0	7	11	27.00	5.000				

Chicago Cubs @ Philadelphia Phillies
Veterans Stadium, Philadelphia, PA
Fri Jul 15 1977, 7:05 PM EDT
Att: 61,177 - Unknown - 76 F

AB 34
R 9
H 17
RBI 9
BB 2
SO 5
LOB 11



Batter	1	2	3	4	5	6	7	8	9	AB	R	H	RBI	BB	SO	LOB	TOP				
Ivan De Jesus, R OBP: 0.318, SLG: 0.337 (1, 6)	F7		FC6-4 1B			6-3		2B 1B		4	1	2	0	0	0	0	Chicago Cubs @ Philadelphia Phillies Veterans Stadium, Philadelphia, PA Sun Jul 17 1977, 3:33 AM EDT Att: 36,338 - Sunny - 99 F				
Jose Cardenal, R OBP: 0.317, SLG: 0.286 (1, 7)	6-3		FC6-4 1-2			F9		1-H 3-H 2B		4	0	1	2	0	0	2					
Larry Blittner, L OBP: 0.324, SLG: 0.394 (1, 3)	G3			1-3			F5	G3		4	0	0	0	0	0	1					
Bobby Murcer, L OBP: 0.364, SLG: 0.455 (1, 9)		F8		K			B3		BB 1B	4	0	1	0	0	1	0					
Jerry Morales, R OBP: 0.391, SLG: 0.502 (1, 8)	6-3			6-3			HBP	G6-4-3 BB		2	0	0	0	1	0	0					
Steve Ontiveros, S OBP: 0.390, SLG: 0.414 (1, 5)	F9				5-3		P4	L6		4	0	0	0	0	0	3					
George Mitterwald, R OBP: 0.310, SLG: 0.395 (1, 2)			F7		6-3			K G6-4-3	1-2	4	0	0	0	0	1	2					
Mick Kelleher, R OBP: 0.333, SLG: 0.379 (1, 4)			BB BB	1-3				FC6-4 1B		2	0	1	0	1	0	0					
Ray Burris, R OBP: 0.213, SLG: 0.250 Willie Hernandez, L OBP: 0.350, SLG: 0.432 Manny Trillo, R OBP: 0.286, SLG: 0.167 Donnie Moore, L OBP: 0.286, SLG: 0.167 (1, 1) (7, 1) (8, PH) (8, 1)			BB BB	1B BB		K		FC6-4 1B 2B	1-2	1	0	0	0	1	1	0					
Inning Stats	R: 0 E: 0 K: 0 S: 3	H: 0 LOB: 0 BB: 0 P: 3	R: 0 E: 0 K: 0 S: 3	H: 0 LOB: 0 BB: 0 P: 3	R: 0 E: 0 K: 0 S: 3	H: 1 LOB: 2 BB: 2 P: 11	R: 0 E: 0 K: 1 S: 5	H: 0 LOB: 0 BB: 0 P: 5	R: 0 E: 0 K: 0 S: 3	H: 0 LOB: 0 BB: 0 P: 3	R: 0 E: 0 K: 1 S: 5	H: 0 LOB: 0 BB: 0 P: 5	R: 0 E: 0 K: 0 S: 6	H: 0 LOB: 1 BB: 0 P: 10	R: 2 E: 0 K: 1 S: 12	H: 3 LOB: 1 BB: 0 P: 15		R: 0 E: 0 K: 0 S: 3	H: 1 LOB: 1 BB: 1 P: 7	1B: 4 2B: 1 3B: 0 HR: 0	SF: 0 SAC: 0 DP: 1 HBP: 1
PITCHER	IP WLS BF H R ER SO BB IBB HBP BLK WP HR S P ERA WHIP	8.0 W 30 4 2 2 3 2 0 1 0 0 0 0 40 55 2.25 0.750	1.0 S 4 1 0 0 0 1 0 0 0 0 0 0 3 7 0.00 2.000											PITCHER	IP WLS BF H R ER SO BB IBB HBP BLK WP HR S P ERA WHIP						
Steve Carlton, L ERA: 2.96 Tug McGraw, L ERA: 2.27 (1, 1) (9, 1)																					

AB	30
R	2
H	5
RBI	2
BB	3
SO	3
LOB	9



Batter	1	2	3	4	5	6	7	8	9	AB	R	H	RBI	BB	SO	LOB	BOTTOM			
Bake McBride, L OBP: 0.329, SLG: 0.446 (1, 9)	4-3		4-3		4-3			1B 2B		4	0	1	1	0	0	0	Chicago Cubs @ Philadelphia Phillies Veterans Stadium, Philadelphia, PA Sun Jul 17 1977, 3:33 AM EDT Att: 36,338 - Sunny - 99 F			
Larry Bowa, S OBP: 0.325, SLG: 0.369 (1, 6)	6-3		1B 1B		4-3		3-H 2-H 1B			4	1	2	0	0	0	0				
Jay Johnstone, L OBP: 0.352, SLG: 0.479 Tom Hutton, L OBP: 0.295, SLG: 0.333 (1, 3) (8, 3)			1B 1-3 1B			HR	6-3			4	2	3	2	0	0	1				
Greg Luzinski, R OBP: 0.385, SLG: 0.629 Jerry Martin, R OBP: 0.350, SLG: 0.464 (1, 7) (9, 7)	3-2 1B		1-3 3-H 1B			FC4-6 BB		K		3	0	2	1	1	1	0				
Richie Hebner, L OBP: 0.402, SLG: 0.513 (1, 5)	F8		4-3			F7		4-3 2B		4	0	1	0	0	0	4				
Gary Maddox, R OBP: 0.311, SLG: 0.422 (1, 8)		K		K		FC4-6 1-2		4-3 2-3		4	0	0	0	0	2	2				
Tim McCarver, L ERA: 4.77 Tug McGraw, R OBP: 0.333, SLG: 0.333 (1, 2) (9, 1)		K		3-1		F7		L9		4	0	0	0	0	1	2				
Ted Sizemore, R OBP: 0.325, SLG: 0.346 (1, 4)		F2		5-3			SH1-4 2B 2B			3	1	1	0	0	0	0				
Steve Carlton, L OBP: 0.220, SLG: 0.250 Bob Boone, R OBP: 0.341, SLG: 0.433 (1, 1) (9, 2)			F5		4-3		SH1-4 2-3			2	0	0	0	0	0	0				
Inning Stats	R: 1 E: 0 K: 0 S: 8	H: 2 LOB: 1 BB: 0 P: 11	R: 0 E: 0 K: 2 S: 7	H: 0 LOB: 0 BB: 0 P: 7	R: 1 E: 0 K: 0 S: 6	H: 3 LOB: 0 BB: 0 P: 6	R: 0 E: 0 K: 1 S: 5	H: 0 LOB: 0 BB: 0 P: 5	R: 0 E: 0 K: 0 S: 3	H: 0 LOB: 0 BB: 0 P: 3	R: 1 E: 0 K: 0 S: 4	H: 1 LOB: 1 BB: 1 P: 8	R: 1 E: 0 K: 0 S: 5	H: 3 LOB: 1 BB: 0 P: 5	R: 0 E: 0 K: 1 S: 6	H: 1 LOB: 1 BB: 0 P: 6		1B: 5 2B: 3 3B: 0 HR: 2	SF: 0 SAC: 1 DP: 0 HBP: 0	WP: 0 PA: 34 PB: 0 SB: 0 CS: 0
PITCHER	IP WLS BF H R ER SO BB IBB HBP BLK WP HR S P ERA WHIP	6.1 L 28 8 4 4 3 1 0 0 0 0 0 2 36 43 5.68 1.421	0.2 L 2 1 0 0 0 0 0 0 0 0 0 0 2 2 0.00 1.500	1.0 L 4 1 0 0 1 0 0 0 0 0 0 0 6 6 0.00 1.000											PITCHER	IP WLS BF H R ER SO BB IBB HBP BLK WP HR S P ERA WHIP				
Ray Burris, R ERA: 4.77 Willie Hernandez, L ERA: 1.94 Donnie Moore, R ERA: 3.48 (1, 1) (7, 1) (8, 1)																				

AB	32
R	4
H	10
RBI	4
BB	1
SO	4
LOB	9



Batter	1	2	3	4	5	6	7	8	9	AB	R	H	RBI	BB	SO	LOB	TOP																			
Bake McBride, L OBP: 0.329, SLG: 0.454 Jerry Martin, R OBP: 0.352, SLG: 0.479	F6			F7				E5		3	1	1	1	0	0	0	Philadelphia Phillies @ San Francisco Giants Candlestick Park, San Francisco, CA Thu Jul 21 1977, 10:05 PM EDT Att: 5,771 - Unknown																			
Larry Bowa, S OBP: 0.329, SLG: 0.368	F6			F6						3	1	1	1	2	0	0																				
Mike Schmidt, R OBP: 0.396, SLG: 0.623	F5			K				F8		4	1	0	0	1	1	3																				
Greg Luzinski, R OBP: 0.382, SLG: 0.622		F8			5-3	F4	E5		F8	5	1	1	0	0	0	2																				
Richie Hebner, L OBP: 0.406, SLG: 0.514		F8								5	1	3	1	0	0	1																				
Gary Maddox, R OBP: 0.309, SLG: 0.422		F8								5	0	1	1	0	0	4																				
Bob Boone, R OBP: 0.345, SLG: 0.431			K							3	1	1	1	2	1	2																				
Ted Sizemore, R OBP: 0.324, SLG: 0.345			F8							4	1	1	0	0	0	4																				
Jim Lonborg, R OBP: 0.158, SLG: 0.111 Tom Hutton, L OBP: 0.326, SLG: 0.333 Gene Garber, R OBP: 0.326, SLG: 0.333			F7							1	0	0	0	0	0	0																				
Inning Stats	R: 0 E: 0 K: 0 S: 3	H: 0 LOB: 0 BB: 0 P: 3	R: 0 E: 0 K: 0 S: 3	H: 0 LOB: 0 BB: 0 P: 3	R: 0 E: 0 K: 1 S: 5	H: 0 LOB: 0 BB: 0 P: 5	R: 0 E: 0 K: 1 S: 5	H: 0 LOB: 0 BB: 0 P: 5	R: 0 E: 0 K: 0 S: 4	H: 1 LOB: 2 BB: 1 P: 8	R: 0 E: 1 K: 0 S: 4	H: 2 LOB: 1 BB: 1 P: 8	R: 0 E: 1 K: 1 S: 5	H: 0 LOB: 1 BB: 1 P: 9	R: 0 E: 1 K: 0 S: 4	H: 1 LOB: 1 BB: 0 P: 4		1B: 7 2B: 1 3B: 2 HR: 0	SF: 0 SAC: 0 DP: 2 HBP: 0	WP: 0 PB: 0 SB: 2 CS: 1	PA: 43															
PITCHER	IP	WLS	BF	H	R	ER	SO	BB	IBB	HBP	BLK	WP	HR	S	P	ERA	WHIP	PITCHER		IP	WLS	BF	H	R	ER	SO	BB	IBB	HBP	BLK	WP	HR	S	P	ERA	WHIP
Ed Halicki, R ERA: 3.57 Charlie Williams, R ERA: 3.84 John Curtis, L ERA: 0.09 Randy Moffitt, R ERA: 3.1 Dave Heaverlo, R ERA: 2.28	5.2	25	5	6	6	2	3	0	0	0	0	0	0	26	38	9.53	1.412	Gary Lavelle, L ERA: 1.31		1.0	4	1	0	0	0	0	0	0	0	0	0	0	4	4	0.00	1.000

AB	36
R	9
H	10
RBI	8
BB	7
SO	3
LOB	16



Batter	1	2	3	4	5	6	7	8	9	AB	R	H	RBI	BB	SO	LOB	BOTTOM																			
Bill Madlock, R OBP: 0.365, SLG: 0.443				5-3						4	1	2	0	1	0	1	Philadelphia Phillies @ San Francisco Giants Candlestick Park, San Francisco, CA Thu Jul 21 1977, 10:05 PM EDT Att: 5,771 - Unknown																			
Derrel Thomas, S OBP: 0.308, SLG: 0.293	1-3			4-3						5	1	1	0	0	0	3																				
Darrell Evans, L OBP: 0.355, SLG: 0.405	FC6-2									4	1	0	0	1	0	2																				
Gary Thomasson, L OBP: 0.359, SLG: 0.492	6-3									5	2	2	4	0	0	2																				
Willie McCovey, L OBP: 0.384, SLG: 0.472		4-3								4	0	1	0	0	0	1																				
Marc Hill, R OBP: 0.320, SLG: 0.383		6-3								4	1	1	2	0	0	1																				
Rob Andrews, R OBP: 0.356, SLG: 0.313										4	0	2	0	0	0	0																				
Johnnie LeMaster, R OBP: 0.231, SLG: 0.267 Tim Foli, R OBP: 0.214, SLG: 0.320		F3	F6							3	0	0	0	0	1	3																				
Ed Halicki, R OBP: 0.184, SLG: 0.213 Charlie Williams, R OBP: 0.220, SLG: 0.250 John Curtis, L OBP: 0.308, SLG: 0.417 Randy Moffitt, R OBP: 0.308, SLG: 0.417 Terry Whitfield, L OBP: 0.333, SLG: 0.438 Dave Heaverlo, R OBP: 0.333, SLG: 0.438 Randy Elliott, R OBP: 0.333, SLG: 0.438 Gary Lavelle, S OBP: 0.333, SLG: 0.438			K	K2-3						2	0	0	0	0	0	2																				
Inning Stats	R: 0 E: 0 K: 0 S: 4	H: 1 LOB: 1 BB: 0 P: 4	R: 0 E: 0 K: 0 S: 4	H: 1 LOB: 1 BB: 0 P: 4	R: 4 E: 0 K: 1 S: 9	H: 4 LOB: 2 BB: 2 P: 17	R: 0 E: 0 K: 1 S: 5	H: 0 LOB: 0 BB: 0 P: 5	R: 2 E: 0 K: 0 S: 5	H: 2 LOB: 0 BB: 0 P: 5	R: 0 E: 0 K: 1 S: 6	H: 1 LOB: 1 BB: 0 P: 6	R: 0 E: 0 K: 0 S: 3	H: 0 LOB: 0 BB: 0 P: 3	R: 0 E: 0 K: 0 S: 4	H: 1 LOB: 1 BB: 0 P: 4		R: 0 E: 0 K: 0 S: 4	H: 1 LOB: 1 BB: 0 P: 4	1B: 7 2B: 2 3B: 0 HR: 2	SF: 0 SAC: 0 DP: 0 HBP: 0	WP: 0 PB: 0 SB: 2 CS: 0	PA: 40													
PITCHER	IP	WLS	BF	H	R	ER	SO	BB	IBB	HBP	BLK	WP	HR	S	P	ERA	WHIP	PITCHER		IP	WLS	BF	H	R	ER	SO	BB	IBB	HBP	BLK	WP	HR	S	P	ERA	WHIP
Jim Lonborg, R ERA: 4.39 Gene Garber, R ERA: 3.3	5.0	25	3	0	0	1	0	0	0	0	0	0	0	17	17	0.00	0.750	Gary Lavelle, L ERA: 1.31		1.0	4	1	0	0	0	0	0	0	0	0	4	4	0.00	1.000		

AB	38
R	6
H	11
RBI	6
BB	2
SO	3
LOB	14



Batter	1	2	3	4	5	6	7	8	9	AB	R	H	RBI	BB	SO	LOB	TOP		
Jerry Martin, R OBP: 0.335, SLG: 0.453 Bake McBride, L OBP: 0.332, SLG: 0.455 (7, PH)	F7	5-3		G6-4-3			1B	1-3		3	0	0	0	0	0	2	Philadelphia Phillies @ San Diego Padres San Diego Stadium, San Diego, CA Sun Jul 24 1977, 6:33 AM EDT Att: 12,695 - Unknown		
Larry Bowa, S OBP: 0.374, SLG: 0.374	2B		F9		6-3		SF8			4	1	2	1	0	0	0			
Mike Schmidt, R OBP: 0.405, SLG: 0.635	K		BB	BB	K		1B	F3		4	2	1	0	1	2	2			
Greg Luzinski, R OBP: 0.385, SLG: 0.616				BB	6-3		E		K	5	0	3	3	0	1	0			
Davey Johnson, R OBP: 0.387, SLG: 0.598 Richie Hebner, L OBP: 0.405, SLG: 0.510 (7, PH)	F6			BB			F8	E9	F7	2	0	0	0	1	0	1			
Gary Maddox, R OBP: 0.314, SLG: 0.421				BB	SF8		F8	FC5-4	4-3	2	1	0	1	2	0	0			
Bob Boone, R OBP: 0.348, SLG: 0.441				BB	F3			P3		4	0	1	0	0	0	6			
Ted Sizemore, R OBP: 0.325, SLG: 0.343							2-6			3	1	2	1	1	0	3			
Jim Kaat, L OBP: 0.167, SLG: 0.138 Ollie Brown, R OBP: 0.274, SLG: 0.400 Tim McCarver, L OBP: 0.391, SLG: 0.457 Warren Brusstar, R OBP: 0.091, SLG: 0.182								4-3	4-3	1	0	0	0	1	1	1			
Ron Reed, R OBP: 0.091, SLG: 0.182										0	0	0	0	0	0	0			
Inning Stats	R: 1 E: 0 K: 1 S: 7	H: 2 LOB: 1 BB: 0 P: 7	R: 1 E: 0 K: 0 S: 3	H: 1 LOB: 1 BB: 2 P: 11	R: 1 E: 0 K: 0 S: 4	H: 1 LOB: 2 BB: 2 P: 12	R: 0 E: 0 K: 1 S: 5	H: 1 LOB: 0 BB: 0 P: 5	R: 0 E: 0 K: 0 S: 3	H: 1 LOB: 1 BB: 0 P: 3	R: 4 E: 1 K: 0 S: 7	H: 4 LOB: 3 BB: 3 P: 19	R: 0 E: 0 K: 0 S: 4	H: 1 LOB: 1 BB: 0 P: 4	R: 0 E: 0 K: 1 S: 5	H: 0 LOB: 0 BB: 0 P: 5	1B: 9 2B: 2 3B: 0 HR: 0	SF: 2 SAC: 0 DP: 1 HBP: 0	WP: 0 PA: 42 PB: 1 SB: 1 CS: 1
PITCHER	IP WLS BF H R ER SO BB IBB HBP BLK WP HR S P ERA WHIP																		
Bob Owchinko, L ERA: 4.92	6.0 L 27 6 4 3 3 5 0 0 0 1 0 0 0 4 4.50 1.833																		
Rick Sawyer, R ERA: 5.54	0.0 1 0 0 0 0 1 0 0 0 0 0 0 0 1 ∞ ∞																		
Dave Tomlin, L ERA: 3.8	0.0 1 0 0 0 0 0 0 0 0 0 0 0 1 1 ∞ ∞																		
Dan Spillner, R ERA: 2.83	2.0 11 4 3 3 0 0 1 0 0 0 0 0 10 13.50 2.000																		
Tom Griffin, R ERA: 5.0	1.0 3 0 0 0 1 0 0 0 0 0 0 0 5 0.00 0.000																		

Batter	1	2	3	4	5	6	7	8	9	AB	R	H	RBI	BB	SO	LOB	BOTTOM		
Bill Almon, R OBP: 0.297, SLG: 0.314	F8			F9			1-3		G4-6-3	5	1	1	1	0	0	1	Philadelphia Phillies @ San Diego Padres San Diego Stadium, San Diego, CA Sun Jul 24 1977, 6:33 AM EDT Att: 12,695 - Unknown		
Gene Tenace, R OBP: 0.408, SLG: 0.400	F9						6-3			4	0	1	1	0	0	0			
Dave Kingman, R OBP: 0.269, SLG: 0.391	HR						P5			4	1	2	1	0	0	1			
Dave Winfield, R OBP: 0.349, SLG: 0.525	1B			F4			4-3			4	1	2	0	0	0	1			
Mike Ivie, R OBP: 0.339, SLG: 0.418	FC5-4			F8			2-3		4-3	4	0	1	1	0	0	1			
George Hendrick, R OBP: 0.357, SLG: 0.426	FC5-4			FC5-4			FC1-6		L9	4	0	2	0	0	0	1			
Mike Champion, R OBP: 0.275, SLG: 0.301 Tom Griffin, R OBP: 0.158, SLG: 0.405							FC1-6		L8	4	0	0	0	0	0	2			
Tucker Ashford, R OBP: 0.271, SLG: 0.308 Gene Richards, L OBP: 0.333, SLG: 0.326										0	0	0	0	0	0	0			
Bob Owchinko, L OBP: 0.261, SLG: 0.150 Rick Sawyer, R OBP: 0.333, SLG: 0.158 Dave Tomlin, L OBP: 0.333, SLG: 0.333 Dan Spillner, R OBP: 0.267, SLG: 0.083 Pat Scanlon, L OBP: 0.259, SLG: 0.208										2	0	0	0	0	1	1			
Inning Stats	R: 2 E: 0 K: 0 S: 6	H: 3 LOB: 1 BB: 0 P: 6	R: 2 E: 0 K: 0 S: 5	H: 2 LOB: 1 BB: 1 P: 9	R: 0 E: 0 K: 0 S: 4	H: 1 LOB: 0 BB: 0 P: 4	R: 0 E: 0 K: 1 S: 5	H: 0 LOB: 0 BB: 0 P: 5	R: 0 E: 0 K: 0 S: 4	H: 1 LOB: 1 BB: 0 P: 4	R: 0 E: 0 K: 0 S: 4	H: 1 LOB: 1 BB: 0 P: 4	R: 0 E: 0 K: 0 S: 3	H: 0 LOB: 0 BB: 0 P: 3	R: 0 E: 0 K: 1 S: 5	H: 1 LOB: 0 BB: 0 P: 5		1B: 6 2B: 3 3B: 0 HR: 1	SF: 0 SAC: 1 DP: 1 HBP: 0
PITCHER	IP WLS BF H R ER SO BB IBB HBP BLK WP HR S P ERA WHIP																		
Jim Kaat, L ERA: 5.56	6.0 W 27 8 4 4 1 1 0 0 0 0 0 0 1 28 6.00 1.500																		
Warren Brusstar, R ERA: 2.69	1.0 4 1 0 0 0 0 0 0 0 0 0 0 4 4 0.00 1.000																		
Ron Reed, R ERA: 2.9	2.0 S 6 1 0 0 1 0 0 0 0 0 0 0 8 8 0.00 0.500																		

Batter	1	2	3	4	5	6	7	8	9	10	11	12	AB	R	H	RBI	BB	SO	LOB	TOP
Jerry Martin, R Tom Hutton, L OBP: 0.333, SLG: 0.448 (9, PH) OBP: 0.326, SLG: 0.326 (9, 3)			6-3		FC5-4			G4-6-3 1B	1B		K		4 0 1 0 0 1 1 2 0 1 2 0 1 1							
Larry Bowa, S OBP: 0.326, SLG: 0.367 (1, 6)	F3		6-3			K		G4-6-3 1B	6-3		F9		6 0 0 0 0 1 4							
Mike Schmidt, R OBP: 0.404, SLG: 0.637 (9, 4)			K			F8				HR	K		5 1 1 1 1 1 3 0							
Greg Luzinski, R OBP: 0.387, SLG: 0.611 (1, 7)					5-3	F9				1B	K		3 1 0 0 3 1 0							
Davey Johnson, R OBP: 0.395, SLG: 0.592 Richie Hebner, L OBP: 0.408, SLG: 0.512 (9, PH) (9, 5)	F9				FC5-4 BB					BB	F6		1 0 0 0 2 0 2 3 2 2 0 0 0 1							
Gary Maddox, R OBP: 0.319, SLG: 0.430 (1, 8)					FC5-4 PO								6 2 4 1 0 0 2							
Bob Boone, R OBP: 0.345, SLG: 0.436 Bake McBride, L OBP: 0.332, SLG: 0.451 (9, PH) (9, 9)	F3			PO	F8						F5		3 0 0 0 0 0 2 2 0 0 0 1 1 5							
Ted Sizemore, R OBP: 0.325, SLG: 0.343 Ron Reed, R OBP: 0.091, SLG: 0.182 Jay Johnstone, L OBP: 0.354, SLG: 0.479 Tug McGraw, R OBP: 0.333, SLG: 0.333 (9, PH) (9, 1)	F3												3 0 1 1 0 0 0 2 0 0 0 0 0 0 0 0 1 0 0 1 0 0 2 2 0 1 1 0 1 0							
Randy Lerch, L OBP: 0.179, SLG: 0.162 Terry Harmon, R OBP: 0.244, SLG: 0.270 (8, PH) (8, 4)	K												2 0 0 0 0 1 2 1 0 0 0 0 0 0							
Tim McCarver, L OBP: 0.398, SLG: 0.458 (9, PH) (9, 2)													2 0 1 0 1 0 2							
Inning Stats	R: 0 E: 0 K: 1 S: 5	H: 0 LOB: 2 BB: 2 P: 13	R: 0 E: 0 K: 1 S: 6	H: 1 LOB: 1 BB: 0 P: 6	R: 0 E: 0 K: 1 S: 5	H: 0 LOB: 0 BB: 1 P: 6	R: 0 E: 0 K: 0 S: 4	H: 0 LOB: 1 BB: 1 P: 7	R: 0 E: 0 K: 0 S: 3	H: 1 LOB: 0 BB: 0 P: 3	R: 4 E: 0 K: 1 S: 9	H: 4 LOB: 2 BB: 2 P: 17	R: 0 E: 0 K: 2 S: 8	H: 1 LOB: 1 BB: 1 P: 8	R: 2 E: 0 K: 2 S: 10	H: 3 LOB: 2 BB: 1 P: 14	1B: 10 2B: 0 3B: 1 HR: 1	SF: 0 SAC: 0 DP: 1 HBP: 0	WP: 1 PB: 0 SB: 1 CS: 0	PA: 55
PITCHER	IP WLS BF H R ER SO BB IBB HBP BLK WP HR S P ERA WHIP	IP WLS BF H R ER SO BB IBB HBP BLK WP HR S P ERA WHIP	IP WLS BF H R ER SO BB IBB HBP BLK WP HR S P ERA WHIP	IP WLS BF H R ER SO BB IBB HBP BLK WP HR S P ERA WHIP	IP WLS BF H R ER SO BB IBB HBP BLK WP HR S P ERA WHIP	IP WLS BF H R ER SO BB IBB HBP BLK WP HR S P ERA WHIP	IP WLS BF H R ER SO BB IBB HBP BLK WP HR S P ERA WHIP	IP WLS BF H R ER SO BB IBB HBP BLK WP HR S P ERA WHIP	IP WLS BF H R ER SO BB IBB HBP BLK WP HR S P ERA WHIP	IP WLS BF H R ER SO BB IBB HBP BLK WP HR S P ERA WHIP	IP WLS BF H R ER SO BB IBB HBP BLK WP HR S P ERA WHIP	IP WLS BF H R ER SO BB IBB HBP BLK WP HR S P ERA WHIP	IP WLS BF H R ER SO BB IBB HBP BLK WP HR S P ERA WHIP	IP WLS BF H R ER SO BB IBB HBP BLK WP HR S P ERA WHIP	IP WLS BF H R ER SO BB IBB HBP BLK WP HR S P ERA WHIP	IP WLS BF H R ER SO BB IBB HBP BLK WP HR S P ERA WHIP	IP WLS BF H R ER SO BB IBB HBP BLK WP HR S P ERA WHIP	IP WLS BF H R ER SO BB IBB HBP BLK WP HR S P ERA WHIP	IP WLS BF H R ER SO BB IBB HBP BLK WP HR S P ERA WHIP	IP WLS BF H R ER SO BB IBB HBP BLK WP HR S P ERA WHIP

Philadelphia Phillies @ San Diego Padres
San Diego Stadium, San Diego, CA
Mon Jul 25 1977, 10:05 PM EDT
Att. 10,999 - Unknown

AB 46
R 6
H 12
RBI 6
BB 8
SO 10
LOB 26

Batter	1	2	3	4	5	6	7	8	9	10	11	12	AB	R	H	RBI	BB	SO	LOB	BOTTOM				
Bill Almon, R OBP: 0.300, SLG: 0.322 (1, 6)	SF7 3B												6 2 3 0 0 0 0											
Gene Tenace, R OBP: 0.410, SLG: 0.396 (1, 2)	PB 2B BB		5-3		FC4-6 BB								3 1 0 0 3 1 1											
Dave Kingman, R OBP: 0.272, SLG: 0.390 Gene Richards, L OBP: 0.333, SLG: 0.326 (7, PR) (8, 7)	2B BB		1-3		K								3 1 1 1 1 1 2 0 0 0 0 0 0 0											
Merv Rettenmund, R OBP: 0.436, SLG: 0.515 (9, PH) (10, 7)	2B BB				FC4-6 1B								2 0 0 0 0 0 2											
Dave Winfield, R OBP: 0.344, SLG: 0.519 (1, 9)	SF7		4-3		FC4-6								5 0 0 1 0 1 3											
Mike Ivie, R OBP: 0.337, SLG: 0.417 (1, 3)	2B					6-3							5 0 1 2 0 0 0											
George Hendrick, R OBP: 0.360, SLG: 0.429 (1, 8)	6-3												5 0 3 0 0 0 1											
Mike Champion, R OBP: 0.274, SLG: 0.299 (1, 4)	L1												5 0 1 0 0 0 3											
Tucker Ashford, R OBP: 0.256, SLG: 0.289 (1, 5)			F4		L3								5 0 0 0 0 0 3											
Bob Shirley, R OBP: 0.150, SLG: 0.091 Rollie Fingers, R OBP: 0.351, SLG: 0.371 Dan Spillner, R OBP: 0.287, SLG: 0.083 Dave Tomlin, L OBP: 0.333, SLG: 0.333 (11, PH) (12, 1) (12, 1)	K												3 0 0 0 0 2 0 1 0 0 0 0 0 0 1 0											
Inning Stats	R: 3 E: 0 K: 0 S: 5	H: 2 LOB: 1 BB: 2 P: 13	R: 0 E: 0 K: 1 S: 5	H: 0 LOB: 0 BB: 0 P: 5	R: 0 E: 0 K: 0 S: 4	H: 2 LOB: 1 BB: 1 P: 4	R: 0 E: 0 K: 2 S: 6	H: 1 LOB: 2 BB: 1 P: 12	R: 0 E: 0 K: 0 S: 4	H: 1 LOB: 1 BB: 0 P: 4	R: 1 E: 0 K: 0 S: 5	H: 2 LOB: 1 BB: 0 P: 5	R: 0 E: 0 K: 0 S: 3	H: 0 LOB: 2 BB: 1 P: 6	R: 0 E: 0 K: 1 S: 6	H: 1 LOB: 1 BB: 0 P: 6	R: 0 E: 0 K: 1 S: 5	H: 0 LOB: 0 BB: 0 P: 3	R: 0 E: 0 K: 1 S: 5	H: 0 LOB: 0 BB: 0 P: 5	1B: 7 2B: 2 3B: 1 HR: 0	SF: 1 SAC: 0 DP: 1 HBP: 0	WP: 0 PB: 1 SB: 2 CS: 0	PA: 49
PITCHER	IP WLS BF H R ER SO BB IBB HBP BLK WP HR S P ERA WHIP	IP WLS BF H R ER SO BB IBB HBP BLK WP HR S P ERA WHIP	IP WLS BF H R ER SO BB IBB HBP BLK WP HR S P ERA WHIP	IP WLS BF H R ER SO BB IBB HBP BLK WP HR S P ERA WHIP	IP WLS BF H R ER SO BB IBB HBP BLK WP HR S P ERA WHIP	IP WLS BF H R ER SO BB IBB HBP BLK WP HR S P ERA WHIP	IP WLS BF H R ER SO BB IBB HBP BLK WP HR S P ERA WHIP	IP WLS BF H R ER SO BB IBB HBP BLK WP HR S P ERA WHIP	IP WLS BF H R ER SO BB IBB HBP BLK WP HR S P ERA WHIP	IP WLS BF H R ER SO BB IBB HBP BLK WP HR S P ERA WHIP	IP WLS BF H R ER SO BB IBB HBP BLK WP HR S P ERA WHIP	IP WLS BF H R ER SO BB IBB HBP BLK WP HR S P ERA WHIP	IP WLS BF H R ER SO BB IBB HBP BLK WP HR S P ERA WHIP	IP WLS BF H R ER SO BB IBB HBP BLK WP HR S P ERA WHIP	IP WLS BF H R ER SO BB IBB HBP BLK WP HR S P ERA WHIP	IP WLS BF H R ER SO BB IBB HBP BLK WP HR S P ERA WHIP	IP WLS BF H R ER SO BB IBB HBP BLK WP HR S P ERA WHIP	IP WLS BF H R ER SO BB IBB HBP BLK WP HR S P ERA WHIP	IP WLS BF H R ER SO BB IBB HBP BLK WP HR S P ERA WHIP	IP WLS BF H R ER SO BB IBB HBP BLK WP HR S P ERA WHIP				

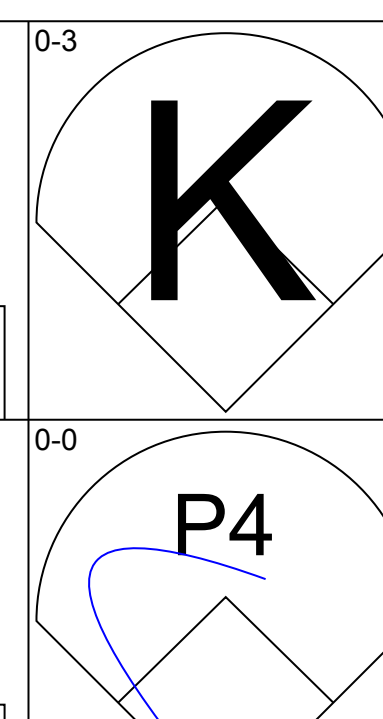
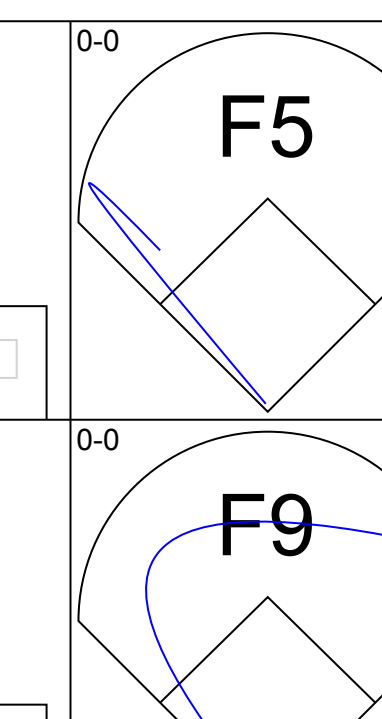
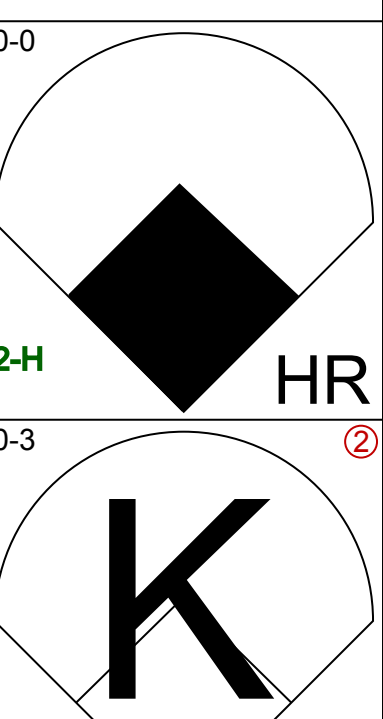
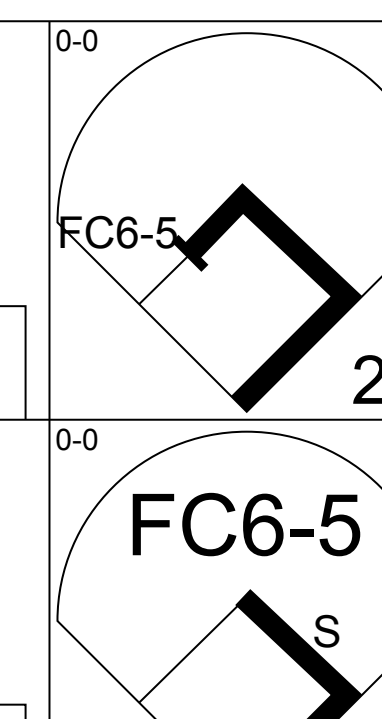
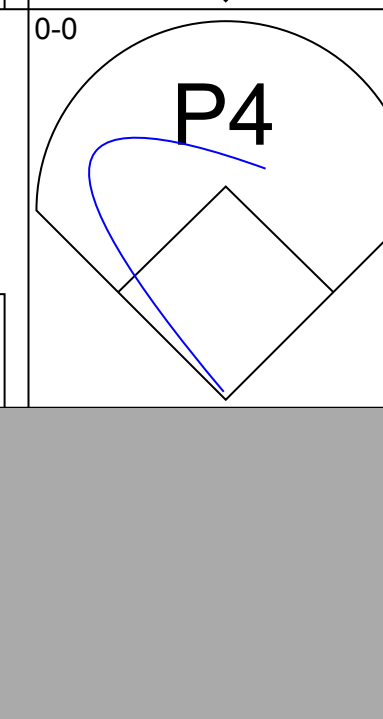


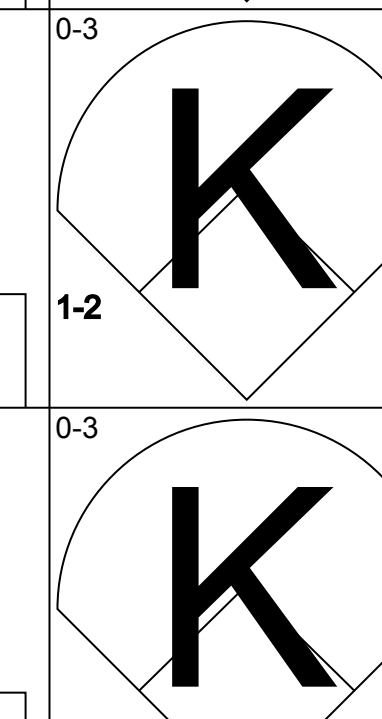

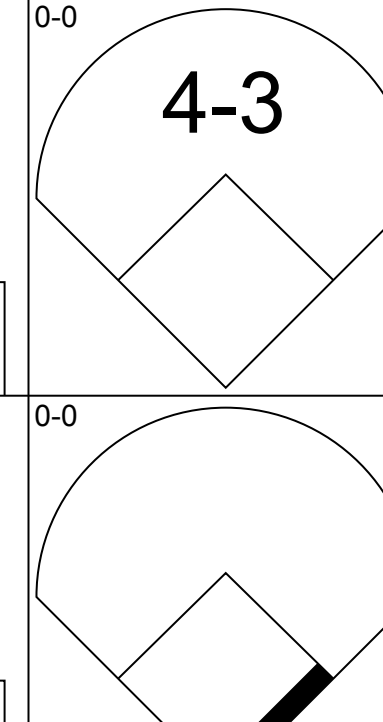

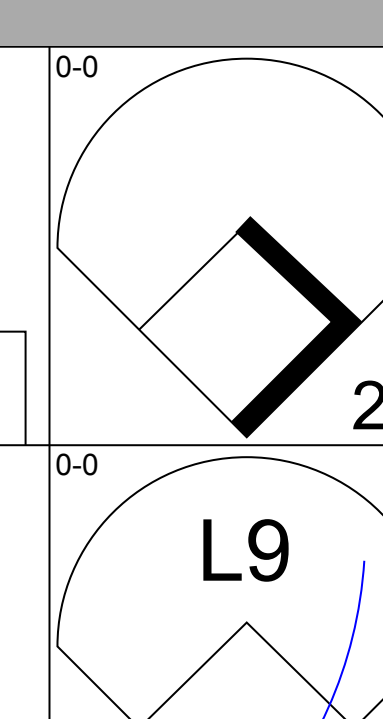
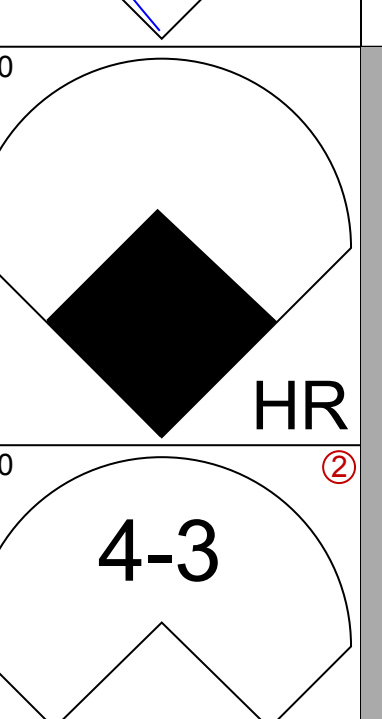
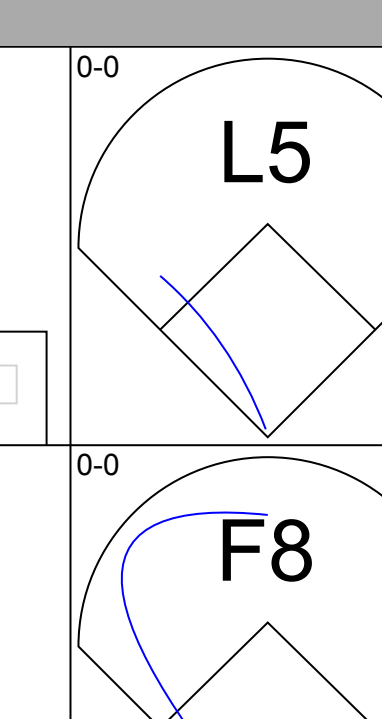
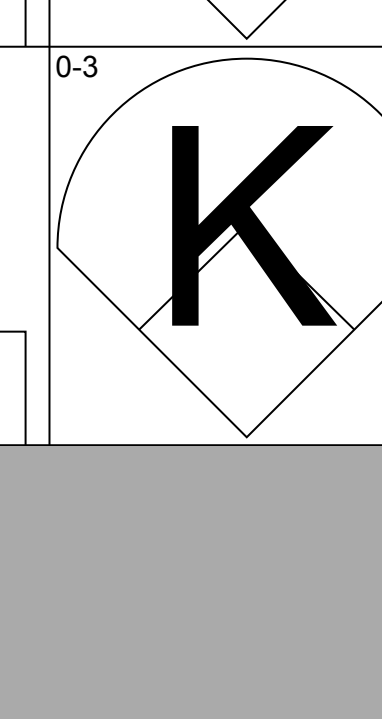
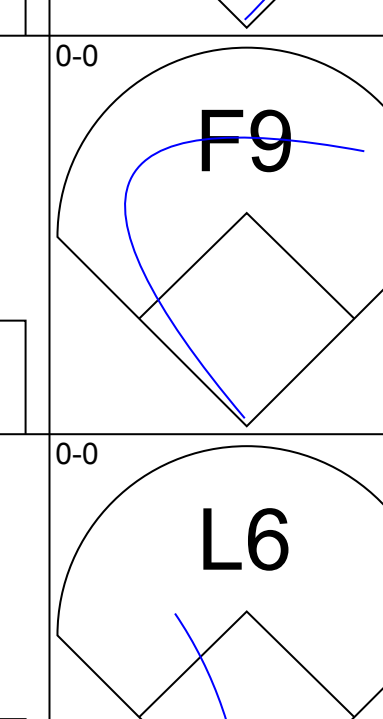
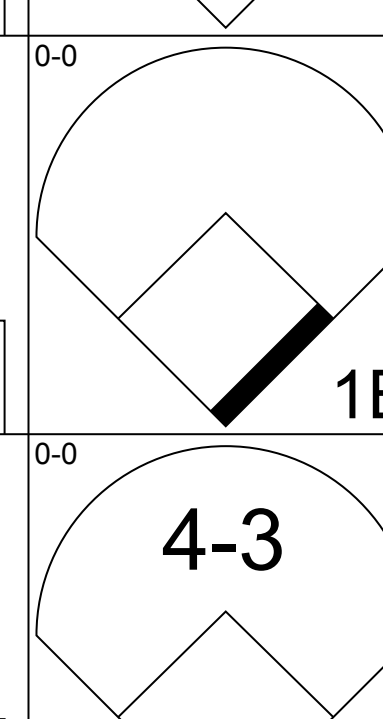
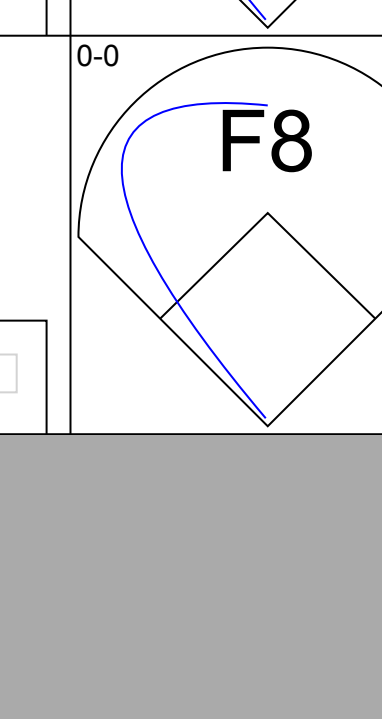
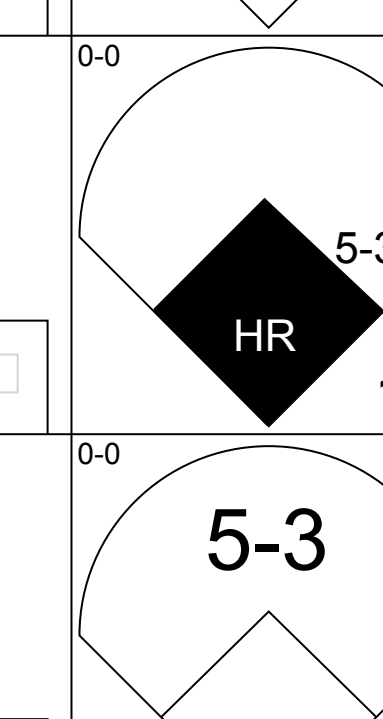



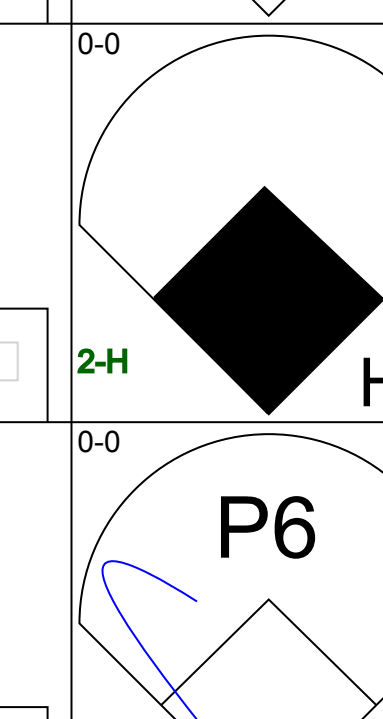
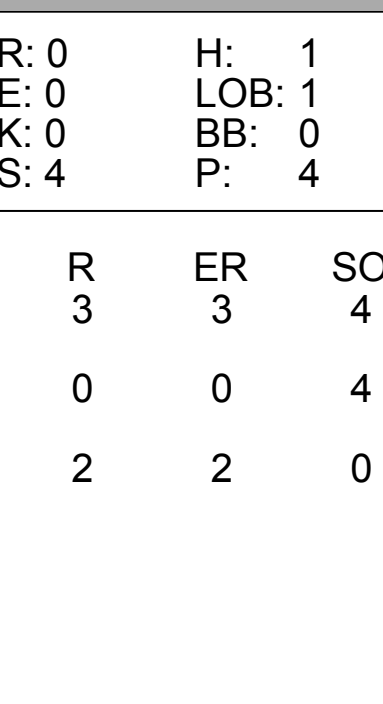
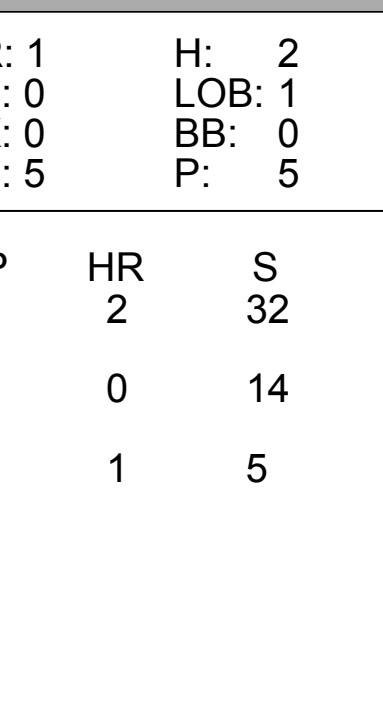
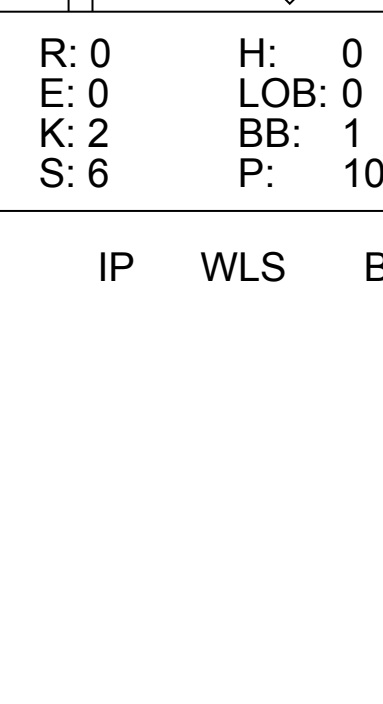
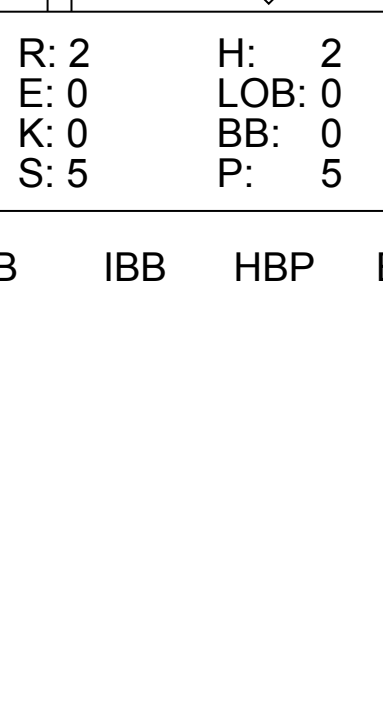
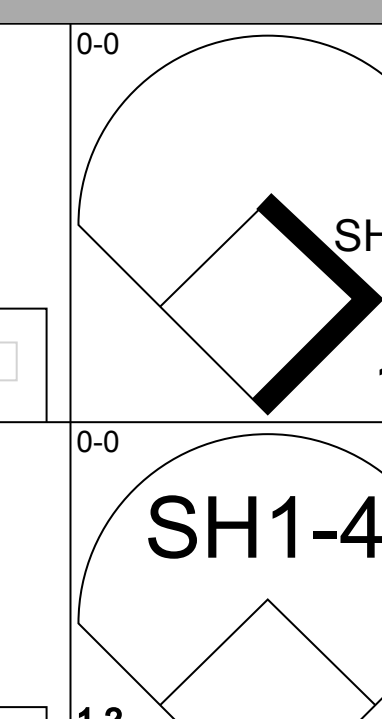
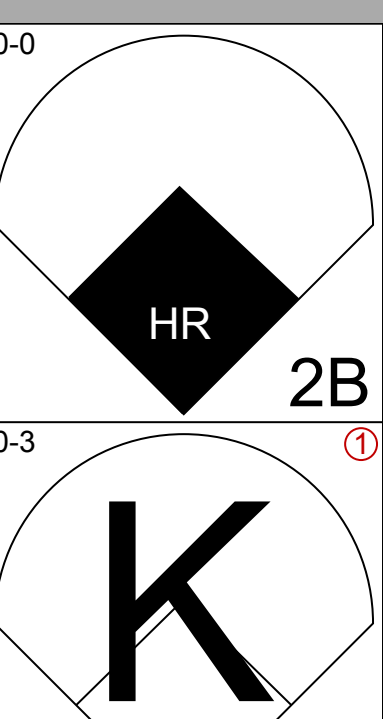
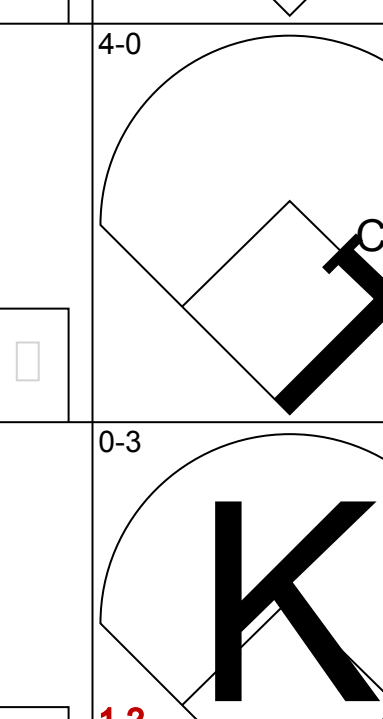
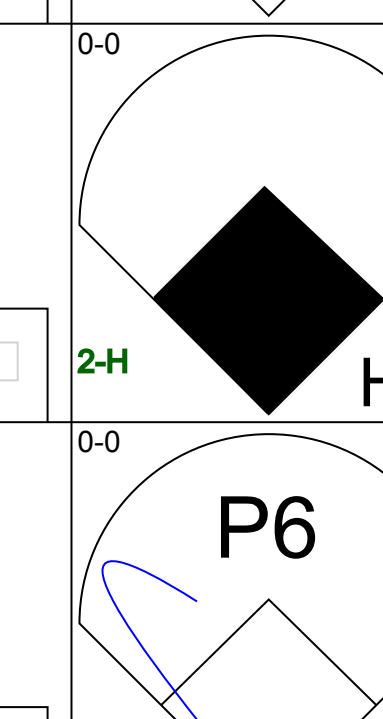
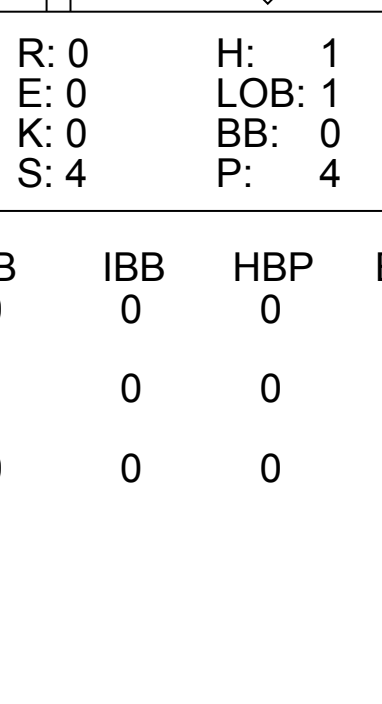
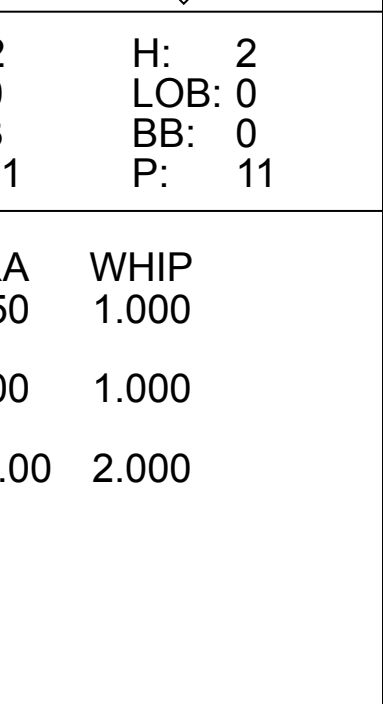
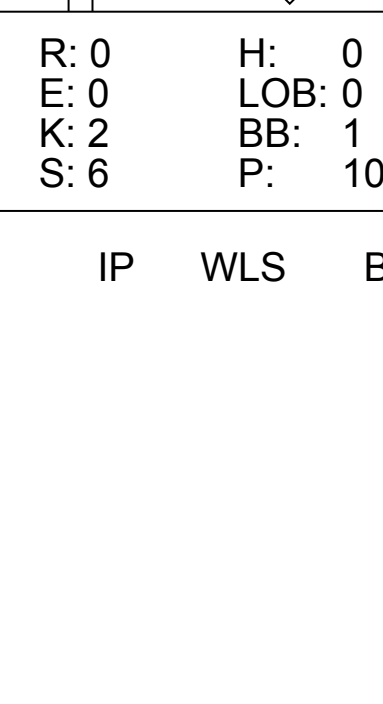
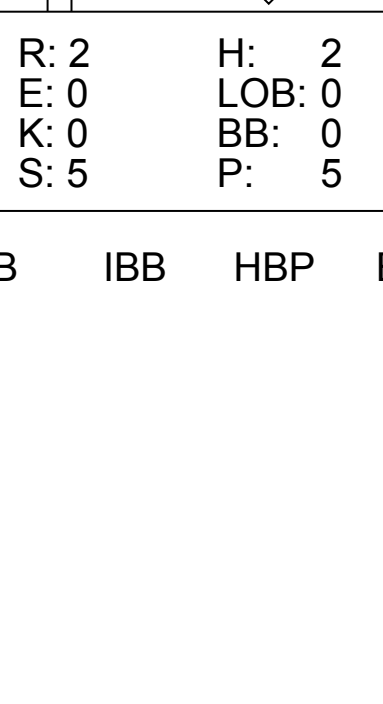
Philadelphia Phillies @ San Diego Padres
San Diego Stadium, San Diego, CA
Mon Jul 25 1977, 10:05 PM EDT
Att. 10,999 - Unknown

AB 44
R 4
H 9
RBI 4
BB 4
SO 5
LOB 15

Batter	1	2	3	4	5	6	7	8	9	AB	R	H	RBI	BB	SO	LOB	TOP										
Bake McBride, L OBP: 0.330, SLG: 0.447 (1, 9)	0-0 4-3			0-0 2-3		0-0 1-3 1B		0-0 4-3		4	0	1	0	0	0	0	Philadelphia Phillies @ Los Angeles Dodgers Dodger Stadium, Los Angeles, CA Tue Jul 26 1977, 3:33 AM PDT Unknown										
Tim McCarver, L OBP: 0.402, SLG: 0.455 Gene Garber, R (8, 1)	0-0 F5			0-0 CS 1B		0-0 1-2 BB		0-0 F7		3	0	1	0	1	0	0											
Mike Schmidt, R OBP: 0.400, SLG: 0.629 (1, 5)	0-0 5-3			0-0 F9 1-2		0-0 F9			0-0 F9	4	0	0	0	0	0	4											
Greg Luzinski, R OBP: 0.383, SLG: 0.603 (1, 7)		0-0 6-3			0-0 6-3		0-0 4-3		0-0 6-3	4	0	0	0	0	0	0											
Richie Hebner, L OBP: 0.409, SLG: 0.520 (1, 3)		0-0 F5			0-0 4-3		0-0 G3 1B 2B		0-0 2B	4	1	2	0	0	0	0											
Gary Maddox, R OBP: 0.316, SLG: 0.426 (1, 8)		0-0 6-3			0-0 6-3		0-0 G3 2-3		0-0 5-3	4	0	0	0	0	0	2											
Ted Sizemore, R OBP: 0.326, SLG: 0.343 (1, 4)			0-3 K		0-0 6-3		0-0 1B			3	0	1	1	0	1	0											
Terry Harmon, R OBP: 0.250, SLG: 0.275 (1, 6)			0-3 K		0-0 1B 1B		0-0 F8			3	0	1	0	0	1	1											
Steve Carlton, L OBP: 0.206, SLG: 0.233 Ron Reed, R OBP: 0.091, SLG: 0.182 Tom Hutton, L OBP: 0.314, SLG: 0.318 Barry Foote, R OBP: 0.294, SLG: 0.419 (8, 2)			0-0 4-3		0-0 F8		0-0 F8		0-3 K	2	0	0	0	0	0	1											
Inning Stats	R: 0 E: 0 K: 0 S: 3	H: 0 LOB: 0 BB: 0 P: 3	R: 0 E: 0 K: 0 S: 3	H: 0 LOB: 0 BB: 0 P: 3	R: 0 E: 0 K: 2 S: 7	H: 0 LOB: 0 BB: 0 P: 7	R: 0 E: 0 K: 0 S: 3	H: 1 LOB: 0 BB: 0 P: 3	R: 0 E: 0 K: 0 S: 5	H: 2 LOB: 3 BB: 1 P: 9	R: 1 E: 0 K: 0 S: 5	H: 2 LOB: 1 BB: 0 P: 5	R: 0 E: 0 K: 1 S: 5	H: 0 LOB: 0 BB: 0 P: 5	R: 0 E: 0 K: 0 S: 4	H: 1 LOB: 1 BB: 0 P: 4		1B: 4 2B: 2 3B: 0 HR: 0	SF: 0 SAC: 0 DP: 0 HBP: 0	WP: 0 PB: 0 SB: 1 CS: 1	PA: 33						
PITCHER	IP	WLS	BF	H	R	ER	SO	BB	IBB	HBP	BLK	WP	HR	S	P	ERA	WHIP										
Rick Rhoden, R ERA: 3.97 Mike Garman, R ERA: 2.09	(1, 1)	7.0	W	26	5	1	1	2	1	0	0	0	0	29	33	1.29	0.857										
PITCHER	IP	WLS	BF	H	R	ER	SO	BB	IBB	HBP	BLK	WP	HR	S	P	ERA	WHIP										

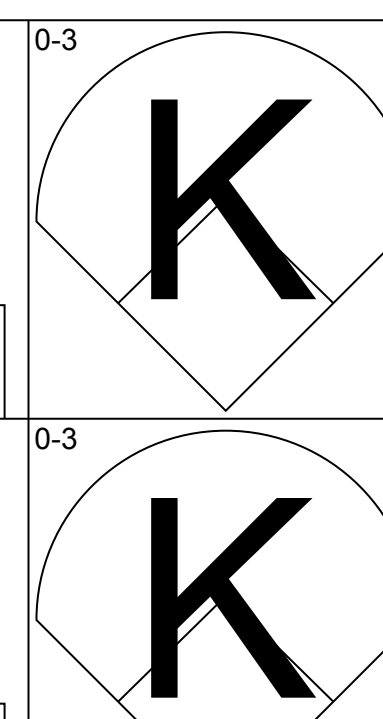
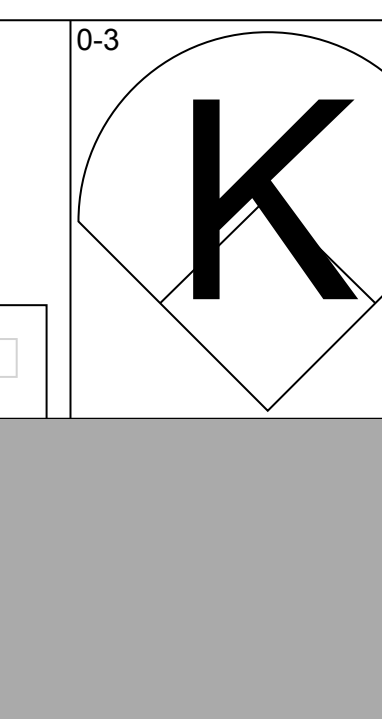
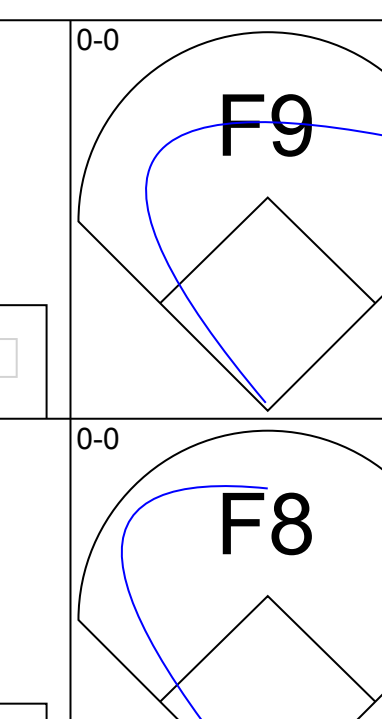
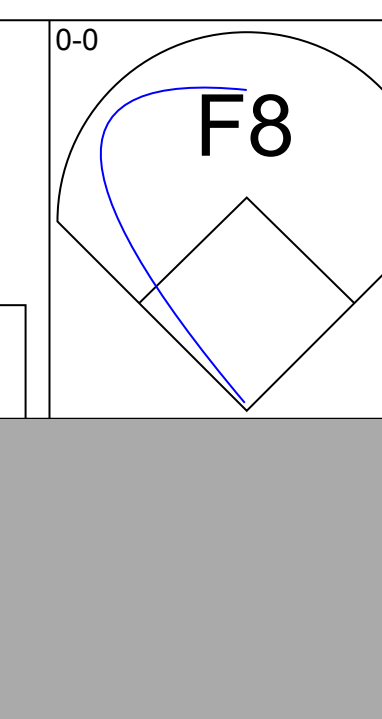
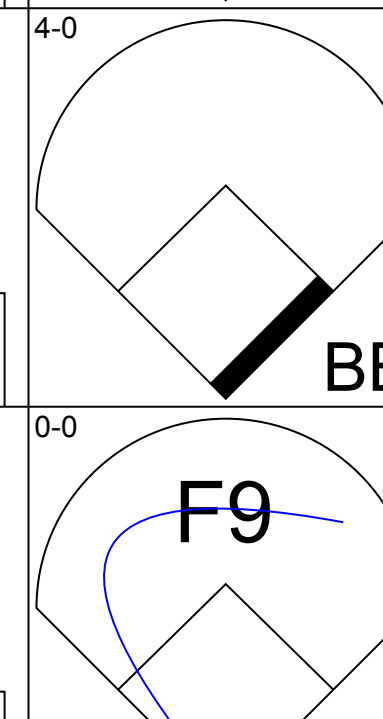
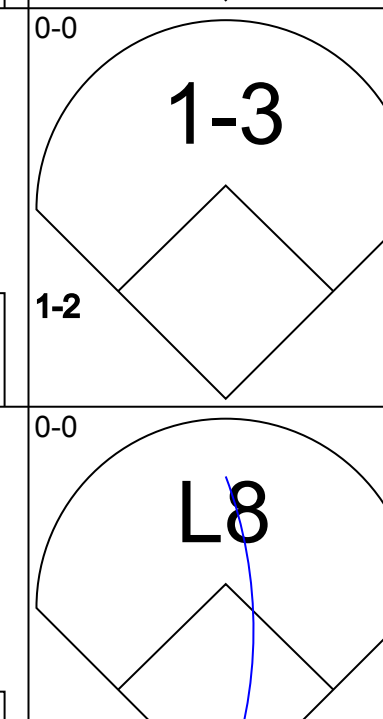

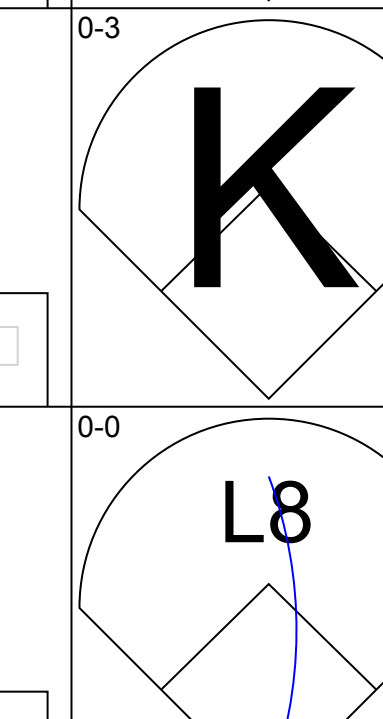

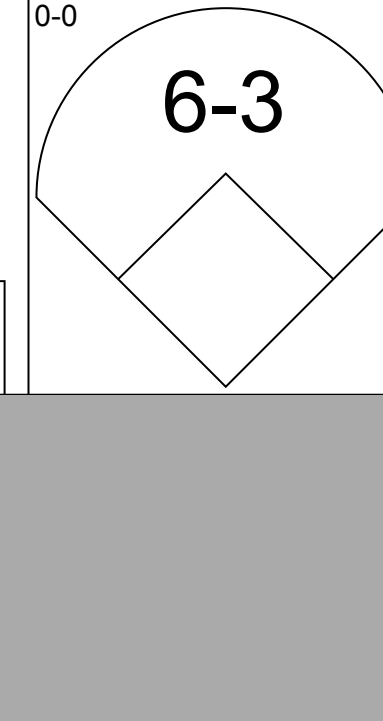
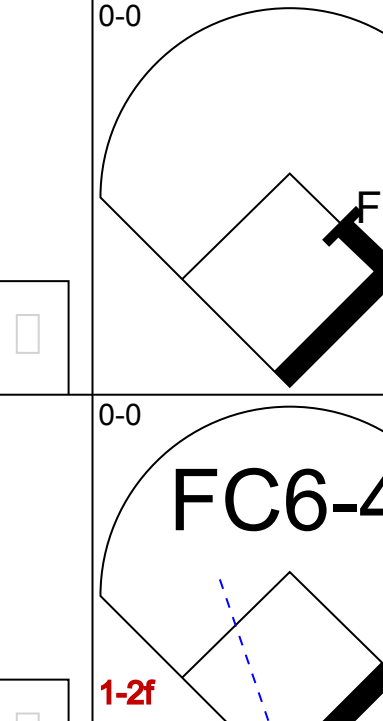





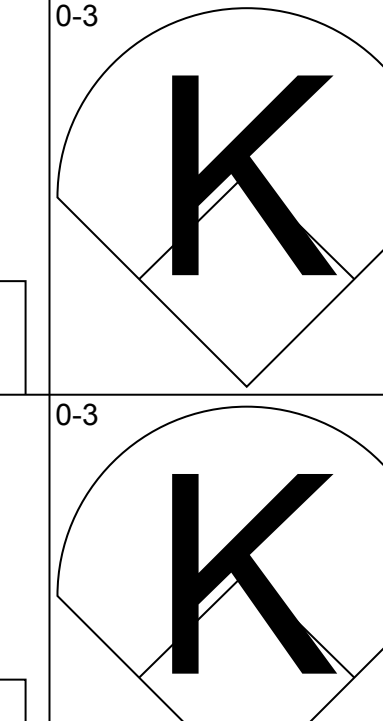
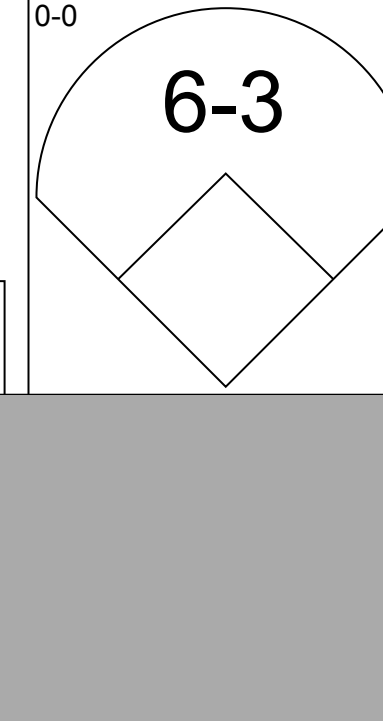
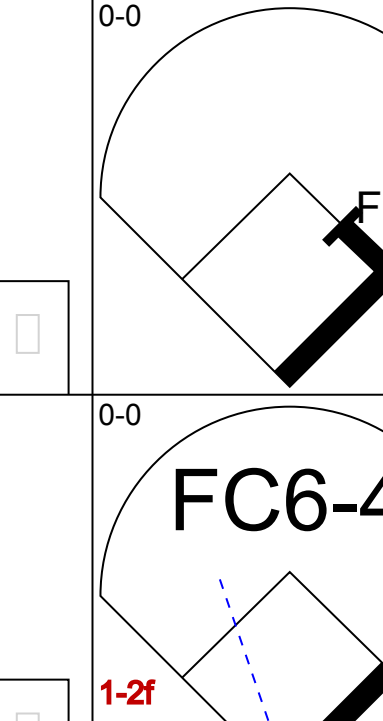

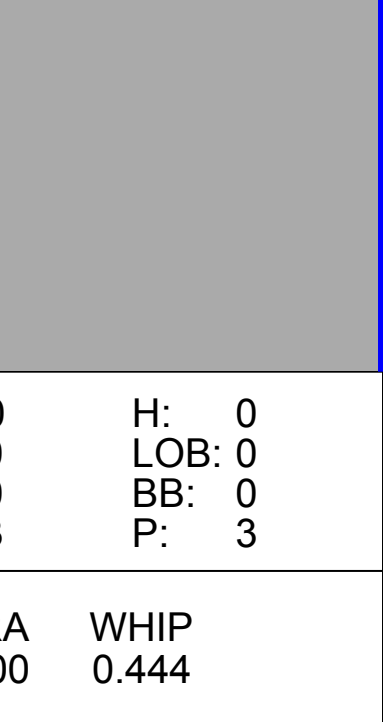
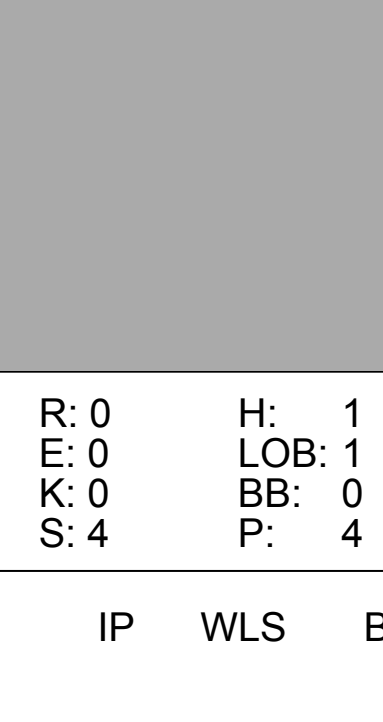

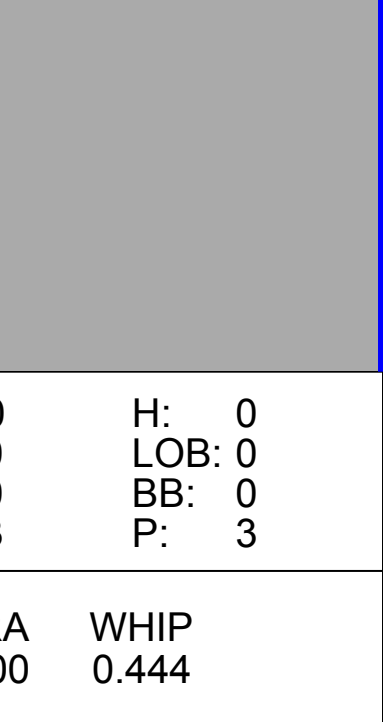
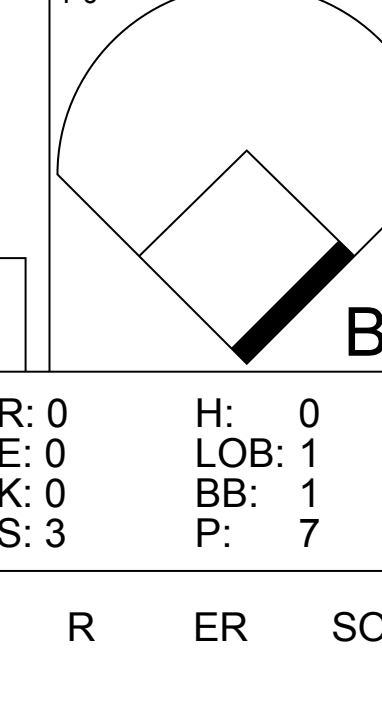
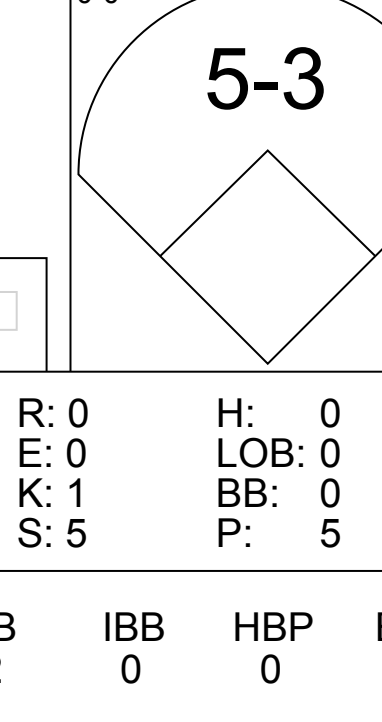
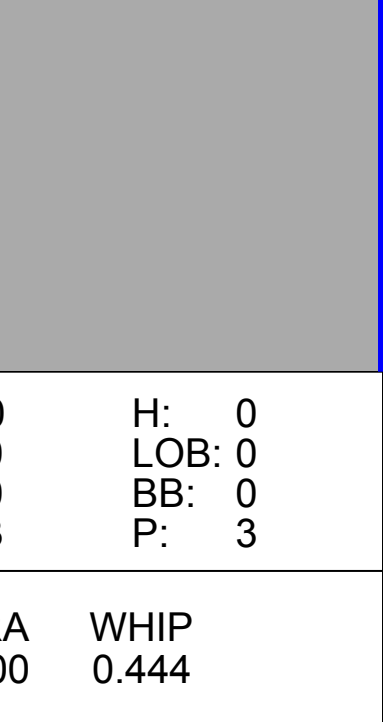
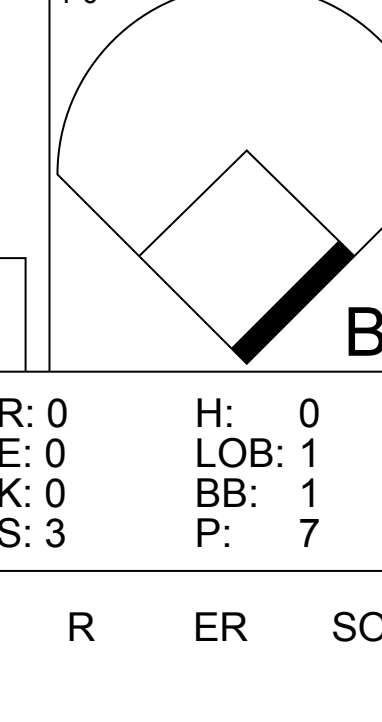



Batter	1	2	3	4	5	6	7	8	9	AB	R	H	RBI	BB	SO	LOB	BOTTOM										
Davey Lopes, R OBP: 0.360, SLG: 0.394 (1, 4)	0-0 L8		4-0 BB			4-0 SH1-3 BB		4-0 S BB		1	0	0	0	3	0	0	Philadelphia Phillies @ Los Angeles Dodgers Dodger Stadium, Los Angeles, CA Tue Jul 26 1977, 3:33 AM PDT Unknown										
Bill Russell, R OBP: 0.310, SLG: 0.363 (1, 6)	0-0 4-3		0-0 L4			0-0 SH1-3		4-0 1-3 BB		2	0	0	0	1	0	2											
Steve Garvey, R OBP: 0.329, SLG: 0.515 (1, 3)	0-0 F9				0-0 HR	4-0 G5-4-3 IBB		0-3 K		3	1	1	1	1	1	2											
Ron Cey, R OBP: 0.387, SLG: 0.480 (1, 5)		0-3 K			0-0 5-3	0-0 G5-4-3		0-0 6-3		4	0	0	0	0	1	2											
Dusty Baker Jr., R OBP: 0.351, SLG: 0.503 (1, 7)		4-0 CS BB			0-0 6-3	4-0 FC BLK 2B BB		0-0 1B 2B		2	2	1	0	2	0	0											
Lee Lacy, R OBP: 0.296, SLG: 0.419 John Hale, L OBP: 0.331, SLG: 0.352 (8, 9)		0-0 F8			0-0 2-3	0-0 FC 2B G4-2-3		0-0 S 1B		3	0	0	0	0	0	2											
Glenn Burke, R OBP: 0.286, SLG: 0.288 (1, 8)		0-0 CS		0-0 E6 S 1B		0-0 G4-2-3 WP 2B		0-3 K		4	1	2	1	0	1	1											
Steve Yeager, R OBP: 0.365, SLG: 0.481 (1, 2)					0-0 5-3	4-0 WP PB IBB		0-0 5-3		3	1	0	0	1	0	2											
Rick Rhoden, R OBP: 0.220, SLG: 0.340 Manny Mota, R OBP: 0.560, SLG: 0.474 Mike Garman, R (8, 1)			0-3 K2-3		0-3 K	0-0 G4-2-3		0-0 G4-2-3		2	0	0	0	0	2	1											
Inning Stats	R: 0 E: 0 K: 0 S: 3	H: 0 LOB: 0 BB: 0 P: 3	R: 0 E: 0 K: 1 S: 4	H: 0 LOB: 1 BB: 1 P: 8	R: 0 E: 1 K: 1 S: 6	H: 1 LOB: 2 BB: 1 P: 10	R: 1 E: 0 K: 0 S: 4	H: 1 LOB: 0 BB: 0 P: 4	R: 0 E: 0 K: 1 S: 5	H: 0 LOB: 1 BB: 2 P: 5	R: 3 E: 0 K: 1 S: 6	H: 1 LOB: 2 BB: 4 P: 22	R: 1 E: 0 K: 1 S: 7	H: 2 LOB: 1 BB: 0 P: 7	1B: 2 2B: 2 3B: 0 HR: 1	SF: 0 SAC: 1 DP: 2 HBP: 0		WP: 1 PB: 1 SB: 4 CS: 1	PA: 36								
PITCHER	IP	WLS	BF	H	R	ER	SO	BB	IBB	HBP	BLK	WP	HR	S	P	ERA	WHIP										
Steve Carlton, L ERA: 2.96 Ron Reed, R ERA: 2.92 Gene Garber, R ERA: 3.39	(1, 1)	6.0	L	26	3	4	3	3	4	2	0	1	1	4	12	0.00	2.000										
PITCHER	IP	WLS	BF	H	R	ER	SO	BB	IBB	HBP	BLK	WP	HR	S	P	ERA	WHIP										



Batter	1	2	3	4	5	6	7	8	9	AB	R	H	RBI	BB	SO	LOB	TOP					
Bake McBride, L OBP: 0.333, SLG: 0.467 (1, 9)										4	1	2	2	0	1	1	Philadelphia Phillies @ Los Angeles Dodgers Dodger Stadium, Los Angeles, CA Tue Jul 26 1977, 7:05 PM PDT Att: 47,966 - Unknown					
Gary Maddox, R OBP: 0.313, SLG: 0.421 (1, 8)										4	0	0	0	0	1	2						
Mike Schmidt, R OBP: 0.396, SLG: 0.621 (1, 5)										4	0	0	0	0	2	1						
Greg Luzinski, R OBP: 0.384, SLG: 0.614 Jerry Martin, R OBP: 0.333, SLG: 0.448 (8, 7)										4	1	2	1	0	1	1						
Richie Hebner, L OBP: 0.404, SLG: 0.512 Tom Hutton, L OBP: 0.314, SLG: 0.318 (9, 3)										4	0	0	0	0	0	1						
Bob Boone, R OBP: 0.347, SLG: 0.437 (1, 2)										4	1	2	0	0	0	1						
Ted Sizemore, R OBP: 0.322, SLG: 0.339 (1, 4)										4	0	0	0	0	1	3						
Terry Harmon, R OBP: 0.313, SLG: 0.419 (1, 6)										3	2	3	2	1	0	0						
Jim Lonborg, R OBP: 0.136, SLG: 0.095 (1, 1)										3	0	0	0	0	2	2						
Inning Stats	R: 0 E: 0 K: 1 S: 5	H: 0 LOB: 0 BB: 0 P: 5	R: 0 E: 0 K: 0 S: 4	H: 1 LOB: 1 BB: 0 P: 4	R: 0 E: 0 K: 0 S: 4	H: 1 LOB: 1 BB: 0 P: 4	R: 1 E: 0 K: 0 S: 5	H: 2 LOB: 1 BB: 0 P: 5	R: 2 E: 0 K: 3 S: 11	H: 2 LOB: 0 BB: 0 P: 11	R: 0 E: 0 K: 0 S: 3	H: 0 LOB: 0 BB: 0 P: 3	R: 0 E: 0 K: 2 S: 6	H: 0 LOB: 0 BB: 1 P: 10	R: 0 E: 0 K: 2 S: 8	H: 1 LOB: 1 BB: 0 P: 8		R: 2 E: 0 K: 0 S: 5	H: 2 LOB: 2 BB: 0 P: 5	1B: 3 2B: 3 3B: 0 HR: 3	SF: 0 SAC: 1 DP: 0 HBP: 0	WP: 0 PB: 0 SB: 1 CS: 1
PITCHER	IP	WLS	BF	H	R	ER	SO	BB	IBB	HBP	BLK	WP	HR	S	P	ERA	WHIP					
Burt Hooton, R ERA: 2.72 (1, 1)	6.0	L	24	6	3	3	4	0	0	0	0	0	2	32	32	4.50	1.000					
Elias Sosa, R ERA: 2.41 (7, 1)	2.0		7	1	0	0	4	1	0	0	0	0	0	14	18	0.00	1.000					
Charlie Hough, R ERA: 3.53 (9, 1)	1.0		5	2	2	2	0	0	0	0	0	0	1	5	5	18.00	2.000					

AB	34
R	5
H	9
RBI	5
BB	1
SO	8
LOB	12



Batter	1	2	3	4	5	6	7	8	9	AB	R	H	RBI	BB	SO	LOB	BOTTOM					
Davey Lopes, R OBP: 0.355, SLG: 0.389 (1, 4)										4	0	0	0	0	2	1	Philadelphia Phillies @ Los Angeles Dodgers Dodger Stadium, Los Angeles, CA Tue Jul 26 1977, 7:05 PM PDT Att: 47,966 - Unknown					
Ted Martinez, R OBP: 0.315, SLG: 0.394 (1, 6)										4	1	1	0	0	1	0						
Reggie Smith, S OBP: 0.432, SLG: 0.571 (1, 9)										3	0	0	0	1	1	1						
Ron Cey, R OBP: 0.383, SLG: 0.475 (1, 5)										4	0	0	0	0	0	1						
Steve Garvey, R OBP: 0.329, SLG: 0.514 (1, 3)										3	0	1	0	0	1	0						
Dusty Baker Jr., R OBP: 0.348, SLG: 0.498 (1, 7)										3	0	0	0	0	1	1						
Glenn Burke, R OBP: 0.274, SLG: 0.275 (1, 8)										3	0	0	0	0	0	0						
Johnny Oates, L OBP: 0.368, SLG: 0.420 (1, 2)										3	0	0	0	0	0	0						
Burt Hooton, R OBP: 0.136, SLG: 0.190 Ed Gooden, L OBP: 0.209, SLG: 0.289 Elias Sosa, R OBP: 0.333, SLG: 0.333 Boog Powell, R OBP: 0.149, SLG: 0.273 Lee Lacy, R OBP: 0.106, SLG: 0.419 Charlie Hough, R OBP: 0.107, SLG: 0.222 (1, 1) (5, PH) (7, 1) (8, PH) (8, PH) (9, 1)										1	0	0	0	0	0	0						
Inning Stats	R: 0 E: 0 K: 2 S: 7	H: 0 LOB: 1 BB: 1 P: 11	R: 0 E: 0 K: 2 S: 7	H: 0 LOB: 0 BB: 0 P: 7	R: 0 E: 0 K: 1 S: 5	H: 0 LOB: 0 BB: 0 P: 5	R: 1 E: 0 K: 0 S: 4	H: 1 LOB: 0 BB: 0 P: 4	R: 0 E: 0 K: 0 S: 3	H: 0 LOB: 0 BB: 0 P: 3	R: 0 E: 0 K: 0 S: 3	H: 0 LOB: 0 BB: 0 P: 3	R: 0 E: 0 K: 0 S: 4	H: 1 LOB: 1 BB: 0 P: 4	R: 0 E: 0 K: 0 S: 3	H: 0 LOB: 1 BB: 1 P: 7		R: 0 E: 0 K: 1 S: 5	H: 0 LOB: 0 BB: 0 P: 5	1B: 2 2B: 0 3B: 0 HR: 0	SF: 0 SAC: 0 DP: 0 HBP: 0	WP: 2 PB: 0 SB: 0 CS: 0
PITCHER	IP	WLS	BF	H	R	ER	SO	BB	IBB	HBP	BLK	WP	HR	S	P	ERA	WHIP					
Jim Lonborg, R ERA: 3.99 (1, 1)	9.0	W	31	2	1	1	6	2	0	0	0	1	0	41	49	1.00	0.444					

AB	29
R	1
H	2
RBI	0
BB	2
SO	6
LOB	4



Batter	1	2	3	4	5	6	7	8	9	AB	R	H	RBI	BB	SO	LOB	TOP									
Bake McBride, L OBP: 0.332, SLG: 0.460 (1, 9)	F7		E 1B BB		K			F7		3	1	0	0	1	1	1	Philadelphia Phillies @ Los Angeles Dodgers Dodger Stadium, Los Angeles, CA Wed Jul 27 1977, 7:05 PM PDT Att: 38,571 - Unknown									
Larry Bowa, S OBP: 0.328, SLG: 0.369 (1, 6)	6-3		E3 HR 1B		4-3			BB 1B 1B		4	1	2	1	0	0	0										
Mike Schmidt, R OBP: 0.394, SLG: 0.616 (1, 5)	F8		K		5-3			BB 1B		4	0	1	1	0	1	1										
Greg Luzinski, R OBP: 0.388, SLG: 0.623 Tom Hutton, L OBP: 0.314, SLG: 0.318 (8, 3)		FC4-6 1B	HR		4-3			BB 1B		3	1	2	2	1	0	0										
Richie Hebner, L OBP: 0.400, SLG: 0.506 Ollie Brown, R OBP: 0.270, SLG: 0.393 Tug McGraw, R OBP: 0.333, SLG: 0.333 (8, 1)	FC4-6 1B	FC5-4 1B	K		F7			G1-2-3 1B		3	0	0	0	0	1	1										
Gary Maddox, R OBP: 0.310, SLG: 0.417 (1, 8)	FC5-4 1B			L6			P4		6-3	4	0	0	0	0	0	1										
Bob Boone, R OBP: 0.342, SLG: 0.431 (1, 2)	F8			K			6-3		6-3	4	0	0	0	0	1	1										
Terry Harmon, R OBP: 0.308, SLG: 0.391 (1, 4)			SH2-4 1B BB	5-3			5-3		K	3	1	0	0	1	1	0										
Larry Christenson, R OBP: 0.186, SLG: 0.250 Warren Brusstar, R OBP: 0.291, SLG: 0.388 Davey Johnson, R OBP: 0.321, SLG: 0.588 Gene Garman, R OBP: 0.337, SLG: 0.479 (8, 7)			SH2-4		K			1B 1B BB		0	0	0	0	0	0	0										
Inning Stats	R: 0 E: 0 K: 0 S: 3	H: 0 LOB: 0 BB: 0 P: 3	R: 0 E: 0 K: 0 S: 4	H: 1 LOB: 1 BB: 0 P: 4	R: 4 E: 1 K: 2 S: 9	H: 2 LOB: 0 BB: 2 P: 17	R: 0 E: 0 K: 1 S: 5	H: 0 LOB: 0 BB: 0 P: 5	R: 0 E: 0 K: 2 S: 7	H: 0 LOB: 0 BB: 0 P: 7	R: 0 E: 0 K: 0 S: 3	H: 0 LOB: 0 BB: 0 P: 3	R: 0 E: 0 K: 0 S: 3	H: 0 LOB: 0 BB: 0 P: 3	R: 1 E: 0 K: 0 S: 4	H: 2 LOB: 2 BB: 2 P: 12		R: 0 E: 0 K: 1 S: 5	H: 0 LOB: 0 BB: 0 P: 5	1B: 4 2B: 0 3B: 0 HR: 1	SF: 0 SAC: 1 DP: 1 HBP: 0	WP: 0 PB: 0 SB: 1 CS: 0	PA: 35			
PITCHER	IP	WLS	BF	H	R	ER	SO	BB	IBB	HBP	BLK	WP	HR	S	P	ERA		WHIP	PITCHER							
Don Sutton, R ERA: 3.03 (1, 1)	7.1		31	5	5	5	5	4	0	0	0	0	1	37	53	6.14		1.227								
Lance Rautzhan, L ERA: (8, 1)	0.2	W	1	0	0	0	0	0	0	0	0	0	0	1	1	0.00		0.000								
Mike Garman, R ERA: 2.04 (9, 1)	1.0	S	3	0	0	0	1	0	0	0	0	0	0	5	5	0.00		0.000								

Batter	1	2	3	4	5	6	7	8	9	AB	R	H	RBI	BB	SO	LOB	BOTTOM									
Davey Lopes, R OBP: 0.357, SLG: 0.390 (1, 4)	G5-4-3 1B		F8	1B			K			4	0	2	1	0	1	2	Philadelphia Phillies @ Los Angeles Dodgers Dodger Stadium, Los Angeles, CA Wed Jul 27 1977, 7:05 PM PDT Att: 38,571 - Unknown									
Bill Russell, R OBP: 0.309, SLG: 0.362 (1, 6)	G5-4-3 1B		K	1B			5-3			4	0	1	1	0	1	3										
Reggie Smith, S OBP: 0.427, SLG: 0.563 (1, 9)	F8		4-3	4-3			4-3			4	0	0	0	0	0	4										
Ron Cey, R OBP: 0.382, SLG: 0.480 (1, 5)	F9			HR	5-3			F7		4	1	1	1	0	0	0										
Steve Garvey, R OBP: 0.333, SLG: 0.523 (1, 3)	FC6-4 1B			HR	K			BB HR 1B		4	2	3	1	0	1	0										
Dusty Baker Jr., R OBP: 0.347, SLG: 0.495 (1, 7)	K			SH1-4 1B HBP	F8			F8		4	1	1	0	0	1	2										
Glenn Burke, R OBP: 0.276, SLG: 0.268 Manny Mota, R OBP: 0.577, SLG: 0.474 John Hale, L OBP: 0.331, SLG: 0.352 (9, 8)	FC6-4 1B			1B SH1-4 HBP		5-3		HR BB		2	1	0	0	0	0	1										
Johnny Oates, L OBP: 0.367, SLG: 0.418 Lee Lacy, R OBP: 0.303, SLG: 0.453 Mike Garman, R (9, 1)				1B	K		G3		HR	3	0	1	0	0	1	2										
Don Sutton, R OBP: 0.271, SLG: 0.250 Lance Rautzhan, R Steve Yeager, R OBP: 0.384, SLG: 0.479 (9, 2)				1B	SH1-4	6-3		K		2	0	1	0	0	0	0										
Inning Stats	R: 0 E: 0 K: 0 S: 3	H: 1 LOB: 1 BB: 0 P: 6	R: 0 E: 0 K: 1 S: 6	H: 1 LOB: 1 BB: 0 P: 6	R: 0 E: 0 K: 1 S: 7	H: 2 LOB: 2 BB: 0 P: 7	R: 4 E: 0 K: 1 S: 10	H: 5 LOB: 2 BB: 0 P: 11	R: 0 E: 0 K: 1 S: 5	H: 0 LOB: 0 BB: 0 P: 5	R: 0 E: 0 K: 0 S: 3	H: 0 LOB: 0 BB: 0 P: 3	R: 0 E: 0 K: 1 S: 5	H: 0 LOB: 0 BB: 0 P: 5	R: 3 E: 0 K: 1 S: 7	H: 2 LOB: 0 BB: 1 P: 11		R: 0 E: 0 K: 1 S: 5	H: 0 LOB: 0 BB: 0 P: 5	1B: 8 2B: 0 3B: 0 HR: 3	SF: 0 SAC: 1 DP: 1 HBP: 1	WP: 0 PB: 0 SB: 0 CS: 0	PA: 36			
PITCHER	IP	WLS	BF	H	R	ER	SO	BB	IBB	HBP	BLK	WP	HR	S	P	ERA		WHIP	PITCHER							
Larry Christenson, R ERA: 5.48 (1, 1)	3.2		20	9	4	4	3	0	0	0	0	0	0	1	1	0.00		0.000								
Warren Brusstar, R ERA: 2.66 (4, 1)	0.1		1	0	0	0	0	0	0	0	0	0	0	1	1	0.00		0.000								
Gene Garber, R ERA: 3.23 (5, 1)	3.0		9	0	0	0	2	0	0	0	0	0	0	13	13	0.00		0.000								
Tug McGraw, L ERA: 2.5 (8, 1)	1.0	L	6	2	3	3	1	1	0	0	0	0	1	7	11	27.00	3.000									

AB	30
R	5
H	5
RBI	4
BB	4
SO	6
LOB	8

AB	33
R	7
H	11
RBI	7
BB	1
SO	6
LOB	14



Batter	1	2	3	4	5	6	7	8	9	AB	R	H	RBI	BB	SO	LOB	TOP					
Garry Maddox, R OBP: 0.311, SLG: 0.416 (1, 8)	4-0 G6-4-3 1B BB		0-0 6-3		0-0 6-3			0-0 F8		3	0	1	1	1	0	0	Philadelphia Phillies @ Los Angeles Dodgers Dodger Stadium, Los Angeles, CA Thu Jul 28 1977, 3:33 AM PDT Att: 33,260 - Unknown					
Larry Bowa, S OBP: 0.327, SLG: 0.367 (1, 6)	0-0 G6-4-3 1B			0-0 5-3	0-0 G6-3			0-0 4-3		4	0	1	0	0	0	2						
Mike Schmidt, R OBP: 0.390, SLG: 0.609 (1, 5)	0-0 G6-4-3			0-0 P3				0-3 K		4	0	0	0	0	1	2						
Greg Luzinski, R OBP: 0.389, SLG: 0.622 Bake McBride, L OBP: 0.332, SLG: 0.460 (9, PR) (9, 9)	0-0 5-3			0-0 BB 1B				0-0 6-3		4	0	2	0	0	0	1						
Davey Johnson, R OBP: 0.390, SLG: 0.574 (1, 3)		0-0 6-3		4-0 BB 1B				0-0 SH2-3 1B		2	0	0	0	1	0	0						
Jerry Martin, R OBP: 0.326, SLG: 0.437 (1, 9) (9, 7)		0-0 5-3		0-0 BB	0-0 6-3			0-0 6-3		4	0	0	0	0	0	4						
Bob Boone, R OBP: 0.341, SLG: 0.432 (1, 2)		0-0 4-3			0-0 1B 1B 2B			0-0 F7		4	1	1	0	0	0	2						
Ted Sizemore, R OBP: 0.322, SLG: 0.339 (1, 4)			0-0 6-3		0-0 FC2-6 1B			0-0 E6		3	0	1	0	0	0	0						
Jim Kaat, L OBP: 0.152, SLG: 0.125 Gene Garber, R (9, 1) Tom Hutton, L OBP: 0.314, SLG: 0.318 (9, 3)			0-0 4-3		0-0 FC2-6 1B			0-0 4-3		3	0	0	0	0	0	3						
Inning Stats	R: 0 E: 0 K: 0 S: 3	H: 1 LOB: 1 BB: 1 P: 7	R: 0 E: 0 K: 0 S: 3	H: 0 LOB: 0 BB: 0 P: 3	R: 0 E: 0 K: 0 S: 3	H: 0 LOB: 0 BB: 0 P: 3	R: 0 E: 0 K: 0 S: 4	H: 1 LOB: 2 BB: 1 P: 8	R: 1 E: 0 K: 0 S: 5	H: 3 LOB: 1 BB: 0 P: 5	R: 0 E: 0 K: 0 S: 3	H: 0 LOB: 0 BB: 0 P: 3	R: 0 E: 1 K: 0 S: 4	H: 0 LOB: 1 BB: 0 P: 4	R: 0 E: 0 K: 0 S: 5	H: 0 LOB: 0 BB: 0 P: 5		R: 0 E: 0 K: 0 S: 4	H: 1 LOB: 2 BB: 0 P: 4	1B: 5 2B: 1 3B: 0 HR: 0	SF: 0 SAC: 1 DP: 2 HBP: 0	WP: 0 PB: 0 SB: 0 CS: 0
PITCHER Tommy John, L ERA: 2.99 (1, 1)	IP: 9.0 WLS: W BF: 34 H: 6 R: 1 ER: 1 SO: 1 BB: 2 IBB: 0 HBP: 0 BLK: 0 WP: 0 HR: 0 S: 34 P: 42 ERA: 1.00 WHIP: 0.889															PITCHER						

AB	31
R	1
H	6
RBI	1
BB	2
SO	1
LOB	14



Batter	1	2	3	4	5	6	7	8	9	AB	R	H	RBI	BB	SO	LOB	BOTTOM					
Davey Lopes, R OBP: 0.353, SLG: 0.385 (1, 4)	0-0 5-3		0-0 P3			0-0 6-3		0-0 F8		4	0	0	0	0	0	1	Philadelphia Phillies @ Los Angeles Dodgers Dodger Stadium, Los Angeles, CA Thu Jul 28 1977, 3:33 AM PDT Att: 33,260 - Unknown					
Bill Russell, R OBP: 0.308, SLG: 0.365 (1, 6)	0-0 6-3			0-0 4-3		0-3 K			0-0 BB 3B	4	1	1	0	0	1	0						
Steve Garvey, R OBP: 0.333, SLG: 0.520 (1, 3)	0-0 6-3			0-0 L7		0-0 F9			4-0 BB IBB IBB	3	0	0	0	1	0	0						
Ron Cey, R OBP: 0.383, SLG: 0.488 (1, 5)		0-3 K		0-0 HR			0-0 6-3		4-0 BB IBB	3	1	1	1	1	1	0						
Dusty Baker Jr., R OBP: 0.347, SLG: 0.492 Joe Simpson, L (8, 9) Reggie Smith, S OBP: 0.429, SLG: 0.563 (9, PH)		0-0 4-3		4-0 BB		0-3 K			4-0 BB	2	0	0	0	1	1	0						
Lee Lacy, R OBP: 0.304, SLG: 0.444 (1, 9) (8, 7)		0-0 4-3		0-3 K		4-0 BB			1-2 2-3 3-H	2	0	0	0	1	1	1						
Glenn Burke, R OBP: 0.278, SLG: 0.284 (1, 8)			0-0 P4		0-0 L4-6 2B		0-0 P4			3	0	1	0	0	0	1						
Steve Yeager, R OBP: 0.364, SLG: 0.477 (1, 2)			0-0 SH3-4 1B		0-3 K			0-0 6-3		3	0	1	0	0	1	1						
Tommy John, R OBP: 0.182, SLG: 0.182 (1, 1)			0-0 SH3-4		0-0 L4-6			0-0 F9		2	0	0	0	0	0	1						
Inning Stats	R: 0 E: 0 K: 0 S: 3	H: 0 LOB: 0 BB: 0 P: 3	R: 0 E: 0 K: 1 S: 5	H: 0 LOB: 0 BB: 0 P: 5	R: 0 E: 0 K: 0 S: 4	H: 1 LOB: 1 BB: 0 P: 4	R: 1 E: 0 K: 1 S: 6	H: 1 LOB: 1 BB: 1 P: 10	R: 0 E: 0 K: 1 S: 5	H: 1 LOB: 0 BB: 0 P: 5	R: 0 E: 0 K: 1 S: 5	H: 0 LOB: 0 BB: 0 P: 5	R: 0 E: 0 K: 1 S: 5	H: 0 LOB: 1 BB: 1 P: 9	R: 0 E: 0 K: 0 S: 3	H: 0 LOB: 0 BB: 0 P: 3		R: 1 E: 0 K: 0 S: 1	H: 1 LOB: 3 BB: 3 P: 13	1B: 1 2B: 2 3B: 1 HR: 1	SF: 0 SAC: 1 DP: 1 HBP: 0	WP: 0 PB: 0 SB: 0 CS: 0
PITCHER Jim Kaat, L ERA: 5.29 Gene Garber, R ERA: 3.23 (9, 1)	IP: 8.0 WLS: L BF: 29 H: 4 R: 2 ER: 2 SO: 5 BB: 2 IBB: 0 HBP: 0 BLK: 0 WP: 0 HR: 1 S: 37 P: 45 ERA: 2.25 WHIP: 0.750															PITCHER						

AB	26
R	2
H	4
RBI	2
BB	5
SO	5
LOB	5



Batter	1	2	3	4	5	6	7	8	9	AB	R	H	RBI	BB	SO	LOB	TOP				
Rob Andrews, R OBP: 0.356, SLG: 0.308 (1, 4)										5	1	2	0	0	1	0	San Francisco Giants @ Philadelphia Phillies Veterans Stadium, Philadelphia, PA Fri Jul 29 1977, 7:05 PM EDT Att: 32,449 - Unknown				
Derrel Thomas, S OBP: 0.305, SLG: 0.321 (1, 8)										4	0	2	0	0	0	2					
Bill Madlock, R OBP: 0.367, SLG: 0.438 (1, 5)										5	0	1	0	0	0	3					
Jack Clark, R OBP: 0.344, SLG: 0.448 (1, 9)										2	1	1	0	3	1	0					
Willie McCovey, L OBP: 0.377, SLG: 0.489 Darrell Evans, L OBP: 0.345, SLG: 0.397 (1, 3) (8, 3)										4	1	1	3	0	0	4					
Randy Elliott, R OBP: 0.274, SLG: 0.356 (1, 7)										5	0	1	0	0	2	3					
Tim Foli, R OBP: 0.234, SLG: 0.361 (1, 6)										4	3	2	1	1	0	2					
Marc Hill, R OBP: 0.327, SLG: 0.384 (1, 2)										3	1	2	0	1	0	0					
Jim Barr, R OBP: 0.200, SLG: 0.154 (1, 1)										3	0	0	1	0	0	2					
Inning Stats	R: 0 E: 0 K: 0 S: 3	H: 0 LOB: 0 BB: 0 P: 3	R: 2 E: 0 K: 0 S: 5	H: 3 LOB: 1 BB: 1 P: 9	R: 1 E: 0 K: 0 S: 5	H: 2 LOB: 2 BB: 1 P: 9	R: 1 E: 0 K: 1 S: 6	H: 1 LOB: 0 BB: 0 P: 6	R: 0 E: 0 K: 0 S: 3	H: 1 LOB: 1 BB: 1 P: 7	R: 0 E: 0 K: 1 S: 5	H: 0 LOB: 0 BB: 0 P: 5	R: 2 E: 1 K: 1 S: 9	H: 3 LOB: 2 BB: 0 P: 9	R: 0 E: 0 K: 0 S: 3	H: 0 LOB: 1 BB: 1 P: 7		1B: 7 2B: 2 3B: 2 HR: 2	SF: 0 SAC: 2 DP: 1 HBP: 0	WP: 0 PB: 0 SB: 1 CS: 0	PA: 43
PITCHER	IP	WLS	BF	H	R	ER	SO	BB	IBB	HBP	BLK	WP	HR	S	P	ERA	WHIP				
Randy Lerch, L ERA: 5.2 (1, 1)	4.0	L	19	6	4	4	1	2	0	0	0	0	2	19	27	9.00	2.000				
Warren Brusstar, R ERA: 2.99 (5, 1)	3.0		13	3	1	1	2	2	0	0	0	0	0	15	23	3.00	1.667				
Ron Reed, R ERA: 2.76 (8, 1)	2.0		11	3	2	0	1	1	0	0	0	0	0	12	16	0.00	2.000				

Batter	1	2	3	4	5	6	7	8	9	AB	R	H	RBI	BB	SO	LOB	BOTTOM					
Garry Maddox, R OBP: 0.309, SLG: 0.412 (1, 8)										4	0	0	0	0	0	1	San Francisco Giants @ Philadelphia Phillies Veterans Stadium, Philadelphia, PA Fri Jul 29 1977, 7:05 PM EDT Att: 32,449 - Unknown					
Larry Bowa, S OBP: 0.329, SLG: 0.369 (1, 6)										4	0	2	0	0	0	0						
Mike Schmidt, R OBP: 0.389, SLG: 0.604 (1, 5)										4	0	1	0	0	1	1						
Greg Luzinski, R OBP: 0.390, SLG: 0.619 (1, 7)										3	0	1	0	1	1	2						
Richie Hebner, L OBP: 0.395, SLG: 0.498 (1, 3) (9, 4)										4	0	0	0	0	0	5						
Jay Johnstone, L OBP: 0.355, SLG: 0.475 (1, 9)										4	0	1	0	0	0	0						
Bob Boone, R OBP: 0.343, SLG: 0.436 (1, 2)										4	0	2	0	0	0	1						
Ted Sizemore, R OBP: 0.322, SLG: 0.336 Davey Johnson, R OBP: 0.397, SLG: 0.569 (1, 4) (9, 3)										2	0	0	0	1	0	3						
Randy Lerch, L OBP: 0.175, SLG: 0.158 (4, PH) Tim McCraw, L OBP: 0.298, SLG: 0.450 (5, 1) Warren Brusstar, R OBP: 0.345, SLG: 0.333 (7, PH) Tom Hutton, S OBP: 0.245, SLG: 0.182 (8, 1) Ron Reed, R OBP: 0.200, SLG: 0.154 (9, PH) Ollie Brown, R OBP: 0.206, SLG: 0.387 (9, PH)										1	0	0	0	0	1	1						
Inning Stats	R: 0 E: 0 K: 1 S: 6	H: 1 LOB: 2 BB: 1 P: 10	R: 0 E: 0 K: 1 S: 5	H: 0 LOB: 1 BB: 1 P: 9	R: 0 E: 0 K: 0 S: 5	H: 2 LOB: 2 BB: 0 P: 5	R: 0 E: 1 K: 0 S: 4	H: 1 LOB: 1 BB: 0 P: 4	R: 0 E: 0 K: 0 S: 3	H: 0 LOB: 0 BB: 0 P: 3	R: 0 E: 0 K: 1 S: 5	H: 0 LOB: 0 BB: 0 P: 5	R: 0 E: 0 K: 0 S: 4	H: 2 LOB: 1 BB: 0 P: 4	R: 0 E: 0 K: 0 S: 4	H: 1 LOB: 1 BB: 0 P: 4		R: 0 E: 0 K: 1 S: 6	H: 1 LOB: 1 BB: 0 P: 6	1B: 7 2B: 2 3B: 0 HR: 0	SF: 0 SAC: 0 DP: 2 HBP: 0	WP: 0 PB: 0 SB: 1 CS: 0
PITCHER	IP	WLS	BF	H	R	ER	SO	BB	IBB	HBP	BLK	WP	HR	S	P	ERA	WHIP					
Jim Barr, R ERA: 4.51 (1, 1)	9.0	W	36	8	0	0	4	2	0	0	0	0	0	42	50	0.00	1.111					

Batter	1	2	3	4	5	6	7	8	9	AB	R	H	RBI	BB	SO	LOB	TOP										
Rob Andrews, R OBP: 0.391, SLG: 0.303 (1,4)	6-3	F8			5-3			5-3		4	0	0	0	0	0	2	San Francisco Giants @ Philadelphia Phillies Veterans Stadium, Philadelphia, PA Sat Jul 30 1977, 7:05 PM EDT Att: 35,197 - Unknown										
Derrel Thomas, S OBP: 0.304, SLG: 0.330 (1,8)	HR		F8			5-3		4-3		4	1	1	1	0	0	1											
Bill Madlock, R OBP: 0.364, SLG: 0.433 (1,5)	F9		F4			L7			5-3	4	0	0	0	0	0	0											
Jack Clark, R OBP: 0.343, SLG: 0.443 (1,9)	6-3		5-3			BB			K	3	0	0	0	1	1	0											
Willie McCovey, L OBP: 0.376, SLG: 0.484 (1,3)		BB G5-2-3 BB			G3				F7	3	0	0	0	1	0	1											
Randy Elliott, R OBP: 0.278, SLG: 0.352 (7,7)		BB G5-2-3 2B BB			5-3					1	1	0	0	1	0	0											
Terry Whitfield, L OBP: 0.329, SLG: 0.430 (7,7)		BB G5-2-3 2B BB			5-3			4-3		1	0	0	0	0	0	0											
Tim Foli, R OBP: 0.235, SLG: 0.358 (1,6)		BB G5-2-3 2B BB			F8			5-3		2	1	0	0	1	0	0											
Marc Hill, R OBP: 0.323, SLG: 0.378 (1,2)		BB G5-2-3 1-2 2-3 3-H			5-3			4-3		3	0	0	0	0	0	3											
Lynn McGlothen, L OBP: 0.118, SLG: 0.176 (1,1)		BB G5-2-3 1-2 2-3 3-H			F9					1	0	1	2	0	0	0											
Charlie Williams, R OBP: 0.231, SLG: 0.231 (4,1)										1	0	0	0	0	0	0											
Gary Thomasson, L OBP: 0.343, SLG: 0.466 (8,PH)										1	0	1	0	0	0	0											
Randy Moffitt, R OBP: 0.329, SLG: 0.430 (8,1)		2B						CS		0	0	0	0	0	0	0											
Inning Stats	R: 1 E: 0 K: 0 S: 4	H: 1 LOB: 0 BB: 4 P: 4	R: 2 E: 0 K: 0 S: 3	H: 1 LOB: 1 BB: 3 P: 15	R: 0 E: 0 K: 0 S: 3	H: 0 LOB: 0 BB: 0 P: 3	R: 0 E: 0 K: 0 S: 3	H: 0 LOB: 0 BB: 0 P: 3	R: 0 E: 0 K: 0 S: 3	H: 0 LOB: 1 BB: 1 P: 7	R: 0 E: 0 K: 0 S: 3	H: 0 LOB: 0 BB: 0 P: 3	R: 0 E: 0 K: 0 S: 3	H: 1 LOB: 0 BB: 0 P: 3	R: 0 E: 0 K: 1 S: 5	H: 0 LOB: 0 BB: 0 P: 5	1B: 0 2B: 1 3B: 1 HR: 1	SF: 0 SAC: 0 DP: 1 HBP: 0	WP: 0 PA: 32 PB: 0 SB: 0 CS: 1								
PITCHER	IP	WLS	BF	H	R	ER	SO	BB	IBB	HBP	BLK	WP	HR	S	P	ERA	WHIP										
Steve Carlton, L ERA: 3.02 (1,1)	6.0	W	23	2	3	3	0	4	0	0	0	0	1	19	35	4.50	1.000										
Gene Garber, R ERA: 3.09 (7,1)	3.0	S	9	1	0	0	1	0	0	0	0	0	0	11	11	0.00	0.333										

Batter	1	2	3	4	5	6	7	8	9	AB	R	H	RBI	BB	SO	LOB	BOTTOM										
Jay Johnstone, L OBP: 0.357, SLG: 0.483 (1,9)	BB		G4-6-3		4-3			HR		3	1	1	0	1	0	1	San Francisco Giants @ Philadelphia Phillies Veterans Stadium, Philadelphia, PA Sat Jul 30 1977, 7:05 PM EDT Att: 35,197 - Unknown										
Larry Bowa, S OBP: 0.331, SLG: 0.369 (1,6)	BB	9-3			4-3			HR		3	1	1	0	1	0	1											
Mike Schmidt, R OBP: 0.387, SLG: 0.599 (1,5)	F8		P6					HR		3	1	0	0	1	1	1											
Greg Luzinski, R OBP: 0.397, SLG: 0.627 (1,7)		F7						HR		4	2	2	4	0	0	0											
Jerry Martin, R OBP: 0.326, SLG: 0.437 (9,7)		HR						HR		0	0	0	0	0	0	0											
Richie Hebner, L OBP: 0.393, SLG: 0.506 (1,3)		L4						HR		4	1	1	2	0	0	0											
Terry Harmon, R OBP: 0.308, SLG: 0.391 (9,4)								F8		0	0	0	0	0	0	0											
Gary Maddox, R OBP: 0.310, SLG: 0.423 (1,8)								SF7		4	1	2	0	0	0	0											
Tim McCarver, L OBP: 0.325, SLG: 0.456 (1,2)		F8						SF7		3	1	1	0	0	0	1											
Bob Boone, R OBP: 0.342, SLG: 0.436 (8,2)										0	0	0	1	0	0	0											
Ted Sizemore, R OBP: 0.325, SLG: 0.340 (1,4)								F3		3	1	2	1	0	0	0											
Tom Hutton, L OBP: 0.321, SLG: 0.326 (8,PH)			1B							1	0	0	0	0	0	0											
Steve Carlton, L OBP: 0.215, SLG: 0.242 (1,1)			1B							2	0	1	0	0	0	1											
Gene Garber, R ERA: 3.74 (7,1)			1B							1	0	0	0	0	1	0											
Inning Stats	R: 0 E: 0 K: 0 S: 2	H: 0 LOB: 0 BB: 1 P: 6	R: 0 E: 0 K: 0 S: 4	H: 1 LOB: 1 BB: 0 P: 4	R: 1 E: 0 K: 0 S: 5	H: 3 LOB: 1 BB: 0 P: 5	R: 3 E: 0 K: 0 S: 6	H: 4 LOB: 0 BB: 0 P: 6	R: 0 E: 0 K: 1 S: 5	H: 0 LOB: 0 BB: 0 P: 5	R: 0 E: 0 K: 1 S: 5	H: 0 LOB: 0 BB: 0 P: 3	R: 0 E: 0 K: 1 S: 5	H: 0 LOB: 0 BB: 0 P: 5	R: 5 E: 0 K: 0 S: 6	H: 3 LOB: 0 BB: 2 P: 14	1B: 5 2B: 2 3B: 3 HR: 2	SF: 1 SAC: 0 DP: 2 HBP: 0	WP: 0 PA: 35 PB: 0 SB: 1 CS: 1								
PITCHER	IP	WLS	BF	H	R	ER	SO	BB	IBB	HBP	BLK	WP	HR	S	P	ERA	WHIP										
Lynn McGlothen, R ERA: 5.97 (1,1)	3.1	L	17	8	4	4	0	1	0	0	0	0	0	14	20	10.80	2.700										
Charlie Williams, R ERA: 3.7 (4,1)	3.2		10	0	0	0	2	0	0	0	0	0	0	14	14	0.00	0.000										
Randy Moffitt, R ERA: 3.74 (8,1)	1.0		8	3	5	5	0	1	1	0	0	0	1	6	14	45.00	4.000										

AB 28
R 3
H 3
RBI 3
BB 4
SO 1
LOB 7



AB 31
R 9
H 11
RBI 8
BB 3
SO 2
LOB 5



Batter	1	2	3	4	5	6	7	8	9	AB	R	H	RBI	BB	SO	LOB	TOP										
Bill Madlock, R OBP: 0.362, SLG: 0.430 (1, 5)	5-3	FC5			K		6-3 1B		6-3	5	0	1	0	0	1	3	San Francisco Giants @ Philadelphia Phillies Veterans Stadium, Philadelphia, PA Sun Jul 31 1977, 3:33 AM EDT Att: 42,013 - Unknown										
Derrel Thomas, S OBP: 0.346, SLG: 0.326 (1, 8)	F9		F8		FC5-4 HBP		6-3 1-2		6-3	4	0	0	0	0	0	1											
Darrell Evans, L OBP: 0.349, SLG: 0.399 (1, 7)										1	0	1	0	0	0	0											
Jack Clark, R OBP: 0.341, SLG: 0.440 (1, 9)	1B 1B		5-3		FC5-4 1-2		P4		BB 1B	4	0	1	0	0	0	3											
Gary Thomasson, L OBP: 0.349, SLG: 0.472 (1, 3)	1-H 1B		G3						BB 1-2	3	1	2	0	2	0	0											
Terry Whitfield, L OBP: 0.332, SLG: 0.445 (1, 7)		5-3							BB 1-2	4	1	2	2	0	0	2											
Gary Lavelle, S (7, 1)					CS 1B				K	0	0	0	0	0	0	0											
Willie McCovey, L OBP: 0.375, SLG: 0.482 (9, PH)						2-H HR				1	0	0	0	0	1	2											
Vic Harris, S OBP: 0.352, SLG: 0.396 (1, 4)		6-3 S WP 1B			P6				SH2-4 BB 1B	3	2	1	0	1	1	1											
Tim Foli, R OBP: 0.232, SLG: 0.354 (1, 6)		6-3			K				SH2-4	3	0	0	0	0	1	2											
Gary Alexander, R OBP: 0.442, SLG: 0.429 (1, 2)					CS 1-2				F3	4	0	3	0	0	0	1											
Ed Halicki, R OBP: 0.208, SLG: 0.235 (1, 1)										2	0	1	0	0	0	1											
Randy Elliott, R OBP: 0.284, SLG: 0.358 (7, 7)					SH5-3				FC5-4 1-2	1	0	1	1	0	0	0											
Inning Stats	R: 0 E: 0 K: 0 S: 4	H: 2 LOB: 2 BB: 0 P: 4	R: 1 E: 0 K: 0 S: 6	H: 3 LOB: 2 BB: 0 P: 6	R: 0 E: 0 K: 0 S: 3	H: 0 LOB: 0 BB: 0 P: 3	R: 0 E: 0 K: 1 S: 5	H: 1 LOB: 0 BB: 0 P: 5	R: 0 E: 0 K: 1 S: 6	H: 1 LOB: 2 BB: 0 P: 7	R: 2 E: 0 K: 1 S: 8	H: 3 LOB: 1 BB: 0 P: 8	R: 0 E: 0 K: 0 S: 4	H: 1 LOB: 2 BB: 1 P: 8	R: 1 E: 0 K: 0 S: 3	H: 1 LOB: 1 BB: 1 P: 7	R: 0 E: 0 K: 1 S: 6	H: 1 LOB: 2 BB: 1 P: 10	1B: 11 2B: 1 3B: 0 HR: 1	SF: 0 SAC: 2 DP: 0 HBP: 1	WP: 1 PB: 0 SB: 1 CS: 1	PA: 42					
PITCHER	IP	WLS	BF	H	R	ER	SO	BB	IBB	HBP	BLK	WP	HR	S	P	ERA	WHIP										
Jim Lonborg, R ERA: 4.0 (1, 1)	6.2		30	11	3	3	3	0	0	1	0	1	1	35	36	4.05	1.650										
Tug McGraw, L ERA: 2.53 (7, 1)	1.1	W	6	1	1	1	0	2	0	0	0	0	0	4	12	6.75	2.250										
Ron Reed, R ERA: 2.72 (9, 1)	1.0	S	5	1	0	0	1	1	0	0	0	0	0	6	10	0.00	2.000										

Batter	1	2	3	4	5	6	7	8	9	AB	R	H	RBI	BB	SO	LOB	BOTTOM										
Jay Johnstone, L OBP: 0.356, SLG: 0.478 (1, 9)	K		K			1-3 2B 1B	K			4	1	1	0	0	3	1	San Francisco Giants @ Philadelphia Phillies Veterans Stadium, Philadelphia, PA Sun Jul 31 1977, 3:33 AM EDT Att: 42,013 - Unknown										
Larry Bowa, S OBP: 0.328, SLG: 0.365 (1, 6)	F9		1-3			1-3			K	4	0	0	0	0	1	1											
Mike Schmidt, R OBP: 0.388, SLG: 0.610 (1, 5)	K				HR				F9	4	1	2	2	0	1	0											
Greg Luzinski, R OBP: 0.392, SLG: 0.643 (1, 7)					K				HR	4	2	2	2	0	2	1											
Richie Hebner, L OBP: 0.399, SLG: 0.519 (1, 3)										1	1	1	1	2	0	0											
Tug McGraw, R OBP: 0.333, SLG: 0.333 (7, 1)										0	0	0	0	0	0	0											
Jerry Martin, R OBP: 0.324, SLG: 0.434 (9, PH)					CS BB					1	0	0	0	0	1	0											
Ron Reed, R OBP: 0.091, SLG: 0.182 (9, 1)										0	0	0	0	0	0	0											
Gary Maddox, R OBP: 0.308, SLG: 0.420 (1, 8)	K				F9 1-2				F9	3	0	0	0	0	1	3											
Bob Boone, R OBP: 0.342, SLG: 0.433 (1, 2)	K								F7 FC3-6 BB	2	0	0	0	1	1	0											
Ted Sizemore, R OBP: 0.322, SLG: 0.336 (1, 4)	F7								FC3-6 S 1-2	3	0	0	0	0	0	1											
Jim Lonborg, R OBP: 0.125, SLG: 0.087 (1, 1)										2	0	0	0	0	1	0											
Tom Hutton, L OBP: 0.321, SLG: 0.326 (7, 3)					P6				F3	0	0	0	0	0	0	0											
Davey Johnson, R OBP: 0.383, SLG: 0.563 (7, PH) (8, 3)										1	0	0	0	0	0	1											
Inning Stats	R: 0 E: 0 K: 2 S: 7	H: 0 LOB: 0 BB: 0 P: 7	R: 2 E: 0 K: 2 S: 9	H: 2 LOB: 0 BB: 0 P: 9	R: 0 E: 0 K: 1 S: 5	H: 0 LOB: 0 BB: 0 P: 5	R: 1 E: 0 K: 1 S: 5	H: 1 LOB: 0 BB: 1 P: 9	R: 0 E: 0 K: 1 S: 5	H: 0 LOB: 0 BB: 0 P: 5	R: 1 E: 0 K: 1 S: 7	H: 2 LOB: 2 BB: 1 P: 11	R: 0 E: 0 K: 1 S: 5	H: 0 LOB: 1 BB: 1 P: 9	R: 1 E: 0 K: 2 S: 8	H: 1 LOB: 0 BB: 0 P: 8	R: 1 E: 0 K: 2 S: 8	H: 1 LOB: 0 BB: 0 P: 8	1B: 1 2B: 1 3B: 0 HR: 4	SF: 0 SAC: 0 DP: 0 HBP: 0	WP: 0 PB: 0 SB: 1 CS: 1	PA: 32					
PITCHER	IP	WLS	BF	H	R	ER	SO	BB	IBB	HBP	BLK	WP	HR	S	P	ERA	WHIP										
Ed Halicki, R ERA: 3.61 (1, 1)	6.1		26	5	4	4	8	2	1	0	0	0	1	12	12	5.40	0.600										
Gary Lavelle, L ERA: 1.36 (7, 1)	1.2	L	6	1	1	1	3	0	0	0	0	0	0	1	12	5.40	0.600										



Batter	1	2	3	4	5	6	7	8	9	AB	R	H	RBI	BB	SO	LOB	TOP										
Bill Almon, R OBP: 0.302, SLG: 0.323 (1, 6)										4	1	2	0	0	0	0	San Diego Padres @ Philadelphia Phillies Veterans Stadium, Philadelphia, PA Tue Aug 02 1977, 7:05 PM EDT Att: 30,204 - Unknown										
Gene Tenace, R OBP: 0.414, SLG: 0.399 (1, 2)										5	0	3	1	0	0	2											
Dave Kingman, R OBP: 0.270, SLG: 0.393 (1, 7)										4	1	1	2	0	1	3											
Merv Rettenmund, R OBP: 0.439, SLG: 0.525 (7, 7)										0	0	0	0	0	0	0											
Dave Winfield, R OBP: 0.351, SLG: 0.514 (1, 9)										3	0	0	0	1	2	2											
Mike Ivie, R OBP: 0.347, SLG: 0.425 (1, 3)										3	1	1	0	1	0	2											
George Hendrick, R OBP: 0.369, SLG: 0.462 (1, 8)										4	0	0	0	0	0	2											
Tucker Ashford, R OBP: 0.280, SLG: 0.330 (1, 5)										3	0	2	0	1	0	0											
Mike Champion, R OBP: 0.261, SLG: 0.282 (1, 4)										4	0	0	1	0	1	3											
Bob Ovwchinko, L OBP: 0.250, SLG: 0.125 (1, 1)										2	1	0	0	1	1	1											
Rollie Fingers, R (8, 1)										0	0	0	0	0	0	0											
Gary Sutherland, R OBP: 0.333, SLG: 0.351 (8, 4)										1	0	0	0	0	1	0											
Inning Stats	R: 0 E: 0 K: 1 S: 6	H: 1 LOB: 1 BB: 0 P: 6	R: 0 E: 0 K: 0 S: 4	H: 1 LOB: 1 BB: 0 P: 4	R: 2 E: 0 K: 1 S: 7	H: 2 LOB: 0 BB: 0 P: 7	R: 1 E: 0 K: 0 S: 5	H: 2 LOB: 1 BB: 0 P: 5	R: 0 E: 0 K: 1 S: 6	H: 0 LOB: 0 BB: 0 P: 5	R: 1 E: 0 K: 1 S: 6	H: 1 LOB: 1 BB: 1 P: 10	R: 0 E: 0 K: 0 S: 2	H: 0 LOB: 1 BB: 2 P: 10	R: 0 E: 0 K: 1 S: 5	H: 1 LOB: 0 BB: 0 P: 5	1B: 4 2B: 3 3B: 1 HR: 1	SF: 0 SAC: 1 DP: 1 HBP: 0	WP: 0 PA: 38 PB: 0 CS: 1								
PITCHER	IP	WLS	BF	H	R	ER	SO	BB	IBB	HBP	BLK	WP	HR	S	P	ERA	WHIP										
Jim Kaat, L ERA: 5.29 (1, 1)	5.0	L	23	7	3	3	3	1	0	0	0	0	1	28	32	5.40	1.600										
Warren Brusstar, R ERA: 2.7 (6, 1)	3.0		12	1	1	1	2	3	0	0	0	0	0	13	25	3.00	1.333										
Ron Reed, R ERA: 2.69 (9, 1)	1.0		3	1	0	0	1	0	0	0	0	0	0	5	5	0.00	1.000										

Batter	1	2	3	4	5	6	7	8	9	AB	R	H	RBI	BB	SO	LOB	BOTTOM										
Jerry Martin, R OBP: 0.333, SLG: 0.451 (1, 9)										3	1	2	0	1	0	0	San Diego Padres @ Philadelphia Phillies Veterans Stadium, Philadelphia, PA Tue Aug 02 1977, 7:05 PM EDT Att: 30,204 - Unknown										
Larry Bowa, S OBP: 0.327, SLG: 0.363 (1, 6)										4	0	1	0	0	0	6											
Mike Schmidt, R OBP: 0.390, SLG: 0.609 (1, 5)										2	0	1	1	1	1	1											
Greg Luzinski, R OBP: 0.388, SLG: 0.637 (1, 7)										3	0	0	1	0	1	2											
Davey Johnson, R OBP: 0.374, SLG: 0.547 (1, 3)										3	0	0	0	0	0	1											
Tim McCarver, L OBP: 0.394, SLG: 0.452 (9, PH)										1	0	0	0	0	0	0											
Gary Maddox, R OBP: 0.305, SLG: 0.416 (1, 8)										4	0	0	0	0	0	0											
Bob Boone, R OBP: 0.341, SLG: 0.431 (1, 2)										4	0	1	0	0	0	0											
Ted Sizemore, R OBP: 0.322, SLG: 0.336 (1, 4)										3	0	1	0	0	0	0											
Jim Kaat, L OBP: 0.147, SLG: 0.121 (1, 1)										1	0	0	0	0	1	0											
Ollie Brown, R OBP: 0.262, SLG: 0.381 (5, PH)										1	0	0	0	0	1	2											
Warren Brusstar, R (6, 1)										0	0	0	0	0	0	0											
Terry Harmon, R OBP: 0.321, SLG: 0.391 (8, PH)										0	1	0	0	1	0	0											
Ron Reed, R OBP: 0.091, SLG: 0.182 (9, 1)										0	0	0	0	0	0	0											
Inning Stats	R: 0 E: 0 K: 1 S: 5	H: 1 LOB: 1 BB: 0 P: 5	R: 0 E: 0 K: 0 S: 3	H: 0 LOB: 0 BB: 0 P: 3	R: 0 E: 0 K: 1 S: 5	H: 0 LOB: 0 BB: 0 P: 5	R: 1 E: 0 K: 0 S: 5	H: 2 LOB: 1 BB: 0 P: 5	R: 0 E: 0 K: 1 S: 7	H: 2 LOB: 3 BB: 1 P: 11	R: 0 E: 0 K: 0 S: 2	H: 0 LOB: 0 BB: 1 P: 6	R: 0 E: 0 K: 0 S: 3	H: 0 LOB: 0 BB: 0 P: 3	R: 1 E: 0 K: 1 S: 6	H: 1 LOB: 1 BB: 1 P: 10	R: 0 E: 0 K: 0 S: 3	H: 0 LOB: 0 BB: 0 P: 3	1B: 4 2B: 3 3B: 0 HR: 0	SF: 2 SAC: 0 DP: 2 HBP: 0	WP: 0 PA: 34 PB: 0 CS: 1						
PITCHER	IP	WLS	BF	H	R	ER	SO	BB	IBB	HBP	BLK	WP	HR	S	P	ERA	WHIP										
Bob Ovwchinko, L ERA: 4.61 (1, 1)	7.0		28	6	2	2	3	3	0	0	0	0	0	31	43	2.57	1.286										
Rollie Fingers, R ERA: 2.94 (8, 1)	2.0	S	6	0	0	0	1	0	0	0	0	0	0	8	8	0.00	0.000										



Batter	1	2	3	4	5	6	7	8	9	AB	R	H	RBI	BB	SO	LOB	TOP					
Bill Almon, R OBP: 0.301, SLG: 0.327 (1, 6)	5-3		K			P4	3B			4	0	1	1	0	1	1	San Diego Padres @ Philadelphia Phillies Veterans Stadium, Philadelphia, PA Wed Aug 03 1977, 7:05 PM EDT Att: 27,053 - Unknown livebaseballscorecards.com					
Gene Tenace, R OBP: 0.413, SLG: 0.395 (1, 2)	K		K			1B BB	K			3	0	0	0	1	3	2						
Dave Kingman, R OBP: 0.267, SLG: 0.388 (1, 7)	F2			F7		K		K		4	0	0	0	0	2	1						
Dave Winfield, R OBP: 0.355, SLG: 0.515 (1, 9)		FC5-4 1B		1B		1B	BB	6-3		3	0	2	0	1	0	0						
George Hendrick, R OBP: 0.368, SLG: 0.460 (1, 8)	F7			F5		1-2 BB		5-3		4	0	1	0	0	0	2						
Mike Ivie, R OBP: 0.343, SLG: 0.420 (1, 3)	K			F8		1-2 2-3 1B	K		F7	4	0	0	0	0	2	5						
Tucker Ashford, R OBP: 0.279, SLG: 0.336 (1, 5)		FC5-4 1-2			F9		K		2B	4	0	1	0	0	1	1						
Mike Champion, R OBP: 0.256, SLG: 0.279 (1, 4)			K		5-3		K		5-3	4	0	0	0	0	2	1						
Bob Shirley, R OBP: 0.140, SLG: 0.125 (1, 1)									F9	2	0	1	0	0	1	0						
Rick Sawyer, R OBP: 0.320, SLG: 0.150 (5, 1)										0	0	0	0	0	0	0						
Merv Rettenmund, R OBP: 0.444, SLG: 0.525 (7, PH)										0	1	0	0	1	0	0						
Randy Jones, R OBP: 0.231, SLG: 0.208 (7, 1)										0	0	0	0	0	0	0						
Gary Sutherland, R OBP: 0.325, SLG: 0.346 (9, PH)				2B			3B BB			1	0	0	0	0	0	1						
Inning Stats	R: 0 E: 0 K: 1 S: 5	H: 0 LOB: 0 BB: 0 P: 5	R: 0 E: 0 K: 1 S: 6	H: 1 LOB: 1 BB: 0 P: 6	R: 0 E: 0 K: 3 S: 10	H: 1 LOB: 1 BB: 0 P: 10	R: 0 E: 0 K: 0 S: 4	H: 1 LOB: 0 BB: 0 P: 4	R: 0 E: 0 K: 1 S: 5	H: 0 LOB: 0 BB: 0 P: 5	R: 0 E: 0 K: 2 S: 8	H: 1 LOB: 1 BB: 2 P: 16	R: 1 E: 0 K: 3 S: 10	H: 1 LOB: 1 BB: 1 P: 14	R: 0 E: 0 K: 1 S: 5	H: 0 LOB: 0 BB: 0 P: 5	R: 0 E: 0 K: 0 S: 4	H: 1 LOB: 1 BB: 0 P: 4	1B: 3 2B: 2 3B: 1 HR: 0	SF: 0 SAC: 0 DP: 0 HBP: 0	WP: 0 PB: 0 SB: 0 CS: 0	PA: 36
PITCHER Steve Carlton, L ERA: 2.92 (1, 1)	IP: 9.0 WLS: W BF: 36 H: 6 R: 1 ER: 1 SO: 12 BB: 3 IBB: 0 HBP: 0 BLK: 0 WP: 0 HR: 0 S: 57 P: 69 ERA: 1.00 WHIP: 1.000															PITCHER Steve Carlton, L ERA: 2.92 (1, 1)	IP: 9.0 WLS: W BF: 36 H: 6 R: 1 ER: 1 SO: 12 BB: 3 IBB: 0 HBP: 0 BLK: 0 WP: 0 HR: 0 S: 57 P: 69 ERA: 1.00 WHIP: 1.000					


Batter	1	2	3	4	5	6	7	8	9	AB	R	H	RBI	BB	SO	LOB	BOTTOM			
Jerry Martin, R OBP: 0.341, SLG: 0.452 (1, 9)	FC4-6 BB	1B 1B		E6 G5-4-3	F7		FC6-4 1B			4	0	2	3	1	0	2	San Diego Padres @ Philadelphia Phillies Veterans Stadium, Philadelphia, PA Wed Aug 03 1977, 7:05 PM EDT Att: 27,053 - Unknown livebaseballscorecards.com			
Larry Bowa, S OBP: 0.325, SLG: 0.361 (1, 6)	FC4-6 1-2	1B 1B		G5-4-3 1-2		F8	FC6-4 1B			5	0	1	0	0	0	4				
Mike Schmidt, R OBP: 0.385, SLG: 0.600 (1, 5)	F8	F8		F2		K		5-3		5	0	0	0	0	1	4				
Greg Luzinski, R OBP: 0.386, SLG: 0.630 (1, 7)	P4		2B 4-3 BB		F9	F8		K		4	1	0	0	1	1	1				
Davey Johnson, R OBP: 0.386, SLG: 0.560 (1, 3)		1B 1B BB		4-3 FC5-4 2B		F9		6-3		3	2	2	0	1	0	0				
Tom Hutton, L OBP: 0.315, SLG: 0.319 (7, PR) (8, 3)		1B 1B BB		4-3 FC5-4 2B		F9	G6-4-3 1B			1	0	0	0	0	0	0				
Gary Maddox, R OBP: 0.307, SLG: 0.419 (1, 8)		1B 1B		4-3		IBB 1B 2B	G6-4-3 1B			4	2	2	1	0	0	2				
Tim McCarver, L OBP: 0.405, SLG: 0.453 (1, 2)		P6		FC5-4 HBP		IBB 1B BB	1B 1B			2	2	1	0	1	0	2				
Ted Sizemore, R OBP: 0.324, SLG: 0.336 (1, 4)		F8		FC5-4 1-2		1B 1B	1B 1B			3	1	1	1	1	0	3				
Steve Carlton, L OBP: 0.246, SLG: 0.273 (1, 1)		1B 1B		F5		1-2 2-3 1B	1B 1B			4	0	3	3	0	0	1				
Inning Stats	R: 0 E: 0 K: 0 S: 3	H: 0 LOB: 1 BB: 1 P: 7	R: 2 E: 0 K: 0 S: 7	H: 4 LOB: 3 BB: 1 P: 11	R: 2 E: 0 K: 0 S: 4	H: 1 LOB: 1 BB: 1 P: 9	R: 0 E: 1 K: 0 S: 3	H: 0 LOB: 0 BB: 0 P: 3	R: 2 E: 0 K: 0 S: 5	H: 2 LOB: 2 BB: 2 P: 13	R: 0 E: 0 K: 1 S: 5	H: 0 LOB: 0 BB: 0 P: 5	R: 2 E: 0 K: 0 S: 7	H: 5 LOB: 2 BB: 0 P: 7	R: 0 E: 0 K: 1 S: 5	H: 0 LOB: 0 BB: 0 P: 5	1B: 10 2B: 2 3B: 0 HR: 0	SF: 0 SAC: 0 DP: 2 HBP: 1	WP: 0 PB: 0 SB: 0 CS: 0	PA: 41
PITCHER Bob Shirley, L ERA: 3.88 (1, 1)	IP: 4.2 WLS: L BF: 27 H: 7 R: 6 ER: 6 SO: 6 BB: 4 IBB: 1 HBP: 0 BLK: 0 WP: 0 HR: 0 S: 21 P: 42 ERA: 11.57 WHIP: 2.357															PITCHER Bob Shirley, L ERA: 3.88 (1, 1)	IP: 4.2 WLS: L BF: 27 H: 7 R: 6 ER: 6 SO: 6 BB: 4 IBB: 1 HBP: 0 BLK: 0 WP: 0 HR: 0 S: 21 P: 42 ERA: 11.57 WHIP: 2.357			
Rick Sawyer, R ERA: 5.57 (5, 1)	IP: 1.1 WLS: L BF: 4 H: 0 R: 0 ER: 0 SO: 1 BB: 0 IBB: 0 HBP: 0 BLK: 0 WP: 0 HR: 0 S: 6 P: 6 ERA: 0.00 WHIP: 0.000															Rick Sawyer, R ERA: 5.57 (5, 1)	IP: 1.1 WLS: L BF: 4 H: 0 R: 0 ER: 0 SO: 1 BB: 0 IBB: 0 HBP: 0 BLK: 0 WP: 0 HR: 0 S: 6 P: 6 ERA: 0.00 WHIP: 0.000			
Randy Jones, L ERA: 4.75 (7, 1)	IP: 2.0 WLS: L BF: 10 H: 5 R: 2 ER: 2 SO: 1 BB: 0 IBB: 0 HBP: 0 BLK: 0 WP: 0 HR: 0 S: 12 P: 12 ERA: 9.00 WHIP: 2.500															Randy Jones, L ERA: 4.75 (7, 1)	IP: 2.0 WLS: L BF: 10 H: 5 R: 2 ER: 2 SO: 1 BB: 0 IBB: 0 HBP: 0 BLK: 0 WP: 0 HR: 0 S: 12 P: 12 ERA: 9.00 WHIP: 2.500			

Batter	1	2	3	4	5	6	7	8	9	10	AB	R	H	RBI	BB	SO	LOB	
Gene Richards, L OBP: 0.350, SLG: 0.347 (1, 8)	K					F7		K			4	0	1	1	0	2	1	
Bill Almon, R OBP: 0.298, SLG: 0.324 (1, 6)	6-3		4-6-5			K			F3		4	0	0	0	0	1	2	
Jerry Turner, L OBP: 0.352, SLG: 0.419 Mike Ivie, R OBP: 0.342, SLG: 0.419 (9, PH) (9, 3)	3-1			G3		F5			G3		3	0	0	0	0	0	0	
Dave Winfield, R OBP: 0.352, SLG: 0.511 (1, 9)		1-6-3		4-3			F7		K		4	0	0	0	0	1	0	
Dave Kingman, R OBP: 0.266, SLG: 0.386 (9, 7)		K		6-3			K			FC5-4 1B	4	0	1	0	0	2	0	
Gene Tenace, R OBP: 0.414, SLG: 0.395 (1, 2)		6-3							F3		3	0	1	0	1	0	1	
Pat Scanlon, L OBP: 0.250, SLG: 0.200 Merv Rettenmund, R OBP: 0.440, SLG: 0.520 Mike Champion, R OBP: 0.258, SLG: 0.279 Gary Sutherland, R OBP: 0.326, SLG: 0.342 (10, 4)											1	0	0	0	1	1	1	
Tucker Ashford, R OBP: 0.278, SLG: 0.333 (1, 5)											1	0	0	0	0	1	0	
Dave Freisleben, R OBP: 0.208, SLG: 0.217 Dan Spillner, R OBP: 0.267, SLG: 0.083 (10, 1)											1	0	0	0	0	0	0	
Inning Stats	R: 0 E: 0 K: 1 S: 5	H: 0 LOB: 0 BB: 0 P: 5	R: 0 E: 0 K: 1 S: 5	H: 0 LOB: 0 BB: 0 P: 5	R: 1 E: 0 K: 0 S: 4	H: 2 LOB: 1 BB: 1 P: 8	R: 0 E: 0 K: 0 S: 3	H: 0 LOB: 0 BB: 0 P: 3	R: 0 E: 0 K: 1 S: 5	H: 0 LOB: 0 BB: 1 P: 8	R: 0 E: 0 K: 2 S: 7	H: 0 LOB: 0 BB: 1 P: 11	R: 0 E: 0 K: 1 S: 5	H: 0 LOB: 0 BB: 0 P: 5	R: 0 E: 0 K: 0 S: 4	H: 1 LOB: 1 BB: 0 P: 4	1B: 3 2B: 2 3B: 0 HR: 0	SF: 0 SAC: 0 DP: 1 HBP: 0
PITCHER	IP	WLS	BF	H	R	ER	SO	BB	IBB	HBP	BLK	WP	HR	S	P	ERA	WHIP	
Larry Christenson, R ERA: 5.26 Tug McGraw, L ERA: 2.45 (8, 1)	7.0		24	3	1	1	6	2	0	0	0	0	0	34	42	1.29	0.714	
PITCHER	IP	WLS	BF	H	R	ER	SO	BB	IBB	HBP	BLK	WP	HR	S	P	ERA	WHIP	
Larry Christenson, R ERA: 5.26 Tug McGraw, L ERA: 2.45 (8, 1)	3.0	W	11	1	0	0	3	1	0	0	0	0	0	16	20	0.00	0.667	

TOP

San Diego Padres @ Philadelphia Phillies
Veterans Stadium, Philadelphia, PA
Thu Aug 04 1977, 3:33 AM EDT
Att: 34,868 - Unknown

AB	32
R	1
H	4
RBI	1
BB	3
SO	9
LOB	11



WP: 0 PA: 36
PB: 0
SB: 0
CS: 1

Batter	1	2	3	4	5	6	7	8	9	10	AB	R	H	RBI	BB	SO	LOB	
Bake McBride, L OBP: 0.333, SLG: 0.459 (1, 9)	HBP FC3-2 1B	F8			4-3			6-3			5	0	2	1	0	0	1	
Larry Bowa, S OBP: 0.325, SLG: 0.360 (1, 6)	FC3-2 HBP WP 1B	FC6-4			4-3			F5			4	1	1	0	0	0	1	
Mike Schmidt, R OBP: 0.363, SLG: 0.595 (1, 5)	WP FC3-2 HBP				5-3			F3			3	0	0	0	0	0	0	
Greg Luzinski, R OBP: 0.362, SLG: 0.623 (1, 7)	FC3-2 WP							F9			4	0	0	0	0	0	3	
Richie Hebner, L OBP: 0.400, SLG: 0.516 (1, 3)	FC5-4 IBB							G3			3	0	1	0	1	0	0	
Garry Maddox, R OBP: 0.307, SLG: 0.420 (1, 8)	K				5-3			5-3			4	0	1	0	0	1	4	
Bob Boone, R OBP: 0.336, SLG: 0.425 (1, 2)	FC5-4							F3			4	0	0	0	0	0	4	
Ted Sizemore, R OBP: 0.326, SLG: 0.338 Jerry Martin, R OBP: 0.341, SLG: 0.452 (10, PR)											4	0	2	0	0	0	0	
Larry Christenson, R OBP: 0.200, SLG: 0.214 Tim McCarver, L OBP: 0.402, SLG: 0.449 Tug McGraw, R OBP: 0.333, SLG: 0.333 Tom Hutton, L OBP: 0.315, SLG: 0.319 (10, PH)											1	0	0	0	1	0	1	
Inning Stats	R: 1 E: 0 K: 1 S: 7	H: 2 LOB: 3 BB: 1 P: 12	R: 0 E: 0 K: 0 S: 3	H: 0 LOB: 1 BB: 1 P: 7	R: 0 E: 0 K: 0 S: 4	H: 1 LOB: 1 BB: 0 P: 4	R: 0 E: 0 K: 0 S: 3	H: 1 LOB: 0 BB: 0 P: 3	R: 0 E: 0 K: 0 S: 3	H: 0 LOB: 0 BB: 0 P: 3	R: 0 E: 0 K: 0 S: 3	H: 0 LOB: 0 BB: 0 P: 3	R: 0 E: 0 K: 0 S: 4	H: 1 LOB: 1 BB: 0 P: 4	R: 1 E: 0 K: 0 S: 3	H: 2 LOB: 1 BB: 0 P: 3	1B: 6 2B: 1 3B: 0 HR: 0	SF: 0 SAC: 1 DP: 0 HBP: 1
PITCHER	IP	WLS	BF	H	R	ER	SO	BB	IBB	HBP	BLK	WP	HR	S	P	ERA	WHIP	
Dave Freisleben, R ERA: 4.54 Dan Spillner, R ERA: 3.44 (10, 1)	9.0		34	5	1	1	1	1	1	1	0	0	0	33	42	1.00	0.667	
PITCHER	IP	WLS	BF	H	R	ER	SO	BB	IBB	HBP	BLK	WP	HR	S	P	ERA	WHIP	
Dave Freisleben, R ERA: 4.54 Dan Spillner, R ERA: 3.44 (10, 1)	0.1	L	3	2	1	1	0	0	0	0	0	0	0	3	3	27.00	6.000	

BOTTOM

San Diego Padres @ Philadelphia Phillies
Veterans Stadium, Philadelphia, PA
Thu Aug 04 1977, 3:33 AM EDT
Att: 34,868 - Unknown

AB	33
R	2
H	7
RBI	1
BB	2
SO	1
LOB	14



WP: 1 PA: 37
PB: 0
SB: 0
CS: 1

Batter	1	2	3	4	5	6	7	8	9	AB	R	H	RBI	BB	SO	LOB	TOP																
Davey Lopes, R OBP: 0.357, SLG: 0.398 (1, 4)	F4		K		BLK 1B		F1		F4	5	0	1	0	0	1	0	Los Angeles Dodgers @ Philadelphia Phillies Veterans Stadium, Philadelphia, PA Fri Aug 05 1977, 7:05 PM EDT Att: 47,574 - Unknown																
Bill Russell, R OBP: 0.317, SLG: 0.378 (1, 6)	2B		F5		L9		L5		F7	5	1	1	0	0	0	1																	
Reggie Smith, S OBP: 0.437, SLG: 0.570 (1, 9)	2B				F7			1B 2B	K	5	1	3	1	0	1	1																	
Ron Cey, R OBP: 0.378, SLG: 0.496 (1, 5)	5-3		F6		6-3			1B 2B	K	5	0	1	0	0	1	4																	
Steve Garvey, R OBP: 0.343, SLG: 0.533 (1, 3)	4-3				F9			1B FC4		4	1	3	1	0	0	1																	
Dusty Baker Jr., R OBP: 0.337, SLG: 0.468 (1, 7)		F7		F9		F2		FC4		4	0	0	0	0	0	4																	
Rick Monday, L OBP: 0.352, SLG: 0.411 (8, 8)		G3		K		F8		IBB		3	0	0	0	0	1	2																	
Glenn Burke, R OBP: 0.281, SLG: 0.297 (8, PH)										0	0	0	0	0	0	0																	
Boog Powell, L OBP: 0.432, SLG: 0.265 (8, PR)										0	0	0	0	1	0	0																	
Joe Simpson, L OBP: 0.167, SLG: 0.091 (8, 8)										0	0	0	0	0	0	0																	
Johnny Oates, L OBP: 0.345, SLG: 0.379 (1, 2)					FC5-4 IBB		G3		SF9	2	0	1	1	1	0	1																	
Rick Rhoden, R OBP: 0.211, SLG: 0.368 (8, 1)										4	0	0	0	0	0	5																	
Lance Rautzhan, R (8, 1)										0	0	0	0	0	0	0																	
Elias Sosa, R OBP: 0.333, SLG: 0.333 (8, 1)										0	0	0	0	0	0	0																	
Inning Stats	R: 1 E: 0 K: 0 S: 5	H: 2 LOB: 1 BB: 0 P: 5	R: 0 E: 0 K: 0 S: 4	H: 1 LOB: 1 BB: 0 P: 4	R: 0 E: 0 K: 1 S: 6	H: 1 LOB: 2 BB: 1 P: 10	R: 0 E: 0 K: 0 S: 4	H: 1 LOB: 1 BB: 0 P: 4	R: 0 E: 0 K: 0 S: 3	H: 0 LOB: 0 BB: 3 P: 3	R: 2 E: 0 K: 0 S: 6	H: 3 LOB: 2 BB: 1 P: 10	R: 0 E: 0 K: 2 S: 8	H: 0 LOB: 1 BB: 0 P: 8	1B: 6 2B: 4 3B: 0 HR: 0	SF: 1 SAC: 0 DP: 0 HBP: 0	WP: 1 PB: 0 SB: 0 CS: 0	PA: 40															
PITCHER	IP WLS BF H R ER SO BB IBB HBP BLK WP HR S P ERA WHIP																																
Jim Lonborg, R ERA: 3.99 (1, 1)	7.0	32	10	3	3	2	0	0	1	0	0	0	0	35	39	3.86	1.429																
Gene Garber, R ERA: 3.03 (8, 1)	1.0	W	4	0	0	0	0	0	1	0	0	0	0	3	7	0.00	0.000																
Ron Reed, R ERA: 2.66 (9, 1)	1.0		4	0	0	0	2	0	0	0	0	1	0	8	8	0.00	0.000																

Batter	1	2	3	4	5	6	7	8	9	AB	R	H	RBI	BB	SO	LOB	BOTTOM														
Bake McBride, L OBP: 0.336, SLG: 0.459 (1, 9)	1B				F7		F5			0	0	0	0	0	0	0	Los Angeles Dodgers @ Philadelphia Phillies Veterans Stadium, Philadelphia, PA Fri Aug 05 1977, 7:05 PM EDT Att: 47,574 - Unknown														
Jay Johnstone, L OBP: 0.358, SLG: 0.483 (3, 9)	HBP		FC6-5 2B					FC1-6 1B		4	0	2	1	0	0	0															
Larry Bowa, S OBP: 0.323, SLG: 0.358 (1, 6)	F8		FC6-5 HBP		FC5-4 1B		1-3	FC1-6 2B		5	1	1	0	0	0	4															
Mike Schmidt, R OBP: 0.391, SLG: 0.602 (1, 5)										4	1	4	2	0	0	0															
Greg Luzinski, R OBP: 0.380, SLG: 0.625 (1, 7)										5	1	1	2	0	1	7															
Ron Reed, R OBP: 0.091, SLG: 0.182 (9, 1)	G5-4-3		F9		FC5-4			K		0	0	0	0	0	0	0															
Richie Hebner, L OBP: 0.401, SLG: 0.516 (1, 3)			K		F9					4	2	2	0	0	1	2															
Gary Maddox, R OBP: 0.308, SLG: 0.421 (1, 8)							6-3			4	1	2	0	0	0	1															
Bob Boone, R OBP: 0.338, SLG: 0.429 (1, 2)										4	0	2	0	0	0	4															
Ted Sizemore, R OBP: 0.325, SLG: 0.338 (1, 4)					SF8		G4-6-3			3	1	1	2	0	0	3															
Jim Lonborg, R OBP: 0.111, SLG: 0.077 (8, 1)										3	0	0	0	0	1	1															
Ollie Brown, R OBP: 0.262, SLG: 0.381 (8, PH)										0	0	0	0	0	0	0															
Tim McCarver, L OBP: 0.406, SLG: 0.454 (8, PH)										1	1	1	1	0	0	0															
Jerry Martin, R OBP: 0.341, SLG: 0.452 (9, 7)										0	0	0	0	0	0	0															
Inning Stats	R: 0 E: 0 K: 0 S: 3	H: 1 LOB: 1 BB: 0 P: 4	R: 0 E: 0 K: 1 S: 6	H: 1 LOB: 1 BB: 0 P: 6	R: 0 E: 0 K: 1 S: 6	H: 1 LOB: 2 BB: 0 P: 7	R: 1 E: 0 K: 0 S: 5	H: 2 LOB: 1 BB: 0 P: 5	R: 0 E: 0 K: 0 S: 3	H: 1 LOB: 0 BB: 0 P: 3	R: 0 E: 0 K: 0 S: 3	H: 0 LOB: 0 BB: 0 P: 3	R: 7 E: 0 K: 1 S: 13	H: 8 LOB: 1 BB: 0 P: 13	1B: 12 2B: 3 3B: 0 HR: 1	SF: 1 SAC: 0 DP: 3 HBP: 2	WP: 1 PB: 0 SB: 0 CS: 0	PA: 40													
PITCHER	IP WLS BF H R ER SO BB IBB HBP BLK WP HR S P ERA WHIP																														
Rick Rhoden, R ERA: 4.04 (1, 1)	7.0	L	4	3	1	1	0	0	0	0	0	4	4	27.00	9.000																
Lance Rautzhan, L ERA: 4.05 (8, 1)	0.1		4	3	1	1	0	0	0	0	0	4	4	27.00	9.000																
Elias Sosa, R ERA: 2.82 (8, 1)	0.2		5	3	4	4	1	0	0	0	0	7	7	54.00	4.500																

Batter	1	2	3	4	5	6	7	8	9	AB	R	H	RBI	BB	SO	LOB	TOP										
Davey Lopes, R OBP: 0.357, SLG: 0.398 (1, 4)										3	0	1	0	0	0	1	Los Angeles Dodgers @ Philadelphia Phillies Veterans Stadium, Philadelphia, PA Sat Aug 06 1977, 7:05 PM EDT Att: 50,111 - Unknown										
Bill Russell, R OBP: 0.315, SLG: 0.375 (1, 6)										4	0	0	0	0	0	3											
Reggie Smith, S OBP: 0.438, SLG: 0.572 (1, 9)										4	0	2	0	0	0	3											
Ron Cey, R OBP: 0.379, SLG: 0.495 (1, 5)										3	0	1	0	1	0	1											
Steve Garvey, R OBP: 0.340, SLG: 0.528 (1, 3)										4	0	0	0	0	1	3											
Dusty Baker Jr., R OBP: 0.334, SLG: 0.463 (1, 7)										4	0	0	0	0	0	0											
Glenn Burke, R OBP: 0.273, SLG: 0.287 (1, 8)										3	0	0	0	0	0	0											
Kevin Pasley, R OBP: 0.333, SLG: 0.333 (1, 2)										3	0	1	0	0	0	0											
Burt Hooton, R OBP: 0.184, SLG: 0.188 (1, 1)										3	0	1	0	0	0	1											
Inning Stats	R: 0 E: 0 K: 0 S: 4	H: 2 LOB: 1 BB: 0 P: 4	R: 0 E: 0 K: 0 S: 3	H: 0 LOB: 0 BB: 0 P: 3	R: 0 E: 1 K: 0 S: 5	H: 1 LOB: 2 BB: 0 P: 5	R: 0 E: 0 K: 0 S: 2	H: 0 LOB: 0 BB: 1 P: 6	R: 0 E: 0 K: 0 S: 3	H: 0 LOB: 0 BB: 0 P: 3	R: 0 E: 0 K: 0 S: 5	H: 2 LOB: 2 BB: 0 P: 5	R: 0 E: 0 K: 0 S: 3	H: 0 LOB: 0 BB: 0 P: 3	R: 0 E: 0 K: 1 S: 4	H: 1 LOB: 1 BB: 0 P: 4	R: 0 E: 0 K: 1 S: 5	H: 0 LOB: 0 BB: 0 P: 5	1B: 5 2B: 1 3B: 0 HR: 0	SF: 0 SAC: 1 DP: 2 HBP: 0	WP: 0 PB: 0 SB: 0 CS: 0	PA: 33					
PITCHER	IP	WLS	BF	H	R	ER	SO	BB	IBB	HBP	BLK	WP	HR	S	P	ERA	WHIP										
Jim Kaat, L ERA: 4.95 (1, 1)	7.0		26	5	0	0	0	1	0	0	0	0	0	25	29	0.00	0.857										
Gene Garber, R ERA: 2.94 (8, 1)	2.0	W	7	1	0	0	1	0	0	0	0	0	0	9	9	0.00	0.500										

Batter	1	2	3	4	5	6	7	8	9	AB	R	H	RBI	BB	SO	LOB	BOTTOM										
Jay Johnstone, L OBP: 0.356, SLG: 0.484 (1, 9)										4	0	1	0	0	0	1	Los Angeles Dodgers @ Philadelphia Phillies Veterans Stadium, Philadelphia, PA Sat Aug 06 1977, 7:05 PM EDT Att: 50,111 - Unknown										
Larry Bowa, S OBP: 0.320, SLG: 0.354 (1, 6)										4	0	0	0	0	0	2											
Mike Schmidt, R OBP: 0.390, SLG: 0.597 (1, 5)										3	0	0	0	1	0	0											
Greg Luzinski, R OBP: 0.379, SLG: 0.621 (1, 7)										4	0	1	0	0	2	2											
Jerry Martin, R OBP: 0.341, SLG: 0.452 (9, PR)										0	1	0	0	0	0	0											
Richie Hebner, L OBP: 0.396, SLG: 0.509 (1, 3)										4	0	0	0	0	2	1											
Garry Maddox, R OBP: 0.312, SLG: 0.422 (1, 8)										3	0	2	0	1	0	0											
Bob Boone, R OBP: 0.334, SLG: 0.423 (1, 2)										4	0	0	0	0	1	4											
Ted Sizemore, R OBP: 0.327, SLG: 0.338 (1, 4)										3	0	1	1	1	0	0											
Jim Kaat, L OBP: 0.167, SLG: 0.171 (1, 1)										2	0	1	0	0	1	0											
Bake McBride, L OBP: 0.335, SLG: 0.457 (7, PH)										1	0	0	0	0	0	2											
Gene Garber, R (8, 1)										0	0	0	0	0	0	0											
Inning Stats	R: 0 E: 0 K: 0 S: 3	H: 0 LOB: 0 BB: 0 P: 3	R: 0 E: 0 K: 1 S: 6	H: 1 LOB: 1 BB: 0 P: 6	R: 0 E: 0 K: 1 S: 6	H: 1 LOB: 1 BB: 0 P: 6	R: 0 E: 0 K: 1 S: 5	H: 0 LOB: 0 BB: 0 P: 5	R: 0 E: 0 K: 1 S: 5	H: 0 LOB: 0 BB: 1 P: 6	R: 0 E: 0 K: 2 S: 8	H: 1 LOB: 2 BB: 1 P: 8	R: 0 E: 0 K: 2 S: 8	H: 1 LOB: 2 BB: 1 P: 12	R: 0 E: 0 K: 0 S: 3	H: 0 LOB: 0 BB: 0 P: 3	R: 1 E: 0 K: 1 S: 6	H: 2 LOB: 2 BB: 1 P: 10	1B: 4 2B: 2 3B: 0 HR: 0	SF: 0 SAC: 0 DP: 0 HBP: 0	WP: 0 PB: 0 SB: 3 CS: 0	PA: 35					
PITCHER	IP	WLS	BF	H	R	ER	SO	BB	IBB	HBP	BLK	WP	HR	S	P	ERA	WHIP										
Burt Hooton, R ERA: 2.48 (1, 1)	8.2	L	35	6	1	1	6	1	2	0	0	0	0	44	56	1.04	0.808										

Batter	1	2	3	4	5	6	7	8	9	AB	R	H	RBI	BB	SO	LOB	TOP					
Davey Lopes, R OBP: 0.361, SLG: 0.405 (1, 4)	5-3		CS 1B			1B		2B		4	0	3	0	0	0	0	Los Angeles Dodgers @ Philadelphia Phillies Veterans Stadium, Philadelphia, PA Sun Aug 07 1977, 3:33 AM EDT Att: 40,628 - Unknown					
Bill Russell, R OBP: 0.314, SLG: 0.374 (1, 6)	K		5-3			1B		6-3		4	0	1	0	0	1	2						
Reggie Smith, S OBP: 0.433, SLG: 0.565 (1, 9)	K2-3					1-3			F8	4	0	0	0	0	2	1						
Ron Cey, R OBP: 0.378, SLG: 0.491 (1, 5)		5-3 1B BB				F8		5-3		3	1	0	0	1	0	0						
Steve Garvey, R OBP: 0.338, SLG: 0.523 (1, 3)	K					K		6-3		4	0	0	0	0	3	1						
Dusty Baker Jr., R OBP: 0.334, SLG: 0.462 (1, 7)	5-3					F8		1B		3	0	1	0	0	0	1						
Glenn Burke, R OBP: 0.284, SLG: 0.299 (1, 8)		2H 1B				G3-6 1B		K		3	0	2	1	0	1	1						
Steve Yeager, R OBP: 0.347, SLG: 0.451 (1, 2)	G3					G3-6		F8		3	0	0	0	0	0	2						
Don Sutton, R OBP: 0.250, SLG: 0.229 (1, 1)						F9		K		1	0	0	0	0	0	0						
Lee Lacy, R OBP: 0.292, SLG: 0.422 (6, PH)								5-3		1	0	0	0	0	0	0						
Elias Sosa, R OBP: 0.333, SLG: 0.333 (6, 1)										0	0	0	0	0	0	0						
Ted Martinez, R OBP: 0.299, SLG: 0.374 (8, PH)										1	0	0	0	0	1	0						
Charlie Hough, R OBP: 0.105, SLG: 0.222 (8, 1)										0	0	0	0	0	0	0						
Inning Stats	R: 0 E: 0 K: 2 S: 7	H: 0 LOB: 0 BB: 0 P: 7	R: 1 E: 0 K: 1 S: 6	H: 1 LOB: 1 BB: 1 P: 10	R: 0 E: 0 K: 0 S: 3	H: 1 LOB: 0 BB: 0 P: 3	R: 0 E: 0 K: 2 S: 7	H: 0 LOB: 0 BB: 0 P: 7	R: 0 E: 0 K: 0 S: 3	H: 1 LOB: 0 BB: 0 P: 3	R: 0 E: 0 K: 0 S: 4	H: 2 LOB: 1 BB: 0 P: 4	R: 0 E: 0 K: 1 S: 6	H: 1 LOB: 1 BB: 0 P: 6	R: 0 E: 0 K: 1 S: 6	H: 1 LOB: 1 BB: 0 P: 6	R: 0 E: 0 K: 1 S: 5	H: 0 LOB: 0 BB: 0 P: 5	1B: 6 2B: 1 3B: 0 HR: 0	SF: 0 SAC: 0 DP: 1 HBP: 0	WP: 0 PB: 0 SB: 0 CS: 1	PA: 32
PITCHER Steve Carlton, L ERA: 2.83 (1, 1)	IP: 9.0 WLS: W BF: 32 H: 7 R: 1 ER: 1 SO: 8 BB: 1 IBB: 0 HBP: 0 BLK: 0 WP: 0 HR: 0 S: 47 P: 51 ERA: 1.00 WHIP: 0.889															PITCHER						

AB	31
R	1
H	7
RBI	1
BB	1
SO	8
LOB	8



Batter	1	2	3	4	5	6	7	8	9	AB	R	H	RBI	BB	SO	LOB	BOTTOM			
Jay Johnstone, L OBP: 0.354, SLG: 0.479 (1, 9)	4-3 1B	CS	F4	F4		F5				4	0	1	0	0	0	3	Los Angeles Dodgers @ Philadelphia Phillies Veterans Stadium, Philadelphia, PA Sun Aug 07 1977, 3:33 AM EDT Att: 40,628 - Unknown			
Larry Bowa, S OBP: 0.324, SLG: 0.361 (1, 6)	4-3 1-2					5-3 2B		1B		4	1	3	0	0	0	1				
Mike Schmidt, R OBP: 0.388, SLG: 0.592 (1, 5)	F2					5-3		F5		3	0	0	0	1	0	3				
Greg Luzinski, R OBP: 0.375, SLG: 0.615 (1, 7)	K2-3					F9		F8		4	0	0	0	0	2	5				
Richie Hebner, L OBP: 0.395, SLG: 0.509 (1, 3)		F7	F5			2B		F7		4	0	1	1	0	0	3				
Garry Maddox, R OBP: 0.314, SLG: 0.430 (1, 8)		HR				F9		F8		4	1	2	1	0	0	1				
Tim McCarver, L OBP: 0.409, SLG: 0.450 (1, 2)		1B SF8 BB				F4		4-3		3	1	1	0	1	0	1				
Ted Sizemore, R OBP: 0.326, SLG: 0.337 (1, 4)						F8		L6		4	0	1	0	0	0	2				
Steve Carlton, L OBP: 0.264, SLG: 0.294 (1, 1)	SF8					1B				2	0	2	1	0	0	0				
Inning Stats	R: 0 E: 0 K: 1 S: 6	H: 1 LOB: 1 BB: 0 P: 6	R: 2 E: 0 K: 0 S: 4	H: 2 LOB: 0 BB: 1 P: 8	R: 0 E: 0 K: 1 S: 6	H: 1 LOB: 2 BB: 1 P: 10	R: 0 E: 0 K: 0 S: 5	H: 2 LOB: 0 BB: 0 P: 5	R: 1 E: 0 K: 0 S: 5	H: 2 LOB: 1 BB: 0 P: 5	R: 0 E: 0 K: 0 S: 4	H: 1 LOB: 1 BB: 0 P: 4	R: 0 E: 0 K: 0 S: 4	H: 1 LOB: 1 BB: 0 P: 4	R: 0 E: 0 K: 0 S: 3	H: 1 LOB: 0 BB: 0 P: 3		1B: 8 2B: 2 3B: 0 HR: 1	SF: 1 SAC: 0 DP: 1 HBP: 0	WP: 0 PB: 0 SB: 0 CS: 1
PITCHER Don Sutton, R ERA: 3.33 Elias Sosa, R ERA: 2.69 Charlie Hough, R ERA: 3.47 (1, 1)	IP: 5.0 WLS: L BF: 24 H: 8 R: 3 ER: 3 SO: 2 BB: 2 IBB: 0 HBP: 0 BLK: 0 WP: 0 HR: 1 S: 26 P: 34 ERA: 5.40 WHIP: 2.000															PITCHER				

AB	32
R	3
H	11
RBI	3
BB	2
SO	2
LOB	19



Batter	1	2	3	4	5	6	7	8	9	AB	R	H	RBI	BB	SO	LOB	TOP			
Dave Cash, R (1, 4) OBP: 0.345, SLG: 0.355	4-0 6-3 1B BB		0-0 G3 1B		0-0 6-3		0-0 F7			3	1	1	0	1	0	1	Montreal Expos @ Philadelphia Phillies Veterans Stadium, Philadelphia, PA Wed Aug 10 1977, 7:05 PM EDT Unknown livebaseballscorecards.com			
Warren Cromartie, L (1, 7) OBP: 0.321, SLG: 0.454	0-0 G3 1-2		0-0 G3 1-2		0-0 4-3			0-0 G3		4	0	0	0	0	0	2				
Ellis Valentine, R (1, 9) OBP: 0.349, SLG: 0.519	0-0 6-3 2-3		0-0 F3		0-0 5-3			0-0 5-3		4	0	0	0	0	0	2				
Tony Perez, R (1, 3) OBP: 0.353, SLG: 0.426	0-0 1B		0-0 6-3			0-3 K		0-0 F9		4	0	1	1	0	1	1				
Andre Dawson, R (1, 8) OBP: 0.327, SLG: 0.476	0-0 F9			0-0 6-3		0-0 5-3			0-0 5-3	4	0	0	0	0	0	1				
Gary Carter, R (1, 2) OBP: 0.336, SLG: 0.489		0-0 F9		0-0 F7		0-3 K			0-0 5-3	4	0	0	0	0	1	0				
Wayne Garrett, L (1, 5) OBP: 0.385, SLG: 0.358		4-0 BLK BB		4-0 S BB			0-0 E5 FC6-4		0-0 F5	0	0	0	0	2	0	0				
Larry Parrish, R (7, PH) OBP: 0.314, SLG: 0.388										2	0	0	0	0	0	0				
Chris Speier, R (1, 6) OBP: 0.319, SLG: 0.337		4-0 S4-6-3 BB		4-0 S BB			0-0 FC6-4 1-2			1	0	0	0	2	0	1				
Steve Rogers, R (1, 1) OBP: 0.153, SLG: 0.103		0-0 G4-6-3		0-0 3-1			0-3 K			2	0	0	0	0	0	4				
Del Unser, L (7, PH) OBP: 0.340, SLG: 0.449										1	0	0	0	0	1	1				
Fred Holdsworth, R (7, 1)										0	0	0	0	0	0	0				
Inning Stats	R: 1 E: 0 K: 0 S: 4	H: 1 LOB: 1 BB: 1 P: 8	R: 0 E: 0 K: 0 S: 2	H: 0 LOB: 1 BB: 2 P: 10	R: 0 E: 0 K: 0 S: 4	H: 1 LOB: 1 BB: 0 P: 4	R: 0 E: 0 K: 0 S: 3	H: 0 LOB: 0 BB: 0 P: 11	R: 0 E: 0 K: 2 S: 7	H: 0 LOB: 0 BB: 0 P: 7	R: 0 E: 1 K: 1 S: 6	H: 0 LOB: 1 BB: 0 P: 6	R: 0 E: 0 K: 0 S: 3	H: 0 LOB: 0 BB: 0 P: 3	R: 0 E: 0 K: 0 S: 3	H: 0 LOB: 0 BB: 0 P: 3	1B: 2 2B: 0 3B: 0 HR: 0	SF: 0 SAC: 0 DP: 1 HBP: 0	WP: 0 PB: 0 SB: 1 CS: 0	PA: 34
PITCHER Larry Christenson, R (1, 1) ERA: 4.98	IP: 9.0 WLS: W BF: 34 H: 2 R: 1 ER: 1 SO: 3 BB: 5 IBB: 0 HBP: 0 BLK: 1 WP: 0 HR: 0 S: 35 P: 55 ERA: 1.00 WHIP: 0.778															PITCHER				

Batter	1	2	3	4	5	6	7	8	9	AB	R	H	RBI	BB	SO	LOB	BOTTOM			
Bake McBride, L (1, 9) OBP: 0.336, SLG: 0.469	0-0 4-3 1B		0-0 F7	0-0 4-3 1-2 2-H		0-0 2-H HR		0-0 FC6-4 1-2		5	1	2	3	0	0	2	Montreal Expos @ Philadelphia Phillies Veterans Stadium, Philadelphia, PA Wed Aug 10 1977, 7:05 PM EDT Unknown livebaseballscorecards.com			
Larry Bowa, S (1, 6) OBP: 0.323, SLG: 0.360	0-0 4-3 1-2		0-0 G3	0-0 2-H 1B		0-0 6-3				4	0	1	1	0	0	1				
Mike Schmidt, R (1, 5) OBP: 0.389, SLG: 0.596	0-0 3B		4-0 BLK BB	0-3 K			0-3 K			3	0	1	0	1	2	1				
Greg Luzinski, R (1, 7) OBP: 0.376, SLG: 0.611	4-0 BB		0-0 F9		0-0 P6		4-0 FC5-4 BB			2	0	0	0	2	0	1				
Jerry Martin, R (7, PR) OBP: 0.341, SLG: 0.452	0-0 BB		1-2 F9							0	0	0	0	0	0	0				
Richie Hebner, L (1, 3) OBP: 0.390, SLG: 0.502	0-0 G3			0-0 F8	0-3 K		0-0 F7			4	0	0	0	0	1	3				
Gary Maddox, R (1, 8) OBP: 0.313, SLG: 0.428		0-3 K		0-0 E 1B 1B	0-0 F8		0-0 FC5-4 1-2			4	1	1	0	0	1	1				
Tim McCarver, L (1, 2) OBP: 0.404, SLG: 0.443	0-0 4-3		0-0 E7 1B 1B	1-3 1B 1B		0-0 F7		0-0 F8		4	1	1	0	0	0	0				
Ted Sizemore, R (1, 4) OBP: 0.333, SLG: 0.343	4-0 BB		0-0 WP 1B 4-3 1B	1-2 1B 1B		0-0 SH3 HR 1B		0-0 FC6-4 1B		3	2	3	1	1	0	0				
Terry Harmon, R (8, PR) OBP: 0.321, SLG: 0.391				3-H 1B 1B		0-0 SH3				0	0	0	0	0	0	0				
Larry Christenson, R (1, 1) OBP: 0.208, SLG: 0.222		0-3 K		1-2 1B 1B		0-0 SH3		0-0 P1		3	1	1	1	0	1	2				
Inning Stats	R: 0 E: 0 K: 0 S: 4	H: 2 LOB: 2 BB: 1 P: 8	R: 0 E: 0 K: 2 S: 7	H: 0 LOB: 1 BB: 1 P: 11	R: 0 E: 0 K: 0 S: 3	H: 0 LOB: 1 BB: 1 P: 7	R: 4 E: 1 K: 1 S: 10	H: 5 LOB: 1 BB: 0 P: 10	R: 0 E: 0 K: 1 S: 5	H: 0 LOB: 0 BB: 0 P: 5	R: 2 E: 0 K: 0 S: 5	H: 2 LOB: 1 BB: 0 P: 5	R: 0 E: 0 K: 1 S: 5	H: 0 LOB: 1 BB: 1 P: 9	R: 0 E: 0 K: 0 S: 4	H: 1 LOB: 1 BB: 0 P: 4	1B: 8 2B: 0 3B: 1 HR: 1	SF: 0 SAC: 1 DP: 0 HBP: 0	WP: 1 PB: 0 SB: 0 CS: 0	PA: 37
PITCHER Steve Rogers, R (1, 1) ERA: 2.84	IP: 6.0 WLS: L BF: 29 H: 6 R: 0 ER: 6 SO: 4 BB: 3 IBB: 0 HBP: 0 BLK: 1 WP: 1 HR: 1 S: 34 P: 46 ERA: 9.00 WHIP: 2.000															PITCHER				
Fred Holdsworth, R (7, 1) ERA: 4.5	IP: 2.0 WLS: L BF: 8 H: 1 R: 0 ER: 0 SO: 1 BB: 1 IBB: 0 HBP: 0 BLK: 0 WP: 0 HR: 0 S: 9 P: 13 ERA: 0.00 WHIP: 1.000															PITCHER				

Batter	1	2	3	4	5	6	7	8	9	AB	R	H	RBI	BB	SO	LOB	TOP										
Dave Cash, R OBP: 0.343, SLG: 0.352 Fred Holdsworth, R (6, 1) Gary Carter, R OBP: 0.340, SLG: 0.489 Will McEnaney, L (8, 1)	0-0 6-3		0-0 4-3			0-0 4-3		0-0 1-2 BB		3	0	0	0	0	0	0	Montreal Expos @ Philadelphia Phillies Veterans Stadium, Philadelphia, PA Wed Aug 10 1977, 7:05 PM EDT Att: 46,664 - Unknown										
Warren Cromartie, L OBP: 0.316, SLG: 0.400	0-3 K			0-0 F7		0-0 F8		0-0 L1		4	0	0	0	0	1	2											
Andre Dawson, R OBP: 0.323, SLG: 0.470	0-0 6-3			0-0 F9			0-0 F8		0-0 6-3	4	0	0	0	0	0	0											
Ellis Valentine, R OBP: 0.350, SLG: 0.519 Sam Mejias, R OBP: 0.300, SLG: 0.521		4-0 1B BB		0-0 1B			0-3 K		0-3 K	0	0	0	0	1	0	0											
Jose Morales, R OBP: 0.237, SLG: 0.315		0-0 1B		0-0 F9			0-0 5-3		0-0 P4	4	0	1	0	0	0	1											
Del Unser, L OBP: 0.340, SLG: 0.463		0-3 K			0-0 F8			0-0 HR		3	1	1	1	0	1	1											
Larry Parrish, R OBP: 0.314, SLG: 0.387		0-0 1-3			0-3 K			0-0 1B		3	0	1	0	0	1	1											
Chris Speier, R OBP: 0.316, SLG: 0.334			0-0 P6		0-3 K			0-3 K		3	0	0	0	0	2	1											
Santo Alcala, R OBP: 0.043, SLG: 0.174 Bill Atkinson, L OBP: 0.200, SLG: 0.200 Pete Mackanin, R OBP: 0.277, SLG: 0.328			0-0 4-3			0-0 F9		0-3 K		1	0	0	0	0	0	0											
										2	0	0	0	0	1	1											
Inning Stats	R: 0 E: 0 K: 1 S: 5	H: 0 LOB: 0 BB: 0 P: 5	R: 0 E: 0 K: 1 S: 5	H: 1 LOB: 1 BB: 1 P: 9	R: 0 E: 0 K: 0 S: 3	H: 0 LOB: 0 BB: 0 P: 3	R: 0 E: 0 K: 0 S: 4	H: 1 LOB: 1 BB: 0 P: 4	R: 0 E: 0 K: 2 S: 7	H: 0 LOB: 0 BB: 0 P: 7	R: 0 E: 0 K: 1 S: 5	H: 0 LOB: 0 BB: 0 P: 5	R: 0 E: 0 K: 1 S: 9	H: 2 LOB: 2 BB: 1 P: 13	R: 0 E: 0 K: 1 S: 5	H: 0 LOB: 0 BB: 0 P: 5	1B: 3 2B: 0 3B: 0 HR: 1	SF: 0 SAC: 0 DP: 0 HBP: 0	WP: 0 PB: 0 SB: 0 CS: 0	PA: 32							
PITCHER	IP	WLS	BF	H	R	ER	SO	BB	IBB	HBP	BLK	WP	HR	S	P	ERA	WHIP										
Jim Lonborg, R ERA: 3.7	7.0	W	23	2	0	0	5	1	0	0	0	0	0	32	36	0.00	0.429										
Ron Reed, R ERA: 2.7	2.0		9	2	1	1	3	1	0	0	0	0	1	14	18	4.50	1.500										

AB	30
R	1
H	4
RBI	1
BB	2
SO	8
LOB	7



Batter	1	2	3	4	5	6	7	8	9	AB	R	H	RBI	BB	SO	LOB	BOTTOM										
Bake McBride, L OBP: 0.337, SLG: 0.474	0-0 F8			0-0 3B		0-3 K		0-0 4-3		4	0	1	0	1	1	2	Montreal Expos @ Philadelphia Phillies Veterans Stadium, Philadelphia, PA Wed Aug 10 1977, 7:05 PM EDT Att: 46,664 - Unknown										
Larry Bowa, S OBP: 0.322, SLG: 0.358	0-0 FC5-4 1B			0-0 F7		0-0 F9		0-0 6-3		5	0	1	0	0	0	4											
Mike Schmidt, R OBP: 0.393, SLG: 0.594	0-0 FC5-4 HR		4-0 HR BB	4-0 S BB		4-0 S BB		4-0 S BB		1	2	0	0	3	0	1											
Greg Luzinski, R OBP: 0.377, SLG: 0.626	0-0 HR		0-0 HR BB	0-3 K		0-0 5-3				4	2	2	4	0	1	3											
Richie Hebner, L OBP: 0.388, SLG: 0.497 Ron Reed, R OBP: 0.091, SLG: 0.182	4-0 1B BB		0-0 F9	0-0 F7			0-0 3-1			3	0	0	0	1	0	2											
Gary Maddox, R OBP: 0.315, SLG: 0.429	0-0 1-2 1B		0-0 F9		0-0 S 1B		0-0 F3			4	1	2	0	0	0	0											
Bob Boone, R OBP: 0.336, SLG: 0.434	0-0 F9			0-0 HR		0-0 S 1B		0-0 4-3		4	1	2	2	0	0	2											
Ted Sizemore, R OBP: 0.335, SLG: 0.353 Terry Harmon, R OBP: 0.321, SLG: 0.391		0-0 4-3		0-0 3B		0-0 G4-6-3 1B		0-0 G3 2B		4	0	2	0	0	0	1											
Jim Lonborg, R OBP: 0.100, SLG: 0.069 Tom Hutton, L OBP: 0.309, SLG: 0.313		0-3 K		0-0 5-3		0-3 K		0-0 G3		3	0	0	0	0	2	1											
										1	0	0	0	0	0	1											
Inning Stats	R: 2 E: 0 K: 0 S: 6	H: 3 LOB: 2 BB: 1 P: 10	R: 0 E: 0 K: 1 S: 5	H: 0 LOB: 1 BB: 1 P: 9	R: 3 E: 0 K: 0 S: 6	H: 3 LOB: 1 BB: 1 P: 10	R: 0 E: 0 K: 1 S: 6	H: 1 LOB: 2 BB: 1 P: 10	R: 1 E: 0 K: 1 S: 6	H: 2 LOB: 0 BB: 0 P: 6	R: 0 E: 0 K: 1 S: 5	H: 0 LOB: 1 BB: 1 P: 9	R: 0 E: 0 K: 0 S: 3	H: 0 LOB: 0 BB: 0 P: 3	R: 0 E: 0 K: 0 S: 4	H: 1 LOB: 2 BB: 0 P: 4	1B: 4 2B: 1 3B: 2 HR: 3	SF: 0 SAC: 0 DP: 1 HBP: 0	WP: 0 PB: 0 SB: 3 CS: 0	PA: 38							
PITCHER	IP	WLS	BF	H	R	ER	SO	BB	IBB	HBP	BLK	WP	HR	S	P	ERA	WHIP										
Santo Alcala, R ERA: 5.55	3.1	L	21	7	5	5	1	4	0	0	0	0	0	10	10	5.40	1.200										
Bill Atkinson, R ERA: 3.65	1.2		6	2	1	1	2	0	0	0	0	0	0	8	12	0.00	0.500										
Fred Holdsworth, R ERA: 4.13	2.0		7	0	0	0	1	1	0	0	0	0	0	4	4	0.00	1.000										
Will McEnaney, L ERA: 4.04	1.0		4	1	0	0	0	0	0	0	0	0	0	4	4	0.00	1.000										



Batter	1	2	3	4	5	6	7	8	9	AB	R	H	RBI	BB	SO	LOB	TOP			
Dave Cash, R OBP: 0.344, SLG: 0.354 Pepe Frias, R OBP: 0.250, SLG: 0.273	 E6 2B	 L9 1B			 F9 1B	 G1-2-3 1B			 F9 1B	4	1	2	1	0	0	1	Montreal Expos @ Philadelphia Phillies Veterans Stadium, Philadelphia, PA Thu Aug 11 1977, 3:33 AM EDT Att: 30,267 - Unknown 			
Warren Cromartie, L OBP: 0.319, SLG: 0.452	 2B 2B		 G4-6-3 1B		 G3 1B			 F9 1B	5	1	2	1	0	0	5					
Andre Dawson, R OBP: 0.327, SLG: 0.472	 L9 1B		 G4-6-3 1B		 1B				 1B	5	0	3	0	0	1					
Tony Perez, R OBP: 0.351, SLG: 0.426	 2B 2B		 G4-6-3 1B		 F9 1B				 F8 1B	5	0	1	1	0	1	4				
Gary Carter, R OBP: 0.338, SLG: 0.487	 6-3 2B		 P4 1B			 2B 2B			 F7 1B	5	1	1	0	0	1	3				
Larry Parrish, R OBP: 0.315, SLG: 0.395	 F9 1B			 P2 1B		 1B 2B			 6-3 2B	5	2	2	1	0	2					
Sam Mejias, R OBP: 0.315, SLG: 0.519		 SH1-3 1B		 1-3 1B		 1B BB		 6-3 1B	4	0	2	0	0	0	1					
Chris Speier, R OBP: 0.320, SLG: 0.335		 F9 1B		 1B		 1B BB		 1B BB	2	0	1	0	2	0	1					
Jackie Brown, R OBP: 0.178, SLG: 0.159 Don Stanhouse, R OBP: 0.225, SLG: 0.282 Pete Markson, R OBP: 0.271, SLG: 0.323 Bill Atkinson, R OBP: 0.320, SLG: 0.320 Del Unser, L OBP: 0.328, SLG: 0.443 Will McEnaney, L OBP: 0.315, SLG: 0.395		 SH1-3 1B		 F8 1B		 K 1B		 F7 1B	0	0	0	0	0	0	0					
Inning Stats	R: 2 H: 3 E: 1 K: 0 S: 6	WLS: 3 BF: 26 LOB: 1 BB: 0 P: 6	R: 0 H: 1 E: 0 K: 0 S: 4	H: 1 R: 4 ER: 1 LOB: 1 BB: 0 P: 4	R: 0 H: 2 E: 0 K: 0 S: 4	H: 1 R: 0 ER: 0 LOB: 1 BB: 0 P: 4	R: 0 H: 1 E: 0 K: 0 S: 4	H: 1 R: 0 ER: 0 LOB: 1 BB: 0 P: 4	R: 2 H: 4 E: 0 K: 1 S: 8	H: 4 R: 0 ER: 0 LOB: 2 BB: 1 P: 12	R: 0 H: 0 E: 0 K: 3 S: 9	H: 0 R: 0 ER: 0 LOB: 0 BB: 0 P: 9	R: 1 H: 2 E: 0 K: 0 S: 5	H: 2 R: 0 ER: 0 LOB: 2 BB: 1 P: 9	R: 0 H: 1 E: 0 K: 0 S: 4	H: 1 R: 0 ER: 0 LOB: 1 BB: 0 P: 4		1B: 10 2B: 5 3B: 0 HR: 0	SF: 0 SAC: 1 DP: 2 HBP: 0	WP: 0 PB: 0 SB: 0 CS: 0
PITCHER	IP	WLS	BF	H	R	ER	SO	BB	IBB	HBP	BLK	WP	HR	S	P	ERA	WHIP			
Jim Kaat, L ERA: 5.05	(1, 1)	5.0	W	26	11	4	4	0	1	0	0	0	0	25	29	7.20	2.400			
Gene Garber, R ERA: 2.9	(6, 1)	4.0	S	16	4	1	1	4	1	0	0	0	0	23	27	2.25	1.250			

Batter	1	2	3	4	5	6	7	8	9	AB	R	H	RBI	BB	SO	LOB	BOTTOM			
Bake McBride, L OBP: 0.346, SLG: 0.498	 1B 1B	 HR	 SF8 1B		 FC4-6 BB		 2B 2B			3	3	3	3	1	0	0	Montreal Expos @ Philadelphia Phillies Veterans Stadium, Philadelphia, PA Thu Aug 11 1977, 3:33 AM EDT Att: 30,267 - Unknown 			
Larry Bowa, S OBP: 0.321, SLG: 0.358	 F8 1B	 4-3 1B	 L5 1B		 FC4-6 FC6-4		 F9 SF9 2B			5	1	1	1	0	5					
Mike Schmidt, R OBP: 0.393, SLG: 0.591	 1B E	 SF9 1B		 K 1B		 FC6-4 1B		 F9 2B	5	2	2	0	0	1	3					
Greg Luzinski, R OBP: 0.380, SLG: 0.626 Jerry Martin, R OBP: 0.341, SLG: 0.452	 E7 FC5-4 BB	 E9 1B		 1B BB		 K 1B		 SF9 1B	3	0	2	2	1	1	0					
Jay Johnstone, L OBP: 0.361, SLG: 0.482 Tom Hutton, L OBP: 0.304, SLG: 0.306	 FC5-4 BB	 SF9 1B		 1B		 1B E BB		 K 1B	1	1	1	1	2	0	0					
Gary Maddox, R OBP: 0.316, SLG: 0.429	 FC5-4 FC6-4	 5-3 1B		 P6 1B		 1B E BB		 1B 1B	5	0	2	0	0	0	5					
Bob Boone, R OBP: 0.337, SLG: 0.434	 FC6-4 1B		 1B SF8 1B		 F9 1B		 E4 1B	 G6-3 1B	5	1	2	1	0	0	5					
Ted Sizemore, R OBP: 0.336, SLG: 0.352		 2B BB	 L5 1B		 F9 1B		 K 1B	 G6-3 1B	4	1	1	0	1	1	4					
Jim Kaat, L OBP: 0.231, SLG: 0.289 Gene Garber, R ERA: 2.9		 HR 2B	 1B 1B		 FC4-6 2B		 G3 1B	 K 1B	3	1	3	1	0	0	0					
Inning Stats	R: 2 H: 3 E: 1 K: 0 S: 6	WLS: 1 BF: 12 LOB: 2 BB: 1 P: 10	R: 4 H: 4 E: 1 K: 0 S: 7	H: 4 R: 6 ER: 1 LOB: 1 BB: 1 P: 11	R: 1 H: 3 E: 0 K: 0 S: 5	H: 3 R: 0 ER: 0 LOB: 1 BB: 0 P: 5	R: 0 H: 1 E: 0 K: 1 S: 6	H: 1 R: 0 ER: 0 LOB: 2 BB: 1 P: 10	R: 0 H: 1 E: 0 K: 0 S: 4	H: 1 R: 0 ER: 0 LOB: 2 BB: 1 P: 8	R: 1 H: 1 E: 0 K: 2 S: 9	H: 1 R: 0 ER: 0 LOB: 0 BB: 0 P: 7	R: 0 H: 2 E: 0 K: 1 S: 6	H: 2 R: 0 ER: 0 LOB: 1 BB: 0 P: 6	R: 0 H: 1 E: 0 K: 0 S: 4	H: 1 R: 0 ER: 0 LOB: 1 BB: 0 P: 4		1B: 12 2B: 5 3B: 0 HR: 1	SF: 3 SAC: 0 DP: 2 HBP: 0	WP: 0 PB: 0 SB: 0 CS: 0
PITCHER	IP	WLS	BF	H	R	ER	SO	BB	IBB	HBP	BLK	WP	HR	S	P	ERA	WHIP			
Jackie Brown, R ERA: 4.16	(1, 1)	1.1	L	12	6	6	6	0	2	0	0	0	0	10	18	40.50	6.000			
Don Stanhouse, R ERA: 4.13	(2, 1)	3.2		18	6	1	1	1	2	0	0	0	0	18	26	2.46	2.182			
Bill Atkinson, R ERA: 3.96	(6, 1)	2.0		11	3	3	3	3	1	0	0	0	0	16	20	13.50	2.000			
Will McEnaney, L ERA: 3.98	(8, 1)	1.0		4	2	0	0	1	0	0	0	0	0	6	6	0.00	2.000			

Batter	1	2	3	4	5	6	7	8	9	AB	R	H	RBI	BB	SO	LOB	TOP					
Bake McBride, L OBP: 0.340, SLG: 0.489 (1, 9)	G3	4-3	FC6			K		SF7		4	0	0	1	0	1	2	Philadelphia Phillies @ Chicago Cubs Wrigley Field, Chicago, IL Fri Aug 12 1977, 3:33 AM CDT Att: 28,849 - Sunny - 75 F					
Larry Bowa, S OBP: 0.319, SLG: 0.356 (1, 6)	1-3		HR	L8		6-3		P4		5	1	1	0	0	0	1						
Mike Schmidt, R OBP: 0.393, SLG: 0.589 (1, 5)	1B		HR	K			K		P3	5	1	2	0	0	2	0						
Greg Luzinski, R OBP: 0.380, SLG: 0.631 (9, PR) Jerry Martin, R OBP: 0.341, SLG: 0.452 (9, 7)	F9		HR	K			K		1B	5	1	2	3	0	2	1						
Jay Johnstone, L OBP: 0.358, SLG: 0.489 (3, 9)		3-1	HR		F8				L9	5	1	1	1	0	1	1						
Gary Maddox, R OBP: 0.314, SLG: 0.427 Tom Hutton, L OBP: 0.305, SLG: 0.365 (3, 3)	5-3	L8			G3			HR	L7	2	0	0	0	0	0	0						
Tim McCarver, L OBP: 0.421, SLG: 0.513 (1, 2)	HR	1B			HR			1B	SF7	4	3	4	2	0	0	0						
Ted Sizemore, R OBP: 0.338, SLG: 0.354 (1, 4)	HR	1B	F9		4-3			SF7	SH1-4	4	1	2	0	0	0	1						
Steve Carlton, L OBP: 0.270, SLG: 0.343 (1, 1)	HR	1B	CI	FC6		K		SH1-4		2	1	1	2	0	1	0						
Inning Stats	R: 0 E: 0 K: 0 S: 4	H: 1 LOB: 1 BB: 0 P: 4	R: 3 E: 0 K: 0 S: 14	H: 3 LOB: 0 BB: 0 P: 16	R: 4 E: 1 K: 0 S: 9	H: 5 LOB: 2 BB: 0 P: 9	R: 0 E: 0 K: 2 S: 7	H: 0 LOB: 0 BB: 0 P: 7	R: 1 E: 0 K: 0 S: 8	H: 1 LOB: 0 BB: 0 P: 8	R: 0 E: 0 K: 2 S: 7	H: 0 LOB: 0 BB: 0 P: 7	R: 0 E: 0 K: 3 S: 12	H: 0 LOB: 0 BB: 0 P: 15	R: 2 E: 0 K: 0 S: 6	H: 3 LOB: 1 BB: 0 P: 6		R: 0 E: 0 K: 0 S: 7	H: 1 LOB: 1 BB: 0 P: 9	1B: 8 2B: 0 3B: 0 HR: 6	SF: 1 SAC: 1 DP: 0 HBP: 0	WP: 0 PB: 0 SB: 0 CS: 0
PITCHER	IP	WLS	BF	H	R	ER	SO	BB	IBB	HBP	BLK	WP	HR	S	P	ERA	WHIP					
Rick Reuschel, R ERA: 2.83 (1, 1)	2.0	L	14	8	7	7	0	0	0	0	0	0	4	22	24	31.50	4.000					
Pete Broberg, R ERA: 5.55 (3, 1)	6.0		24	5	3	3	7	0	0	0	0	0	2	45	48	4.50	0.833					
Dave Giusti, R ERA: 2.91 (9, 1)	1.0		4	1	0	0	0	0	0	0	0	0	0	7	9	0.00	1.000					

AB	39
R	10
H	14
RBI	10
BB	0
SO	7
LOB	7



Batter	1	2	3	4	5	6	7	8	9	AB	R	H	RBI	BB	SO	LOB	BOTTOM					
Greg Gross, L OBP: 0.358, SLG: 0.370 (1, 8)	4-3		L7		L4-3			FC5-4		3	0	1	0	1	0	0	Philadelphia Phillies @ Chicago Cubs Wrigley Field, Chicago, IL Fri Aug 12 1977, 3:33 AM CDT Att: 28,849 - Sunny - 75 F					
Gene Clines, R OBP: 0.386, SLG: 0.426 (1, 7)	F8		L8		L4-3			FC5-4		4	0	1	0	0	0	3						
Bill Buckner, L OBP: 0.324, SLG: 0.466 (1, 3)	F8		2B			F2		L4		4	0	1	0	0	0	3						
Bobby Murcer, L OBP: 0.369, SLG: 0.474 (1, 9)		K	K			K		FC6-4		4	0	1	1	0	3	1						
Steve Ontiveros, S OBP: 0.396, SLG: 0.436 (1, 5)	E	1B	2B		1B	F8		FC6-4		4	1	2	0	0	0	2						
Manny Trillo, R OBP: 0.341, SLG: 0.399 (1, 4)	E5	1B			P4			L9		4	1	0	0	0	0	2						
George Mitterwald, R OBP: 0.305, SLG: 0.396 (1, 2)		1B			P4			P4		4	0	1	2	0	0	1						
Mick Kelleher, R OBP: 0.253, SLG: 0.282 (1, 6)	L8				P4			L7		4	0	1	0	0	0	2						
Rick Reuschel, R OBP: 0.213, SLG: 0.254 Pete Broberg, R (3, 1)	P4				P3			FC5-4	BB	1	0	0	0	0	0	1						
Jose Cardenal, R OBP: 0.353, SLG: 0.378 Dave Giusti, R (9, 1) Dave Rosello, R OBP: 0.296, SLG: 0.262 (9, PH)								FC5-4	BB	0	1	0	0	1	0	0						
Inning Stats	R: 0 E: 0 K: 0 S: 7	H: 1 LOB: 0 BB: 0 P: 9	R: 2 E: 1 K: 1 S: 8	H: 2 LOB: 1 BB: 0 P: 8	R: 0 E: 0 K: 1 S: 6	H: 1 LOB: 1 BB: 0 P: 6	R: 0 E: 0 K: 0 S: 7	H: 1 LOB: 1 BB: 0 P: 9	R: 0 E: 0 K: 0 S: 3	H: 1 LOB: 0 BB: 0 P: 3	R: 0 E: 0 K: 1 S: 8	H: 0 LOB: 0 BB: 0 P: 10	R: 0 E: 0 K: 0 S: 3	H: 0 LOB: 0 BB: 0 P: 3	R: 1 E: 0 K: 0 S: 4	H: 1 LOB: 2 BB: 2 P: 12	R: 0 E: 0 K: 0 S: 4	H: 1 LOB: 1 BB: 0 P: 4	1B: 6 2B: 2 3B: 0 HR: 0	SF: 0 SAC: 0 DP: 0 HBP: 0	WP: 0 PB: 0 SB: 0 CS: 0	PA: 36
PITCHER	IP	WLS	BF	H	R	ER	SO	BB	IBB	HBP	BLK	WP	HR	S	P	ERA	WHIP					
Steve Carlton, L ERA: 2.79 (1, 1)	9.0	W	36	8	3	2	3	2	0	0	0	0	0	50	64	2.00	1.111					

AB	34
R	3
H	8
RBI	3
BB	2
SO	3
LOB	16



Batter	1	2	3	4	5	6	7	8	9	AB	R	H	RBI	BB	SO	LOB	TOP				
Bake McBride, L (1, 8) OBP: 0.342, SLG: 0.502 Tom Hutton, L (8, 3) OBP: 0.311, SLG: 0.370	0-0 6-3			0-0 1B 1B	0-0 4-3		0-0 4-3		0-0 1B HR 1B	4	1	1	0	0	0	0	Philadelphia Phillies @ Chicago Cubs Wrigley Field, Chicago, IL Sun Aug 14 1977, 3:33 AM CDT Sunny - 70 F				
Larry Bowa, S (1, 6) OBP: 0.318, SLG: 0.354	0-0 F8			0-0 F8 1-2	0-0 HR 1B		0-0 1B		0-0 HR 1B	5	2	3	0	0	0	1					
Mike Schmidt, R (1, 5) OBP: 0.401, SLG: 0.613	0-0 F9			0-0 1B 1B	0-0 HR				0-0 WP 1B 2B	5	4	4	6	0	0	0					
Greg Luzinski, R (1, 7) OBP: 0.378, SLG: 0.622		0-0 4-3		0-0 1B 2B 1B	0-0 L7				0-0 1B WP SF7 IBB	4	2	1	0	1	0	0					
Richie Hebner, L (1, 3) OBP: 0.390, SLG: 0.497 Jerry Martin, R (8, PH) OBP: 0.335, SLG: 0.444		0-0 F8		0-0 2B 1B	0-0 4-3				0-0 5-3 1-2 2-3	3	0	1	1	0	0	0					
Jay Johnstone, L (1, 9) OBP: 0.355, SLG: 0.494		0-0 4-3		0-3 K		0-3 K			0-0 SF7 1B	5	0	1	1	0	3	2					
Tim McCarver, L (1, 2) OBP: 0.420, SLG: 0.520			0-3 K	0-0 1-3 2-H 2B		0-0 L9			0-0 SF7	3	0	1	2	0	1	0					
Ted Sizemore, R (1, 4) OBP: 0.342, SLG: 0.359			0-0 6-3	4-0 FC6-4 IBB		2-2 L5			0-0 IBB	2	0	0	0	2	0	0					
Larry Christenson, R (1, 1) OBP: 0.192, SLG: 0.204			0-3 K	0-0 FC6-4 1-2					0-0 F9	4	0	0	0	0	2	5					
Inning Stats	R: 0 E: 0 K: 0 S: 3	H: 0 LOB: 0 BB: 0 P: 3	R: 0 E: 0 K: 0 S: 3	H: 0 LOB: 0 BB: 0 P: 3	R: 0 E: 0 K: 2 S: 7	H: 0 LOB: 0 BB: 0 P: 7	R: 3 E: 0 K: 1 S: 10	H: 5 LOB: 3 BB: 1 P: 14	R: 2 E: 0 K: 0 S: 5	H: 2 LOB: 0 BB: 0 P: 5	R: 0 E: 0 K: 1 S: 5	H: 1 LOB: 1 BB: 0 P: 5	R: 2 E: 0 K: 0 S: 5	H: 2 LOB: 2 BB: 2 P: 13	R: 3 E: 0 K: 1 S: 8	H: 3 LOB: 0 BB: 0 P: 8	1B: 9 2B: 2 3B: 0 HR: 2	SF: 1 SAC: 0 DP: 0 HBP: 0	WP: 1 PB: 0 SB: 1 CS: 0	PA: 42	
PITCHER	IP	WLS	BF	H	R	ER	SO	BB	IBB	HBP	BLK	WP	HR	S	P	ERA	WHIP				
Mike Krukow, R (1, 1) ERA: 4.82	5.0	L	23	7	5	5	3	0	1	0	0	0	1	28	32	9.00	1.400				
Dave Roberts, L (6, 1) ERA: 4.82	3.0		13	3	2	2	2	0	2	0	0	1	0	18	28	6.00	1.000				
Paul Reuschel, R (9, 1) ERA: 3.97	1.0		6	3	3	3	1	0	0	0	0	0	1	8	8	27.00	3.000				

AB	38
R	10
H	13
RBI	10
BB	3
SO	6
LOB	10



Batter	1	2	3	4	5	6	7	8	9	AB	R	H	RBI	BB	SO	LOB	BOTTOM					
Greg Gross, L (1, 8) OBP: 0.375, SLG: 0.394	4-0 1B BB		2-2 P6			0-0 L6			0-0 BB 1B 3-1	3	1	1	0	1	0	1	Philadelphia Phillies @ Chicago Cubs Wrigley Field, Chicago, IL Sun Aug 14 1977, 3:33 AM CDT Sunny - 70 F					
Larry Bittner, L (1, 7) OBP: 0.341, SLG: 0.410	3-2 P5		0-0 G4-6-3 1-2			0-0 3-1			0-0 3-1 BB SF8 1B	4	1	1	0	0	0	2						
Bill Buckner, L (1, 3) OBP: 0.327, SLG: 0.459	0-0 1-2 1B			0-0 FC4-6 1B		0-0 P5			4-0 SF8 3-1 BB	3	0	2	0	1	0	0						
Bobby Murcer, L (1, 9) OBP: 0.370, SLG: 0.480	0-0 L7			0-0 FC4-6 1-2		0-0 F5			0-0 3-1	4	0	0	1	0	0	5						
Steve Ontiveros, S (1, 5) OBP: 0.389, SLG: 0.428	0-0 F8			0-3 K		0-0 P7			0-0 SF8 2-3 3-H	3	0	0	1	0	1	3						
Manny Trillo, R (1, 4) OBP: 0.340, SLG: 0.402		0-0 6-3		0-0 P4		0-0 P4			0-0 6-3	4	0	0	0	0	0	2						
George Mitterwald, R (1, 2) OBP: 0.301, SLG: 0.391 Jose Cardenal, R (8, PH) OBP: 0.351, SLG: 0.376 Steve Swisher, R (9, 2) OBP: 0.245, SLG: 0.328		0-3 K		0-3 K		0-0 6-3				2	0	0	0	0	2	0						
Mick Kelleher, R (1, 6) OBP: 0.244, SLG: 0.273 Gene Clines, R (8, PH) OBP: 0.388, SLG: 0.432 Dave Rosello, R (9, 6) OBP: 0.296, SLG: 0.262		0-0 6-3				0-0 F8			0-0 L6-3	2	0	0	0	0	0	0						
Mike Krukow, R (1, 1) OBP: 0.175, SLG: 0.200 Dave Roberts, L (5, PH) OBP: 0.200, SLG: 0.200 Jerry Morales, R (8, PH) OBP: 0.382, SLG: 0.497 Paul Reuschel, R (9, 1)			0-0 E1 G4-6-3			0-0 1-3			0-3 K	1	0	0	0	0	0	0						
Inning Stats	R: 0 E: 0 K: 0 S: 8	H: 1 LOB: 2 BB: 1 P: 15	R: 0 E: 0 K: 1 S: 5	H: 0 LOB: 0 BB: 0 P: 5	R: 0 E: 1 K: 0 S: 7	H: 0 LOB: 0 BB: 0 P: 9	R: 0 E: 0 K: 1 S: 6	H: 1 LOB: 1 BB: 0 P: 6	R: 0 E: 0 K: 0 S: 5	H: 0 LOB: 0 BB: 0 P: 5	R: 0 E: 0 K: 0 S: 3	H: 0 LOB: 0 BB: 0 P: 3	R: 0 E: 0 K: 0 S: 3	H: 0 LOB: 0 BB: 0 P: 3	R: 0 E: 0 K: 1 S: 5	H: 0 LOB: 1 BB: 0 P: 5	R: 2 E: 0 K: 0 S: 8	H: 2 LOB: 1 BB: 1 P: 14	1B: 4 2B: 0 3B: 0 HR: 0	SF: 1 SAC: 0 DP: 1 HBP: 0	WP: 0 PB: 0 SB: 0 CS: 0	PA: 33
PITCHER	IP	WLS	BF	H	R	ER	SO	BB	IBB	HBP	BLK	WP	HR	S	P	ERA	WHIP					
Larry Christenson, R (1, 1) ERA: 4.8	9.0	W	33	4	2	2	4	2	0	0	0	0	0	50	65	2.00	0.667					

AB	30
R	2
H	4
RBI	2
BB	2
SO	4
LOB	13



Batter	1	2	3	4	5	6	7	8	9	AB	R	H	RBI	BB	SO	LOB	TOP								
Bake McBride, L OBP: 0.343, SLG: 0.498 (1, 8)										4	0	1	0	1	0	1	Philadelphia Phillies @ Chicago Cubs Wrigley Field, Chicago, IL Sun Aug 14 1977, 3:38 AM CDT Att: 33,351 - Sunny - 70 F								
Larry Bowa, S OBP: 0.317, SLG: 0.353 (1, 6)										5	0	1	0	0	1	2									
Mike Schmidt, R OBP: 0.397, SLG: 0.605 (1, 5)			4-3							5	0	0	0	0	1	1									
Greg Luzinski, R OBP: 0.381, SLG: 0.627 (1, 7)										3	2	1	1	2	1	0									
Richie Hebner, L OBP: 0.389, SLG: 0.497 (1, 3)										4	0	1	0	0	0	2									
Jay Johnstone, L OBP: 0.351, SLG: 0.487 (8, PH)	4-3		4-3							3	0	0	0	0	0	2									
Jerry Martin, R OBP: 0.339, SLG: 0.447 (8, 9)										1	1	1	0	0	0	0									
Bob Boone, R OBP: 0.337, SLG: 0.437 (1, 2)										3	1	2	0	1	0	1									
Ted Sizemore, R OBP: 0.344, SLG: 0.359 (1, 4)										2	0	1	2	1	0	1									
Jim Lonborg, R OBP: 0.094, SLG: 0.065 (1, 1)										2	0	0	0	0	1	4									
Tug McGraw, R OBP: 0.333, SLG: 0.333 (8, PH)										0	0	0	0	0	0	0									
Davey Johnson, R OBP: 0.395, SLG: 0.595 (8, 1)										1	0	1	1	0	0	0									
Ron Reed, R OBP: 0.091, SLG: 0.182 (8, 1)										0	0	0	0	0	0	0									
Inning Stats	R: 0 E: 0 K: 0 S: 3	H: 0 LOB: 0 BB: 0 P: 3	R: 1 E: 0 K: 0 S: 9	H: 2 LOB: 2 BB: 1 P: 14	R: 0 E: 0 K: 0 S: 3	H: 0 LOB: 0 BB: 0 P: 3	R: 1 E: 0 K: 1 S: 8	H: 1 LOB: 2 BB: 2 P: 18	R: 0 E: 0 K: 1 S: 6	H: 2 LOB: 2 BB: 1 P: 10	R: 1 E: 0 K: 0 S: 5	H: 2 LOB: 2 BB: 1 P: 9	R: 0 E: 0 K: 0 S: 6	H: 0 LOB: 0 BB: 0 P: 9	R: 1 E: 0 K: 0 S: 5	H: 2 LOB: 1 BB: 0 P: 5	R: 0 E: 0 K: 2 S: 8	H: 0 LOB: 0 BB: 0 P: 10	1B: 5 2B: 3 3B: 0 HR: 1	SF: 1 SAC: 1 DP: 0 HBP: 0	WP: 0 PB: 0 SB: 2 CS: 1	PA: 40			
PITCHER	IP	WLS	BF	H	R	ER	SO	BB	IBB	HBP	BLK	WP	HR	S	P	ERA	WHIP								
Steve Renko, R ERA: 4.96 (1, 1)	7.0	L	32	7	3	3	2	2	3	0	0	0	1	40	66	3.86	1.286								
Willie Hernandez, L ERA: 2.74 (8, 1)	2.0		8	2	1	1	2	0	0	0	0	0	0	13	15	4.50	1.000								


AB	33
R	4
H	9
RBI	4
BB	5
SO	4
LOB	14




Batter	1	2	3	4	5	6	7	8	9	AB	R	H	RBI	BB	SO	LOB	BOTTOM								
Greg Gross, L OBP: 0.370, SLG: 0.388 (1, 8)			4-3						4-3	5	1	1	0	0	0	2	Philadelphia Phillies @ Chicago Cubs Wrigley Field, Chicago, IL Sun Aug 14 1977, 3:38 AM CDT Att: 33,351 - Sunny - 70 F								
Larry Blittner, L OBP: 0.342, SLG: 0.411 (1, 7)										4	0	2	0	0	0	2									
Bill Buckner, L OBP: 0.330, SLG: 0.459 (1, 3)										4	0	2	1	0	0	2									
Bobby Murcer, L OBP: 0.369, SLG: 0.476 (1, 9)			4-3							3	0	0	0	1	1	3									
Steve Ontiveros, S OBP: 0.386, SLG: 0.423 (1, 5)										4	0	0	0	0	0	3									
Manny Trillo, R OBP: 0.339, SLG: 0.400 (1, 4)										4	0	1	0	0	1	0									
Steve Swisher, R OBP: 0.245, SLG: 0.326 (1, 2)										4	1	1	0	0	0	1									
Mick Kelleher, R OBP: 0.247, SLG: 0.286 (1, 6)										3	0	1	1	0	0	1									
Gene Clines, R OBP: 0.385, SLG: 0.429 (9, PH)										1	0	0	0	0	0	0									
Steve Renko, R OBP: 0.286, SLG: 0.167 (7, PH)										2	0	1	0	0	0	1									
Jose Cardenal, R OBP: 0.354, SLG: 0.390 (8, 1)										1	0	1	0	0	0	0									
Willie Hernandez, L OBP: 0.077, SLG: 0.077 (8, 1)										0	0	0	0	0	0	0									
Jerry Morales, R OBP: 0.381, SLG: 0.496 (9, PH)										1	0	0	0	0	0	0									
Inning Stats	R: 1 E: 0 K: 1 S: 6	H: 2 LOB: 1 BB: 0 P: 6	R: 1 E: 0 K: 0 S: 8	H: 2 LOB: 1 BB: 0 P: 11	R: 0 E: 0 K: 0 S: 4	H: 1 LOB: 1 BB: 0 P: 4	R: 0 E: 0 K: 0 S: 4	H: 1 LOB: 1 BB: 0 P: 4	R: 0 E: 0 K: 0 S: 5	H: 3 LOB: 3 BB: 1 P: 9	R: 0 E: 0 K: 0 S: 3	H: 0 LOB: 0 BB: 0 P: 3	R: 0 E: 1 K: 0 S: 5	H: 1 LOB: 2 BB: 0 P: 5	R: 0 E: 0 K: 1 S: 5	H: 0 LOB: 0 BB: 0 P: 5	R: 0 E: 0 K: 0 S: 3	H: 0 LOB: 0 BB: 0 P: 3	1B: 9 2B: 1 3B: 0 HR: 0	SF: 0 SAC: 0 DP: 1 HBP: 0	WP: 0 PB: 0 SB: 0 CS: 0	PA: 37			
PITCHER	IP	WLS	BF	H	R	ER	SO	BB	IBB	HBP	BLK	WP	HR	S	P	ERA	WHIP								
Jim Lonborg, R ERA: 3.63 (1, 1)	6.2	W	30	10	2	2	1	1	0	0	0	0	0	34	41	2.70	1.650								
Tug McGraw, L ERA: 2.33 (7, 1)	0.1		1	0	0	0	0	0	0	0	0	0	0	1	1	0.00	0.000								
Ron Reed, R ERA: 2.58 (8, 1)	2.0	S	6	0	0	0	1	0	0	0	0	0	0	8	8	0.00	0.000								

AB	36
R	2
H	10
RBI	2
BB	1
SO	2
LOB	15

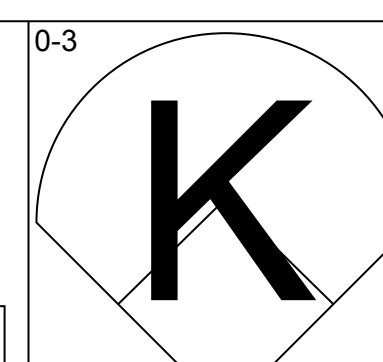
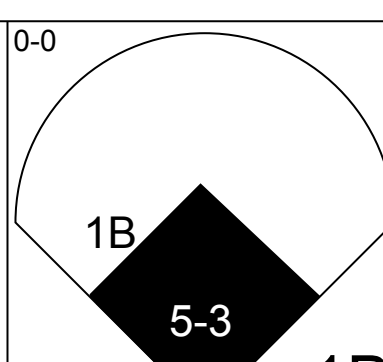
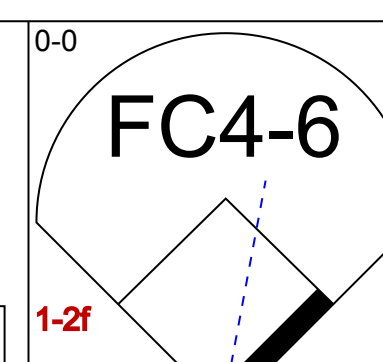
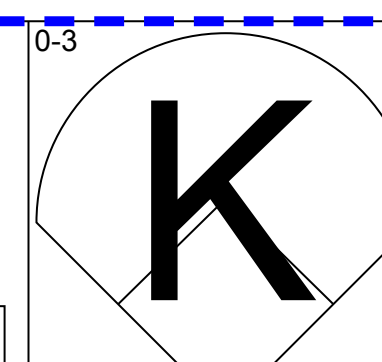
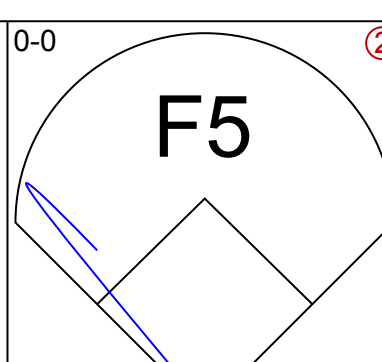
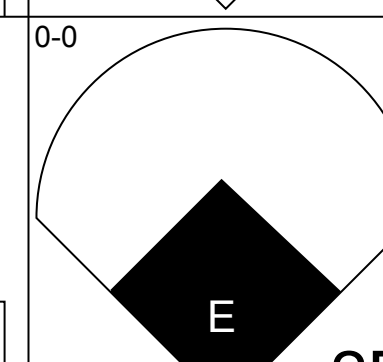
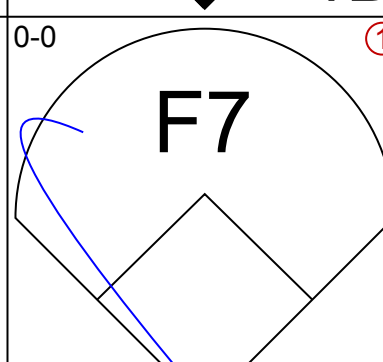
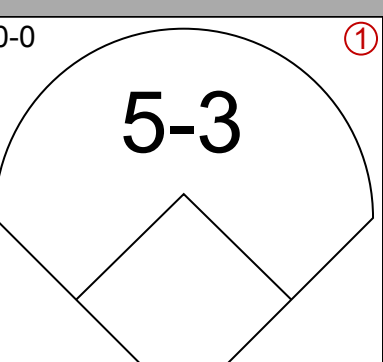
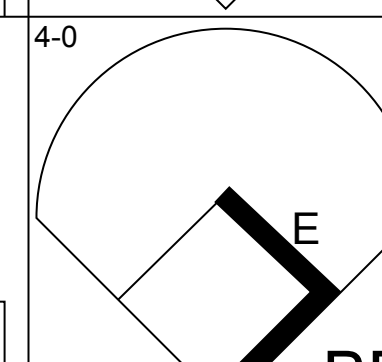
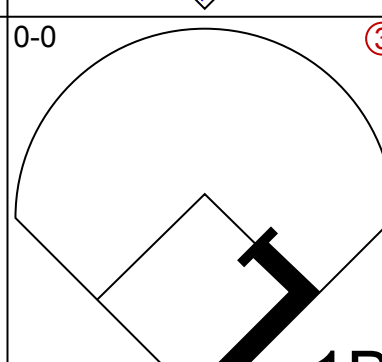
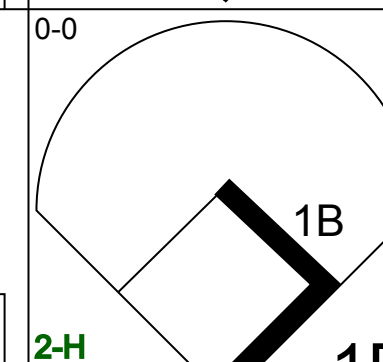
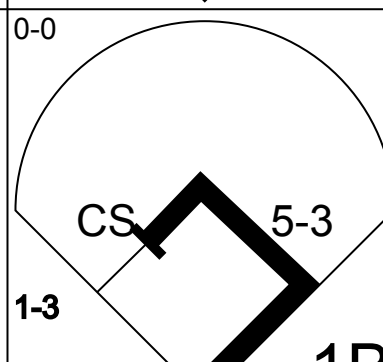
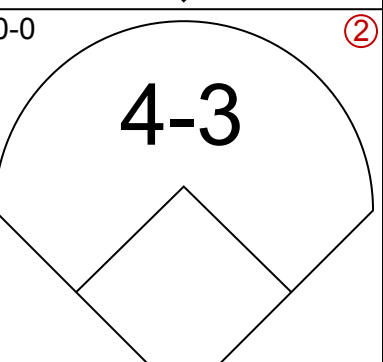
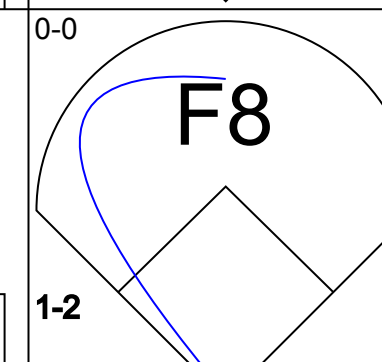
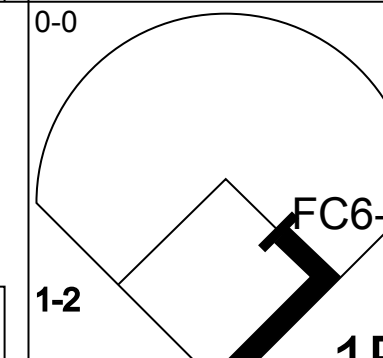
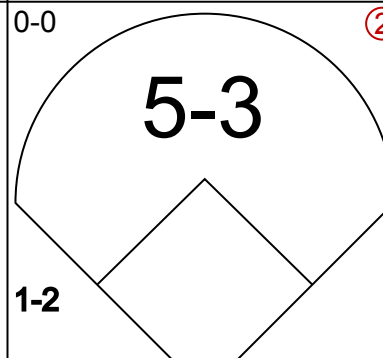
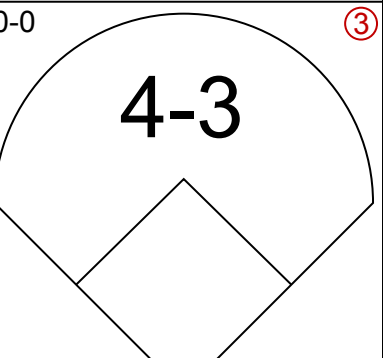
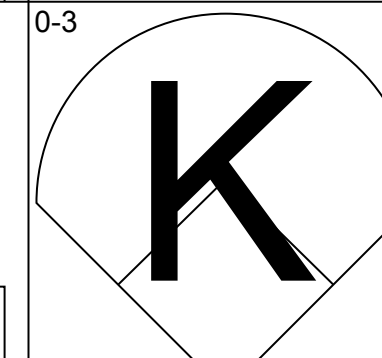
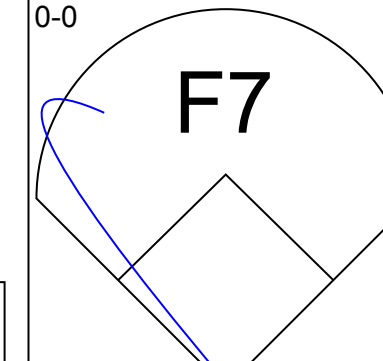
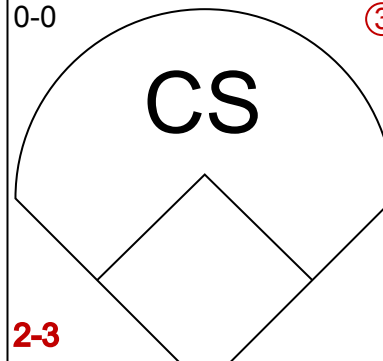
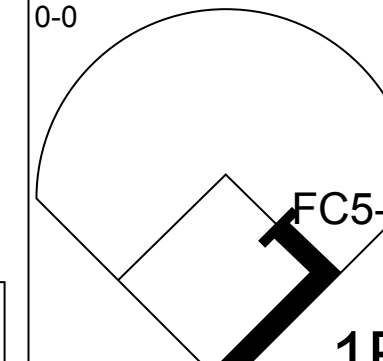
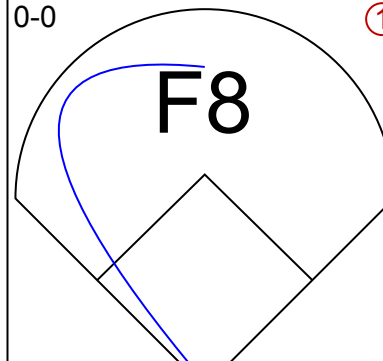
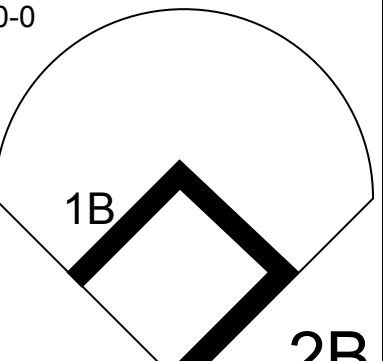
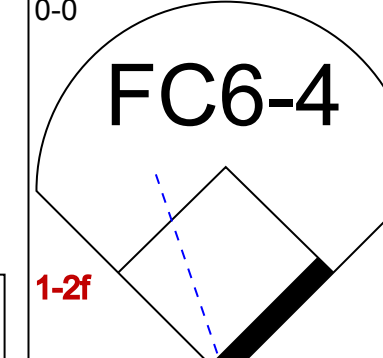
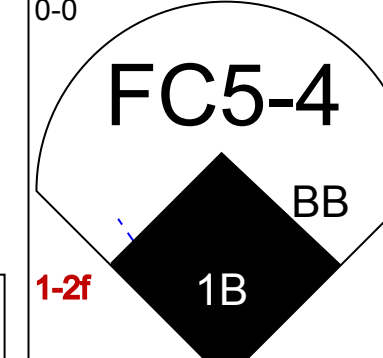
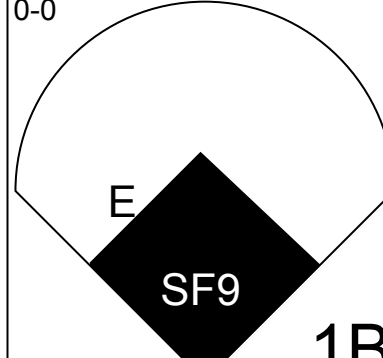
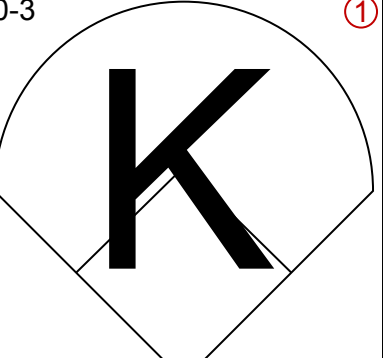
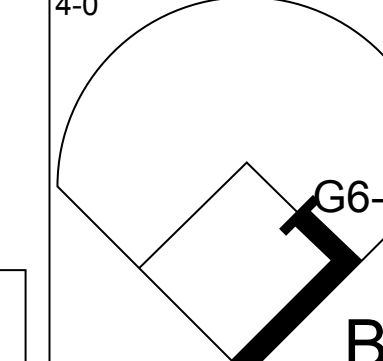
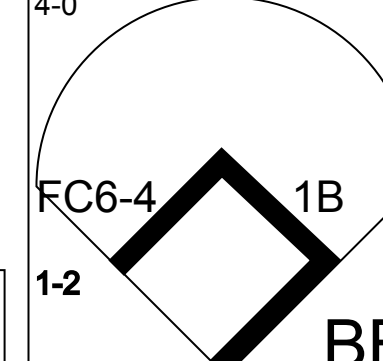
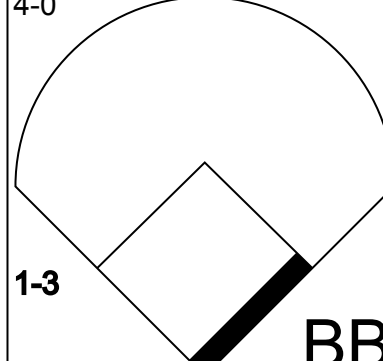
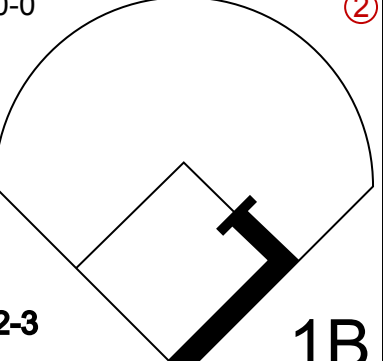
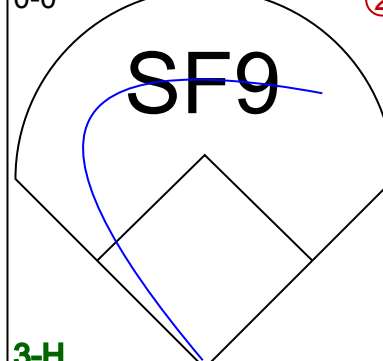
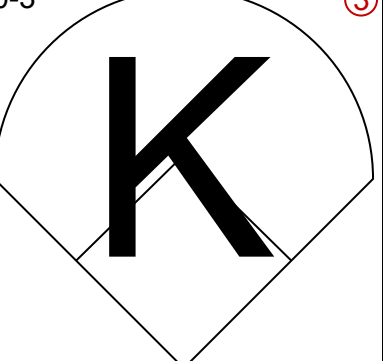
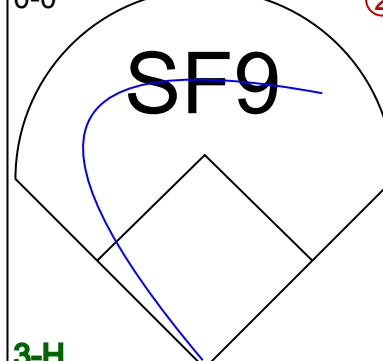
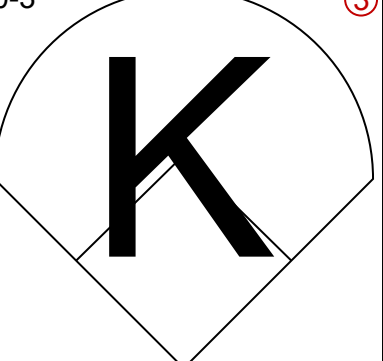




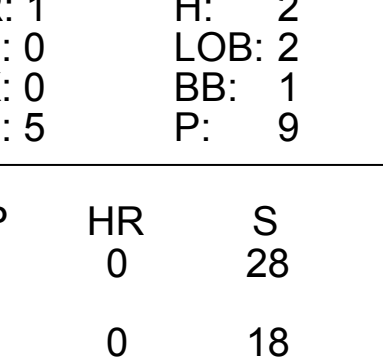
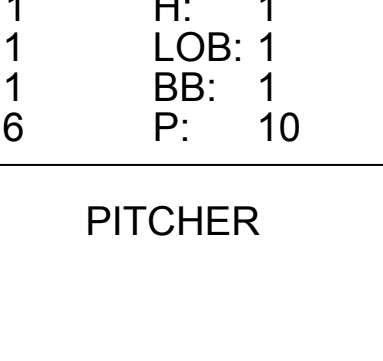


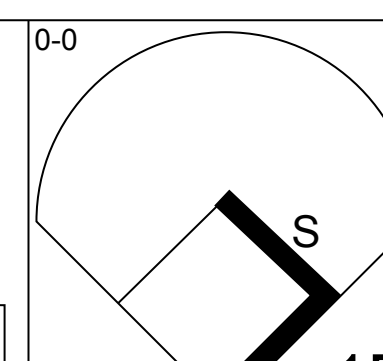
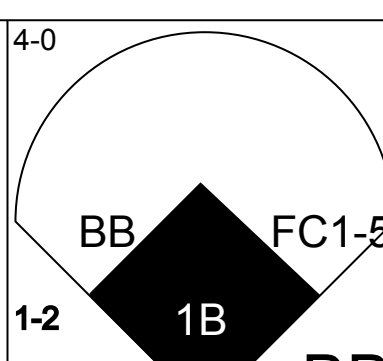
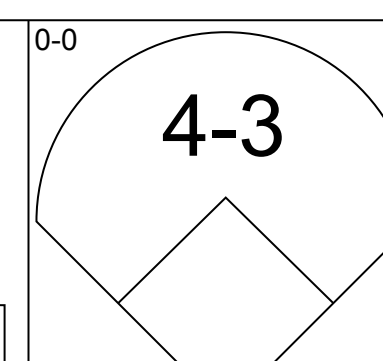
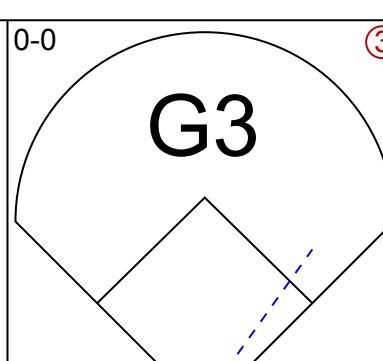
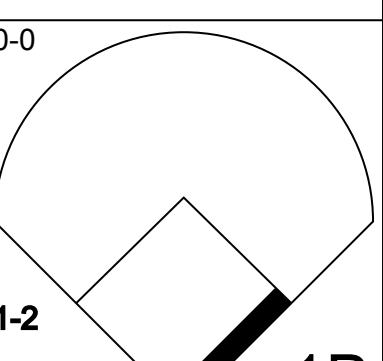
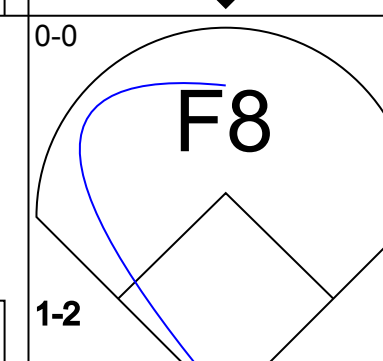
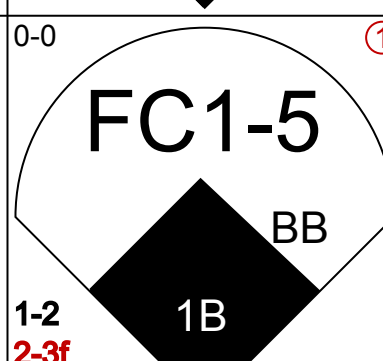
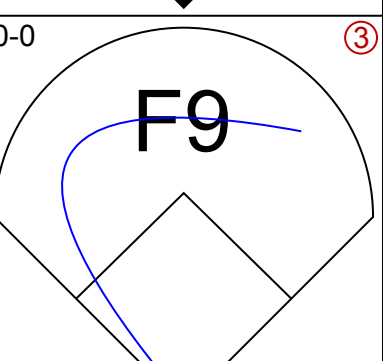
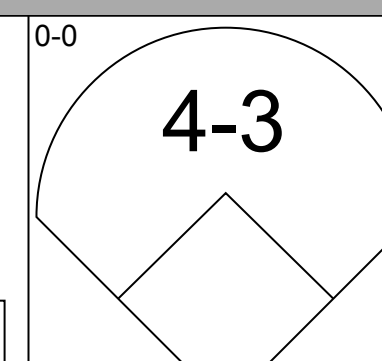



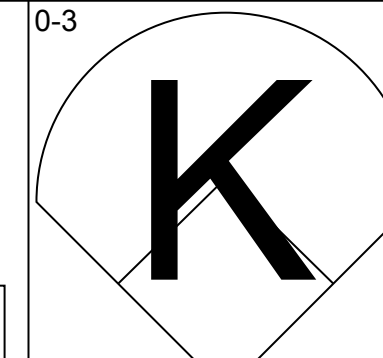
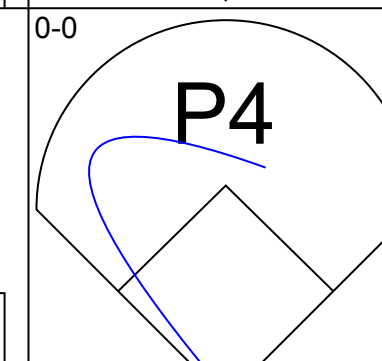
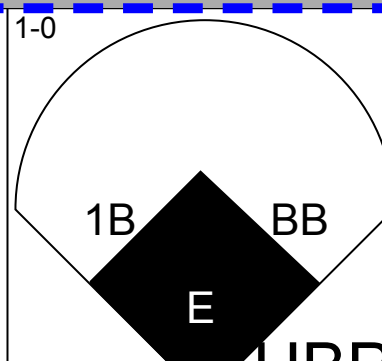
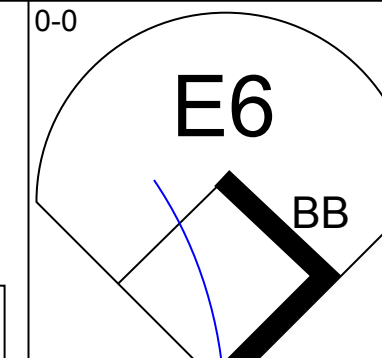
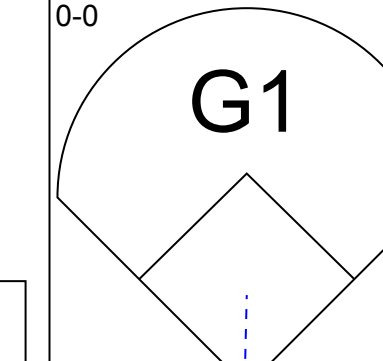
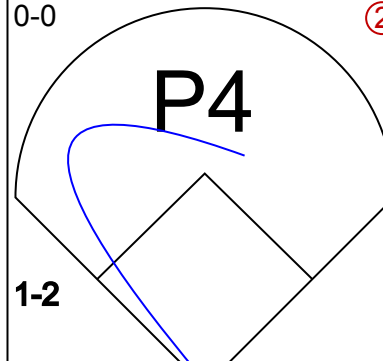
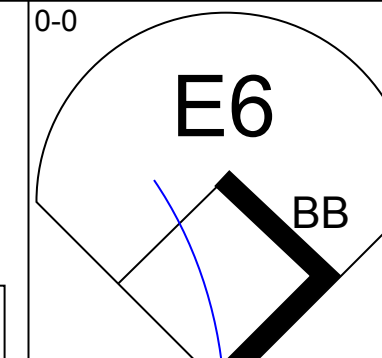
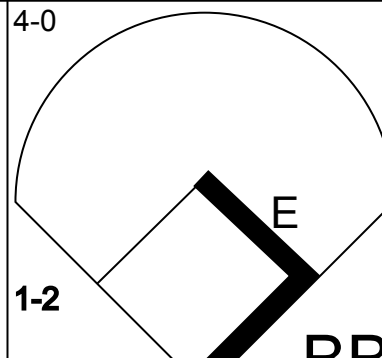

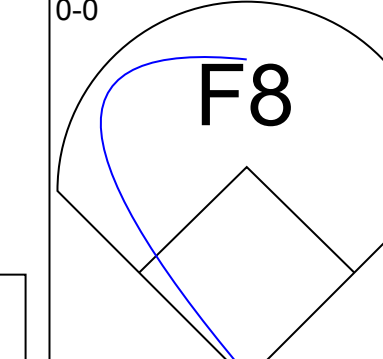
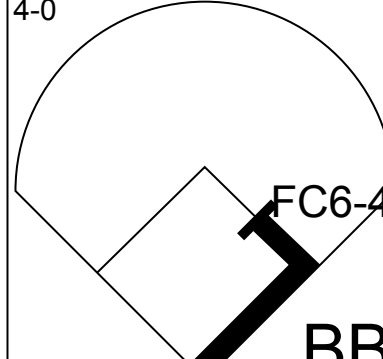
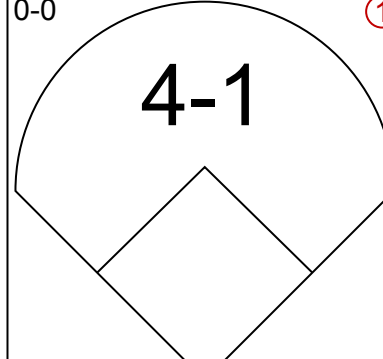
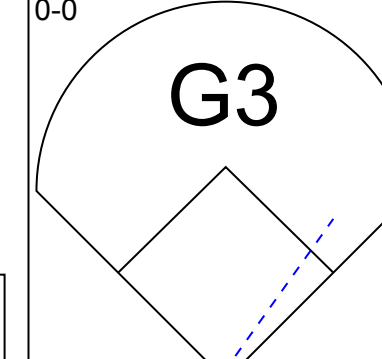
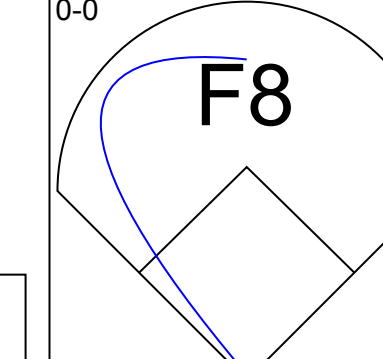
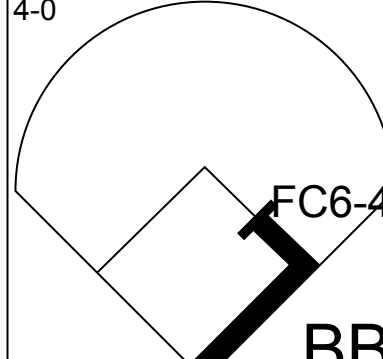
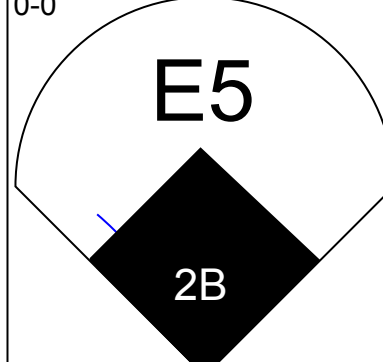
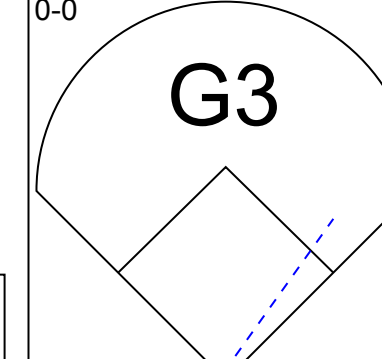

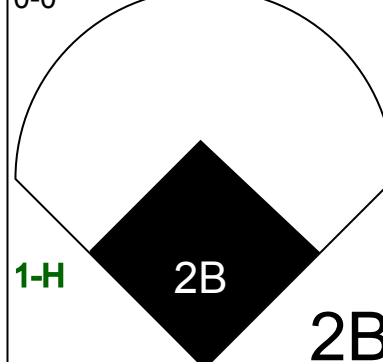
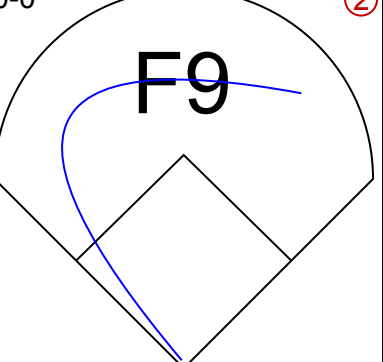
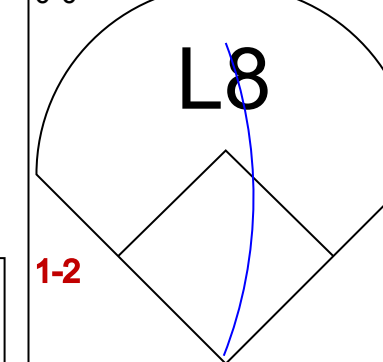
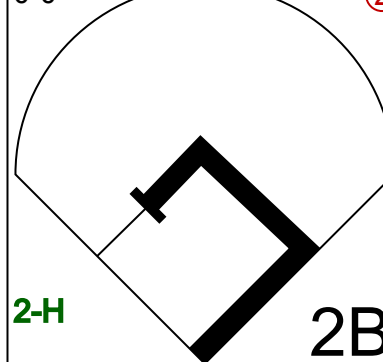
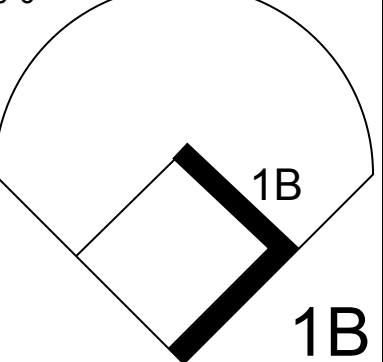

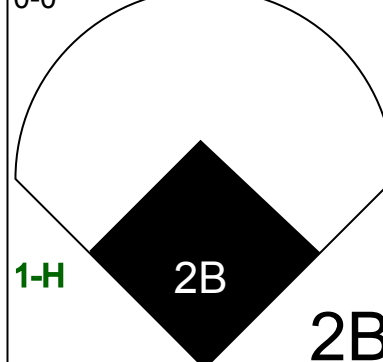
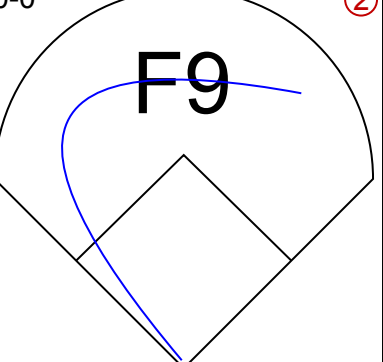


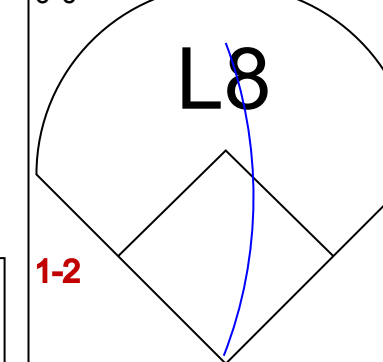
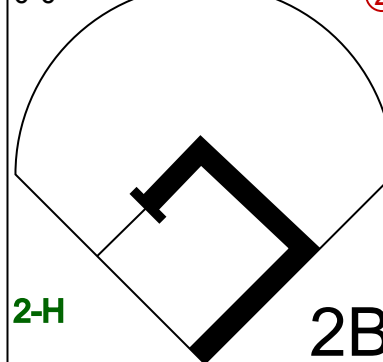
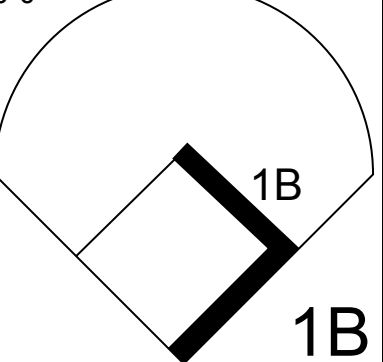
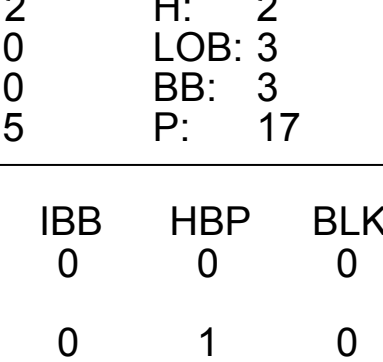
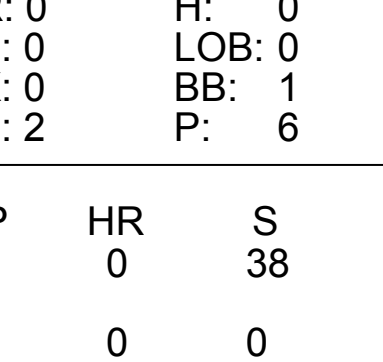
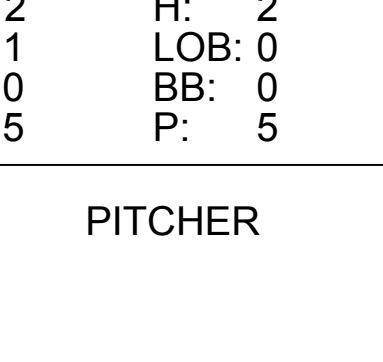
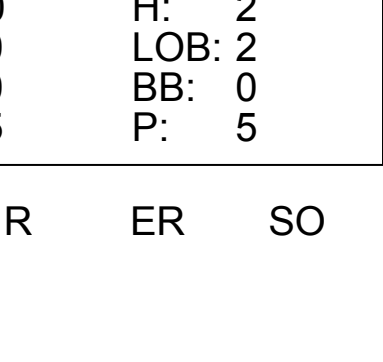




Batter	1	2	3	4	5	6	7	8	9	AB	R	H	RBI	BB	SO	LOB	TOP									
Bake McBride, L OBP: 0.339, SLG: 0.490 (1, 8)	0-0 4-3		0-0 4-3	0-0 4-3		0-0 F9		0-0 1B SF8 1B	0-3 K	6	1	1	0	0	1	2	Philadelphia Phillies @ Montreal Expos Olympic Stadium, Montreal, QB Tue Aug 16 1977, 7:05 PM EDT Att: 15,234 - Unknown AB 41 R 7 H 15 RBI 7 BB 5 SO 7 LOB 26 									
Larry Bowa, S OBP: 0.319, SLG: 0.355 (1, 6)	0-0 1-3		0-0 BB 1B	0-0 2-3 1B		0-0 4-3		0-0 1-3 3B 1B	0-0 1-3	6	2	3	1	0	0	1										
Mike Schmidt, R OBP: 0.398, SLG: 0.606 (1, 5)	0-0 1B		4-0 1B BB	0-3 K		0-0 1B 2B		0-0 SF8 1-2 3-H	0-0 F7	4	1	2	1	1	1	3										
Greg Luzinski, R OBP: 0.383, SLG: 0.625 (1, 7)	0-3 K		4-0 FC5 1B BB		0-0 L7	0-0 2-H 1B		4-0 3B BB		3	1	1	1	2	1	1										
Richie Hebner, L OBP: 0.387, SLG: 0.493 Davey Johnson, R OBP: 0.400, SLG: 0.616 Gene Garber, R (8, 1)		0-0 3-1	0-0 1-2 2-3 3-H 1B	0-0 K	0-3 K	0-0 G3		0-0 1-H 2-H 2B 3B		4	0	1	1	0	1	1										
Jay Johnstone, L OBP: 0.356, SLG: 0.488 (1, 9)	0-0 E 1B		0-3 K	1-0 1B HBP		0-0 G6-4-3 1B		0-0 P4		4	0	2	0	0	1	4										
Bob Boone, R OBP: 0.338, SLG: 0.439 (1, 2)	0-0 E5 1-2		0-0 FC5 2-3F	0-0 1B	0-0 1B	0-0 1-2 1B		0-0 G6-4-3 1-2F 2B		5	0	2	1	0	0	5										
Ted Sizemore, R OBP: 0.345, SLG: 0.360 (1, 4)	0-3 K		0-0 1B 4-3 1B	0-0 1-2 2-3 1B		0-0 F8		0-0 F8		5	0	2	0	0	1	3										
Jim Kaat, L OBP: 0.220, SLG: 0.275 Tim McCarver, L OBP: 0.417, SLG: 0.516 Warren Brusstar, R (5, 1) Tom Hutton, L OBP: 0.333, SLG: 0.370 (8, 3)	0-0 G2		0-3 K	0-0 1-3		0-0 1B BB		4-0 1B BB	4-0 S BB	2	0	0	0	0	1	3										
Inning Stats	R: 0 E: 0 K: 1 S: 6	H: 1 LOB: 1 BB: 0 P: 6	R: 0 E: 1 K: 1 S: 7	H: 1 LOB: 2 BB: 0 P: 7	R: 1 E: 0 K: 1 S: 7	H: 2 LOB: 3 BB: 2 P: 15	R: 0 E: 0 K: 2 S: 9	H: 2 LOB: 3 BB: 0 P: 9	R: 0 E: 0 K: 1 S: 7	H: 2 LOB: 1 BB: 0 P: 8	R: 1 E: 0 K: 0 S: 5	H: 2 LOB: 1 BB: 0 P: 5	R: 0 E: 0 K: 0 S: 3	H: 1 LOB: 0 BB: 0 P: 3	R: 5 E: 0 K: 0 S: 7	H: 4 LOB: 1 BB: 2 P: 15		R: 0 E: 0 K: 1 S: 5	H: 0 LOB: 1 BB: 1 P: 9	1B: 12 2B: 2 3B: 1 HR: 0	SF: 1 SAC: 0 DP: 1 HBP: 1	WP: 0 PB: 0 SB: 2 CS: 0	PA: 48			
PITCHER	IP	WLS	BF	H	R	ER	SO	BB	IBB	HBP	BLK	WP	HR	S	P	ERA		WHIP	PITCHER							
Jackie Brown, R ERA: 4.21	7.0		37	12	4	4	6	3	0	1	0	0	0	45	58	5.14		2.143								
Joe Kerrigan, R ERA: 3.21	0.1	L	3	1	0	0	0	1	0	0	0	0	0	2	6	0.00		6.000								
Will McEnaney, L ERA: 4.14	0.1		2	1	2	2	0	0	0	0	0	0	0	2	2	54.00	3.000									
Bill Atkinson, R ERA: 3.88	1.1		6	1	1	1	1	1	0	0	0	0	0	7	11	6.75	1.500									

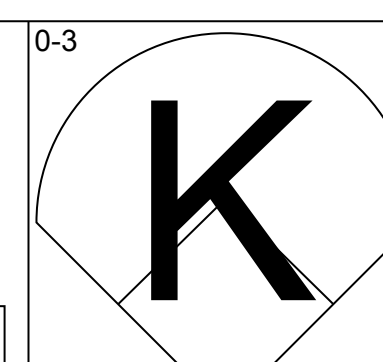
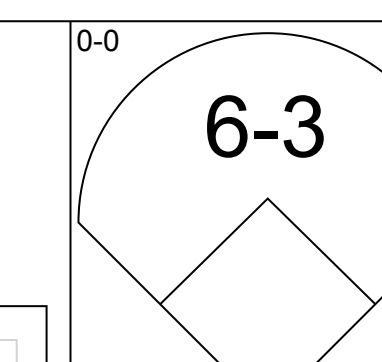
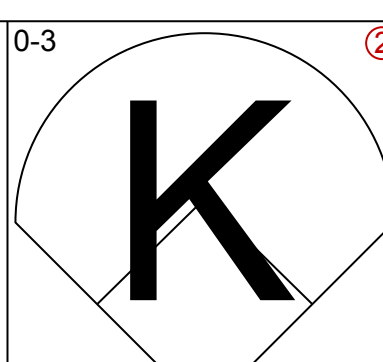
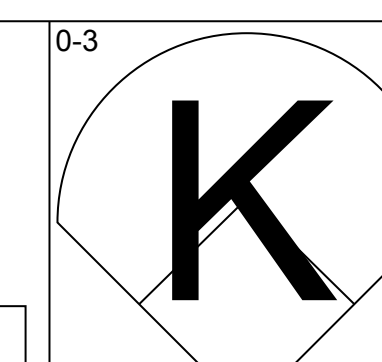
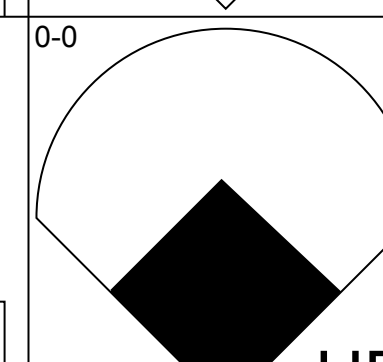
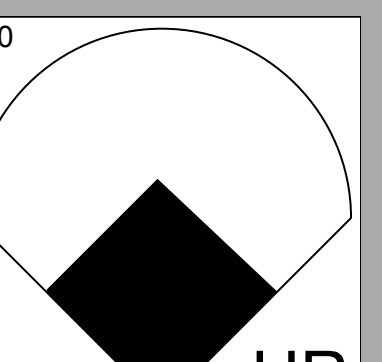
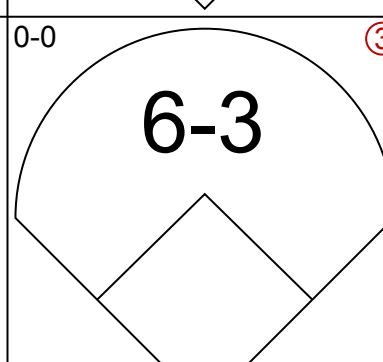
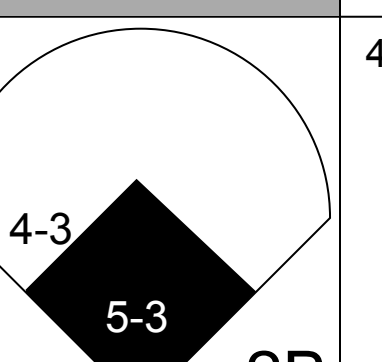
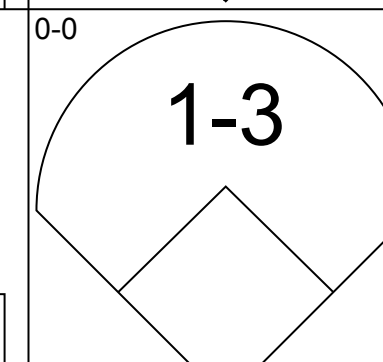
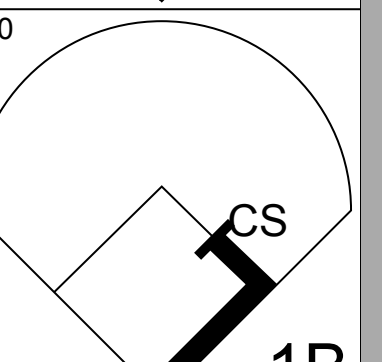
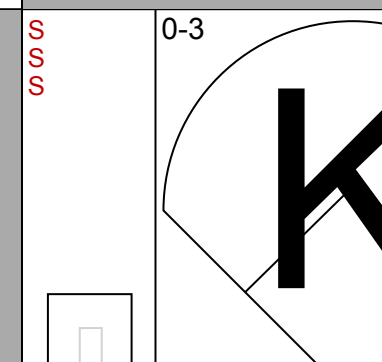
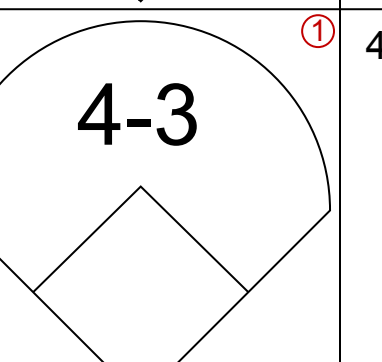
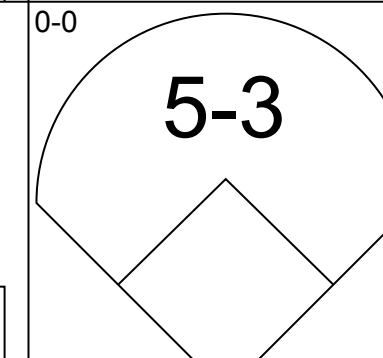
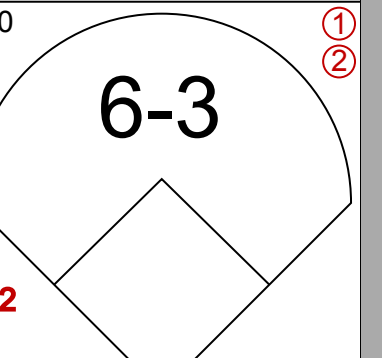
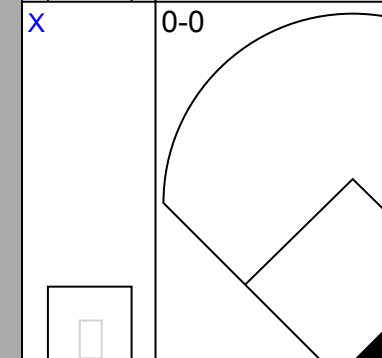
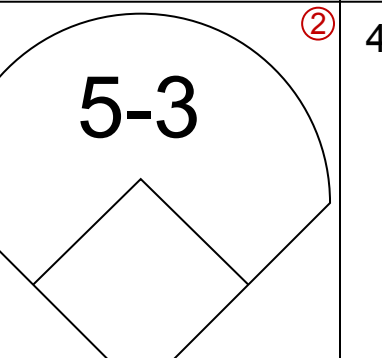
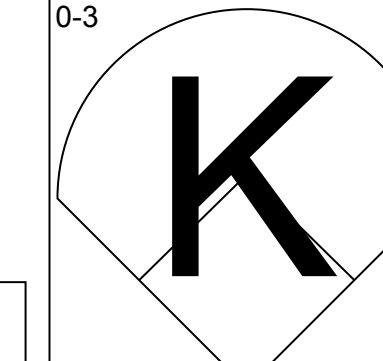
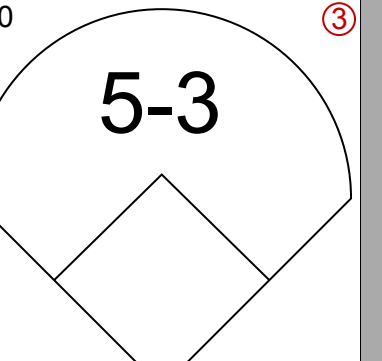
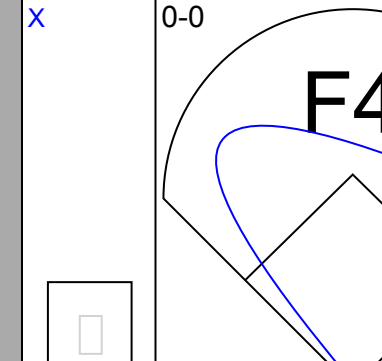
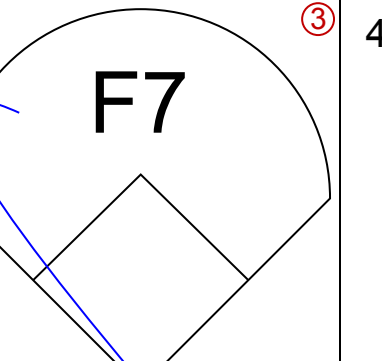
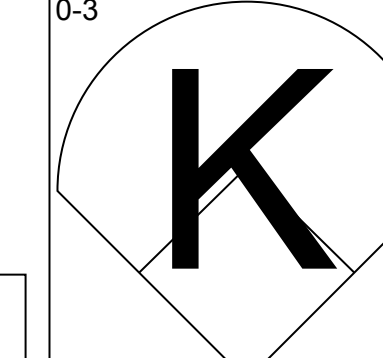
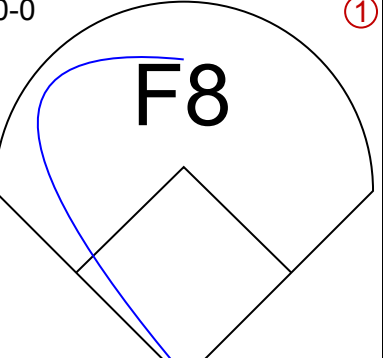
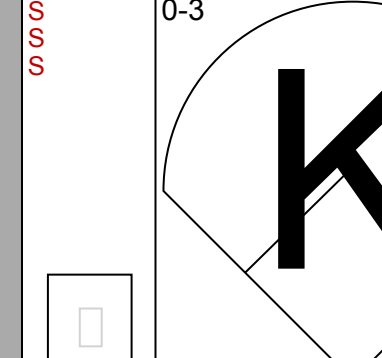
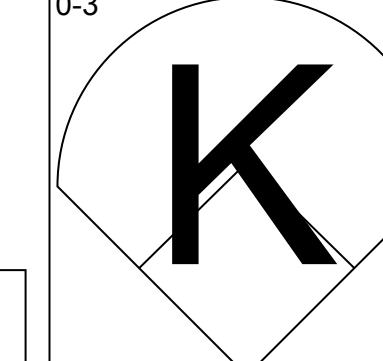
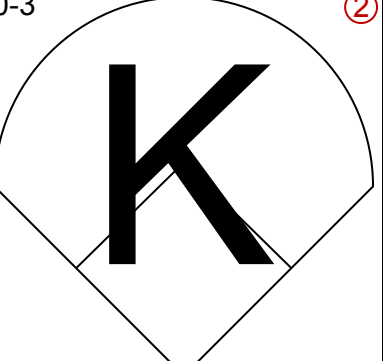
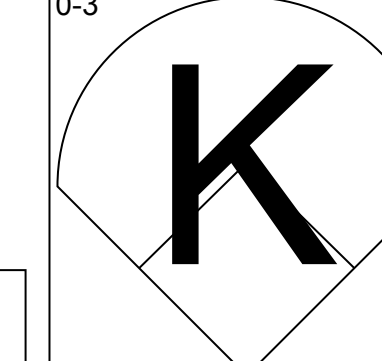
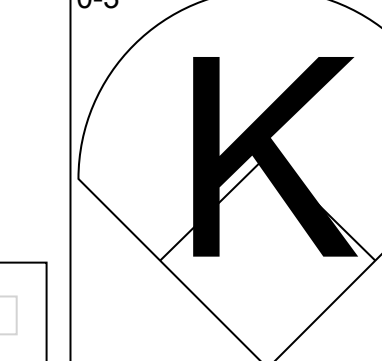
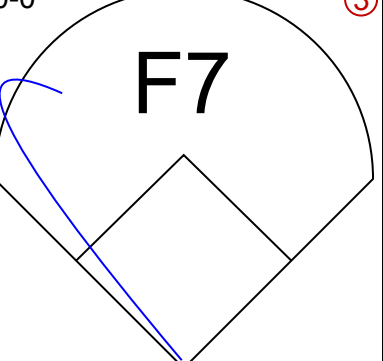
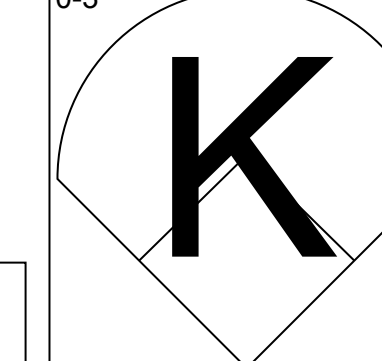
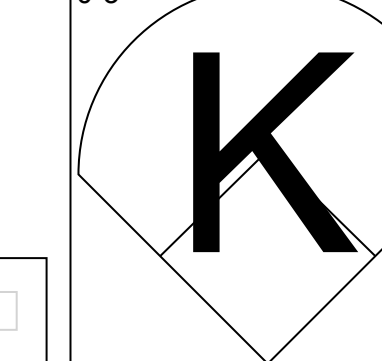

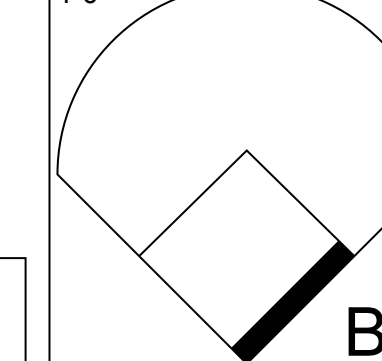
Batter	1	2	3	4	5	6	7	8	9	AB	R	H	RBI	BB	SO	LOB	BOTTOM									
Dave Cash, R OBP: 0.341, SLG: 0.350 (1, 4)	0-0 F9		0-0 5-3	0-0 G3			0-0 6-3		0-0 FC6-4 1-2F	5	0	0	0	0	0	1	Philadelphia Phillies @ Montreal Expos Olympic Stadium, Montreal, QB Tue Aug 16 1977, 7:05 PM EDT Att: 15,234 - Unknown AB 36 R 5 H 10 RBI 5 BB 1 SO 9 LOB 10 									
Warren Cromartie, L OBP: 0.323, SLG: 0.405 Del Unser, L OBP: 0.342, SLG: 0.480 (1, 7) (4, 7)	4-0 L6-3 BB		0-0 1B 3B	0-3 K		0-0 F9				1	1	1	0	1	0	0										
Andre Dawson, R OBP: 0.332, SLG: 0.486 (1, 8)	0-0 L6-3 1-2		0-0 L9		0-0 HR		0-3 K			4	1	1	1	0	1	2										
Tony Perez, R OBP: 0.352, SLG: 0.425 (1, 3)		0-3 K	0-0 1B 1B		0-3 K		0-0 6-3			4	1	1	1	0	2	0										
Gary Carter, R OBP: 0.337, SLG: 0.481 (1, 2)		0-0 1B 2B	0-0 1B 1B		0-0 4-3		0-3 K			4	2	2	0	0	1	0										
Larry Parrish, R OBP: 0.312, SLG: 0.382 (1, 5)		0-3 K	0-4 1B		0-0 1-3		0-3 K			4	0	1	1	0	2	1										
Chris Speier, R OBP: 0.323, SLG: 0.343 (1, 6)		0-0 1B 2-H 1B	0-0 FC6-4 1B		0-0 1-3		0-0 1-3		0-0 FC6-4 1B	4	0	3	2	0	0	0										
Sam Mejias, R OBP: 0.300, SLG: 0.483 (1, 9)		0-0 FC5-4 1B	0-0 FC6-4 1-2F		0-0 6-3		0-0 6-3		0-3 K	4	0	1	0	0	1	3										
Jackie Brown, R OBP: 0.167, SLG: 0.149 Joe Kerrigan, R (8, 1) Will McEnaney, L (8, 1) Bill Atkinson, L OBP: 0.200, SLG: 0.200 Jose Morales, R OBP: 0.246, SLG: 0.309 (9, PH)		0-0 FC5-4 1-2F		0-0 4-3		0-0 1-3		0-3 K		3	0	0	0	0	0	2										
Inning Stats	R: 0 E: 0 K: 0 S: 2	H: 0 LOB: 0 BB: 1 P: 6	R: 1 E: 0 K: 2 S: 10	H: 3 LOB: 2 BB: 0 P: 10	R: 3 E: 0 K: 0 S: 8	H: 5 LOB: 2 BB: 0 P: 8	R: 0 E: 0 K: 1 S: 5	H: 0 LOB: 0 BB: 0 P: 5	R: 1 E: 0 K: 1 S: 6	H: 1 LOB: 0 BB: 0 P: 6	R: 0 E: 0 K: 0 S: 3	H: 0 LOB: 0 BB: 0 P: 3	R: 0 E: 0 K: 1 S: 5	H: 0 LOB: 0 BB: 0 P: 5	R: 0 E: 0 K: 2 S: 7	H: 0 LOB: 0 BB: 0 P: 7		R: 0 E: 0 K: 2 S: 8	H: 1 LOB: 1 BB: 0 P: 8	1B: 7 2B: 2 3B: 1 HR: 1	SF: 0 SAC: 0 DP: 1 HBP: 0	WP: 0 PB: 0 SB: 0 CS: 0	PA: 37			
PITCHER	IP	WLS	BF	H	R	ER	SO	BB	IBB	HBP	BLK	WP	HR	S	P	ERA		WHIP	PITCHER							
Jim Kaat, L ERA: 5.19	4.0		20	8	4	4	3	1	0	0	0	0	0	25	29	9.00		2.250								
Warren Brusstar, R ERA: 2.79	3.0	W	10	1	1	1	2	0	0	0	0	0	1	14	14	3.00		0.333								
Gene Garber, R ERA: 2.78	2.0	S	7	1	0	0	4	0	0	0	0	0	0	15	15	0.00	0.500									

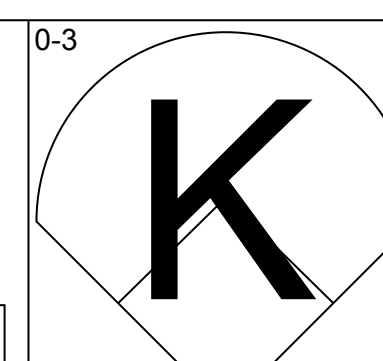
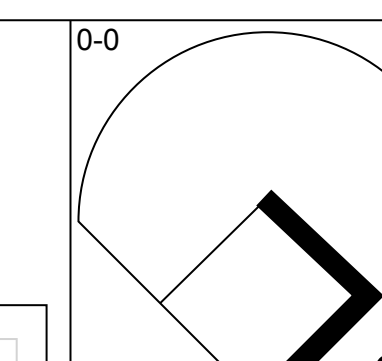
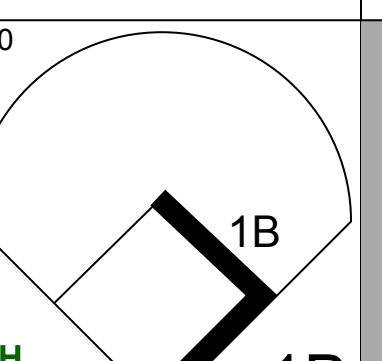
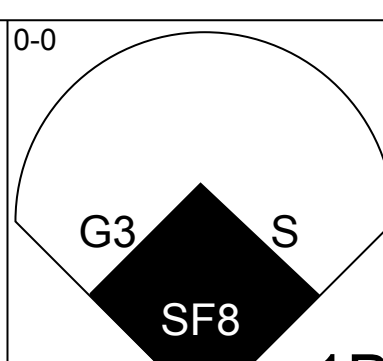
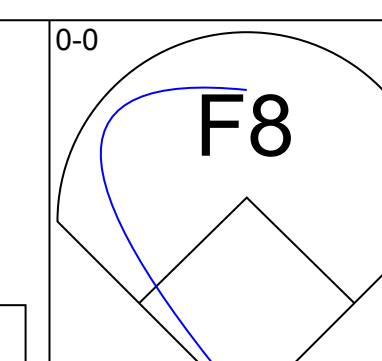
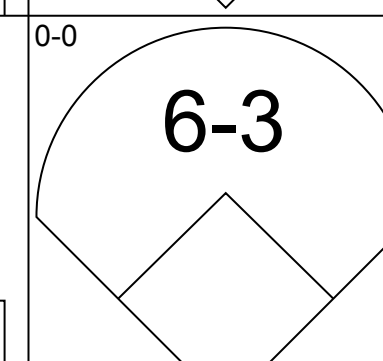
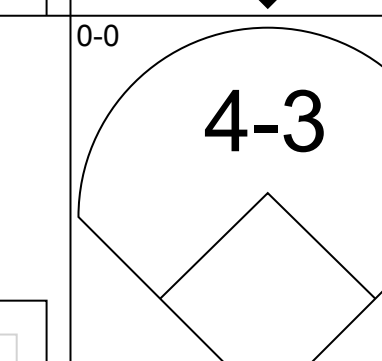
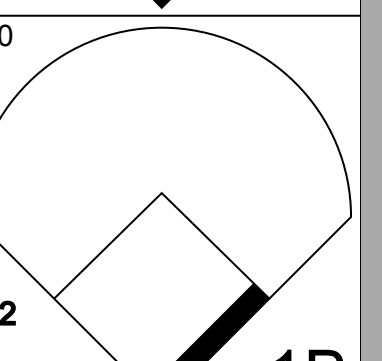
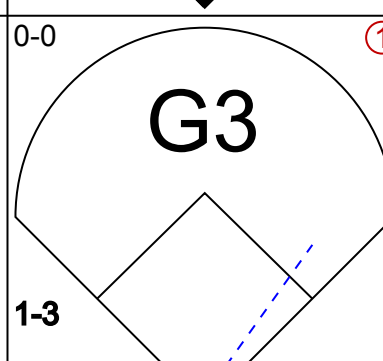
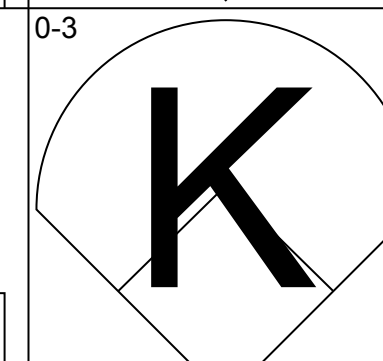
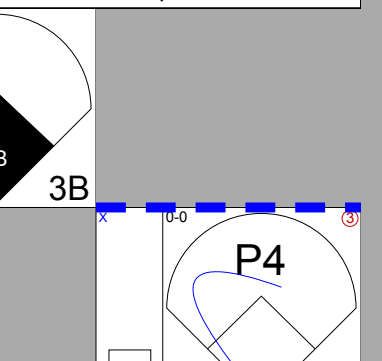

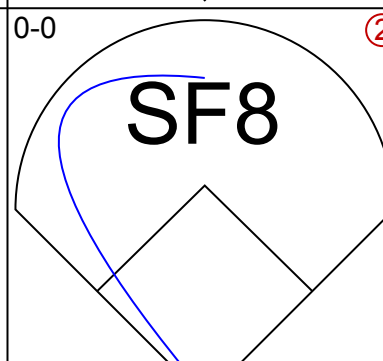
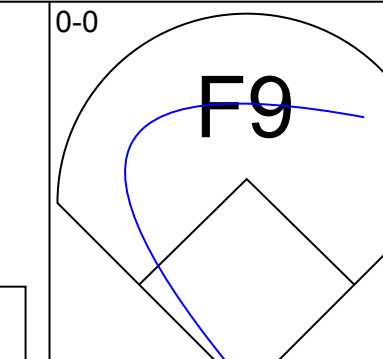
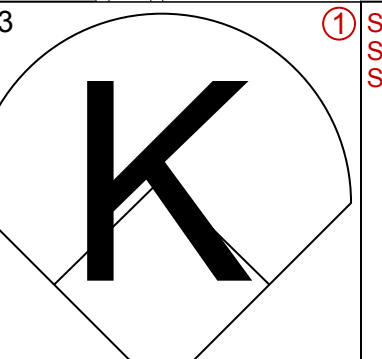
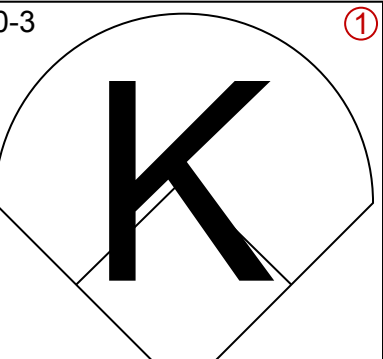
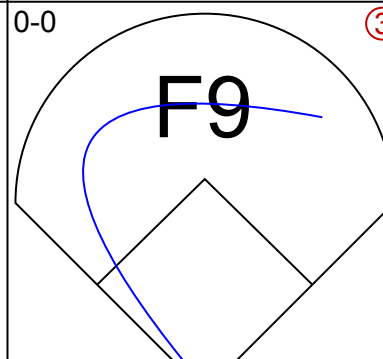
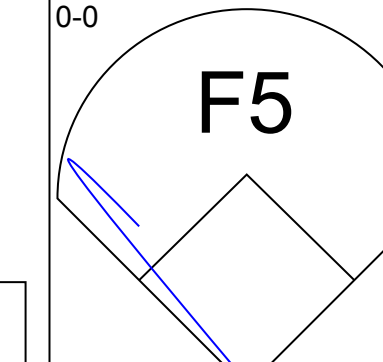
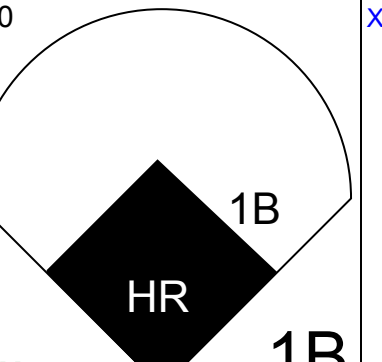
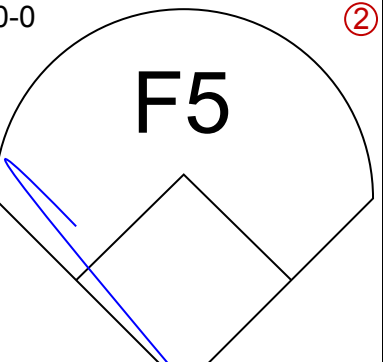
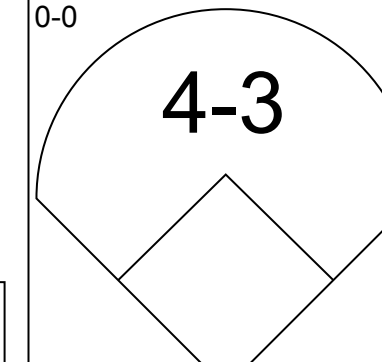
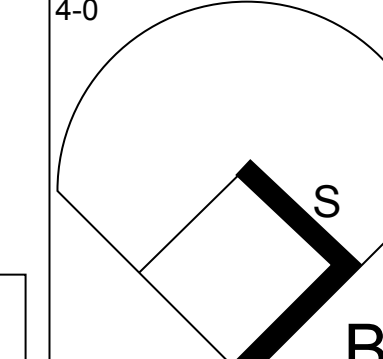
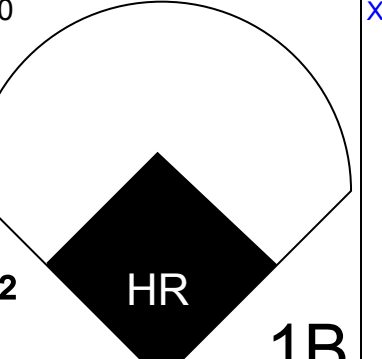
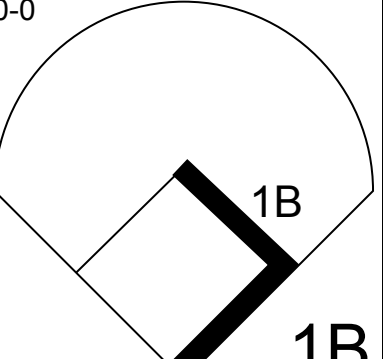
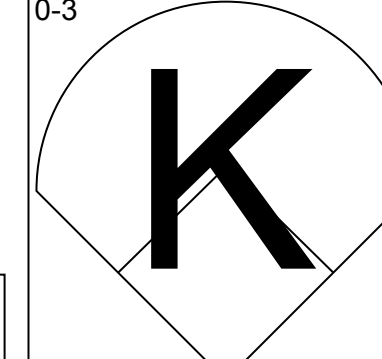
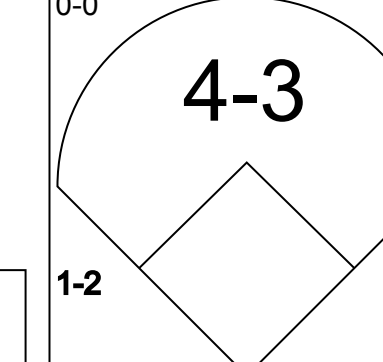
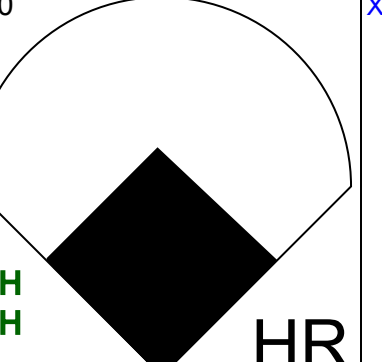
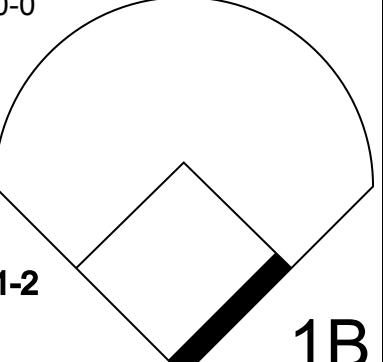
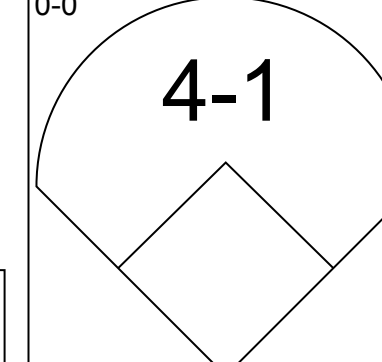
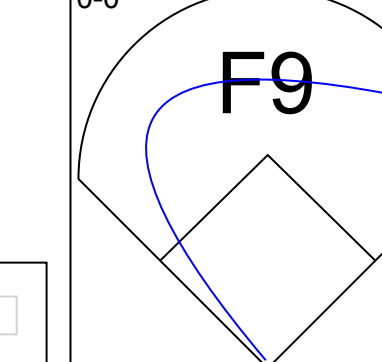
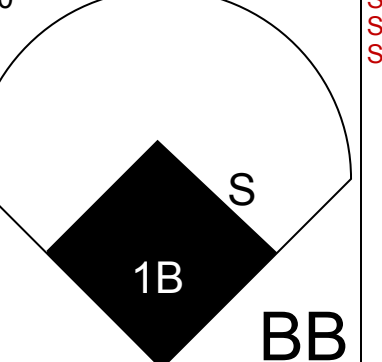
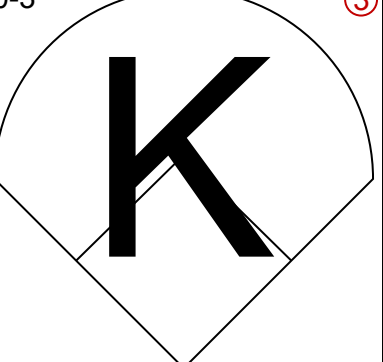
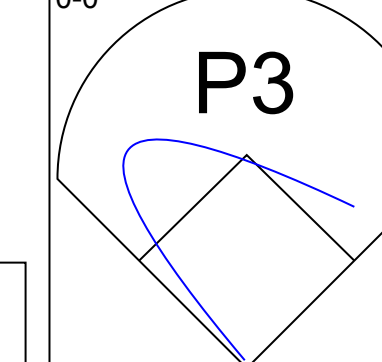
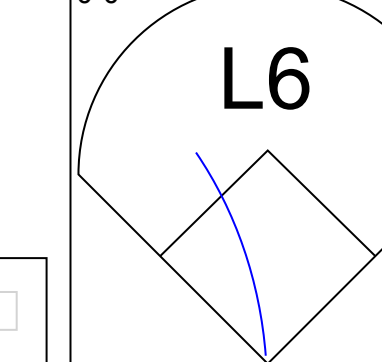
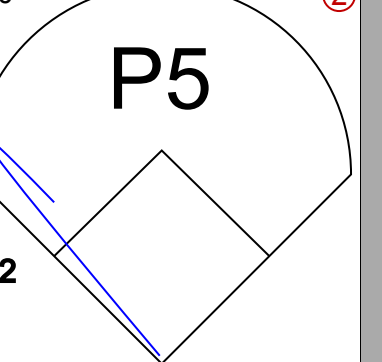

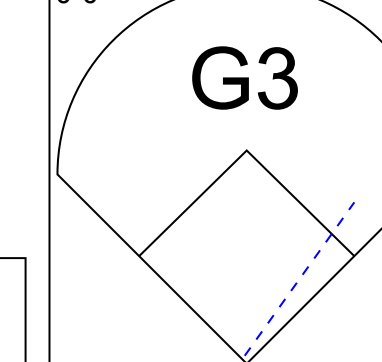
Batter	1	2	3	4	5	6	7	8	9	AB	R	H	RBI	BB	SO	LOB	TOP											
Bake McBride, L OBP: 0.344, SLG: 0.504 (1, 8)	0-0 SH5-3 1B 2B		0-0 5-3		4-0 BB HR 1B BB	0-3 K		0-0 HR		4	3	2	1	1	1	1	Philadelphia Phillies @ Montreal Expos Olympic Stadium, Montreal, QB Thu Aug 18 1977, 7:05 PM EDT Att: 18,296 - Unknown											
Larry Bowa, S OBP: 0.321, SLG: 0.356 (1, 6)	0-0 SH5-3 2-3		0-0 2B 1B		0-0 HR 1B	0-0 BB 1B		0-0 6-3		4	2	3	0	0	0	0												
Mike Schmidt, R OBP: 0.400, SLG: 0.604 (1, 5)	4-0 WP 1B BB		0-0 1B 2B		4-0 HR BB	4-0 BB 1B		0-0 F9		2	1	1	0	3	0	0												
Greg Luzinski, R OBP: 0.385, SLG: 0.624 Jerry Martin, R OBP: 0.342, SLG: 0.447 (8, 7)	0-0 WP 1B		0-0 2-3 3-H 1B		0-0 P4	0-3 K		0-3 K		5	0	2	2	0	2	6												
Richie Hebner, L OBP: 0.380, SLG: 0.492 Tom Hutton, L OBP: 0.344, SLG: 0.382 (9, 3)	0-0 2-3		0-0 F2		0-0 HR			0-3 K		0	0	0	0	0	0	0												
Jay Johnstone, L OBP: 0.352, SLG: 0.480 (1, 9)	0-3 K		0-0 P4		0-3 K	4-0 1B BB		0-0 F9		4	1	0	0	1	2	4												
Bob Boone, R OBP: 0.339, SLG: 0.437 (1, 2)		0-0 F5		0-3 K	0-3 K			4-0 1-3 1B BB		4	0	1	0	1	2	0												
Ted Sizemore, R OBP: 0.341, SLG: 0.356 (1, 4)		0-0 G3		0-0 F2		0-0 1B SH3-4 1B		0-0 1-3		5	0	1	0	0	0	3												
Jim Lonborg, R OBP: 0.114, SLG: 0.088 (1, 1)		0-0 5-3		0-3 K		0-0 SH3-4 1-2 1B		0-0 2-H 3-H 1B		3	0	1	1	0	1	0												
Inning Stats	R: 1 E: 0 K: 1 S: 7	H: 2 LOB: 2 BB: 1 P: 11	R: 0 E: 0 K: 0 S: 3	H: 0 LOB: 0 BB: 0 P: 3	R: 1 E: 0 K: 0 S: 6	H: 3 LOB: 2 BB: 0 P: 6	R: 0 E: 0 K: 2 S: 7	H: 0 LOB: 0 BB: 0 P: 7	R: 4 E: 0 K: 2 S: 9	H: 2 LOB: 3 BB: 1 P: 13	R: 1 E: 0 K: 0 S: 4	H: 2 LOB: 2 BB: 1 P: 8	R: 1 E: 0 K: 1 S: 6	H: 1 LOB: 0 BB: 0 P: 6	R: 0 E: 0 K: 1 S: 5	H: 0 LOB: 1 BB: 1 P: 9		1B: 8 2B: 2 3B: 0 HR: 2	SF: 0 SAC: 0 DP: 0 HBP: 0	WP: 1 PB: 0 SB: 0 CS: 0	PA: 44							
PITCHER	IP	WLS	BF	H	R	ER	SO	BB	IBB	HBP	BLK	WP	HR	S	P	ERA	WHIP											
Wayne Twitchell, R ERA: 4.94 Don Stanhouse, R ERA: 4.2 Willi McEnaney, L ERA: 4.14	(1, 1)	5.0	L	25	7	6	6	5	3	0	0	0	1	1	32	44	10.80	2.000										


Batter	1	2	3	4	5	6	7	8	9	AB	R	H	RBI	BB	SO	LOB	BOTTOM										
Dave Cash, R OBP: 0.343, SLG: 0.350 (1, 4)	4-0 HR BB	0-0 FC6						0-0 G3		3	1	1	0	1	0	1	Philadelphia Phillies @ Montreal Expos Olympic Stadium, Montreal, QB Thu Aug 18 1977, 7:05 PM EDT Att: 18,296 - Unknown										
Warren Cromartie, L OBP: 0.325, SLG: 0.404 (1, 7)	4-0 HR BB		0-0 G3		0-0 F7			0-0 F9		3	1	0	0	1	0	1											
Andre Dawson, R OBP: 0.327, SLG: 0.485 (1, 8)	0-0 1-H 2-H HR		0-3 K		0-0 FC5-4			0-3 K		4	1	1	3	0	2	1											
Tony Perez, R OBP: 0.352, SLG: 0.432 (1, 3)	0-0 L9		0-0 F8					0-0 F7		4	0	1	0	0	0	0											
Gary Carter, R OBP: 0.340, SLG: 0.496 (1, 2)	0-0 F8			0-0 5-3				0-3 K		4	0	0	0	0	1	1											
Del Unser, L OBP: 0.341, SLG: 0.454 (1, 9)	0-0 1-3			4-0 CS BB				0-0 F8		3	0	0	0	1	0	1											
Larry Parrish, R OBP: 0.316, SLG: 0.395 (1, 5)		0-3 K		0-0 FC6-4 1B				0-3 K		4	0	1	0	0	2	1											
Chris Speier, R OBP: 0.320, SLG: 0.338 (1, 6)		0-3 K		0-0 FC6-4				0-3 K		3	0	0	0	0	2	1											
Wayne Twitchell, R OBP: 0.235, SLG: 0.194 Pepe Frias, R OBP: 0.231, SLG: 0.250 Don Stanhouse, R OBP: 0.225, SLG: 0.282 Tim Blackwell, S OBP: 0.222, SLG: 0.188 Willi McEnaney, L (8, 1)		0-0 FC6 1B			0-3 K			0-0 6-3		1	0	1	0	0	0	0											
Inning Stats	R: 3 E: 0 K: 0 S: 4	H: 1 LOB: 0 BB: 2 P: 12	R: 0 E: 0 K: 2 S: 8	H: 1 LOB: 1 BB: 0 P: 8	R: 0 E: 0 K: 1 S: 5	H: 0 LOB: 0 BB: 0 P: 5	R: 0 E: 0 K: 0 S: 3	H: 1 LOB: 1 BB: 1 P: 7	R: 0 E: 0 K: 1 S: 6	H: 1 LOB: 1 BB: 0 P: 6	R: 0 E: 0 K: 1 S: 5	H: 0 LOB: 0 BB: 0 P: 5	R: 0 E: 0 K: 2 S: 7	H: 0 LOB: 0 BB: 0 P: 7	R: 0 E: 0 K: 1 S: 5	H: 0 LOB: 0 BB: 0 P: 5		R: 0 E: 0 K: 0 S: 4	H: 1 LOB: 1 BB: 0 P: 4	1B: 4 2B: 0 3B: 0 HR: 1	SF: 0 SAC: 0 DP: 0 HBP: 0	WP: 0 PB: 0 SB: 1 CS: 1	PA: 34				
PITCHER	IP	WLS	BF	H	R	ER	SO	BB	IBB	HBP	BLK	WP	HR	S	P	ERA	WHIP										
Jim Lonborg, R ERA: 3.58	(1, 1)	9.0	W	34	5	3	3	8	3	0	0	0	1	47	59	3.00	0.889										


Batter	1	2	3	4	5	6	7	8	9	AB	R	H	RBI	BB	SO	LOB	TOP					
Wilbur Howard, S OBP: 0.246, SLG: 0.286 (1, 8)										5	1	1	0	0	2	2	Houston Astros @ Philadelphia Phillies Veterans Stadium, Philadelphia, PA Sat Aug 20 1977, 7:05 PM EDT Att: 47,048 - Unknown livebaseballscorecards.com					
Enos Cabell, R OBP: 0.309, SLG: 0.429 (1, 5)										4	1	2	0	1	0	1						
Jose Cruz, L OBP: 0.363, SLG: 0.465 (1, 9)										4	0	2	0	0	0	1						
Bob Watson, R OBP: 0.356, SLG: 0.469 (1, 3)										4	0	1	1	0	1	2						
Joe Ferguson, R OBP: 0.368, SLG: 0.429 (1, 2)										4	0	2	0	0	0	2						
Art Howe, R OBP: 0.355, SLG: 0.441 (1, 4)										4	2	1	0	0	1	4						
Jim Fuller, R OBP: 0.255, SLG: 0.295 (1, 7)										1	0	1	0	3	0	0						
Rob Sperring, R OBP: 0.267, SLG: 0.278 (1, 6)										3	0	1	2	0	1	2						
Dan Larson, R OBP: 0.259, SLG: 0.231 (9, PH)										3	0	0	0	0	1	3						
Joe Sambito, L OBP: 0.182, SLG: 0.182 (9, 1)										1	0	0	0	0	0	0						
Inning Stats	R: 1 E: 1 K: 1 S: 8	H: 3 LOB: 2 BB: 0 P: 8	R: 0 E: 0 K: 0 S: 2	H: 0 LOB: 0 BB: 1 P: 6	R: 1 E: 0 K: 0 S: 4	H: 2 LOB: 0 BB: 0 P: 4	R: 1 E: 0 K: 0 S: 5	H: 2 LOB: 2 BB: 1 P: 9	R: 0 E: 0 K: 0 S: 3	H: 0 LOB: 0 BB: 0 P: 3	R: 1 E: 1 K: 1 S: 6	H: 1 LOB: 1 BB: 1 P: 10	R: 0 E: 1 K: 2 S: 7	H: 0 LOB: 1 BB: 1 P: 11	R: 0 E: 0 K: 2 S: 8	H: 2 LOB: 1 BB: 0 P: 8	R: 0 E: 0 K: 0 S: 3	H: 1 LOB: 1 BB: 0 P: 3	1B: 9 2B: 2 3B: 0 HR: 0	SF: 1 SAC: 0 DP: 1 HBP: 0	WP: 0 PB: 0 SB: 0 CS: 1	PA: 39
PITCHER	IP	WLS	BF	H	R	ER	SO	BB	IBB	HBP	BLK	WP	HR	S	P	ERA	WHIP					
Jim Kaat, L ERA: 5.15 (1, 1)	6.0		27	8	4	3	2	3	0	0	0	0	0	28	40	4.50	1.833					
Tug McGraw, L ERA: 2.5 (7, 1)	3.0	W	11	3	0	0	4	1	0	0	0	0	0	18	22	0.00	1.333					

Batter	1	2	3	4	5	6	7	8	9	AB	R	H	RBI	BB	SO	LOB	BOTTOM					
Bake McBride, L OBP: 0.349, SLG: 0.502 (1, 8)										4	1	2	0	1	0	0	Houston Astros @ Philadelphia Phillies Veterans Stadium, Philadelphia, PA Sat Aug 20 1977, 7:05 PM EDT Att: 47,048 - Unknown livebaseballscorecards.com					
Larry Bowa, S OBP: 0.315, SLG: 0.349 (1, 6)										5	1	0	0	0	5							
Mike Schmidt, R OBP: 0.398, SLG: 0.595 (1, 5)										3	1	1	0	1	0	1						
Greg Luzinski, R OBP: 0.386, SLG: 0.621 (1, 7)										4	0	1	2	1	2	2						
Richie Hebner, L OBP: 0.380, SLG: 0.497 (9, PH)										3	0	0	0	1	0	3						
Davey Johnson, R OBP: 0.419, SLG: 0.614 (9, PH)										1	0	1	0	0	0	0						
Jay Johnstone, L OBP: 0.349, SLG: 0.482 (1, 9)										3	0	0	0	1	0	2						
Bob Boone, R OBP: 0.342, SLG: 0.447 (1, 2)										3	1	0	0	1	0	3						
Ted Sizemore, R OBP: 0.344, SLG: 0.358 (1, 4)										3	1	1	1	1	1	1						
Jim Kaat, L OBP: 0.233, SLG: 0.286 (6, PH)										2	0	1	0	0	0	1						
Tim McCarver, L OBP: 0.419, SLG: 0.523 (6, PH)										1	0	1	1	0	0	0						
Tug McGraw, R OBP: 0.429, SLG: 0.429 (7, 1)										1	0	1	0	0	0	0						
Inning Stats	R: 0 E: 0 K: 1 S: 6	H: 1 LOB: 1 BB: 0 P: 6	R: 0 E: 0 K: 1 S: 5	H: 0 LOB: 1 BB: 1 P: 9	R: 2 E: 0 K: 0 S: 5	H: 2 LOB: 3 BB: 3 P: 17	R: 0 E: 0 K: 0 S: 2	H: 0 LOB: 0 BB: 1 P: 6	R: 0 E: 0 K: 1 S: 6	H: 1 LOB: 1 BB: 0 P: 6	R: 2 E: 1 K: 0 S: 5	H: 2 LOB: 0 BB: 0 P: 5	R: 0 E: 1 K: 0 S: 4	H: 0 LOB: 2 BB: 1 P: 8	R: 0 E: 0 K: 0 S: 5	H: 2 LOB: 2 BB: 0 P: 5	R: 1 E: 1 K: 0 S: 1	H: 1 LOB: 2 BB: 1 P: 6	1B: 7 2B: 2 3B: 0 HR: 0	SF: 0 SAC: 0 DP: 0 HBP: 1	WP: 1 PB: 0 SB: 3 CS: 1	PA: 41
PITCHER	IP	WLS	BF	H	R	ER	SO	BB	IBB	HBP	BLK	WP	HR	S	P	ERA	WHIP					
Dan Larson, R ERA: 5.36 (9, 1)	8.0		38	8	4	3	3	6	0	0	0	0	0	38	62	3.38	1.750					
Bo McLaughlin, R ERA: 4.25 (9, 1)	0.0	L	2	0	1	0	0	1	0	1	0	0	0	0	5	*	*					
Joe Sambito, L ERA: 2.52 (9, 1)	0.0		1	1	0	0	0	0	0	0	0	0	0	1	1	*	*					

Batter	1	2	3	4	5	6	7	8	9	AB	R	H	RBI	BB	SO	LOB	TOP			
Wilbur Howard, S OBP: 0.239, SLG: 0.277 (1, 8)										4	0	0	0	0	3	1	Houston Astros @ Philadelphia Phillies Veterans Stadium, Philadelphia, PA Sun Aug 21 1977, 7:05 PM EDT Att: 46,852 - Unknown livebaseballscorecards.com			
Enos Cabell, R OBP: 0.313, SLG: 0.447 (1, 5)										4	3	3	2	0	0	0				
Jose Cruz, L OBP: 0.362, SLG: 0.463 (1, 9)										4	0	1	0	0	1	1				
Bob Watson, R OBP: 0.355, SLG: 0.467 (1, 3)										4	0	1	1	0	0	1				
Joe Ferguson, R OBP: 0.364, SLG: 0.424 (1, 2)										4	0	0	0	0	1	1				
Art Howe, R OBP: 0.352, SLG: 0.437 (1, 4)										3	0	0	0	0	2	1				
Jim Fuller, R OBP: 0.248, SLG: 0.286 (1, 7)										3	0	0	0	0	3	0				
Rob Sperring, R OBP: 0.259, SLG: 0.270 (1, 6)										3	0	0	0	0	2	0				
Mark Lemongello, R Tom Dixon, R Julio Gonzalez, R Gene Pentz, R Terry Puhi, L Bo McLaughlin, R (1, 1) (4, 1) (6, PH) (6, PH) (8, PH) (8, 1)										1	0	0	0	0	1	0				
Inning Stats	R: 1 E: 0 K: 1 S: 6	H: 1 LOB: 0 BB: 0 P: 6	R: 0 E: 0 K: 3 S: 9	H: 0 LOB: 0 BB: 0 P: 9	R: 0 E: 0 K: 2 S: 7	H: 0 LOB: 0 BB: 0 P: 7	R: 1 E: 0 K: 0 S: 4	H: 2 LOB: 0 BB: 0 P: 4	R: 0 E: 0 K: 1 S: 5	H: 0 LOB: 0 BB: 0 P: 5	R: 0 E: 0 K: 2 S: 8	H: 1 LOB: 1 BB: 0 P: 8	R: 0 E: 0 K: 3 S: 9	H: 0 LOB: 1 BB: 1 P: 13	R: 1 E: 0 K: 0 S: 4	H: 1 LOB: 0 BB: 0 P: 4		1B: 2 2B: 1 3B: 0 HR: 2	SF: 0 SAC: 0 DP: 0 HBP: 0	WP: 0 PB: 0 SB: 0 CS: 1
PITCHER Steve Carlton, L ERA: 2.83 (1, 1)	IP: 9.0 WLS: W BF: 32 H: 5 R: 3 ER: 3 SO: 14 BB: 1 IBB: 0 HBP: 0 BLK: 0 WP: 0 HR: 2 S: 59 P: 63 ERA: 3.00 WHIP: 0.667															PITCHER				

Batter	1	2	3	4	5	6	7	8	9	AB	R	H	RBI	BB	SO	LOB	BOTTOM			
Bake McBride, L OBP: 0.353, SLG: 0.507 (1, 8)										5	1	3	1	0	1	0	Houston Astros @ Philadelphia Phillies Veterans Stadium, Philadelphia, PA Sun Aug 21 1977, 7:05 PM EDT Att: 46,852 - Unknown livebaseballscorecards.com			
Larry Bowa, S OBP: 0.314, SLG: 0.348 (1, 6)										4	0	1	0	0	2					
Mike Schmidt, R OBP: 0.397, SLG: 0.599 (1, 5)										3	1	1	1	0	1	2				
Greg Luzinski, R OBP: 0.383, SLG: 0.615 (1, 7)										4	0	0	0	0	2	1				
Richie Hebner, L OBP: 0.379, SLG: 0.494 (1, 3)										4	1	1	1	0	0	0				
Jay Johnstone, L OBP: 0.354, SLG: 0.484 (1, 9)										3	1	2	0	1	1	0				
Tim McCarver, L OBP: 0.421, SLG: 0.545 (1, 2)										4	1	2	3	0	0	1				
Ted Sizemore, R OBP: 0.343, SLG: 0.355 (1, 4)										3	1	0	0	1	1	2				
Steve Carlton, L OBP: 0.278, SLG: 0.387 (1, 1)										4	1	1	1	0	0	1				
Inning Stats	R: 0 E: 0 K: 2 S: 7	H: 0 LOB: 0 BB: 0 P: 7	R: 0 E: 0 K: 0 S: 3	H: 0 LOB: 1 BB: 1 P: 7	R: 0 E: 0 K: 0 S: 4	H: 1 LOB: 1 BB: 0 P: 4	R: 5 E: 0 K: 1 S: 11	H: 6 LOB: 2 BB: 1 P: 15	R: 0 E: 0 K: 2 S: 9	H: 2 LOB: 2 BB: 0 P: 9	R: 2 E: 0 K: 0 S: 5	H: 2 LOB: 0 BB: 0 P: 5	R: 0 E: 0 K: 1 S: 5	H: 0 LOB: 0 BB: 0 P: 5	R: 0 E: 0 K: 0 S: 3	H: 0 LOB: 0 BB: 0 P: 3		1B: 7 2B: 1 3B: 1 HR: 2	SF: 1 SAC: 0 DP: 0 HBP: 0	WP: 0 PB: 0 SB: 3 CS: 0
PITCHER Mark Lemongello, R ERA: 3.85 Tom Dixon, R ERA: 3.65 Gene Pentz, R ERA: 4.9 Bo McLaughlin, R ERA: 4.19 (1, 1) (4, 1) (6, 1) (8, 1)	IP: 3.2 WLS: L BF: 20 H: 7 R: 5 ER: 5 SO: 3 BB: 2 IBB: 0 HBP: 0 BLK: 0 WP: 0 HR: 1 S: 24 P: 32 ERA: 12.27 WHIP: 2.455															PITCHER				

Batter	1	2	3	4	5	6	7	8	9	AB	R	H	RBI	BB	SO	LOB	TOP											
Bake McBride, L OBP: 0.354, SLG: 0.516 (1, 8)	1-3	6-3							F7	5	2	1	0	0	1		Philadelphia Phillies @ Atlanta Braves Atlanta-Fulton County Stadium, Atlanta, GA Mon Aug 22 1977, 7:05 PM EDT Att: 5,711 - Unknown AB 36 R 5 H 9 RBI 4 BB 3 SO 6 LOB 14 											
Larry Bowa, S OBP: 0.313, SLG: 0.346 (1, 6)	2B		F3				1-3		6-3	5	1	1	0	0	0	1												
Mike Schmidt, R OBP: 0.395, SLG: 0.596 (1, 5)	1B		E5				6-3		K	5	0	1	1	0	2	1												
Greg Luzinski, R OBP: 0.384, SLG: 0.612 (1, 7)	2B		K				1B			2	0	0	0	2	1													
Richie Hebner, L OBP: 0.376, SLG: 0.489 Davey Johnson, R (7, PH) OBP: 0.406, SLG: 0.617 (7, 3)	F8		F8				4-3			3	0	0	0	0	0	3												
Jay Johnstone, L OBP: 0.353, SLG: 0.492 (1, 9)	F6						1B			1	0	1	1	0	0	0												
Bob Boone, R OBP: 0.341, SLG: 0.445 (1, 2)		K					HR			4	0	1	0	0	1	0												
Ted Sizemore, R OBP: 0.345, SLG: 0.359 (1, 4)		1B					K		F7	4	0	2	0	0	1	1												
Jim Lonborg, R OBP: 0.108, SLG: 0.083 Tim McCarver, L (7, PH) OBP: 0.425, SLG: 0.545 Gene Garber, R (7, 1) Ron Reed, R OBP: 0.167, SLG: 0.250 (9, 1)		K					F5		B5	2	0	0	0	0	1	2												
Inning Stats	R: 1 E: 0 K: 0 S: 5	H: 2 LOB: 2 BB: 1 P: 9	R: 0 E: 1 K: 2 S: 8	H: 1 LOB: 1 BB: 0 P: 8	R: 0 E: 1 K: 1 S: 6	H: 0 LOB: 1 BB: 0 P: 6	R: 0 E: 0 K: 0 S: 4	H: 1 LOB: 1 BB: 0 P: 4	R: 1 E: 0 K: 1 S: 6	H: 1 LOB: 0 BB: 0 P: 6	R: 2 E: 1 K: 0 S: 5	H: 2 LOB: 2 BB: 2 P: 13	R: 0 E: 0 K: 0 S: 3	H: 1 LOB: 0 BB: 0 P: 3	R: 0 E: 0 K: 1 S: 5	H: 0 LOB: 0 BB: 0 P: 5		1B: 5 2B: 2 3B: 0 HR: 2	SF: 0 SAC: 0 DP: 0 HBP: 0	WP: 1 PB: 0 SB: 1 CS: 1	PA: 39							
PITCHER	IP	WLS	BF	H	R	ER	SO	BB	IBB	HBP	BLK	WP	HR	S	P	ERA	WHIP											
Preston Hanna, R ERA: 4.63 Mike Davey, L ERA: 5.4 Duane Theiss, R ERA: 3.72 Dave Campbell, R ERA: 3.67	(1, 1)	6.2	L	30	7	5	5	5	2	0	0	0	1	2	38	46	6.75	1.350										

Batter	1	2	3	4	5	6	7	8	9	AB	R	H	RBI	BB	SO	LOB	BOTTOM										
Gary Matthews, R OBP: 0.352, SLG: 0.432 (1, 7)	4-3		F9						F8	4	0	0	0	0	0	0	Philadelphia Phillies @ Atlanta Braves Atlanta-Fulton County Stadium, Atlanta, GA Mon Aug 22 1977, 7:05 PM EDT Att: 5,711 - Unknown AB 33 R 4 H 7 RBI 4 BB 2 SO 6 LOB 10 										
Rowland Office, L OBP: 0.291, SLG: 0.301 (1, 8)	6-3						6-3			3	0	1	0	0	0	0											
Jeff Burroughs, R OBP: 0.369, SLG: 0.522 (1, 9)	K						6-3		G6-4-3	4	0	0	0	0	1	2											
Willie Montanez, L OBP: 0.319, SLG: 0.456 (1, 3)		K					6-3		5-3	4	0	0	0	0	2	1											
Biff Pocoroba, S OBP: 0.391, SLG: 0.435 (1, 2)		BB					1B		1B	2	2	2	0	2	0	0											
Junior Moore, R OBP: 0.310, SLG: 0.307 (1, 5)		F9					HR		K	4	1	1	0	0	1	4											
Rod Gilbreath, R OBP: 0.319, SLG: 0.349 (1, 4)		F9					HR		1B	4	1	2	3	0	0	1											
Pat Rockett, R OBP: 0.323, SLG: 0.291 Joe Nolan, L (9, PH) OBP: 0.453, SLG: 0.491 Jerry Royster, R OBP: 0.274, SLG: 0.262 (9, FR)			5-3				K		K	3	0	0	0	0	2	0											
Preston Hanna, R Mike Davey, R Duane Theiss, R Brian Asselstine, L Dave Campbell, R Cito Gaston, R	(1, 1)	(7, 1)	(7, 1)	(7, PH)	(9, FR)	(9, PH)	(9, PH)	(9, PH)	(9, PH)	(9, PH)	(9, PH)	(9, PH)	(9, PH)	(9, PH)	(9, PH)	(9, PH)		2B: 2 3B: 0 HR: 1	SF: 0 SAC: 0 DP: 1 HBP: 1	WP: 0 PB: 0 SB: 0 CS: 0	PA: 36						
PITCHER	IP	WLS	BF	H	R	ER	SO	BB	IBB	HBP	BLK	WP	HR	S	P	ERA		WHIP									
Jim Lonborg, R ERA: 3.63 Gene Garber, R ERA: 2.61 Ron Reed, R ERA: 2.61	(1, 1)	6.0	W	24	4	3	3	3	1	0	0	0	1	28	36	4.50	0.833										

Batter	1	2	3	4	5	6	7	8	9	AB	R	H	RBI	BB	SO	LOB	TOP											
Bake McBride, L OBP: 0.358, SLG: 0.517 (1, 8)										5	1	3	0	0	2	1	Philadelphia Phillies @ Atlanta Braves Atlanta-Fulton County Stadium, Atlanta, GA Tue Aug 23 1977, 7:05 PM EDT Att: 5,972 - Unknown											
Larry Bowa, S OBP: 0.312, SLG: 0.343 (1, 6)										4	1	0	0	1	1	3												
Mike Schmidt, R OBP: 0.395, SLG: 0.601 (1, 5)										5	1	2	1	0	3	2												
Greg Luzinski, R OBP: 0.386, SLG: 0.610 Tom Hutton, L OBP: 0.344, SLG: 0.382 (9, 3)										3	0	1	2	2	1	2												
Richie Hebner, L OBP: 0.381, SLG: 0.489 Jerry Martin, R OBP: 0.342, SLG: 0.447 (9, 7)										2	0	1	0	3	1	2												
Jay Johnstone, L OBP: 0.348, SLG: 0.485 (1, 9)										4	0	0	0	0	3	6												
Bob Boone, R OBP: 0.338, SLG: 0.440 (1, 2)										4	0	0	0	0	2	6												
Ted Sizemore, R OBP: 0.346, SLG: 0.359 (1, 4)										3	0	1	0	1	1	0												
Randy Lerch, L OBP: 0.170, SLG: 0.156 Tug McGraw, R OBP: 0.429, SLG: 0.429 (8, 1)										4	0	0	0	0	1	3												
Inning Stats	R: 2 E: 0 K: 2 S: 10	H: 3 LOB: 2 BB: 1 P: 14	R: 0 E: 0 K: 0 S: 4	H: 1 LOB: 1 BB: 0 P: 4	R: 0 E: 0 K: 2 S: 7	H: 0 LOB: 2 BB: 2 P: 15	R: 0 E: 1 K: 2 S: 8	H: 1 LOB: 1 BB: 0 P: 8	R: 1 E: 0 K: 2 S: 8	H: 1 LOB: 1 BB: 1 P: 12	R: 0 E: 0 K: 2 S: 7	H: 0 LOB: 0 BB: 0 P: 7	R: 0 E: 0 K: 2 S: 6	H: 0 LOB: 0 BB: 1 P: 10	R: 0 E: 0 K: 1 S: 5	H: 0 LOB: 2 BB: 2 P: 13		R: 0 E: 0 K: 2 S: 9	H: 2 LOB: 2 BB: 0 P: 9	1B: 7 2B: 0 3B: 0 HR: 1	SF: 0 SAC: 0 DP: 0 HBP: 0	WP: 0 PB: 0 SB: 6 CS: 1	PA: 42					
PITCHER	IP	WLS	BF	H	R	ER	SO	BB	IBB	HBP	BLK	WP	HR	S	P	ERA	WHIP											
Phil Niekro, R ERA: 4.07 Dave Campbell, R ERA: 3.61	(1, 1)	8.0	L	36	6	3	3	13	6	1	0	0	0	1	55	83	3.38	1.500										

Batter	1	2	3	4	5	6	7	8	9	AB	R	H	RBI	BB	SO	LOB	BOTTOM										
Rowland Office, L OBP: 0.287, SLG: 0.297 (1, 8)										4	0	0	0	0	0	1	Philadelphia Phillies @ Atlanta Braves Atlanta-Fulton County Stadium, Atlanta, GA Tue Aug 23 1977, 7:05 PM EDT Att: 5,972 - Unknown										
Rod Gilbreath, R OBP: 0.319, SLG: 0.357 (1, 4)										4	1	1	1	0	1	1											
Jeff Burroughs, R OBP: 0.367, SLG: 0.517 (1, 9)										4	0	0	0	0	1	0											
Willie Montanez, L OBP: 0.318, SLG: 0.453 (1, 3)										3	0	0	0	1	0	0											
Gary Matthews, R OBP: 0.354, SLG: 0.434 (1, 7)										3	0	1	0	1	0	1											
Biff Pocoreba, S OBP: 0.386, SLG: 0.429 (1, 2)										4	0	0	0	0	0	3											
Junior Moore, R OBP: 0.313, SLG: 0.308 (1, 5)										2	0	1	0	1	0	0											
Pat Rockett, R OBP: 0.318, SLG: 0.287 Tom Paciorek, R OBP: 0.275, SLG: 0.371 Dave Campbell, R (9, 1)										2	0	0	0	0	0	2											
Phil Niekro, R OBP: 0.169, SLG: 0.172 Cito Gaston, R OBP: 0.325, SLG: 0.459 Jerry Royster, R OBP: 0.274, SLG: 0.262 (9, 6)										2	0	0	0	0	0	0											
Inning Stats	R: 0 E: 0 K: 1 S: 5	H: 0 LOB: 0 BB: 0 P: 5	R: 0 E: 0 K: 0 S: 2	H: 0 LOB: 0 BB: 1 P: 6	R: 0 E: 0 K: 0 S: 2	H: 0 LOB: 0 BB: 1 P: 6	R: 1 E: 0 K: 0 S: 4	H: 1 LOB: 0 BB: 0 P: 4	R: 0 E: 0 K: 0 S: 3	H: 0 LOB: 0 BB: 0 P: 3	R: 0 E: 0 K: 0 S: 4	H: 1 LOB: 1 BB: 0 P: 4	R: 0 E: 0 K: 1 S: 7	H: 2 LOB: 1 BB: 0 P: 7	R: 0 E: 0 K: 0 S: 3	H: 0 LOB: 1 BB: 1 P: 7		1B: 2 2B: 2 3B: 0 HR: 1	SF: 0 SAC: 0 DP: 2 HBP: 0	WP: 0 PB: 0 SB: 0 CS: 0	PA: 33						
PITCHER	IP	WLS	BF	H	R	ER	SO	BB	IBB	HBP	BLK	WP	HR	S	P	ERA	WHIP										
Randy Lerch, L ERA: 5.31 Tug McGraw, L ERA: 2.42	(1, 1)	7.1	W	27	5	2	2	1	1	0	0	0	0	7	11	0.00	0.600										

Batter	1	2	3	4	5	6	7	8	9	AB	R	H	RBI	BB	SO	LOB	TOP					
Bake McBride, L OBP: 0.355, SLG: 0.514 Jerry Martin, R OBP: 0.349, SLG: 0.477	6-3		F9			2B		HR		2	0	0	0	0	0	1	Philadelphia Phillies @ Houston Astros Astrodome, Houston, TX Wed Aug 24 1977, 8:05 PM EDT Att: 13,098 - Unknown					
Larry Bowa, S OBP: 0.312, SLG: 0.342	G3 1B		1-3			P1		F8		4	0	1	0	0	0	2						
Mike Schmidt, R OBP: 0.392, SLG: 0.595	G3					F9			K	4	0	0	0	0	1	2						
Greg Luzinski, R OBP: 0.383, SLG: 0.604	1-3					F4			K	4	0	0	0	0	1	2						
Richie Hebner, L OBP: 0.388, SLG: 0.491		G6-4-3 BB						G5-4-3 BB	E 1B	1	0	1	0	3	0	0						
Jay Johnstone, L OBP: 0.343, SLG: 0.478	F5					F5		F7	E5	4	0	0	0	0	0	4						
Bob Boone, R OBP: 0.334, SLG: 0.434	G6-4-3					5-3		G5-4-3	F7	4	0	0	0	0	0	4						
Ted Sizemore, R OBP: 0.346, SLG: 0.359			F9 SH1-3 1B			F7		F2		3	0	1	0	0	0	0						
Larry Christenson, R OBP: 0.196, SLG: 0.264 Tom Hutton, L OBP: 0.336, SLG: 0.375 Gene Garber, R OBP: 0.375, SLG: 0.375			SH1-3					G3		1	0	0	0	0	1	0						
										1	0	0	0	0	0	0						
										0	0	0	0	0	0	0						
Inning Stats	R: 0 E: 0 K: 0 S: 4	H: 1 LOB: 1 BB: 0 P: 4	R: 0 E: 0 K: 0 S: 2	H: 0 LOB: 0 BB: 1 P: 6	R: 0 E: 0 K: 0 S: 4	H: 1 LOB: 1 BB: 0 P: 4	R: 0 E: 0 K: 0 S: 3	H: 0 LOB: 1 BB: 1 P: 7	R: 0 E: 0 K: 1 S: 5	H: 0 LOB: 0 BB: 0 P: 5	R: 0 E: 0 K: 0 S: 4	H: 1 LOB: 1 BB: 0 P: 4	R: 0 E: 0 K: 0 S: 2	H: 0 LOB: 0 BB: 1 P: 6	R: 1 E: 0 K: 0 S: 4	H: 1 LOB: 0 BB: 0 P: 4	R: 0 E: 1 K: 2 S: 9	H: 1 LOB: 2 BB: 0 P: 9	1B: 3 2B: 1 3B: 0 HR: 1	SF: 0 SAC: 1 DP: 2 HBP: 0	WP: 0 PB: 0 SB: 0 CS: 0	PA: 34
PITCHER Joe Niekro, R ERA: 3.12	IP: 9.0 WLS: W BF: 34 H: 5 R: 1 ER: 1 SO: 3 BB: 3 IBB: 0 HBP: 0 BLK: 0 WP: 0 HR: 1 S: 37 P: 49 ERA: 1.00 WHIP: 0.889																					

Batter	1	2	3	4	5	6	7	8	9	AB	R	H	RBI	BB	SO	LOB	BOTTOM			
Terry Puhl, L OBP: 0.384, SLG: 0.373	S BB		F9			FC3-6 1B	1B			3	1	2	0	1	0	1	Philadelphia Phillies @ Houston Astros Astrodome, Houston, TX Wed Aug 24 1977, 8:05 PM EDT Att: 13,098 - Unknown			
Enos Cabell, R OBP: 0.310, SLG: 0.443	5-3					FC3-6 1B	1B			4	0	3	2	0	0	1				
Jose Cruz, L OBP: 0.382, SLG: 0.460	F6		6-3			FC3-6 1B	1-3			4	0	0	0	0	0	5				
Bob Watson, R OBP: 0.356, SLG: 0.458	6-3					F4		5-3		4	0	0	0	0	0	3				
Joe Ferguson, R OBP: 0.361, SLG: 0.417			F8			FC6-4 1B		K		4	0	1	1	0	1	0				
Art Howe, R OBP: 0.345, SLG: 0.424	6-3					FC6-4				3	0	0	0	1	0	2				
Wilbur Howard, S OBP: 0.248, SLG: 0.284						5-3		4-3		4	0	1	0	0	0	1				
Rob Sperring, R OBP: 0.263, SLG: 0.266			F8			6-3		1B BB		2	1	0	0	1	0	1				
Joe Niekro, R OBP: 0.125, SLG: 0.097			E6 2B			K		K		3	1	0	0	0	2	1				
										1B: 6 2B: 1 3B: 0 HR: 0	SF: 0 SAC: 0 DP: 0 HBP: 0	WP: 0 PB: 0 SB: 1 CS: 0	PA: 34							
Inning Stats	R: 0 E: 0 K: 0 S: 3	H: 0 LOB: 1 BB: 1 P: 7	R: 0 E: 0 K: 0 S: 4	H: 1 LOB: 1 BB: 0 P: 4	R: 1 E: 1 K: 0 S: 4	H: 1 LOB: 0 BB: 0 P: 4	R: 0 E: 0 K: 0 S: 3	H: 0 LOB: 0 BB: 0 P: 3	R: 0 E: 0 K: 1 S: 5	H: 0 LOB: 0 BB: 0 P: 5	R: 1 E: 0 K: 0 S: 6	H: 3 LOB: 2 BB: 0 P: 6	R: 1 E: 0 K: 1 S: 7	H: 2 LOB: 2 BB: 1 P: 11	R: 0 E: 0 K: 1 S: 5	H: 0 LOB: 1 BB: 1 P: 9	1B: 6 2B: 1 3B: 0 HR: 0	SF: 0 SAC: 0 DP: 0 HBP: 0	WP: 0 PB: 0 SB: 1 CS: 0	PA: 34
PITCHER Larry Christenson, R ERA: 4.72 Gene Garber, R ERA: 2.77	IP: 7.0 WLS: L BF: 30 H: 7 R: 3 ER: 2 SO: 2 BB: 2 IBB: 0 HBP: 0 BLK: 0 WP: 0 HR: 0 S: 32 P: 40 ERA: 2.57 WHIP: 1.286																			

Batter	1	2	3	4	5	6	7	8	9	AB	R	H	RBI	BB	SO	LOB	TOP					
Jerry Martin, R OBP: 0.352, SLG: 0.480	0-0 1B 5-3 2B	4-0 4-6 PB BB			0-0 F8		0-0 5-3			3	1	1	0	1	0	0	Philadelphia Phillies @ Houston Astros Astrodome, Houston, TX Thu Aug 25 1977, 8:05 PM EDT Att: 11,802 - Dome					
Larry Bowa, S OBP: 0.313, SLG: 0.344	0-0 5-3 S WP 2-3 1B	0-0 F9			0-0 4-3		0-0 FC5-4 1B		4	1	2	0	0	0	1							
Mike Schmidt, R OBP: 0.389, SLG: 0.589	0-0 5-3	0-0 4-6			0-0 F9		0-0 FC5-4 WP 1-2		4	0	0	1	0	0	3							
Greg Luzinski, R OBP: 0.384, SLG: 0.610	0-0 HR 2B		0-0 5-3		0-0 SF8 3B		0-0 F8		4	2	2	0	0	0	1							
Richie Hebner, L OBP: 0.386, SLG: 0.499	0-0 2H HR		0-0 F8		0-0 SF8		0-0 F8		3	1	1	3	0	0	1							
Jay Johnstone, L OBP: 0.342, SLG: 0.474	0-0 1B		0-0 F4		0-0 F6		0-0 F8		4	0	1	0	0	0	0							
Bob Boone, R OBP: 0.336, SLG: 0.434	0-0 1-2 1B		0-0 L5		0-0 PO BB		0-0 4-3		3	0	1	0	1	0	0							
Ted Sizemore, R OBP: 0.345, SLG: 0.358	0-0 F7		0-0 CS 1B		0-0 PO		0-0 6-3		4	0	1	0	0	0	2							
Jim Kaat, L OBP: 0.222, SLG: 0.273	0-0 F8		0-3 K		0-0 F3				2	0	0	0	0	1	3							
Warren Brusstar, R OBP: 0.246, SLG: 0.355									0	0	0	0	0	0	0							
Tim McCarver, L OBP: 0.422, SLG: 0.541									1	0	0	0	0	0	0							
Ron Reed, R OBP: 0.167, SLG: 0.250									0	0	0	0	0	0	0							
Inning Stats	R: 4 E: 0 K: 0 S: 9	H: 6 LOB: 2 BB: 0 P: 9	R: 0 E: 0 K: 0 S: 2	H: 0 LOB: 0 BB: 1 P: 6	R: 0 E: 0 K: 1 S: 3	H: 0 LOB: 0 BB: 0 P: 3	R: 0 E: 0 K: 1 S: 5	H: 1 LOB: 0 BB: 0 P: 5	R: 0 E: 0 K: 0 S: 3	H: 0 LOB: 0 BB: 0 P: 3	R: 1 E: 0 K: 0 S: 3	H: 1 LOB: 0 BB: 1 P: 7	R: 0 E: 0 K: 0 S: 3	H: 0 LOB: 1 BB: 0 P: 3	R: 0 E: 0 K: 0 S: 4	H: 1 LOB: 0 BB: 0 P: 4	R: 0 E: 0 K: 0 S: 3	H: 0 LOB: 0 BB: 0 P: 3	1B: 5 2B: 3 3B: 1 HR: 1	SF: 1 SAC: 0 DP: 1 HBP: 0	WP: 2 PB: 1 SB: 1 CS: 1	PA: 36
PITCHER	IP WLS BF H R ER SO BB IBB HBP BLK WP HR S P ERA WHIP																					
Dan Larson, R ERA: 5.74	(1, 1) 0.1 5 4 4 4 0 0 0 0 0 0 1 1 5 5 108.00 12.000																					
Tom Dixon, R ERA: 3.49	(1, 1) 1.2 7 2 0 0 0 1 0 0 0 0 0 0 6 10 0.00 1.800																					
Gene Pentz, R ERA: 4.67	(3, 1) 5.0 W 16 2 1 1 1 1 0 0 0 0 0 0 17 21 1.80 0.600																					
Bo McLaughlin, R ERA: 4.08	(8, 1) 2.0 S 7 1 0 0 0 0 0 0 0 0 1 0 7 7 0.00 0.500																					

AB 32
R 5
H 9
RBI 4
BB 2
SO 1
LOB 11



Batter	1	2	3	4	5	6	7	8	9	AB	R	H	RBI	BB	SO	LOB	BOTTOM			
Terry Puhl, L OBP: 0.383, SLG: 0.372	0-0 4-3	0-0 4-3			0-0 G4-6-3 1B 1B		0-0 SH1-3			3	1	1	0	0	0	1	Philadelphia Phillies @ Houston Astros Astrodome, Houston, TX Thu Aug 25 1977, 8:05 PM EDT Att: 11,802 - Dome			
Enos Cabell, R OBP: 0.312, SLG: 0.444	0-0 FC5-4 1B		0-0 F8		0-0 G4-6-3 1B		0-0 L5		4	0	2	0	0	0	1					
Cesar Cedeno, R OBP: 0.326, SLG: 0.389	0-0 F7		0-0 4-3		0-0 G4-6-3 1-2 2-3		0-0 2H 2B		4	0	1	1	0	0	3					
Jose Cruz, L OBP: 0.362, SLG: 0.458	0-0 FC5-4 1-2		0-0 4-3		0-0 CS 1B		0-3 K		4	0	1	1	0	1	2					
Bob Watson, R OBP: 0.357, SLG: 0.468		0-0 2B 2B		0-0 HR	0-0 CS 1-2		0-0 F9		4	2	2	1	0	0	0					
Joe Ferguson, R OBP: 0.385, SLG: 0.430		0-0 F9 2H 2B 2B		0-0 HR	0-0 BB		0-0 FC6-4 BB		3	2	2	2	1	0	0					
Art Howe, R OBP: 0.341, SLG: 0.418		0-0 F9		0-0 5-3		0-0 FC6-4 1-2		0-0 F8	4	0	0	0	0	0	2					
Rob Sperring, R OBP: 0.256, SLG: 0.259		0-0 5-3		0-0 2-3		0-0 FC6-4 1-2			3	0	0	0	0	0	2					
Roger Metzger, S OBP: 0.237, SLG: 0.254									0	0	0	0	0	0	0					
Dan Larson, R OBP: 0.229, SLG: 0.231									0	0	0	0	0	0	0					
Tom Dixon, R OBP: 0.246, SLG: 0.355									0	0	0	0	0	0	0					
Julio Gonzalez, R OBP: 0.246, SLG: 0.355									1	0	1	0	0	0	0					
Gene Pentz, R OBP: 0.246, SLG: 0.355									1	0	0	0	0	0	0					
Wilbur Howard, S OBP: 0.229, SLG: 0.231									1	1	1	0	0	0	0					
Bo McLaughlin, R OBP: 0.237, SLG: 0.254									0	0	0	0	0	0	0					
Inning Stats	R: 0 E: 0 K: 0 S: 4	H: 1 LOB: 1 BB: 0 P: 4	R: 2 E: 0 K: 0 S: 6	H: 3 LOB: 1 BB: 0 P: 6	R: 0 E: 0 K: 0 S: 3	H: 0 LOB: 0 BB: 0 P: 3	R: 2 E: 0 K: 0 S: 5	H: 2 LOB: 0 BB: 0 P: 5	R: 1 E: 0 K: 0 S: 4	H: 3 LOB: 0 BB: 0 P: 4	R: 0 E: 0 K: 0 S: 3	H: 0 LOB: 1 BB: 1 P: 7	R: 1 E: 0 K: 1 S: 7	H: 2 LOB: 1 BB: 0 P: 7	R: 0 E: 0 K: 0 S: 3	H: 0 LOB: 0 BB: 0 P: 3	1B: 5 2B: 4 3B: 0 HR: 2	SF: 0 SAC: 1 DP: 1 HBP: 0	WP: 0 PB: 0 SB: 0 CS: 1	PA: 35
PITCHER	IP WLS BF H R ER SO BB IBB HBP BLK WP HR S P ERA WHIP																			
Jim Kaat, L ERA: 5.34	(1, 1) 4.0 20 8 5 5 0 0 0 0 0 0 0 5 9 0.00 1.000																			
Warren Brusstar, R ERA: 2.65	(5, 1) 2.0 6 1 0 0 0 1 0 0 0 0 0 0 5 9 0.00 1.000																			
Ron Reed, R ERA: 2.65	(7, 1) 2.0 L 8 2 1 1 1 0 0 0 0 0 0 0 10 10 4.50 1.000																			

AB 32
R 6
H 11
RBI 6
BB 1
SO 1
LOB 11



Batter	1	2	3	4	5	6	7	8	9	AB	R	H	RBI	BB	SO	LOB	TOP		
Bake McBride, L OBP: 0.356, SLG: 0.510 (1, 8)	F8	F8				FC4-6 1B	1-3										4 0 1 0 1 0 2		
Larry Bowa, S OBP: 0.312, SLG: 0.342 (1, 6)	F8		F8		FC4-6 BB		F9		P6								5 0 1 0 0 0 2		
Mike Schmidt, R OBP: 0.391, SLG: 0.587 (1, 5)	F8		F8		BB		1B		K								2 0 0 0 3 1 1		
Greg Luzinski, R OBP: 0.386, SLG: 0.615 (1, 7)	F8				BB		F9		6-3								3 1 1 1 2 0 2		
Richie Hebner, L OBP: 0.385, SLG: 0.496 (1, 3)	K		G3		BB		1-3										4 0 1 0 0 1 6		
Tom Hutton, L OBP: 0.333, SLG: 0.356 (1, 9)	F8				L4												3 1 0 0 1 1 5		
Tim McCarver, L OBP: 0.424, SLG: 0.537 (1, 2)					F8												3 0 1 0 1 1 0		
Tug McGraw, R OBP: 0.429, SLG: 0.429 (8, 1)																	0 0 0 0 0 0 0		
Ted Sizemore, R OBP: 0.343, SLG: 0.355 (1, 4)					F8												3 0 0 0 0 2 1		
Steve Carlton, L OBP: 0.268, SLG: 0.377 (1, 1)																	2 0 0 1 0 1 1		
Jerry Martin, R OBP: 0.350, SLG: 0.477 (8, PH)																	1 0 0 0 0 0 0		
Barry Foote, R OBP: 0.290, SLG: 0.413 (8, 2)																	0 0 0 0 0 0 0		
Inning Stats	R: 0 E: 1 K: 1 S: 6	H: 1 LOB: 3 BB: 2 P: 14	R: 0 E: 0 K: 2 S: 8	H: 1 LOB: 1 BB: 0 P: 8	R: 1 E: 0 K: 0 S: 4	H: 1 LOB: 0 BB: 0 P: 4	R: 0 E: 0 K: 0 S: 3	H: 0 LOB: 0 BB: 0 P: 3	R: 0 E: 0 K: 0 S: 4	H: 1 LOB: 3 BB: 2 P: 12	R: 0 E: 0 K: 1 S: 6	H: 1 LOB: 2 BB: 1 P: 10	R: 0 E: 0 K: 2 S: 7	H: 0 LOB: 0 BB: 0 P: 7	R: 0 E: 0 K: 1 S: 5	H: 0 LOB: 1 BB: 1 P: 9	1B: 4 2B: 0 3B: 0 HR: 1	SF: 1 SAC: 1 DP: 0 HBP: 0	WP: 0 PA: 40 PB: 0 SB: 1 CS: 0
PITCHER Tom Seaver, R ERA: 2.89 (1, 1)	IP: 9.0 WLS: W BF: 40 H: 5 R: 2 ER: 2 SO: 7 BB: 7 IBB: 1 HBP: 0 BLK: 0 WP: 0 HR: 1 S: 46 P: 78 ERA: 2.00 WHIP: 1.333															PITCHER			

Philadelphia Phillies @ Cincinnati Reds
Riverfront Stadium, Cincinnati, OH
Fri Aug 26 1977, 7:05 PM EDT
Att: 46,079 - Unknown

AB	30
R	2
H	5
RBI	2
BB	8
SO	7
LOB	20

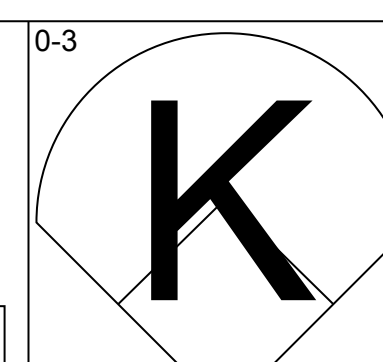
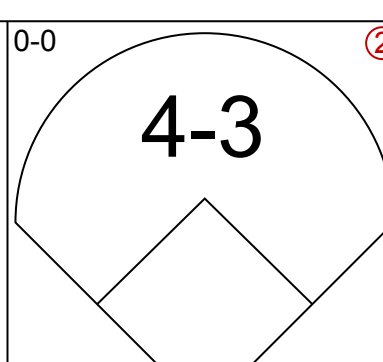
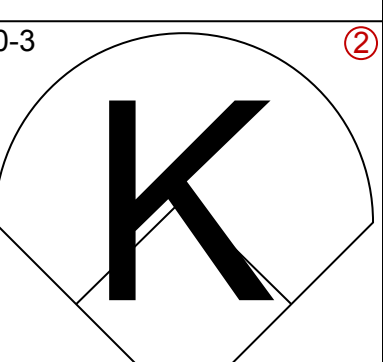
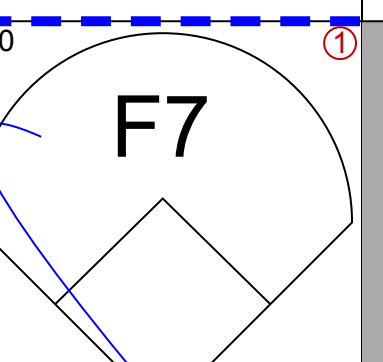
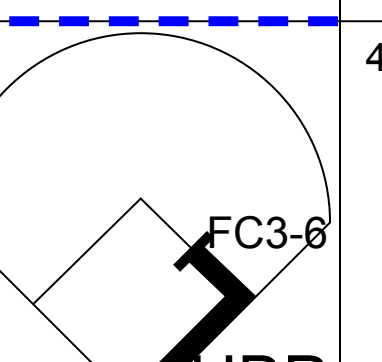
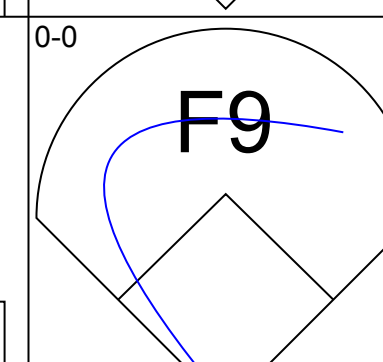
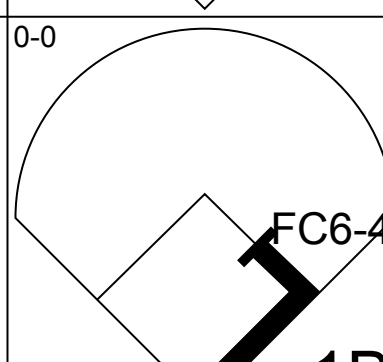
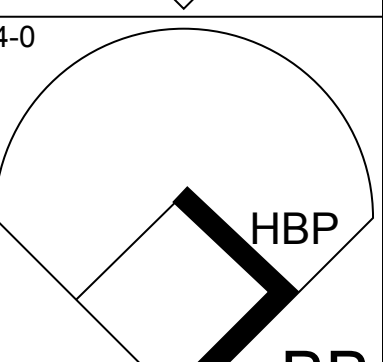
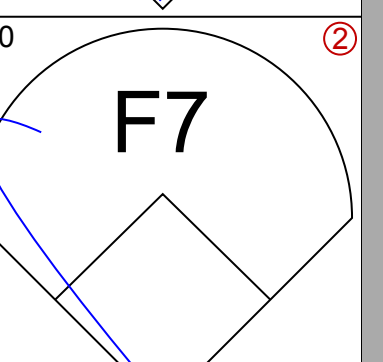
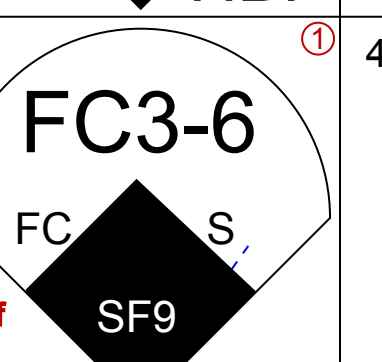
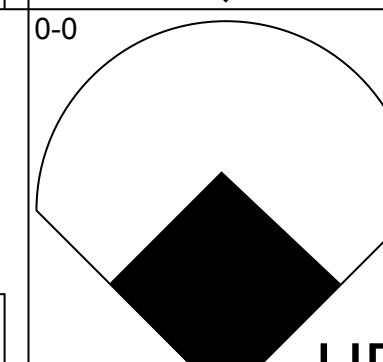
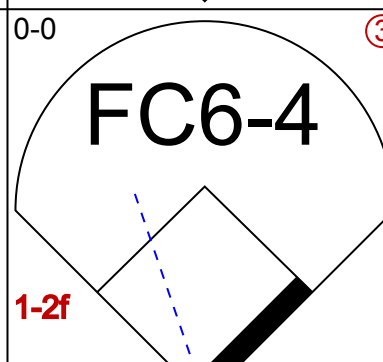
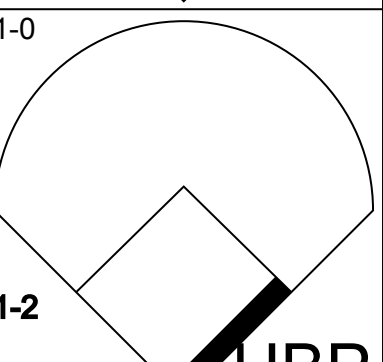
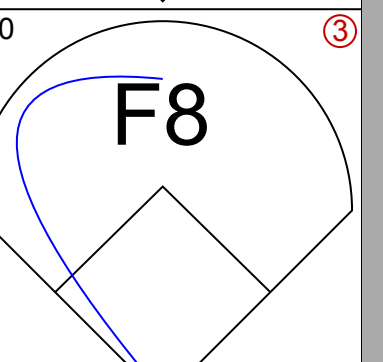
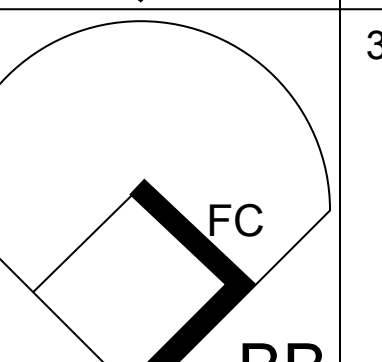
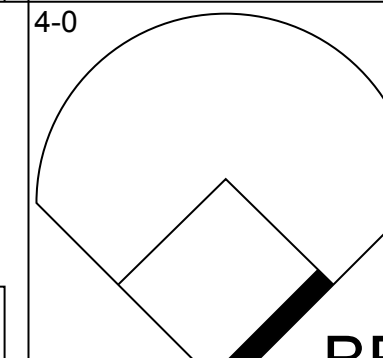
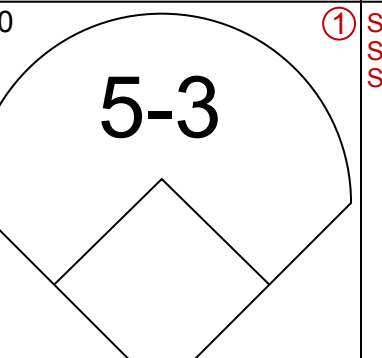
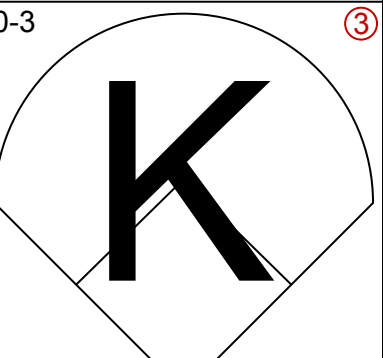
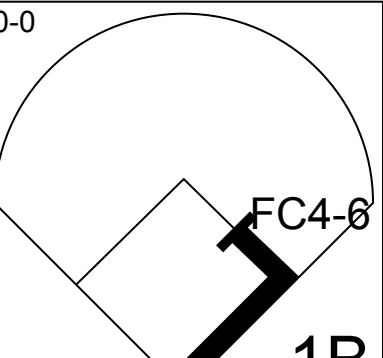
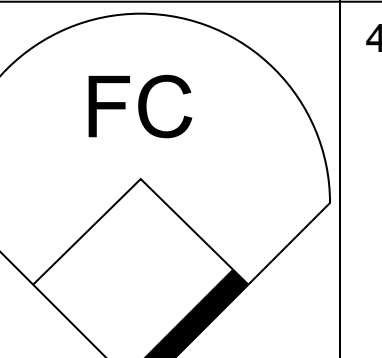
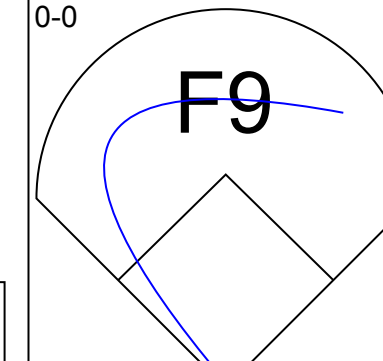
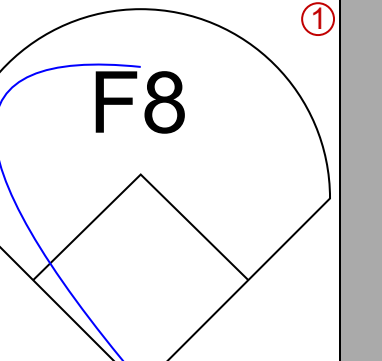
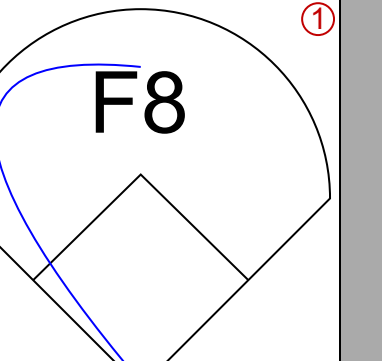
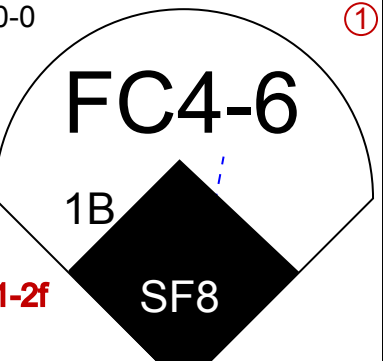
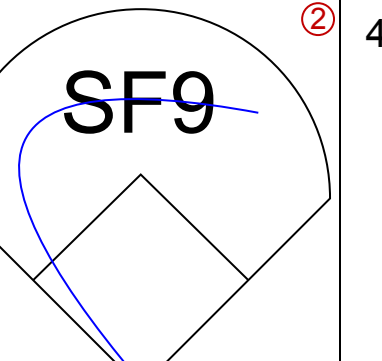
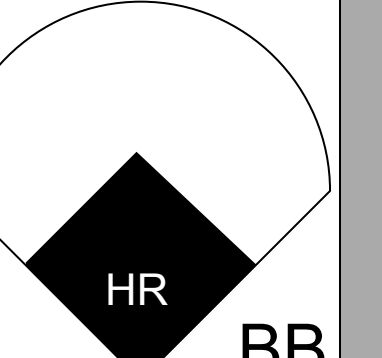
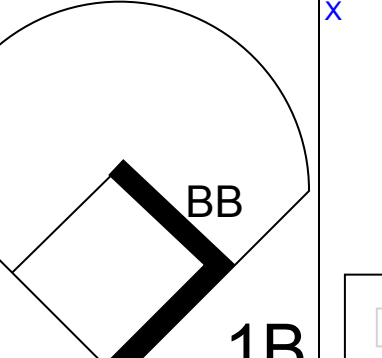
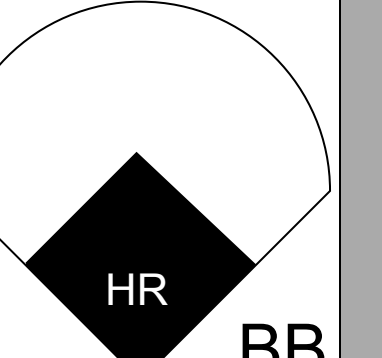
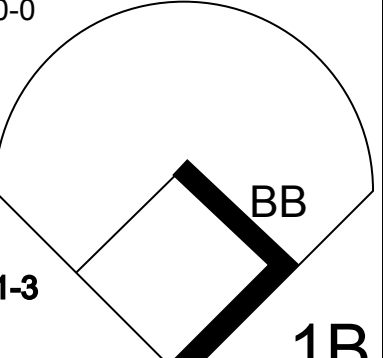
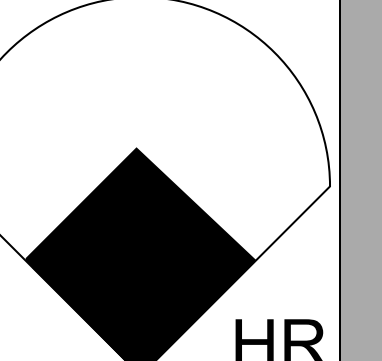

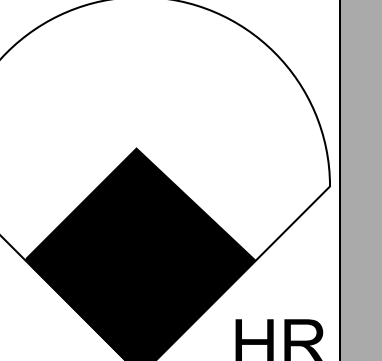
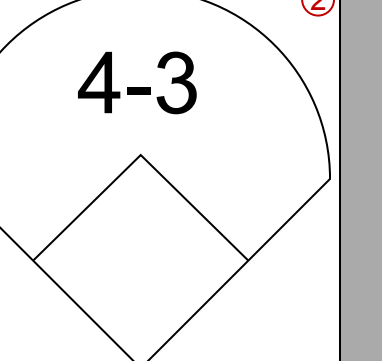
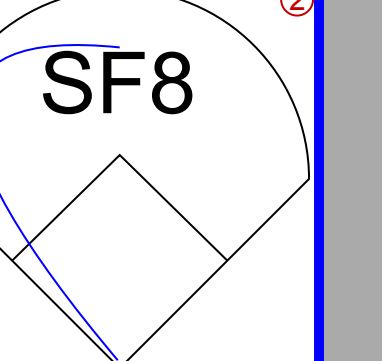
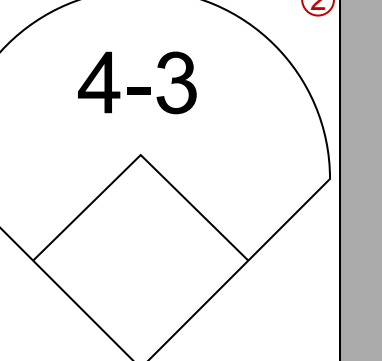
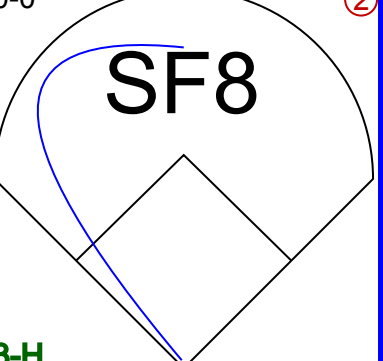
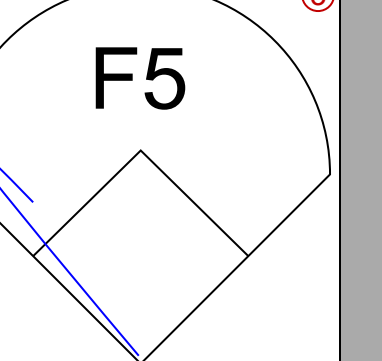
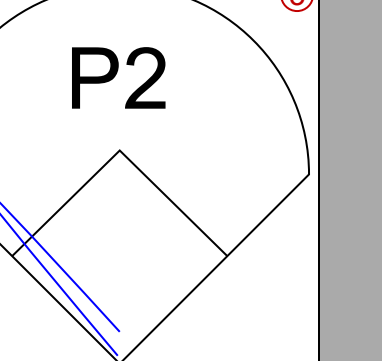


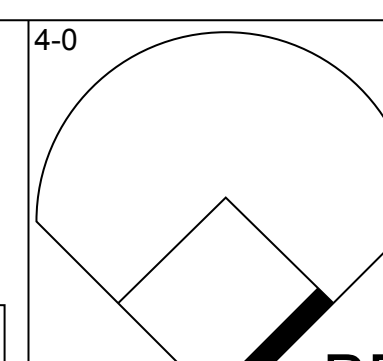
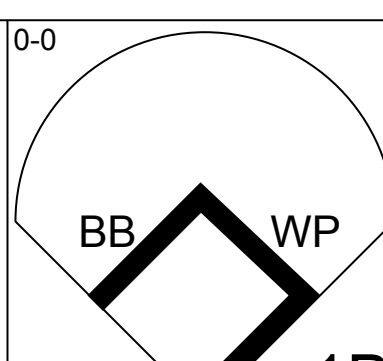
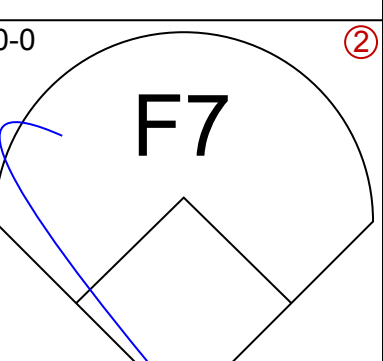
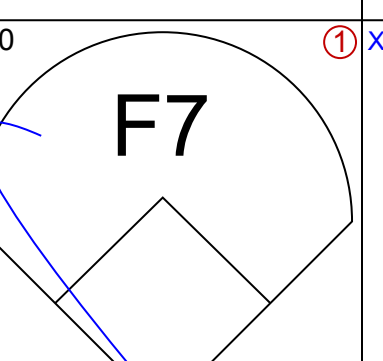
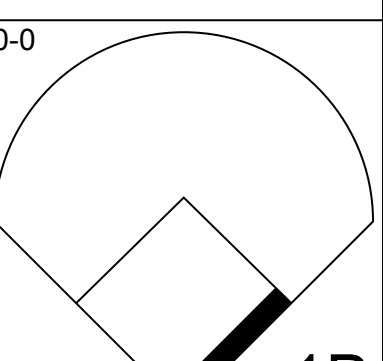
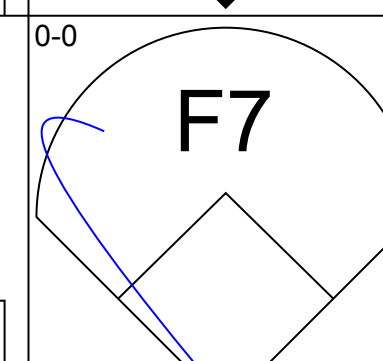
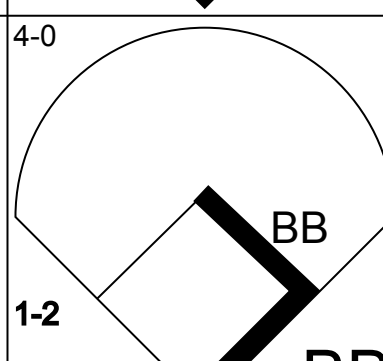
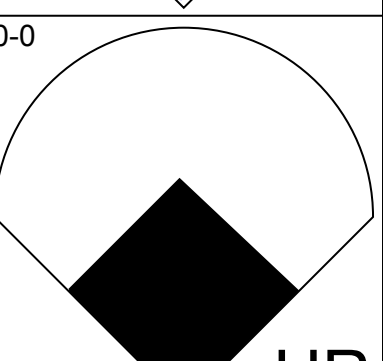
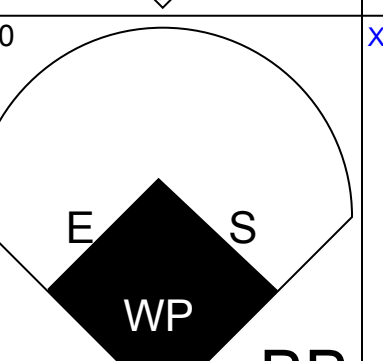
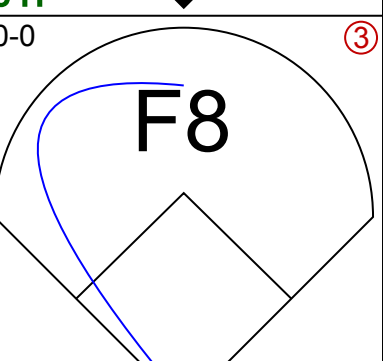
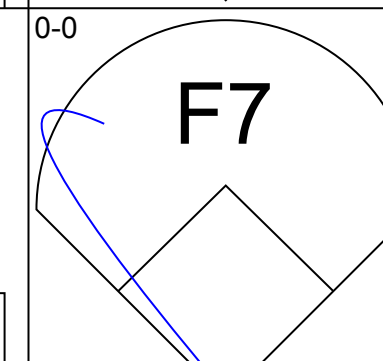
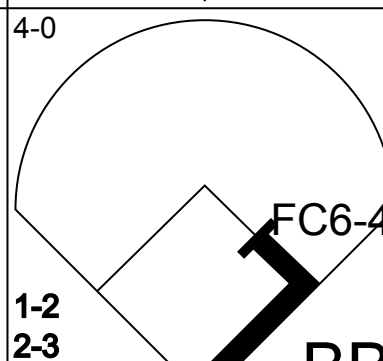
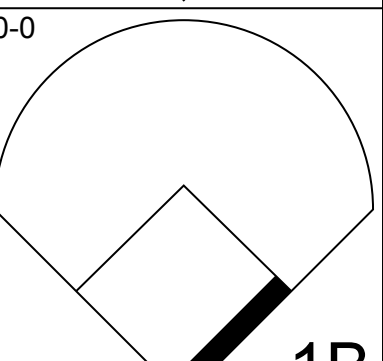
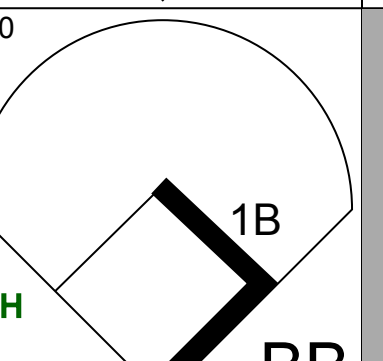
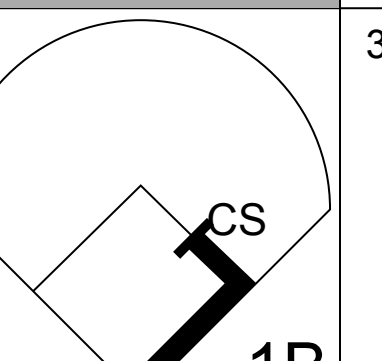
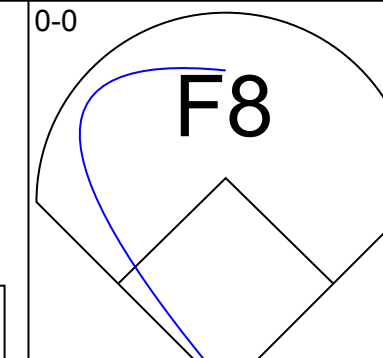
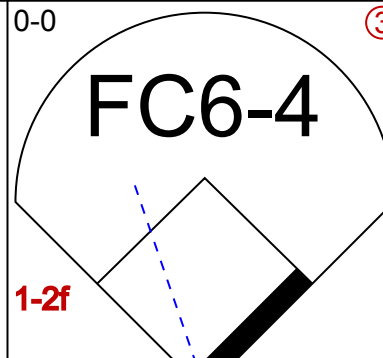
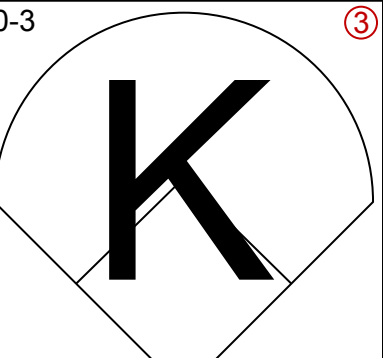
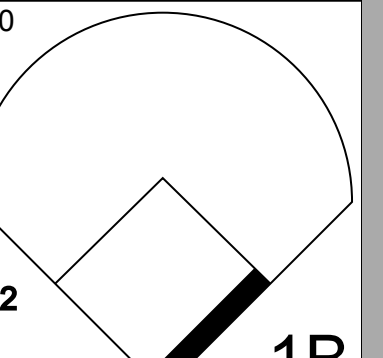
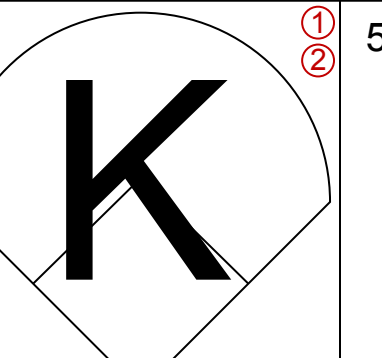
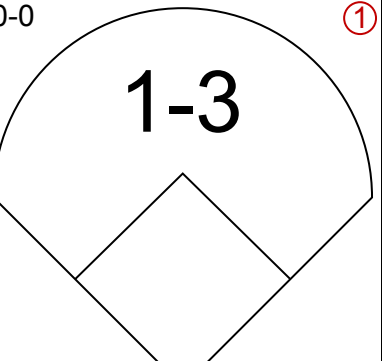
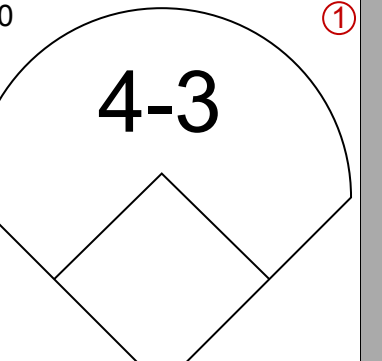
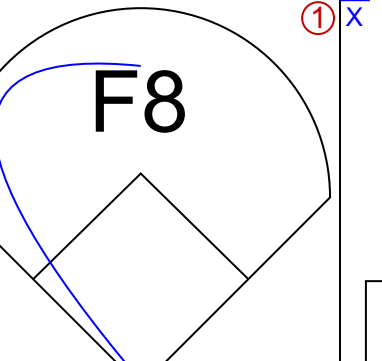
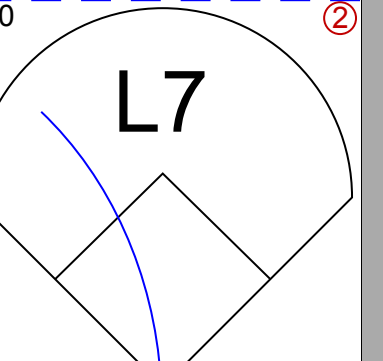
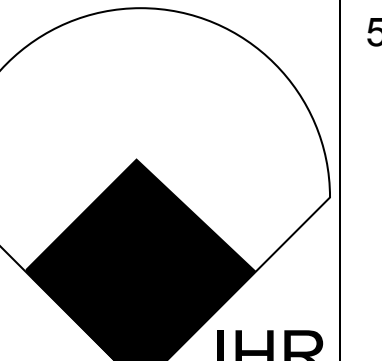

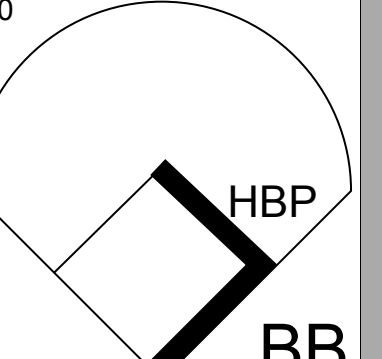
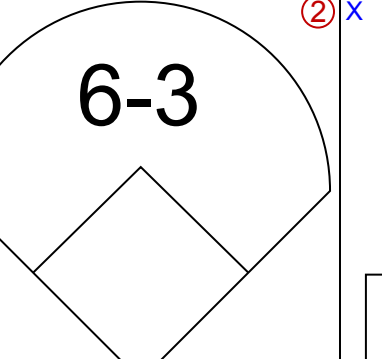
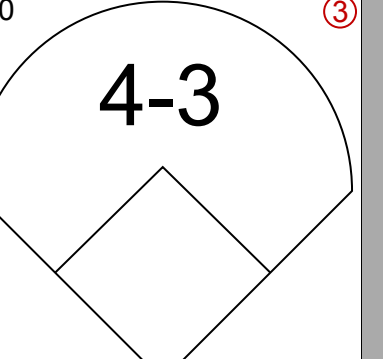
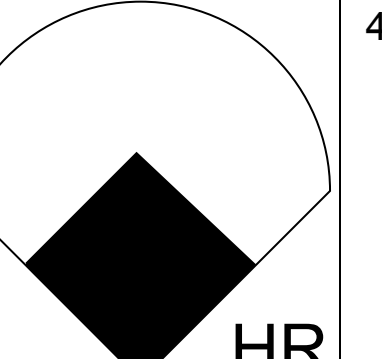

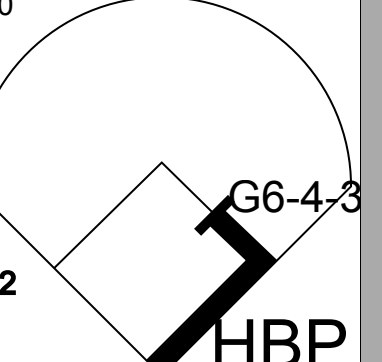
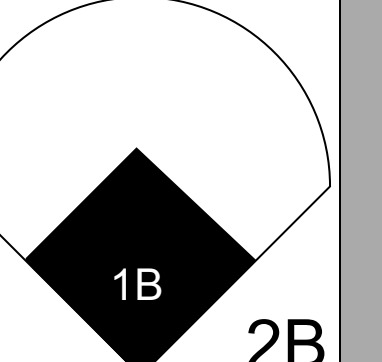
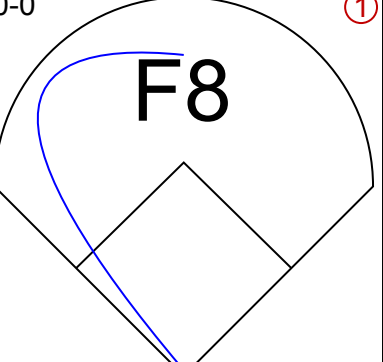
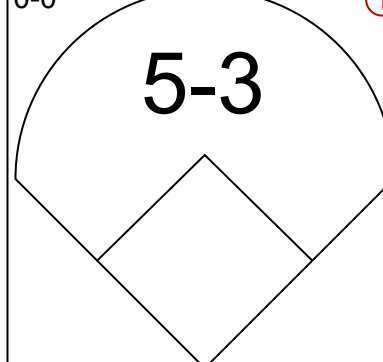
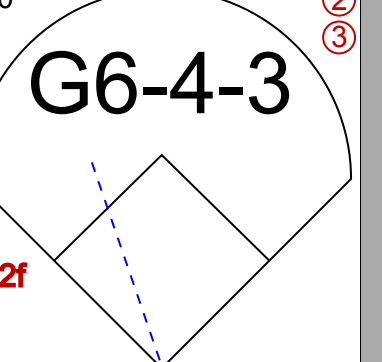
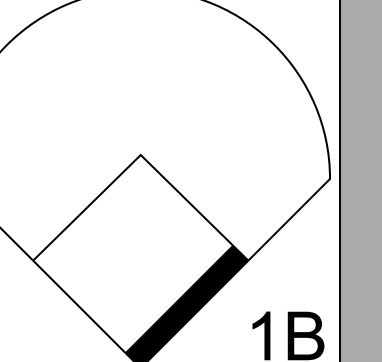
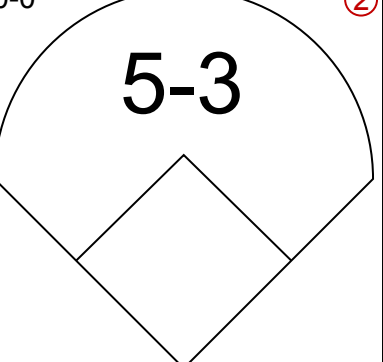
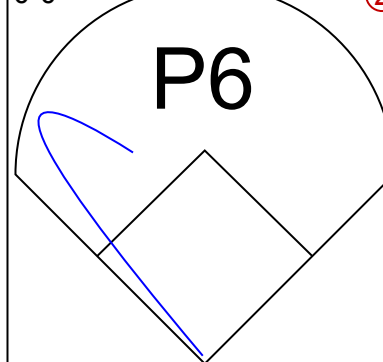
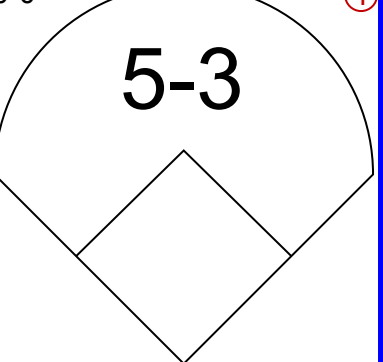
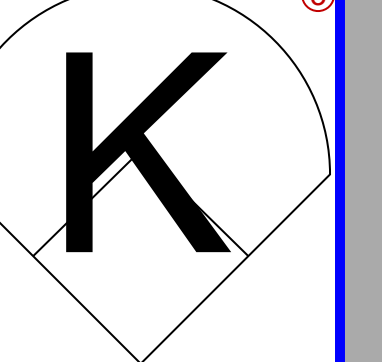
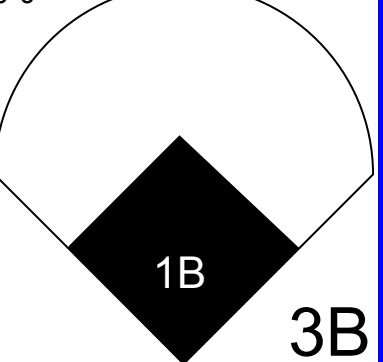
Batter	1	2	3	4	5	6	7	8	9	AB	R	H	RBI	BB	SO	LOB	BOTTOM
Pete Rose, S OBP: 0.368, SLG: 0.437 (1, 5)	F8		S BB	5-3		CS 3B		5-3									5 0 2 2 0 0 3
Joe Morgan, L OBP: 0.426, SLG: 0.491 (1, 4)	P4		S BB		P6	S BB		G3									3 0 0 0 2 0 0
Ken Griffey, L OBP: 0.389, SLG: 0.466 (1, 9)	6-3		K		6-3	CS											4 0 1 0 1 1 2
George Foster, R OBP: 0.367, SLG: 0.624 (1, 7)		K	6-3		BB		FC6-4 1B	P4									5 1 1 0 0 1 4
Johnny Bench, R OBP: 0.345, SLG: 0.564 (1, 2)				S BLK	BB		E5 1B										3 1 2 0 1 0 1
Dave Concepcion, R OBP: 0.330, SLG: 0.376 (1, 6)		6-3		5-3	1-3		1B										4 0 1 1 0 0 4
Dan Driessen, L OBP: 0.374, SLG: 0.470 (1, 3)	F8			S HBP		FC4-6 1B	S 1B										3 0 2 1 0 0 1
Cesar Geronimo, L OBP: 0.314, SLG: 0.377 (1, 8)			1B	BB	1-2	FC4-6 FC1-6	F8										3 1 1 0 1 0 3
Tom Seaver, R OBP: 0.224, SLG: 0.254 (1, 1)			K	K		FC1-6 3B	P6										4 1 0 0 0 2 7
Inning Stats	R: 0 E: 0 K: 0 S: 3	H: 0 LOB: 0 BB: 0 P: 3	R: 0 E: 0 K: 1 S: 6	H: 1 LOB: 1 BB: 0 P: 6	R: 1 E: 0 K: 2 S: 9	H: 2 LOB: 2 BB: 1 P: 13	R: 0 E: 0 K: 1 S: 6	H: 1 LOB: 3 BB: 1 P: 11	R: 0 E: 0 K: 0 S: 4	H: 1 LOB: 2 BB: 1 P: 8	R: 2 E: 1 K: 0 S: 6	H: 2 LOB: 2 BB: 1 P: 10	R: 0 E: 0 K: 0 S: 4	H: 1 LOB: 1 BB: 0 P: 4	1B: 6 2B: 3 3B: 1 HR: 0	SF: 0 SAC: 0 DP: 0 HBP: 1	WP: 0 PA: 41 PB: 0 SB: 6 CS: 1
PITCHER Steve Carlton, L ERA: 2.87 (1, 1)	IP: 7.0 WLS: L BF: 36 H: 9 R: 4 ER: 3 SO: 4 BB: 5 IBB: 0 HBP: 1 BLK: 1 WP: 0 HR: 0 S: 38 P: 59 ERA: 3.86 WHIP: 2.000															PITCHER	
Tug McGraw, L ERA: 2.35 (8, 1)	IP: 1.0 WLS: L BF: 4 H: 1 R: 0 ER: 0 SO: 0 BB: 0 IBB: 0 HBP: 0 BLK: 0 WP: 0 HR: 0 S: 4 P: 4 ERA: 0.00 WHIP: 1.000															PITCHER	

Philadelphia Phillies @ Cincinnati Reds
Riverfront Stadium, Cincinnati, OH
Fri Aug 26 1977, 7:05 PM EDT
Att: 46,079 - Unknown

AB	34
R	4
H	10
RBI	4
BB	5
SO	4
LOB	25



Batter	1	2	3	4	5	6	7	8	9	AB	R	H	RBI	BB	SO	LOB	TOP	
Jerry Martin, R OBP: 0.347, SLG: 0.467 (1, 8)										4	0	0	0	0	2	0	Philadelphia Phillies @ Cincinnati Reds Riverfront Stadium, Cincinnati, OH Sat Aug 27 1977, 3:33 AM EDT Att: 46,139 - Unknown livebaseballscorecards.com	
Larry Bowa, S OBP: 0.313, SLG: 0.342 (1, 6)										4	1	1	0	1	0	1		
Mike Schmidt, R OBP: 0.393, SLG: 0.592 (1, 5)										3	1	1	1	1	0	1		
Greg Luzinski, R OBP: 0.386, SLG: 0.612 (1, 7)										4	0	1	0	1	1	4		
Richie Hebner, L OBP: 0.380, SLG: 0.490 (1, 3)										4	1	0	1	0	0	2		
Jay Johnstone, L OBP: 0.346, SLG: 0.473 (1, 9)										3	1	1	0	2	0	2		
Bob Boone, R OBP: 0.341, SLG: 0.432 Barry Foote, R OBP: 0.355, SLG: 0.510 (2, 2)										1	0	0	0	0	0	0		
Ted Sizemore, R OBP: 0.341, SLG: 0.353 Bake McBride, L OBP: 0.355, SLG: 0.510 Terry Harmon, R OBP: 0.315, SLG: 0.383 (8, 4)										3	0	0	0	0	0	2		
Jim Lonborg, R OBP: 0.100, SLG: 0.077 Tug McGraw, R OBP: 0.375, SLG: 0.375 (7, 1)										3	0	0	0	0	1	0		
Inning Stats	R: 1 E: 0 K: 1 S: 6	H: 1 LOB: 1 BB: 1 P: 10	R: 0 E: 0 K: 0 S: 3	H: 0 LOB: 0 BB: 0 P: 3	R: 0 E: 0 K: 1 S: 6	H: 1 LOB: 1 BB: 0 P: 6	R: 0 E: 0 K: 0 S: 4	H: 1 LOB: 2 BB: 1 P: 8	R: 0 E: 0 K: 0 S: 3	H: 0 LOB: 0 BB: 0 P: 3	R: 1 E: 0 K: 0 S: 5	H: 2 LOB: 2 BB: 1 P: 9	R: 1 E: 0 K: 0 S: 4	H: 0 LOB: 2 BB: 1 P: 9	1B: 4 2B: 0 3B: 0 HR: 2	SF: 2 SAC: 0 DP: 0 HBP: 2		WP: 0 PA: 42 PB: 0 SB: 1 CS: 0
PITCHER	IP WLS BF H R ER SO BB IBB HBP BLK WP HR S P ERA WHIP																	
Mario Soto, R ERA: 4.34 Manny Sarmiento, R ERA: 3.25 Jack Billingham, R ERA: 5.24	(1, 1) (7, 1) (9, 1)	6.0 2.0 1.0	WLS 9 W	BF 27 9 6	H 4 2 0	R 3 1 1	ER 3 1 1	SO 4 0 0	BB 4 1 1	IBB 0 0 0	HBP 1 0 1	BLK 0 0 0	WP 0 0 0	HR 2 8 4	S 30 12 9	P 47 12 9	ERA 4.50 4.50 9.00	WHIP 1.333 1.500 1.000

Batter	1	2	3	4	5	6	7	8	9	AB	R	H	RBI	BB	SO	LOB	BOTTOM		
Pete Rose, S OBP: 0.370, SLG: 0.437 (1, 5)										4	0	2	1	1	0	0	Philadelphia Phillies @ Cincinnati Reds Riverfront Stadium, Cincinnati, OH Sat Aug 27 1977, 3:33 AM EDT Att: 46,139 - Unknown livebaseballscorecards.com		
Joe Morgan, L OBP: 0.427, SLG: 0.497 (1, 4)										3	2	1	1	2	0	3			
Ken Griffey, L OBP: 0.393, SLG: 0.467 (1, 9)										3	0	2	0	2	0	1			
George Foster, R OBP: 0.365, SLG: 0.620 (1, 7)										5	0	1	0	0	2	6			
Dan Driessen, L OBP: 0.372, SLG: 0.474 (1, 3)										5	1	1	1	0	0	2			
Johnny Bench, R OBP: 0.345, SLG: 0.569 (1, 2)										4	1	1	1	1	1	2			
Cesar Geronimo, L OBP: 0.316, SLG: 0.379 (1, 8)										3	1	1	0	0	0	0			
Dave Concepcion, R OBP: 0.329, SLG: 0.375 (1, 6)										4	0	1	1	0	0	2			
Mario Soto, R OBP: 0.142, SLG: 0.083 Mike Luff, L OBP: 0.330, SLG: 0.392 Manny Sarmiento, R OBP: 0.345, SLG: 0.441 Jack Billingham, R OBP: 0.375, SLG: 0.375 (1, 1) (6, PH) (7, 1) (8, PH) (8, PH) (9, 1)										2	0	0	0	0	0	0			
Inning Stats	R: 0 E: 0 K: 0 S: 3	H: 0 LOB: 0 BB: 1 P: 7	R: 0 E: 0 K: 1 S: 5	H: 0 LOB: 0 BB: 0 P: 5	R: 0 E: 0 K: 0 S: 4	H: 1 LOB: 3 BB: 2 P: 12	R: 0 E: 0 K: 0 S: 2	H: 0 LOB: 1 BB: 1 P: 7	R: 1 E: 0 K: 1 S: 7	H: 2 LOB: 1 BB: 0 P: 7	R: 1 E: 0 K: 0 S: 4	H: 1 LOB: 2 BB: 2 P: 12	R: 1 E: 0 K: 0 S: 5	H: 2 LOB: 2 BB: 0 P: 5	R: 2 E: 0 K: 1 S: 6	H: 3 LOB: 0 BB: 0 P: 6		1B: 6 2B: 2 3B: 1 HR: 3	SF: 0 SAC: 0 DP: 2 HBP: 1
PITCHER	IP WLS BF H R ER SO BB IBB HBP BLK WP HR S P ERA WHIP																		
Jim Lonborg, R ERA: 3.66 Tug McGraw, L ERA: 2.77	(1, 1) (7, 1)	6.1 2.1	L	WLS 11	H 5	R 3	ER 3	SO 3	BB 6	IBB 0	HBP 1	BLK 0	WP 0	HR 1	S 30	P 55	ERA 4.26	WHIP 1.895	

Batter	1	2	3	4	5	6	7	8	9	AB	R	H	RBI	BB	SO	LOB	TOP	
Jay Johnstone, L OBP: 0.342, SLG: 0.466 (1, 9)										4	0	0	0	0	0	1	Philadelphia Phillies @ Cincinnati Reds Riverfront Stadium, Cincinnati, OH Sun Aug 28 1977, 3:33 AM EDT Att: 43,512 - Unknown	
Larry Bowa, S OBP: 0.314, SLG: 0.343 Terry Harmon, R OBP: 0.315, SLG: 0.383 (1, 6) (8, 6)										4	0	2	0	0	0	0		
Mike Schmidt, R OBP: 0.390, SLG: 0.586 (1, 5)										4	0	0	0	0	1	2		
Greg Luzinski, R OBP: 0.385, SLG: 0.608 (1, 7)										3	0	0	0	1	3	1		
Richie Hebner, L OBP: 0.381, SLG: 0.493 (1, 3)										4	0	2	0	0	0	1		
Bob Boone, R OBP: 0.334, SLG: 0.430 (1, 2)										4	0	1	0	0	0	2		
Jerry Martin, R OBP: 0.340, SLG: 0.457 (1, 8)										4	0	0	0	0	2	3		
Ted Sizemore, R OBP: 0.343, SLG: 0.355 Gene Garber, R (7, 1)										3	0	2	0	0	0	1		
Randy Lerch, L OBP: 0.175, SLG: 0.156 Warren Brusstar, R OBP: 0.314, SLG: 0.426 Garry Maddox, R OBP: 0.317, SLG: 0.299 Ron Reed, R OBP: 0.420, SLG: 0.612 (1, 1) (2, 1) (5, PH) (5, 1) (7, PH) (7, 4)										0	0	0	0	0	0	0		
Inning Stats	R: 0 E: 0 K: 1 S: 6	H: 1 LOB: 1 BB: 0 P: 6	R: 0 E: 0 K: 1 S: 6	H: 1 LOB: 1 BB: 0 P: 6	R: 0 E: 0 K: 1 S: 6	H: 1 LOB: 1 BB: 0 P: 6	R: 0 E: 0 K: 0 S: 3	H: 0 LOB: 1 BB: 1 P: 7	R: 0 E: 0 K: 1 S: 6	H: 1 LOB: 1 BB: 0 P: 6	R: 0 E: 0 K: 1 S: 5	H: 0 LOB: 0 BB: 0 P: 5	R: 0 E: 0 K: 1 S: 6	H: 1 LOB: 1 BB: 0 P: 6	1B: 6 2B: 1 3B: 0 HR: 0	SF: 0 SAC: 0 DP: 1 HBP: 0		WP: 0 PA: 34 PB: 0 SB: 0 CS: 0
PITCHER Paul Moskau, R ERA: 3.55 (1, 1)	IP: 9.0 WLS: W BF: 34 H: 7 R: 0 ER: 0 SO: 7 BB: 1 IBB: 0 HBP: 0 BLK: 0 WP: 0 HR: 0 S: 47 P: 51 ERA: 0.00 WHIP: 0.889											PITCHER IP: WLS: BF: H: R: ER: SO: BB: IBB: HBP: BLK: WP: HR: S: P: ERA: WHIP						

Batter	1	2	3	4	5	6	7	8	9	AB	R	H	RBI	BB	SO	LOB	BOTTOM	
Pete Rose, S OBP: 0.372, SLG: 0.436 (1, 5)										3	1	1	0	1	0	1	Philadelphia Phillies @ Cincinnati Reds Riverfront Stadium, Cincinnati, OH Sun Aug 28 1977, 3:33 AM EDT Att: 43,512 - Unknown	
Joe Morgan, L OBP: 0.429, SLG: 0.498 Rick Auerbach, R OBP: 0.207, SLG: 0.167 (1, 4) (5, 4) (8, 6)										3	2	2	0	0	0	1		
Ken Griffey, L OBP: 0.395, SLG: 0.470 Mike Lum, L OBP: 0.224, SLG: 0.296 (1, 9) (4, 9)										1	2	1	1	1	0	0		
George Foster, R OBP: 0.366, SLG: 0.625 (1, 7)										4	2	2	3	0	2	2		
Johnny Bench, R OBP: 0.349, SLG: 0.568 Bill Plummer, R OBP: 0.250, SLG: 0.227 (1, 2) (8, 2)										2	0	1	0	2	1	2		
Dave Concepcion, R OBP: 0.331, SLG: 0.380 Ray Knight, R OBP: 0.353, SLG: 0.468 (1, 6) (8, 4)										4	1	2	4	0	0	2		
Dan Driessen, L OBP: 0.369, SLG: 0.469 (1, 3)										4	0	0	0	0	1	3		
Cesar Geronimo, L OBP: 0.313, SLG: 0.375 (1, 8)										4	0	0	0	0	2	1		
Paul Moskau, R OBP: 0.345, SLG: 0.423 (1, 1)										4	0	1	0	0	1	2		
Inning Stats	R: 4 E: 1 K: 1 S: 9	H: 3 LOB: 2 BB: 1 P: 14	R: 3 E: 0 K: 0 S: 5	H: 3 LOB: 0 BB: 1 P: 9	R: 0 E: 0 K: 2 S: 8	H: 1 LOB: 0 BB: 0 P: 8	R: 2 E: 0 K: 1 S: 8	H: 3 LOB: 1 BB: 0 P: 8	R: 0 E: 0 K: 2 S: 7	H: 0 LOB: 1 BB: 1 P: 11	R: 0 E: 0 K: 1 S: 5	H: 0 LOB: 0 BB: 0 P: 3	R: 0 E: 0 K: 0 S: 3	H: 0 LOB: 0 BB: 0 P: 3	1B: 6 2B: 3 3B: 0 HR: 1	SF: 0 SAC: 0 DP: 1 HBP: 1		WP: 0 PA: 39 PB: 0 SB: 2 CS: 0
PITCHER Randy Lerch, L ERA: 5.58 Warren Brusstar, R ERA: 3.04 Ron Reed, R ERA: 2.6 Gene Garber, R ERA: 2.7 (1, 1) (2, 1) (5, 1) (7, 1)	IP: 1.1 WLS: L BF: 12 H: 4 R: 6 ER: 5 SO: 1 BB: 1 IBB: 1 HBP: 0 BLK: 0 WP: 0 HR: 1 S: 11 P: 20 ERA: 33.75 WHIP: 3.750											PITCHER IP: WLS: BF: H: R: ER: SO: BB: IBB: HBP: BLK: WP: HR: S: P: ERA: WHIP						

Batter	1	2	3	4	5	6	7	8	9	AB	R	H	RBI	BB	SO	LOB	TOP																		
Barry Bonnell, R OBP: 0.373, SLG: 0.353 (1, 8)	0-0 5-3		0-3 K		0-0 1B			0-0 1B	0-0 FC6-4	5	1	2	0	0	1	2	Atlanta Braves @ Philadelphia Phillies Veterans Stadium, Philadelphia, PA Tue Aug 30 1977, 7:05 PM EDT Att: 32,278 - Unknown																		
Rod Gilbreath, R OBP: 0.330, SLG: 0.358 (1, 4)	0-0 1B		0-0 1B		0-0 F7			0-0 FC5-4 1B		4	0	3	0	0	0	1																			
Jeff Burroughs, R OBP: 0.361, SLG: 0.518 (1, 9)	0-3 K		0-0 L1			0-0 F9		0-0 F8		4	0	0	0	0	1	4																			
Willie Montanez, L OBP: 0.326, SLG: 0.462 (1, 3)	0-0 P6			0-0 4-3		0-0 5-3		0-0 SF7		3	0	0	1	0	0	1																			
Gary Matthews, R OBP: 0.356, SLG: 0.433 (1, 7)		0-0 G3 1B		0-0 4-3		0-0 6-3		0-0 FC5-4 1-2		4	0	1	0	0	0	1																			
Junior Moore, R OBP: 0.318, SLG: 0.340 (1, 5)		0-3 K		0-0 1B			0-0 HR		0-0 4-3	4	1	2	1	0	1	1																			
Joe Nolan, L OBP: 0.397, SLG: 0.415 (1, 2)		0-0 G3 1-2		0-0 G3			0-0 4-3		0-3 K	4	0	0	0	0	1	2																			
Pat Rockett, R OBP: 0.323, SLG: 0.290 (1, 6)		0-0 6-3			0-0 F9		0-0 5-3		0-0 1B 2B	4	0	1	0	0	0	1																			
Preston Hanna, R Duane Theiss, R Tom Paciorek, R Don Collins, L Brian Asselstine, L Mike Davey, R Cito Gaston, R (1, 1) (2, 1) (5, PH) (5, 1) (7, PH) (7, 1) (9, PH)			0-3 K		0-0 F9		0-0 4-3		0-0 FC6-4 2-3 1B	0	0	0	0	0	0	0		Braves																	
Inning Stats	R: 0 E: 0 K: 1 S: 6	H: 1 LOB: 1 BB: 0 P: 6	R: 0 E: 0 K: 1 S: 6	H: 1 LOB: 1 BB: 0 P: 6	R: 0 E: 0 K: 2 S: 8	H: 1 LOB: 1 BB: 0 P: 8	R: 0 E: 0 K: 0 S: 4	H: 0 LOB: 0 BB: 0 P: 4	R: 1 E: 0 K: 0 S: 4	H: 1 LOB: 0 BB: 0 P: 4	R: 1 E: 0 K: 0 S: 5	H: 2 LOB: 1 BB: 0 P: 5	R: 0 E: 0 K: 1 S: 7	H: 2 LOB: 2 BB: 0 P: 7	1B: 8 2B: 1 3B: 0 HR: 1	SF: 1 SAC: 0 DP: 0 HBP: 0			WP: 0 PA: 37 PB: 0 SB: 0 CS: 0																
PITCHER Jim Kaat, L ERA: 5.12 (1, 1)	IP 9.0	WLS W	BF 37	H 10	R 2	ER 2	SO 5	BB 0	IBB 0	HBP 0	BLK 0	WP 0	HR 1	S 47	P 47	ERA 2.00	WHIP 1.111	PITCHER	IP 9.0	WLS W	BF 37	H 10	R 2	ER 2	SO 5	BB 0	IBB 0	HBP 0	BLK 0	WP 0	HR 1	S 47	P 47	ERA 2.00	WHIP 1.111

Batter	1	2	3	4	5	6	7	8	9	AB	R	H	RBI	BB	SO	LOB	BOTTOM																		
Jay Johnstone, L OBP: 0.346, SLG: 0.471 (1, 9) (7, 3) (9, 9)	0-0 1B 2B	0-0 BB SH1-3 SF9 1B		0-0 4-3 SF8 2B	0-0 P6		0-0 4-1			5	3	3	1	0	0	2	Atlanta Braves @ Philadelphia Phillies Veterans Stadium, Philadelphia, PA Tue Aug 30 1977, 7:05 PM EDT Att: 32,278 - Unknown																		
Larry Bowa, S OBP: 0.310, SLG: 0.338 Jerry Martin, R OBP: 0.333, SLG: 0.447 (1, 6) (7, 8)	0-0 G6-3 1B 2H	0-0 SH1-3		0-0 4-3	0-0 6-3		0-0 P5			3	0	1	1	0	0	1																			
Mike Schmidt, R Davey Johnson, R OBP: 0.584 OBP: 0.408, SLG: 0.607 (1, 5) (9, 5)	0-0 G6-3 1-2	4-0 BB BB		0-0 SF8 3H		0-0 F8		0-0 E9 1B 2B		3	1	1	1	1	0	1																			
Greg Luzinski, R Tom Hutton, L OBP: 0.390, SLG: 0.609 OBP: 0.343, SLG: 0.356 (1, 7) (9, 3)	4-0 BB BB	4-0 FC1-6 BB		4-0 HR BB		0-0 FC5-4 1B		0-0 6-3		2	1	1	1	3	0	1																			
Richie Hebner, L Ollie Brown, R OBP: 0.380, SLG: 0.489 OBP: 0.275, SLG: 0.379 (1, 3) (6, PH) (7, 9) (9, 7)	4-0 BB 1-2	0-0 SF9		0-0 HR 1B		0-0 FC5-4 1B 1-2		0-0 1B		1	1	1	1	1	0	0																			
Gary Maddox, R Terry Harmon, R OBP: 0.316, SLG: 0.433 OBP: 0.309, SLG: 0.375 (1, 8) (7, 6)	0-3 K	0-0 FC1-6 1-2		0-0 HR 1H 2H		0-0 1B		0-0 F9		4	1	2	3	0	1	4																			
Bob Boone, R OBP: 0.338, SLG: 0.436 (1, 2)		0-0 1B 2B	0-0 F3	0-0 P4			0-0 4-1 BB 1B	0-0 F8		5	1	2	0	0	0	1																			
Ted Sizemore, R OBP: 0.345, SLG: 0.362 (1, 4)		0-0 1B 1B 2H		0-0 6-3			0-0 HR		0-0 F2	4	2	2	2	0	0	1																			
Jim Kaat, L OBP: 0.245, SLG: 0.277 (1, 1)		0-0 SH1-3 1B 1-2 BB	0-0 P6		0-0 P4		0-0 4-1 BB			3	1	1	0	1	0	0																			
Inning Stats	R: 1 E: 0 K: 1 S: 6	H: 2 LOB: 2 BB: 2 P: 14	R: 4 E: 0 K: 0 S: 7	H: 4 LOB: 2 BB: 2 P: 15	R: 0 E: 0 K: 0 S: 3	H: 0 LOB: 0 BB: 0 P: 3	R: 4 E: 0 K: 0 S: 6	H: 3 LOB: 0 BB: 1 P: 10	R: 1 E: 0 K: 0 S: 4	H: 1 LOB: 0 BB: 0 P: 4	R: 0 E: 0 K: 0 S: 4	H: 2 LOB: 2 BB: 0 P: 4	R: 0 E: 0 K: 0 S: 4	H: 1 LOB: 2 BB: 1 P: 8	R: 1 E: 1 K: 0 S: 5	H: 2 LOB: 1 BB: 0 P: 5		1B: 9 2B: 4 3B: 0 HR: 2	SF: 2 SAC: 1 DP: 1 HBP: 0	WP: 0 PA: 43 PB: 0 SB: 0 CS: 0															
PITCHER Preston Hanna, R ERA: 5.46 Duane Theiss, R ERA: 4.7 Don Collins, L ERA: 5.2 Mike Davey, L ERA: 3.0 (1, 1) (2, 1) (5, 1) (7, 1)	IP 1.1	WLS L	BF 13	H 6	R 5	ER 5	SO 1	BB 4	IBB 0	HBP 0	BLK 0	WP 0	HR 0	S 11	P 27	ERA 33.75	WHIP 7.500	PITCHER	IP 1.1	WLS L	BF 13	H 6	R 5	ER 5	SO 1	BB 4	IBB 0	HBP 0	BLK 0	WP 0	HR 0	S 11	P 27	ERA 33.75	WHIP 7.500

Batter	1	2	3	4	5	6	7	8	9	AB	R	H	RBI	BB	SO	LOB	TOP					
Barry Bonnell, R OBP: 0.368, SLG: 0.347 (1, 8)	0-0 4-3		0-3 K		0-0 1-3		0-0 G3			4	0	0	0	0	1	2	Atlanta Braves @ Philadelphia Phillies Veterans Stadium, Philadelphia, PA Wed Aug 31 1977, 7:05 PM EDT Att: 29,102 - Unknown					
Rod Gilbreath, R OBP: 0.329, SLG: 0.362 (1, 4)	0-0 5-3		0-3 K		0-0 3B		0-0 F8			4	0	1	1	0	1	0						
Gary Matthews, R OBP: 0.357, SLG: 0.436 (1, 7)	0-0 FC6-4 1B		0-0 4-3		0-3 K		0-0 2B			4	0	2	0	0	1	1						
Willie Montanez, L OBP: 0.323, SLG: 0.457 (1, 3)	0-0 FC6-4 1-2			0-0 F7		0-0 4-3		0-0 F8		4	0	0	0	0	2							
Cito Gaston, R OBP: 0.314, SLG: 0.443 Brian Aselstine, L OBP: 0.256, SLG: 0.316 Preston Hanna, R (7, 1) Jerry Royster, R OBP: 0.276, SLG: 0.262 Mike Davey, R (8, 1)		0-3 K		0-0 6-3		0-3 K		0-0 F8		3	0	0	0	0	2	0						
Junior Moore, R OBP: 0.320, SLG: 0.342 (1, 5)	0-0 5-3		0-0 1B		0-0 F8			0-0 FC5-4 1B		4	0	2	0	0	0	0						
Biff Pocoroba, S OBP: 0.380, SLG: 0.422 (1, 2)	0-0 2B		0-3 K		0-0 F8			0-3 K		4	0	1	0	0	2	2						
Pat Rockett, R OBP: 0.332, SLG: 0.302 (1, 6)	4-0 BB			0-0 SH1-4 3B 1B		0-0 2B		0-0 F7		3	1	2	0	1	0	1						
Phil Niekro, R OBP: 0.170, SLG: 0.174 Tom Paciorek, R OBP: 0.268, SLG: 0.361 (7, 9)	0-3 K		0-0 SH1-4 1-2		0-3 K		0-0 FC5-4 1-2			1	0	0	0	0	1	2						
										2	0	0	0	0	1	2						
Inning Stats	R: 0 E: 0 K: 0 S: 4	H: 1 LOB: 1 BB: 0 P: 4	R: 0 E: 0 K: 2 S: 8	H: 1 LOB: 2 BB: 1 P: 12	R: 0 E: 0 K: 2 S: 7	H: 0 LOB: 0 BB: 0 P: 7	R: 0 E: 0 K: 1 S: 6	H: 1 LOB: 1 BB: 0 P: 6	R: 1 E: 0 K: 1 S: 7	H: 2 LOB: 1 BB: 0 P: 7	R: 0 E: 0 K: 1 S: 5	H: 0 LOB: 0 BB: 0 P: 5	R: 0 E: 0 K: 1 S: 6	H: 1 LOB: 1 BB: 0 P: 6	R: 0 E: 0 K: 0 S: 4	H: 1 LOB: 1 BB: 0 P: 4	R: 0 E: 0 K: 1 S: 6	H: 1 LOB: 1 BB: 0 P: 6	1B: 4 2B: 3 3B: 1 HR: 0	SF: 0 SAC: 1 DP: 0 HBP: 0	WP: 0 PB: 0 SB: 0 CS: 0	PA: 36
PITCHER Steve Carlton, L ERA: 2.79 (1, 1)	IP: 9.0 WLS: W BF: 36 H: 8 R: 1 ER: 1 SO: 9 BB: 1 IBB: 0 HBP: 0 BLK: 0 WP: 0 HR: 0 S: 53 P: 57 ERA: 1.00 WHIP: 1.000																					

Batter	1	2	3	4	5	6	7	8	9	AB	R	H	RBI	BB	SO	LOB	BOTTOM
Garry Maddox, R OBP: 0.315, SLG: 0.430 (1, 8)	0-0 FC3-6 1B		0-3 K		0-3 K		0-0 F9		0-0 F7	5	0	1	0	0	2	4	Atlanta Braves @ Philadelphia Phillies Veterans Stadium, Philadelphia, PA Wed Aug 31 1977, 7:05 PM EDT Att: 29,102 - Unknown
Larry Bowa, S OBP: 0.313, SLG: 0.339 (1, 6)	0-0 FC3-6 1-2		4-0 BB		0-3 K		0-0 E7 1B		0-0 1B	4	1	2	0	1	1	3	
Mike Schmidt, R OBP: 0.394, SLG: 0.582 (1, 5)	0-3 K		4-0 BB		0-0 1B		4-0 CS BB		0-0 F9	3	1	1	1	2	1	2	
Greg Luzinski, R OBP: 0.389, SLG: 0.606 (1, 7)	0-0 F9		0-0 FC1-2		0-0 1B		0-0 F9			4	1	1	2	0	0	5	
Jay Johnstone, L OBP: 0.351, SLG: 0.469 (1, 9)		4-0 BB		0-3 K		4-0 BB 1B		4-0 BB BB		1	0	0	0	3	1	0	
Davey Johnson, R OBP: 0.404, SLG: 0.595 (1, 3)		0-0 G6-4-3		0-0 F7		0-0 BB 1B		0-0 G4-6-3		4	0	1	1	0	0	2	
Tim McCarver, L OBP: 0.435, SLG: 0.540 (1, 2)		4-0 CS BB		0-0 F8		4-0 BB		0-0 1B		2	0	1	0	2	0	0	
Ted Sizemore, R OBP: 0.347, SLG: 0.363 (1, 4)	0-0 CS		0-0 BB SH1-3 FC1-2 1B			0-0 K		0-0 L4		4	1	2	0	0	1	4	
Steve Carlton, L OBP: 0.274, SLG: 0.372 (1, 1)			0-0 SH1-3		0-1 CI 1B		4-0 PB E BB		0-0 3-1	1	2	0	0	1	0	0	
										1B: 9 2B: 0 3B: 0 HR: 0	SF: 0 SAC: 1 DP: 2 HBP: 0	WP: 0 PB: 1 SB: 2 CS: 2	PA: 40				
Inning Stats	R: 0 E: 0 K: 1 S: 6	H: 1 LOB: 0 BB: 0 P: 6	R: 0 E: 0 K: 0 S: 1	H: 0 LOB: 2 BB: 2 P: 9	R: 0 E: 0 K: 1 S: 6	H: 1 LOB: 3 BB: 2 P: 14	R: 0 E: 0 K: 1 S: 5	H: 0 LOB: 0 BB: 0 P: 5	R: 4 E: 1 K: 3 S: 14	H: 4 LOB: 3 BB: 2 P: 22	R: 2 E: 1 K: 0 S: 3	H: 1 LOB: 0 BB: 2 P: 11	R: 0 E: 0 K: 0 S: 3	H: 1 LOB: 1 BB: 1 P: 7	R: 0 E: 0 K: 0 S: 4	H: 1 LOB: 1 BB: 0 P: 4	
PITCHER Phil Niekro, R ERA: 3.96 Preston Hanna, R ERA: 5.29 Mike Davey, L ERA: 2.57 (1, 1)	IP: 6.0 WLS: L BF: 31 H: 7 R: 6 ER: 0 SO: 6 BB: 8 IBB: 0 HBP: 0 BLK: 0 WP: 0 HR: 0 S: 35 P: 67 ERA: 0.00 WHIP: 2.500																

Batter	1	2	3	4	5	6	7	8	9	AB	R	H	RBI	BB	SO	LOB	TOP			
Pete Rose, S OBP: 0.369, SLG: 0.432 (1,5)	F7			F8					4-3	4	0	1	0	1	0	1	Cincinnati Reds @ Philadelphia Phillies Veterans Stadium, Philadelphia, PA Fri Sep 02 1977, 7:05 PM EDT Att: 47,732 - Unknown			
Ken Griffey, L OBP: 0.390, SLG: 0.465 (1,9)	4-3			F8						4	0	0	0	0	1	4				
Joe Morgan, L OBP: 0.432, SLG: 0.511 (1,4)	P5									3	0	2	0	1	0	0				
George Foster, R OBP: 0.368, SLG: 0.621 (1,7)		L4								2	0	0	0	2	1	1				
Dan Driessen, L OBP: 0.367, SLG: 0.463 (1,3)	4-3									4	0	0	0	0	1	5				
Johnny Bench, R OBP: 0.348, SLG: 0.571 (1,2)	6-3									4	0	0	0	0	1	3				
Cesar Geronimo, L OBP: 0.315, SLG: 0.382 (1,8)			G3							4	0	2	0	0	0	2				
Dave Concepcion, R OBP: 0.325, SLG: 0.371 (1,6)			F7							3	0	0	0	1	2	1				
Mario Soto, R OBP: 0.133, SLG: 0.077 (1,1)			6-3							1	0	0	0	0	0	0				
Champ Summers, L OBP: 0.230, SLG: 0.393 (7, PH)										1	0	0	0	0	0	0				
Doug Capilla, L OBP: 0.097, SLG: 0.069 (7, PH)										0	0	0	0	0	0	0				
Mike Lum, L OBP: 0.221, SLG: 0.283 (9, PH)										1	0	0	0	0	0	1				
Inning Stats	R: 0 E: 0 K: 0 S: 3	H: 0 LOB: 0 BB: 0 P: 3	R: 0 E: 0 K: 0 S: 3	H: 0 LOB: 0 BB: 0 P: 3	R: 0 E: 0 K: 0 S: 3	H: 0 LOB: 0 BB: 0 P: 3	R: 0 E: 0 K: 1 S: 6	H: 1 LOB: 2 BB: 1 P: 10	R: 0 E: 0 K: 1 S: 4	H: 1 LOB: 2 BB: 1 P: 8	R: 0 E: 0 K: 1 S: 6	H: 1 LOB: 0 BB: 0 P: 6	R: 0 E: 0 K: 2 S: 7	H: 0 LOB: 1 BB: 1 P: 11	R: 0 E: 0 K: 1 S: 6	H: 1 LOB: 1 BB: 0 P: 6	1B: 3 2B: 2 3B: 0 HR: 0	SF: 0 SAC: 1 DP: 0 HBP: 0	WP: 0 PB: 0 SB: 1 CS: 0	PA: 37
PITCHER Jim Lonborg, R ERA: 3.42 (1,1)	IP: 9.0 WLS: W BF: 37 H: 5 R: 0 ER: 0 SO: 6 BB: 5 IBB: 0 HBP: 0 BLK: 0 WP: 0 HR: 0 S: 44 P: 64 ERA: 0.00 WHIP: 1.111																			

AB	31
R	0
H	5
RBI	0
BB	5
SO	6
LOB	18



Batter	1	2	3	4	5	6	7	8	9	AB	R	H	RBI	BB	SO	LOB	BOTTOM	
Bake McBride, L OBP: 0.359, SLG: 0.528 (1,8)	1-3									4	1	3	3	0	0	0	Cincinnati Reds @ Philadelphia Phillies Veterans Stadium, Philadelphia, PA Fri Sep 02 1977, 7:05 PM EDT Att: 47,732 - Unknown	
Larry Bowa, S OBP: 0.312, SLG: 0.337 (1,6)	P4									3	0	0	0	1	1	1		
Mike Schmidt, R OBP: 0.395, SLG: 0.580 (1,5)										2	0	0	0	2	1	1		
Greg Luzinski, R OBP: 0.390, SLG: 0.604 (1,7)	F7									3	0	1	0	1	0	4		
Jay Johnstone, L OBP: 0.348, SLG: 0.464 (1,9)										3	0	0	0	0	0	2		
Jerry Martin, R OBP: 0.332, SLG: 0.444 (8, PH)										1	0	0	0	0	0	0		
Richie Hebner, L OBP: 0.379, SLG: 0.486 (1,3)										2	0	0	0	1	0	1		
Davey Johnson, R OBP: 0.408, SLG: 0.595 (8, PH)										0	0	0	0	1	0	0		
Tom Hutton, L OBP: 0.343, SLG: 0.356 (9,3)										0	0	0	0	0	0	0		
Bob Boone, R OBP: 0.335, SLG: 0.431 (1,2)										4	0	0	0	0	2	4		
Ted Sizemore, R OBP: 0.348, SLG: 0.361 (1,4)										2	2	0	0	2	1	1		
Jim Lonborg, R OBP: 0.098, SLG: 0.075 (1,1)										1	0	0	0	0	1	0		
Inning Stats	R: 0 E: 0 K: 0 S: 3	H: 0 LOB: 1 BB: 1 P: 7	R: 0 E: 0 K: 0 S: 3	H: 0 LOB: 0 BB: 0 P: 3	R: 1 E: 0 K: 2 S: 8	H: 1 LOB: 1 BB: 1 P: 12	R: 0 E: 0 K: 0 S: 4	H: 1 LOB: 0 BB: 0 P: 4	R: 0 E: 0 K: 1 S: 5	H: 0 LOB: 2 BB: 2 P: 13	R: 1 E: 0 K: 0 S: 3	H: 1 LOB: 2 BB: 3 P: 15	R: 0 E: 0 K: 1 S: 5	H: 0 LOB: 1 BB: 1 P: 9	1B: 1 2B: 2 3B: 0 HR: 1	SF: 0 SAC: 2 DP: 1 HBP: 0	WP: 0 PB: 0 SB: 2 CS: 0	PA: 35
PITCHER Mario Soto, R ERA: 4.18 (1,1)	IP: 6.0 WLS: L BF: 25 H: 3 R: 2 ER: 2 SO: 5 BB: 3 IBB: 0 HBP: 0 BLK: 0 WP: 0 HR: 1 S: 31 P: 47 ERA: 3.00 WHIP: 1.000																	
Doug Capilla, L ERA: 4.91 (7,1)	IP: 2.0 WLS: L BF: 10 H: 1 R: 1 ER: 1 SO: 1 BB: 3 IBB: 1 HBP: 0 BLK: 0 WP: 0 HR: 0 S: 8 P: 24 ERA: 4.50 WHIP: 2.000																	



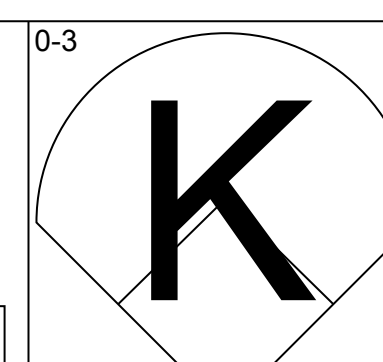
Batter	1	2	3	4	5	6	7	8	9	AB	R	H	RBI	BB	SO	LOB	TOP								
Pete Rose, S OBP: 0.368, SLG: 0.431										4	1	1	1	0	0	3	Cincinnati Reds @ Philadelphia Phillies Veterans Stadium, Philadelphia, PA Sat Sep 03 1977, 7:05 PM EDT Att: 55,062 - Unknown								
Ken Griffey, L OBP: 0.390, SLG: 0.464										3	1	1	0	0	0	0									
Tom Hume, R OBP: 0.333, SLG: 1.333										0	0	0	0	0	0	0									
Mike Lum, L OBP: 0.220, SLG: 0.281										1	0	0	0	0	1	1									
Dale Murray, R OBP: 0.182, SLG: 0.182										0	0	0	0	0	0	0									
Joe Morgan, L OBP: 0.432, SLG: 0.510										3	0	1	0	1	1	2									
George Foster, R OBP: 0.369, SLG: 0.620										4	0	2	1	0	0	1									
Dan Driessen, L OBP: 0.368, SLG: 0.463										4	0	2	1	0	0	2									
Johnny Bench, R OBP: 0.345, SLG: 0.566										4	0	0	0	0	0	3									
Cesar Geronimo, L OBP: 0.317, SLG: 0.386										4	1	2	0	0	1	0									
Dave Concepcion, R OBP: 0.326, SLG: 0.371										3	0	1	0	1	1	1									
Paul Moskau, R OBP: 0.333, SLG: 0.407										1	0	0	0	0	1	1									
Manny Sarmiento, R OBP: 0.222, SLG: 0.379										0	0	0	0	0	0	0									
Champ Summers, L OBP: 0.222, SLG: 0.379										2	0	0	0	0	0	2									
Bob Bailey, R OBP: 0.383, SLG: 0.426										0	0	0	0	1	0	0									
Inning Stats	R: 2 E: 0 K: 1 S: 8	H: 4 LOB: 1 BB: 0 P: 8	R: 0 E: 0 K: 2 S: 7	H: 0 LOB: 1 BB: 1 P: 11	R: 0 E: 0 K: 0 S: 3	H: 1 LOB: 1 BB: 1 P: 7	R: 0 E: 0 K: 1 S: 5	H: 0 LOB: 0 BB: 0 P: 5	R: 0 E: 0 K: 0 S: 3	H: 0 LOB: 0 BB: 0 P: 3	R: 0 E: 0 K: 0 S: 4	H: 1 LOB: 1 BB: 0 P: 4	R: 1 E: 0 K: 1 S: 7	H: 2 LOB: 1 BB: 0 P: 7	R: 0 E: 0 K: 0 S: 3	H: 1 LOB: 0 BB: 0 P: 3	R: 0 E: 0 K: 0 S: 4	H: 1 LOB: 2 BB: 1 P: 8	1B: 9 2B: 1 3B: 0 HR: 0	SF: 1 SAC: 0 DP: 3 HBP: 0	WP: 0 PB: 0 SB: 3 CS: 0	PA: 37			
PITCHER	IP WLS BF H R ER SO BB IBB HBP BLK WP HR S P ERA WHIP																								
Larry Christenson, R ERA: 4.54	(1, 1)	7.0	W	29	8	3	3	5	2	0	0	0	0	0	0	37	45	3.86	1.429						
Tug McGraw, L ERA: 2.62	(8, 1)	2.0		8	2	0	0	0	1	0	0	0	0	0	0	7	11	0.00	1.500						

Batter	1	2	3	4	5	6	7	8	9	AB	R	H	RBI	BB	SO	LOB	BOTTOM								
Bake McBride, L OBP: 0.362, SLG: 0.539										5	1	3	3	0	0	3	Cincinnati Reds @ Philadelphia Phillies Veterans Stadium, Philadelphia, PA Sat Sep 03 1977, 7:05 PM EDT Att: 55,062 - Unknown								
Larry Bowa, S OBP: 0.311, SLG: 0.338										5	1	1	0	0	0	3									
Mike Schmidt, R OBP: 0.395, SLG: 0.580										5	2	2	0	0	1	2									
Greg Luzinski, R OBP: 0.390, SLG: 0.603										4	1	1	1	1	3	2									
Tom Hutton, L OBP: 0.343, SLG: 0.356										0	0	0	0	0	0	0									
Jay Johnstone, L OBP: 0.345, SLG: 0.460										5	1	1	1	0	0	2									
Richie Hebner, L OBP: 0.382, SLG: 0.486										4	2	2	1	1	0	0									
Jerry Martin, R OBP: 0.332, SLG: 0.444										0	0	0	0	0	0	0									
Bob Boone, R OBP: 0.337, SLG: 0.432										4	0	2	2	0	0	1									
Ted Sizemore, R OBP: 0.351, SLG: 0.365										4	1	3	1	0	0	1									
Larry Christenson, R OBP: 0.210, SLG: 0.259	(1, 1)	2.2	L	18	8	6	3	1	1	1	0	0	0	2	3	3									
Tim McCarver, L ERA: 2.91	(7, PH)									0	0	0	0	1	0	0									
Tug McGraw, R OBP: 0.375, SLG: 0.375	(8, 1)									0	0	0	0	0	0	0									
Inning Stats	R: 0 E: 0 K: 2 S: 8	H: 1 LOB: 1 BB: 0 P: 8	R: 0 E: 0 K: 0 S: 3	H: 0 LOB: 0 BB: 0 P: 3	R: 6 E: 0 K: 1 S: 12	H: 7 LOB: 3 BB: 2 P: 20	R: 0 E: 0 K: 1 S: 5	H: 0 LOB: 0 BB: 0 P: 5	R: 0 E: 0 K: 1 S: 7	H: 2 LOB: 2 BB: 0 P: 7	R: 1 E: 0 K: 0 S: 5	H: 2 LOB: 1 BB: 0 P: 5	R: 1 E: 0 K: 0 S: 5	H: 2 LOB: 2 BB: 1 P: 9	R: 0 E: 0 K: 1 S: 7	H: 2 LOB: 1 BB: 0 P: 7	R: 1 E: 0 K: 1 S: 7	H: 2 LOB: 1 BB: 0 P: 7	1B: 12 2B: 3 3B: 0 HR: 1	SF: 0 SAC: 1 DP: 0 HBP: 0	WP: 1 PB: 0 SB: 1 CS: 0	PA: 43			
PITCHER	IP WLS BF H R ER SO BB IBB HBP BLK WP HR S P ERA WHIP																								
Paul Moskau, R ERA: 4.12	(1, 1)	1.1		4	0	0	0	1	0	0	0	0	0	0	0	6	6	0.00	0.000						
Manny Sarmiento, R ERA: 11.7	(5, 1)	2.0		10	4	1	1	1	0	0	0	0	0	0	12	12	4.50	2.000							
Dale Murray, R ERA: 4.94	(7, 1)	2.0		11	4	2	2	1	1	0	0	0	0	0	12	16	9.00	2.500							

Batter	1	2	3	4	5	6	7	8	9	AB	R	H	RBI	BB	SO	LOB	TOP					
Pete Rose, S OBP: 0.370, SLG: 0.434 (1, 5)										5	1	3	0	0	0	1	Cincinnati Reds @ Philadelphia Phillies Veterans Stadium, Philadelphia, PA Sun Sep 04 1977, 3:33 AM EDT Att: 40,051 - Unknown					
Ray Knight, R OBP: 0.353, SLG: 0.468 (8, 5)										5	1	0	0	0	2	5						
Dave Concepcion, R OBP: 0.323, SLG: 0.367 (1, 6)										5	0	2	1	0	1	3						
Joe Morgan, L OBP: 0.432, SLG: 0.509 (1, 4)										5	3	4	1	0	0	1						
George Foster, R OBP: 0.372, SLG: 0.630 (1, 7)										4	0	2	0	1	0	1						
Johnny Bench, R OBP: 0.348, SLG: 0.567 (1, 9)										0	0	0	0	0	0	0						
Mike Lum, L OBP: 0.220, SLG: 0.281 (9, 9)										5	0	3	3	0	0	1						
Dan Driessen, L OBP: 0.370, SLG: 0.465 (1, 3)										4	0	0	0	1	1	7						
Bill Plummer, R OBP: 0.248, SLG: 0.219 (1, 2)										5	0	1	0	0	1	5						
Cesar Geronimo, L OBP: 0.316, SLG: 0.383 (1, 8)										4	0	1	0	0	2	1						
Fred Norman, S OBP: 0.169, SLG: 0.134 (1, 1)										4	0	1	0	0	2	1						
Inning Stats	R: 2 E: 0 K: 0 S: 6	H: 3 LOB: 2 BB: 1 P: 10	R: 0 E: 0 K: 1 S: 7	H: 2 LOB: 2 BB: 0 P: 7	R: 0 E: 0 K: 0 S: 5	H: 2 LOB: 0 BB: 0 P: 5	R: 0 E: 0 K: 0 S: 3	H: 0 LOB: 0 BB: 0 P: 3	R: 1 E: 0 K: 1 S: 7	H: 2 LOB: 1 BB: 0 P: 7	R: 0 E: 0 K: 2 S: 8	H: 1 LOB: 1 BB: 0 P: 8	R: 1 E: 0 K: 1 S: 8	H: 4 LOB: 2 BB: 0 P: 8	R: 1 E: 0 K: 2 S: 9	H: 2 LOB: 1 BB: 0 P: 9	R: 0 E: 0 K: 0 S: 3	H: 0 LOB: 1 BB: 1 P: 7	1B: 12 2B: 3 3B: 0 HR: 1	SF: 0 SAC: 0 DP: 0 HBP: 0	WP: 0 PB: 0 SB: 0 CS: 0	PA: 44
PITCHER	IP WLS BF H R ER SO BB IBB HBP BLK WP HR S P ERA WHIP																					
Jim Kaat, L ERA: 5.16 (1, 1)	4.1 L 23 9 3 3 2 1 0 0 0 0 0 1 26 30 6.23 2.308																					
Warren Brusstar, R ERA: 3.0 (5, 1)	0.2 2 0 0 0 0 0 0 0 0 0 0 0 2 2 0.00 0.000																					
Gene Garber, R ERA: 2.68 (6, 1)	2.0 10 5 1 1 3 0 0 0 0 0 0 0 16 16 4.50 2.500																					
Tug McGraw, L ERA: 2.69 (8, 1)	2.0 9 2 1 1 2 1 0 0 0 0 0 0 12 16 4.50 1.500																					
Batter	1	2	3	4	5	6	7	8	9	AB	R	H	RBI	BB	SO	LOB	BOTTOM					
Garry Maddox, R OBP: 0.314, SLG: 0.434 (1, 8)										5	1	1	1	0	1	5	Cincinnati Reds @ Philadelphia Phillies Veterans Stadium, Philadelphia, PA Sun Sep 04 1977, 3:33 AM EDT Att: 40,051 - Unknown					
Larry Bowa, S OBP: 0.309, SLG: 0.335 (1, 6)										4	0	0	0	0	0	1						
Mike Schmidt, R OBP: 0.394, SLG: 0.576 (1, 5)										3	0	0	0	1	2	1						
Greg Luzinski, R OBP: 0.389, SLG: 0.600 (1, 7)										3	0	0	0	1	1	1						
Davey Johnson, R OBP: 0.404, SLG: 0.584 (1, 3)										4	0	1	0	0	0	1						
Jerry Martin, R OBP: 0.330, SLG: 0.440 (1, 9)										4	0	1	0	0	2	1						
Bob Boone, R OBP: 0.338, SLG: 0.434 (1, 2)										3	0	1	0	1	0	1						
Ted Sizemore, R OBP: 0.355, SLG: 0.371 (1, 4)										4	1	3	0	0	0	1						
Jim Kaat, L OBP: 0.240, SLG: 0.271 (5, 1)										1	0	0	0	0	0	2						
Warren Brusstar, R OBP: 0.298, SLG: 0.379 (5, PH)										0	0	0	0	0	0	0						
Ollie Brown, R OBP: 0.286, SLG: 0.379 (6, 1)										0	0	0	0	0	0	0						
Gene Garber, R OBP: 0.286, SLG: 0.379 (6, 1)										0	0	0	0	0	0	0						
Tim McCarver, L OBP: 0.346, SLG: 0.538 (7, PH)										0	0	0	0	0	0	1						
Tug McGraw, R OBP: 0.370, SLG: 0.375 (8, 1)										0	0	0	0	0	0	0						
Bake McBride, L OBP: 0.261, SLG: 0.338 (9, PH)										0	0	0	0	0	0	3						
Inning Stats	R: 1 E: 0 K: 0 S: 4	H: 1 LOB: 1 BB: 1 P: 8	R: 0 E: 0 K: 0 S: 4	H: 2 LOB: 1 BB: 0 P: 4	R: 0 E: 1 K: 1 S: 5	H: 0 LOB: 1 BB: 1 P: 9	R: 0 E: 0 K: 1 S: 5	H: 0 LOB: 0 BB: 0 P: 5	R: 1 E: 0 K: 1 S: 6	H: 1 LOB: 1 BB: 1 P: 10	R: 0 E: 0 K: 1 S: 5	H: 0 LOB: 0 BB: 0 P: 5	R: 0 E: 0 K: 1 S: 5	H: 0 LOB: 1 BB: 1 P: 9	R: 0 E: 0 K: 1 S: 5	H: 0 LOB: 0 BB: 0 P: 5	R: 0 E: 0 K: 1 S: 8	H: 3 LOB: 3 BB: 0 P: 8	1B: 4 2B: 2 3B: 0 HR: 1	SF: 0 SAC: 0 DP: 1 HBP: 0	WP: 0 PB: 0 SB: 1 CS: 0	PA: 37
PITCHER	IP WLS BF H R ER SO BB IBB HBP BLK WP HR S P ERA WHIP																					
Fred Norman, L ERA: 3.17 (1, 1)	9.0 W 37 7 2 2 7 4 0 0 0 0 0 1 47 63 2.00 1.222																					

Batter	1	2	3	4	5	6	7	8	9	AB	R	H	RBI	BB	SO	LOB	TOP		
Garry Maddox, R OBP: 0.313, SLG: 0.432	F7	F8			F8			1B		4	0	1	0	0	0	2	Philadelphia Phillies @ Pittsburgh Pirates Three Rivers Stadium, Pittsburgh, PA Mon Sep 05 1977, 3:33 AM EDT Unknown		
Larry Bowa, S OBP: 0.309, SLG: 0.335	1B	5-3			F8			K		4	0	1	0	0	1	4			
Mike Schmidt, R OBP: 0.393, SLG: 0.573	F8			F8		F3		1B		4	0	1	0	0	0	1			
Greg Luzinski, R OBP: 0.388, SLG: 0.597	1B			K		F7		K		4	0	1	0	0	2	3			
Davey Johnson, R OBP: 0.396, SLG: 0.570	F9			K		F9		G3		3	0	0	0	0	1	2			
Bake McBride, L OBP: 0.360, SLG: 0.536										1	0	0	0	0	0	3			
Tom Hutton, L OBP: 0.343, SLG: 0.356										0	0	0	0	0	0	0			
Jerry Martin, R OBP: 0.330, SLG: 0.454										3	1	1	1	0	1	0			
Tim McCarver, L OBP: 0.434, SLG: 0.532										1	0	0	0	0	0	0			
Bob Boone, R OBP: 0.335, SLG: 0.429	HR	6-3			F8			K		4	0	0	0	0	1	0			
Ted Sizemore, R OBP: 0.354, SLG: 0.370					5-3			K		4	0	1	0	0	2	0			
Randy Lerch, L OBP: 0.184, SLG: 0.170										2	0	1	0	0	0	0			
Gene Garber, R OBP: 0.296, SLG: 0.379										0	0	0	0	0	0	0			
Ollie Brown, R OBP: 0.296, SLG: 0.379										0	0	0	0	1	0	0			
Warren Brusstar, R OBP: 0.296, SLG: 0.379										0	0	0	0	0	0	0			
Inning Stats	R: 0 E: 0 K: 0 S: 5	H: 2 LOB: 2 BB: 0 P: 5	R: 1 E: 0 K: 0 S: 6	H: 3 LOB: 2 BB: 0 P: 6	R: 0 E: 0 K: 2 S: 7	H: 0 LOB: 0 BB: 0 P: 7	R: 0 E: 0 K: 0 S: 3	H: 0 LOB: 0 BB: 0 P: 3	R: 0 E: 0 K: 2 S: 3	H: 0 LOB: 0 BB: 0 P: 3	R: 0 E: 0 K: 2 S: 7	H: 0 LOB: 0 BB: 0 P: 7	R: 0 E: 0 K: 2 S: 9	H: 2 LOB: 3 BB: 1 P: 13	R: 0 E: 0 K: 2 S: 7	H: 0 LOB: 0 BB: 0 P: 7	1B: 6 2B: 0 3B: 0 HR: 1	SF: 0 SAC: 0 DP: 0 HBP: 0	WP: 0 PA: 35 PB: 0 SB: 1 CS: 0
PITCHER	IP WLS BF H R ER SO BB IBB HBP BLK WP HR S P ERA WHIP																		
John Candelaria, L ERA: 2.42	7.1 W 30 7 1 1 5 1 0 0 0 0 1 39 43 1.23 1.091																		
Rich Gossage, R ERA: 1.92	1.2 S 5 0 0 0 3 0 0 0 0 0 0 0 11 11 0.00 0.000																		

Batter	1	2	3	4	5	6	7	8	9	AB	R	H	RBI	BB	SO	LOB	BOTTOM		
Frank Taveras, R OBP: 0.302, SLG: 0.316	BLK		S	1-3		L6				4	1	2	0	0	0	2	Philadelphia Phillies @ Pittsburgh Pirates Three Rivers Stadium, Pittsburgh, PA Mon Sep 05 1977, 3:33 AM EDT Unknown		
Phil Garner, R OBP: 0.320, SLG: 0.437	1B		5-3		S	4-3				4	1	2	0	0	0	1			
Dave Parker, L OBP: 0.405, SLG: 0.544	1B		2B		4-3	1B				4	0	3	1	0	1	1			
Bill Robinson, R OBP: 0.339, SLG: 0.536	K		2B		1B	1B				4	0	1	0	0	1	4			
Al Oliver, L OBP: 0.335, SLG: 0.464	L6		FC6-5-4		K					4	0	1	0	0	1	4			
Fernando Gonzalez, R OBP: 0.316, SLG: 0.403			2-3		4-3					3	0	0	0	1	0	3			
Fernando Gonzalez, R OBP: 0.316, SLG: 0.403			F8		F7					4	0	1	1	0	1	2			
Fernando Gonzalez, R OBP: 0.316, SLG: 0.403			K2-3		1-3					4	0	1	1	0	1	2			
Duffy Dyer, R OBP: 0.375, SLG: 0.331					1-3					4	1	1	1	0	1	3			
Omar Moreno, L OBP: 0.297, SLG: 0.372					HR					4	0	2	0	0	1	1			
John Candelaria, L OBP: 0.235, SLG: 0.303					1B					3	0	1	0	0	0	1			
Rich Gossage, R OBP: 0.295, SLG: 0.300					L9					0	0	0	0	0	0	0			
Inning Stats	R: 0 E: 0 K: 1 S: 6	H: 2 LOB: 1 BB: 0 P: 6	R: 1 E: 0 K: 1 S: 7	H: 2 LOB: 1 BB: 0 P: 7	R: 1 E: 0 K: 0 S: 5	H: 2 LOB: 0 BB: 0 P: 5	R: 0 E: 0 K: 0 S: 5	H: 2 LOB: 2 BB: 0 P: 5	R: 1 E: 0 K: 1 S: 7	H: 2 LOB: 2 BB: 1 P: 11	R: 0 E: 0 K: 1 S: 5	H: 0 LOB: 0 BB: 0 P: 5	R: 0 E: 0 K: 0 S: 4	H: 2 LOB: 1 BB: 0 P: 4	R: 0 E: 0 K: 1 S: 5	H: 1 LOB: 0 BB: 0 P: 5	1B: 9 2B: 3 3B: 0 HR: 1	SF: 0 SAC: 0 DP: 1 HBP: 0	WP: 1 PA: 36 PB: 0 SB: 5 CS: 0
PITCHER	IP WLS BF H R ER SO BB IBB HBP BLK WP HR S P ERA WHIP																		
Randy Lerch, L ERA: 5.61	4.0 L 21 10 3 3 2 2 0 1 0 0 0 0 0 14 18 6.75 2.500																		
Gene Garber, R ERA: 2.59	3.0 11 2 0 0 2 0 1 0 0 0 0 0 14 18 0.00 0.667																		
Warren Brusstar, R ERA: 2.95	1.0 3 1 0 0 1 0 0 0 0 0 0 0 5 5 0.00 1.000																		

Batter	1	2	3	4	5	6	7	8	9	AB	R	H	RBI	BB	SO	LOB	TOP
Bake McBride, L OBP: 0.355, SLG: 0.529 (1, 9)			4-3	F8		SF7		F7		4	0	0	1	0	1	2	Philadelphia Phillies @ Pittsburgh Pirates Three Rivers Stadium, Pittsburgh, PA Mon Sep 05 1977, 3:38 AM EDT Att: 40,423 - Unknown
Larry Bowa, S OBP: 0.308, SLG: 0.333 Mike Buskey, R (9, 6)	G3				F8	E4 1B BB		G3		5	1	1	0	0	0	1	
Mike Schmidt, R OBP: 0.391, SLG: 0.568 (1, 5)	K		F9		F2	1B BB		K		4	0	0	0	1	2	1	
Richie Hebner, L OBP: 0.384, SLG: 0.486 Terry Harmon, R OBP: 0.309, SLG: 0.375 (9, 4)		HR 1B	3-1		F6			2B SF8 BB		4	2	2	2	1	0	1	
Jay Johnstone, L OBP: 0.349, SLG: 0.479 (1, 7)						F9				5	3	3	2	0	1	2	
Gary Maddox, R OBP: 0.316, SLG: 0.435 (1, 8)		HR		4-3 1B 2B		K				4	1	3	1	0	0	1	
Tim McCarver, L OBP: 0.433, SLG: 0.531 Warren Brusstar, R (9, 1)		CS 1B		4-3		E6 1B	FC6-4 1B			4	1	1	1	1	0	3	
Ted Sizemore, R OBP: 0.355, SLG: 0.369 Tom Hutton, L OBP: 0.336, SLG: 0.350 (9, PH) (9, 3)						E SF7 BB	F8			4	1	1	1	1	0	3	
Steve Carlton, L OBP: 0.284, SLG: 0.415 Barry Foote, R OBP: 0.307, SLG: 0.456 (9, PH) (9, 2)						E 1B	FC6-4 1-2			3	1	1	0	1	1	1	
Inning Stats	R: 0 E: 0 K: 2 S: 7	H: 0 LOB: 0 BB: 0 P: 7	R: 2 E: 0 K: 1 S: 7	H: 3 LOB: 0 BB: 0 P: 7	R: 1 E: 0 K: 0 S: 5	H: 2 LOB: 1 BB: 1 P: 5	R: 1 E: 0 K: 0 S: 5	H: 2 LOB: 2 BB: 1 P: 9	R: 0 E: 0 K: 0 S: 3	H: 1 LOB: 1 BB: 0 P: 4	R: 0 E: 0 K: 1 S: 5	H: 0 LOB: 0 BB: 0 P: 5	R: 2 E: 0 K: 0 S: 5	H: 2 LOB: 1 BB: 1 P: 9	1B: 8 2B: 3 3B: 0 HR: 2	SF: 2 SAC: 0 DP: 0 HBP: 0	
PITCHER	IP WLS BF H R ER SO BB IBB HBP BLK WP HR S P ERA WHIP																
Bruce Kison, R ERA: 4.87 (1, 1)	3.0 L 13 5 3 3 3 0 0 0 0 0 0 2 19 19 9.00 1.667																
Grant Jackson, L ERA: 3.84 (4, 1)	2.0 9 2 1 1 0 0 0 1 0 0 0 0 8 12 4.50 1.000																
Larry Demery, R ERA: 5.06 (6, 1)	1.0 10 3 5 1 1 2 0 0 0 0 0 0 10 18 9.00 5.000																
Al Holland, L ERA: (7, 1)	1.0 4 1 0 0 0 0 0 0 0 0 0 0 4 4 0.00 1.000																
Ed Whitson, R ERA: 8.1 (8, 1)	2.0 9 2 2 2 1 1 0 0 0 0 0 0 10 14 9.00 1.500																

Batter	1	2	3	4	5	6	7	8	9	AB	R	H	RBI	BB	SO	LOB	BOTTOM				
Frank Taveras, R OBP: 0.301, SLG: 0.314 (1, 6)			F2		6-3			F2	K	5	0	1	0	0	1	5	Philadelphia Phillies @ Pittsburgh Pirates Three Rivers Stadium, Pittsburgh, PA Mon Sep 05 1977, 3:38 AM EDT Att: 40,423 - Unknown				
Phil Garner, R OBP: 0.320, SLG: 0.436 (1, 4)			F8			P3		1B 1B		4	0	1	1	0	0	2					
Dave Parker, L OBP: 0.404, SLG: 0.542 (1, 9)			K			F9		F7		4	0	1	0	0	1	2					
Bill Robinson, R OBP: 0.340, SLG: 0.536 (1, 3)			F9		P4					4	0	2	0	0	0	1					
Al Oliver, L OBP: 0.334, SLG: 0.461 (1, 7)		G5-4-3 BB		L8		K		F9		3	0	0	0	1	1	3					
Fernando Gonzalez, R OBP: 0.314, SLG: 0.401 Dale Berra, R OBP: 0.189, SLG: 0.133 (3, 5)		G5-4-3		F8						1	0	0	0	0	0	1					
Duffy Dyer, R OBP: 0.374, SLG: 0.333 (1, 2)										3	0	1	0	0	0	0					
Omar Moreno, L OBP: 0.304, SLG: 0.378 (1, 8)				S 6-3 1B		BLK 1B				4	1	4	0	0	0	0					
Bruce Kison, R ERA: 4.87 Jerry Hairston, R ERA: 3.84 Grant Jackson, L ERA: 3.84 Larry Demery, R ERA: 5.06 Al Holland, L ERA: Ed Whitson, R ERA: 8.1										0	0	0	0	0	0	0					
Inning Stats	R: 0 E: 0 K: 0 S: 4	H: 2 LOB: 1 BB: 0 P: 4	R: 0 E: 0 K: 0 S: 2	H: 0 LOB: 1 BB: 1 P: 6	R: 1 E: 0 K: 1 S: 6	H: 1 LOB: 1 BB: 1 P: 10	R: 0 E: 0 K: 0 S: 3	H: 0 LOB: 0 BB: 0 P: 3	R: 0 E: 0 K: 1 S: 6	H: 1 LOB: 1 BB: 0 P: 6	R: 0 E: 0 K: 1 S: 6	H: 1 LOB: 1 BB: 0 P: 6	R: 0 E: 0 K: 0 S: 4	H: 2 LOB: 1 BB: 0 P: 4	R: 0 E: 0 K: 0 S: 5	H: 2 LOB: 2 BB: 0 P: 5		R: 0 E: 0 K: 1 S: 7	H: 2 LOB: 2 BB: 0 P: 7	1B: 10 2B: 1 3B: 0 HR: 0	SF: 0 SAC: 0 DP: 2 HBP: 0
PITCHER	IP WLS BF H R ER SO BB IBB HBP BLK WP HR S P ERA WHIP																				
Steve Carlton, L ERA: 2.74 (1, 1)	8.0 W 32 9 1 1 3 2 0 0 0 1 0 0 0 36 44 1.12 1.375																				
Warren Brusstar, R ERA: 2.9 (9, 1)	1.0 5 2 0 0 1 0 0 0 0 0 0 0 7 7 0.00 2.000																				

Batter	1	2	3	4	5	6	7	8	9	10	11	AB	R	H	RBI	BB	SO	LOB	TOP								
Bake McBride, L OBP: 0.355, SLG: 0.530 (1, 9)	F7		1B		1B		6-3			4-3		5	1	2	1	0	0	0									
Larry Bowa, S OBP: 0.305, SLG: 0.330 (1, 6)	5-3		6-3		F9		6-3			F9		5	0	0	0	0	0	3									
Mike Schmidt, R OBP: 0.391, SLG: 0.573 (1, 5)	HR		K		1B					K		5	1	2	3	0	3	1									
Greg Luzinski, R OBP: 0.388, SLG: 0.594 (1, 7)	K				1B					K		5	0	2	0	0	2	0									
Davey Johnson, R OBP: 0.388, SLG: 0.557 Richie Hebner, L OBP: 0.351, SLG: 0.480 (8, PH)	1-3				L6		F7					3	0	0	0	0	0	3									
Gary Maddox, R OBP: 0.313, SLG: 0.431 (1, 8)	P3				FC5-6-4					F9		5	0	0	0	0	1	1									
Bob Boone, R OBP: 0.333, SLG: 0.426 Jay Johnstone, L OBP: 0.351, SLG: 0.480 Jerry Martin, R OBP: 0.330, SLG: 0.454 Gene Garber, R (9, 1)	L3				F8		5-3			SH1-3		3	0	0	0	0	0	0									
Ted Sizemore, R OBP: 0.355, SLG: 0.369 (1, 4)					SH1-4		F8			SH1-3		3	1	1	0	0	0	0									
Ron Reed, R OBP: 0.375, SLG: 0.214 Tug McGraw, R OBP: 0.375, SLG: 0.375 Tim McCarver, L OBP: 0.430, SLG: 0.527 Barry Foote, R OBP: 0.307, SLG: 0.456 (9, 2)	SH1-4				E1		F8			G3		2	1	0	0	0	0	0									
Inning Stats	R: 1 E: 0 K: 1 S: 6	H: 1 LOB: 0 BB: 0 P: 6	R: 0 E: 0 K: 0 S: 3	H: 0 LOB: 0 BB: 0 P: 3	R: 1 E: 0 K: 1 S: 7	H: 2 LOB: 1 BB: 0 P: 7	R: 0 E: 0 K: 0 S: 4	H: 1 LOB: 1 BB: 0 P: 4	R: 2 E: 1 K: 0 S: 7	H: 3 LOB: 2 BB: 0 P: 7	R: 0 E: 0 K: 2 S: 7	H: 0 LOB: 0 BB: 0 P: 7	R: 0 E: 0 K: 2 S: 7	H: 0 LOB: 0 BB: 0 P: 7	R: 0 E: 0 K: 1 S: 4	H: 1 LOB: 2 BB: 0 P: 4	R: 0 E: 0 K: 2 S: 5	H: 0 LOB: 0 BB: 0 P: 5	R: 0 E: 0 K: 2 S: 7	H: 0 LOB: 0 BB: 0 P: 7	1B: 6 2B: 1 3B: 0 HR: 1	SF: 0 SAC: 2 DP: 0 HBP: 0	WP: 0 PB: 0 SB: 1 CS: 0	PA: 42			
PITCHER	IP 7.0	WLS 29	BF 7	H 7	R 4	ER 2	SO 2	BB 0	IBB 0	HBP 0	BLK 0	WP 0	HR 1	S 33	P 33	ERA 2.57	WHIP 1.000										
Jerry Reuss, L ERA: 3.91 (8, 1)	1.2	6	1	0	0	2	0	0	0	0	0	0	0	10	10	0.00	0.600										
Kent Tekulve, R ERA: 3.03 (9, 1)	0.1	1	0	0	0	0	0	0	0	0	0	0	0	1	1	0.00	0.000										
Grant Jackson, L ERA: 3.82 (10, 1)	2.0	W	6	0	0	0	3	0	0	0	0	0	0	12	12	0.00	0.000										

Philadelphia Phillies @ Pittsburgh Pirates
Three Rivers Stadium, Pittsburgh, PA
Tue Sep 06 1977, 7:05 PM EDT
Att: 15,136 - Unknown

AB 40
R 4
H 8
RBI 4
BB 0
SO 7
LOB 11



Batter	1	2	3	4	5	6	7	8	9	10	11	AB	R	H	RBI	BB	SO	LOB	BOTTOM								
Frank Taveras, R OBP: 0.301, SLG: 0.317 Bobby Tolan, L OBP: 0.244, SLG: 0.318 Jim Fregosi, R OBP: 0.380, SLG: 0.476 Mario Mendoza, R OBP: 0.231, SLG: 0.250 (8, 6)	P4		F9		1B		SF9			K		3	1	1	0	0	0	0									
Phil Garner, R OBP: 0.320, SLG: 0.434 (1, 4)	F9		K		1B		K			6-3		4	1	1	1	1	2	0									
Dave Parker, L OBP: 0.404, SLG: 0.540 (1, 9)	F9				1-3					SH1-3		4	0	1	0	1	0	2									
Bill Robinson, R OBP: 0.339, SLG: 0.533 (1, 3)	1B				K					SH1-3		4	0	1	1	0	1	1									
Al Oliver, L OBP: 0.336, SLG: 0.468 (1, 7)	5-3				HR					G4-6-3		4	2	2	1	1	0	0									
Ed Ott, L OBP: 0.335, SLG: 0.387 Duffy Dyer, R OBP: 0.375, SLG: 0.335 (8, PH)	4-3									G4-6-3		2	0	1	0	1	0	0									
Dale Berra, R OBP: 0.200, SLG: 0.158 (1, 5)	CI				1-3					6-3		4	0	1	1	0	1	2									
Omar Moreno, L OBP: 0.301, SLG: 0.375 (1, 8)	4-3				P1					K		4	1	0	0	0	0	1									
Jerry Reuss, L ERA: 3.91 (7, PH)	1.2	6	0	0	0	1	1	1	0	0	0	0	0	0	0	0	0	0									
Miguel Mejia, S OBP: 0.273, SLG: 0.273 Grant Jackson, S OBP: 0.308, SLG: 0.385 Mike Esslinger, L OBP: 0.255, SLG: 0.300 (10, 1)	4-3				P6					F8		2	0	0	0	0	0	0									
Inning Stats	R: 1 E: 0 K: 0 S: 3	H: 1 LOB: 1 BB: 1 P: 7	R: 0 E: 1 K: 0 S: 4	H: 0 LOB: 1 BB: 0 P: 4	R: 0 E: 0 K: 1 S: 5	H: 0 LOB: 0 BB: 0 P: 5	R: 1 E: 0 K: 1 S: 7	H: 2 LOB: 1 BB: 0 P: 7	R: 1 E: 0 K: 0 S: 5	H: 2 LOB: 1 BB: 0 P: 5	R: 0 E: 0 K: 0 S: 2	H: 0 LOB: 1 BB: 2 P: 10	R: 0 E: 0 K: 1 S: 6	H: 1 LOB: 1 BB: 0 P: 6	R: 1 E: 0 K: 0 S: 3	H: 3 LOB: 2 BB: 0 P: 3	1B: 6 2B: 2 3B: 0 HR: 1	SF: 1 SAC: 2 DP: 1 HBP: 0	WP: 0 PB: 0 SB: 3 CS: 0	PA: 43							
PITCHER	IP 6.1	WLS 27	BF 5	H 5	R 4	ER 3	SO 2	BB 2	IBB 0	HBP 0	BLK 0	WP 0	HR 1	S 29	P 37	ERA 4.26	WHIP 1.105										
Ron Reed, R ERA: 2.65 (7, 1)	1.2	6	0	0	0	1	1	1	0	0	0	0	0	6	14	0.00	0.600										
Tug McGraw, L ERA: 2.61 (9, 1)	2.0	L	10	4	1	1	2	0	0	0	0	0	0	14	14	4.50	2.000										

Philadelphia Phillies @ Pittsburgh Pirates
Three Rivers Stadium, Pittsburgh, PA
Tue Sep 06 1977, 7:05 PM EDT
Att: 15,136 - Unknown

AB 35
R 5
H 9
RBI 5
BB 4
SO 5
LOB 8



Batter	1	2	3	4	5	6	7	8	9	AB	R	H	RBI	BB	SO	LOB	TOP					
Bake McBride, L OBP: 0.353, SLG: 0.525 (1, 9)	G3		1-3		E9 1B		L9	1-3		5	1	1	1	0	0	0	Philadelphia Phillies @ New York Mets Shea Stadium, Flushing, NY Wed Sep 07 1977, 7:05 PM EDT Att: 7,783 - Unknown					
Larry Bowa, S OBP: 0.306, SLG: 0.331 (1, 6)	F2		F6				1-3			5	0	2	1	0	0	0						
Mike Schmidt, R OBP: 0.392, SLG: 0.574 (1, 5)	F6		1-3					F9		4	1	1	0	1	0	1						
Greg Luzinski, R OBP: 0.388, SLG: 0.594 Tom Hutton, L OBP: 0.336, SLG: 0.350 (9, 3)	F9			5-3					F6	4	1	1	0	1	0	1						
Jay Johnstone, L OBP: 0.358, SLG: 0.490 (9, 7)									E6	2	1	1	1	2	0	0						
Gary Maddox, R OBP: 0.314, SLG: 0.429 (1, 8)		G5-4-3								4	0	1	2	1	1	5						
Bob Boone, R OBP: 0.333, SLG: 0.429 (1, 2)										4	1	1	0	1	0	2						
Ted Sizemore, R OBP: 0.356, SLG: 0.370 (1, 4)										4	1	2	1	0	0	3						
Larry Christenson, R OBP: 0.200, SLG: 0.246 (1, 1)										3	0	0	0	0	2	1						
Inning Stats	R: 0 E: 1 K: 0 S: 4	H: 0 LOB: 1 BB: 0 P: 4	R: 1 E: 0 K: 1 S: 6	H: 2 LOB: 1 BB: 1 P: 10	R: 0 E: 0 K: 0 S: 3	H: 0 LOB: 0 BB: 0 P: 3	R: 1 E: 0 K: 0 S: 3	H: 1 LOB: 0 BB: 1 P: 7	R: 2 E: 1 K: 0 S: 6	H: 4 LOB: 3 BB: 2 P: 14	R: 0 E: 0 K: 0 S: 3	H: 0 LOB: 0 BB: 0 P: 3	R: 2 E: 0 K: 0 S: 5	H: 2 LOB: 3 BB: 2 P: 14	R: 0 E: 0 K: 1 S: 6	H: 1 LOB: 1 BB: 0 P: 6	R: 0 E: 1 K: 1 S: 6	H: 0 LOB: 1 BB: 0 P: 6	1B: 6 2B: 1 3B: 2 HR: 1	SF: 0 SAC: 1 DP: 1 HBP: 1	WP: 0 PB: 0 SB: 0 CS: 2	PA: 43
PITCHER	IP	WLS	BF	H	R	ER	SO	BB	IBB	HBP	BLK	WP	HR	S	P	ERA	WHIP					
Pat Zachry, R ERA: 4.4 (1, 1)	6.0	L	27	7	4	4	1	3	1	0	0	0	1	25	41	6.00	1.667					
Bob Myrick, L ERA: 4.05 (7, 1)	0.2		7	2	2	2	0	1	1	1	0	0	0	4	13	27.00	4.500					
Rick Baldwin, R ERA: 4.7 (7, 1)	0.1		1	0	0	0	0	0	0	0	0	0	0	1	1	0.00	0.000					
Skip Lockwood, R ERA: 3.16 (8, 1)	2.0		8	1	0	0	2	0	0	0	0	0	0	12	12	0.00	0.500					

AB	35
R	6
H	10
RBI	6
BB	6
SO	3
LOB	13



Batter	1	2	3	4	5	6	7	8	9	AB	R	H	RBI	BB	SO	LOB	BOTTOM					
Lenny Randle, S OBP: 0.376, SLG: 0.402 (1, 5)	6-3		1-3					1-3		4	0	0	0	0	1	0	Philadelphia Phillies @ New York Mets Shea Stadium, Flushing, NY Wed Sep 07 1977, 7:05 PM EDT Att: 7,783 - Unknown					
Lee Mazzilli, S OBP: 0.332, SLG: 0.324 (1, 8)				1-3			L3			4	1	1	1	0	0	0						
Bruce Boisclair, L OBP: 0.362, SLG: 0.401 (1, 9)					4-3			F8		4	0	0	0	0	0	0						
Steve Henderson, R OBP: 0.386, SLG: 0.515 (1, 7)										3	1	0	0	1	0	0						
Ed Kranepool, L OBP: 0.331, SLG: 0.459 (1, 3)										4	0	1	0	0	0	1						
John Stearns, R OBP: 0.372, SLG: 0.414 (1, 2)										4	0	0	0	0	1	1						
Joel Youngblood, R OBP: 0.277, SLG: 0.288 (1, 4)										3	0	0	0	0	0	2						
Doug Flynn, R OBP: 0.239, SLG: 0.261 John Milner, L OBP: 0.355, SLG: 0.429 Leo Foster, R OBP: 0.294, SLG: 0.239 (8, 6)										2	0	0	0	0	0	0						
Pat Zachry, R OBP: 0.125, SLG: 0.100 Ron Hodges OBP: 0.14, SLG: 0.323 Bob Myrick OBP: 0.167, SLG: 0.167 Rick Baldwin OBP: 0.192, SLG: 0.500 Mike Vail, R OBP: 0.408 Skip Lockwood, R OBP: 0.143, SLG: 0.143 (8, 1)										1	0	0	0	0	1	0						
Inning Stats	R: 1 E: 0 K: 0 S: 4	H: 1 LOB: 0 BB: 0 P: 4	R: 0 E: 0 K: 0 S: 3	H: 0 LOB: 0 BB: 0 P: 3	R: 0 E: 0 K: 1 S: 5	H: 0 LOB: 0 BB: 0 P: 5	R: 0 E: 0 K: 0 S: 3	H: 0 LOB: 1 BB: 1 P: 7	R: 0 E: 0 K: 1 S: 5	H: 0 LOB: 0 BB: 0 P: 5	R: 0 E: 0 K: 1 S: 5	H: 0 LOB: 0 BB: 0 P: 5	R: 1 E: 3 K: 0 S: 6	H: 1 LOB: 3 BB: 1 P: 10	R: 0 E: 0 K: 0 S: 3	H: 0 LOB: 0 BB: 0 P: 3	R: 0 E: 0 K: 0 S: 3	H: 0 LOB: 0 BB: 0 P: 3	1B: 1 2B: 0 3B: 0 HR: 1	SF: 0 SAC: 0 DP: 0 HBP: 0	WP: 0 PB: 0 SB: 0 CS: 0	PA: 33
PITCHER	IP	WLS	BF	H	R	ER	SO	BB	IBB	HBP	BLK	WP	HR	S	P	ERA	WHIP					
Larry Christenson, R ERA: 4.37 (1, 1)	9.0	W	33	2	2	1	3	2	0	0	0	0	1	37	45	1.00	0.444					

AB	31
R	2
H	2
RBI	1
BB	2
SO	3
LOB	7



Batter	1	2	3	4	5	6	7	8	9	AB	R	H	RBI	BB	SO	LOB	TOP								
Bake McBride, L OBP: 0.357, SLG: 0.533 (1, 9)	5-3																								
Barry Foote, R OBP: 0.303, SLG: 0.449 (8, 2)				BB		F7																			
Larry Bowa, S OBP: 0.395, SLG: 0.330 (1, 6)	F7																								
Mike Schmidt, R OBP: 0.393, SLG: 0.579 (1, 5)	F3																								
Greg Luzinski, R OBP: 0.388, SLG: 0.592 (1, 7)																									
Jay Johnstone, L OBP: 0.358, SLG: 0.498 (1, 3) (8, 9)																									
Gary Maddox, R OBP: 0.313, SLG: 0.427 (1, 8)																									
Bob Boone, R OBP: 0.340, SLG: 0.431 Tom Hutton, L OBP: 0.347, SLG: 0.361 (8, 3)																									
Ted Sizemore, R OBP: 0.356, SLG: 0.375 (1, 4)																									
Jim Kaat, L OBP: 0.231, SLG: 0.260 Gene Garber, R (5, 1) Richie Hebner, L OBP: 0.382, SLG: 0.482 (6, PH) Tug McGraw, R OBP: 0.400, SLG: 0.333 (6, 1)																									
Inning Stats	R: 0 E: 0 K: 0 S: 3	H: 0 LOB: 0 BB: 0 P: 3	R: 0 E: 0 K: 1 S: 5	H: 0 LOB: 0 BB: 0 P: 5	R: 0 E: 0 K: 0 S: 4	H: 1 LOB: 2 BB: 1 P: 8	R: 0 E: 0 K: 0 S: 2	H: 0 LOB: 0 BB: 1 P: 6	R: 0 E: 0 K: 0 S: 4	H: 1 LOB: 2 BB: 1 P: 8	R: 0 E: 0 K: 0 S: 6	H: 3 LOB: 2 BB: 2 P: 14	R: 4 E: 0 K: 0 S: 8	H: 5 LOB: 2 BB: 1 P: 12	R: 0 E: 0 K: 1 S: 5	H: 0 LOB: 1 BB: 0 P: 6	R: 1 E: 1 K: 0 S: 5	H: 3 LOB: 2 BB: 1 P: 9	1B: 9 2B: 1 3B: 0 HR: 3	SF: 0 SAC: 0 DP: 2 HBP: 1	WP: 1 PB: 0 SB: 2 CS: 0	PA: 46			
PITCHER	IP	WLS	BF	H	R	ER	SO	BB	IBB	HBP	BLK	WP	HR	S	P	ERA	WHIP								
Nino Espinosa, R ERA: 3.76 (1, 1)	6.0	L	27	5	3	3	1	5	0	0	0	0	0	24	44	4.50	1.667								
Bob Apodaca, R ERA: 3.09 (7, 1)	0.2		7	4	4	4	0	1	0	0	0	0	3	6	10	54.00	7.500								
Rick Baldwin, R ERA: 4.66 (7, 1)	2.1		12	4	1	1	1	1	0	1	0	1	0	12	17	3.86	2.143								

Philadelphia Phillies @ New York Mets
Shea Stadium, Flushing, NY
Thu Sep 08 1977, 3:33 AM EDT
Att: 3,186 - Unknown

AB 38
R 8
H 13
RBI 8
BB 7
SO 2
LOB 25



Batter	1	2	3	4	5	6	7	8	9	AB	R	H	RBI	BB	SO	LOB	BOTTOM								
Lenny Randle, S OBP: 0.375, SLG: 0.400 (1, 5)	K																								
Lee Mazzilli, S OBP: 0.331, SLG: 0.322 (1, 8)	1-3																								
Steve Henderson, R OBP: 0.361, SLG: 0.507 Leo Foster, R OBP: 0.294, SLG: 0.239 (8, 4)																									
Mike Vail, R OBP: 0.314, SLG: 0.407 (1, 9)																									
John Stearns, R OBP: 0.368, SLG: 0.409 (1, 2)																									
Luis Rosado, R (1, 3)																									
Joel Youngblood, R OBP: 0.283, SLG: 0.269 (8, 7)																									
Doug Flynn, R OBP: 0.243, SLG: 0.262 (1, 6)																									
Nino Espinosa, R OBP: 0.157, SLG: 0.125 John Milner, L OBP: 0.354, SLG: 0.428 (6, PH) Bob Apodaca, R OBP: 0.167, SLG: 0.167 (7, 1) Rick Baldwin, L OBP: 0.500, SLG: 0.500 (7, 1) Bruce Boesch, L OBP: 0.361, SLG: 0.399 (6, PH)																									
Inning Stats	R: 0 E: 0 K: 1 S: 5	H: 0 LOB: 0 BB: 0 P: 5	R: 0 E: 1 K: 0 S: 4	H: 0 LOB: 2 BB: 1 P: 8	R: 0 E: 0 K: 1 S: 6	H: 1 LOB: 1 BB: 0 P: 6	R: 1 E: 0 K: 0 S: 5	H: 2 LOB: 2 BB: 1 P: 9	R: 1 E: 0 K: 2 S: 7	H: 1 LOB: 1 BB: 2 P: 15	R: 0 E: 0 K: 1 S: 5	H: 0 LOB: 1 BB: 1 P: 9	R: 0 E: 0 K: 1 S: 5	H: 0 LOB: 0 BB: 0 P: 5	R: 0 E: 0 K: 0 S: 3	H: 0 LOB: 0 BB: 0 P: 3	R: 0 E: 0 K: 0 S: 3	H: 0 LOB: 0 BB: 0 P: 3	1B: 4 2B: 0 3B: 0 HR: 0	SF: 0 SAC: 0 DP: 0 HBP: 0	WP: 0 PB: 0 SB: 0 CS: 0	PA: 36			
PITCHER	IP	WLS	BF	H	R	ER	SO	BB	IBB	HBP	BLK	WP	HR	S	P	ERA	WHIP								
Jim Kaat, L ERA: 5.13 (1, 1)	4.1		22	4	2	2	3	4	0	0	0	0	0	24	40	4.15	1.846								
Gene Garber, R ERA: 2.61 (5, 1)	0.2	W	1	0	0	0	1	0	0	0	0	0	0	3	3	0.00	0.000								
Tug McGraw, L ERA: 2.45 (6, 1)	4.0	S	13	0	0	0	2	1	0	0	0	0	0	16	20	0.00	0.250								

Philadelphia Phillies @ New York Mets
Shea Stadium, Flushing, NY
Thu Sep 08 1977, 3:33 AM EDT
Att: 3,186 - Unknown

AB 31
R 2
H 4
RBI 2
BB 5
SO 6
LOB 14



Batter	1	2	3	4	5	6	7	8	9	AB	R	H	RBI	BB	SO	LOB	TOP			
Rick Rosetti, R OBP: 0.261, SLG: 0.227 (1, 7)	0-3 K		0-3 K		0-0 6-3			0-3 K		4	0	0	0	0	3	1	St. Louis Cardinals @ Philadelphia Phillies Veterans Stadium, Philadelphia, PA Fri Sep 09 1977, 7:05 PM EDT Att: 32,168 - Unknown			
Jerry Mumphrey, S OBP: 0.361, SLG: 0.404 (1, 8)	0-3 K		0-3 K		0-0 5-3			0-3 K		4	0	0	0	0	3	1				
Garry Templeton, S OBP: 0.330, SLG: 0.438 (1, 6)	0-0 HR			0-0 F8	0-0 5-3			0-3 K		4	1	1	1	0	1	0				
Ted Simmons, S OBP: 0.417, SLG: 0.517 (1, 2)	4-0 CS BB			0-0 HR		4-0 G5-4-3 BB		0-0 6-3		2	1	1	1	2	0	0				
Keith Hernandez, L OBP: 0.385, SLG: 0.465 (1, 3)	0-0 CS	0-3 K		0-0 HR 2B		0-0 F8		0-0 4-3		4	1	1	0	0	1	1				
Ken Reitz, R OBP: 0.301, SLG: 0.428 (1, 5)		0-0 F8		0-0 HR		0-0 G5-4-3		0-0 5-3		4	1	1	2	0	0	1				
Benny Ayala, R OBP: 0.333, SLG: 0.333 (1, 9)		0-0 5-3					0-3 K			3	0	1	0	0	1	0				
Mike Tyson, R OBP: 0.299, SLG: 0.342 (1, 4)			0-0 2B				0-3 K			2	0	1	0	0	1	1				
Mike Phillips, L OBP: 0.241, SLG: 0.246 (5, 4)							0-3 K			0	0	0	0	0	0	0				
Mike Potter, R (7, PH)							0-3 K			1	0	0	0	0	1	0				
Ken Oberkfell, L (7, 4)							0-3 K			0	0	0	0	0	0	0				
John Urrea, R OBP: 0.333, SLG: 0.154 (1, 1)							0-3 K			0	0	0	0	0	0	0				
Butch Metzger, R (1, 1)							0-3 K			1	0	0	0	0	1	1				
Mike Anderson, R OBP: 0.246, SLG: 0.343 (4, 1)							0-3 K			1	0	0	0	0	1	1				
John Sutton, R (4, 1)							0-3 K			0	0	0	0	0	0	0				
Hector Cruz, R OBP: 0.320, SLG: 0.351 (7, PH)							0-3 K			1	0	0	0	0	1	0				
Rawly Eastwick, R OBP: 0.346, SLG: 0.330 (7, 1)							0-3 K			0	0	0	0	0	0	0				
Al Hrabosky, R (8, 1)							0-3 K			0	0	0	0	0	0	0				
Inning Stats	R: 1 E: 0 K: 2 S: 7	H: 1 LOB: 1 BB: 1 P: 11	R: 0 E: 0 K: 1 S: 5	H: 0 LOB: 0 BB: 0 P: 5	R: 0 E: 0 K: 3 S: 10	H: 1 LOB: 1 BB: 0 P: 10	R: 3 E: 0 K: 2 S: 11	H: 4 LOB: 1 BB: 0 P: 11	R: 0 E: 0 K: 0 S: 2	H: 0 LOB: 0 BB: 1 P: 6	R: 0 E: 0 K: 3 S: 9	H: 0 LOB: 0 BB: 0 P: 9	R: 0 E: 0 K: 3 S: 9	H: 0 LOB: 0 BB: 0 P: 9	R: 0 E: 0 K: 0 S: 3	H: 0 LOB: 0 BB: 0 P: 3	1B: 1 2B: 2 3B: 0 HR: 3	SF: 0 SAC: 0 DP: 1 HBP: 0	WP: 0 PB: 0 SB: 0 CS: 1	PA: 34
PITCHER Steve Carlton, L ERA: 2.78 (1, 1)	IP: 9.0 WLS: W BF: 33 H: 6 R: 4 ER: 4 SO: 14 BB: 2 IBB: 0 HBP: 0 BLK: 0 WP: 0 HR: 3 S: 59 P: 67 ERA: 4.00 WHIP: 0.889																			

Batter	1	2	3	4	5	6	7	8	9	AB	R	H	RBI	BB	SO	LOB	BOTTOM			
Bake McBride, L OBP: 0.357, SLG: 0.537 (1, 9)	0-0 3B		0-0 F9		0-0 FC3-6			0-0 HR 1B		5	2	2	0	0	0	4	St. Louis Cardinals @ Philadelphia Phillies Veterans Stadium, Philadelphia, PA Fri Sep 09 1977, 7:05 PM EDT Att: 32,168 - Unknown			
Larry Bowa, S OBP: 0.306, SLG: 0.330 (1, 6)	0-0 G3	0-0 2B 1B		0-0 G5-3 BB 1B		0-0 F9		0-0 F9 1B		5	1	2	0	0	0	2				
Mike Schmidt, R OBP: 0.397, SLG: 0.584 (1, 5)	0-0 HR	0-0 FC3-5 1H 2B		4-0 G5-3 BB		0-0 F9		4-0 HR BB		3	2	2	2	2	0	0				
Greg Luzinski, R OBP: 0.390, SLG: 0.603 (1, 7)	0-0 HR	0-0 FC3-5 9-3		0-0 G5-3		4-0 BB		0-0 HR		4	2	2	5	1	0	3				
Jay Johnstone, L OBP: 0.356, SLG: 0.492 (1, 3)	0-0 3-1	0-0 9-3		0-0 P4		4-0 BB		0-0 F3		4	0	0	0	1	0	2				
Tom Hutton, L OBP: 0.347, SLG: 0.361 (9, 3)						1-2 BB				0	0	0	0	0	0	0				
Garry Maddox, R OBP: 0.312, SLG: 0.425 (1, 8)	0-0 2B 1B		0-0 E6 1B SF7		0-0 1-3		0-0 F8		0-3 K	5	2	1	0	0	1	2				
Tim McCarver, L OBP: 0.432, SLG: 0.533 (1, 2)	0-0 2B 2B		0-0 1-6-3 1B		0-0 3-1		0-0 F9			4	1	2	1	0	0	0				
Ted Sizemore, R OBP: 0.360, SLG: 0.379 (1, 4)	0-0 1B 2B		0-0 SF7		0-0 1B 1B		0-0 5-3			3	1	2	2	0	0	0				
Steve Carlton, L OBP: 0.293, SLG: 0.419 (1, 1)	0-0 1B		0-0 1-6-3		0-0 FC3-6 1B		0-0 6-3			4	0	2	1	0	0	1				
Inning Stats	R: 6 E: 0 K: 0 S: 10	H: 7 LOB: 1 BB: 0 P: 10	R: 1 E: 0 K: 0 S: 4	H: 2 LOB: 0 BB: 0 P: 4	R: 1 E: 1 K: 0 S: 5	H: 1 LOB: 1 BB: 0 P: 5	R: 0 E: 0 K: 0 S: 3	H: 1 LOB: 1 BB: 1 P: 7	R: 0 E: 0 K: 0 S: 5	H: 2 LOB: 2 BB: 0 P: 5	R: 0 E: 0 K: 0 S: 3	H: 0 LOB: 2 BB: 2 P: 11	R: 0 E: 0 K: 1 S: 7	H: 0 LOB: 0 BB: 1 P: 11	R: 3 E: 0 K: 1 S: 7	H: 2 LOB: 0 BB: 1 P: 11	1B: 8 2B: 5 3B: 1 HR: 2	SF: 1 SAC: 0 DP: 2 HBP: 0	WP: 0 PB: 0 SB: 3 CS: 0	PA: 42
PITCHER John Urrea, R ERA: 3.03 (1, 1)	IP: 0.2 WLS: L BF: 7 H: 5 R: 5 ER: 5 SO: 0 BB: 0 IBB: 0 HBP: 0 BLK: 0 WP: 0 HR: 1 S: 7 P: 7 ERA: 67.50 WHIP: 7.500																			
Butch Metzger, R ERA: 3.47 (1, 1)	IP: 2.1 WLS: L BF: 12 H: 5 R: 3 ER: 2 SO: 0 BB: 0 IBB: 0 HBP: 0 BLK: 0 WP: 0 HR: 0 S: 12 P: 12 ERA: 7.71 WHIP: 2.143																			
John Sutton, R ERA: 3.65 (4, 1)	IP: 3.0 WLS: L BF: 14 H: 3 R: 0 ER: 0 SO: 0 BB: 3 IBB: 0 HBP: 0 BLK: 0 WP: 0 HR: 0 S: 11 P: 23 ERA: 0.00 WHIP: 2.000																			
Rawly Eastwick, R ERA: 3.54 (7, 1)	IP: 1.0 WLS: L BF: 4 H: 1 R: 1 ER: 1 SO: 0 BB: 0 IBB: 0 HBP: 0 BLK: 0 WP: 0 HR: 0 S: 4 P: 4 ERA: 9.00 WHIP: 1.000																			
Al Hrabosky, L ERA: 4.59 (8, 1)	IP: 1.0 WLS: L BF: 5 H: 1 R: 2 ER: 2 SO: 1 BB: 1 IBB: 0 HBP: 0 BLK: 0 WP: 1 HR: 0 S: 6 P: 10 ERA: 18.00 WHIP: 2.000																			

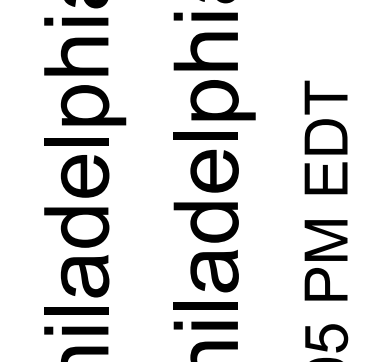
Batter	1	2	3	4	5	6	7	8	9	AB	R	H	RBI	BB	SO	LOB	TOP					
Rick Bosetti, R OBP: 0.280, SLG: 0.234 (1, 7)	4-0 CS BB		0-0 4-3		0-0 G3			0-0 1B		3	0	1	0	1	0	2	St. Louis Cardinals @ Philadelphia Phillies Veterans Stadium, Philadelphia, PA Sat Sep 10 1977, 7:05 PM EDT Att: 43,112 - Unknown					
Jerry Mumphrey, S OBP: 0.358, SLG: 0.401 (1, 8)	0-0 1-6-3			0-0 4-3		0-0 3-1		0-0 1B		3	0	0	0	0	0	1						
Roger Freed, R OBP: 0.443, SLG: 0.574 (8, PH)								1-3 FC6 1B		1	0	1	0	0	0	0						
Mike Anderson, R OBP: 0.284, SLG: 0.343 (8, 9)	1-2									0	0	0	0	0	0	0						
Garry Templeton, S OBP: 0.330, SLG: 0.439 (1, 6)	0-0 F8			0-0 1B 2B		0-0 6-3		0-0 FC6		4	1	1	0	0	0	2						
Ted Simmons, S OBP: 0.414, SLG: 0.513 (1, 2)		0-0 P4		0-0 P4		0-0 F8			0-0 F7	4	0	0	0	0	0	1						
Keith Hernandez, L OBP: 0.385, SLG: 0.465 (1, 3)		0-3 K		0-0 1B			0-0 G6-4-3 1B		0-3 K	4	0	2	1	0	2	0						
Ken Reitz, R OBP: 0.299, SLG: 0.425 (1, 5)	0-0 P5			0-0 F7			0-0 F9		0-0 6-3	4	0	0	0	0	0	2						
Hector Cruz, R OBP: 0.330, SLG: 0.351 (8, 7)			0-3 K		0-0 SH3-4 1B		0-0 G6-4-3			3	0	1	0	0	1	1						
Mike Tyson, R OBP: 0.296, SLG: 0.339 (1, 4)			0-0 P4		0-0 F9			0-0 6-3		3	0	0	0	0	0	1						
Eric Rasmussen, R OBP: 0.191, SLG: 0.219 (1, 1)			4-0 BB		0-0 SH3-4			0-0 F7		0	0	0	0	1	0	0						
Mike Potter, R (8, PH)										1	0	0	0	0	0	0						
Buddy Schultz, R OBP: 0.250, SLG: 0.182 (8, 1)					1-2					0	0	0	0	0	0	0						
Inning Stats	R: 0 E: 0 K: 0 S: 2	H: 0 LOB: 0 BB: 1 P: 6	R: 0 E: 0 K: 1 S: 5	H: 0 LOB: 0 BB: 0 P: 5	R: 0 E: 0 K: 1 S: 5	H: 0 LOB: 1 BB: 1 P: 9	R: 1 E: 0 K: 0 S: 5	H: 2 LOB: 1 BB: 0 P: 5	R: 0 E: 0 K: 0 S: 4	H: 1 LOB: 1 BB: 0 P: 4	R: 0 E: 0 K: 0 S: 3	H: 0 LOB: 0 BB: 0 P: 3	R: 0 E: 0 K: 0 S: 3	H: 1 LOB: 0 BB: 0 P: 3	R: 0 E: 0 K: 0 S: 5	H: 2 LOB: 2 BB: 0 P: 5	R: 0 E: 0 K: 1 S: 5	H: 0 LOB: 0 BB: 0 P: 5	1B: 5 2B: 1 3B: 0 HR: 0	SF: 0 SAC: 1 DP: 1 HBP: 0	WP: 0 PB: 0 SB: 0 CS: 1	PA: 33
PITCHER Randy Lerch, L ERA: 5.34 (1, 1)	IP: 9.0 WLS: W BF: 33 H: 6 R: 1 ER: 1 SO: 3 BB: 2 IBB: 0 HBP: 0 BLK: 0 WP: 0 HR: 0 S: 37 P: 45 ERA: 1.00 WHIP: 0.889																					

Batter	1	2	3	4	5	6	7	8	9	AB	R	H	RBI	BB	SO	LOB	BOTTOM					
Bake McBride, L OBP: 0.362, SLG: 0.536 (1, 9)	4-0 G4-6-3 BB		0-0 E6 1B		4-0 S 2B BB			0-0 5-3		2	1	1	0	2	0	1	St. Louis Cardinals @ Philadelphia Phillies Veterans Stadium, Philadelphia, PA Sat Sep 10 1977, 7:05 PM EDT Att: 43,112 - Unknown					
Larry Bowa, S OBP: 0.305, SLG: 0.332 (1, 6)	0-0 G4-6-3 1-2		0-0 F7		0-0 1H 2B		0-0 F9		0-0 F9	4	0	1	1	0	0	3						
Mike Schmidt, R OBP: 0.396, SLG: 0.580 (1, 5)	0-0 F9		0-0 E6 1H		0-0 F3		4-0 BB		0-0 BB	3	0	0	0	1	0	2						
Greg Luzinski, R OBP: 0.387, SLG: 0.598 (1, 7)		0-3 K		0-0 6-3		0-3 K		0-0 P4		4	0	0	0	0	2	3						
Jay Johnstone, L OBP: 0.358, SLG: 0.489 (1, 3)		0-0 L4		4-0 1B 2B BB		0-0 L4		4-0 G4-6-3 BB		2	1	0	0	2	0	1						
Tom Hutton, L OBP: 0.347, SLG: 0.361 (9, 3)										0	0	0	0	0	0	0						
Garry Maddox, R OBP: 0.313, SLG: 0.425 (1, 8)		0-0 1B 1B		0-0 S 2B 1B		0-0 5-3		0-0 G4-6-3		4	1	2	0	0	0	1						
Bob Boone, R OBP: 0.341, SLG: 0.434 (1, 2)	0-0 1-2 1B		0-0 1H 3H 2B		0-0 F9		0-0 F9		0-3 K	4	0	2	2	0	1	0						
Ted Sizemore, R OBP: 0.357, SLG: 0.377 (1, 4)	0-0 F8		0-0 P3		0-0 P5		0-0 P5			3	0	0	0	0	0	3						
Randy Lerch, L OBP: 0.192, SLG: 0.200 (1, 1)			0-0 F9		0-3 K		0-0 2B			3	0	1	0	0	1	1						
Inning Stats	R: 0 E: 0 K: 0 S: 2	H: 0 LOB: 0 BB: 1 P: 6	R: 0 E: 0 K: 1 S: 7	H: 2 LOB: 2 BB: 0 P: 7	R: 0 E: 1 K: 0 S: 4	H: 1 LOB: 2 BB: 0 P: 4	R: 2 E: 0 K: 1 S: 7	H: 2 LOB: 1 BB: 1 P: 11	R: 1 E: 0 K: 1 S: 6	H: 1 LOB: 1 BB: 1 P: 10	R: 0 E: 0 K: 0 S: 3	H: 0 LOB: 0 BB: 0 P: 3	R: 0 E: 0 K: 0 S: 4	H: 1 LOB: 2 BB: 1 P: 8	R: 0 E: 0 K: 1 S: 4	H: 0 LOB: 0 BB: 1 P: 8	R: 0 E: 0 K: 1 S: 4	H: 0 LOB: 0 BB: 1 P: 8	1B: 4 2B: 3 3B: 0 HR: 0	SF: 0 SAC: 0 DP: 2 HBP: 0	WP: 0 PB: 0 SB: 2 CS: 0	PA: 34
PITCHER Eric Rasmussen, R ERA: 3.66 Buddy Schultz, L ERA: 1.61 (8, 1)	IP: 7.0 WLS: L BF: 31 H: 7 R: 3 ER: 3 SO: 3 BB: 4 IBB: 0 HBP: 0 BLK: 0 WP: 0 HR: 0 S: 33 P: 49 ERA: 3.86 WHIP: 1.571																					

AB	30
R	1
H	6
RBI	1
BB	2
SO	3
LOB	10



AB	29
R	3
H	7
RBI	3
BB	5
SO	4
LOB	15



Batter	1	2	3	4	5	6	7	8	9	AB	R	H	RBI	BB	SO	LOB	TOP				
Lou Brock, L OBP: 0.306, SLG: 0.343 (1, 7)										4	1	1	0	0	0	0	St. Louis Cardinals @ Philadelphia Phillies Veterans Stadium, Philadelphia, PA Sun Sep 11 1977, 3:33 AM EDT Att: 49,108 - Unknown livebaseballscorecards.com				
Jerry Mumphy, S OBP: 0.360, SLG: 0.402 (1, 8)										4	0	2	0	0	0	1					
Garry Templeton, S OBP: 0.331, SLG: 0.443 (1, 6)										4	1	2	1	0	1	0					
Keith Hernandez, L OBP: 0.383, SLG: 0.461 (1, 3)										4	0	0	1	0	1	2					
Dave Rader, L OBP: 0.317, SLG: 0.375 (1, 2)										4	1	1	0	0	1	2					
Ken Reitz, R OBP: 0.299, SLG: 0.424 (1, 5)										4	1	1	0	0	2	0					
Hector Cruz, R OBP: 0.330, SLG: 0.350 Dane Iorg, L OBP: 0.250, SLG: 0.235 (9, PH)										3	1	1	2	0	0	0					
Ken Oberkfell, L (1, 4)										3	0	0	0	0	1	0					
Butch Metzger, R (6, 1)										0	0	0	0	0	0	0					
Ted Simmons, S OBP: 0.413, SLG: 0.512 (9, PH)										1	0	0	0	0	0	0					
John Denny, R OBP: 0.152, SLG: 0.114 John Sutton, R (4, 1)										2	0	0	0	0	1	1					
Mike Phillips, L OBP: 0.240, SLG: 0.244 (6, 4)										0	0	0	0	0	0	0					
Mike Phillips, L OBP: 0.240, SLG: 0.244 (6, 4)										1	0	0	0	0	0	0					
Inning Stats	R: 2 E: 0 K: 0 S: 5	H: 2 LOB: 0 BB: 0 P: 5	R: 0 E: 1 K: 1 S: 5	H: 0 LOB: 0 BB: 0 P: 5	R: 0 E: 0 K: 0 S: 3	H: 0 LOB: 0 BB: 0 P: 3	R: 3 E: 1 K: 1 S: 9	H: 3 LOB: 1 BB: 0 P: 9	R: 0 E: 0 K: 1 S: 7	H: 2 LOB: 2 BB: 0 P: 7	R: 0 E: 0 K: 0 S: 5	H: 1 LOB: 0 BB: 0 P: 3	R: 0 E: 0 K: 2 S: 7	H: 0 LOB: 0 BB: 0 P: 7	R: 0 E: 0 K: 1 S: 5	H: 0 LOB: 0 BB: 0 P: 5	1B: 6 2B: 1 3B: 1 HR: 0	SF: 0 SAC: 0 DP: 0 HBP: 0	WP: 0 PB: 0 SB: 0 CS: 1	PA: 36	
PITCHER	IP	WLS	BF	H	R	ER	SO	BB	IBB	HBP	BLK	WP	HR	S	P	ERA	WHIP				
Jim Lonborg, R ERA: 3.58	(1, 1)	4.0	18	5	5	4	2	0	0	0	0	0	0	22	22	9.00	1.250				
Warren Brusstar, R ERA: 2.75	(5, 1)	3.0	W	11	3	0	2	0	0	0	0	0	0	15	15	0.00	1.000				
Gene Garber, R ERA: 2.55	(8, 1)	2.0	S	6	0	0	3	0	0	0	0	0	0	12	12	0.00	0.000				

Batter	1	2	3	4	5	6	7	8	9	AB	R	H	RBI	BB	SO	LOB	BOTTOM				
Bake McBride, L OBP: 0.366, SLG: 0.542 (1, 9)										4	1	3	0	0	1	2	St. Louis Cardinals @ Philadelphia Phillies Veterans Stadium, Philadelphia, PA Sun Sep 11 1977, 3:33 AM EDT Att: 49,108 - Unknown livebaseballscorecards.com				
Larry Bowa, S OBP: 0.307, SLG: 0.332 (1, 6)										3	1	1	0	1	0	3					
Mike Schmidt, R OBP: 0.397, SLG: 0.578 (1, 5)										2	1	0	0	2	1	2					
Greg Luzinski, R OBP: 0.388, SLG: 0.603 (1, 7)										3	2	1	3	1	1	2					
Jay Johnstone, L OBP: 0.357, SLG: 0.488 Warren Brusstar, R (5, 1)										1	0	0	1	1	0	0					
Tim McCarver, L OBP: 0.428, SLG: 0.530 Gene Garber, R (8, 1)										0	0	0	0	0	0	0					
Gene Garber, R (8, 1)										0	0	0	0	0	0	0					
Gary Maddox, R OBP: 0.313, SLG: 0.426 (1, 8)										4	0	1	1	0	0	3					
Bob Boone, R OBP: 0.340, SLG: 0.436 (1, 2)										3	0	1	1	0	1	0					
Ted Sizemore, R OBP: 0.355, SLG: 0.373 (1, 4)										4	0	0	0	0	1	2					
Jim Lonborg, R OBP: 0.119, SLG: 0.075 Tom Hutton, L OBP: 0.351, SLG: 0.365 (5, 3)										0	0	0	0	1	0	0					
Tom Hutton, L OBP: 0.351, SLG: 0.365 (5, 3)										2	1	1	0	0	0	0					
Inning Stats	R: 0 E: 0 K: 0 S: 4	H: 2 LOB: 3 BB: 2 P: 12	R: 0 E: 0 K: 1 S: 5	H: 1 LOB: 2 BB: 1 P: 9	R: 3 E: 0 K: 0 S: 4	H: 1 LOB: 1 BB: 3 P: 16	R: 3 E: 0 K: 1 S: 8	H: 3 LOB: 0 BB: 0 P: 8	R: 0 E: 0 K: 0 S: 3	H: 0 LOB: 0 BB: 0 P: 3	R: 0 E: 0 K: 2 S: 7	H: 1 LOB: 0 BB: 0 P: 7	R: 0 E: 0 K: 2 S: 7	H: 0 LOB: 0 BB: 0 P: 7	R: 0 E: 0 K: 2 S: 7	H: 0 LOB: 0 BB: 0 P: 7	1B: 4 2B: 4 3B: 0 HR: 1	SF: 2 SAC: 0 DP: 2 HBP: 0	WP: 0 PB: 0 SB: 0 CS: 1	PA: 35	
PITCHER	IP	WLS	BF	H	R	ER	SO	BB	IBB	HBP	BLK	WP	HR	S	P	ERA	WHIP				
John Denny, R ERA: 4.56	(1, 1)	3.0	L	7	1	1	1	0	0	0	0	0	1	9	9	4.50	0.500				
John Sutton, R ERA: 3.77	(4, 1)	2.0	L	7	1	1	1	0	0	0	0	0	1	9	9	4.50	0.500				
Butch Metzger, R ERA: 3.36	(6, 1)	3.0		9	1	0	4	0	0	0	0	0	0	17	17	0.00	0.333				

Batter	1	2	3	4	5	6	7	8	9	AB	R	H	RBI	BB	SO	LOB	TOP			
Frank Taveras, R (1,6) OBP: 0.309, SLG: 0.326										4	1	1	0	0	1	2				
Phil Garner, R (1,4) OBP: 0.322, SLG: 0.434										4	0	1	2	0	0	0				
Dave Parker, L (1,9) OBP: 0.401, SLG: 0.543										4	0	0	0	0	1	1				
Bill Robinson, R (1,3) OBP: 0.336, SLG: 0.530											4	0	0	0	1	0				
Al Oliver, L (1,7) OBP: 0.345, SLG: 0.467										3	0	1	0	0	0	0				
Ken Macha, R (1,5) OBP: 0.287, SLG: 0.262										3	0	0	0	0	0	1				
Mario Mendoza, R (7,5) OBP: 0.238, SLG: 0.247										0	0	0	0	0	0	0				
Duffy Dyer, R (1,2) OBP: 0.369, SLG: 0.327										3	0	1	0	0	0	0				
Omar Moreno, L (1,8) OBP: 0.301, SLG: 0.378										3	0	1	0	0	1	1				
Jim Rooker, R (1,1) OBP: 0.258, SLG: 0.226										3	1	1	0	0	0	2				
Rich Gossage, R (8,1) OBP: 0.238, SLG: 0.286										0	0	0	0	0	0	0				
Inning Stats	R: 1 E: 0 K: 1 S: 6	H: 1 LOB: 0 BB: 0 P: 6	R: 0 E: 0 K: 0 S: 3	H: 0 LOB: 0 BB: 0 P: 3	R: 0 E: 0 K: 0 S: 3	H: 1 LOB: 0 BB: 0 P: 3	R: 0 E: 0 K: 0 S: 3	H: 0 LOB: 0 BB: 0 P: 3	R: 0 E: 0 K: 1 S: 7	H: 2 LOB: 1 BB: 0 P: 7	R: 0 E: 0 K: 0 S: 3	H: 1 LOB: 0 BB: 0 P: 3	R: 0 E: 0 K: 1 S: 6	H: 1 LOB: 1 BB: 0 P: 6	R: 0 E: 0 K: 1 S: 5	H: 0 LOB: 0 BB: 0 P: 5	1B: 4 2B: 1 3B: 2 HR: 0	SF: 0 SAC: 0 DP: 2 HBP: 0	WP: 0 PB: 0 SB: 1 CS: 0	PA: 31
PITCHER	IP WLS BF H R ER SO BB IBB HBP BLK WP HR S P ERA WHIP																			
Jim Kaat, L (1,1) ERA: 5.0	7.1 L 26 6 2 2 2 0 0 0 0 0 0 30 30 2.46 0.818																			
Gene Garber, R (8,1) ERA: 2.53	0.2 2 0 0 0 1 0 0 0 0 0 0 4 4 0.00 0.000																			
Tug McGraw, L (9,1) ERA: 2.42	1.0 3 0 0 0 1 0 0 0 0 0 0 5 5 0.00 0.000																			

Pittsburgh Pirates @ Philadelphia Phillies
Veterans Stadium, Philadelphia, PA
Tue Sep 13 1977, 7:05 PM EDT
Att: 42,638 - Unknown

AB	31
R	2
H	6
RBI	2
BB	0
SO	4
LOB	7



Batter	1	2	3	4	5	6	7	8	9	AB	R	H	RBI	BB	SO	LOB	BOTTOM					
Jerry Martin, R (1,9) OBP: 0.324, SLG: 0.445										4	0	0	0	0	1	2						
Larry Bowa, S (1,6) OBP: 0.306, SLG: 0.332										4	0	1	0	0	0	0						
Mike Schmidt, R (1,5) OBP: 0.396, SLG: 0.573										3	0	0	0	1	0	1						
Greg Luzinski, R (1,7) OBP: 0.391, SLG: 0.600										3	0	1	0	1	1	1						
Davey Johnson, R (1,3) OBP: 0.396, SLG: 0.555										3	0	0	0	0	2	2						
Bake McBride, L (9, PH) OBP: 0.364, SLG: 0.537										1	0	0	0	0	0	1						
Gary Maddox, R (1,8) OBP: 0.314, SLG: 0.431										4	0	2	0	0	0	1						
Bob Boone, R (1,2) OBP: 0.337, SLG: 0.433										3	0	1	0	0	1	1						
Jay Johnstone, L (9, PH) OBP: 0.356, SLG: 0.486										1	0	0	0	0	0	1						
Ted Sizemore, R (1,4) OBP: 0.350, SLG: 0.368										3	0	0	0	0	0	2						
Jim Kaat, L (1,1) OBP: 0.222, SLG: 0.250										2	0	0	0	0	1	2						
Gene Garber, R (8,1) ERA: 3.19										0	0	0	0	0	0	0						
Ollie Brown, R (9, PH) OBP: 0.292, SLG: 0.373										1	0	0	0	0	0	0						
Tug McGraw, R (9,1) OBP: 0.400, SLG: 0.333										0	0	0	0	0	0	0						
Inning Stats	R: 0 E: 0 K: 1 S: 5	H: 0 LOB: 0 BB: 0 P: 5	R: 0 E: 0 K: 2 S: 8	H: 1 LOB: 1 BB: 0 P: 8	R: 0 E: 0 K: 0 S: 3	H: 0 LOB: 0 BB: 0 P: 3	R: 0 E: 0 K: 0 S: 3	H: 0 LOB: 1 BB: 1 P: 7	R: 0 E: 0 K: 1 S: 7	H: 2 LOB: 2 BB: 0 P: 7	R: 0 E: 0 K: 1 S: 6	H: 1 LOB: 1 BB: 0 P: 6	R: 0 E: 0 K: 1 S: 5	H: 0 LOB: 0 BB: 0 P: 5	R: 0 E: 0 K: 0 S: 4	H: 1 LOB: 1 BB: 0 P: 4	R: 0 E: 0 K: 0 S: 3	H: 0 LOB: 1 BB: 1 P: 7	1B: 2 2B: 3 3B: 0 HR: 0	SF: 0 SAC: 0 DP: 0 HBP: 0	WP: 0 PB: 0 SB: 0 CS: 0	PA: 34
PITCHER	IP WLS BF H R ER SO BB IBB HBP BLK WP HR S P ERA WHIP																					
Jim Rooker, L (1,1) ERA: 3.19	7.2 W 29 5 0 0 6 1 0 0 0 0 0 40 44 0.00 0.783																					
Rich Gossage, R (8,1) ERA: 1.92	1.1 S 5 0 0 0 0 1 0 0 0 0 0 4 8 0.00 0.750																					

Pittsburgh Pirates @ Philadelphia Phillies
Veterans Stadium, Philadelphia, PA
Tue Sep 13 1977, 7:05 PM EDT
Att: 42,638 - Unknown

AB	32
R	0
H	5
RBI	0
BB	2
SO	6
LOB	14



Batter	1	2	3	4	5	6	7	8	9	AB	R	H	RBI	BB	SO	LOB	TOP								
Lenny Randle, S OBP: 0.379, SLG: 0.397 (1, 5)	F8		S BB				5-3			2	0	0	0	2	0	1	New York Mets @ Philadelphia Phillies Veterans Stadium, Philadelphia, PA Wed Sep 14 1977, 7:05 PM EDT Att: 25,119 - Unknown livebaseballscores.com								
Lee Mazzilli, S OBP: 0.336, SLG: 0.331 (1, 8)	6-3 1B		6-3		L5			K		4	0	1	0	0	1	3									
Steve Henderson, R OBP: 0.373, SLG: 0.488 (1, 7)	6-3			K				K		3	0	0	0	1	2	1									
Mike Vail, R OBP: 0.311, SLG: 0.399 Joel Youngblood, R OBP: 0.291, SLG: 0.280 (1, 9) (8, 9)	P6			6-3				6-3		3	0	0	0	1	0	1									
John Stearns, R OBP: 0.373, SLG: 0.420 (1, 2)		F2		5-3					1-3	4	0	1	0	0	0	0									
Luis Rosado, R OBP: 0.125, SLG: 0.125 (1, 3)		K							F7	4	1	1	0	0	1	2									
Leo Foster, R OBP: 0.283, SLG: 0.255 (1, 4)		1-3							K	4	0	1	0	0	2	1									
Doug Flynn, R OBP: 0.235, SLG: 0.247 (1, 6)			F8		F6-3				F4	3	0	0	0	0	0	2									
Nino Espinosa, R OBP: 0.167, SLG: 0.137 (1, 1)			K						5-3	3	0	1	1	0	1	1									
Inning Stats	R: 0 E: 1 K: 0 S: 4	H: 1 LOB: 1 BB: 0 P: 4	R: 0 E: 0 K: 1 S: 5	H: 0 LOB: 0 BB: 0 P: 5	R: 0 E: 0 K: 1 S: 5	H: 0 LOB: 1 BB: 1 P: 9	R: 0 E: 0 K: 1 S: 5	H: 0 LOB: 0 BB: 0 P: 5	R: 1 E: 1 K: 0 S: 7	H: 2 LOB: 2 BB: 1 P: 11	R: 0 E: 0 K: 0 S: 2	H: 1 LOB: 1 BB: 2 P: 10	R: 0 E: 0 K: 0 S: 4	H: 1 LOB: 1 BB: 0 P: 4	R: 0 E: 0 K: 2 S: 7	H: 0 LOB: 0 BB: 0 P: 7		R: 0 E: 0 K: 1 S: 5	H: 0 LOB: 0 BB: 0 P: 5	1B: 4 2B: 1 3B: 0 HR: 0	SF: 0 SAC: 0 DP: 1 HBP: 0	WP: 0 PB: 0 SB: 1 CS: 1	PA: 34		
PITCHER	IP	WLS	BF	H	R	ER	SO	BB	IBB	HBP	BLK	WP	HR	S	P	ERA	WHIP								
Steve Carlton, L ERA: 2.7 (1, 1)	8.0	L	31	5	1	0	6	4	0	0	0	0	0	39	55	0.00	1.125								
Tug McGraw, L ERA: 2.39 (9, 1)	1.0		3	0	0	0	1	0	0	0	0	0	0	5	5	0.00	0.000								

Batter	1	2	3	4	5	6	7	8	9	AB	R	H	RBI	BB	SO	LOB	BOTTOM								
Bake McBride, L OBP: 0.365, SLG: 0.539 (1, 9)	BB 2B				F6			F5		4	0	2	0	0	0	0	New York Mets @ Philadelphia Phillies Veterans Stadium, Philadelphia, PA Wed Sep 14 1977, 7:05 PM EDT Att: 25,119 - Unknown livebaseballscores.com								
Larry Bowa, S OBP: 0.304, SLG: 0.330 (1, 6)	F8		F9			K		F6		4	0	0	0	0	1	2									
Mike Schmidt, R OBP: 0.395, SLG: 0.570 (1, 5)	K		CS BB		F6-3			F2		3	0	0	0	1	1	1									
Greg Luzinski, R OBP: 0.390, SLG: 0.596 (1, 7)	BB BB		CS		K			F9		3	0	0	0	1	2	0									
Richie Hebner, L OBP: 0.384, SLG: 0.482 (1, 3)								F9		2	0	1	0	1	0	0									
Gary Maddox, R OBP: 0.312, SLG: 0.428 (1, 8)	1-2 2-3 BB				F9			4-3		3	0	0	0	0	0	4									
Tim McCarver, L OBP: 0.422, SLG: 0.519 (1, 2)			F9		F8			F8		3	0	0	0	0	0	1									
Ted Sizemore, R OBP: 0.348, SLG: 0.366 (1, 4)		1-3			P5			F6-3		3	0	0	0	0	0	0									
Steve Carlton, L OBP: 0.287, SLG: 0.409 Jay Johnstone, L OBP: 0.355, SLG: 0.484 Tug McGraw, R OBP: 0.400, SLG: 0.333 (1, 1) (8, PH) (9, 1)			5-3					3-1		2	0	0	0	0	0	0									
Inning Stats	R: 0 E: 0 K: 1 S: 6	H: 1 LOB: 3 BB: 2 P: 14	R: 0 E: 0 K: 0 S: 3	H: 0 LOB: 0 BB: 0 P: 3	R: 0 E: 0 K: 0 S: 2	H: 1 LOB: 0 BB: 1 P: 6	R: 0 E: 0 K: 1 S: 6	H: 1 LOB: 1 BB: 0 P: 6	R: 0 E: 0 K: 0 S: 3	H: 0 LOB: 0 BB: 0 P: 3	R: 0 E: 0 K: 2 S: 7	H: 0 LOB: 0 BB: 0 P: 7	R: 0 E: 0 K: 0 S: 3	H: 0 LOB: 0 BB: 0 P: 3	R: 0 E: 0 K: 0 S: 3	H: 0 LOB: 0 BB: 0 P: 3		R: 0 E: 0 K: 0 S: 3	H: 0 LOB: 0 BB: 0 P: 3	1B: 2 2B: 1 3B: 0 HR: 0	SF: 0 SAC: 0 DP: 0 HBP: 0	WP: 0 PB: 0 SB: 0 CS: 1	PA: 32		
PITCHER	IP	WLS	BF	H	R	ER	SO	BB	IBB	HBP	BLK	WP	HR	S	P	ERA	WHIP								
Nino Espinosa, R ERA: 3.56 (1, 1)	9.0	W	31	3	0	0	4	3	0	0	0	0	0	36	48	0.00	0.667								

Batter	1	2	3	4	5	6	7	8	9	AB	R	H	RBI	BB	SO	LOB	TOP								
Bake McBride, L OBP: 0.368, SLG: 0.538 (1, 9)										6	2	3	0	0	0	4									
Larry Bowa, S OBP: 0.307, SLG: 0.334 Mike Buskey, R (9, 6)										5	1	1	0	0	0	3									
Mike Schmidt, R OBP: 0.394, SLG: 0.577 (1, 5)										5	2	1	2	0	1	3									
Greg Luzinski, R OBP: 0.392, SLG: 0.598 Tom Hutton, L OBP: 0.347, SLG: 0.359 (8, 3)										5	2	3	2	0	0	0									
Jay Johnstone, L OBP: 0.359, SLG: 0.491 (1, 3)										4	3	2	1	1	0	1									
Gary Maddox, R OBP: 0.312, SLG: 0.429 (1, 8)										5	0	1	2	0	1	4									
Bob Boone, R OBP: 0.339, SLG: 0.433 (1, 2)										4	1	2	1	1	0	2									
Ted Sizemore, R OBP: 0.350, SLG: 0.366 (1, 4)										5	1	2	1	0	0	2									
Jim Lonborg, R OBP: 0.114, SLG: 0.071 Warren Brusstar, R (5, 1)										2	0	0	0	0	1	1									
Davey Johnson, R OBP: 0.400, SLG: 0.558 Fred Andrews, R OBP: 0.176, SLG: 0.250 Gene Garber, R (6, 1)										0	0	0	0	0	0	0									
Inning Stats	R: 2 E: 0 K: 0 S: 6	H: 3 LOB: 1 BB: 0 P: 6	R: 0 E: 0 K: 0 S: 3	H: 0 LOB: 0 BB: 0 P: 3	R: 2 E: 0 K: 0 S: 6	H: 3 LOB: 2 BB: 1 P: 10	R: 0 E: 0 K: 1 S: 5	H: 1 LOB: 0 BB: 0 P: 5	R: 0 E: 0 K: 0 S: 3	H: 0 LOB: 0 BB: 0 P: 3	R: 3 E: 1 K: 0 S: 7	H: 4 LOB: 1 BB: 0 P: 7	R: 2 E: 0 K: 2 S: 10	H: 3 LOB: 1 BB: 0 P: 10	R: 2 E: 0 K: 0 S: 5	H: 2 LOB: 0 BB: 0 P: 5	R: 1 E: 2 K: 1 S: 7	H: 0 LOB: 2 BB: 1 P: 11	1B: 7 2B: 8 3B: 0 HR: 1	SF: 0 SAC: 0 DP: 1 HBP: 0	WP: 0 PB: 0 SB: 0 CS: 0	PA: 46			
PITCHER	IP	WLS	BF	H	R	ER	SO	BB	IBB	HBP	BLK	WP	HR	S	P	ERA	WHIP								
John Denny, R ERA: 4.85 (1, 1)	5.1	L	27	11	7	7	1	1	0	0	0	0	0	28	32	11.81	2.250								
Pete Falcone, L ERA: 5.37 (6, 1)	2.1		12	5	4	4	2	0	0	0	0	0	1	16	16	15.43	2.143								
Butch Metzger, R ERA: 3.67 (8, 1)	1.1		7	0	1	0	1	1	0	0	0	0	0	8	12	0.00	0.750								

Philadelphia Phillies @ St. Louis Cardinals
 Busch Stadium, St. Louis, MO
 Fri Sep 16 1977, 7:05 PM CDT
 Att: 19,702 - Unknown

AB	44
R	12
H	16
RBI	10
BB	2
SO	4
LOB	22



Batter	1	2	3	4	5	6	7	8	9	AB	R	H	RBI	BB	SO	LOB	BOTTOM								
Lou Brock, L OBP: 0.315, SLG: 0.348 (1, 7)										4	1	1	0	1	0	0									
Jerry Mumphrey, S OBP: 0.364, SLG: 0.409 Rick Bosetti, R OBP: 0.339, SLG: 0.250 (2, 8)										1	1	1	0	0	0	0									
Garry Templeton, S OBP: 0.333, SLG: 0.439 (1, 6)										4	1	2	0	1	0	2									
Ted Simmons, S OBP: 0.412, SLG: 0.507 (1, 2)										4	1	1	2	0	1	4									
Keith Hernandez, L OBP: 0.385, SLG: 0.468 (1, 3)										3	0	2	2	0	0	0									
Ken Reitz, R OBP: 0.298, SLG: 0.422 (1, 5)										3	0	0	0	1	0	1									
Hector Cruz, R OBP: 0.326, SLG: 0.364 Jim Dwyer, L OBP: 0.500, SLG: 0.500 (9, 9)										3	0	1	0	0	1	2									
Mike Tyson, R OBP: 0.295, SLG: 0.335 Mike Phillips, L OBP: 0.245, SLG: 0.250 (9, 4)										3	0	0	0	0	1	1									
John Denny, R OBP: 0.146, SLG: 0.109 Pete Falcone, L OBP: 0.293, SLG: 0.308 Butch Metzger, R (8, 1)										2	0	0	0	0	1	0									
Dane Iorg, L OBP: 0.264, SLG: 0.241 (9, PH)										1	0	0	0	0	0	0									
Inning Stats	R: 2 E: 0 K: 0 S: 4	H: 2 LOB: 2 BB: 3 P: 16	R: 0 E: 0 K: 0 S: 3	H: 0 LOB: 0 BB: 0 P: 3	R: 3 E: 0 K: 1 S: 8	H: 3 LOB: 0 BB: 0 P: 8	R: 0 E: 0 K: 1 S: 5	H: 0 LOB: 0 BB: 0 P: 5	R: 1 E: 0 K: 0 S: 3	H: 1 LOB: 0 BB: 1 P: 7	R: 0 E: 0 K: 1 S: 6	H: 1 LOB: 1 BB: 0 P: 6	R: 0 E: 0 K: 1 S: 5	H: 0 LOB: 1 BB: 1 P: 9	R: 0 E: 0 K: 1 S: 6	H: 1 LOB: 1 BB: 0 P: 6	R: 0 E: 0 K: 0 S: 4	H: 1 LOB: 1 BB: 0 P: 4	1B: 7 2B: 1 3B: 1 HR: 0	SF: 1 SAC: 0 DP: 2 HBP: 0	WP: 2 PB: 0 SB: 0 CS: 0	PA: 39			
PITCHER	IP	WLS	BF	H	R	ER	SO	BB	IBB	HBP	BLK	WP	HR	S	P	ERA	WHIP								
Jim Lonborg, R ERA: 3.86 (1, 1)	4.0		21	6	6	6	2	4	0	0	0	0	0	21	37	13.50	2.500								
Warren Brusstar, R ERA: 2.71 (5, 1)	1.0	W	2	0	0	0	0	0	0	0	0	0	0	2	2	0.00	0.000								
Gene Garber, R ERA: 2.43 (6, 1)	4.0	S	16	3	0	0	3	1	0	0	0	0	0	21	25	0.00	1.000								

Philadelphia Phillies @ St. Louis Cardinals
 Busch Stadium, St. Louis, MO
 Fri Sep 16 1977, 7:05 PM CDT
 Att: 19,702 - Unknown

AB	33
R	6
H	9
RBI	4
BB	5
SO	5
LOB	14



Batter	1	2	3	4	5	6	7	8	9	AB	R	H	RBI	BB	SO	LOB	TOP		
Bake McBride, L OBP: 0.363, SLG: 0.532 (1, 9)	G3	K		SF7		F7		F8		4	0	0	1	0	1	2			
Larry Bowa, S OBP: 0.310, SLG: 0.337 Terry Harmon, R OBP: 0.304, SLG: 0.367 (1, 6) (6, 6)	BB SF8	FC5-4							F8	4	1	3	0	0	0	1			
Mike Schmidt, R OBP: 0.394, SLG: 0.573 (1, 5)	BB 1B			F8		F8			F8	3	2	0	0	2	0	2			
Greg Luzinski, R OBP: 0.396, SLG: 0.597 Jerry Martin, R OBP: 0.324, SLG: 0.445 (1, 7) (9, PR) (9, 7)	BB 1B			FC6-4		2B 1B			K	1	3	0	0	4	1	0			
Davey Johnson, R OBP: 0.396, SLG: 0.553 Ron Reed, R OBP: 0.125, SLG: 0.188 (1, 3) (7, 1)	SF8			FC6-4		F8			P4	3	0	1	1	0	0	1			
Gary Maddox, R OBP: 0.314, SLG: 0.432 (1, 8)	BB E			FC6-4		1B			K	4	1	2	2	0	1	2			
Bob Boone, R OBP: 0.341, SLG: 0.434 (1, 2)	E6			5-3-6		G4-6-3			F7	4	0	2	3	0	0	1			
Ted Sizemore, R OBP: 0.349, SLG: 0.366 (1, 4)				E6		G4-6-3			F8	4	1	1	0	0	0	2			
Larry Christenson, R OBP: 0.183, SLG: 0.224 Tom Hutton, L OBP: 0.355, SLG: 0.399 (1, 1) (7, 3)		K		SH1-3		6-3				2	0	0	0	0	1	1			
Inning Stats	R: 4 E: 1 K: 0 S: 5	H: 3 LOB: 1 BB: 2 P: 13	R: 0 E: 0 K: 2 S: 8	H: 1 LOB: 1 BB: 0 P: 8	R: 2 E: 0 K: 0 S: 3	H: 1 LOB: 0 BB: 2 P: 11	R: 1 E: 1 K: 0 S: 4	H: 1 LOB: 1 BB: 0 P: 5	R: 1 E: 0 K: 0 S: 4	H: 2 LOB: 1 BB: 1 P: 8	R: 0 E: 0 K: 2 S: 7	H: 0 LOB: 0 BB: 0 P: 7	R: 0 E: 0 K: 0 S: 4	H: 1 LOB: 1 BB: 0 P: 4	R: 0 E: 0 K: 0 S: 3	H: 0 LOB: 1 BB: 1 P: 7	1B: 9 2B: 2 3B: 0 HR: 0	SF: 2 SAC: 1 DP: 2 HBP: 0	WP: 0 PA: 41 PB: 0 SB: 0 CS: 0
PITCHER	IP	WLS	BF	H	R	ER	SO	BB	IBB	HBP	BLK	WP	HR	S	P	ERA	WHIP		
Tom Underwood, L ERA: 5.18 John Sutton, R ERA: 3.2 Butch Metzger, R ERA: 3.61 Al Hrabosky, L ERA: 4.67	(1, 1) (3, 1) (6, 1) (8, 1)	0.0 3.0 2.0 2.0	L 13 7 8	0 4 1 1	0 2 0 0	0 1 0 0	0 1 2 0	0 1 0 1	0 0 0 0	0 0 0 0	0 0 0 0	0 0 0 0	0 0 0 0	0 12 11 7	0 16 11 11	∞ 3.00 0.00 0.00	∞ 1.667 0.500 1.000		

Philadelphia Phillies @ St. Louis Cardinals
Busch Stadium, St. Louis, MO
Sat Sep 17 1977, 3:33 AM CDT
Att: 22,574 - Unknown

AB	32
R	8
H	10
RBI	7
BB	6
SO	4
LOB	13



Batter	1	2	3	4	5	6	7	8	9	AB	R	H	RBI	BB	SO	LOB	BOTTOM				
Rick Bosetti, R OBP: 0.333, SLG: 0.250 (1, 8)	G4-6-3			F9		6-3			F8	4	0	1	0	0	0	1					
Lou Brock, L OBP: 0.313, SLG: 0.345 Dane Iorg, L OBP: 0.267, SLG: 0.255 (1, 7) (7, 7)	G4-6-3			5-3					F7	3	0	0	0	0	0	1					
Garry Templeton, S OBP: 0.331, SLG: 0.436 (1, 6)	4-3			F7		E6			G4-3	4	1	0	0	0	0	1					
Keith Hernandez, L OBP: 0.384, SLG: 0.466 (1, 3)		E1				F8			P4	4	1	1	0	0	0	0					
Ken Reitz, R OBP: 0.298, SLG: 0.424 Taylor Duncan, R (1, 5) (6, 5)		F7				SF7			F9	2	0	1	0	0	0	1					
Dave Radler, L OBP: 0.285, SLG: 0.346 (1, 2)		E1				F7			6-3	4	1	0	0	0	0	3					
Jim Dwyer, L OBP: 0.500, SLG: 0.667 (1, 9)						K			3-1	4	1	2	2	0	1	1					
Mike Tyson, R OBP: 0.295, SLG: 0.334 (1, 4)						F9			4-3	4	0	1	1	0	0	1					
Tom Underwood, R ERA: 4.11 John Sutton, R John Tamargo, S Butch Metzger, R Jerry Mumphy, S Al Hrabosky, R (1, 1) (3, 1) (5, PR) (8, 1) (7, PR) (8, 1)		G6-4-3				K				1	0	0	0	0	0	1					
Inning Stats	R: 0 E: 0 K: 0 S: 3	H: 1 LOB: 0 BB: 0 P: 3	R: 3 E: 2 K: 0 S: 6	H: 2 LOB: 0 BB: 0 P: 6	R: 0 E: 0 K: 0 S: 3	H: 0 LOB: 0 BB: 0 P: 3	R: 0 E: 0 K: 1 S: 6	H: 1 LOB: 1 BB: 0 P: 6	R: 0 E: 0 K: 1 S: 5	H: 0 LOB: 0 BB: 0 P: 5	R: 1 E: 1 K: 0 S: 5	H: 1 LOB: 1 BB: 0 P: 5	R: 0 E: 0 K: 0 S: 3	H: 0 LOB: 1 BB: 1 P: 7	R: 0 E: 0 K: 0 S: 3	H: 1 LOB: 0 BB: 0 P: 3	R: 0 E: 0 K: 0 S: 4	H: 1 LOB: 1 BB: 0 P: 4	1B: 5 2B: 2 3B: 0 HR: 0	SF: 1 SAC: 0 DP: 3 HBP: 0	WP: 0 PA: 35 PB: 0 SB: 0 CS: 0
PITCHER	IP	WLS	BF	H	R	ER	SO	BB	IBB	HBP	BLK	WP	HR	S	P	ERA	WHIP				
Larry Christenson, R ERA: 4.11 Ron Reed, R ERA: 2.51	(1, 1) (7, 1)	6.0 3.0	W S	24 11	4 2	4 0	0 0	0 0	0 1	0 0	0 0	0 0	0 10	28 14	0 14	0.00 0.00	1.000 0.833				


Philadelphia Phillies @ St. Louis Cardinals
Busch Stadium, St. Louis, MO
Sat Sep 17 1977, 3:33 AM CDT
Att: 22,574 - Unknown


AB	33
R	4
H	7
RBI	4
BB	1
SO	2
LOB	10



Batter	1	2	3	4	5	6	7	8	9	AB	R	H	RBI	BB	SO	LOB	TOP					
Bake McBride, L (1,9) OBP: 0.363, SLG: 0.531	L9		G6-3					F8	P6	3	0	1	0	0	0	2	Philadelphia Phillies @ St. Louis Cardinals Busch Stadium, St. Louis, MO Sun Sep 18 1977, 3:33 AM CDT Att: 23,169 - Overcast					
Ollie Brown, R (6,7) OBP: 0.284, SLG: 0.362										2	0	0	0	0	0	2						
Ted Sizemore, R (1,4) OBP: 0.349, SLG: 0.365										3	0	1	0	0	0	2						
Mike Buskey, R (6,6) OBP: 0.500, SLG: 0.500										2	1	1	0	0	1	1						
Mike Schmidt, R (1,5) OBP: 0.392, SLG: 0.570										3	0	0	0	0	1	1						
Jim Morrison, R (6,5) OBP: 1.000, SLG: 1.000										1	1	1	1	0	0	0						
Greg Luzinski, R (1,7) OBP: 0.394, SLG: 0.594										3	0	0	0	0	1	0						
Dan Warthen, S (6,1) OBP: 0.200, SLG: 0.111										0	0	0	0	0	0	0						
Fred Andrews, R (8,PH) OBP: 0.222, SLG: 0.294										1	0	1	0	0	0	0						
Tug McGraw, R (8,1) OBP: 0.400, SLG: 0.333										0	0	0	0	0	0	0						
Jay Johnstone, L (1,3) OBP: 0.355, SLG: 0.485										4	0	0	0	0	1	3						
Gary Maddox, R (1,8) OBP: 0.316, SLG: 0.434										2	1	2	0	0	0	0						
Jerry Martin, R (6,8) OBP: 0.326, SLG: 0.450										2	0	1	2	0	0	0						
Bob Boone, R (1,2) OBP: 0.444, SLG: 0.444										2	1	2	2	0	0	0						
Barry Foote, R (6,2) OBP: 0.295, SLG: 0.437										2	0	0	0	0	0	2						
Terry Harmon, R (1,6) OBP: 0.283, SLG: 0.340										4	0	0	0	0	1	1						
Jim Kaat, L (1,1) OBP: 0.222, SLG: 0.250										0	0	0	0	0	0	0						
Warren Brusstar, R (2,1) OBP: 0.382, SLG: 0.478										0	0	0	0	0	0	0						
Richie Hebner, L (3,PH) OBP: 0.382, SLG: 0.478										1	0	1	0	0	0	0						
Manny Seoane, R (3,1) OBP: 1.000, SLG: 1.000										1	0	1	0	0	0	0						
Davey Johnson, R (6,3) OBP: 0.404, SLG: 0.553										0	1	0	0	2	0	0						
Inning Stats	R: 0 E: 0 K: 0 S: 3	H: 1 LOB: 0 BB: 0 P: 3	R: 0 E: 0 K: 0 S: 3	H: 1 LOB: 0 BB: 0 P: 3	R: 0 E: 0 K: 0 S: 4	H: 2 LOB: 1 BB: 0 P: 4	R: 0 E: 0 K: 1 S: 5	H: 0 LOB: 0 BB: 0 P: 5	R: 2 E: 0 K: 0 S: 7	H: 4 LOB: 2 BB: 0 P: 7	R: 0 E: 0 K: 2 S: 7	H: 0 LOB: 0 BB: 0 P: 7	R: 0 E: 0 K: 1 S: 5	H: 0 LOB: 0 BB: 0 P: 5	R: 3 E: 0 K: 0 S: 7	H: 4 LOB: 2 BB: 1 P: 11	R: 0 E: 0 K: 1 S: 5	H: 0 LOB: 1 BB: 1 P: 9	1B: 10 2B: 1 3B: 0 HR: 1	SF: 0 SAC: 0 DP: 2 HBP: 0	WP: 0 PB: 1 SB: 0 CS: 0	PA: 39
PITCHER	IP WLS BF H R ER SO BB IBB HBP BLK WP HR S P ERA WHIP																					
Bob Forsch, R (1,1) ERA: 3.25	5.0 W 20 8 2 2 1 0 0 0 0 0 1 22 22 3.60 1.600																					
Buddy Schultz, L (6,1) ERA: 2.16	3.0 14 4 3 3 3 1 0 0 0 0 0 19 23 9.00 1.667																					
Rawly Eastwick, R (9,1) ERA: 3.45	1.0 4 0 0 0 0 1 1 0 0 0 0 5 9 0.00 1.000																					

Batter	1	2	3	4	5	6	7	8	9	AB	R	H	RBI	BB	SO	LOB	BOTTOM			
Lou Brock, L (1,7) OBP: 0.320, SLG: 0.355										5	2	5	1	0	0	0	Philadelphia Phillies @ St. Louis Cardinals Busch Stadium, St. Louis, MO Sun Sep 18 1977, 3:33 AM CDT Att: 23,169 - Overcast			
Mike Anderson, R (8,9) OBP: 0.284, SLG: 0.343										0	0	0	0	0	0	0				
Rick Bosetti, R (1,8) OBP: 0.324, SLG: 0.246										5	1	1	1	0	1	6				
Garry Templeton, S (1,6) OBP: 0.335, SLG: 0.444										5	1	4	4	0	0	1				
Ted Simmons, S (1,2) OBP: 0.410, SLG: 0.504										5	1	1	1	0	0	6				
Keith Hernandez, L (1,3) OBP: 0.384, SLG: 0.471										5	2	2	4	0	0	2				
Roger Freed, R (1,9) OBP: 0.482, SLG: 0.630										1	1	1	0	1	0	0				
Jim Dwyer, L (2,FR) OBP: 0.556, SLG: 0.625										2	0	1	0	1	1	0				
Ken Reitz, R (1,5) OBP: 0.296, SLG: 0.420										5	0	0	0	0	0	5				
Mike Phillips, L (1,4) OBP: 0.258, SLG: 0.259										3	3	2	1	1	1	1				
Bob Forsch, R (1,1) OBP: 0.176, SLG: 0.197										2	1	1	0	0	1	1				
Ken Oberkfell, L (5,PH) ERA: 2.53										1	0	0	0	0	1	1				
Buddy Schultz, R (6,1) OBP: 0.231, SLG: 0.167										1	0	0	0	0	0	1				
Rawly Eastwick, R (9,1) OBP: 0.333, SLG: 0.273										0	0	0	0	0	0	0				
Inning Stats	R: 0 E: 0 K: 0 S: 4	H: 2 LOB: 1 BB: 0 P: 4	R: 9 E: 1 K: 0 S: 11	H: 8 LOB: 1 BB: 1 P: 15	R: 1 E: 0 K: 1 S: 7	H: 2 LOB: 2 BB: 1 P: 11	R: 0 E: 0 K: 0 S: 3	H: 1 LOB: 0 BB: 0 P: 3	R: 2 E: 0 K: 2 S: 11	H: 4 LOB: 2 BB: 0 P: 11	R: 0 E: 0 K: 1 S: 5	H: 0 LOB: 1 BB: 1 P: 9	R: 0 E: 0 K: 0 S: 4	H: 1 LOB: 1 BB: 0 P: 4	R: 0 E: 0 K: 1 S: 5	H: 0 LOB: 0 BB: 0 P: 5	1B: 14 2B: 2 3B: 1 HR: 1	SF: 0 SAC: 0 DP: 2 HBP: 0	WP: 1 PB: 0 SB: 0 CS: 1	PA: 43
PITCHER	IP WLS BF H R ER SO BB IBB HBP BLK WP HR S P ERA WHIP																			
Jim Kaat, L (1,1) ERA: 5.37	1.1 L 12 9 7 7 0 0 0 0 0 1 3 7 13.50 3.000																			
Warren Brusstar, R (2,1) ERA: 2.53	0.2 4 1 2 1 0 1 0 0 0 0 0 1 3 7 13.50 3.000																			
Manny Seoane, R (3,1) ERA: 9.0	3.0 16 7 3 3 3 1 0 0 0 0 1 0 21 25 9.00 2.667																			
Dan Warthen, L (6,1) ERA: 7.41	2.0 8 1 0 0 0 1 1 0 0 0 0 0 9 13 0.00 1.000																			
Tug McGraw, L (8,1) ERA: 2.35	1.0 3 0 0 0 0 1 0 0 0 0 0 0 5 5 0.00 0.000																			

Batter	1	2	3	4	5	6	7	8	9	AB	R	H	RBI	BB	SO	LOB	TOP			
Ivan De Jesus, R OBP: 0.322, SLG: 0.336	F9		2H 1B			5-3		P4		4	0	1	1	0	0	0	Chicago Cubs @ Philadelphia Phillies Veterans Stadium, Philadelphia, PA Tue Sep 20 1977, 7:05 PM EDT Att: 32,103 - Overcast - 66 F AB 28 R 2 H 4 RBI 2 BB 2 SO 4 LOB 4 			
Gene Clines, R OBP: 0.368, SLG: 0.412			L8			4-2 2B BB			L6-3	3	1	1	0	1	0	1				
Bill Buckner, L OBP: 0.317, SLG: 0.431	F8			4-3					F8	4	0	1	1	0	0	1				
Jose Cardenal, R OBP: 0.332, SLG: 0.357		K		1-3					K	4	0	0	0	0	2	1				
Steve Ontiveros, S OBP: 0.382, SLG: 0.415		6-3		L9						3	0	0	0	0	0	0				
George Mitterwald, R OBP: 0.297, SLG: 0.382		5-3				K				3	0	1	0	0	1	0				
Mick Kelleher, R OBP: 0.280, SLG: 0.321			5-3			F3				3	0	0	0	0	0	1				
Joe Wallis, S OBP: 0.398, SLG: 0.406						K				2	1	0	0	1	1	0				
Bill Bonham, R OBP: 0.238, SLG: 0.258										1	0	0	0	0	0	0				
Manny Trillo, R OBP: 0.335, SLG: 0.378										1	0	0	0	0	0	0				
Paul Reuschel, R OBP: 0.317, SLG: 0.431										0	0	0	0	0	0	0				
Inning Stats	R: 0 E: 0 K: 0 S: 3	H: 1 LOB: 0 BB: 0 P: 3	R: 0 E: 0 K: 1 S: 5	H: 0 LOB: 0 BB: 0 P: 5	R: 1 E: 0 K: 0 S: 4	H: 1 LOB: 1 BB: 1 P: 8	R: 0 E: 0 K: 0 S: 3	H: 0 LOB: 0 BB: 0 P: 3	R: 0 E: 0 K: 2 S: 7	H: 0 LOB: 0 BB: 0 P: 7	R: 1 E: 0 K: 0 S: 9	H: 1 LOB: 1 BB: 1 P: 13	R: 0 E: 0 K: 0 S: 3	H: 1 LOB: 0 BB: 0 P: 3	R: 0 E: 0 K: 1 S: 5	H: 0 LOB: 0 BB: 0 P: 5	1B: 3 2B: 1 3B: 0 HR: 0	SF: 0 SAC: 1 DP: 1 HBP: 0	WP: 0 PB: 0 SB: 0 CS: 1	PA: 31
PITCHER Steve Carlton, L ERA: 2.67	IP: 9.0 WLS: W BF: 31 H: 4 R: 2 ER: 2 SO: 4 BB: 2 IBB: 0 HBP: 0 BLK: 0 WP: 0 HR: 0 S: 42 P: 50 ERA: 2.00 WHIP: 0.667																			

Batter	1	2	3	4	5	6	7	8	9	AB	R	H	RBI	BB	SO	LOB	BOTTOM			
Bake McBride, L OBP: 0.364, SLG: 0.536	6-3 1B 2B		K	5-3						4	1	2	0	0	1	2	Chicago Cubs @ Philadelphia Phillies Veterans Stadium, Philadelphia, PA Tue Sep 20 1977, 7:05 PM EDT Att: 32,103 - Overcast - 66 F AB 32 R 4 H 9 RBI 4 BB 3 SO 6 LOB 15 			
Larry Bowa, S OBP: 0.308, SLG: 0.334	6-3		6-3			L6				4	0	0	0	0	0	2				
Mike Schmidt, R OBP: 0.393, SLG: 0.569	2-3									3	0	1	1	1	2	0				
Greg Luzinski, R OBP: 0.391, SLG: 0.589	3H 1B		K			L6				4	0	0	0	0	2	4				
Jay Johnstone, L OBP: 0.351, SLG: 0.479	F7									4	0	0	0	0	0	3				
Gary Maddox, R OBP: 0.319, SLG: 0.440										4	2	3	0	0	0	0				
Tim McCarver, L OBP: 0.419, SLG: 0.535										3	1	1	3	0	0	1				
Ted Sizemore, R OBP: 0.352, SLG: 0.366										2	0	1	0	2	0	0				
Steve Carlton, L OBP: 0.286, SLG: 0.402										4	0	1	0	0	1	3				
Inning Stats	R: 1 E: 0 K: 1 S: 7	H: 2 LOB: 1 BB: 0 P: 7	R: 1 E: 0 K: 0 S: 4	H: 1 LOB: 0 BB: 0 P: 4	R: 0 E: 0 K: 2 S: 7	H: 0 LOB: 0 BB: 0 P: 7	R: 2 E: 0 K: 0 S: 6	H: 3 LOB: 2 BB: 1 P: 10	R: 0 E: 0 K: 1 S: 5	H: 0 LOB: 0 BB: 0 P: 5	R: 0 E: 0 K: 1 S: 7	H: 1 LOB: 2 BB: 1 P: 12	R: 0 E: 0 K: 1 S: 9	H: 1 LOB: 2 BB: 1 P: 13	R: 0 E: 0 K: 0 S: 4	H: 1 LOB: 1 BB: 0 P: 4		1B: 5 2B: 2 3B: 1 HR: 1	SF: 1 SAC: 0 DP: 0 HBP: 0	WP: 1 PB: 0 SB: 1 CS: 1
PITCHER Bill Bonham, R ERA: 4.4 Paul Reuschel, R ERA: 3.97	IP: 7.0 WLS: L BF: 32 H: 8 R: 4 ER: 4 SO: 6 BB: 2 IBB: 1 HBP: 0 BLK: 0 WP: 1 HR: 1 S: 45 P: 58 ERA: 5.14 WHIP: 1.429																			

Batter	1	2	3	4	5	6	7	8	9	AB	R	H	RBI	BB	SO	LOB	TOP							
Ivan De Jesus, R OBP: 0.321, SLG: 0.336	2-2 4-3			0-0 F4	0-0 FC5-4		0-0 L8		0-0 1B	5	1	1	0	0	0	3	Chicago Cubs @ Philadelphia Phillies Veterans Stadium, Philadelphia, PA Thu Sep 22 1977, 7:05 PM EDT Att: 20,709 - Overcast							
Larry Bittner, L OBP: 0.345, SLG: 0.431	4-0 FC6-4 BB			0-0 G6-3 1B		0-0 E3 1B	0-0 1B	0-0 1B	0-0 G6-3 1B	4	1	3	2	1	0	0								
Bill Buckner, L OBP: 0.318, SLG: 0.433	0-0 FC6-4 CS			0-0 G6-3		0-0 F5	0-0 G3		0-0 G6-3	5	0	0	0	0	0	5								
Bobby Murcer, L OBP: 0.362, SLG: 0.451	0-0 CS			0-0 F8		2-2 S BB 1B	0-0 G3		1-2 WP 1B	4	1	2	0	0	0	1								
Steve Ontiveros, S OBP: 0.383, SLG: 0.414		2-2 5-3			4-0 S 1B	0-0 BB 1B		2-3 K		3	1	1	1	1	1	1								
Greg Gross, L OBP: 0.391, SLG: 0.440		0-0 4-3			0-0 L5	0-0 BB 1B		4-0 IBB		2	0	0	0	1	0	2								
Gene Clines, R OBP: 0.374, SLG: 0.416					0-0 L5	0-0 BB 1B				0	0	0	0	1	0	0								
Joe Wallis, S OBP: 0.398, SLG: 0.406					0-0 L5	0-0 BB 1B				0	0	0	0	0	0	0								
Steve Swisher, R OBP: 0.225, SLG: 0.283			0-3 K		1-3 K	3-2 P4		0-3 K		4	0	0	0	0	3	6								
Mick Kelleher, R OBP: 0.288, SLG: 0.310			0-0 L8		4-0 E 1B IBB		4-0 L8 SH2-4 BB	2-3 K		1	1	0	0	2	0	0								
Jose Cardenal, R OBP: 0.325, SLG: 0.349										1	0	0	0	0	1	2								
Bruce Sutter, R OBP: 0.190, SLG: 0.105										0	0	0	0	0	0	0								
Dennis Lamp, R OBP: 0.375, SLG: 0.375			0-3 K		0-0 E7		0-0 SH2-4		1-3 K	2	0	1	2	0	1	0								
Paul Reuschel, R OBP: 0.063, SLG: 0.067					1-3 2-H 1B					0	0	0	0	0	0	0								
Dave Roberts, L OBP: 0.334, SLG: 0.377										1	0	0	0	0	1	0								
Manny Trillo, R OBP: 0.334, SLG: 0.377										0	0	0	0	0	0	0								
Inning Stats	R: 0 E: 0 K: 0 S: 5	H: 0 LOB: 0 BB: 1 P: 11	R: 0 E: 0 K: 0 S: 7	H: 0 LOB: 0 BB: 0 P: 9	R: 0 E: 0 K: 2 S: 7	H: 0 LOB: 0 BB: 0 P: 7	R: 0 E: 0 K: 0 S: 3	H: 1 LOB: 0 BB: 0 P: 3	R: 2 E: 1 K: 1 S: 14	H: 2 LOB: 2 BB: 2 P: 25	R: 1 E: 1 K: 0 S: 8	H: 1 LOB: 2 BB: 1 P: 15	R: 1 E: 0 K: 0 S: 4	H: 1 LOB: 1 BB: 1 P: 8	R: 0 E: 0 K: 3 S: 16	H: 1 LOB: 2 BB: 1 P: 25	R: 1 E: 0 K: 1 S: 7	H: 2 LOB: 0 BB: 0 P: 8	1B: 7 2B: 1 3B: 0 HR: 0	SF: 0 SAC: 1 DP: 2 HBP: 0	WP: 1 PB: 0 SB: 2 CS: 1	PA: 40		
PITCHER	IP WLS BF H R ER SO BB IBB HBP BLK WP HR S P ERA WHIP	7.0 L 30 5 4 3 3 4 1 0 0 0 0 48 78 3.86 1.286	2.0 9 3 1 1 4 0 1 0 0 1 0 23 33 4.50 1.500																					

AB	32
R	5
H	8
RBI	5
BB	6
SO	7
LOB	20



Batter	1	2	3	4	5	6	7	8	9	AB	R	H	RBI	BB	SO	LOB	BOTTOM						
Bake McBride, L OBP: 0.364, SLG: 0.536	0-0 P6		0-0 3B		0-0 4-3		0-0 F8			4	0	1	0	0	0	1	Chicago Cubs @ Philadelphia Phillies Veterans Stadium, Philadelphia, PA Thu Sep 22 1977, 7:05 PM EDT Att: 20,709 - Overcast						
Larry Bowa, S OBP: 0.310, SLG: 0.337	0-0 1B		0-0 6-3		0-0 3B		0-0 6-3			4	1	2	0	0	0	2							
Mike Schmidt, R OBP: 0.392, SLG: 0.569	0-0 F8			0-0 5-3	0-0 3B			0-0 1B		4	0	2	1	0	0	0							
Greg Luzinski, R OBP: 0.389, SLG: 0.584		0-0 6-3		0-0 1B 1B	0-0 1B	3-2 1B G3 SF9 1B		0-3 K		4	2	2	0	0	1	1							
Jay Johnstone, L OBP: 0.352, SLG: 0.477		0-0 E4 1B		0-0 1B 1B	0-0 1B	0-0 G3		0-3 K		4	0	2	0	0	1	2							
Gary Maddox, R OBP: 0.322, SLG: 0.441		0-0 F3		0-0 FC5 1B	1-3 1B	0-0 CS 1B		0-0 P6		4	0	2	1	0	0	2							
Bob Boone, R OBP: 0.343, SLG: 0.441		0-0 L8		0-0 FC5 G6-4-3 1B	0-0 1B	0-0 SF9		3-2 F7		3	0	0	1	0	0	3							
Ted Sizemore, R OBP: 0.349, SLG: 0.363			0-0 6-3		0-0 G6-4-3		0-0 CS	2-3 K2-3		2	0	0	0	0	0	3							
Tim McCarver, L OBP: 0.415, SLG: 0.528							0-0 K			1	0	0	0	0	1	0							
Tug McGraw, R OBP: 0.400, SLG: 0.333							0-0 K			0	0	0	0	0	0	0							
Richie Hebner, L OBP: 0.380, SLG: 0.476							0-0 K			1	0	0	0	0	1	0							
Jim Lonborg, R OBP: 0.108, SLG: 0.068							0-0 K			2	0	0	0	0	1	0							
Tom Hutton, L OBP: 0.359, SLG: 0.388										1	0	1	0	0	0	0							
Terry Harmon, R OBP: 0.283, SLG: 0.340										0	0	0	0	0	0	0							
Davey Johnson, R OBP: 0.395, SLG: 0.545										1	0	0	0	0	0	0							
Inning Stats	R: 0 E: 0 K: 0 S: 3	H: 1 LOB: 1 BB: 0 P: 3	R: 0 E: 1 K: 0 S: 4	H: 1 LOB: 1 BB: 0 P: 4	R: 0 E: 0 K: 0 S: 4	H: 1 LOB: 1 BB: 0 P: 4	R: 1 E: 0 K: 0 S: 6	H: 3 LOB: 2 BB: 0 P: 6	R: 1 E: 0 K: 0 S: 7	H: 2 LOB: 1 BB: 0 P: 10	R: 1 E: 0 K: 0 S: 7	H: 2 LOB: 0 BB: 0 P: 10	R: 0 E: 0 K: 1 S: 6	H: 1 LOB: 1 BB: 0 P: 6	R: 0 E: 0 K: 2 S: 8	H: 1 LOB: 1 BB: 0 P: 8	R: 0 E: 0 K: 1 S: 9	H: 0 LOB: 0 BB: 0 P: 14	1B: 9 2B: 1 3B: 2 HR: 0	SF: 1 SAC: 0 DP: 1 HBP: 0	WP: 0 PB: 0 SB: 0 CS: 1	PA: 37	
PITCHER	IP WLS BF H R ER SO BB IBB HBP BLK WP HR S P ERA WHIP	5.1 W 3 1 0 0 1 0 0 0 0 0 5 5 0.00 1.000	1.0 2 0 0 0 0 0 0 0 0 0 0 2 2 0.00 0.000	0.2 4.63	2.0 S 7 1 0 0 3 0 0 0 0 0 0 17 22 0.00 0.500																		

AB	35
R	3
H	12
RBI	3
BB	0
SO	5
LOB	14



Batter	1	2	3	4	5	6	7	8	9	AB	R	H	RBI	BB	SO	LOB	TOP					
Bake McBride, L OBP: 0.367, SLG: 0.535 (1, 9)										3	1	1	0	1	0	1						
Larry Bowa, S OBP: 0.310, SLG: 0.336 (1, 6)										5	1	1	0	0	1	2						
Mike Schmidt, R OBP: 0.394, SLG: 0.581 (1, 5)										5	3	3	1	0	0	4						
Greg Luzinski, R OBP: 0.391, SLG: 0.585 (9, PR)										4	0	2	3	1	0	3						
Jerry Martin, R OBP: 0.326, SLG: 0.450 (9, 7)										0	1	0	0	0	0	0						
Jay Johnstone, L OBP: 0.350, SLG: 0.471 (1, 3)										4	0	0	0	1	0	4						
Tom Hutton, L OBP: 0.359, SLG: 0.388 (9, 3)										0	0	0	0	0	0	0						
Gary Maddox, R OBP: 0.322, SLG: 0.441 (1, 8)										5	0	2	1	0	2	4						
Bob Boone, R OBP: 0.341, SLG: 0.437 (1, 2)										4	0	0	0	1	3	3						
Ted Sizemore, R OBP: 0.348, SLG: 0.361 (1, 4)										5	0	1	0	0	1	2						
Larry Christenson, R OBP: 0.178, SLG: 0.217 (1, 1)										2	0	0	0	0	2	0						
Gene Garber, R (7, 1)										1	0	0	0	0	1	0						
Inning Stats	R: 0 E: 0 K: 1 S: 7	H: 2 LOB: 3 BB: 1 P: 11	R: 0 E: 0 K: 2 S: 7	H: 0 LOB: 0 BB: 0 P: 7	R: 2 E: 1 K: 1 S: 7	H: 1 LOB: 1 BB: 0 P: 8	R: 0 E: 0 K: 0 S: 4	H: 1 LOB: 1 BB: 0 P: 4	R: 1 E: 0 K: 2 S: 10	H: 3 LOB: 2 BB: 0 P: 10	R: 0 E: 0 K: 1 S: 5	H: 0 LOB: 1 BB: 1 P: 9	R: 1 E: 1 K: 1 S: 7	H: 1 LOB: 1 BB: 0 P: 7	R: 0 E: 0 K: 2 S: 7	H: 0 LOB: 0 BB: 0 P: 7	R: 2 E: 1 K: 0 S: 5	H: 2 LOB: 2 BB: 2 P: 13	1B: 6 2B: 2 3B: 1 HR: 1	SF: 0 SAC: 1 DP: 0 HBP: 1	WP: 0 PB: 1 SB: 1 CS: 0	PA: 44
PITCHER	IP	WLS	BF	H	R	ER	SO	BB	IBB	HBP	BLK	WP	HR	S	P	ERA	WHIP					
Steve Rogers, R ERA: 3.08 (1, 1)	7.0	L	34	8	4	2	8	2	0	1	0	0	0	47	56	2.57	1.429					
Joe Kerrigan, R ERA: 3.1 (8, 1)	2.0	S	10	2	2	2	2	2	0	0	0	0	1	12	20	9.00	2.000					

Philadelphia Phillies @ Montreal Expos
Olympic Stadium, Montreal, QB
Fri Sep 23 1977, 7:05 PM EDT
Att: 8,400 - Unknown

AB	38
R	6
H	10
RBI	5
BB	4
SO	10
LOB	23



Batter	1	2	3	4	5	6	7	8	9	AB	R	H	RBI	BB	SO	LOB	BOTTOM					
Dave Cash, R OBP: 0.344, SLG: 0.378 (1, 4)										5	0	1	0	0	0	2						
Chris Speier, R OBP: 0.320, SLG: 0.339 (1, 6)										4	0	2	0	1	1	3						
Andre Dawson, R OBP: 0.322, SLG: 0.458 (1, 8)										3	0	0	0	1	1	3						
Tony Perez, R OBP: 0.362, SLG: 0.483 (1, 3)										4	1	1	0	0	0	3						
Del Unser, L OBP: 0.341, SLG: 0.459 (1, 9)										4	0	2	0	0	0	0						
Gary Carter, R OBP: 0.344, SLG: 0.510 (1, 2)										3	0	0	1	0	2	1						
Warren Cromartie, L OBP: 0.318, SLG: 0.397 (1, 7)										4	0	3	0	0	0	1						
Larry Parrish, R OBP: 0.310, SLG: 0.380 (1, 5)										4	0	1	0	0	2	3						
Steve Rogers, R OBP: 0.135, SLG: 0.098 (1, 1)										2	0	0	0	0	0	0						
Jerry White, S OBP: 0.300, SLG: 0.300 (7, PH)										1	0	0	0	0	0	0						
Joe Kerrigan, R (8, 1)										0	0	0	0	0	0	0						
Jose Morales, R OBP: 0.237, SLG: 0.329 (9, PH)										1	0	0	0	0	1	2						
Inning Stats	R: 0 E: 0 K: 1 S: 6	H: 1 LOB: 0 BB: 0 P: 6	R: 0 E: 0 K: 1 S: 6	H: 1 LOB: 0 BB: 0 P: 6	R: 0 E: 0 K: 1 S: 6	H: 1 LOB: 1 BB: 1 P: 10	R: 0 E: 0 K: 2 S: 8	H: 2 LOB: 1 BB: 0 P: 8	R: 0 E: 0 K: 0 S: 3	H: 0 LOB: 1 BB: 1 P: 7	R: 1 E: 0 K: 0 S: 5	H: 2 LOB: 1 BB: 0 P: 5	R: 0 E: 0 K: 0 S: 4	H: 1 LOB: 1 BB: 0 P: 4	R: 0 E: 0 K: 1 S: 5	H: 0 LOB: 0 BB: 0 P: 5	R: 0 E: 0 K: 1 S: 7	H: 2 LOB: 2 BB: 0 P: 7	1B: 8 2B: 3 3B: 0 HR: 0	SF: 1 SAC: 0 DP: 1 HBP: 0	WP: 0 PB: 0 SB: 1 CS: 1	PA: 38
PITCHER	IP	WLS	BF	H	R	ER	SO	BB	IBB	HBP	BLK	WP	HR	S	P	ERA	WHIP					
Larry Christenson, R ERA: 4.03 (1, 1)	6.0	W	26	7	1	1	5	2	0	0	0	0	0	34	42	1.50	1.500					
Gene Garber, R ERA: 2.36 (7, 1)	3.0	S	12	3	0	0	2	0	0	0	0	0	0	16	16	0.00	1.000					

Philadelphia Phillies @ Montreal Expos
Olympic Stadium, Montreal, QB
Fri Sep 23 1977, 7:05 PM EDT
Att: 8,400 - Unknown

AB	35
R	1
H	10
RBI	1
BB	2
SO	7
LOB	18



Batter	1	2	3	4	5	6	7	8	9	AB	R	H	RBI	BB	SO	LOB	TOP								
Bake McBride, L OBP: 0.368, SLG: 0.533 (1, 9)	0-0 4-3		4-0 BB			0-0 1B		0-3 K		3	0	1	0	1	1	1	Philadelphia Phillies @ Montreal Expos Olympic Stadium, Montreal, QB Sat Sep 24 1977, 3:33 AM EDT Att: 23,098 - Unknown								
Larry Bowa, S OBP: 0.308, SLG: 0.333 (1, 6)	0-0 P6		0-0 F9			0-0 F8		0-0 F7		4	0	0	0	0	0	3									
Mike Schmidt, R OBP: 0.392, SLG: 0.576 (1, 5)	0-3 K			0-0 6-3		0-0 F8		0-0 F4		4	0	0	0	0	1	2									
Greg Luzinski, R OBP: 0.390, SLG: 0.585 Tom Hutton, L OBP: 0.359, SLG: 0.388 (9, 3)		0-0 F8		0-0 K 2B			0-3 K		0-0 6-3	4	0	1	0	0	1	0									
Richie Hebner, L OBP: 0.383, SLG: 0.479 Jerry Martin, R OBP: 0.326, SLG: 0.450 (9, PR)		4-0 BLK 1B BB		0-3 K 2-3			0-0 4-3 2B		1-0 CS HBP	2	1	1	0	1	1	1									
Gary Maddox, R OBP: 0.322, SLG: 0.439 (1, 8)		0-0 G1-6-3 1B			0-0 F9		0-0 4-3		0-3 K 1-2	4	0	1	1	0	1	2									
Tim McCarver, L OBP: 0.413, SLG: 0.522 (1, 2)		0-0 G1-6-3 1-2			0-0 6-3		4-0 BB			2	0	0	0	1	0	1									
Ted Sizemore, R OBP: 0.346, SLG: 0.359 (1, 4)			0-0 P5		0-0 6-3		0-0 F7			3	0	0	0	0	0	2									
Steve Carlton, L OBP: 0.287, SLG: 0.411 (1, 1)			0-0 F8			0-0 L4		0-0 2B		3	0	1	0	0	0	0									
Inning Stats	R: 0 E: 0 K: 1 S: 5	H: 0 LOB: 0 BB: 0 P: 5	R: 1 E: 0 K: 0 S: 3	H: 1 LOB: 0 BB: 1 P: 7	R: 0 E: 0 K: 0 S: 3	H: 0 LOB: 1 BB: 1 P: 7	R: 0 E: 0 K: 1 S: 5	H: 1 LOB: 0 BB: 0 P: 5	R: 0 E: 0 K: 0 S: 3	H: 0 LOB: 0 BB: 0 P: 3	R: 0 E: 0 K: 0 S: 4	H: 1 LOB: 1 BB: 0 P: 4	R: 0 E: 0 K: 1 S: 6	H: 1 LOB: 2 BB: 1 P: 10	R: 0 E: 0 K: 1 S: 6	H: 1 LOB: 1 BB: 0 P: 6		R: 0 E: 0 K: 1 S: 4	H: 0 LOB: 1 BB: 0 P: 5	1B: 2 2B: 4 3B: 0 HR: 0	SF: 0 SAC: 0 DP: 2 HBP: 1	WP: 0 PB: 0 SB: 0 CS: 1	PA: 33		
PITCHER	IP	WLS	BF	H	R	ER	SO	BB	IBB	HBP	BLK	WP	HR	S	P	ERA	WHIP								
Fred Holdsworth, R ERA: 4.22 (1, 1)	7.0	L	26	4	1	1	3	3	0	0	1	0	0	29	41	1.29	1.000								
Will McEnaney, L ERA: 3.59 (8, 1)	0.2		3	1	0	0	1	0	0	0	0	0	0	5	5	0.00	1.500								
Don Stanhouse, R ERA: 3.53 (8, 1)	1.1		4	0	0	0	1	0	0	1	0	0	0	5	6	0.00	0.000								

AB	29
R	1
H	5
RBI	1
BB	3
SO	5
LOB	12



Batter	1	2	3	4	5	6	7	8	9	AB	R	H	RBI	BB	SO	LOB	BOTTOM								
Dave Cash, R OBP: 0.343, SLG: 0.375 (1, 4)	0-0 F9		4-0 BB		0-0 4-3		0-0 6-3		0-0 F9	4	0	0	0	1	0	3	Philadelphia Phillies @ Montreal Expos Olympic Stadium, Montreal, QB Sat Sep 24 1977, 3:33 AM EDT Att: 23,098 - Unknown								
Chris Speier, R OBP: 0.317, SLG: 0.336 (1, 6)	0-3 K		0-0 F9		0-0 4-3			0-0 F8	0-0 F9	5	0	0	0	0	1	4									
Andre Dawson, R OBP: 0.323, SLG: 0.463 (1, 8)	0-0 3B		0-0 L8			0-0 F8		0-0 1B		4	0	2	0	0	0	1									
Tony Perez, R OBP: 0.361, SLG: 0.480 (1, 3)	0-3 K			0-0 F9		4-0 1B BB		0-3 K		3	0	0	0	1	2	2									
Ellis Valentine, R OBP: 0.341, SLG: 0.519 (1, 9)		0-0 G3 2B		0-0 4-3		0-0 F8		0-0 F9		4	0	1	0	0	0	2									
Gary Carter, R OBP: 0.347, SLG: 0.510 (1, 2)		0-0 P3		4-0 BB BB		0-0 1-2 1B		4-0 SH2-4 BB BB		2	0	1	0	2	0	1									
Warren Cromartie, L OBP: 0.320, SLG: 0.395 (1, 7)		0-0 G3 2-3		4-0 1-2 BB		0-0 F9		4-0 SH2-4 BB		2	0	0	0	2	0	3									
Larry Parrish, R OBP: 0.308, SLG: 0.377 (1, 5)		0-0 6-3		0-0 4-3			0-0 F8		0-0 SH2-4	3	0	0	0	0	0	3									
Fred Holdsworth, R Pete Mackanin, R Will McEnaney, L Don Stanhouse, R Jose Morales, R Pepe Frías, R (7, PR) (8, 1) (8, 1) (8, 1) (8, PR) (8, PR)			0-0 5-3		0-0 L8		0-3 K		4-0 IBB	2	0	0	0	0	0	0									
Inning Stats	R: 0 E: 0 K: 2 S: 8	H: 1 LOB: 1 BB: 0 P: 8	R: 0 E: 0 K: 0 S: 4	H: 1 LOB: 0 BB: 0 P: 4	R: 0 E: 0 K: 0 S: 3	H: 0 LOB: 1 BB: 1 P: 7	R: 0 E: 0 K: 0 S: 3	H: 0 LOB: 2 BB: 2 P: 11	R: 0 E: 0 K: 0 S: 3	H: 0 LOB: 0 BB: 0 P: 3	R: 0 E: 0 K: 0 S: 4	H: 1 LOB: 2 BB: 1 P: 8	R: 0 E: 0 K: 1 S: 5	H: 0 LOB: 0 BB: 0 P: 5	R: 0 E: 0 K: 1 S: 6	H: 1 LOB: 1 BB: 0 P: 6		R: 0 E: 0 K: 0 S: 3	H: 0 LOB: 3 BB: 3 P: 15	1B: 2 2B: 1 3B: 1 HR: 0	SF: 0 SAC: 1 DP: 0 HBP: 0	WP: 0 PB: 0 SB: 0 CS: 0	PA: 38		
PITCHER	IP	WLS	BF	H	R	ER	SO	BB	IBB	HBP	BLK	WP	HR	S	P	ERA	WHIP								
Steve Carlton, L ERA: 2.59 (1, 1)	9.0	W	38	4	0	0	4	6	1	0	0	0	0	39	67	0.00	1.111								

AB	30
R	0
H	4
RBI	0
BB	7
SO	4
LOB	19



Batter	1	2	3	4	5	6	7	8	9	AB	R	H	RBI	BB	SO	LOB	TOP										
Bake McBride, L OBP: 0.368, SLG: 0.529 (1, 9)										5	2	1	0	1	1	3	Philadelphia Phillies @ Montreal Expos Olympic Stadium, Montreal, QB Sun Sep 25 1977, 3:33 AM EDT Att: 19,246 - Unknown										
Larry Bowa, S OBP: 0.307, SLG: 0.333 (1, 6)										4	2	1	0	0	0	2											
Mike Schmidt, R OBP: 0.393, SLG: 0.576 (1, 5)										5	1	3	2	0	0	1											
Greg Luzinski, R OBP: 0.395, SLG: 0.594 (8, PR)										3	2	3	2	2	0	0											
Jerry Martin, R OBP: 0.326, SLG: 0.450 (8, 7)										0	0	0	0	0	0	0											
Richie Hebner, L OBP: 0.383, SLG: 0.476 (1, 3)										4	1	1	0	1	0	4											
Gary Maddox, R OBP: 0.321, SLG: 0.438 (1, 8)										4	0	1	1	0	0	2											
Bob Boone, R OBP: 0.344, SLG: 0.440 (1, 2)										4	0	2	0	1	1	3											
Ted Sizemore, R OBP: 0.345, SLG: 0.358 (5, PH)										2	0	0	0	0	0	2											
Tim McCarver, L OBP: 0.411, SLG: 0.522 (5, PH)										0	0	0	1	0	0	0											
Warren Brusstar, R ERA: 12.27 (5, 1)										0	0	0	0	0	0	0											
Jay Johnstone, L OBP: 0.349, SLG: 0.470 (7, PH)										1	0	0	0	0	0	1											
Tug McGraw, R OBP: 0.455, SLG: 0.400 (7, 1)										1	0	1	0	0	0	0											
Ron Reed, R OBP: 0.158, SLG: 0.167 (5, PH)										1	0	0	0	1	0	0											
Davey Johnson, R OBP: 0.398, SLG: 0.542 (5, PH)										1	0	0	0	0	0	2											
Terry Harmon, R OBP: 0.274, SLG: 0.327 (5, 4)										2	0	0	0	0	0	3											
Inning Stats	R: 2 E: 1 K: 1 S: 7	H: 1 LOB: 2 BB: 2 P: 15	R: 0 E: 0 K: 0 S: 3	H: 0 LOB: 1 BB: 1 P: 7	R: 1 E: 0 K: 0 S: 5	H: 1 LOB: 2 BB: 1 P: 9	R: 0 E: 0 K: 0 S: 3	H: 0 LOB: 0 BB: 0 P: 3	R: 2 E: 0 K: 0 S: 5	H: 2 LOB: 0 BB: 2 P: 13	R: 2 E: 0 K: 0 S: 5	H: 4 LOB: 0 BB: 0 P: 5	R: 0 E: 0 K: 0 S: 4	H: 1 LOB: 1 BB: 0 P: 4	R: 1 E: 0 K: 0 S: 7	H: 2 LOB: 1 BB: 0 P: 7	R: 0 E: 0 K: 0 S: 5	H: 2 LOB: 2 BB: 0 P: 5	1B: 10 2B: 2 3B: 0 HR: 1	SF: 2 SAC: 1 DP: 0 HBP: 0	WP: 1 PB: 0 SB: 0 CS: 1	PA: 47					
PITCHER	IP	WLS	BF	H	R	ER	SO	BB	IBB	HBP	BLK	WP	HR	S	P	ERA	WHIP										
Hal Dues, R ERA: 4.34 (1, 1)	3.0		17	2	3	1	1	4	0	0	0	1	0	15	31	3.00	2.000										
Larry Landreth, R ERA: 12.27 (4, 1)	1.1	L	8	2	2	2	0	2	0	0	0	0	0	6	14	13.50	3.000										
Jackie Brown, R ERA: 4.53 (5, 1)	1.2		7	4	2	2	0	0	0	0	0	0	1	7	7	10.80	2.400										
Santo Alcala, R ERA: 4.83 (7, 1)	1.0		4	1	0	0	0	0	0	0	0	0	0	4	4	0.00	1.000										
Will McEneaney, L ERA: 3.9 (8, 1)	2.0		10	4	1	1	1	0	0	0	0	0	0	12	12	4.50	2.000										

Batter	1	2	3	4	5	6	7	8	9	AB	R	H	RBI	BB	SO	LOB	BOTTOM										
Dave Cash, R OBP: 0.343, SLG: 0.374 (1, 4)										4	0	1	0	1	0	1	Philadelphia Phillies @ Montreal Expos Olympic Stadium, Montreal, QB Sun Sep 25 1977, 3:33 AM EDT Att: 19,246 - Unknown										
Chris Speier, R OBP: 0.317, SLG: 0.335 (1, 6)										4	0	1	0	0	0	1											
Andre Dawson, R OBP: 0.325, SLG: 0.468 (1, 8)										3	1	1	1	1	1	1											
Tony Perez, R OBP: 0.358, SLG: 0.477 (1, 3)										4	0	0	0	0	2	3											
Ellis Valentine, R OBP: 0.341, SLG: 0.523 (1, 9)										4	1	1	1	0	0	0											
Gary Carter, R OBP: 0.348, SLG: 0.509 (1, 2)										3	1	1	0	1	2	0											
Warren Cromartie, L OBP: 0.321, SLG: 0.396 (1, 7)										4	1	2	0	0	0	1											
Larry Parrish, R OBP: 0.340, SLG: 0.390 (5, 1)										2	1	1	2	0	0	1											
Jackie Brown, R OBP: 0.440, SLG: 0.128 (5, 1)										0	0	0	0	0	0	0											
Del Unser, L OBP: 0.343, SLG: 0.459 (6, PH)										0	0	0	0	0	0	0											
Santo Alcala, R OBP: 0.271, SLG: 0.179 (7, 1)										0	0	0	0	0	0	0											
Will McEneaney, L ERA: 2.84 (8, 1)										1	0	0	0	0	0	0											
Jose Morales, R OBP: 0.348, SLG: 0.324 (9, PH)										0	0	0	0	0	0	0											
Hal Dues, R (1, 1)										0	0	0	0	0	0	0											
Pete Mackanin, R OBP: 0.253, SLG: 0.291 (3, PH)										1	0	0	0	0	0	0											
Larry Landreth, R (4, 1)										0	0	0	0	0	0	0											
Stan Papi, R OBP: 0.231, SLG: 0.316 (5, 5)										2	0	0	0	1	0	1											
Inning Stats	R: 0 E: 0 K: 1 S: 5	H: 0 LOB: 0 BB: 0 P: 5	R: 0 E: 0 K: 1 S: 5	H: 0 LOB: 0 BB: 0 P: 5	R: 2 E: 0 K: 0 S: 5	H: 2 LOB: 0 BB: 0 P: 5	R: 2 E: 0 K: 1 S: 7	H: 2 LOB: 1 BB: 1 P: 11	R: 0 E: 0 K: 0 S: 4	H: 2 LOB: 1 BB: 1 P: 8	R: 1 E: 0 K: 0 S: 4	H: 2 LOB: 1 BB: 1 P: 8	R: 0 E: 0 K: 0 S: 2	H: 0 LOB: 0 BB: 1 P: 6	R: 0 E: 0 K: 2 S: 7	H: 0 LOB: 0 BB: 0 P: 7	R: 0 E: 0 K: 0 S: 3	H: 0 LOB: 1 BB: 1 P: 7	1B: 5 2B: 0 3B: 0 HR: 3	SF: 0 SAC: 0 DP: 3 HBP: 0	WP: 1 PB: 0 SB: 0 CS: 0	PA: 37					
PITCHER	IP	WLS	BF	H	R	ER	SO	BB	IBB	HBP	BLK	WP	HR	S	P	ERA	WHIP										
Ron Reed, R ERA: 2.62 (1, 1)	4.0		17	4	4	4	3	1	0	0	0	1	2	22	26	9.00	1.250										
Warren Brusstar, R ERA: 2.84 (5, 1)	2.0	W	10	4	1	1	0	2	0	0	0	0	1	8	16	4.50	3.000										
Tug McGraw, L ERA: 2.28 (7, 1)	3.0	S	10	0	0	0	2	2	0	0	0	0	0	12	20	0.00	0.667										

AB	37
R	8
H	13
RBI	6
BB	6
SO	2
LOB	23



AB	32
R	5
H	8
RBI	4
BB	5
SO	5
LOB	9



Batter	1	2	3	4	5	6	7	8	9	AB	R	H	RBI	BB	SO	LOB	TOP					
Bake McBride, L OBP: 0.366, SLG: 0.525 (1, 9)	F9		5-3	2H 1B		3-1		K		5	0	1	1	0	1	1	Philadelphia Phillies @ Chicago Cubs Wrigley Field, Chicago, IL Mon Sep 26 1977, 3:33 AM CDT Att: 3,679 - Sunny - 71 F					
Larry Bowa, S OBP: 0.306, SLG: 0.332 (1, 6)	4-3		P3	F9		3-1			G6-4-3 1B	5	0	1	0	0	0	1						
Mike Schmidt, R OBP: 0.393, SLG: 0.576 (1, 5)	F9		2B	2B				K	G6-4-3 1B	4	2	1	0	1	1	1						
Greg Luzinski, R OBP: 0.395, SLG: 0.592 (1, 7)		K	2B	BB				P4	6-3	4	2	1	0	1	1	0						
Richie Hebner, L OBP: 0.384, SLG: 0.478 (1, 3)	F8		2B	BB						3	0	1	2	1	0	2						
Gary Maddox, R OBP: 0.322, SLG: 0.445 (1, 8)	HR		F9					BB		4	2	2	2	0	0	2						
Bob Boone, R OBP: 0.347, SLG: 0.441 (1, 2)	1B			4-3 1B				6-3		3	1	2	2	1	0	0						
Ted Sizemore, R OBP: 0.346, SLG: 0.359 (1, 4)	1-2 1B		4-3	K						4	0	2	0	0	1	2						
Jim Lonborg, R OBP: 0.108, SLG: 0.087 (3, 1)										1	0	0	0	0	0	2						
Warren Brusstar, R OBP: 0.249, SLG: 0.245 (4, PH)										0	0	0	0	0	0	0						
Tim McCarver, L OBP: 0.342, SLG: 0.519 (4, 1)										1	0	0	0	0	0	1						
Jim Kaat, L OBP: 0.342, SLG: 0.445 (4, 1)										1	0	0	0	0	0	0						
Jay Johnstone, L OBP: 0.342, SLG: 0.445 (8, PH)										1	0	0	0	0	0	1						
Randy Lerch, L OBP: 0.200, SLG: 0.208 (8, 1)										0	0	0	0	0	0	0						
Inning Stats	R: 0 E: 0 K: 0 S: 3	H: 0 LOB: 0 BB: 0 P: 3	R: 1 E: 0 K: 1 S: 7	H: 2 LOB: 2 BB: 1 P: 11	R: 2 E: 0 K: 0 S: 5	H: 2 LOB: 1 BB: 1 P: 9	R: 1 E: 0 K: 0 S: 5	H: 2 LOB: 1 BB: 0 P: 5	R: 3 E: 0 K: 1 S: 10	H: 3 LOB: 1 BB: 1 P: 14	R: 0 E: 0 K: 0 S: 3	H: 0 LOB: 0 BB: 0 P: 3	R: 0 E: 0 K: 1 S: 5	H: 0 LOB: 1 BB: 1 P: 9	R: 0 E: 0 K: 1 S: 6	H: 1 LOB: 1 BB: 0 P: 6	R: 0 E: 0 K: 0 S: 3	H: 1 LOB: 0 BB: 0 P: 3	1B: 7 2B: 4 3B: 0 HR: 1	SF: 0 SAC: 0 DP: 2 HBP: 0	WP: 0 PB: 0 SB: 1 CS: 1	PA: 40
PITCHER	IP	WLS	BF	H	R	ER	SO	BB	IBB	HBP	BLK	WP	HR	S	P	ERA	WHIP					
Ray Burris, R ERA: 4.75 (1, 1)	4.1		25	9	7	7	1	3	0	0	0	0	1	27	39	14.54	2.769					
Donnie Moore, R ERA: 4.13 (5, 1)	2.1	W	7	0	0	0	2	1	0	0	0	0	0	10	14	0.00	0.429					
Bruce Sutter, R ERA: 1.28 (7, 1)	2.1	S	8	2	0	0	1	0	0	0	0	0	0	10	10	0.00	0.857					



Batter	1	2	3	4	5	6	7	8	9	AB	R	H	RBI	BB	SO	LOB	BOTTOM				
Ivan De Jesus, R OBP: 0.327, SLG: 0.350 (1, 6)	HR	5-3	4-3			F9		1-2 3B		6	1	3	1	0	0	5	Philadelphia Phillies @ Chicago Cubs Wrigley Field, Chicago, IL Mon Sep 26 1977, 3:33 AM CDT Att: 3,679 - Sunny - 71 F				
Larry Bittner, L OBP: 0.348, SLG: 0.443 (1, 7)	HR		2B	FC2-6 1B	F7			K		6	2	4	2	0	1	2					
Bill Buckner, L OBP: 0.318, SLG: 0.432 (1, 3)	S 1B		F9 1B	FC2-6 1B	F8			P6		5	2	2	1	0	0	3					
Bobby Murcer, L OBP: 0.358, SLG: 0.455 (1, 9)	F7		F9	4-3 1B				L8		5	1	2	1	0	0	3					
Steve Ontiveros, S OBP: 0.390, SLG: 0.419 (1, 5)	F8		1B	1B	1-2 2-3 1B	F8		FC6-4 IBB		4	1	2	2	1	0	1					
Greg Gross, L OBP: 0.388, SLG: 0.449 (1, 8)	F7		1B	1B	4-3			FC6-4		4	2	2	1	0	0	3					
Gene Clines, R OBP: 0.365, SLG: 0.403 (7, PH)			1B	1B	4-3			FC6-4		1	0	0	0	0	0	2					
Joe Wallis, S OBP: 0.398, SLG: 0.397 (8, 8)	1-2		1B	1B	1-2 2-3			HR		0	0	0	0	0	0	0					
Manny Trillo, R OBP: 0.337, SLG: 0.379 (1, 4)		P9	SH3-4 1B	1-3 2H 1B				F9		4	0	2	1	1	0	0					
Mike Gordon, S OBP: 0.167, SLG: 0.063 (1, 2)		SH3-4 BB	SH3-4 1B	1-2 3H 1B				L8		4	0	1	1	1	1	4					
Ray Burris, R OBP: 0.236, SLG: 0.284 (1, 1)		SH3-4	SH3-4							0	0	0	0	0	0	0					
Donnie Moore, L OBP: 0.364, SLG: 0.500 (5, 1)		SH3-4	SH3-4							2	0	1	0	0	1	0					
Bruce Sutter, R OBP: 0.227, SLG: 0.150 (7, 1)		1-2	1-2 2-3					3B 1B		1	1	1	0	0	0	0					
Inning Stats	R: 2 E: 0 K: 0 S: 6	H: 3 LOB: 1 BB: 0 P: 6	R: 0 E: 0 K: 0 S: 3	H: 0 LOB: 1 BB: 1 P: 7	R: 4 E: 0 K: 0 S: 9	H: 6 LOB: 2 BB: 0 P: 9	R: 1 E: 0 K: 1 S: 9	H: 3 LOB: 3 BB: 1 P: 15	R: 0 E: 0 K: 0 S: 7	H: 4 LOB: 2 BB: 0 P: 7	R: 0 E: 0 K: 0 S: 4	H: 1 LOB: 2 BB: 1 P: 8	R: 1 E: 0 K: 1 S: 10	H: 2 LOB: 1 BB: 0 P: 13	R: 0 E: 0 K: 0 S: 3	H: 0 LOB: 0 BB: 0 P: 3	1B: 11 2B: 5 3B: 1 HR: 3	SF: 0 SAC: 2 DP: 0 HBP: 0	WP: 0 PB: 0 SB: 1 CS: 0	PA: 47	
PITCHER	IP	WLS	BF	H	R	ER	SO	BB	IBB	HBP	BLK	WP	HR	S	P	ERA	WHIP				
Jim Lonborg, R ERA: 4.15 (1, 1)	2.1		15	7	6	6	0	1	0	0	0	0	0	4	4	0.00	3.000				
Warren Brusstar, R ERA: 2.81 (3, 1)	0.2		4	2	0	0	0	0	0	0	0	0	0	4	4	0.00	3.000				
Jim Kaat, L ERA: 5.4 (4, 1)	4.0	L	23	9	3	3	2	0	2	0	0	0	2	29	39	6.75	2.250				
Randy Lerch, L ERA: 5.29 (8, 1)	1.0		5	2	1	1	1	0	0	0	0	0	0	10	13	9.00	2.000				

Batter	1	2	3	4	5	6	7	8	9	AB	R	H	RBI	BB	SO	LOB	TOP					
Jerry Martin, R OBP: 0.335, SLG: 0.454 (1, 8)										4	1	2	1	0	0	1						
Tom Hutton, L OBP: 0.376, SLG: 0.405 (1, 7)										5	1	3	0	0	0	1						
Jay Johnstone, L OBP: 0.348, SLG: 0.466 (1, 9)										4	0	1	1	1	2	3						
Mike Schmidt, R OBP: 0.393, SLG: 0.579 Jim Morrison, R OBP: 0.500, SLG: 0.500 (8, 5)										4	0	1	0	0	1	3						
Dave Johnson, R OBP: 0.408, SLG: 0.544 (1, 3)										3	1	2	0	1	1	1						
Barry Foote, R OBP: 0.301, SLG: 0.434 (1, 2)										5	1	2	1	0	1	4						
Fred Andrews, R OBP: 0.227, SLG: 0.300 (1, 4)										3	1	1	1	0	1	3						
Mike Buskey, R OBP: 0.333, SLG: 0.200 (1, 6)										3	0	0	0	0	0	2						
Manny Seoane, R OBP: 0.500, SLG: 0.500 John Vukovich, R ERA: 4.75 (4, PH)										1	0	0	0	0	0	1						
Randy Lerch, L OBP: 0.196, SLG: 0.204 Tim McCarver, L OBP: 0.412, SLG: 0.521 Warren Brusstar, R ERA: 4.62 (8, PH)										1	0	0	0	0	0	1						
Inning Stats	R: 2 E: 0 K: 1 S: 11	H: 4 LOB: 2 BB: 0 P: 13	R: 0 E: 0 K: 0 S: 2	H: 0 LOB: 1 BB: 0 P: 4	R: 0 E: 0 K: 2 S: 9	H: 1 LOB: 1 BB: 0 P: 12	R: 1 E: 0 K: 2 S: 10	H: 3 LOB: 2 BB: 0 P: 10	R: 0 E: 0 K: 0 S: 2	H: 0 LOB: 0 BB: 1 P: 6	R: 0 E: 0 K: 1 S: 5	H: 0 LOB: 0 BB: 0 P: 5	R: 0 E: 0 K: 1 S: 6	H: 1 LOB: 1 BB: 0 P: 6	R: 2 E: 0 K: 0 S: 6	H: 3 LOB: 1 BB: 0 P: 6	R: 0 E: 1 K: 0 S: 7	H: 1 LOB: 2 BB: 1 P: 11	1B: 12 2B: 2 3B: 0 HR: 0	SF: 1 SAC: 0 DP: 3 HBP: 3	WP: 1 PB: 0 SB: 2 CS: 0	PA: 42
PITCHER	IP WLS BF H R ER SO BB IBB HBP BLK WP HR S P ERA WHIP																					
Mike Krukow, R ERA: 4.4 (1, 1)	4.0 L 21 8 3 3 5 0 0 3 0 0 0 0 32 39 6.75 2.000																					
Pete Broberg, R ERA: 4.75 (5, 1)	2.0 6 0 0 0 1 1 0 0 0 0 0 0 7 11 0.00 0.500																					
Paul Reuschel, R ERA: 4.25 (7, 1)	1.2 8 3 2 2 1 0 0 0 0 1 0 10 10 10.80 1.800																					
Dave Roberts, L ERA: 4.62 (8, 1)	1.1 7 2 0 0 0 1 0 0 0 0 0 9 13 0.00 2.250																					

Philadelphia Phillies @ Chicago Cubs
Wrigley Field, Chicago, IL
Wed Sep 28 1977, 3:33 AM CDT
Att: 5,116 - Sunny - 63 F

AB	36
R	5
H	13
RBI	5
BB	2
SO	7
LOB	21



Batter	1	2	3	4	5	6	7	8	9	AB	R	H	RBI	BB	SO	LOB	BOTTOM					
Ivan De Jesus, R OBP: 0.330, SLG: 0.353 (1, 6)										5	0	1	0	0	0	4						
Greg Gross, L OBP: 0.398, SLG: 0.468 (1, 7)										3	2	3	0	1	0	0						
Larry Bittner, L OBP: 0.349, SLG: 0.440 (1, 3)										4	0	1	1	0	0	4						
Bobby Murcer, L OBP: 0.357, SLG: 0.453 (1, 9)										3	0	1	0	1	1	2						
Steve Ontiveros, S OBP: 0.389, SLG: 0.419 (1, 5)										4	0	0	0	0	0	4						
Manny Trillo, R OBP: 0.341, SLG: 0.381 (1, 4)										3	0	1	0	1	0	2						
Joe Wallis, S OBP: 0.387, SLG: 0.377 (1, 8)										3	0	0	0	1	1	3						
Mike Gordon, S OBP: 0.120, SLG: 0.043 Bill Buckner, L OBP: 0.318, SLG: 0.431 (9, PH)										2	0	0	0	0	1	1						
Mike Krukow, R OBP: 0.214, SLG: 0.218 Jose Cardenal, R OBP: 0.327, SLG: 0.344 Pete Broberg, R ERA: 4.75 (5, 1)										1	0	0	0	0	0	1						
Dave Rosello, R OBP: 0.305, SLG: 0.313 Paul Reuschel, R ERA: 4.25 (7, 1)										0	0	0	0	0	0	0						
Dave Roberts, L OBP: 0.412, SLG: 0.521 Gene Clines, R OBP: 0.366, SLG: 0.405 (8, PH)										0	0	0	0	0	0	0						
Inning Stats	R: 1 E: 0 K: 0 S: 5	H: 3 LOB: 1 BB: 0 P: 5	R: 0 E: 0 K: 1 S: 5	H: 0 LOB: 1 BB: 1 P: 9	R: 0 E: 0 K: 0 S: 4	H: 1 LOB: 2 BB: 1 P: 8	R: 0 E: 0 K: 0 S: 3	H: 1 LOB: 2 BB: 2 P: 11	R: 1 E: 1 K: 1 S: 7	H: 1 LOB: 2 BB: 1 P: 11	R: 0 E: 0 K: 0 S: 3	H: 1 LOB: 0 BB: 0 P: 3	R: 0 E: 0 K: 0 S: 3	H: 0 LOB: 0 BB: 0 P: 3	R: 0 E: 0 K: 0 S: 3	H: 0 LOB: 0 BB: 0 P: 3	R: 0 E: 0 K: 0 S: 3	H: 0 LOB: 0 BB: 0 P: 3	1B: 7 2B: 1 3B: 0 HR: 0	SF: 0 SAC: 1 DP: 3 HBP: 0	WP: 0 PB: 0 SB: 1 CS: 0	PA: 37
PITCHER	IP WLS BF H R ER SO BB IBB HBP BLK WP HR S P ERA WHIP																					
Manny Seoane, R ERA: 6.0 (1, 1)	3.0 14 4 1 1 1 2 0 0 0 0 0 0 14 22 3.00 2.000																					
Randy Lerch, L ERA: 5.16 (4, 1)	4.0 W 17 4 1 0 2 3 0 0 0 0 0 0 18 30 0.00 1.750																					
Warren Brusstar, R ERA: 2.73 (8, 1)	2.0 S 6 0 0 0 0 0 0 0 0 0 0 0 6 6 0.00 0.000																					

Philadelphia Phillies @ Chicago Cubs
Wrigley Field, Chicago, IL
Wed Sep 28 1977, 3:33 AM CDT
Att: 5,116 - Sunny - 63 F

AB	31
R	2
H	8
RBI	1
BB	5
SO	3
LOB	21



Batter	1	2	3	4	5	6	7	8	9	AB	R	H	RBI	BB	SO	LOB	TOP			
Dave Cash, R OBP: 0.345, SLG: 0.376 (1, 4)	6-3	5-3																		
Chris Speier, R OBP: 0.319, SLG: 0.344 (1, 6)	BB 1B		6-3																	
Andre Dawson, R OBP: 0.328, SLG: 0.473 (1, 8)	1B 2B BB		F8																	
Tony Perez, R OBP: 0.355, SLG: 0.468 (1, 3)	F9		FC6-4 BB																	
Ellis Valentine, R OBP: 0.335, SLG: 0.512 (1, 9)	2B 1B 1-2 2-H		FC6-4																	
Gary Carter, R OBP: 0.353, SLG: 0.517 (1, 2)	1B 2B 1-3 2-H																			
Larry Parrish, R OBP: 0.314, SLG: 0.388 (1, 5)	1B 2-H 3-H																			
Sam Mejias, R OBP: 0.240, SLG: 0.378 (9, PH)			F8																	
Del Unser, L OBP: 0.346, SLG: 0.460 (9, 7)																				
Fred Holdsworth, R (1, 1)																				
Don Stanhouse, R OBP: 0.224, SLG: 0.261 (8, 1)			P3																	
Inning Stats	R: 4 E: 0 K: 0 S: 6	H: 4 LOB: 1 BB: 1 P: 10	R: 0 E: 0 K: 0 S: 3	H: 0 LOB: 0 BB: 0 P: 3	R: 0 E: 0 K: 0 S: 3	H: 0 LOB: 1 BB: 1 P: 7	R: 0 E: 0 K: 1 S: 6	H: 1 LOB: 1 BB: 0 P: 6	R: 0 E: 0 K: 0 S: 4	H: 1 LOB: 1 BB: 0 P: 4	R: 0 E: 0 K: 1 S: 5	H: 0 LOB: 0 BB: 0 P: 5	R: 0 E: 0 K: 1 S: 5	H: 0 LOB: 1 BB: 1 P: 9	R: 3 E: 0 K: 1 S: 7	H: 2 LOB: 1 BB: 2 P: 15	1B: 6 2B: 2 3B: 1 HR: 0	SF: 0 SAC: 0 DP: 0 HBP: 0	WP: 1 PB: 0 SB: 1 CS: 1	PA: 39
PITCHER	IP WLS BF H R ER SO BB IBB HBP BLK WP HR S P ERA WHIP	IP WLS BF H R ER SO BB IBB HBP BLK WP HR S P ERA WHIP																		
Steve Carlton, L ERA: 2.64 (1, 1)	8.0 L 32 7 4 4 4 3 0 0 0 1 0 37 49 4.50 1.250	1.0 7 2 3 3 1 1 1 0 0 0 0 0 7 15 27.00 3.000																		
Ron Reed, R ERA: 2.62 (9, 1)																				

Montreal Expos @ Philadelphia Phillies
Veterans Stadium, Philadelphia, PA
Thu Sep 29 1977, 7:05 PM EDT
Att: 25,808 - Unknown

AB 34
R 7
H 9
RBI 7
BB 5
SO 5
LOB 15



Batter	1	2	3	4	5	6	7	8	9	AB	R	H	RBI	BB	SO	LOB	BOTTOM					
Bake McBride, L OBP: 0.364, SLG: 0.521 (1, 8)	4-3		G3 FC5-2-6 2B																			
Larry Bowa, S OBP: 0.309, SLG: 0.334 (1, 6)	F8		G3																			
Mike Schmidt, R OBP: 0.392, SLG: 0.576 (1, 5)	F5		FC5-2-6																			
Greg Luzinski, R OBP: 0.396, SLG: 0.594 (1, 7)			6-3																			
Richie Hebner, L OBP: 0.384, SLG: 0.482 (1, 3)			HR																			
Jay Johnstone, L OBP: 0.348, SLG: 0.463 (1, 9)			HR																			
Tim McCarver, L OBP: 0.409, SLG: 0.521 (1, 2)			L8																			
Ted Sizemore, R OBP: 0.346, SLG: 0.357 (1, 4)			L3																			
Steve Carlton, L OBP: 0.282, SLG: 0.402 (1, 1)			1-3 2B																			
Tom Hutton, L OBP: 0.372, SLG: 0.400 (8, PH)			2-3																			
Ron Reed, R OBP: 0.158, SLG: 0.167 (9, 1)			1-3 2B																			
Inning Stats	R: 0 E: 0 K: 0 S: 3	H: 0 LOB: 0 BB: 0 P: 3	R: 2 E: 0 K: 0 S: 6	H: 3 LOB: 1 BB: 0 P: 6	R: 0 E: 0 K: 0 S: 4	H: 1 LOB: 1 BB: 0 P: 4	R: 0 E: 0 K: 0 S: 3	H: 0 LOB: 0 BB: 0 P: 3	R: 0 E: 0 K: 1 S: 5	H: 0 LOB: 0 BB: 0 P: 5	R: 0 E: 0 K: 0 S: 4	H: 1 LOB: 1 BB: 0 P: 4	R: 0 E: 0 K: 0 S: 3	H: 0 LOB: 0 BB: 0 P: 3	R: 0 E: 0 K: 0 S: 4	H: 1 LOB: 2 BB: 1 P: 8	R: 0 E: 0 K: 0 S: 3	H: 1 LOB: 0 BB: 0 P: 3	1B: 3 2B: 2 3B: 0 HR: 2	SF: 0 SAC: 0 DP: 1 HBP: 0	WP: 0 PB: 0 SB: 0 CS: 0	PA: 34
PITCHER	IP WLS BF H R ER SO BB IBB HBP BLK WP HR S P ERA WHIP	IP WLS BF H R ER SO BB IBB HBP BLK WP HR S P ERA WHIP																				
Fred Holdsworth, R ERA: 3.97 (1, 1)	7.2 W 29 6 2 2 1 0 0 0 0 0 2 31 31 2.35 0.783	1.1 S 5 1 0 0 0 1 0 0 0 0 0 4 8 0.00 1.500																				
Don Stanhouse, R ERA: 3.46 (8, 1)																						

Montreal Expos @ Philadelphia Phillies
Veterans Stadium, Philadelphia, PA
Thu Sep 29 1977, 7:05 PM EDT
Att: 25,808 - Unknown

AB 33
R 2
H 7
RBI 2
BB 1
SO 1
LOB 9



Batter	1	2	3	4	5	6	7	8	9	AB	R	H	RBI	BB	SO	LOB	TOP								
Dave Cash, R OBP: 0.345, SLG: 0.378 Larry Landreth, R (5, 1)	F8 SF8 2B		6-3		5-3		P6		1-3	3	1	1	0	0	0	1	Montreal Expos @ Philadelphia Phillies Veterans Stadium, Philadelphia, PA Fri Sep 30 1977, 7:05 PM EDT Att: 28,436 - Unknown								
Sam Mejias, R OBP: 0.238, SLG: 0.374 Bill Atkinson, L OBP: 0.200, SLG: 0.290 Jose Morales, R OBP: 0.241, SLG: 0.319	F8 2-3			5-3 1B		2B G6-4-3 1B		6-3		4	1	2	0	0	0	1									
Stan Paol, R OBP: 0.250, SLG: 0.326	F8 2-3			5-3 1B		2B G6-4-3 1B		6-3		3	0	1	1	0	1	1									
Andre Dawson, R OBP: 0.328, SLG: 0.474	SF8 3-H			K		G6-4-3 1-3 2B		F9		2	0	0	0	1	0	1									
Gary Carter, R OBP: 0.353, SLG: 0.515 Tim Blackwell, S OBP: 0.182, SLG: 0.150	G3			5-3 1-2		G6-4-3 BB		4-3		2	0	0	0	1	0	1									
Ellis Valentine, R OBP: 0.335, SLG: 0.510				5-3		G6-4-3 1-2 2-3 3-H				4	1	1	0	0	1	3									
Del Unser, L OBP: 0.348, SLG: 0.459						F7		G3		3	0	1	0	1	0	2									
Jerry White, S OBP: 0.267, SLG: 0.267						FC3-6 1B				4	1	1	0	0	0	2									
Larry Parrish, R OBP: 0.312, SLG: 0.386 Pete Mackanin, R OBP: 0.256, SLG: 0.293				K		E5 1-3 6-3		5-3		2	0	0	0	0	1	1									
Stan Bahnsen, R OBP: 0.178, SLG: 0.167 Hal Dues, R (2, 1) Tony Perez, R OBP: 0.355, SLG: 0.467 Pepe Frias, R OBP: 0.250, SLG: 0.266				6-3		6-3 1-2 3-H		1B		0	0	0	0	0	0	0									
Inning Stats	R: 1 E: 0 K: 0 S: 4	H: 1 LOB: 0 BB: 0 P: 4	R: 0 E: 0 K: 1 S: 4	H: 0 LOB: 0 BB: 1 P: 8	R: 0 E: 0 K: 1 S: 5	H: 0 LOB: 0 BB: 0 P: 5	R: 0 E: 0 K: 1 S: 6	H: 1 LOB: 1 BB: 0 P: 6	R: 1 E: 1 K: 0 S: 5	H: 1 LOB: 1 BB: 0 P: 5	R: 1 E: 0 K: 0 S: 4	H: 2 LOB: 1 BB: 1 P: 8	R: 0 E: 0 K: 0 S: 4	H: 1 LOB: 1 BB: 0 P: 4	R: 0 E: 0 K: 0 S: 3	H: 0 LOB: 0 BB: 0 P: 3	R: 1 E: 0 K: 0 S: 6	H: 3 LOB: 2 BB: 0 P: 6	1B: 7 2B: 2 3B: 0 HR: 0	SF: 1 SAC: 0 DP: 2 HBP: 0	WP: 0 PB: 0 SB: 0 CS: 0	PA: 37			
PITCHER	IP	WLS	BF	H	R	ER	SO	BB	IBB	HBP	BLK	WP	HR	S	P	ERA	WHIP								
Jim Lonborg, R ERA: 4.11 Gene Garber, R ERA: 2.37	(1, 1) (7, 1)	6.0 S	24 13	5 4	3 1	2 1	3 0	2 0	0 0	0 0	0 0	0 0	0 0	28 13	36 13	3.00 3.00	1.167 1.333								

AB	34
R	4
H	9
RBI	3
BB	2
SO	3
LOB	18



Batter	1	2	3	4	5	6	7	8	9	AB	R	H	RBI	BB	SO	LOB	BOTTOM								
Bake McBride, L OBP: 0.364, SLG: 0.520 Jerry Martin, R OBP: 0.332, SLG: 0.450	F7	BB E 1B		FC4-6 2B 1B	F7			K		3	2	1	0	0	0	1	Montreal Expos @ Philadelphia Phillies Veterans Stadium, Philadelphia, PA Fri Sep 30 1977, 7:05 PM EDT Att: 28,436 - Unknown								
Larry Bowa, S OBP: 0.311, SLG: 0.336 Terry Harmon, R OBP: 0.270, SLG: 0.321	F9	BB E BB		1B		4-3		5-3		3	2	1	0	1	0	0									
Mike Schmidt, R OBP: 0.394, SLG: 0.576 Jim Morrison, R OBP: 0.667, SLG: 0.500	K	E BB		FC6 1B		WP BB				2	0	1	3	1	1	0									
Greg Luzinski, R OBP: 0.395, SLG: 0.597 Mike Buskey, R OBP: 0.335, SLG: 0.200		HR E6		F8		K		K		4	1	1	1	0	1	3									
Richie Hebner, L OBP: 0.383, SLG: 0.487 Gene Garber, R (7, 1)		HR F8		FC6		F2				4	1	1	1	0	0	4									
Gary Maddox, R OBP: 0.322, SLG: 0.448 Jay Johnstone, L OBP: 0.348, SLG: 0.463		HR		F8		E8 1B		4-3		4	2	1	1	0	0	0									
Bob Boone, R OBP: 0.347, SLG: 0.441 Barry Foote, R OBP: 0.301, SLG: 0.434		F3		5-3		1B		5-3		4	0	1	1	0	0	0									
Davey Johnson, R OBP: 0.399, SLG: 0.530		F8		6-3		F9		F8		4	0	0	0	0	0	1									
Jim Lonborg, R OBP: 0.140, SLG: 0.104 Tom Hutton, L OBP: 0.368, SLG: 0.395		BB 1B BB 1B		FC4-6 1B		K		4-3		3	1	2	0	0	1	1									
Inning Stats	R: 0 E: 0 K: 1 S: 5	H: 0 LOB: 0 BB: 0 P: 5	R: 6 E: 1 K: 0 S: 9	H: 5 LOB: 2 BB: 2 P: 17	R: 0 E: 0 K: 0 S: 3	H: 0 LOB: 0 BB: 0 P: 3	R: 2 E: 0 K: 0 S: 6	H: 3 LOB: 1 BB: 0 P: 6	R: 1 E: 1 K: 1 S: 7	H: 1 LOB: 1 BB: 0 P: 7	R: 0 E: 0 K: 1 S: 5	H: 0 LOB: 1 BB: 1 P: 9	R: 0 E: 0 K: 0 S: 3	H: 0 LOB: 0 BB: 0 P: 3	R: 0 E: 0 K: 1 S: 5	H: 0 LOB: 0 BB: 0 P: 5		1B: 5 2B: 1 3B: 0 HR: 3	SF: 0 SAC: 0 DP: 0 HBP: 0	WP: 1 PB: 0 SB: 0 CS: 0	PA: 38				
PITCHER	IP	WLS	BF	H	R	ER	SO	BB	IBB	HBP	BLK	WP	HR	S	P	ERA	WHIP								
Stan Bahnsen, R ERA: 5.0 Hal Dues, R ERA: 4.71 Larry Landreth, R ERA: 9.64 Bill Atkinson, R ERA: 3.38	(1, 1) (2, 1) (5, 1) (7, 1)	1.2 11	12 3	5 2	6 2	4 2	4 0	1 0	0 0	0 0	0 0	0 0	0 0	0 1	12 16	21.60 0.00	4.200 1.000								

AB	35
R	9
H	9
RBI	7
BB	3
SO	4
LOB	11



Batter	1	2	3	4	5	6	7	8	9	AB	R	H	RBI	BB	SO	LOB	TOP								
Dave Cash, R OBP: 0.343, SLG: 0.375 Stan Papi, R OBP: 0.250, SLG: 0.326	F9		F7		6-3			1-3		4	0	0	0	0	0	0	Montreal Expos @ Philadelphia Phillies Veterans Stadium, Philadelphia, PA Sun Oct 02 1977, 3:33 AM EDT Att: 25,412 - Unknown livebaseballscorecards.com								
Chris Speier, R OBP: 0.317, SLG: 0.339	BB		4-3			WP BB		F9		2	0	0	0	2	0	0									
Andre Dawson, R OBP: 0.326, SLG: 0.474	K			1-3		F7		K		4	0	0	0	0	2	2									
Tony Perez, R OBP: 0.352, SLG: 0.463 Jerry White, S OBP: 0.227, SLG: 0.190	K			5-3		F8			F2	3	0	0	0	0	1	2									
Ellis Valentine, R OBP: 0.331, SLG: 0.504			6-3		5-3				6-3	4	0	0	0	0	0	1									
Gary Carter, R OBP: 0.356, SLG: 0.525 Hal Dues, R						E6 HR				3	2	2	1	0	0	0									
Larry Parrish, R OBP: 0.314, SLG: 0.386	HR							4-3 2B		1	0	1	0	0	0	0									
Del Unser, L OBP: 0.346, SLG: 0.453	K					F7		4-3		4	0	0	0	0	2	3									
Pete Mackanin, R OBP: 0.258, SLG: 0.329			1-3					L4		3	1	1	2	0	0	1									
Steve Rogers, R OBP: 0.140, SLG: 0.104 Jose Morales, R OBP: 0.247, SLG: 0.324			4-3			L9		F4		2	0	0	0	0	0	0									
Inning Stats	R: 0 E: 0 K: 2 S: 7	H: 0 LOB: 1 BB: 1 P: 11	R: 1 E: 0 K: 1 S: 6	H: 1 LOB: 0 BB: 0 P: 6	R: 0 E: 0 K: 0 S: 3	H: 0 LOB: 0 BB: 0 P: 3	R: 0 E: 0 K: 0 S: 3	H: 0 LOB: 0 BB: 0 P: 3	R: 2 E: 1 K: 0 S: 5	H: 1 LOB: 0 BB: 0 P: 5	R: 0 E: 0 K: 0 S: 3	H: 0 LOB: 1 BB: 1 P: 7	R: 0 E: 0 K: 0 S: 4	H: 1 LOB: 1 BB: 0 P: 4	R: 0 E: 0 K: 1 S: 5	H: 0 LOB: 0 BB: 0 P: 5	R: 0 E: 0 K: 1 S: 6	H: 1 LOB: 1 BB: 0 P: 6	1B: 1 2B: 1 3B: 0 HR: 2	SF: 0 SAC: 0 DP: 0 HBP: 0	WP: 1 PB: 0 SB: 0 CS: 0	PA: 34			
PITCHER	IP	WLS	BF	H	R	ER	SO	BB	IBB	HBP	BLK	WP	HR	S	P	ERA	WHIP								
Larry Christenson, R ERA: 4.85 Tug McGraw, L ERA: 2.62 Gene Garber, R ERA: 2.35	(1, 1) (8, 1) (9, 1)	7.0 1.0 1.0	W 3 S	27 3 4	3 0 1	3 0 0	2 1 1	3 0 0	0 0 0	0 0 0	0 0 0	1 0 0	2 0 0	31 5 6	39 5 6	2.57 0.00 0.00	0.714 0.000 1.000								

Batter	1	2	3	4	5	6	7	8	9	AB	R	H	RBI	BB	SO	LOB	BOTTOM								
Jerry Martin, R OBP: 0.328, SLG: 0.447	K		K	5-3			5-3			4	0	0	0	0	2	1	Montreal Expos @ Philadelphia Phillies Veterans Stadium, Philadelphia, PA Sun Oct 02 1977, 3:33 AM EDT Att: 25,412 - Unknown livebaseballscorecards.com								
Larry Bowa, S OBP: 0.313, SLG: 0.340 Terry Harmon, R OBP: 0.265, SLG: 0.300	2B		1B SF8		1-3		BB			2	2	2	0	0	0	0									
Davey Johnson, R OBP: 0.408, SLG: 0.545 Fred Andrews, R OBP: 0.200, SLG: 0.261	2B		1B WP		P4		BB			3	1	2	1	0	0	0									
Jay Johnstone, L OBP: 0.349, SLG: 0.479	G3		SF8			HR		4-3		3	1	1	2	0	0	1									
Richie Hebner, L OBP: 0.381, SLG: 0.484	F9		1B		K			6-3		4	0	1	0	0	1	0									
Gary Maddox, R OBP: 0.323, SLG: 0.448 Tom Hutton, L OBP: 0.394, SLG: 0.420	BB			E 2B		F5			1B	0	0	0	0	0	0	0									
Bob Boone, R OBP: 0.343, SLG: 0.436 Barry Foote, R OBP: 0.295, SLG: 0.420	K			F9		F3		5-3		3	0	0	0	0	1	2									
Jim Morrison, R OBP: 0.500, SLG: 0.429				E5 6-3		K				3	0	1	0	0	1	0									
Larry Christenson, R OBP: 0.179, SLG: 0.257 John Vukovich, R Tug McGraw, R OBP: 0.350, SLG: 0.400 Gene Garber, R	(1, 1) (7, PH) (8, 1) (9, 1)	0.3 0.3 0.3	K K K		6-3		P6			2	0	0	0	0	1	2									
Inning Stats	R: 2 E: 0 K: 1 S: 7	H: 2 LOB: 0 BB: 0 P: 7	R: 0 E: 0 K: 2 S: 7	H: 1 LOB: 1 BB: 1 P: 11	R: 1 E: 0 K: 1 S: 7	H: 3 LOB: 2 BB: 0 P: 7	R: 1 E: 1 K: 0 S: 5	H: 1 LOB: 1 BB: 0 P: 5	R: 1 E: 0 K: 1 S: 6	H: 1 LOB: 0 BB: 0 P: 6	R: 0 E: 0 K: 1 S: 5	H: 0 LOB: 0 BB: 0 P: 5	R: 0 E: 0 K: 0 S: 3	H: 0 LOB: 1 BB: 1 P: 7	R: 0 E: 0 K: 0 S: 4	H: 1 LOB: 1 BB: 0 P: 4		R: 0 E: 0 K: 0 S: 4	H: 1 LOB: 1 BB: 0 P: 4	1B: 5 2B: 4 3B: 0 HR: 1	SF: 1 SAC: 0 DP: 1 HBP: 0	WP: 1 PB: 0 SB: 0 CS: 1	PA: 34		
PITCHER	IP	WLS	BF	H	R	ER	SO	BB	IBB	HBP	BLK	WP	HR	S	P	ERA	WHIP								
Steve Rogers, R ERA: 3.1 Hal Dues, R ERA: 4.3	(1, 1) (7, 1)	6.0 2.0	L 8	26 1	5 0	4 0	6 0	1 1	0 0	0 0	0 0	0 0	7 7	11	0.00	1.000									


Batter	1	2	3	4	5	6	7	8	9	AB	R	H	RBI	BB	SO	LOB	TOP			
Bake McBride, L OBP: 0.444, SLG: 0.778 (1, 8)	0-0 1-3		2-2 HR		1-2 G3-6 1B			1-2 F8		4	1	2	1	0	0	0	Philadelphia Phillies @ Los Angeles Dodgers Dodger Stadium, Los Angeles, CA Wed Oct 05 1977, 7:05 PM PDT Att: 55,973 - Unknown			
Larry Bowa, S OBP: 0.222, SLG: 0.222 (1, 6)	1-1 1B		1-2 1-3		0-0 G3-6 1-2			1-1 E4		4	0	1	0	0	0	1				
Mike Schmidt, R OBP: 0.111, SLG: 0.111 (1, 5)	1-3 K		3-2 L6		0-0 L8			0-1 F8		4	0	0	0	0	1	2				
Greg Luzinski, R OBP: 0.444, SLG: 0.857 (1, 7)	1-2 4-3		1-2 2B		1-2 L9			0-0 5-3		4	0	1	0	0	0	2				
Richie Hebner, L OBP: 0.400, SLG: 0.400 (1, 3)		1-0 FC6-4 1B	0-1 L9		0-1 1B			2-2 F4		4	0	2	0	0	0	1				
Jay Johnstone, L OBP: 0.200, SLG: 0.200 (1, 9)		0-3 K		2-2 G3				2-2 F5		4	0	1	0	0	1	2				
Bob Boone, R OBP: 0.250, SLG: 0.250 (1, 2)		1-1 FC6-4 1B		1-2 F7				0-0 F2		4	0	1	0	0	0	1				
Ted Sizemore, R OBP: 0.143, SLG: 0.143 (1, 4)		1-2 1B		1-0 L5				2-1 F7		4	0	1	0	0	0	2				
Jim Lonborg, R (1, 1)		2-3 K			0-0 F7			2-3 K		1	0	0	0	0	1	2				
Tom Hutton, L (5, PH)										1	0	0	0	0	0	0				
Ron Reed, R (7, PH)										0	0	0	0	0	0	0				
Ollie Brown, R (7, PH)										1	0	0	0	0	1	0				
Warren Brusstar, R (7, 1)										0	0	0	0	0	0	0				
Inning Stats	R: 0 E: 0 K: 1 S: 11	H: 1 LOB: 1 BB: 0 P: 14	R: 0 E: 0 K: 2 S: 12	H: 2 LOB: 2 BB: 0 P: 17	R: 1 E: 0 K: 0 S: 17	H: 2 LOB: 1 BB: 0 P: 24	R: 0 E: 0 K: 0 S: 8	H: 0 LOB: 0 BB: 0 P: 12	R: 0 E: 0 K: 0 S: 5	H: 1 LOB: 1 BB: 0 P: 6	R: 0 E: 0 K: 0 S: 11	H: 1 LOB: 0 BB: 0 P: 14	R: 0 E: 0 K: 1 S: 6	H: 0 LOB: 0 BB: 0 P: 10	R: 0 E: 1 K: 0 S: 8	H: 2 LOB: 1 BB: 0 P: 15	1B: 7 2B: 1 3B: 0 HR: 1	SF: 0 SAC: 0 DP: 2 HBP: 0	WP: 0 PB: 0 SB: 0 CS: 0	PA: 35
PITCHER Don Sutton, R ERA: 1.0 (1, 1)	IP: 9.0 WLS: W BF: 35 H: 9 R: 1 ER: 1 SO: 4 BB: 0 IBB: 0 HBP: 0 BLK: 0 WP: 0 HR: 1 S: 88 P: 122 ERA: 1.00 WHIP: 1.000																			

Batter	1	2	3	4	5	6	7	8	9	AB	R	H	RBI	BB	SO	LOB	BOTTOM			
Davey Lopes, R OBP: 0.333, SLG: 0.333 (1, 4)	0-0 6-3		1-1 CS 1B		2-2 L4			0-0 5-3		4	0	1	1	0	0	0	Philadelphia Phillies @ Los Angeles Dodgers Dodger Stadium, Los Angeles, CA Wed Oct 05 1977, 7:05 PM PDT Att: 55,973 - Unknown			
Bill Russell, R OBP: 0.222, SLG: 0.222 (1, 6)	0-0 6-3		3-H CS 1-2	SH1-3 HR 1B	0-0 F9			0-0 3B 1B		4	2	2	0	0	0	0				
Reggie Smith, S OBP: 0.333, SLG: 0.500 (1, 9)	1-2 G3		1-0 SH1-3 HR 1B	1-2 SH1-3 HR 1B	2-3 K			1-2 3B		4	1	2	1	0	1	0				
Ron Cey, R OBP: 0.429, SLG: 0.857 (1, 5)		1-3 K		0-1 SH1-3				2-1 1B		3	1	1	0	0	1	1				
Steve Garvey, R OBP: 0.500, SLG: 0.429 (1, 3)	0-0 6-3		1-2 2-3	4-0 HR IBB				0-2 F9		3	1	0	0	1	1	1				
Dusty Baker Jr., R OBP: 0.375, SLG: 0.714 (1, 7)	1-0 F9		1-2 HR	1-2 HR				2-3 K		4	1	1	4	0	2	1				
Rick Monday, L OBP: 0.400, SLG: 0.500 Glenn Burke, R ERA: 4.5 (9, 8)			0-0 F9 1B	1-2 E4				4-0 1B IBB		3	1	1	0	1	0	0				
Steve Yeager, R OBP: 0.143, SLG: 0.143 (1, 2)			3-2 F9	1-0 F2				1-2 1B		3	0	1	1	0	0	2				
Don Sutton, R (1, 1)			0-0 1-3	1-2 6-3				0-0 6-3		3	0	0	0	0	0	2				
Inning Stats	R: 0 E: 0 K: 0 S: 6	H: 0 LOB: 0 BB: 0 P: 7	R: 0 E: 0 K: 1 S: 5	H: 0 LOB: 0 BB: 0 P: 7	R: 1 E: 0 K: 0 S: 9	H: 2 LOB: 0 BB: 0 P: 14	R: 4 E: 1 K: 0 S: 14	H: 3 LOB: 1 BB: 1 P: 24	R: 0 E: 0 K: 1 S: 7	H: 0 LOB: 0 BB: 0 P: 11	R: 1 E: 0 K: 0 S: 13	H: 2 LOB: 2 BB: 1 P: 22	R: 1 E: 0 K: 0 S: 8	H: 2 LOB: 1 BB: 0 P: 8	R: 0 E: 0 K: 2 S: 9	H: 0 LOB: 0 BB: 0 P: 13		1B: 6 2B: 1 3B: 1 HR: 1	SF: 0 SAC: 1 DP: 0 HBP: 0	WP: 0 PB: 0 SB: 1 CS: 1
PITCHER Jim Lonborg, R ERA: 11.25 (1, 1)	IP: 4.0 WLS: L BF: 18 H: 5 R: 5 ER: 5 SO: 1 BB: 0 IBB: 0 HBP: 0 BLK: 0 WP: 0 HR: 1 S: 34 P: 52 ERA: 11.25 WHIP: 1.250																			
Ron Reed, R ERA: 4.5 (5, 1)	2.0 8 2 1 1 2																			
Warren Brusstar, R ERA: 4.5 (7, 1)	2.0 8 2 1 1 2																			

Batter	1	2	3	4	5	6	7	8	9	AB	R	H	RBI	BB	SO	LOB	TOP											
Davey Lopes, R OBP: 0.286, SLG: 0.286 (1, 4)	F8		G3		6-3		6-3		E 1B	5	1	1	1	0	0	0	Los Angeles Dodgers @ Philadelphia Phillies Veterans Stadium, Philadelphia, PA Fri Oct 07 1977, 3:33 AM EDT Att: 63,719 - Unknown											
Bill Russell, R OBP: 0.286, SLG: 0.357 (1, 6)	L4		F5		2B		5-3		3-H 2-2 1-H 1B	5	0	2	1	0	0	0												
Reggie Smith, S OBP: 0.214, SLG: 0.308 (1, 9)	K		K		K				4-3 1-3	5	0	0	0	0	3	2												
Ron Cey, R OBP: 0.364, SLG: 0.727 (1, 5)		5-3		6-3 1B 2B	K				5-3	4	1	1	0	0	1	1												
Steve Garvey, R OBP: 0.417, SLG: 0.364 (1, 3)		2B 1B		6-3		6-3		6-3		4	1	1	0	0	0	1												
Dusty Baker Jr., R OBP: 0.417, SLG: 0.727 (1, 7)		1B 2B		PB F9-2 1B		F8			5-3	4	1	2	2	0	0	0												
Rick Monday, L OBP: 0.444, SLG: 0.429 Glenn Burke, R (9, 8)	F8			1-2 1B		FC5-4 BB			4-3	3	0	1	0	1	0	1												
Steve Yeager, R OBP: 0.300, SLG: 0.222 (9, PH) Vic Davallo, L OBP: 1.000, SLG: 1.000 Jerry Grote, R (9, 2)		2B 1B		1-2 2-3 IBB		FC5-4 1-2			2B E 1B	2	0	1	1	1	0	1												
Burt Hooton, R OBP: 1.000, SLG: 2.000 Rick Rhoden, R (2, 1) Ed Goodson, L (7, PH) Doug Rau, L (7, 1) Elias Sosa, R (8, 1) Lance Rautzhan, R (8, 1) Manny Mota, R OBP: 1.000, SLG: 2.000 Mike Garman, R (9, 1)				F9-2 3-H					E4 1-H 1B 2B	1	0	1	0	0	0	0												
Inning Stats	R: 0 E: 0 K: 1 S: 6	H: 0 LOB: 0 BB: 0 P: 9	R: 2 E: 0 K: 0 S: 14	H: 4 LOB: 2 BB: 0 P: 17	R: 0 E: 0 K: 1 S: 5	H: 0 LOB: 0 BB: 0 P: 7	R: 1 E: 0 K: 2 S: 14	H: 3 LOB: 2 BB: 1 P: 26	R: 0 E: 0 K: 0 S: 11	H: 1 LOB: 1 BB: 1 P: 18	R: 0 E: 0 K: 0 S: 8	H: 0 LOB: 0 BB: 0 P: 14	R: 0 E: 0 K: 0 S: 8	H: 0 LOB: 0 BB: 0 P: 11	R: 0 E: 0 K: 0 S: 5	H: 0 LOB: 0 BB: 0 P: 7		R: 3 E: 2 K: 0 S: 20	H: 4 LOB: 1 BB: 0 P: 23	1B: 7 2B: 6 3B: 0 HR: 0	SF: 0 SAC: 0 DP: 1 HBP: 0	WP: 0 PB: 1 SB: 0 CS: 0	PA: 39					
PITCHER	IP	WLS	BF	H	R	ER	SO	BB	IBB	HBP	BLK	WP	HR	S	P	ERA	WHIP											
Larry Christenson, R ERA: 8.1 (1, 1)	3.1		16	7	3	3	2	0	0	0	0	0	0	0	37	52	8.10	2.100										
Warren Brusstar, R ERA: 3.38 (4, 1)	0.2		2	0	0	0	0	0	1	0	0	0	0	2	7	0.00	0.000											
Ron Reed, R ERA: 2.25 (5, 1)	2.0		8	1	0	0	2	1	0	0	0	0	0	19	32	0.00	1.000											
Gene Garber, R ERA: 4.15 (7, 1)	3.0	L	13	4	3	2	0	0	0	0	0	0	0	33	41	6.00	1.333											

Batter	1	2	3	4	5	6	7	8	9	AB	R	H	RBI	BB	SO	LOB	BOTTOM										
Bake McBride, L OBP: 0.357, SLG: 0.538 (1, 9)	1-3			6-3		FC4-6 1-2		5-3		4	0	0	1	1	0	3	Los Angeles Dodgers @ Philadelphia Phillies Veterans Stadium, Philadelphia, PA Fri Oct 07 1977, 3:33 AM EDT Att: 63,719 - Unknown										
Larry Bowa, S OBP: 0.214, SLG: 0.154 (1, 6)	6-3				L6		P4		P6	4	0	0	1	1	0	0											
Mike Schmidt, R OBP: 0.143, SLG: 0.077 (1, 5)	F4		F2				5-3		F9	4	0	0	0	1	0	3											
Greg Luzinski, R OBP: 0.500, SLG: 0.700 Jerry Martin, R (9, PR)			FC4-6 1B		F5		K		HBP	3	0	1	0	1	1	1											
Richie Hebner, L OBP: 0.300, SLG: 0.400 (1, 3)	FC4-6 BB 1B		F8		F9				G3	5	2	1	0	0	0	4											
Gary Maddox, R OBP: 0.250, SLG: 0.250 (1, 8)	K		FC5-4 1-2				F8		E9 E 1B	4	1	1	1	0	1	2											
Bob Boone, R OBP: 0.375, SLG: 0.375 (1, 2)		BB BB 1B		F8			1B 1B		E5 SH1-3	4	1	2	0	0	0	1											
Ted Sizemore, R OBP: 0.273, SLG: 0.200 (1, 4)		BB BB BB			4-3		FC4-6 1B		5-3	3	1	1	0	1	0	1											
Larry Christenson, R ERA: 16.2 Rick Rhoden, R ERA: Doug Rau, L ERA: Elias Sosa, R ERA: 10.13 Lance Rautzhan, L ERA:					P6		F9		SH1-3 2-3	0	0	0	1	1	0	0											
Inning Stats	R: 0 E: 0 K: 0 S: 5	H: 0 LOB: 0 BB: 0 P: 6	R: 3 E: 0 K: 1 S: 14	H: 2 LOB: 3 BB: 4 P: 33	R: 0 E: 0 K: 0 S: 5	H: 0 LOB: 0 BB: 1 P: 9	R: 0 E: 0 K: 0 S: 5	H: 0 LOB: 0 BB: 0 P: 8	R: 0 E: 0 K: 0 S: 9	H: 0 LOB: 1 BB: 1 P: 17	R: 0 E: 0 K: 1 S: 16	H: 2 LOB: 2 BB: 0 P: 24	R: 0 E: 0 K: 0 S: 7	H: 0 LOB: 0 BB: 0 P: 11	R: 2 E: 2 K: 0 S: 13	H: 2 LOB: 1 BB: 0 P: 17		R: 0 E: 0 K: 0 S: 4	H: 0 LOB: 1 BB: 0 P: 7	1B: 5 2B: 1 3B: 0 HR: 0	SF: 0 SAC: 1 DP: 0 HBP: 1	WP: 0 PB: 0 SB: 0 CS: 0	PA: 41				
PITCHER	IP	WLS	BF	H	R	ER	SO	BB	IBB	HBP	BLK	WP	HR	S	P	ERA	WHIP										
Burt Hooton, R ERA: 16.2 (1, 1)	1.2		11	2	3	3	1	4	0	0	0	0	0	18	38	16.20	3.600										
Rick Rhoden, R ERA: (2, 1)	4.1		17	2	0	0	0	2	0	0	0	0	0	36	59	0.00	0.923										
Doug Rau, L ERA: (7, 1)	1.0		3	0	0	0	1	0	0	0	0	0	0	7	11	0.00	0.000										
Elias Sosa, R ERA: 10.13 (8, 1)	0.2		5	2	2	1	0	0	0	0	0	0	0	11	13	13.50	3.000										
Lance Rautzhan, L ERA: (8, 1)	0.1	W	1	0	0	0	0	0	0	0	0	0	0	2	4	0.00	0.000										


AB	37
R	6
H	12
RBI	5
BB	2
SO	4
LOB	9



Batter	1	2	3	4	5	6	7	8	9	AB	R	H	RBI	BB	SO	LOB	TOP					
Davey Lopes, R OBP: 0.316, SLG: 0.235 (1,4)	L4		G6-4-3 BB		1B BB		F7		F7	3	0	0	0	2	0	1	Los Angeles Dodgers @ Philadelphia Phillies Veterans Stadium, Philadelphia, PA Sat Oct 08 1977, 7:05 PM EDT Att: 64,924 - Unknown					
Bill Russell, R OBP: 0.278, SLG: 0.333 (1,6)	F7		G6-4-3 1-2f		1B BB		F3			4	0	1	1	0	0	2						
Reggie Smith, S OBP: 0.278, SLG: 0.313 (1,9)	F9			G6-4-3 1B	F8					3	0	1	0	1	0	2						
Ron Cey, R OBP: 0.400, SLG: 0.615 (1,5)				G6-4-3 1-2f		SH2-3 BB		K		2	1	0	0	2	1	2						
Steve Garvey, R OBP: 0.400, SLG: 0.308 (1,3)	F8			5-3		SH2-3				2	0	0	0	1	0	1						
Dusty Baker Jr., R OBP: 0.438, SLG: 0.857 (1,7)					1B WP BB	F5		F9		3	2	1	2	1	0	3						
Glenn Burke, R (1,8)					K	K		K		4	0	0	0	0	3	4						
Steve Yeager, R OBP: 0.286, SLG: 0.231 (1,2)					WP 1B 1B		K		F8	4	1	1	0	0	2	0						
Tommy John, R OBP: 0.200, SLG: 0.200 (1,1)			5-3		K			K		4	0	1	0	0	2	2						
Inning Stats	R: 0 E: 0 K: 0 S: 7	H: 0 LOB: 0 BB: 0 P: 13	R: 2 E: 0 K: 1 S: 9	H: 1 LOB: 0 BB: 1 P: 18	R: 0 E: 0 K: 0 S: 4	H: 0 LOB: 0 BB: 1 P: 10	R: 0 E: 0 K: 0 S: 9	H: 1 LOB: 0 BB: 0 P: 11	R: 2 E: 0 K: 2 S: 18	H: 2 LOB: 2 BB: 2 P: 32	R: 0 E: 0 K: 1 S: 7	H: 0 LOB: 1 BB: 1 P: 13	R: 0 E: 0 K: 1 S: 17	H: 1 LOB: 1 BB: 0 P: 22	R: 0 E: 0 K: 2 S: 12	H: 0 LOB: 2 BB: 2 P: 22	R: 0 E: 0 K: 1 S: 9	H: 0 LOB: 0 BB: 0 P: 12	1B: 4 2B: 0 3B: 0 HR: 1	SF: 0 SAC: 1 DP: 2 HBP: 0	WP: 2 PB: 0 SB: 1 CS: 0	PA: 37
PITCHER	IP	WLS	BF	H	R	ER	SO	BB	IBB	HBP	BLK	WP	HR	S	P	ERA	WHIP					
Steve Carlton, L ERA: 6.94 (1,1)	5.0	L	22	4	4	4	3	5	0	0	0	1	1	48	89	7.20	1.800					
Ron Reed, R ERA: 1.5 (6,1)	1.0		3	0	0	0	1	0	0	0	0	0	0	6	8	0.00	0.000					
Tug McGraw, L ERA: (7,1)	2.0		9	1	0	0	3	1	1	0	0	0	0	29	44	0.00	1.000					
Gene Garber, R ERA: 3.38 (9,1)	1.0		3	0	0	0	1	0	0	0	0	0	0	9	12	0.00	0.000					

Batter	1	2	3	4	5	6	7	8	9	AB	R	H	RBI	BB	SO	LOB	BOTTOM					
Bake McBride, L OBP: 0.263, SLG: 0.389 (1,9)	4-3		5-3-5		F5		K		K	5	0	0	0	0	2	1	Los Angeles Dodgers @ Philadelphia Phillies Veterans Stadium, Philadelphia, PA Sat Oct 08 1977, 7:05 PM EDT Att: 64,924 - Unknown					
Larry Bowa, S OBP: 0.187, SLG: 0.118 (1,6)	5-3		4-3		6-3		FC4-6			4	0	0	0	0	0	1						
Mike Schmidt, R OBP: 0.167, SLG: 0.063 (1,5)	5-3		G3		5-3					3	0	0	0	1	0	0						
Greg Luzinski, R OBP: 0.444, SLG: 0.571 (1,7)										4	1	1	0	0	1	1						
Richie Hebner, L OBP: 0.357, SLG: 0.500 (1,3)										4	0	2	0	0	1	1						
Garry Maddox, R OBP: 0.500, SLG: 0.429 (1,8)										3	0	2	1	0	0	1						
Tim McCarver, L OBP: 0.286, SLG: 0.167 (1,2)										2	0	0	0	0	2	3						
Tug McGraw, R (7,1)										0	0	0	0	0	0	0						
Jerry Martin, R (8,PH)										1	0	0	0	0	0	2						
Gene Garber, R (9,1)										0	0	0	0	0	0	0						
Ted Sizemore, R OBP: 0.333, SLG: 0.231 (1,4)										3	0	1	0	1	0	0						
Steve Carlton, L OBP: 0.600, SLG: 0.500 (1,1)										2	0	0	0	0	2	5						
Ron Reed, R (6,1)										0	0	0	0	0	0	0						
Bob Boone, R OBP: 0.400, SLG: 0.400 (6,2)										2	0	1	0	0	0	0						
Ollie Brown, R (6,PH)										1	0	0	0	0	0	1						
Inning Stats	R: 0 E: 0 K: 0 S: 7	H: 3 LOB: 3 BB: 0 P: 12	R: 0 E: 0 K: 3 S: 13	H: 0 LOB: 0 BB: 0 P: 19	R: 0 E: 0 K: 0 S: 5	H: 0 LOB: 0 BB: 0 P: 7	R: 1 E: 0 K: 2 S: 10	H: 2 LOB: 2 BB: 1 P: 21	R: 0 E: 0 K: 0 S: 9	H: 0 LOB: 0 BB: 0 P: 12	R: 0 E: 0 K: 1 S: 6	H: 0 LOB: 1 BB: 0 P: 11	R: 0 E: 0 K: 1 S: 11	H: 1 LOB: 1 BB: 0 P: 17	R: 0 E: 0 K: 0 S: 13	H: 1 LOB: 2 BB: 1 P: 22	R: 0 E: 0 K: 1 S: 7	H: 0 LOB: 0 BB: 0 P: 9	1B: 6 2B: 1 3B: 0 HR: 0	SF: 0 SAC: 0 DP: 0 HBP: 1	WP: 0 PB: 0 SB: 0 CS: 0	PA: 37
PITCHER	IP	WLS	BF	H	R	ER	SO	BB	IBB	HBP	BLK	WP	HR	S	P	ERA	WHIP					
Tommy John, L ERA: 0.66 (1,1)	9.0	W	37	7	1	1	8	2	0	1	0	0	0	81	130	1.00	1.000					

AB 29
R 4
H 5
RBI 3
BB 7
SO 8
LOB 17



AB 34
R 1
H 7
RBI 1
BB 2
SO 8
LOB 16

