

Philadelphia Phillies - 1978

Batter	1	2	3	4	5	6	7	8	9	AB	R	H	RBI	BB	SO	LOB	TOP				
Lou Brock, L OBP: 0.500, SLG: 0.429 Dave Hamilton, L (8, 1)										4	0	2	0	0	1	1	St. Louis Cardinals @ Philadelphia Phillies Veterans Stadium, Philadelphia, PA Sat Apr 08 1978, 6:05 PM EST Att: 24,441 - Unknown				
Garry Templeton, S OBP: 0.222, SLG: 0.222 (1, 6)										4	0	2	0	0	0	1					
Jerry Morales, R OBP: 0.444, SLG: 0.444 (1, 9)										4	0	1	0	0	0	4					
Ted Simmons, S OBP: 0.111, SLG: 0.222 (1, 2)										4	0	0	0	0	0	2					
Keith Hernandez, L OBP: 0.444, SLG: 0.500 (1, 3)										3	0	1	0	1	0	0					
Ken Reitz, R OBP: 0.125, SLG: 0.500 (1, 5)										4	0	0	0	0	1	3					
Tony Scott, S OBP: 0.250, SLG: 0.500 (1, 8)										4	0	1	0	0	1	1					
Mike Tyson, R OBP: 0.429, SLG: 0.429 (1, 4)										3	0	1	0	0	0	1					
Eric Rasmussen, R Jim Dwyer, L Pete Falcone, L Mark Littell, L Dane Iorg, L (1, 1) (5, Ph) (5, 1) (7, 1) (8, Ph) (8, 7)										1	0	0	0	0	0	0					
Inning Stats	R: 0 E: 0 K: 0 S: 4	H: 2 LOB: 1 BB: 0 P: 4	R: 0 E: 0 K: 2 S: 7	H: 0 LOB: 0 BB: 0 P: 7	R: 0 E: 0 K: 1 S: 5	H: 0 LOB: 0 BB: 0 P: 5	R: 0 E: 0 K: 0 S: 5	H: 2 LOB: 2 BB: 0 P: 5	R: 0 E: 0 K: 0 S: 3	H: 1 LOB: 1 BB: 0 P: 4	R: 0 E: 0 K: 0 S: 4	H: 1 LOB: 1 BB: 0 P: 4	R: 0 E: 0 K: 1 S: 6	H: 1 LOB: 1 BB: 0 P: 6	R: 0 E: 0 K: 0 S: 3	H: 0 LOB: 1 BB: 1 P: 7		1B: 7 2B: 1 3B: 1 HR: 0	SF: 0 SAC: 0 DP: 2 HBP: 0	WP: 1 PB: 1 SB: 0 CS: 0	PA: 34
PITCHER Larry Christenson, R ERA:	IP: 9.0	WLS: W	BF: 34	H: 8	R: 0	ER: 0	SO: 4	BB: 1	IBB: 0	HBP: 0	BLK: 0	WP: 1	HR: 0	S: 41	P: 45	ERA: 0.00	WHIP: 1.000				

Batter	1	2	3	4	5	6	7	8	9	AB	R	H	RBI	BB	SO	LOB	BOTTOM				
Bake McBride, L OBP: 0.333, SLG: 0.333 (1, 9)										5	0	1	0	0	0	4	St. Louis Cardinals @ Philadelphia Phillies Veterans Stadium, Philadelphia, PA Sat Apr 08 1978, 6:05 PM EST Att: 24,441 - Unknown				
Larry Bowa, S OBP: 0.333, SLG: 0.375 (1, 6)										5	1	2	0	0	0	2					
Mike Schmidt, R OBP: 0.222, SLG: 0.333 (1, 5)										5	1	1	1	0	1	1					
Greg Luzinski, R OBP: 0.500, SLG: 0.333 Jerry Martin, R (7, PR) (8, 7)										3	0	2	1	1	0	1					
Richie Hebner, L OBP: 0.714, SLG: 1.333 (1, 3)										3	1	2	1	0	0	1					
Gary Maddox, R OBP: 0.375, SLG: 0.429 (1, 8)										3	0	0	0	1	1	2					
Bob Boone, R (1, 2)										3	1	0	0	1	1	3					
Ted Sizemore, R OBP: 0.125, SLG: 0.250 (1, 4)										4	1	1	0	0	1	4					
Larry Christenson, R OBP: 0.750, SLG: 1.667 (1, 1)										3	1	2	4	1	0	1					
Inning Stats	R: 0 E: 0 K: 0 S: 4	H: 1 LOB: 1 BB: 0 P: 4	R: 2 E: 0 K: 0 S: 7	H: 4 LOB: 2 BB: 0 P: 7	R: 0 E: 0 K: 0 S: 3	H: 1 LOB: 0 BB: 0 P: 3	R: 2 E: 0 K: 2 S: 8	H: 1 LOB: 1 BB: 1 P: 12	R: 0 E: 0 K: 0 S: 4	H: 0 LOB: 1 BB: 0 P: 4	R: 3 E: 2 K: 1 S: 9	H: 3 LOB: 3 BB: 2 P: 17	R: 0 E: 0 K: 1 S: 5	H: 0 LOB: 0 BB: 0 P: 5	1B: 6 2B: 3 3B: 0 HR: 2	SF: 0 SAC: 1 DP: 0 HBP: 0		WP: 1 PB: 0 SB: 0 CS: 1	PA: 41		
PITCHER Eric Rasmussen, R ERA: 9.0 Pete Falcone, L ERA: 9.0 Mark Littell, R ERA: Dave Hamilton, L ERA:	IP: 4.0	WLS: L	BF: 19	H: 7	R: 4	ER: 4	SO: 2	BB: 1	IBB: 0	HBP: 0	BLK: 0	WP: 0	HR: 2	S: 22	P: 26	ERA: 9.00	WHIP: 2.000				

Batter	1	2	3	4	5	6	7	8	9	AB	R	H	RBI	BB	SO	LOB	TOP			
Bake McBride, L OBP: 0.417, SLG: 0.400 (1, 9)	4-0 2B E BB	4-0 1B BB		4-0 S BB		0-0 6-3		0-0 P4	0-0 F8	3	1	0	0	3	0	3				
Larry Bowa, S OBP: 0.391, SLG: 0.429 (1, 6)	0-0 E BB	0-0 1B		0-3 K 1-2		0-0 F8		0-0 1-3		5	1	2	0	0	1	1				
Mike Schmidt, R OBP: 0.333, SLG: 0.545 (1, 5)	0-0 E5 WP BB 2-H 3-H	0-3 K		0-0 F9		0-0 BB BB 1B		0-0 F8		5	0	1	0	0	1	4				
Greg Luzinski, R OBP: 0.478, SLG: 0.471 Jerry Martin, R (9, PR) (9, 7)	4-0 1-2 BB	0-3 K				0-0 2B SF7		4-0 1-2 BB		3	1	2	0	2	1	3				
Richie Hebner, L OBP: 0.500, SLG: 0.706 (1, 3)	0-3 K 2-3		0-3 K			0-0 F8		4-0 1-2 2-3 FC6 BB		4	0	0	0	1	2	4				
Gary Maddox, R OBP: 0.478, SLG: 0.500 (1, 8)	0-0 F9					0-0 SF7 2-3 2B		0-0 FC6 1-2 2-3		4	1	2	0	0	0	5				
Tim McCarver, L OBP: 0.625, SLG: 0.250 Bob Boone, R OBP: 0.400, SLG: 0.444 (9, 2)	0-0 G3					4-0 SF7 BB		4-0 G5-4-3 BB		2	0	0	0	3	0	3				
Ted Sizemore, R OBP: 0.158, SLG: 0.167 Davey Johnson, R (5, PH) (5, 4)		0-0 L1		0-0 5-3		0-0 SF7 1-2 2-3 3-H		0-0 G5-4-3 1-2 2-3		2	0	0	0	0	0	1				
Steve Carlton, L OBP: 0.200, SLG: 0.400 Jay Johnstone, L (9, PH) Jose Cardenal, R (9, PH) Tug McGraw, R (9, 1)		0-0 1B 2B		0-0 F8		0-0 F5		0-0 6-3		4	0	1	0	0	0	2				
Inning Stats	R: 2 E: 1 K: 1 S: 7	H: 1 LOB: 2 BB: 2 P: 15	R: 0 E: 0 K: 2 S: 9	H: 2 LOB: 3 BB: 1 P: 13	R: 0 E: 0 K: 1 S: 5	H: 0 LOB: 1 BB: 0 P: 6	R: 0 E: 0 K: 1 S: 5	H: 0 LOB: 1 BB: 1 P: 9	R: 1 E: 0 K: 0 S: 4	H: 2 LOB: 2 BB: 1 P: 9	R: 0 E: 0 K: 0 S: 2	H: 0 LOB: 0 BB: 2 P: 6	R: 0 E: 0 K: 0 S: 3	H: 0 LOB: 0 BB: 0 P: 3	R: 1 E: 1 K: 0 S: 4	H: 2 LOB: 3 BB: 3 P: 16	1B: 4 2B: 4 3B: 0 HR: 0	SF: 1 2B: 4 3B: 0 HBP: 1	WP: 1 PB: 0 SB: 1 CS: 0	PA: 46
PITCHER	IP WLS BF H R ER SO BB IBB HBP BLK WP HR S P ERA WHIP																			
Mark Littell, R ERA: 1.8	(1, 1) 4.0 22 4 3 1 5 4 0 1 0 1 0 0 0 0 27 44 2.25 2.000																			
Buddy Schultz, L ERA: 1.42	(5, 1) 1.2 10 2 0 0 0 3 0 0 0 0 0 0 0 7 19 0.00 3.000																			
John Urrea, R ERA: 14.54	(6, 1) 1.1 4 0 0 0 0 1 0 0 0 0 0 0 0 3 7 0.00 0.750																			
Pete Vuckovich, R ERA: 2.7	(8, 1) 1.2 L 8 2 1 1 0 1 1 0 0 0 0 0 6 14 5.40 1.800																			
Dave Hamilton, L ERA: 16.2	(9, 1) 0.1 2 0 0 0 0 1 0 0 0 0 0 0 1 5 0.00 3.000																			

Philadelphia Phillies @ St. Louis Cardinals
 Busch Stadium, St. Louis, MO
 Fri Apr 14 1978, 6:05 PM CST
 Att: 17,921 - Unknown

AB 33
 R 4
 H 8
 RBI 2
 BB 11
 SO 5
 LOB 27





Batter	1	2	3	4	5	6	7	8	9	AB	R	H	RBI	BB	SO	LOB	BOTTOM			
Lou Brock, L OBP: 0.450, SLG: 0.353 (1, 7)	0-0 F7									4	1	2	0	0	0	0				
Pete Vuckovich, R (8, 1) Dave Hamilton, L (9, 1) Roger Freed, R (9, PH)	0-0 F7		BB E SF8 1B		G6-4-3 1B		0-0 6-3		0-0 P4	0	0	0	0	0	0	0				
Gary Templeton, S OBP: 0.250, SLG: 0.313 (1, 6)	0-0 P4		E1 BB 1B		G6-4-3 1B		0-0 5-3			4	1	1	0	0	0	1				
Jerry Morales, R OBP: 0.300, SLG: 0.357 (1, 9)	0-0 1B 3B		1B BB 1-2 2-3		G6-4-3 1-2 2-3		0-3 K			3	1	1	0	1	1	2				
Ted Simmons, S OBP: 0.400, SLG: 0.560 (1, 2)	0-0 1B		SF8		6-3		0-0 6-3		0-0 2B 1B	3	0	2	2	0	0	1				
Keith Hernandez, L OBP: 0.567, SLG: 0.808 (1, 3)	0-0 L6		1-3 2-H 1B				0-0 F7		0-0 2B 1B	4	0	2	1	0	0	1				
Ken Reitz, R OBP: 0.333, SLG: 0.400 (1, 5)		0-0 F3		4-3			0-0 FC6-4 1B		4-0 S IBB	3	0	1	0	1	0	2				
Tony Scott, S OBP: 0.280, SLG: 0.273 (1, 8)		0-0 L4					0-0 FC6-4 1-2		0-0 L5	4	0	1	0	0	0	3				
Mike Tyson, R OBP: 0.429, SLG: 0.600 (1, 4)		0-0 1-3					0-0 5-3		0-0 P6	4	0	1	0	0	0	2				
Mark Littell, L (1, 1) Buddy Schultz, R (5, 1) John Urrea, R (6, 1) Jerry Mumphrey, S (7, PH) (8, 7)			0-3 K		0-0 1-3				0-0 G1-6-3 1B	2	0	0	0	0	1	0				
Inning Stats	R: 1 E: 0 K: 0 S: 5	H: 2 LOB: 1 BB: 0 P: 5	R: 0 E: 0 K: 0 S: 3	H: 0 LOB: 0 BB: 0 P: 3	R: 2 E: 1 K: 1 S: 8	H: 2 LOB: 2 BB: 1 P: 12	R: 0 E: 0 K: 0 S: 3	H: 1 LOB: 0 BB: 0 P: 3	R: 0 E: 0 K: 0 S: 4	H: 2 LOB: 1 BB: 0 P: 4	R: 0 E: 0 K: 0 S: 3	H: 0 LOB: 0 BB: 0 P: 3	R: 0 E: 0 K: 1 S: 6	H: 2 LOB: 2 BB: 1 P: 10	R: 0 E: 0 K: 0 S: 3	H: 1 LOB: 0 BB: 0 P: 3	1B: 9 2B: 1 3B: 1 HR: 0	SF: 1 2B: 1 3B: 1 HBP: 0	WP: 0 PB: 0 SB: 1 CS: 1	PA: 37
PITCHER	IP WLS BF H R ER SO BB IBB HBP BLK WP HR S P ERA WHIP																			
Steve Carlton, L ERA: 3.0	(1, 1) 8.0 34 10 3 1 2 1 1 0 0 0 0 0 36 44 1.12 1.375																			
Tug McGraw, L ERA: 3.0	(9, 1) 1.0 S 3 1 0 0 0 0 0 0 0 0 0 3 3 0.00 1.000																			

Philadelphia Phillies @ St. Louis Cardinals
 Busch Stadium, St. Louis, MO
 Fri Apr 14 1978, 6:05 PM CST
 Att: 17,921 - Unknown

AB 34
 R 3
 H 11
 RBI 3
 BB 2
 SO 2
 LOB 13





Batter	1	2	3	4	5	6	7	8	9	10	AB	R	H	RBI	BB	SO	LOB	TOP									
Bake McBride, L (1, 9) OBP: 0.345, SLG: 0.320	F9		P3		FC3-6 1B 1-2		F9		F7		5	1	0	0	0	0	5	Philadelphia Phillies @ St. Louis Cardinals Busch Stadium, St. Louis, MO Sat Apr 15 1978, 3:33 AM CST Att: 13,844 - Unknown AB 39 R 3 H 12 RBI 3 BB 1 SO 7 LOB 18 									
Larry Bowa, S (1, 6) OBP: 0.429, SLG: 0.462	4-3		1B		1B		F7			2B	5	1	3	0	0	0	1										
Mike Schmidt, R (1, 5) OBP: 0.345, SLG: 0.519	F9		1B		1B					K	5	0	2	2	0	2	1										
Greg Luzinski, R (1, 7) OBP: 0.429, SLG: 0.455			1B		1B					K	5	0	1	1	0	3	4										
Jerry Martin, R (10, 7)			6-3		K					2B	0	0	0	0	0	0	0										
Richie Hebner, L (1, 3) OBP: 0.400, SLG: 0.545	F8				4-3		4-1			4-3	5	0	0	0	0	0	1										
Garry Maddox, R (1, 8) OBP: 0.500, SLG: 0.500					1B		6-3			1B	4	0	2	0	0	0	1										
Bob Boone, R (1, 2) OBP: 0.389, SLG: 0.417					G5-4-3 1B					SH3-4 1B	3	0	1	0	0	0	2										
Ted Sizemore, R (1, 4) OBP: 0.217, SLG: 0.227					1B		1-3			SH3-4 1B	4	1	2	0	0	0	0										
Larry Christenson, R (1, 1) OBP: 0.714, SLG: 1.200					1B		CS			1B	2	0	1	0	1	1	1										
Jay Johnstone, L (9, PH)					K					K	1	0	0	0	0	1	2										
Tug McGraw, R (9, 1)					1-2		FC3-6 BB			K	0	0	0	0	0	0	0										
Inning Stats	R: 0 E: 0 K: 0 S: 3	H: 0 LOB: 0 BB: 0 P: 3	R: 0 E: 0 K: 1 S: 5	H: 0 LOB: 1 BB: 0 P: 6	R: 1 E: 0 K: 1 S: 8	H: 3 LOB: 2 BB: 0 P: 8	R: 0 E: 0 K: 0 S: 3	H: 1 LOB: 0 BB: 0 P: 3	R: 1 E: 0 K: 1 S: 7	H: 2 LOB: 2 BB: 1 P: 11	R: 0 E: 0 K: 0 S: 4	H: 1 LOB: 1 BB: 0 P: 4	R: 0 E: 0 K: 2 S: 7	H: 0 LOB: 0 BB: 0 P: 7	R: 0 E: 0 K: 1 S: 7	H: 2 LOB: 2 BB: 0 P: 7	R: 1 E: 0 K: 1 S: 7	H: 2 LOB: 1 BB: 0 P: 7	1B: 11 2B: 1 3B: 0 HR: 0	SF: 0 SAC: 1 DP: 1 HBP: 1	WP: 0 PA: 43 PB: 0 SB: 3 CS: 1						
PITCHER	IP 9.0	WLS 37	BF 10	H 2	R 2	ER 2	SO 6	BB 1	IBB 0	HBP 1	BLK 0	WP 0	HR 0	S 47	P 52	ERA 2.00	WHIP 1.222										
John Denny, R (1, 1) ERA: 2.0																											
Pete Vuckovich, R (10, 1) ERA: 4.15	IP 1.0	WLS L	BF 5	H 2	R 1	ER 1	SO 1	BB 0	IBB 0	HBP 0	BLK 0	WP 0	HR 0	S 7	P 7	ERA 9.00	WHIP 2.000										

Batter	1	2	3	4	5	6	7	8	9	10	AB	R	H	RBI	BB	SO	LOB	BOTTOM									
Jim Dwyer, L (1, 7) OBP: 0.444, SLG: 0.429											2	0	1	1	2	1	0	Philadelphia Phillies @ St. Louis Cardinals Busch Stadium, St. Louis, MO Sat Apr 15 1978, 3:33 AM CST Att: 13,844 - Unknown AB 35 R 2 H 7 RBI 2 BB 4 SO 6 LOB 13 									
Gary Sutherland, R (10, PH)											1	0	0	0	0	0	0										
Gary Templeton, S (1, 6) OBP: 0.216, SLG: 0.270	G3-6 BB		2B		L7					4-3	5	0	0	0	0	1	3										
Jerry Morales, R (1, 9) OBP: 0.343, SLG: 0.438	5-3				1B					F9	4	0	2	0	1	0	0										
Ted Simmons, S (1, 2) OBP: 0.353, SLG: 0.483					1B					F9	4	0	0	0	0	0	3										
Keith Hernandez, L (1, 3) OBP: 0.559, SLG: 0.862					F8					G4-6-3 BB	3	1	1	1	1	1	1										
Ken Reitz, R (1, 5) OBP: 0.355, SLG: 0.414					F7					HR	4	0	2	0	0	0	2										
Jerry Mumphrey, S (1, 8) OBP: 0.200, SLG: 0.111					L9					1B	4	0	2	0	0	0	2										
Mike Phillips, L (1, 4) OBP: 0.375, SLG: 0.625					1-3					4-3	4	0	0	0	0	1	3										
Tony Scott, S (9, PH) OBP: 0.259, SLG: 0.261					4-3					K	3	1	1	0	0	0	0										
Mike Tyson, R (10, 4) OBP: 0.429, SLG: 0.600					6-3 2B 1B					F8	3	1	1	0	0	0	0										
John Denny, R (1, 1) OBP: 0.143, SLG: 0.143					1-3					L6	3	0	0	0	0	1	1										
Roger Freed, R (9, PH)					4-3					L6	1	0	0	0	0	0	0										
Pete Vuckovich, R (10, 1)					1-2					K	0	0	0	0	0	0	0										
Inning Stats	R: 0 E: 0 K: 0 S: 2	H: 0 LOB: 0 BB: 1 P: 6	R: 0 E: 0 K: 1 S: 5	H: 0 LOB: 0 BB: 0 P: 5	R: 1 E: 0 K: 1 S: 7	H: 2 LOB: 1 BB: 0 P: 7	R: 0 E: 0 K: 0 S: 5	H: 2 LOB: 2 BB: 0 P: 5	R: 1 E: 0 K: 1 S: 6	H: 2 LOB: 1 BB: 1 P: 10	R: 0 E: 0 K: 2 S: 7	H: 0 LOB: 0 BB: 0 P: 7	R: 0 E: 0 K: 0 S: 4	H: 1 LOB: 2 BB: 1 P: 8	R: 0 E: 0 K: 1 S: 5	H: 0 LOB: 0 BB: 0 P: 5	R: 0 E: 0 K: 0 S: 3	H: 0 LOB: 0 BB: 0 P: 3	1B: 4 2B: 1 3B: 1 HR: 1	SF: 0 SAC: 0 DP: 2 HBP: 0	WP: 0 PA: 39 PB: 0 SB: 1 CS: 0						
PITCHER	IP 8.0	WLS 33	BF 7	H 2	R 2	ER 2	SO 5	BB 3	IBB 1	HBP 0	BLK 0	WP 0	HR 1	S 39	P 55	ERA 2.25	WHIP 1.250										
Larry Christenson, R (1, 1) ERA: 1.06																											
Tug McGraw, L (9, 1) ERA: 1.8	IP 2.0	WLS W	BF 6	H 0	R 0	ER 0	SO 1	BB 0	IBB 0	HBP 0	BLK 0	WP 0	HR 0	S 8	P 8	ERA 0.00	WHIP 0.000										

Batter	1	2	3	4	5	6	7	8	9	AB	R	H	RBI	BB	SO	LOB	TOP
Bake McBride, L (1, 9) OBP: 0.303, SLG: 0.276	F8			F8		6-3			4-3	4	0	0	0	0	0	0	Philadelphia Phillies @ St. Louis Cardinals Busch Stadium, St. Louis, MO Sun Apr 16 1978, 3:33 AM CST Att: 11,495 - Unknown livebaseballscorecards.com
Larry Bowa, S (1, 6) OBP: 0.375, SLG: 0.400	4-3			3-1			1-3		5-3	4	0	0	0	0	0	0	
Mike Schmidt, R (1, 5) OBP: 0.313, SLG: 0.467	F8			F8			F8			3	0	0	0	0	0	0	
Greg Luzinski, R (1, 7) OBP: 0.419, SLG: 0.417		F9			G3			BB		2	0	0	0	1	0	0	
Richie Hebner, L (1, 3) OBP: 0.393, SLG: 0.500		F7			BB			P6		2	0	0	0	1	0	1	
Gary Maddox, R (1, 8) OBP: 0.452, SLG: 0.444		2-3			K				E5	3	0	0	0	0	1	1	
Bob Boone, R (1, 2) OBP: 0.333, SLG: 0.333			F8		K				G6-4-3	3	0	0	0	0	1	2	
Ted Sizemore, R (1, 4) OBP: 0.192, SLG: 0.200			4-3			5-3			L6	3	0	0	0	0	0	0	
Randy Lerch, L (1, 1) OBP: 0.167, SLG: 0.167 Gene Garber, R (8, 1) Jay Johnstone, L (9, PH)				G3		K			6-3	2	0	0	0	0	1	0	
Inning Stats	R: 0 E: 0 K: 0 S: 3	H: 0 LOB: 0 BB: 0 P: 3	R: 0 E: 0 K: 0 S: 3	H: 0 LOB: 0 BB: 0 P: 3	R: 0 E: 0 K: 0 S: 3	H: 0 LOB: 0 BB: 0 P: 3	R: 0 E: 0 K: 2 S: 7	H: 0 LOB: 1 BB: 1 P: 11	R: 0 E: 0 K: 0 S: 3	H: 0 LOB: 1 BB: 1 P: 7	R: 0 E: 1 K: 0 S: 3	H: 0 LOB: 0 BB: 0 P: 3	R: 0 E: 0 K: 0 S: 3	H: 0 LOB: 0 BB: 0 P: 3	1B: 0 2B: 0 3B: 0 HR: 0	SF: 0 SAC: 0 DP: 1 HBP: 0	WP: 0 PA: 29 PB: 0 SB: 1 CS: 0
PITCHER Bob Forsch, R (1, 1) ERA: 0.71	IP: 9.0 WLS: W BF: 29 H: 0 R: 0 ER: 0 SO: 3 BB: 2 IBB: 0 HBP: 0 BLK: 0 WP: 0 HR: 0 S: 33 P: 41 ERA: 0.00 WHIP: 0.222															PITCHER IP: WLS: BF: H: R: ER: SO: BB: IBB: HBP: BLK: WP: HR: S: P: ERA: WHIP:	

Batter	1	2	3	4	5	6	7	8	9	AB	R	H	RBI	BB	SO	LOB	BOTTOM
Lou Brock, L (1, 7) OBP: 0.417, SLG: 0.300	BB		L5		K		F8			3	0	0	0	1	1	0	Philadelphia Phillies @ St. Louis Cardinals Busch Stadium, St. Louis, MO Sun Apr 16 1978, 3:33 AM CST Att: 11,495 - Unknown livebaseballscorecards.com
Gary Templeton, S (1, 6) OBP: 0.220, SLG: 0.293	F8		L8			E	6-3			4	1	1	0	0	0	1	
Jerry Morales, R (1, 9) OBP: 0.359, SLG: 0.429	1-2			F9		P6			E	3	1	1	0	1	0	1	
Ted Simmons, S (1, 2) OBP: 0.368, SLG: 0.515	P6			1-3		5-3			E6	4	1	2	0	0	0	3	
Keith Hernandez, L (1, 3) OBP: 0.526, SLG: 0.781	P4			1-3		E1			BB	3	1	0	0	1	0	4	
Ken Reitz, R (1, 5) OBP: 0.371, SLG: 0.406		6-3		FC5-4		2B			K	3	1	1	1	0	1	3	
Tony Scott, S (1, 8) OBP: 0.250, SLG: 0.240 Roger Freed, R (6, PH) Jerry Mumphrey, S (6, PR)		4-3		FC5-4		2B			L6	2	0	0	0	0	0	1	
Mike Tyson, R (1, 4) OBP: 0.375, SLG: 0.522 Dane Iorg, L (8, PH) Mike Phillips, L (9, 4) OBP: 0.375, SLG: 0.625		1-3				F8			BB	1	0	0	1	1	0	0	
Bob Forsch, R (1, 1) OBP: 0.273, SLG: 0.273			K		K		6-3		F8	4	0	0	0	0	2	3	
Inning Stats	R: 0 E: 0 K: 0 S: 3	H: 0 LOB: 2 BB: 2 P: 11	R: 0 E: 0 K: 0 S: 3	H: 0 LOB: 0 BB: 0 P: 3	R: 0 E: 0 K: 1 S: 5	H: 2 LOB: 1 BB: 0 P: 5	R: 0 E: 0 K: 2 S: 7	H: 0 LOB: 0 BB: 0 P: 7	R: 3 E: 1 K: 1 S: 8	H: 2 LOB: 1 BB: 0 P: 9	R: 0 E: 0 K: 0 S: 3	H: 0 LOB: 0 BB: 0 P: 3	R: 1 E: 1 K: 1 S: 7	H: 2 LOB: 3 BB: 2 P: 15	1B: 3 2B: 3 3B: 0 HR: 0	SF: 0 SAC: 0 DP: 0 HBP: 1	WP: 0 PA: 36 PB: 0 SB: 0 CS: 0
PITCHER Randy Lerch, L (1, 1) ERA: 3.0 Gene Garber, R (8, 1) ERA: 3.0	IP: 7.0 WLS: L BF: 31 H: 6 R: 5 ER: 2 SO: 4 BB: 2 IBB: 0 HBP: 1 BLK: 0 WP: 0 HR: 0 S: 36 P: 45 ERA: 2.57 WHIP: 1.143															PITCHER IP: WLS: BF: H: R: ER: SO: BB: IBB: HBP: BLK: WP: HR: S: P: ERA: WHIP:	

Batter	1	2	3	4	5	6	7	8	9	AB	R	H	RBI	BB	SO	LOB	TOP
Jerry Martin, R OBP: 0.143, SLG: 0.286 (1, 9)	F9	F8 2H 2B			P6	P6		F3		5	0	1	1	0	0	2	Philadelphia Phillies @ Pittsburgh Pirates Three Rivers Stadium, Pittsburgh, PA Mon Apr 17 1978, 6:05 PM EST Att: 7,343 - Unknown livebaseballscorecards.com
Larry Bowa, S OBP: 0.351, SLG: 0.400 (1, 6)	S 2B	F8 2-3			E6 HR		F7	5-3		5	1	1	0	0	0	1	
Mike Schmidt, R OBP: 0.297, SLG: 0.457 (1, 5)	K 2-3	K			L9		2B 2B	P6		5	1	1	0	0	2	3	
Greg Luzinski, R OBP: 0.457, SLG: 0.538 Richie Hebner, L OBP: 0.414, SLG: 0.500 (7, PR) (7, 3)	BB		K		HR		2B IBB	FC4-6 BB		2	1	1	2	2	1	0	
Jose Cardenal, R OBP: 0.429, SLG: 0.400 (1, 3) (7, 7)	4-3		F9		CS BB		2B	FC4-6 FC6-4		4	0	1	1	1	0	3	
Gary Maddox, R OBP: 0.417, SLG: 0.387 (1, 8)		P6	K		CS 1-2		E6 1B IBB	FC6-4 1-2		4	0	0	0	1	1	1	
Bob Boone, R OBP: 0.320, SLG: 0.316 (1, 2)		1B 2B 1B			F9		F7	P6		4	1	1	0	0	0	4	
Ted Sizemore, R OBP: 0.234, SLG: 0.241 (1, 4)		2B 1B			4-3		1-2 1B	F9		4	1	2	0	0	0	3	
Jim Lonborg, R OBP: 0.400, SLG: 0.600 Tug McGraw, R (9, 1)	1-H 3-H 2B 2B		K		K		K	K		4	1	1	2	0	3	2	
Inning Stats	R: 0 E: 0 K: 1 S: 6	H: 1 LOB: 2 BB: 1 P: 10	R: 3 E: 0 K: 1 S: 9	H: 4 LOB: 1 BB: 0 P: 9	R: 0 E: 0 K: 2 S: 7	H: 0 LOB: 0 BB: 0 P: 7	R: 0 E: 0 K: 1 S: 5	H: 0 LOB: 0 BB: 0 P: 5	R: 2 E: 1 K: 0 S: 4	H: 1 LOB: 2 BB: 1 P: 8	R: 1 E: 0 K: 0 S: 5	H: 2 LOB: 2 BB: 2 P: 13	R: 0 E: 0 K: 1 S: 5	H: 0 LOB: 1 BB: 1 P: 7	1B: 3 2B: 5 3B: 0 HR: 1	SF: 0 SAC: 0 DP: 0 HBP: 0	WP: 0 PA: 43 PB: 0 SB: 1 CS: 1
PITCHER	IP WLS BF H R ER SO BB IBB HBP BLK WP HR S P ERA WHIP	7.0 L 35 9 6 4 6 2 2 0 0 0 1 43 59 5.14 1.571	2.0 7 0 0 0 1 1 0 0 0 0 0 0 8 12 0.00 0.500														

Batter	1	2	3	4	5	6	7	8	9	AB	R	H	RBI	BB	SO	LOB	BOTTOM		
Frank Taveras, R OBP: 0.186, SLG: 0.262 (1, 6)	L5		K		F7			F8		4	0	0	0	0	1	1	Philadelphia Phillies @ Pittsburgh Pirates Three Rivers Stadium, Pittsburgh, PA Mon Apr 17 1978, 6:05 PM EST Att: 7,343 - Unknown livebaseballscorecards.com		
Omar Moreno, L OBP: 0.353, SLG: 0.276 (1, 8)	E9 1B		HR BB		G4-3 1-2			G3 1B 1B		3	1	2	0	1	0	1			
Dave Parker, L OBP: 0.341, SLG: 0.500 (1, 9)	4-3		1-H HR				1B	G3 1B		4	1	3	2	0	0	1			
Bill Robinson, R OBP: 0.417, SLG: 0.724 (1, 7)	6-3		6-3		F7		F7	G3		4	0	0	0	0	0	4			
Willie Stargell, L OBP: 0.467, SLG: 0.455 (1, 3)		F8			G5-4-3 BB		K	K		3	0	0	0	1	2	3			
Rennie Stennett, R OBP: 0.207, SLG: 0.179 (1, 4)		E8 1B			G5-4-3 1-2		K	G3		4	0	1	0	0	1	2			
Ed Ott, L OBP: 0.273, SLG: 0.241 (1, 2)	F8						P6	3-1		4	0	1	0	0	0	1			
Phil Garner, R OBP: 0.167, SLG: 0.107 (1, 5)	F8				4-3		K	K		4	0	0	0	0	2	2			
John Candelaria, L Steve Brye, R OBP: 0.500, SLG: 0.556 Kent Tekulve, R (8, 1)			4-3				F8			1	0	0	0	1	0	0			
Inning Stats	R: 0 E: 1 K: 0 S: 4	H: 1 LOB: 1 BB: 0 P: 4	R: 0 E: 1 K: 0 S: 4	H: 1 LOB: 1 BB: 0 P: 4	R: 2 E: 0 K: 1 S: 6	H: 1 LOB: 0 BB: 1 P: 10	R: 0 E: 0 K: 0 S: 3	H: 1 LOB: 1 BB: 1 P: 7	R: 0 E: 0 K: 0 S: 2	H: 0 LOB: 0 BB: 1 P: 6	R: 0 E: 0 K: 2 S: 8	H: 1 LOB: 1 BB: 0 P: 8	R: 0 E: 0 K: 1 S: 5	H: 0 LOB: 2 BB: 0 P: 7	R: 0 E: 0 K: 1 S: 5	H: 0 LOB: 0 BB: 0 P: 5	1B: 5 2B: 0 3B: 1 HR: 1	SF: 0 SAC: 0 DP: 2 HBP: 0	WP: 0 PA: 35 PB: 0 SB: 0 CS: 0
PITCHER	IP WLS BF H R ER SO BB IBB HBP BLK WP HR S P ERA WHIP	8.0 W 32 7 2 2 5 3 0 0 0 0 1 39 51 2.25 1.250	1.0 3 0 0 0 1 0 0 0 0 0 0 0 5 5 0.00 0.000																

Batter	1	2	3	4	5	6	7	8	9	AB	R	H	RBI	BB	SO	LOB	TOP										
Bake McBride, L OBP: 0.316, SLG: 0.273 (1, 9)	5-3		F5		6-3			BB 1B BB	PB 1B	4	0	1	1	1	0	3	Philadelphia Phillies @ Montreal Expos Olympic Stadium, Montreal, QB Sat Apr 22 1978, 3:33 AM EST Unknown										
Larry Bowa, S OBP: 0.333, SLG: 0.375 (1, 6)	4-3		F8			4-3		L7	PB 1B	5	0	1	0	0	0	3											
Mike Schmidt, R OBP: 0.286, SLG: 0.425 (1, 5)	K			L8		P6		BB 1B	F9	5	0	1	0	0	1	2											
Greg Luzinski, R OBP: 0.462, SLG: 0.621 (1, 7)		K			K			FC6-4 BB		3	1	1	1	1	2	0											
Richie Hebner, L OBP: 0.375, SLG: 0.444 Davey Johnson, R (8, PH)		K		HR						3	0	0	0	0	3	0											
Gene Garber, R (8, 1)		K		K			K	FC6-4		1	0	0	0	0	0	3											
Gary Maddox, R OBP: 0.400, SLG: 0.371 (1, 8)					F9					0	0	0	0	0	0	0											
Tim McCarver, L OBP: 0.593, SLG: 0.286 (8, 3)						4-3				4	0	1	0	0	1	0											
Ted Sizemore, R OBP: 0.235, SLG: 0.242 (1, 4)			FC3-6 1B			4-3				3	1	1	0	1	0	1											
Steve Carlton, L OBP: 0.286, SLG: 0.429 Ron Reed, R (7, 1)			FC3-6 PB 1B			6-3				4	0	1	0	0	1	3											
Barry Foote, R OBP: 0.500, SLG: 0.500 (8, 2)			1-2 1B					F8		2	0	1	0	0	0	1											
Inning Stats	R: 0 E: 0 K: 1 S: 5	H: 0 LOB: 0 BB: 0 P: 5	R: 0 E: 0 K: 2 S: 7	H: 0 LOB: 0 BB: 0 P: 7	R: 0 E: 0 K: 0 S: 5	H: 2 LOB: 2 BB: 0 P: 5	R: 1 E: 0 K: 1 S: 6	H: 1 LOB: 0 BB: 0 P: 6	R: 0 E: 0 K: 0 S: 4	H: 1 LOB: 1 BB: 0 P: 4	R: 0 E: 0 K: 1 S: 5	H: 0 LOB: 0 BB: 0 P: 5	R: 0 E: 1 K: 1 S: 6	H: 1 LOB: 1 BB: 0 P: 6	R: 0 E: 0 K: 0 S: 4	H: 1 LOB: 3 BB: 2 P: 12	R: 2 E: 0 K: 2 S: 10	H: 3 LOB: 2 BB: 1 P: 14	1B: 8 2B: 0 3B: 0 HR: 1	SF: 0 SAC: 0 DP: 0 HBP: 0	WP: 0 PB: 2 SB: 0 CS: 0	PA: 39					
PITCHER	IP	WLS	BF	H	R	ER	SO	BB	IBB	HBP	BLK	WP	HR	S	P	ERA	WHIP										
Wayne Twitchell, R ERA: 3.31 (1, 1)	7.0	W	26	5	1	1	6	0	0	0	0	0	1	38	38	1.29	0.714										
Darold Knowles, L ERA: 5.4 (8, 1)	0.2		5	1	0	0	0	2	0	0	0	0	0	3	11	0.00	4.500										
Stan Bahnsen, R ERA: 5.0 (8, 1)	1.1	S	8	3	2	1	2	1	0	0	0	0	0	11	15	6.75	3.000										

Batter	1	2	3	4	5	6	7	8	9	AB	R	H	RBI	BB	SO	LOB	BOTTOM										
Warren Cromartie, L OBP: 0.188, SLG: 0.179 Sam Mejias, R (9, 8)	FC3-6 BB		F7		4-3			SF7	F9	2	0	0	1	1	0	1	Philadelphia Phillies @ Montreal Expos Olympic Stadium, Montreal, QB Sat Apr 22 1978, 3:33 AM EST Unknown										
Dave Cash, R OBP: 0.400, SLG: 0.545 Darold Knowles, L Stan Bahnsen, R (8, 1)	FC3-6 1-2 1B		4-3			F9	1B BB	K		3	1	0	0	1	0	1											
Andre Dawson, R OBP: 0.477, SLG: 0.477 Jerry White, S (8, PR) (9, 7)	G5-4-3 1B		F9			L9	1B 1B	FC5-4 HBP		4	1	2	2	0	0	0											
Gary Carter, R OBP: 0.340, SLG: 0.455 Bob Reece, R (9, 2)	G5-4-3 1-2			F3		K	1B 1B	FC5-4		5	0	1	1	0	1	5											
Tony Perez, R OBP: 0.277, SLG: 0.279 Pepe Frias, R OBP: 1.000, SLG: 2.000 (7, PR) (8, 4)	5-3			6-3			2B 2B			4	1	2	1	0	0	0											
Ellis Valentine, R OBP: 0.400, SLG: 0.567 (1, 9)	5-3 1B			1-3			2B 2B	K		4	1	2	1	0	1	2											
Larry Parrish, R OBP: 0.405, SLG: 0.595 (1, 5)	5-3				L1		BB 1B 1B	1B		4	2	2	0	0	0	1											
Chris Speier, R OBP: 0.372, SLG: 0.564 (1, 6)							BB 1B 1B	HBP 1B BB		2	1	2	0	2	0	0											
Wayne Twitchell, R Stan Papi, R (7, PH)					K		BB 1B 1B			2	0	0	0	0	2	3											
Del Unser, L OBP: 0.375, SLG: 0.321 (8, 3)	K						K	HBP 1B		1	0	0	0	0	1	3											
Inning Stats	R: 0 E: 0 K: 0 S: 3	H: 1 LOB: 1 BB: 1 P: 7	R: 0 E: 0 K: 1 S: 6	H: 1 LOB: 2 BB: 1 P: 10	R: 0 E: 0 K: 0 S: 3	H: 0 LOB: 0 BB: 0 P: 3	R: 0 E: 0 K: 0 S: 3	H: 0 LOB: 0 BB: 0 P: 3	R: 0 E: 0 K: 1 S: 6	H: 1 LOB: 1 BB: 0 P: 6	R: 0 E: 0 K: 1 S: 5	H: 0 LOB: 0 BB: 0 P: 5	R: 6 E: 0 K: 2 S: 14	H: 7 LOB: 2 BB: 1 P: 18	R: 1 E: 0 K: 1 S: 7	H: 2 LOB: 3 BB: 1 P: 12	1B: 8 2B: 4 3B: 0 HR: 0	SF: 1 SAC: 0 DP: 1 HBP: 1	WP: 0 PB: 0 SB: 0 CS: 0	PA: 40							
PITCHER	IP	WLS	BF	H	R	ER	SO	BB	IBB	HBP	BLK	WP	HR	S	P	ERA	WHIP										
Steve Carlton, L ERA: 3.86 (1, 1)	6.2	L	28	7	4	4	4	1	1	0	0	0	0	34	42	5.40	1.200										
Ron Reed, R ERA: 4.15 (7, 1)	0.1		5	3	2	2	1	1	0	0	0	0	0	6	10	54.00	12.000										
Gene Garber, R ERA: 4.5 (8, 1)	1.0		7	2	1	1	1	1	0	1	0	0	0	7	12	9.00	3.000										



Batter	1	2	3	4	5	6	7	8	9	AB	R	H	RBI	BB	SO	LOB	TOP										
Jerry Martin, R OBP: 0.250, SLG: 0.273 (1, 9)	5-3	F8			6-3	1B			FC9-6 BB	4	0	1	0	1	0	3											
Larry Bowa, S OBP: 0.298, SLG: 0.333 (1, 6)	F8		F9		1-3			F8	FC9-6 BB	5	0	0	0	0	0	1											
Mike Schmidt, R OBP: 0.340, SLG: 0.535 Bud Harrelson, S (9, PR)	HR		1-3		1B BB			F8	G6-4-3 BB	3	1	2	1	2	0	0											
Greg Luzinski, R OBP: 0.455, SLG: 0.576 (1, 7)	5-3		FC6-4 BB		1B			F8	G6-4-3 BB	4	0	1	0	1	0	3											
Davey Johnson, R (1, 3)		K 2B	FC6-4		F9			5-3		4	0	0	0	0	1	4											
Gary Maddox, R OBP: 0.409, SLG: 0.436 (1, 8)					F7 2B			F8		4	0	2	0	0	0	0											
Bob Boone, R OBP: 0.379, SLG: 0.591 (1, 2)					1-3				HR	3	2	2	1	1	0	1											
Ted Sizemore, R OBP: 0.211, SLG: 0.216 (1, 4)					F7			6-3		4	0	0	1	0	0	4											
Larry Christenson, R Gene Garber, R Richie Hebner, L Warren Brusstar, R Barry Foote, R Tug McGraw, R					4-3			5-3		2	0	0	0	0	1	4											
Inning Stats	R: 1 E: 0 K: 0 S: 4	H: 1 LOB: 0 BB: 0 P: 4	R: 0 E: 1 K: 2 S: 9	H: 1 LOB: 3 BB: 1 P: 13	R: 0 E: 0 K: 0 S: 3	H: 0 LOB: 1 BB: 1 P: 7	R: 0 E: 0 K: 0 S: 4	H: 1 LOB: 1 BB: 0 P: 4	R: 0 E: 0 K: 0 S: 4	H: 2 LOB: 2 BB: 0 P: 5	R: 0 E: 0 K: 0 S: 4	H: 1 LOB: 1 BB: 0 P: 4	R: 1 E: 0 K: 0 S: 4	H: 1 LOB: 0 BB: 2 P: 4	R: 0 E: 0 K: 0 S: 2	H: 0 LOB: 2 BB: 2 P: 10	1B: 2 2B: 3 3B: 1 HR: 2	SF: 0 SAC: 0 DP: 1 HBP: 1	WP: 0 PB: 0 SB: 0 CS: 0	PA: 40							
PITCHER	IP	WLS	BF	H	R	ER	SO	BB	IBB	HBP	BLK	WP	HR	S	P	ERA	WHIP										
Ross Grimsley, L ERA: 1.37 Stan Bahnsen, R ERA: 4.66	8.1	W	38	8	3	3	2	4	0	1	0	0	2	37	54	3.24	1.440										

Philadelphia Phillies @ Montreal Expos
Olympic Stadium, Montreal, QB
Sat Apr 22 1978, 3:38 AM EST
Att: 19,237 - Unknown

AB	34
R	3
H	8
RBI	3
BB	5
SO	2
LOB	20



Batter	1	2	3	4	5	6	7	8	9	AB	R	H	RBI	BB	SO	LOB	BOTTOM										
Warren Cromartie, L OBP: 0.194, SLG: 0.219 Sam Mejias, R (9, 7)	1B 2B		L7		3-1	K				4	1	1	0	0	1	1											
Dave Cash, R OBP: 0.370, SLG: 0.500 Pepe Frias, R OBP: 1.000, SLG: 2.000 (9, 4)	6-3		1-3		E5 1B E			6-3		4	1	0	0	0	0	2											
Andre Dawson, R OBP: 0.364, SLG: 0.458 (1, 8)	F8				E4 1B 1B			4-3		4	2	1	0	0	0	1											
Gary Carter, R OBP: 0.352, SLG: 0.458 (1, 2)	CS 1B				P6			P6		4	1	2	2	0	0	1											
Tony Perez, R OBP: 0.314, SLG: 0.304 Del Unser, L OBP: 0.375, SLG: 0.321 (8, PR) (9, 3)	CS	F8			1B 1B			E		3	0	2	0	1	0	0											
Ellis Valentine, R OBP: 0.412, SLG: 0.559 (1, 9)		1-3			1B 1B			F7		4	0	2	1	0	0	1											
Larry Parrish, R OBP: 0.366, SLG: 0.537 (1, 5)		1-3			3-1			E4		4	0	0	0	0	0	5											
Chris Speier, R OBP: 0.362, SLG: 0.524 (1, 6)			F2		IBB			F9		3	0	0	0	1	0	2											
Ross Grimsley, L OBP: 0.273, SLG: 0.111 Stan Bahnsen, R (9, 1)					F9			1-3		4	0	1	0	0	1	5											
Inning Stats	R: 1 E: 0 K: 0 S: 4	H: 2 LOB: 0 BB: 0 P: 4	R: 0 E: 0 K: 0 S: 3	H: 0 LOB: 0 BB: 0 P: 3	R: 0 E: 0 K: 0 S: 4	H: 1 LOB: 1 BB: 0 P: 4	R: 1 E: 1 K: 0 S: 6	H: 2 LOB: 3 BB: 1 P: 10	R: 3 E: 2 K: 1 S: 5	H: 3 LOB: 1 BB: 1 P: 10	R: 0 E: 0 K: 1 S: 5	H: 0 LOB: 0 BB: 0 P: 5	R: 0 E: 0 K: 0 S: 3	H: 0 LOB: 0 BB: 0 P: 3	R: 0 E: 1 K: 1 S: 7	H: 1 LOB: 2 BB: 0 P: 7	1B: 8 2B: 1 3B: 0 HR: 0	SF: 0 SAC: 0 DP: 1 HBP: 0	WP: 1 PB: 0 SB: 0 CS: 1	PA: 37							
PITCHER	IP	WLS	BF	H	R	ER	SO	BB	IBB	HBP	BLK	WP	HR	S	P	ERA	WHIP										
Larry Christenson, R ERA: 2.13 Gene Garber, R ERA: 3.86 Warren Brusstar, R ERA: 0.75 Tug McGraw, L ERA: 1.29	4.1	L	23	7	5	3	0	1	1	0	0	1	0	21	29	6.23	1.846										

Philadelphia Phillies @ Montreal Expos
Olympic Stadium, Montreal, QB
Sat Apr 22 1978, 3:38 AM EST
Att: 19,237 - Unknown

AB	34
R	5
H	9
RBI	3
BB	2
SO	2
LOB	18



Batter	1	2	3	4	5	6	7	8	9	AB	R	H	RBI	BB	SO	LOB	TOP										
Bake McBride, L OBP: 0.326, SLG: 0.297 (1, 9)	0-0 BB 2B	0-3 K		1-0 S 1B HBP		0-3 K		0-0 F8		4	1	1	0	0	2	3											
Larry Bowa, S OBP: 0.308, SLG: 0.327 (1, 6)	0-3 K	0-0 1-3		4-0 1B 1-2 BB			0-0 BB 1B		0-0 F7	4	0	1	0	1	1	3											
Mike Schmidt, R OBP: 0.365, SLG: 0.532 (1, 5)	4-0 BB BB			0-0 2B 4-3 1B		0-0 1-2 2-H 1B		0-3 K		0-0 5-3	4	1	2	1	1	1											
Greg Luzinski, R OBP: 0.429, SLG: 0.553 (1, 7)	0-3 K			0-0 4-3 1-3 2B		0-3 K		0-3 K		0-0 F9	5	0	1	0	0	3	5										
Jay Johnstone, L (1, 3)	4-0 1-2 2-3 BB			0-0 4-3			0-0 G3		4-0 FC5-4 BB								2	0	0	1	2	0	1				
Gary Maddox, R OBP: 0.396, SLG: 0.405 (1, 8)	0-0 F9			0-0 K		4-0 CS BB		0-0 FC5-4									3	0	0	0	1	1	6				
Bob Boone, R OBP: 0.364, SLG: 0.520 (1, 2)		4-0 FC1-6 BB BB		0-3 K		0-3 K		0-0 E5									3	0	0	0	1	2	2				
Davey Johnson, R (1, 4)		4-0 FC1-6 BB		4-0 BB 3-6-4		0-0 5-3		0-0 F7									2	0	0	0	2	0	1				
Jim Lonborg, R OBP: 0.250, SLG: 0.375 Warren Brusstar, R (6, 1)		0-0 FC1-6		0-0 BB 3-6-4		0-3 K		0-0 F8									3	0	0	0	0	1	3				
Jerry Martin, R OBP: 0.231, SLG: 0.250 Gene Garber, R (8, 1)		1-2 2-3		1-2													0	0	0	0	0	0	0				
																	1	0	0	0	0	0	1				
																	0	0	0	0	0	0	0				
Inning Stats	R: 0 E: 0 K: 2 S: 8	H: 1 LOB: 3 BB: 2 P: 16	R: 0 E: 0 K: 1 S: 5	H: 0 LOB: 2 BB: 2 P: 13	R: 1 E: 0 K: 2 S: 9	H: 2 LOB: 1 BB: 0 P: 9	R: 1 E: 0 K: 1 S: 5	H: 1 LOB: 2 BB: 2 P: 14	R: 0 E: 0 K: 1 S: 4	H: 0 LOB: 0 BB: 1 P: 8	R: 0 E: 0 K: 2 S: 7	H: 0 LOB: 0 BB: 0 P: 7	R: 0 E: 0 K: 2 S: 8	H: 1 LOB: 2 BB: 1 P: 12	R: 0 E: 1 K: 0 S: 4	H: 0 LOB: 1 BB: 0 P: 4	R: 0 E: 0 K: 0 S: 3	H: 0 LOB: 0 BB: 0 P: 3	1B: 3 2B: 2 3B: 0 HR: 0	SF: 0 SAC: 0 DP: 1 HBP: 1	WP: 0 PB: 0 SB: 1 CS: 1	PA: 40					
PITCHER	IP	WLS	BF	H	R	ER	SO	BB	IBB	HBP	BLK	WP	HR	S	P	ERA	WHIP										
Steve Rogers, R ERA: 3.46 Darold Knowles, L ERA: 3.18	(1, 1) (7, 1)	6.2 S	W 9	31 0	5 0	2 0	2 0	11 0	7 1	0 0	1 0	0 0	0 0	0 8	74 12	2.70 0.00	1.800 0.429										

Philadelphia Phillies @ Montreal Expos
Olympic Stadium, Montreal, QB
Sun Apr 23 1978, 3:33 AM EST
Att: 17,922 - Unknown

AB 31
R 2
H 5
RBI 2
BB 8
SO 11
LOB 26





Batter	1	2	3	4	5	6	7	8	9	AB	R	H	RBI	BB	SO	LOB	BOTTOM										
Warren Cromartie, L OBP: 0.225, SLG: 0.250 Sam Mejias, R (8, 7)	0-0 3-1			0-0 L9		0-0 2B 1B	0-0 CS 1B			4	1	2	1	0	0	0											
Dave Cash, R OBP: 0.362, SLG: 0.500 Pepe Frias, R OBP: 1.000, SLG: 2.000 (8, 4)	0-0 P1			0-0 L6		0-0 1B 2B	4-3			4	1	1	1	0	0	1											
Andre Dawson, R OBP: 0.356, SLG: 0.431 (1, 8)	4-0 1B BB			0-0 F9		0-3 K	0-3 K			3	1	0	0	1	2	1											
Gary Carter, R OBP: 0.362, SLG: 0.451 (1, 2)	0-0 1B 1-3 1B			0-0 4-3		4-0 1B IBB		0-0 5-3		3	1	1	0	1	0	0											
Tony Perez, R OBP: 0.309, SLG: 0.300 Jerry White, S (8, PR)	0-0			0-3 K		0-0 F8		0-0 E3 BLK		4	0	1	1	0	1	2											
Del Unser, L OBP: 0.375, SLG: 0.321 (9, 3)	1-3 3-H 1B			0-0 F8		1-2 2-H 1B 1B		0-0 5-3		4	0	1	1	0	0	3											
Ellis Valentine, R OBP: 0.395, SLG: 0.526 (1, 9)	0-0 P4					1-2 2-H 1B 1B		0-0 5-3		4	0	1	1	0	0	3											
Larry Parrish, R OBP: 0.356, SLG: 0.511 (1, 5)		0-0 6-3				0-3 K	0-0 1B 1B	0-0 G3		4	0	1	1	0	1	2											
Chris Speier, R OBP: 0.360, SLG: 0.511 (1, 6)		0-0 6-3				0-3 K	1-2 2-H 1B			3	0	1	0	0	1	0											
Steve Rogers, R OBP: 0.300, SLG: 0.222 Darold Knowles, L OBP: 1.000, SLG: 1.000 (7, 1)		0-3 K				0-0 1-3		0-0 E7 1B 1B		2	0	0	0	0	1	0											
Inning Stats	R: 1 E: 0 K: 0 S: 5	H: 2 LOB: 2 BB: 1 P: 9	R: 0 E: 0 K: 1 S: 5	H: 0 LOB: 0 BB: 0 P: 5	R: 0 E: 0 K: 1 S: 3	H: 0 LOB: 0 BB: 0 P: 3	R: 0 E: 0 K: 1 S: 5	H: 0 LOB: 0 BB: 0 P: 5	R: 0 E: 0 K: 2 S: 7	H: 0 LOB: 0 BB: 0 P: 7	R: 3 E: 0 K: 1 S: 9	H: 5 LOB: 2 BB: 1 P: 13	R: 1 E: 1 K: 1 S: 6	H: 2 LOB: 0 BB: 0 P: 6	R: 0 E: 1 K: 0 S: 4	H: 0 LOB: 2 BB: 0 P: 4	1B: 8 2B: 1 3B: 0 HR: 0	SF: 0 SAC: 0 DP: 0 HBP: 0	WP: 0 PB: 0 SB: 0 CS: 1	PA: 34							
PITCHER	IP	WLS	BF	H	R	ER	SO	BB	IBB	HBP	BLK	WP	HR	S	P	ERA	WHIP										
Jim Lonborg, R ERA: 4.82 Warren Brusstar, R ERA: 5.09 Gene Garber, R ERA: 3.18	(1, 1) (6, 1) (8, 1)	5.2 L	W 5	25 3	4 1	4 0	4 1	5 0	1 0	0 0	0 0	0 0	0 7	7 7	6.35 0.00	1.235 2.250											


Philadelphia Phillies @ Montreal Expos
Olympic Stadium, Montreal, QB
Sun Apr 23 1978, 3:33 AM EST
Att: 17,922 - Unknown


AB 32
R 5
H 9
RBI 5
BB 2
SO 6
LOB 9



Batter	1	2	3	4	5	6	7	8	9	AB	R	H	RBI	BB	SO	LOB	TOP				
Ivan De Jesus, R OBP: 0.380, SLG: 0.375	G3		BB 1B		1B			5-3	K	5	0	2	0	0	1	2	Chicago Cubs @ Philadelphia Phillies Veterans Stadium, Philadelphia, PA Mon Apr 24 1978, 6:05 PM EST Att: 20,115 - Unknown AB 30 R 2 H 6 RBI 1 BB 5 SO 5 LOB 16 				
Gene Clines, R OBP: 0.333, SLG: 0.290			SF8		L8			FC5-4 1B		2	0	1	1	1	0	1					
Bobby Murcer, L OBP: 0.375, SLG: 0.352	P4				L4			F8		3	0	0	0	1	0	3					
Dave Kingman, R OBP: 0.273, SLG: 0.340	K		K					FC5-4		4	0	0	0	0	2	5					
Steve Ontiveros, S OBP: 0.238, SLG: 0.216		6-3	F8						1B G6-4-3 2B	4	1	1	0	0	0	3					
Manny Trillo, R OBP: 0.391, SLG: 0.350					F9					2	0	0	0	1	0	0					
Mike Krukow, R OBP: 0.333, SLG: 0.290										0	0	0	0	0	0	0					
Joe Wallis, S OBP: 0.229, SLG: 0.500		G5-4-3 BB							G6-4-3 1B	1	0	1	0	0	0	0					
Hector Cruz, R OBP: 0.280, SLG: 0.333		G5-4-3			F2				G6-4-3	4	0	0	0	0	0	2					
Dave Rader, L OBP: 0.310, SLG: 0.315					L1					2	1	0	0	1	1	0					
Larry Cox, R OBP: 1.000, SLG: 1.000			1B SH SF8 BB					K		1	0	1	0	0	0	0					
Woodie Fryman, R OBP: 0.333, SLG: 0.167			SH BB 1B					1-3		1	0	0	0	0	1	0					
Donnie Moore, L OBP: 0.333, SLG: 0.167										0	0	0	0	0	0	0					
Mick Kelleher, R OBP: 0.333, SLG: 0.167										1	0	0	0	1	0	0					
Inning Stats	R: 0 E: 0 K: 1 S: 5	H: 0 LOB: 1 BB: 1 P: 9	R: 0 E: 0 K: 0 S: 2	H: 0 LOB: 0 BB: 1 P: 6	R: 1 E: 1 K: 1 S: 7	H: 1 LOB: 3 BB: 2 P: 15	R: 0 E: 0 K: 0 S: 3	H: 0 LOB: 0 BB: 0 P: 3	R: 0 E: 0 K: 1 S: 6	H: 1 LOB: 1 BB: 0 P: 6	R: 0 E: 0 K: 0 S: 3	H: 0 LOB: 0 BB: 0 P: 3	R: 0 E: 0 K: 1 S: 5	H: 0 LOB: 0 BB: 0 P: 5	R: 0 E: 0 K: 0 S: 4	H: 1 LOB: 1 BB: 0 P: 4		R: 1 E: 0 K: 1 S: 7	H: 3 LOB: 2 BB: 1 P: 11	1B: 5 2B: 1 3B: 0 HR: 0	SF: 1 SAC: 1 DP: 2 HBP: 0
PITCHER Randy Lerch, L ERA: 2.63	IP: 9.0 WLS: W BF: 37 H: 6 R: 2 ER: 2 SO: 5 BB: 5 IBB: 0 HBP: 0 BLK: 0 WP: 0 HR: 0 S: 42 P: 62 ERA: 2.00 WHIP: 1.222															PITCHER	IP: 9.0 WLS: W BF: 37 H: 6 R: 2 ER: 2 SO: 5 BB: 5 IBB: 0 HBP: 0 BLK: 0 WP: 0 HR: 0 S: 42 P: 62 ERA: 2.00 WHIP: 1.222				

Batter	1	2	3	4	5	6	7	8	9	AB	R	H	RBI	BB	SO	LOB	BOTTOM			
Jose Cardenal, R OBP: 0.250, SLG: 0.200	4-3		6-3		P6	6-3	FC5-4			5	0	0	1	0	0	5	Chicago Cubs @ Philadelphia Phillies Veterans Stadium, Philadelphia, PA Mon Apr 24 1978, 6:05 PM EST Att: 20,115 - Unknown AB 35 R 12 H 12 RBI 11 BB 6 SO 4 LOB 12 			
Larry Bowa, S OBP: 0.298, SLG: 0.315	6-3		F8		5-3	HR 1B		1-3		5	1	1	1	0	0	1				
Mike Schmidt, R OBP: 0.404, SLG: 0.600									K	3	2	2	3	2	1	0				
Greg Luzinski, R OBP: 0.415, SLG: 0.524										4	1	1	0	0	1	1				
Bud Harrelson, S OBP: 0.298, SLG: 0.500	CS		K		F8					1	0	1	0	0	0	0				
Davey Johnson, R OBP: 0.200, SLG: 0.063			K		L7					5	1	1	0	0	1	2				
Garry Maddox, R OBP: 0.385, SLG: 0.378					P3					3	1	0	0	1	0	1				
Bob Boone, R OBP: 0.405, SLG: 0.621										4	3	3	2	0	0	0				
Jerry Martin, R OBP: 0.294, SLG: 0.267										3	1	1	1	1	1	2				
Randy Lerch, L OBP: 0.500, SLG: 0.875										2	2	2	3	2	0	0				
Inning Stats	R: 0 E: 0 K: 0 S: 2	H: 0 LOB: 0 BB: 1 P: 6	R: 0 E: 0 K: 2 S: 7	H: 0 LOB: 0 BB: 0 P: 7	R: 2 E: 0 K: 1 S: 7	H: 2 LOB: 0 BB: 0 P: 7	R: 0 E: 0 K: 0 S: 4	H: 1 LOB: 1 BB: 0 P: 4	R: 1 E: 0 K: 0 S: 5	H: 2 LOB: 1 BB: 0 P: 5	R: 9 E: 1 K: 0 S: 9	H: 6 LOB: 0 BB: 3 P: 21	R: 0 E: 0 K: 0 S: 3	H: 0 LOB: 2 BB: 2 P: 11	R: 0 E: 0 K: 1 S: 6	H: 1 LOB: 1 BB: 0 P: 6		1B: 8 2B: 1 3B: 1 HR: 2	SF: 0 SAC: 0 DP: 0 HBP: 0	WP: 0 PA: 42 PB: 0 SB: 0 CS: 1
PITCHER Woodie Fryman, L ERA: 5.25	IP: 5.0 WLS: L BF: 22 H: 6 R: 5 ER: 5 SO: 3 BB: 2 IBB: 0 HBP: 0 BLK: 0 WP: 0 HR: 1 S: 26 P: 34 ERA: 9.00 WHIP: 1.600															PITCHER		IP: 5.0 WLS: L BF: 22 H: 6 R: 5 ER: 5 SO: 3 BB: 2 IBB: 0 HBP: 0 BLK: 0 WP: 0 HR: 1 S: 26 P: 34 ERA: 9.00 WHIP: 1.600		
Donnie Moore, R ERA: 8.59	0.1	7	4	4	4	0	1	1	0	0	0	5	13	108.00	15.000					
Mike Krukow, R ERA: 12.27	2.2	12	2	3	3	1	2	0	0	0	0	1	12	10.12	1.500					

Batter	1	2	3	4	5	6	7	8	9	AB	R	H	RBI	BB	SO	LOB	TOP		
Ivan De Jesus, R OBP: 0.373, SLG: 0.368 (1, 6)	5-3		F9			1B		F8		4	0	1	0	0	0	2	Chicago Cubs @ Philadelphia Phillies Veterans Stadium, Philadelphia, PA Tue Apr 25 1978, 6:05 PM EST Att: 17,227 - Unknown livebaseballscores.com AB 30 R 0 H 3 RBI 0 BB 1 SO 5 LOB 7 		
Gene Clines, R OBP: 0.300, SLG: 0.257 (1, 7)	K			L6-3		L9		L9		4	0	0	0	0	1	1			
Bobby Murcer, L OBP: 0.353, SLG: 0.328 (1, 9)	G3			F8			F8		L4	4	0	0	0	0	0	0			
Dave Kingman, R OBP: 0.254, SLG: 0.315 (1, 3)		E8		F8			K		4-3	4	0	0	0	0	1	0			
Manny Trillo, R OBP: 0.367, SLG: 0.326 Donnie Moore, L (7, 1)	K				P4		6-3			3	0	0	0	0	1	1			
Steve Ontiveros, S OBP: 0.222, SLG: 0.200 (1, 5)		G3			4-3			F9		3	0	0	0	0	0	1			
Hector Cruz, R OBP: 0.250, SLG: 0.296 (1, 8)				F8		5-3		F7		3	0	0	0	0	0	1			
Dave Rader, L OBP: 0.317, SLG: 0.321 Larry Cox, R OBP: 1.000, SLG: 1.000 (8, PH) (8, 2)			K2-3			G3-6-1 1B			1B BB	2	0	1	0	0	1	0			
Dennis Lamp, R (1, 1)										1	0	0	0	0	1	0			
Dave Roberts, L (3, 1)						G3-6-1 1-2				1	0	0	0	0	0	1			
Mick Kelleher, R OBP: 0.375, SLG: 0.231 (7, 4)			K						1B	1	0	1	0	0	0	0			
Inning Stats	R: 0 E: 0 K: 1 S: 5	H: 0 LOB: 0 BB: 0 P: 5	R: 0 E: 1 K: 1 S: 6	H: 0 LOB: 1 BB: 0 P: 6	R: 0 E: 0 K: 2 S: 7	H: 0 LOB: 0 BB: 0 P: 7	R: 0 E: 0 K: 0 S: 3	H: 0 LOB: 0 BB: 0 P: 3	R: 0 E: 0 K: 0 S: 3	H: 2 LOB: 1 BB: 0 P: 4	R: 0 E: 0 K: 1 S: 5	H: 0 LOB: 0 BB: 0 P: 5	R: 0 E: 0 K: 0 S: 4	H: 1 LOB: 2 BB: 1 P: 8	R: 0 E: 0 K: 0 S: 3	H: 0 LOB: 0 BB: 0 P: 3	1B: 3 2B: 0 3B: 0 HR: 0	SF: 0 SAC: 0 DP: 1 HBP: 0	WP: 0 PA: 31 PB: 0 SB: 0 CS: 0
PITCHER Jim Kaat, L ERA: (1, 1)	IP: 9.0 WLS: W BF: 31 H: 3 R: 0 ER: 0 SO: 5 BB: 1 IBB: 0 HBP: 0 BLK: 0 WP: 0 HR: 0 S: 40 P: 44 ERA: 0.00 WHIP: 0.444															PITCHER			

Batter	1	2	3	4	5	6	7	8	9	AB	R	H	RBI	BB	SO	LOB	BOTTOM		
Bake McBride, L OBP: 0.292, SLG: 0.262 (1, 9)	4-3	K	P4			G3	4-3			5	0	0	0	0	1	5	Chicago Cubs @ Philadelphia Phillies Veterans Stadium, Philadelphia, PA Tue Apr 25 1978, 6:05 PM EST Att: 17,227 - Unknown livebaseballscores.com AB 33 R 7 H 10 RBI 7 BB 8 SO 4 LOB 24 		
Larry Bowa, S OBP: 0.339, SLG: 0.345 (1, 6)	2B	1B		5-3		1B	WP BB			4	1	3	1	1	0	0			
Mike Schmidt, R OBP: 0.403, SLG: 0.600 (1, 5)	1B	1-3		E9 1B		HBP BB 1B	P4			5	2	2	1	0	0	3			
Greg Luzinski, R OBP: 0.448, SLG: 0.600 Jerry Martin, R OBP: 0.294, SLG: 0.267 (8, PR) (9, 7)	FC6-5-4 S			HR		1B BB		FC6-4 BB		3	2	2	1	2	0	1			
Richie Hebner, L OBP: 0.421, SLG: 0.433 (1, 3)	P5			G3		1B BB		FC6-4 BB		3	0	1	1	1	0	1			
Garry Maddox, R OBP: 0.404, SLG: 0.388 (1, 8)		S FC4 1B	WP BB BB		G4-3-6 1B			FC6-4 BB		4	1	2	2	1	0	4			
Bob Boone, R OBP: 0.429, SLG: 0.581 (1, 2)		FC4 1B BB	WP BB BB			F8		G5-4-3		2	1	0	0	3	0	2			
Davey Johnson, R OBP: 0.167, SLG: 0.050 (1, 4)		K	K			F9	FC6-4			4	0	0	0	0	2	7			
Jim Kaat, L (1, 1)	FC4 1B			HBP		K		G3		3	0	0	1	0	1	1			
Inning Stats	R: 1 E: 0 K: 0 S: 5	H: 2 LOB: 1 BB: 0 P: 5	R: 2 E: 0 K: 2 S: 10	H: 2 LOB: 2 BB: 1 P: 14	R: 1 E: 0 K: 1 S: 6	H: 1 LOB: 3 BB: 2 P: 15	R: 1 E: 1 K: 0 S: 4	H: 1 LOB: 1 BB: 1 P: 8	R: 0 E: 0 K: 1 S: 5	H: 0 LOB: 0 BB: 0 P: 5	R: 2 E: 0 K: 0 S: 5	H: 3 LOB: 2 BB: 2 P: 14	R: 0 E: 0 K: 0 S: 3	H: 0 LOB: 1 BB: 1 P: 7	R: 0 E: 0 K: 0 S: 3	H: 1 LOB: 2 BB: 1 P: 7		1B: 8 2B: 1 3B: 0 HR: 1	SF: 0 SAC: 0 DP: 2 HBP: 2
PITCHER Dennis Lamp, R ERA: 5.06 Dave Roberts, L ERA: 4.5 Donnie Moore, R ERA: 6.75	IP: 2.0 WLS: L BF: 13 H: 4 R: 3 ER: 2 SO: 2 BB: 4 IBB: 1 HBP: 2 BLK: 0 WP: 1 HR: 0 S: 16 P: 20 ERA: 18.00 WHIP: 3.000															PITCHER			

Batter	1	2	3	4	5	6	7	8	9	AB	R	H	RBI	BB	SO	LOB	TOP										
Ivan De Jesus, R OBP: 0.367, SLG: 0.352 (1, 6)	F8		HR BB		5-3			F3		3	1	0	0	1	0	1	Chicago Cubs @ Philadelphia Phillies Veterans Stadium, Philadelphia, PA Wed Apr 26 1978, 6:05 PM EST Att: 17,299 - Unknown										
Gene Clines, R OBP: 0.279, SLG: 0.237 Greg Gross, L OBP: 0.323, SLG: 0.333 (8, PH) (8, 7)	L6-3		L4 HR		L8			F7		3	1	0	0	0	0	3											
Bobby Murcer, L OBP: 0.361, SLG: 0.403 (1, 9)	1-4-3		HR					F9		4	1	2	4	0	0	0											
Steve Ontiveros, S OBP: 0.204, SLG: 0.182 (1, 3)		K	F8					L4		4	0	0	0	0	1	1											
Manny Trillo, R OBP: 0.358, SLG: 0.319 (1, 4)	4-3				F2			K		4	0	1	0	0	1	1											
Hector Cruz, R OBP: 0.219, SLG: 0.258 (1, 5)	L5				P3			F7		4	0	0	0	0	0	2											
Larry Cox, R OBP: 0.333, SLG: 0.200 (1, 2)			F8		F8			5-3		4	0	0	0	0	1	1											
Joe Wallis, S OBP: 0.471, SLG: 0.500 (1, 8)			HR SH2-4 BB					F7		2	1	1	0	1	0	0											
Rick Reuschel, R Bruce Sutter, R (8, 1)			SH2-4		SH2-4			K		1	0	0	0	0	1	0											
										0	0	0	0	0	0	0											
Inning Stats	R: 0 E: 0 K: 0 S: 3	H: 0 LOB: 0 BB: 0 P: 3	R: 0 E: 0 K: 1 S: 5	H: 0 LOB: 0 BB: 0 P: 5	R: 4 E: 1 K: 0 S: 5	H: 1 LOB: 2 BB: 2 P: 13	R: 0 E: 0 K: 0 S: 3	H: 0 LOB: 0 BB: 0 P: 3	R: 0 E: 0 K: 1 S: 4	H: 1 LOB: 1 BB: 0 P: 4	R: 0 E: 0 K: 1 S: 6	H: 1 LOB: 1 BB: 0 P: 6	R: 0 E: 0 K: 1 S: 5	H: 0 LOB: 0 BB: 0 P: 5	R: 0 E: 1 K: 1 S: 6	H: 1 LOB: 1 BB: 0 P: 6	1B: 2 2B: 1 3B: 0 HR: 1	SF: 0 SAC: 2 DP: 0 HBP: 0	WP: 0 PB: 0 SB: 0 CS: 0	PA: 34							
PITCHER	IP	WLS	BF	H	R	ER	SO	BB	IBB	HBP	BLK	WP	HR	S	P	ERA	WHIP										
Steve Carlton, L ERA: 2.92 (1, 1)	6.0	L	24	3	4	0	2	2	0	0	0	0	1	26	34	0.00	0.833										
Ron Reed, R ERA: 2.94 (7, 1)	2.0		6	0	0	0	1	0	0	0	0	0	0	8	8	0.00	0.000										
Tug McGraw, L ERA: 1.13 (9, 1)	1.0		4	1	0	0	1	0	0	0	0	0	0	6	6	0.00	1.000										

AB	30
R	4
H	4
RBI	4
BB	2
SO	4
LOB	9



Batter	1	2	3	4	5	6	7	8	9	AB	R	H	RBI	BB	SO	LOB	BOTTOM										
Bake McBride, L OBP: 0.264, SLG: 0.234 (1, 9)	4-3		L6		P6			4-3		5	0	0	0	0	1	3	Chicago Cubs @ Philadelphia Phillies Veterans Stadium, Philadelphia, PA Wed Apr 26 1978, 6:05 PM EST Att: 17,299 - Unknown										
Larry Bowa, S OBP: 0.313, SLG: 0.317 (1, 6)	F9		L6		K			4-3		5	0	0	0	0	2	1											
Mike Schmidt, R OBP: 0.433, SLG: 0.683 (1, 5)	1B		2B		1B			HR		5	1	4	1	0	1	0											
Greg Luzinski, R OBP: 0.444, SLG: 0.600 (1, 7)	1B		F2		F8			L6		5	0	2	0	0	0	3											
Richie Hebner, L OBP: 0.395, SLG: 0.400 (7, 4)	G3				L7			F7		5	0	1	0	0	1	3											
Gary Maddox, R OBP: 0.393, SLG: 0.377 (1, 8)		L7			F8			5-3		4	0	1	0	0	0	1											
Tim McCarver, L OBP: 0.625, SLG: 0.400 (7, 3)	4-1				1B			1B		3	1	2	0	1	0	0											
Davey Johnson, R OBP: 0.148, SLG: 0.043 Bob Boone, R OBP: 0.442, SLG: 0.594 (7, 2)	6-3				F8			1B		3	0	0	0	0	0	4											
Steve Carlton, L OBP: 0.333, SLG: 0.444 Jay Johnstone, L (6, PH) Ron Reed, R (7, 1) Jose Cardenal, R OBP: 0.308, SLG: 0.273 Tug McGraw, R (9, 1)			2B		F8			1-3		2	0	1	0	0	0	2											
										1	0	0	0	0	0	2											
Inning Stats	R: 0 E: 0 K: 0 S: 5	H: 2 LOB: 2 BB: 0 P: 5	R: 0 E: 0 K: 0 S: 3	H: 0 LOB: 0 BB: 0 P: 3	R: 0 E: 0 K: 0 S: 5	H: 2 LOB: 2 BB: 0 P: 5	R: 0 E: 0 K: 0 S: 5	H: 2 LOB: 2 BB: 0 P: 5	R: 1 E: 0 K: 1 S: 7	H: 1 LOB: 2 BB: 1 P: 11	R: 0 E: 0 K: 3 S: 10	H: 1 LOB: 1 BB: 0 P: 10	1B: 10 2B: 2 3B: 0 HR: 1	SF: 0 SAC: 0 DP: 0 HBP: 0	WP: 0 PB: 0 SB: 0 CS: 0	PA: 41											
PITCHER	IP	WLS	BF	H	R	ER	SO	BB	IBB	HBP	BLK	WP	HR	S	P	ERA	WHIP										
Rick Reuschel, R ERA: 1.59 Bruce Sutter, R ERA: 3.0 (8, 1)	7.2	W	36	12	2	2	1	1	0	0	0	0	0	37	41	0.00	0.750										

AB	40
R	2
H	13
RBI	2
BB	1
SO	5
LOB	19



Batter	1	2	3	4	5	6	7	8	9	AB	R	H	RBI	BB	SO	LOB	TOP								
Gene Richards, L (1, 3) OBP: 0.333, SLG: 0.233	0-0 1-3 1B		0-0 FC3-6 BB			4-0 1B FC4-6 BB	4-0 BB 1B		0-0 F7	3	1	1	0	2	0	3	San Diego Padres @ Philadelphia Phillies Veterans Stadium, Philadelphia, PA Sat Apr 29 1978, 6:05 PM EST Att: 28,390 - Unknown								
Ozzie Smith, S (1, 6) OBP: 0.326, SLG: 0.321	0-0 1-3		4-0 1-2 2-3 BB			0-0 FC4-6 1B	0-0 BB 1B		0-0 3-1	4	0	2	0	1	0	2									
Oscar Gamble, L (1, 7) OBP: 0.297, SLG: 0.232	0-0 3-1		0-0 4-3			0-0 FC4-6 1B	4-0 BB		0-0 F7	4	0	0	2	1	0	5									
Dave Winfield, R (1, 9) OBP: 0.320, SLG: 0.569		0-0 5-3		0-0 P6		0-0 F8	0-0 5-3			4	0	0	0	0	0	4									
George Hendrick, R (1, 8) OBP: 0.317, SLG: 0.386		0-0 5-3		0-0 5-3		0-0 FC6-4 1B		0-0 G4-6-3 E 1B		4	0	2	0	0	0	0									
Derrel Thomas, S (1, 4) OBP: 0.333, SLG: 0.295		4-0 PO BB		0-0 F8		0-0 FC6-4		0-0 E4 G4-6-3		3	0	0	0	1	0	3									
Bill Almon, R (1, 5) OBP: 0.375, SLG: 0.388	0-0 PO		0-0 FC2-5 BB 1B		0-0 F7		0-0 F8	0-0 G4-6-3	0-0 3-1	4	0	1	0	0	0	2									
Rick Sweet, S (1, 2) OBP: 0.286, SLG: 0.167			4-0 FC3-6 FC2-5 BB		0-0 F8		0-0 G3	0-3 K		3	0	0	0	1	1	1									
Dave Freisleben, R (1, 1) Dan Spillner, R (5, 1) Mike Champion, R (7, PH) Dave Wehrmeister, R (7, 1) Jerry Turner, L (9, PH)			0-0 FC2-5		0-0 6-3		4-0 1B BB BB		0-0 3-1 1B	2	0	0	0	0	0	2									
Inning Stats	R: 0 E: 0 K: 0 S: 3	H: 1 LOB: 0 BB: 0 P: 3	R: 0 E: 0 K: 0 S: 2	H: 0 LOB: 0 BB: 1 P: 6	R: 0 E: 0 K: 0 S: 4	H: 1 LOB: 3 BB: 2 P: 12	R: 0 E: 0 K: 0 S: 3	H: 0 LOB: 0 BB: 0 P: 3	R: 0 E: 0 K: 0 S: 3	H: 0 LOB: 0 BB: 0 P: 3	R: 1 E: 0 K: 0 S: 5	H: 2 LOB: 2 BB: 1 P: 9	R: 1 E: 0 K: 0 S: 4	H: 1 LOB: 3 BB: 3 P: 16	R: 0 E: 1 K: 1 S: 6	H: 1 LOB: 1 BB: 0 P: 6		R: 0 E: 0 K: 0 S: 4	H: 1 LOB: 1 BB: 0 P: 4	1B: 7 2B: 1 3B: 0 HR: 0	SF: 0 SAC: 0 DP: 2 HBP: 0	WP: 0 PB: 0 SB: 0 CS: 0	PA: 40		
PITCHER	IP WLS BF H R ER SO BB IBB HBP BLK WP HR S P ERA WHIP	6.2 W 29 5 2 2 0 6 0 0 0 0 0 23 47 2.70 1.650	2.1 L 10 2 0 0 1 1 0 0 0 0 0 11 15 0.00 1.286																						

AB	32
R	2
H	7
RBI	2
BB	7
SO	1
LOB	22



Batter	1	2	3	4	5	6	7	8	9	AB	R	H	RBI	BB	SO	LOB	BOTTOM							
Bake McBride, L (1, 9) OBP: 0.276, SLG: 0.250	0-0 L4			0-0 F7	0-0 1-2 2-H 3-H 1B			0-0 G3		5	0	2	2	0	0	0	San Diego Padres @ Philadelphia Phillies Veterans Stadium, Philadelphia, PA Sat Apr 29 1978, 6:05 PM EST Att: 28,390 - Unknown							
Larry Bowa, S (1, 6) OBP: 0.320, SLG: 0.352	0-0 1B			0-0 CS 1B	0-0 F8			0-0 F8		5	1	3	0	0	0	2								
Mike Schmidt, R (1, 5) OBP: 0.400, SLG: 0.612	4-0 1B BB		0-0 FC6-4	0-0 CS	0-0 F9	0-3 K		0-0 6-3		4	1	0	0	1	1	2								
Greg Luzinski, R (1, 7) Jerry Martin, R (9, 7) OBP: 0.414, SLG: 0.544 OBP: 0.333, SLG: 0.474	0-0 G3		0-0 F9		0-0 1B 2B 1B		0-0 F7			4	1	1	0	0	0	2								
Richie Hebner, L (1, 3) OBP: 0.420, SLG: 0.400	4-0 1B 1B IBB		0-0 S 1B		0-0 F8		0-0 P4			3	1	1	0	1	0	1								
Gary Maddox, R (1, 8) OBP: 0.397, SLG: 0.373	0-0 1B 1-3 2-H 3-H 1B		0-0 F8		0-0 2B BB 1B		4-0 BB			3	1	2	2	1	0	1								
Bob Boone, R (1, 2) OBP: 0.460, SLG: 0.595	0-0 1-3 3-H 1B		4-0 FC5-4 IBB		0-0 BB 1B 2B			0-0 F5		3	1	2	2	1	0	1								
Jim Morrison, R (1, 4)		0-3 K	0-0 FC5-4		4-0 BB 1B IBB			0-0 F7		3	1	0	0	1	1	3								
Jim Lonborg, R (1, 1) Gene Garber, R (7, 1)		0-3 K		0-3 K		4-0 1-2 2-3 3-H BB		0-0 F4		2	0	0	1	1	2	0								
Inning Stats	R: 3 E: 0 K: 0 S: 5	H: 3 LOB: 2 BB: 2 P: 13	R: 0 E: 0 K: 2 S: 9	H: 2 LOB: 2 BB: 0 P: 9	R: 0 E: 0 K: 1 S: 5	H: 1 LOB: 0 BB: 0 P: 5	R: 4 E: 0 K: 0 S: 7	H: 4 LOB: 2 BB: 2 P: 15	R: 0 E: 0 K: 1 S: 5	H: 0 LOB: 0 BB: 0 P: 5	R: 0 E: 0 K: 0 S: 3	H: 0 LOB: 1 BB: 1 P: 7	R: 0 E: 0 K: 0 S: 3	H: 0 LOB: 0 BB: 0 P: 3	1B: 9 2B: 1 3B: 1 HR: 0	SF: 0 SAC: 0 DP: 0 HBP: 0		WP: 0 PB: 0 SB: 1 CS: 1	PA: 40					
PITCHER	IP WLS BF H R ER SO BB IBB HBP BLK WP HR S P ERA WHIP	4.2 L 26 10 7 7 3 1 0 0 0 0 0 7 11 0.00 1.500	2.0 L 7 0 0 0 0 1 0 0 0 0 0 6 10 0.00 0.500																					

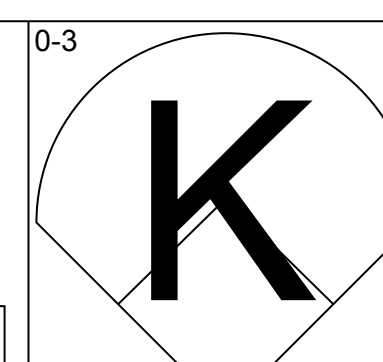
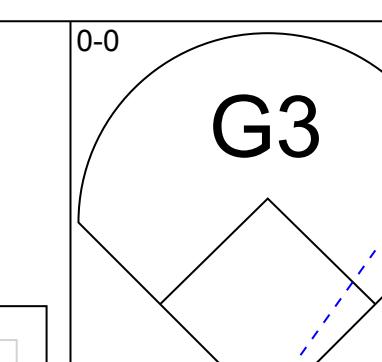
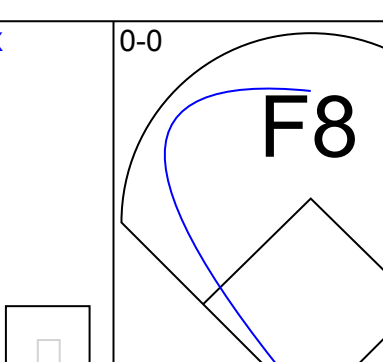
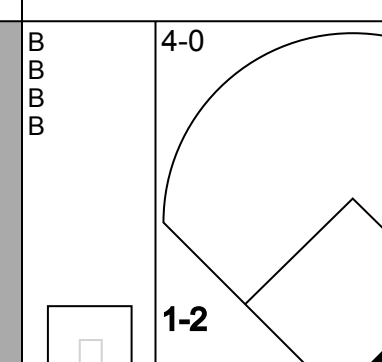
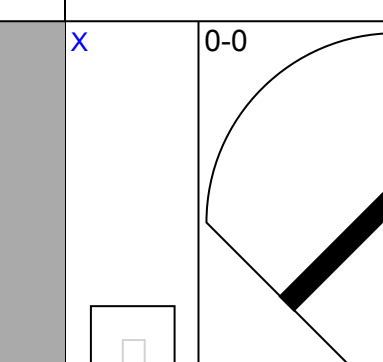
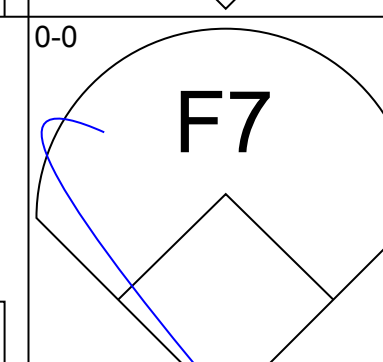

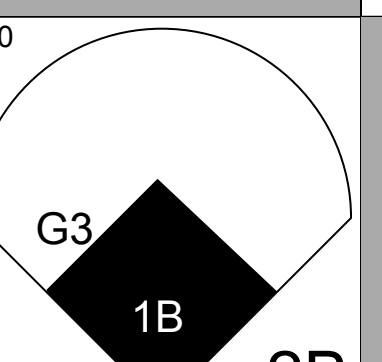
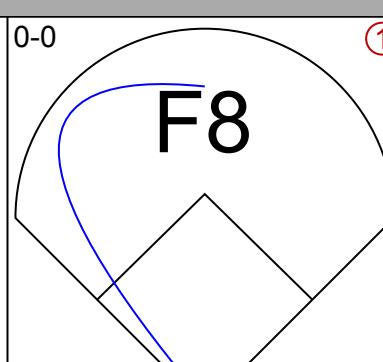
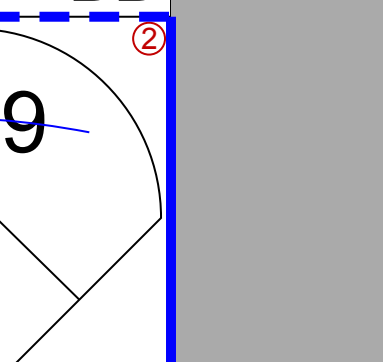
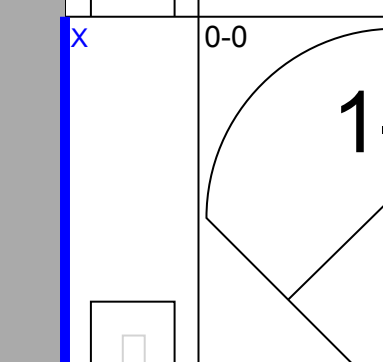
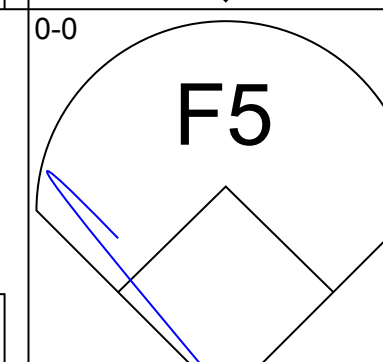

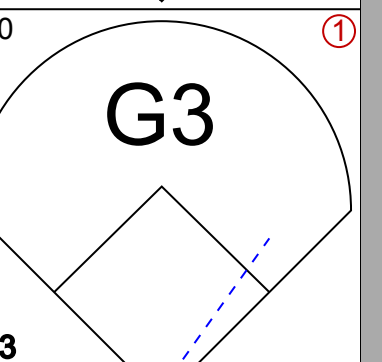
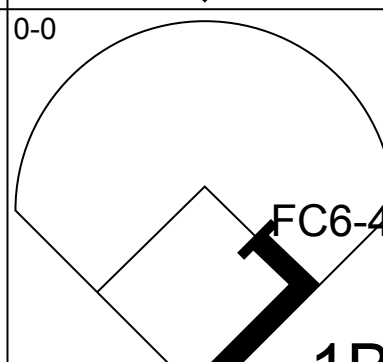
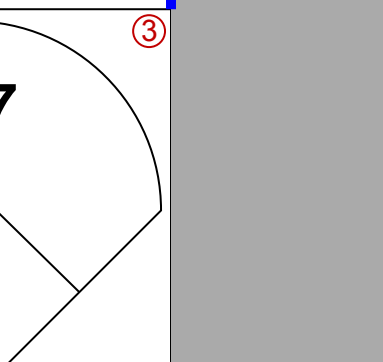
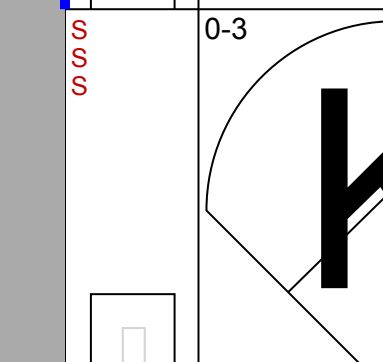


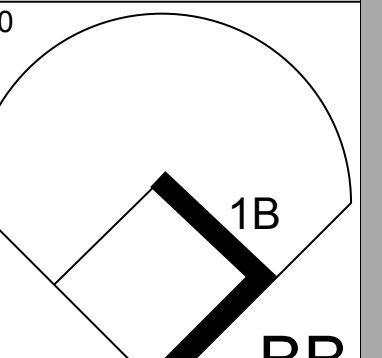
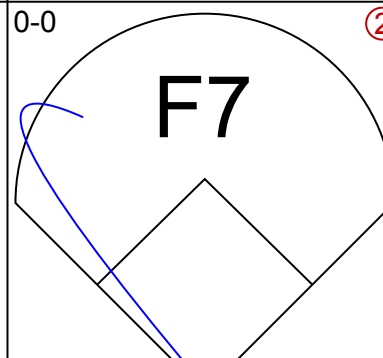
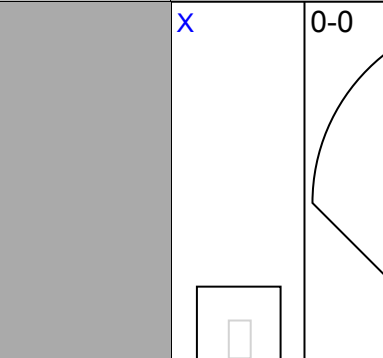
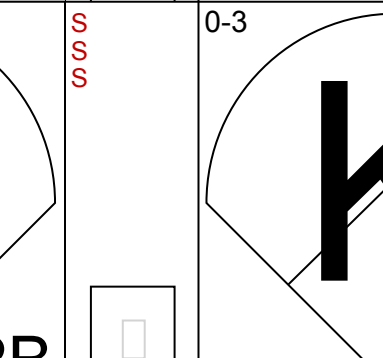
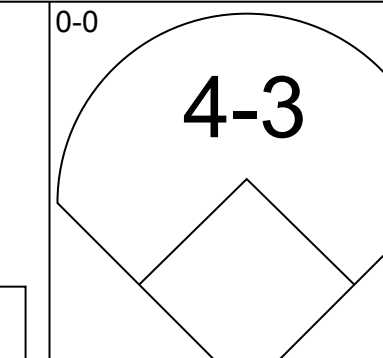
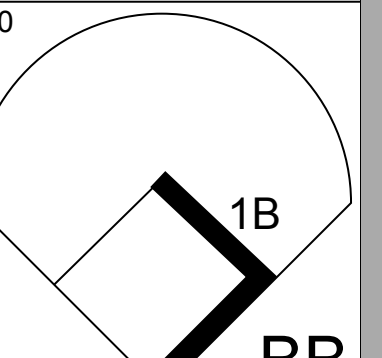
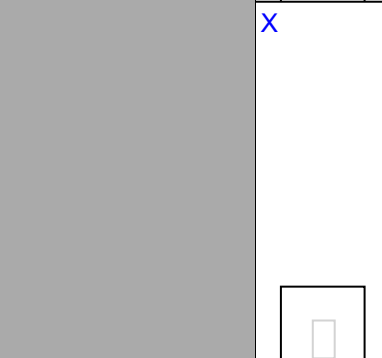
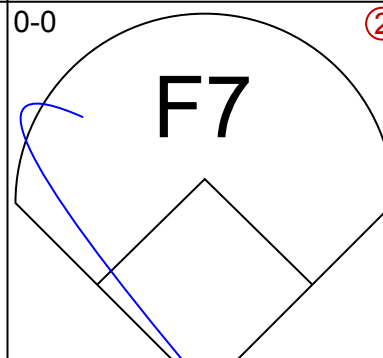
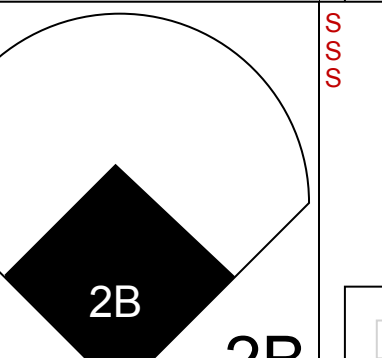
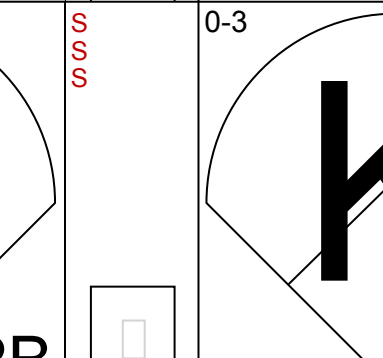
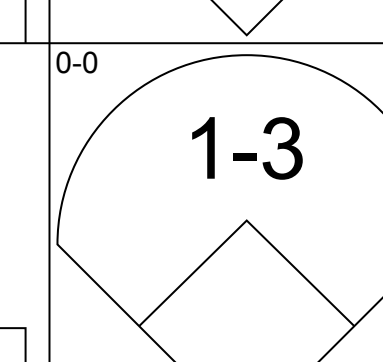
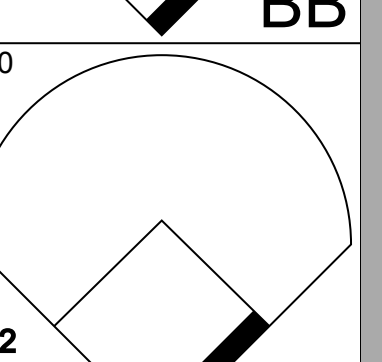
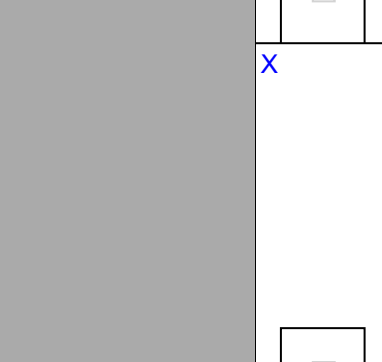
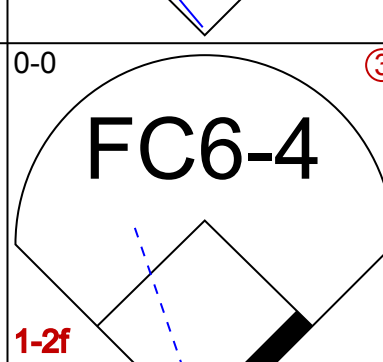
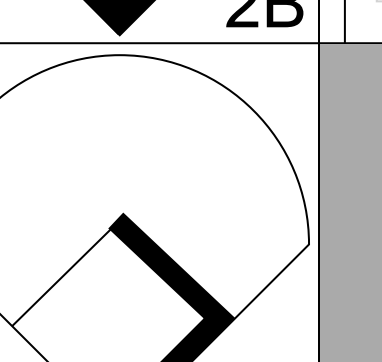

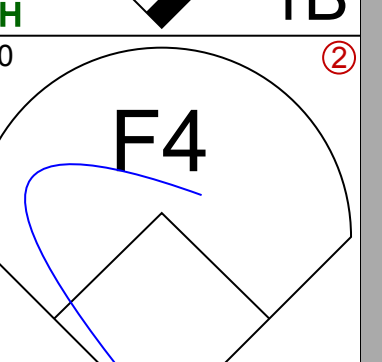

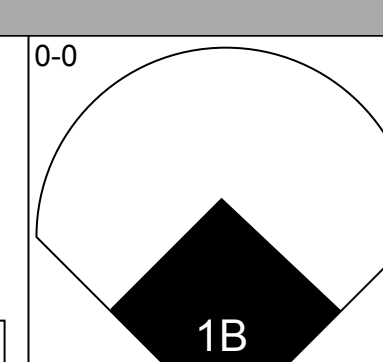
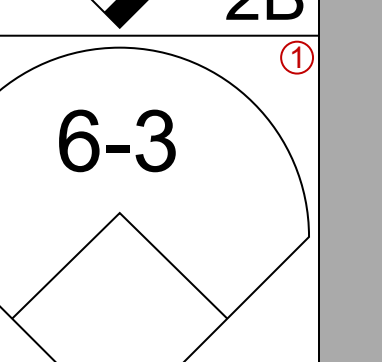
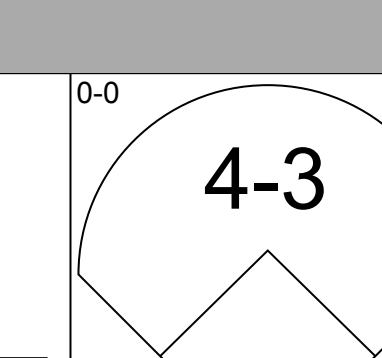
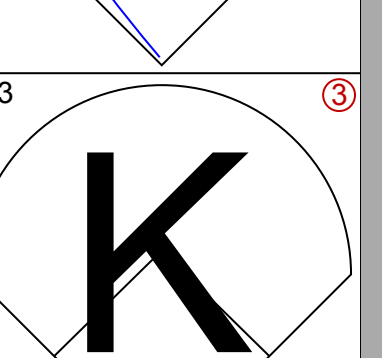

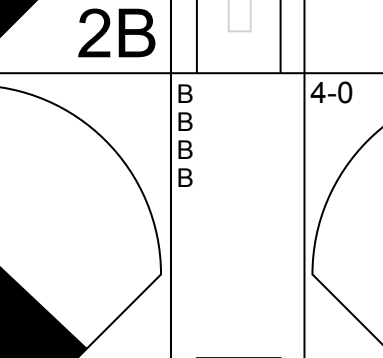
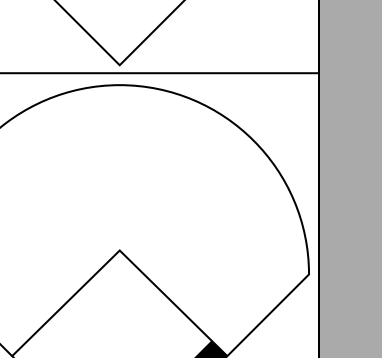

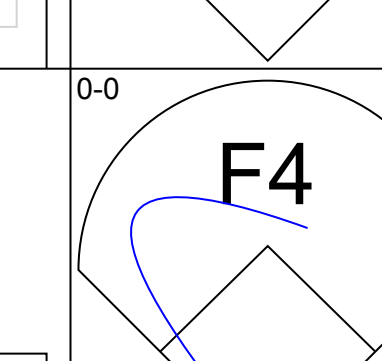
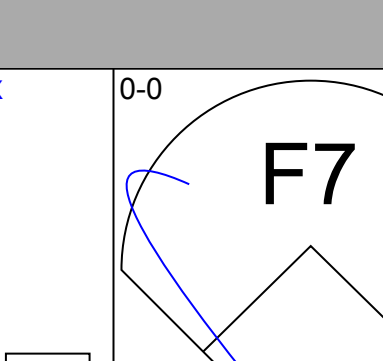
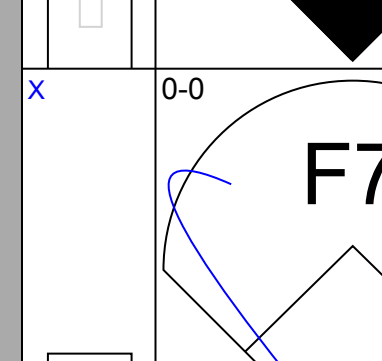
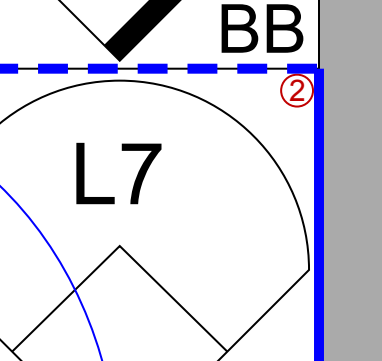
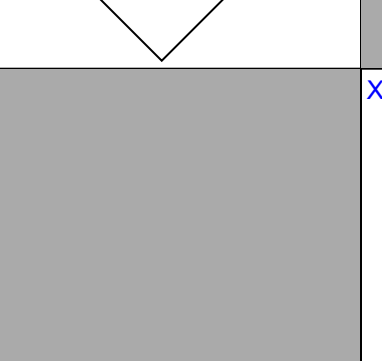
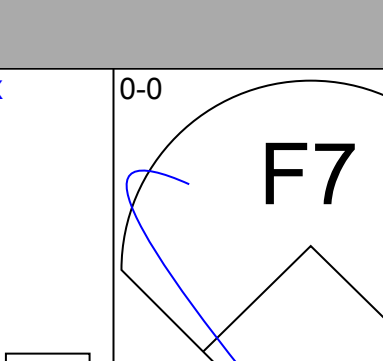
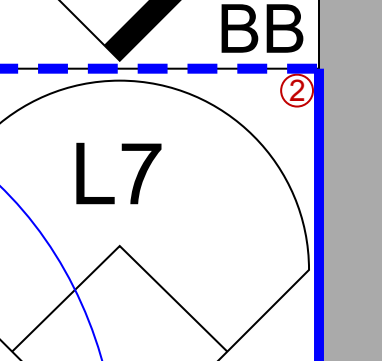
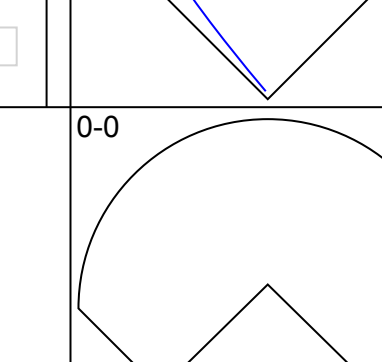
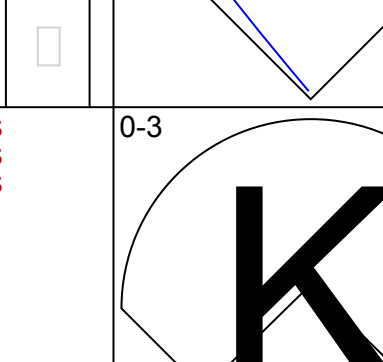
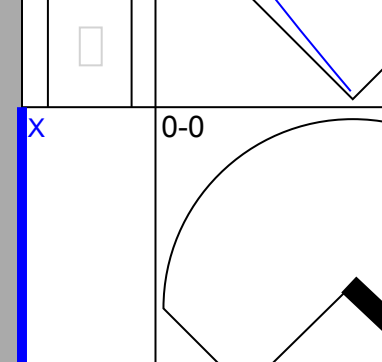
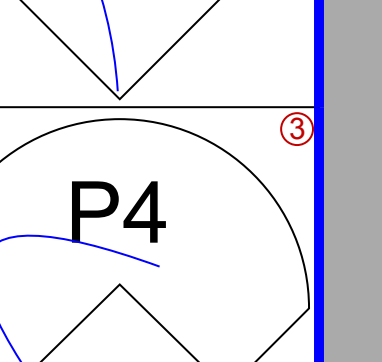


Batter	1	2	3	4	5	6	7	8	9	AB	R	H	RBI	BB	SO	LOB	TOP				
Bake McBride, L OBP: 0.329, SLG: 0.317 (1, 9)										7	2	3	2	0	2	5	Philadelphia Phillies @ Cincinnati Reds Riverfront Stadium, Cincinnati, OH Mon May 01 1978, 7:05 PM EDT Att: 21,476 - Unknown				
Larry Bowa, S OBP: 0.314, SLG: 0.354 (1, 6)										6	1	2	2	0	1	2					
Bud Harrelson, S OBP: 0.333, SLG: 0.333 (8, 6)										0	0	0	0	0	0	0					
Mike Schmidt, R OBP: 0.395, SLG: 0.560 (1, 5)										3	1	0	0	3	1	4					
Greg Luzinski, R OBP: 0.418, SLG: 0.516 (7, 7)										4	1	1	0	1	1	5					
Jerry Martin, R OBP: 0.346, SLG: 0.450 (8, 8)										0	0	0	0	1	0	0					
Richie Hebner, L OBP: 0.433, SLG: 0.396 (1, 3)										5	1	3	3	1	1	4					
Gary Maddox, R OBP: 0.397, SLG: 0.388 (8, 7)										6	1	2	2	0	0	6					
Jay Johnstone, L (8, 7)										0	0	0	0	0	0	0					
Tim McCarver, L OBP: 0.462, SLG: 0.462 (9, 1)										3	2	1	0	3	2	2					
Gene Garber, R (9, 1)										0	0	0	0	0	0	0					
Jim Morrison, R OBP: 0.500, SLG: 0.300 (1, 4)										4	1	1	1	2	2	4					
Steve Carlton, L OBP: 0.429, SLG: 0.500 (9, 2)										5	2	3	2	0	0	2					
Barry Foote, R OBP: 0.400, SLG: 0.400 (9, 2)										1	0	0	0	0	1	1					
Inning Stats	R: 5 E: 0 K: 2 S: 11	H: 4 LOB: 2 BB: 3 P: 23	R: 1 E: 1 K: 1 S: 6	H: 1 LOB: 3 BB: 3 P: 18	R: 1 E: 0 K: 1 S: 7	H: 2 LOB: 2 BB: 1 P: 11	R: 0 E: 0 K: 1 S: 6	H: 1 LOB: 2 BB: 1 P: 10	R: 1 E: 0 K: 1 S: 7	H: 2 LOB: 2 BB: 1 P: 11	R: 0 E: 0 K: 2 S: 7	H: 0 LOB: 0 BB: 0 P: 7	R: 0 E: 0 K: 0 S: 5	H: 2 LOB: 2 BB: 0 P: 5	R: 4 E: 1 K: 0 S: 7	H: 3 LOB: 2 BB: 2 P: 15	R: 0 E: 0 K: 3 S: 10	H: 1 LOB: 1 BB: 0 P: 10	1B: 13 2B: 3 3B: 0 HR: 0	SF: 0 SAC: 0 DP: 0 HBP: 0	WP: 0 PA: 55 PB: 0 SB: 4 CS: 0
PITCHER	IP	WLS	BF	H	R	ER	SO	BB	IBB	HBP	BLK	WP	HR	S	P	ERA	WHIP				
Tom Seaver, R ERA: 6.52 (1, 1)	2.0	L	19	7	7	6	3	5	1	0	0	0	0	19	43	27.00	6.000				
Dale Murray, R ERA: 3.42 (3, 1)	3.0		15	3	1	1	3	3	0	0	0	0	0	18	30	3.00	2.000				
Doug Capilla, L ERA: 11.0 (6, 1)	2.0		8	2	0	0	2	0	0	0	0	0	0	12	12	0.00	1.000				
Dave Tomlin, L ERA: 3.0 (8, 1)	1.0		9	3	4	2	0	2	0	0	0	0	0	7	15	18.00	5.000				
Doug Bair, R ERA: (9, 1)	1.0		4	1	0	0	3	0	0	0	0	0	0	10	10	0.00	1.000				

Batter	1	2	3	4	5	6	7	8	9	AB	R	H	RBI	BB	SO	LOB	BOTTOM				
Pete Rose, S OBP: 0.358, SLG: 0.480 (1, 5)										4	0	0	0	0	0	2	Philadelphia Phillies @ Cincinnati Reds Riverfront Stadium, Cincinnati, OH Mon May 01 1978, 7:05 PM EDT Att: 21,476 - Unknown				
Ken Griffey, L OBP: 0.373, SLG: 0.495 (1, 9)										3	0	0	0	1	0	1					
George Foster, R OBP: 0.382, SLG: 0.505 (1, 7)										4	0	0	0	0	1	1					
Johnny Bench, R OBP: 0.391, SLG: 0.538 (9, PH)										3	1	1	1	0	0	0					
Dave Concepcion, R OBP: 0.341, SLG: 0.351 (8, 1)										2	0	1	0	0	0	0					
Doug Capilla, L (8, 1)										0	0	0	0	0	0	0					
Mike Grace, R (7, PH)										0	0	0	0	0	0	0					
Dave Tomlin, L (8, 1)										0	0	0	0	0	0	0					
Doug Bair, R (9, 1)										0	0	0	0	0	0	0					
Dave Collins, S OBP: 0.207, SLG: 0.167 (9, PH)										1	0	0	0	0	1	1					
Dan Driessen, L OBP: 0.402, SLG: 0.494 (1, 3)										3	0	1	0	0	0	1					
Junior Kennedy, R OBP: 0.287, SLG: 0.167 (1, 4)										3	0	1	0	0	1	2					
Cesar Geronimo, L OBP: 0.391, SLG: 0.493 (1, 8)										3	0	1	0	0	0	1					
Tom Seaver, R (1, 1)										0	0	0	0	0	0	0					
Dale Murray, R (3, 1)										1	0	0	0	0	0	0					
Rick Auerbach, R OBP: 0.313, SLG: 0.500 (6, 6)										2	0	0	0	0	1	2					
Inning Stats	R: 0 E: 0 K: 0 S: 2	H: 0 LOB: 1 BB: 1 P: 6	R: 0 E: 0 K: 1 S: 6	H: 1 LOB: 1 BB: 0 P: 6	R: 0 E: 0 K: 0 S: 3	H: 0 LOB: 0 BB: 0 P: 3	R: 0 E: 0 K: 0 S: 3	H: 0 LOB: 0 BB: 0 P: 3	R: 0 E: 0 K: 0 S: 4	H: 1 LOB: 1 BB: 0 P: 4	R: 1 E: 0 K: 0 S: 4	H: 1 LOB: 0 BB: 0 P: 4	R: 0 E: 0 K: 1 S: 6	H: 1 LOB: 1 BB: 0 P: 6	R: 0 E: 0 K: 2 S: 7	H: 0 LOB: 1 BB: 1 P: 11	1B: 2 2B: 2 3B: 0 HR: 1	SF: 0 SAC: 0 DP: 2 HBP: 0	WP: 0 PA: 32 PB: 0 SB: 0 CS: 0		
PITCHER	IP	WLS	BF	H	R	ER	SO	BB	IBB	HBP	BLK	WP	HR	S	P	ERA	WHIP				
Steve Carlton, L ERA: 2.48 (1, 1)	8.0	W	28	5	1	1	2	1	0	0	0	0	0	31	35	1.12	0.750				
Gene Garber, R ERA: 2.0 (9, 1)	1.0		4	0	0	0	2	1	0	0	0	0	0	7	11	0.00	1.000				

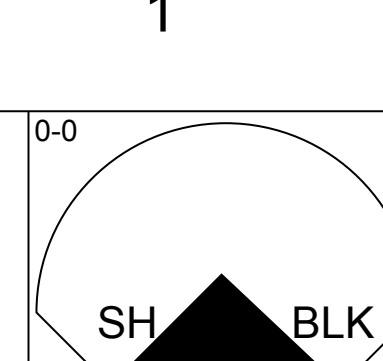
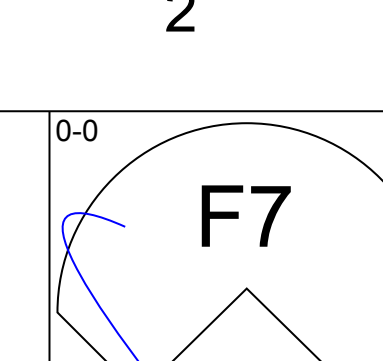
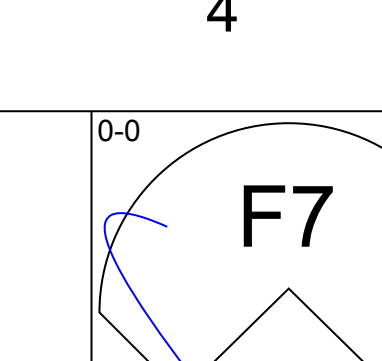
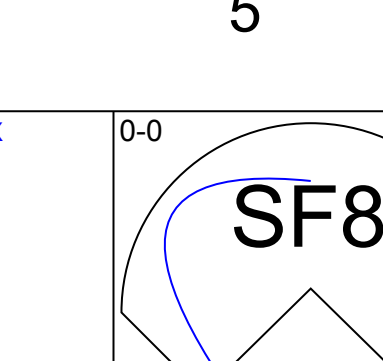
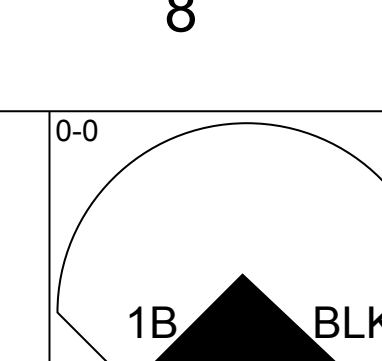
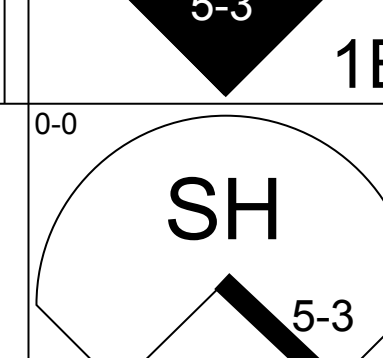
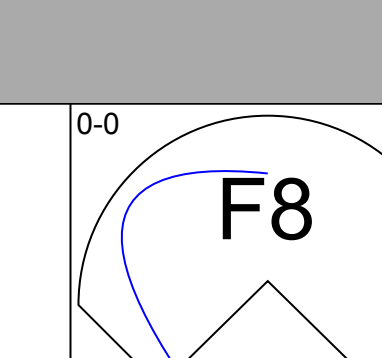
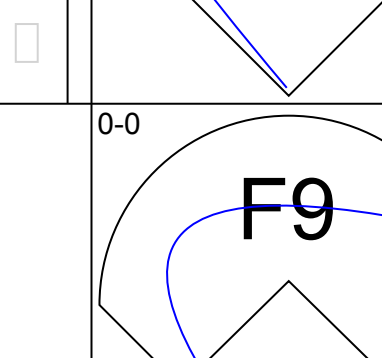
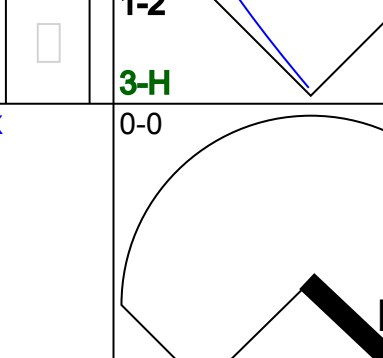
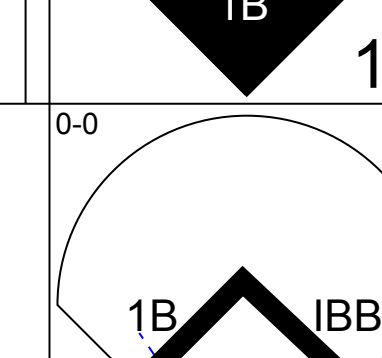
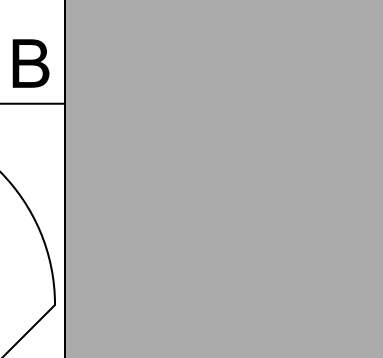
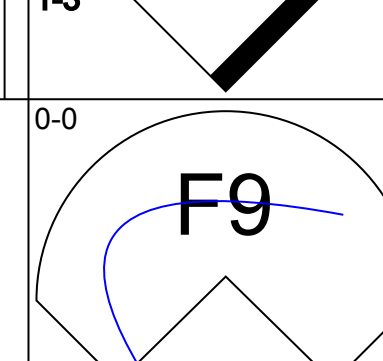
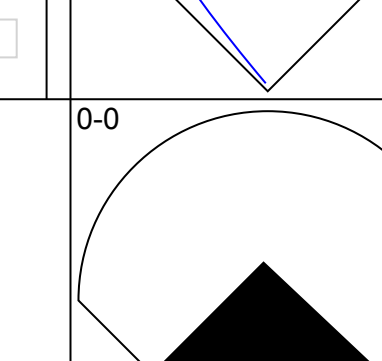
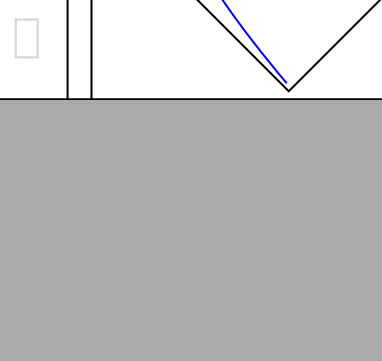
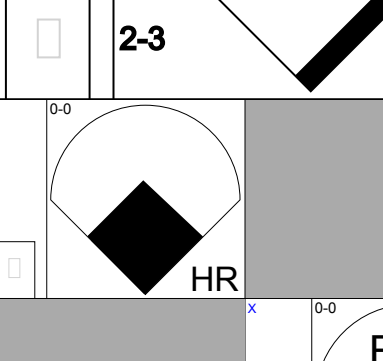
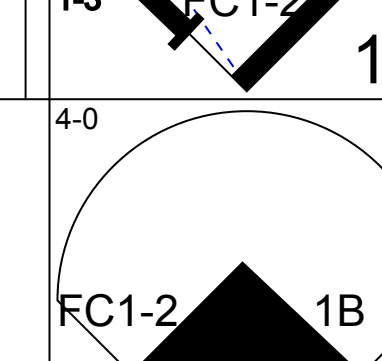
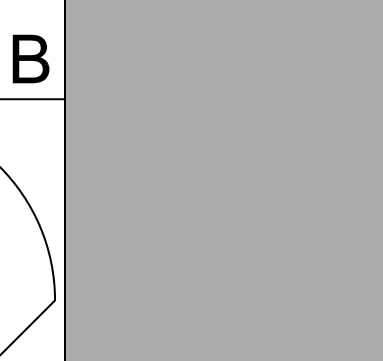
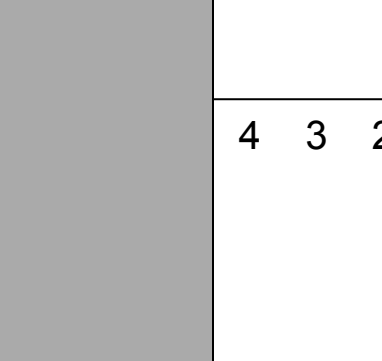
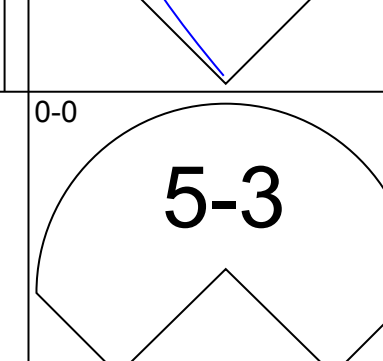
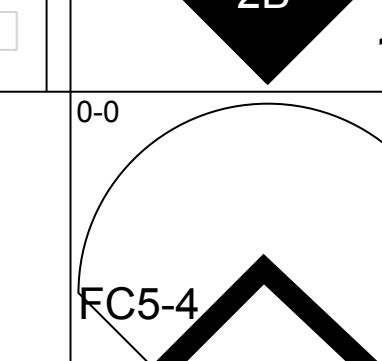

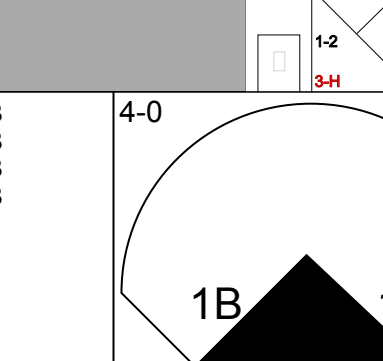
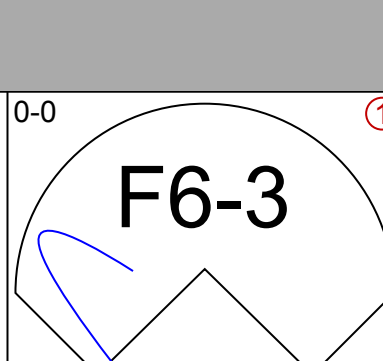

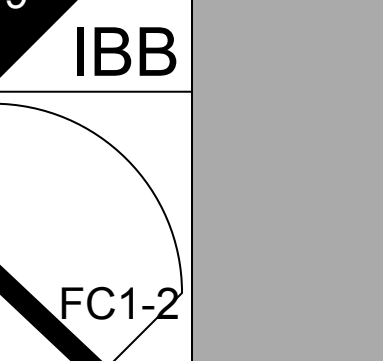

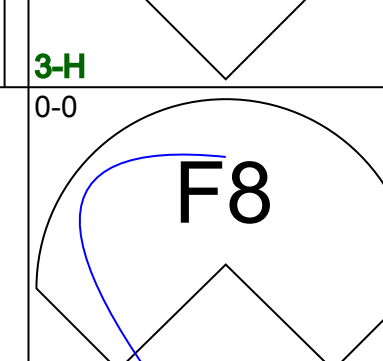
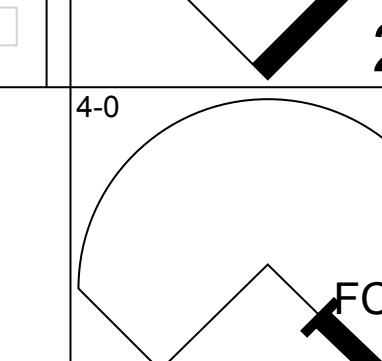

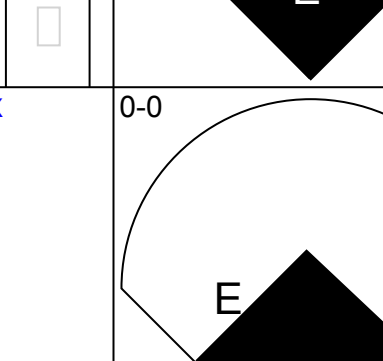
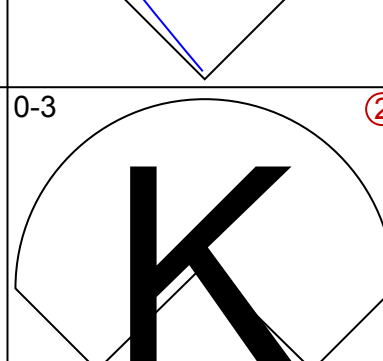
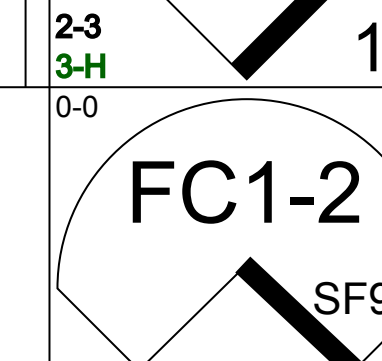
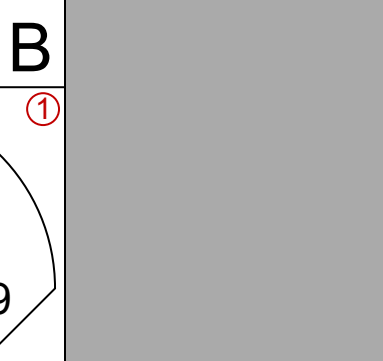
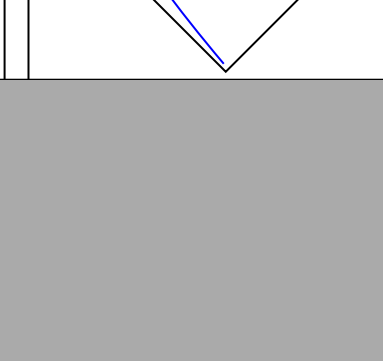
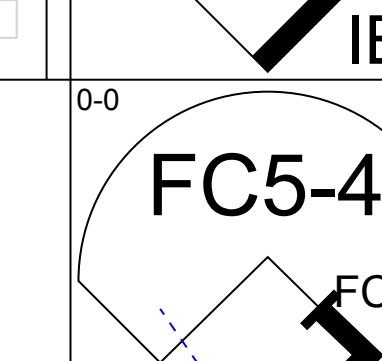

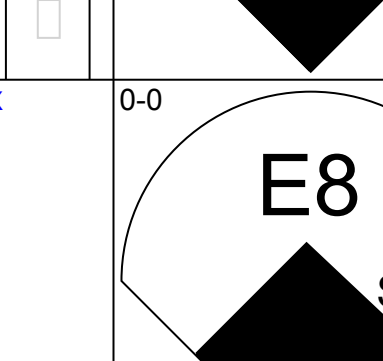
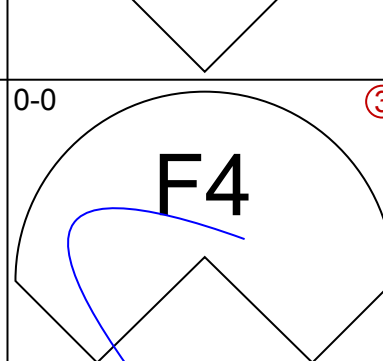
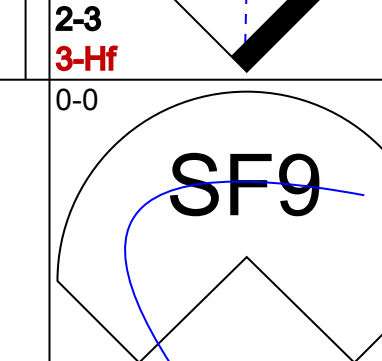
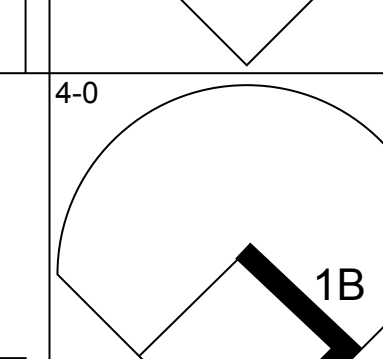
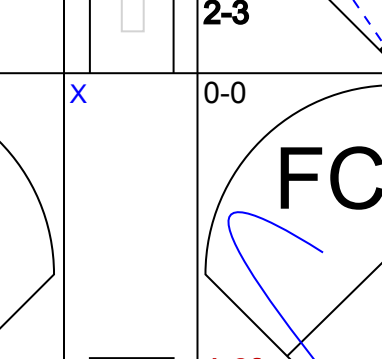
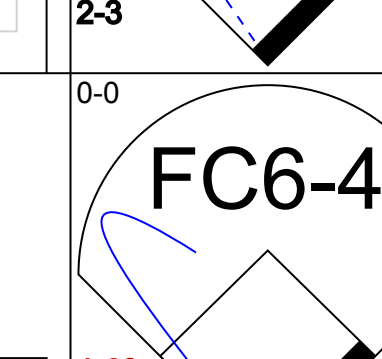

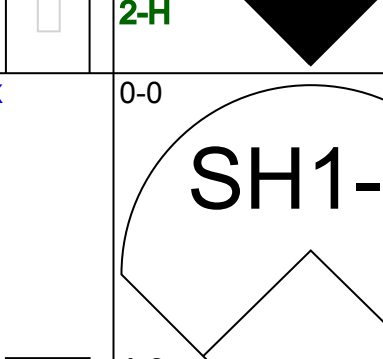
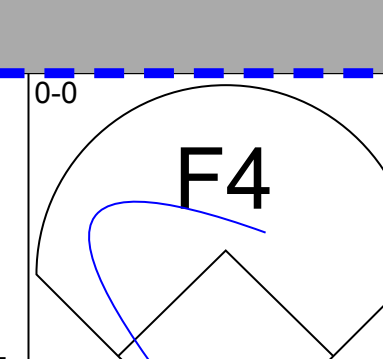
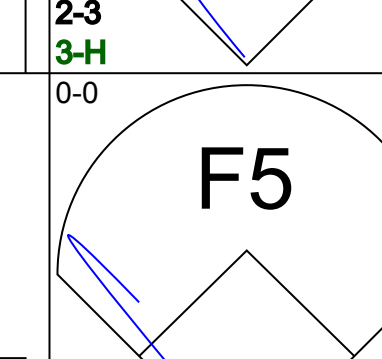
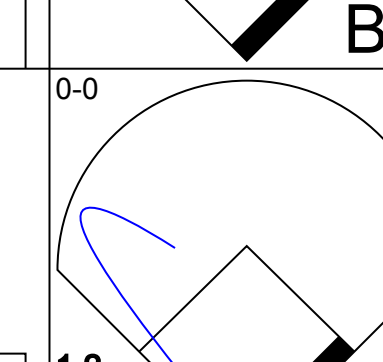
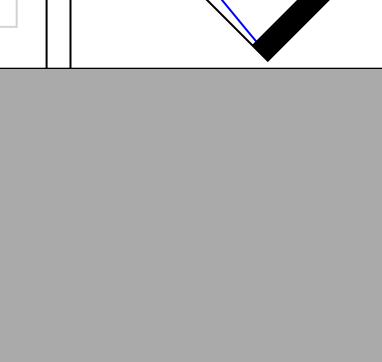
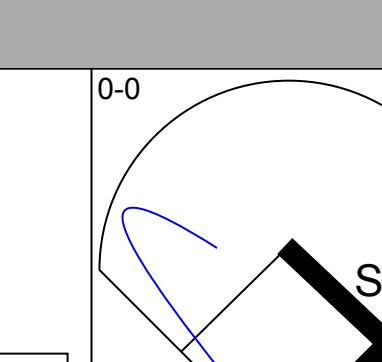
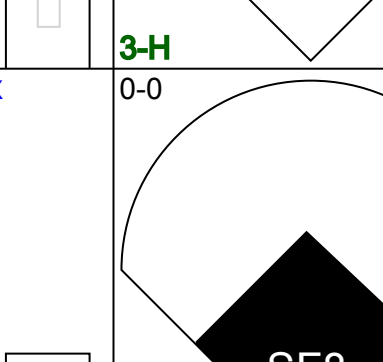
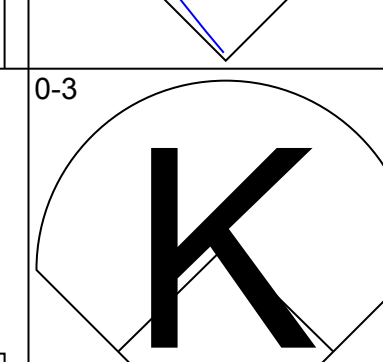


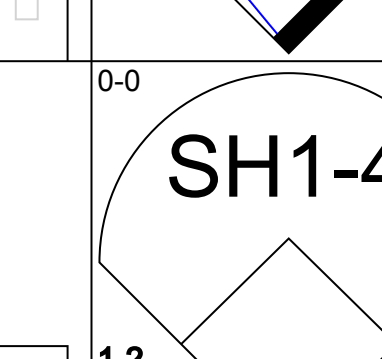
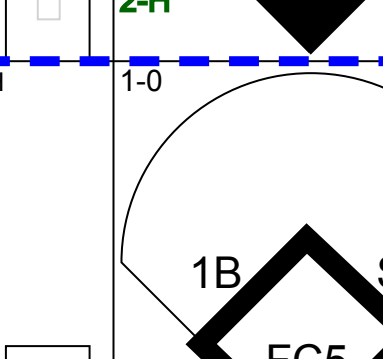
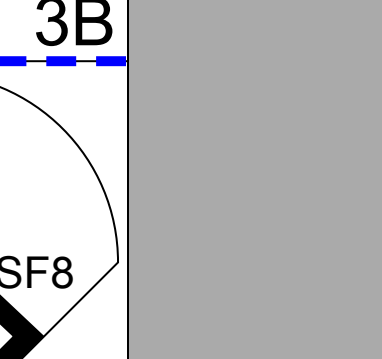
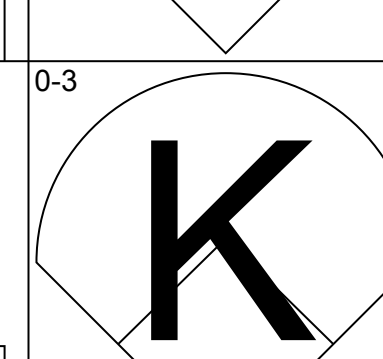


Batter	1	2	3	4	5	6	7	8	9	AB	R	H	RBI	BB	SO	LOB	TOP
Jerry Martin, R OBP: 0.321, SLG: 0.400 (1, 9)	F9	P6			G5-4-3 1B		P6		FC6-4 1B	5	0	1	0	0	0	2	Philadelphia Phillies @ Cincinnati Reds Riverfront Stadium, Cincinnati, OH Wed May 03 1978, 7:05 PM EDT Att: 26,054 - Unknown AB 34 R 3 H 10 RBI 3 BB 5 SO 6 LOB 17
Larry Bowa, S OBP: 0.319, SLG: 0.356 (1, 6)	BB 2B	5-3			G5-4-3 1B		L6		1B	5	1	2	0	0	0	2	
Mike Schmidt, R OBP: 0.418, SLG: 0.564 (1, 5)	BB 2B			L6					G6-4-3 1B	3	1	2	0	2	0	0	
Greg Luzinski, R OBP: 0.405, SLG: 0.485 (1, 7)	2B SF7			K					G6-4-3 1B	4	1	0	0	1	2	6	
Jose Cardenal, R OBP: 0.353, SLG: 0.467 (1, 3)				5-3						4	0	2	2	0	0	0	
Gary Maddox, R OBP: 0.390, SLG: 0.371 (1, 8)					F7				P5	3	0	0	0	1	0	1	
Bob Boone, R OBP: 0.431, SLG: 0.548 (1, 2)	SF7			5-3						3	0	1	1	0	1	1	
Jim Morrison, R OBP: 0.471, SLG: 0.250 Ron Reed, R (8, 1)	K								P6	2	0	0	0	1	2	3	
Larry Christenson, R OBP: 0.455, SLG: 0.667 Jim Kaat, L (2, 1)		K			B1					1	0	0	0	0	1	0	
Warren Brusstar, R Bud Harrelson, S OBP: 0.600, SLG: 0.600 Jay Johnstone, L (8, PH)									FC6-4 1B	1	0	0	0	0	0	1	
										1	0	0	0	0	0	1	
										2	0	0	0	1	2	3	
										0	0	0	0	0	0	0	
										1	0	0	0	0	1	0	
										1	0	0	0	0	0	1	
										2	0	2	0	0	0	0	
										1	0	0	0	0	1	0	
										1	0	0	0	0	0	1	
										2	0	2	0	0	0	0	
										1	0	0	0	0	1	0	
										1	0	0	0	0	1	0	
										2	0	2	0	0	0	0	
										1	0	0	0	0	1	0	
										1	0	0	0	0	1	0	
										2	0	2	0	0	0	0	
										1	0	0	0	0	1	0	
										1	0	0	0	0	1	0	
										2	0	2	0	0	0	0	
										1	0	0	0	0	1	0	
										1	0	0	0	0	1	0	
										2	0	2	0	0	0	0	
										1	0	0	0	0	1	0	
										1	0	0	0	0	1	0	
										2	0	2	0	0	0	0	
										1	0	0	0	0	1	0	
										1	0	0	0	0	1	0	
										2	0	2	0	0	0	0	
										1	0	0	0	0	1	0	
										1	0	0	0	0	1	0	
										2	0	2	0	0	0	0	
										1	0	0	0	0	1	0	
										1	0	0	0	0	1	0	
										2	0	2	0	0	0	0	
										1	0	0	0	0	1	0	
										1	0	0	0	0	1	0	
										2	0	2	0	0	0	0	
										1	0	0	0	0	1	0	
										1	0	0	0	0	1	0	
										2	0	2	0	0	0	0	
										1	0	0	0	0	1	0	
										1	0	0	0	0	1	0	
										2	0	2	0	0	0	0	
										1	0	0	0	0	1	0	
										1	0	0	0	0	1	0	
										2	0	2	0	0	0	0	
										1	0	0	0	0	1	0	
										1	0	0	0	0	1	0	
										2	0	2	0	0	0	0	
										1	0	0	0	0	1	0	
										1	0	0	0	0	1	0	
										2	0	2	0	0	0	0	
										1	0	0	0	0	1	0	
										1	0	0	0	0	1	0	
										2	0	2	0	0	0	0	
										1	0	0	0	0	1	0	
										1	0	0	0	0	1	0	
										2	0	2	0	0	0	0	
										1	0	0	0	0	1	0	
										1	0	0	0	0	1	0	
										2	0	2	0	0	0	0	
										1	0	0	0	0	1	0	
										1	0	0	0	0	1	0	
										2	0	2	0	0	0	0	
										1	0	0	0	0	1	0	
										1	0	0	0	0	1	0	
										2	0	2	0	0	0	0	
										1	0	0	0	0	1	0	
										1	0	0	0	0	1	0	
										2	0	2	0	0	0	0	
										1	0	0	0	0	1	0	
										1	0	0	0	0	1	0	
										2	0	2	0	0	0	0	
										1	0	0	0	0	1	0	
										1	0	0	0	0	1	0	
										2	0	2	0	0	0	0	
										1	0	0	0	0	1	0	
										1	0	0	0	0	1	0	
										2	0	2	0	0	0	0	
										1	0	0	0	0	1	0	
										1	0	0	0	0	1	0	
										2	0	2	0	0	0	0	
										1	0	0	0	0	1	0	
										1	0	0	0	0	1	0	
										2	0	2	0	0	0	0	
										1	0	0	0	0	1	0	
										1	0	0	0	0	1	0	
										2	0	2	0	0	0	0	
										1	0	0	0	0	1	0	
										1	0	0	0	0	1	0	
										2	0	2	0	0	0	0	
										1	0	0	0	0	1	0	
										1	0	0	0	0	1	0	
										2	0	2	0	0	0	0	
										1	0	0	0	0	1	0	
										1	0	0	0	0	1	0	
										2	0	2	0	0	0	0	
										1	0	0	0	0	1	0	
										1	0	0	0	0	1	0	
										2	0	2	0	0	0	0	

Batter	1	2	3	4	5	6	7	8	9	AB	R	H	RBI	BB	SO	LOB	TOP					
Lenny Randle, S OBP: 0.340, SLG: 0.253										4	0	1	0	1	1	1	New York Mets @ Philadelphia Phillies Veterans Stadium, Philadelphia, PA Fri May 05 1978, 7:05 PM EDT Att: 22,116 - Unknown					
Elliott Maddox, R OBP: 0.455, SLG: 0.231 Butch Metzger, R (7, 1)										3	1	1	1	0	0	0						
Joel Youngblood, R OBP: 0.400, SLG: 0.412										5	0	1	0	0	1	4						
Lee Mazzilli, S OBP: 0.355, SLG: 0.490										5	0	1	0	0	1	4						
Willie Montanez, L OBP: 0.276, SLG: 0.333										4	1	1	0	1	1	2						
Steve Henderson, R OBP: 0.257, SLG: 0.366										4	0	2	2	0	0	1						
Bobby Valentine, R OBP: 0.370, SLG: 0.425										4	1	1	0	0	1	3						
John Stearns, R OBP: 0.292, SLG: 0.224										2	1	0	0	2	1	2						
Doug Flynn, R OBP: 0.292, SLG: 0.253 Bruce Boisclair, L OBP: 0.323, SLG: 0.294 Tom Grieve, R OBP: 0.368, SLG: 0.471										3	0	0	0	0	0	2						
Nino Espinosa, R OBP: 0.167, SLG: 0.167 Mardie Comejo, R (5, 1)										2	0	1	0	0	1	0						
Ed Kranepool, L OBP: 0.308, SLG: 0.348 Sergio Ferrer, S (8, 6)										0	0	0	0	0	0	0						
Inning Stats	R: 0 E: 0 K: 1 S: 5	H: 0 LOB: 0 BB: 0 P: 5	R: 0 E: 0 K: 1 S: 5	H: 0 LOB: 0 BB: 0 P: 5	R: 0 E: 0 K: 0 S: 4	H: 1 LOB: 1 BB: 0 P: 4	R: 1 E: 0 K: 1 S: 7	H: 2 LOB: 2 BB: 1 P: 11	R: 0 E: 0 K: 0 S: 5	H: 0 LOB: 0 BB: 0 P: 5	R: 0 E: 0 K: 0 S: 4	H: 1 LOB: 1 BB: 0 P: 4	R: 2 E: 0 K: 0 S: 5	H: 2 LOB: 2 BB: 2 P: 13	R: 1 E: 0 K: 0 S: 5	H: 2 LOB: 2 BB: 1 P: 9	R: 0 E: 0 K: 2 S: 8	H: 1 LOB: 1 BB: 0 P: 8	1B: 4 2B: 4 3B: 1 HR: 0	SF: 1 SAC: 0 DP: 0 HBP: 0	WP: 0 PB: 0 SB: 0 CS: 0	PA: 40
PITCHER	IP	WLS	BF	H	R	ER	SO	BB	IBB	HBP	BLK	WP	HR	S	P	ERA	WHIP					
Jim Lonborg, R ERA: 4.26	(1, 1)	6.1	W	28	6	3	3	4	3	0	0	0	0	0	33	45	4.26	1.421				
Ron Reed, R ERA: 2.03	(7, 1)	1.0		6	2	1	1	0	1	0	0	0	0	0	5	9	9.00	3.000				
Tug McGraw, L ERA: 0.84	(8, 1)	1.2	S	6	1	0	0	2	0	0	0	0	0	10	10	0.00	0.600					

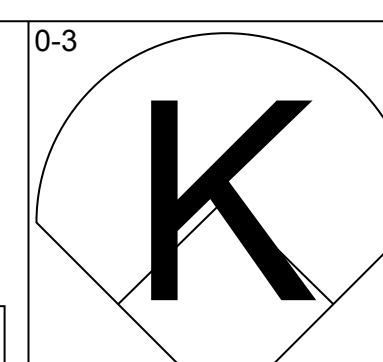
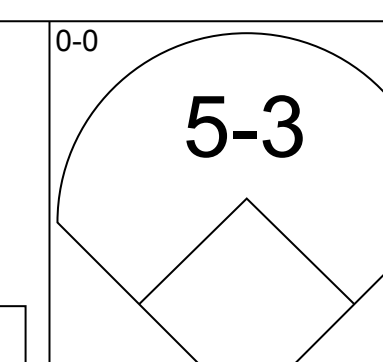
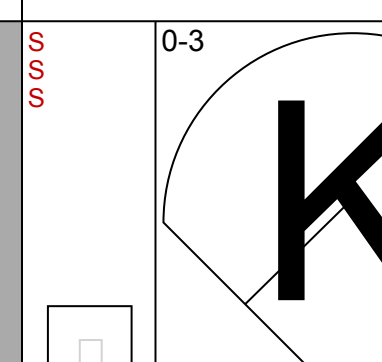
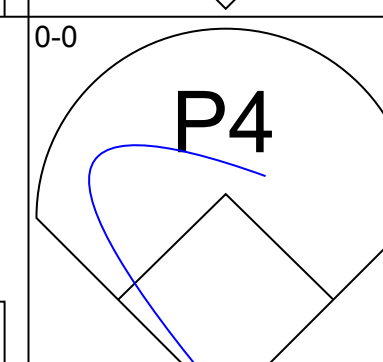
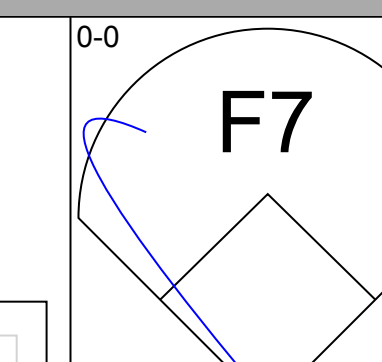
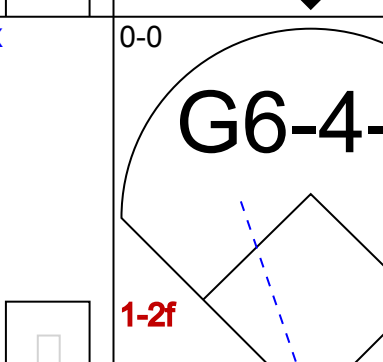
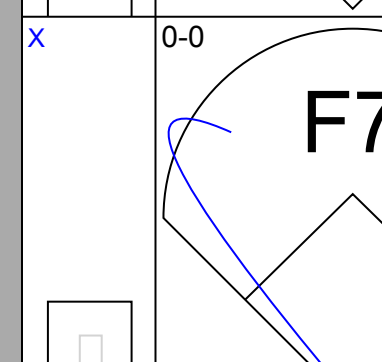
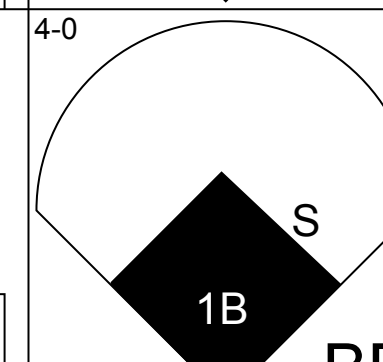
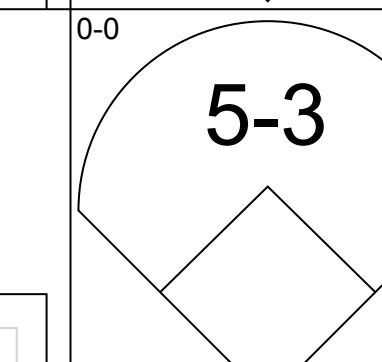
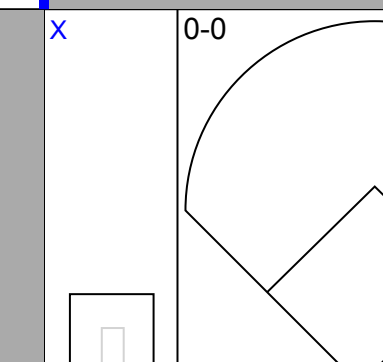
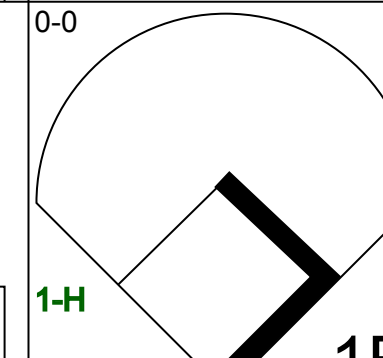
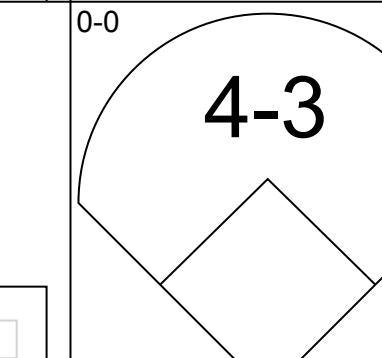
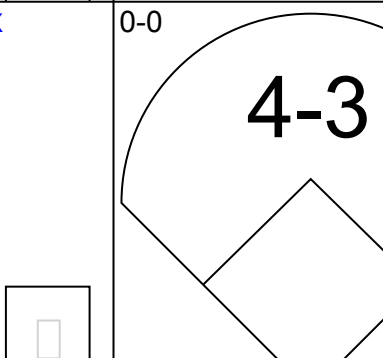
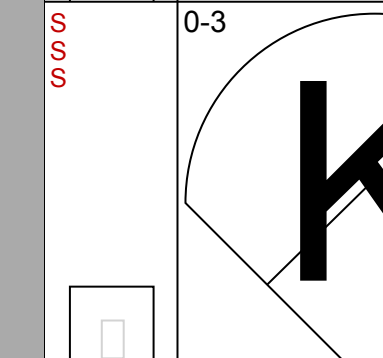
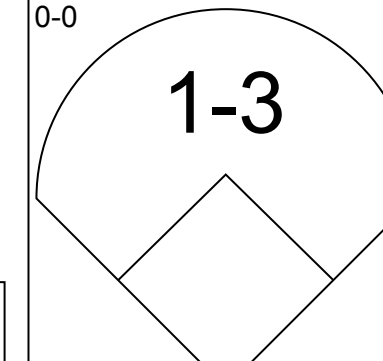
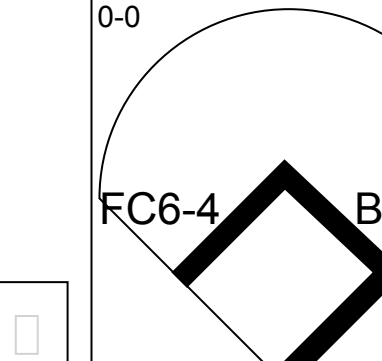
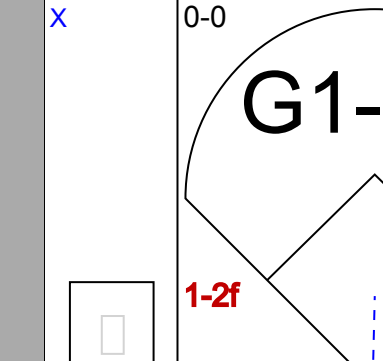
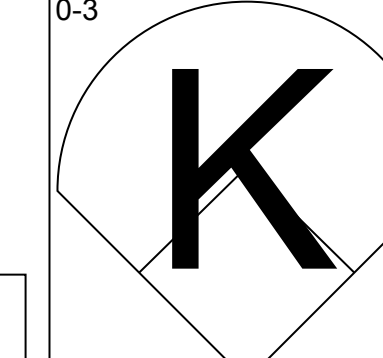
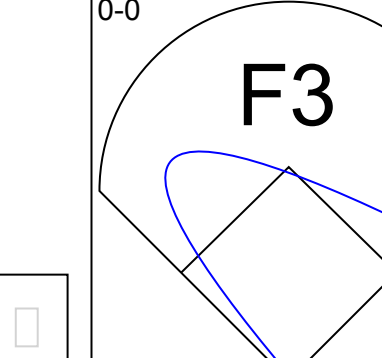
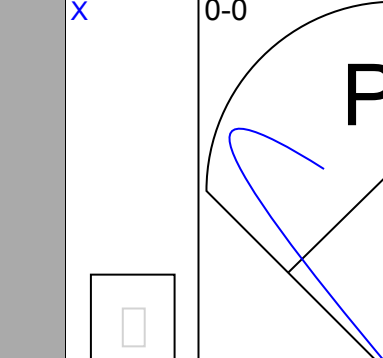
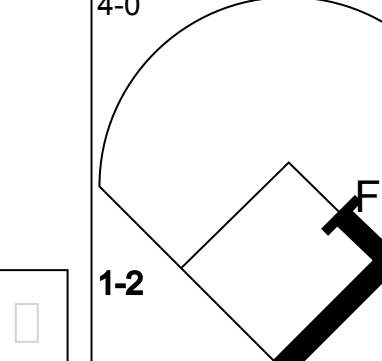
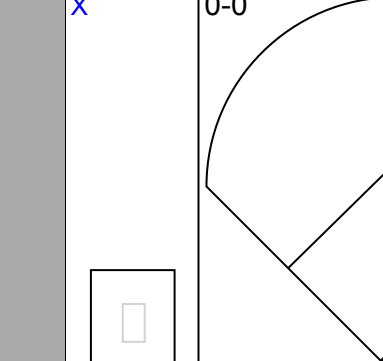
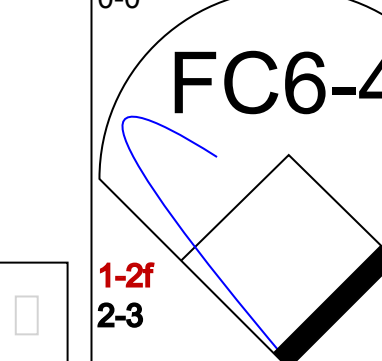
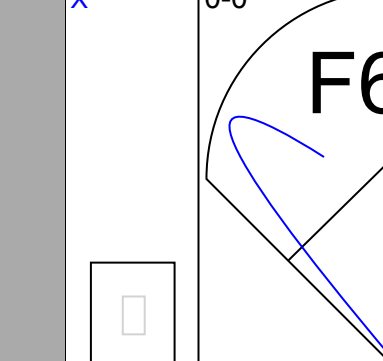
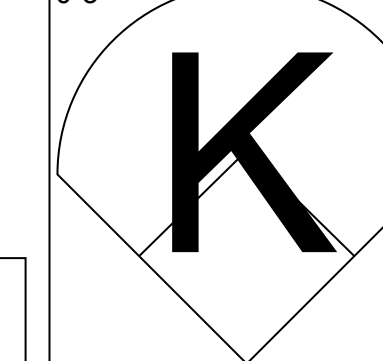
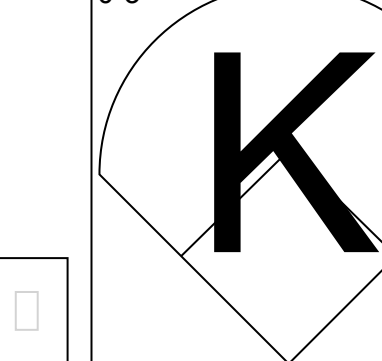
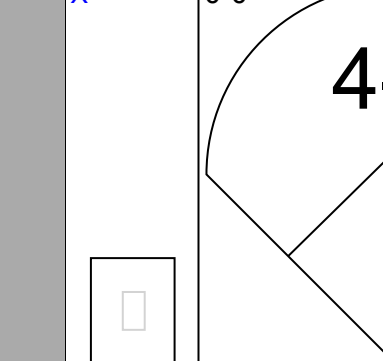
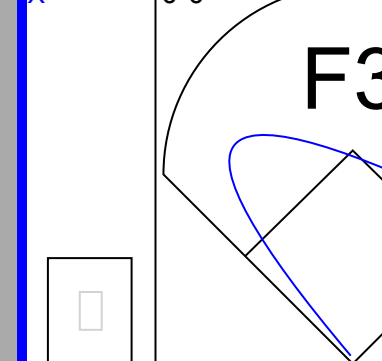
AB	35
R	4
H	9
RBI	4
BB	4
SO	6
LOB	20



Batter	1	2	3	4	5	6	7	8	9	AB	R	H	RBI	BB	SO	LOB	BOTTOM					
Bake McBride, L OBP: 0.333, SLG: 0.328										4	2	2	1	0	0	3	New York Mets @ Philadelphia Phillies Veterans Stadium, Philadelphia, PA Fri May 05 1978, 7:05 PM EDT Att: 22,116 - Unknown					
Larry Bowa, S OBP: 0.326, SLG: 0.363										4	0	2	0	0	0	1						
Mike Schmidt, R OBP: 0.427, SLG: 0.598										4	3	2	1	1	0	4						
Greg Luzinski, R OBP: 0.409, SLG: 0.493 Jerry Martin, R OBP: 0.345, SLG: 0.423										3	1	1	2	1	0	1						
Richie Hebner, L OBP: 0.431, SLG: 0.385										4	1	1	0	1	1	4						
Gary Maddox, R OBP: 0.379, SLG: 0.365										4	1	1	1	0	0	2						
Bob Boone, R OBP: 0.419, SLG: 0.511										3	0	0	1	1	0	4						
Jim Morrison, R OBP: 0.524, SLG: 0.500										4	1	3	1	0	1	0						
Jim Lonborg, R OBP: 0.308, SLG: 0.273 Ron Reed, R Tug McGraw, R (8, 1)										1	0	0	0	0	1	2						
Inning Stats	R: 1 E: 1 K: 0 S: 5	H: 1 LOB: 1 BB: 0 P: 5	R: 0 E: 0 K: 1 S: 6	H: 1 LOB: 2 BB: 1 P: 10	R: 1 E: 0 K: 0 S: 5	H: 2 LOB: 1 BB: 1 P: 9	R: 0 E: 0 K: 0 S: 4	H: 1 LOB: 1 BB: 0 P: 4	R: 5 E: 1 K: 0 S: 8	H: 5 LOB: 2 BB: 1 P: 13	R: 0 E: 0 K: 1 S: 5	H: 0 LOB: 0 BB: 0 P: 5	R: 0 E: 0 K: 2 S: 7	H: 0 LOB: 0 BB: 0 P: 7	R: 2 E: 0 K: 0 S: 6	H: 3 LOB: 2 BB: 1 P: 10		1B: 10 2B: 1 3B: 1 HR: 1	SF: 2 SAC: 3 DP: 0 HBP: 1	WP: 0 PB: 0 SB: 0 CS: 0	PA: 43	
PITCHER	IP	WLS	BF	H	R	ER	SO	BB	IBB	HBP	BLK	WP	HR	S	P	ERA	WHIP					
Nino Espinosa, R ERA: 5.08	(1, 1)	4.1	L	26	9	7	6	1	0	1	0	0	0	1	25	37	12.46	2.538				
Mardie Comejo, R ERA: 4.41	(5, 1)	1.2		7	1	0	0	1	0	0	0	0	0	8	9	0.00	0.600					
Butch Metzger, R ERA: 8.03	(7, 1)	2.0		10	3	2	2	2	0	1	0	1	0	0	13	17	9.00	1.500				

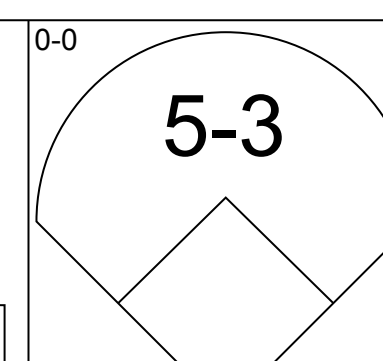
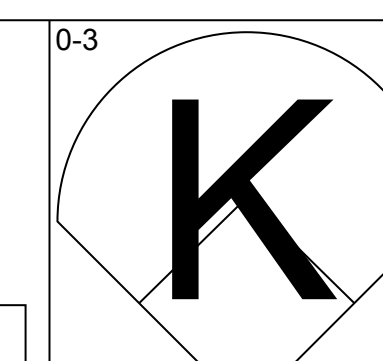
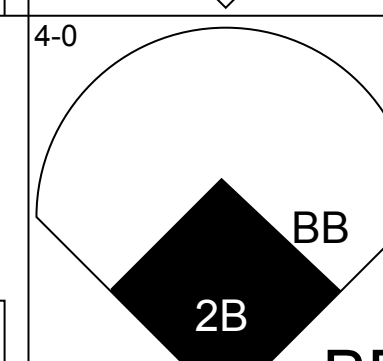
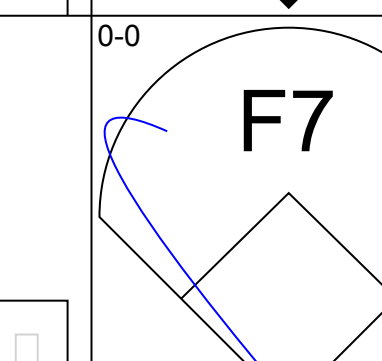
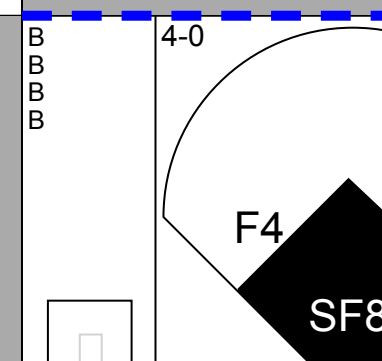
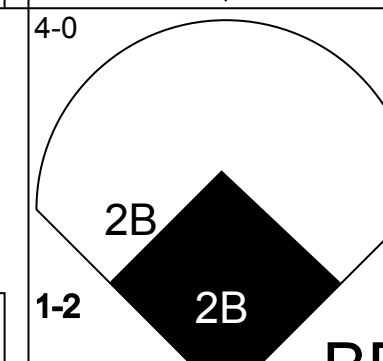
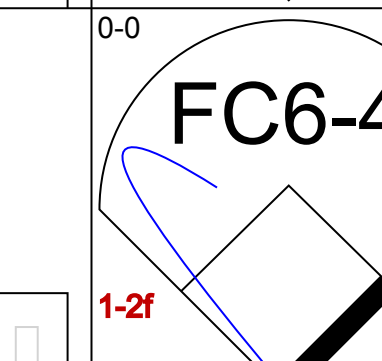
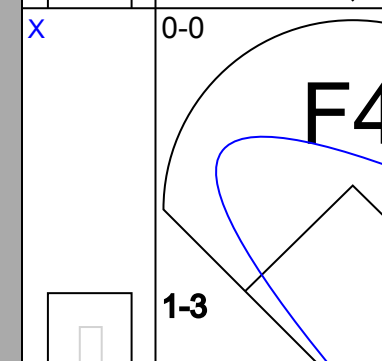
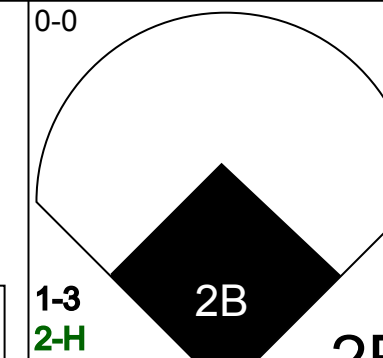
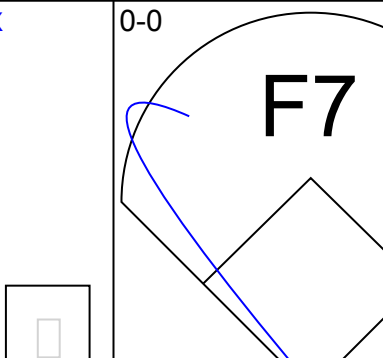
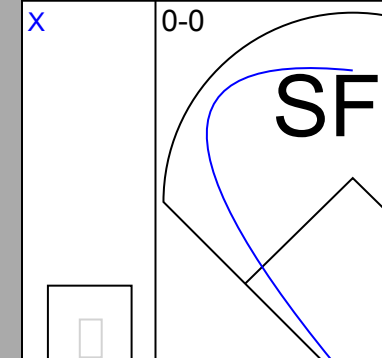
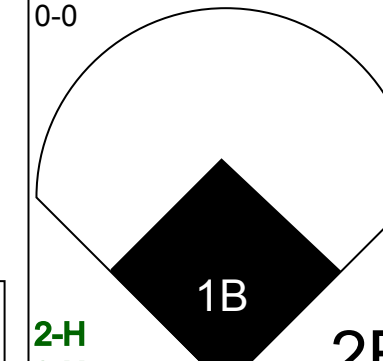
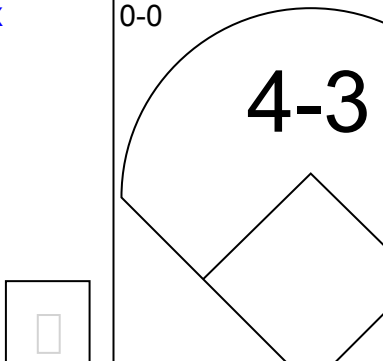
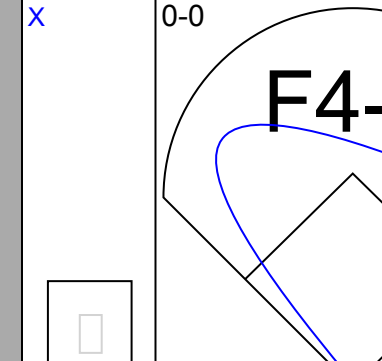
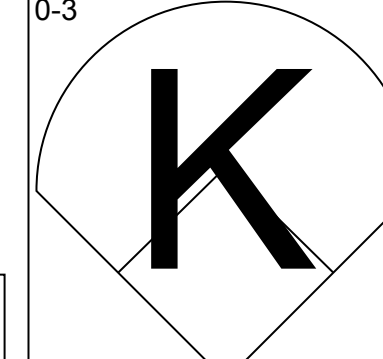
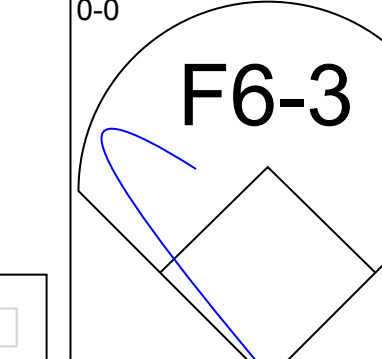
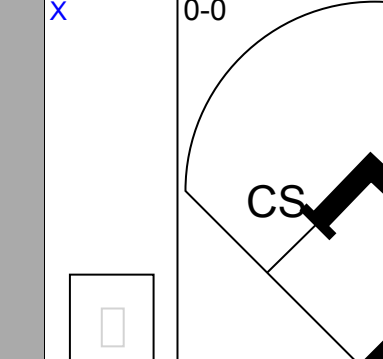
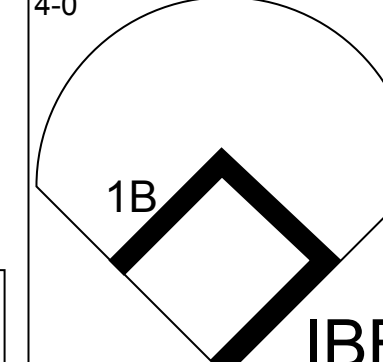
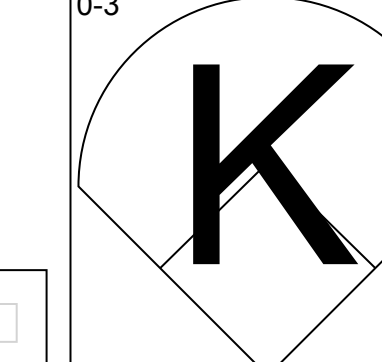
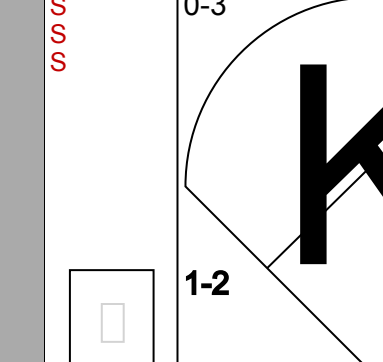
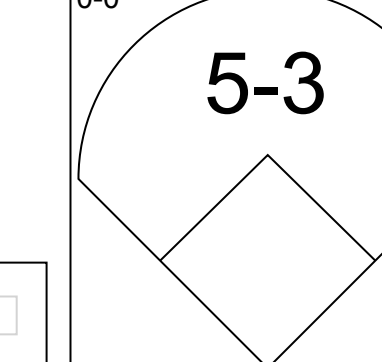
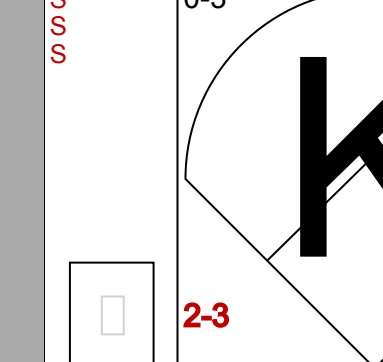
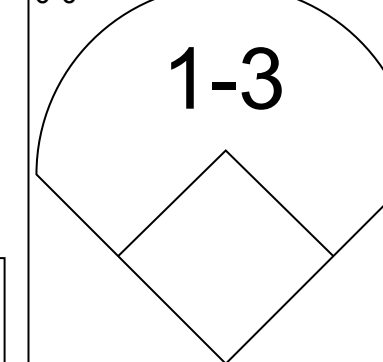
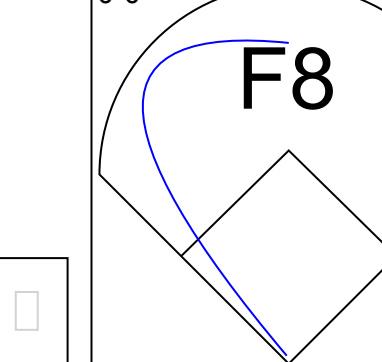
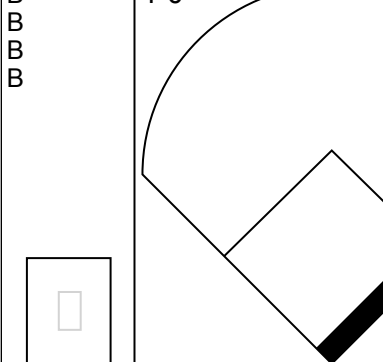
AB	33
R	9
H	13
RBI	8
BB	4
SO	4
LOB	21



Batter	1	2	3	4	5	6	7	8	9	AB	R	H	RBI	BB	SO	LOB	TOP					
Lenny Randle, S OBP: 0.337, SLG: 0.244 (1, 5)										3	0	0	0	1	2	2	New York Mets @ Philadelphia Phillies Veterans Stadium, Philadelphia, PA Sat May 06 1978, 7:05 PM EDT Att: 22,250 - Unknown					
Bobby Valentine, R OBP: 0.340, SLG: 0.386 Mardie Cornejo, R (7, 1)										4	0	0	0	0	0	1						
Elliott Maddox, R OBP: 0.500, SLG: 0.267 (1, 9)										2	1	1	0	2	0	0						
Steve Henderson, R OBP: 0.257, SLG: 0.361 (1, 7)										4	0	1	1	0	1	2						
Willie Montanez, L OBP: 0.275, SLG: 0.330 (1, 3)										4	0	1	0	0	0	2						
Lee Mazzilli, S OBP: 0.351, SLG: 0.510 (1, 8)										4	1	1	1	0	1	1						
John Stearns, R OBP: 0.312, SLG: 0.244 (1, 2)										2	0	1	0	2	0	0						
Doug Flynn, R OBP: 0.290, SLG: 0.245 (7, 4)										3	0	0	0	1	0	3						
Pat Zachry, R (1, 1)										1	0	0	0	0	1	2						
Tom Grieve, R OBP: 0.350, SLG: 0.444 Bob Myrick, R (4, 1) Sergio Ferrer, S (7, 6)										1	0	0	0	0	1	2						
Inning Stats	R: 1 E: 0 K: 1 S: 6	H: 1 LOB: 1 BB: 1 P: 10	R: 0 E: 0 K: 2 S: 7	H: 0 LOB: 2 BB: 2 P: 15	R: 0 E: 0 K: 0 S: 3	H: 0 LOB: 0 BB: 0 P: 3	R: 0 E: 0 K: 1 S: 6	H: 1 LOB: 1 BB: 1 P: 10	R: 0 E: 0 K: 0 S: 2	H: 0 LOB: 1 BB: 2 P: 10	R: 1 E: 0 K: 0 S: 4	H: 1 LOB: 0 BB: 0 P: 4	R: 0 E: 0 K: 1 S: 5	H: 0 LOB: 0 BB: 0 P: 5	R: 0 E: 0 K: 1 S: 5	H: 1 LOB: 0 BB: 0 P: 5	R: 0 E: 0 K: 0 S: 4	H: 1 LOB: 1 BB: 0 P: 4	1B: 3 2B: 1 3B: 0 HR: 1	SF: 0 SAC: 0 DP: 2 HBP: 0	WP: 0 PB: 0 SB: 1 CS: 0	PA: 36
PITCHER Steve Carlton, L ERA: 2.38 (1, 1)	IP: 9.0 WLS: W BF: 36 H: 5 R: 2 ER: 2 SO: 6 BB: 6 IBB: 0 HBP: 0 BLK: 0 WP: 0 HR: 1 S: 42 P: 66 ERA: 2.00 WHIP: 1.222															PITCHER	IP: 9.0 WLS: W BF: 36 H: 5 R: 2 ER: 2 SO: 6 BB: 6 IBB: 0 HBP: 0 BLK: 0 WP: 0 HR: 1 S: 42 P: 66 ERA: 2.00 WHIP: 1.222					

AB	30
R	2
H	5
RBI	2
BB	6
SO	6
LOB	16



Batter	1	2	3	4	5	6	7	8	9	AB	R	H	RBI	BB	SO	LOB	BOTTOM			
Bake McBride, L OBP: 0.329, SLG: 0.324 (1, 9)										4	0	1	0	0	1	1	New York Mets @ Philadelphia Phillies Veterans Stadium, Philadelphia, PA Sat May 06 1978, 7:05 PM EDT Att: 22,250 - Unknown			
Larry Bowa, S OBP: 0.343, SLG: 0.366 (1, 6)										2	3	1	0	2	0	1				
Mike Schmidt, R OBP: 0.420, SLG: 0.576 (1, 5)										3	1	0	0	1	0	3				
Greg Luzinski, R OBP: 0.413, SLG: 0.554 Jerry Martin, R OBP: 0.345, SLG: 0.423 (8, 7)										3	2	2	4	0	0	0				
Richie Hebner, L OBP: 0.420, SLG: 0.393 (1, 3)										4	1	1	2	0	0	0				
Gary Maddox, R OBP: 0.374, SLG: 0.359 (1, 8)										4	0	1	0	0	2	1				
Tim McCarver, L OBP: 0.577, SLG: 0.375 (1, 2)										3	0	0	0	1	3	1				
Jim Morrison, R OBP: 0.480, SLG: 0.450 (1, 4)										4	0	1	1	0	1	1				
Steve Carlton, L OBP: 0.412, SLG: 0.438 (1, 1)										2	0	0	0	1	0	2				
Inning Stats	R: 4 E: 0 K: 1 S: 8	H: 3 LOB: 3 BB: 3 P: 20	R: 2 E: 0 K: 1 S: 7	H: 2 LOB: 0 BB: 0 P: 7	R: 0 E: 0 K: 1 S: 5	H: 0 LOB: 0 BB: 0 P: 5	R: 0 E: 0 K: 0 S: 4	H: 1 LOB: 1 BB: 0 P: 4	R: 0 E: 0 K: 1 S: 5	H: 0 LOB: 0 BB: 0 P: 5	R: 1 E: 0 K: 0 S: 3	H: 0 LOB: 0 BB: 1 P: 7	R: 0 E: 0 K: 2 S: 7	H: 1 LOB: 1 BB: 0 P: 7	R: 0 E: 0 K: 2 S: 7	H: 1 LOB: 1 BB: 0 P: 7		1B: 4 2B: 3 3B: 0 HR: 1	SF: 1 SAC: 0 DP: 1 HBP: 0	WP: 0 PB: 0 SB: 2 CS: 1
PITCHER Pat Zachry, R ERA: 3.16 Bob Myrick, L ERA: 2.33 Mardie Cornejo, R ERA: 4.42 (7, 1)	IP: 3.0 WLS: L BF: 17 H: 5 R: 6 ER: 6 SO: 3 BB: 2 IBB: 1 HBP: 0 BLK: 0 WP: 0 HR: 1 S: 20 P: 32 ERA: 18.00 WHIP: 2.333															PITCHER	IP: 3.0 WLS: L BF: 17 H: 5 R: 6 ER: 6 SO: 3 BB: 2 IBB: 1 HBP: 0 BLK: 0 WP: 0 HR: 1 S: 20 P: 32 ERA: 18.00 WHIP: 2.333			

AB	29
R	7
H	7
RBI	7
BB	5
SO	7
LOB	10



Batter	1	2	3	4	5	6	7	8	9	AB	R	H	RBI	BB	SO	LOB	TOP			
Terry Puhl, L OBP: 0.313, SLG: 0.356 (1, 7)										4	0	1	0	0	0	1	Houston Astros @ Philadelphia Phillies Veterans Stadium, Philadelphia, PA Wed May 10 1978, 7:05 PM EDT Att: 20,096 - Unknown livebaseballscorecards.com			
Enos Cabell, R OBP: 0.297, SLG: 0.309 (1, 5)										4	0	0	0	0	1	2				
Cesar Cedeno, R OBP: 0.349, SLG: 0.525 (1, 8)										3	1	2	1	1	1	0				
Jose Cruz, L OBP: 0.350, SLG: 0.351 (1, 9)										3	0	1	0	1	0	3				
Bob Watson, R OBP: 0.354, SLG: 0.474 (1, 3)										4	0	0	0	0	0	5				
Art Howe, R OBP: 0.330, SLG: 0.458 (1, 4)										4	0	0	0	0	0	2				
Joe Ferguson, R OBP: 0.297, SLG: 0.423 (1, 2)										3	0	0	0	0	1	1				
Roger Metzger, S OBP: 0.274, SLG: 0.262 (7, PH)										2	0	0	0	0	0	0				
Denny Walling, L OBP: 0.214, SLG: 0.214 (7, 6)										1	0	0	0	0	0	0				
Jimmy Sexton, R OBP: 0.273, SLG: 0.200 (7, 6)										0	0	0	0	0	0	0				
Mark Lemongello, R OBP: 0.300, SLG: 0.333 (8, PH)										2	0	1	0	0	0	0				
Wilbur Howard, S OBP: 0.303, SLG: 0.438 (8, 1)										1	0	0	0	0	0	0				
Joe Sambito, L (8, 1)										0	0	0	0	0	0	0				
Inning Stats	R: 0 E: 0 K: 1 S: 6	H: 1 LOB: 2 BB: 1 P: 10	R: 0 E: 0 K: 1 S: 5	H: 0 LOB: 0 BB: 0 P: 5	R: 0 E: 0 K: 0 S: 3	H: 1 LOB: 0 BB: 0 P: 3	R: 1 E: 0 K: 0 S: 5	H: 2 LOB: 1 BB: 0 P: 5	R: 0 E: 0 K: 1 S: 3	H: 0 LOB: 1 BB: 1 P: 9	R: 0 E: 0 K: 0 S: 3	H: 0 LOB: 0 BB: 0 P: 3	R: 0 E: 0 K: 0 S: 3	H: 0 LOB: 0 BB: 0 P: 3	R: 0 E: 0 K: 0 S: 4	H: 1 LOB: 1 BB: 0 P: 4	1B: 3 2B: 0 3B: 1 HR: 1	SF: 0 SAC: 0 DP: 1 HBP: 0	WP: 0 PB: 0 SB: 3 CS: 0	PA: 33
PITCHER Jim Lonborg, R ERA: 3.54 (1, 1)	IP: 9.0 WLS: W BF: 33 H: 5 R: 1 ER: 1 SO: 3 BB: 2 IBB: 0 HBP: 0 BLK: 0 WP: 0 HR: 1 S: 37 P: 45 ERA: 1.00 WHIP: 0.778																			

Batter	1	2	3	4	5	6	7	8	9	AB	R	H	RBI	BB	SO	LOB	BOTTOM				
Bake McBride, L OBP: 0.359, SLG: 0.390 (1, 9)										4	0	2	0	0	1	1	Houston Astros @ Philadelphia Phillies Veterans Stadium, Philadelphia, PA Wed May 10 1978, 7:05 PM EDT Att: 20,096 - Unknown livebaseballscorecards.com				
Larry Bowa, S OBP: 0.386, SLG: 0.385 (1, 6)										3	0	1	0	1	0	2					
Mike Schmidt, R OBP: 0.389, SLG: 0.515 (1, 5)										4	0	0	0	0	0	4					
Greg Luzinski, R OBP: 0.413, SLG: 0.598 (8, PR)										2	0	0	0	2	0	2					
Jerry Martin, R OBP: 0.345, SLG: 0.423 (9, 7)										0	0	0	0	0	0	0					
Jay Johnstone, L OBP: 0.294, SLG: 0.077 (1, 3)										2	0	1	1	2	1	1					
Garry Maddox, R OBP: 0.359, SLG: 0.348 (1, 8)										4	0	0	0	0	1	6					
Bob Boone, R OBP: 0.392, SLG: 0.500 (1, 2)										3	1	0	0	1	0	4					
Jim Morrison, R OBP: 0.394, SLG: 0.464 (1, 4)										3	1	1	2	0	0	2					
Jim Lonborg, R OBP: 0.313, SLG: 0.286 (1, 1)										3	1	1	0	0	1	0					
Inning Stats	R: 0 E: 0 K: 0 S: 4	H: 1 LOB: 1 BB: 0 P: 4	R: 2 E: 0 K: 2 S: 8	H: 1 LOB: 0 BB: 1 P: 12	R: 0 E: 0 K: 0 S: 3	H: 0 LOB: 1 BB: 1 P: 7	R: 0 E: 0 K: 0 S: 4	H: 1 LOB: 1 BB: 0 P: 4	R: 1 E: 0 K: 1 S: 7	H: 2 LOB: 3 BB: 2 P: 15	R: 0 E: 0 K: 0 S: 2	H: 0 LOB: 0 BB: 1 P: 6	R: 0 E: 0 K: 0 S: 3	H: 1 LOB: 0 BB: 0 P: 3	R: 0 E: 0 K: 1 S: 5	H: 0 LOB: 2 BB: 1 P: 9		1B: 4 2B: 2 3B: 0 HR: 1	SF: 0 SAC: 0 DP: 2 HBP: 0	WP: 0 PB: 0 SB: 0 CS: 0	PA: 34
PITCHER Mark Lemongello, R ERA: 3.88 Joe Sambito, L ERA: 1.09 (8, 1)	IP: 7.0 WLS: L BF: 30 H: 6 R: 3 ER: 3 SO: 3 BB: 5 IBB: 0 HBP: 0 BLK: 0 WP: 0 HR: 1 S: 31 P: 51 ERA: 3.86 WHIP: 1.571																				

Batter	1	2	3	4	5	6	7	8	9	AB	R	H	RBI	BB	SO	LOB	TOP	
Pete Rose, S OBP: 0.345, SLG: 0.461 (1,5)	0-0 4-3		0-0 4-3		4-0 FC4-6 BB		0-0 F9		0-0 F8	4	0	0	0	1	0	0	Cincinnati Reds @ Philadelphia Phillies Veterans Stadium, Philadelphia, PA Thu May 11 1978, 7:05 PM EDT Att: 32,580 - Unknown	
Ken Griffey, L OBP: 0.355, SLG: 0.450 (1,9)	0-3 K		0-0 6-3		0-0 FC4-6 1-2 2-3 1-2		0-0 E 1B		0-3 K	5	0	1	0	0	2	3		
Joe Morgan, L OBP: 0.398, SLG: 0.524 (1,4)	0-0 F8			0-0 P5		0-0 P4		4-0 1-2 BB		3	0	0	0	1	0	0		
George Foster, R OBP: 0.370, SLG: 0.496 (8,8)		0-3 K		0-0 5-3		0-0 1B 1B		0-3 K		4	1	1	0	0	2	2		
Johnny Bench, R OBP: 0.355, SLG: 0.495 (1,2)		4-0 BLK BB		0-3 K		0-0 FC4 1B 1-2 1B		0-0 5-3		3	0	1	0	1	1	0		
Dave Concepcion, R OBP: 0.339, SLG: 0.381 (1,6)		0-3 K			0-0 L4	0-0 FC4 1B 1-2 2-H		0-0 F9		4	0	1	1	0	1	1		
Dan Driessen, L OBP: 0.421, SLG: 0.582 (1,3)		4-0 BB			0-0 BB 2B	0-0 FC4 1-2 2-3		0-0 2B		3	0	2	0	1	0	2		
Cesar Geronimo, L OBP: 0.378, SLG: 0.438 Ray Knight, R OBP: 0.296, SLG: 0.167 (8, PH) (8,7)	0-0 1-4-3				0-3 K	0-0 6-3		0-0 6-3		3	0	0	0	0	1	5		
Tom Seaver, R Doug Bair, R Junior Kennedy, R OBP: 0.364, SLG: 0.235 (1,1) (8,1) (9, PH)			0-0 P5		4-0 BB BB		0-3 K		0-3 K	2	0	0	0	1	1	0		
Inning Stats	R: 0 E: 0 K: 1 S: 5	H: 0 LOB: 0 BB: 0 P: 5	R: 0 E: 0 K: 2 S: 7	H: 0 LOB: 2 BB: 2 P: 15	R: 0 E: 0 K: 0 S: 3	H: 0 LOB: 0 BB: 0 P: 3	R: 0 E: 0 K: 1 S: 5	H: 1 LOB: 3 BB: 2 P: 6	R: 0 E: 1 K: 2 S: 8	H: 1 LOB: 2 BB: 1 P: 12	R: 0 E: 0 K: 0 S: 4	H: 1 LOB: 1 BB: 0 P: 4	R: 0 E: 0 K: 2 S: 7	H: 0 LOB: 0 BB: 0 P: 7	1B: 4 2B: 2 3B: 0 HR: 0	SF: 0 SAC: 0 DP: 0 HBP: 0		WP: 0 PB: 0 SB: 0 CS: 0
PITCHER Steve Carlton, L ERA: 2.13 (1,1)	IP: 9.0 WLS: W BF: 38 H: 6 R: 1 ER: 1 SO: 9 BB: 5 IBB: 0 HBP: 0 BLK: 1 WP: 0 HR: 0 S: 51 P: 71 ERA: 1.00 WHIP: 1.222																	

Batter	1	2	3	4	5	6	7	8	9	AB	R	H	RBI	BB	SO	LOB	BOTTOM	
Bake McBride, L OBP: 0.354, SLG: 0.376 (1,9)	0-0 3-1	4-0 IBB		0-0 F7			0-0 P6			3	0	0	0	1	0	0	Cincinnati Reds @ Philadelphia Phillies Veterans Stadium, Philadelphia, PA Thu May 11 1978, 7:05 PM EDT Att: 32,580 - Unknown	
Larry Bowa, S OBP: 0.353, SLG: 0.370 (1,6)	0-3 K	0-3 K		0-0 L4			0-0 F8			4	0	0	0	0	2	3		
Mike Schmidt, R OBP: 0.393, SLG: 0.515 (1,5)	0-0 1B		0-0 5-3		0-3 K		0-0 1B 3B 1B			4	1	2	0	0	1	0		
Greg Luzinski, R OBP: 0.417, SLG: 0.628 Jerry Martin, R OBP: 0.345, SLG: 0.423 (8, PR) (9,7)	0-3 K		0-0 HR		0-0 4-3		0-0 1B 3B 1B			4	1	2	1	0	1	1		
Richie Hebner, L OBP: 0.420, SLG: 0.470 (1,3)		0-0 2B 2B		0-0 F8		0-0 P6		0-0 1H 2-H 3B		4	1	2	2	0	0	0		
Garry Maddox, R OBP: 0.364, SLG: 0.348 (1,8)		4-0 2B BB		0-0 1B 1B		0-0 F8		0-0 P6		3	0	1	0	1	0	2		
Tim McCarver, L OBP: 0.548, SLG: 0.429 (1,2)		0-0 1-3 2-H 2B		0-0 1B		0-0 F8		0-0 P6		4	0	2	1	0	0	2		
Jim Morrison, R OBP: 0.351, SLG: 0.406 (1,4)		0-0 P5		0-0 F8		0-0 F9		0-3 K		4	0	0	0	0	1	6		
Steve Carlton, L OBP: 0.350, SLG: 0.368 (1,1)		0-3 K		0-0 F9			0-3 K			3	0	0	0	0	2	2		
Inning Stats	R: 0 E: 0 K: 2 S: 8	H: 1 LOB: 1 BB: 0 P: 8	R: 1 E: 0 K: 2 S: 9	H: 2 LOB: 3 BB: 2 P: 17	R: 1 E: 0 K: 0 S: 6	H: 3 LOB: 2 BB: 0 P: 6	R: 0 E: 0 K: 0 S: 3	H: 0 LOB: 0 BB: 0 P: 3	R: 0 E: 0 K: 1 S: 5	H: 0 LOB: 0 BB: 0 P: 5	R: 0 E: 0 K: 1 S: 8	H: 3 LOB: 2 BB: 0 P: 8	R: 2 E: 0 K: 1 S: 8	H: 3 LOB: 2 BB: 0 P: 8	1B: 5 2B: 2 3B: 1 HR: 1	SF: 0 SAC: 0 DP: 0 HBP: 0		WP: 0 PB: 0 SB: 0 CS: 0
PITCHER Tom Seaver, R ERA: 5.79 Doug Bair, R ERA: (1,1) (8,1)	IP: 7.0 WLS: L BF: 32 H: 9 R: 4 ER: 4 SO: 6 BB: 1 IBB: 1 HBP: 0 BLK: 0 WP: 0 HR: 1 S: 42 P: 50 ERA: 5.14 WHIP: 1.429																	

Batter	1	2	3	4	5	6	7	8	9	AB	R	H	RBI	BB	SO	LOB	TOP			
Pete Rose, S OBP: 0.354, SLG: 0.485 Ray Knight, R OBP: 0.286, SLG: 0.167	4-0 BLK WP S BB	0-0 F9		0-0 FC5-4			0-0 1B 2B		0-0 3B	4	2	2	0	1	0	2	Cincinnati Reds @ Philadelphia Phillies Veterans Stadium, Philadelphia, PA Fri May 12 1978, 7:05 PM EDT Att: 38,179 - Unknown			
Ken Griffey, L OBP: 0.439	4-0 CS BB	4-0		0-0 4-3			0-0 5-3		0-3 K	3	0	0	0	2	1	3				
Joe Morgan, L OBP: 0.398, SLG: 0.509	4-0 BB S BB	0-0 G3			0-3 K		4-0 1B BB		0-3 K	3	0	0	0	2	2	3				
George Foster, R OBP: 0.373, SLG: 0.492	4-0 BB BB			0-3 K		0-0 6-3			0-0 FC6-4 1B	3	0	1	1	1	1	0				
Johnny Bench, R OBP: 0.344, SLG: 0.477	0-0 F8			0-0 F7		0-3 K			0-0 FC6-4 1B	4	0	0	0	0	1	4				
Dave Concepcion, R OBP: 0.353, SLG: 0.389	4-0 BB			0-0 6-3					0-0 CS 1B	3	0	2	0	1	0	0				
Dan Driessen, L OBP: 0.415, SLG: 0.596	0-3 K			0-0 HR					0-3 K	4	1	1	1	0	2	5				
Cesar Geronimo, L OBP: 0.383, SLG: 0.434		4-0 SH2-4 BB		0-0 FC1-6 1B					0-0 6-3	3	0	1	0	1	0	0				
Bill Bonham, R OBP: 0.143, SLG: 0.154 Paul Moskau, R OBP: 0.500, SLG: 0.500		0-0 SH2-4		0-0 FC1-6 FC5-4					0-0 4-3	2	0	0	0	0	1	1				
Inning Stats	R: 1 E: 0 K: 1 S: 4	H: 0 LOB: 3 BB: 5 P: 24	R: 0 E: 0 K: 0 S: 3	H: 0 LOB: 2 BB: 2 P: 11	R: 0 E: 0 K: 1 S: 5	H: 0 LOB: 0 BB: 0 P: 5	R: 1 E: 0 K: 0 S: 5	H: 2 LOB: 1 BB: 0 P: 5	R: 0 E: 0 K: 2 S: 7	H: 1 LOB: 0 BB: 0 P: 7	R: 0 E: 0 K: 0 S: 3	H: 1 LOB: 2 BB: 1 P: 11	R: 0 E: 0 K: 1 S: 5	H: 1 LOB: 1 BB: 0 P: 5	R: 0 E: 0 K: 2 S: 8	H: 1 LOB: 1 BB: 0 P: 8	1B: 4 2B: 1 3B: 1 HR: 1	SF: 0 SAC: 1 DP: 1 HBP: 0	WP: 1 PB: 0 SB: 2 CS: 2	PA: 39
PITCHER	IP WLS BF H R ER SO BB IBB HBP BLK WP HR S P ERA WHIP																			
Randy Lerch, L ERA: 4.42	(1, 1) 6.2 L 31 5 3 3 5 8 0 0 0 1 1 1 33 65 4.05 1.950																			
Ron Reed, R ERA: 1.54	(7, 1) 0.1 1 0 0 0 0 0 0 0 0 0 0 0 1 1 0.00 0.000																			
Warren Brusstar, R ERA: 2.13	(8, 1) 2.0 7 2 0 0 0 3 0 0 0 0 0 0 0 13 13 0.00 1.000																			

AB	30
R	3
H	7
RBI	2
BB	8
SO	8
LOB	18



Batter	1	2	3	4	5	6	7	8	9	AB	R	H	RBI	BB	SO	LOB	BOTTOM
Jay Johnstone, L OBP: 0.333, SLG: 0.176	0-0 F7			0-0 FC6-4 1B			0-3 K			4	0	2	0	0	1	3	Cincinnati Reds @ Philadelphia Phillies Veterans Stadium, Philadelphia, PA Fri May 12 1978, 7:05 PM EDT Att: 38,179 - Unknown
Larry Bowa, S OBP: 0.353, SLG: 0.369	0-0 FC5-4 1B			0-0 FC6-4					0-0 F9	3	0	1	0	0	0	1	
Mike Schmidt, R OBP: 0.380, SLG: 0.495	0-0 FC5-4 WP			0-0 6-3					0-3 K	4	0	0	0	0	1	3	
Greg Luzinski, R OBP: 0.402, SLG: 0.600	0-3 K			0-0 5-3					0-0 F9	4	0	0	0	0	1	3	
Richie Hebner, L OBP: 0.412, SLG: 0.449		0-3 K		0-0 F5					0-0 G3	3	0	0	0	0	1	0	
Garry Maddox, R OBP: 0.364, SLG: 0.348 Jerry Martin, R OBP: 0.303, SLG: 0.367		0-0 6-3			0-0 1-3				0-0 6-3	0	0	0	0	0	0	0	
Bob Boone, R OBP: 0.397, SLG: 0.500		0-0 CS 1B			0-0 6-3				0-0 5-3	4	0	2	0	0	0	0	
Jim Morrison, R OBP: 0.350, SLG: 0.382		0-0 CS		0-0 5-3					0-0 6-3	2	0	0	0	1	0	0	
Randy Lerch, L OBP: 0.467, SLG: 0.667 Ron Reed, R OBP: 0.531, SLG: 0.409 Warren Brusstar, R	(1, 1) 6.1 W 26 6 0 0 2 1 0 0 0 0 0 0 28 33 0.00 1.105																
PITCHER	IP WLS BF H R ER SO BB IBB HBP BLK WP HR S P ERA WHIP																
Bill Bonham, R ERA: 2.59	(7, 1) 2.2 S 8 0 0 0 2 0 0 0 0 0 0 0 12 12 0.00 0.000																
Paul Moskau, R ERA: 8.1	(7, 1) 2.2 S 8 0 0 0 2 0 0 0 0 0 0 0 12 12 0.00 0.000																

AB	31
R	0
H	6
RBI	0
BB	1
SO	4
LOB	14



Batter	1	2	3	4	5	6	7	8	9	AB	R	H	RBI	BB	SO	LOB	TOP				
Pete Rose, S OBP: 0.349, SLG: 0.471 (1.5)	L6	FC6-4			F9		F7		FC6-4	4	0	0	0	1	0	2	Cincinnati Reds @ Philadelphia Phillies Veterans Stadium, Philadelphia, PA Sat May 13 1978, 7:05 PM EDT Att: 35,802 - Unknown				
Joe Morgan, L OBP: 0.391, SLG: 0.491 (1.4)	4-3				F7			F8	FC6-4	4	0	0	1	1	0	1					
Paul Moskau, R OBP: 0.500, SLG: 0.500 (9, FR)									FC6-4	0	0	0	0	0	0	0					
Manny Sarmiento, R (9, 1)									1B	0	0	0	0	0	0	0					
George Foster, R OBP: 0.374, SLG: 0.489 (1.7)	L3		F2					K	FC6-4	5	0	2	0	0	1	1					
Johnny Bench, R OBP: 0.338, SLG: 0.466 (6.2)			P3		K				FC6-4	5	0	1	0	0	1	4					
Dave Concepcion, R OBP: 0.358, SLG: 0.382 (1.6)									FC6-4	2	1	0	0	2	1	2					
Dan Driessen, L OBP: 0.418, SLG: 0.598 (1.3)					L6				FC6	3	1	1	1	1	0	2					
Don Werner, R OBP: 0.368, SLG: 0.267 (1.2)					F8				FC6	2	0	1	1	0	0	0					
Ken Griffey, L OBP: 0.359, SLG: 0.448 (6, PH)									FC6	2	1	1	0	0	0	2					
Cesar Geronimo, L OBP: 0.378, SLG: 0.422 (1.8)					4-3				B2	3	0	0	0	0	0	1					
Fred Norman, S OBP: 0.227, SLG: 0.227 (1.1)					4-3					3	0	1	0	0	0	0					
Doug Bair, R (8, 1)										0	0	0	0	0	0	0					
Ray Knight, R OBP: 0.375, SLG: 0.167 (9, PH)										0	0	0	0	1	0	0					
Dave Collins, S OBP: 0.286, SLG: 0.176 (9, FR)										0	0	0	0	0	0	0					
Junior Kennedy, R OBP: 0.394, SLG: 0.235 (9, 4)										0	1	0	0	0	0	0					
Inning Stats	R: 0 E: 0 K: 0 S: 3	H: 0 LOB: 0 BB: 0 P: 3	R: 2 E: 0 K: 0 S: 5	H: 3 LOB: 2 BB: 1 P: 10	R: 0 E: 0 K: 1 S: 5	H: 0 LOB: 1 BB: 1 P: 9	R: 0 E: 0 K: 0 S: 3	H: 0 LOB: 0 BB: 0 P: 3	R: 0 E: 0 K: 1 S: 6	H: 1 LOB: 2 BB: 1 P: 10	R: 0 E: 0 K: 0 S: 3	H: 0 LOB: 0 BB: 0 P: 3	R: 0 E: 0 K: 1 S: 6	H: 1 LOB: 2 BB: 2 P: 10	R: 2 E: 1 K: 0 S: 5	H: 2 LOB: 2 BB: 2 P: 13	1B: 5 2B: 2 3B: 0 HR: 0	SF: 0 SAC: 0 DP: 0 HBP: 1	WP: 0 PB: 0 SB: 1 CS: 0	PA: 40	
PITCHER	IP	WLS	BF	H	R	ER	SO	BB	IBB	HBP	BLK	WP	HR	S	P	ERA	WHIP				
Jim Kaat, L ERA: 3.63 (1, 1)	5.0		20	3	2	2	1	2	0	1	0	0	0	19	28	3.60	1.000				
Gene Garber, R ERA: 1.13 (6, 1)	3.0		13	2	0	0	2	1	1	0	0	0	0	15	23	0.00	1.000				
Tug McGraw, L ERA: 2.13 (9, 1)	1.0	L	7	2	2	2	0	2	0	0	0	0	0	5	13	18.00	4.000				

AB 33
R 4
H 7
RBI 3
BB 6
SO 3
LOB 15



Batter	1	2	3	4	5	6	7	8	9	AB	R	H	RBI	BB	SO	LOB	BOTTOM					
Jerry Martin, R OBP: 0.289, SLG: 0.324 (1.8)	K		K		F7			1B	K	4	1	0	0	1	3	1	Cincinnati Reds @ Philadelphia Phillies Veterans Stadium, Philadelphia, PA Sat May 13 1978, 7:05 PM EDT Att: 35,802 - Unknown					
Jose Cardenal, R OBP: 0.425, SLG: 0.579 (1.9)	HBP							HR		4	1	3	0	0	1	0						
Mike Schmidt, R OBP: 0.384, SLG: 0.519 (1.5)	HBP							HR		3	1	1	3	1	0	1						
Greg Luzinski, R OBP: 0.405, SLG: 0.591 (1.7)								HR		3	0	1	0	0	0	0						
Tug McGraw, R (9, 1)										0	0	0	0	0	0	0						
Davey Johnson, R OBP: 0.206, SLG: 0.207 (1.3)										2	0	0	0	1	0	3						
Richie Hebner, L OBP: 0.419, SLG: 0.457 (8, PH)										1	0	1	0	0	0	0						
Tim McCarver, L OBP: 0.531, SLG: 0.409 (9, 3)										0	0	0	0	0	0	0						
Bob Boone, R OBP: 0.390, SLG: 0.484 (1.2)										4	0	1	0	0	0	3						
Jim Morrison, R OBP: 0.318, SLG: 0.342 (1.4)										4	0	0	0	0	0	3						
Bud Harrelson, S OBP: 0.444, SLG: 0.375 (1.6)										3	0	0	0	1	2	1						
Jim Kaat, L (1, 1)										1	0	0	0	0	0	0						
Garry Maddox, R OBP: 0.361, SLG: 0.344 (5, PH)										1	0	0	0	0	1	0						
Gene Garber, R (6, 1)										0	0	0	0	0	0	0						
Barry Foote, R OBP: 0.333, SLG: 0.333 (8, PH)										1	0	0	0	1	0	0						
Jay Johnstone, L OBP: 0.318, SLG: 0.167 (9, 9)										1	0	0	0	0	1	0						
Inning Stats	R: 0 E: 0 K: 1 S: 5	H: 1 LOB: 2 BB: 1 P: 10	R: 0 E: 0 K: 1 S: 5	H: 0 LOB: 0 BB: 0 P: 5	R: 0 E: 0 K: 1 S: 6	H: 1 LOB: 1 BB: 0 P: 6	R: 0 E: 0 K: 0 S: 3	H: 1 LOB: 1 BB: 1 P: 7	R: 0 E: 0 K: 2 S: 7	H: 0 LOB: 0 BB: 0 P: 7	R: 0 E: 0 K: 1 S: 5	H: 0 LOB: 0 BB: 0 P: 5	R: 0 E: 0 K: 0 S: 4	H: 1 LOB: 1 BB: 0 P: 4	R: 3 E: 0 K: 1 S: 8	H: 3 LOB: 1 BB: 1 P: 12	R: 0 E: 0 K: 1 S: 5	H: 0 LOB: 1 BB: 1 P: 9	1B: 5 2B: 1 3B: 0 HR: 1	SF: 0 SAC: 0 DP: 2 HBP: 1	WP: 0 PB: 0 SB: 0 CS: 0	PA: 37
PITCHER	IP	WLS	BF	H	R	ER	SO	BB	IBB	HBP	BLK	WP	HR	S	P	ERA	WHIP					
Fred Norman, L ERA: 2.63 (1, 1)	7.1		29	5	2	2	7	3	0	1	0	0	0	39	52	2.46	1.091					
Doug Bair, R ERA: 0.44 (8, 1)	0.2		4	2	1	1	0	0	0	0	0	0	1	4	4	13.50	3.000					
Manny Sarmiento, R ERA: 1.23 (9, 1)	1.0	W	4	0	0	0	1	1	0	0	0	0	0	5	9	0.00	1.000					

AB 32
R 3
H 7
RBI 3
BB 4
SO 8
LOB 13



Batter	1	2	3	4	5	6	7	8	9	AB	R	H	RBI	BB	SO	LOB	TOP																	
Pete Rose, S OBP: 0.344, SLG: 0.461 (1, 5)	0-0 6-3		0-0 F7		0-0 1B			0-0 4-3	0-3 K	5	0	1	0	0	1	1	Cincinnati Reds @ Philadelphia Phillies Veterans Stadium, Philadelphia, PA Sun May 14 1978, 3:33 AM EDT Att: 30,482 - Unknown																	
Ken Griffey, L OBP: 0.362, SLG: 0.457 (1, 9)	0-3 K		0-0 2B		0-0 4-3			0-0 2B 3B 1B		4	1	2	0	0	1	1																		
Dan Driessen, L OBP: 0.428, SLG: 0.608 (1, 3)	4-0 1B BLK BB		0-0 FC6-5-4 BLK 2-3		0-0 1B			0-0 3B 2B		3	2	2	0	1	0	1																		
George Foster, R OBP: 0.377, SLG: 0.504 (1, 7)	0-0 1B		0-0 5-3		0-0 F9			0-0 4-3 3B		4	1	2	3	0	0	2																		
Johnny Bench, R OBP: 0.328, SLG: 0.450 (1, 2)	0-0 L7		0-0 P4		0-3 K			0-0 4-3		4	0	0	1	0	1	2																		
Cesar Geronimo, L OBP: 0.374, SLG: 0.410 (1, 8)		4-0 BB BB BB	0-0 L4-3 BB		0-0 F8			0-3 K		3	0	0	0	1	1	1																		
Dave Concepcion, R OBP: 0.354, SLG: 0.386 (1, 6)		0-0 L4-3	0-0 4-3		0-3 K			0-0 WP 2B		4	0	1	0	0	1	1																		
Junior Kennedy, R OBP: 0.360, SLG: 0.250 (9, PH)		0-0 1B	0-0 4-3		0-0 K			0-0 F8		3	0	1	0	0	1	0																		
Mike Lum, L OBP: 0.200, SLG: 0.154 (9, PH)		0-0 1B	0-0 4-3		0-0 K			0-0 F8		1	0	0	0	0	0	1																		
Tom Hume, R (1, 1)		0-0 P4	0-0 4-3		0-3 K			0-0 5-3		2	0	0	0	0	1	1																		
Dale Murray, R (6, 1)		0-0 P4	0-0 4-3		0-0 K			0-0 5-3		0	0	0	0	0	0	0																		
Dave Collins, S OBP: 0.273, SLG: 0.167 (7, PH)		0-0 P4	0-0 4-3		0-0 K			0-0 5-3		1	0	0	0	0	0	0																		
Pedro Borbon, R OBP: 0.500, SLG: 0.500 (9, PH)		0-0 P4	0-0 4-3		0-0 K			0-0 5-3		0	0	0	0	0	0	0																		
Joe Morgan, L OBP: 0.388, SLG: 0.486 (9, PH)		0-0 P4	0-0 4-3		0-0 K			0-0 5-3		1	0	0	0	0	0	1																		
Inning Stats	R: 1 E: 0 K: 1 S: 6	H: 1 LOB: 1 BB: 1 P: 10	R: 0 E: 0 K: 0 S: 3	H: 1 LOB: 1 BB: 1 P: 7	R: 0 E: 0 K: 0 S: 4	H: 1 LOB: 0 BB: 0 P: 4	R: 0 E: 0 K: 0 S: 3	H: 0 LOB: 0 BB: 0 P: 3	R: 0 E: 0 K: 1 S: 6	H: 1 LOB: 1 BB: 0 P: 6	R: 0 E: 0 K: 2 S: 7	H: 0 LOB: 0 BB: 0 P: 7	R: 3 E: 0 K: 1 S: 8	H: 3 LOB: 0 BB: 0 P: 8	R: 0 E: 0 K: 1 S: 6	H: 1 LOB: 1 BB: 0 P: 6		1B: 5 2B: 4 3B: 1 HR: 0	SF: 0 SAC: 0 DP: 1 HBP: 0	WP: 1 PB: 0 SB: 0 CS: 0	PA: 37													
PITCHER	IP WLS BF H R ER SO BB IBB HBP BLK WP HR S P ERA WHIP	IP WLS BF H R ER SO BB IBB HBP BLK WP HR S P ERA WHIP																																
Larry Christenson, R ERA: 4.74	(1, 1)	8.0	W	33	8	4	4	6	2	0	0	2	0	0	43	51	4.50	1.250																
Ron Reed, R ERA: 1.72	(9, 1)	1.0	S	4	1	0	0	1	0	0	0	0	1	0	6	6	0.00	1.000																

AB	35
R	4
H	9
RBI	4
BB	2
SO	7
LOB	12



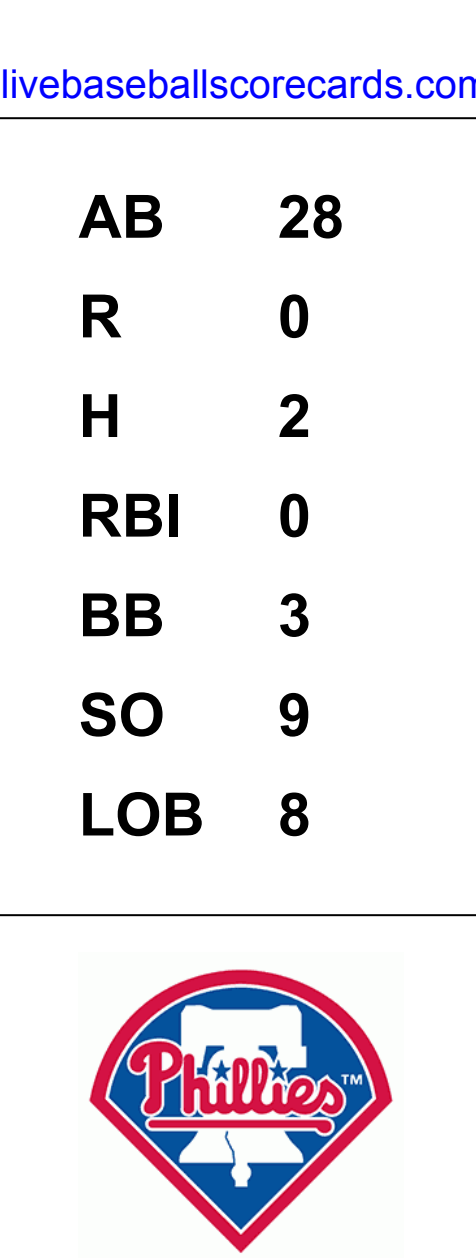
Batter	1	2	3	4	5	6	7	8	9	AB	R	H	RBI	BB	SO	LOB	BOTTOM																	
Bud Harrelson, S OBP: 0.500, SLG: 0.455 (1, 6)	0-0 2B	4-0 FC6-4 BB			0-0 4-3	4-0 BB		0-0 4-3		3	1	1	0	2	0	1	Cincinnati Reds @ Philadelphia Phillies Veterans Stadium, Philadelphia, PA Sun May 14 1978, 3:33 AM EDT Att: 30,482 - Unknown																	
Jay Johnstone, L OBP: 0.346, SLG: 0.238 (1, 9)	0-0 1B 2B	0-0 FC6-4 CS			4-0 CS BB	0-0 L9				3	1	1	1	1	0	4																		
Mike Schmidt, R OBP: 0.380, SLG: 0.536 (1, 5)	0-3 K	0-0 CS	0-0 F8		0-0 CS	0-0 HR	0-0 F7			4	1	1	1	0	1	1																		
Greg Luzinski, R OBP: 0.417, SLG: 0.635	4-0 5-3 1B FC6		0-0 F3		0-0 F3	0-0 HR	0-0 HR			3	3	2	1	1	0	0																		
Jose Cardenal, R OBP: 0.429, SLG: 0.579 (8, 7)	0-0 FC6 BB		0-0 4-3		0-0 4-3	0-0 HR	0-3 K			0	0	0	0	0	0	0																		
Richie Hebner, L OBP: 0.422, SLG: 0.500 (1, 3)	0-0 FC6 5-3 1B		0-0 4-3		0-0 4-3	0-0 HR	0-3 K			4	1	2	2	0	1	0																		
Bob Boone, R OBP: 0.384, SLG: 0.471 (1, 2)	0-0 5-3		0-0 5-3		0-0 5-3	0-0 FC2-6 1B	0-0 P3			4	0	1	1	0	0	2																		
Jerry Martin, R OBP: 0.286, SLG: 0.316 (1, 8)	0-0 FC6 FC6-4		0-0 6-3		0-0 6-3	0-0 FC2-6 1B	0-0 E7 SH1-4			4	0	1	1	0	0	1																		
Jim Morrison, R OBP: 0.298, SLG: 0.317 (1, 4)	0-0 FC6-4		0-0 F7		0-0 F7	0-0 FC2-6 2-3	0-0 SH1-4			3	0	0	0	0	0	4																		
Larry Christenson, R OBP: 0.313, SLG: 0.429	0-3 K		0-3 K		0-3 K	0-0 2-3	0-0 F7			3	0	0	0	0	2	2																		
Tim McCarver, L OBP: 0.515, SLG: 0.391			0-0 K		0-0 K	0-0 2-3	0-0 F7			1	0	0	0	0	0	1																		
Ron Reed, R (9, 1)			0-0 K		0-0 K	0-0 2-3	0-0 F7			0	0	0	0	0	0	0																		
Inning Stats	R: 3 E: 0 K: 1 S: 9	H: 3 LOB: 2 BB: 1 P: 13	R: 0 E: 0 K: 1 S: 4	H: 0 LOB: 0 BB: 1 P: 8	R: 0 E: 0 K: 0 S: 3	H: 0 LOB: 0 BB: 0 P: 3	R: 0 E: 0 K: 0 S: 3	H: 0 LOB: 0 BB: 0 P: 3	R: 3 E: 0 K: 0 S: 8	H: 5 LOB: 3 BB: 1 P: 12	R: 1 E: 0 K: 1 S: 6	H: 1 LOB: 0 BB: 0 P: 6	R: 0 E: 1 K: 0 S: 4	H: 0 LOB: 1 BB: 0 P: 4	1B: 3 2B: 3 3B: 0 HR: 3	SF: 0 SAC: 1 DP: 0 HBP: 0		WP: 0 PB: 0 SB: 0 CS: 2	PA: 39															
PITCHER	IP WLS BF H R ER SO BB IBB HBP BLK WP HR S P ERA WHIP	IP WLS BF H R ER SO BB IBB HBP BLK WP HR S P ERA WHIP																																
Tom Hume, R ERA: 6.41	(1, 1)	5.0	L	24	7	6	6	3	3	0	0	0	0	0	27	39		10.80	2.000															
Dale Murray, R ERA: 3.94	(6, 1)	1.0		5	1	0	0	0	1	0	0	0	0	0	4	8	0.00	2.000																
Pedro Borbon, R ERA: 7.71	(7, 1)	2.0		8	1	1	1	1	0	0	0	0	0	1	10	10	4.50	0.500																

AB	32
R	7
H	9
RBI	7
BB	4
SO	4
LOB	16



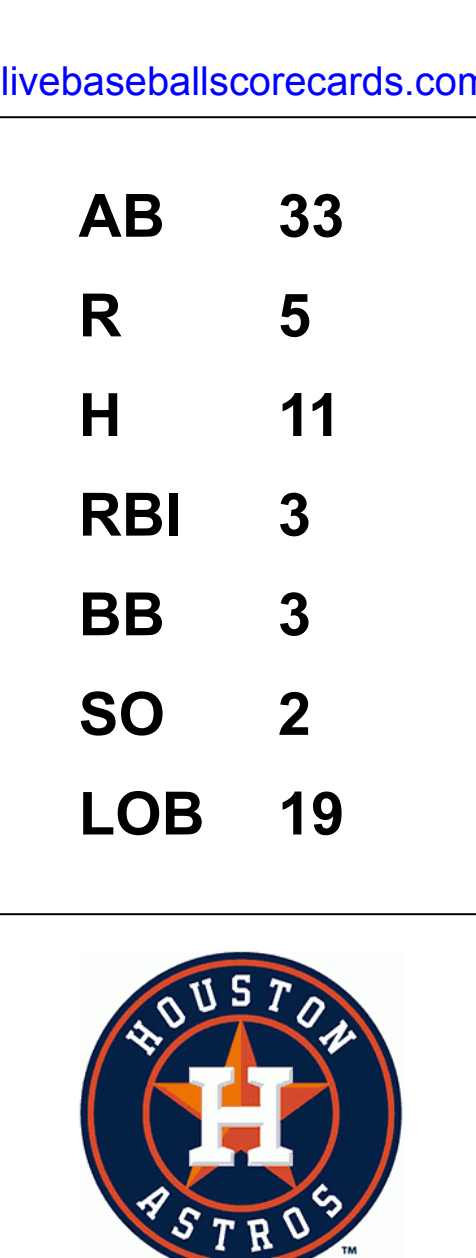
Batter	1	2	3	4	5	6	7	8	9	AB	R	H	RBI	BB	SO	LOB	TOP			
Bake McBride, L (1, 9) OBP: 0.340, SLG: 0.360 Gene Garber, R (8, 1)	L4		CS	K		K		K		4	0	0	0	0	3	1				
Larry Bowa, S (1, 6) OBP: 0.341, SLG: 0.357	K			6-3		1-3			K	4	0	0	0	0	2	0				
Jay Johnstone, L (1, 3) OBP: 0.300, SLG: 0.200	L4			K			L4		4-1	4	0	0	0	0	1	0				
Greg Luzinski, R (1, 7) OBP: 0.411, SLG: 0.616		L7			F9				F4	3	0	0	0	1	0	0				
Richie Hebner, L (1, 5) OBP: 0.419, SLG: 0.494		F9			WP 1B				F8	3	0	1	0	0	0	1				
Gary Maddox, R (1, 8) OBP: 0.360, SLG: 0.344		K			WP 1B				K	3	0	1	0	0	2	1				
Bob Boone, R (1, 2) OBP: 0.375, SLG: 0.457 Barry Foote, R (7, 2) OBP: 0.286, SLG: 0.286			F7		F6			K		2	0	0	0	0	0	2	AB 28 R 0 H 2 RBI 0 BB 3 SO 9 LOB 8			
Bud Harrelson, S (1, 4) OBP: 0.436, SLG: 0.385 Warren Brusstar, R (5, 1) Jerry Martin, R (8, PH) OBP: 0.302, SLG: 0.316			3-1		F7				4-3 BB	2	0	0	0	0	0	2				
Jim Lonborg, R (1, 1) OBP: 0.353, SLG: 0.286 Jim Morrison, R (5, 4) OBP: 0.286, SLG: 0.302						F7			4-3	0	0	0	0	1	0	0				
Inning Stats	R: 0 E: 0 K: 1 S: 5	H: 0 LOB: 0 BB: 0 P: 5	R: 0 E: 0 K: 1 S: 5	H: 0 LOB: 0 BB: 0 P: 5	R: 0 E: 0 K: 0 S: 2	H: 0 LOB: 0 BB: 1 P: 6	R: 0 E: 0 K: 2 S: 7	H: 0 LOB: 0 BB: 0 P: 7	R: 0 E: 0 K: 0 S: 5	H: 2 LOB: 2 BB: 0 P: 5	R: 0 E: 0 K: 1 S: 5	H: 0 LOB: 1 BB: 1 P: 9	R: 0 E: 0 K: 2 S: 7	H: 0 LOB: 1 BB: 1 P: 11	R: 0 E: 0 K: 1 S: 5	H: 0 LOB: 0 BB: 0 P: 5	1B: 2 2B: 0 3B: 0 HR: 0	SF: 0 SAC: 0 DP: 0 HBP: 0	WP: 1 PB: 0 SB: 0 CS: 1	PA: 32
PITCHER J.R. Richard, R (1, 1) ERA: 4.04	IP: 9.0 WLS: W BF: 31 H: 2 R: 0 ER: 0 SO: 9 BB: 3 IBB: 0 HBP: 0 BLK: 0 WP: 1 HR: 0 S: 46 P: 58 ERA: 0.00 WHIP: 0.556																			

Philadelphia Phillies @ Houston Astros
Astrodome, Houston, TX
Mon May 15 1978, 8:05 PM EDT
Att: 9,943 - Dome



Batter	1	2	3	4	5	6	7	8	9	AB	R	H	RBI	BB	SO	LOB	BOTTOM			
Terry Puhl, L (1, 7) OBP: 0.339, SLG: 0.373	4-3		5-3		BB 1B	G6-4-3				3	0	1	0	1	0	0				
Enos Cabell, R (1, 5) OBP: 0.301, SLG: 0.339	F7		F7		BB 1B	G6-4-3				4	1	1	0	0	0	2				
Cesar Cedeno, R (1, 8) OBP: 0.352, SLG: 0.500	E S 2B			F9 WP HR	E BB	5-3-5 S				2	3	2	0	2	0	0				
Jose Cruz, L (1, 9) OBP: 0.336, SLG: 0.339				F9	FC6-2 1B	F9				4	0	1	1	0	0	3				
Bob Watson, R (1, 3) OBP: 0.360, SLG: 0.486	5-3			HR	1B	5-3-5				4	1	2	2	0	0	2				
Art Howe, R (1, 4) OBP: 0.339, SLG: 0.454		5-3		FC3-6 1B	K	4-3				4	0	2	0	0	1	2				
Joe Ferguson, R (1, 2) OBP: 0.320, SLG: 0.432		F9		FC3-6 1B	1-3	6-3				4	0	1	0	0	0	3	AB 33 R 5 H 11 RBI 3 BB 3 SO 2 LOB 19			
Roger Metzger, S (1, 6) OBP: 0.313, SLG: 0.311		1-3		FC3-6	FC5-4	4-3				4	0	1	0	0	0	3				
J.R. Richard, R (1, 1) OBP: 0.050, SLG: 0.050			6-3	FC5-4	K	L4				4	0	0	0	0	1	4				
Inning Stats	R: 1 E: 0 K: 0 S: 5	H: 2 LOB: 1 BB: 0 P: 5	R: 0 E: 0 K: 0 S: 3	H: 0 LOB: 0 BB: 0 P: 3	R: 0 E: 0 K: 0 S: 3	H: 0 LOB: 0 BB: 0 P: 3	R: 2 E: 0 K: 0 S: 6	H: 3 LOB: 2 BB: 1 P: 10	R: 2 E: 1 K: 1 S: 8	H: 3 LOB: 2 BB: 1 P: 12	R: 0 E: 0 K: 1 S: 5	H: 1 LOB: 1 BB: 1 P: 9	R: 0 E: 0 K: 0 S: 3	H: 1 LOB: 0 BB: 0 P: 3	R: 0 E: 0 K: 0 S: 4	H: 1 LOB: 1 BB: 0 P: 4	1B: 8 2B: 3 3B: 0 HR: 1	SF: 0 SAC: 0 DP: 2 HBP: 0	WP: 1 PB: 0 SB: 2 CS: 0	PA: 36
PITCHER Jim Lonborg, R (1, 1) ERA: 3.83 Warren Brusstar, R (5, 1) ERA: 2.3 Gene Garber, R (8, 1) ERA: 1.06	IP: 4.0 WLS: L BF: 18 H: 5 R: 3 ER: 1 SO: 3 BB: 1 IBB: 0 HBP: 0 BLK: 0 WP: 0 HR: 1 S: 17 P: 21 ERA: 6.75 WHIP: 1.500	IP: 3.0 WLS: L BF: 14 H: 5 R: 2 ER: 1 SO: 2 BB: 2 IBB: 0 HBP: 0 BLK: 0 WP: 0 HR: 0 S: 16 P: 24 ERA: 3.00 WHIP: 2.333	IP: 1.0 WLS: L BF: 4 H: 1 R: 0 ER: 0 SO: 0 BB: 0 IBB: 0 HBP: 0 BLK: 0 WP: 0 HR: 0 S: 4 P: 4 ERA: 0.00 WHIP: 1.000																	

Philadelphia Phillies @ Houston Astros
Astrodome, Houston, TX
Mon May 15 1978, 8:05 PM EDT
Att: 9,943 - Dome



Batter	1	2	3	4	5	6	7	8	9	AB	R	H	RBI	BB	SO	LOB	TOP				
Bake McBride, L OBP: 0.343, SLG: 0.362 Tug McGraw, R (8, 1)	0-0 FC6-4 1B		0-0 F3		0-0 1B	0-0 L7		0-3 K		5	0	2	0	0	1	5	Philadelphia Phillies @ Houston Astros Astrodome, Houston, TX Tue May 16, 1978, 8:05 PM EDT Att: 11,381 - Dome				
Larry Bowa, S OBP: 0.336, SLG: 0.350 (1, 6)	0-0 FC6-4 1-2		0-0 FC6-4 1-2		0-0 1B		0-0 L9		0-0 E6 BB	5	0	1	0	0	0	2					
Mike Schmidt, R OBP: 0.373, SLG: 0.517 (1, 5)	0-0 F7		0-3 K		0-0 F4		4-0 BB		0-3 K	4	0	0	0	1	2	5					
Greg Luzinski, R OBP: 0.411, SLG: 0.598 (1, 7)	4-0 BB				0-0 F9		0-3 K		4-0 BB	3	0	0	0	2	2	3					
Richie Hebner, L OBP: 0.412, SLG: 0.475 Jose Cardenal, R OBP: 0.409, SLG: 0.550 (9, PH)	0-3 K				4-0 PB 1B BB		0-0 F8		0-3 K	3	1	0	0	1	2	5					
Gary Maddox, R OBP: 0.353, SLG: 0.337 (1, 8)					0-0 F8		0-0 F6		0-0 SH1-4 1B	5	0	1	0	0	0	3					
Tim McCarver, L OBP: 0.528, SLG: 0.423 Ron Reed, R (8, PH)	0-0 F8				0-0 1B		0-0 SH1-4 1B		0-0 2B	3	0	2	1	0	0	0					
Jerry Martin, R OBP: 0.318, SLG: 0.359 (8, 9)					2-H 1B		1-2 1B			1	0	1	0	0	0	0					
Bud Harrelson, S OBP: 0.421, SLG: 0.375 (1, 4)	0-0 F9				0-0 1B		0-0 SH1-4		0-0 F8	3	0	1	0	0	0	1					
Steve Carlton, L OBP: 0.364, SLG: 0.381 Bob Boone, R OBP: 0.378, SLG: 0.451 (6, PH)					0-0 1B		0-0 1-3		4-0 BB	2	0	1	0	0	0	2					
Inning Stats	R: 0 E: 1 K: 1 S: 6	H: 1 LOB: 2 BB: 1 P: 10	R: 0 E: 0 K: 0 S: 3	H: 0 LOB: 0 BB: 0 P: 3	R: 0 E: 0 K: 1 S: 6	H: 1 LOB: 1 BB: 0 P: 6	R: 1 E: 0 K: 0 S: 5	H: 2 LOB: 2 BB: 1 P: 9	R: 0 E: 0 K: 1 S: 7	H: 2 LOB: 2 BB: 0 P: 7	R: 0 E: 0 K: 0 S: 5	H: 0 LOB: 1 BB: 1 P: 11	R: 0 E: 0 K: 1 S: 6	H: 1 LOB: 2 BB: 1 P: 10	R: 0 E: 1 K: 2 S: 8	H: 0 LOB: 2 BB: 1 P: 12	1B: 8 2B: 1 3B: 0 HR: 0	SF: 0 SAC: 1 DP: 0 HBP: 0	WP: 0 PB: 1 SB: 0 CS: 0	PA: 42	
PITCHER	IP	WLS	BF	H	R	ER	SO	BB	IBB	HBP	BLK	WP	HR	S	P	ERA	WHIP				
Mark Lemongello, R ERA: 3.47	5.1	W	26	8	1	1	3	2	0	0	0	0	0	30	38	1.69	1.875				
Floyd Bannister, L ERA: 3.39	2.2		11	1	0	0	3	2	0	0	0	0	0	15	23	0.00	1.125				
Joe Sambito, L ERA: 1.23	1.0		5	0	0	0	2	1	0	0	0	0	0	8	12	0.00	1.000				

AB	36
R	1
H	9
RBI	1
BB	5
SO	8
LOB	30



Batter	1	2	3	4	5	6	7	8	9	AB	R	H	RBI	BB	SO	LOB	BOTTOM				
Terry Puhl, L OBP: 0.348, SLG: 0.418 (1, 7)	0-0 1B 3B		0-0 F7		0-0 F4		4-0 FC5-4 IBB		0-0 HR	4	2	2	1	1	0	0	Philadelphia Phillies @ Houston Astros Astrodome, Houston, TX Tue May 16, 1978, 8:05 PM EDT Att: 11,381 - Dome				
Enos Cabell, R OBP: 0.297, SLG: 0.333 (1, 5)	0-0 1B 3-H		0-0 6-3		0-0 6-3		0-3 K		0-0 F4	5	1	1	1	0	1	3					
Cesar Cedeno, R OBP: 0.349, SLG: 0.492 (1, 8)	0-0 1B SF9		0-0 F9		0-0 F4		0-0 FC5-4 1-2			4	1	1	0	0	0	3					
Bob Watson, R OBP: 0.372, SLG: 0.500 Dave Bergman, L (7, PR)	0-0 BB 1B		4-0 1B BB		0-0 F8		0-0 2B			3	0	2	1	1	0	0					
Art Howe, R OBP: 0.344, SLG: 0.455 (1, 4)	0-0 SF9		0-0 1B		4-0 3B BB		0-0 F6			2	1	1	1	1	0	1					
Jose Cruz, L OBP: 0.341, SLG: 0.357 (1, 9)	4-0 BB 1B		0-3 K		0-0 3B BB		0-0 F6			3	1	1	1	1	1	3					
Joe Ferguson, R OBP: 0.327, SLG: 0.422 (1, 2)	4-0 BB BB		0-0 F9		4-0 SH3-4 1B BB		0-0 6-3			2	0	0	0	2	0	3					
Roger Metzger, S OBP: 0.310, SLG: 0.308 (1, 6)	0-0 G4-6-3				0-0 6-3		0-0 SH3-4 1B		0-0 1-3	4	0	1	1	0	0	3					
Mark Lemongello, R OBP: 0.250, SLG: 0.273 Floyd Bannister, L (6, 1)			0-3 K		0-3 K		0-0 SH3-4		0-0 5-3	2	0	0	0	0	0	0					
Jesus Alou, R OBP: 0.364, SLG: 0.364 Joe Sambito, L (9, 1)							1-2 2-3			0	0	0	0	0	0	0					
Inning Stats	R: 3 E: 0 K: 0 S: 6	H: 4 LOB: 2 BB: 2 P: 14	R: 0 E: 0 K: 1 S: 5	H: 0 LOB: 0 BB: 0 P: 5	R: 0 E: 0 K: 1 S: 6	H: 1 LOB: 1 BB: 1 P: 10	R: 0 E: 0 K: 1 S: 5	H: 0 LOB: 0 BB: 0 P: 5	R: 0 E: 0 K: 0 S: 3	H: 0 LOB: 0 BB: 0 P: 3	R: 2 E: 0 K: 1 S: 7	H: 2 LOB: 3 BB: 3 P: 19	R: 0 E: 0 K: 0 S: 4	H: 1 LOB: 1 BB: 0 P: 4	R: 1 E: 0 K: 0 S: 4	H: 1 LOB: 0 BB: 0 P: 4	1B: 5 2B: 1 3B: 2 HR: 1	SF: 1 SAC: 1 DP: 1 HBP: 0	WP: 0 PB: 0 SB: 0 CS: 0	PA: 38	
PITCHER	IP	WLS	BF	H	R	ER	SO	BB	IBB	HBP	BLK	WP	HR	S	P	ERA	WHIP				
Steve Carlton, L ERA: 2.43	5.0	L	22	5	3	3	3	3	0	0	0	0	0	25	37	5.40	1.600				
Ron Reed, R ERA: 2.55	2.0		12	3	2	2	1	2	1	0	0	0	0	11	23	9.00	2.500				
Tug McGraw, L ERA: 2.63	1.0		4	1	1	1	0	0	0	0	0	0	1	4	4	9.00	1.000				

AB	30
R	6
H	9
RBI	6
BB	6
SO	4
LOB	16



Batter	1	2	3	4	5	6	7	8	9	AB	R	H	RBI	BB	SO	LOB	TOP										
Bake McBride, L OBP: 0.349, SLG: 0.361 (1, 9)	0-0 4-3		0-0 3-1		4-0 BB		0-0 1B			3	0	1	0	1	0	0	Philadelphia Phillies @ Houston Astros Astrodome, Houston, TX Wed May 17 1978, 8:05 PM EDT Att: 11,856 - Dome										
Larry Bowa, S OBP: 0.326, SLG: 0.339 (1, 6)	0-0 F9		0-0 4-3		0-3 K		0-0 F9			4	0	0	0	0	1	2											
Mike Schmidt, R OBP: 0.377, SLG: 0.517 (1, 5)	0-3 K			0-0 E 2B 1B		0-0 1B		0-0 F9		4	1	2	0	0	1	0											
Greg Luzinski, R OBP: 0.398, SLG: 0.575 (1, 7)		0-0 F8		0-3 K		0-3 K		0-3 K		4	0	0	0	0	3	2											
Richie Hebner, L OBP: 0.406, SLG: 0.476 (1, 3)		0-0 F9		0-0 F8 2B		0-0 F4		0-0 F4		4	0	1	1	0	0	1											
Gary Maddox, R OBP: 0.358, SLG: 0.337 (1, 8)		4-0 S BB		0-0 F8		0-0 1B			0-0 4-3	3	0	1	0	1	0	1											
Bob Boone, R OBP: 0.372, SLG: 0.432 (1, 2)		4-0 1-2 BB		0-0 F7		0-0 L7			0-0 F7	3	0	0	0	1	0	3											
Bud Harrelson, S OBP: 0.409, SLG: 0.333 (9, PH)		0-3 K		0-0 4-3		4-0 S4-6-3 BB			0-0 F8	2	0	0	0	1	1	2											
Jay Johnstone, L OBP: 0.290, SLG: 0.192 (9, PH)				0-0 K		0-3 K				1	0	0	0	0	0	0											
Randy Lerch, L OBP: 0.389, SLG: 0.533 (1, 1)			0-0 6-3		0-3 K		0-0 G4-6-3			3	0	0	0	0	1	1											
Inning Stats	R: 0 E: 0 K: 1 S: 5	H: 0 LOB: 0 BB: 0 P: 5	R: 0 E: 0 K: 1 S: 5	H: 0 LOB: 2 BB: 2 P: 13	R: 0 E: 0 K: 0 S: 3	H: 0 LOB: 0 BB: 0 P: 3	R: 1 E: 0 K: 1 S: 7	H: 2 LOB: 1 BB: 0 P: 7	R: 0 E: 0 K: 2 S: 7	H: 2 LOB: 1 BB: 1 P: 11	R: 0 E: 0 K: 0 S: 3	H: 1 LOB: 1 BB: 1 P: 7	R: 0 E: 0 K: 1 S: 5	H: 0 LOB: 0 BB: 0 P: 5	R: 0 E: 0 K: 0 S: 3	H: 0 LOB: 0 BB: 0 P: 3	1B: 4 2B: 1 3B: 0 HR: 0	SF: 0 SAC: 0 DP: 1 HBP: 0	WP: 0 PB: 0 SB: 3 CS: 0	PA: 35							
PITCHER	IP	WLS	BF	H	R	ER	SO	BB	IBB	HBP	BLK	WP	HR	S	P	ERA	WHIP										
Joaquin Andujar, R ERA: 2.1 (1, 1)	5.0	W	20	2	1	1	5	3	0	0	0	0	0	27	39	1.80	1.000										
Tom Dixon, R ERA: 2.7 (6, 1)	4.0	S	15	3	0	0	2	1	0	0	0	0	0	18	22	0.00	1.000										

AB	31
R	1
H	5
RBI	1
BB	4
SO	7
LOB	12



Batter	1	2	3	4	5	6	7	8	9	AB	R	H	RBI	BB	SO	LOB	BOTTOM										
Terry Puhl, L OBP: 0.360, SLG: 0.424 (1, 7)	0-3 K		4-0 E BB		0-0 1B			0-0 1B		3	1	2	0	1	1	0	Philadelphia Phillies @ Houston Astros Astrodome, Houston, TX Wed May 17 1978, 8:05 PM EDT Att: 11,856 - Dome										
Enos Cabell, R OBP: 0.296, SLG: 0.331 (1, 5)	0-0 5-3		0-0 FC5-2		0-0 F7			0-0 G4-6-3 1B		4	0	1	0	0	0	2											
Cesar Cedeno, R OBP: 0.338, SLG: 0.475 (1, 8)	0-0 F8		0-0 2-3			0-0 F8		0-0 G4-6-3		4	0	0	0	0	0	3											
Bob Watson, R OBP: 0.364, SLG: 0.487 (1, 3)		0-0 F8		0-0 6-3		0-0 F8			0-0 F8	3	0	0	0	0	0	0											
Art Howe, R OBP: 0.344, SLG: 0.460 (1, 4)		0-0 6-3		0-0 3-1 2B		0-0 6-3				3	0	1	0	0	0	0											
Jose Cruz, L OBP: 0.333, SLG: 0.348 (1, 9)		0-0 6-3		0-0 3-1			0-3 K			3	0	0	0	0	1	1											
Joe Ferguson, R OBP: 0.327, SLG: 0.413 (1, 2)			4-0 2B FC5-2 BB		0-0 6-3			0-0 F8		2	0	0	0	1	0	1											
Roger Metzger, S OBP: 0.311, SLG: 0.321 (1, 6)			0-0 E 2B		0-0 4-3			0-0 6-3		3	1	1	0	0	0	0											
Joaquin Andujar, S OBP: 0.125, SLG: 0.067 (1, 1)			0-3 K		0-3 K			0-0 5-3		2	0	0	0	0	2	2											
Tom Dixon, R OBP: 0.333, SLG: 0.333 (6, 1)										1	0	0	0	0	0	0											
Inning Stats	R: 0 E: 0 K: 1 S: 5	H: 0 LOB: 0 BB: 0 P: 5	R: 0 E: 0 K: 0 S: 3	H: 0 LOB: 0 BB: 0 P: 3	R: 2 E: 1 K: 1 S: 6	H: 1 LOB: 1 BB: 2 P: 14	R: 0 E: 0 K: 0 S: 4	H: 1 LOB: 1 BB: 0 P: 4	R: 0 E: 0 K: 1 S: 6	H: 1 LOB: 1 BB: 0 P: 6	R: 0 E: 0 K: 0 S: 3	H: 0 LOB: 0 BB: 0 P: 3	R: 0 E: 0 K: 1 S: 5	H: 0 LOB: 1 BB: 0 P: 5	R: 0 E: 0 K: 0 S: 4	H: 2 LOB: 1 BB: 0 P: 4	1B: 3 2B: 2 3B: 0 HR: 0	SF: 0 SAC: 0 DP: 1 HBP: 0	WP: 0 PB: 0 SB: 0 CS: 0	PA: 30							
PITCHER	IP	WLS	BF	H	R	ER	SO	BB	IBB	HBP	BLK	WP	HR	S	P	ERA	WHIP										
Randy Lerch, L ERA: 3.66 (1, 1)	8.0	L	30	5	2	0	4	2	0	0	0	0	0	36	44	0.00	0.875										



Batter	1	2	3	4	5	6	7	8	9	AB	R	H	RBI	BB	SO	LOB	TOP			
Bake McBride, L OBP: 0.351, SLG: 0.363 (1, 9)										5	1	2	0	0	1	0	Philadelphia Phillies @ Houston Astros Astrodome, Houston, TX Thu May 18, 1978, 8:05 PM EDT Att: 10,828 - Dome			
Larry Bowa, S OBP: 0.328, SLG: 0.341 (1, 6)										5	2	2	0	0	0	1				
Mike Schmidt, R OBP: 0.378, SLG: 0.528 (1, 5)										5	1	2	2	0	2	2				
Jay Johnstone, L OBP: 0.371, SLG: 0.333 Jose Cardenal, R OBP: 0.435, SLG: 0.571 (9, PH) (9, 3)										4	2	4	1	0	0	0				
Richie Hebner, L OBP: 0.390, SLG: 0.455 Jerry Martin, R OBP: 0.333, SLG: 0.450 (9, PH) (9, 7)										4	0	0	0	0	0	5				
Gary Maddox, R OBP: 0.352, SLG: 0.330 (1, 8)										5	0	1	0	0	2	4				
Bob Boone, R OBP: 0.384, SLG: 0.443 (1, 2)										5	0	3	2	0	0	2				
Jim Morrison, R OBP: 0.269, SLG: 0.283 Greg Luzinski, R OBP: 0.396, SLG: 0.570 Bud Harrelson, S OBP: 0.409, SLG: 0.333 (8, PH) (8, 4)									3	0	0	0	0	0	0	5				
Larry Christenson, R OBP: 0.263, SLG: 0.353 Gene Garber, R (6, 1)									3	0	0	0	0	2	2					
Inning Stats	R: 4 E: 0 K: 0 S: 9	H: 6 LOB: 2 BB: 0 P: 9	R: 0 E: 0 K: 1 S: 5	H: 0 LOB: 0 BB: 0 P: 5	R: 1 E: 0 K: 0 S: 5	H: 2 LOB: 1 BB: 0 P: 5	R: 0 E: 0 K: 1 S: 6	H: 1 LOB: 1 BB: 0 P: 6	R: 0 E: 0 K: 1 S: 7	H: 2 LOB: 2 BB: 0 P: 7	R: 0 E: 0 K: 0 S: 5	H: 2 LOB: 2 BB: 0 P: 5	R: 0 E: 0 K: 2 S: 7	H: 0 LOB: 0 BB: 0 P: 7	R: 3 E: 0 K: 2 S: 10	H: 3 LOB: 0 BB: 0 P: 10		1B: 12 2B: 3 3B: 0 HR: 1	SF: 0 SAC: 0 DP: 0 HBP: 0	WP: 0 PB: 0 SB: 1 CS: 0
PITCHER	IP WLS BF H R ER SO BB IBB HBP BLK WP HR S P ERA WHIP																			
Joe Niekro, R ERA: 7.97 (1, 1)	0.0	4	4	4	4	0	0	0	0	0	0	4	4	∞	∞					
Ken Forsch, R ERA: 3.33 (1, 1)	7.0	30	9	1	1	4	0	0	0	0	0	38	38	1.29	1.286					
Joe Sambito, L ERA: 2.25 (8, 1)	2.0	L	9	3	3	3	4	0	0	0	0	1	17	13.50	1.500					

AB	43
R	8
H	16
RBI	8
BB	0
SO	8
LOB	21



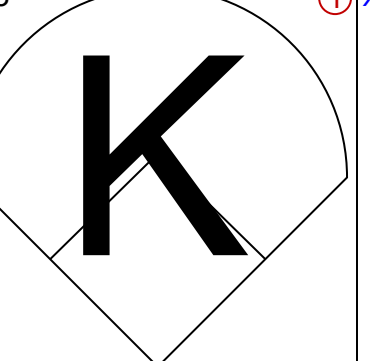
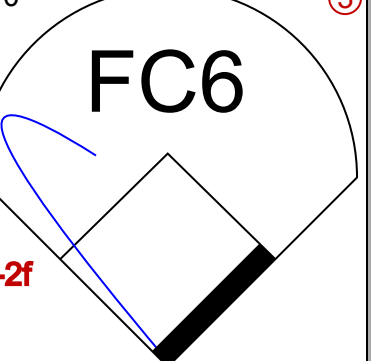
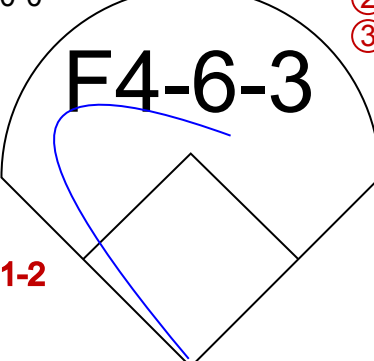
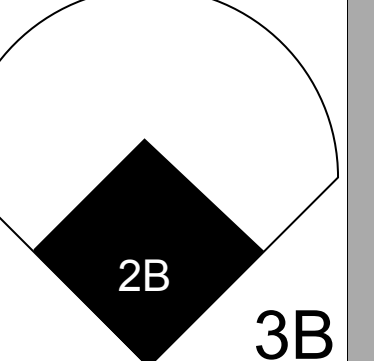
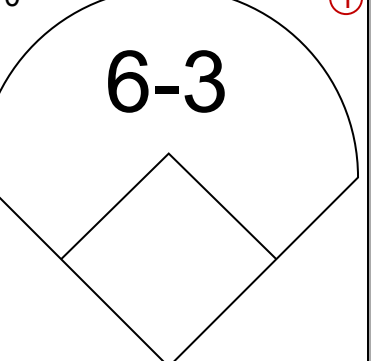
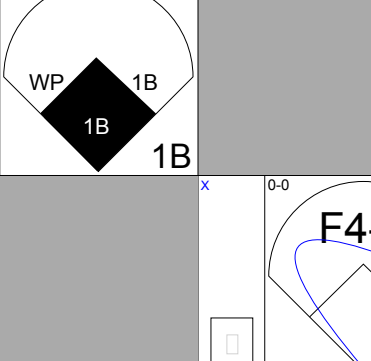
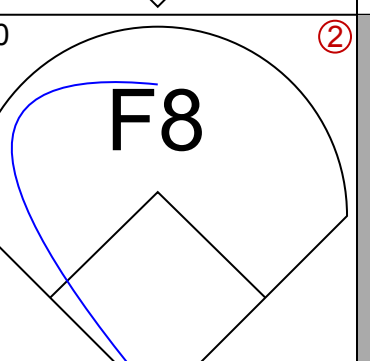
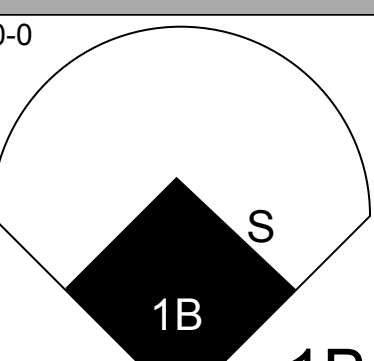
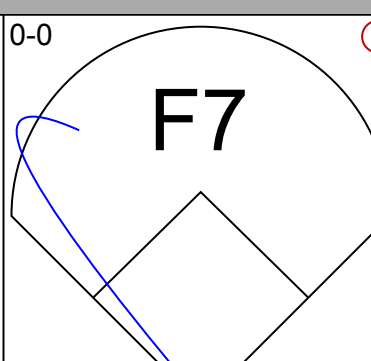
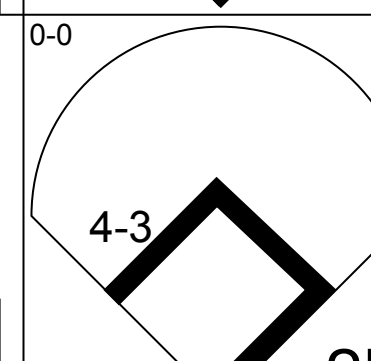
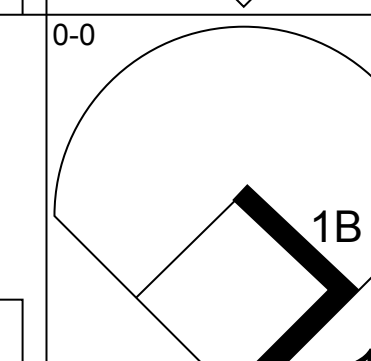
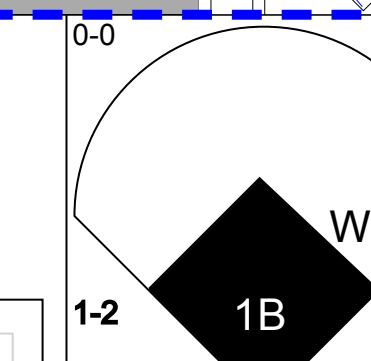
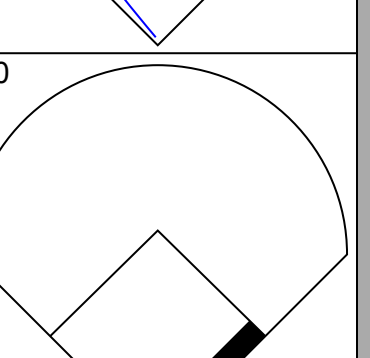
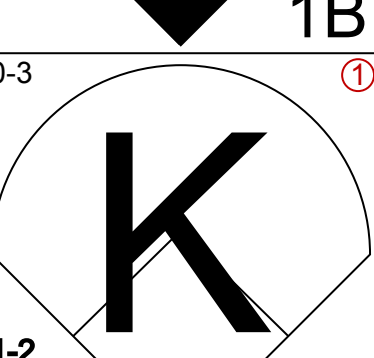
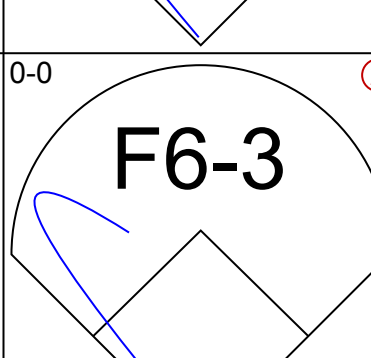
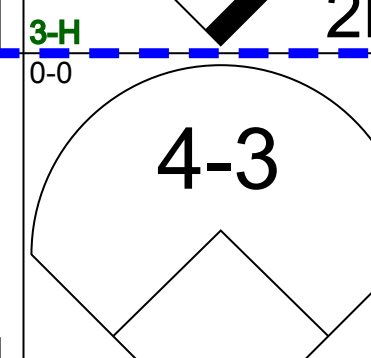
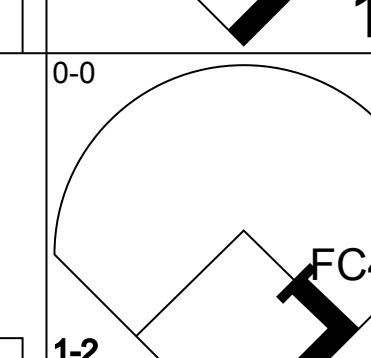
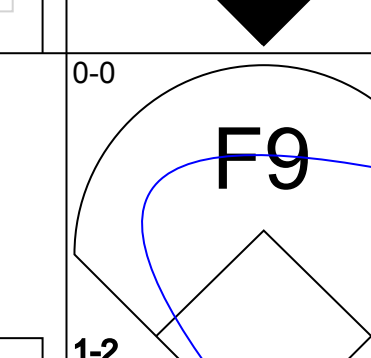
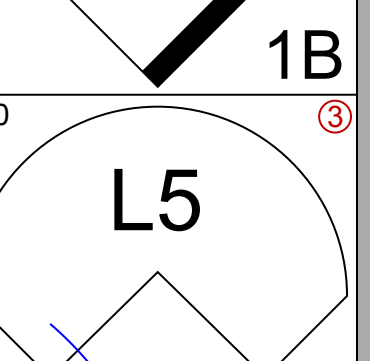
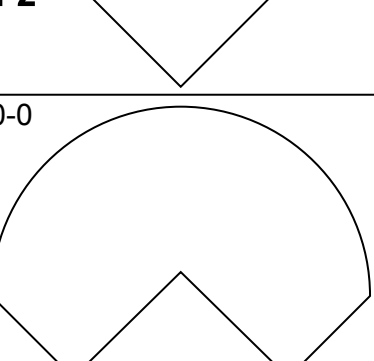
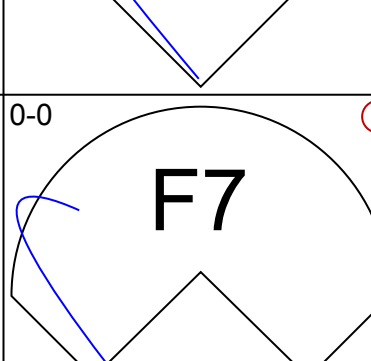
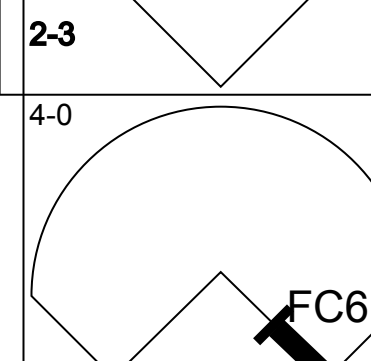
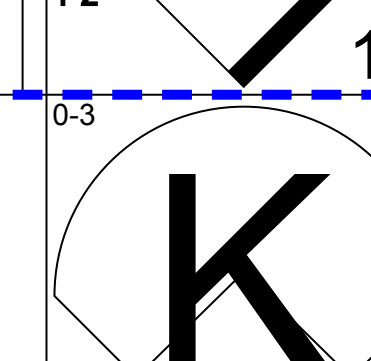
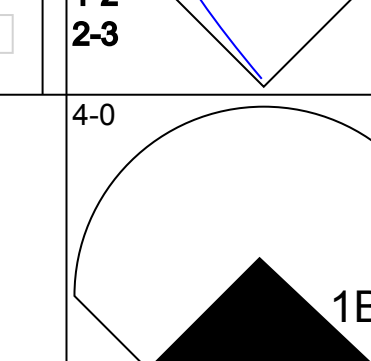
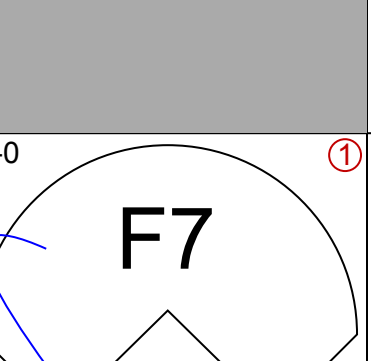
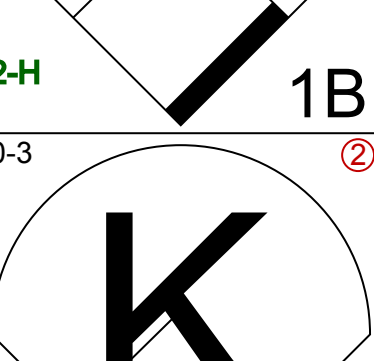
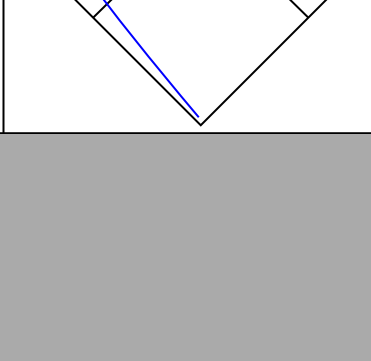
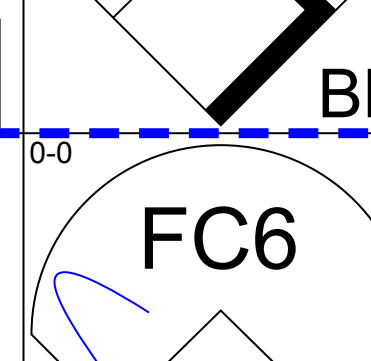
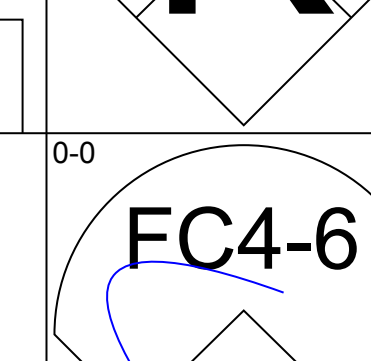
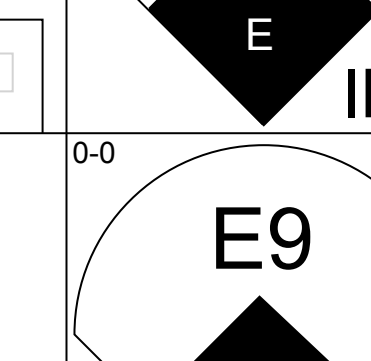
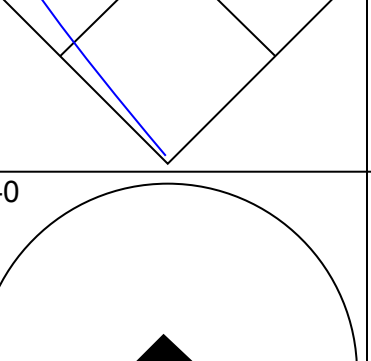
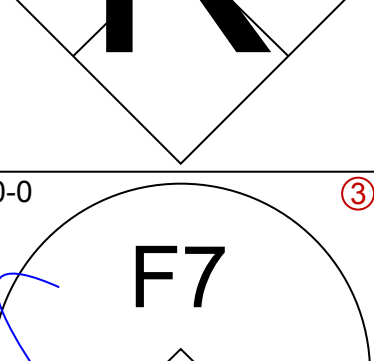

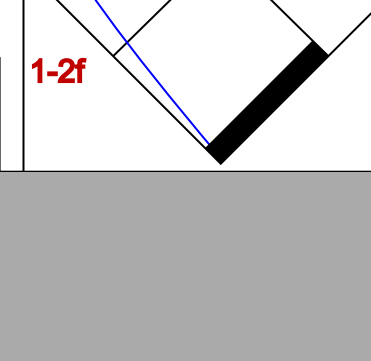
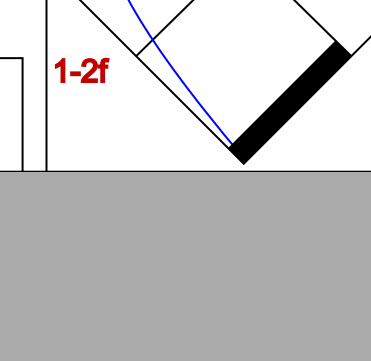
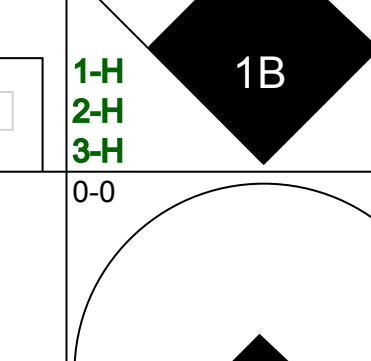
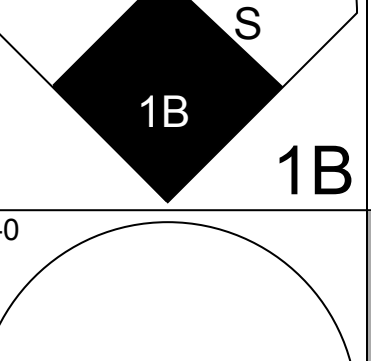
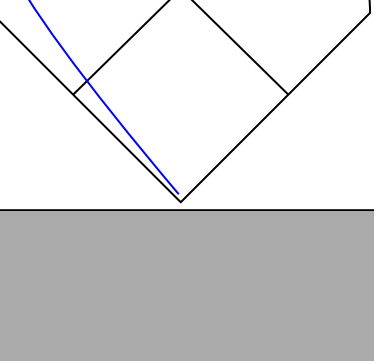



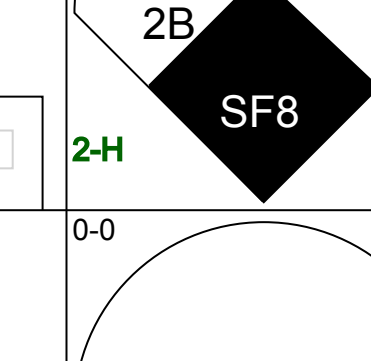
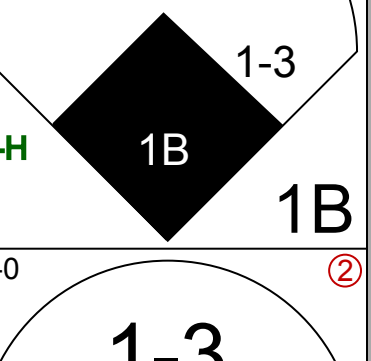
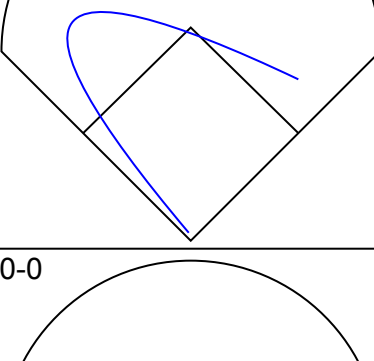
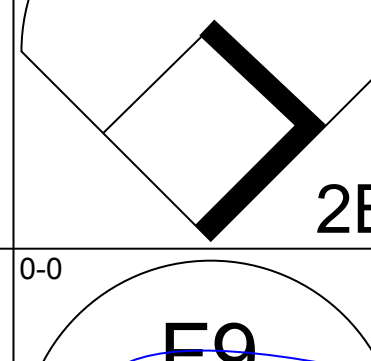
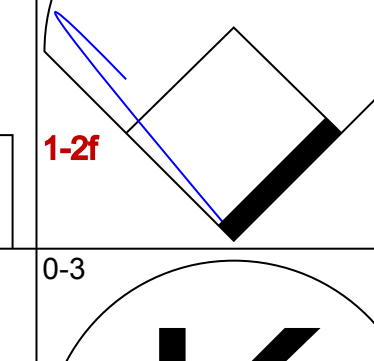
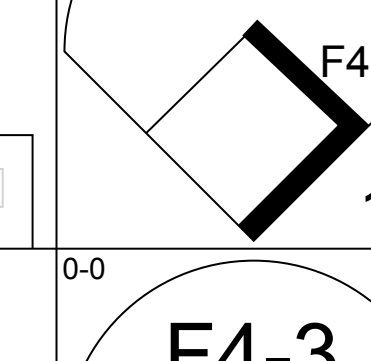
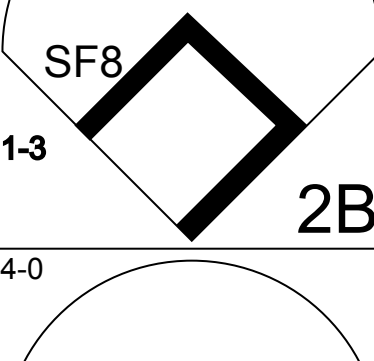
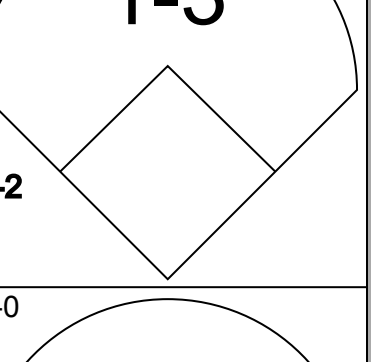
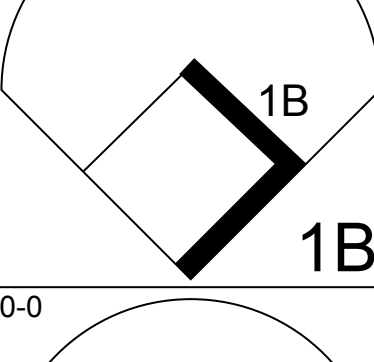
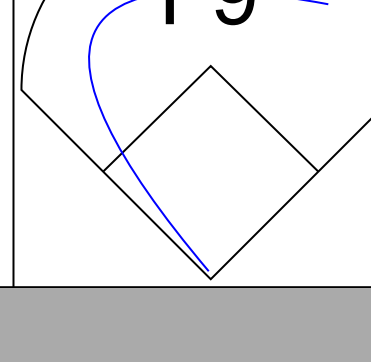
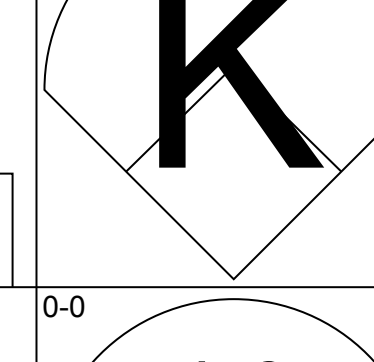
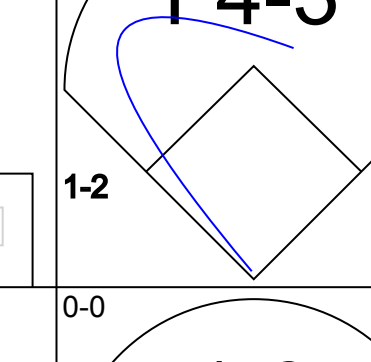
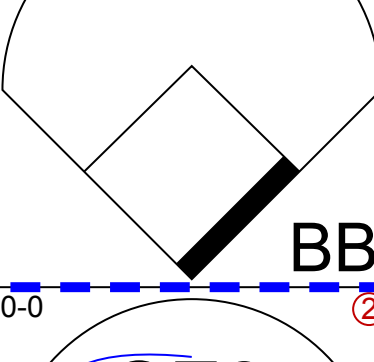
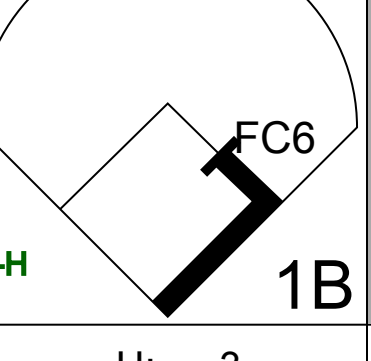
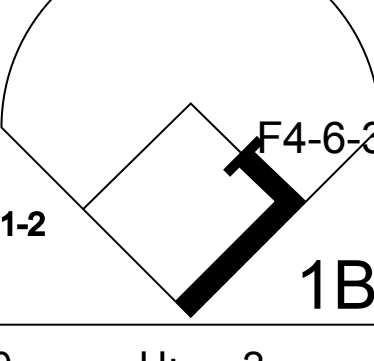

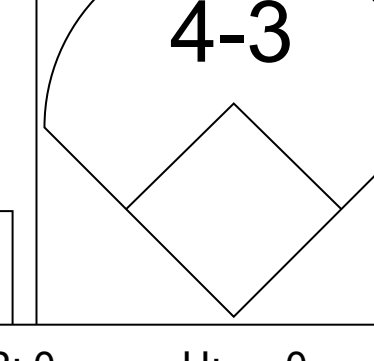
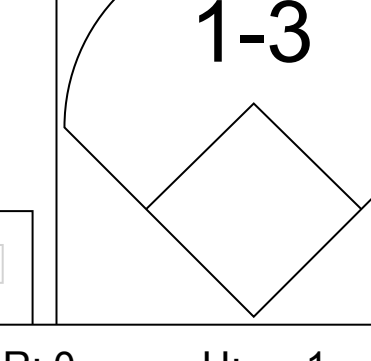
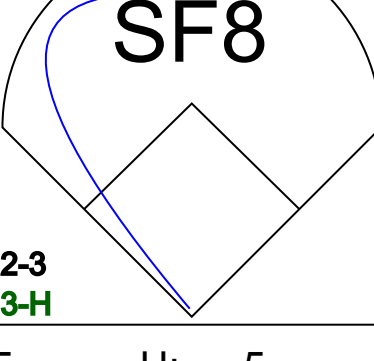
Batter	1	2	3	4	5	6	7	8	9	AB	R	H	RBI	BB	SO	LOB	BOTTOM					
Terry Puhl, L OBP: 0.357, SLG: 0.419 (1, 7)										4	1	1	0	0	0	0	Philadelphia Phillies @ Houston Astros Astrodome, Houston, TX Thu May 18, 1978, 8:05 PM EDT Att: 10,828 - Dome					
Enos Cabell, R OBP: 0.295, SLG: 0.324 (1, 5)									3	1	0	0	0	0	3							
Cesar Cedeno, R OBP: 0.346, SLG: 0.480 (1, 8)								3	1	2	1	0	0	0	0							
Jose Cruz, L OBP: 0.331, SLG: 0.345 (1, 9)								4	0	1	2	0	1	2								
Bob Watson, R OBP: 0.368, SLG: 0.487 (1, 3)								4	0	2	2	0	0	2								
Art Howe, R OBP: 0.333, SLG: 0.444 (1, 4)									4	0	0	0	0	0	2							
Ed Herrmann, L OBP: 0.192, SLG: 0.125 (1, 2)									4	0	1	0	0	1	1							
Roger Metzger, S OBP: 0.309, SLG: 0.318 (1, 6)								4	1	1	0	0	1	1								
Joe Niekro, R OBP: 0.273, SLG: 0.273 (1, 1)								0	0	0	0	0	0	0	0	0						
Ken Forsch, R OBP: 0.200, SLG: 0.200 (7, PH) (8, 1)								2	1	1	0	0	0	0	0	0						
Wilbur Howard, S OBP: 0.286, SLG: 0.412 Joe Sambito, L (8, 1)									1	0	0	0	0	0	0	0						
Denny Walling, L OBP: 0.188, SLG: 0.200 (9, PH)									1	0	0	0	0	0	0	0						
Inning Stats	R: 0 E: 0 K: 0 S: 3	H: 0 LOB: 0 BB: 0 P: 3	R: 0 E: 0 K: 0 S: 3	H: 0 LOB: 0 BB: 0 P: 3	R: 3 E: 0 K: 0 S: 8	H: 5 LOB: 2 BB: 0 P: 8	R: 0 E: 0 K: 1 S: 5	H: 0 LOB: 0 BB: 0 P: 5	R: 0 E: 0 K: 0 S: 3	H: 0 LOB: 0 BB: 0 P: 3	R: 1 E: 0 K: 1 S: 7	H: 2 LOB: 1 BB: 0 P: 7	R: 0 E: 0 K: 0 S: 3	H: 1 LOB: 0 BB: 0 P: 3	R: 1 E: 0 K: 0 S: 4	H: 1 LOB: 1 BB: 0 P: 5	R: 0 E: 0 K: 1 S: 5	H: 0 LOB: 0 BB: 0 P: 5	1B: 9 2B: 0 3B: 0 HR: 0	SF: 0 SAC: 1 DP: 0 HBP: 1	WP: 0 PB: 0 SB: 1 CS: 0	PA: 36
PITCHER	IP WLS BF H R ER SO BB IBB HBP BLK WP HR S P ERA WHIP																					
Larry Christenson, R ERA: 4.86 (1, 1)	5.1	23	7	4	4	2	0	0	0	0	0	27	27	6.75	1.312							
Gene Garber, R ERA: 1.31 (6, 1)	3.2	W	13	2	1	1	1	0	0	1	0	0	14	15	2.46	0.545						

AB	34
R	5
H	9
RBI	5
BB	0
SO	3
LOB	12



Batter	1	2	3	4	5	6	7	8	9	AB	R	H	RBI	BB	SO	LOB	TOP					
Bake McBride, L (1,9) OBP: 0.364, SLG: 0.371	F6-3			FC5-4 1B		1B HBP		E9 1B		3	0	2	0	0	0	0	Philadelphia Phillies @ New York Mets Shea Stadium, Flushing, NY Fri May 19 1978, 7:05 PM EDT Att: 13,181 - Unknown					
Larry Bowa, S (1,6) OBP: 0.333, SLG: 0.346	F2			FC5-4 1-2		1B 1-3 2-H		E1 1B		4	0	2	2	0	0	1						
Mike Schmidt, R (1,5) OBP: 0.374, SLG: 0.516	K			F6		F8		G5-4-3 1B		3	0	0	0	1	1	2						
Greg Luzinski, R (1,7) OBP: 0.384, SLG: 0.550 Tug McGraw, R (8,1)		K		K			F8	G5-4-3 1-2		4	0	0	0	0	2	4						
Jay Johnstone, L (1,3) OBP: 0.333, SLG: 0.294		F8			F8		F6		F9	4	0	0	0	0	0	0						
Gary Maddox, R (1,8) OBP: 0.341, SLG: 0.319		G3			F9		F8		F8	4	0	0	0	0	0	0						
Bob Boone, R (1,2) OBP: 0.379, SLG: 0.470			F8		F6				F4-3	4	1	1	1	0	0	0						
Bud Harrelson, S (1,4) OBP: 0.400, SLG: 0.333			G3			HBP 1B		K		3	1	1	0	0	1	0						
Jim Kaat, L (1,1) Richie Hebner, L (8,PH) OBP: 0.396, SLG: 0.461			K			F5		E 1B 1B		2	0	0	0	0	1	1						
Inning Stats	R: 0 E: 0 K: 1 S: 5	H: 0 LOB: 0 BB: 0 P: 5	R: 0 E: 0 K: 1 S: 5	H: 0 LOB: 0 BB: 0 P: 5	R: 0 E: 0 K: 1 S: 5	H: 0 LOB: 0 BB: 0 P: 5	R: 0 E: 0 K: 1 S: 6	H: 1 LOB: 1 BB: 0 P: 6	R: 0 E: 0 K: 0 S: 3	H: 0 LOB: 0 BB: 0 P: 3	R: 1 E: 0 K: 0 S: 4	H: 2 LOB: 1 BB: 0 P: 5	R: 0 E: 0 K: 0 S: 3	H: 0 LOB: 0 BB: 0 P: 3	R: 2 E: 2 K: 1 S: 8	H: 4 LOB: 2 BB: 1 P: 12		R: 0 E: 0 K: 0 S: 3	H: 0 LOB: 0 BB: 0 P: 3	1B: 6 2B: 0 3B: 0 HR: 1	SF: 0 SAC: 0 DP: 1 HBP: 1	WP: 0 PB: 0 SB: 1 CS: 0
PITCHER	IP	WLS	BF	H	R	ER	SO	BB	IBB	HBP	BLK	WP	HR	S	P	ERA	WHIP					
Craig Swan, R (1,1) ERA: 2.43	7.0		24	3	1	1	4	0	0	1	0	0	0	31	32	1.29	0.429					
Skip Lockwood, R (8,1) ERA: 3.63	2.0	W	10	4	2	2	1	0	1	0	0	0	1	11	15	9.00	2.000					

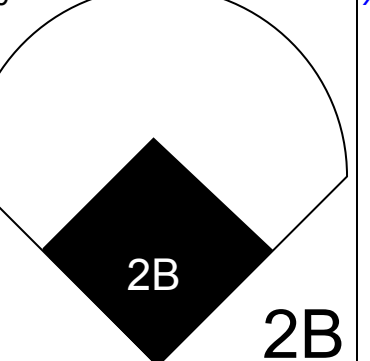
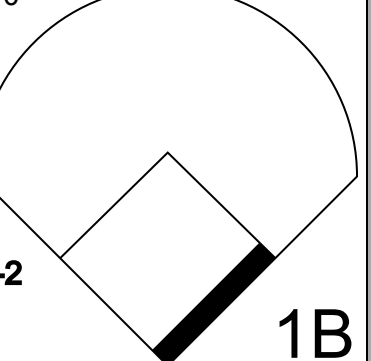
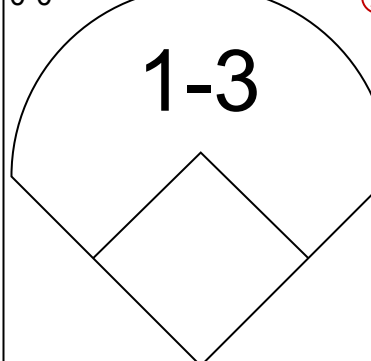
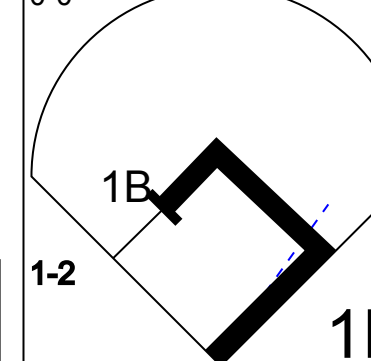
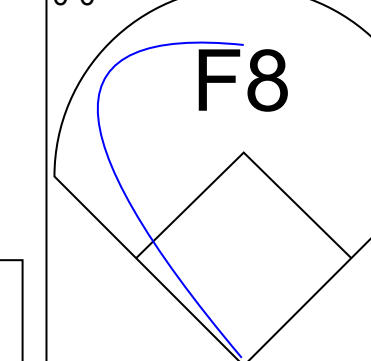
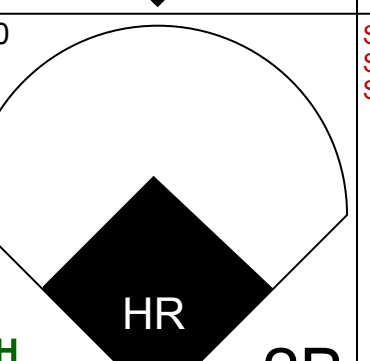
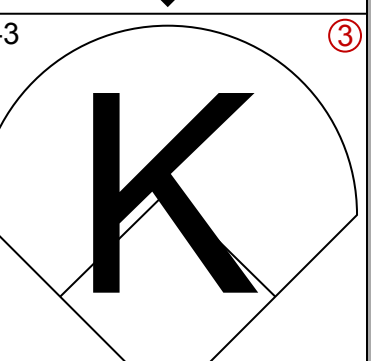
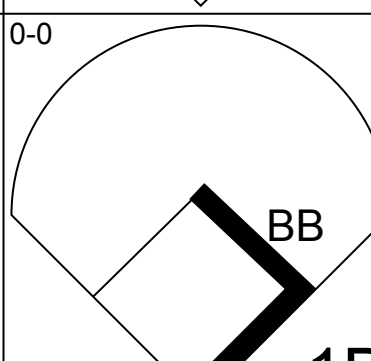
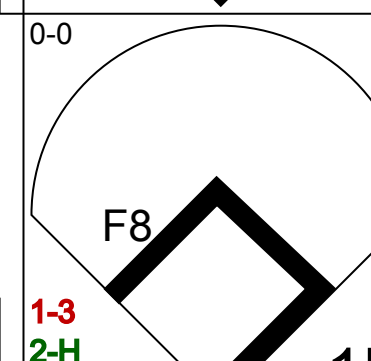
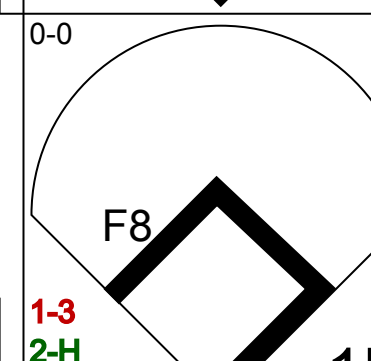
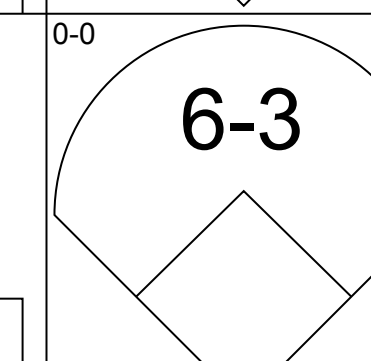
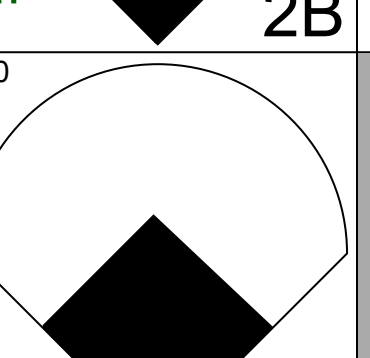
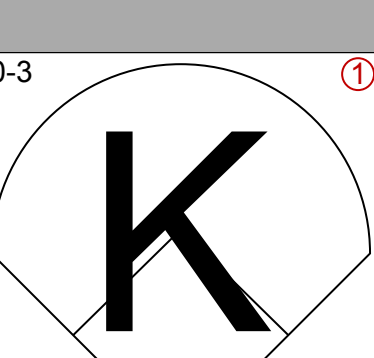
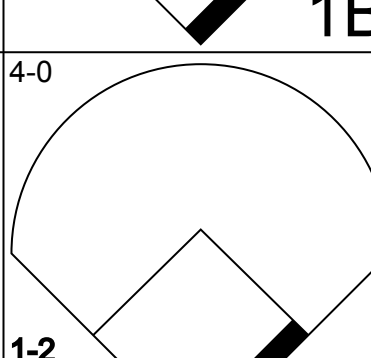
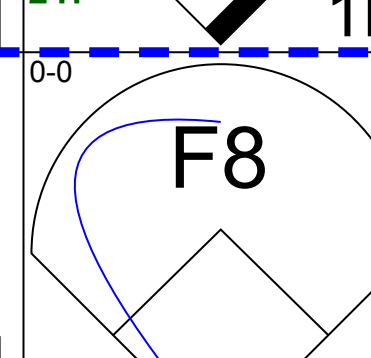
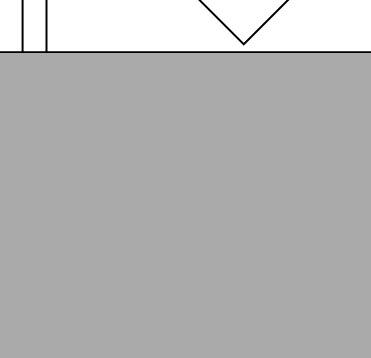
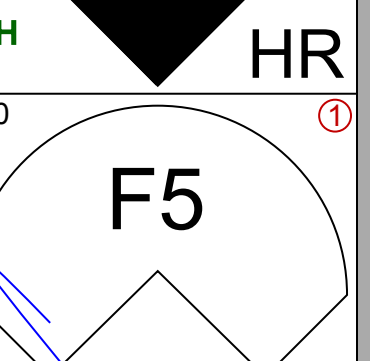
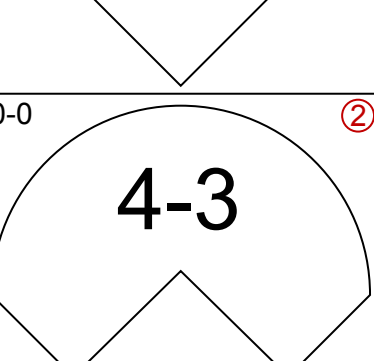
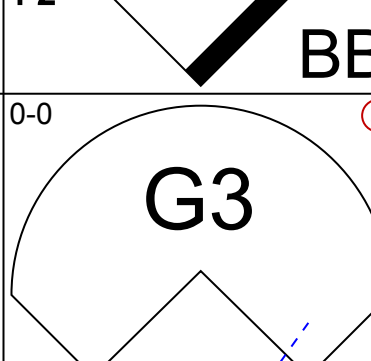
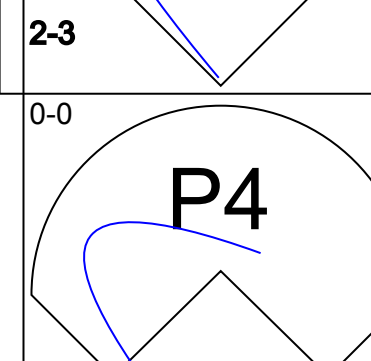

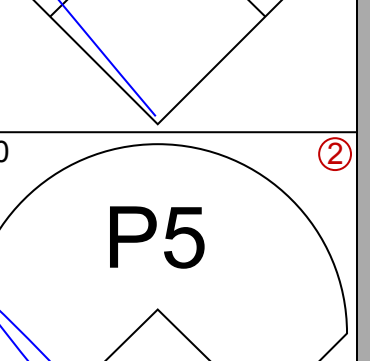
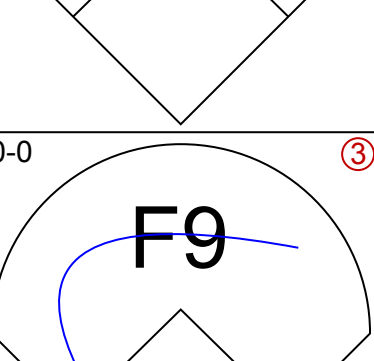
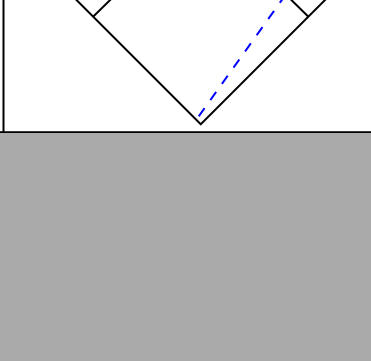
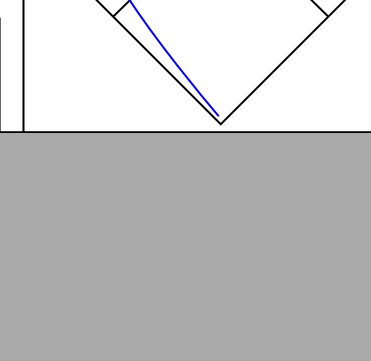

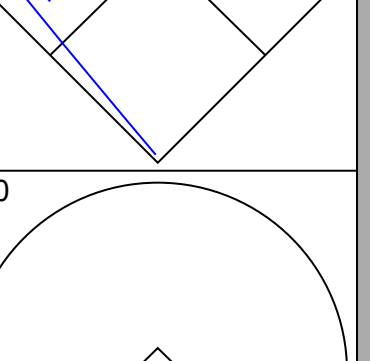
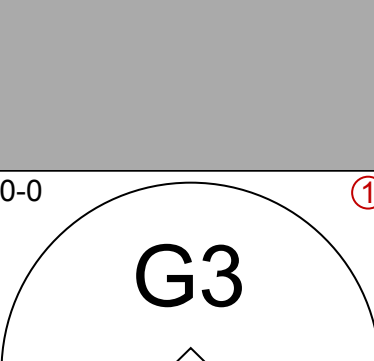
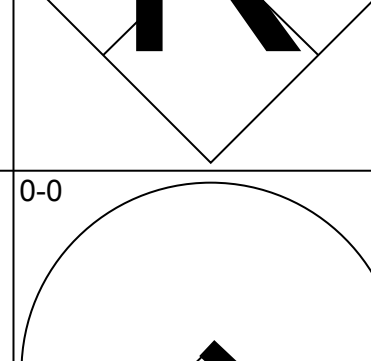
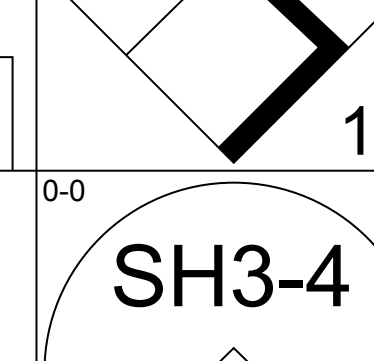
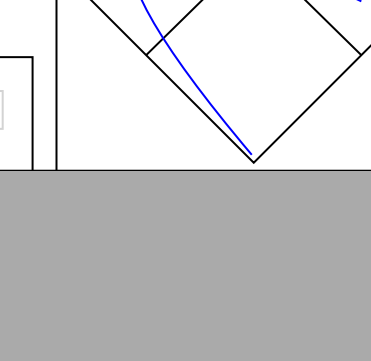
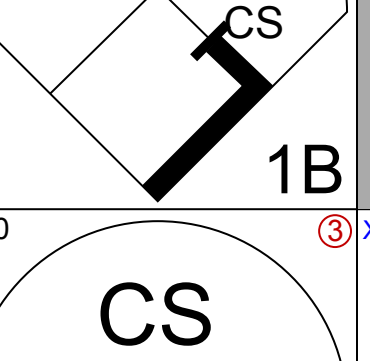
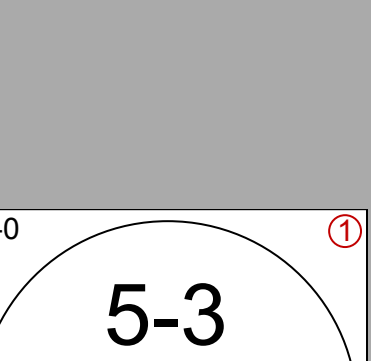
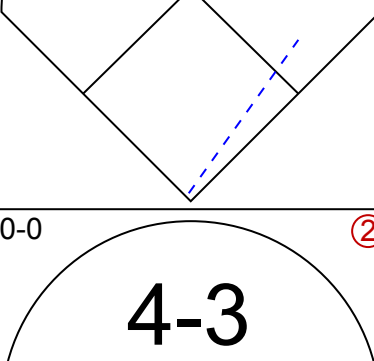
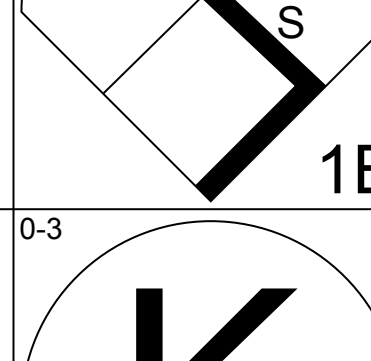
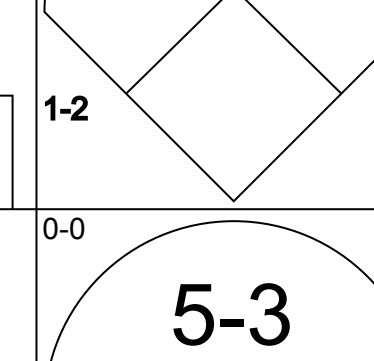


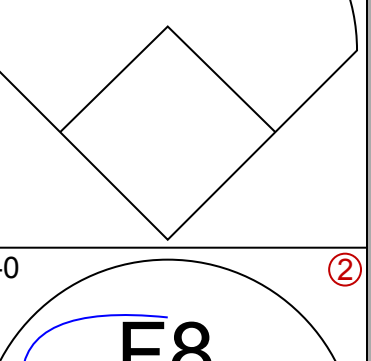

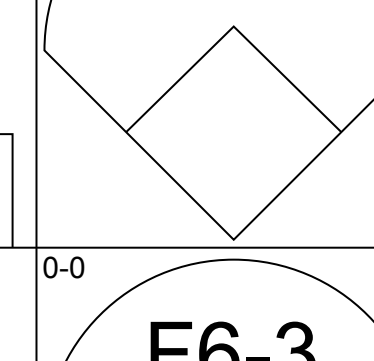

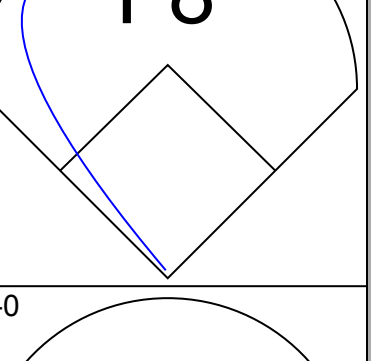
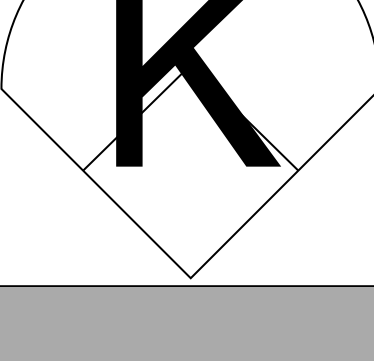
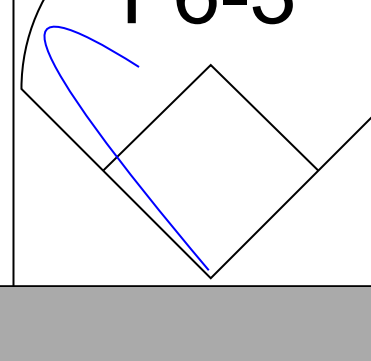
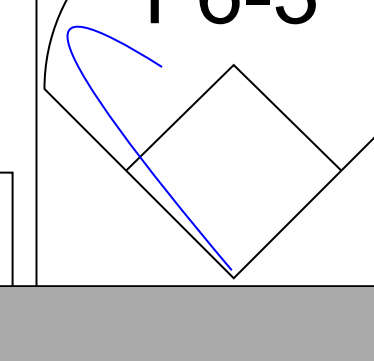




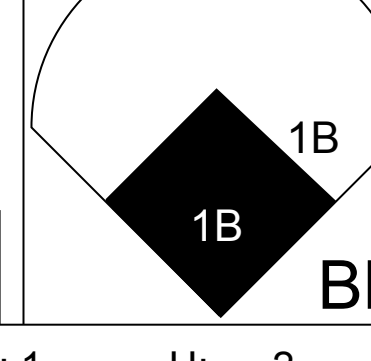
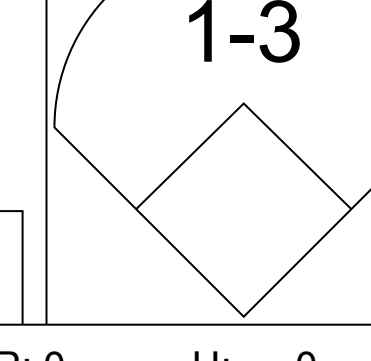
Batter	1	2	3	4	5	6	7	8	9	AB	R	H	RBI	BB	SO	LOB	BOTTOM					
Lenny Randle, S (1,5) OBP: 0.396, SLG: 0.328	CS 1B		G5-4-3 1B			6-3		K	FC6-4 1B	5	0	3	0	0	1	0	Philadelphia Phillies @ New York Mets Shea Stadium, Flushing, NY Fri May 19 1978, 7:05 PM EDT Att: 13,181 - Unknown					
Bobby Valentine, R (1,4) OBP: 0.357, SLG: 0.360 Joel Youngblood, R (4,4) OBP: 0.326, SLG: 0.436	K		G5-4-3 1-2			1B 1B		1B FC4-6 2B	FC6-4 1B 1B IBB	2	0	0	0	0	1	3						
Steve Henderson, R (1,7) OBP: 0.327, SLG: 0.383	1-3			K		G4-6-3 1B		FC4-6 1B	FC4-6 1B IBB	4	0	2	0	1	1	0						
Willie Montanez, L (1,3) OBP: 0.290, SLG: 0.333		FC4 1B				G4-6-3 1-2		FC4-6 1B	FC4-6 1B 1-2 2-3 3-H	5	1	3	2	0	0	3						
Tom Grieve, R (1,9) OBP: 0.321, SLG: 0.333 Sergio Ferrer, S (8,PR) OBP: 0.200, SLG: 0.200		F8		F8		F9		E 1B BB		3	0	0	0	1	0	2						
John Stearns, R (1,2) OBP: 0.341, SLG: 0.293		K		F9		F8		E5 1B		0	1	0	0	0	0	0						
Lee Mazzilli, S (1,8) OBP: 0.371, SLG: 0.473		FC4 1-2				6-3			1-2 2-H 3-H	4	0	2	2	0	0	1						
Doug Flynn, R (1,6) OBP: 0.281, SLG: 0.263						F6-3			K	3	0	1	0	1	1	2						
Craig Swan, R (1,1) ERA: 2.59 Elliott Maddox, R (7,PH) OBP: 0.386, SLG: 0.333 Skip Lockwood, R (8,1) Bruce Boisclair, L (8,PH) OBP: 0.318, SLG: 0.282						SH1 1B			SH1	1	0	0	0	0	0	0						
						4-3			F8	1	0	0	0	0	0	2						
Inning Stats	R: 0 E: 0 K: 1 S: 5	H: 1 LOB: 0 BB: 0 P: 5	R: 0 E: 0 K: 1 S: 6	H: 1 LOB: 0 BB: 0 P: 6	R: 0 E: 0 K: 0 S: 4	H: 2 LOB: 1 BB: 0 P: 4	R: 0 E: 0 K: 1 S: 6	H: 1 LOB: 1 BB: 0 P: 6	R: 0 E: 0 K: 0 S: 3	H: 0 LOB: 0 BB: 0 P: 3	R: 0 E: 0 K: 0 S: 4	H: 2 LOB: 1 BB: 0 P: 4	R: 0 E: 0 K: 0 S: 4	H: 1 LOB: 2 BB: 1 P: 8	R: 3 E: 1 K: 2 S: 11	H: 3 LOB: 2 BB: 1 P: 15	R: 1 E: 0 K: 0 S: 4	H: 3 LOB: 3 BB: 1 P: 8	1B: 11 2B: 3 3B: 0 HR: 0	SF: 0 SAC: 1 DP: 2 HBP: 0	WP: 0 PB: 0 SB: 0 CS: 1	PA: 40
PITCHER	IP	WLS	BF	H	R	ER	SO	BB	IBB	HBP	BLK	WP	HR	S	P	ERA	WHIP					
Jim Kaat, L (1,1) ERA: 2.59	7.0		27	8	0	0	3	0	0	0	0	0	0	32	36	0.00	1.143					
Tug McGraw, L (8,1) ERA: 3.6	1.1	L	13	6	4	2	2	1	1	0	0	0	0	15	23	13.50	5.250					

Batter	1	2	3	4	5	6	7	8	9	10	11	AB	R	H	RBI	BB	SO	LOB	TOP	
Bake McBride, L OBP: 0.360, SLG: 0.384 (1.9)												7	2	2	0	0	1	5		
Larry Bowa, S OBP: 0.347, SLG: 0.367 (1.6)												6	2	4	1	0	0	0		
Mike Schmidt, R OBP: 0.373, SLG: 0.507 (1.5)												6	0	2	0	0	1	4		
Greg Luzinski, R OBP: 0.387, SLG: 0.544 Jerry Martin, R OBP: 0.340, SLG: 0.439 (7.7)												3	0	1	1	1	0	1		
Richie Hebner, L OBP: 0.342, SLG: 0.446 Jose Cardenal, R OBP: 0.317, SLG: 0.446 (7.7)												3	0	0	0	0	0	1		
Ron Reed, R Jay Johnstone, L Tug McGraw, R Davey Johnson, R Gene Garber, R (11.1)												3	0	0	0	0	0	0		
Garry Maddox, R OBP: 0.349, SLG: 0.322 (1.8)												5	2	2	1	1	0	1		
Tim McCarver, L OBP: 0.548, SLG: 0.531 (7.3)												6	1	4	1	0	0	1		
Bud Harrelson, S OBP: 0.387, SLG: 0.308 (1.4)												5	0	1	0	1	1	4		
Steve Carlton, L Bob Boone, R OBP: 0.368, SLG: 0.459 (7.2)												3	0	2	1	0	0	0		
Inning Stats	R: 0 E: 0 K: 1 S: 6	H: 1 LOB: 1 BB: 0 P: 6	R: 2 E: 0 K: 0 S: 6	H: 3 LOB: 1 BB: 0 P: 6	R: 1 E: 0 K: 2 S: 9	H: 2 LOB: 1 BB: 0 P: 9	R: 0 E: 0 K: 0 S: 4	H: 2 LOB: 1 BB: 0 P: 4	R: 0 E: 0 K: 1 S: 5	H: 0 LOB: 1 BB: 1 P: 9	R: 0 E: 0 K: 1 S: 7	H: 2 LOB: 2 BB: 0 P: 7	R: 0 E: 0 K: 0 S: 4	H: 1 LOB: 1 BB: 0 P: 4	R: 5 E: 1 K: 0 S: 8	H: 5 LOB: 2 BB: 2 P: 16	1B: 15 2B: 3 3B: 1 HR: 0	SF: 1 SAC: 0 DP: 1 HBP: 0	WP: 1 PB: 0 SB: 2 CS: 0	PA: 55
PITCHER	IP WLS BF H R ER SO BB IBB HBP BLK WP HR S P ERA WHIP	IP WLS BF H R ER SO BB IBB HBP BLK WP HR S P ERA WHIP																		
Mike Buehrer, R ERA: 3.69 (7.1)	0.1	2	0	0	0	0	1	0	0	0	0	0	0	1	5	0.00	3.000			
Mardie Comejo, R ERA: 3.75 (7.1)	0.1	1	0	0	0	0	0	0	0	0	0	0	0	1	1	0.00	0.000			
Paul Siebert, L ERA: 1.25 (8.1)	1.1	7	2	0	0	1	1	0	0	0	0	0	0	8	12	0.00	2.250			
Butch Metzger, R ERA: 6.86 (9.1)	2.0	L	14	6	5	5	1	1	1	0	0	1	0	14	22	22.50	3.500			

Philadelphia Phillies @ New York Mets
Shea Stadium, Flushing, NY
Sat May 20 1978, 3:33 AM EDT
Att: 14,110 - Unknown

AB 50
R 9
H 19
RBI 8
BB 4
SO 5
LOB 25



Batter	1	2	3	4	5	6	7	8	9	10	11	AB	R	H	RBI	BB	SO	LOB	BOTTOM			
Lenny Randle, S OBP: 0.403, SLG: 0.347 (1.5)												5	1	3	0	0	0	0				
Lee Mazzilli, S OBP: 0.378, SLG: 0.484 (1.8)												5	1	3	2	0	1	2				
Steve Henderson, R OBP: 0.329, SLG: 0.400 (1.7)												4	1	1	2	1	1	1				
Willie Montanez, L OBP: 0.281, SLG: 0.322 (1.3)												5	0	0	0	0	0	3				
Tom Grieve, R OBP: 0.313, SLG: 0.321 Sergio Ferrer, S OBP: 0.167, SLG: 0.167 (9.6)												4	0	1	0	0	1	0				
John Stearns, R OBP: 0.345, SLG: 0.300 (1.2)												4	0	2	0	0	0	0				
Joel Youngblood, R OBP: 0.298, SLG: 0.395 (9.9)												4	0	0	0	0	1	3				
Dale Murray, R Kevin Kobel, R Ed Kranepool, L OBP: 0.273, SLG: 0.276 (11.1)												5	0	0	0	0	1	3				
Doug Flynn, R OBP: 0.272, SLG: 0.254 (9.4)												2	0	1	0	0	0	0				
Mike Buehrer, R ERA: 2.76 Mardie Comejo, R ERA: 2.33 Tug McGraw, L ERA: 3.15 Gene Garber, R ERA: 1.25 (11.1)												2	0	1	0	0	0	0				
Inning Stats	R: 3 E: 0 K: 0 S: 6	H: 4 LOB: 0 BB: 0 P: 6	R: 0 E: 0 K: 1 S: 7	H: 2 LOB: 2 BB: 0 P: 7	R: 0 E: 0 K: 1 S: 5	H: 0 LOB: 0 BB: 0 P: 5	R: 0 E: 0 K: 1 S: 5	H: 0 LOB: 0 BB: 0 P: 5	R: 0 E: 0 K: 2 S: 8	H: 1 LOB: 1 BB: 1 P: 8	R: 1 E: 0 K: 0 S: 4	H: 2 LOB: 1 BB: 1 P: 8	R: 0 E: 0 K: 0 S: 4	H: 0 LOB: 2 BB: 0 P: 4	R: 0 E: 0 K: 0 S: 3	H: 0 LOB: 0 BB: 0 P: 3	R: 0 E: 0 K: 1 S: 5	H: 0 LOB: 0 BB: 0 P: 5	1B: 8 2B: 2 3B: 0 HR: 1	SF: 0 SAC: 1 DP: 0 HBP: 0	WP: 0 PB: 0 SB: 1 CS: 1	PA: 45
PITCHER	IP WLS BF H R ER SO BB IBB HBP BLK WP HR S P ERA WHIP	IP WLS BF H R ER SO BB IBB HBP BLK WP HR S P ERA WHIP																				
Steve Carlton, L ERA: 2.76 (7.1)	1.2	6	1	0	0	0	0	0	0	6	6	0.00	0.600									
Ron Reed, R ERA: 2.33 (9.1)	2.0	W	6	0	0	0	0	0	0	6	6	0.00	0.000									
Tug McGraw, L ERA: 3.15 (11.1)	1.0	3	0	0	0	1	0	0	0	5	5	0.00	0.000									

Philadelphia Phillies @ New York Mets
Shea Stadium, Flushing, NY
Sat May 20 1978, 3:33 AM EDT
Att: 14,110 - Unknown

AB 41
R 4
H 11
RBI 4
BB 2
SO 6
LOB 12



Batter	1	2	3	4	5	6	7	8	9	10	AB	R	H	RBI	BB	SO	LOB	TOP							
Bake McBride, L OBP: 0.359, SLG: 0.393 (1, 9)	2-2 6-3		0-0 P6			0-0 SF8	4-0 3B		0-0 F8		4	1	1	0	1	0	1	Philadelphia Phillies @ Chicago Cubs Wrigley Field, Chicago, IL Wed May 24 1978, 3:33 AM CDT Att. 17,901 - Sunny - 55 F							
Larry Bowa, S OBP: 0.338, SLG: 0.358 (1, 8)	0-3 K		0-0 F5			0-0 F7	0-0 SF7		0-0 P4		4	0	0	1	0	1	2								
Mike Schmidt, R OBP: 0.368, SLG: 0.517 (1, 5)	0-0 1B					0-0 SF8	0-0 6-3			0-0 6-3	4	0	2	1	0	0	2								
Greg Luzinski, R OBP: 0.429, SLG: 0.525 (1, 7)	0-0 F8					0-0 FC5-4				0-0 5-6-3	3	0	0	0	1	1	2								
Jerry Martin, R OBP: 0.358, SLG: 0.447 (8, 7)						0-0 FC5-4				0-0 5-6-3	1	0	0	0	0	0	0								
Jay Johnstone, L OBP: 0.253, SLG: 0.244 (1, 3)		0-0 4-3				0-0 G3-6-3				0-0 K	5	0	0	0	0	1	2								
Garry Maddox, R OBP: 0.343, SLG: 0.341 (1, 8)		0-0 HR				0-0 5-3				0-0 K	4	1	2	1	0	0	0								
Bob Boone, R OBP: 0.368, SLG: 0.473 (1, 2)		0-0 4-3				0-0 2B				0-0 F5	4	1	2	0	0	0	1								
Bud Harrelson, S OBP: 0.333, SLG: 0.265 (1, 4)		0-0 G3				0-0 F8				0-0 B1-3	4	1	1	0	0	0	1								
Jim Kaat, L (1, 1)			0-0 4-3			0-0 4-3				0-0 2B	2	0	0	0	0	0	1								
Jose Cardenal, R OBP: 1.000, SLG: 2.000 (7, PH)				0-0 4-3							1	0	1	1	0	0	0								
Warren Brusstar, R OBP: 1.000, SLG: 2.000 (7, 1)					0-0 4-3						1	0	1	0	0	0	0								
Gene Garber, R (9, 1)											0	0	0	0	0	0	0								
Inning Stats	R: 0 E: 0 K: 1 S: 9	H: 1 LOB: 1 BB: 0 P: 11	R: 1 E: 0 K: 0 S: 4	H: 1 LOB: 0 BB: 0 P: 4	R: 0 E: 0 K: 0 S: 3	H: 0 LOB: 0 BB: 0 P: 3	R: 0 E: 0 K: 0 S: 3	H: 1 LOB: 0 BB: 0 P: 3	R: 0 E: 0 K: 0 S: 3	H: 1 LOB: 1 BB: 1 P: 4	R: 1 E: 0 K: 0 S: 7	H: 1 LOB: 1 BB: 1 P: 11	R: 2 E: 0 K: 0 S: 9	H: 3 LOB: 2 BB: 1 P: 15	R: 0 E: 0 K: 1 S: 7	H: 1 LOB: 1 BB: 0 P: 9	R: 0 E: 0 K: 0 S: 4	H: 1 LOB: 1 BB: 0 P: 4	R: 0 E: 0 K: 1 S: 5	H: 0 LOB: 0 BB: 0 P: 5	1B: 6 2B: 2 3B: 1 HR: 1	SF: 2 SAC: 0 DP: 1 HBP: 0	WP: 0 PA: 41 PB: 0 SB: 0 CS: 0		
PITCHER	IP WLS BF H R ER SO BB IBB HBP BLK WP HR S P ERA WHIP	IP WLS BF H R ER SO BB IBB HBP BLK WP HR S P ERA WHIP	IP WLS BF H R ER SO BB IBB HBP BLK WP HR S P ERA WHIP	IP WLS BF H R ER SO BB IBB HBP BLK WP HR S P ERA WHIP	IP WLS BF H R ER SO BB IBB HBP BLK WP HR S P ERA WHIP	IP WLS BF H R ER SO BB IBB HBP BLK WP HR S P ERA WHIP	IP WLS BF H R ER SO BB IBB HBP BLK WP HR S P ERA WHIP	IP WLS BF H R ER SO BB IBB HBP BLK WP HR S P ERA WHIP	IP WLS BF H R ER SO BB IBB HBP BLK WP HR S P ERA WHIP	IP WLS BF H R ER SO BB IBB HBP BLK WP HR S P ERA WHIP	IP WLS BF H R ER SO BB IBB HBP BLK WP HR S P ERA WHIP	IP WLS BF H R ER SO BB IBB HBP BLK WP HR S P ERA WHIP	IP WLS BF H R ER SO BB IBB HBP BLK WP HR S P ERA WHIP	IP WLS BF H R ER SO BB IBB HBP BLK WP HR S P ERA WHIP	IP WLS BF H R ER SO BB IBB HBP BLK WP HR S P ERA WHIP	IP WLS BF H R ER SO BB IBB HBP BLK WP HR S P ERA WHIP	IP WLS BF H R ER SO BB IBB HBP BLK WP HR S P ERA WHIP	IP WLS BF H R ER SO BB IBB HBP BLK WP HR S P ERA WHIP	IP WLS BF H R ER SO BB IBB HBP BLK WP HR S P ERA WHIP	IP WLS BF H R ER SO BB IBB HBP BLK WP HR S P ERA WHIP	IP WLS BF H R ER SO BB IBB HBP BLK WP HR S P ERA WHIP	IP WLS BF H R ER SO BB IBB HBP BLK WP HR S P ERA WHIP	IP WLS BF H R ER SO BB IBB HBP BLK WP HR S P ERA WHIP	IP WLS BF H R ER SO BB IBB HBP BLK WP HR S P ERA WHIP	IP WLS BF H R ER SO BB IBB HBP BLK WP HR S P ERA WHIP

AB	37
R	4
H	10
RBI	4
BB	2
SO	3
LOB	12



Batter	1	2	3	4	5	6	7	8	9	10	AB	R	H	RBI	BB	SO	LOB	BOTTOM						
Ivan De Jesus, R OBP: 0.337, SLG: 0.338 (1, 6)	0-0 F7		0-0 E5			0-0 5-3			0-0 6-3	0-3 K	5	1	0	0	0	1	2	Philadelphia Phillies @ Chicago Cubs Wrigley Field, Chicago, IL Wed May 24 1978, 3:33 AM CDT Att. 17,901 - Sunny - 55 F						
Gene Clines, R OBP: 0.333, SLG: 0.300 (1, 9)	0-0 FC1-6		0-0 SF8-4			0-0 L8			0-3 K	1-2 L7	5	0	2	0	0	1	0							
Bill Buckner, L OBP: 0.360, SLG: 0.425 (1, 3)	0-0 FC1-6		0-0 SF8-4			0-0 FC3-5			0-0 2B		4	0	2	1	0	0	1							
Dave Kingman, R OBP: 0.310, SLG: 0.527 (1, 7)	3-3 K		3-2 P4			4-0 FC3-5			0-0 6-3	2-2 HR	3	1	0	0	1	1	2							
Manny Trillo, R OBP: 0.340, SLG: 0.359 (1, 4)		0-0 L8				0-0 6-3			0-0 FC3-5	4-0 G6-4-3	4	1	1	2	1	0	2							
Bobby Murcer, L OBP: 0.350, SLG: 0.397 (1, 8)		0-0 4-3				2-3 K			0-0 G6-4-3		3	0	0	0	0	1	2							
Donnie Moore, L OBP: 0.500, SLG: 0.500 (7, 1)		0-0 4-3				0-0 K			0-0 G6-4-3		0	0	0	0	0	0	0							
Larry Blitner, L OBP: 0.352, SLG: 0.468 (9, PH)						0-0 G1-6-3			0-0 G6-4-3		1	0	0	0	0	0	1							
Larry Cox, R OBP: 0.240, SLG: 0.277 (10, 2)						1-2 G1-6-3			1-2 G6-4-3		0	0	0	0	0	0	0							
Steve Ontiveros, S OBP: 0.248, SLG: 0.197 (1, 5)		0-0 2B				4-0 BB			0-0 L8	0-0 1B	3	1	2	0	1	0	0							
Dave Rader, L OBP: 0.295, SLG: 0.352 (1, 2)		0-0 6-3				0-0 F9			0-0 4-3	0-0 1B	4	0	1	0	0	0	2							
Rudy Meoli, L OBP: 0.273, SLG: 0.111 (9, PR)		0-0 6-3							0-0 4-3	0-0 1B	0	1	0	0	0	0	0							
Bruce Sutter, R (10, 1)									1-2 1B	0-0 1B	0	0	0	0	0	0	0							
Ray Burris, R OBP: 0.158, SLG: 0.263 (1, 1)			0-0 E6			0-0 F8			0-0 G3	0-0 3B	2	1	1	0	0	0	0							
Willie Hernandez, L OBP: 0.350, SLG: 0.527 (7, 8)									0-0 G3	1-2 3B	0	0	0	0	0	0	0							
Greg Gross, L OBP: 0.350, SLG: 0.527 (7, 8)									0-0 G3	1-2 3B	2	0	1	2	0	0	0							
Inning Stats	R: 0 E: 0 K: 1 S: 8	H: 1 LOB: 1 BB: 0 P: 11	R: 0 E: 0 K: 0 S: 4	H: 1 LOB: 1 BB: 0 P: 4	R: 2 E: 2 K: 0 S: 8	H: 2 LOB: 0 BB: 0 P: 11	R: 0 E: 0 K: 1 S: 6	H: 0 LOB: 1 BB: 1 P: 12	R: 0 E: 0 K: 0 S: 3	H: 0 LOB: 0 BB: 0 P: 3	R: 0 E: 0 K: 0 S: 3	H: 0 LOB: 0 BB: 0 P: 7	R: 0 E: 0 K: 1 S: 6	H: 1 LOB: 1 BB: 0 P: 6	R: 2 E: 0 K: 1 S: 7	H: 3 LOB: 2 BB: 1 P: 11	R: 2 E: 0 K: 0 S: 12	H: 1 LOB: 0 BB: 0 P: 15	1B: 5 2B: 3 3B: 2 HR: 1	SF: 1 SAC: 0 DP: 3 HBP: 1	WP: 1 PA: 41 PB: 0 SB: 0 CS: 0			
PITCHER	IP WLS BF H R ER SO BB IBB HBP BLK WP HR S P ERA WHIP	IP WLS BF H R ER SO BB IBB HBP BLK WP HR S P ERA WHIP	IP WLS BF H R ER SO BB IBB HBP BLK WP HR S P ERA WHIP	IP WLS BF H R ER SO BB IBB HBP BLK WP HR S P ERA WHIP	IP WLS BF H R ER SO BB IBB HBP BLK WP HR S P ERA WHIP	IP WLS BF H R ER SO BB IBB HBP BLK WP HR S P ERA WHIP	IP WLS BF H R ER SO BB IBB HBP BLK WP HR S P ERA WHIP	IP WLS BF H R ER SO BB IBB HBP BLK WP HR S P ERA WHIP	IP WLS BF H R ER SO BB IBB HBP BLK WP HR S P ERA WHIP	IP WLS BF H R ER SO BB IBB HBP BLK WP HR S P ERA WHIP	IP WLS BF H R ER SO BB IBB HBP BLK WP HR S P ERA WHIP	IP WLS BF H R ER SO BB IBB HBP BLK WP HR S P ERA WHIP	IP WLS BF H R ER SO BB IBB HBP BLK WP HR S P ERA WHIP	IP WLS BF H R ER SO BB IBB HBP BLK WP HR S P ERA WHIP	IP WLS BF H R ER SO BB IBB HBP BLK WP HR S P ERA WHIP	IP WLS BF H R ER SO BB IBB HBP BLK WP HR S P ERA WHIP	IP WLS BF H R ER SO BB IBB HBP BLK WP HR S P ERA WHIP	IP WLS BF H R ER SO BB IBB HBP BLK WP HR S P ERA WHIP	IP WLS BF H R ER SO BB IBB HBP BLK WP HR S P ERA WHIP	IP WLS BF H R ER SO BB IBB HBP BLK WP HR S P ERA WHIP	IP WLS BF H R ER SO BB IBB HBP BLK WP HR S P ERA WHIP	IP WLS BF H R ER SO BB IBB HBP BLK WP HR S P ERA WHIP	IP WLS BF H R ER SO BB IBB HBP BLK WP HR S P ERA WHIP	IP WLS BF H R ER SO BB IBB HBP BLK WP HR S P ERA WHIP

AB	36
R	6
H	10
RBI	5
BB	3
SO	4
LOB	12



Batter	1	2	3	4	5	6	7	8	9	AB	R	H	RBI	BB	SO	LOB	TOP				
Bake McBride, L OBP: 0.356, SLG: 0.388 (1, 9)	F8		4-3			1-3 1B		K		4	0	1	0	0	1	1	Philadelphia Phillies @ Chicago Cubs Wrigley Field, Chicago, IL Thu May 25 1978, 3:33 AM CDT Att: 19,788 - Unknown - 65 F				
Larry Bowa, S OBP: 0.335, SLG: 0.355 (1, 6)	1B		F7			1-3 1-2		F8		4	0	1	0	0	0	2					
Mike Schmidt, R OBP: 0.359, SLG: 0.503 (1, 5)	F8				K			K		4	0	0	0	0	3	3					
Greg Luzinski, R OBP: 0.383, SLG: 0.512 (1, 7)	L9				4-3			K		3	0	0	0	1	1	1					
Jay Johnstone, L OBP: 0.292, SLG: 0.256 Jose Cardenal, R OBP: 0.433, SLG: 0.519 (7, PH) (7, 3)			FC5-4 1B		L9			P4 2B 6-3 BB		2	0	1	0	0	0	0					
Gary Maddox, R OBP: 0.347, SLG: 0.354 (1, 8)	FC5-4 1-2 1-3				P4			1-3 2B		4	0	2	0	0	0	1					
Tim McCarver, L OBP: 0.523, SLG: 0.500 Barry Foote, R OBP: 0.222, SLG: 0.222 (7, PH) (7, 2)			1-3		6-3			6-3		2	0	0	0	0	0	1					
Bud Harrelson, S OBP: 0.302, SLG: 0.237 (1, 4)			1-2		5-3			3-1		2	0	0	1	0	0	3					
Steve Carlton, L OBP: 0.370, SLG: 0.385 Richie Hebner, L OBP: 0.387, SLG: 0.447 Ron Reed, R (8, PH) (8, 1)			4-3					K		4	0	0	0	0	1	4					
Steve Carlton, L OBP: 0.370, SLG: 0.385 Richie Hebner, L OBP: 0.387, SLG: 0.447 Ron Reed, R (8, PH) (8, 1)			F8					P8 1B		2	0	0	0	0	0	0					
Inning Stats	R: 0 E: 0 K: 0 S: 4	H: 1 LOB: 1 BB: 0 P: 4	R: 0 E: 0 K: 0 S: 4	H: 1 LOB: 1 BB: 0 P: 4	R: 0 E: 0 K: 0 S: 3	H: 0 LOB: 0 BB: 0 P: 3	R: 0 E: 0 K: 1 S: 5	H: 0 LOB: 0 BB: 0 P: 5	R: 0 E: 0 K: 0 S: 6	H: 0 LOB: 0 BB: 0 P: 8	R: 1 E: 0 K: 1 S: 6	H: 1 LOB: 1 BB: 1 P: 10	R: 0 E: 0 K: 2 S: 11	H: 1 LOB: 1 BB: 0 P: 13	R: 0 E: 0 K: 1 S: 6	H: 1 LOB: 2 BB: 1 P: 10	1B: 5 2B: 1 3B: 0 HR: 0	SF: 0 SAC: 0 DP: 0 HBP: 0	WP: 0 PB: 0 SB: 0 CS: 0	PA: 35	
PITCHER	IP	WLS	BF	H	R	ER	SO	BB	IBB	HBP	BLK	WP	HR	S	P	ERA	WHIP				
Rick Reuschel, R ERA: 1.97 Willie Hernandez, L ERA: 3.26 Bruce Sutter, R ERA: 1.52	(1, 1)	6.0	W	21	3	0	2	0	0	0	0	0	0	31	35	0.00	0.500				
	(7, 1)	0.1		3	1	1	1	1	0	0	0	0	0	4	8	27.00	6.000				
	(7, 1)	2.2	S	11	2	0	3	1	0	0	0	0	0	19	25	0.00	1.125				

AB	33
R	1
H	6
RBI	1
BB	2
SO	6
LOB	17



Batter	1	2	3	4	5	6	7	8	9	AB	R	H	RBI	BB	SO	LOB	BOTTOM				
Ivan De Jesus, R OBP: 0.335, SLG: 0.335 (1, 6)	BLK 1B 1B		6-3		F9		F3			4	1	1	0	0	0	0	Philadelphia Phillies @ Chicago Cubs Wrigley Field, Chicago, IL Thu May 25 1978, 3:33 AM CDT Att: 19,788 - Unknown - 65 F				
Gene Clines, R OBP: 0.343, SLG: 0.344 (1, 9)	L5 1B 3B		BB 1B		L5-3		3B			4	2	2	0	0	0	1					
Bill Buckner, L OBP: 0.364, SLG: 0.427 (1, 3)	3B 1-3 2-H 1B		F9		E4 CS 1B		G1			4	0	2	1	0	0	2					
Dave Kingman, R OBP: 0.323, SLG: 0.544 (1, 7)	1-2 3-H 3B		4-0 1B BB		4-0 CS 1BB		P9			2	0	1	1	2	0	0					
Manny Trillo, R OBP: 0.351, SLG: 0.389 (1, 4)	F9		FC6-4 1-2 2-H 1B		CS		4-2 3B BB			3	2	2	2	1	0	1					
Bobby Murcer, L OBP: 0.342, SLG: 0.386 (1, 8)	G3		1-2 2-H FC6-4 1B		1-2 2-3 HR		2-2 P6 3B BB			4	0	0	0	0	1	4					
Steve Ontiveros, S OBP: 0.248, SLG: 0.214 (1, 5)			4-3		K		1-3			4	0	1	1	0	1	0					
Dave Rader, L OBP: 0.293, SLG: 0.341 (1, 2)			5-3		K		6-3			3	0	0	0	1	1	0					
Rick Reuschel, R Willie Hernandez, L Bruce Sutter, R			K		P9		K			2	0	0	0	0	1	0					
Rick Reuschel, R Willie Hernandez, L Bruce Sutter, R			K		P9		K			0	0	0	0	0	0	0					
Inning Stats	R: 2 E: 1 K: 0 S: 9	H: 3 LOB: 1 BB: 0 P: 9	R: 0 E: 0 K: 1 S: 5	H: 0 LOB: 0 BB: 0 P: 5	R: 1 E: 0 K: 0 S: 8	H: 2 LOB: 2 BB: 1 P: 12	R: 0 E: 0 K: 2 S: 7	H: 0 LOB: 0 BB: 0 P: 7	R: 0 E: 0 K: 0 S: 3	H: 1 LOB: 1 BB: 1 P: 7	R: 1 E: 0 K: 1 S: 7	H: 1 LOB: 0 BB: 0 P: 9	R: 0 E: 0 K: 1 S: 9	H: 1 LOB: 1 BB: 0 P: 10	R: 1 E: 0 K: 0 S: 11	H: 1 LOB: 2 BB: 2 P: 21	1B: 5 2B: 0 3B: 3 HR: 1	SF: 0 SAC: 0 DP: 0 HBP: 0	WP: 0 PB: 0 SB: 0 CS: 2	PA: 37	
PITCHER	IP	WLS	BF	H	R	ER	SO	BB	IBB	HBP	BLK	WP	HR	S	P	ERA	WHIP				
Steve Carlton, L ERA: 2.87 Ron Reed, R ERA: 2.7	(1, 1)	7.0	L	30	8	4	3	0	1	0	1	1	0	11	21	9.00	2.000				

AB	32
R	5
H	9
RBI	5
BB	4
SO	5
LOB	10



Batter	1	2	3	4	5	6	7	8	9	AB	R	H	RBI	BB	SO	LOB	TOP			
Bake McBride, L OBP: 0.353, SLG: 0.384 (1, 9)										4	0	1	0	0	0	0	Philadelphia Phillies @ Atlanta Braves Atlanta-Fulton County Stadium, Atlanta, GA Fri May 26 1978, 7:05 PM EDT Att: 16,638 - Unknown			
Larry Bowa, S OBP: 0.333, SLG: 0.353 (1, 6)										4	0	1	0	0	1	1				
Mike Schmidt, R OBP: 0.357, SLG: 0.493 (1, 5)										3	0	0	0	1	0	2				
Greg Luzinski, R OBP: 0.380, SLG: 0.500 (1, 7)										3	0	0	0	1	0	2				
Richie Hebner, L OBP: 0.374, SLG: 0.429 (1, 3)										4	0	0	0	0	2	5				
Gary Maddox, R OBP: 0.358, SLG: 0.373 (1, 8)										4	0	3	0	0	0	0				
Bob Boone, R OBP: 0.356, SLG: 0.454 (1, 2)										4	0	0	0	0	0	2				
Davey Johnson, R OBP: 0.231, SLG: 0.212 (1, 4)										3	1	0	0	0	2	2				
Randy Lerch, L OBP: 0.218, SLG: 0.421 (3, 1)										1	0	0	0	0	0	0				
Inning Stats	R: 0 E: 0 K: 1 S: 5	H: 0 LOB: 0 BB: 0 P: 5	R: 0 E: 0 K: 0 S: 3	H: 1 LOB: 1 BB: 0 P: 3	R: 0 E: 0 K: 1 S: 5	H: 0 LOB: 0 BB: 0 P: 5	R: 0 E: 1 K: 0 S: 5	H: 1 LOB: 2 BB: 0 P: 6	R: 0 E: 0 K: 1 S: 3	H: 0 LOB: 0 BB: 0 P: 3	R: 0 E: 0 K: 1 S: 5	H: 0 LOB: 0 BB: 0 P: 5	R: 2 E: 0 K: 1 S: 7	H: 2 LOB: 2 BB: 2 P: 16	R: 0 E: 0 K: 0 S: 4	H: 1 LOB: 1 BB: 0 P: 4		1B: 4 2B: 1 3B: 0 HR: 1	SF: 0 SAC: 0 DP: 0 HBP: 1	WP: 0 PB: 0 SB: 3 CS: 0
PITCHER Phil Niekro, R ERA: 3.0 (1, 1)	IP: 9.0 WLS: W BF: 36 H: 6 R: 2 ER: 2 SO: 5 BB: 2 IBB: 0 HBP: 1 BLK: 0 WP: 0 HR: 1 S: 43 P: 52 ERA: 2.00 WHIP: 0.889															PITCHER IP: WLS: BF: H: R: ER: SO: BB: IBB: HBP: BLK: WP: HR: S: P: ERA: WHIP				

Batter	1	2	3	4	5	6	7	8	9	AB	R	H	RBI	BB	SO	LOB	BOTTOM			
Jerry Royster, R OBP: 0.359, SLG: 0.362 (1, 4)										3	0	0	0	1	0	2	Philadelphia Phillies @ Atlanta Braves Atlanta-Fulton County Stadium, Atlanta, GA Fri May 26 1978, 7:05 PM EDT Att: 16,638 - Unknown			
Barry Bonnell, R OBP: 0.306, SLG: 0.281 (1, 8)										2	2	0	0	2	0	1				
Gary Matthews, R OBP: 0.453, SLG: 0.714 (1, 9)										4	0	2	1	0	0	1				
Rowland Office, L OBP: 0.284, SLG: 0.318 (8, 8)										0	0	0	0	0	0	0				
Jeff Burroughs, R OBP: 0.453, SLG: 0.519 (1, 7)										4	0	2	1	0	0	2				
Brian Asselstine, L OBP: 0.384, SLG: 0.402 (7, PR)										0	0	0	0	0	0	0				
Dale Murphy, R OBP: 0.267, SLG: 0.286 (1, 3)										4	1	1	0	0	1	4				
Biff Pocoroba, S OBP: 0.301, SLG: 0.276 (1, 2)										3	1	1	1	1	0	1				
Pat Rockett, R OBP: 0.208, SLG: 0.132 (1, 6)										2	0	0	0	1	0	3				
Darrel Chaney, S OBP: 0.406, SLG: 0.404 (1, 5)										3	0	0	0	1	2	2				
Phil Niekro, R OBP: 0.226, SLG: 0.267 (1, 1)										4	0	1	1	0	1	2				
Inning Stats	R: 0 E: 0 K: 0 S: 3	H: 0 LOB: 1 BB: 1 P: 7	R: 2 E: 0 K: 1 S: 8	H: 3 LOB: 1 BB: 0 P: 8	R: 1 E: 0 K: 0 S: 4	H: 1 LOB: 1 BB: 1 P: 8	R: 0 E: 0 K: 0 S: 3	H: 0 LOB: 1 BB: 1 P: 7	R: 1 E: 0 K: 0 S: 4	H: 2 LOB: 2 BB: 2 P: 12	R: 0 E: 0 K: 2 S: 7	H: 0 LOB: 0 BB: 0 P: 7	R: 0 E: 0 K: 1 S: 6	H: 1 LOB: 1 BB: 0 P: 6	R: 0 E: 0 K: 0 S: 3	H: 0 LOB: 1 BB: 1 P: 7	1B: 4 2B: 2 3B: 1 HR: 0	SF: 0 SAC: 1 DP: 1 HBP: 0	WP: 2 PB: 0 SB: 0 CS: 0	PA: 36
PITCHER Randy Lerch, L ERA: 4.12 (1, 1)	IP: 2.0 WLS: L BF: 12 H: 4 R: 3 ER: 3 SO: 3 BB: 2 IBB: 0 HBP: 0 BLK: 0 WP: 0 HR: 0 S: 12 P: 20 ERA: 13.50 WHIP: 3.000															PITCHER IP: WLS: BF: H: R: ER: SO: BB: IBB: HBP: BLK: WP: HR: S: P: ERA: WHIP				
Ron Reed, R ERA: 2.49 (3, 1)	2.0	7	0	0	0	0	1	0	0	0	0	0	6	10	0.00	0.500				
Gene Garber, R ERA: 2.1 (5, 1)	3.0	13	3	1	1	3	1	1	0	0	0	0	17	25	3.00	1.333				
Warren Brusstar, R ERA: 2.79 (8, 1)	1.0	4	0	0	0	0	1	0	0	0	0	0	3	7	0.00	1.000				

Batter	1	2	3	4	5	6	7	8	9	AB	R	H	RBI	BB	SO	LOB	TOP									
Bake McBride, L OBP: 0.368, SLG: 0.403										4	1	3	0	1	0	0	Philadelphia Phillies @ Atlanta Braves Atlanta-Fulton County Stadium, Atlanta, GA Sat May 27 1978, 7:05 PM EDT Att: 15,081 - Unknown									
Larry Bowa, S OBP: 0.337, SLG: 0.356										4	0	2	1	0	0	2										
Mike Schmidt, R OBP: 0.358, SLG: 0.484										3	1	0	0	2	0	3										
Greg Luzinski, R OBP: 0.368, SLG: 0.481 Gene Garber, R										5	0	0	0	0	2	5										
Richie Hebner, L OBP: 0.370, SLG: 0.422										4	1	1	0	0	2	1										
Gary Maddox, R OBP: 0.368, SLG: 0.413										4	2	3	2	0	1	0										
Bob Boone, R OBP: 0.352, SLG: 0.446 Bud Harrelson, S OBP: 0.302, SLG: 0.237										4	0	1	1	0	0	1										
Davey Johnson, R OBP: 0.233, SLG: 0.216 Jim Morrison, R OBP: 0.294, SLG: 0.277 Barry Foote, R OBP: 0.222, SLG: 0.222										4	0	1	1	0	0	0										
Jim Lonborg, R OBP: 0.316, SLG: 0.250 Tim McCarver, L OBP: 0.500, SLG: 0.472 Tug McGraw, R										2	0	0	0	0	0	0										
Jay Johnstone, L OBP: 0.286, SLG: 0.250 Jerry Martin, R OBP: 0.370, SLG: 0.521										1	0	0	0	0	1	0										
Inning Stats	R: 0 E: 0 K: 1 S: 6	H: 1 LOB: 1 BB: 0 P: 6	R: 0 E: 0 K: 2 S: 7	H: 0 LOB: 0 BB: 0 P: 7	R: 1 E: 0 K: 0 S: 5	H: 2 LOB: 1 BB: 0 P: 5	R: 0 E: 0 K: 1 S: 6	H: 1 LOB: 1 BB: 0 P: 6	R: 0 E: 0 K: 1 S: 3	H: 0 LOB: 0 BB: 1 P: 7	R: 2 E: 0 K: 1 S: 6	H: 1 LOB: 0 BB: 1 P: 10	R: 0 E: 0 K: 1 S: 5	H: 0 LOB: 0 BB: 0 P: 5	R: 0 E: 0 K: 0 S: 3	H: 1 LOB: 0 BB: 0 P: 3	R: 3 E: 0 K: 0 S: 8	H: 5 LOB: 3 BB: 1 P: 12	1B: 8 2B: 3 3B: 0 HR: 1	SF: 0 SAC: 1 DP: 1 HBP: 0	WP: 0 PB: 0 SB: 2 CS: 0	PA: 40				
PITCHER	IP	WLS	BF	H	R	ER	SO	BB	IBB	HBP	BLK	WP	HR	S	P	ERA	WHIP									
Dick Ruthven, R ERA: 3.8	(1, 1)		7.0	28	5	3	3	6	2	0	0	0	0	1	38	46	3.86	1.000								
Adrian Devine, R ERA: 6.28	(8, 1)		1.0	5	3	2	2	0	0	0	0	0	0	0	5	5	18.00	3.000								
Rick Camp, R ERA: 5.74	(9, 1)	L	1.0	7	3	1	1	0	0	1	0	1	0	0	6	10	9.00	3.000								

Batter	1	2	3	4	5	6	7	8	9	AB	R	H	RBI	BB	SO	LOB	BOTTOM								
Jerry Royster, R OBP: 0.349, SLG: 0.351										5	0	0	0	0	0	5	Philadelphia Phillies @ Atlanta Braves Atlanta-Fulton County Stadium, Atlanta, GA Sat May 27 1978, 7:05 PM EDT Att: 15,081 - Unknown								
Brian Asselatine, L OBP: 0.356, SLG: 0.391										5	0	1	1	0	1	2									
Gary Matthews, R OBP: 0.358, SLG: 0.667 Adrian Devine, R Rick Camp, R										3	0	0	0	1	0	2									
Joe Nolan, L OBP: 0.286, SLG: 0.280										1	0	0	0	0	1	0									
Jeff Burroughs, R OBP: 0.462, SLG: 0.526 Rowland Office, L OBP: 0.291, SLG: 0.315										2	1	1	0	2	1	1									
Biff Pocoroba, S OBP: 0.309, SLG: 0.286										3	1	2	0	0	0	0									
Dale Murphy, R OBP: 0.267, SLG: 0.279										3	0	0	0	1	1	4									
Barry Bonnell, R OBP: 0.294, SLG: 0.269										4	1	0	1	0	0	4									
Darrel Chaney, S OBP: 0.412, SLG: 0.400										3	1	1	1	1	1	1									
Dick Ruthven, R OBP: 0.056, SLG: 0.056 Cito Gaston, R OBP: 0.204, SLG: 0.173 Rod Gilbreath, R OBP: 0.269, SLG: 0.306										0	0	0	0	0	0	0									
Inning Stats	R: 0 E: 0 K: 2 S: 7	H: 0 LOB: 1 BB: 1 P: 11	R: 0 E: 0 K: 1 S: 5	H: 0 LOB: 0 BB: 0 P: 5	R: 1 E: 1 K: 0 S: 5	H: 0 LOB: 1 BB: 0 P: 5	R: 0 E: 0 K: 0 S: 4	H: 2 LOB: 1 BB: 0 P: 4	R: 0 E: 0 K: 1 S: 3	H: 0 LOB: 1 BB: 1 P: 7	R: 2 E: 1 K: 1 S: 6	H: 1 LOB: 1 BB: 2 P: 14	R: 0 E: 0 K: 0 S: 4	H: 1 LOB: 0 BB: 0 P: 4	R: 2 E: 1 K: 0 S: 6	H: 2 LOB: 2 BB: 1 P: 10	R: 0 E: 0 K: 1 S: 5	H: 0 LOB: 0 BB: 0 P: 5	1B: 5 2B: 1 3B: 0 HR: 0	SF: 0 SAC: 3 DP: 1 HBP: 0	WP: 0 PB: 0 SB: 0 CS: 0	PA: 40			
PITCHER	IP	WLS	BF	H	R	ER	SO	BB	IBB	HBP	BLK	WP	HR	S	P	ERA	WHIP								
Jim Lonborg, R ERA: 3.55	(1, 1)		6.0	26	3	3	1	4	4	0	0	0	0	30	46	1.50	1.167								
Tug McGraw, L ERA: 3.2	(7, 1)	W	2.0	11	3	2	0	0	1	0	0	0	0	10	14	0.00	2.000								
Gene Garber, R ERA: 2.03	(9, 1)	S	1.0	3	0	0	0	1	0	0	0	0	0	5	5	0.00	0.000								

Batter	1	2	3	4	5	6	7	8	9	AB	R	H	RBI	BB	SO	LOB	TOP										
Bake McBride, L OBP: 0.356, SLG: 0.388 (1, 9)	F8		K		4-3			4-3	F8	5	0	0	0	0	1	2											
Larry Bowa, S OBP: 0.335, SLG: 0.350 (1, 6)	4-3		6-3			3-1		BB		3	0	0	0	1	0	0											
Mike Schmidt, R OBP: 0.356, SLG: 0.474 (1, 5)	6-3			FC3-6 1B		6-3		F9		3	0	0	0	1	0	1											
Greg Luzinski, R OBP: 0.371, SLG: 0.478 (1, 7)	F8			FC3-6 1B		6-3			2B 1B	3	1	1	0	1	0	0											
Richie Hebner, L OBP: 0.366, SLG: 0.425 (1, 3)	P6			FC3-6 1B			F9		1B 2B	4	1	1	0	0	0	2											
Gary Maddox, R OBP: 0.371, SLG: 0.411 (1, 8)	S 1B			F9			P6		1B S	3	1	1	2	1	0	2											
Bob Boone, R OBP: 0.357, SLG: 0.457 (1, 2)	1B			F9			2B		F9	4	0	2	1	0	0	3											
Davey Johnson, R OBP: 0.217, SLG: 0.200 Ron Reed, R OBP: 0.300, SLG: 0.267 Jay Johnstone, L OBP: 0.284, SLG: 0.277 (9, PR)	F7				P6		P4		2-3 1B	3	0	0	0	0	0	2											
Larry Christenson, R OBP: 0.238, SLG: 0.316 Bud Harrelson, S OBP: 0.256, SLG: 0.231 Jerry Martin, R OBP: 0.364, SLG: 0.510 (9, PH)			K		K				1-3	2	0	0	0	0	2	0											
Inning Stats	R: 0 E: 0 K: 0 S: 3	H: 0 LOB: 0 BB: 0 P: 3	R: 1 E: 0 K: 0 S: 4	H: 1 LOB: 1 BB: 1 P: 8	R: 0 E: 0 K: 2 S: 7	H: 0 LOB: 0 BB: 0 P: 7	R: 0 E: 0 K: 0 S: 4	H: 1 LOB: 2 BB: 1 P: 8	R: 0 E: 0 K: 1 S: 5	H: 0 LOB: 0 BB: 0 P: 5	R: 0 E: 0 K: 0 S: 3	H: 1 LOB: 1 BB: 0 P: 4	R: 0 E: 0 K: 0 S: 3	H: 0 LOB: 1 BB: 1 P: 7	R: 2 E: 0 K: 0 S: 6	H: 3 LOB: 2 BB: 1 P: 10	1B: 4 2B: 2 3B: 0 HR: 0	SF: 0 SAC: 0 DP: 0 HBP: 0	WP: 0 PB: 0 SB: 2 CS: 0	PA: 37							
PITCHER	IP	WLS	BF	H	R	ER	SO	BB	IBB	HBP	BLK	WP	HR	S	P	ERA	WHIP										
Preston Hanna, R ERA: 3.45 (1, 1)	8.0	W	33	5	3	3	3	4	0	0	0	0	0	35	51	3.38	1.125										
Rick Camp, R ERA: 5.63 (9, 1)	0.1		2	1	0	0	0	0	0	0	0	0	0	2	2	0.00	3.000										
Jamie Easterly, L ERA: 5.04 (9, 1)	0.2	S	2	0	0	0	0	0	0	0	0	0	0	2	2	0.00	0.000										

Philadelphia Phillies @ Atlanta Braves
Atlanta-Fulton County Stadium, Atlanta, GA
Sun May 28 1978, 3:33 AM EDT
Att: 22,233 - Unknown

AB 33
R 3
H 6
RBI 3
BB 4
SO 3
LOB 14



Batter	1	2	3	4	5	6	7	8	9	AB	R	H	RBI	BB	SO	LOB	BOTTOM										
Jerry Royster, R OBP: 0.346, SLG: 0.348 (1, 4)	4-3	1B		4-3			F8			4	0	1	1	0	0	1											
Brian Aseltine, L OBP: 0.361, SLG: 0.418 (8, 9)	K	1B			P5		SF8			4	1	2	1	0	1	0											
Biff Pocoroba, S OBP: 0.308, SLG: 0.281 (1, 2)	FC5-4	F8			F7		SF8			2	0	0	1	1	0	2											
Jeff Burroughs, R OBP: 0.462, SLG: 0.543 Rod Gilbreath, R OBP: 0.299, SLG: 0.306 (7, PR)	FC5-4		6-3			HR	BB		BB	3	1	1	1	1	0	1											
Gary Matthews, R OBP: 0.351, SLG: 0.625 Rowland Office, L OBP: 0.281, SLG: 0.315 (8, 8)		K	K		4-3		BB		BB	3	0	0	0	1	2	0											
Dale Murphy, R OBP: 0.285, SLG: 0.279 (1, 3)	E5	1B	P4			5-3	K			4	1	1	0	0	1	2											
Barry Bonnell, R OBP: 0.302, SLG: 0.299 (8, 7)	S 1B			3B		K		F2		4	1	2	1	0	1	0											
Darrel Chaney, S OBP: 0.417, SLG: 0.414 (1, 6)	1B	1B		K		2B		3-1		3	1	1	0	1	1	1											
Preston Hanna, R OBP: 0.056, SLG: 0.056 Rick Camp, R OBP: 0.286, SLG: 0.429 (9, 1)	K			P6		F7		K		4	0	0	0	0	2	4											
Inning Stats	R: 0 E: 0 K: 1 S: 5	H: 0 LOB: 1 BB: 1 P: 9	R: 3 E: 1 K: 2 S: 11	H: 4 LOB: 2 BB: 1 P: 15	R: 0 E: 0 K: 1 S: 5	H: 0 LOB: 0 BB: 0 P: 5	R: 0 E: 0 K: 1 S: 6	H: 1 LOB: 1 BB: 0 P: 6	R: 1 E: 0 K: 0 S: 4	H: 1 LOB: 0 BB: 0 P: 4	R: 0 E: 0 K: 1 S: 6	H: 1 LOB: 1 BB: 0 P: 6	R: 1 E: 0 K: 1 S: 6	H: 1 LOB: 2 BB: 2 P: 14	R: 0 E: 0 K: 1 S: 5	H: 0 LOB: 0 BB: 0 P: 5	1B: 4 2B: 1 3B: 2 HR: 1	SF: 1 SAC: 0 DP: 0 HBP: 0	WP: 0 PB: 0 SB: 1 CS: 0	PA: 36							
PITCHER	IP	WLS	BF	H	R	ER	SO	BB	IBB	HBP	BLK	WP	HR	S	P	ERA	WHIP										
Larry Christenson, R ERA: 5.07 (1, 1)	6.0	L	27	7	4	4	6	2	0	0	0	0	0	11	19	4.50	1.500										
Ron Reed, R ERA: 2.63 (7, 1)	2.0		9	1	1	1	2	2	0	0	0	0	0	11	19	4.50	1.500										


Philadelphia Phillies @ Atlanta Braves
Atlanta-Fulton County Stadium, Atlanta, GA
Sun May 28 1978, 3:33 AM EDT
Att: 22,233 - Unknown

AB 31
R 5
H 8
RBI 5
BB 4
SO 8
LOB 11



Batter	1	2	3	4	5	6	7	8	9	AB	R	H	RBI	BB	SO	LOB	TOP			
Frank Taveras, R (1, 6) OBP: 0.312, SLG: 0.339	G3		PO 1B			1-3		G6-4-3 2H 1B		4	0	2	1	0	0	0	Pittsburgh Pirates @ Philadelphia Phillies Veterans Stadium, Philadelphia, PA Tue May 30 1978, 7:05 PM EDT Att: 26,123 - Unknown			
Phil Garner, R (1, 5) OBP: 0.311, SLG: 0.359 Ed Whitson, R (8, 1)	BB		PO 1-2			G4-6-3 BB		G6-4-3 1-2		2	0	1	0	2	0	1				
Dave Parker, L (1, 9) OBP: 0.337, SLG: 0.475	F8					G4-6-3 1-2				4	0	0	0	0	1	3				
Bill Robinson, R (1, 7) OBP: 0.321, SLG: 0.400	F9									4	0	1	0	0	0	2				
Rennie Stennett, R (1, 4) OBP: 0.297, SLG: 0.359 Mario Mendoza, R (7, PR) OBP: 0.261, SLG: 0.364	K									3	0	0	0	0	1	2				
Manny Sanguillen, R (1, 3) OBP: 0.365, SLG: 0.431	F8									3	0	0	0	0	0	2				
Duffy Dyer, R (1, 2) OBP: 0.333, SLG: 0.361	1-3									2	0	0	0	1	0	1				
Omar Moreno, L (1, 8) OBP: 0.316, SLG: 0.276										3	0	0	0	0	1	1				
Bert Blyleven, R (1, 1) OBP: 0.111, SLG: 0.077 Dave Hamilton, L (6, 1) Jim Fregosi, R (8, PH) OBP: 0.360, SLG: 0.250	K									2	0	0	0	0	2	1				
										0	0	0	0	0	0	0				
										1	1	1	0	0	0	0				
Inning Stats	R: 0 E: 0 K: 0 S: 3	H: 0 LOB: 1 BB: 1 P: 7	R: 0 E: 0 K: 1 S: 5	H: 0 LOB: 0 BB: 0 P: 5	R: 0 E: 0 K: 2 S: 7	H: 1 LOB: 0 BB: 0 P: 7	R: 0 E: 0 K: 0 S: 4	H: 1 LOB: 1 BB: 0 P: 4	R: 0 E: 0 K: 1 S: 5	H: 0 LOB: 0 BB: 1 P: 6	R: 0 E: 0 K: 0 S: 4	H: 1 LOB: 1 BB: 0 P: 4	R: 1 E: 0 K: 0 S: 4	H: 2 LOB: 0 BB: 0 P: 4	R: 0 E: 0 K: 1 S: 5	H: 0 LOB: 0 BB: 0 P: 5	1B: 3 2B: 3 3B: 0 HR: 0	SF: 0 SAC: 0 DP: 3 HBP: 0	WP: 1 PB: 0 SB: 0 CS: 0	PA: 33
PITCHER Steve Carlton, L (1, 1) ERA: 2.65	IP: 9.0 WLS: W BF: 32 H: 5 R: 1 ER: 1 SO: 5 BB: 3 IBB: 0 HBP: 0 BLK: 0 WP: 1 HR: 0 S: 39 P: 51 ERA: 1.00 WHIP: 0.889															PITCHER				

AB 29
R 1
H 5
RBI 1
BB 3
SO 5
LOB 13



Batter	1	2	3	4	5	6	7	8	9	AB	R	H	RBI	BB	SO	LOB	BOTTOM			
Bake McBride, L (1, 9) OBP: 0.363, SLG: 0.389	1B HR HBP		4-3			F9		1B		4	2	2	0	0	0	1	Pittsburgh Pirates @ Philadelphia Phillies Veterans Stadium, Philadelphia, PA Tue May 30 1978, 7:05 PM EDT Att: 26,123 - Unknown			
Larry Bowa, S (1, 6) OBP: 0.330, SLG: 0.343	F9		1-3			P6		BB 1B		5	0	2	0	0	0	2				
Mike Schmidt, R (1, 5) OBP: 0.365, SLG: 0.460	S HR 1B		S 1B BB			E S BB		1-3 2-3 BB		2	2	1	0	3	1	2				
Greg Luzinski, R (1, 7) OBP: 0.375, SLG: 0.496	HR		1B BB			K		K		4	2	1	3	1	3	7				
Richie Hebner, L (1, 3) OBP: 0.373, SLG: 0.422	F9		1B BB			E IBB		1B		3	0	2	1	1	0	0				
Garry Maddox, R (1, 8) OBP: 0.385, SLG: 0.420 Jerry Martin, R (8, 8) OBP: 0.362, SLG: 0.490	K		1-3 1B			E5		F9		4	0	1	1	0	1	3				
										0	0	0	0	0	0	0				
Tim McCarver, L (1, 2) OBP: 0.460, SLG: 0.425			F9			F9		F8		4	0	0	0	0	1	4				
Jim Morrison, R (1, 4) OBP: 0.233, SLG: 0.241	P3					K		K		4	0	0	0	0	2	1				
Steve Carlton, L (1, 1) OBP: 0.355, SLG: 0.400	K					6-3		5-3		4	0	1	0	0	1	0				
Inning Stats	R: 3 E: 0 K: 1 S: 7	H: 2 LOB: 0 BB: 0 P: 8	R: 0 E: 0 K: 1 S: 5	H: 0 LOB: 0 BB: 0 P: 5	R: 2 E: 0 K: 0 S: 4	H: 2 LOB: 2 BB: 2 P: 12	R: 0 E: 0 K: 1 S: 5	H: 0 LOB: 0 BB: 0 P: 5	R: 1 E: 0 K: 1 S: 7	H: 1 LOB: 3 BB: 2 P: 15	R: 0 E: 0 K: 2 S: 9	H: 2 LOB: 3 BB: 1 P: 13	R: 0 E: 0 K: 1 S: 6	H: 1 LOB: 1 BB: 0 P: 6	R: 0 E: 0 K: 2 S: 9	H: 2 LOB: 2 BB: 0 P: 9	1B: 8 2B: 1 3B: 0 HR: 1	SF: 0 SAC: 0 DP: 0 HBP: 1	WP: 0 PB: 0 SB: 5 CS: 0	PA: 40
PITCHER Bert Blyleven, R (1, 1) ERA: 4.28 Dave Hamilton, L (6, 1) ERA: 5.94 Ed Whitson, R (8, 1) ERA:	IP: 5.0 WLS: L BF: 25 H: 3 R: 0 ER: 0 SO: 4 BB: 3 IBB: 1 HBP: 0 BLK: 0 WP: 0 HR: 1 S: 28 P: 45 ERA: 9.00 WHIP: 1.600															PITCHER				

AB 34
R 6
H 10
RBI 5
BB 5
SO 9
LOB 20



Batter	1	2	3	4	5	6	7	8	9	AB	R	H	RBI	BB	SO	LOB	TOP									
Frank Taveras, R OBP: 0.311, SLG: 0.333										3	1	0	0	1	0	2										
Phil Garner, R OBP: 0.309, SLG: 0.356										4	1	1	0	0	0	0										
Dave Parker, L OBP: 0.330, SLG: 0.465										4	0	0	0	0	1	0										
Bill Robinson, R OBP: 0.310, SLG: 0.385										4	0	0	0	0	1	0										
Manny Sanguillen, R OBP: 0.302, SLG: 0.419										4	0	1	0	0	0	0										
Jim Fregosi, R OBP: 0.385, SLG: 0.250										0	0	0	0	1	0	0										
Mario Mendoza, R OBP: 0.308, SLG: 0.440										3	0	2	0	0	1	1										
Duffy Dyer, R OBP: 0.370, SLG: 0.371										1	0	1	0	3	0	0										
Omar Moreno, L OBP: 0.309, SLG: 0.269										4	0	0	0	0	2	7										
John Candelaria, L OBP: 0.269, SLG: 0.182										1	0	0	0	1	0	2										
Grant Jackson, S OBP: 0.167, SLG: 0.167										0	0	0	0	0	0	0										
Kent Tekulve, R OBP: 0.167, SLG: 0.167										1	0	1	0	0	0	0										
Inning Stats	R: 2 E: 1 K: 0 S: 4	H: 1 LOB: 0 BB: 1 P: 8	R: 0 E: 0 K: 0 S: 3	H: 1 LOB: 1 BB: 1 P: 7	R: 0 E: 0 K: 1 S: 5	H: 0 LOB: 0 BB: 0 P: 5	R: 0 E: 0 K: 1 S: 6	H: 1 LOB: 2 BB: 1 P: 10	R: 0 E: 0 K: 0 S: 2	H: 0 LOB: 0 BB: 1 P: 6	R: 0 E: 0 K: 1 S: 6	H: 1 LOB: 1 BB: 0 P: 6	R: 0 E: 0 K: 0 S: 3	H: 0 LOB: 1 BB: 1 P: 7	R: 0 E: 0 K: 1 S: 5	H: 0 LOB: 0 BB: 0 P: 5	R: 0 E: 0 K: 1 S: 6	H: 2 LOB: 2 BB: 1 P: 10	1B: 5 2B: 1 3B: 0 HR: 0	SF: 0 SAC: 1 DP: 0 HBP: 0	WP: 0 PB: 0 SB: 0 CS: 1	PA: 36				
PITCHER	IP	WLS	BF	H	R	ER	SO	BB	IBB	HBP	BLK	WP	HR	S	P	ERA	WHIP									
Randy Lerch, L ERA: 3.82	(1, 1)	6.2	L	27	4	2	1	3	5	0	0	1	0	0	28	48	1.35	1.350								
Warren Brusstar, R ERA: 2.51	(7, 1)	0.1		1	0	0	0	0	0	0	0	0	0	0	1	1	0.00	0.000								
Tug McGraw, L ERA: 2.82	(8, 1)	2.0	S	8	2	0	0	2	0	1	0	0	0	0	11	15	0.00	1.000								

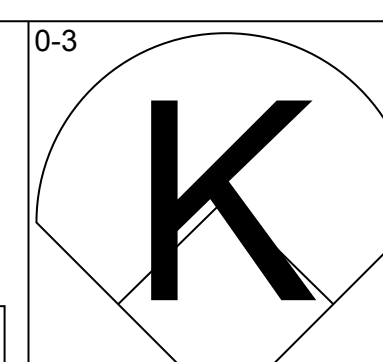
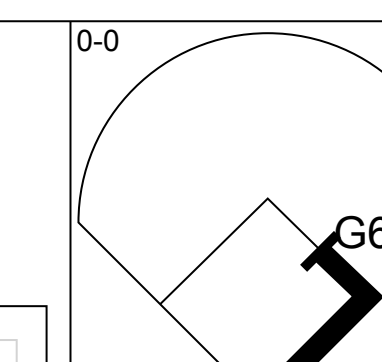
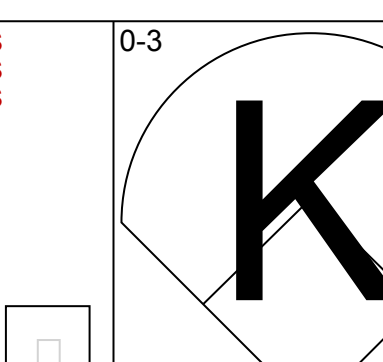
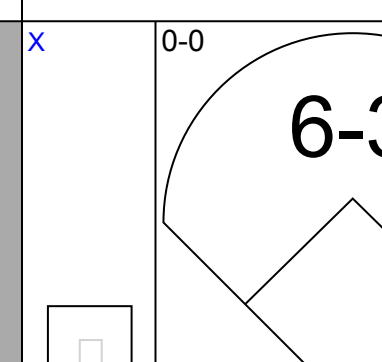
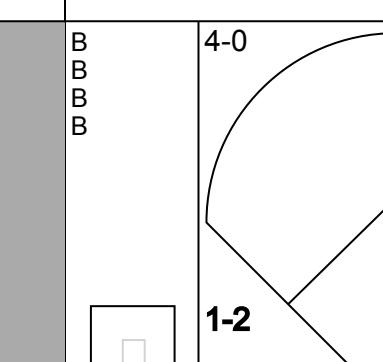
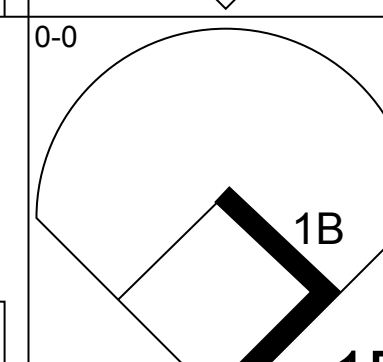
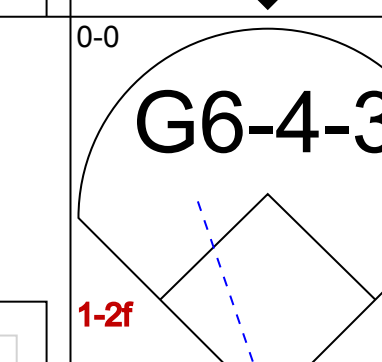
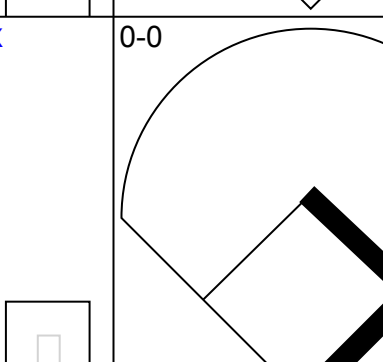
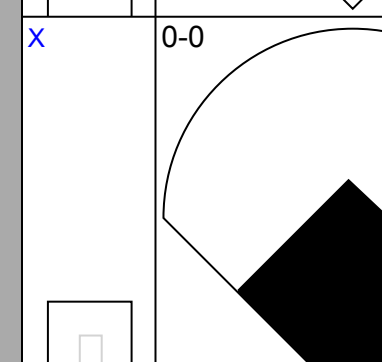
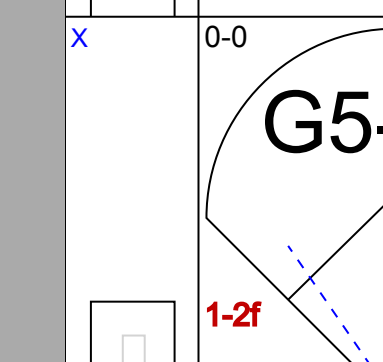
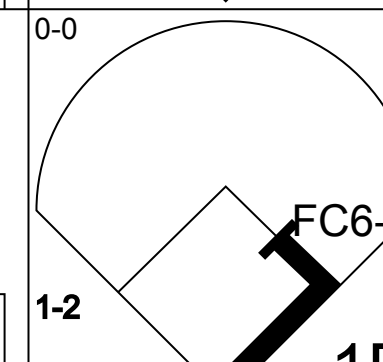
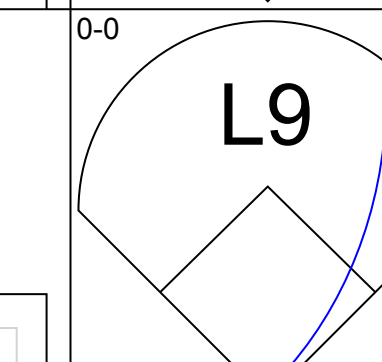
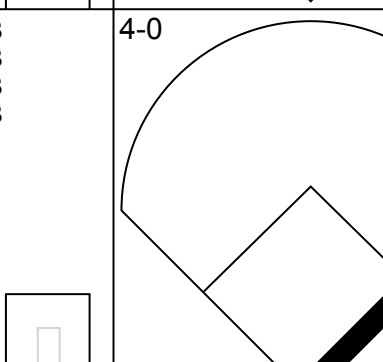
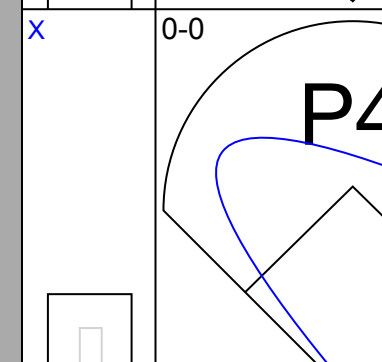
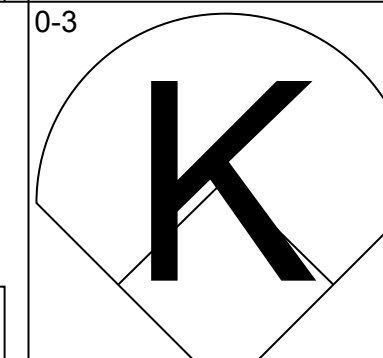
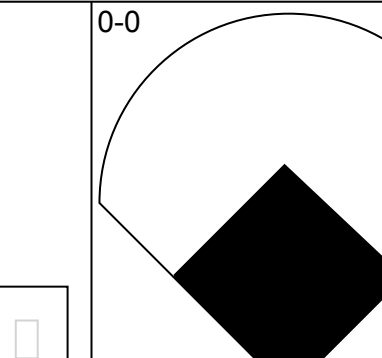
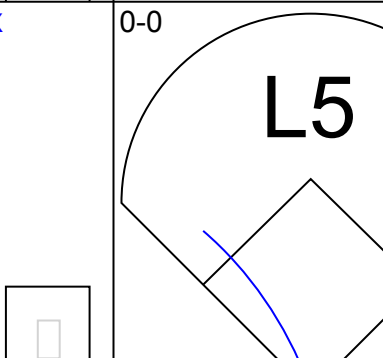
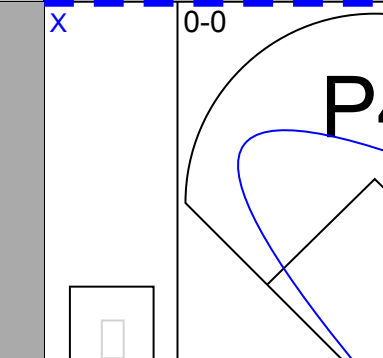

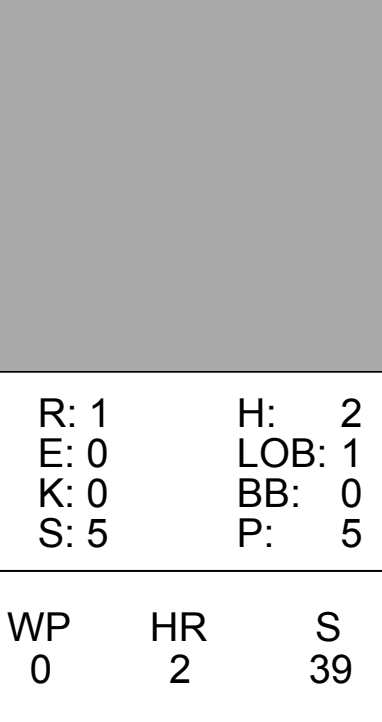
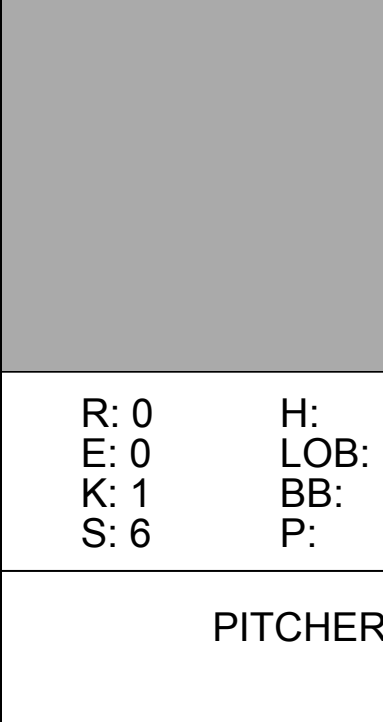
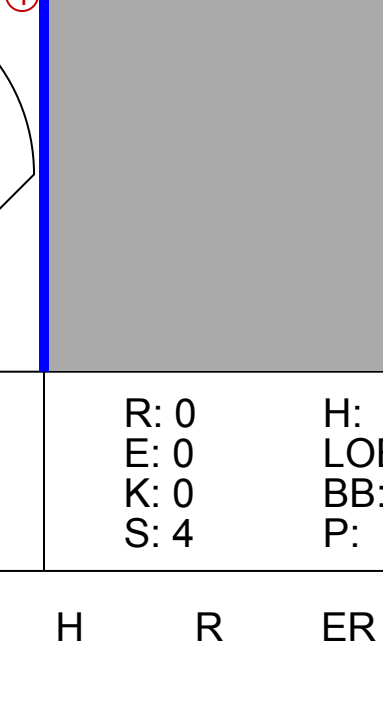
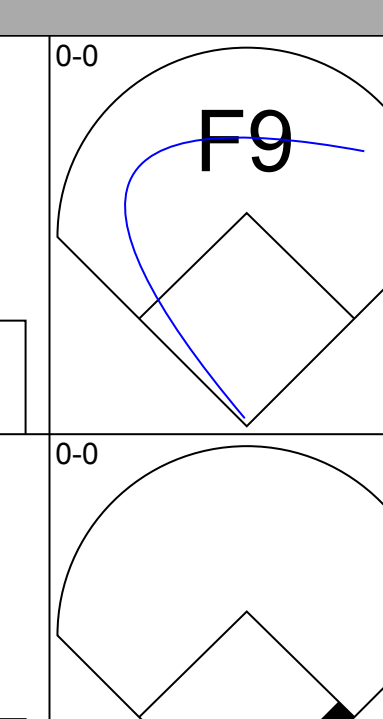
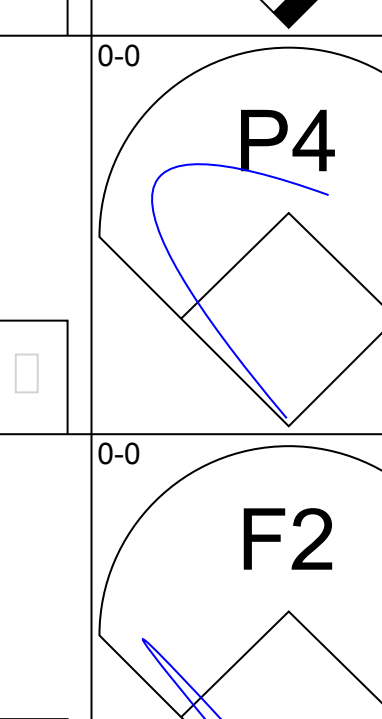
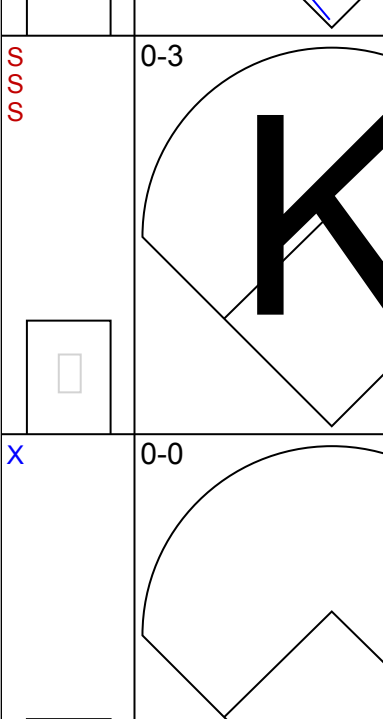
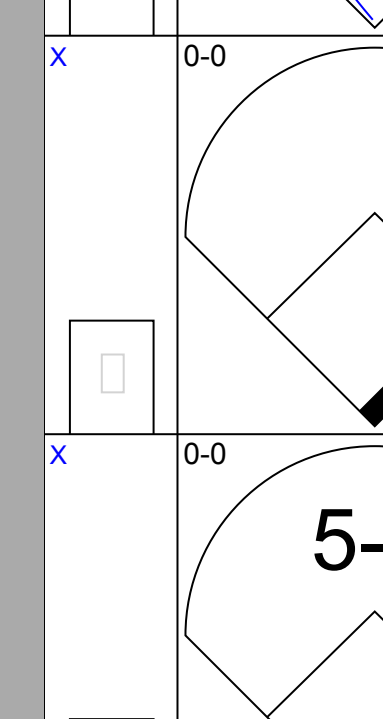
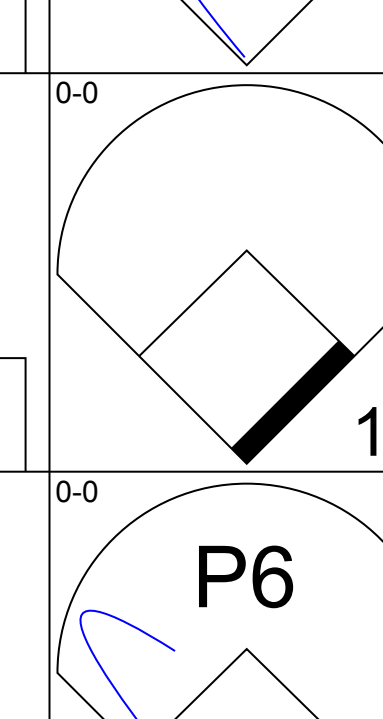
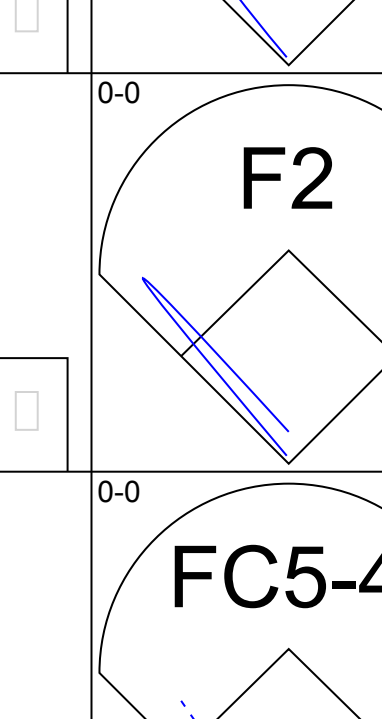
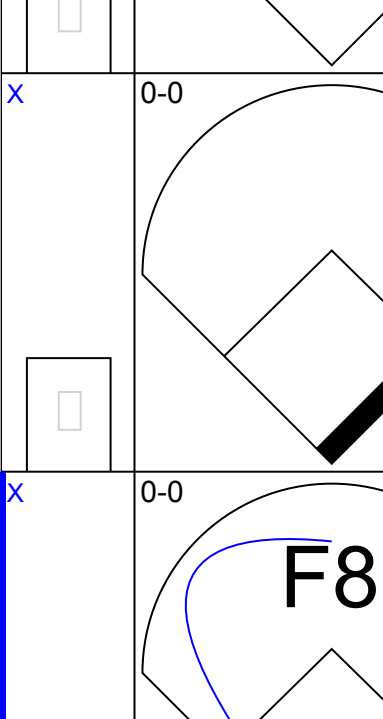
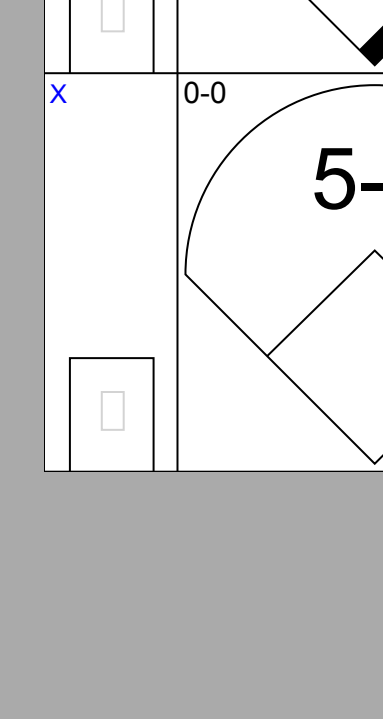
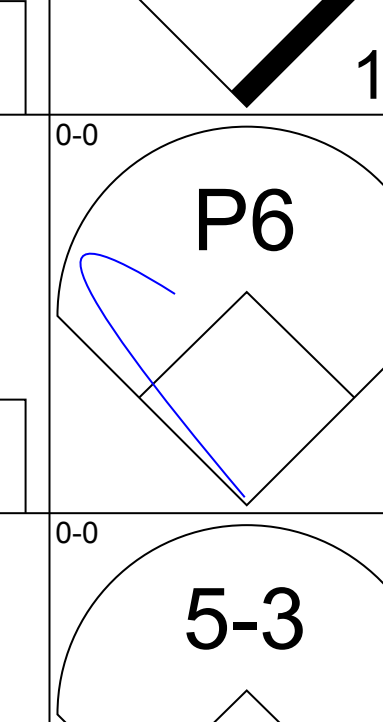
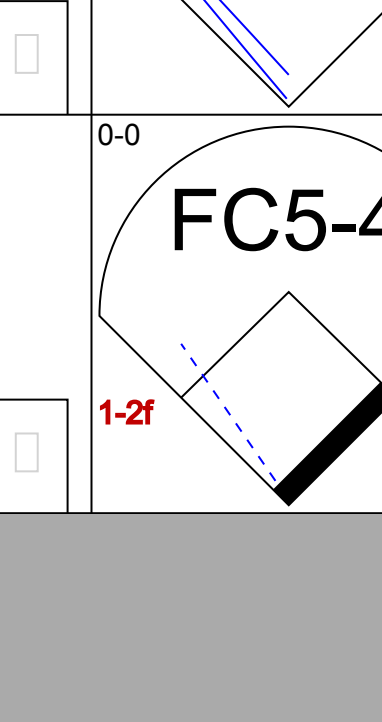
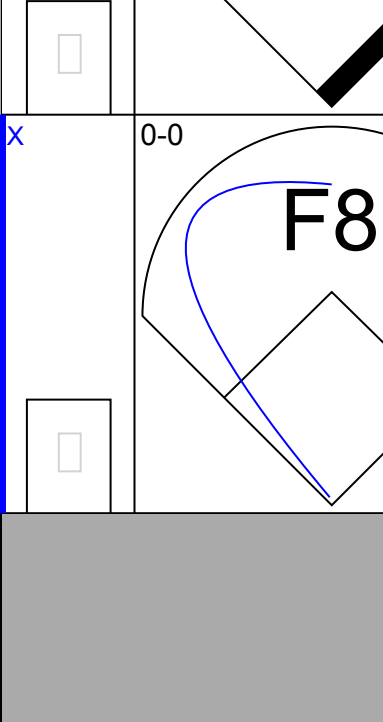

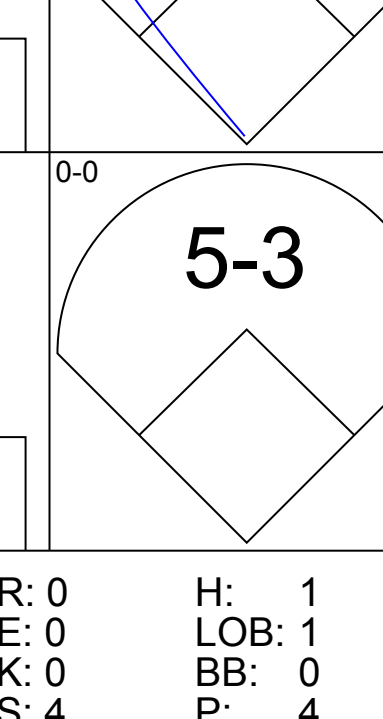
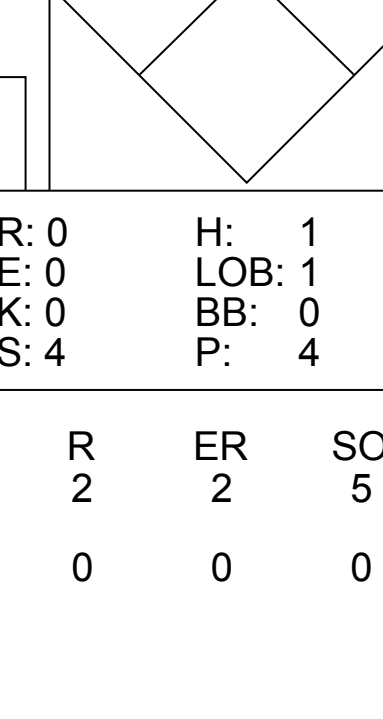
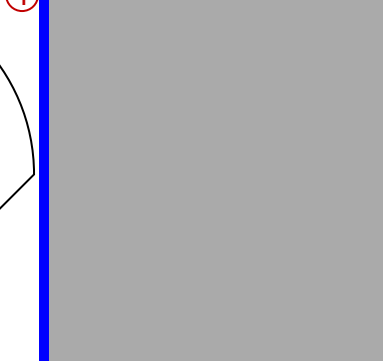
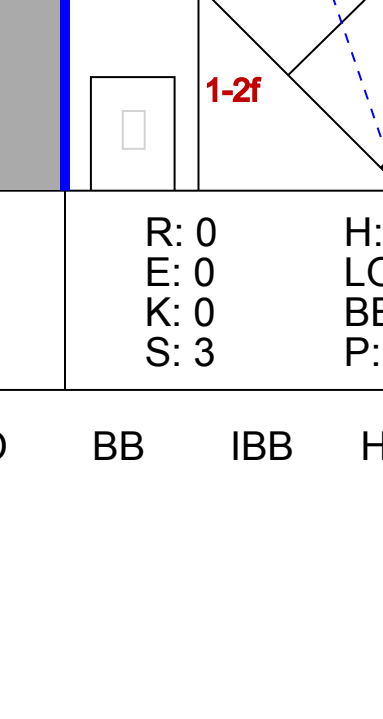
Pittsburgh Pirates @ Philadelphia Phillies
Veterans Stadium, Philadelphia, PA
Wed May 31 1978, 7:05 PM EDT
Att: 29,595 - Unknown

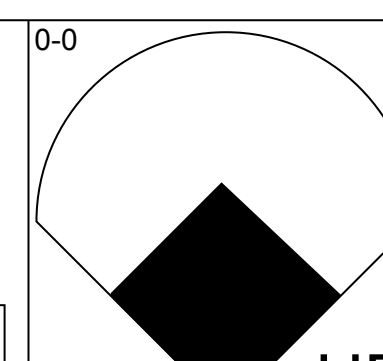
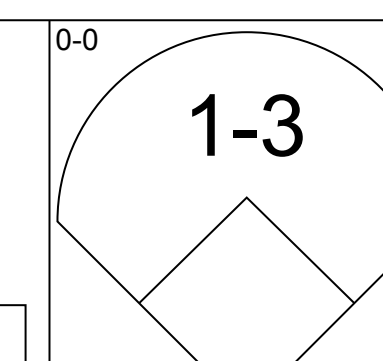
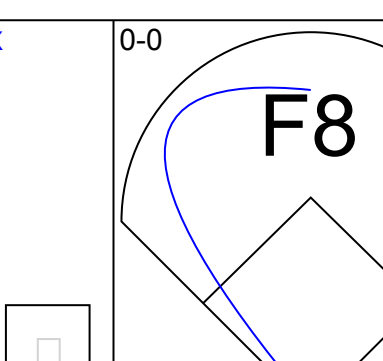
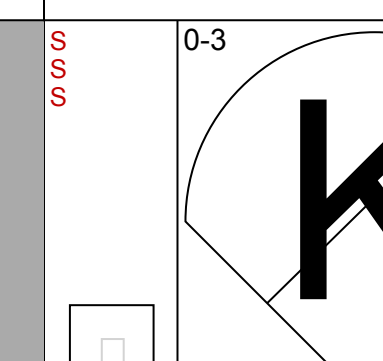
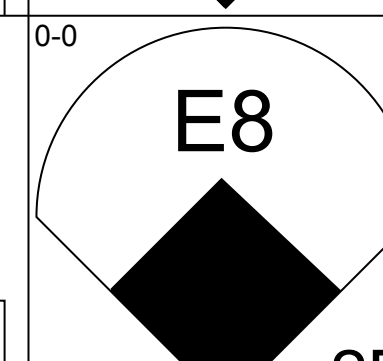
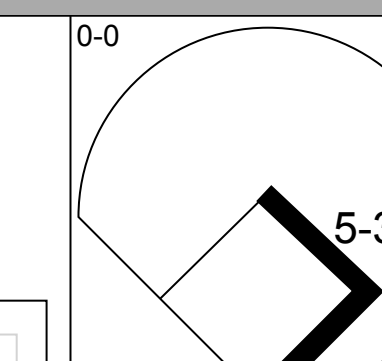
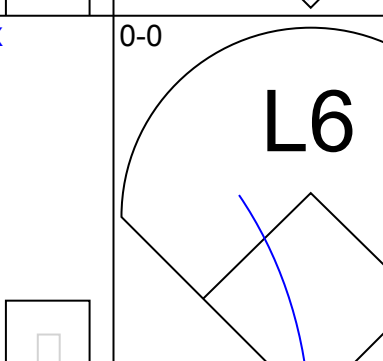
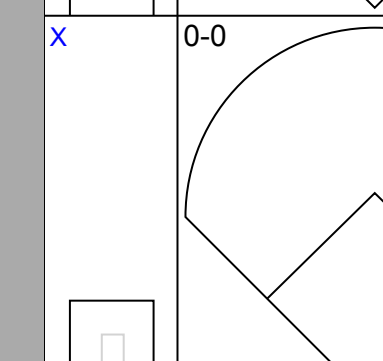
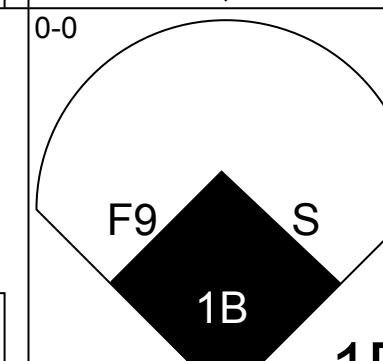
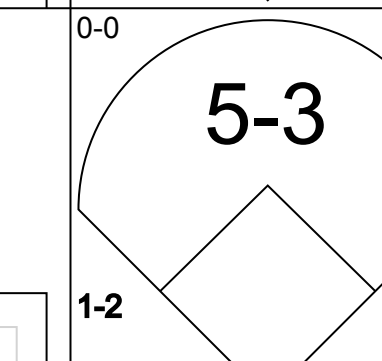
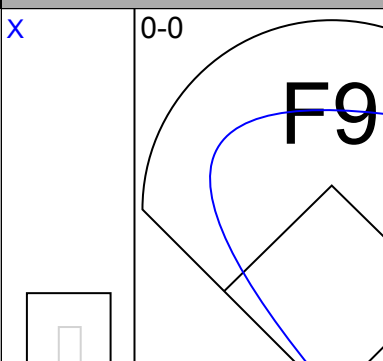
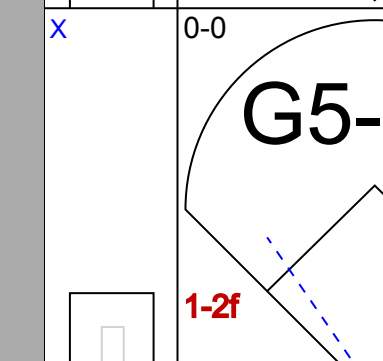
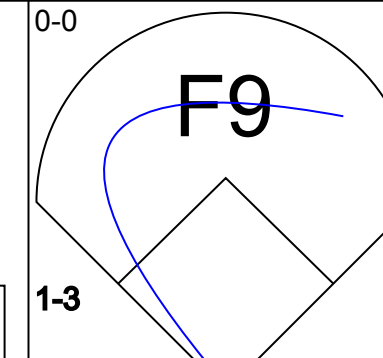
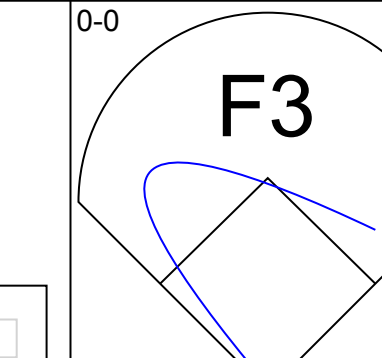
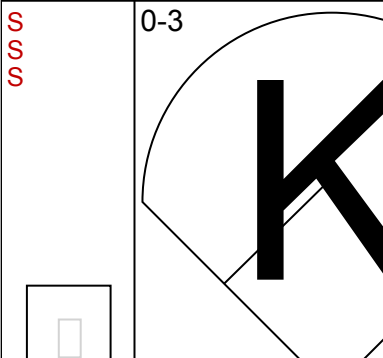
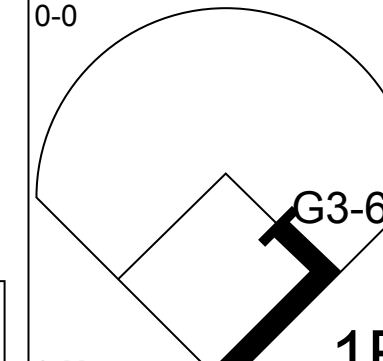
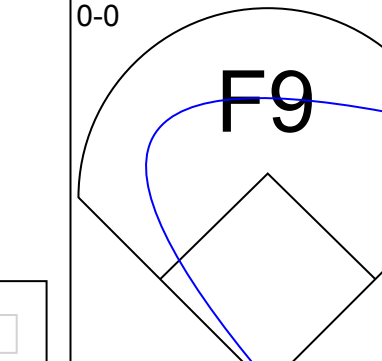
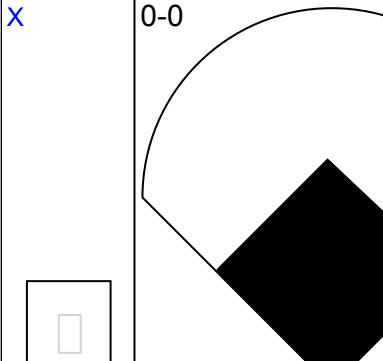
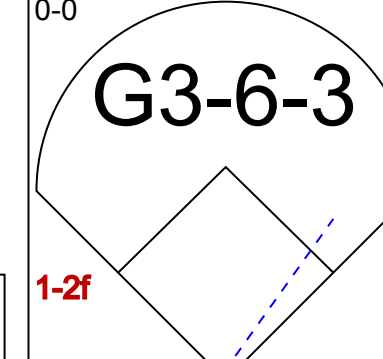
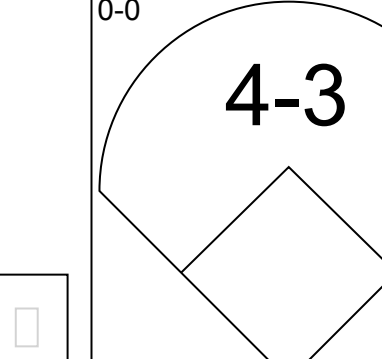
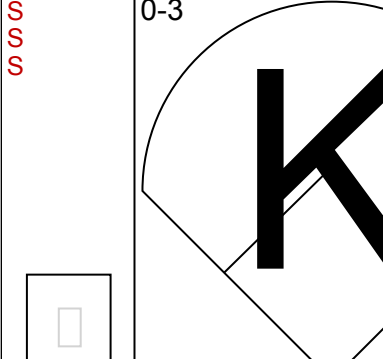
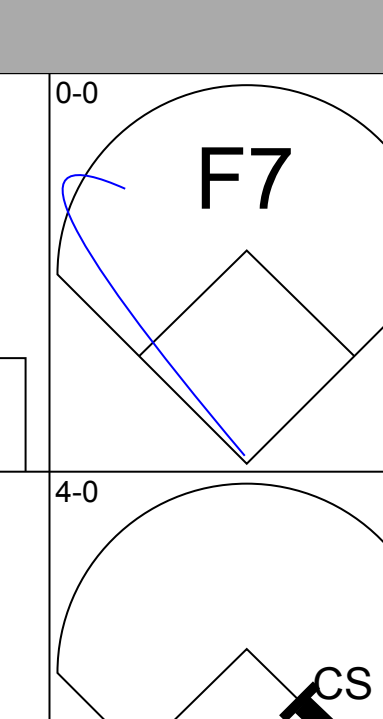
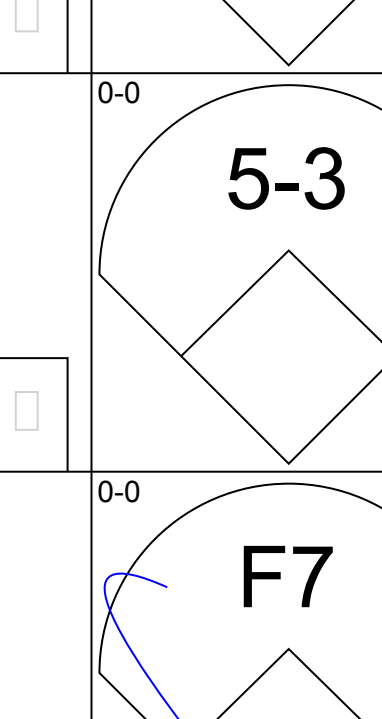
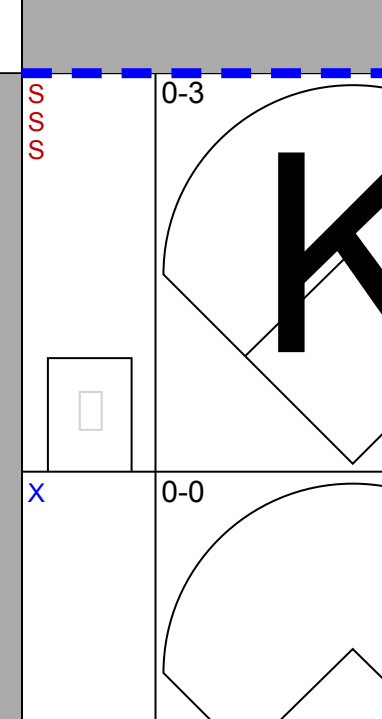
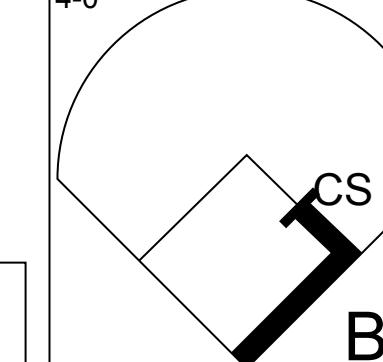
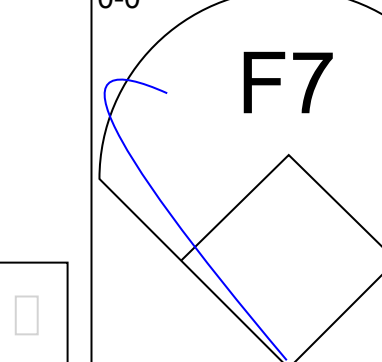
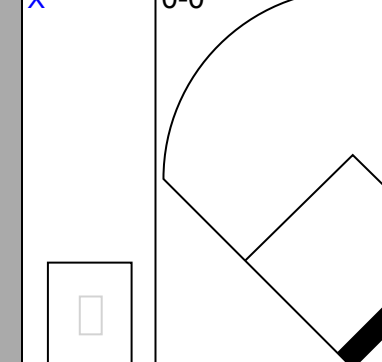
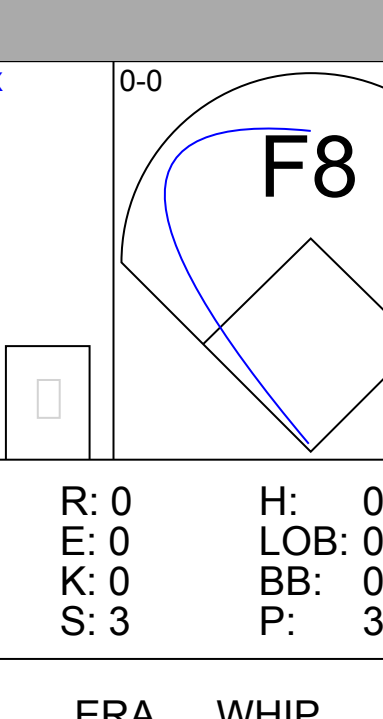
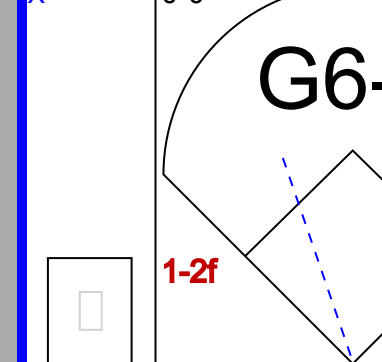
AB 29
R 2
H 6
RBI 0
BB 6
SO 5
LOB 12

Batter	1	2	3	4	5	6	7	8	9	AB	R	H	RBI	BB	SO	LOB	BOTTOM									
Jerry Martin, R OBP: 0.355, SLG: 0.473										4	0	1	0	0	0	0										
Larry Bowa, S OBP: 0.333, SLG: 0.346										4	1	2	0	0	0	2										
Mike Schmidt, R OBP: 0.363, SLG: 0.457										1	0	0	0	0	0	0										
Davey Johnson, R OBP: 0.200, SLG: 0.182										3	0	0	0	0	1	1										
Greg Luzinski, R OBP: 0.372, SLG: 0.486										3	0	0	0	1	1	2										
Jose Cardenal, R OBP: 0.412, SLG: 0.516										3	0	1	0	0	0	2										
Richie Hebner, L OBP: 0.370, SLG: 0.419										1	0	0	0	0	0	0										
Gary Maddox, R OBP: 0.387, SLG: 0.422										4	0	2	0	0	0	3										
Bob Boone, R OBP: 0.346, SLG: 0.435										4	0	0	0	0	0	3										
Jim Morrison, R OBP: 0.238, SLG: 0.232										2	0	0	0	0	0	2										
Bake McBride, L OBP: 0.360, SLG: 0.386										1	0	0	0	0	0	1										
Randy Lerch, L OBP: 0.292, SLG: 0.381										2	0	0	0	0	0	2										
Warren Brusstar, R OBP: 1.000, SLG: 2.000										0	0	0	0	0	0	0										
Barry Foote, R OBP: 0.182, SLG: 0.182										1	0	0	0	0	0	1										
Tug McGraw, R OBP: 0.167, SLG: 0.167										0	0	0	0	0	0	0										
Jay Johnstone, L OBP: 0.288, SLG: 0.255										1	0	0	0	0	1											
Inning Stats	R: 1 E: 2 K: 1 S: 8	H: 1 LOB: 2 BB: 0 P: 8	R: 0 E: 0 K: 0 S: 3	H: 0 LOB: 0 BB: 0 P: 3	R: 0 E: 0 K: 0 S: 4	H: 1 LOB: 1 BB: 0 P: 4	R: 0 E: 0 K: 0 S: 5	H: 2 LOB: 2 BB: 0 P: 5	R: 0 E: 0 K: 0 S: 2	H: 0 LOB: 0 BB: 1 P: 6	R: 0 E: 0 K: 0 S: 4	H: 1 LOB: 2 BB: 0 P: 5	R: 0 E: 0 K: 0 S: 3	H: 0 LOB: 0 BB: 0 P: 3	R: 0 E: 0 K: 0 S: 4	H: 1 LOB: 1 BB: 0 P: 4	1B: 5 2B: 2 3B: 0 HR: 0	SF: 0 SAC: 0 DP: 1 HBP: 1	WP: 0 PB: 0 SB: 1 CS: 0	PA: 36						
PITCHER	IP	WLS	BF	H	R	ER	SO	BB	IBB	HBP	BLK	WP	HR	S	P	ERA	WHIP									
John Candelaria, L ERA: 3.36	(1, 1)	6.1	W	26	4	1	0	2	1	0	1	0	0	0	28	33	0.00	0.789								
Grant Jackson, L ERA: 3.32	(7, 1)	1.0		4	1	0	0	0	0	0	0	0	0	4	4	0.00	1.000									
Kent Tekulve, R ERA: 1.91	(8, 1)	1.2	S	6	1	0	0	0	0	0	0	0	0	6	6	0.00	0.600									

Pittsburgh Pirates @ Philadelphia Phillies
Veterans Stadium, Philadelphia, PA
Wed May 31 1978, 7:05 PM EDT
Att: 29,595 - Unknown

AB 34
R 1
H 6
RBI 0
BB 1
SO 2
LOB 20


Batter	1	2	3	4	5	6	7	8	9	AB	R	H	RBI	BB	SO	LOB	TOP			
Bill North, S (1, 8) OBP: 0.381, SLG: 0.316										4	0	1	0	1	2	0	Los Angeles Dodgers @ Philadelphia Phillies Veterans Stadium, Philadelphia, PA Fri Jun 02 1978, 7:05 PM EDT Att: 42,347 - Unknown			
Bill Russell, R (1, 6) OBP: 0.315, SLG: 0.374										5	1	3	1	0	0	3				
Reggie Smith, S (1, 9) OBP: 0.408, SLG: 0.554										3	0	1	0	1	0	0				
Ron Cey, R (1, 5) OBP: 0.386, SLG: 0.449										4	1	1	1	0	1	4				
Steve Garvey, R (1, 3) OBP: 0.305, SLG: 0.429										4	0	1	0	0	0	2				
Dusty Baker Jr., R (1, 7) OBP: 0.366, SLG: 0.406										4	0	1	0	0	1	1				
Lee Lacy, R (1, 4) OBP: 0.379, SLG: 0.671										4	0	2	0	0	0	2				
Steve Yeager, R (1, 2) OBP: 0.315, SLG: 0.240										2	0	0	0	0	0	2				
Rick Monday, L (6, PH) OBP: 0.324, SLG: 0.659										1	0	0	0	0	0	1				
Jerry Grote, R (6, 2) OBP: 0.424, SLG: 0.385										0	0	0	0	0	0	0				
Johnny Oates, L (9, PH) OBP: 0.500, SLG: 0.529										1	0	1	0	0	0	0				
Burt Hooton, R (1, 1) OBP: 0.118, SLG: 0.063										2	0	0	0	0	1	1				
Vic Davallio, L (7, PH) OBP: 0.324, SLG: 0.313										1	0	0	0	0	0	0				
Charlie Hough, R (7, 1) OBP: 0.500, SLG: 0.667										0	0	0	0	0	0	0				
Manny Mota, R (9, PH) OBP: 0.417, SLG: 0.455										1	0	0	0	0	1					
Davey Lopes, R (9, PR) OBP: 0.405, SLG: 0.457										0	0	0	0	0	0	0				
Inning Stats	R: 0 E: 0 K: 2 S: 9	H: 2 LOB: 2 BB: 0 P: 9	R: 0 E: 0 K: 0 S: 4	H: 1 LOB: 1 BB: 0 P: 4	R: 0 E: 0 K: 0 S: 3	H: 1 LOB: 0 BB: 0 P: 3	R: 1 E: 0 K: 0 S: 5	H: 2 LOB: 1 BB: 0 P: 5	R: 0 E: 0 K: 1 S: 6	H: 1 LOB: 1 BB: 0 P: 6	R: 1 E: 0 K: 0 S: 4	H: 1 LOB: 0 BB: 0 P: 4	R: 0 E: 0 K: 0 S: 4	H: 1 LOB: 1 BB: 0 P: 4	R: 0 E: 0 K: 0 S: 3	H: 1 LOB: 2 BB: 1 P: 7	1B: 8 2B: 1 3B: 0 HR: 2	SF: 0 SAC: 0 DP: 2 HBP: 0	WP: 0 PB: 0 SB: 0 CS: 0	PA: 38
PITCHER	IP WLS BF H R ER SO BB IBB HBP BLK WP HR S P ERA WHIP																			
Jim Lonborg, R (1, 1) ERA: 3.43	7.0 W 30 9 2 2 5 1 0 0 0 0 2 39 43 2.57 1.429																			
Gene Garber, R (8, 1) ERA: 1.76	2.0 S 8 2 0 0 0 1 0 0 0 0 0 7 11 0.00 1.500																			

Batter	1	2	3	4	5	6	7	8	9	AB	R	H	RBI	BB	SO	LOB	BOTTOM		
Bake McBride, L (1, 9) OBP: 0.358, SLG: 0.403										4	1	1	1	0	1	1	Los Angeles Dodgers @ Philadelphia Phillies Veterans Stadium, Philadelphia, PA Fri Jun 02 1978, 7:05 PM EDT Att: 42,347 - Unknown		
Larry Bowa, S (1, 6) OBP: 0.342, SLG: 0.361										4	1	3	0	0	0	0			
Garry Maddox, R (1, 8) OBP: 0.384, SLG: 0.418										4	1	1	0	0	0	2			
Greg Luzinski, R (1, 7) OBP: 0.366, SLG: 0.476										3	0	0	0	0	1	2			
Richie Hebner, L (1, 5) OBP: 0.377, SLG: 0.450										3	1	2	2	0	0	1			
Jay Johnstone, L (1, 3) OBP: 0.273, SLG: 0.240										3	0	0	0	0	1	1			
Bob Boone, R (1, 2) OBP: 0.338, SLG: 0.424										3	0	0	0	0	1	0			
Jim Morrison, R (1, 4) OBP: 0.258, SLG: 0.241										2	0	1	0	1	0	0			
Jim Lonborg, R (1, 1) OBP: 0.333, SLG: 0.278										2	0	1	0	0	0	0			
Tim McCarver, L (7, PH) OBP: 0.451, SLG: 0.415										1	0	0	0	0	0	1			
Gene Garber, R (8, 1)										0	0	0	0	0	0	0			
Inning Stats	R: 3 E: 1 K: 0 S: 6	H: 4 LOB: 0 BB: 0 P: 6	R: 0 E: 0 K: 0 S: 3	H: 1 LOB: 1 BB: 1 P: 7	R: 0 E: 0 K: 0 S: 4	H: 1 LOB: 0 BB: 0 P: 4	R: 0 E: 0 K: 0 S: 3	H: 0 LOB: 0 BB: 0 P: 3	R: 0 E: 0 K: 2 S: 8	H: 1 LOB: 0 BB: 0 P: 8	R: 0 E: 0 K: 1 S: 5	H: 1 LOB: 0 BB: 0 P: 5	R: 0 E: 0 K: 1 S: 5	H: 1 LOB: 0 BB: 0 P: 5	R: 0 E: 0 K: 0 S: 3	H: 1 LOB: 2 BB: 3 HR: 2	SF: 0 SAC: 0 DP: 3 HBP: 0	WP: 0 PB: 0 SB: 1 CS: 1	PA: 30
PITCHER	IP WLS BF H R ER SO BB IBB HBP BLK WP HR S P ERA WHIP																		
Burt Hooton, R (1, 1) ERA: 3.22	6.0 L 24 7 4 4 2 1 0 0 0 0 2 27 31 6.00 1.333																		
Charlie Hough, R (7, 1) ERA: 3.54	2.0 6 2 0 0 2 0 0 0 0 0 0 10 10 0.00 1.000																		


Batter	1	2	3	4	5	6	7	8	9	AB	R	H	RBI	BB	SO	LOB	TOP				
Bill North, S OBP: 0.385, SLG: 0.309 (1, 8)	4-0 FC1-5-6 S BB		0-3 K			4-0 SH5-3 E SF8 BB		0-0 4-3		2	1	0	0	2	1	0	Los Angeles Dodgers @ Philadelphia Phillies Veterans Stadium, Philadelphia, PA Sat Jun 03 1978, 3:33 AM EDT Att: 31,442 - Unknown				
Bill Russell, R OBP: 0.311, SLG: 0.369 (1, 6)	0-0 FC1-5-6 G3		0-0 F3			0-0 SH5-3		0-0 F8		3	0	0	0	0	0	1					
Reggie Smith, S OBP: 0.400, SLG: 0.545 (1, 9)	0-0 G3				0-0 P6		0-0 SF8		0-0 F8		3	0	0	1	0	0					
Ron Cey, R OBP: 0.379, SLG: 0.439 (1, 5)	0-0 F8				0-0 F8		0-0 4-3		0-0 6-3		4	0	0	0	0	0					
Steve Garvey, R OBP: 0.304, SLG: 0.436 (1, 3)		0-0 5-3			0-0 3B		0-0 5-3		0-0 L4		4	0	1	0	0	0					
Dusty Baker Jr., R OBP: 0.365, SLG: 0.401 (1, 7)		0-3 K			0-0 6-3		4-0 FC6 BB				2	0	0	0	1	1					
Lee Lacy, R OBP: 0.378, SLG: 0.671 (1, 4)		0-0 2B			0-3 K		0-0 F8				3	0	1	0	0	1					
Jerry Grote, R OBP: 0.389, SLG: 0.345 (1, 2)		0-0 F9			0-0 6-3		0-0 FC6				3	0	0	0	0	2					
Don Sutton, R OBP: 0.190, SLG: 0.056 (1, 1)					0-0 F4		0-0 K		0-0 6-3		2	0	0	0	0	1					
Rick Monday, L OBP: 0.416, SLG: 0.664 (8, PH)											1	0	0	0	0	0					
Terry Forster, L OBP: 0.400, SLG: 0.400 (8, 1)											0	0	0	0	0	0					
Inning Stats	R: 0 E: 0 K: 0 S: 3	H: 0 LOB: 1 BB: 1 P: 7	R: 0 E: 0 K: 1 S: 6	H: 1 LOB: 1 BB: 0 P: 6	R: 0 E: 0 K: 1 S: 5	H: 0 LOB: 0 BB: 0 P: 5	R: 0 E: 0 K: 0 S: 4	H: 1 LOB: 1 BB: 0 P: 4	R: 0 E: 0 K: 2 S: 7	H: 0 LOB: 0 BB: 0 P: 7	R: 1 E: 1 K: 0 S: 3	H: 0 LOB: 0 BB: 1 P: 7	R: 0 E: 0 K: 0 S: 3	H: 0 LOB: 0 BB: 0 P: 3	R: 0 E: 0 K: 0 S: 3	H: 0 LOB: 0 BB: 0 P: 3	1B: 0 2B: 1 3B: 1 HR: 0	SF: 1 SAC: 1 DP: 0 HBP: 0	WP: 0 PB: 0 SB: 1 CS: 0	PA: 32	
PITCHER	IP	WLS	BF	H	R	ER	SO	BB	IBB	HBP	BLK	WP	HR	S	P	ERA	WHIP				
Larry Christenson, R ERA: 4.43 (1, 1)	8.0		29	2	1	0	4	3	0	0	0	0	0	34	46	0.00	0.625				
Tug McGraw, L ERA: 2.7 (8, 1)	1.0	W	3	0	0	0	0	0	0	0	0	0	0	3	3	0.00	0.000				

Batter	1	2	3	4	5	6	7	8	9	AB	R	H	RBI	BB	SO	LOB	BOTTOM					
Bake McBride, L OBP: 0.349, SLG: 0.392 (1, 9)	0-0 6-3		0-0 F6			0-0 3-1		0-0 P5		4	0	0	0	0	0	0	Los Angeles Dodgers @ Philadelphia Phillies Veterans Stadium, Philadelphia, PA Sat Jun 03 1978, 3:33 AM EDT Att: 31,442 - Unknown					
Larry Bowa, S OBP: 0.335, SLG: 0.353 (1, 6)	0-0 F9		0-0 P4			0-0 G3		0-3 K		4	0	0	0	0	1	0						
Garry Maddox, R OBP: 0.387, SLG: 0.426 (1, 8)					0-3 K		0-0 F7		0-0 E HR 1B		4	1	2	0	0	1						
Greg Luzinski, R OBP: 0.369, SLG: 0.473 (1, 7)			0-0 F9		0-0 F8		0-0 1B S 1B		4-0 HR IBB		3	1	1	0	1	0						
Richie Hebner, L OBP: 0.369, SLG: 0.439 (1, 5)			0-3 K				0-0 P4		4-0 HR IBB		3	0	0	0	0	1						
Jerry Martin, R OBP: 0.365, SLG: 0.473 (8, PH)					0-0 F8		0-0 P4		1-2 HR IBB		0	1	0	0	1	0						
Jay Johnstone, L OBP: 0.276, SLG: 0.231 (1, 3)						0-0 P6		0-0 F8		0-0 HR		2	0	0	0	1						
Davey Johnson, R OBP: 0.216, SLG: 0.267 (8, PH)									1-3 HR		1	1	1	4	0	0						
Bob Boone, R OBP: 0.345, SLG: 0.455 (1, 2)			0-0 F8						1-3 1B		3	1	2	1	0	0						
Jim Morrison, R OBP: 0.250, SLG: 0.233 (1, 4)											2	0	0	0	0	0						
Tim McCarver, L OBP: 0.442, SLG: 0.405 (7, PH)											1	0	0	0	0	2						
Bud Harrelson, S OBP: 0.304, SLG: 0.225 (8, 4)											0	0	0	0	0	0						
Larry Christenson, R OBP: 0.217, SLG: 0.286 (1, 1)											2	0	0	0	0	1						
Jose Cardenal, R OBP: 0.400, SLG: 0.500 (8, PH)											1	0	0	0	0	0						
Tug McGraw, R OBP: 0.400, SLG: 0.400 (8, 1)											0	0	0	0	0	0						
Inning Stats	R: 0 E: 0 K: 0 S: 4	H: 1 LOB: 1 BB: 0 P: 4	R: 0 E: 0 K: 1 S: 5	H: 0 LOB: 1 BB: 1 P: 9	R: 0 E: 0 K: 1 S: 5	H: 0 LOB: 0 BB: 0 P: 5	R: 0 E: 0 K: 1 S: 5	H: 0 LOB: 0 BB: 0 P: 5	R: 1 E: 0 K: 0 S: 3	H: 1 LOB: 0 BB: 0 P: 4	R: 0 E: 0 K: 0 S: 3	H: 0 LOB: 0 BB: 0 P: 3	R: 0 E: 0 K: 0 S: 5	H: 2 LOB: 2 BB: 0 P: 5	R: 0 E: 0 K: 1 S: 5	H: 0 LOB: 0 BB: 0 P: 5	R: 4 E: 1 K: 0 S: 2	H: 2 LOB: 0 BB: 2 P: 10	1B: 3 2B: 1 3B: 0 HR: 2	SF: 0 SAC: 0 DP: 0 HBP: 0	WP: 0 PB: 0 SB: 1 CS: 0	PA: 33
PITCHER	IP	WLS	BF	H	R	ER	SO	BB	IBB	HBP	BLK	WP	HR	S	P	ERA	WHIP					
Don Sutton, R ERA: 5.02 (1, 1)	7.0		26	4	1	1	3	1	0	0	0	0	0	31	35	1.29	0.714					
Terry Forster, L ERA: 2.81 (8, 1)	1.0	L	7	2	4	4	1	0	2	0	0	0	1	7	15	36.00	2.000					

AB 27
R 1
H 2
RBI 1
BB 3
SO 4
LOB 7



AB 30
R 5
H 6
RBI 5
BB 3
SO 4
LOB 7



Batter	1	2	3	4	5	6	7	8	9	AB	R	H	RBI	BB	SO	LOB	TOP			
Bill North, S OBP: 0.389, SLG: 0.327 (1, 8)										4	2	2	0	0	0	2	Los Angeles Dodgers @ Philadelphia Phillies Veterans Stadium, Philadelphia, PA Sun Jun 04 1978, 3:33 AM EDT Att: 42,066 - Unknown			
Bill Russell, R OBP: 0.309, SLG: 0.367 (1, 6)										4	1	1	0	0	0	1				
Reggie Smith, S OBP: 0.393, SLG: 0.533 (1, 9)										4	0	0	1	0	1	2				
Ron Cey, R OBP: 0.381, SLG: 0.437 (1, 5)										3	0	1	0	1	0	0				
Steve Garvey, R OBP: 0.303, SLG: 0.432 (1, 3)										4	0	1	1	0	0	2				
Dusty Baker Jr., R OBP: 0.357, SLG: 0.392 (1, 7)										4	0	0	0	0	0	2				
Lee Lacy, R OBP: 0.383, SLG: 0.686 (1, 4)										4	1	2	0	0	0	0				
Jerry Grote, R OBP: 0.375, SLG: 0.364 (1, 2)										4	0	1	1	0	0	1				
Tommy John, R OBP: 0.200, SLG: 0.208 (1, 1)										1	0	0	0	0	0	0				
Charlie Hough, R OBP: 0.429, SLG: 0.571 (7, PH)										1	0	0	0	0	0	0				
Manny Mota, R OBP: 0.385, SLG: 0.417 (7, PH)										1	0	0	0	0	1	2				
Bobby Castillo, R OBP: 0.373, SLG: 0.238 (9, PH)										0	0	0	0	0	0	0				
Steve Yeager, R OBP: 0.373, SLG: 0.238 (9, PH)										1	0	0	0	0	0	1				
Inning Stats	R: 2 E: 1 K: 1 S: 7	H: 2 LOB: 1 BB: 1 P: 11	R: 0 E: 0 K: 0 S: 3	H: 0 LOB: 0 BB: 0 P: 3	R: 1 E: 0 K: 0 S: 5	H: 2 LOB: 1 BB: 0 P: 5	R: 0 E: 0 K: 0 S: 3	H: 0 LOB: 0 BB: 0 P: 3	R: 0 E: 0 K: 0 S: 3	H: 0 LOB: 0 BB: 0 P: 3	R: 0 E: 1 K: 1 S: 7	H: 1 LOB: 2 BB: 0 P: 7	R: 0 E: 0 K: 0 S: 3	H: 0 LOB: 0 BB: 0 P: 3	R: 1 E: 0 K: 0 S: 5	H: 3 LOB: 1 BB: 0 P: 5	1B: 5 2B: 2 3B: 1 HR: 0	SF: 0 SAC: 0 DP: 1 HBP: 0	WP: 0 PB: 0 SB: 2 CS: 0	PA: 36
PITCHER Jim Kaat, L ERA: 2.64 (1, 1)	IP: 9.0 WLS: W BF: 36 H: 8 R: 4 ER: 3 SO: 2 BB: 0 IBB: 1 HBP: 0 BLK: 0 WP: 0 HR: 0 S: 39 P: 43 ERA: 3.00 WHIP: 0.889															PITCHER				

Batter	1	2	3	4	5	6	7	8	9	AB	R	H	RBI	BB	SO	LOB	BOTTOM			
Jerry Martin, R OBP: 0.382, SLG: 0.508 (1, 9)										4	3	2	0	1	2	0	Los Angeles Dodgers @ Philadelphia Phillies Veterans Stadium, Philadelphia, PA Sun Jun 04 1978, 3:33 AM EDT Att: 42,066 - Unknown			
Larry Bowa, S OBP: 0.337, SLG: 0.361 (1, 6)										4	0	2	2	0	1	3				
Garry Maddox, R OBP: 0.387, SLG: 0.422 (1, 8)										4	1	1	1	1	1	2				
Greg Luzinski, R OBP: 0.365, SLG: 0.465 (1, 7)										5	0	1	2	0	2	3				
Jose Cardenal, R OBP: 0.410, SLG: 0.514 (1, 3)										3	1	1	0	1	1	2				
Richie Hebner, L OBP: 0.372, SLG: 0.432 (1, 5)										2	2	0	0	2	1	3				
Bob Boone, R OBP: 0.349, SLG: 0.456 (1, 2)										4	1	2	2	0	0	0				
Jim Morrison, R OBP: 0.264, SLG: 0.250 (1, 4)										4	1	2	1	0	0	0				
Bud Harrelson, S OBP: 0.304, SLG: 0.225 (9, 4)										0	0	0	0	0	0	0				
Jim Kaat, L ERA: 3.51 (1, 1)										4	0	0	0	0	1	4				
Inning Stats	R: 0 E: 0 K: 1 S: 6	H: 1 LOB: 1 BB: 0 P: 6	R: 5 E: 0 K: 2 S: 12	H: 5 LOB: 3 BB: 3 P: 24	R: 0 E: 0 K: 0 S: 3	H: 0 LOB: 0 BB: 0 P: 3	R: 1 E: 0 K: 2 S: 9	H: 2 LOB: 1 BB: 0 P: 9	R: 0 E: 0 K: 0 S: 3	H: 0 LOB: 0 BB: 0 P: 3	R: 0 E: 0 K: 1 S: 5	H: 0 LOB: 0 BB: 0 P: 5	R: 2 E: 1 K: 1 S: 7	H: 2 LOB: 2 BB: 2 P: 15	R: 1 E: 0 K: 2 S: 8	H: 1 LOB: 0 BB: 0 P: 8	1B: 8 2B: 2 3B: 1 HR: 0	SF: 1 SAC: 0 DP: 0 HBP: 0	WP: 0 PB: 0 SB: 1 CS: 0	PA: 40
PITCHER Tommy John, L ERA: 3.35 (1, 1)	IP: 1.2 WLS: L BF: 13 H: 6 R: 5 ER: 5 SO: 2 BB: 2 IBB: 0 HBP: 0 BLK: 0 WP: 0 HR: 0 S: 15 P: 23 ERA: 27.00 WHIP: 4.800															PITCHER				
Charlie Hough, R ERA: 3.54 (2, 1)	4.1 WLS: L BF: 16 H: 2 R: 1 ER: 1 SO: 4 BB: 1 IBB: 0 HBP: 0 BLK: 0 WP: 0 HR: 0 S: 23 P: 27 ERA: 2.08 WHIP: 0.692															PITCHER				
Bobby Castillo, R ERA: 3.51 (7, 1)	2.0 WLS: L BF: 11 H: 3 R: 3 ER: 2 SO: 3 BB: 1 IBB: 1 HBP: 0 BLK: 0 WP: 0 HR: 0 S: 15 P: 23 ERA: 9.00 WHIP: 2.000															PITCHER				

Batter	1	2	3	4	5	6	7	8	9	AB	R	H	RBI	BB	SO	LOB	TOP									
Bill Madlock, R OBP: 0.380, SLG: 0.448 (1, 4)	0-0 6-3		0-0 2B		0-3 K			0-0 6-3	0-0 5-3	5	0	1	0	0	1	2	San Francisco Giants @ Philadelphia Phillies Veterans Stadium, Philadelphia, PA Mon Jun 05 1978, 7:05 PM EDT Att: 37,684 - Unknown									
Darrell Evans, L OBP: 0.393, SLG: 0.402 (1, 5)	0-0 P4		0-0 4-3		0-0 HR			0-0 4-3		4	1	1	1	0	0	1										
Jack Clark, R OBP: 0.378, SLG: 0.531 (1, 9)	0-0 F7			0-0 6-3	0-0 F9			4-0 BB		3	0	0	0	1	0	0										
Willie McCovey, L OBP: 0.301, SLG: 0.399 Terry Whitfield, L OBP: 0.326, SLG: 0.436 (8, 7)		4-0 1B S BB		0-0 HR		0-3 K		0-0 4-3		3	1	1	1	1	1	1										
Mike Ivie, R OBP: 0.386, SLG: 0.519 (8, 3)		0-0 F7 1-2		0-0 1B 1B		0-0 F4			0-0 6-3	4	0	1	0	0	0	1										
Larry Hemdon, R OBP: 0.347, SLG: 0.331 (1, 8)		0-0 G6-4-3 2-3 1B		0-0 1B		0-3 K			0-0 2B 4-3 1B	4	1	3	0	0	1	0										
Marc Hill, R OBP: 0.243, SLG: 0.306 Mike Sadek, R OBP: 0.305, SLG: 0.273 (9, PR)		0-0 G6-4-3 1-2		0-0 F9			0-0 F9		0-0 2B 1-3	4	0	1	0	0	0	4										
Johnnie LeMaster, R OBP: 0.244, SLG: 0.244 Vic Harris, S OBP: 0.129, SLG: 0.123 (9, PH)			0-0 5-3	0-0 P4			0-0 P4		0-0 4-3	3	0	0	0	0	0	2										
Vida Blue, S OBP: 0.314, SLG: 0.310 Randy Moffitt, R OBP: 0.250, SLG: 0.250 Skip James, L OBP: 0.263, SLG: 0.188 (9, PH)			0-3 K		0-3 K		0-3 K		3-4 4-0 BB	3	0	0	0	0	3	0										
Inning Stats	R: 0 E: 0 K: 0 S: 3	H: 0 LOB: 0 BB: 0 P: 3	R: 0 E: 0 K: 0 S: 3	H: 1 LOB: 1 BB: 1 P: 7	R: 0 E: 0 K: 1 S: 6	H: 1 LOB: 1 BB: 0 P: 6	R: 1 E: 0 K: 0 S: 6	H: 3 LOB: 2 BB: 0 P: 6	R: 1 E: 0 K: 2 S: 8	H: 1 LOB: 0 BB: 0 P: 8	R: 0 E: 0 K: 1 S: 5	H: 0 LOB: 0 BB: 0 P: 5	R: 0 E: 0 K: 0 S: 3	H: 0 LOB: 1 BB: 1 P: 7	R: 0 E: 0 K: 0 S: 3	H: 0 LOB: 1 BB: 1 P: 7		R: 1 E: 0 K: 0 S: 5	H: 2 LOB: 2 BB: 1 P: 9	1B: 4 2B: 2 3B: 0 HR: 2	SF: 0 SAC: 0 DP: 1 HBP: 0	WP: 0 PB: 0 SB: 1 CS: 0	PA: 37			
PITCHER	IP	WLS	BF	H	R	ER	SO	BB	IBB	HBP	BLK	WP	HR	S	P	ERA		WHIP								
Steve Carlton, L ERA: 2.62	(1, 1)	8.0	W	31	6	2	2	6	2	0	0	0	0	2	41	49		2.25	1.000							
Ron Reed, R ERA: 2.67	(9, 1)	1.0	S	6	2	1	1	0	1	0	0	0	0	0	5	9	9.00	3.000								

AB	34
R	3
H	8
RBI	3
BB	3
SO	6
LOB	12




Batter	1	2	3	4	5	6	7	8	9	AB	R	H	RBI	BB	SO	LOB	BOTTOM									
Jerry Martin, R OBP: 0.375, SLG: 0.492 (1, 9)	0-0 5-3		0-0 G5-4-3 1B			0-3 K		0-0 F7		4	0	1	0	0	1	1	San Francisco Giants @ Philadelphia Phillies Veterans Stadium, Philadelphia, PA Mon Jun 05 1978, 7:05 PM EDT Att: 37,684 - Unknown									
Larry Bowa, S OBP: 0.330, SLG: 0.354 (1, 6)	0-0 P3		0-0 G5-4-3 1-2			0-0 5-3		0-0 P5		4	0	0	0	0	0	2										
Mike Schmidt, R OBP: 0.355, SLG: 0.446 (1, 5)	0-3 K			0-0 P5			0-0 F8	0-3 K		4	0	0	0	0	2	1										
Greg Luzinski, R OBP: 0.444, SLG: 0.395 (1, 7)		4-0 S BB		0-0 F8			0-3 K			2	0	0	0	1	1	0										
Jose Cardenal, R OBP: 0.405, SLG: 0.579 (1, 3)		0-0 F8		0-0 P4			0-0 HR			3	1	1	1	0	0	1										
Gary Maddox, R OBP: 0.381, SLG: 0.414 (1, 8)		0-3 K 1-2			0-3 K		0-0 F8			3	0	0	0	0	2	1										
Tim McCarver, L OBP: 0.333, SLG: 0.375 Davey Johnson, R OBP: 0.231, SLG: 0.283 Bud Harrelson, S OBP: 0.304, SLG: 0.225 (8, PR)		4-0 BB			0-3 K			0-0 HR 1B		1	0	0	0	1	1	0										
Jim Morrison, R OBP: 0.267, SLG: 0.299 Ron Reed, R ERA: 2.12 (9, 1)		0-0 F8			0-0 F8			0-0 HR 1-H		3	1	1	2	0	0	2										
Steve Carlton, L OBP: 0.333, SLG: 0.375 Bob Boone, R OBP: 0.354, SLG: 0.484 (8, PH)			0-3 K			0-0 B1-3		0-0 HR		2	0	0	0	0	1	0										
Inning Stats	R: 0 E: 0 K: 1 S: 5	H: 0 LOB: 0 BB: 0 P: 5	R: 0 E: 0 K: 1 S: 5	H: 0 LOB: 2 BB: 2 P: 13	R: 0 E: 0 K: 1 S: 5	H: 1 LOB: 0 BB: 0 P: 5	R: 0 E: 0 K: 0 S: 3	H: 0 LOB: 0 BB: 0 P: 3	R: 0 E: 0 K: 2 S: 7	H: 0 LOB: 0 BB: 0 P: 7	R: 0 E: 0 K: 1 S: 5	H: 0 LOB: 0 BB: 0 P: 5	R: 1 E: 0 K: 1 S: 6	H: 1 LOB: 0 BB: 0 P: 6	R: 3 E: 0 K: 1 S: 8	H: 3 LOB: 1 BB: 0 P: 8		1B: 2 2B: 0 3B: 0 HR: 3	SF: 0 SAC: 0 DP: 1 HBP: 0	WP: 0 PB: 0 SB: 1 CS: 0	PA: 30					
PITCHER	IP	WLS	BF	H	R	ER	SO	BB	IBB	HBP	BLK	WP	HR	S	P	ERA		WHIP								
Vida Blue, L ERA: 2.85	(1, 1)	7.0	L	27	5	4	4	7	2	0	0	0	0	3	39	47		5.14	1.000							
Randy Moffitt, R ERA: 2.12	(8, 1)	1.0		3	0	0	0	1	0	0	0	0	0	5	5	0.00	0.000									


AB	28
R	4
H	5
RBI	4
BB	2
SO	8
LOB	8



Batter	1	2	3	4	5	6	7	8	9	AB	R	H	RBI	BB	SO	LOB	TOP										
Bill Madlock, R OBP: 0.386, SLG: 0.470 (1, 4)										5	3	3	1	0	1	0	San Francisco Giants @ Philadelphia Phillies Veterans Stadium, Philadelphia, PA Tue Jun 06 1978, 7:05 PM EDT Att: 28,093 - Unknown										
Darrell Evans, L OBP: 0.388, SLG: 0.408 (1, 5)										5	0	1	2	0	0	2											
Jack Clark, R OBP: 0.371, SLG: 0.523 (1, 9)										3	0	0	1	0	2	2											
Willie McCovey, L OBP: 0.306, SLG: 0.401 (1, 3)										4	1	2	1	0	1	0											
Mike Ivie, R OBP: 0.391, SLG: 0.518 Terry Whitfield, L (8, PR) OBP: 0.328, SLG: 0.436 (8, 7)										4	0	2	0	0	1	1											
Larry Hemdon, R OBP: 0.356, SLG: 0.344 (1, 8)										2	1	2	1	1	0	0											
Vic Harris, S OBP: 0.121, SLG: 0.115 (1, 6)										4	0	0	0	0	2	6											
Mike Sadek, R OBP: 0.317, SLG: 0.263 (1, 2)										2	1	0	0	2	0	2											
John Montefusco, R OBP: 0.167, SLG: 0.111 John Curtis, L (6, 1) Lynn McGlothen, L (6, 1) Gary Lavelle, S (8, 1)										2	0	0	0	0	1	3											
Inning Stats	R: 1 E: 0 K: 1 S: 7	H: 2 LOB: 1 BB: 0 P: 7	R: 3 E: 0 K: 1 S: 8	H: 3 LOB: 1 BB: 1 P: 12	R: 1 E: 0 K: 0 S: 5	H: 3 LOB: 2 BB: 1 P: 9	R: 1 E: 0 K: 1 S: 6	H: 1 LOB: 0 BB: 0 P: 6	R: 0 E: 0 K: 2 S: 6	H: 0 LOB: 1 BB: 1 P: 10	R: 0 E: 0 K: 1 S: 5	H: 0 LOB: 0 BB: 0 P: 5	R: 0 E: 0 K: 1 S: 5	H: 0 LOB: 0 BB: 0 P: 5	R: 0 E: 0 K: 0 S: 4	H: 1 LOB: 2 BB: 0 P: 4		R: 0 E: 0 K: 2 S: 7	H: 0 LOB: 0 BB: 0 P: 7	1B: 6 2B: 2 3B: 2 HR: 0	SF: 1 SAC: 2 DP: 1 HBP: 0	WP: 0 PB: 0 SB: 1 CS: 0	PA: 38				
PITCHER	IP	WLS	BF	H	R	ER	SO	BB	IBB	HBP	BLK	WP	HR	S	P	ERA	WHIP										
Randy Lerch, L ERA: 4.41 Warren Brusstar, R ERA: 2.49 Ron Reed, R ERA: 2.78 Gene Garber, R ERA: 1.65 Tug McGraw, L ERA: 2.49	2.0		14	7	5	5	2	1	0	0	0	0	0	17	21	22.50	4.000										

Batter	1	2	3	4	5	6	7	8	9	AB	R	H	RBI	BB	SO	LOB	BOTTOM										
Bake McBride, L OBP: 0.345, SLG: 0.386 (1, 9)										5	2	1	0	0	0	2	San Francisco Giants @ Philadelphia Phillies Veterans Stadium, Philadelphia, PA Tue Jun 06 1978, 7:05 PM EDT Att: 28,093 - Unknown										
Larry Bowa, S OBP: 0.336, SLG: 0.360 (1, 6)										5	3	3	1	0	0	0											
Mike Schmidt, R OBP: 0.366, SLG: 0.447 (1, 5)										2	0	1	0	3	0	0											
Greg Luzinski, R OBP: 0.365, SLG: 0.460 (1, 7)										4	0	2	3	0	1	1											
Richie Hebner, L OBP: 0.372, SLG: 0.430 Davey Johnson, R (8, PH) OBP: 0.226, SLG: 0.277 (9, 3)										3	0	1	0	0	1	2											
Gary Maddox, R OBP: 0.373, SLG: 0.405 (1, 8)										4	0	0	0	0	0	4											
Bob Boone, R OBP: 0.344, SLG: 0.469 (1, 2)										4	0	0	0	0	0	3											
Jim Morrison, R OBP: 0.278, SLG: 0.343 (1, 4)										3	2	1	1	1	1	1											
Inning Stats	R: 0 E: 0 K: 0 S: 3	H: 0 LOB: 1 BB: 1 P: 7	R: 0 E: 0 K: 0 S: 4	H: 1 LOB: 0 BB: 0 P: 4	R: 2 E: 0 K: 1 S: 7	H: 2 LOB: 0 BB: 0 P: 7	R: 0 E: 0 K: 1 S: 5	H: 0 LOB: 0 BB: 0 P: 5	R: 1 E: 0 K: 0 S: 4	H: 1 LOB: 0 BB: 0 P: 4	R: 0 E: 0 K: 2 S: 4	H: 1 LOB: 2 BB: 1 P: 8	R: 0 E: 0 K: 2 S: 7	H: 0 LOB: 0 BB: 0 P: 7	R: 1 E: 0 K: 1 S: 7	H: 2 LOB: 1 BB: 0 P: 7		R: 3 E: 0 K: 0 S: 5	H: 3 LOB: 2 BB: 2 P: 13	1B: 9 2B: 0 3B: 0 HR: 1	SF: 1 SAC: 0 DP: 0 HBP: 0	WP: 0 PB: 0 SB: 5 CS: 0	PA: 40				
PITCHER	IP	WLS	BF	H	R	ER	SO	BB	IBB	HBP	BLK	WP	HR	S	P	ERA		WHIP									
John Montefusco, R ERA: 3.46 John Curtis, L ERA: 3.52 Lynn McGlothen, R ERA: 4.97 Gary Lavelle, L ERA: 3.89	5.0		22	5	3	1	2	2	0	0	0	0	0	1	1	1.80	1.400										

Batter	1	2	3	4	5	6	7	8	9	AB	R	H	RBI	BB	SO	LOB	TOP						
Rowland Office, L OBP: 0.305, SLG: 0.330	4-0 FC3-6 BB		0-3 K		0-0 F8			0-0 4-3		3	0	0	0	1	1	1	Atlanta Braves @ Philadelphia Phillies Veterans Stadium, Philadelphia, PA Fri Jun 09 1978, 7:05 PM EDT Att: 40,272 - Unknown AB 31 R 1 H 6 RBI 1 BB 2 SO 7 LOB 7 						
Darrel Chaney, S OBP: 0.377, SLG: 0.363	0-0 FC3-6 G6-4-3 1-2		0-3 K			0-0 F5		0-0 F6		4	0	0	0	0	1	1							
Gary Matthews, R OBP: 0.377, SLG: 0.582	0-0 G6-4-3 1-2		0-0 6-3			0-0 2B			0-0 6-3	4	0	1	0	0	0	1							
Jeff Burroughs, R OBP: 0.448, SLG: 0.483		0-3 K		0-0 F8		0-3 K			0-0 5-3	4	0	0	0	0	2	1							
Biff Pocoroba, S OBP: 0.331, SLG: 0.359		0-0 HR		0-0 F8		0-0 4-3			0-0 1B	4	1	2	1	0	0	1							
Dale Murphy, R OBP: 0.276, SLG: 0.283		0-0 P6		0-3 K			0-0 F8		0-0 F8	4	0	0	0	0	1	1							
Rod Gilbreath, R OBP: 0.268, SLG: 0.291		4-0 1B BB			0-0 P5		0-0 F9			2	0	0	0	1	0	0							
Jerry Maddox, R OBP: 0.214, SLG: 0.154		0-0 1B			0-0 1B		0-3 K			3	0	2	0	0	1	0							
Eddie Solomon, R OBP: 0.250, SLG: 0.250		0-0 1B			0-3 K			0-0 F8		2	0	1	0	0	1	1							
Craig Skok, R OBP: 1.000, SLG: 2.000										0	0	0	0	0	0	0							
Rick Camp, R OBP: 0.310, SLG: 0.220										0	0	0	0	0	0	0							
Bob Beall, S OBP: 0.310, SLG: 0.220										1	0	0	0	0	0	0							
Dave Campbell, R OBP: 0.310, SLG: 0.220										0	0	0	0	0	0	0							
Inning Stats	R: 0 E: 0 K: 0 S: 2	H: 0 LOB: 0 BB: 1 P: 6	R: 1 E: 0 K: 1 S: 7	H: 3 LOB: 2 BB: 1 P: 11	R: 0 E: 0 K: 2 S: 7	H: 0 LOB: 0 BB: 0 P: 7	R: 0 E: 0 K: 1 S: 5	H: 0 LOB: 0 BB: 0 P: 5	R: 0 E: 0 K: 1 S: 6	H: 1 LOB: 1 BB: 0 P: 6	R: 0 E: 0 K: 1 S: 6	H: 1 LOB: 0 BB: 0 P: 6	R: 0 E: 0 K: 1 S: 5	H: 0 LOB: 0 BB: 0 P: 5	R: 0 E: 0 K: 0 S: 3	H: 0 LOB: 0 BB: 0 P: 3	R: 0 E: 0 K: 0 S: 4	H: 1 LOB: 1 BB: 0 P: 4	1B: 4 2B: 1 3B: 0 HR: 1	SF: 0 SAC: 0 DP: 1 HBP: 0	WP: 0 PB: 0 SB: 0 CS: 0	PA: 33	
PITCHER Larry Christenson, R ERA: 4.0	IP: 9.0 WLS: W BF: 33 H: 6 R: 1 ER: 1 SO: 7 BB: 2 IBB: 0 HBP: 0 BLK: 0 WP: 0 HR: 1 S: 45 P: 53 ERA: 1.00 WHIP: 0.889											PITCHER	IP: 9.0 WLS: W BF: 33 H: 6 R: 1 ER: 1 SO: 7 BB: 2 IBB: 0 HBP: 0 BLK: 0 WP: 0 HR: 1 S: 45 P: 53 ERA: 1.00 WHIP: 0.889										

Batter	1	2	3	4	5	6	7	8	9	AB	R	H	RBI	BB	SO	LOB	BOTTOM							
Bake McBride, L OBP: 0.353, SLG: 0.382	4-0 BB S 1B BB		0-3 K		0-0 G3	4-0 BB		0-3 K		3	1	0	0	2	2	0	Atlanta Braves @ Philadelphia Phillies Veterans Stadium, Philadelphia, PA Fri Jun 09 1978, 7:05 PM EDT Att: 40,272 - Unknown AB 33 R 6 H 9 RBI 6 BB 4 SO 7 LOB 11 							
Larry Bowa, S OBP: 0.341, SLG: 0.368	0-0 F9 1-2		0-0 G3		0-0 1B 2B	0-0 F9				4	1	1	0	0	0	2								
Mike Schmidt, R OBP: 0.370, SLG: 0.444	4-0 BB 1B BB		0-0 5-3		0-0 HR 1B	0-0 F3				3	2	1	1	1	0	0								
Greg Luzinski, R OBP: 0.373, SLG: 0.512	4-0 1B BB		0-0 HR		0-0 HR 1B	0-0 G3				3	2	2	3	1	0	0								
Jerry Martin, R OBP: 0.384, SLG: 0.500	1-2 2-3 BB		0-0 HR		1-1 HR	0-0 G3				0	0	0	0	0	0	0								
Richie Hebner, L OBP: 0.378, SLG: 0.433	0-0 1B		0-3 K		0-0 F8	0-0 1B 2B				4	0	2	2	0	1	0								
Gary Maddox, R OBP: 0.368, SLG: 0.403	0-0 F8			0-0 F7	0-0 WP 2B	0-0 1B				4	0	2	0	0	0	2								
Bob Boone, R OBP: 0.340, SLG: 0.464	0-3 K			0-0 2B	0-0 F9	0-0 P6				4	0	1	0	0	1	5								
Jim Morrison, R OBP: 0.267, SLG: 0.325		0-0 F7		0-0 F9		0-0 F7		0-0 F5		4	0	0	0	0	0	1								
Larry Christenson, R OBP: 0.185, SLG: 0.240		0-0 1-3		0-3 K		0-3 K		0-3 K		4	0	0	0	0	3	1								
Inning Stats	R: 2 E: 0 K: 1 S: 6	H: 1 LOB: 2 BB: 3 P: 18	R: 0 E: 0 K: 1 S: 5	H: 0 LOB: 0 BB: 0 P: 5	R: 1 E: 0 K: 1 S: 6	H: 1 LOB: 0 BB: 0 P: 6	R: 0 E: 0 K: 1 S: 6	H: 1 LOB: 1 BB: 0 P: 6	R: 3 E: 0 K: 0 S: 7	H: 4 LOB: 1 BB: 0 P: 7	R: 0 E: 0 K: 1 S: 5	H: 0 LOB: 1 BB: 1 P: 9	R: 0 E: 0 K: 0 S: 5	H: 2 LOB: 2 BB: 0 P: 5	R: 0 E: 0 K: 2 S: 7	H: 0 LOB: 0 BB: 0 P: 7		1B: 3 2B: 4 3B: 0 HR: 2	SF: 0 SAC: 0 DP: 0 HBP: 0	WP: 1 PB: 0 SB: 1 CS: 0	PA: 37			
PITCHER Eddie Solomon, R ERA: 4.66	IP: 1.1 WLS: L BF: 22 H: 6 R: 6 ER: 6 SO: 4 BB: 3 IBB: 0 HBP: 0 BLK: 0 WP: 0 HR: 0 S: 27 P: 39 ERA: 12.46 WHIP: 2.077											PITCHER	IP: 1.1 WLS: L BF: 22 H: 6 R: 6 ER: 6 SO: 4 BB: 3 IBB: 0 HBP: 0 BLK: 0 WP: 0 HR: 0 S: 27 P: 39 ERA: 12.46 WHIP: 2.077											
Craig Skok, L ERA: 5.23	IP: 5.1 WLS: L BF: 22 H: 6 R: 6 ER: 6 SO: 4 BB: 3 IBB: 0 HBP: 0 BLK: 0 WP: 0 HR: 0 S: 27 P: 39 ERA: 12.46 WHIP: 2.077											PITCHER	IP: 5.1 WLS: L BF: 22 H: 6 R: 6 ER: 6 SO: 4 BB: 3 IBB: 0 HBP: 0 BLK: 0 WP: 0 HR: 0 S: 27 P: 39 ERA: 12.46 WHIP: 2.077											
Rick Camp, R ERA: 5.23	IP: 7.1 WLS: L BF: 22 H: 6 R: 6 ER: 6 SO: 4 BB: 3 IBB: 0 HBP: 0 BLK: 0 WP: 0 HR: 0 S: 27 P: 39 ERA: 12.46 WHIP: 2.077											PITCHER	IP: 7.1 WLS: L BF: 22 H: 6 R: 6 ER: 6 SO: 4 BB: 3 IBB: 0 HBP: 0 BLK: 0 WP: 0 HR: 0 S: 27 P: 39 ERA: 12.46 WHIP: 2.077											
Dave Campbell, R ERA: 4.63	IP: 8.1 WLS: L BF: 22 H: 6 R: 6 ER: 6 SO: 4 BB: 3 IBB: 0 HBP: 0 BLK: 0 WP: 0 HR: 0 S: 27 P: 39 ERA: 12.46 WHIP: 2.077											PITCHER	IP: 8.1 WLS: L BF: 22 H: 6 R: 6 ER: 6 SO: 4 BB: 3 IBB: 0 HBP: 0 BLK: 0 WP: 0 HR: 0 S: 27 P: 39 ERA: 12.46 WHIP: 2.077											

Batter	1	2	3	4	5	6	7	8	9	AB	R	H	RBI	BB	SO	LOB	TOP					
Jerry Royster, R (1,4) OBP: 0.350, SLG: 0.359										4	1	2	0	0	1	2	Atlanta Braves @ Philadelphia Phillies Veterans Stadium, Philadelphia, PA Sat Jun 10 1978, 7:05 PM EDT Att: 33,292 - Unknown					
Barry Bonnell, R (1,8) OBP: 0.298, SLG: 0.271										3	0	0	0	0	0	2						
Rowland Office, L (8,PH) OBP: 0.303, SLG: 0.327										1	0	0	0	0	1	0						
Jeff Burroughs, R (1,7) OBP: 0.440, SLG: 0.475										3	0	0	1	0	1	0						
Gary Matthews, R (1,9) OBP: 0.364, SLG: 0.558										4	0	0	0	0	1	0						
Dale Murphy, R (1,3) OBP: 0.275, SLG: 0.278										3	0	0	0	1	0	0						
Biff Pocoreba, S (1,2) OBP: 0.331, SLG: 0.358										3	0	1	0	0	0	1						
Rod Gilbreath, R (1,5) OBP: 0.277, SLG: 0.323										3	1	2	1	0	0	0						
Pat Rockett, R (1,6) OBP: 0.207, SLG: 0.152										3	0	0	0	0	1	2						
Dick Ruthven, R (1,1) OBP: 0.083, SLG: 0.083										2	0	0	0	0	1	2						
Bob Beall, S (8,PH) OBP: 0.305, SLG: 0.216										1	0	0	0	0	1	0						
Dave Campbell, R (8,1)										0	0	0	0	0	0	0						
Inning Stats	R: 1 E: 0 K: 1 S: 6	H: 1 LOB: 0 BB: 0 P: 6	R: 0 E: 0 K: 0 S: 2	H: 0 LOB: 0 BB: 1 P: 6	R: 0 E: 0 K: 1 S: 6	H: 1 LOB: 1 BB: 0 P: 6	R: 0 E: 0 K: 0 S: 3	H: 0 LOB: 0 BB: 0 P: 3	R: 0 E: 0 K: 1 S: 7	H: 2 LOB: 2 BB: 0 P: 7	R: 0 E: 0 K: 1 S: 5	H: 0 LOB: 0 BB: 0 P: 5	R: 1 E: 0 K: 0 S: 4	H: 1 LOB: 0 BB: 0 P: 4	R: 0 E: 0 K: 3 S: 9	H: 0 LOB: 0 BB: 0 P: 9	R: 0 E: 0 K: 0 S: 3	H: 0 LOB: 0 BB: 0 P: 3	1B: 2 2B: 2 3B: 0 HR: 1	SF: 1 SAC: 0 DP: 1 HBP: 0	WP: 0 PB: 0 SB: 0 CS: 0	PA: 32
PITCHER	IP WLS BF H R ER SO BB IBB HBP BLK WP HR S P ERA WHIP																					
Jim Kaat, L (1,1) ERA: 2.63	7.0 W 26 5 2 2 4 1 0 0 0 0 1 33 37 2.57 0.857																					
Gene Garber, R (8,1) ERA: 1.96	2.0 S 6 0 0 0 3 0 0 0 0 0 0 0 12 12 0.00 0.000																					

Batter	1	2	3	4	5	6	7	8	9	AB	R	H	RBI	BB	SO	LOB	BOTTOM			
Bake McBride, L (1,9) OBP: 0.356, SLG: 0.385										4	1	2	1	0	1	0	Atlanta Braves @ Philadelphia Phillies Veterans Stadium, Philadelphia, PA Sat Jun 10 1978, 7:05 PM EDT Att: 33,292 - Unknown			
Larry Bowa, S (1,6) OBP: 0.339, SLG: 0.366										4	0	1	0	0	1	1				
Mike Schmidt, R (1,5) OBP: 0.367, SLG: 0.440										4	0	1	1	0	0	0				
Greg Luzinski, R (1,7) OBP: 0.371, SLG: 0.503										3	0	0	0	1	1	2				
Jerry Martin, R (8,PR) OBP: 0.394, SLG: 0.500										0	1	0	0	0	0	0				
Richie Hebner, L (1,3) OBP: 0.375, SLG: 0.431										3	1	1	1	0	1	0				
Gary Maddox, R (1,8) OBP: 0.371, SLG: 0.418										3	2	1	2	1	2	1				
Bob Boone, R (1,2) OBP: 0.346, SLG: 0.468										3	1	2	1	0	1	0				
Jim Morrison, R (1,4) OBP: 0.261, SLG: 0.316										2	0	0	0	0	1	0				
Jim Kaat, L (1,1)										2	0	0	0	0	1	0				
Jay Johnstone, L (7,PH) OBP: 0.262, SLG: 0.218										1	0	0	0	0	0	1				
Gene Garber, R (8,1)										0	0	0	0	0	0	0				
Inning Stats	R: 0 E: 0 K: 2 S: 7	H: 0 LOB: 0 BB: 0 P: 7	R: 0 E: 0 K: 3 S: 9	H: 0 LOB: 0 BB: 0 P: 9	R: 0 E: 0 K: 2 S: 7	H: 0 LOB: 0 BB: 0 P: 7	R: 0 E: 0 K: 0 S: 3	H: 0 LOB: 0 BB: 0 P: 3	R: 1 E: 0 K: 0 S: 3	H: 1 LOB: 0 BB: 1 P: 7	R: 1 E: 0 K: 1 S: 8	H: 3 LOB: 2 BB: 0 P: 8	R: 3 E: 0 K: 0 S: 7	H: 4 LOB: 1 BB: 0 P: 7	R: 1 E: 0 K: 1 S: 5	H: 0 LOB: 1 BB: 1 P: 9	1B: 7 2B: 0 3B: 0 HR: 1	SF: 1 SAC: 1 DP: 0 HBP: 0	WP: 1 PB: 0 SB: 2 CS: 1	PA: 34
PITCHER	IP WLS BF H R ER SO BB IBB HBP BLK WP HR S P ERA WHIP																			
Dick Ruthven, R (1,1) ERA: 4.11	7.0 L 29 8 5 5 8 1 0 0 0 0 1 44 48 6.43 1.286																			
Dave Campbell, R (8,1) ERA: 4.81	1.0 4 0 1 1 1 1 0 0 0 0 1 0 5 9 9.00 1.000																			

AB	30
R	2
H	5
RBI	2
BB	1
SO	7
LOB	9



Batter	1	2	3	4	5	6	7	8	9	AB	R	H	RBI	BB	SO	LOB	TOP					
Jerry Royster, R OBP: 0.396, SLG: 0.365 (1, 4)										5	1	3	0	0	0	1	Atlanta Braves @ Philadelphia Phillies Veterans Stadium, Philadelphia, PA Sun Jun 11 1978, 3:33 AM EDT Att: 58,367 - Unknown					
Barry Bonnell, R OBP: 0.275, SLG: 0.286 (1, 8)										4	0	1	0	1	0	4						
Jeff Burroughs, R OBP: 0.443, SLG: 0.484 (1, 7)										3	1	1	1	2	1	3						
Gary Matthews, R OBP: 0.365, SLG: 0.600 (1, 9)										5	1	2	3	0	0	6						
Dale Murphy, R OBP: 0.275, SLG: 0.278 (1, 3)										4	0	1	0	0	2	1						
Biff Pocoroba, S OBP: 0.341, SLG: 0.364 (1, 2)										3	0	2	0	1	0	0						
Rod Gilbreath, R OBP: 0.276, SLG: 0.321 (1, 5)										4	0	1	0	0	2							
Darrel Chaney, S OBP: 0.364, SLG: 0.347 (1, 6)										4	0	0	0	0	1	3						
Phil Niekro, R OBP: 0.256, SLG: 0.310 (1, 1)										4	1	2	0	0	2	2						
Inning Stats	R: 0 E: 0 K: 1 S: 6	H: 1 LOB: 1 BB: 0 P: 6	R: 0 E: 0 K: 1 S: 6	H: 2 LOB: 2 BB: 1 P: 10	R: 2 E: 0 K: 1 S: 6	H: 2 LOB: 0 BB: 1 P: 10	R: 0 E: 0 K: 1 S: 5	H: 0 LOB: 0 BB: 0 P: 5	R: 2 E: 0 K: 1 S: 8	H: 3 LOB: 1 BB: 0 P: 8	R: 0 E: 0 K: 0 S: 3	H: 1 LOB: 0 BB: 0 P: 3	R: 0 E: 0 K: 1 S: 6	H: 1 LOB: 2 BB: 1 P: 10	R: 0 E: 0 K: 0 S: 4	H: 1 LOB: 1 BB: 0 P: 4		R: 0 E: 1 K: 0 S: 4	H: 2 LOB: 2 BB: 1 P: 8	1B: 8 2B: 1 3B: 3 HR: 1	SF: 0 SAC: 0 DP: 2 HBP: 0	WP: 0 PB: 0 SB: 1 CS: 1
PITCHER	IP WLS BF H R ER SO BB IBB HBP BLK WP HR S P ERA WHIP																					
Steve Carlton, L ERA: 2.84 (1, 1)	6.0 L 26 9 4 4 5 2 0 0 0 0 1 34 42 6.00 1.833																					
Warren Brusstar, R ERA: 2.29 (7, 1)	2.0 9 2 0 0 1 1 0 0 0 0 0 10 14 0.00 1.500																					
Ron Reed, R ERA: 2.7 (9, 1)	1.0 5 2 0 0 0 1 0 0 0 0 0 4 8 0.00 3.000																					
Batter	1	2	3	4	5	6	7	8	9	AB	R	H	RBI	BB	SO	LOB	BOTTOM					
Bake McBride, L OBP: 0.354, SLG: 0.382 (1, 9)										4	0	1	0	0	0	2	Atlanta Braves @ Philadelphia Phillies Veterans Stadium, Philadelphia, PA Sun Jun 11 1978, 3:33 AM EDT Att: 58,367 - Unknown					
Larry Bowa, S OBP: 0.333, SLG: 0.359 (1, 6)										4	0	0	0	0	1	1						
Mike Schmidt, R OBP: 0.370, SLG: 0.446 (1, 5)										4	0	2	0	0	2	0						
Greg Luzinski, R OBP: 0.364, SLG: 0.491 (1, 7)										4	0	0	0	0	1	3						
Richie Hebner, L OBP: 0.374, SLG: 0.429 (1, 3)										3	0	1	0	0	0	1						
Barry Foote, R OBP: 0.182, SLG: 0.182 (8, 2)										0	0	0	0	0	0	0						
Gary Maddox, R OBP: 0.365, SLG: 0.412 (1, 8)										3	0	0	0	0	2	1						
Tim McCarver, L OBP: 0.424, SLG: 0.396 (8, 3)										3	0	1	0	0	1	0						
Jim Morrison, R OBP: 0.253, SLG: 0.305 (9, 1)										3	0	0	0	0	0	0						
Steve Carlton, L OBP: 0.324, SLG: 0.364 (1, 1)										1	0	0	0	0	0	1						
Jose Cardenal, R OBP: 0.400, SLG: 0.561 (6, PH)										1	0	0	0	0	0	0						
Warren Brusstar, R OBP: 1.000, SLG: 2.000 (7, 1)										0	0	0	0	0	0	0						
Bud Harrelson, S OBP: 0.319, SLG: 0.244 (9, 4)										1	0	1	0	0	0	0						
Inning Stats	R: 0 E: 0 K: 1 S: 5	H: 0 LOB: 0 BB: 0 P: 5	R: 0 E: 0 K: 1 S: 5	H: 1 LOB: 1 BB: 0 P: 5	R: 0 E: 0 K: 0 S: 4	H: 1 LOB: 1 BB: 0 P: 4	R: 0 E: 0 K: 1 S: 5	H: 0 LOB: 0 BB: 0 P: 5	R: 0 E: 0 K: 1 S: 5	H: 0 LOB: 0 BB: 0 P: 3	R: 0 E: 0 K: 0 S: 3	H: 1 LOB: 0 BB: 0 P: 3	R: 0 E: 0 K: 1 S: 6	H: 1 LOB: 1 BB: 0 P: 6	R: 0 E: 0 K: 2 S: 7	H: 0 LOB: 0 BB: 0 P: 7	R: 0 E: 0 K: 1 S: 7	H: 2 LOB: 2 BB: 0 P: 7	1B: 4 2B: 3 3B: 0 HR: 0	SF: 0 SAC: 0 DP: 1 HBP: 0	WP: 0 PB: 0 SB: 0 CS: 2	PA: 32
PITCHER	IP WLS BF H R ER SO BB IBB HBP BLK WP HR S P ERA WHIP																					
Phil Niekro, R ERA: 2.79 (1, 1)	9.0 W 31 6 0 0 7 0 0 0 0 0 0 45 45 0.00 0.667																					

Batter	1	2	3	4	5	6	7	8	9	AB	R	H	RBI	BB	SO	LOB	TOP			
Bake McBride, L OBP: 0.345, SLG: 0.371 (1, 9)	0-0 4-3		0-0 L9		0-0 F8			0-0 P6	0-0 FC3-2	5	0	0	0	0	0	3	Philadelphia Phillies @ Los Angeles Dodgers Dodger Stadium, Los Angeles, CA Mon Jun 12 1978, 3:33 AM PDT Att: 26,604 - Unknown			
Larry Bowa, S OBP: 0.335, SLG: 0.357 (1, 6)	0-0 F5		0-0 6-3			4-0 FC5-4 BB		0-0 HR	1-2 3-H F8	4	1	1	0	1	0	3				
Mike Schmidt, R OBP: 0.372, SLG: 0.460 (1, 5)	0-0 F8			0-0 HR		4-0 FC5-4 BB		0-0 F8		3	1	1	1	1	0	1				
Greg Luzinski, R OBP: 0.371, SLG: 0.531 (1, 7)		0-0 HR		0-0 L1-6 BB		0-0 FC5-4 BB		0-0 HR		4	2	3	3	0	0	2				
Richie Hebner, L OBP: 0.367, SLG: 0.420 Davey Johnson, R OBP: 0.222, SLG: 0.271 (8, PH) (8, 3)	0-0 L4		0-0 F9			0-0 P5		0-0 F9		3	0	0	0	0	0	3				
Gary Maddox, R OBP: 0.363, SLG: 0.405 (1, 8)	0-0 F9			4-0 1-2 BB		0-0 FC6-4			0-0 6-3	3	0	0	0	1	0	2				
Bob Boone, R OBP: 0.343, SLG: 0.458 (1, 2)	0-0 L8			0-0 L1-6			0-0 P6		4-0 BB	3	1	0	0	1	0	2				
Jim Morrison, R OBP: 0.263, SLG: 0.306 (1, 4)			0-0 SH1		0-3 K		0-0 L7		4-0 BB	3	0	1	0	1	1	0				
Jim Lonborg, R OBP: 0.292, SLG: 0.238 Warren Brusstar, R OBP: 1.000, SLG: 2.000 Jerry Martin, R OBP: 0.378, SLG: 0.492 Ron Reed, R (7, PH) Jose Cardenal, R OBP: 0.413, SLG: 0.571 (9, PH)	0-0 SH1		0-0 SH1		0-0 F7		0-3 K		0-0 FC3-2	1	0	0	0	0	0	0				
Inning Stats	R: 0 E: 0 K: 0 S: 3	H: 0 LOB: 0 BB: 0 P: 3	R: 1 E: 0 K: 0 S: 4	H: 1 LOB: 0 BB: 0 P: 4	R: 0 E: 0 K: 0 S: 4	H: 1 LOB: 1 BB: 0 P: 4	R: 1 E: 0 K: 0 S: 4	H: 2 LOB: 1 BB: 0 P: 8	R: 0 E: 0 K: 1 S: 5	H: 0 LOB: 0 BB: 0 P: 5	R: 0 E: 0 K: 1 S: 5	H: 0 LOB: 0 BB: 0 P: 5	R: 2 E: 0 K: 0 S: 5	H: 2 LOB: 0 BB: 0 P: 5	R: 1 E: 0 K: 0 S: 4	H: 1 LOB: 2 BB: 2 P: 12		1B: 4 2B: 1 3B: 0 HR: 3	SF: 0 SAC: 1 DP: 1 HBP: 0	WP: 0 PB: 0 SB: 0 CS: 0
PITCHER	IP WLS BF H R ER SO BB IBB HBP BLK WP HR S P ERA WHIP		IP WLS BF H R ER SO BB IBB HBP BLK WP HR S P ERA WHIP		IP WLS BF H R ER SO BB IBB HBP BLK WP HR S P ERA WHIP		IP WLS BF H R ER SO BB IBB HBP BLK WP HR S P ERA WHIP		IP WLS BF H R ER SO BB IBB HBP BLK WP HR S P ERA WHIP		IP WLS BF H R ER SO BB IBB HBP BLK WP HR S P ERA WHIP		IP WLS BF H R ER SO BB IBB HBP BLK WP HR S P ERA WHIP		IP WLS BF H R ER SO BB IBB HBP BLK WP HR S P ERA WHIP		IP WLS BF H R ER SO BB IBB HBP BLK WP HR S P ERA WHIP		IP WLS BF H R ER SO BB IBB HBP BLK WP HR S P ERA WHIP	

AB	32
R	5
H	7
RBI	5
BB	5
SO	2
LOB	16



Batter	1	2	3	4	5	6	7	8	9	AB	R	H	RBI	BB	SO	LOB	BOTTOM			
Davey Lopes, R OBP: 0.399, SLG: 0.451 (1, 4)	0-0 6-3		0-3 K			0-0 1B	0-0 1-3			4	1	1	0	0	1	0	Philadelphia Phillies @ Los Angeles Dodgers Dodger Stadium, Los Angeles, CA Mon Jun 12 1978, 3:33 AM PDT Att: 26,604 - Unknown			
Bill North, S OBP: 0.393, SLG: 0.325 (1, 8)	4-0 BB		0-0 4-3			0-0 1B	0-3 K			3	1	1	0	1	1	0				
Steve Garvey, R OBP: 0.316, SLG: 0.427 (1, 3)	0-0 G6-4-3			0-0 G5-4-3		0-0 1B	0-0 1B			4	1	3	1	0	0	1				
Ron Cey, R OBP: 0.384, SLG: 0.445 (1, 5)		0-3 K		0-0 G5-4-3		0-0 1B	0-3 K			4	1	1	0	0	2	2				
Dusty Baker Jr., R OBP: 0.333, SLG: 0.386 (1, 7)		0-0 4-3		0-0 1-3		0-0 1B				4	1	2	4	0	0	0				
Rick Monday, L OBP: 0.413, SLG: 0.662 (1, 9)		0-0 4-3			0-0 1-4-3	0-3 K		0-0 HR		4	1	1	1	0	1	1				
Ted Martinez, R OBP: 0.136, SLG: 0.095 Terry Forster, L OBP: 0.400, SLG: 0.490 Lance Rautzhan, R (9, 1)		1-0 FC5-4			0-0 1B	0-0 1B		0-0 F9		0	0	0	0	0	0	0				
Steve Yeager, R OBP: 0.299, SLG: 0.250 (1, 2)	0-0 FC5-4				0-0 F8	0-0 5-3		0-0 L7		4	0	0	0	0	0	4				
Burt Hooton, R OBP: 0.136, SLG: 0.095 Terry Forster, L OBP: 0.400, SLG: 0.490 Lance Rautzhan, R (9, 1)			0-3 K		0-0 F7	0-3 K				3	0	0	0	0	2	2				
Inning Stats	R: 0 E: 0 K: 0 S: 2	H: 0 LOB: 0 BB: 1 P: 6	R: 0 E: 0 K: 1 S: 6	H: 1 LOB: 2 BB: 0 P: 7	R: 0 E: 0 K: 2 S: 7	H: 0 LOB: 0 BB: 0 P: 7	R: 0 E: 0 K: 0 S: 3	H: 1 LOB: 0 BB: 0 P: 3	R: 0 E: 0 K: 0 S: 4	H: 1 LOB: 1 BB: 0 P: 4	R: 5 E: 0 K: 2 S: 13	H: 6 LOB: 1 BB: 0 P: 13	R: 0 E: 0 K: 2 S: 8	H: 1 LOB: 0 BB: 0 P: 8	R: 1 E: 0 K: 0 S: 4	H: 1 LOB: 0 BB: 0 P: 4		1B: 8 2B: 1 3B: 0 HR: 2	SF: 0 SAC: 0 DP: 2 HBP: 1	WP: 0 PB: 0 SB: 0 CS: 0
PITCHER	IP WLS BF H R ER SO BB IBB HBP BLK WP HR S P ERA WHIP		IP WLS BF H R ER SO BB IBB HBP BLK WP HR S P ERA WHIP		IP WLS BF H R ER SO BB IBB HBP BLK WP HR S P ERA WHIP		IP WLS BF H R ER SO BB IBB HBP BLK WP HR S P ERA WHIP		IP WLS BF H R ER SO BB IBB HBP BLK WP HR S P ERA WHIP		IP WLS BF H R ER SO BB IBB HBP BLK WP HR S P ERA WHIP		IP WLS BF H R ER SO BB IBB HBP BLK WP HR S P ERA WHIP		IP WLS BF H R ER SO BB IBB HBP BLK WP HR S P ERA WHIP		IP WLS BF H R ER SO BB IBB HBP BLK WP HR S P ERA WHIP		IP WLS BF H R ER SO BB IBB HBP BLK WP HR S P ERA WHIP	

AB	33
R	6
H	11
RBI	6
BB	1
SO	7
LOB	10

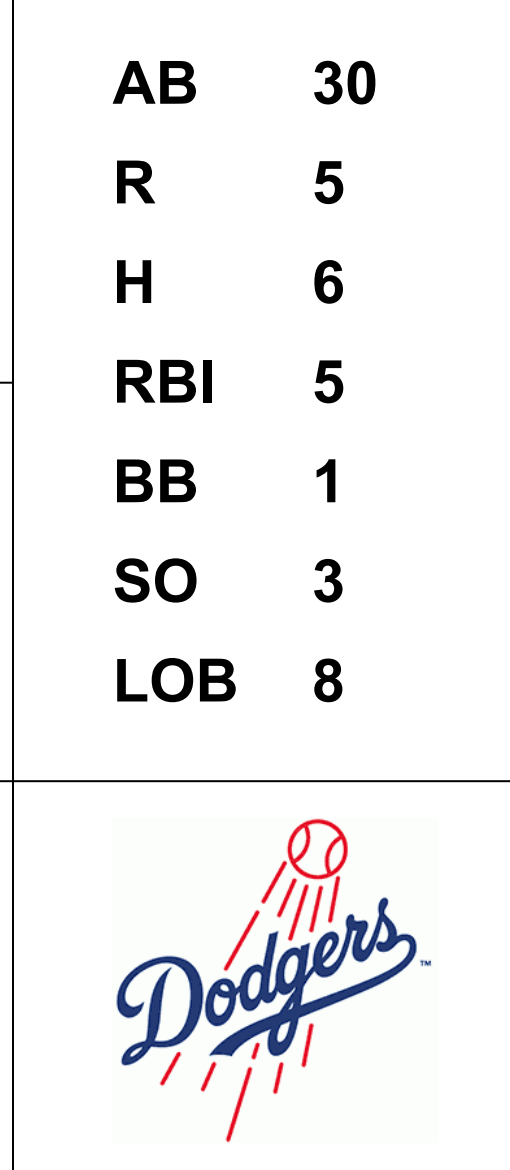


Batter	1	2	3	4	5	6	7	8	9	AB	R	H	RBI	BB	SO	LOB	TOP			
Bake McBride, L OBP: 0.343, SLG: 0.368 (1, 9)	G3		1B		F8		L9			4	0	1	0	0	0	0	Philadelphia Phillies @ Los Angeles Dodgers Dodger Stadium, Los Angeles, CA Tue Jun 13 1978, 7:05 PM PDT Att: 41,257 - Unknown			
Larry Bowa, S OBP: 0.338, SLG: 0.360 (1, 6)	L8		FC6-4 1B		1B		L8			4	0	2	0	0	0	0				
Mike Schmidt, R OBP: 0.370, SLG: 0.472 (1, 5)	HR		F7		1-3		F7			4	1	1	1	0	0	3				
Greg Luzinski, R OBP: 0.369, SLG: 0.541 (1, 7)	F3		FC6-4		K		HR			4	1	1	1	0	1	2				
Richie Hebner, L OBP: 0.365, SLG: 0.435 (1, 3)		P4		P4		HR		K		4	1	1	1	0	1	0				
Gary Maddox, R OBP: 0.366, SLG: 0.407 (1, 8)		S 1B		1B		F8		F7		4	0	2	0	0	0	0				
Bob Boone, R OBP: 0.335, SLG: 0.446 (1, 2)		K		L7		F2		P4		4	0	0	0	0	1	2				
Jim Morrison, R OBP: 0.253, SLG: 0.292 (1, 4)		F7		F2		1-3		L7		4	0	0	0	0	0	2				
Randy Lerch, L OBP: 0.280, SLG: 0.364 (5, PH)			F8		4-3		F9			1	0	0	0	0	0	0				
Jay Johnstone, L OBP: 0.258, SLG: 0.214 (5, PH)										1	0	0	0	0	0	0				
Gene Garber, R OBP: 0.417, SLG: 0.388 (7, PH)										0	0	0	0	0	0	0				
Tim McCarver, L OBP: 0.417, SLG: 0.388 (7, PH)										1	0	0	0	0	0	0				
Warren Brusstar, R OBP: 1.000, SLG: 2.000 (7, 1)										0	0	0	0	0	0	0				
Inning Stats	R: 1 E: 0 K: 0 S: 4	H: 1 LOB: 0 BB: 0 P: 4	R: 0 E: 0 K: 1 S: 6	H: 1 LOB: 1 BB: 0 P: 6	R: 0 E: 0 K: 0 S: 5	H: 2 LOB: 2 BB: 0 P: 5	R: 0 E: 0 K: 0 S: 4	H: 1 LOB: 1 BB: 0 P: 4	R: 0 E: 0 K: 1 S: 6	H: 0 LOB: 0 BB: 0 P: 3	R: 1 E: 0 K: 1 S: 6	H: 1 LOB: 0 BB: 0 P: 6	R: 0 E: 0 K: 0 S: 3	H: 0 LOB: 0 BB: 0 P: 3	R: 0 E: 0 K: 0 S: 3	H: 0 LOB: 0 BB: 0 P: 3	1B: 5 2B: 0 3B: 0 HR: 3	SF: 0 SAC: 0 DP: 0 HBP: 0	WP: 0 PB: 0 SB: 1 CS: 0	PA: 35
PITCHER Don Sutton, R ERA: 4.75 (1, 1)	IP: 9.0 WLS: W BF: 35 H: 8 R: 3 ER: 3 SO: 3 BB: 0 IBB: 0 HBP: 0 BLK: 0 WP: 0 HR: 3 S: 41 P: 41 ERA: 3.00 WHIP: 0.889																			

AB	35
R	3
H	8
RBI	3
BB	0
SO	3
LOB	9

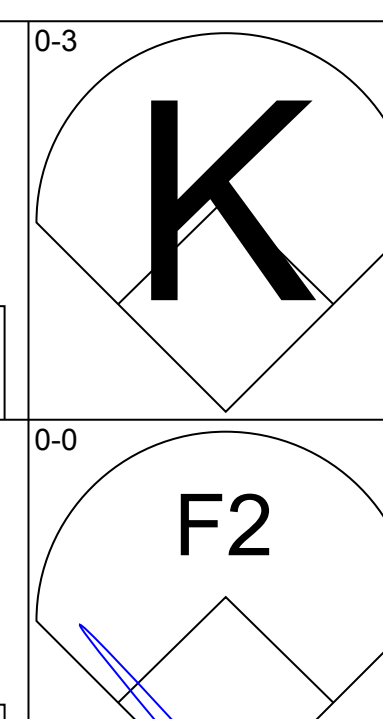
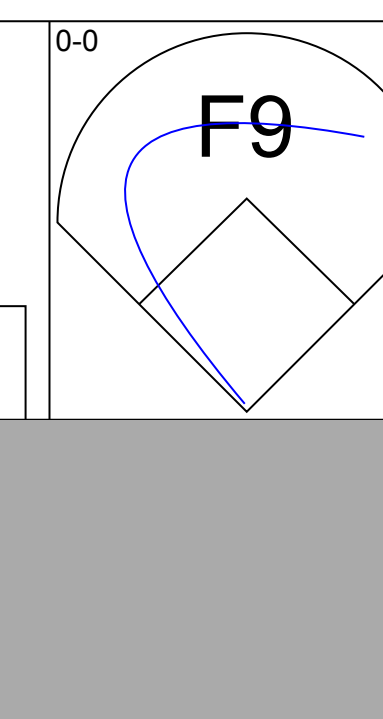
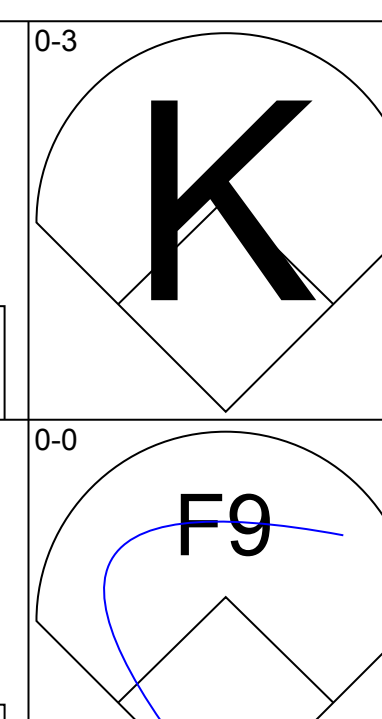
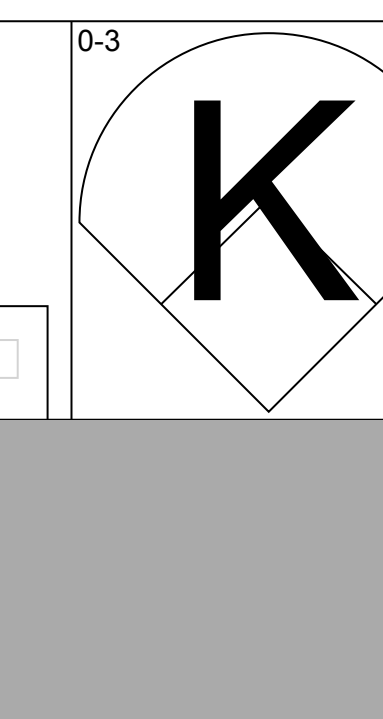
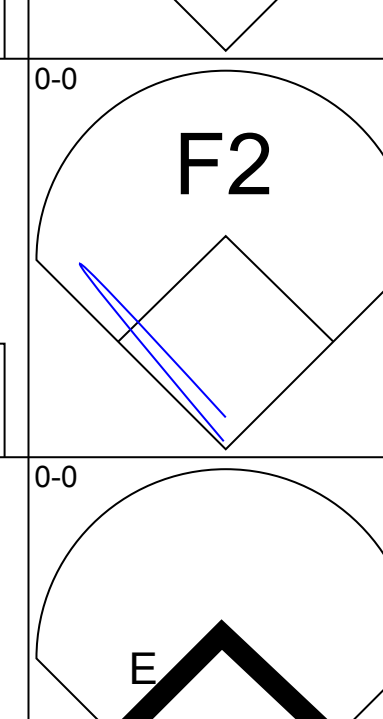
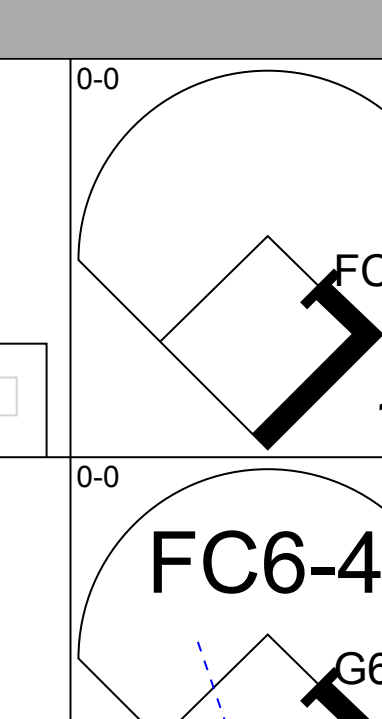
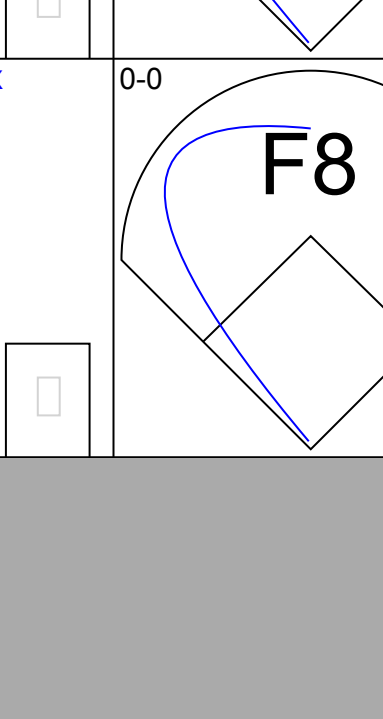
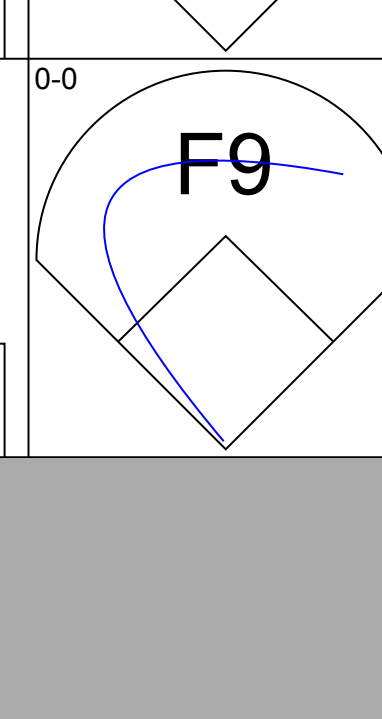
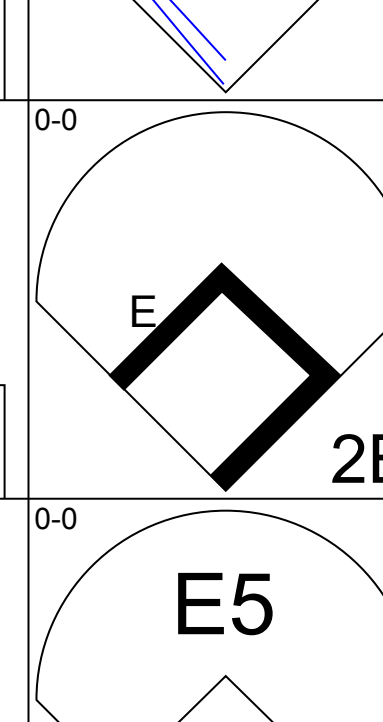
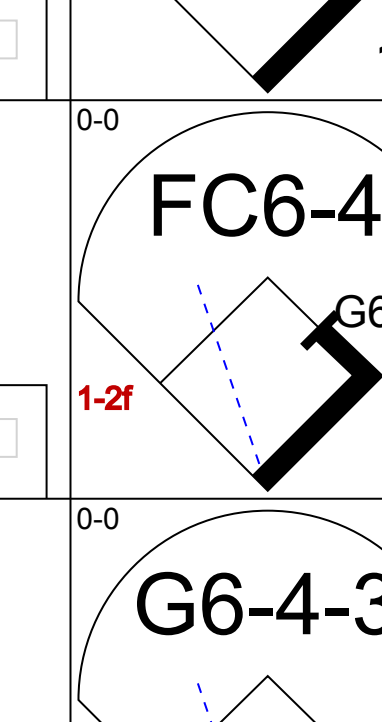


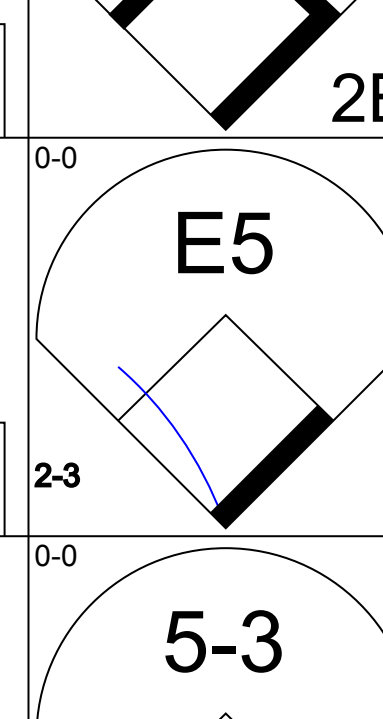
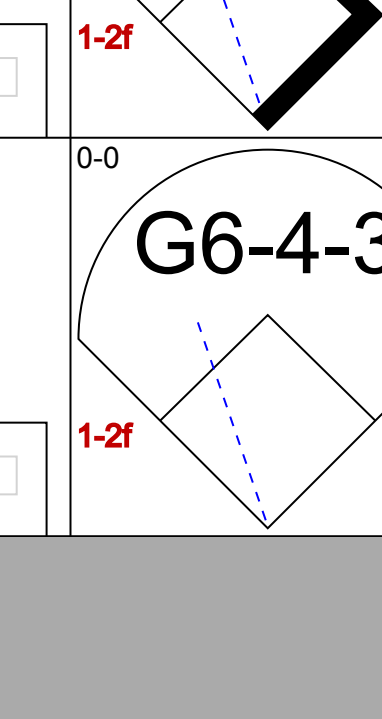


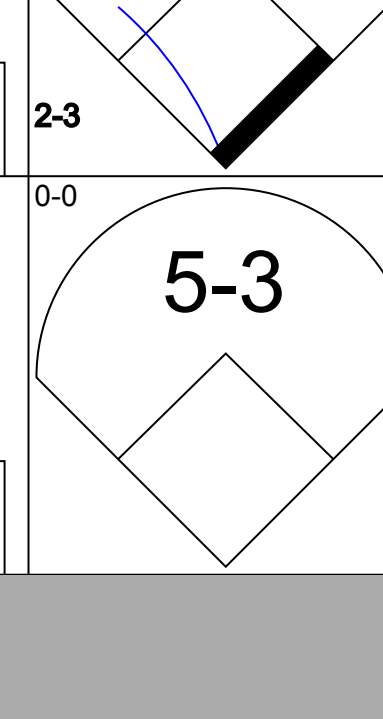
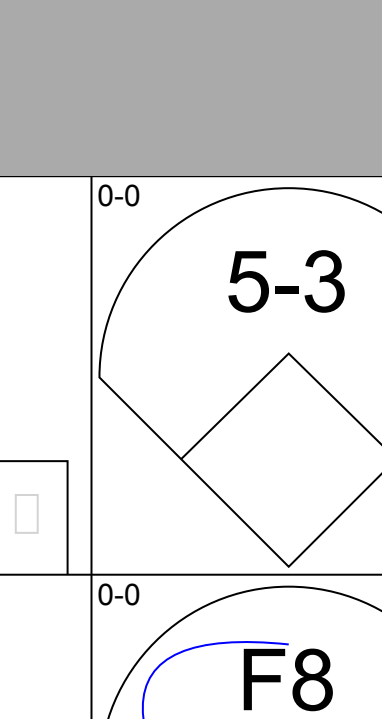


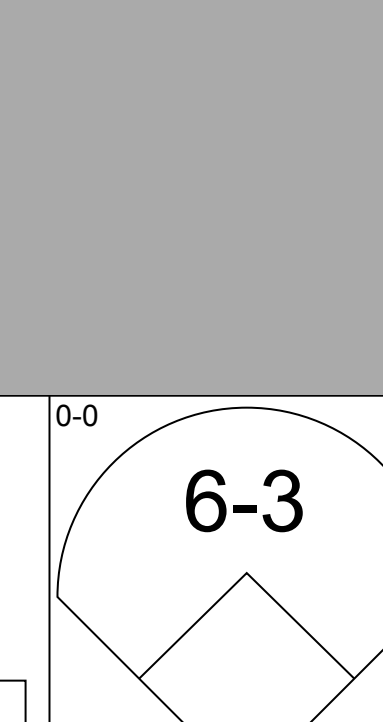
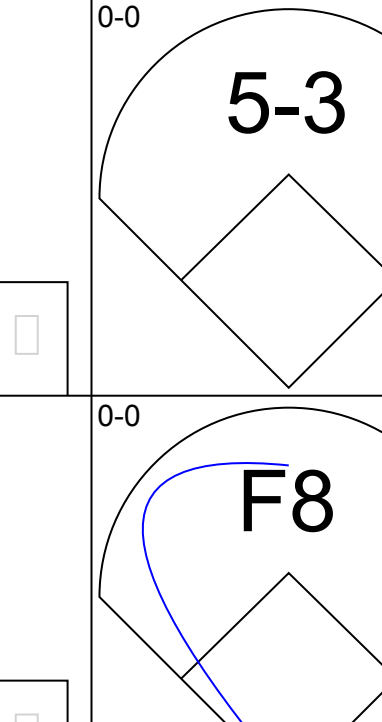


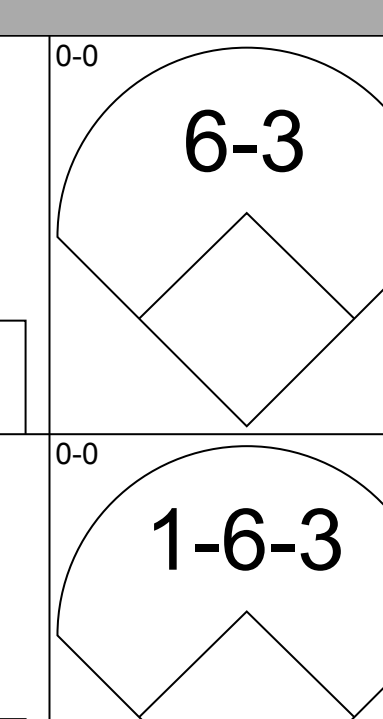
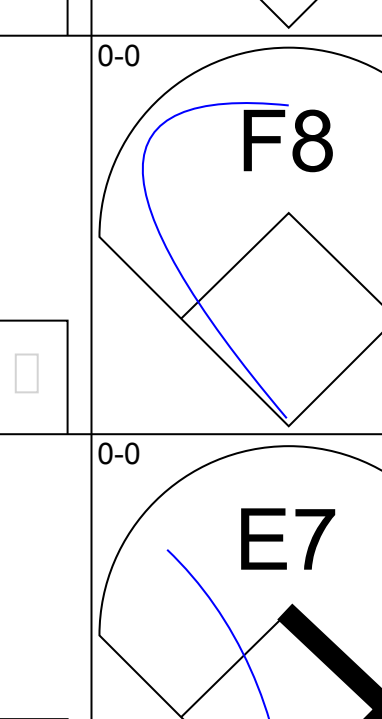


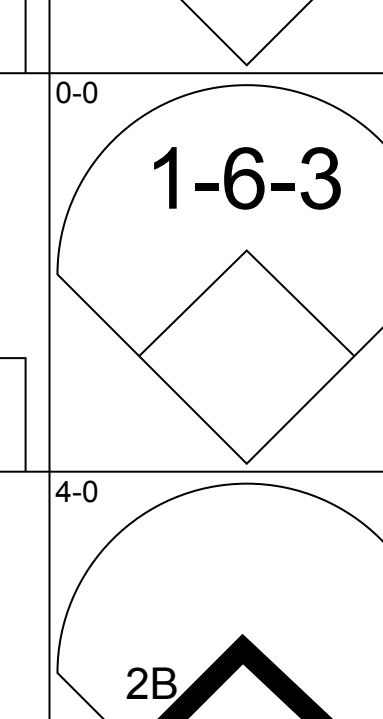
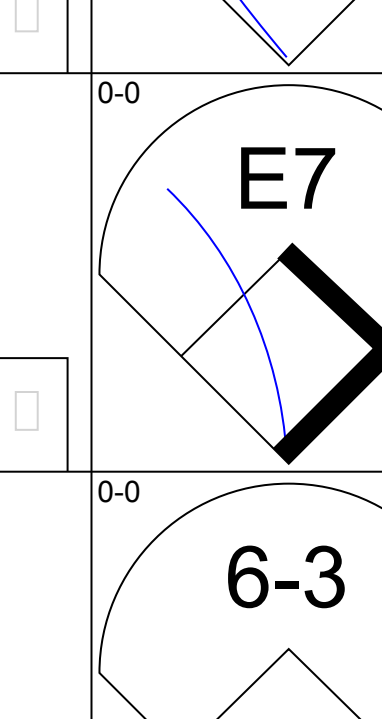


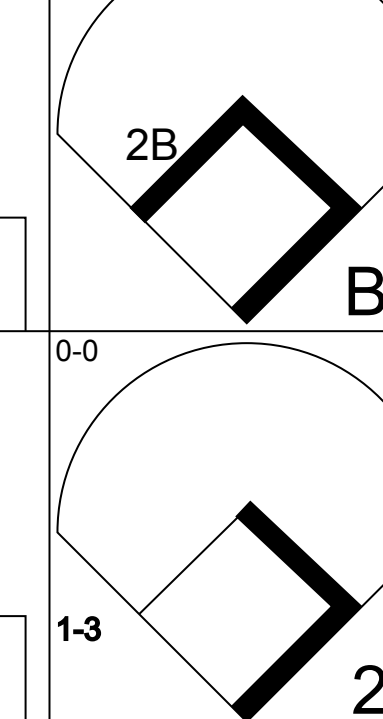
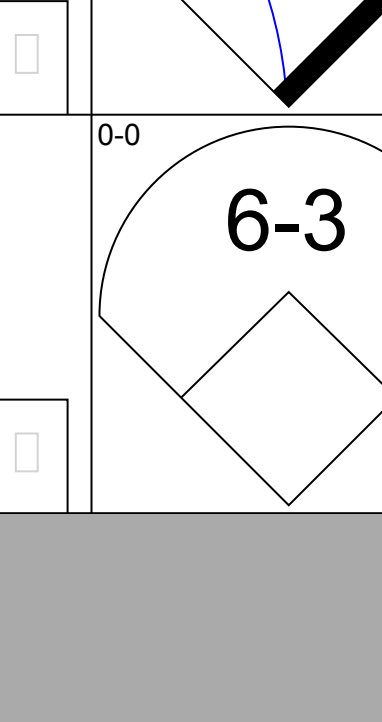
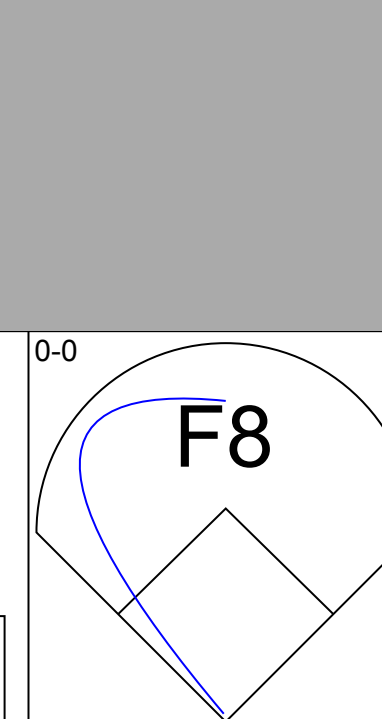
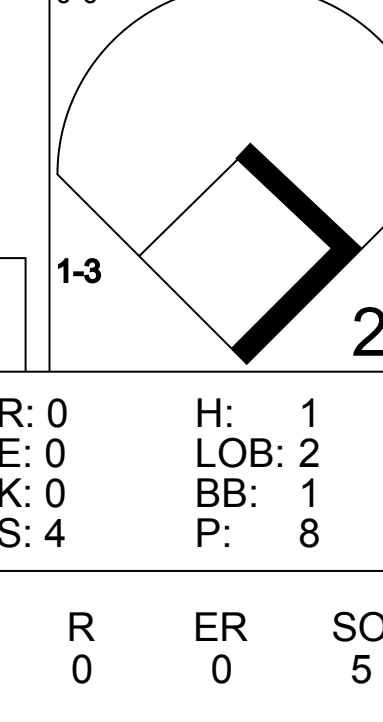
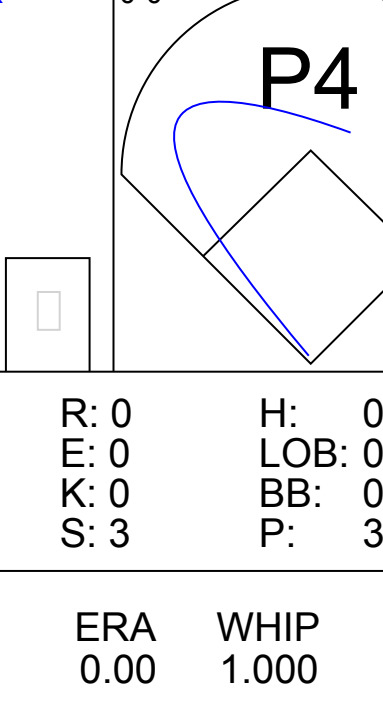
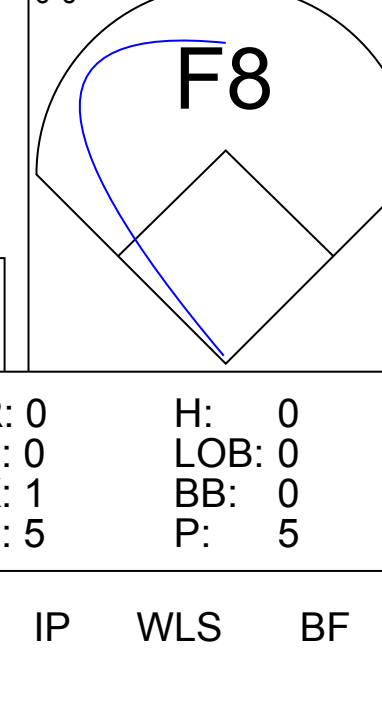


Batter	1	2	3	4	5	6	7	8	9	AB	R	H	RBI	BB	SO	LOB	BOTTOM			
Davey Lopes, R OBP: 0.396, SLG: 0.447 (1, 4)	5-3 1B	4-3			P6		4-3			4	1	1	0	0	0	0	Philadelphia Phillies @ Los Angeles Dodgers Dodger Stadium, Los Angeles, CA Tue Jun 13 1978, 7:05 PM PDT Att: 41,257 - Unknown			
Bill Russell, R OBP: 0.303, SLG: 0.351 (1, 6)	1-3				6-3		F7			4	0	1	0	0	0	1				
Steve Garvey, R OBP: 0.311, SLG: 0.420 (1, 3)	5-3				F9		5-3			4	0	0	0	0	1	1				
Ron Cey, R OBP: 0.386, SLG: 0.449 (1, 5)	1B HR BB				5-3		CS 2B			3	1	1	0	1	1	0				
Dusty Baker Jr., R OBP: 0.333, SLG: 0.385 (1, 7)	HR 1B				F9		E5 FC6-4			3	1	1	1	0	0	1				
Lee Lacy, R OBP: 0.387, SLG: 0.680 (1, 9)	HR 1B				6-3		L7			3	1	1	3	0	0	2				
Bill North, S OBP: 0.386, SLG: 0.317 (1, 8)	5-3				F9		FC6-4			3	0	0	0	0	0	2				
Steve Yeager, R OBP: 0.299, SLG: 0.273 (1, 2)					E3		CS			3	1	1	1	0	1	0				
Don Sutton, R OBP: 0.154, SLG: 0.043 (1, 1)					F8		4-3			3	0	0	0	0	0	1				
Inning Stats	R: 4 E: 0 K: 0 S: 6	H: 3 LOB: 0 BB: 1 P: 10	R: 1 E: 0 K: 0 S: 4	H: 2 LOB: 1 BB: 0 P: 4	R: 0 E: 0 K: 0 S: 3	H: 0 LOB: 0 BB: 0 P: 3	R: 0 E: 1 K: 0 S: 4	H: 0 LOB: 1 BB: 0 P: 4	R: 0 E: 0 K: 1 S: 5	H: 0 LOB: 0 BB: 0 P: 5	R: 0 E: 0 K: 2 S: 7	H: 0 LOB: 0 BB: 0 P: 7	R: 0 E: 0 K: 0 S: 5	H: 0 LOB: 0 BB: 0 P: 7	R: 0 E: 0 K: 0 S: 7	H: 0 LOB: 0 BB: 0 P: 7		1B: 3 2B: 1 3B: 0 HR: 2	SF: 0 SAC: 0 DP: 0 HBP: 0	WP: 0 PB: 0 SB: 0 CS: 1
PITCHER Randy Lerch, L ERA: 4.81 (1, 1)	IP: 4.0 WLS: L BF: 18 H: 5 R: 5 ER: 5 SO: 0 BB: 1 IBB: 0 HBP: 0 BLK: 0 WP: 0 HR: 2 S: 17 P: 21 ERA: 11.25 WHIP: 1.500																			
Gene Garber, R ERA: 1.47 (5, 1)	2.0 7 1 0 0 0																			
Warren Brusstar, R ERA: 2.03 (7, 1)	2.0 6 0 0 0 3																			




Batter	1	2	3	4	5	6	7	8	9	AB	R	H	RBI	BB	SO	LOB	TOP			
Bake McBride, L OBP: 0.350, SLG: 0.371 (1, 9)										4	0	2	0	1	1	0	Philadelphia Phillies @ San Francisco Giants Candlestick Park, San Francisco, CA Thu Jun 15 1978, 6:33 AM EDT Att: 14,754 - Unknown			
Larry Bowa, S OBP: 0.339, SLG: 0.361 (1, 6)										5	0	3	0	0	0	2				
Mike Schmidt, R OBP: 0.364, SLG: 0.460 (1, 5)										5	0	1	0	0	2	7				
Greg Luzinski, R OBP: 0.359, SLG: 0.521 (1, 7)										5	0	0	0	0	3	4				
Richie Hebner, L OBP: 0.362, SLG: 0.437 (1, 3)										4	0	1	0	0	1	2				
Gary Maddox, R OBP: 0.359, SLG: 0.403 (1, 8)										4	0	1	0	0	1	1				
Bob Boone, R OBP: 0.339, SLG: 0.442 (1, 2)										3	1	1	0	1	0	2				
Davey Johnson, R OBP: 0.237, SLG: 0.288 (1, 4)										3	0	0	0	0	0	1				
Jim Kaat, L (2, 1)										1	0	0	0	0	1	2				
Ron Reed, R (2, 1)										0	0	0	0	0	0	0				
Jim Morrison, R OBP: 0.243, SLG: 0.280 (4, 1)										0	0	0	0	0	1	0				
Gene Garber, R (4, 1)										0	0	0	0	0	0	0				
Jerry Martin, R OBP: 0.380, SLG: 0.478 (5, 1)										0	0	0	0	0	1	0				
Tug McGraw, L (5, 1)										0	0	0	0	0	0	0				
Tim McCarver, L OBP: 0.410, SLG: 0.380 (5, 1)										1	0	0	0	0	0	0				
Inning Stats	R: 0 E: 0 K: 1 S: 7	H: 2 LOB: 2 BB: 0 P: 7	R: 1 E: 1 K: 2 S: 9	H: 1 LOB: 3 BB: 1 P: 14	R: 0 E: 0 K: 2 S: 8	H: 1 LOB: 1 BB: 0 P: 8	R: 0 E: 0 K: 2 S: 9	H: 2 LOB: 2 BB: 0 P: 9	R: 0 E: 0 K: 0 S: 4	H: 1 LOB: 1 BB: 0 P: 4	R: 0 E: 0 K: 0 S: 3	H: 0 LOB: 0 BB: 0 P: 3	R: 0 E: 0 K: 1 S: 5	H: 0 LOB: 1 BB: 1 P: 9	R: 0 E: 0 K: 1 S: 7	H: 2 LOB: 2 BB: 0 P: 7	1B: 7 2B: 2 3B: 0 HR: 0	SF: 0 SAC: 0 DP: 0 HBP: 1	WP: 0 PB: 0 SB: 2 CS: 0	PA: 40
PITCHER John Montefusco, R ERA: 3.34 (1, 1)	IP: 9.0 WLS: W BF: 40 H: 9 R: 1 ER: 0 SO: 11 BB: 2 IBB: 0 HBP: 1 BLK: 0 WP: 0 HR: 0 S: 59 P: 68 ERA: 0.00 WHIP: 1.222																			

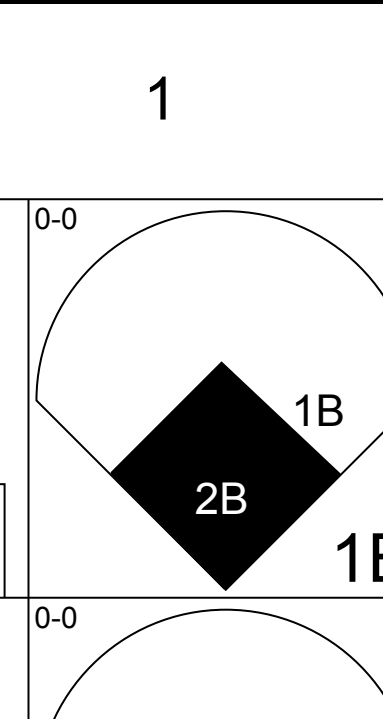
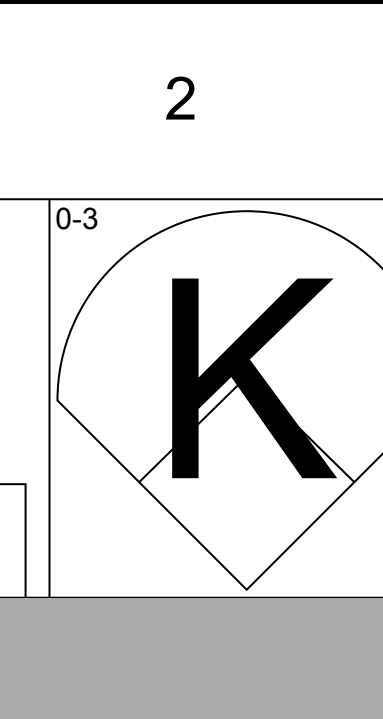
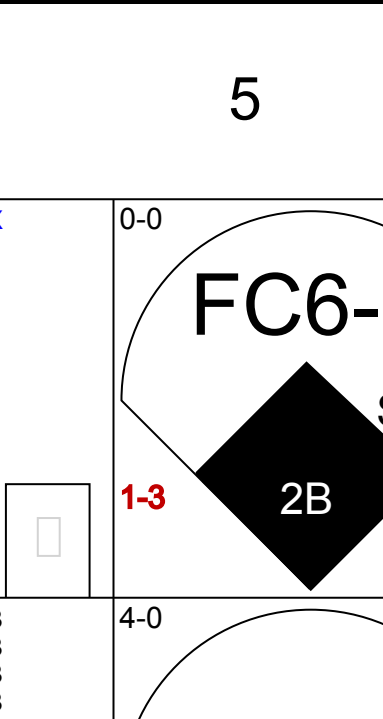
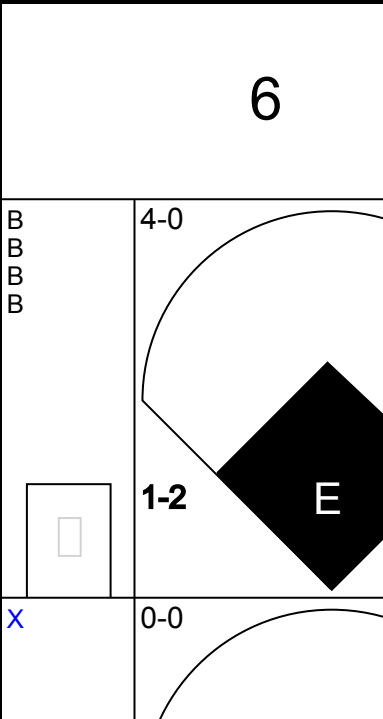
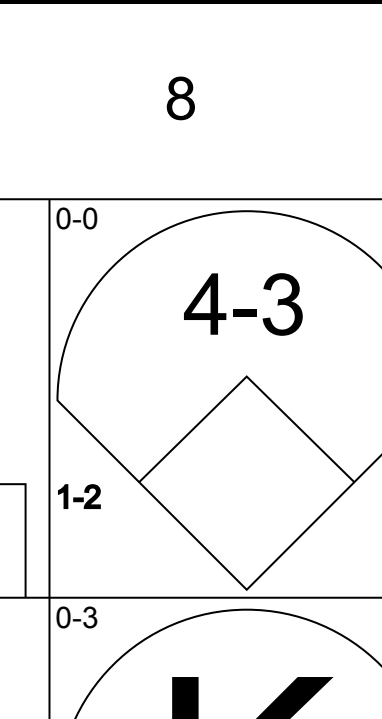
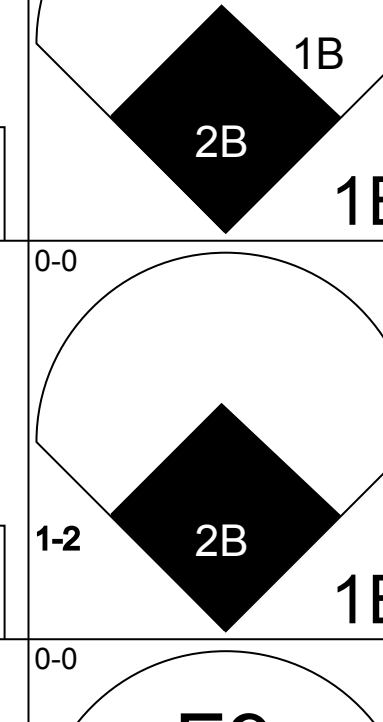
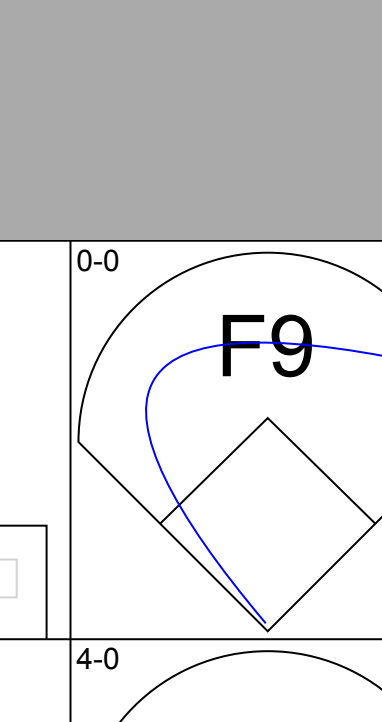
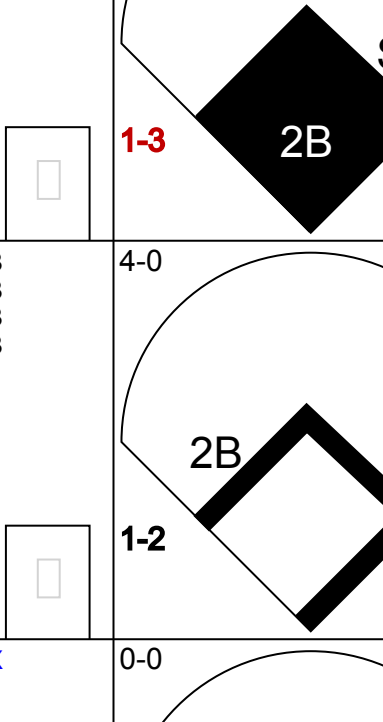
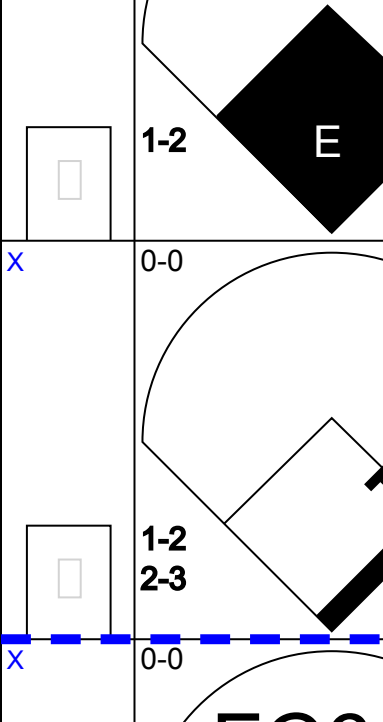
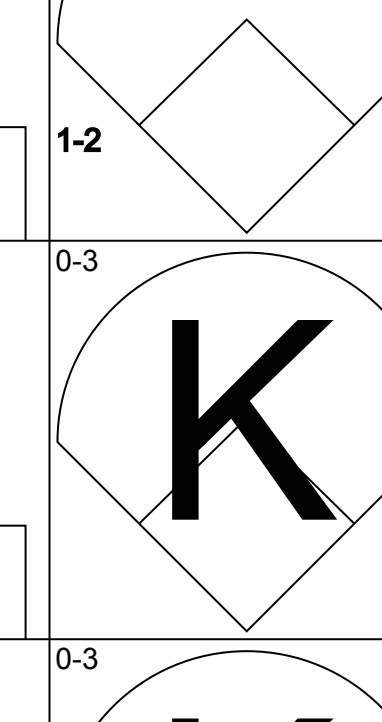
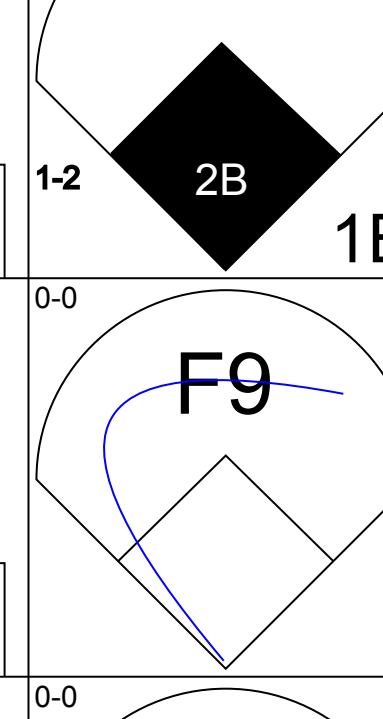
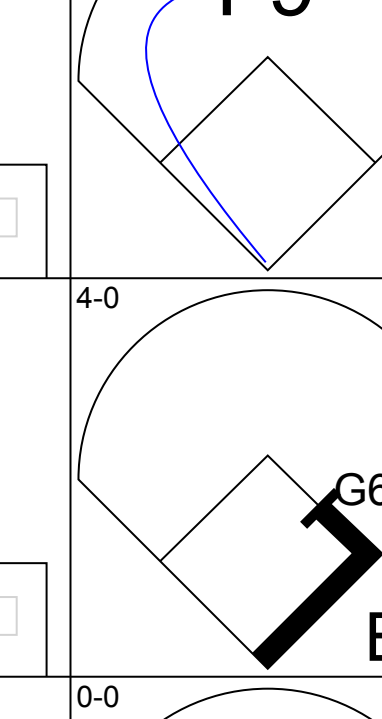
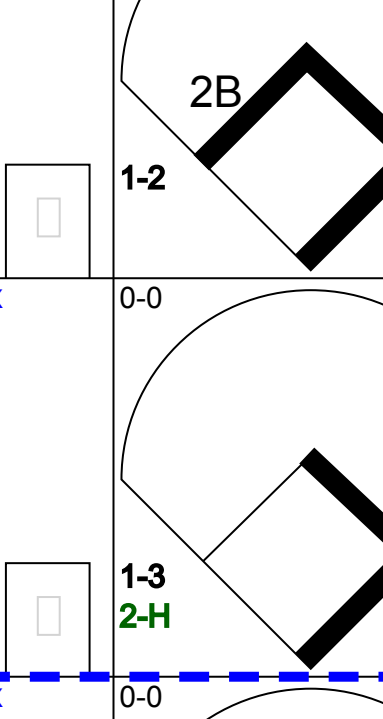
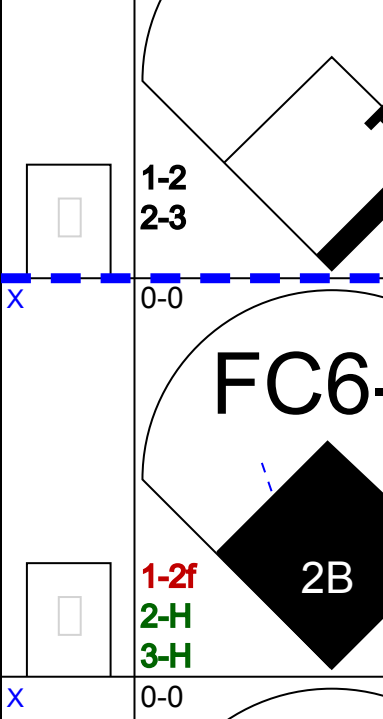
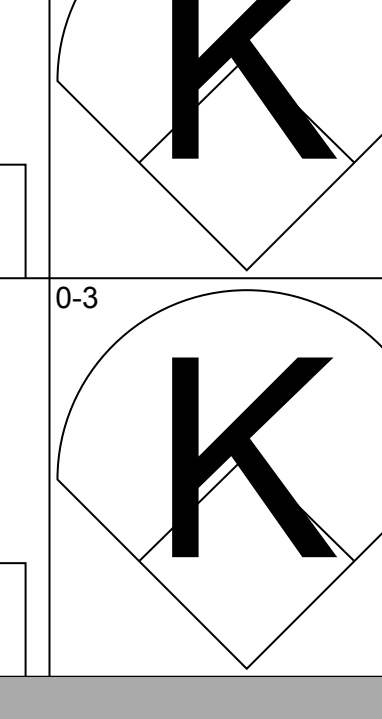
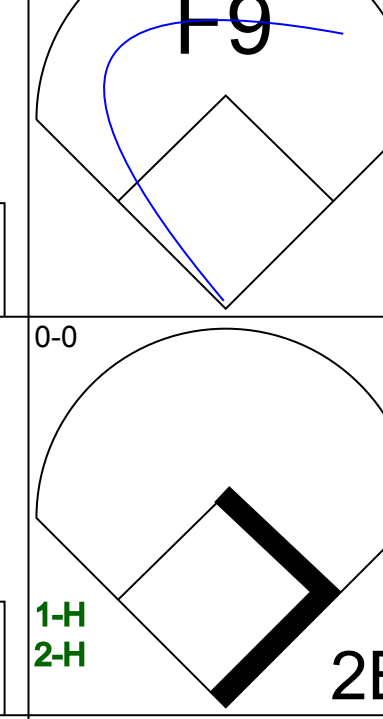
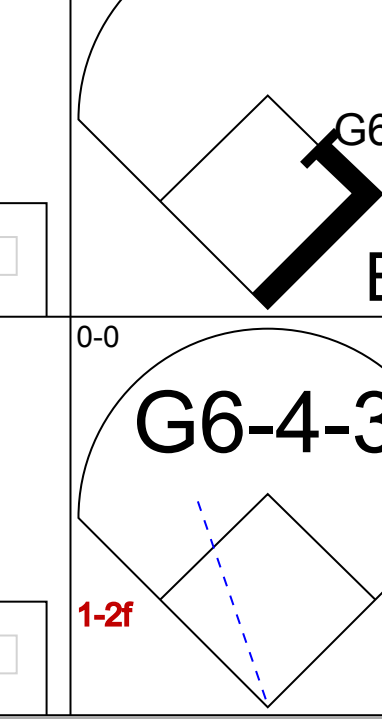
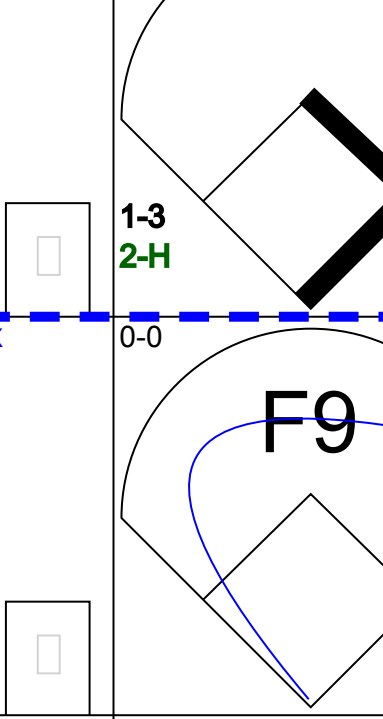
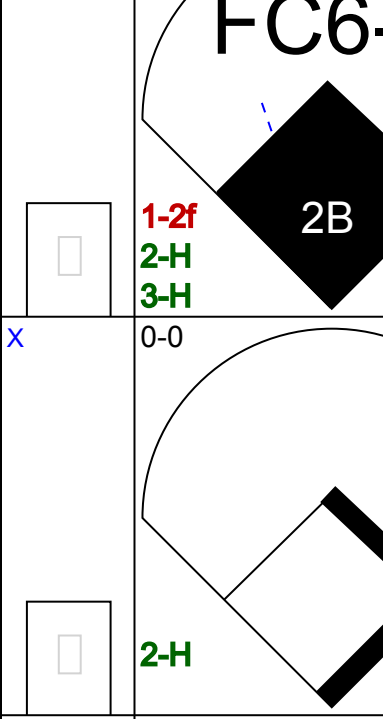
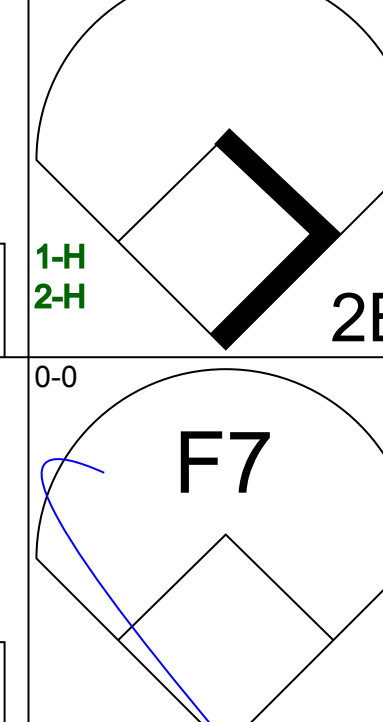
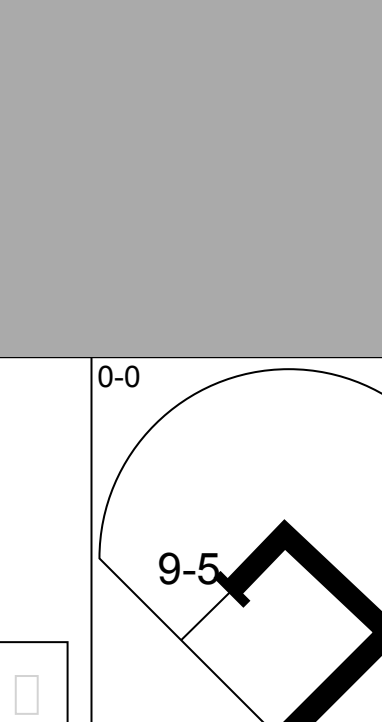
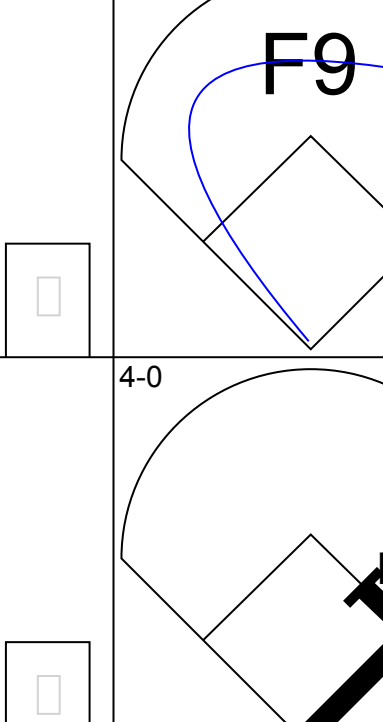
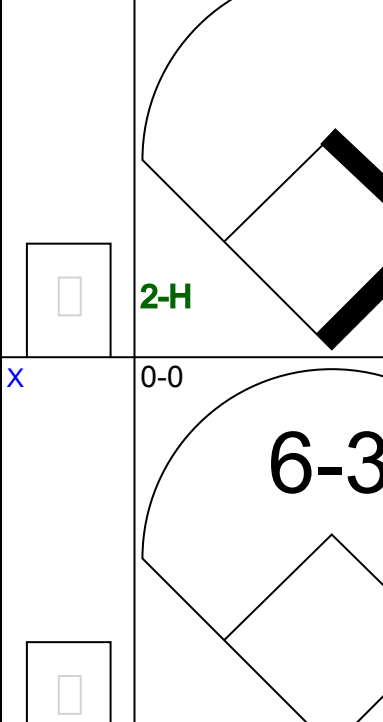
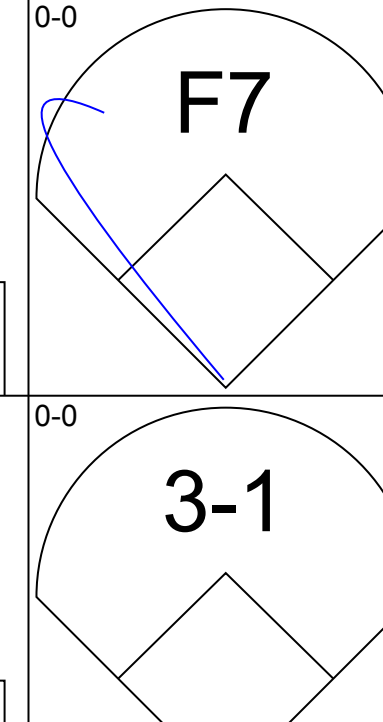
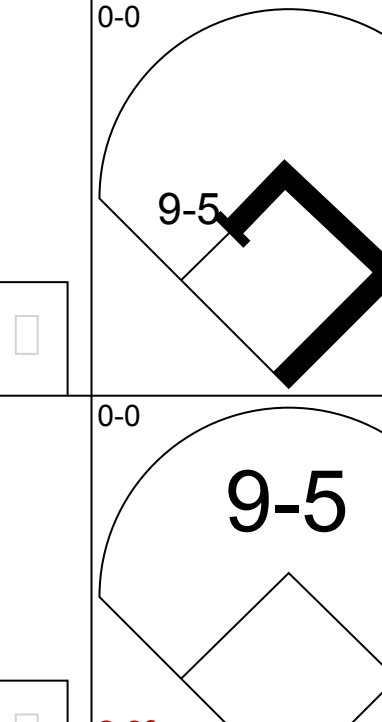
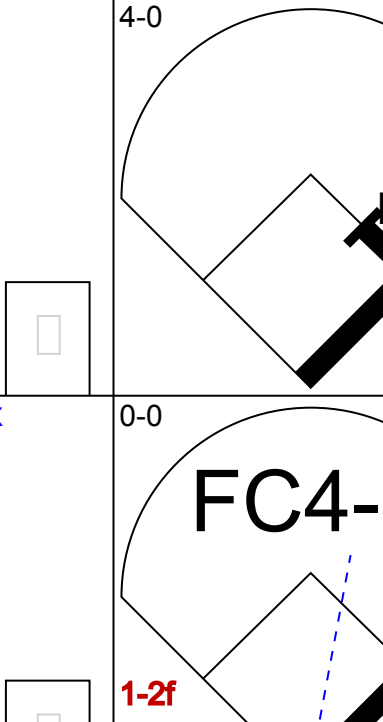
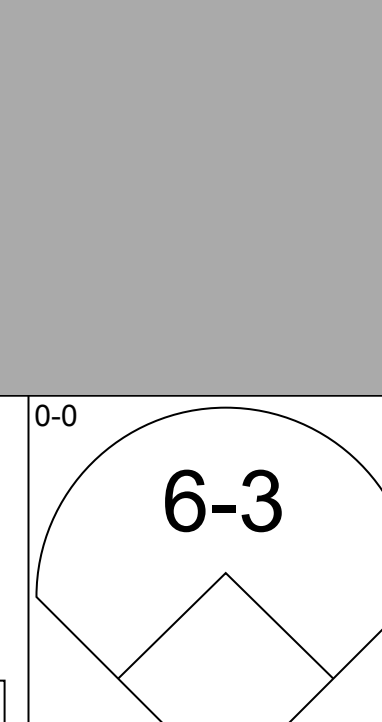
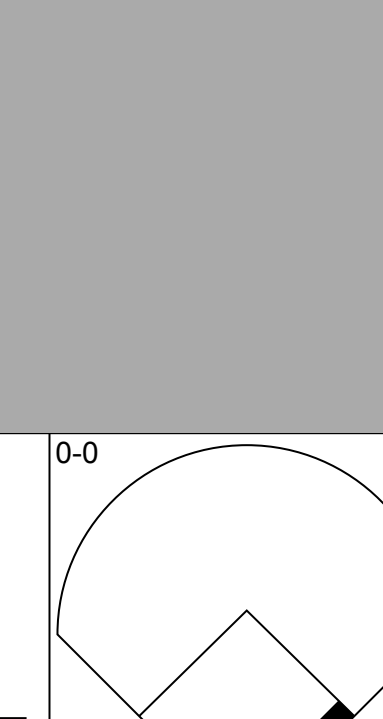
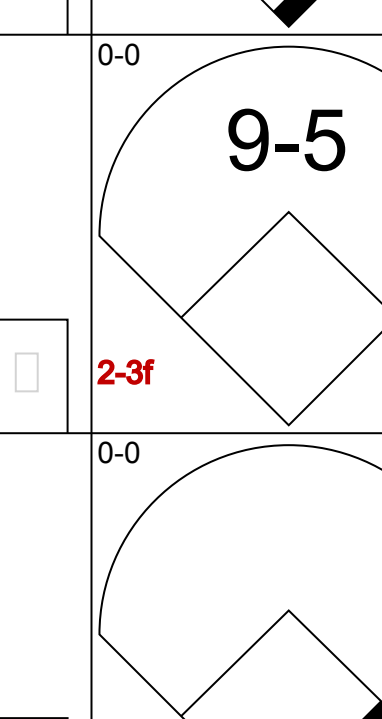
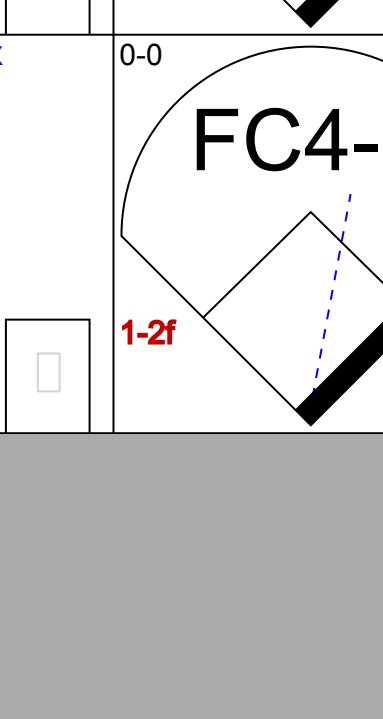
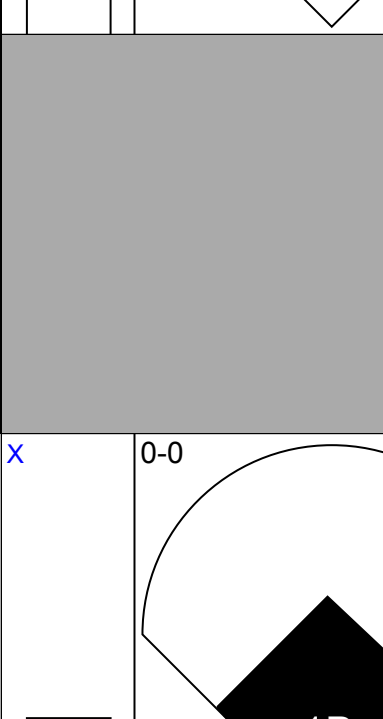
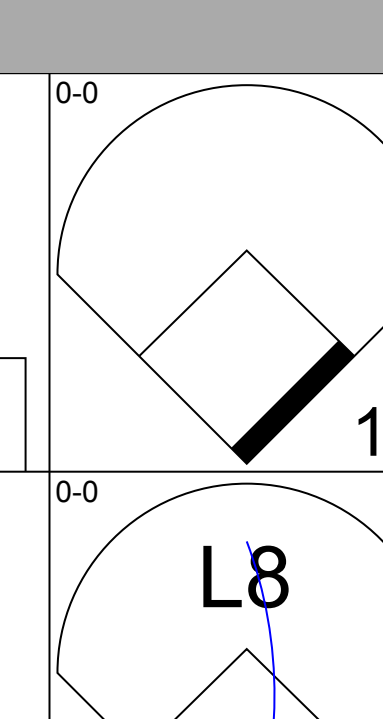
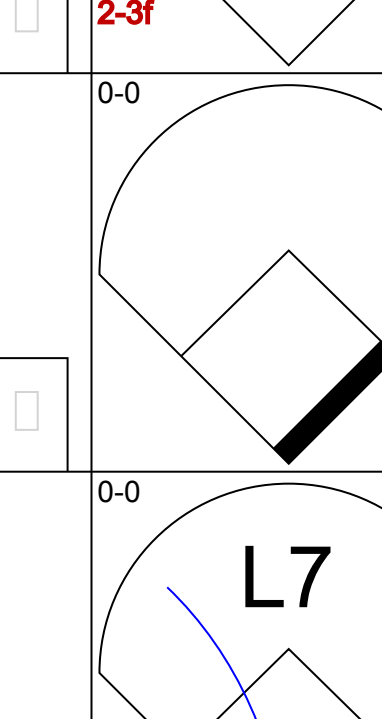

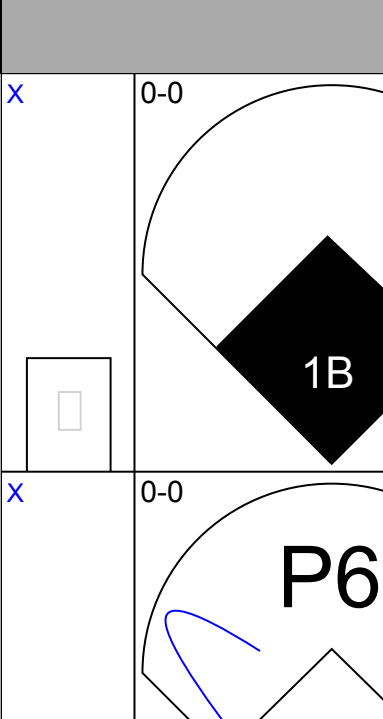
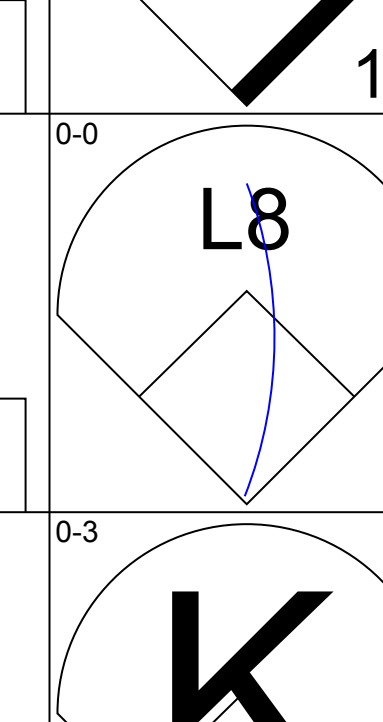
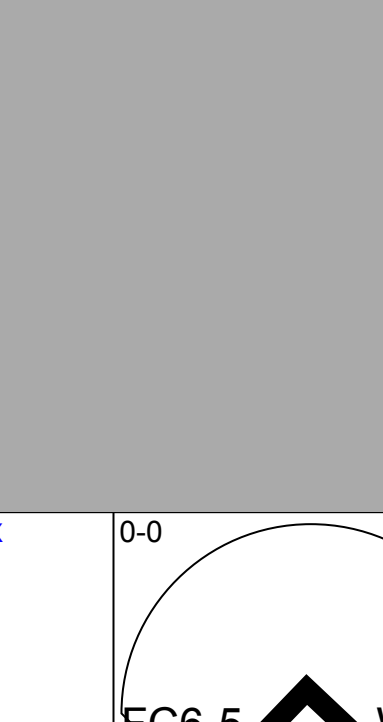
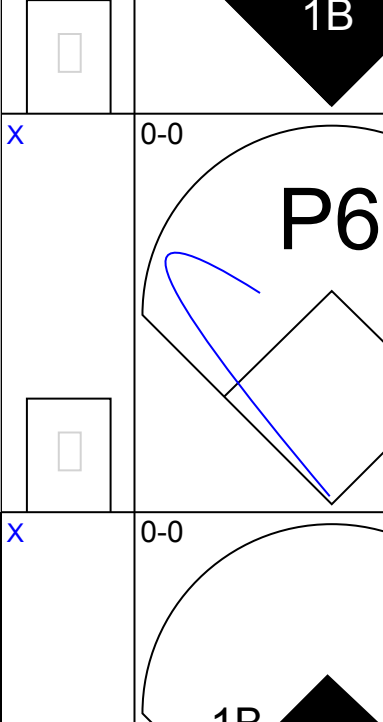
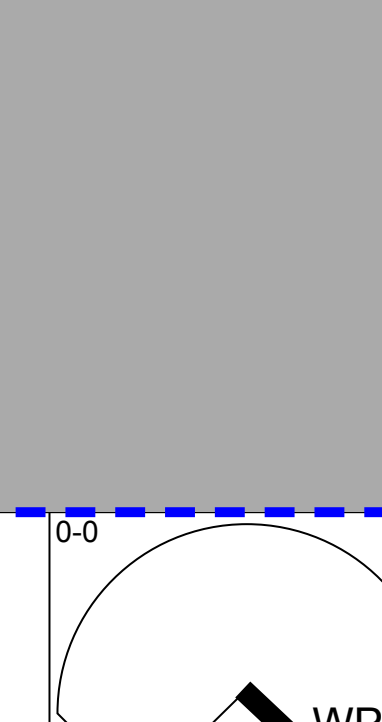
Batter	1	2	3	4	5	6	7	8	9	AB	R	H	RBI	BB	SO	LOB	BOTTOM			
Rob Andrews, R OBP: 0.319, SLG: 0.306 (1, 4)										5	1	1	0	0	1	2	Philadelphia Phillies @ San Francisco Giants Candlestick Park, San Francisco, CA Thu Jun 15 1978, 6:33 AM EDT Att: 14,754 - Unknown			
Darrell Evans, L OBP: 0.390, SLG: 0.425 (1, 5)										3	2	2	0	1	0	0				
Jack Clark, R OBP: 0.369, SLG: 0.534 (1, 9)										3	1	1	2	1	1	1				
Mike Ivie, R OBP: 0.391, SLG: 0.491 (1, 3)										4	1	2	1	0	1	2				
Skip James, L OBP: 0.236, SLG: 0.167 (7, 3)										0	0	0	0	0	0	0				
Larry Herndon, R OBP: 0.328, SLG: 0.324 (1, 8)										4	1	1	2	0	0	2				
Terry Whitfield, L OBP: 0.325, SLG: 0.418 (1, 7)										4	0	3	1	0	0	0				
Johnnie LetMaster, R OBP: 0.253, SLG: 0.275 (1, 6)										3	0	0	0	0	2	2				
Mike Sadek, R OBP: 0.333, SLG: 0.294 (1, 2)										4	0	1	0	0	0	2				
John Montefusco, R OBP: 0.184, SLG: 0.118 (1, 1)										4	0	1	0	0	0	1				
Inning Stats	R: 4 E: 1 K: 0 S: 7	H: 4 LOB: 1 BB: 1 P: 11	R: 2 E: 0 K: 1 S: 7	H: 2 LOB: 1 BB: 1 P: 11	R: 0 E: 0 K: 1 S: 7	H: 3 LOB: 2 BB: 0 P: 7	R: 0 E: 0 K: 1 S: 6	H: 1 LOB: 1 BB: 0 P: 6	R: 0 E: 0 K: 0 S: 4	H: 1 LOB: 1 BB: 0 P: 4	R: 0 E: 0 K: 0 S: 4	H: 0 LOB: 0 BB: 0 P: 5	R: 0 E: 0 K: 1 S: 5	H: 0 LOB: 0 BB: 0 P: 5	R: 0 E: 0 K: 1 S: 5	H: 0 LOB: 0 BB: 0 P: 5	1B: 10 2B: 2 3B: 1 HR: 0	SF: 0 SAC: 1 DP: 1 HBP: 0	WP: 0 PB: 0 SB: 1 CS: 1	PA: 37
PITCHER Jim Kaat, L ERA: 3.54 (1, 1)	IP: 1.1 WLS: L BF: 11 H: 5 R: 6 ER: 6 SO: 0 BB: 2 IBB: 0 HBP: 0 BLK: 0 WP: 0 HR: 0 S: 9 P: 17 ERA: 40.50 WHIP: 5.250																			
Ron Reed, R ERA: 2.68 (2, 1)	IP: 1.2 WLS: 8 BF: 4 H: 4 R: 0 ER: 0 SO: 2 BB: 0 IBB: 0 HBP: 0 BLK: 0 WP: 0 HR: 0 S: 12 P: 12 ERA: 0.00 WHIP: 2.400																			
Gene Garber, R ERA: 1.4 (4, 1)	IP: 2.0 WLS: 8 BF: 2 H: 2 R: 0 ER: 0 SO: 1 BB: 0 IBB: 0 HBP: 0 BLK: 0 WP: 0 HR: 0 S: 10 P: 10 ERA: 0.00 WHIP: 1.000																			
Tug McGraw, L ERA: 2.3 (6, 1)	IP: 3.0 WLS: 10 BF: 1 H: 1 R: 0 ER: 0 SO: 2 BB: 0 IBB: 0 HBP: 0 BLK: 0 WP: 0 HR: 0 S: 14 P: 14 ERA: 0.00 WHIP: 0.333																			

Batter	1	2	3	4	5	6	7	8	9	AB	R	H	RBI	BB	SO	LOB	TOP		
Jerry Martin, R OBP: 0.397, SLG: 0.446 (1, 9)										5	0	0	0	0	3	4			
Larry Bowa, S OBP: 0.339, SLG: 0.372 (1, 6)			 1B							4	0	1	0	0	0	0			
Mike Schmidt, R OBP: 0.363, SLG: 0.457 (1, 5)	 2B		 G6-4-3 1-2f							4	0	1	0	0	0	1			
Greg Luzinski, R OBP: 0.358, SLG: 0.515 (1, 7)	 2-3		 1-2f			 1B				4	0	1	0	0	1	2			
Jose Cardenal, R OBP: 0.375, SLG: 0.519 (1, 3)						 1-3 2B				4	0	1	0	0	0	2			
Gary Maddox, R OBP: 0.368, SLG: 0.408 (1, 8)									 1B	4	0	1	0	0	0	2			
Bob Boone, R OBP: 0.337, SLG: 0.433 (1, 2)										3	0	0	0	1	0	1			
Davey Johnson, R OBP: 0.227, SLG: 0.259 Ron Reed, R (6, 1)		 BB				 2-3f				2	0	0	0	1	0	4			
Randy Lerch, L OBP: 0.280, SLG: 0.364 Barry Foote, R (9, PH) OBP: 0.167, SLG: 0.167										0	0	0	0	0	0	0			
Jim Lonborg, R OBP: 0.308, SLG: 0.304 Rawly Eastwick, R (5, 1) Jim Morrison, R OBP: 0.248, SLG: 0.284 (6, 4)		 2B								2	0	1	0	0	0	0			
Inning Stats	R: 0 E: 1 K: 1 S: 7	H: 1 LOB: 2 BB: 0 P: 7	R: 0 E: 0 K: 0 S: 4	H: 1 LOB: 2 BB: 1 P: 8	R: 0 E: 0 K: 0 S: 3	H: 1 LOB: 0 BB: 0 P: 3	R: 0 E: 1 K: 0 S: 4	H: 0 LOB: 1 BB: 0 P: 4	R: 0 E: 0 K: 0 S: 3	H: 2 LOB: 3 BB: 1 P: 9	R: 0 E: 0 K: 1 S: 5	H: 0 LOB: 0 BB: 0 P: 5	R: 0 E: 0 K: 1 S: 5	H: 0 LOB: 2 BB: 0 P: 9	R: 0 E: 0 K: 2 S: 9	H: 2 LOB: 2 BB: 0 P: 9	1B: 4 2B: 3 3B: 0 HR: 0	SF: 0 SAC: 0 DP: 1 HBP: 0	WP: 0 PA: 37 PB: 0 CS: 0
PITCHER Bob Ovwchinko, L ERA: 3.44 (1, 1)	IP: 9.0 WLS: W BF: 37 H: 7 R: 0 ER: 0 SO: 5 BB: 2 IBB: 0 HBP: 0 BLK: 0 WP: 0 HR: 0 S: 45 P: 53 ERA: 0.00 WHIP: 1.000															PITCHER IP: WLS: BF: H: R: ER: SO: BB: IBB: HBP: BLK: WP: HR: S: P: ERA: WHIP			

Philadelphia Phillies @ San Diego Padres
San Diego Stadium, San Diego, CA
Sat Jun 17 1978, 10:05 PM EDT
Att: 27,319 - Unknown


AB 35
R 0
H 7
RBI 0
BB 2
SO 5
LOB 17



Batter	1	2	3	4	5	6	7	8	9	AB	R	H	RBI	BB	SO	LOB	BOTTOM		
Gene Richards, L OBP: 0.353, SLG: 0.391 (1, 7)	 2B 1B					 2B 1-3	 E BB			4	3	1	0	1	1	3			
Ozzie Smith, S OBP: 0.297, SLG: 0.312 (1, 6)	 1-2 1B				 1-2 BB	 1B 1-2 2-3			4	1	2	0	1	1	1				
Gene Tenace, R OBP: 0.425, SLG: 0.429 Tucker Ashford, R OBP: 0.276, SLG: 0.340 (1, 3) (7, 5)			 BB		 1-3 2-H	 2B 1-2f 2-H 3-H			3	1	1	2	1	0	3				
Dave Winfield, R OBP: 0.341, SLG: 0.491 (1, 8) (7, 9)	 1-H 2-H		 1-2f			 2-H				4	0	2	3	0	0	3			
Oscar Gamble, L OBP: 0.313, SLG: 0.349 Dave Roberts, R OBP: 0.294, SLG: 0.290 (1, 9) (7, 3)				 2B	 IBB					3	0	1	0	1	0	2			
Fernando Gonzalez, R OBP: 0.255, SLG: 0.260 (1, 4)				 2-3f	 1-2f					4	0	0	0	0	0	5			
Derrel Thomas, S OBP: 0.314, SLG: 0.314 (1, 5) (7, 8)						 3B	 1B			4	1	4	0	0	0	0			
Rick Sweet, S OBP: 0.338, SLG: 0.261 (1, 2)							 1-2f			4	0	0	0	0	0	4			
Bob Ovwchinko, L OBP: 0.207, SLG: 0.241 (1, 1)					 WP 1B	 3-H FC6-4 1B		 1B		4	1	3	1	0	1	1			
Inning Stats	R: 2 E: 0 K: 0 S: 6	H: 3 LOB: 1 BB: 0 P: 6	R: 0 E: 0 K: 2 S: 8	H: 1 LOB: 1 BB: 0 P: 8	R: 0 E: 0 K: 0 S: 2	H: 0 LOB: 0 BB: 1 P: 6	R: 0 E: 0 K: 0 S: 4	H: 2 LOB: 1 BB: 0 P: 4	R: 1 E: 0 K: 0 S: 5	H: 2 LOB: 3 BB: 2 P: 13	R: 4 E: 1 K: 0 S: 7	H: 4 LOB: 1 BB: 1 P: 11	R: 0 E: 0 K: 2 S: 3	H: 1 LOB: 0 BB: 0 P: 3	R: 0 E: 0 K: 2 S: 8	H: 1 LOB: 1 BB: 0 P: 8	1B: 9 2B: 5 3B: 1 HR: 0	SF: 0 SAC: 0 DP: 3 HBP: 0	WP: 2 PA: 39 PB: 0 SB: 1 CS: 0
PITCHER Jim Lonborg, R ERA: 4.07 Rawly Eastwick, R ERA: 4.56 Ron Reed, R ERA: 2.56 Randy Lerch, L ERA: 4.74	IP: 4.1 WLS: L BF: 21 H: 8 R: 3 ER: 3 SO: 3 BB: 2 IBB: 0 HBP: 0 BLK: 0 WP: 1 HR: 0 S: 23 P: 31 ERA: 6.23 WHIP: 2.308															PITCHER IP: WLS: BF: H: R: ER: SO: BB: IBB: HBP: BLK: WP: HR: S: P: ERA: WHIP			

Philadelphia Phillies @ San Diego Padres
San Diego Stadium, San Diego, CA
Sat Jun 17 1978, 10:05 PM EDT
Att: 27,319 - Unknown

AB 35
R 7
H 14
RBI 6
BB 4
SO 4
LOB 23



Batter	1	2	3	4	5	6	7	8	9	AB	R	H	RBI	BB	SO	LOB	TOP										
Bake McBride, L OBP: 0.344, SLG: 0.364 (1, 9)										4	0	1	0	0	0	2	Philadelphia Phillies @ San Diego Padres San Diego Stadium, San Diego, CA Sun Jun 18 1978, 6:33 AM EDT Att: 21,195 - Unknown										
Larry Bowa, S OBP: 0.337, SLG: 0.370 (1, 6)										4	0	1	0	0	0	1											
Mike Schmidt, R OBP: 0.361, SLG: 0.458 (1, 5)										4	0	1	0	0	1	1											
Greg Luzinski, R OBP: 0.352, SLG: 0.505 (1, 7)										4	0	0	0	0	2	2											
Richie Hebner, L OBP: 0.356, SLG: 0.427 (1, 3)										4	1	1	0	0	0	1											
Gary Maddox, R OBP: 0.366, SLG: 0.405 (1, 8)										4	0	1	0	0	0	0											
Bob Boone, R OBP: 0.346, SLG: 0.438 (1, 2)										3	0	2	1	1	0	0											
Davey Johnson, R OBP: 0.229, SLG: 0.258 (1, 4)										4	0	1	0	0	2	3											
Dick Ruthven, R OBP: 0.280, SLG: 0.280 (5, PH)										1	0	0	0	0	1	0											
Tim Lincecum, L OBP: 0.370, SLG: 0.345 (5, PH)										1	0	0	0	0	0	2											
Jerry Martin, R OBP: 0.353, SLG: 0.440 (7, PH)										0	0	0	0	0	0	0											
Warren Brusstar, R OBP: 0.292, SLG: 0.200 (7, PH)										1	0	0	0	0	0	1											
Jose Cardenal, R OBP: 0.306, SLG: 0.300 (8, PH)										0	0	0	0	0	0	0											
Inning Stats	R: 0 E: 0 K: 0 S: 4	H: 1 LOB: 1 BB: 0 P: 4	R: 0 E: 0 K: 0 S: 3	H: 0 LOB: 0 BB: 0 P: 3	R: 0 E: 0 K: 2 S: 8	H: 1 LOB: 1 BB: 0 P: 8	R: 0 E: 0 K: 2 S: 7	H: 0 LOB: 0 BB: 0 P: 7	R: 0 E: 0 K: 0 S: 4	H: 1 LOB: 2 BB: 1 P: 8	R: 0 E: 0 K: 1 S: 6	H: 1 LOB: 1 BB: 0 P: 6	R: 0 E: 0 K: 0 S: 4	H: 1 LOB: 1 BB: 0 P: 4	R: 0 E: 0 K: 0 S: 3	H: 0 LOB: 0 BB: 0 P: 3	R: 1 E: 0 K: 1 S: 8	H: 3 LOB: 2 BB: 0 P: 8	1B: 7 2B: 1 3B: 0 HR: 0	SF: 0 SAC: 0 DP: 0 HBP: 0	WP: 0 PA: 36 PB: 0 SB: 0 CS: 0						
PITCHER	IP	WLS	BF	H	R	ER	SO	BB	IBB	HBP	BLK	WP	HR	S	P	ERA	WHIP										
Gaylord Perry, R ERA: 2.87 (1, 1)	8.1	W	34	8	1	1	5	1	0	0	0	0	0	43	47	1.08	1.080										
Rollie Fingers, R ERA: 3.4 (9, 1)	0.2	S	2	0	0	0	1	0	0	0	0	0	0	4	4	0.00	0.000										

AB	35
R	1
H	8
RBI	1
BB	1
SO	6
LOB	15




Batter	1	2	3	4	5	6	7	8	9	AB	R	H	RBI	BB	SO	LOB	BOTTOM										
Gene Richards, L OBP: 0.352, SLG: 0.393 (1, 7)										4	1	1	0	0	1	2	Philadelphia Phillies @ San Diego Padres San Diego Stadium, San Diego, CA Sun Jun 18 1978, 6:33 AM EDT Att: 21,195 - Unknown										
Ozzie Smith, S OBP: 0.297, SLG: 0.313 (1, 6)										3	1	1	1	0	0	0											
Derrel Thomas, S OBP: 0.308, SLG: 0.309 (1, 3)										3	0	0	1	0	0	1											
Dave Winfield, R OBP: 0.337, SLG: 0.485 (1, 8)										3	0	0	0	0	1	0											
Oscar Gamble, L OBP: 0.308, SLG: 0.343 (1, 9)										3	0	0	0	0	0	0											
Dave Roberts, R OBP: 0.294, SLG: 0.290 (8, 3)										0	0	0	0	0	0	0											
Fernando Gonzalez, R OBP: 0.259, SLG: 0.264 (1, 4)										3	1	1	0	0	1	0											
Bill Almon, R OBP: 0.333, SLG: 0.357 (1, 5)										3	0	1	1	0	1	0											
Rick Sweet, S OBP: 0.338, SLG: 0.263 (1, 2)										3	1	1	0	0	0	1											
Gaylord Perry, R OBP: 0.171, SLG: 0.182 (1, 1)										2	0	0	0	1	1	1											
Rollie Fingers, R OBP: 0.500, SLG: 0.500 (9, 1)										0	0	0	0	0	0	0											
Inning Stats	R: 2 E: 1 K: 1 S: 7	H: 1 LOB: 0 BB: 0 P: 7	R: 1 E: 0 K: 0 S: 4	H: 2 LOB: 1 BB: 1 P: 8	R: 0 E: 0 K: 0 S: 3	H: 0 LOB: 0 BB: 0 P: 3	R: 0 E: 0 K: 1 S: 5	H: 0 LOB: 0 BB: 0 P: 5	R: 0 E: 0 K: 0 S: 3	H: 0 LOB: 0 BB: 0 P: 3	R: 0 E: 0 K: 1 S: 5	H: 0 LOB: 0 BB: 0 P: 5	R: 0 E: 0 K: 2 S: 9	H: 2 LOB: 1 BB: 0 P: 9	1B: 3 2B: 2 3B: 0 HR: 0	SF: 1 SAC: 1 DP: 0 HBP: 0	WP: 0 PA: 30 PB: 0 SB: 1 CS: 1										
PITCHER	IP	WLS	BF	H	R	ER	SO	BB	IBB	HBP	BLK	WP	HR	S	P	ERA	WHIP										
Dick Ruthven, R ERA: 4.13 (5, 1)	2.0	L	16	6	0	0	0	0	0	0	0	0	0	6	6	0.00	0.000										
Tug McGraw, L ERA: 2.16 (7, 1)	2.0		8	2	1	1	3	0	0	0	0	0	0	14	14	4.50	1.000										


AB	27
R	4
H	5
RBI	3
BB	1
SO	5
LOB	5

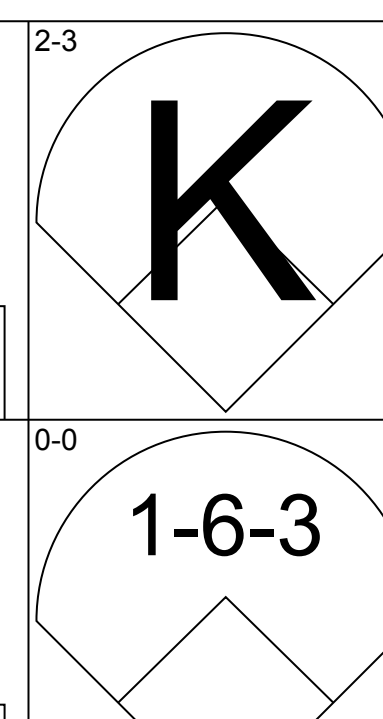
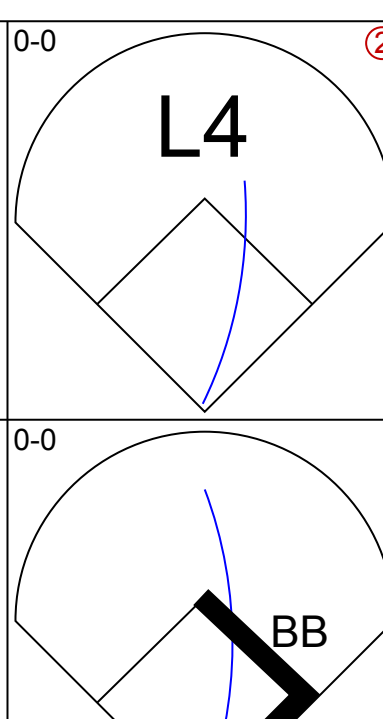
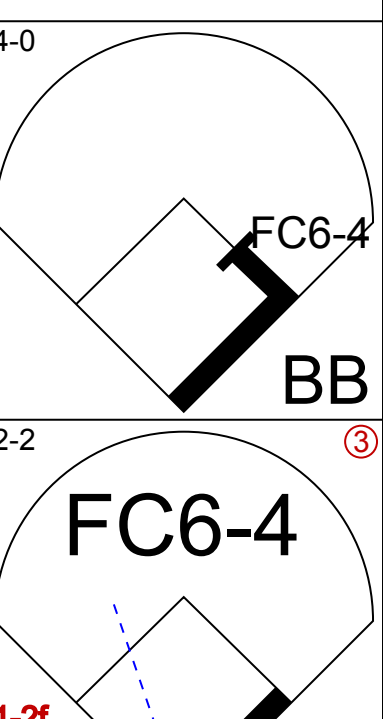
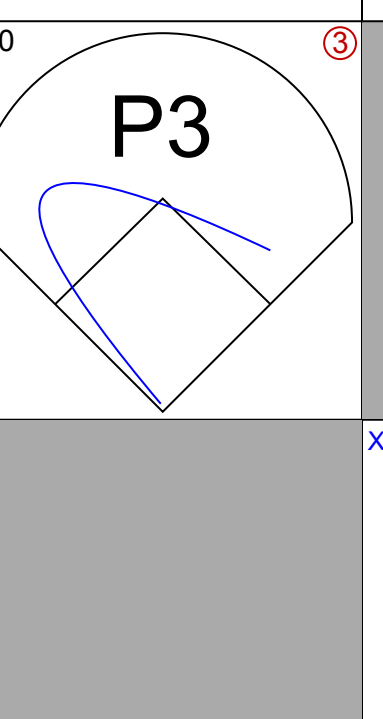
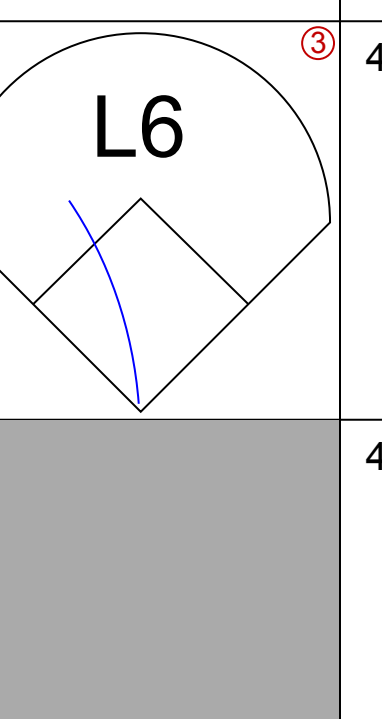
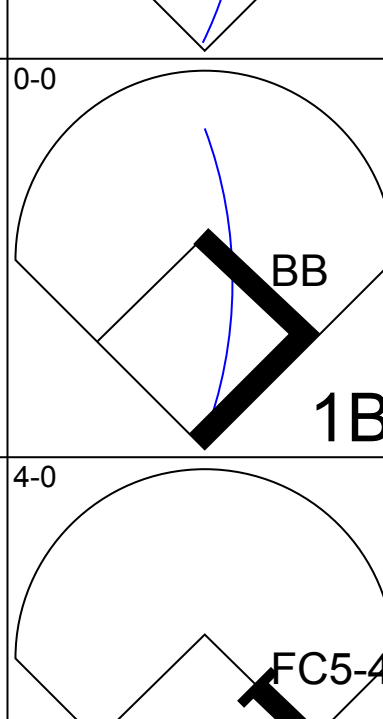
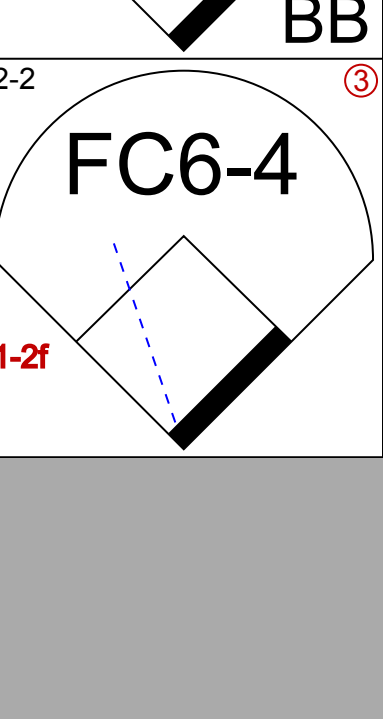
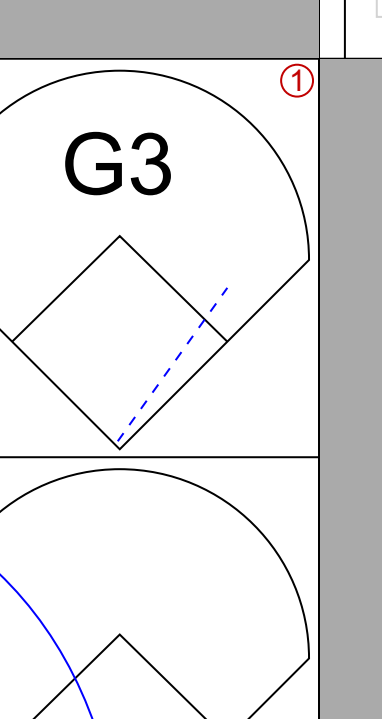
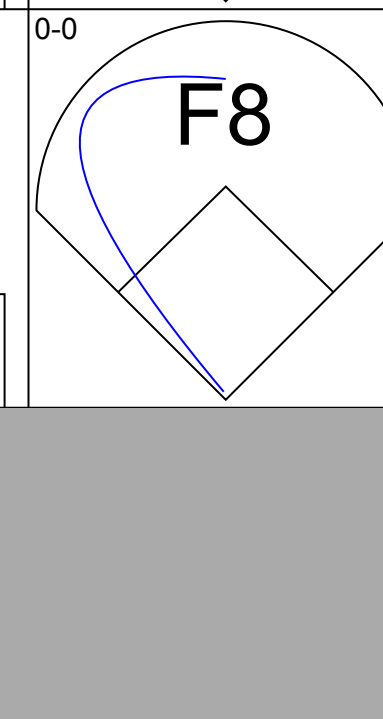
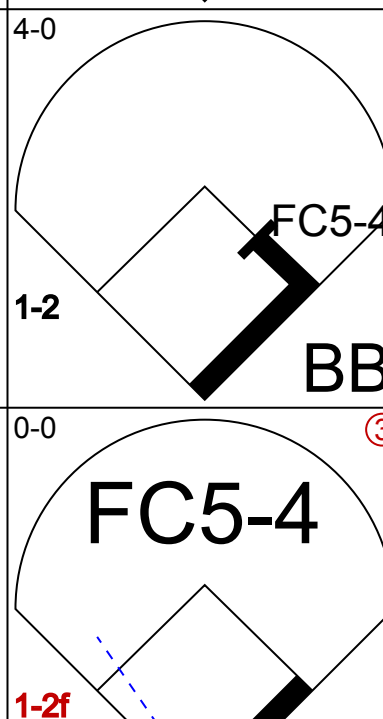
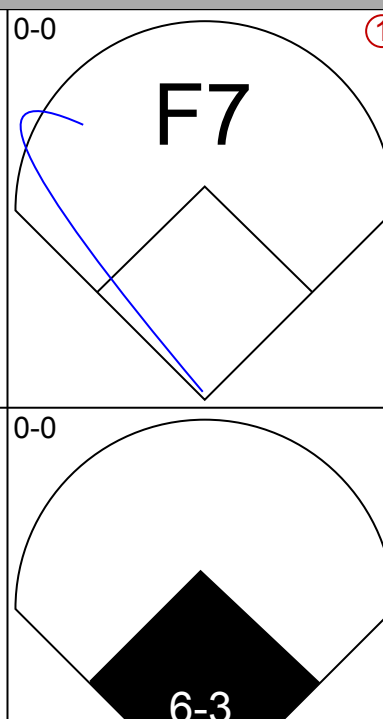
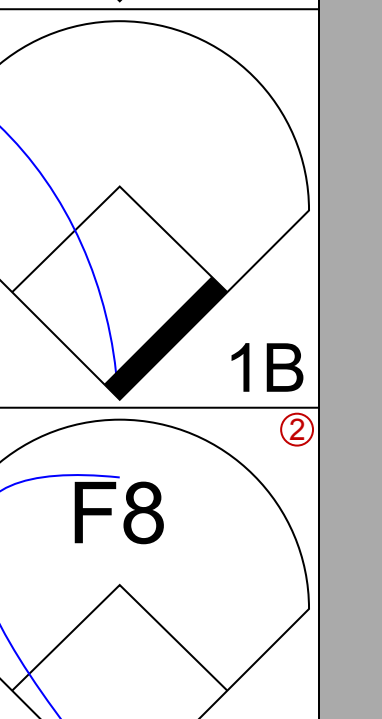
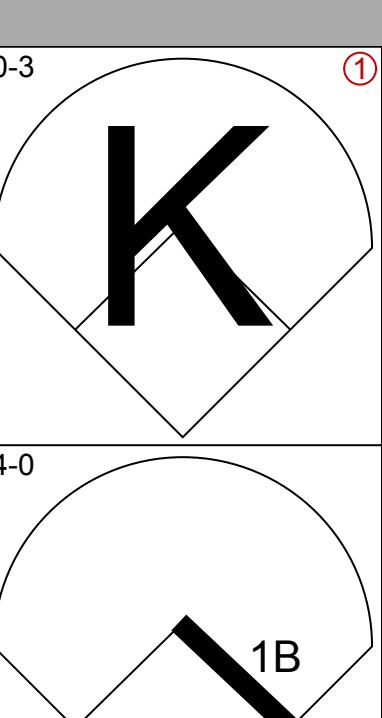
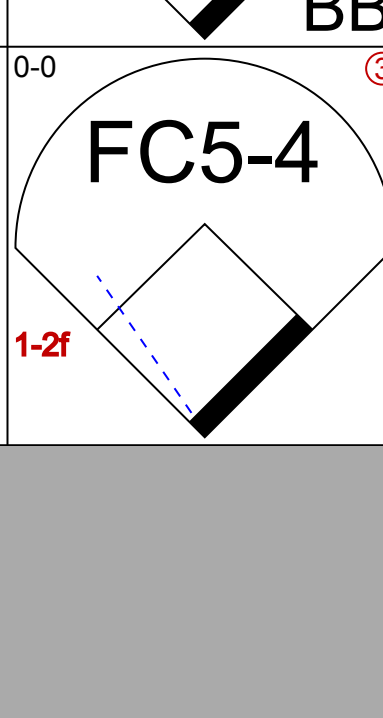
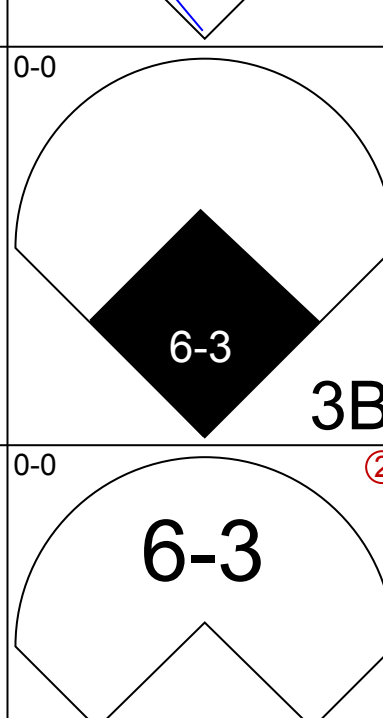
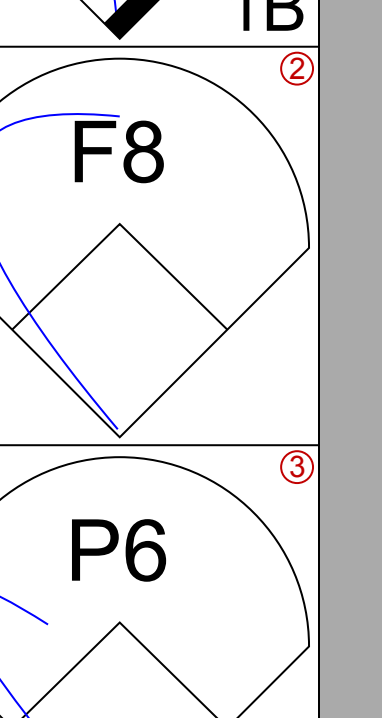
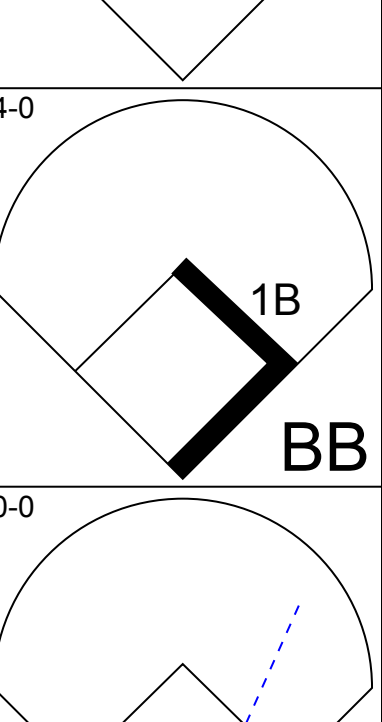
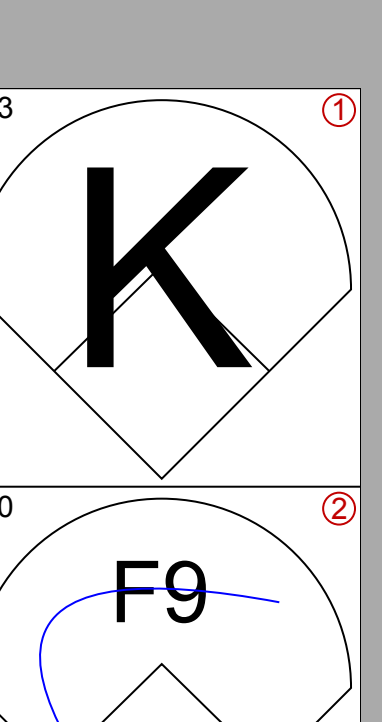
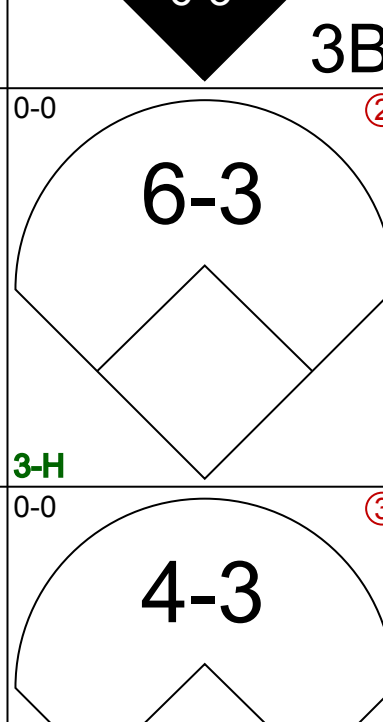
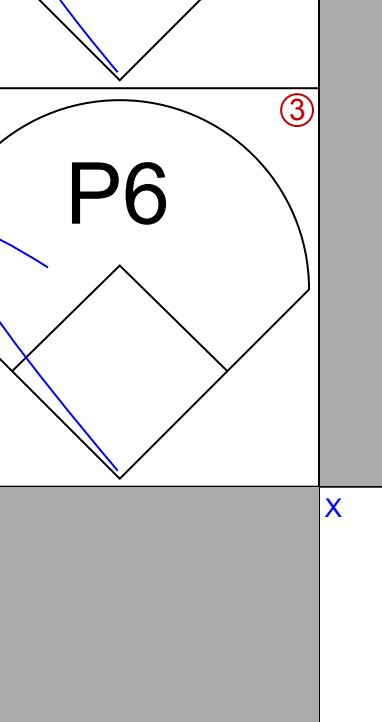
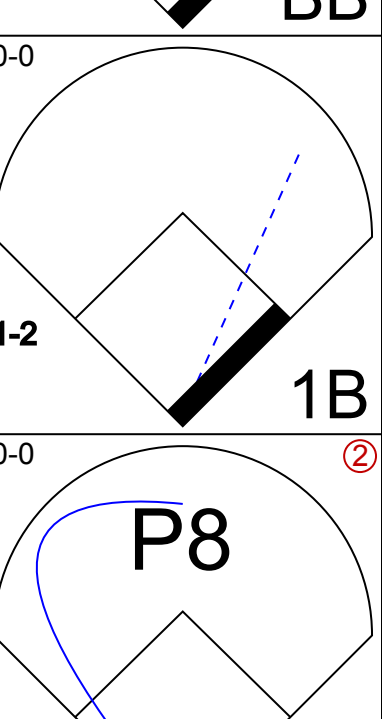
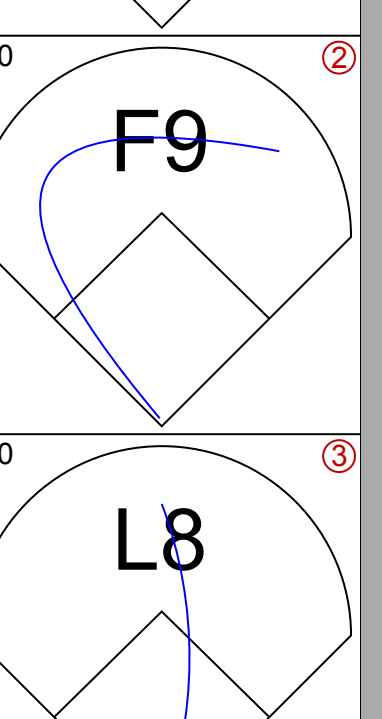
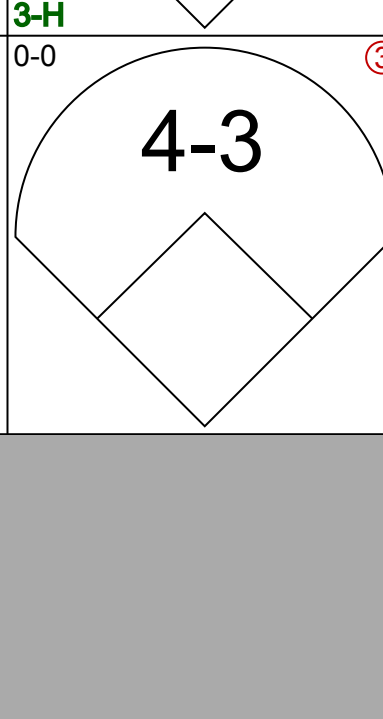
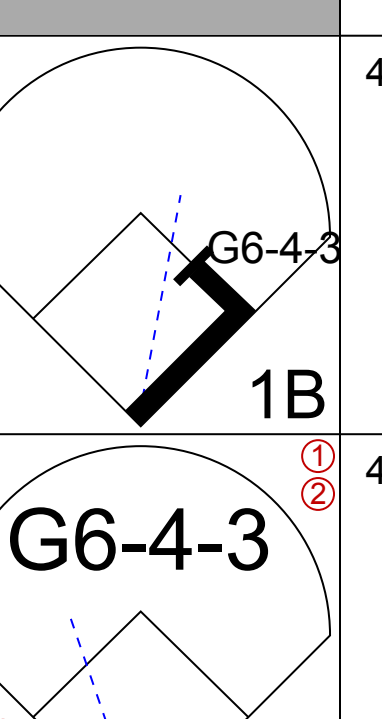

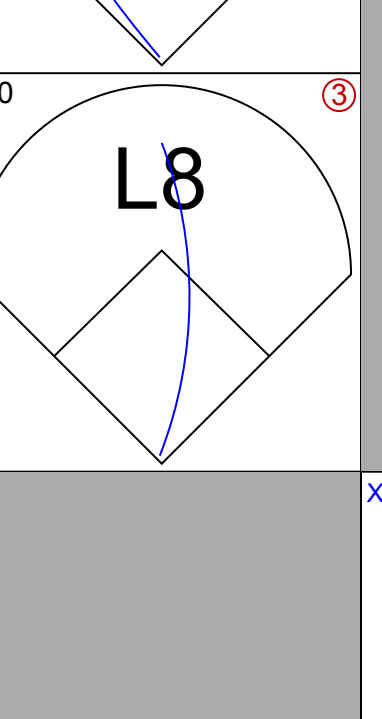
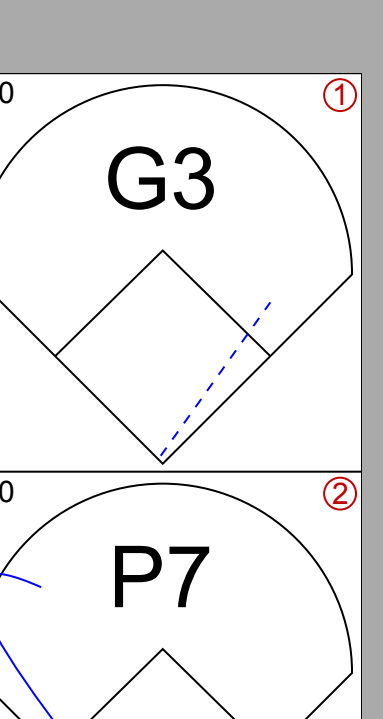
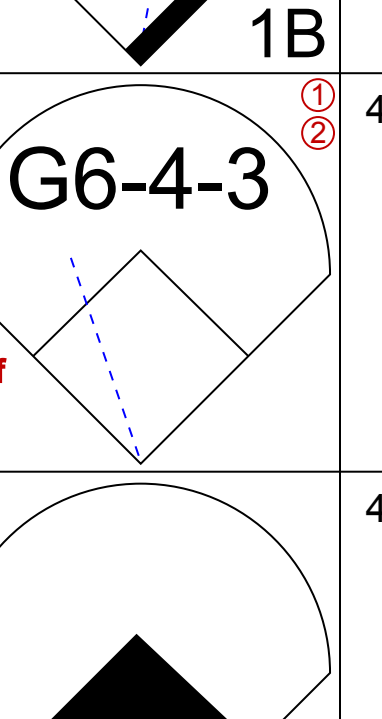
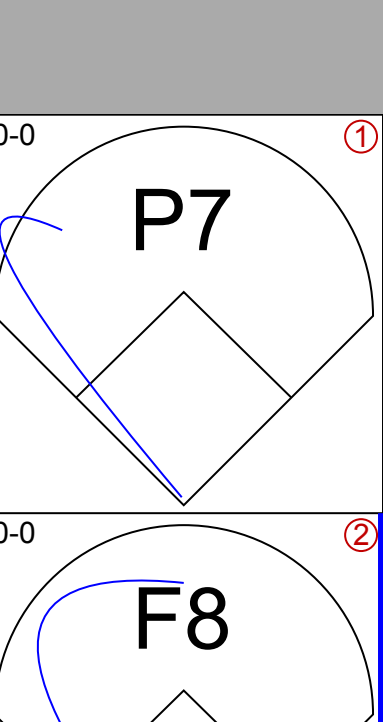
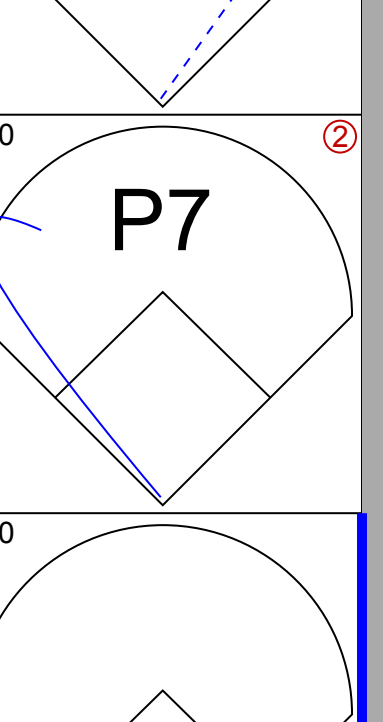
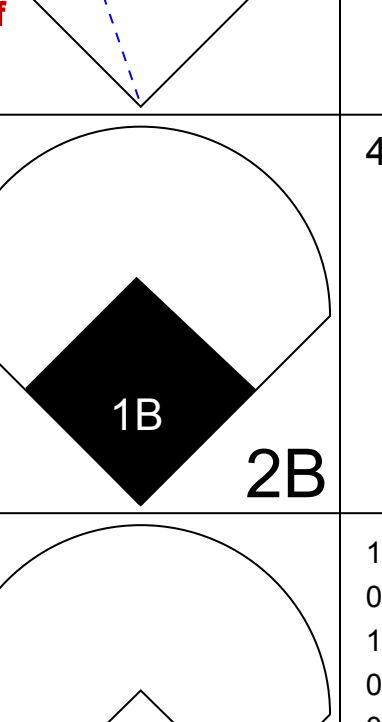
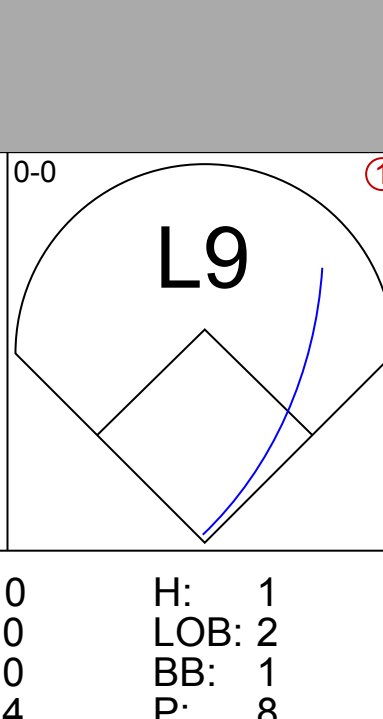
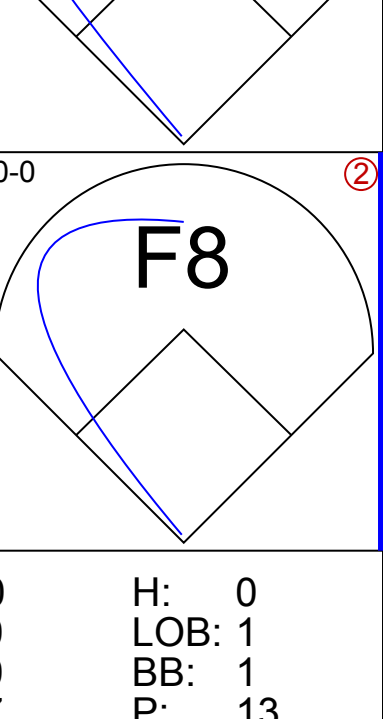
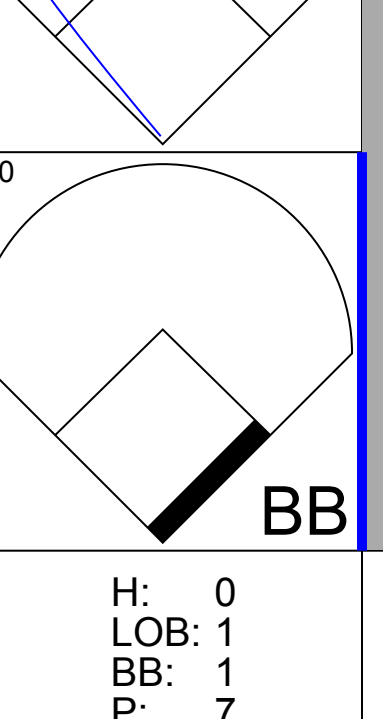
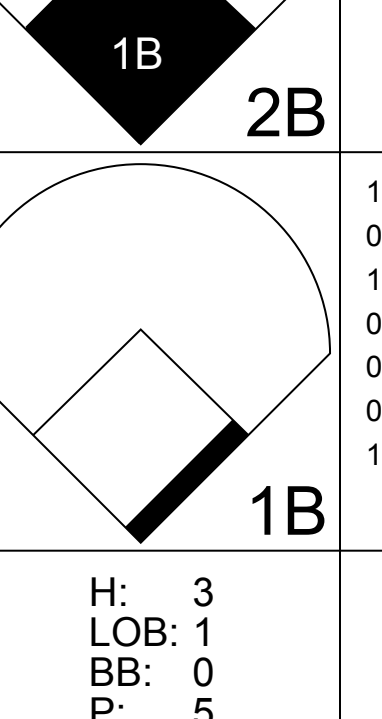


Batter	1	2	3	4	5	6	7	8	9	AB	R	H	RBI	BB	SO	LOB	TOP			
Garry Templeton, S OBP: 0.241, SLG: 0.277 (1, 6)										4	0	0	0	0	2	1	St. Louis Cardinals @ Philadelphia Phillies Veterans Stadium, Philadelphia, PA Thu Jun 22 1978, 7:05 PM EDT Att: 29,183 - Unknown			
Jerry Morales, R OBP: 0.294, SLG: 0.343 (1, 8)										4	0	2	0	0	1	1				
Keith Hernandez, L OBP: 0.358, SLG: 0.437 (1, 3)										4	1	1	1	0	0	2				
Ted Simmons, S OBP: 0.393, SLG: 0.498 Lou Brock, L OBP: 0.250, SLG: 0.227 (8, PR) (8, 7)										3	0	1	0	1	0	1				
George Hendrick, R OBP: 0.298, SLG: 0.362 (1, 9)										4	0	2	0	0	0	2				
Ken Reitz, R OBP: 0.286, SLG: 0.345 (1, 5)										4	0	0	0	0	1	3				
Steve Swisher, R OBP: 0.300, SLG: 0.321 (1, 2)										3	0	0	0	1	0	1				
Mike Tyson, R OBP: 0.286, SLG: 0.337 (1, 4)										4	0	1	0	0	1	1				
John Denny, R OBP: 0.200, SLG: 0.237 (1, 1)										2	0	0	0	0	1	0				
Inning Stats	R: 0 E: 0 K: 0 S: 4	H: 1 LOB: 1 BB: 0 P: 4	R: 0 E: 0 K: 0 S: 3	H: 1 LOB: 1 BB: 0 P: 7	R: 0 E: 0 K: 1 S: 6	H: 1 LOB: 1 BB: 0 P: 6	R: 0 E: 0 K: 0 S: 4	H: 0 LOB: 0 BB: 0 P: 4	R: 0 E: 0 K: 2 S: 8	H: 0 LOB: 0 BB: 0 P: 8	R: 0 E: 0 K: 0 S: 3	H: 0 LOB: 0 BB: 0 P: 7	R: 0 E: 0 K: 1 S: 5	H: 0 LOB: 0 BB: 0 P: 5	R: 0 E: 0 K: 1 S: 5	H: 0 LOB: 0 BB: 0 P: 5		1B: 4 2B: 2 3B: 0 HR: 1	SF: 0 SAC: 1 DP: 1 HBP: 0	WP: 0 PB: 0 SB: 1 CS: 0
PITCHER Steve Carlton, L ERA: 2.45 (1, 1)	IP: 9.0 WLS: W BF: 35 H: 7 R: 1 ER: 1 SO: 6 BB: 2 IBB: 0 HBP: 0 BLK: 0 WP: 0 HR: 1 S: 45 P: 53 ERA: 1.00 WHIP: 1.000																PITCHER			


Batter	1	2	3	4	5	6	7	8	9	AB	R	H	RBI	BB	SO	LOB	BOTTOM			
Bake McBride, L OBP: 0.338, SLG: 0.356 (1, 9)										3	0	0	0	0	0	0	St. Louis Cardinals @ Philadelphia Phillies Veterans Stadium, Philadelphia, PA Thu Jun 22 1978, 7:05 PM EDT Att: 29,183 - Unknown			
Larry Bowa, S OBP: 0.336, SLG: 0.368 (1, 6)										3	1	1	0	0	1	0				
Mike Schmidt, R OBP: 0.359, SLG: 0.447 (1, 5)										3	0	0	0	0	1	1				
Greg Luzinski, R OBP: 0.350, SLG: 0.500 Jerry Martin, R OBP: 0.349, SLG: 0.434 (8, 7)										3	1	1	0	0	1	0				
Richie Hebner, L OBP: 0.358, SLG: 0.427 (1, 3)										0	0	0	0	0	0	0				
Garry Maddox, R OBP: 0.361, SLG: 0.399 (1, 8)										3	0	0	0	0	0	0				
Tim McCarver, L OBP: 0.371, SLG: 0.339 (1, 2)										3	0	0	0	0	0	0				
Ted Sizemore, R OBP: 0.205, SLG: 0.209 (1, 4)										3	0	0	0	0	1	0				
Steve Carlton, L OBP: 0.300, SLG: 0.333 (1, 1)										2	0	0	0	0	1	0				
Inning Stats	R: 0 E: 0 K: 1 S: 5	H: 0 LOB: 0 BB: 0 P: 5	R: 1 E: 0 K: 0 S: 4	H: 2 LOB: 0 BB: 0 P: 4	R: 0 E: 0 K: 0 S: 3	H: 0 LOB: 0 BB: 0 P: 3	R: 1 E: 1 K: 0 S: 4	H: 1 LOB: 0 BB: 0 P: 4	R: 0 E: 0 K: 0 S: 3	H: 0 LOB: 0 BB: 0 P: 3	R: 0 E: 0 K: 2 S: 7	H: 0 LOB: 0 BB: 0 P: 7	R: 0 E: 0 K: 1 S: 5	H: 0 LOB: 0 BB: 0 P: 5	R: 0 E: 0 K: 1 S: 5	H: 0 LOB: 0 BB: 0 P: 5		1B: 2 2B: 1 3B: 0 HR: 0	SF: 0 SAC: 0 DP: 1 HBP: 0	WP: 0 PB: 0 SB: 0 CS: 0
PITCHER John Denny, R ERA: 2.74 (1, 1)	IP: 8.0 WLS: L BF: 26 H: 3 R: 2 ER: 1 SO: 5 BB: 0 IBB: 0 HBP: 0 BLK: 0 WP: 0 HR: 0 S: 36 P: 36 ERA: 1.12 WHIP: 0.375																PITCHER			

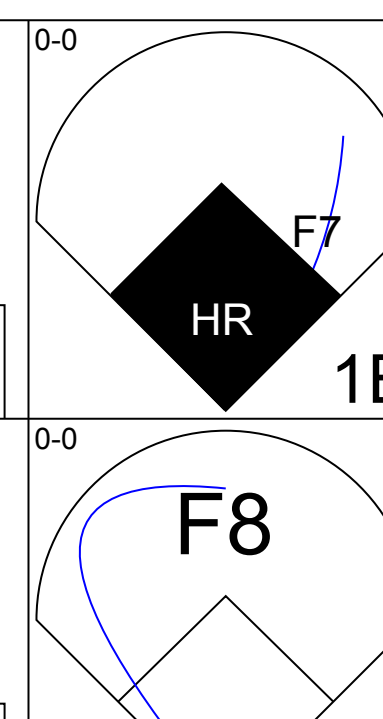
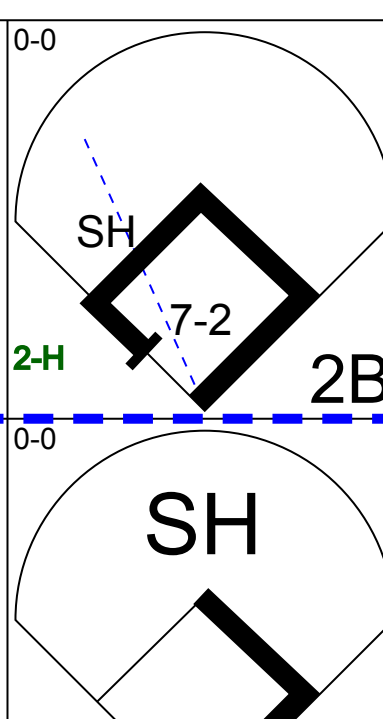

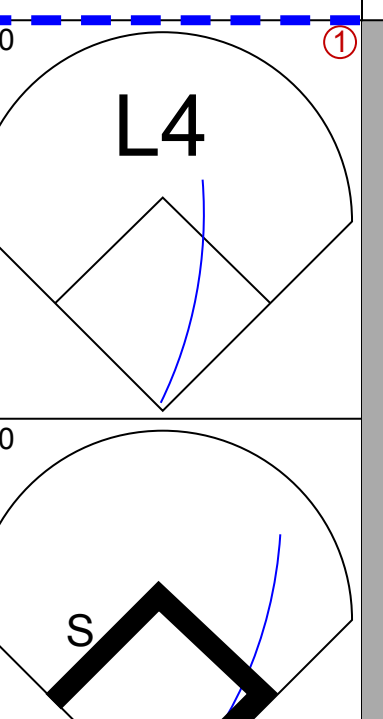
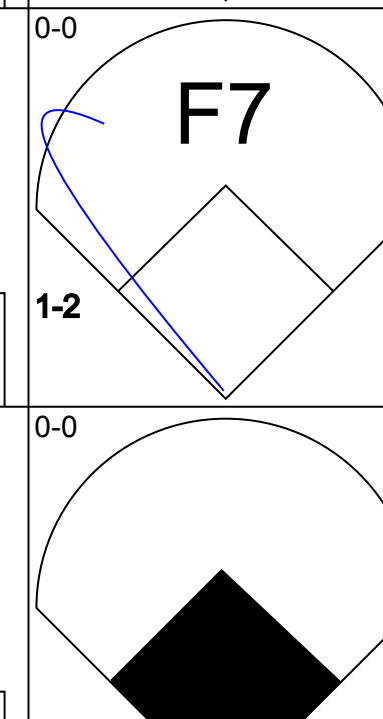
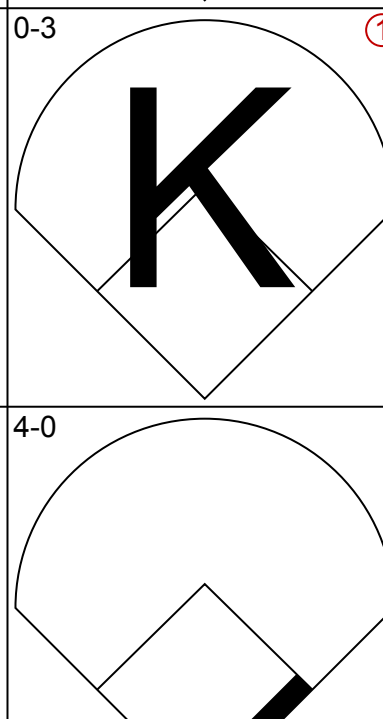
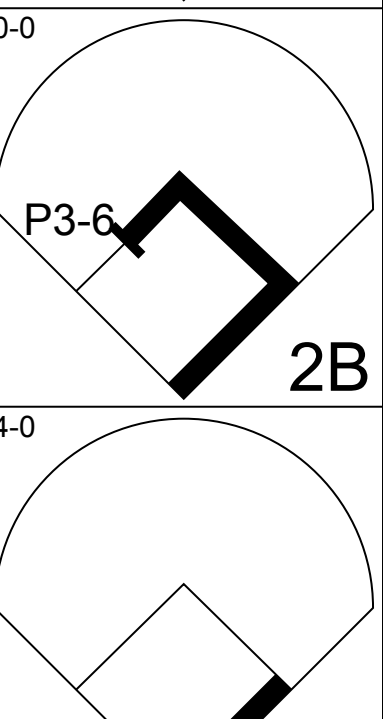
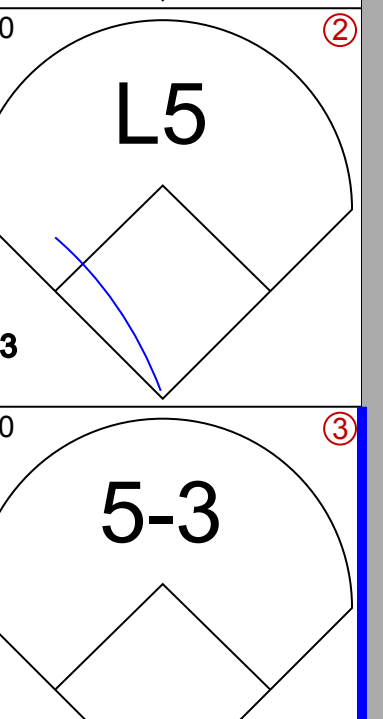
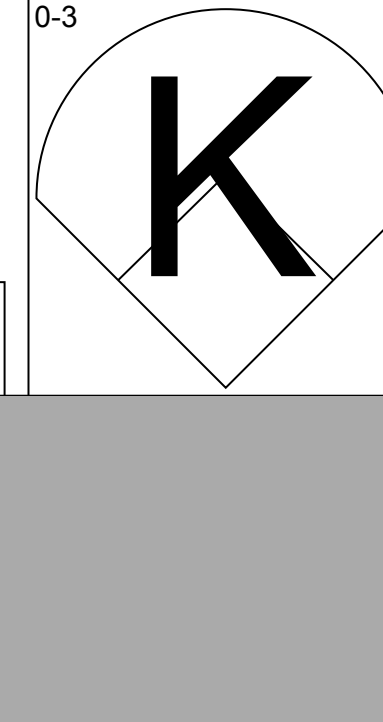
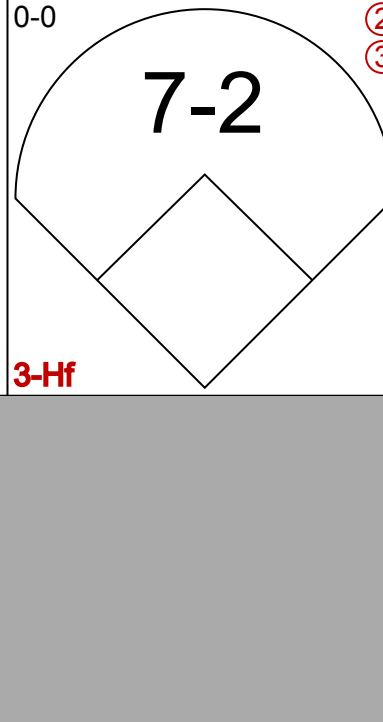
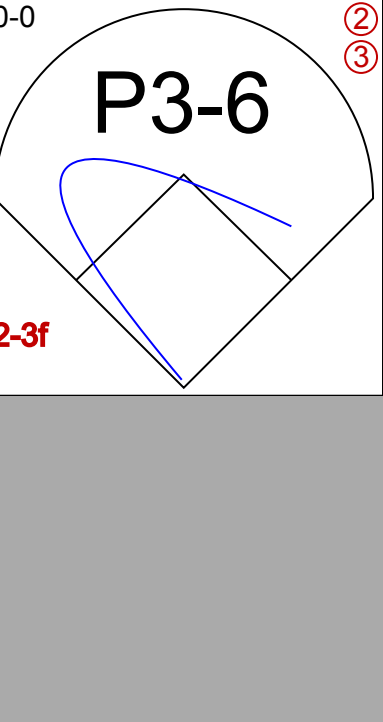




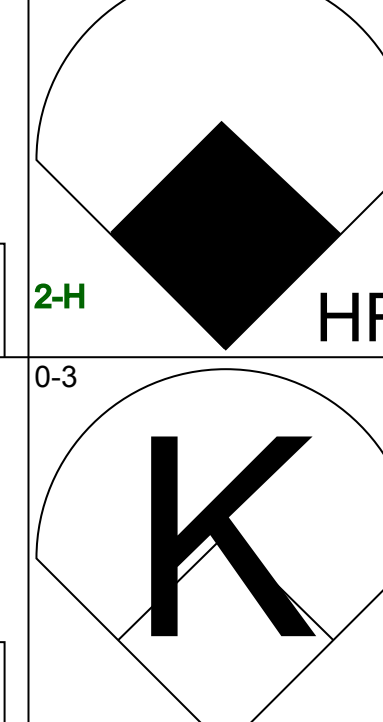
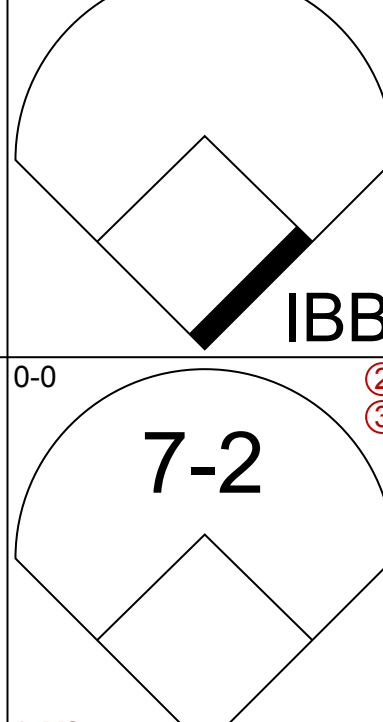
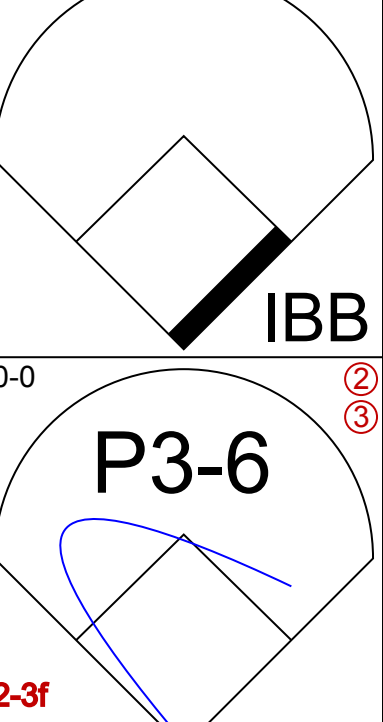



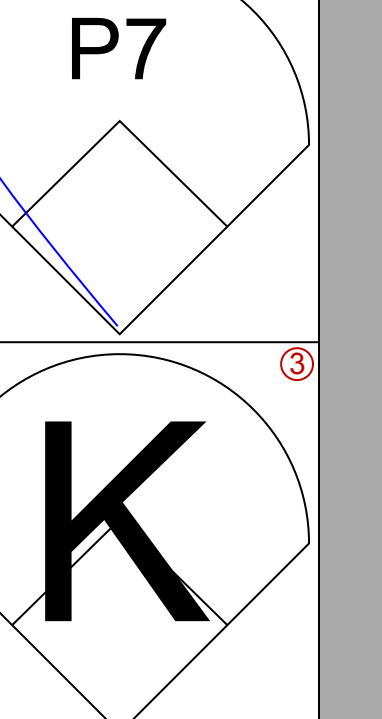
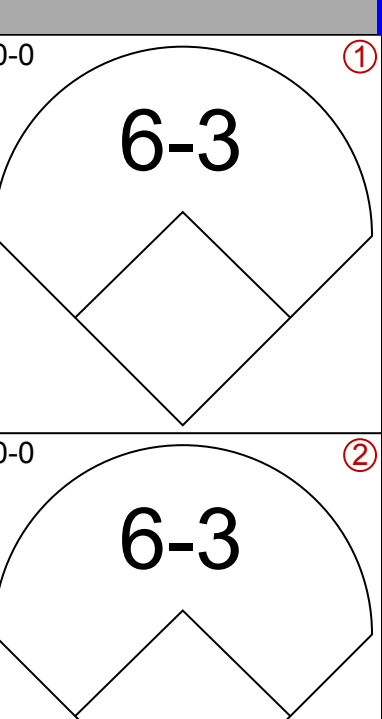
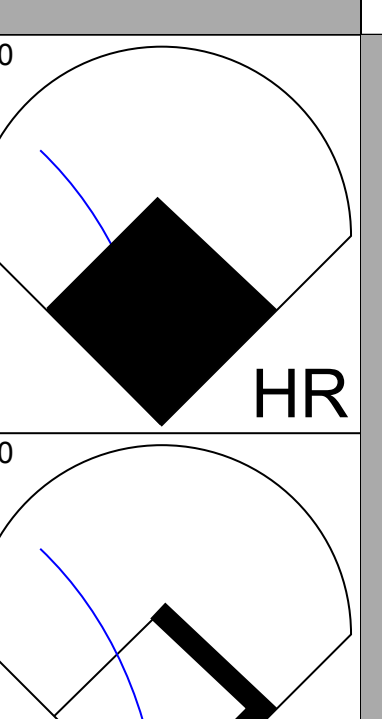
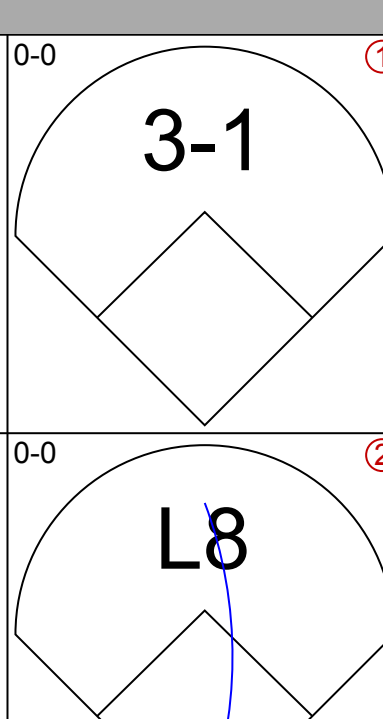
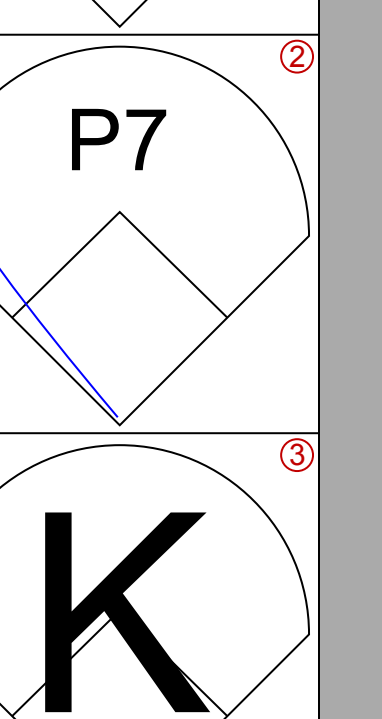
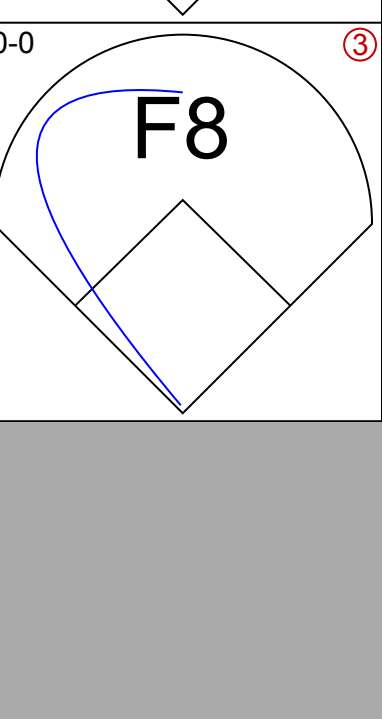

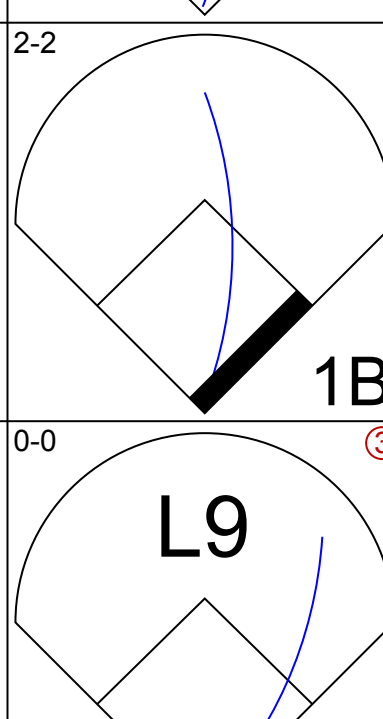


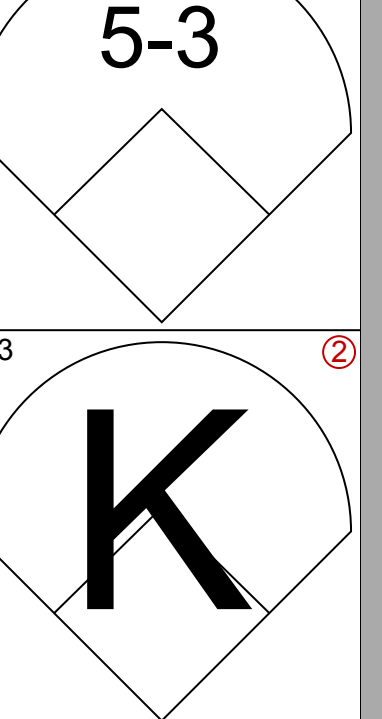
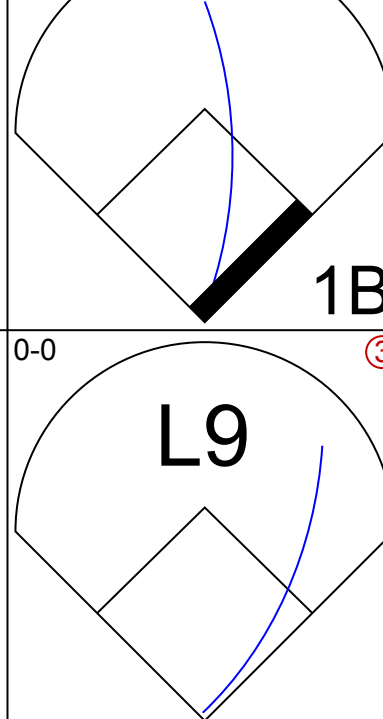
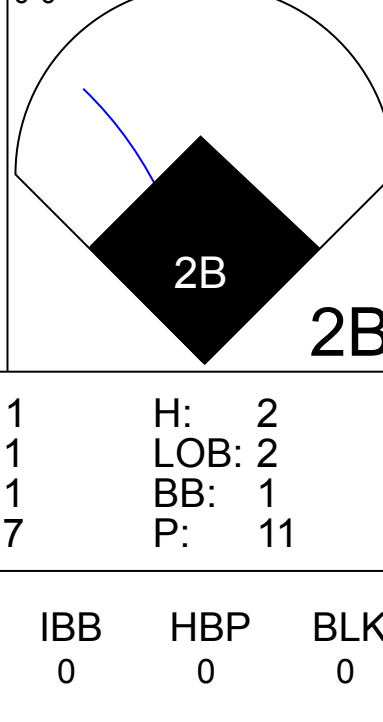
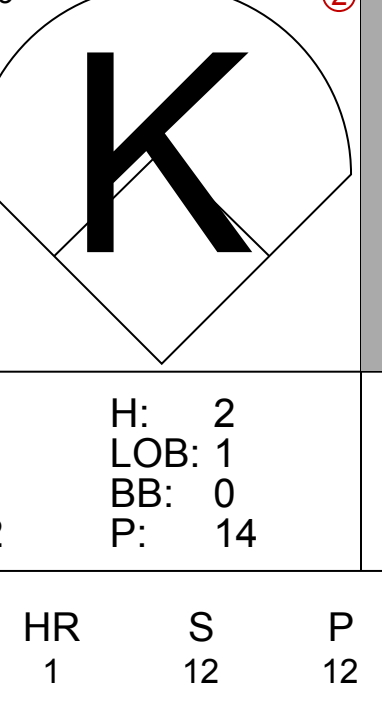
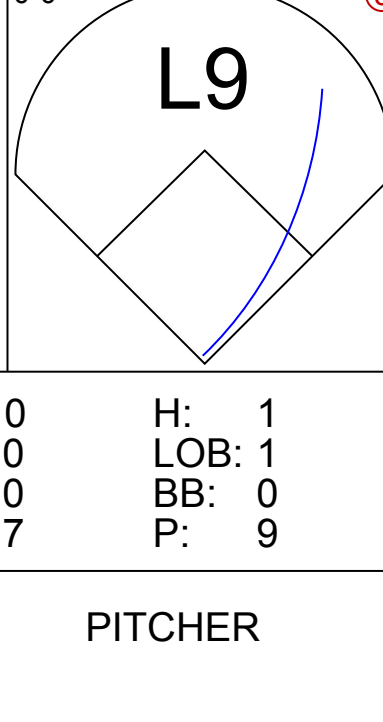
Batter	1	2	3	4	5	6	7	8	9	AB	R	H	RBI	BB	SO	LOB	TOP				
Ivan De Jesus, R OBP: 0.355, SLG: 0.388 (1, 6)	0-0 4-3		0-0 6-3		0-0 1B 3B		0-0 1B S		0-0 5-3	5	1	2	0	0	0	1	<p>Chicago Cubs @ Philadelphia Phillies</p> <p>Veterans Stadium, Philadelphia, PA</p> <p>Sat Jun 24 1978, 7:05 PM EDT</p> <p>Att: 41,605 - Unknown - 76 F</p> <p>livebaseballscorecards.com</p> <p>AB 36 R 2 H 10 RBI 2 BB 3 SO 6 LOB 17</p> 				
Gene Clines, R OBP: 0.341, SLG: 0.351 (1, 9)	0-0 L3		4-0 BB BB		0-0 7-5 1B 3H		1-2 L4		0-0 L8	4	0	1	1	1	0	1					
Bobby Murcer, L OBP: 0.325, SLG: 0.358 (1, 8)	0-0 2B		4-0 1-2 BB		0-0 7-5 1B		1-2 S 1B		0-0 6-3	4	0	3	0	1	0	0					
Dave Kingman, R OBP: 0.303, SLG: 0.482 Greg Gross, L OBP: 0.347, SLG: 0.417 (1, 7) (6, 7)	0-0 F8		0-3 K		0-0 7-5		0-0 4-3			3	0	0	0	0	1	6					
Manny Trillo, R OBP: 0.318, SLG: 0.356 Lynn McGlothen, L (8, 1)		0-0 F9		0-0 G3 1B		0-0 L9		0-0 5-3	4	1	1	0	0	0	1	0					
Larry Bittner, L OBP: 0.327, SLG: 0.396 (1, 3)		0-0 5-3		0-0 G3		0-0 L6		0-0 F7	4	0	0	0	0	0	1	0					
Mick Kelleher, R OBP: 0.200, SLG: 0.200 Paul Reuschel, R (2, 1)		2-2 F8		0-0 4-3		0-3 K		4-0 1B BB	1	0	0	0	0	0	0	0					
Donnie Moore, L OBP: 0.333, SLG: 0.333 Rudy Meoli, L OBP: 0.308, SLG: 0.238 (8, PH) (8, 4)				0-0 K		0-3 K		0-0 1B	3	0	2	1	0	1	0	0					
Larry Cox, R OBP: 0.320, SLG: 0.338 Dave Rader, L OBP: 0.272, SLG: 0.311 (8, PH) (8, 2)			0-0 6-3 2B	0-0 FC6-4 1B		0-3 K		0-0 1-2 1B	1	0	1	0	0	0	0	0					
Ken Holtzman, R Rodney Scott, S (1, 1) (2, 5)			1-3 K	0-0 FC6-4		1-3 K		1-3 K	0	0	0	0	0	0	0	0					
				1-2 K					4	0	0	0	0	3	4	0					
Inning Stats	R: 0 E: 0 K: 0 S: 4	H: 1 LOB: 1 BB: 0 P: 4	R: 0 E: 0 K: 0 S: 9	H: 0 LOB: 3 BB: 0 P: 11	R: 0 E: 0 K: 2 S: 10	H: 1 LOB: 3 BB: 2 P: 19	R: 1 E: 0 K: 0 S: 5	H: 2 LOB: 1 BB: 0 P: 5	R: 1 E: 0 K: 2 S: 7	H: 3 LOB: 1 BB: 0 P: 7	R: 0 E: 0 K: 1 S: 16	H: 2 LOB: 2 BB: 0 P: 19	R: 0 E: 0 K: 1 S: 9	H: 1 LOB: 2 BB: 1 P: 14	R: 0 E: 0 K: 0 S: 3	H: 0 LOB: 0 BB: 0 P: 3		1B: 7 2B: 3 3B: 1 HR: 0	SF: 0 SAC: 0 DP: 1 HBP: 0	WP: 0 PB: 0 SB: 2 CS: 0	PA: 39
PITCHER	IP WLS BF H R ER SO	IP WLS BF H R ER SO	IP WLS BF H R ER SO	IP WLS BF H R ER SO	IP WLS BF H R ER SO	IP WLS BF H R ER SO	IP WLS BF H R ER SO	IP WLS BF H R ER SO	IP WLS BF H R ER SO	IP WLS BF H R ER SO	IP WLS BF H R ER SO	IP WLS BF H R ER SO	IP WLS BF H R ER SO	IP WLS BF H R ER SO	IP WLS BF H R ER SO	IP WLS BF H R ER SO		ERA WHIP	ERA WHIP		
Jim Kaat, L ERA: 3.48 Ron Reed, R ERA: 2.27 (1, 1) (7, 1)	6.0 W 26 7 2 2 4	3.0 S 13 3 0 0 2																3.00 1.500	0.00 1.333		

Batter	1	2	3	4	5	6	7	8	9	AB	R	H	RBI	BB	SO	LOB	BOTTOM				
Jerry Martin, R OBP: 0.347, SLG: 0.471 (1, 9)	0-0 F7	0-0 E3 1B WP		0-0 3-1		0-0 2B				4	1	1	1	0	0	0	<p>Chicago Cubs @ Philadelphia Phillies</p> <p>Veterans Stadium, Philadelphia, PA</p> <p>Sat Jun 24 1978, 7:05 PM EDT</p> <p>Att: 41,605 - Unknown - 76 F</p> <p>livebaseballscorecards.com</p> <p>AB 33 R 6 H 8 RBI 4 BB 3 SO 5 LOB 9</p> 				
Larry Bowa, S OBP: 0.344, SLG: 0.383 (1, 6)	0-0 HR 1B	0-0 WP BB 1B		0-0 P4		0-0 F5				4	1	2	0	0	1	0					
Mike Schmidt, R OBP: 0.362, SLG: 0.461 (1, 5)	0-0 1H HR	4-0 WP BB			0-0 L9		0-0 P4			3	1	1	2	1	0	0					
Greg Luzinski, R OBP: 0.361, SLG: 0.498 (1, 7)	0-0 6-3	4-0 1-2 2-3 3-H IBB			0-0 L9		3-3 K			3	0	0	0	1	1	0					
Jose Cardenal, R OBP: 0.338, SLG: 0.460 Richie Hebner, L OBP: 0.358, SLG: 0.424 (1, 3) (7, PH) (8, 3)	0-0 L9	0-0 5-3			0-0 1B		3-2 1B			3	0	1	0	0	0	3					
Gary Maddox, R OBP: 0.364, SLG: 0.422 (1, 8)		0-0 FC5-2 3B	3-2 4-3		0-3 K		0-3 K			4	0	1	0	0	2	2					
Bob Boone, R OBP: 0.340, SLG: 0.421 (1, 2)		0-0 F7	0-0 6-3			0-0 L6		0-3 K	4	0	0	0	0	1	1	0					
Ted Sizemore, R OBP: 0.200, SLG: 0.173 (1, 4)		0-0 FC5-2 1B WP	0-0 L9			4-0 S 2B BB		0-0 L9	3	2	0	0	1	0	1	0					
Jim Kaat, L OBP: 0.091, SLG: 0.048 Tim McCarver, L OBP: 0.375, SLG: 0.344 Ron Reed, R (1, 1) (6, PH) (7, 1)	0-0 1H E 1B		0-0 K		0-0 F7		0-0 P3			2	1	1	1	0	1	0					
									1	0	0	0	0	0	0	0					
									1	0	0	0	0	0	0	0					
Inning Stats	R: 2 E: 0 K: 0 S: 5	H: 2 LOB: 0 BB: 0 P: 5	R: 3 E: 1 K: 0 S: 7	H: 3 LOB: 2 BB: 2 P: 15	R: 0 E: 0 K: 1 S: 6	H: 0 LOB: 0 BB: 0 P: 9	R: 0 E: 0 K: 1 S: 5	H: 0 LOB: 0 BB: 0 P: 5	R: 0 E: 0 K: 0 S: 4	H: 1 LOB: 1 BB: 1 P: 8	R: 0 E: 0 K: 2 S: 12	H: 1 LOB: 1 BB: 0 P: 18	R: 0 E: 0 K: 1 S: 5	H: 0 LOB: 0 BB: 0 P: 5	R: 0 E: 0 K: 1 S: 5	H: 0 LOB: 0 BB: 0 P: 5		1B: 5 2B: 1 3B: 1 HR: 1	SF: 0 SAC: 0 DP: 0 HBP: 0	WP: 2 PB: 0 SB: 1 CS: 0	PA: 36
PITCHER	IP WLS BF H R ER SO	IP WLS BF H R ER SO	IP WLS BF H R ER SO	IP WLS BF H R ER SO	IP WLS BF H R ER SO	IP WLS BF H R ER SO	IP WLS BF H R ER SO	IP WLS BF H R ER SO	IP WLS BF H R ER SO	IP WLS BF H R ER SO	IP WLS BF H R ER SO	IP WLS BF H R ER SO	IP WLS BF H R ER SO	IP WLS BF H R ER SO	IP WLS BF H R ER SO	IP WLS BF H R ER SO		ERA WHIP	ERA WHIP		
Ken Holtzman, L ERA: 5.52 Paul Reuschel, R ERA: 5.14 Donnie Moore, R ERA: 4.14 Lynn McGlothen, R ERA: 4.74 (1, 1) (2, 1) (7, 1) (8, 1)	1.2 L 12 5 5 3 0	4.1 17 2 1 1 2	1.0 4 1 0 0 2	1.0 3 0 0 0 1	1.0 1 1 1 1 15	1.0 22 33 2.08 0.692	1.0 12 18 0.00 1.000	1.0 5 5 0.00 0.000										16.20 3.600	2.08 0.692		


Batter	1	2	3	4	5	6	7	8	9	AB	R	H	RBI	BB	SO	LOB	TOP				
Ivan De Jesus, R OBP: 0.352, SLG: 0.383 (1, 6)										4	0	0	0	1	1	2	Chicago Cubs @ Philadelphia Phillies Veterans Stadium, Philadelphia, PA Sun Jun 25 1978, 3:33 AM EDT Att: 36,075 - Unknown - 83 F				
Greg Gross, L OBP: 0.345, SLG: 0.413 (1, 8)	1-6-3									4	0	1	0	0	0	1					
Bobby Murcer, L OBP: 0.328, SLG: 0.358 (1, 9)										3	0	1	0	1	0	0					
Dave Kingman, R OBP: 0.302, SLG: 0.487 (1, 7)										4	1	1	0	0	1	3					
Larry Bittner, L OBP: 0.325, SLG: 0.388 (1, 3)										3	0	0	1	1	1	1					
Steve Ontiveros, S OBP: 0.293, SLG: 0.291 (1, 5)										4	0	2	0	0	0	0					
Dave Rader, L OBP: 0.266, SLG: 0.304 (1, 2)										4	0	0	0	0	0	3					
Rodney Scott, S OBP: 0.125, SLG: 0.250 (1, 4)	4-3									4	1	1	0	0	0	2					
Rick Reuschel, R ERA: 3.63 (1, 1)										1	0	0	0	0	0	0					
Willie Hernandez, L OBP: 0.286, SLG: 0.330 (3, 1)										0	0	0	0	0	0	0					
Rudy Meoli, L OBP: 0.256, SLG: 0.227 (5, PH)										0	0	0	0	0	0	0					
Donnie Moore, L ERA: 3.97 (5, 1)										0	0	0	0	0	0	0					
Gene Clines, R OBP: 0.342, SLG: 0.393 (7, PH)										0	0	0	0	1	0	0					
Bruce Sutter, R ERA: 3.97 (7, 1)										0	0	0	0	0	0	0					
Mike Vail, R OBP: 0.244, SLG: 0.333 (9, PH)										1	0	1	1	0	0	0					
Inning Stats	R: 0 E: 0 K: 1 S: 6	H: 0 LOB: 0 BB: 0 P: 8	R: 0 E: 0 K: 1 S: 6	H: 1 LOB: 2 BB: 1 P: 10	R: 0 E: 0 K: 0 S: 4	H: 1 LOB: 2 BB: 1 P: 8	R: 0 E: 0 K: 1 S: 5	H: 0 LOB: 0 BB: 0 P: 5	R: 0 E: 0 K: 0 S: 7	H: 0 LOB: 1 BB: 1 P: 13	R: 1 E: 0 K: 0 S: 4	H: 1 LOB: 0 BB: 0 P: 4	R: 0 E: 0 K: 0 S: 3	H: 0 LOB: 1 BB: 1 P: 7	R: 0 E: 0 K: 0 S: 7	H: 1 LOB: 1 BB: 0 P: 8	R: 1 E: 0 K: 0 S: 5	H: 3 LOB: 1 BB: 0 P: 5	1B: 5 2B: 1 3B: 1 HR: 0	SF: 0 SAC: 0 DP: 1 HBP: 0	WP: 0 PA: 37 PB: 0 SB: 0 CS: 0
PITCHER Larry Christenson, R ERA: 3.63 (1, 1)	IP	WLS	BF	H	R	ER	SO	BB	IBB	HBP	BLK	WP	HR	S	P	ERA	WHIP				
	9.0	W	37	7	2	2	3	4	0	0	0	0	0	47	68	2.00	1.222				

AB	33
R	2
H	7
RBI	2
BB	4
SO	3
LOB	12



Batter	1	2	3	4	5	6	7	8	9	AB	R	H	RBI	BB	SO	LOB	BOTTOM				
Bake McBride, L OBP: 0.343, SLG: 0.367 (1, 9)										4	1	2	1	0	1	1	Chicago Cubs @ Philadelphia Phillies Veterans Stadium, Philadelphia, PA Sun Jun 25 1978, 3:33 AM EDT Att: 36,075 - Unknown - 83 F				
Larry Bowa, S OBP: 0.344, SLG: 0.386 (1, 6)										3	0	1	0	0	0	1					
Mike Schmidt, R OBP: 0.360, SLG: 0.461 (1, 5)										4	0	1	0	0	1	4					
Greg Luzinski, R OBP: 0.367, SLG: 0.511 (1, 7)										2	1	1	2	2	0	1					
Jerry Martin, R OBP: 0.347, SLG: 0.471 (8, 7)										0	0	0	0	0	0	0					
Richie Hebner, L OBP: 0.356, SLG: 0.421 Davey Johnson, R OBP: 0.219, SLG: 0.246 (3, PH) (4, 3)										1	0	0	0	0	1	0					
Gary Maddox, R OBP: 0.362, SLG: 0.432 (1, 8)										4	1	1	1	0	0	0					
Bob Boone, R OBP: 0.338, SLG: 0.423 (1, 2)										4	0	1	0	0	1	0					
Ted Sizemore, R OBP: 0.207, SLG: 0.182 (1, 4)										3	0	1	0	0	0	1					
Larry Christenson, R OBP: 0.182, SLG: 0.258 (1, 1)										3	1	1	0	0	1	2					
Inning Stats	R: 2 E: 0 K: 1 S: 7	H: 2 LOB: 0 BB: 0 P: 7	R: 0 E: 0 K: 0 S: 3	H: 0 LOB: 0 BB: 0 P: 3	R: 1 E: 1 K: 1 S: 7	H: 2 LOB: 2 BB: 1 P: 11	R: 1 E: 0 K: 2 S: 12	H: 2 LOB: 1 BB: 0 P: 14	R: 0 E: 0 K: 0 S: 3	H: 1 LOB: 1 BB: 1 P: 7	R: 0 E: 0 K: 0 S: 7	H: 1 LOB: 0 BB: 0 P: 9	R: 0 E: 0 K: 0 S: 4	H: 1 LOB: 1 BB: 0 P: 4	R: 0 E: 0 K: 2 S: 12	H: 0 LOB: 0 BB: 0 P: 15	1B: 2 2B: 7 3B: 0 HR: 2	SF: 0 SAC: 1 DP: 2 HBP: 0	WP: 0 PA: 34 PB: 0 SB: 1 CS: 0		
PITCHER Rick Reuschel, R ERA: 2.26 Willie Hernandez, L ERA: 3.82 Donnie Moore, R ERA: 3.97 Bruce Sutter, R ERA: 1.49	IP	WLS	BF	H	R	ER	SO	BB	IBB	HBP	BLK	WP	HR	S	P	ERA	WHIP				
	2.0	L	10	4	3	3	1	0	0	0	0	0	1	12	12	13.50	2.000				
	2.0		9	2	1	1	3	0	1	0	0	0	0	10	16	0.00	1.000				
	2.0		8	2	0	0	0	0	1	0	0	0	0	10	16	0.00	1.000				
	2.0		7	1	0	0	2	0	0	0	0	0	0	16	19	0.00	0.500				

AB	31
R	4
H	9
RBI	4
BB	2
SO	6
LOB	15



Batter	1	2	3	4	5	6	7	8	9	AB	R	H	RBI	BB	SO	LOB	TOP										
Bake McBride, L (1,9) OBP: 0.342, SLG: 0.364 Jerry Martin, R (7,9) OBP: 0.351, SLG: 0.465	0-3 K		0-0 1B			0-0 4-3			4-0 4-3 BB	3	0	1	0	0	1	0	Philadelphia Phillies @ Montreal Expos Olympic Stadium, Montreal, QB Tue Jun 27 1978, 7:05 PM EDT Att: 36,885 - Unknown livebaseballscores.com										
Larry Bowa, S (1,6) OBP: 0.341, SLG: 0.382	0-3 K		0-0 5-3			0-0 L8			0-0 4-3 1-2	4	0	0	0	0	1	2											
Mike Schmidt, R (1,5) OBP: 0.350, SLG: 0.446	0-0 F8				0-0 F7				0-0 5-3	4	0	0	0	0	1	1											
Greg Luzinski, R (1,7) OBP: 0.367, SLG: 0.518 Jose Cardenal, R (9,7) OBP: 0.338, SLG: 0.460		0-0 F2			0-0 K				0-0 5-3	4	1	1	1	0	1	1											
Richie Hebner, L (1,3) OBP: 0.348, SLG: 0.407		0-0 F9			0-0 G3				0-0 F3 HR	3	0	0	0	0	0	0											
Gary Maddox, R (1,8) OBP: 0.362, SLG: 0.427		4-0 BB				0-0 6-3			0-0 F3	2	0	0	0	1	0	0											
Bob Boone, R (1,2) OBP: 0.333, SLG: 0.416		0-0 F7				0-0 5-3			0-0 5-3	3	0	0	0	0	0	1											
Ted Sizemore, R (1,4) OBP: 0.203, SLG: 0.180			0-0 P5			0-0 F7			0-0 P6	3	0	0	0	0	0	0											
Dick Ruthven, R (1,1) OBP: 0.097, SLG: 0.097			0-3 K			0-0 G3			0-0 L7	3	0	0	0	0	1	0											
Inning Stats	R: 0 E: 0 K: 2 S: 7	H: 0 LOB: 0 BB: 0 P: 7	R: 0 E: 0 K: 0 S: 3	H: 0 LOB: 1 BB: 1 P: 7	R: 0 E: 0 K: 1 S: 6	H: 1 LOB: 1 BB: 0 P: 6	R: 0 E: 0 K: 1 S: 5	H: 0 LOB: 0 BB: 0 P: 5	R: 0 E: 0 K: 0 S: 3	H: 0 LOB: 0 BB: 0 P: 3	R: 1 E: 0 K: 1 S: 6	H: 1 LOB: 0 BB: 0 P: 6	R: 0 E: 0 K: 0 S: 3	H: 0 LOB: 1 BB: 1 P: 7	R: 0 E: 0 K: 0 S: 3	H: 0 LOB: 1 BB: 1 P: 7	1B: 1 2B: 0 3B: 0 HR: 1	SF: 0 SAC: 0 DP: 0 HBP: 0	WP: 0 PB: 0 SB: 0 CS: 0	PA: 31							
PITCHER	IP	WLS	BF	H	R	ER	SO	BB	IBB	HBP	BLK	WP	HR	S	P	ERA	WHIP										
Hal Dues, R (1,1) ERA: 2.77	7.0	L	24	2	1	1	5	1	0	0	0	0	1	33	37	1.29	0.429										
Mike Garman, R (8,1) ERA: 4.86	2.0		7	0	0	0	0	1	0	0	0	0	0	6	10	0.00	0.500										

Batter	1	2	3	4	5	6	7	8	9	AB	R	H	RBI	BB	SO	LOB	BOTTOM										
Dave Cash, R (1,4) OBP: 0.321, SLG: 0.344	0-0 F8		0-0 F8			0-0 G5-4-3 1-2			0-0 F7	4	0	0	0	0	0	3	Philadelphia Phillies @ Montreal Expos Olympic Stadium, Montreal, QB Tue Jun 27 1978, 7:05 PM EDT Att: 36,885 - Unknown livebaseballscores.com										
Chris Speier, R (1,6) OBP: 0.345, SLG: 0.340	0-0 2-3		0-0 6-3			0-0 L8			0-0 6-3	4	0	0	0	0	0	0											
Warren Cromartie, L (1,7) OBP: 0.313, SLG: 0.349	0-0 P5				0-0 G3				0-0 F5	4	0	0	0	0	0	0											
Tony Perez, R (1,3) OBP: 0.327, SLG: 0.432		0-0 BB 2B			0-0 P3				0-0 F8	4	0	2	0	0	0	0											
Ellis Valentine, R (1,9) OBP: 0.333, SLG: 0.467		0-3 K			0-0 FC5-4 1B				0-0 5-3	4	0	2	0	0	1	1											
Andre Dawson, R (1,8) OBP: 0.306, SLG: 0.407		1-0 BB HBP			0-0 FC5-4 1-2				0-0 F2	3	0	0	0	0	1	3											
Gary Carter, R (1,2) OBP: 0.316, SLG: 0.336		4-0 BB 1-2 2-3			0-0 1B 2B				0-0 F7	3	0	1	0	1	1	0											
Larry Parrish, R (1,5) OBP: 0.335, SLG: 0.482		0-0 G6-4-3			0-0 G6-4-3 1-2				0-0 K	3	0	2	0	0	0	3											
Hal Dues, R (1,1) OBP: 0.133, SLG: 0.133 Wayne Garrett, L (7,PH) OBP: 0.254, SLG: 0.241 Mike Garman, R (8,1) ERA: 3.56			0-3 K			0-0 K			0-0 F5	2	0	0	0	0	2	2											
Inning Stats	R: 0 E: 0 K: 0 S: 3	H: 0 LOB: 0 BB: 0 P: 3	R: 0 E: 0 K: 1 S: 5	H: 1 LOB: 2 BB: 1 P: 10	R: 0 E: 0 K: 1 S: 5	H: 0 LOB: 0 BB: 0 P: 5	R: 0 E: 0 K: 0 S: 4	H: 1 LOB: 1 BB: 0 P: 4	R: 0 E: 0 K: 1 S: 6	H: 2 LOB: 1 BB: 0 P: 6	R: 0 E: 0 K: 1 S: 7	H: 2 LOB: 2 BB: 0 P: 7	R: 0 E: 0 K: 0 S: 4	H: 1 LOB: 1 BB: 0 P: 4	R: 0 E: 0 K: 0 S: 3	H: 0 LOB: 0 BB: 0 P: 3	R: 0 E: 0 K: 1 S: 5	H: 0 LOB: 0 BB: 0 P: 5	1B: 5 2B: 2 3B: 0 HR: 0	SF: 0 SAC: 0 DP: 2 HBP: 1	WP: 0 PB: 0 SB: 0 CS: 0	PA: 34					
PITCHER	IP	WLS	BF	H	R	ER	SO	BB	IBB	HBP	BLK	WP	HR	S	P	ERA	WHIP										
Dick Ruthven, R (1,1) ERA: 3.56	9.0	W	34	7	0	0	5	1	0	1	0	0	0	42	47	0.00	0.889										

Batter	1	2	3	4	5	6	7	8	9	AB	R	H	RBI	BB	SO	LOB	TOP			
Garry Maddox, R OBP: 0.366, SLG: 0.444 (1, 8)										5	2	3	3	0	0	1	Philadelphia Phillies @ Montreal Expos Olympic Stadium, Montreal, QB Wed Jun 28 1978, 7:05 PM EDT Att: 35,182 - Unknown			
Larry Bowa, S OBP: 0.342, SLG: 0.386 (1, 6)										5	1	2	1	0	0	3				
Mike Schmidt, R OBP: 0.347, SLG: 0.439 (1, 5)										4	1	0	0	1	0	2				
Greg Luzinski, R OBP: 0.364, SLG: 0.511 (1, 7)										5	0	1	1	0	1	1				
Jose Cardenal, R OBP: 0.342, SLG: 0.456 (1, 3)										5	0	2	1	0	0	1				
Jerry Martin, R OBP: 0.353, SLG: 0.467 (1, 9)										4	0	1	0	1	0	3				
Bob Boone, R Bud Harrelson, S OBP: 0.319, SLG: 0.244 Barry Foote, R OBP: 0.176, SLG: 0.176 (7, PR) (7, 2)										3	0	1	0	0	0	3				
Ted Sizemore, R OBP: 0.221, SLG: 0.200 (1, 4)										4	1	2	0	0	0	1				
Jim Lonborg, R OBP: 0.300, SLG: 0.296 (7, PH) Tim McCarver, L OBP: 0.362, SLG: 0.339 Warren Brusstar, R OBP: 1.000, SLG: 2.000 Tug McGraw, R (7, 1)										2	0	1	0	0	1	1				
Inning Stats	R: 0 E: 0 K: 0 S: 3	H: 0 LOB: 0 BB: 0 P: 3	R: 0 E: 0 K: 0 S: 3	H: 1 LOB: 1 BB: 1 P: 7	R: 0 E: 0 K: 0 S: 5	H: 2 LOB: 2 BB: 0 P: 5	R: 0 E: 0 K: 0 S: 4	H: 1 LOB: 1 BB: 0 P: 4	R: 0 E: 0 K: 1 S: 6	H: 0 LOB: 0 BB: 0 P: 3	R: 5 E: 0 K: 0 S: 9	H: 6 LOB: 2 BB: 1 P: 13	R: 2 E: 0 K: 0 S: 5	H: 3 LOB: 1 BB: 0 P: 5	R: 0 E: 2 K: 1 S: 6	H: 0 LOB: 1 BB: 0 P: 6		1B: 11 2B: 2 3B: 0 HR: 1	SF: 1 SAC: 1 DP: 1 HBP: 0	WP: 1 PB: 0 SB: 1 CS: 0
PITCHER	IP WLS BF H R ER SO BB IBB HBP BLK WP HR S P ERA WHIP																			
Dan Schatzeder, L ERA: 2.21 Mike Garman, R ERA: 6.09 Bill Atkinson, R ERA: 3.86 Darold Knowles, L ERA: 2.12	(1, 1) (7, 1) (7, 1) (8, 1)	6.0 0.2 0.1 2.0	WLS L S	BF 7 3 9	H 5 2 3	R 0 0 2	ER 0 0 2	SO 1 0 1	BB 1 0 0	IBB 0 0 0	HBP 0 0 0	BLK 0 0 0	WP 0 1 0	HR 0 1 0	S 24 6 3 11	P 28 10 6 11	ERA 0.00 67.50 0.00 9.00	WHIP 1.000 7.500 6.000 1.500		

AB	38
R	7
H	14
RBI	7
BB	2
SO	2
LOB	16



Batter	1	2	3	4	5	6	7	8	9	AB	R	H	RBI	BB	SO	LOB	BOTTOM				
Dave Cash, R OBP: 0.320, SLG: 0.342 (1, 4)										4	0	1	1	0	0	0	Philadelphia Phillies @ Montreal Expos Olympic Stadium, Montreal, QB Wed Jun 28 1978, 7:05 PM EDT Att: 35,182 - Unknown				
Chris Speier, R OBP: 0.344, SLG: 0.338 (1, 6)										4	0	1	0	0	1	0					
Warren Cromartie, L OBP: 0.315, SLG: 0.355 (1, 7)										4	1	2	0	0	0	0					
Tony Perez, R OBP: 0.326, SLG: 0.433 (1, 3)										4	0	1	1	0	1	2					
Ellis Valentine, R OBP: 0.336, SLG: 0.475 (1, 9)										4	2	2	0	0	0	1					
Andre Dawson, R OBP: 0.306, SLG: 0.405 (1, 8)										4	1	1	0	0	1	1					
Gary Carter, R OBP: 0.315, SLG: 0.339 (1, 2)										4	0	1	1	0	1	2					
Larry Parrish, R OBP: 0.333, SLG: 0.483 (1, 5)										4	1	1	2	0	2	1					
Dan Schatzeder, L ERA: 2.21 Sam Miess, R ERA: 3.03 Mike Garman, R ERA: 6.09 Bill Atkinson, L ERA: 3.86 Del Unser, L OBP: 0.300, SLG: 0.300 Stan Page, R OBP: 0.300, SLG: 0.300 Darold Knowles, L ERA: 2.12 Wayne Garrett, L ERA: 2.26 (1, 1) (6, PH) (7, 1) (7, 1) (7, PH) (7, PH) (8, 1) (6, PH)	(1, 1) (6, PH) (7, 1) (7, 1) (7, PH) (7, PH) (8, 1) (6, PH)	6.0 0.1 2.2	WLS W S	BF 22 4 10	H 4 3 3	R 1 3 1	ER 1 3 1	SO 1 1 3	BB 0 0 0	IBB 0 0 0	HBP 0 0 0	BLK 0 0 0	WP 0 0 0	HR 0 0 0	S 26 6 16	P 26 6 16		ERA 1.50 81.00 3.38	WHIP 0.667 9.000 1.125		
PITCHER	IP WLS BF H R ER SO BB IBB HBP BLK WP HR S P ERA WHIP																				

AB	36
R	5
H	10
RBI	5
BB	0
SO	6
LOB	9



Batter	1	2	3	4	5	6	7	8	9	AB	R	H	RBI	BB	SO	LOB	TOP			
Bake McBride, L OBP: 0.336, SLG: 0.357 (1.9)	0-0 4-3		0-0 G3			0-0 P6		0-0 F8	4 0 0 0 0 0								Philadelphia Phillies @ Chicago Cubs Wrigley Field, Chicago, IL Fri Jun 30 1978, 3:33 AM CDT Overcast - 73 F			
Larry Bowa, S OBP: 0.342, SLG: 0.384 (1.6)	0-0 4-3			0-0 FC5-4 1B		0-0 1-3		0-0 P4	4 0 1 0 0 0											
Garry Maddox, R OBP: 0.358, SLG: 0.435 (1.8)	0-0 F8			0-0 FC5-4 1-2			0-0 P6	0-0 F9	4 0 0 0 0 0 1											
Greg Luzinski, R OBP: 0.368, SLG: 0.521 (1.7)		0-0 5-3		0-0 F8			0-0 CS 1B		3 0 1 0 0 0 1											
Richie Hebner, L OBP: 0.348, SLG: 0.402 (1.5)		4-0 BB		0-0 1-3			2-3 K		2 0 0 0 1 1 2											
Jose Cardenal, R OBP: 0.333, SLG: 0.447 (1.3)		0-0 F2			0-0 6-3		0-0 CS 1-2	0-0 L7	3 0 0 0 0 0 1											
Bob Boone, R OBP: 0.326, SLG: 0.407 (1.2)		0-3 K			0-0 F5			0-0 F8	3 0 0 0 0 1 1											
Ted Sizemore, R OBP: 0.240, SLG: 0.200 (1.4)			0-0 F3		0-0 B1-3			0-0 1B	3 0 1 0 0 0 0											
Larry Christenson, R OBP: 0.171, SLG: 0.242 (1.1)			0-3 K			0-0 F8		0-0 4-3	2 0 0 0 0 1 0											
Tim McCarver, L OBP: 0.377, SLG: 0.333 (8. PH)									1 0 0 0 0 0 1											
Rawly Eastwick, R (8.1)									0 0 0 0 0 0 0											
Inning Stats	R: 0 E: 0 K: 0 S: 3	H: 0 LOB: 0 BB: 0 P: 3	R: 0 E: 0 K: 1 S: 5	H: 0 LOB: 1 BB: 1 P: 9	R: 0 E: 0 K: 1 S: 5	H: 0 LOB: 0 BB: 0 P: 5	R: 0 E: 0 K: 0 S: 4	H: 1 LOB: 1 BB: 0 P: 4	R: 0 E: 0 K: 0 S: 3	H: 0 LOB: 0 BB: 0 P: 3	R: 0 E: 0 K: 1 S: 6	H: 1 LOB: 0 BB: 0 P: 8	R: 0 E: 0 K: 0 S: 4	H: 1 LOB: 1 BB: 0 P: 4	R: 0 E: 0 K: 0 S: 3	H: 0 LOB: 0 BB: 0 P: 3	1B: 3 2B: 0 3B: 0 HR: 0	SF: 0 SAC: 0 DP: 0 HBP: 0	WP: 0 PB: 0 SB: 0 CS: 1	PA: 31
PITCHER Mike Krukow, R ERA: 4.26 (1.1)	IP: 9.0 WLS: W BF: 30 H: 3 R: 0 ER: 0 SO: 3 BB: 1 IBB: 0 HBP: 0 BLK: 0 WP: 0 HR: 0 S: 36 P: 42 ERA: 0.00 WHIP: 0.444																			

Batter	1	2	3	4	5	6	7	8	9	AB	R	H	RBI	BB	SO	LOB	BOTTOM			
Ivan De Jesus, R OBP: 0.343, SLG: 0.374 (1.6)	0-0 1-3		0-3 K		0-0 P4			0-0 P7	4 0 0 0 0 1 3								Philadelphia Phillies @ Chicago Cubs Wrigley Field, Chicago, IL Fri Jun 30 1978, 3:33 AM CDT Overcast - 73 F			
Greg Gross, L OBP: 0.328, SLG: 0.384 (1.8)	0-0 F7		0-0 3-1		0-0 L7		1-2 L6	4 0 0 0 0 0 3												
Bobby Murcer, L OBP: 0.329, SLG: 0.348 (1.9)	0-0 HR 1B			0-0 F2		0-0 G5-4-3 1B		0-0 L7	4 1 2 0 0 0 0											
Dave Kingman, R OBP: 0.321, SLG: 0.528 (1.7)	1-2 HR 1B			0-0 5-3		2-2 G5-4-3 1-2			3 1 1 2 0 0 1											
Gene Clines, R OBP: 0.356, SLG: 0.358 (8.7)	1-1 HR			0-0 6-3		0-0 4-3			0 0 0 0 0 0 0											
Larry Bittner, L OBP: 0.326, SLG: 0.373 (1.3)	0-3 K				0-0 6-3				3 0 0 0 0 1 0											
Steve Ontiveros, S OBP: 0.306, SLG: 0.313 (1.5)		0-0 6-3			0-0 P6		0-0 FC6-4 1B		3 0 1 0 0 0 0											
Manny Trillo, R OBP: 0.331, SLG: 0.368 (1.4)		0-0 6-3			0-0 SH 1B		0-0 P4		3 0 1 0 0 0 1											
Dave Rader, L OBP: 0.273, SLG: 0.324 (1.2)		3-2 P4			0-0 E5 SH		0-0 L7		3 0 0 0 0 0 2											
Mike Krukow, R (1.1)			0-0 6-3		0-0 SH		0-0 FC6-4 1-2		2 0 0 0 0 0 1											
Inning Stats	R: 2 E: 0 K: 1 S: 11	H: 2 LOB: 0 BB: 0 P: 12	R: 0 E: 0 K: 0 S: 8	H: 0 LOB: 0 BB: 0 P: 11	R: 0 E: 0 K: 1 S: 5	H: 0 LOB: 0 BB: 0 P: 5	R: 0 E: 0 K: 0 S: 3	H: 0 LOB: 0 BB: 0 P: 3	R: 0 E: 0 K: 0 S: 6	H: 1 LOB: 3 BB: 0 P: 6	R: 0 E: 0 K: 0 S: 8	H: 1 LOB: 0 BB: 0 P: 10	R: 0 E: 0 K: 0 S: 4	H: 1 LOB: 1 BB: 0 P: 4	R: 0 E: 0 K: 0 S: 7	H: 0 LOB: 0 BB: 0 P: 8	1B: 4 2B: 0 3B: 0 HR: 1	SF: 0 SAC: 1 DP: 1 HBP: 0	WP: 0 PB: 0 SB: 0 CS: 0	PA: 30
PITCHER Larry Christenson, R ERA: 3.55 (1.1)	IP: 7.0 WLS: L BF: 27 H: 5 R: 2 ER: 2 SO: 2 BB: 0 IBB: 0 HBP: 0 BLK: 0 WP: 0 HR: 1 S: 45 P: 51 ERA: 2.57 WHIP: 0.714																			
Rawly Eastwick, R ERA: 4.23 (8.1)	IP: 1.0 WLS: L BF: 3 H: 0 R: 0 ER: 0 SO: 0 BB: 0 IBB: 0 HBP: 0 BLK: 0 WP: 0 HR: 0 S: 7 P: 8 ERA: 0.00 WHIP: 0.000																			

Batter	1	2	3	4	5	6	7	8	9	AB	R	H	RBI	BB	SO	LOB	TOP																									
Bake McBride, L OBP: 0.346, SLG: 0.369 (1, 9)	4-2 FC6-4 BB		0-0 P5		0-0 1-2 1B		0-0 1-3 2-H 1B		0-0 SF7 WP 2B	4	1	3	1	1	0	0	Philadelphia Phillies @ Chicago Cubs Wrigley Field, Chicago, IL Fri Jun 30 1978, 3:38 AM CDT Att: 29,525 - Overcast - 73 F																									
Larry Bowa, S OBP: 0.340, SLG: 0.379 (1, 6)	0-0 FC6-4 1-2		0-0 6-3		0-0 P4		0-0 F8		4-0 SF7 E IBB	4	1	0	0	1	0	5																										
Garry Maddox, R OBP: 0.355, SLG: 0.437 (1, 8)	1-3 K		0-0 2B		0-2 3-1		0-0 5-3		0-0 SF7	4	0	1	1	0	1	5																										
Greg Luzinski, R OBP: 0.361, SLG: 0.510 (1, 7)	0-0 P5		0-0 F8			0-3 K		0-0 5-3	0-0 K 2-H 3-H	5	0	0	0	0	2	3																										
Richie Hebner, L OBP: 0.351, SLG: 0.421 (1, 5)		0-0 L7		0-0 F5		0-0 CS 1B		0-0 HR		4	1	2	1	0	0	0																										
Jose Cardenal, R OBP: 0.333, SLG: 0.443 Tug McGraw, R (8, 1)		0-0 E FC4-6 1B		2-3 K		1-2 L7 1-2		0-3 K		3	1	1	0	0	1	1																										
Tim McCarver, L OBP: 0.383, SLG: 0.343 (6, 3)		0-0 E9 FC4-6 1B		0-0 3-1			0-0 BB 1B	0-0 F9		4	1	2	0	0	0	0																										
Bud Harrelson, S OBP: 0.314, SLG: 0.227 (1, 4)		0-0 FC4-6 1-2 3-H		0-0 L7		4-2 1B 1-2 BB		0-3 K		3	0	0	1	1	1	1																										
Steve Carlton, L OBP: 0.295, SLG: 0.326 Warren Brusstar, R OBP: 1.000, SLG: 2.000 Bob Boone, L OBP: 0.227, SLG: 0.495 Jerry Martin, R OBP: 0.301, SLG: 0.469 Randy Lerch, L OBP: 0.307, SLG: 0.354 Barry Foote, R OBP: 0.167, SLG: 0.167 (1, 1) (6, 1) (6, 2) (6, 3) (6, PH) (6, PH) (9, 2)		0-0 L7		0-0 1B		0-3 K		4-2 2B SF7 BB		2	0	1	0	0	0	1																										
Inning Stats	R: 0 E: 0 K: 1 S: 11	H: 0 LOB: 1 BB: 1 P: 16	R: 1 E: 1 K: 0 S: 5	H: 2 LOB: 1 BB: 0 P: 5	R: 0 E: 0 K: 0 S: 4	H: 1 LOB: 1 BB: 0 P: 4	R: 0 E: 0 K: 1 S: 6	H: 0 LOB: 0 BB: 0 P: 8	R: 0 E: 0 K: 0 S: 8	H: 2 LOB: 2 BB: 0 P: 8	R: 0 E: 0 K: 1 S: 10	H: 1 LOB: 0 BB: 1 P: 11	R: 1 E: 0 K: 1 S: 10	H: 2 LOB: 2 BB: 1 P: 14	R: 1 E: 0 K: 1 S: 6	H: 1 LOB: 0 BB: 0 P: 6		R: 3 E: 0 K: 2 S: 13	H: 1 LOB: 1 BB: 2 P: 22	1B: 7 2B: 2 3B: 0 HR: 1	SF: 1 SAC: 0 DP: 0 HBP: 0	WP: 1 PB: 0 SB: 0 CS: 1	PA: 40																			
PITCHER	IP	WLS	BF	H	R	ER	SO	BB	IBB	HBP	BLK	WP	HR	S	P	ERA	WHIP	PITCHER								IP	WLS	BF	H	R	ER	SO	BB	IBB	HBP	BLK	WP	HR	S	P	ERA	WHIP
Ray Burris, R ERA: 4.42 (1, 1)	6.0		25	7	2	1	3	1	0	0	0	0	0	45	53	1.50	1.333																									
Bruce Sutter, R ERA: 2.05 (7, 1)	3.0	L	15	3	4	3	4	2	1	0	0	1	1	28	41	9.00	1.667																									

AB	35
R	6
H	10
RBI	4
BB	4
SO	7
LOB	18



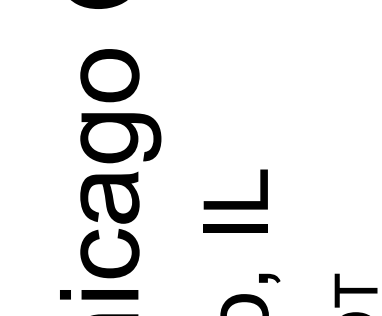
Batter	1	2	3	4	5	6	7	8	9	AB	R	H	RBI	BB	SO	LOB	BOTTOM																									
Rodney Scott, S OBP: 0.433, SLG: 0.423 (1, 5)	0-0 1B		0-0 L8			4-0 S 2B BB	0-3 K		0-0 FC6-4 1B	4	1	2	0	1	1	1	Philadelphia Phillies @ Chicago Cubs Wrigley Field, Chicago, IL Fri Jun 30 1978, 3:38 AM CDT Att: 29,525 - Overcast - 73 F																									
Gene Clines, R OBP: 0.360, SLG: 0.368 (1, 7)	0-0 L4		0-0 L5-3			0-0 1B 1-H 2B	0-0 G1-6-3 1B		0-0 FC6-4 5-3 1B	5	2	2	1	0	2																											
Bobby Murcer, L OBP: 0.326, SLG: 0.345 (7, 9)	0-0 P8			0-0 P6		0-0 1B 2-3 1B	0-0 G1-6-3 1-2		0-0 5-3	5	1	1	0	0	4																											
Manny Trillo, R OBP: 0.339, SLG: 0.374 (1, 4)	0-0 L8			1-2 1B 1B		0-0 4-3 G1-2-3 1B		4-2 SH1-4 2B BB	0-0 2B 1B	4	1	3	2	1	0	1																										
Mike Vail, R OBP: 0.289, SLG: 0.372 Greg Gross, L OBP: 0.330, SLG: 0.385 (6, PH) (7, 8)		0-0 FC4-6 1B		0-0 G6-4-3 1B		0-0 1-2 2-H 1B		0-0 SH1-4 1-2	0-2 F8	2	0	2	0	0	0	0																										
Larry Bittner, L OBP: 0.319, SLG: 0.365 (1, 3)		3-2 FC4-6 FC5-4 1-2		0-0 G6-4-3 1-2		0-0 4-3 1-2 2-3 1B		0-0 5-3		4	0	0	0	0	0	6																										
Ivan De Jesus, R OBP: 0.345, SLG: 0.372 (1, 6)		0-0 L6			0-0 6-3	4-0 IBB		4-0 2B IBB		2	0	0	0	2	0	1																										
Larry Cox, R OBP: 0.282, SLG: 0.295 Dave Rader, L OBP: 0.276, SLG: 0.331 (6, PH) (7, 2)		0-0 FC5-4 1-2			3-3 K	1-2 G1-2-3		0-0 2B		2	0	0	0	0	1	1																										
Ray Burris, R OBP: 0.171, SLG: 0.235 Bruce Sutter, R (7, 1)			0-0 F9		0-3 K		4-0 1B BB	1-3 K		2	0	0	0	0	1	0																										
Inning Stats	R: 0 E: 0 K: 0 S: 4	H: 1 LOB: 1 BB: 0 P: 4	R: 0 E: 0 K: 0 S: 7	H: 1 LOB: 0 BB: 0 P: 10	R: 0 E: 0 K: 0 S: 3	H: 0 LOB: 0 BB: 0 P: 3	R: 0 E: 0 K: 0 S: 7	H: 2 LOB: 1 BB: 0 P: 8	R: 0 E: 0 K: 2 S: 9	H: 0 LOB: 0 BB: 0 P: 12	R: 3 E: 0 K: 0 S: 9	H: 4 LOB: 2 BB: 2 P: 18	R: 0 E: 0 K: 1 S: 5	H: 1 LOB: 1 BB: 1 P: 9	R: 1 E: 0 K: 1 S: 10	H: 1 LOB: 2 BB: 2 P: 19		R: 1 E: 0 K: 0 S: 8	H: 2 LOB: 1 BB: 0 P: 8	1B: 10 2B: 2 3B: 0 HR: 0	SF: 0 SAC: 1 DP: 3 HBP: 0	WP: 0 PB: 0 SB: 1 CS: 0	PA: 41																			
PITCHER	IP	WLS	BF	H	R	ER	SO	BB	IBB	HBP	BLK	WP	HR	S	P	ERA	WHIP	PITCHER								IP	WLS	BF	H	R	ER	SO	BB	IBB	HBP	BLK	WP	HR	S	P	ERA	WHIP
Steve Carlton, L ERA: 2.51 (1, 1)	2.0		8	2	0	0	1	1	1	0	0	0	0	11	20	0.00	1.500																									
Warren Brusstar, R ERA: 2.4 (6, 1)	2.0	W	11	3	2	2	1	1	1	0	0	0	0	18	27	9.00	2.000																									

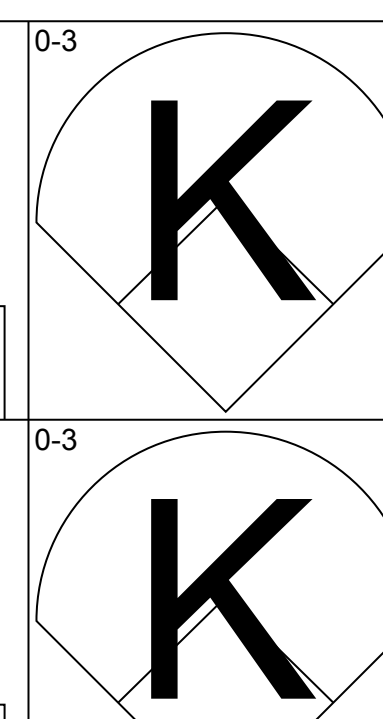
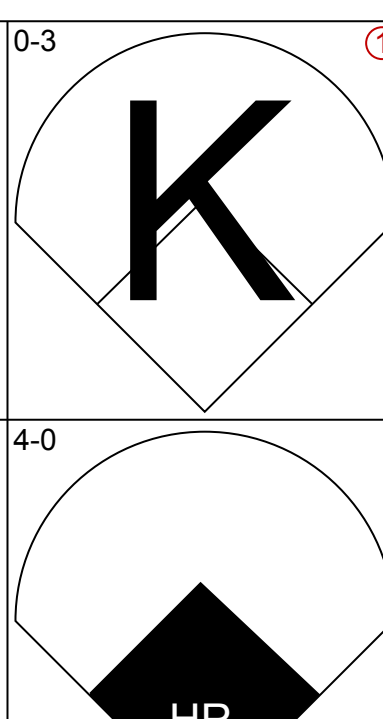
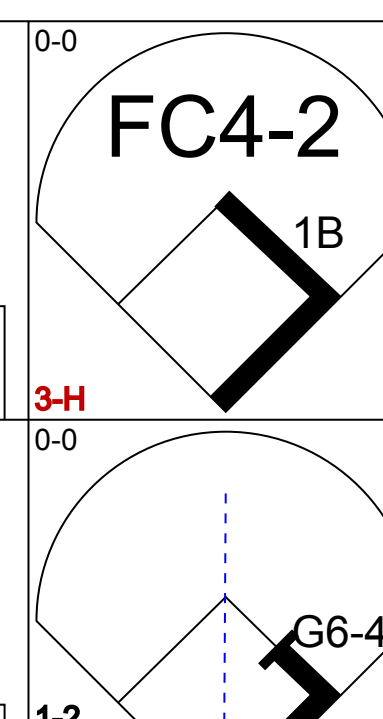
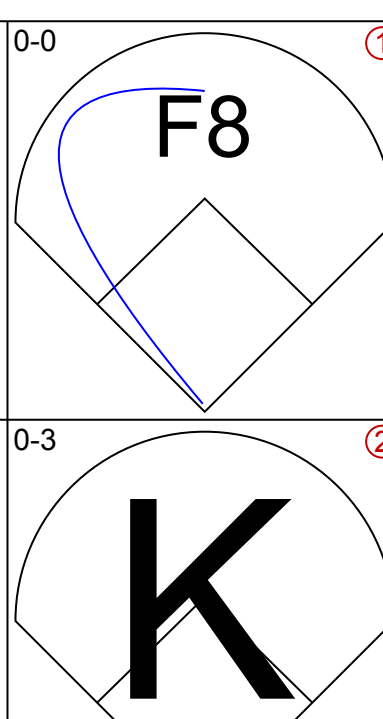
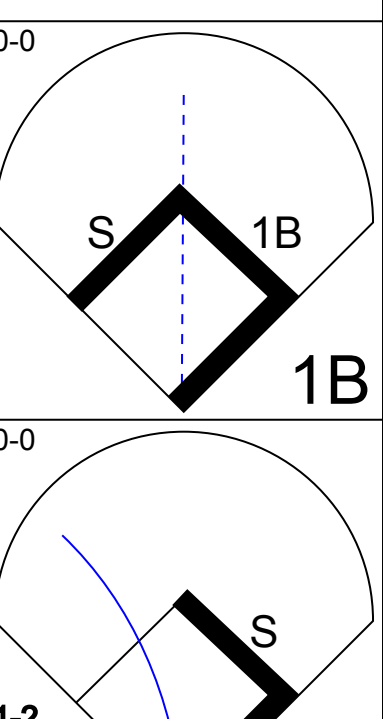
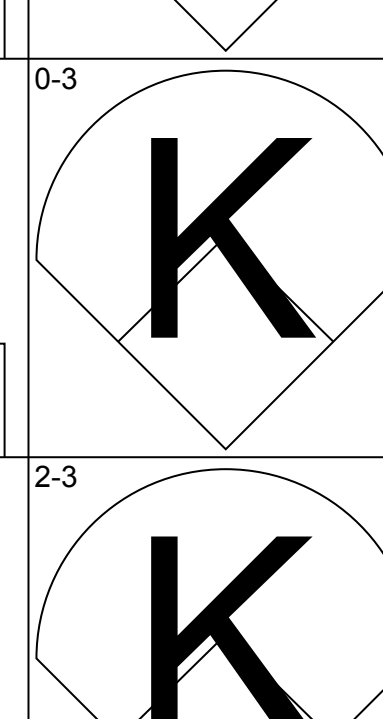
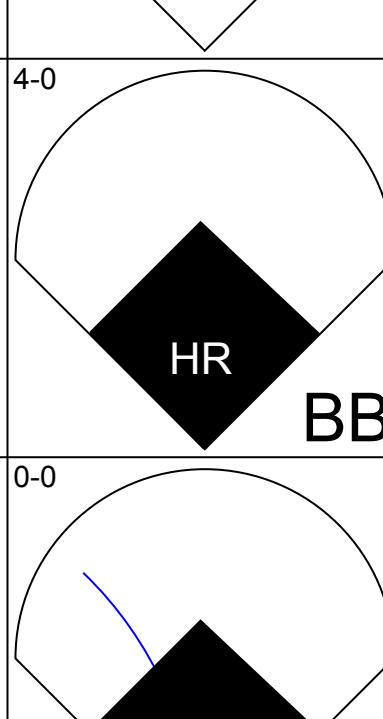
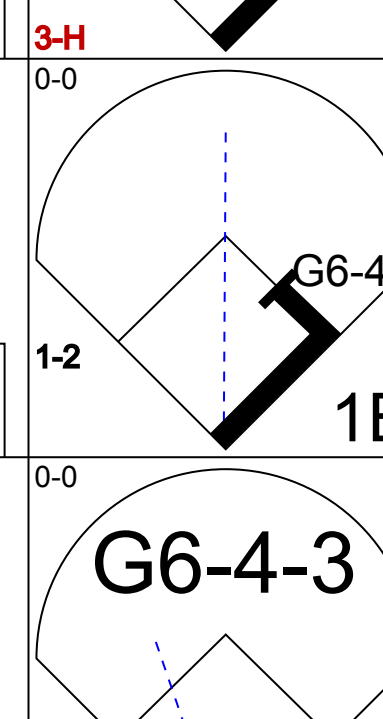
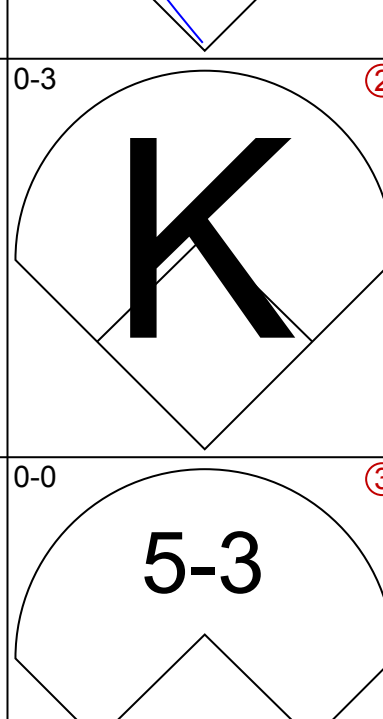
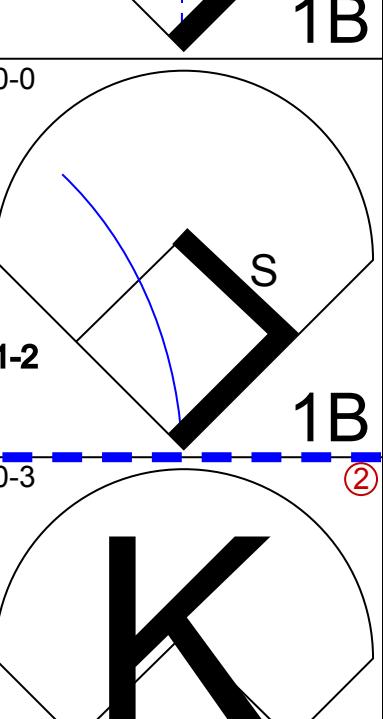
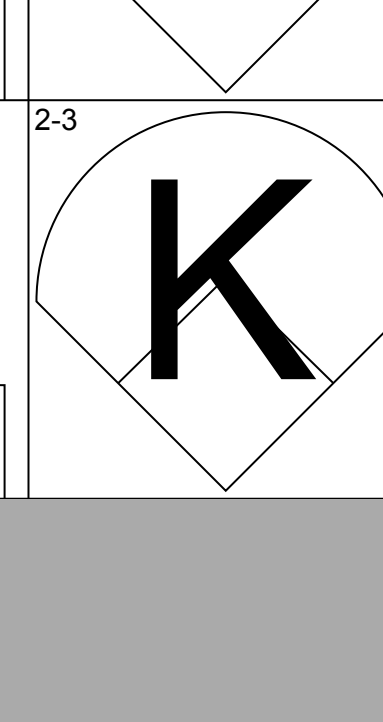
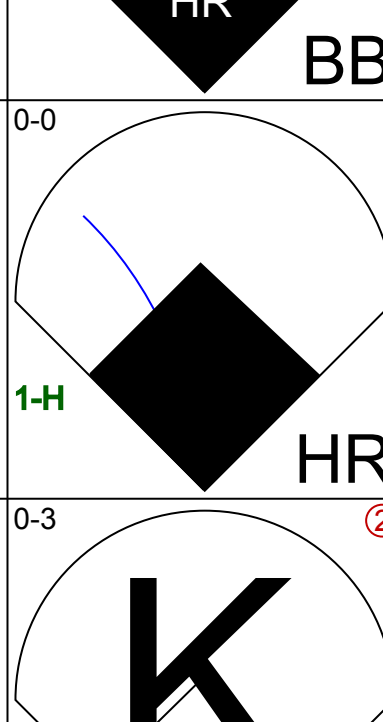
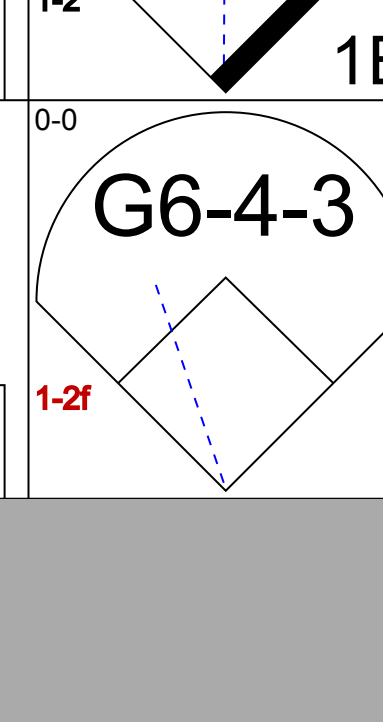
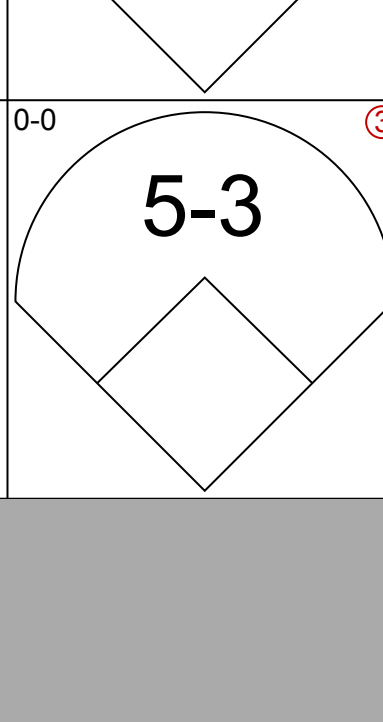
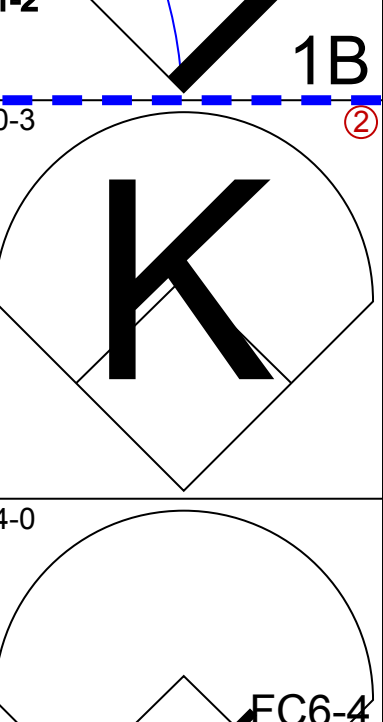
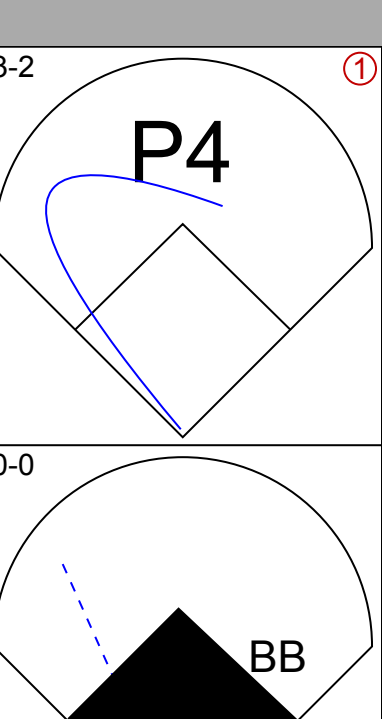
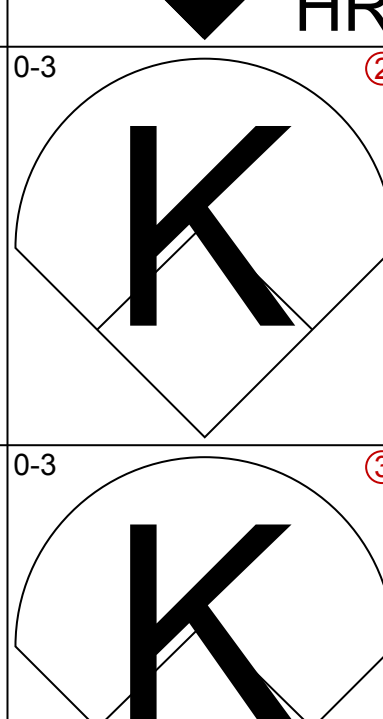
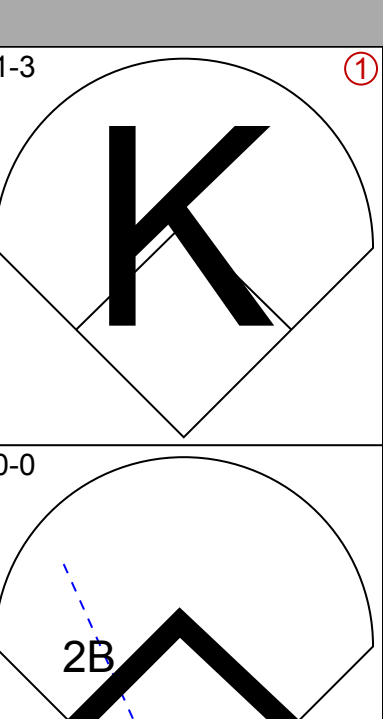
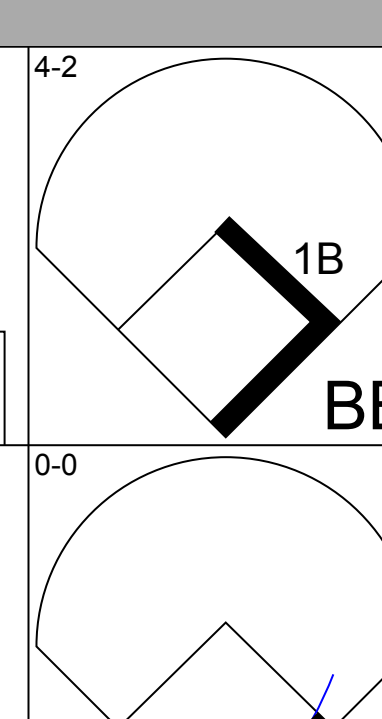

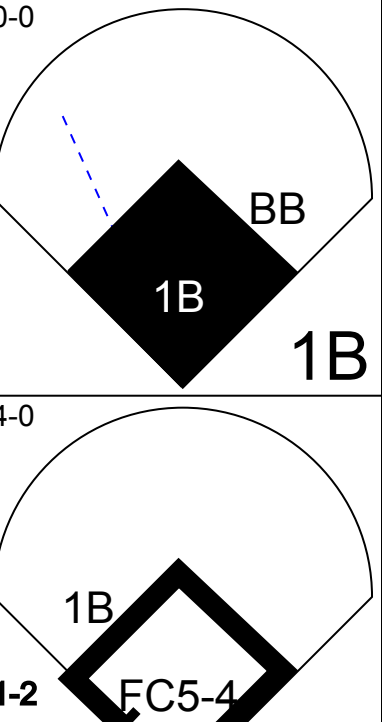

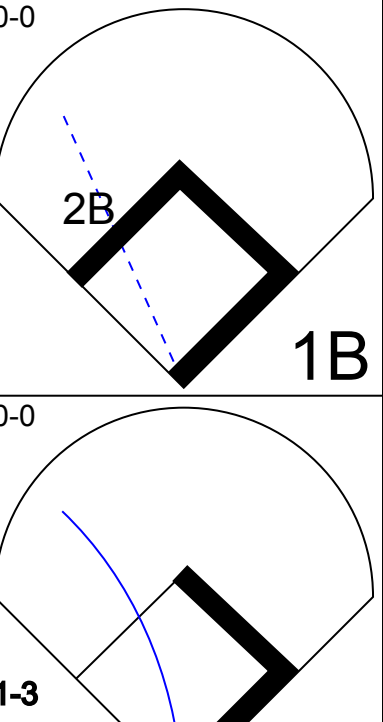
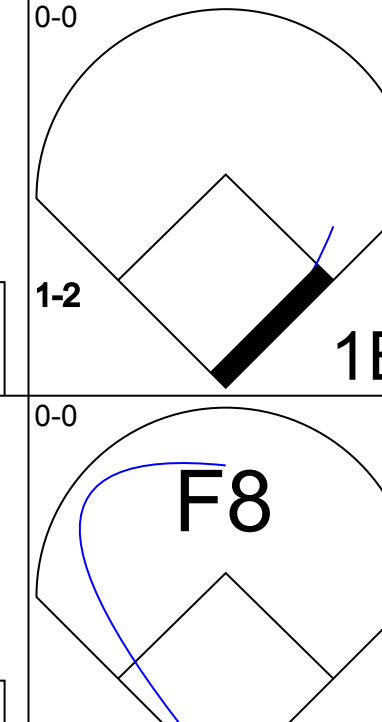
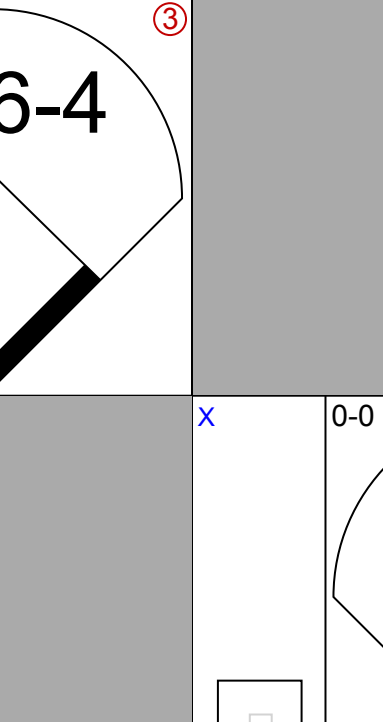
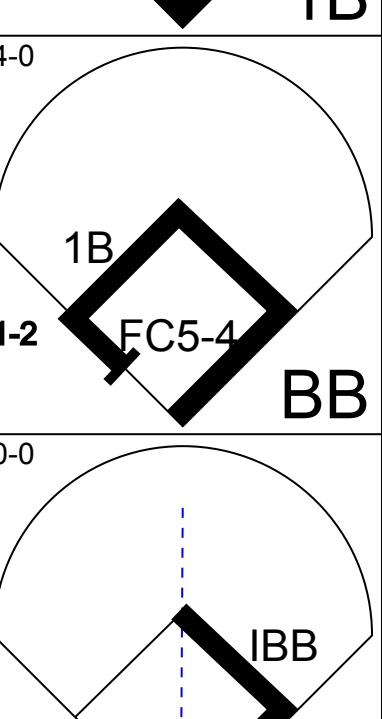
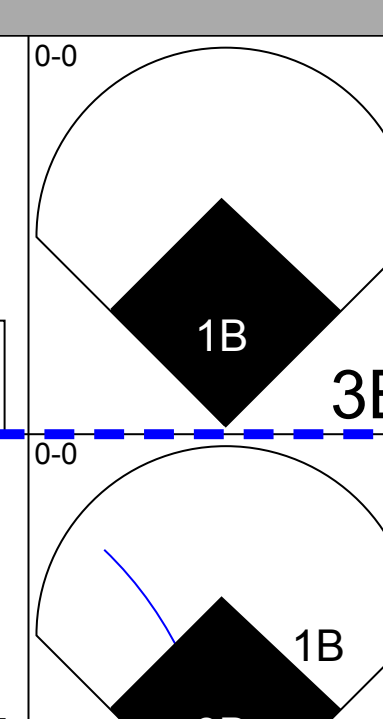
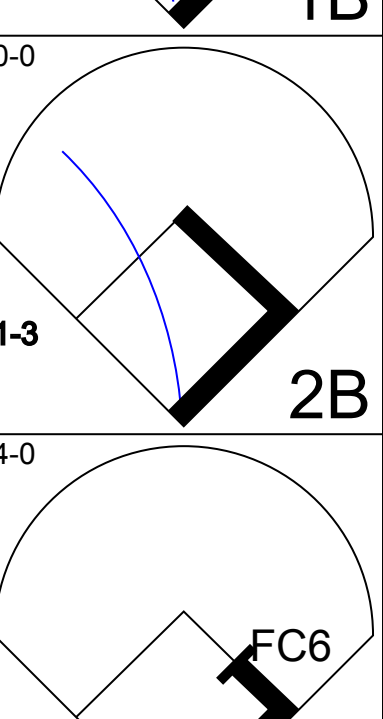
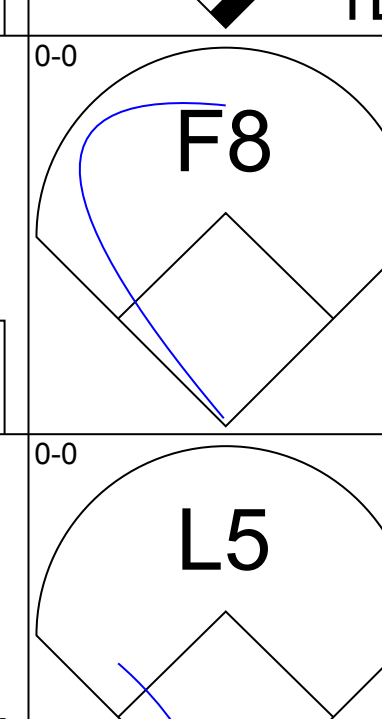
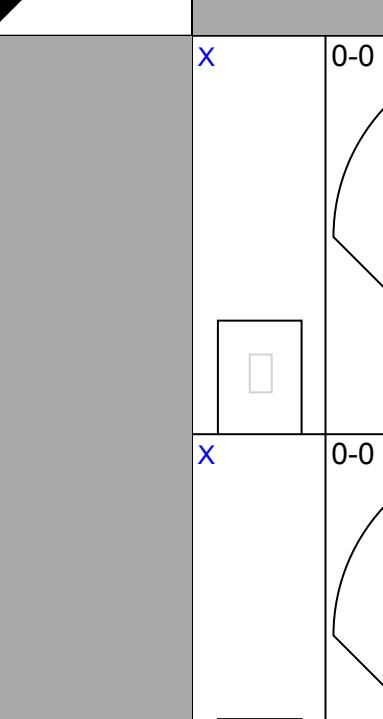
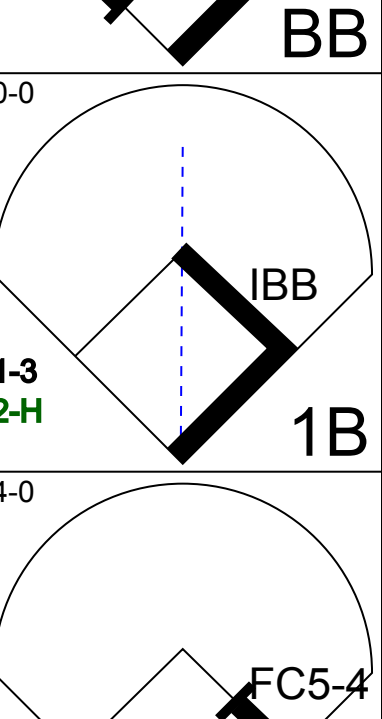
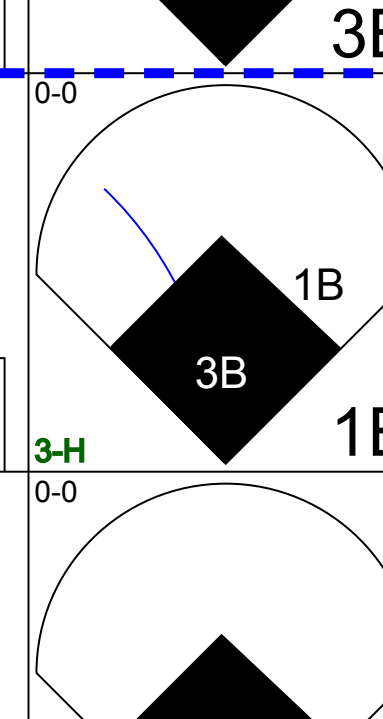
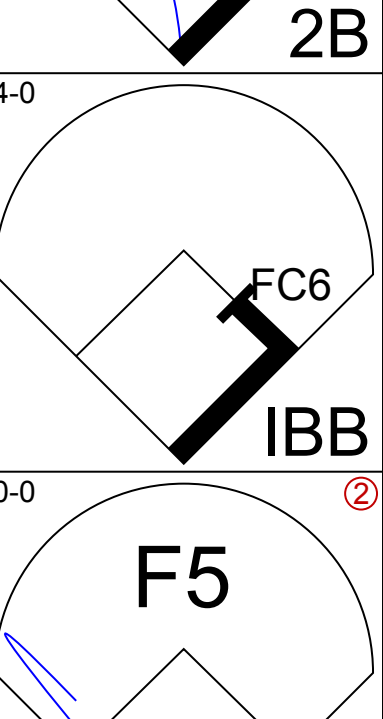
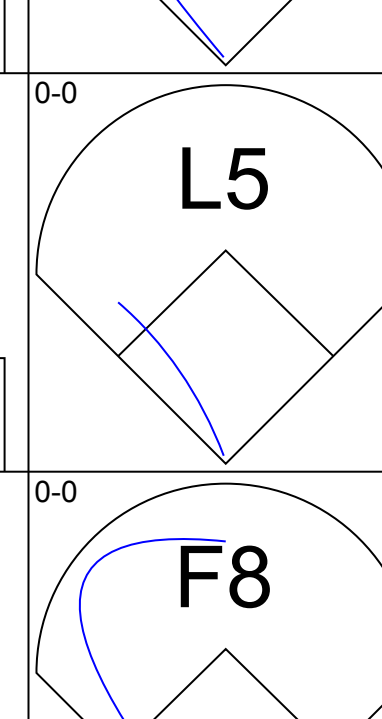
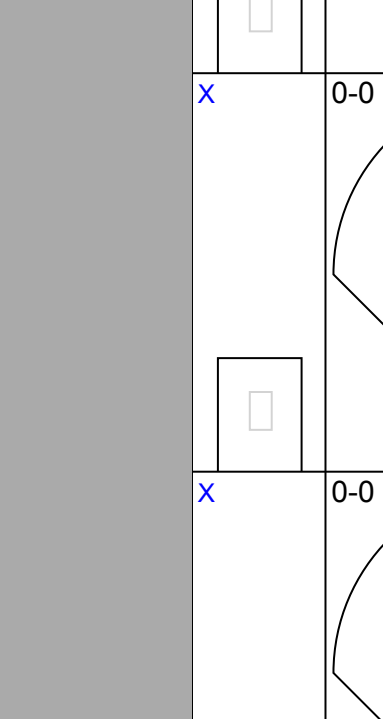
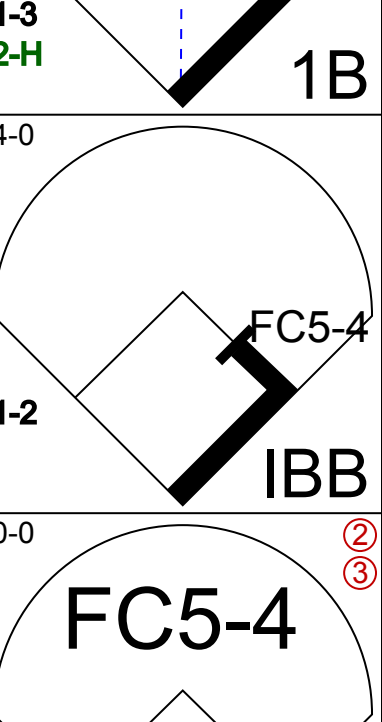
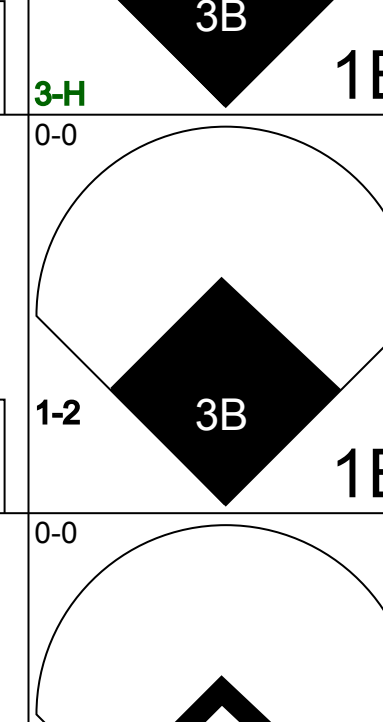
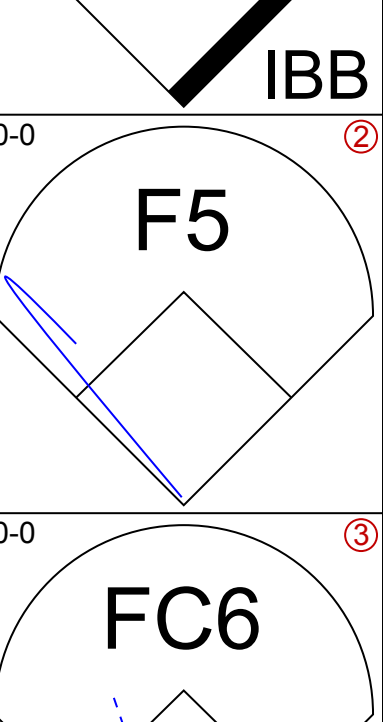
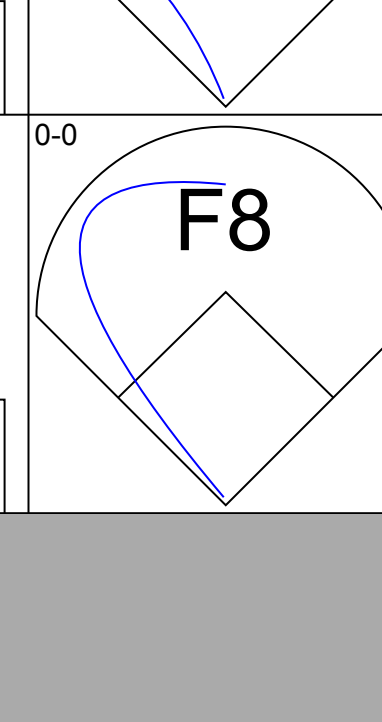
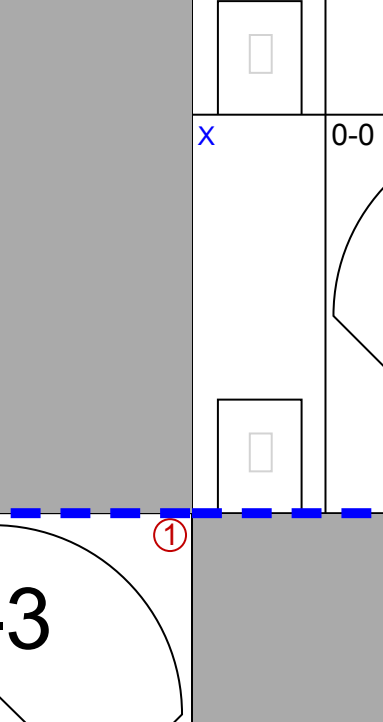
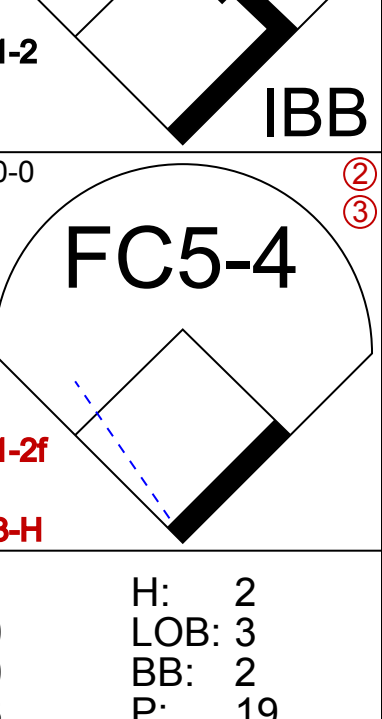
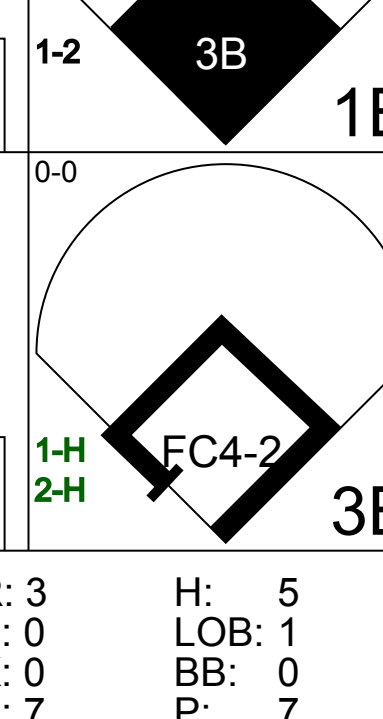
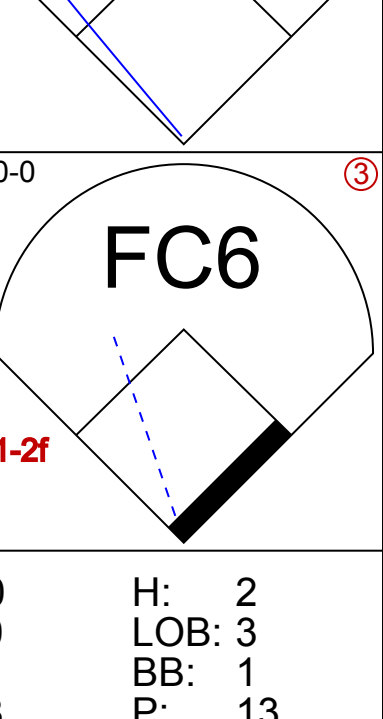
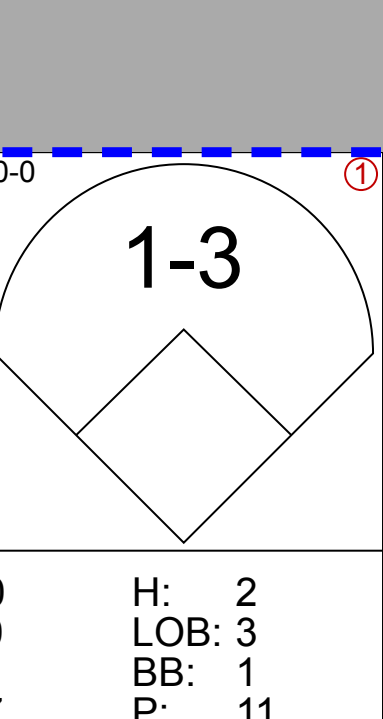
AB	35
R	5
H	12
RBI	5
BB	5
SO	4
LOB	22

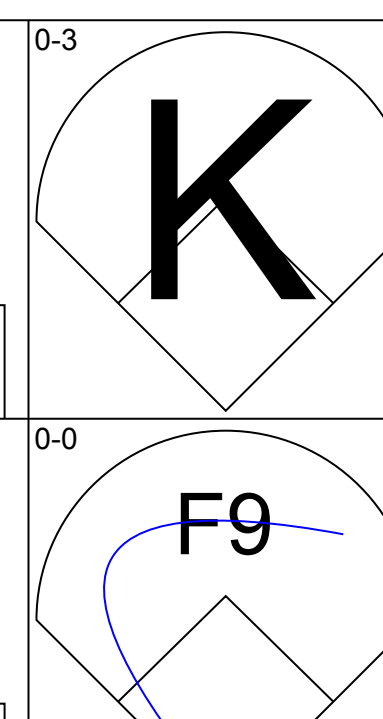
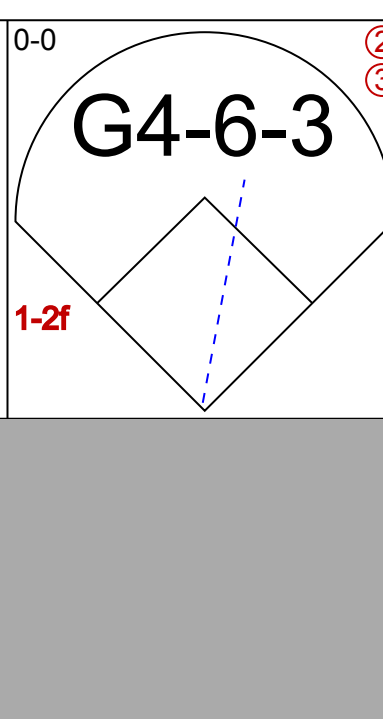
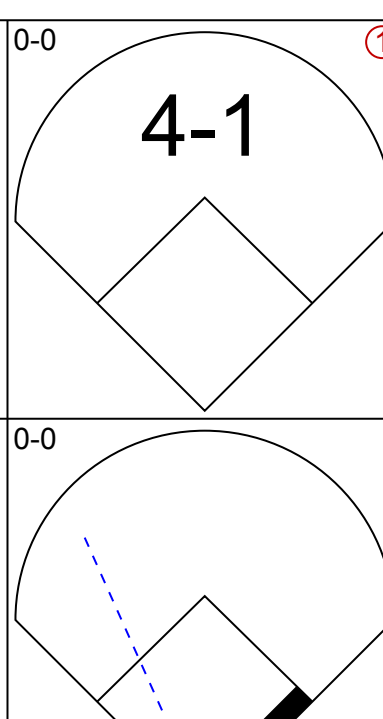
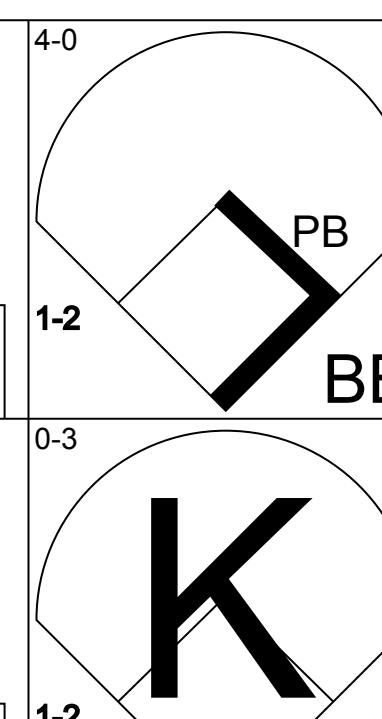
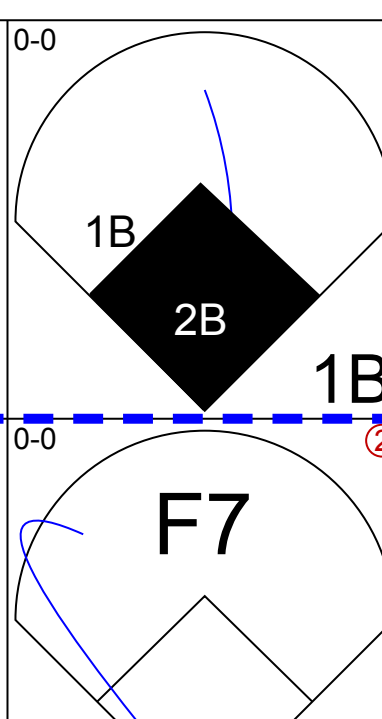

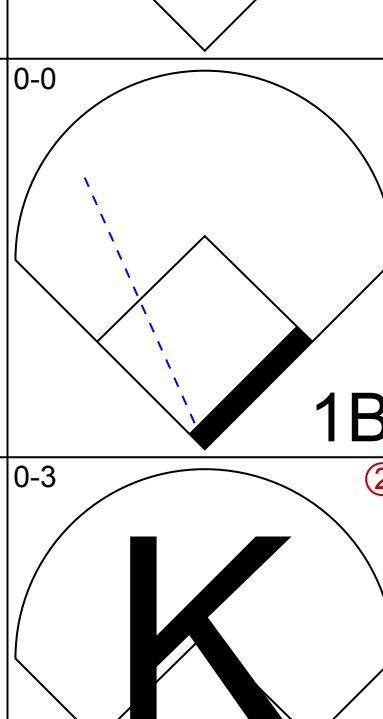
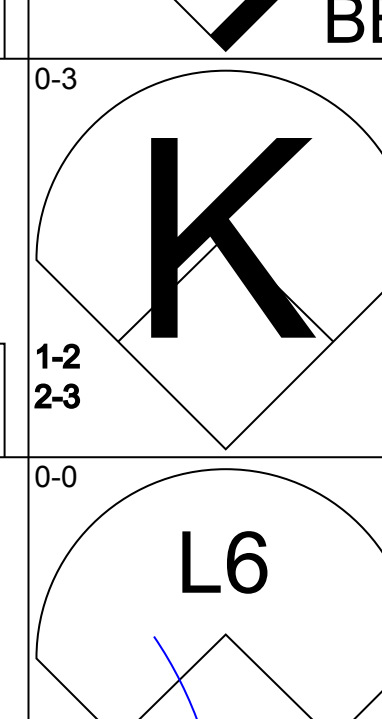
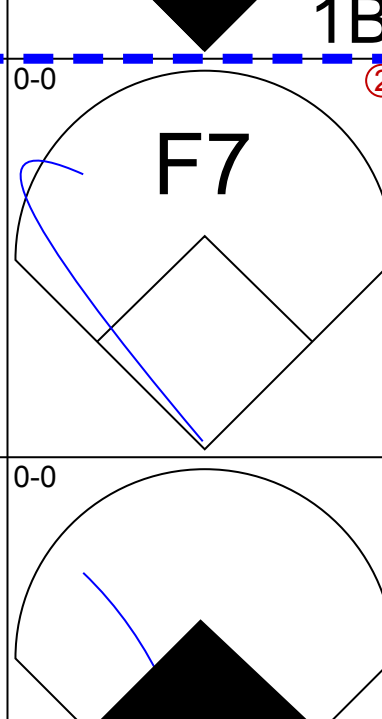
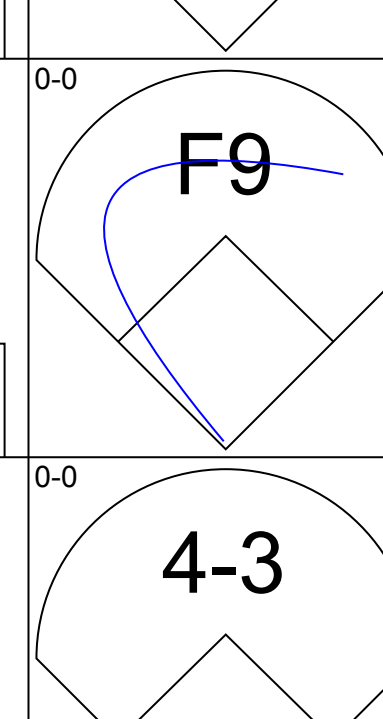
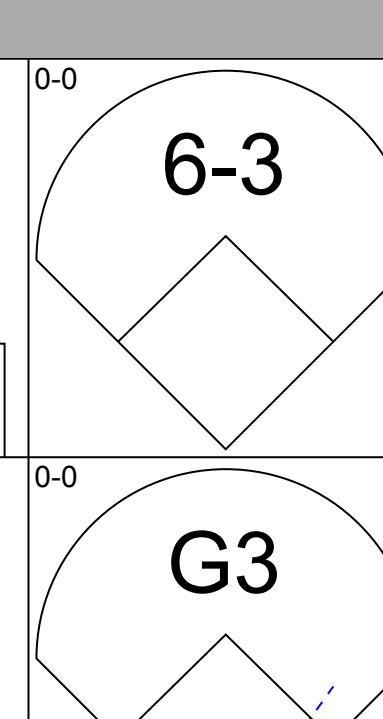
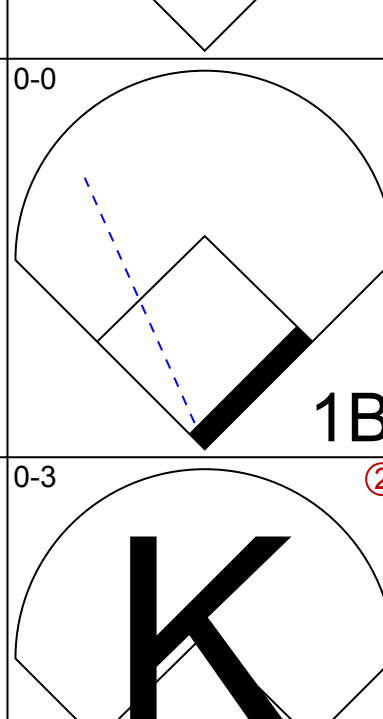
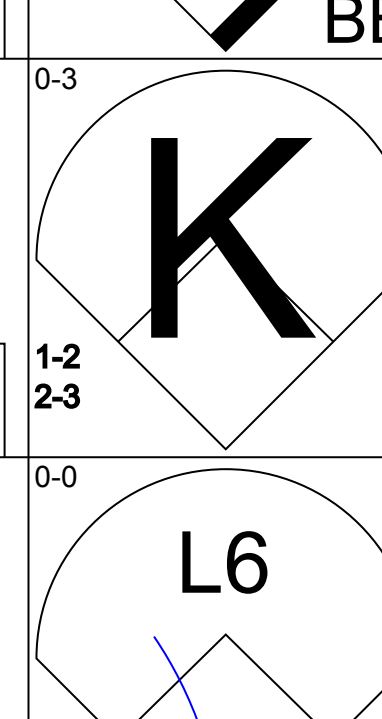
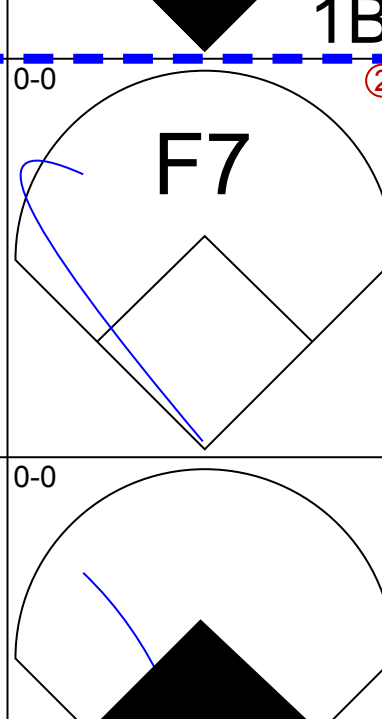
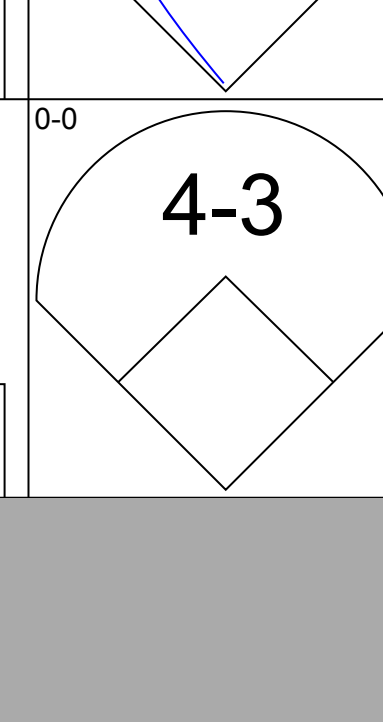
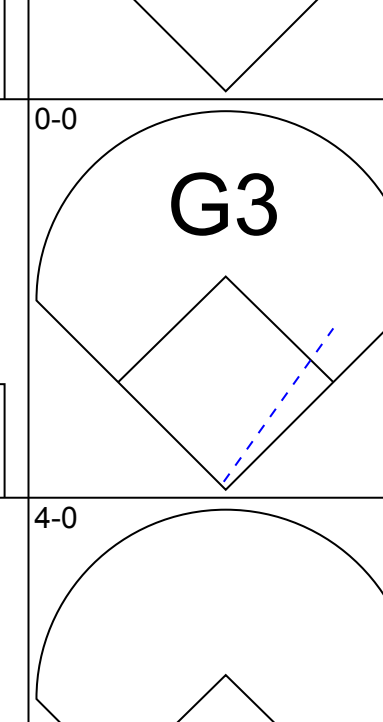
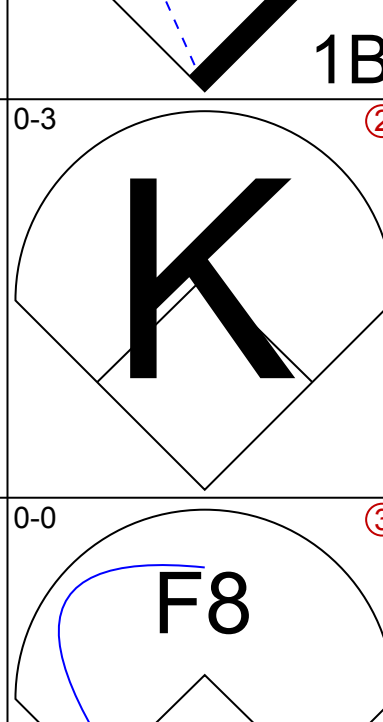
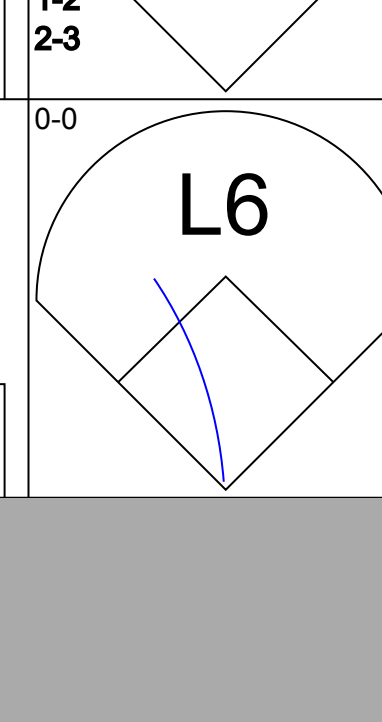
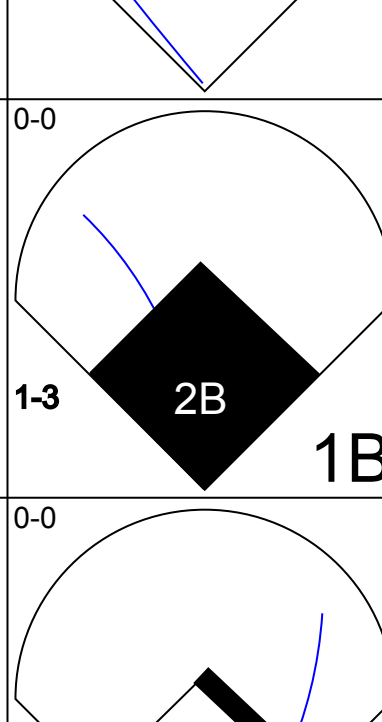
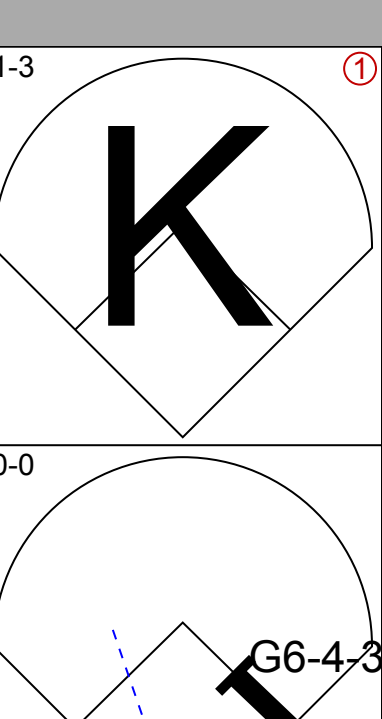
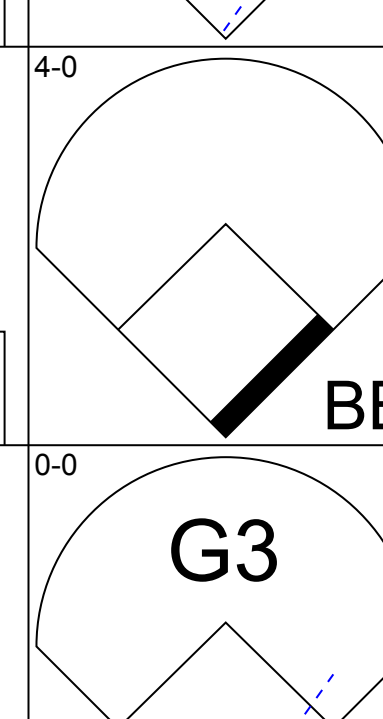
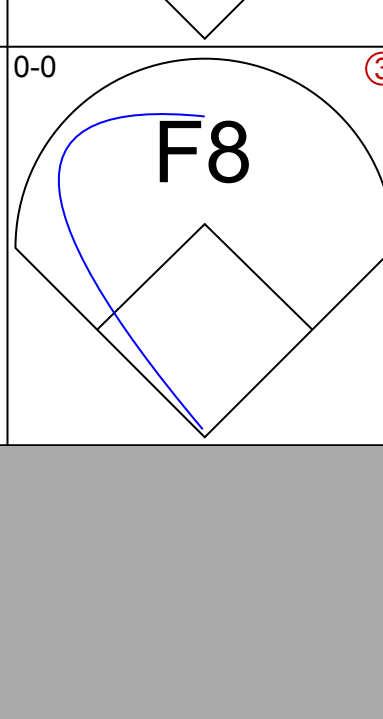
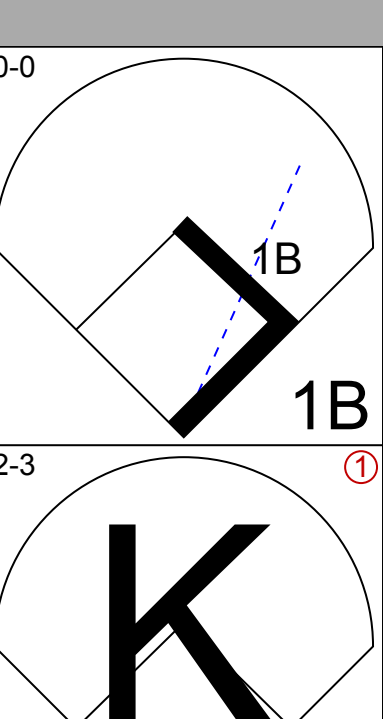
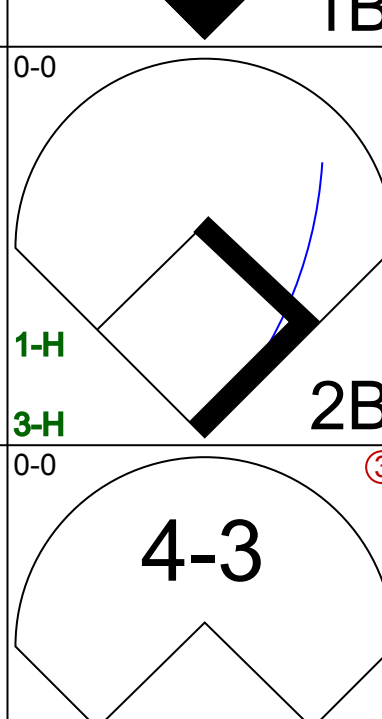
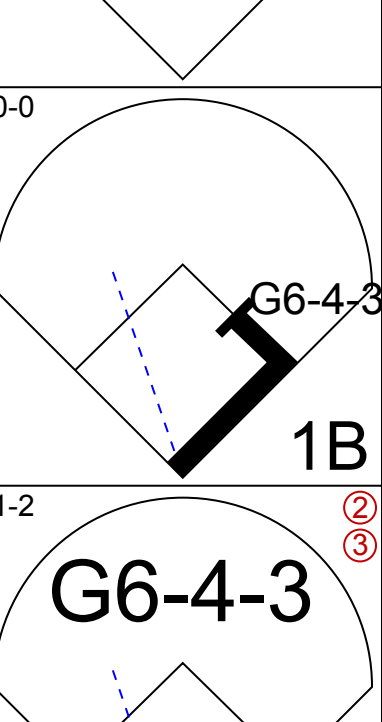
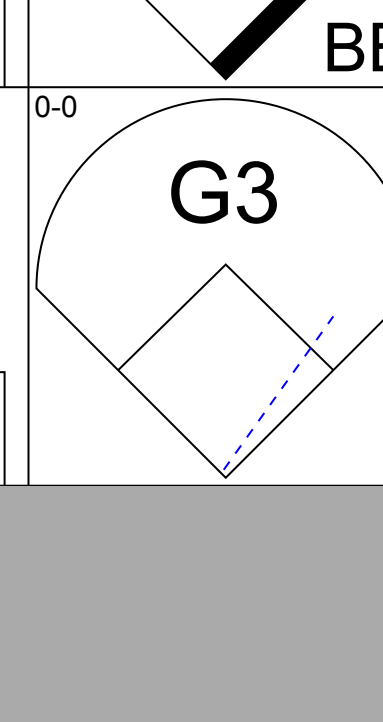
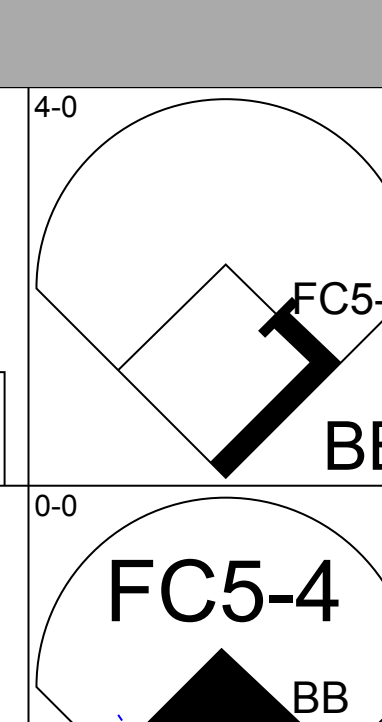
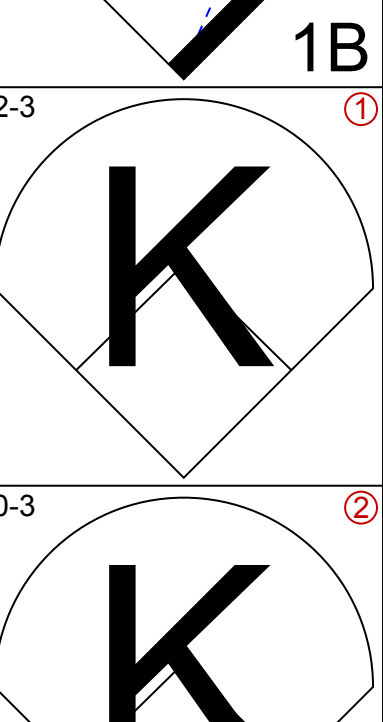
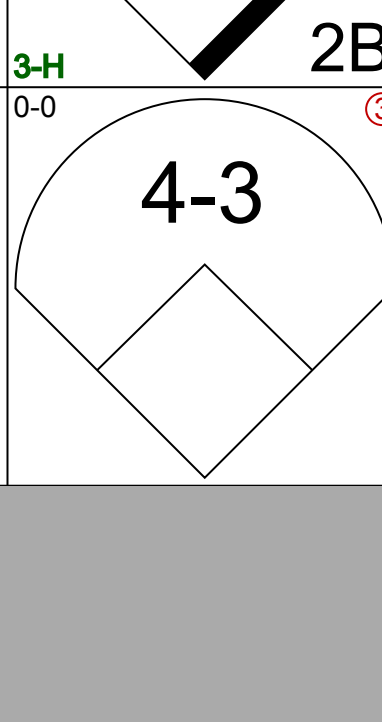
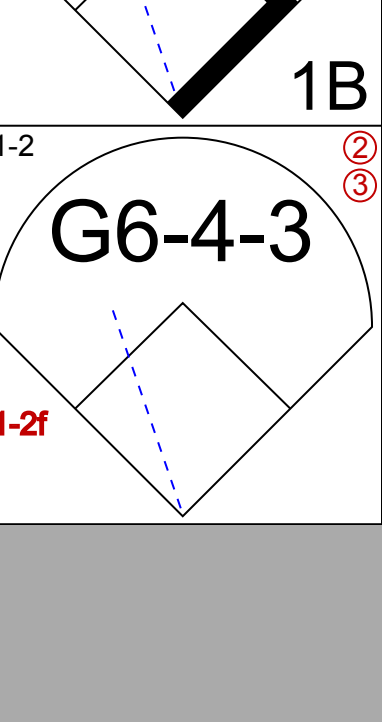
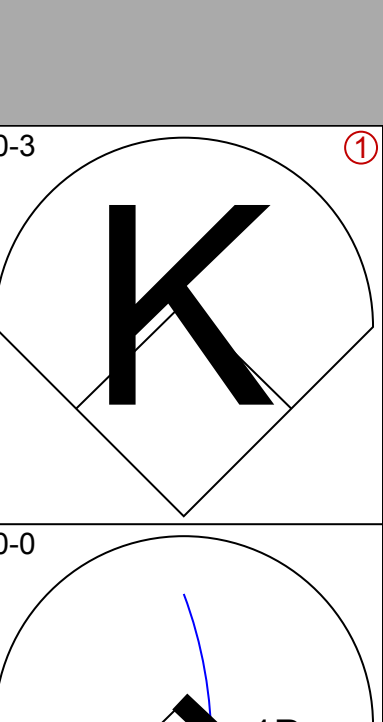
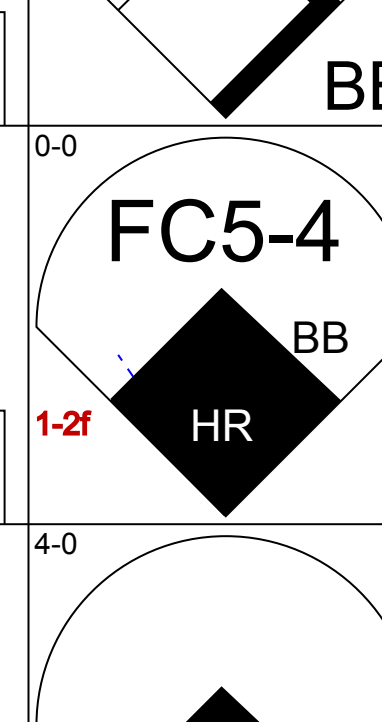
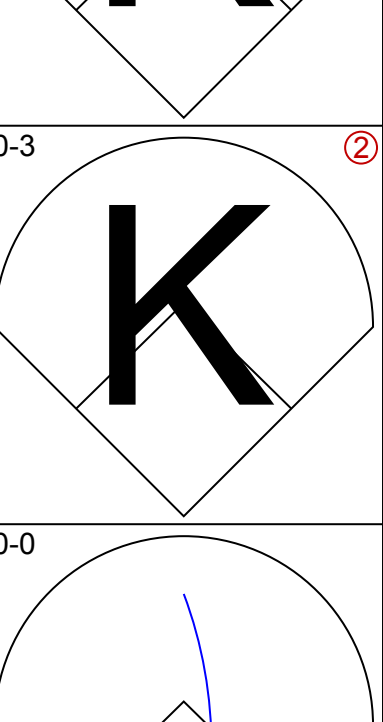
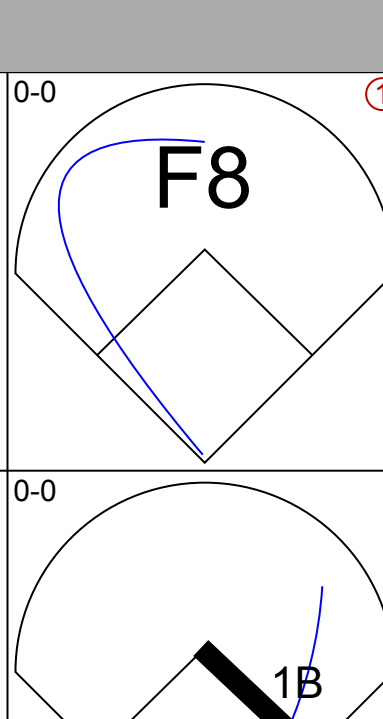
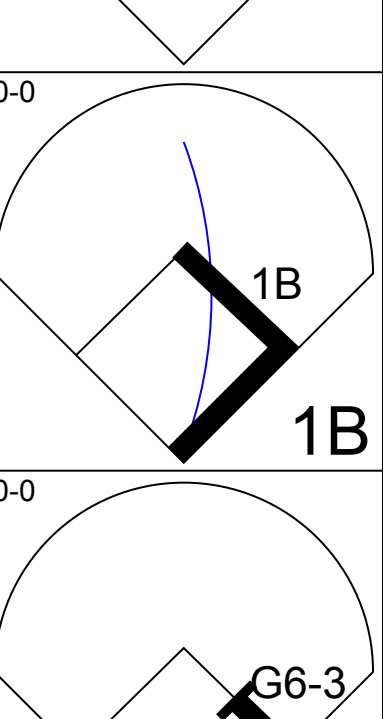
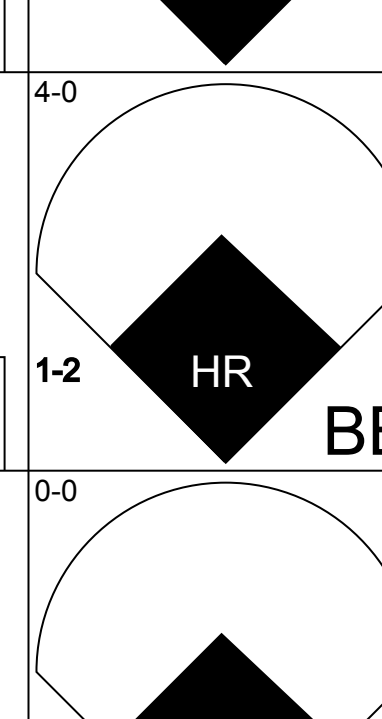
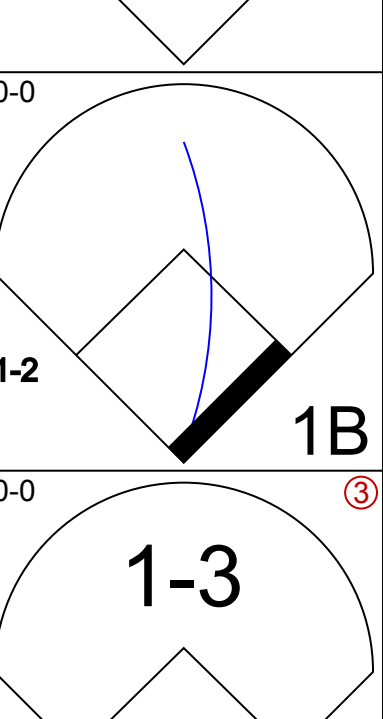
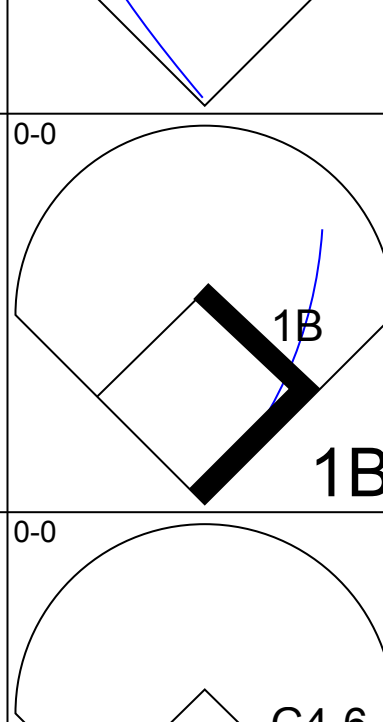
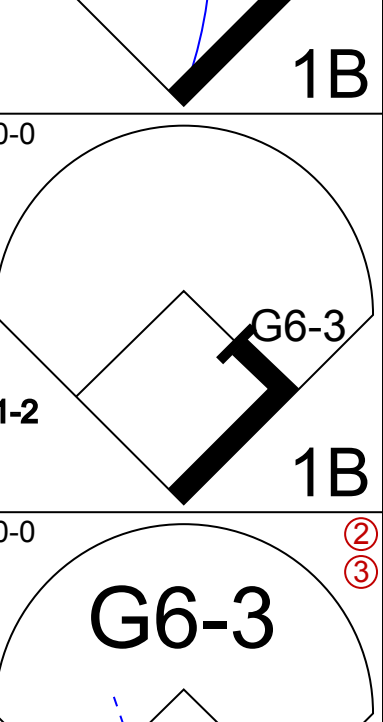
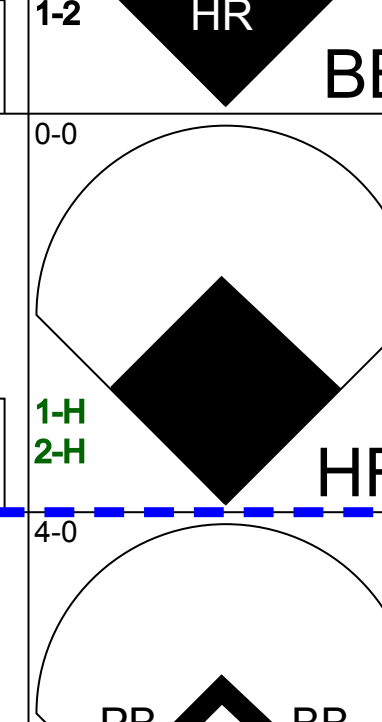
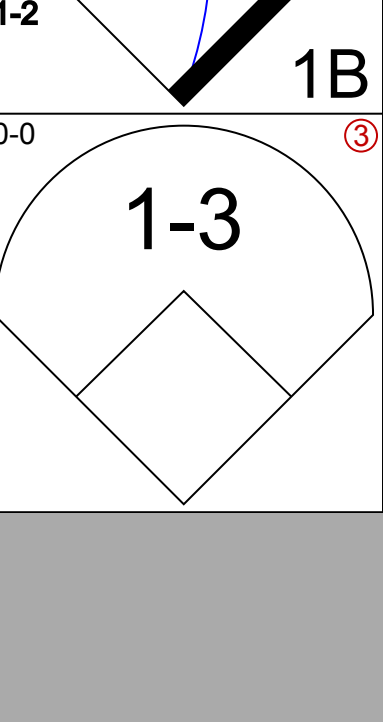

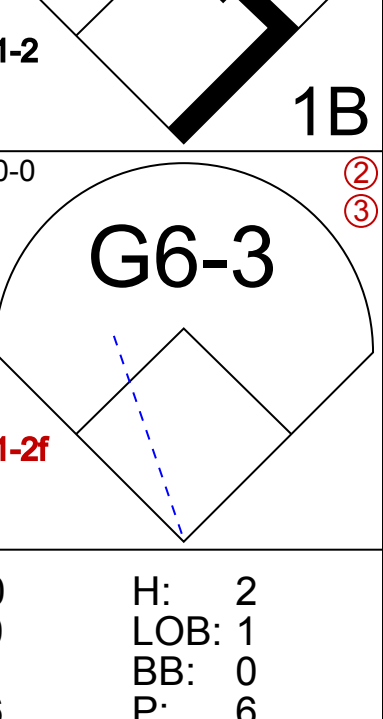
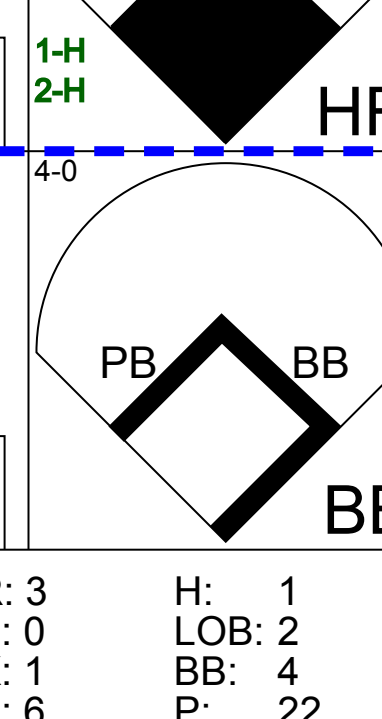

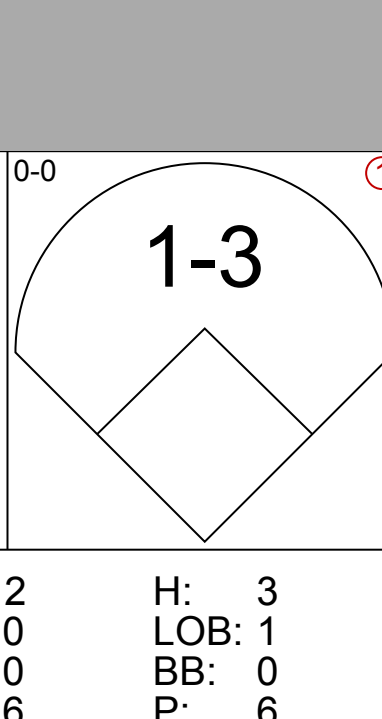


Batter	1	2	3	4	5	6	7	8	9	AB	R	H	RBI	BB	SO	LOB	TOP				
Bake McBride, L OBP: 0.348, SLG: 0.376 (1, 9)	0-0 WP 1B		0-0 G3		0-0 2B			0-0 F2		4	0	2	0	0	0	0	Philadelphia Phillies @ Chicago Cubs Wrigley Field, Chicago, IL Sat Jul 01 1978, 3:33 AM CDT Att: 26,042 - Unknown - 70 F				
Larry Bowa, S OBP: 0.335, SLG: 0.374 (1, 6)	0-0 L8		0-0 4-3		0-0 4-3			0-0 3-1		4	0	0	0	0	0	2					
Garry Maddox, R OBP: 0.353, SLG: 0.434 (1, 8)	0-0 L8		0-0 4-3					0-0 1B		4	0	1	0	0	0	1					
Greg Luzinski, R OBP: 0.367, SLG: 0.510 Jerry Martin, R OBP: 0.361, SLG: 0.469 (9, PR) (9, 7)	0-0 4-3			4-0 G4-6-3 BB				0-0 CS BB		2	0	1	0	2	0	1					
Richie Hebner, L OBP: 0.349, SLG: 0.417 (1, 5)		0-0 E 1B		0-0 G4-6-3 1-2				0-0 L3		4	1	1	0	0	0	3					
Jose Cardenal, R OBP: 0.318, SLG: 0.422 (1, 3)		0-0 F8		0-0 L7				0-0 CS	0-0 4-3	4	0	0	0	0	1	2					
Bob Boone, R OBP: 0.335, SLG: 0.425 (1, 2)		0-0 F9			0-0 HR			0-0 SH1-3 1B		3	1	2	1	1	0	1					
Ted Sizemore, R OBP: 0.244, SLG: 0.265 (1, 4)		0-0 FC6 2H			0-0 6-3			0-0 SH1-3	0-0 P4	3	0	1	1	0	0	2					
Randy Lerch, L OBP: 0.259, SLG: 0.333 (7, PH) Tim McCarver, L OBP: 0.376, SLG: 0.338 Ron Reed, R (7, 1)	0-0 FC6				0-3 K			0-0 3-1		2	0	0	0	0	1	1					
Inning Stats	R: 0 E: 0 K: 0 S: 4	H: 1 LOB: 1 BB: 0 P: 4	R: 1 E: 1 K: 0 S: 5	H: 2 LOB: 1 BB: 0 P: 5	R: 0 E: 0 K: 0 S: 3	H: 0 LOB: 0 BB: 0 P: 3	R: 0 E: 0 K: 0 S: 2	H: 0 LOB: 0 BB: 1 P: 6	R: 1 E: 0 K: 1 S: 7	H: 2 LOB: 1 BB: 0 P: 7	R: 0 E: 0 K: 0 S: 7	H: 0 LOB: 0 BB: 1 P: 14	R: 0 E: 0 K: 0 S: 4	H: 1 LOB: 1 BB: 0 P: 4	R: 0 E: 0 K: 1 S: 3	H: 1 LOB: 2 BB: 1 P: 13		1B: 6 2B: 1 3B: 0 HR: 1	SF: 0 SAC: 1 DP: 1 HBP: 0	WP: 2 PB: 0 SB: 0 CS: 1	PA: 36
PITCHER	IP	WLS	BF	H	R	ER	SO	BB	IBB	HBP	BLK	WP	HR	S	P	ERA	WHIP				
Dennis Lamp, R ERA: 3.59 Donnie Moore, R ERA: 4.38	(1, 1) (8, 1)	7.0 L	27 27	6 6	2 2	1 0	1 1	2 0	0 1	0 0	0 0	1 1	1 0	32 10	43 16	1.29 0.00	1.143 1.000				

Batter	1	2	3	4	5	6	7	8	9	AB	R	H	RBI	BB	SO	LOB	BOTTOM				
Rodney Scott, S OBP: 0.382, SLG: 0.367 (1, 5)	0-3 K		0-0 5-3					0-0 F8		4	0	0	0	0	2	0	Philadelphia Phillies @ Chicago Cubs Wrigley Field, Chicago, IL Sat Jul 01 1978, 3:33 AM CDT Att: 26,042 - Unknown - 70 F				
Gene Clines, R OBP: 0.350, SLG: 0.357 (1, 7)	0-3 K							0-0 K		4	0	0	0	0	2	0					
Bobby Murcer, L OBP: 0.329, SLG: 0.345 (1, 8)	4-0 BB							2-2 1B 1B		3	1	1	0	1	0	0					
Manny Trillo, R OBP: 0.338, SLG: 0.372 (1, 4)	0-0 P8							0-0 1B 1B		4	0	1	0	0	1	1					
Mike Vail, R OBP: 0.286, SLG: 0.362 (1, 9)		0-0 F9			3-2 5-3			0-0 1B 1B		4	0	1	1	0	1	0					
Larry Bittner, L OBP: 0.318, SLG: 0.362 (1, 3)		0-0 1-3			0-0 2B 1B			0-0 1-3		4	0	1	0	0	0	2					
Ivan De Jesus, R OBP: 0.341, SLG: 0.368 (1, 6)		0-3 K						0-0 L8		3	0	0	0	0	2	1					
Larry Cox, R OBP: 0.284, SLG: 0.309 (1, 2)			0-0 P4					0-0 2B		3	0	1	0	0	1	0					
Dennis Lamp, R OBP: 0.212, SLG: 0.242 Rudy Meoli, L OBP: 0.267, SLG: 0.200 Donnie Moore, L OBP: 0.333, SLG: 0.333 (8, 1)	0-0 6-3				0-0 K			0-0 F7		2	0	0	0	0	1	2					
Inning Stats	R: 0 E: 0 K: 2 S: 7	H: 0 LOB: 1 BB: 1 P: 11	R: 0 E: 0 K: 1 S: 5	H: 0 LOB: 0 BB: 0 P: 5	R: 0 E: 0 K: 0 S: 3	H: 0 LOB: 0 BB: 0 P: 3	R: 0 E: 0 K: 0 S: 3	H: 0 LOB: 0 BB: 0 P: 3	R: 1 E: 0 K: 1 S: 11	H: 3 LOB: 2 BB: 0 P: 13	R: 0 E: 0 K: 2 S: 7	H: 0 LOB: 0 BB: 0 P: 7	R: 0 E: 0 K: 1 S: 8	H: 0 LOB: 0 BB: 0 P: 11	R: 0 E: 0 K: 2 S: 7	H: 0 LOB: 0 BB: 0 P: 7		1B: 4 2B: 1 3B: 0 HR: 0	SF: 0 SAC: 0 DP: 0 HBP: 0	WP: 0 PB: 0 SB: 0 CS: 0	PA: 33
PITCHER	IP	WLS	BF	H	R	ER	SO	BB	IBB	HBP	BLK	WP	HR	S	P	ERA	WHIP				
Randy Lerch, L ERA: 4.48 Ron Reed, R ERA: 2.27	(1, 1) (7, 1)	6.0 S	24 9	5 0	1 0	1 0	5 5	1 0	0 0	0 0	0 0	0 0	0 22	25 25	0.00 0.000	0.000					



Batter	1	2	3	4	5	6	7	8	9	AB	R	H	RBI	BB	SO	LOB	TOP					
Bake McBride, L OBP: 0.345, SLG: 0.372 (1, 9)										5	0	1	0	0	2	1	Philadelphia Phillies @ Chicago Cubs Wrigley Field, Chicago, IL Sun Jul 02 1978, 3:33 AM CDT Att: 25,934 - Unknown - 72 F					
Bud Harrelson, S OBP: 0.338, SLG: 0.250 (1, 6) (9, 4)										4	1	2	0	1	2	0						
Jose Cardenal, R OBP: 0.312, SLG: 0.443 (1, 3)										5	1	1	2	0	2	4						
Greg Luzinski, R OBP: 0.367, SLG: 0.504 (1, 7)										3	0	0	0	2	2	0						
Davey Johnson, R OBP: 0.256, SLG: 0.274 (1, 5)										5	1	3	0	0	1	3						
Jerry Martin, R OBP: 0.372, SLG: 0.500 (1, 8)										4	1	2	0	1	0	2						
Bob Boone, R OBP: 0.341, SLG: 0.426 (1, 2)										4	1	2	2	1	0	2						
Ted Sizemore, R OBP: 0.253, SLG: 0.208 Larry Bowa, S OBP: 0.335, SLG: 0.374 (1, 4) (9, 6)										4	1	1	0	1	0	5						
Dick Ruthven, R OBP: 0.118, SLG: 0.176 Warren Brusstar, R OBP: 0.500, SLG: 1.000 Tug McGraw, R (1, 1) (7, 1) (9, 1)										3	0	1	2	0	0	6						
Inning Stats	R: 0 E: 0 K: 3 S: 13	H: 0 LOB: 0 BB: 0 P: 15	R: 1 E: 0 K: 0 S: 8	H: 2 LOB: 3 BB: 2 P: 19	R: 2 E: 0 K: 3 S: 10	H: 1 LOB: 0 BB: 1 P: 14	R: 3 E: 0 K: 0 S: 7	H: 5 LOB: 1 BB: 0 P: 7	R: 0 E: 0 K: 1 S: 8	H: 2 LOB: 3 BB: 1 P: 13	R: 0 E: 0 K: 1 S: 5	H: 0 LOB: 2 BB: 0 P: 5	R: 0 E: 0 K: 0 S: 8	H: 1 LOB: 2 BB: 1 P: 12	R: 0 E: 0 K: 1 S: 7	H: 2 LOB: 3 BB: 1 P: 11		R: 0 E: 0 K: 0 S: 3	H: 0 LOB: 0 BB: 0 P: 3	1B: 9 2B: 1 3B: 2 HR: 1	SF: 0 SAC: 0 DP: 1 HBP: 0	WP: 0 PB: 0 SB: 2 CS: 0
PITCHER	IP	WLS	BF	H	R	ER	SO	BB	IBB	HBP	BLK	WP	HR	S	P	ERA	WHIP					
Ken Holtzman, L ERA: 6.19	3.0	L	15	4	4	4	6	2	1	0	0	0	1	32	49	12.00	2.000					
Lynn McGlothen, R ERA: 4.31	4.0		20	7	2	2	2	1	1	0	0	0	0	27	36	4.50	2.000					
Dave Geisel, L ERA: 5.4	0.1		3	2	0	0	0	0	0	0	0	0	0	3	3	0.00	6.000					
Donnie Moore, R ERA: 4.25	1.2		6	0	0	0	1	0	1	0	0	0	0	7	11	0.00	0.000					

Batter	1	2	3	4	5	6	7	8	9	AB	R	H	RBI	BB	SO	LOB	BOTTOM					
Rodney Scott, S OBP: 0.368, SLG: 0.333 Dave Geisel, L (1, 8) (8, 1)										3	0	0	0	1	1	2	Philadelphia Phillies @ Chicago Cubs Wrigley Field, Chicago, IL Sun Jul 02 1978, 3:33 AM CDT Att: 25,934 - Unknown - 72 F					
Donnie Moore, L OBP: 0.333, SLG: 0.333 Gene Clines, R OBP: 0.354, SLG: 0.362 (8, 1) (9, PH)										0	0	0	0	0	0	0						
Greg Gross, L OBP: 0.327, SLG: 0.380 (1, 7) (8, 8)										5	0	1	0	0	1	3						
Larry Bittner, L OBP: 0.315, SLG: 0.358 (1, 3)										5	1	1	0	0	1	3						
Bobby Murcer, L OBP: 0.333, SLG: 0.351 (1, 9)										4	0	2	2	1	1	1						
Steve Ontiveros, S OBP: 0.310, SLG: 0.311 (1, 5)										4	0	1	0	1	1	3						
Manny Trillo, R OBP: 0.333, SLG: 0.366 (1, 4)										4	1	0	0	0	2	3						
Ivan De Jesus, R OBP: 0.346, SLG: 0.371 (1, 6)										3	1	2	0	1	0	0						
Larry Cox, R OBP: 0.300, SLG: 0.325 Mike Vail, R OBP: 0.294, SLG: 0.429 (1, 2) (7, PH) (8, 7)										2	0	2	0	0	0	0						
Ken Holtzman, R OBP: 0.250, SLG: 0.250 Lynn McGlothen, L OBP: 0.167, SLG: 0.333 Rudy Meoli, L OBP: 0.290, SLG: 0.200 Mike Gordon, S (1, 1) (4, 1) (7, PH) (8, 2)										1	0	1	0	0	0	0						
Inning Stats	R: 0 E: 0 K: 1 S: 5	H: 0 LOB: 0 BB: 0 P: 5	R: 0 E: 0 K: 1 S: 12	H: 1 LOB: 0 BB: 0 P: 14	R: 0 E: 0 K: 0 S: 4	H: 2 LOB: 1 BB: 0 P: 4	R: 0 E: 0 K: 0 S: 3	H: 0 LOB: 1 BB: 1 P: 7	R: 0 E: 0 K: 1 S: 6	H: 2 LOB: 1 BB: 0 P: 6	R: 0 E: 0 K: 1 S: 6	H: 1 LOB: 0 BB: 0 P: 6	R: 3 E: 0 K: 1 S: 6	H: 1 LOB: 2 BB: 4 P: 22	R: 0 E: 0 K: 2 S: 10	H: 2 LOB: 2 BB: 0 P: 12	R: 2 E: 0 K: 0 S: 6	H: 3 LOB: 1 BB: 0 P: 6	1B: 10 2B: 1 3B: 0 HR: 1	SF: 0 SAC: 0 DP: 3 HBP: 0	WP: 0 PB: 1 SB: 0 CS: 0	PA: 41
PITCHER	IP	WLS	BF	H	R	ER	SO	BB	IBB	HBP	BLK	WP	HR	S	P	ERA	WHIP					
Dick Ruthven, R ERA: 3.61	6.1	W	26	7	3	3	4	3	0	0	0	0	0	16	26	4.26	1.579					
Warren Brusstar, R ERA: 2.94	2.0		11	3	1	1	3	2	0	0	0	0	0	4	4	4.50	2.500					
Tug McGraw, L ERA: 2.56	0.2	S	4	2	1	1	0	0	0	0	0	0	0	4	4	13.50	3.000					

AB	38
R	6
H	13
RBI	6
BB	6
SO	9
LOB	23



Batter	1	2	3	4	5	6	7	8	9	AB	R	H	RBI	BB	SO	LOB	TOP	
Bake McBride, L OBP: 0.340, SLG: 0.366 (1, 9)	F4-3			F4-3			F4-3		F9	4	0	0	0	0	0	1	Philadelphia Phillies @ New York Mets Shea Stadium, Flushing, NY Tue Jul 04 1978, 7:05 PM EDT Unknown	
Larry Bowa, S OBP: 0.331, SLG: 0.369 (1, 6)	F4			F8			P6		F4-3	4	0	0	0	0	0	1		
Garry Maddox, R OBP: 0.353, SLG: 0.432 (1, 8)	L8			K						3	0	1	0	0	1	0		
Greg Luzinski, R OBP: 0.367, SLG: 0.500 (1, 7)				K						2	0	0	0	1	2	1		
Richie Hebner, L OBP: 0.344, SLG: 0.411 (1, 5)				F8						3	0	0	0	0	0	1		
Jose Cardenal, R OBP: 0.302, SLG: 0.429 (1, 3)				6-3						3	0	0	0	0	0	0		
Barry Foote, R OBP: 0.143, SLG: 0.143 (1, 2)				F4-3						3	0	0	0	0	0	0		
Ted Sizemore, R OBP: 0.256, SLG: 0.213 (1, 4)				F4						3	0	1	0	0	0	0		
Larry Christenson, R OBP: 0.162, SLG: 0.229 (1, 1)				6-3						2	0	0	0	0	1	0		
Tim McCarver, L OBP: 0.373, SLG: 0.333 (9, PH)										1	0	0	0	0	1	1		
Inning Stats	R: 0 E: 0 K: 0 S: 3	H: 0 LOB: 0 BB: 0 P: 3	R: 0 E: 0 K: 1 S: 5	H: 0 LOB: 0 BB: 0 P: 5	R: 0 E: 0 K: 0 S: 3	H: 0 LOB: 0 BB: 0 P: 3	R: 0 E: 0 K: 1 S: 5	H: 0 LOB: 0 BB: 0 P: 6	R: 0 E: 0 K: 1 S: 6	H: 1 LOB: 1 BB: 0 P: 6	R: 0 E: 0 K: 0 S: 3	H: 0 LOB: 0 BB: 0 P: 3	R: 0 E: 0 K: 1 S: 6	H: 1 LOB: 1 BB: 0 P: 6	1B: 2 2B: 0 3B: 0 HR: 0	SF: 0 SAC: 0 DP: 0 HBP: 0	WP: 0 PB: 0 SB: 0 CS: 1	PA: 29
PITCHER Pat Zachry, R ERA: 2.9 (1, 1)	IP: 9.0 WLS: W BF: 29 H: 2 R: 0 ER: 0 SO: 5 BB: 1 IBB: 0 HBP: 0 BLK: 0 WP: 0 HR: 0 S: 38 P: 42 ERA: 0.00 WHIP: 0.333																	

Batter	1	2	3	4	5	6	7	8	9	AB	R	H	RBI	BB	SO	LOB	BOTTOM	
Lenny Randle, S OBP: 0.364, SLG: 0.342 (1, 5)	4-3			SH3-4 2B						3	1	1	0	1	0	0	Philadelphia Phillies @ New York Mets Shea Stadium, Flushing, NY Tue Jul 04 1978, 7:05 PM EDT Unknown	
Tim Lincecum, R OBP: 0.297, SLG: 0.280 (1, 6)				SH3-4 1B						2	1	1	0	1	0	0		
Lee Mazzilli, S OBP: 0.347, SLG: 0.419 (1, 8)				P4						4	1	1	4	0	0	2		
Steve Henderson, R OBP: 0.309, SLG: 0.386 (1, 7)				4-3						4	0	0	0	0	0	1		
Willie Montanez, L OBP: 0.333, SLG: 0.427 (1, 3)				K						3	0	0	0	0	1	1		
John Stearns, R OBP: 0.356, SLG: 0.387 (1, 2)				5-3						3	0	0	0	0	0	1		
Joel Youngblood, R OBP: 0.287, SLG: 0.375 (1, 9)				L9						3	0	1	0	0	0	0		
Doug Flynn, R OBP: 0.267, SLG: 0.261 (1, 4)				F3						3	1	1	0	0	0	1		
Pat Zachry, R OBP: 0.150, SLG: 0.081 (1, 1)				F8						2	0	0	0	0	1	0		
Inning Stats	R: 0 E: 0 K: 0 S: 3	H: 1 LOB: 0 BB: 0 P: 3	R: 0 E: 0 K: 1 S: 5	H: 0 LOB: 0 BB: 0 P: 5	R: 0 E: 0 K: 0 S: 4	H: 1 LOB: 1 BB: 0 P: 4	R: 0 E: 0 K: 0 S: 5	H: 0 LOB: 0 BB: 0 P: 5	R: 0 E: 1 K: 0 S: 4	H: 0 LOB: 1 BB: 0 P: 4	R: 4 E: 0 K: 0 S: 5	H: 2 LOB: 0 BB: 2 P: 13	R: 4 E: 0 K: 0 S: 5	H: 2 LOB: 0 BB: 2 P: 13	1B: 3 2B: 1 3B: 0 HR: 1	SF: 0 SAC: 2 DP: 1 HBP: 0	WP: 0 PB: 0 SB: 0 CS: 0	PA: 31
PITCHER Larry Christenson, R ERA: 3.62 (1, 1)	IP: 8.0 WLS: L BF: 31 H: 5 R: 4 ER: 4 SO: 2 BB: 1 IBB: 1 HBP: 0 BLK: 0 WP: 0 HR: 1 S: 33 P: 41 ERA: 4.50 WHIP: 0.750																	

Batter	1	2	3	4	5	6	7	8	9	AB	R	H	RBI	BB	SO	LOB	TOP					
Bake McBride, L (1, 9) OBP: 0.338, SLG: 0.361	4-0 BB BB		0-3 K		0-0 F7			0-0 3-1		3	0	0	0	1	1	0	Philadelphia Phillies @ New York Mets Shea Stadium, Flushing, NY Tue Jul 04 1978, 7:05 PM EDT Att: 10,410 - Unknown					
Larry Bowa, S (1, 6) OBP: 0.333, SLG: 0.368	4-0 BB		0-0 1B		0-0 P5			0-3 K		3	0	1	0	1	1	0						
Garry Maddox, R (1, 8) OBP: 0.355, SLG: 0.445	0-3 K		0-0 1B		0-0 F8			0-0 HR		4	1	2	1	0	1	2						
Greg Luzinski, R (1, 7) OBP: 0.362, SLG: 0.492	0-3 K		0-3 K		0-3 K			0-3 K		4	0	0	0	0	4	4						
Richie Hebner, L (1, 5) OBP: 0.347, SLG: 0.406	4-0 BB		0-0 3-1		4-0 BB			0-0 4-3		2	0	0	0	2	0	2						
Tim McCarver, L (1, 3) Ted Sizemore, R (9, 4) OBP: 0.256, SLG: 0.213	0-3 K		0-3 K		0-0 F8			0-0 F5		4	0	0	0	0	2	4						
Bob Boone, R (1, 2) Randy Lerch, L (9, PR) Barry Foote, R (9, 2) OBP: 0.143, SLG: 0.143		0-0 F9		0-0 F7			0-0 5-3		0-0 HR	4	0	1	0	0	0	0						
Bud Harrelson, S (1, 4) Jose Cardenal, R (9, PH) OBP: 0.309, SLG: 0.467		0-3 K		0-0 L7			0-0 4-3		0-0 HR	3	0	0	0	0	1	0						
Jim Lonborg, R (1, 1) Jerry Martin, R (7, PH) Rawly Eastwick, R (7, 1) Davey Johnson, R (9, PH) Ron Reed, R (9, 1) OBP: 0.253, SLG: 0.270		0-3 K		0-3 K		0-0 1-3		0-3 K		2	0	0	0	0	1	0						
Inning Stats	R: 0 E: 1 K: 3 S: 9	H: 0 LOB: 3 BB: 3 P: 21	R: 0 E: 0 K: 2 S: 7	H: 0 LOB: 0 BB: 0 P: 7	R: 0 E: 0 K: 2 S: 9	H: 2 LOB: 2 BB: 0 P: 9	R: 0 E: 0 K: 1 S: 5	H: 0 LOB: 0 BB: 0 P: 5	R: 0 E: 0 K: 1 S: 3	H: 0 LOB: 1 BB: 1 P: 9	R: 0 E: 0 K: 1 S: 5	H: 0 LOB: 0 BB: 0 P: 5	R: 0 E: 0 K: 1 S: 5	H: 0 LOB: 0 BB: 0 P: 5	R: 1 E: 0 K: 2 S: 8	H: 1 LOB: 0 BB: 0 P: 8		R: 2 E: 0 K: 1 S: 7	H: 2 LOB: 1 BB: 0 P: 7	1B: 2 2B: 1 3B: 0 HR: 2	SF: 0 SAC: 0 DP: 0 HBP: 0	WP: 0 PB: 0 SB: 1 CS: 0
PITCHER Craig Swan, R (1, 1) ERA: 2.66	IP: 9.0 WLS: L BF: 36 H: 5 R: 3 ER: 3 SO: 13 BB: 4 IBB: 0 HBP: 0 BLK: 0 WP: 0 HR: 2 S: 58 P: 74 ERA: 3.00 WHIP: 1.000															PITCHER						

Batter	1	2	3	4	5	6	7	8	9	AB	R	H	RBI	BB	SO	LOB	BOTTOM			
Lenny Randle, S (1, 5) OBP: 0.361, SLG: 0.339	0-0 1B		0-3 K		0-0 F8		0-0 F8		0-0 F7	5	0	1	0	0	1	4	Philadelphia Phillies @ New York Mets Shea Stadium, Flushing, NY Tue Jul 04 1978, 7:05 PM EDT Att: 10,410 - Unknown			
Joel Youngblood, R (1, 4) OBP: 0.273, SLG: 0.355	0-0 1B		0-0 F7		0-3 K		0-0 F9		0-3 K	5	0	0	0	0	2	3				
Lee Mazzilli, S (1, 8) OBP: 0.351, SLG: 0.431	0-0 HR		0-0 1B		4-0 BB			0-0 F9		3	2	2	1	1	0	0				
Willie Montanez, L (1, 3) OBP: 0.335, SLG: 0.428	0-0 1B		0-0 1B		0-0 4-1			0-0 P6		4	0	2	0	0	0	1				
Steve Henderson, R (1, 7) OBP: 0.308, SLG: 0.382	0-0 F7		0-0 1B		0-0 E3		4-0 BB		0-0 1B	3	0	0	1	1	0	2				
Bruce Boisclair, L (1, 9) OBP: 0.329, SLG: 0.364		0-0 SH1-4 1B	0-0 CS		0-0 F8		0-0 F8		0-0 1B	4	0	3	0	0	0	1				
Ron Hodges, L (1, 2) OBP: 0.319, SLG: 0.295		4-0 SH1-4 BB		0-3 K		0-0 G4-6-3		0-0 4-3		3	0	0	0	1	1	4				
Doug Flynn, R (1, 6) OBP: 0.268, SLG: 0.262		0-0 SH1-4		0-0 F4-3				0-0 F8		3	0	1	0	0	0	1				
Craig Swan, R (1, 1) Ed Kranepool, L (9, PH) Elliott Maddox, R (9, PR) OBP: 0.393, SLG: 0.368		0-0 P4		0-0 P4		0-3 K		0-0 1B		3	0	0	0	0	1	4				
Inning Stats	R: 1 E: 0 K: 0 S: 5	H: 3 LOB: 1 BB: 0 P: 5	R: 0 E: 0 K: 1 S: 6	H: 1 LOB: 2 BB: 1 P: 10	R: 1 E: 0 K: 0 S: 4	H: 2 LOB: 0 BB: 0 P: 4	R: 0 E: 0 K: 1 S: 6	H: 1 LOB: 1 BB: 0 P: 6	R: 0 E: 0 K: 0 S: 3	H: 0 LOB: 0 BB: 0 P: 3	R: 0 E: 0 K: 1 S: 6	H: 1 LOB: 1 BB: 0 P: 6	R: 0 E: 0 K: 0 S: 4	H: 1 LOB: 2 BB: 1 P: 8	R: 0 E: 0 K: 1 S: 6	H: 1 LOB: 1 BB: 0 P: 6		1B: 9 2B: 0 3B: 0 HR: 1	SF: 0 SAC: 1 DP: 2 HBP: 0	WP: 0 PB: 0 SB: 0 CS: 1
PITCHER Jim Lonborg, R (1, 1) ERA: 3.52 Rawly Eastwick, R (7, 1) ERA: 3.94 Ron Reed, R (9, 1) ERA: 2.22	IP: 6.0 WLS: W BF: 9 H: 2 R: 0 ER: 0 SO: 1 BB: 1 IBB: 0 HBP: 0 BLK: 0 WP: 0 HR: 1 S: 29 P: 37 ERA: 0.00 WHIP: 1.500															PITCHER				

Batter	1	2	3	4	5	6	7	8	9	AB	R	H	RBI	BB	SO	LOB	TOP										
Jerry Martin, R OBP: 0.368, SLG: 0.500 Bake McBride, L OBP: 0.336, SLG: 0.358	0-3 K		0-0 FC5		0-0 SH3	0-3 K		0-0 F4-3	3 0 1 0 0 1 2																		
Larry Bowa, S OBP: 0.329, SLG: 0.364	0-3 K		0-0 5-3		0-0 SH3	0-0 G1-2-3		0-0 P6	4 0 0 0 0 1 5																		
Garry Maddox, R OBP: 0.356, SLG: 0.442	0-0 F4-3			4-0 3B BB	0-0 6-3		0-0 6-3	4 1 1 0 1 0 1																			
Greg Luzinski, R OBP: 0.363, SLG: 0.510		0-3 K		0-0 1B	0-0 F9		0-0 HR	5 2 2 2 0 2 2																			
Jose Cardenal, R OBP: 0.317, SLG: 0.469		0-0 5-3		0-0 2B 1B	0-0 5-3		0-0 5-3	4 2 2 1 0 0 0																			
Davey Johnson, R OBP: 0.284, SLG: 0.286		0-3 K		0-0 2B	0-0 6-3		0-0 6-3	3 2 1 1 1 1 0																			
Tim McCarver, L OBP: 0.352, SLG: 0.311 Barry Foote, R OBP: 0.208, SLG: 0.208			0-3 K	0-0 E7	0-0 1B	0-0 G1-2-3		0-3 K	1 0 0 0 0 1 0								AB 34										
Ted Sizemore, R OBP: 0.267, SLG: 0.217			4-0 FC5 SH	0-0 F5	0-0 1B	0-0 1B		0-0 F4-3	3 0 1 1 1 0 0								R 7										
Steve Carlton, L OBP: 0.295, SLG: 0.326 Warren Brusstar, R OBP: 0.333, SLG: 0.667 Bud Harrelson, S OBP: 0.333, SLG: 0.235 Ron Reed, R OBP: 0.333, SLG: 0.235 Tug McGraw, R OBP: 0.333, SLG: 0.235			0-0 SH	0-3 K	0-0 1B	0-0 1B		0-0 6-3	0 0 0 0 0 0 0								H 10										
Inning Stats	R: 0 E: 0 K: 2 S: 7	H: 0 LOB: 0 BB: 0 P: 7	R: 0 E: 0 K: 2 S: 7	H: 0 LOB: 0 BB: 0 P: 7	R: 0 E: 0 K: 1 S: 6	H: 0 LOB: 2 BB: 1 P: 10	R: 4 E: 1 K: 1 S: 8	H: 4 LOB: 0 BB: 1 P: 12	R: 0 E: 0 K: 0 S: 4	H: 1 LOB: 1 BB: 0 P: 4	R: 2 E: 0 K: 1 S: 7	H: 3 LOB: 2 BB: 2 P: 15	R: 1 E: 0 K: 0 S: 4	H: 1 LOB: 0 BB: 0 P: 4	R: 0 E: 0 K: 1 S: 5	H: 0 LOB: 0 BB: 0 P: 5	R: 0 E: 0 K: 1 S: 6	H: 1 LOB: 1 BB: 0 P: 6	1B: 6 2B: 2 3B: 1 HR: 1	SF: 0 SAC: 2 DP: 1 HBP: 0	WP: 0 PB: 0 SB: 0 CS: 0	PA: 40					
PITCHER	IP	WLS	BF	H	R	ER	SO	BB	IBB	HBP	BLK	WP	HR	S	P	ERA	WHIP										
Jerry Kosman, L ERA: 4.17	5.0	L	27	8	6	5	6	4	0	0	0	0	0	35	51	9.00	2.400										
Dwight Bernard, R ERA: 4.5	1.0		2	0	0	1	0	0	0	0	0	0	0	4	4	0.00	0.000										
Dale Murray, R ERA: 4.57	2.0		7	1	1	1	1	0	0	0	0	0	1	9	9	4.50	0.500										
Skip Lockwood, R ERA: 3.54	1.0		4	1	0	0	1	0	0	0	0	0	0	6	6	0.00	1.000										

Philadelphia Phillies @ New York Mets
Shea Stadium, Flushing, NY
Wed Jul 05 1978, 7:05 PM EDT
Att: 8,667 - Unknown

AB	34
R	7
H	10
RBI	6
BB	4
SO	9
LOB	13



Batter	1	2	3	4	5	6	7	8	9	AB	R	H	RBI	BB	SO	LOB	BOTTOM										
Lenny Randle, S OBP: 0.358, SLG: 0.336	0-0 F7	0-0 5-3		0-0 G3		0-0 1B		0-0 L8	5 0 1 1 0 0 0																		
Tim Foli, R OBP: 0.281, SLG: 0.283	0-0 1B		0-0 HR	0-0 1B	0-0 4-3	0-0 P4		0-0 F8	5 2 2 0 0 0 2																		
Lee Mazzilli, S OBP: 0.352, SLG: 0.438	0-0 6-3		0-0 HR	4-0 CS	0-0 BB	0-0 G3		0-0 5-3	4 1 1 2 1 0 3																		
John Stearns, R OBP: 0.361, SLG: 0.391	0-0 1B		4-0 FC4-6	0-0 BB	0-0 1B		0-0 4-3	3 1 2 1 1 0 0																			
Willie Montanez, L OBP: 0.334, SLG: 0.426	0-0 1B		0-0 FC4-6	0-0 BB	0-3 K		0-0 F8	4 0 1 1 0 1 2																			
Steve Henderson, R OBP: 0.310, SLG: 0.381	0-0 1B		4-0 BB	0-0 K	0-3 K		0-3 K	3 0 1 0 1 2 1																			
Joel Youngblood, R OBP: 0.287, SLG: 0.347 Bruce Boicclair, L OBP: 0.331, SLG: 0.366	0-3 K		0-3 K	0-0 F7		0-0 1B		0-0 G6-4-3	2 0 0 0 0 2 4								AB 36										
Doug Flynn, R OBP: 0.267, SLG: 0.262		0-0 F6-3	0-0 FC5	0-0 1B	0-0 1B	0-0 1B		0-0 F8	2 0 1 0 0 0 0								R 5										
Jerry Kosman, R ERA: 4.17 Dwight Bernard, R ERA: 4.5 Ed Kranepool, L OBP: 0.333, SLG: 0.396 Dale Murray, R ERA: 4.57 Tom Cleave, R OBP: 0.296, SLG: 0.359 Skip Lockwood, R ERA: 3.54		0-3 K		0-0 4-3	0-0 1B	0-0 1B		0-0 G6-4-3	4 1 1 0 0 0 3								H 11										
Inning Stats	R: 2 E: 0 K: 1 S: 9	H: 4 LOB: 2 BB: 0 P: 9	R: 0 E: 0 K: 1 S: 5	H: 0 LOB: 0 BB: 0 P: 5	R: 2 E: 0 K: 1 S: 7	H: 2 LOB: 2 BB: 2 P: 15	R: 0 E: 0 K: 0 S: 3	H: 0 LOB: 0 BB: 0 P: 3	R: 0 E: 0 K: 2 S: 7	H: 1 LOB: 1 BB: 1 P: 11	R: 1 E: 0 K: 0 S: 6	H: 3 LOB: 2 BB: 0 P: 6	R: 0 E: 0 K: 1 S: 5	H: 0 LOB: 0 BB: 0 P: 5	R: 0 E: 0 K: 0 S: 3	H: 1 LOB: 0 BB: 0 P: 3	R: 0 E: 0 K: 0 S: 3	H: 0 LOB: 0 BB: 0 P: 3	1B: 10 2B: 0 3B: 0 HR: 1	SF: 0 SAC: 0 DP: 1 HBP: 0	WP: 0 PB: 0 SB: 0 CS: 1	PA: 39					
PITCHER	IP	WLS	BF	H	R	ER	SO	BB	IBB	HBP	BLK	WP	HR	S	P	ERA	WHIP										
Steve Carlton, L ERA: 2.75	2.1		15	6	4	4	2	2	0	0	0	0	0	17	25	15.43	3.429										
Warren Brusstar, R ERA: 2.72	2.2	W	9	1	0	0	3	1	0	0	0	0	0	14	18	0.00	0.750										
Ron Reed, R ERA: 2.31	2.0		9	3	1	1	1	0	0	0	0	0	0	11	11	4.50	1.500										
Tug McGraw, L ERA: 2.45	2.0	S	6	1	0	0	0	0	0	0	0	0	0	6	6	0.00	0.500										

Philadelphia Phillies @ New York Mets
Shea Stadium, Flushing, NY
Wed Jul 05 1978, 7:05 PM EDT
Att: 8,667 - Unknown

AB	36
R	5
H	11
RBI	5
BB	3
SO	6
LOB	16



Batter	1	2	3	4	5	6	7	8	9	AB	R	H	RBI	BB	SO	LOB	TOP								
Dave Cash, R OBP: 0.319, SLG: 0.345 (1, 4)										5	2	2	0	0	0	0									
Andra Dawson, R OBP: 0.391, SLG: 0.399 (1, 8)										4	0	2	1	0	1	1									
Ellis Valentine, R OBP: 0.328, SLG: 0.479 (1, 9)										4	0	1	1	0	0	2									
Tony Perez, R OBP: 0.318, SLG: 0.441 (1, 3)										4	0	0	0	0	1	3									
Larry Parrish, R OBP: 0.315, SLG: 0.465 (1, 5)										4	2	1	1	0	0	0									
Warren Cromartie, L OBP: 0.311, SLG: 0.351 (1, 7)										3	2	2	1	1	0	0									
Gary Carter, R OBP: 0.310, SLG: 0.332 (1, 2)										4	0	0	0	0	1	3									
Chris Speier, R OBP: 0.336, SLG: 0.332 (1, 6)										3	0	0	2	0	0	1									
Ross Grimsley, L OBP: 0.184, SLG: 0.133 (1, 1)										2	0	0	0	0	0	0									
Stan Bahnsen, R (5, 1)										1	0	0	0	0	0	0									
Wayne Garrett, L OBP: 0.257, SLG: 0.234 (9, PH)										1	0	0	0	0	0	0									
Inning Stats	R: 1 E: 0 K: 1 S: 6	H: 2 LOB: 0 BB: 0 P: 6	R: 0 E: 1 K: 0 S: 4	H: 0 LOB: 1 BB: 0 P: 4	R: 1 E: 0 K: 0 S: 5	H: 2 LOB: 1 BB: 0 P: 5	R: 2 E: 0 K: 0 S: 5	H: 2 LOB: 0 BB: 0 P: 5	R: 0 E: 0 K: 1 S: 4	H: 1 LOB: 1 BB: 0 P: 4	R: 2 E: 1 K: 1 S: 7	H: 1 LOB: 0 BB: 0 P: 7	R: 0 E: 0 K: 0 S: 3	H: 0 LOB: 0 BB: 0 P: 3	R: 0 E: 0 K: 1 S: 5	H: 0 LOB: 1 BB: 1 P: 9	R: 0 E: 0 K: 0 S: 3	H: 0 LOB: 0 BB: 0 P: 3	1B: 4 2B: 2 3B: 1 HR: 1	SF: 1 SAC: 0 DP: 1 HBP: 0	WP: 1 PB: 0 SB: 1 CS: 0	PA: 37			
PITCHER	IP	WLS	BF	H	R	ER	SO	BB	IBB	HBP	BLK	WP	HR	S	P	ERA	WHIP								
Jim Kaat, L ERA: 3.61 (1, 1)	4.1		20	7	4	4	1	0	0	0	0	1	1	22	22	8.31	1.615								
Rawly Eastwick, R ERA: 3.41 (5, 1)	4.2	W	17	1	2	0	2	1	0	0	0	0	0	20	24	0.00	0.429								

Montreal Expos @ Philadelphia Phillies
Veterans Stadium, Philadelphia, PA
Thu Jul 06 1978, 7:05 PM EDT
Att: 50,149 - Unknown

AB 35
R 6
H 8
RBI 6
BB 1
SO 3
LOB 10



Batter	1	2	3	4	5	6	7	8	9	AB	R	H	RBI	BB	SO	LOB	BOTTOM								
Jerry Martin, R OBP: 0.369, SLG: 0.495 (1, 9)										5	0	2	1	0	2	0									
Larry Bowa, S OBP: 0.325, SLG: 0.359 (1, 6)										4	0	0	0	0	0	1									
Garry Maddox, R OBP: 0.355, SLG: 0.439 (1, 8)										4	1	1	0	0	2	0									
Greg Luzinski, R OBP: 0.368, SLG: 0.527 (1, 7)										3	1	2	1	1	0	0									
Jose Cardenal, R OBP: 0.324, SLG: 0.475 (1, 3)										3	1	1	0	1	0	1									
Davey Johnson, R OBP: 0.275, SLG: 0.296 (1, 5)										4	1	2	1	0	1	4									
Bob Boone, R OBP: 0.333, SLG: 0.420 (1, 2)										4	1	0	1	0	1	5									
Ted Sizemore, R OBP: 0.277, SLG: 0.221 (1, 4)										3	1	1	1	1	0	0									
Jim Kaat, L OBP: 0.148, SLG: 0.115 (1, 1)										2	1	1	2	0	0	0									
Rawly Eastwick, R (5, 1)										2	0	0	0	0	1	3									
Inning Stats	R: 0 E: 0 K: 2 S: 7	H: 0 LOB: 0 BB: 0 P: 7	R: 5 E: 2 K: 0 S: 8	H: 5 LOB: 0 BB: 0 P: 8	R: 1 E: 0 K: 2 S: 9	H: 2 LOB: 1 BB: 0 P: 9	R: 0 E: 0 K: 0 S: 4	H: 1 LOB: 1 BB: 0 P: 4	R: 1 E: 0 K: 1 S: 7	H: 2 LOB: 3 BB: 2 P: 15	R: 0 E: 0 K: 1 S: 5	H: 0 LOB: 0 BB: 0 P: 5	R: 0 E: 0 K: 1 S: 5	H: 0 LOB: 1 BB: 1 P: 9	R: 0 E: 0 K: 0 S: 3	H: 0 LOB: 0 BB: 0 P: 3	1B: 7 2B: 2 3B: 0 HR: 1	SF: 0 SAC: 0 DP: 0 HBP: 0	WP: 0 PB: 0 SB: 0 CS: 0	PA: 37					
PITCHER	IP	WLS	BF	H	R	ER	SO	BB	IBB	HBP	BLK	WP	HR	S	P	ERA	WHIP								
Ross Grimsley, L ERA: 3.11 (1, 1)	4.0	L	22	10	7	5	4	0	0	0	0	0	0	30	30	11.25	2.500								
Stan Bahnsen, R ERA: 3.24 (5, 1)	4.0		15	0	0	0	3	3	0	0	0	0	0	18	30	0.00	0.750								

Montreal Expos @ Philadelphia Phillies
Veterans Stadium, Philadelphia, PA
Thu Jul 06 1978, 7:05 PM EDT
Att: 50,149 - Unknown

AB 34
R 7
H 10
RBI 7
BB 3
SO 7
LOB 14



Batter	1	2	3	4	5	6	7	8	9	AB	R	H	RBI	BB	SO	LOB	TOP										
Dave Cash, R OBP: 0.320, SLG: 0.345 Pepe Frias, R OBP: 0.429, SLG: 1.000	F7		HR		WP 1B 2-3		F8	G1-6-3		5	2	2	0	0	0	1											
Andra Dawson, R OBP: 0.339, SLG: 0.399	5-3		F8		K		1B		6-3	5	1	1	0	0	1	3											
Ellis Valentine, R OBP: 0.339, SLG: 0.502 Sam Mejias, R OBP: 0.261, SLG: 0.190	1B 2B		HR		S 1B 1-H 3-H		1B		G6-4-3 1B	5	1	5	3	0	0	0											
Tony Perez, R OBP: 0.319, SLG: 0.441 Del Unser, L OBP: 0.321, SLG: 0.330	2H 1B		6-3		P6		1B		G6-4-3	5	0	2	1	0	0	2											
Larry Parrish, R OBP: 0.310, SLG: 0.458		L4		4-3		6-3	F7			4	0	0	0	0	0	2											
Warren Cromartie, L OBP: 0.313, SLG: 0.366		HR		4-3		2B	F7			4	1	2	1	0	0	2											
Gary Carter, R OBP: 0.309, SLG: 0.342		4-3		1-3		1-6-3		HR		4	1	1	1	0	0	1											
Chris Speier, R OBP: 0.338, SLG: 0.332			K		1B BLK SH3			F8		3	1	1	0	1	1	0											
Steve Rogers, R OBP: 0.132, SLG: 0.115 Darold Knowles, L OBP: 0.500, SLG: 0.500 Mike Garman, R			K		SH3		K	G1-6-3 1B		3	0	1	0	0	2	2											
Inning Stats	R: 0 E: 0 K: 0 S: 4	H: 2 LOB: 2 BB: 0 P: 4	R: 1 E: 0 K: 1 S: 6	H: 1 LOB: 0 BB: 0 P: 6	R: 2 E: 0 K: 1 S: 7	H: 2 LOB: 0 BB: 0 P: 7	R: 0 E: 0 K: 0 S: 3	H: 0 LOB: 0 BB: 0 P: 3	R: 2 E: 0 K: 1 S: 8	H: 3 LOB: 1 BB: 0 P: 8	R: 0 E: 0 K: 1 S: 6	H: 1 LOB: 2 BB: 1 P: 10	R: 1 E: 0 K: 0 S: 6	H: 3 LOB: 3 BB: 0 P: 6	R: 1 E: 0 K: 0 S: 4	H: 2 LOB: 0 BB: 0 P: 4	R: 0 E: 0 K: 0 S: 3	H: 1 LOB: 1 BB: 0 P: 3	1B: 9 2B: 3 3B: 0 HR: 3	SF: 0 SAC: 1 DP: 2 HBP: 0	WP: 1 PB: 0 SB: 1 CS: 0	PA: 40					
PITCHER	IP	WLS	BF	H	R	ER	SO	BB	IBB	HBP	BLK	WP	HR	S	P	ERA	WHIP										
Dick Ruthven, R ERA: 3.85	5.0	L	22	8	5	5	3	0	0	0	1	1	2	28	28	9.00	1.600										
Randy Lerch, L ERA: 4.54	3.0		15	6	2	2	1	1	0	0	0	0	1	16	20	6.00	2.333										
Warren Brusstar, R ERA: 2.65	1.0	S	3	1	0	0	0	0	0	0	0	0	0	3	3	0.00	1.000										

Montreal Expos @ Philadelphia Phillies
Veterans Stadium, Philadelphia, PA
Fri Jul 07 1978, 7:05 PM EDT
Att: 45,193 - Unknown

AB 38
R 7
H 15
RBI 6
BB 1
SO 4
LOB 13

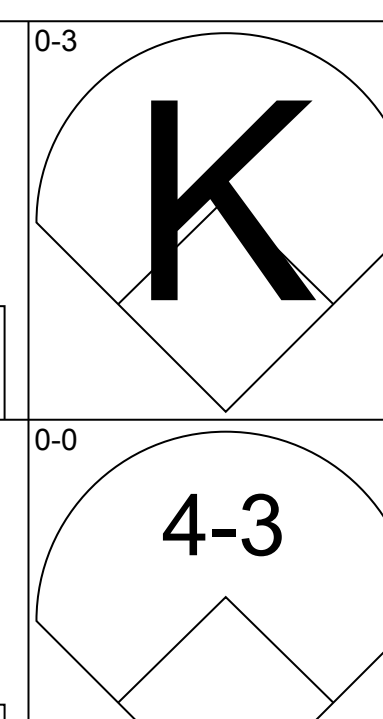
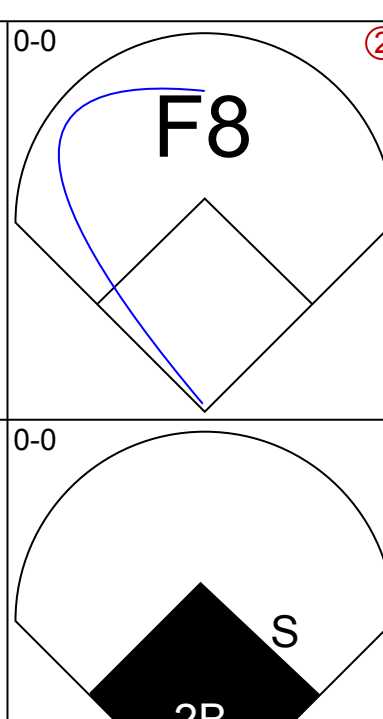
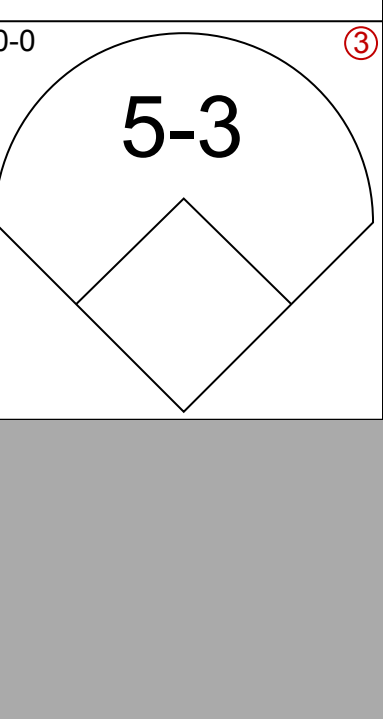
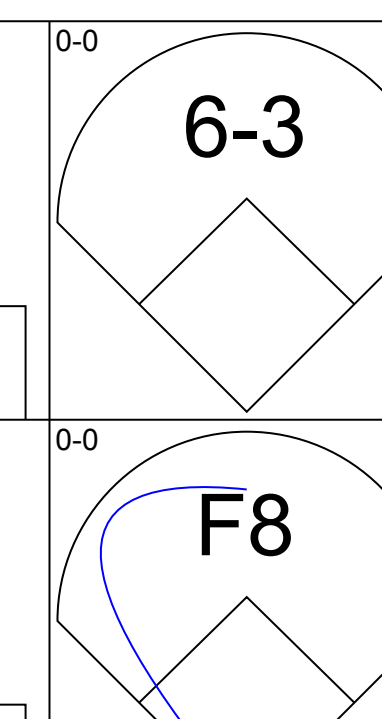
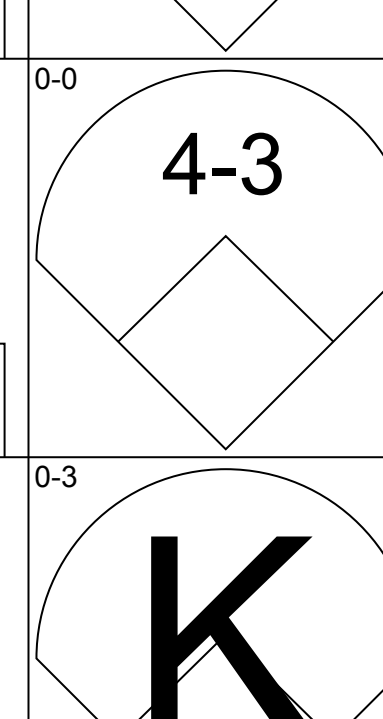
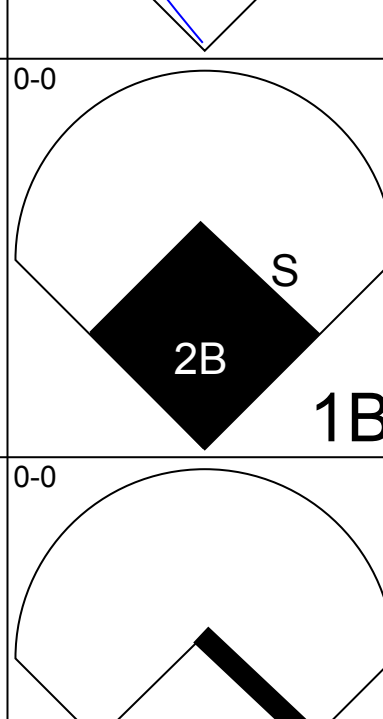
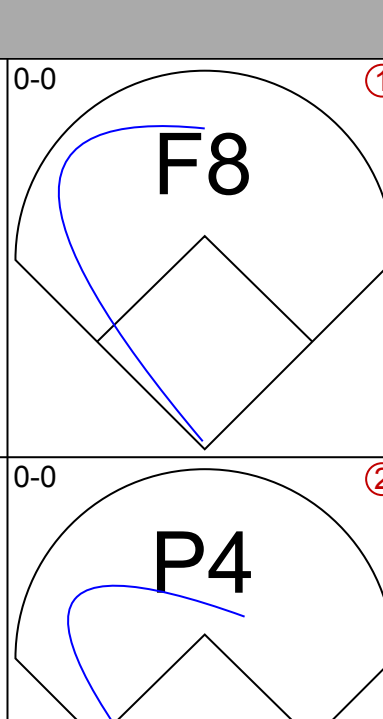
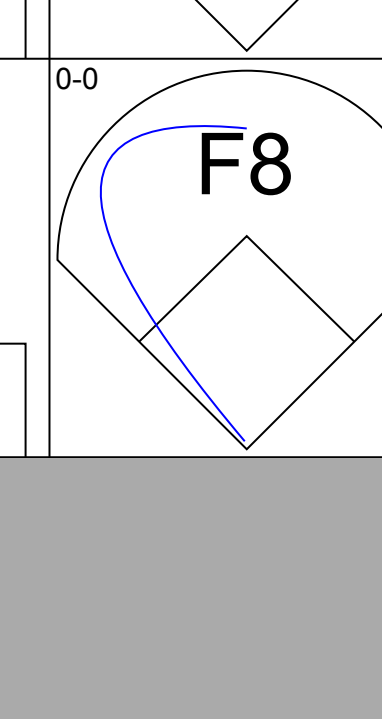
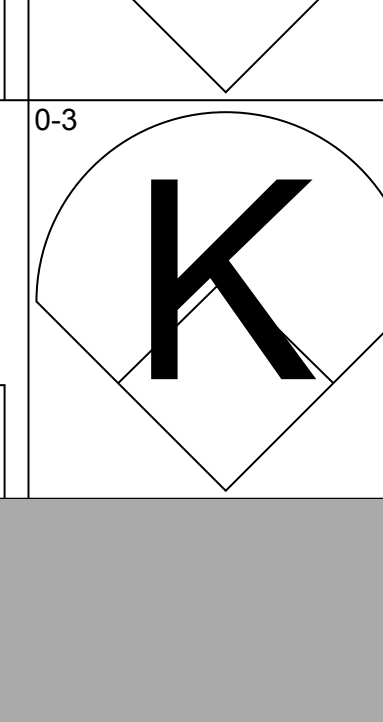
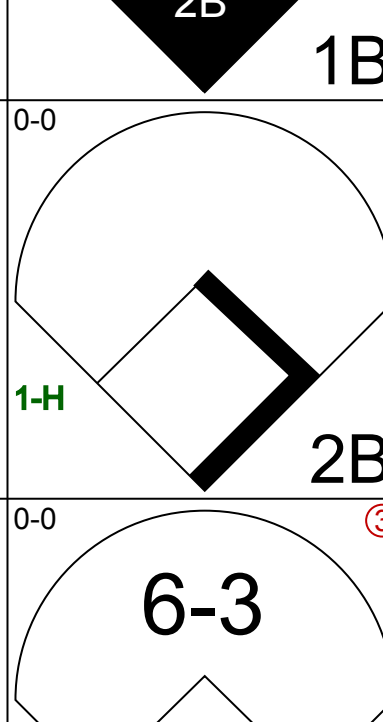
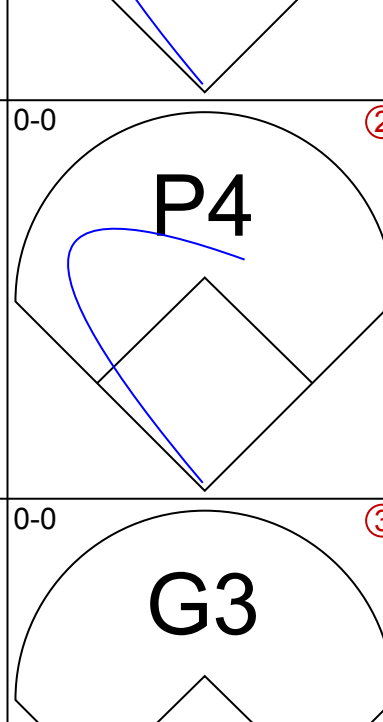
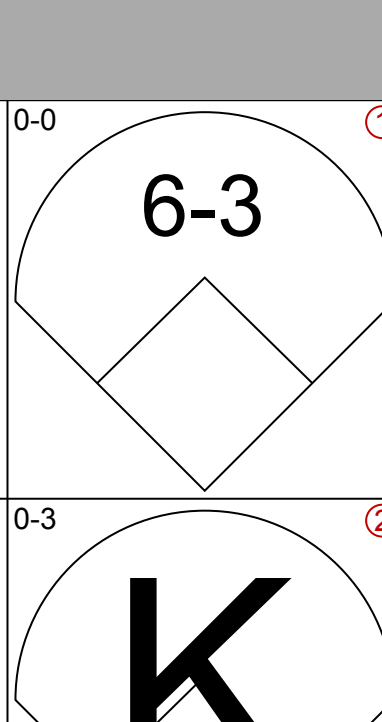
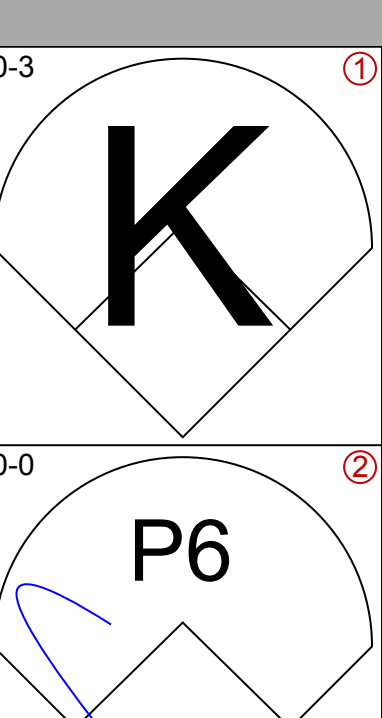
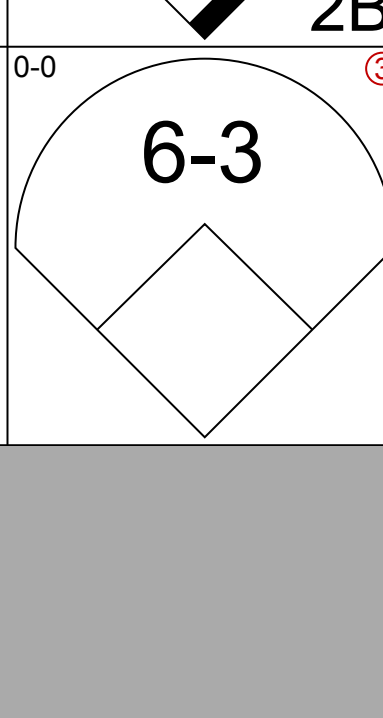
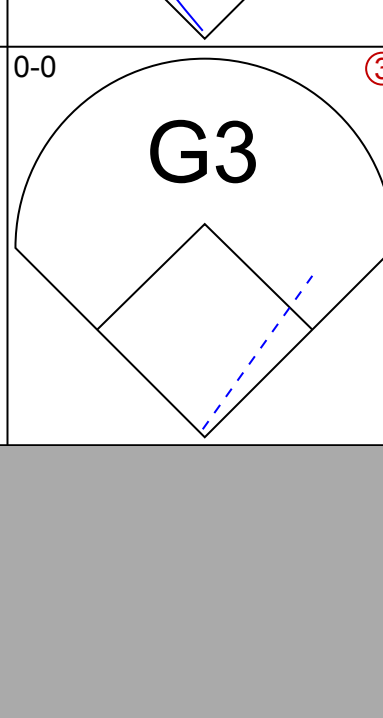
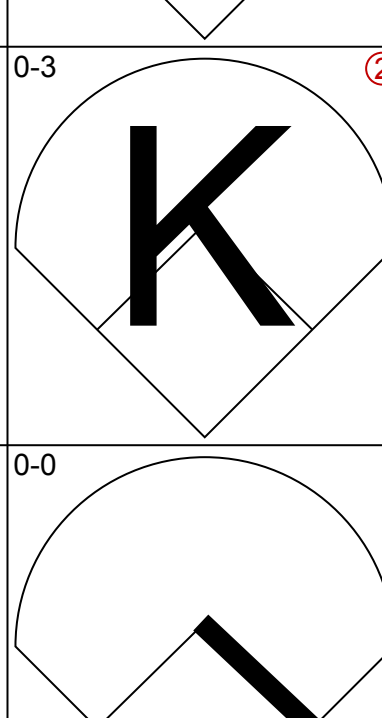
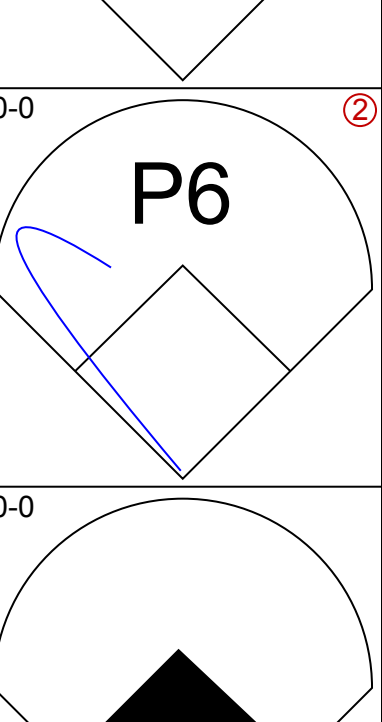
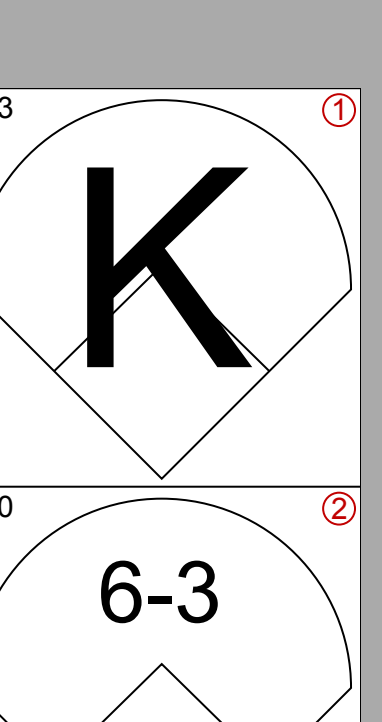
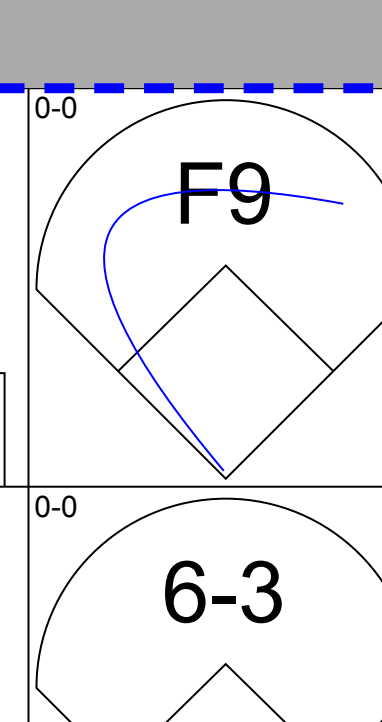
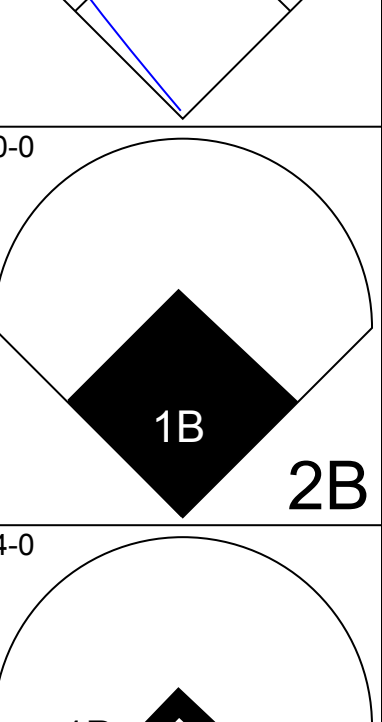
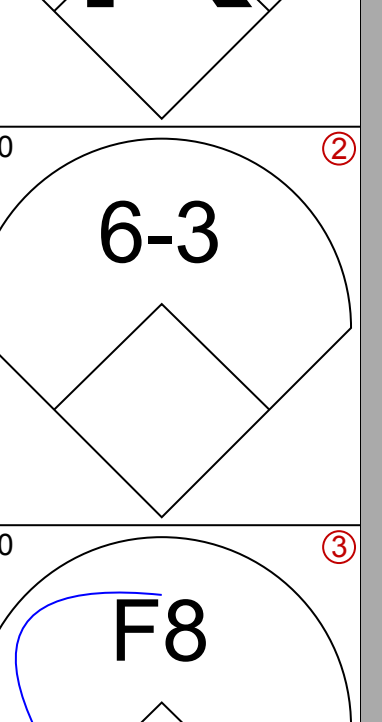
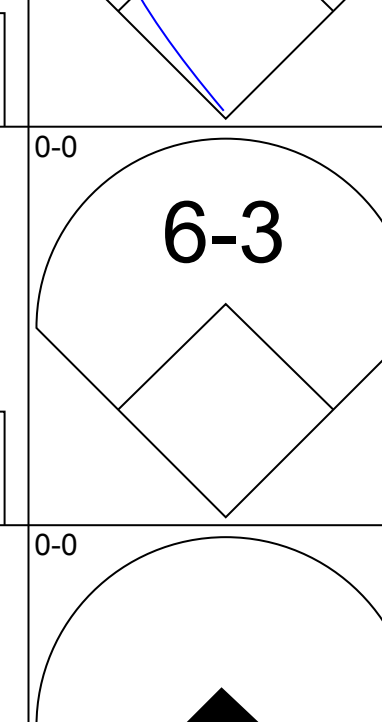
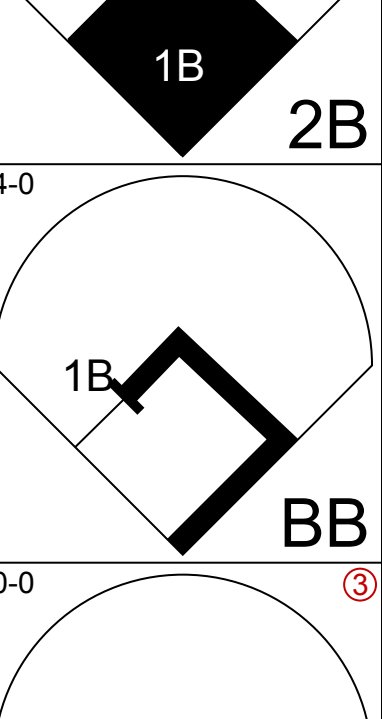
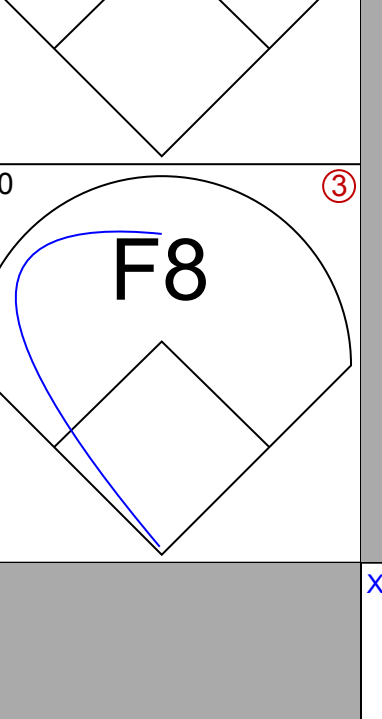
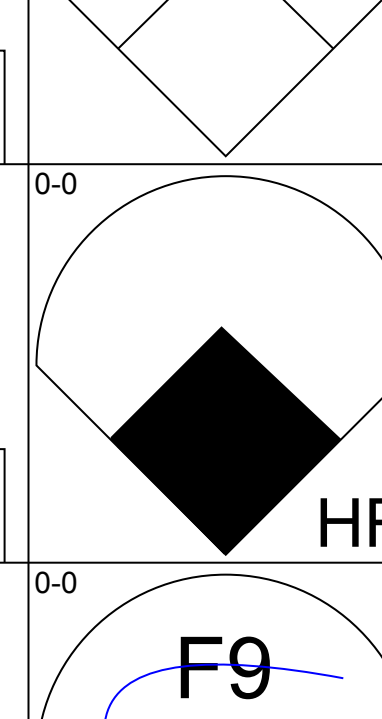
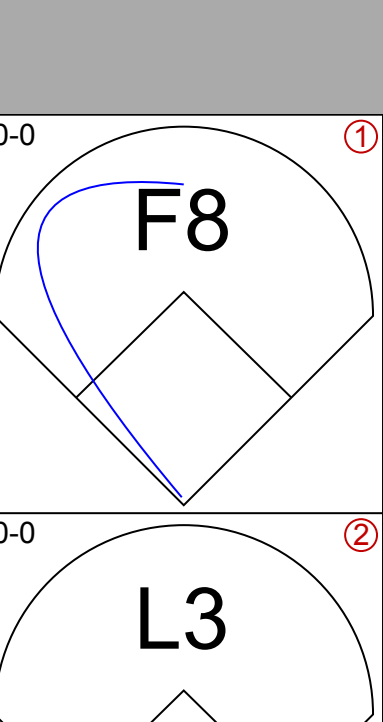
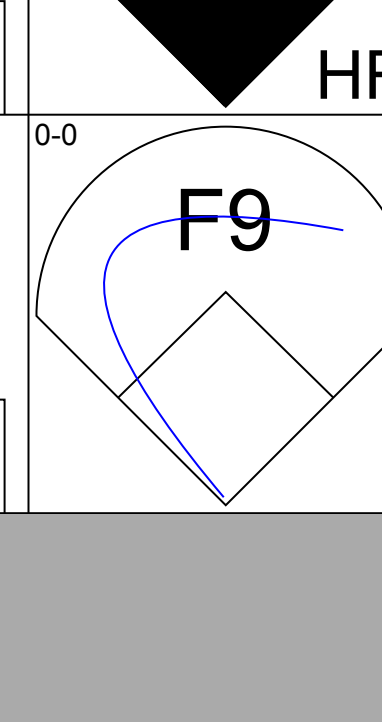
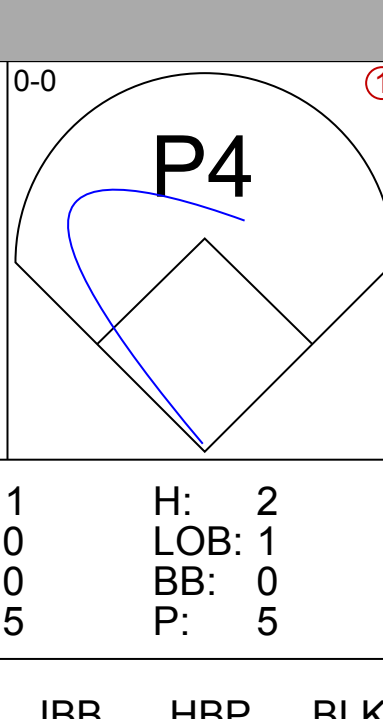
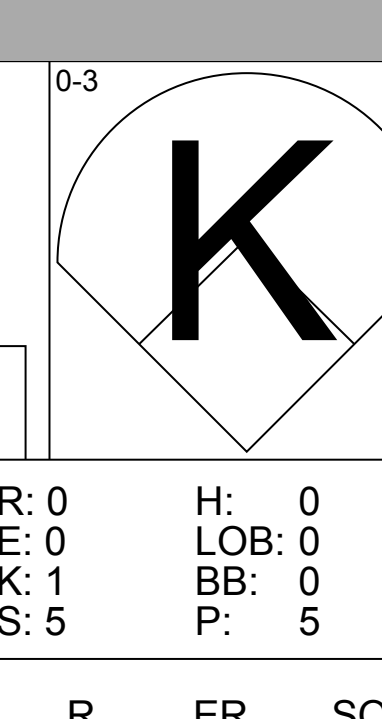


Batter	1	2	3	4	5	6	7	8	9	AB	R	H	RBI	BB	SO	LOB	BOTTOM										
Bake McBride, L OBP: 0.330, SLG: 0.351	L5		3-1		K		P6		4-3	5	0	0	0	0	1	3											
Larry Bowa, S OBP: 0.326, SLG: 0.369	4-3		FC5-4 1B		FC4-6 FC6-4		4-3		HR	5	1	2	1	0	0	2											
Garry Maddox, R OBP: 0.351, SLG: 0.434 Jerry Martin, R OBP: 0.379, SLG: 0.505	K		FC5-4		FC6-4			HR	4-3 BB 1B	3	0	0	0	0	1	4											
Greg Luzinski, R OBP: 0.371, SLG: 0.536		6-3			F8		BB BB		4-3 BB 1B	3	1	1	2	2	0	0											
Richie Hebner, L OBP: 0.344, SLG: 0.398		L6			K		P6		4-3 BB	4	1	0	0	0	1	3											
Jose Cardenal, R OBP: 0.395, SLG: 0.485		FC5-4 1B			1B		BB BB		8-4 BB HBP BB	2	0	2	0	3	0	0											
Bob Boone, R OBP: 0.331, SLG: 0.411		FC5-4			L4		BB BB		8-4 BB	4	0	0	0	1	1	7											
Ted Sizemore, R OBP: 0.286, SLG: 0.233			L6				P1		1B	4	0	2	1	0	0	2											
Dick Ruthven, R OBP: 0.143, SLG: 0.200 Davey Johnson, R OBP: 0.283, SLG: 0.305 Randy Lerch, L OBP: 0.250, SLG: 0.331 Tim McCarver, R OBP: 0.346, SLG: 0.429 Mike Schmidt, R OBP: 0.333, SLG: 0.667 Warren Brusstar, R			3-1 1B		FC4-6 1B		G3		F9	1	0	1	0	0	0	0											
Inning Stats	R: 0 E: 0 K: 1 S: 5	H: 0 LOB: 0 BB: 0 P: 5	R: 0 E: 0 K: 0 S: 4	H: 1 LOB: 1 BB: 0 P: 4	R: 0 E: 0 K: 1 S: 5	H: 2 LOB: 2 BB: 0 P: 5	R: 0 E: 0 K: 1 S: 6	H: 1 LOB: 1 BB: 0 P: 6	R: 0 E: 0 K: 0 S: 2	H: 0 LOB: 2 BB: 3 P: 14	R: 0 E: 0 K: 0 S: 3	H: 0 LOB: 0 BB: 0 P: 3	R: 3 E: 0 K: 0 S: 5	H: 3 LOB: 1 BB: 1 P: 10	R: 1 E: 0 K: 1 S: 7	H: 2 LOB: 2 BB: 2 P: 15	1B: 9 2B: 1 3B: 0 HR: 2	SF: 0 SAC: 0 DP: 1 HBP: 1	WP: 0 PB: 0 SB: 0 CS: 0	PA: 43							
PITCHER	IP	WLS	BF	H	R	ER	SO	BB	IBB	HBP	BLK	WP	HR	S	P	ERA	WHIP										
Steve Rogers, R ERA: 2.13	7.2	W	35	9	3	3	3	4	0	1	0	0	1	36	53	3.52	1.696										
Darold Knowles, L ERA: 2.19	1.0		6	2	1	1	0	1	0	0	0	0	1	5	9	9.00	3.000										
Mike Garman, R ERA: 5.59	0.1	S	2	0	0	0	1	1	0	0	0	0	0	3	7	0.00	3.000										

Montreal Expos @ Philadelphia Phillies
Veterans Stadium, Philadelphia, PA
Fri Jul 07 1978, 7:05 PM EDT
Att: 45,193 - Unknown

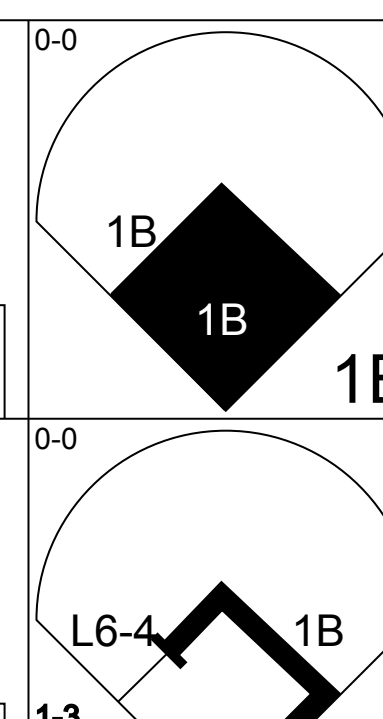
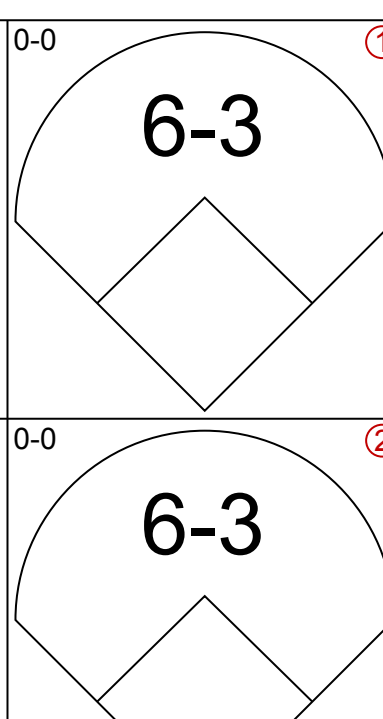
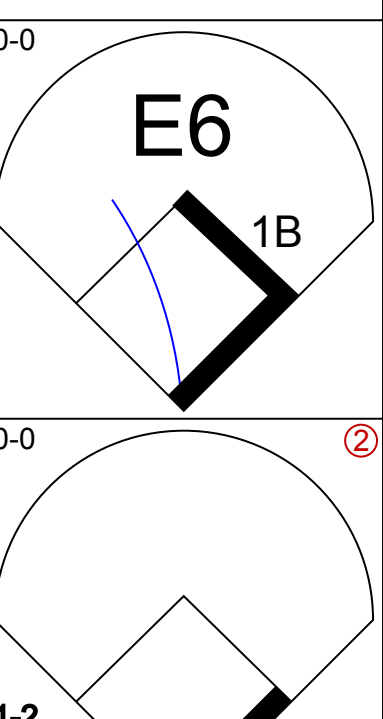

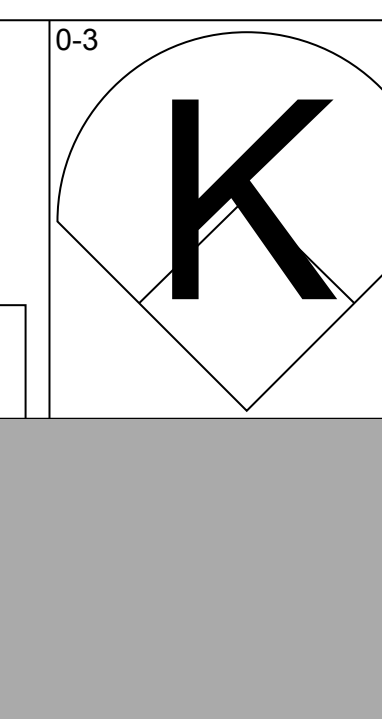
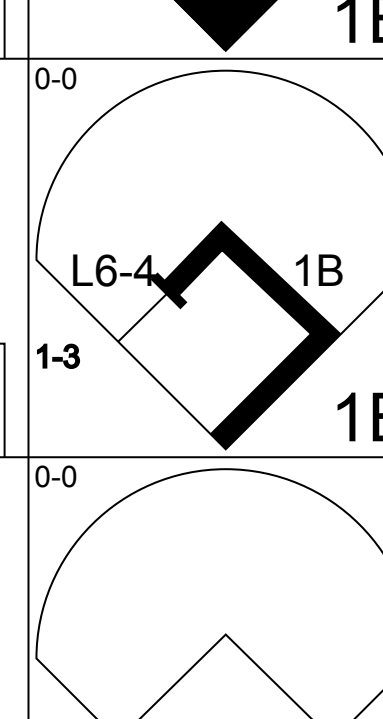
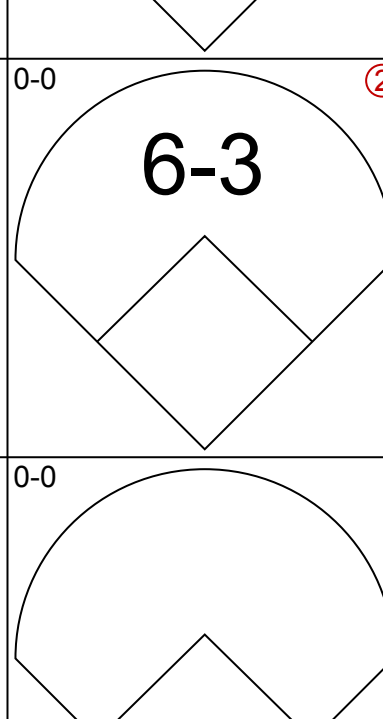
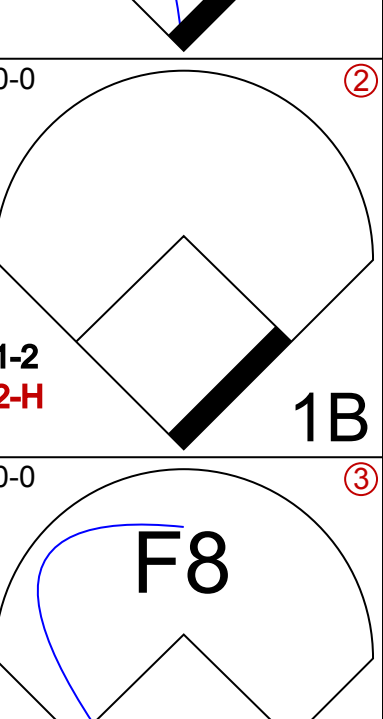
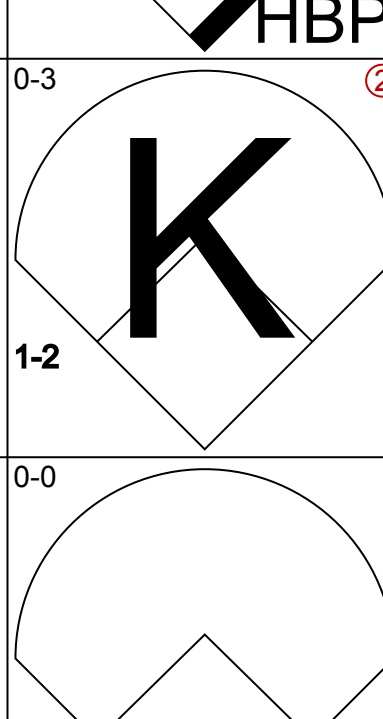
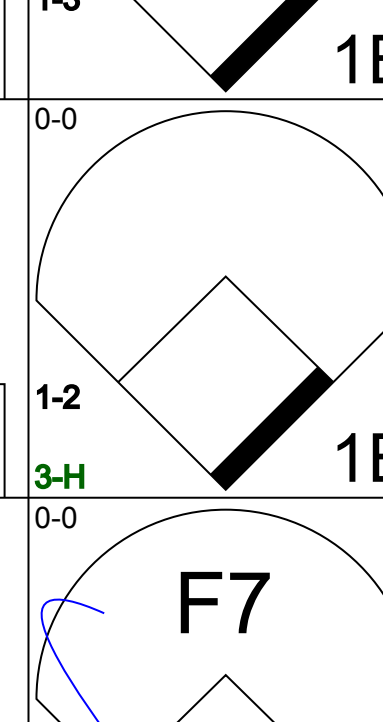
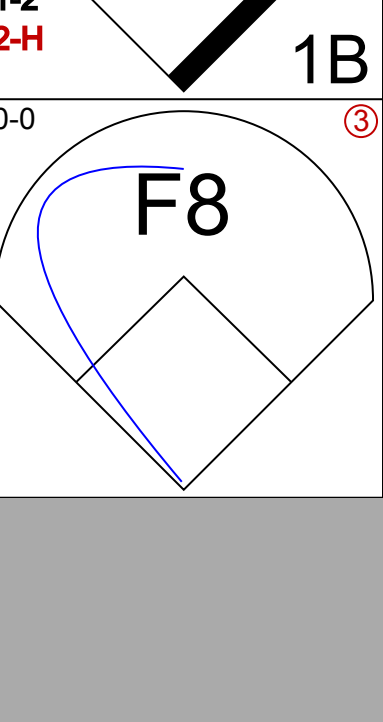
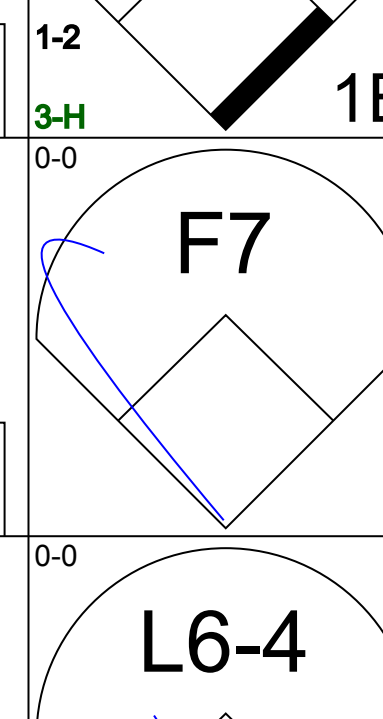
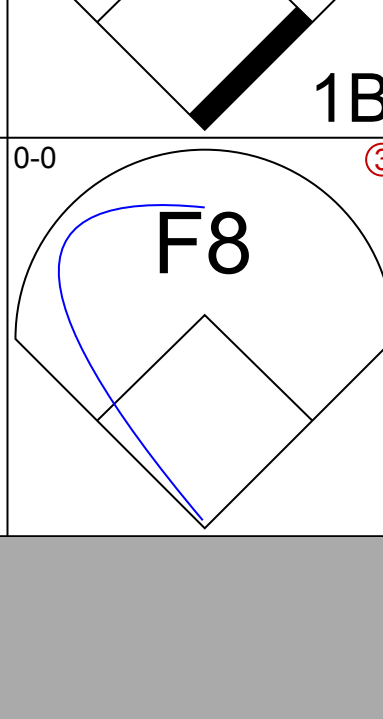
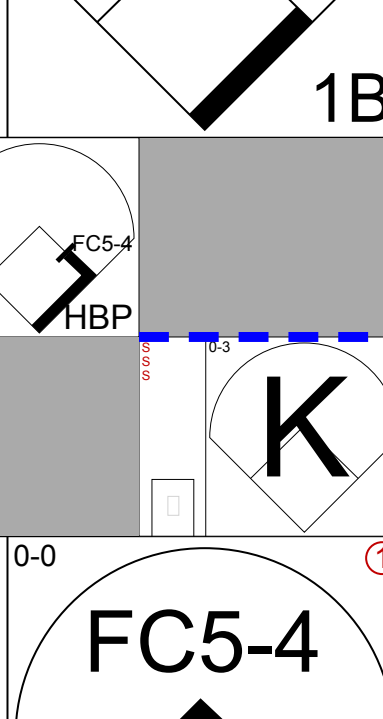
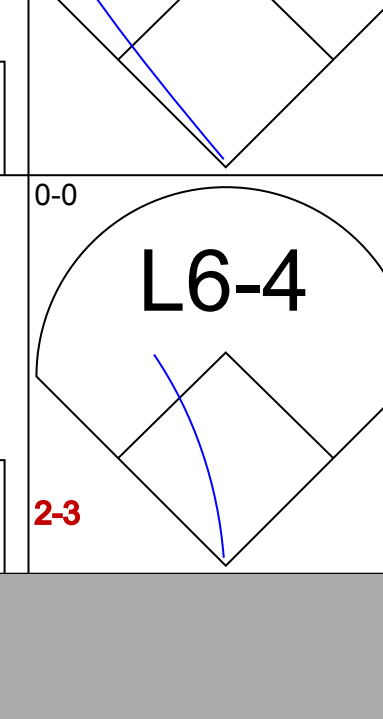
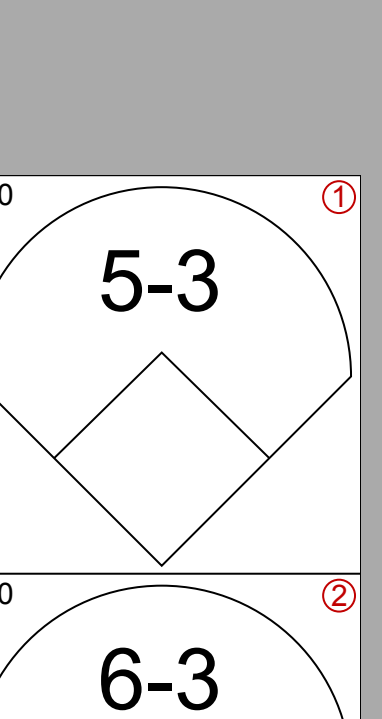
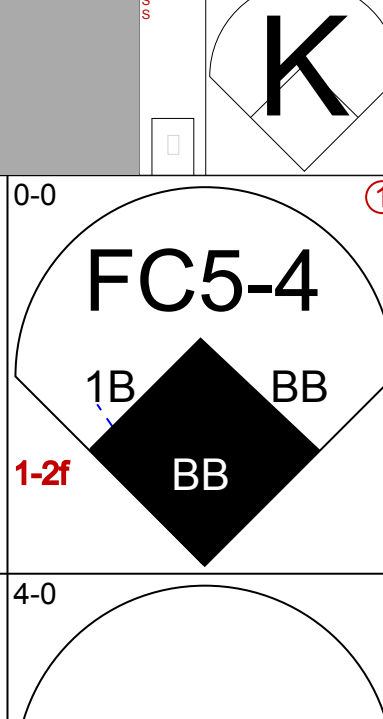
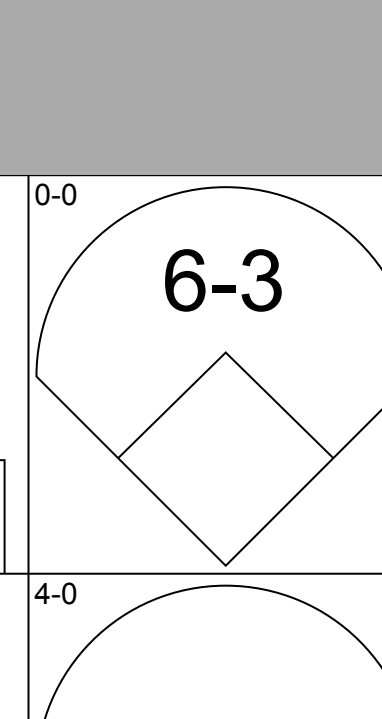
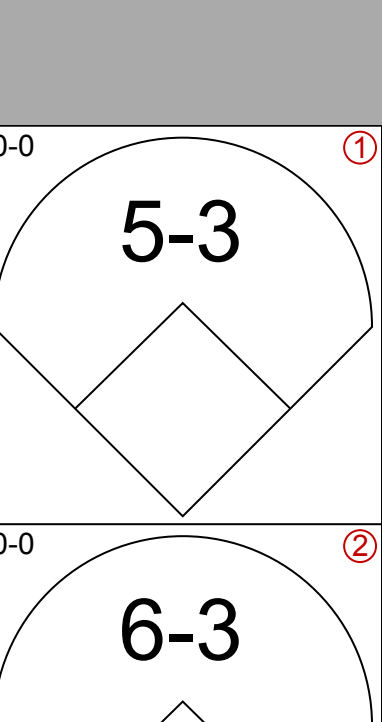
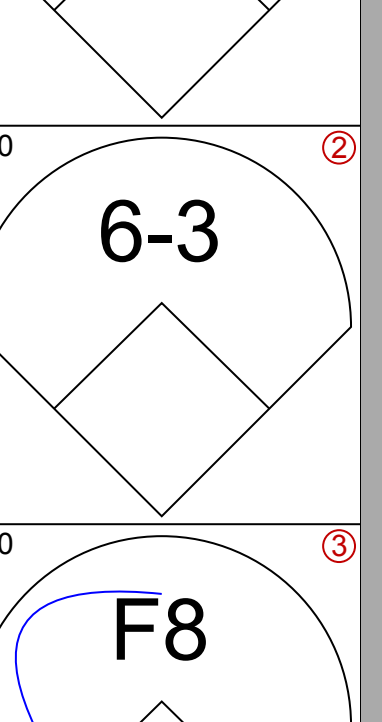
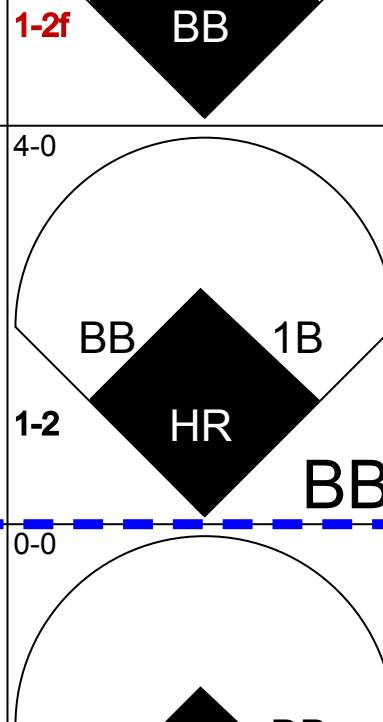
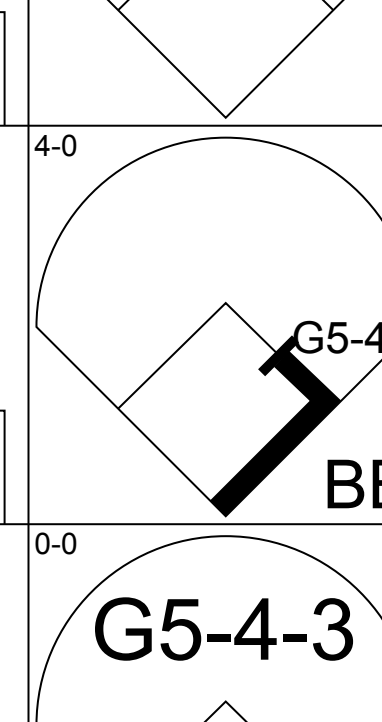
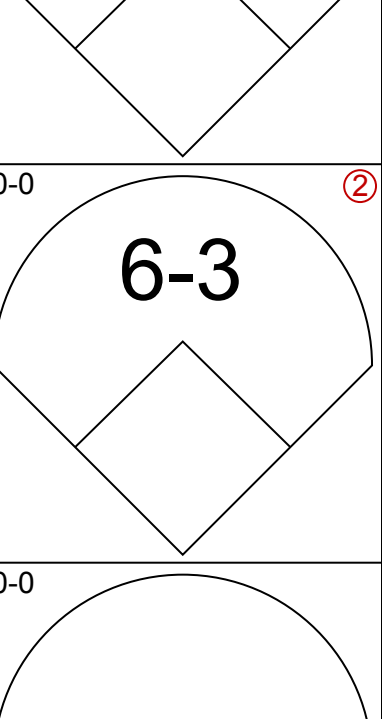
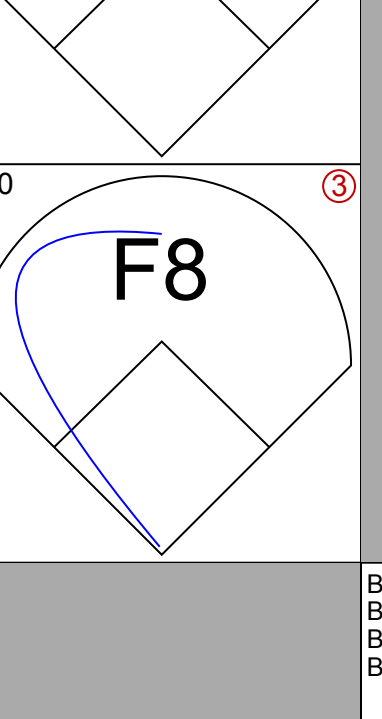
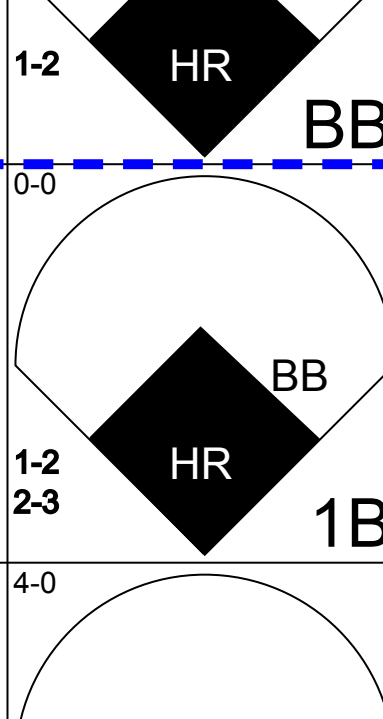
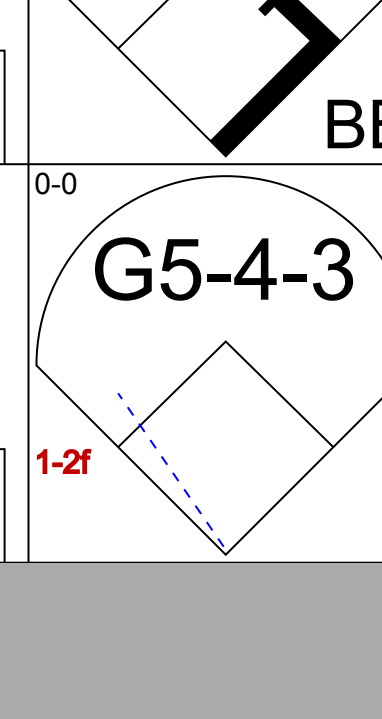
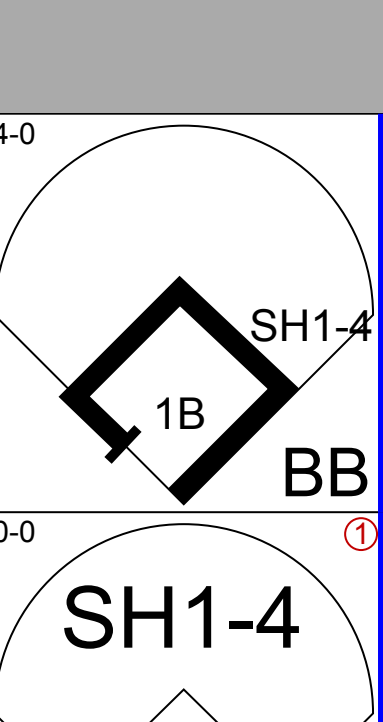
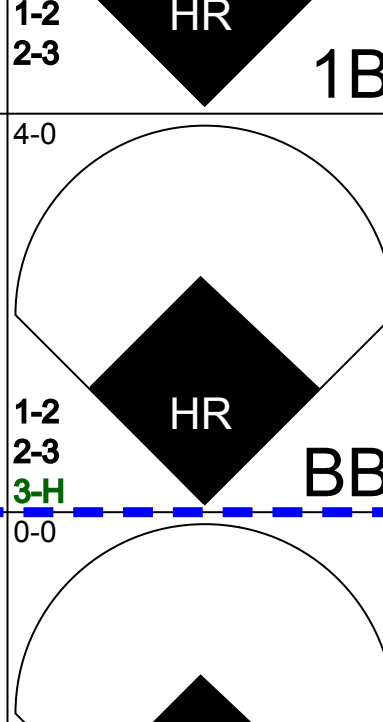
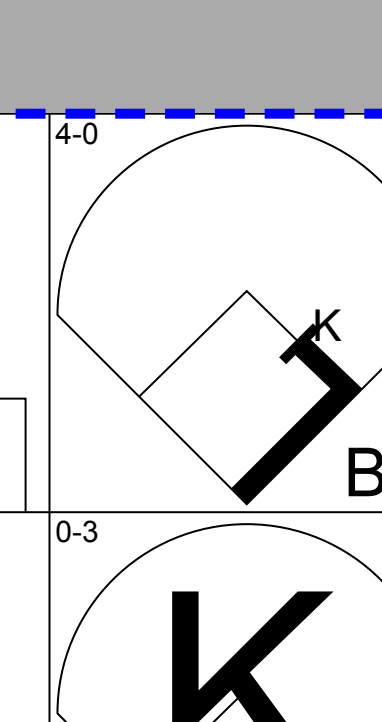
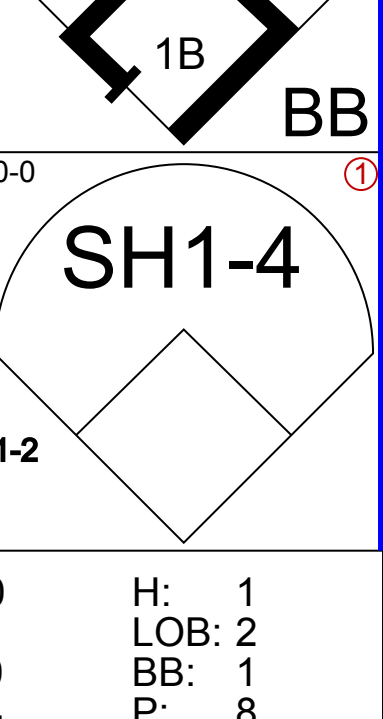
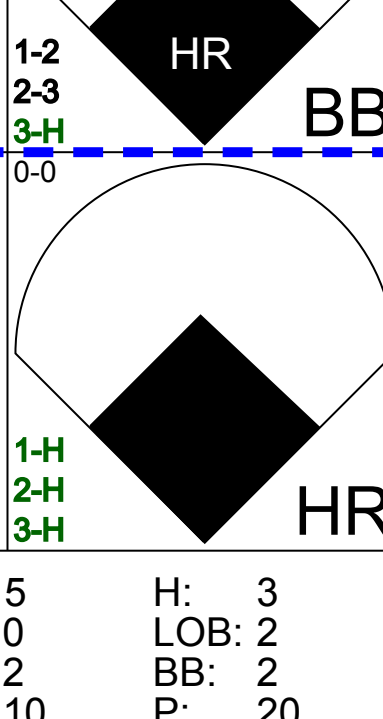
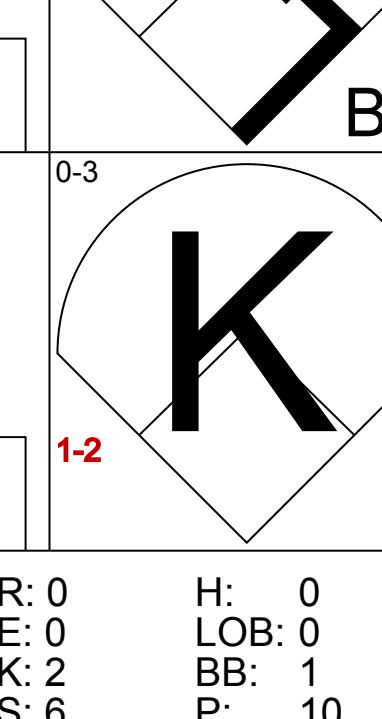
AB 36
R 4
H 11
RBI 4
BB 6
SO 4
LOB 22



Batter	1	2	3	4	5	6	7	8	9	AB	R	H	RBI	BB	SO	LOB	TOP										
Dave Cash, R OBP: 0.317, SLG: 0.341 (1, 4)										4	0	0	0	0	1	0	Montreal Expos @ Philadelphia Phillies Veterans Stadium, Philadelphia, PA Sat Jul 08 1978, 7:05 PM EDT Unknown										
Andra Dawson, R OBP: 0.298, SLG: 0.397 (1, 8)										4	1	1	0	0	0	0											
Ellis Valentine, R OBP: 0.338, SLG: 0.502 (1, 9)										4	0	1	1	0	1	0											
Tony Perez, R OBP: 0.315, SLG: 0.434 (1, 3)										4	0	0	0	0	2	1											
Larry Parrish, R OBP: 0.310, SLG: 0.458 (1, 5)										4	0	1	0	0	1	0											
Warren Cromartie, L OBP: 0.313, SLG: 0.368 (1, 7)										4	1	1	0	0	0	1											
Gary Carter, R OBP: 0.312, SLG: 0.354 (1, 2)										2	1	1	1	1	0	0											
Chris Speier, R OBP: 0.338, SLG: 0.332 (1, 6)										3	0	1	1	0	0	0											
Woodie Fryman, R OBP: 0.402, SLG: 0.283 Wayne Twitchell, R ERA: 3.99 Rudy May, L ERA: 4.56 Gerry Pirtle, R ERA: 4.56 Del Unser, L OBP: 0.342, SLG: 0.338 Darold Knowles, L OBP: 0.300, SLG: 0.300 (1, 1)										2	0	0	0	0	0	0											
Inning Stats	R: 0 E: 0 K: 2 S: 7	H: 0 LOB: 0 BB: 0 P: 7	R: 1 E: 0 K: 1 S: 6	H: 2 LOB: 2 BB: 1 P: 10	R: 1 E: 0 K: 0 S: 5	H: 2 LOB: 1 BB: 0 P: 5	R: 0 E: 0 K: 1 S: 5	H: 0 LOB: 0 BB: 0 P: 5	R: 0 E: 0 K: 0 S: 3	H: 0 LOB: 0 BB: 0 P: 3	R: 0 E: 0 K: 0 S: 3	H: 0 LOB: 0 BB: 0 P: 3	R: 1 E: 0 K: 0 S: 4	H: 1 LOB: 0 BB: 0 P: 4	R: 0 E: 0 K: 1 S: 5	H: 0 LOB: 0 BB: 0 P: 5		R: 0 E: 0 K: 1 S: 6	H: 1 LOB: 1 BB: 0 P: 6	1B: 2 2B: 3 3B: 0 HR: 1	SF: 0 SAC: 0 DP: 0 HBP: 0	WP: 0 PB: 0 SB: 1 CS: 0	PA: 33				
PITCHER	IP	WLS	BF	H	R	ER	SO	BB	IBB	HBP	BLK	WP	HR	S	P	ERA	WHIP										
Larry Christenson, R ERA: 3.99 Ron Reed, R ERA: 2.35	(1, 1) (7, 1)	6.0 3.0	W S	22 11	4 2	2 1	2 1	4 2	1 0	0 0	0 0	0 0	0 1	29 15	33 15	3.00 3.00	0.833 0.667										

AB	32
R	3
H	6
RBI	3
BB	1
SO	6
LOB	2



Batter	1	2	3	4	5	6	7	8	9	AB	R	H	RBI	BB	SO	LOB	BOTTOM										
Jerry Martin, R OBP: 0.380, SLG: 0.496 (1, 9)										4	1	1	0	0	1	1	Montreal Expos @ Philadelphia Phillies Veterans Stadium, Philadelphia, PA Sat Jul 08 1978, 7:05 PM EDT Unknown										
Larry Bowa, S OBP: 0.328, SLG: 0.371 (1, 6)										4	0	2	0	0	1	1											
Garry Maddox, R OBP: 0.356, SLG: 0.439 Ron Reed, R ERA: 2.35 (1, 8)										4	0	3	1	0	0	2											
Greg Luzinski, R OBP: 0.370, SLG: 0.530 (1, 7)										3	0	0	0	0	1	5											
Jose Cardenal, R OBP: 0.342, SLG: 0.467 (1, 3)										4	1	0	0	0	0	3											
Davey Johnson, R OBP: 0.292, SLG: 0.298 (1, 5)										2	1	0	0	2	0	0											
Bob Boone, R OBP: 0.329, SLG: 0.408 (1, 2)										4	1	1	0	0	0	1											
Ted Sizemore, R OBP: 0.300, SLG: 0.242 Richie Hebner, L OBP: 0.350, SLG: 0.398 (1, 4)										1	0	1	0	1	0	0											
Larry Christenson, R OBP: 0.158, SLG: 0.222 Bake McBride, L OBP: 0.331, SLG: 0.364 (1, 1)										1	0	0	0	0	1	1											
Inning Stats	R: 1 E: 0 K: 0 S: 5	H: 3 LOB: 1 BB: 0 P: 5	R: 0 E: 0 K: 1 S: 6	H: 1 LOB: 0 BB: 0 P: 6	R: 0 E: 0 K: 0 S: 4	H: 1 LOB: 1 BB: 0 P: 4	R: 0 E: 0 K: 0 S: 3	H: 0 LOB: 0 BB: 0 P: 3	R: 0 E: 0 K: 2 S: 2	H: 0 LOB: 0 BB: 1 P: 6	R: 0 E: 0 K: 2 S: 6	H: 0 LOB: 0 BB: 1 P: 10	R: 0 E: 0 K: 2 S: 6	H: 0 LOB: 0 BB: 1 P: 10	1B: 8 2B: 1 3B: 0 HR: 1	SF: 0 SAC: 1 DP: 2 HBP: 2		WP: 0 PB: 0 SB: 0 CS: 0	PA: 37								
PITCHER	IP	WLS	BF	H	R	ER	SO	BB	IBB	HBP	BLK	WP	HR	S	P	ERA	WHIP										
Woodie Fryman, L ERA: 4.54 Wayne Twitchell, R ERA: 5.69 Rudy May, L ERA: 4.56 Gerry Pirtle, R ERA: 4.56 Darold Knowles, L ERA: 2.13	(1, 1) (6, 1) (6, 1) (6, 1) (8, 1)	5.1 0.0 0.1 1.1 1.0	L	24 2 4 3	1 0 2 0	0 0 0 0	3 0 3 0	1 0 1 0	0 0 0 0	0 0 0 0	0 0 0 0	0 0 0 0	0 1 5 9 6	23 1 5 5 10	32 5 6 9 10	5.06 5.06 81.00 0.00 0.00	1.500 1.500 6.000 0.750 1.000										

AB	29
R	6
H	9
RBI	6
BB	5
SO	5
LOB	15



Batter	1	2	3	4	5	6	7	8	9	AB	R	H	RBI	BB	SO	LOB	TOP								
Dave Cash, R OBP: 0.316, SLG: 0.338 Pepe Frias, R OBP: 0.429, SLG: 1.000	F8	P4		5-3		BB		SH2-4		3	0	0	0	1	0	1	Montreal Expos @ Philadelphia Phillies Veterans Stadium, Philadelphia, PA Sat Jul 08 1978, 7:05 PM EDT Att: 50,098 - Unknown								
Andra Dawson, R OBP: 0.297, SLG: 0.392	F8		6-3	6-3		F8		1B IBB		4	0	0	0	1	0	1									
Ellis Valentine, R OBP: 0.338, SLG: 0.500 Sam Mejias, R OBP: 0.261, SLG: 0.190			F8	K		K		G6-4-3 1B		5	0	2	2	0	2	1									
Larry Parrish, R OBP: 0.311, SLG: 0.472	P6			HR		4-3 2B		6-3	G6-4-3 1B	5	2	2	1	0	0	3									
Warren Cromartie, L OBP: 0.311, SLG: 0.375		4-3		HR		4-3		6-3		5	1	1	1	0	0	1									
Gary Carter, R OBP: 0.317, SLG: 0.367		5-3 3B		1B	2B	L4		P3		4	2	2	0	1	0	1									
Del Unser, L OBP: 0.330, SLG: 0.337		5-3 1B		BB	BB	F2		4-3		3	1	1	1	2	0	1									
Chris Speier, R OBP: 0.340, SLG: 0.335		5-3				K		SH2-4 1B		4	1	2	2	0	1	2									
Hal Dues, R OBP: 0.190, SLG: 0.190				K		4-3		SH2-4 1B		4	1	2	1	0	1	2									
Inning Stats	R: 0 E: 0 K: 0 S: 4	H: 1 LOB: 1 BB: 0 P: 4	R: 2 E: 0 K: 0 S: 5	H: 2 LOB: 1 BB: 1 P: 9	R: 3 E: 0 K: 1 S: 9	H: 4 LOB: 2 BB: 1 P: 13	R: 0 E: 0 K: 1 S: 5	H: 0 LOB: 0 BB: 0 P: 5	R: 1 E: 0 K: 1 S: 7	H: 2 LOB: 1 BB: 0 P: 7	R: 0 E: 0 K: 0 S: 5	H: 0 LOB: 1 BB: 1 P: 9	R: 0 E: 0 K: 0 S: 3	H: 0 LOB: 1 BB: 1 P: 7	R: 2 E: 0 K: 0 S: 5	H: 3 LOB: 2 BB: 1 P: 9		R: 0 E: 0 K: 0 S: 3	H: 0 LOB: 0 BB: 0 P: 3	1B: 6 2B: 3 3B: 1 HR: 2	SF: 0 SAC: 1 DP: 1 HBP: 0	WP: 0 PB: 0 SB: 0 CS: 0	PA: 43		
PITCHER	IP	WLS	BF	H	R	ER	SO	BB	IBB	HBP	BLK	WP	HR	S	P	ERA	WHIP								
Jim Lonborg, R ERA: 3.9	2.2	L	16	6	5	5	0	2	0	0	0	0	2	14	22	16.88	3.000								
Warren Brusstar, R ERA: 2.53	0.1		2	1	0	0	1	0	0	0	0	0	0	4	4	0.00	3.000								
Ron Reed, R ERA: 2.43	2.0		8	2	1	1	2	0	0	0	0	0	0	12	12	4.50	1.000								
Tug McGraw, L ERA: 2.36	2.0		8	0	0	0	1	2	0	0	0	0	0	8	16	0.00	1.000								
Randy Lerch, L ERA: 4.65	2.0		9	3	2	2	0	0	1	0	0	0	0	8	12	9.00	1.500								

Batter	1	2	3	4	5	6	7	8	9	AB	R	H	RBI	BB	SO	LOB	BOTTOM								
Bake McBride, L OBP: 0.326, SLG: 0.358 Randy Lerch, L OBP: 0.250, SLG: 0.320	4-3		F9		K		G4-6-3			4	0	0	0	0	1	3	Montreal Expos @ Philadelphia Phillies Veterans Stadium, Philadelphia, PA Sat Jul 08 1978, 7:05 PM EDT Att: 50,098 - Unknown								
Larry Bowa, S OBP: 0.327, SLG: 0.369		G6-3 1B	E3 1B		G3			F2		4	0	1	0	0	0	1									
Jose Cardenal, R OBP: 0.339, SLG: 0.459		G6-3	FC6-4 1B			F8		F9		4	0	1	0	0	0	1									
Greg Luzinski, R OBP: 0.368, SLG: 0.524			FC6-4			F7		K		3	0	0	0	1	1	2									
Richie Hebner, L OBP: 0.352, SLG: 0.412		F7			4-3		HR		G4-6-3 BB	3	1	1	1	1	0	1									
Jerry Martin, R OBP: 0.368, SLG: 0.479		F8			K		F8		G4-6-3	4	0	0	0	0	1	2									
Bob Boone, R OBP: 0.336, SLG: 0.421					F8			1B 2B		3	0	2	0	1	0	0									
Bud Harrelson, S OBP: 0.313, SLG: 0.218			K			6-3		P6		4	0	0	0	0	1	4									
Jim Lonborg, R Warren Brusstar, R Ron Reed, R Tug McGraw, L Randy Lerch, L Tim McCarver, L			G3					G4-6-3 1B		0	0	0	0	0	0	0									
Inning Stats	R: 0 E: 0 K: 0 S: 3	H: 1 LOB: 0 BB: 0 P: 3	R: 0 E: 0 K: 1 S: 5	H: 0 LOB: 2 BB: 2 P: 13	R: 0 E: 1 K: 0 S: 5	H: 1 LOB: 2 BB: 0 P: 5	R: 0 E: 0 K: 1 S: 5	H: 0 LOB: 0 BB: 0 P: 5	R: 0 E: 0 K: 0 S: 4	H: 2 LOB: 1 BB: 0 P: 4	R: 0 E: 0 K: 0 S: 4	H: 2 LOB: 1 BB: 0 P: 4	R: 0 E: 0 K: 1 S: 5	H: 0 LOB: 0 BB: 0 P: 5	R: 0 E: 0 K: 0 S: 3	H: 1 LOB: 1 BB: 1 P: 7		1B: 3 2B: 2 3B: 0 HR: 1	SF: 0 SAC: 0 DP: 3 HBP: 0	WP: 0 PB: 0 SB: 0 CS: 0	PA: 35				
PITCHER	IP	WLS	BF	H	R	ER	SO	BB	IBB	HBP	BLK	WP	HR	S	P	ERA	WHIP								
Hal Dues, R ERA: 2.25	9.0	W	35	6	1	1	4	4	0	0	0	0	1	39	55	1.00	1.111								

Batter	1	2	3	4	5	6	7	8	9	AB	R	H	RBI	BB	SO	LOB	TOP										
Dave Cash, R OBP: 0.315, SLG: 0.346 Darold Knowles, L OBP: 0.333, SLG: 0.333										4	1	1	1	0	2	1											
Andra Dawson, R OBP: 0.296, SLG: 0.359										5	1	1	1	0	2	0											
Ellis Valentine, R OBP: 0.342, SLG: 0.515										5	1	3	1	0	0	0											
Tony Perez, R OBP: 0.320, SLG: 0.435 Del Unser, L OBP: 0.330, SLG: 0.337										4	1	2	0	1	1	1											
Larry Parrish, R OBP: 0.306, SLG: 0.464										5	0	0	0	0	2	5											
Warren Cromartie, L OBP: 0.316, SLG: 0.366										4	1	3	0	0	1	1											
Gary Carter, R OBP: 0.319, SLG: 0.389										4	2	2	4	0	0	1											
Chris Speier, R OBP: 0.339, SLG: 0.333										4	0	1	0	0	0	1											
Dan Schatzeder, L ERA: 2.88 Gerry Firtle, R ERA: 4.09 Sam Mejias, R ERA: 4.09 Stan Bahnsen, R ERA: 4.1 Mike Garman, R ERA: 5.5 Stan Papi, R ERA: 2.45										1	0	0	0	0	0	1											
Inning Stats	R: 2 E: 0 K: 0 S: 6	H: 4 LOB: 1 BB: 0 P: 6	R: 1 E: 0 K: 2 S: 8	H: 1 LOB: 0 BB: 0 P: 8	R: 0 E: 0 K: 2 S: 7	H: 0 LOB: 0 BB: 0 P: 7	R: 0 E: 0 K: 1 S: 6	H: 1 LOB: 1 BB: 0 P: 6	R: 0 E: 0 K: 2 S: 8	H: 1 LOB: 1 BB: 0 P: 8	R: 0 E: 0 K: 0 S: 4	H: 1 LOB: 1 BB: 0 P: 4	R: 4 E: 0 K: 0 S: 8	H: 5 LOB: 1 BB: 0 P: 8	R: 0 E: 0 K: 1 S: 6	H: 1 LOB: 2 BB: 1 P: 10	1B: 6 2B: 2 3B: 1 HR: 5	SF: 0 SAC: 0 DP: 0 HBP: 0	WP: 0 PB: 0 SB: 1 CS: 2	PA: 42							
PITCHER	IP	WLS	BF	H	R	ER	SO	BB	IBB	HBP	BLK	WP	HR	S	P	ERA	WHIP										
Steve Carlton, L ERA: 2.88	(1, 1)	7.0	29	9	4	4	9	0	0	0	0	0	4	47	47	5.14	1.286										
Rawly Eastwick, R ERA: 4.09	(8, 1)	1.0	7	4	3	3	0	0	0	0	0	0	1	7	7	27.00	4.000										
Tug McGraw, L ERA: 2.31	(9, 1)	1.0	W	5	1	0	1	0	1	0	0	0	0	6	10	0.00	1.000										

Montreal Expos @ Philadelphia Phillies
Veterans Stadium, Philadelphia, PA
Sun Jul 09 1978, 3:33 AM EDT
Att: 40,949 - Unknown

AB	40
R	7
H	14
RBI	7
BB	1
SO	10
LOB	11



Batter	1	2	3	4	5	6	7	8	9	AB	R	H	RBI	BB	SO	LOB	BOTTOM										
Jerry Martin, R OBP: 0.377, SLG: 0.492										5	1	3	1	0	0	0											
Larry Bowa, S OBP: 0.323, SLG: 0.364										5	0	0	0	0	0	5											
Garry Maddox, R OBP: 0.354, SLG: 0.438										5	1	1	0	0	2	2											
Greg Luzinski, R OBP: 0.372, SLG: 0.525										3	1	1	0	2	0	0											
Jose Cardenal, R OBP: 0.358, SLG: 0.478										4	2	3	2	1	0	1											
Richie Hebner, L OBP: 0.392, SLG: 0.448										4	2	3	5	1	0	1											
Tim McCarver, L OBP: 0.359, SLG: 0.321 Bob Boone, R OBP: 0.335, SLG: 0.419										3	0	1	0	0	0	2											
Ted Sizemore, R OBP: 0.295, SLG: 0.240										4	1	1	0	0	0	1											
Steve Carlton, L OBP: 0.319, SLG: 0.333 Rawly Eastwick, R ERA: 4.09 Mike Schmidt, R OBP: 0.349, SLG: 0.437 Tug McGraw, R ERA: 2.31										2	0	1	0	1	0	0											
Inning Stats	R: 0 E: 0 K: 1 S: 5	H: 0 LOB: 0 BB: 0 P: 5	R: 3 E: 0 K: 0 S: 7	H: 5 LOB: 2 BB: 1 P: 11	R: 0 E: 0 K: 0 S: 3	H: 0 LOB: 0 BB: 0 P: 3	R: 0 E: 0 K: 1 S: 5	H: 0 LOB: 0 BB: 0 P: 5	R: 3 E: 0 K: 0 S: 8	H: 5 LOB: 2 BB: 0 P: 8	R: 0 E: 0 K: 0 S: 2	H: 0 LOB: 0 BB: 1 P: 6	R: 0 E: 0 K: 0 S: 3	H: 0 LOB: 0 BB: 0 P: 3	R: 2 E: 0 K: 0 S: 5	H: 4 LOB: 3 BB: 1 P: 9	1B: 8 2B: 4 3B: 0 HR: 2	SF: 0 SAC: 0 DP: 1 HBP: 0	WP: 2 PB: 0 SB: 0 CS: 1	PA: 42							
PITCHER	IP	WLS	BF	H	R	ER	SO	BB	IBB	HBP	BLK	WP	HR	S	P	ERA	WHIP										
Dan Schatzeder, L ERA: 2.98	(1, 1)	1.2	10	5	3	3	1	1	0	0	0	1	0	7	15	0.00	0.429										
Gerry Firtle, R ERA: 4.1	(2, 1)	2.1	9	0	0	0	0	1	1	0	0	1	0	7	15	0.00	0.429										
Stan Bahnsen, R ERA: 4.1	(5, 1)	1.1	9	5	3	3	1	0	0	0	0	0	1	11	11	20.25	3.750										
Mike Garman, R ERA: 5.5	(6, 1)	0.2	2	0	0	0	0	0	0	0	0	0	0	2	2	0.00	0.000										
Darold Knowles, L ERA: 2.45	(7, 1)	2.1	L	12	4	2	0	1	1	0	0	0	0	10	18	7.71	2.143										

Montreal Expos @ Philadelphia Phillies
Veterans Stadium, Philadelphia, PA
Sun Jul 09 1978, 3:33 AM EDT
Att: 40,949 - Unknown

AB	37
R	8
H	14
RBI	8
BB	5
SO	2
LOB	12



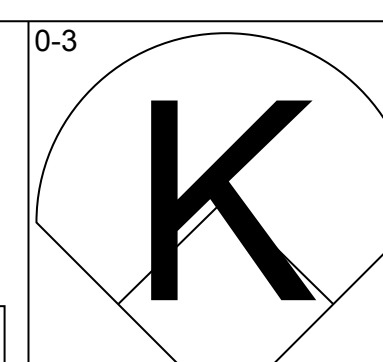
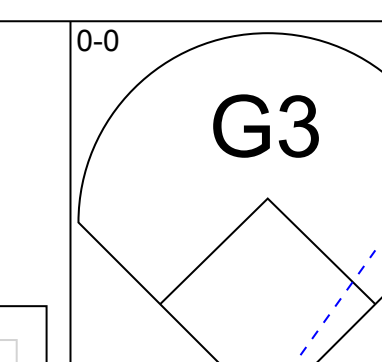
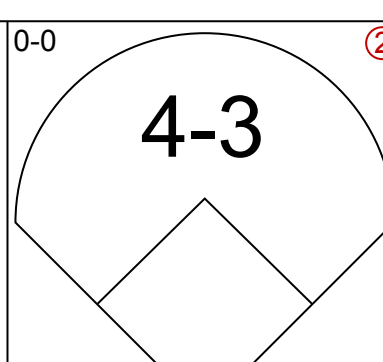
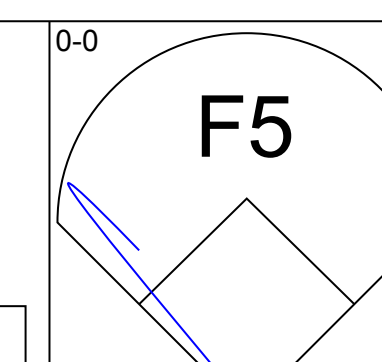
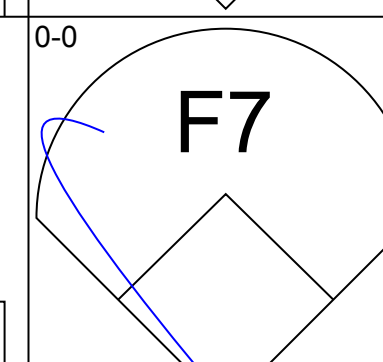
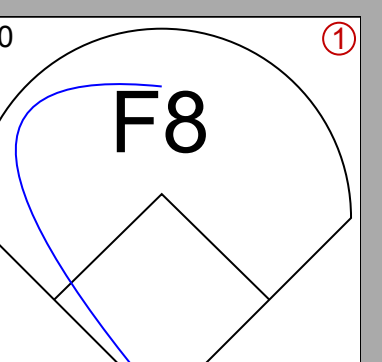
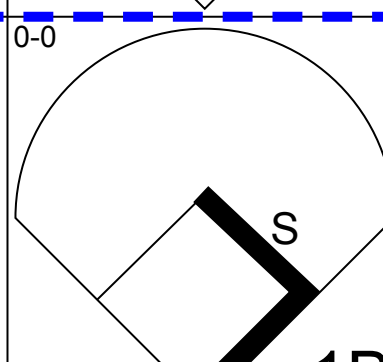
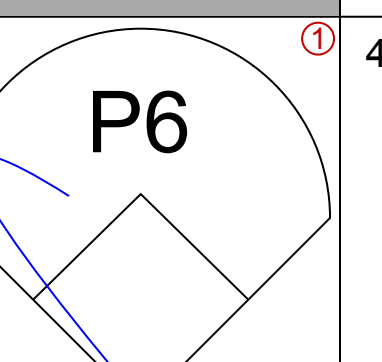
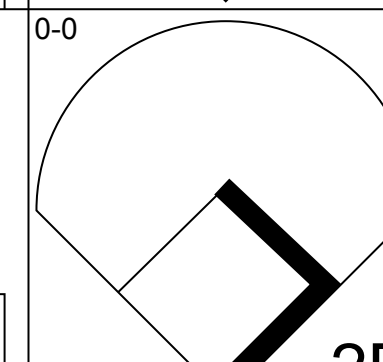
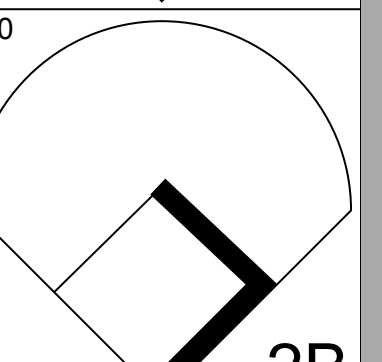
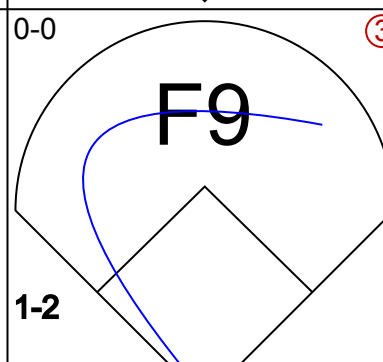
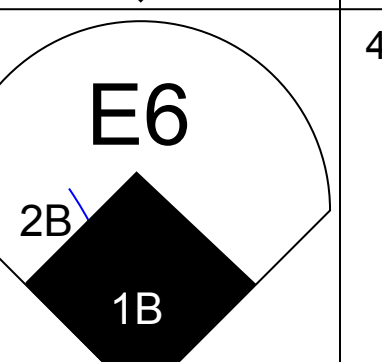
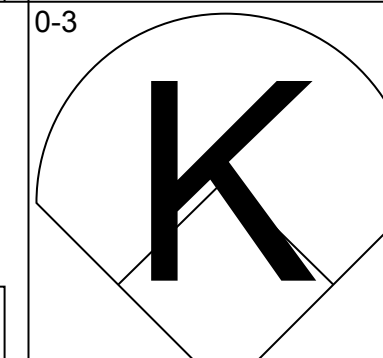
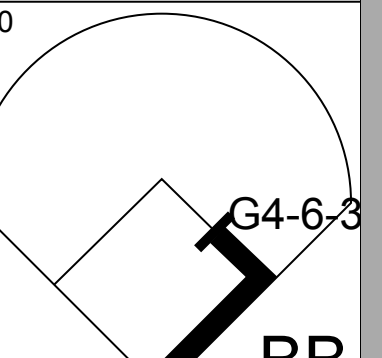
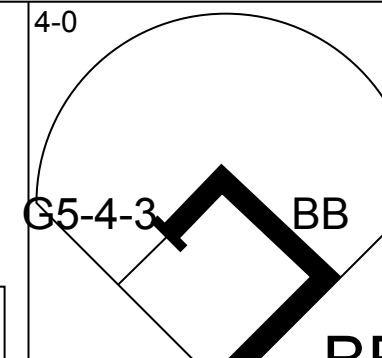
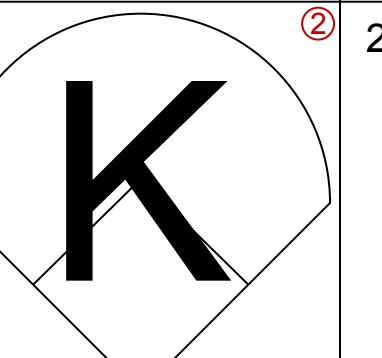
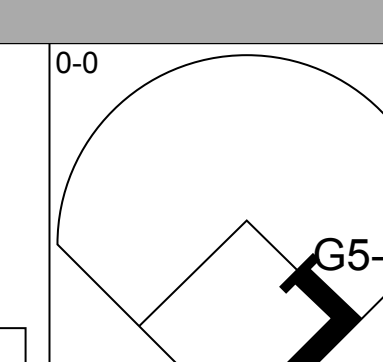
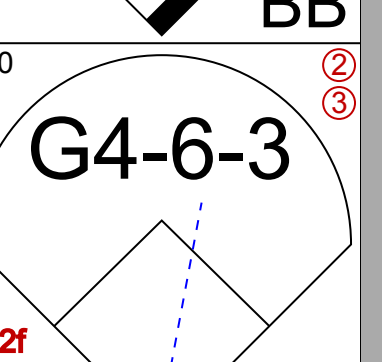
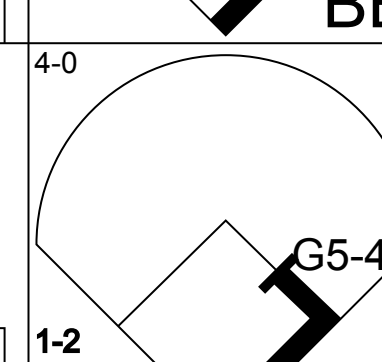
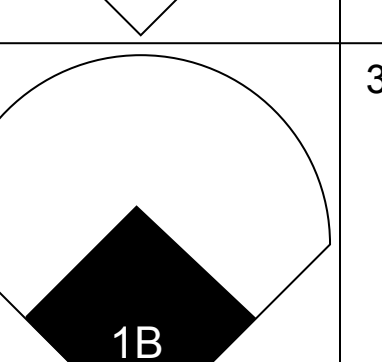

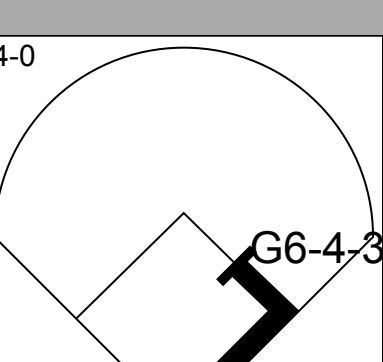
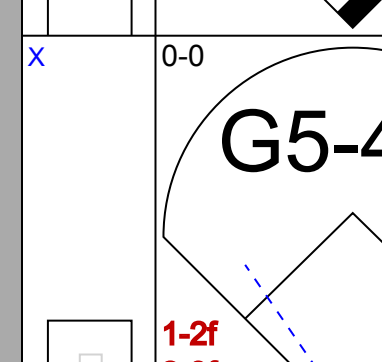
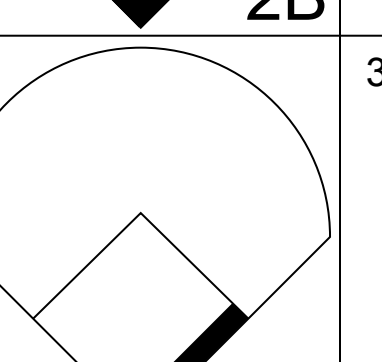

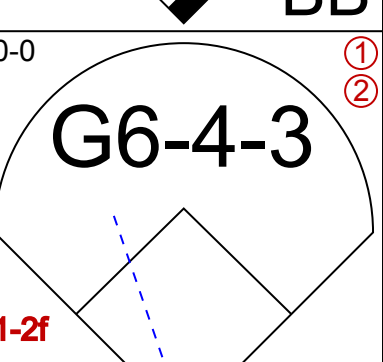
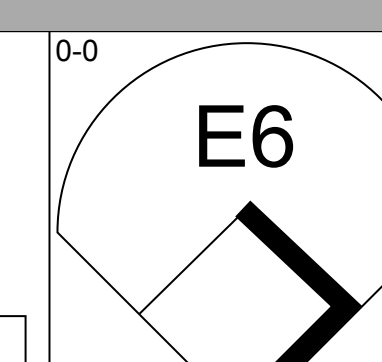
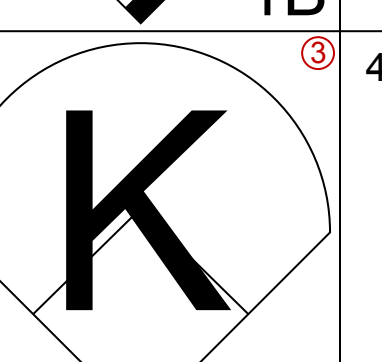
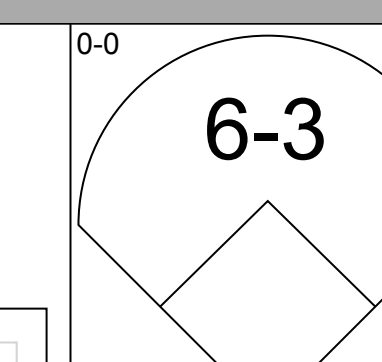
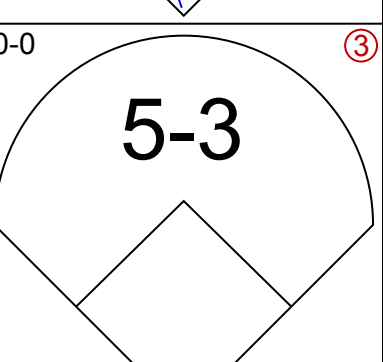
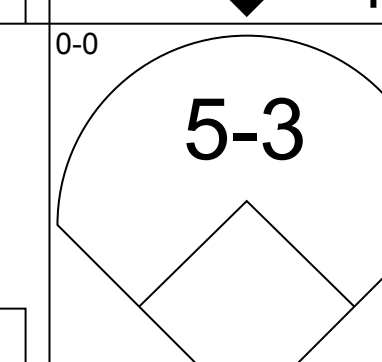
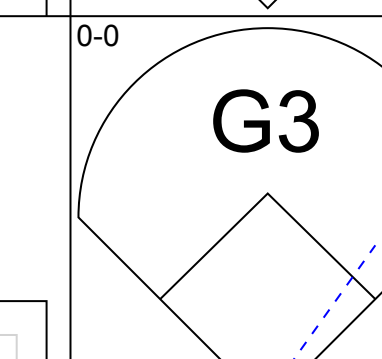
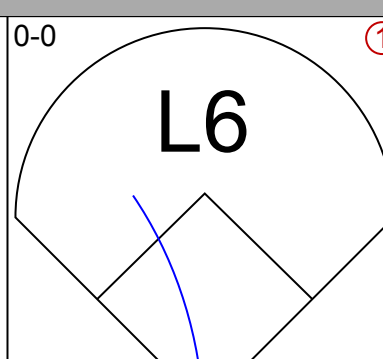
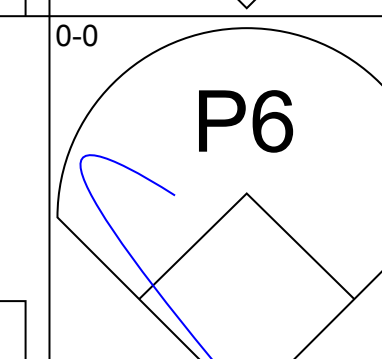
Batter	1	2	3	4	5	6	7	8	9	AB	R	H	RBI	BB	SO	LOB	TOP			
Bake McBride, L OBP: 0.329, SLG: 0.360 (1, 9)										4	1	2	0	0	0	1	Philadelphia Phillies @ Atlanta Braves Atlanta-Fulton County Stadium, Atlanta, GA Fri Jul 14, 1978, 7:05 PM EDT Att: 17,464 - Unknown			
Larry Bowa, S OBP: 0.319, SLG: 0.359 (1, 6)										4	0	0	0	0	0	2				
Gary Maddox, R OBP: 0.349, SLG: 0.432 (1, 8)										4	0	0	0	0	1					
Greg Luzinski, R OBP: 0.370, SLG: 0.520 (1, 7)										3	0	0	0	0	1	0				
Richie Hebner, L OBP: 0.364, SLG: 0.451 (1, 5)										3	0	1	1	1	1	1				
Jose Cardenal, R OBP: 0.354, SLG: 0.466 (1, 3)										3	0	0	0	1	0	2				
Tim McCarver, L OBP: 0.354, SLG: 0.317 (1, 2)										4	1	1	0	0	0	4				
Ted Sizemore, R OBP: 0.284, SLG: 0.230 (1, 4)										4	0	0	0	0	3	2				
Steve Carlton, L OBP: 0.315, SLG: 0.326 (4, PH)										1	0	0	0	0	0	0				
Mike Schmidt, R OBP: 0.348, SLG: 0.436 (4, PH)										1	0	0	0	0	0	0				
Warren Brusstar, R OBP: 0.333, SLG: 0.687 (4, 1)										0	0	0	0	0	0	0				
Bob Boone, R OBP: 0.320, SLG: 0.417 (7, 1)										1	0	0	0	0	0	0				
Rawly Eastwick, R OBP: 0.374, SLG: 0.488 (9, PH)										0	0	0	0	0	0	0				
Jerry Martin, R OBP: 0.374, SLG: 0.488 (9, PH)										1	0	0	0	0	1	0				
Inning Stats	R: 1 E: 0 K: 1 S: 7	H: 2 LOB: 3 BB: 1 P: 12	R: 0 E: 0 K: 0 S: 4	H: 1 LOB: 1 BB: 0 P: 4	R: 0 E: 0 K: 0 S: 3	H: 0 LOB: 0 BB: 0 P: 3	R: 1 E: 1 K: 1 S: 7	H: 1 LOB: 1 BB: 0 P: 7	R: 0 E: 0 K: 1 S: 5	H: 0 LOB: 0 BB: 1 P: 9	R: 0 E: 0 K: 0 S: 3	H: 0 LOB: 0 BB: 0 P: 3	R: 0 E: 1 K: 1 S: 6	H: 0 LOB: 1 BB: 0 P: 6	R: 0 E: 0 K: 0 S: 7	H: 0 LOB: 0 BB: 0 P: 7	1B: 3 2B: 1 3B: 0 HR: 0	SF: 0 SAC: 0 DP: 0 HBP: 1	WP: 0 PB: 1 SB: 0 CS: 1	PA: 36
PITCHER Phil Niekro, R ERA: 3.02 (1, 1)	IP: 9.0 WLS: W BF: 36 H: 4 R: 2 ER: 1 SO: 7 BB: 2 IBB: 0 HBP: 1 BLK: 0 WP: 0 HR: 0 S: 47 P: 56 ERA: 1.00 WHIP: 0.667																			

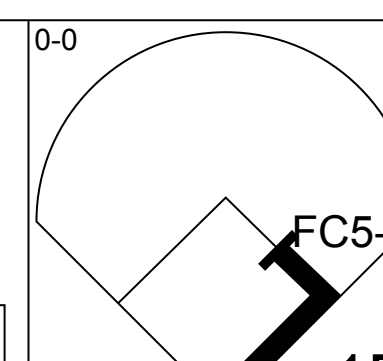
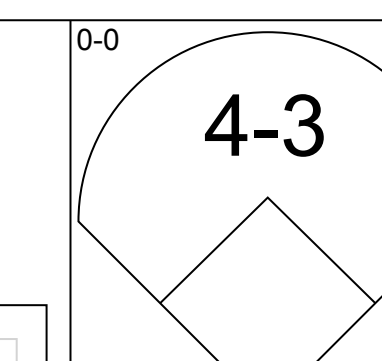
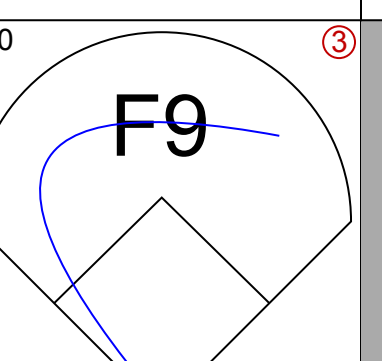
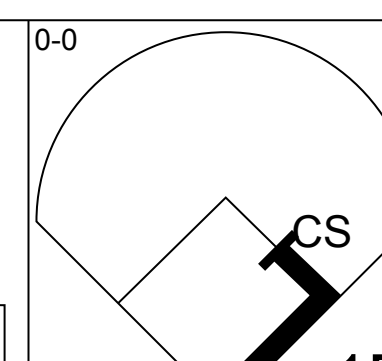
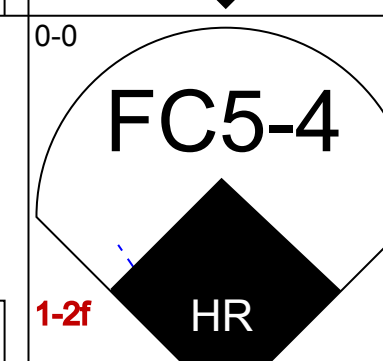
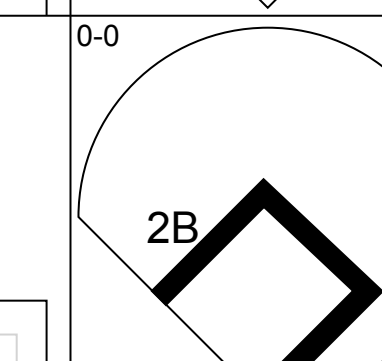
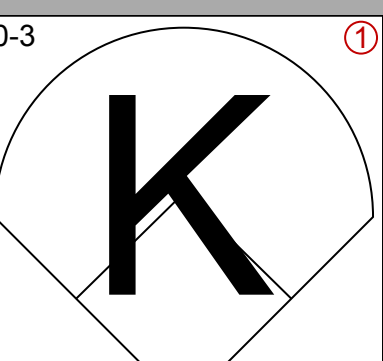
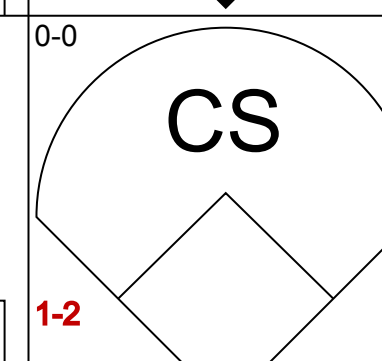
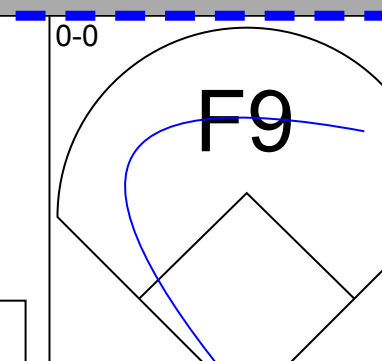
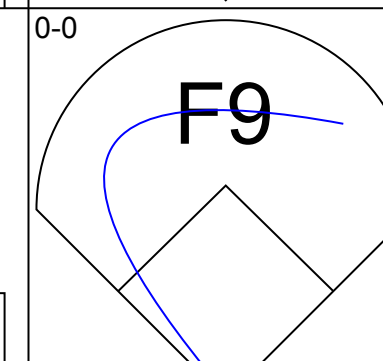
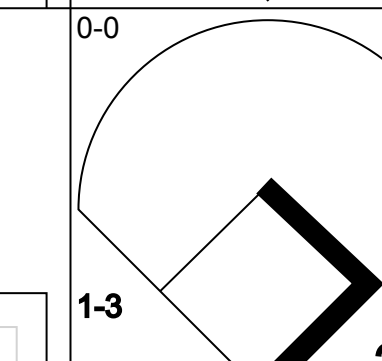
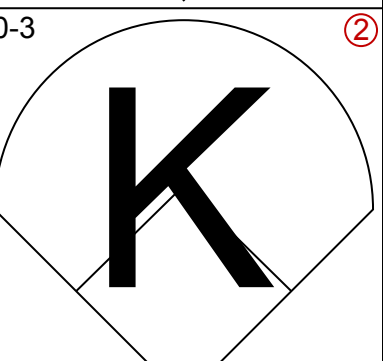
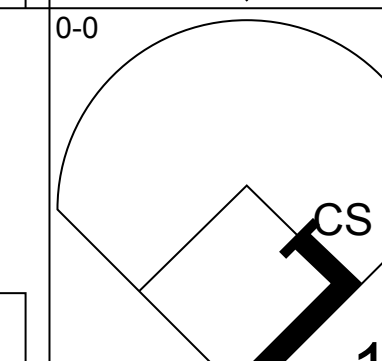
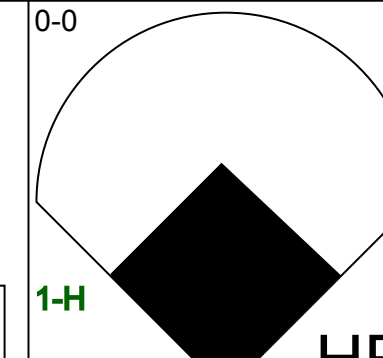
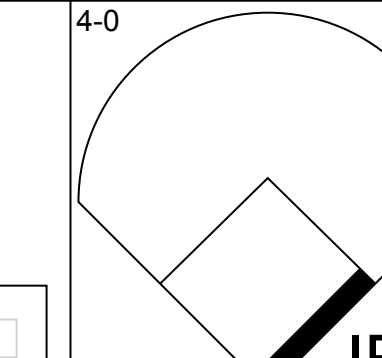
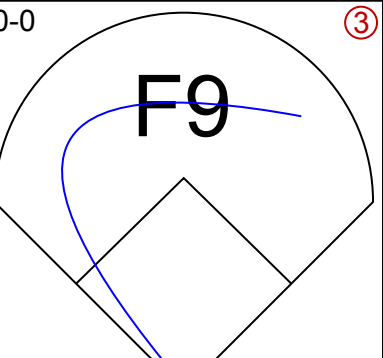
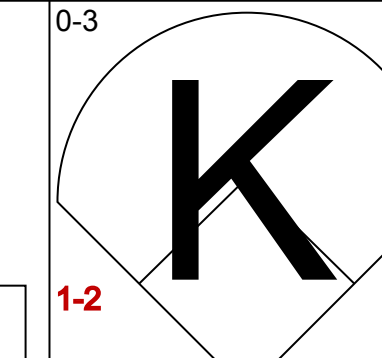
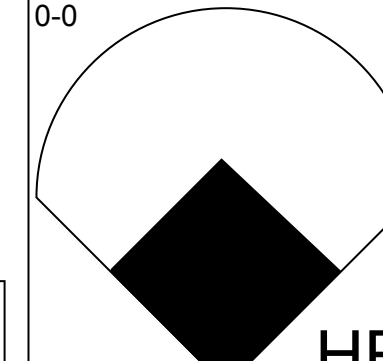

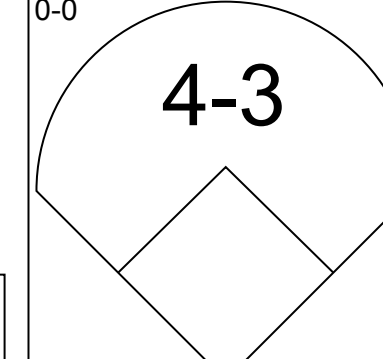
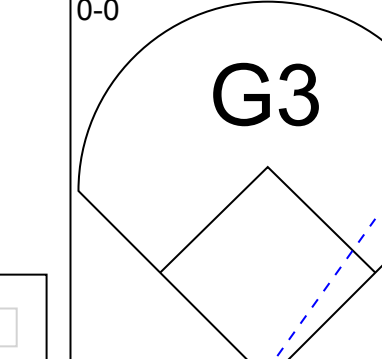
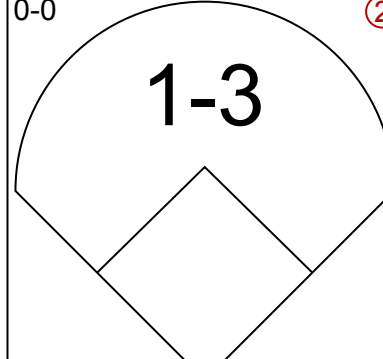


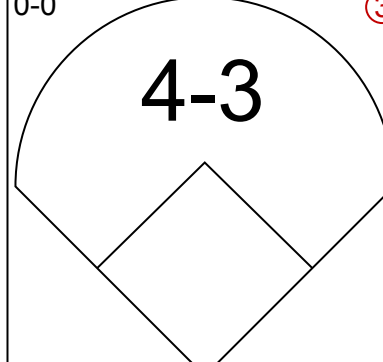
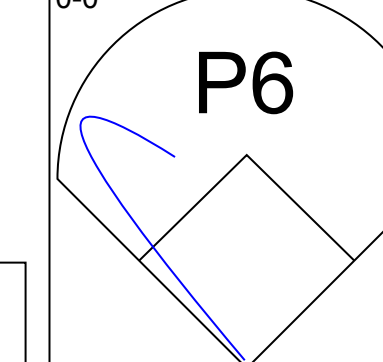
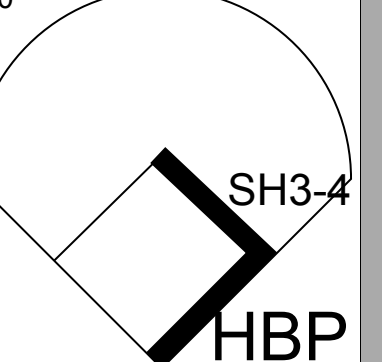

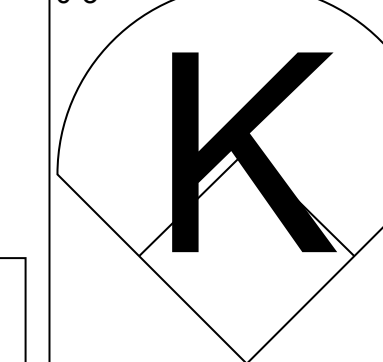
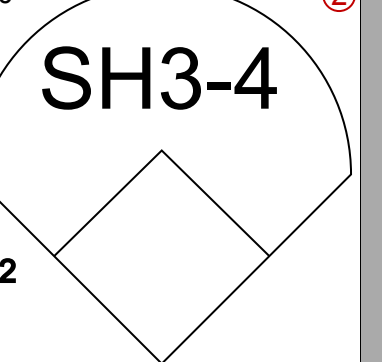
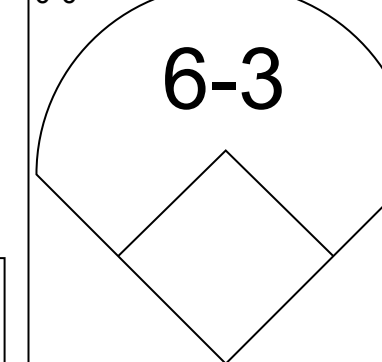
AB	33
R	2
H	4
RBI	1
BB	2
SO	7
LOB	13



Batter	1	2	3	4	5	6	7	8	9	AB	R	H	RBI	BB	SO	LOB	BOTTOM	
Jerry Royster, R OBP: 0.365, SLG: 0.355 (1, 6)										2	1	0	0	2	0	3	Philadelphia Phillies @ Atlanta Braves Atlanta-Fulton County Stadium, Atlanta, GA Fri Jul 14, 1978, 7:05 PM EDT Att: 17,464 - Unknown	
Barry Bonnell, R OBP: 0.288, SLG: 0.291 (8, 7)										4	1	2	1	0	0	0		
Gary Matthews, R OBP: 0.397, SLG: 0.524 (1, 9)										4	1	1	0	0	0	1		
Jeff Burroughs, R OBP: 0.453, SLG: 0.538 (8, 8)										3	2	1	1	1	0	0		
Bob Horner, R OBP: 0.330, SLG: 0.500 (1, 5)										2	0	1	1	1	0	0		
Dale Murphy, R OBP: 0.297, SLG: 0.380 (1, 3)										4	2	3	4	0	1	1		
Biff Pocoroba, S OBP: 0.336, SLG: 0.345 (1, 2)										3	0	0	0	1	0	0		
Glenn Hubbard, R OBP: 0.250, SLG: 0.250 (1, 4)										4	0	1	0	0	0	3		
Phil Niekro, R OBP: 0.246, SLG: 0.270 (1, 1)										4	0	0	0	0	1	4		
Inning Stats	R: 5 E: 0 K: 0 S: 7	H: 4 LOB: 1 BB: 2 P: 15	R: 0 E: 0 K: 0 S: 3	H: 0 LOB: 0 BB: 0 P: 3	R: 1 E: 0 K: 0 S: 4	H: 1 LOB: 0 BB: 0 P: 4	R: 0 E: 0 K: 0 S: 2	H: 0 LOB: 0 BB: 1 P: 6	R: 0 E: 0 K: 1 S: 7	H: 2 LOB: 3 BB: 1 P: 11	R: 1 E: 0 K: 1 S: 6	H: 1 LOB: 1 BB: 1 P: 10	R: 0 E: 0 K: 0 S: 3	H: 0 LOB: 0 BB: 0 P: 3	1B: 4 2B: 2 3B: 0 HR: 3	SF: 1 SAC: 0 DP: 0 HBP: 0		WP: 0 PB: 0 SB: 0 CS: 2
PITCHER Steve Carlton, L ERA: 3.22 (1, 1)	IP: 3.0 WLS: L BF: 16 H: 5 R: 6 ER: 6 SO: 6 BB: 1 IBB: 0 HBP: 1 BLK: 1 WP: 0 HR: 2 S: 14 P: 22 ERA: 18.00 WHIP: 2.000																	
Warren Brusstar, R ERA: 2.43 (4, 1)	IP: 3.0 WLS: L BF: 12 H: 3 R: 0 ER: 0 SO: 1 BB: 1 IBB: 0 HBP: 0 BLK: 0 WP: 0 HR: 0 S: 12 P: 20 ERA: 0.00 WHIP: 1.333																	
Rawly Eastwick, R ERA: 4.1 (7, 1)	IP: 2.0 WLS: L BF: 8 H: 1 R: 1 ER: 1 SO: 1 BB: 0 IBB: 0 HBP: 0 BLK: 0 WP: 0 HR: 1 S: 9 P: 13 ERA: 4.50 WHIP: 1.000																	




Batter	1	2	3	4	5	6	7	8	9	AB	R	H	RBI	BB	SO	LOB	TOP					
Bake McBride, L OBP: 0.324, SLG: 0.355 (1, 9)										4	0	0	0	0	1	1	Philadelphia Phillies @ Atlanta Braves Atlanta-Fulton County Stadium, Atlanta, GA Sat Jul 15 1978, 7:05 PM EDT Unknown					
Larry Bowa, S OBP: 0.318, SLG: 0.358 (1, 6)										4	0	1	0	0	0	0						
Garry Maddox, R OBP: 0.351, SLG: 0.440 (1, 8)										4	1	2	0	0	0	1						
Greg Luzinski, R OBP: 0.372, SLG: 0.516 (1, 7)										2	0	0	0	2	2	2						
Richie Hebner, L OBP: 0.370, SLG: 0.459 (1, 5)										3	1	2	0	1	0	2						
Jose Cardenal, R OBP: 0.359, SLG: 0.462 (1, 3)										3	0	1	2	1	0	3						
Bob Boone, R OBP: 0.332, SLG: 0.414 (1, 2)										4	0	1	0	0	1	3						
Ted Sizemore, R OBP: 0.277, SLG: 0.223 (1, 4)										3	0	0	0	0	0	1						
Jim Kaat, L OBP: 0.143, SLG: 0.111 (3, 1)										1	0	0	0	0	0	0						
Davey Johnson, R OBP: 0.288, SLG: 0.294 (6, PH)										1	0	0	0	0	0	0						
Warren Brusstar, R OBP: 0.351, SLG: 0.313 (8, PH)										1	0	0	0	0	0	0						
Tim McCarter, L OBP: 0.351, SLG: 0.313 (8, PH)										1	0	0	0	0	0	1						
Tug McGraw, R OBP: 0.351, SLG: 0.313 (8, PH)										0	0	0	0	0	0	0						
Inning Stats	R: 0 E: 0 K: 2 S: 8	H: 1 LOB: 1 BB: 0 P: 8	R: 0 E: 0 K: 0 S: 3	H: 1 LOB: 0 BB: 0 P: 3	R: 0 E: 0 K: 0 S: 3	H: 0 LOB: 0 BB: 0 P: 3	R: 0 E: 0 K: 0 S: 3	H: 1 LOB: 1 BB: 1 P: 7	R: 0 E: 0 K: 0 S: 2	H: 0 LOB: 0 BB: 1 P: 6	R: 0 E: 0 K: 0 S: 4	H: 1 LOB: 1 BB: 0 P: 4	R: 0 E: 1 K: 0 S: 1	H: 0 LOB: 0 BB: 2 P: 9	R: 0 E: 1 K: 0 S: 4	H: 1 LOB: 1 BB: 0 P: 4	R: 2 E: 1 K: 2 S: 10	H: 2 LOB: 1 BB: 0 P: 10	1B: 4 2B: 3 3B: 1 HR: 0	SF: 0 SAC: 0 DP: 3 HBP: 0	WP: 0 PB: 0 SB: 1 CS: 0	PA: 34
PITCHER	IP	WLS	BF	H	R	ER	SO	BB	IBB	HBP	BLK	WP	HR	S	P	ERA	WHIP					
Rick Camp, R ERA: 3.25 (1, 1)	5.2	W	19	3	0	0	2	2	0	0	0	0	0	21	29	0.00	0.882					
Gene Garber, R ERA: 1.31 (6, 1)	3.1	S	15	4	2	0	2	2	0	0	0	0	0	17	25	0.00	1.800					

Batter	1	2	3	4	5	6	7	8	9	AB	R	H	RBI	BB	SO	LOB	BOTTOM				
Jerry Royster, R OBP: 0.366, SLG: 0.357 (1, 6)										4	0	2	0	0	0	1	Philadelphia Phillies @ Atlanta Braves Atlanta-Fulton County Stadium, Atlanta, GA Sat Jul 15 1978, 7:05 PM EDT Unknown				
Barry Bonnell, R OBP: 0.287, SLG: 0.290 (9, 7)										4	1	1	0	0	1	1					
Gary Matthews, R OBP: 0.398, SLG: 0.528 (1, 9)										4	0	2	0	0	1	1					
Jeff Burroughs, R OBP: 0.454, SLG: 0.547 (1, 7)										3	1	1	2	1	1	1					
Rowland Office, L OBP: 0.296, SLG: 0.393 (9, 8)										0	0	0	0	0	0	0					
Bob Horner, R OBP: 0.330, SLG: 0.526 (1, 5)										3	1	1	1	0	1	3					
Dale Murphy, R OBP: 0.294, SLG: 0.376 (1, 3)										3	0	0	0	0	0	3					
Biff Pocoroba, S OBP: 0.332, SLG: 0.340 (1, 2)										3	0	0	0	0	0	0					
Glenn Hubbard, R OBP: 0.286, SLG: 0.167 (1, 4)										2	0	0	0	0	0	0					
Rick Camp, R ERA: 3.86 (1, 1)										1	0	0	0	0	1	0					
Gene Garber, R ERA: 2.31 (6, 1)										1	0	0	0	0	0	0					
Inning Stats	R: 3 E: 0 K: 0 S: 6	H: 3 LOB: 0 BB: 0 P: 6	R: 0 E: 0 K: 1 S: 5	H: 0 LOB: 0 BB: 0 P: 5	R: 0 E: 0 K: 0 S: 3	H: 2 LOB: 3 BB: 1 P: 9	R: 0 E: 0 K: 0 S: 3	H: 0 LOB: 1 BB: 0 P: 4	R: 0 E: 0 K: 1 S: 5	H: 0 LOB: 0 BB: 0 P: 5	R: 0 E: 0 K: 0 S: 3	H: 1 LOB: 0 BB: 0 P: 3	R: 0 E: 0 K: 1 S: 5	H: 1 LOB: 0 BB: 0 P: 5	R: 0 E: 0 K: 1 S: 5	H: 1 LOB: 0 BB: 0 P: 5	1B: 4 2B: 1 3B: 0 HR: 2	SF: 0 SAC: 1 DP: 0 HBP: 1	WP: 0 PB: 0 SB: 0 CS: 2	PA: 32	
PITCHER	IP	WLS	BF	H	R	ER	SO	BB	IBB	HBP	BLK	WP	HR	S	P	ERA	WHIP				
Jim Kaat, L ERA: 3.86 (3, 1)	2.1	L	13	5	3	3	1	0	0	0	0	0	0	14	18	11.57	2.143				
Ron Reed, R ERA: 2.31 (6, 1)	2.2		9	0	0	0	2	0	0	1	0	0	0	12	13	0.00	0.000				
Warren Brusstar, R ERA: 2.32 (8, 1)	2.0		6	1	0	0	1	0	0	0	0	0	0	8	8	0.00	0.500				
Tug McGraw, L ERA: 2.26 (8, 1)	1.0		3	1	0	0	1	0	0	0	0	0	0	5	5	0.00	1.000				


Batter	1	2	3	4	5	6	7	8	9	AB	R	H	RBI	BB	SO	LOB	TOP				
Bake McBride, L (1, 9) OBP: 0.319, SLG: 0.350	F7		G3			K		F7		4	0	0	0	0	1	1	Philadelphia Phillies @ Atlanta Braves Atlanta-Fulton County Stadium, Atlanta, GA Sun Jul 16 1978, 3:33 AM EDT Att: 20,734 - Unknown				
Larry Bowa, S (1, 6) OBP: 0.320, SLG: 0.360	P3-1 1B		6-3			1-3		1B		4	0	2	1	0	0	0					
Garry Maddox, R (1, 8) OBP: 0.347, SLG: 0.434	P3-1 1-2		F8			F8		F8		4	0	0	0	0	0	1					
Greg Luzinski, R (1, 7) OBP: 0.370, SLG: 0.511 Jerry Martin, R (9, 7) OBP: 0.374, SLG: 0.488		2B BB				K		L6		3	1	0	0	1	1	0					
Richie Hebner, L (1, 5) OBP: 0.368, SLG: 0.460	1B 1-H SF8 2B		P4			G3		G3		4	1	1	1	0	0	0					
Jose Cardenal, R (1, 3) OBP: 0.366, SLG: 0.492	S 2-3 1B		5-3					HR		3	1	2	1	0	0	0					
Bob Boone, R (1, 2) OBP: 0.328, SLG: 0.409	K 1-2					L5		F7		3	0	0	0	0	1	2					
Ted Sizemore, R (1, 4) OBP: 0.276, SLG: 0.229	SF8 3-H					K				2	1	1	1	0	1	0					
Dick Ruthven, R (1, 1) OBP: 0.135, SLG: 0.189 Ron Reed, R (8, 1)	K					K		SH3-4 1B		2	0	0	0	0	2	1					
Inning Stats	R: 0 E: 0 K: 0 S: 3	H: 1 LOB: 0 BB: 0 P: 3	R: 2 E: 0 K: 2 S: 9	H: 2 LOB: 1 BB: 1 P: 13	R: 0 E: 0 K: 1 S: 3	H: 0 LOB: 0 BB: 0 P: 3	R: 0 E: 0 K: 1 S: 5	H: 0 LOB: 0 BB: 0 P: 5	R: 0 E: 0 K: 2 S: 7	H: 0 LOB: 0 BB: 0 P: 7	R: 1 E: 0 K: 0 S: 4	H: 1 LOB: 0 BB: 0 P: 4	R: 1 E: 0 K: 0 S: 4	H: 2 LOB: 1 BB: 0 P: 4	R: 0 E: 0 K: 0 S: 3	H: 0 LOB: 0 BB: 0 P: 3		1B: 4 2B: 2 3B: 0 HR: 1	SF: 1 SAC: 1 DP: 1 HBP: 0	WP: 0 PB: 0 SB: 1 CS: 0	PA: 32
PITCHER	IP	WLS	BF	H	R	ER	SO	BB	IBB	HBP	BLK	WP	HR	S	P	ERA	WHIP				
Preston Hanna, R (1, 1) ERA: 4.49	7.1	L	27	5	4	4	6	1	0	0	0	0	1	38	42	4.91	0.818				
Craig Skok, L (8, 1) ERA: 1.73	0.2		2	1	0	0	0	0	0	0	0	0	0	2	2	0.00	1.500				
Dave Campbell, R (9, 1) ERA: 4.47	1.0		3	0	0	0	0	0	0	0	0	0	0	3	3	0.00	0.000				

Batter	1	2	3	4	5	6	7	8	9	AB	R	H	RBI	BB	SO	LOB	BOTTOM				
Jerry Royster, R (1, 6) OBP: 0.365, SLG: 0.356	1B		4-3			K		FC5-4 1B		4	0	1	0	0	1	2	Philadelphia Phillies @ Atlanta Braves Atlanta-Fulton County Stadium, Atlanta, GA Sun Jul 16 1978, 3:33 AM EDT Att: 20,734 - Unknown				
Rowland Office, L (1, 8) OBP: 0.302, SLG: 0.396	F8					F8		BB 1B		4	0	2	1	0	0	1					
Gary Matthews, R (1, 9) OBP: 0.396, SLG: 0.521	F9					F9		BB		3	0	0	0	1	0	2					
Jeff Burroughs, R (1, 7) OBP: 0.448, SLG: 0.539	K					5-3		BB		4	0	0	0	0	2	5					
Bob Horner, R (1, 5) OBP: 0.327, SLG: 0.515	F9					P4		F7		4	0	1	0	0	0	4					
Biff Pocoroba, S (1, 2) OBP: 0.327, SLG: 0.335	4-3					F9		L9		4	0	0	0	0	0	1					
Dale Murphy, R (1, 3) OBP: 0.296, SLG: 0.388	5-3					FC5-4 1B		4-3		4	1	2	1	0	0	1					
Glenn Hubbard, R (1, 4) OBP: 0.273, SLG: 0.200						F9		FC5-4 BB 1B		4	1	1	0	0	1	1					
Preston Hanna, R (1, 1) OBP: 0.189, SLG: 0.306 Craig Skok, R (8, 1) OBP: 0.333, SLG: 0.667 Bob Beall, S (8, PH) OBP: 0.324, SLG: 0.263 Dave Campbell, R (9, 1) Joe Nolan, L (9, PH) OBP: 0.306, SLG: 0.315						K		FC5-4 BB		2	0	0	0	0	1	1					
Inning Stats	R: 0 E: 0 K: 1 S: 6	H: 1 LOB: 1 BB: 0 P: 6	R: 0 E: 0 K: 0 S: 3	H: 0 LOB: 0 BB: 0 P: 3	R: 0 E: 0 K: 1 S: 5	H: 0 LOB: 0 BB: 0 P: 5	R: 0 E: 0 K: 0 S: 4	H: 1 LOB: 1 BB: 0 P: 4	R: 0 E: 0 K: 0 S: 4	H: 0 LOB: 0 BB: 0 P: 5	R: 0 E: 0 K: 0 S: 4	H: 1 LOB: 1 BB: 0 P: 4	R: 1 E: 0 K: 1 S: 7	H: 2 LOB: 3 BB: 2 P: 15	R: 1 E: 0 K: 2 S: 8	H: 1 LOB: 0 BB: 0 P: 8		1B: 6 2B: 0 3B: 0 HR: 1	SF: 0 SAC: 0 DP: 0 HBP: 0	WP: 0 PB: 0 SB: 0 CS: 0	PA: 36
PITCHER	IP	WLS	BF	H	R	ER	SO	BB	IBB	HBP	BLK	WP	HR	S	P	ERA	WHIP				
Dick Ruthven, R (1, 1) ERA: 3.7	7.0	W	27	5	1	1	3	1	0	0	0	0	1	14	18	4.50	1.500				
Ron Reed, R (8, 1) ERA: 2.39	2.0	S	9	2	1	1	3	1	0	0	0	0	1	14	18	4.50	1.500				

AB 29
R 4
H 6
RBI 4
BB 1
SO 6
LOB 5



AB 34
R 2
H 7
RBI 2
BB 2
SO 6
LOB 18



Batter	1	2	3	4	5	6	7	8	9	10	11	AB	R	H	RBI	BB	SO	LOB	TOP							
Bake McBride, L OBP: 0.321, SLG: 0.354 (1, 9)	 L8 2B		 6-3			 G3		 FC4-6 1B		 K		5	0	2	1	0	1	1								
Larry Bowa, S OBP: 0.316, SLG: 0.354 (1, 6)	 L8 2-3			 4-3		 F8		 FC4-6 1-2		 G3		5	0	0	0	0	0	2								
Garry Maddox, R OBP: 0.345, SLG: 0.428 (1, 8)	 F7				 K			 F9 1B BB		 F7		4	0	0	0	1	1	1								
Greg Luzinski, R OBP: 0.372, SLG: 0.509 Jerry Martin, BLG OBP: 0.374, SLG: 0.488 (11, PR) (11, 7)		 CI S			 F8			 F9 1-2 1B		 F9		3	0	1	0	1	0	0								
Richie Hebner, L OBP: 0.361, SLG: 0.450 (1, 5)	 F8 1-2					 3-1		 F3		 K		5	0	0	0	0	1	4								
Jose Cardenal, R OBP: 0.355, SLG: 0.476 (1, 3)		 K				 F9		 F9 2-3		 K		4	0	0	0	0	2	3								
Barry Foote, R OBP: 0.179, SLG: 0.179 (1, 2)	 6-3					 K PC 1B		 F8				4	0	0	0	0	1	3								
Ted Sizemore, R OBP: 0.288, SLG: 0.241 Bud Hareless, S OBP: 0.323, SLG: 0.218 (8, PR) (8, 4)			 G2			 1B		 S 1B 1B		 S BB		3	0	2	0	0	0	0								
Larry Christenson, R OBP: 0.159, SLG: 0.211 Tim McCarver, L OBP: 0.347, SLG: 0.310 Tug McGraw, R OBP: 0.347, SLG: 0.434 Mike Schmidt, R OBP: 0.347, SLG: 0.434 Rawly Eastwick, R (10, 1)			 K			 PO	 5-3	 K 1-2		 F7 1-2		2	0	0	0	0	1	0								
Inning Stats	R: 0 E: 0 K: 0 S: 3	H: 1 LOB: 0 BB: 0 P: 3	R: 0 E: 1 K: 1 S: 6	H: 0 LOB: 1 BB: 0 P: 6	R: 0 E: 0 K: 1 S: 5	H: 0 LOB: 0 BB: 0 P: 5	R: 0 E: 0 K: 1 S: 5	H: 0 LOB: 0 BB: 0 P: 5	R: 0 E: 0 K: 1 S: 6	H: 1 LOB: 1 BB: 0 P: 6	R: 0 E: 0 K: 0 S: 3	H: 0 LOB: 0 BB: 0 P: 3	R: 0 E: 0 K: 1 S: 4	H: 1 LOB: 2 BB: 1 P: 8	R: 1 E: 0 K: 1 S: 7	H: 2 LOB: 1 BB: 0 P: 7	R: 0 E: 0 K: 2 S: 7	H: 0 LOB: 0 BB: 0 P: 7	R: 0 E: 0 K: 1 S: 5	H: 0 LOB: 1 BB: 1 P: 9	R: 0 E: 0 K: 0 S: 3	H: 0 LOB: 1 BB: 1 P: 7	1B: 4 2B: 1 3B: 0 HR: 0	SF: 0 SAC: 0 DP: 0 HBP: 0	WP: 0 PB: 1 SB: 3 CS: 0	PA: 42
PITCHER Joe Niekro, R ERA: 5.11 (1, 1)	IP: 11.0 WLS: 7 BF: 41	H: 5 R: 1 ER: 1 SO: 8	BB: 3 IBB: 0 HBP: 0 BLK: 0	WP: 0 HR: 0 S: 54 P: 66	ERA: 0.82 WHIP: 0.727																					

Philadelphia Phillies @ Houston Astros
Astrodome, Houston, TX
Mon Jul 17 1978, 8:05 PM EDT
Att: 14,397 - Unknown

AB	37
R	1
H	5
RBI	1
BB	3
SO	8
LOB	16

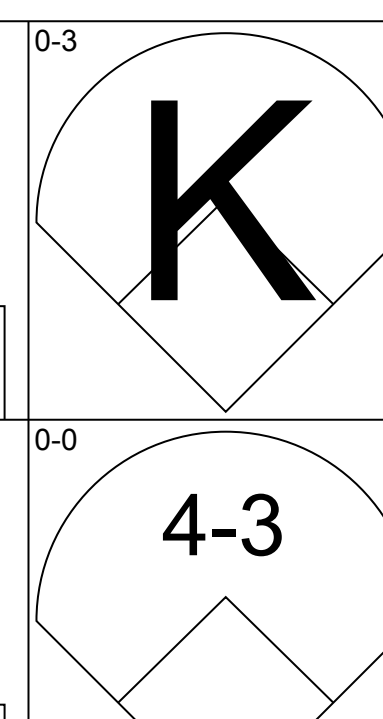
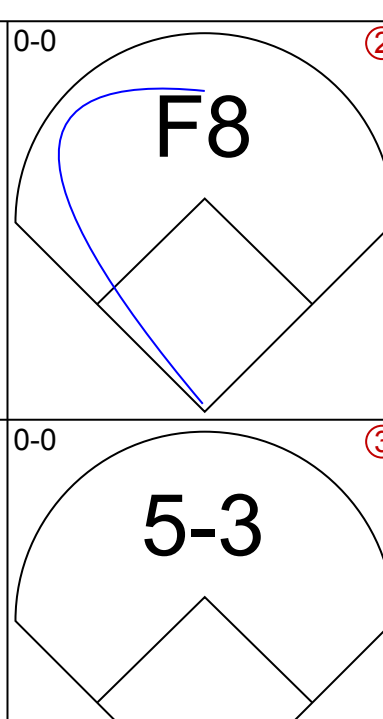
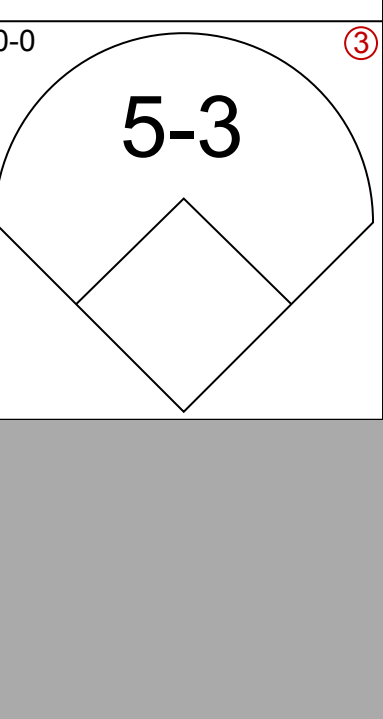
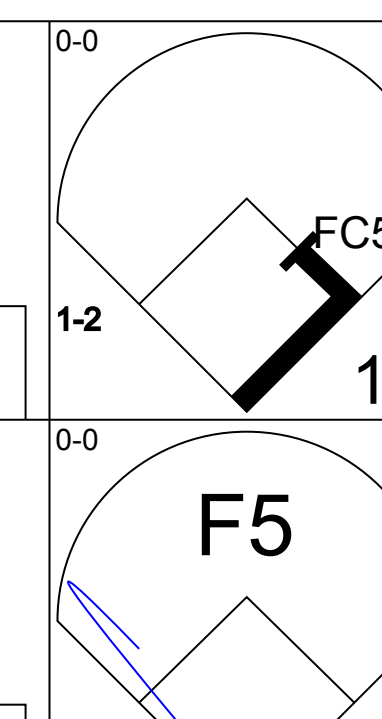
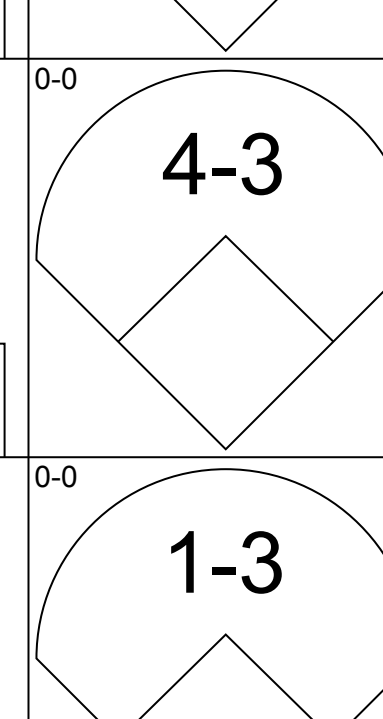
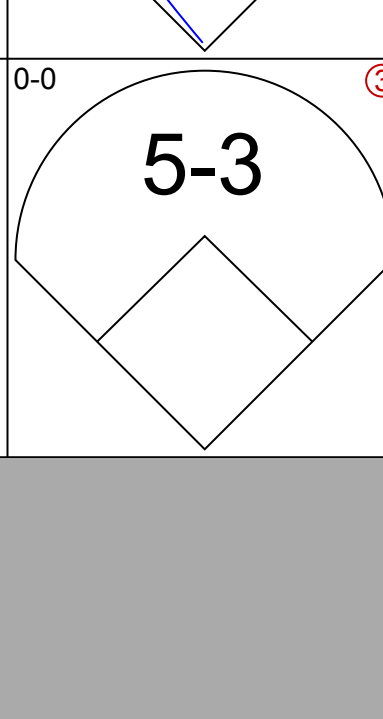
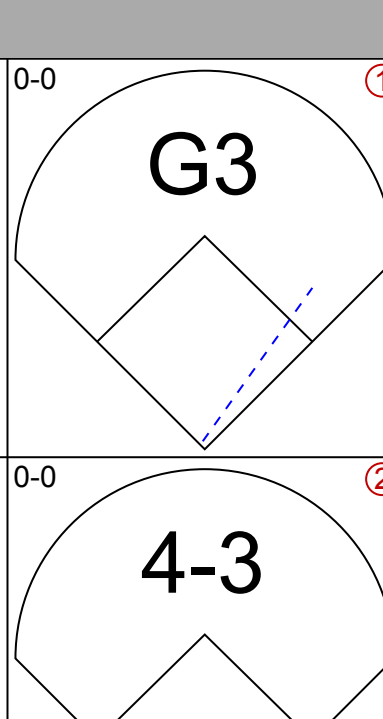
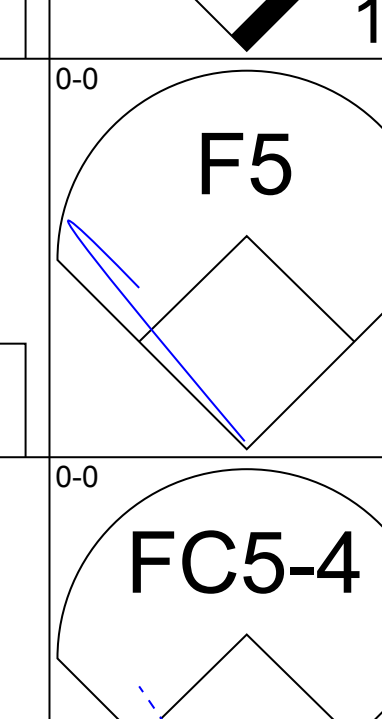
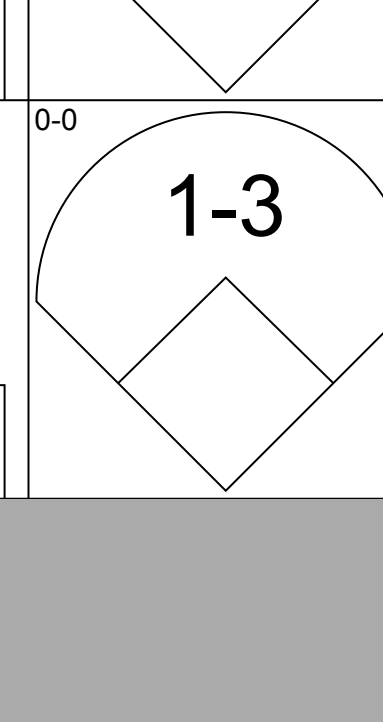
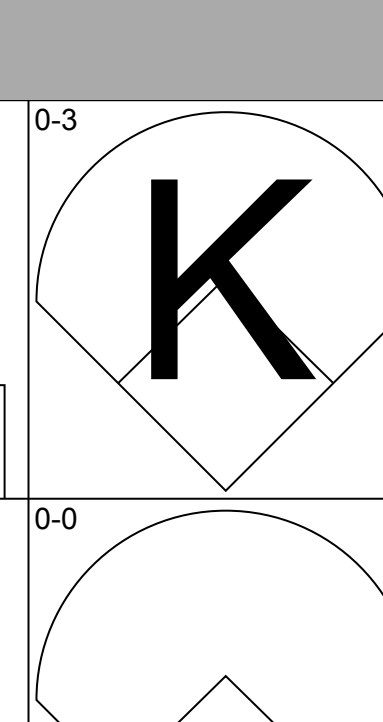
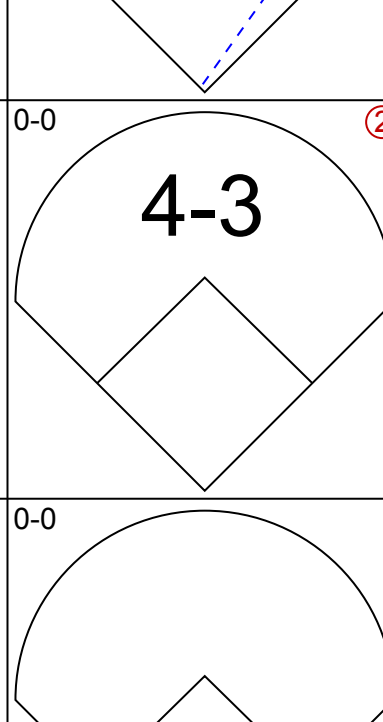
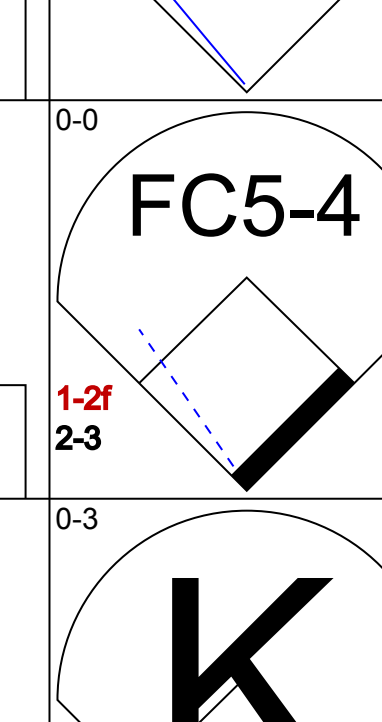
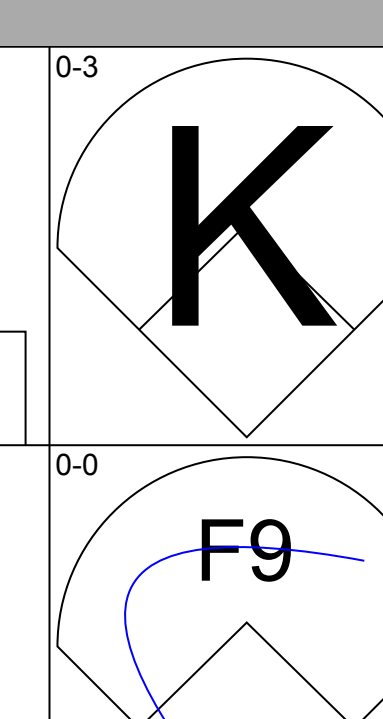
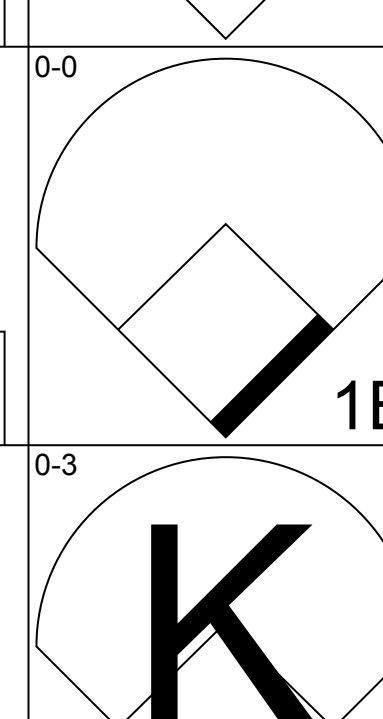
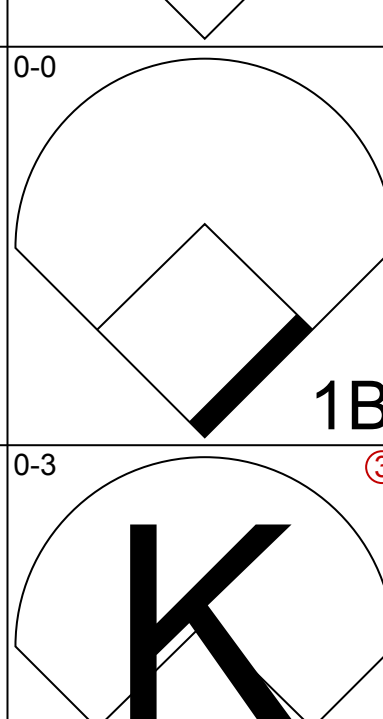
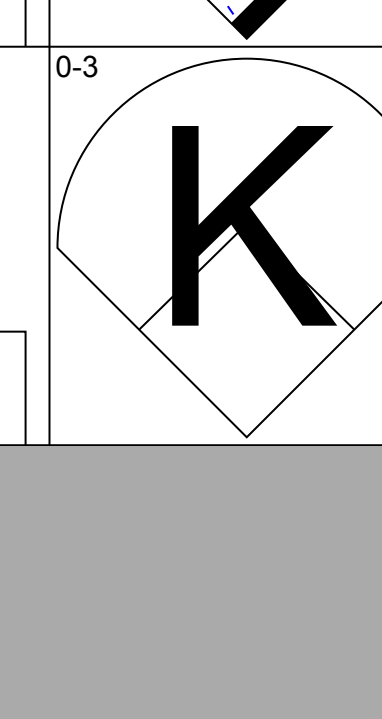
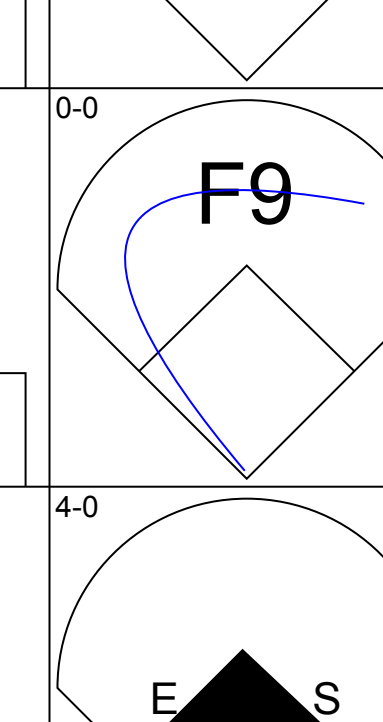
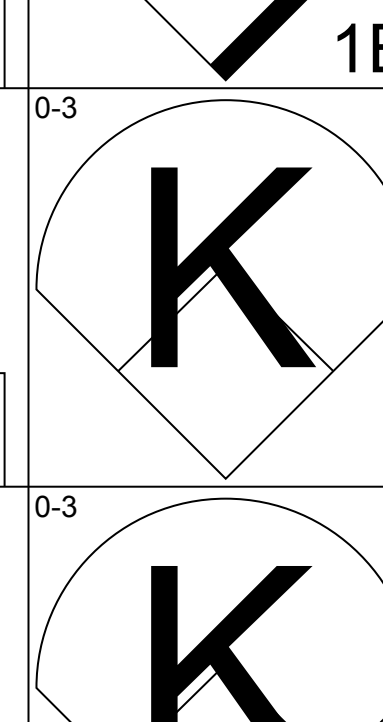
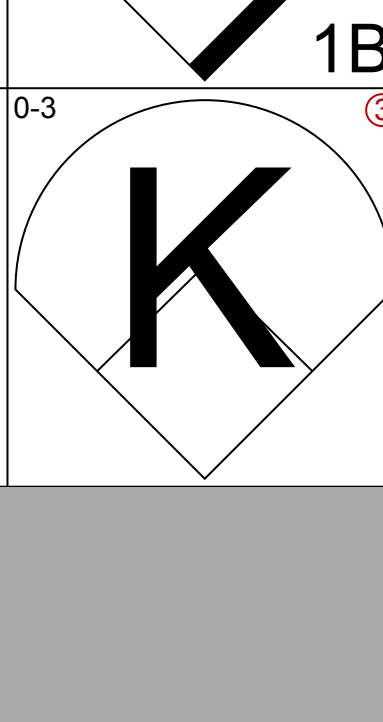
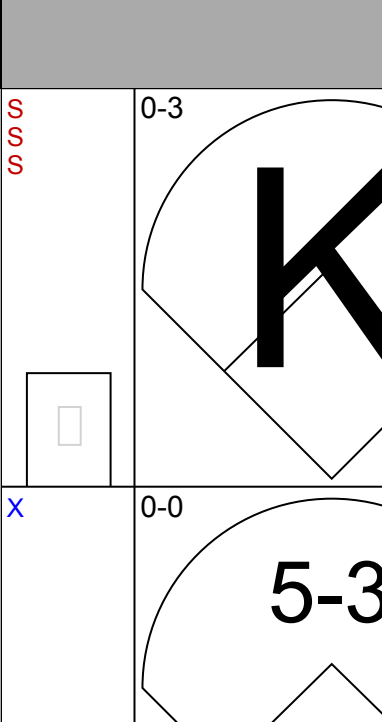
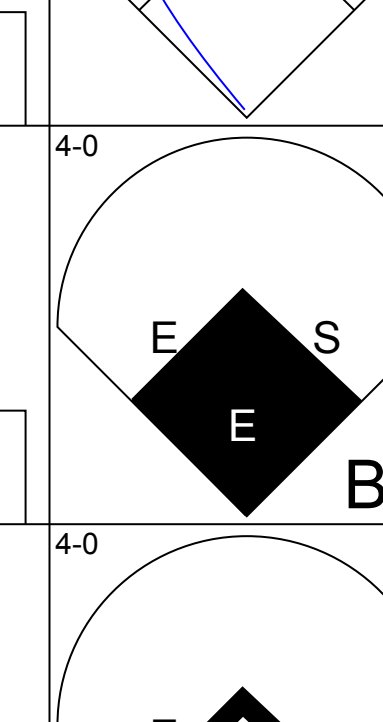
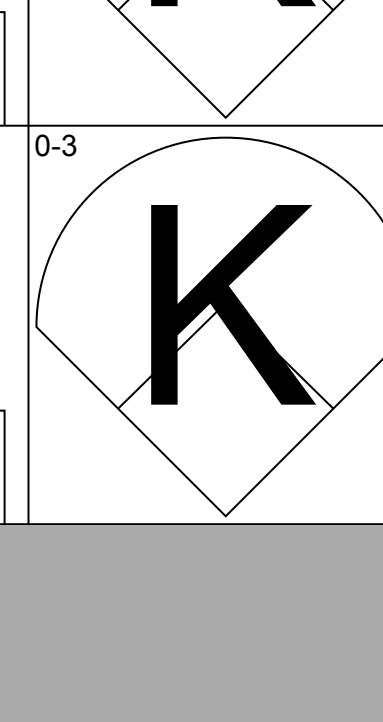
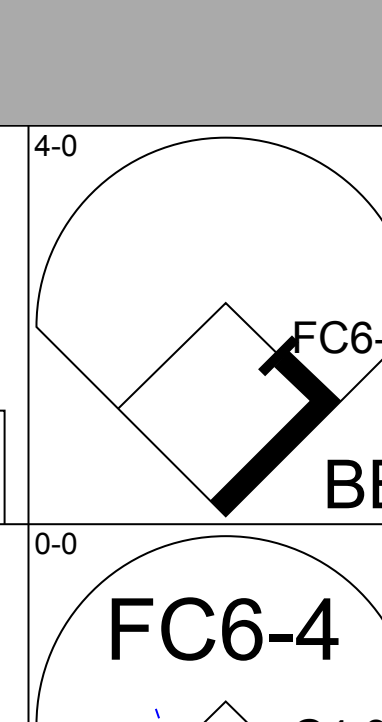
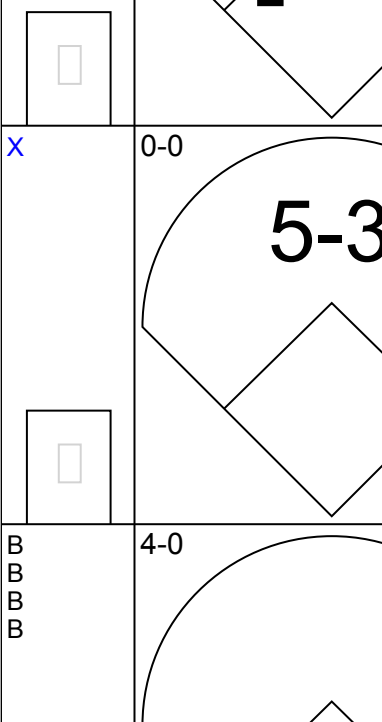
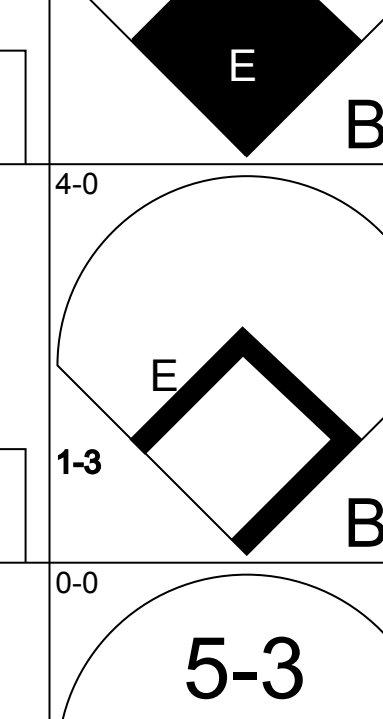
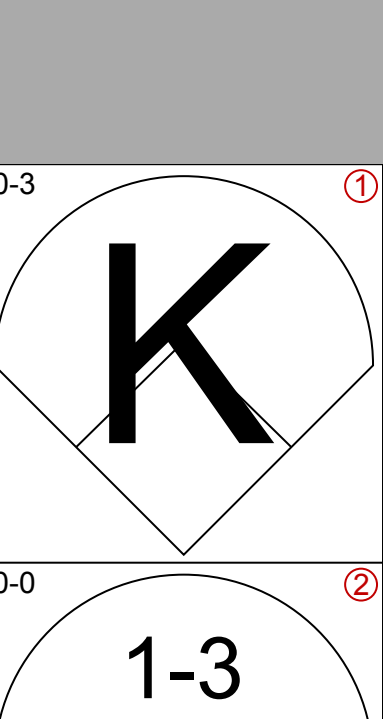
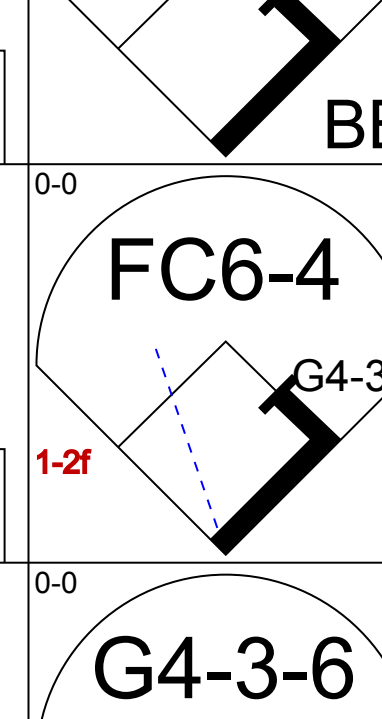
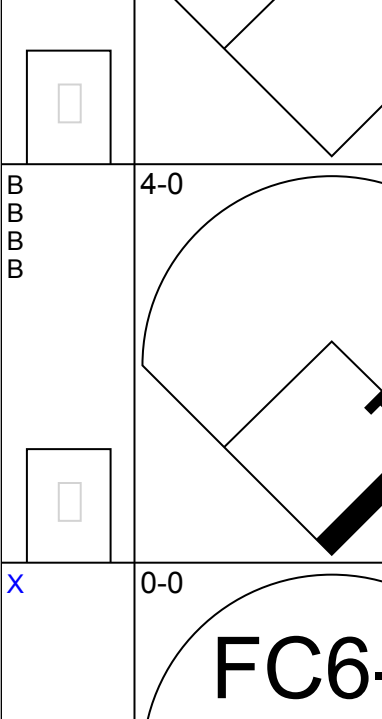
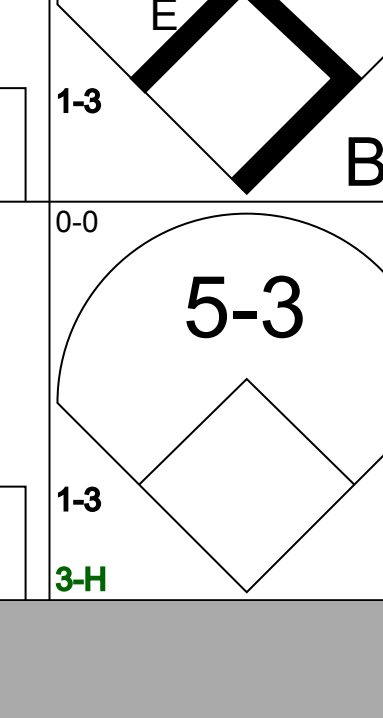
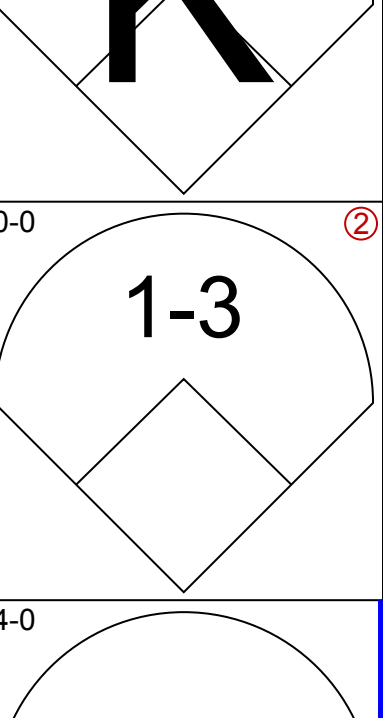
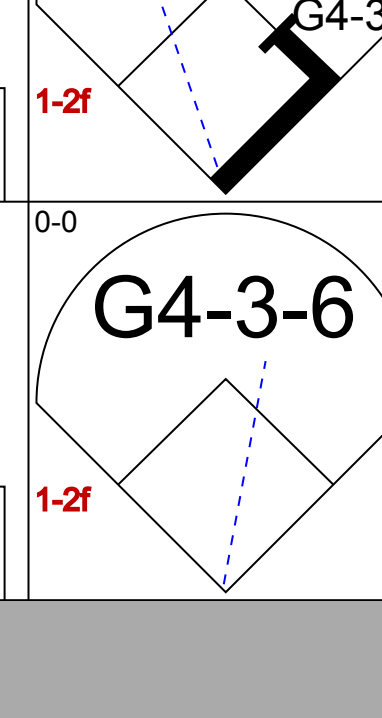
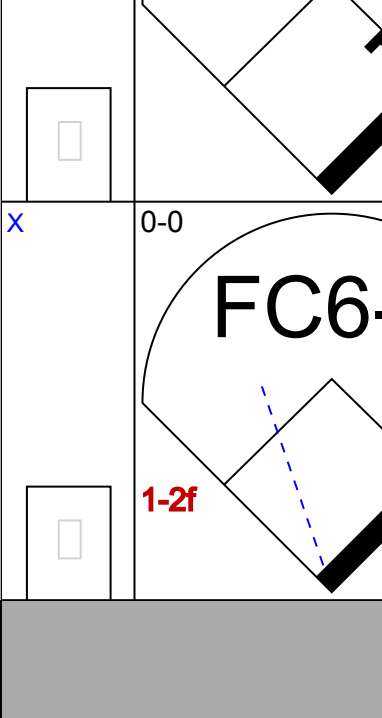
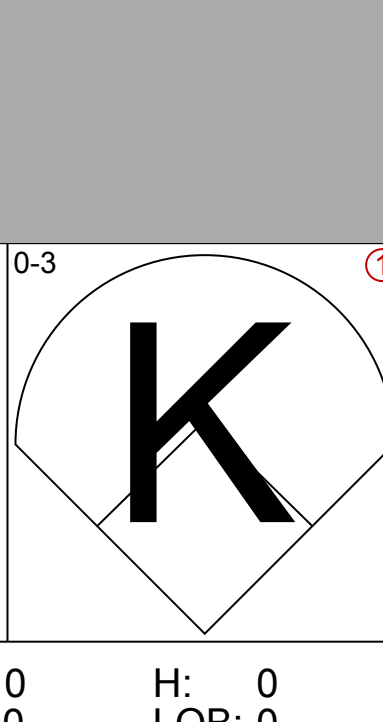
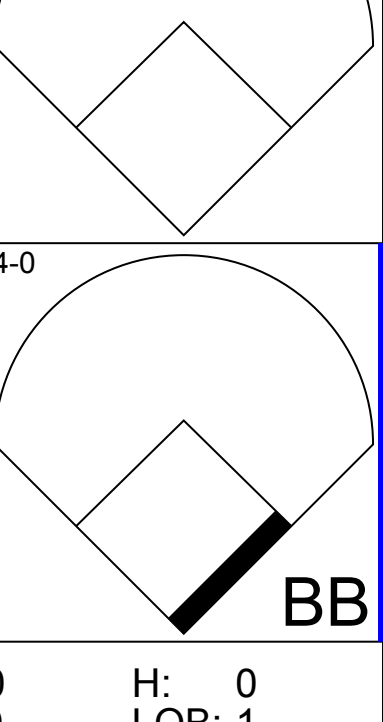
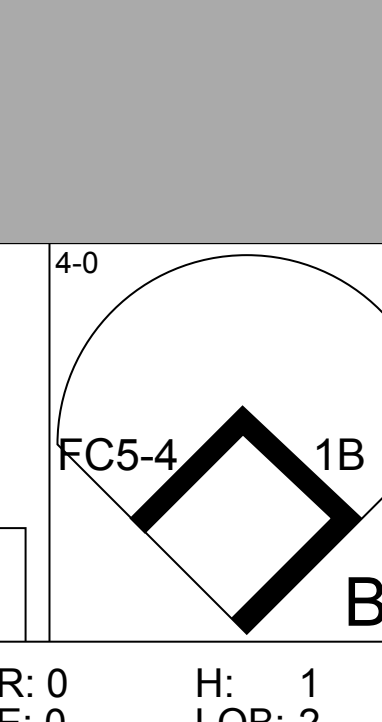


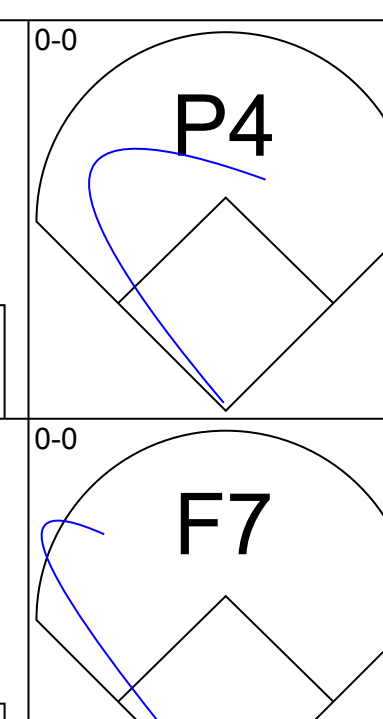
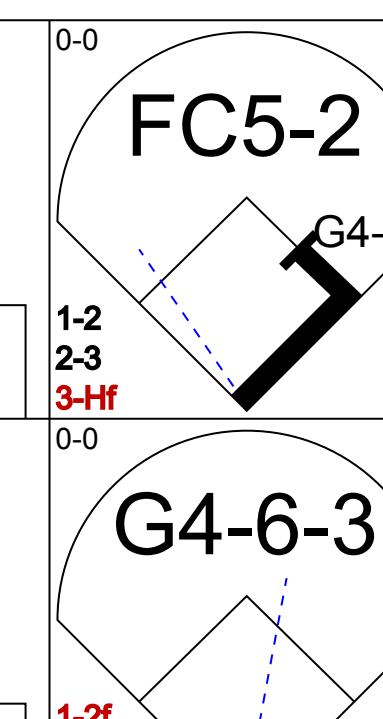
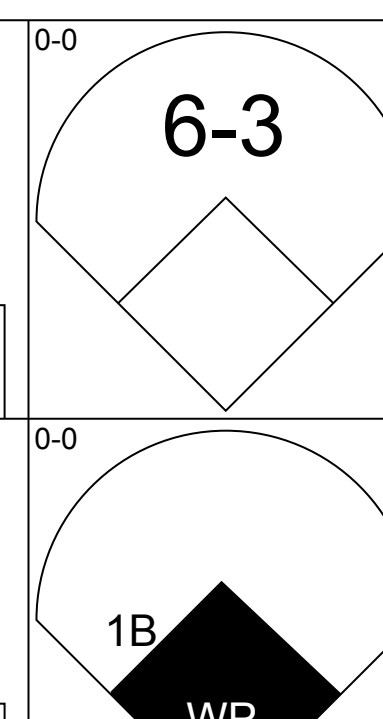
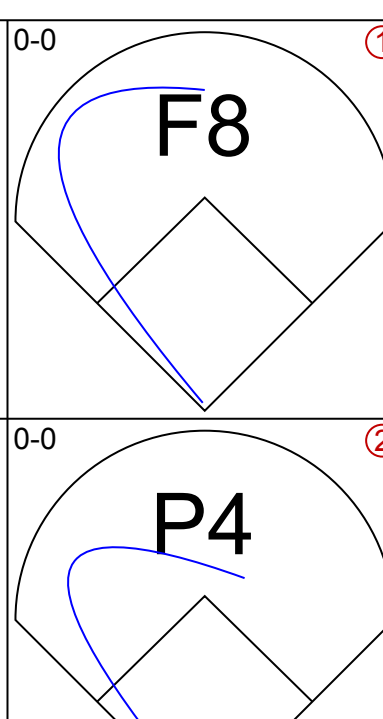
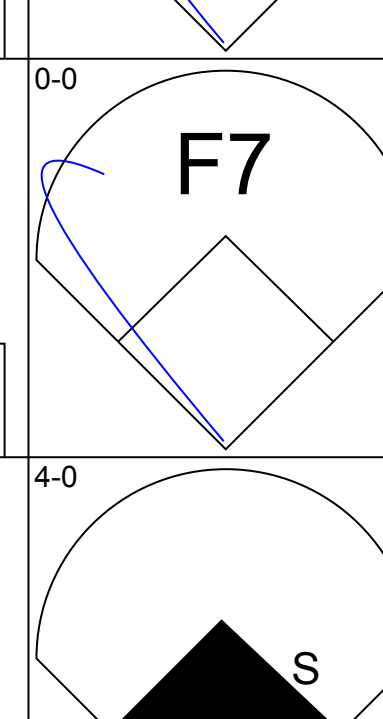
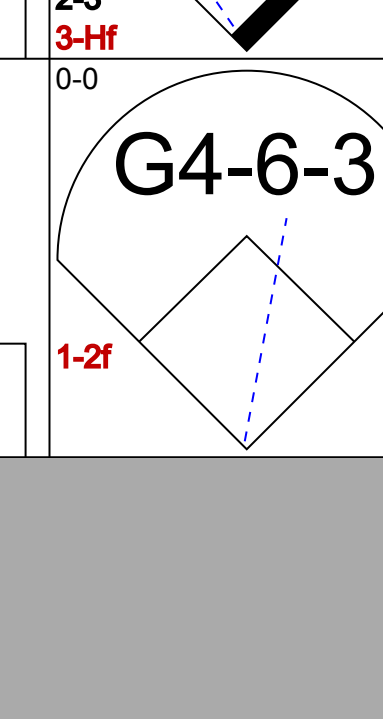
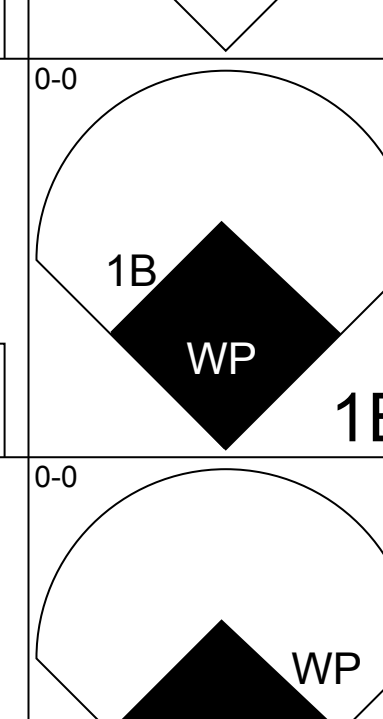
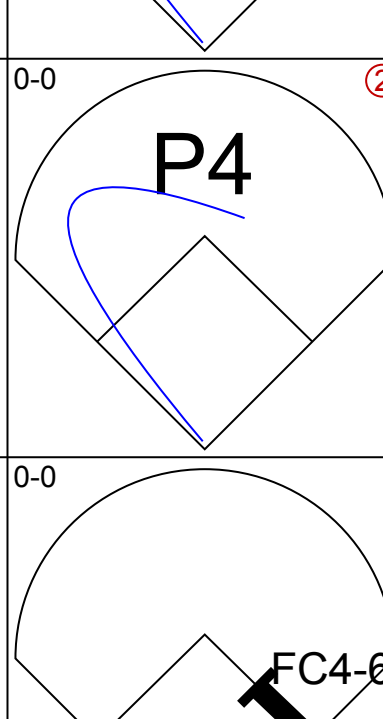
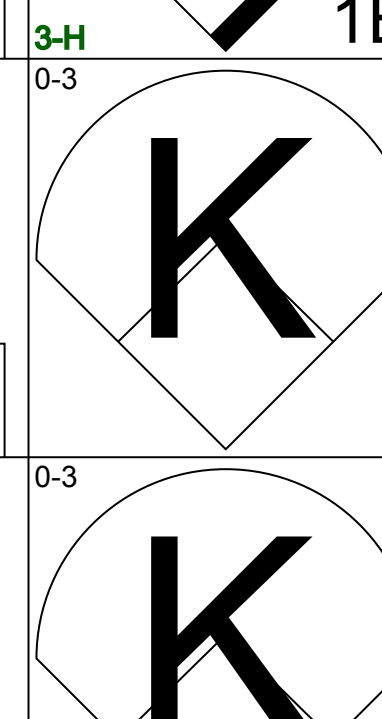

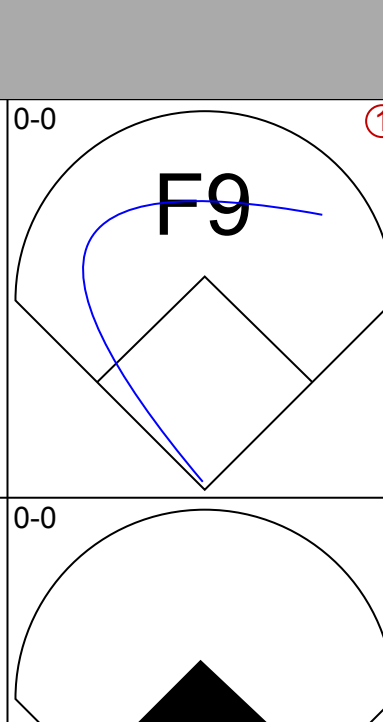
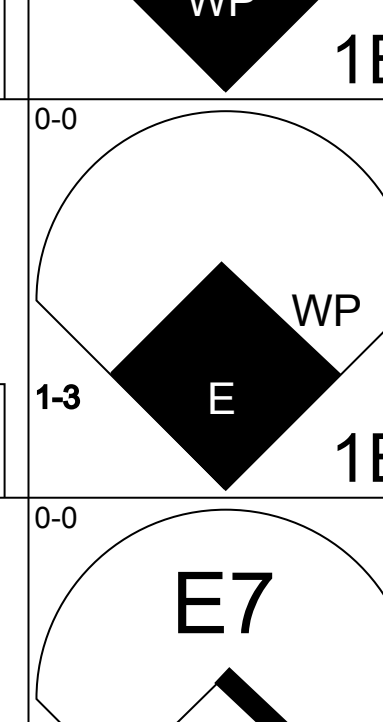
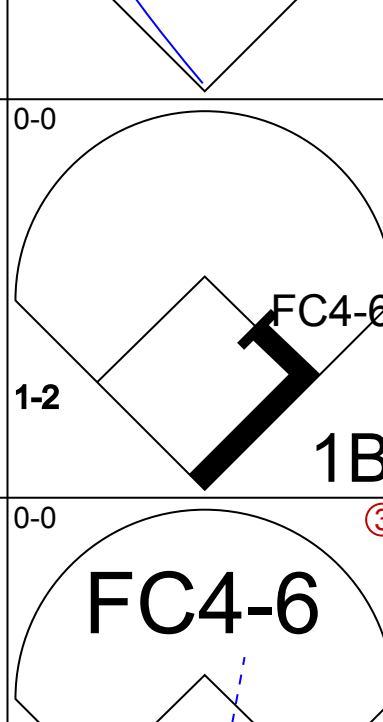
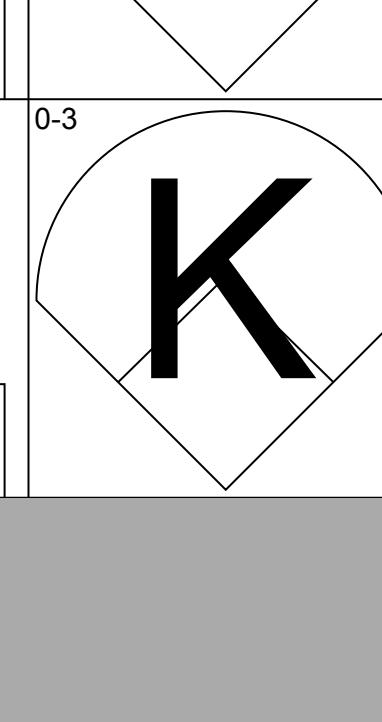
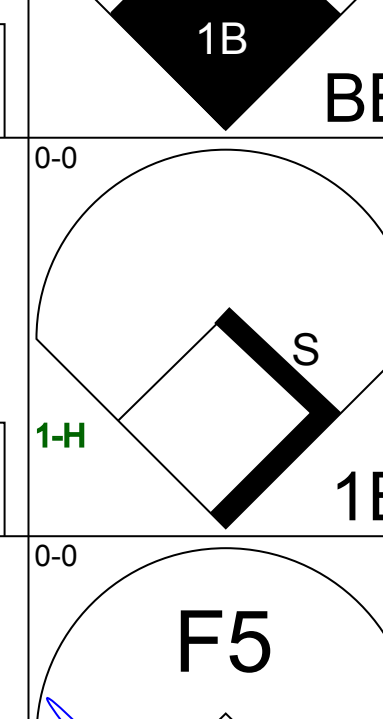
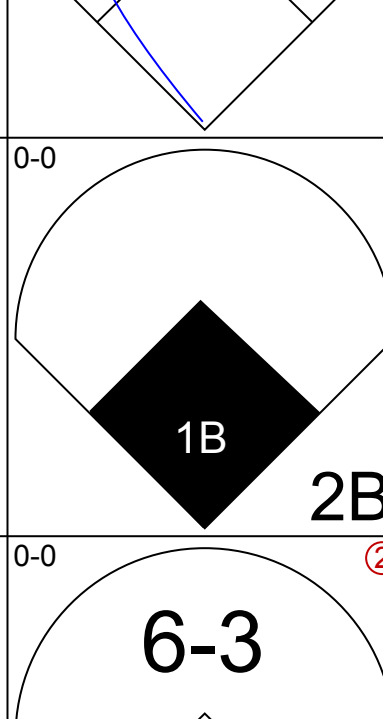
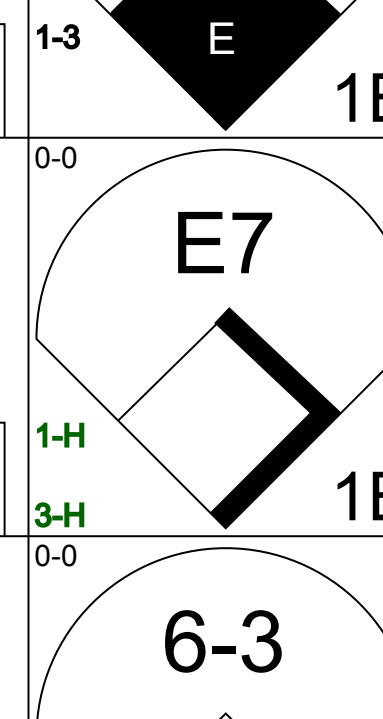
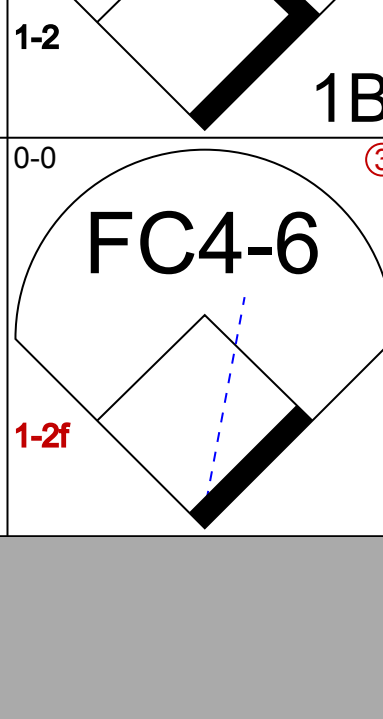
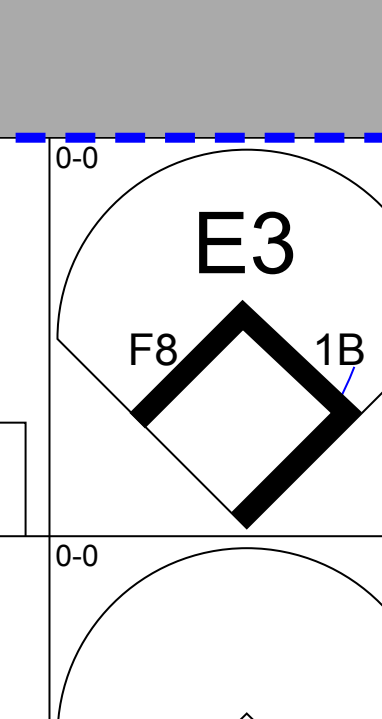
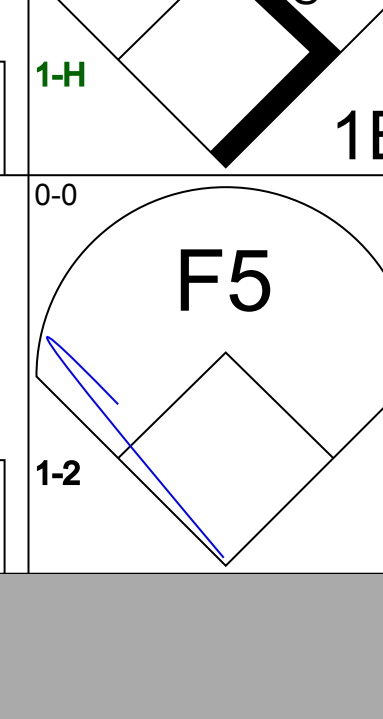
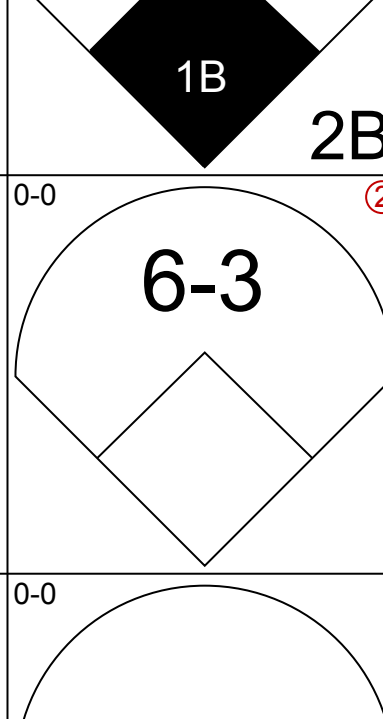
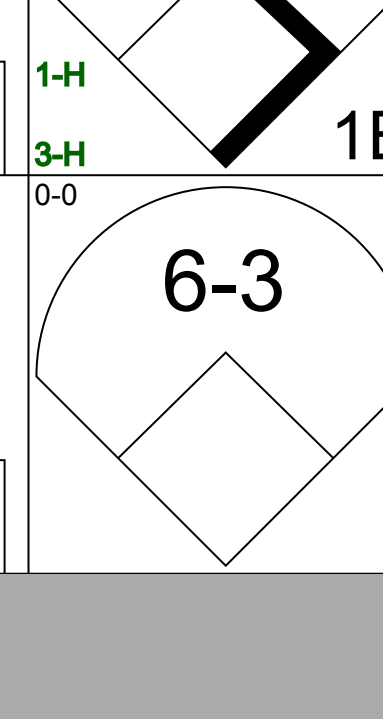
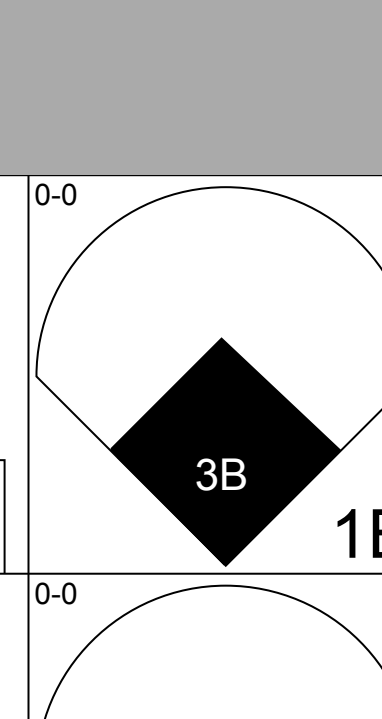
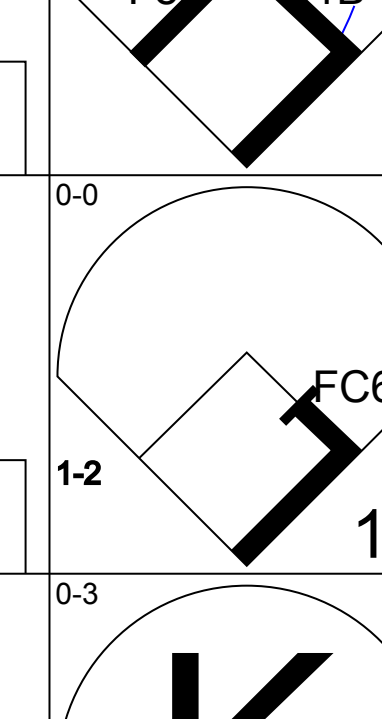
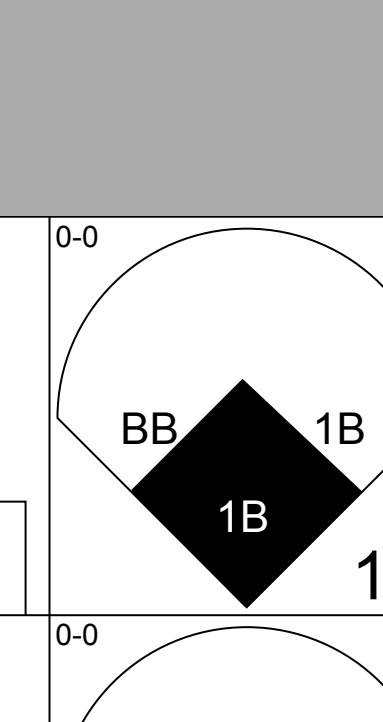
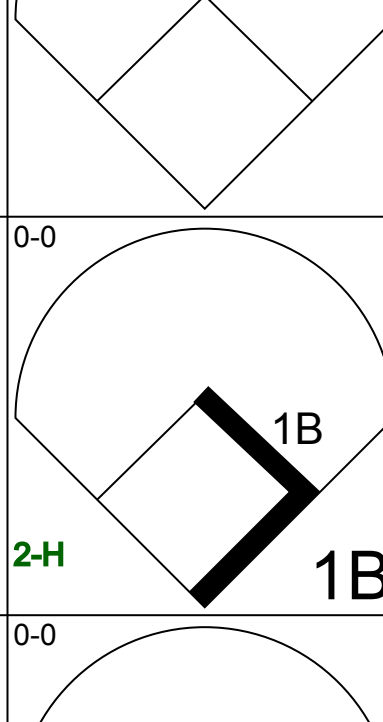
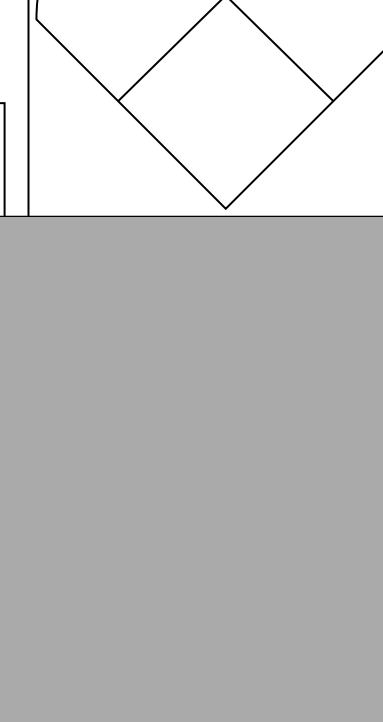
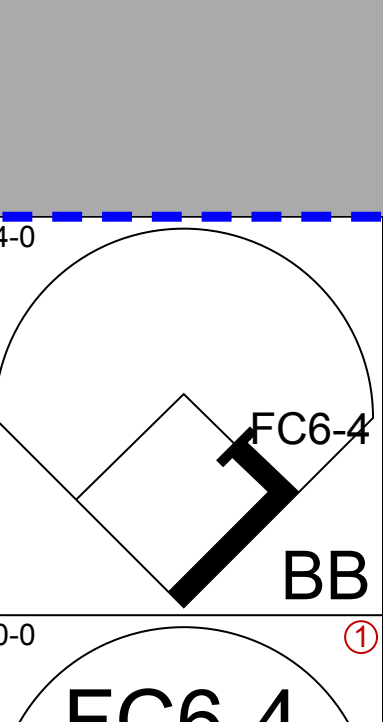
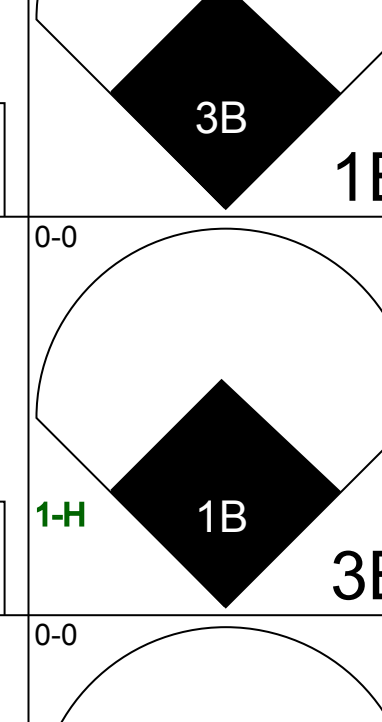
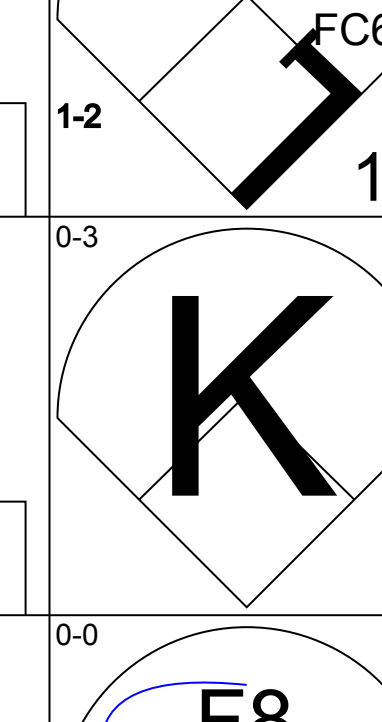
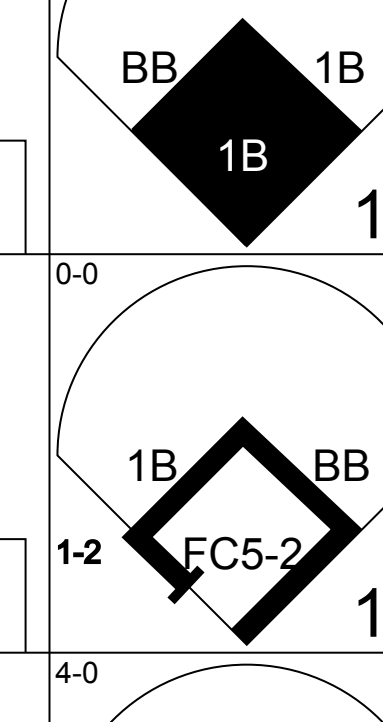
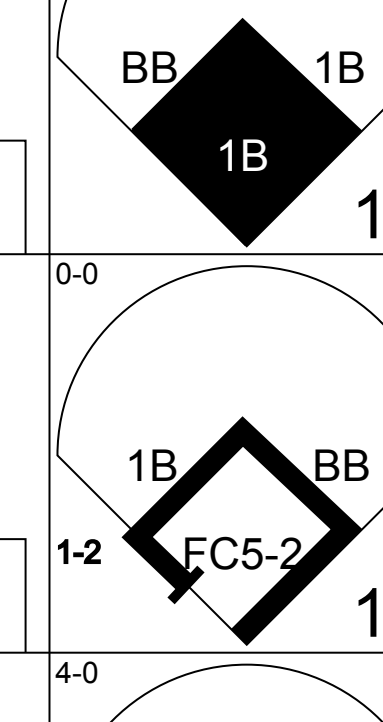
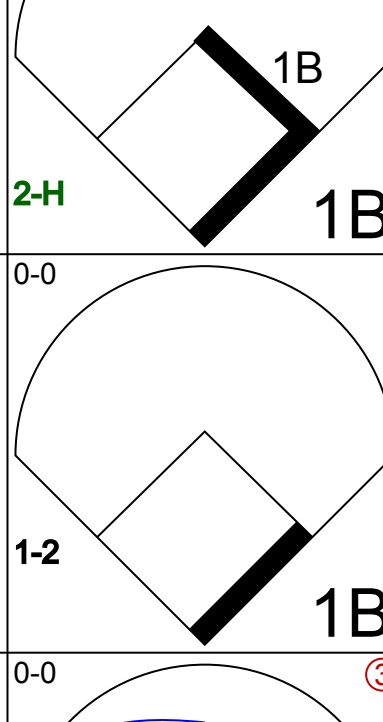
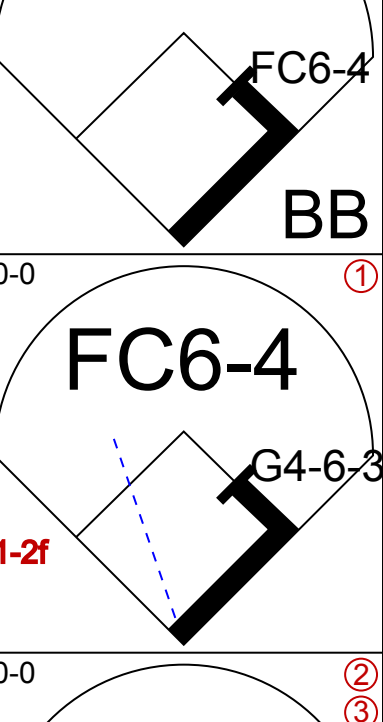
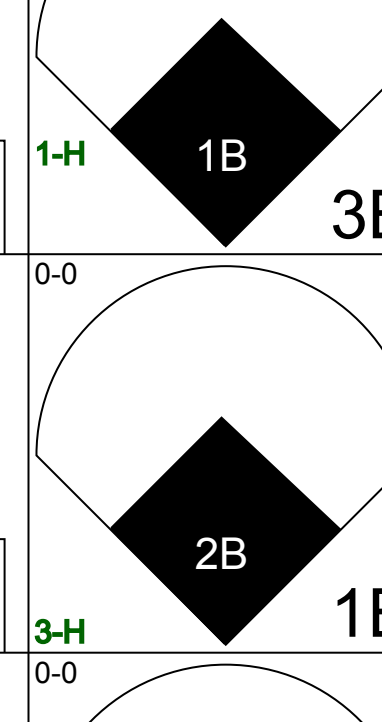
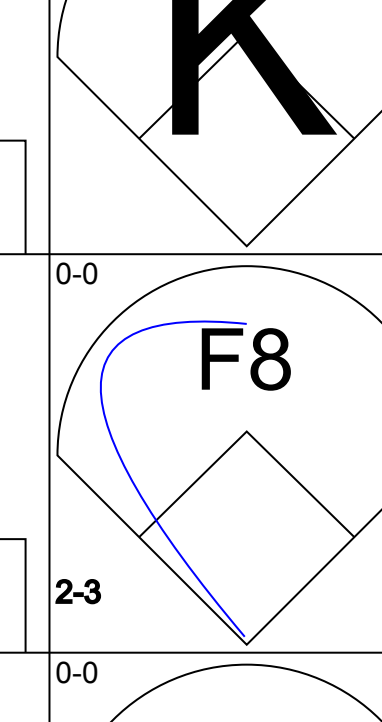
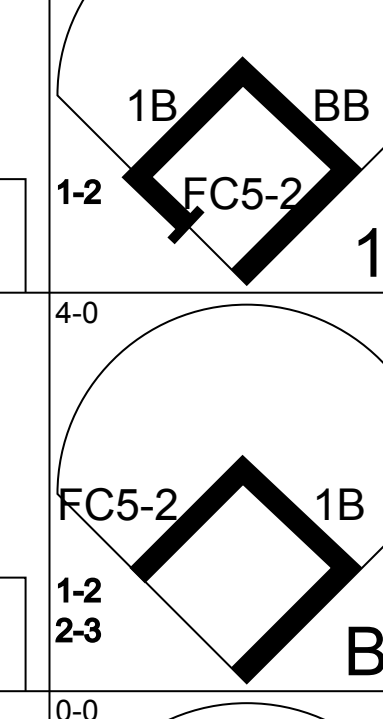
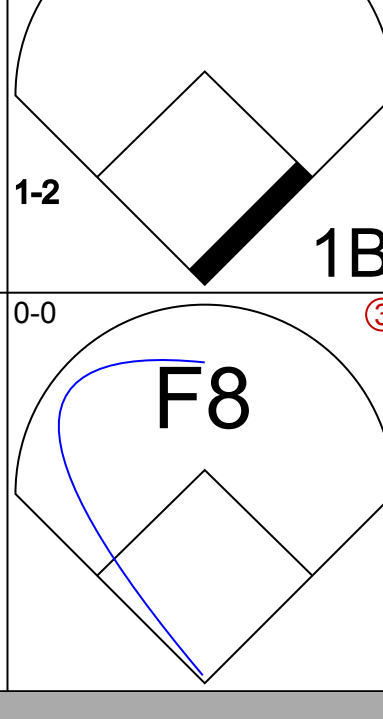
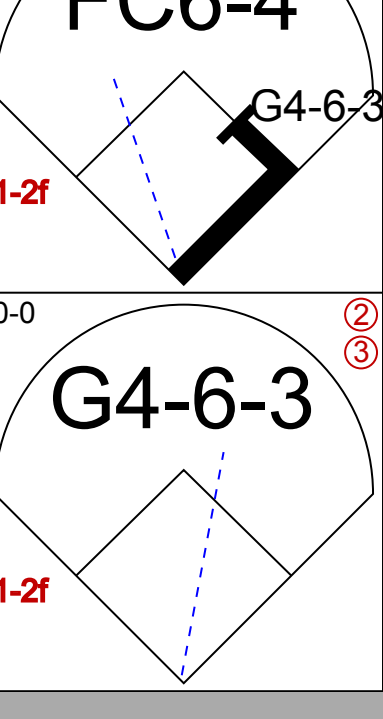
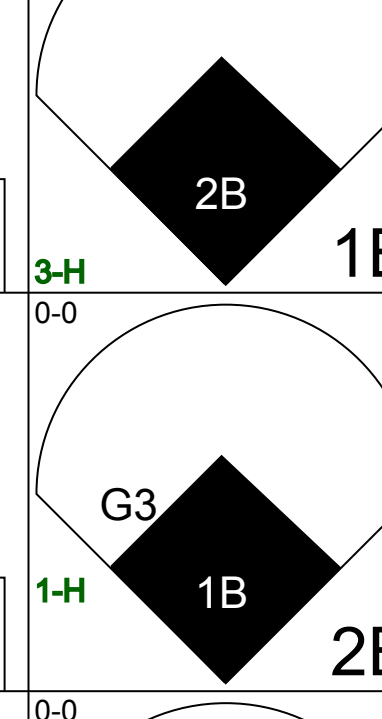
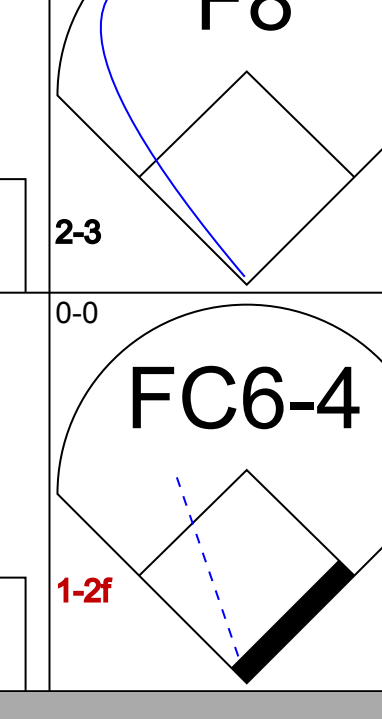
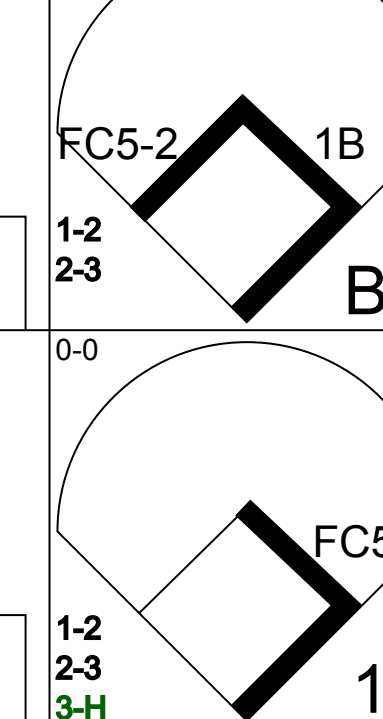
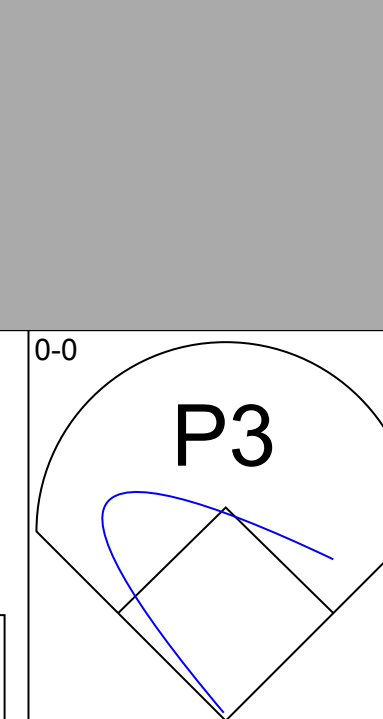
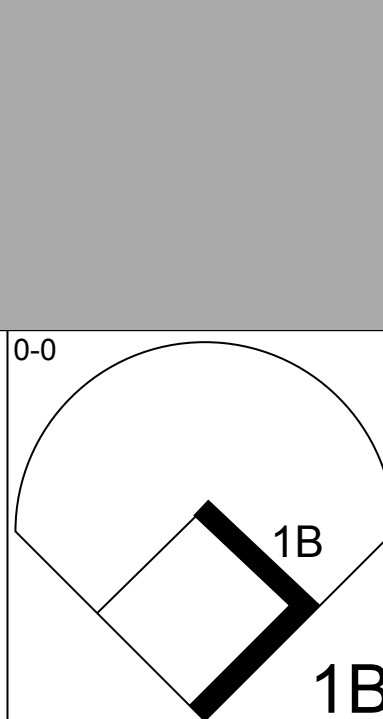
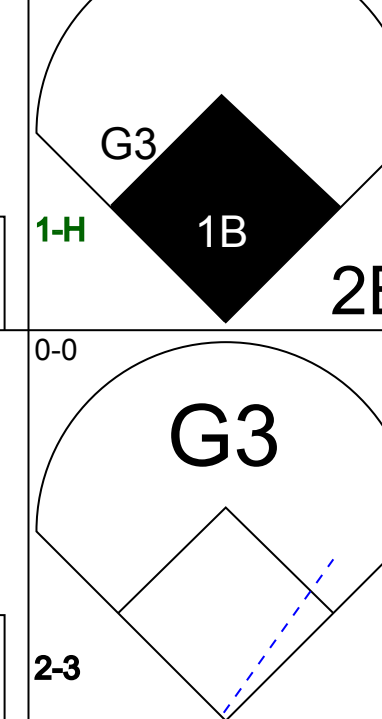
Batter	1	2	3	4	5	6	7	8	9	10	11	AB	R	H	RBI	BB	SO	LOB	BOTTOM					
Rafael Landestoy, S OBP: 0.268, SLG: 0.233 (1, 6)	 F7		 K		 SH1-4		 4-3			 4-3		4	0	0	0	0	1	0						
Terry Puhl, L OBP: 0.338, SLG: 0.392 (1, 8)	 1-3		 E3		 5-3 1B		 K			 P4		5	0	1	1	0	1	0						
Enos Cabell, R OBP: 0.315, SLG: 0.377 (1, 5)	 E4		 2-3		 5-3 1-2		 F9			 6-3		5	0	0	0	0	0	2						
Jose Cruz, L OBP: 0.342, SLG: 0.405 (1, 9)	 4-3			 6-3	 F9			 G4-6-3 1B			 HR	5	1	2	1	0	0	2						
Bob Watson, R OBP: 0.354, SLG: 0.450 (1, 3)		 K		 4-3		 P3		 G4-6-3 1-2		 P4		4	0	0	0	0	1	1						
Art Howe, R OBP: 0.344, SLG: 0.421 (1, 4)		 1B 1B			 WP BB		 F9 2B			 P4		3	0	2	0	1	0	0						
Dave Bergman, L OBP: 0.351, SLG: 0.161 (1, 7)		 G4-6-3 1B			 BB		 IBB			 F7		2	0	1	0	2	0	0						
Luis Pujols, R OBP: 0.209, SLG: 0.242 (1, 2)		 G4-6-3 1-2			 1-3		 F9 2-3			 K		4	0	0	0	0	1	6						
Joe Niekro, R OBP: 0.250, SLG: 0.286 (1, 1)			 L8		 SH1-4 1B		 6-3			 6-3		4	1	1	0	0	0	2						
Inning Stats	R: 0 E: 1 K: 0 S: 4	H: 0 LOB: 1 BB: 0 P: 4	R: 0 E: 0 K: 1 S: 6	H: 2 LOB: 1 BB: 0 P: 6	R: 0 E: 1 K: 1 S: 6	H: 0 LOB: 1 BB: 0 P: 6	R: 0 E: 0 K: 0 S: 3	H: 0 LOB: 2 BB: 2 P: 11	R: 1 E: 0 K: 0 S: 5	H: 2 LOB: 1 BB: 0 P: 5	R: 0 E: 0 K: 0 S: 4	H: 0 LOB: 2 BB: 1 P: 8	R: 0 E: 0 K: 1 S: 3	H: 1 LOB: 0 BB: 0 P: 3	R: 0 E: 0 K: 0 S: 5	H: 0 LOB: 0 BB: 0 P: 5	R: 0 E: 0 K: 1 S: 3	H: 0 LOB: 0 BB: 0 P: 3	R: 1 E: 0 K: 0 S: 1	H: 1 LOB: 0 BB: 0 P: 1	1B: 5 2B: 1 3B: 0 HR: 1	SF: 0 SAC: 1 DP: 2 HBP: 0	WP: 1 PB: 0 SB: 0 CS: 0	PA: 40
PITCHER Larry Christenson, R ERA: 3.46 (8, 1)	IP: 7.0 WLS: 7 BF: 30	H: 5 R: 1 ER: 1 SO: 3	BB: 2 IBB: 1 HBP: 0 BLK: 0	WP: 1 HR: 0 S: 33 P: 45	ERA: 1.29 WHIP: 1.000																			
Tug McGraw, L ERA: 2.18 (8, 1)	IP: 2.0 WLS: 6 BF: 5	H: 1 R: 0 ER: 0 SO: 1	BB: 0 IBB: 0 HBP: 0 BLK: 0	WP: 0 HR: 0 S: 8 P: 8	ERA: 0.00 WHIP: 0.500																			
Rawly Eastwick, R ERA: 4.23 (10, 1)	IP: 1.0 WLS: 4 BF: 1	H: 1 R: 1 ER: 1 SO: 0	BB: 0 IBB: 0 HBP: 0 BLK: 0	WP: 0 HR: 1 S: 4 P: 4	ERA: 9.00 WHIP: 1.000																			

Philadelphia Phillies @ Houston Astros
Astrodome, Houston, TX
Mon Jul 17 1978, 8:05 PM EDT
Att: 14,397 - Unknown


AB	36
R	2
H	7
RBI	2
BB	3
SO	4
LOB	13




Batter	1	2	3	4	5	6	7	8	9	AB	R	H	RBI	BB	SO	LOB	TOP
Garry Maddox, R OBP: 0.343, SLG: 0.426 Rawly Eastwick, R (8, 1)										4	0	1	0	0	1	1	Philadelphia Phillies @ Houston Astros Astrodome, Houston, TX Tue Jul 18 1978, 8:05 PM EDT Att: 15,478 - Unknown
Larry Bowa, S OBP: 0.312, SLG: 0.350 (1, 6)										4	0	0	0	0	0	2	
Jose Cardenal, R OBP: 0.345, SLG: 0.462 (1, 3)										4	0	0	0	0	1	2	
Greg Luzinski, R OBP: 0.373, SLG: 0.509 (1, 7)										4	0	2	0	0	2	2	
Richie Hebner, L OBP: 0.355, SLG: 0.441 (1, 5)										4	0	0	0	0	3	2	
Jerry Martin, R OBP: 0.378, SLG: 0.480 (8, 8)										2	1	0	0	2	1	1	
Bob Boone, R OBP: 0.331, SLG: 0.405 (1, 2)										2	0	0	0	2	1	1	
Ted Sizemore, R OBP: 0.279, SLG: 0.232 (1, 4)										4	0	0	0	0	0	3	
Jim Lonborg, R OBP: 0.273, SLG: 0.267 Davey Johnson, R OBP: 0.256, SLG: 0.254 Randy Lerch, L OBP: 0.250, SLG: 0.320 Orlando Gonzalez, L (8, 9)										1	0	0	0	0	1	0	
Inning Stats	R: 0 E: 0 K: 1 S: 5	H: 0 LOB: 0 BB: 0 P: 5	R: 1 E: 1 K: 1 S: 5	H: 0 LOB: 1 BB: 2 P: 13	R: 0 E: 0 K: 3 S: 10	H: 1 LOB: 0 BB: 0 P: 10	R: 0 E: 0 K: 1 S: 5	H: 0 LOB: 1 BB: 1 P: 9	R: 0 E: 0 K: 0 S: 2	H: 0 LOB: 0 BB: 1 P: 6	R: 0 E: 0 K: 1 S: 6	H: 1 LOB: 2 BB: 1 P: 10	R: 0 E: 0 K: 1 S: 5	H: 0 LOB: 1 BB: 1 P: 9	1B: 3 2B: 0 3B: 0 HR: 0	SF: 0 SAC: 0 DP: 1 HBP: 0	WP: 0 PA: 35 PB: 0 SB: 1 CS: 0
PITCHER J.R. Richard, R ERA: 3.11 (1, 1)	IP: 9.0 WLS: W BF: 35 H: 3 R: 1 ER: 0 SO: 10 BB: 6 IBB: 0 HBP: 0 BLK: 0 WP: 0 HR: 0 S: 49 P: 73 ERA: 0.00 WHIP: 1.000																

Batter	1	2	3	4	5	6	7	8	9	AB	R	H	RBI	BB	SO	LOB	BOTTOM
Rafael Landestoy, S OBP: 0.250, SLG: 0.229 (1, 6)										5	0	1	1	0	0	4	Philadelphia Phillies @ Houston Astros Astrodome, Houston, TX Tue Jul 18 1978, 8:05 PM EDT Att: 15,478 - Unknown
Terry Puhl, L OBP: 0.336, SLG: 0.389 (1, 8)										5	1	1	0	0	1	5	
Enos Cabell, R OBP: 0.319, SLG: 0.379 (1, 5)										4	2	2	0	1	1	1	
Jose Cruz, L OBP: 0.346, SLG: 0.411 (1, 9)										5	1	3	2	0	0	2	
Bob Watson, R OBP: 0.353, SLG: 0.447 Wilbur Howard, S OBP: 0.309, SLG: 0.351 (8, 7)										4	0	1	0	0	0	3	
Art Howe, R OBP: 0.352, SLG: 0.434 Mike Fischlin, R OBP: 0.197, SLG: 0.143 (9, 6)										3	2	3	2	1	0	0	
Dave Bergman, L OBP: 0.367, SLG: 0.197 (8, 3)										5	1	3	1	0	0	3	
Luis Pujols, R OBP: 0.222, SLG: 0.258 (1, 2)										4	1	1	1	1	0	5	
J.R. Richard, R OBP: 0.148, SLG: 0.148 (1, 1)										4	0	2	1	0	0	2	
Inning Stats	R: 1 E: 0 K: 0 S: 4	H: 1 LOB: 1 BB: 1 P: 8	R: 1 E: 0 K: 0 S: 5	H: 3 LOB: 2 BB: 1 P: 9	R: 1 E: 0 K: 0 S: 6	H: 3 LOB: 0 BB: 0 P: 6	R: 0 E: 0 K: 0 S: 2	H: 0 LOB: 0 BB: 1 P: 6	R: 0 E: 0 K: 0 S: 5	H: 2 LOB: 2 BB: 0 P: 5	R: 4 E: 0 K: 2 S: 12	H: 5 LOB: 1 BB: 0 P: 12	R: 0 E: 1 K: 1 S: 7	H: 1 LOB: 2 BB: 0 P: 7	1B: 15 2B: 2 3B: 1 HR: 0	SF: 0 SAC: 0 DP: 2 HBP: 0	WP: 1 PA: 44 PB: 0 SB: 2 CS: 0
PITCHER Jim Lonborg, R ERA: 4.2 Randy Lerch, L ERA: 4.92 Rawly Eastwick, R ERA: 4.12 (8, 1)	IP: 4.0 WLS: L BF: 23 H: 10 R: 5 ER: 5 SO: 2 BB: 2 IBB: 0 HBP: 0 BLK: 0 WP: 0 HR: 0 S: 21 P: 29 ERA: 11.25 WHIP: 3.000																



Batter	1	2	3	4	5	6	7	8	9	AB	R	H	RBI	BB	SO	LOB	TOP			
Pete Rose, S OBP: 0.359, SLG: 0.422 (1, 5)	0-0 4-3		0-0 5-3			0-3 K		4-0 1B HR BB	0-0 1B	4	1	1	0	1	1	1	Cincinnati Reds @ Philadelphia Phillies Veterans Stadium, Philadelphia, PA Wed Jul 19 1978, 7:05 PM EDT Att: 45,608 - Unknown AB 34 R 7 H 8 RBI 7 BB 4 SO 10 LOB 9 			
Ken Griffey, L OBP: 0.344, SLG: 0.406 (1, 9)	0-3 K		0-0 4-3			0-0 G3-6 1-2f		0-0 HR 1B	0-0 G3	5	1	1	0	0	1	2				
Joe Morgan, L OBP: 0.378, SLG: 0.428 (1, 4)	0-0 4-3			0-0 E3 L6-3			0-0 P4	4-0 HR IBB		3	1	0	0	1	0	0				
George Foster, R OBP: 0.368, SLG: 0.565 (1, 7)		0-0 5-3		0-0 L6-3 1-2			0-3 K	0-0 HR		4	1	1	4	0	1	1				
Johnny Bench, R OBP: 0.332, SLG: 0.453 (1, 2)		4-0 BB BB		0-0 L7			0-0 1B HR 1B	0-0 FC4-6 1B		3	1	2	0	1	0	0				
Rick Auerbach, R OBP: 0.314, SLG: 0.414 (8, PR)										0	0	0	0	0	0	0				
Cesar Geronimo, L OBP: 0.342, SLG: 0.380 (8, 8)										0	0	0	0	0	0	0				
Dave Concepcion, R OBP: 0.339, SLG: 0.395 (1, 6)		0-3 K			0-0 L9		0-0 HR 1B	0-3 K		4	1	1	0	0	2	2				
Ken Henderson, S OBP: 0.226, SLG: 0.207 (8, 2)		4-0 BB			0-3 K		0-0 HR	0-0 FC4-6 1-2f		3	1	1	3	1	1	1				
Vic Correll, R OBP: 0.226, SLG: 0.207 (8, 2)		1-2 BB					1-H 2-H HR			0	0	0	0	0	0	0				
Dan Driessen, L OBP: 0.384, SLG: 0.460 (1, 3)		0-3 K			0-0 P4		0-0 4-3		0-3 K	4	0	0	0	0	2	2				
Paul Moskau, R OBP: 0.280, SLG: 0.227 (1, 1)			0-0 4-3			0-0 G3-6 1B		0-3 K	0-3 K	1	0	0	0	0	0	0				
Junior Kennedy, R OBP: 0.333, SLG: 0.226 (6, PH)										1	0	1	0	0	0	0				
Dave Tomlin, L OBP: 0.250, SLG: 0.250 (6, 1)										0	0	0	0	0	0	0				
Doug Bair, R OBP: 0.100, SLG: 0.100 (7, 1)										2	0	0	0	0	2	0				
Inning Stats	R: 0 E: 0 K: 1 S: 5	H: 0 LOB: 0 BB: 5	R: 0 E: 0 K: 2 S: 7	H: 0 LOB: 2 BB: 15	R: 0 E: 0 K: 0 S: 3	H: 0 LOB: 0 BB: 0 P: 3	R: 0 E: 1 K: 0 S: 3	H: 0 LOB: 0 BB: 0 P: 3	R: 0 E: 0 K: 1 S: 5	H: 1 LOB: 0 BB: 0 P: 5	R: 3 E: 0 K: 1 S: 8	H: 3 LOB: 0 BB: 0 P: 8	R: 4 E: 0 K: 2 S: 10	H: 3 LOB: 1 BB: 2 P: 18	R: 0 E: 0 K: 2 S: 8	H: 1 LOB: 1 BB: 0 P: 8	1B: 6 2B: 1 3B: 0 HR: 2	SF: 0 SAC: 0 DP: 2 HBP: 0	WP: 0 PB: 0 SB: 0 CS: 0	PA: 38
PITCHER	IP WLS BF H R ER SO BB IBB HBP BLK WP HR S P ERA WHIP																			
Steve Carlton, L ERA: 3.25 (1, 1)	7.0 L 26 4 3 3 6 2 0 0 0 0 0 1 36 44 3.86 0.857																			
Tug McGraw, L ERA: 2.97 (8, 1)	0.1 4 1 3 3 1 1 1 0 0 0 0 0 4 12 81.00 6.000																			
Ron Reed, R ERA: 2.47 (8, 1)	1.2 8 3 1 1 3 0 0 0 0 0 0 1 14 14 5.40 1.800																			

Batter	1	2	3	4	5	6	7	8	9	AB	R	H	RBI	BB	SO	LOB	BOTTOM					
Garry Maddox, R OBP: 0.341, SLG: 0.422 (1, 8)	0-3 K		0-0 P6		0-0 6-3		0-0 1B 1B		0-3 K	5	0	1	0	0	2	1	Cincinnati Reds @ Philadelphia Phillies Veterans Stadium, Philadelphia, PA Wed Jul 19 1978, 7:05 PM EDT Att: 45,608 - Unknown AB 34 R 2 H 10 RBI 2 BB 4 SO 8 LOB 13 					
Larry Bowa, S OBP: 0.316, SLG: 0.354 (1, 6)	0-0 BLK 1B		0-0 1B		0-0 2B 1B 3-H		0-0 F9		0-0 4-3	5	0	3	1	0	0	1						
Mike Schmidt, R OBP: 0.349, SLG: 0.439 (1, 5)	0-3 K		0-0 P6		0-0 2B		0-0 FC5-4 1B			4	0	2	0	0	1	2						
Greg Luzinski, R OBP: 0.375, SLG: 0.517 (1, 7)	4-0 BB			0-0 HR	0-3 K		0-0 FC5-4 1-2f			3	1	1	1	1	1	3						
Richie Hebner, L OBP: 0.350, SLG: 0.434 (1, 3)	0-0 F8			0-0 F8		0-0 4-1		0-3 K		4	0	0	0	0	1	2						
Jose Cardenal, R OBP: 0.342, SLG: 0.451 (1, 9)		0-0 F7		0-0 4-3		4-0 CS BB		0-0 F8		3	0	0	0	1	0	0						
Tim McCarver, L OBP: 0.373, SLG: 0.326 (1, 2)		0-0 G4-6-3 1B				4-0 FC5-4 BB		4-0 FC4 BB		2	0	2	0	2	0	0						
Barry Foote, R OBP: 0.179, SLG: 0.179 (9, 2)						1-2 FC5-4 BB				0	0	0	0	0	0	0						
Ted Sizemore, R OBP: 0.272, SLG: 0.226 (1, 4)		0-0 G4-6-3		0-3 K		0-0 FC5-4 1-2f		0-0 FC4		3	0	0	0	0	1	3						
Bud Harrelson, S OBP: 0.318, SLG: 0.214 (8, 4)		1-2f G4-6-3				1-2f K		1-2f FC4		1	0	0	0	0	0	1						
Steve Carlton, L OBP: 0.320, SLG: 0.375 (1, 1)			0-3 K				0-3 K		0-0 6-3	2	1	1	0	0	1	0						
Jerry Martin, R OBP: 0.375, SLG: 0.477 (7, PH)										1	0	0	0	0	1	0						
Tug McGraw, R OBP: 0.375, SLG: 0.477 (8, 1)										0	0	0	0	0	0	0						
Ron Reed, R OBP: 0.375, SLG: 0.477 (8, 1)										0	0	0	0	0	0	0						
Davey Johnson, R OBP: 0.293, SLG: 0.291 (9, PH)										1	0	0	0	0	0	0						
Inning Stats	R: 0 E: 0 K: 2 S: 8	H: 1 LOB: 2 BB: 1 P: 12	R: 0 E: 0 K: 0 S: 3	H: 1 LOB: 0 BB: 0 P: 3	R: 0 E: 0 K: 1 S: 6	H: 1 LOB: 1 BB: 0 P: 6	R: 1 E: 0 K: 1 S: 7	H: 2 LOB: 1 BB: 0 P: 7	R: 1 E: 0 K: 1 S: 7	H: 3 LOB: 1 BB: 0 P: 7	R: 0 E: 0 K: 0 S: 2	H: 0 LOB: 1 BB: 2 P: 10	R: 0 E: 0 K: 1 S: 7	H: 2 LOB: 2 BB: 0 P: 7	R: 0 E: 0 K: 1 S: 5	H: 0 LOB: 0 BB: 1 P: 9	R: 0 E: 0 K: 1 S: 5	H: 0 LOB: 0 BB: 0 P: 5	1B: 7 2B: 1 3B: 1 HR: 1	SF: 0 SAC: 0 DP: 1 HBP: 0	WP: 0 PB: 0 SB: 0 CS: 1	PA: 38
PITCHER	IP WLS BF H R ER SO BB IBB HBP BLK WP HR S P ERA WHIP																					
Paul Moskau, R ERA: 4.48 (1, 1)	5.0 22 8 2 2 5 1 0 0 1 0 0 1 31 35 3.60 1.800																					
Dave Tomlin, L ERA: 3.77 (6, 1)	1.2 W 8 2 0 0 1 2 0 0 0 0 0 0 8 16 0.00 2.400																					
Doug Bair, R ERA: 1.58 (7, 1)	2.1 S 8 0 0 0 2 1 0 0 0 0 0 0 11 15 0.00 0.429																					

Batter	1	2	3	4	5	6	7	8	9	AB	R	H	RBI	BB	SO	LOB	TOP								
Pete Rose, S OBP: 0.397, SLG: 0.419 (1,5)	4-3	4-3				WP 1B 2B	F7		5-3	5	1	1	0	0	0	3	Cincinnati Reds @ Philadelphia Phillies Veterans Stadium, Philadelphia, PA Thu Jul 20 1978, 7:05 PM EDT Att: 44,054 - Unknown								
Ken Griffey, L OBP: 0.342, SLG: 0.403 (1,9)	F7		F7			WP 2B	G3		K	5	1	1	0	0	1	0									
Joe Morgan, L OBP: 0.377, SLG: 0.429 (1,4)	F8		4-3			1B 2B	K		K	4	1	1	2	0	1	0									
George Foster, R OBP: 0.369, SLG: 0.563 (1,7)		2B SF9 BB	4-3			2H 1B	K		K	3	1	1	1	1	1	0									
Johnny Bench, R OBP: 0.331, SLG: 0.454 (1,2)		SF9 3B 2B		P6	F9				5-3	4	1	1	0	0	0	1									
Dave Concepcion, R OBP: 0.341, SLG: 0.400 (1,6)		SF9		F8		1B 2B				3	1	2	1	0	0	0									
Ken Henderson, S OBP: 0.329, SLG: 0.460 (1,8)		2-3 3-H		F8		PB 1B			F8	4	0	2	2	0	0	1									
Dan Driessen, L OBP: 0.382, SLG: 0.456 (1,3)		3-H		F8		2H 1B			F8	3	0	0	0	1	1	2									
Tom Hume, R Manny Sarmiento, R Dave Tomlin, L Pedro Borbon, R Dave Collins, S (PH)		SH1-3 BB		F8	4-3				5-3	0	0	0	0	0	0	0									
Inning Stats	R: 0 E: 0 K: 0 S: 3	H: 0 LOB: 0 BB: 0 P: 3	R: 2 E: 0 K: 0 S: 5	H: 2 LOB: 2 BB: 2 P: 13	R: 0 E: 0 K: 0 S: 3	H: 0 LOB: 0 BB: 0 P: 3	R: 0 E: 0 K: 0 S: 3	H: 0 LOB: 0 BB: 0 P: 3	R: 3 E: 0 K: 0 S: 7	H: 4 LOB: 1 BB: 0 P: 7	R: 1 E: 0 K: 1 S: 7	H: 2 LOB: 1 BB: 0 P: 7	R: 0 E: 0 K: 2 S: 7	H: 0 LOB: 0 BB: 0 P: 7	R: 0 E: 0 K: 0 S: 4	H: 1 LOB: 1 BB: 0 P: 4		R: 0 E: 0 K: 1 S: 5	H: 0 LOB: 0 BB: 0 P: 5	1B: 5 2B: 3 3B: 1 HR: 0	SF: 1 SAC: 1 DP: 0 HBP: 0	WP: 1 PB: 1 SB: 0 CS: 0	PA: 38		
PITCHER	IP	WLS	BF	H	R	ER	SO	BB	IBB	HBP	BLK	WP	HR	S	P	ERA	WHIP								
Jim Kaat, L ERA: 4.2 (1,1)	4.2		22	6	5	5	0	2	0	0	0	1	0	20	28	9.64	1.714								
Warren Brusstar, R ERA: 2.45 (5,1)	1.1	W	6	2	1	1	1	0	0	0	0	0	0	8	8	6.75	1.500								
Tug McGraw, L ERA: 2.53 (7,1)	3.0	S	10	1	0	0	3	0	0	0	0	0	0	16	16	0.00	0.333								

AB	34
R	6
H	9
RBI	6
BB	2
SO	4
LOB	8



Batter	1	2	3	4	5	6	7	8	9	AB	R	H	RBI	BB	SO	LOB	BOTTOM								
Jerry Martin, R OBP: 0.369, SLG: 0.466 (1,9)	6-3		K	6-3		1B 1B		5-3		5	1	1	0	0	1	3	Cincinnati Reds @ Philadelphia Phillies Veterans Stadium, Philadelphia, PA Thu Jul 20 1978, 7:05 PM EDT Att: 44,054 - Unknown								
Larry Bowa, S OBP: 0.323, SLG: 0.360 (1,6)			FC4 1B		F8	1B SF9 1B		S 1B		5	1	4	1	0	0	0									
Mike Schmidt, R OBP: 0.353, SLG: 0.445 (1,5)			2-3 3-H 1B		SF8	2B 1B		K		3	2	2	1	1	1	1									
Greg Luzinski, R OBP: 0.380, SLG: 0.522 (1,7)			FC4		FC4	2B BB		1B IBB		3	0	2	2	2	0	1									
Richie Hebner, L OBP: 0.354, SLG: 0.454 (1,3)			F9		HR	FC5 2B		SF9		3	1	2	2	0	0	0									
Jose Cardenal, R OBP: 0.338, SLG: 0.448 (6,PH)					1-3 2-H 2B	2-3 3-H 1B		G3		1	0	0	1	0	0	2									
Garry Maddox, R OBP: 0.343, SLG: 0.424 (1,8)			K		2B	IBB		P6		3	1	1	0	1	1	2									
Bob Boone, R OBP: 0.330, SLG: 0.407 (1,2)			1-3		2B	IBB		E6 CS		4	0	1	1	0	1	3									
Ted Sizemore, R OBP: 0.271, SLG: 0.227 (1,4)					L3	FC5		F8		4	1	1	0	0	0	5									
Jim Kaat, L OBP: 0.167, SLG: 0.172 (1,1)			2B 1B		2B	IBB		F9		2	1	1	0	0	1	1									
Warren Brusstar, R OBP: 0.333, SLG: 0.667 (5,1)			1B SF8 2B		K			F5		0	0	0	0	0	0	0									
Tim McCarver, L OBP: 0.369, SLG: 0.322 (6,PH)					K			F9		1	0	0	0	0	0	0									
Tug McGraw, R ERA: 4.09 (7,1)										1	0	0	0	0	0	0									
Inning Stats	R: 1 E: 0 K: 0 S: 4	H: 3 LOB: 1 BB: 0 P: 4	R: 0 E: 0 K: 1 S: 5	H: 0 LOB: 0 BB: 0 P: 5	R: 2 E: 0 K: 1 S: 8	H: 3 LOB: 1 BB: 0 P: 8	R: 2 E: 0 K: 1 S: 8	H: 3 LOB: 1 BB: 0 P: 8	R: 1 E: 0 K: 0 S: 7	H: 2 LOB: 3 BB: 2 P: 15	R: 2 E: 0 K: 0 S: 6	H: 3 LOB: 2 BB: 1 P: 10	R: 0 E: 1 K: 0 S: 3	H: 0 LOB: 0 BB: 0 P: 3	R: 0 E: 0 K: 1 S: 6	H: 1 LOB: 2 BB: 1 P: 10	1B: 8 2B: 6 3B: 0 HR: 1	SF: 2 SAC: 0 DP: 0 HBP: 0	WP: 0 PB: 0 SB: 1 CS: 2	PA: 41					
PITCHER	IP	WLS	BF	H	R	ER	SO	BB	IBB	HBP	BLK	WP	HR	S	P	ERA	WHIP								
Tom Hume, R ERA: 5.32 (1,1)	3.0		16	9	5	5	2	0	0	0	0	1	0	20	20	15.00	3.000								
Manny Sarmiento, R ERA: 2.9 (4,1)	2.1	L	15	5	3	3	2	1	2	0	0	0	0	16	28	11.57	2.571								
Dave Tomlin, L ERA: 3.57 (6,1)	2.1		9	1	0	0	1	0	1	0	0	0	0	10	14	0.00	0.429								
Pedro Borbon, R ERA: 4.09 (8,1)	0.1		1	0	0	0	0	0	0	0	0	0	0	1	1	0.00	0.000								

AB	35
R	8
H	15
RBI	8
BB	4
SO	5
LOB	18



Batter	1	2	3	4	5	6	7	8	9	AB	R	H	RBI	BB	SO	LOB	TOP					
Rafael Landestoy, S OBP: 0.304, SLG: 0.296 (1, 6)	0-0 4-3		0-0 2B S 1B		0-0 1B		0-0 F8		0-0 F6	5	0	2	0	0	0	2	Houston Astros @ Philadelphia Phillies Veterans Stadium, Philadelphia, PA Fri Jul 21 1978, 7:05 PM EDT Unknown					
Terry Puhl, L OBP: 0.334, SLG: 0.384 (1, 8)	4-0 BB		0-0 1-3 2B		0-0 F9		0-0 L7			3	0	1	0	1	0	2						
Enos Cabell, R OBP: 0.314, SLG: 0.375 (1, 5)	0-3 K		0-0 5-3		0-0 F8					4	0	1	0	0	1	4						
Jose Cruz, L OBP: 0.344, SLG: 0.410 (1, 9)	0-0 F7		4-0 G6-4-3 IBB							3	0	1	0	1	0	2						
Bob Watson, R OBP: 0.349, SLG: 0.450 (1, 3)		0-3 K	0-0 G6-4-3			0-3 K				4	0	1	0	0	2	4						
Art Howe, R OBP: 0.353, SLG: 0.459 (1, 4)		0-0 2B		0-0 G4-6-3 1B		0-0 5-3				4	1	2	0	0	0	2						
Dave Bergman, L OBP: 0.370, SLG: 0.238 (1, 7)		0-3 K		0-0 G4-6-3		0-0 6-3				4	0	0	0	0	1	3						
Luis Pujols, R OBP: 0.220, SLG: 0.257 (1, 2)		0-0		0-0 6-3			0-0 F8			3	0	1	1	0	0	0						
Jesus Alou, R OBP: 0.392, SLG: 0.398 (9, PH)		2H 2B								1	0	1	0	0	0	0						
Joe Niekro, R OBP: 0.233, SLG: 0.287 (6, 1)		0-3 K				0-3 K				2	0	0	0	0	2	1						
Oscar Zamora, R OBP: 0.333, SLG: 0.313 (7, PH)										0	0	0	0	0	0	0						
Denny Walling, L OBP: 0.295, SLG: 0.313 (7, 1)										0	0	0	0	0	0	0						
Bo McLaughlin, R OBP: 0.295, SLG: 0.313 (7, 1)										0	0	0	0	0	0	0						
Floyd Bannister, L OBP: 0.187, SLG: 0.214 (9, PH)										0	0	0	0	0	0	0						
Wilbur Howard, S OBP: 0.294, SLG: 0.333 (9, PH)										1	0	0	0	0	0	1						
Inning Stats	R: 0 E: 0 K: 1 S: 5	H: 0 LOB: 1 BB: 1 P: 9	R: 1 E: 0 K: 3 S: 11	H: 2 LOB: 1 BB: 0 P: 11	R: 0 E: 0 K: 0 S: 4	H: 2 LOB: 2 BB: 1 P: 8	R: 0 E: 0 K: 0 S: 3	H: 1 LOB: 0 BB: 0 P: 3	R: 0 E: 0 K: 1 S: 6	H: 1 LOB: 1 BB: 0 P: 6	R: 0 E: 0 K: 0 S: 6	H: 1 LOB: 1 BB: 0 P: 6	R: 0 E: 0 K: 0 S: 4	H: 1 LOB: 1 BB: 0 P: 4	R: 0 E: 0 K: 0 S: 4	H: 2 LOB: 1 BB: 0 P: 4	R: 0 E: 0 K: 0 S: 4	H: 1 LOB: 1 BB: 0 P: 4	1B: 6 2B: 6 3B: 0 HR: 0	SF: 0 SAC: 0 DP: 3 HBP: 0	WP: 0 PB: 0 SB: 2 CS: 0	PA: 37
PITCHER Dick Ruthven, R ERA: 3.51 (1, 1)	IP: 9.0 WLS: W BF: 37 H: 11 R: 1 ER: 1 SO: 6 BB: 1 IBB: 1 HBP: 0 BLK: 0 WP: 0 HR: 0 S: 47 P: 55 ERA: 1.00 WHIP: 1.333															PITCHER						

AB	35
R	1
H	11
RBI	1
BB	2
SO	6
LOB	21



Batter	1	2	3	4	5	6	7	8	9	AB	R	H	RBI	BB	SO	LOB	BOTTOM			
Jerry Martin, R OBP: 0.370, SLG: 0.456 (1, 9)	0-0 6-3		0-3 K		4-0 1B S FC6-4 BB		4-0 CS BB		0-0 F9	3	1	0	0	2	1	2	Houston Astros @ Philadelphia Phillies Veterans Stadium, Philadelphia, PA Fri Jul 21 1978, 7:05 PM EDT Unknown			
Larry Bowa, S OBP: 0.329, SLG: 0.372 (1, 6)	0-0 2B		0-0 F8		0-0 FC6-4 1B		0-0 BB HBP 1B		0-0 2B	5	0	4	0	0	0	1				
Mike Schmidt, R OBP: 0.351, SLG: 0.452 (1, 5)	0-3 K		0-0 1-H HR		0-0 FC6-4 G6-4-3		0-3 K		0-0 5-3	5	1	1	3	0	2	5				
Greg Luzinski, R OBP: 0.384, SLG: 0.520 (1, 7)	1-0 HBP		4-0 S 2B BB		0-0 G6-4-3		1-0 BB HBP			1	1	0	0	1	0	1				
Richie Hebner, L OBP: 0.360, SLG: 0.459 (1, 3)	0-0 G3		0-0 1-H WP 2B			4-0 2B BB	4-0 FC4-6 BB			2	1	1	1	2	0	2				
Gary Maddox, R OBP: 0.345, SLG: 0.429 (1, 8)		0-0 4-3	0-0 CS 1B			0-0 BB	0-0 FC4-6			4	0	2	0	0	0	3				
Bob Boone, R OBP: 0.328, SLG: 0.417 (1, 2)		0-0 F7	0-0 CS	0-0 F7		0-0 F8		0-0 HR		4	1	1	1	0	0	2				
Ted Sizemore, R OBP: 0.271, SLG: 0.221 (1, 4)		0-0 F7		0-0 P3		4-0 G6-4-3 IBB		0-0 F8		3	0	0	0	1	0	0				
Dick Ruthven, R OBP: 0.171, SLG: 0.200 (1, 1)			0-0 HR 1B		0-0 P3		0-0 G6-4-3		4-0 2B BB	3	1	1	0	1	0	3				
Inning Stats	R: 0 E: 0 K: 1 S: 6	H: 1 LOB: 2 BB: 0 P: 7	R: 0 E: 0 K: 0 S: 3	H: 0 LOB: 0 BB: 0 P: 3	R: 4 E: 0 K: 1 S: 8	H: 4 LOB: 0 BB: 1 P: 12	R: 0 E: 0 K: 0 S: 3	H: 0 LOB: 0 BB: 0 P: 3	R: 1 E: 0 K: 0 S: 3	H: 1 LOB: 0 BB: 1 P: 7	R: 0 E: 0 K: 0 S: 3	H: 1 LOB: 2 BB: 2 P: 11	R: 0 E: 0 K: 1 S: 5	H: 1 LOB: 3 BB: 2 P: 14	R: 1 E: 0 K: 0 S: 5	H: 2 LOB: 2 BB: 1 P: 9		1B: 4 2B: 4 3B: 0 HR: 2	SF: 0 SAC: 0 DP: 2 HBP: 2	WP: 2 PB: 0 SB: 2 CS: 2
PITCHER Joe Niekro, R ERA: 5.31 (1, 1)	IP: 5.0 WLS: L BF: 24 H: 7 R: 5 ER: 5 SO: 2 BB: 3 IBB: 0 HBP: 1 BLK: 0 WP: 0 HR: 1 S: 24 P: 37 ERA: 9.00 WHIP: 2.000															PITCHER				
Oscar Zamora, R ERA: 6.91 (6, 1)	IP: 1.0 WLS: 0 BF: 3 H: 0 R: 0 ER: 0 SO: 0 BB: 0 IBB: 0 HBP: 0 BLK: 0 WP: 0 HR: 0 S: 2 P: 6 ERA: 0.00 WHIP: 0.000																			
Bo McLaughlin, R ERA: 2.95 (7, 1)	IP: 0.2 WLS: 4 BF: 1 H: 0 R: 0 ER: 0 SO: 1 BB: 1 IBB: 0 HBP: 0 BLK: 0 WP: 0 HR: 0 S: 4 P: 9 ERA: 0.00 WHIP: 3.000																			
Floyd Bannister, L ERA: 4.38 (7, 1)	IP: 1.1 WLS: 8 BF: 2 H: 2 R: 1 ER: 1 SO: 0 BB: 2 IBB: 0 HBP: 0 BLK: 0 WP: 0 HR: 1 S: 6 P: 14 ERA: 6.75 WHIP: 3.000																			

AB	30
R	6
H	10
RBI	5
BB	7
SO	3
LOB	19



Batter	1	2	3	4	5	6	7	8	9	AB	R	H	RBI	BB	SO	LOB	TOP					
Terry Puhl, L (1.8) OBP: 0.336, SLG: 0.388	F8		6-3														4 0 2 1 0 0 0					
Denny Walling, L (1.7) OBP: 0.304, SLG: 0.303	F9			F7		F8		F8									4 0 0 0 0 0 3					
Enos Cabell, R (1.5) OBP: 0.318, SLG: 0.384				5-3													3 1 2 1 1 0 0					
Jose Cruz, L (1.9) OBP: 0.341, SLG: 0.405	6-3			F6													4 0 0 0 0 0 2					
Art Howe, R (1.4) OBP: 0.352, SLG: 0.455					F9												3 0 0 0 1 0 0					
Dave Bergman, L (1.3) OBP: 0.356, SLG: 0.226																	4 0 0 0 0 2 1					
Bruce Bochy, R (1.2) OBP: 0.500, SLG: 0.778																	3 1 1 0 0 1 1					
Mike Fischlin, R (1.6) OBP: 0.203, SLG: 0.153				4-3													3 0 1 0 0 0 0					
Rick Williams, R (1.1)																	2 0 0 0 0 1 0					
Oscar Zamora, R (7.1)																	0 0 0 0 0 0 0					
Bob Watson, R (8. PH) OBP: 0.348, SLG: 0.449																	1 0 0 0 0 0 2					
Joe Sambito, L (8.1)																	0 0 0 0 0 0 0					
Inning Stats	R: 0 E: 0 K: 0 S: 3	H: 0 LOB: 1 BB: 1 P: 7	R: 0 E: 0 K: 1 S: 4	H: 0 LOB: 0 BB: 1 P: 8	R: 0 E: 0 K: 1 S: 5	H: 0 LOB: 0 BB: 0 P: 5	R: 0 E: 0 K: 0 S: 3	H: 0 LOB: 0 BB: 0 P: 3	R: 0 E: 0 K: 2 S: 7	H: 0 LOB: 0 BB: 0 P: 7	R: 0 E: 0 K: 0 S: 4	H: 1 LOB: 1 BB: 0 P: 4	R: 0 E: 0 K: 0 S: 3	H: 1 LOB: 0 BB: 0 P: 3	R: 1 E: 0 K: 0 S: 6	H: 3 LOB: 2 BB: 0 P: 6	R: 1 E: 0 K: 0 S: 4	H: 1 LOB: 0 BB: 0 P: 4	1B: 4 2B: 1 3B: 0 HR: 1	SF: 0 SAC: 0 DP: 2 HBP: 0	WP: 0 PB: 0 SB: 1 CS: 0	PA: 33
PITCHER Larry Christenson, R (1.1) ERA: 3.38	IP: 9.0 WLS: W BF: 33 H: 6 R: 2 ER: 2 SO: 4 BB: 2 IBB: 0 HBP: 0 BLK: 0 WP: 0 HR: 1 S: 39 P: 47 ERA: 2.00 WHIP: 0.889															PITCHER						

Houston Astros @ Philadelphia Phillies
Veterans Stadium, Philadelphia, PA
Fri Jul 21 1978, 7:05 PM EDT
Att: 35,389 - Unknown

AB 31
R 2
H 6
RBI 2
BB 2
SO 4
LOB 9



Batter	1	2	3	4	5	6	7	8	9	AB	R	H	RBI	BB	SO	LOB	BOTTOM			
Jerry Martin, R (1.9) OBP: 0.365, SLG: 0.454	4-3		P6		F8												5 1 1 0 0 1 1			
Larry Bowa, S (1.6) OBP: 0.331, SLG: 0.381					F2												4 0 2 1 0 0 0			
Mike Schmidt, R (1.5) OBP: 0.353, SLG: 0.451																	3 1 1 1 1 0 1			
Orlando Gonzalez, L (8.9)																	0 0 0 0 0 0 0			
Greg Luzinski, R (1.7) OBP: 0.388, SLG: 0.533																	4 3 3 1 0 0 2			
Richie Hebner, L (1.3) OBP: 0.358, SLG: 0.455																	4 1 1 1 0 1 1			
Garry Maddox, R (1.8) OBP: 0.350, SLG: 0.433																	4 1 3 1 0 0 0			
Davey Johnson, R (8.5) OBP: 0.293, SLG: 0.291																	0 0 0 0 0 0 0			
Barry Foote, R (1.2) OBP: 0.188, SLG: 0.188																	4 0 1 1 0 0 2			
Bud Harrelson, S (1.4) OBP: 0.319, SLG: 0.207																	2 1 0 2 1 0 3			
Larry Christenson, R (1.1) OBP: 0.140, SLG: 0.195																	3 0 0 0 0 1 3			
Inning Stats	R: 0 E: 0 K: 0 S: 3	H: 1 LOB: 1 BB: 1 P: 7	R: 0 E: 0 K: 0 S: 3	H: 0 LOB: 0 BB: 0 P: 3	R: 1 E: 0 K: 0 S: 4	H: 1 LOB: 1 BB: 1 P: 8	R: 2 E: 2 K: 0 S: 6	H: 2 LOB: 1 BB: 0 P: 6	R: 0 E: 0 K: 0 S: 3	H: 0 LOB: 0 BB: 0 P: 3	R: 1 E: 0 K: 0 S: 8	H: 3 LOB: 2 BB: 0 P: 8	R: 4 E: 0 K: 0 S: 8	H: 5 LOB: 1 BB: 0 P: 8	R: 0 E: 0 K: 2 S: 7	H: 0 LOB: 0 BB: 0 P: 7	1B: 8 2B: 2 3B: 1 HR: 1	SF: 0 SAC: 3 DP: 1 HBP: 0	WP: 0 PB: 0 SB: 0 CS: 0	PA: 38
PITCHER Rick Williams, R (1.1) ERA: 4.88	IP: 0.2 WLS: L BF: 4 H: 2 R: 1 ER: 1 SO: 0 BB: 0 IBB: 0 HBP: 0 BLK: 0 WP: 0 HR: 0 S: 4 P: 4 ERA: 13.50 WHIP: 3.000															PITCHER				
Oscar Zamora, R (7.1) ERA: 7.2																				
Joe Sambito, L (8.1) ERA: 3.19																				

Houston Astros @ Philadelphia Phillies
Veterans Stadium, Philadelphia, PA
Fri Jul 21 1978, 7:05 PM EDT
Att: 35,389 - Unknown

AB 33
R 8
H 12
RBI 8
BB 2
SO 3
LOB 13



Batter	1	2	3	4	5	6	7	8	9	10	AB	R	H	RBI	BB	SO	LOB	TOP					
Wilbur Howard, S OBP: 0.281, SLG: 0.317 (1, 8)	K		F7		K			6-3			4	0	0	0	0	2	1	Houston Astros @ Philadelphia Phillies Veterans Stadium, Philadelphia, PA Sat Jul 22 1978, 7:05 PM EDT Att: 33,672 - Unknown					
Dave Bergman, L OBP: 0.352, SLG: 0.227 (1, 7)	F7		F8		1B 1B			F7			4	0	1	0	0	0	1						
Enos Cabell, R OBP: 0.318, SLG: 0.383 (1, 5)	4-3			F3				6-3			4	0	1	0	0	0	0						
Bob Watson, R OBP: 0.347, SLG: 0.450 (1, 3)		K		3B 2B				F8			4	1	1	0	0	1	0						
Art Howe, R OBP: 0.351, SLG: 0.458 (1, 4)				F9				F9		K	4	0	1	0	0	1	1						
Jesus Alou, R OBP: 0.361, SLG: 0.418 Jose Cruz, L OBP: 0.340, SLG: 0.404 (8, 9)		3B		F3				G3		4-3	3	1	1	1	0	0	1						
Luis Pujols, R OBP: 0.221, SLG: 0.256 (1, 2)				1B 3B						4-3	1	0	0	0	0	0	0						
Mike Fischlin, R OBP: 0.194, SLG: 0.145 Denny Welling, L OBP: 0.302, SLG: 0.301 Ken Forsch, R OBP: 0.222, SLG: 0.222 (10, PH)				4-3				F8			4	0	1	1	0	1	1						
J.R. Richard, R OBP: 0.156, SLG: 0.156 Rafael Landestoy, S OBP: 0.296, SLG: 0.291 (10, PH)				1B				4-3			3	0	1	0	0	1	0						
Inning Stats	R: 0 E: 0 K: 1 S: 5	H: 0 LOB: 0 BB: 0 P: 5	R: 0 E: 0 K: 1 S: 6	H: 1 LOB: 1 BB: 0 P: 6	R: 0 E: 0 K: 0 S: 4	H: 1 LOB: 1 BB: 0 P: 4	R: 2 E: 0 K: 0 S: 6	H: 3 LOB: 1 BB: 0 P: 6	R: 0 E: 0 K: 1 S: 6	H: 2 LOB: 2 BB: 0 P: 6	R: 0 E: 0 K: 0 S: 3	H: 0 LOB: 0 BB: 0 P: 3	R: 0 E: 0 K: 2 S: 7	H: 0 LOB: 0 BB: 0 P: 7	R: 0 E: 0 K: 0 S: 3	H: 0 LOB: 0 BB: 0 P: 3	R: 0 E: 0 K: 1 S: 5		H: 0 LOB: 0 BB: 0 P: 5	R: 0 E: 0 K: 0 S: 3	H: 0 LOB: 0 BB: 0 P: 3	1B: 4 2B: 1 3B: 2 HR: 0	SF: 0 SAC: 0 DP: 0 HBP: 0
PITCHER	IP	WLS	BF	H	R	ER	SO	BB	IBB	HBP	BLK	WP	HR	S	P	ERA	WHIP						
Randy Lerch, L ERA: 4.79 Warren Brusstar, R ERA: 2.35 Ron Reed, R ERA: 2.39	(1, 1) (7, 1) (9, 1)	6.0 2.0 2.0	24 6 6	7 0 0	2 0 0	2 0 0	3 2 1	0 0 0	0 0 0	0 0 0	0 0 0	0 0 0	0 0 8	0 10 8	30 10 8	3.00 0.00 0.00	1.167 0.000 0.000						

AB	36
R	2
H	7
RBI	2
BB	0
SO	6
LOB	6



Batter	1	2	3	4	5	6	7	8	9	10	AB	R	H	RBI	BB	SO	LOB	BOTTOM					
Jerry Martin, R OBP: 0.372, SLG: 0.469 (1, 9)	1-3				K						4	0	2	0	1	1	0	Houston Astros @ Philadelphia Phillies Veterans Stadium, Philadelphia, PA Sat Jul 22 1978, 7:05 PM EDT Att: 33,672 - Unknown					
Larry Bowa, S OBP: 0.330, SLG: 0.380 (1, 6)	L6		G3		2B 1B			SH5-4 BB			4	0	1	0	0	0	1						
Mike Schmidt, R OBP: 0.350, SLG: 0.446 (1, 5)			K		F9			K			5	0	1	0	0	2	3						
Greg Luzinski, R OBP: 0.388, SLG: 0.534 Bud Harrelson, S OBP: 0.319, SLG: 0.207 (1, 7)					5-3			6-3			5	0	2	0	0	0	3						
Richie Hebner, L OBP: 0.353, SLG: 0.448 (1, 3)								6-3			0	1	0	0	0	0	0						
Garry Madiox, R OBP: 0.356, SLG: 0.437 (1, 8)											4	1	3	0	1	0	0						
Bob Boone, R OBP: 0.341, SLG: 0.439 (1, 2)											4	1	4	3	1	0	0						
Ted Sizemore, R OBP: 0.270, SLG: 0.230 (1, 4)											4	0	1	0	0	1	4						
Randy Lerch, L OBP: 0.233, SLG: 0.296 Tim McCarver, L OBP: 0.365, SLG: 0.318 Warren Brusstar, R OBP: 0.333, SLG: 0.667 Jose Cardenal, R OBP: 0.336, SLG: 0.444 Ron Reed, R (9, 1)											2	0	0	0	0	2	2						
J.R. Richard, R ERA: 3.05 Ken Forsch, R ERA: 3.0	(1, 1) (10, 1)	9.0 0.1	39 4	12 2	2 1	2 1	8 0	2 1	0 0	0 0	0 0	0 1	0 3	53 7	2.00 27.00	1.556 6.000							
Inning Stats	R: 0 E: 0 K: 0 S: 4	H: 1 LOB: 1 BB: 0 P: 4	R: 0 E: 0 K: 2 S: 9	H: 2 LOB: 2 BB: 0 P: 9	R: 0 E: 0 K: 1 S: 6	H: 1 LOB: 1 BB: 0 P: 6	R: 2 E: 0 K: 2 S: 9	H: 2 LOB: 0 BB: 0 P: 9	R: 0 E: 0 K: 2 S: 9	H: 2 LOB: 2 BB: 0 P: 9	R: 0 E: 0 K: 1 S: 5	H: 0 LOB: 1 BB: 1 P: 9	R: 0 E: 0 K: 0 S: 4	H: 0 LOB: 1 BB: 1 P: 9	R: 0 E: 0 K: 0 S: 4	H: 1 LOB: 2 BB: 1 P: 8	R: 0 E: 0 K: 0 S: 3	H: 1 LOB: 0 BB: 0 P: 3	R: 1 E: 0 K: 0 S: 3	H: 2 LOB: 2 BB: 1 P: 7	1B: 10 2B: 2 3B: 1 HR: 1	SF: 0 SAC: 2 DP: 1 HBP: 0	WP: 0 PA: 43
PITCHER	IP	WLS	BF	H	R	ER	SO	BB	IBB	HBP	BLK	WP	HR	S	P	ERA	WHIP						


AB	38
R	3
H	14
RBI	3
BB	3
SO	8
LOB	19



Batter	1	2	3	4	5	6	7	8	9	AB	R	H	RBI	BB	SO	LOB	TOP										
Jerry Royster, R OBP: 0.350, SLG: 0.345 Darrel Chaney, S OBP: 0.306, SLG: 0.327	F7		BB 1B	4-3		F8		F8	F8	2	0	1	0	0	0	0	20100000 30000001										
Rowland Office, L OBP: 0.307, SLG: 0.384	4-3		BB 1-2 BB	4-3		F7		K	K	4	0	0	0	1	1	0	40000110										
Gary Matthews, R OBP: 0.392, SLG: 0.484	L6		K			1B WP BB 1B		F9	F9	4	1	1	0	0	1	2	41100012										
Jeff Burroughs, R OBP: 0.451, SLG: 0.542		5-3		5-3		BB 1B SF9 BB		F9	F9	3	1	0	0	1	0	0	31000100										
Bob Horner, R OBP: 0.322, SLG: 0.458	4-3 1B			HR 2B		1-2 2-3 1B		F8	F8	4	1	3	0	0	0	0	41300000										
Biff Pocoreba, S OBP: 0.320, SLG: 0.333	4-3 1-2			HR		FC5-4 BB		F5	F5	3	1	1	3	1	0	1	31131011										
Dale Murphy, R OBP: 0.301, SLG: 0.405	K			3B 1B		SF9 BB		CS 1B	CS 1B	3	1	2	1	0	1	1	31210111										
Rod Gilbreath, R OBP: 0.293, SLG: 0.333			F8	FC3-2 3B		FC5-4		6-3	6-3	4	0	1	1	0	0	3	40110003										
Eddie Solomon, R OBP: 0.200, SLG: 0.200 Craig Skok, R OBP: 0.167, SLG: 0.333	6-3		FC3-2 3B	FC3-2		F8		L9	L9	3	0	0	0	0	0	1	30000001 10000000										
Inning Stats	R: 0 E: 0 K: 0 S: 3	H: 0 LOB: 0 BB: 0 P: 3	R: 0 E: 0 K: 1 S: 6	H: 1 LOB: 1 BB: 0 P: 6	R: 0 E: 0 K: 1 S: 6	H: 1 LOB: 2 BB: 1 P: 10	R: 3 E: 0 K: 0 S: 7	H: 4 LOB: 1 BB: 0 P: 7	R: 2 E: 0 K: 0 S: 5	H: 2 LOB: 2 BB: 2 P: 13	R: 0 E: 0 K: 0 S: 3	H: 0 LOB: 0 BB: 0 P: 3	R: 0 E: 0 K: 0 S: 3	H: 1 LOB: 0 BB: 0 P: 3	R: 0 E: 0 K: 1 S: 5	H: 0 LOB: 0 BB: 0 P: 5	1B: 6 2B: 1 3B: 1 HR: 1	SF: 1 SAC: 0 DP: 0 HBP: 0	WP: 1 PB: 0 SB: 0 CS: 1	PA: 38							
PITCHER	IP	WLS	BF	H	R	ER	SO	BB	IBB	HBP	BLK	WP	HR	S	P	ERA	WHIP										
Jim Lonborg, R ERA: 4.46	4.1	L	24	8	5	5	2	3	0	0	0	1	1	25	37	10.38	2.538										
Warren Brusstar, R ERA: 2.31	0.2		2	0	0	0	0	0	0	0	0	0	0	2	2	0.00	0.000										
Rawly Eastwick, R ERA: 3.83	2.0		6	0	0	0	0	0	0	0	0	0	0	6	6	0.00	0.000										
Ron Reed, R ERA: 2.32	2.0		6	1	0	0	1	0	0	0	0	0	0	8	8	0.00	0.500										

Atlanta Braves @ Philadelphia Phillies
Veterans Stadium, Philadelphia, PA
Mon Jul 24 1978, 7:05 PM EDT
Att: 30,184 - Unknown

AB 34
R 5
H 9
RBI 5
BB 3
SO 3
LOB 9



Batter	1	2	3	4	5	6	7	8	9	AB	R	H	RBI	BB	SO	LOB	BOTTOM										
Jerry Martin, R OBP: 0.368, SLG: 0.474	K		F8		1B BB		FC6-4		5-3	4	0	0	0	1	1	1	40000111										
Larry Bowa, S OBP: 0.333, SLG: 0.382	1-3 1B		6-3		1-2 2-H 1B				BB BB 1B	4	0	3	0	0	0	0	40300000										
Garry Maddox, R OBP: 0.354, SLG: 0.441	L1-3			5-3		F8		F8	F8	4	0	0	0	0	0	2	40000002										
Mike Schmidt, R OBP: 0.350, SLG: 0.436		K		6-3		F7		BB BB	BB BB	3	0	0	0	1	1	0	30000110										
Richie Hebner, L OBP: 0.364, SLG: 0.478	1B 1B			BB		HR		L6	L6	3	1	2	1	1	0	2	31211102										
Bob Boone, R OBP: 0.338, SLG: 0.434	L9		F8		F8		4-3		1-2 2-3 BB	3	0	0	0	1	0	2	30000102										
Orlando Gonzalez, L OBP: 0.333, SLG: 0.250 Barry Foote, R OBP: 0.176, SLG: 0.176	1-2 1B				K		4-3		F7	3	0	1	0	0	1	0	30100010 10000003										
Ted Sizemore, R OBP: 0.276, SLG: 0.254	K			1B 1B		1-3		P3	P3	4	0	1	0	0	1	2	40100012										
Jim Lonborg, R ERA: 4.46 Warren Brusstar, R ERA: 2.31 Davey Johnson, R ERA: 3.26, SLG: 0.387 Rawly Eastwick, R ERA: 3.83 Bud Harrelson, S OBP: 0.320, SLG: 0.320 Ron Reed, R ERA: 2.32 Jose Cardenal, R OBP: 0.333, SLG: 0.441	2-3				F8		FC6-4 BB		F9	1	0	0	0	0	0	0	10000000 00000000 10000000 00000000 00000000 00000000 10000000 10000000										
Inning Stats	R: 0 E: 0 K: 1 S: 5	H: 1 LOB: 0 BB: 0 P: 5	R: 0 E: 0 K: 2 S: 9	H: 2 LOB: 2 BB: 0 P: 9	R: 0 E: 0 K: 0 S: 3	H: 0 LOB: 0 BB: 0 P: 3	R: 0 E: 0 K: 0 S: 3	H: 0 LOB: 1 BB: 1 P: 7	R: 0 E: 0 K: 1 S: 6	H: 2 LOB: 2 BB: 1 P: 10	R: 1 E: 0 K: 0 S: 4	H: 1 LOB: 0 BB: 0 P: 4	R: 0 E: 0 K: 0 S: 3	H: 0 LOB: 1 BB: 1 P: 7	R: 0 E: 0 K: 0 S: 4	H: 1 LOB: 3 BB: 2 P: 12	R: 0 E: 0 K: 0 S: 3	H: 0 LOB: 0 BB: 0 P: 3	1B: 6 2B: 1 3B: 0 HR: 1	SF: 0 SAC: 0 DP: 1 HBP: 0	WP: 0 PB: 0 SB: 1 CS: 0	PA: 37					
PITCHER	IP	WLS	BF	H	R	ER	SO	BB	IBB	HBP	BLK	WP	HR	S	P	ERA	WHIP										
Eddie Solomon, R ERA: 3.87	7.1	W	31	7	1	1	4	4	0	0	0	0	1	35	51	1.23	1.500										
Craig Skok, L ERA: 2.53	1.2	S	6	0	0	0	0	1	0	0	0	0	0	5	9	0.00	0.600										

Atlanta Braves @ Philadelphia Phillies
Veterans Stadium, Philadelphia, PA
Mon Jul 24 1978, 7:05 PM EDT
Att: 30,184 - Unknown

AB 32
R 1
H 7
RBI 1
BB 5
SO 4
LOB 13



Batter	1	2	3	4	5	6	7	8	9	AB	R	H	RBI	BB	SO	LOB	TOP		
Rod Gilbreath, R OBP: 0.290, SLG: 0.333 (1, 4)										5	0	1	1	0	0	1	Atlanta Braves @ Philadelphia Phillies Veterans Stadium, Philadelphia, PA Wed Jul 26 1978, 7:05 PM EDT Att: 50,218 - Unknown		
Barry Bonnell, R OBP: 0.285, SLG: 0.282 (1, 8) (8, 7)										3	0	2	0	1	0	2			
Gary Matthews, R OBP: 0.385, SLG: 0.477 (1, 9)										4	0	1	0	0	0	2			
Jeff Burroughs, R OBP: 0.452, SLG: 0.541 Rowland Office, L OBP: 0.306, SLG: 0.381 (1, 7) (8, 8)										3	1	1	0	1	0	1			
Bob Horner, R OBP: 0.318, SLG: 0.446 (1, 5)										4	1	1	0	0	0	2			
Dale Murphy, R OBP: 0.503, SLG: 0.417 (1, 3)										4	1	1	2	0	0	2			
Biff Pocoroba, S OBP: 0.318, SLG: 0.340 (1, 2)										3	0	0	0	1	0	1			
Darrel Chaney, S OBP: 0.305, SLG: 0.326 (1, 6)										3	1	2	1	0	0	0			
Phil Niekro, R OBP: 0.243, SLG: 0.254 (1, 1)										4	0	1	0	0	2	2			
Inning Stats	R: 0 E: 0 K: 0 S: 2	H: 0 LOB: 0 BB: 1 P: 6	R: 2 E: 0 K: 0 S: 5	H: 2 LOB: 1 BB: 1 P: 9	R: 0 E: 0 K: 0 S: 4	H: 2 LOB: 1 BB: 0 P: 4	R: 2 E: 0 K: 0 S: 7	H: 4 LOB: 2 BB: 0 P: 7	R: 0 E: 0 K: 1 S: 5	H: 0 LOB: 0 BB: 0 P: 5	R: 0 E: 0 K: 0 S: 3	H: 1 LOB: 0 BB: 0 P: 3	R: 0 E: 0 K: 0 S: 3	H: 0 LOB: 0 BB: 0 P: 3	R: 0 E: 0 K: 1 S: 5	H: 0 LOB: 1 BB: 1 P: 9	1B: 8 2B: 1 3B: 0 HR: 1	SF: 0 SAC: 1 DP: 2 HBP: 0	WP: 1 PA: 37 PB: 0 CS: 0
PITCHER	IP WLS BF H R ER SO BB IBB HBP BLK WP HR S P ERA WHIP																		
Jim Kaat, L ERA: 4.43 (1, 1)	4.0 L 20 8 4 4 0 0 2 0 0 0 1 1 18 26 9.00 2.500																		
Warren Brusstar, R ERA: 2.17 (5, 1)	3.0 10 2 0 0 1 0 0 0 0 0 0 0 12 12 0.00 0.667																		
Rawly Eastwick, R ERA: 3.65 (8, 1)	2.0 7 0 0 0 1 1 0 0 0 0 0 0 8 12 0.00 0.500																		

Batter	1	2	3	4	5	6	7	8	9	AB	R	H	RBI	BB	SO	LOB	BOTTOM				
Garry Maddox, R OBP: 0.350, SLG: 0.435 (1, 8)										5	0	1	0	0	0	1	Atlanta Braves @ Philadelphia Phillies Veterans Stadium, Philadelphia, PA Wed Jul 26 1978, 7:05 PM EDT Att: 50,218 - Unknown				
Larry Bowa, S OBP: 0.329, SLG: 0.377 (1, 6)										4	0	0	0	0	0	3					
Mike Schmidt, R OBP: 0.350, SLG: 0.431 (1, 5) B B B										3	0	0	0	1	1	2					
Greg Luzinski, R OBP: 0.392, SLG: 0.540 (1, 7)										4	0	1	0	0	1	0					
Richie Hebner, L OBP: 0.354, SLG: 0.462 (1, 3)										4	0	0	0	0	2	2					
Jerry Martin, R OBP: 0.374, SLG: 0.472 (1, 9)										3	1	2	0	1	0	0					
Bob Boone, R OBP: 0.337, SLG: 0.436 (1, 2)										4	1	2	1	0	0	2					
Bud Harrelson, S OBP: 0.320, SLG: 0.206 (1, 4)										4	0	1	1	0	0	1					
Jim Kaat, L OBP: 0.341, SLG: 0.167 Orlando Gonzalez, L OBP: 0.206, SLG: 0.111 Warren Brusstar, R OBP: 0.333, SLG: 0.169 Jose Cardenal, R OBP: 0.333, SLG: 0.142 Randy Lerch, L OBP: 0.333, SLG: 0.296 Rawly Eastwick, R OBP: 0.333, SLG: 0.312 (1, 1) (4, PH) (5, 1) (7, PH) (8, 1) (9, PH)										1	0	0	0	0	0	1					
Inning Stats	R: 0 E: 0 K: 0 S: 4	H: 1 LOB: 2 BB: 1 P: 8	R: 2 E: 0 K: 0 S: 6	H: 3 LOB: 0 BB: 0 P: 6	R: 0 E: 0 K: 2 S: 7	H: 0 LOB: 0 BB: 0 P: 7	R: 0 E: 0 K: 0 S: 4	H: 1 LOB: 1 BB: 0 P: 4	R: 0 E: 0 K: 0 S: 3	H: 0 LOB: 0 BB: 0 P: 3	R: 0 E: 0 K: 1 S: 6	H: 1 LOB: 1 BB: 0 P: 6	R: 0 E: 0 K: 0 S: 5	H: 2 LOB: 2 BB: 0 P: 5	R: 0 E: 0 K: 1 S: 5	H: 0 LOB: 1 BB: 1 P: 9	R: 0 E: 0 K: 1 S: 5	H: 0 LOB: 0 BB: 0 P: 5	1B: 7 2B: 0 3B: 1 HR: 0	SF: 0 SAC: 0 DP: 0 HBP: 0	WP: 0 PA: 37 PB: 1 CS: 0
PITCHER	IP WLS BF H R ER SO BB IBB HBP BLK WP HR S P ERA WHIP																				
Phil Niekro, R ERA: 2.96 (1, 1)	9.0 W 37 8 2 2 5 2 0 0 0 0 0 0 45 53 2.00 1.111																				

Batter	1	2	3	4	5	6	7	8	9	AB	R	H	RBI	BB	SO	LOB	TOP										
Garry Maddox, R OBP: 0.346, SLG: 0.430 (1, 8)	5-3		K				K										5 0 2 0 0 2 0										
Larry Bowa, S OBP: 0.332, SLG: 0.381 (1, 6)	BLK 1B		L3				1-2 1B										5 0 2 1 0 1 2										
Mike Schmidt, R OBP: 0.356, SLG: 0.443 (1, 5)	K						P3										3 0 0 0 1 2 3										
Greg Luzinski, R OBP: 0.393, SLG: 0.554 (1, 7)	4-3		K														4 0 1 0 0 2 2										
Richie Hebner, L OBP: 0.349, SLG: 0.453 (1, 3)																	3 0 0 0 1 0 1										
Jerry Martin, R OBP: 0.366, SLG: 0.482 (1, 9)	K																4 0 0 0 0 3 2										
Tim McCarver, L OBP: 0.363, SLG: 0.323 (1, 2)																	3 0 1 0 1 0 0										
Ted Sizemore, R OBP: 0.280, SLG: 0.262 (1, 4)																	3 1 1 0 1 0 2										
Steve Carlton, L OBP: 0.316, SLG: 0.370 (1, 1)																	3 0 1 0 0 0 2										
Jose Cardenal, R OBP: 0.335, SLG: 0.436 (9, PH)																	1 0 0 0 0 0 1										
Inning Stats	R: 0 E: 0 K: 1 S: 6	H: 1 LOB: 1 BB: 0 P: 6	R: 0 E: 0 K: 1 S: 6	H: 1 LOB: 2 BB: 1 P: 10	R: 0 E: 0 K: 2 S: 7	H: 0 LOB: 1 BB: 1 P: 11	R: 0 E: 0 K: 1 S: 5	H: 0 LOB: 0 BB: 0 P: 5	R: 0 E: 0 K: 1 S: 7	H: 2 LOB: 2 BB: 0 P: 7	R: 0 E: 0 K: 1 S: 5	H: 0 LOB: 0 BB: 0 P: 13	R: 0 E: 0 K: 1 S: 5	H: 0 LOB: 0 BB: 0 P: 5	R: 0 E: 0 K: 2 S: 8	H: 1 LOB: 1 BB: 0 P: 8	R: 1 E: 0 K: 0 S: 5	H: 3 LOB: 2 BB: 0 P: 5	1B: 6 2B: 2 3B: 0 HR: 0	SF: 0 SAC: 0 DP: 0 HBP: 0	WP: 1 PB: 0 SB: 1 CS: 0	PA: 38					
PITCHER	IP	WLS	BF	H	R	ER	SO	BB	IBB	HBP	BLK	WP	HR	S	P	ERA	WHIP										
Tom Seaver, R ERA: 3.1 (1, 1)	8.2	W	37	7	1	1	10	4	0	0	1	1	0	53	69	1.04	1.269										
Doug Bair, R ERA: 1.42 (9, 1)	0.1	S	1	1	0	0	0	0	0	0	0	0	0	1	1	0.00	3.000										

Philadelphia Phillies @ Cincinnati Reds
Riverfront Stadium, Cincinnati, OH
Fri Jul 28 1978, 7:05 PM EDT
Att: 51,779 - Unknown

AB 34
R 1
H 8
RBI 1
BB 4
SO 10
LOB 15

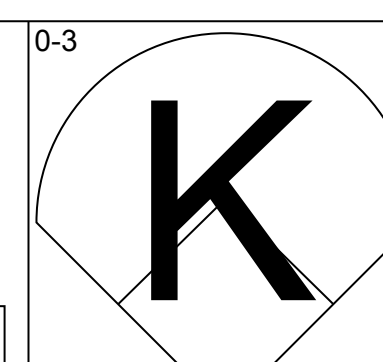
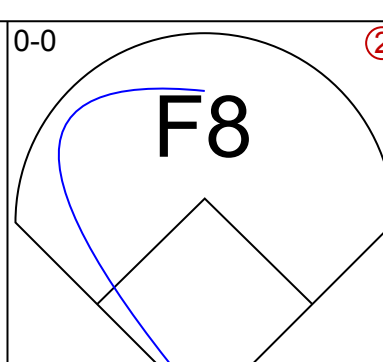
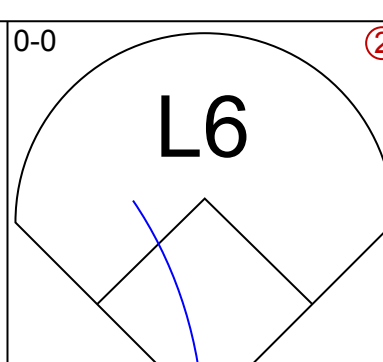
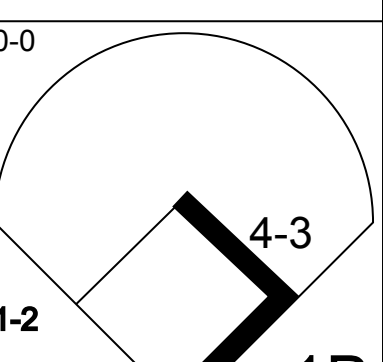
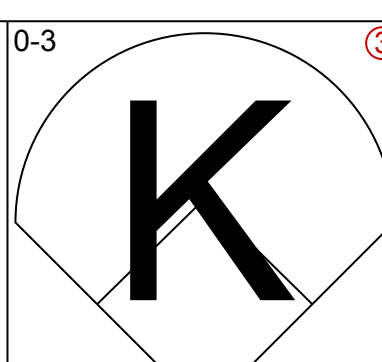
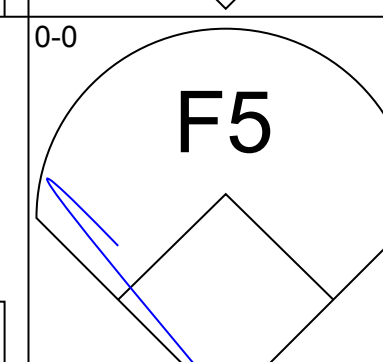
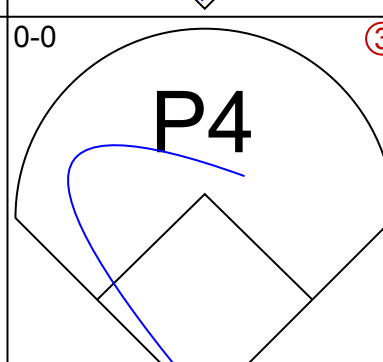
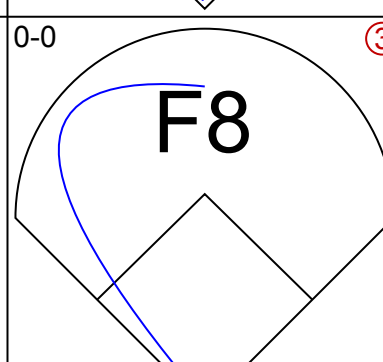
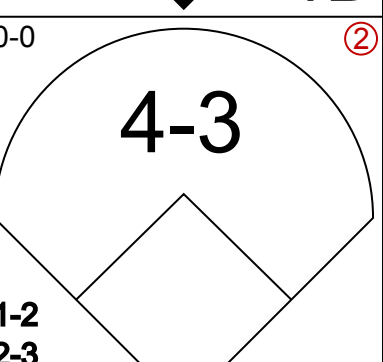
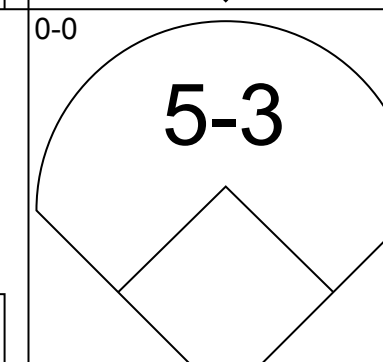
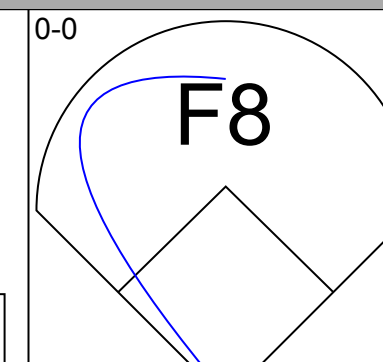
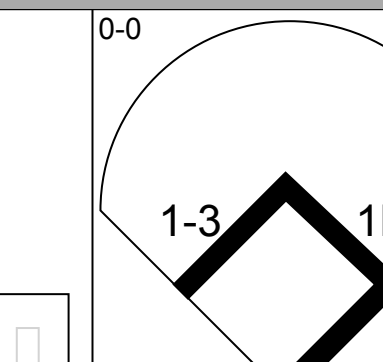
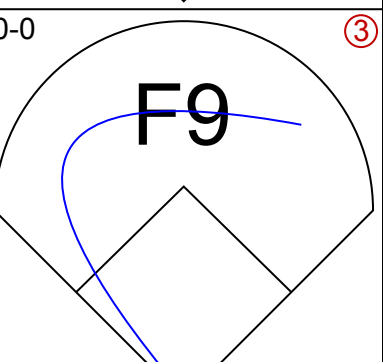
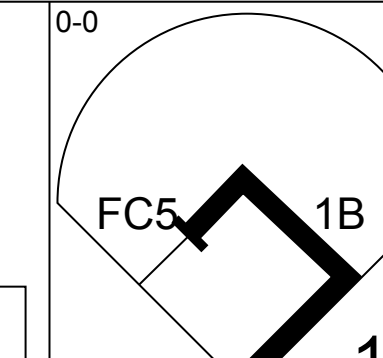
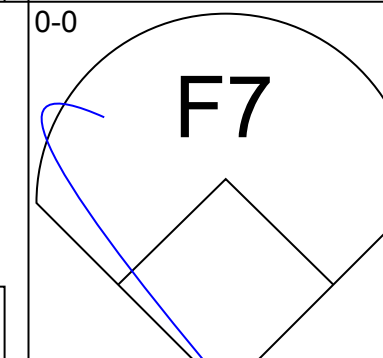
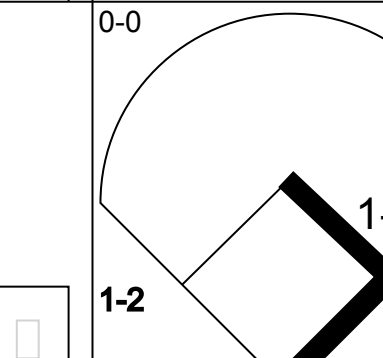
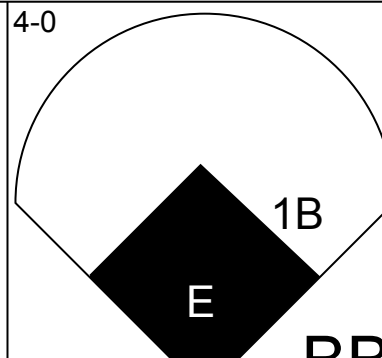
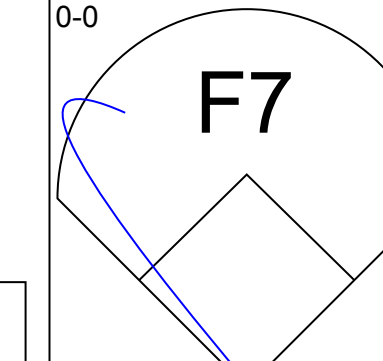
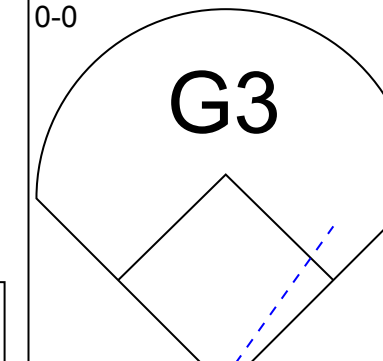
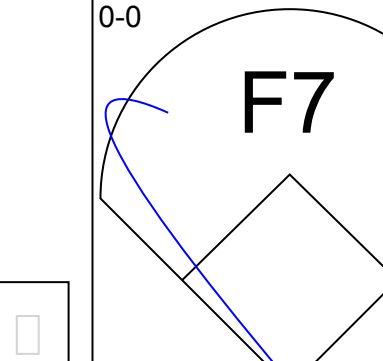
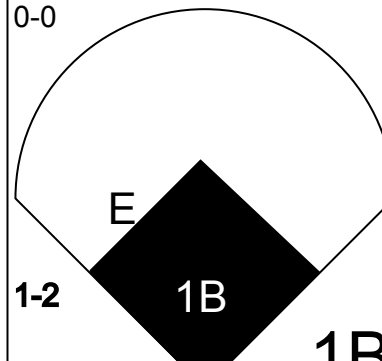
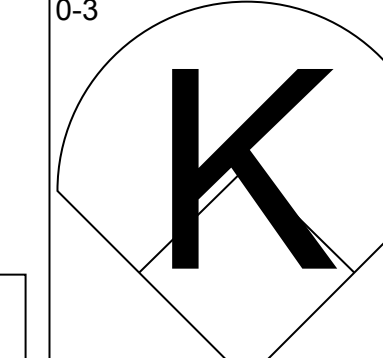
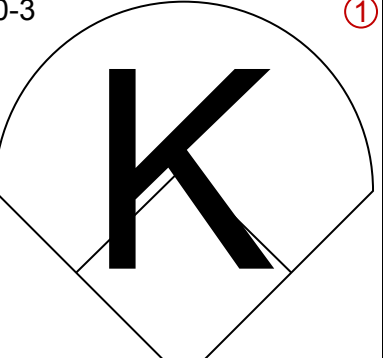
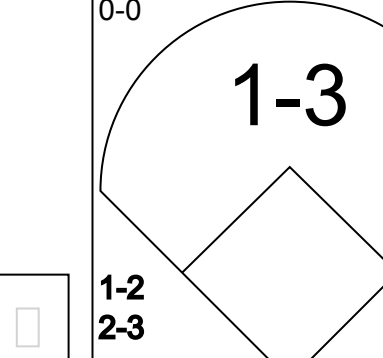
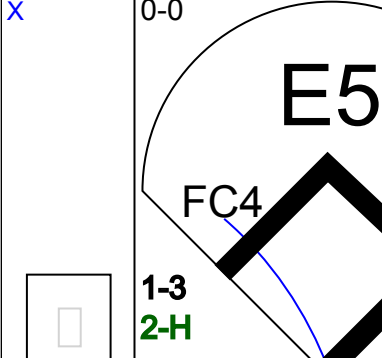
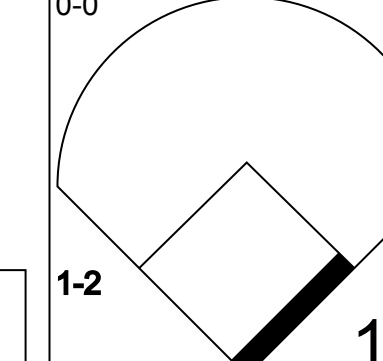
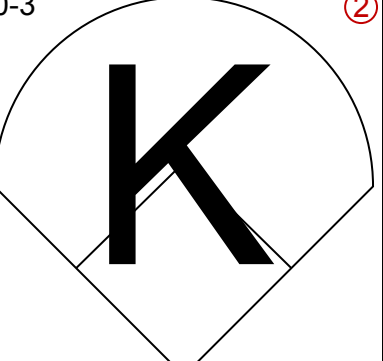
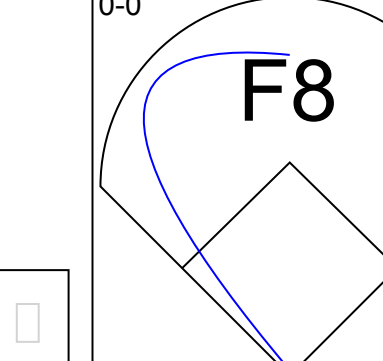
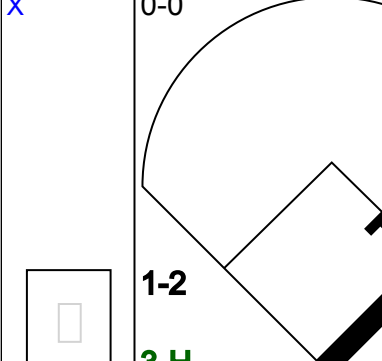
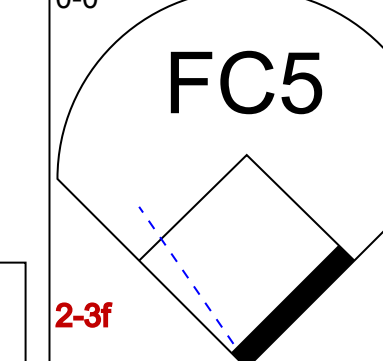
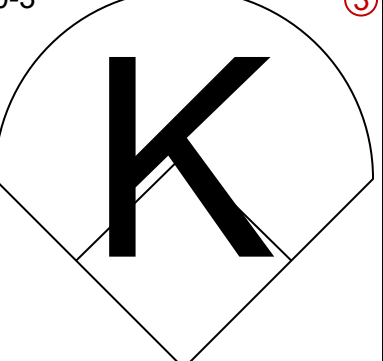
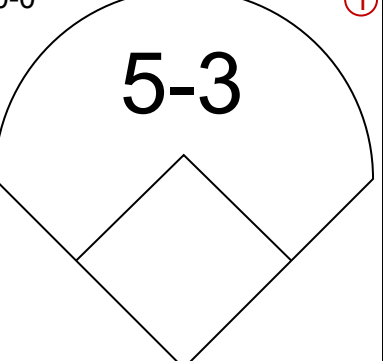
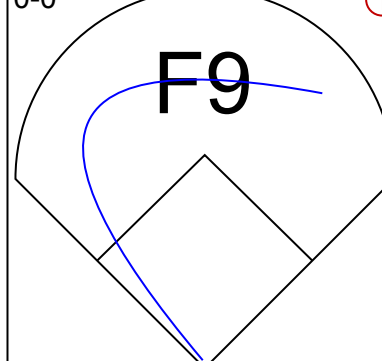
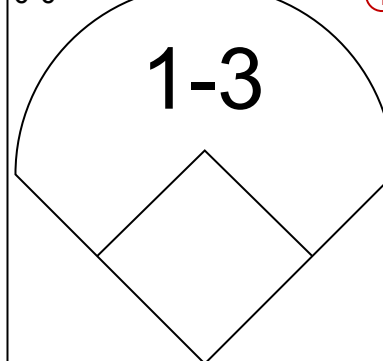
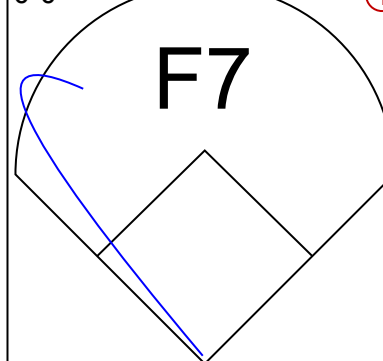
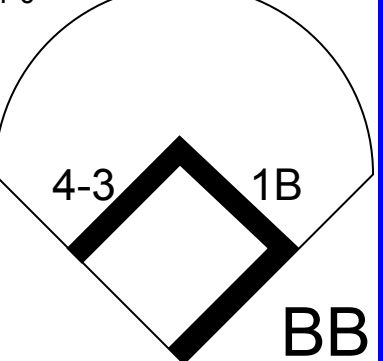
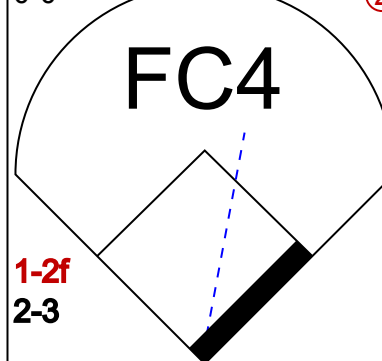


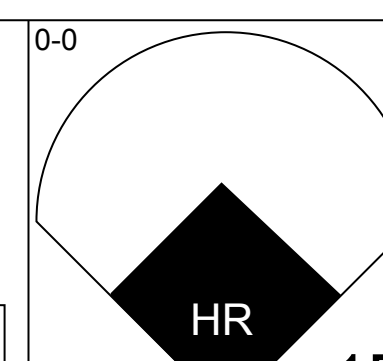
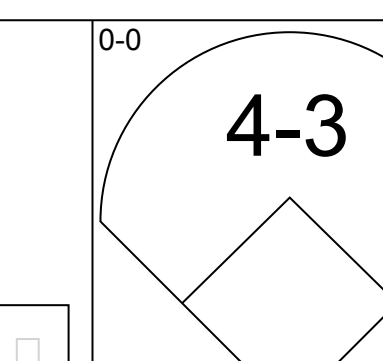
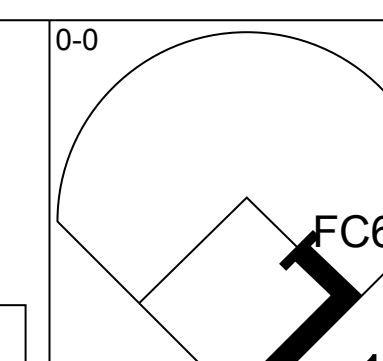
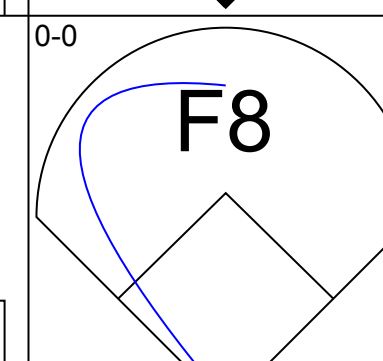
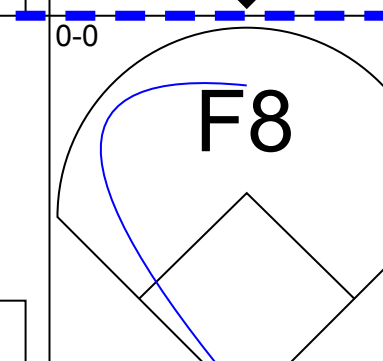
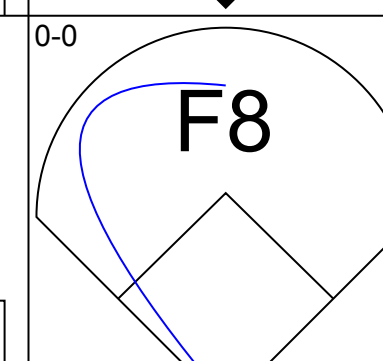
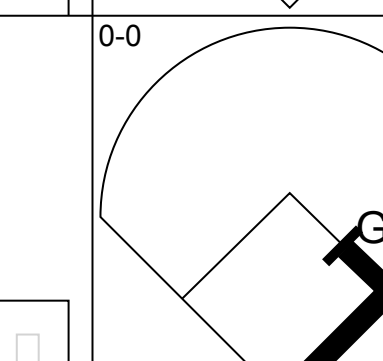
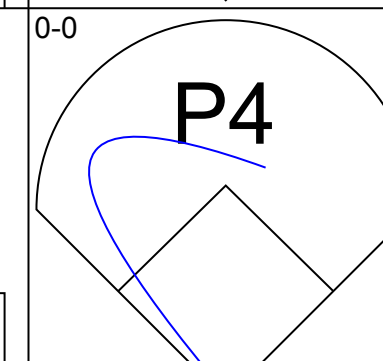
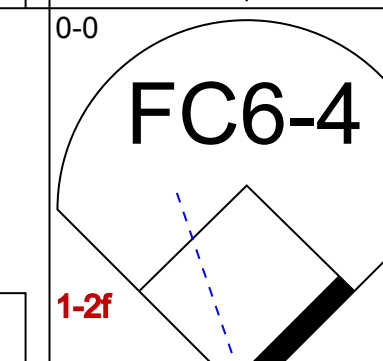
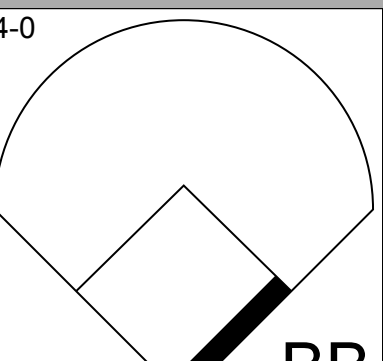
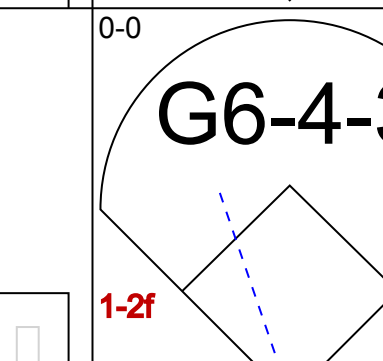
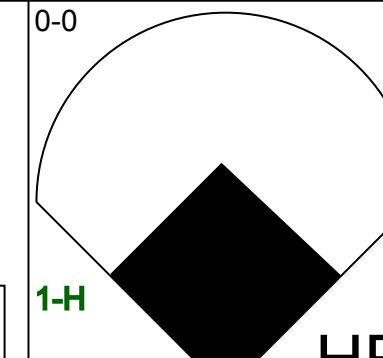
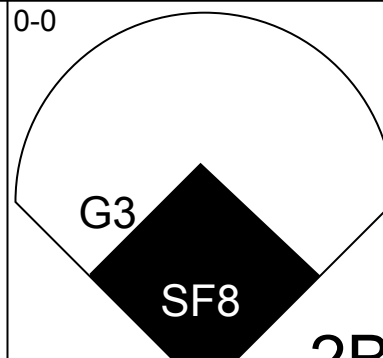
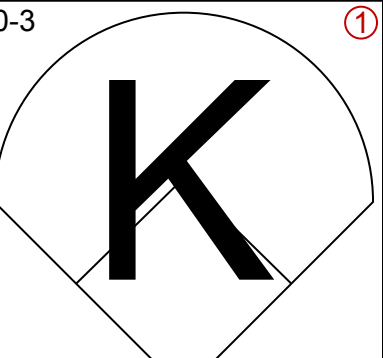
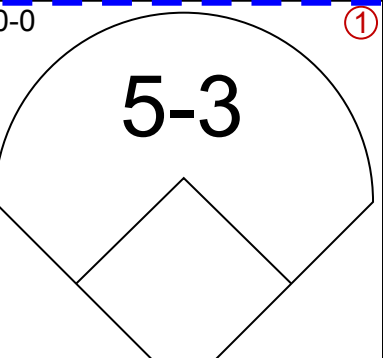
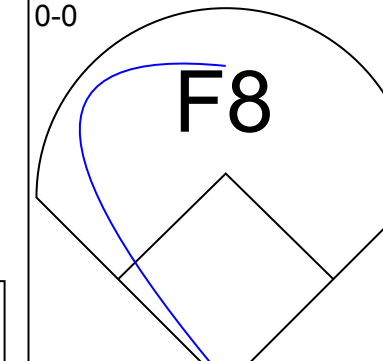
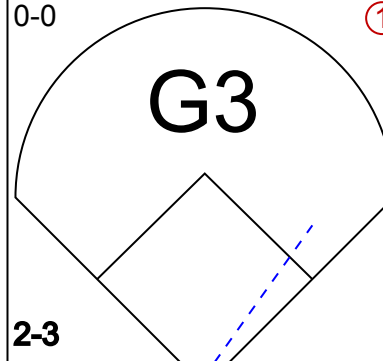
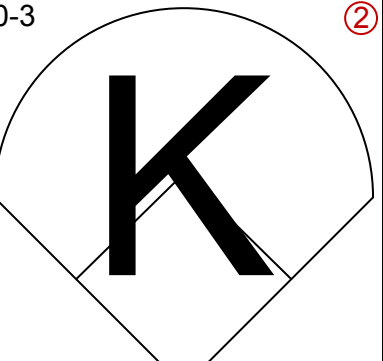
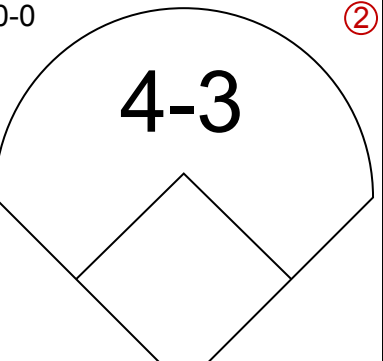
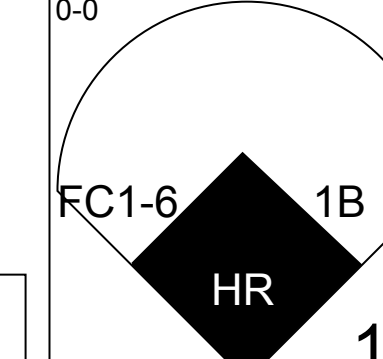
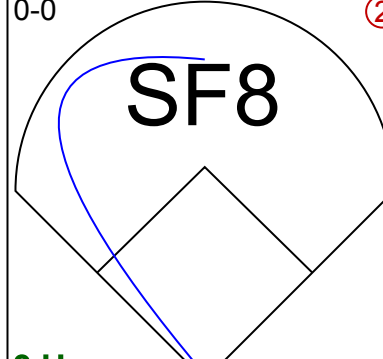
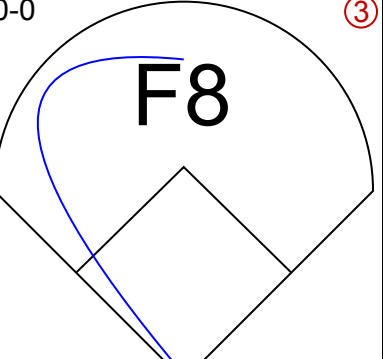
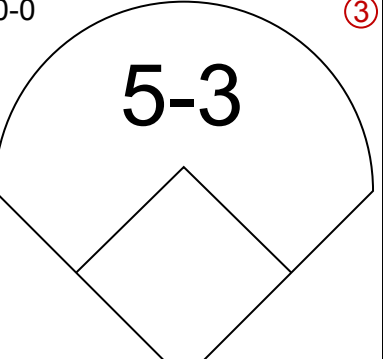
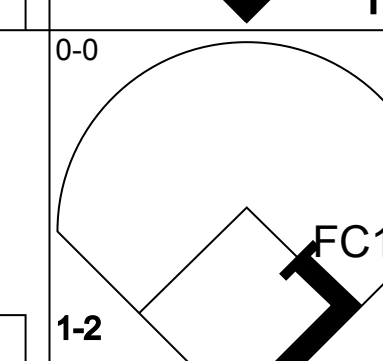
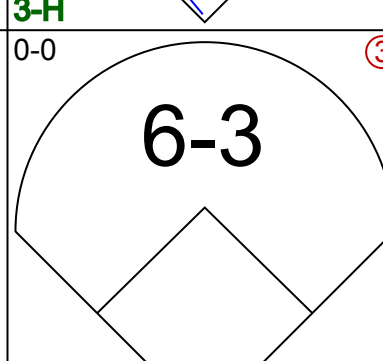
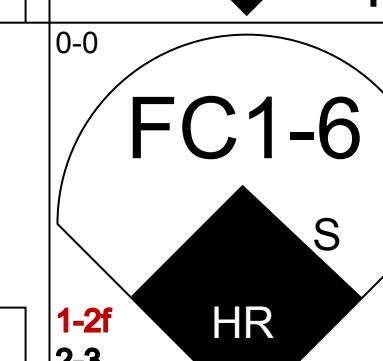

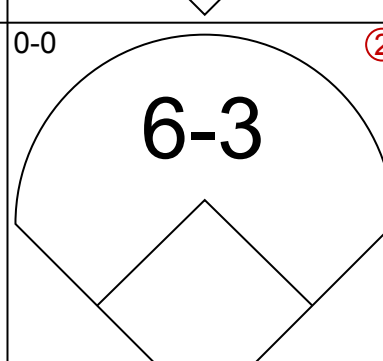
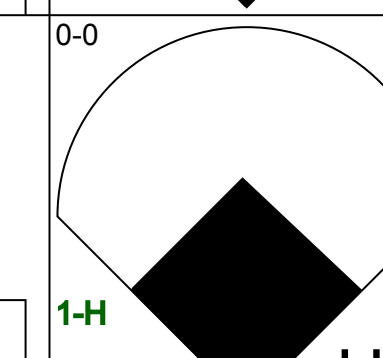
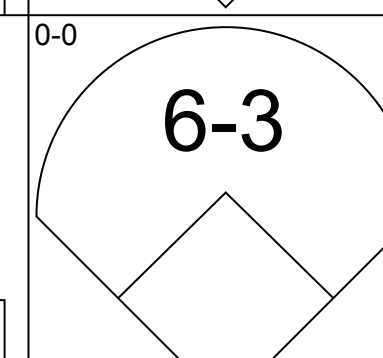
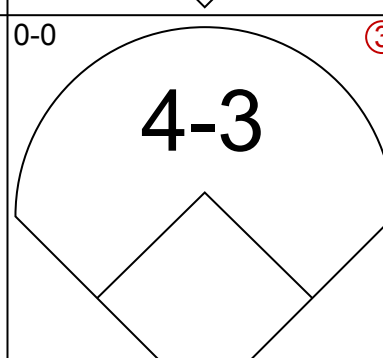
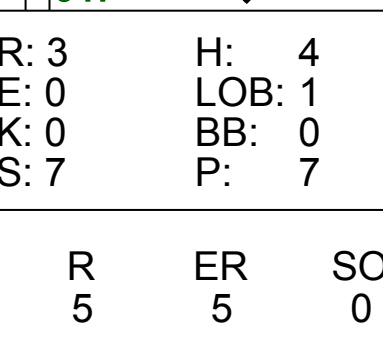
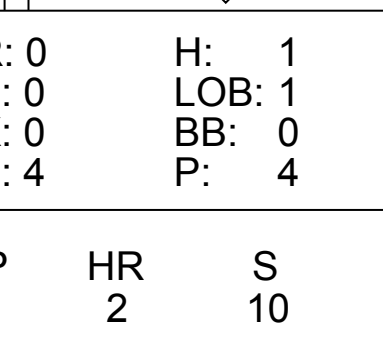
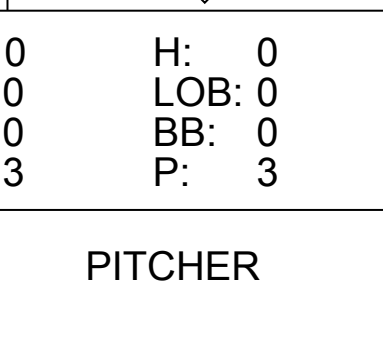

Batter	1	2	3	4	5	6	7	8	9	AB	R	H	RBI	BB	SO	LOB	BOTTOM										
Pete Rose, S OBP: 0.363, SLG: 0.427 (1, 5)	G3		1-3														4 0 1 0 0 0 1										
Ken Griffey, L OBP: 0.335, SLG: 0.388 (1, 9)	B1-3																4 0 0 0 0 1 1										
Joe Morgan, L OBP: 0.382, SLG: 0.427 (1, 4)	K																3 1 1 0 0 1 0										
George Foster, R OBP: 0.367, SLG: 0.540 (1, 7)																	3 0 1 0 0 0 0										
Johnny Bench, R OBP: 0.336, SLG: 0.481 (1, 2)																	2 1 2 1 1 0 0										
Dave Concepcion, R OBP: 0.348, SLG: 0.404 (1, 6)																	3 0 1 1 0 0 0										
Ken Henderson, S OBP: 0.317, SLG: 0.393 (1, 8)																	2 0 0 0 1 0 0										
Cesar Geronimo, L OBP: 0.337, SLG: 0.374 (8, 8)																	0 0 0 0 0 0 0										
Dan Driessen, L OBP: 0.382, SLG: 0.463 (1, 3)																	3 0 1 0 0 1 2										
Tom Seaver, R OBP: 0.245, SLG: 0.163 (1, 1)																	2 0 0 0 0 0 0										
Doug Bair, R OBP: 0.100, SLG: 0.100 (9, 1)																	0 0 0 0 0 0 0										
Inning Stats	R: 0 E: 0 K: 1 S: 5	H: 0 LOB: 0 BB: 0 P: 5	R: 0 E: 0 K: 0 S: 3	H: 1 LOB: 0 BB: 0 P: 3	R: 0 E: 0 K: 0 S: 4	H: 1 LOB: 1 BB: 0 P: 4	R: 0 E: 0 K: 1 S: 5	H: 0 LOB: 0 BB: 0 P: 5	R: 1 E: 0 K: 1 S: 6	H: 1 LOB: 0 BB: 0 P: 6	R: 0 E: 0 K: 0 S: 3	H: 1 LOB: 0 BB: 0 P: 3	R: 1 E: 0 K: 0 S: 4	H: 3 LOB: 2 BB: 2 P: 12	R: 0 E: 0 K: 0 S: 3	H: 0 LOB: 0 BB: 0 P: 3	1B: 6 2B: 0 3B: 0 HR: 1	SF: 0 SAC: 1 DP: 0 HBP: 0	WP: 0 PB: 0 SB: 1 CS: 1	PA: 29							
PITCHER	IP	WLS	BF	H	R	ER	SO	BB	IBB	HBP	BLK	WP	HR	S	P	ERA	WHIP										
Steve Carlton, L ERA: 3.15 (1, 1)	8.0	L	29	7	2	2	3	1	1	0	0	0	1	33	41	2.25	1.000										

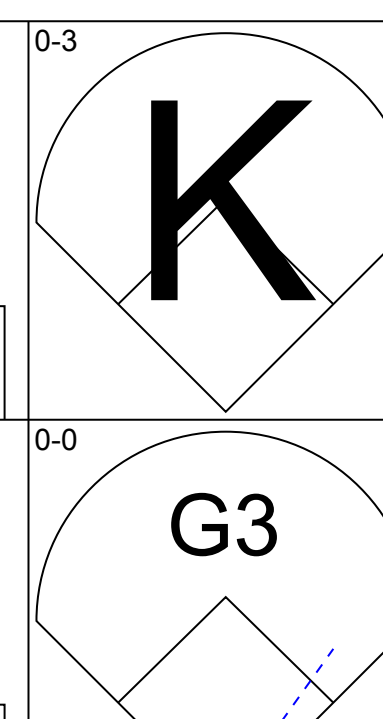
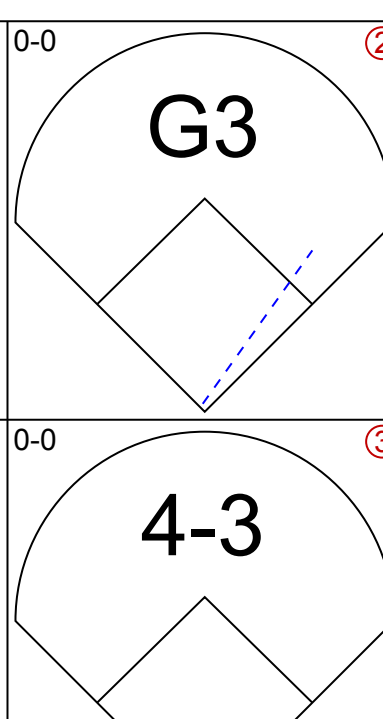
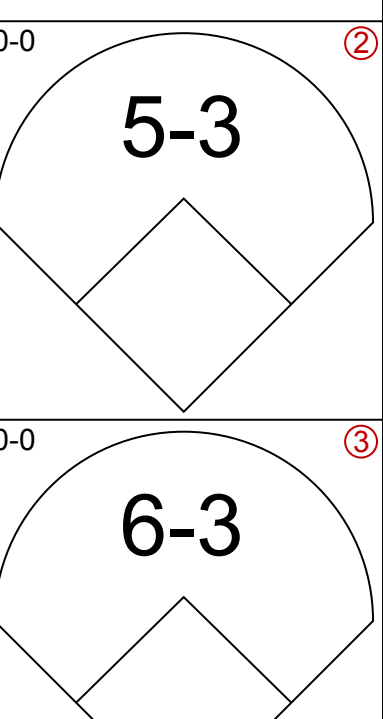
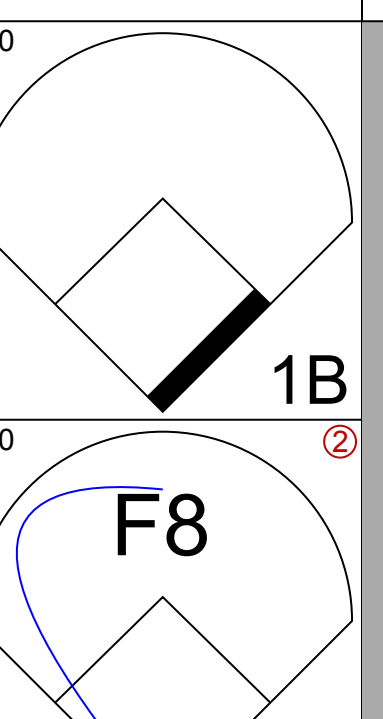
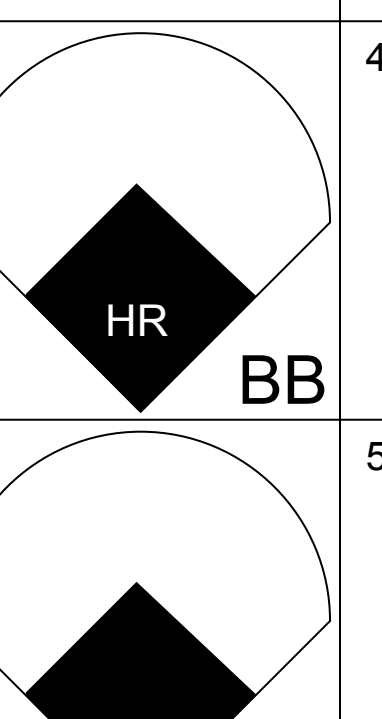
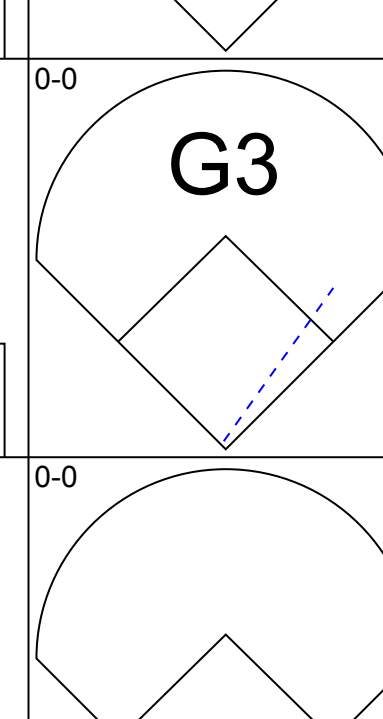

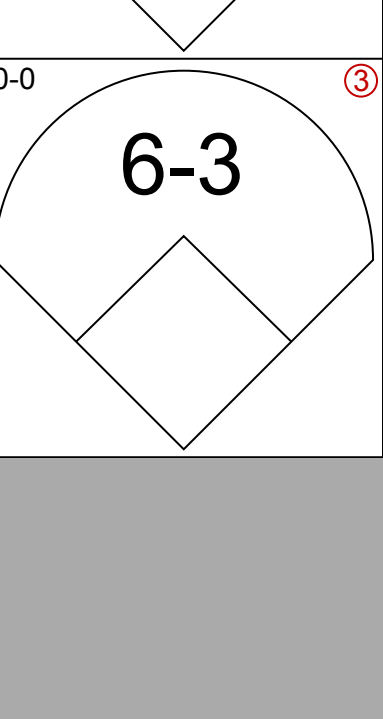
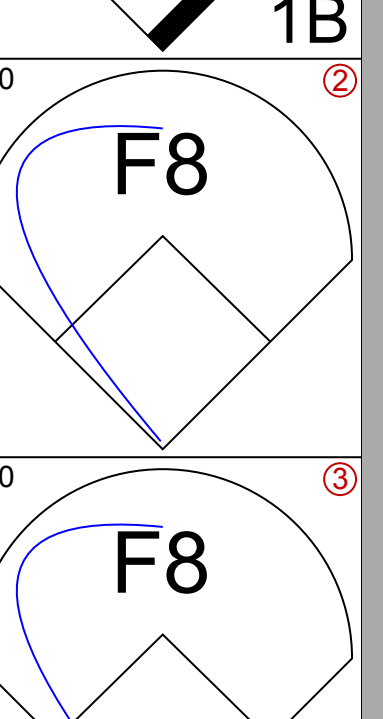
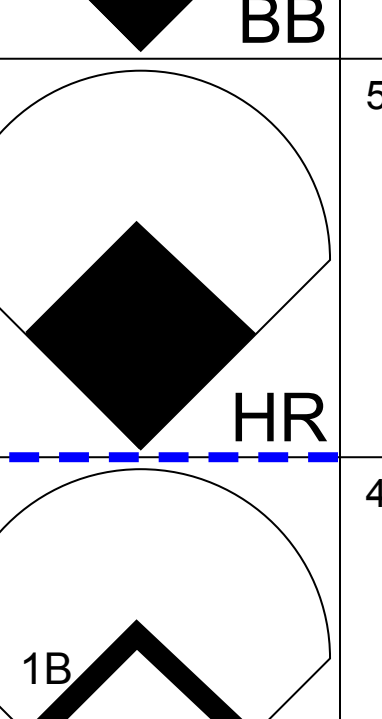
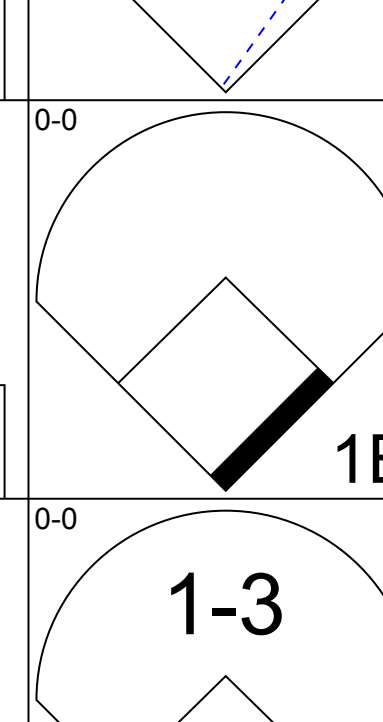
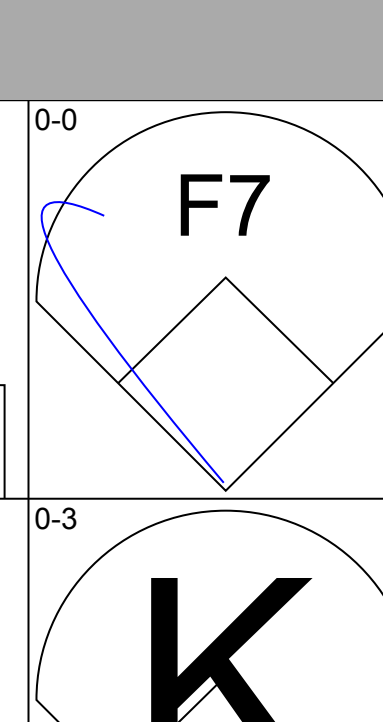
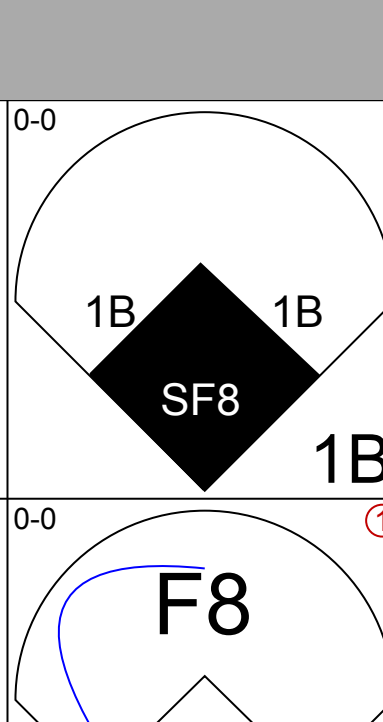
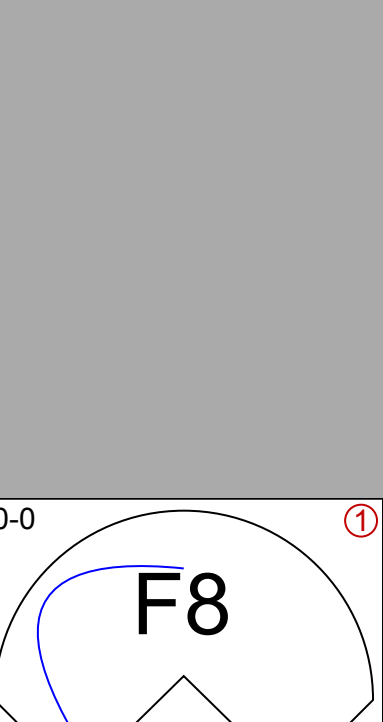
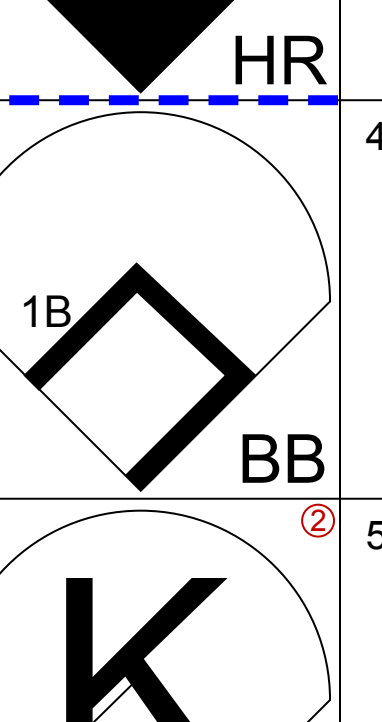
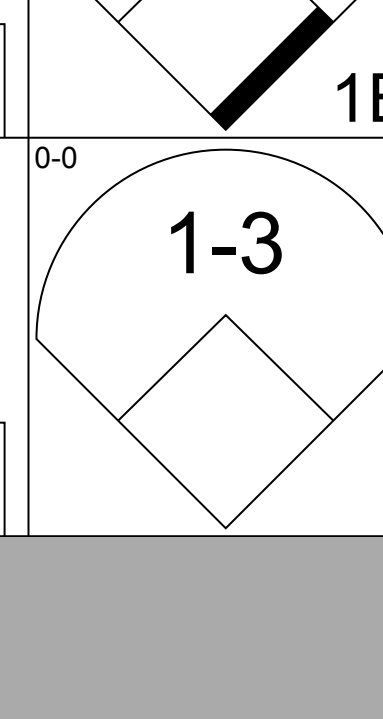
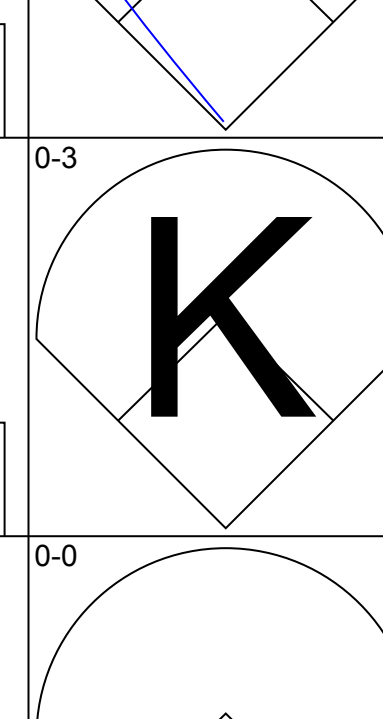
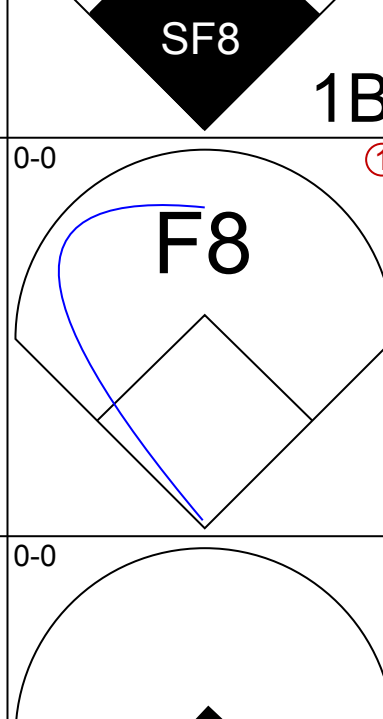
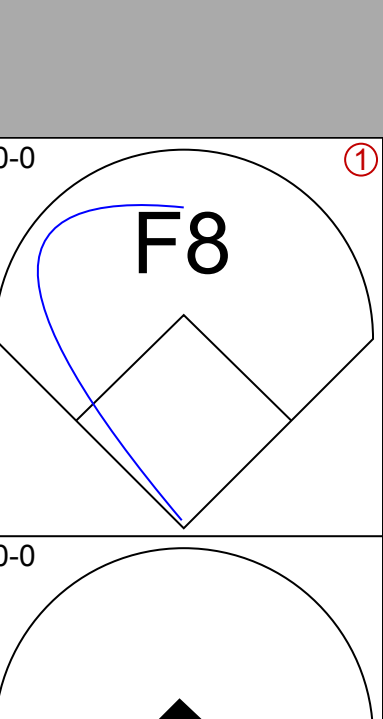
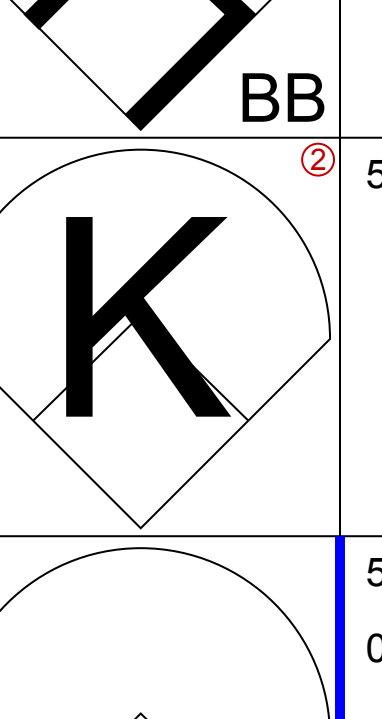
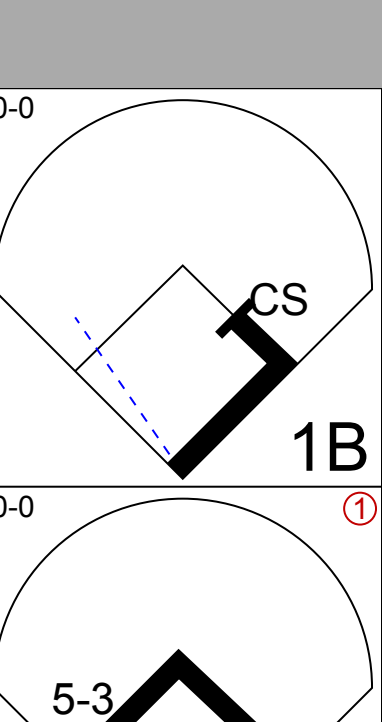
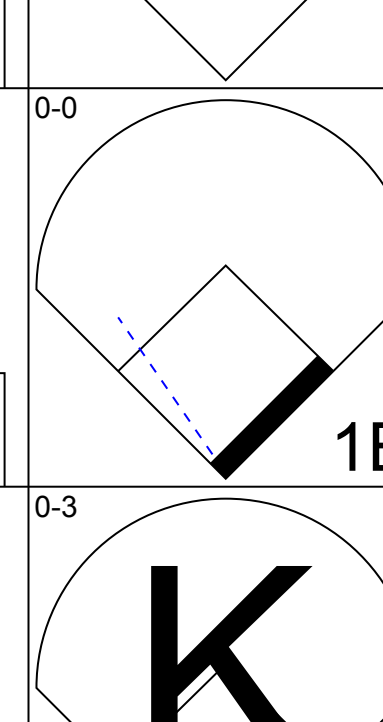
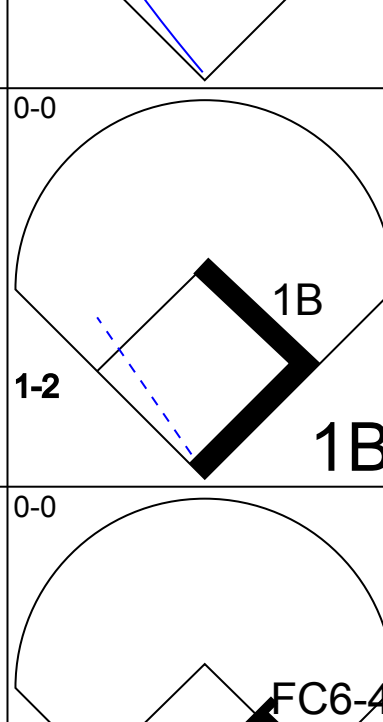
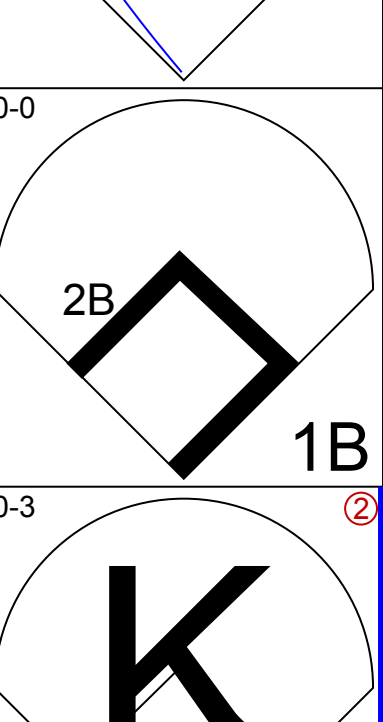
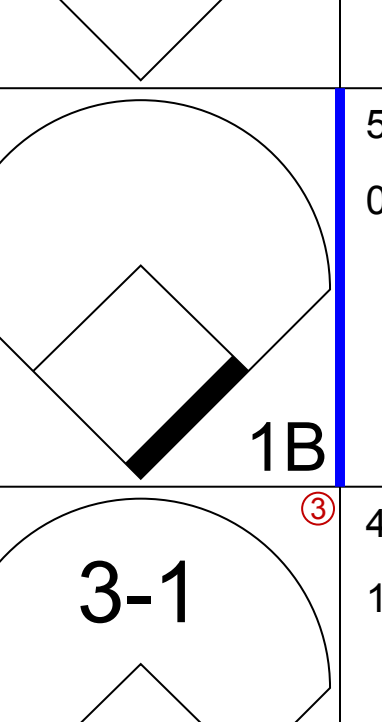
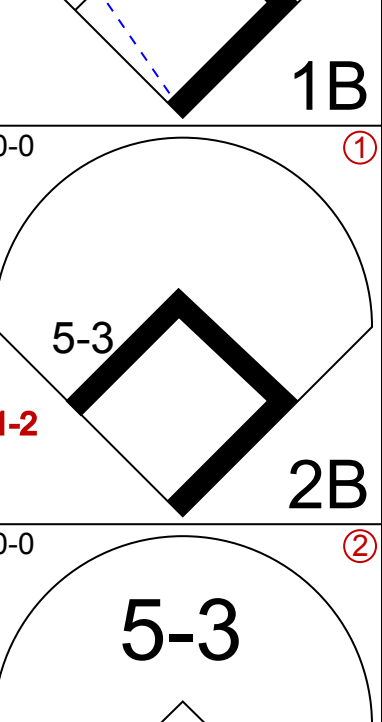
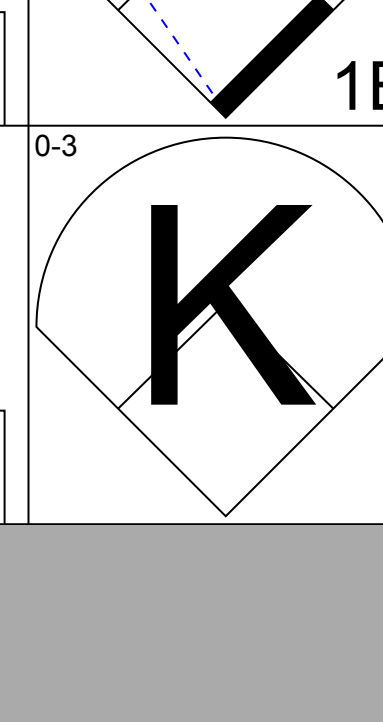
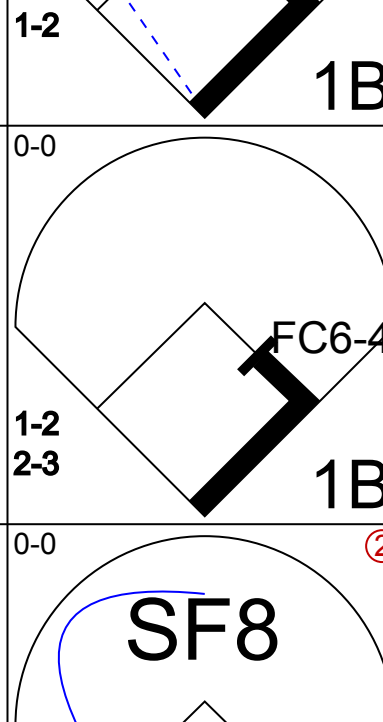
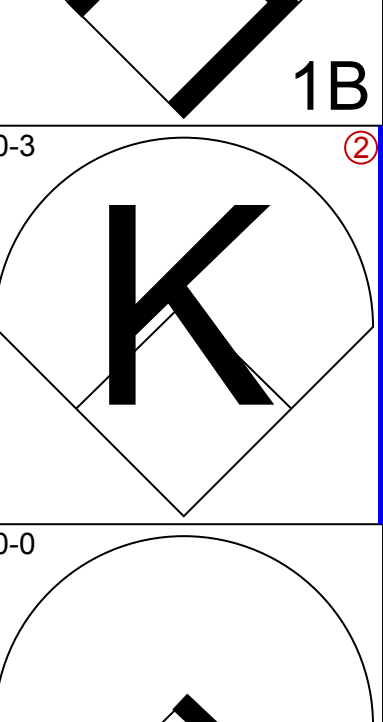
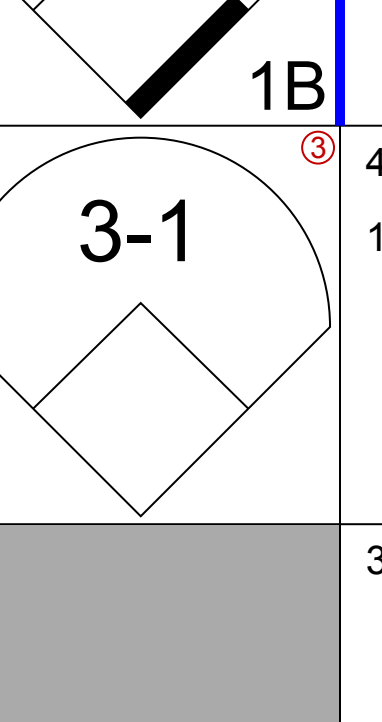
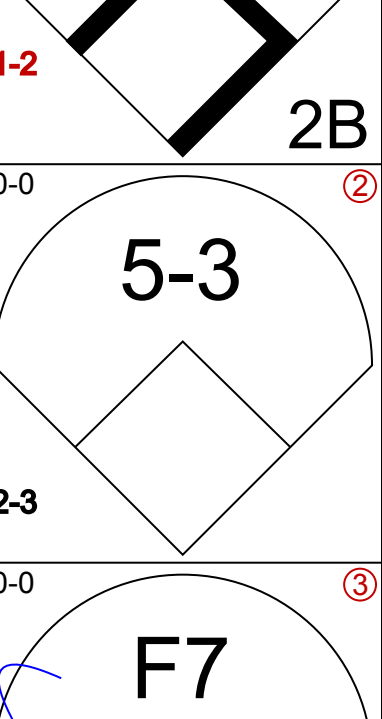
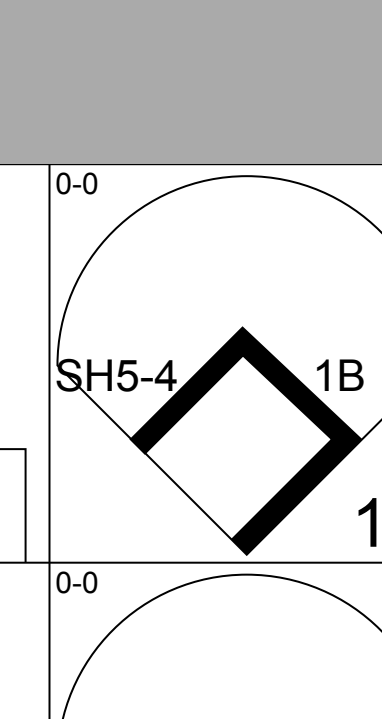
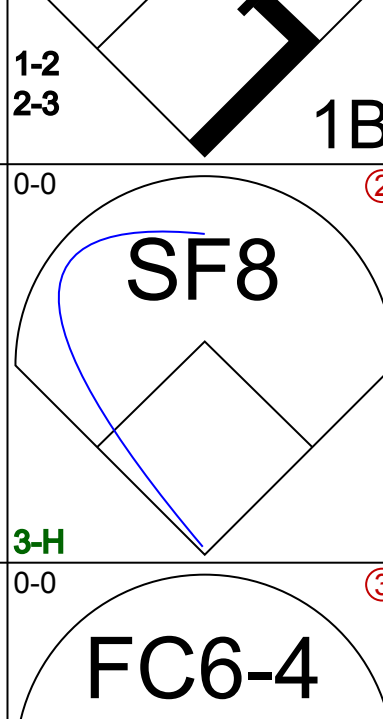
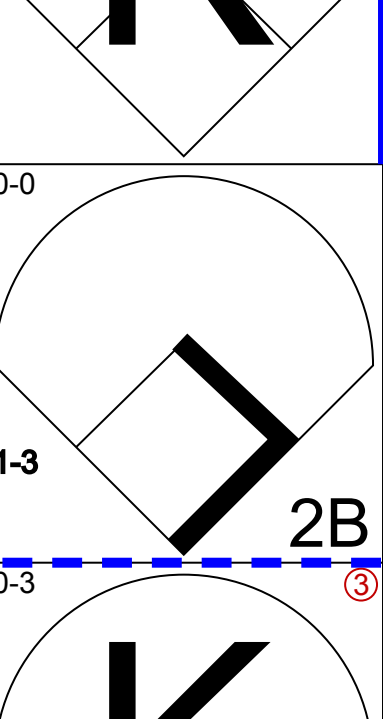
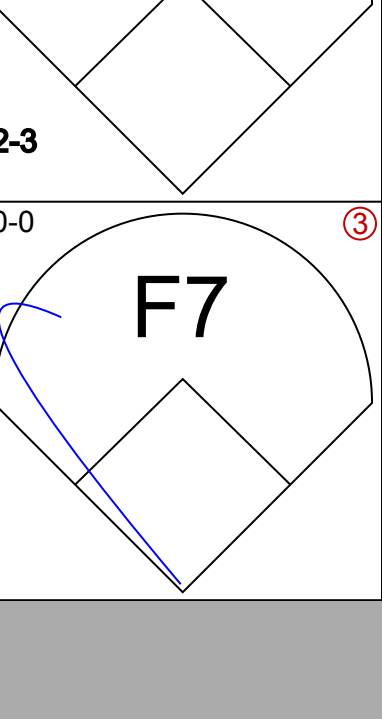
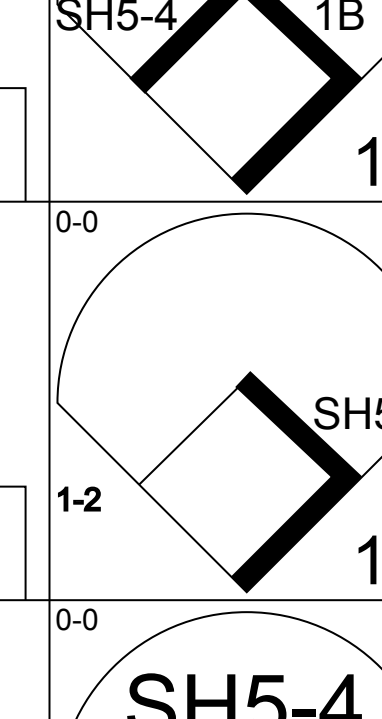
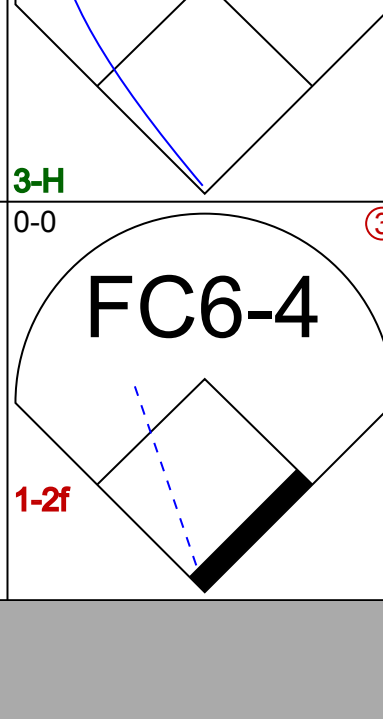
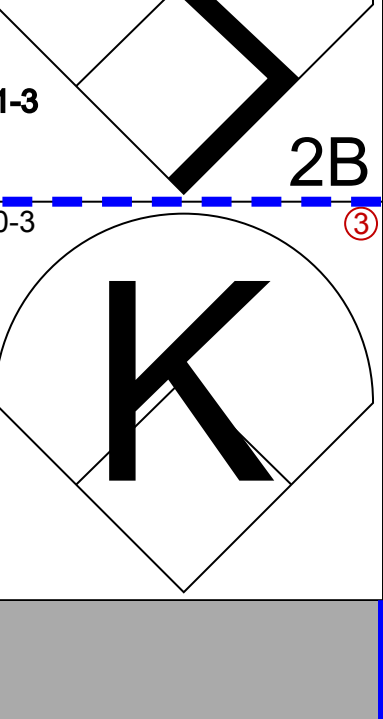
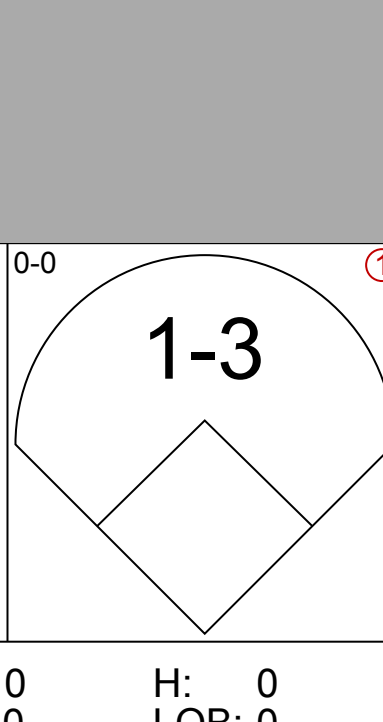
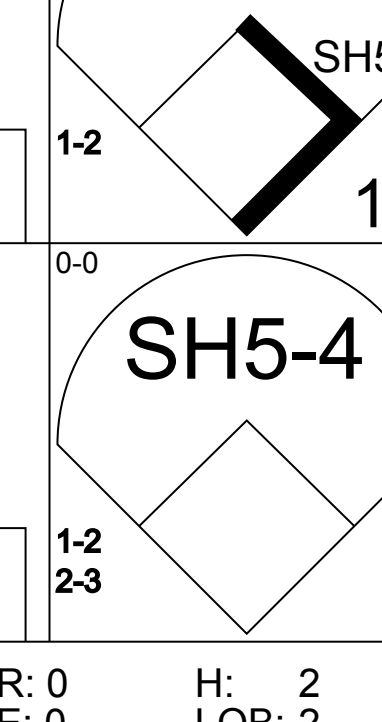
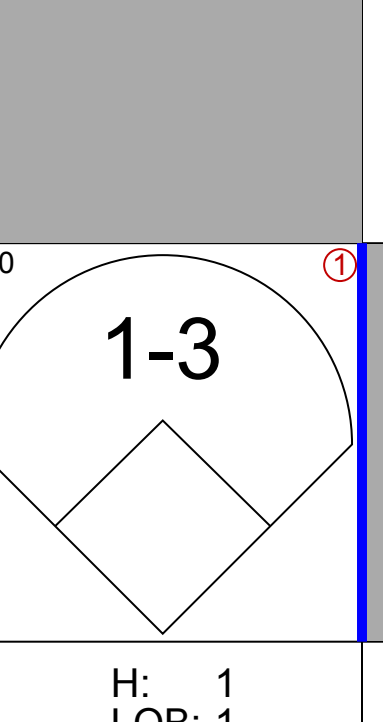
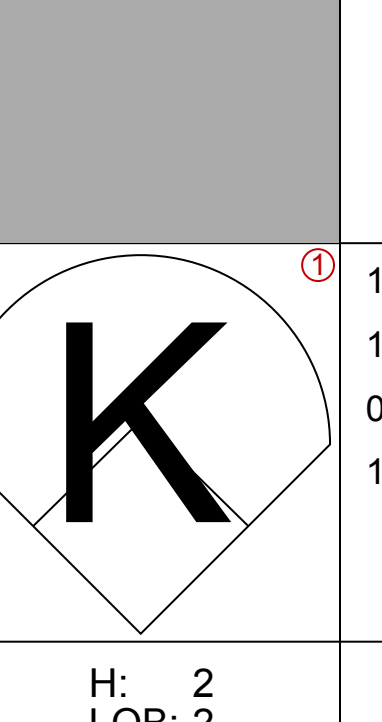
Philadelphia Phillies @ Cincinnati Reds
Riverfront Stadium, Cincinnati, OH
Fri Jul 28 1978, 7:05 PM EDT
Att: 51,779 - Unknown

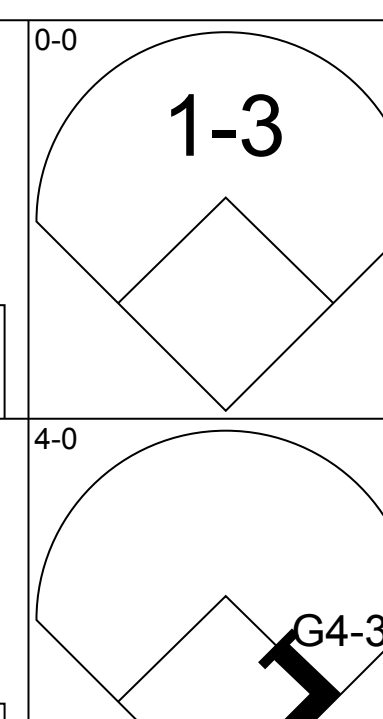
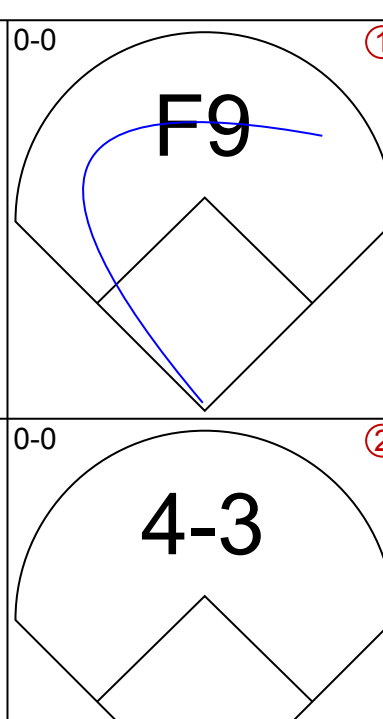
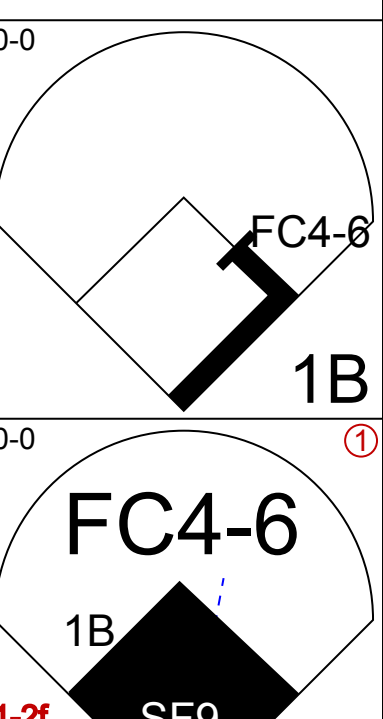


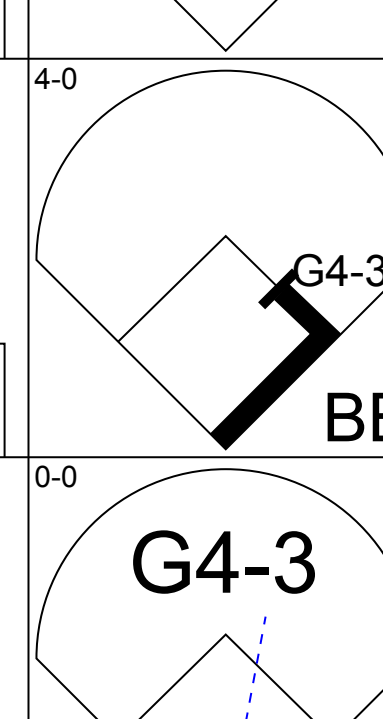
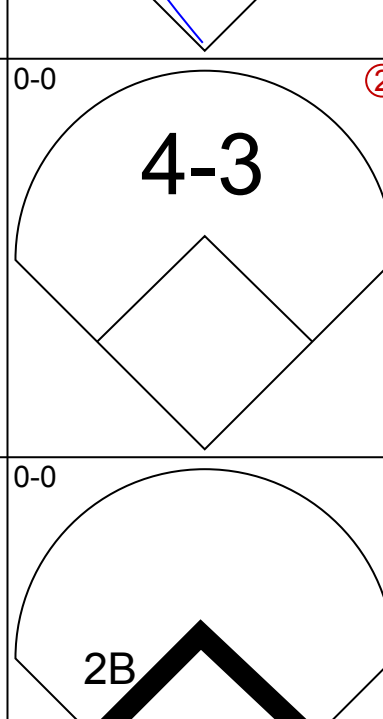
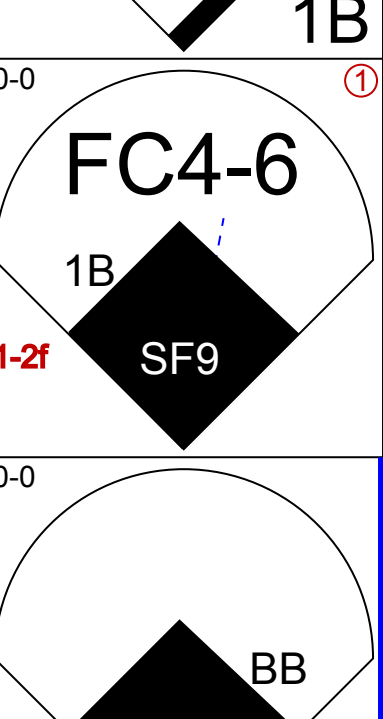
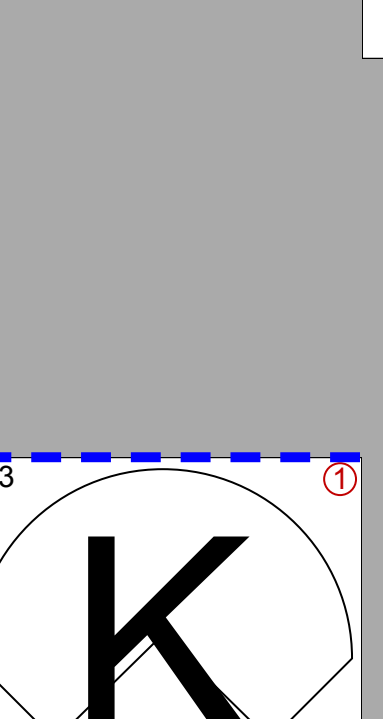
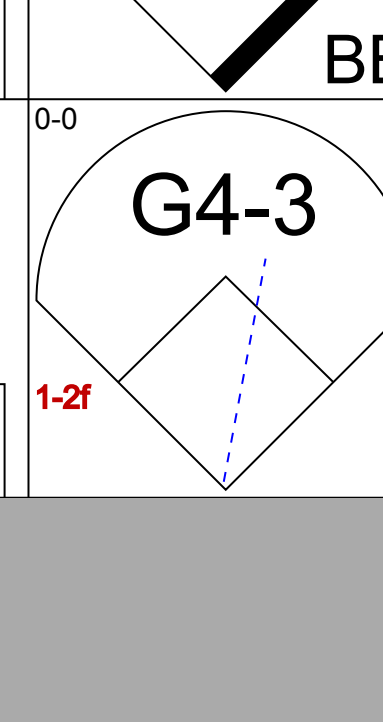
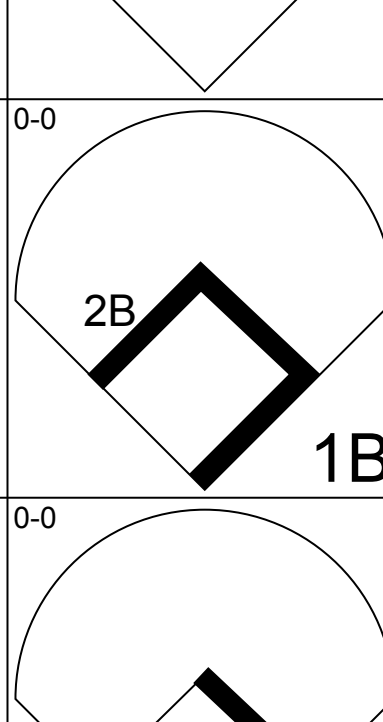
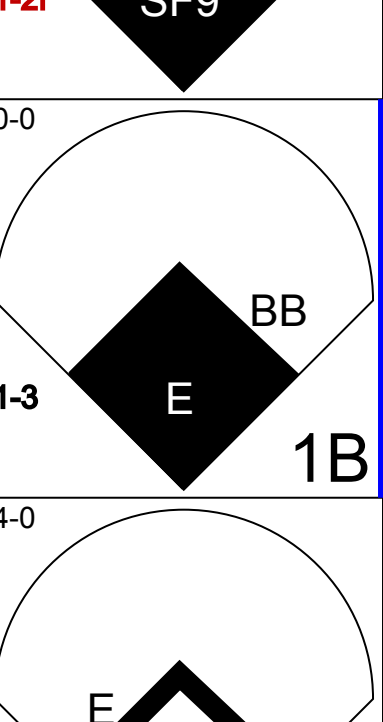
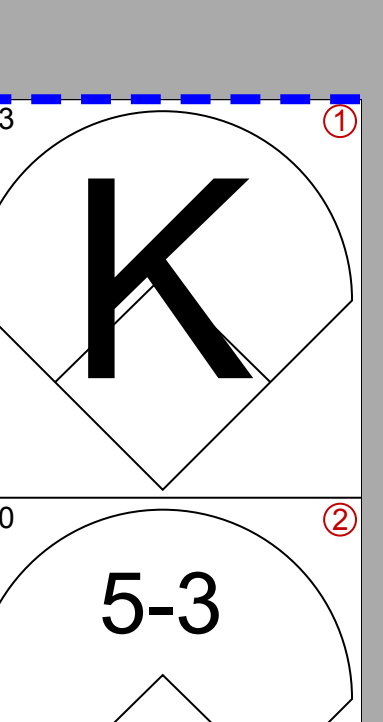
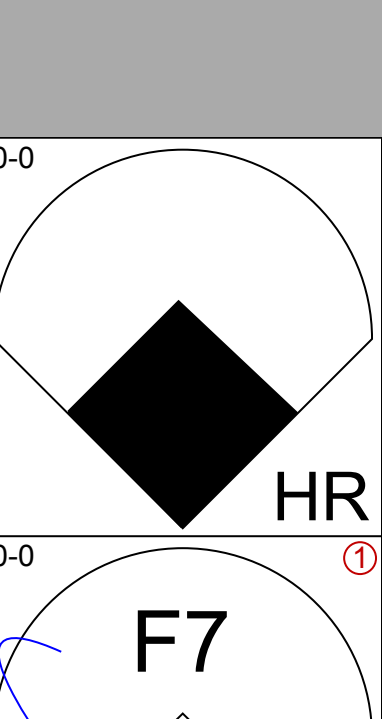
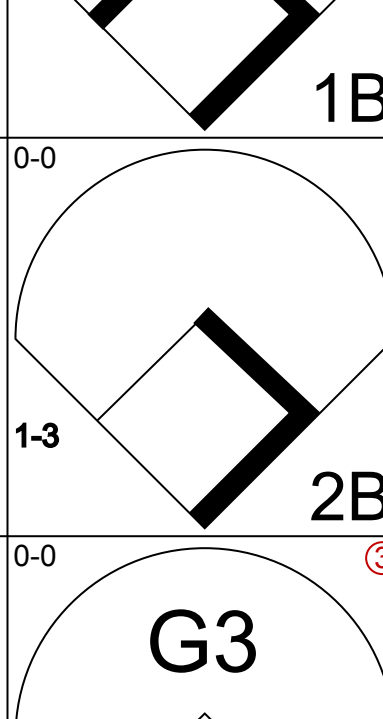
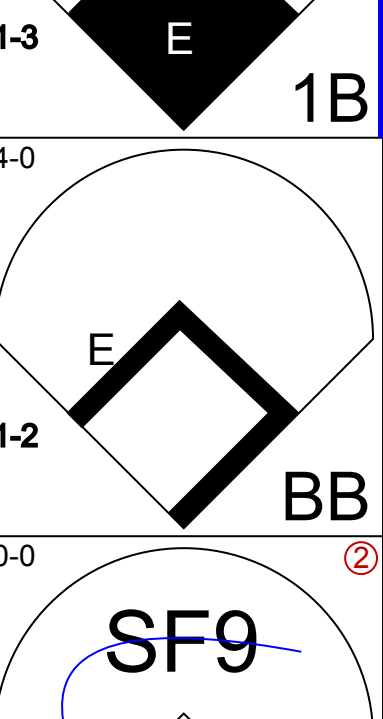
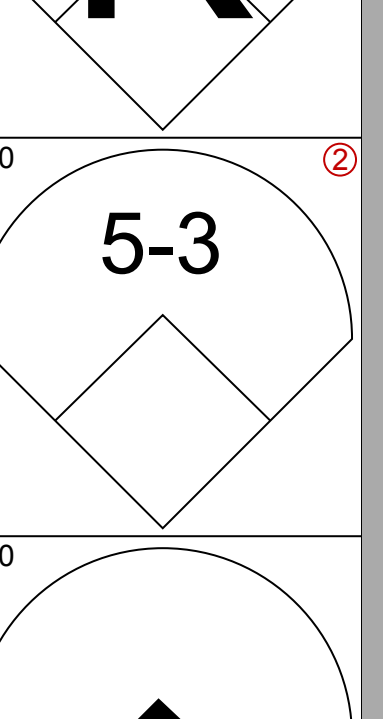
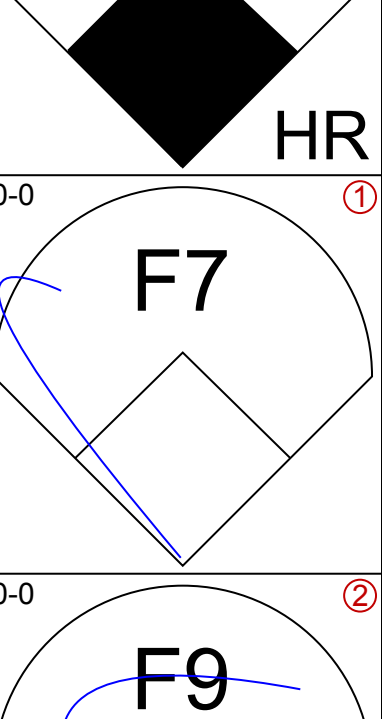
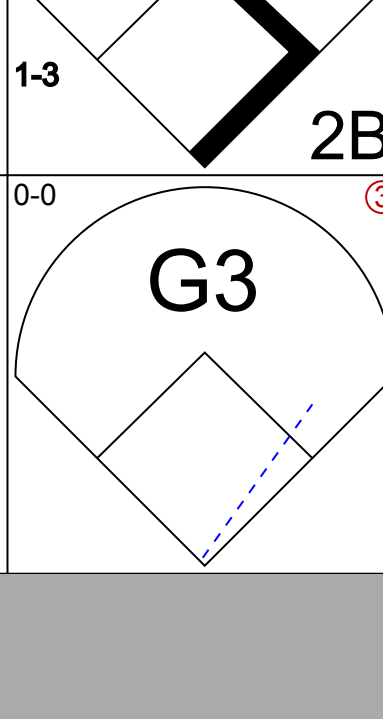
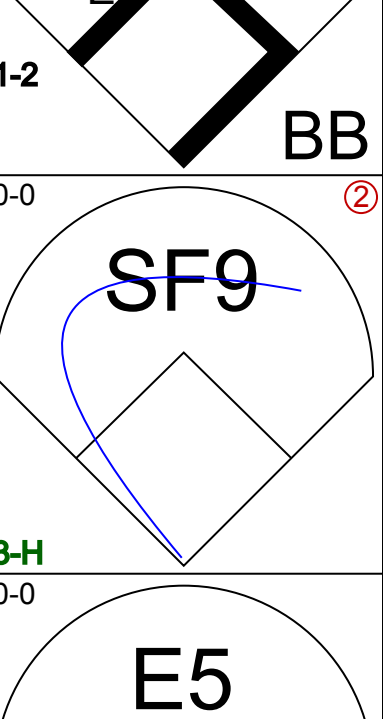
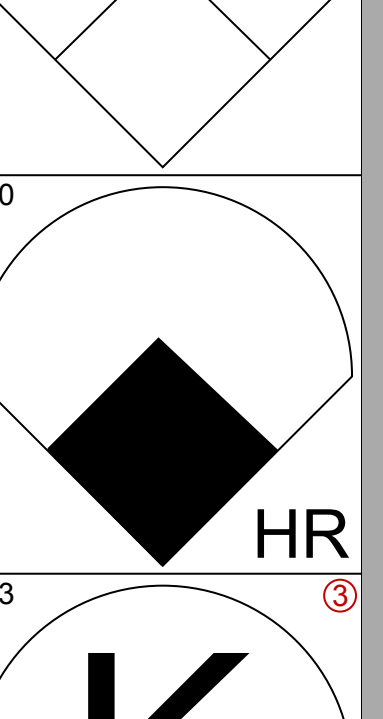
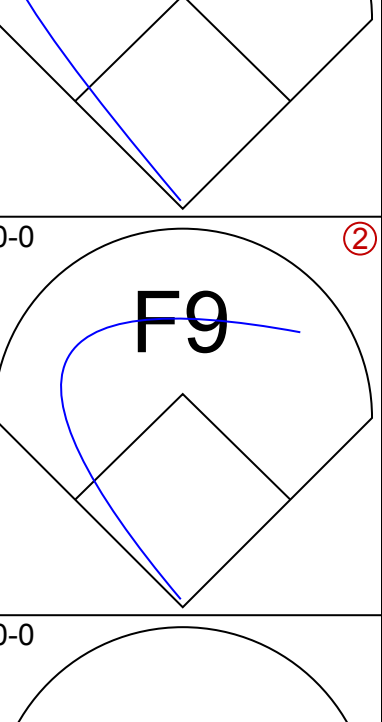
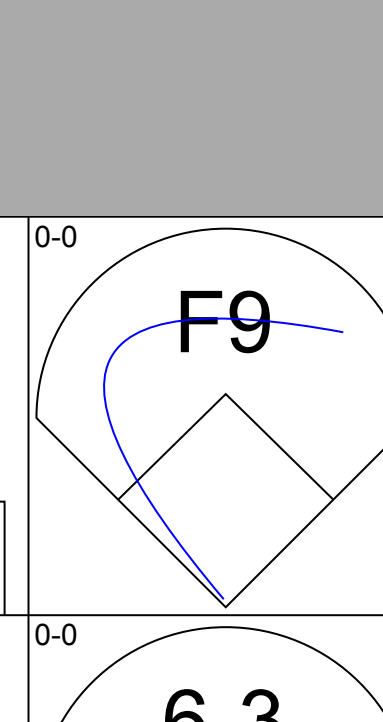
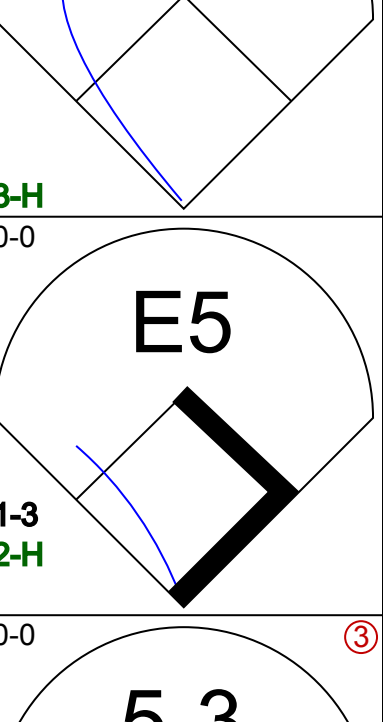
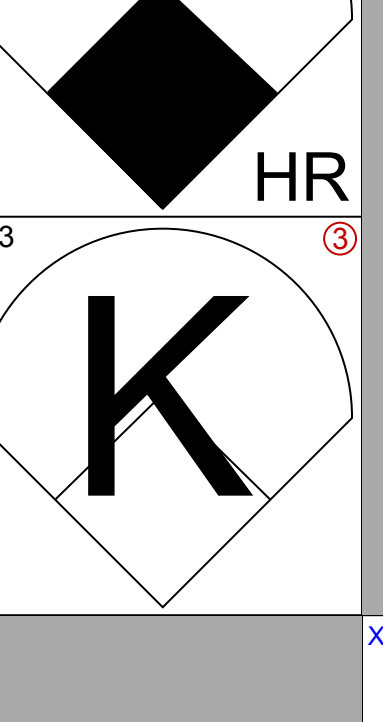
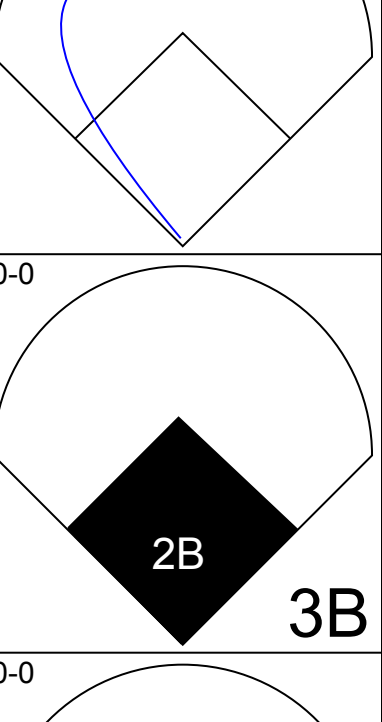
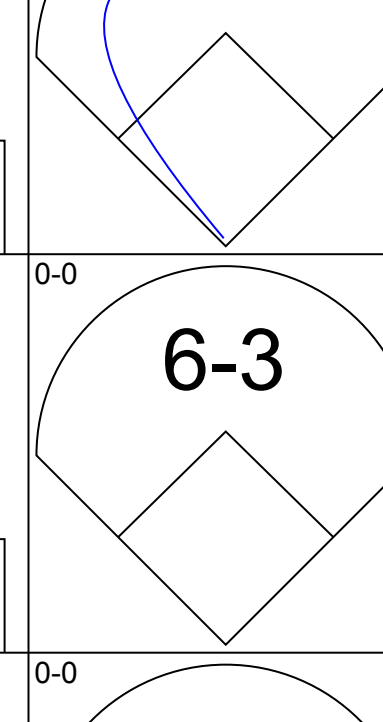
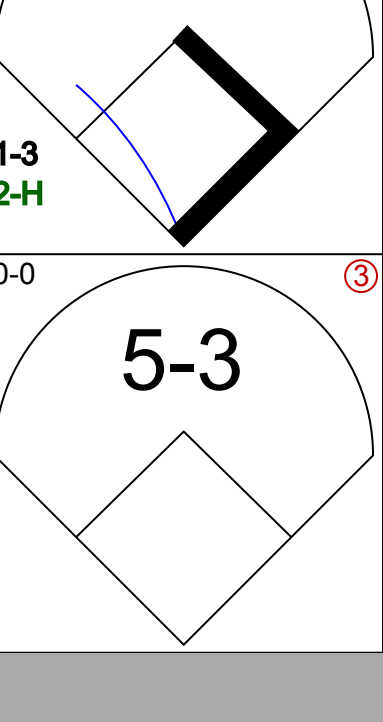
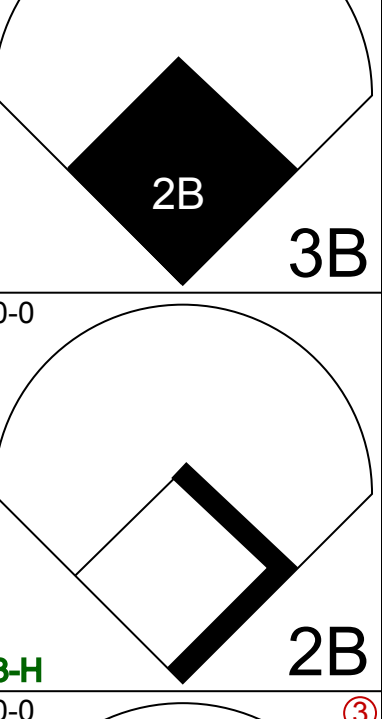
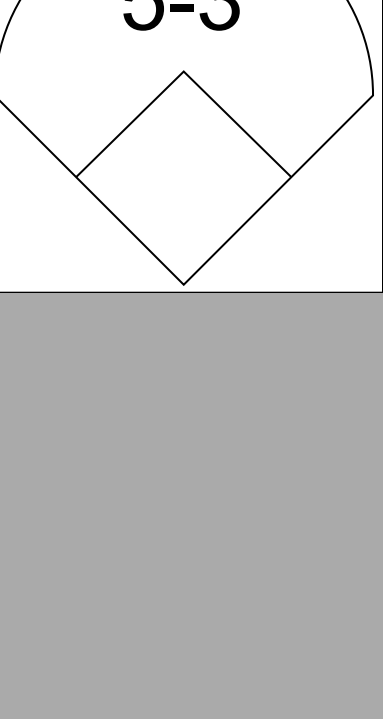

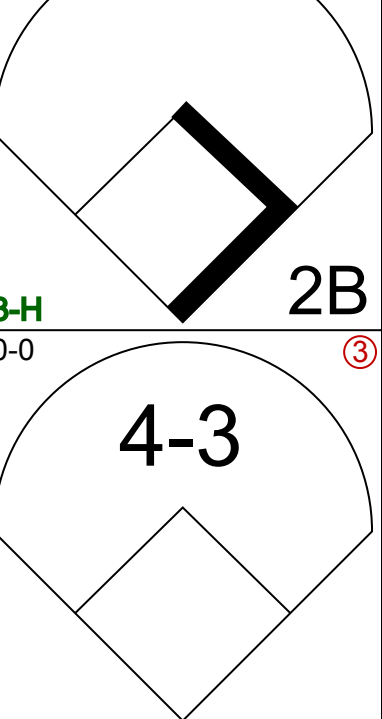
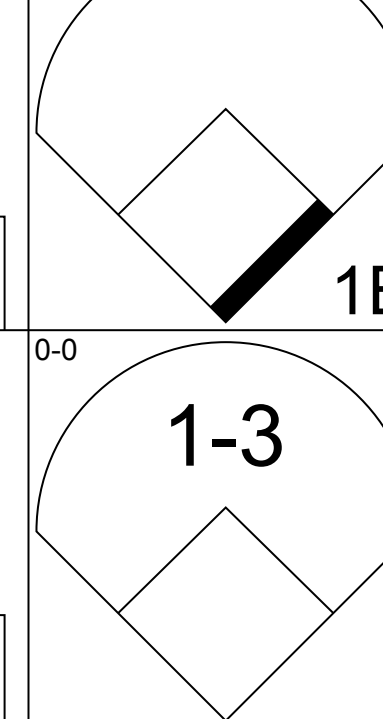



AB 26
R 2
H 7
RBI 2
BB 2
SO 3
LOB 4



Batter	1	2	3	4	5	6	7	8	9	AB	R	H	RBI	BB	SO	LOB	TOP		
Garry Maddox, R OBP: 0.344, SLG: 0.427 (1, 8)										5	0	1	0	0	2	2	Philadelphia Phillies @ Cincinnati Reds Riverfront Stadium, Cincinnati, OH Sat Jul 29 1978, 3:33 AM EDT Att: 49,108 - Unknown AB 35 R 2 H 7 RBI 1 BB 2 SO 6 LOB 21		
Larry Bowa, S OBP: 0.329, SLG: 0.377 (1, 6)										4	0	0	0	0	0	2			
Mike Schmidt, R OBP: 0.355, SLG: 0.440 (1, 5)										4	0	1	0	0	0	2			
Greg Luzinski, R OBP: 0.397, SLG: 0.555 (1, 7)										3	1	2	0	1	0	0			
Richie Hebner, L OBP: 0.348, SLG: 0.450 (1, 3)										4	1	1	0	0	0	3			
Jerry Martin, R OBP: 0.359, SLG: 0.471 (1, 9)										4	0	0	0	0	2	4			
Bob Boone, R OBP: 0.340, SLG: 0.434 (1, 2)										4	0	2	1	0	1	2			
Ted Sizemore, R OBP: 0.273, SLG: 0.255 (1, 4)										4	0	0	0	0	1	4			
Jim Lonborg, R OBP: 0.268, SLG: 0.258 (1, 1)										0	0	0	0	0	0	0			
Jim Oates, L OBP: 0.196, SLG: 0.191 (2, 1)										1	0	0	0	0	0	0			
Orioleño Hernandez, L OBP: 0.182, SLG: 0.170 (6, PH)										1	0	0	0	0	0	0			
Rawly Eastwick, R OBP: 0.333, SLG: 0.405 (6, PH)										0	0	0	0	0	0	0			
Bud Harrelson, S OBP: 0.326, SLG: 0.233 (8, PH)										0	0	0	0	1	0	0			
Warren Brusstar, R OBP: 0.333, SLG: 0.405 (8, PH)										0	0	0	0	0	0	0			
Tim McCarver, L OBP: 0.330, SLG: 0.320 (9, PH)										1	0	0	0	0	0	2			
Inning Stats	R: 0 E: 0 K: 1 S: 5	H: 0 LOB: 0 BB: 0 P: 5	R: 0 E: 0 K: 1 S: 7	H: 2 LOB: 2 BB: 0 P: 7	R: 0 E: 0 K: 0 S: 3	H: 0 LOB: 0 BB: 0 P: 3	R: 0 E: 0 K: 0 S: 3	H: 0 LOB: 0 BB: 0 P: 3	R: 0 E: 0 K: 0 S: 9	H: 0 LOB: 0 BB: 0 P: 9	R: 0 E: 0 K: 0 S: 3	H: 2 LOB: 2 BB: 0 P: 5	R: 0 E: 0 K: 0 S: 4	H: 1 LOB: 2 BB: 1 P: 8	R: 2 E: 1 K: 1 S: 8	H: 2 LOB: 2 BB: 1 P: 12	1B: 7 2B: 0 3B: 0 HR: 0	SF: 0 SAC: 0 DP: 0 HBP: 0	WP: 0 PA: 37 PB: 0 SB: 0 CS: 0
PITCHER	IP WLS BF H R ER SO BB IBB HBP BLK WP HR S P ERA WHIP																		
Paul Moskau, R ERA: 4.15 (1, 1)	8.0 W 32 6 2 1 5 2 0 0 0 0 0 0 40 48 1.12 1.000																		
Doug Bair, R ERA: 1.4 (9, 1)	1.0 5 1 0 0 1 0 0 0 0 0 0 0 7 7 0.00 1.000																		

Batter	1	2	3	4	5	6	7	8	9	AB	R	H	RBI	BB	SO	LOB	BOTTOM		
Pete Rose, S OBP: 0.367, SLG: 0.430 (1, 5)										4	1	3	0	0	0	0	Philadelphia Phillies @ Cincinnati Reds Riverfront Stadium, Cincinnati, OH Sat Jul 29 1978, 3:33 AM EDT Att: 49,108 - Unknown AB 31 R 6 H 9 RBI 6 BB 1 SO 2 LOB 12		
Vic Correll, R OBP: 0.255, SLG: 0.311 (8, 2)										0	0	0	0	0	0	0			
Ken Griffey, L OBP: 0.334, SLG: 0.386 (1, 9)										4	0	1	0	0	0	3			
Joe Morgan, L OBP: 0.380, SLG: 0.423 (1, 4)										3	0	0	0	1	0	3			
George Foster, R OBP: 0.369, SLG: 0.549 (1, 7)										4	2	2	2	0	1	1			
Dan Driessen, L OBP: 0.378, SLG: 0.457 (1, 3)										4	0	0	0	0	1	2			
Johnny Bench, R OBP: 0.336, SLG: 0.481 (1, 2)										2	1	1	1	0	0	1			
Ray Knight, R OBP: 0.218, SLG: 0.288 (8, 5)										1	0	0	0	0	0	0			
Dave Concepcion, R OBP: 0.348, SLG: 0.404 (1, 6)										3	0	1	0	0	0	0			
Cesar Geronimo, L OBP: 0.333, SLG: 0.369 (1, 8)										3	1	0	0	0	0	2			
Paul Moskau, R OBP: 0.290, SLG: 0.333 (1, 1)										3	1	1	3	0	0	0			
Doug Bair, R OBP: 0.100, SLG: 0.100 (9, 1)										0	0	0	0	0	0	0			
Inning Stats	R: 2 E: 0 K: 0 S: 5	H: 2 LOB: 0 BB: 0 P: 5	R: 3 E: 0 K: 0 S: 7	H: 4 LOB: 1 BB: 0 P: 7	R: 1 E: 0 K: 0 S: 4	H: 1 LOB: 0 BB: 0 P: 4	R: 0 E: 0 K: 0 S: 4	H: 1 LOB: 1 BB: 0 P: 4	R: 0 E: 0 K: 2 S: 7	H: 0 LOB: 1 BB: 1 P: 11	R: 0 E: 0 K: 0 S: 3	H: 0 LOB: 0 BB: 0 P: 3	R: 0 E: 0 K: 0 S: 3	H: 1 LOB: 0 BB: 0 P: 3	R: 0 E: 0 K: 0 S: 3	H: 0 LOB: 0 BB: 0 P: 3	1B: 6 2B: 1 3B: 0 HR: 2	SF: 1 SAC: 0 DP: 1 HBP: 0	WP: 0 PA: 33 PB: 0 SB: 1 CS: 0
PITCHER	IP WLS BF H R ER SO BB IBB HBP BLK WP HR S P ERA WHIP																		
Jim Lonborg, R ERA: 4.83 (1, 1)	1.1 L 10 2 1 1 2 1 0 0 0 0 0 0 17 21 2.46 0.818																		
Jim Kaat, L ERA: 4.34 (2, 1)	3.2 14 2 1 1 2 1 0 0 0 0 0 0 6 6 0.00 0.500																		
Rawly Eastwick, R ERA: 3.5 (6, 1)	2.0 6 1 0 0 0 0 0 0 0 0 0 0 6 6 0.00 0.500																		
Warren Brusstar, R ERA: 2.13 (8, 1)	1.0 3 0 0 0 0 0 0 0 0 0 0 0 3 3 0.00 0.000																		

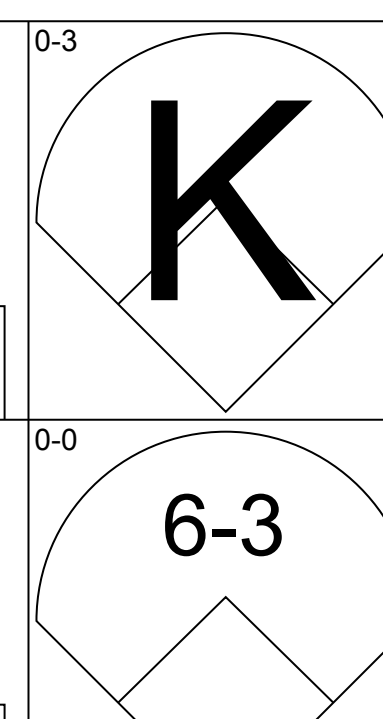
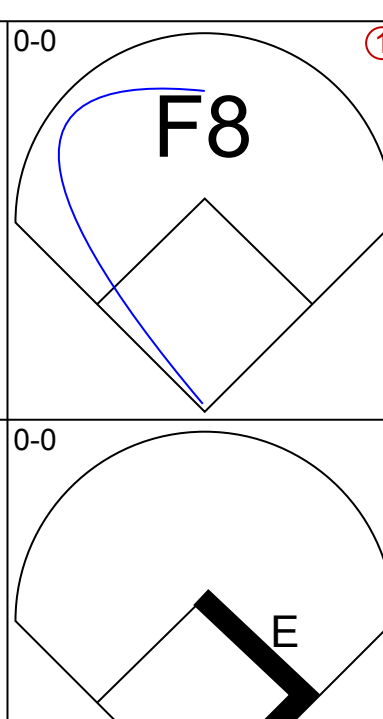
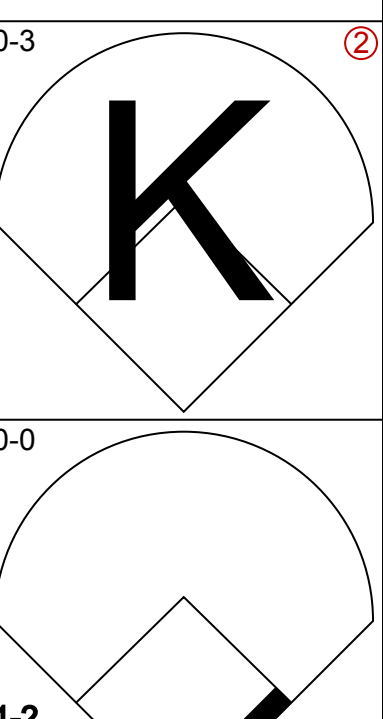
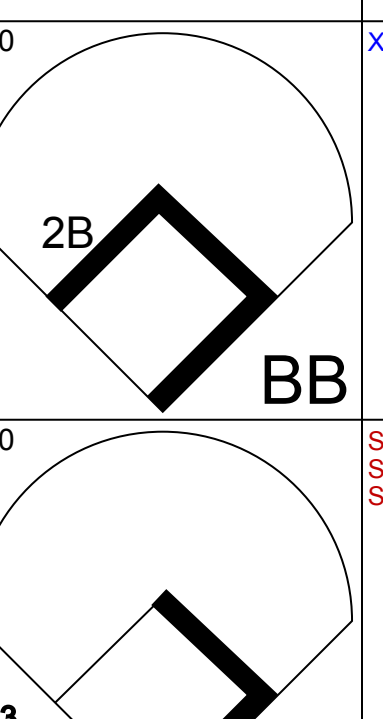

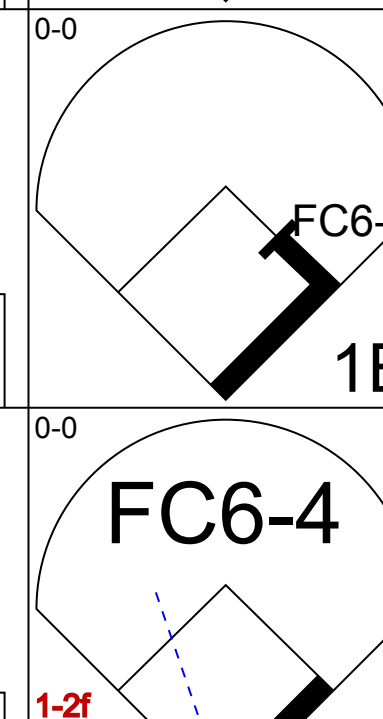
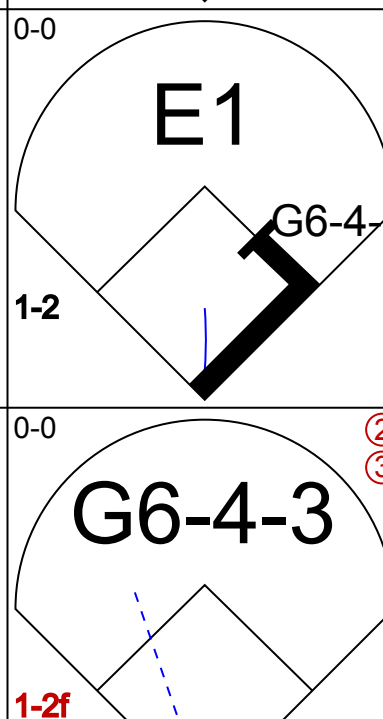
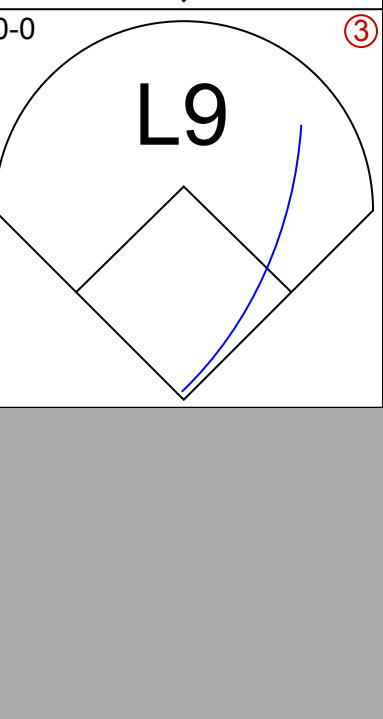
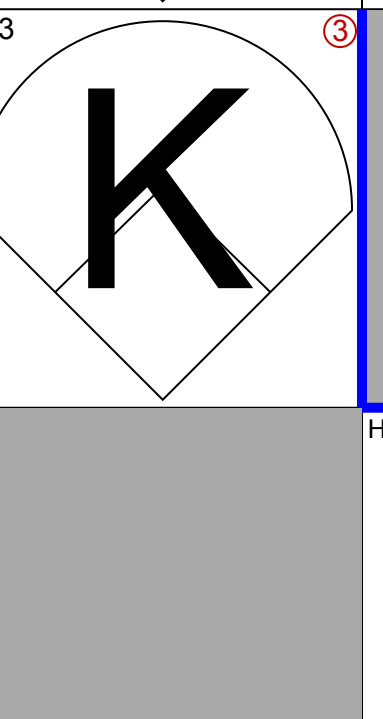
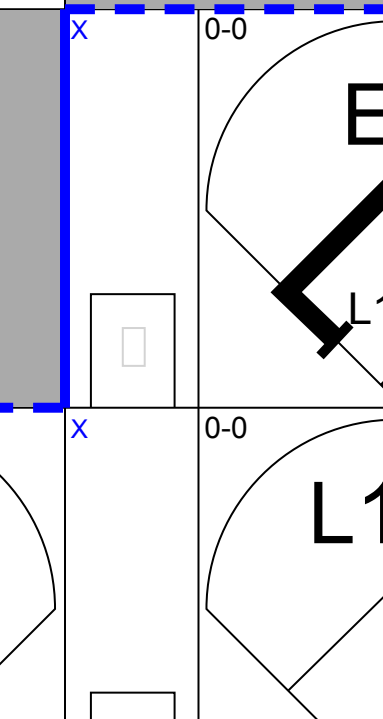




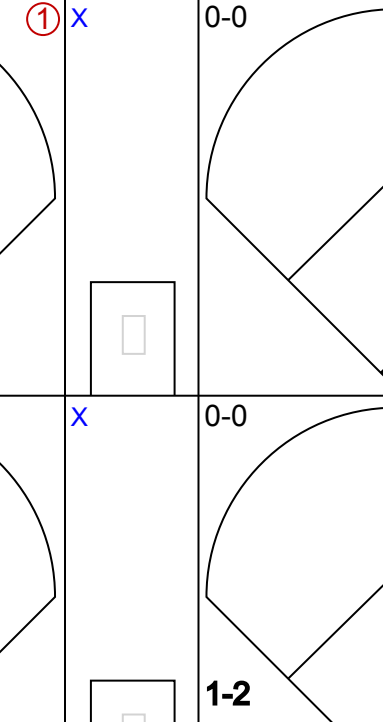


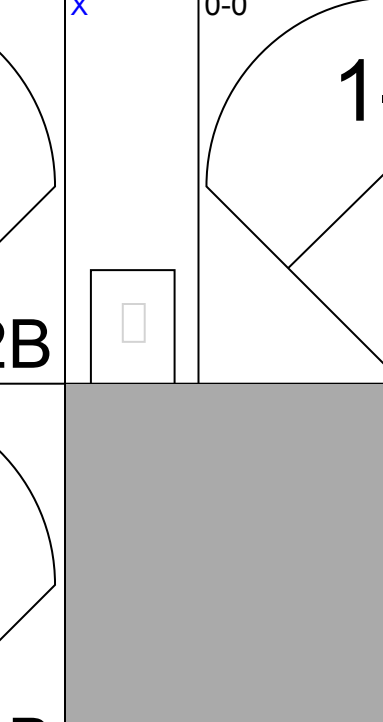


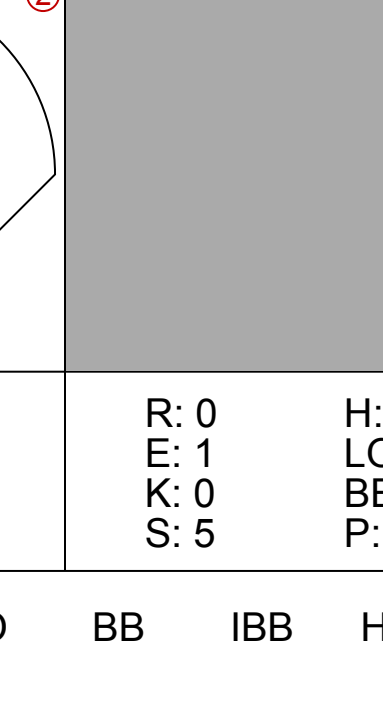
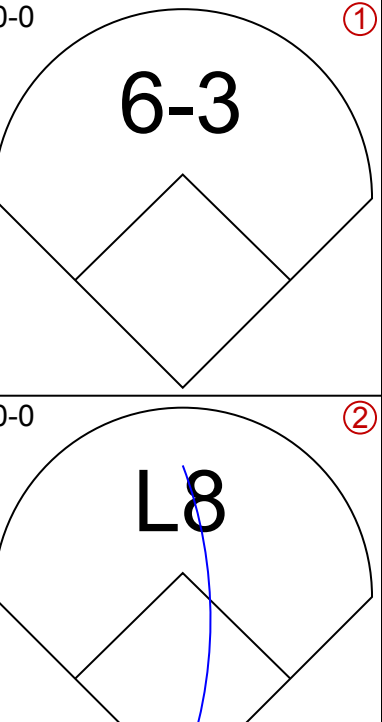
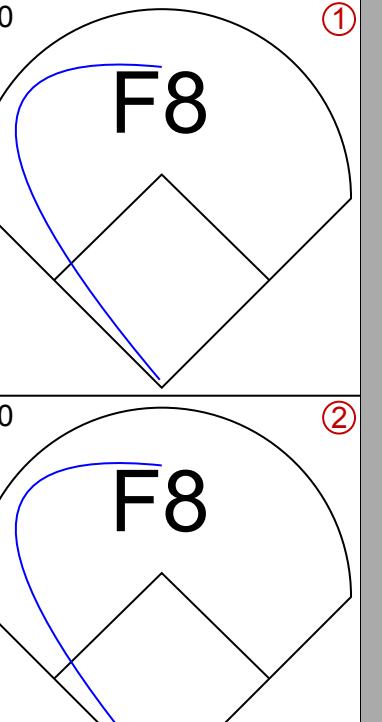
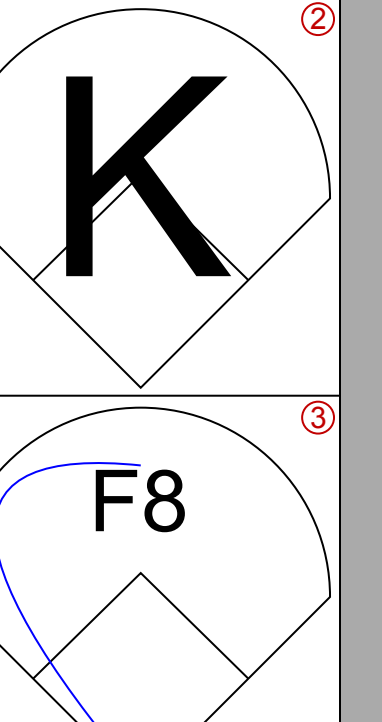
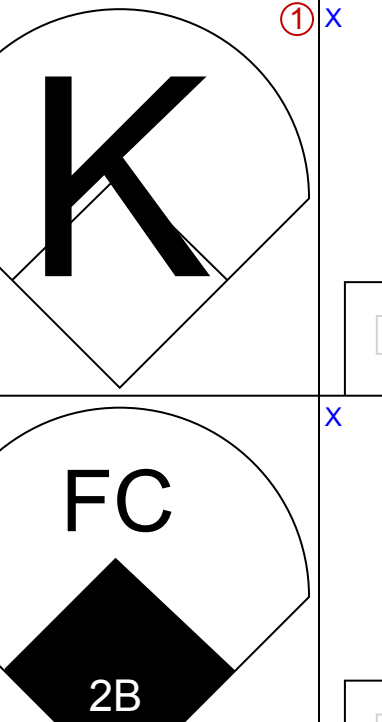
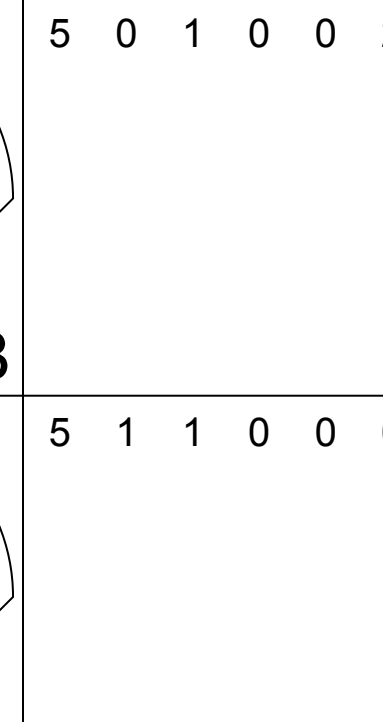
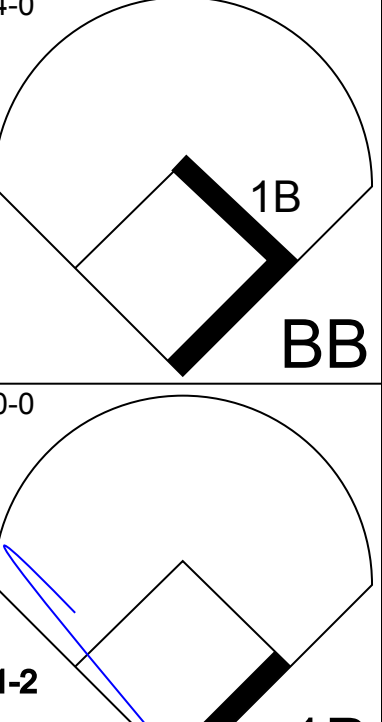
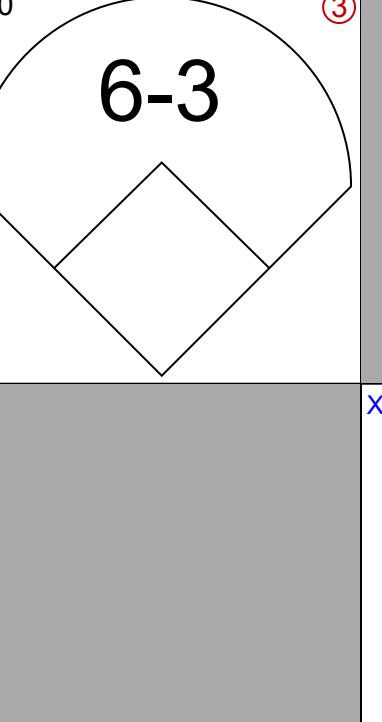
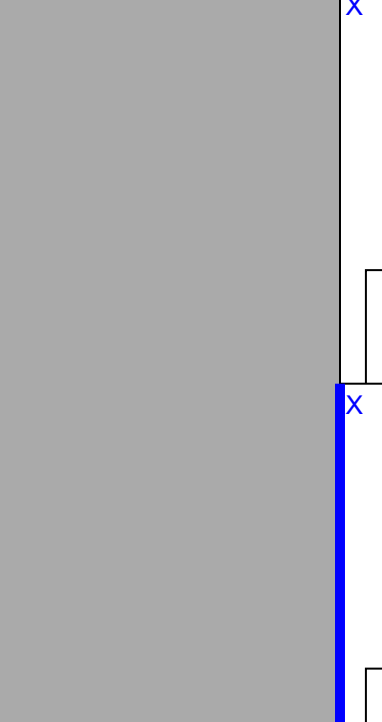
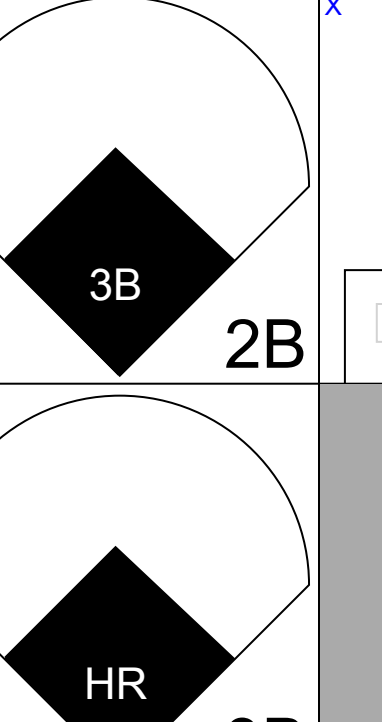

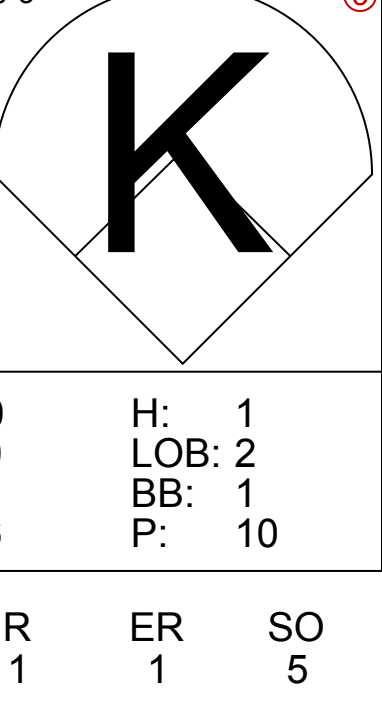
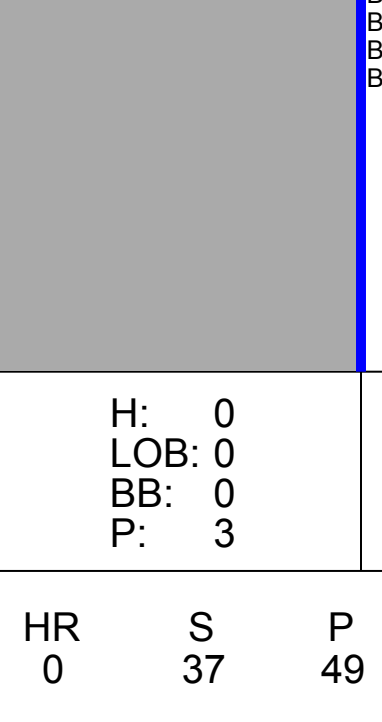
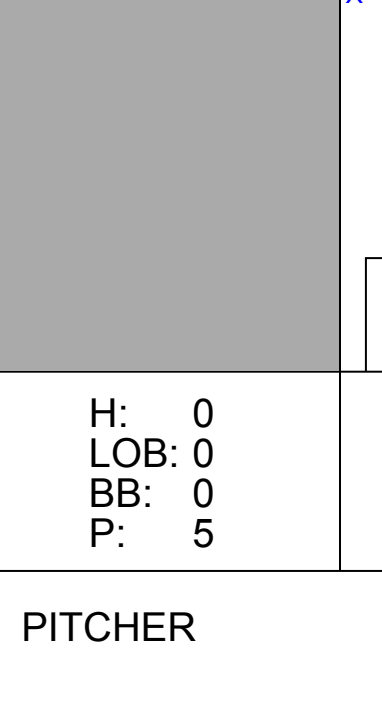
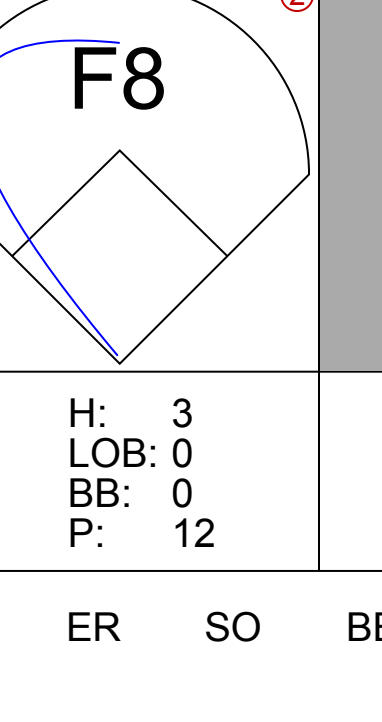
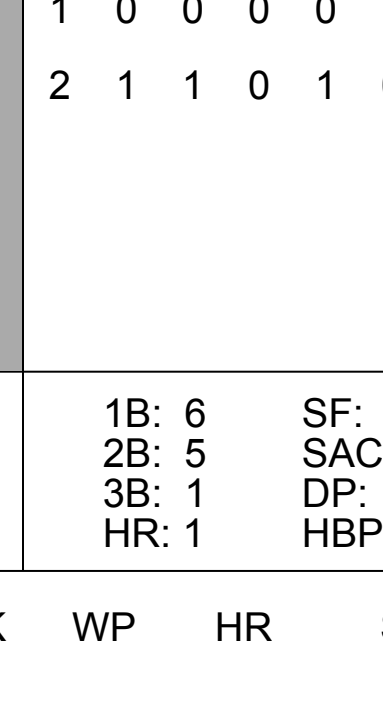
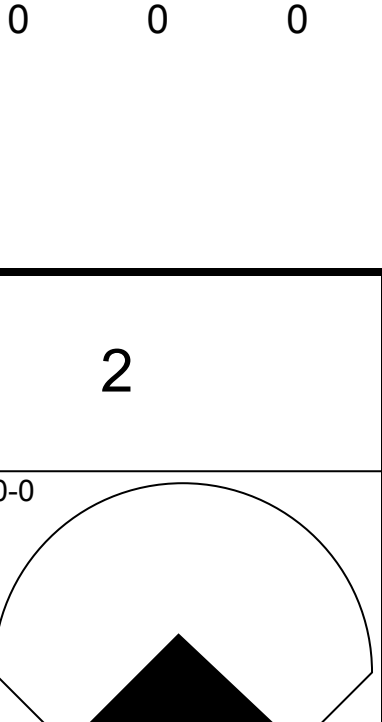
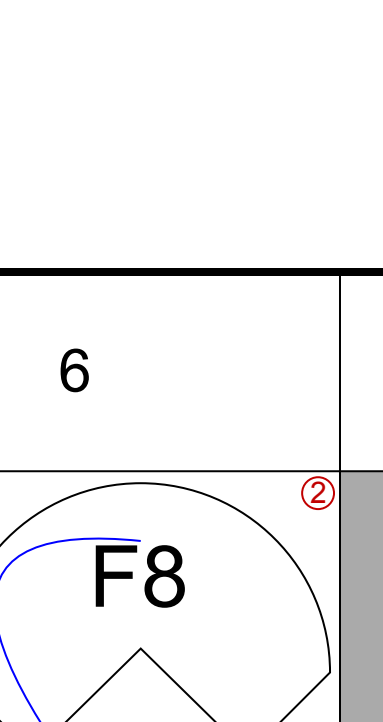
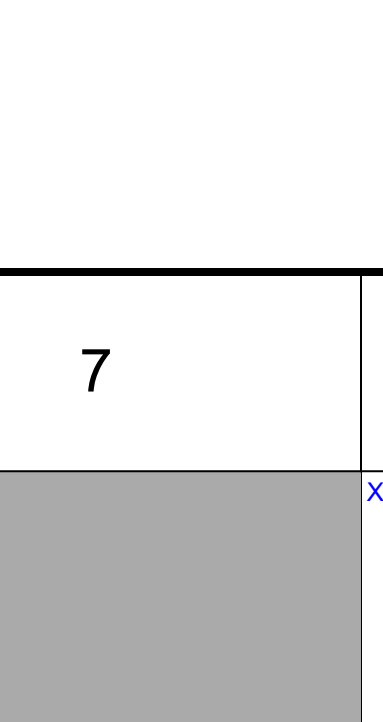
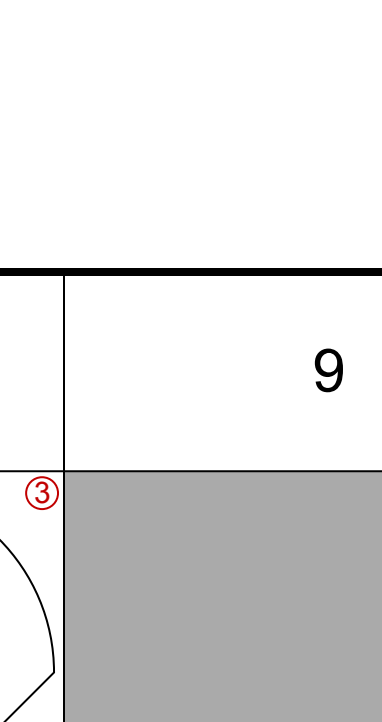
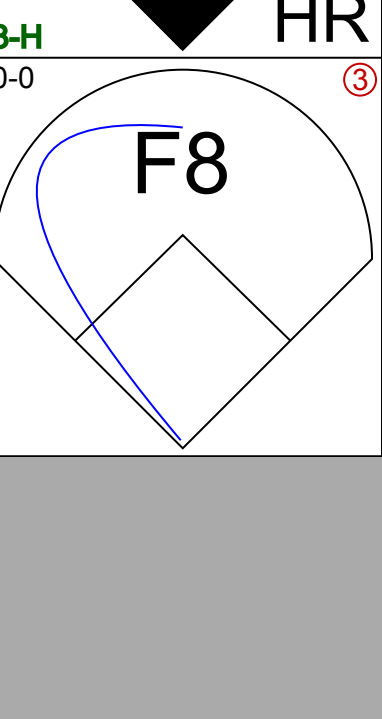



Batter	1	2	3	4	5	6	7	8	9	AB	R	H	RBI	BB	SO	LOB	TOP					
Garry Maddox, R OBP: 0.344, SLG: 0.425 (1, 8)										4	1	1	0	1	1	2	Philadelphia Phillies @ Cincinnati Reds Riverfront Stadium, Cincinnati, OH Sun Jul 30 1978, 3:33 AM EDT Att: 44,092 - Unknown					
Larry Bowa, S OBP: 0.327, SLG: 0.382 (1, 6)										5	1	1	2	0	0	3						
Mike Schmidt, R OBP: 0.358, SLG: 0.441 (1, 5)										4	1	2	0	1	0	1						
Greg Luzinski, R OBP: 0.392, SLG: 0.547 (1, 7)									5	0	0	0	0	2	3							
Richie Hebner, L OBP: 0.358, SLG: 0.461 Bake McBride, L OBP: 0.321, SLG: 0.354 (9, PR)										5	0	5	0	0	0	0						
Jerry Martin, R OBP: 0.362, SLG: 0.478 Tim McCarver, L OBP: 0.357, SLG: 0.316 (9, PH)										4	0	2	0	0	2	2						
Bob Boone, R OBP: 0.342, SLG: 0.441 (1, 2)										3	0	2	1	0	0	1						
Ted Sizemore, R OBP: 0.276, SLG: 0.258 Davey Johnson, R OBP: 0.294, SLG: 0.281 (6, PH)										2	0	1	0	0	0	1						
Larry Christenson, R OBP: 0.133, SLG: 0.186 Orlando Gonzalez, L OBP: 0.197, SLG: 0.051 Ron Reed, R Bud Harrelson, S OBP: 0.321, SLG: 0.200 (9, PH)										1	0	0	0	0	0	0						
Inning Stats	R: 0 E: 0 K: 1 S: 6	H: 1 LOB: 1 BB: 0 P: 6	R: 0 E: 0 K: 0 S: 4	H: 2 LOB: 1 BB: 0 P: 4	R: 0 E: 0 K: 0 S: 3	H: 0 LOB: 0 BB: 0 P: 3	R: 0 E: 0 K: 2 S: 8	H: 1 LOB: 1 BB: 0 P: 8	R: 0 E: 0 K: 0 S: 5	H: 2 LOB: 2 BB: 0 P: 5	R: 1 E: 0 K: 0 S: 6	H: 3 LOB: 2 BB: 0 P: 6	R: 0 E: 0 K: 0 S: 4	H: 1 LOB: 1 BB: 0 P: 4	R: 0 E: 0 K: 2 S: 9	H: 2 LOB: 2 BB: 0 P: 9		R: 2 E: 0 K: 2 S: 9	H: 2 LOB: 2 BB: 2 P: 17	1B: 11 2B: 2 3B: 0 HR: 1	SF: 1 SAC: 1 DP: 0 HBP: 0	WP: 0 PB: 0 SB: 0 CS: 1
PITCHER	IP	WLS	BF	H	R	ER	SO	BB	IBB	HBP	BLK	WP	HR	S	P	ERA	WHIP					
Tom Hume, R ERA: 5.2	7.2	W	34	12	1	1	4	0	0	0	0	0	0	42	42	1.17	1.565					
Manny Sarmiento, R ERA: 3.17	0.2		4	1	2	2	2	1	0	0	0	0	1	7	11	27.00	3.000					
Doug Bair, R ERA: 1.38	0.2	S	4	1	0	0	1	1	0	0	0	0	0	5	9	0.00	3.000					

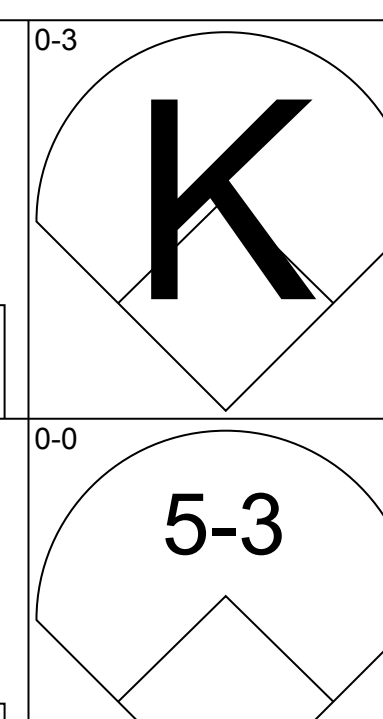
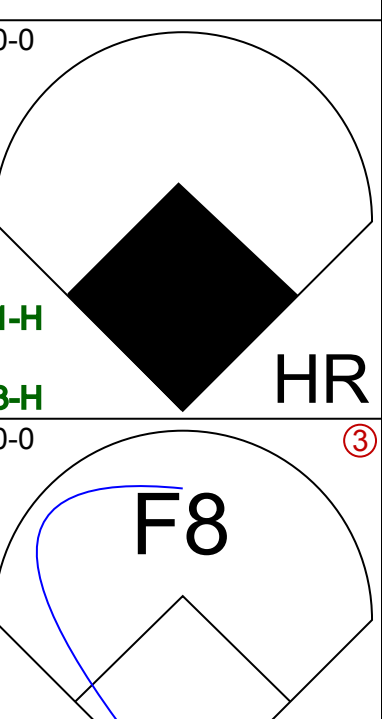
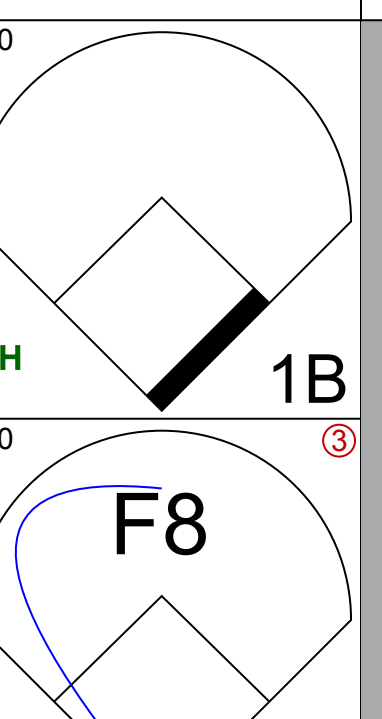
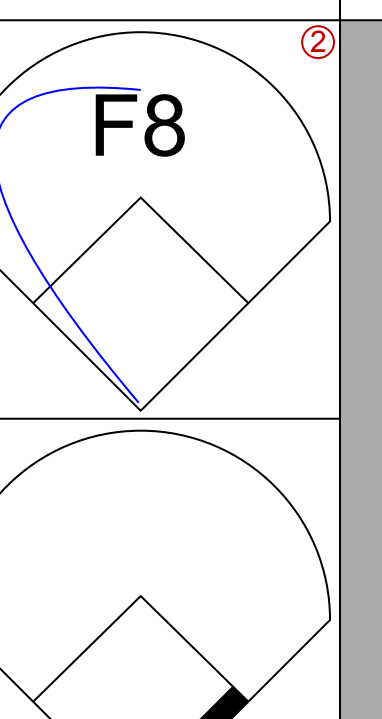
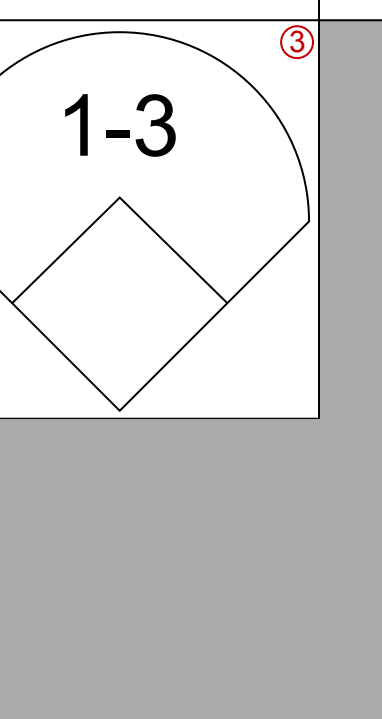
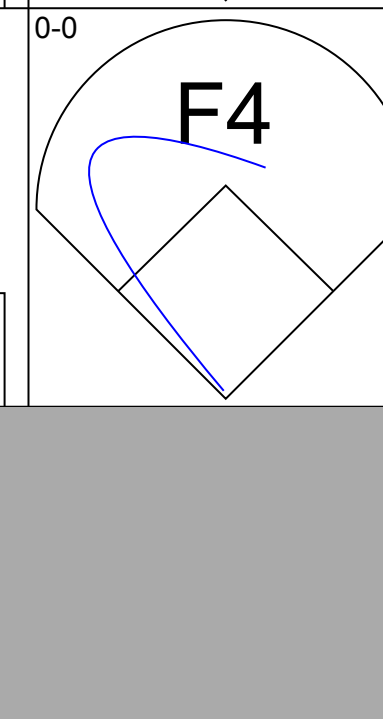
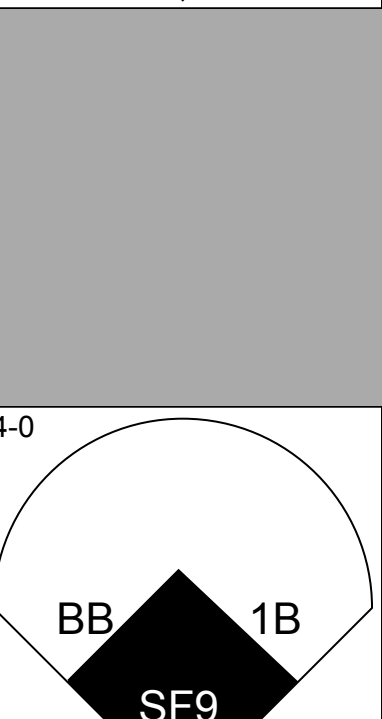

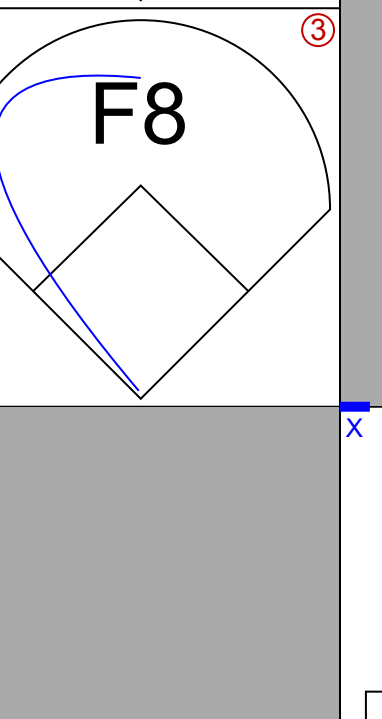

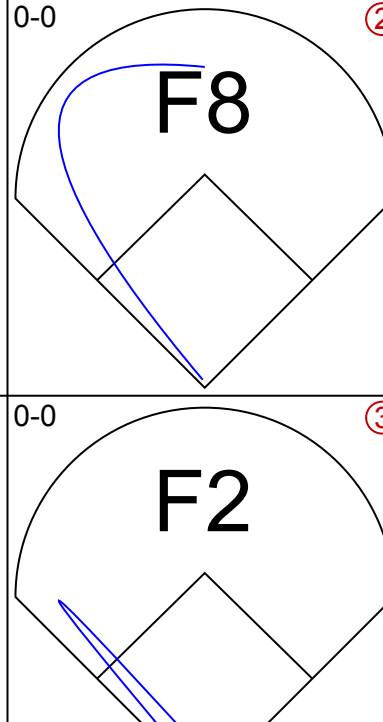
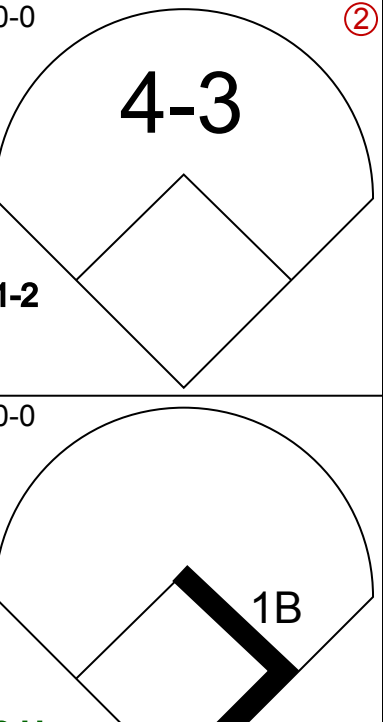
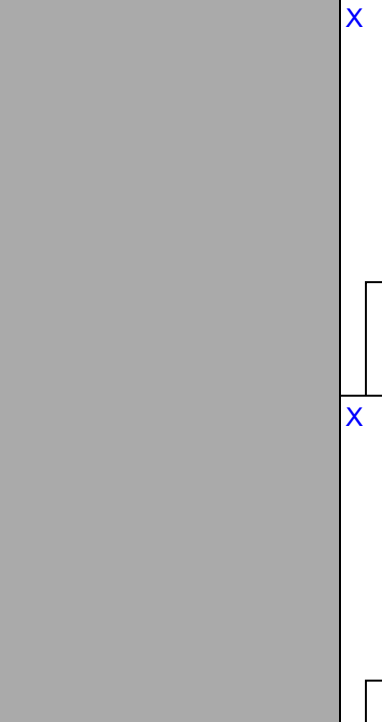
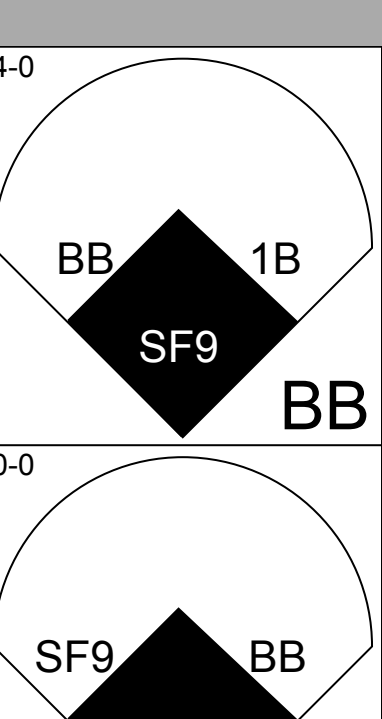
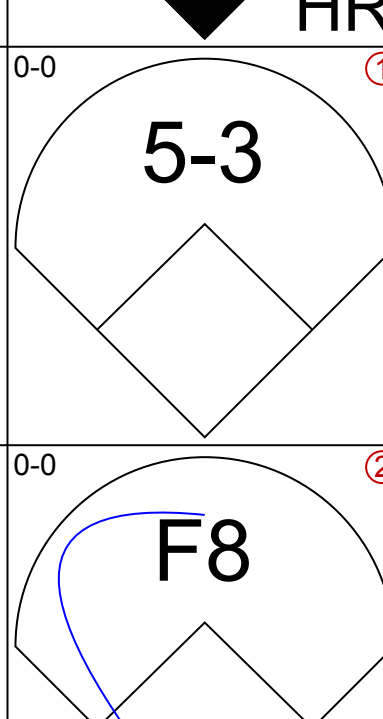
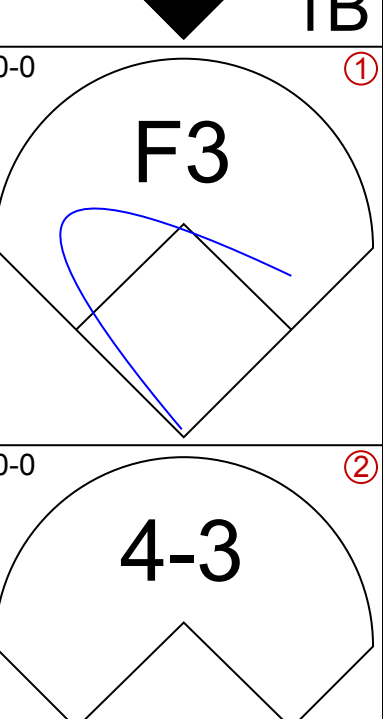
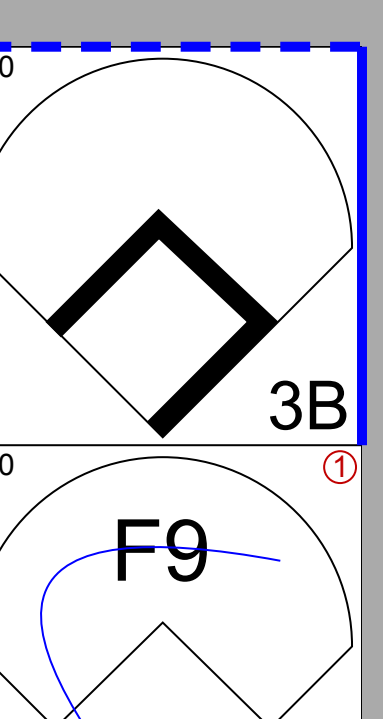
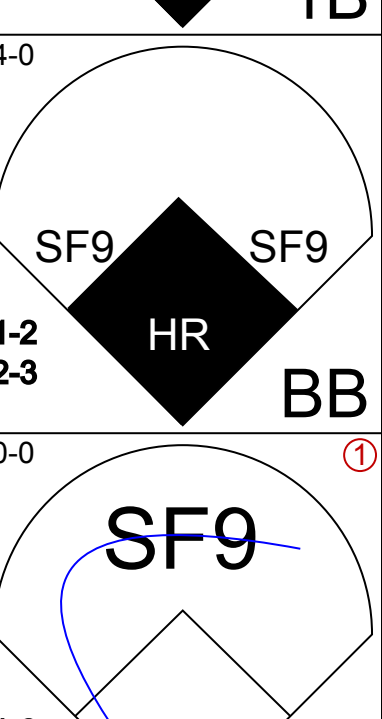


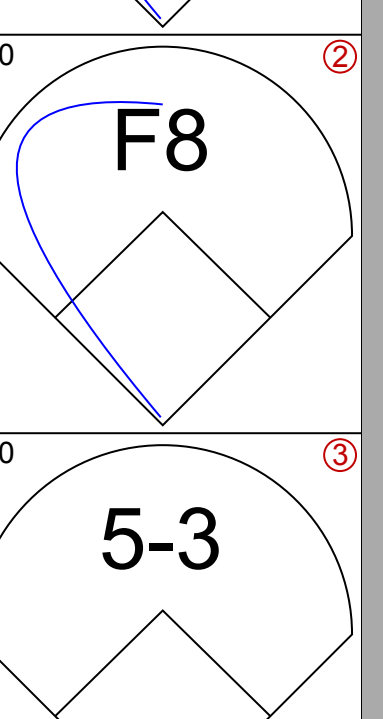

Batter	1	2	3	4	5	6	7	8	9	AB	R	H	RBI	BB	SO	LOB	BOTTOM					
Pete Rose, S OBP: 0.367, SLG: 0.430 (1, 5)										5	0	2	0	0	0	1	Philadelphia Phillies @ Cincinnati Reds Riverfront Stadium, Cincinnati, OH Sun Jul 30 1978, 3:33 AM EDT Att: 44,092 - Unknown					
Ken Griffey, L OBP: 0.333, SLG: 0.384 (1, 9)										3	1	0	0	1	0	2						
Joe Morgan, L OBP: 0.383, SLG: 0.425 Junior Kennedy, R OBP: 0.330, SLG: 0.226 (6, PR)										3	0	2	0	0	0	1						
George Foster, R OBP: 0.372, SLG: 0.560 (1, 7)										3	1	2	1	1	0	0						
Dan Driessen, L OBP: 0.377, SLG: 0.465 (1, 3)										3	1	1	2	0	0	2						
Johnny Bench, R OBP: 0.331, SLG: 0.473 (1, 2)										4	0	0	0	0	1	1						
Dave Concepcion, R OBP: 0.350, SLG: 0.413 (1, 6)										4	1	2	0	0	0	3						
Cesar Geronimo, L OBP: 0.336, SLG: 0.376 (1, 8)										4	0	2	1	0	1	1						
Tom Hume, R Manny Sarmiento, R Doug Bair, R OBP: 0.100, SLG: 0.100 (9, PH)										3	0	0	0	0	1	2						
Inning Stats	R: 0 E: 0 K: 0 S: 2	H: 0 LOB: 0 BB: 1 P: 6	R: 2 E: 0 K: 0 S: 6	H: 3 LOB: 1 BB: 0 P: 6	R: 0 E: 0 K: 0 S: 5	H: 2 LOB: 2 BB: 0 P: 5	R: 0 E: 0 K: 0 S: 4	H: 1 LOB: 1 BB: 0 P: 4	R: 2 E: 0 K: 1 S: 6	H: 2 LOB: 3 BB: 1 P: 10	R: 0 E: 0 K: 1 S: 6	H: 1 LOB: 0 BB: 0 P: 6	R: 1 E: 0 K: 2 S: 8	H: 1 LOB: 0 BB: 0 P: 8	R: 0 E: 0 K: 2 S: 8	H: 1 LOB: 1 BB: 0 P: 8		R: 0 E: 0 K: 2 S: 8	H: 1 LOB: 1 BB: 0 P: 8	1B: 5 2B: 3 3B: 1 HR: 2	SF: 1 SAC: 0 DP: 1 HBP: 0	WP: 0 PB: 0 SB: 0 CS: 0
PITCHER	IP	WLS	BF	H	R	ER	SO	BB	IBB	HBP	BLK	WP	HR	S	P	ERA	WHIP					
Larry Christenson, R ERA: 3.45	6.0	L	29	9	4	3	1	2	0	0	0	0	1	29	37	4.50	1.833					
Ron Reed, R ERA: 2.35	2.0		8	2	1	1	4	0	0	0	0	0	1	16	16	4.50	1.000					

Batter	1	2	3	4	5	6	7	8	9	AB	R	H	RBI	BB	SO	LOB	TOP					
Elliott Maddox, R OBP: 0.390, SLG: 0.356 (1, 5)	G3		FC5-4 BB			G5-4-3 BB		1B		2	0	1	0	2	0	0	New York Mets @ Philadelphia Phillies Veterans Stadium, Philadelphia, PA Mon Jul 31 1978, 7:05 PM EDT Att: 21,133 - Unknown					
Tim Foli, R OBP: 0.271, SLG: 0.304 Bruce Boisclair, L OBP: 0.310, SLG: 0.335 Mike Bruhert, R OBP: 0.095, SLG: 0.095 (1, 6) (8, PH) (8, 1)	L3		FC5-4 1-2			G5-4-3 1-2		K		3	0	0	0	0	0	3						
Steve Henderson, R OBP: 0.331, SLG: 0.418 (1, 7)	4-3					6-3		K		4	0	1	0	0	1	2						
Willie Montanez, L OBP: 0.331, SLG: 0.429 (1, 3)		F5						L3		4	0	0	0	0	0	1						
John Stearns, R OBP: 0.363, SLG: 0.425 (1, 2)		4-3						F8		4	0	0	0	0	0	1						
Lee Mazzilli, S OBP: 0.345, SLG: 0.413 (1, 8)		F9						G3		4	0	0	0	0	0	1						
Joel Youngblood, R OBP: 0.297, SLG: 0.479 (1, 9) (8, 4)			K					F3		3	1	1	0	0	1	0						
Doug Flynn, R OBP: 0.285, SLG: 0.290 (1, 4) (8, 6)			SH3 1B					F8		3	0	2	0	0	0	0						
Nino Espinosa, R OBP: 0.192, SLG: 0.235 Dale Murray, R OBP: 0.314, SLG: 0.350 Ed Kranepool, L OBP: 0.314, SLG: 0.350 (1, 1) (8, PH) (8, 9)			SH3 1-2					K		1	0	0	0	0	1	0						
Inning Stats	R: 0 E: 0 K: 0 S: 3	H: 0 LOB: 0 BB: 0 P: 3	R: 0 E: 0 K: 0 S: 3	H: 0 LOB: 0 BB: 0 P: 3	R: 0 E: 0 K: 1 S: 6	H: 1 LOB: 2 BB: 1 P: 10	R: 0 E: 0 K: 0 S: 4	H: 1 LOB: 1 BB: 0 P: 4	R: 0 E: 0 K: 1 S: 5	H: 0 LOB: 0 BB: 0 P: 5	R: 0 E: 0 K: 0 S: 2	H: 0 LOB: 0 BB: 1 P: 6	R: 0 E: 0 K: 0 S: 3	H: 0 LOB: 0 BB: 0 P: 3	R: 1 E: 0 K: 2 S: 10	H: 3 LOB: 2 BB: 0 P: 10		R: 0 E: 0 K: 0 S: 3	H: 0 LOB: 0 BB: 0 P: 3	1B: 4 2B: 1 3B: 0 HR: 0	SF: 1 SAC: 1 DP: 1 HBP: 0	WP: 0 PB: 0 SB: 0 CS: 0
PITCHER Dick Ruthven, R ERA: 3.34 (1, 1)	IP: 9.0 WLS: W BF: 33 H: 5 R: 1 ER: 1 SO: 4 BB: 2 IBB: 0 HBP: 0 BLK: 0 WP: 0 HR: 0 S: 39 P: 47 ERA: 1.00 WHIP: 0.778															PITCHER						

Batter	1	2	3	4	5	6	7	8	9	AB	R	H	RBI	BB	SO	LOB	BOTTOM			
Garry Maddox, R OBP: 0.341, SLG: 0.420 (1, 8)	F9		K					F9		4	0	0	0	0	1	2	New York Mets @ Philadelphia Phillies Veterans Stadium, Philadelphia, PA Mon Jul 31 1978, 7:05 PM EDT Att: 21,133 - Unknown			
Larry Bowa, S OBP: 0.326, SLG: 0.381 (1, 6)	F7							E9		4	1	1	0	0	0	0				
Mike Schmidt, R OBP: 0.357, SLG: 0.437 (1, 5)	5-3							F3		3	1	0	0	1	0	0				
Greg Luzinski, R OBP: 0.391, SLG: 0.546 (1, 7)		F9						F2		4	2	1	2	0	0	1				
Richie Hebner, L OBP: 0.363, SLG: 0.467 (1, 3)								F7		3	0	2	0	1	0	0				
Bob Boone, R OBP: 0.348, SLG: 0.455 (1, 2)		8-1								3	1	2	2	1	0	1				
Jerry Martin, R OBP: 0.360, SLG: 0.475 (1, 9)								F8		3	0	1	2	0	0	0				
Ted Sizemore, R OBP: 0.269, SLG: 0.252 (1, 4)								F8		4	0	0	0	0	0	4				
Dick Ruthven, R OBP: 0.205, SLG: 0.233 (1, 1)										3	1	2	0	0	0	0				
Inning Stats	R: 0 E: 0 K: 0 S: 3	H: 0 LOB: 0 BB: 0 P: 3	R: 0 E: 0 K: 0 S: 3	H: 1 LOB: 0 BB: 0 P: 3	R: 0 E: 0 K: 1 S: 6	H: 1 LOB: 1 BB: 0 P: 6	R: 0 E: 0 K: 0 S: 3	H: 0 LOB: 0 BB: 0 P: 3	R: 1 E: 0 K: 0 S: 4	H: 1 LOB: 0 BB: 0 P: 4	R: 4 E: 2 K: 0 S: 7	H: 4 LOB: 2 BB: 2 P: 15	R: 0 E: 0 K: 0 S: 3	H: 0 LOB: 0 BB: 0 P: 3	R: 1 E: 1 K: 0 S: 5	H: 2 LOB: 2 BB: 1 P: 9		1B: 6 2B: 3 3B: 0 HR: 1	SF: 1 SAC: 0 DP: 1 HBP: 0	WP: 0 PB: 0 SB: 0 CS: 0
PITCHER Nino Espinosa, R ERA: 4.17 Dale Murray, R ERA: 4.27 Mike Bruhert, R ERA: 5.0 (1, 1) (6, 1) (8, 1)	IP: 5.1 WLS: L BF: 24 H: 7 R: 5 ER: 5 SO: 1 BB: 0 IBB: 0 HBP: 0 BLK: 0 WP: 0 HR: 1 S: 24 P: 32 ERA: 8.44 WHIP: 1.312															PITCHER				



Batter	1	2	3	4	5	6	7	8	9	AB	R	H	RBI	BB	SO	LOB	TOP					
Lee Mazzilli, S OBP: 0.349, SLG: 0.422 (1, 8)										4	1	2	2	1	2	1	New York Mets @ Philadelphia Phillies Veterans Stadium, Philadelphia, PA Wed Aug 02 1978, 3:33 AM EDT Att: 32,382 - Unknown					
Tim Foli, R OBP: 0.286, SLG: 0.319 (1, 6)										5	0	3	1	0	1	0						
Steve Henderson, R OBP: 0.329, SLG: 0.412 Dale Murray, R (7, 1)										4	0	1	0	0	1	5						
Tom Grieve, R OBP: 0.304, SLG: 0.370 (9, FH)										0	0	0	0	0	0	0						
John Stearns, R OBP: 0.361, SLG: 0.427 (1, 2)										1	0	1	0	0	0	0						
Willie Montanez, L OBP: 0.327, SLG: 0.422 (1, 3)										4	1	0	0	0	4							
Joel Youngblood, R OBP: 0.292, SLG: 0.485 (7, 7)										5	1	1	0	0	0	0						
Elliott Maddox, R OBP: 0.379, SLG: 0.354 (7, 9)										4	1	1	1	1	0	2						
Doug Flynn, R OBP: 0.285, SLG: 0.289 Mike Bruhart, R OBP: 0.095, SLG: 0.095 Lenny Randle, S OBP: 0.335, SLG: 0.325 (7, 5)										2	0	1	0	0	0	0						
Jerry Koosman, R OBP: 0.098, SLG: 0.157 Bobby Valentine, R OBP: 0.347, SLG: 0.330 (5, 4)										2	1	1	0	1	0	1						
Inning Stats	R: 0 E: 0 K: 1 S: 6	H: 1 LOB: 1 BB: 0 P: 6	R: 0 E: 0 K: 1 S: 6	H: 1 LOB: 2 BB: 1 P: 10	R: 0 E: 1 K: 0 S: 4	H: 0 LOB: 0 BB: 0 P: 4	R: 0 E: 0 K: 0 S: 3	H: 0 LOB: 0 BB: 0 P: 3	R: 0 E: 0 K: 1 S: 6	H: 1 LOB: 2 BB: 1 P: 10	R: 0 E: 0 K: 1 S: 5	H: 0 LOB: 0 BB: 0 P: 5	R: 1 E: 0 K: 1 S: 7	H: 2 LOB: 2 BB: 1 P: 11	R: 5 E: 1 K: 2 S: 11	H: 3 LOB: 0 BB: 0 P: 12	R: 0 E: 1 K: 0 S: 5	H: 3 LOB: 2 BB: 0 P: 5	1B: 6 2B: 5 3B: 1 HR: 1	SF: 0 SAC: 0 DP: 2 HBP: 1	WP: 0 PB: 0 SB: 2 CS: 0	PA: 43
PITCHER	IP	WLS	BF	H	R	ER	SO	BB	IBB	HBP	BLK	WP	HR	S	P	ERA	WHIP					
Randy Lerch, L ERA: 4.31 (1, 1)	7.0	W	30	6	1	1	5	3	0	0	0	0	0	37	49	1.29	1.286					
Ron Reed, R ERA: 2.57 (8, 1)	1.0		8	3	5	2	2	0	0	1	0	0	1	11	12	18.00	3.000					
Tug McGraw, L ERA: 2.4 (9, 1)	1.0	S	5	3	0	0	0	0	0	0	0	0	0	5	5	0.00	3.000					

Batter	1	2	3	4	5	6	7	8	9	AB	R	H	RBI	BB	SO	LOB	BOTTOM				
Garry Maddox, R OBP: 0.341, SLG: 0.426 (1, 8)										5	1	2	4	0	1	1	New York Mets @ Philadelphia Phillies Veterans Stadium, Philadelphia, PA Wed Aug 02 1978, 3:33 AM EDT Att: 32,382 - Unknown				
Larry Bowa, S OBP: 0.323, SLG: 0.376 (1, 6)										4	0	1	0	0	0	1					
Mike Schmidt, R OBP: 0.395, SLG: 0.442 (1, 5)										4	2	2	1	0	0	1					
Greg Luzinski, R OBP: 0.390, SLG: 0.545 Ron Reed, R (8, 1)										3	1	1	0	1	0	1					
Tug McGraw, R (9, 1)										0	0	0	0	0	0	0					
Jose Cardenal, R OBP: 0.331, SLG: 0.428 (1, 3)										4	1	1	0	0	0	2					
Bob Boone, R OBP: 0.350, SLG: 0.453 (1, 2)										3	1	1	1	1	0	1					
Jerry Martin, R OBP: 0.362, SLG: 0.481 (8, 7)										3	1	2	1	0	0	1					
Ted Sizemore, R OBP: 0.276, SLG: 0.255 Bud Harrelson, S OBP: 0.321, SLG: 0.200 (9, 4)										3	1	1	0	1	0	3					
Randy Lerch, L OBP: 0.237, SLG: 0.273 Bake McBride, L OBP: 0.320, SLG: 0.353 (8, 9)										2	0	0	1	0	0	1					
Inning Stats	R: 0 E: 0 K: 1 S: 5	H: 0 LOB: 0 BB: 0 P: 5	R: 5 E: 0 K: 0 S: 5	H: 2 LOB: 0 BB: 3 P: 17	R: 1 E: 0 K: 0 S: 4	H: 1 LOB: 0 BB: 0 P: 4	R: 1 E: 0 K: 0 S: 5	H: 2 LOB: 1 BB: 0 P: 5	R: 1 E: 0 K: 0 S: 6	H: 3 LOB: 2 BB: 0 P: 6	R: 0 E: 0 K: 0 S: 4	H: 1 LOB: 0 BB: 0 P: 4	R: 0 E: 0 K: 0 S: 4	H: 1 LOB: 1 BB: 0 P: 4	R: 0 E: 0 K: 1 S: 5	H: 1 LOB: 1 BB: 0 P: 5	1B: 7 2B: 1 3B: 1 HR: 2	SF: 2 SAC: 0 DP: 0 HBP: 0	WP: 0 PB: 0 SB: 0 CS: 1	PA: 37	
PITCHER	IP	WLS	BF	H	R	ER	SO	BB	IBB	HBP	BLK	WP	HR	S	P	ERA	WHIP				
Jerry Koosman, L ERA: 4.19 (1, 1)	4.0	L	20	5	7	7	1	2	1	0	0	0	0	19	31	15.75	1.750				
Mike Bruhart, R ERA: 4.99 (5, 1)	2.0		10	4	1	1	0	0	0	0	0	0	0	10	10	4.50	2.000				
Dale Murray, R ERA: 4.17 (7, 1)	2.0		7	2	0	0	1	0	0	0	0	0	0	9	9	0.00	1.000				

Batter	1	2	3	4	5	6	7	8	9	AB	R	H	RBI	BB	SO	LOB	TOP			
Garry Maddox, R OBP: 0.340, SLG: 0.430 (1, 8)	F3		F8		1B		F7			4	1	1	1	0	0	0	Philadelphia Phillies @ Pittsburgh Pirates Three Rivers Stadium, Pittsburgh, PA Fri Aug 04 1978, 7:05 PM EDT Unknown			
Larry Bowa, S OBP: 0.324, SLG: 0.376 (1, 6)	F7		F9		BB					3	0	1	1	1	0	0				
Mike Schmidt, R OBP: 0.353, SLG: 0.437 (1, 5)	6-3		P6		BB					3	0	0	0	1	1	1				
Greg Luzinski, R OBP: 0.387, SLG: 0.539 (1, 7)		K		P4		K		F7		4	0	0	0	0	2	2				
Jose Cardenal, R OBP: 0.329, SLG: 0.419 (1, 3)		BB		4-3		P5		6-3		3	0	0	0	1	0	0				
Jerry Martin, R OBP: 0.360, SLG: 0.474 (1, 9)		BB		K		K		5-3		3	0	0	0	1	2	0				
Barry Foote, R OBP: 0.184, SLG: 0.162 (1, 2)		F7			P6				K	3	0	0	0	1	1	2				
Ted Sizemore, R OBP: 0.281, SLG: 0.256 (1, 4)					B1			F8		3	1	1	0	1	0	1				
Larry Christenson, R OBP: 0.125, SLG: 0.174 (1, 1)		4-3		SH2-6-4				K		3	0	0	0	0	2	3				
Inning Stats	R: 0 E: 0 K: 0 S: 3	H: 0 LOB: 0 BB: 0 P: 3	R: 0 E: 0 K: 1 S: 5	H: 0 LOB: 3 BB: 3 P: 17	R: 0 E: 0 K: 0 S: 3	H: 0 LOB: 0 BB: 0 P: 3	R: 0 E: 0 K: 1 S: 5	H: 0 LOB: 0 BB: 0 P: 5	R: 2 E: 0 K: 1 S: 8	H: 3 LOB: 2 BB: 1 P: 12	R: 0 E: 0 K: 2 S: 7	H: 0 LOB: 1 BB: 1 P: 11	R: 0 E: 0 K: 0 S: 3	H: 0 LOB: 0 BB: 0 P: 3	R: 0 E: 0 K: 2 S: 7	H: 0 LOB: 0 BB: 0 P: 7	1B: 2 2B: 0 3B: 1 HR: 0	SF: 0 SAC: 1 DP: 0 HBP: 0	WP: 0 PB: 0 CS: 0	PA: 36
PITCHER	IP	WLS	BF	H	R	ER	SO	BB	IBB	HBP	BLK	WP	HR	S	P	ERA	WHIP			
Jim Rooker, L ERA: 4.37 (1, 1)	8.0	L	33	3	2	2	6	6	0	0	0	0	0	39	63	2.25	1.125			
Ed Whitson, R ERA: 1.97 (9, 1)	1.0		3	0	0	0	2	0	0	0	0	0	0	7	7	0.00	0.000			

Batter	1	2	3	4	5	6	7	8	9	AB	R	H	RBI	BB	SO	LOB	BOTTOM			
Frank Taveras, R OBP: 0.307, SLG: 0.351 (1, 6)	6-3		G5-4-3			F5		F9		4	0	0	0	0	0	5	Philadelphia Phillies @ Pittsburgh Pirates Three Rivers Stadium, Pittsburgh, PA Fri Aug 04 1978, 7:05 PM EDT Unknown			
John Milner, L OBP: 0.371, SLG: 0.414 (1, 7)					F8		K		P6	4	0	1	0	0	1	3				
Dave Parker, L OBP: 0.345, SLG: 0.506 (1, 9)					K		4-3			4	0	0	0	0	3	2				
Bill Robinson, R OBP: 0.291, SLG: 0.397 (1, 8)	PO	G3				5-3		F8		4	0	1	0	0	0	0				
Willie Stargell, L OBP: 0.374, SLG: 0.539 (1, 3)					P4		K		F9	4	0	0	0	0	2	1				
Rennie Stennett, R OBP: 0.283, SLG: 0.324 (1, 4)					5-3			F9		3	0	0	0	0	0	0				
Ed Ott, L OBP: 0.282, SLG: 0.357 (1, 2)					K		F8		K	3	0	0	0	0	2	0				
Phil Garner, R OBP: 0.341, SLG: 0.397 (1, 5)						K				3	0	2	0	0	1	0				
Jim Rooker, R OBP: 0.220, SLG: 0.325 (1, 1)										2	0	2	0	0	0	0				
Manny Sanguillen, R OBP: 0.309, SLG: 0.366 (8, PH)										1	0	0	0	0	0	1				
Ed Whitson, R OBP: 0.222, SLG: 0.222 (9, 1)										0	0	0	0	0	0	0				
Inning Stats	R: 0 E: 0 K: 1 S: 5	H: 1 LOB: 0 BB: 0 P: 5	R: 0 E: 0 K: 1 S: 5	H: 0 LOB: 0 BB: 0 P: 5	R: 0 E: 0 K: 1 S: 6	H: 2 LOB: 1 BB: 0 P: 6	R: 0 E: 0 K: 1 S: 6	H: 1 LOB: 1 BB: 0 P: 6	R: 0 E: 0 K: 1 S: 5	H: 0 LOB: 0 BB: 0 P: 5	R: 0 E: 0 K: 1 S: 6	H: 1 LOB: 1 BB: 0 P: 6	R: 0 E: 1 K: 1 S: 7	H: 1 LOB: 2 BB: 0 P: 7	R: 0 E: 0 K: 1 S: 5	H: 0 LOB: 0 BB: 0 P: 5	1B: 4 2B: 2 3B: 0 HR: 0	SF: 0 SAC: 0 DP: 1 HBP: 0	WP: 0 PB: 0 CS: 0	PA: 33
PITCHER	IP	WLS	BF	H	R	ER	SO	BB	IBB	HBP	BLK	WP	HR	S	P	ERA	WHIP			
Larry Christenson, R ERA: 3.25 (1, 1)	9.0	W	32	6	0	0	9	0	0	0	0	0	0	50	50	0.00	0.667			

Batter	1	2	3	4	5	6	7	8	9	AB	R	H	RBI	BB	SO	LOB	TOP
Bake McBride, L OBP: 0.315, SLG: 0.348 (1, 9)	0-0 4-3		0-0 1-3			0-3 K		0-0 4-3		4	0	0	0	0	1	0	Philadelphia Phillies @ Pittsburgh Pirates Three Rivers Stadium, Pittsburgh, PA Fri Aug 04 1978, 7:05 PM EDT Att: 30,865 - Unknown
Larry Bowa, S OBP: 0.324, SLG: 0.375 (1, 6)	0-0 CS 1B			0-0 4-3		0-0 F8		0-3 K		4	0	1	0	0	1	0	
Mike Schmidt, R OBP: 0.352, SLG: 0.433 (1, 5)	0-0 F9			0-0 F7			4-0 FC5-4 1B BB		0-0 5-3	3	1	0	0	1	0	1	
Greg Luzinski, R OBP: 0.386, SLG: 0.544 (1, 7)		0-0 HR		0-0 P4			0-0 P4		0-0 F8	4	1	1	1	0	0	1	
Richie Hebner, L OBP: 0.370, SLG: 0.484 (1, 3)		0-0 F8			0-0 2B		4-0 FC5-4 BB		0-0 E9	3	0	2	0	1	0	0	
Gary Maddox, R OBP: 0.337, SLG: 0.425 (1, 8)		0-0 P3			0-0 P4		0-0 FC5-4 1B		0-0 P4	4	0	0	0	0	0	4	
Bob Boone, R OBP: 0.350, SLG: 0.452 (1, 2)		0-0 L5			0-3 K		0-0 1B			3	0	1	1	0	1	1	
Ted Sizemore, R OBP: 0.278, SLG: 0.253 Warren Brusstar, R OBP: 0.333, SLG: 0.687 Jose Cardenal, R OBP: 0.327, SLG: 0.416 Rawly Eastwick, R (7, 1)			0-0 F7		0-3 K		0-3 1-3			2	0	0	0	0	1	1	
Jim Kaat, L OBP: 0.152, SLG: 0.156 Bud Harrelson, S OBP: 0.313, SLG: 0.194 (5, 4)			0-0 G3			0-3 K		0-0 3-1		0	0	0	0	0	0	0	
Inning Stats	R: 0 E: 0 K: 0 S: 3	H: 1 LOB: 0 BB: 0 P: 3	R: 1 E: 0 K: 0 S: 4	H: 1 LOB: 0 BB: 0 P: 4	R: 0 E: 0 K: 0 S: 3	H: 0 LOB: 0 BB: 0 P: 3	R: 0 E: 0 K: 2 S: 8	H: 1 LOB: 1 BB: 0 P: 8	R: 1 E: 0 K: 0 S: 4	H: 1 LOB: 2 BB: 2 P: 12	R: 0 E: 0 K: 1 S: 5	H: 0 LOB: 0 BB: 0 P: 5	R: 0 E: 1 K: 0 S: 4	H: 1 LOB: 1 BB: 0 P: 4	1B: 3 2B: 1 3B: 0 HR: 1	SF: 0 SAC: 0 DP: 0 HBP: 0	
PITCHER Don Robinson, R ERA: 3.44 (1, 1)	IP: 9.0 WLS: W BF: 33 H: 5 R: 2 ER: 2 SO: 5 BB: 2 IBB: 0 HBP: 0 BLK: 0 WP: 0 HR: 1 S: 41 P: 49 ERA: 2.00 WHIP: 0.778											PITCHER	IP: 9.0 WLS: W BF: 33 H: 5 R: 2 ER: 2 SO: 5 BB: 2 IBB: 0 HBP: 0 BLK: 0 WP: 0 HR: 1 S: 41 P: 49 ERA: 2.00 WHIP: 0.778				

Batter	1	2	3	4	5	6	7	8	9	AB	R	H	RBI	BB	SO	LOB	BOTTOM		
Frank Taveras, R OBP: 0.309, SLG: 0.355 (1, 6)	0-0 6-3 1B 2B		0-0 FC5-4 1B		0-0 F8		0-0 4-3			4	1	2	0	0	0	0	Philadelphia Phillies @ Pittsburgh Pirates Three Rivers Stadium, Pittsburgh, PA Fri Aug 04 1978, 7:05 PM EDT Att: 30,865 - Unknown		
Phil Garner, R OBP: 0.338, SLG: 0.392 (1, 4)	0-0 6-3		0-0 FC5-4 1B		0-0 F9		0-0 4-3			4	1	0	0	0	0	2			
Dave Parker, L OBP: 0.350, SLG: 0.507 (1, 9)	0-0 FC6-4 HBP 3-H 1B		0-0 E 1B 1-3 1B		4-0 2B BB		0-0 F7			3	2	2	1	1	0	0			
Bill Robinson, R OBP: 0.297, SLG: 0.403 (7, 7)	0-0 FC6-4 HBP 1B		0-0 E9 1B G3-6 1B		0-0 2B		0-3 K			3	1	2	2	0	1	0			
Manny Sanguillen, R OBP: 0.315, SLG: 0.370 (1, 3)	0-0 FC6-4 1-2 2-3 1B		0-0 G3-6 1B		0-0 6-3					4	0	2	1	0	0	3			
John Milner, L OBP: 0.370, SLG: 0.413 Omar Moreno, L OBP: 0.316, SLG: 0.269 (6, FR) (7, 8)	0-0 FC6-4 1-2 1B		0-0 G3-6 1B		0-0 6-3		0-0 F8			3	0	1	0	0	0	3			
Dale Berra, R (1, 5)		0-0 F7			0-0 F8		1-0 S HBP 1B		0-0 F9	3	0	0	0	0	0	1			
Duffy Dyer, R OBP: 0.331, SLG: 0.308 (1, 2)		0-3 K			0-0 F7		0-3 K			3	0	0	0	0	2	2			
Don Robinson, R OBP: 0.143, SLG: 0.163 (1, 1)		0-3 K			0-0 4-3		0-3 K			3	0	0	0	0	2	3			
Inning Stats	R: 1 E: 0 K: 0 S: 5	H: 2 LOB: 2 BB: 0 P: 6	R: 0 E: 0 K: 2 S: 7	H: 0 LOB: 0 BB: 0 P: 7	R: 3 E: 1 K: 0 S: 6	H: 4 LOB: 0 BB: 0 P: 6	R: 0 E: 0 K: 0 S: 3	H: 0 LOB: 0 BB: 0 P: 3	R: 1 E: 0 K: 0 S: 4	H: 1 LOB: 1 BB: 1 P: 8	R: 0 E: 0 K: 2 S: 7	H: 1 LOB: 2 BB: 0 P: 8	R: 0 E: 0 K: 0 S: 3	H: 0 LOB: 0 BB: 0 P: 3	R: 0 E: 0 K: 1 S: 6	H: 1 LOB: 1 BB: 0 P: 6		1B: 7 2B: 2 3B: 0 HR: 0	SF: 0 SAC: 0 DP: 1 HBP: 2
PITCHER Jim Kaat, L ERA: 4.61 Warren Brusstar, R ERA: 2.04 Rawly Eastwick, R ERA: 3.35 (5, 1) (7, 1)	IP: 1.1 WLS: L BF: 5 H: 1 R: 0 ER: 0 SO: 2 BB: 0 IBB: 0 HBP: 1 BLK: 0 WP: 0 HR: 0 S: 8 P: 29 ERA: 9.64 WHIP: 1.714											PITCHER	IP: 1.1 WLS: L BF: 5 H: 1 R: 0 ER: 0 SO: 2 BB: 0 IBB: 0 HBP: 1 BLK: 0 WP: 0 HR: 0 S: 8 P: 29 ERA: 9.64 WHIP: 1.714						

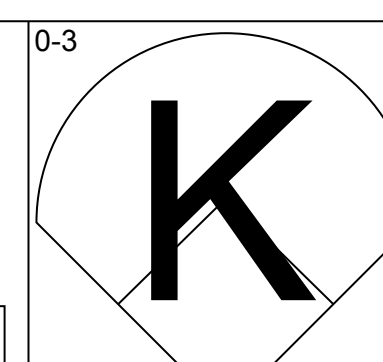
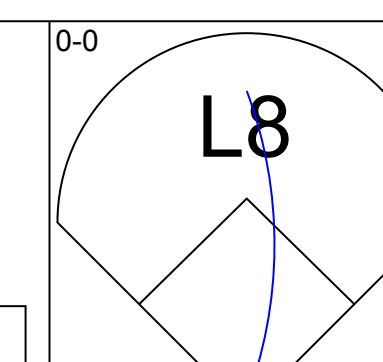
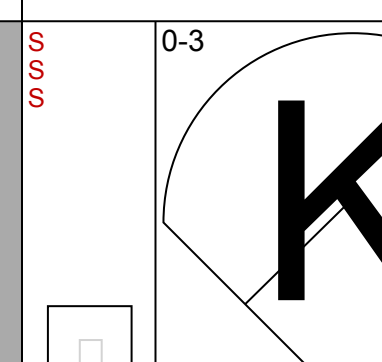
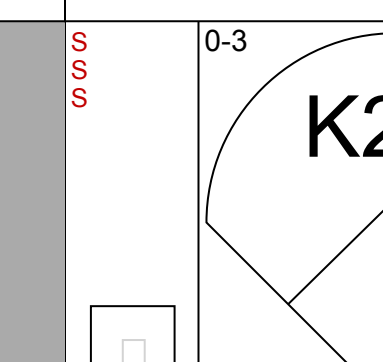
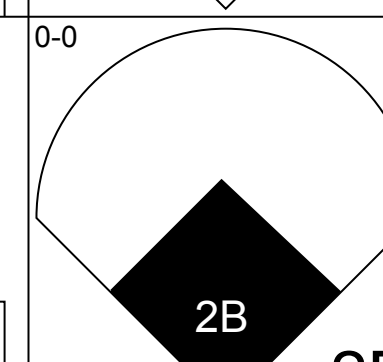
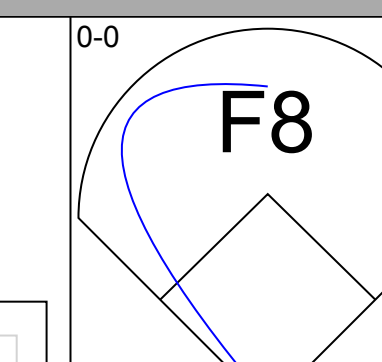
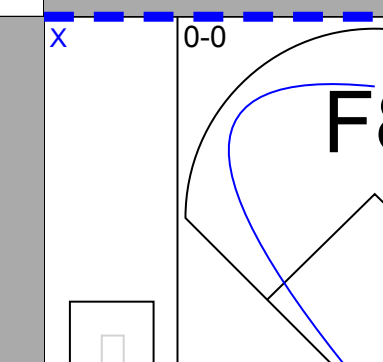
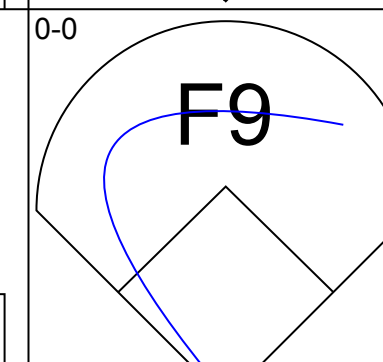
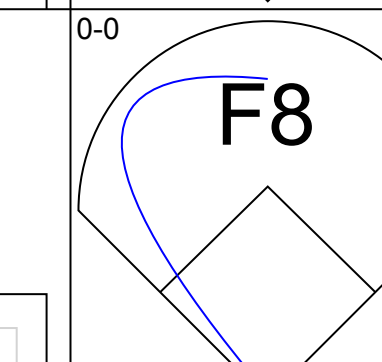
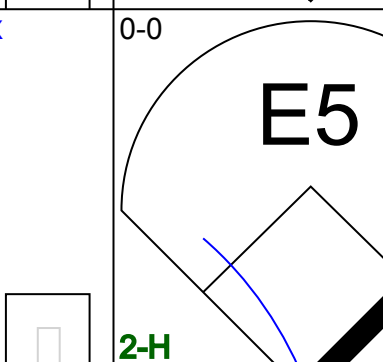
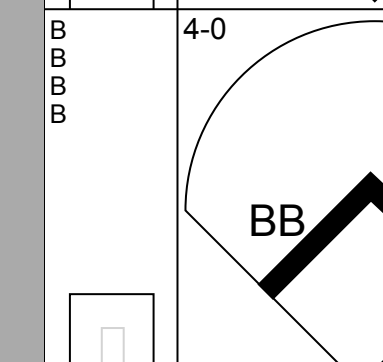
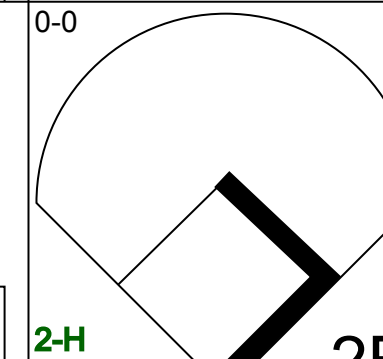
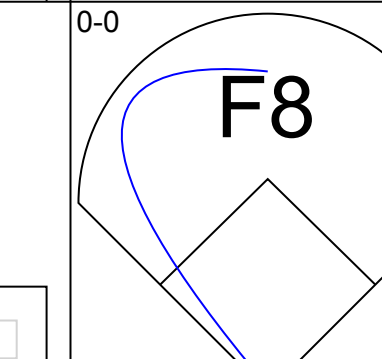
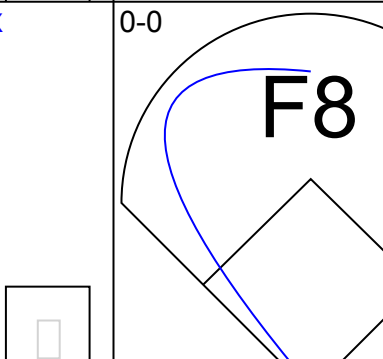
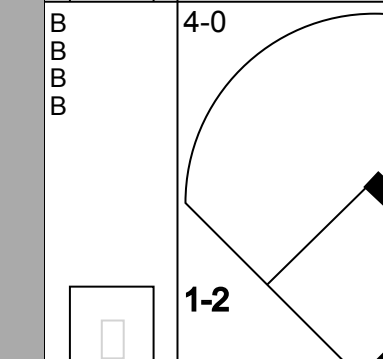
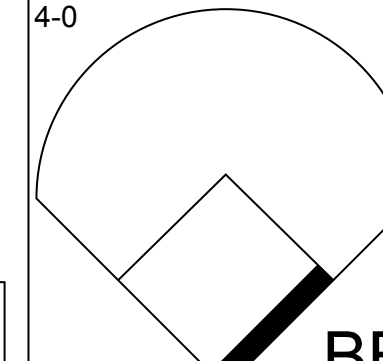
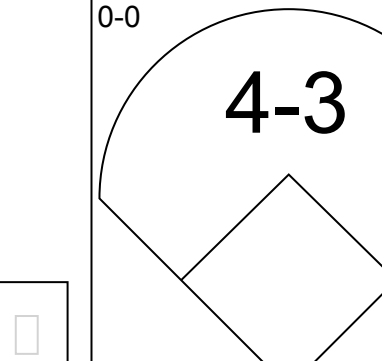
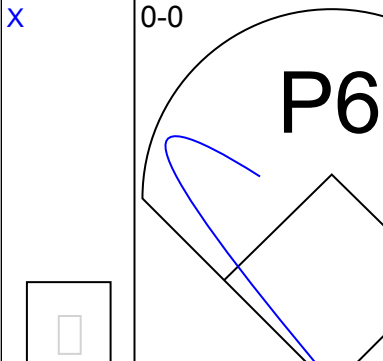
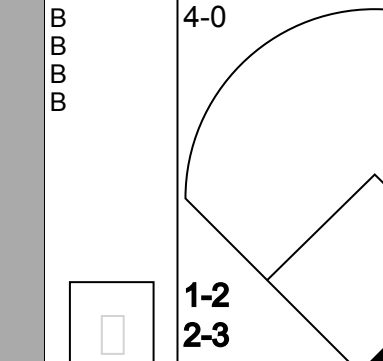
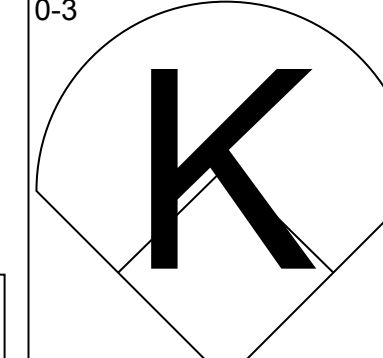
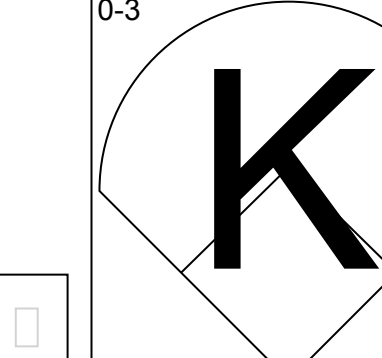
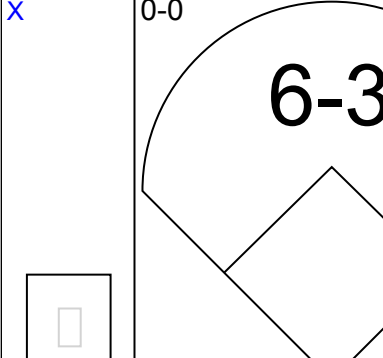
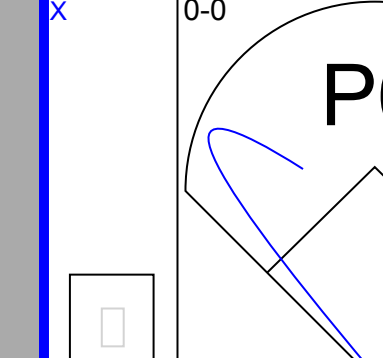
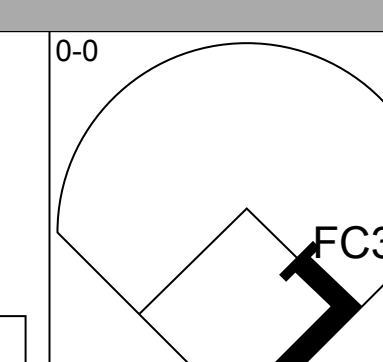
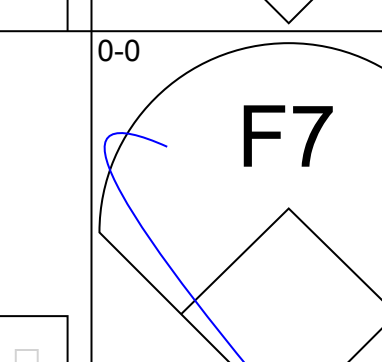
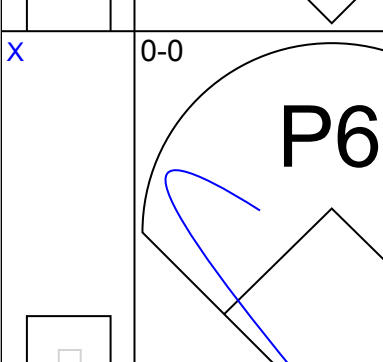
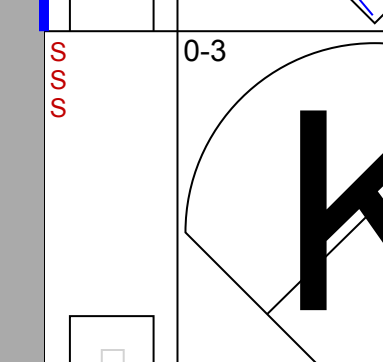
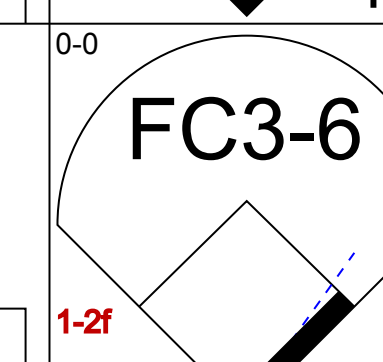
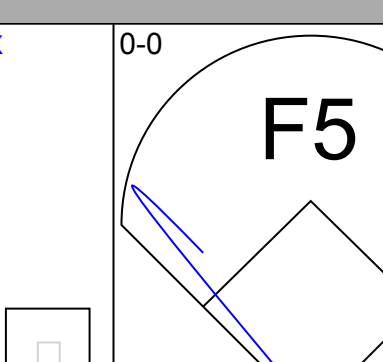
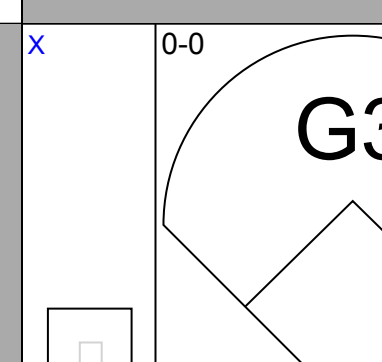
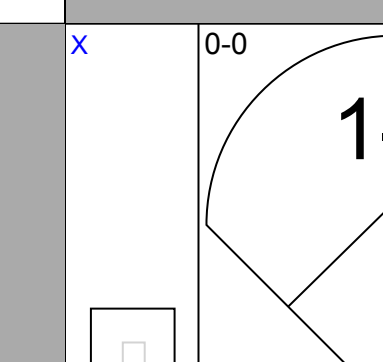

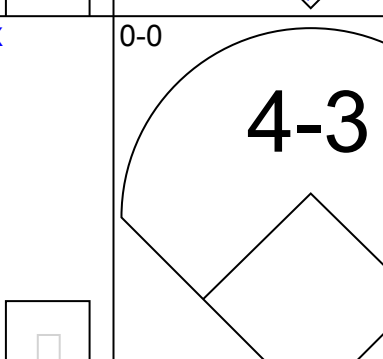
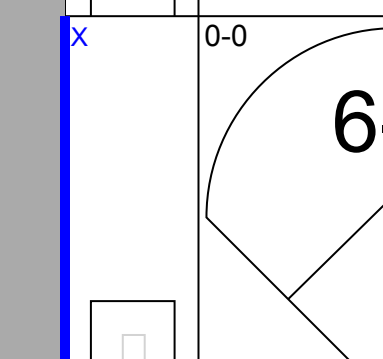


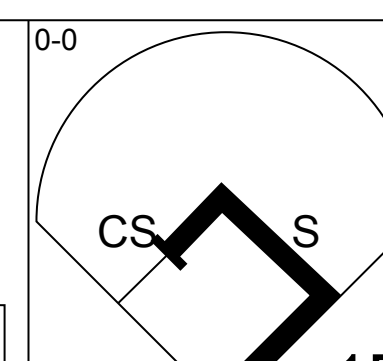
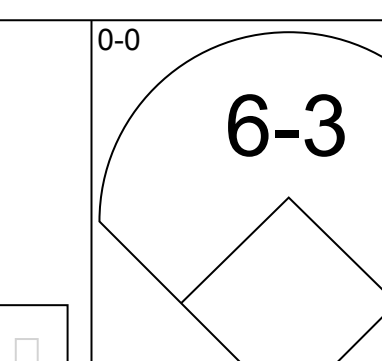
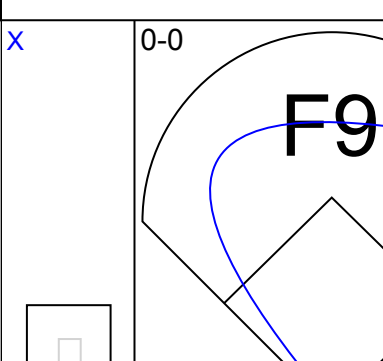
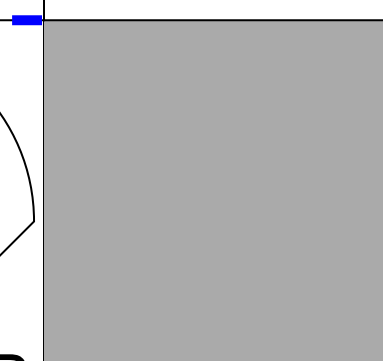
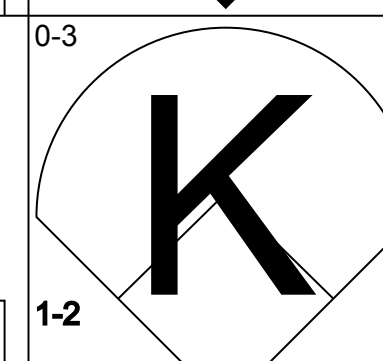
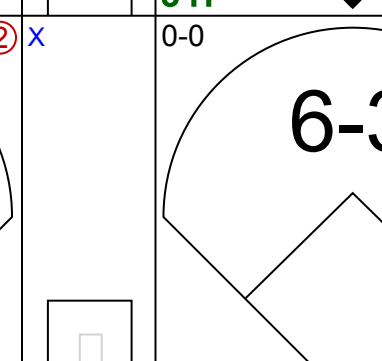

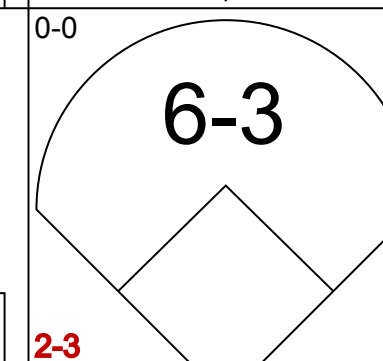
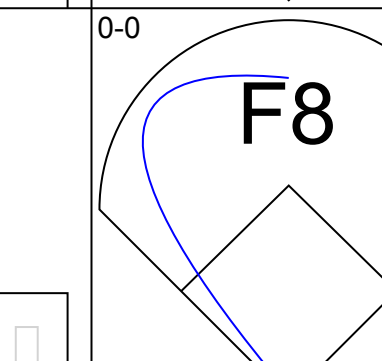
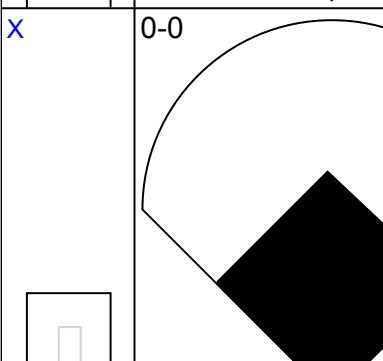

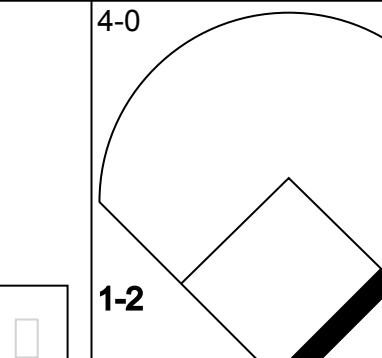

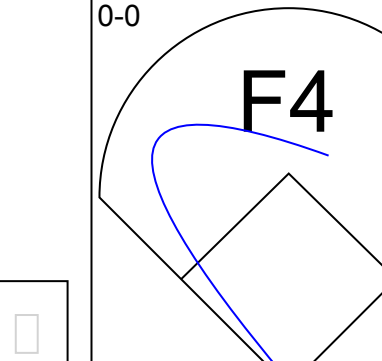

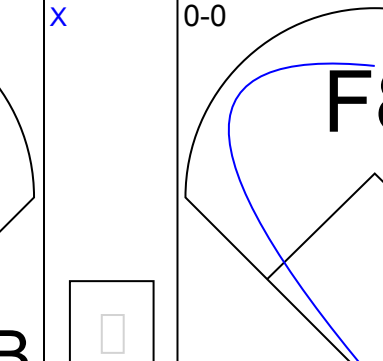
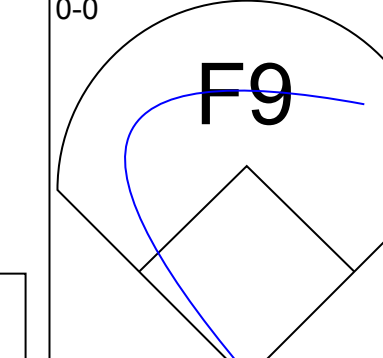


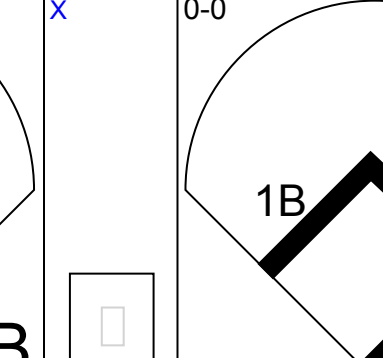



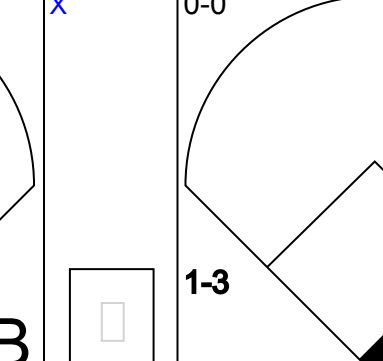


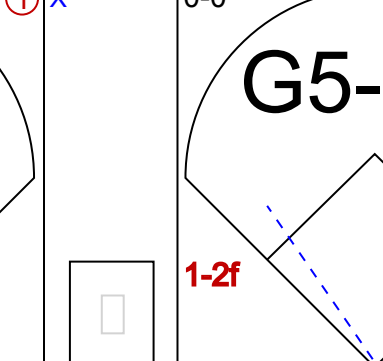
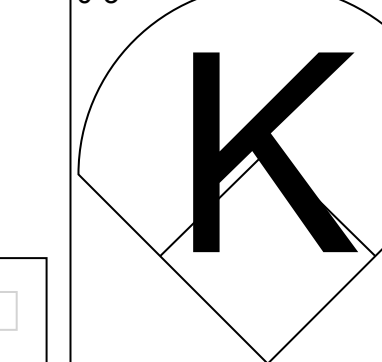

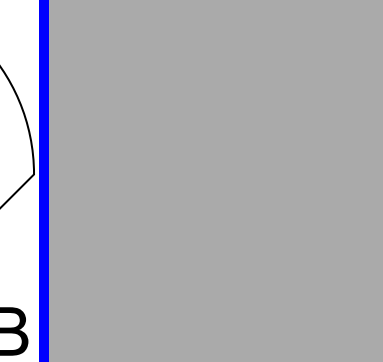
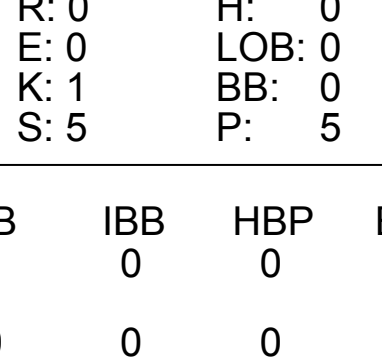
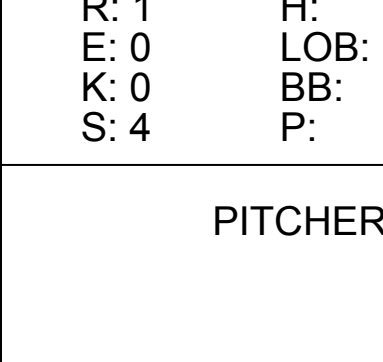
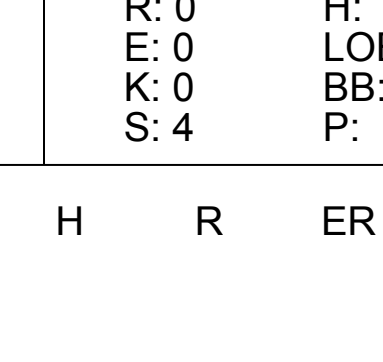







Batter	1	2	3	4	5	6	7	8	9	AB	R	H	RBI	BB	SO	LOB	TOP				
Bake McBride, L OBP: 0.317, SLG: 0.356 (1, 9)	F8		F8	E		K			G1	5	1	2	0	0	1	1	Philadelphia Phillies @ Pittsburgh Pirates Three Rivers Stadium, Pittsburgh, PA Sun Aug 06 1978, 3:33 AM EDT Unknown				
Larry Bowa, S OBP: 0.324, SLG: 0.377 (1, 6)	K		BB	E8		6-3			G1	5	0	2	2	0	1	2					
Mike Schmidt, R OBP: 0.356, SLG: 0.432 (1, 5)	1B		BB	BB					K	3	1	1	0	2	1	1					
Greg Luzinski, R OBP: 0.384, SLG: 0.541 (1, 7)	1B		K	BB					F3	4	0	1	0	0	1	4					
Richie Hebner, L OBP: 0.375, SLG: 0.486 (1, 3)	1B								F3	3	0	2	1	1	0	0					
Gary Maddox, R OBP: 0.333, SLG: 0.421 (1, 8)	P3		5-3						F8	4	0	0	0	0	0	6					
Bob Boone, R OBP: 0.345, SLG: 0.445 (1, 2)				L8		G6-4-3			4-3	4	0	0	0	0	0	1					
Ted Sizemore, R OBP: 0.283, SLG: 0.259 (1, 4)	F2			2B		SH5-4			5-3	4	1	2	0	0	0	0					
Dick Ruthven, R OBP: 0.191, SLG: 0.217 (1, 1)	6-3			L8		SH5-4			4-3	3	0	0	0	0	0	1					
Inning Stats	R: 1 E: 0 K: 1 S: 8	H: 3 LOB: 2 BB: 0 P: 8	R: 0 E: 0 K: 0 S: 3	H: 0 LOB: 0 BB: 0 P: 3	R: 0 E: 0 K: 1 S: 6	H: 1 LOB: 3 BB: 2 P: 14	R: 2 E: 1 K: 0 S: 6	H: 3 LOB: 2 BB: 1 P: 10	R: 0 E: 0 K: 0 S: 3	H: 1 LOB: 1 BB: 0 P: 6	R: 0 E: 0 K: 0 S: 3	H: 0 LOB: 0 BB: 0 P: 3	R: 0 E: 0 K: 0 S: 3	H: 0 LOB: 0 BB: 0 P: 3	R: 0 E: 0 K: 1 S: 6	H: 1 LOB: 1 BB: 0 P: 6	1B: 7 2B: 3 3B: 0 HR: 0	SF: 0 SAC: 1 DP: 1 HBP: 0	WP: 0 PB: 0 SB: 0 CS: 0	PA: 39	
PITCHER	IP	WLS	BF	H	R	ER	SO	BB	IBB	HBP	BLK	WP	HR	S	P	ERA	WHIP				
Bert Blyleven, R ERA: 3.47 (1, 1)	7.0	L	32	9	3	3	3	3	0	0	0	0	0	35	47	3.86	1.714				
Kent Tekulve, R ERA: 2.16 (8, 1)	2.0		7	1	0	0	1	0	0	0	0	0	0	9	9	0.00	0.500				

Batter	1	2	3	4	5	6	7	8	9	AB	R	H	RBI	BB	SO	LOB	BOTTOM				
Frank Taveras, R OBP: 0.308, SLG: 0.354 (1, 6)	4-3		5-3						B1-3	4	0	1	0	0	0	2	Philadelphia Phillies @ Pittsburgh Pirates Three Rivers Stadium, Pittsburgh, PA Sun Aug 06 1978, 3:33 AM EDT Unknown				
John Milner, L OBP: 0.373, SLG: 0.412 (1, 7)	1B			G6-3					F8	3	0	1	0	1	0	2					
Dave Parker, L OBP: 0.349, SLG: 0.504 (1, 9)	1B			G6-3					5-3	4	0	1	0	0	0	1					
Bill Robinson, R OBP: 0.296, SLG: 0.401 (1, 8)	G5-4-3			WP					K	4	1	1	0	0	1	2					
Willie Stargell, L OBP: 0.372, SLG: 0.547 (1, 3)	1-3			HR					K	4	1	1	2	0	1	0					
Rennie Stennett, R OBP: 0.279, SLG: 0.319 (1, 4)	6-3			4-3					1-4-3	4	0	0	0	0	0	0					
Phil Garner, R OBP: 0.334, SLG: 0.388 (1, 5)	6-3								4-3	4	0	0	0	0	0	0					
Ed Ott, L OBP: 0.286, SLG: 0.361 (1, 2)			P6						1B	3	0	2	0	0	0	0					
Bert Blyleven, R OBP: 0.148, SLG: 0.151 (1, 1)									1B	1	0	0	0	0	1	0					
Omar Moreno, L OBP: 0.318, SLG: 0.271 (7, PH)									SH1-3	1	0	1	0	0	0	0					
Kent Tekulve, R OBP: 0.167, SLG: 0.167 (8, 1)									1B	0	0	0	0	0	0	0					
Inning Stats	R: 0 E: 0 K: 0 S: 4	H: 2 LOB: 1 BB: 0 P: 4	R: 0 E: 0 K: 0 S: 3	H: 0 LOB: 0 BB: 0 P: 3	R: 0 E: 0 K: 1 S: 5	H: 0 LOB: 0 BB: 0 P: 5	R: 2 E: 0 K: 0 S: 4	H: 2 LOB: 0 BB: 1 P: 8	R: 0 E: 0 K: 0 S: 5	H: 2 LOB: 2 BB: 0 P: 5	R: 0 E: 0 K: 0 S: 3	H: 0 LOB: 0 BB: 0 P: 3	R: 0 E: 0 K: 0 S: 5	H: 0 LOB: 0 BB: 0 P: 5	R: 0 E: 0 K: 1 S: 5	H: 0 LOB: 0 BB: 0 P: 5	1B: 7 2B: 0 3B: 0 HR: 1	SF: 0 SAC: 1 DP: 2 HBP: 0	WP: 1 PB: 0 SB: 0 CS: 0	PA: 34	
PITCHER	IP	WLS	BF	H	R	ER	SO	BB	IBB	HBP	BLK	WP	HR	S	P	ERA	WHIP				
Dick Ruthven, R ERA: 3.26 (1, 1)	9.0	W	34	8	2	2	3	1	0	0	0	1	1	39	43	2.00	1.000				

Batter	1	2	3	4	5	6	7	8	9	AB R H RBI BB SO LOB	TOP													
Bake McBride, L (1, 9) OBP: 0.318, SLG: 0.358										4 1 1 1 1 1 2	Philadelphia Phillies @ Pittsburgh Pirates Three Rivers Stadium, Pittsburgh, PA Sun Aug 06 1978, 3:38 AM EDT Att: 31,141 - Unknown													
Larry Bowa, S (1, 6) OBP: 0.323, SLG: 0.375										5 0 1 1 0 0 2														
Mike Schmidt, R (1, 5) OBP: 0.354, SLG: 0.427										4 0 0 0 1 1 2														
Greg Luzinski, R (1, 7) OBP: 0.384, SLG: 0.538 Jerry Martin, R (9, PR) OBP: 0.350, SLG: 0.474										4 0 1 1 0 1 2 0 0 0 0 0 0 0														
Richie Hebner, L (1, 3) OBP: 0.378, SLG: 0.489										4 0 2 0 1 0 1														
Gary Maddox, R (1, 8) OBP: 0.334, SLG: 0.419										4 1 1 0 1 0 2														
Tim McCarver, L (1, 2) OBP: 0.355, SLG: 0.311										4 1 1 0 1 0 3														
Ted Sizemore, R (1, 4) OBP: 0.289, SLG: 0.266										3 1 2 0 0 0 2														
Steve Carlton, L (1, 1) OBP: 0.311, SLG: 0.362										2 1 1 1 0 1 0														
Inning Stats	R: 1 E: 0 K: 0 S: 4	H: 1 LOB: 1 BB: 1 P: 8	R: 3 E: 0 K: 0 S: 7	H: 4 LOB: 2 BB: 1 P: 11	R: 0 E: 0 K: 0 S: 3	H: 0 LOB: 0 BB: 0 P: 3	R: 1 E: 0 K: 1 S: 7	H: 2 LOB: 1 BB: 0 P: 7	R: 0 E: 0 K: 0 S: 3	H: 0 LOB: 2 BB: 2 P: 11	R: 0 E: 0 K: 1 S: 5	H: 0 LOB: 0 BB: 0 P: 5	R: 0 E: 0 K: 1 S: 6	H: 1 LOB: 1 BB: 0 P: 6	R: 0 E: 0 K: 1 S: 6	H: 1 LOB: 1 BB: 0 P: 6	R: 0 E: 0 K: 0 S: 4	H: 1 LOB: 3 BB: 1 P: 9	R: 0 E: 0 K: 0 S: 4	H: 1 LOB: 0 BB: 0 P: 9	1B: 8 2B: 2 3B: 0 HR: 0	SF: 0 SAC: 3 DP: 0 HBP: 1	WP: 1 PB: 0 SB: 2 CS: 0	PA: 43
PITCHER	IP WLS BF H R ER SO BB IBB HBP BLK WP HR S P ERA WHIP																							
Jim Bibby, R (1, 1) ERA: 3.81	5.0 L 26 7 5 5 1 3 1 0 0 0 1 0 24 40 9.00 2.000																							
Dave Hamilton, L (6, 1) ERA: 4.41	3.0 11 2 0 0 3 0 0 0 0 0 0 0 17 17 0.00 0.667																							
Grant Jackson, L (9, 1) ERA: 2.72	1.0 6 1 0 0 0 0 0 1 1 0 0 0 4 9 0.00 1.000																							

Batter	1	2	3	4	5	6	7	8	9	AB R H RBI BB SO LOB	BOTTOM													
Frank Taveras, R (1, 6) OBP: 0.305, SLG: 0.350										4 0 0 0 0 0 0	Philadelphia Phillies @ Pittsburgh Pirates Three Rivers Stadium, Pittsburgh, PA Sun Aug 06 1978, 3:38 AM EDT Att: 31,141 - Unknown													
Phil Garner, R (1, 4) OBP: 0.333, SLG: 0.386										4 0 1 0 0 0 0														
Dave Parker, L (1, 9) OBP: 0.345, SLG: 0.499										4 0 0 0 0 2 1														
Bill Robinson, R (1, 8) OBP: 0.293, SLG: 0.397										3 0 0 0 0 0 0														
Manny Sanguillen, R (1, 3) OBP: 0.315, SLG: 0.369										3 0 1 0 0 0 0														
John Milner, L (1, 7) OBP: 0.372, SLG: 0.416										3 0 1 0 0 0 1														
Dale Berra, R (1, 5)										3 0 0 0 0 0 2														
Duffy Dyer, R (1, 2) OBP: 0.325, SLG: 0.301										3 0 0 0 0 0 1														
Jim Bibby, R (1, 1) OBP: 0.192, SLG: 0.125 Dave Hamilton, L (6, 1) OBP: 0.250, SLG: 0.250 Rennie Stennett, R (9, PH) OBP: 0.278, SLG: 0.318										1 0 0 0 0 0 0 1 0 0 0 0 0 0 0 0 0 0 0 0 0 1 0 0 0 0 0 0														
Inning Stats	R: 0 E: 0 K: 1 S: 5	H: 0 LOB: 0 BB: 0 P: 5	R: 0 E: 0 K: 0 S: 3	H: 0 LOB: 0 BB: 0 P: 3	R: 0 E: 0 K: 0 S: 3	H: 0 LOB: 0 BB: 0 P: 3	R: 0 E: 0 K: 0 S: 3	H: 0 LOB: 0 BB: 0 P: 3	R: 0 E: 0 K: 0 S: 4	H: 1 LOB: 1 BB: 0 P: 4	R: 0 E: 0 K: 0 S: 3	H: 0 LOB: 0 BB: 0 P: 3	R: 0 E: 0 K: 1 S: 5	H: 0 LOB: 0 BB: 0 P: 5	R: 0 E: 0 K: 0 S: 4	H: 1 LOB: 1 BB: 0 P: 4	R: 0 E: 0 K: 0 S: 4	H: 1 LOB: 0 BB: 0 P: 4	R: 0 E: 0 K: 0 S: 4	H: 1 LOB: 1 BB: 0 P: 4	1B: 2 2B: 1 3B: 0 HR: 0	SF: 0 SAC: 0 DP: 0 HBP: 0	WP: 0 PB: 0 SB: 0 CS: 0	PA: 30
PITCHER	IP WLS BF H R ER SO BB IBB HBP BLK WP HR S P ERA WHIP																							
Steve Carlton, L (1, 1) ERA: 3.1	9.0 W 30 3 0 0 2 0 0 0 0 0 0 0 34 34 0.00 0.333																							

Batter	1	2	3	4	5	6	7	8	9	AB	R	H	RBI	BB	SO	LOB	TOP										
Bake McBride, L OBP: 0.316, SLG: 0.353 (1, 9)										4	1	0	0	1	3	1	Philadelphia Phillies @ St. Louis Cardinals Busch Stadium, St. Louis, MO Mon Aug 07 1978, 7:05 PM CDT Att: 18,671 - Unknown livebaseballscorecards.com										
Larry Bowa, S OBP: 0.325, SLG: 0.381 (1, 6)										4	2	2	1	0	0	0											
Mike Schmidt, R OBP: 0.352, SLG: 0.423 (1, 5)										3	0	0	0	1	0	1											
Greg Luzinski, R OBP: 0.385, SLG: 0.539 (1, 7)										3	0	1	1	1	0	1											
Richie Hebner, L OBP: 0.380, SLG: 0.486 (1, 3)										2	0	0	0	2	0	0											
Gary Maddox, R OBP: 0.333, SLG: 0.418 (2, 8)										1	0	0	0	0	1	2											
Jerry Martin, R OBP: 0.358, SLG: 0.489 (8, PH)										2	0	0	0	0	1	0											
Tim McCarver, L OBP: 0.352, SLG: 0.308 (8, PH)										1	0	0	0	0	0	3											
Orlando Gonzalez, L OBP: 0.167, SLG: 0.051 (8, 9)										0	0	0	0	0	0	0											
Bob Boone, R OBP: 0.344, SLG: 0.442 (1, 2)										4	0	1	0	0	1	3											
Ted Sizemore, R OBP: 0.283, SLG: 0.260 (1, 4)										4	0	0	0	0	0	1											
Randy Lerch, L OBP: 0.220, SLG: 0.250 (7, 1)										3	0	0	0	0	1	1											
Tug McGraw, R OBP: 0.333, SLG: 0.333 (8, 1)										0	0	0	0	0	0	0											
Warren Brusstar, R OBP: 0.333, SLG: 0.667 (8, PH)										0	0	0	0	0	0	0											
Bud Harrelson, S OBP: 0.309, SLG: 0.191 (8, PH)										1	0	0	0	0	0	0											
Inning Stats	R: 1 E: 0 K: 2 S: 9	H: 2 LOB: 2 BB: 1 P: 13	R: 0 E: 0 K: 1 S: 6	H: 1 LOB: 1 BB: 0 P: 6	R: 0 E: 0 K: 0 S: 3	H: 0 LOB: 0 BB: 0 P: 3	R: 0 E: 0 K: 1 S: 5	H: 0 LOB: 0 BB: 0 P: 5	R: 2 E: 1 K: 0 S: 5	H: 1 LOB: 1 BB: 1 P: 9	R: 0 E: 0 K: 0 S: 3	H: 0 LOB: 0 BB: 0 P: 3	R: 0 E: 0 K: 1 S: 5	H: 0 LOB: 3 BB: 3 P: 17	R: 0 E: 0 K: 1 S: 5	H: 0 LOB: 0 BB: 0 P: 5	R: 0 E: 0 K: 1 S: 5	H: 0 LOB: 0 BB: 0 P: 5	1B: 1 2B: 3 3B: 0 HR: 0	SF: 0 SAC: 0 DP: 0 HBP: 0	WP: 0 PB: 0 SB: 1 CS: 0	PA: 37					
PITCHER	IP	WLS	BF	H	R	ER	SO	BB	IBB	HBP	BLK	WP	HR	S	P	ERA	WHIP										
Aurelio Lopez, R ERA: 3.86	7.0	W	28	4	3	2	5	2	0	0	0	0	0	36	44	2.57	0.857										
Roy Thomas, R ERA: 4.91	0.1		4	0	0	0	0	3	0	0	0	0	0	1	13	0.00	9.000										
Mark Littell, R ERA: 2.53	1.2	S	5	0	0	0	2	0	0	0	0	0	0	9	9	0.00	0.000										

Batter	1	2	3	4	5	6	7	8	9	AB	R	H	RBI	BB	SO	LOB	BOTTOM										
Garry Templeton, S OBP: 0.295, SLG: 0.362 (1, 6)										4	1	2	1	0	0	0	Philadelphia Phillies @ St. Louis Cardinals Busch Stadium, St. Louis, MO Mon Aug 07 1978, 7:05 PM CDT Att: 18,671 - Unknown livebaseballscorecards.com										
Tony Scott, S OBP: 0.288, SLG: 0.256 (1, 7)										4	0	1	0	0	1	4											
Roy Thomas, R OBP: 0.333, SLG: 0.333 (8, 1)										0	0	0	0	0	0	0											
Mark Littell, L (8, 1)										0	0	0	0	0	0	0											
George Hendrick, R OBP: 0.331, SLG: 0.458 (1, 8)										4	1	2	3	0	0	2											
Ted Simmons, S OBP: 0.378, SLG: 0.523 (1, 2)										3	0	0	0	1	0	2											
Roger Freed, R OBP: 0.328, SLG: 0.474 (1, 3)										4	1	1	0	0	0	2											
Keith Hernandez, L OBP: 0.340, SLG: 0.399 (9, 3)										0	0	0	0	0	0	0											
Ken Reitz, R OBP: 0.278, SLG: 0.347 (1, 5)										4	1	2	0	0	0	0											
Jerry Morales, R OBP: 0.285, SLG: 0.329 (1, 9)										4	1	2	1	0	0	0											
Mike Tyson, R OBP: 0.286, SLG: 0.320 (1, 4)										4	0	1	0	0	0	4											
Aurelio Lopez, R (1, 1)										2	0	0	0	0	1	1											
Steve Swisher, R OBP: 0.324, SLG: 0.362 (7, PH)										1	0	1	1	0	0	0											
Ken Oberkfell, L OBP: 0.160, SLG: 0.167 (7, PR)										0	1	0	0	0	0	0											
Jerry Mumphrey, S OBP: 0.292, SLG: 0.306 (8, 7)										0	0	0	0	0	0	0											
Inning Stats	R: 0 E: 0 K: 1 S: 5	H: 1 LOB: 0 BB: 0 P: 5	R: 0 E: 0 K: 0 S: 3	H: 0 LOB: 0 BB: 0 P: 3	R: 0 E: 0 K: 1 S: 5	H: 0 LOB: 0 BB: 0 P: 5	R: 0 E: 0 K: 0 S: 4	H: 1 LOB: 2 BB: 1 P: 8	R: 0 E: 0 K: 0 S: 4	H: 1 LOB: 1 BB: 0 P: 4	R: 1 E: 0 K: 0 S: 4	H: 1 LOB: 0 BB: 0 P: 4	R: 5 E: 0 K: 0 S: 9	H: 6 LOB: 2 BB: 0 P: 9	R: 0 E: 0 K: 0 S: 4	H: 2 LOB: 1 BB: 0 P: 4	1B: 8 2B: 3 3B: 0 HR: 1	SF: 0 SAC: 0 DP: 1 HBP: 0	WP: 1 PB: 0 SB: 2 CS: 1	PA: 35							
PITCHER	IP	WLS	BF	H	R	ER	SO	BB	IBB	HBP	BLK	WP	HR	S	P	ERA	WHIP										
Randy Lerch, L ERA: 4.47	6.1	L	27	8	5	5	2	1	0	0	0	0	1	30	34	7.11	1.421										
Tug McGraw, L ERA: 2.51	1.0		7	4	1	1	0	0	0	0	0	1	0	7	7	9.00	4.000										
Warren Brusstar, R ERA: 2.01	0.2		1	0	0	0	0	0	0	0	0	0	0	1	1	0.00	0.000										


Batter	1	2	3	4	5	6	7	8	9	AB	R	H	RBI	BB	SO	LOB	TOP			
Bake McBride, L OBP: 0.312, SLG: 0.348 (1, 9)	L7		F7			4-3		F9		4	0	0	0	0	0	1	Philadelphia Phillies @ St. Louis Cardinals Busch Stadium, St. Louis, MO Tue Aug 08 1978, 7:05 PM CDT Unknown			
Larry Bowa, S OBP: 0.322, SLG: 0.378 (1, 6)	4-3		1-3			F5			4-3	4	0	0	0	0	0	0				
Mike Schmidt, R OBP: 0.354, SLG: 0.425 (1, 5)	WP BB			F9 2B				F8	6-3	3	0	1	0	1	0	0				
Greg Luzinski, R OBP: 0.389, SLG: 0.539 (1, 7)	WP BB			K			G6-4-3 1B			2	0	1	0	2	1	1				
Richie Hebner, L OBP: 0.375, SLG: 0.479 (1, 3)	F8			F9			F9		L3	4	0	0	0	0	5					
Gary Maddox, R OBP: 0.331, SLG: 0.415 (1, 8)		K		6-3			G6-4-3 1-2			3	0	0	0	0	1	2				
Barry Foote, R OBP: 0.195, SLG: 0.175 (1, 2)	G3						G4-6-3 1B		F8	3	0	1	0	0	0	0				
Ted Sizemore, R OBP: 0.278, SLG: 0.256 (1, 4)	F9						G4-6-3 1-2		F3	3	0	0	0	0	0	1				
Larry Christenson, R OBP: 0.120, SLG: 0.167 (8, PH)										2	0	0	0	0	2	0				
Orlando Gonzalez, L OBP: 0.231, SLG: 0.167 (8, PH)										1	0	1	0	0	0	0				
Warren Brusstar, R OBP: 0.333, SLG: 0.667 (8, 1)			K							0	0	0	0	0	0	0				
Inning Stats	R: 0 E: 0 K: 0 S: 3	H: 0 LOB: 2 BB: 2 P: 11	R: 0 E: 0 K: 1 S: 5	H: 0 LOB: 0 BB: 0 P: 5	R: 0 E: 0 K: 1 S: 5	H: 1 LOB: 1 BB: 0 P: 6	R: 0 E: 0 K: 1 S: 6	H: 1 LOB: 0 BB: 0 P: 5	R: 0 E: 0 K: 0 S: 3	H: 0 LOB: 0 BB: 0 P: 3	R: 0 E: 0 K: 0 S: 3	H: 1 LOB: 0 BB: 0 P: 3	R: 0 E: 0 K: 0 S: 4	H: 1 LOB: 1 BB: 1 P: 4	R: 0 E: 0 K: 0 S: 3	H: 0 LOB: 1 BB: 1 P: 7	1B: 3 2B: 1 3B: 0 HR: 0	SF: 0 SAC: 0 DP: 2 HBP: 0	WP: 2 PB: 0 SB: 0 CS: 0	PA: 32
PITCHER Pete Vuckovich, R ERA: 2.36 (1, 1)	IP: 9.0 WLS: W BF: 32 H: 4 R: 0 ER: 0 SO: 4 BB: 3 IBB: 0 HBP: 0 BLK: 0 WP: 2 HR: 0 S: 37 P: 49 ERA: 0.00 WHIP: 0.778																			

Batter	1	2	3	4	5	6	7	8	9	AB	R	H	RBI	BB	SO	LOB	BOTTOM			
Lou Brock, L OBP: 0.258, SLG: 0.243 (1, 7)	1B 2B		F9 WP 1B	L8						4	2	3	0	0	0	1	Philadelphia Phillies @ St. Louis Cardinals Busch Stadium, St. Louis, MO Tue Aug 08 1978, 7:05 PM CDT Unknown			
Jerry Morales, R OBP: 0.285, SLG: 0.329 (9, 9)										0	0	0	0	0	0	0				
Gary Templeton, S OBP: 0.294, SLG: 0.361 (1, 6)	1B 2B		F7			F5				4	0	1	0	0	1	2				
George Hendrick, R OBP: 0.328, SLG: 0.452 (1, 8)	K		F9			6-3			4-3	4	0	0	0	0	1	3				
Ted Simmons, S OBP: 0.379, SLG: 0.524 (1, 2)	1B 2B		F8			F8			G3	3	0	1	1	1	0	0				
Keith Hernandez, L OBP: 0.341, SLG: 0.403 (1, 3)	K									4	0	2	1	0	1	1				
Jerry Mumphrey, S OBP: 0.286, SLG: 0.301 (1, 9) (9, 7)	K		G3			P5			1-3	4	0	0	0	0	1	3				
Ken Reitz, R OBP: 0.278, SLG: 0.349 (1, 5)				1-3		6-3				3	0	1	0	0	0	0				
Ken Oberkfell, L OBP: 0.179, SLG: 0.185 (1, 4)	6-3			SH1-4 1B				F8		3	0	1	0	0	0	1				
Pete Vuckovich, R OBP: 0.083, SLG: 0.083 (1, 1)	4-3			SH1-4 1-2				L4		2	0	0	0	0	0	1				
Inning Stats	R: 1 E: 0 K: 2 S: 9	H: 3 LOB: 1 BB: 0 P: 9	R: 0 E: 0 K: 1 S: 6	H: 1 LOB: 1 BB: 0 P: 6	R: 1 E: 0 K: 0 S: 5	H: 2 LOB: 2 BB: 1 P: 9	R: 0 E: 0 K: 0 S: 4	H: 1 LOB: 1 BB: 0 P: 4	R: 0 E: 0 K: 0 S: 3	H: 0 LOB: 0 BB: 0 P: 3	R: 0 E: 0 K: 0 S: 3	H: 0 LOB: 0 BB: 0 P: 3	R: 0 E: 0 K: 1 S: 6	H: 1 LOB: 1 BB: 0 P: 6	R: 0 E: 0 K: 0 S: 4	H: 1 LOB: 1 BB: 0 P: 4	1B: 6 2B: 3 3B: 0 HR: 0	SF: 0 SAC: 1 DP: 0 HBP: 0	WP: 1 PB: 0 SB: 0 CS: 0	PA: 33
PITCHER Larry Christenson, R ERA: 3.22 (1, 1)	IP: 7.0 WLS: L BF: 29 H: 8 R: 2 ER: 2 SO: 4 BB: 1 IBB: 0 HBP: 0 BLK: 0 WP: 0 HR: 0 S: 36 P: 40 ERA: 2.57 WHIP: 1.286																			
Warren Brusstar, R ERA: 1.98 (8, 1)	IP: 1.0 WLS: 4 BF: 1 H: 0 R: 0 ER: 0 SO: 0 BB: 0 IBB: 0 HBP: 0 BLK: 0 WP: 0 HR: 0 S: 4 P: 4 ERA: 0.00 WHIP: 1.000																			

Batter	1	2	3	4	5	6	7	8	9	AB	R	H	RBI	BB	SO	LOB	TOP			
Frank Taveras, R (1, 6) OBP: 0.305, SLG: 0.353	F7		2B			6-3		F9		4	0	1	0	0	0	0				
Manny Sanguillen, R (1, 2) OBP: 0.301, SLG: 0.354	5-3		G3			F9		F8		4	0	0	0	0	0	1				
Willie Stargell, L (1, 3) OBP: 0.377, SLG: 0.544	K			P5			K	FC6-4 1B		4	0	1	0	0	2	0				
Dave Parker, L (1, 9) OBP: 0.359, SLG: 0.530		HR		G3			1B 1B	K		4	1	2	1	0	1	1				
Bill Robinson, R (1, 5) OBP: 0.286, SLG: 0.385	1-3			4-3			F8	FC6-4 1-2		4	0	0	0	0	0	2				
John Milner, L (1, 7) OBP: 0.364, SLG: 0.415	4-3				K		1-2 1B			3	0	1	0	0	1	0				
Rennie Stennett, R (1, 4) OBP: 0.274, SLG: 0.316	F8				G3-6 1B		F9			3	0	1	0	0	0	2				
Omar Moreno, L (1, 8) OBP: 0.314, SLG: 0.268			F8		G3-6 1-2			F8		3	0	0	0	0	0	1				
Bert Blyleven, R (1, 1) OBP: 0.143, SLG: 0.145						6-3				2	0	0	0	0	0	0				
Ed Ott, L (8, PH) OBP: 0.284, SLG: 0.358								6-3		1	0	0	0	0	0	0				
Grant Jackson, S (8, 1) OBP: 0.250, SLG: 0.250										0	0	0	0	0	0	0				
Inning Stats	R: 0 E: 0 K: 1 S: 5	H: 0 LOB: 0 BB: 0 P: 5	R: 1 E: 0 K: 0 S: 4	H: 1 LOB: 0 BB: 0 P: 4	R: 0 E: 0 K: 0 S: 4	H: 1 LOB: 1 BB: 0 P: 4	R: 0 E: 0 K: 0 S: 3	H: 0 LOB: 0 BB: 0 P: 3	R: 0 E: 0 K: 1 S: 5	H: 1 LOB: 0 BB: 0 P: 5	R: 0 E: 0 K: 0 S: 3	H: 2 LOB: 2 BB: 0 P: 7	R: 0 E: 0 K: 0 S: 3	H: 0 LOB: 0 BB: 0 P: 3	R: 0 E: 0 K: 1 S: 6	H: 1 LOB: 1 BB: 0 P: 6	1B: 4 2B: 1 3B: 0 HR: 1	SF: 0 SAC: 0 DP: 1 HBP: 0	WP: 0 PB: 0 SB: 0 CS: 0	PA: 32
PITCHER Dick Ruthven, R (1, 1) ERA: 3.13	IP: 9.0 WLS: W BF: 32 H: 6 R: 1 ER: 1 SO: 4 BB: 0 IBB: 0 HBP: 0 BLK: 0 WP: 0 HR: 1 S: 40 P: 40 ERA: 1.00 WHIP: 0.667															PITCHER				

Pittsburgh Pirates @ Philadelphia Phillies
Veterans Stadium, Philadelphia, PA
Thu Aug 10 1978, 7:05 PM EDT
Att: 34,672 - Unknown


AB 32
R 1
H 6
RBI 1
BB 0
SO 4
LOB 7



Batter	1	2	3	4	5	6	7	8	9	AB	R	H	RBI	BB	SO	LOB	BOTTOM			
Bake McBride, L (1, 9) OBP: 0.308, SLG: 0.342	K		1-3			6-3		4-3		4	0	0	0	0	1	1				
Larry Bowa, S (1, 6) OBP: 0.321, SLG: 0.378	G3		4-3 2B			SH1-3 2B 1B		P5		4	1	2	1	0	0	0				
Richie Hebner, L (1, 3) OBP: 0.378, SLG: 0.475	K		4-3 2-3			SH1-3 1-2		BB		2	0	0	0	1	1	1				
Greg Luzinski, R (1, 7) OBP: 0.384, SLG: 0.525										3	0	0	0	0	3	3				
Jerry Martin, R (9, 7) OBP: 0.359, SLG: 0.487		FC4-6 HBP	K			K		K		0	0	0	0	0	0	0				
Mike Schmidt, R (1, 5) OBP: 0.358, SLG: 0.430		F9			P5					3	0	1	1	0	0	1				
Garry Maddox, R (1, 8) OBP: 0.330, SLG: 0.408		FC4-6 1-2			4-3			L8		3	0	0	0	0	0	2				
Bob Boone, R (1, 2) OBP: 0.341, SLG: 0.434		K			5-3			4-3		3	0	0	0	0	1	1				
Ted Sizemore, R (1, 4) OBP: 0.274, SLG: 0.251								F9		3	1	1	0	0	1	0				
Dick Ruthven, R (1, 1) OBP: 0.200, SLG: 0.265			3B 1B			4-3		K		3	1	1	1	0	1	0				
Inning Stats	R: 0 E: 0 K: 2 S: 7	H: 0 LOB: 0 BB: 0 P: 7	R: 0 E: 0 K: 1 S: 5	H: 0 LOB: 1 BB: 0 P: 6	R: 2 E: 0 K: 1 S: 8	H: 3 LOB: 1 BB: 0 P: 8	R: 0 E: 0 K: 0 S: 3	H: 0 LOB: 0 BB: 0 P: 3	R: 0 E: 0 K: 1 S: 5	H: 0 LOB: 0 BB: 0 P: 5	R: 1 E: 0 K: 1 S: 7	H: 2 LOB: 1 BB: 0 P: 7	R: 0 E: 0 K: 1 S: 5	H: 0 LOB: 0 BB: 0 P: 5	R: 0 E: 0 K: 1 S: 5	H: 0 LOB: 1 BB: 1 P: 9	1B: 2 2B: 2 3B: 1 HR: 0	SF: 0 SAC: 1 DP: 0 HBP: 1	WP: 0 PB: 0 SB: 1 CS: 0	PA: 31
PITCHER Bert Blyleven, R (1, 1) ERA: 3.48	IP: 7.0 WLS: L BF: 27 H: 5 R: 3 ER: 3 SO: 7 BB: 0 IBB: 0 HBP: 1 BLK: 0 WP: 0 HR: 0 S: 40 P: 41 ERA: 3.86 WHIP: 0.714															PITCHER				
Grant Jackson, L (8, 1) ERA: 2.96	IP: 1.0 WLS: L BF: 4 H: 0 R: 0 ER: 0 SO: 1 BB: 1 IBB: 0 HBP: 0 BLK: 0 WP: 0 HR: 0 S: 5 P: 9 ERA: 0.00 WHIP: 1.000															PITCHER				

Pittsburgh Pirates @ Philadelphia Phillies
Veterans Stadium, Philadelphia, PA
Thu Aug 10 1978, 7:05 PM EDT
Att: 34,672 - Unknown

AB 28
R 3
H 5
RBI 3
BB 1
SO 8
LOB 9



Batter	1	2	3	4	5	6	7	8	9	AB	R	H	RBI	BB	SO	LOB	TOP																			
Frank Taveras, R OBP: 0.304, SLG: 0.357	6-3		2B		K		K			4	1	1	1	0	2	0	Pittsburgh Pirates @ Philadelphia Phillies Veterans Stadium, Philadelphia, PA Fri Aug 11 1978, 7:05 PM EDT Att: 35,101 - Unknown																			
Manny Sanguillen, R OBP: 0.302, SLG: 0.370	2B		2B		F9			F9		4	0	2	1	0	0	0																				
Willie Stargell, L OBP: 0.376, SLG: 0.539 Steve Brye, R OBP: 0.282, SLG: 0.303	4-3		K		HR		K			2	0	0	0	1	1	2																				
Dave Parker, L OBP: 0.358, SLG: 0.535	6-3		K		HR		F8			4	1	1	2	0	1	2																				
Bill Robinson, R OBP: 0.283, SLG: 0.381		K			F7		K			4	0	0	0	0	2	1																				
John Milner, L OBP: 0.362, SLG: 0.411	4-3				1B		4-3			4	0	1	0	0	0	1																				
Rennie Stennett, R OBP: 0.271, SLG: 0.312	4-3				P6		G3			4	0	0	0	0	0	2																				
Dale Berra, R OBP: 0.086, SLG: 0.061			3B		F9		P6			3	1	1	0	0	0	1																				
Bruce Kison, R OBP: 0.071, SLG: 0.071 Dave Hamilton, L			K		4-3		K			1	0	0	0	0	1	1																				
Jerry Reuss, L OBP: 0.154, SLG: 0.231										1	0	0	0	0	0	0																				
Inning Stats	R: 0 E: 0 K: 0 S: 4	H: 1 LOB: 1 BB: 0 P: 4	R: 0 E: 0 K: 1 S: 5	H: 0 LOB: 0 BB: 0 P: 5	R: 2 E: 0 K: 3 S: 12	H: 3 LOB: 1 BB: 0 P: 12	R: 0 E: 0 K: 0 S: 4	H: 1 LOB: 1 BB: 0 P: 4	R: 0 E: 0 K: 1 S: 5	H: 0 LOB: 0 BB: 0 P: 5	R: 2 E: 0 K: 1 S: 6	H: 1 LOB: 1 BB: 1 P: 10	R: 0 E: 0 K: 2 S: 7	H: 0 LOB: 0 BB: 0 P: 7	R: 0 E: 0 K: 1 S: 5	H: 0 LOB: 0 BB: 0 P: 3	R: 0 E: 0 K: 0 S: 3	H: 0 LOB: 0 BB: 0 P: 3	1B: 2 2B: 2 3B: 1 HR: 1	SF: 0 SAC: 0 DP: 0 HBP: 0	WP: 0 PB: 0 SB: 0 CS: 0	PA: 34														
PITCHER	IP	WLS	BF	H	R	ER	SO	BB	IBB	HBP	BLK	WP	HR	S	P	ERA	WHIP	PITCHER		IP	WLS	BF	H	R	ER	SO	BB	IBB	HBP	BLK	WP	HR	S	P	ERA	WHIP
Steve Carlton, L ERA: 3.16	(1, 1)	8.0	W	31	6	4	4	9	1	0	0	0	1	48	52	4.50	0.875																			
Rawly Eastwick, R ERA: 3.1	(9, 1)	1.0		3	0	0	0	0	0	0	0	0	0	3	3	0.00	0.000																			

AB 33
R 4
H 6
RBI 4
BB 1
SO 9
LOB 10



Batter	1	2	3	4	5	6	7	8	9	AB	R	H	RBI	BB	SO	LOB	BOTTOM																			
Bake McBride, L OBP: 0.315, SLG: 0.355 Orlando Gonzalez, L OBP: 0.214, SLG: 0.154	HR		1B		F9	1B				3	3	2	2	2	0	0	Pittsburgh Pirates @ Philadelphia Phillies Veterans Stadium, Philadelphia, PA Fri Aug 11 1978, 7:05 PM EDT Att: 35,101 - Unknown																			
Larry Bowa, S OBP: 0.324, SLG: 0.382 Bud Harrelson, S OBP: 0.322, SLG: 0.205	B1-3		1B		K	1B				3	1	2	2	0	0	0																				
Richie Hebner, L OBP: 0.381, SLG: 0.477	1B		FC3-6		F9					5	1	3	1	0	0	1																				
Greg Luzinski, R OBP: 0.389, SLG: 0.536	HBP		1B		P6					4	2	3	1	0	0	1																				
Mike Schmidt, R OBP: 0.359, SLG: 0.426 Jim Morrison, R OBP: 0.245, SLG: 0.281	F7		1B		F9					3	2	0	0	2	0	3																				
Garry Maddox, R OBP: 0.328, SLG: 0.406 Jerry Martin, R OBP: 0.358, SLG: 0.485	F7		SF8		F7					4	1	1	2	0	0	3																				
Tim McCarver, L OBP: 0.323, SLG: 0.387 Barry Foote, R OBP: 0.190, SLG: 0.171			SF8		BB					2	1	0	1	1	0	1																				
Ted Sizemore, R OBP: 0.277, SLG: 0.251	5-3		1B		P6					4	2	1	1	1	0	1																				
Steve Carlton, L OBP: 0.323, SLG: 0.387 Jose Cardenal, R OBP: 0.323, SLG: 0.411 Rawly Eastwick, R	F9		1B		G3					4	2	2	3	0	0	0																				
Inning Stats	R: 1 E: 0 K: 0 S: 5	H: 2 LOB: 2 BB: 0 P: 6	R: 0 E: 0 K: 0 S: 3	H: 0 LOB: 0 BB: 0 P: 3	R: 9 E: 1 K: 0 S: 10	H: 7 LOB: 1 BB: 3 P: 22	R: 0 E: 0 K: 0 S: 3	H: 0 LOB: 1 BB: 1 P: 7	R: 0 E: 0 K: 1 S: 5	H: 0 LOB: 0 BB: 0 P: 5	R: 5 E: 1 K: 0 S: 8	H: 5 LOB: 3 BB: 2 P: 16	R: 0 E: 0 K: 0 S: 3	H: 1 LOB: 0 BB: 0 P: 3	R: 0 E: 0 K: 0 S: 3	H: 0 LOB: 0 BB: 0 P: 3		1B: 11 2B: 2 3B: 0 HR: 2	SF: 1 SAC: 0 DP: 1 HBP: 1	WP: 1 PB: 0 SB: 1 CS: 0	PA: 45															
PITCHER	IP	WLS	BF	H	R	ER	SO	BB	IBB	HBP	BLK	WP	HR	S	P	ERA	WHIP	PITCHER		IP	WLS	BF	H	R	ER	SO	BB	IBB	HBP	BLK	WP	HR	S	P	ERA	WHIP
Bruce Kison, R ERA: 3.67	(1, 1)		17	5	7	7	0	3	0	1	0	0	1	13	26	23.62	3.000																			
Dave Hamilton, L ERA: 5.05	(3, 1)	3.0		19	7	8	4	1	2	0	0	0	1	19	27	12.00	3.000																			
Jerry Reuss, L ERA: 6.94	(6, 1)	2.1		9	3	0	0	0	1	0	0	0	1	0	8	12	0.00	1.714																		

AB 37
R 15
H 15
RBI 14
BB 6
SO 1
LOB 10




Batter	1	2	3	4	5	6	7	8	9	AB	R	H	RBI	BB	SO	LOB	TOP		
Frank Taveras, R (1,6) OBP: 0.302, SLG: 0.354	4-3		K					4-3		4	0	0	0	0	1	0	Pittsburgh Pirates @ Philadelphia Phillies Veterans Stadium, Philadelphia, PA Sat Aug 12 1978, 3:33 AM EDT Att: 30,110 - Unknown		
Manny Sanguillen, R (1,3) OBP: 0.310, SLG: 0.370	3-1 1B		F9			P4		G5-4-3 BB		3	0	1	0	1	0	0			
Bill Robinson, R (1,8) OBP: 0.285, SLG: 0.391	3-1 1B		HR			P4		G5-4-3		4	1	2	1	0	0	1			
Dave Parker, L (1,9) OBP: 0.355, SLG: 0.529	3-1		F8			K		K		4	0	0	0	0	2	2			
Rennie Stennett, R (1,4) OBP: 0.269, SLG: 0.309	G3			6-3				1-3		3	0	0	0	0	0	2			
John Milner, L (1,7) OBP: 0.361, SLG: 0.408		4-3		4-3				G4-6-3 BB		2	0	0	0	1	0	0			
Duffy Dyer, R (1,2) OBP: 0.321, SLG: 0.297		P3		4-3				G4-6-3		3	0	0	0	0	0	1			
Dale Berra, R (1,5) OBP: 0.079, SLG: 0.056		E6			5-3			F8		3	0	0	0	0	0	0			
Jim Bibby, R (1,1) OBP: 0.185, SLG: 0.120					4-3			6-3		1	0	0	0	0	1	1			
Steve Brye, R (5, PH) OBP: 0.279, SLG: 0.300			K					6-3		1	0	0	0	0	0	0			
Ed Whitson, R (5, 1) OBP: 0.222, SLG: 0.222										0	0	0	0	0	0	0			
Mario Mendoza, R (8, PH) OBP: 0.314, SLG: 0.326										1	0	0	0	0	0	0			
Grant Jackson, S (8, 1) OBP: 0.250, SLG: 0.250										0	0	0	0	0	0	0			
Inning Stats	R: 0 E: 0 K: 0 S: 5	H: 2 LOB: 2 BB: 0 P: 5	R: 0 E: 1 K: 1 S: 6	H: 0 LOB: 1 BB: 0 P: 6	R: 1 E: 0 K: 1 S: 6	H: 1 LOB: 0 BB: 0 P: 6	R: 0 E: 0 K: 0 S: 3	H: 0 LOB: 0 BB: 0 P: 3	R: 0 E: 0 K: 1 S: 5	H: 0 LOB: 0 BB: 0 P: 5	R: 0 E: 0 K: 0 S: 2	H: 0 LOB: 0 BB: 1 P: 6	R: 0 E: 0 K: 0 S: 3	H: 0 LOB: 0 BB: 0 P: 3	R: 0 E: 0 K: 1 S: 4	H: 0 LOB: 0 BB: 1 P: 8	1B: 2 2B: 0 3B: 0 HR: 1	SF: 0 SAC: 0 DP: 2 HBP: 0	WP: 0 PA: 31 PB: 0 SB: 0 CS: 0
PITCHER	IP WLS BF H R ER SO BB IBB HBP BLK WP HR S P ERA WHIP																		
Randy Lerch, L (1, 1) ERA: 4.25	8.0 W 28 3 1 1 3 1 0 0 0 0 1 33 37 1.12 0.500																		
Warren Brusstar, R (9, 1) ERA: 1.87	1.0 3 0 0 0 1 1 0 0 0 0 0 4 8 0.00 1.000																		

AB	29
R	1
H	3
RBI	1
BB	2
SO	4
LOB	7



Batter	1	2	3	4	5	6	7	8	9	AB	R	H	RBI	BB	SO	LOB	BOTTOM		
Bake McBride, L (1,9) OBP: 0.314, SLG: 0.353	K				F7					5	1	1	0	0	1	3	Pittsburgh Pirates @ Philadelphia Phillies Veterans Stadium, Philadelphia, PA Sat Aug 12 1978, 3:33 AM EDT Att: 30,110 - Unknown		
Jerry Martin, R (8, 7) OBP: 0.358, SLG: 0.485			S FC5		F7					0	0	0	0	0	0	0			
Larry Bowa, S (1,6) OBP: 0.325, SLG: 0.389	F8		F7							4	2	2	1	0	0	1			
Bud Harrelson, S (7, 6) OBP: 0.318, SLG: 0.203			1-3	2H	1B					1	0	0	0	0	0	0			
Richie Hebner, L (1, 3) OBP: 0.387, SLG: 0.482			F9							5	1	4	2	0	0	1			
Greg Luzinski, R (1, 7) OBP: 0.391, SLG: 0.543				2H						4	2	2	2	1	1	3			
Otlando Gonzalez, L (8, 9) OBP: 0.214, SLG: 0.154			FC5 BB		G1					0	0	0	0	0	0	0			
Mike Schmidt, R (1, 5) OBP: 0.359, SLG: 0.423			E BB							3	1	0	0	2	2	4			
Gary Maddox, R (1, 8) OBP: 0.332, SLG: 0.410			E BB		FC4-6					4	1	2	1	1	1	2			
Warren Brusstar, R (9, 1) OBP: 0.333, SLG: 0.667			S BB		K					0	0	0	0	0	0	0			
Bob Boone, R (1, 2) OBP: 0.342, SLG: 0.444			1-3 2H 3H		L8					5	1	2	2	0	1	4			
Ted Sizemore, R (1, 4) OBP: 0.275, SLG: 0.246										4	1	0	0	1	1	4			
Randy Lerch, L (1, 1) ERA: 3.95										3	0	1	1	0	1	1			
Ed Whitson, R (5, 1) ERA: 2.94										1	0	0	0	0	1	1			
Grant Jackson, L (8, 1) ERA: 2.52										1	0	0	0	0	1	1			
Inning Stats	R: 0 E: 0 K: 2 S: 9	H: 2 LOB: 2 BB: 0 P: 9	R: 0 E: 0 K: 2 S: 7	H: 0 LOB: 1 BB: 1 P: 11	R: 2 E: 1 K: 0 S: 5	H: 1 LOB: 2 BB: 2 P: 13	R: 2 E: 0 K: 0 S: 5	H: 2 LOB: 1 BB: 1 P: 9	R: 1 E: 0 K: 1 S: 7	H: 2 LOB: 2 BB: 1 P: 11	R: 5 E: 0 K: 1 S: 10	H: 5 LOB: 0 BB: 0 P: 10	R: 0 E: 1 K: 2 S: 9	H: 1 LOB: 2 BB: 0 P: 9	R: 0 E: 0 K: 1 S: 6	H: 1 LOB: 1 BB: 0 P: 6	1B: 9 2B: 2 3B: 1 HR: 2	SF: 0 SAC: 1 DP: 0 HBP: 0	WP: 0 PA: 45 PB: 0 SB: 4 CS: 0
PITCHER	IP WLS BF H R ER SO BB IBB HBP BLK WP HR S P ERA WHIP																		
Jim Bibby, R (1, 1)	4.0 L 22 8 6 6 4 1 0 0 0 0 0 2 26 30 6.75 2.250																		
Ed Whitson, R (5, 1)	3.0 19 8 6 6 4 1 0 0 0 0 0 2 26 30 18.00 3.000																		
Grant Jackson, L (8, 1)	1.0 4 1 0 0 1 0 0 0 0 0 0 6 6 0.00 1.000																		

AB	39
R	10
H	14
RBI	9
BB	5
SO	9
LOB	24



Batter	1	2	3	4	5	6	7	8	9	AB	R	H	RBI	BB	SO	LOB	TOP					
Frank Taveras, R (1,6) OBP: 0.304, SLG: 0.357 Mario Mendoza, R (6,6) OBP: 0.308, SLG: 0.319	0-0 4-3		0-0 1B HR	0-0 FC3-2 1B		0-3 K		0-0 P5		4	1	2	0	0	1	1						
Omar Moreno, L (1,8) OBP: 0.318, SLG: 0.276	0-0 G3 S 1B		0-0 HR	0-0 FC3-2 1B		0-0 BB SF7 2B		0-0 6-3		5	3	3	0	0	0	1						
Dave Parker, L (1,9) OBP: 0.355, SLG: 0.534	0-0 G3		0-0 HR	0-0 G3		4-0 BB IBB		0-0 F8		4	1	1	3	1	0	2						
John Milner, L (1,3) OBP: 0.366, SLG: 0.409	0-0 1B		0-0 F9 SH1-3 1B		0-0 3-1	4-0 FC6-4 BB		0-0 F7		4	1	2	2	1	0	0						
Bill Robinson, R (1,7) OBP: 0.285, SLG: 0.393	0-0 F8		0-0 SH1-3		0-0 F8 2B	0-0 SF7		0-3 K		3	0	1	1	0	1	1						
Manny Sanguillen, R (1,2) OBP: 0.307, SLG: 0.361		0-0 1-3	0-0 F9		1-0 FC5-4 HBP	0-0 FC6-4		0-0 5-3		4	0	0	0	0	0	3						
Rennie Stennett, R (1,4) OBP: 0.268, SLG: 0.308		0-0 L4	0-0 1B		0-0 F8		0-0 L3			4	0	1	1	0	0	2	AB 37					
Phil Garner, R (1,5) OBP: 0.334, SLG: 0.385		0-0 2B	0-0 P4		0-0 FC5-4		0-3 K			4	0	1	0	0	1	3	R 7					
Don Robinson, R (1,1) OBP: 0.175, SLG: 0.211		0-0 6-3		0-0 F8		0-0 2B BB 1B		0-3 K		4	1	1	0	0	1	1	H 12					
Inning Stats	R: 1 E: 0 K: 0 S: 5	H: 2 LOB: 1 BB: 0 P: 5	R: 0 E: 0 K: 0 S: 4	H: 1 LOB: 1 BB: 0 P: 4	R: 4 E: 0 K: 0 S: 8	H: 5 LOB: 1 BB: 0 P: 8	R: 0 E: 1 K: 0 S: 4	H: 1 LOB: 1 BB: 0 P: 4	R: 0 E: 0 K: 0 S: 7	H: 0 LOB: 0 BB: 0 P: 7	R: 0 E: 0 K: 0 S: 3	H: 0 LOB: 0 BB: 0 P: 3	R: 0 E: 0 K: 1 S: 5	H: 0 LOB: 0 BB: 0 P: 5	1B: 7 2B: 4 3B: 0 HR: 1	SF: 1 SAC: 1 DP: 0 HBP: 1	WP: 0 PB: 0 SB: 1 CS: 0	PA: 42				
PITCHER	IP WLS BF H R ER SO BB IBB HBP BLK WP HR S P ERA WHIP																					
Larry Christenson, R (1,1) ERA: 3.48	2.0	L	13	7	5	5	0	0	0	0	0	0	0	0	0	0	0	1	13	13	22.50	3.500
Warren Brusstar, R (3,1) ERA: 1.84	1.0		4	1	0	0	0	0	0	0	0	0	0	0	0	0	0	0	4	4	0.00	1.000
Ron Reed, R (4,1) ERA: 2.42	2.0		9	2	0	0	0	0	0	1	0	0	0	0	0	0	0	0	8	9	0.00	1.000
Rawly Eastwick, R (6,1) ERA: 3.31	2.0		10	2	2	2	3	1	1	0	0	0	0	0	0	0	0	0	14	22	9.00	1.500
Tug McGraw, L (8,1) ERA: 2.38	2.0		6	0	0	0	1	0	0	0	0	0	0	0	0	0	0	0	8	8	0.00	0.000

Pittsburgh Pirates @ Philadelphia Phillies
Veterans Stadium, Philadelphia, PA
Sun Aug 13 1978, 3:33 AM EDT
Att: 38,119 - Unknown

AB 37
R 7
H 12
RBI 7
BB 2
SO 4
LOB 14



Batter	1	2	3	4	5	6	7	8	9	AB	R	H	RBI	BB	SO	LOB	BOTTOM			
Bake McBride, L (1,9) OBP: 0.318, SLG: 0.352	0-0 6-3		4-0 BB			4-0 S HR BB	0-0 1B		0-3 K	3	1	1	1	2	1	1				
Larry Bowa, S (1,6) OBP: 0.322, SLG: 0.386	0-0 6-3		0-3 K			0-0 6-3	0-0 5-3			4	0	0	0	0	1	5				
Richie Hebner, L (1,3) OBP: 0.388, SLG: 0.492	0-0 F5				0-0 1B	0-0 HR		0-0 F8		4	1	2	2	0	0	0				
Greg Luzinski, R (1,7) OBP: 0.388, SLG: 0.538		0-0 E3 CS		0-3 K		0-0 L6		0-3 K2-3		4	0	0	0	0	2	1				
Mike Schmidt, R (1,5) OBP: 0.356, SLG: 0.418		0-0 F9		0-0 F3		0-3 K		0-0 E5		4	0	0	0	0	1	2				
Gary Maddox, R (1,8) OBP: 0.329, SLG: 0.406		0-0 6-3		0-0 F8			0-0 F7	0-0 F9		4	0	0	0	0	0	2				
Bob Boone, R (1,2) OBP: 0.341, SLG: 0.441			0-3 K		0-0 6-3		0-0 BB 1B		0-0 F9	4	1	1	0	0	1	0	AB 34			
Ted Sizemore, R (1,4) OBP: 0.279, SLG: 0.256			0-0 S 1B		0-0 4-3		0-0 F3		0-0 2B	4	0	2	0	0	0	1	R 3			
Larry Christenson, R (1,1) ERA: 3.53	9.0	W	37	6	3	3	7	3	0	0	0	0	0	0	0	0	WP: 0 PB: 0 SB: 2 CS: 1	PA: 37		
PITCHER	IP WLS BF H R ER SO BB IBB HBP BLK WP HR S P ERA WHIP																			
Don Robinson, R (1,1) ERA: 3.53	9.0	W	37	6	3	3	7	3	0	0	0	0	0	0	0	0	1B: 4 2B: 1 3B: 0 HR: 1	SF: 0 SAC: 0 DP: 0 HBP: 0	WP: 0 PB: 0 SB: 2 CS: 1	PA: 37

Pittsburgh Pirates @ Philadelphia Phillies
Veterans Stadium, Philadelphia, PA
Sun Aug 13 1978, 3:33 AM EDT
Att: 38,119 - Unknown

AB 34
R 3
H 6
RBI 3
BB 3
SO 7
LOB 14



Batter	1	2	3	4	5	6	7	8	9	AB	R	H	RBI	BB	SO	LOB	TOP					
Davey Lopes, R OBP: 0.361, SLG: 0.428 (1, 4)	K	6-3		F3			SH1-4 SF8 2B		F7	5	1	1	0	0	1	3	Los Angeles Dodgers @ Philadelphia Phillies Veterans Stadium, Philadelphia, PA Tue Aug 15 1978, 7:05 PM EDT Att: 38,386 - Unknown					
Bill Russell, R OBP: 0.304, SLG: 0.352 (1, 6)	5-3		G3		6-3		SH1-4			4	0	1	0	0	0	0						
Reggie Smith, S OBP: 0.385, SLG: 0.599 (1, 9)	4-3			HR	G3		SF8			3	1	1	2	1	0	0						
Ron Cey, R OBP: 0.372, SLG: 0.431 (1, 5)		F9	6-3			FC6-4 BB	K		F7	4	0	0	0	1	1	2						
Steve Garvey, R OBP: 0.329, SLG: 0.470 (1, 3)		1B			FC6-4			5-3		4	1	2	0	0	0	1						
Lee Lacy, R OBP: 0.376, SLG: 0.598 Bill North, S OBP: 0.383, SLG: 0.295 (8, 8)		1B	4-3				F9		6-3	4	1	1	0	0	0	1						
Rick Monday, L OBP: 0.348, SLG: 0.486 (8, 7)		1B		K						4	1	3	2	0	1	0						
Joe Ferguson, R OBP: 0.340, SLG: 0.363 (1, 2)		1B			6-3				P4	3	0	1	1	1	0	1						
Doug Rau, L OBP: 0.163, SLG: 0.184 Vic Davalillo, L OBP: 0.333, SLG: 0.350 Lance Rautzhan, R (9, 1)		1B	SH2-4		SH3		G3		P6	1	0	0	0	0	0	0						
Inning Stats	R: 0 E: 0 K: 1 S: 5	H: 0 LOB: 0 BB: 0 P: 5	R: 2 E: 0 K: 0 S: 7	H: 4 LOB: 2 BB: 0 P: 7	R: 1 E: 0 K: 0 S: 5	H: 2 LOB: 1 BB: 0 P: 5	R: 0 E: 0 K: 1 S: 5	H: 0 LOB: 1 BB: 1 P: 9	R: 0 E: 0 K: 0 S: 3	H: 0 LOB: 1 BB: 1 P: 7	R: 1 E: 0 K: 0 S: 4	H: 1 LOB: 0 BB: 0 P: 4	R: 1 E: 0 K: 1 S: 6	H: 1 LOB: 0 BB: 0 P: 6	R: 0 E: 0 K: 0 S: 4	H: 1 LOB: 1 BB: 1 P: 4		R: 0 E: 0 K: 0 S: 4	H: 1 LOB: 2 BB: 1 P: 8	1B: 5 2B: 2 3B: 1 HR: 2	SF: 1 SAC: 3 DP: 0 HBP: 0	WP: 0 PB: 0 SB: 0 CS: 0
PITCHER	IP	WLS	BF	H	R	ER	SO	BB	IBB	HBP	BLK	WP	HR	S	P	ERA	WHIP					
Dick Ruthven, R ERA: 3.27 Warren Brusstar, R ERA: 1.75	(1, 1)	7.0	L	31	8	5	5	3	2	0	0	0	0	2	35	43	6.43	1.429				
PITCHER	IP	WLS	BF	H	R	ER	SO	BB	IBB	HBP	BLK	WP	HR	S	P	ERA	WHIP					
Warren Brusstar, R ERA: 1.75	(8, 1)	2.0		9	2	0	0	0	0	1	0	0	0	0	8	12	0.00	1.000				

Batter	1	2	3	4	5	6	7	8	9	AB	R	H	RBI	BB	SO	LOB	BOTTOM					
Jerry Martin, R OBP: 0.354, SLG: 0.475 (1, 9)	K		F7				K			3	1	0	0	1	2	0	Los Angeles Dodgers @ Philadelphia Phillies Veterans Stadium, Philadelphia, PA Tue Aug 15 1978, 7:05 PM EDT Att: 38,386 - Unknown					
Larry Bowa, S OBP: 0.324, SLG: 0.386 (1, 6)				F5	1B			F7		3	1	1	0	1	0	0						
Jose Cardenal, R OBP: 0.322, SLG: 0.406 (1, 3)				FC6-4	1B			F3		4	0	1	3	0	0	1						
Greg Luzinski, R OBP: 0.389, SLG: 0.539 (1, 7)	K				P4					3	0	1	0	1	1	2						
Mike Schmidt, R OBP: 0.353, SLG: 0.413 (1, 5)		F7		5-3			F7		F7	4	0	0	0	0	0	2						
Gary Maddox, R OBP: 0.326, SLG: 0.402 (1, 8)		P6			F8		5-3		F9	4	0	0	0	0	0	0						
Bob Boone, R OBP: 0.337, SLG: 0.435 (1, 2)		5-3			E5		F7		F2	4	1	0	0	0	0	0						
Ted Sizemore, R OBP: 0.279, SLG: 0.256 (1, 4)			K				B1-3		F8	4	0	1	0	0	1	0						
Dick Ruthven, R OBP: 0.192, SLG: 0.255 Jim Morrison, R OBP: 0.239, SLG: 0.273 Warren Brusstar, R OBP: 0.333, SLG: 0.667 (8, 1)				F9	FC6-4		P6			2	1	0	1	0	0	1						
Inning Stats	R: 0 E: 0 K: 2 S: 8	H: 1 LOB: 1 BB: 0 P: 8	R: 0 E: 0 K: 0 S: 3	H: 0 LOB: 0 BB: 0 P: 3	R: 0 E: 0 K: 1 S: 5	H: 0 LOB: 0 BB: 0 P: 5	R: 0 E: 0 K: 0 S: 4	H: 1 LOB: 1 BB: 0 P: 4	R: 4 E: 1 K: 0 S: 6	H: 2 LOB: 1 BB: 2 P: 14	R: 0 E: 0 K: 0 S: 3	H: 0 LOB: 0 BB: 0 P: 3	R: 0 E: 0 K: 1 S: 5	H: 0 LOB: 0 BB: 0 P: 5	R: 0 E: 0 K: 0 S: 3	H: 0 LOB: 1 BB: 1 P: 7		R: 0 E: 0 K: 0 S: 3	H: 0 LOB: 0 BB: 0 P: 3	1B: 3 2B: 1 3B: 0 HR: 0	SF: 0 SAC: 0 DP: 0 HBP: 0	WP: 0 PB: 0 SB: 0 CS: 0
PITCHER	IP	WLS	BF	H	R	ER	SO	BB	IBB	HBP	BLK	WP	HR	S	P	ERA	WHIP					
Doug Rau, L ERA: 3.35 Lance Rautzhan, L ERA: 1.35	(1, 1)	8.0	W	32	4	4	0	4	3	0	0	0	0	3	3	0.00	0.875					
PITCHER	IP	WLS	BF	H	R	ER	SO	BB	IBB	HBP	BLK	WP	HR	S	P	ERA	WHIP					
Lance Rautzhan, L ERA: 1.35	(9, 1)	1.0	S	3	0	0	0	0	0	0	0	0	0	3	3	0.00	0.000					

Batter	1	2	3	4	5	6	7	8	9	AB	R	H	RBI	BB	SO	LOB	TOP				
Davey Lopes, R OBP: 0.360, SLG: 0.425 (1, 4)	F7		HR		F7		5-3			3	1	0	0	1	0	1	Los Angeles Dodgers @ Philadelphia Phillies Veterans Stadium, Philadelphia, PA Wed Aug 16 1978, 7:05 PM EDT Att: 37,660 - Unknown				
Bill North, S OBP: 0.381, SLG: 0.294 (1, 8)	F7		K		1B		6-3			4	0	1	1	0	1	3					
Reggie Smith, S OBP: 0.386, SLG: 0.607 (1, 9)	F9		HR		1B		K			4	1	2	4	0	1	0					
Ron Cey, R OBP: 0.369, SLG: 0.427 (1, 5)		F9	K		F8			6-3		4	0	0	0	0	1	2					
Steve Garvey, R OBP: 0.326, SLG: 0.466 (1, 3)		F9			F9		6-3			4	0	0	0	0	0	0					
Lee Lacy, R OBP: 0.373, SLG: 0.587 Rick Monday, L OBP: 0.348, SLG: 0.486 (8, 7)		F8			4-3		S	K		3	0	0	0	1	1	0					
Joe Ferguson, R OBP: 0.338, SLG: 0.361 (1, 2)			SH3-4	HR	F9		5-3			4	1	1	0	0	1	1					
Bill Russell, R OBP: 0.305, SLG: 0.352 (1, 6)			SH3-4	HR	1B		5-3			3	1	1	0	1	0	0					
Bob Welch, R OBP: 0.333, SLG: 0.417 (1, 1)			SH3-4		1B		FC6-4			3	1	1	0	0	1	2					
Inning Stats	R: 0 E: 0 K: 0 S: 3	H: 0 LOB: 0 BB: 0 P: 3	R: 0 E: 0 K: 0 S: 3	H: 0 LOB: 0 BB: 0 P: 3	R: 4 E: 0 K: 2 S: 10	H: 3 LOB: 0 BB: 1 P: 14	R: 0 E: 0 K: 0 S: 3	H: 0 LOB: 0 BB: 0 P: 3	R: 1 E: 0 K: 0 S: 6	H: 3 LOB: 2 BB: 0 P: 6	R: 0 E: 0 K: 0 S: 3	H: 0 LOB: 0 BB: 0 P: 5	R: 0 E: 0 K: 1 S: 5	H: 0 LOB: 0 BB: 0 P: 5	R: 0 E: 0 K: 2 S: 7	H: 0 LOB: 0 BB: 0 P: 7	1B: 4 2B: 1 3B: 0 HR: 1	SF: 0 SAC: 1 DP: 0 HBP: 0	WP: 0 PB: 0 SB: 1 CS: 0	PA: 36	
PITCHER	IP	WLS	BF	H	R	ER	SO	BB	IBB	HBP	BLK	WP	HR	S	P	ERA	WHIP				
Jim Kaat, L ERA: 4.82 (1, 1)	4.1	L	18	4	5	5	2	0	1	0	0	0	1	21	25	10.38	0.923				
Warren Brusstar, R ERA: 1.75 (5, 1)	0.2		4	2	0	0	0	0	0	0	0	0	0	4	4	0.00	3.000				
Ron Reed, R ERA: 2.33 (6, 1)	3.0		11	0	0	0	2	1	1	0	0	0	0	13	21	0.00	0.333				
Tug McGraw, L ERA: 2.35 (9, 1)	1.0		3	0	0	0	2	0	0	0	0	0	0	7	7	0.00	0.000				

Batter	1	2	3	4	5	6	7	8	9	AB	R	H	RBI	BB	SO	LOB	BOTTOM				
Bake McBride, L OBP: 0.317, SLG: 0.351 (1, 9)	K			1B	1B		F7		K	4	1	1	0	0	2	0	Los Angeles Dodgers @ Philadelphia Phillies Veterans Stadium, Philadelphia, PA Wed Aug 16 1978, 7:05 PM EDT Att: 37,660 - Unknown				
Larry Bowa, S OBP: 0.325, SLG: 0.387 (1, 6)	B1-3			SF9	1B		G4-6-3		G3	4	0	2	0	0	0	0					
Richie Hebner, L OBP: 0.386, SLG: 0.498 (1, 3)	L4			F3			G4-6-3		HR	4	1	1	1	0	0	3					
Greg Luzinski, R OBP: 0.390, SLG: 0.537 (1, 7)				CS	BB		F8		F3	3	0	1	0	1	0	0					
Mike Schmidt, R OBP: 0.352, SLG: 0.411 (1, 5)				K			SF9		6-3	2	0	0	1	1	1	1					
Gary Maddox, R OBP: 0.324, SLG: 0.399 (1, 8)				5-3			K		F7	3	0	0	0	0	1	3					
Barry Foote, R OBP: 0.200, SLG: 0.182 (1, 2)				L3	1B		F8		FC6-4	3	0	1	0	0	0	1					
Ted Sizemore, R OBP: 0.275, SLG: 0.252 (1, 4)				L3			P6		6-3	3	0	0	0	0	0	1					
Jim Kaat, L OBP: 0.348, SLG: 0.367 Warren Brusstar, R OBP: 0.333, SLG: 0.987 Orlando Cepeda, L OBP: 0.385, SLG: 0.433 Ron Reed, R OBP: 0.351, SLG: 0.390 Tim McCarver, L OBP: 0.330, SLG: 0.390 Tug McGraw, R (9, 1)				K			1-3		F9	1	0	0	0	0	1	0					
Inning Stats	R: 0 E: 0 K: 1 S: 5	H: 0 LOB: 0 BB: 0 P: 5	R: 0 E: 0 K: 1 S: 4	H: 0 LOB: 1 BB: 1 P: 8	R: 0 E: 0 K: 1 S: 5	H: 1 LOB: 0 BB: 0 P: 5	R: 1 E: 0 K: 1 S: 8	H: 3 LOB: 2 BB: 0 P: 8	R: 0 E: 0 K: 0 S: 3	H: 0 LOB: 0 BB: 0 P: 3	R: 0 E: 0 K: 0 S: 3	H: 1 LOB: 1 BB: 1 P: 7	R: 0 E: 0 K: 1 S: 5	H: 0 LOB: 0 BB: 0 P: 5	R: 1 E: 0 K: 0 S: 4	H: 1 LOB: 0 BB: 0 P: 4	1B: 5 2B: 2 3B: 0 HR: 1	SF: 1 SAC: 0 DP: 3 HBP: 0	WP: 0 PB: 0 SB: 0 CS: 1	PA: 32	
PITCHER	IP	WLS	BF	H	R	ER	SO	BB	IBB	HBP	BLK	WP	HR	S	P	ERA	WHIP				
Bob Welch, R ERA: 1.84 (1, 1)	9.0	W	32	6	2	2	5	2	0	0	0	0	1	40	48	2.00	0.889				

Batter	1	2	3	4	5	6	7	8	9	AB	R	H	RBI	BB	SO	LOB	TOP		
Davey Lopes, R OBP: 0.358, SLG: 0.421 (1, 4)	5-3		P4		F9			BB SH1 E BB	6-3	4	1	0	0	1	0	1	Los Angeles Dodgers @ Philadelphia Phillies Veterans Stadium, Philadelphia, PA Thu Aug 17 1978, 7:05 PM EDT Att: 36,325 - Unknown		
Bill North, S OBP: 0.383, SLG: 0.296 (1, 8)	4-0			S 1B		P4		SH1		2	1	1	0	1	0	0			
Reggie Smith, S OBP: 0.385, SLG: 0.602 (1, 9)	F9			K		5-3		BB E IBB		3	1	0	0	1	1	2			
Ron Cey, R OBP: 0.368, SLG: 0.424 (1, 5)	P5			K		5-3		BB E BB		3	1	0	0	1	1	2			
Steve Garvey, R OBP: 0.329, SLG: 0.471 (1, 3)		F8		S 1B			PB BB	E4 1-H 2-H 3-H 3B		3	1	2	4	1	0	0			
Dusty Baker Jr., R OBP: 0.326, SLG: 0.375 (1, 7)	F8			6-3			6-3	K		4	0	0	0	0	1	2			
Joe Ferguson, R OBP: 0.337, SLG: 0.359 (1, 2)							F8	SH1-4 1B	5-3	4	0	1	0	0	1	1			
Bill Russell, R OBP: 0.305, SLG: 0.350 (1, 6)			K		F8				L4	3	0	0	0	1	1	1			
Burt Hooton, R OBP: 0.245, SLG: 0.170 (1, 1)			F7				SH1-4		F9	3	0	0	0	0	0	2			
Terry Forster, L OBP: 0.333, SLG: 0.333 (9, 1)										0	0	0	0	0	0	0			
Inning Stats	R: 0 E: 0 K: 0 S: 3	H: 0 LOB: 1 BB: 1 P: 7	R: 0 E: 0 K: 1 S: 5	H: 0 LOB: 0 BB: 0 P: 5	R: 0 E: 0 K: 1 S: 5	H: 2 LOB: 1 BB: 0 P: 9	R: 0 E: 0 K: 2 S: 9	H: 1 LOB: 1 BB: 0 P: 4	R: 0 E: 0 K: 0 S: 3	H: 0 LOB: 2 BB: 2 P: 11	R: 4 E: 1 K: 1 S: 6	H: 1 LOB: 0 BB: 3 P: 18	R: 0 E: 0 K: 0 S: 3	H: 0 LOB: 0 BB: 0 P: 3	1B: 3 2B: 0 3B: 1 HR: 0	SF: 0 SAC: 2 DP: 0 HBP: 0	WP: 0 PB: 1 SB: 4 CS: 0	PA: 37	
PITCHER	IP WLS BF H R ER SO BB IBB HBP BLK WP HR S P ERA WHIP																		
Randy Lerch, L ERA: 4.08 (1, 1)	7.0	27	3	1	1	4	2	1	0	0	0	0	0	32	44	1.29	0.714		
Tug McGraw, L ERA: 2.69 (8, 1)	2.0	L 10	1	4	3	1	2	1	0	0	0	0	0	9	21	13.50	1.500		

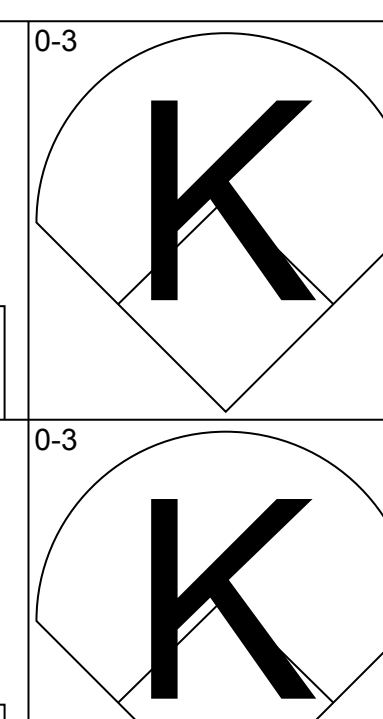
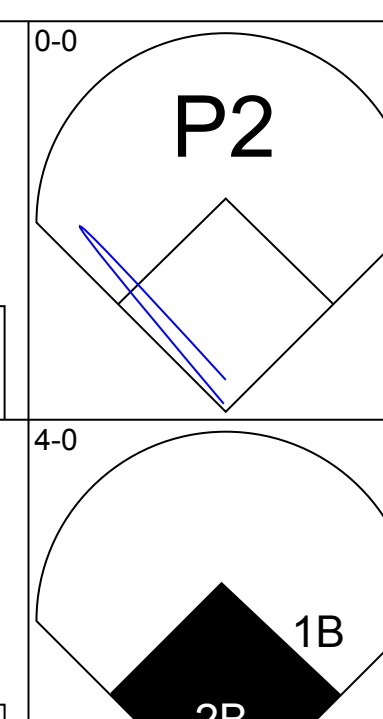
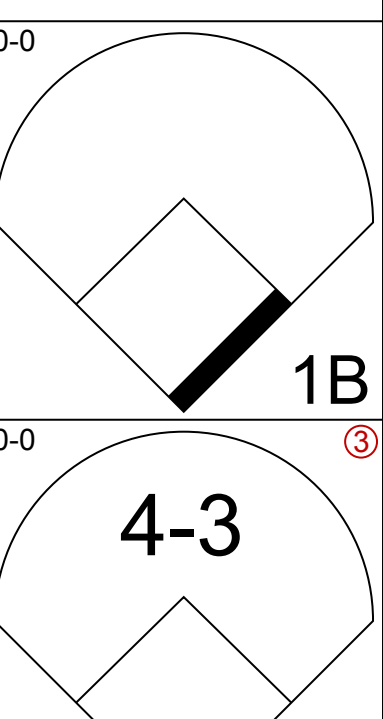
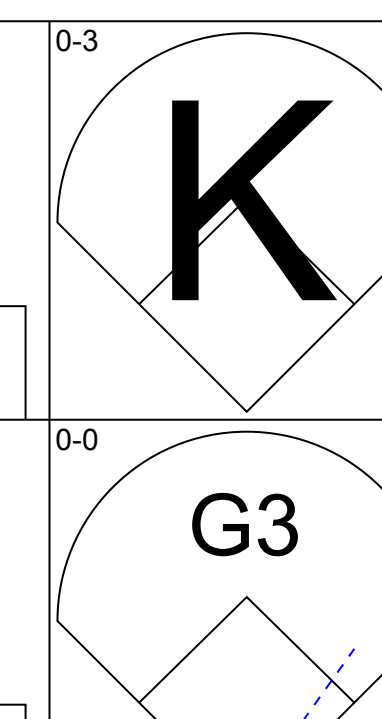
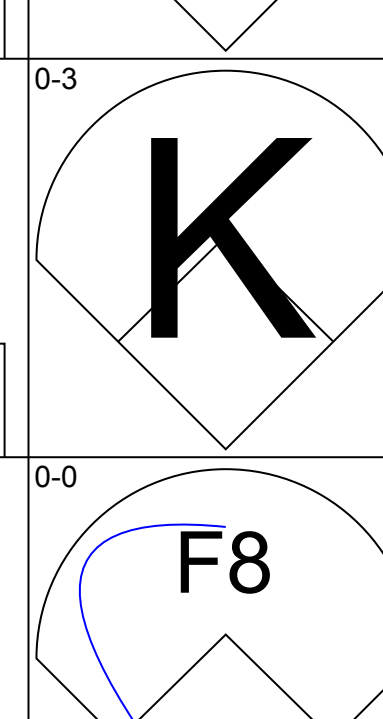
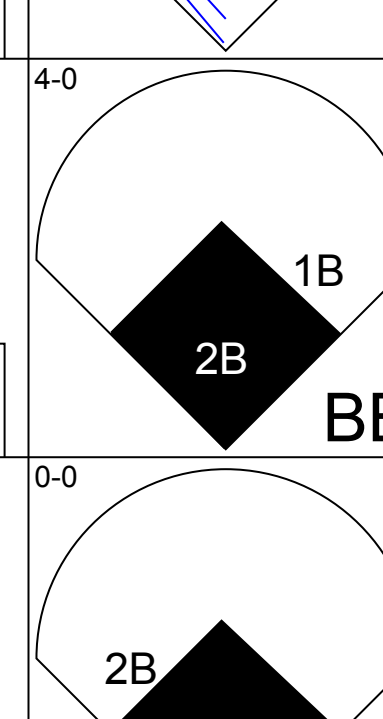
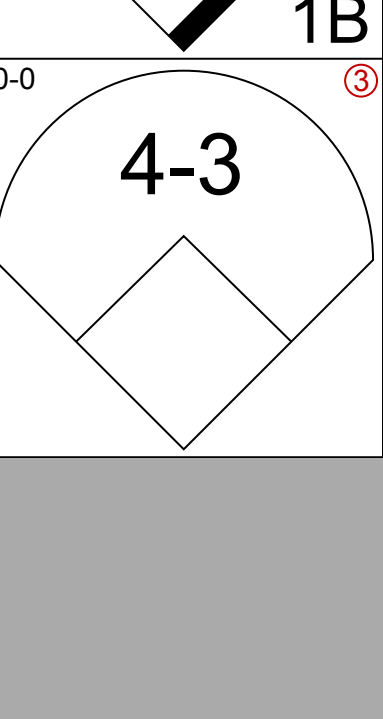
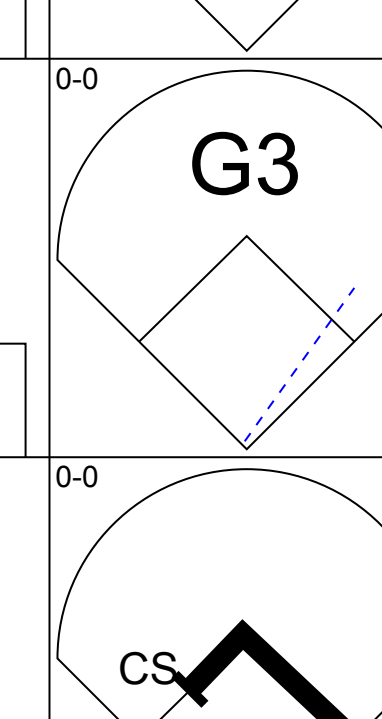
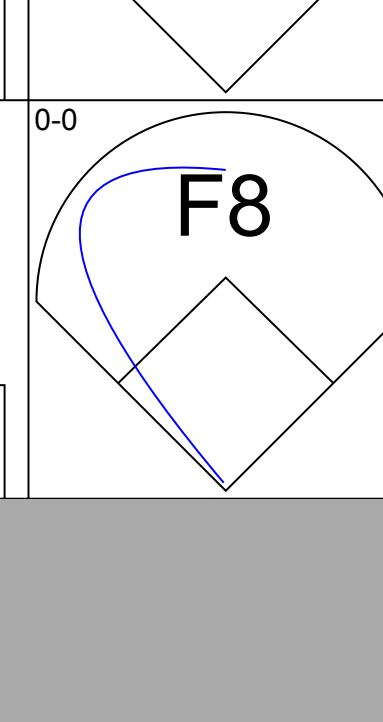
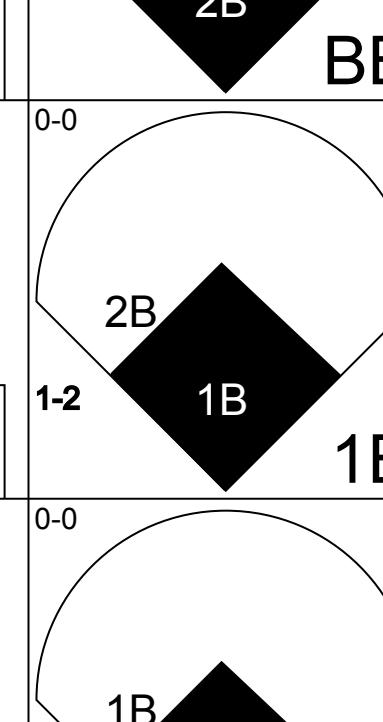
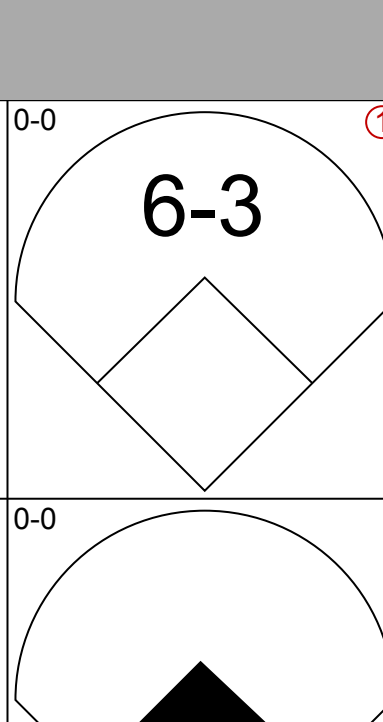
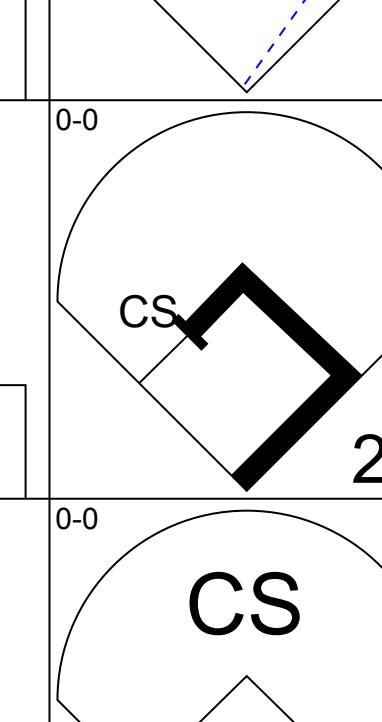
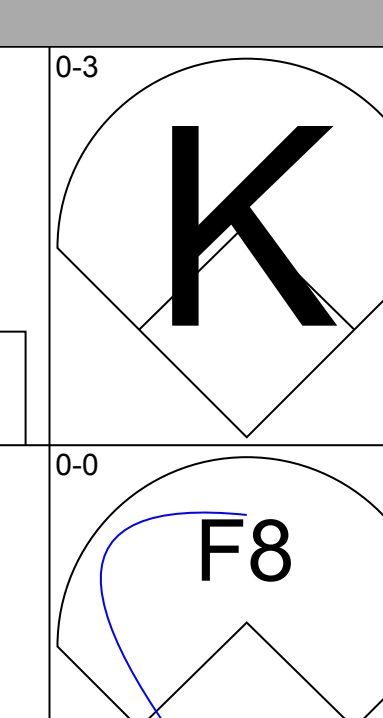
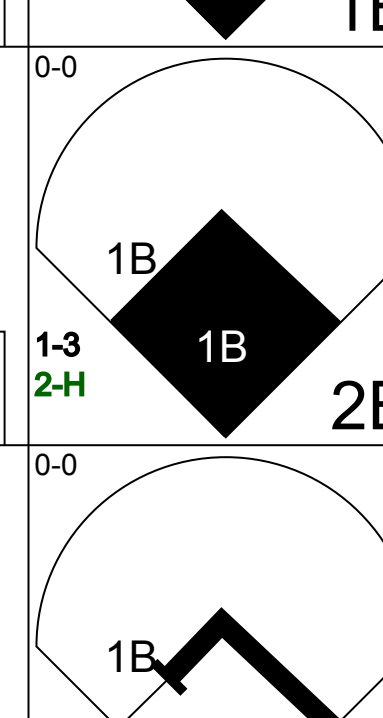
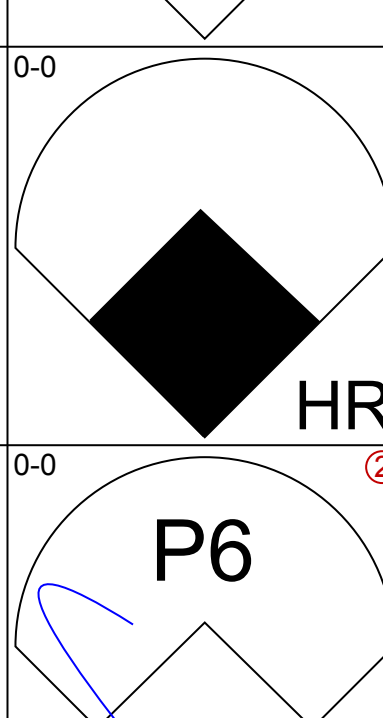
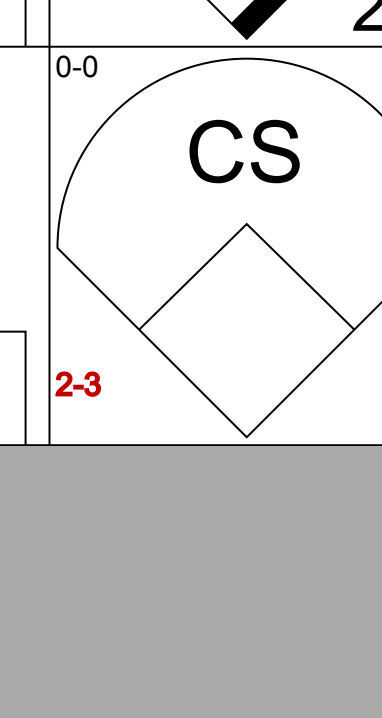
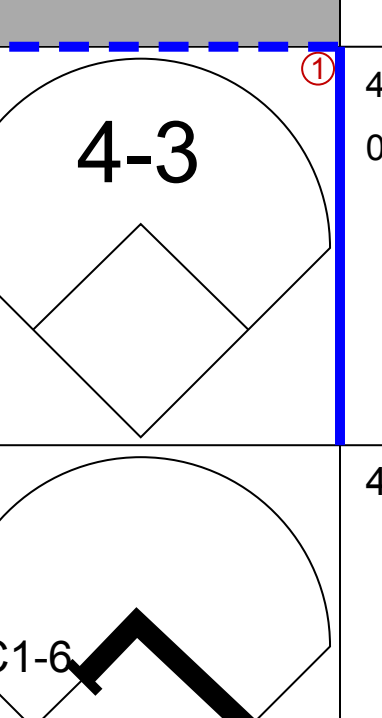
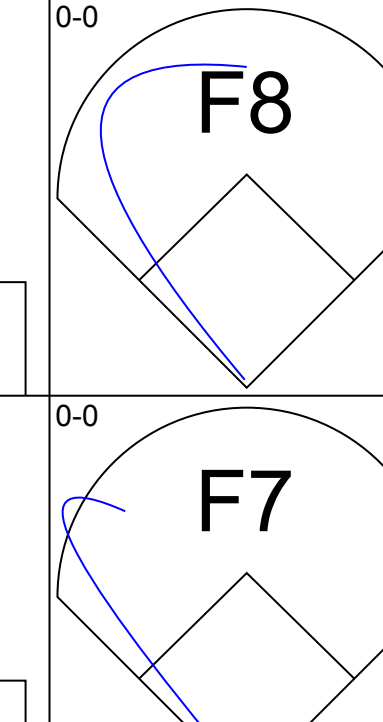
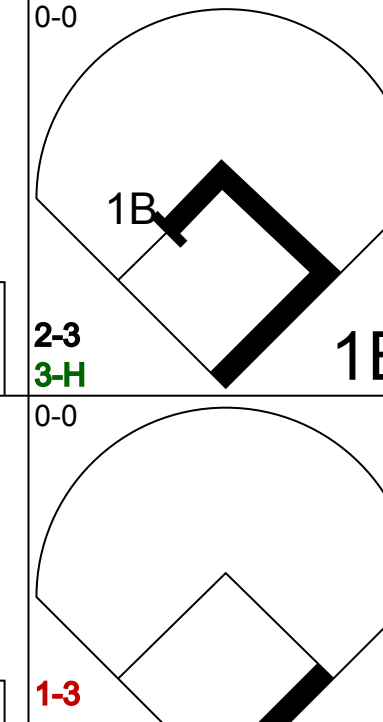
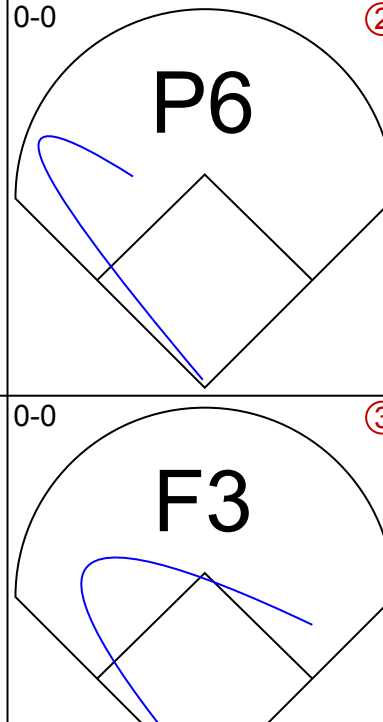
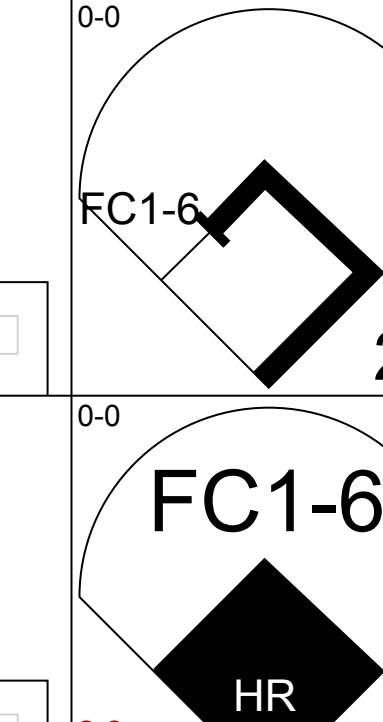
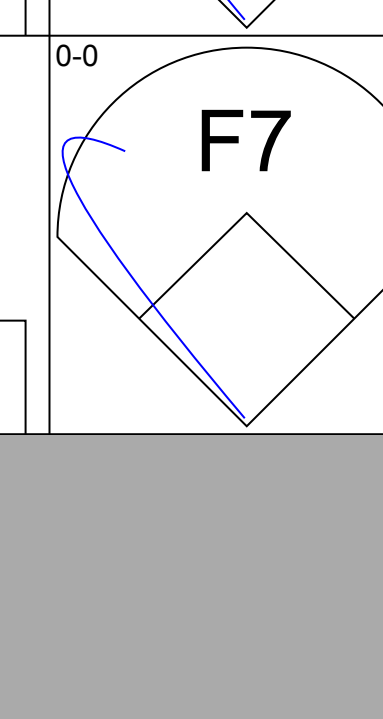
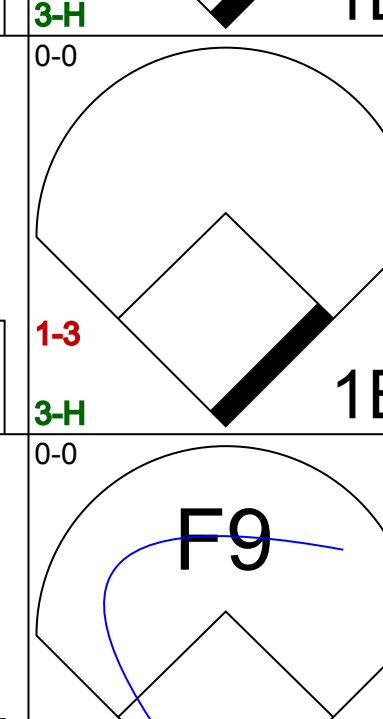

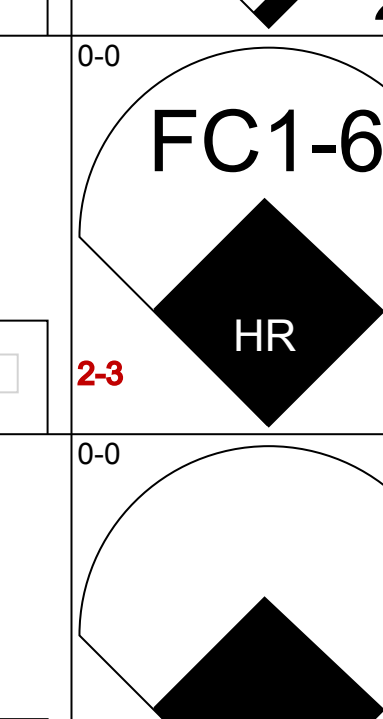
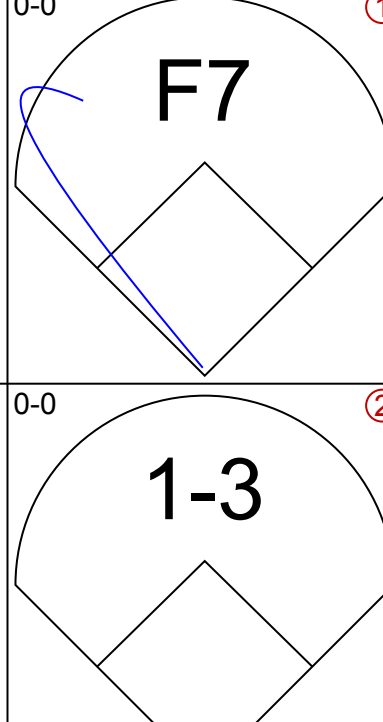
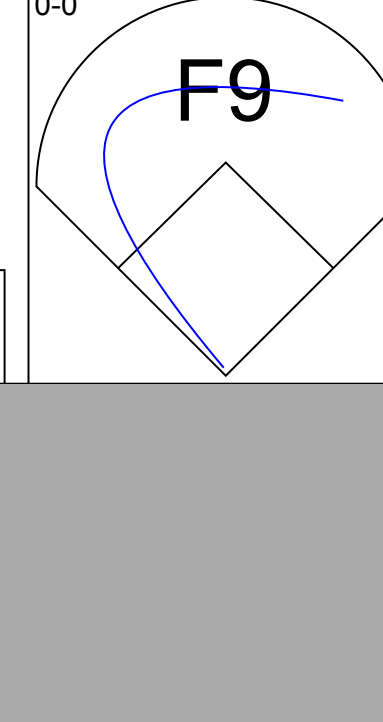
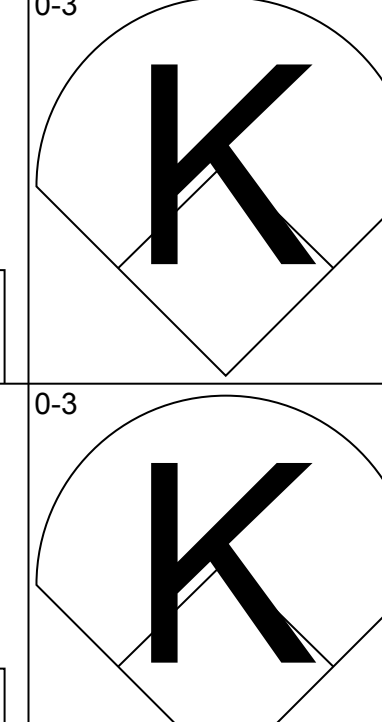
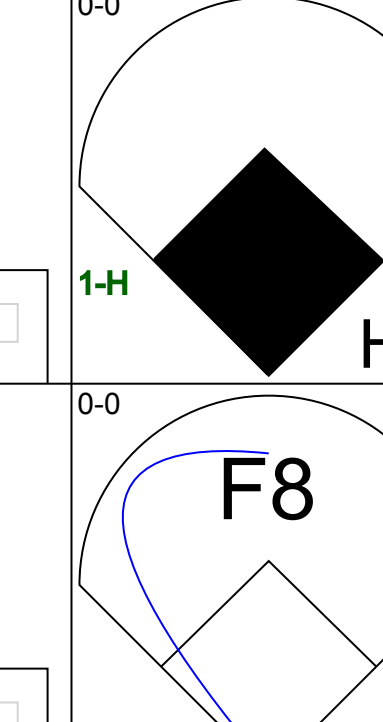
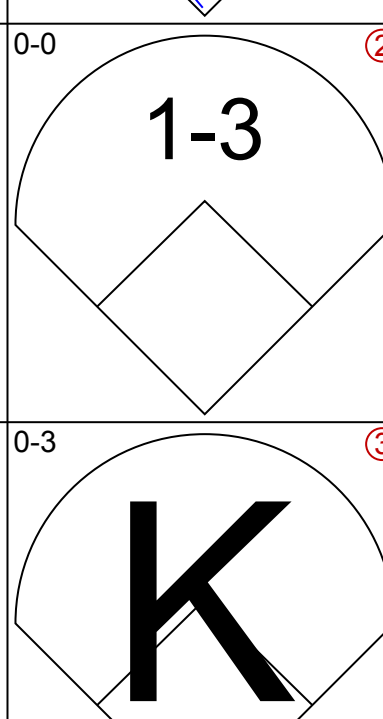
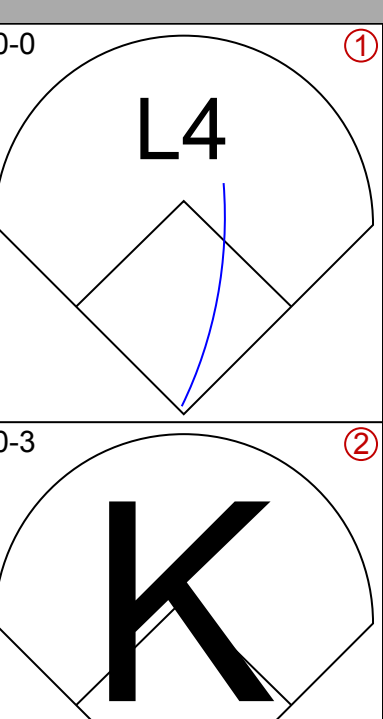
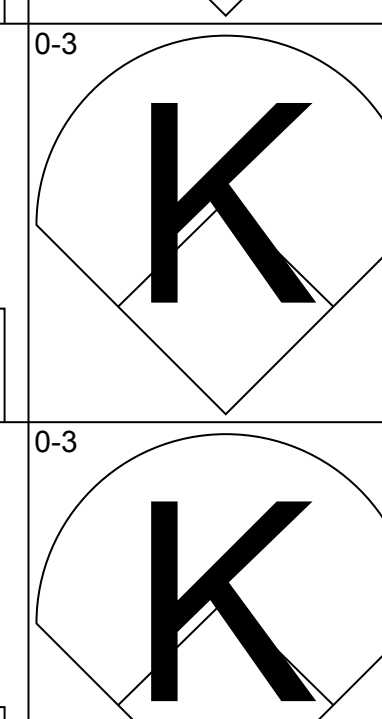
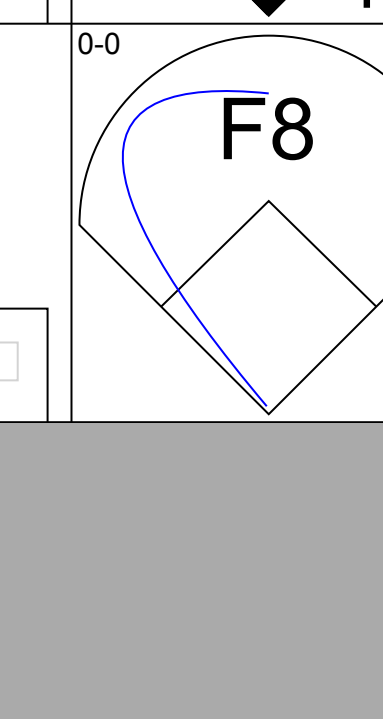
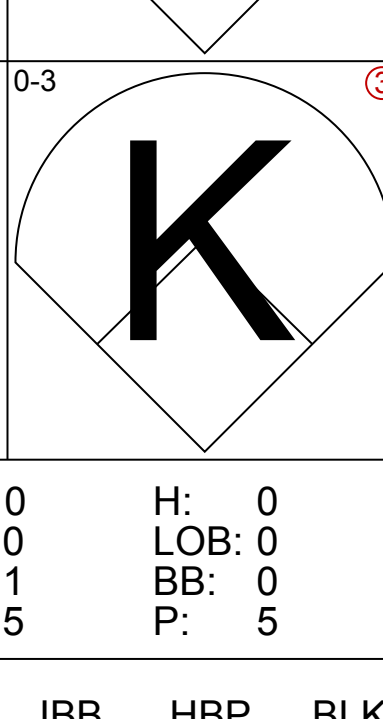
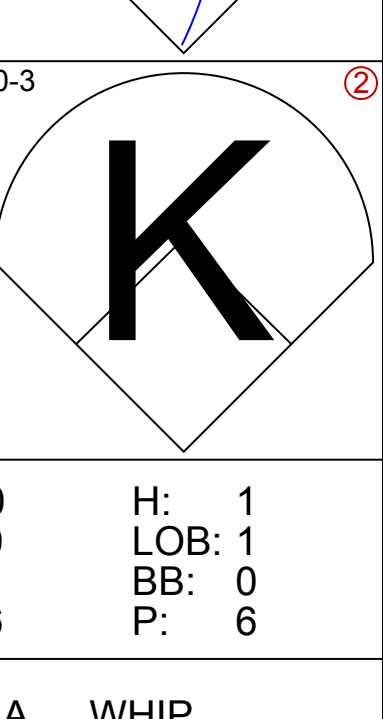
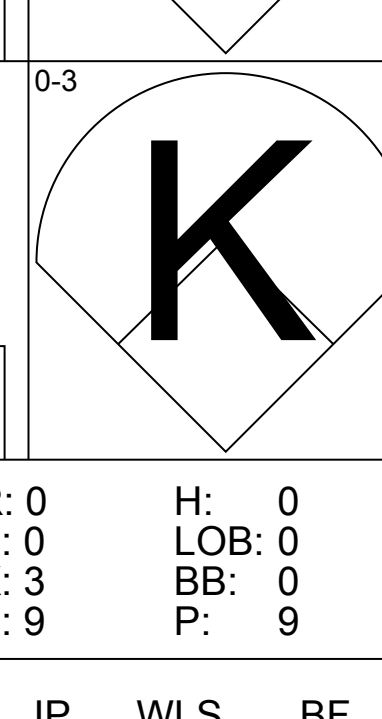
AB	29
R	5
H	4
RBI	4
BB	6
SO	5
LOB	11

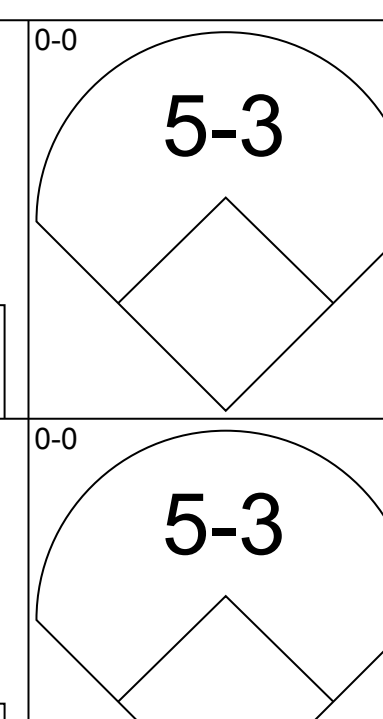
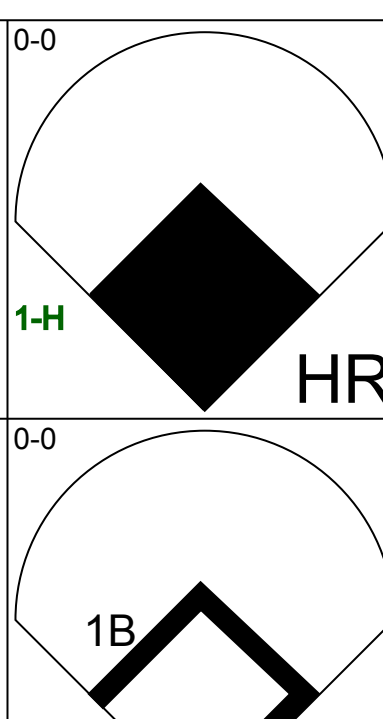
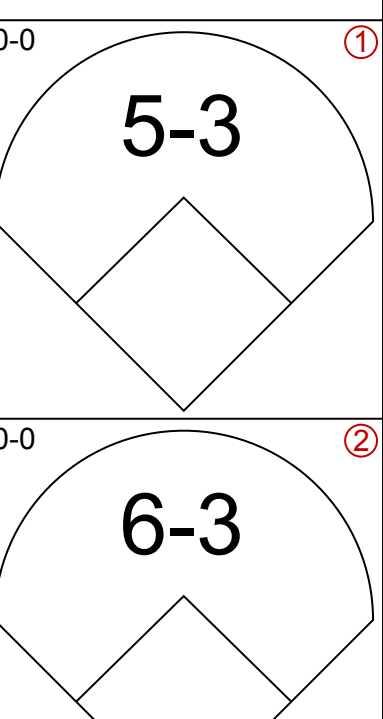
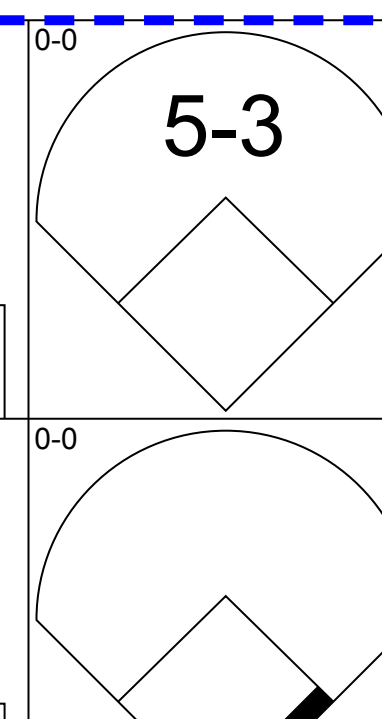
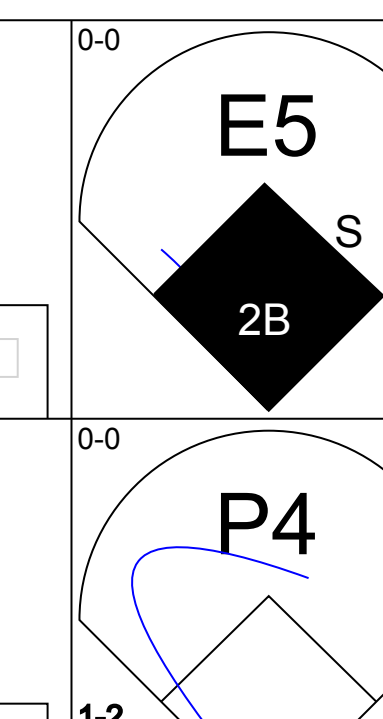
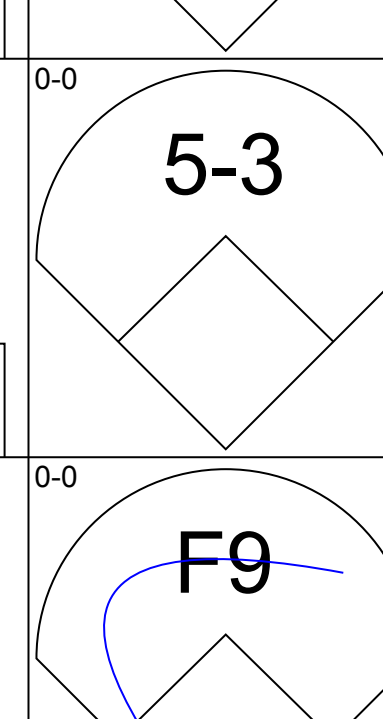
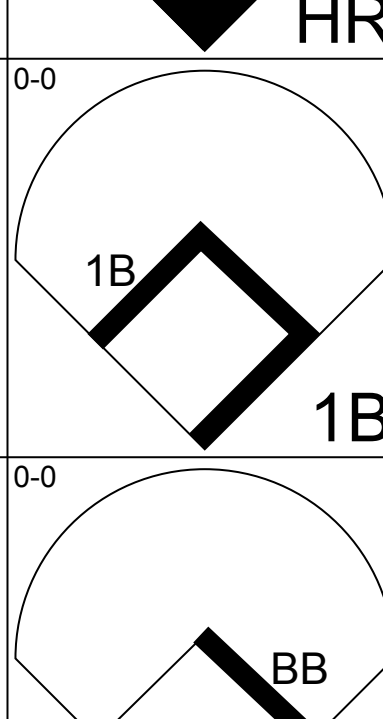
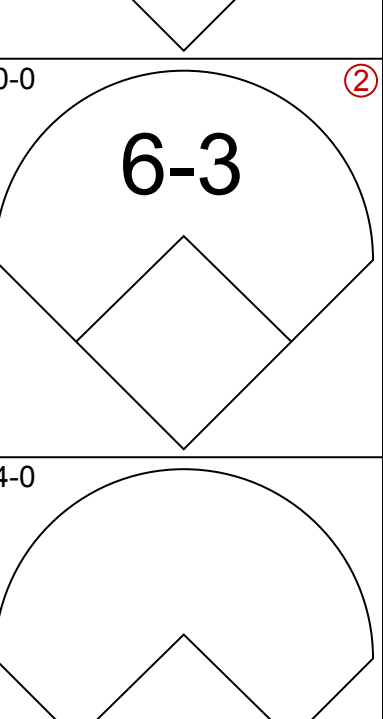
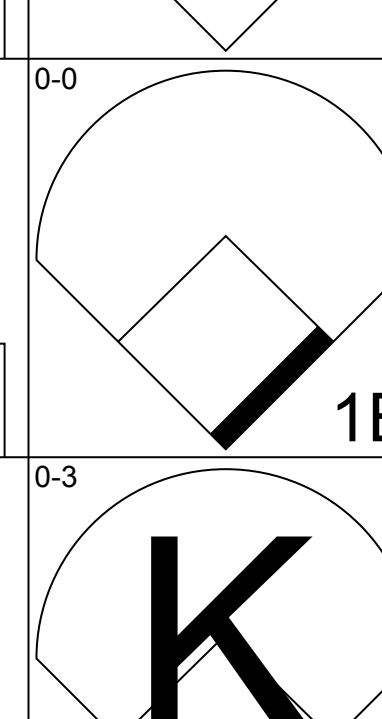
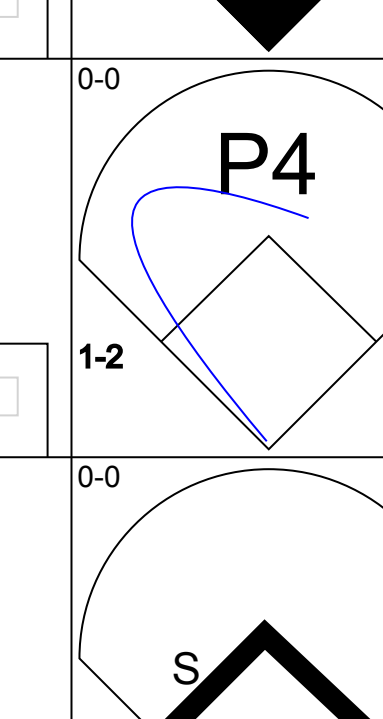
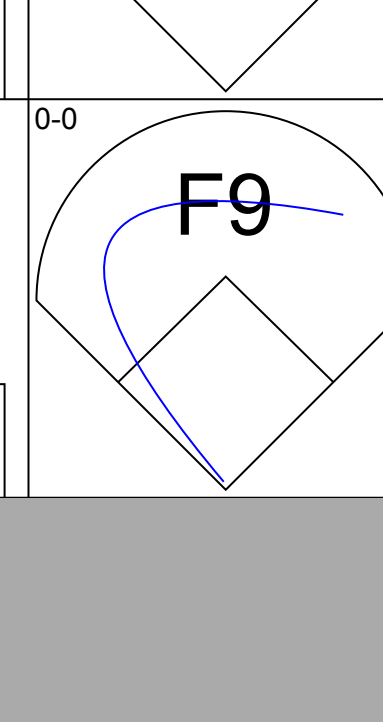
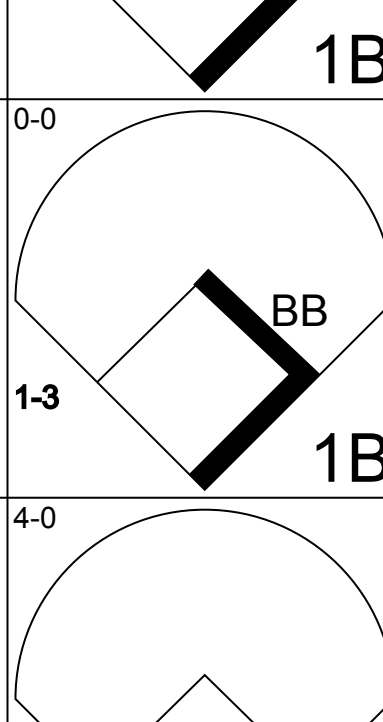
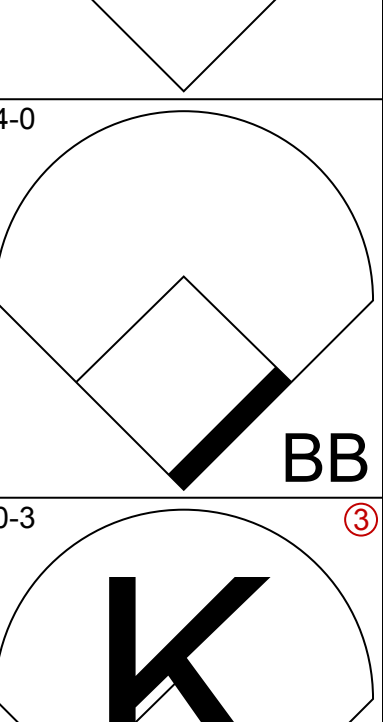
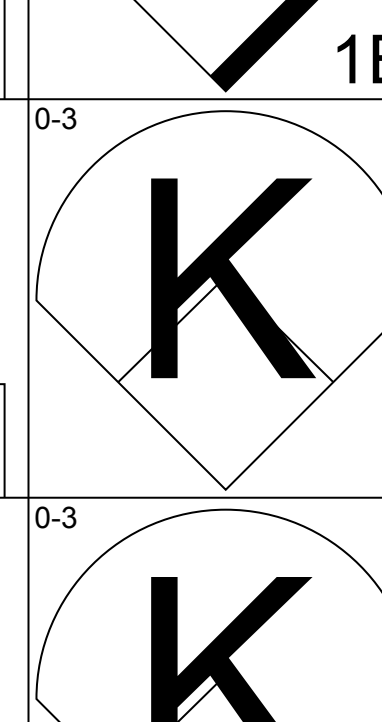
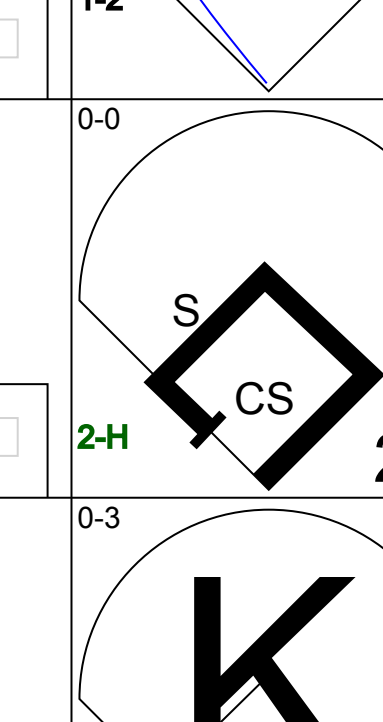
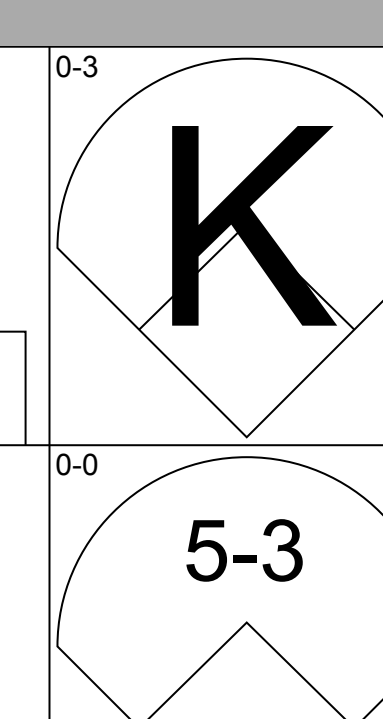
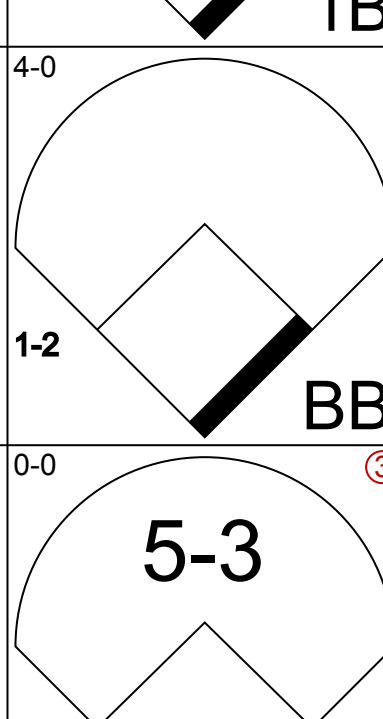
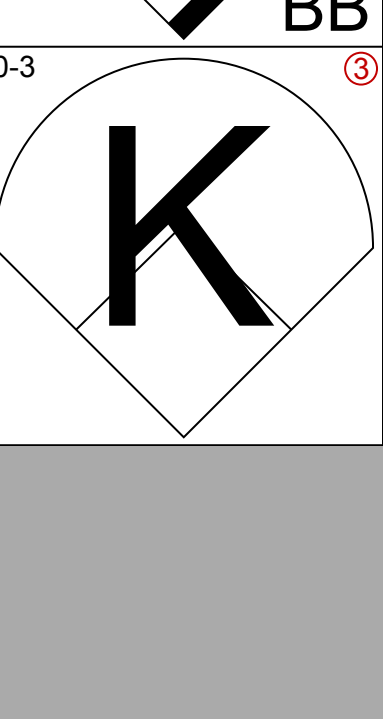
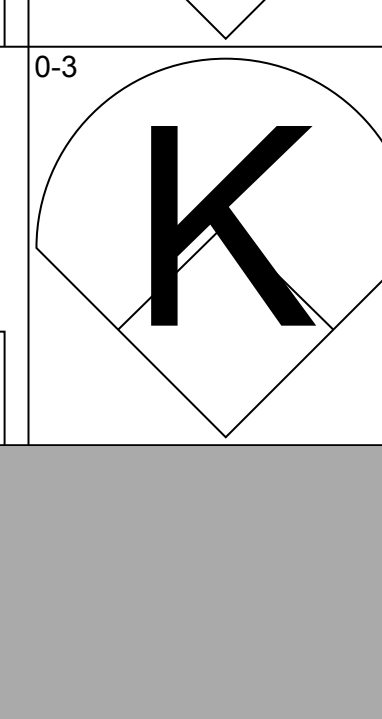
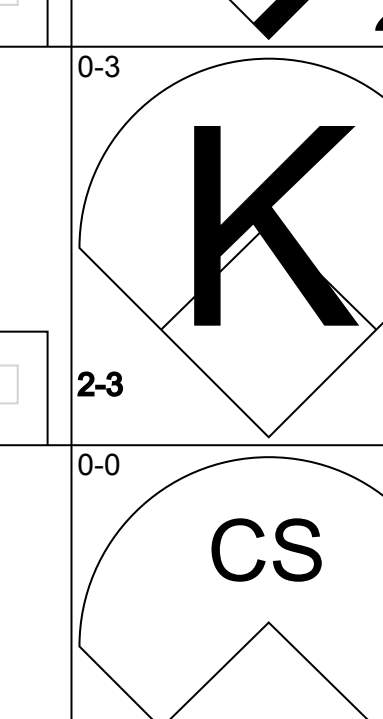
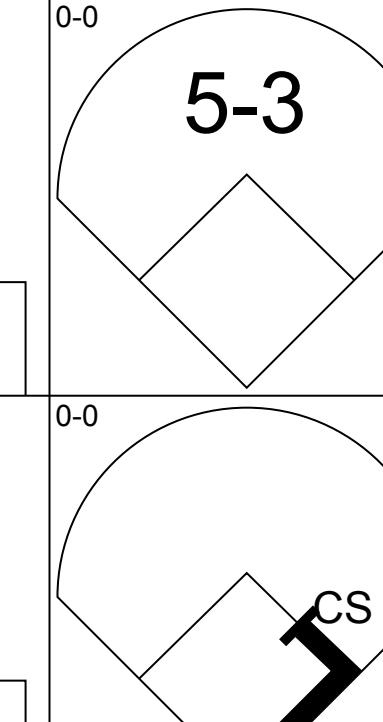
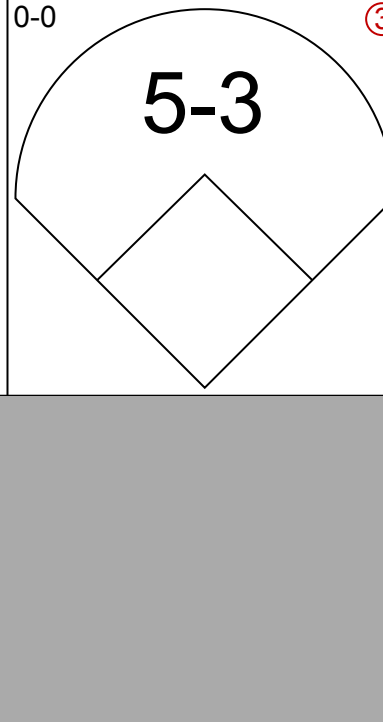
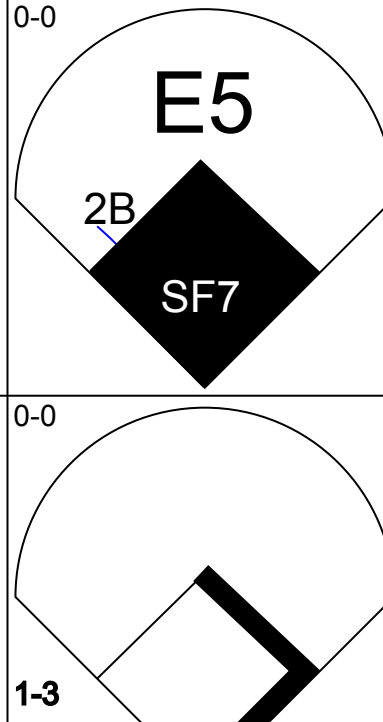
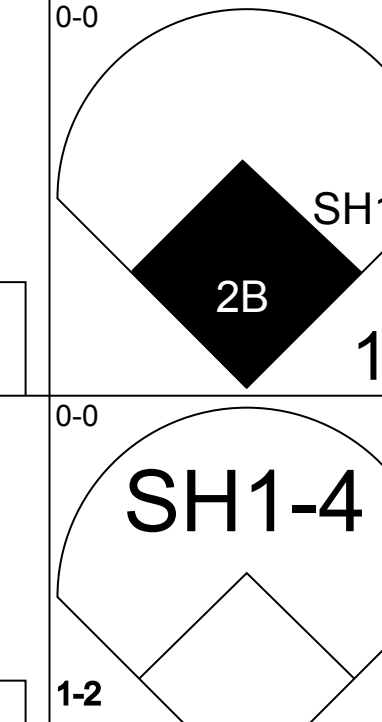
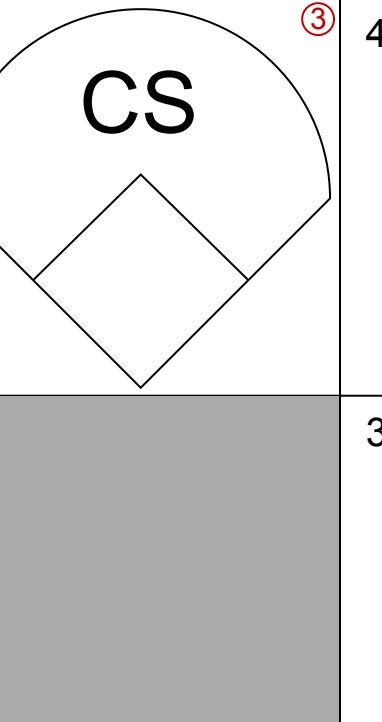
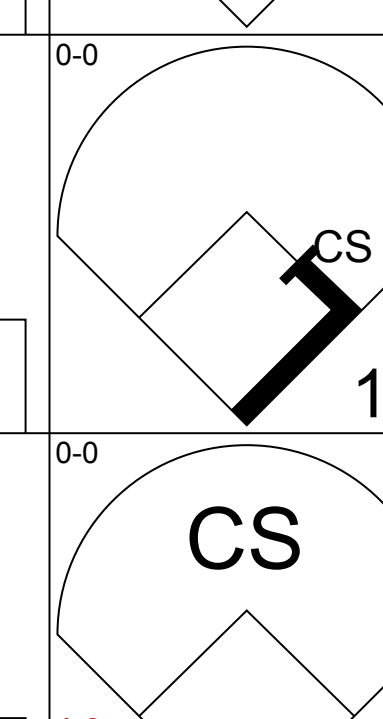
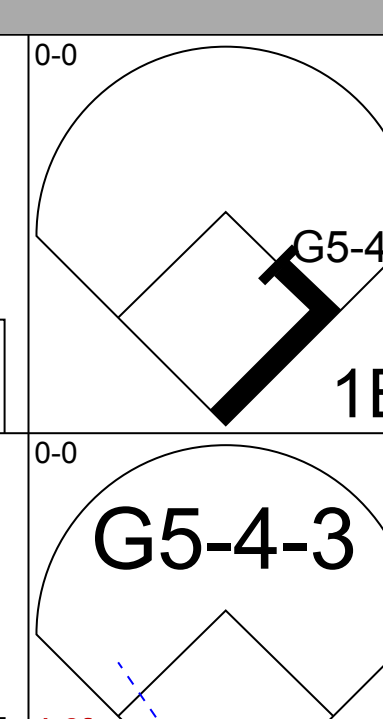
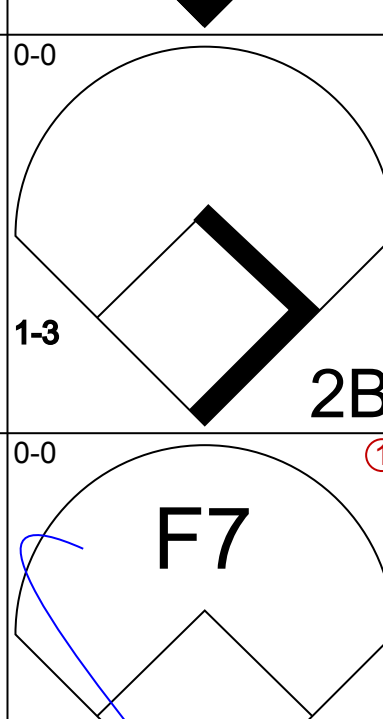
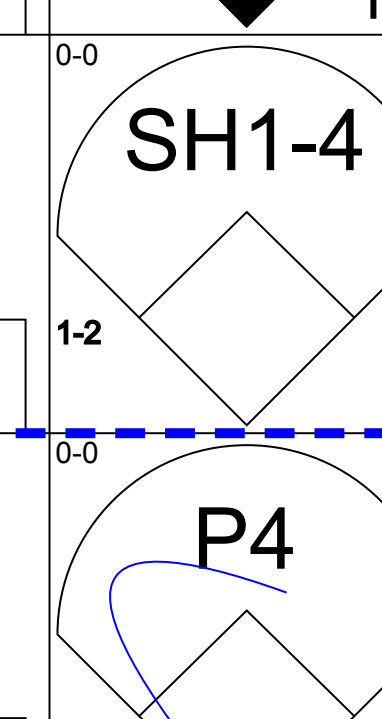
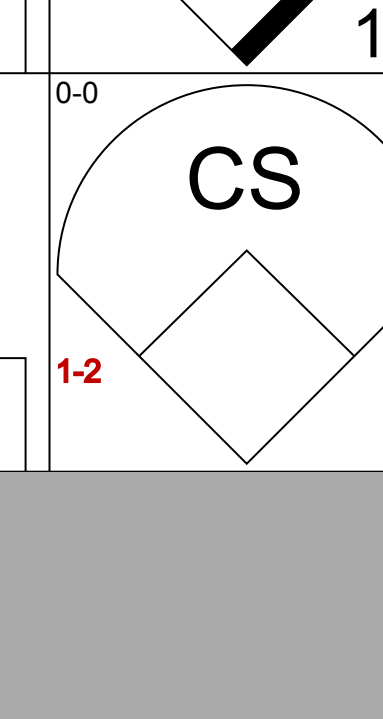
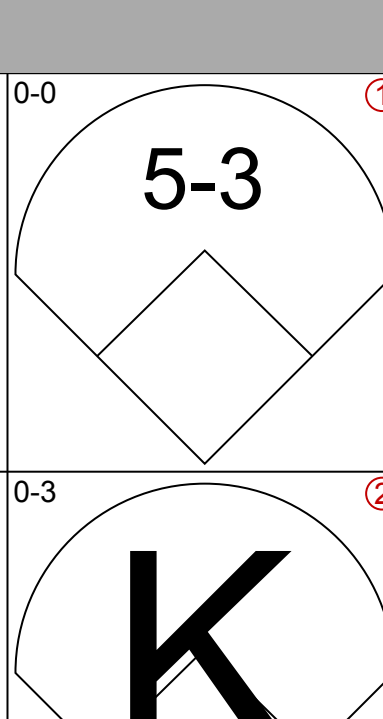
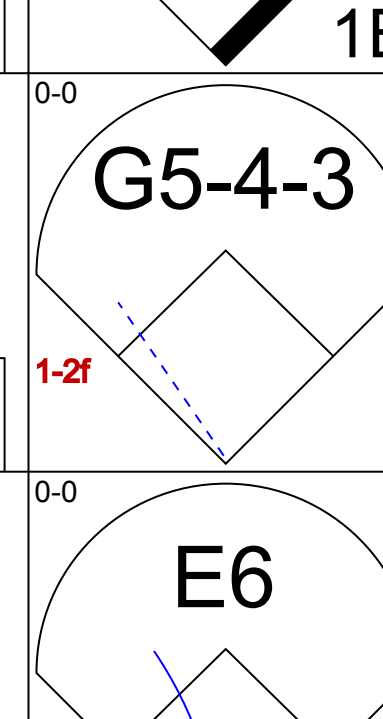
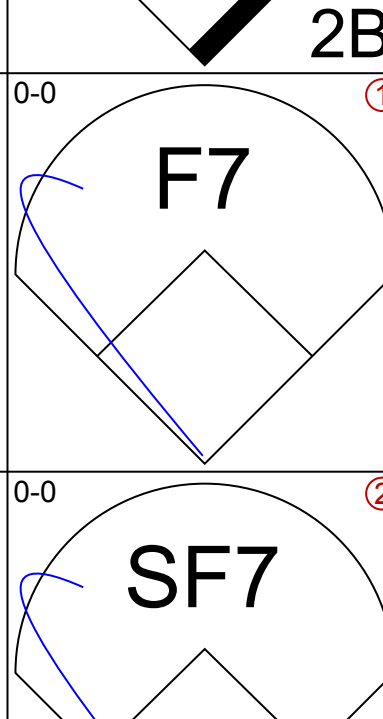
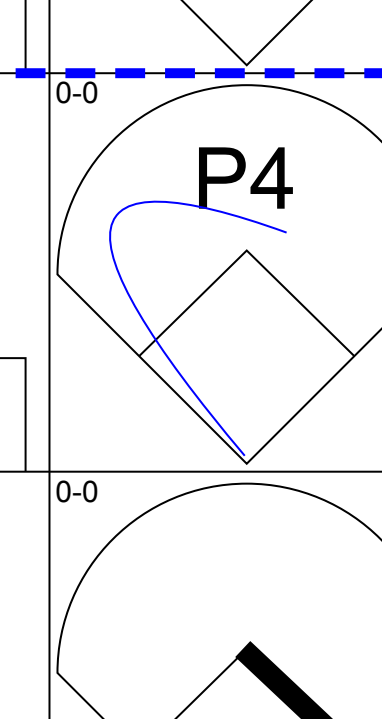
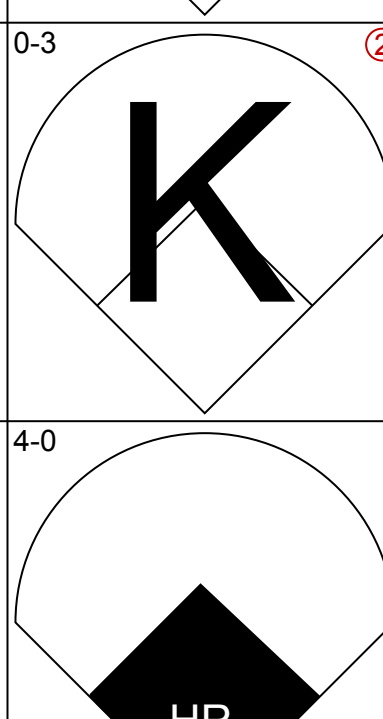
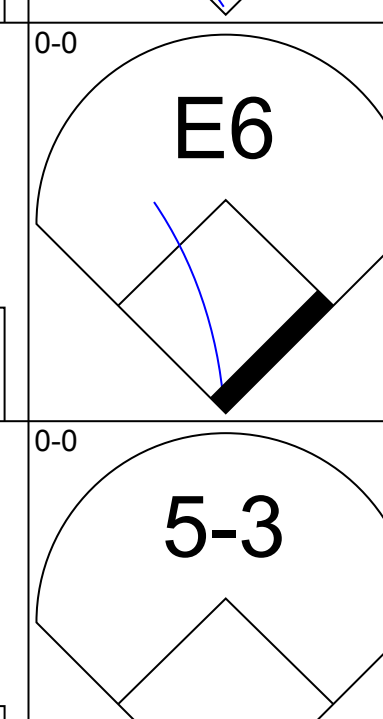
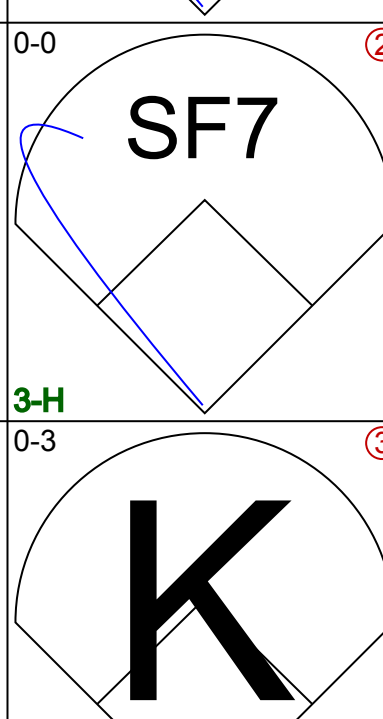
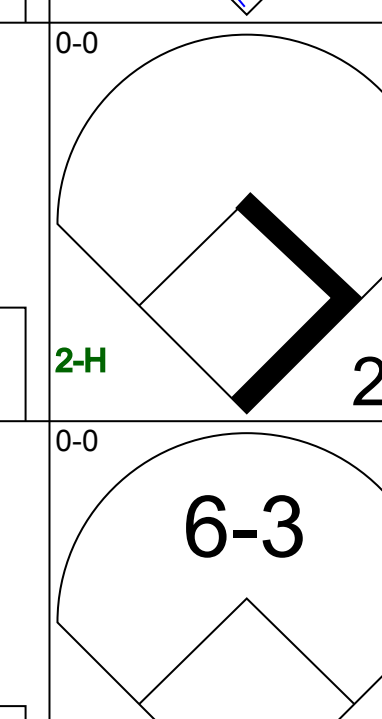
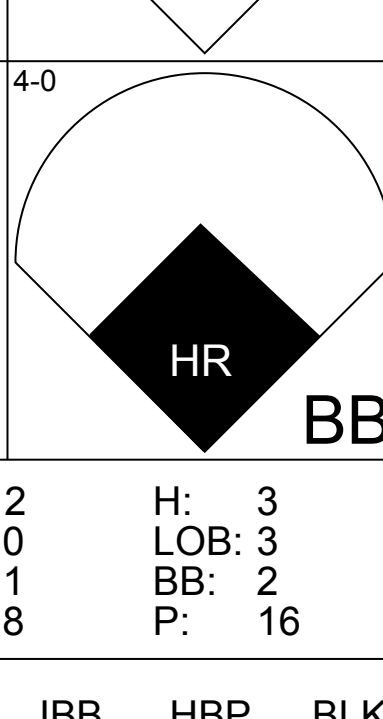
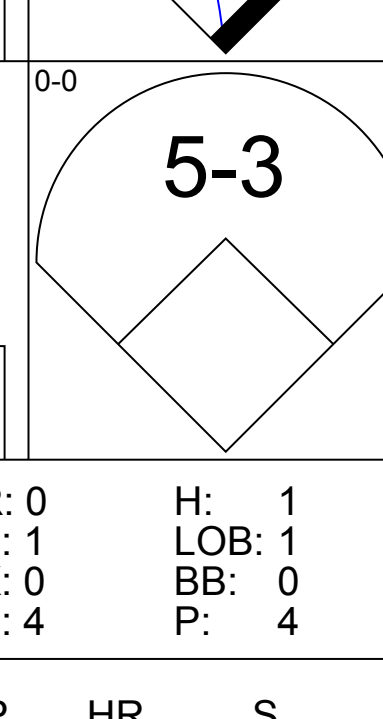
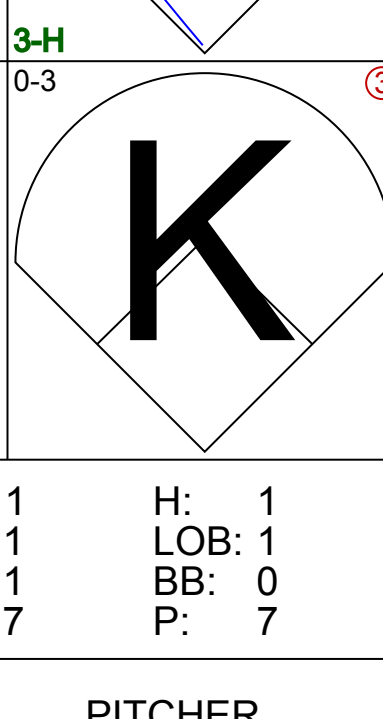
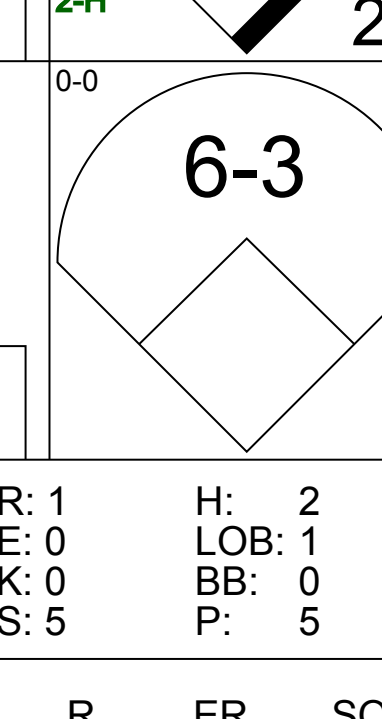



Batter	1	2	3	4	5	6	7	8	9	AB	R	H	RBI	BB	SO	LOB	BOTTOM			
Bake McBride, L OBP: 0.316, SLG: 0.353 (1, 9)	5-3		F9					F7	K	4	0	1	0	0	0	0	Los Angeles Dodgers @ Philadelphia Phillies Veterans Stadium, Philadelphia, PA Thu Aug 17 1978, 7:05 PM EDT Att: 36,325 - Unknown			
Jerry Martin, R OBP: 0.353, SLG: 0.472 (9, PH)						4-3 2B				1	0	0	0	0	1	3				
Larry Bowa, S OBP: 0.323, SLG: 0.383 (1, 6)	F8			5-3		P6		F7		4	0	0	0	0	0	1				
Richie Hebner, L OBP: 0.385, SLG: 0.495 (1, 3)				L9		4-3		F8		4	0	1	0	0	0	1				
Greg Luzinski, R OBP: 0.390, SLG: 0.537 (1, 7)	F8					F8			BB 1B 1B	4	1	2	0	0	0	2				
Mike Schmidt, R OBP: 0.353, SLG: 0.408 (1, 5)		5-3		L7			6-3 SH3 2B BB	BB 1B BB		2	1	0	0	2	0	1				
Gary Maddox, R OBP: 0.322, SLG: 0.396 (1, 8)		6-3			F7		SH3	P4		3	0	0	0	0	0	2				
Bob Boone, R OBP: 0.333, SLG: 0.430 (1, 2)		F7			5-3		6-3	F8		4	0	0	0	0	0	3				
Ted Sizemore, R OBP: 0.283, SLG: 0.267 (1, 4)			4-3						BB 1B	4	0	3	2	0	0	0				
Randy Lerch, L OBP: 0.217, SLG: 0.244 (1, 1)					F8				BB 1B	2	0	0	0	0	0	1				
Tim McCarver, L OBP: 0.348, SLG: 0.297 (7, PH)						1-3				1	0	0	0	0	0	1				
Tug McGraw, R OBP: 0.322, SLG: 0.396 (8, 1)							6-3			0	0	0	0	0	0	0				
Jose Cardenal, R OBP: 0.326, SLG: 0.406 (9, PH)										0	0	0	0	0	1	0				
Bud Harrelson, S OBP: 0.318, SLG: 0.203 (9, PR)										0	0	0	0	0	0	0				
Inning Stats	R: 0 E: 0 K: 0 S: 4	H: 1 LOB: 1 BB: 0 P: 4	R: 0 E: 0 K: 0 S: 3	H: 0 LOB: 0 BB: 0 P: 3	R: 0 E: 0 K: 0 S: 3	H: 0 LOB: 0 BB: 0 P: 3	R: 0 E: 0 K: 0 S: 4	H: 1 LOB: 1 BB: 0 P: 4	R: 0 E: 0 K: 0 S: 4	H: 1 LOB: 1 BB: 0 P: 4	R: 1 E: 0 K: 0 S: 4	H: 1 LOB: 1 BB: 1 P: 8	R: 0 E: 0 K: 0 S: 3	H: 0 LOB: 0 BB: 0 P: 3	R: 1 E: 0 K: 1 S: 7	H: 2 LOB: 3 BB: 2 P: 15	1B: 5 2B: 2 3B: 0 HR: 0	SF: 0 SAC: 1 DP: 0 HBP: 0	WP: 0 PB: 0 SB: 0 CS: 0	PA: 37
PITCHER	IP WLS BF H R ER SO BB IBB HBP BLK WP HR S P ERA WHIP																			
Burt Hooton, R ERA: 2.97 (1, 1)	8.2	35	7	2	2	0	2	0	0	0	0	0	0	33	41	2.08	1.038			
Terry Forster, L ERA: 2.59 (9, 1)	0.1	S 2	0	0	0	1	1	0	0	0	0	0	0	3	7	0.00	3.000			

AB	33
R	2
H	7
RBI	2
BB	3
SO	1
LOB	15



Batter	1	2	3	4	5	6	7	8	9	AB	R	H	RBI	BB	SO	LOB	TOP																
Terry Whitfield, L (1, 7) OBP: 0.347, SLG: 0.426										4	0	1	0	0	2	0	San Francisco Giants @ Philadelphia Phillies Veterans Stadium, Philadelphia, PA Fri Aug 18 1978, 7:05 PM EDT Att: 36,554 - Unknown																
Jim Dwyer, L (1, 8) OBP: 0.333, SLG: 0.318 Larry Hemdon, R (8, 8) OBP: 0.334, SLG: 0.369										3	1	0	0	1	1	1																	
Jack Clark, R (1, 9) OBP: 0.356, SLG: 0.529										4	1	2	0	0	0	0																	
Willie McCovey, L (1, 3) OBP: 0.295, SLG: 0.288 Johnnie LeMaster, R (9, 6) OBP: 0.288, SLG: 0.326										4	2	2	2	0	1	0																	
Darrell Evans, L (1, 5) OBP: 0.375, SLG: 0.393										4	0	2	1	0	0	0																	
Marc Hill, R (1, 2) OBP: 0.332, SLG: 0.292										4	1	1	1	0	0	1																	
Roger Metzger, S (1, 6) OBP: 0.279, SLG: 0.288 Mike Ivie, R (9, PH) OBP: 0.367, SLG: 0.493										3	0	0	0	0	1	1																	
Rob Andrews, R (1, 4) OBP: 0.326, SLG: 0.320										4	0	0	0	0	1	0																	
Bob Knepper, L (1, 1) OBP: 0.132, SLG: 0.098 Hector Cruz, R (7, PH) OBP: 0.279, SLG: 0.335 Randy Moffitt, R (7, 1) OBP: 0.250, SLG: 0.143 Gary Lavelle, S (8, 1) OBP: 0.067, SLG: 0.067										2	0	0	0	0	2	0																	
Inning Stats	R: 0 E: 0 K: 2 S: 7	H: 0 LOB: 0 BB: 0 P: 7	R: 0 E: 0 K: 1 S: 5	H: 0 LOB: 0 BB: 0 P: 5	R: 0 E: 0 K: 1 S: 5	H: 0 LOB: 0 BB: 0 P: 5	R: 3 E: 0 K: 0 S: 6	H: 4 LOB: 1 BB: 1 P: 10	R: 0 E: 0 K: 1 S: 6	H: 1 LOB: 1 BB: 0 P: 6	R: 1 E: 0 K: 0 S: 4	H: 1 LOB: 0 BB: 0 P: 4	R: 0 E: 0 K: 3 S: 9	H: 0 LOB: 0 BB: 0 P: 9	R: 0 E: 0 K: 1 S: 5	H: 1 LOB: 0 BB: 0 P: 5		R: 2 E: 0 K: 0 S: 5	H: 2 LOB: 0 BB: 0 P: 5	1B: 4 2B: 3 3B: 0 HR: 2	SF: 0 SAC: 0 DP: 0 HBP: 0	WP: 0 PB: 0 SB: 0 CS: 1	PA: 36										
PITCHER	IP WLS BF H R ER SO BB IBB HBP BLK WP HR S P ERA WHIP																																
Larry Christenson, R (1, 1) ERA: 3.55	6.0	24	6	4	4	5	1	0	0	0	0	0	1	33	37	6.00	1.167																
Ron Reed, R (7, 1) ERA: 2.27	2.0	6	1	0	0	4	0	0	0	0	0	0	0	14	14	0.00	0.500																
Tug McGraw, L (9, 1) ERA: 2.91	1.0	L	5	2	2	2	0	0	0	0	0	0	1	5	5	18.00	2.000																

Batter	1	2	3	4	5	6	7	8	9	AB	R	H	RBI	BB	SO	LOB	BOTTOM																
Mike Schmidt, R (1, 5) OBP: 0.351, SLG: 0.414										5	2	1	2	0	0	0	San Francisco Giants @ Philadelphia Phillies Veterans Stadium, Philadelphia, PA Fri Aug 18 1978, 7:05 PM EDT Att: 36,554 - Unknown																
Larry Bowa, S (1, 6) OBP: 0.323, SLG: 0.384										5	0	2	0	0	0	1																	
Garry Maddox, R (1, 8) OBP: 0.325, SLG: 0.400										4	0	2	1	1	1	1																	
Greg Luzinski, R (1, 7) OBP: 0.389, SLG: 0.531										4	0	0	0	1	4	3																	
Jose Cardenal, R (1, 3) OBP: 0.324, SLG: 0.403										4	2	1	0	0	0	3																	
Bob Boone, R (1, 2) OBP: 0.339, SLG: 0.438										3	0	3	0	0	0	0																	
Jerry Martin, R (1, 9) OBP: 0.349, SLG: 0.465 Bake McBride, L (8, PH) OBP: 0.315, SLG: 0.352										3	0	0	0	0	0	3																	
Ted Sizemore, R (1, 4) OBP: 0.283, SLG: 0.272										3	0	1	2	0	1	0																	
Larry Christenson, R (1, 1) OBP: 0.135, SLG: 0.163 Jim Morrison, R (8, PH) OBP: 0.236, SLG: 0.270 Ron Reed, R (7, 1) OBP: 0.250, SLG: 0.143 Barry Foote, R (8, PH) OBP: 0.196, SLG: 0.178 Tug McGraw, R (9, 1) ERA: 2.97										1	1	0	0	1	0	1																	
Inning Stats	R: 0 E: 0 K: 0 S: 3	H: 1 LOB: 0 BB: 0 P: 3	R: 0 E: 0 K: 1 S: 5	H: 1 LOB: 0 BB: 0 P: 5	R: 2 E: 0 K: 1 S: 8	H: 3 LOB: 3 BB: 2 P: 16	R: 0 E: 1 K: 0 S: 4	H: 1 LOB: 1 BB: 0 P: 4	R: 0 E: 0 K: 1 S: 5	H: 0 LOB: 1 BB: 1 P: 9	R: 1 E: 1 K: 1 S: 7	H: 1 LOB: 1 BB: 0 P: 7	R: 0 E: 0 K: 2 S: 8	H: 1 LOB: 1 BB: 0 P: 8	R: 1 E: 0 K: 0 S: 5	H: 2 LOB: 1 BB: 0 P: 5		R: 1 E: 1 K: 1 S: 6	H: 1 LOB: 0 BB: 0 P: 6	1B: 6 2B: 3 3B: 0 HR: 1	SF: 1 SAC: 1 DP: 1 HBP: 0	WP: 0 PB: 0 SB: 0 CS: 2	PA: 42										
PITCHER	IP WLS BF H R ER SO BB IBB HBP BLK WP HR S P ERA WHIP																																
Bob Knepper, L (1, 1) ERA: 2.88	6.0	27	6	3	2	4	3	0	0	0	0	0	0	10	10	6.75	1.500																
Randy Moffitt, R (7, 1) ERA: 3.49	1.1	6	2	1	1	2	0	0	0	0	0	0	0	0	0	0	0																
Gary Lavelle, L (8, 1) ERA: 2.97	1.2	W	7	2	1	0	1	0	0	0	0	0	0	9	9	0.00	1.200																

Batter	1	2	3	4	5	6	7	8	9	AB	R	H	RBI	BB	SO	LOB	TOP					
Larry Herndon, R (1, 8) OBP: 0.336, SLG: 0.369	F8		F3			1-5-3 1B		1-2 BB		3	0	1	0	1	0	0	San Francisco Giants @ Philadelphia Phillies Veterans Stadium, Philadelphia, PA Sat Aug 19 1978, 7:05 PM EDT Att: 54,288 - Unknown					
Darrell Evans, L (1, 5) OBP: 0.376, SLG: 0.394	1B			1B		1-5-3		K		4	0	2	0	0	1	3						
Jack Clark, R (1, 9) OBP: 0.355, SLG: 0.527	1B			P4		5-3		F8		4	0	1	0	0	0	4						
Mike Ivie, R (1, 7) OBP: 0.365, SLG: 0.489	FC5-4			1B		K			E5	4	0	1	0	0	1	2						
Willie McCovey, L (1, 3)				F7			4-3		G4-6-3	4	0	1	0	0	0	3						
Marc Hill, R (1, 2) OBP: 0.331, SLG: 0.292				4-3			F8		2B	4	0	1	0	0	0	3						
Johnnie LeMaster, R (1, 6) OBP: 0.291, SLG: 0.333							P6		2B	4	0	2	0	0	0	0						
Rob Andrews, R (1, 4) OBP: 0.319, SLG: 0.313				F9			F9		F9	3	0	0	0	0	0	1						
John Montefusco, R (1, 1) OBP: 0.156, SLG: 0.086										2	0	0	0	0	2	0	AB 33 R 0 H 10 RBI 0 BB 1 SO 4 LOB 16					
Hector Cruz, R (8, PH) OBP: 0.283, SLG: 0.339										1	0	1	0	0	0	0						
Greg Minton, S (8, 1)										0	0	0	0	0	0	0						
Inning Stats	R: 0 E: 0 K: 0 S: 4	H: 2 LOB: 1 BB: 0 P: 4	R: 0 E: 0 K: 0 S: 3	H: 1 LOB: 0 BB: 0 P: 3	R: 0 E: 0 K: 1 S: 5	H: 0 LOB: 0 BB: 0 P: 5	R: 0 E: 0 K: 0 S: 5	H: 2 LOB: 2 BB: 0 P: 5	R: 0 E: 0 K: 1 S: 5	H: 1 LOB: 0 BB: 0 P: 5	R: 0 E: 0 K: 0 S: 6	H: 0 LOB: 0 BB: 0 P: 6	R: 0 E: 0 K: 0 S: 3	H: 0 LOB: 0 BB: 0 P: 3	R: 0 E: 0 K: 1 S: 6	H: 1 LOB: 2 BB: 1 P: 10	R: 0 E: 1 K: 0 S: 4	H: 2 LOB: 2 BB: 0 P: 4	1B: 9 2B: 1 3B: 0 HR: 0	SF: 0 SAC: 0 DP: 2 HBP: 0	WP: 0 PB: 0 SB: 0 CS: 1	PA: 34
PITCHER Steve Carlton, L (1, 1) ERA: 3.01	IP: 9.0 WLS: W BF: 34 H: 10 R: 0 ER: 0 SO: 4 BB: 1 IBB: 0 HBP: 0 BLK: 0 WP: 0 HR: 0 S: 41 P: 45 ERA: 0.00 WHIP: 1.222															PITCHER						

Batter	1	2	3	4	5	6	7	8	9	AB	R	H	RBI	BB	SO	LOB	BOTTOM						
Mike Schmidt, R (1, 5) OBP: 0.353, SLG: 0.421	HR		P5		G5-4-3			2B		3	1	1	1	1	0	1	San Francisco Giants @ Philadelphia Phillies Veterans Stadium, Philadelphia, PA Sat Aug 19 1978, 7:05 PM EDT Att: 54,288 - Unknown						
Larry Bowa, S (1, 6) OBP: 0.323, SLG: 0.384	L6		1-3			G3		2B		4	0	1	0	0	0	0							
Garry Maddox, R (1, 8) OBP: 0.323, SLG: 0.397	K				F7		K			3	0	0	0	0	2	0							
Greg Luzinski, R (1, 7) OBP: 0.386, SLG: 0.527	K				K		P4			3	0	0	0	0	2	0							
Richie Hebner, L (1, 3) OBP: 0.382, SLG: 0.491			G3		F8			G3		3	0	0	0	0	0	0							
Bake McBride, L (1, 9) OBP: 0.315, SLG: 0.352			K			2B		4-3		3	1	1	0	0	1	0							
Tim McCarver, L (1, 2) OBP: 0.356, SLG: 0.325					SH1-3			F7		3	1	2	1	0	0	0							
Ted Sizemore, R (1, 4) OBP: 0.280, SLG: 0.270			F3		SH1-3			L5		2	0	0	0	0	0	1							
Steve Carlton, L (1, 1) OBP: 0.324, SLG: 0.385			L7					4-3		3	0	1	1	0	0	0	AB 27 R 3 H 6 RBI 3 BB 1 SO 5 LOB 2						
Inning Stats	R: 1 E: 0 K: 2 S: 8	H: 1 LOB: 0 BB: 0 P: 8	R: 0 E: 0 K: 1 S: 6	H: 1 LOB: 1 BB: 0 P: 6	R: 0 E: 0 K: 0 S: 3	H: 0 LOB: 0 BB: 0 P: 3	R: 0 E: 0 K: 1 S: 5	H: 0 LOB: 0 BB: 0 P: 5	R: 2 E: 0 K: 0 S: 5	H: 3 LOB: 0 BB: 0 P: 5	R: 0 E: 0 K: 1 S: 5	H: 0 LOB: 0 BB: 0 P: 5	R: 0 E: 0 K: 0 S: 3	H: 0 LOB: 0 BB: 0 P: 3	R: 0 E: 0 K: 0 S: 3	H: 1 LOB: 2 BB: 1 P: 7		R: 0 E: 1 K: 0 S: 4	H: 1 LOB: 2 BB: 1 P: 4	1B: 2 2B: 3 3B: 0 HR: 1	SF: 0 SAC: 1 DP: 1 HBP: 0	WP: 0 PB: 0 SB: 0 CS: 0	PA: 29
PITCHER John Montefusco, R (1, 1) ERA: 3.83	IP: 7.0 WLS: L BF: 25 H: 5 R: 3 ER: 3 SO: 3 BB: 0 IBB: 0 HBP: 0 BLK: 0 WP: 0 HR: 1 S: 35 P: 35 ERA: 3.86 WHIP: 0.714															PITCHER							
Greg Minton, R (8, 1) ERA: 6.0	IP: 1.0 WLS: L BF: 4 H: 1 R: 0 ER: 0 SO: 0 BB: 1 IBB: 0 HBP: 0 BLK: 0 WP: 0 HR: 0 S: 3 P: 7 ERA: 0.00 WHIP: 2.000															PITCHER							

Batter	1	2	3	4	5	6	7	8	9	AB	R	H	RBI	BB	SO	LOB	TOP		
Ozzie Smith, S OBP: 0.319, SLG: 0.320										4	1	1	1	1	0	1	San Diego Padres @ Philadelphia Phillies Veterans Stadium, Philadelphia, PA Mon Aug 21 1978, 7:05 PM EDT Att: 27,124 - Unknown		
Derrel Thomas, S OBP: 0.309, SLG: 0.305										4	2	2	1	1	0	3			
Oscar Gamble, L OBP: 0.379, SLG: 0.412										5	0	3	0	0	0	3			
Gene Richards, L OBP: 0.371, SLG: 0.397										0	1	0	0	0	0	0			
Dave Winfield, R OBP: 0.345, SLG: 0.477										4	0	0	0	1	0	3			
Gene Tenace, R OBP: 0.408, SLG: 0.452										4	1	1	3	0	0	1			
Fernando Gonzalez, R OBP: 0.271, SLG: 0.306										5	1	4	1	0	0	1			
Bill Almon, R OBP: 0.311, SLG: 0.314										3	0	0	0	0	2	3			
Jerry Turner, L OBP: 0.353, SLG: 0.454										3	0	1	0	0	0	1			
Tucker Ashford, R OBP: 0.292, SLG: 0.353										1	0	0	0	1	1	1			
Dave Roberts, R OBP: 0.311, SLG: 0.308										3	0	1	0	0	0	1			
Broderick Perkins, L OBP: 0.270, SLG: 0.376										1	0	0	0	1	1	1			
Gaylord Perry, R OBP: 0.134, SLG: 0.138										3	0	0	0	0	2	1			
Don Reynolds, R OBP: 0.352, SLG: 0.253										0	0	0	0	1	0	0			
Bob Shirley, R OBP: 0.220, SLG: 0.135										0	0	0	0	0	0	0			
Inning Stats	R: 2 E: 0 K: 0 S: 5	H: 3 LOB: 1 BB: 1 P: 9	R: 0 E: 0 K: 2 S: 8	H: 1 LOB: 1 BB: 0 P: 8	R: 1 E: 0 K: 1 S: 8	H: 3 LOB: 2 BB: 0 P: 8	R: 0 E: 0 K: 1 S: 5	H: 0 LOB: 0 BB: 0 P: 5	R: 0 E: 0 K: 0 S: 4	H: 1 LOB: 1 BB: 0 P: 4	R: 0 E: 0 K: 0 S: 3	H: 0 LOB: 1 BB: 1 P: 7	R: 2 E: 0 K: 0 S: 5	H: 2 LOB: 3 BB: 17	R: 2 E: 0 K: 1 S: 7	H: 2 LOB: 1 BB: 1 P: 11	1B: 9 2B: 2 3B: 0 HR: 2	SF: 1 SAC: 0 DP: 1 HBP: 0	WP: 0 PA: 45 PB: 0 SB: 0 CS: 1
PITCHER	IP WLS BF H R ER SO BB IBB HBP BLK WP HR S P ERA WHIP																		
Randy Lerch, L ERA: 4.2	3.0	16	7	3	3	3	0	1	0	0	0	0	0	1	21	25	9.00	2.333	
Rawly Eastwick, R ERA: 3.09	4.0	14	2	0	0	1	1	0	0	0	0	0	0	15	19	0.00	0.750		
Warren Brusstar, R ERA: 2.03	0.2	L 7	2	2	2	0	2	1	0	0	0	0	0	4	16	27.00	6.000		
Tug McGraw, L ERA: 3.03	1.1	7	2	2	2	1	1	0	0	0	0	1	8	12	13.50	2.250			

Batter	1	2	3	4	5	6	7	8	9	AB	R	H	RBI	BB	SO	LOB	BOTTOM		
Mike Schmidt, R OBP: 0.354, SLG: 0.425										4	0	1	1	0	0	0	San Diego Padres @ Philadelphia Phillies Veterans Stadium, Philadelphia, PA Mon Aug 21 1978, 7:05 PM EDT Att: 27,124 - Unknown		
Larry Bowa, S OBP: 0.323, SLG: 0.386										4	0	0	0	0	0	2			
Bake McBride, L OBP: 0.309, SLG: 0.344										3	0	0	0	0	1	2			
Jerry Martin, R OBP: 0.346, SLG: 0.463										1	0	0	0	0	1	0			
Greg Luzinski, R OBP: 0.393, SLG: 0.528										4	1	3	0	0	0	0			
Richie Hebner, L OBP: 0.378, SLG: 0.489										4	1	0	0	0	1	3			
Gary Maddox, R OBP: 0.321, SLG: 0.393										4	0	0	0	0	2	4			
Bob Boone, R OBP: 0.346, SLG: 0.448										3	1	2	1	0	0	0			
Ted Sizemore, R OBP: 0.276, SLG: 0.266										3	0	1	0	0	1	1			
Randy Lerch, L ERA: 4.2										0	0	0	0	0	0	0			
Tim Lincecum, L ERA: 3.07										1	0	0	0	0	2				
Rawly Eastwick, R ERA: 3.09										1	0	0	0	0	1				
Orlando Gonzalez, L ERA: 3.07										1	0	0	0	0	0				
Warren Brusstar, R ERA: 2.03										0	0	0	0	0	0				
Tug McGraw, R ERA: 3.03										0	0	0	0	0	0				
Inning Stats	R: 0 E: 0 K: 0 S: 3	H: 0 LOB: 0 BB: 0 P: 3	R: 0 E: 0 K: 0 S: 3	H: 1 LOB: 0 BB: 0 P: 3	R: 1 E: 0 K: 0 S: 6	H: 3 LOB: 2 BB: 0 P: 6	R: 2 E: 2 K: 3 S: 12	H: 2 LOB: 1 BB: 0 P: 12	R: 0 E: 0 K: 1 S: 5	H: 0 LOB: 0 BB: 0 P: 5	R: 0 E: 0 K: 1 S: 3	H: 0 LOB: 0 BB: 0 P: 3	R: 0 E: 0 K: 1 S: 5	H: 0 LOB: 0 BB: 0 P: 5	R: 0 E: 0 K: 1 S: 5	H: 1 LOB: 0 BB: 0 P: 5	1B: 7 2B: 0 3B: 0 HR: 0	SF: 0 SAC: 0 DP: 1 HBP: 0	WP: 0 PA: 34 PB: 0 SB: 0 CS: 1
PITCHER	IP WLS BF H R ER SO BB IBB HBP BLK WP HR S P ERA WHIP																		
Gaylord Perry, R ERA: 3.07	7.0	W 27	6	3	1	5	0	0	0	0	0	0	0	10	10	0.00	0.500		
Bob Shirley, L ERA: 3.05	2.0	S 6	1	0	0	2	0	0	0	0	0	0	0	10	10	0.00	0.500		

Batter	1	2	3	4	5	6	7	8	9	AB	R	H	RBI	BB	SO	LOB	TOP						
Gene Richards, L (1, 7) OBP: 0.370, SLG: 0.396										4	0	1	0	0	1	1	San Diego Padres @ Philadelphia Phillies Veterans Stadium, Philadelphia, PA Tue Aug 22 1978, 7:05 PM EDT Att: 36,339 - Unknown livebaseballscorecards.com						
Ozzie Smith, S (1, 6) OBP: 0.318, SLG: 0.319										4	1	1	0	0	0	2							
Derrel Thomas, S (1, 5) OBP: 0.305, SLG: 0.301										4	0	0	0	0	4	2							
Dave Winfield, R (1, 8) OBP: 0.348, SLG: 0.480										3	1	2	0	1	0	0							
Oscar Gamble, L (1, 9) OBP: 0.379, SLG: 0.412										3	1	1	0	0	0	1							
John D'Acquisto, R (6, 1) OBP: 0.286, SLG: 0.231										0	0	0	0	0	0	0							
Don Reynolds, R (6, PH) OBP: 0.360, SLG: 0.263										1	0	1	1	0	0	0							
Bill Almon, R (8, PR) OBP: 0.311, SLG: 0.314										0	0	0	0	0	0	0							
Mickey Lolich, S (8, 1)										0	0	0	0	0	0	0							
Gene Tenace, R (1, 2) OBP: 0.406, SLG: 0.453										4	0	1	1	0	0	3							
Broderick Perkins, L (1, 3) OBP: 0.269, SLG: 0.372										4	0	1	1	0	1	2							
Fernando Gonzalez, R (1, 4) OBP: 0.271, SLG: 0.305										4	0	1	0	0	1	2							
Eric Rasmussen, R (1, 1) OBP: 0.140, SLG: 0.140										0	0	0	0	0	0	0							
Mark Lee, R (3, 1)										0	0	0	0	0	0	0							
Jim Beswick, S (5, PH)										0	0	0	0	0	0	0							
Bob Shirley, R (5, 1) OBP: 0.220, SLG: 0.135										1	0	0	0	0	0	0							
Jerry Turner, L (6, 9) OBP: 0.347, SLG: 0.445										0	0	0	0	0	0	0							
Inning Stats	R: 0 E: 0 K: 2 S: 7	H: 0 LOB: 0 BB: 0 P: 7	R: 0 E: 0 K: 1 S: 5	H: 0 LOB: 1 BB: 1 P: 9	R: 0 E: 0 K: 0 S: 4	H: 1 LOB: 1 BB: 0 P: 4	R: 2 E: 0 K: 1 S: 8	H: 3 LOB: 1 BB: 0 P: 8	R: 0 E: 0 K: 1 S: 6	H: 1 LOB: 0 BB: 0 P: 6	R: 0 E: 0 K: 0 S: 3	H: 0 LOB: 0 BB: 0 P: 3	R: 0 E: 0 K: 1 S: 5	H: 1 LOB: 0 BB: 0 P: 5	R: 1 E: 0 K: 1 S: 8	H: 3 LOB: 2 BB: 0 P: 8		R: 0 E: 0 K: 1 S: 5	H: 0 LOB: 0 BB: 0 P: 5	1B: 7 2B: 2 3B: 0 HR: 0	SF: 0 SAC: 1 DP: 1 HBP: 0	WP: 0 PB: 0 SB: 0 CS: 0	PA: 36
PITCHER	IP WLS BF H R ER SO BB IBB HBP BLK WP HR S P ERA WHIP																						
Larry Christenson, R (1, 1) ERA: 3.55	7.2 W 32 9 3 3 7 1 0 0 0 0 0 0 45 49 3.52 1.304																						
Ron Reed, R (8, 1) ERA: 2.18	1.1 S 4 0 0 0 1 0 0 0 0 0 0 0 6 6 0.00 0.000																						

Batter	1	2	3	4	5	6	7	8	9	AB	R	H	RBI	BB	SO	LOB	BOTTOM				
Mike Schmidt, R (1, 5) OBP: 0.357, SLG: 0.431										4	1	2	2	1	0	0	San Diego Padres @ Philadelphia Phillies Veterans Stadium, Philadelphia, PA Tue Aug 22 1978, 7:05 PM EDT Att: 36,339 - Unknown livebaseballscorecards.com				
Larry Bowa, S (1, 6) OBP: 0.324, SLG: 0.385										3	1	1	0	1	0	0					
Bake McBride, L (1, 9) OBP: 0.313, SLG: 0.349										4	1	3	2	0	1	3					
Greg Luzinski, R (1, 7) OBP: 0.394, SLG: 0.530										4	0	2	1	0	0	2					
Richie Hebner, L (1, 3) OBP: 0.377, SLG: 0.485										3	0	0	0	1	1	2					
Gary Maddox, R (1, 8) OBP: 0.324, SLG: 0.396										4	0	3	0	0	0	2					
Bob Boone, R (1, 2) OBP: 0.345, SLG: 0.445										4	1	1	0	0	1	3					
Ted Sizemore, R (1, 4) OBP: 0.276, SLG: 0.265										4	1	1	0	0	1	4					
Ron Reed, R (8, 1)										0	0	0	0	0	0	0					
Larry Christenson, R (1, 1) OBP: 0.145, SLG: 0.157										2	0	0	0	1	0	1					
Bud Harrelson, S (8, 4) OBP: 0.315, SLG: 0.200										1	0	0	0	0	0	0					
Inning Stats	R: 1 E: 1 K: 0 S: 4	H: 1 LOB: 1 BB: 1 P: 8	R: 0 E: 0 K: 0 S: 4	H: 2 LOB: 0 BB: 0 P: 4	R: 2 E: 1 K: 0 S: 5	H: 4 LOB: 1 BB: 1 P: 9	R: 0 E: 0 K: 0 S: 3	H: 0 LOB: 0 BB: 0 P: 3	R: 0 E: 0 K: 0 S: 4	H: 1 LOB: 1 BB: 0 P: 4	R: 2 E: 0 K: 2 S: 10	H: 3 LOB: 2 BB: 2 P: 18	R: 0 E: 0 K: 2 S: 9	H: 2 LOB: 2 BB: 0 P: 9	R: 0 E: 0 K: 0 S: 3	H: 0 LOB: 0 BB: 0 P: 3		1B: 10 2B: 3 3B: 0 HR: 0	SF: 0 SAC: 1 DP: 2 HBP: 0	WP: 0 PB: 0 SB: 2 CS: 0	PA: 38
PITCHER	IP WLS BF H R ER SO BB IBB HBP BLK WP HR S P ERA WHIP																				
Eric Rasmussen, R (1, 1) ERA: 4.06	2.1 L 13 7 3 3 0 1 0 0 0 0 0 4 8 11.57 3.429																				
Mark Lee, R (3, 1) ERA: 2.92	1.2 5 0 0 0 0 0 0 1 0 0 0 0 4 8 0.00 0.000																				
Bob Shirley, L (5, 1) ERA: 3.93	1.2 9 3 2 2 1 1 0 0 0 0 0 0 10 14 10.80 2.400																				
John D'Acquisto, R (6, 1) ERA: 2.18	1.1 8 3 0 0 3 1 0 0 0 0 0 0 13 17 0.00 3.000																				
Mickey Lolich, L (8, 1) ERA: 1.04	1.0 3 0 0 0 0 0 0 0 0 0 0 0 3 3 0.00 0.000																				

Batter	1	2	3	4	5	6	7	8	9	AB	R	H	RBI	BB	SO	LOB	TOP			
Jerry Martin, R OBP: 0.348, SLG: 0.476	0-0 HR	0-0 F9		0-0 6-3			0-0 1B WP SF8 1B		0-0 5-3	5	2	2	1	0	0	1	Philadelphia Phillies @ Los Angeles Dodgers Dodger Stadium, Los Angeles, CA Thu Aug 24 1978, 7:05 PM PDT Att: 49,064 - Unknown			
Larry Bowa, S OBP: 0.324, SLG: 0.383 Bud Harrelson, S OBP: 0.340, SLG: 0.238	0-0 6-3		0-0 5-3		0-0 4-3 1B		0-0 1B		0-0 1B	2	0	0	0	0	0	0				
Mike Schmidt, R OBP: 0.358, SLG: 0.434	0-0 E 1B 1B		0-0 BB 1B		0-0 4-3 1-2 1B		0-0 SF8		0-0 F8	4	1	2	1	0	0	2				
Greg Luzinski, R OBP: 0.395, SLG: 0.525	0-0 F8		4-0 1B BB		4-0 G6-4-3 IBB		0-0 3-H 6-3			2	0	0	0	2	0	2				
Jose Cardenal, R OBP: 0.326, SLG: 0.402	0-0 E1 1-3 1B		0-0 F9		0-0 G6-4-3 1-2				0-0 F8	4	0	1	0	0	0	4				
Gary Maddox, R OBP: 0.322, SLG: 0.393	0-0 L5		0-0 1-2 2-H 1B		0-0 4-3				0-0 F8	4	0	1	1	0	0	2				
Tim McCarver, L OBP: 0.353, SLG: 0.316 Bob Boone, R OBP: 0.351, SLG: 0.451		1-0 FC5-4 HBP	0-0 P4		0-0 6-3				0-0 2B 1B	1	0	0	0	0	0	2				
Ted Sizemore, R OBP: 0.280, SLG: 0.275		0-0 FC5-4 1-2		0-0 6-3			0-0 F9		0-0 2B	4	0	1	1	0	0	1				
Steve Carlton, L OBP: 0.314, SLG: 0.373 Warren Brusstar, R OBP: 0.250, SLG: 0.500 Tug McGraw, R OBP: 0.316, SLG: 0.352		0-0 F5		0-3 K			0-3 K		0-0 6-3	2	0	0	0	0	1	1				
Inning Stats	R: 1 E: 1 K: 0 S: 6	H: 3 LOB: 2 BB: 0 P: 6	R: 0 E: 0 K: 0 S: 3	H: 0 LOB: 1 BB: 0 P: 4	R: 1 E: 0 K: 0 S: 5	H: 2 LOB: 2 BB: 1 P: 9	R: 0 E: 0 K: 1 S: 5	H: 0 LOB: 0 BB: 0 P: 5	R: 0 E: 0 K: 0 S: 3	H: 0 LOB: 0 BB: 0 P: 3	R: 1 E: 0 K: 1 S: 7	H: 2 LOB: 1 BB: 0 P: 7	R: 1 E: 0 K: 0 S: 4	H: 2 LOB: 1 BB: 0 P: 4	R: 0 E: 0 K: 0 S: 4	H: 1 LOB: 1 BB: 0 P: 4		1B: 9 2B: 1 3B: 0 HR: 1	SF: 1 SAC: 0 DP: 1 HBP: 1	WP: 1 PA: 39
PITCHER	IP WLS BF H R ER SO BB IBB HBP BLK WP HR S P ERA WHIP	IP WLS BF H R ER SO BB IBB HBP BLK WP HR S P ERA WHIP																		
Tommy John, L ERA: 3.33	(1, 1)	8.0	W	35	10	4	4	2	1	1	1	0	1	1	36	45		4.50	1.375	
Charlie Hough, R ERA: 2.39	(9, 1)	1.0	S	4	1	0	0	0	0	0	0	0	0	0	4	4		0.00	1.000	

Batter	1	2	3	4	5	6	7	8	9	AB	R	H	RBI	BB	SO	LOB	BOTTOM			
Davey Lopes, R OBP: 0.354, SLG: 0.412	0-0 HBP 1B	0-0 FC5-4 1B		0-3 K		0-3 K		0-0 2B		5	1	3	0	0	2	1	Philadelphia Phillies @ Los Angeles Dodgers Dodger Stadium, Los Angeles, CA Thu Aug 24 1978, 7:05 PM PDT Att: 49,064 - Unknown			
Bill North, S OBP: 0.372, SLG: 0.284	1-0 CS 1B 1-2 HBP	0-0 FC5-4 1-2 2-3		0-0 FC5-4 1B		0-0 G3		0-0 5-3		4	0	1	0	0	0	3				
Reggie Smith, S OBP: 0.360, SLG: 0.596 Lee Lacy, R OBP: 0.359, SLG: 0.559	0-0 E 2B 1-2 2-H 1B	0-0 F9		0-0 FC5-4 1-2		0-0 5-3		0-0 5-3		1	1	1	1	0	0	0				
Steve Garvey, R OBP: 0.336, SLG: 0.476	0-0 E5 2B 1-3 2-3		0-0 P4		0-0 F9		0-3 K2-3			4	0	0	0	0	1	2				
Ron Cey, R OBP: 0.369, SLG: 0.427	0-0 1-3 3-H 2B		0-0 5-3		0-0 1B				0-0 2B 1B	4	1	3	1	0	0	0				
Dusty Baker Jr., R OBP: 0.332, SLG: 0.381	0-0 P6		0-0 2B		0-0 F7				0-0 1B 2B	4	1	2	0	0	0	3				
Joe Ferguson, R OBP: 0.347, SLG: 0.382 Jerry Grote, R OBP: 0.382, SLG: 0.379 Vic Davalillo, L OBP: 0.333, SLG: 0.397 Johnny Oates, L OBP: 0.361, SLG: 0.333	0-0 4-3		0-0 L8		0-3 K				0-3 K	1	0	0	0	0	0	2				
Bill Russell, R OBP: 0.305, SLG: 0.349		4-0 FC5-4 1B BB		0-0 P4		0-0 B1-6-4 1B		0-0 2B 1B		3	1	2	2	1	0	0				
Tommy John, R OBP: 0.183, SLG: 0.175 Rick Monday, L OBP: 0.347, SLG: 0.475 Manny Mota, R OBP: 0.333, SLG: 0.346 Charlie Hough, R OBP: 0.333, SLG: 0.417	0-3 K		0-0 1B		0-0 B1-6-4 1-2			0-0 2-H 3-H 2-H 1B		3	0	1	0	0	1	2				
Inning Stats	R: 2 E: 1 K: 0 S: 6	H: 3 LOB: 2 BB: 0 P: 7	R: 0 E: 0 K: 1 S: 6	H: 1 LOB: 2 BB: 1 P: 10	R: 0 E: 0 K: 0 S: 4	H: 1 LOB: 0 BB: 0 P: 4	R: 0 E: 0 K: 1 S: 7	H: 2 LOB: 2 BB: 0 P: 7	R: 0 E: 0 K: 1 S: 6	H: 1 LOB: 1 BB: 0 P: 6	R: 0 E: 0 K: 1 S: 5	H: 0 LOB: 0 BB: 0 P: 5	R: 0 E: 0 K: 1 S: 9	H: 5 LOB: 1 BB: 0 P: 9	R: 3 E: 0 K: 1 S: 9	H: 5 LOB: 1 BB: 0 P: 9		1B: 10 2B: 4 3B: 0 HR: 0	SF: 0 SAC: 0 DP: 1 HBP: 1	WP: 0 PA: 38
PITCHER	IP WLS BF H R ER SO BB IBB HBP BLK WP HR S P ERA WHIP	IP WLS BF H R ER SO BB IBB HBP BLK WP HR S P ERA WHIP																		
Steve Carlton, L ERA: 3.04	(1, 1)	4.0	L	21	7	2	2	2	1	0	1	0	0	0	23	28		4.50	2.000	
Warren Brusstar, R ERA: 2.3	(5, 1)	3.1	L	14	5	3	3	4	0	0	0	0	0	0	22	22		8.10	1.500	
Tug McGraw, L ERA: 2.99	(8, 1)	0.2	S	2	0	0	0	0	0	0	0	0	0	0	3	3	0.00	3.000		

Batter	1	2	3	4	5	6	7	8	9	AB	R	H	RBI	BB	SO	LOB	TOP								
Bake McBride, L OBP: 0.321, SLG: 0.371 (1, 9)	0-0 3-1		0-0 1-H HR		0-0 CS SH 1B		0-0 2-H SH 3B			4	2	3	3	0	0	0									
Bud Harrelson, S OBP: 0.333, SLG: 0.232 (1, 6)	0-3 K		0-0 G3		0-0 SH CS		0-0 SH CS			2	0	0	1	0	1	0									
Mike Schmidt, R OBP: 0.355, SLG: 0.429 (1, 5)	0-0 6-3		0-0 F8		0-3 K		0-3 K			4	0	0	0	0	2	3									
Greg Luzinski, R OBP: 0.394, SLG: 0.523 (1, 7)		0-3 K		0-0 2B FC5-2 1B		0-3 K				4	0	1	0	0	3	1									
Jerry Martin, R OBP: 0.346, SLG: 0.476 (8, 7)										0	0	0	0	0	0	0									
Richie Hebner, L OBP: 0.373, SLG: 0.481 (1, 3)		0-0 L4		0-0 FC5-2 1-3 2B		0-0 F9		0-3 K		4	0	1	0	0	1	0									
Gary Maddox, R OBP: 0.320, SLG: 0.389 (1, 8)		0-0 P4		0-3 K		0-3 K		0-0 L4		4	0	0	0	0	2	2									
Bob Boone, R OBP: 0.352, SLG: 0.459 (1, 2)			0-0 HR	4-0 FC5-2 IBB		0-0 P4			0-0 6-3	3	1	1	1	1	0	0									
Ted Sizemore, R OBP: 0.280, SLG: 0.274 (1, 4)			0-0 P3	0-0 FC5-2			0-0 S 3B 1B		0-0 P4	4	1	1	0	0	0	3									
Dick Ruthven, R OBP: 0.211, SLG: 0.268 (1, 1)			0-0 HR	0-0 F9			0-3 K		0-0 P6	3	1	1	0	0	1	4									
Jose Cardenal, R OBP: 0.324, SLG: 0.400 (9, PH)										1	0	0	0	0	0	0									
Ron Reed, R OBP: 0.324, SLG: 0.400 (9, 1)										0	0	0	0	0	0	0									
Inning Stats	R: 0 E: 0 K: 1 S: 5	H: 0 LOB: 0 BB: 0 P: 5	R: 0 E: 0 K: 1 S: 5	H: 0 LOB: 0 BB: 0 P: 5	R: 3 E: 0 K: 0 S: 6	H: 3 LOB: 0 BB: 0 P: 6	R: 0 E: 0 K: 1 S: 7	H: 2 LOB: 3 BB: 1 P: 11	R: 0 E: 1 K: 2 S: 8	H: 1 LOB: 1 BB: 0 P: 8	R: 0 E: 0 K: 1 S: 5	H: 0 LOB: 0 BB: 0 P: 5	R: 2 E: 0 K: 2 S: 9	H: 2 LOB: 0 BB: 0 P: 9	R: 0 E: 0 K: 2 S: 7	H: 0 LOB: 0 BB: 0 P: 7	R: 0 E: 0 K: 0 S: 3	H: 0 LOB: 0 BB: 0 P: 3	1B: 4 2B: 1 3B: 1 HR: 2	SF: 0 SAC: 2 DP: 0 HBP: 0	WP: 0 PB: 0 SB: 1 CS: 3	PA: 36			
PITCHER	IP	WLS	BF	H	R	ER	SO	BB	IBB	HBP	BLK	WP	HR	S	P	ERA	WHIP								
Don Sutton, R ERA: 3.61 (1, 1)	8.0		33	8	5	5	10	0	1	0	0	0	2	52	56	5.62	1.000								
Lance Rautzhan, L ERA: 1.45 (9, 1)	1.0	W	3	0	0	0	0	0	0	0	0	0	0	3	3	0.00	0.000								

Philadelphia Phillies @ Los Angeles Dodgers
Dodger Stadium, Los Angeles, CA
Fri Aug 25 1978, 7:05 PM PDT
Att: 46,548 - Unknown

AB 33
R 5
H 8
RBI 5
BB 1
SO 10
LOB 13



Batter	1	2	3	4	5	6	7	8	9	AB	R	H	RBI	BB	SO	LOB	BOTTOM								
Davey Lopes, R OBP: 0.354, SLG: 0.412 (1, 4)	0-0 6-3	0-0 1-3			0-0 P4	0-0 S 1B		0-0 S 1B		5	0	2	0	0	0	1									
Bill Russell, R OBP: 0.306, SLG: 0.348 (1, 6)	4-0 1B SF9 BB		0-0 5-3		0-0 HR 1B	0-3 K		0-0 F7		4	2	1	0	1	1	3									
Reggie Smith, S OBP: 0.392, SLG: 0.596 (1, 9)	0-0 1B		0-0 F7		0-3 K		0-0 G6-4-3 1B		0-0 HBP 1B	5	1	3	0	0	1	1									
Steve Garvey, R OBP: 0.336, SLG: 0.482 (1, 3)	0-0 SF9		0-0 2B		0-0 HR		0-0 G6-4-3		0-0 F9	4	1	2	3	0	0	2									
Ron Cey, R OBP: 0.373, SLG: 0.432 (1, 5)	0-0 3-H		0-0 1B		0-0 HR		0-0 6-3		1-0 1B	4	0	3	0	0	0	0									
Ted Martinez, R OBP: 0.300, SLG: 0.270 (9, PR)	1-2 FC5-4 1B		1-3 2B		0-0 1B				1-2 1B HBP	0	1	0	0	0	0	0									
Dusty Baker Jr., R OBP: 0.333, SLG: 0.381 (1, 7)	0-0 FC5-4		0-0 6-3		0-0 1B				0-0 P4	5	0	2	1	0	0	4									
Rick Monday, L OBP: 0.344, SLG: 0.481 (1, 8)		0-3 K		0-0 F9	0-0 G3			0-0 HR	0-0 F5	5	1	1	1	0	1	4									
Johnny Oates, L OBP: 0.359, SLG: 0.322 (1, 2)		4-0 SH5-3		0-0 1-3		0-0 F7		0-0 1B S	0-0 1B	2	0	0	0	1	0	0									
Steve Yeager, R OBP: 0.300, SLG: 0.255 (7, 2)										0	0	0	0	0	0	0									
Vic Davallillo, L OBP: 0.343, SLG: 0.406 (8, PH)										1	0	1	0	0	0	0									
Bill North, S OBP: 0.372, SLG: 0.284 (9, PR)										0	0	0	0	0	0	0									
Jerry Grote, R OBP: 0.391, SLG: 0.390 (9, 2)									1-2 2-H 1B	1	0	1	1	0	0	0									
Don Sutton, R OBP: 0.145, SLG: 0.102 (1, 1)		0-0 SH5-3		0-0 5-3		0-0 4-3		0-0 6-3		2	0	0	0	0	0	0									
Lee Lacy, R OBP: 0.357, SLG: 0.556 (8, PH)										1	0	0	0	0	0	1									
Lance Rautzhan, R ERA: 2.43 (9, 1)										0	0	0	0	0	0	0									
Inning Stats	R: 1 E: 0 K: 0 S: 5	H: 2 LOB: 2 BB: 1 P: 9	R: 0 E: 0 K: 1 S: 5	H: 0 LOB: 1 BB: 1 P: 9	R: 0 E: 0 K: 0 S: 3	H: 0 LOB: 0 BB: 0 P: 3	R: 2 E: 0 K: 1 S: 9	H: 4 LOB: 2 BB: 0 P: 9	R: 0 E: 0 K: 1 S: 6	H: 1 LOB: 1 BB: 0 P: 6	R: 0 E: 0 K: 0 S: 3	H: 1 LOB: 0 BB: 0 P: 3	R: 1 E: 0 K: 0 S: 6	H: 3 LOB: 3 BB: 0 P: 6	R: 2 E: 0 K: 0 S: 5	H: 3 LOB: 2 BB: 0 P: 6	1B: 13 2B: 1 3B: 0 HR: 2	SF: 1 SAC: 1 DP: 1 HBP: 1	WP: 0 PB: 0 SB: 3 CS: 0	PA: 44					
PITCHER	IP	WLS	BF	H	R	ER	SO	BB	IBB	HBP	BLK	WP	HR	S	P	ERA	WHIP								
Dick Ruthven, R ERA: 3.39 (1, 1)	8.0		38	13	4	4	3	2	0	0	0	0	2	42	50	4.50	1.875								
Ron Reed, R ERA: 2.43 (9, 1)	0.2	L	6	3	2	2	0	0	0	1	0	0	0	5	6	27.00	4.500								

Philadelphia Phillies @ Los Angeles Dodgers
Dodger Stadium, Los Angeles, CA
Fri Aug 25 1978, 7:05 PM PDT
Att: 46,548 - Unknown

AB 39
R 6
H 16
RBI 6
BB 2
SO 3
LOB 16



Batter	1	2	3	4	5	6	7	8	9	AB	R	H	RBI	BB	SO	LOB	TOP					
Bake McBride, L OBP: 0.326, SLG: 0.384 (1, 9)										6	4	4	2	0	0	1	Philadelphia Phillies @ Los Angeles Dodgers Dodger Stadium, Los Angeles, CA Sun Aug 27 1978, 3:33 AM PDT Att: 43,065 - Unknown					
Larry Bowa, S OBP: 0.326, SLG: 0.388 (1, 6)										6	2	3	0	0	1	2						
Mike Schmidt, R OBP: 0.358, SLG: 0.431 (1, 5)										5	1	3	2	1	1	3						
Greg Luzinski, R OBP: 0.397, SLG: 0.523 (8, PR)										4	0	2	3	1	0	2						
Jim Morrison, R OBP: 0.234, SLG: 0.267 (8, 1)										0	0	0	0	0	0	0						
Ron Reed, R (8, 1)										1	0	0	0	0	1	1						
Richie Hebner, L OBP: 0.368, SLG: 0.474 (1, 3)										5	0	0	1	0	1	5						
Bob Boone, R OBP: 0.354, SLG: 0.458 (1, 2)										3	0	1	0	2	0	2						
Jerry Martin, R OBP: 0.343, SLG: 0.460 (1, 8)										4	0	0	1	1	0	6						
Ted Sizemore, R OBP: 0.281, SLG: 0.267 (1, 4)										2	1	0	0	2	0	3						
Larry Christenson, R OBP: 0.140, SLG: 0.151 (1, 1)										2	0	0	0	0	1	2						
Warren Brusstar, R OBP: 0.250, SLG: 0.500 (6, 1)										0	0	0	0	0	0	0						
Tim McCarver, L OBP: 0.397, SLG: 0.316 (8, PH)										0	1	0	0	0	0	0						
Jose Cardenal, R OBP: 0.321, SLG: 0.400 (8, 7)										1	0	0	0	0	0	1						
Inning Stats	R: 0 E: 0 K: 1 S: 6	H: 1 LOB: 1 BB: 0 P: 6	R: 0 E: 1 K: 0 S: 4	H: 0 LOB: 2 BB: 1 P: 8	R: 1 E: 0 K: 0 S: 5	H: 2 LOB: 2 BB: 1 P: 9	R: 0 E: 0 K: 0 S: 2	H: 0 LOB: 1 BB: 2 P: 10	R: 2 E: 1 K: 0 S: 6	H: 2 LOB: 2 BB: 1 P: 10	R: 1 E: 0 K: 2 S: 9	H: 2 LOB: 1 BB: 0 P: 9	R: 0 E: 0 K: 0 S: 4	H: 1 LOB: 1 BB: 0 P: 4	R: 2 E: 0 K: 0 S: 5	H: 2 LOB: 2 BB: 2 P: 14	R: 3 E: 0 K: 2 S: 10	H: 3 LOB: 1 BB: 0 P: 11	1B: 8 2B: 4 3B: 0 HR: 1	SF: 1 SAC: 1 DP: 0 HBP: 2	WP: 0 PB: 0 SB: 1 CS: 1	PA: 50
PITCHER	IP	WLS	BF	H	R	ER	SO	BB	IBB	HBP	BLK	WP	HR	S	P	ERA	WHIP					
Bob Welch, R ERA: 2.01 (1, 1)	7.0	L	35	8	4	2	3	4	1	0	0	0	1	36	56	2.57	1.714					
Charlie Hough, R ERA: 2.89 (8, 1)	2.0		15	5	5	5	2	1	1	2	0	0	0	15	25	22.50	3.000					

Batter	1	2	3	4	5	6	7	8	9	AB	R	H	RBI	BB	SO	LOB	BOTTOM					
Davey Lopes, R OBP: 0.358, SLG: 0.414 (1, 4)										4	1	2	0	0	0	1	Philadelphia Phillies @ Los Angeles Dodgers Dodger Stadium, Los Angeles, CA Sun Aug 27 1978, 3:33 AM PDT Att: 43,065 - Unknown					
Bill Russell, R OBP: 0.303, SLG: 0.344 (1, 6)										4	0	1	0	0	0	1						
Reggie Smith, S OBP: 0.392, SLG: 0.596 (1, 9)										4	0	2	1	0	0	1						
Joe Ferguson, R OBP: 0.346, SLG: 0.382 (9, 9)										0	0	0	0	0	0	0						
Steve Garvey, R OBP: 0.332, SLG: 0.475 (1, 3)										4	0	0	0	0	0	3						
Ron Cey, R OBP: 0.375, SLG: 0.436 (1, 5)										4	1	2	0	0	0	0						
Dusty Baker Jr., R OBP: 0.333, SLG: 0.379 (1, 7)										4	1	1	0	0	1	3						
Rick Monday, L ERA: 3.54 OBP: 0.340, SLG: 0.473 (1, 8)										4	0	1	1	0	2	1						
Bill North, S OBP: 0.372, SLG: 0.284 (9, PR)										0	0	0	0	0	0	0						
Steve Yeager, R OBP: 0.304, SLG: 0.262 (1, 2)										3	0	1	1	1	1	1						
Bob Welch, R OBP: 0.250, SLG: 0.313 (1, 1)										2	0	0	0	0	1	1						
Vic Davalillo, L OBP: 0.338, SLG: 0.400 (7, PH)										1	0	0	0	0	0	1						
Charlie Hough, R OBP: 0.333, SLG: 0.417 (8, 1)										0	0	0	0	0	0	0						
Lee Lacy, R OBP: 0.353, SLG: 0.545 (8, PH)										1	0	0	0	0	0	2						
Inning Stats	R: 0 E: 0 K: 0 S: 4	H: 2 LOB: 1 BB: 0 P: 4	R: 0 E: 0 K: 0 S: 3	H: 0 LOB: 0 BB: 0 P: 3	R: 0 E: 0 K: 1 S: 5	H: 0 LOB: 0 BB: 0 P: 5	R: 0 E: 0 K: 0 S: 3	H: 1 LOB: 0 BB: 0 P: 3	R: 1 E: 0 K: 2 S: 9	H: 2 LOB: 1 BB: 0 P: 9	R: 1 E: 0 K: 1 S: 8	H: 3 LOB: 2 BB: 0 P: 8	R: 0 E: 0 K: 1 S: 5	H: 0 LOB: 1 BB: 1 P: 9	R: 0 E: 0 K: 0 S: 3	H: 0 LOB: 0 BB: 0 P: 3	R: 1 E: 0 K: 0 S: 5	H: 2 LOB: 2 BB: 0 P: 5	1B: 7 2B: 3 3B: 0 HR: 0	SF: 0 SAC: 0 DP: 0 HBP: 0	WP: 1 PB: 0 SB: 1 CS: 1	PA: 36
PITCHER	IP	WLS	BF	H	R	ER	SO	BB	IBB	HBP	BLK	WP	HR	S	P	ERA	WHIP					
Larry Christenson, R ERA: 3.54 (1, 1)	5.2	W	23	8	2	2	3	0	0	0	0	0	0	8	12	0.00	0.750					
Warren Brusstar, R ERA: 2.25 (6, 1)	1.1		5	0	0	0	2	1	0	0	0	0	0	8	8	4.50	1.000					
Ron Reed, R ERA: 2.47 (8, 1)	2.0		8	2	1	1	0	0	0	0	0	0	0	8	8	4.50	1.000					



Batter	1	2	3	4	5	6	7	8	9	AB	R	H	RBI	BB	SO	LOB	TOP			
Bake McBride, L OBP: 0.325, SLG: 0.382 (1, 9)										5	0	1	0	0	1	3				
Larry Bowa, S OBP: 0.325, SLG: 0.386 (1, 6)										5	1	1	0	0	1	1				
Mike Schmidt, R OBP: 0.358, SLG: 0.429 (1, 5)										4	2	1	0	0	1	0				
Greg Luzinski, R OBP: 0.397, SLG: 0.522 Jim Morrison, R OBP: 0.234, SLG: 0.267 Richie Hebner, L OBP: 0.368, SLG: 0.474 (1, 7)										5	0	2	1	0	0	0				
Jose Cardenal, R OBP: 0.323, SLG: 0.393 (9, 7)										3	1	0	0	2	0	0				
Bob Boone, R OBP: 0.355, SLG: 0.462 (1, 2)										4	1	2	2	0	0	0				
Jerry Martin, R OBP: 0.348, SLG: 0.466 (1, 8)										4	0	2	3	1	1	2				
Ted Sizemore, R OBP: 0.288, SLG: 0.272 (1, 4)										3	0	2	0	1	0	2				
Jim Kaat, L OBP: 0.167, SLG: 0.171 Ron Reed, R (9, 1)										4	0	1	0	0	1	5				
Inning Stats	R: 0 E: 0 K: 0 S: 3	H: 0 LOB: 0 BB: 0 P: 3	R: 1 E: 1 K: 0 S: 5	H: 1 LOB: 2 BB: 1 P: 9	R: 2 E: 0 K: 0 S: 6	H: 4 LOB: 2 BB: 1 P: 10	R: 0 E: 0 K: 1 S: 6	H: 1 LOB: 1 BB: 0 P: 6	R: 0 E: 0 K: 1 S: 5	H: 0 LOB: 0 BB: 0 P: 5	R: 0 E: 0 K: 0 S: 3	H: 0 LOB: 0 BB: 0 P: 3	R: 0 E: 0 K: 0 S: 4	H: 1 LOB: 2 BB: 1 P: 8	R: 3 E: 0 K: 1 S: 7	H: 3 LOB: 2 BB: 1 P: 12	1B: 10 2B: 2 3B: 0 HR: 0	SF: 1 SAC: 0 DP: 0 HBP: 1	WP: 0 PA: 43 PB: 0 SB: 1 CS: 0	
PITCHER	IP	WLS	BF	H	R	ER	SO	BB	IBB	HBP	BLK	WP	HR	S	P	ERA	WHIP			
Randy Jones, L ERA: 2.86 Mark Lee, R ERA: 3.31	(1, 1)	8.0	L	36	9	3	2	4	1	2	0	0	0	0	41	53	2.25	1.250		
	(9, 1)	1.0		7	3	3	3	1	1	0	1	0	0	0	7	12	27.00	4.000		

Philadelphia Phillies @ San Diego Padres
San Diego Stadium, San Diego, CA
Mon Aug 28 1978, 10:05 PM EDT
Att: 33,768 - Unknown

AB 37
R 6
H 12
RBI 6
BB 4
SO 5
LOB 13

Batter	1	2	3	4	5	6	7	8	9	AB	R	H	RBI	BB	SO	LOB	BOTTOM			
Gene Richards, L OBP: 0.375, SLG: 0.407 (1, 7)										4	0	1	0	0	0	0				
Ozzie Smith, S OBP: 0.316, SLG: 0.314 (1, 6)										3	0	1	0	1	0	1				
Jerry Turner, L OBP: 0.333, SLG: 0.443 (1, 8)										3	0	0	0	1	2	2				
Dave Winfield, R OBP: 0.354, SLG: 0.485 (1, 9)										4	0	1	0	0	0	2				
Gene Tenace, R OBP: 0.397, SLG: 0.439 (1, 2)										4	0	0	0	0	0	3				
Fernando Gonzalez, R OBP: 0.277, SLG: 0.302 (1, 4)										3	0	1	0	0	0	0				
Dave Roberts, R OBP: 0.291, SLG: 0.286 Derrel Thomas, S OBP: 0.302, SLG: 0.298 (1, 3)										2	0	0	0	0	1	1				
Bill Almon, R OBP: 0.311, SLG: 0.316 (1, 5)										3	1	1	0	0	0	0				
Randy Jones, R OBP: 0.194, SLG: 0.211 Don Reynolds, R OBP: 0.352, SLG: 0.256 Mark Lee, R (9, 1)										1	0	0	1	0	1	0				
Inning Stats	R: 0 E: 0 K: 0 S: 3	H: 1 LOB: 0 BB: 0 P: 3	R: 0 E: 0 K: 1 S: 6	H: 1 LOB: 0 BB: 0 P: 6	R: 1 E: 0 K: 1 S: 7	H: 2 LOB: 1 BB: 0 P: 7	R: 0 E: 0 K: 0 S: 3	H: 1 LOB: 0 BB: 0 P: 3	R: 0 E: 0 K: 1 S: 5	H: 0 LOB: 0 BB: 0 P: 5	R: 0 E: 0 K: 0 S: 3	H: 0 LOB: 0 BB: 0 P: 3	R: 0 E: 0 K: 0 S: 3	H: 0 LOB: 2 BB: 2 P: 11	R: 0 E: 0 K: 0 S: 3	H: 0 LOB: 0 BB: 0 P: 3	1B: 4 2B: 2 3B: 0 HR: 0	SF: 1 SAC: 0 DP: 2 HBP: 0	WP: 0 PA: 32 PB: 1 SB: 1 CS: 0	
PITCHER	IP	WLS	BF	H	R	ER	SO	BB	IBB	HBP	BLK	WP	HR	S	P	ERA	WHIP			
Jim Kaat, L ERA: 4.55 Ron Reed, R ERA: 2.45	(1, 1)	8.1	W	30	5	1	1	4	2	0	0	0	0	0	36	44	1.08	0.840		
	(9, 1)	0.2		2	0	0	0	0	0	0	0	0	0	2	2	0.00	0.000			

Philadelphia Phillies @ San Diego Padres
San Diego Stadium, San Diego, CA
Mon Aug 28 1978, 10:05 PM EDT
Att: 33,768 - Unknown

AB 29
R 1
H 5
RBI 1
BB 2
SO 4
LOB 9

Batter	1	2	3	4	5	6	7	8	9	AB	R	H	RBI	BB	SO	LOB	TOP		
Jerry Martin, R OBP: 0.349, SLG: 0.489	0-0 HR	0-0 SF8		0-0 L5	0-0 3B			0-0 5-3		4	1	2	4	0	0	0			
Ted Sizemore, R OBP: 0.290, SLG: 0.279	0-0 6-3	0-0 FC5-4		0-0	0-0 5-3			0-0 BB 1B		5	1	2	0	0	0	2			
Mike Schmidt, R OBP: 0.361, SLG: 0.431	4-0 FC6-4 E BB		0-0 F8 1B 2B	0-3 K		0-0 F7		4-0 1B BB		3	1	1	0	2	1	1			
Jim Morrison, R OBP: 0.234, SLG: 0.267								1-2 BB		0	0	0	0	0	0	0			
Greg Luzinski, R OBP: 0.399, SLG: 0.527	0-0 E4 FC6-4		0-0 F8		0-0 SH1-4 1B 2B	0-0 4-3 2B		0-0 1-2 2H 1B		5	1	3	1	0	0	2			
Otlando Gonzalez, L OBP: 0.167, SLG: 0.118	1-2		2-3							0	0	0	0	0	0	0			
Jose Cardenal, R OBP: 0.327, SLG: 0.392	0-0 FC6-4		0-0 1B S 1B		4-0 SH1-4 1B BB	0-0 4-3		0-3 K		3	2	1	0	1	0	3			
Richie Hebner, L OBP: 0.367, SLG: 0.473	1-2 2-3									1	0	0	0	0	1	2			
Bob Boone, R OBP: 0.351, SLG: 0.456	0-0 F9		0-0 P4		0-0 SH1-4	0-0 P5		0-0 F7		4	0	0	0	0	0	7			
Garry Maddox, R OBP: 0.320, SLG: 0.388		0-3 K	0-0 S 1B		0-0 3B 1B		0-0 F8		0-0 F9	5	1	2	3	0	1	0			
Bud Harrelson, S OBP: 0.343, SLG: 0.244	0-0 1B SF8 1B		0-0 L6		0-0 3B BB		0-0 F7		0-0 F8	4	2	1	0	1	0	1			
Dick Ruthven, R OBP: 0.210, SLG: 0.262	0-0 FC5-4 1B		0-3 K		0-0 B2		0-3 K		0-0 6-3	5	0	1	0	0	2	2			
Inning Stats	R: 1 E: 1 K: 0 S: 5	H: 1 LOB: 2 BB: 1 P: 9	R: 1 E: 0 K: 1 S: 7	H: 2 LOB: 1 BB: 0 P: 7	R: 2 E: 0 K: 0 S: 6	H: 3 LOB: 1 BB: 0 P: 6	R: 0 E: 0 K: 2 S: 8	H: 1 LOB: 1 BB: 0 P: 8	R: 4 E: 0 K: 0 S: 6	H: 3 LOB: 1 BB: 2 P: 14	R: 0 E: 0 K: 1 S: 4	H: 0 LOB: 0 BB: 0 P: 5	R: 1 E: 0 K: 1 S: 7	H: 2 LOB: 2 BB: 1 P: 11	R: 0 E: 0 K: 0 S: 3	H: 0 LOB: 0 BB: 0 P: 3	1B: 7 2B: 4 3B: 1 HR: 1	SF: 1 SAC: 1 DP: 0 HBP: 0	WP: 0 PA: 45 PB: 0 CS: 2 SB: 0
PITCHER	IP WLS BF H R ER SO BB IBB HBP BLK WP HR S P ERA WHIP	IP WLS BF H R ER SO BB IBB HBP BLK WP HR S P ERA WHIP	IP WLS BF H R ER SO BB IBB HBP BLK WP HR S P ERA WHIP	IP WLS BF H R ER SO BB IBB HBP BLK WP HR S P ERA WHIP	IP WLS BF H R ER SO BB IBB HBP BLK WP HR S P ERA WHIP	IP WLS BF H R ER SO BB IBB HBP BLK WP HR S P ERA WHIP	IP WLS BF H R ER SO BB IBB HBP BLK WP HR S P ERA WHIP	IP WLS BF H R ER SO BB IBB HBP BLK WP HR S P ERA WHIP	IP WLS BF H R ER SO BB IBB HBP BLK WP HR S P ERA WHIP	IP WLS BF H R ER SO BB IBB HBP BLK WP HR S P ERA WHIP	IP WLS BF H R ER SO BB IBB HBP BLK WP HR S P ERA WHIP	IP WLS BF H R ER SO BB IBB HBP BLK WP HR S P ERA WHIP	IP WLS BF H R ER SO BB IBB HBP BLK WP HR S P ERA WHIP	IP WLS BF H R ER SO BB IBB HBP BLK WP HR S P ERA WHIP	IP WLS BF H R ER SO BB IBB HBP BLK WP HR S P ERA WHIP	IP WLS BF H R ER SO BB IBB HBP BLK WP HR S P ERA WHIP	IP WLS BF H R ER SO BB IBB HBP BLK WP HR S P ERA WHIP	IP WLS BF H R ER SO BB IBB HBP BLK WP HR S P ERA WHIP	IP WLS BF H R ER SO BB IBB HBP BLK WP HR S P ERA WHIP
Bob Owchinko, L ERA: 3.3	3.0	17	6	4	4	1	1	0	0	0	0	0	0	18	22	12.00	2.333		
John D'Acquisto, R ERA: 2.54	1.2	11	4	4	4	2	2	0	0	0	0	0	0	13	21	21.60	3.600		
Mark Lee, R ERA: 3.19	2.1	8	1	0	0	1	0	0	0	0	0	0	0	10	10	0.00	0.429		
Bob Shirley, L ERA: 3.92	2.0	9	2	1	1	1	1	0	0	0	0	0	0	10	14	4.50	1.500		

Philadelphia Phillies @ San Diego Padres
San Diego Stadium, San Diego, CA
Tue Aug 29 1978, 10:05 PM EDT
Att: 13,568 - Unknown

AB	39
R	9
H	13
RBI	8
BB	4
SO	5
LOB	20



Batter	1	2	3	4	5	6	7	8	9	AB	R	H	RBI	BB	SO	LOB	BOTTOM		
Gene Richards, L OBP: 0.375, SLG: 0.409	0-0 2B 2B		0-0 F8			0-0 4-3 1B		0-0 5-3		4	1	2	0	0	0	2			
Ozzie Smith, S OBP: 0.316, SLG: 0.312	4-0 2B 1B BB		0-3 K			0-0 4-3		0-3 K		3	1	0	0	1	2	3			
Jerry Turner, L OBP: 0.331, SLG: 0.444	0-0 1B G6-3 2B		0-0 1-3			0-3 K		0-0 L3		4	1	1	1	0	1	3			
Dave Winfield, R OBP: 0.355, SLG: 0.485	0-0 G6-3 1B			0-0 F7		0-0 6-3			0-0 1B 3B 1B	4	1	2	1	0	0	1			
Oscar Gamble, L OBP: 0.371, SLG: 0.398	0-0 G6-3			0-0 F2			0-0 L7		0-0 F7	4	0	0	0	0	0	2			
Gene Tenace, R OBP: 0.397, SLG: 0.436	0-0 F4			4-0 CS BB			0-0 6-3		0-3 K	2	0	0	0	1	0	0			
Bob Shirley, R OBP: 0.220, SLG: 0.135										0	0	0	0	0	0	0			
Jim Beswick, S										1	0	0	0	0	1	1			
Derrel Thomas, S OBP: 0.301, SLG: 0.296		0-0 6-3		0-0 CS	0-0 F8		0-0 1-3		0-0	2	0	0	0	0	0	0			
Bill Almon, R OBP: 0.311, SLG: 0.316				1-2					1-3 3B 1B	2	1	1	0	0	0	0			
Tucker Ashford, R OBP: 0.289, SLG: 0.348										4	0	2	2	0	0	0			
Fernando Gonzalez, R OBP: 0.280, SLG: 0.311		0-0 5-3			0-0 F9			0-0 2B 1B	0-0 1-2 3H 3B	4	0	2	2	0	0	0			
Bob Owchinko, L OBP: 0.186, SLG: 0.207			0-3 K					0-0 1-3 2B	0-0 1-2 3H 3B	1	0	0	0	0	1	0			
John D'Acquisto, R OBP: 0.297, SLG: 0.214					0-0 6-3					0	0	0	0	0	0	0			
Mark Lee, R										1	0	0	0	0	0	0			
Rick Sweet, S OBP: 0.317, SLG: 0.281								1-3 2B	0-0 P6	2	0	1	0	0	0	1			
Inning Stats	R: 3 E: 0 K: 0 S: 5	H: 3 LOB: 0 BB: 1 P: 9	R: 0 E: 0 K: 1 S: 5	H: 0 LOB: 0 BB: 0 P: 5	R: 0 E: 0 K: 1 S: 5	H: 0 LOB: 0 BB: 0 P: 5	R: 0 E: 0 K: 0 S: 2	H: 0 LOB: 0 BB: 1 P: 6	R: 0 E: 0 K: 1 S: 6	H: 1 LOB: 1 BB: 0 P: 6	R: 0 E: 0 K: 0 S: 3	H: 0 LOB: 0 BB: 0 P: 3	R: 1 E: 0 K: 1 S: 7	H: 2 LOB: 2 BB: 0 P: 7	R: 2 E: 0 K: 1 S: 8	H: 3 LOB: 1 BB: 0 P: 8	1B: 5 2B: 3 3B: 1 HR: 0	SF: 0 SAC: 0 DP: 1 HBP: 0	WP: 0 PA: 37 PB: 0 CS: 1 SB: 0
PITCHER	IP WLS BF H R ER SO BB IBB HBP BLK WP HR S P ERA WHIP	IP WLS BF H R ER SO BB IBB HBP BLK WP HR S P ERA WHIP	IP WLS BF H R ER SO BB IBB HBP BLK WP HR S P ERA WHIP	IP WLS BF H R ER SO BB IBB HBP BLK WP HR S P ERA WHIP	IP WLS BF H R ER SO BB IBB HBP BLK WP HR S P ERA WHIP	IP WLS BF H R ER SO BB IBB HBP BLK WP HR S P ERA WHIP	IP WLS BF H R ER SO BB IBB HBP BLK WP HR S P ERA WHIP	IP WLS BF H R ER SO BB IBB HBP BLK WP HR S P ERA WHIP	IP WLS BF H R ER SO BB IBB HBP BLK WP HR S P ERA WHIP	IP WLS BF H R ER SO BB IBB HBP BLK WP HR S P ERA WHIP	IP WLS BF H R ER SO BB IBB HBP BLK WP HR S P ERA WHIP	IP WLS BF H R ER SO BB IBB HBP BLK WP HR S P ERA WHIP	IP WLS BF H R ER SO BB IBB HBP BLK WP HR S P ERA WHIP	IP WLS BF H R ER SO BB IBB HBP BLK WP HR S P ERA WHIP	IP WLS BF H R ER SO BB IBB HBP BLK WP HR S P ERA WHIP	IP WLS BF H R ER SO BB IBB HBP BLK WP HR S P ERA WHIP	IP WLS BF H R ER SO BB IBB HBP BLK WP HR S P ERA WHIP	IP WLS BF H R ER SO BB IBB HBP BLK WP HR S P ERA WHIP	IP WLS BF H R ER SO BB IBB HBP BLK WP HR S P ERA WHIP
Dick Ruthven, R ERA: 3.47	9.0	36	9	5	5	5	2	0	0	0	0	0	0	44	52	5.00	1.222		

Philadelphia Phillies @ San Diego Padres
San Diego Stadium, San Diego, CA
Tue Aug 29 1978, 10:05 PM EDT
Att: 13,568 - Unknown

AB	34
R	5
H	9
RBI	4
BB	2
SO	5
LOB	13



Batter	1	2	3	4	5	6	7	8	9	AB	R	H	RBI	BB	SO	LOB	TOP								
Bake McBride, L OBP: 0.327, SLG: 0.384 Jerry Martin, R OBP: 0.346, SLG: 0.484										3	1	2	0	0	0	0	Philadelphia Phillies @ San Diego Padres San Diego Stadium, San Diego, CA Wed Aug 30 1978, 10:05 PM EDT Att: 15,941 - Unknown								
Larry Bowa, S OBP: 0.325, SLG: 0.385										4	1	1	0	1	1	0									
Mike Schmidt, R OBP: 0.359, SLG: 0.426										4	0	0	0	1	1	1									
Greg Luzinski, R OBP: 0.399, SLG: 0.528										5	1	2	0	0	0	2									
Richie Hebner, L OBP: 0.372, SLG: 0.478										5	3	4	1	0	0	2									
Bob Boone, R OBP: 0.355, SLG: 0.457										4	0	2	0	1	0	1									
Garry Maddox, R OBP: 0.321, SLG: 0.391										5	0	2	3	0	0	4									
Ted Sizemore, R OBP: 0.296, SLG: 0.286										4	0	2	1	1	0	1									
Randy Lerch, L OBP: 0.235, SLG: 0.261 Tim McCarver, L OBP: 0.362, SLG: 0.316 Rawly Eastwick, R OBP: 0.325, SLG: 0.390 Jose Cardenal, R OBP: 0.200, SLG: 0.400										2	0	1	0	0	0	0									
Warren Brusstar, R OBP: 0.200, SLG: 0.400										1	0	0	0	0	0	2									
Inning Stats	R: 2 E: 0 K: 0 S: 5	H: 3 LOB: 2 BB: 2 P: 13	R: 0 E: 0 K: 0 S: 3	H: 0 LOB: 0 BB: 0 P: 3	R: 0 E: 0 K: 0 S: 4	H: 2 LOB: 1 BB: 0 P: 4	R: 0 E: 1 K: 0 S: 5	H: 2 LOB: 1 BB: 0 P: 5	R: 0 E: 0 K: 1 S: 5	H: 0 LOB: 0 BB: 0 P: 5	R: 1 E: 0 K: 0 S: 5	H: 3 LOB: 2 BB: 1 P: 9	R: 2 E: 0 K: 0 S: 7	H: 4 LOB: 3 BB: 1 P: 11	R: 0 E: 0 K: 2 S: 7	H: 0 LOB: 0 BB: 0 P: 7	R: 1 E: 0 K: 0 S: 5	H: 2 LOB: 2 BB: 1 P: 9	1B: 13 2B: 3 3B: 0 HR: 0	SF: 0 SAC: 0 DP: 3 HBP: 0	WP: 0 PB: 2 SB: 0 CS: 0	PA: 45			
PITCHER	IP	WLS	BF	H	R	ER	SO	BB	IBB	HBP	BLK	WP	HR	S	P	ERA	WHIP								
Gaylord Perry, R ERA: 3.1	(1, 1)	5.2	27	10	3	3	1	3	0	0	0	0	0	26	38	4.76	2.294								
Bob Shirley, L ERA: 4.02	(6, 1)	1.0	5	2	2	2	0	0	0	0	0	0	0	5	5	18.00	2.000								
Rollie Fingers, R ERA: 2.77	(7, 1)	2.1	L	13	4	1	1	2	1	1	0	0	0	15	23	3.86	2.143								

Batter	1	2	3	4	5	6	7	8	9	AB	R	H	RBI	BB	SO	LOB	BOTTOM								
Gene Richards, L OBP: 0.376, SLG: 0.408										4	1	1	0	1	1	2	Philadelphia Phillies @ San Diego Padres San Diego Stadium, San Diego, CA Wed Aug 30 1978, 10:05 PM EDT Att: 15,941 - Unknown								
Ozzie Smith, S OBP: 0.315, SLG: 0.315										5	0	1	2	0	0	3									
Jerry Turner, L OBP: 0.340, SLG: 0.446										4	1	2	0	1	0	2									
Dave Winfield, R OBP: 0.355, SLG: 0.488										4	0	1	2	0	1	1									
Gene Tenace, R OBP: 0.398, SLG: 0.434										2	0	0	0	2	0	1									
Fernando Gonzalez, R OBP: 0.277, SLG: 0.307										4	0	0	0	0	1	4									
Tucker Ashford, R OBP: 0.290, SLG: 0.354 Bob Shirley, R OBP: 0.220, SLG: 0.135 Rollie Fingers, R OBP: 0.200, SLG: 0.200										3	1	1	0	0	0	3									
Dave Roberts, R OBP: 0.305, SLG: 0.329 Oscar Gamble, L OBP: 0.370, SLG: 0.397										3	1	2	1	0	0	0									
Gaylord Perry, R OBP: 0.143, SLG: 0.147 Derrel Thomas, S OBP: 0.302, SLG: 0.295										1	0	0	0	0	1	1									
Inning Stats	R: 2 E: 0 K: 1 S: 7	H: 2 LOB: 2 BB: 2 P: 15	R: 0 E: 0 K: 1 S: 6	H: 1 LOB: 1 BB: 0 P: 6	R: 0 E: 0 K: 0 S: 4	H: 1 LOB: 1 BB: 0 P: 4	R: 2 E: 0 K: 1 S: 7	H: 2 LOB: 1 BB: 1 P: 11	R: 0 E: 0 K: 0 S: 3	H: 0 LOB: 0 BB: 1 P: 7	R: 1 E: 0 K: 0 S: 4	H: 1 LOB: 1 BB: 1 P: 8	R: 0 E: 0 K: 1 S: 5	H: 0 LOB: 0 BB: 0 P: 5	R: 0 E: 0 K: 1 S: 5	H: 0 LOB: 0 BB: 0 P: 5		R: 0 E: 0 K: 0 S: 3	H: 1 LOB: 0 BB: 0 P: 3	1B: 4 2B: 1 3B: 3 HR: 0	SF: 0 SAC: 1 DP: 0 HBP: 0	WP: 0 PB: 0 SB: 2 CS: 1	PA: 40		
PITCHER	IP	WLS	BF	H	R	ER	SO	BB	IBB	HBP	BLK	WP	HR	S	P	ERA	WHIP								
Randy Lerch, L ERA: 4.07	(1, 1)	5.0	25	6	4	4	3	4	0	0	0	0	0	27	43	7.20	2.000								
Rawly Eastwick, R ERA: 3.8	(6, 1)	1.0	5	1	1	1	0	1	0	0	0	0	0	4	8	9.00	2.000								
Warren Brusstar, R ERA: 2.15	(7, 1)	3.0	W	9	1	0	0	2	0	0	0	0	0	13	13	0.00	0.333								

Batter	1	2	3	4	5	6	7	8	9	AB	R	H	RBI	BB	SO	LOB	TOP								
Bake McBride, L OBP: 0.325, SLG: 0.381 Jerry Martin, R OBP: 0.345, SLG: 0.482	L3		K		F8			P4		3	0	0	0	1	1		Philadelphia Phillies @ San Francisco Giants Candlestick Park, San Francisco, CA Fri Sep 01 1978, 10:05 PM EDT Att: 16,413 - Unknown								
Larry Bowa, S OBP: 0.325, SLG: 0.384	L6			E3 HR		G3		FC5-4 1B		4	1	1	0	0	0										
Mike Schmidt, R OBP: 0.358, SLG: 0.423				F9		6-3		FC5-4 CS 1-2		3	0	0	0	1	0	2									
Greg Luzinski, R OBP: 0.397, SLG: 0.532	K			HR		K		CS	K	4	1	1	2	0	3	1									
Richie Hebner, L OBP: 0.369, SLG: 0.474 Jose Cardenal, R OBP: 0.328, SLG: 0.393		G3		3-1			F8		G4-6-3 1B	3	0	0	0	0	0	0									
Tim McCarver, L OBP: 0.361, SLG: 0.333 Bob Boone, R OBP: 0.354, SLG: 0.455	L8			4-3					G4-6-3 1B 1-2	3	1	1	0	0	0	0									
Garry Maddox, R OBP: 0.321, SLG: 0.390	5-3									3	0	1	0	0	0	1									
Ted Sizemore, R OBP: 0.296, SLG: 0.287			6-3			FC4-6 1B				3	0	1	1	0	0	1									
Steve Carlton, L OBP: 0.301, SLG: 0.357			6-3				G3			3	0	0	0	0	0	2									
Inning Stats	R: 0 E: 0 K: 1 S: 5	H: 0 LOB: 1 BB: 1 P: 9	R: 0 E: 0 K: 0 S: 3	H: 0 LOB: 0 BB: 0 P: 3	R: 0 E: 0 K: 1 S: 5	H: 0 LOB: 2 BB: 0 P: 5	R: 2 E: 1 K: 0 S: 5	H: 1 LOB: 0 BB: 0 P: 5	R: 0 E: 0 K: 0 S: 4	H: 1 LOB: 1 BB: 0 P: 4	R: 0 E: 0 K: 1 S: 5	H: 0 LOB: 0 BB: 0 P: 5	R: 1 E: 0 K: 0 S: 5	H: 2 LOB: 1 BB: 0 P: 5	R: 0 E: 0 K: 0 S: 3	H: 1 LOB: 0 BB: 0 P: 3		R: 0 E: 0 K: 1 S: 5	H: 1 LOB: 0 BB: 0 P: 5	1B: 4 2B: 0 3B: 1 HR: 1	SF: 0 SAC: 0 DP: 1 HBP: 0	WP: 0 PB: 0 SB: 1 CS: 1	PA: 34		
PITCHER	IP	WLS	BF	H	R	ER	SO	BB	IBB	HBP	BLK	WP	HR	S	P	ERA	WHIP								
Jim Barr, R ERA: 3.39	(1, 1)	7.0	27	4	3	2	3	1	0	0	0	0	1	32	36	2.57	0.714								
Gary Lavelle, L ERA: 2.79	(8, 1)	2.0	W	6	2	0	0	1	0	0	0	0	0	8	8	0.00	1.000								

Batter	1	2	3	4	5	6	7	8	9	AB	R	H	RBI	BB	SO	LOB	BOTTOM								
Bill Madlock, R OBP: 0.379, SLG: 0.486	5-3		HR		5-3			K		3	1	0	0	1	1	0	Philadelphia Phillies @ San Francisco Giants Candlestick Park, San Francisco, CA Fri Sep 01 1978, 10:05 PM EDT Att: 16,413 - Unknown								
Darrell Evans, L OBP: 0.372, SLG: 0.418			BB		F8			G3		4	1	2	2	0	0	0									
Jack Clark, R OBP: 0.365, SLG: 0.545	1-3		HR		F3			HR		4	2	2	1	0	0	1									
Mike Ivie, R OBP: 0.364, SLG: 0.478		5-3	1B		6-3			5-3		4	0	1	1	0	0	0									
Hector Cruz, R OBP: 0.309, SLG: 0.366			1B		F3					3	0	2	0	0	0	0									
Larry Hemdon, R OBP: 0.323, SLG: 0.353	B1		1B		F8			F8		3	0	0	0	0	0	3									
Johnnie LeMaster, R OBP: 0.296, SLG: 0.343	1-6-3				5-3					3	0	0	0	0	0	1									
Marc Hill, R OBP: 0.315, SLG: 0.280			K		5-3			P4		3	0	0	0	0	1	0									
Jim Barr, R OBP: 0.111, SLG: 0.111 Tom Heintzelman, R OBP: 0.211, SLG: 0.526 Gary Lavelle, S OBP: 0.067, SLG: 0.067	1-3				F2			F8		2	0	0	0	0	0	0									
Inning Stats	R: 0 E: 0 K: 0 S: 3	H: 1 LOB: 0 BB: 0 P: 3	R: 0 E: 0 K: 0 S: 4	H: 1 LOB: 1 BB: 0 P: 4	R: 3 E: 0 K: 1 S: 9	H: 4 LOB: 2 BB: 1 P: 13	R: 0 E: 0 K: 0 S: 3	H: 0 LOB: 0 BB: 0 P: 3	R: 0 E: 0 K: 0 S: 3	H: 0 LOB: 0 BB: 0 P: 3	R: 0 E: 0 K: 0 S: 3	H: 0 LOB: 0 BB: 0 P: 3	R: 0 E: 0 K: 0 S: 3	H: 0 LOB: 0 BB: 0 P: 3	R: 1 E: 0 K: 1 S: 6	H: 1 LOB: 0 BB: 0 P: 6		R: 0 E: 0 K: 0 S: 3	H: 0 LOB: 0 BB: 0 P: 3	1B: 4 2B: 0 3B: 1 HR: 2	SF: 0 SAC: 0 DP: 0 HBP: 0	WP: 0 PB: 0 SB: 0 CS: 1	PA: 31		
PITCHER	IP	WLS	BF	H	R	ER	SO	BB	IBB	HBP	BLK	WP	HR	S	P	ERA	WHIP								
Steve Carlton, L ERA: 3.1	(1, 1)	8.0	L	31	7	4	4	2	1	0	0	0	2	34	38	4.50	1.000								

Batter	1	2	3	4	5	6	7	8	9	10	AB	R	H	RBI	BB	SO	LOB	TOP									
Jerry Martin, R OBP: 0.354, SLG: 0.487 (1, 9) (8, 7)											4	0	3	0	1	1	0	Philadelphia Phillies @ San Francisco Giants Candlestick Park, San Francisco, CA Sat Sep 02 1978, 6:33 AM EDT Att: 27,457 - Unknown									
Larry Bowa, S OBP: 0.322, SLG: 0.380 (1, 6)											5	0	0	0	0	0	5										
Mike Schmidt, R OBP: 0.357, SLG: 0.423 (1, 5)											5	1	1	0	0	1	1										
Greg Luzinski, R OBP: 0.358, SLG: 0.532 (8, PR)											4	1	2	0	0	1	0										
Barry Foote, R OBP: 0.213, SLG: 0.261 (8, 2)												4	1	2	0	0	1		0								
Jose Cardenal, R OBP: 0.328, SLG: 0.392 (8, PH)												3	0	1	0	0	0		1								
Bake McBride, L OBP: 0.323, SLG: 0.379 (8, 9)												2	0	0	0	0	0		1								
Bob Boone, R OBP: 0.356, SLG: 0.457 (8, PH)												3	0	2	0	0	0		1								
Richie Hebner, L OBP: 0.370, SLG: 0.472 (8, 3)												1	0	0	0	1	0		0								
Garry Maddox, R OBP: 0.320, SLG: 0.388 (1, 8)											5	0	1	1	0	0	3										
Ted Sizemore, R OBP: 0.296, SLG: 0.284 (1, 4)											3	0	0	0	1	0	2										
Larry Christenson, R OBP: 0.131, SLG: 0.140 (1, 1)											4	0	0	0	0	3	1										
Inning Stats	R: 0 E: 0 K: 1 S: 5	H: 1 LOB: 1 BB: 0 P: 5	R: 0 E: 0 K: 1 S: 6	H: 1 LOB: 1 BB: 0 P: 6	R: 0 E: 0 K: 1 S: 6	H: 1 LOB: 1 BB: 0 P: 6	R: 1 E: 0 K: 0 S: 6	H: 3 LOB: 2 BB: 0 P: 6	R: 0 E: 0 K: 1 S: 5	H: 0 LOB: 0 BB: 0 P: 5	R: 0 E: 0 K: 1 S: 4	H: 1 LOB: 1 BB: 0 P: 4	R: 0 E: 0 K: 1 S: 5	H: 0 LOB: 2 BB: 2 P: 13	R: 0 E: 0 K: 0 S: 4	H: 1 LOB: 2 BB: 1 P: 8	R: 0 E: 0 K: 1 S: 6	H: 1 LOB: 1 BB: 0 P: 6	R: 2 E: 0 K: 0 S: 5	H: 2 LOB: 0 BB: 0 P: 5	1B: 9 2B: 2 3B: 0 HR: 1	SF: 0 SAC: 0 DP: 1 HBP: 0	WP: 0 PA: 43				
PITCHER	IP 7.0	WLS 29	BF 7	H 1	R 1	ER 1	SO 5	BB 2	IBB 0	HBP 0	BLK 0	WP 0	HR 0	S 37	P 45	ERA 1.29	WHIP 1.286										
Vida Blue, L ERA: 2.54	(1, 1)																										
Randy Moffitt, R ERA: 3.21	(8, 1)	2.0	9	2	0	0	1	0	1	0	0	0	0	10	14	0.00	1.000										
Gary Lavelle, L ERA: 2.96	(10, 1)	1.0	L	5	2	2	2	0	0	0	0	0	1	5	5	18.00	2.000										


Batter	1	2	3	4	5	6	7	8	9	10	AB	R	H	RBI	BB	SO	LOB	BOTTOM									
Bill Madlock, R OBP: 0.377, SLG: 0.482 (1, 4)												5	0	1	0	0	2	1									
Jim Dwyer, L OBP: 0.327, SLG: 0.368 (1, 3)												5	0	0	0	0	2	2									
Jack Clark, R OBP: 0.363, SLG: 0.542 (1, 9)												5	0	1	0	0	0	2									
Darrell Evans, L OBP: 0.373, SLG: 0.416 (1, 5)												2	0	0	0	2	0	1									
Terry Whitfield, L OBP: 0.351, SLG: 0.423 (1, 7)												3	0	1	0	1	1	3									
Larry Hemdon, R OBP: 0.323, SLG: 0.352 (1, 8)												4	1	1	0	0	0	3									
Roger Metzger, S OBP: 0.295, SLG: 0.286 (1, 6)												3	0	1	0	0	1	3									
Mike Ivey, R OBP: 0.363, SLG: 0.476 (9, PH)												1	0	0	0	0	0	1									
Johnnie LeMaster, R OBP: 0.296, SLG: 0.343 (10, 6)												0	0	0	0	0	0	0									
John Tamargo, S OBP: 0.377, SLG: 0.355 (1, 2)												4	0	1	1	0	0	2									
Vida Blue, S OBP: 0.244, SLG: 0.147 (1, 1)												1	0	0	0	1	1	0									
Hector Cruz, R OBP: 0.398, SLG: 0.365 (8, 1)												1	0	0	0	0	1	1									
Randy Moffitt, R OBP: 0.250, SLG: 0.143 (9, PH)												1	0	0	0	0	0	1									
Tom Heintzelman, R OBP: 0.200, SLG: 0.500 (10, 1)												1	0	0	0	0	0	1									
Gary Lavelle, S OBP: 0.067, SLG: 0.067 (10, 1)												0	0	0	0	0	0	0									
Inning Stats	R: 0 E: 0 K: 1 S: 5	H: 0 LOB: 0 BB: 0 P: 5	R: 0 E: 0 K: 1 S: 5	H: 1 LOB: 1 BB: 1 P: 9	R: 0 E: 0 K: 1 S: 5	H: 1 LOB: 0 BB: 0 P: 5	R: 0 E: 0 K: 0 S: 3	H: 0 LOB: 0 BB: 0 P: 3	R: 0 E: 0 K: 0 S: 3	H: 0 LOB: 1 BB: 1 P: 7	R: 0 E: 1 K: 1 S: 6	H: 0 LOB: 3 BB: 2 P: 14	R: 0 E: 0 K: 1 S: 6	H: 1 LOB: 1 BB: 0 P: 6	R: 0 E: 0 K: 2 S: 8	H: 1 LOB: 1 BB: 0 P: 8	R: 1 E: 0 K: 0 S: 5	H: 2 LOB: 1 BB: 0 P: 5	R: 0 E: 0 K: 1 S: 5	H: 0 LOB: 0 BB: 0 P: 5	1B: 5 2B: 0 3B: 1 HR: 0	SF: 0 SAC: 0 DP: 0 HBP: 0	WP: 0 PA: 40				
PITCHER	IP 10.0	WLS W	BF 39	H 6	R 1	ER 1	SO 8	BB 4	IBB 0	HBP 0	BLK 1	WP 0	HR 0	S 51	P 67	ERA 0.90	WHIP 1.000										
Larry Christenson, R ERA: 3.4	(1, 1)																										

AB 40
R 3
H 11
RBI 3
BB 3
SO 6
LOB 15

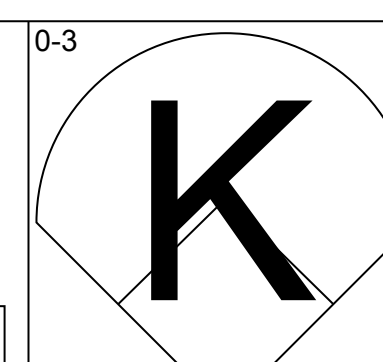
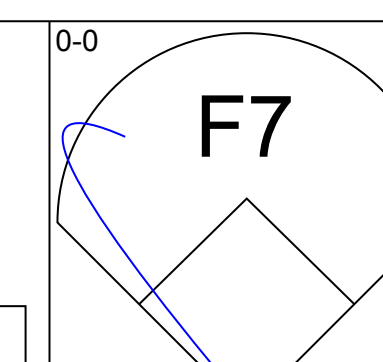
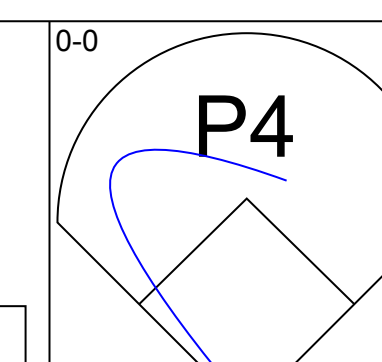
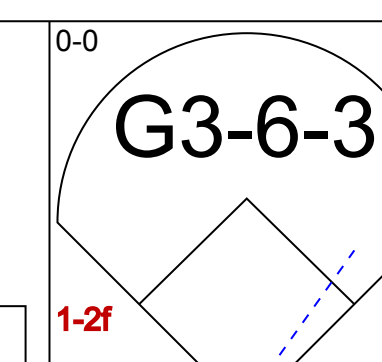
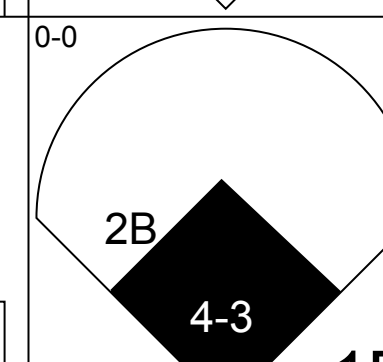
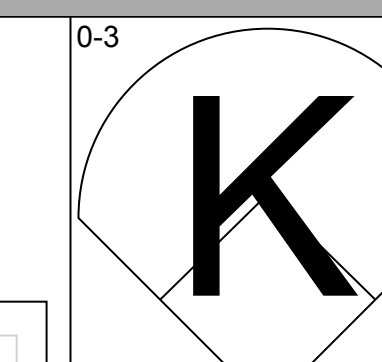
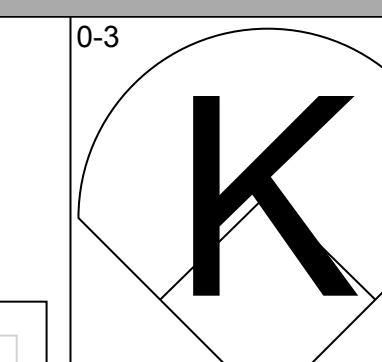
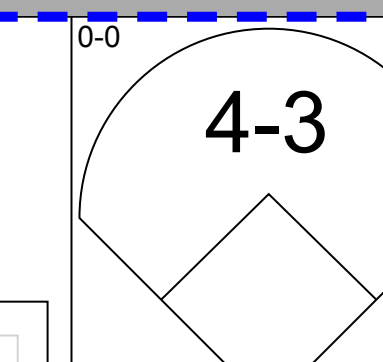
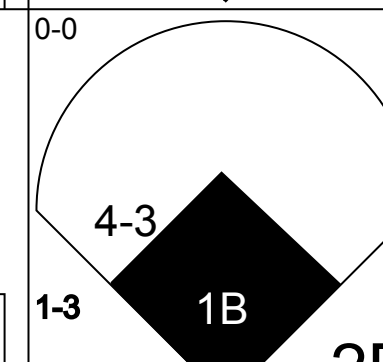
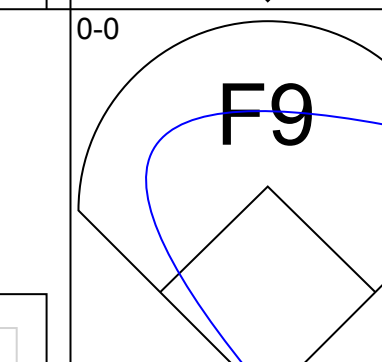
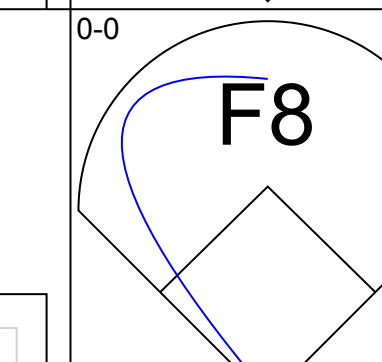
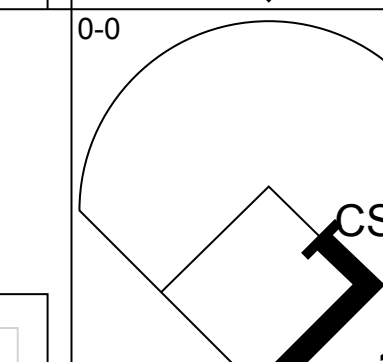
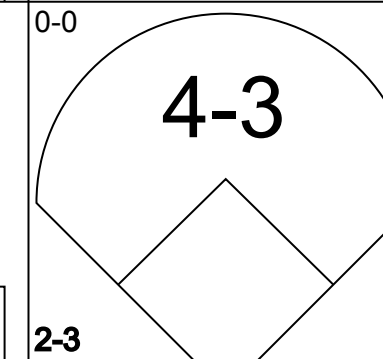
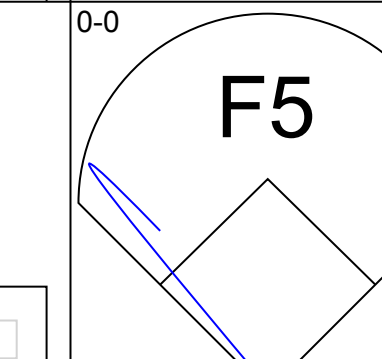
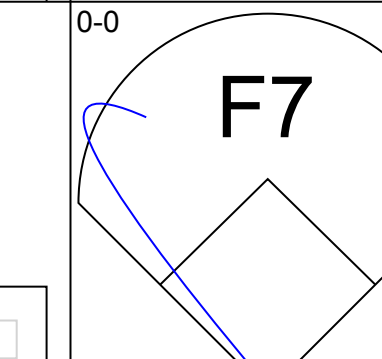
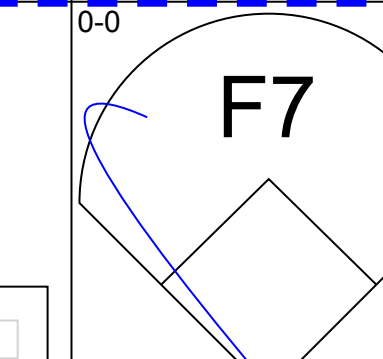
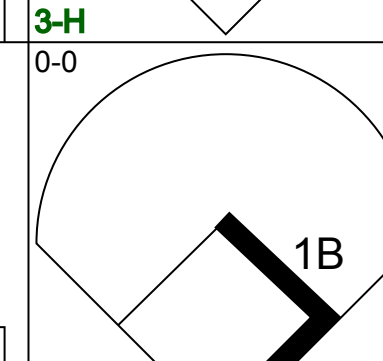
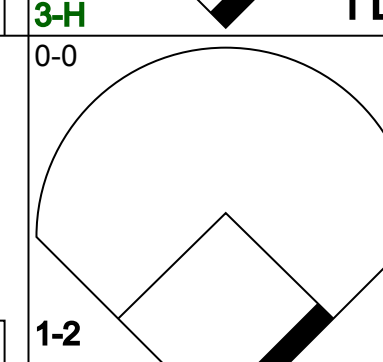
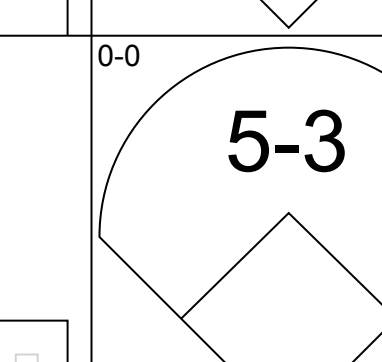
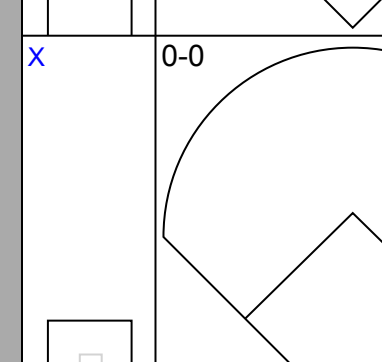
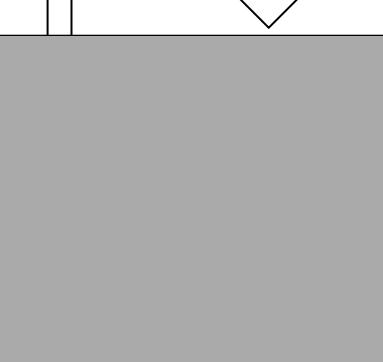
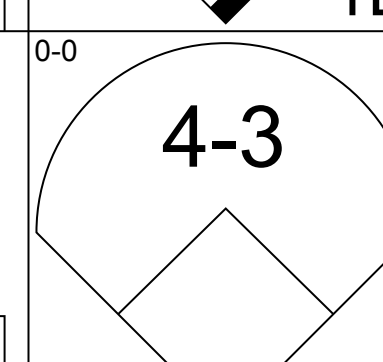
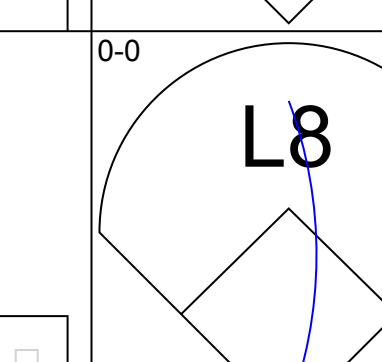
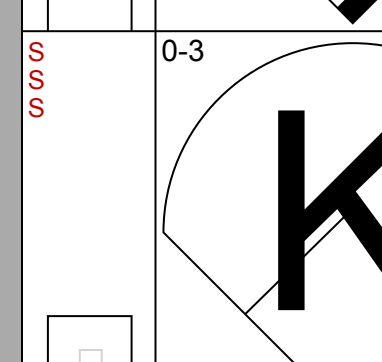


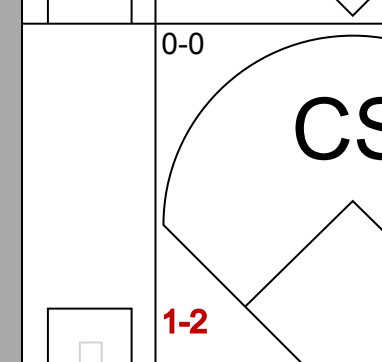
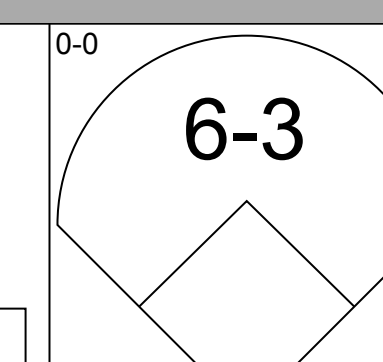
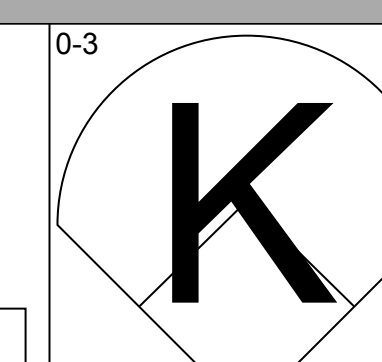
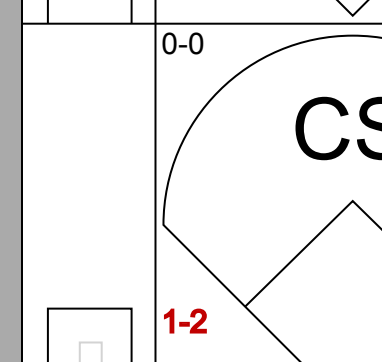
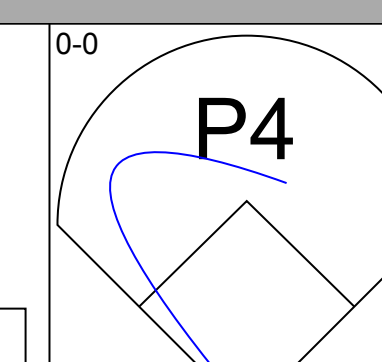
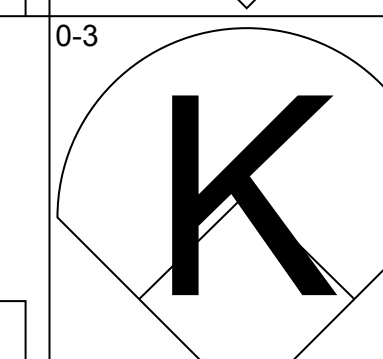
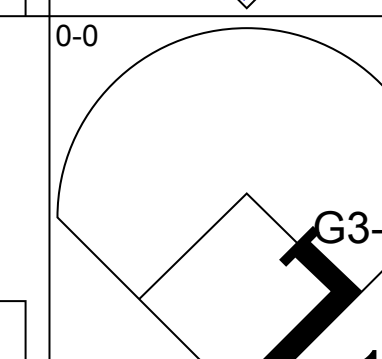
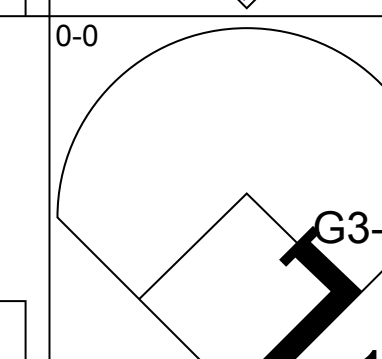


WP: 0 PA: 43
PB: 0
SB: 3
CS: 1

AB 35
R 1
H 6
RBI 1
BB 4
SO 8
LOB 20



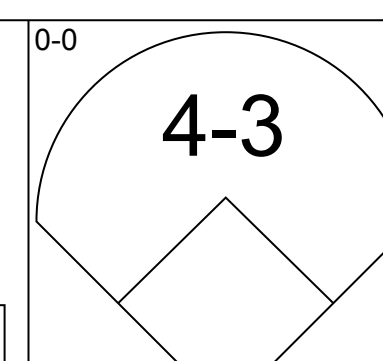
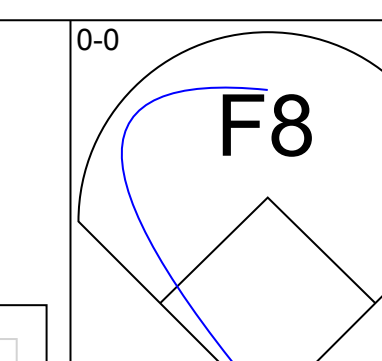
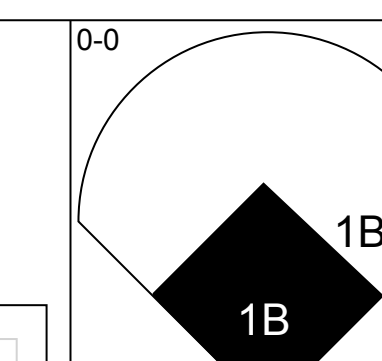
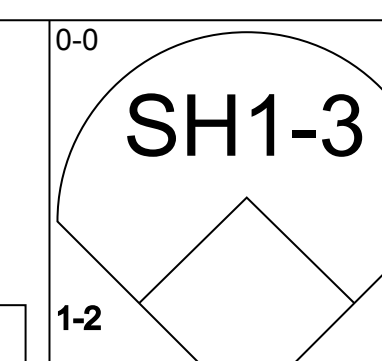
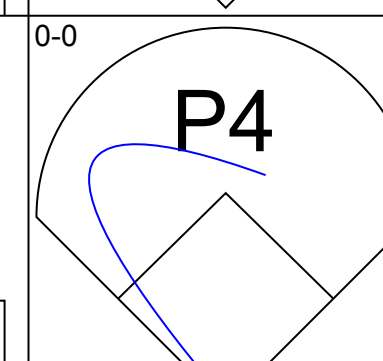
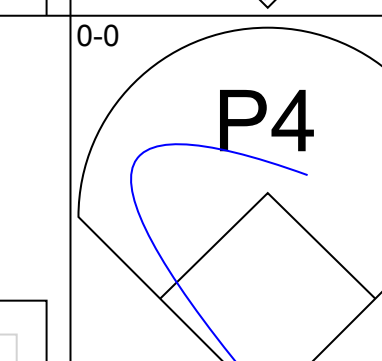
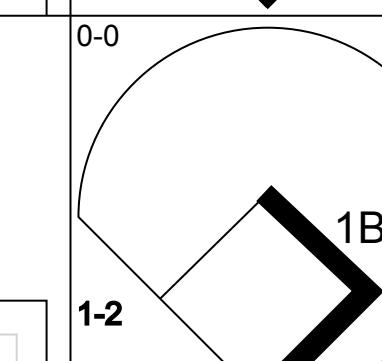
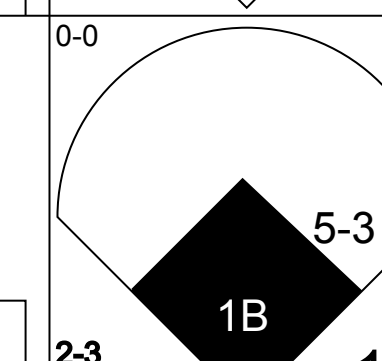
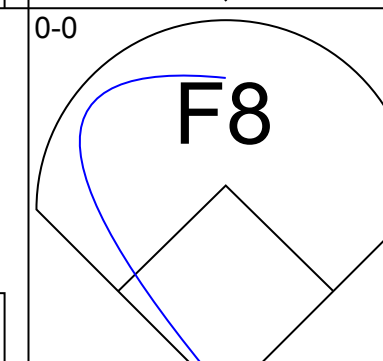
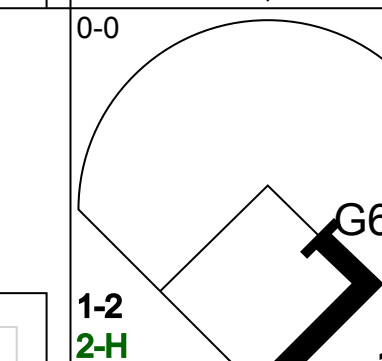
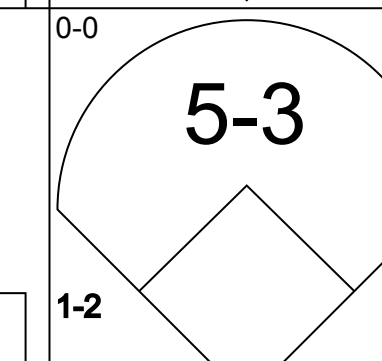

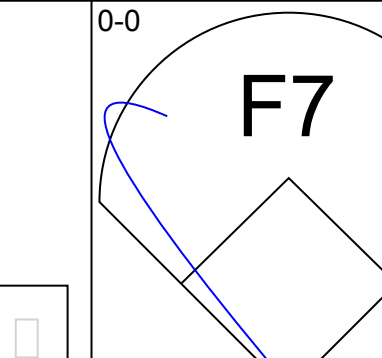
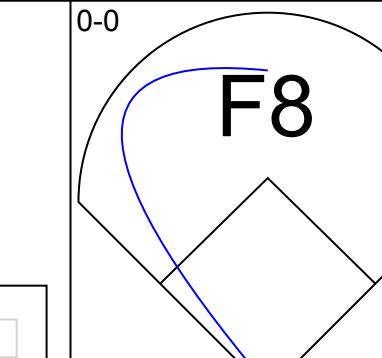
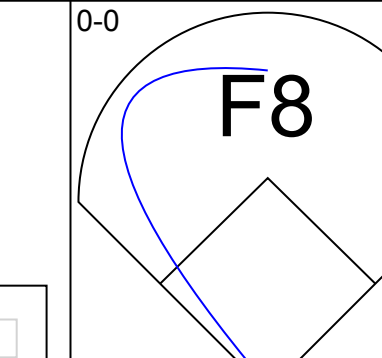
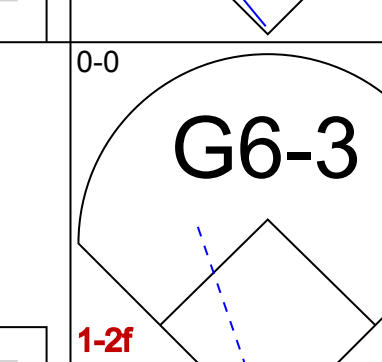
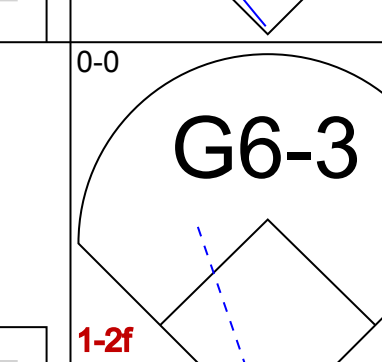
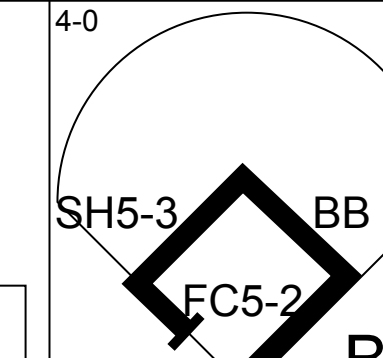
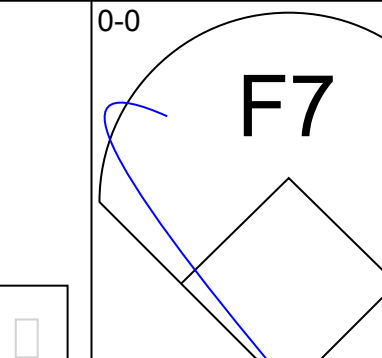
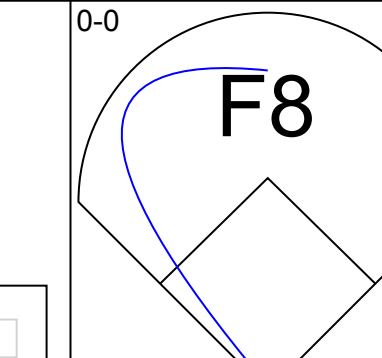
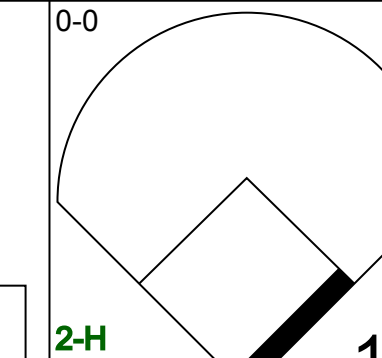
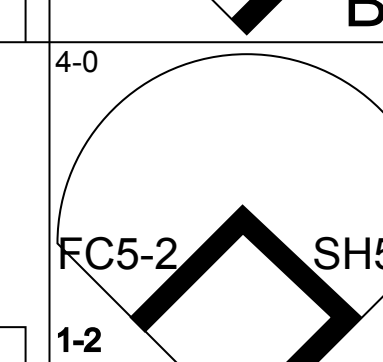
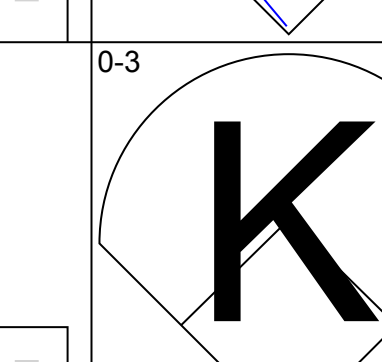
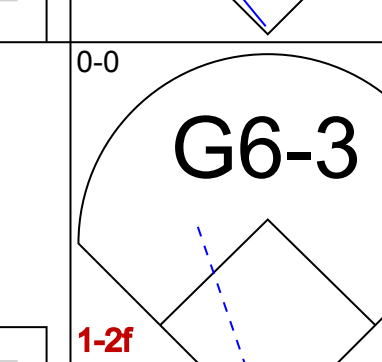
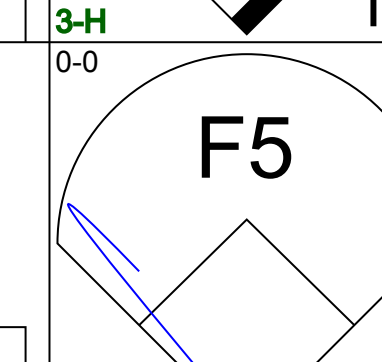
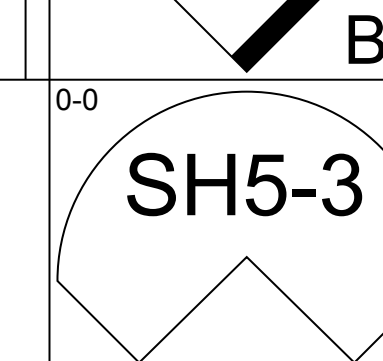
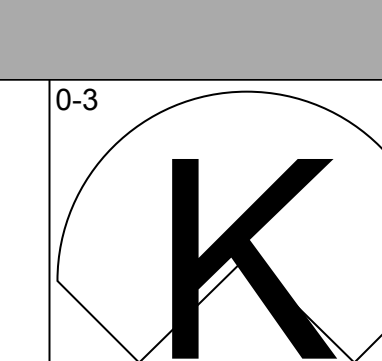
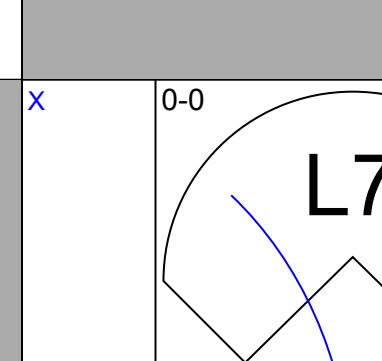
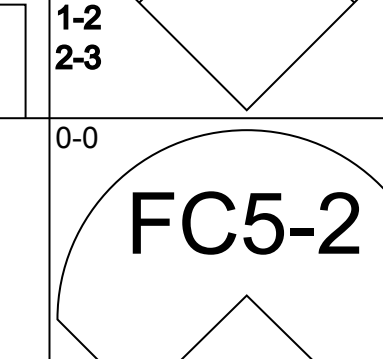
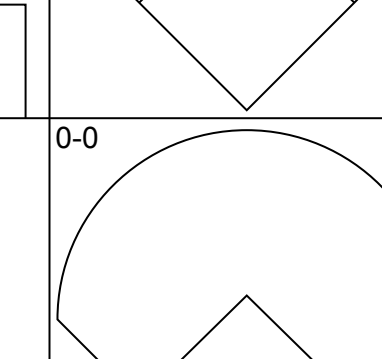
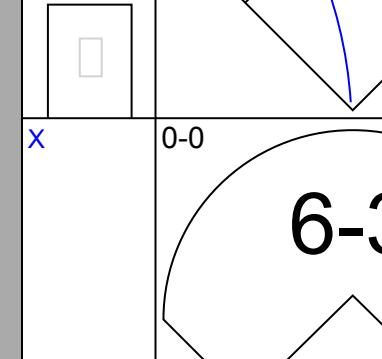
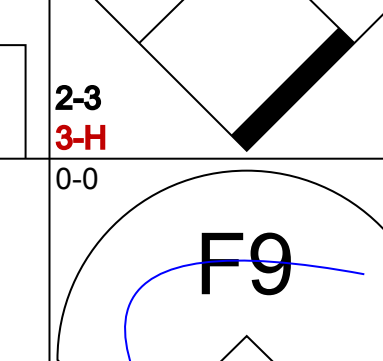
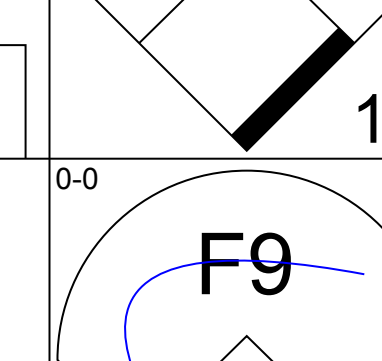
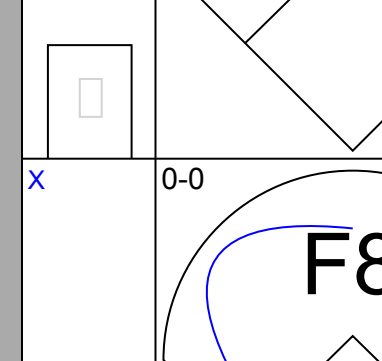
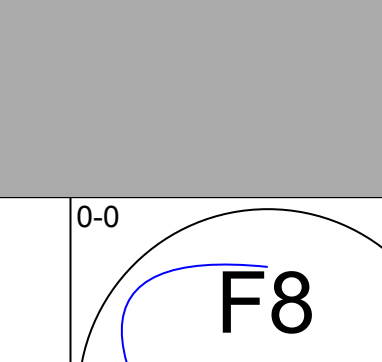
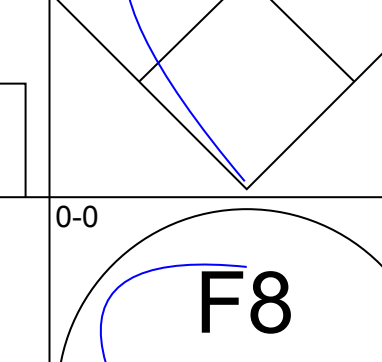
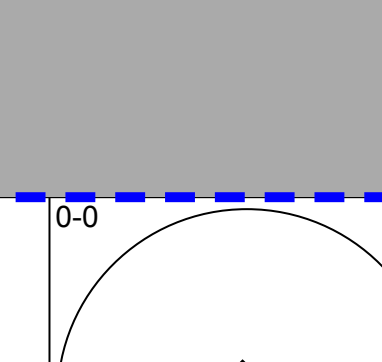
WP: 0 PA: 40
PB: 0
SB: 1
CS: 1

Batter	1	2	3	4	5	6	7	8	9	AB	R	H	RBI	BB	SO	LOB	TOP			
Bake McBride, L OBP: 0.320, SLG: 0.375 (1, 9)										4	0	0	0	0	1	1				
Larry Bowa, S OBP: 0.323, SLG: 0.380 (1, 6)										4	1	1	0	0	2	0				
Garry Maddox, R OBP: 0.323, SLG: 0.392 (1, 8)										4	1	2	0	0	0	0				
Richie Hebner, L OBP: 0.367, SLG: 0.468 (9, PH)										3	0	0	1	0	0	1				
Jose Cardenal, R OBP: 0.322, SLG: 0.384 (9, PH)										1	0	0	0	0	0	1				
Bob Boone, R OBP: 0.358, SLG: 0.458 (1, 2)										3	0	1	1	0	1	0				
Mike Schmidt, R OBP: 0.356, SLG: 0.421 (1, 5)										3	0	2	0	0	0	0				
Jerry Martin, R OBP: 0.345, SLG: 0.473 (1, 7)										3	0	0	0	0	1	3				
Ted Sizemore, R OBP: 0.293, SLG: 0.281 (1, 4)										3	0	0	0	0	1	0				
Jim Kaat, L OBP: 0.199, SLG: 0.163 (8, PH)										2	0	0	0	0	1	0				
Tim McCarver, L OBP: 0.366, SLG: 0.339 (8, PR)										1	0	1	0	0	0	0				
Lonnie Smith, R OBP: 0.200, SLG: 0.400 (8, 1)										0	0	0	0	0	0	0				
Warren Brusstar, R OBP: 0.200, SLG: 0.400 (8, 1)										0	0	0	0	0	0	0				
Inning Stats	R: 2 E: 0 K: 1 S: 9	H: 4 LOB: 2 BB: 0 P: 9	R: 0 E: 0 K: 1 S: 5	H: 0 LOB: 0 BB: 0 P: 5	R: 0 E: 0 K: 1 S: 5	H: 0 LOB: 0 BB: 0 P: 5	R: 0 E: 0 K: 0 S: 3	H: 0 LOB: 0 BB: 0 P: 3	R: 0 E: 0 K: 2 S: 5	H: 0 LOB: 0 BB: 0 P: 5	R: 0 E: 0 K: 2 S: 7	H: 1 LOB: 0 BB: 0 P: 7	R: 0 E: 0 K: 0 S: 3	H: 1 LOB: 1 BB: 0 P: 3	R: 0 E: 0 K: 0 S: 3	H: 1 LOB: 0 BB: 0 P: 3	1B: 6 2B: 1 3B: 0 HR: 0	SF: 0 SAC: 0 DP: 1 HBP: 0	WP: 0 PB: 0 SB: 0 CS: 2	PA: 33
PITCHER	IP	WLS	BF	H	R	ER	SO	BB	IBB	HBP	BLK	WP	HR	S	P	ERA	WHIP			
John Montefusco, R ERA: 3.84 (1, 1)	8.0	W	28	6	2	2	7	0	0	0	0	0	0	42	42	2.25	0.750			
Randy Moffitt, R ERA: 3.19 (9, 1)	0.1		2	1	0	0	0	0	0	0	0	0	0	2	2	0.00	3.000			
John Curtis, L ERA: 3.02 (9, 1)	0.2	S	1	0	0	0	0	0	0	0	0	0	0	1	1	0.00	0.000			

Philadelphia Phillies @ San Francisco Giants
Candlestick Park, San Francisco, CA
Sun Sep 03 1978, 6:38 AM EDT
Att: 39,596 - Unknown

AB	31
R	2
H	7
RBI	2
BB	0
SO	7
LOB	6



Batter	1	2	3	4	5	6	7	8	9	AB	R	H	RBI	BB	SO	LOB	BOTTOM			
Bill Madlock, R OBP: 0.380, SLG: 0.487 (1, 3) (9, 4)										3	1	1	0	0	0	0				
Rob Andrews, R OBP: 0.318, SLG: 0.312 (1, 4)										3	0	1	0	0	0	0				
Jim Dwyer, L OBP: 0.338, SLG: 0.392 (8, PH) (9, 3)										1	1	1	0	0	0	0				
Jack Clark, R OBP: 0.362, SLG: 0.537 (1, 9)										4	0	1	1	0	0	2				
Randy Moffitt, R OBP: 0.250, SLG: 0.143 (9, 1)										0	0	0	0	0	0	0				
John Curtis, L (9, 1)										0	0	0	0	0	0	0				
Hector Cruz, R OBP: 0.310, SLG: 0.371 (1, 7) (9, 9)										3	0	1	2	1	0	2				
Darrell Evans, L OBP: 0.371, SLG: 0.416 (1, 5)										3	0	0	0	1	1	3				
Larry Hemdon, R OBP: 0.321, SLG: 0.350 (1, 8)										2	0	0	0	0	1	0				
Marc Hill, R OBP: 0.315, SLG: 0.280 (1, 2)										3	0	1	0	0	0	2				
Johnnie LeMaster, R OBP: 0.292, SLG: 0.339 (1, 6)										3	0	0	0	0	0	3				
John Montefusco, R OBP: 0.147, SLG: 0.081 (1, 1)										2	0	0	0	0	0	1				
Terry Whitfield, L OBP: 0.350, SLG: 0.421 (8, PH) (9, 7)										1	1	1	0	0	0	0				
Inning Stats	R: 0 E: 0 K: 0 S: 3	H: 0 LOB: 2 BB: 2 P: 3	R: 0 E: 0 K: 0 S: 3	H: 0 LOB: 2 BB: 2 P: 11	R: 0 E: 0 K: 0 S: 3	H: 0 LOB: 0 BB: 0 P: 3	R: 0 E: 0 K: 1 S: 5	H: 0 LOB: 0 BB: 0 P: 5	R: 0 E: 0 K: 1 S: 6	H: 1 LOB: 1 BB: 0 P: 6	R: 1 E: 0 K: 0 S: 5	H: 3 LOB: 1 BB: 0 P: 5	R: 0 E: 0 K: 0 S: 3	H: 0 LOB: 0 BB: 0 P: 3	R: 2 E: 0 K: 0 S: 6	H: 3 LOB: 1 BB: 0 P: 6	1B: 7 2B: 0 3B: 0 HR: 0	SF: 0 SAC: 2 DP: 1 HBP: 0	WP: 0 PB: 0 SB: 0 CS: 0	PA: 32
PITCHER	IP	WLS	BF	H	R	ER	SO	BB	IBB	HBP	BLK	WP	HR	S	P	ERA	WHIP			
Jim Kaat, L ERA: 4.36 (1, 1)	7.0		26	4	1	1	2	2	0	0	0	0	0	28	36	1.29	0.857			
Warren Brusstar, R ERA: 2.35 (8, 1)	1.0	L	6	3	2	2	0	0	0	0	0	0	0	6	6	18.00	3.000			

Philadelphia Phillies @ San Francisco Giants
Candlestick Park, San Francisco, CA
Sun Sep 03 1978, 6:38 AM EDT
Att: 39,596 - Unknown

AB	28
R	3
H	7
RBI	3
BB	2
SO	2
LOB	13



Batter	1	2	3	4	5	6	7	8	9	AB	R	H	RBI	BB	SO	LOB	TOP					
Bake McBride, L OBP: 0.319, SLG: 0.373 (1, 9)	G3		3B		4-3			G4-6-3		4	1	1	0	0	0	1	Philadelphia Phillies @ St. Louis Cardinals Busch Stadium, St. Louis, MO Mon Sep 04 1978, 3:33 AM CDT Unknown					
Larry Bowa, S OBP: 0.322, SLG: 0.379 (1, 6)	L5		P4					4-3		4	0	1	0	0	0	2						
Garry Maddox, R OBP: 0.326, SLG: 0.400 (1, 8)										3	0	2	2	1	0	1						
Greg Luzinski, R OBP: 0.395, SLG: 0.527 (1, 7)	F8		P5							4	0	0	0	0	1	3						
Bob Boone, R OBP: 0.355, SLG: 0.453 (1, 2)		F8			F2					4	0	0	0	0	0	1						
Mike Schmidt, R OBP: 0.357, SLG: 0.420 (1, 5)					5-3					3	0	1	0	1	0	1						
Tim McCarver, L OBP: 0.358, SLG: 0.331 (1, 3)										3	0	0	0	0	0	2						
Ted Sizemore, R OBP: 0.290, SLG: 0.278 (1, 4)			6-3					F7		3	0	0	0	0	0	1						
Randy Lerch, L OBP: 0.259, SLG: 0.286 Ron Reed, R (8, 1)					3-1					3	1	2	0	0	0	0						
Inning Stats	R: 0 E: 0 K: 0 S: 4	H: 1 LOB: 1 BB: 0 P: 4	R: 0 E: 0 K: 0 S: 3	H: 1 LOB: 0 BB: 0 P: 3	R: 2 E: 0 K: 0 S: 6	H: 3 LOB: 1 BB: 0 P: 6	R: 0 E: 0 K: 0 S: 3	H: 0 LOB: 0 BB: 0 P: 3	R: 0 E: 0 K: 0 S: 3	H: 1 LOB: 0 BB: 0 P: 3	R: 0 E: 0 K: 0 S: 3	H: 0 LOB: 1 BB: 1 P: 7	R: 0 E: 0 K: 1 S: 5	H: 1 LOB: 0 BB: 0 P: 3	R: 0 E: 0 K: 1 S: 5	H: 0 LOB: 1 BB: 1 P: 9		1B: 5 2B: 3 3B: 1 HR: 0	SF: 0 SAC: 0 DP: 3 HBP: 0	WP: 0 PB: 0 CS: 0	PA: 33	
PITCHER	IP	WLS	BF	H	R	ER	SO	BB	IBB	HBP	BLK	WP	HR	S	P	ERA	WHIP					
Bob Forsch, R ERA: 3.46 Mark Littell, R ERA: 2.92	(1, 1)	8.0	W	29	7	2	2	0	1	0	0	0	0	0	28	32	2.25	1.000				
PITCHER	IP	WLS	BF	H	R	ER	SO	BB	IBB	HBP	BLK	WP	HR	S	P	ERA	WHIP					
	(9, 1)	1.0	S	4	0	0	0	1	1	0	0	0	0	0	5	9	0.00	1.000				

AB	31
R	2
H	7
RBI	2
BB	2
SO	1
LOB	12



Batter	1	2	3	4	5	6	7	8	9	AB	R	H	RBI	BB	SO	LOB	BOTTOM					
Garry Templeton, S OBP: 0.314, SLG: 0.386 (1, 6)	6-3		4-3					SH1-4		3	0	0	0	0	0	1	Philadelphia Phillies @ St. Louis Cardinals Busch Stadium, St. Louis, MO Mon Sep 04 1978, 3:33 AM CDT Unknown					
Tony Scott, S OBP: 0.293, SLG: 0.299 (1, 7)			4-3					SF7		3	0	1	1	0	0	1						
Jerry Morales, R OBP: 0.286, SLG: 0.333 Mark Littell, L (9, 1)								F2		4	0	0	0	0	1	2						
George Hendrick, R OBP: 0.335, SLG: 0.468 (1, 8)										0	0	0	0	0	0	0						
Ken Reitz, R OBP: 0.280, SLG: 0.359 (1, 5)										3	0	0	0	0	0	1						
Roger Freed, R OBP: 0.288, SLG: 0.373 Keith Hernandez, L OBP: 0.350, SLG: 0.392 (9, 3)										3	0	0	0	0	0	1						
Steve Swisher, R OBP: 0.340, SLG: 0.368 Mike Ramsey, S (8, PR) Jerry Mumphrey, S OBP: 0.301, SLG: 0.327 (9, 9)										3	0	1	0	0	0	0						
Mike Tyson, R OBP: 0.286, SLG: 0.314 (1, 4)										3	1	2	0	0	0	0						
Bob Forsch, R OBP: 0.190, SLG: 0.316 Ted Simmons, S OBP: 0.375, SLG: 0.516 (8, PH) (9, 2)										2	0	0	0	0	1	1						
Inning Stats	R: 0 E: 0 K: 0 S: 4	H: 1 LOB: 1 BB: 0 P: 4	R: 0 E: 0 K: 0 S: 3	H: 0 LOB: 0 BB: 0 P: 3	R: 0 E: 0 K: 0 S: 4	H: 1 LOB: 1 BB: 0 P: 4	R: 0 E: 0 K: 1 S: 6	H: 1 LOB: 1 BB: 0 P: 6	R: 0 E: 0 K: 1 S: 5	H: 0 LOB: 0 BB: 0 P: 5	R: 0 E: 0 K: 0 S: 3	H: 0 LOB: 0 BB: 0 P: 3	R: 0 E: 0 K: 0 S: 3	H: 0 LOB: 0 BB: 0 P: 3	R: 3 E: 0 K: 0 S: 6	H: 3 LOB: 1 BB: 0 P: 6		1B: 3 2B: 3 3B: 0 HR: 0	SF: 1 SAC: 1 DP: 0 HBP: 0	WP: 0 PB: 0 CS: 0	PA: 30	
PITCHER	IP	WLS	BF	H	R	ER	SO	BB	IBB	HBP	BLK	WP	HR	S	P	ERA	WHIP					
Randy Lerch, L ERA: 4.04 Ron Reed, R ERA: 2.45	(1, 1)	7.2	L	29	6	3	3	2	0	0	0	0	0	0	1	1	0.00	0.000				
PITCHER	IP	WLS	BF	H	R	ER	SO	BB	IBB	HBP	BLK	WP	HR	S	P	ERA	WHIP					
	(8, 1)	0.1		1	0	0	0	0	0	0	0	0	0	1	1	0.00	0.000					

AB	28
R	3
H	6
RBI	3
BB	0
SO	2
LOB	7



Batter	1	2	3	4	5	6	7	8	9	AB	R	H	RBI	BB	SO	LOB	TOP		
Bake McBride, L OBP: 0.321, SLG: 0.392 (1, 9)	L9	4-3					HR	4-3		5	1	2	1	0	0	3			
Larry Bowa, S OBP: 0.321, SLG: 0.377 (1, 6)	E3		HR	6-3			4-3		E	5	2	2	0	0	0	1			
Garry Maddox, R OBP: 0.325, SLG: 0.399 (1, 8)	F5		L8				F9		E6	5	1	1	0	0	0	3			
Greg Luzinski, R OBP: 0.395, SLG: 0.523 Jerry Martin, R OBP: 0.344, SLG: 0.471 (7, PR) (7, 7)	K		K				F3		K	3	0	0	0	1	2	3			
Richie Hebner, L OBP: 0.370, SLG: 0.472 (1, 3)		2B	HR				4-3		FC6-4	4	2	3	2	1	0	1			
Mike Schmidt, R OBP: 0.386, SLG: 0.441 (1, 5)		1B	HR				K		FC6-4	4	1	3	4	1	1	2			
Tim McCarver, L OBP: 0.351, SLG: 0.331 (1, 2)		1-3	K				P4		FC6-4	5	1	1	0	0	2	3			
Ted Sizemore, R OBP: 0.285, SLG: 0.273 (1, 4)		1-3					6-3		F9	5	0	0	0	0	1	4			
Steve Carlton, L OBP: 0.312, SLG: 0.356 (1, 1)							4-3			3	0	1	1	1	0	0			
Inning Stats	R: 0 E: 1 K: 1 S: 6	H: 0 LOB: 1 BB: 0 P: 6	R: 2 E: 0 K: 0 S: 6	H: 4 LOB: 1 BB: 0 P: 6	R: 3 E: 0 K: 2 S: 10	H: 3 LOB: 0 BB: 0 P: 10	R: 0 E: 0 K: 1 S: 6	H: 1 LOB: 1 BB: 0 P: 6	R: 0 E: 0 K: 0 S: 5	H: 0 LOB: 2 BB: 0 P: 3	R: 1 E: 0 K: 0 S: 4	H: 1 LOB: 1 BB: 1 P: 8	R: 0 E: 0 K: 1 S: 6	H: 1 LOB: 2 BB: 1 P: 10	R: 2 E: 1 K: 1 S: 8	H: 2 LOB: 2 BB: 1 P: 12	1B: 6 2B: 6 3B: 0 HR: 2	SF: 0 SAC: 0 DP: 1 HBP: 0	WP: 1 PA: 44 PB: 0 CS: 1 SB: 1
PITCHER	IP	WLS	BF	H	R	ER	SO	BB	IBB	HBP	BLK	WP	HR	S	P	ERA	WHIP		
Rick Reuschel, R ERA: 3.18 Dave Geisel, L ERA: 3.52 (1, 1) (9, 1)	8.0	L	37	11	6	6	6	3	0	0	0	1	2	46	58	6.75	1.750		

Philadelphia Phillies @ Chicago Cubs
Wrigley Field, Chicago, IL
Wed Sep 06 1978, 3:33 AM CDT
Att: 14,269 - Unknown

AB 40
R 8
H 13
RBI 8
BB 4
SO 7
LOB 22



Batter	1	2	3	4	5	6	7	8	9	AB	R	H	RBI	BB	SO	LOB	BOTTOM				
Ivan De Jesus, R OBP: 0.338, SLG: 0.347 (1, 6)	F9		L7					F8		4	0	0	0	0	0	2					
Rodney Scott, S OBP: 0.401, SLG: 0.305 (1, 5)	K							F7		4	0	1	0	0	1	0					
Mike Vail, R OBP: 0.292, SLG: 0.396 (1, 9)	P4							F8		4	0	0	0	0	1	2					
Dave Kingman, R OBP: 0.324, SLG: 0.530 (1, 3)			K						2B	4	0	1	0	0	3	0					
Manny Trillo, R OBP: 0.323, SLG: 0.342 (1, 4)		5-3						P4		4	0	1	0	0	0	1					
Gene Clines, R OBP: 0.320, SLG: 0.327 (1, 7)		L4						K		4	0	0	0	0	2	2					
Jerry White, S OBP: 0.374, SLG: 0.281 (1, 8)										3	0	2	0	1	0	0					
Tim Blackwell, S OBP: 0.351, SLG: 0.288 (1, 2)			F9						L4	4	0	1	0	0	0	5					
Rick Reuschel, R OBP: 0.179, SLG: 0.175 Davey Johnson, R OBP: 0.309, SLG: 0.346 Dave Geisel, L (8, PH) (9, 1)			F8						HR	2	0	0	0	0	0	2					
Inning Stats	R: 0 E: 0 K: 1 S: 5	H: 0 LOB: 0 BB: 0 P: 5	R: 0 E: 0 K: 1 S: 5	H: 0 LOB: 0 BB: 0 P: 5	R: 0 E: 0 K: 0 S: 3	H: 0 LOB: 1 BB: 1 P: 7	R: 0 E: 0 K: 2 S: 7	H: 0 LOB: 0 BB: 0 P: 7	R: 0 E: 0 K: 0 S: 3	H: 0 LOB: 0 BB: 0 P: 3	R: 0 E: 0 K: 0 S: 5	H: 2 LOB: 2 BB: 0 P: 5	R: 0 E: 0 K: 2 S: 9	H: 2 LOB: 2 BB: 0 P: 9	R: 1 E: 0 K: 0 S: 4	H: 1 LOB: 0 BB: 0 P: 4	R: 0 E: 0 K: 1 S: 7	H: 2 LOB: 2 BB: 0 P: 7	1B: 5 2B: 1 3B: 0 HR: 1	SF: 0 SAC: 0 DP: 0 HBP: 0	WP: 0 PA: 35 PB: 0 CS: 0 SB: 0
PITCHER	IP	WLS	BF	H	R	ER	SO	BB	IBB	HBP	BLK	WP	HR	S	P	ERA	WHIP				
Steve Carlton, L ERA: 3.01 (1, 1)	9.0	W	35	7	1	1	7	1	0	0	0	0	1	48	52	1.00	0.889				

Philadelphia Phillies @ Chicago Cubs
Wrigley Field, Chicago, IL
Wed Sep 06 1978, 3:33 AM CDT
Att: 14,269 - Unknown

AB 34
R 1
H 7
RBI 1
BB 1
SO 7
LOB 14



Batter	1	2	3	4	5	6	7	8	9	AB	R	H	RBI	BB	SO	LOB	TOP		
Garry Templeton, S (1, 6) OBP: 0.308, SLG: 0.378	F7		G3			P4		6-3		4	0	0	0	0	0	0			
Jerry Mumphrey, S (1, 9) OBP: 0.300, SLG: 0.327	2-3			6-3		F5			P6	4	0	0	0	0	0	0			
George Hendrick, R (1, 8) OBP: 0.339, SLG: 0.470	1-3			G3			5-3		F7	4	0	0	0	0	0	0			
Ted Simmons, S (1, 2) OBP: 0.375, SLG: 0.524		F7			BB				F8	3	0	1	0	1	0	0			
Keith Hernandez, L (1, 3) OBP: 0.352, SLG: 0.393			4-3	BB						2	0	1	0	1	1	1			
Wayne Garrett, L (1, 5) OBP: 0.343, SLG: 0.325										3	0	0	0	0	0	3			
Dane Iorg, L (1, 7) OBP: 0.217, SLG: 0.163										3	0	1	0	0	1	3			
Mike Phillips, L (1, 4) OBP: 0.319, SLG: 0.324										3	0	0	0	0	1	1			
Tom Bruno, R (1, 1) OBP: 0.125, SLG: 0.125										2	0	0	0	0	0	0			
Tony Scott, S (8, PH) OBP: 0.290, SLG: 0.296										1	0	0	0	0	1	0			
Mark Littell, L (8, 1)										0	0	0	0	0	0	0			
Inning Stats	R: 0 E: 0 K: 0 S: 3	H: 0 LOB: 0 BB: 0 P: 3	R: 0 E: 0 K: 0 S: 4	H: 1 LOB: 1 BB: 0 P: 4	R: 0 E: 0 K: 0 S: 3	H: 0 LOB: 0 BB: 0 P: 3	R: 0 E: 0 K: 1 S: 5	H: 0 LOB: 1 BB: 1 P: 9	R: 0 E: 0 K: 0 S: 3	H: 0 LOB: 0 BB: 0 P: 3	R: 0 E: 0 K: 1 S: 6	H: 1 LOB: 2 BB: 1 P: 10	R: 0 E: 0 K: 2 S: 7	H: 0 LOB: 0 BB: 0 P: 7	R: 0 E: 0 K: 0 S: 3	H: 0 LOB: 0 BB: 0 P: 3	1B: 2 2B: 1 3B: 0 HR: 0	SF: 0 SAC: 0 DP: 1 HBP: 0	WP: 0 PA: 31 PB: 0 SB: 0 CS: 0
PITCHER Dick Ruthven, R (1, 1) ERA: 3.32	IP: 9.0 WLS: W BF: 31 H: 3 R: 0 ER: 0 SO: 4 BB: 2 IBB: 0 HBP: 0 BLK: 0 WP: 0 HR: 0 S: 37 P: 45 ERA: 0.00 WHIP: 0.556															PITCHER			

St. Louis Cardinals @ Philadelphia Phillies
Veterans Stadium, Philadelphia, PA
Fri Sep 08 1978, 7:05 PM EDT
Cloudy

AB	29
R	0
H	3
RBI	0
BB	2
SO	4
LOB	8



Batter	1	2	3	4	5	6	7	8	9	AB	R	H	RBI	BB	SO	LOB	BOTTOM		
Bake McBride, L (1, 9) OBP: 0.318, SLG: 0.388	F2			F8	E4			FC6-4		4	0	0	0	0	0	2			
Larry Bowa, S (1, 6) OBP: 0.320, SLG: 0.375	F2			BB	P6				F2	3	0	0	0	1	0	2			
Garry Maddox, R (1, 8) OBP: 0.325, SLG: 0.399	P3			K					F8	4	1	1	0	0	1	1			
Richie Hebner, L (1, 3) OBP: 0.372, SLG: 0.467					BB					2	0	0	0	2	1	1			
Bob Boone, R (1, 2) OBP: 0.354, SLG: 0.447										1	0	0	1	1	0	0			
Mike Schmidt, R (1, 5) OBP: 0.386, SLG: 0.437										3	0	0	0	0	2	4			
Jerry Martin, R (1, 7) OBP: 0.338, SLG: 0.461										3	0	0	0	0	3	0			
Ted Sizemore, R (1, 4) OBP: 0.282, SLG: 0.270										3	0	0	0	0	1	0			
Dick Ruthven, R (1, 1) OBP: 0.224, SLG: 0.273										3	0	2	0	0	0	0			
Inning Stats	R: 0 E: 0 K: 0 S: 3	H: 0 LOB: 0 BB: 0 P: 3	R: 0 E: 0 K: 1 S: 5	H: 0 LOB: 0 BB: 0 P: 5	R: 0 E: 0 K: 2 S: 7	H: 0 LOB: 3 BB: 3 P: 19	R: 0 E: 1 K: 1 S: 6	H: 1 LOB: 2 BB: 0 P: 7	R: 1 E: 1 K: 2 S: 8	H: 1 LOB: 1 BB: 0 P: 8	R: 0 E: 0 K: 0 S: 2	H: 0 LOB: 0 BB: 1 P: 6	R: 0 E: 0 K: 0 S: 2	H: 0 LOB: 0 BB: 1 P: 6	R: 0 E: 0 K: 0 S: 3	H: 0 LOB: 0 BB: 0 P: 5	1B: 3 2B: 0 3B: 0 HR: 0	SF: 1 SAC: 0 DP: 0 HBP: 0	WP: 0 PA: 32 PB: 0 SB: 1 CS: 2
PITCHER Tom Bruno, R (1, 1) ERA: 1.31	IP: 7.0 WLS: L BF: 28 H: 3 R: 1 ER: 0 SO: 8 BB: 3 IBB: 0 HBP: 0 BLK: 0 WP: 0 HR: 0 S: 41 P: 53 ERA: 0.00 WHIP: 0.857															PITCHER			
Mark Littell, R (8, 1) ERA: 2.88	IP: 1.0 WLS: L BF: 3 H: 0 R: 0 ER: 0 SO: 0 BB: 1 IBB: 0 HBP: 0 BLK: 0 WP: 0 HR: 0 S: 2 P: 6 ERA: 0.00 WHIP: 1.000															PITCHER			

St. Louis Cardinals @ Philadelphia Phillies
Veterans Stadium, Philadelphia, PA
Fri Sep 08 1978, 7:05 PM EDT
Cloudy

AB	26
R	1
H	3
RBI	1
BB	4
SO	8
LOB	10



Batter	1	2	3	4	5	6	7	8	9	AB	R	H	RBI	BB	SO	LOB	TOP	
Garry Templeton, S OBP: 0.306, SLG: 0.375	4-3		F9			4-3		K		4	0	0	0	0	1	1	St. Louis Cardinals @ Philadelphia Phillies Veterans Stadium, Philadelphia, PA Fri Sep 08 1978, 7:05 PM EDT Att: 35,160 - Unknown	
Tony Scott, S OBP: 0.290, SLG: 0.296	L4			FC6-4 1B		F9		F8		4	0	1	0	0	0	1		
Jerry Morales, R OBP: 0.285, SLG: 0.339	F9			FC6-4 FC5-4 1-2			HR		5-3	4	1	1	1	0	0	1		
George Hendrick, R OBP: 0.336, SLG: 0.466		4-3		FC5-4 1-2			L4		F5	4	0	0	0	0	0	1		
Ken Reitz, R OBP: 0.278, SLG: 0.359		K		F9			4-3		K	4	0	0	0	0	2	1		
Roger Freed, R OBP: 0.279, SLG: 0.380					2B 9-2 1B		P4			3	0	2	0	0	0	0		
Keith Hernandez, L OBP: 0.352, SLG: 0.393										0	0	0	0	0	0	0		
Steve Swisher, R OBP: 0.330, SLG: 0.357		6-3			F8		F9			3	0	0	0	0	0	2		
Mike Tyson, R OBP: 0.287, SLG: 0.318			F9							3	0	2	0	0	0	0		
Dan O'Brien, R Buddy Schultz, R OBP: 0.333, SLG: 0.600			F9		9-2 3-H			SH1-4 1B 1-2		2	0	0	0	0	0	2		
Inning Stats	R: 0 E: 0 K: 0 S: 3	H: 0 LOB: 0 BB: 0 P: 3	R: 0 E: 0 K: 1 S: 6	H: 1 LOB: 1 BB: 0 P: 6	R: 0 E: 0 K: 0 S: 3	H: 0 LOB: 0 BB: 0 P: 3	R: 0 E: 0 K: 0 S: 4	H: 1 LOB: 1 BB: 0 P: 4	R: 0 E: 0 K: 0 S: 3	H: 0 LOB: 0 BB: 0 P: 3	R: 0 E: 0 K: 1 S: 6	H: 1 LOB: 0 BB: 0 P: 6	R: 0 E: 0 K: 1 S: 5	H: 0 LOB: 0 BB: 0 P: 5	1B: 4 2B: 2 3B: 0 HR: 1	SF: 0 SAC: 1 DP: 1 HBP: 0	WP: 0 PA: 32 PB: 0 SB: 0 CS: 0	
PITCHER	IP	WLS	BF	H	R	ER	SO	BB	IBB	HBP	BLK	WP	HR	S	P	ERA	WHIP	
Jim Kaat, L ERA: 4.16	8.0		29	6	1	1	2	0	0	0	0	0	1	33	33	1.12	0.750	
Ron Reed, R ERA: 2.34	1.0	W	3	0	0	0	1	0	0	0	0	0	0	5	5	0.00	0.000	

Batter	1	2	3	4	5	6	7	8	9	AB	R	H	RBI	BB	SO	LOB	BOTTOM	
Bake McBride, L OBP: 0.322, SLG: 0.389		F9						F8 SH2-4 1B		4	0	2	1	0	0	2	St. Louis Cardinals @ Philadelphia Phillies Veterans Stadium, Philadelphia, PA Fri Sep 08 1978, 7:05 PM EDT Att: 35,160 - Unknown	
Larry Bowa, S OBP: 0.318, SLG: 0.373	L6		F6		F8			SH2-4		3	0	0	0	0	0	1		
Garry Maddox, R OBP: 0.324, SLG: 0.398	3-1-3			BLK 1B		G3		F8		4	0	1	0	0	0	2		
Richie Hebner, L OBP: 0.371, SLG: 0.463	K		F8			F2		FC5-4 IBB		3	0	0	0	1	1	2		
Bob Boone, R OBP: 0.351, SLG: 0.442		5-3	5-3			6-3		FC5-4 1-2		4	0	0	0	0	0	3		
Mike Schmidt, R OBP: 0.365, SLG: 0.439		1B 1B BB			5-3		S 1B	FC1-5 1B		3	1	2	0	1	0	0		
Jerry Martin, R OBP: 0.341, SLG: 0.462		SH3-4 1B 1-3			6-3		K	FC1-5 1B		4	1	2	0	0	1	1		
Ted Sizemore, R OBP: 0.282, SLG: 0.270		SH3-4 1B 1-2 3-H			4-3		F7	FC1-5 1B 1-2 2-3		4	0	1	1	0	0	3		
Jim Kaat, L OBP: 0.152, SLG: 0.156										2	0	0	0	0	1	1		
Ron Reed, R Tim McCarver, L OBP: 0.355, SLG: 0.336		SH3-4					K			0	0	0	0	0	0	0		
Jose Cardenal, R OBP: 0.319, SLG: 0.380										1	0	0	0	0	0	2		
Inning Stats	R: 0 E: 0 K: 1 S: 5	H: 0 LOB: 1 BB: 0 P: 6	R: 1 E: 0 K: 0 S: 5	H: 2 LOB: 2 BB: 1 P: 9	R: 0 E: 0 K: 0 S: 4	H: 1 LOB: 1 BB: 0 P: 4	R: 0 E: 0 K: 0 S: 3	H: 0 LOB: 0 BB: 0 P: 3	R: 0 E: 0 K: 2 S: 8	H: 1 LOB: 1 BB: 0 P: 8	R: 0 E: 0 K: 0 S: 4	H: 1 LOB: 2 BB: 1 P: 8	R: 1 E: 0 K: 0 S: 5	H: 3 LOB: 3 BB: 0 P: 5	1B: 8 2B: 0 3B: 0 HR: 0	SF: 0 SAC: 2 DP: 0 HBP: 1	WP: 0 PA: 37 PB: 0 SB: 1 CS: 0	
PITCHER	IP	WLS	BF	H	R	ER	SO	BB	IBB	HBP	BLK	WP	HR	S	P	ERA	WHIP	
Dan O'Brien, R ERA: 4.82	8.1	L	35	7	2	2	3	1	1	1	1	0	0	38	47	2.16	0.960	
Buddy Schultz, L ERA: 3.74	0.1		2	1	0	0	0	0	0	0	0	0	0	2	2	0.00	3.000	

Batter	1	2	3	4	5	6	7	8	9	AB	R	H	RBI	BB	SO	LOB	TOP					
Garry Templeton, S OBP: 0.305, SLG: 0.374	L7		FC6			G4-6-3 1B 2B		4-3		4	1	1	0	0	0	1	St. Louis Cardinals @ Philadelphia Phillies Veterans Stadium, Philadelphia, PA Sat Sep 09 1978, 7:05 PM EDT Att: 35,824 - Unknown					
Tony Scott, S OBP: 0.293, SLG: 0.300	K			5-3		G4-6-3 1B		WP E 1B		4	1	2	0	0	1	0						
Jerry Morales, R OBP: 0.287, SLG: 0.339	F3			FC6-4 BB		G4-6-3 1B		E6 G6-4-3 1B		3	0	1	0	1	0	2						
Ted Simmons, S OBP: 0.374, SLG: 0.524		5-3		K				G6-4-3 1B		4	0	1	1	0	1	2						
George Hendrick, R OBP: 0.335, SLG: 0.466		6-3		FC6-4 1-2f		5-3			F8 SF9 2B	4	1	1	0	0	0	2						
Ken Reitz, R OBP: 0.276, SLG: 0.358	K				1B			F8		4	0	1	0	0	1	1						
Keith Hernandez, L OBP: 0.349, SLG: 0.391			F8		K			F7		3	0	0	1	0	1	1						
Mike Tyson, R OBP: 0.289, SLG: 0.317			FC6 BB		F9			K2-3		2	0	0	0	2	1	1						
Bob Forsch, R OBP: 0.185, SLG: 0.309			K		K			1-6-3		2	0	0	0	0	2	2						
Aurelio Lopez, R OBP: 0.083, SLG: 0.083										0	0	0	0	0	0	0						
Roger Freed, R OBP: 0.276, SLG: 0.375										1	0	0	0	0	0	1						
George Frazier, R OBP: 0.333, SLG: 0.333										0	0	0	0	0	0	0						
Inning Stats	R: 0 E: 0 K: 1 S: 5	H: 0 LOB: 0 BB: 0 P: 5	R: 0 E: 0 K: 1 S: 5	H: 0 LOB: 0 BB: 0 P: 5	R: 0 E: 0 K: 1 S: 5	H: 0 LOB: 1 BB: 1 P: 9	R: 0 E: 0 K: 1 S: 5	H: 0 LOB: 1 BB: 1 P: 9	R: 0 E: 0 K: 2 S: 8	H: 1 LOB: 1 BB: 0 P: 8	R: 1 E: 0 K: 0 S: 5	H: 3 LOB: 1 BB: 0 P: 5	R: 0 E: 0 K: 0 S: 3	H: 0 LOB: 1 BB: 1 P: 7	R: 1 E: 1 K: 0 S: 4	H: 2 LOB: 0 BB: 0 P: 4	R: 1 E: 0 K: 1 S: 6	H: 1 LOB: 0 BB: 0 P: 6	1B: 5 2B: 2 3B: 0 HR: 0	SF: 1 SAC: 0 DP: 2 HBP: 0	WP: 1 PB: 0 SB: 0 CS: 0	PA: 35
PITCHER Randy Lerch, L ERA: 3.93	IP: 9.0 WLS: W BF: 35 H: 7 R: 3 ER: 2 SO: 7 BB: 3 IBB: 0 HBP: 0 BLK: 0 WP: 1 HR: 0 S: 46 P: 58 ERA: 2.00 WHIP: 1.111															PITCHER						

Batter	1	2	3	4	5	6	7	8	9	AB	R	H	RBI	BB	SO	LOB	BOTTOM			
Bake McBride, L OBP: 0.323, SLG: 0.392	1B 2B	1B 2B		K		K		G3		5	1	2	1	0	2	1	St. Louis Cardinals @ Philadelphia Phillies Veterans Stadium, Philadelphia, PA Sat Sep 09 1978, 7:05 PM EDT Att: 35,824 - Unknown			
Larry Bowa, S OBP: 0.319, SLG: 0.374	2B 1B	S 1B		4-3		L6-4 2-3				4	0	2	0	0	0	1				
Garry Maddox, R OBP: 0.327, SLG: 0.408	FC5 1-3 3-H	F9 1-2		HR		2B 1B				4	2	3	2	0	0	2				
Greg Luzinski, R OBP: 0.393, SLG: 0.519	5-3			K		G3 SF7 2B				3	0	1	1	0	1	2				
Lonnie Smith, R (7, PR)										0	1	0	0	0	0	0				
Jerry Martin, R OBP: 0.341, SLG: 0.462		HBP								0	0	0	0	0	0	0				
Richie Hebner, L OBP: 0.372, SLG: 0.470	IBB	P4		HR		G3				3	1	1	1	1	0	4				
Mike Schmidt, R OBP: 0.386, SLG: 0.436	P6		6-3		5-3		SF7			3	0	0	1	0	0	3				
Bob Boone, R OBP: 0.350, SLG: 0.440	FC5 2-3f		6-3		G6-4-3 1B		5-3			4	0	1	0	0	0	4				
Ted Sizemore, R OBP: 0.281, SLG: 0.270		4-3			G6-4-3 1-2f			5-3		4	0	1	0	0	0	1				
Randy Lerch, L OBP: 0.276, SLG: 0.340		2B 2B		F8		L6-4 2B		4-3		4	1	2	0	0	0	1				
Inning Stats	R: 1 E: 0 K: 0 S: 6	H: 3 LOB: 3 BB: 1 P: 10	R: 1 E: 0 K: 0 S: 6	H: 3 LOB: 3 BB: 0 P: 7	R: 0 E: 0 K: 0 S: 4	H: 1 LOB: 1 BB: 0 P: 4	R: 1 E: 0 K: 2 S: 8	H: 1 LOB: 0 BB: 0 P: 8	R: 1 E: 0 K: 0 S: 4	H: 2 LOB: 0 BB: 0 P: 4	R: 0 E: 0 K: 1 S: 5	H: 1 LOB: 0 BB: 0 P: 5	R: 2 E: 0 K: 0 S: 5	H: 2 LOB: 1 BB: 0 P: 5	R: 0 E: 0 K: 0 S: 3	H: 0 LOB: 0 BB: 0 P: 3	1B: 6 2B: 6 3B: 0 HR: 2	SF: 1 SAC: 0 DP: 2 HBP: 1	WP: 0 PB: 0 SB: 1 CS: 0	PA: 37
PITCHER Bob Forsch, R ERA: 3.66	IP: 4.1 WLS: L BF: 25 H: 10 R: 4 ER: 4 SO: 2 BB: 0 IBB: 1 HBP: 0 BLK: 0 WP: 0 HR: 2 S: 27 P: 32 ERA: 8.31 WHIP: 2.308															PITCHER				
Aurelio Lopez, R ERA: 4.02	1.2	4	1	0	0	1	0	0	0	0	0	6	6	0.00	0.600					
George Frazier, R ERA: 3.66	2.0	8	2	2	2	0	0	0	0	0	0	8	8	9.00	1.000					

Batter	1	2	3	4	5	6	7	8	9	10	AB	R	H	RBI	BB	SO	LOB	
Garry Templeton, S OBP: 0.304, SLG: 0.373	F4			K		F7			F8		5	0	1	1	0	1	1	
Jerry Mumphrey, S OBP: 0.304, SLG: 0.330		K					4-3				3	0	1	0	2	1	1	
George Hendrick, R OBP: 0.334, SLG: 0.470	L5							1-3			5	1	1	1	0	0	3	
Ted Simmons, S OBP: 0.378, SLG: 0.530											4	1	3	0	1	1	0	
Mike Ramsey, S OBP: 0.333, SLG: 0.333											0	1	0	0	0	0	0	
Steve Swisher, R OBP: 0.333, SLG: 0.357											0	0	0	0	0	0	0	
Keith Hernandez, L OBP: 0.349, SLG: 0.389	K										3	1	0	0	1	1	4	
Daneborg, L OBP: 0.240, SLG: 0.217											3	2	2	1	0	0	0	
Mark Littell, L OBP: 0.341, SLG: 0.322											0	0	0	0	0	0	0	
Wayne Garrett, L OBP: 0.333, SLG: 0.333											1	0	0	0	0	0	2	
George Frazier, R OBP: 0.333, SLG: 0.600											0	0	0	0	0	0	0	
Buddy Schultz, R OBP: 0.277, SLG: 0.361											5	1	1	2	0	1	2	
Ken Reitz, R OBP: 0.288, SLG: 0.315											5	1	1	1	0	2	2	
Mike Tyson, R OBP: 0.186, SLG: 0.233											2	0	1	1	0	0	0	
Aurelio Lopez, R OBP: 0.083, SLG: 0.083											0	0	0	0	0	0	0	
Tony Scott, S OBP: 0.291, SLG: 0.297											2	0	0	0	0	1	1	
Inning Stats	R: 0 E: 0 K: 1 S: 6	H: 1 LOB: 2 BB: 1 P: 10	R: 2 E: 0 K: 2 S: 10	H: 3 LOB: 1 BB: 0 P: 10	R: 2 E: 0 K: 1 S: 5	H: 2 LOB: 0 BB: 0 P: 5	R: 0 E: 0 K: 1 S: 5	H: 0 LOB: 0 BB: 0 P: 5	R: 0 E: 0 K: 1 S: 4	H: 1 LOB: 0 BB: 0 P: 4	R: 0 E: 0 K: 1 S: 5	H: 0 LOB: 1 BB: 1 P: 9	R: 2 E: 1 K: 0 S: 6	H: 2 LOB: 1 BB: 0 P: 6	1B: 5 2B: 4 3B: 1 HR: 1	SF: 1 SAC: 2 DP: 0 HBP: 0	WP: 0 PB: 0 SB: 0 CS: 1	PA: 45


PITCHER	IP	WLS	BF	H	R	ER	SO	BB	IBB	HBP	BLK	WP	HR	S	P	ERA	WHIP	
Jim Lonborg, R ERA: 5.23	2.0		13	6	4	4	3	1	0	0	0	0	0	1	18	22	18.00	3.500
Warren Brusstar, R ERA: 2.32	3.0		6	0	0	0	1	0	0	0	0	0	0	8	8	0.00	0.000	
Rawly Eastwick, R ERA: 3.71	3.0		13	3	2	2	2	2	0	0	0	0	0	15	23	6.00	1.667	
Tug McGraw, L ERA: 2.99	2.0		7	0	0	0	2	1	0	0	0	0	0	10	14	0.00	0.500	
Ron Reed, R ERA: 2.41	1.0	L	6	2	2	1	0	0	0	0	0	0	0	6	6	9.00	2.000	

TOP

St. Louis Cardinals @ Philadelphia Phillies
Veterans Stadium, Philadelphia, PA

Sun Sep 10 1978, 3:33 AM EDT
Att. 33,106 - Cloudy

AB 38
R 8
H 11
RBI 7
BB 4
SO 8
LOB 16




Batter	1	2	3	4	5	6	7	8	9	10	AB	R	H	RBI	BB	SO	LOB							
Bake McBride, L OBP: 0.323, SLG: 0.389	F5										5	2	1	0	1	0	2							
Larry Bowa, S OBP: 0.324, SLG: 0.378											3	2	2	0	3	0	1							
Garry Maddox, R OBP: 0.326, SLG: 0.406											5	1	1	3	0	0	4							
Greg Luzinski, R OBP: 0.397, SLG: 0.527											3	1	2	2	1	0	1							
Jim Morrison, R OBP: 0.232, SLG: 0.265											0	0	0	0	0	0	0							
Jerry Martin, R OBP: 0.341, SLG: 0.462											0	0	0	0	0	0	0							
Richie Hebner, L OBP: 0.371, SLG: 0.468											4	0	1	0	0	0	4							
Lonnie Smith, R OBP: 0.353, SLG: 0.336											0	0	0	0	0	0	0							
Tug McGraw, R OBP: 0.353, SLG: 0.336											0	0	0	0	1	0	0							
Tim McCarver, L OBP: 0.353, SLG: 0.336											0	0	0	0	0	0	0							
Ron Reed, R OBP: 0.366, SLG: 0.434											4	0	1	0	1	2	3							
Bob Boone, R OBP: 0.351, SLG: 0.439											3	0	1	0	1	0	1							
Bud Harrelson, S OBP: 0.355, SLG: 0.247											0	0	0	0	0	0	0							
Barry Foote, R OBP: 0.196, SLG: 0.240											1	0	0	0	0	0	2							
Ted Sizemore, R OBP: 0.280, SLG: 0.269											5	0	1	0	0	1	3							
Jim Lonborg, R ERA: 3.9	6.2		31	7	5	5	2	5	5	0	0	0	0	30	50	6.75	1.800							
Aurelio Lopez, R ERA: 3.93	1.1		6	2	0	0	1	0	0	0	0	0	0	8	8	0.00	1.500							
Mark Littell, R ERA: 2.94	1.0	W	6	0	1	1	0	2	0	1	0	0	0	3	12	9.00	2.000							
George Frazier, R ERA: 3.6	0.1		2	1	0	0	0	0	0	0	0	0	0	2	2	0.00	3.000							
Buddy Schultz, L ERA: 3.7	0.2	S	2	0	0	0	0	0	0	0	0	0	0	2	2	0.00	0.000							
Inning Stats	R: 0 E: 0 K: 0 S: 4	H: 1 LOB: 2 BB: 1 P: 8	R: 0 E: 0 K: 0 S: 4	H: 1 LOB: 1 BB: 0 P: 4	R: 1 E: 0 K: 1 S: 6	H: 1 LOB: 2 BB: 2 P: 14	R: 0 E: 0 K: 0 S: 2	H: 0 LOB: 0 BB: 1 P: 6	R: 0 E: 0 K: 0 S: 3	H: 0 LOB: 1 BB: 1 P: 7	R: 0 E: 0 K: 1 S: 5	H: 0 LOB: 2 BB: 0 P: 5	R: 4 E: 0 K: 0 S: 8	H: 5 LOB: 2 BB: 0 P: 8	R: 0 E: 0 K: 1 S: 6	H: 1 LOB: 2 BB: 0 P: 6	R: 1 E: 0 K: 0 S: 3	H: 0 LOB: 2 BB: 0 P: 12	R: 0 E: 0 K: 0 S: 4	H: 1 LOB: 1 BB: 0 P: 4	1B: 8 2B: 1 3B: 0 HR: 1	SF: 1 SAC: 0 DP: 1 HBP: 1	WP: 0 PB: 0 SB: 4 CS: 0	PA: 47

BOTTOM

St. Louis Cardinals @ Philadelphia Phillies
Veterans Stadium, Philadelphia, PA

Sun Sep 10 1978, 3:33 AM EDT
Att. 33,106 - Cloudy

AB 38
R 6
H 10
RBI 6
BB 7
SO 3
LOB 25



Batter	1	2	3	4	5	6	7	8	9	AB	R	H	RBI	BB	SO	LOB	TOP			
Frank Taveras, R OBP: 0.313, SLG: 0.356 (1, 6)										5	0	2	0	0	0	2	Pittsburgh Pirates @ Philadelphia Phillies Veterans Stadium, Philadelphia, PA Mon Sep 11 1978, 7:05 PM EDT Att: 33,198 - Unknown			
Omar Moreno, L OBP: 0.331, SLG: 0.294 (1, 8)										4	0	0	0	1	1	2				
Dave Parker, L OBP: 0.373, SLG: 0.539 (1, 9)										4	1	1	0	1	2	2				
Bill Robinson, R OBP: 0.294, SLG: 0.394 (1, 7)										4	0	1	0	1	2	3				
Willie Stargell, L OBP: 0.382, SLG: 0.574 (1, 3)										4	1	1	2	1	0	4				
Phil Garner, R OBP: 0.353, SLG: 0.397 (1, 4)										3	0	1	0	0	1	1				
Dale Berra, R OBP: 0.270, SLG: 0.370 (1, 5)										3	1	1	1	0	1	4				
Duffy Dyer, R OBP: 0.305, SLG: 0.279 (1, 2)										4	0	0	0	0	2	1				
Don Robinson, R OBP: 0.216, SLG: 0.243 (5, 1)										2	0	1	0	0	0	0				
Ed Whitson, R OBP: 0.192, SLG: 0.182 (5, 1)										0	0	0	0	0	0	0				
Ken Machuta, R OBP: 0.344, SLG: 0.280 (6, 1)										1	0	0	0	0	0	0				
Clay Carroll, R ERA: 2.65 (6, 1)										0	0	0	0	0	0	0				
Rennie Stennett, R OBP: 0.275, SLG: 0.312 (8, 1)										1	0	0	0	0	0	1				
Dave Hamilton, L ERA: 4.46 (8, 1)										0	0	0	0	0	0	0				
Inning Stats	R: 0 E: 0 K: 2 S: 9	H: 2 LOB: 2 BB: 0 P: 9	R: 1 E: 0 K: 0 S: 5	H: 2 LOB: 1 BB: 0 P: 5	R: 2 E: 0 K: 1 S: 8	H: 3 LOB: 1 BB: 0 P: 8	R: 0 E: 0 K: 1 S: 5	H: 0 LOB: 0 BB: 0 P: 5	R: 0 E: 0 K: 2 S: 7	H: 1 LOB: 1 BB: 2 P: 16	R: 0 E: 0 K: 1 S: 6	H: 0 LOB: 1 BB: 1 P: 9	R: 0 E: 1 K: 0 S: 4	H: 0 LOB: 1 BB: 0 P: 4	R: 0 E: 0 K: 1 S: 5	H: 0 LOB: 1 BB: 1 P: 9	1B: 6 2B: 0 3B: 0 HR: 2	SF: 0 SAC: 0 DP: 0 HBP: 1	WP: 0 PB: 1 SB: 0 CS: 0	PA: 41
PITCHER Steve Carlton, L ERA: 3.01 (1, 1)	IP: 9.0 WLS: W BF: 41 H: 8 R: 3 ER: 3 SO: 9 BB: 4 IBB: 0 HBP: 1 BLK: 1 WP: 0 HR: 2 S: 54 P: 71 ERA: 3.00 WHIP: 1.333															PITCHER Steve Carlton, L ERA: 3.01 (1, 1)	IP: 9.0 WLS: W BF: 41 H: 8 R: 3 ER: 3 SO: 9 BB: 4 IBB: 0 HBP: 1 BLK: 1 WP: 0 HR: 2 S: 54 P: 71 ERA: 3.00 WHIP: 1.333			

AB	35
R	3
H	8
RBI	3
BB	4
SO	9
LOB	20



Batter	1	2	3	4	5	6	7	8	9	AB	R	H	RBI	BB	SO	LOB	BOTTOM			
Bake McBride, L OBP: 0.321, SLG: 0.394 (1, 9)										5	2	1	2	0	1	0	Pittsburgh Pirates @ Philadelphia Phillies Veterans Stadium, Philadelphia, PA Mon Sep 11 1978, 7:05 PM EDT Att: 33,198 - Unknown			
Larry Bowa, S OBP: 0.323, SLG: 0.378 (1, 6)										5	1	1	1	0	1	0				
Garry Maddox, R OBP: 0.327, SLG: 0.405 (1, 8)										4	2	1	0	1	1	0				
Greg Luzinski, R OBP: 0.397, SLG: 0.526 (1, 7)										4	1	1	1	1	0	3				
Lonnie Smith, R ERA: 2.65 (9, 7)										0	0	0	0	0	0	0				
Richie Hebner, L OBP: 0.372, SLG: 0.467 (1, 3)										3	0	1	0	1	1	1				
Mike Schmidt, R OBP: 0.397, SLG: 0.436 (1, 5)										3	1	1	1	0	0	2				
Tim McCarver, L OBP: 0.356, SLG: 0.333 (1, 2)										1	1	0	1	2	0	0				
Ted Sizemore, R OBP: 0.280, SLG: 0.268 (1, 4)										4	1	1	1	0	1	3				
Steve Carlton, L OBP: 0.309, SLG: 0.351 (1, 1)										4	1	1	2	0	0	1				
Inning Stats	R: 1 E: 0 K: 1 S: 8	H: 3 LOB: 0 BB: 0 P: 8	R: 0 E: 0 K: 0 S: 3	H: 0 LOB: 0 BB: 0 P: 3	R: 3 E: 1 K: 1 S: 7	H: 1 LOB: 2 BB: 2 P: 16	R: 0 E: 0 K: 1 S: 5	H: 0 LOB: 0 BB: 0 P: 5	R: 6 E: 0 K: 2 S: 11	H: 4 LOB: 0 BB: 2 P: 19	R: 0 E: 0 K: 0 S: 3	H: 0 LOB: 0 BB: 1 P: 3	R: 0 E: 1 K: 0 S: 4	H: 0 LOB: 1 BB: 0 P: 4	R: 0 E: 0 K: 0 S: 4	H: 0 LOB: 1 BB: 0 P: 4	1B: 4 2B: 3 3B: 0 HR: 1	SF: 1 SAC: 0 DP: 0 HBP: 1	WP: 0 PB: 0 SB: 0 CS: 0	PA: 40
PITCHER Don Robinson, R ERA: 3.5 (1, 1)	IP: 0.1 WLS: L BF: 1 H: 0 R: 0 ER: 0 SO: 0 BB: 0 IBB: 0 HBP: 0 BLK: 0 WP: 0 HR: 0 S: 1 P: 1 ERA: 0.00 WHIP: 0.000															PITCHER Ed Whitson, R ERA: 2.65 (5, 1)	IP: 0.1 WLS: L BF: 1 H: 0 R: 0 ER: 0 SO: 0 BB: 0 IBB: 0 HBP: 0 BLK: 0 WP: 0 HR: 0 S: 1 P: 1 ERA: 0.00 WHIP: 0.000			
Ed Whitson, R ERA: 2.65 (5, 1)	IP: 0.1 WLS: L BF: 1 H: 0 R: 0 ER: 0 SO: 0 BB: 0 IBB: 0 HBP: 0 BLK: 0 WP: 0 HR: 0 S: 1 P: 1 ERA: 0.00 WHIP: 0.000															PITCHER Clay Carroll, R ERA: 2.65 (6, 1)	IP: 2.0 WLS: W BF: 7 H: 0 R: 0 ER: 0 SO: 0 BB: 1 IBB: 0 HBP: 0 BLK: 0 WP: 0 HR: 0 S: 6 P: 10 ERA: 0.00 WHIP: 0.500			
Clay Carroll, R ERA: 2.65 (6, 1)	IP: 2.0 WLS: W BF: 7 H: 0 R: 0 ER: 0 SO: 0 BB: 1 IBB: 0 HBP: 0 BLK: 0 WP: 0 HR: 0 S: 6 P: 10 ERA: 0.00 WHIP: 0.500															PITCHER Dave Hamilton, L ERA: 4.46 (8, 1)	IP: 1.0 WLS: L BF: 4 H: 0 R: 0 ER: 0 SO: 0 BB: 0 IBB: 0 HBP: 0 BLK: 0 WP: 0 HR: 0 S: 4 P: 4 ERA: 0.00 WHIP: 0.000			



Batter	1	2	3	4	5	6	7	8	9	AB	R	H	RBI	BB	SO	LOB	TOP								
Frank Taveras, R OBP: 0.313, SLG: 0.355 (1, 6)										3	0	1	0	0	0	1									
Omar Moreno, L OBP: 0.331, SLG: 0.295 (1, 8)										3	1	1	0	0	1	2									
Dave Parker, L OBP: 0.374, SLG: 0.550 (1, 9)										4	2	2	4	0	1	1									
Willie Stargell, L OBP: 0.378, SLG: 0.567 (1, 3)										4	0	0	0	0	1	0									
Ed Ott, L OBP: 0.319, SLG: 0.422 (1, 2)										4	0	1	0	0	0	0									
Bill Robinson, R OBP: 0.292, SLG: 0.390 (7, 7)										4	0	0	0	0	1	1									
John Milner, L OBP: 0.350, SLG: 0.408 Dale Berra, R OBP: 0.288, SLG: 0.366 (7, 5)										3	1	1	1	0	0	0									
Phil Garner, R OBP: 0.352, SLG: 0.398 (1, 4)										3	0	1	0	0	1	0									
John Candelaria, L OBP: 0.281, SLG: 0.188 Kent Tekulve, R OBP: 0.100, SLG: 0.100 (7, 1)										1	1	0	0	0	1	1									
Inning Stats	R: 0 E: 0 K: 1 S: 5	H: 1 LOB: 0 BB: 0 P: 5	R: 0 E: 0 K: 0 S: 3	H: 0 LOB: 0 BB: 0 P: 3	R: 1 E: 0 K: 2 S: 9	H: 2 LOB: 1 BB: 0 P: 9	R: 0 E: 0 K: 0 S: 3	H: 0 LOB: 0 BB: 0 P: 3	R: 0 E: 0 K: 0 S: 3	H: 0 LOB: 0 BB: 0 P: 3	R: 2 E: 0 K: 1 S: 6	H: 1 LOB: 0 BB: 0 P: 7	R: 0 E: 0 K: 0 S: 3	H: 0 LOB: 0 BB: 0 P: 3	R: 0 E: 0 K: 2 S: 7	H: 0 LOB: 0 BB: 0 P: 7	R: 2 E: 0 K: 2 S: 10	H: 3 LOB: 1 BB: 0 P: 10	1B: 3 2B: 1 3B: 0 HR: 3	SF: 0 SAC: 0 DP: 0 HBP: 1	WP: 0 PB: 0 SB: 0 CS: 0	PA: 34			
PITCHER	IP	WLS	BF	H	R	ER	SO	BB	IBB	HBP	BLK	WP	HR	S	P	ERA	WHIP								
Larry Christenson, R ERA: 3.42 Ron Reed, R ERA: 2.36 Tug McGraw, L ERA: 3.18	6.0	L	22	4	3	3	4	0	0	1	0	0	2	29	30	4.50	0.667								

Pittsburgh Pirates @ Philadelphia Phillies
Veterans Stadium, Philadelphia, PA
Tue Sep 12 1978, 7:05 PM EDT
Att: 31,355 - Unknown

AB 31
R 5
H 7
RBI 5
BB 0
SO 8
LOB 7



Batter	1	2	3	4	5	6	7	8	9	AB	R	H	RBI	BB	SO	LOB	BOTTOM								
Bake McBride, L OBP: 0.318, SLG: 0.390 (1, 9)										4	0	0	0	0	1	0									
Larry Bowa, S OBP: 0.323, SLG: 0.376 (1, 6)										3	0	0	0	0	0	0									
Garry Maddox, R OBP: 0.326, SLG: 0.409 (1, 8)										4	1	1	1	0	1	2									
Greg Luzinski, R OBP: 0.394, SLG: 0.522 (1, 7)										4	0	0	0	0	1	1									
Bob Boone, R OBP: 0.353, SLG: 0.443 (8, 2)										4	0	2	0	0	0	1									
Mike Schmidt, R OBP: 0.384, SLG: 0.432 (1, 5)										4	0	0	0	0	0	3									
Barry Foote, R OBP: 0.189, SLG: 0.231 Richie Hebner, L OBP: 0.373, SLG: 0.467 (7, PH) (8, 3)										2	0	0	0	0	0	1									
Ted Sizemore, R OBP: 0.278, SLG: 0.267 Tim McCarver, L OBP: 0.354, SLG: 0.331 Bud Harrelson, S OBP: 0.355, SLG: 0.247 (8, 4)										1	0	0	0	0	0	3									
Larry Christenson, R OBP: 0.125, SLG: 0.133 Jim Morrison, R OBP: 0.230, SLG: 0.262 Ron Reed, R Kerry Dineen, L Tug McGraw, R (9, 1)										1	0	0	0	0	0	0									
Inning Stats	R: 1 E: 0 K: 1 S: 6	H: 1 LOB: 0 BB: 0 P: 6	R: 0 E: 0 K: 0 S: 3	H: 1 LOB: 0 BB: 0 P: 3	R: 0 E: 0 K: 0 S: 3	H: 0 LOB: 0 BB: 0 P: 3	R: 0 E: 0 K: 0 S: 3	H: 0 LOB: 1 BB: 0 P: 4	R: 0 E: 0 K: 0 S: 3	H: 0 LOB: 0 BB: 0 P: 3	R: 0 E: 0 K: 1 S: 7	H: 1 LOB: 3 BB: 1 P: 11	R: 0 E: 1 K: 0 S: 4	H: 0 LOB: 1 BB: 0 P: 4	R: 0 E: 0 K: 1 S: 5	H: 0 LOB: 0 BB: 0 P: 5	1B: 1 2B: 1 3B: 0 HR: 1	SF: 0 SAC: 0 DP: 1 HBP: 1	WP: 0 PB: 0 SB: 0 CS: 0	PA: 33					
PITCHER	IP	WLS	BF	H	R	ER	SO	BB	IBB	HBP	BLK	WP	HR	S	P	ERA	WHIP								
John Candelaria, L ERA: 3.32 Kent Tekulve, R ERA: 1.81	6.1	W	23	3	1	1	2	0	0	1	0	0	0	11	15	0.00	0.000								

Pittsburgh Pirates @ Philadelphia Phillies
Veterans Stadium, Philadelphia, PA
Tue Sep 12 1978, 7:05 PM EDT
Att: 31,355 - Unknown

AB 31
R 1
H 3
RBI 1
BB 1
SO 3
LOB 11



Batter	1	2	3	4	5	6	7	8	9	AB	R	H	RBI	BB	SO	LOB	TOP		
Greg Gross, L (1,7) OBP: 0.329, SLG: 0.364	F7			4-3			BB 1B	SF8		3	0	1	1	0	0	0	Chicago Cubs @ Philadelphia Phillies Veterans Stadium, Philadelphia, PA Wed Sep 13 1978, 7:05 PM EDT Att: 30,114 - Unknown - 64 F		
Rodney Scott, S (1,5) OBP: 0.413, SLG: 0.322	K			F7			BB	4-3		4	0	1	0	0	1				
Bill Buckner, L (1,3) OBP: 0.333, SLG: 0.402	L7			F7			F7		F7	4	0	0	0	0	2				
Bobby Murcer, L (1,8) OBP: 0.384, SLG: 0.419		L8			K		G6-4-3		4-3	3	0	0	0	1	1	0			
Mike Vail, R (1,9) OBP: 0.299, SLG: 0.414	F9			F8			BB			4	0	1	0	0	0	3			
Manny Trillo, R (1,4) OBP: 0.324, SLG: 0.339	6-3				K		G6-4-3			3	1	1	0	1	1	0			
Dave Rader, L (1,2) OBP: 0.280, SLG: 0.291			P6			G3		L7	FC6-4	4	0	0	0	0	0	3			
Ivan De Jesus, R (1,6) OBP: 0.346, SLG: 0.350			4-3			P8		2B		3	1	1	0	0	0	0			
Ray Burris, R (1,1) OBP: 0.143, SLG: 0.167						5-3		1B		2	0	0	0	0	1	0			
Larry Gattner, L (8, PR) OBP: 0.307, SLG: 0.347								2B		1	0	1	1	0	0	0			
Rudy Meisel, L (8, PR) OBP: 0.326, SLG: 0.192								1B		0	0	0	0	0	0	0			
Lynn McGlothen, L (8, PR) OBP: 0.326, SLG: 0.192								1B		0	0	0	0	0	0	0			
Willie Hernandez, L (8, PR) OBP: 0.326, SLG: 0.192								1B		0	0	0	0	0	0	0			
Donnie Moore, L (8, PR) OBP: 0.326, SLG: 0.192								1B		0	0	0	0	0	0	0			
Inning Stats	R: 0 E: 0 K: 1 S: 5	H: 0 LOB: 0 BB: 0 P: 5	R: 0 E: 0 K: 0 S: 3	H: 0 LOB: 0 BB: 0 P: 3	R: 0 E: 0 K: 1 S: 6	H: 0 LOB: 0 BB: 0 P: 7	R: 0 E: 0 K: 0 S: 3	H: 0 LOB: 0 BB: 0 P: 3	R: 0 E: 0 K: 2 S: 7	H: 0 LOB: 0 BB: 0 P: 7	R: 0 E: 0 K: 0 S: 4	H: 2 LOB: 2 BB: 1 P: 8	R: 2 E: 0 K: 0 S: 5	H: 2 LOB: 1 BB: 1 P: 9	R: 0 E: 0 K: 0 S: 9	H: 2 LOB: 2 BB: 0 P: 11	1B: 5 2B: 1 3B: 0 HR: 0	SF: 1 SAC: 0 DP: 1 HBP: 0	WP: 0 PA: 34 PB: 0 SB: 0 CS: 0
PITCHER Dick Ruthven, R (1,1) ERA: 3.27	IP: 9.0 WLS: W BF: 34 H: 6 R: 2 ER: 2 SO: 4 BB: 2 IBB: 0 HBP: 0 BLK: 0 WP: 0 HR: 0 S: 48 P: 60 ERA: 2.00 WHIP: 0.889																		

Batter	1	2	3	4	5	6	7	8	9	AB	R	H	RBI	BB	SO	LOB	BOTTOM		
Bake McBride, L (1,9) OBP: 0.316, SLG: 0.387	K		1-3		G3		FC6-4			4	0	0	0	0	1	1	Chicago Cubs @ Philadelphia Phillies Veterans Stadium, Philadelphia, PA Wed Sep 13 1978, 7:05 PM EDT Att: 30,114 - Unknown - 64 F		
Larry Bowa, S (1,6) OBP: 0.324, SLG: 0.380	3B			BB 1B	P6			E8		4	2	2	0	0	0	0			
Garry Maddox, R (1,8) OBP: 0.326, SLG: 0.408	6-3			BB 1B	5-3			1-3		4	1	1	0	0	0	2			
Greg Luzinski, R (1,7) OBP: 0.393, SLG: 0.519				FC4-6						3	1	0	0	1	2	3			
Lonnie Smith, R (8, PR) (9,7)	K			1B		K		HR		0	1	0	0	0	0	0			
Richie Hebner, L (1,3) OBP: 0.370, SLG: 0.462		F8		P7		5-3		P4		4	0	0	0	0	0	5			
Mike Schmidt, R (1,5) OBP: 0.385, SLG: 0.438	K			FC4-6		K		HR		3	1	1	4	1	2	0			
Bob Boone, R (1,2) OBP: 0.352, SLG: 0.441	F5			FC4-6			F7			4	0	1	1	0	0	2			
Ted Sizemore, R (1,4) OBP: 0.277, SLG: 0.266			6-3				6-3		P4	4	0	1	1	0	0	1			
Dick Ruthven, R (1,1) OBP: 0.229, SLG: 0.275			5-3		4-3					3	0	1	0	0	0	2			
Inning Stats	R: 0 E: 0 K: 2 S: 8	H: 1 LOB: 1 BB: 0 P: 8	R: 0 E: 0 K: 1 S: 5	H: 0 LOB: 0 BB: 0 P: 5	R: 0 E: 0 K: 0 S: 3	H: 0 LOB: 0 BB: 0 P: 3	R: 3 E: 1 K: 0 S: 7	H: 3 LOB: 2 BB: 1 P: 11	R: 0 E: 0 K: 0 S: 3	H: 0 LOB: 0 BB: 0 P: 3	R: 0 E: 0 K: 2 S: 7	H: 0 LOB: 0 BB: 0 P: 7	R: 0 E: 0 K: 0 S: 4	H: 1 LOB: 1 BB: 0 P: 4	R: 3 E: 1 K: 0 S: 6	H: 2 LOB: 1 BB: 1 P: 10	1B: 5 2B: 0 3B: 1 HR: 1	SF: 0 SAC: 0 DP: 0 HBP: 0	WP: 0 PA: 35 PB: 0 SB: 1 CS: 0
PITCHER Ray Burris, R (1,1) ERA: 4.68	IP: 7.0 WLS: L BF: 28 H: 5 R: 3 ER: 3 SO: 5 BB: 1 IBB: 0 HBP: 0 BLK: 0 WP: 0 HR: 0 S: 37 P: 41 ERA: 0.00 WHIP: 0.857																		
Lynn McGlothen, R (8, PR) ERA: 3.45	0.1	3	0	2	1	0	1	0	0	0	0	2	6	27.00	3.000				
Willie Hernandez, L (8, PR) ERA: 3.83	0.1	1	0	0	0	0	0	0	0	0	1	1	0.00	0.000					
Donnie Moore, R (8, PR) ERA: 4.34	0.1	3	2	1	0	0	0	0	0	0	1	3	3	0.00	6.000				

Batter	1	2	3	4	5	6	7	8	9	10	AB	R	H	RBI	BB	SO	LOB	
GiI Flores, R OBP: 0.353, SLG: 0.267 (1, 8)											5	2	2	0	0	1	1	
Elliott Maddox, R OBP: 0.382, SLG: 0.343 (1, 5)											5	0	3	1	0	0	1	
Steve Henderson, R OBP: 0.353, SLG: 0.402 Bruce Boesch, L OBP: 0.294, SLG: 0.320 (1, 7) (10, 7)											5	0	0	0	0	1	5	
Willie Montanez, L OBP: 0.320, SLG: 0.404 (1, 3)											5	1	1	0	0	1	4	
John Stearns, R OBP: 0.368, SLG: 0.414 (1, 2)											5	0	4	1	0	1	1	
Dan Norman, R OBP: 0.282, SLG: 0.826 (1, 9)											4	2	2	3	0	0	3	
Joel Youngblood, R OBP: 0.302, SLG: 0.464 (1, 4)											5	0	1	0	0	0	2	
Sergio Ferrer, S OBP: 0.250, SLG: 0.273 (1, 6)											4	0	1	0	0	0	3	
Jerry Koosman, R OBP: 0.088, SLG: 0.129 Dale Murray, R (8, 1)											2	0	0	0	0	1	0	
Inning Stats	R: 1 E: 0 K: 1 S: 7	H: 3 LOB: 1 BB: 0 P: 7	R: 1 E: 0 K: 1 S: 6	H: 2 LOB: 0 BB: 0 P: 6	R: 1 E: 0 K: 1 S: 7	H: 2 LOB: 1 BB: 0 P: 5	R: 0 E: 1 K: 0 S: 5	H: 1 LOB: 2 BB: 0 P: 5	R: 0 E: 0 K: 0 S: 3	H: 0 LOB: 0 BB: 0 P: 3	R: 0 E: 1 K: 0 S: 4	H: 0 LOB: 1 BB: 0 P: 4	R: 0 E: 0 K: 3 S: 10	H: 1 LOB: 1 BB: 0 P: 10	R: 1 E: 0 K: 0 S: 4	H: 2 LOB: 0 BB: 0 P: 4	1B: 11 2B: 1 3B: 0 HR: 2	SF: 1 SAC: 1 DP: 2 HBP: 0

TOP

New York Mets @ Philadelphia Phillies
Veterans Stadium, Philadelphia, PA

Fri Sep 15 1978, 7:05 PM EDT
Att: 29,257 - Unknown

AB	41
R	5
H	14
RBI	5
BB	0
SO	6
LOB	20

WP: 1 PA: 44
PB: 0
SB: 0
CS: 2

Batter	1	2	3	4	5	6	7	8	9	10	AB	R	H	RBI	BB	SO	LOB			
Bake McBride, L OBP: 0.317, SLG: 0.393 (1, 9)											3	1	0	0	1	0	1			
Larry Bowa, S OBP: 0.324, SLG: 0.378 (1, 6)											4	1	1	0	1	0	1			
Garry Maddox, R OBP: 0.327, SLG: 0.412 (1, 8)											5	1	3	1	0	1	2			
Greg Luzinski, R OBP: 0.390, SLG: 0.516 (1, 7)											5	0	1	2	0	1	3			
Mike Schmidt, R OBP: 0.367, SLG: 0.439 (1, 5)											4	0	0	0	0	1	3			
Bob Boone, R OBP: 0.353, SLG: 0.441 (1, 3) (10, 2)											4	1	2	0	0	0	0			
Barry Foote, R OBP: 0.179, SLG: 0.218 Richie Hebner, L OBP: 0.377, SLG: 0.470 (1, 2) (9, PH) (10, 3)											3	0	0	0	0	1	1			
Ted Sizemore, R OBP: 0.278, SLG: 0.285 Tim McCarver, L OBP: 0.350, SLG: 0.326 Bud Harrelson, S OBP: 0.351, SLG: 0.245 (1, 4) (9, PH) (10, 4)											2	0	0	0	1	0	0			
Jim Kaat, L OBP: 0.182, SLG: 0.186 Horacio Pina, R OBP: 0.340, SLG: 0.280 Jim Morrison, R OBP: 0.300, SLG: 0.300 Rawley Eastwick, R OBP: 0.300, SLG: 0.300 Pete Mackanin, R OBP: 0.300, SLG: 0.300 Warren Brusstar, R OBP: 0.300, SLG: 0.300 Lumie Smith, R OBP: 0.300, SLG: 0.300 Tug McGraw, R (8, PH) (9, 10)											0	0	0	0	0	0	0			
Inning Stats	R: 1 E: 0 K: 0 S: 5	H: 2 LOB: 1 BB: 0 P: 5	R: 0 E: 1 K: 0 S: 3	H: 1 LOB: 0 BB: 0 P: 3	R: 0 E: 0 K: 1 S: 5	H: 0 LOB: 1 BB: 0 P: 6	R: 0 E: 0 K: 2 S: 7	H: 0 LOB: 0 BB: 0 P: 7	R: 0 E: 0 K: 2 S: 7	H: 0 LOB: 1 BB: 1 P: 11	R: 0 E: 0 K: 0 S: 4	H: 1 LOB: 1 BB: 0 P: 4	R: 2 E: 0 K: 1 S: 6	H: 1 LOB: 1 BB: 2 P: 14	R: 1 E: 0 K: 1 S: 6	H: 2 LOB: 0 BB: 0 P: 6	R: 0 E: 0 K: 0 S: 4	H: 1 LOB: 1 BB: 0 P: 4	1B: 6 2B: 2 3B: 0 HR: 0	SF: 0 SAC: 0 DP: 2 HBP: 1

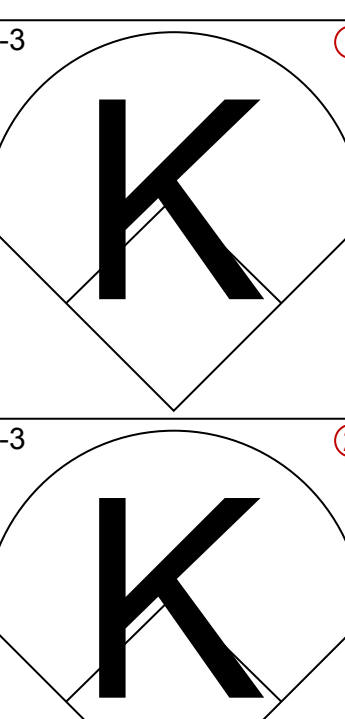
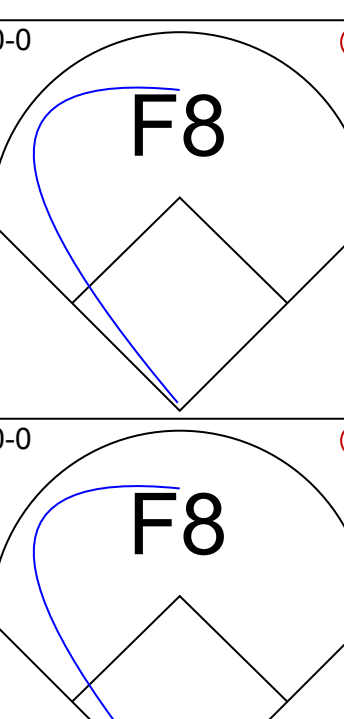
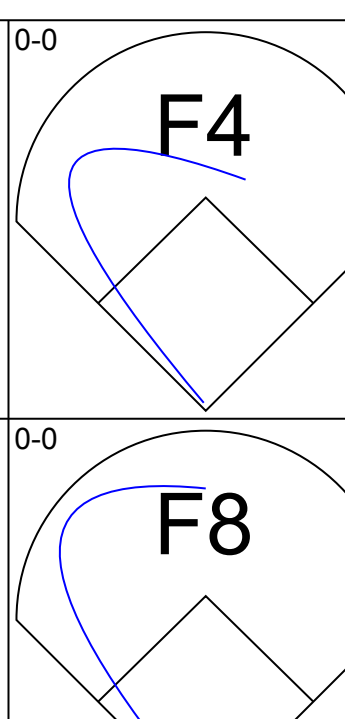
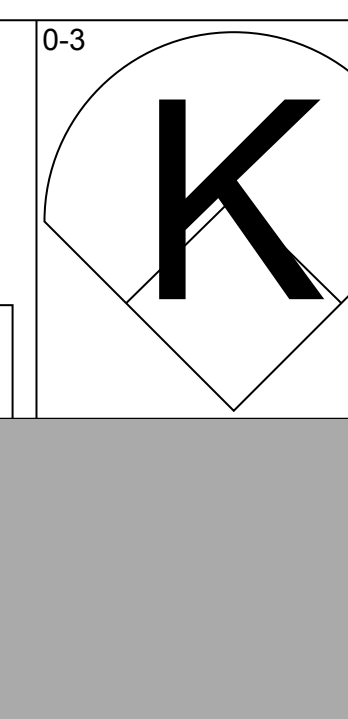
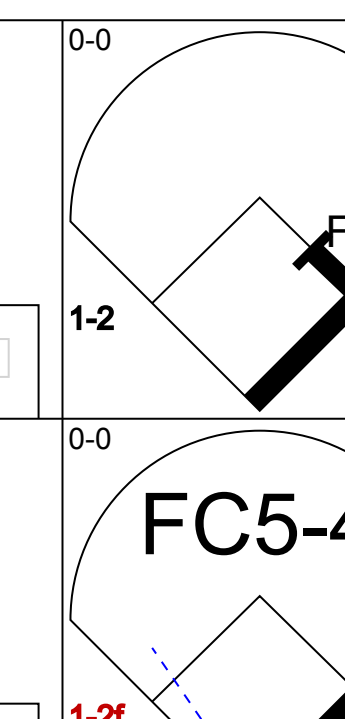
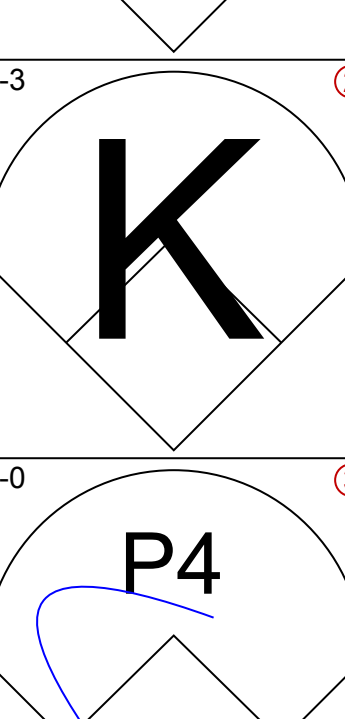
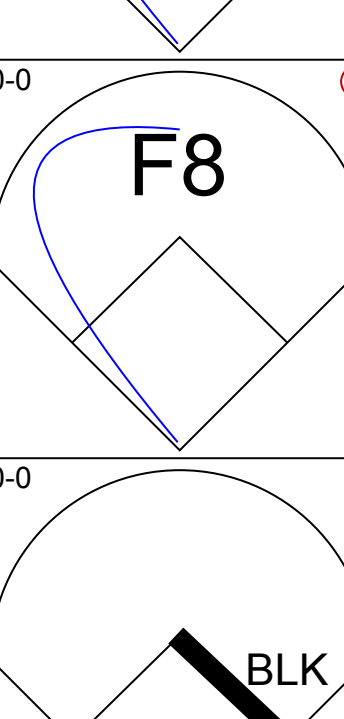
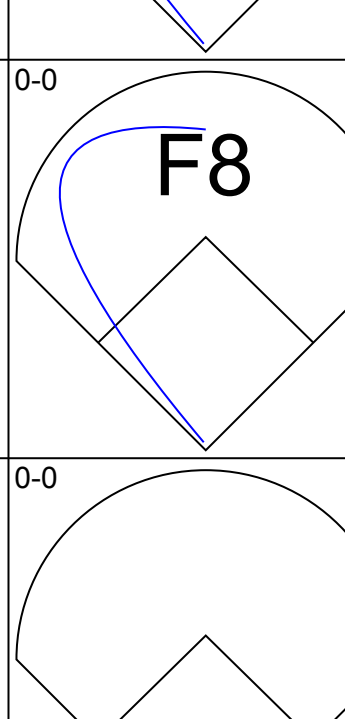
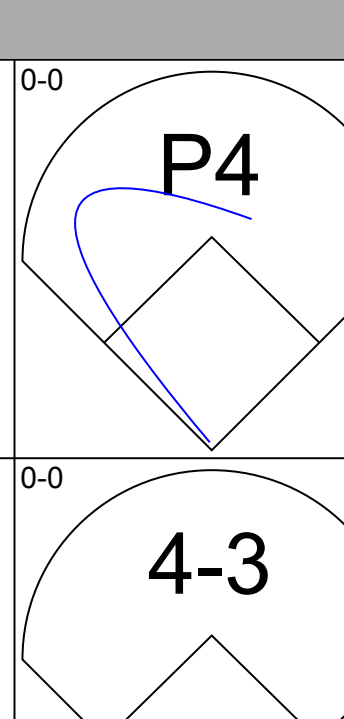
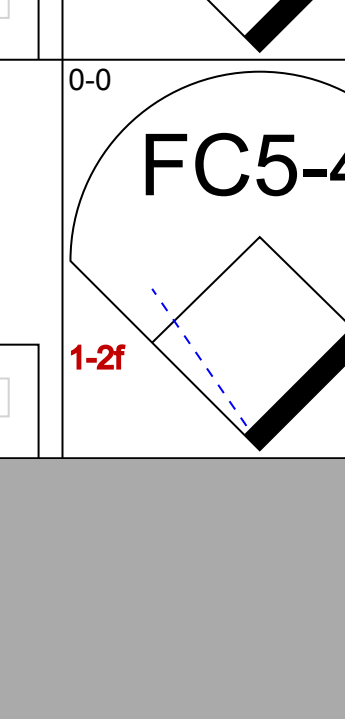
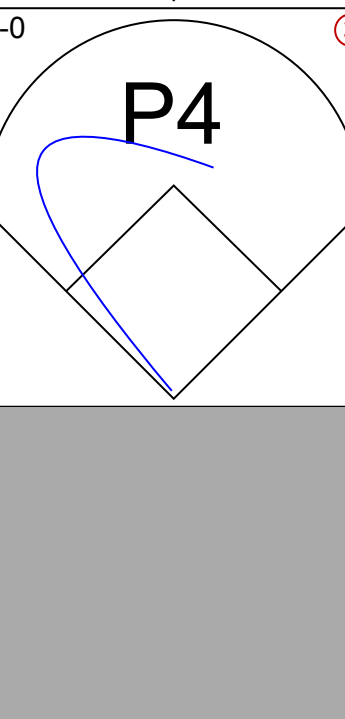

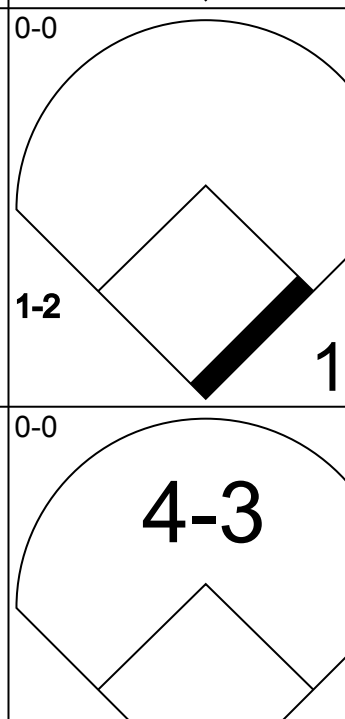
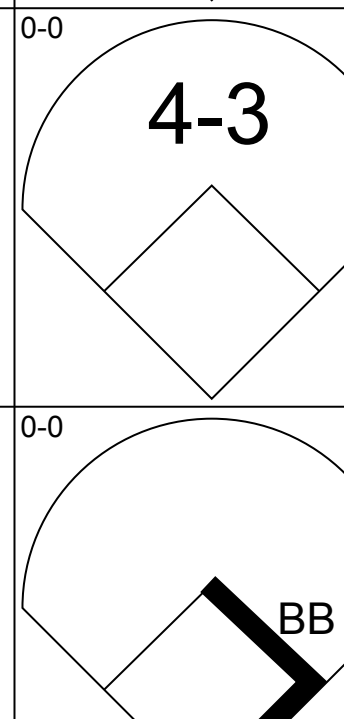
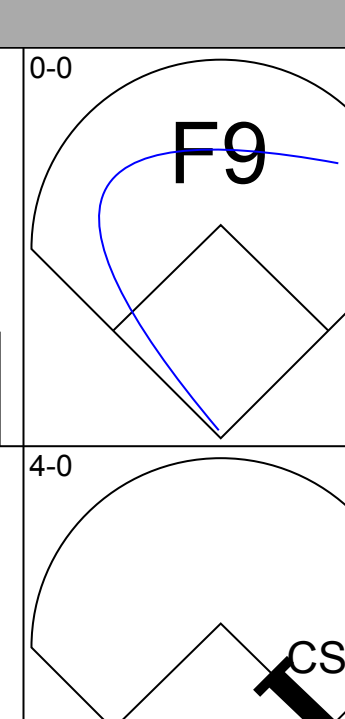

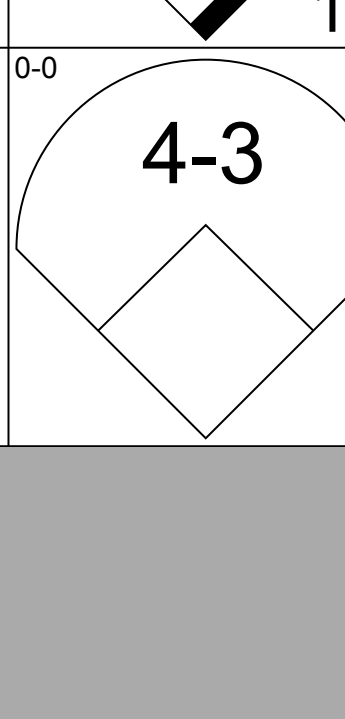
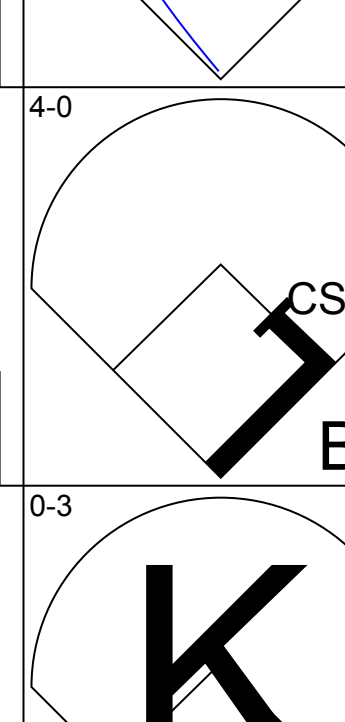
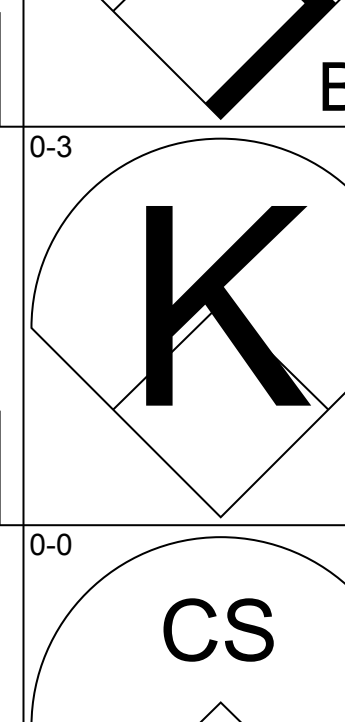
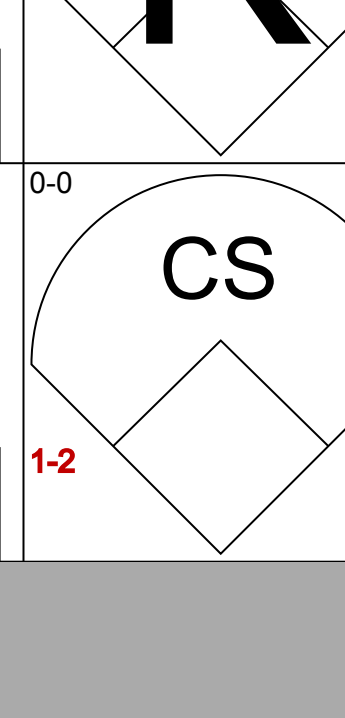
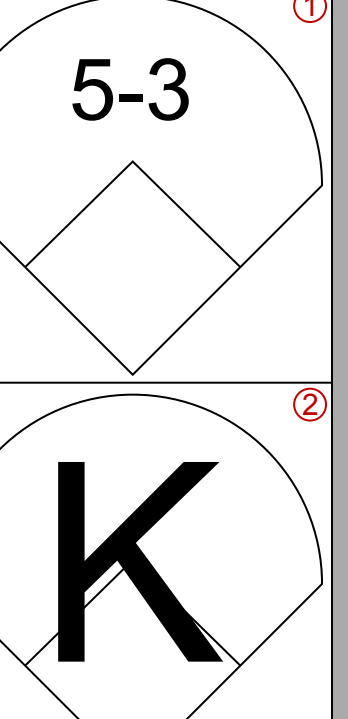
BOTTOM

New York Mets @ Philadelphia Phillies
Veterans Stadium, Philadelphia, PA

Fri Sep 15 1978, 7:05 PM EDT
Att: 29,257 - Unknown

AB	36
R	4
H	8
RBI	3
BB	3
SO	7
LOB	13

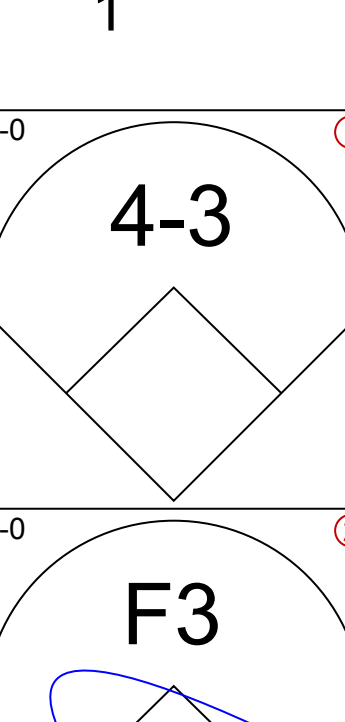
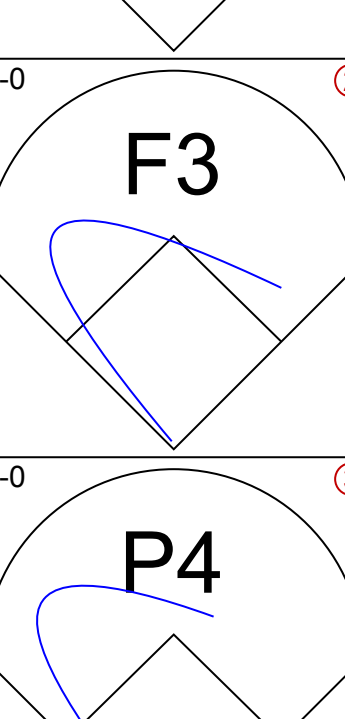
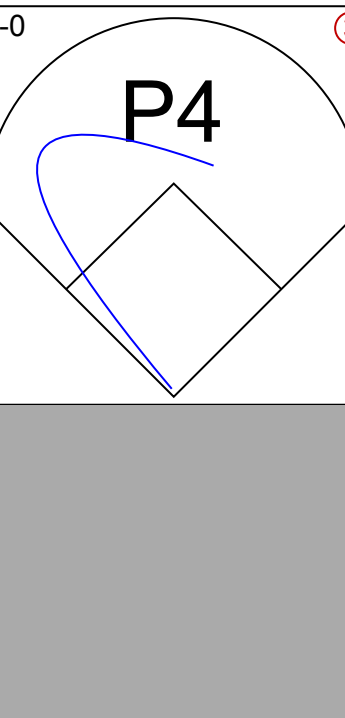
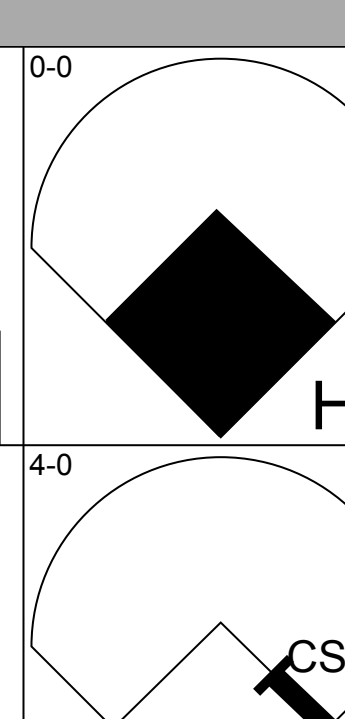
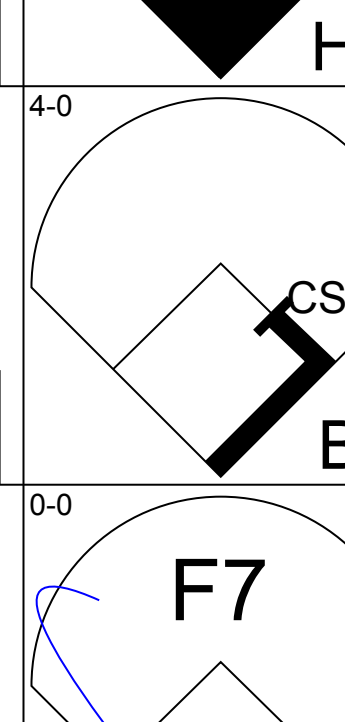
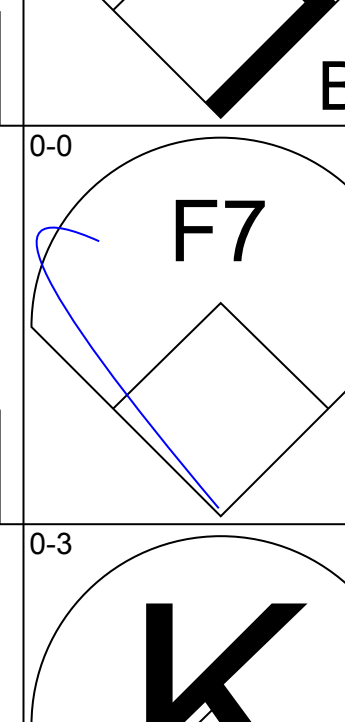
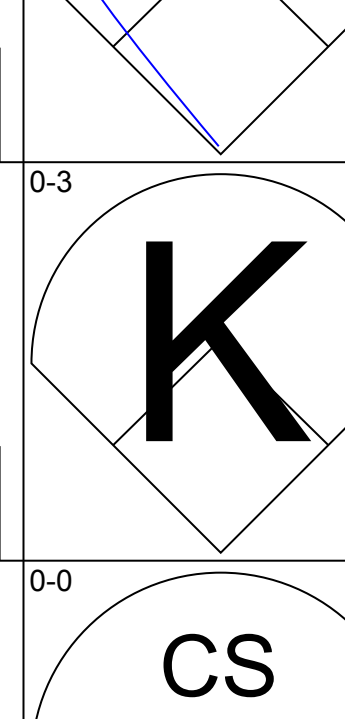
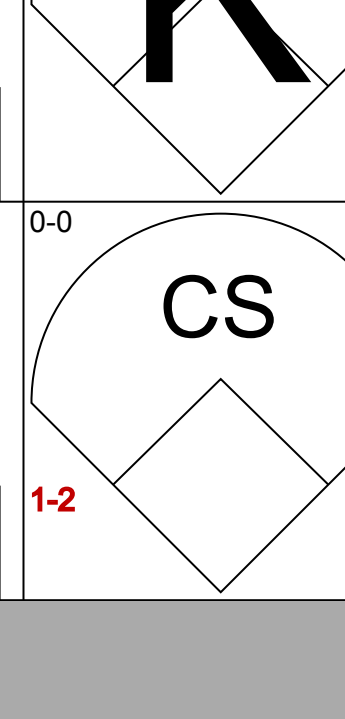
WP: 0 PA: 41
PB: 0
SB: 0
CS: 1

Batter	1	2	3	4	5	6	7	8	9	10	AB	R	H	RBI	BB	SO	LOB	TOP						
Gil Flores, R OBP: 0.318, SLG: 0.250 (1, 7)											5	0	1	0	0	2	1							
Elliott Maddox, R OBP: 0.378, SLG: 0.338 (9, 3)											5	0	0	0	0	1	3							
Lee Mazzilli, S OBP: 0.349, SLG: 0.425 (1, 8)											4	0	2	0	0	0	0							
Willie Montanez, L OBP: 0.318, SLG: 0.401 (1, 3)											3	0	0	0	0	1	3							
Tom Grieve, R OBP: 0.278, SLG: 0.303 (9, PR)											1	0	1	0	0	0	0							
Lenny Randle, S OBP: 0.335, SLG: 0.321 (9, 5)											0	0	0	0	0	0	0							
John Stearns, R OBP: 0.371, SLG: 0.421 (1, 2)											2	1	1	1	2	0	0							
Dan Norman, R OBP: 0.250, SLG: 0.704 (1, 9)											4	0	0	0	0	2	3							
Joel Youngblood, R OBP: 0.298, SLG: 0.457 (1, 4)											4	0	0	0	0	0	0							
Sergio Ferrer, S OBP: 0.250, SLG: 0.269 (1, 6)											4	0	1	0	0	1	0							
Craig Swan, R OBP: 0.203, SLG: 0.184 (10, PH)											3	0	1	0	0	2	0							
Tim Foli, R OBP: 0.279, SLG: 0.312 (10, 1)											1	0	0	0	0	0	1							
Dwight Bernard, R OBP: 0.500, SLG: 0.333 (10, 1)											0	0	0	0	0	0	0							
Inning Stats	R: 0 E: 0 K: 2 S: 7	H: 0 LOB: 0 BB: 0 P: 7	R: 0 E: 0 K: 1 S: 4	H: 0 LOB: 0 BB: 1 P: 8	R: 0 E: 0 K: 2 S: 7	H: 0 LOB: 0 BB: 0 P: 7	R: 0 E: 0 K: 1 S: 6	H: 1 LOB: 1 BB: 0 P: 6	R: 1 E: 0 K: 0 S: 4	H: 1 LOB: 0 BB: 0 P: 4	R: 0 E: 0 K: 0 S: 5	H: 2 LOB: 2 BB: 0 P: 5	R: 0 E: 0 K: 1 S: 5	H: 0 LOB: 0 BB: 0 P: 5	R: 0 E: 0 K: 2 S: 7	H: 0 LOB: 0 BB: 0 P: 7	R: 0 E: 0 K: 0 S: 4	H: 1 LOB: 2 BB: 1 P: 8	R: 0 E: 0 K: 0 S: 5	H: 2 LOB: 2 BB: 0 P: 5	1B: 6 2B: 0 3B: 0 HR: 1	SF: 0 SAC: 0 DP: 0 HBP: 0	WP: 0 PB: 0 SB: 0 CS: 1	PA: 39
PITCHER Steve Carlton, L ERA: 2.92 (1, 1)	IP: 10.0 W: 10 L: 3 BF: 38 H: 7 R: 1 ER: 1 SO: 9 BB: 2 IBB: 0 HBP: 0 BLK: 1 WP: 0 HR: 1 S: 54 P: 62 ERA: 0.90 WHIP: 0.900																							

New York Mets @ Philadelphia Phillies
Veterans Stadium, Philadelphia, PA
Sat Sep 16 1978, 7:05 PM EDT
Att: 44,307 - Unknown

AB	36
R	1
H	7
RBI	1
BB	2
SO	9
LOB	11



Batter	1	2	3	4	5	6	7	8	9	10	AB	R	H	RBI	BB	SO	LOB	BOTTOM				
Bake McBride, L OBP: 0.317, SLG: 0.392 (1, 9)											4	0	1	0	0	1	1					
Larry Bowa, S OBP: 0.322, SLG: 0.376 (1, 6)											4	0	0	0	0	0	2					
Garry Maddox, R OBP: 0.325, SLG: 0.409 (1, 8)											4	0	0	0	0	1	2					
Greg Luzinski, R OBP: 0.389, SLG: 0.520 (1, 7)											4	1	1	1	0	1	2					
Richie Hebner, L OBP: 0.376, SLG: 0.466 (1, 3)											3	0	0	0	1	0	0					
Mike Schmidt, R OBP: 0.367, SLG: 0.443 (1, 5)											4	1	1	1	0	0	1					
Tim McCarver, L OBP: 0.343, SLG: 0.319 (1, 2)											3	0	0	0	0	1	1					
Ted Sizemore, R OBP: 0.279, SLG: 0.266 (1, 4)											3	0	1	0	0	0	0					
Steve Carlton, L OBP: 0.288, SLG: 0.338 (1, 1)											3	0	0	0	0	1	1					
Inning Stats	R: 0 E: 0 K: 0 S: 3	H: 0 LOB: 0 BB: 0 P: 3	R: 1 E: 0 K: 1 S: 5	H: 1 LOB: 1 BB: 1 P: 9	R: 0 E: 1 K: 1 S: 6	H: 1 LOB: 1 BB: 0 P: 6	R: 0 E: 0 K: 1 S: 5	H: 0 LOB: 0 BB: 0 P: 5	R: 0 E: 0 K: 0 S: 3	H: 0 LOB: 0 BB: 0 P: 3	R: 0 E: 0 K: 0 S: 5	H: 0 LOB: 0 BB: 0 P: 5	R: 0 E: 0 K: 1 S: 5	H: 0 LOB: 0 BB: 0 P: 5	R: 0 E: 1 K: 0 S: 5	H: 1 LOB: 2 BB: 0 P: 5	R: 1 E: 0 K: 0 S: 2	H: 1 LOB: 0 BB: 0 P: 2	1B: 2 2B: 0 3B: 0 HR: 2	SF: 0 SAC: 0 DP: 0 HBP: 0	WP: 0 PB: 0 SB: 0 CS: 1	PA: 34
PITCHER Craig Swan, R ERA: 2.42 (1, 1)	IP: 9.0 W: 3 L: 1 BF: 31 H: 3 R: 1 ER: 1 SO: 5 BB: 1 IBB: 0 HBP: 0 BLK: 0 WP: 0 HR: 1 S: 40 P: 44 ERA: 1.00 WHIP: 0.444																					
PITCHER Dwight Bernard, R ERA: 3.76 (10, 1)	IP: 0.1 W: 0 L: 1 BF: 2 H: 1 R: 1 ER: 1 SO: 0 BB: 0 IBB: 0 HBP: 0 BLK: 0 WP: 0 HR: 1 S: 2 P: 2 ERA: 27.00 WHIP: 3.000																					

New York Mets @ Philadelphia Phillies
Veterans Stadium, Philadelphia, PA
Sat Sep 16 1978, 7:05 PM EDT
Att: 44,307 - Unknown

AB	32
R	2
H	4
RBI	2
BB	1
SO	5
LOB	10



Batter	1	2	3	4	5	6	7	8	9	AB	R	H	RBI	BB	SO	LOB	TOP			
Lee Mazzilli, S OBP: 0.352, SLG: 0.429										4	1	3	0	0	0	0	New York Mets @ Philadelphia Phillies Veterans Stadium, Philadelphia, PA Sun Sep 17 1978, 7:05 PM EDT Att: 35,301 - Unknown			
Elliott Maddox, R OBP: 0.376, SLG: 0.338										3	1	1	1	0	0	1				
Steve Henderson, R OBP: 0.334, SLG: 0.403										4	0	2	0	0	0	2				
Willie Montanez, L OBP: 0.316, SLG: 0.399										4	0	0	0	0	1	4				
John Stearns, R OBP: 0.370, SLG: 0.419										4	0	1	0	0	0	0				
Joel Youngblood, R OBP: 0.297, SLG: 0.453										4	0	1	0	0	1	1				
Lenny Randle, S OBP: 0.337, SLG: 0.322										4	0	2	0	0	1	1				
Sergio Ferrer, S OBP: 0.226, SLG: 0.241										3	0	0	0	0	0	3				
Mike Bruhert, R OBP: 0.081, SLG: 0.081										3	0	0	0	0	1	1				
Inning Stats	R: 2 E: 1 K: 1 S: 8	H: 3 LOB: 1 BB: 0 P: 8	R: 0 E: 0 K: 0 S: 3	H: 1 LOB: 0 BB: 0 P: 3	R: 0 E: 0 K: 0 S: 4	H: 2 LOB: 1 BB: 0 P: 4	R: 0 E: 0 K: 0 S: 4	H: 1 LOB: 1 BB: 0 P: 4	R: 0 E: 0 K: 0 S: 3	H: 0 LOB: 0 BB: 0 P: 3	R: 0 E: 0 K: 0 S: 6	H: 1 LOB: 1 BB: 0 P: 6	R: 0 E: 0 K: 1 S: 4	H: 1 LOB: 1 BB: 0 P: 4	R: 0 E: 0 K: 2 S: 7	H: 0 LOB: 0 BB: 0 P: 7	1B: 9 2B: 1 3B: 0 HR: 0	SF: 0 SAC: 1 DP: 3 HBP: 0	WP: 0 PB: 0 SB: 0 CS: 0	PA: 34
PITCHER	IP WLS BF H R ER SO BB IBB HBP BLK WP HR S P ERA WHIP																			
Larry Christenson, R ERA: 3.33	(1, 1) 8.0 L 31 10 2 1 2 0 0 0 0 2 0 0 35 35 1.12 1.250																			
Ron Reed, R ERA: 2.33	(9, 1) 1.0 3 0 0 0 0 2 0 0 0 0 0 0 0 7 7 0.00 0.000																			

Batter	1	2	3	4	5	6	7	8	9	AB	R	H	RBI	BB	SO	LOB	BOTTOM			
Bake McBride, L OBP: 0.314, SLG: 0.389										4	0	0	0	0	0	2	New York Mets @ Philadelphia Phillies Veterans Stadium, Philadelphia, PA Sun Sep 17 1978, 7:05 PM EDT Att: 35,301 - Unknown			
Larry Bowa, S OBP: 0.320, SLG: 0.373										4	0	0	0	0	1					
Garry Maddox, R OBP: 0.324, SLG: 0.408										4	0	1	0	0	2	0				
Greg Luzinski, R OBP: 0.386, SLG: 0.516										4	0	0	0	0	1	1				
Richie Hebner, L OBP: 0.376, SLG: 0.465										3	0	1	0	0	0	0				
Mike Schmidt, R OBP: 0.386, SLG: 0.443										3	0	1	0	0	1	0				
Bob Boone, R OBP: 0.351, SLG: 0.438										3	0	0	0	0	0	1				
Ted Sizemore, R OBP: 0.282, SLG: 0.271										2	0	1	0	1	0	0				
Larry Christenson, R OBP: 0.123, SLG: 0.131	(1, 1)									1	0	0	0	0	1	1				
Tim McCarver, L OBP: 0.307, SLG: 0.319	(8, PH)									0	0	0	0	1	0	0				
Ron Reed, R ERA: 2.33	(9, 1)									0	0	0	0	0	0	0				
Inning Stats	R: 0 E: 0 K: 0 S: 4	H: 1 LOB: 1 BB: 0 P: 4	R: 0 E: 0 K: 0 S: 3	H: 1 LOB: 0 BB: 0 P: 3	R: 0 E: 0 K: 2 S: 7	H: 0 LOB: 0 BB: 0 P: 7	R: 0 E: 0 K: 1 S: 6	H: 1 LOB: 1 BB: 0 P: 6	R: 0 E: 0 K: 1 S: 5	H: 0 LOB: 0 BB: 0 P: 5	R: 0 E: 0 K: 1 S: 5	H: 1 LOB: 0 BB: 0 P: 5	R: 0 E: 0 K: 0 S: 3	H: 0 LOB: 1 BB: 1 P: 7	R: 0 E: 0 K: 0 S: 3	H: 0 LOB: 0 BB: 0 P: 3	1B: 3 2B: 1 3B: 0 HR: 0	SF: 0 SAC: 1 DP: 1 HBP: 0	WP: 0 PB: 0 SB: 0 CS: 0	PA: 31
PITCHER	IP WLS BF H R ER SO BB IBB HBP BLK WP HR S P ERA WHIP																			
Mike Bruhert, R ERA: 4.77	(1, 1) 9.0 W 31 4 0 0 0 5 2 0 0 0 0 0 0 39 47 0.00 0.667																			

Batter	1	2	3	4	5	6	7	8	9	AB	R	H	RBI	BB	SO	LOB	TOP										
Bake McBride, L OBP: 0.313, SLG: 0.387 (1, 9)										4	0	1	1	0	1	0	Philadelphia Phillies @ Montreal Expos Olympic Stadium, Montreal, QB Tue Sep 19 1978, 7:05 PM EDT Att: 9,429 - Unknown										
Larry Bowa, S OBP: 0.317, SLG: 0.370 (1, 6)										5	0	0	0	0	1	2											
Garry Maddox, R OBP: 0.327, SLG: 0.409 (1, 8)										3	0	2	0	1	0	0											
Greg Luzinski, R OBP: 0.387, SLG: 0.514 Lonnie Smith, R (8, PR) (8, 7)										2	0	0	0	2	2	2											
Richie Hebner, L OBP: 0.377, SLG: 0.464 (1, 3)										3	1	1	0	1	0	3											
Mike Schmidt, R OBP: 0.386, SLG: 0.441 (1, 5)										4	0	1	0	0	1	5											
Bob Boone, R OBP: 0.350, SLG: 0.436 (1, 2)										4	0	1	0	0	1	6											
Ted Sizemore, R OBP: 0.279, SLG: 0.268 (1, 4)										3	1	0	1	0	0	3											
Dick Ruthven, R OBP: 0.233, SLG: 0.278 Ron Reed, R (8, 1) Kerry Dineen, L (9, PH)										3	0	1	0	0	0	1											
Inning Stats	R: 0 E: 0 K: 3 S: 9	H: 0 LOB: 1 BB: 1 P: 13	R: 1 E: 1 K: 0 S: 5	H: 2 LOB: 1 BB: 0 P: 5	R: 0 E: 0 K: 0 S: 3	H: 0 LOB: 2 BB: 2 P: 13	R: 0 E: 0 K: 2 S: 8	H: 1 LOB: 1 BB: 0 P: 8	R: 1 E: 0 K: 0 S: 5	H: 2 LOB: 1 BB: 0 P: 5	R: 0 E: 0 K: 0 S: 4	H: 1 LOB: 2 BB: 0 P: 8	R: 0 E: 0 K: 0 S: 4	H: 1 LOB: 1 BB: 0 P: 4	R: 0 E: 0 K: 0 S: 4	H: 1 LOB: 1 BB: 0 P: 4		1B: 7 2B: 0 3B: 0 HR: 0	SF: 2 SAC: 0 DP: 0 HBP: 0	WP: 1 PA: 38 PB: 0 SB: 0 CS: 0							
PITCHER	IP	WLS	BF	H	R	ER	SO	BB	IBB	HBP	BLK	WP	HR	S	P	ERA	WHIP										
Scott Sanderson, R ERA: 2.53 Darold Knowles, L ERA: 2.5 Mike Garman, R ERA: 4.48	(1, 1) (8, 1) (8, 1)	7.0 0.1 1.2	W 1 S	31 0 6	6 0 1	2 0 0	1 0 0	6 0 0	4 0 0	0 0 0	0 0 0	1 0 0	0 0 6	39 1 6	55	1.29 0.00 0.00	1.429 0.000 0.600										

Batter	1	2	3	4	5	6	7	8	9	AB	R	H	RBI	BB	SO	LOB	BOTTOM											
Dave Cash, R OBP: 0.289, SLG: 0.312 Pepe Frias, R OBP: 0.250, SLG: 0.533 (1, 4) (9, 4)										4	1	2	1	0	0	0	Philadelphia Phillies @ Montreal Expos Olympic Stadium, Montreal, QB Tue Sep 19 1978, 7:05 PM EDT Att: 9,429 - Unknown											
Andre Dawson, R OBP: 0.300, SLG: 0.432 (1, 8)										4	0	0	0	0	2	2												
Ellis Valentine, R OBP: 0.333, SLG: 0.498 Sam Mejias, R OBP: 0.245, SLG: 0.235 (1, 9) (5, 9)										2	0	1	0	0	0	0												
Tony Perez, R OBP: 0.335, SLG: 0.449 Tom Hutton, L OBP: 0.326, SLG: 0.317 (1, 3) (9, 3)										3	1	1	0	1	0	1												
Warren Cromartie, L OBP: 0.340, SLG: 0.418 (1, 7)										3	0	0	0	0	0	2												
Gary Carter, R OBP: 0.336, SLG: 0.420 (1, 2)										3	1	1	1	0	0	1												
Larry Parrish, R OBP: 0.320, SLG: 0.453 (1, 5)										3	2	2	1	0	0	0												
Chris Speier, R OBP: 0.331, SLG: 0.331 (1, 6)										2	0	0	1	0	0	1												
Scott Sanderson, R OBP: 0.133, SLG: 0.133 Darold Knowles, L OBP: 0.167, SLG: 0.167 Mike Garman, R (8, 1)	(1, 1) (8, 1) (8, 1)	7.1 0.2	L	30 1	8 0	5 0	4 0	4 0	4 0	4 0	4 0	4 0	4 0	4 0	4 0	4 0												
Inning Stats	R: 0 E: 0 K: 1 S: 5	H: 0 LOB: 0 BB: 0 P: 5	R: 0 E: 0 K: 0 S: 3	H: 0 LOB: 0 BB: 0 P: 3	R: 1 E: 0 K: 2 S: 9	H: 2 LOB: 1 BB: 0 P: 9	R: 0 E: 0 K: 0 S: 3	H: 1 LOB: 1 BB: 1 P: 7	R: 0 E: 0 K: 0 S: 3	H: 0 LOB: 0 BB: 0 P: 3	R: 3 E: 1 K: 1 S: 8	H: 3 LOB: 0 BB: 0 P: 8	R: 1 E: 0 K: 0 S: 4	H: 2 LOB: 0 BB: 0 P: 4	R: 0 E: 0 K: 0 S: 4	H: 2 LOB: 0 BB: 0 P: 4		1B: 6 2B: 3 3B: 0 HR: 0	SF: 1 SAC: 0 DP: 1 HBP: 0	WP: 1 PA: 31 PB: 0 SB: 0 CS: 1								
PITCHER	IP	WLS	BF	H	R	ER	SO	BB	IBB	HBP	BLK	WP	HR	S	P	ERA	WHIP											
Dick Ruthven, R ERA: 3.32 Ron Reed, R ERA: 2.32	(1, 1) (8, 1)	7.1 0.2	L	30 1	8 0	5 0	4 0	4 0	4 0	4 0	4 0	4 0	4 0	4 0	4 0	4 0	4.91 0.00	1.227 0.000										

Batter	1	2	3	4	5	6	7	8	9	AB	R	H	RBI	BB	SO	LOB	TOP								
Bake McBride, L OBP: 0.310, SLG: 0.384 (1, 9)										4	0	0	0	0	0	1	Philadelphia Phillies @ New York Mets Shea Stadium, Flushing, NY Sat Sep 23 1978, 3:33 AM EDT Unknown								
Larry Bowa, S OBP: 0.320, SLG: 0.371 (1, 6)										4	1	2	0	0	0	1									
Garry Maddox, R OBP: 0.329, SLG: 0.413 (1, 8)										4	0	2	1	0	0	1									
Greg Luzinski, R OBP: 0.385, SLG: 0.515 (8, PR)										3	0	0	0	1	0	2									
Jerry Martin, R OBP: 0.335, SLG: 0.453 (8, 7)											0	0	0	0	0	0		0							
Richie Hebner, L OBP: 0.373, SLG: 0.460 (1, 3)										4	0	0	0	0	1	2									
Mike Schmidt, R OBP: 0.386, SLG: 0.446 (1, 5)										4	0	2	0	0	0	0									
Bob Boone, R OBP: 0.349, SLG: 0.432 (1, 2)										3	0	1	0	1	0	1									
Ted Sizemore, R OBP: 0.281, SLG: 0.266 (1, 4)										2	0	0	0	2	0	2									
Larry Christenson, R OBP: 0.119, SLG: 0.127 (1, 1)										2	0	0	0	0	1	2									
Inning Stats	R: 0 E: 0 K: 0 S: 4	H: 1 LOB: 1 BB: 0 P: 4	R: 0 E: 0 K: 0 S: 3	H: 0 LOB: 0 BB: 0 P: 3	R: 0 E: 0 K: 1 S: 5	H: 0 LOB: 1 BB: 1 P: 7	R: 0 E: 0 K: 1 S: 5	H: 0 LOB: 0 BB: 0 P: 5	R: 0 E: 0 K: 0 S: 3	H: 2 LOB: 0 BB: 0 P: 3	R: 1 E: 0 K: 1 S: 7	H: 2 LOB: 1 BB: 0 P: 7	R: 0 E: 0 K: 0 S: 4	H: 1 LOB: 2 BB: 1 P: 8	R: 0 E: 0 K: 0 S: 4	H: 1 LOB: 2 BB: 1 P: 8	R: 0 E: 0 K: 0 S: 2	H: 0 LOB: 0 BB: 1 P: 6	1B: 6 2B: 1 3B: 0 HR: 0	SF: 0 SAC: 1 DP: 2 HBP: 0	WP: 0 PB: 0 SB: 3 CS: 0	PA: 35			
PITCHER	IP	WLS	BF	H	R	ER	SO	BB	IBB	HBP	BLK	WP	HR	S	P	ERA	WHIP								
Mike Bruhart, R ERA: 4.58 (1, 1)	7.0	L	27	6	1	1	2	1	1	0	0	0	0	29	37	1.29	1.000								
Jerry Koosman, L ERA: 3.75 (8, 1)	2.0		8	1	0	0	0	2	0	0	0	0	0	6	14	0.00	1.500								

AB	30
R	1
H	7
RBI	1
BB	4
SO	2
LOB	12



Batter	1	2	3	4	5	6	7	8	9	AB	R	H	RBI	BB	SO	LOB	BOTTOM								
Lee Mazzilli, S OBP: 0.356, SLG: 0.441 (1, 8)										4	0	1	0	0	0	1	Philadelphia Phillies @ New York Mets Shea Stadium, Flushing, NY Sat Sep 23 1978, 3:33 AM EDT Unknown								
Tim Foli, R OBP: 0.276, SLG: 0.315 (1, 6)										3	0	1	0	0	0	1									
Steve Henderson, R OBP: 0.332, SLG: 0.396 (1, 7)										3	0	0	0	0	1	1									
Jerry Koosman, R OBP: 0.086, SLG: 0.129 (8, 1)											0	0	0	0	0	0		0							
Ed Kranepool, L OBP: 0.275, SLG: 0.329 (9, PH)										1	0	0	0	0	0	1									
Willie Montanez, L OBP: 0.319, SLG: 0.396 (1, 3)										2	0	0	0	2	1	1									
John Stearns, R OBP: 0.365, SLG: 0.418 (1, 2)										4	0	0	0	0	1	3									
Dan Norman, R OBP: 0.190, SLG: 0.488 (1, 9)										3	0	0	0	0	1	0									
Elliott Maddox, R OBP: 0.376, SLG: 0.336 (1, 5)										3	0	0	0	0	0	0									
Doug Flynn, R OBP: 0.281, SLG: 0.292 (1, 4)										3	0	1	0	0	1	0									
Mike Bruhart, R OBP: 0.077, SLG: 0.077 (1, 1)										2	0	0	0	0	0	0									
Joel Youngblood, R OBP: 0.295, SLG: 0.450 (8, 7)											1	0	0	0	0	0	1								
Inning Stats	R: 0 E: 0 K: 1 S: 6	H: 1 LOB: 1 BB: 0 P: 6	R: 0 E: 0 K: 0 S: 3	H: 0 LOB: 0 BB: 0 P: 3	R: 0 E: 1 K: 1 S: 6	H: 0 LOB: 1 BB: 0 P: 6	R: 0 E: 0 K: 0 S: 2	H: 0 LOB: 0 BB: 1 P: 6	R: 0 E: 0 K: 0 S: 3	H: 0 LOB: 0 BB: 0 P: 3	R: 0 E: 0 K: 2 S: 7	H: 0 LOB: 0 BB: 0 P: 7	R: 0 E: 0 K: 1 S: 6	H: 1 LOB: 1 BB: 0 P: 6	R: 0 E: 0 K: 0 S: 4	H: 1 LOB: 2 BB: 1 P: 8	1B: 2 2B: 1 3B: 0 HR: 0	SF: 0 SAC: 1 DP: 0 HBP: 0	WP: 0 PB: 0 SB: 0 CS: 1	PA: 32					
PITCHER	IP	WLS	BF	H	R	ER	SO	BB	IBB	HBP	BLK	WP	HR	S	P	ERA	WHIP								
Larry Christenson, R ERA: 3.2 (1, 1)	9.0	W	32	3	0	0	5	1	1	0	0	0	0	40	48	0.00	0.444								

AB	29
R	0
H	3
RBI	0
BB	2
SO	5
LOB	9



Batter	1	2	3	4	5	6	7	8	9	AB	R	H	RBI	BB	SO	LOB	TOP				
Bake McBride, L OBP: 0.311, SLG: 0.384	0-0 SH1-3 1B	0-0 FC1-5-2 3B		0-0 4-3		0-0 1B S 1B		0-0 F7		5	1	2	0	0	0	2	Philadelphia Phillies @ New York Mets Shea Stadium, Flushing, NY Sat Sep 23 1978, 3:38 AM EDT Att: 9,694 - Unknown				
Larry Bowa, S OBP: 0.325, SLG: 0.381	0-0 SH1-3 1B	0-0 2-3 3-H 3B		0-0 1B 2B		0-0 1-3 FC6-4 1B		0-0 L5-3 1B		5	1	5	3	0	0						
Garry Maddox, R OBP: 0.329, SLG: 0.412	0-0 SH1-3	0-0 K		0-0 CS 1B		0-0 FC6-4		0-0 L5-3		4	0	1	1	0	1	4					
Greg Luzinski, R OBP: 0.384, SLG: 0.511 Jerry Martin, R OBP: 0.335, SLG: 0.453	0-0 F9		4-0 CS BB	0-0 F	0-0 F6-3		0-0 F8		0-0 K	5	0	0	0	1	1	3					
Richie Hebner, L OBP: 0.372, SLG: 0.465	0-0 4-3		0-0 F7		0-0 F6		0-0 HR			4	1	1	1	0	0	3					
Mike Schmidt, R OBP: 0.386, SLG: 0.445		1-0 1B S HBP	4-0 E BB		4-0 CS BB		0-3 K			1	1	0	0	2	1	0					
Bob Boone, R OBP: 0.351, SLG: 0.431		0-0 1B FC6-4 1B	4-0 FC6-4 BB		0-0 CS 1-2	0-0 F8	0-0 L7			3	0	1	0	1	0	0					
Ted Sizemore, R OBP: 0.281, SLG: 0.266		0-0 FC1-5-2 SH1-3 3B 1B	0-0 FC6-4		0-0 P4		0-0 F9			4	1	1	1	0	0	2					
Dick Ruthven, R OBP: 0.237, SLG: 0.280	0-0 SH1-3		0-3 K		0-0 1B 1B		0-0 F6-3			3	1	1	0	0	1	0					
Inning Stats	R: 0 E: 0 K: 1 S: 5	H: 2 LOB: 2 BB: 0 P: 5	R: 3 E: 0 K: 1 S: 8	H: 3 LOB: 1 BB: 0 P: 9	R: 0 E: 1 K: 0 S: 2	H: 0 LOB: 0 BB: 3 P: 14	R: 1 E: 0 K: 1 S: 6	H: 2 LOB: 0 BB: 0 P: 6	R: 0 E: 0 K: 0 S: 2	H: 0 LOB: 0 BB: 1 P: 6	R: 1 E: 0 K: 0 S: 6	H: 1 LOB: 0 BB: 0 P: 6	R: 0 E: 0 K: 1 S: 3	H: 0 LOB: 0 BB: 0 P: 3	R: 0 E: 0 K: 1 S: 5	H: 1 LOB: 0 BB: 0 P: 5	1B: 9 2B: 2 3B: 1 HR: 1	SF: 0 SAC: 2 DP: 1 HBP: 1	WP: 0 PB: 0 SB: 2 CS: 3	PA: 42	
PITCHER	IP	WLS	BF	H	R	ER	SO	BB	IBB	HBP	BLK	WP	HR	S	P	ERA	WHIP				
Roy Lee Jackson, R ERA: 9.24	3.0		17	5	3	3	1	3	0	1	0	0	0	15	28	9.00	2.667				
Dwight Bernard, R ERA: 3.94	4.0	L	18	6	3	3	2	1	0	0	0	0	1	20	24	6.75	1.750				
Mardie Cornejo, R ERA: 2.67	2.0		6	1	0	0	1	0	0	0	0	0	0	8	8	0.00	0.500				

Batter	1	2	3	4	5	6	7	8	9	AB	R	H	RBI	BB	SO	LOB	BOTTOM				
Lenny Randle, S OBP: 0.333, SLG: 0.326	0-0 HR		0-0 6-3		0-0 4-3			0-0 F8		4	1	1	1	0	0	0	Philadelphia Phillies @ New York Mets Shea Stadium, Flushing, NY Sat Sep 23 1978, 3:38 AM EDT Att: 9,694 - Unknown				
Bruce Boisclair, L OBP: 0.297, SLG: 0.327	0-0 F1		0-0 BB 2B 1B		0-0 6-3		0-0 P6			4	1	1	0	0	0	0					
Lee Mazzilli, S OBP: 0.356, SLG: 0.438	0-3 K		4-0 2B BB		0-0 P6		0-0 F7			3	1	0	0	1	1	0					
Willie Montanez, L OBP: 0.322, SLG: 0.399	0-0 1B		0-0 1-H 2-H 2B		4-0 G5-4-3 BB		0-0 P6			3	0	2	2	1	0	0					
Steve Henderson, R OBP: 0.330, SLG: 0.393	0-3 K		0-3 K		0-0 G5-4-3		0-0 F7			4	0	0	0	0	2	3					
Joel Youngblood, R OBP: 0.290, SLG: 0.443		0-3 K		0-0 5-3		0-0 5-3		0-3 K		4	0	0	0	0	2	0					
Ron Hodges, L OBP: 0.330, SLG: 0.323	0-0 4-3		0-0 E4		0-0 F8					3	0	0	0	0	0	0					
Doug Flynn, R OBP: 0.280, SLG: 0.290	0-0 F8		0-0 F4		0-3 K					3	0	0	0	0	1	1					
Roy Lee Jackson, R OBP: 0.667, SLG: 0.667 Alex Trevino, R (3, PH)			0-0 6-3		0-0 6-3		0-3 K			0	0	0	0	0	0	0					
Dwight Bernard, R OBP: 0.400, SLG: 0.250 Tom Grieve, R (7, PH) Mardie Cornejo, R (8, 1)			0-0 6-3		0-0 6-3					1	0	0	0	0	0	1					
Inning Stats	R: 1 E: 0 K: 2 S: 9	H: 2 LOB: 1 BB: 0 P: 9	R: 0 E: 0 K: 1 S: 5	H: 0 LOB: 0 BB: 0 P: 5	R: 2 E: 0 K: 1 S: 7	H: 2 LOB: 1 BB: 1 P: 11	R: 0 E: 1 K: 0 S: 4	H: 0 LOB: 0 BB: 0 P: 4	R: 0 E: 0 K: 0 S: 3	H: 0 LOB: 0 BB: 0 P: 3	R: 0 E: 0 K: 2 S: 7	H: 0 LOB: 0 BB: 0 P: 7	R: 0 E: 0 K: 0 S: 3	H: 0 LOB: 0 BB: 0 P: 3	R: 0 E: 0 K: 1 S: 5	H: 0 LOB: 0 BB: 0 P: 5	1B: 2 2B: 1 3B: 0 HR: 1	SF: 0 SAC: 0 DP: 1 HBP: 0	WP: 0 PB: 0 SB: 0 CS: 0	PA: 33	
PITCHER	IP	WLS	BF	H	R	ER	SO	BB	IBB	HBP	BLK	WP	HR	S	P	ERA	WHIP				
Dick Ruthven, R ERA: 3.31	9.0	W	33	4	3	3	7	2	0	0	0	0	1	45	53	3.00	0.667				

Batter	1	2	3	4	5	6	7	8	9	AB	R	H	RBI	BB	SO	LOB	TOP					
Bake McBride, L OBP: 0.314, SLG: 0.393 (1, 9)										5	2	3	1	0	0	1	Philadelphia Phillies @ New York Mets Shea Stadium, Flushing, NY Sun Sep 24 1978, 3:33 AM EDT Att: 25,473 - Unknown					
Larry Bowa, S OBP: 0.323, SLG: 0.378 (1, 6)										4	0	0	0	0	0	2						
Bud Harrelson, S OBP: 0.348, SLG: 0.242 (9, PH)										1	0	0	0	0	1	1						
Garry Maddox, R OBP: 0.328, SLG: 0.411 (9, PH)										4	0	1	2	0	0	0						
Kerry Dineen, L (9, 7)										0	0	0	0	1	0	0						
Lonnie Smith, R (9, 7)										0	0	0	0	0	0	0						
Greg Luzinski, R OBP: 0.383, SLG: 0.511 (1, 7)										4	1	1	0	0	0	1						
Jerry Martin, R OBP: 0.337, SLG: 0.453 (7, 7)										0	0	0	0	1	0	0						
Jerry Martin, R (9, 8)										0	0	0	0	1	0	0						
Richie Hebner, L OBP: 0.373, SLG: 0.471 (1, 3)										5	2	2	1	0	1	3						
Mike Schmidt, R OBP: 0.388, SLG: 0.444 (1, 5)										2	1	0	1	1	0	0						
Tim McCarver, L OBP: 0.360, SLG: 0.343 (1, 2)										2	1	1	3	2	0	0						
Barry Foote, R OBP: 0.179, SLG: 0.218 (9, 2)										0	0	0	0	0	0	0						
Ted Sizemore, R OBP: 0.281, SLG: 0.266 (1, 4)										4	1	1	0	0	0	1						
Steve Carlton, L OBP: 0.299, SLG: 0.337 (1, 1)										3	0	1	0	0	2	1						
Orlando Gonzalez, L OBP: 0.143, SLG: 0.100 (9, PH)										1	0	0	0	0	0	0						
Warren Brusstar, R OBP: 0.143, SLG: 0.286 (9, 1)										0	0	0	0	0	0	0						
Inning Stats	R: 1 E: 0 K: 0 S: 4	H: 1 LOB: 0 BB: 0 P: 4	R: 0 E: 0 K: 0 S: 2	H: 0 LOB: 0 BB: 1 P: 6	R: 2 E: 1 K: 1 S: 8	H: 3 LOB: 1 BB: 0 P: 8	R: 1 E: 0 K: 0 S: 4	H: 1 LOB: 0 BB: 0 P: 4	R: 0 E: 0 K: 0 S: 5	H: 0 LOB: 0 BB: 0 P: 5	R: 4 E: 0 K: 0 S: 7	H: 4 LOB: 1 BB: 1 P: 11	R: 0 E: 0 K: 0 S: 3	H: 0 LOB: 0 BB: 0 P: 3	R: 0 E: 0 K: 0 S: 3	H: 0 LOB: 1 BB: 1 P: 7	R: 0 E: 0 K: 2 S: 8	H: 1 LOB: 3 BB: 2 P: 16	1B: 5 2B: 2 3B: 1 HR: 2	SF: 1 SAC: 0 DP: 0 HBP: 0	WP: 0 PB: 0 SB: 0 CS: 0	PA: 42
PITCHER	IP	WLS	BF	H	R	ER	SO	BB	IBB	HBP	BLK	WP	HR	S	P	ERA	WHIP					
Nino Espinosa, R ERA: 4.86 (1, 1)	5.1	L	25	8	8	8	2	2	0	0	1	0	2	27	35	13.50	1.875					
Paul Siebert, L ERA: 5.14 (6, 1)	1.2		6	1	0	0	0	0	0	0	0	0	0	6	6	0.00	0.600					
Mardie Cornejo, R ERA: 2.6 (8, 1)	1.0		4	0	0	0	0	1	0	0	0	0	0	3	7	0.00	1.000					
Juan Berenguer, R ERA: 12.86 (9, 1)	1.0		6	1	0	0	2	2	0	0	0	0	0	8	16	0.00	3.000					

Batter	1	2	3	4	5	6	7	8	9	AB	R	H	RBI	BB	SO	LOB	BOTTOM					
Lee Mazzilli, S OBP: 0.355, SLG: 0.437 (1, 8)										4	1	1	0	0	0	1	Philadelphia Phillies @ New York Mets Shea Stadium, Flushing, NY Sun Sep 24 1978, 3:33 AM EDT Att: 25,473 - Unknown					
Tim Foli, R OBP: 0.278, SLG: 0.319 (1, 6)										4	0	2	1	0	0	1						
Steve Henderson, R OBP: 0.331, SLG: 0.395 (1, 7)										3	0	1	0	1	0	2						
Willie Montanez, L OBP: 0.320, SLG: 0.396 (1, 3)										4	0	0	0	0	1	3						
John Stearns, R OBP: 0.365, SLG: 0.416 (1, 2)										4	0	1	0	0	0	3						
Juan Berenguer, R (9, 1)										0	0	0	0	0	0	0						
Dan Norman, R OBP: 0.217, SLG: 0.477 (1, 9)										3	0	1	0	1	1	0						
Elliott Maddox, R OBP: 0.373, SLG: 0.332 (1, 5)										4	0	0	0	0	1	3						
Doug Flynn, R OBP: 0.280, SLG: 0.290 (1, 4)										4	1	1	0	0	0	1						
Nino Espinosa, R OBP: 0.231, SLG: 0.266 (1, 1)										1	0	0	0	0	1	1						
Paul Siebert, L (6, 1)										0	0	0	0	0	0	0						
Bobby Valentine, R OBP: 0.339, SLG: 0.321 (7, PH)										1	0	0	0	0	0	0						
Mardie Cornejo, R (8, 1)										0	0	0	0	0	0	0						
Alex Trevino, R (9, 2)										0	0	0	0	0	0	0						
Inning Stats	R: 0 E: 0 K: 0 S: 4	H: 1 LOB: 2 BB: 1 P: 8	R: 0 E: 0 K: 1 S: 5	H: 0 LOB: 1 BB: 1 P: 9	R: 1 E: 1 K: 1 S: 6	H: 1 LOB: 0 BB: 0 P: 6	R: 0 E: 0 K: 1 S: 5	H: 0 LOB: 0 BB: 0 P: 5	R: 1 E: 0 K: 0 S: 5	H: 2 LOB: 1 BB: 0 P: 5	R: 0 E: 0 K: 0 S: 4	H: 2 LOB: 1 BB: 0 P: 4	R: 0 E: 0 K: 0 S: 3	H: 0 LOB: 0 BB: 0 P: 3	R: 0 E: 0 K: 0 S: 4	H: 1 LOB: 1 BB: 0 P: 4	R: 0 E: 0 K: 1 S: 5	H: 0 LOB: 0 BB: 0 P: 5	1B: 5 2B: 2 3B: 0 HR: 0	SF: 0 SAC: 1 DP: 1 HBP: 0	WP: 0 PB: 0 SB: 0 CS: 1	PA: 36
PITCHER	IP	WLS	BF	H	R	ER	SO	BB	IBB	HBP	BLK	WP	HR	S	P	ERA	WHIP					
Steve Carlton, L ERA: 2.86 (1, 1)	8.0	W	32	7	2	1	3	2	0	0	1	0	0	36	44	1.12	1.125					
Warren Brusstar, R ERA: 2.25 (9, 1)	1.0		3	0	0	0	1	0	0	0	0	0	0	5	5	0.00	0.000					

AB	35
R	8
H	10
RBI	8
BB	5
SO	4
LOB	10




Batter	1	2	3	4	5	6	7	8	9	10	11	12	AB	R	H	RBI	BB	SO	LOB	TOP		
Dave Cash, R OBP: 0.288, SLG: 0.310 (1.4)	K		F7			1-3		F8			4-3		5	0	0	0	0	1	0			
Andre Dawson, R OBP: 0.300, SLG: 0.438 (1.8)	K		K			5-3		F8			K		5	0	1	0	0	2	0			
Ellis Valentine, R OBP: 0.333, SLG: 0.495 (1.9)	K				6-3								4	0	1	0	1	2	1			
Tony Perez, R OBP: 0.332, SLG: 0.448 (1.3)	CS	F9			6-3			F8					5	0	1	0	0	1	1			
Warren Cromartie, L OBP: 0.336, SLG: 0.415 (1.7)		K			F9			F8					5	0	0	0	0	1	3			
Gary Carter, R OBP: 0.329, SLG: 0.429 (1.2)		HR						6-3			P3		4	2	2	2	0	0	0			
Chris Speier, R OBP: 0.329, SLG: 0.329 (1.6)					L4			K			G3		4	0	1	0	0	1	0			
Stan Papi, R OBP: 0.296, SLG: 0.318 (1.5)					1B			F9			K		4	0	0	0	0	1	1			
Dan Schatzeder, L Mike Garman, R Darold Knowles, L Stan Bahnsen, R Woodie Fryman, R (1.1)			F9			4-3		F9			K		3	0	0	0	0	0	0			
Inning Stats	R: 0 E: 0 K: 2 S: 7	H: 1 LOB: 0 BB: 0 P: 7	R: 1 E: 0 K: 1 S: 7	H: 2 LOB: 1 BB: 0 P: 7	R: 0 E: 0 K: 1 S: 5	H: 0 LOB: 0 BB: 0 P: 5	R: 0 E: 0 K: 0 S: 3	H: 0 LOB: 0 BB: 0 P: 3	R: 1 E: 0 K: 0 S: 4	H: 1 LOB: 0 BB: 1 P: 4	R: 0 E: 0 K: 1 S: 5	H: 0 LOB: 0 BB: 0 P: 5	R: 0 E: 0 K: 1 S: 5	H: 0 LOB: 0 BB: 0 P: 5	R: 0 E: 0 K: 1 S: 5	H: 0 LOB: 0 BB: 0 P: 5	R: 0 E: 0 K: 2 S: 7	H: 1 LOB: 0 BB: 0 P: 6	1B: 4 2B: 1 3B: 0 HR: 2	SF: 0 SAC: 0 DP: 1 HBP: 0	WP: 0 PB: 0 SB: 0 CS: 1	PA: 42
PITCHER	IP WLS BF H R ER SO BB IBB HBP BLK WP HR S P ERA WHIP	PITCHER																				
Randy Lerch, L ERA: 3.87 (1.1)	8.0	29	5	2	2	5	0	0	0	0	0	0	0	0	5	5	0.00	0.000				
Warren Brusstar, R ERA: 2.22 (9.1)	1.0	3	0	0	0	1	0	0	0	0	0	0	0	0	5	5	0.00	0.000				
Ron Reed, R ERA: 2.23 (10.1)	3.0	9	1	0	0	4	0	0	0	0	0	0	0	0	17	17	0.00	0.333				

Montreal Expos @ Philadelphia Phillies
Veterans Stadium, Philadelphia, PA

Mon Sep 25 1978, 7:05 PM EDT
Att. 11,651 - Unknown

AB 40
R 2
H 6
RBI 2
BB 1
SO 10
LOB 6



Batter	1	2	3	4	5	6	7	8	9	10	11	12	AB	R	H	RBI	BB	SO	LOB	BOTTOM		
Jerry Martin, R OBP: 0.332, SLG: 0.446 (1.9)	K		K			K		P5					4	0	0	0	0	3	1			
Tim McCarver, L OBP: 0.360, SLG: 0.343 (9. PH)										F7			0	0	0	0	0	0	0			
Bud Harrelson, S OBP: 0.345, SLG: 0.240 (10.4)													1	0	0	0	0	0	0			
Larry Bowa, S OBP: 0.322, SLG: 0.376 (1.6)	6-3		F8			P6		F8					6	0	1	1	0	0	1			
Garry Maddox, R OBP: 0.331, SLG: 0.411 (1.8)	K												4	1	2	0	1	1	0			
Greg Luzinski, R OBP: 0.332, SLG: 0.509 (1.7)													4	0	1	0	0	1	2			
Lonnie Smith, R ERA: 4.44 (9. PH)													0	1	0	0	0	0	0			
Richie Hebner, L OBP: 0.372, SLG: 0.470 (11. PH)													1	0	0	0	0	0	0			
Mike Schmidt, R OBP: 0.366, SLG: 0.445 (1.5)													5	0	1	1	0	1	1			
José Cardenal, R OBP: 0.330, SLG: 0.381 (12.7)													1	0	0	0	4	0	1			
Bob Boone, R OBP: 0.349, SLG: 0.427 (1.2)													4	0	0	0	1	0	3			
Ted Sizemore, R OBP: 0.277, SLG: 0.283 (1.4)													4	0	0	0	0	0	4			
Ron Reed, R ERA: 2.22 (10.1)													1	1	1	0	0	0	0			
Orlando Gonzalez, L OBP: 0.162, SLG: 0.143 (12. PH)													4	0	0	0	0	0	0			
Randy Lerch, L OBP: 0.291, SLG: 0.328 (1.1)													1	0	0	0	1	0	0			
Pete Mackanin, R OBP: 0.333, SLG: 0.333 (8. PH)													1	0	0	0	1	0	0			
Warren Brusstar, R OBP: 0.143, SLG: 0.286 (9.1)													0	0	0	0	0	0	0			
Bake McBride, L OBP: 0.315, SLG: 0.392 (10.9)													1	0	0	0	1	0	1			
Inning Stats	R: 0 E: 0 K: 2 S: 7	H: 0 LOB: 0 BB: 0 P: 7	R: 0 E: 0 K: 0 S: 3	H: 0 LOB: 1 BB: 1 P: 7	R: 0 E: 0 K: 1 S: 9	H: 0 LOB: 1 BB: 1 P: 9	R: 0 E: 0 K: 1 S: 6	H: 1 LOB: 1 BB: 0 P: 6	R: 0 E: 0 K: 0 S: 3	H: 0 LOB: 0 BB: 0 P: 3	R: 0 E: 0 K: 1 S: 6	H: 0 LOB: 0 BB: 0 P: 5	R: 0 E: 0 K: 0 S: 3	H: 0 LOB: 2 BB: 2 P: 19	R: 0 E: 0 K: 0 S: 3	H: 0 LOB: 1 BB: 1 P: 9	R: 0 E: 0 K: 0 S: 4	H: 2 LOB: 2 BB: 0 P: 4	1B: 5 2B: 0 3B: 1 HR: 0	SF: 0 SAC: 1 DP: 1 HBP: 0	WP: 1 PB: 0 SB: 0 CS: 0	PA: 48
PITCHER	IP WLS BF H R ER SO BB IBB HBP BLK WP HR S P ERA WHIP	PITCHER																				
Dan Schatzeder, L ERA: 2.89 (1.1)	8.0	30	2	1	1	6	4	0	0	0	0	0	3	15	13.50	3.000						
Mike Garman, R ERA: 4.44 (9.1)	1.1	3	0	1	0	0	0	0	0	0	0	0	0	3	3	0.00	0.000					
Darold Knowles, L ERA: 2.45 (9.1)	1.2	3	0	0	0	0	0	0	0	0	0	0	0	3	3	0.00	0.000					
Stan Bahnsen, R ERA: 3.84 (11.1)	1.0	5	1	1	1	1	1	0	0	0	0	0	6	10	9.00	2.000						
Woodie Fryman, L ERA: 4.22 (12.1)	0.1	3	1	0	0	0	0	0	0	0	0	0	3	3	0.00	3.000						

Montreal Expos @ Philadelphia Phillies
Veterans Stadium, Philadelphia, PA

Mon Sep 25 1978, 7:05 PM EDT
Att. 11,651 - Unknown

AB 38
R 3
H 6
RBI 2
BB 8
SO 7
LOB 14



Batter	1	2	3	4	5	6	7	8	9	AB	R	H	RBI	BB	SO	LOB	TOP					
Dave Cash, R OBP: 0.287, SLG: 0.310 (1.4)										4	0	1	1	0	0	1	Montreal Expos @ Philadelphia Phillies Veterans Stadium, Philadelphia, PA Tue Sep 26 1978, 7:05 PM EDT Unknown					
Andra Dawson, R OBP: 0.298, SLG: 0.435 (1.8)										4	0	0	0	0	0	1						
Ellis Valentine, R OBP: 0.331, SLG: 0.491 (1.9)										4	0	0	0	0	2	0						
Tony Perez, R OBP: 0.332, SLG: 0.445 (1.3)										3	0	0	0	1	1	0						
Warren Cromartie, L OBP: 0.337, SLG: 0.414 (1.7)										3	1	1	0	0	1	0						
Gary Carter, R OBP: 0.335, SLG: 0.427 (1.2)										3	1	0	0	1	0	3						
Chris Speier, R OBP: 0.330, SLG: 0.329 (1.6)										3	1	1	0	1	0	1						
Stan Papi, R OBP: 0.301, SLG: 0.323 (1.5)										4	0	2	2	0	0	0						
David Palmer, R OBP: 0.346, SLG: 0.487 (5. PH)										1	0	0	0	0	0	0						
Bobby Ramos, R OBP: 0.345, SLG: 0.487 (5. PH)										1	0	0	0	0	0	2						
Wayne Twitchell, R OBP: 0.345, SLG: 0.487 (5. PH)										0	0	0	0	0	0	0						
Darold Knowles, L OBP: 0.344, SLG: 0.487 (6. PH)										0	0	0	0	0	0	0						
Del Unser, L OBP: 0.344, SLG: 0.487 (6. PH)										0	0	0	0	0	0	0						
Bill Atkinson, R OBP: 0.344, SLG: 0.487 (8. PH)										0	0	0	0	0	0	0						
Tom Hutton, R OBP: 0.344, SLG: 0.487 (9. PH)										1	0	0	0	0	0	2						
Inning Stats	R: 0 E: 0 K: 1 S: 5	H: 0 LOB: 0 BB: 0 P: 5	R: 0 E: 0 K: 0 S: 3	H: 0 LOB: 1 BB: 0 P: 4	R: 0 E: 0 K: 0 S: 3	H: 0 LOB: 0 BB: 0 P: 3	R: 0 E: 0 K: 1 S: 6	H: 1 LOB: 2 BB: 1 P: 10	R: 1 E: 0 K: 0 S: 5	H: 3 LOB: 1 BB: 0 P: 5	R: 0 E: 0 K: 0 S: 3	H: 0 LOB: 0 BB: 0 P: 3	R: 0 E: 0 K: 0 S: 3	H: 0 LOB: 0 BB: 0 P: 3	R: 0 E: 1 K: 0 S: 3	H: 0 LOB: 0 BB: 0 P: 3	R: 2 E: 0 K: 2 S: 9	H: 1 LOB: 2 BB: 2 P: 17	1B: 5 2B: 0 3B: 0 HR: 0	SF: 0 SAC: 0 DP: 2 HBP: 1	WP: 1 PB: 0 SB: 0 CS: 0	PA: 36
PITCHER	IP	WLS	BF	H	R	ER	SO	BB	IBB	HBP	BLK	WP	HR	S	P	ERA	WHIP					
Jim Kaat, L ERA: 4.16 (1.1)	6.0	W	23	4	1	1	2	1	0	1	0	0	0	25	30	1.50	0.833					
Warren Brusstar, R ERA: 2.35 (7.1)	2.2		12	1	2	2	2	2	0	0	0	1	0	14	22	6.75	1.125					
Ron Reed, R ERA: 2.22 (9.1)	0.1	S	1	0	0	0	0	0	0	0	0	0	0	1	1	0.00	0.000					

AB	32
R	3
H	5
RBI	3
BB	3
SO	4
LOB	10



Batter	1	2	3	4	5	6	7	8	9	AB	R	H	RBI	BB	SO	LOB	BOTTOM				
Bake McBride, L OBP: 0.312, SLG: 0.389 (1.9)										4	0	0	0	0	1	4	Montreal Expos @ Philadelphia Phillies Veterans Stadium, Philadelphia, PA Tue Sep 26 1978, 7:05 PM EDT Unknown				
Larry Bowa, S OBP: 0.323, SLG: 0.377 (1.6)										4	2	2	0	0	1	0					
Garry Maddox, R OBP: 0.330, SLG: 0.410 (1.8)										4	0	1	0	0	0	1					
Greg Luzinski, R OBP: 0.384, SLG: 0.515 (1.7)										3	2	2	3	1	0	0					
Jerry Martin, R OBP: 0.332, SLG: 0.446 (8.7)										0	0	0	0	0	0	0					
Richie Hebner, L OBP: 0.373, SLG: 0.468 (1.3)										2	1	0	0	0	1	2					
Mike Schmidt, R OBP: 0.384, SLG: 0.442 (1.5)										4	0	0	0	0	1	5					
Bob Boone, R OBP: 0.348, SLG: 0.425 (1.2)										2	0	0	1	1	1	0					
Ted Sizemore, R OBP: 0.279, SLG: 0.262 (1.4)										1	0	0	0	1	0	0					
Tim McCasver, L OBP: 0.354, SLG: 0.348 (6. PH)										1	0	1	1	0	0	0					
Bud Harrelson, S OBP: 0.342, SLG: 0.237 (7.4)										1	0	0	0	0	0	0					
Jim Kaat, L OBP: 0.146, SLG: 0.149 (1.1)										2	0	0	0	0	1	1					
Pete Mackanin, R OBP: 0.250, SLG: 0.250 (6. PH)										1	0	0	0	0	0	3					
Warren Brusstar, R OBP: 0.143, SLG: 0.286 (7.1)										0	0	0	0	0	0	0					
Ron Reed, R ERA: 4.37 (9.1)										0	0	0	0	0	0	0					
Inning Stats	R: 1 E: 0 K: 1 S: 8	H: 3 LOB: 2 BB: 0 P: 8	R: 0 E: 0 K: 3 S: 9	H: 0 LOB: 1 BB: 1 P: 13	R: 2 E: 0 K: 1 S: 7	H: 2 LOB: 0 BB: 0 P: 7	R: 0 E: 0 K: 0 S: 3	H: 0 LOB: 0 BB: 0 P: 3	R: 0 E: 0 K: 1 S: 5	H: 0 LOB: 0 BB: 0 P: 5	R: 1 E: 0 K: 0 S: 4	H: 1 LOB: 3 BB: 2 P: 13	R: 0 E: 0 K: 0 S: 3	H: 0 LOB: 0 BB: 0 P: 3	R: 1 E: 0 K: 0 S: 3	H: 0 LOB: 0 BB: 0 P: 4	1B: 5 2B: 0 3B: 0 HR: 1	SF: 1 SAC: 0 DP: 0 HBP: 2	WP: 0 PB: 0 SB: 3 CS: 0	PA: 35	
PITCHER	IP	WLS	BF	H	R	ER	SO	BB	IBB	HBP	BLK	WP	HR	S	P	ERA	WHIP				
David Palmer, R ERA: 2.79 (1.1)	18	L	18	5	3	3	5	1	0	0	0	0	1	27	31	6.75	1.500				
Wayne Twitchell, R ERA: 5.4 (5.1)	1.1		7	0	1	1	1	1	1	1	0	0	0	6	15	6.75	0.750				
Darold Knowles, L ERA: 2.4 (6.1)	1.2		6	1	0	0	0	0	0	0	0	0	0	6	6	0.00	0.600				
Bill Atkinson, R ERA: 4.37 (8.1)	1.0		4	0	1	1	0	0	0	1	0	0	0	3	4	9.00	0.000				



Batter	1	2	3	4	5	6	7	8	9	AB	R	H	RBI	BB	SO	LOB	TOP										
Dave Cash, R OBP: 0.290, SLG: 0.314 (1, 4)										4	0	3	0	0	0	0	Montreal Expos @ Philadelphia Phillies Veterans Stadium, Philadelphia, PA Tue Sep 26 1978, 7:05 PM EDT Att: 29,506 - Unknown										
Andre Dawson, R OBP: 0.296, SLG: 0.432 (1, 8)										4	0	0	0	0	3	3											
Ellis Valentine, R OBP: 0.330, SLG: 0.489 (1, 9)										4	1	1	0	0	1	1											
Tony Perez, R OBP: 0.329, SLG: 0.442 (1, 3)										4	0	0	0	0	1	2											
Warren Cromartie, L OBP: 0.340, SLG: 0.421 (1, 7)										3	1	2	1	1	0	0											
Gary Carter, R OBP: 0.336, SLG: 0.427 (1, 2)										4	1	2	1	0	0	0											
Chris Speier, R OBP: 0.330, SLG: 0.333 (1, 6)										4	0	1	1	0	1	3											
Stan Papi, R OBP: 0.295, SLG: 0.316 (1, 5)										3	0	0	0	0	2	1											
Rudy May, L OBP: 0.200, SLG: 0.190 (1, 1)										3	0	0	0	0	2	0											
Inning Stats	R: 0 E: 0 K: 3 S: 10	H: 1 LOB: 1 BB: 0 P: 10	R: 0 E: 0 K: 1 S: 6	H: 2 LOB: 1 BB: 0 P: 6	R: 0 E: 0 K: 0 S: 3	H: 1 LOB: 0 BB: 0 P: 3	R: 1 E: 0 K: 0 S: 4	H: 1 LOB: 0 BB: 0 P: 4	R: 0 E: 0 K: 1 S: 5	H: 0 LOB: 0 BB: 0 P: 5	R: 1 E: 1 K: 0 S: 4	H: 1 LOB: 1 BB: 0 P: 4	R: 0 E: 0 K: 3 S: 10	H: 1 LOB: 1 BB: 0 P: 10	R: 1 E: 0 K: 1 S: 6	H: 2 LOB: 1 BB: 1 P: 10	1B: 6 2B: 2 3B: 1 HR: 1	SF: 0 SAC: 0 DP: 2 HBP: 0	WP: 0 PB: 0 SB: 1 CS: 1	PA: 34							
PITCHER	IP	WLS	BF	H	R	ER	SO	BB	IBB	HBP	BLK	WP	HR	S	P	ERA	WHIP										
Tug McGraw, L ERA: 3.06 (1, 1)	7.0	L	25	6	2	1	6	0	0	0	0	0	1	37	37	1.29	0.857										
Ron Reed, R ERA: 2.25 (8, 1)	2.0		9	3	1	1	4	0	1	0	0	0	0	16	20	4.50	1.500										

AB	33
R	3
H	9
RBI	3
BB	1
SO	10
LOB	10



Batter	1	2	3	4	5	6	7	8	9	AB	R	H	RBI	BB	SO	LOB	BOTTOM										
Jerry Martin, R OBP: 0.331, SLG: 0.441 (1, 9)										3	0	0	0	1	1	2	Montreal Expos @ Philadelphia Phillies Veterans Stadium, Philadelphia, PA Tue Sep 26 1978, 7:05 PM EDT Att: 29,506 - Unknown										
Larry Bowa, S OBP: 0.322, SLG: 0.376 (1, 6)										4	0	1	0	0	1	3											
Garry Maddox, R OBP: 0.330, SLG: 0.409 (1, 8)										4	0	1	0	0	0	0											
Greg Luzinski, R OBP: 0.383, SLG: 0.512 (1, 7)										3	0	0	0	1	0	0											
Mike Schmidt, R OBP: 0.361, SLG: 0.438 (1, 5)										4	0	0	0	0	2	3											
Jose Cardenal, R OBP: 0.326, SLG: 0.376 (1, 3)										3	0	0	0	0	0	0											
Bob Boone, R OBP: 0.348, SLG: 0.424 (1, 2)										3	0	1	0	0	0	0											
Ted Sizemore, R OBP: 0.279, SLG: 0.263 Ron Reed, R (8, 1)										3	0	1	0	0	1	0											
Tug McGraw, R Bud Harrelson, S OBP: 0.339, SLG: 0.235 (8, 4)										2	0	0	0	0	0	2											
Inning Stats	R: 0 E: 0 K: 1 S: 4	H: 0 LOB: 0 BB: 1 P: 8	R: 0 E: 0 K: 1 S: 5	H: 0 LOB: 0 BB: 0 P: 5	R: 0 E: 0 K: 1 S: 7	H: 2 LOB: 2 BB: 0 P: 7	R: 0 E: 0 K: 1 S: 5	H: 0 LOB: 0 BB: 0 P: 5	R: 0 E: 0 K: 1 S: 5	H: 0 LOB: 0 BB: 0 P: 5	R: 0 E: 0 K: 0 S: 3	H: 2 LOB: 3 BB: 1 P: 9	R: 0 E: 0 K: 0 S: 3	H: 0 LOB: 0 BB: 0 P: 3	R: 0 E: 0 K: 0 S: 3	H: 0 LOB: 0 BB: 0 P: 3	1B: 4 2B: 0 3B: 0 HR: 0	SF: 0 SAC: 0 DP: 0 HBP: 0	WP: 0 PB: 0 SB: 0 CS: 1	PA: 32							
PITCHER	IP	WLS	BF	H	R	ER	SO	BB	IBB	HBP	BLK	WP	HR	S	P	ERA	WHIP										
Rudy May, L ERA: 3.88 (1, 1)	9.0	W	32	4	0	0	5	2	0	0	0	0	0	40	48	0.00	0.667										



Batter	1	2	3	4	5	6	7	8	9	AB	R	H	RBI	BB	SO	LOB	TOP				
Dave Cash, R OBP: 0.288, SLG: 0.313 (1, 4)	F9			6-3		F8		1B 1B	K	5	1	1	0	0	1	2					
Del Unser, L OBP: 0.286, SLG: 0.257 (1, 9)	K			F8		F8		1B 1B	K	5	1	1	0	0	2	2					
Andre Dawson, R OBP: 0.299, SLG: 0.440 (1, 8)	6-3			HR		FC5-4 1B		1B 1B		4	1	3	2	0	0	0					
Tony Perez, R OBP: 0.330, SLG: 0.442 (1, 3)		G3				FC5-4 1-2		1B 3-H		3	0	1	1	1	0	1					
Warren Cromartie, L OBP: 0.338, SLG: 0.418 Mike Garman, R (8, 1)	K			K				1B 3-H	F9	4	0	0	0	0	2	3					
Gary Carter, R OBP: 0.336, SLG: 0.426 (1, 2)	F8					FC6-4 1B			P6	4	0	1	0	0	0	0					
Chris Speier, R OBP: 0.329, SLG: 0.331 (1, 6)				F8		FC6-4 1-2			1B 1B BB	3	1	0	0	1	0	1					
Stan Papi, R OBP: 0.294, SLG: 0.314 (1, 5)				F8		K			1B 1B	4	0	1	0	0	1	1					
Ross Grimsley, L OBP: 0.167, SLG: 0.151 Tom Hutton, L OBP: 0.328, SLG: 0.317 (8, PH) (8, 7)				K		F5			1B 3-H	2	0	0	0	0	1	1					
Inning Stats	R: 0 E: 0 K: 1 S: 5	H: 0 LOB: 0 BB: 0 P: 5	R: 0 E: 0 K: 1 S: 5	H: 0 LOB: 0 BB: 0 P: 5	R: 0 E: 0 K: 1 S: 5	H: 0 LOB: 0 BB: 0 P: 5	R: 1 E: 0 K: 1 S: 6	H: 1 LOB: 1 BB: 1 P: 10	R: 0 E: 0 K: 0 S: 4	H: 1 LOB: 1 BB: 0 P: 4	R: 0 E: 0 K: 0 S: 3	H: 0 LOB: 0 BB: 0 P: 3	R: 2 E: 0 K: 0 S: 7	H: 4 LOB: 2 BB: 0 P: 7	R: 1 E: 0 K: 2 S: 9	H: 2 LOB: 2 BB: 1 P: 13	1B: 8 2B: 0 3B: 0 HR: 1	SF: 0 SAC: 0 DP: 0 HBP: 0	WP: 0 PB: 0 CS: 0	PA: 38	
PITCHER	IP	WLS	BF	H	R	ER	SO	BB	IBB	HBP	BLK	WP	HR	S	P	ERA	WHIP				
Larry Christenson, R ERA: 3.24 Ron Reed, R ERA: 2.25	(1, 1) (8, 1)	8.1 S	35 3	8 1	4 0	4 0	5 2	2 0	0 0	0 0	0 0	0 0	1 0	43 7	51 7	4.32 0.00	1.200 1.500				

Montreal Expos @ Philadelphia Phillies
Veterans Stadium, Philadelphia, PA
Wed Sep 27 1978, 7:05 PM EDT
Att: 27,410 - Unknown

livebaseballscores.com

AB 36
R 4
H 9
RBI 4
BB 2
SO 7
LOB 11



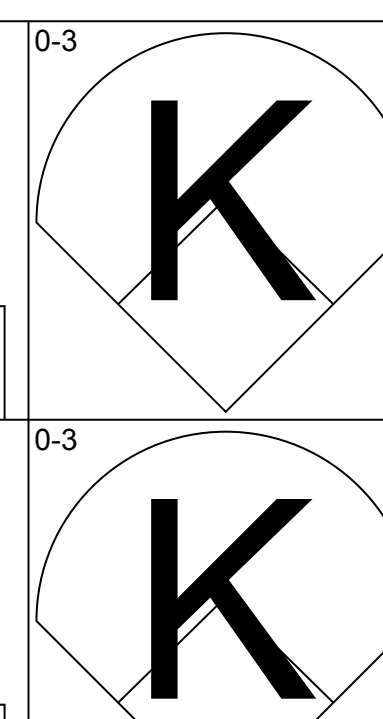
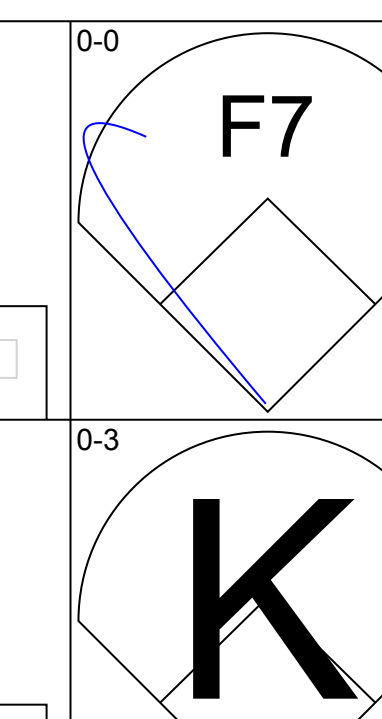
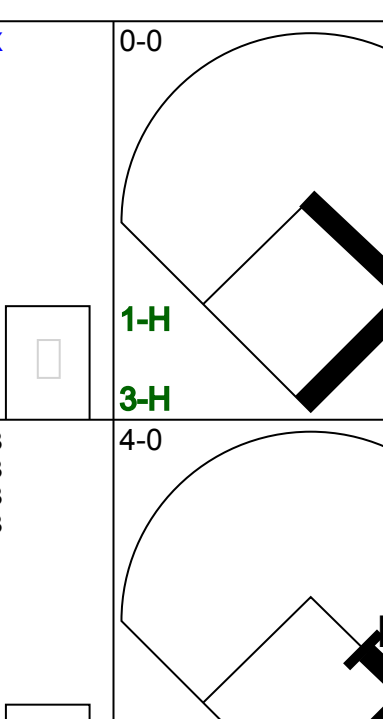
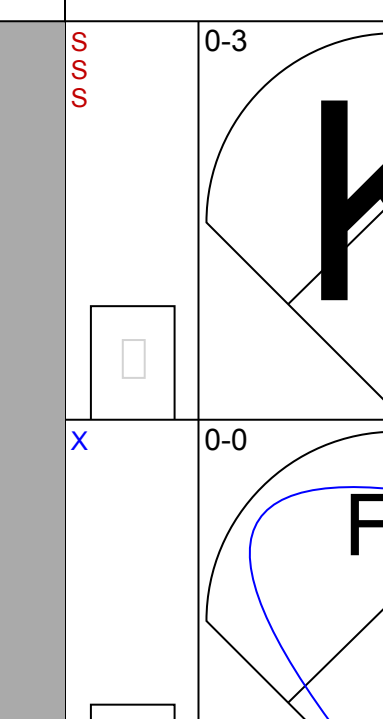
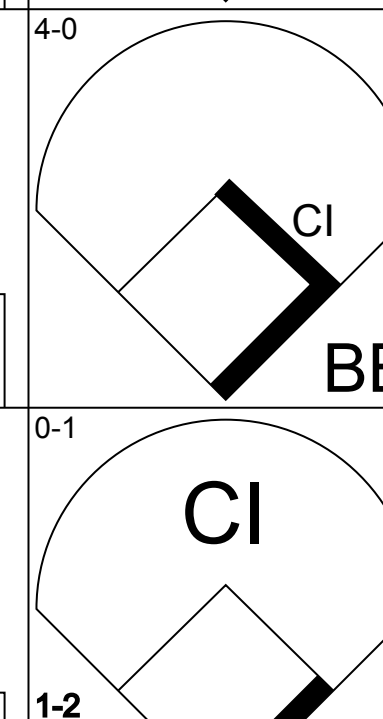

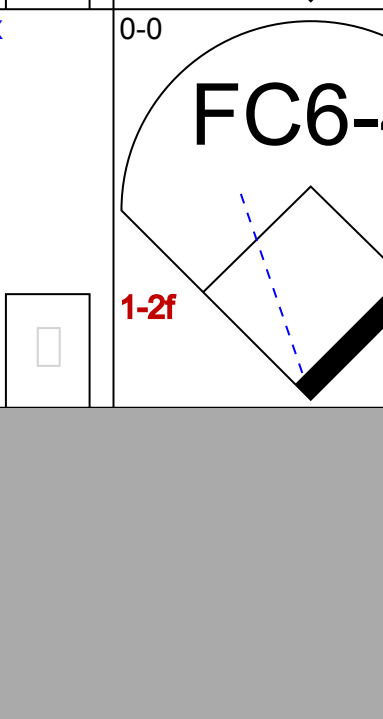
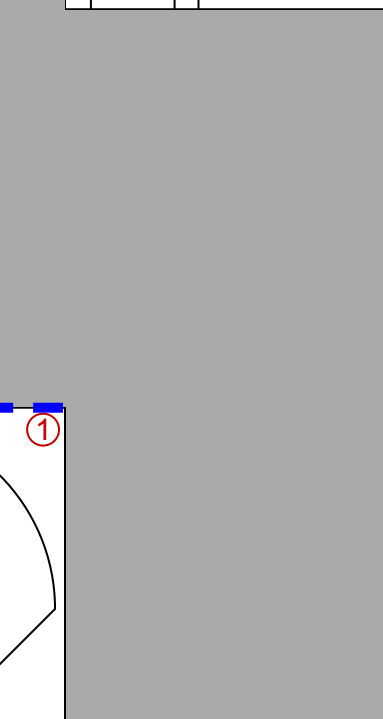
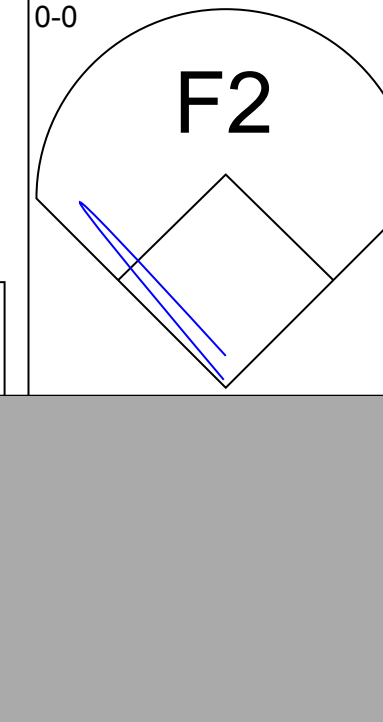
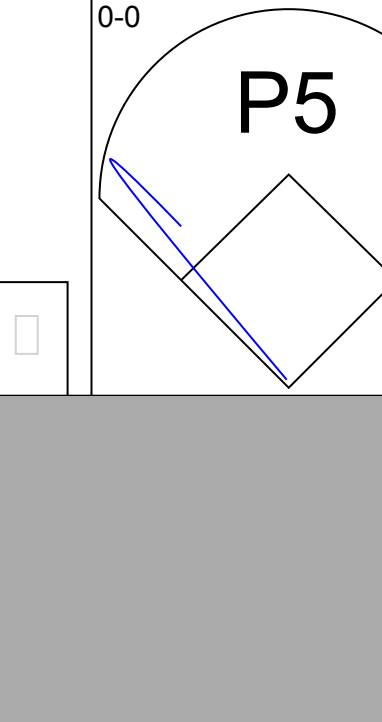
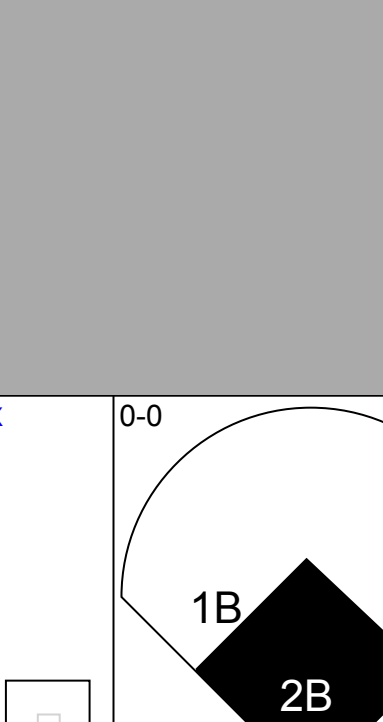




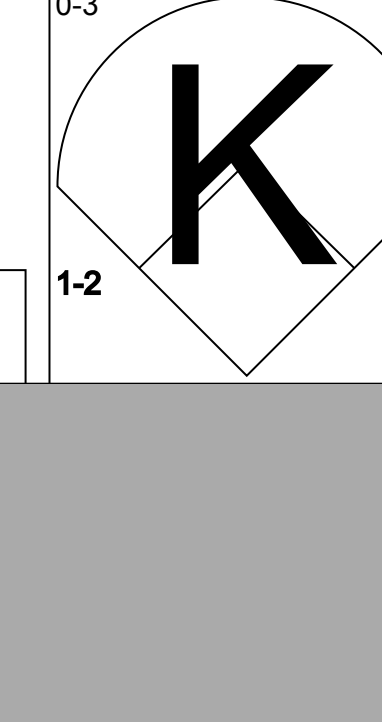


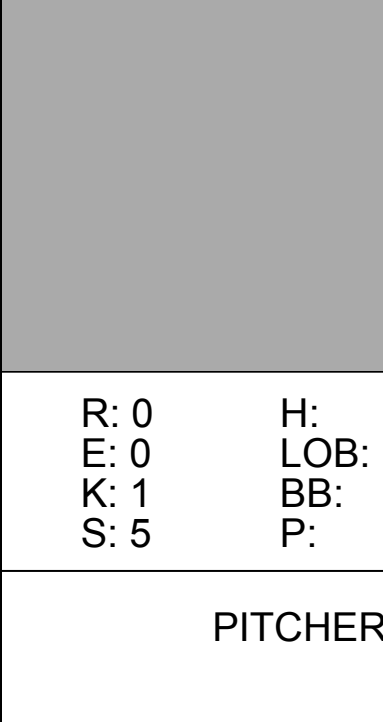

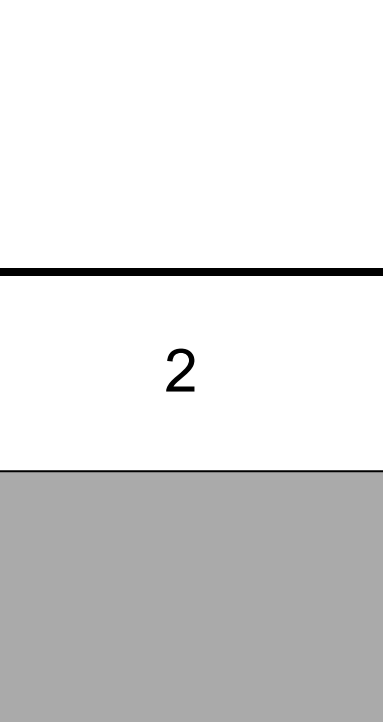
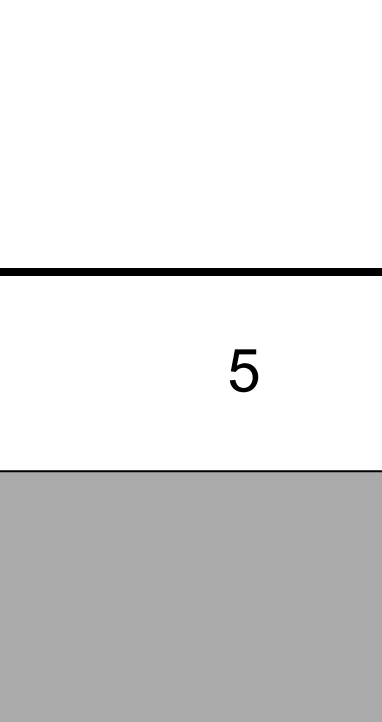
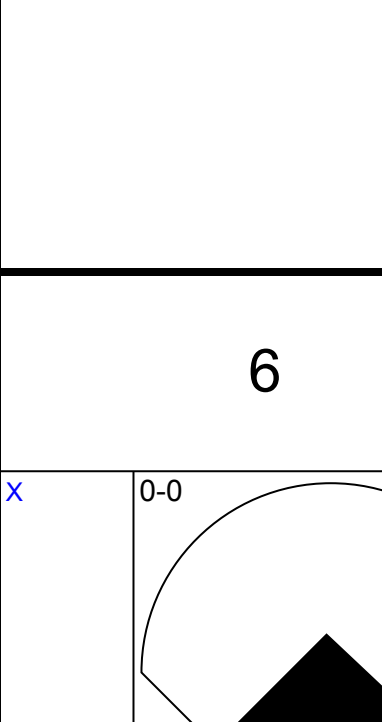
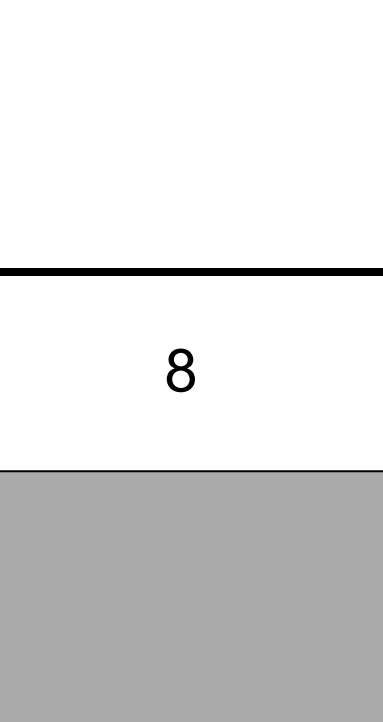



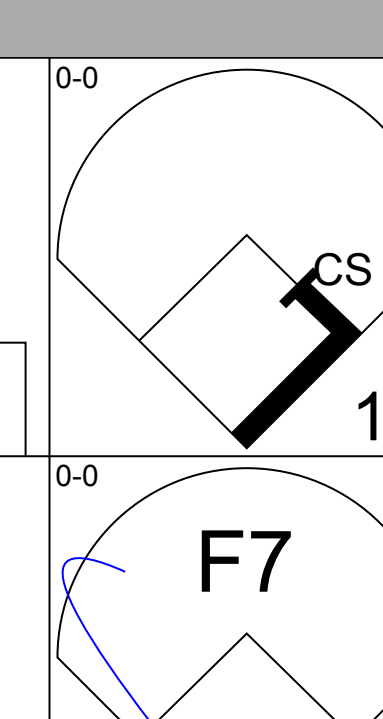
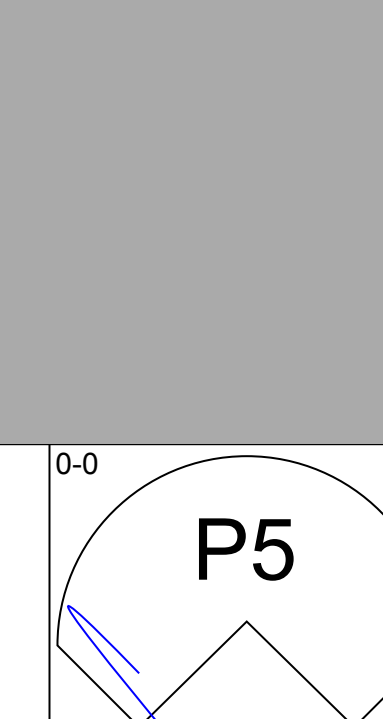


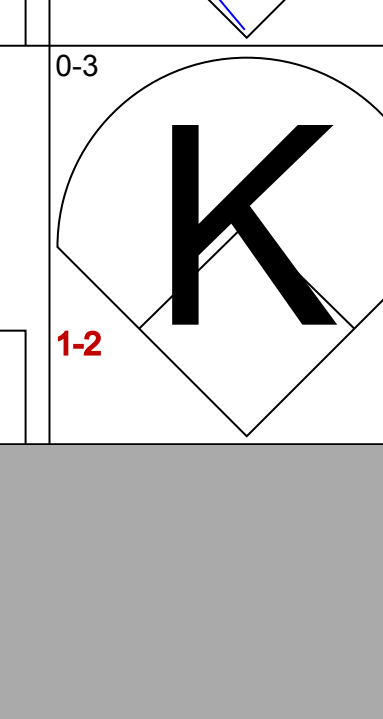

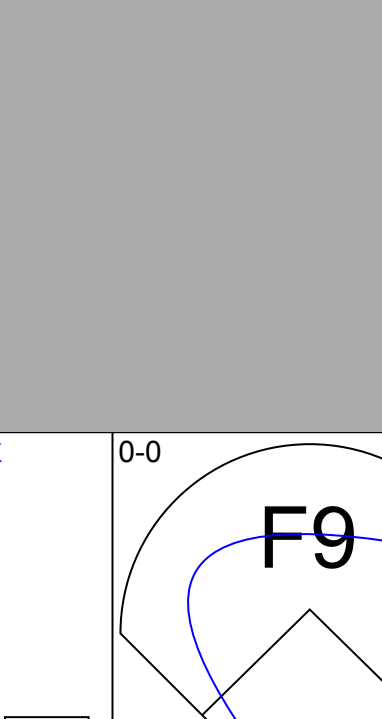
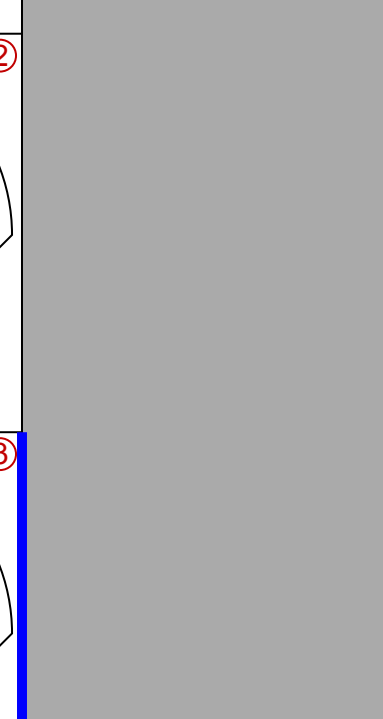

Batter	1	2	3	4	5	6	7	8	9	AB	R	H	RBI	BB	SO	LOB	BOTTOM				
Mike Schmidt, R OBP: 0.363, SLG: 0.438 (1, 5)	F9			FC6-4 1-2		1B E BB		S 1B 3-2		4	1	2	0	1	0	1					
Larry Bowa, S OBP: 0.323, SLG: 0.377 (1, 6)	F8			F8		E2 1B		S 1B		5	0	2	1	0	0	1					
Garry Maddox, R OBP: 0.330, SLG: 0.411 (1, 8)	5-3			FC4 1-3		F7 1B		3-2 1B		5	0	2	0	0	0	2					
Greg Luzinski, R OBP: 0.386, SLG: 0.512 (1, 7)				WP 2B 1B		FC5-4 BB		F8 1B		2	1	1	0	2	0	3					
Jose Cardenal, R OBP: 0.324, SLG: 0.370 (1, 3)				FC4 1-2		FC5-4 1-2		F9 1B		3	1	0	1	1	0	3					
Bob Boone, R OBP: 0.345, SLG: 0.420 (1, 2)				SF7 BB		FC5-4 1-2		3-2 1B		4	0	0	0	0	0	4					
Jerry Martin, R OBP: 0.340, SLG: 0.453 (1, 9)				F9		6-3		5-3		4	1	4	1	0	0	0					
Ted Sizemore, R OBP: 0.276, SLG: 0.260 (1, 4)				G4-6-3 1B		BB E 1B		FC5-4 1B		4	1	4	1	0	0	0					
Larry Christenson, R OBP: 0.127, SLG: 0.134 Ron Reed, R (9, 1)				SF7 3-H		E5 1B BB		FC5-4 1-2		3	1	0	1	0	0	3					
	K			FC6-4 1B		K		6-3		4	0	1	0	0	2	3					
Inning Stats	R: 0 E: 0 K: 0 S: 3	H: 2 LOB: 1 BB: 1 P: 11	R: 2 E: 0 K: 1 S: 7	H: 2 LOB: 1 BB: 1 P: 11	R: 1 E: 0 K: 0 S: 5	H: 2 LOB: 2 BB: 1 P: 9	R: 0 E: 0 K: 0 S: 4	H: 2 LOB: 1 BB: 0 P: 4	R: 0 E: 0 K: 0 S: 3	H: 0 LOB: 1 BB: 1 P: 7	R: 2 E: 2 K: 1 S: 9	H: 3 LOB: 3 BB: 1 P: 13	R: 0 E: 0 K: 0 S: 4	H: 1 LOB: 1 BB: 0 P: 4	R: 0 E: 0 K: 0 S: 4	H: 2 LOB: 1 BB: 0 P: 4	1B: 10 2B: 3 3B: 0 HR: 0	SF: 1 SAC: 0 DP: 2 HBP: 0	WP: 1 PB: 0 SB: 2 CS: 0	PA: 39	
PITCHER	IP	WLS	BF	H	R	ER	SO	BB	IBB	HBP	BLK	WP	HR	S	P	ERA	WHIP				
Ross Grimsley, L ERA: 3.12 Mike Garman, R ERA: 4.39	(1, 1) (8, 1)	7.0 L	35 4	10 2	5 0	3 0	2 0	3 0	1 0	0 0	0 0	0 0	0 0	4 4	4 4	3.86 0.00	1.857 2.000				

Montreal Expos @ Philadelphia Phillies
Veterans Stadium, Philadelphia, PA
Wed Sep 27 1978, 7:05 PM EDT
Att: 27,410 - Unknown

livebaseballscores.com

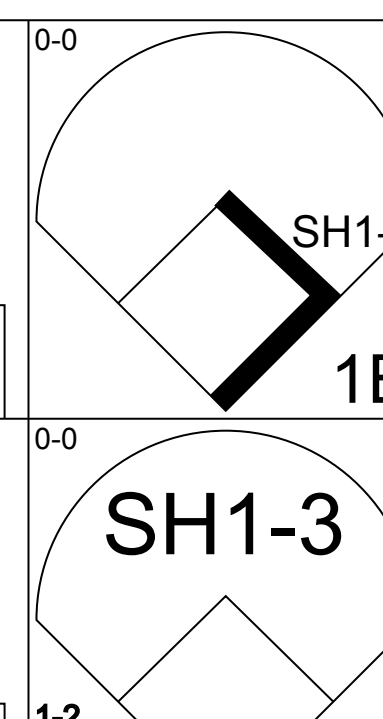
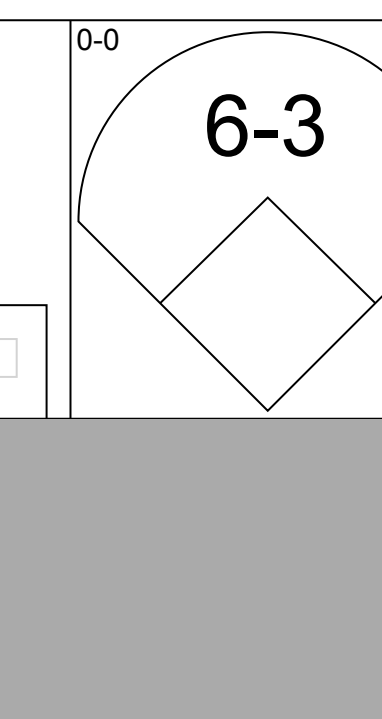

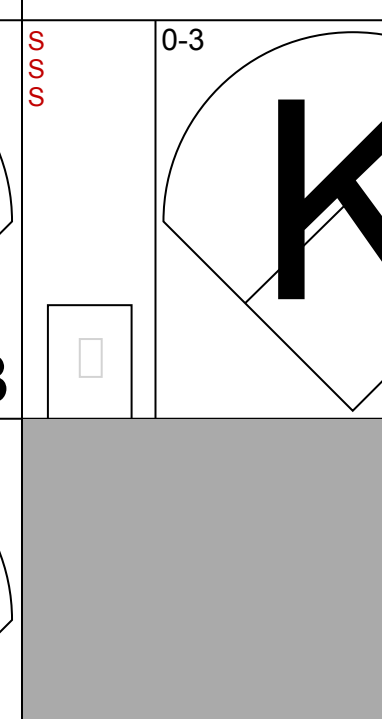
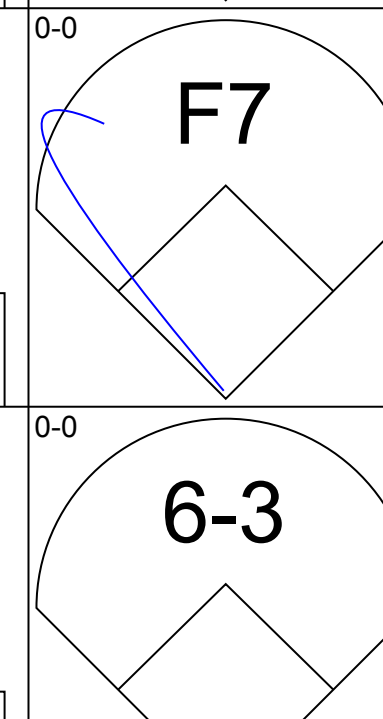
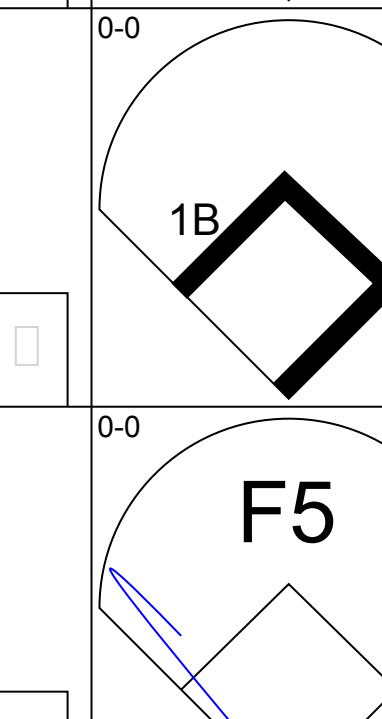

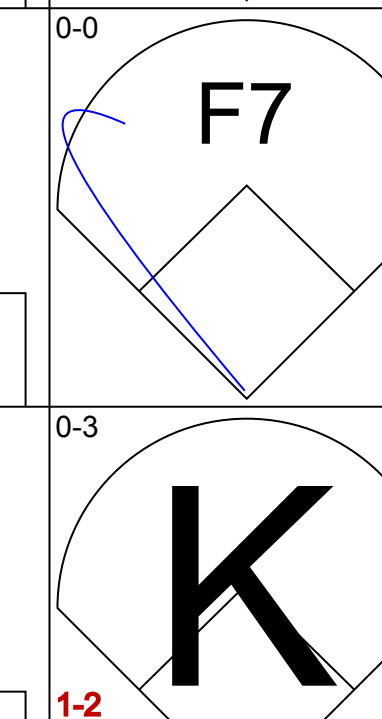

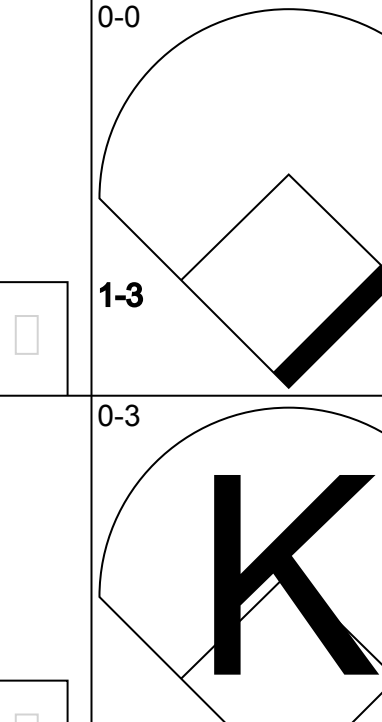




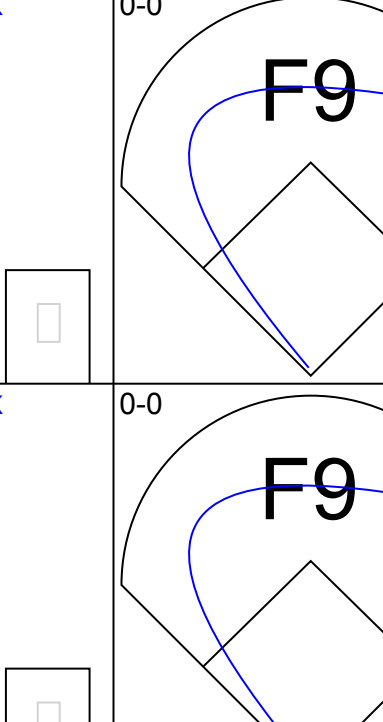


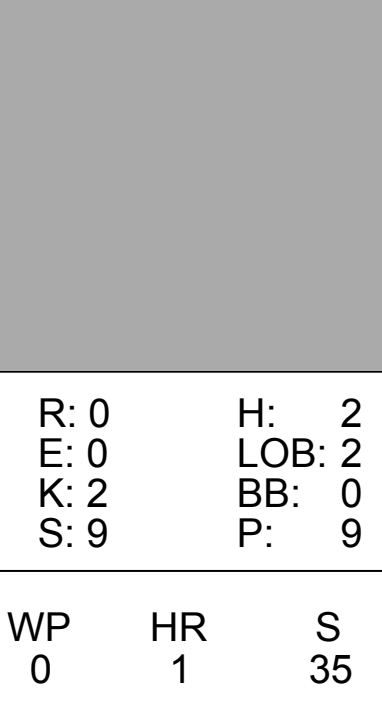
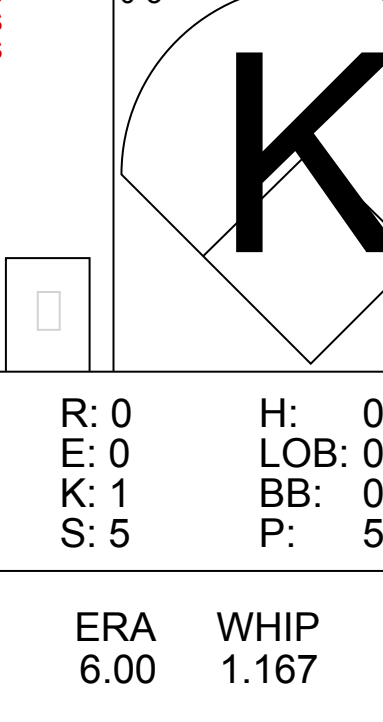
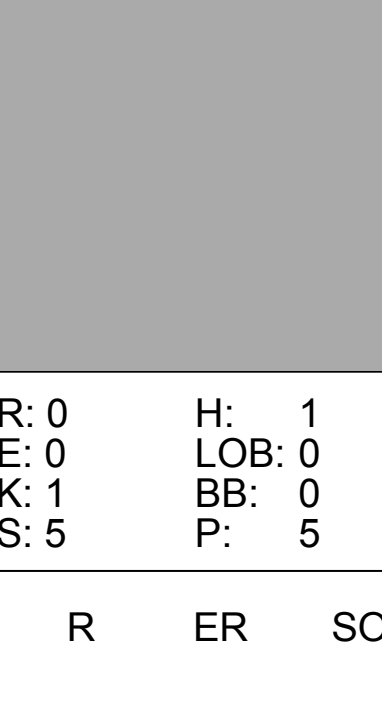



AB 34
R 5
H 12
RBI 4
BB 4
SO 2
LOB 20



Batter	1	2	3	4	5	6	7	8	9	AB	R	H	RBI	BB	SO	LOB	TOP		
Bake McBride, L OBP: 0.313, SLG: 0.393 (1, 9)										5	0	2	4	0	2	1	Philadelphia Phillies @ Pittsburgh Pirates Three Rivers Stadium, Pittsburgh, PA Fri Sep 29 1978, 7:05 PM EDT Unknown		
Larry Bowa, S OBP: 0.322, SLG: 0.374 (1, 6)										4	0	0	0	1	2	3			
Garry Maddox, R OBP: 0.331, SLG: 0.410 (1, 8)										3	0	1	0	1	0	4			
Greg Luzinski, R OBP: 0.384, SLG: 0.509 (1, 7)										3	0	0	0	0	1	1			
Richie Hebner, L OBP: 0.370, SLG: 0.464 (1, 3)										4	0	0	0	0	0	2			
Mike Schmidt, R OBP: 0.384, SLG: 0.438 (1, 5)										3	1	1	0	1	0	0			
Bob Boone, R OBP: 0.346, SLG: 0.426 (1, 2)										4	1	2	0	0	1	1			
Ted Sizemore, R OBP: 0.273, SLG: 0.257 (1, 4)										4	1	0	0	0	0	3			
Dick Ruthven, R OBP: 0.231, SLG: 0.273 (7, PH)										2	0	0	0	0	1	2			
Inning Stats	R: 0 E: 1 K: 2 S: 8	H: 0 LOB: 2 BB: 1 P: 12	R: 0 E: 0 K: 0 S: 3	H: 0 LOB: 0 BB: 0 P: 3	R: 0 E: 0 K: 1 S: 5	H: 0 LOB: 0 BB: 0 P: 5	R: 0 E: 0 K: 0 S: 3	H: 1 LOB: 2 BB: 1 P: 3	R: 2 E: 0 K: 1 S: 8	H: 3 LOB: 2 BB: 1 P: 12	R: 0 E: 0 K: 1 S: 5	H: 0 LOB: 0 BB: 0 P: 5	R: 2 E: 0 K: 0 S: 5	H: 2 LOB: 2 BB: 1 P: 9	R: 0 E: 0 K: 1 S: 5	H: 0 LOB: 1 BB: 0 P: 9		1B: 4 2B: 2 3B: 1 HR: 0	SF: 0 SAC: 0 DP: 1 HBP: 0
PITCHER	IP	WLS	BF	H	R	ER	SO	BB	IBB	HBP	BLK	WP	HR	S	P	ERA	WHIP		
Bert Blyleven, R ERA: 3.03	(1, 1)	7.0	30	6	4	4	5	3	0	0	0	0	0	37	49	5.14	1.286		
Kent Tekulve, R ERA: 2.27	(8, 1)	2.0	W 8	1	0	0	2	1	0	0	0	0	0	11	15	0.00	1.000		

AB	33
R	4
H	7
RBI	4
BB	4
SO	7
LOB	17



Batter	1	2	3	4	5	6	7	8	9	AB	R	H	RBI	BB	SO	LOB	BOTTOM		
Frank Taveras, R OBP: 0.313, SLG: 0.353 (1, 6)										4	1	2	0	0	1	0	Philadelphia Phillies @ Pittsburgh Pirates Three Rivers Stadium, Pittsburgh, PA Fri Sep 29 1978, 7:05 PM EDT Unknown		
Omar Moreno, L OBP: 0.341, SLG: 0.306 (1, 8)										3	1	2	1	0	1	0			
Dave Parker, L OBP: 0.393, SLG: 0.587 (1, 9)										4	1	2	0	0	0	2			
Willie Stargell, L OBP: 0.384, SLG: 0.567 (1, 3)										4	1	1	3	0	1	3			
Ed Ott, L OBP: 0.313, SLG: 0.410 (1, 2)										4	1	2	0	0	0	0			
Bill Robinson, R OBP: 0.293, SLG: 0.409 (7, 7)										3	0	0	0	0	1	2			
John Milner, L OBP: 0.344, SLG: 0.392 (7, PH)										3	0	0	0	0	1	0			
Dale Berra, R OBP: 0.289, SLG: 0.341 (7, 5)										0	0	0	0	0	0	0			
Phil Garner, R OBP: 0.346, SLG: 0.403 (1, 4)										3	0	0	0	0	0	0			
Bert Blyleven, R OBP: 0.140, SLG: 0.153 (7, PH)										2	0	0	0	0	2	0			
Inning Stats	R: 0 E: 0 K: 0 S: 4	H: 1 LOB: 1 BB: 0 P: 4	R: 0 E: 0 K: 0 S: 3	H: 0 LOB: 0 BB: 0 P: 3	R: 0 E: 0 K: 1 S: 5	H: 0 LOB: 0 BB: 0 P: 5	R: 0 E: 0 K: 2 S: 9	H: 2 LOB: 2 BB: 0 P: 9	R: 0 E: 0 K: 1 S: 5	H: 0 LOB: 0 BB: 0 P: 5	R: 4 E: 0 K: 1 S: 9	H: 4 LOB: 0 BB: 0 P: 9	R: 0 E: 0 K: 1 S: 5	H: 0 LOB: 0 BB: 0 P: 5	R: 0 E: 0 K: 1 S: 5	H: 1 LOB: 0 BB: 0 P: 5	1B: 6 2B: 0 3B: 2 HR: 1	SF: 0 SAC: 1 DP: 0 HBP: 0	WP: 0 PA: 32 PB: 0 SB: 1 CS: 1
PITCHER	IP	WLS	BF	H	R	ER	SO	BB	IBB	HBP	BLK	WP	HR	S	P	ERA	WHIP		
Dick Ruthven, R ERA: 3.38	(1, 1)	6.0	25	7	4	4	5	0	0	0	0	0	0	35	35	6.00	1.167		
Tug McGraw, L ERA: 2.99	(7, 1)	2.0	6	1	0	0	2	0	0	0	0	0	0	10	10	0.00	0.500		
Ron Reed, R ERA: 2.25	(8, 1)	0.0	L 1	1	1	0	0	0	0	0	0	0	0	1	1	∞	∞		

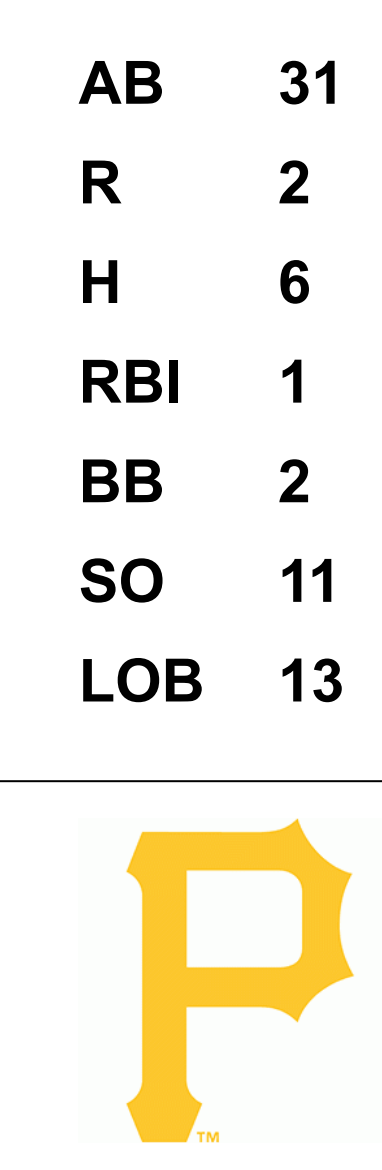
AB	31
R	5
H	9
RBI	4
BB	0
SO	7
LOB	7



Batter	1	2	3	4	5	6	7	8	9	AB	R	H	RBI	BB	SO	LOB	TOP		
Bake McBride, L (1,9) OBP: 0.313, SLG: 0.391	4-0 BB G5-4-3		0-3 K			0-0 4-3		0-0 F8		3	0	0	0	1	1	2	Philadelphia Phillies @ Pittsburgh Pirates Three Rivers Stadium, Pittsburgh, PA Fri Sep 29 1978, 7:05 PM EDT Att: 45,134 - Unknown		
Larry Bowa, S (1,6) OBP: 0.320, SLG: 0.372	0-0 F9		0-0 F7			0-0 6-3		0-0 F7		4	0	0	0	0	0	3			
Garry Maddox, R (1,8) OBP: 0.329, SLG: 0.407	0-0 G5-4-3 1-2		0-0 F4			0-0 P4		0-0 FC4-6 1-2		4	0	0	0	0	0	3			
Greg Luzinski, R (1,7) OBP: 0.385, SLG: 0.517		0-0 HR		0-3 K			0-0 2B		0-3 K	4	1	2	1	0	2	0			
Richie Hebner, L (1,3) OBP: 0.367, SLG: 0.459		0-3 K		0-0 F9			0-0 F3		0-0 F9	4	0	0	0	0	1	1			
Mike Schmidt, R (1,5) OBP: 0.385, SLG: 0.437		0-0 5-3		0-0 6-3			4-0 IBB		0-0 1B	3	0	1	0	1	0	0			
Tim McCarver, L (1,2) OBP: 0.365, SLG: 0.340	4-0 S BB				0-0 3-1		0-3 K		0-0 F7	3	0	0	0	1	1	3			
Ted Sizemore, R (1,4) OBP: 0.271, SLG: 0.255	0-0 F7 1-2				0-0 6-3		0-3 K			3	0	0	0	0	1	3			
Steve Carlton, L (1,1) OBP: 0.311, SLG: 0.349									0-0 FC4-6 1B	3	0	2	0	0	1	0			
Bob Boone, R (9,2) OBP: 0.346, SLG: 0.426										0	0	0	0	0	0	0			
Warren Brusstar, R (9,1) OBP: 0.143, SLG: 0.286										0	0	0	0	0	0	0			
Inning Stats	R: 0 E: 0 K: 0 S: 2	H: 0 LOB: 0 BB: 1 P: 6	R: 1 E: 0 K: 1 S: 6	H: 1 LOB: 1 BB: 1 P: 10	R: 0 E: 0 K: 1 S: 6	H: 1 LOB: 1 BB: 0 P: 6	R: 0 E: 0 K: 1 S: 5	H: 0 LOB: 0 BB: 0 P: 5	R: 0 E: 0 K: 1 S: 5	H: 0 LOB: 0 BB: 0 P: 5	R: 0 E: 0 K: 0 S: 3	H: 1 LOB: 2 BB: 1 P: 12	R: 0 E: 0 K: 0 S: 4	H: 1 LOB: 1 BB: 0 P: 4	R: 0 E: 0 K: 1 S: 6	H: 1 LOB: 1 BB: 0 P: 6	1B: 3 2B: 1 3B: 0 HR: 1	SF: 0 SAC: 0 DP: 1 HBP: 0	WP: 0 PA: 34 PB: 0 SB: 1 CS: 0
PITCHER	IP	WLS	BF	H	R	ER	SO	BB	IBB	HBP	BLK	WP	HR	S	P	ERA	WHIP		
Bruce Kison, R (1,1) ERA: 3.19	6.0		22	3	1	1	4	2	0	0	0	0	1	28	36	1.50	0.833		
Grant Jackson, L (7,1) ERA: 2.99	1.2		7	1	0	0	2	0	1	0	0	0	0	10	14	0.00	0.600		
Kent Tekulve, R (8,1) ERA: 2.24	1.1	W	5	1	0	0	1	0	0	0	0	0	0	7	7	0.00	0.750		

Batter	1	2	3	4	5	6	7	8	9	AB	R	H	RBI	BB	SO	LOB	BOTTOM				
Frank Taveras, R (1,6) OBP: 0.314, SLG: 0.354	0-0 1B		0-3 K		0-0 L6			0-0 S 1B		4	0	2	0	0	1	0	Philadelphia Phillies @ Pittsburgh Pirates Three Rivers Stadium, Pittsburgh, PA Fri Sep 29 1978, 7:05 PM EDT Att: 45,134 - Unknown				
Omar Moreno, L (1,8) OBP: 0.341, SLG: 0.305	0-0 1-2 1B		0-3 K			0-0 F8		0-3 K 1-3		4	0	1	0	0	2	1					
Dave Parker, L (1,9) OBP: 0.394, SLG: 0.588	0-0 F9				0-0 E3		0-0 G5-4-3 1B		0-0 E8 BLK 2B	4	1	2	0	0	0	2					
Bill Robinson, R (1,7) OBP: 0.292, SLG: 0.407	0-3 K			0-3 K		0-0 G5-4-3 1-2		4-0 BLK IBB IBB		3	0	0	0	1	2	4					
Willie Stargell, L (1,3) OBP: 0.383, SLG: 0.563	0-3 K			0-0 F9			0-0 F2		4-0 BLK IBB 1-2	3	0	0	0	1	1	3					
Phil Garner, R (1,4) OBP: 0.344, SLG: 0.401		0-0 5-3		0-0 F9			0-0 6-3		0-0 BLK	4	0	0	0	0	1	3					
Dale Berra, R (1,5) OBP: 0.250, SLG: 0.333		0-3 K							1-2 2-3 3-H	3	0	0	0	0	2	0					
Kent Tekulve, R (8,1) OBP: 0.136, SLG: 0.095		0-3 K			0-3 K		0-0 5-3			0	0	0	0	0	0	0					
Ed Ott, L (1,2) OBP: 0.311, SLG: 0.407		0-3 K2-3			0-0 F8			0-0 F3		3	0	0	0	0	1	0					
Bruce Kison, R (1,1) OBP: 0.138, SLG: 0.345								0-0 F4		2	1	1	1	0	1	0					
Grant Jackson, S (7,1) OBP: 0.250, SLG: 0.417										0	0	0	0	0	0	0					
Mario Mendoza, R (8,5) OBP: 0.286, SLG: 0.294										0	0	0	0	0	0	0					
Rennie Stennett, R (8,PH) OBP: 0.274, SLG: 0.309										1	0	0	0	0	0	0					
Inning Stats	R: 0 E: 0 K: 2 S: 9	H: 2 LOB: 2 BB: 0 P: 9	R: 0 E: 0 K: 2 S: 7	H: 0 LOB: 0 BB: 0 P: 7	R: 0 E: 0 K: 3 S: 9	H: 0 LOB: 0 BB: 0 P: 9	R: 0 E: 1 K: 1 S: 6	H: 0 LOB: 1 BB: 0 P: 6	R: 1 E: 0 K: 1 S: 6	H: 1 LOB: 0 BB: 0 P: 6	R: 0 E: 0 K: 0 S: 3	H: 1 LOB: 0 BB: 0 P: 3	R: 0 E: 0 K: 0 S: 3	H: 0 LOB: 0 BB: 0 P: 3	R: 0 E: 0 K: 1 S: 6	H: 1 LOB: 1 BB: 0 P: 6	R: 1 E: 1 K: 1 S: 1	H: 1 LOB: 2 BB: 2 P: 9	1B: 4 2B: 1 3B: 0 HR: 1	SF: 0 SAC: 0 DP: 1 HBP: 0	WP: 0 PA: 33 PB: 0 SB: 2 CS: 0
PITCHER	IP	WLS	BF	H	R	ER	SO	BB	IBB	HBP	BLK	WP	HR	S	P	ERA	WHIP				
Steve Carlton, L (1,1) ERA: 2.84	8.0	L	32	6	2	2	10	6	2	0	0	0	1	50	58	2.25	0.750				
Warren Brusstar, R (9,1) ERA: 2.36	0.0		1	0	0	0	0	0	0	0	1	0	0	0	0	0	∞	∞			

AB 31
R 1
H 5
RBI 1
BB 3
SO 7
LOB 15



Batter	1	2	3	4	5	6	7	8	9	AB	R	H	RBI	BB	SO	LOB	TOP					
Bake McBride, L OBP: 0.315, SLG: 0.392 (1, 9)	F8	F8						SH3-4 1B	G3	6	2	3	0	0	0	1	Philadelphia Phillies @ Pittsburgh Pirates Three Rivers Stadium, Pittsburgh, PA Sat Sep 30 1978, 3:33 AM EDT Att: 28,905 - Unknown					
Larry Bowa, S OBP: 0.319, SLG: 0.370 (1, 6)	F5		F9	F9		F9		SH3-4 1B	F6	6	1	1	0	0	0	3						
Garry Maddox, R OBP: 0.332, SLG: 0.410 (1, 8)	1B 2B							SH3-4		4	2	3	0	0	0	0						
Greg Luzinski, R OBP: 0.388, SLG: 0.526 (8, PR)	2B									4	1	3	3	0	1	1						
Jerry Martin, R OBP: 0.340, SLG: 0.453 (8, 7)	1B									0	1	0	0	0	0	0						
Richie Hebner, L OBP: 0.369, SLG: 0.464 (1, 3)										4	1	2	4	0	0	2						
Mike Schmidt, R OBP: 0.384, SLG: 0.435 (1, 5)	F7									3	0	0	1	1	1	4						
Bob Boone, R OBP: 0.347, SLG: 0.425 (1, 2)										5	0	2	0	0	0	4						
Ted Sizemore, R OBP: 0.270, SLG: 0.254 (5, PH)										2	0	0	0	0	0	1						
Jim Morrison, R OBP: 0.226, SLG: 0.257 (5, 4)										1	0	0	0	0	1	3						
Bud Harrelson, S OBP: 0.345, SLG: 0.235 (5, 4)										0	0	0	0	0	1	0						
Randy Lerch, L OBP: 0.203, SLG: 0.450 (5, PH)										2	2	2	0	0	0	0						
Jose Cardenal, S OBP: 0.203, SLG: 0.300 (6, 1)										1	0	0	0	0	1	0						
Warren Brusstar, R OBP: 0.143, SLG: 0.288 (7, PH)										0	0	0	0	0	0	0						
Tim McCraw, R OBP: 0.203, SLG: 0.338 (7, 1)										1	0	0	0	0	0	1						
Tug McGraw, R OBP: 0.203, SLG: 0.338 (7, 1)										0	0	0	0	0	0	0						
Ron Reed, R OBP: 0.203, SLG: 0.338 (9, 1)										0	0	0	0	0	0	0						
Inning Stats	R: 1 E: 0 K: 0 S: 6	H: 3 LOB: 2 BB: 0 P: 6	R: 1 E: 0 K: 0 S: 4	H: 2 LOB: 0 BB: 0 P: 4	R: 0 E: 0 K: 1 S: 6	H: 1 LOB: 2 BB: 0 P: 7	R: 1 E: 0 K: 0 S: 5	H: 2 LOB: 1 BB: 0 P: 5	R: 0 E: 1 K: 1 S: 7	H: 1 LOB: 3 BB: 1 P: 11	R: 3 E: 1 K: 1 S: 8	H: 3 LOB: 0 BB: 0 P: 8	R: 0 E: 0 K: 1 S: 6	H: 1 LOB: 1 BB: 0 P: 6	R: 4 E: 0 K: 0 S: 6	H: 3 LOB: 1 BB: 0 P: 7	R: 0 E: 0 K: 0 S: 3	H: 0 LOB: 1 BB: 1 P: 7	1B: 10 2B: 3 3B: 0 HR: 3	SF: 1 SAC: 3 DP: 1 HBP: 2	WP: 0 PB: 0 SB: 0 CS: 0	PA: 47
PITCHER	IP	WLS	BF	H	R	ER	SO	BB	IBB	HBP	BLK	WP	HR	S	P	ERA	WHIP					
Don Robinson, R ERA: 3.47 (1, 1)	4.0		22	9	3	3	1	0	0	1	0	0	2	23	24	6.75	2.250					
Grant Jackson, L ERA: 3.25 (5, 1)	2.0	L	10	3	3	3	2	0	1	0	0	0	1	13	17	13.50	1.500					
Ed Whitson, R ERA: 3.28 (7, 1)	1.0		6	3	2	2	1	0	0	0	0	0	0	8	8	18.00	3.000					
Kent Tekulve, R ERA: 2.36 (8, 1)	1.0		5	1	2	2	0	0	0	1	0	0	0	4	5	18.00	1.000					
Jim Bibby, R ERA: 3.53 (9, 1)	1.0		4	0	0	0	0	1	0	0	0	0	0	3	7	0.00	1.000					



Batter	1	2	3	4	5	6	7	8	9	AB	R	H	RBI	BB	SO	LOB	BOTTOM					
Frank Taveras, R OBP: 0.313, SLG: 0.353 (1, 6)	6-3	4-3		F3						5	0	1	0	0	0	2	Philadelphia Phillies @ Pittsburgh Pirates Three Rivers Stadium, Pittsburgh, PA Sat Sep 30 1978, 3:33 AM EDT Att: 28,905 - Unknown					
Omar Moreno, L OBP: 0.335, SLG: 0.303 (1, 8)	1B HR	K								4	2	0	1	1	2	2						
Dave Parker, L OBP: 0.394, SLG: 0.586 (1, 9)	1B HR									5	2	2	2	0	1	0						
Bill Robinson, R OBP: 0.295, SLG: 0.411 (7, 5)	1B HR									5	1	3	1	0	1	0						
Willie Stargell, L OBP: 0.381, SLG: 0.566 (1, 3)	HR									5	1	1	4	0	3	2						
Phil Garner, R OBP: 0.345, SLG: 0.400 (1, 4)	S BB									4	0	1	0	1	0	2						
Dale Berra, R OBP: 0.226, SLG: 0.336 (1, 5)	P4									2	0	1	0	0	0	1						
John Milner, L OBP: 0.342, SLG: 0.390 (6, PH)										2	0	0	0	0	1	2						
Ed Ott, L OBP: 0.315, SLG: 0.409 (1, 2)	F8									3	1	2	0	1	0	1						
Don Robinson, R OBP: 0.235, SLG: 0.259 (5, 1)										2	0	1	0	0	0	0						
Grant Jackson, S OBP: 0.203, SLG: 0.417 (5, PH)										0	0	0	0	0	0	0						
Dave Miller, L OBP: 0.265, SLG: 0.417 (6, PH)										1	0	0	0	0	0	2						
Ed Whitson, R ERA: 3.28 (7, 1)										0	0	0	0	0	0	0						
Kent Tekulve, R ERA: 2.36 (8, 1)										0	0	0	0	0	0	0						
Jim Bibby, R ERA: 3.53 (9, 1)										0	0	0	0	0	0	0						
Cito Gaston, R OBP: 0.203, SLG: 0.269 (9, PH)										1	1	1	0	0	0	0						
Inning Stats	R: 4 E: 0 K: 0 S: 6	H: 3 LOB: 1 BB: 2 P: 14	R: 0 E: 0 K: 1 S: 5	H: 0 LOB: 0 BB: 0 P: 5	R: 0 E: 0 K: 2 S: 7	H: 0 LOB: 0 BB: 0 P: 7	R: 0 E: 0 K: 0 S: 4	H: 2 LOB: 2 BB: 1 P: 8	R: 0 E: 0 K: 1 S: 5	H: 0 LOB: 0 BB: 0 P: 5	R: 0 E: 0 K: 1 S: 7	H: 2 LOB: 2 BB: 0 P: 7	R: 0 E: 0 K: 0 S: 3	H: 0 LOB: 0 BB: 0 P: 3	R: 0 E: 0 K: 2 S: 8	H: 1 LOB: 1 BB: 0 P: 8	R: 4 E: 1 K: 1 S: 10	H: 5 LOB: 1 BB: 0 P: 10	1B: 11 2B: 1 3B: 0 HR: 1	SF: 0 SAC: 0 DP: 0 HBP: 0	WP: 0 PB: 0 SB: 2 CS: 1	PA: 42
PITCHER	IP	WLS	BF	H	R	ER	SO	BB	IBB	HBP	BLK	WP	HR	S	P	ERA	WHIP					
Randy Lerch, L ERA: 3.96 (6, 1)	5.0	W	22	5	4	4	4	3	0	0	0	0	0	7	7	0.00	2.000					
Warren Brusstar, R ERA: 2.33 (7, 1)	2.1		12	5	4	3	2	0	0	0	0	0	0	16	16	11.57	2.143					
Tug McGraw, L ERA: 3.21 (9, 1)	0.2	S	3	1	0	0	1	0	0	0	0	0	0	5	5	0.00	1.500					



Batter	1	2	3	4	5	6	7	8	9	AB	R	H	RBI	BB	SO	LOB	TOP			
Kerry Dineen, L OBP: 0.333, SLG: 0.375	F5		2B		F7		4-3		FC6-4 1B	5	0	2	0	0	0	1	Philadelphia Phillies @ Pittsburgh Pirates Three Rivers Stadium, Pittsburgh, PA Sun Oct 01 1978, 3:33 AM EDT Att: 30,224 - Unknown			
Bud Harrelson, S OBP: 0.331, SLG: 0.223	K		K		K		4-3		FC6-4 1-2	5	0	0	0	0	3	4				
Pete Mackanin, R OBP: 0.250, SLG: 0.250	K		P4		K					4	0	1	1	0	2	2				
Orlando Gonzalez, L OBP: 0.222, SLG: 0.192					G3		F8		1-6-3	4	0	1	0	0	0	1				
Jim Morrison, R OBP: 0.235, SLG: 0.269					L8		F8			3	1	1	0	1	0	1				
Lonnie Smith, R Dan Larson, R					K		4-3			2	1	0	0	2	1	1				
Barry Foote, R Keith Moreland, R					F7		F2		FC6-4 FC6	2	0	0	0	0	0	3				
Todd Cruz, R OBP: 0.500, SLG: 0.500							FC6			4	0	2	2	0	0	2				
Jim Kaat, L Horacio Pina, R Kevin Saucier, L Tim McCarver, L Dan Boitano, R Jerry Martin, R									4-3 1B	1	0	1	0	0	0	0				
Inning Stats	R: 0 E: 0 K: 2 S: 7	H: 0 LOB: 0 BB: 0 P: 7	R: 0 E: 0 K: 1 S: 6	H: 1 LOB: 1 BB: 0 P: 6	R: 0 E: 0 K: 1 S: 7	H: 3 LOB: 2 BB: 0 P: 7	R: 2 E: 0 K: 1 S: 7	H: 2 LOB: 1 BB: 1 P: 11	R: 0 E: 0 K: 0 S: 3	H: 0 LOB: 2 BB: 2 P: 11	R: 1 E: 0 K: 0 S: 5	H: 2 LOB: 1 BB: 0 P: 5	R: 0 E: 0 K: 0 S: 3	H: 0 LOB: 0 BB: 0 P: 3	R: 0 E: 0 K: 0 S: 4	H: 1 LOB: 1 BB: 0 P: 4		1B: 7 2B: 2 3B: 0 HR: 0	SF: 0 SAC: 0 DP: 0 HBP: 0	WP: 0 PB: 0 SB: 2 CS: 1
PITCHER	IP WLS BF H R ER SO BB IBB HBP BLK WP HR S P ERA WHIP																			
Odell Jones, R ERA: 2.0	(1, 1) 5.0 W 21 6 2 2 7 1 0 0 0 0 0 0 34 38 3.60 1.400																			
Clay Carroll, R ERA: 2.25	(6, 1) 2.0 10 2 1 1 0 2 0 0 0 0 0 0 8 16 4.50 2.000																			
Kent Tekulve, R ERA: 2.33	(8, 1) 2.0 S 7 1 0 0 0 0 0 0 0 0 0 0 7 7 0.00 0.500																			

Batter	1	2	3	4	5	6	7	8	9	AB	R	H	RBI	BB	SO	LOB	BOTTOM			
Willie Stargell, L OBP: 0.382, SLG: 0.567			F9				F6			1	0	1	0	0	0	0	Philadelphia Phillies @ Pittsburgh Pirates Three Rivers Stadium, Pittsburgh, PA Sun Oct 01 1978, 3:33 AM EDT Att: 30,224 - Unknown			
Doe Boyland, L OBP: 0.250, SLG: 0.250	BB 1-3 1B				1B BLK 1B					3	1	1	1	0	0	0				
Omar Moreno, L OBP: 0.335, SLG: 0.303			K							3	0	1	1	0	1	1				
Bert Blyleven, R OBP: 0.140, SLG: 0.153	1-3									0	1	0	0	0	0	0				
Clay Carroll, R										0	0	0	0	0	0	0				
Dave May, L OBP: 0.290, SLG: 0.309	1-2				1B					0	0	0	0	1	0	0				
Kent Tekulve, R OBP: 0.136, SLG: 0.095					1B					0	0	0	0	0	0	0				
Dave Parker, L OBP: 0.294, SLG: 0.585	4-0									1	0	0	0	1	1	0				
Steve Brye, R OBP: 0.305, SLG: 0.322							6-3			2	0	1	1	0	0	1				
Dale Berra, R OBP: 0.285, SLG: 0.356	F9				4-3		F8			4	1	1	1	0	0	3				
Steve Nicosia, R					6-3		P4		L5	4	0	0	0	0	0	0				
Ken Macha, R OBP: 0.354, SLG: 0.269										2	0	0	0	2	1	0				
Matt Alexander, S ERA					K					0	0	0	0	0	0	0				
Phil Garner, R OBP: 0.345, SLG: 0.400									S BB	0	0	0	0	0	0	0				
Alberto Lois, R OBP: 0.250, SLG: 0.750					6-3		F8			4	0	1	0	0	1	2				
Mario Mendoza, R OBP: 0.283, SLG: 0.291									F4	4	1	1	0	0	2	4				
Odell Jones, R										1	0	0	0	0	1	0				
Bill Robinson, R OBP: 0.296, SLG: 0.411										0	1	0	0	0	0	0				
Cito Gaston, R OBP: 0.248, SLG: 0.267					K					1	0	0	0	0	0	0				
Inning Stats	R: 0 E: 0 K: 0 S: 3	H: 1 LOB: 1 BB: 1 P: 7	R: 0 E: 0 K: 0 S: 4	H: 1 LOB: 0 BB: 0 P: 4	R: 0 E: 0 K: 2 S: 7	H: 0 LOB: 0 BB: 0 P: 7	R: 0 E: 0 K: 1 S: 5	H: 0 LOB: 0 BB: 0 P: 5	R: 4 E: 0 K: 1 S: 9	H: 4 LOB: 2 BB: 0 P: 10	R: 0 E: 0 K: 1 S: 5	H: 0 LOB: 1 BB: 1 P: 9	R: 0 E: 0 K: 0 S: 3	H: 0 LOB: 1 BB: 1 P: 7	R: 1 E: 0 K: 2 S: 8	H: 1 LOB: 2 BB: 1 P: 12	1B: 5 2B: 0 3B: 1 HR: 1	SF: 0 SAC: 0 DP: 0 HBP: 1	WP: 0 PB: 0 SB: 5 CS: 0	PA: 35
PITCHER	IP WLS BF H R ER SO BB IBB HBP BLK WP HR S P ERA WHIP																			
Jim Kaat, L ERA: 4.1	(1, 1) 2.0 6 0 0 0 3 0 0 0 0 0 0 0 12 12 0.00 0.000																			
Horacio Pina, R ERA	(3, 1) 2.0 6 0 0 0 3 0 0 0 0 0 0 0 12 12 0.00 0.000																			
Kevin Saucier, L ERA: 18.0	(5, 1) 2.0 L 12 4 4 4 2 1 0 1 1 0 0 0 14 19 18.00 2.500																			
Dan Boitano, R ERA	(7, 1) 1.0 4 0 0 0 0 1 0 0 0 0 0 0 3 7 0.00 1.000																			
Dan Larson, R ERA: 9.0	(8, 1) 1.0 5 1 1 1 2 1 0 0 0 0 0 1 8 12 9.00 2.000																			

AB 35
R 3
H 9
RBI 3
BB 3
SO 7
LOB 18



AB 30
R 5
H 7
RBI 4
BB 4
SO 7
LOB 11



Batter	1	2	3	4	5	6	7	8	9	AB	R	H	RBI	BB	SO	LOB	TOP					
Bake McBride, L (1, 9) OBP: 0.125, SLG: 0.125 Jerry Martin, R (6, PH) OBP: 0.500, SLG: 1.200 (6, 9)	1-2 6-3	0-0 4-3	0-0 4-3	0-0 4-3	0-0 4-3	0-0 2B	0-0 K	1-3 K		3	0	0	0	0	0	1						
Larry Bowa, S (1, 6) OBP: 0.286, SLG: 0.286	0-1 F9		1-1 FC5 1B		0-0 1-3	0-0 F8	1-2 3-1		5	0	1	0	0	0	1							
Garry Maddox, R (1, 8) OBP: 0.286, SLG: 0.286	1-1 F3		1-2 F8		2-1 5-3		0-2 SH1-3 1B	3-1 5-3	5	1	1	0	0	0	1							
Greg Luzinski, R (1, 7) OBP: 0.417, SLG: 0.833		1-0 G3	1-2 1B		0-0 5-3		0-0 G3 SH1-3 1B	0-2 HR	5	1	3	1	0	0	0							
Richie Hebner, L (1, 3) OBP: 0.125, SLG: 0.125		0-0 G3	0-1 F9		0-0 4-3		0-1 SH1-3	0-0 L3	4	0	0	0	0	0	2							
Mike Schmidt, R (1, 5) OBP: 0.231, SLG: 0.273		1-2 1B	2-2 FC5		1-1 F2		4-0 G3 IBB	1-2 6-3	4	1	1	0	1	0	2							
Tim McCarver, L (1, 2) OBP: 0.500, SLG: 1.250		4-2 1B HR		4-1 SH3-4 BB		1-1 E4 1B	3-2 G3	2-2 1-3	3	2	0	1	2	0	2		AB 37					
Ted Sizemore, R (1, 4) OBP: 0.500, SLG: 0.444		0-1 HR		0-0 SH3-4		0-0 1B		1-2 E 1B	2	2	2	1	1	0	0		R 9					
Steve Carlton, L (1, 1) OBP: 0.500, SLG: 1.250		0-1 HR		0-1 F5		0-1 E9 2B	1-2 P4		4	2	2	4	0	0	4		H 11					
Inning Stats	R: 0 E: 0 K: 0 S: 7	H: 0 LOB: 0 BB: 0 P: 9	R: 4 E: 0 K: 0 S: 12	H: 3 LOB: 0 BB: 1 P: 18	R: 0 E: 0 K: 0 S: 13	H: 2 LOB: 2 BB: 0 P: 18	R: 0 E: 0 K: 0 S: 5	H: 0 LOB: 1 BB: 1 P: 9	R: 0 E: 0 K: 0 S: 4	H: 0 LOB: 0 BB: 0 P: 6	R: 3 E: 2 K: 0 S: 10	H: 3 LOB: 1 BB: 0 P: 12	R: 1 E: 0 K: 0 S: 14	H: 2 LOB: 2 BB: 2 P: 26	R: 0 E: 0 K: 1 S: 8	H: 0 LOB: 0 BB: 0 P: 13	R: 1 E: 0 K: 0 S: 12	H: 1 LOB: 0 BB: 0 P: 15	1B: 7 2B: 2 3B: 0 HR: 2	SF: 0 SAC: 2 DP: 0 HBP: 0	WP: 0 PB: 0 SB: 0 CS: 0	PA: 43
PITCHER	IP	WLS	BF	H	R	ER	SO	BB	IBB	HBP	BLK	WP	HR	S	P	ERA	WHIP					
Don Sutton, R (1, 1) ERA: 6.35	5.2	L	27	7	7	4	0	2	0	0	0	0	1	49	70	6.35	1.588					
Lance Rautzhan, L (6, 1) ERA: 6.75	1.1		9	3	1	1	0	0	2	0	0	0	0	16	28	6.75	2.250					
Charlie Hough, R (8, 1) ERA: 4.5	2.0		7	1	1	1	1	0	0	0	0	0	1	20	28	4.50	0.500					

Philadelphia Phillies @ Los Angeles Dodgers
 Dodger Stadium, Los Angeles, CA
 Fri Oct 06 1978, 7:05 PM PDT
 Att: 55,043 - Unknown

AB	37
R	9
H	11
RBI	8
BB	4
SO	1
LOB	13



Batter	1	2	3	4	5	6	7	8	9	AB	R	H	RBI	BB	SO	LOB	BOTTOM						
Davey Lopes, R (1, 4) OBP: 0.462, SLG: 1.154	2-3 K		0-0 5-3	1-0 5-3			0-1 E5		4	0	0	0	0	1	1								
Bill North, S (1, 8) OBP: 0.333, SLG: 0.364	1-1 5-3		0-3 K		0-0 F8		2-2 G4-6-3		4	0	0	0	0	1	2								
Reggie Smith, S (1, 9) OBP: 0.333, SLG: 0.364	0-0 F8		0-1 2B		2-3 K		1-1 6-3		4	1	1	0	0	1	0								
Steve Garvey, R (1, 3) OBP: 0.385, SLG: 1.308		0-1 L5	0-2 1B		1-0 F8		2-1 HR		4	2	2	2	0	0	0								
Ron Cey, R (1, 5) OBP: 0.308, SLG: 0.250		4-1 BB	1-0 1B		0-0 5-3		1-3 K		3	1	1	1	1	1	0								
Dusty Baker Jr., R (1, 7) OBP: 0.482, SLG: 0.400		4-1 2B	2-0 FC5-4		3-2 6-3		0-0 F3		3	0	1	0	1	0	0								
Bill Russell, R (1, 6) OBP: 0.308, SLG: 0.385		1-1 2B	0-2 FC5-4		0-0 F9		2-2 G4-6-3		4	0	2	1	0	0	2		AB 34						
Steve Yeager, R (1, 2) OBP: 0.333, SLG: 0.500 Lee Lacy, R (9, PH)		2-3 K		0-0 6-3			3-3 K		3	0	0	0	0	2	2		R 4						
Don Sutton, R (1, 1) ERA: 4.0	9.0	W	36	8	4	4	8	2	0	0	0	0	0	0	0	127	4.00	1.111					
Lance Rautzhan, R (6, 1) ERA: 6.75	1.1		9	3	1	1	0	0	2	0	0	0	0	16	28	6.75	2.250						
Manny Mota, R (7, PH) OBP: 1.000, SLG: 2.000 Charlie Hough, R (8, 1) ERA: 4.5	2.0		7	1	1	1	1	0	0	0	0	0	1	20	28	4.50	0.500						
Joe Ferguson, R (9, PH)																		H 8					
Inning Stats	R: 0 E: 0 K: 1 S: 6	H: 0 LOB: 0 BB: 0 P: 9	R: 1 E: 0 K: 2 S: 13	H: 1 LOB: 2 BB: 2 P: 27	R: 2 E: 0 K: 1 S: 14	H: 4 LOB: 2 BB: 0 P: 17	R: 0 E: 0 K: 1 S: 5	H: 0 LOB: 0 BB: 0 P: 7	R: 0 E: 0 K: 0 S: 8	H: 0 LOB: 0 BB: 0 P: 11	R: 0 E: 0 K: 1 S: 18	H: 1 LOB: 1 BB: 0 P: 24	R: 1 E: 0 K: 1 S: 8	H: 1 LOB: 0 BB: 0 P: 12	R: 0 E: 0 K: 0 S: 8	H: 1 LOB: 0 BB: 0 P: 12	1B: 4 2B: 3 3B: 0 HR: 1	SF: 0 SAC: 0 DP: 2 HBP: 0	WP: 0 PB: 0 SB: 0 CS: 0	PA: 36			
PITCHER	IP	WLS	BF	H	R	ER	SO	BB	IBB	HBP	BLK	WP	HR	S	P	ERA	WHIP						
Steve Carlton, L (1, 1) ERA: 4.0	9.0	W	36	8	4	4	8	2	0	0	0	0	0	0	0	127	4.00	1.111					
Lance Rautzhan, R (6, 1) ERA: 6.75	1.1		9	3	1	1	0	0	2	0	0	0	0	16	28	6.75	2.250						
Manny Mota, R (7, PH) OBP: 1.000, SLG: 2.000 Charlie Hough, R (8, 1) ERA: 4.5	2.0		7	1	1	1	1	0	0	0	0	0	1	20	28	4.50	0.500						
Joe Ferguson, R (9, PH)																		H 8					

Philadelphia Phillies @ Los Angeles Dodgers
 Dodger Stadium, Los Angeles, CA
 Fri Oct 06 1978, 7:05 PM PDT
 Att: 55,043 - Unknown

AB	34
R	4
H	8
RBI	4
BB	2
SO	8
LOB	11



