

Philadelphia Phillies - 1979


Batter	1	2	3	4	5	6	7	8	9	AB	R	H	RBI	BB	SO	LOB	TOP			
Pete Rose, S OBP: 0.500, SLG: 0.333	F8		3-1			BB			FC6-4 1B	3	0	1	0	1	0	0	Philadelphia Phillies @ St. Louis Cardinals Busch Stadium, St. Louis, MO Fri Apr 06 1979, 6:05 PM CST Att: 40,526 - Unknown - 40 F			
Larry Bowa, S (1.6)	F7			P5		P4		FC6-4 BB 1B 1-2	4	0	0	0	0	0	2					
Bake McBride, L (1.9)	4-3			F7		G3		F7	4	0	0	0	0	0	1					
Greg Luzinski, R OBP: 0.250, SLG: 0.250		6-3		5-3		K		BB 1B	4	0	1	0	0	1	0					
Mike Schmidt, R (1.5)		5-3		K		5-3		FC6-4 BB 1B 1-2	3	0	0	0	1	1	0					
Gary Maddox, R OBP: 0.500, SLG: 1.333				G6-4-3 HBP				F8 FC6-4 1-2	3	1	1	1	0	0	3					
Manny Trillo, R OBP: 0.667, SLG: 0.667				G6-4-3 CS 1B 1-2				1B	3	0	2	0	0	0	1					
Tim McCarver, L Bob Boone, R (8.2)		CS 1-2		4-3		6-3		P4	3	0	0	0	0	0	1					
Steve Carlton, L Doug Bird, R Greg Gross, L Rawly Eastwick, R (8.1)				F7		F9		F8	0	0	0	0	0	0	0					
									2	0	0	0	0	0	0					
									0	0	0	0	0	0	0					
									1	0	0	0	0	0	1					
									0	0	0	0	0	0	0					
Inning Stats	R: 0 E: 0 K: 0 S: 3	H: 0 LOB: 0 BB: 0 P: 3	R: 1 E: 0 K: 0 S: 4	H: 2 LOB: 0 BB: 0 P: 4	R: 0 E: 0 K: 0 S: 3	H: 0 LOB: 0 BB: 0 P: 3	R: 0 E: 0 K: 1 S: 4	H: 0 LOB: 0 BB: 0 P: 5	R: 0 E: 0 K: 0 S: 3	H: 0 LOB: 1 BB: 1 P: 7	R: 0 E: 0 K: 1 S: 5	H: 0 LOB: 0 BB: 0 P: 5	R: 0 E: 0 K: 0 S: 4	H: 1 LOB: 1 BB: 0 P: 4	R: 0 E: 0 K: 0 S: 5	H: 2 LOB: 3 BB: 1 P: 9	1B: 4 2B: 0 3B: 0 HR: 1	SF: 0 SAC: 0 DP: 1 HBP: 1	WP: 0 PB: 0 SB: 0 CS: 1	PA: 34
PITCHER John Denny, R ERA: 1.0	IP: 9.0 WLS: W BF: 33 H: 5 R: 1 ER: 1 SO: 2 BB: 2 IBB: 0 HBP: 1 BLK: 0 WP: 0 HR: 1 S: 34 P: 43 ERA: 1.00 WHIP: 0.778																			

Batter	1	2	3	4	5	6	7	8	9	AB	R	H	RBI	BB	SO	LOB	BOTTOM			
Lou Brock, L Mike Dimmel, R (8.7)	F7		4-3		K		1B S 3B BB	4-3		3	1	0	0	1	1	0	Philadelphia Phillies @ St. Louis Cardinals Busch Stadium, St. Louis, MO Fri Apr 06 1979, 6:05 PM CST Att: 40,526 - Unknown - 40 F			
Gary Templeton, S OBP: 0.200, SLG: 0.200	4-3			6-3	5-3		1-3 3B 1B	4-3	5	1	1	0	0	0	0					
Keith Hernandez, L OBP: 0.500, SLG: 0.500	F7			1B 2B 1B	1B		1-3 1-2		4	1	2	0	0	0	2					
Ted Simmons, S OBP: 0.500, SLG: 1.333				F7	5-3		3B IBB		3	2	1	1	1	0	2					
George Hendrick, R OBP: 0.250, SLG: 0.250				K	1B 2B 1B		P6		4	1	1	0	0	2	3					
Tony Scott, S OBP: 0.750, SLG: 1.500				K	2B 1B		1B SF8 2B	2B 3B	4	2	3	3	0	1	0					
Ken Reitz, R OBP: 0.750, SLG: 1.250				F5	1-3 2-H 3-H		FC6-4 1B	2B	4	0	3	3	0	0	0					
Mike Tyson, R (1.4)				P6			SF8	F8	2	0	0	1	1	0	1					
John Denny, R (1.1)				F7	5-3		FC6-4 1-2	5-3	4	0	0	0	0	0	4					
									1B: 6 2B: 3 3B: 1 HR: 1	SF: 1 SAC: 0 DP: 0 HBP: 0	WP: 0 PB: 0 SB: 1 CS: 0	PA: 38								
Inning Stats	R: 0 E: 0 K: 0 S: 3	H: 0 LOB: 0 BB: 0 P: 3	R: 1 E: 0 K: 2 S: 8	H: 1 LOB: 0 BB: 0 P: 8	R: 0 E: 0 K: 0 S: 3	H: 0 LOB: 0 BB: 0 P: 3	R: 2 E: 0 K: 0 S: 7	H: 4 LOB: 3 BB: 1 P: 11	R: 0 E: 0 K: 1 S: 6	H: 1 LOB: 1 BB: 0 P: 6	R: 1 E: 0 K: 1 S: 7	H: 2 LOB: 1 BB: 0 P: 7	R: 4 E: 0 K: 0 S: 6	H: 3 LOB: 1 BB: 2 P: 14	R: 0 E: 0 K: 0 S: 3	H: 0 LOB: 0 BB: 0 P: 3	1B: 6 2B: 3 3B: 1 HR: 1	SF: 1 SAC: 0 DP: 0 HBP: 0	WP: 0 PB: 0 SB: 1 CS: 0	PA: 38
PITCHER Steve Carlton, L ERA: 9.95 Doug Bird, R ERA: 13.5 Rawly Eastwick, R ERA:	IP: 6.1 WLS: L BF: 31 H: 9 R: 7 ER: 7 SO: 4 BB: 1 IBB: 2 HBP: 0 BLK: 0 WP: 0 HR: 1 S: 36 P: 48 ERA: 9.95 WHIP: 1.579																			

Batter	1	2	3	4	5	6	7	8	9	AB	R	H	RBI	BB	SO	LOB	TOP			
Pete Rose, S OBP: 0.500, SLG: 0.429	0-0 1B		0-0 1B		0-0 4-3			0-0 6-3		4	0	2	0	0	0	0				
Larry Bowa, S (1, 6)	0-0 F8		0-0 P4		0-3 K			0-0 5-3		4	0	0	0	0	1	2				
Bake McBride, L (1, 9)	0-0 P4			0-0 6-3		0-0 F8		0-0 G3		4	0	0	0	0	0	1				
Greg Luzinski, R OBP: 0.250, SLG: 0.625 Ron Reed, R (9, 1)	0-3 K			0-0 HR		0-0 5-3		0-0 5-3	0-0 5-3	4	1	1	1	0	1	1				
Mike Schmidt, R OBP: 0.375, SLG: 0.667		0-0 F7		0-0 HR		4-0 BB		0-0 6-3		3	1	1	1	1	0	0				
Garry Maddox, R OBP: 0.250, SLG: 0.571	0-0 1-3		0-0 E6		0-0 F9			0-0 6-3		4	0	0	0	0	0	1				
Manny Trillo, R OBP: 0.333, SLG: 0.333	0-0 L9		0-0 F8		0-0 5-3					3	0	0	0	0	0	1				
Bob Boone, R (1, 2)			0-0 5-3		0-3 K			0-0 P6		3	0	0	0	0	1	1				
Randy Lerch, L Greg Gross, L (9, 7)			0-0 F9		0-0 4-3			0-0 4-1		3	0	0	0	0	0	0				
Inning Stats	R: 0 E: 0 K: 1 S: 6	H: 1 LOB: 1 BB: 0 P: 6	R: 0 E: 0 K: 0 S: 3	H: 0 LOB: 0 BB: 0 P: 3	R: 0 E: 0 K: 0 S: 4	H: 1 LOB: 1 BB: 0 P: 4	R: 2 E: 1 K: 1 S: 8	H: 2 LOB: 1 BB: 0 P: 8	R: 0 E: 0 K: 0 S: 5	H: 0 LOB: 0 BB: 0 P: 5	R: 0 E: 0 K: 0 S: 3	H: 0 LOB: 0 BB: 0 P: 3	R: 0 E: 0 K: 0 S: 3	H: 0 LOB: 0 BB: 0 P: 3	R: 0 E: 0 K: 0 S: 3	H: 0 LOB: 0 BB: 0 P: 3	1B: 2 2B: 0 3B: 0 HR: 2	SF: 0 SAC: 0 DP: 0 HBP: 0	WP: 0 PB: 0 SB: 0 CS: 0	PA: 33
PITCHER Pete Vuckovich, R ERA: 2.0	IP: 9.0 WLS: W BF: 33 H: 4 R: 2 ER: 2 SO: 3 BB: 1 IBB: 0 HBP: 0 BLK: 0 WP: 0 HR: 2 S: 38 P: 42 ERA: 2.00 WHIP: 0.556																			

Philadelphia Phillies @ St. Louis Cardinals
Busch Stadium, St. Louis, MO
Sat Apr 07 1979, 3:33 AM CST
Att: 15,294 - Unknown


AB	32
R	2
H	4
RBI	2
BB	1
SO	3
LOB	7



Batter	1	2	3	4	5	6	7	8	9	AB	R	H	RBI	BB	SO	LOB	BOTTOM			
Garry Templeton, S OBP: 0.333, SLG: 0.444	0-0 L9-6 2B		0-0 3-1		0-0 6-3			0-0 S 1B		4	0	2	0	0	0	1				
Tony Scott, S OBP: 0.750, SLG: 1.125	0-0 S 1B			0-0 HR 1B		0-0 CS 1B		0-0 F7		4	1	3	0	0	0	1				
Keith Hernandez, L OBP: 0.500, SLG: 0.857	0-0 L9-6			0-0 1-H HR		4-0 1-2 BB		0-3 K		3	1	1	2	1	1	3				
Ted Simmons, S OBP: 0.375, SLG: 0.714	0-0 F2			0-0 6-3		0-0 1B		0-0 F8		4	0	1	0	0	0	2				
George Hendrick, R OBP: 0.250, SLG: 0.375		0-0 L8		0-0 F9		0-0 P3		0-0 1B 2B		4	1	1	0	0	0	2				
Tom Grieve, R Mike Dimmel, R Dane Iorg, L (9, PH)		0-0 4-3		0-0 P4		0-0 6-3		4-0 1B IBB		3	0	0	0	0	0	2				
Ken Reitz, R OBP: 0.750, SLG: 1.143		0-0 F9			0-0 4-3 2B		1-0 G1-6-3 HBP		0-0 1-3 2-H 1B	3	0	2	1	0	0	0				
Mike Tyson, R (1, 4)			0-0 F9		0-0 4-3		0-0 G1-6-3			3	0	0	0	0	0	2				
Pete Vuckovich, R (1, 1)			0-0 1-3		0-0 F8		0-0 6-3			3	0	0	0	0	0	1				
Inning Stats	R: 0 E: 0 K: 0 S: 4	H: 2 LOB: 1 BB: 0 P: 4	R: 0 E: 0 K: 0 S: 3	H: 0 LOB: 0 BB: 0 P: 3	R: 0 E: 0 K: 0 S: 3	H: 0 LOB: 0 BB: 0 P: 3	R: 2 E: 0 K: 0 S: 5	H: 2 LOB: 0 BB: 0 P: 5	R: 0 E: 0 K: 0 S: 4	H: 1 LOB: 1 BB: 0 P: 4	R: 0 E: 0 K: 0 S: 2	H: 2 LOB: 2 BB: 0 P: 3	R: 0 E: 0 K: 1 S: 6	H: 1 LOB: 1 BB: 0 P: 6	R: 1 E: 0 K: 0 S: 2	H: 2 LOB: 2 BB: 1 P: 6	1B: 6 2B: 4 3B: 0 HR: 1	SF: 0 SAC: 0 DP: 2 HBP: 1	WP: 0 PB: 0 SB: 2 CS: 1	PA: 34
PITCHER Randy Lerch, L ERA: 2.25 Ron Reed, R ERA:	IP: 8.0 WLS: L BF: 31 H: 8 R: 2 ER: 2 SO: 1 BB: 1 IBB: 0 HBP: 1 BLK: 0 WP: 0 HR: 1 S: 31 P: 36 ERA: 2.25 WHIP: 1.125																			

Philadelphia Phillies @ St. Louis Cardinals
Busch Stadium, St. Louis, MO
Sat Apr 07 1979, 3:33 AM CST
Att: 15,294 - Unknown

AB	31
R	3
H	10
RBI	3
BB	2
SO	1
LOB	14





Batter	1	2	3	4	5	6	7	8	9	AB	R	H	RBI	BB	SO	LOB	TOP					
Pete Rose, S OBP: 0.364, SLG: 0.300	L6		4-3		G4-6-3					3	0	0	0	0	0	3	Philadelphia Phillies @ St. Louis Cardinals Busch Stadium, St. Louis, MO Sun Apr 08 1979, 3:33 AM CST Att. 20,055 - Cloudy					
Larry Bowa, S (1,6)	4-3			P4						2	0	0	0	0	0							
Bake McBride, L (1,9)	6-3			F7						2	0	0	0	0	0							
Greg Luzinski, R OBP: 0.300, SLG: 0.556				F9						1	0	0	0	1	0							
Mike Schmidt, R OBP: 0.400, SLG: 0.571				L7				FC5-4	BB	1	0	0	0	1	0	1						
Gary Maddox, R OBP: 0.200, SLG: 0.444				G4-6-3				FC5-4	1B	2	1	0	0	0	0	2						
Manny Trillo, R OBP: 0.375, SLG: 0.375				K						2	0	1	0	0	1	0						
Bob Boone, R OBP: 0.400, SLG: 1.200				HR						2	1	2	2	0	0	0						
Nino Espinosa, R (1,1)				K						1	0	0	0	1	1	0						
Inning Stats	R: 0 E: 0 K: 0 S: 3	H: 0 LOB: 0 BB: 0 P: 3	R: 0 E: 0 K: 0 S: 2	H: 0 LOB: 0 BB: 1 P: 6	R: 1 E: 0 K: 2 S: 8	H: 1 LOB: 0 BB: 0 P: 8	R: 0 E: 0 K: 0 S: 3	H: 0 LOB: 0 BB: 0 P: 3	R: 1 E: 0 K: 0 S: 4	H: 2 LOB: 2 BB: 2 P: 12						1B: 1 2B: 1 3B: 0 HR: 1	SF: 0 SAC: 0 DP: 2 HBP: 0	WP: 0 PB: 0 SB: 0 CS: 0	PA: 19			
PITCHER Bob Forsch, R ERA: 3.6	IP: 5.0	WLS: 19	BF: 3	H: 2	R: 2	ER: 2	SO: 2	BB: 3	IBB: 0	HBP: 0	BLK: 0	WP: 0	HR: 1	S: 20	P: 32	ERA: 3.60	WHIP: 1.200					

Batter	1	2	3	4	5	6	7	8	9	AB	R	H	RBI	BB	SO	LOB	BOTTOM					
Lou Brock, L (1,7)	L8		4-3							2	0	0	0	1	0	0	Philadelphia Phillies @ St. Louis Cardinals Busch Stadium, St. Louis, MO Sun Apr 08 1979, 3:33 AM CST Att. 20,055 - Cloudy					
Gary Templeton, S OBP: 0.250, SLG: 0.333	4-3		4-3		FC1-6					3	1	0	0	0	0	2						
Keith Hernandez, L OBP: 0.455, SLG: 0.800	F8		6-3							3	0	1	2	0	0	0						
Ted Simmons, S OBP: 0.455, SLG: 0.800										3	0	2	0	0	0	1						
George Hendrick, R OBP: 0.300, SLG: 0.333										1	0	0	0	1	0	1						
Tony Scott, S OBP: 0.600, SLG: 0.900										2	0	0	0	0	1	3						
Ken Reitz, R OBP: 0.700, SLG: 1.111										2	0	1	0	0	0	2						
Ken Oberkfell, L (1,4)										1	0	0	0	1	0	0						
Bob Forsch, R (1,1)										1	1	0	0	1	0	3						
Inning Stats	R: 0 E: 0 K: 0 S: 3	H: 0 LOB: 0 BB: 0 P: 3	R: 0 E: 0 K: 0 S: 5	H: 2 LOB: 3 BB: 1 P: 9	R: 0 E: 0 K: 0 S: 3	H: 0 LOB: 0 BB: 0 P: 3	R: 0 E: 0 K: 1 S: 5	H: 1 LOB: 1 BB: 1 P: 9	R: 2 E: 0 K: 0 S: 4	H: 1 LOB: 1 BB: 2 P: 12						1B: 1 2B: 3 3B: 0 HR: 0	SF: 0 SAC: 0 DP: 1 HBP: 0	WP: 0 PB: 0 SB: 0 CS: 0	PA: 22			
PITCHER Nino Espinosa, R ERA: 3.6	IP: 5.0	WLS: 22	BF: 4	H: 2	R: 2	ER: 2	SO: 1	BB: 4	IBB: 0	HBP: 0	BLK: 0	WP: 0	HR: 0	S: 20	P: 36	ERA: 3.60	WHIP: 1.600					

Batter	1	2	3	4	5	6	7	8	9	AB	R	H	RBI	BB	SO	LOB	TOP					
Frank Taveras, R (1, 6) OBP: 0.353, SLG: 0.412										4	0	0	0	0	2	2	Pittsburgh Pirates @ Philadelphia Phillies Veterans Stadium, Philadelphia, PA Tue Apr 10 1979, 6:05 PM EST Att: 48,235 - Unknown					
Omar Moreno, L (1, 8) OBP: 0.400, SLG: 0.357										4	0	1	0	0	0	2						
Dave Parker, L (1, 9) OBP: 0.353, SLG: 0.429										3	0	0	0	1	0	1						
Willie Stargell, L (1, 3) OBP: 0.353, SLG: 0.529										4	0	1	0	0	1	1						
Bill Robinson, R (1, 7) OBP: 0.235, SLG: 0.467										4	1	1	0	0	0	2						
Rennie Stennett, R (1, 4) OBP: 0.188, SLG: 0.200										4	0	0	0	0	0	1						
Ed Ott, L (1, 2) OBP: 0.455, SLG: 0.818										4	0	2	1	0	0	0						
Phil Garner, R (1, 5) OBP: 0.267, SLG: 0.533										4	1	1	0	0	0	2						
John Candelaria, L (1, 1) John Milner, L (7, PH) Enrique Romo, R (7, 1) Kent Tekulve, R (7, 1)										2	0	0	0	0	1	3						
Inning Stats	R: 0 E: 0 K: 2 S: 7	H: 0 LOB: 1 BB: 1 P: 11	R: 1 E: 0 K: 1 S: 7	H: 2 LOB: 1 BB: 0 P: 7	R: 0 E: 0 K: 0 S: 3	H: 0 LOB: 0 BB: 0 P: 3	R: 0 E: 0 K: 0 S: 3	H: 0 LOB: 0 BB: 0 P: 3	R: 0 E: 1 K: 0 S: 5	H: 1 LOB: 2 BB: 0 P: 5	R: 0 E: 0 K: 0 S: 3	H: 0 LOB: 0 BB: 0 P: 3	R: 2 E: 0 K: 1 S: 7	H: 2 LOB: 0 BB: 0 P: 7	R: 0 E: 0 K: 0 S: 4	H: 2 LOB: 1 BB: 0 P: 4		R: 0 E: 0 K: 0 S: 3	H: 0 LOB: 0 BB: 0 P: 3	1B: 5 2B: 1 3B: 1 HR: 0	SF: 0 SAC: 0 DP: 1 HBP: 0	WP: 1 PB: 0 SB: 0 CS: 0
PITCHER Dick Ruthven, R (1, 1) ERA: 3.0	IP: 9.0 WLS: W BF: 35 H: 7 R: 3 ER: 3 SO: 4 BB: 1 IBB: 0 HBP: 0 BLK: 0 WP: 1 HR: 0 S: 42 P: 46 ERA: 3.00 WHIP: 0.889															PITCHER	IP: WLS: BF: H: R: ER: SO: BB: IBB: HBP: BLK: WP: HR: S: P: ERA: WHIP:					

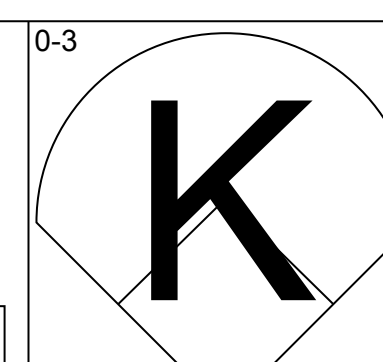
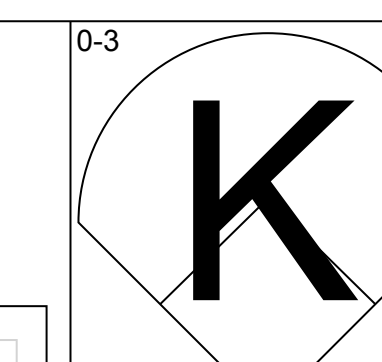
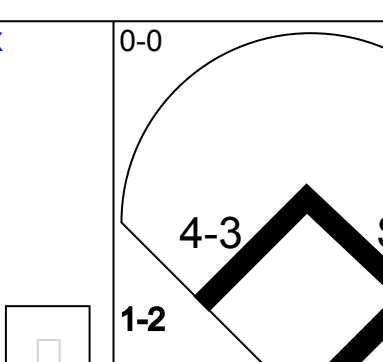
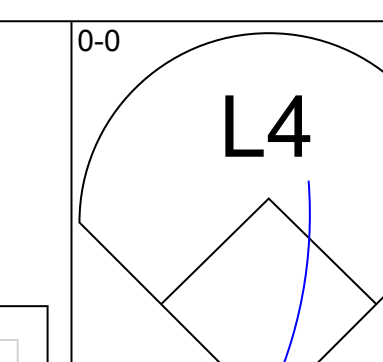
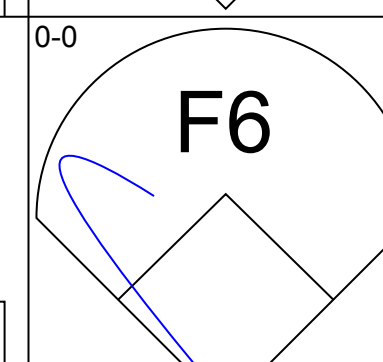
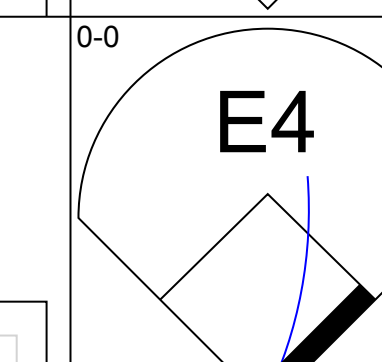
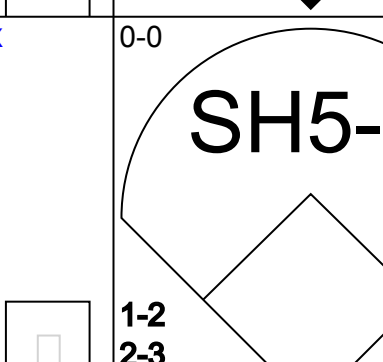
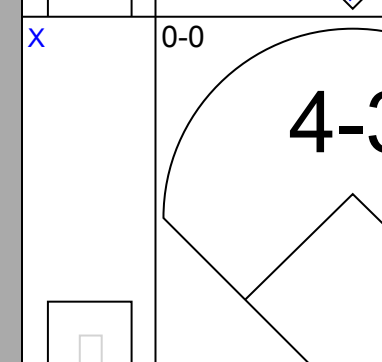
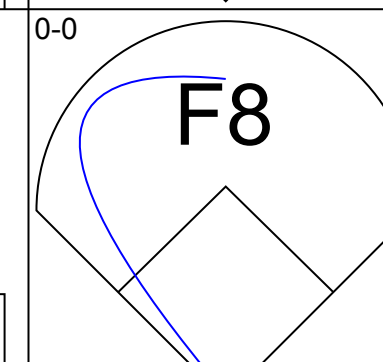
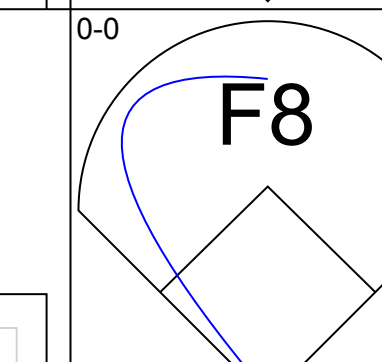
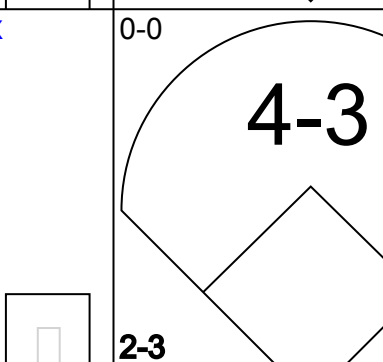
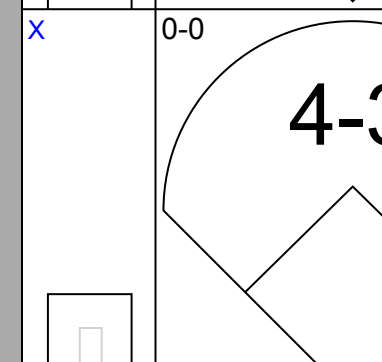
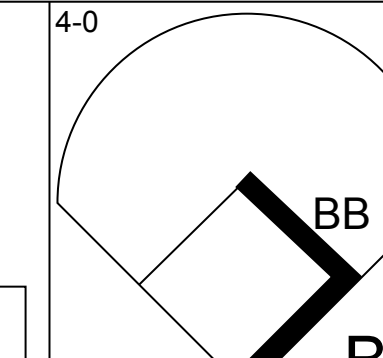
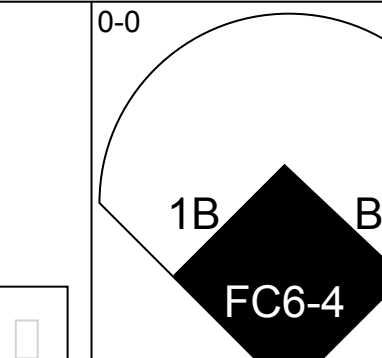
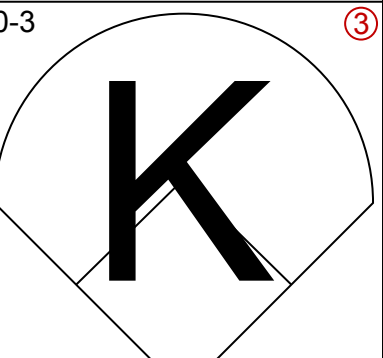
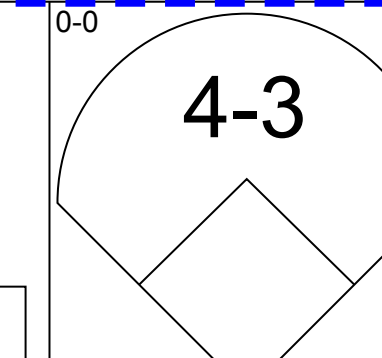
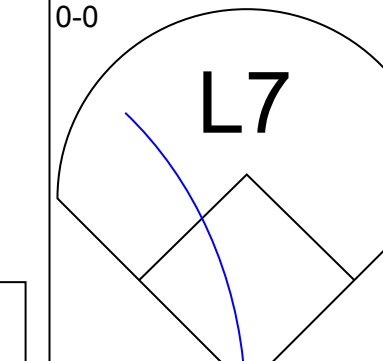
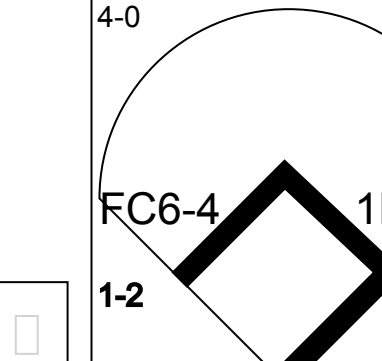
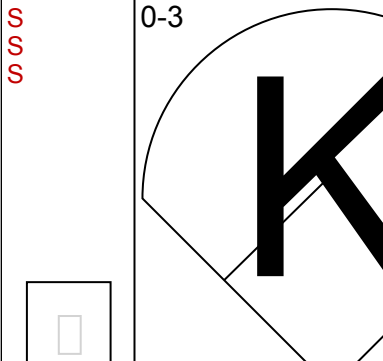
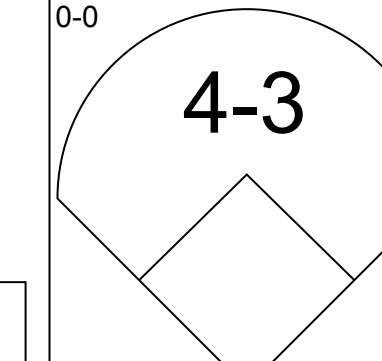
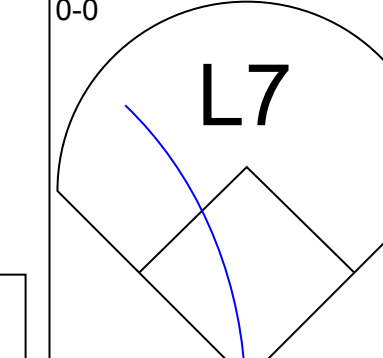
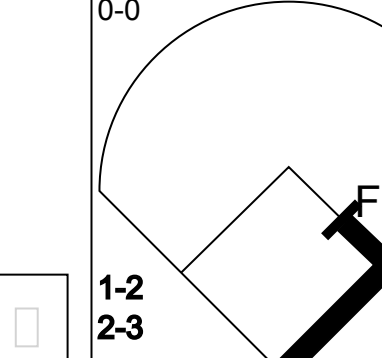
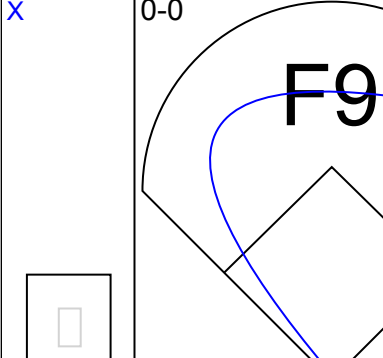
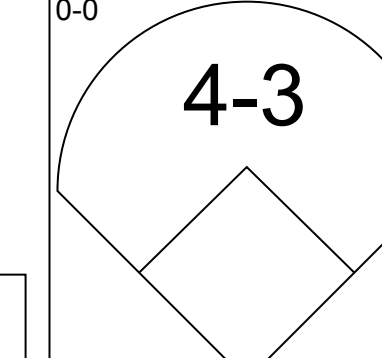
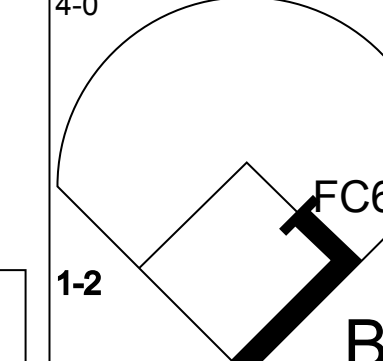
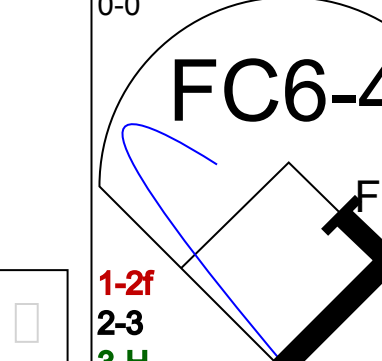
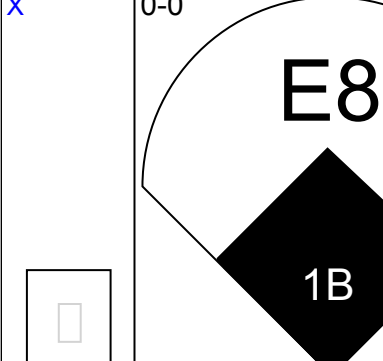
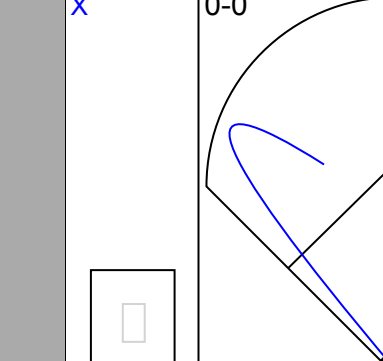
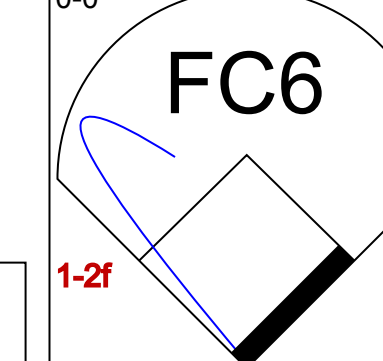
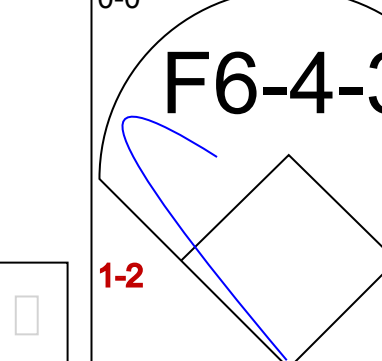
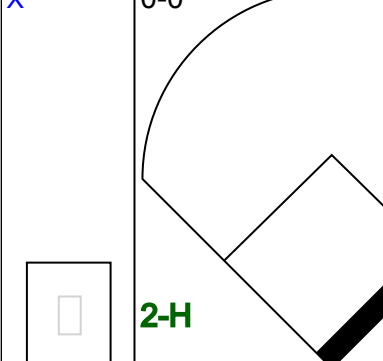
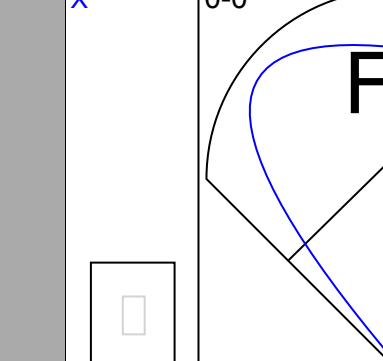
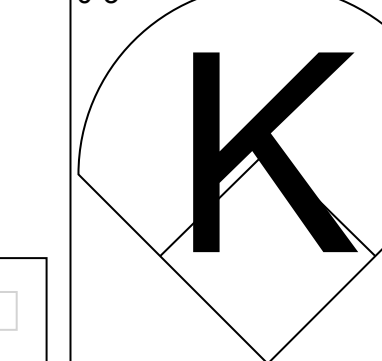
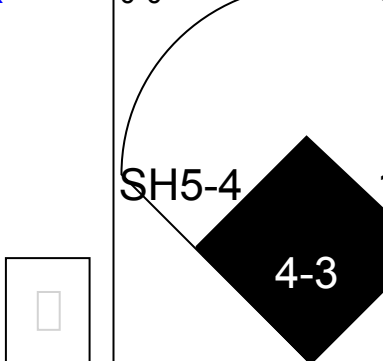
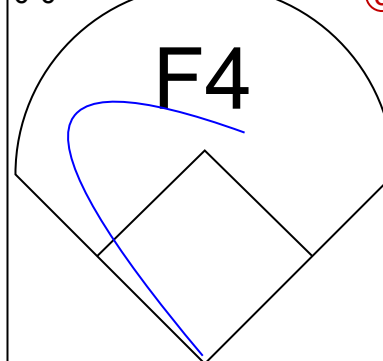
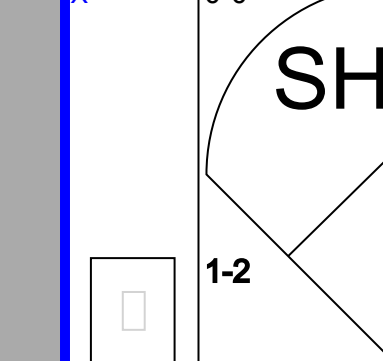
Batter	1	2	3	4	5	6	7	8	9	AB	R	H	RBI	BB	SO	LOB	BOTTOM			
Lonnie Smith, R (1, 9) Bake McBride, L (7, PH) (8, 9)										3	0	0	0	0	1	2	Pittsburgh Pirates @ Philadelphia Phillies Veterans Stadium, Philadelphia, PA Tue Apr 10 1979, 6:05 PM EST Att: 48,235 - Unknown			
Larry Bowa, S (1, 6)										5	1	0	0	0	1	4				
Pete Rose, S (1, 3) Del Unser, L (8, PR) (9, 3)										4	1	3	0	1	0	0				
Greg Luzinski, R (1, 7) Greg Gross, L (7, PR) (8, 7)										3	0	0	0	1	1	2				
Mike Schmidt, R (1, 5) OBP: 0.429, SLG: 0.636										4	1	2	2	0	0	0				
Gary Maddox, R (1, 8) OBP: 0.357, SLG: 0.769										4	3	3	1	0	0	2				
Manny Trillo, R (1, 4) OBP: 0.417, SLG: 0.500										4	0	2	3	0	0	2				
Bob Boone, R (1, 2) OBP: 0.333, SLG: 0.778										4	0	1	1	0	0	4				
Dick Ruthven, R (1, 1) OBP: 0.250, SLG: 0.250										4	0	1	0	0	2	2				
Inning Stats	R: 0 E: 0 K: 2 S: 8	H: 1 LOB: 1 BB: 0 P: 8	R: 2 E: 0 K: 1 S: 9	H: 4 LOB: 0 BB: 0 P: 9	R: 0 E: 0 K: 0 S: 3	H: 0 LOB: 0 BB: 0 P: 3	R: 0 E: 0 K: 1 S: 6	H: 1 LOB: 1 BB: 0 P: 6	R: 0 E: 0 K: 0 S: 4	H: 1 LOB: 1 BB: 0 P: 4	R: 1 E: 0 K: 1 S: 7	H: 2 LOB: 1 BB: 0 P: 7	R: 4 E: 0 K: 0 S: 6	H: 3 LOB: 2 BB: 2 P: 14	R: 0 E: 1 K: 0 S: 4	H: 0 LOB: 2 BB: 1 P: 8		1B: 6 2B: 5 3B: 1 HR: 0	SF: 0 SAC: 0 DP: 0 HBP: 0	WP: 0 PB: 0 SB: 1 CS: 0
PITCHER John Candelaria, L (1, 1) ERA: 4.5 Enrique Romo, R (7, 1) ERA: 16.2 Kent Tekulve, R (7, 1) ERA: 8.31	IP: 6.0 WLS: L BF: 3 H: 1 R: 2 ER: 2 SO: 0 BB: 1 IBB: 0 HBP: 0 BLK: 0 WP: 0 HR: 0 S: 16 P: 37 ERA: 4.50 WHIP: 1.500															PITCHER	IP: WLS: BF: H: R: ER: SO: BB: IBB: HBP: BLK: WP: HR: S: P: ERA: WHIP:			

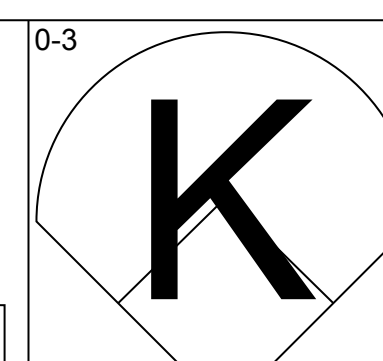
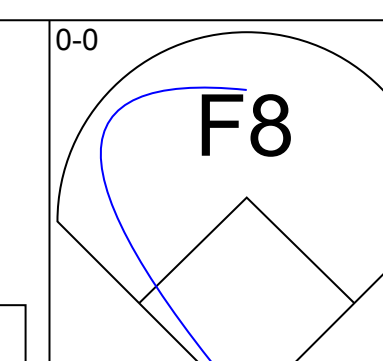
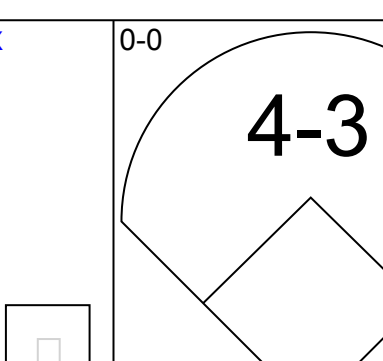
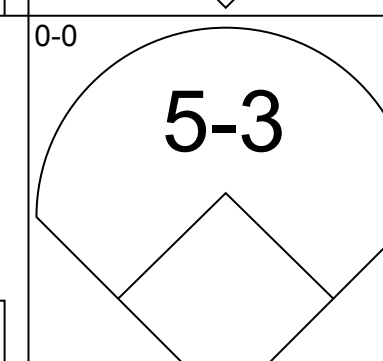
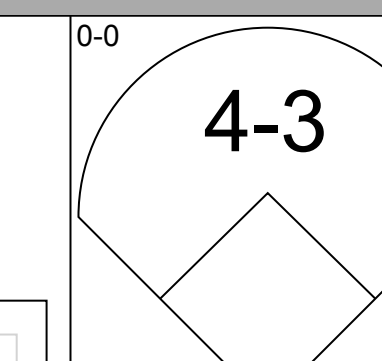
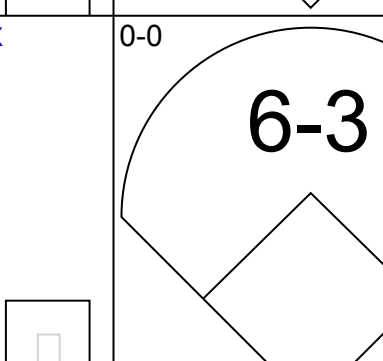
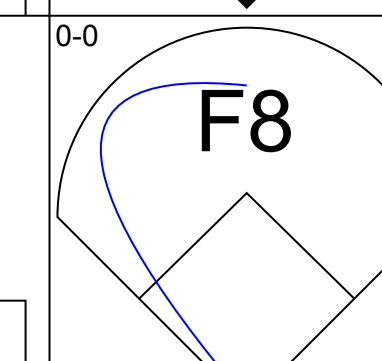
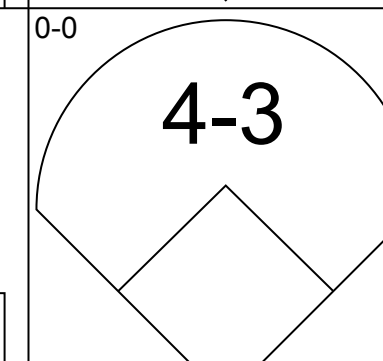
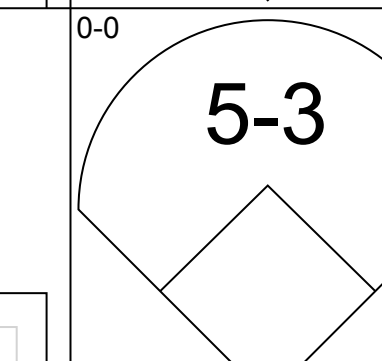
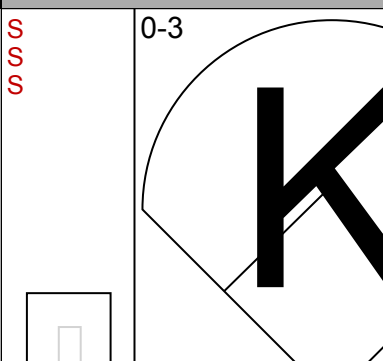
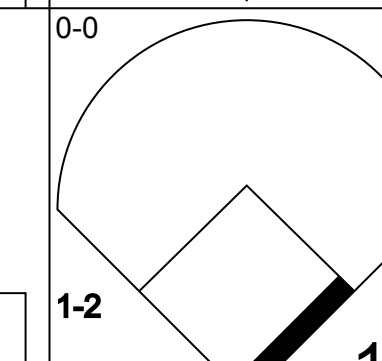
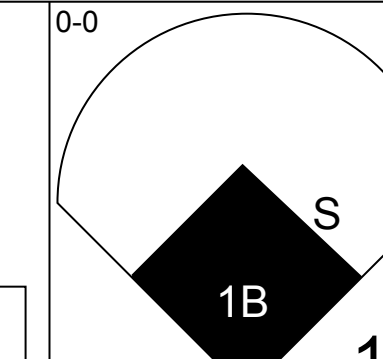
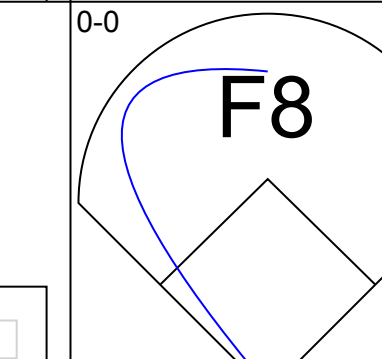
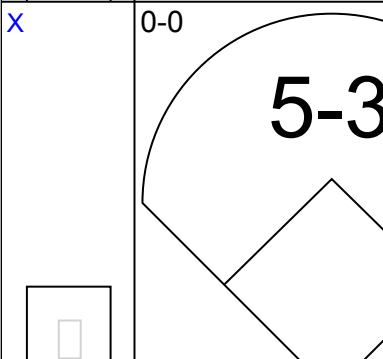
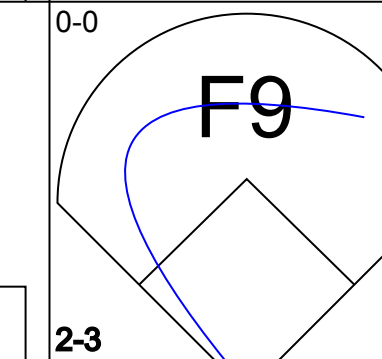
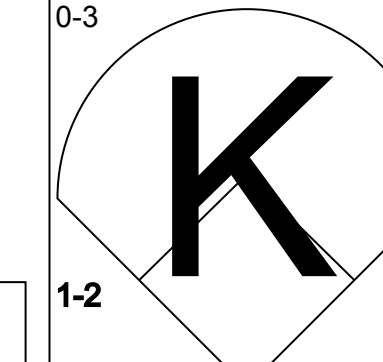
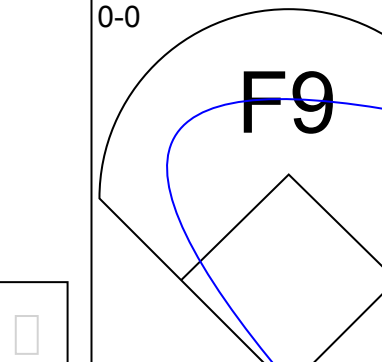
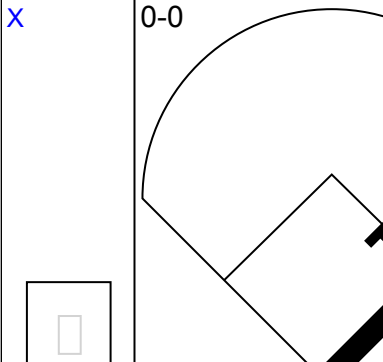
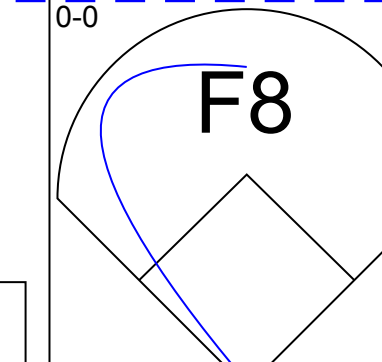
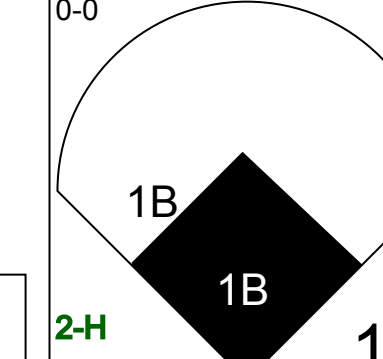
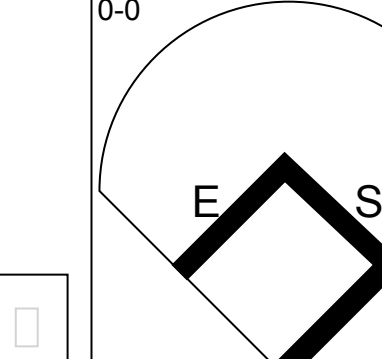

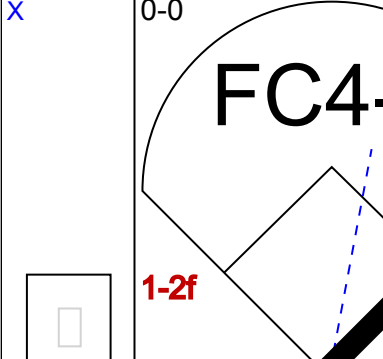
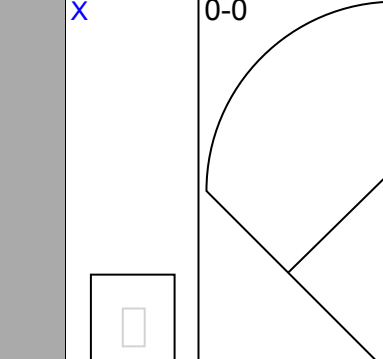
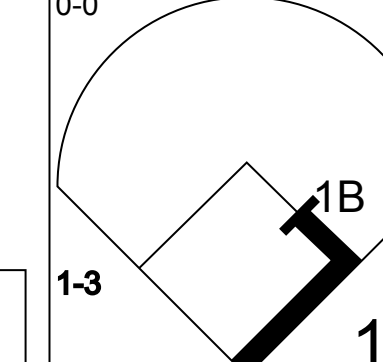
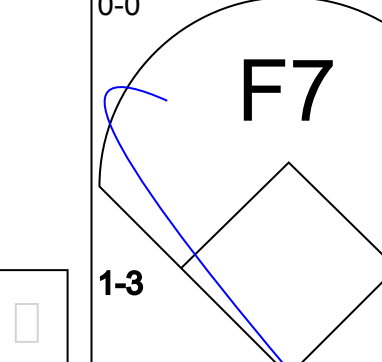
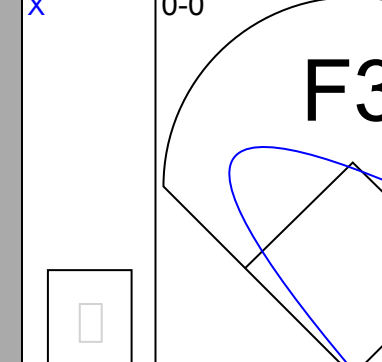
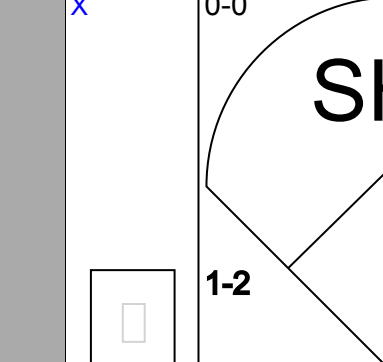
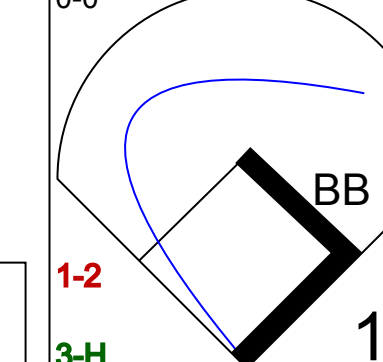
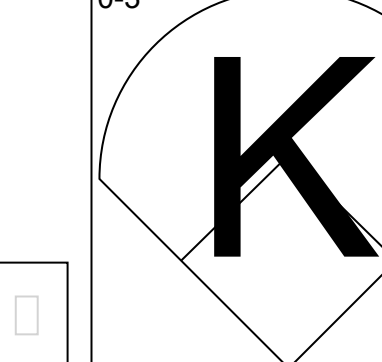
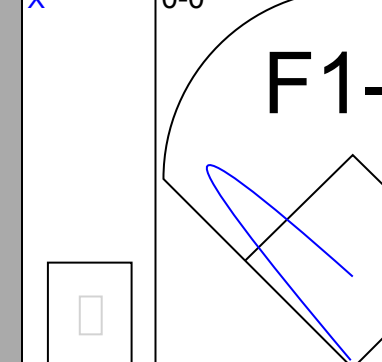
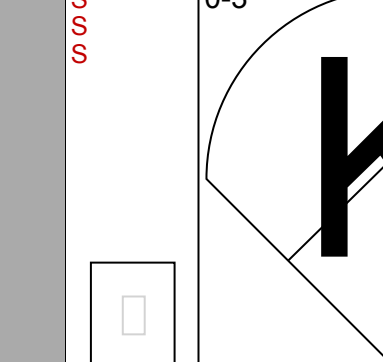
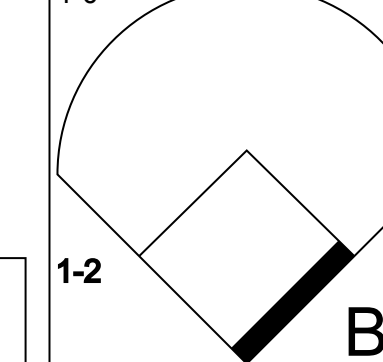
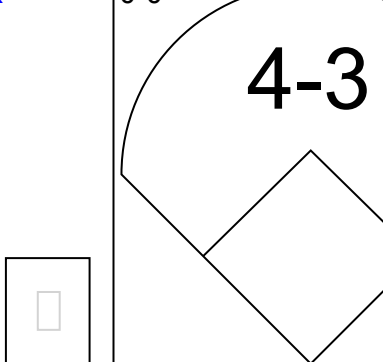
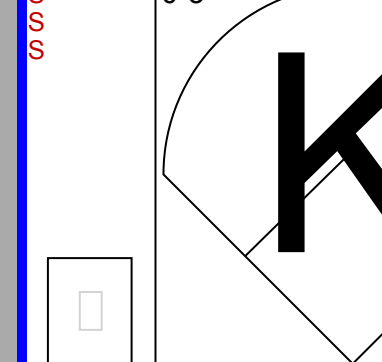
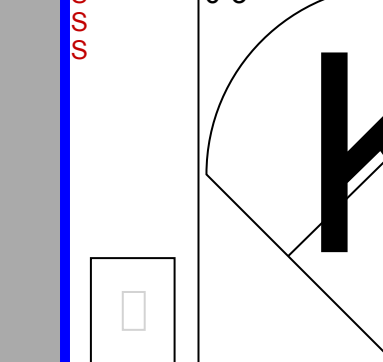
Batter	1	2	3	4	5	6	7	8	9	AB	R	H	RBI	BB	SO	LOB	TOP			
Frank Taveras, R (1.6) OBP: 0.318, SLG: 0.409	1-3		F8				F8		F8	5	1	1	0	0	0	0	Pittsburgh Pirates @ Philadelphia Phillies Veterans Stadium, Philadelphia, PA Wed Apr 11 1979, 6:05 PM EST Att: 26,281 - Unknown			
Phil Garner, R (1.5) OBP: 0.316, SLG: 0.684	6-3		4-3							4	1	2	2	0	0					
Dave Parker, L (1.9) OBP: 0.333, SLG: 0.353	K									3	1	0	0	0	1					
Bill Robinson, R (1.3) OBP: 0.286, SLG: 0.526										4	1	2	0	0	1					
Lee Lacy, R (1.7) OBP: 0.500, SLG: 0.400										3	0	2	1	0	1					
Rennie Stennett, R (1.4) OBP: 0.200, SLG: 0.211										4	0	1	0	0	4					
Steve Nicosia, R (1.2) OBP: 0.222, SLG: 0.556										4	0	1	1	0	5					
Omar Moreno, L (1.8) OBP: 0.316, SLG: 0.278										4	0	0	0	0	1					
Bert Blyleven, R (1.1) OBP: 0.200, SLG: 0.200 Manny Sanguillen, R (9. PH)										3	0	0	0	0	1	2				
										1	0	0	0	0	0	0				
Inning Stats	R: 0 E: 0 K: 1 S: 5	H: 0 LOB: 0 BB: 0 P: 5	R: 1 E: 0 K: 1 S: 7	H: 2 LOB: 1 BB: 0 P: 7	R: 0 E: 0 K: 0 S: 3	H: 0 LOB: 0 BB: 0 P: 3	R: 1 E: 0 K: 0 S: 5	H: 2 LOB: 2 BB: 0 P: 6	R: 2 E: 0 K: 1 S: 7	H: 2 LOB: 0 BB: 0 P: 7	R: 0 E: 0 K: 0 S: 5	H: 2 LOB: 1 BB: 0 P: 4	R: 0 E: 0 K: 0 S: 2	H: 0 LOB: 0 BB: 0 P: 3	R: 0 E: 0 K: 0 S: 3	H: 0 LOB: 0 BB: 0 P: 3	1B: 6 2B: 2 3B: 0 HR: 1	SF: 0 SAC: 0 DP: 1 HBP: 2	WP: 0 PB: 0 SB: 0 CS: 0	PA: 37
PITCHER Steve Carlton, L (1.1) ERA: 6.46	IP: 9.0 WLS: W BF: 37 H: 9 R: 4 ER: 4 SO: 3 BB: 0 IBB: 0 HBP: 2 BLK: 0 WP: 0 HR: 1 S: 41 P: 43 ERA: 4.00 WHIP: 1.000																			

Batter	1	2	3	4	5	6	7	8	9	AB	R	H	RBI	BB	SO	LOB	BOTTOM			
Bake McBride, L (1.9) OBP: 0.125, SLG: 0.067	5-3	4-3								4	1	1	0	0	1	1	Pittsburgh Pirates @ Philadelphia Phillies Veterans Stadium, Philadelphia, PA Wed Apr 11 1979, 6:05 PM EST Att: 26,281 - Unknown			
Larry Bowa, S (1.6) OBP: 0.105, SLG: 0.105										4	2	2	0	0	0	1				
Pete Rose, S (1.3) OBP: 0.400, SLG: 0.444										4	0	0	0	0	2	3				
Greg Luzinski, R (1.7) OBP: 0.333, SLG: 0.357										2	0	0	0	2	1	0				
Mike Schmidt, R (1.5) OBP: 0.444, SLG: 0.857										3	1	2	3	0	0	0				
Garry Maddox, R (1.8) OBP: 0.444, SLG: 0.765										4	1	3	1	0	1	0				
Manny Trillo, R (1.4) OBP: 0.375, SLG: 0.438										4	0	1	0	0	0	5				
Tim McCarver, L (1.2) OBP: 0.143, SLG: 0.333										3	0	1	1	0	0	0				
Steve Carlton, L (1.1)										3	0	0	0	0	1	1				
Inning Stats	R: 1 E: 0 K: 0 S: 6	H: 3 LOB: 3 BB: 1 P: 10	R: 0 E: 0 K: 0 S: 3	H: 0 LOB: 0 BB: 0 P: 3	R: 0 E: 0 K: 2 S: 7	H: 0 LOB: 0 BB: 0 P: 7	R: 1 E: 0 K: 0 S: 5	H: 2 LOB: 1 BB: 0 P: 5	R: 2 E: 0 K: 1 S: 8	H: 3 LOB: 2 BB: 1 P: 12	R: 0 E: 0 K: 1 S: 5	H: 0 LOB: 1 BB: 0 P: 6	R: 1 E: 0 K: 1 S: 6	H: 1 LOB: 0 BB: 0 P: 6	R: 0 E: 0 K: 1 S: 5	H: 1 LOB: 0 BB: 0 P: 5	1B: 8 2B: 1 3B: 0 HR: 1	SF: 2 SAC: 0 DP: 0 HBP: 1	WP: 0 PB: 0 SB: 2 CS: 0	PA: 36
PITCHER Bert Blyleven, R (1.1) ERA: 4.2	IP: 8.0 WLS: L BF: 36 H: 10 R: 5 ER: 5 SO: 6 BB: 2 IBB: 0 HBP: 1 BLK: 0 WP: 0 HR: 1 S: 45 P: 54 ERA: 5.62 WHIP: 1.500																			

Batter	1	2	3	4	5	6	7	8	9	AB	R	H	RBI	BB	SO	LOB	TOP					
Bake McBride, L OBP: 0.143, SLG: 0.100 (1, 9)	F9		BLK 1B		F9		F5		F5	5	0	1	0	0	0	1	Philadelphia Phillies @ New York Mets Shea Stadium, Flushing, NY Thu Apr 12 1979, 3:33 AM EST Att: 8,719 - Unknown livebaseballscorecards.com					
Larry Bowa, S OBP: 0.292, SLG: 0.348 (1, 6)	CS BB		BLK 1B							4	0	4	0	1	0	0						
Pete Rose, S OBP: 0.360, SLG: 0.364 (1, 3)	1B BB		F8		F7		F6		3-1	4	0	0	0	1	0	6						
Greg Luzinski, R OBP: 0.364, SLG: 0.444 (1, 7)	1B		F7			SH3 2B	K			4	0	2	0	0	1	4						
Mike Schmidt, R OBP: 0.381, SLG: 0.706 (1, 5)	F3			K		SH3 2B			5-3	3	0	0	0	0	1	2						
Gary Maddox, R OBP: 0.500, SLG: 0.952 (1, 8)		F6-3 1B		HR		F9				4	1	3	1	0	0	1						
Manny Trillo, R OBP: 0.300, SLG: 0.350 (1, 4)	F6-3		5-3			F9			5-3	4	0	0	0	0	0	3						
Bob Boone, R OBP: 0.308, SLG: 0.615 (1, 2)	F9		F2				2B E 1B		F7	4	1	1	0	0	0	1						
Randy Lerch, L OBP: 1.000, SLG: 2.000 (7, PH)			F6		G3		E9 1B 2B		F9	2	0	0	0	0	0	0						
Tim McCarver, L OBP: 0.125, SLG: 0.286 (9, PH)										1	0	0	0	0	0	0						
Inning Stats	R: 0 E: 0 K: 0 S: 3	H: 1 LOB: 2 BB: 2 P: 11	R: 0 E: 0 K: 0 S: 3	H: 1 LOB: 0 BB: 0 P: 3	R: 0 E: 0 K: 0 S: 5	H: 2 LOB: 2 BB: 0 P: 5	R: 1 E: 0 K: 1 S: 6	H: 1 LOB: 0 BB: 0 P: 6	R: 0 E: 0 K: 0 S: 4	H: 1 LOB: 1 BB: 0 P: 4	R: 0 E: 0 K: 0 S: 4	H: 1 LOB: 1 BB: 0 P: 4	R: 1 E: 1 K: 1 S: 8	H: 3 LOB: 2 BB: 0 P: 8	R: 0 E: 0 K: 0 S: 4	H: 1 LOB: 1 BB: 0 P: 4	R: 0 E: 0 K: 0 S: 4	H: 1 LOB: 1 BB: 0 P: 4	1B: 6 2B: 5 3B: 0 HR: 1	SF: 0 SAC: 1 DP: 1 HBP: 0	WP: 0 PB: 0 SB: 0 CS: 1	PA: 39
PITCHER Pat Zachry, R ERA: 1.93 (1, 1)	IP: 9.0 WLS: W BF: 39 H: 12 R: 2 ER: 2 SO: 2 BB: 2 IBB: 0 HBP: 0 BLK: 1 WP: 0 HR: 1 S: 41 P: 49 ERA: 2.00 WHIP: 1.556																					

Batter	1	2	3	4	5	6	7	8	9	AB	R	H	RBI	BB	SO	LOB	BOTTOM			
Lee Mazzilli, S OBP: 0.538, SLG: 0.682 (1, 8)	F9		F9 BB 1B		S SF8 2B		K			4	1	2	0	0	1	0	Philadelphia Phillies @ New York Mets Shea Stadium, Flushing, NY Thu Apr 12 1979, 3:33 AM EST Att: 8,719 - Unknown livebaseballscorecards.com			
Kelvin Chapman, R OBP: 0.346, SLG: 0.409 (1, 4)			G4-6-3 BB		SF8		5-3			2	0	1	1	1	0	0				
Richie Hebner, L OBP: 0.320, SLG: 0.455 (1, 5)	6-3		F9		K				F8	4	0	0	0	0	1	3				
John Stearns, R OBP: 0.217, SLG: 0.200 (1, 2)	6-3		G4-6-3				F5		F8	4	0	0	0	0	0	3				
Willie Montanez, L OBP: 0.250, SLG: 0.286 (1, 3)		F8		4-3 SF9 2B		F6			6-3	4	1	1	0	0	0	0				
Steve Henderson, R OBP: 0.348, SLG: 0.364 (1, 7)		1B 2B		4-3		BB 1B				3	0	2	0	0	0	1				
Elliott Maddox, R OBP: 0.421, SLG: 0.357 (1, 9)		2H 1B		SF9		FC6-4 BB				1	1	1	1	1	0	0				
Doug Flynn, R OBP: 0.238, SLG: 0.200 (1, 6)		2H 1B		F3		FC6-4				3	0	1	1	0	0	2				
Pat Zachry, R ERA: 1.93 (1, 1)			K		K		K			3	0	0	0	0	3	1				
Inning Stats	R: 0 E: 0 K: 0 S: 4	H: 1 LOB: 1 BB: 0 P: 4	R: 1 E: 0 K: 1 S: 7	H: 3 LOB: 1 BB: 0 P: 7	R: 0 E: 0 K: 0 S: 3	H: 1 LOB: 1 BB: 1 P: 7	R: 1 E: 0 K: 0 S: 4	H: 1 LOB: 0 BB: 0 P: 4	R: 1 E: 0 K: 2 S: 8	H: 1 LOB: 0 BB: 0 P: 8	R: 0 E: 0 K: 0 S: 4	H: 1 LOB: 2 BB: 1 P: 8	R: 0 E: 0 K: 2 S: 7	H: 0 LOB: 0 BB: 0 P: 7	R: 0 E: 0 K: 0 S: 3	H: 0 LOB: 0 BB: 0 P: 3		1B: 4 2B: 3 3B: 1 HR: 0	SF: 2 SAC: 0 DP: 1 HBP: 0	WP: 0 PB: 0 SB: 1 CS: 0
PITCHER Randy Lerch, L ERA: 3.21 (1, 1)	IP: 6.0 WLS: L BF: 26 H: 8 R: 3 ER: 3 SO: 3 BB: 2 IBB: 0 HBP: 0 BLK: 0 WP: 0 HR: 0 S: 30 P: 38 ERA: 4.50 WHIP: 1.667																			
PITCHER Tug McGraw, L ERA: 1.93 (7, 1)	IP: 2.0 WLS: 6 BF: 6 H: 0 R: 0 ER: 0 SO: 2 BB: 0 IBB: 0 HBP: 0 BLK: 0 WP: 0 HR: 0 S: 10 P: 10 ERA: 0.00 WHIP: 0.000																			

Batter	1	2	3	4	5	6	7	8	9	AB	R	H	RBI	BB	SO	LOB	TOP				
Bake McBride, L OBP: 0.154, SLG: 0.120 (1, 9)										5	0	1	0	0	2	1	Philadelphia Phillies @ New York Mets Shea Stadium, Flushing, NY Sun Apr 15 1979, 3:33 AM EST Unknown				
Larry Bowa, S OBP: 0.259, SLG: 0.308 (1, 6)										3	0	0	0	0	0	0					
Pete Rose, S OBP: 0.310, SLG: 0.308 (1, 3)										4	0	0	1	0	0	2					
Greg Luzinski, R OBP: 0.385, SLG: 0.429 Greg Gross, L (8, 7)										3	1	1	0	1	1	1					
Mike Schmidt, R OBP: 0.360, SLG: 0.600 (1, 5)										3	0	0	0	1	1	1					
Gary Maddox, R OBP: 0.462, SLG: 0.840 (1, 8)										4	0	1	0	0	0	1					
Manny Trillo, R OBP: 0.375, SLG: 0.391 (1, 4)										3	1	2	1	1	0	2					
Bob Boone, R OBP: 0.294, SLG: 0.529 (1, 2)										4	0	1	1	0	0	5					
Dick Ruthven, R OBP: 0.286, SLG: 0.286 Tug McGraw, R (8, 1)										3	1	1	0	0	1	1					
Inning Stats	R: 0 E: 0 K: 1 S: 5	H: 0 LOB: 0 BB: 0 P: 5	R: 0 E: 0 K: 0 S: 3	H: 0 LOB: 2 BB: 2 P: 11	R: 0 E: 1 K: 2 S: 8	H: 0 LOB: 1 BB: 1 P: 8	R: 1 E: 0 K: 0 S: 4	H: 2 LOB: 1 BB: 1 P: 8	R: 1 E: 0 K: 1 S: 7	H: 2 LOB: 1 BB: 0 P: 7	R: 0 E: 0 K: 0 S: 3	H: 0 LOB: 0 BB: 0 P: 3	R: 0 E: 0 K: 0 S: 3	H: 0 LOB: 0 BB: 0 P: 3	R: 0 E: 0 K: 0 S: 4	H: 1 LOB: 1 BB: 0 P: 4	1B: 7 2B: 0 3B: 0 HR: 0	SF: 0 SAC: 2 DP: 1 HBP: 0	WP: 0 PB: 0 SB: 0 CS: 0	PA: 37	
PITCHER	IP	WLS	BF	H	R	ER	SO	BB	IBB	HBP	BLK	WP	HR	S	P	ERA	WHIP				
Craig Swan, R ERA: 2.25 (1, 1)	7.0	L	30	6	3	2	5	3	0	0	0	0	0	37	49	2.57	1.286				
Dale Murray, R ERA: 2.7 (8, 1)	2.0		7	1	0	0	0	0	0	0	0	0	0	7	7	0.00	0.500				

Batter	1	2	3	4	5	6	7	8	9	AB	R	H	RBI	BB	SO	LOB	BOTTOM				
Lee Mazzilli, S OBP: 0.500, SLG: 0.600 (1, 8)										3	0	0	0	1	1	2	Philadelphia Phillies @ New York Mets Shea Stadium, Flushing, NY Sun Apr 15 1979, 3:33 AM EST Unknown				
Kelvin Chapman, R OBP: 0.300, SLG: 0.346 (1, 4)										4	0	0	0	0	0	1					
Richie Hebner, L OBP: 0.308, SLG: 0.435 Bruce Boischair, L OBP: 0.500, SLG: 1.000 (2, 9)										1	0	0	0	0	0	0					
John Stearns, R OBP: 0.222, SLG: 0.208 (1, 2)										4	1	1	0	0	0	2					
Willie Montanez, L OBP: 0.250, SLG: 0.280 (1, 3)										4	0	1	0	0	1	3					
Steve Henderson, R OBP: 0.407, SLG: 0.423 (1, 7)										4	1	3	1	0	0	1					
Joel Youngblood, R OBP: 0.375, SLG: 0.375 (2, 5)										3	0	1	0	0	0	1					
Doug Flynn, R OBP: 0.240, SLG: 0.208 (1, 6)										4	0	1	1	0	2	2					
Craig Swan, R OBP: 0.444, SLG: 0.500 Ron Hodges, L (7, PH) Dale Murray, R (8, 1) Gil Flores, R (8, PH)										1	0	0	0	1	0	0					
Inning Stats	R: 0 E: 0 K: 1 S: 5	H: 4 LOB: 2 BB: 1 P: 12	R: 0 E: 0 K: 0 S: 3	H: 0 LOB: 0 BB: 0 P: 3	R: 0 E: 0 K: 1 S: 6	H: 1 LOB: 1 BB: 0 P: 6	R: 0 E: 0 K: 0 S: 3	H: 0 LOB: 0 BB: 0 P: 3	R: 0 E: 0 K: 1 S: 6	H: 1 LOB: 1 BB: 0 P: 6	R: 0 E: 0 K: 0 S: 5	H: 0 LOB: 0 BB: 0 P: 5	R: 0 E: 0 K: 0 S: 4	H: 1 LOB: 2 BB: 1 P: 8	R: 0 E: 0 K: 2 S: 8	H: 1 LOB: 1 BB: 0 P: 8	1B: 8 2B: 0 3B: 0 HR: 0	SF: 0 SAC: 1 DP: 0 HBP: 0	WP: 0 PB: 0 SB: 0 CS: 0	PA: 36	
PITCHER	IP	WLS	BF	H	R	ER	SO	BB	IBB	HBP	BLK	WP	HR	S	P	ERA	WHIP				
Dick Ruthven, R ERA: 2.7 (1, 1)	7.2		31	7	2	2	5	2	0	0	0	0	0	39	47	2.35	1.174				
Tug McGraw, L ERA: (8, 1)	1.1	S	5	1	0	0	2	0	0	0	0	0	0	9	9	0.00	0.750				

Batter	1	2	3	4	5	6	7	8	9	AB	R	H	RBI	BB	SO	LOB	TOP										
Bake McBride, L OBP: 0.161, SLG: 0.133 (1, 9)	0-0 1-3		0-0 K		0-0 CS 1B			0-0 F5	0-0 F6	5	0	1	1	0	1	0	Philadelphia Phillies @ New York Mets Shea Stadium, Flushing, NY Sun Apr 15 1979, 3:38 AM EST Att: 18,401 - Unknown										
Larry Bowa, S OBP: 0.290, SLG: 0.310 (1, 6)	0-0 2B SF7 1B		0-0 F7		0-0 F	0-0 3-1		4-0 HR BB		4	2	1	0	1	0	1											
Pete Rose, S OBP: 0.333, SLG: 0.367 Greg Gross, L (8, 7)	0-0 1-3 2B			0-0 S 1B		0-0 4-3		0-0 F7		4	1	2	0	0	0	1											
Greg Luzinski, R OBP: 0.433, SLG: 0.522 Del Unser, L OBP: 1.000, SLG: 2.000 (8, PR) (8, 3)	0-0 SF7			0-0 G5-4-3 1B		0-0 2B		4-0 HR BB		2	0	2	2	1	0	0											
Mike Schmidt, R OBP: 0.379, SLG: 0.696 Pete Mackanin, R (8, 5)	0-0 3-H F7			0-0 G5-4-3 1B		4-0 2B		0-0 BB		3	1	1	3	1	0	2											
Gary Maddox, R OBP: 0.433, SLG: 0.750 (1, 8)		0-0 F7		0-0 4-3		0-0 F8		4-0 HR BB		3	0	0	0	1	0	2											
Manny Trillo, R OBP: 0.357, SLG: 0.407 (1, 4)		0-0 F6-3			0-0 4-3 1B		0-0 K	0-0 F4		4	1	1	0	0	1	1											
Bob Boone, R OBP: 0.238, SLG: 0.429 (1, 2)		0-0 F2			0-0 F8		0-3 K		0-0 F7	4	0	0	0	0	1	1											
Nino Espinosa, R Ron Reed, R (8, 1)			0-0 F6-3		0-0 4-3		0-0 F7		0-0 K	3	0	0	0	0	0	1											
Inning Stats	R: 1 E: 0 K: 0 S: 5	H: 2 LOB: 1 BB: 0 P: 5	R: 0 E: 0 K: 0 S: 3	H: 0 LOB: 0 BB: 0 P: 3	R: 0 E: 0 K: 1 S: 5	H: 0 LOB: 0 BB: 0 P: 5	R: 1 E: 0 K: 0 S: 4	H: 2 LOB: 0 BB: 0 P: 4	R: 1 E: 0 K: 0 S: 4	H: 2 LOB: 0 BB: 1 P: 8	R: 0 E: 0 K: 2 S: 7	H: 0 LOB: 0 BB: 0 P: 7	R: 3 E: 0 K: 0 S: 4	H: 1 LOB: 1 BB: 3 P: 16	R: 0 E: 0 K: 1 S: 5	H: 0 LOB: 0 BB: 0 P: 5	1B: 4 2B: 3 3B: 0 HR: 1	SF: 1 SAC: 0 DP: 1 HBP: 0	WP: 0 PB: 0 SB: 2 CS: 1	PA: 38							
PITCHER	IP	WLS	BF	H	R	ER	SO	BB	IBB	HBP	BLK	WP	HR	S	P	ERA	WHIP										
Neil Allen, R ERA: 4.5 (1, 1)	6.0	L	25	7	3	3	1	1	0	0	0	0	0	25	29	4.50	1.333										
Wayne Twitchell, R ERA: 13.5 (7, 1)	1.2		9	1	3	3	2	3	0	0	0	0	1	10	22	16.20	2.400										
Dwight Bernard, R ERA: 27.0 (8, 1)	0.1		1	0	0	0	0	0	0	0	0	0	0	1	1	0.00	0.000										
Skip Lockwood, R ERA: 1.99 (9, 1)	1.0		3	0	0	0	1	0	0	0	0	0	0	5	5	0.00	0.000										


Batter	1	2	3	4	5	6	7	8	9	AB	R	H	RBI	BB	SO	LOB	BOTTOM										
Lee Mazzilli, S OBP: 0.529, SLG: 0.759 (1, 8)	0-0 1-3 2B		0-0 K		0-0 G6-4-3 1B			0-0 1-H 2-H HR		4	1	3	3	0	1	0	Philadelphia Phillies @ New York Mets Shea Stadium, Flushing, NY Sun Apr 15 1979, 3:38 AM EST Att: 18,401 - Unknown										
Kelvin Chapman, R OBP: 0.295, SLG: 0.300 (1, 4)	0-0 1-3 2-3		0-0 6-3		0-0 G6-4-3		0-3 K			4	0	0	0	0	1	2											
Richie Hebner, L OBP: 0.300, SLG: 0.407 (1, 5)	0-0 F5			0-0 F2		0-0 F8		0-0 WP 1B 1B		4	0	1	0	0	0	1											
Steve Henderson, R OBP: 0.387, SLG: 0.400 (1, 7)	0-3 K			0-0 4-3		0-0 6-3		0-0 WP 1B		4	0	1	0	0	1	1											
Willie Montanez, L OBP: 0.281, SLG: 0.259 Skip Lockwood, R (9, 1)		4-0 1B BB		0-0 F6		4-0 BB		0-3 K		2	0	0	0	2	1	2											
Joel Youngblood, R OBP: 0.250, SLG: 0.250 (1, 9)		0-0 F4			0-0 5-3		0-3 K		0-0 6-3	4	0	0	0	0	1	2											
Ron Hodges, L OBP: 0.143, SLG: 0.143 (1, 2)		0-0 F5-4-3 1B			0-0 F6		0-3 K		0-0 E6 F5-3	4	0	1	0	0	1	0											
Doug Flynn, R OBP: 0.241, SLG: 0.185 (1, 6)		0-0 F5-4-3			0-0 F6-3		4-0 BB HR BB		0-0 F5-3	3	1	0	0	1	0	3											
Neil Allen, R Bruce Boisclair, L OBP: 0.400, SLG: 0.900 Wayne Twitchell, R Dwight Bernard, R Ed Kranepool, L (8, PR) (7, 1) (8, 1) (8, PR) (9, 3)			0-0 6-3		0-0 F8		4-0 BB HR BB		0-0 4-3	1	0	0	0	0	0	0											
Inning Stats	R: 0 E: 0 K: 1 S: 6	H: 1 LOB: 1 BB: 0 P: 6	R: 0 E: 0 K: 0 S: 3	H: 1 LOB: 1 BB: 1 P: 7	R: 0 E: 0 K: 1 S: 5	H: 0 LOB: 0 BB: 0 P: 5	R: 0 E: 0 K: 0 S: 3	H: 0 LOB: 0 BB: 0 P: 3	R: 0 E: 0 K: 0 S: 3	H: 0 LOB: 0 BB: 0 P: 3	R: 0 E: 0 K: 1 S: 5	H: 1 LOB: 1 BB: 1 P: 9	R: 3 E: 0 K: 3 S: 12	H: 3 LOB: 2 BB: 2 P: 20	R: 0 E: 1 K: 0 S: 4	H: 0 LOB: 1 BB: 0 P: 4	1B: 4 2B: 1 3B: 0 HR: 1	SF: 0 SAC: 0 DP: 2 HBP: 0	WP: 1 PB: 0 SB: 0 CS: 0	PA: 36							
PITCHER	IP	WLS	BF	H	R	ER	SO	BB	IBB	HBP	BLK	WP	HR	S	P	ERA	WHIP										
Nino Espinosa, R ERA: 3.55 (1, 1)	7.2	W	31	6	3	3	5	4	0	0	0	0	1	37	53	3.52	1.304										
Ron Reed, R ERA: 6.75 (8, 1)	1.1	S	5	0	0	0	1	0	0	0	0	1	0	7	7	0.00	0.000										


Batter	1	2	3	4	5	6	7	8	9	AB	R	H	RBI	BB	SO	LOB	TOP					
Bake McBride, L (1, 9) OBP: 0.244, SLG: 0.450	F9		HR		F8		L4			4	1	1	1	0	0	0	Philadelphia Phillies @ Pittsburgh Pirates Three Rivers Stadium, Pittsburgh, PA Wed Apr 18 1979, 6:05 PM EST Att: 12,195 - Unknown					
Larry Bowa, S (1, 6) OBP: 0.325, SLG: 0.306 Pete Mackanin, R (8, 6)	1-6-3		BB		F5		F7			3	0	0	0	1	0	0						
Pete Rose, S (1, 3) OBP: 0.357, SLG: 0.333 Del Unser, L (8, 3) OBP: 0.500, SLG: 1.000	6-3		K			HR		FC5-4 BB		3	1	1	0	1	1	1						
Greg Luzinski, R (1, 7) OBP: 0.410, SLG: 0.594 Greg Gross, L (8, 7) OBP: 0.359, SLG: 0.656					F8			FC5-4 S		4	1	2	2	0	0	1						
Mike Schmidt, R (1, 5) OBP: 0.359, SLG: 0.656		K			F9		6-3	K		4	0	0	0	0	2	2						
Gary Maddox, R (1, 8) OBP: 0.462, SLG: 0.784	L3						F7	5-3		4	0	1	0	0	0	3						
Manny Trillo, R (1, 4) OBP: 0.378, SLG: 0.444			K						4-3	4	0	2	0	0	1	1						
Bob Boone, R (1, 2) OBP: 0.200, SLG: 0.360					F3		F8		F9	4	0	0	0	0	0	3						
Randy Lerch, L (1, 1)			K				1-3		4-3	4	0	0	0	0	1	0						
Inning Stats	R: 0 E: 0 K: 0 S: 3	H: 0 LOB: 0 BB: 0 P: 3	R: 0 E: 0 K: 2 S: 8	H: 1 LOB: 1 BB: 0 P: 8	R: 1 E: 0 K: 2 S: 8	H: 1 LOB: 1 BB: 1 P: 12	R: 0 E: 0 K: 0 S: 5	H: 2 LOB: 2 BB: 0 P: 5	R: 0 E: 0 K: 0 S: 3	H: 0 LOB: 0 BB: 0 P: 3	R: 2 E: 0 K: 0 S: 6	H: 3 LOB: 1 BB: 0 P: 6	R: 0 E: 0 K: 0 S: 3	H: 0 LOB: 0 BB: 0 P: 3	R: 0 E: 0 K: 1 S: 5	H: 0 LOB: 0 BB: 1 P: 9		R: 0 E: 0 K: 0 S: 3	H: 0 LOB: 0 BB: 0 P: 3	1B: 3 2B: 2 3B: 0 HR: 2	SF: 0 SAC: 0 DP: 0 HBP: 0	WP: 0 PB: 0 SB: 1 CS: 0
PITCHER	IP	WLS	BF	H	R	ER	SO	BB	IBB	HBP	BLK	WP	HR	S	P	ERA	WHIP					
Don Robinson, R (1, 1) ERA: 2.22	7.0	L	29	7	3	3	4	1	0	0	0	0	2	36	40	3.86	1.143					
Kent Tekulve, R (8, 1) ERA: 8.31	2.0		7	0	0	0	1	1	0	0	0	0	0	8	12	0.00	0.500					

Batter	1	2	3	4	5	6	7	8	9	AB	R	H	RBI	BB	SO	LOB	BOTTOM					
Frank Taveras, R (1, 6) OBP: 0.244, SLG: 0.311	F9	FC6			6-3		4-3			4	0	0	0	0	0	2	Philadelphia Phillies @ Pittsburgh Pirates Three Rivers Stadium, Pittsburgh, PA Wed Apr 18 1979, 6:05 PM EST Att: 12,195 - Unknown					
Phil Garner, R (1, 4) OBP: 0.341, SLG: 0.488			F9					FC6-4 1B		4	0	3	0	0	0	0						
Dave Parker, L (1, 9) OBP: 0.391, SLG: 0.475					F9			F8		4	0	2	0	0	0	2						
Bill Robinson, R (1, 7) OBP: 0.283, SLG: 0.465	FC5-2		K			1-3 1B		FC6-4 HR		4	1	1	0	0	1	4						
Willie Stargell, L (1, 3) OBP: 0.346, SLG: 0.615	1-3		G3			P6		HR		4	1	1	2	0	0	4						
Dale Berra, R (1, 5) OBP: 0.200, SLG: 0.200		FC6-4 6-3 1B			F8		1-3	1-3		4	0	1	0	0	0	1						
Steve Nicosia, R (1, 2) OBP: 0.227, SLG: 0.409			6-3		F9		F3		F7	4	0	0	0	0	0	2						
Omar Moreno, L (1, 8) OBP: 0.395, SLG: 0.368					F9			K		4	0	1	0	0	1	0						
Don Robinson, R (1, 1) OBP: 0.250, SLG: 0.250 Manny Sanguillen, R (7, PH) Kent Tekulve, R (8, 1) Lee Lacy, R (9, PH) OBP: 0.333, SLG: 0.250		FC6-4 FC6				5-3		4-3		2	0	0	0	0	0	2						
Inning Stats	R: 0 E: 0 K: 0 S: 5	H: 2 LOB: 2 BB: 0 P: 5	R: 0 E: 0 K: 0 S: 5	H: 2 LOB: 2 BB: 0 P: 5	R: 0 E: 0 K: 1 S: 6	H: 1 LOB: 1 BB: 0 P: 6	R: 0 E: 0 K: 0 S: 3	H: 0 LOB: 0 BB: 0 P: 3	R: 0 E: 0 K: 0 S: 4	H: 1 LOB: 1 BB: 0 P: 4	R: 0 E: 0 K: 0 S: 4	H: 1 LOB: 1 BB: 0 P: 4	R: 0 E: 0 K: 1 S: 5	H: 0 LOB: 0 BB: 0 P: 5	R: 2 E: 0 K: 0 S: 5	H: 2 LOB: 0 BB: 0 P: 5		R: 0 E: 0 K: 0 S: 3	H: 0 LOB: 0 BB: 0 P: 3	1B: 7 2B: 1 3B: 0 HR: 1	SF: 0 SAC: 0 DP: 0 HBP: 0	WP: 0 PB: 0 SB: 0 CS: 0
PITCHER	IP	WLS	BF	H	R	ER	SO	BB	IBB	HBP	BLK	WP	HR	S	P	ERA	WHIP					
Randy Lerch, L (1, 1) ERA: 2.74	9.0	W	36	9	2	2	2	0	0	0	0	0	1	40	40	2.00	1.000					

Batter	1	2	3	4	5	6	7	8	9	AB	R	H	RBI	BB	SO	LOB	TOP				
Kelvin Chapman, R OBP: 0.220, SLG: 0.243										4	0	0	0	0	1	1	New York Mets @ Philadelphia Phillies Veterans Stadium, Philadelphia, PA Fri Apr 20 1979, 6:05 PM EST Att: 33,253 - Unknown AB 32 R 0 H 5 RBI 0 BB 3 SO 4 LOB 17				
Steve Henderson, R OBP: 0.356, SLG: 0.405										4	0	0	0	0	1	0					
Richie Hebner, L OBP: 0.349, SLG: 0.447										4	0	3	0	0	0	0					
Lee Mazzilli, S OBP: 0.490, SLG: 0.651										4	0	0	0	0	0	3					
Willie Montanez, L OBP: 0.304, SLG: 0.333										3	0	1	0	1	0	1					
John Stearns, R OBP: 0.220, SLG: 0.167										4	0	0	0	0	0	3					
Joel Youngblood, R OBP: 0.429, SLG: 0.375										2	0	1	0	2	0	1					
Doug Flynn, R OBP: 0.220, SLG: 0.179										3	0	0	0	0	2	3					
Jesse Orosco, R OBP: 0.200, SLG: 0.200										0	0	0	0	0	0	0					
Ed Kranepool, L OBP: 0.239, SLG: 0.304										1	0	0	0	0	0	3					
Craig Swan, R OBP: 0.400, SLG: 0.444										1	0	0	0	0	0	1					
Ron Hodges, L OBP: 0.200, SLG: 0.200										1	0	0	0	0	0	1					
Wayne Twitchell, R OBP: 0.239, SLG: 0.304										0	0	0	0	0	0	0					
Dwight Bernard, R OBP: 0.239, SLG: 0.304										0	0	0	0	0	0	0					
Frank Taveras, R OBP: 0.239, SLG: 0.304										1	0	0	0	0	0	0					
Inning Stats	R: 0 E: 0 K: 1 S: 5	H: 0 LOB: 0 BB: 0 P: 5	R: 0 E: 0 K: 0 S: 3	H: 0 LOB: 0 BB: 0 P: 3	R: 0 E: 0 K: 1 S: 5	H: 0 LOB: 1 BB: 1 P: 9	R: 0 E: 0 K: 0 S: 4	H: 1 LOB: 1 BB: 0 P: 4	R: 0 E: 0 K: 0 S: 4	H: 1 LOB: 1 BB: 0 P: 4	R: 0 E: 0 K: 1 S: 6	H: 0 LOB: 1 BB: 1 P: 6	R: 0 E: 0 K: 1 S: 5	H: 0 LOB: 0 BB: 0 P: 9	R: 0 E: 0 K: 0 S: 3	H: 0 LOB: 0 BB: 0 P: 3	R: 0 E: 0 K: 0 S: 5	H: 2 LOB: 3 BB: 1 P: 9	1B: 3 2B: 1 3B: 1 HR: 0	SF: 0 SAC: 0 DP: 0 HBP: 0	WP: 0 PA: 35 SB: 0 CS: 0
PITCHER Dick Ruthven, R ERA: 1.75	IP: 9.0 WLS: W BF: 35 H: 5 R: 0 ER: 0 SO: 4 BB: 3 IBB: 0 HBP: 0 BLK: 0 WP: 0 HR: 0 S: 40 P: 52 ERA: 0.00 WHIP: 0.889											PITCHER	IP: 9.0 WLS: W BF: 35 H: 5 R: 0 ER: 0 SO: 4 BB: 3 IBB: 0 HBP: 0 BLK: 0 WP: 0 HR: 0 S: 40 P: 52 ERA: 0.00 WHIP: 0.889								

Batter	1	2	3	4	5	6	7	8	9	AB	R	H	RBI	BB	SO	LOB	BOTTOM				
Bake McBride, L OBP: 0.283, SLG: 0.455										4	1	2	1	0	0	0	New York Mets @ Philadelphia Phillies Veterans Stadium, Philadelphia, PA Fri Apr 20 1979, 6:05 PM EST Att: 33,253 - Unknown AB 34 R 8 H 8 RBI 8 BB 7 SO 3 LOB 17				
Larry Bowa, S OBP: 0.333, SLG: 0.300										4	1	1	1	1	0	1					
Pete Rose, S OBP: 0.362, SLG: 0.325										4	1	1	1	1	0	3					
Del Unser, L OBP: 0.500, SLG: 1.000										0	0	0	0	0	0	0					
Greg Luzinski, R OBP: 0.432, SLG: 0.571										3	2	1	2	2	1	1					
Greg Gross, L OBP: 0.349, SLG: 0.600										0	0	0	0	0	0	0					
Mike Schmidt, R OBP: 0.349, SLG: 0.600										3	0	0	0	1	1	3					
Pete Mackanin, R OBP: 0.349, SLG: 0.600										1	0	0	0	0	0	0					
Garry Maddox, R OBP: 0.432, SLG: 0.714										5	1	1	2	0	0	1					
Manny Trillo, R OBP: 0.366, SLG: 0.425										4	0	1	1	0	0	3					
Bob Boone, R OBP: 0.276, SLG: 0.370										2	1	1	0	2	0	0					
Dick Ruthven, R OBP: 0.182, SLG: 0.182										4	1	0	0	0	1	5					
Inning Stats	R: 2 E: 0 K: 0 S: 5	H: 2 LOB: 2 BB: 2 P: 13	R: 0 E: 0 K: 0 S: 5	H: 2 LOB: 2 BB: 0 P: 5	R: 1 E: 0 K: 1 S: 6	H: 1 LOB: 2 BB: 2 P: 14	R: 0 E: 0 K: 0 S: 4	H: 1 LOB: 1 BB: 0 P: 4	R: 0 E: 0 K: 1 S: 8	H: 1 LOB: 2 BB: 3 P: 21	R: 0 E: 0 K: 0 S: 4	H: 0 LOB: 0 BB: 0 P: 4	R: 0 E: 0 K: 1 S: 3	H: 0 LOB: 0 BB: 0 P: 3	R: 0 E: 0 K: 1 S: 5	H: 0 LOB: 0 BB: 0 P: 5		R: 0 E: 0 K: 1 S: 5	1B: 8 2B: 0 3B: 0 HR: 0	SF: 0 SAC: 0 DP: 0 HBP: 1	WP: 0 PA: 42 SB: 0 CS: 0
PITCHER Craig Swan, R ERA: 2.89	IP: 4.0 WLS: L BF: 22 H: 6 R: 3 ER: 3 SO: 1 BB: 3 IBB: 1 HBP: 0 BLK: 0 WP: 0 HR: 0 S: 20 P: 36 ERA: 6.75 WHIP: 2.250											PITCHER	IP: 4.0 WLS: L BF: 22 H: 6 R: 3 ER: 3 SO: 1 BB: 3 IBB: 1 HBP: 0 BLK: 0 WP: 0 HR: 0 S: 20 P: 36 ERA: 6.75 WHIP: 2.250								
Wayne Twitchell, R ERA: 11.25	0.2	8	0	5	0	1	2	1	1	0	0	0	6	19	0.00	3.000					
Dwight Bernard, R ERA: 6.23	1.1	6	2	0	0	0	0	0	0	0	0	0	6	6	0.00	1.500					
Jesse Orosco, L ERA: 11.25	2.0	6	0	0	0	1	0	0	0	0	0	0	8	8	0.00	0.000					

Batter	1	2	3	4	5	6	7	8	9	AB	R	H	RBI	BB	SO	LOB	TOP			
Frank Taveras, R (1,6) OBP: 0.260, SLG: 0.320	6-3		2-3			G3 1B		BB 1B		4	0	2	0	0	0	0	New York Mets @ Philadelphia Phillies Veterans Stadium, Philadelphia, PA Sat Apr 21 1979, 6:05 PM EST Att: 31,851 - Unknown 			
Steve Henderson, R (1,7) OBP: 0.267, SLG: 0.400	E4 FC4-6 BB		6-3			G3 1B		BB 1B		3	0	1	0	1	0	0				
Richie Hebner, L (1,5) OBP: 0.340, SLG: 0.415	FC4-6 BB			K		G3		P4		3	0	0	0	1	1	4				
Lee Mazzilli, S (1,8) OBP: 0.453, SLG: 0.596	FC4-6			F8		1-3		F9		4	0	0	0	0	0	6				
Willie Montanez, L (1,3) OBP: 0.280, SLG: 0.302	P4			L9		4-3			F8		4	0	0	0	0	4				
Ron Hodges, L (1,2) OBP: 0.231, SLG: 0.308		F9																		
Dale Murray, R (7,1)																				
Gil Flores, R (9, PH) OBP: 0.500, SLG: 0.500																				
Joel Youngblood, R (1,9) OBP: 0.400, SLG: 0.350						2B														
Doug Flynn, R (1,4) OBP: 0.209, SLG: 0.171						F7														
Kelvin Chapman, R (5,4) OBP: 0.209, SLG: 0.231						F1-3														
Neil Allen, R (1,1)						F7														
Bruce Boisclair, L (5, PH) OBP: 0.364, SLG: 0.545																				
Dwight Bernard, R (5,1)																				
John Stearns, R (7,2) OBP: 0.214, SLG: 0.162																				
Inning Stats	R: 0 E: 1 K: 0 S: 4	H: 0 LOB: 2 BB: 1 P: 8	R: 0 E: 0 K: 1 S: 5	H: 0 LOB: 0 BB: 0 P: 5	R: 0 E: 0 K: 1 S: 3	H: 0 LOB: 0 BB: 0 P: 3	R: 0 E: 0 K: 1 S: 5	H: 1 LOB: 1 BB: 0 P: 4	R: 0 E: 0 K: 0 S: 4	H: 2 LOB: 2 BB: 0 P: 5	R: 0 E: 0 K: 0 S: 3	H: 0 LOB: 0 BB: 0 P: 3	R: 0 E: 0 K: 0 S: 4	H: 1 LOB: 2 BB: 1 P: 8	R: 0 E: 0 K: 2 S: 8	H: 1 LOB: 1 BB: 0 P: 8	1B: 4 2B: 1 3B: 0 HR: 0	SF: 0 SAC: 0 DP: 0 HBP: 0	WP: 0 PB: 0 SB: 0 CS: 0	PA: 35
PITCHER	IP WLS BF H R ER SO BB IBB HBP BLK WP HR S P ERA WHIP																			
Nino Espinosa, R (1,1) ERA: 2.25	7.1 W 29 4 0 0 2 2 0 0 0 0 0 0 31 39 0.00 0.818																			
Tug McGraw, L ERA:	1.2 S 6 1 0 0 2 0 0 0 0 0 0 0 10 10 0.00 0.600																			

Batter	1	2	3	4	5	6	7	8	9	AB	R	H	RBI	BB	SO	LOB	BOTTOM		
Bake McBride, L (1,9) OBP: 0.280, SLG: 0.426	1-3 1B BB		K		4-3			F8		3	1	0	0	1	1	0	New York Mets @ Philadelphia Phillies Veterans Stadium, Philadelphia, PA Sat Apr 21 1979, 6:05 PM EST Att: 31,851 - Unknown 		
Larry Bowa, S (1,6) OBP: 0.327, SLG: 0.295	1-3		G3					4-3		4	0	1	0	0	0	1			
Pete Rose, S (1,3) OBP: 0.412, SLG: 0.341	1B BB									1	0	1	0	3	0	0			
Greg Luzinski, R (1,7) OBP: 0.396, SLG: 0.513	P6									4	0	0	0	0	0	6			
Greg Gross, L (9,7)										0	0	0	0	0	0	0			
Mike Schmidt, R (1,5) OBP: 0.383, SLG: 0.605	S 1-3 2-H 1B									3	1	2	1	1	0	0			
Gary Maddox, R (1,8) OBP: 0.417, SLG: 0.717	F4									4	1	1	1	0	0	3			
Manny Trillo, R (1,4) OBP: 0.386, SLG: 0.442										3	0	2	1	0	0	0			
Bob Boone, R (1,2) OBP: 0.281, SLG: 0.367										3	0	1	0	0	0	2			
Nino Espinosa, R (1,1)										3	0	0	0	0	0	2			
Tug McGraw, R (8,1)										0	0	0	0	0	0	0			
Inning Stats	R: 1 E: 0 K: 0 S: 4	H: 1 LOB: 2 BB: 2 P: 12	R: 0 E: 0 K: 1 S: 3	H: 1 LOB: 0 BB: 0 P: 3	R: 0 E: 0 K: 1 S: 5	H: 0 LOB: 1 BB: 1 P: 9	R: 2 E: 0 K: 0 S: 5	H: 3 LOB: 0 BB: 0 P: 5	R: 0 E: 0 K: 0 S: 4	H: 1 LOB: 1 BB: 0 P: 4	R: 0 E: 0 K: 0 S: 3	H: 0 LOB: 0 BB: 0 P: 3	R: 0 E: 0 K: 0 S: 2	H: 0 LOB: 1 BB: 2 P: 10	1B: 7 2B: 1 3B: 1 HR: 0	SF: 0 SAC: 0 DP: 4 HBP: 0		WP: 0 PB: 0 SB: 1 CS: 0	PA: 33
PITCHER	IP WLS BF H R ER SO BB IBB HBP BLK WP HR S P ERA WHIP																		
Neil Allen, R (1,1) ERA: 5.4	4.0 L 18 5 3 3 1 0 0 0 0 0 0 0 8 8 6.75 2.000																		
Dwight Bernard, R (5,1) ERA: 4.28	2.0 8 3 0 0 0 0 0 0 0 0 0 0 8 8 0.00 1.500																		
Dale Murray, R (7,1) ERA: 3.65	2.0 7 0 0 0 0 0 2 0 0 0 0 0 0 5 13 0.00 1.000																		

Batter	1	2	3	4	5	6	7	8	9	AB	R	H	RBI	BB	SO	LOB	TOP					
Frank Taveras, R (1,6) OBP: 0.278, SLG: 0.370	1-3		K					E		4	1	2	1	0	1	0						
Richie Hebner, L (1,5) OBP: 0.333, SLG: 0.400	F8			G4-6-3		4-3		L3		4	0	1	0	0	0	1						
Lee Mazzilli, S (1,8) OBP: 0.421, SLG: 0.549	E5			F8			F9	P6		4	0	0	0	0	0	1						
Steve Henderson, R (1,7) OBP: 0.358, SLG: 0.388	4-3			G4-6-3			4-3			4	0	1	0	0	0	2						
Willie Montanez, L (1,3) OBP: 0.259, SLG: 0.277		F8					3-1		F8	4	0	0	0	0	0	1						
Joel Youngblood, R (1,9) OBP: 0.414, SLG: 0.478					K				P6	3	1	1	1	1	1	1						
John Stearns, R (1,2) OBP: 0.239, SLG: 0.200					6-3					3	1	1	0	1	0	1						
Doug Flynn, R (1,4) OBP: 0.200, SLG: 0.163										2	0	0	0	0	0	0						
Gil Flores, R (8, PH) OBP: 0.571, SLG: 0.571										1	1	1	1	0	0	0						
Kelvin Chapman, R (8,4) OBP: 0.205, SLG: 0.225										1	0	0	0	0	0	2						
Pete Falcone, L (1,1)										2	0	0	0	0	1	0						
Dale Murray, R (7,1)										0	0	0	0	0	0	0						
Jesse Orosco, R (7,1)										0	0	0	0	0	0	0						
Skip Lockwood, R (8,1)										0	0	0	0	0	0	0						
Inning Stats	R: 0 E: 1 K: 0 S: 4	H: 0 LOB: 1 BB: 0 P: 4	R: 0 E: 0 K: 0 S: 2	H: 0 LOB: 0 BB: 1 P: 6	R: 0 E: 0 K: 1 S: 5	H: 0 LOB: 0 BB: 0 P: 5	R: 0 E: 0 K: 0 S: 3	H: 1 LOB: 0 BB: 0 P: 3	R: 0 E: 0 K: 1 S: 5	H: 0 LOB: 0 BB: 0 P: 5	R: 0 E: 0 K: 0 S: 6	H: 1 LOB: 1 BB: 0 P: 6	R: 0 E: 0 K: 0 S: 3	H: 0 LOB: 0 BB: 0 P: 3	R: 4 E: 2 K: 0 S: 7	H: 4 LOB: 0 BB: 0 P: 7	R: 0 E: 0 K: 0 S: 4	H: 1 LOB: 2 BB: 1 P: 8	1B: 4 2B: 1 3B: 1 HR: 1	SF: 0 SAC: 1 DP: 1 HBP: 0	WP: 0 PB: 0 SB: 1 CS: 1	PA: 35
PITCHER	IP WLS BF H R ER SO BB IBB HBP BLK WP HR S P ERA WHIP																					
Steve Carlton, L (1,1) ERA: 5.02	7.1 L 27 5 3 3 3 1 0 0 0 0 1 32 36 3.68 0.818																					
Ron Reed, R (8,1) ERA: 3.0	1.2 8 2 1 0 0 0 1 0 0 0 0 7 11 0.00 1.200																					

New York Mets @ Philadelphia Phillies
Veterans Stadium, Philadelphia, PA
Sun Apr 22 1979, 3:33 AM EST
Att: 35,020 - Unknown


AB 32
R 4
H 7
RBI 3
BB 2
SO 3
LOB 9



Batter	1	2	3	4	5	6	7	8	9	AB	R	H	RBI	BB	SO	LOB	BOTTOM			
Jose Cardenal, R (1,9) OBP: 0.278, SLG: 0.370	F6-4-3		P5			FC6-4		G5-3		3	0	0	0	2	0	5				
Larry Bowa, S (1,6) OBP: 0.352, SLG: 0.354			F9							4	1	2	0	1	0	2				
Pete Rose, S (1,3) OBP: 0.429, SLG: 0.378										4	0	3	1	0	0	2				
Greg Luzinski, R (1,7) OBP: 0.404, SLG: 0.500										3	0	1	0	1	0	4				
Mike Schmidt, R (7, PR) OBP: 0.393, SLG: 0.605										0	0	0	0	0	0	0				
Greg Gross, L (9, PH)										1	0	0	0	0	1	2				
Bob Boone, R (1,5) OBP: 0.286, SLG: 0.364										3	1	1	0	0	0	5				
Del Unser, L (7, PH) OBP: 0.333, SLG: 0.667										1	0	0	0	0	0	1				
Ron Reed, R (8,1)										0	0	0	0	0	0	0				
Dave Rader, L (9, PH)										1	0	0	0	0	0	2				
Gary Maddox, R (1,8) OBP: 0.442, SLG: 0.708										2	0	1	0	2	0	0				
Manny Trillo, R (1,4) OBP: 0.417, SLG: 0.457										3	0	2	0	1	0	0				
Tim McCarver, L (1,2) OBP: 0.133, SLG: 0.231										2	0	0	1	0	0	2				
Steve Carlton, L (1,1) OBP: 0.231, SLG: 0.091										2	0	0	0	1	0	3				
Bake McBride, L (8,9) OBP: 0.294, SLG: 0.426										0	0	0	0	0	0	0				
Inning Stats	R: 0 E: 0 K: 0 S: 3	H: 1 LOB: 1 BB: 1 P: 7	R: 1 E: 0 K: 0 S: 4	H: 2 LOB: 1 BB: 1 P: 8	R: 0 E: 0 K: 0 S: 3	H: 0 LOB: 0 BB: 0 P: 3	R: 0 E: 0 K: 0 S: 4	H: 0 LOB: 3 BB: 2 P: 12	R: 0 E: 0 K: 0 S: 4	H: 1 LOB: 2 BB: 1 P: 8	R: 1 E: 0 K: 0 S: 4	H: 2 LOB: 1 BB: 0 P: 4	R: 0 E: 0 K: 0 S: 3	H: 1 LOB: 1 BB: 1 P: 8	R: 0 E: 0 K: 1 S: 5	H: 1 LOB: 1 BB: 1 P: 9	1B: 9 2B: 0 3B: 1 HR: 0	SF: 2 SAC: 1 DP: 3 HBP: 1	WP: 0 PB: 0 SB: 0 CS: 2	PA: 41
PITCHER	IP WLS BF H R ER SO BB IBB HBP BLK WP HR S P ERA WHIP																			
Pete Falcone, L (1,1) ERA: 2.95	6.1 1 1 0 0 0 0 0 0 0 0 0 24 48 2.84 2.053																			
Dale Murray, R (7,1) ERA: 3.65	0.0 1 1 0 0 0 0 0 0 0 0 0 1 1 0.00 2.000																			
Jesse Orosco, L (7,1) ERA: 1.69	1.0 W 5 1 0 0 0 1 0 1 0 0 0 3 8 0.00 2.000																			
Skip Lockwood, R (8,1) ERA: 1.69	1.2 S 5 1 0 0 1 1 0 0 0 0 0 6 10 0.00 1.200																			

New York Mets @ Philadelphia Phillies
Veterans Stadium, Philadelphia, PA
Sun Apr 22 1979, 3:33 AM EST
Att: 35,020 - Unknown

AB 29
R 2
H 10
RBI 2
BB 8
SO 1
LOB 28



Batter	1	2	3	4	5	6	7	8	9	10	AB	R	H	RBI	BB	SO	LOB	TOP		
Davey Lopes, R OBP: 0.298, SLG: 0.351 (1, 4)	4-3		SF7			SF8 1B		2B		K	4	2	2	1	0	1	0			
Bill Russell, R OBP: 0.383, SLG: 0.440 (1, 6)	5-3		5-3			FC6-4 1B		2B		F4	5	0	2	1	0	0	0			
Dusty Baker Jr., R OBP: 0.333, SLG: 0.375 (1, 7)	F2					CS 1B		F3		G3	5	0	1	0	0	0	3			
Steve Garvey, R OBP: 0.351, SLG: 0.493 (1, 3)								K			3	0	2	1	0	1	1			
Ron Cey, R OBP: 0.309, SLG: 0.305 (1, 5)	5-3					1B					4	0	1	0	0	0	3			
Joe Ferguson, R OBP: 0.340, SLG: 0.341 (9, 2)											3	0	0	0	0	1	2			
Derrel Thomas, S OBP: 0.242, SLG: 0.250 (1, 8)	6-3										4	0	1	0	0	1	3			
Steve Yeager, R OBP: 0.276, SLG: 0.538 Gary Thomasson, L OBP: 0.417, SLG: 0.342 (9, PH)											3	1	1	0	0	0	1			
Andy Messersmith, R Jerry Reuss, L Reggie Smith, S Rick Sutcliffe, L Lance Rautzhan, R (8, 1)											1	0	0	0	0	0	2			
											0	0	0	0	0	0	0			
											1	0	0	0	0	1	2			
											0	0	0	0	0	0	0			
											0	0	0	0	0	0	0			
Inning Stats	R: 0 E: 0 K: 0 S: 3	H: 0 LOB: 0 BB: 0 P: 3	R: 0 E: 0 K: 0 S: 4	H: 1 LOB: 1 BB: 0 P: 4	R: 1 E: 0 K: 0 S: 4	H: 1 LOB: 0 BB: 0 P: 4	R: 0 E: 0 K: 1 S: 5	H: 2 LOB: 1 BB: 0 P: 5	R: 0 E: 0 K: 1 S: 5	H: 0 LOB: 0 BB: 0 P: 5	R: 1 E: 0 K: 1 S: 7	H: 2 LOB: 1 BB: 0 P: 7	R: 0 E: 0 K: 2 S: 8	H: 1 LOB: 2 BB: 0 P: 9	R: 0 E: 0 K: 1 S: 5	H: 0 LOB: 0 BB: 0 P: 5	1B: 6 2B: 3 3B: 1 HR: 0	SF: 2 SAC: 0 DP: 1 HBP: 1	WP: 0 PA: 39	
PITCHER	IP WLS BF H R ER SO BB IBB HBP BLK WP HR S P ERA WHIP	7.1 29 9 3 3 2 0 0 0 0 0 0 0 0 33 33 3.68 1.227	1.2 7 1 0 0 3 0 0 1 0 0 0 0 0 12 13 0.00 0.600	1.0 3 0 0 0 1 0 0 0 0 0 0 0 0 5 5 0.00 0.000																

Los Angeles Dodgers @ Philadelphia Phillies
Veterans Stadium, Philadelphia, PA
Mon Apr 23 1979, 6:05 PM EST
Att: 32,826 - Unknown

AB 36
R 3
H 10
RBI 3
BB 0
SO 6
LOB 18



Batter	1	2	3	4	5	6	7	8	9	10	AB	R	H	RBI	BB	SO	LOB	BOTTOM			
Bake McBride, L OBP: 0.291, SLG: 0.400 Jose Cardenal, R (9, PH)	BB		G3					4-3		6-3	3	0	0	0	1	0	1				
Larry Bowa, S OBP: 0.373, SLG: 0.340 (10, 9)	BB										1	0	0	0	0	0	1				
Larry Bowa, S OBP: 0.373, SLG: 0.340 (1, 6)	P6										2	2	0	0	3	0	1				
Pete Rose, S OBP: 0.443, SLG: 0.362 (1, 3)											2	1	0	0	3	1	2				
Greg Luzinski, R OBP: 0.421, SLG: 0.556 (1, 7)											3	1	1	2	2	1	4				
Mike Schmidt, R OBP: 0.395, SLG: 0.581 (1, 5)											5	0	2	2	0	2	3				
Garry Maddox, R OBP: 0.446, SLG: 0.686 (1, 8)											3	0	1	0	1	0	1				
Manny Trillo, R OBP: 0.385, SLG: 0.420 (1, 4)											4	0	0	0	0	0	4				
Bob Boone, R OBP: 0.256, SLG: 0.324 (1, 2)											4	0	0	0	0	0	1				
Randy Lerch, L OBP: 0.083, SLG: 0.083 Ron Reed, R Del Unser, L Lonnie Smith, R Tug McGraw, R (8, 1)											3	0	1	0	0	1	1				
											0	0	0	0	0	0	0				
											1	0	1	0	0	0	0				
											0	0	0	0	0	0	0				
											0	0	0	0	0	0	0				
											0	0	0	0	0	0	0				
Inning Stats	R: 0 E: 0 K: 2 S: 7	H: 0 LOB: 2 BB: 2 P: 15	R: 0 E: 0 K: 1 S: 6	H: 1 LOB: 1 BB: 0 P: 6	R: 0 E: 0 K: 1 S: 4	H: 0 LOB: 0 BB: 1 P: 8	R: 0 E: 0 K: 0 S: 2	H: 0 LOB: 0 BB: 1 P: 6	R: 0 E: 0 K: 0 S: 4	H: 1 LOB: 3 BB: 3 P: 16	R: 0 E: 0 K: 0 S: 3	H: 1 LOB: 2 BB: 0 P: 3	R: 1 E: 0 K: 0 S: 2	H: 1 LOB: 2 BB: 2 P: 10	1B: 5 2B: 0 3B: 0 HR: 1	SF: 0 SAC: 0 DP: 1 HBP: 0	WP: 2 PA: 41				
PITCHER	IP WLS BF H R ER SO BB IBB HBP BLK WP HR S P ERA WHIP	7.2 31 3 3 3 5 7 0 0 0 0 0 0 1 1 34 62 4.0 1.304	0.1 3 1 0 0 0 1 0 0 0 0 0 0 0 2 6 0.00 6.000	0.1 2 1 0 0 0 0 0 0 0 0 0 0 0 2 2 0.00 3.000	1.0 6 1 1 1 0 1 1 0 0 1 0 0 3 11 9.00 2.000																

Los Angeles Dodgers @ Philadelphia Phillies
Veterans Stadium, Philadelphia, PA
Mon Apr 23 1979, 6:05 PM EST
Att: 32,826 - Unknown

AB 31
R 4
H 6
RBI 4
BB 10
SO 5
LOB 19



Batter	1	2	3	4	5	6	7	8	9	AB	R	H	RBI	BB	SO	LOB	TOP		
Ozzie Smith, S (1, 6) OBP: 0.214, SLG: 0.182										4	0	0	0	0	0	1	San Diego Padres @ Philadelphia Phillies Veterans Stadium, Philadelphia, PA Fri Apr 27 1979, 6:05 PM EST Att: 28,522 - Unknown livebaseballscorecards.com		
Mike Hargrove, L (1, 3) OBP: 0.376, SLG: 0.288										3	0	0	0	1	1	0			
Jerry Turner, L (1, 7) OBP: 0.361, SLG: 0.390										4	0	1	0	0	0	1			
Dave Winfield, R (1, 9) OBP: 0.449, SLG: 0.654										4	0	0	0	0	2	2			
Dan Briggs, L (1, 8) OBP: 0.278, SLG: 0.294										3	0	0	0	0	0	1			
Gene Tenace, R (1, 2) OBP: 0.420, SLG: 0.449										2	0	0	0	1	1	0			
Kurt Bevacqua, R (1, 5) OBP: 0.571, SLG: 0.700										3	0	1	0	0	0	1			
Fernando Gonzalez, R (1, 4) OBP: 0.318, SLG: 0.438										3	0	2	0	0	0	1			
Gaylord Perry, R (1, 1) OBP: 0.111, SLG: 0.222										2	0	0	0	0	2	2			
Gene Richards, L (8, PH) OBP: 0.294, SLG: 0.321										1	0	0	0	0	0	0			
Eric Rasmussen, R (8, 1) OBP: 0.125, SLG: 0.125										0	0	0	0	0	0	0			
Inning Stats	R: 0 E: 0 K: 1 S: 5	H: 0 LOB: 0 BB: 0 P: 5	R: 0 E: 0 K: 1 S: 5	H: 0 LOB: 0 BB: 0 P: 5	R: 0 E: 0 K: 1 S: 6	H: 1 LOB: 1 BB: 0 P: 6	R: 0 E: 0 K: 1 S: 5	H: 0 LOB: 1 BB: 1 P: 9	R: 0 E: 0 K: 0 S: 3	H: 1 LOB: 0 BB: 0 P: 3	R: 0 E: 0 K: 0 S: 3	H: 0 LOB: 0 BB: 0 P: 3	R: 0 E: 0 K: 0 S: 3	H: 1 LOB: 0 BB: 0 P: 3	R: 0 E: 0 K: 1 S: 6	H: 1 LOB: 1 BB: 0 P: 6	1B: 3 2B: 1 3B: 0 HR: 0	SF: 0 SAC: 0 DP: 2 HBP: 0	WP: 0 PA: 31 PB: 0 SB: 0 CS: 0
PITCHER Nino Espinosa, R (1, 1) ERA: 1.55	IP: 9.0 WLS: W BF: 31 H: 4 R: 0 ER: 0 SO: 6 BB: 2 IBB: 0 HBP: 0 BLK: 0 WP: 0 HR: 0 S: 41 P: 49 ERA: 0.00 WHIP: 0.667															PITCHER Nino Espinosa, R (1, 1) ERA: 1.55	IP: 9.0 WLS: W BF: 31 H: 4 R: 0 ER: 0 SO: 6 BB: 2 IBB: 0 HBP: 0 BLK: 0 WP: 0 HR: 0 S: 41 P: 49 ERA: 0.00 WHIP: 0.667		

Batter	1	2	3	4	5	6	7	8	9	AB	R	H	RBI	BB	SO	LOB	BOTTOM		
Bake McBride, L (1, 9) OBP: 0.286, SLG: 0.379										4	1	1	0	0	0	3	San Diego Padres @ Philadelphia Phillies Veterans Stadium, Philadelphia, PA Fri Apr 27 1979, 6:05 PM EST Att: 28,522 - Unknown livebaseballscorecards.com		
Larry Bowa, S (1, 6) OBP: 0.419, SLG: 0.377										4	0	2	1	0	0	0			
Pete Rose, S (1, 3) OBP: 0.453, SLG: 0.424										4	1	2	0	0	1	2			
Greg Luzinski, R (1, 7) OBP: 0.414, SLG: 0.491										4	0	1	0	0	1	2			
Mike Schmidt, R (1, 5) OBP: 0.400, SLG: 0.574										3	0	1	0	1	0	1			
Garry Maddox, R (1, 8) OBP: 0.415, SLG: 0.610										3	0	0	1	0	0	1			
Manny Trillo, R (1, 4) OBP: 0.369, SLG: 0.383										2	0	0	0	2	1	3			
Bob Boone, R (1, 2) OBP: 0.275, SLG: 0.340										4	0	0	0	0	0	3			
Nino Espinosa, R (1, 1) OBP: 0.273, SLG: 0.200										3	0	2	0	0	0	0			
Inning Stats	R: 1 E: 0 K: 0 S: 5	H: 2 LOB: 3 BB: 1 P: 10	R: 1 E: 0 K: 0 S: 5	H: 2 LOB: 1 BB: 0 P: 5	R: 0 E: 0 K: 1 S: 5	H: 0 LOB: 0 BB: 0 P: 5	R: 0 E: 0 K: 1 S: 6	H: 1 LOB: 1 BB: 0 P: 6	R: 0 E: 0 K: 0 S: 4	H: 1 LOB: 2 BB: 1 P: 8	R: 0 E: 0 K: 1 S: 5	H: 1 LOB: 0 BB: 0 P: 5	R: 0 E: 0 K: 0 S: 3	H: 1 LOB: 1 BB: 1 P: 7	R: 0 E: 0 K: 1 S: 6	H: 1 LOB: 1 BB: 0 P: 6	1B: 8 2B: 1 3B: 0 HR: 0	SF: 0 SAC: 0 DP: 2 HBP: 1	WP: 0 PA: 35 PB: 0 SB: 1 CS: 0
PITCHER Gaylord Perry, R (1, 1) ERA: 2.53	IP: 7.0 WLS: L BF: 31 H: 8 R: 2 ER: 2 SO: 3 BB: 2 IBB: 0 HBP: 1 BLK: 0 WP: 0 HR: 0 S: 34 P: 43 ERA: 2.57 WHIP: 1.429															PITCHER Eric Rasmussen, R (8, 1) ERA: 5.61	IP: 1.0 WLS: L BF: 4 H: 1 R: 0 ER: 0 SO: 0 BB: 1 IBB: 0 HBP: 0 BLK: 0 WP: 0 HR: 0 S: 7 P: 7 ERA: 0.00 WHIP: 1.000		

Batter	1	2	3	4	5	6	7	8	9	AB	R	H	RBI	BB	SO	LOB	TOP								
Ozzie Smith, S OBP: 0.225, SLG: 0.195 (1, 6)	0-0 6-3		0-0 CS 1B			0-0 WP SH3 2B 1B	0-0 5-3		0-0 4-3	5	1	2	0	0	0	0	San Diego Padres @ Philadelphia Phillies Veterans Stadium, Philadelphia, PA Sat Apr 28 1979, 6:05 PM EST Att: 31,633 - Unknown livebaseballscorecards.com								
Barry Evans, R OBP: 0.234, SLG: 0.247 (1, 5)	0-3 K		0-0 CS 1-2	0-3 K		0-0 SH3 1-2	0-0 F9		0-0 CS 1B	4	0	1	0	0	2	0									
Jerry Turner, L OBP: 0.386, SLG: 0.420 (1, 7)	0-0 1B			0-0 1-3		4-0 2B 1B BB			0-0 1B 2B	4	2	3	0	1	0	0									
Dave Winfield, R OBP: 0.447, SLG: 0.651 (1, 9)	0-0 P4			0-0 F8		0-0 1B 2B			0-0 1B 1B	5	2	2	2	0	0	2									
Kurt Bevacqua, R OBP: 0.671, SLG: 0.667 Broderick Perkins, L OBP: 0.368, SLG: 0.333 (9, PH) (9, 3)		0-0 F9			4-0 4-3 BB	4-0 E 1B IBB			0-0 1B 1B 1-H	2	0	1	0	2	0	0									
Gene Tenace, R OBP: 0.405, SLG: 0.426 (1, 2)	0-3 K				0-0 F3	0-0 E7 1B 1-3 2-H 3-H			0-0 F8 F8	5	0	1	2	0	1	3									
Dan Briggs, L OBP: 0.227, SLG: 0.238 (1, 8)	0-3 K				0-0 4-3 1-2	0-0 G3			0-3 K	4	0	0	0	0	2	4									
Fernando Gonzalez, R OBP: 0.343, SLG: 0.439 (1, 4)			0-0 F7		4-0 IBB	4-0 IBB			0-0 FC5-4 1B 1-2	2	0	1	0	2	0	0									
Randy Jones, R OBP: 0.154, SLG: 0.154 John D'Acquisto, R OBP: 0.143, SLG: 0.286 (4, 1) (1, 1)			0-0 L6		0-3 K	0-3 K			0-0 FC5-4 1-2	1	0	0	0	0	0	0									
Inning Stats	R: 0 E: 0 K: 1 S: 6	H: 1 LOB: 1 BB: 0 P: 6	R: 0 E: 0 K: 2 S: 7	H: 0 LOB: 0 BB: 0 P: 7	R: 0 E: 0 K: 0 S: 3	H: 1 LOB: 0 BB: 0 P: 3	R: 0 E: 0 K: 1 S: 5	H: 0 LOB: 0 BB: 2 P: 5	R: 0 E: 0 K: 1 S: 5	H: 0 LOB: 2 BB: 2 P: 13	R: 3 E: 1 K: 1 S: 8	H: 3 LOB: 3 BB: 3 P: 20	R: 0 E: 0 K: 0 S: 4	H: 1 LOB: 1 BB: 0 P: 4	R: 0 E: 0 K: 1 S: 7	H: 2 LOB: 2 BB: 0 P: 7	R: 2 E: 0 K: 0 S: 6	H: 4 LOB: 1 BB: 0 P: 6	1B: 10 2B: 2 3B: 0 HR: 0	SF: 0 SAC: 1 DP: 0 HBP: 0	WP: 1 PB: 0 SB: 0 CS: 2	PA: 43			
PITCHER	IP	WLS	BF	H	R	ER	SO	BB	IBB	HBP	BLK	WP	HR	S	P	ERA	WHIP								
Steve Carlton, L ERA: 4.79 Doug Bird, R ERA: 5.59	(1, 1) (8, 1)	7.0 L	31 31	6 6	3 2	3 2	6 1	2 0	3 0	0 0	0 0	1 0	0 0	38 13	58 13	3.86 9.00	1.143 3.000								

Batter	1	2	3	4	5	6	7	8	9	AB	R	H	RBI	BB	SO	LOB	BOTTOM								
Bake McBride, L OBP: 0.299, SLG: 0.393 (1, 9)	0-0 F8 9-2 2B		0-0 F9			0-3 K			4-0 S BB	3	0	1	0	1	1	2	San Diego Padres @ Philadelphia Phillies Veterans Stadium, Philadelphia, PA Sat Apr 28 1979, 6:05 PM EST Att: 31,633 - Unknown livebaseballscorecards.com								
Larry Bowa, S OBP: 0.410, SLG: 0.359 (1, 6)	0-0 F8 2-3		0-0 F9			4-0 BB BB			0-0 F7 1-2	3	0	0	0	1	0	4									
Pete Rose, S OBP: 0.443, SLG: 0.403 (1, 3)	0-0 9-2 3-H			0-0 4-3		4-0 FC6 1-2 BB			0-3 K	3	0	0	0	1	1	2									
Mike Schmidt, R OBP: 0.377, SLG: 0.534 (1, 5)		0-0 F9		0-0 F8		0-3 K			0-0 F7	4	0	0	0	0	1	3									
Garry Maddox, R OBP: 0.406, SLG: 0.587 (1, 8)		0-0 CS 1B		0-0 F9		0-0 FC6 1-2			0-3 K	4	0	1	0	0	1	2									
Manny Trillo, R OBP: 0.348, SLG: 0.359 (1, 4)	0-0 6-3 1-2				0-0 6-3				0-0 F3	4	0	0	0	0	0	1									
Mike Anderson, R OBP: 1.000, SLG: 2.000 Greg Gross, L OBP: 0.143, SLG: 0.143 (7, PH) (8, 7)			0-0 2B		4-0 FC4-6 BB				0-0 F8	1	0	1	0	1	0	0									
Tim McCarver, L OBP: 0.222, SLG: 0.214 Doug Bird, R (8, 1)			1-0 HBP		0-0 FC4-6 1-2				4-0 1B BB	1	0	0	0	1	0	1									
Steve Carlton, L OBP: 0.200, SLG: 0.077 Dave Rader, L OBP: 0.333, SLG: 0.333 (7, PH) (8, 2)			0-3 K		0-0 F8				0-0 1B	2	0	0	0	0	1	3									
Inning Stats	R: 0 E: 0 K: 0 S: 3	H: 1 LOB: 0 BB: 0 P: 3	R: 0 E: 0 K: 0 S: 3	H: 1 LOB: 0 BB: 0 P: 3	R: 0 E: 0 K: 1 S: 6	H: 1 LOB: 2 BB: 0 P: 7	R: 0 E: 0 K: 0 S: 3	H: 0 LOB: 0 BB: 0 P: 3	R: 0 E: 0 K: 2 S: 7	H: 0 LOB: 2 BB: 2 P: 15	R: 0 E: 0 K: 0 S: 3	H: 1 LOB: 1 BB: 1 P: 7	R: 0 E: 0 K: 1 S: 5	H: 0 LOB: 1 BB: 1 P: 9	R: 0 E: 0 K: 1 S: 5	H: 0 LOB: 0 BB: 0 P: 5	1B: 2 2B: 3 3B: 0 HR: 0	SF: 0 SAC: 0 DP: 1 HBP: 1	WP: 0 PB: 0 SB: 1 CS: 1	PA: 34					
PITCHER	IP	WLS	BF	H	R	ER	SO	BB	IBB	HBP	BLK	WP	HR	S	P	ERA	WHIP								
Randy Jones, L ERA: 5.06 John D'Acquisto, R ERA: 5.3	(1, 1) (4, 1)	3.0 W	11 23	1 1	0 0	0 0	4 4	5 5	0 0	0 0	0 0	0 0	0 0	26 46	0.00 0.00	1.000 1.000									

Batter	1	2	3	4	5	6	7	8	9	AB	R	H	RBI	BB	SO	LOB	TOP				
Ozzie Smith, S OBP: 0.226, SLG: 0.198 (1, 6)	F9		F8				4-3			4	1	1	0	0	0	1					
Barry Evans, R OBP: 0.225, SLG: 0.237 (1, 5)	F9		SH5-3			4-3		F7		3	0	0	0	0	0	0					
Jerry Turner, L OBP: 0.370, SLG: 0.400 (1, 7)	K		F7		4-1			K		4	0	0	0	0	2	1					
Dave Winfield, R OBP: 0.429, SLG: 0.622 (1, 9)		F8	E4		F3			5-3		4	0	0	0	0	0	0					
Kurt Bevacqua, R OBP: 0.619, SLG: 0.643 Broderick Perkins, L OBP: 0.350, SLG: 0.316 (8, PH) (9, 3)						4-3		F9		2	1	1	0	1	0	0					
Gene Tenace, R OBP: 0.397, SLG: 0.466 (1, 2)								F8		4	1	1	2	0	0	2					
Dan Briggs, L OBP: 0.231, SLG: 0.240 (1, 8)								F8		4	0	1	0	0	1	0					
Fernando Gonzalez, R OBP: 0.342, SLG: 0.435 (1, 4)										3	0	1	0	0	0	1					
Steve Mura, R OBP: 0.397, SLG: 0.466 (1, 1)										2	0	0	0	0	0	2					
Rollie Fingers, R OBP: 0.397, SLG: 0.466 (6, 1)										1	0	0	0	0	1	0					
Inning Stats	R: 0 E: 0 K: 1 S: 5	H: 0 LOB: 0 BB: 0 P: 5	R: 2 E: 0 K: 0 S: 6	H: 3 LOB: 1 BB: 0 P: 6	R: 1 E: 1 K: 0 S: 5	H: 1 LOB: 2 BB: 1 P: 9	R: 0 E: 0 K: 0 S: 4	H: 1 LOB: 1 BB: 0 P: 4	R: 0 E: 0 K: 1 S: 5	H: 0 LOB: 0 BB: 0 P: 5	R: 0 E: 0 K: 1 S: 5	H: 0 LOB: 0 BB: 0 P: 5	R: 0 E: 0 K: 1 S: 3	H: 0 LOB: 0 BB: 0 P: 3	R: 0 E: 0 K: 0 S: 3	H: 0 LOB: 0 BB: 0 P: 3	1B: 4 2B: 0 3B: 0 HR: 1	SF: 0 SAC: 1 DP: 0 HBP: 0	WP: 0 PB: 0 SB: 0 CS: 0	PA: 34	
PITCHER	IP	WLS	BF	H	R	ER	SO	BB	IBB	HBP	BLK	WP	HR	S	P	ERA	WHIP				
Randy Lerch, L ERA: 3.06 (1, 1)	5.0		22	5	3	2	1	1	0	0	0	0	1	23	27	3.60	1.200				
Rawly Eastwick, R ERA: 0.84 (6, 1)	2.0	W	6	0	0	0	2	0	0	0	0	0	0	10	10	0.00	0.000				
Ron Reed, R ERA: 0.84 (8, 1)	2.0		6	0	0	0	1	0	0	0	0	0	0	8	8	0.00	0.000				

San Diego Padres @ Philadelphia Phillies
Veterans Stadium, Philadelphia, PA
Sun Apr 29 1979, 3:33 AM EDT
Att: 50,722 - Unknown

AB 32
R 3
H 5
RBI 2
BB 1
SO 4
LOB 7



Batter	1	2	3	4	5	6	7	8	9	AB	R	H	RBI	BB	SO	LOB	BOTTOM					
Bake McBride, L OBP: 0.296, SLG: 0.375 (1, 9)	F2					F8		P6		3	0	0	0	1	0	0						
Larry Bowa, S OBP: 0.415, SLG: 0.358 (1, 6)								5-3		3	1	1	0	1	1	1						
Pete Rose, S OBP: 0.446, SLG: 0.409 (1, 3)	K									4	1	2	0	0	1	1						
Greg Luzinski, R OBP: 0.419, SLG: 0.500 (1, 7)	5-3							K		3	0	1	2	0	1	2						
Mike Schmidt, R OBP: 0.370, SLG: 0.508 (1, 5)										3	1	0	0	1	2	2						
Gary Maddox, R OBP: 0.397, SLG: 0.582 (1, 8)										4	1	1	0	0	1	1						
Manny Trillo, R OBP: 0.342, SLG: 0.353 (1, 4)										4	0	1	1	0	1	1						
Bob Boone, R OBP: 0.259, SLG: 0.320 (1, 2)										3	0	0	0	0	1	1						
Randy Lerch, L OBP: 0.077, SLG: 0.077 Greg Gross, L OBP: 0.125, SLG: 0.125 Rawly Eastwick, R OBP: 0.397, SLG: 0.466 Tim McCarver, L OBP: 0.211, SLG: 0.200 Ron Reed, R OBP: 0.500, SLG: 1.000 (7, PH) (8, 1)										1	0	0	0	0	0	0						
Inning Stats	R: 0 E: 0 K: 1 S: 5	H: 0 LOB: 1 BB: 1 P: 9	R: 0 E: 0 K: 3 S: 9	H: 0 LOB: 0 BB: 0 P: 9	R: 0 E: 0 K: 2 S: 7	H: 0 LOB: 1 BB: 1 P: 11	R: 0 E: 0 K: 1 S: 4	H: 0 LOB: 1 BB: 0 P: 5	R: 0 E: 1 K: 0 S: 4	H: 0 LOB: 1 BB: 0 P: 4	R: 2 E: 0 K: 0 S: 6	H: 3 LOB: 1 BB: 0 P: 6	R: 0 E: 0 K: 0 S: 3	H: 0 LOB: 0 BB: 0 P: 3	R: 0 E: 0 K: 1 S: 6	H: 1 LOB: 1 BB: 0 P: 6	R: 2 E: 0 K: 0 S: 2	H: 2 LOB: 1 BB: 1 P: 6	1B: 4 2B: 3 3B: 0 HR: 0	SF: 0 SAC: 0 DP: 1 HBP: 1	WP: 1 PB: 0 SB: 2 CS: 1	PA: 34
PITCHER	IP	WLS	BF	H	R	ER	SO	BB	IBB	HBP	BLK	WP	HR	S	P	ERA	WHIP					
Steve Mura, R ERA: 2.66 (1, 1)	5.1		22	3	2	2	7	2	0	0	0	1	0	33	42	3.38	0.938					
Rollie Fingers, R ERA: 4.24 (6, 1)	2.2	L	12	3	2	2	1	1	0	0	0	1	0	13	17	6.75	1.500					

San Diego Padres @ Philadelphia Phillies
Veterans Stadium, Philadelphia, PA
Sun Apr 29 1979, 3:33 AM EDT
Att: 50,722 - Unknown

AB 30
R 4
H 6
RBI 3
BB 3
SO 8
LOB 10



Batter	1	2	3	4	5	6	7	8	9	AB	R	H	RBI	BB	SO	LOB	TOP					
Bake McBride, L OBP: 0.286, SLG: 0.342 (1, 9)										4	0	0	0	1	0	3						
Larry Bowa, S OBP: 0.392, SLG: 0.354 (1, 6)										4	0	2	0	0	0	0						
Pete Rose, S OBP: 0.444, SLG: 0.425 (1, 3)										4	1	1	0	0	0	4						
Greg Luzinski, R OBP: 0.389, SLG: 0.500 Mike Anderson, R OBP: 0.697, SLG: 0.800 (9, PR) (9, 7)										4	1	2	0	0	1	1						
Mike Schmidt, R OBP: 0.360, SLG: 0.527 (1, 5)										2	1	1	1	2	0	1						
Gary Maddox, R OBP: 0.352, SLG: 0.531 (1, 8)										3	1	0	0	1	2	4						
Bob Boone, R OBP: 0.246, SLG: 0.305 (1, 2)										3	0	0	1	0	2	3						
Rudy Meoli, L (1, 4)										2	0	0	0	0	0	0						
Del Unser, L OBP: 0.364, SLG: 0.455 Ramon Aviles, R OBP: 1.000, SLG: 1.000 (7, PH) (7, 4)										2	0	0	0	0	0	0						
Randy Lerch, L OBP: 0.118, SLG: 0.118 (1, 1)										4	0	1	0	0	1	2						
Inning Stats	R: 0 E: 0 K: 0 S: 3	H: 1 LOB: 0 BB: 0 P: 3	R: 0 E: 0 K: 2 S: 6	H: 0 LOB: 0 BB: 1 P: 10	R: 0 E: 0 K: 1 S: 5	H: 0 LOB: 0 BB: 0 P: 5	R: 0 E: 0 K: 0 S: 3	H: 1 LOB: 1 BB: 1 P: 7	R: 1 E: 0 K: 0 S: 4	H: 1 LOB: 0 BB: 0 P: 4	R: 0 E: 0 K: 0 S: 3	H: 0 LOB: 0 BB: 0 P: 3	R: 2 E: 1 K: 2 S: 10	H: 2 LOB: 2 BB: 1 P: 14	R: 0 E: 1 K: 0 S: 3	H: 0 LOB: 0 BB: 0 P: 3	R: 2 E: 0 K: 1 S: 8	H: 3 LOB: 3 BB: 1 P: 12	1B: 5 2B: 3 3B: 0 HR: 1	SF: 1 SAC: 0 DP: 2 HBP: 0	WP: 0 PB: 0 SB: 1 CS: 1	PA: 37
PITCHER	IP WLS BF H R ER SO BB IBB HBP BLK WP HR S P ERA WHIP																					
Don Sutton, R ERA: 2.64 (1, 1)	7.0 L 27 5 3 2 5 3 0 0 0 0 0 1 34 46 2.57 1.143																					
Charlie Hough, R ERA: 6.04 (8, 1)	1.2 9 3 2 2 1 0 1 0 0 0 0 0 10 14 10.80 1.800																					
Lance Rautzhan, L ERA: 6.75 (9, 1)	0.1 1 0 0 0 0 0 0 0 0 0 0 0 1 1 0.00 0.000																					

Philadelphia Phillies @ Los Angeles Dodgers
 Dodger Stadium, Los Angeles, CA
 Fri May 04 1979, 7:05 PM PDT
 Att: 42,717 - Unknown

AB	32
R	5
H	8
RBI	4
BB	4
SO	6
LOB	19



Batter	1	2	3	4	5	6	7	8	9	AB	R	H	RBI	BB	SO	LOB	BOTTOM			
Davey Lopes, R OBP: 0.290, SLG: 0.339 (1, 4)										4	0	1	0	0	0	0				
Bill Russell, R OBP: 0.345, SLG: 0.396 (1, 6)										4	0	1	0	0	0	0				
Dusty Baker Jr., R OBP: 0.364, SLG: 0.424 (1, 7)										4	1	1	0	0	0	1				
Steve Garvey, R OBP: 0.313, SLG: 0.418 (1, 3)										4	0	0	0	0	0	1				
Ron Cey, R OBP: 0.379, SLG: 0.465 (1, 5)										3	1	2	2	1	0	0				
Joe Ferguson, R OBP: 0.387, SLG: 0.379 (1, 9)										2	0	0	0	2	0	1				
Derrel Thomas, S OBP: 0.333, SLG: 0.360 (1, 8)										3	0	1	0	1	0	3				
Steve Yeager, R OBP: 0.222, SLG: 0.400 (1, 2)										4	0	0	0	0	1	5				
Don Sutton, R OBP: 0.056, SLG: 0.056 Manny Mota, R OBP: 0.571, SLG: 0.500 Charlie Hough, R Lance Rautzhan, R (7, PH) (8, 1) (9, 1)										2	0	0	0	0	0	0				
Inning Stats	R: 0 E: 0 K: 0 S: 3	H: 1 LOB: 0 BB: 0 P: 3	R: 0 E: 0 K: 1 S: 5	H: 0 LOB: 2 BB: 2 P: 13	R: 0 E: 0 K: 0 S: 3	H: 0 LOB: 0 BB: 0 P: 3	R: 1 E: 0 K: 0 S: 5	H: 2 LOB: 2 BB: 1 P: 9	R: 0 E: 0 K: 0 S: 3	H: 0 LOB: 0 BB: 0 P: 3	R: 1 E: 1 K: 0 S: 5	H: 2 LOB: 1 BB: 0 P: 5	R: 0 E: 0 K: 0 S: 3	H: 1 LOB: 0 BB: 0 P: 3	R: 0 E: 0 K: 0 S: 3	H: 0 LOB: 1 BB: 1 P: 7	1B: 4 2B: 1 3B: 0 HR: 1	SF: 0 SAC: 0 DP: 0 HBP: 0	WP: 0 PB: 0 SB: 0 CS: 2	PA: 36
PITCHER	IP WLS BF H R ER SO BB IBB HBP BLK WP HR S P ERA WHIP																			
Randy Lerch, L ERA: 2.84 (1, 1)	9.0 W 35 6 2 2 1 4 0 0 0 0 0 1 33 49 2.00 1.111																			

Philadelphia Phillies @ Los Angeles Dodgers
 Dodger Stadium, Los Angeles, CA
 Fri May 04 1979, 7:05 PM PDT
 Att: 42,717 - Unknown

AB	31
R	2
H	6
RBI	2
BB	4
SO	1
LOB	11



Batter	1	2	3	4	5	6	7	8	9	AB	R	H	RBI	BB	SO	LOB	TOP					
Bake McBride, L OBP: 0.298, SLG: 0.333 (1, 9)										4	0	1	1	0	1	1	Philadelphia Phillies @ Los Angeles Dodgers Dodger Stadium, Los Angeles, CA Sun May 06 1979, 3:33 AM PDT Att: 42,184 - Unknown livebaseballscores.com					
Larry Bowa, S OBP: 0.393, SLG: 0.352 (1, 6)										5	0	1	0	0	0	1						
Pete Rose, S OBP: 0.450, SLG: 0.425 (1, 3)										4	0	1	0	1	0	2						
Greg Luzinski, R OBP: 0.410, SLG: 0.512 Mike Anderson, R OBP: 0.697, SLG: 0.800 (9, 7)										4	1	2	0	0	0	1						
Mike Schmidt, R OBP: 0.374, SLG: 0.639 (1, 5)										4	1	1	2	1	0	3						
Gary Maddox, R OBP: 0.330, SLG: 0.489 (1, 8)										4	1	1	0	0	2	3						
Bob Boone, R OBP: 0.301, SLG: 0.348 (1, 2)										3	0	2	0	0	0	0						
Ramon Aviles, R OBP: 0.600, SLG: 0.800 (1, 4)										4	1	2	1	0	0	1						
Nino Espinosa, R OBP: 0.250, SLG: 0.200 (1, 1)										4	0	1	0	0	0	3						
Inning Stats	R: 0 E: 0 K: 1 S: 5	H: 1 LOB: 3 BB: 1 P: 11	R: 0 E: 0 K: 0 S: 4	H: 2 LOB: 1 BB: 4 P: 4	R: 0 E: 0 K: 0 S: 4	H: 1 LOB: 1 BB: 0 P: 4	R: 0 E: 0 K: 0 S: 3	H: 0 LOB: 0 BB: 0 P: 3	R: 0 E: 0 K: 1 S: 5	H: 0 LOB: 0 BB: 0 P: 5	R: 2 E: 0 K: 1 S: 9	H: 4 LOB: 2 BB: 0 P: 9	R: 0 E: 0 K: 0 S: 4	H: 1 LOB: 2 BB: 1 P: 8	R: 2 E: 0 K: 0 S: 6	H: 3 LOB: 1 BB: 0 P: 6	R: 0 E: 0 K: 0 S: 3	H: 0 LOB: 0 BB: 0 P: 3	1B: 10 2B: 1 3B: 0 HR: 1	SF: 0 SAC: 1 DP: 1 HBP: 2	WP: 0 PB: 0 SB: 0 CS: 1	PA: 41
PITCHER	IP	WLS	BF	H	R	ER	SO	BB	IBB	HBP	BLK	WP	HR	S	P	ERA	WHIP					
Doug Rau, L ERA: 8.1 Jerry Reuss, L ERA: 4.76	(1, 1) 7.0	L	32	9	2	2	3	2	0	2	0	0	1	34	44	2.57	1.571					

Batter	1	2	3	4	5	6	7	8	9	AB	R	H	RBI	BB	SO	LOB	BOTTOM				
Davey Lopes, R OBP: 0.280, SLG: 0.325 (1, 4)										4	0	1	0	0	1	0	Philadelphia Phillies @ Los Angeles Dodgers Dodger Stadium, Los Angeles, CA Sun May 06 1979, 3:33 AM PDT Att: 42,184 - Unknown livebaseballscores.com				
Bill Russell, R OBP: 0.323, SLG: 0.370 (1, 6)										4	0	0	0	0	1	1					
Gary Thomasson, L OBP: 0.367, SLG: 0.299 (1, 8)										4	0	2	0	0	1	0					
Steve Garvey, R OBP: 0.317, SLG: 0.410 (1, 3)										4	0	1	0	0	0	1					
Ron Cey, R OBP: 0.373, SLG: 0.462 (1, 5)										4	0	1	0	0	0	2					
Dusty Baker Jr., R OBP: 0.357, SLG: 0.406 (1, 7)										3	0	1	0	1	0	1					
Joe Ferguson, R OBP: 0.367, SLG: 0.355 (8, 2)										4	0	0	0	0	1	3					
Steve Yeager, R OBP: 0.241, SLG: 0.385 Reggie Smith, S OBP: 0.302, SLG: 0.265 Jerry Reuss, L (8, 1)										1	0	0	0	1	0	0					
Doug Rau, L OBP: 0.167, SLG: 0.333 Von Joshua, L OBP: 0.304, SLG: 0.435 (7, PH) (8, 9)										2	0	0	0	0	0	2					
Inning Stats	R: 0 E: 0 K: 1 S: 6	H: 1 LOB: 1 BB: 0 P: 6	R: 0 E: 0 K: 0 S: 4	H: 1 LOB: 2 BB: 1 P: 8	R: 0 E: 0 K: 0 S: 5	H: 2 LOB: 0 BB: 0 P: 5	R: 0 E: 0 K: 0 S: 3	H: 0 LOB: 0 BB: 0 P: 3	R: 0 E: 0 K: 1 S: 5	H: 1 LOB: 1 BB: 0 P: 5	R: 0 E: 0 K: 3 S: 10	H: 1 LOB: 1 BB: 0 P: 10	R: 0 E: 0 K: 0 S: 3	H: 0 LOB: 0 BB: 0 P: 3	R: 0 E: 0 K: 0 S: 3	H: 0 LOB: 1 BB: 1 P: 7	1B: 5 2B: 2 3B: 0 HR: 0	SF: 0 SAC: 0 DP: 1 HBP: 0	WP: 0 PB: 0 SB: 1 CS: 1	PA: 34	
PITCHER	IP	WLS	BF	H	R	ER	SO	BB	IBB	HBP	BLK	WP	HR	S	P	ERA	WHIP				
Nino Espinosa, R ERA: 1.05	(1, 1) 9.0	W	34	6	0	0	6	1	1	0	0	0	0	44	52	0.00	0.778				


Batter	1	2	3	4	5	6	7	8	9	AB	R	H	RBI	BB	SO	LOB	TOP										
Bake McBride, L OBP: 0.303, SLG: 0.360 Mike Anderson, R OBP: 0.571, SLG: 0.667	E6 1B	F2		2B 1B		4-3	1B 3B		6-3	5	2	4	0	0	3		Philadelphia Phillies @ San Diego Padres San Diego Stadium, San Diego, CA Mon May 07 1979, 10:05 PM EDT Att: 20,766 - Unknown livebaseballscorecards.com										
Larry Bowa, S OBP: 0.393, SLG: 0.358	F9	SF9		F3		6-3 1B	G6-4-3 1B			4	0	2	2	0	2												
Pete Rose, S OBP: 0.447, SLG: 0.429 Rawly Eastwick, R (7, 1)	1B BB	L8		2B		6-3	G6-4-3 1-2			4	0	1	1	1	0	4											
Greg Luzinski, R OBP: 0.410, SLG: 0.494	F6		L5	F9		BB				3	0	0	0	2	0	3											
Mike Schmidt, R OBP: 0.375, SLG: 0.621 Rudy Meoli, L OBP: 0.125, SLG: 0.250	1-2 2H 1B		F9		WP 1B PB BB	L7			L7	4	1	1	0	1	0	3											
Gary Maddox, R OBP: 0.343, SLG: 0.505 Greg Gross, L OBP: 0.222, SLG: 0.125		1B BB 1B	6-3		PB WP CS 1B		BB 3B 2B		K	5	3	3	0	0	1	1											
Bob Boone, R OBP: 0.333, SLG: 0.382		1B 1B SF9 BB		2B 3B	1-3 2H BB		BB 3B BB		K	2	3	1	0	3	1	1											
Ramon Aviles, R OBP: 0.600, SLG: 0.778		1B		SH1-3 1B 2B	1-2 3H K		BB 3B BB		P3	4	2	2	1	1	1	1											
Steve Carlton, L OBP: 0.200, SLG: 0.111 Del Unser, L OBP: 0.333, SLG: 0.417	1-2 2-3 3H 1B			SH1-3 2-3 K	1-2 3H K		BB 3B BB		L7	3	0	1	1	0	1	3											
Inning Stats	R: 0 E: 1 K: 0 S: 4	H: 1 LOB: 2 BB: 1 P: 8	R: 2 E: 0 K: 0 S: 6	H: 3 LOB: 2 BB: 1 P: 10	R: 0 E: 0 K: 0 S: 3	H: 0 LOB: 0 BB: 0 P: 3	R: 3 E: 0 K: 0 S: 7	H: 4 LOB: 1 BB: 2 P: 7	R: 2 E: 0 K: 2 S: 7	H: 1 LOB: 2 BB: 1 P: 15	R: 0 E: 0 K: 0 S: 4	H: 1 LOB: 2 BB: 1 P: 8	R: 4 E: 0 K: 0 S: 5	H: 3 LOB: 0 BB: 2 P: 13	R: 0 E: 0 K: 2 S: 7	H: 0 LOB: 1 BB: 1 P: 11		R: 0 E: 0 K: 0 S: 3	H: 0 LOB: 0 BB: 0 P: 3	1B: 8 2B: 4 3B: 2 HR: 0	SF: 1 SAC: 1 DP: 2 HBP: 0	WP: 1 PB: 1 CS: 1 CS: 2	PA: 46				
PITCHER	IP	WLS	BF	H	R	ER	SO	BB	IBB	HBP	BLK	WP	HR	S	P	ERA	WHIP										
Bob Ovwchinko, L ERA: 8.1	3.1	L	19	7	5	5	0	2	0	0	0	0	0	10	25	13.50	2.700										
John D'Acquisto, R ERA: 7.09	1.2		8	2	2	0	2	2	0	0	0	1	0	17	18	0.00	2.400										
Bob Shirley, L ERA: 6.57	1.0		8	2	3	3	0	3	0	0	0	0	0	5	17	27.00	5.000										
Dennis Kinney, L ERA: 1.8	3.0		11	2	1	1	2	1	0	0	0	0	0	14	18	3.00	1.000										

Batter	1	2	3	4	5	6	7	8	9	AB	R	H	RBI	BB	SO	LOB	BOTTOM										
Bill Almon, R OBP: 0.375, SLG: 0.478	K		F9		SF7		G5-4-3		1B 2B	4	1	1	1	0	1	1	Philadelphia Phillies @ San Diego Padres San Diego Stadium, San Diego, CA Mon May 07 1979, 10:05 PM EDT Att: 20,766 - Unknown livebaseballscorecards.com										
Don Reynolds, R OBP: 0.471, SLG: 0.600	F9			F3	K			WP 1B	2B 5-3 1B	5	2	2	1	0	1	2											
Jerry Turner, L OBP: 0.350, SLG: 0.402	F8			F9		F5		F8	2B 5-3 2B	5	0	1	1	0	0	1											
Dave Winfield, R OBP: 0.434, SLG: 0.718		WP 1B		3B		K		E4	5-3	5	0	2	1	0	1	1											
Kurt Bevacqua, R OBP: 0.469, SLG: 0.417	F9			K		1B BB		L8	4-3	4	0	0	0	1	1	4											
Gene Tenace, R OBP: 0.382, SLG: 0.420	5-3				BB 1B SF7 1B	1B		K		4	1	2	0	0	1	2											
Barry Evans, R OBP: 0.252, SLG: 0.267	F4				1-2 1B	F7			1-3 WP 1B HBP	3	0	1	0	0	0	3											
Fernando Gonzalez, R OBP: 0.340, SLG: 0.441			K		F6		K		1-3	4	0	0	0	0	2	3											
Bob Ovwchinko, L John D'Acquisto, R Mike Harrows, L Bob Shirley, R Dennis Kinney, L Broderick Perkins, L Dan Briggs, L			K		F6		K		2B 1B	1	0	0	0	0	1	0											
Inning Stats	R: 0 E: 0 K: 1 S: 5	H: 0 LOB: 0 BB: 0 P: 5	R: 0 E: 0 K: 0 S: 4	H: 1 LOB: 1 BB: 0 P: 4	R: 0 E: 0 K: 2 S: 7	H: 0 LOB: 0 BB: 0 P: 7	R: 0 E: 0 K: 1 S: 6	H: 1 LOB: 1 BB: 0 P: 6	R: 0 E: 0 K: 1 S: 7	H: 2 LOB: 2 BB: 1 P: 11	R: 0 E: 0 K: 1 S: 6	H: 1 LOB: 2 BB: 1 P: 10	R: 0 E: 0 K: 1 S: 5	H: 1 LOB: 0 BB: 0 P: 5	R: 1 E: 1 K: 1 S: 7	H: 1 LOB: 1 BB: 0 P: 7		R: 4 E: 0 K: 0 S: 7	H: 4 LOB: 1 BB: 0 P: 8	1B: 8 2B: 2 3B: 1 HR: 0	SF: 1 SAC: 0 DP: 1 HBP: 1	WP: 3 PB: 0 CS: 0 CS: 0	PA: 41				
PITCHER	IP	WLS	BF	H	R	ER	SO	BB	IBB	HBP	BLK	WP	HR	S	P	ERA	WHIP										
Steve Carlton, L ERA: 4.5	6.0	W	25	5	1	1	6	2	0	0	0	2	0	19	20	1.50	1.167										
Rawly Eastwick, R ERA: 6.64	3.0	S	16	6	5	4	2	0	0	1	0	2	0	19	20	12.00	2.000										

Batter	1	2	3	4	5	6	7	8	9	10	11	12	AB	R	H	RBI	BB	SO	LOB			
Bake McBride, L OBP: 0.305, SLG: 0.372 (1.9)	4-3			G3		FC1-2 1B		E		5-3		1B 2B	5	3	1	0	1	0	3			
Larry Bowa, S OBP: 0.390, SLG: 0.356 (1.6)	6-3			5-3		4-3		E9		F3		2B	6	2	2	2	0	0	2			
Pete Rose, S OBP: 0.450, SLG: 0.443 (1.3)	6-3			5-3				1B		G3			6	0	3	4	0	0	0			
Greg Luzinski, R OBP: 0.398, SLG: 0.467 (1.7)		5-3																				
Greg Gross, L OBP: 0.222, SLG: 0.125 (12.7)			5-3			K		K				K	5	0	0	0	1	4	3			
Mike Schmidt, R OBP: 0.367, SLG: 0.598 (1.5)		F8				6-3						BB	5	1	1	0	0	1	1			
Gary Maddox, R OBP: 0.336, SLG: 0.500 (1.8)						4-3		L6				E8 SF8	5	1	1	1	0	1	1			
Bob Boone, R OBP: 0.333, SLG: 0.380 (1.2)				5-3				P4				SF8	3	0	1	0	0	0	0			
Jim Kaat, L (9.1)						BB FC1-2						K	1	0	0	0	0	1	1			
Ramon Aviles, R OBP: 0.583, SLG: 0.727 (8, PH)				1-3									2	1	1	0	0	0	0			
Rudy Meoli, L OBP: 0.162, SLG: 0.200 (8, 4)						FC1-2 4-3				K		K	2	0	0	0	1	2	0			
Randy Lerch, L OBP: 0.300, SLG: 0.411 (6, PH)													1	0	0	0	0	0	0			
Mike Anderson, R OBP: 0.278, SLG: 0.267 (8, 1)													0	1	0	0	1	0	0			
Doug Bird, R OBP: 0.262, SLG: 0.417 (7, 1)													0	0	0	0	0	0	0			
Tug McGraw, R OBP: 0.300, SLG: 0.100 (8, 1)				3-1									0	0	0	0	0	0	0			
Dave Rader, L OBP: 0.230, SLG: 0.230 (7, 2)													2	0	0	0	0	1	0			
Ron Reed, R OBP: 0.100, SLG: 0.100 (7, 1)													0	0	0	0	0	0	0			
Del Unser, L OBP: 0.338, SLG: 0.417 (9, PH)													0	0	1	0	0	0	0			
Inning Stats	R: 0 E: 0 K: 0 S: 3	H: 0 LOB: 0 BB: 0 P: 3	R: 0 E: 0 K: 1 S: 5	H: 0 LOB: 0 BB: 0 P: 5	R: 0 E: 0 K: 0 S: 3	H: 0 LOB: 0 BB: 0 P: 3	R: 0 E: 0 K: 0 S: 3	H: 0 LOB: 0 BB: 0 P: 3	R: 0 E: 0 K: 1 S: 5	H: 0 LOB: 0 BB: 0 P: 5	R: 2 E: 1 K: 1 S: 7	H: 3 LOB: 0 BB: 0 P: 7	R: 0 E: 0 K: 0 S: 3	H: 0 LOB: 0 BB: 0 P: 3	R: 0 E: 0 K: 1 S: 5	H: 0 LOB: 1 BB: 0 P: 9	R: 2 E: 0 K: 1 S: 6	H: 2 LOB: 1 BB: 2 P: 14	1B: 7 2B: 2 3B: 1 HR: 0	SF: 1 SAC: 1 DP: 0 HBP: 0	WP: 0 PB: 0 SB: 0 CS: 0	PA: 49
PITCHER	IP	WLS	BF	H	R	ER	SO	BB	IBB	HBP	BLK	WP	HR	S	P	ERA	WHIP					
Randy Jones, L ERA: 4.5 (1.1)	6.0	22	3	3	3	3	3	3	0	0	0	0	0	27	31	4.50	0.667					
Rollie Fingers, R ERA: 3.41 (7.1)	4.0	17	5	4	2	5	0	0	0	0	0	0	0	27	27	4.50	1.250					
John D'Acquisto, R ERA: 7.25 (11.1)	2.0	L	10	2	2	2	2	3	0	0	0	0	0	11	23	9.00	2.500					

Philadelphia Phillies @ San Diego Padres
San Diego Stadium, San Diego, CA
Tue May 08 1979, 10:05 PM EDT
Att. 12,288 - Unknown


AB	43
R	9
H	10
RBI	8
BB	4
SO	10
LOB	11



Batter	1	2	3	4	5	6	7	8	9	10	11	12	AB	R	H	RBI	BB	SO	LOB					
Don Reynolds, R OBP: 0.300, SLG: 0.396 (8, PH)	FC3-6 SF9			CS		SF7		3-1		E6		G4-6-3	3	1	1	0	0	1	1					
Brodie Parkers, L OBP: 0.278, SLG: 0.340 (8, PH)													0	0	0	0	0	0	0					
Kurt Beardsley, R OBP: 0.230, SLG: 0.267 (8, 1)													0	1	0	1	0	0	0					
Ron Reed, R OBP: 0.100, SLG: 0.100 (7, 1)													0	0	0	0	0	0	0					
Gene Richards, L OBP: 0.210, SLG: 0.143 (10, PH)													1	0	0	0	0	0	0					
John D'Acquisto, R ERA: 7.25 (11.1)													0	0	0	0	0	0	0					
Mike Hargrove, R OBP: 0.310, SLG: 0.357 (12, PH)													1	0	0	0	0	0	0					
Fernando Gonzalez, R OBP: 0.340, SLG: 0.444 (1.4)	FC3-6 1B					L6		6-3		G6-4-3			6	1	2	0	0	0	3					
Jerry Turner, L OBP: 0.357, SLG: 0.427 (1.7)	FC3-6 WP							1-3					5	1	2	2	1	0	2					
Dave Winfield, R OBP: 0.422, SLG: 0.694 (1.9)	SF9			G3				HR					4	1	0	1	1	0	1					
Gene Tenace, R OBP: 0.398, SLG: 0.424 (1.3)	6-3									F6			4	1	2	0	2	0	1					
Barry Evans, R OBP: 0.248, SLG: 0.262 (1.5)													6	1	1	0	0	0	7					
Bill Fahey, L OBP: 0.364, SLG: 0.474 (1.2)													5	1	2	1	0	0	0					
Ozzie Smith, S OBP: 0.238, SLG: 0.214 (1.6)													4	1	2	1	1	1	1					
Randy Jones, R OBP: 0.125, SLG: 0.125 (6, PH)													1	0	0	1	0	1	1					
Dan Briggs, L OBP: 0.368, SLG: 0.545 (7.8)													2	0	2	1	1	0	0					
Inning Stats	R: 1 E: 0 K: 0 S: 5	H: 2 LOB: 1 BB: 0 P: 7	R: 1 E: 0 K: 1 S: 7	H: 2 LOB: 1 BB: 0 P: 7	R: 0 E: 0 K: 0 S: 4	H: 1 LOB: 2 BB: 1 P: 8	R: 0 E: 0 K: 1 S: 4	H: 0 LOB: 0 BB: 1 P: 8	R: 2 E: 0 K: 0 S: 5	H: 2 LOB: 1 BB: 1 P: 9	R: 1 E: 0 K: 0 S: 4	H: 1 LOB: 1 BB: 0 P: 5	R: 2 E: 0 K: 0 S: 3	H: 0 LOB: 0 BB: 0 P: 17	R: 0 E: 0 K: 0 S: 3	H: 0 LOB: 0 BB: 0 P: 3	R: 0 E: 1 K: 1 S: 6	H: 1 LOB: 1 BB: 0 P: 6	R: 0 E: 0 K: 0 S: 4	H: 1 LOB: 1 BB: 0 P: 4	1B: 9 2B: 1 3B: 3 HR: 1	SF: 3 SAC: 2 DP: 2 HBP: 1	WP: 1 PB: 0 SB: 0 CS: 1	PA: 56
PITCHER	IP	WLS	BF	H	R	ER	SO	BB	IBB	HBP	BLK	WP	HR	S	P	ERA	WHIP							
Randy Lerch, L ERA: 3.28 (6.1)	5.0	24	7	4	4	2	3	3	0	0	0	1	1	25	37	7.20	2.000							
Doug Bird, R ERA: 5.84 (6.1)	0.1	3	1	1	1	0	0	0	0	0	0	0	0	2	3	27.00	3.000							
Tug McGraw, L ERA: 1.74 (6.1)	0.2	4	0	2	2	0	2	0	0	0	0	0	0	2	10	27.00	3.000							
Ron Reed, R ERA: 0.61 (7.1)	2.0	9	2	0	0	0	0	1	0	0	0	0	0	8	12	0.00	1.000							
Jim Kaat, L ERA: 4.32 (9.1)	4.0	W	15	4	1	1	1	0	0	0	0	0	0	17	17	2.25	1.000							

Philadelphia Phillies @ San Diego Padres
San Diego Stadium, San Diego, CA
Tue May 08 1979, 10:05 PM EDT
Att. 12,288 - Unknown

AB	43
R	8
H	14
RBI	8
BB	6
SO	3
LOB	22

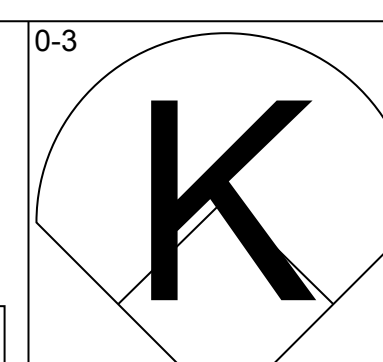
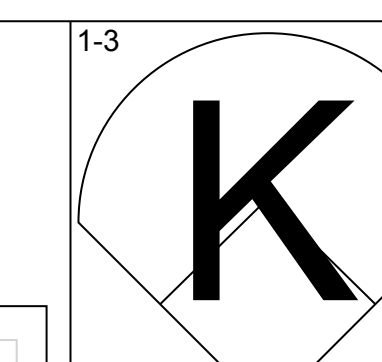
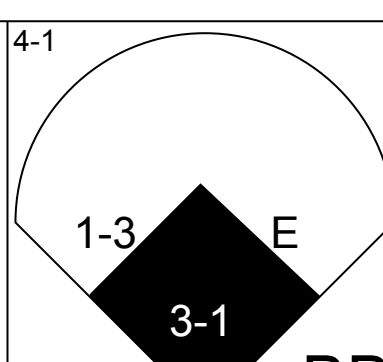
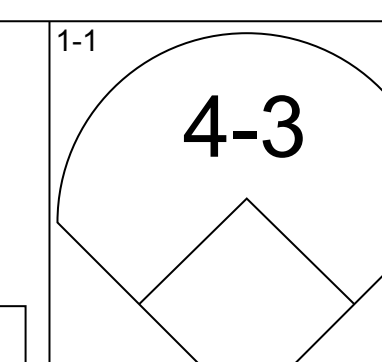
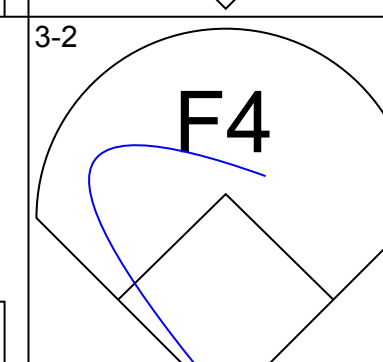
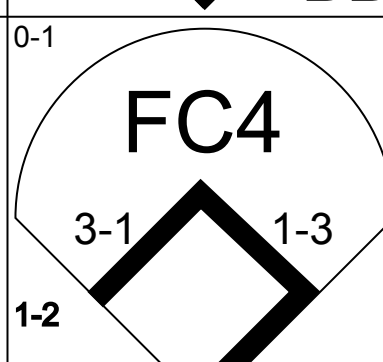
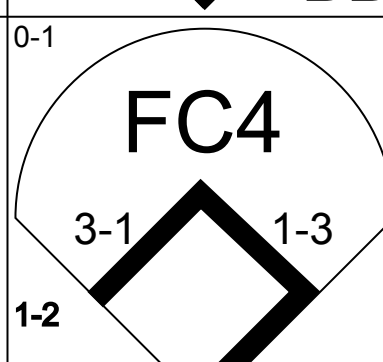
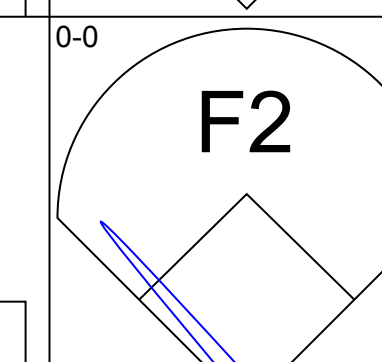
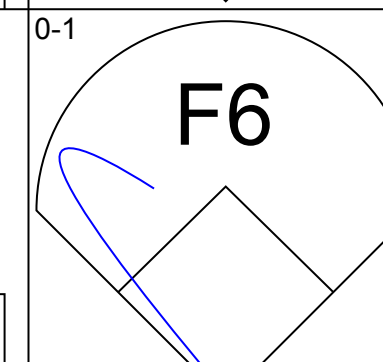
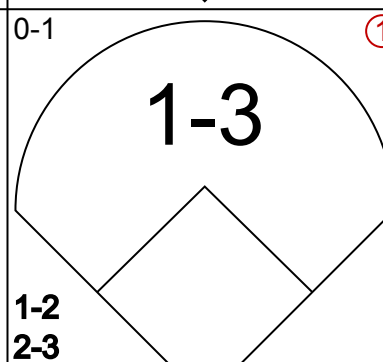
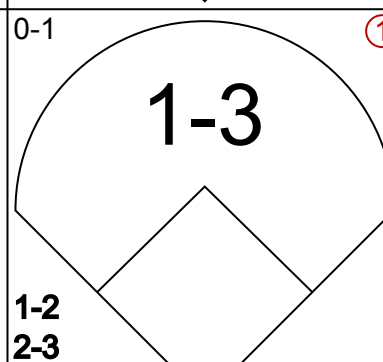
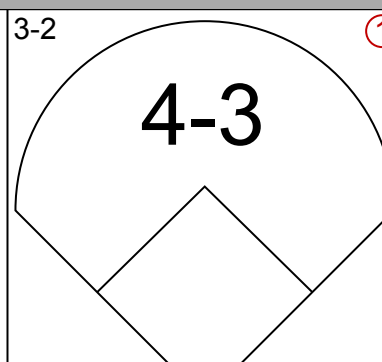
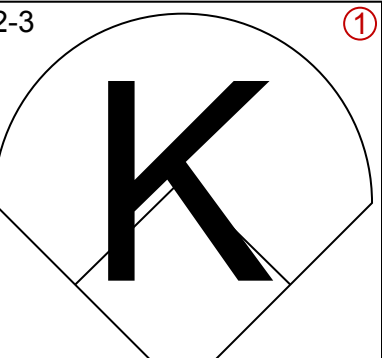
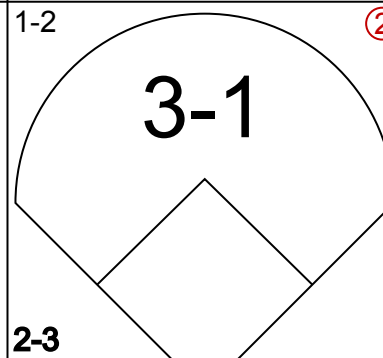
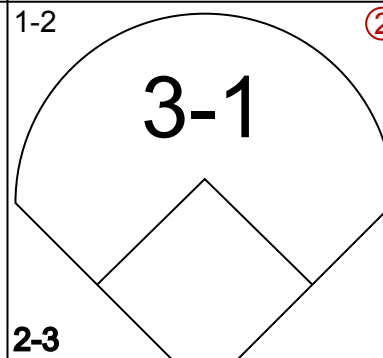
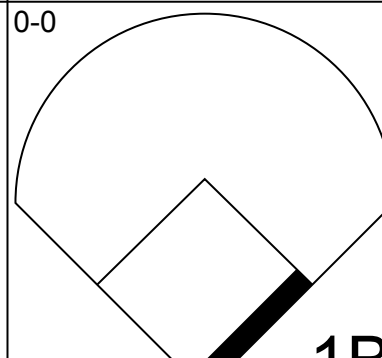
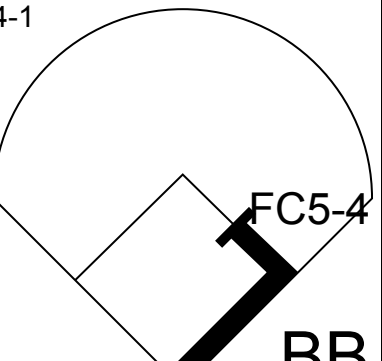
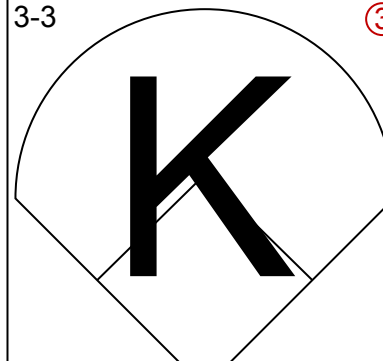
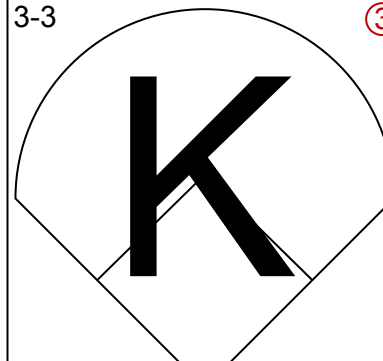
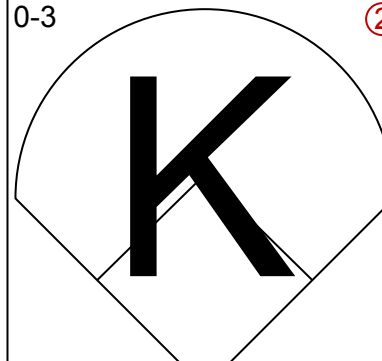
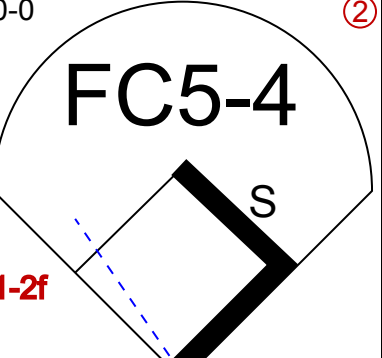
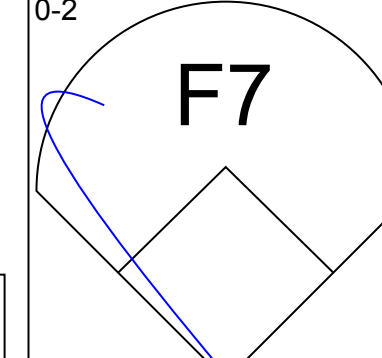
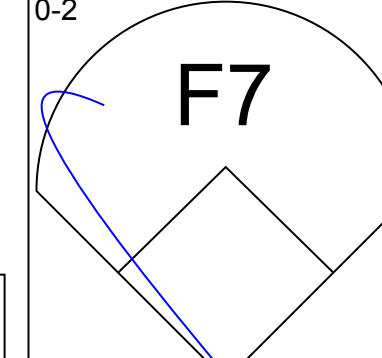
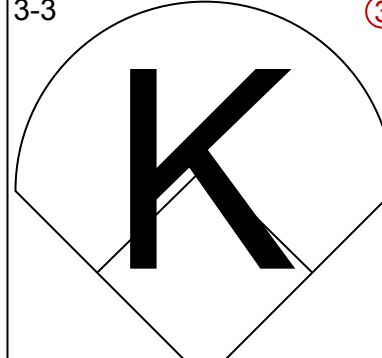
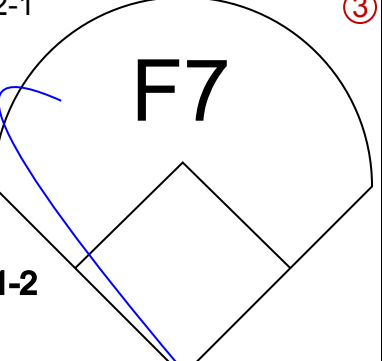
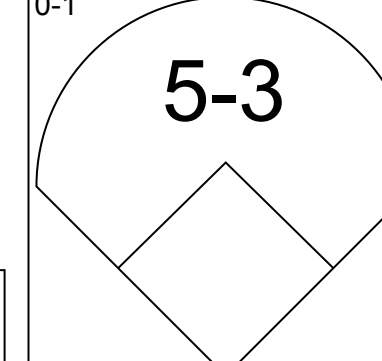
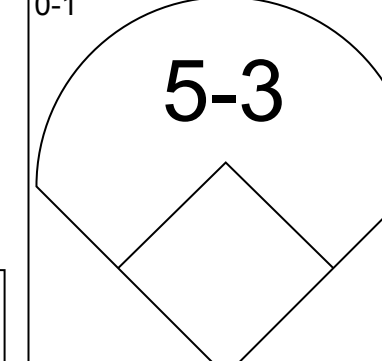
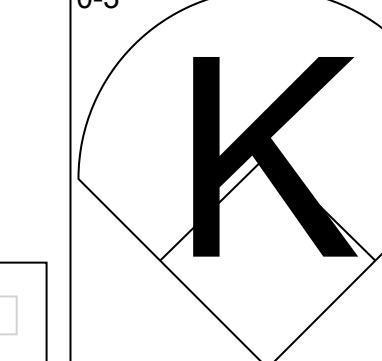
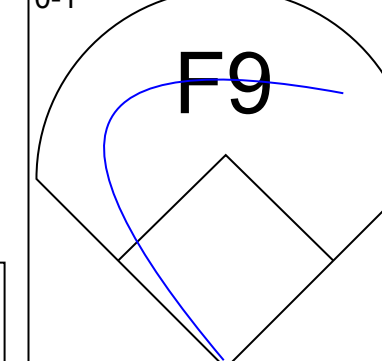
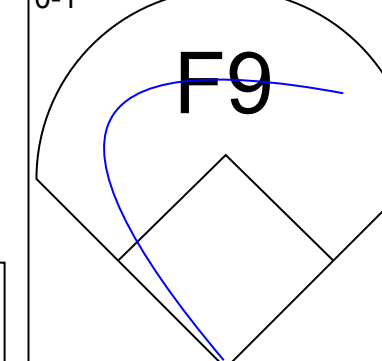
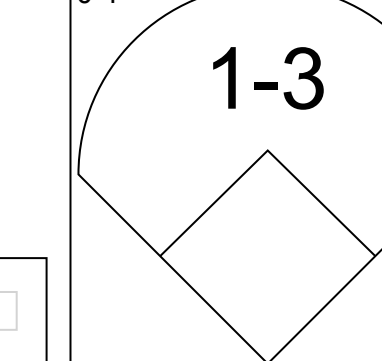
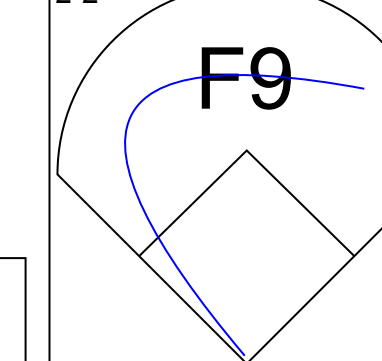
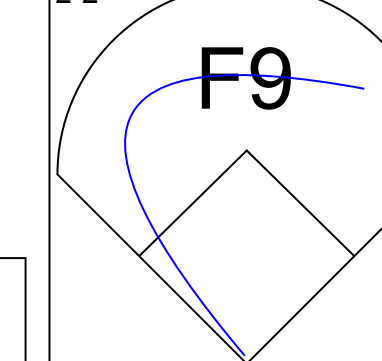


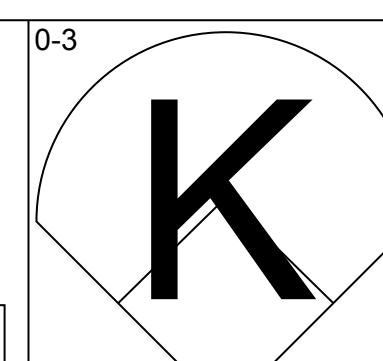
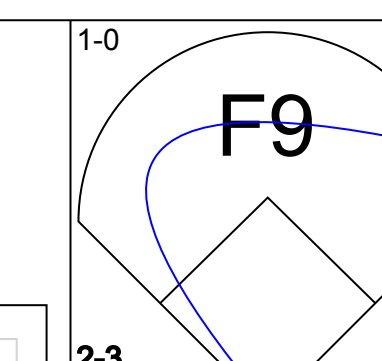
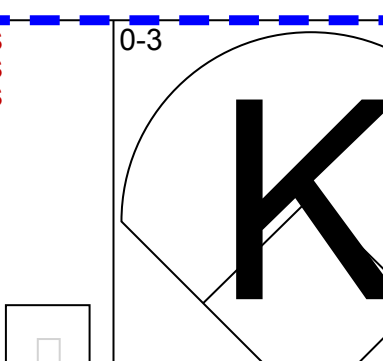

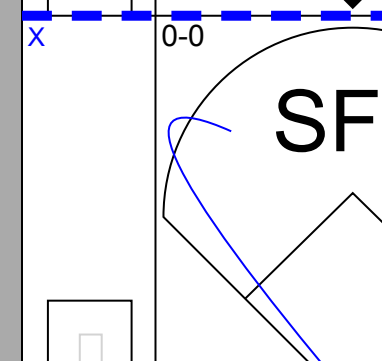
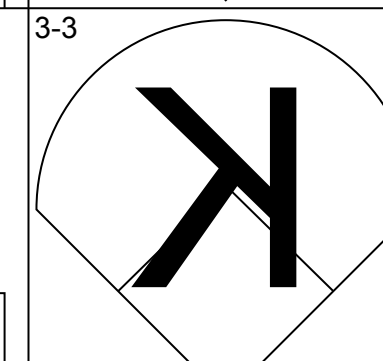
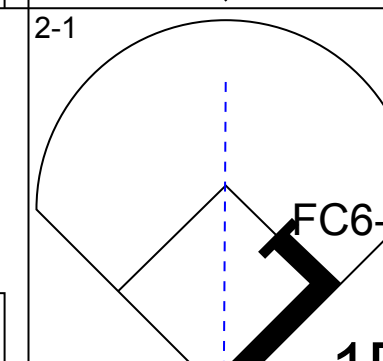

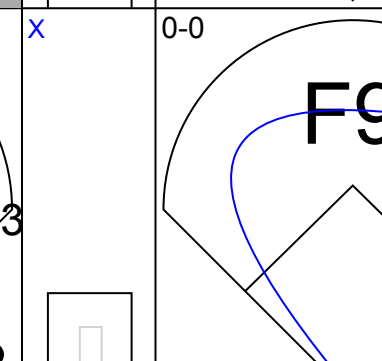

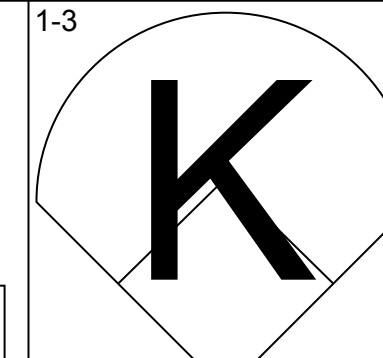
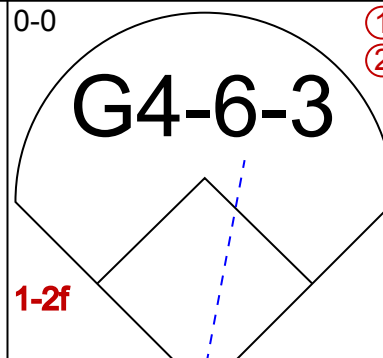

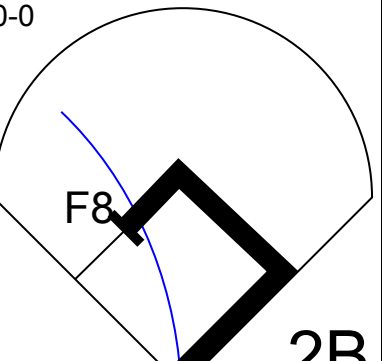
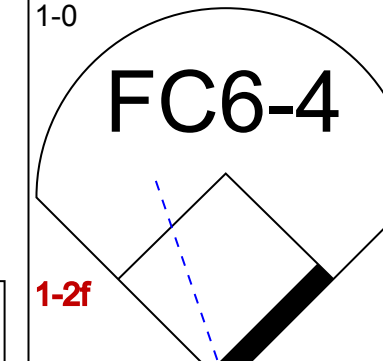
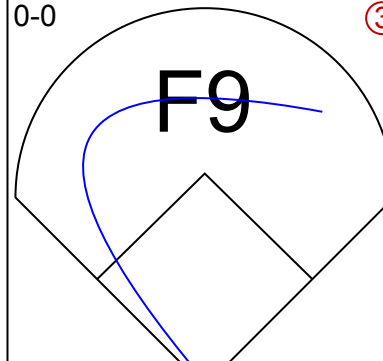
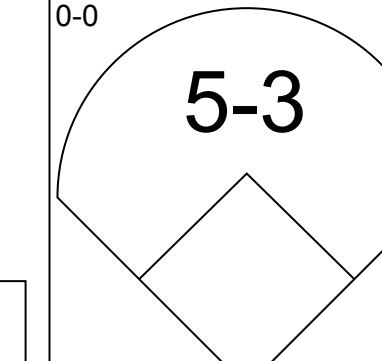
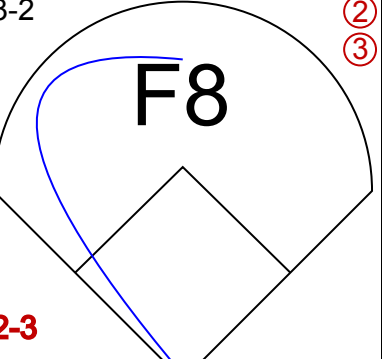


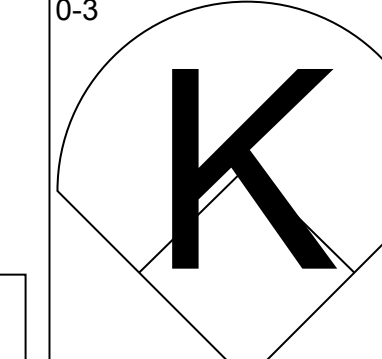

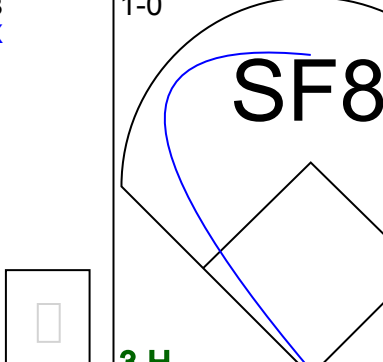
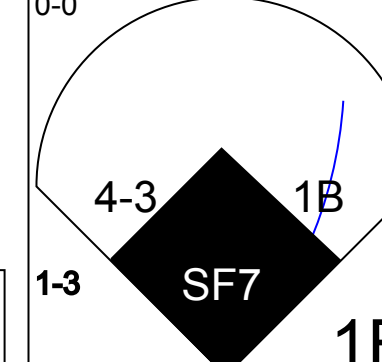

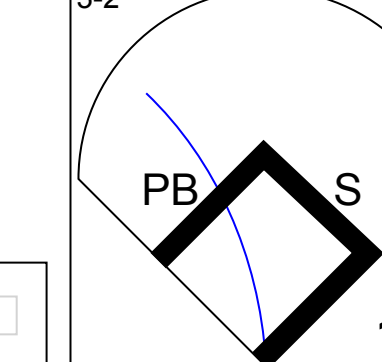
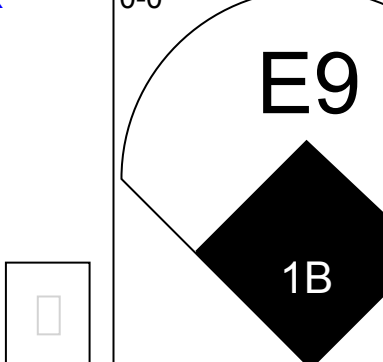
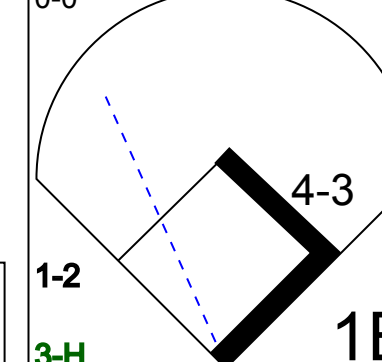
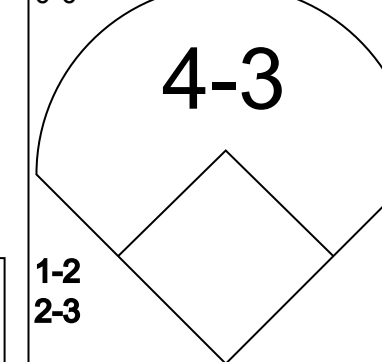
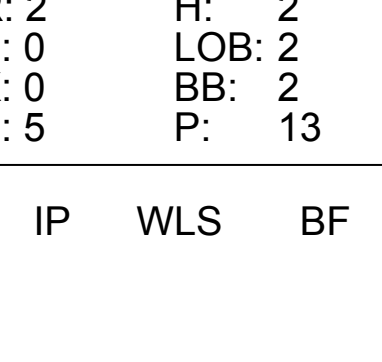



Batter	1	2	3	4	5	6	7	8	9	AB	R	H	RBI	BB	SO	LOB	TOP					
Bake McBride, L OBP: 0.300, SLG: 0.364 (1, 9)										5	0	1	0	0	0	0	Philadelphia Phillies @ San Diego Padres San Diego Stadium, San Diego, CA Wed May 09 1979, 10:05 PM EDT Att: 15,606 - Unknown					
Larry Bowa, S OBP: 0.382, SLG: 0.349 (1, 6)										5	1	1	0	0	1	3						
Pete Rose, S OBP: 0.460, SLG: 0.455 (1, 3)										4	1	3	0	0	0	0						
Greg Luzinski, R OBP: 0.409, SLG: 0.489 Mike Anderson, R OBP: 0.625, SLG: 0.667 (8, 7)										4	0	3	2	0	0	2						
Mike Schmidt, R OBP: 0.354, SLG: 0.573 (1, 5)										4	0	0	0	0	0	4						
Gary Maddox, R OBP: 0.333, SLG: 0.500 (1, 8)										4	0	1	0	0	0	0						
Bob Boone, R OBP: 0.318, SLG: 0.360 (1, 2)										4	0	0	0	0	0	1						
Rudy Meoli, L OBP: 0.200, SLG: 0.154 (1, 4)										3	0	0	0	1	0	0						
Dick Ruthven, R OBP: 0.227, SLG: 0.190 (1, 1)										4	0	1	0	0	1	2						
Inning Stats	R: 1 E: 0 K: 1 S: 7	H: 2 LOB: 1 BB: 0 P: 7	R: 0 E: 0 K: 0 S: 3	H: 0 LOB: 0 BB: 0 P: 3	R: 1 E: 0 K: 1 S: 8	H: 3 LOB: 2 BB: 0 P: 8	R: 0 E: 0 K: 0 S: 3	H: 0 LOB: 0 BB: 0 P: 3	R: 0 E: 1 K: 0 S: 5	H: 1 LOB: 2 BB: 1 P: 5	R: 0 E: 0 K: 0 S: 3	H: 0 LOB: 0 BB: 0 P: 3	R: 0 E: 0 K: 0 S: 3	H: 1 LOB: 0 BB: 0 P: 3	R: 0 E: 0 K: 0 S: 5	H: 2 LOB: 2 BB: 0 P: 5		1B: 8 2B: 3 3B: 0 HR: 0	SF: 0 SAC: 0 DP: 1 HBP: 0	WP: 0 PB: 0 SB: 1 CS: 0	PA: 38	
PITCHER	IP	WLS	BF	H	R	ER	SO	BB	IBB	HBP	BLK	WP	HR	S	P	ERA	WHIP					
Eric Rasmussen, R ERA: 4.38 Bob Shirley, L ERA: 6.31	(1, 1)	8.0	L	33	8	2	2	2	0	1	0	0	0	0	36	40	2.25	1.000				
PITCHER	IP	WLS	BF	H	R	ER	SO	BB	IBB	HBP	BLK	WP	HR	S	P	ERA	WHIP					

Batter	1	2	3	4	5	6	7	8	9	AB	R	H	RBI	BB	SO	LOB	BOTTOM				
Mike Hargrove, L OBP: 0.357, SLG: 0.244 (1, 3)										4	0	0	0	0	1	0	Philadelphia Phillies @ San Diego Padres San Diego Stadium, San Diego, CA Wed May 09 1979, 10:05 PM EDT Att: 15,606 - Unknown				
Fernando Gonzalez, R OBP: 0.327, SLG: 0.427 (1, 4)										4	0	0	0	0	0	0					
Jerry Turner, L OBP: 0.346, SLG: 0.413 (1, 7)										4	0	0	0	0	0	0					
Dave Winfield, R OBP: 0.420, SLG: 0.683 (1, 9)										2	0	0	0	1	0	0					
Dan Briggs, L OBP: 0.366, SLG: 0.556 (1, 8)										3	0	1	0	0	0	1					
Bill Fahey, L OBP: 0.360, SLG: 0.429 (1, 2)										2	0	0	0	1	0	1					
Barry Evans, R OBP: 0.234, SLG: 0.257 Kurt Bevacqua, R OBP: 0.441, SLG: 0.400 (8, PH) (9, 5)										2	0	0	0	0	0	1					
Ozzie Smith, S OBP: 0.234, SLG: 0.211 Gene Richards, L OBP: 0.292, SLG: 0.314 Bill Almon, R OBP: 0.375, SLG: 0.478 (8, PH) (9, 6)										2	0	0	0	0	1	2					
Eric Rasmussen, R OBP: 0.100, SLG: 0.100 Broderick Perkins, L OBP: 0.379, SLG: 0.333 Bob Shirley, R (8, PH) (9, 1)										1	0	0	0	0	0	0					
Inning Stats	R: 0 E: 0 K: 0 S: 3	H: 0 LOB: 0 BB: 0 P: 3	R: 0 E: 0 K: 0 S: 3	H: 0 LOB: 0 BB: 0 P: 3	R: 0 E: 0 K: 1 S: 5	H: 0 LOB: 0 BB: 0 P: 5	R: 0 E: 0 K: 0 S: 3	H: 0 LOB: 0 BB: 0 P: 3	R: 0 E: 0 K: 0 S: 4	H: 1 LOB: 1 BB: 0 P: 4	R: 0 E: 0 K: 0 S: 3	H: 0 LOB: 0 BB: 0 P: 3	R: 0 E: 0 K: 1 S: 5	H: 0 LOB: 0 BB: 0 P: 5	1B: 0 2B: 1 3B: 0 HR: 0	SF: 0 SAC: 0 DP: 1 HBP: 0		WP: 0 PB: 0 SB: 0 CS: 0	PA: 30		
PITCHER	IP	WLS	BF	H	R	ER	SO	BB	IBB	HBP	BLK	WP	HR	S	P	ERA	WHIP				
Dick Ruthven, R ERA: 1.65	(1, 1)	9.0	W	30	1	0	0	2	2	0	0	0	0	32	40	0.00	0.333				
PITCHER	IP	WLS	BF	H	R	ER	SO	BB	IBB	HBP	BLK	WP	HR	S	P	ERA	WHIP				

Batter	1	2	3	4	5	6	7	8	9	AB	R	H	RBI	BB	SO	LOB	TOP			
Bake McBride, L OBP: 0.289, SLG: 0.350 (1, 9)	1-3	L7			4-3		F8			4	0	0	0	0	0	1	Philadelphia Phillies @ San Diego Padres San Diego Stadium, San Diego, CA Thu May 10 1979, 6:33 AM EDT Att: 17,208 - Unknown livebaseballscorecards.com			
Larry Bowa, S OBP: 0.386, SLG: 0.355 (1, 6)	2B		4-3		6-3		L8			4	2	2	0	0	0	0				
Pete Rose, S OBP: 0.453, SLG: 0.457 (1, 3)	1H		4-3		6-3		L7			4	0	1	1	0	0	1				
Greg Luzinski, R OBP: 0.403, SLG: 0.480 Mike Anderson, R OBP: 0.625, SLG: 0.667 (8, 7)	6-3		F8		1-2		K			4	0	1	1	0	1	1				
Mike Schmidt, R OBP: 0.342, SLG: 0.550 (1, 5)	F8				2H		K			0	0	0	0	0	0	0				
Gary Maddox, R OBP: 0.322, SLG: 0.481 (1, 8)					1B					4	0	0	0	0	0	0				
Bob Boone, R OBP: 0.326, SLG: 0.372 (1, 2)					BB					3	1	1	0	1	0	1				
Rudy Meoli, L OBP: 0.263, SLG: 0.235 (1, 4)					1B					4	0	2	0	0	0	1				
Nino Espinosa, R OBP: 0.211, SLG: 0.167 Ron Reed, R OBP: 0.333, SLG: 0.667 (8, 1)					1B					3	0	0	1	0	2	3				
Inning Stats	R: 1 E: 0 K: 0 S: 5	H: 2 LOB: 1 BB: 0 P: 5	R: 1 E: 1 K: 0 S: 5	H: 1 LOB: 1 BB: 0 P: 5	R: 0 E: 0 K: 0 S: 3	H: 0 LOB: 0 BB: 0 P: 3	R: 0 E: 0 K: 1 S: 6	H: 1 LOB: 2 BB: 1 P: 10	R: 1 E: 0 K: 0 S: 5	H: 2 LOB: 0 BB: 0 P: 3	R: 0 E: 0 K: 1 S: 5	H: 0 LOB: 0 BB: 0 P: 5	R: 0 E: 0 K: 2 S: 7	H: 0 LOB: 0 BB: 0 P: 7	R: 0 E: 0 K: 0 S: 4	H: 1 LOB: 1 BB: 0 P: 4		1B: 5 2B: 2 3B: 0 HR: 0	SF: 0 SAC: 0 DP: 0 HBP: 0	WP: 0 PB: 0 SB: 2 CS: 0
PITCHER Gaylord Perry, R ERA: 3.63 (1, 1)	IP: 9.0 WLS: L BF: 36 H: 7 R: 3 ER: 2 SO: 4 BB: 1 IBB: 0 HBP: 0 BLK: 0 WP: 0 HR: 0 S: 43 P: 47 ERA: 2.00 WHIP: 0.889																			

Batter	1	2	3	4	5	6	7	8	9	AB	R	H	RBI	BB	SO	LOB	BOTTOM			
Ozzie Smith, S OBP: 0.234, SLG: 0.212 (1, 6)	G3				1-3		F8			4	0	1	0	0	0	0	Philadelphia Phillies @ San Diego Padres San Diego Stadium, San Diego, CA Thu May 10 1979, 6:33 AM EDT Att: 17,208 - Unknown livebaseballscorecards.com			
Broderrick Perkins, L OBP: 0.364, SLG: 0.323 (1, 3)	F8			1B						4	0	1	0	0	1	1				
Jerry Turner, L OBP: 0.351, SLG: 0.411 (1, 7)										3	0	1	0	1	0	2				
Dave Winfield, R OBP: 0.423, SLG: 0.683 (1, 9)										3	1	1	0	1	0	2				
Dan Briggs, L OBP: 0.333, SLG: 0.500 (1, 8)	5-3									4	0	0	0	0	0	4				
Fernando Gonzalez, R OBP: 0.316, SLG: 0.411 (1, 4) (8, 5)										4	0	0	0	0	0	1				
Bill Fahey, L OBP: 0.239, SLG: 0.440 Don Reynolds, R OBP: 0.450, SLG: 0.556 (9, PR)										4	0	2	1	0	1	0				
Barry Evans, R OBP: 0.239, SLG: 0.252 Gene Richards, L OBP: 0.278, SLG: 0.311 Bill Almon, R OBP: 0.375, SLG: 0.478 Gene Tenace, R OBP: 0.394, SLG: 0.419 (9, PH)										2	0	0	0	0	0	1				
Gaylord Perry, R OBP: 0.267, SLG: 0.600 Kurt Bevacqua, R OBP: 0.429, SLG: 0.385 (9, PH)										1	0	0	0	0	0	1				
Inning Stats	R: 0 E: 0 K: 0 S: 4	H: 1 LOB: 2 BB: 1 P: 8	R: 0 E: 0 K: 0 S: 3	H: 0 LOB: 0 BB: 0 P: 3	R: 0 E: 0 K: 0 S: 4	H: 1 LOB: 1 BB: 0 P: 4	R: 1 E: 0 K: 0 S: 5	H: 2 LOB: 1 BB: 0 P: 5	R: 1 E: 0 K: 1 S: 5	H: 0 LOB: 0 BB: 0 P: 5	R: 0 E: 0 K: 1 S: 5	H: 0 LOB: 0 BB: 0 P: 5	R: 0 E: 0 K: 1 S: 5	H: 0 LOB: 1 BB: 1 P: 9	R: 0 E: 0 K: 1 S: 6	H: 1 LOB: 1 BB: 0 P: 6		1B: 5 2B: 1 3B: 0 HR: 1	SF: 0 SAC: 0 DP: 0 HBP: 0	WP: 0 PB: 0 SB: 0 CS: 0
PITCHER Nino Espinosa, R ERA: 1.25 (1, 1) Ron Reed, R ERA: 0.55 (8, 1)	IP: 7.1 WLS: W BF: 30 H: 6 R: 2 ER: 2 SO: 3 BB: 2 IBB: 0 HBP: 0 BLK: 0 WP: 0 HR: 1 S: 34 P: 42 ERA: 2.46 WHIP: 1.091																			

Batter	1	2	3	4	5	6	7	8	9	AB	R	H	RBI	BB	SO	LOB	TOP			
Bake McBride, L OBP: 0.286, SLG: 0.336 (1, 9)										3	1	0	0	1	2	0	Philadelphia Phillies @ San Francisco Giants Candlestick Park, San Francisco, CA Sat May 12 1979, 6:33 AM EDT Att: 23,836 - Unknown			
Larry Bowa, S OBP: 0.383, SLG: 0.331 (1, 6)										4	0	0	0	0	0	1				
Pete Rose, S OBP: 0.449, SLG: 0.446 (1, 3)										4	0	0	0	0	0	2				
Del Unser, L OBP: 0.389, SLG: 0.471 (1, 7)										4	0	2	1	0	1	1				
Mike Schmidt, R OBP: 0.360, SLG: 0.557 (1, 5)										2	0	0	0	2	2	2				
Gary Maddox, R OBP: 0.317, SLG: 0.466 (1, 8)										4	0	0	0	0	2	4				
Bob Boone, R OBP: 0.316, SLG: 0.357 (1, 2)										3	0	0	0	0	0	1				
Rudy Meoli, L OBP: 0.227, SLG: 0.200 (1, 4)										3	0	0	0	0	1	0				
Randy Lerch, L OBP: 0.100, SLG: 0.100 (1, 1)										2	0	0	0	0	0	0				
Doug Bird, R (5, 1)										0	0	0	0	0	0	0				
Tug McGraw, R OBP: 1.000, SLG: 1.000 (7, 1)										0	0	0	0	0	0	0				
Greg Gross, L OBP: 0.200, SLG: 0.111 (8, PH)										1	0	0	0	0	0	0				
Larry Christenson, R (8, 1)										0	0	0	0	0	0	0				
Inning Stats	R: 0 E: 0 K: 1 S: 10	H: 0 LOB: 0 BB: 0 P: 13	R: 0 E: 0 K: 1 S: 7	H: 0 LOB: 1 BB: 1 P: 15	R: 0 E: 0 K: 2 S: 9	H: 0 LOB: 0 BB: 0 P: 10	R: 0 E: 0 K: 1 S: 10	H: 1 LOB: 2 BB: 1 P: 16	R: 0 E: 0 K: 0 S: 8	H: 0 LOB: 0 BB: 0 P: 13	R: 1 E: 1 K: 1 S: 11	H: 0 LOB: 1 BB: 1 P: 19	R: 0 E: 0 K: 0 S: 7	H: 0 LOB: 0 BB: 0 P: 10	R: 0 E: 0 K: 2 S: 11	H: 1 LOB: 1 BB: 0 P: 17	1B: 2 2B: 0 3B: 0 HR: 0	SF: 0 SAC: 0 DP: 0 HBP: 0	WP: 0 PB: 0 SB: 2 CS: 0	PA: 33
PITCHER Ed Halicki, R ERA: 4.44 (1, 1)	IP: 9.0 WLS: W BF: 33 H: 2 R: 1 ER: 0 SO: 8 BB: 3 IBB: 0 HBP: 0 BLK: 0 WP: 0 HR: 0 S: 80 P: 120 ERA: 0.00 WHIP: 0.556																			

Batter	1	2	3	4	5	6	7	8	9	AB	R	H	RBI	BB	SO	LOB	BOTTOM	
Bill North, S OBP: 0.379, SLG: 0.269 (1, 8)										2	0	0	0	0	1	1	Philadelphia Phillies @ San Francisco Giants Candlestick Park, San Francisco, CA Sat May 12 1979, 6:33 AM EDT Att: 23,836 - Unknown	
Larry Hemdon, R OBP: 0.385, SLG: 0.636 (5, 8)										1	0	0	0	1	1	1		
Terry Whitfield, L OBP: 0.368, SLG: 0.443 (1, 7)										3	0	0	1	0	1	1		
Jack Clark, R OBP: 0.362, SLG: 0.443 (1, 9)										3	0	1	0	1	1	2		
Willie McCovey, L OBP: 0.255, SLG: 0.311 (1, 3)										4	0	0	0	0	2	2		
Bill Madlock, R OBP: 0.219, SLG: 0.239 (1, 4)										4	0	1	0	0	0	1		
Darrell Evans, L OBP: 0.359, SLG: 0.421 (1, 5)										3	2	1	0	1	1	1		
Marc Hill, R OBP: 0.230, SLG: 0.203 (1, 2)										2	0	1	1	0	0	0		
Max Venable, L OBP: 0.400, SLG: 0.400 (7, PR)										0	1	0	0	0	0	0		
Mike Sadek, R (8, 2)										0	0	0	0	0	0	0		
Johnnie LeMaster, R OBP: 0.429, SLG: 0.472 (1, 6)										3	1	3	1	0	0	0		
Ed Halicki, R OBP: 0.250, SLG: 0.313 (1, 1)										3	0	1	1	0	0	3		
Inning Stats	R: 0 E: 0 K: 2 S: 8	H: 0 LOB: 0 BB: 0 P: 11	R: 0 E: 0 K: 1 S: 7	H: 1 LOB: 0 BB: 0 P: 11	R: 0 E: 0 K: 0 S: 8	H: 1 LOB: 1 BB: 0 P: 14	R: 2 E: 1 K: 2 S: 10	H: 3 LOB: 1 BB: 0 P: 11	R: 0 E: 0 K: 0 S: 2	H: 0 LOB: 1 BB: 1 P: 6	R: 2 E: 0 K: 0 S: 5	H: 2 LOB: 2 BB: 2 P: 13	R: 0 E: 0 K: 1 S: 5	H: 0 LOB: 0 BB: 0 P: 5	1B: 6 2B: 1 3B: 1 HR: 0	SF: 2 SAC: 0 DP: 1 HBP: 0	WP: 0 PB: 1 SB: 1 CS: 0	PA: 33
PITCHER Randy Lerch, L ERA: 3.15 (1, 1)	IP: 4.1 WLS: L BF: 18 H: 6 R: 2 ER: 1 SO: 4 BB: 0 IBB: 0 HBP: 0 BLK: 0 WP: 0 HR: 0 S: 37 P: 58 ERA: 2.08 WHIP: 1.385																	
Doug Bird, R ERA: 6.28 (5, 1)	IP: 2.0 WLS: L BF: 10 H: 2 R: 2 ER: 2 SO: 2 BB: 1 IBB: 0 HBP: 0 BLK: 0 WP: 0 HR: 0 S: 11 P: 23 ERA: 9.00 WHIP: 2.000																	
Tug McGraw, L ERA: 1.54 (7, 1)	IP: 0.2 WLS: L BF: 2 H: 0 R: 0 ER: 0 SO: 0 BB: 0 IBB: 0 HBP: 0 BLK: 0 WP: 0 HR: 0 S: 2 P: 2 ERA: 0.00 WHIP: 0.000																	
Larry Christenson, R ERA: (8, 1)	IP: 1.0 WLS: L BF: 3 H: 0 R: 0 ER: 0 SO: 1 BB: 0 IBB: 0 HBP: 0 BLK: 0 WP: 0 HR: 0 S: 5 P: 5 ERA: 0.00 WHIP: 0.000																	



Batter	1	2	3	4	5	6	7	8	9	AB	R	H	RBI	BB	SO	LOB	TOP								
Garry Maddox, R OBP: 0.318, SLG: 0.467 (1, 8)	0-3 K		0-0 L5		3-2 6-3	0-0 2B		0-0 1B	0-0 5-3	6	1	2	1	0	1	1	Philadelphia Phillies @ San Francisco Giants Candlestick Park, San Francisco, CA Sun May 13 1979, 6:33 AM EDT Att: 32,585 - Unknown								
Larry Bowa, S OBP: 0.382, SLG: 0.331 (1, 6)	0-0 5-3			1-1 L4	0-0 F8	0-0 5-3		0-0 1B	0-0 1B	6	1	2	0	0	0	2									
Pete Rose, S OBP: 0.444, SLG: 0.449 (1, 3)	0-2 1-3			0-1 1B	1-0 F8		0-0 L3	0-0 E8	0-0 L8	6	2	2	1	0	0	2									
Mike Schmidt, R OBP: 0.385, SLG: 0.593 (1, 5)		3-2 HR		4-1 1B		0-0 2B	4-0 E	4-0 2B		2	4	2	1	3	0	0									
Jose Cardenal, R OBP: 0.353, SLG: 0.231 Del Unser, L OBP: 0.421, SLG: 0.556 (8, PH)		4-1 BB		1-3 K		0-0 G3	0-0 L8	0-0 1B	0-0 2B	3	1	1	1	1	1	3									
Mike Anderson, R OBP: 0.500, SLG: 0.462 (1, 9)		1-0 L9		3-2 1B		4-0 SH1-3	0-0 E6	0-0 1B	0-0 1B	4	2	2	1	1	0	2									
Bob Boone, R OBP: 0.310, SLG: 0.348 (1, 2)		2-1 9-3		0-1 1B		0-0 G3	0-0 F3	0-0 P5		5	0	1	2	0	0	6									
Ramon Aviles, R OBP: 0.550, SLG: 0.611 (1, 4)			0-0 6-3	0-0 1B		0-0 SH1-3		0-0 F7	0-0 1B	4	0	2	2	0	0	0									
Dick Ruthven, R OBP: 0.208, SLG: 0.174 Tug McGraw, R OBP: 1.000, SLG: 1.000 Tim McCarver, L OBP: 0.261, SLG: 0.222 Ron Reed, R OBP: 0.250, SLG: 0.500 (6, PH)		2-2 F8		1-3 K		2-3 2B		0-3 K	0-0 SH3-4	2	0	0	0	0	1	2									
Inning Stats	R: 0 E: 0 K: 1 S: 7	H: 0 LOB: 0 BB: 0 P: 7	R: 1 E: 0 K: 0 S: 8	H: 1 LOB: 0 BB: 1 P: 18	R: 0 E: 0 K: 0 S: 6	H: 0 LOB: 0 BB: 0 P: 8	R: 3 E: 0 K: 2 S: 18	H: 4 LOB: 2 BB: 1 P: 28	R: 0 E: 0 K: 0 S: 8	H: 0 LOB: 0 BB: 0 P: 12	R: 3 E: 0 K: 0 S: 6	H: 3 LOB: 2 BB: 2 P: 14	R: 0 E: 1 K: 0 S: 4	H: 0 LOB: 2 BB: 1 P: 8	R: 5 E: 1 K: 1 S: 10	H: 5 LOB: 1 BB: 0 P: 14		R: 0 E: 0 K: 0 S: 5	H: 2 LOB: 2 BB: 0 P: 5	1B: 10 2B: 5 3B: 0 HR: 1	SF: 0 SAC: 2 DP: 1 HBP: 0	WP: 0 PB: 0 SB: 0 CS: 0	PA: 48		
PITCHER	IP	WLS	BF	H	R	ER	SO	BB	IBB	HBP	BLK	WP	HR	S	P	ERA	WHIP								
Vida Blue, L ERA: 4.8	5.0	L	21	5	4	4	3	2	0	0	0	0	1	47	73	7.20	1.400								
Tom Griffin, R ERA: 4.94	0.2		7	3	3	3	0	1	1	0	0	0	0	5	13	40.50	6.000								
Dave Roberts, L ERA: 1.72	1.1		6	0	0	0	0	1	0	0	0	0	0	5	9	0.00	0.750								
Randy Moffitt, R ERA: 10.8	1.0		9	5	5	5	1	1	0	0	0	0	0	10	14	45.00	6.000								
John Curtis, L ERA: 18.69	1.0		5	2	0	0	0	0	0	0	0	0	0	5	5	0.00	2.000								

Batter	1	2	3	4	5	6	7	8	9	AB	R	H	RBI	BB	SO	LOB	BOTTOM								
Bill Madlock, R OBP: 0.218, SLG: 0.238 (1, 4)	1-1 6-3		0-0 6-3		3-1 1B		0-0 4-3		0-3 K	5	1	1	0	0	1	1	Philadelphia Phillies @ San Francisco Giants Candlestick Park, San Francisco, CA Sun May 13 1979, 6:33 AM EDT Att: 32,585 - Unknown								
Terry Whitfield, L OBP: 0.378, SLG: 0.452 (1, 7)	0-0 B5-3			1-0 1B	1-1 1B		0-0 1B			4	1	3	0	0	0	0									
Jack Clark, R OBP: 0.359, SLG: 0.437 (1, 9)	2-3 K			1-2 1B	3-3 K		0-0 F9			4	0	1	0	0	2	4									
Willie McCovey, L OBP: 0.255, SLG: 0.306 (1, 3)		2-2 F8		0-0 FC3-6	1-0 1B		0-0 F8			4	0	1	2	0	0	2									
Darrell Evans, L OBP: 0.356, SLG: 0.415 (1, 5)		2-2 F9		1-2 F5	0-0 F8		0-0 1B			4	0	1	0	0	0	4									
Larry Hemdon, R OBP: 0.367, SLG: 0.577 (1, 8)		1-3 K		0-0 1B		0-0 F3		0-3 K		4	0	1	1	0	2	1									
Marc Hill, R OBP: 0.231, SLG: 0.205 (1, 2)			2-1 SH1-3	0-0 5-3		0-3 K		0-3 K		4	0	1	0	0	2	3									
Roger Metzger, S OBP: 0.226, SLG: 0.256 (1, 6)			1-0 F5		1-1 F7		0-0 F7		0-0 L7	4	0	0	0	0	0	1									
Vida Blue, S OBP: 0.240, SLG: 0.217 Max Vetro, L OBP: 0.209, SLG: 0.400 Tom Griffin, R OBP: 0.261, SLG: 0.222 Dave Roberts, L OBP: 0.261, SLG: 0.222 Rob Andrews, R OBP: 0.250, SLG: 0.250 Randy Moffitt, R OBP: 0.250, SLG: 0.500 John Curtis, L OBP: 0.162, SLG: 0.278 (6, PH)			1-1 SH1-3		4-2 1B		0-3 K		0-0 F8	0	0	0	0	0	0	0									
Inning Stats	R: 0 E: 0 K: 1 S: 7	H: 0 LOB: 0 BB: 0 P: 10	R: 0 E: 0 K: 1 S: 12	H: 0 LOB: 0 BB: 0 P: 17	R: 0 E: 0 K: 0 S: 6	H: 1 LOB: 1 BB: 0 P: 10	R: 1 E: 0 K: 0 S: 11	H: 3 LOB: 2 BB: 1 P: 16	R: 2 E: 0 K: 1 S: 15	H: 3 LOB: 0 BB: 1 P: 28	R: 0 E: 0 K: 1 S: 5	H: 0 LOB: 0 BB: 0 P: 5	R: 0 E: 0 K: 1 S: 6	H: 1 LOB: 1 BB: 0 P: 6	R: 0 E: 0 K: 2 S: 8	H: 1 LOB: 1 BB: 0 P: 8		R: 0 E: 0 K: 1 S: 5	H: 0 LOB: 0 BB: 0 P: 5	1B: 9 2B: 0 3B: 0 HR: 0	SF: 0 SAC: 1 DP: 0 HBP: 0	WP: 0 PB: 0 SB: 0 CS: 0	PA: 37		
PITCHER	IP	WLS	BF	H	R	ER	SO	BB	IBB	HBP	BLK	WP	HR	S	P	ERA	WHIP								
Dick Ruthven, R ERA: 1.97	4.2		22	7	3	3	3	1	0	0	0	0	0	50	80	5.79	1.714								
Tug McGraw, L ERA: 1.59	0.1		1	0	0	0	0	0	0	0	0	0	0	1	1	0.00	0.000								
Ron Reed, R ERA: 0.42	4.0	W	14	2	0	0	5	0	0	0	0	0	0	24	24	0.00	0.500								

Batter	1	2	3	4	5	6	7	8	9	AB	R	H	RBI	BB	SO	LOB	TOP			
Bake McBride, L OBP: 0.285, SLG: 0.333 (1, 9)	P4		1B			P5		G4-3-6-4		4	0	1	0	0	0	1	Philadelphia Phillies @ Chicago Cubs Wrigley Field, Chicago, IL Tue May 15 1979, 3:33 AM CDT Att. 13,834 - Sunny - 65 F			
Larry Bowa, S OBP: 0.386, SLG: 0.336 (1, 6)	K		1B			K		2B	1B	4	0	2	0	0	2	0				
Pete Rose, S OBP: 0.445, SLG: 0.467 (1, 3)			1B			L8			2B	4	0	2	0	0	0	2				
Mike Schmidt, R OBP: 0.381, SLG: 0.607 (1, 5)	K			5-3				HR	F9	4	1	1	1	0	1	3				
Del Unser, L OBP: 0.391, SLG: 0.500 (1, 7)		G6-4-3	1B			4-3		F8		4	0	1	0	0	0	0				
Gary Maddox, R OBP: 0.308, SLG: 0.452 (1, 8)	F7			K				F7		4	0	0	0	0	1	1				
Bob Boone, R OBP: 0.308, SLG: 0.344 (1, 2)	G6-4-3				4-3				1B	4	0	1	0	0	0	1				
Rudy Meoli, L OBP: 0.240, SLG: 0.182 (1, 4)			B5-6-3	BB		3-1		4-3		2	0	0	0	1	0	1				
Nino Espinosa, R OBP: 0.190, SLG: 0.150 (1, 1)			B5-6-3			L8				2	0	0	0	0	0	1				
Larry Christenson, R (5, 1)										0	0	0	0	0	0	0				
Greg Gross, L OBP: 0.273, SLG: 0.200 (8, PH)										1	0	1	0	0	0	0				
Rawly Eastwick, R (8, 1)										0	0	0	0	0	0	0				
Inning Stats	R: 0 E: 0 K: 2 S: 8	H: 1 LOB: 1 BB: 0 P: 8	R: 0 E: 0 K: 0 S: 3	H: 1 LOB: 0 BB: 3 P: 3	R: 0 E: 0 K: 0 S: 4	H: 2 LOB: 2 BB: 1 P: 8	R: 0 E: 0 K: 1 S: 5	H: 0 LOB: 0 BB: 0 P: 5	R: 0 E: 0 K: 1 S: 5	H: 0 LOB: 0 BB: 0 P: 5	R: 1 E: 0 K: 0 S: 5	H: 2 LOB: 1 BB: 0 P: 5	R: 0 E: 0 K: 0 S: 5	H: 3 LOB: 2 BB: 0 P: 5	R: 0 E: 0 K: 0 S: 3	H: 0 LOB: 0 BB: 0 P: 3	1B: 6 2B: 2 3B: 0 HR: 1	SF: 0 SAC: 0 DP: 3 HBP: 0	WP: 0 PB: 0 SB: 0 CS: 0	PA: 34
PITCHER Lynn McGlothen, R ERA: 4.93 (1, 1)	IP: 9.0 WLS: W BF: 34 H: 9 R: 1 ER: 1 SO: 4 BB: 1 IBB: 0 HBP: 0 BLK: 0 WP: 0 HR: 1 S: 41 P: 45 ERA: 1.00 WHIP: 1.111																			

AB	33
R	1
H	9
RBI	1
BB	1
SO	4
LOB	10



Batter	1	2	3	4	5	6	7	8	9	AB	R	H	RBI	BB	SO	LOB	BOTTOM			
Ivan De Jesus, R OBP: 0.276, SLG: 0.333 (1, 6)	S	F9		1B		4-3		6-3		5	1	2	0	0	0	0	Philadelphia Phillies @ Chicago Cubs Wrigley Field, Chicago, IL Tue May 15 1979, 3:33 AM CDT Att. 13,834 - Sunny - 65 F			
Bobby Murcer, L OBP: 0.402, SLG: 0.467 (1, 9)	F7			P5		G5-3	1B			5	0	3	0	0	0	3				
Bill Buckner, L OBP: 0.288, SLG: 0.439 (1, 3)	1B	K			F7			L4		5	1	2	1	0	1	2				
Dave Kingman, R OBP: 0.392, SLG: 0.568 (1, 7)	1B	2B		1-3		1B	BB	G5-3		4	2	2	1	0	0	2				
Steve Ontiveros, S OBP: 0.400, SLG: 0.388 (1, 5)	2B			L9			1B			3	1	1	0	1	1	0				
Jerry Martin, R OBP: 0.306, SLG: 0.419 (1, 8)				5-3			HR			4	1	3	1	0	0	0				
Barry Foote, R OBP: 0.207, SLG: 0.337 (1, 2)	4-3				L7		HR			4	1	1	4	0	0	3				
Ted Sizemore, R OBP: 0.362, SLG: 0.330 (1, 4)	4-3					1B	SH3			3	0	0	0	1	0	3				
Lynn McGlothen, L OBP: 0.214, SLG: 0.286 (1, 1)		L9		SH3				4-3		3	0	0	0	0	1	0				
Inning Stats	R: 3 E: 0 K: 0 S: 8	H: 5 LOB: 2 BB: 0 P: 8	R: 0 E: 0 K: 1 S: 6	H: 1 LOB: 1 BB: 0 P: 6	R: 0 E: 0 K: 0 S: 3	H: 0 LOB: 0 BB: 0 P: 3	R: 0 E: 0 K: 0 S: 4	H: 1 LOB: 2 BB: 1 P: 8	R: 4 E: 0 K: 1 S: 8	H: 3 LOB: 0 BB: 1 P: 12	R: 0 E: 0 K: 0 S: 4	H: 2 LOB: 1 BB: 0 P: 4	R: 0 E: 0 K: 1 S: 6	H: 1 LOB: 1 BB: 0 P: 6	R: 0 E: 0 K: 0 S: 4	H: 1 LOB: 1 BB: 0 P: 4		1B: 10 2B: 2 3B: 1 HR: 1	SF: 0 SAC: 1 DP: 1 HBP: 0	WP: 0 PB: 0 SB: 1 CS: 0
PITCHER Nino Espinosa, R ERA: 2.3 (1, 1)	IP: 4.1 WLS: L BF: 25 H: 10 R: 7 ER: 7 SO: 1 BB: 2 IBB: 0 HBP: 0 BLK: 0 WP: 0 HR: 1 S: 25 P: 33 ERA: 14.54 WHIP: 2.769																			
Larry Christenson, R ERA: (5, 1)	2.2	10	3	0	0	2	0	0	0	0	0	14	14	0.00	1.125					
Rawly Eastwick, R ERA: 7.71 (8, 1)	1.0	4	1	0	0	0	0	0	0	0	0	4	4	0.00	1.000					



Batter	1	2	3	4	5	6	7	8	9	AB	R	H	RBI	BB	SO	LOB	TOP					
Bake McBride, L OBP: 0.295, SLG: 0.362 (1, 9)	FC6-4 BB	PO	2B	1B		G6-4-3	F7		F7	5	2	0	1	0	3		Philadelphia Phillies @ Chicago Cubs Wrigley Field, Chicago, IL Wed May 16 1979, 3:33 AM CDT Att. 18,015 - Sunny - 65 F					
Larry Bowa, S OBP: 0.383, SLG: 0.333 Ramon Aviles, R OBP: 0.583, SLG: 0.619 (1, 6) (1, 4)	K		2B	1B		E6			HR	1	0	0	0	0	1	1						
Pete Rose, S OBP: 0.437, SLG: 0.465 Mike Anderson, R OBP: 0.500, SLG: 0.462 (1, 3) (6, 7)	FC6-4		1B	2B		4-3			K	5	1	1	1	0	2	4						
Mike Schmidt, R OBP: 0.388, SLG: 0.626 (1, 5)	CS	P3	1B	1B					HR	3	3	1	2	2	0	1						
Del Unser, L OBP: 0.429, SLG: 0.519 (1, 7) (8, 3)		2B	1B	1B					K	5	3	3	2	0	1	1						
Garry Maddox, R OBP: 0.314, SLG: 0.485 Greg Gross, L OBP: 0.250, SLG: 0.182 (1, 8) (7, 8)	2B		P4			K			L4	4	2	2	3	0	1	2						
Tim McCarver, L OBP: 0.321, SLG: 0.333 (1, 2)	2B	IBB	1B	IBB		K			3B	3	0	1	0	2	2	0						
Rudy Meoli, L OBP: 0.267, SLG: 0.259 (1, 4) (1, 6)	PO		1B	2B		G3			G3	5	0	2	4	0	0	1						
Steve Carlton, L OBP: 0.222, SLG: 0.160 (1, 1)	K		G4-6-3			G6-4-3			K	5	0	2	0	0	2	5						
Inning Stats	R: 0 E: 0 K: 1 S: 4	H: 0 LOB: 0 BB: 1 P: 8	R: 2 E: 0 K: 1 S: 7	H: 3 LOB: 1 BB: 1 P: 11	R: 5 E: 0 K: 0 S: 6	H: 4 LOB: 1 BB: 2 P: 15	R: 1 E: 0 K: 1 S: 7	H: 2 LOB: 1 BB: 0 P: 7	R: 0 E: 0 K: 2 S: 7	H: 0 LOB: 0 BB: 0 P: 7	R: 0 E: 1 K: 0 S: 4	H: 1 LOB: 1 BB: 0 P: 4	R: 3 E: 0 K: 1 S: 8	H: 3 LOB: 1 BB: 1 P: 12	R: 2 E: 0 K: 2 S: 9	H: 2 LOB: 0 BB: 0 P: 9		R: 0 E: 0 K: 1 S: 6	H: 1 LOB: 1 BB: 0 P: 6	1B: 8 2B: 4 3B: 2 HR: 2	SF: 0 SAC: 0 DP: 2 HBP: 1	WP: 0 PB: 0 SB: 0 CS: 1
PITCHER	IP	WLS	BF	H	R	ER	SO	BB	IBB	HBP	BLK	WP	HR	S	P	ERA	WHIP					
Rick Reuschel, R ERA: 5.79 (1, 1)	2.0	L	14	6	7	7	2	1	2	1	0	0	0	14	27	31.50	3.500					
Ray Burris, R ERA: 7.11 (3, 1)	4.0		16	4	1	1	3	1	0	0	0	0	0	21	25	2.25	1.250					
Bill Caudill, R ERA: 7.5 (7, 1)	3.0		16	6	5	5	4	1	0	0	0	0	2	23	27	15.00	2.333					

AB	40
R	13
H	16
RBI	13
BB	5
SO	9
LOB	18



Batter	1	2	3	4	5	6	7	8	9	AB	R	H	RBI	BB	SO	LOB	BOTTOM				
Ivan De Jesus, R OBP: 0.282, SLG: 0.339 (1, 6)	L7			F9						4	0	2	0	0	0	0	Philadelphia Phillies @ Chicago Cubs Wrigley Field, Chicago, IL Wed May 16 1979, 3:33 AM CDT Att. 18,015 - Sunny - 65 F				
Mike Vail, R OBP: 0.429, SLG: 0.778 (1, 9)	6-3			L5					2H	3	0	0	0	0	1						
Bill Buckner, L OBP: 0.282, SLG: 0.430 (1, 3)	1-3			P4						3	0	0	0	0	1						
Dave Kingman, R OBP: 0.383, SLG: 0.553 (1, 7)		K				5-3				3	0	0	0	1	0						
Steve Ontiveros, S OBP: 0.391, SLG: 0.378 (1, 5)		4-3				K				3	0	0	0	1	0						
Jerry Martin, R OBP: 0.298, SLG: 0.407 (1, 8)		K				F7				3	0	0	0	1	0						
Barry Foote, R OBP: 0.211, SLG: 0.348 (1, 2)				F8						3	0	1	0	0	0						
Ted Sizemore, R OBP: 0.353, SLG: 0.320 (1, 4)				5-3						3	0	0	0	0	1						
Rick Reuschel, R (1, 1)				6-3						0	0	0	0	0	0						
Ray Burris, R (3, 1)						K				1	0	0	0	0	0						
Steve Dillard, R (6, PH)										1	0	0	0	1	0						
Bill Caudill, R (7, 1)										0	0	0	0	0	0						
Sam Mejias, R (9, PH)										1	0	0	0	1	1						
Inning Stats	R: 0 E: 0 K: 0 S: 3	H: 0 LOB: 0 BB: 0 P: 3	R: 0 E: 0 K: 2 S: 7	H: 0 LOB: 0 BB: 0 P: 7	R: 0 E: 0 K: 0 S: 3	H: 0 LOB: 0 BB: 0 P: 3	R: 0 E: 0 K: 1 S: 5	H: 0 LOB: 0 BB: 0 P: 5	R: 0 E: 0 K: 1 S: 5	H: 0 LOB: 0 BB: 0 P: 5	R: 0 E: 0 K: 0 S: 3	H: 1 LOB: 0 BB: 0 P: 3	R: 0 E: 0 K: 0 S: 3	H: 0 LOB: 0 BB: 0 P: 3	R: 0 E: 0 K: 1 S: 6	H: 2 LOB: 2 BB: 0 P: 6	1B: 2 2B: 1 3B: 0 HR: 0	SF: 0 SAC: 0 DP: 1 HBP: 0	WP: 0 PB: 0 SB: 0 CS: 0	PA: 28	
PITCHER	IP	WLS	BF	H	R	ER	SO	BB	IBB	HBP	BLK	WP	HR	S	P	ERA	WHIP				
Steve Carlton, L ERA: 3.66 (1, 1)	9.0	W	28	3	0	0	5	0	0	0	0	0	0	38	38	0.00	0.333				



Batter	1	2	3	4	5	6	7	8	9	10	AB	R	H	RBI	BB	SO	LOB	TOP							
Bake McBride, L OBP: 0.299, SLG: 0.363 (1, 9)											8	2	3	1	0	2	3	Philadelphia Phillies @ Chicago Cubs Wrigley Field, Chicago, IL Thu May 17 1979, 3:33 AM CDT Att: 14,952 - Unknown							
Larry Bowa, S OBP: 0.377, SLG: 0.365 (1, 6)											8	4	5	1	0	0	2								
Pete Rose, S OBP: 0.440, SLG: 0.478 (1, 3)											7	4	3	4	1	0	5								
Mike Schmidt, R OBP: 0.408, SLG: 0.672 (1, 5)											4	3	2	4	4	0	2								
Del Unser, L OBP: 0.361, SLG: 0.441 (1, 7)											7	1	1	2	0	2	8								
Garry Maddox, R OBP: 0.333, SLG: 0.537 Greg Gross, L OBP: 0.267, SLG: 0.385 (1, 8) (4, PR) (4, 8)											4	3	4	4	0	0	0								
Bob Boone, R OBP: 0.342, SLG: 0.402 (1, 2)											4	2	3	5	2	0	0								
Rudy Meoli, L OBP: 0.297, SLG: 0.250 (1, 4)											5	0	1	0	2	2	5								
Randy Lerch, L OBP: 0.143, SLG: 0.288 Doug Bird, R OBP: 0.302, SLG: 0.441 Nino Espinosa, R OBP: 0.192, SLG: 0.143 Tug McGraw, L OBP: 0.192, SLG: 0.143 Ron Reed, R OBP: 0.210, SLG: 0.118 Rawly Eastwick, R OBP: 0.210, SLG: 0.118 (1, 1) (1, 1) (5, PH) (5, PH) (5, 1) (5, 1) (5, PH) (5, PH) (9, 1)											1	1	1	1	0	0	0								
Inning Stats	R: 7 E: 0 K: 1 S: 12	H: 7 LOB: 0 BB: 0 P: 12	R: 0 E: 0 K: 0 S: 3	H: 0 LOB: 1 BB: 1 P: 7	R: 8 E: 1 K: 1 S: 12	H: 7 LOB: 2 BB: 2 P: 21	R: 2 E: 0 K: 0 S: 6	H: 3 LOB: 3 BB: 2 P: 14	R: 4 E: 1 K: 0 S: 6	H: 2 LOB: 3 BB: 4 P: 22	R: 0 E: 0 K: 2 S: 8	H: 1 LOB: 2 BB: 1 P: 12	R: 1 E: 0 K: 2 S: 9	H: 2 LOB: 2 BB: 1 P: 13	R: 0 E: 0 K: 0 S: 4	H: 1 LOB: 1 BB: 0 P: 4	R: 0 E: 0 K: 0 S: 3		H: 0 LOB: 0 BB: 1 P: 7	R: 1 E: 0 K: 1 S: 6	H: 1 LOB: 0 BB: 0 P: 6	1B: 11 2B: 7 3B: 1 HR: 5	SF: 2 SAC: 0 DP: 0 HBP: 1	WP: 0 PB: 0 SB: 2 CS: 0	PA: 68
PITCHER	IP WLS BF H R ER SO BB IBB HBP BLK WP HR S P ERA WHIP	IP WLS BF H R ER SO BB IBB HBP BLK WP HR S P ERA WHIP	IP WLS BF H R ER SO BB IBB HBP BLK WP HR S P ERA WHIP	IP WLS BF H R ER SO BB IBB HBP BLK WP HR S P ERA WHIP	IP WLS BF H R ER SO BB IBB HBP BLK WP HR S P ERA WHIP	IP WLS BF H R ER SO BB IBB HBP BLK WP HR S P ERA WHIP	IP WLS BF H R ER SO BB IBB HBP BLK WP HR S P ERA WHIP	IP WLS BF H R ER SO BB IBB HBP BLK WP HR S P ERA WHIP	IP WLS BF H R ER SO BB IBB HBP BLK WP HR S P ERA WHIP	IP WLS BF H R ER SO BB IBB HBP BLK WP HR S P ERA WHIP	IP WLS BF H R ER SO BB IBB HBP BLK WP HR S P ERA WHIP	IP WLS BF H R ER SO BB IBB HBP BLK WP HR S P ERA WHIP	IP WLS BF H R ER SO BB IBB HBP BLK WP HR S P ERA WHIP	IP WLS BF H R ER SO BB IBB HBP BLK WP HR S P ERA WHIP	IP WLS BF H R ER SO BB IBB HBP BLK WP HR S P ERA WHIP	IP WLS BF H R ER SO BB IBB HBP BLK WP HR S P ERA WHIP	IP WLS BF H R ER SO BB IBB HBP BLK WP HR S P ERA WHIP	IP WLS BF H R ER SO BB IBB HBP BLK WP HR S P ERA WHIP	IP WLS BF H R ER SO BB IBB HBP BLK WP HR S P ERA WHIP	IP WLS BF H R ER SO BB IBB HBP BLK WP HR S P ERA WHIP	IP WLS BF H R ER SO BB IBB HBP BLK WP HR S P ERA WHIP	IP WLS BF H R ER SO BB IBB HBP BLK WP HR S P ERA WHIP	IP WLS BF H R ER SO BB IBB HBP BLK WP HR S P ERA WHIP	IP WLS BF H R ER SO BB IBB HBP BLK WP HR S P ERA WHIP	IP WLS BF H R ER SO BB IBB HBP BLK WP HR S P ERA WHIP

AB	53
R	23
H	24
RBI	23
BB	12
SO	7
LOB	32



Batter	1	2	3	4	5	6	7	8	9	10	AB	R	H	RBI	BB	SO	LOB	BOTTOM							
Ivan De Jesus, R OBP: 0.297, SLG: 0.354 (1, 6)											6	4	3	1	1	1	1	Philadelphia Phillies @ Chicago Cubs Wrigley Field, Chicago, IL Thu May 17 1979, 3:33 AM CDT Att: 14,952 - Unknown							
Mike Vail, R OBP: 0.462, SLG: 0.739 Ray Burris, R OBP: 0.349, SLG: 0.429 (1, 9) (7, 1)											5	2	3	1	0	0	4								
Scot Thompson, L OBP: 0.349, SLG: 0.429 (8, PH) (9, 9)											2	1	1	0	0	0	0								
Bill Buckner, L OBP: 0.295, SLG: 0.458 (1, 3)											7	2	4	7	0	0	1								
Dave Kingman, R OBP: 0.393, SLG: 0.625 (1, 7)											6	4	3	6	1	1	4								
Steve Ontveros, S OBP: 0.379, SLG: 0.389 (1, 5)											7	2	1	1	0	1	4								
Jerry Martin, R OBP: 0.308, SLG: 0.447 Bruce Sutter, R OBP: 0.308, SLG: 0.447 (1, 8) (9, 1)											6	2	3	3	0	0	0								
Barry Foote, R OBP: 0.228, SLG: 0.367 (1, 2)											6	1	3	1	0	0	1								
Ted Sizemore, R OBP: 0.358, SLG: 0.327 Bill Caudill, R OBP: 0.404, SLG: 0.468 (1, 4) (6, 1) (7, 9) (9, 8)											4	2	2	1	0	0	2								
Dennis Lamp, R OBP: 0.308, SLG: 0.490 Donnie Moore, L OBP: 0.308, SLG: 0.490 Willie Hernandez, L OBP: 0.308, SLG: 0.490 Steve Dillard, R OBP: 0.144, SLG: 0.167 (1, 1) (1, 1) (5, PH) (5, PH) (5, 1) (5, 1) (7, PH) (8, 4)											0	0	0	0	0	0	0								
Inning Stats	R: 6 E: 0 K: 0 S: 10	H: 7 LOB: 1 BB: 0 P: 10	R: 0 E: 0 K: 0 S: 4	H: 2 LOB: 1 BB: 0 P: 4	R: 0 E: 0 K: 1 S: 6	H: 1 LOB: 1 BB: 0 P: 6	R: 3 E: 0 K: 1 S: 8	H: 3 LOB: 0 BB: 0 P: 8	R: 7 E: 1 K: 1 S: 10	H: 4 LOB: 1 BB: 3 P: 22	R: 3 E: 0 K: 0 S: 6	H: 3 LOB: 1 BB: 0 P: 6	R: 0 E: 1 K: 0 S: 4	H: 1 LOB: 1 BB: 0 P: 4	R: 3 E: 0 K: 0 S: 8	H: 5 LOB: 2 BB: 0 P: 8	R: 0 E: 0 K: 0 S: 3	H: 0 LOB: 0 BB: 0 P: 3	R: 0 E: 0 K: 1 S: 5	H: 0 LOB: 0 BB: 0 P: 5	1B: 16 2B: 3 3B: 1 HR: 6	SF: 0 SAC: 0 DP: 2 HBP: 0	WP: 0 PB: 0 SB: 0 CS: 0	PA: 59	
PITCHER	IP WLS BF H R ER SO BB IBB HBP BLK WP HR S P ERA WHIP	IP WLS BF H R ER SO BB IBB HBP BLK WP HR S P ERA WHIP	IP WLS BF H R ER SO BB IBB HBP BLK WP HR S P ERA WHIP	IP WLS BF H R ER SO BB IBB HBP BLK WP HR S P ERA WHIP	IP WLS BF H R ER SO BB IBB HBP BLK WP HR S P ERA WHIP	IP WLS BF H R ER SO BB IBB HBP BLK WP HR S P ERA WHIP	IP WLS BF H R ER SO BB IBB HBP BLK WP HR S P ERA WHIP	IP WLS BF H R ER SO BB IBB HBP BLK WP HR S P ERA WHIP	IP WLS BF H R ER SO BB IBB HBP BLK WP HR S P ERA WHIP	IP WLS BF H R ER SO BB IBB HBP BLK WP HR S P ERA WHIP	IP WLS BF H R ER SO BB IBB HBP BLK WP HR S P ERA WHIP	IP WLS BF H R ER SO BB IBB HBP BLK WP HR S P ERA WHIP	IP WLS BF H R ER SO BB IBB HBP BLK WP HR S P ERA WHIP	IP WLS BF H R ER SO BB IBB HBP BLK WP HR S P ERA WHIP	IP WLS BF H R ER SO BB IBB HBP BLK WP HR S P ERA WHIP	IP WLS BF H R ER SO BB IBB HBP BLK WP HR S P ERA WHIP	IP WLS BF H R ER SO BB IBB HBP BLK WP HR S P ERA WHIP	IP WLS BF H R ER SO BB IBB HBP BLK WP HR S P ERA WHIP	IP WLS BF H R ER SO BB IBB HBP BLK WP HR S P ERA WHIP	IP WLS BF H R ER SO BB IBB HBP BLK WP HR S P ERA WHIP	IP WLS BF H R ER SO BB IBB HBP BLK WP HR S P ERA WHIP	IP WLS BF H R ER SO BB IBB HBP BLK WP HR S P ERA WHIP	IP WLS BF H R ER SO BB IBB HBP BLK WP HR S P ERA WHIP	IP WLS BF H R ER SO BB IBB HBP BLK WP HR S P ERA WHIP	IP WLS BF H R ER SO BB IBB HBP BLK WP HR S P ERA WHIP

AB	56
R	22
H	26
RBI	22
BB	3
SO	4
LOB	22



Batter	1	2	3	4	5	6	7	8	9	AB	R	H	RBI	BB	SO	LOB	TOP								
Andre Dawson, R OBP: 0.331, SLG: 0.610 (1, 8)	0-0 P6		0-0 F7		0-0 HR	0-3 K		0-3 K		5	1	1	2	0	2	2	Montreal Expos @ Philadelphia Phillies Veterans Stadium, Philadelphia, PA Sat May 19 1979, 7:05 PM EDT Att: 33,212 - Unknown								
Rodney Scott, S OBP: 0.321, SLG: 0.288 (1, 4)	0-0 6-3		0-0 F8		0-0 1-3	0-0 6-3		0-0 4-3		5	0	0	0	0	0	2									
Warren Cromartie, L OBP: 0.342, SLG: 0.477 (1, 7)	0-0 6-3			0-3 K	0-0 HR		0-0 HR	0-3 K		5	2	2	1	0	2	0									
Tony Perez, R OBP: 0.316, SLG: 0.387 (1, 3)		0-0 F9		0-0 F9	0-0 1B		0-0 HR		0-0 F8	5	1	2	2	0	0	0									
Gary Carter, R OBP: 0.388, SLG: 0.597 (1, 2)		0-0 F9		1-0	0-0 1B		0-0 F8		4-0 BB	3	1	1	0	1	0	0									
Ellis Valentine, R OBP: 0.286, SLG: 0.359 (1, 9)		0-0 1B		0-3 K		0-0 1B	0-0 HR	0-0 2B	4-0 BB	4	2	3	1	1	1	1									
Larry Parrish, R OBP: 0.346, SLG: 0.424 (1, 5)		0-0 1B			0-0 2B	0-0 1B	0-3 K	0-3 K	0-3 K	5	1	3	0	0	2	2									
Chris Speier, R OBP: 0.366, SLG: 0.365 (1, 6)		0-0 F8			0-3 K	0-3 K	0-0 6-3		0-0 2B	5	0	1	1	0	2	5									
Steve Rogers, R OBP: 0.348, SLG: 0.381 (1, 1)			0-3 K		0-0 HR	0-0 S		0-0 HR	0-3 K	1	0	0	0	0	1	0									
Tom Hutton, L OBP: 0.357, SLG: 0.333 (5, PH)										1	1	1	1	0	0	0									
Rudy May, L (6, PH)										0	0	0	0	0	0	0									
Jerry White, S OBP: 0.289, SLG: 0.459 (6, PH)										1	0	1	1	0	0	0									
Dan Schatzeder, L OBP: 0.273, SLG: 0.500 (6, 1)										2	1	1	1	0	1	2									
Inning Stats	R: 0 E: 0 K: 0 S: 3	H: 0 LOB: 0 BB: 0 P: 3	R: 0 E: 0 K: 0 S: 5	H: 2 LOB: 2 BB: 0 P: 5	R: 0 E: 0 K: 1 S: 5	H: 0 LOB: 0 BB: 0 P: 5	R: 0 E: 0 K: 2 S: 7	H: 0 LOB: 1 BB: 0 P: 8	R: 4 E: 0 K: 1 S: 10	H: 6 LOB: 2 BB: 0 P: 10	R: 1 E: 0 K: 2 S: 10	H: 3 LOB: 2 BB: 0 P: 10	R: 3 E: 0 K: 1 S: 8	H: 3 LOB: 0 BB: 0 P: 8	R: 1 E: 0 K: 2 S: 8	H: 1 LOB: 0 BB: 0 P: 8	R: 1 E: 0 K: 2 S: 8	H: 1 LOB: 2 BB: 2 P: 16	1B: 8 2B: 3 3B: 0 HR: 5	SF: 0 SAC: 0 DP: 0 HBP: 1	WP: 0 PB: 0 SB: 1 CS: 0	PA: 45			
PITCHER	IP	WLS	BF	H	R	ER	SO	BB	IBB	HBP	BLK	WP	HR	S	P	ERA	WHIP								
Larry Christenson, R ERA: 4.32 (1, 1)	4.2		22	7	4	4	4	0	0	1	0	0	2	29	30	7.71	1.500								
Rawly Eastwick, R ERA: 6.39 (5, 1)	1.1	L	7	4	1	1	2	0	0	0	0	0	0	11	11	6.75	3.000								
Doug Bird, R ERA: 8.1 (7, 1)	2.0		10	4	4	4	3	0	0	0	0	0	3	16	16	18.00	2.000								
Jim Lonborg, R ERA: 9.0 (9, 1)	1.0		6	1	1	1	2	2	0	0	0	0	0	8	16	9.00	3.000								

AB	42
R	10
H	16
RBI	10
BB	2
SO	11
LOB	14



Batter	1	2	3	4	5	6	7	8	9	AB	R	H	RBI	BB	SO	LOB	BOTTOM								
Bake McBride, L OBP: 0.299, SLG: 0.377 (1, 9)	0-0 5-3			0-0 4-3		4-0 BB			0-3 K	4	1	1	3	1	1	1	Montreal Expos @ Philadelphia Phillies Veterans Stadium, Philadelphia, PA Sat May 19 1979, 7:05 PM EDT Att: 33,212 - Unknown								
Larry Bowa, S OBP: 0.382, SLG: 0.349 (1, 6)	0-0 4-3 1B	0-0 6-3		0-0 3-1		0-0 P4		0-0 FC6-4 2B	5	1	1	0	0	0	3										
Pete Rose, S OBP: 0.440, SLG: 0.479 (1, 3)	0-0 4-3 1B		0-0 S		0-0 6-3		0-0 6-3	0-0 2B	5	1	3	1	0	0	0										
Mike Schmidt, R OBP: 0.404, SLG: 0.646 (1, 5)	0-0 4-3		0-3 K		4-0 BB		0-3 K	0-3 K	4	0	0	0	1	3	4										
Del Unser, L OBP: 0.366, SLG: 0.421 (1, 7)	0-0 F7		4-0 BB		0-0 P6		0-0 F9		3	0	0	0	1	0	3										
Greg Gross, L OBP: 0.273, SLG: 0.350 (1, 8)		0-0 F7		0-0 F7		0-0 G3		0-0 6-3	4	0	0	0	0	0	3										
Jim Lonborg, R (9, 1)									0	0	0	0	0	0	0										
Bob Boone, R OBP: 0.345, SLG: 0.410 (1, 2)		0-0 HR		0-0 E6		0-0 F8		0-0 P6	4	1	1	0	0	0	1										
Rudy Meoli, L OBP: 0.300, SLG: 0.257 (1, 4)		0-0 HR		0-3 K		0-3 K		0-0 P3	2	1	1	0	0	1	2										
Ramon Aviles, R OBP: 0.500, SLG: 0.519 (7, 4)		0-0 HR							2	0	0	0	0	1	0										
Larry Christenson, R Rawly Eastwick, R Greg Luzinski, R Dick Ruthven, R Doug Bird, R Mike Anderson, R (1, 1) (5, 1) (5, PH) (6, PH) (7, 1) (9, 8)		0-3 K		0-3 K		4-0 BB		4-0 BB	2	0	0	0	0	2	2										
Inning Stats	R: 0 E: 0 K: 0 S: 5	H: 2 LOB: 2 BB: 0 P: 5	R: 3 E: 0 K: 1 S: 8	H: 3 LOB: 0 BB: 0 P: 8	R: 1 E: 1 K: 2 S: 9	H: 1 LOB: 2 BB: 1 P: 13	R: 0 E: 0 K: 1 S: 5	H: 0 LOB: 0 BB: 0 P: 5	R: 0 E: 0 K: 1 S: 5	H: 0 LOB: 1 BB: 1 P: 7	R: 0 E: 0 K: 1 S: 5	H: 0 LOB: 2 BB: 2 P: 13	R: 0 E: 0 K: 1 S: 5	H: 0 LOB: 0 BB: 0 P: 5	R: 0 E: 0 K: 0 S: 3	H: 0 LOB: 0 BB: 0 P: 3	R: 1 E: 0 K: 2 S: 8	H: 1 LOB: 1 BB: 1 P: 12	1B: 5 2B: 1 3B: 0 HR: 1	SF: 0 SAC: 0 DP: 0 HBP: 0	WP: 0 PB: 0 SB: 1 CS: 0	PA: 40			
PITCHER	IP	WLS	BF	H	R	ER	SO	BB	IBB	HBP	BLK	WP	HR	S	P	ERA	WHIP								
Steve Rogers, R ERA: 3.26 (1, 1)	4.0		20	6	4	3	4	1	0	0	0	0	0	3	7	0.00	1.000								
Rudy May, L ERA: 0.5 (5, 1)	1.0	W	4	0	0	0	0	1	0	0	0	0	0	3	7	0.00	1.000								
Dan Schatzeder, L ERA: 2.45 (6, 1)	4.0	S	16	1	1	1	4	3	0	0	0	0	0	21	33	2.25	1.000								

AB	35
R	5
H	7
RBI	4
BB	5
SO	8
LOB	19



Batter	1	2	3	4	5	6	7	8	9	AB	R	H	RBI	BB	SO	LOB	TOP					
Andre Dawson, R OBP: 0.331, SLG: 0.596										5	1	1	2	0	0	3						
Rodney Scott, S OBP: 0.309, SLG: 0.276										6	0	0	0	0	1	5						
Warren Cromartie, L OBP: 0.341, SLG: 0.593										6	2	2	1	0	0	1						
Gary Carter, R OBP: 0.403, SLG: 0.608										1	3	1	1	3	0	0						
Tony Solaita, L OBP: 0.545, SLG: 0.778										5	2	4	2	0	1	1						
Ellis Valentine, R OBP: 0.296, SLG: 0.358										3	1	1	0	2	0	3						
Larry Parrish, R OBP: 0.356, SLG: 0.434										4	0	2	1	1	1	3						
Jim Mason, L OBP: 0.333, SLG: 0.444										5	1	2	1	0	0	5						
Bill Lee, L OBP: 0.158, SLG: 0.158										1	0	1	0	0	0	0						
David Palmer, R OBP: 0.333, SLG: 0.333										1	0	0	0	0	1	0						
Tom Hutton, L OBP: 0.333, SLG: 0.333										1	0	0	0	0	0	2						
Stan Bahnsen, R OBP: 0.333, SLG: 0.333										0	0	0	0	0	0	0						
Jerry White, S OBP: 0.333, SLG: 0.333										0	0	0	0	0	0	0						
Elias Sosa, R OBP: 0.333, SLG: 0.429										1	0	0	0	0	1	2						
Inning Stats	R: 1 E: 1 K: 0 S: 4	H: 1 LOB: 2 BB: 1 P: 9	R: 0 E: 1 K: 0 S: 5	H: 3 LOB: 2 BB: 0 P: 5	R: 2 E: 1 K: 0 S: 4	H: 1 LOB: 1 BB: 2 P: 12	R: 0 E: 0 K: 1 S: 5	H: 0 LOB: 0 BB: 0 P: 5	R: 2 E: 0 K: 0 S: 6	H: 3 LOB: 2 BB: 1 P: 10	R: 0 E: 0 K: 0 S: 3	H: 0 LOB: 0 BB: 0 P: 3	R: 3 E: 0 K: 3 S: 11	H: 2 LOB: 2 BB: 3 P: 23	R: 2 E: 0 K: 1 S: 9	H: 4 LOB: 2 BB: 0 P: 9	R: 0 E: 0 K: 0 S: 3	H: 0 LOB: 0 BB: 0 P: 3	1B: 8 2B: 4 3B: 1 HR: 1	SF: 1 SAC: 0 DP: 1 HBP: 1	WP: 0 PB: 0 SB: 0 CS: 0	PA: 48
PITCHER	IP	WLS	BF	H	R	ER	SO	BB	IBB	HBP	BLK	WP	HR	S	P	ERA	WHIP					
Nino Espinosa, R ERA: 2.8	(1, 1)	6.1	L	33	8	7	5	2	4	2	1	0	0	1	30	55	7.11	1.895				
Ron Reed, R ERA: 3.71	(7, 1)	1.0		10	6	3	3	2	1	0	0	0	0	0	13	17	27.00	7.000				
Tug McGraw, L ERA: 3.95	(8, 1)	0.2		2	0	0	0	1	0	0	0	0	0	4	4	0.00	0.000					
Rawly Eastwick, R ERA: 5.93	(9, 1)	1.0		3	0	0	0	0	0	0	0	0	0	3	3	0.00	0.000					

Montreal Expos @ Philadelphia Phillies
Veterans Stadium, Philadelphia, PA
Sun May 20 1979, 3:33 AM EDT
Att: 48,631 - Unknown

AB 39
R 10
H 14
RBI 8
BB 7
SO 5
LOB 25



Batter	1	2	3	4	5	6	7	8	9	AB	R	H	RBI	BB	SO	LOB	BOTTOM					
Bake McBride, L OBP: 0.302, SLG: 0.373										4	2	1	0	1	0	0						
Larry Bowa, S OBP: 0.369, SLG: 0.371										5	2	3	0	0	0	1						
Pete Rose, S OBP: 0.439, SLG: 0.476										5	0	2	1	0	0	4						
Mike Schmidt, R OBP: 0.416, SLG: 0.656										4	1	3	1	1	1	1						
Jose Cardenal, R OBP: 0.333, SLG: 0.211										4	1	1	2	0	1	2						
Gary Maddox, R OBP: 0.338, SLG: 0.547										2	0	2	1	0	0	0						
Greg Gross, L OBP: 0.304, SLG: 0.429										1	0	1	0	0	0	0						
Bob Boone, R OBP: 0.333, SLG: 0.394										4	0	0	0	0	1	4						
Ramon Aviles, R OBP: 0.455, SLG: 0.467										3	0	0	0	0	0	2						
Del Unser, L OBP: 0.381, SLG: 0.421										0	0	0	0	1	0	0						
Rudy Meoli, L OBP: 0.300, SLG: 0.257										0	0	0	0	0	0	0						
Nino Espinosa, R OBP: 0.160, SLG: 0.125										3	0	0	0	0	2	2						
Ron Reed, R OBP: 0.400, SLG: 0.500										0	0	0	0	0	0	0						
Tug McGraw, R OBP: 1.000, SLG: 1.000										0	0	0	0	0	0	0						
Greg Luzinski, R OBP: 0.397, SLG: 0.456										1	0	0	0	0	3	3						
Rawly Eastwick, R ERA: 1.44										0	0	0	0	0	0	0						
Inning Stats	R: 1 E: 0 K: 0 S: 4	H: 1 LOB: 1 BB: 1 P: 8	R: 0 E: 0 K: 0 S: 4	H: 1 LOB: 1 BB: 0 P: 4	R: 4 E: 0 K: 0 S: 6	H: 3 LOB: 0 BB: 1 P: 10	R: 0 E: 0 K: 1 S: 5	H: 0 LOB: 0 BB: 0 P: 5	R: 1 E: 0 K: 0 S: 4	H: 3 LOB: 0 BB: 0 P: 4	R: 0 E: 0 K: 2 S: 8	H: 1 LOB: 1 BB: 0 P: 8	R: 0 E: 0 K: 0 S: 3	H: 1 LOB: 0 BB: 0 P: 3	R: 0 E: 0 K: 1 S: 7	H: 2 LOB: 3 BB: 1 P: 11	R: 0 E: 0 K: 1 S: 6	H: 1 LOB: 1 BB: 0 P: 6	1B: 9 2B: 3 3B: 1 HR: 0	SF: 1 SAC: 0 DP: 1 HBP: 0	WP: 0 PB: 0 SB: 1 CS: 0	PA: 40
PITCHER	IP	WLS	BF	H	R	ER	SO	BB	IBB	HBP	BLK	WP	HR	S	P	ERA	WHIP					
Bill Lee, L ERA: 4.62	(1, 1)	2.1		14	5	5	4	0	2	0	0	0	0	7	7	0.00	0.000					
David Palmer, R ERA: 5.09	(3, 1)	1.2		5	0	0	0	1	0	0	0	0	0	7	7	0.00	0.000					
Stan Bahnsen, R ERA: 3.42	(5, 1)	2.0	W	8	4	1	1	2	0	0	0	0	0	12	12	4.50	2.000					
Elias Sosa, R ERA: 1.44	(7, 1)	3.0	S	13	4	0	0	2	1	0	0	0	0	16	20	0.00	1.667					

Montreal Expos @ Philadelphia Phillies
Veterans Stadium, Philadelphia, PA
Sun May 20 1979, 3:33 AM EDT
Att: 48,631 - Unknown

AB 36
R 6
H 13
RBI 5
BB 3
SO 5
LOB 19



Batter	1	2	3	4	5	6	7	8	9	AB	R	H	RBI	BB	SO	LOB	TOP			
Garry Templeton, S OBP: 0.289, SLG: 0.326 (1, 6)										4	0	3	1	0	1	0	St. Louis Cardinals @ Philadelphia Phillies Veterans Stadium, Philadelphia, PA Mon May 21 1979, 7:05 PM EDT Att. 28,192 - Cloudy			
Lou Brock, L OBP: 0.396, SLG: 0.474 (1, 7)										4	1	1	0	0	1	3				
Bernie Carbo, L OBP: 0.278, SLG: 0.154 (8, 7)										0	0	0	0	0	0	0				
Keith Hernandez, L OBP: 0.325, SLG: 0.468 (1, 3)										4	1	2	2	0	1	0				
Ted Simmons, S OBP: 0.406, SLG: 0.516 (1, 2)										4	0	1	0	0	0	1				
George Hendrick, R OBP: 0.363, SLG: 0.463 (1, 9)										4	0	0	0	0	0	2				
Ken Reitz, R OBP: 0.287, SLG: 0.372 (1, 5)										4	0	0	0	0	1	1				
Tony Scott, S OBP: 0.303, SLG: 0.380 (1, 8)										1	1	0	0	0	1	0				
Jerry Mumphrey, S OBP: 0.310, SLG: 0.321 (4, 8)										2	0	0	0	0	0	1				
Mike Tyson, R OBP: 0.278, SLG: 0.402 (1, 4)										3	0	1	0	0	1	0				
John Denny, R OBP: 0.083, SLG: 0.130 (1, 1)										2	0	0	0	0	1	2				
Buddy Schultz, R (6, 1)										0	0	0	0	0	0	0				
Roger Freed, R OBP: 0.333, SLG: 0.444 (7, PH)										1	0	0	0	0	0	0				
Tom Bruno, R (7, 1)										0	0	0	0	0	0	0				
Will McEnaney, L (8, 1)										0	0	0	0	0	0	0				
Inning Stats	R: 1 E: 0 K: 0 S: 5	H: 3 LOB: 1 BB: 0 P: 5	R: 1 E: 0 K: 2 S: 9	H: 2 LOB: 2 BB: 0 P: 10	R: 1 E: 0 K: 0 S: 4	H: 1 LOB: 0 BB: 0 P: 4	R: 0 E: 0 K: 1 S: 5	H: 0 LOB: 0 BB: 0 P: 5	R: 0 E: 0 K: 0 S: 3	H: 1 LOB: 0 BB: 0 P: 3	R: 0 E: 0 K: 0 S: 5	H: 0 LOB: 0 BB: 0 P: 5	R: 0 E: 0 K: 3 S: 9	H: 0 LOB: 0 BB: 0 P: 9	R: 0 E: 0 K: 0 S: 4	H: 1 LOB: 1 BB: 0 P: 4	1B: 6 2B: 1 3B: 0 HR: 1	SF: 0 SAC: 0 DP: 1 HBP: 1	WP: 0 PB: 0 SB: 0 CS: 0	PA: 34
PITCHER Steve Carlton, L ERA: 3.88 (1, 1)	IP: 9.0 WLS: W BF: 34 H: 8 R: 3 ER: 3 SO: 7 BB: 0 IBB: 0 HBP: 1 BLK: 1 WP: 0 HR: 1 S: 47 P: 48 ERA: 3.00 WHIP: 0.889															PITCHER Steve Carlton, L ERA: 3.88 (1, 1)	IP: 9.0 WLS: W BF: 34 H: 8 R: 3 ER: 3 SO: 7 BB: 0 IBB: 0 HBP: 1 BLK: 1 WP: 0 HR: 1 S: 47 P: 48 ERA: 3.00 WHIP: 0.889			

Batter	1	2	3	4	5	6	7	8	9	AB	R	H	RBI	BB	SO	LOB	BOTTOM			
Bake McBride, L OBP: 0.292, SLG: 0.360 (1, 9)										5	0	0	0	0	0	4	St. Louis Cardinals @ Philadelphia Phillies Veterans Stadium, Philadelphia, PA Mon May 21 1979, 7:05 PM EDT Att. 28,192 - Cloudy			
Larry Bowa, S OBP: 0.358, SLG: 0.359 (1, 6)										5	0	0	0	0	0	4				
Pete Rose, S OBP: 0.446, SLG: 0.497 (1, 3)										4	1	3	0	0	0	0				
Greg Luzinski, R OBP: 0.392, SLG: 0.449 (1, 7)										4	0	1	0	0	2	3				
Mike Anderson, R OBP: 0.500, SLG: 0.400 (8, 7)										0	0	0	0	0	0	0				
Mike Schmidt, R OBP: 0.424, SLG: 0.677 (1, 5)										2	2	1	1	2	1	1				
Del Unser, L OBP: 0.391, SLG: 0.439 (1, 8)										3	2	1	2	1	1	3				
Tim McCarver, L OBP: 0.324, SLG: 0.333 (1, 2)										4	0	2	0	0	0	3				
Rudy Meoli, L OBP: 0.310, SLG: 0.297 (1, 4)										2	0	1	1	0	0	2				
Ramon Aviles, R OBP: 0.486, SLG: 0.484 (6, PH) (7, 4)										1	0	1	1	1	0	0				
Steve Carlton, L OBP: 0.194, SLG: 0.138 (1, 1)										4	0	0	0	0	1	5				
Inning Stats	R: 0 E: 0 K: 0 S: 3	H: 0 LOB: 0 BB: 0 P: 3	R: 0 E: 0 K: 0 S: 4	H: 1 LOB: 2 BB: 1 P: 8	R: 0 E: 0 K: 0 S: 3	H: 0 LOB: 0 BB: 0 P: 3	R: 3 E: 0 K: 2 S: 10	H: 3 LOB: 1 BB: 1 P: 14	R: 0 E: 0 K: 0 S: 4	H: 1 LOB: 1 BB: 0 P: 4	R: 2 E: 0 K: 0 S: 6	H: 3 LOB: 2 BB: 1 P: 10	R: 0 E: 0 K: 3 S: 10	H: 1 LOB: 1 BB: 0 P: 10	R: 0 E: 0 K: 0 S: 4	H: 1 LOB: 2 BB: 1 P: 8	1B: 5 2B: 4 3B: 0 HR: 1	SF: 0 SAC: 0 DP: 0 HBP: 0	WP: 0 PB: 0 SB: 1 CS: 0	PA: 38
PITCHER John Denny, R ERA: 3.2 (1, 1)	IP: 5.0 WLS: L BF: 25 H: 7 R: 5 ER: 5 SO: 2 BB: 3 IBB: 0 HBP: 0 BLK: 0 WP: 0 HR: 1 S: 26 P: 38 ERA: 9.00 WHIP: 2.000															PITCHER John Denny, R ERA: 3.2 (1, 1)	IP: 5.0 WLS: L BF: 25 H: 7 R: 5 ER: 5 SO: 2 BB: 3 IBB: 0 HBP: 0 BLK: 0 WP: 0 HR: 1 S: 26 P: 38 ERA: 9.00 WHIP: 2.000			
Buddy Schultz, L ERA: 4.05 (6, 1)	1.0 4 1 0 0 0 0 0 0 0 0 0 4 4 0.00 1.000															Buddy Schultz, L ERA: 4.05 (6, 1)	1.0 4 1 0 0 0 0 0 0 0 0 4 4 0.00 1.000			
Tom Bruno, R ERA: 3.32 (7, 1)	1.0 6 2 0 0 3 1 0 0 0 0 0 11 15 0.00 3.000															Tom Bruno, R ERA: 3.32 (7, 1)	1.0 6 2 0 0 3 1 0 0 0 0 0 11 15 0.00 3.000			
Will McEnaney, L ERA: 2.25 (8, 1)	1.0 3 0 0 0 0 0 0 0 0 0 0 3 3 0.00 0.000															Will McEnaney, L ERA: 2.25 (8, 1)	1.0 3 0 0 0 0 0 0 0 0 0 0 3 3 0.00 0.000			

Batter	1	2	3	4	5	6	7	8	9	AB	R	H	RBI	BB	SO	LOB	TOP								
Garry Templeton, S OBP: 0.288, SLG: 0.324 (1, 6)	0-0 6-3		0-0 1B		0-3 K			0-0 F8		4	0	1	0	0	1	0	St. Louis Cardinals @ Philadelphia Phillies Veterans Stadium, Philadelphia, PA Tue May 22 1979, 7:05 PM EDT Att: 33,379 - Unknown - 68 F								
Lou Brock, L OBP: 0.400, SLG: 0.485 (1, 7)	0-3 K		0-0 G3			0-0 P1-3 1B		0-0 2B		4	0	2	0	0	1	1									
Keith Hernandez, L OBP: 0.318, SLG: 0.456 (1, 3)	0-3 K			0-3 K		0-0 P1-3 1-2		0-0 F8		4	0	0	0	0	2	2									
Ted Simmons, S OBP: 0.415, SLG: 0.543 (1, 2)		0-3 K		0-0 HR		0-0 1B		4-0 FC6-4 IBB		3	1	2	1	1	1	0									
George Hendrick, R OBP: 0.367, SLG: 0.468 (1, 9)		4-0 FC6 BB		0-0 2B		0-3 K		0-0 FC6-4 1-2		3	0	1	0	1	1	3									
Ken Reitz, R OBP: 0.286, SLG: 0.369 (1, 5)		0-0 P3		0-0 P1				0-0 FC4-6 1B		4	0	1	0	0	1	2									
Jerry Mumphrey, S OBP: 0.273, SLG: 0.281 (1, 8)		0-0 FC6 1-2		0-3 K				0-0 FC4-6 FC5-4 1-2		4	0	0	0	0	2	3									
Mike Tyson, R OBP: 0.266, SLG: 0.384 (1, 4)			0-0 6-3		0-0 F8			0-0 FC5-4 1-2		4	0	0	0	0	1	1									
Bob Forsch, R OBP: 0.304, SLG: 0.429 (1, 1)			0-0 L4		0-0 F7			0-0 F9		3	0	0	0	0	0	1									
Inning Stats	R: 0 E: 0 K: 2 S: 7	H: 0 LOB: 0 BB: 0 P: 7	R: 0 E: 0 K: 1 S: 5	H: 0 LOB: 1 BB: 1 P: 9	R: 0 E: 0 K: 0 S: 4	H: 1 LOB: 1 BB: 0 P: 4	R: 1 E: 0 K: 2 S: 9	H: 2 LOB: 1 BB: 0 P: 9	R: 0 E: 0 K: 1 S: 5	H: 0 LOB: 0 BB: 0 P: 5	R: 0 E: 0 K: 1 S: 6	H: 2 LOB: 1 BB: 0 P: 6	R: 0 E: 0 K: 0 S: 4	H: 1 LOB: 1 BB: 0 P: 4	R: 0 E: 0 K: 0 S: 4	H: 1 LOB: 2 BB: 1 P: 8		R: 0 E: 0 K: 3 S: 9	H: 0 LOB: 0 BB: 0 P: 9	1B: 4 2B: 3 3B: 0 HR: 1	SF: 0 SAC: 0 DP: 1 HBP: 0	WP: 0 PB: 0 SB: 0 CS: 0	PA: 35		
PITCHER	IP	WLS	BF	H	R	ER	SO	BB	IBB	HBP	BLK	WP	HR	S	P	ERA	WHIP								
Randy Lerch, L ERA: 3.63 (1, 1)	8.0		32	7	1	1	7	1	1	0	0	0	1	44	52	1.12	1.000								
Tug McGraw, L ERA: 3.69 (9, 1)	1.0	W	3	0	0	0	3	0	0	0	0	0	0	9	9	0.00	0.000								

AB	33
R	1
H	7
RBI	1
BB	2
SO	10
LOB	13




Batter	1	2	3	4	5	6	7	8	9	AB	R	H	RBI	BB	SO	LOB	BOTTOM								
Bake McBride, L OBP: 0.291, SLG: 0.357 (1, 9)	0-0 1B SF4		0-0 4-3		0-0 F8			0-0 F3		4	1	1	0	0	0	1	St. Louis Cardinals @ Philadelphia Phillies Veterans Stadium, Philadelphia, PA Tue May 22 1979, 7:05 PM EDT Att: 33,379 - Unknown - 68 F								
Larry Bowa, S OBP: 0.384, SLG: 0.365 (1, 6)			0-0 6-3			0-0 G4-6-3 1B			0-0 6-3	3	0	2	0	0	0	0									
Ramon Aviles, R OBP: 0.472, SLG: 0.469 (7, 4)										1	0	0	0	0	0	0									
Pete Rose, S OBP: 0.442, SLG: 0.490 (1, 3)	0-0 5-3			0-0 6-3		0-0 G4-6-3 1-2			0-0 HR 1B	4	1	1	0	0	0	3									
Greg Luzinski, R OBP: 0.388, SLG: 0.473 (1, 7)	0-0 SF4			0-0 L5		0-3 K			0-0 HR	3	1	1	3	0	1	0									
Mike Schmidt, R OBP: 0.423, SLG: 0.676 (1, 5)	0-3 K			0-0 2B				0-0 P6		3	0	1	0	0	1	1									
Del Unser, L OBP: 0.367, SLG: 0.409 (1, 8)		0-0 L6		0-0 F8				0-0 4-3		3	0	0	0	0	0	1									
Bob Boone, R OBP: 0.341, SLG: 0.391 (1, 2)		4-0 BB SH5-3		4-0 BB SH5-3				0-0 F5		1	0	0	0	2	0	0									
Rudy Meoli, L OBP: 0.295, SLG: 0.282 (1, 4)		0-0 G1-4-6-3 1-2			0-0 SH5-3				0-0 L1	2	0	0	0	0	0	1									
Randy Lerch, L OBP: 0.130, SLG: 0.261 (1, 1)			0-0 5-3					0-0 F9		2	0	0	0	0	0	1									
Greg Gross, L OBP: 0.292, SLG: 0.409 (8, PH)									0-0 6-3	1	0	0	0	0	0	0									
Tug McGraw, R OBP: 1.000, SLG: 1.000 (9, 1)										0	0	0	0	0	0	0									
Inning Stats	R: 1 E: 0 K: 1 S: 7	H: 2 LOB: 1 BB: 0 P: 7	R: 0 E: 0 K: 0 S: 2	H: 0 LOB: 0 BB: 1 P: 6	R: 0 E: 0 K: 0 S: 3	H: 0 LOB: 0 BB: 0 P: 3	R: 0 E: 0 K: 0 S: 4	H: 1 LOB: 1 BB: 0 P: 4	R: 0 E: 0 K: 0 S: 3	H: 0 LOB: 1 BB: 1 P: 7	R: 0 E: 0 K: 1 S: 5	H: 1 LOB: 0 BB: 0 P: 5	R: 0 E: 0 K: 0 S: 3	H: 0 LOB: 0 BB: 0 P: 3	R: 0 E: 0 K: 0 S: 3	H: 2 LOB: 0 BB: 0 P: 3	R: 2 E: 0 K: 0 S: 3	H: 2 LOB: 0 BB: 0 P: 3	1B: 4 2B: 1 3B: 0 HR: 1	SF: 1 SAC: 1 DP: 2 HBP: 0	WP: 0 PB: 0 SB: 0 CS: 0	PA: 31			
PITCHER	IP	WLS	BF	H	R	ER	SO	BB	IBB	HBP	BLK	WP	HR	S	P	ERA	WHIP								
Bob Forsch, R ERA: 3.32 (1, 1)	8.1	L	31	6	3	3	2	2	0	0	0	0	1	33	41	3.24	0.960								



Batter	1	2	3	4	5	6	7	8	9	AB	R	H	RBI	BB	SO	LOB	TOP					
Garry Templeton, S OBP: 0.287, SLG: 0.322	F8		1B		4-3		4-3			4	1	1	1	0	0	0	St. Louis Cardinals @ Philadelphia Phillies Veterans Stadium, Philadelphia, PA Wed May 23 1979, 7:05 PM EDT Att: 32,349 - Cloudy					
Lou Brock, L OBP: 0.404, SLG: 0.486 Jerry Mumphy, S OBP: 0.273, SLG: 0.281	4-3		K							4	0	2	0	0	1	1						
Keith Hernandez, L OBP: 0.316, SLG: 0.451	F8		1B		P3		F8			4	0	1	1	0	0	2						
Ted Simmons, S OBP: 0.417, SLG: 0.538		FC3-6 1B	4-3		1-2 IBB			P6		3	0	1	0	1	0	1						
George Hendrick, R OBP: 0.357, SLG: 0.453	P3				F8		F9			4	0	0	0	0	0	3						
Tony Scott, S OBP: 0.302, SLG: 0.373	FC3-6 1-2				2B BB		6-3			3	1	0	0	1	0	1						
Ken Reitz, R OBP: 0.285, SLG: 0.373	K				1-H 2B		K			4	0	1	1	0	2	1						
Ken Oberkfell, L OBP: 0.340, SLG: 0.400 Mike Tyson, R OBP: 0.293, SLG: 0.379					P6		5-3			3	1	1	0	0	0	1						
Silvio Martinez, R OBP: 0.125, SLG: 0.133 Roger Freed, R OBP: 0.308, SLG: 0.400 Mark Littell, L OBP: 0.285, SLG: 0.379			F3		K		K			1	0	0	0	0	0	0						
										0	0	0	0	0	0	0						
Inning Stats	R: 0 E: 0 K: 0 S: 3	H: 0 LOB: 0 BB: 0 P: 3	R: 0 E: 0 K: 1 S: 6	H: 1 LOB: 1 BB: 0 P: 6	R: 2 E: 0 K: 1 S: 8	H: 3 LOB: 1 BB: 0 P: 8	R: 1 E: 0 K: 1 S: 6	H: 1 LOB: 1 BB: 1 P: 10	R: 0 E: 0 K: 0 S: 4	H: 1 LOB: 2 BB: 1 P: 8	R: 0 E: 0 K: 1 S: 6	H: 1 LOB: 1 BB: 0 P: 6	R: 0 E: 0 K: 0 S: 3	H: 0 LOB: 0 BB: 0 P: 3	R: 0 E: 0 K: 0 S: 3	H: 0 LOB: 0 BB: 0 P: 3	1B: 6 2B: 1 3B: 0 HR: 0	SF: 0 SAC: 0 DP: 0 HBP: 0	WP: 0 PB: 0 SB: 4 CS: 0	PA: 36		
PITCHER	IP	WLS	BF	H	R	ER	SO	BB	IBB	HBP	BLK	WP	HR	S	P	ERA	WHIP					
Dick Ruthven, R ERA: 2.52	(1, 1)	5.0	L	23	6	3	3	3	1	1	0	0	0	0	27	35	5.40	1.400				
Ron Reed, R ERA: 3.45	(6, 1)	2.0		7	1	0	0	2	0	0	0	0	0	0	11	11	0.00	0.500				
Tug McGraw, L ERA: 3.24	(8, 1)	2.0		6	0	0	0	0	0	0	0	0	0	6	6	0.00	0.000					

Batter	1	2	3	4	5	6	7	8	9	AB	R	H	RBI	BB	SO	LOB	BOTTOM					
Bake McBride, L OBP: 0.296, SLG: 0.361	4-3 SH3-4 1B		6-3 1B		K		P6			4	0	2	0	0	1	2	St. Louis Cardinals @ Philadelphia Phillies Veterans Stadium, Philadelphia, PA Wed May 23 1979, 7:05 PM EDT Att: 32,349 - Cloudy					
Ramon Aviles, R OBP: 0.487, SLG: 0.471	SH3-4 1-2		6-3 1-2		1B			G6-4-3 BB		2	0	1	1	1	0	1						
Pete Rose, S OBP: 0.432, SLG: 0.478	4-3 2-3		4-3		4-3			G6-4-3 1-2		4	0	0	0	0	0	4						
Greg Luzinski, R OBP: 0.384, SLG: 0.465	G3				1B		K			4	0	1	0	0	1	1						
Mike Schmidt, R OBP: 0.419, SLG: 0.671		K			K		K			4	0	1	0	0	3	1						
Del Unser, L OBP: 0.340, SLG: 0.375		K			F7		G3			4	0	0	0	0	1	2						
Bob Boone, R OBP: 0.338, SLG: 0.386		FC6-4 1B			P6					4	0	1	0	0	0	2						
Rudy Meoli, L OBP: 0.313, SLG: 0.372		FC6-4 1-2			1B 3B					4	1	2	0	0	0	2						
Dick Ruthven, R OBP: 0.185, SLG: 0.154 Tim McCarver, L OBP: 0.314, SLG: 0.321 Ron Reed, R OBP: 0.400, SLG: 0.500 Greg Gross, L OBP: 0.280, SLG: 0.391 Tug McGraw, R OBP: 1.000, SLG: 1.000			6-3		G3		F7			1	0	0	0	0	0	0						
										1	0	0	0	0	0	1						
										0	0	0	0	0	0	0						
										0	0	0	0	0	0	1						
										1	0	0	0	0	0	1						
										0	0	0	0	0	0	0						
Inning Stats	R: 0 E: 0 K: 0 S: 4	H: 1 LOB: 1 BB: 0 P: 4	R: 0 E: 0 K: 2 S: 8	H: 1 LOB: 1 BB: 0 P: 8	R: 0 E: 0 K: 1 S: 6	H: 1 LOB: 1 BB: 0 P: 6	R: 0 E: 0 K: 2 S: 7	H: 0 LOB: 0 BB: 0 P: 7	R: 0 E: 0 K: 0 S: 4	H: 1 LOB: 1 BB: 0 P: 4	R: 0 E: 0 K: 0 S: 2	H: 0 LOB: 0 BB: 1 P: 6	R: 0 E: 0 K: 0 S: 4	H: 1 LOB: 1 BB: 0 P: 4	R: 0 E: 0 K: 0 S: 4	H: 1 LOB: 1 BB: 0 P: 4	1B: 5 2B: 2 3B: 1 HR: 0	SF: 0 SAC: 1 DP: 1 HBP: 0	WP: 0 PB: 0 SB: 0 CS: 0	PA: 35		
PITCHER	IP	WLS	BF	H	R	ER	SO	BB	IBB	HBP	BLK	WP	HR	S	P	ERA	WHIP					
Silvio Martinez, R ERA: 2.41	(1, 1)	8.0	W	31	7	1	1	6	1	0	0	0	0	0	46	46	1.12	1.000				
Mark Littell, R ERA: 3.35	(9, 1)	1.0	S	4	1	0	0	0	0	0	0	0	0	4	4	0.00	1.000					

AB	34
R	3
H	7
RBI	3
BB	2
SO	5
LOB	12



Batter	1	2	3	4	5	6	7	8	9	AB	R	H	RBI	BB	SO	LOB	TOP											
Ivan De Jesus, R OBP: 0.323, SLG: 0.362	6-3		K	F8		1B		1B		5	0	2	0	0	1	0	Chicago Cubs @ Philadelphia Phillies Veterans Stadium, Philadelphia, PA Fri May 25 1979, 7:05 PM EDT Att: 34,456 - Unknown											
Ted Sizemore, R OBP: 0.329, SLG: 0.331	F9		K		P4	F9		4-3		5	0	0	0	0	1	4												
Bill Buckner, L OBP: 0.306, SLG: 0.477	FC6-4 1B		1B 2B		1B 2B		1B		F7	5	1	4	0	0	0	0												
Dave Kingman, R OBP: 0.305, SLG: 0.637 Scot Thompson, L OBP: 0.328, SLG: 0.458	FC6-4 1-2		1B		1B		F8			5	0	3	1	0	0	2												
Bobby Murcer, L OBP: 0.381, SLG: 0.414		1B	F9		FC6-4 IBB		FC4-6 FC6		K	4	0	1	0	1	1	3												
Jerry Martin, R OBP: 0.295, SLG: 0.430		1B		HR BB	FC6-4 1-2		FC6 1-2		F3	4	1	1	0	1	0	4												
Barry Foote, R OBP: 0.238, SLG: 0.397		F3		HR		1B		F9		4	1	2	2	0	0	2												
Mick Kelleher, R OBP: 0.176, SLG: 0.176		F5		1-3		F9		FC1-6 1B		4	0	1	0	0	0	3												
Lynn McGlothen, L OBP: 0.200, SLG: 0.250 Bruce Sutter, R	P6		1-3		F7		FC1-6 1B			4	0	0	0	0	0	4												
Inning Stats	R: 0 E: 0 K: 0 S: 4	H: 1 LOB: 1 BB: 0 P: 4	R: 0 E: 0 K: 0 S: 5	H: 2 LOB: 2 BB: 0 P: 5	R: 1 E: 0 K: 2 S: 9	H: 2 LOB: 0 BB: 1 P: 9	R: 2 E: 0 K: 0 S: 4	H: 1 LOB: 0 BB: 1 P: 8	R: 0 E: 0 K: 0 S: 5	H: 2 LOB: 2 BB: 1 P: 8	R: 0 E: 0 K: 0 S: 4	H: 1 LOB: 1 BB: 0 P: 4	R: 0 E: 0 K: 0 S: 5	H: 2 LOB: 2 BB: 0 P: 5	R: 0 E: 0 K: 1 S: 6	H: 1 LOB: 1 BB: 0 P: 6	1B: 10 2B: 3 3B: 0 HR: 1	SF: 0 SAC: 0 DP: 0 HBP: 0	WP: 0 PB: 0 SB: 0 CS: 0	PA: 42								
PITCHER	IP	WLS	BF	H	R	ER	SO	BB	IBB	HBP	BLK	WP	HR	S	P	ERA	WHIP											
Nino Espinosa, R ERA: 3.0	(1, 1)	5.0	L	24	8	3	3	2	1	1	0	0	0	1	26	34	5.40	1.800										
Doug Bird, R ERA: 7.04	(6, 1)	3.0		14	5	0	0	0	0	0	0	0	0	14	14	0.00	1.667											
Tug McGraw, L ERA: 3.06	(9, 1)	1.0		4	1	0	0	1	0	0	0	0	0	6	6	0.00	1.000											

Batter	1	2	3	4	5	6	7	8	9	AB	R	H	RBI	BB	SO	LOB	BOTTOM										
Bake McBride, L OBP: 0.295, SLG: 0.358	5-3		FC6 1B		6-3			4-3		4	0	1	0	0	0	0	Chicago Cubs @ Philadelphia Phillies Veterans Stadium, Philadelphia, PA Fri May 25 1979, 7:05 PM EDT Att: 34,456 - Unknown										
Ramon Aviles, R OBP: 0.485, SLG: 0.432	6-3		FC6 1-2			F9		1B BB		3	0	0	0	1	0	1											
Pete Rose, S OBP: 0.439, SLG: 0.488				6-3 1B BB		K		1B		3	0	2	0	1	1	0											
Greg Luzinski, R OBP: 0.373, SLG: 0.449	F8			K		F9		K		4	0	0	0	0	2	4											
Mike Schmidt, R OBP: 0.415, SLG: 0.660		K		6-3 1B			K	F7		4	0	1	0	0	2	2											
Gary Maddox, R OBP: 0.329, SLG: 0.532	5-3			6-3		P4		L7		4	0	0	0	0	0	4											
Bob Boone, R OBP: 0.331, SLG: 0.376	5-3			K		F8				3	0	0	0	0	1	2											
Rudy Meoli, L OBP: 0.294, SLG: 0.348			K		F8			F9		3	0	0	0	0	1	0											
Nino Espinosa, R OBP: 0.154, SLG: 0.120 Tim McCarver, L OBP: 0.306, SLG: 0.310 Doug Bird, R			P4		F9			F9		1	0	0	0	0	0	0											
Greg Gross, L OBP: 0.269, SLG: 0.375 Tug McGraw, R OBP: 1.000, SLG: 1.000										1	0	0	0	0	0	0											
Inning Stats	R: 0 E: 0 K: 0 S: 4	H: 1 LOB: 1 BB: 0 P: 4	R: 0 E: 0 K: 1 S: 5	H: 0 LOB: 0 BB: 0 P: 5	R: 0 E: 0 K: 1 S: 6	H: 1 LOB: 1 BB: 0 P: 6	R: 0 E: 0 K: 2 S: 8	H: 1 LOB: 2 BB: 1 P: 12	R: 0 E: 0 K: 0 S: 3	H: 0 LOB: 0 BB: 0 P: 3	R: 0 E: 0 K: 1 S: 5	H: 0 LOB: 0 BB: 0 P: 5	R: 0 E: 0 K: 1 S: 5	H: 0 LOB: 0 BB: 0 P: 5	R: 0 E: 0 K: 0 S: 3	H: 0 LOB: 0 BB: 0 P: 3	R: 0 E: 0 K: 1 S: 6	H: 1 LOB: 2 BB: 1 P: 10	1B: 3 2B: 1 3B: 0 HR: 0	SF: 0 SAC: 0 DP: 0 HBP: 0	WP: 0 PB: 0 SB: 0 CS: 0	PA: 33					
PITCHER	IP	WLS	BF	H	R	ER	SO	BB	IBB	HBP	BLK	WP	HR	S	P	ERA	WHIP										
Lynn McGlothen, R ERA: 4.37	(1, 1)	8.0	W	30	4	0	0	6	2	0	0	0	0	40	48	0.00	0.750										
Bruce Sutter, R ERA: 1.52	(9, 1)	1.0	S	3	0	0	0	1	0	0	0	0	0	5	5	0.00	0.000										

AB	40
R	3
H	14
RBI	3
BB	2
SO	3
LOB	22



Batter	1	2	3	4	5	6	7	8	9	AB	R	H	RBI	BB	SO	LOB	TOP			
Ivan De Jesus, R OBP: 0.318, SLG: 0.354	F9		6-3			6-3		6-3		4	0	1	0	0	1		Chicago Cubs @ Philadelphia Phillies Veterans Stadium, Philadelphia, PA Sun May 27 1979, 3:33 AM EDT Att: 47,087 - Unknown livebaseballscorecards.com			
Ted Sizemore, R OBP: 0.342, SLG: 0.359	K				F2	2B		5-3		4	0	1	0	0	1	0				
Bill Buckner, L OBP: 0.302, SLG: 0.464	K				F8	G3		4-3		4	0	0	0	0	1	1				
Dave Kingman, R OBP: 0.386, SLG: 0.604		K			6-3			E6 BB WP		4	1	0	0	0	1	0				
Jerry Martin, R OBP: 0.306, SLG: 0.450		6-3						F9		3	2	1	1	1	0	0				
Bobby Murcer, L OBP: 0.373, SLG: 0.403					F4			6-3		4	0	0	0	0	1	2				
Barry Foote, R OBP: 0.239, SLG: 0.383					F9			F5		3	0	0	0	1	0	0				
Mick Kelleher, R OBP: 0.304, SLG: 0.391										2	1	2	0	0	0	0				
Mike Vail, R OBP: 0.375, SLG: 0.543										1	0	0	1	0	0	1				
Willie Hernandez, L OBP: 0.500, SLG: 0.500										0	0	0	0	0	0	0				
Bill Caudill, R OBP: 0.200, SLG: 0.600										1	0	0	0	0	0	1				
Sam Mejias, R OBP: 0.400, SLG: 0.143										1	0	0	0	0	0	1				
Donnie Moore, L OBP: 0.200, SLG: 0.600										0	0	0	0	0	0	0				
Steve Dillard, R OBP: 0.400, SLG: 0.143										1	0	0	0	0	1	1				
Inning Stats	R: 0 E: 0 K: 2 S: 7	H: 0 LOB: 0 BB: 0 P: 7	R: 0 E: 0 K: 1 S: 5	H: 0 LOB: 0 BB: 0 P: 5	R: 0 E: 0 K: 0 S: 4	H: 1 LOB: 1 BB: 0 P: 4	R: 0 E: 0 K: 0 S: 3	H: 0 LOB: 0 BB: 0 P: 3	R: 0 E: 0 K: 0 S: 3	H: 2 LOB: 1 BB: 0 P: 5	R: 2 E: 1 K: 2 S: 8	H: 0 LOB: 1 BB: 2 P: 16	R: 0 E: 0 K: 0 S: 3	H: 0 LOB: 0 BB: 0 P: 3	R: 1 E: 0 K: 0 S: 4	H: 1 LOB: 0 BB: 0 P: 4	1B: 1 2B: 2 3B: 0 HR: 1	SF: 0 SAC: 0 DP: 0 HBP: 0	WP: 1 PB: 0 SB: 0 CS: 0	PA: 34
PITCHER Steve Carlton, L ERA: 3.4	IP: 9.0 WLS: W BF: 34 H: 4 R: 4 ER: 2 SO: 5 BB: 2 IBB: 0 HBP: 0 BLK: 1 WP: 1 HR: 1 S: 42 P: 50 ERA: 2.00 WHIP: 0.667																			

Batter	1	2	3	4	5	6	7	8	9	AB	R	H	RBI	BB	SO	LOB	BOTTOM				
Bake McBride, L OBP: 0.297, SLG: 0.356	4-3 E 1B	5-3			F2			P6		5	1	2	0	0	0	2	Chicago Cubs @ Philadelphia Phillies Veterans Stadium, Philadelphia, PA Sun May 27 1979, 3:33 AM EDT Att: 47,087 - Unknown livebaseballscorecards.com				
Garry Maddox, R OBP: 0.316, SLG: 0.507	K	6-3	F3		FC6-4 E S 1-2 3B			F9		5	1	0	0	0	1	6					
Pete Rose, S OBP: 0.439, SLG: 0.497	4-3							6-3		5	1	3	1	0	0	2					
Greg Luzinski, R OBP: 0.377, SLG: 0.464										4	2	2	2	1	0	2					
Mike Anderson, R OBP: 0.500, SLG: 0.400	IBB 1B BB									0	0	0	0	0	0	0					
Mike Schmidt, R OBP: 0.400, SLG: 0.625	E7 1B 1-2 3-H	L7								4	1	0	0	1	2	2					
Tim McCarver, L OBP: 0.310, SLG: 0.324	1B 1-2 2-3 IBB		K		F8			F5		4	0	1	0	1	1	2					
Ramon Aviles, R OBP: 0.460, SLG: 0.419			6-3							4	0	2	2	1	0	1					
Rudy Meoli, L OBP: 0.283, SLG: 0.315										4	0	1	0	1	1	5					
Steve Carlton, L OBP: 0.257, SLG: 0.242	F5									4	0	3	0	0	0	3					
Inning Stats	R: 3 E: 1 K: 1 S: 8	H: 2 LOB: 3 BB: 3 P: 20	R: 1 E: 0 K: 0 S: 5	H: 2 LOB: 1 BB: 0 P: 5	R: 0 E: 0 K: 1 S: 8	H: 3 LOB: 3 BB: 0 P: 8	R: 0 E: 0 K: 0 S: 4	H: 1 LOB: 3 BB: 2 P: 12	R: 1 E: 0 K: 0 S: 5	H: 2 LOB: 1 BB: 0 P: 5	R: 0 E: 0 K: 2 S: 8	H: 1 LOB: 1 BB: 0 P: 8	R: 0 E: 0 K: 0 S: 4	H: 1 LOB: 1 BB: 0 P: 4	R: 1 E: 0 K: 1 S: 7	H: 2 LOB: 1 BB: 0 P: 7		1B: 10 2B: 2 3B: 1 HR: 1	SF: 0 SAC: 0 DP: 0 HBP: 0	WP: 1 PB: 0 SB: 5 CS: 0	PA: 44
PITCHER Bill Caudill, R ERA: 5.84 Donnie Moore, R ERA: 7.4 Willie Hernandez, L ERA: 4.61	IP: 5.0 WLS: L BF: 31 H: 10 R: 5 ER: 2 SO: 2 BB: 4 IBB: 1 HBP: 0 BLK: 0 WP: 1 HR: 0 S: 30 P: 50 ERA: 3.60 WHIP: 2.800																				

Batter	1	2	3	4	5	6	7	8	9	AB	R	H	RBI	BB	SO	LOB	TOP									
Ivan De Jesus, R OBP: 0.309, SLG: 0.343	4-3		6-3			F9		FC1-6 3B	6-3	5	1	0	0	0	0	2	Chicago Cubs @ Philadelphia Phillies Veterans Stadium, Philadelphia, PA Mon May 28 1979, 7:05 PM EDT Att: 51,381 - Unknown									
Ted Sizemore, R OBP: 0.340, SLG: 0.352	2B BB		F8			L6		F9		3	0	0	0	1	0	1										
Bill Buckner, L OBP: 0.311, SLG: 0.486	1-3 2B		4-3							4	0	3	1	0	0	0										
Dave Kingman, R OBP: 0.378, SLG: 0.589 Bruce Sutter, R	F8			P3		F8		F8	P4	4	0	0	0	0	0	4										
Jerry Martin, R OBP: 0.311, SLG: 0.447				K						3	1	1	0	1	1	0										
Bobby Murcer, L OBP: 0.377, SLG: 0.455	F7			K						4	2	2	3	0	1	3										
Barry Foote, R OBP: 0.232, SLG: 0.371		F2				F7		F7	F7	4	0	0	0	0	0	0										
Mick Kelleher, R OBP: 0.259, SLG: 0.333		4-3				F9		F9	F7	4	0	0	0	0	0	0										
Mike Krukow, R OBP: 0.231, SLG: 0.308 Dick Tidrow, R										1	0	0	0	0	0	0										
Sam Mejias, R OBP: 0.250, SLG: 0.143						K		FC1-6 1B	E5	1	0	0	0	0	0	0										
Inning Stats	R: 0 E: 0 K: 0 S: 4	H: 1 LOB: 3 BB: 2 P: 12	R: 0 E: 0 K: 0 S: 3	H: 0 LOB: 0 BB: 0 P: 3	R: 0 E: 0 K: 2 S: 3	H: 0 LOB: 0 BB: 0 P: 3	R: 0 E: 0 K: 2 S: 7	H: 0 LOB: 0 BB: 0 P: 7	R: 0 E: 0 K: 1 S: 5	H: 0 LOB: 0 BB: 0 P: 5	R: 0 E: 0 K: 0 S: 4	H: 1 LOB: 1 BB: 0 P: 4	R: 1 E: 0 K: 0 S: 4	H: 1 LOB: 0 BB: 0 P: 4	R: 1 E: 0 K: 0 S: 5	H: 2 LOB: 1 BB: 0 P: 5	R: 2 E: 1 K: 0 S: 6	H: 2 LOB: 1 BB: 0 P: 6	1B: 3 2B: 1 3B: 1 HR: 2	SF: 0 SAC: 0 DP: 0 HBP: 0	WP: 0 PB: 0 SB: 1 CS: 0	PA: 37				
PITCHER	IP	WLS	BF	H	R	ER	SO	BB	IBB	HBP	BLK	WP	HR	S	P	ERA	WHIP									
Randy Lerch, L ERA: 3.49	(1, 1)	7.2	L	30	5	2	2	3	1	1	0	0	0	1	34	42	2.35	0.783								
Ron Reed, R ERA: 3.94	(8, 1)	1.1		7	2	2	2	0	0	0	0	0	0	1	7	7	13.50	1.500								

AB	35
R	4
H	7
RBI	4
BB	2
SO	3
LOB	10



Batter	1	2	3	4	5	6	7	8	9	AB	R	H	RBI	BB	SO	LOB	BOTTOM								
Bake McBride, L OBP: 0.294, SLG: 0.358	WP 2B	K			1-6-3				L9	5	0	1	0	0	1	4	Chicago Cubs @ Philadelphia Phillies Veterans Stadium, Philadelphia, PA Mon May 28 1979, 7:05 PM EDT Att: 51,381 - Unknown								
Garry Maddox, R OBP: 0.323, SLG: 0.510 Del Unser, L OBP: 0.339, SLG: 0.373	K								K	3	1	2	0	0	1	1									
Pete Rose, S OBP: 0.446, SLG: 0.503	CS 1B									4	0	3	1	0	0	1									
Greg Luzinski, R OBP: 0.374, SLG: 0.465	K									4	0	1	0	0	1	4									
Mike Schmidt, R OBP: 0.407, SLG: 0.623	CS	SH5-4 1B							L4	2	0	1	0	2	0	0									
Bob Boone, R OBP: 0.340, SLG: 0.398		SH5-4 1B								4	0	1	0	0	0	4									
Ramon Aviles, R OBP: 0.434, SLG: 0.391		SH5-4								3	0	0	0	0	0	0									
Rudy Meoli, L OBP: 0.286, SLG: 0.304 Greg Gross, L OBP: 0.250, SLG: 0.346										2	0	0	0	1	0	0									
Randy Lerch, L OBP: 0.115, SLG: 0.231 Ron Reed, R OBP: 0.400, SLG: 0.500 Tim McCarver, L OBP: 0.326, SLG: 0.371										3	0	0	0	0	0	3									
Inning Stats	R: 0 E: 0 K: 2 S: 8	H: 2 LOB: 1 BB: 0 P: 8	R: 0 E: 0 K: 1 S: 7	H: 2 LOB: 3 BB: 1 P: 11	R: 1 E: 0 K: 0 S: 4	H: 2 LOB: 1 BB: 1 P: 8	R: 0 E: 0 K: 0 S: 3	H: 0 LOB: 0 BB: 0 P: 3	R: 0 E: 0 K: 0 S: 5	H: 3 LOB: 3 BB: 1 P: 9	R: 0 E: 0 K: 0 S: 3	H: 0 LOB: 0 BB: 0 P: 3	R: 0 E: 0 K: 0 S: 4	H: 1 LOB: 1 BB: 0 P: 4	R: 0 E: 0 K: 0 S: 3	H: 0 LOB: 0 BB: 0 P: 3		R: 0 E: 0 K: 1 S: 6	H: 1 LOB: 1 BB: 0 P: 6	1B: 8 2B: 3 3B: 0 HR: 0	SF: 0 SAC: 1 DP: 1 HBP: 0	WP: 2 PB: 0 SB: 2 CS: 1	PA: 39		
PITCHER	IP	WLS	BF	H	R	ER	SO	BB	IBB	HBP	BLK	WP	HR	S	P	ERA	WHIP								
Mike Krukow, R ERA: 3.78	(1, 1)	2.0		4	0	0	3	1	0	0	0	1	0	15	19	0.00	2.500								
Dick Tidrow, R ERA: 5.5	(3, 1)	5.0	W	21	6	1	1	0	1	1	0	0	0	19	27	1.80	1.400								
Bruce Sutter, R ERA: 1.4	(8, 1)	2.0	S	7	1	0	0	1	0	0	0	0	0	9	9	0.00	0.500								

AB	34
R	1
H	11
RBI	1
BB	3
SO	4
LOB	18




Batter	1	2	3	4	5	6	7	8	9	AB	R	H	RBI	BB	SO	LOB	TOP					
Bake McBride, L OBP: 0.293, SLG: 0.355 (1, 9)	L8		G3			6-3		1-2 1B		4	0	1	0	0	0	0	Philadelphia Phillies @ Montreal Expos Olympic Stadium, Montreal, QB Tue May 29 1979, 7:05 PM EDT Att: 32,078 - Unknown AB 32 R 0 H 6 RBI 0 BB 1 SO 6 LOB 11					
Gary Maddox, R OBP: 0.323, SLG: 0.506 (1, 8)			4-3			F7		F8		3	0	1	0	0	0	0						
Tim McCarver, L OBP: 0.318, SLG: 0.361 (8, PH)	F9 1B									1	0	0	0	0	0	2						
Jim Lonborg, R (8, 1)										0	0	0	0	0	0	0						
Pete Rose, S OBP: 0.442, SLG: 0.494 (1, 3)	1-2 BB		K			6-3			F7	3	0	0	0	1	1	0						
Mike Schmidt, R OBP: 0.404, SLG: 0.614 (1, 5)	F9					G6-4-3 1B			F8	4	0	1	0	0	0	2						
Greg Luzinski, R OBP: 0.371, SLG: 0.459 (1, 7)	6-3					G6-4-3 1B			F9	4	0	1	0	0	0	3						
Bob Boone, R OBP: 0.338, SLG: 0.394 (1, 2)						K			P6	4	0	1	0	0	2	1						
Ramon Aviles, R OBP: 0.411, SLG: 0.367 (1, 4)			L7			K			6-3	3	0	0	0	0	1	1						
Rudy Meoli, L OBP: 0.273, SLG: 0.288 (1, 6)			K			K			6-3	3	0	0	0	0	2	1						
Bud Harrelson, S (8, 6)										0	0	0	0	0	0	0						
Dick Ruthven, R OBP: 0.172, SLG: 0.143 (1, 1)			P4			G3			1B	2	0	0	0	0	0	1						
Rawly Eastwick, R (5, 1)									1B	0	0	0	0	0	0	0						
Greg Gross, L OBP: 0.276, SLG: 0.370 (8, 8)									1B	1	0	1	0	0	0	0						
Inning Stats	R: 0 E: 0 K: 0 S: 4	H: 1 LOB: 2 BB: 1 P: 8	R: 0 E: 0 K: 1 S: 6	H: 1 LOB: 1 BB: 0 P: 6	R: 0 E: 0 K: 1 S: 5	H: 0 LOB: 0 BB: 0 P: 5	R: 0 E: 0 K: 1 S: 5	H: 1 LOB: 0 BB: 0 P: 5	R: 0 E: 0 K: 0 S: 7	H: 0 LOB: 0 BB: 0 P: 7	R: 0 E: 0 K: 0 S: 3	H: 0 LOB: 0 BB: 0 P: 3	R: 0 E: 0 K: 0 S: 3	H: 0 LOB: 0 BB: 0 P: 3	R: 0 E: 0 K: 0 S: 5	H: 2 LOB: 2 BB: 0 P: 5	R: 0 E: 0 K: 1 S: 6	H: 1 LOB: 1 BB: 0 P: 6	1B: 6 2B: 0 3B: 0 HR: 0	SF: 0 SAC: 0 DP: 1 HBP: 0	WP: 0 PB: 0 SB: 1 CS: 0	PA: 33
PITCHER Steve Rogers, R ERA: 2.56 (1, 1)	IP: 9.0 WLS: W BF: 33 H: 6 R: 0 ER: 0 SO: 6 BB: 1 IBB: 0 HBP: 0 BLK: 0 WP: 0 HR: 0 S: 44 P: 48 ERA: 0.00 WHIP: 0.778															PITCHER Steve Rogers, R ERA: 2.56 (1, 1)	IP: 9.0 WLS: W BF: 33 H: 6 R: 0 ER: 0 SO: 6 BB: 1 IBB: 0 HBP: 0 BLK: 0 WP: 0 HR: 0 S: 44 P: 48 ERA: 0.00 WHIP: 0.778					


Batter	1	2	3	4	5	6	7	8	9	AB	R	H	RBI	BB	SO	LOB	BOTTOM			
Andre Dawson, R OBP: 0.312, SLG: 0.557 (1, 8)	K		F8		SH1-4	P5		1B		2	0	0	0	0	1	0	Philadelphia Phillies @ Montreal Expos Olympic Stadium, Montreal, QB Tue May 29 1979, 7:05 PM EDT Att: 32,078 - Unknown AB 35 R 9 H 12 RBI 9 BB 2 SO 7 LOB 12			
Jerry White, S OBP: 0.302, SLG: 0.439 (8, 8)										2	0	1	0	0	0	0				
Rodney Scott, S OBP: 0.319, SLG: 0.281 (1, 4)	6-3		6-3		2B 1B	FC4 BB		F8		4	1	1	0	1	0	1				
Warren Cromartie, L OBP: 0.335, SLG: 0.453 (1, 7)	F7		1B		FC5-4 1H 3H	HR 2B		FC4 2B		4	2	2	2	0	0	1				
Tony Perez, R OBP: 0.340, SLG: 0.462 (1, 3)										3	1	3	1	1	0	0				
Tom Hutton, L OBP: 0.353, SLG: 0.333 (7, PR)		1B 2B	FC5-4 1B		FC5-4 IBB		FC4 2B			0	1	0	0	0	0	0				
Gary Carter, R OBP: 0.387, SLG: 0.570 (1, 2)		E5 1B	FC5-4		FC5-4 HR		5-3			4	1	0	0	0	0	6				
Ellis Valentine, R OBP: 0.310, SLG: 0.413 (1, 9)		K			5-3	HR		2B		4	1	2	4	0	1	2				
Larry Parrish, R OBP: 0.347, SLG: 0.420 (1, 5)		2B 1B			K	F8		L9		4	1	1	0	0	1	1				
Chris Speier, R OBP: 0.346, SLG: 0.356 (1, 6)					K			P2		4	0	1	2	0	1	0				
Steve Rogers, R OBP: 0.300, SLG: 0.321 (1, 1)		K			1B 2B	SH1-4 1B		K		4	1	1	0	0	3	1				
Inning Stats	R: 0 E: 0 K: 1 S: 5	H: 0 LOB: 0 BB: 0 P: 5	R: 2 E: 1 K: 2 S: 10	H: 3 LOB: 1 BB: 0 P: 10	R: 0 E: 0 K: 0 S: 5	H: 2 LOB: 2 BB: 0 P: 5	R: 0 E: 0 K: 2 S: 7	H: 0 LOB: 0 BB: 0 P: 7	R: 5 E: 0 K: 0 S: 7	H: 4 LOB: 0 BB: 1 P: 11	R: 0 E: 0 K: 1 S: 5	H: 0 LOB: 0 BB: 0 P: 5	R: 2 E: 0 K: 0 S: 5	H: 2 LOB: 1 BB: 1 P: 9	R: 0 E: 0 K: 1 S: 6	H: 1 LOB: 1 BB: 0 P: 6	1B: 6 2B: 5 3B: 0 HR: 1	SF: 0 SAC: 1 DP: 0 HBP: 0	WP: 0 PB: 0 SB: 0 CS: 0	PA: 38
PITCHER Dick Ruthven, R ERA: 3.2 (1, 1)	IP: 4.2 WLS: L BF: 24 H: 9 R: 7 ER: 7 SO: 7 BB: 0 IBB: 0 HBP: 0 BLK: 0 WP: 0 HR: 1 S: 33 P: 37 ERA: 13.50 WHIP: 1.929															PITCHER Rawly Eastwick, R ERA: 6.19 (5, 1)	IP: 2.1 WLS: L BF: 10 H: 2 R: 2 ER: 2 SO: 1 BB: 1 IBB: 0 HBP: 0 BLK: 0 WP: 0 HR: 0 S: 11 P: 15 ERA: 7.71 WHIP: 1.286			
Rawly Eastwick, R ERA: 6.19 (5, 1)	IP: 2.1 WLS: L BF: 10 H: 2 R: 2 ER: 2 SO: 1 BB: 1 IBB: 0 HBP: 0 BLK: 0 WP: 0 HR: 0 S: 11 P: 15 ERA: 7.71 WHIP: 1.286															PITCHER Jim Lonborg, R ERA: 4.5 (8, 1)	IP: 1.0 WLS: L BF: 4 H: 1 R: 0 ER: 0 SO: 1 BB: 0 IBB: 0 HBP: 0 BLK: 0 WP: 0 HR: 0 S: 6 P: 6 ERA: 0.00 WHIP: 1.000			

Batter	1	2	3	4	5	6	7	8	9	AB	R	H	RBI	BB	SO	LOB	TOP										
Bake McBride, L (1, 9) OBP: 0.293, SLG: 0.349	K		FC4-6 BB		K			4-3		3	0	0	0	1	2	0	Philadelphia Phillies @ Montreal Expos Olympic Stadium, Montreal, QB Wed May 30 1979, 7:05 PM EDT Att: 21,761 - Unknown										
Bud Harrelson, S (1, 6) Garry Maddox, R (8, PH) Rudy Meoli, L (8, 6) OBP: 0.321, SLG: 0.503 OBP: 0.273, SLG: 0.288	K		P6		F8			F4		3	0	0	0	0	1	1											
Pete Rose, S (1, 3) OBP: 0.438, SLG: 0.495	2B		F9		5-3			6-3		4	0	1	0	0	0	1											
Mike Schmidt, R (1, 5) OBP: 0.396, SLG: 0.599	K		FC4-6 1-2		F8			F7		4	0	0	0	0	1	2											
Greg Luzinski, R (1, 7) OBP: 0.374, SLG: 0.467			F9		4-3			FC6-4 1B		4	0	2	0	0	0	0											
Mike Anderson, R (1, 8) OBP: 0.417, SLG: 0.316	4-3				F8			FC6-4 1B 1-2		4	0	0	0	0	0	2											
Bob Boone, R (1, 2) OBP: 0.349, SLG: 0.408	1B BB				L7			1-2 1B		3	0	2	0	1	0	1											
Ramon Aviles, R (1, 4) OBP: 0.400, SLG: 0.358	FC6 1B 1-2				K			L7		4	0	1	0	0	1	4											
Nino Espinosa, R (1, 1) OBP: 0.143, SLG: 0.111 Jose Cardenal, R (7, PH) OBP: 0.320, SLG: 0.200 Tug McGraw, R (7, 1) OBP: 1.000, SLG: 1.000	FC6 1-2				F9			6-3		2	0	0	0	0	0	2											
Inning Stats	R: 0 E: 0 K: 3 S: 10	H: 1 LOB: 1 BB: 0 P: 10	R: 0 E: 0 K: 0 S: 4	H: 1 LOB: 2 BB: 1 P: 8	R: 0 E: 0 K: 0 S: 3	H: 0 LOB: 1 BB: 1 P: 7	R: 0 E: 0 K: 1 S: 6	H: 1 LOB: 1 BB: 0 P: 6	R: 0 E: 0 K: 1 S: 5	H: 0 LOB: 0 BB: 0 P: 5	R: 0 E: 0 K: 0 S: 3	H: 0 LOB: 1 BB: 0 P: 3	R: 0 E: 0 K: 0 S: 4	H: 1 LOB: 1 BB: 0 P: 4	R: 0 E: 0 K: 0 S: 3	H: 0 LOB: 0 BB: 0 P: 3		R: 0 E: 0 K: 0 S: 5	H: 2 LOB: 2 BB: 0 P: 5	1B: 3 2B: 3 3B: 0 HR: 0	SF: 0 SAC: 0 DP: 0 HBP: 0	WP: 0 PB: 0 SB: 0 CS: 0	PA: 35				
PITCHER	IP	WLS	BF	H	R	ER	SO	BB	IBB	HBP	BLK	WP	HR	S	P	ERA	WHIP										
Bill Lee, L (1, 1) ERA: 3.92	9.0	W	35	6	0	0	5	2	0	0	0	0	0	43	51	0.00	0.889										

Batter	1	2	3	4	5	6	7	8	9	AB	R	H	RBI	BB	SO	LOB	BOTTOM										
Jerry White, S (1, 8) OBP: 0.277, SLG: 0.400	G3		G3			F8		F9		4	0	0	0	0	0	0	Philadelphia Phillies @ Montreal Expos Olympic Stadium, Montreal, QB Wed May 30 1979, 7:05 PM EDT Att: 21,761 - Unknown										
Rodney Scott, S (1, 4) OBP: 0.313, SLG: 0.275	4-3		F8			6-3		F6		4	0	0	0	0	0	0											
Warren Cromartie, L (1, 7) OBP: 0.339, SLG: 0.454	4-1				1B	1B		F6		4	0	2	0	0	0	0											
Tony Perez, R (1, 3) OBP: 0.340, SLG: 0.459			HR 1B		F9	5-3				3	1	1	0	0	0	2											
Gary Carter, R (1, 2) OBP: 0.386, SLG: 0.587			HR 1-H		F2			F7		3	1	1	2	0	0	1											
Ellis Valentine, R (1, 9) OBP: 0.304, SLG: 0.404			L4		F9			4-3		3	0	0	0	0	0	1											
Larry Parrish, R (1, 5) OBP: 0.347, SLG: 0.418			4-3		4-3			BB 1B		3	0	1	0	0	0	0											
Chris Speier, R (1, 6) OBP: 0.346, SLG: 0.350			1-3		F8			BB 1-2 BB		2	0	0	0	1	0	0											
Bill Lee, L (1, 1) OBP: 0.136, SLG: 0.136			F8		K			K		3	0	0	0	0	2	2											
Inning Stats	R: 0 E: 0 K: 0 S: 3	H: 0 LOB: 0 BB: 0 P: 3	R: 2 E: 0 K: 0 S: 5	H: 2 LOB: 0 BB: 0 P: 5	R: 0 E: 0 K: 0 S: 3	H: 0 LOB: 0 BB: 0 P: 3	R: 0 E: 0 K: 0 S: 4	H: 1 LOB: 1 BB: 0 P: 4	R: 0 E: 0 K: 1 S: 5	H: 0 LOB: 0 BB: 0 P: 5	R: 0 E: 0 K: 0 S: 4	H: 1 LOB: 1 BB: 0 P: 4	R: 0 E: 0 K: 1 S: 6	H: 1 LOB: 2 BB: 1 P: 10	R: 0 E: 0 K: 0 S: 3	H: 0 LOB: 0 BB: 0 P: 3		R: 0 E: 0 K: 0 S: 5	H: 0 LOB: 0 BB: 0 P: 5	1B: 4 2B: 0 3B: 0 HR: 1	SF: 0 SAC: 0 DP: 0 HBP: 0	WP: 0 PB: 0 SB: 0 CS: 0	PA: 30				
PITCHER	IP	WLS	BF	H	R	ER	SO	BB	IBB	HBP	BLK	WP	HR	S	P	ERA	WHIP										
Nino Espinosa, R (1, 1) ERA: 3.0 Tug McGraw, L (7, 1) ERA: 2.66	6.0	L	22	4	2	2	1	0	0	0	0	0	0	9	13	0.00	1.000										



Batter	1	2	3	4	5	6	7	8	9	AB	R	H	RBI	BB	SO	LOB	TOP					
Pete Rose, S OBP: 0.430, SLG: 0.484 (1, 3)										4	0	0	0	0	1	3	Philadelphia Phillies @ Montreal Expos Olympic Stadium, Montreal, QB Thu May 31 1979, 3:33 AM EDT Att: 22,388 - Unknown AB 30 R 0 H 6 RBI 0 BB 1 SO 6 LOB 9 					
Bake McBride, L OBP: 0.286, SLG: 0.341 (1, 9)										4	0	0	0	0	2	1						
Mike Schmidt, R OBP: 0.393, SLG: 0.596 (1, 5)										4	0	1	0	0	1	0						
Greg Luzinski, R OBP: 0.371, SLG: 0.461 (1, 7)										4	0	1	0	0	1	1						
Del Unser, L OBP: 0.339, SLG: 0.370 (1, 8)										3	0	1	0	0	0	0						
Bob Boone, R OBP: 0.348, SLG: 0.406 (1, 2)										3	0	1	0	0	0	2						
Ramon Aviles, R OBP: 0.381, SLG: 0.339 (1, 4)										3	0	0	0	0	0	1						
Bud Harrelson, S (1, 6)										2	0	0	0	0	1	1						
Greg Gross, L OBP: 0.297, SLG: 0.357 (8, PH)										1	0	0	0	0	0	0						
Rudy Meoli, L OBP: 0.273, SLG: 0.288 (8, 6)										0	0	0	0	0	0	0						
Larry Christenson, R OBP: 0.500, SLG: 0.600 (8, PH)										1	0	1	0	1	0	0						
Tim McCarver, L OBP: 0.333, SLG: 0.378 (8, PH)										1	0	0	0	0	0	0						
Gary Maddox, R OBP: 0.321, SLG: 0.503 (8, PH)										0	0	0	0	0	0	0						
Ron Reed, R OBP: 0.400, SLG: 0.500 (8, 1)										0	0	0	0	0	0	0						
Inning Stats	R: 0 E: 0 K: 2 S: 8	H: 1 LOB: 1 BB: 0 P: 8	R: 0 E: 0 K: 1 S: 6	H: 1 LOB: 1 BB: 0 P: 6	R: 0 E: 0 K: 0 S: 3	H: 1 LOB: 0 BB: 0 P: 3	R: 0 E: 0 K: 1 S: 6	H: 2 LOB: 1 BB: 0 P: 6	R: 0 E: 0 K: 0 S: 3	H: 0 LOB: 1 BB: 1 P: 7	R: 0 E: 0 K: 0 S: 3	H: 0 LOB: 0 BB: 0 P: 3	R: 0 E: 0 K: 0 S: 3	H: 0 LOB: 0 BB: 0 P: 3	R: 0 E: 0 K: 2 S: 7	H: 1 LOB: 1 BB: 0 P: 3	R: 0 E: 0 K: 1 S: 7	H: 0 LOB: 0 BB: 0 P: 7	1B: 5 2B: 2 3B: 0 HR: 0	SF: 0 SAC: 0 DP: 2 HBP: 0	WP: 0 PB: 0 SB: 0 CS: 1	PA: 31
PITCHER Scott Sanderson, R ERA: 3.03 (1, 1)	IP: 9.0 WLS: W BF: 31 H: 6 R: 0 ER: 0 SO: 6 BB: 1 IBB: 0 HBP: 0 BLK: 0 WP: 0 HR: 0 S: 42 P: 46 ERA: 0.00 WHIP: 0.778															PITCHER						

Batter	1	2	3	4	5	6	7	8	9	AB	R	H	RBI	BB	SO	LOB	BOTTOM			
Andre Dawson, R OBP: 0.312, SLG: 0.559 (1, 8)										3	1	1	0	0	2	0	Philadelphia Phillies @ Montreal Expos Olympic Stadium, Montreal, QB Thu May 31 1979, 3:33 AM EDT Att: 22,388 - Unknown AB 24 R 1 H 3 RBI 1 BB 0 SO 5 LOB 4 			
Rodney Scott, S OBP: 0.315, SLG: 0.277 (1, 4)										2	0	1	0	0	0	0				
Warren Cromartie, L OBP: 0.333, SLG: 0.478 (1, 7)										2	0	0	1	0	0	1				
Tony Perez, R OBP: 0.333, SLG: 0.450 (1, 3)										3	0	0	0	0	1	1				
Gary Carter, R OBP: 0.379, SLG: 0.574 (1, 2)										3	0	0	0	0	0	0				
Ellis Valentine, R OBP: 0.304, SLG: 0.403 (1, 9)										3	0	1	0	0	0	0				
Larry Parrish, R OBP: 0.340, SLG: 0.409 (1, 5)										3	0	0	0	0	1	1				
Chris Speier, R OBP: 0.340, SLG: 0.343 (1, 6)										3	0	0	0	0	0	1				
Scott Sanderson, R OBP: 0.190, SLG: 0.238 (1, 1)										2	0	0	0	0	1	0				
Inning Stats	R: 1 E: 0 K: 0 S: 4	H: 1 LOB: 0 BB: 0 P: 4	R: 0 E: 0 K: 0 S: 3	H: 0 LOB: 0 BB: 0 P: 3	R: 0 E: 0 K: 2 S: 7	H: 0 LOB: 0 BB: 0 P: 7	R: 0 E: 0 K: 0 S: 3	H: 1 LOB: 0 BB: 0 P: 3	R: 0 E: 0 K: 1 S: 5	H: 0 LOB: 0 BB: 0 P: 5	R: 0 E: 0 K: 1 S: 5	H: 0 LOB: 0 BB: 0 P: 5	R: 0 E: 0 K: 0 S: 4	H: 1 LOB: 1 BB: 0 P: 4	R: 0 E: 0 K: 1 S: 4	H: 0 LOB: 0 BB: 0 P: 4		1B: 2 2B: 1 3B: 0 HR: 0	SF: 1 SAC: 1 DP: 1 HBP: 0	WP: 0 PB: 0 SB: 0 CS: 0
PITCHER Larry Christenson, R ERA: 3.32 (1, 1)	IP: 7.0 WLS: L BF: 22 H: 2 R: 1 ER: 1 SO: 5 BB: 0 IBB: 0 HBP: 0 BLK: 0 WP: 0 HR: 0 S: 32 P: 32 ERA: 1.29 WHIP: 0.286															PITCHER				
Ron Reed, R ERA: 3.82 (8, 1)	IP: 1.0 WLS: L BF: 4 H: 1 R: 0 ER: 0 SO: 0 BB: 0 IBB: 0 HBP: 0 BLK: 0 WP: 0 HR: 0 S: 4 P: 4 ERA: 0.00 WHIP: 1.000															PITCHER				

Batter	1	2	3	4	5	6	7	8	9	AB	R	H	RBI	BB	SO	LOB	TOP										
Pete Rose, S OBP: 0.422, SLG: 0.474 (1, 3)	L8		L8		G3		5-3			4	0	0	0	0	0	3											
Tim McCarver, L OBP: 0.347, SLG: 0.390 (1, 2)	5-3 1B		F8				G5-4-3 1B	4-3		4	0	2	0	0	0	1											
Mike Schmidt, R OBP: 0.385, SLG: 0.582 (1, 5)	5-3 1-2		F8				G5-4-3 1-2	6-3		4	0	0	0	0	0	3											
Greg Luzinski, R OBP: 0.368, SLG: 0.455 (1, 7)	F8						F9	P6		4	0	1	0	0	0	1											
Del Unser, L OBP: 0.349, SLG: 0.431 (1, 9)										4	1	2	1	0	0	1											
Gary Maddox, R OBP: 0.325, SLG: 0.522 (1, 8)										4	1	2	1	0	0	1											
Ramon Aviles, R OBP: 0.335, SLG: 0.333 (1, 4)										1	0	0	0	1	0	2	AB 35										
Bake McBride, L OBP: 0.290, SLG: 0.345 (7, PH)										1	0	1	0	0	0	0	R 2										
Rudy Meoli, L OBP: 0.284, SLG: 0.300 (7, 4)										1	0	1	0	0	0	0	H 10										
Steve Carlton, L OBP: 0.237, SLG: 0.222 (1, 1)										3	0	0	0	0	1	4	RBI 2										
Greg Gross, L OBP: 0.256, SLG: 0.345 (9, PH)										1	0	0	0	0	0	2	BB 1										
Bud Harrelson, S OBP: 0.125, SLG: 0.125 (1, 6)										3	0	1	0	0	1	2	SO 2										
Dave Rader, L OBP: 0.286, SLG: 0.167 (9, PH)										1	0	0	0	0	0	2	LOB 22										
Inning Stats	R: 0 E: 0 K: 0 S: 4	H: 1 LOB: 1 BB: 0 P: 4	R: 0 E: 0 K: 0 S: 4	H: 2 LOB: 1 BB: 0 P: 4	R: 0 E: 0 K: 0 S: 4	H: 1 LOB: 0 BB: 0 P: 4	R: 0 E: 0 K: 1 S: 5	H: 0 LOB: 1 BB: 1 P: 9	R: 0 E: 0 K: 0 S: 3	H: 1 LOB: 0 BB: 0 P: 3	R: 2 E: 0 K: 1 S: 8	H: 3 LOB: 1 BB: 0 P: 8	R: 0 E: 0 K: 0 S: 3	H: 0 LOB: 2 BB: 0 P: 5	R: 0 E: 1 K: 0 S: 5	H: 1 LOB: 2 BB: 0 P: 5	1B: 8 2B: 0 3B: 0 HR: 2	SF: 0 SAC: 0 DP: 3 HBP: 0	WP: 0 PB: 0 CS: 0	PA: 36							
PITCHER	IP	WLS	BF	H	R	ER	SO	BB	IBB	HBP	BLK	WP	HR	S	P	ERA	WHIP										
Bill Bonham, R ERA: 4.6 (1, 1)	6.0		25	9	2	2	1	1	0	0	0	0	2	26	30	3.00	1.667										
Dave Tomlin, L ERA: 2.33 (7, 1)	1.0		3	0	0	0	1	0	0	0	0	0	0	5	5	0.00	0.000										
Doug Bair, R ERA: 2.7 (8, 1)	1.0	W	3	0	0	0	0	0	0	0	0	0	0	3	3	0.00	0.000										
Pedro Borbon, R ERA: 2.88 (9, 1)	1.0	S	5	1	0	0	0	0	0	0	0	0	0	5	5	0.00	1.000										

Philadelphia Phillies @ Cincinnati Reds
Riverfront Stadium, Cincinnati, OH
Fri Jun 01 1979, 7:05 PM EDT
Att: 48,968 - Unknown

AB 35
R 2
H 10
RBI 2
BB 1
SO 2
LOB 22



Batter	1	2	3	4	5	6	7	8	9	AB	R	H	RBI	BB	SO	LOB	BOTTOM										
Ken Griffey, L OBP: 0.339, SLG: 0.427 (1, 9)	G3									5	0	1	0	0	1	3											
Junior Kennedy, R OBP: 0.322, SLG: 0.329 (1, 4)	K		F8		5-3		F8	F9		5	0	0	0	0	1	5											
Dave Concepcion, R OBP: 0.362, SLG: 0.448 (1, 6)	BLK 1B BB		L3							3	1	1	0	1	0	1											
George Foster, R OBP: 0.400, SLG: 0.519 (1, 7)										4	1	2	1	0	0	2											
Dan Driessen, L OBP: 0.339, SLG: 0.462 (9, 3)	FC6-4 1B									0	0	0	0	0	0	0											
Johnny Bench, R OBP: 0.376, SLG: 0.367 (1, 2)	FC6-4 1-2									2	0	1	0	2	0	1											
Ray Knight, R OBP: 0.393, SLG: 0.411 (1, 5)										3	1	1	1	1	0	1											
Arturo DeFreitas, R OBP: 0.131, SLG: 0.0318 (1, 3)										3	0	0	0	0	2	3											
Rick Auerbach, R OBP: 0.161, SLG: 0.226 (8, PH)										1	1	0	0	0	0	2	AB 33										
Cesar Geronimo, L OBP: 0.278, SLG: 0.342 (9, 8)										0	0	0	0	0	0	0	R 4										
Paul Blair, R OBP: 0.167, SLG: 0.206 (1, 8) (9, 7)										4	0	0	0	0	1	4	H 8										
Bill Bonham, R OBP: 0.131, SLG: 0.206 (1, 1)										2	0	1	0	0	1	0	RBI 2										
Dave Collins, S OBP: 0.131, SLG: 0.206 (7, PH)										0	0	0	0	0	0	0	BB 5										
Dave Collins, S OBP: 0.131, SLG: 0.206 (7, PH)										0	0	0	0	0	0	0	SO 6										
Doug Bair, R OBP: 0.439, SLG: 0.431 (8, 1)										0	0	0	0	0	0	0	LOB 22										
Joe Morgan, L OBP: 0.439, SLG: 0.517 (8, PH)										0	0	0	0	0	0	0											
Tom Seaver, R OBP: 0.261, SLG: 0.286 (8, PH)										0	0	0	0	0	0	0											
Pedro Borbon, R OBP: 0.333, SLG: 0.333 (9, 1)										0	0	0	0	0	0	0											
Inning Stats	R: 1 E: 0 K: 1 S: 6	H: 1 LOB: 1 BB: 1 P: 10	R: 0 E: 0 K: 0 S: 3	H: 0 LOB: 0 BB: 0 P: 3	R: 0 E: 0 K: 1 S: 6	H: 1 LOB: 1 BB: 0 P: 6	R: 0 E: 0 K: 1 S: 5	H: 0 LOB: 1 BB: 1 P: 9	R: 0 E: 0 K: 1 S: 6	H: 1 LOB: 1 BB: 0 P: 6	R: 1 E: 0 K: 1 S: 7	H: 2 LOB: 2 BB: 1 P: 11	R: 0 E: 0 K: 1 S: 7	H: 2 LOB: 2 BB: 0 P: 7	R: 2 E: 1 K: 0 S: 5	H: 1 LOB: 2 BB: 2 P: 13	1B: 6 2B: 2 3B: 0 HR: 0	SF: 0 SAC: 0 DP: 0 HBP: 0	WP: 0 PB: 0 CS: 0	PA: 38							
PITCHER	IP	WLS	BF	H	R	ER	SO	BB	IBB	HBP	BLK	WP	HR	S	P	ERA	WHIP										
Steve Carlton, L ERA: 3.3 (1, 1)	8.0	L	38	8	4	2	6	3	2	0	1	0	0	45	65	2.25	1.375										

Philadelphia Phillies @ Cincinnati Reds
Riverfront Stadium, Cincinnati, OH
Fri Jun 01 1979, 7:05 PM EDT
Att: 48,968 - Unknown

AB 33
R 4
H 8
RBI 2
BB 5
SO 6
LOB 22



Batter	1	2	3	4	5	6	7	8	9	AB	R	H	RBI	BB	SO	LOB	TOP		
Bake McBride, L OBP: 0.293, SLG: 0.348 (1, 9)	1-3		G4-6-3 BB		4-3			3-1 1B 2B	K	4	1	1	0	1	1	1			
Tim McCarver, L OBP: 0.327, SLG: 0.364 Dave Rader, L OBP: 0.250, SLG: 0.143 (1, 2) (7, 2)	F8		G4-6-3		4-3			3-1		3	0	0	0	0	0	3			
Pete Rose, S OBP: 0.423, SLG: 0.474 (1, 3)	4-3				1B 1B			1-3 BB 1B		4	1	2	1	0	0	0			
Greg Luzinski, R OBP: 0.366, SLG: 0.450 (1, 7)		P4			F7			F5		4	0	1	0	0	0	2			
Mike Schmidt, R OBP: 0.383, SLG: 0.572 (1, 6)	6-3				F8			1B K		3	0	0	0	1	1	2			
Gary Maddox, R OBP: 0.324, SLG: 0.515 (1, 8)	6-3				1B 1B			6-3 K		4	0	1	0	0	1	2			
Bob Boone, R OBP: 0.346, SLG: 0.401 (1, 5)			6-3		FC6-4 1B			P6 K		4	0	1	1	0	1	0			
Bud Harrelson, S OBP: 0.333, SLG: 0.273 (1, 4)			BB S 1B		FC6-4			1B BB		3	0	2	0	1	0	2			
Randy Lerch, L OBP: 0.107, SLG: 0.214 Del Unser, L OBP: 0.344, SLG: 0.424 Doug Bird, R OBP: 0.250, SLG: 0.333 (1, 1) (7, PH) (7, 1) (8, PH)	E6 BB				F8			F7 K		2	0	0	0	0	0	1			
Inning Stats	R: 0 E: 0 K: 0 S: 3	H: 0 LOB: 0 BB: 0 P: 3	R: 0 E: 0 K: 0 S: 3	H: 0 LOB: 0 BB: 0 P: 3	R: 0 E: 1 K: 0 S: 4	H: 1 LOB: 2 BB: 1 P: 8	R: 1 E: 0 K: 0 S: 6	H: 3 LOB: 0 BB: 0 P: 6	R: 0 E: 0 K: 1 S: 5	H: 1 LOB: 0 BB: 0 P: 5	R: 0 E: 0 K: 0 S: 4	H: 1 LOB: 1 BB: 1 P: 4	R: 1 E: 0 K: 1 S: 7	H: 2 LOB: 2 BB: 1 P: 11	R: 0 E: 0 K: 3 S: 9	H: 0 LOB: 1 BB: 1 P: 13	1B: 7 2B: 1 3B: 0 HR: 0	SF: 0 SAC: 0 DP: 1 HBP: 0	WP: 0 PA: 37 PB: 0 SB: 1 CS: 1
PITCHER	IP	WLS	BF	H	R	ER	SO	BB	IBB	HBP	BLK	WP	HR	S	P	ERA	WHIP		
Michael LaCoss, R ERA: 2.38 Doug Bair, R ERA: 2.54	(1, 1) (8, 1)	7.1 S	30 7	8 0	2 0	2 0	1 4	1 2	0 0	0 0	0 0	0 0	0 0	31 13	35 21	2.46 0.00	1.227 1.200		

Philadelphia Phillies @ Cincinnati Reds
Riverfront Stadium, Cincinnati, OH
Sat Jun 02 1979, 3:33 AM EDT
Att: 37,907 - Unknown

AB	34
R	2
H	8
RBI	2
BB	3
SO	5
LOB	16



Batter	1	2	3	4	5	6	7	8	9	AB	R	H	RBI	BB	SO	LOB	BOTTOM		
Ken Griffey, L OBP: 0.338, SLG: 0.438 (1, 9)	4-3		1-3		G3			HR		4	1	1	1	0	0	2			
Junior Kennedy, R OBP: 0.330, SLG: 0.337 (1, 4)	4-3				G4-3 1B			1-3 1B		4	0	2	0	0	0	0			
Dave Concepcion, R OBP: 0.368, SLG: 0.451 (1, 6)	S 1B				G4-3			HR BB		3	1	2	0	1	0	1			
George Foster, R OBP: 0.402, SLG: 0.535 Cesar Geronimo, L OBP: 0.276, SLG: 0.342 (1, 7) (8, 8)	K				BB			HR		3	1	1	2	1	1	3			
Johnny Bench, R OBP: 0.379, SLG: 0.367 (1, 2)					F3			1B SF8 1B		3	1	1	0	1	0	1			
Ray Knight, R OBP: 0.395, SLG: 0.413 (1, 5)	L8							F7		4	0	2	0	0	0	1			
Dan Driessen, L OBP: 0.331, SLG: 0.453 (1, 3)	4-3				K			G6-3 1B		3	0	0	1	0	1	2			
Paul Blair, R OBP: 0.179, SLG: 0.216 (1, 8) (8, 7)					6-3			F8		3	0	1	0	0	0	1			
Michael LaCoss, R OBP: 0.138, SLG: 0.138 Doug Bair, R ERA: 6.64 (1, 1) (8, 1)	4-3				SH5-4 1B			P2		2	0	0	0	0	0	0			
Inning Stats	R: 0 E: 0 K: 1 S: 6	H: 1 LOB: 1 BB: 0 P: 6	R: 0 E: 0 K: 0 S: 3	H: 0 LOB: 0 BB: 0 P: 3	R: 0 E: 0 K: 0 S: 3	H: 0 LOB: 0 BB: 0 P: 3	R: 0 E: 0 K: 0 S: 3	H: 1 LOB: 1 BB: 1 P: 7	R: 0 E: 0 K: 1 S: 7	H: 2 LOB: 2 BB: 0 P: 7	R: 3 E: 0 K: 0 S: 6	H: 3 LOB: 1 BB: 1 P: 10	R: 1 E: 0 K: 0 S: 5	H: 3 LOB: 1 BB: 0 P: 5	R: 0 E: 0 K: 0 S: 2	H: 0 LOB: 0 BB: 1 P: 6	1B: 8 2B: 0 3B: 0 HR: 2	SF: 1 SAC: 1 DP: 3 HBP: 0	WP: 0 PA: 34 PB: 0 SB: 1 CS: 0
PITCHER	IP	WLS	BF	H	R	ER	SO	BB	IBB	HBP	BLK	WP	HR	S	P	ERA	WHIP		
Randy Lerch, L ERA: 3.57 Doug Bird, R ERA: 6.64	(1, 1) (7, 1)	6.0 L	26 8	7 3	3 1	3 1	2 0	2 1	0 0	0 0	0 0	0 0	1 1	7 7	11	4.50 4.50	1.500 2.000		

Philadelphia Phillies @ Cincinnati Reds
Riverfront Stadium, Cincinnati, OH
Sat Jun 02 1979, 3:33 AM EDT
Att: 37,907 - Unknown

AB	29
R	4
H	10
RBI	4
BB	3
SO	2
LOB	11



Batter	1	2	3	4	5	6	7	8	9	AB	R	H	RBI	BB	SO	LOB	TOP											
Bake McBride, L OBP: 0.291, SLG: 0.360 (1, 9)	0-0 6-3	0-0 3-1		0-3 K		0-0 HR		0-0 G3	5 1 1 3 0 1 6								Philadelphia Phillies @ Cincinnati Reds Riverfront Stadium, Cincinnati, OH Sun Jun 03 1979, 3:33 AM EDT Unknown AB 33 R 6 H 9 RBI 6 BB 8 SO 9 LOB 20											
Bud Harrelson, S OBP: 0.353, SLG: 0.313 (1, 4) (8, 6)	0-0 FC6-4 1B		0-0 F9	0-3 K		0-0 P6		0-0 2B SF8 1B	5 1 2 1 0 1 2																			
Pete Rose, S OBP: 0.423, SLG: 0.492 (1, 3)	0-0 FC6-4 1-2		0-0 HR		0-0 4-3		0-0 4-3	0-0 2B	5 1 2 1 0 0 1																			
Greg Luzinski, R OBP: 0.361, SLG: 0.438 Tug McGraw, R OBP: 1.000, SLG: 1.000 (9, 1)	0-3 K		0-3 K		0-0 1-3		0-0 F8	4-0 2B IBB	4 0 0 0 1 2 1 0 0 0 0 0 0 0																			
Mike Schmidt, R OBP: 0.379, SLG: 0.565 (1, 5)		0-3 K	0-0 1B		0-0 P3		0-3 K	0-0 SF8	4 0 1 1 0 2 0																			
Gary Maddox, R OBP: 0.326, SLG: 0.512 (1, 8)	0-0 6-3		0-3 K			0-0 HR 1B		0-0 CS 1B	5 1 2 0 0 1 3																			
Bob Boone, R OBP: 0.363, SLG: 0.401 (1, 2)		4-0 BB BB		4-0 BB BB		4-0 HR BB		4-0 G4-6-3 BB	0 1 0 0 4 0 0																			
Rudy Meoli, L OBP: 0.300, SLG: 0.295 (8, PH) Tim McCarver, L OBP: 0.330, SLG: 0.356 Ramon Aviles, R OBP: 0.385, SLG: 0.333 (8, 4)		4-0 BB BB		4-0 BB BB		0-0 F5		0-0 G4-6-3 1-2	1 0 0 0 2 0 2 1 0 0 0 0 0 1 0 0 0 0 0 0 0																			
Dick Ruthven, R OBP: 0.194, SLG: 0.138 (6, PH) Del Unser, L OBP: 0.330, SLG: 0.417 Ron Reed, R OBP: 0.400, SLG: 0.500 Greg Gross, L OBP: 0.273, SLG: 0.387 (9, 7)		4-0 1-2 2-3 BB		0-3 K		0-3 K		0-0 G3 1B 2B	1 0 0 0 1 1 2 1 0 0 0 0 1 2 0 0 0 0 0 0 0 1 1 1 0 0 0 0																			
Inning Stats	R: 0 E: 0 K: 1 S: 6	H: 1 LOB: 1 BB: 0 P: 6	R: 0 E: 0 K: 1 S: 5	H: 0 LOB: 3 BB: 3 P: 17	R: 1 E: 0 K: 2 S: 9	H: 2 LOB: 1 BB: 0 P: 9	R: 0 E: 0 K: 3 S: 9	H: 0 LOB: 2 BB: 2 P: 17	R: 0 E: 0 K: 0 S: 3	H: 0 LOB: 0 BB: 0 P: 3	R: 3 E: 0 K: 1 S: 7	H: 2 LOB: 0 BB: 1 P: 11	R: 0 E: 0 K: 1 S: 5	H: 0 LOB: 0 BB: 0 P: 5	R: 0 E: 0 K: 0 S: 2	H: 1 LOB: 0 BB: 1 P: 6		R: 2 E: 0 K: 0 S: 6	H: 3 LOB: 2 BB: 1 P: 10	1B: 5 2B: 2 3B: 0 HR: 2	SF: 1 SAC: 0 DP: 1 HBP: 0	WP: 0 PB: 0 SB: 1 CS: 1	PA: 42					
PITCHER	IP	WLS	BF	H	R	ER	SO	BB	IBB	HBP	BLK	WP	HR	S	P	ERA		WHIP										
Paul Moskau, R ERA: 2.95	(1, 1)	6.0	29	5	4	4	8	6	0	0	0	0	2	39	63	6.00		1.833										
Manny Sarmiento, R ERA: 3.95	(7, 1)	2.0	6	1	0	0	1	1	0	0	0	0	0	7	11	0.00		1.000										
Pedro Borbon, R ERA: 3.08	(9, 1)	1.0	L	7	3	2	0	0	1	0	0	0	0	6	10	18.00		3.000										

Batter	1	2	3	4	5	6	7	8	9	AB	R	H	RBI	BB	SO	LOB	BOTTOM											
Ken Griffey, L OBP: 0.335, SLG: 0.437 (1, 9)	0-0 4-3		0-0 2B		0-0 L7	0-0 4-3		0-0 P6	5 0 1 0 0 0 1								Philadelphia Phillies @ Cincinnati Reds Riverfront Stadium, Cincinnati, OH Sun Jun 03 1979, 3:33 AM EDT Unknown AB 37 R 4 H 10 RBI 3 BB 4 SO 5 LOB 16											
Dave Concepcion, R OBP: 0.365, SLG: 0.443 (1, 6)	0-0 L9		4-0 BB		0-0 L6	0-0 L8		0-0 6-3	4 0 0 0 1 0 1																			
Joe Morgan, L OBP: 0.431, SLG: 0.500 (1, 4)	0-0 P6		0-0 F7		4-0 2B BB		0-3 K	0-0 F8	4 0 0 0 1 1 2																			
George Foster, R OBP: 0.402, SLG: 0.556 (1, 7)		0-3 K	0-3 K		0-0 2B		0-0 HR	0-0 5-3	5 1 2 1 0 2 2																			
Dan Driessen, L OBP: 0.339, SLG: 0.460 (1, 3)		0-0 2B 1B		0-3 K	4-0 FC5-4 IBB		0-0 G3 2B	0-0 5-3	4 1 2 0 1 1 0																			
Ray Knight, R OBP: 0.388, SLG: 0.404 (1, 5)		0-0 L7		0-0 L9	0-0 FC5-4 1-2		0-0 G3	2-3 2B	4 0 0 0 0 0 5																			
Cesar Geronimo, L OBP: 0.296, SLG: 0.362 (1, 8)		0-0 1-H 2B		0-0 2B 1B		0-0 1B E 1B		4-0 IBB	3 2 3 1 1 0 0																			
Vic Correll, R OBP: 0.381, SLG: 0.474 (1, 2)		0-0 5-3		0-0 2B	0-0 1-H 2B		0-0 E5 1B	0-0 F7	4 0 2 1 0 0 3																			
Paul Moskau, R OBP: 0.043, SLG: 0.045 Dave Collins, S OBP: 0.370, SLG: 0.423 Manny Sarmiento, R Junior Kennedy, R OBP: 0.326, SLG: 0.333 Pedro Borbon, R OBP: 0.333, SLG: 0.333 (9, 1)				0-0 K	0-0 6-3		0-0 4-3	0-0 P6	2 0 0 0 0 1 1 1 0 0 0 0 0 1 0 0 0 0 0 0 0 1 0 0 0 0 0 0 0 0 0 0 0 0 0																			
Inning Stats	R: 0 E: 0 K: 0 S: 3	H: 0 LOB: 0 BB: 0 P: 3	R: 1 E: 0 K: 1 S: 7	H: 2 LOB: 1 BB: 0 P: 7	R: 0 E: 0 K: 2 S: 8	H: 1 LOB: 1 BB: 1 P: 12	R: 1 E: 0 K: 1 S: 7	H: 2 LOB: 1 BB: 0 P: 7	R: 0 E: 0 K: 0 S: 4	H: 1 LOB: 3 BB: 2 P: 12	R: 1 E: 1 K: 0 S: 5	H: 2 LOB: 1 BB: 0 P: 5	R: 1 E: 0 K: 1 S: 7	H: 2 LOB: 2 BB: 1 P: 11	R: 0 E: 0 K: 0 S: 3	H: 0 LOB: 0 BB: 0 P: 3		R: 0 E: 0 K: 0 S: 3	H: 0 LOB: 0 BB: 0 P: 3	1B: 4 2B: 5 3B: 0 HR: 1	SF: 0 SAC: 0 DP: 0 HBP: 0	WP: 0 PB: 0 SB: 0 CS: 0	PA: 41					
PITCHER	IP	WLS	BF	H	R	ER	SO	BB	IBB	HBP	BLK	WP	HR	S	P	ERA		WHIP										
Dick Ruthven, R ERA: 3.22	(1, 1)	5.0	24	6	2	2	4	2	0	0	0	0	1	15	19	3.00		1.333										
Ron Reed, R ERA: 3.75	(6, 1)	3.0	W	14	4	2	1	1	0	1	0	0	0	3	3	0.00		0.000										
Tug McGraw, L ERA: 2.53	(9, 1)	1.0	S	3	0	0	0	0	0	0	0	0	0	3	3	0.00		0.000										

Batter	1	2	3	4	5	6	7	8	9	AB	R	H	RBI	BB	SO	LOB	TOP			
Bake McBride, L OBP: 0.290, SLG: 0.363 (1, 9)										4	0	1	0	0	0	1	Philadelphia Phillies @ Cincinnati Reds Riverfront Stadium, Cincinnati, OH Sun Jun 03 1979, 3:38 AM EDT Att: 50,262 - Unknown AB 30 R 2 H 8 RBI 2 BB 2 SO 9 LOB 10			
Bud Harrelson, S OBP: 0.429, SLG: 0.421 (1, 4)										3	1	2	0	1	1	0				
Pete Rose, S OBP: 0.424, SLG: 0.490 (1, 3)										3	0	1	0	1	0	3				
Del Unser, L OBP: 0.319, SLG: 0.397 (1, 7)										3	0	0	1	0	3	2				
Mike Schmidt, R OBP: 0.381, SLG: 0.580 (1, 5)										4	1	2	1	0	1	1				
Gary Maddox, R OBP: 0.319, SLG: 0.500 (1, 8)										4	0	0	0	0	1	1				
Dave Rader, L OBP: 0.273, SLG: 0.200 (1, 2)										3	0	1	0	0	1	0				
Rudy Meoli, L OBP: 0.301, SLG: 0.297 (1, 6)										3	0	1	0	0	1	1				
Jim Lonborg, R OBP: 0.326, SLG: 0.375 (6, PH)										1	0	0	0	0	1	0				
Doug Bird, R OBP: 0.316, SLG: 0.348 (8, PH)										0	0	0	0	0	0	0				
Greg Gross, L OBP: 0.316, SLG: 0.348 (8, PH)										0	0	0	0	0	0	0				
Rawly Eastwick, R OBP: 0.316, SLG: 0.348 (8, PH)										0	0	0	0	0	0	0				
Tim McCarver, L OBP: 0.316, SLG: 0.348 (8, PH)										0	0	0	0	0	0	1				
Tug McGraw, R OBP: 0.316, SLG: 0.348 (8, PH)										0	0	0	0	0	0	0				
Inning Stats	R: 0 E: 0 K: 1 S: 5	H: 1 LOB: 1 BB: 1 P: 9	R: 0 E: 0 K: 0 S: 3	H: 1 LOB: 0 BB: 0 P: 3	R: 0 E: 0 K: 2 S: 7	H: 0 LOB: 0 BB: 0 P: 7	R: 0 E: 0 K: 2 S: 8	H: 1 LOB: 1 BB: 0 P: 8	R: 0 E: 0 K: 0 S: 3	H: 1 LOB: 0 BB: 0 P: 3	R: 0 E: 0 K: 0 S: 3	H: 0 LOB: 0 BB: 0 P: 9	R: 0 E: 0 K: 1 S: 6	H: 1 LOB: 1 BB: 0 P: 6	R: 2 E: 0 K: 0 S: 5	H: 2 LOB: 0 BB: 0 P: 5	1B: 5 2B: 2 3B: 0 HR: 1	SF: 1 SAC: 0 DP: 3 HBP: 0	WP: 0 PB: 0 SB: 0 CS: 1	PA: 33
PITCHER Tom Hume, R ERA: 4.14 (1, 1)	IP: 9.0 WLS: W BF: 33 H: 8 R: 2 ER: 2 SO: 9 BB: 2 IBB: 0 HBP: 0 BLK: 0 WP: 0 HR: 1 S: 49 P: 57 ERA: 2.00 WHIP: 1.111															PITCHER				

Batter	1	2	3	4	5	6	7	8	9	AB	R	H	RBI	BB	SO	LOB	BOTTOM			
Dave Collins, S OBP: 0.400, SLG: 0.448 (1, 9) (8, 7)										6	1	4	2	0	1	2	Philadelphia Phillies @ Cincinnati Reds Riverfront Stadium, Cincinnati, OH Sun Jun 03 1979, 3:38 AM EDT Att: 50,262 - Unknown AB 41 R 12 H 18 RBI 11 BB 7 SO 7 LOB 24			
Junior Kennedy, R OBP: 0.317, SLG: 0.316 (1, 4)										5	1	0	0	1	1	6				
Dave Concepcion, R OBP: 0.364, SLG: 0.437 (1, 6)										5	1	1	1	1	0	2				
George Foster, R OBP: 0.407, SLG: 0.590 (1, 7)										4	2	2	4	1	2	0				
Paul Blair, R OBP: 0.179, SLG: 0.216 (8, 9)										0	0	0	0	0	0	0				
Dan Driessen, L OBP: 0.351, SLG: 0.485 (1, 3)										4	2	3	1	1	0	2				
Johnny Bench, R OBP: 0.385, SLG: 0.370 (1, 2)										4	2	2	0	1	0	3				
Vic Correll, R OBP: 0.381, SLG: 0.474 (8, 2)										0	0	0	0	0	0	0				
Ray Knight, R OBP: 0.393, SLG: 0.411 (1, 5)										4	2	2	0	1	0	4				
Cesar Geronimo, L OBP: 0.305, SLG: 0.373 (1, 8)										4	1	2	1	1	0	1				
Tom Hume, R OBP: 0.214, SLG: 0.222 (1, 1)										5	0	2	2	0	3	4				
Inning Stats	R: 0 E: 0 K: 1 S: 5	H: 0 LOB: 0 BB: 0 P: 5	R: 3 E: 0 K: 1 S: 9	H: 4 LOB: 2 BB: 1 P: 13	R: 3 E: 0 K: 2 S: 11	H: 4 LOB: 2 BB: 1 P: 15	R: 0 E: 0 K: 0 S: 3	H: 0 LOB: 2 BB: 2 P: 11	R: 1 E: 0 K: 0 S: 5	H: 3 LOB: 1 BB: 0 P: 5	R: 0 E: 0 K: 1 S: 6	H: 1 LOB: 2 BB: 1 P: 10	R: 4 E: 0 K: 1 S: 9	H: 4 LOB: 1 BB: 1 P: 13	R: 1 E: 0 K: 1 S: 7	H: 2 LOB: 2 BB: 1 P: 11	1B: 13 2B: 2 3B: 0 HR: 3	SF: 0 SAC: 0 DP: 1 HBP: 0	WP: 2 PB: 0 SB: 0 CS: 0	PA: 48
PITCHER Jim Lonborg, R ERA: 12.46 (1, 1)	IP: 2.1 WLS: L BF: 15 H: 7 R: 6 ER: 5 SO: 2 BB: 1 IBB: 0 HBP: 0 BLK: 0 WP: 1 HR: 0 S: 18 P: 22 ERA: 19.29 WHIP: 3.429															PITCHER				
Doug Bird, R ERA: 8.51 (3, 1)	IP: 2.2 WLS: L BF: 14 H: 4 R: 1 ER: 1 SO: 2 BB: 3 IBB: 0 HBP: 0 BLK: 0 WP: 1 HR: 0 S: 15 P: 27 ERA: 3.38 WHIP: 2.625																			
Rawly Eastwick, R ERA: 7.5 (6, 1)	IP: 2.0 WLS: L BF: 13 H: 5 R: 4 ER: 4 SO: 2 BB: 2 IBB: 0 HBP: 0 BLK: 0 WP: 1 HR: 1 S: 15 P: 23 ERA: 18.00 WHIP: 3.500																			
Tug McGraw, L ERA: 2.82 (8, 1)	IP: 1.0 WLS: L BF: 6 H: 2 R: 1 ER: 1 SO: 1 BB: 1 IBB: 0 HBP: 0 BLK: 0 WP: 0 HR: 0 S: 7 P: 11 ERA: 9.00 WHIP: 3.000																			

Batter	1	2	3	4	5	6	7	8	9	AB	R	H	RBI	BB	SO	LOB	TOP					
Garry Maddox, R OBP: 0.312, SLG: 0.489 (1, 8)										4	0	0	0	0	0	1	Philadelphia Phillies @ Houston Astros Astrodome, Houston, TX Mon Jun 04 1979, 8:05 PM EDT Att: 19,062 - Dome					
Bud Harrelson, S OBP: 0.400, SLG: 0.435 (1, 6)										4	0	1	0	0	1	0						
Pete Rose, S OBP: 0.421, SLG: 0.485 Tug McGraw, R OBP: 1.000, SLG: 1.000 (8, 1)										4	0	1	0	0	0	1						
Greg Luzinski, R OBP: 0.359, SLG: 0.433 (1, 7)										4	0	1	0	0	2	0						
Mike Schmidt, R OBP: 0.383, SLG: 0.589 (1, 5)										4	0	2	0	0	0	2						
Jose Cardenal, R OBP: 0.310, SLG: 0.174 (8, 3)										3	0	0	0	1	1	2						
Bob Boone, R OBP: 0.354, SLG: 0.390 (1, 2)										4	0	0	0	0	0	2						
Ramon Aviles, R OBP: 0.368, SLG: 0.317 (1, 4)										3	0	0	0	0	0	1						
Larry Christenson, R OBP: 0.500, SLG: 0.571 Mike Anderson, R OBP: 0.460, SLG: 0.300 (8, 9)										2	0	1	0	0	0	0						
Inning Stats	R: 0 E: 0 K: 1 S: 7	H: 2 LOB: 2 BB: 0 P: 7	R: 0 E: 0 K: 0 S: 3	H: 0 LOB: 0 BB: 0 P: 3	R: 0 E: 0 K: 0 S: 3	H: 0 LOB: 0 BB: 0 P: 3	R: 0 E: 0 K: 1 S: 6	H: 1 LOB: 1 BB: 0 P: 6	R: 0 E: 0 K: 0 S: 4	H: 1 LOB: 1 BB: 0 P: 4	R: 0 E: 0 K: 0 S: 3	H: 0 LOB: 0 BB: 1 P: 3	R: 0 E: 0 K: 0 S: 3	H: 0 LOB: 1 BB: 1 P: 7	R: 0 E: 0 K: 0 S: 4	H: 1 LOB: 1 BB: 0 P: 4	R: 0 E: 0 K: 2 S: 8	H: 1 LOB: 1 BB: 0 P: 8	1B: 4 2B: 1 3B: 1 HR: 0	SF: 0 SAC: 0 DP: 0 HBP: 0	WP: 0 PB: 0 SB: 0 CS: 0	PA: 34
PITCHER Randy Niemann, L ERA: 0.72 (1, 1)	IP: 9.0 WLS: W BF: 34	H: 6 R: 0 ER: 0 SO: 4	BB: 1 IBB: 0 HBP: 0 BLK: 0	WP: 0 HR: 0 S: 41 P: 45	ERA: 0.00 WHIP: 0.778																	

Batter	1	2	3	4	5	6	7	8	9	AB	R	H	RBI	BB	SO	LOB	BOTTOM			
Terry Puhl, L OBP: 0.339, SLG: 0.395 (1, 8)										3	1	1	0	1	0	0	Philadelphia Phillies @ Houston Astros Astrodome, Houston, TX Mon Jun 04 1979, 8:05 PM EDT Att: 19,062 - Dome			
Craig Reynolds, L OBP: 0.311, SLG: 0.347 (1, 6)										4	1	1	1	0	0	2				
Cesar Cedeno, R OBP: 0.374, SLG: 0.410 (1, 3)										4	0	0	0	0	0	3				
Jose Cruz, L OBP: 0.382, SLG: 0.470 (1, 7)										4	0	2	1	0	0	2				
Jeffrey Leonard, R OBP: 0.375, SLG: 0.412 (1, 9)										3	1	1	0	0	1	2				
Art Howe, R OBP: 0.256, SLG: 0.295 (1, 5)										3	0	0	0	0	1	2				
Alan Ashby, S OBP: 0.276, SLG: 0.298 (1, 2)										3	0	1	1	0	0	0				
Rafael Landestoy, S OBP: 0.286, SLG: 0.171 (1, 4)										3	0	0	0	0	1	1				
Randy Niemann, L OBP: 0.125, SLG: 0.125 (1, 1)										3	0	1	0	0	1	0				
Inning Stats	R: 0 E: 0 K: 0 S: 3	H: 0 LOB: 0 BB: 0 P: 3	R: 0 E: 0 K: 2 S: 7	H: 1 LOB: 0 BB: 0 P: 7	R: 0 E: 0 K: 0 S: 7	H: 0 LOB: 0 BB: 0 P: 7	R: 2 E: 0 K: 0 S: 6	H: 3 LOB: 1 BB: 0 P: 6	R: 0 E: 0 K: 0 S: 3	H: 0 LOB: 0 BB: 0 P: 3	R: 0 E: 0 K: 0 S: 3	H: 0 LOB: 0 BB: 0 P: 3	R: 1 E: 0 K: 0 S: 5	H: 2 LOB: 1 BB: 0 P: 5	R: 0 E: 0 K: 0 S: 4	H: 1 LOB: 2 BB: 1 P: 8	1B: 4 2B: 2 3B: 1 HR: 0	SF: 0 SAC: 0 DP: 0 HBP: 0	WP: 0 PB: 0 SB: 0 CS: 1	PA: 31
PITCHER Larry Christenson, R ERA: 3.45 Tug McGraw, L ERA: 2.7 (8, 1)	IP: 7.0 WLS: L BF: 26	H: 6 R: 3 ER: 3 SO: 4	BB: 0 IBB: 0 HBP: 0 BLK: 0	WP: 0 HR: 0 S: 34 P: 34	ERA: 3.86 WHIP: 0.857															

Batter	1	2	3	4	5	6	7	8	9	AB R H RBI BB SO LOB	TOP									
Bake McBride, L OBP: 0.291, SLG: 0.367 (1, 9)	0-0 4-1		0-0 4-3	0-0 FC6-4 1B		0-0 F7			0-0 F7	6 0 2 1 0 0 2	Philadelphia Phillies @ Houston Astros Astrodome, Houston, TX Tue Jun 05 1979, 8:05 PM EDT Att: 28,244 - Dome									
Bud Harrelson, S OBP: 0.397, SLG: 0.370 (1, 4) (7, 6)	0-0 1-6-3		1-0 FC6-4 1B	0-0 FC6-4 1B		0-0 F9	1-3 3-H 2B		0-3 K	4 0 0 0 1 1 4										
Pete Rose, S OBP: 0.425, SLG: 0.488 Ramon Aviles, R OBP: 0.368, SLG: 0.317 (7, 4)	0-0 1B		0-0 HBP	0-0 1-2 2-3 1B		0-0 FC5-4 1B	0-0 F7			5 0 3 1 0 0 4 0 0 0 0 0 0 0										
Greg Luzinski, R OBP: 0.362, SLG: 0.435 Del Unser, L OBP: 0.314, SLG: 0.391 (1, 7) (7, 3)	0-0 1B			1-2 3-H 1B		0-0 FC5-4 1B			0-0 F5	4 1 2 0 0 0 3 1 0 0 0 0 0 0										
Mike Schmidt, R OBP: 0.388, SLG: 0.603 (1, 5)	0-0 F8			0-0 1B 1-2 2B 1B	0-0 HR		0-0 1B BB		0-0 F8	4 3 2 1 1 0 2										
Gary Maddox, R OBP: 0.314, SLG: 0.486 (1, 8)		0-0 4-3		0-0 2B 1-2 2-3 1B	0-0 FC6-4 L5 1B		0-0 F8		0-0 P4	5 1 2 0 0 0 1										
Tim McCarver, L OBP: 0.339, SLG: 0.380 (1, 2)		0-0 4-3		0-0 1B 1-3 2-H 3-H 2B	4-0 FC6-4 BB		0-0 1B 1-3 2B 1B		0-0 3-1	4 2 2 2 1 0 0										
Rudy Meoli, L OBP: 0.289, SLG: 0.284 Jose Cardenal, R OBP: 0.333, SLG: 0.208 Mike Anderson, R OBP: 0.423, SLG: 0.333 (7, 6) (7, 7)		0-0 G3		0-0 G3	0-0 FC6-4 S		0-0 2B 1-3 3-H 1B		0-0 1B	3 0 0 0 0 0 4 1 0 1 1 0 0 0 1 0 1 0 0 0 0										
Steve Carlton, L OBP: 0.256, SLG: 0.244 (1, 1)			0-0 F7	0-0 FC6-4 1B 1B	0-0 L5		0-0 K		0-0 1B	5 1 2 2 0 1 4										
Inning Stats	R: 0 E: 0 K: 0 S: 5	H: 2 LOB: 2 BB: 0 P: 5	R: 0 E: 0 K: 0 S: 3	H: 0 LOB: 0 BB: 0 P: 3	R: 0 E: 0 K: 0 S: 3	H: 0 LOB: 1 BB: 0 P: 4	R: 5 E: 0 K: 0 S: 10	H: 7 LOB: 2 BB: 0 P: 10	R: 1 E: 0 K: 0 S: 4	H: 2 LOB: 1 BB: 1 P: 8		R: 0 E: 0 K: 1 S: 8	H: 1 LOB: 3 BB: 2 P: 16	R: 0 E: 0 K: 0 S: 3	H: 0 LOB: 0 BB: 0 P: 3	R: 0 E: 0 K: 1 S: 7	H: 2 LOB: 2 BB: 0 P: 7	1B: 14 2B: 3 3B: 0 HR: 1	SF: 0 SAC: 0 DP: 1 HBP: 1	WP: 0 PB: 0 SB: 2 CS: 0
PITCHER	IP WLS BF H R ER SO BB IBB HBP BLK WP HR S P ERA WHIP											PITCHER	IP WLS BF H R ER SO BB IBB HBP BLK WP HR S P ERA WHIP							
Rick Williams, R ERA: 1.86 (1, 1)	3.1 L 19 8 5 5 0 0 0 0 0 0 0 0 18 19 13.50 2.400																			
George Throop, R ERA: 8.44 (4, 1)	2.2 12 4 1 1 1 0 1 0 0 0 0 1 11 15 3.38 1.875																			
Frank Riccielli, L ERA: 4.29 (7, 1)	0.2 7 3 2 2 1 2 0 0 0 0 0 0 7 15 27.00 7.500																			
Tom Dixon, R ERA: 6.0 (7, 1)	2.1 9 2 0 0 1 0 0 0 0 0 0 0 11 11 0.00 0.857																			

Batter	1	2	3	4	5	6	7	8	9	AB R H RBI BB SO LOB	BOTTOM									
Terry Puhl, L OBP: 0.333, SLG: 0.388 (1, 8)	0-0 4-3			0-0 F9		0-3 K			0-0 P6	4 0 0 0 0 1 1	Philadelphia Phillies @ Houston Astros Astrodome, Houston, TX Tue Jun 05 1979, 8:05 PM EDT Att: 28,244 - Dome									
Craig Reynolds, L OBP: 0.306, SLG: 0.343 Tom Dixon, R OBP: 1.000, SLG: 1.000 Bob Watson, R OBP: 0.307, SLG: 0.323 (1, 6) (7, 1) (6, PH)	0-3 K			0-0 F2		0-0 F3			0-0 F9	3 0 0 0 0 1 1 0 0 0 0 0 0 0 1 0 0 0 0 0 0										
Cesar Cedeno, R OBP: 0.376, SLG: 0.405 (1, 3)	0-0 6-3			4-0 BLK BB		0-0 FC6-4			4-0 BB	2 0 0 0 2 0 1										
Jeffrey Leonard, R OBP: 0.379, SLG: 0.410 (1, 9)		0-0 F4		4-0 1-2 BB		0-0 G4-6-3 1B			0-0 F9	3 0 1 0 1 0 1										
Enos Cabell, R OBP: 0.330, SLG: 0.412 (1, 5)		0-0 4-3		0-0 5-3		0-0 G4-6-3				3 0 0 0 0 0 3										
Jose Cruz, L OBP: 0.377, SLG: 0.463 (1, 7)		0-0 F4			0-3 K				0-0 3-1	3 0 0 0 0 1 0										
Art Howe, R OBP: 0.251, SLG: 0.289 (1, 4)			0-0 F8		0-0 F8				0-0 5-3	3 0 0 0 0 0 0										
Alan Ashby, S OBP: 0.273, SLG: 0.294 Bruce Bochy, R OBP: 0.266, SLG: 0.298 (1, 2) (8, 2)		0-0 4-3		0-0 1-3					0-0 F9	2 0 0 0 0 0 0 1 0 0 0 0 0 0										
Rick Williams, R OBP: 0.385, SLG: 0.364 George Throop, R Jesus Alou, R (6, PH) Frank Riccielli, L OBP: 0.333, SLG: 0.500 Julio Gonzalez, R OBP: 0.322, SLG: 0.304 (1, 1) (4, 1) (7, 1) (7, 6)			0-3 K		4-0 FC6-4 BB				0-0 F8	1 0 0 0 0 1 0 0 0 0 0 0 0 0 0 0 0 0 1 0 0 0 0 0 0 0 0 0 1 0 0 0 0 0 0										
Inning Stats	R: 0 E: 0 K: 1 S: 5	H: 0 LOB: 0 BB: 0 P: 5	R: 0 E: 0 K: 0 S: 3	H: 0 LOB: 0 BB: 0 P: 3	R: 0 E: 0 K: 1 S: 5	H: 0 LOB: 0 BB: 0 P: 5	R: 0 E: 0 K: 0 S: 3	H: 0 LOB: 2 BB: 2 P: 11	R: 0 E: 0 K: 1 S: 5	H: 0 LOB: 0 BB: 0 P: 5		R: 0 E: 0 K: 1 S: 9	H: 1 LOB: 0 BB: 0 P: 3	R: 0 E: 0 K: 0 S: 3	H: 0 LOB: 0 BB: 0 P: 3	R: 0 E: 0 K: 0 S: 3	H: 0 LOB: 1 BB: 1 P: 7	1B: 1 2B: 0 3B: 0 HR: 0	SF: 0 SAC: 0 DP: 1 HBP: 0	WP: 0 PB: 0 SB: 0 CS: 0
PITCHER	IP WLS BF H R ER SO BB IBB HBP BLK WP HR S P ERA WHIP											PITCHER	IP WLS BF H R ER SO BB IBB HBP BLK WP HR S P ERA WHIP							
Steve Carlton, L ERA: 3.0 (1, 1)	9.0 W 31 1 0 0 4 4 0 0 0 0 0 0 35 51 0.00 0.556																			

Batter	1	2	3	4	5	6	7	8	9	AB	R	H	RBI	BB	SO	LOB	TOP										
Bake McBride, L OBP: 0.295, SLG: 0.370 (1, 9)	F7				F7												4 0 2 1 0 0 0										
Bud Harrelson, S OBP: 0.371, SLG: 0.333 (1, 4)		4-3			4-3			F3									3 0 0 0 1 0 2										
Pete Rose, S OBP: 0.418, SLG: 0.479 (1, 3)	K				4-3			6-3									4 0 0 0 0 1 2										
Greg Luzinski, R OBP: 0.359, SLG: 0.427 Tug McGraw, R OBP: 1.000, SLG: 1.000 (8, 1)	L4							F4									3 0 0 0 1 0 2 0 0 0 0 0 0 0										
Mike Schmidt, R OBP: 0.381, SLG: 0.591 (1, 5)																	4 0 0 0 0 2 1										
Gary Maddox, R OBP: 0.323, SLG: 0.489 (1, 8)																	3 1 2 0 1 0 1										
Bob Boone, R OBP: 0.357, SLG: 0.414 (1, 2)																	4 1 2 2 0 1 0										
Rudy Meoli, L OBP: 0.278, SLG: 0.271 Jose Cardenal, R OBP: 0.333, SLG: 0.208 Del Unser, L OBP: 0.310, SLG: 0.385 (9, PH)																	3 0 0 0 0 1 0 0 0 0 0 0 0 0 1 0 0 0 0 0 2										
Randy Lerch, L OBP: 0.129, SLG: 0.258 Ron Reed, R OBP: 0.400, SLG: 0.500 Mike Anderson, R OBP: 0.423, SLG: 0.333 (8, 7)																	3 1 1 0 0 0 0 0 0 0 0 0 0 0 0 0 0 0 0 0 0										
Inning Stats	R: 0 E: 0 K: 1 S: 5	H: 0 LOB: 1 BB: 1 P: 9	R: 3 E: 0 K: 1 S: 9	H: 4 LOB: 1 BB: 0 P: 9	R: 0 E: 0 K: 1 S: 5	H: 0 LOB: 0 BB: 1 P: 9	R: 0 E: 0 K: 2 S: 7	H: 0 LOB: 0 BB: 0 P: 7	R: 0 E: 0 K: 0 S: 3	H: 1 LOB: 2 BB: 0 P: 3	R: 0 E: 0 K: 0 S: 3	H: 0 LOB: 0 BB: 0 P: 3	R: 0 E: 0 K: 0 S: 4	H: 1 LOB: 1 BB: 0 P: 4	R: 0 E: 0 K: 0 S: 3	H: 1 LOB: 1 BB: 1 P: 7	1B: 5 2B: 1 3B: 0 HR: 1	SF: 0 SAC: 0 DP: 1 HBP: 0	WP: 0 PB: 0 SB: 4 CS: 1	PA: 36							
PITCHER	IP	WLS	BF	H	R	ER	SO	BB	IBB	HBP	BLK	WP	HR	S	P	ERA	WHIP										
J.R. Richard, R ERA: 3.41 (1, 1)	7.0		27	5	3	3	5	2	0	0	0	0	1	35	43	3.86	1.000										
Joe Sambito, L ERA: 1.57 (8, 1)	1.1	W	7	2	0	0	0	1	0	0	0	0	0	6	10	0.00	2.250										
Bert Roberge, R ERA: (9, 1)	0.2	S	1	0	0	0	0	0	0	0	0	0	0	1	1	0.00	0.000										

Philadelphia Phillies @ Houston Astros
Astrodome, Houston, TX
Wed Jun 06 1979, 8:05 PM EDT
Att: 28,955 - Dome

AB 32
R 3
H 7
RBI 3
BB 3
SO 5
LOB 10



Batter	1	2	3	4	5	6	7	8	9	AB	R	H	RBI	BB	SO	LOB	BOTTOM										
Terry Puhl, L OBP: 0.336, SLG: 0.387 (1, 8)																	3 0 1 0 1 0 0										
Julio Gonzalez, R OBP: 0.323, SLG: 0.293 (1, 6)																	2 0 0 0 1 0 0										
Cesar Cedeno, R OBP: 0.379, SLG: 0.404 (1, 3)																	3 1 1 0 1 0 2										
Jeffrey Leonard, R OBP: 0.367, SLG: 0.394 (1, 9)																	4 0 0 0 0 1 5										
Enos Cabell, R OBP: 0.329, SLG: 0.409 (1, 5)																	4 0 1 0 0 0 2										
Jose Cruz, L OBP: 0.374, SLG: 0.459 (1, 7)																	4 1 1 1 0 0 1										
Art Howe, R OBP: 0.299, SLG: 0.309 Rafael Landestoy, S OBP: 0.286, SLG: 0.171 (8, PR)																	3 1 3 0 1 0 0 0 0 0 0 0 0 0										
Bruce Bochy, R OBP: 0.250, SLG: 0.286 Bob Watson, R OBP: 0.306, SLG: 0.321 Alan Ashby, S OBP: 0.271, SLG: 0.292 (8, 2)																	2 0 0 0 0 0 2 1 0 0 0 0 1 2 1 0 0 0 0 1 2										
J.R. Richard, R OBP: 0.121, SLG: 0.194 Denny Walling, L OBP: 0.462, SLG: 0.619 Joe Sambito, L OBP: 0.500, SLG: 0.667 Bert Roberge, R ERA: (9, 1)																	2 0 0 0 0 0 1 1 1 1 3 0 0 0 0 0 0 0 0 0 0 0 0 0 0 0 0 0										
Inning Stats	R: 0 E: 0 K: 0 S: 2	H: 0 LOB: 1 BB: 2 P: 10	R: 0 E: 0 K: 0 S: 4	H: 1 LOB: 1 BB: 0 P: 4	R: 0 E: 0 K: 0 S: 3	H: 0 LOB: 0 BB: 0 P: 3	R: 0 E: 0 K: 0 S: 3	H: 0 LOB: 0 BB: 0 P: 3	R: 0 E: 0 K: 0 S: 4	H: 1 LOB: 2 BB: 1 P: 8	R: 3 E: 0 K: 1 S: 8	H: 3 LOB: 3 BB: 0 P: 8	R: 1 E: 0 K: 2 S: 9	H: 2 LOB: 2 BB: 1 P: 13	R: 0 E: 0 K: 0 S: 9	H: 0 LOB: 0 BB: 0 P: 13	1B: 6 2B: 1 3B: 0 HR: 1	SF: 0 SAC: 1 DP: 1 HBP: 0	WP: 0 PB: 0 SB: 2 CS: 0	PA: 35							
PITCHER	IP	WLS	BF	H	R	ER	SO	BB	IBB	HBP	BLK	WP	HR	S	P	ERA	WHIP										
Randy Lerch, L ERA: 3.53 (1, 1)	6.0		25	5	2	2	0	3	0	0	0	0	0	22	34	3.00	1.333										
Ron Reed, R ERA: 4.05 (7, 1)	1.2	L	9	3	2	2	2	1	0	0	0	0	1	12	16	10.80	2.400										
Tug McGraw, L ERA: 2.66 (8, 1)	0.1		1	0	0	0	1	0	0	0	0	0	0	3	3	0.00	0.000										

Philadelphia Phillies @ Houston Astros
Astrodome, Houston, TX
Wed Jun 06 1979, 8:05 PM EDT
Att: 28,955 - Dome

AB 30
R 4
H 8
RBI 4
BB 4
SO 3
LOB 17



Batter	1	2	3	4	5	6	7	8	9	AB	R	H	RBI	BB	SO	LOB	TOP		
Jerry Royster, R OBP: 0.360, SLG: 0.365	F8	4-3			F3		F8			4	0	0	0	0	0	1	Atlanta Braves @ Philadelphia Phillies Veterans Stadium, Philadelphia, PA Sat Jun 09 1979, 7:05 PM EDT Att: 38,035 - Unknown		
Gary Matthews, R OBP: 0.372, SLG: 0.544	1B HR	F9			P4		F9			4	1	1	0	0	0	1			
Bob Homer, R OBP: 0.379, SLG: 0.624	1B HR			L6				F8		4	1	2	0	0	0	0			
Jeff Burroughs, R OBP: 0.325, SLG: 0.330	1B HR			K				FC3-6 1B		4	1	2	3	0	1	1			
Biff Pocoroba, S OBP: 0.750, SLG: 0.857	1B							FC3-6 1B		3	0	2	0	1	0	1			
Mike Lum, L OBP: 0.277, SLG: 0.303	F7			P4				F4		4	0	0	0	0	0	4			
Rowland Office, L OBP: 0.342, SLG: 0.364	F8			P6						4	0	0	0	0	1	2			
Pepe Frias, R OBP: 0.266, SLG: 0.317		4-3 1B		4-3				F6		4	0	1	0	0	0	1			
Mickey Mahler, S OBP: 0.167, SLG: 0.176		B3		K				F7		1	0	0	0	0	0	1			
Rick Mahler, R OBP: 0.508, SLG: 0.500										1	0	0	0	0	0	0			
Adrian Devine, R OBP: 0.283, SLG: 0.276										1	0	0	0	0	1	0			
Brian Asselstine, L OBP: 0.283, SLG: 0.276										1	0	0	0	0	1	0			
Bo McLaughlin, R OBP: 0.283, SLG: 0.276										0	0	0	0	0	0	0			
Joe Nolan, L OBP: 0.283, SLG: 0.276										1	0	0	0	0	0	0			
Inning Stats	R: 3 E: 0 K: 0 S: 7	H: 4 LOB: 1 BB: 0 P: 7	R: 0 E: 0 K: 0 S: 4	H: 1 LOB: 1 BB: 0 P: 4	R: 0 E: 0 K: 1 S: 5	H: 0 LOB: 1 BB: 1 P: 9	R: 0 E: 0 K: 1 S: 5	H: 0 LOB: 0 BB: 0 P: 5	R: 0 E: 0 K: 0 S: 4	H: 1 LOB: 1 BB: 0 P: 4	R: 0 E: 0 K: 1 S: 5	H: 0 LOB: 0 BB: 0 P: 5	R: 0 E: 0 K: 0 S: 4	H: 1 LOB: 1 BB: 0 P: 4	R: 0 E: 0 K: 1 S: 5	H: 0 LOB: 0 BB: 0 P: 5	1B: 6 2B: 1 3B: 0 HR: 1	SF: 0 SAC: 0 DP: 0 HBP: 0	WP: 0 PA: 36 PB: 0 SB: 1 CS: 0
PITCHER Larry Christenson, R ERA: 3.35	IP: 9.0 WLS: W BF: 36 H: 8 R: 3 ER: 3 SO: 4 BB: 1 IBB: 0 HBP: 0 BLK: 0 WP: 0 HR: 1 S: 43 P: 47 ERA: 3.00 WHIP: 1.000																		

Batter	1	2	3	4	5	6	7	8	9	AB	R	H	RBI	BB	SO	LOB	BOTTOM		
Pete Rose, S OBP: 0.429, SLG: 0.484	FC5-4 1B	1B 2B	L9		K					4	1	2	0	1	1	1	Atlanta Braves @ Philadelphia Phillies Veterans Stadium, Philadelphia, PA Sat Jun 09 1979, 7:05 PM EDT Att: 38,035 - Unknown		
Larry Bowa, S OBP: 0.385, SLG: 0.366	FC5-4 1B 2B	1B 2B	FC1-4 1B		G3					5	2	2	1	0	0	4			
Garry Maddox, R OBP: 0.322, SLG: 0.485	2B 1B	1B 2B	FC1-4 S		WP 1B					5	2	3	2	0	0	2			
Greg Luzinski, R OBP: 0.356, SLG: 0.420	K	1B BB	F8		WP 1B					5	1	2	1	0	1	3			
Greg Gross, L OBP: 0.297, SLG: 0.364	K	1B BB	F8		WP 1B					0	0	0	0	0	0	0			
Mike Schmidt, R OBP: 0.386, SLG: 0.583	2B 2B	1B BB			K					4	1	1	1	1	1	2			
Jose Cardenal, R OBP: 0.333, SLG: 0.267	2B	F3			6-3					5	0	2	2	0	0	2			
Bob Boone, R OBP: 0.354, SLG: 0.413	F8									5	0	2	1	0	0	2			
Bud Harrelson, S OBP: 0.386, SLG: 0.342		F7								4	0	2	0	1	0	2			
Larry Christenson, R OBP: 0.462, SLG: 0.667		1B 3B	FC1-4 1B E		K					5	2	2	0	0	3	5			
Inning Stats	R: 3 E: 0 K: 1 S: 9	H: 4 LOB: 1 BB: 0 P: 9	R: 5 E: 0 K: 0 S: 8	H: 5 LOB: 2 BB: 2 P: 16	R: 1 E: 0 K: 0 S: 5	H: 2 LOB: 1 BB: 0 P: 5	R: 0 E: 0 K: 1 S: 6	H: 1 LOB: 2 BB: 1 P: 10	R: 0 E: 0 K: 2 S: 9	H: 3 LOB: 3 BB: 0 P: 8	R: 0 E: 0 K: 0 S: 3	H: 0 LOB: 0 BB: 0 P: 3	R: 0 E: 0 K: 1 S: 6	H: 1 LOB: 1 BB: 0 P: 6	R: 0 E: 0 K: 1 S: 6	H: 1 LOB: 1 BB: 0 P: 6	1B: 13 2B: 4 3B: 1 HR: 0	SF: 0 SAC: 0 DP: 0 HBP: 0	WP: 1 PA: 45 PB: 0 SB: 2 CS: 0
PITCHER Mickey Mahler, L ERA: 5.86	IP: 1.1 WLS: L BF: 11 H: 6 R: 6 ER: 6 SO: 6 BB: 1 IBB: 0 HBP: 0 BLK: 0 WP: 0 HR: 0 S: 12 P: 16 ERA: 40.50 WHIP: 5.250																		
PITCHER Rick Mahler, R ERA: 6.3	IP: 1.0 WLS: L BF: 9 H: 5 R: 3 ER: 2 SO: 2 BB: 0 IBB: 0 HBP: 0 BLK: 0 WP: 0 HR: 0 S: 8 P: 12 ERA: 18.00 WHIP: 6.000																		
PITCHER Adrian Devine, R ERA: 2.81	IP: 3.2 WLS: L BF: 18 H: 6 R: 0 ER: 0 SO: 4 BB: 1 IBB: 0 HBP: 0 BLK: 0 WP: 1 HR: 0 S: 25 P: 29 ERA: 0.00 WHIP: 1.909																		
PITCHER Bo McLaughlin, R ERA: 5.74	IP: 2.0 WLS: L BF: 7 H: 1 R: 0 ER: 0 SO: 1 BB: 0 IBB: 0 HBP: 0 BLK: 0 WP: 0 HR: 0 S: 9 P: 9 ERA: 0.00 WHIP: 0.500																		

Batter	1	2	3	4	5	6	7	8	9	AB	R	H	RBI	BB	SO	LOB	TOP					
Jerry Royster, R OBP: 0.360, SLG: 0.364 (1, 4)										6	1	2	0	0	1	4	Atlanta Braves @ Philadelphia Phillies Veterans Stadium, Philadelphia, PA Sun Jun 10 1979, 3:33 AM EDT Att: 58,707 - Unknown					
Gary Matthews, R OBP: 0.365, SLG: 0.537 (1, 9)										5	0	1	0	0	0	2						
Bob Homer, R OBP: 0.370, SLG: 0.633 (1, 5)										5	2	1	1	0	1	4						
Jeff Burroughs, R OBP: 0.331, SLG: 0.330 Rowland Office, L OBP: 0.342, SLG: 0.364 (8, 8)										3	1	1	1	1	2	0						
Barry Bonnell, R OBP: 0.311, SLG: 0.465 (8, 7)										3	1	0	0	2	2	2						
Biff Pocoroba, S OBP: 0.538, SLG: 0.667 (1, 2)										5	1	1	0	0	0	3						
Pepe Frias, R OBP: 0.287, SLG: 0.339 (1, 6)										4	3	4	3	1	0	0						
Mike Lum, L OBP: 0.289, SLG: 0.339 (1, 3)										5	1	3	3	0	1	3						
Phil Niekro, R OBP: 0.213, SLG: 0.261 (1, 1)										5	0	2	1	0	2	3						
Inning Stats	R: 3 E: 1 K: 1 S: 9	H: 3 LOB: 2 BB: 1 P: 13	R: 0 E: 0 K: 1 S: 6	H: 1 LOB: 1 BB: 0 P: 6	R: 3 E: 1 K: 1 S: 7	H: 3 LOB: 0 BB: 1 P: 11	R: 1 E: 0 K: 2 S: 8	H: 1 LOB: 1 BB: 1 P: 12	R: 1 E: 0 K: 0 S: 4	H: 1 LOB: 1 BB: 1 P: 8	R: 0 E: 0 K: 1 S: 5	H: 0 LOB: 1 BB: 0 P: 6	R: 2 E: 0 K: 1 S: 9	H: 4 LOB: 2 BB: 0 P: 9	R: 0 E: 0 K: 1 S: 5	H: 0 LOB: 0 BB: 0 P: 5		R: 0 E: 0 K: 1 S: 6	H: 2 LOB: 1 BB: 0 P: 6	1B: 9 2B: 4 3B: 0 HR: 2	SF: 0 SAC: 0 DP: 2 HBP: 1	WP: 0 PB: 0 SB: 0 CS: 0
PITCHER	IP WLS BF H R ER SO BB IBB HBP BLK WP HR S P ERA WHIP																					
Steve Carlton, L ERA: 3.29 (1, 1)	2.1 L 17 7 6 4 3 2 0 0 0 0 0 1 9 13 15.43 3.857																					
Rawly Eastwick, R ERA: 6.97 (3, 1)	1.2 6 1 1 1 2 1 0 0 0 0 1 9 13 5.40 1.200																					
Jim Lonborg, R ERA: 11.05 (5, 1)	3.0 16 5 3 3 2 1 0 1 0 0 1 18 23 9.00 2.000																					
Doug Bird, R ERA: 5.93 (8, 1)	2.0 7 2 0 0 2 0 0 0 0 0 0 0 11 11 0.00 1.000																					

Batter	1	2	3	4	5	6	7	8	9	AB	R	H	RBI	BB	SO	LOB	BOTTOM					
Pete Rose, S OBP: 0.430, SLG: 0.489 (1, 3)										4	0	2	0	0	0	0	Atlanta Braves @ Philadelphia Phillies Veterans Stadium, Philadelphia, PA Sun Jun 10 1979, 3:33 AM EDT Att: 58,707 - Unknown					
Larry Bowa, S OBP: 0.366, SLG: 0.373 (1, 6)										5	0	2	1	0	0	2						
Gary Maddox, R OBP: 0.316, SLG: 0.475 Doug Bird, R ERA: 11.05 (8, 1)										4	0	0	0	0	0	3						
Del Unser, L OBP: 0.311, SLG: 0.382 (9, PH)										0	0	0	0	0	0	0						
Greg Luzinski, R OBP: 0.354, SLG: 0.412 (1, 7)										3	0	0	0	1	0	0						
Mike Schmidt, R OBP: 0.384, SLG: 0.576 (1, 5)										4	0	1	0	0	0	1						
Bake McBride, L OBP: 0.295, SLG: 0.376 (1, 9)										4	0	1	0	0	0	3						
Tim McCarver, L OBP: 0.344, SLG: 0.373 Rawly Eastwick, R ERA: 6.97 (3, 1)										1	0	0	0	0	0	1						
Jose Cardenal, R OBP: 0.326, SLG: 0.258 Jim Lonborg, R ERA: 11.05 (5, 1)										0	0	0	0	0	0	0						
Greg Gross, L OBP: 0.297, SLG: 0.441 (7, PH)										1	1	1	0	1	0	0						
Bud Harrelson, S OBP: 0.375, SLG: 0.317 (1, 4)										3	1	0	0	1	1	2						
Steve Carlton, L OBP: 0.256, SLG: 0.244 Dave Rader, L OBP: 0.313, SLG: 0.533 (3, 2)										0	0	0	0	0	0	0						
Inning Stats	R: 0 E: 0 K: 0 S: 3	H: 1 LOB: 0 BB: 0 P: 3	R: 0 E: 1 K: 0 S: 4	H: 0 LOB: 1 BB: 0 P: 4	R: 0 E: 1 K: 0 S: 4	H: 0 LOB: 1 BB: 0 P: 4	R: 0 E: 0 K: 0 S: 4	H: 1 LOB: 2 BB: 1 P: 8	R: 1 E: 0 K: 0 S: 4	H: 1 LOB: 0 BB: 0 P: 4	R: 0 E: 1 K: 0 S: 3	H: 0 LOB: 0 BB: 0 P: 3	R: 2 E: 0 K: 1 S: 8	H: 3 LOB: 2 BB: 1 P: 12	R: 0 E: 0 K: 1 S: 6	H: 1 LOB: 2 BB: 1 P: 10	R: 0 E: 0 K: 0 S: 4	H: 1 LOB: 1 BB: 0 P: 4	1B: 4 2B: 2 3B: 1 HR: 1	SF: 0 SAC: 0 DP: 1 HBP: 0	WP: 1 PB: 0 SB: 1 CS: 0	PA: 39
PITCHER	IP WLS BF H R ER SO BB IBB HBP BLK WP HR S P ERA WHIP																					
Phil Niekro, R ERA: 4.29 (1, 1)	9.0 W 39 8 3 3 2 3 0 0 0 1 1 40 52 3.00 1.222																					

AB 41
R 10
H 15
RBI 9
BB 4
SO 9
LOB 21




AB 35
R 3
H 8
RBI 2
BB 3
SO 2
LOB 16



Batter	1	2	3	4	5	6	7	8	9	AB	R	H	RBI	BB	SO	LOB	TOP			
Terry Puhl, L (1, 8) OBP: 0.346, SLG: 0.389	0-0 P6		0-0 P4		0-0 WP 1B			0-0 P4	0-0 F9	5	0	1	0	0	0	1	Houston Astros @ Philadelphia Phillies Veterans Stadium, Philadelphia, PA Mon Jun 11 1979, 7:05 PM EDT Att: 31,085 - Unknown livebaseballscorecards.com			
Craig Reynolds, L (1, 6) OBP: 0.315, SLG: 0.351	0-0 F7		0-0 BB 1B		1-0 G6-4-3 HBP			0-0 F7		3	1	2	0	0	0	0				
Cesar Cedeno, R (1, 3) OBP: 0.384, SLG: 0.398	4-0 FC5-4 BB		4-0 1B BB		0-0 G6-4-3 1-2			0-0 E 1B		2	0	1	0	2	0	2				
Jeffrey Leonard, R (1, 9) OBP: 0.368, SLG: 0.393	0-0 FC5-4 1-2		0-0 1B 2-H		0-0 6-3			0-0 F8		4	0	1	1	0	0	3				
Enos Cabell, R (1, 5) OBP: 0.330, SLG: 0.405		0-0 S 2B 1B	0-0 1-3		0-0 F9			0-0 E5		4	1	1	0	0	0	4				
Jose Cruz, L (1, 7) OBP: 0.359, SLG: 0.436		0-0 F9 1-H 9-2 2B		0-0 F6		0-0 F8		0-3 K		4	0	1	1	0	1	3				
Art Howe, R (1, 4) OBP: 0.272, SLG: 0.307		0-0 F9 2-3		0-0 G6-4-3 1B		0-0 F8		0-0 F8		4	0	1	0	0	0	1				
Bruce Bochy, R (1, 2) OBP: 0.236, SLG: 0.269		0-0 9-2 3-H		0-0 G6-4-3 1-2		0-0 F8		0-0 6-3		3	0	0	0	0	0	2				
Bob Watson, R (9, PH) OBP: 0.304, SLG: 0.319				0-0 4-3		0-0 K		0-0 1B		1	0	0	0	0	0	0				
J.R. Richard, R (1, 1) OBP: 0.111, SLG: 0.176			0-0 4-3		0-0 4-3		0-3 K		0-0	3	0	0	0	0	1	0				
Jesus Alou, R (9, PH) OBP: 0.167, SLG: 0.063										1	0	1	0	0	0	0				
Jimmy Sexton, R (9, PR) OBP: 0.188, SLG: 0.133										0	0	0	0	0	0	0				
Inning Stats	R: 0 E: 0 K: 0 S: 3	H: 0 LOB: 1 BB: 1 P: 7	R: 1 E: 0 K: 0 S: 4	H: 2 LOB: 2 BB: 0 P: 4	R: 1 E: 0 K: 0 S: 5	H: 2 LOB: 2 BB: 1 P: 9	R: 0 E: 0 K: 0 S: 3	H: 1 LOB: 0 BB: 0 P: 3	R: 0 E: 0 K: 0 S: 3	H: 0 LOB: 0 BB: 0 P: 3	R: 0 E: 0 K: 1 S: 5	H: 0 LOB: 0 BB: 0 P: 5	R: 0 E: 1 K: 1 S: 8	H: 2 LOB: 3 BB: 0 P: 8	R: 0 E: 0 K: 0 S: 4	H: 1 LOB: 1 BB: 0 P: 4	1B: 8 2B: 2 3B: 0 HR: 0	SF: 0 SAC: 0 DP: 3 HBP: 1	WP: 1 PB: 0 SB: 1 CS: 0	PA: 37
PITCHER Randy Lerch, L (1, 1) ERA: 3.38	IP: 9.0 WLS: W BF: 37 H: 9 R: 2 ER: 2 SO: 2 BB: 2 IBB: 0 HBP: 1 BLK: 0 WP: 1 HR: 0 S: 38 P: 47 ERA: 2.00 WHIP: 1.222															PITCHER				

Batter	1	2	3	4	5	6	7	8	9	AB	R	H	RBI	BB	SO	LOB	BOTTOM	
Pete Rose, S (1, 3) OBP: 0.431, SLG: 0.485	0-0 1-4-3	4-0 BB		0-3 K			4-0 1B 2B BB			2	1	0	0	2	1	2	Houston Astros @ Philadelphia Phillies Veterans Stadium, Philadelphia, PA Mon Jun 11 1979, 7:05 PM EDT Att: 31,085 - Unknown livebaseballscorecards.com	
Larry Bowa, S (1, 6) OBP: 0.388, SLG: 0.387	0-0 3B	0-3 K			0-0 6-3		0-0 2B BB 1B			4	0	2	1	0	1	2		
Garry Maddox, R (1, 8) OBP: 0.315, SLG: 0.475	0-0 L4		0-0 F7		0-0 F9		0-0 2B			4	0	1	1	0	0	1		
Greg Luzinski, R (1, 7) OBP: 0.352, SLG: 0.406	0-3 K		0-0 P6		0-3 K		4-0 BB			3	0	0	0	1	2	1		
Mike Anderson, R (7, PR) OBP: 0.423, SLG: 0.333			0-0 P6				0-0 BB			0	0	0	0	0	0	0		
Mike Schmidt, R (1, 5) OBP: 0.382, SLG: 0.568		4-0 1B BB	0-0 F7			0-3 K	0-0 F8			3	1	0	0	1	1	2		
Bake McBride, L (1, 9) OBP: 0.294, SLG: 0.374		0-0 1B S SF8 1B		0-0 3-1		0-0 1-3		0-0 F8		4	1	1	0	0	0	0		
Bob Boone, R (1, 2) OBP: 0.346, SLG: 0.403		0-0 1-3 1B		0-3 K		0-0 F8		0-0 F4		4	0	0	0	0	1	2		
Bud Harrelson, S (1, 4) OBP: 0.404, SLG: 0.341		0-0 S 1B		0-0 BB 1B			4-0 5-3 1B BB		0-0 F7	3	1	2	1	1	0	0		
Randy Lerch, L (1, 1) OBP: 0.147, SLG: 0.250		0-0 SF8 1-2 3-H		4-0 BB		0-0 5-3				1	0	0	1	1	0	1		
Inning Stats	R: 0 E: 0 K: 1 S: 6	H: 1 LOB: 1 BB: 0 P: 6	R: 2 E: 0 K: 1 S: 7	H: 2 LOB: 2 BB: 2 P: 15	R: 0 E: 0 K: 2 S: 8	H: 0 LOB: 0 BB: 1 P: 12	R: 0 E: 0 K: 1 S: 5	H: 0 LOB: 0 BB: 0 P: 5	R: 2 E: 0 K: 0 S: 4	H: 2 LOB: 2 BB: 3 P: 16	R: 0 E: 0 K: 0 S: 3	H: 0 LOB: 0 BB: 0 P: 3	R: 0 E: 0 K: 0 S: 3	H: 0 LOB: 0 BB: 0 P: 3	1B: 4 2B: 1 3B: 1 HR: 0	SF: 1 SAC: 0 DP: 0 HBP: 0	WP: 0 PB: 0 SB: 2 CS: 0	PA: 35
PITCHER J.R. Richard, R (1, 1) ERA: 3.5	IP: 8.0 WLS: L BF: 35 H: 6 R: 4 ER: 4 SO: 6 BB: 6 IBB: 0 HBP: 0 BLK: 0 WP: 0 HR: 0 S: 41 P: 65 ERA: 4.50 WHIP: 1.500															PITCHER		

Batter	1	2	3	4	5	6	7	8	9	AB	R	H	RBI	BB	SO	LOB	TOP					
Dave Collins, S (1, 9) OBP: 0.423, SLG: 0.438	0-0 4-3		0-0 F7	4-0 BB		0-0 CS 1B		0-0 F8	4 0 1 0 1 0 0								Cincinnati Reds @ Philadelphia Phillies Veterans Stadium, Philadelphia, PA Fri Jun 15 1979, 7:05 PM EDT Att: 50,222 - Unknown					
Dave Concepcion, R (1, 6) OBP: 0.359, SLG: 0.453	0-0 1B 2B		4-0 BB	0-3 K		0-0 CS 1-2	0-0 F9	0-3 K	4 1 1 0 1 2 2													
Joe Morgan, L (1, 4) OBP: 0.416, SLG: 0.477	0-0 F8		0-0 6-3						4 0 1 0 0 0 2													
George Foster, R (1, 7) OBP: 0.404, SLG: 0.593	0-0 2H 1B			0-0 1B 6-3		0-0 1-2 HR 1B			3 2 3 1 1 0 0													
Dan Driessen, L (1, 3) OBP: 0.346, SLG: 0.498	0-0 F8			0-0 1-3 2B 1B		0-0 L4-6 2-3		0-0 4-3	4 1 1 0 0 0 4													
Johnny Bench, R (1, 2) OBP: 0.373, SLG: 0.381		0-0 P4		0-0 1-3 1-2		0-0 1-2 HR		0-0 F8	4 1 1 2 0 0 2													
Ray Knight, R (1, 5) OBP: 0.382, SLG: 0.385		0-0 6-3		0-0 6-3 3H		0-0 5-3		0-0 P3	4 0 0 1 0 0 1													
Cesar Geronimo, L (1, 8) OBP: 0.313, SLG: 0.392		0-0 F5		0-0 2B IBB		0-3 K		0-0 F8	3 1 0 0 1 1 0													
Tom Seaver, R (1, 1) OBP: 0.125, SLG: 0.417			0-0 1-3	0-0 1-2 2B		0-0 L9		0-3 K	4 0 1 2 0 1 0													
Inning Stats	R: 1 E: 0 K: 0 S: 5	H: 2 LOB: 1 BB: 0 P: 5	R: 0 E: 0 K: 0 S: 3	H: 0 LOB: 0 BB: 0 P: 3	R: 0 E: 0 K: 1 S: 3	H: 0 LOB: 1 BB: 1 P: 7	R: 3 E: 0 K: 1 S: 8	H: 3 LOB: 2 BB: 2 P: 16	R: 2 E: 0 K: 0 S: 5	H: 3 LOB: 0 BB: 0 P: 5	R: 0 E: 0 K: 1 S: 5	H: 1 LOB: 0 BB: 0 P: 5	R: 0 E: 0 K: 0 S: 3	H: 0 LOB: 1 BB: 1 P: 7	R: 0 E: 0 K: 0 S: 3	H: 0 LOB: 0 BB: 0 P: 3	R: 0 E: 0 K: 2 S: 7	H: 0 LOB: 0 BB: 0 P: 7	1B: 6 2B: 3 3B: 0 HR: 1	SF: 0 SAC: 0 DP: 1 HBP: 0	WP: 0 PB: 0 SB: 0 CS: 1	PA: 39
PITCHER	IP WLS BF H R ER SO BB IBB HBP BLK WP HR S P ERA WHIP	IP WLS BF H R ER SO BB IBB HBP BLK WP HR S P ERA WHIP															IP WLS BF H R ER SO BB IBB HBP BLK WP HR S P ERA WHIP					
Larry Christenson, R (1, 1) ERA: 4.22	5.0 L 25 8 6 6 1 2 1 0 0 0 1 24 36 10.80 2.000																					
Ron Reed, R (6, 1) ERA: 4.69	2.0 7 1 0 0 1 1 0 0 0 0 0 0 8 12 0.00 1.000																					
Tug McGraw, L (8, 1) ERA: 2.05	2.0 6 0 0 0 2 0 0 0 0 0 0 0 10 10 0.00 0.000																					

Batter	1	2	3	4	5	6	7	8	9	AB	R	H	RBI	BB	SO	LOB	BOTTOM					
Pete Rose, S (1, 3) OBP: 0.425, SLG: 0.469	0-3 K	0-0 6-3			4-0 FC6-4 BB			0-0 4-3	3 0 0 0 1 1 1								Cincinnati Reds @ Philadelphia Phillies Veterans Stadium, Philadelphia, PA Fri Jun 15 1979, 7:05 PM EDT Att: 50,222 - Unknown					
Larry Bowa, S (1, 6) OBP: 0.385, SLG: 0.395	0-0 P6		0-0 F8		0-0 F7		0-0 G3	4 0 0 0 0 0 1														
Garry Maddox, R (1, 8) OBP: 0.310, SLG: 0.461	0-0 F9		0-0 CS 1B		0-0 FC6-4 1-2		0-0 1B	4 0 2 0 0 0 1														
Greg Luzinski, R (1, 7) OBP: 0.347, SLG: 0.386		4-0 BB 3B BB	0-3 K		0-0 F3		0-3 K	3 1 0 0 1 2 2														
Mike Schmidt, R (1, 5) OBP: 0.385, SLG: 0.581		4-0 1-2 3B BB		0-3 K		0-3 K		0-0 F2	3 1 0 0 1 2 0													
Bake McBride, L (1, 9) OBP: 0.302, SLG: 0.395		0-0 1-2 SH1 3B		0-0 3B		0-0 G3		0-0 4-3	4 1 2 2 0 0 0													
Bob Boone, R (1, 2) OBP: 0.347, SLG: 0.393		0-0 5-3		0-0 P4		4-0 G1-6-3 BB		0-0 1B	3 0 1 0 1 0 2													
Bud Harrelson, S (1, 4) OBP: 0.383, SLG: 0.314		0-0 SH1		0-0 G3		0-0 G1-6-3		0-0 F9	1 0 0 1 0 0 1													
Tim Lincecum, L (7, PH) OBP: 0.233, SLG: 0.358									1 0 0 0 0 0 1													
Tug McGraw, R (8, 1) OBP: 1.000, SLG: 1.000									0 0 0 0 0 0 0													
Dave Rader, L (9, PH) OBP: 0.294, SLG: 0.500									1 0 0 0 0 0 1													
Larry Christenson, R (1, 1) OBP: 0.500, SLG: 0.692									1 0 1 0 0 0 0													
Greg Gross, L (5, PH) OBP: 0.232, SLG: 0.417									1 0 0 0 0 1 0													
Ron Reed, R (6, 1) OBP: 0.400, SLG: 0.500									0 0 0 0 0 0 0													
Ramon Aviles, R (8, 4) OBP: 0.371, SLG: 0.311									1 0 0 0 0 0 0													
Inning Stats	R: 0 E: 0 K: 1 S: 5	H: 0 LOB: 0 BB: 0 P: 5	R: 3 E: 0 K: 0 S: 5	H: 2 LOB: 1 BB: 2 P: 13	R: 0 E: 0 K: 1 S: 5	H: 1 LOB: 0 BB: 0 P: 5	R: 0 E: 0 K: 1 S: 6	H: 1 LOB: 1 BB: 0 P: 6	R: 0 E: 0 K: 1 S: 5	H: 0 LOB: 0 BB: 1 P: 9	R: 0 E: 0 K: 1 S: 5	H: 0 LOB: 0 BB: 0 P: 5	R: 0 E: 0 K: 0 S: 2	H: 0 LOB: 0 BB: 1 P: 6	R: 0 E: 0 K: 1 S: 6	H: 1 LOB: 1 BB: 0 P: 6	R: 0 E: 0 K: 0 S: 4	H: 1 LOB: 1 BB: 0 P: 4	1B: 4 2B: 0 3B: 2 HR: 0	SF: 0 SAC: 1 DP: 1 HBP: 0	WP: 0 PB: 0 SB: 1 CS: 1	PA: 35
PITCHER	IP WLS BF H R ER SO BB IBB HBP BLK WP HR S P ERA WHIP	IP WLS BF H R ER SO BB IBB HBP BLK WP HR S P ERA WHIP															IP WLS BF H R ER SO BB IBB HBP BLK WP HR S P ERA WHIP					
Tom Seaver, R (1, 1) ERA: 4.41	9.0 W 35 6 3 3 6 4 0 0 0 0 0 43 59 3.00 1.111																					

AB	34
R	6
H	9
RBI	6
BB	4
SO	4
LOB	11

AB	30
R	3
H	6
RBI	3
BB	4
SO	6
LOB	10

Batter	1	2	3	4	5	6	7	8	9	AB	R	H	RBI	BB	SO	LOB	TOP					
Ken Griffey, L OBP: 0.348, SLG: 0.446 (1, 9)	5-3		6-3		1B 3B		1B			4	1	2	1	0	0	0	Cincinnati Reds @ Philadelphia Phillies Veterans Stadium, Philadelphia, PA Sun Jun 17 1979, 3:33 AM EDT Att: 46,153 - Unknown					
Dave Concepcion, R OBP: 0.356, SLG: 0.447 (1, 6)	L9		5-3		CS 1B		L8			4	0	1	1	0	0	1						
Joe Morgan, L OBP: 0.420, SLG: 0.467 (1, 4)	BB BB			3-1	CS		1B		FC6-4 BB	2	0	1	0	2	0	0						
George Foster, R OBP: 0.408, SLG: 0.600 (1, 7)	FC6-4 BB			1B		K		K		3	0	1	0	1	2	2						
Johnny Bench, R OBP: 0.368, SLG: 0.391 (1, 2)	FC6-4			P4		K		P3		4	0	0	0	0	1	5						
Dan Driessen, L OBP: 0.339, SLG: 0.481 (1, 3)		4-3		K		F9		FC6-4		4	0	0	0	0	1	3						
Ray Knight, R OBP: 0.382, SLG: 0.397 (1, 5)	L9				3B 1B				L7	4	2	2	1	0	0	0						
Paul Blair, R OBP: 0.230, SLG: 0.310 (1, 8)	6-3				F8		F9		1-4-3	4	0	0	0	0	0	1						
Fred Norman, S OBP: 0.208, SLG: 0.095 (7, PH)					B1				4-3	2	0	0	0	0	1	1						
Arturo DeFretas, R OBP: 0.193, SLG: 0.269 (7, 1)			K				K			1	0	0	0	0	0	0						
Doug Bair, R OBP: 0.333, SLG: 0.333 (8, 1)										0	0	0	0	0	0	0						
Pedro Borbon, R OBP: 0.333, SLG: 0.333 (8, PH)										0	0	0	0	0	0	0						
Dave Collins, S OBP: 0.360, SLG: 0.410 (9, PH)										1	0	0	0	0	0	0						
Inning Stats	R: 0 E: 0 K: 0 S: 3	H: 0 LOB: 2 BB: 2 P: 11	R: 0 E: 0 K: 0 S: 3	H: 0 LOB: 0 BB: 0 P: 3	R: 0 E: 0 K: 1 S: 5	H: 0 LOB: 0 BB: 0 P: 5	R: 0 E: 0 K: 1 S: 6	H: 1 LOB: 1 BB: 0 P: 6	R: 2 E: 0 K: 0 S: 5	H: 3 LOB: 0 BB: 0 P: 5	R: 0 E: 0 K: 2 S: 8	H: 1 LOB: 1 BB: 0 P: 8	R: 1 E: 0 K: 1 S: 7	H: 2 LOB: 1 BB: 0 P: 7	R: 0 E: 0 K: 1 S: 5	H: 0 LOB: 1 BB: 1 P: 9	R: 0 E: 0 K: 0 S: 3	H: 0 LOB: 0 BB: 0 P: 3	1B: 5 2B: 0 3B: 1 HR: 1	SF: 0 SAC: 0 DP: 0 HBP: 0	WP: 0 PB: 0 SB: 0 CS: 1	PA: 37
PITCHER	IP WLS BF H R ER SO BB IBB HBP BLK WP HR S P ERA WHIP																					
Randy Lerch, L ERA: 3.38 (1, 1)	8.0 W 33 7 3 3 6 3 0 0 0 0 0 1 42 54 3.38 1.250																					
Tug McGraw, L ERA: 1.95 (9, 1)	1.0 3 0 0 0 0 0 0 0 0 0 0 0 3 3 0.00 0.000																					

Batter	1	2	3	4	5	6	7	8	9	AB	R	H	RBI	BB	SO	LOB	BOTTOM					
Pete Rose, S OBP: 0.425, SLG: 0.459 (1, 3)	K	5-3			6-3		F9	1B 2B		4	1	0	0	1	1	1	Cincinnati Reds @ Philadelphia Phillies Veterans Stadium, Philadelphia, PA Sun Jun 17 1979, 3:33 AM EDT Att: 46,153 - Unknown					
Larry Bowa, S OBP: 0.383, SLG: 0.402 (1, 6)	SF8 3B		5-3		6-3		6-3	2B 1B		5	2	2	1	0	0	0						
Garry Maddox, R OBP: 0.311, SLG: 0.471 (1, 8)	SF8		K		6-3		6-3	2B		4	0	1	3	0	1	0						
Mike Schmidt, R OBP: 0.390, SLG: 0.571 (1, 5)	3H BB		6-3			2B BB		K		2	2	0	0	3	1	1						
Jose Cardenal, R OBP: 0.325, SLG: 0.294 (7, 7)	K			F7		SH5-4 2B		SH1-4		3	0	1	1	0	1	1						
Del Unser, L OBP: 0.308, SLG: 0.375 (7, 7)										0	0	0	0	0	0	0						
Bake McBride, L OBP: 0.313, SLG: 0.415 (1, 9)		4-3 2B 2B			1B 1B		SH5-4	2B S		2	2	2	0	1	0	0						
Manny Trillo, R OBP: 0.322, SLG: 0.345 (1, 4)		4-3			F8		K	K		4	0	0	0	0	2	5						
Bob Boone, R OBP: 0.364, SLG: 0.415 (1, 2)		4-3 2B			1B		S	1B 2B		3	1	3	3	1	0	0						
Randy Lerch, L OBP: 0.135, SLG: 0.229 (1, 1)		4-3			F8			1B 1B		3	0	0	0	0	1	5						
Tim McCarver, L OBP: 0.343, SLG: 0.368 (8, PH)		4-3								1	1	1	1	0	0	0						
Tug McGraw, R OBP: 1.000, SLG: 1.000 (9, 1)										0	0	0	0	0	0	0						
Inning Stats	R: 1 E: 0 K: 2 S: 8	H: 1 LOB: 1 BB: 1 P: 12	R: 1 E: 0 K: 0 S: 5	H: 2 LOB: 1 BB: 0 P: 5	R: 0 E: 0 K: 1 S: 5	H: 0 LOB: 0 BB: 0 P: 5	R: 0 E: 0 K: 0 S: 5	H: 2 LOB: 2 BB: 0 P: 5	R: 0 E: 0 K: 0 S: 3	H: 0 LOB: 0 BB: 0 P: 3	R: 1 E: 0 K: 2 S: 8	H: 1 LOB: 2 BB: 2 P: 16	R: 0 E: 0 K: 0 S: 3	H: 0 LOB: 0 BB: 0 P: 3	R: 6 E: 0 K: 2 S: 11	H: 4 LOB: 1 BB: 3 P: 23	R: 0 E: 0 K: 0 S: 0	H: 0 LOB: 0 BB: 0 P: 0	1B: 4 2B: 5 3B: 1 HR: 0	SF: 1 SAC: 2 DP: 0 HBP: 0	WP: 0 PB: 0 SB: 3 CS: 0	PA: 40
PITCHER	IP WLS BF H R ER SO BB IBB HBP BLK WP HR S P ERA WHIP																					
Fred Norman, L ERA: 3.43 (1, 1)	6.0 27 6 3 3 5 2 1 0 0 0 0 0 34 46 4.50 1.333																					
Doug Bair, R ERA: 4.29 (7, 1)	1.2 L 9 2 4 4 1 1 1 0 0 0 0 0 9 17 21.60 1.800																					
Pedro Borbon, R ERA: 3.54 (8, 1)	0.1 4 2 2 2 1 0 1 0 0 0 0 0 5 9 54.00 6.000																					

Batter	1	2	3	4	5	6	7	8	9	AB	R	H	RBI	BB	SO	LOB	TOP											
Pete Rose, S OBP: 0.428, SLG: 0.464 Rawly Eastwick, R (8, 1)	0-0 1B 2B	0-0 1B	0-0 1-3 2B	4-0 1-2 BB	0-3 K	0-0 FC6-4				4	1	2	0	1	1	4												
Larry Bowa, S OBP: 0.384, SLG: 0.399 (1, 6)	0-0 2B SF7	0-0 F5		0-0 P5			4-0 CS 5-3 BB		0-0 3-1	4	1	1	0	1	0	4												
Garry Maddox, R OBP: 0.313, SLG: 0.474 (1, 8)	0-0 E 1B 2B		0-0 F3		0-3 K		0-0 5-3		0-0 1B	5	1	2	1	0	1	1												
Mike Schmidt, R OBP: 0.387, SLG: 0.578 (1, 5)	0-0 SF7		0-0 HR		0-0 1-3		0-3 K		0-0 F9	4	1	1	2	0	1	2												
Greg Luzinski, R OBP: 0.346, SLG: 0.381 (1, 7)	0-0 G4-6-3 1B		0-0 P4		0-0 L7		1-0 2B 1B HBP		0-0 1-3	4	1	1	1	0	0	1												
Bake McBride, L OBP: 0.308, SLG: 0.408 (1, 9)	0-0 G4-6-3		0-0 4-3		0-0 2-3		0-3 K			4	0	0	0	0	1	2												
Manny Trillo, R OBP: 0.330, SLG: 0.364 (1, 4)		0-0 G6-4-3 1B		0-0 F8		0-0 L5		0-0 1-3 2B		4	0	2	0	0	0	0												
Bob Boone, R OBP: 0.361, SLG: 0.408 (1, 2)		0-0 G6-4-3		0-0 L6		4-0 1B BB		0-0 5-3		3	0	0	0	1	0	3												
Nino Espinosa, R OBP: 0.156, SLG: 0.129 Kevin Saucier, L OBP: 1.000, SLG: 1.000 Tim Lincecum, R OBP: 0.325, SLG: 0.379 Ron Reed, R OBP: 0.310, SLG: 0.500 Del Unser, L OBP: 0.316, SLG: 0.394 (8, 3)		0-0 2B 1B		0-0 1B		0-0 1-2 1B		0-0 FC6-4 1B		1	0	1	0	0	0	0												
Inning Stats	R: 3 E: 1 K: 0 S: 6	H: 4 LOB: 0 BB: 0 P: 6	R: 0 E: 0 K: 0 S: 5	H: 3 LOB: 2 BB: 0 P: 5	R: 1 E: 0 K: 0 S: 4	H: 1 LOB: 0 BB: 0 P: 4	R: 0 E: 0 K: 0 S: 4	H: 1 LOB: 2 BB: 1 P: 8	R: 0 E: 0 K: 1 S: 5	H: 0 LOB: 0 BB: 0 P: 5	R: 0 E: 0 K: 1 S: 6	H: 1 LOB: 2 BB: 1 P: 10	R: 0 E: 0 K: 1 S: 4	H: 0 LOB: 0 BB: 1 P: 8	R: 1 E: 0 K: 1 S: 7	H: 2 LOB: 2 BB: 0 P: 8	R: 0 E: 0 K: 0 S: 4	H: 1 LOB: 1 BB: 0 P: 4	1B: 9 2B: 3 3B: 0 HR: 1	SF: 1 SAC: 0 DP: 2 HBP: 1	WP: 0 PB: 0 SB: 0 CS: 1	PA: 41						
PITCHER	IP	WLS	BF	H	R	ER	SO	BB	IBB	HBP	BLK	WP	HR	S	P	ERA	WHIP											
Rick Matula, R ERA: 3.87 Bo McLaughlin, R ERA: 5.57 Gene Garber, R ERA: 3.61	(1, 1)	5.2	W	27	10	4	4	1	2	0	0	0	0	1	27	35	6.35	2.118										
(6, 1)	2.1		10	2	1	1	3	1	0	1	0	0	0	14	19	3.86	1.286											
(9, 1)	1.0		4	1	0	0	0	0	0	0	0	0	0	4	4	0.00	1.000											

Philadelphia Phillies @ Atlanta Braves
Atlanta-Fulton County Stadium, Atlanta, GA
Mon Jun 18 1979, 7:05 PM EDT
Att. 9,394 - Unknown - 85 F

AB 36
R 5
H 13
RBI 5
BB 3
SO 4
LOB 17



Batter	1	2	3	4	5	6	7	8	9	AB	R	H	RBI	BB	SO	LOB	BOTTOM										
Jerry Royster, R OBP: 0.341, SLG: 0.341 (1, 5)	0-0 HR 1B		0-0 5-3		0-0 F9			4-0 2B BB	0-0 2B 2B	4	3	2	0	1	0	1											
Gary Matthews, R OBP: 0.365, SLG: 0.554 (1, 9)	0-0 1-H HR		0-0 HR		0-0 G3		0-0 1-H 2B 2B	4-0 2B BB		4	3	3	4	1	0	0											
Rowland Office, L OBP: 0.345, SLG: 0.390 (1, 8)	0-0 4-3		0-0 1-3		0-0 6-3		0-0 2-H 1B 2B	0-0 1-3 2-H 2B		5	1	2	2	0	0	0											
Jeff Burroughs, R OBP: 0.343, SLG: 0.358 Barry Bonnell, R OBP: 0.307, SLG: 0.457 (7, PR) (8, 7)	0-0 5-3		0-0 HR 1B		0-0 F8		0-0 2-H 1B 1B	0-0 5-3		4	1	2	1	0	0	0											
Joe Nolan, L OBP: 0.397, SLG: 0.417 (1, 2)	0-0 1B 2B		0-0 HR		0-3 K		0-0 1B 1B			4	1	3	2	0	1	0											
Mike Lum, L OBP: 0.297, SLG: 0.328 (1, 3)	0-0 2-H 1B		4-0 L4-3 BB		0-0 P6		0-0 1-3 FC6 1B			3	0	2	1	1	0	0											
Glenn Hubbard, R OBP: 0.272, SLG: 0.270 (1, 4)		0-0 F8		0-0 L4-3		0-0 F3		0-3 K	0-0 F8	4	0	0	0	0	0	3											
Pepe Frias, R OBP: 0.295, SLG: 0.342 (1, 6)		0-0 4-3		0-0 4-3			0-3 K	0-0 F8		4	0	0	0	0	1	0											
Rick Matula, R OBP: 0.091, SLG: 0.091 Bo McLaughlin, R OBP: 0.500, SLG: 0.333 (6, 1) (9, 1)		0-0 1B		0-0 4-3			0-0 1-3	0-0 F9		2	0	1	0	0	0	0											
Inning Stats	R: 2 E: 0 K: 0 S: 6	H: 4 LOB: 2 BB: 0 P: 6	R: 0 E: 0 K: 0 S: 4	H: 1 LOB: 1 BB: 0 P: 4	R: 3 E: 0 K: 0 S: 5	H: 3 LOB: 0 BB: 1 P: 9	R: 0 E: 0 K: 0 S: 3	H: 0 LOB: 0 BB: 0 P: 3	R: 0 E: 0 K: 1 S: 5	H: 0 LOB: 0 BB: 0 P: 5	R: 4 E: 0 K: 1 S: 10	H: 5 LOB: 2 BB: 1 P: 14	R: 1 E: 0 K: 0 S: 5	H: 2 LOB: 2 BB: 1 P: 9	R: 0 E: 0 K: 0 S: 4	H: 1 LOB: 1 BB: 0 P: 4	1B: 7 2B: 6 3B: 0 HR: 3	SF: 0 SAC: 0 DP: 1 HBP: 0	WP: 0 PB: 0 SB: 0 CS: 0	PA: 40							
PITCHER	IP	WLS	BF	H	R	ER	SO	BB	IBB	HBP	BLK	WP	HR	S	P	ERA	WHIP										
Nino Espinosa, R ERA: 3.13 Kevin Saucier, L ERA: 5.31 Ron Reed, R ERA: 6.75 Rawly Eastwick, R ERA: 6.75	(1, 1)	2.1	L	14	8	0	0	0	0	0	0	0	0	7	11	0.00	0.375										
(6, 1)	2.0		12	5	4	4	2	1	0	0	0	0	0	15	19	18.00	3.000										
(8, 1)	1.0		6	2	1	1	0	1	0	0	0	0	0	5	9	9.00	3.000										

Philadelphia Phillies @ Atlanta Braves
Atlanta-Fulton County Stadium, Atlanta, GA
Mon Jun 18 1979, 7:05 PM EDT
Att. 9,394 - Unknown - 85 F

AB 37
R 10
H 15
RBI 10
BB 3
SO 2
LOB 6



Batter	1	2	3	4	5	6	7	8	9	AB	R	H	RBI	BB	SO	LOB	TOP										
Bake McBride, L OBP: 0.305, SLG: 0.402 (1, 9)										4	0	0	1	0	1	2	Philadelphia Phillies @ Atlanta Braves Atlanta-Fulton County Stadium, Atlanta, GA Wed Jun 20 1979, 7:05 PM EDT Att: 8,681 - Unknown - 80 F										
Larry Bowa, S OBP: 0.354, SLG: 0.386 (1, 6)										5	1	1	1	0	0	3											
Pete Rose, S OBP: 0.423, SLG: 0.471 (1, 3)										5	1	2	2	0	0	1											
Mike Schmidt, R OBP: 0.389, SLG: 0.581 (1, 5)										3	2	1	1	1	0	1											
Greg Luzinski, R OBP: 0.359, SLG: 0.411 (1, 7)										4	1	2	2	0	0	1											
Mike Anderson, R OBP: 0.407, SLG: 0.318 (9, 7)										0	0	0	0	0	0	0											
Del Unser, L OBP: 0.341, SLG: 0.390 (1, 8)										3	1	1	0	2	1	3											
Manny Trillo, R OBP: 0.330, SLG: 0.361 (1, 4)										5	2	2	0	0	2	3											
Tim McCarver, L OBP: 0.361, SLG: 0.377 (1, 2)										3	1	1	1	1	1	1											
Steve Carlton, L OBP: 0.245, SLG: 0.234 (1, 1)										3	1	1	2	0	1	0											
Inning Stats	R: 0 E: 0 K: 0 S: 3	H: 0 LOB: 0 BB: 0 P: 3	R: 0 E: 0 K: 0 S: 2	H: 0 LOB: 1 BB: 1 P: 7	R: 0 E: 0 K: 1 S: 5	H: 0 LOB: 0 BB: 0 P: 5	R: 5 E: 1 K: 0 S: 8	H: 5 LOB: 2 BB: 2 P: 16	R: 0 E: 0 K: 0 S: 3	H: 1 LOB: 1 BB: 0 P: 4	R: 4 E: 1 K: 0 S: 6	H: 2 LOB: 0 BB: 1 P: 10	R: 0 E: 0 K: 1 S: 6	H: 1 LOB: 1 BB: 0 P: 6	R: 0 E: 0 K: 2 S: 7	H: 0 LOB: 0 BB: 0 P: 7	R: 1 E: 1 K: 2 S: 9	H: 2 LOB: 1 BB: 0 P: 9	1B: 7 2B: 2 3B: 0 HR: 2	SF: 1 SAC: 1 DP: 1 HBP: 2	WP: 0 PB: 0 SB: 1 CS: 1	PA: 43					
PITCHER	IP	WLS	BF	H	R	ER	SO	BB	IBB	HBP	BLK	WP	HR	S	P	ERA	WHIP										
Eddie Solomon, R ERA: 5.14 (1, 1)	3.1	L	17	4	5	5	1	3	0	1	0	0	0	15	28	13.50	2.100										
Adrian Devine, R ERA: 2.55 (4, 1)	1.2		7	2	0	0	0	0	0	1	0	0	0	6	7	0.00	1.200										
Joey McLaughlin, R ERA: 1.8 (6, 1)	2.0		11	3	4	1	1	1	0	0	0	0	1	12	16	4.50	2.000										
Bo McLaughlin, R ERA: 5.4 (8, 1)	1.0		3	0	0	0	2	0	0	0	0	0	0	7	7	0.00	0.000										
Craig Skok, L ERA: 3.46 (9, 1)	1.0		5	2	1	1	2	0	0	0	0	0	1	9	9	9.00	2.000										


Batter	1	2	3	4	5	6	7	8	9	AB	R	H	RBI	BB	SO	LOB	BOTTOM										
Jerry Royster, R OBP: 0.344, SLG: 0.340 (1, 5)										3	1	0	0	1	0	0	Philadelphia Phillies @ Atlanta Braves Atlanta-Fulton County Stadium, Atlanta, GA Wed Jun 20 1979, 7:05 PM EDT Att: 8,681 - Unknown - 80 F										
Gary Matthews, R OBP: 0.375, SLG: 0.568 (1, 9)										3	1	1	1	1	0	0											
Bob Horner, R OBP: 0.321, SLG: 0.545 (1, 3)										4	1	2	2	0	1	1											
Jeff Burroughs, R OBP: 0.341, SLG: 0.349 (1, 7)										3	0	0	0	1	0	1											
Barry Bonnell, R OBP: 0.309, SLG: 0.450 (1, 8)										2	1	0	0	2	0	0											
Glenn Hubbard, R OBP: 0.272, SLG: 0.266 (1, 4)										4	0	0	0	0	1	3											
Pepe Frias, R OBP: 0.298, SLG: 0.343 (1, 6)										4	0	1	0	0	2	3											
Bruce Benedict, R OBP: 0.264, SLG: 0.210 (1, 2)										4	0	0	0	0	0	4											
Eddie Solomon, R OBP: 0.217, SLG: 0.227 (1, 1)										1	0	0	0	0	0	1											
Darrel Chaney, S OBP: 0.208, SLG: 0.158 (5, PH)										0	0	0	0	0	0	0											
Joey McLaughlin, R (6, 1)										0	0	0	0	0	0	0											
Charlie Spikes, R OBP: 0.299, SLG: 0.442 (7, PH)										0	0	0	0	0	0	0											
Bo McLaughlin, R (8, 1)										0	0	0	0	0	0	0											
Craig Skok, R (9, 1)										0	0	0	0	0	0	0											
Bill Pogoroba, S OBP: 0.177, SLG: 0.476 (9, PH)										1	0	0	0	0	0	0											
Inning Stats	R: 0 E: 0 K: 1 S: 5	H: 0 LOB: 1 BB: 1 P: 9	R: 1 E: 1 K: 1 S: 6	H: 1 LOB: 1 BB: 1 P: 10	R: 0 E: 0 K: 0 S: 3	H: 0 LOB: 0 BB: 0 P: 3	R: 0 E: 0 K: 0 S: 3	H: 0 LOB: 0 BB: 0 P: 3	R: 0 E: 0 K: 1 S: 5	H: 0 LOB: 0 BB: 0 P: 5	R: 2 E: 0 K: 1 S: 7	H: 2 LOB: 3 BB: 3 P: 19	R: 0 E: 0 K: 0 S: 3	H: 0 LOB: 0 BB: 0 P: 3	R: 1 E: 0 K: 0 S: 4	H: 1 LOB: 0 BB: 0 P: 4	R: 0 E: 0 K: 0 S: 3	H: 0 LOB: 0 BB: 0 P: 3	1B: 2 2B: 0 3B: 1 HR: 1	SF: 0 SAC: 0 DP: 0 HBP: 0	WP: 1 PB: 0 SB: 0 CS: 0	PA: 36					
PITCHER	IP	WLS	BF	H	R	ER	SO	BB	IBB	HBP	BLK	WP	HR	S	P	ERA	WHIP										
Steve Carlton, L ERA: 3.26 (1, 1)	9.0	W	36	4	4	3	4	5	0	0	0	1	1	39	59	3.00	1.000										

AB	35
R	10
H	11
RBI	10
BB	4
SO	6
LOB	15



Batter	1	2	3	4	5	6	7	8	9	AB	R	H	RBI	BB	SO	LOB	TOP					
Bake McBride, L OBP: 0.311, SLG: 0.419										5	1	3	2	0	1	0	Philadelphia Phillies @ Montreal Expos Olympic Stadium, Montreal, QB Fri Jun 22 1979, 7:05 PM EDT Att: 40,729 - Unknown					
Larry Bowa, S OBP: 0.397, SLG: 0.386										3	1	1	0	1	0	3						
Del Unser, L OBP: 0.337, SLG: 0.385										1	0	0	0	0	1	0						
Pete Rose, S OBP: 0.423, SLG: 0.473										5	0	2	0	0	0	2						
Mike Schmidt, R OBP: 0.387, SLG: 0.575										4	0	1	1	0	0	2						
Greg Luzinski, R OBP: 0.357, SLG: 0.405										3	0	0	0	1	2	0						
Gary Maddox, R OBP: 0.316, SLG: 0.485										4	1	2	1	0	0	2						
Manny Trillo, R OBP: 0.336, SLG: 0.366										4	1	2	0	0	1	1						
Bob Boone, R OBP: 0.357, SLG: 0.401										4	1	1	0	0	0	4						
Randy Lerch, L OBP: 0.138, SLG: 0.216										2	0	0	0	0	0	0						
Ron Reed, R OBP: 0.347, SLG: 0.508										0	0	0	0	0	0	0						
Tim McGraw, L OBP: 0.356, SLG: 0.371										0	0	0	1	0	0	1						
Tug McGraw, R OBP: 1.000, SLG: 1.000										0	0	0	0	0	0	1						
Inning Stats	R: 2 E: 0 K: 0 S: 7	H: 4 LOB: 3 BB: 1 P: 11	R: 0 E: 0 K: 1 S: 5	H: 0 LOB: 1 BB: 1 P: 9	R: 0 E: 0 K: 0 S: 3	H: 0 LOB: 0 BB: 0 P: 3	R: 0 E: 0 K: 0 S: 3	H: 0 LOB: 0 BB: 0 P: 3	R: 0 E: 0 K: 0 S: 4	H: 2 LOB: 1 BB: 0 P: 4	R: 3 E: 1 K: 1 S: 9	H: 4 LOB: 1 BB: 0 P: 9	R: 0 E: 0 K: 1 S: 5	H: 1 LOB: 0 BB: 0 P: 5	R: 0 E: 0 K: 1 S: 6	H: 1 LOB: 1 BB: 0 P: 6	R: 0 E: 0 K: 1 S: 5	H: 0 LOB: 0 BB: 0 P: 5	1B: 9 2B: 1 3B: 0 HR: 2	SF: 0 SAC: 0 DP: 2 HBP: 0	WP: 0 PB: 0 SB: 1 CS: 1	PA: 39
PITCHER	IP WLS BF H R ER SO BB IBB HBP BLK WP HR S P ERA WHIP																					
Ross Grimsley, L ERA: 4.67	(1, 1)	7.0 W 33 12 5 4 3 2 0 0 0 0 2 37 45 5.14 2.000																				
Elias Sosa, R ERA: 1.71	(8, 1)	2.0 S 6 0 0 0 2 0 0 0 0 0 0 10 10 0.00 0.000																				

Batter	1	2	3	4	5	6	7	8	9	AB	R	H	RBI	BB	SO	LOB	BOTTOM					
Warren Cromartie, L OBP: 0.332, SLG: 0.446										4	3	2	2	1	0	0	Philadelphia Phillies @ Montreal Expos Olympic Stadium, Montreal, QB Fri Jun 22 1979, 7:05 PM EDT Att: 40,729 - Unknown					
Rodney Scott, S OBP: 0.312, SLG: 0.263										4	0	3	0	1	0	2						
Andre Dawson, R OBP: 0.304, SLG: 0.498										4	0	2	3	0	1	3						
Tony Perez, R OBP: 0.330, SLG: 0.458										5	0	1	1	0	0	4						
Gary Carter, R OBP: 0.357, SLG: 0.514										3	0	2	0	1	0	2						
Ellis Valentine, R OBP: 0.300, SLG: 0.415										4	0	0	0	0	0	6						
Jerry White, S OBP: 0.302, SLG: 0.400										0	0	0	0	0	0	0						
Larry Parrish, R OBP: 0.357, SLG: 0.466										4	1	2	0	0	0	0						
Chris Speier, R OBP: 0.327, SLG: 0.333										4	2	1	0	0	1	2						
Ross Grimsley, L OBP: 0.188, SLG: 0.219										3	0	1	0	0	0	1						
Elias Sosa, R OBP: 0.250, SLG: 0.375										0	0	0	0	0	0	0						
Inning Stats	R: 0 E: 0 K: 0 S: 5	H: 2 LOB: 2 BB: 0 P: 5	R: 0 E: 0 K: 0 S: 4	H: 1 LOB: 0 BB: 0 P: 4	R: 1 E: 0 K: 0 S: 6	H: 3 LOB: 2 BB: 0 P: 6	R: 3 E: 1 K: 1 S: 10	H: 4 LOB: 3 BB: 1 P: 14	R: 2 E: 0 K: 0 S: 4	H: 2 LOB: 2 BB: 2 P: 12	R: 0 E: 0 K: 0 S: 3	H: 1 LOB: 0 BB: 0 P: 3	R: 0 E: 0 K: 1 S: 5	H: 0 LOB: 0 BB: 0 P: 5	R: 0 E: 0 K: 0 S: 4	H: 1 LOB: 1 BB: 0 P: 4	R: 0 E: 0 K: 0 S: 4	H: 1 LOB: 1 BB: 0 P: 4	1B: 12 2B: 1 3B: 1 HR: 0	SF: 1 SAC: 1 DP: 1 HBP: 0	WP: 0 PB: 0 SB: 1 CS: 0	PA: 40
PITCHER	IP WLS BF H R ER SO BB IBB HBP BLK WP HR S P ERA WHIP																					
Randy Lerch, L ERA: 3.43	(1, 1)	3.2 L 22 10 4 2 1 0 0 0 0 0 5 17 4.91 2.727																				
Rawly Eastwick, R ERA: 7.13	(4, 1)	1.1 8 2 2 2 0 2 1 0 0 0 0 5 17 13.50 3.000																				
Ron Reed, R ERA: 5.08	(6, 1)	2.0 6 1 0 0 1 0 0 0 0 0 0 8 8 0.00 0.500																				
Tug McGraw, L ERA: 2.83	(8, 1)	1.0 4 1 0 0 0 0 0 0 0 0 0 4 4 0.00 1.000																				

Batter	1	2	3	4	5	6	7	8	9	AB	R	H	RBI	BB	SO	LOB	TOP			
Bake McBride, L OBP: 0.306, SLG: 0.412 (1.9)	0-0 5-3		0-0 L8			0-3 K		0-0 5-3	4 0 0 0 0 1 1											
Larry Bowa, S OBP: 0.355, SLG: 0.380 (1.6)	4-0 G4-6-3 BB			0-0 G3			0-0 P4	0-0 4-3	3 0 0 0 1 0 0											
Pete Rose, S OBP: 0.421, SLG: 0.468 (1.3)	0-0 G4-6-3 1-2			4-0 G5-4-3 BB			0-0 F5	0-0 L8	3 0 0 0 1 0 1											
Mike Schmidt, R OBP: 0.383, SLG: 0.568 (1.5)		0-0 F7		0-0 G5-4-3 1-2			0-3 K		3 0 0 0 0 1 1											
Greg Luzinski, R OBP: 0.357, SLG: 0.401 (1.7)		0-3 K			0-0 4-3			4-0 1B BB	2 0 0 0 1 1 0											
Gary Maddox, R OBP: 0.312, SLG: 0.479 (1.8)		0-0 4-3			0-0 L8			0-0 L9	3 0 0 0 0 0 1											
Manny Trillo, R OBP: 0.339, SLG: 0.363 (8, PH) Del Unser, L OBP: 0.333, SLG: 0.380 (8, PH) Ron Reed, R OBP: 0.400, SLG: 0.500 (8, 1)			4-0 4-3 BB		0-3 K			0-0 F7	1 0 0 0 1 1 0 1 0 0 0 0 0 1 0 0 0 0 0 0 0								AB 26 R 0 H 1 RBI 0 BB 4 SO 5 LOB 9			
Dave Rader, L OBP: 0.300, SLG: 0.474 (1.2)		0-0 4-3 1-2			0-0 F7			0-0 F7 1-2 1B	3 0 1 0 0 0 1											
Nino Espinosa, R OBP: 0.147, SLG: 0.121 (1.1) Tim McCarver, L OBP: 0.351, SLG: 0.365 (8, PH) Bud Harrelson, S OBP: 0.383, SLG: 0.314 (8, 4)			0-3 K		0-0 5-3			0-0 F7	2 0 0 0 0 1 1 1 0 0 0 0 0 2 0 0 0 0 0 0 0											
Inning Stats	R: 0 E: 0 K: 0 S: 2	H: 0 LOB: 0 BB: 1 P: 6	R: 0 E: 0 K: 1 S: 5	H: 0 LOB: 0 BB: 0 P: 5	R: 0 E: 0 K: 1 S: 5	H: 0 LOB: 1 BB: 1 P: 9	R: 0 E: 0 K: 0 S: 2	H: 0 LOB: 0 BB: 1 P: 6	R: 0 E: 0 K: 1 S: 5	H: 0 LOB: 0 BB: 0 P: 5	R: 0 E: 0 K: 1 S: 5	H: 0 LOB: 0 BB: 0 P: 5	R: 0 E: 0 K: 1 S: 4	H: 1 LOB: 2 BB: 1 P: 8	R: 0 E: 0 K: 0 S: 3	H: 0 LOB: 0 BB: 0 P: 3	1B: 1 2B: 0 3B: 0 HR: 0	SF: 0 SAC: 0 DP: 2 HBP: 0	WP: 0 PB: 0 SB: 0 CS: 0	PA: 30
PITCHER Steve Rogers, R ERA: 2.47 (1.1)	IP: 9.0 WLS: W BF: 30 H: 1 R: 0 ER: 0 SO: 5 BB: 4 IBB: 0 HBP: 0 BLK: 0 WP: 0 HR: 0 S: 36 P: 52 ERA: 0.00 WHIP: 0.556																			

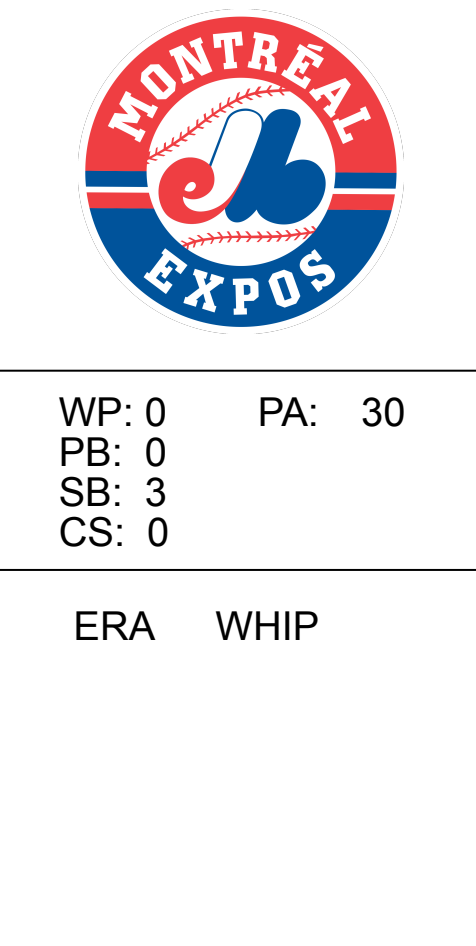
Philadelphia Phillies @ Montreal Expos
Olympic Stadium, Montreal, QB
Sat Jun 23 1979, 7:05 PM EDT
Att: 24,439 - Unknown

livebaseballscores.com

Batter	1	2	3	4	5	6	7	8	9	AB	R	H	RBI	BB	SO	LOB	BOTTOM			
Warren Cromartie, L OBP: 0.331, SLG: 0.443 (1.7)	0-0 6-3		0-0 F8			0-0 FC4 1B		0-0 G3	4 0 1 0 0 0 1											
Rodney Scott, S OBP: 0.311, SLG: 0.263 (1.4)	0-0 L8		0-0 1-3			0-0 FC4 1B SF8		0-0 S 1B	4 1 1 0 0 0 2											
Andre Dawson, R OBP: 0.310, SLG: 0.502 (1.8)	0-0 S 1B			0-0 1B G6-4-3 1B		0-0 1B		0-0 F9 1-2	4 2 3 0 0 0 1											
Tony Perez, R OBP: 0.330, SLG: 0.458 (1.3)	0-0 4-3 1-H			0-0 G6-4-3 1B		0-0 SF8			2 0 1 1 0 0 0											
Gary Carter, R OBP: 0.353, SLG: 0.507 (1.2)		0-0 6-3		0-0 G6-4-3 1-2 3-H		0-0 1-3		0-0 1-3	3 0 0 0 0 0 2											
Jerry White, S OBP: 0.303, SLG: 0.397 (1.9)		0-0 4-3		0-0 F8			0-0 G5-4-3 1B		3 0 1 0 0 0 0											
Larry Parrish, R OBP: 0.352, SLG: 0.459 (1.5)		0-0 F3			0-0 P6		0-0 G5-4-3 1-2		3 0 0 0 0 0 1											
Chris Speier, R OBP: 0.327, SLG: 0.333 (1.6)			0-0 1B		0-0 5-3		0-3 K		3 0 1 0 0 1 0											
Steve Rogers, R OBP: 0.238, SLG: 0.231 (1.1)		0-0 F3		0-0 F3		0-0 1-3		0-3 K	3 0 0 0 0 1 1											
Inning Stats	R: 1 E: 0 K: 0 S: 4	H: 1 LOB: 0 BB: 0 P: 4	R: 0 E: 0 K: 0 S: 3	H: 0 LOB: 0 BB: 0 P: 3	R: 0 E: 0 K: 0 S: 4	H: 1 LOB: 1 BB: 0 P: 4	R: 1 E: 0 K: 0 S: 4	H: 2 LOB: 0 BB: 0 P: 4	R: 0 E: 0 K: 0 S: 3	H: 0 LOB: 0 BB: 0 P: 3	R: 1 E: 0 K: 0 S: 5	H: 2 LOB: 1 BB: 0 P: 5	R: 0 E: 0 K: 1 S: 5	H: 1 LOB: 0 BB: 0 P: 5	R: 0 E: 0 K: 1 S: 6	H: 1 LOB: 1 BB: 0 P: 6	1B: 8 2B: 0 3B: 0 HR: 0	SF: 1 SAC: 0 DP: 2 HBP: 0	WP: 0 PB: 0 SB: 3 CS: 0	PA: 30
PITCHER Nino Espinosa, R ERA: 3.09 (1.1) Ron Reed, R ERA: 4.95 (8, 1)	IP: 7.0 WLS: L BF: 26 H: 7 R: 3 ER: 2 SO: 1 BB: 0 IBB: 0 HBP: 0 BLK: 0 WP: 0 HR: 0 S: 28 P: 28 ERA: 2.57 WHIP: 1.000																			

Philadelphia Phillies @ Montreal Expos
Olympic Stadium, Montreal, QB
Sat Jun 23 1979, 7:05 PM EDT
Att: 24,439 - Unknown

livebaseballscores.com



Batter	1	2	3	4	5	6	7	8	9	AB	R	H	RBI	BB	SO	LOB	TOP																			
Bake McBride, L OBP: 0.314, SLG: 0.425 Ron Reed, R OBP: 0.400, SLG: 0.500	0-0 4-3		0-0 BB BB 1B		0-0 E BB BB 1B	0-0 F7		0-0 P4		5	1	2	0	0	0	2																				
Larry Bowa, S OBP: 0.348, SLG: 0.369	0-0 F9		0-0 L9		0-0 BB BB SF8 1B	0-0 F5			0-0 4-3	5	1	1	0	0	0	2																				
Pete Rose, S OBP: 0.420, SLG: 0.464	0-0 6-3		4-0 BB 1-2 BB		0-0 SF8 BB 1-2 2-3			0-0 L7		4	0	1	0	1	0	2																				
Mike Schmidt, R OBP: 0.383, SLG: 0.554		0-0 F8	4-0 BB 1-2 BB		0-0 P5			0-0 K		4	0	0	0	1	1	4																				
Greg Luzinski, R OBP: 0.364, SLG: 0.402		4-0 2B BB	0-0 F2		4-0 BB 1-2 2-3 3-H			0-0 FC6-4 1B		3	0	1	1	2	0	4																				
Gary Maddox, R OBP: 0.309, SLG: 0.476		0-0 BB 1-3		0-0 F9	0-0 SF8			0-0 FC6-4 1-2		3	0	1	1	0	0	1																				
Tim McCarver, L OBP: 0.365, SLG: 0.365 Rawly Eastwick, R OBP: 0.320, SLG: 0.375 Del Unser, L OBP: 0.100, SLG: 1.000 Kevin Saucier, L OBP: 0.317, SLG: 0.447		4-0 BB G4-3 BB		0-3 K	0-0 P6			0-0 1B		0	0	0	0	1	0	0	AB 35																			
Manny Trillo, R OBP: 0.331, SLG: 0.351		0-0 G4-3 1-2		0-0 1B		0-3 K		0-0 F2		4	0	1	0	0	1	4	R 2																			
Steve Carlton, L OBP: 0.245, SLG: 0.234 Dave Rader, L OBP: 0.292, SLG: 0.435			0-0 4-3	0-0 L9		0-0 1B		0-0 L9		0	0	0	0	0	0	0	H 9																			
Inning Stats	R: 0 E: 0 K: 0 S: 3	H: 0 LOB: 0 BB: 0 P: 3	R: 0 E: 0 K: 0 S: 3	H: 1 LOB: 2 BB: 2 P: 11	R: 0 E: 0 K: 0 S: 4	H: 1 LOB: 3 BB: 2 P: 12	R: 0 E: 0 K: 1 S: 6	H: 1 LOB: 1 BB: 0 P: 6	R: 2 E: 1 K: 0 S: 6	H: 2 LOB: 2 BB: 1 P: 10	R: 0 E: 0 K: 1 S: 6	H: 1 LOB: 1 BB: 0 P: 6	R: 0 E: 0 K: 0 S: 4	H: 1 LOB: 1 BB: 0 P: 4	R: 0 E: 0 K: 0 S: 4	H: 1 LOB: 1 BB: 0 P: 4	1B: 8 2B: 1 3B: 0 HR: 0	SF: 1 SAC: 0 DP: 1 HBP: 0	WP: 0 PA: 41 PB: 0 SB: 0 CS: 0																	
PITCHER Lynn McGlothen, R ERA: 4.53 Dick Tidrow, R ERA: 4.27	IP 8.0	WLS W	BF 37	H 8	R 2	ER 0	SO 3	BB 5	IBB 0	HBP 0	BLK 0	WP 0	HR 0	S 38	P 58	ERA 0.00	WHIP 1.625	PITCHER		IP 1.0	WLS 4	BF 1	H 0	R 0	ER 0	SO 0	BB 0	IBB 0	HBP 0	BLK 0	WP 0	HR 0	S 4	P 4	ERA 0.00	WHIP 1.000

Philadelphia Phillies @ Chicago Cubs
Wrigley Field, Chicago, IL
Mon Jun 25 1979, 3:33 AM CDT
Att: 27,246 - Unknown - 66 F

AB 35
R 2
H 9
RBI 2
BB 5
SO 3
LOB 23



Batter	1	2	3	4	5	6	7	8	9	AB	R	H	RBI	BB	SO	LOB	BOTTOM																			
Ivan De Jesus, R OBP: 0.341, SLG: 0.347	0-0 CS 1B	0-0 1H 2H 3H 1B 3B	0-0 F3		4-0 CS BB			0-0 6-3		4	1	2	3	1	0	1																				
Ted Sizemore, R OBP: 0.345, SLG: 0.330	0-0 6-3 1-2	0-0 P4	0-0 1B 1-2		0-0 CS 1-2	0-0 5-3		0-0 F8		5	0	1	0	0	0	2																				
Bill Buckner, L OBP: 0.314, SLG: 0.472	0-0 1B 2B	0-0 1B 4-3 3H	0-0 1B 1-2 2-3		4-0 CS BB			0-0 F8		4	2	3	1	1	0	0																				
Dave Kingman, R OBP: 0.372, SLG: 0.645 Scot Thompson, L OBP: 0.351, SLG: 0.394	0-0 HR 1B	0-0 WP 4-3 1B	0-0 6-3		0-0 L7 1-2			0-0 L7		4	1	2	1	0	0	4																				
Jerry Martin, R OBP: 0.358, SLG: 0.504	0-0 1H HR	0-0 4-3 1-2 3H 1B		0-0 L8				0-0 1-3		4	1	1	3	0	0	1																				
Mike Vail, R OBP: 0.379, SLG: 0.500	0-3 K	0-3 K 2-3		0-0 6-3				0-0 1B 1B		4	0	1	0	0	2	1																				
Steve Ontiveros, S OBP: 0.366, SLG: 0.377		0-0 E5 3B 4-3		0-3 K				0-0 1-2 1B		4	1	1	0	0	1	2																				
Barry Foote, R OBP: 0.284, SLG: 0.383		0-0 3B 2B	0-0 F8		0-0 B1-6-4 1B			0-0 P3		4	1	2	0	0	0	2																				
Lynn McGlothen, L OBP: 0.214, SLG: 0.222 Dick Tidrow, R OBP: 0.333, SLG: 0.333		4-0 3B BB	0-0 1B 1B		0-0 B1-6-4 1-2			0-0 6-3		3	1	1	0	1	0	3																				
Inning Stats	R: 3 E: 0 K: 1 S: 8	H: 4 LOB: 0 BB: 0 P: 8	R: 5 E: 1 K: 1 S: 11	H: 4 LOB: 2 BB: 1 P: 15	R: 0 E: 0 K: 0 S: 5	H: 0 LOB: 0 BB: 0 P: 5	R: 0 E: 0 K: 0 S: 2	H: 1 LOB: 0 BB: 1 P: 6	R: 0 E: 0 K: 0 S: 2	H: 0 LOB: 0 BB: 1 P: 6	R: 0 E: 0 K: 0 S: 5	H: 2 LOB: 2 BB: 0 P: 5	R: 0 E: 0 K: 0 S: 3	H: 0 LOB: 0 BB: 0 P: 3	R: 0 E: 0 K: 0 S: 3	H: 0 LOB: 0 BB: 0 P: 3	1B: 10 2B: 2 3B: 1 HR: 1	SF: 0 SAC: 0 DP: 1 HBP: 0	WP: 1 PA: 40 PB: 0 SB: 0 CS: 3																	
PITCHER Steve Carlton, L ERA: 3.88 Rawly Eastwick, R ERA: 6.41 Kevin Saucier, L ERA: Ron Reed, R ERA: 4.86	IP 1.1	WLS L	BF 12	H 7	R 8	ER 6	SO 1	BB 1	IBB 0	HBP 0	BLK 0	WP 1	HR 0	S 13	P 17	ERA 40.50	WHIP 6.000	PITCHER		IP 2.2	WLS 13	BF 4	H 0	R 0	ER 0	SO 2	BB 0	IBB 0	HBP 0	BLK 0	WP 0	HR 0	S 9	P 17	ERA 0.00	WHIP 1.500

Philadelphia Phillies @ Chicago Cubs
Wrigley Field, Chicago, IL
Mon Jun 25 1979, 3:33 AM CDT
Att: 27,246 - Unknown - 66 F

AB 36
R 8
H 14
RBI 8
BB 3
SO 3
LOB 16



Batter	1	2	3	4	5	6	7	8	9	AB	R	H	RBI	BB	SO	LOB	TOP								
Bake McBride, L OBP: 0.319, SLG: 0.428 (1, 9)										5	1	3	0	0	1	0	Philadelphia Phillies @ Chicago Cubs Wrigley Field, Chicago, IL Tue Jun 26 1979, 3:33 AM CDT Att: 35,970 - Sunny - 77 F								
Larry Bowa, S OBP: 0.343, SLG: 0.363 (1, 6)										4	0	0	0	0	0	4									
Pete Rose, S OBP: 0.421, SLG: 0.462 (1, 3)										3	1	1	0	0	1	0									
Mike Schmidt, R OBP: 0.385, SLG: 0.563 (1, 5)										3	1	1	3	1	2	1									
Greg Luzinski, R OBP: 0.359, SLG: 0.396 (1, 7)										3	0	0	0	0	0	1									
Ron Reed, R OBP: 0.400, SLG: 0.500 (6, PH)										0	0	0	0	0	0	0									
Del Unser, L OBP: 0.326, SLG: 0.370 (8, PH)										1	0	0	0	0	1	1									
Tug McGraw, R OBP: 0.500, SLG: 0.500 (8, 1)										0	0	0	0	0	0	0									
Gary Maddox, R OBP: 0.304, SLG: 0.468 (1, 8)										4	0	0	0	0	2	2									
Manny Trillo, R OBP: 0.336, SLG: 0.365 (1, 4)										4	0	2	0	0	1	0									
Bob Boone, R OBP: 0.362, SLG: 0.421 (1, 2)										4	1	2	1	0	1	3									
Dick Ruthven, R OBP: 0.200, SLG: 0.125 (1, 1)										1	0	0	0	0	0	1									
Greg Gross, L OBP: 0.326, SLG: 0.450 (6, PH)										2	1	1	0	0	0	1									
Mike Anderson, R OBP: 0.379, SLG: 0.292 (9, PH)										1	0	0	0	0	0	0									
Inning Stats	R: 0 E: 0 K: 0 S: 3	H: 1 LOB: 0 BB: 0 P: 3	R: 0 E: 0 K: 1 S: 5	H: 0 LOB: 0 BB: 0 P: 5	R: 0 E: 0 K: 0 S: 3	H: 1 LOB: 0 BB: 0 P: 3	R: 0 E: 0 K: 1 S: 5	H: 0 LOB: 0 BB: 0 P: 5	R: 0 E: 0 K: 1 S: 6	H: 1 LOB: 2 BB: 1 P: 10	R: 4 E: 0 K: 1 S: 9	H: 4 LOB: 0 BB: 0 P: 9	R: 0 E: 0 K: 0 S: 5	H: 2 LOB: 2 BB: 0 P: 5	R: 0 E: 0 K: 3 S: 9	H: 0 LOB: 1 BB: 0 P: 10	R: 1 E: 0 K: 2 S: 8	H: 1 LOB: 0 BB: 0 P: 8	1B: 7 2B: 2 3B: 0 HR: 2	SF: 0 SAC: 0 DP: 2 HBP: 1	WP: 1 PB: 0 SB: 1 CS: 0	PA: 37			
PITCHER	IP	WLS	BF	H	R	ER	SO	BB	IBB	HBP	BLK	WP	HR	S	P	ERA	WHIP								
Dennis Lamp, R ERA: 4.82 (1, 1)	3.0		9	2	0	0	1	0	0	0	0	0	0	11	11	0.00	0.667								
Donnie Moore, R ERA: 6.97 (4, 1)	2.1	L	13	5	4	4	2	1	0	0	0	0	1	16	20	15.43	2.571								
Dick Tidrow, R ERA: 4.14 (6, 1)	1.2		7	2	0	0	1	0	0	0	0	0	0	9	9	0.00	1.200								
Bill Caudill, R ERA: 5.94 (8, 1)	1.1		6	1	1	1	4	0	0	1	0	0	1	13	14	6.75	0.750								
Willie Hernandez, L ERA: 4.89 (9, 1)	0.2		2	0	0	0	1	0	0	0	0	0	0	4	4	0.00	0.000								

Batter	1	2	3	4	5	6	7	8	9	AB	R	H	RBI	BB	SO	LOB	BOTTOM									
Ivan De Jesus, R OBP: 0.337, SLG: 0.342 (1, 6)										4	0	0	0	0	1	2	Philadelphia Phillies @ Chicago Cubs Wrigley Field, Chicago, IL Tue Jun 26 1979, 3:33 AM CDT Att: 35,970 - Sunny - 77 F									
Scott Thompson, L OBP: 0.351, SLG: 0.392 (1, 9)										3	0	1	0	0	0	0										
Mike Vail, R OBP: 0.373, SLG: 0.491 (8, PH)										1	0	0	0	0	1	0										
Bill Buckner, L OBP: 0.310, SLG: 0.465 (1, 3)										4	0	0	0	0	0	1										
Dave Kingman, R OBP: 0.374, SLG: 0.641 (1, 7)										3	1	1	0	1	1	1										
Jerry Martin, R OBP: 0.356, SLG: 0.513 (1, 8)										4	1	1	2	0	1	1										
Steve Ontiveros, S OBP: 0.384, SLG: 0.371 (1, 5)										3	1	0	0	1	0	1										
Barry Foote, R OBP: 0.290, SLG: 0.392 (1, 2)										3	0	2	1	0	0	0										
Steve Dillard, R OBP: 0.500, SLG: 0.357 (7, PR)										0	0	0	0	0	0	0										
Tim Blackwell, S OBP: 0.357, SLG: 0.250 (8, 2)										1	0	0	0	1	0	0										
Ted Sizemore, R OBP: 0.347, SLG: 0.329 (1, 4)										1	0	0	0	0	0	0										
Dennis Lamp, R ERA: 4.82 (1, 1)	5.0	W	21	4	3	3	3	1	0	0	0	0	0	0	0	0	Philadelphia Phillies @ Chicago Cubs Wrigley Field, Chicago, IL Tue Jun 26 1979, 3:33 AM CDT Att: 35,970 - Sunny - 77 F									
Donnie Moore, L ERA: 6.97 (4, 1)	2.0		7	1	0	0	1	1	0	0	0	0	0	0	0	0										
Dick Tidrow, R ERA: 4.14 (6, 1)	1.2		7	2	0	0	1	0	0	0	0	0	0	9	9	0.00		1.200								
Larry Bittner, R ERA: 5.33 (7, PH)	1.1		6	1	1	1	4	0	0	1	0	0	1	13	14	6.75		0.750								
Bill Caudill, R ERA: 5.94 (8, 1)	1.1		6	1	1	1	4	0	0	1	0	0	1	13	14	6.75		0.750								
Willie Hernandez, L ERA: 4.89 (9, 1)	0.2		2	0	0	0	1	0	0	0	0	0	0	4	4	0.00		0.000								
Inning Stats	R: 0 E: 0 K: 0 S: 4	H: 1 LOB: 1 BB: 0 P: 4	R: 0 E: 0 K: 0 S: 3	H: 0 LOB: 0 BB: 0 P: 3	R: 0 E: 0 K: 1 S: 5	H: 0 LOB: 0 BB: 0 P: 5	R: 3 E: 0 K: 1 S: 8	H: 3 LOB: 2 BB: 2 P: 16	R: 0 E: 0 K: 1 S: 5	H: 0 LOB: 0 BB: 0 P: 5	R: 0 E: 0 K: 1 S: 4	H: 0 LOB: 0 BB: 1 P: 8	R: 0 E: 0 K: 0 S: 4	H: 1 LOB: 2 BB: 0 P: 4	R: 0 E: 0 K: 2 S: 7	H: 0 LOB: 0 BB: 0 P: 7		R: 0 E: 0 K: 1 S: 5	H: 0 LOB: 0 BB: 0 P: 5	1B: 3 2B: 1 3B: 0 HR: 1	SF: 0 SAC: 1 DP: 1 HBP: 0	WP: 1 PB: 0 SB: 0 CS: 0	PA: 34			
PITCHER	IP	WLS	BF	H	R	ER	SO	BB	IBB	HBP	BLK	WP	HR	S	P	ERA		WHIP								
Dick Ruthven, R ERA: 3.76 (1, 1)	5.0		21	4	3	3	3	1	0	0	0	0	0	25	33	5.40		1.000								
Ron Reed, R ERA: 4.69 (6, 1)	2.0		7	1	0	0	1	1	0	0	0	0	0	8	12	0.00		1.000								
Tug McGraw, L ERA: 2.48 (8, 1)	2.0	S	6	0	0	0	3	0	0	0	0	0	0	12	12	0.00	0.000									

Batter	1	2	3	4	5	6	7	8	9	AB	R	H	RBI	BB	SO	LOB	TOP								
Bake McBride, L OBP: 0.315, SLG: 0.422 (1, 9)	L4			K	4-3			L8		4	0	0	0	0	1	3	Philadelphia Phillies @ Chicago Cubs Wrigley Field, Chicago, IL Wed Jun 27 1979, 3:33 AM CDT Att: 29,858 - Sunny - 80 F								
Larry Bowa, S OBP: 0.341, SLG: 0.358 (1, 6)	P3			B3			F9	G5-4-3 BB		3	0	0	0	1	0										
Pete Rose, S OBP: 0.416, SLG: 0.456 (1, 3)	G3			4-3			F8	G5-4-3		4	0	0	0	0	2										
Mike Schmidt, R OBP: 0.383, SLG: 0.556 (1, 5)		FC5-4 BB			K		5-3		P4	3	0	0	0	1	1	0									
Greg Luzinski, R OBP: 0.362, SLG: 0.395 (1, 7)	FC5-4 G4-6-3				BB 2B 1B		F8	FC4-6 BB		3	1	1	0	1	0	1									
Gary Maddox, R OBP: 0.303, SLG: 0.463 (1, 8)	G4-6-3				L8			FC5-4 HBP	FC4-6 1B 3B	3	1	0	0	0	3										
Manny Trillo, R OBP: 0.341, SLG: 0.364 (1, 4)			5-3		2B BB		FC5-4			3	2	1	0	1	0	1									
Bob Boone, R OBP: 0.365, SLG: 0.438 (1, 2)			4-3		WP 2B		F2			4	0	2	4	0	0	1									
Randy Lerch, L Randy Estreich, R Warren Brusstar, R Tim Lincecum, L Kevin Saucier, L Ben Reiter, R Greg Giffen, R Mike Anderson, R Dave Nilson, R			F7		WP BB			BB 1B	F5	1	0	0	0	0	0	0									
Inning Stats	R: 0 E: 0 K: 0 S: 3	H: 0 LOB: 0 BB: 0 P: 3	R: 0 E: 0 K: 0 S: 2	H: 0 LOB: 0 BB: 1 P: 6	R: 0 E: 0 K: 0 S: 3	H: 0 LOB: 0 BB: 0 P: 3	R: 0 E: 0 K: 1 S: 5	H: 0 LOB: 0 BB: 0 P: 5	R: 2 E: 0 K: 1 S: 7	H: 2 LOB: 2 BB: 2 P: 15	R: 0 E: 0 K: 0 S: 3	H: 0 LOB: 0 BB: 0 P: 3	R: 0 E: 0 K: 0 S: 3	H: 0 LOB: 1 BB: 0 P: 4	R: 0 E: 0 K: 0 S: 3	H: 1 LOB: 1 BB: 1 P: 7	R: 2 E: 0 K: 0 S: 5	H: 2 LOB: 1 BB: 1 P: 9	1B: 3 2B: 1 3B: 1 HR: 0	SF: 0 SAC: 0 DP: 2 HBP: 1	WP: 1 PB: 0 SB: 0 CS: 0	PA: 36			
PITCHER	IP	WLS	BF	H	R	ER	SO	BB	IBB	HBP	BLK	WP	HR	S	P	ERA	WHIP								
Mike Krukow, R ERA: 4.11 (1, 1)	7.0	W	26	2	2	2	2	3	0	1	0	1	0	26	39	2.57	0.714								
Dick Tidrow, R ERA: 4.07 (8, 1)	1.0		4	1	0	0	0	1	0	0	0	0	0	3	7	0.00	2.000								
Bill Caudill, R ERA: 6.62 (9, 1)	1.0		6	2	2	2	0	1	0	0	0	0	0	5	9	18.00	3.000								

Batter	1	2	3	4	5	6	7	8	9	AB	R	H	RBI	BB	SO	LOB	BOTTOM								
Ivan De Jesus, R OBP: 0.338, SLG: 0.351 (1, 6)	F9	K		1B 2B	2B		G6-4-3			5	1	2	2	0	1	2	Philadelphia Phillies @ Chicago Cubs Wrigley Field, Chicago, IL Wed Jun 27 1979, 3:33 AM CDT Att: 29,858 - Sunny - 80 F								
Ted Sizemore, R OBP: 0.348, SLG: 0.335 (1, 4)	L8		G5-3 2B	4-3	5-3		1B			5	0	2	0	0	0	2									
Bill Buckner, L OBP: 0.318, SLG: 0.473 (1, 3)	HR 2B		G5-3 HR BB	BB 1B		G3	1B			4	2	3	1	1	0	0									
Dave Kingman, R OBP: 0.377, SLG: 0.652 (1, 7)			G5-3	G5-4-3 BB		G3	K			2	1	1	2	1	0	2									
Sam Mejias, R OBP: 0.273, SLG: 0.111 (6, PH) (7, 7)	HR		G5-3	G5-4-3 BB		1B BB	K			1	1	0	0	1	1	2									
Jerry Martin, R OBP: 0.353, SLG: 0.519 (1, 8)	F7		G5-4-3	G5-4-3 BB		F8		K		5	1	1	2	0	1	3									
Mike Vail, R OBP: 0.406, SLG: 0.569 (1, 9)		E9 SF8 2B	1B 3B		CS 1B	BB 1B		K		5	2	4	1	0	1	0									
Steve Ontiveros, S OBP: 0.373, SLG: 0.376 (1, 5)	4-3				SH1-4 BB HBP	FC6-4 BB		1B		3	1	2	1	1	0	1									
Barry Foote, R OBP: 0.297, SLG: 0.391 (1, 2)	SF8 IBB		F2		SH1-4 2B BB	FC6-4		1B		3	1	1	0	2	0	3									
Mike Krukow, R OBP: 0.321, SLG: 0.500 (1, 1)	SF8				SH1-4			4-3		1	1	1	2	0	0	0									
Steve Dillard, R OBP: 0.500, SLG: 0.357 (7, PR)										0	0	0	0	0	0	0									
Dick Tidrow, R OBP: 0.333, SLG: 0.333 (8, 1)										0	0	0	0	0	0	0									
Larry Bittner, L OBP: 0.303, SLG: 0.367 (8, PH)										1	0	0	0	0	0	2									
Bill Caudill, R ERA: 4.56 (9, 1)										0	0	0	0	0	0	0									
Inning Stats	R: 2 E: 0 K: 0 S: 5	H: 2 LOB: 0 BB: 0 P: 5	R: 1 E: 1 K: 1 S: 6	H: 1 LOB: 1 BB: 1 P: 10	R: 3 E: 0 K: 0 S: 6	H: 4 LOB: 1 BB: 1 P: 10	R: 2 E: 0 K: 0 S: 5	H: 3 LOB: 1 BB: 1 P: 9	R: 2 E: 0 K: 0 S: 4	H: 2 LOB: 1 BB: 1 P: 9	R: 1 E: 0 K: 0 S: 4	H: 1 LOB: 2 BB: 2 P: 12	R: 0 E: 0 K: 1 S: 6	H: 2 LOB: 2 BB: 0 P: 7	R: 0 E: 0 K: 2 S: 9	H: 2 LOB: 2 BB: 0 P: 9	1B: 8 2B: 5 3B: 1 HR: 3	SF: 1 SAC: 1 DP: 3 HBP: 2	WP: 0 PB: 0 SB: 0 CS: 1	PA: 45					
PITCHER	IP	WLS	BF	H	R	ER	SO	BB	IBB	HBP	BLK	WP	HR	S	P	ERA	WHIP								
Randy Lerch, L ERA: 3.71 (1, 1)	2.0	L	12	4	5	5	1	1	0	0	0	0	2	9	13	20.25	5.250								
Randy Eastwick, R ERA: 7.39 (3, 1)	1.1		10	6	3	3	0	1	0	0	0	0	2	9	13	20.25	5.250								
Warren Brusstar, R ERA: (4, 1)	0.2		1	0	0	0	0	0	0	0	0	0	0	1	1	0.00	0.000								
Kevin Saucier, L ERA: 3.52 (5, 1)	2.0		13	3	3	3	0	3	0	2	0	0	0	8	22	13.50	3.000								
Ron Reed, R ERA: 4.56 (7, 1)	1.0		4	2	0	0	1	0	0	0	0	0	0	6	6	0.00	2.000								

AB	30
R	4
H	5
RBI	4
BB	5
SO	2
LOB	12

AB	35
R	11
H	17
RBI	11
BB	6
SO	4
LOB	17

WP	0
PB	0
SB	0
CS	1

Batter	1	2	3	4	5	6	7	8	9	AB	R	H	RBI	BB	SO	LOB	TOP																	
Bake McBride, L OBP: 0.313, SLG: 0.418 (1, 9)										5	1	1	0	0	0	3	Philadelphia Phillies @ St. Louis Cardinals Busch Stadium, St. Louis, MO Fri Jun 29 1979, 7:05 PM CDT Unknown																	
Larry Bowa, S OBP: 0.342, SLG: 0.359 (1, 6)										5	2	2	0	0	0	1																		
Pete Rose, S OBP: 0.416, SLG: 0.453 (1, 3)										4	0	1	0	1	0	3																		
Mike Schmidt, R OBP: 0.387, SLG: 0.566 (1, 5)										3	3	1	1	2	1	3																		
Greg Luzinski, R OBP: 0.374, SLG: 0.420 Mike Anderson, R OBP: 0.379, SLG: 0.292 (8, 7)										4	2	4	4	1	0	0																		
Garry Maddox, R OBP: 0.301, SLG: 0.459 (1, 8)										4	0	1	1	0	1	4																		
Manny Trillo, R OBP: 0.344, SLG: 0.361 (1, 4)										4	0	1	0	1	0	2																		
Dave Rader, L OBP: 0.286, SLG: 0.407 Bob Boone, R OBP: 0.362, SLG: 0.434 (7, 2)										3	0	1	0	0	0	2																		
Nino Espinosa, R OBP: 0.187, SLG: 0.171 Warren Brusstar, R OBP: 0.333, SLG: 0.452 Kevin Saucier, L OBP: 0.310, SLG: 0.279 Jose Cardenal, R OBP: 0.333, SLG: 0.333 (7, 1)										2	0	1	0	0	1	2																		
Inning Stats	R: 3 E: 0 K: 1 S: 8	H: 3 LOB: 2 BB: 2 P: 16	R: 0 E: 0 K: 1 S: 6	H: 1 LOB: 2 BB: 1 P: 10	R: 1 E: 0 K: 1 S: 8	H: 3 LOB: 2 BB: 0 P: 8	R: 1 E: 0 K: 0 S: 6	H: 3 LOB: 0 BB: 0 P: 6	R: 0 E: 0 K: 0 S: 3	H: 0 LOB: 0 BB: 0 P: 3	R: 3 E: 0 K: 0 S: 5	H: 2 LOB: 0 BB: 1 P: 9	R: 0 E: 0 K: 0 S: 3	H: 0 LOB: 0 BB: 0 P: 3	R: 0 E: 0 K: 0 S: 4	H: 1 LOB: 2 BB: 1 P: 8		R: 0 E: 0 K: 0 S: 3	H: 0 LOB: 0 BB: 0 P: 3	1B: 9 2B: 2 3B: 1 HR: 1	SF: 1 SAC: 0 DP: 0 HBP: 0	WP: 2 PB: 1 SB: 1 CS: 0	PA: 45											
PITCHER	IP WLS BF H R ER SO BB IBB HBP BLK WP HR S P ERA WHIP																																	
Bob Forsch, R ERA: 4.85 Buddy Schultz, L ERA: 4.51 Will McEnaney, L ERA: 1.38	(1, 1) (6, 1) (7, 1)	5.1 0.2 3.0	L 2 11	32 0 1	12 0 0	8 0 0	8 0 0	3 0 0	4 0 1	0 0 0	0 0 0	0 0 0	0 0 0	2 2 10	34 2 14	50 2 14	13.50 0.00 0.00	3.000 0.000 0.667																



Batter	1	2	3	4	5	6	7	8	9	AB	R	H	RBI	BB	SO	LOB	BOTTOM																	
Garry Templeton, S OBP: 0.345, SLG: 0.419 (1, 6)										5	2	3	1	0	0	1	Philadelphia Phillies @ St. Louis Cardinals Busch Stadium, St. Louis, MO Fri Jun 29 1979, 7:05 PM CDT Unknown																	
Lou Brock, L OBP: 0.372, SLG: 0.455 Will McEnaney, L OBP: 0.315, SLG: 0.353 (7, 1)										4	0	1	1	0	0	3																		
Dane Iorg, L OBP: 0.315, SLG: 0.353 (6, PH)										1	0	0	0	0	0	0																		
Tony Scott, S OBP: 0.332, SLG: 0.409 (1, 8)										5	1	1	1	0	0	3																		
Keith Hernandez, L OBP: 0.378, SLG: 0.495 (1, 3)										5	0	1	1	0	1	1																		
George Hendrick, R OBP: 0.399, SLG: 0.523 (1, 9)										4	1	2	0	0	0	1																		
Terry Kennedy, L OBP: 0.111, SLG: 0.222 Roger Freed, R OBP: 0.348, SLG: 0.579 Steve Swisher, R OBP: 0.189, SLG: 0.188 (8, 2)										3	1	1	0	0	1	0																		
Ken Reitz, R OBP: 0.310, SLG: 0.395 (1, 5)										3	1	0	0	1	1	0																		
Ken Oberkfell, L OBP: 0.374, SLG: 0.458 Mike Tyson, R OBP: 0.271, SLG: 0.357 (7, 4)										2	1	2	3	0	0	0																		
Bob Forsch, R OBP: 0.237, SLG: 0.273 Buddy Schultz, R Jerry Mumphrey, S OBP: 0.323, SLG: 0.349 (7, 7)										1	0	0	0	0	1	1																		
Inning Stats	R: 1 E: 0 K: 0 S: 5	H: 2 LOB: 1 BB: 0 P: 5	R: 0 E: 0 K: 2 S: 8	H: 1 LOB: 1 BB: 0 P: 8	R: 1 E: 0 K: 1 S: 6	H: 1 LOB: 0 BB: 0 P: 6	R: 5 E: 0 K: 0 S: 8	H: 5 LOB: 1 BB: 1 P: 12	R: 0 E: 0 K: 1 S: 5	H: 0 LOB: 0 BB: 0 P: 5	R: 0 E: 0 K: 1 S: 7	H: 2 LOB: 2 BB: 0 P: 7	R: 0 E: 0 K: 0 S: 3	H: 1 LOB: 0 BB: 0 P: 3	R: 0 E: 0 K: 0 S: 4	H: 1 LOB: 1 BB: 0 P: 4	R: 0 E: 0 K: 0 S: 3	H: 0 LOB: 0 BB: 0 P: 3	1B: 6 2B: 6 3B: 1 HR: 0	SF: 0 SAC: 1 DP: 1 HBP: 0	WP: 0 PB: 0 SB: 0 CS: 0	PA: 40												
PITCHER	IP WLS BF H R ER SO BB IBB HBP BLK WP HR S P ERA WHIP																																	
Nino Espinosa, R ERA: 3.57 Warren Brusstar, R ERA: 5.4 Kevin Saucier, L ERA: 2.79 Tug McGraw, L ERA: 2.3	(1, 1) (4, 1) (5, 1) (7, 1)	3.0 1.0 2.0 3.0	L 5 W S	17 2 8 10	6 1 2 2	3 1 0 0	3 1 0 0	0 0 2 0	1 0 0 0	0 0 0 0	0 0 0 0	0 0 0 0	0 0 0 0	0 5 12 10	22 5 12 10	26 5 12 10	18.00 9.00 0.00 0.00	2.667 2.000 1.000 0.667																



Batter	1	2	3	4	5	6	7	8	9	AB	R	H	RBI	BB	SO	LOB	TOP			
Bake McBride, L OBP: 0.312, SLG: 0.415										4	1	1	0	0	0	1	Philadelphia Phillies @ St. Louis Cardinals Busch Stadium, St. Louis, MO Fri Jun 29 1979, 7:05 PM CDT Att: 29,300 - Unknown			
Larry Bowa, S OBP: 0.341, SLG: 0.357										4	0	1	0	0	0	0				
Pete Rose, S OBP: 0.414, SLG: 0.452										3	0	1	1	0	0	0				
Mike Schmidt, R OBP: 0.388, SLG: 0.567										3	0	1	0	0	0	1				
Bud Harrelson, S OBP: 0.353, SLG: 0.314										0	0	0	0	0	0	0				
Greg Luzinski, R OBP: 0.372, SLG: 0.421										4	0	1	0	0	2	4				
Gary Maddox, R OBP: 0.302, SLG: 0.458										3	0	1	0	0	0	3				
Del Unser, L OBP: 0.322, SLG: 0.366										1	0	0	0	0	0	1				
Manny Trillo, R OBP: 0.341, SLG: 0.357										4	0	1	0	0	0	3				
Bob Boone, R OBP: 0.355, SLG: 0.425										4	0	0	0	0	0	3				
Larry Christenson, R OBP: 0.524, SLG: 0.895										1	0	0	0	0	0	1				
Greg Gross, L OBP: 0.326, SLG: 0.442										1	0	0	0	0	0	0				
Kevin Saucier, L OBP: 1.000, SLG: 1.000										0	0	0	0	0	0	0				
Tim McCarver, L OBP: 0.377, SLG: 0.365										0	0	0	0	1	0	0				
Rawly Eastwick, R OBP: 0.377, SLG: 0.365										0	0	0	0	0	0	0				
Inning Stats	R: 1 E: 1 K: 0 S: 5	H: 2 LOB: 1 BB: 0 P: 5	R: 0 E: 0 K: 0 S: 4	H: 1 LOB: 1 BB: 0 P: 4	R: 0 E: 0 K: 0 S: 3	H: 0 LOB: 0 BB: 0 P: 3	R: 0 E: 0 K: 1 S: 5	H: 0 LOB: 1 BB: 0 P: 6	R: 0 E: 0 K: 0 S: 3	H: 2 LOB: 2 BB: 0 P: 7	R: 0 E: 0 K: 0 S: 3	H: 1 LOB: 1 BB: 1 P: 7	R: 0 E: 0 K: 0 S: 3	H: 0 LOB: 0 BB: 0 P: 3	R: 0 E: 0 K: 0 S: 4	H: 1 LOB: 1 BB: 0 P: 4	1B: 5 2B: 2 3B: 0 HR: 0	SF: 1 SAC: 0 DP: 1 HBP: 1	WP: 0 PB: 0 SB: 1 CS: 0	PA: 35
PITCHER	IP WLS BF H R ER SO BB IBB HBP BLK WP HR S P ERA WHIP																			
Pete Vuckovich, R ERA: 3.06	(1, 1) 7.0 W 28 6 1 0 2 1 0 1 0 0 0 0 30 35 0.00 1.000																			
George Frazier, R ERA:	(8, 1) 2.0 7 1 0 0 0 0 0 0 0 0 0 0 7 7 0.00 0.500																			

AB 32
R 1
H 7
RBI 1
BB 1
SO 2
LOB 17



Batter	1	2	3	4	5	6	7	8	9	AB	R	H	RBI	BB	SO	LOB	BOTTOM		
Jerry Mumphrey, S OBP: 0.330, SLG: 0.356										4	1	2	1	0	0	3	Philadelphia Phillies @ St. Louis Cardinals Busch Stadium, St. Louis, MO Fri Jun 29 1979, 7:05 PM CDT Att: 29,300 - Unknown		
Ken Oberkfell, L OBP: 0.365, SLG: 0.450										4	0	1	0	0	0	3			
Tony Scott, S OBP: 0.334, SLG: 0.420										4	2	2	2	0	1	1			
Keith Hernandez, L OBP: 0.383, SLG: 0.505										2	1	2	2	1	0	0			
George Frazier, R ERA:	(8, 1)									0	0	0	0	0	0	0			
George Hendrick, R OBP: 0.393, SLG: 0.516	(1, 9)									3	0	0	1	0	0	3			
Terry Kennedy, L OBP: 0.154, SLG: 0.308	(1, 2)									4	1	1	0	0	0	1			
Ken Reitz, R OBP: 0.309, SLG: 0.393	(1, 5)									4	0	1	0	0	0	1			
Mike Phillips, L OBP: 0.349, SLG: 0.317	(1, 6)									3	1	2	0	1	0	0			
Pete Vuckovich, R ERA: 4.75	(1, 1)									1	1	0	1	0	0	2			
Dane Iorg, L OBP: 0.315, SLG: 0.353	(8, 3)									0	0	0	0	0	0	0			
Inning Stats	R: 0 E: 0 K: 0 S: 3	H: 1 LOB: 0 BB: 0 P: 3	R: 1 E: 0 K: 0 S: 4	H: 1 LOB: 0 BB: 0 P: 4	R: 4 E: 0 K: 0 S: 8	H: 4 LOB: 1 BB: 0 P: 8	R: 0 E: 0 K: 0 S: 4	H: 2 LOB: 1 BB: 0 P: 4	R: 1 E: 0 K: 0 S: 4	H: 1 LOB: 1 BB: 1 P: 4	R: 0 E: 0 K: 1 S: 5	H: 1 LOB: 1 BB: 1 P: 9	R: 0 E: 0 K: 0 S: 3	H: 0 LOB: 0 BB: 0 P: 3	1B: 7 2B: 3 3B: 2 HR: 0	SF: 3 SAC: 1 DP: 2 HBP: 0		WP: 0 PB: 0 SB: 0 CS: 1	PA: 35
PITCHER	IP WLS BF H R ER SO BB IBB HBP BLK WP HR S P ERA WHIP																		
Larry Christenson, R ERA: 4.75	(1, 1) 4.0 L 19 8 5 5 0 0 0 0 0 0 0 0 8 12 9.00 1.500																		
Kevin Saucier, L ERA: 3.86	(5, 1) 2.0 9 2 2 2 0 1 0 0 0 0 0 0 8 12 9.00 1.500																		
Rawly Eastwick, R ERA: 6.9	(7, 1) 2.0 7 1 0 0 1 1 0 0 0 0 0 0 8 12 0.00 1.000																		

AB 29
R 7
H 11
RBI 7
BB 2
SO 1
LOB 14



Batter	1	2	3	4	5	6	7	8	9	AB	R	H	RBI	BB	SO	LOB	TOP					
Bake McBride, L OBP: 0.312, SLG: 0.409 (1, 9)										5	0	2	0	1	1	5	Philadelphia Phillies @ St. Louis Cardinals Busch Stadium, St. Louis, MO Sun Jul 01 1979, 3:33 AM CDT Unknown					
Larry Bowa, S OBP: 0.343, SLG: 0.362 (1, 6)										3	2	1	0	2	0	4						
Pete Rose, S OBP: 0.405, SLG: 0.440 (1, 3)										5	0	1	1	0	0	3						
Mike Schmidt, R OBP: 0.388, SLG: 0.569 (1, 5)										3	1	0	0	2	2	2						
Greg Luzinski, R OBP: 0.373, SLG: 0.443 (1, 7)										4	2	1	1	1	1	1						
Tug McGraw, R OBP: 0.333, SLG: 0.333 (8, 1)										0	0	0	0	0	0	0						
Ron Reed, R OBP: 0.400, SLG: 0.500 (8, 1)										5	2	2	3	0	1	0						
Garry Maddox, R OBP: 0.302, SLG: 0.460 (1, 8)										4	0	1	1	1	1	0						
Manny Trillo, R OBP: 0.350, SLG: 0.356 (1, 4)										4	0	1	1	1	1	0						
Bob Boone, R OBP: 0.361, SLG: 0.434 (1, 2)										5	0	3	1	0	0	1						
Dick Ruthven, R OBP: 0.211, SLG: 0.143 (8, 1)										3	0	1	0	0	0	1						
Inning Stats	R: 4 E: 0 K: 0 S: 5	H: 2 LOB: 1 BB: 3 P: 17	R: 0 E: 0 K: 0 S: 4	H: 2 LOB: 2 BB: 1 P: 8	R: 0 E: 0 K: 1 S: 5	H: 0 LOB: 0 BB: 0 P: 5	R: 0 E: 0 K: 0 S: 4	H: 1 LOB: 2 BB: 1 P: 8	R: 0 E: 0 K: 1 S: 5	H: 0 LOB: 0 BB: 0 P: 5	R: 0 E: 0 K: 0 S: 5	H: 2 LOB: 2 BB: 0 P: 5	R: 2 E: 0 K: 1 S: 8	H: 3 LOB: 3 BB: 2 P: 16	R: 1 E: 0 K: 0 S: 3	H: 1 LOB: 0 BB: 1 P: 7	R: 0 E: 0 K: 3 S: 11	H: 2 LOB: 2 BB: 0 P: 11	1B: 9 2B: 2 3B: 2 HR: 1	SF: 0 SAC: 0 DP: 1 HBP: 0	WP: 1 PB: 0 SB: 1 CS: 2	PA: 46
PITCHER	IP WLS BF H R ER SO BB IBB HBP BLK WP HR S P ERA WHIP																					
John Denny, R ERA: 5.0	(1, 1) 6.2 35 10 6 6 3 6 0 0 0 1 1 35 59 8.10 2.400																					
Willi McEnaney, L ERA: 1.59	(7, 1) 0.2 5 1 1 1 0 1 1 0 0 0 0 3 11 13.50 3.000																					
Mark Littell, R ERA: 2.97	(8, 1) 1.2 W 6 2 0 0 3 0 0 0 0 0 0 12 12 0.00 1.200																					

AB	38
R	7
H	13
RBI	7
BB	8
SO	6
LOB	17



Batter	1	2	3	4	5	6	7	8	9	AB	R	H	RBI	BB	SO	LOB	BOTTOM			
Garry Templeton, S OBP: 0.353, SLG: 0.440 (1, 6)										4	2	2	2	1	0	1	Philadelphia Phillies @ St. Louis Cardinals Busch Stadium, St. Louis, MO Sun Jul 01 1979, 3:33 AM CDT Unknown			
Lou Brock, L OBP: 0.376, SLG: 0.462 (1, 7)										4	2	2	1	1	0	1				
Tony Scott, S OBP: 0.333, SLG: 0.421 (1, 8)										5	1	2	1	0	1	4				
Keith Hernandez, L OBP: 0.396, SLG: 0.524 (1, 3)										3	3	2	2	2	0	1				
Dane Iorg, L OBP: 0.323, SLG: 0.371 (1, 9)										4	0	2	2	0	0	1				
Mark Littell, L (8, 1)										0	1	0	1	1	0	0				
Terry Kennedy, L OBP: 0.278, SLG: 0.529 (1, 2)										4	1	2	4	1	1	1				
Ken Reitz, R OBP: 0.315, SLG: 0.398 (1, 5)										5	0	2	0	0	0	3				
Ken Oberkfell, L OBP: 0.360, SLG: 0.437 (1, 4)										3	0	0	0	0	1	2				
Willi McEnaney, L ERA: 3.55	(7, 1) 1.0 3 1 0 0 1 0 0 0 0 0 0 5 5 0.00 1.000																			
Jerry Mumphrey, S OBP: 0.311, SLG: 0.333 (8, 9)										2	0	0	0	0	1	1				
John Denny, R OBP: 0.128, SLG: 0.184 (1, 1)										2	1	1	0	0	0	0				
Mike Tyson, R OBP: 0.280, SLG: 0.367 (7, 4)										1	2	1	0	0	0	0				
Inning Stats	R: 0 E: 0 K: 0 S: 3	H: 0 LOB: 0 BB: 0 P: 3	R: 0 E: 0 K: 0 S: 2	H: 0 LOB: 1 BB: 1 P: 6	R: 3 E: 0 K: 1 S: 9	H: 4 LOB: 1 BB: 0 P: 9	R: 0 E: 0 K: 0 S: 4	H: 1 LOB: 1 BB: 0 P: 4	R: 0 E: 1 K: 1 S: 5	H: 0 LOB: 1 BB: 1 P: 9	R: 1 E: 0 K: 1 S: 7	H: 3 LOB: 1 BB: 0 P: 7	R: 3 E: 1 K: 0 S: 7	H: 5 LOB: 2 BB: 1 P: 11	R: 6 E: 0 K: 1 S: 8	H: 3 LOB: 3 BB: 3 P: 21	1B: 6 2B: 6 3B: 2 HR: 2	SF: 0 SAC: 0 DP: 1 HBP: 1	WP: 0 PB: 0 SB: 1 CS: 0	PA: 44
PITCHER	IP WLS BF H R ER SO BB IBB HBP BLK WP HR S P ERA WHIP																			
Dick Ruthven, R ERA: 3.93	(1, 1) 5.0 23 7 4 4 2 2 0 0 0 0 0 25 33 7.20 1.800																			
Kevin Saucier, L ERA: 3.55	(6, 1) 1.0 3 1 0 0 1 0 0 0 0 0 0 5 5 0.00 1.000																			
Warren Brusstar, R ERA: 9.0	(7, 1) 1.0 8 5 3 3 0 0 1 0 0 0 0 7 11 27.00 5.000																			
Tug McGraw, L ERA: 3.43	(8, 1) 0.2 L 9 3 6 6 0 2 1 1 0 0 1 5 18 81.00 7.500																			
Ron Reed, R ERA: 4.35	(8, 1) 0.1 1 0 0 0 1 0 0 0 0 0 0 3 3 0.00 0.000																			

AB	37
R	13
H	16
RBI	13
BB	6
SO	4
LOB	15



Batter	1	2	3	4	5	6	7	8	9	AB	R	H	RBI	BB	SO	LOB	TOP					
Bake McBride, L OBP: 0.317, SLG: 0.410 (1, 9)	4-0 BB		4-3					8-2 1B		2	0	1	0	2	0	0	Philadelphia Phillies @ St. Louis Cardinals Busch Stadium, St. Louis, MO Sun Jul 01 1979, 3:38 AM CDT Att: 41,903 - Unknown					
Larry Bowa, S OBP: 0.339, SLG: 0.357 (1, 6)	4-3			1-3		SH5-3 BB		8-2		3	0	0	0	0	0	3						
Pete Rose, S OBP: 0.403, SLG: 0.436 (1, 3)	F9			4-3		FC1-6-5-6 1B		3-H BB		3	1	0	0	1	0	2						
Mike Schmidt, R OBP: 0.387, SLG: 0.564 (1, 5)	F9			5-3		1B		P6		4	0	1	1	0	0	3						
Greg Luzinski, R OBP: 0.371, SLG: 0.440 (1, 7)	F9					5-3 1B		L7		4	0	1	0	0	0	1						
Garry Maddox, R OBP: 0.301, SLG: 0.457 (1, 8)	P3					SH3 1B		K		4	0	1	0	0	2	0						
Dave Rader, L OBP: 0.250, SLG: 0.355 (1, 2)	K					SH3 1-2 2-3		P3		3	0	0	0	0	1	0						
Bud Harrelson, S OBP: 0.377, SLG: 0.308 (5, PH)										1	0	0	0	0	1	0						
Greg Gross, L OBP: 0.340, SLG: 0.447 (5, PH)										1	0	0	0	0	1	2						
Manny Trillo, R OBP: 0.347, SLG: 0.353 (5, 4)										1	0	0	0	0	0	0						
Randy Lerch, L OBP: 0.140, SLG: 0.220 (9, 1)										3	0	1	0	0	1	2						
Ron Reed, R OBP: 0.400, SLG: 0.500 (9, 7)										0	0	0	0	0	0	0						
Del Unser, L OBP: 0.330, SLG: 0.410 (9, 7)										0	0	0	0	0	0	0						
Inning Stats	R: 0 E: 0 K: 0 S: 3	H: 0 LOB: 1 BB: 1 P: 7	R: 0 E: 0 K: 1 S: 5	H: 0 LOB: 0 BB: 0 P: 5	R: 0 E: 0 K: 2 S: 7	H: 0 LOB: 0 BB: 0 P: 7	R: 0 E: 0 K: 0 S: 3	H: 0 LOB: 0 BB: 0 P: 3	R: 0 E: 0 K: 1 S: 4	H: 2 LOB: 2 BB: 0 P: 7	R: 1 E: 0 K: 0 S: 4	H: 1 LOB: 1 BB: 1 P: 8	R: 0 E: 0 K: 1 S: 5	H: 0 LOB: 0 BB: 0 P: 5	R: 0 E: 0 K: 0 S: 4	H: 2 LOB: 2 BB: 1 P: 8	R: 0 E: 0 K: 1 S: 5	H: 0 LOB: 0 BB: 0 P: 5	1B: 5 2B: 1 3B: 0 HR: 0	SF: 0 SAC: 2 DP: 1 HBP: 0	WP: 0 PB: 0 SB: 0 CS: 0	PA: 34
PITCHER	IP	WLS	BF	H	R	ER	SO	BB	IBB	HBP	BLK	WP	HR	S	P	ERA	WHIP					
Roy Thomas, R ERA: 1.29	(1, 1)	7.0	26	3	1	1	5	2	0	0	0	0	0	34	42	1.29	0.714					
Willi McEnaney, L ERA: 1.55	(8, 1)	0.2	4	2	0	0	0	1	0	0	0	0	0	3	7	0.00	4.500					
Mark Littell, R ERA: 2.87	(8, 1)	1.1	W	4	0	0	0	1	0	0	0	0	0	6	6	0.00	0.000					


Batter	1	2	3	4	5	6	7	8	9	AB	R	H	RBI	BB	SO	LOB	BOTTOM					
Garry Templeton, S OBP: 0.352, SLG: 0.438 (1, 6)	6-3		F8					6-3		4	0	1	0	0	0	0	Philadelphia Phillies @ St. Louis Cardinals Busch Stadium, St. Louis, MO Sun Jul 01 1979, 3:38 AM CDT Att: 41,903 - Unknown					
Jerry Mumphrey, S OBP: 0.308, SLG: 0.330 (1, 7)	F3					L1-3 1B		F8		4	0	1	0	0	0	2						
Keith Hernandez, L OBP: 0.397, SLG: 0.521 (1, 3)	BB					4-3		BB		2	1	0	0	2	1	2						
George Hendrick, R OBP: 0.395, SLG: 0.512 (1, 9)	K					5-3		1B		3	0	0	0	1	1	2						
Tony Scott, S OBP: 0.332, SLG: 0.417 (1, 8)	CS BB					6-3		6-3		3	0	0	0	1	0	3						
Ken Reitz, R OBP: 0.315, SLG: 0.406 (1, 5)	F9					5-3		F8		4	1	1	1	0	0	3						
Steve Swisher, R OBP: 0.178, SLG: 0.175 (9, PH)	F9									3	0	1	0	0	0	0						
Terry Kennedy, L OBP: 0.316, SLG: 0.556 (9, PH)	F9									1	0	1	1	0	0	0						
Mike Tyson, R OBP: 0.274, SLG: 0.360 (8, 1)										3	0	0	0	0	0	1						
Willi McEnaney, L (8, 1)										0	0	0	0	0	0	0						
Mark Littell, L (8, 1)										0	0	0	0	0	0	0						
Roy Thomas, R OBP: 0.500, SLG: 1.000 (8, 4)										2	0	1	0	0	1	0						
Ken Oberkfell, L OBP: 0.357, SLG: 0.433 (8, 4)										1	0	0	0	0	0	0						
Inning Stats	R: 0 E: 0 K: 1 S: 5	H: 0 LOB: 1 BB: 1 P: 9	R: 0 E: 0 K: 0 S: 2	H: 0 LOB: 0 BB: 1 P: 6	R: 0 E: 0 K: 1 S: 5	H: 0 LOB: 0 BB: 0 P: 5	R: 0 E: 0 K: 1 S: 6	H: 1 LOB: 1 BB: 0 P: 6	R: 0 E: 0 K: 0 S: 3	H: 0 LOB: 0 BB: 0 P: 3	R: 0 E: 0 K: 0 S: 4	H: 2 LOB: 1 BB: 0 P: 4	R: 1 E: 0 K: 0 S: 5	H: 2 LOB: 1 BB: 0 P: 5	R: 0 E: 0 K: 0 S: 3	H: 0 LOB: 0 BB: 0 P: 3	R: 1 E: 0 K: 0 S: 3	H: 1 LOB: 2 BB: 2 P: 11	1B: 4 2B: 2 3B: 0 HR: 1	SF: 0 SAC: 0 DP: 1 HBP: 0	WP: 0 PB: 0 SB: 0 CS: 1	PA: 34
PITCHER	IP	WLS	BF	H	R	ER	SO	BB	IBB	HBP	BLK	WP	HR	S	P	ERA	WHIP					
Randy Lerch, L ERA: 3.61	(1, 1)	8.0	L	30	5	2	2	3	3	0	0	0	0	1	33	45	3.61	1.000				
Ron Reed, R ERA: 4.3	(9, 1)	0.2	4	1	0	0	0	1	0	0	0	0	0	3	7	0.00	3.000					


Batter	1	2	3	4	5	6	7	8	9	AB	R	H	RBI	BB	SO	LOB	TOP			
Joel Youngblood, R OBP: 0.362, SLG: 0.469 (1, 9)										2	1	0	0	2	0	0	New York Mets @ Philadelphia Phillies Veterans Stadium, Philadelphia, PA Mon Jul 02 1979, 7:05 PM EDT Att: 29,142 - Unknown			
Frank Taveras, R OBP: 0.295, SLG: 0.308 (1, 6)										4	0	0	0	0	1	2				
Lee Mazzilli, S OBP: 0.429, SLG: 0.509 (1, 8)										4	0	1	0	0	1	1				
Richie Hebner, L OBP: 0.399, SLG: 0.425 (1, 5)										4	1	3	2	0	0	1				
John Stearns, R OBP: 0.329, SLG: 0.373 (1, 2)										3	0	0	0	1	0	2				
Willie Montanez, L OBP: 0.284, SLG: 0.300 (1, 3)										3	0	2	0	0	0	0				
Steve Henderson, R OBP: 0.367, SLG: 0.380 (1, 7)										3	0	0	0	0	2	3				
Doug Flynn, R OBP: 0.249, SLG: 0.313 Neil Allen, R (7, 1)										3	0	0	0	0	0	1				
Dock Ellis, S Bruce Boisclair, L OBP: 0.234, SLG: 0.304 (7, 9)										2	0	0	0	0	1	0				
Inning Stats	R: 2 E: 0 K: 1 S: 7	H: 2 LOB: 2 BB: 2 P: 15	R: 0 E: 0 K: 1 S: 5	H: 0 LOB: 1 BB: 1 P: 9	R: 0 E: 0 K: 0 S: 3	H: 1 LOB: 0 BB: 0 P: 3	R: 0 E: 0 K: 1 S: 5	H: 0 LOB: 0 BB: 0 P: 5	R: 0 E: 0 K: 0 S: 3	H: 1 LOB: 0 BB: 0 P: 3	R: 0 E: 0 K: 1 S: 5	H: 1 LOB: 0 BB: 0 P: 5	R: 0 E: 0 K: 0 S: 3	H: 0 LOB: 0 BB: 0 P: 3	R: 0 E: 0 K: 0 S: 3	H: 1 LOB: 0 BB: 0 P: 3		1B: 5 2B: 0 3B: 0 HR: 1	SF: 0 SAC: 0 DP: 4 HBP: 0	WP: 0 PB: 0 SB: 0 CS: 0
PITCHER Nino Espinosa, R ERA: 3.43 (1, 1)	IP: 9.0 WLS: W BF: 32 H: 6 R: 2 ER: 2 SO: 5 BB: 3 IBB: 0 HBP: 0 BLK: 0 WP: 0 HR: 1 S: 39 P: 51 ERA: 2.00 WHIP: 1.000															PITCHER				

Batter	1	2	3	4	5	6	7	8	9	AB	R	H	RBI	BB	SO	LOB	BOTTOM			
Bake McBride, L OBP: 0.320, SLG: 0.414 (1, 9)										4	1	2	0	0	0	1	New York Mets @ Philadelphia Phillies Veterans Stadium, Philadelphia, PA Mon Jul 02 1979, 7:05 PM EDT Att: 29,142 - Unknown			
Larry Bowa, S OBP: 0.339, SLG: 0.355 (1, 6)										2	1	0	0	1	0	3				
Pete Rose, S OBP: 0.401, SLG: 0.435 (1, 3)										3	1	1	2	0	0	0				
Greg Luzinski, R OBP: 0.373, SLG: 0.441 Greg Gross, L OBP: 0.340, SLG: 0.447 (8, 7)										4	0	2	1	0	2	0				
Mike Schmidt, R OBP: 0.385, SLG: 0.558 (1, 5)										3	1	0	0	1	1	1				
Garry Maddox, R OBP: 0.304, SLG: 0.457 (1, 8)										4	1	2	0	0	0	1				
Manny Trillo, R OBP: 0.345, SLG: 0.372 (1, 4)										4	1	1	3	0	1	1				
Bob Boone, R OBP: 0.359, SLG: 0.431 (1, 2)										4	0	1	0	0	1	1				
Nino Espinosa, R OBP: 0.184, SLG: 0.189 (1, 1)										2	0	1	0	0	0	1				
Inning Stats	R: 1 E: 0 K: 1 S: 6	H: 1 LOB: 0 BB: 0 P: 6	R: 0 E: 0 K: 0 S: 3	H: 0 LOB: 0 BB: 0 P: 3	R: 0 E: 1 K: 0 S: 4	H: 0 LOB: 1 BB: 0 P: 4	R: 3 E: 0 K: 0 S: 6	H: 4 LOB: 1 BB: 1 P: 10	R: 2 E: 0 K: 1 S: 7	H: 2 LOB: 2 BB: 0 P: 7	R: 0 E: 0 K: 1 S: 5	H: 0 LOB: 0 BB: 0 P: 5	R: 0 E: 0 K: 1 S: 5	H: 1 LOB: 0 BB: 0 P: 5	R: 0 E: 0 K: 1 S: 5	H: 1 LOB: 0 BB: 0 P: 5		1B: 8 2B: 1 3B: 0 HR: 1	SF: 1 SAC: 2 DP: 0 HBP: 0	WP: 0 PB: 0 SB: 0 CS: 1
PITCHER Dock Ellis, R ERA: 5.71 Neil Allen, R ERA: 5.73 (7, 1)	IP: 6.0 WLS: L BF: 29 H: 9 R: 6 ER: 6 SO: 3 BB: 2 IBB: 0 HBP: 0 BLK: 0 WP: 0 HR: 1 S: 33 P: 41 ERA: 9.00 WHIP: 1.833															PITCHER				

Batter	1	2	3	4	5	6	7	8	9	AB	R	H	RBI	BB	SO	LOB	TOP			
Frank Taveras, R (1,6) OBP: 0.293, SLG: 0.307			5-3		F9		FC5-4		4-3	5	1	1	0	0	0	5	New York Mets @ Philadelphia Phillies Veterans Stadium, Philadelphia, PA Tue Jul 03 1979, 7:05 PM EDT Att: 56,285 - Unknown			
Elliott Maddox, R (1,9) OBP: 0.307, SLG: 0.288	5-3		L5			6-3		FC4-6 BB		3	0	0	0	1	0	1				
Lee Mazzilli, S (1,8) OBP: 0.433, SLG: 0.514	4-3 2H					L3 1B		FC4-6 G4-6-3		3	0	2	1	1	0	1				
Richie Hebner, L (1,5) OBP: 0.393, SLG: 0.418	4-3 2-3		P6			L3 1-2		G4-6-3		4	0	0	0	0	0	4				
John Stearns, R (1,2) OBP: 0.328, SLG: 0.375	4-3				5-3					4	1	1	0	0	0	1				
Willie Montanez, L (1,3) OBP: 0.263, SLG: 0.303		F4-3 2B		3-1		L3				4	0	1	0	0	0	1				
Joel Youngblood, R (1,7) OBP: 0.364, SLG: 0.473		6-3		4-3			BB 2B			4	0	2	0	0	0	1				
Doug Flynn, R (1,4) OBP: 0.249, SLG: 0.309		F4-3 2-3				F3		FC4-6 1B		3	0	0	0	1	0	3				
Kevin Kobel, R (1,1) OBP: 0.208, SLG: 0.208					6-3					2	0	0	0	0	1	1				
Gil Flores, R (7, PH) OBP: 0.267, SLG: 0.222										0	0	0	0	1	0	0				
Wayne Twitchell, R (7, 1) OBP: 0.400, SLG: 0.400										0	0	0	0	0	0	0				
Dale Murray, R (7, 1)										0	0	0	0	0	0	0				
Steve Henderson, R (9, PH) OBP: 0.369, SLG: 0.383							1-2 2-3		3H 1B	1	0	1	1	0	0	0				
Inning Stats	R: 1 E: 0 K: 0 S: 5	H: 2 LOB: 1 BB: 0 P: 5	R: 0 E: 0 K: 1 S: 6	H: 1 LOB: 1 BB: 0 P: 6	R: 0 E: 0 K: 0 S: 3	H: 0 LOB: 1 BB: 1 P: 7	R: 0 E: 0 K: 0 S: 3	H: 0 LOB: 0 BB: 0 P: 3	R: 0 E: 0 K: 0 S: 3	H: 1 LOB: 0 BB: 0 P: 3	R: 0 E: 0 K: 0 S: 4	H: 1 LOB: 3 BB: 2 P: 12	R: 0 E: 0 K: 0 S: 2	H: 0 LOB: 0 BB: 1 P: 6	R: 1 E: 0 K: 0 S: 6	H: 3 LOB: 2 BB: 0 P: 6	1B: 4 2B: 5 3B: 0 HR: 0	SF: 0 SAC: 0 DP: 2 HBP: 0	WP: 1 PB: 0 SB: 0 CS: 0	PA: 37
PITCHER	IP WLS BF H R ER SO BB IBB HBP BLK WP HR S P ERA WHIP																			
Larry Christenson, R (1, 1) ERA: 4.65	3.0 13 3 1 1 1 1 0 0 0 0 1 0 14 18 3.00 1.333																			
Kevin Sauser, L (4, 1) ERA: 2.76	3.2 14 2 0 0 0 1 1 0 0 0 0 0 12 20 0.00 0.818																			
Warren Brusstar, R (7, 1) ERA: 0.31	0.1 W 1 0 0 0 0 0 0 0 0 0 0 0 1 1 0.00 0.000																			
Tug McGraw, L (8, 1) ERA: 3.47	2.0 S 9 3 1 1 0 1 0 0 0 0 0 0 8 12 4.50 2.000																			

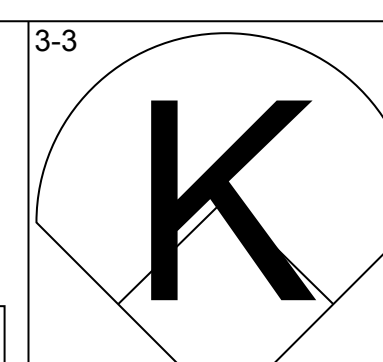
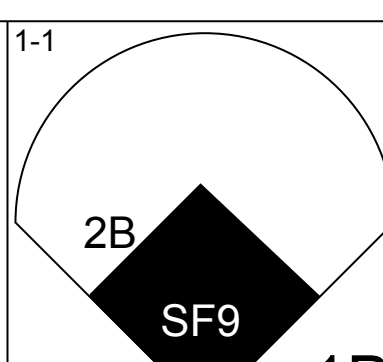
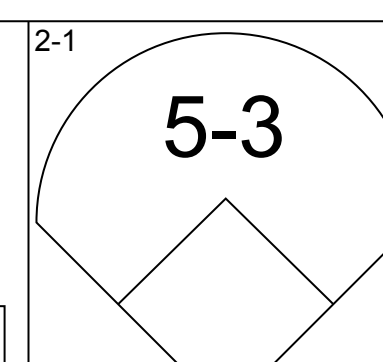
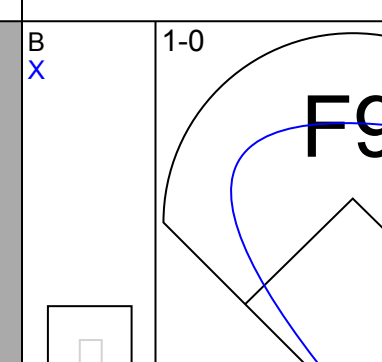
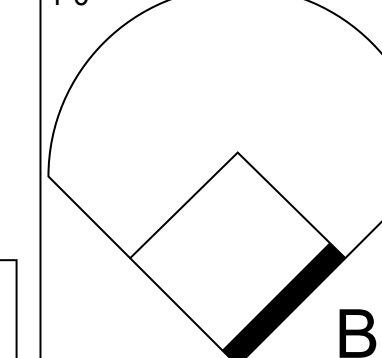
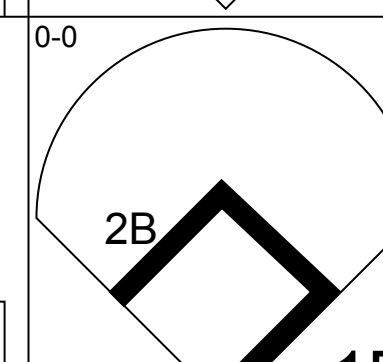
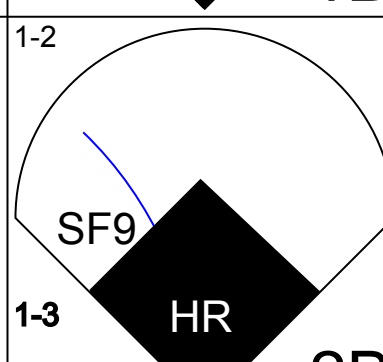
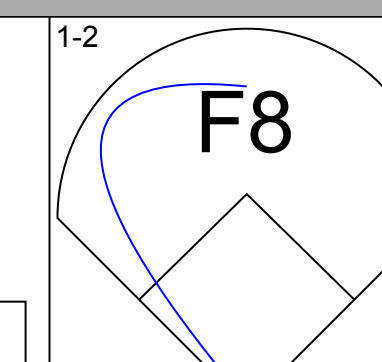
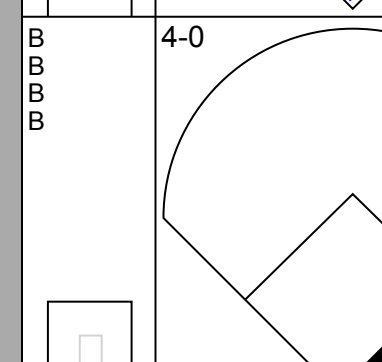
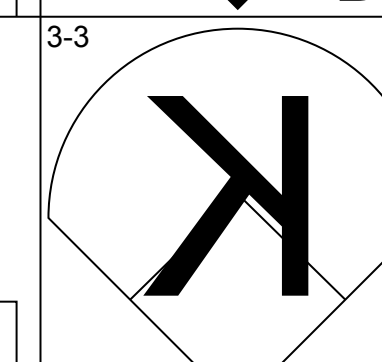
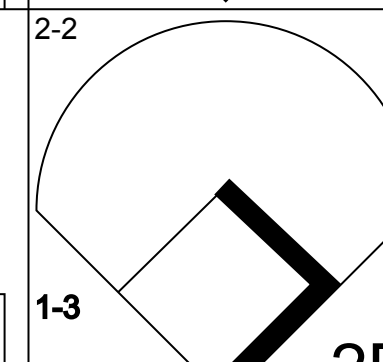
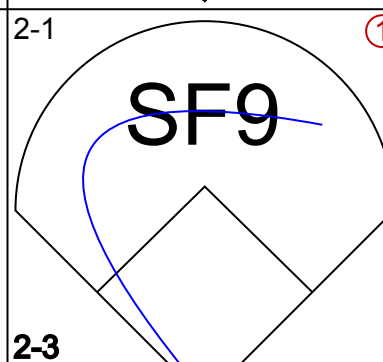
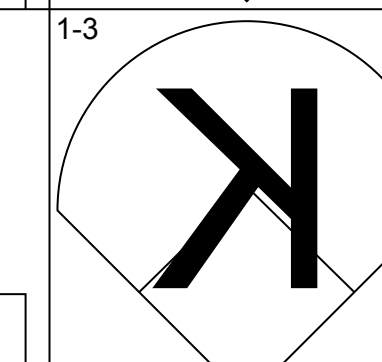
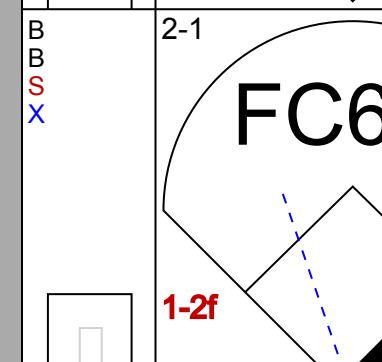
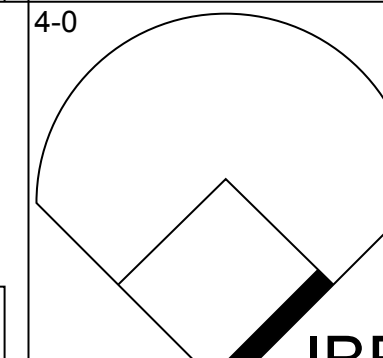
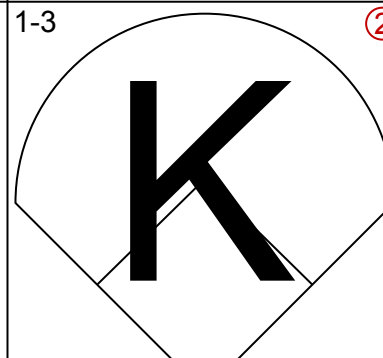
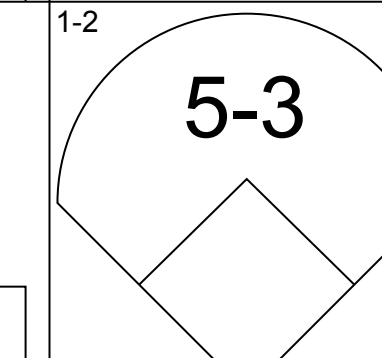
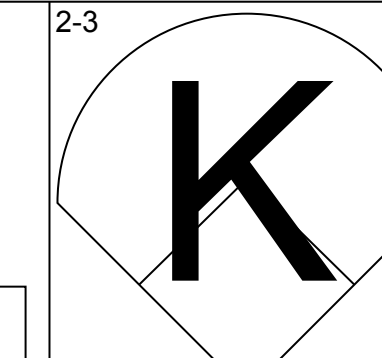
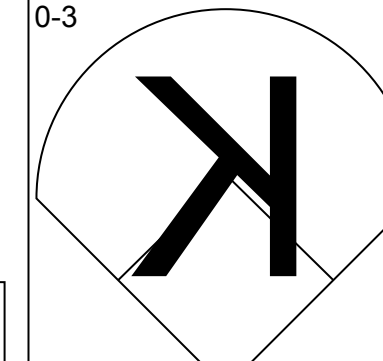
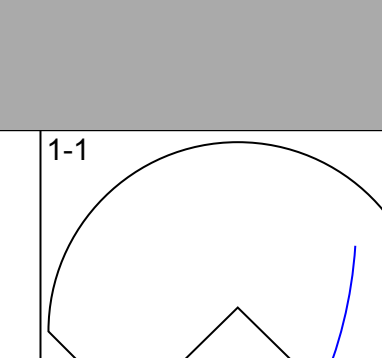
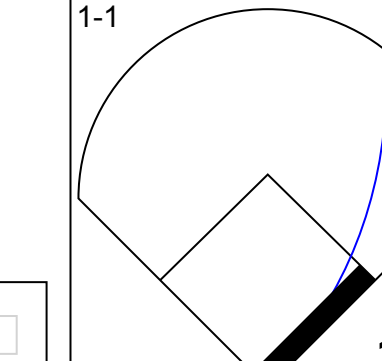
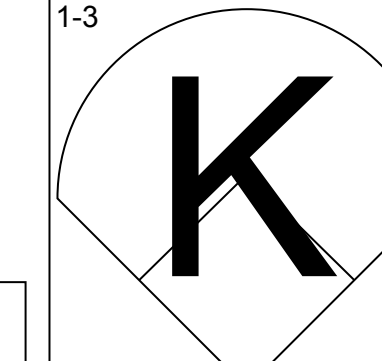
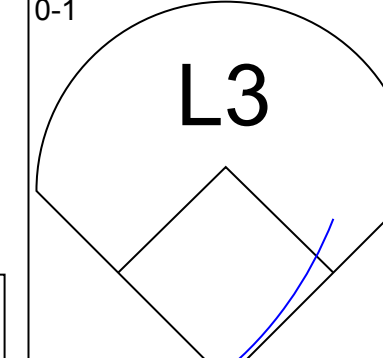
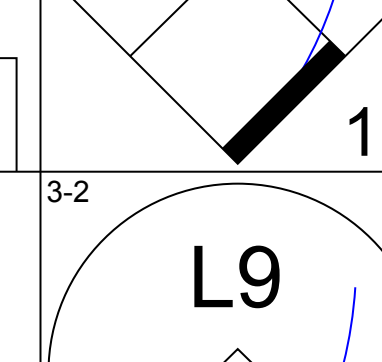
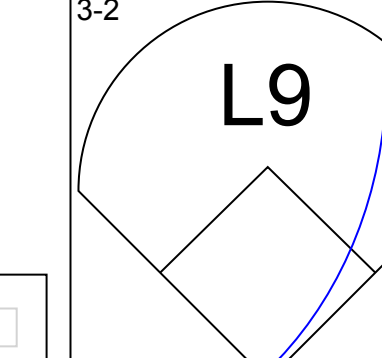
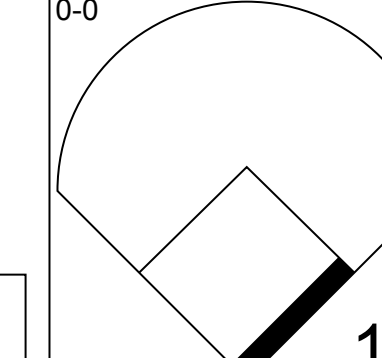
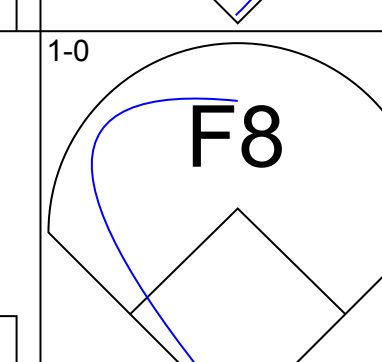
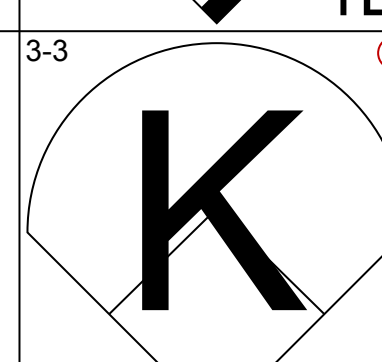
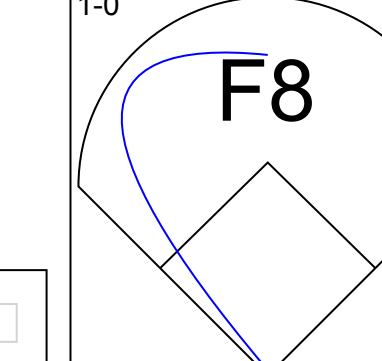
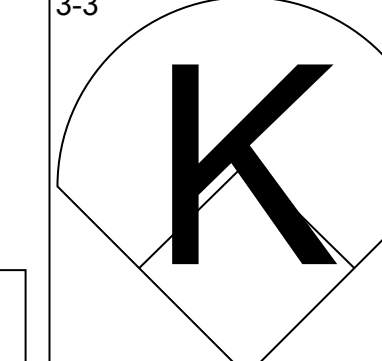
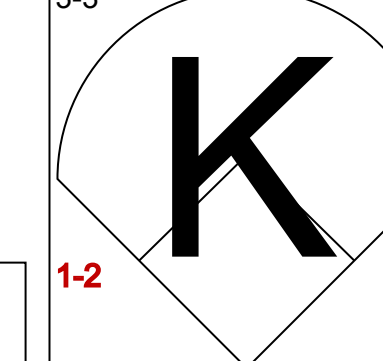
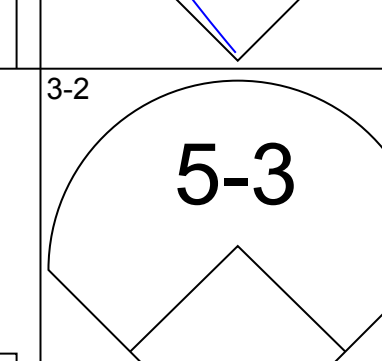
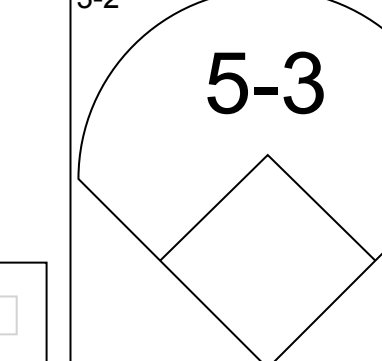
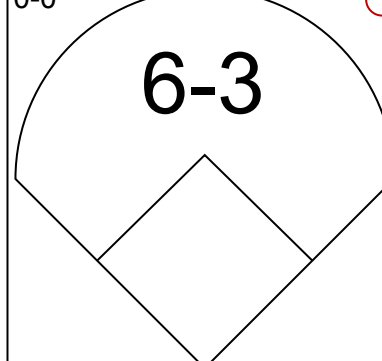
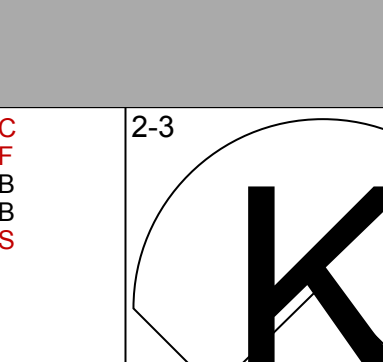
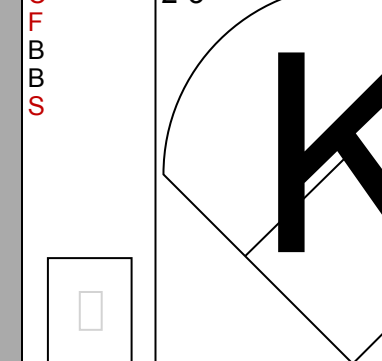
Batter	1	2	3	4	5	6	7	8	9	AB	R	H	RBI	BB	SO	LOB	BOTTOM			
Bake McBride, L (1,9) OBP: 0.319, SLG: 0.422	G3		F3		L1-6					4	1	1	2	0	0	3	New York Mets @ Philadelphia Phillies Veterans Stadium, Philadelphia, PA Tue Jul 03 1979, 7:05 PM EDT Att: 56,285 - Unknown			
Larry Bowa, S (1,6) OBP: 0.338, SLG: 0.350	6-3		CS		5-3		FC4-6 BB			3	0	0	0	1	0	1				
Pete Rose, S (1,3) OBP: 0.402, SLG: 0.435	F4-3				2B 1B		FC4-6			4	1	2	0	0	0	1				
Greg Luzinski, R (1,7) OBP: 0.372, SLG: 0.444		F2				F4				3	0	1	1	0	0	1				
Greg Gross, L (7,7) OBP: 0.353, SLG: 0.458								1B 1B		1	1	1	0	0	0	0				
Mike Schmidt, R (1,5) OBP: 0.386, SLG: 0.554										2	0	0	0	2	1	2				
Gary Maddox, R (1,8) OBP: 0.303, SLG: 0.454										4	0	1	0	0	0	4				
Manny Trillo, R (1,4) OBP: 0.349, SLG: 0.376										4	1	2	1	0	0	3				
Bob Boone, R (1,2) OBP: 0.367, SLG: 0.441										2	0	2	0	1	0	0				
Larry Christenson, R (1, 1) OBP: 0.524, SLG: 0.895										0	0	0	0	0	0	0				
Mike Anderson, R (3, PH) OBP: 0.267, SLG: 0.280										1	0	0	0	0	0	1				
Kevin Sauser, L (4, 1) OBP: 0.300, SLG: 0.490										0	0	0	0	0	0	0				
Warren Brusstar, R (7, 1)										0	0	0	0	0	0	0				
Tim McCarver, L (7, PH) OBP: 0.370, SLG: 0.358										1	0	0	0	0	1	1				
Tug McGraw, R (8, 1) OBP: 0.250, SLG: 0.250										1	0	0	0	0	1	2				
Inning Stats	R: 0 E: 0 K: 0 S: 3	H: 0 LOB: 0 BB: 0 P: 3	R: 0 E: 0 K: 0 S: 3	H: 0 LOB: 1 BB: 1 P: 7	R: 0 E: 0 K: 0 S: 3	H: 1 LOB: 0 BB: 0 P: 3	R: 1 E: 0 K: 0 S: 5	H: 2 LOB: 2 BB: 1 P: 9	R: 0 E: 1 K: 0 S: 4	H: 1 LOB: 1 BB: 0 P: 4	R: 0 E: 0 K: 1 S: 6	H: 1 LOB: 1 BB: 0 P: 6	R: 2 E: 0 K: 1 S: 7	H: 2 LOB: 1 BB: 1 P: 11	R: 1 E: 0 K: 1 S: 7	H: 3 LOB: 2 BB: 1 P: 11	1B: 7 2B: 3 3B: 0 HR: 1	SF: 0 SAC: 1 DP: 1 HBP: 0	WP: 0 PB: 0 SB: 0 CS: 1	PA: 37
PITCHER	IP WLS BF H R ER SO BB IBB HBP BLK WP HR S P ERA WHIP																			
Kevin Kobel, L (1, 1) ERA: 3.17	6.0 24 5 1 1 1 2 0 0 0 0 0 0 24 32 1.50 1.167																			
Wayne Twitchell, R (7, 1) ERA: 4.57	0.2 L 5 2 2 2 1 1 0 0 0 0 0 1 6 10 27.00 4.500																			
Dale Murray, R (7, 1) ERA: 4.26	1.1 7 3 1 1 1 0 1 0 0 0 0 0 8 12 6.75 2.250																			

Batter	1	2	3	4	5	6	7	8	9	AB	R	H	RBI	BB	SO	LOB	TOP	
Frank Taveras, R (1,6) OBP: 0.290, SLG: 0.303	0-3 K			0-0 F6			0-0 F7		0-0 F9	4	0	0	0	0	1	0	New York Mets @ Philadelphia Phillies Veterans Stadium, Philadelphia, PA Wed Jul 04 1979, 7:05 PM EDT Att: 40,215 - Unknown AB 29 R 0 H 1 RBI 0 BB 0 SO 9 LOB 4	
Elliott Maddox, R (1,9) OBP: 0.304, SLG: 0.300	0-0 P6			0-0 F8			0-0 2B		0-3 K	4	0	1	0	0	1	0		
Lee Mazzilli, S (1,8) OBP: 0.429, SLG: 0.509	0-0 L8			0-0 1-3			0-3 K			3	0	0	0	0	1	1		
Richie Hebner, L (1,5) OBP: 0.388, SLG: 0.413		0-0 G3			0-0 4-3		0-0 E1 FC5-4			3	0	0	0	0	0	1		
John Stearns, R (1,2) OBP: 0.324, SLG: 0.371		0-3 K			0-3 K		0-0 FC5-4			3	0	0	0	0	2	2		
Willie Montanez, L (1,3) OBP: 0.281, SLG: 0.300		0-3 K			0-0 P4				0-0 6-3	3	0	0	0	0	1	0		
Joel Youngblood, R (1,7) OBP: 0.360, SLG: 0.468			0-0 F7			0-3 K		0-0 F9		3	0	0	0	0	1	0		
Doug Flynn, R (1,4) OBP: 0.246, SLG: 0.306			0-0 F4			0-0 F9		0-0 F6-3		3	0	0	0	0	0	0		
Andy Hassler, L (1,1) Steve Henderson, R (9,PH) OBP: 0.368, SLG: 0.381			0-3 K			0-3 K			0-0 F8	2	0	0	0	0	2	0		
Inning Stats	R: 0 E: 0 K: 1 S: 5	H: 0 LOB: 0 BB: 0 P: 5	R: 0 E: 0 K: 2 S: 7	H: 0 LOB: 0 BB: 0 P: 7	R: 0 E: 0 K: 1 S: 5	H: 0 LOB: 0 BB: 0 P: 5	R: 0 E: 0 K: 0 S: 3	H: 0 LOB: 0 BB: 0 P: 3	R: 0 E: 0 K: 1 S: 5	H: 1 LOB: 2 BB: 0 P: 7	R: 0 E: 0 K: 0 S: 3	H: 0 LOB: 0 BB: 0 P: 3	R: 0 E: 0 K: 1 S: 5	H: 0 LOB: 0 BB: 0 P: 5	1B: 0 2B: 1 3B: 0 HR: 0	SF: 0 SAC: 0 DP: 0 HBP: 0		WP: 0 PB: 0 SB: 0 CS: 0
PITCHER Steve Carlton, L (1,1) ERA: 3.54	IP: 9.0 WLS: W BF: 29 H: 1 R: 0 ER: 0 SO: 9 BB: 0 IBB: 0 HBP: 0 BLK: 0 WP: 0 HR: 0 S: 47 P: 47 ERA: 0.00 WHIP: 0.111															PITCHER		

Batter	1	2	3	4	5	6	7	8	9	AB	R	H	RBI	BB	SO	LOB	BOTTOM			
Bake McBride, L (1,9) OBP: 0.324, SLG: 0.428	4-0 F6-4-3 S BB		0-0 E6 FC6-2 2B		0-0 F5			0-0 SH1-3 BLK 1B		3	0	2	1	1	0	1	New York Mets @ Philadelphia Phillies Veterans Stadium, Philadelphia, PA Wed Jul 04 1979, 7:05 PM EDT Att: 40,215 - Unknown AB 27 R 1 H 5 RBI 1 BB 4 SO 4 LOB 15			
Larry Bowa, S (1,6) OBP: 0.338, SLG: 0.348	4-0 F6-4-3 1-2 BB		0-0 FC6-2 BB		0-0 F9		0-0 SH1-3 1-3			2	0	0	0	1	0	2				
Pete Rose, S (1,3) OBP: 0.401, SLG: 0.431	0-0 F6-4-3 1-2 2-3		0-0 4-0 BB		0-3 K		0-3 K		0-0 F4-3	3	0	0	0	1	1	3				
Greg Luzinski, R (1,7) Mike Anderson, R (9,7) OBP: 0.367, SLG: 0.437 OBP: 0.367, SLG: 0.280	0-0 F4-3		0-3 K		0-0 F8		0-0 F6			4	0	0	0	0	1	4				
Mike Schmidt, R (1,5) OBP: 0.389, SLG: 0.553		0-0 FC4-6 1B		0-3 K		0-0 S BB		0-0 F4-3		2	0	1	0	1	1	0				
Gary Maddox, R (1,8) OBP: 0.300, SLG: 0.449		0-0 F9		0-0 6-3		0-0 F4-3		0-0 F4-3		3	0	0	0	0	0	2				
Manny Trillo, R (1,4) OBP: 0.342, SLG: 0.368		0-0 FC4-6 CS		0-0 5-3		0-3 K				3	0	0	0	0	1	1				
Bob Boone, R (1,2) OBP: 0.366, SLG: 0.439	0-0 F	0-0 F7		0-0 F7		0-0 F4-3 1B		0-0 6-3		4	0	1	0	0	0	1				
Steve Carlton, L (1,1) OBP: 0.259, SLG: 0.269		0-0 E 2B		0-0 F4-3		0-0 F7				3	1	1	0	0	0	1				
Inning Stats	R: 0 E: 0 K: 0 S: 2	H: 0 LOB: 1 BB: 2 P: 10	R: 0 E: 0 K: 0 S: 3	H: 1 LOB: 0 BB: 0 P: 3	R: 1 E: 1 K: 1 S: 7	H: 2 LOB: 1 BB: 1 P: 11	R: 0 E: 0 K: 1 S: 5	H: 0 LOB: 0 BB: 0 P: 5	R: 0 E: 0 K: 1 S: 4	H: 1 LOB: 1 BB: 0 P: 4	R: 0 E: 0 K: 1 S: 5	H: 0 LOB: 1 BB: 1 P: 9	R: 0 E: 0 K: 1 S: 5	H: 0 LOB: 0 BB: 0 P: 5	R: 0 E: 0 K: 0 S: 4	H: 1 LOB: 1 BB: 0 P: 4		1B: 3 2B: 2 3B: 0 HR: 0	SF: 0 SAC: 1 DP: 1 HBP: 0	WP: 0 PB: 0 SB: 2 CS: 1
PITCHER Andy Hassler, L (1,1) ERA: 5.05	IP: 8.0 WLS: L BF: 32 H: 5 R: 1 ER: 1 SO: 4 BB: 4 IBB: 0 HBP: 0 BLK: 1 WP: 0 HR: 0 S: 35 P: 51 ERA: 1.12 WHIP: 1.125															PITCHER				

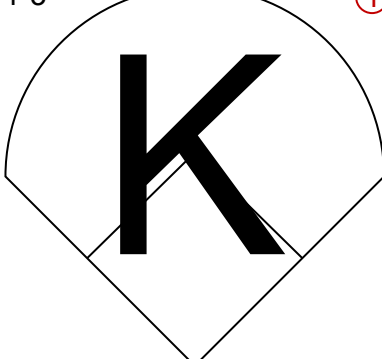
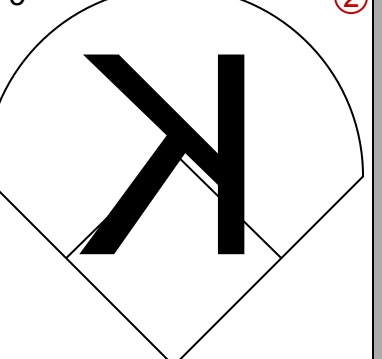
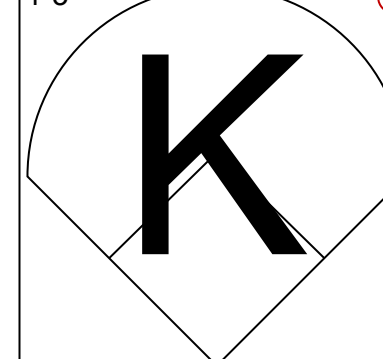
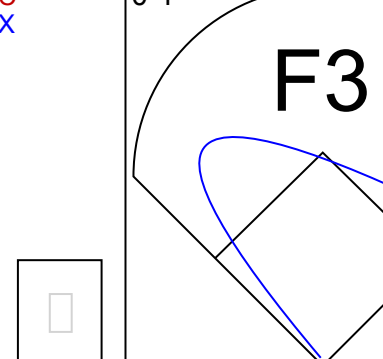
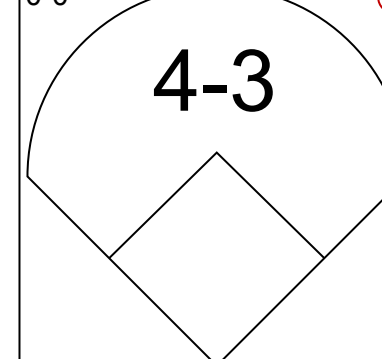
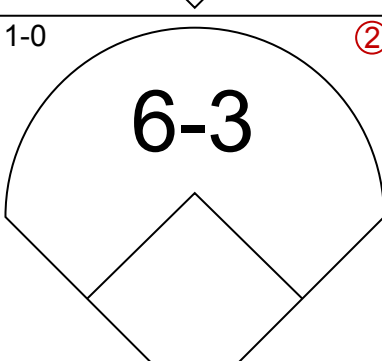
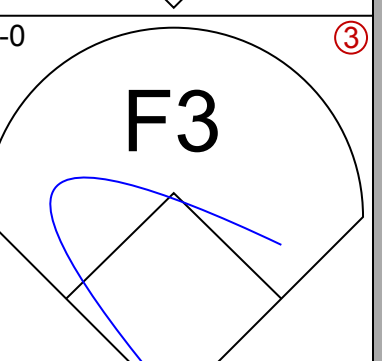
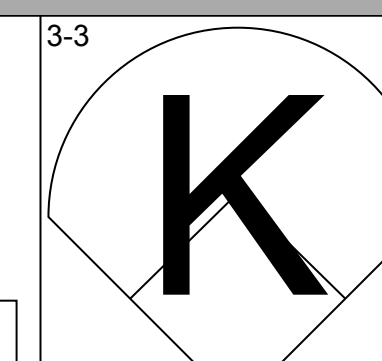

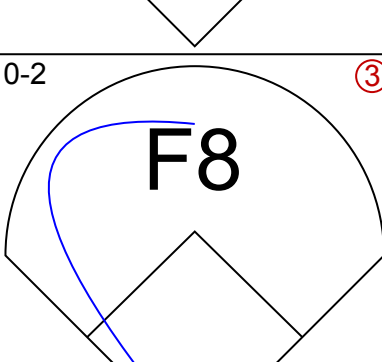
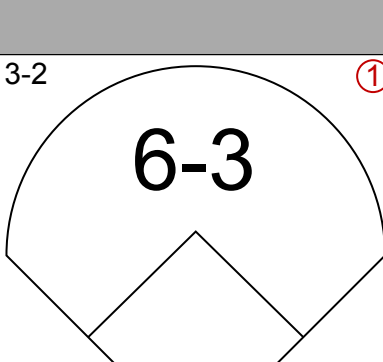
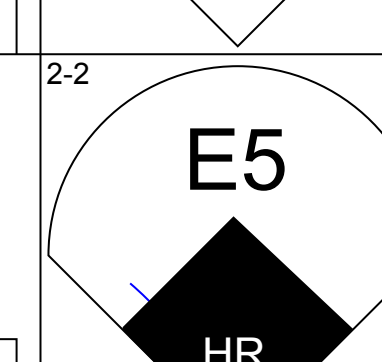

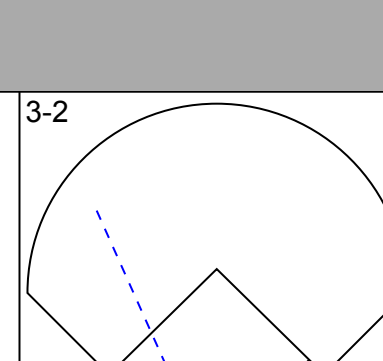
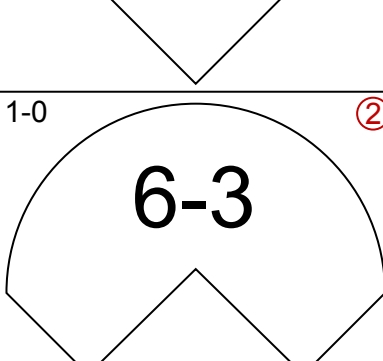
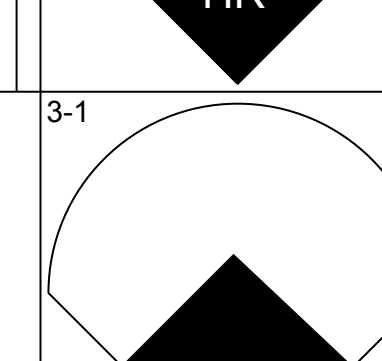

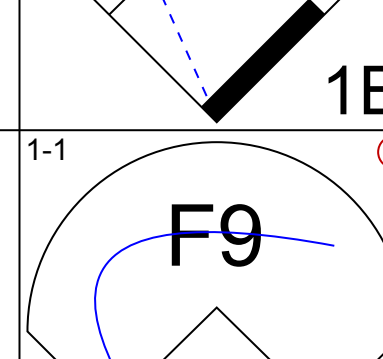
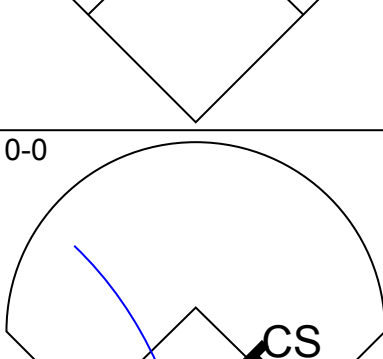
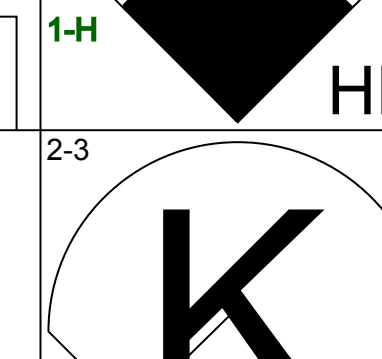
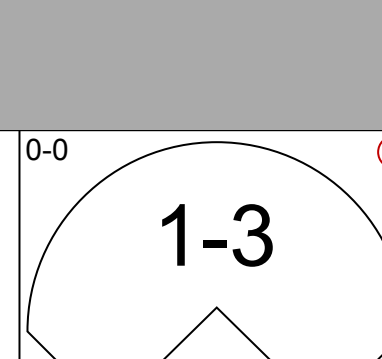
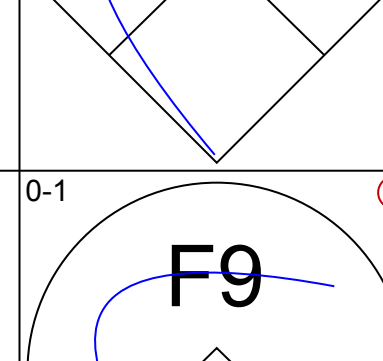
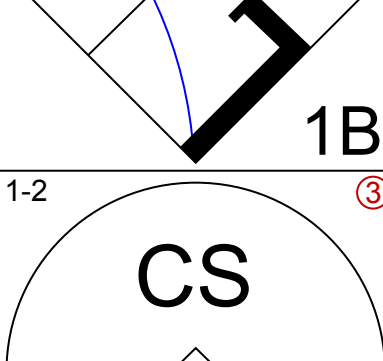
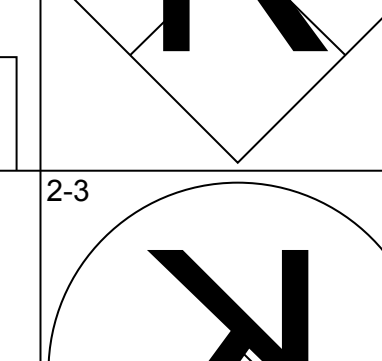
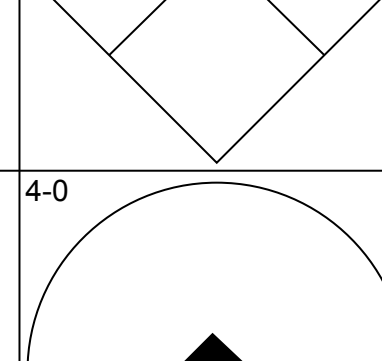
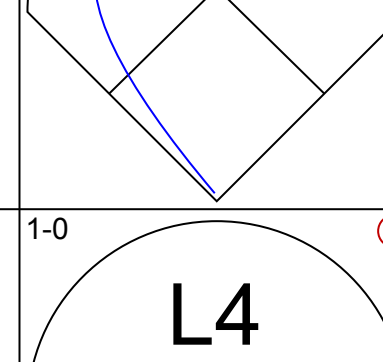
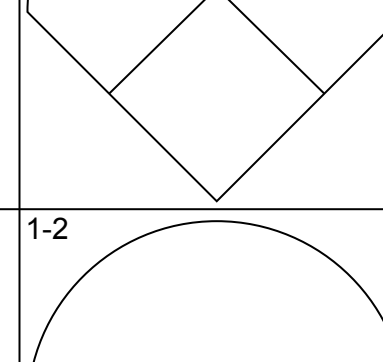
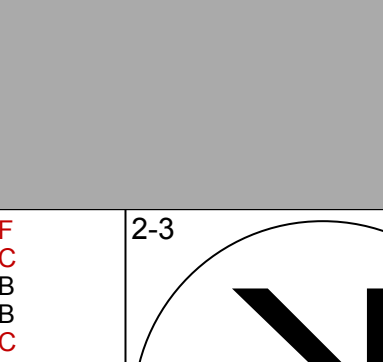
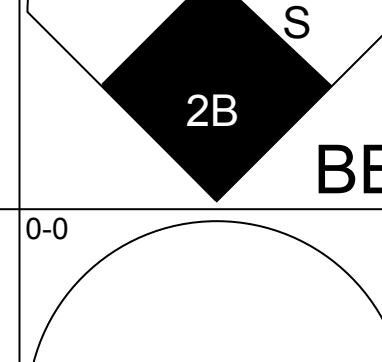
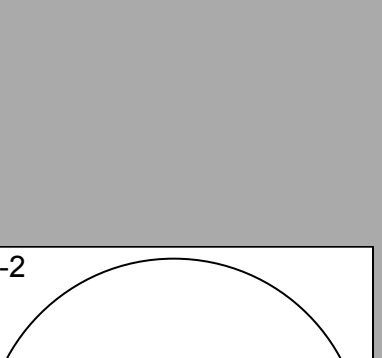
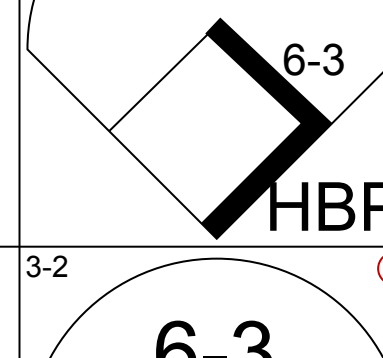
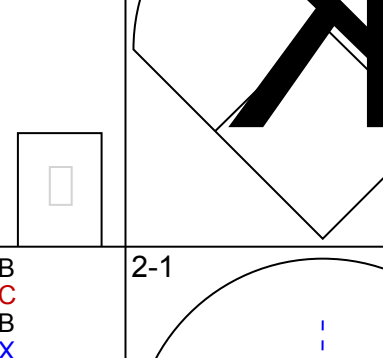
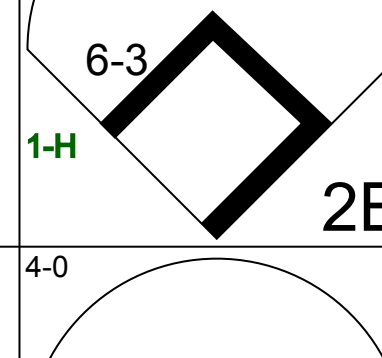
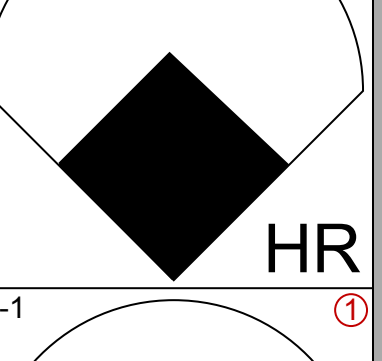
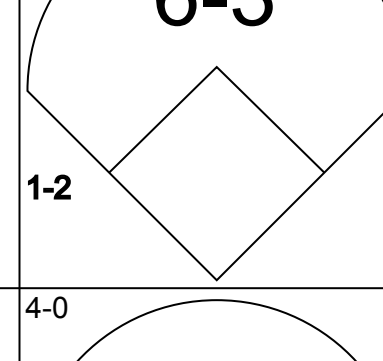
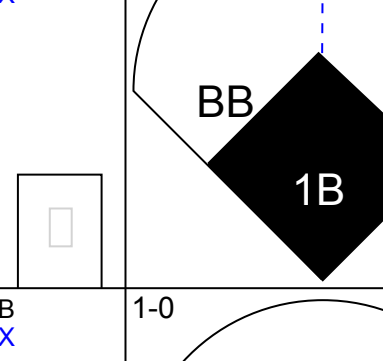
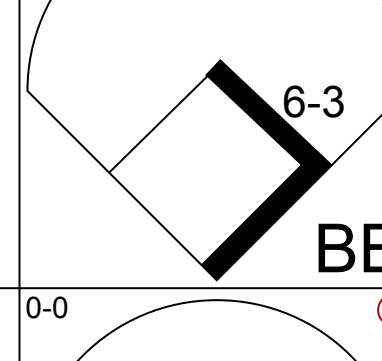
Batter	1	2	3	4	5	6	7	8	9	AB	R	H	RBI	BB	SO	LOB	TOP		
Joel Youngblood, R OBP: 0.359, SLG: 0.476 (1, 9)										4	1	1	1	0	1	2	New York Mets @ Philadelphia Phillies Veterans Stadium, Philadelphia, PA Thu Jul 05 1979, 7:05 PM EDT Att: 28,720 - Unknown		
Frank Taveras, R OBP: 0.289, SLG: 0.305 (1, 6)										4	0	1	0	0	1	2			
Lee Mazzilli, S OBP: 0.430, SLG: 0.507 (1, 8)										3	1	1	0	1	1	1			
Richie Hebner, L OBP: 0.387, SLG: 0.414 (1, 5)										4	1	1	0	0	0	2			
Willie Montanez, L OBP: 0.264, SLG: 0.300 (1, 3)										3	0	1	1	1	1	0			
John Stearns, R OBP: 0.323, SLG: 0.368 (1, 2)										2	0	0	1	1	0	2			
Steve Henderson, R OBP: 0.368, SLG: 0.381 Elliott Maddox, R OBP: 0.300, SLG: 0.296 (7, 9)										3	0	1	0	0	0	2			
Doug Flynn, R OBP: 0.250, SLG: 0.309 (1, 4)										4	0	2	0	0	0	1			
Craig Swan, R OBP: 0.143, SLG: 0.109 (1, 1)										4	0	0	0	0	3	3			
Inning Stats	R: 1 E: 0 K: 0 S: 4	H: 2 LOB: 0 BB: 4	R: 0 E: 0 K: 0 S: 3	H: 0 LOB: 1 BB: 7	R: 0 E: 0 K: 2 S: 7	H: 0 LOB: 0 BB: 0	R: 2 E: 0 K: 0 S: 4	H: 2 LOB: 1 BB: 8	R: 0 E: 0 K: 1 S: 6	H: 1 LOB: 2 BB: 1	R: 0 E: 0 K: 0 S: 5	H: 2 LOB: 2 BB: 0	R: 0 E: 0 K: 1 S: 5	H: 0 LOB: 0 BB: 5	R: 0 E: 0 K: 1 S: 6	H: 1 LOB: 1 BB: 0	1B: 5 2B: 2 3B: 0 HR: 1	SF: 1 SAC: 0 DP: 1 HBP: 0	WP: 0 PA: 36
PITCHER	IP WLS BF H R ER SO BB IBB HBP BLK WP HR S P ERA WHIP																		
Dickie Noles, R ERA: 5.4 (1, 1)	5.0 L 19 4 3 3 4 2 0 0 0 0 0 1 25 33 5.40 1.200																		
Rawly Eastwick, R ERA: 6.47 (6, 1)	2.0 10 3 0 0 1 1 0 0 0 0 0 0 11 15 0.00 2.000																		
Kevin Saucier, L ERA: 2.45 (8, 1)	2.0 7 1 0 0 2 0 0 0 0 0 0 0 11 11 0.00 0.500																		

Batter	1	2	3	4	5	6	7	8	9	AB	R	H	RBI	BB	SO	LOB	BOTTOM		
Bake McBride, L OBP: 0.322, SLG: 0.422 (1, 9)										4	0	0	0	1	2	3	New York Mets @ Philadelphia Phillies Veterans Stadium, Philadelphia, PA Thu Jul 05 1979, 7:05 PM EDT Att: 28,720 - Unknown		
Larry Bowa, S OBP: 0.338, SLG: 0.345 (1, 6)										2	0	0	0	1	0	4			
Del Unser, L OBP: 0.337, SLG: 0.452 (7, PH)										1	1	1	2	0	0	0			
Kevin Saucier, L OBP: 0.500, SLG: 0.500 (8, 1)										0	0	0	0	0	0	0			
Dave Rader, L OBP: 0.242, SLG: 0.344 (9, PH)										1	0	0	0	0	1	1			
Pete Rose, S OBP: 0.402, SLG: 0.430 (1, 3)										3	0	1	0	1	0	1			
Greg Luzinski, R OBP: 0.362, SLG: 0.430 (1, 7)										4	0	0	0	0	3	3			
Bud Harrelson, S OBP: 0.377, SLG: 0.308 (8, 6)										0	0	0	0	0	0	0			
Mike Schmidt, R OBP: 0.384, SLG: 0.545 (1, 5)										4	0	0	0	0	2	2			
Gary Maddox, R OBP: 0.303, SLG: 0.450 (1, 8)										4	0	2	0	0	0	0			
Manny Trillo, R OBP: 0.340, SLG: 0.365 (1, 4)										4	0	1	0	0	1	2			
Bob Boone, R OBP: 0.368, SLG: 0.440 (1, 2)										4	0	2	0	0	0	0			
Dickie Noles, R (1, 1)										1	0	0	0	0	1	2			
Tim McCarver, L OBP: 0.378, SLG: 0.358 (5, PH)										0	0	0	0	1	0	0			
Rawly Eastwick, R (6, 1)										0	0	0	0	0	0	0			
Greg Gross, L OBP: 0.358, SLG: 0.460 (7, PH)										2	1	1	0	0	0	1			
Inning Stats	R: 0 E: 0 K: 1 S: 5	H: 0 LOB: 2 BB: 2	R: 0 E: 0 K: 1 S: 7	H: 2 LOB: 3 BB: 1	R: 0 E: 0 K: 2 S: 7	H: 0 LOB: 0 BB: 0	R: 0 E: 0 K: 0 S: 3	H: 1 LOB: 0 BB: 0	R: 0 E: 0 K: 2 S: 8	H: 1 LOB: 1 BB: 0	R: 2 E: 0 K: 2 S: 10	H: 3 LOB: 1 BB: 0	R: 0 E: 0 K: 0 S: 3	H: 0 LOB: 0 BB: 0	R: 0 E: 0 K: 2 S: 8	H: 1 LOB: 1 BB: 0	1B: 7 2B: 0 3B: 0 HR: 1	SF: 0 SAC: 0 DP: 1 HBP: 0	WP: 0 PA: 38
PITCHER	IP WLS BF H R ER SO BB IBB HBP BLK WP HR S P ERA WHIP																		
Craig Swan, R ERA: 3.14 (1, 1)	9.0 W 38 8 2 2 10 4 0 0 0 0 0 1 54 70 2.00 1.333																		

Batter	1	2	3	4	5	6	7	8	9	AB	R	H	RBI	BB	SO	LOB	TOP			
Bill North, S OBP: 0.404, SLG: 0.368 (1, 8)										4	1	1	0	1	1	1	San Francisco Giants @ Philadelphia Phillies Veterans Stadium, Philadelphia, PA Sun Jul 08 1979, 3:33 AM EDT Att: 41,387 - Unknown			
Joe Strain, R OBP: 0.295, SLG: 0.317 (1, 4)										4	1	2	0	1	1	1				
Jack Clark, R OBP: 0.356, SLG: 0.491 (1, 9)										3	0	1	1	0	1	1				
Mike Ivie, R OBP: 0.314, SLG: 0.512 (1, 3)										3	0	0	0	1	2	1				
Darrell Evans, L OBP: 0.353, SLG: 0.405 (1, 5)										4	1	2	2	0	2	3				
Lary Hemdon, R OBP: 0.372, SLG: 0.524 (1, 7)										4	0	1	0	0	1	4				
Johnnie LeMaster, R OBP: 0.310, SLG: 0.345 (8, PH)										3	0	2	0	0	0	1				
Willie McCovey, L OBP: 0.349, SLG: 0.511 (8, PH)										1	0	0	0	0	1	1				
Roger Metzger, S OBP: 0.261, SLG: 0.273 (8, 6)										0	0	0	0	0	0	0				
Mike Sadek, R OBP: 0.316, SLG: 0.310 (1, 2)										4	0	0	0	0	2	3				
Bob Knepper, L OBP: 0.188, SLG: 0.313 (1, 1)										3	0	0	0	0	3	1				
Tom Griffin, R OBP: 0.500, SLG: 0.500 (7, 1)										0	0	0	0	0	0	0				
Gary Lavelle, S OBP: 0.500, SLG: 0.500 (8, PH)										0	0	0	0	0	0	0				
Rob Andrews, R OBP: 0.296, SLG: 0.281 (8, PH)										1	0	0	0	0	0	0				
Inning Stats	R: 0 E: 0 K: 2 S: 12	H: 2 LOB: 3 BB: 1 P: 21	R: 0 E: 0 K: 2 S: 13	H: 1 LOB: 0 BB: 0 P: 21	R: 3 E: 0 K: 2 S: 16	H: 3 LOB: 0 BB: 0 P: 21	R: 0 E: 0 K: 1 S: 10	H: 1 LOB: 1 BB: 0 P: 16	R: 0 E: 0 K: 0 S: 9	H: 0 LOB: 0 BB: 0 P: 15	R: 0 E: 0 K: 1 S: 6	H: 0 LOB: 1 BB: 1 P: 15	R: 0 E: 0 K: 3 S: 12	H: 1 LOB: 1 BB: 0 P: 18	R: 0 E: 0 K: 1 S: 7	H: 0 LOB: 1 BB: 1 P: 15	1B: 5 2B: 3 3B: 1 HR: 1	SF: 1 SAC: 0 DP: 1 HBP: 0	WP: 0 PB: 0 SB: 0 CS: 1	PA: 38
PITCHER Steve Carlton, L ERA: 3.51 (1, 1)	IP: 9.0 WLS: W BF: 38	H: 9 R: 3 ER: 3 SO: 14	BB: 2 IBB: 1 HBP: 0 BLK: 0	WP: 0 HR: 1 S: 97 P: 159	ERA: 3.00 WHIP: 1.222	PITCHER														

AB	34
R	3
H	9
RBI	3
BB	3
SO	14
LOB	17



Batter	1	2	3	4	5	6	7	8	9	AB	R	H	RBI	BB	SO	LOB	BOTTOM			
Bake McBride, L OBP: 0.323, SLG: 0.415 (1, 9)										2	0	0	0	0	2	0	San Francisco Giants @ Philadelphia Phillies Veterans Stadium, Philadelphia, PA Sun Jul 08 1979, 3:33 AM EDT Att: 41,387 - Unknown			
Greg Luzinski, R OBP: 0.357, SLG: 0.419 (5, PH)										2	0	0	0	0	1	4				
Greg Gross, L OBP: 0.345, SLG: 0.442 (8, 7)										1	0	0	0	0	2					
Lary Bowa, S OBP: 0.337, SLG: 0.336 (1, 6)										3	0	0	0	1	1	0				
Pete Rose, S OBP: 0.398, SLG: 0.420 (1, 3)										4	1	1	1	0	0	0				
Mike Schmidt, R OBP: 0.391, SLG: 0.601 (1, 5)										4	1	2	2	0	0	3				
Garry Maddox, R OBP: 0.304, SLG: 0.455 (1, 8)										4	0	1	0	0	1	1				
Mike Anderson, R OBP: 0.353, SLG: 0.250 (1, 7)										3	1	0	0	1	1	1				
Manny Trillo, R OBP: 0.327, SLG: 0.352 (1, 4)										3	0	1	1	0	1	1				
Bob Boone, R OBP: 0.375, SLG: 0.476 (1, 2)										3	2	2	1	1	0	1				
Steve Carlton, L OBP: 0.276, SLG: 0.273 (1, 1)										3	0	1	0	1	0	2				
Inning Stats	R: 0 E: 0 K: 1 S: 8	H: 0 LOB: 0 BB: 0 P: 10	R: 0 E: 0 K: 0 S: 8	H: 1 LOB: 1 BB: 0 P: 13	R: 1 E: 0 K: 1 S: 11	H: 1 LOB: 0 BB: 0 P: 15	R: 0 E: 0 K: 0 S: 7	H: 1 LOB: 0 BB: 0 P: 12	R: 0 E: 0 K: 1 S: 14	H: 0 LOB: 2 BB: 1 P: 23	R: 2 E: 1 K: 3 S: 16	H: 1 LOB: 0 BB: 0 P: 28	R: 1 E: 0 K: 1 S: 11	H: 3 LOB: 3 BB: 1 P: 20	R: 1 E: 0 K: 0 S: 4	H: 1 LOB: 2 BB: 2 P: 12	1B: 5 2B: 1 3B: 0 HR: 2	SF: 0 SAC: 0 DP: 0 HBP: 1	WP: 0 PB: 0 SB: 1 CS: 1	PA: 38
PITCHER Bob Knepper, L ERA: 4.29 (1, 1)	IP: 6.2 WLS: L BF: 30	H: 7 R: 4 ER: 3 SO: 7	BB: 2 IBB: 0 HBP: 1 BLK: 0	WP: 0 HR: 2 S: 74 P: 120	ERA: 4.05 WHIP: 1.350	PITCHER														
Tom Griffin, R ERA: 3.75 (7, 1)	IP: 1.0 WLS: 6 BF: 1	H: 1 R: 1 ER: 1 SO: 0	BB: 2 IBB: 0 HBP: 0 BLK: 0	WP: 0 HR: 0 S: 4 P: 12	ERA: 9.00 WHIP: 3.000															
Gary Lavelle, L ERA: 2.56 (8, 1)	IP: 0.1 WLS: 1 BF: 0	H: 0 R: 0 ER: 0 SO: 0	BB: 0 IBB: 0 HBP: 0 BLK: 0	WP: 0 HR: 0 S: 1 P: 1	ERA: 0.00 WHIP: 0.000															

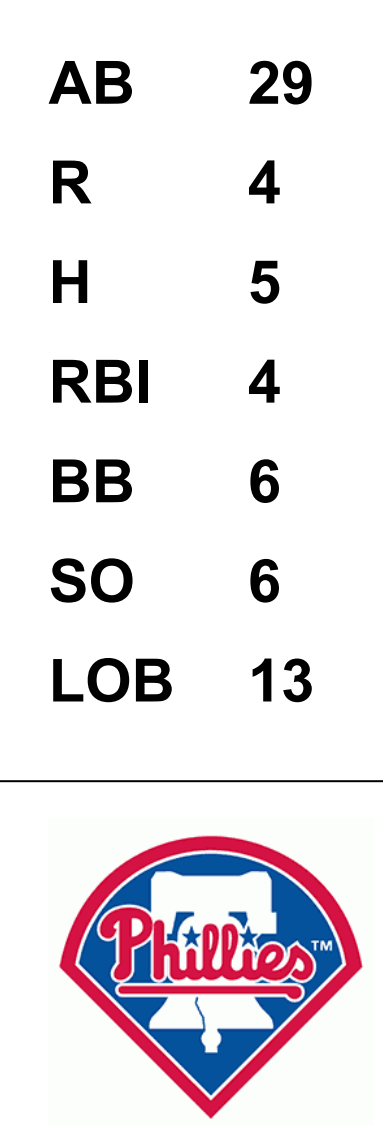


Batter	1	2	3	4	5	6	7	8	9	AB	R	H	RBI	BB	SO	LOB	TOP							
Bill North, S OBP: 0.402, SLG: 0.364 Larry Hemdon, R OBP: 0.369, SLG: 0.521	2-2 4-3		1-0 FC4-6		4-0 4-3 S BB		3-1 F8		0-0 F8	3	0	0	0	1	0	2	San Francisco Giants @ Philadelphia Phillies Veterans Stadium, Philadelphia, PA Mon Jul 09 1979, 7:05 PM EDT Att: 38,353 - Unknown							
Joe Strain, R OBP: 0.306, SLG: 0.311	3-2 CS 1B		4-2 FC6-4 BB		2-1 4-3 1-3		0-0 F7		0-0 FC6-4	4	0	1	0	1	0	4								
Jack Clark, R OBP: 0.357, SLG: 0.488	4-2 HBP		1-0 FC6-4		4-1 BB				0-3 K	2	0	0	0	1	1	2								
Willie McCovey, L OBP: 0.347, SLG: 0.503	0-0 F7				4-2 G1-6-3 BB				0-3 K	3	0	0	0	1	1	3								
Darrell Evans, L OBP: 0.352, SLG: 0.401					4-1 G1-6-3 BB				1-3 K	3	0	0	0	1	2	0								
Terry Whitfield, L OBP: 0.360, SLG: 0.413	0-0 1-3 1B				0-0 G1-6-3				0-0 4-3	4	0	1	0	0	1	2								
Johnnie LeMaster, R OBP: 0.314, SLG: 0.338	1-2 SAFE 1-3				0-0 5-3				4-0 BB 1B	3	1	0	0	1	0	2								
Mike Sadek, R OBP: 0.324, SLG: 0.303					2-1 6-3				4-0 BB 1B	2	0	0	0	2	1	0								
Vida Blue, S OBP: 0.234, SLG: 0.256 Mike Ivie, R OBP: 0.317, SLG: 0.514					4-2 FC4-6 BB				0-0 FC6-4 1B	1	1	1	1	1	0	0								
					2-1 SH1-4 BB				1-2 SH1-4	1	0	1	1	0	0	0								
Inning Stats	R: 0 E: 0 K: 0 S: 9	H: 1 LOB: 1 BB: 0 P: 18	R: 0 E: 0 K: 0 S: 7	H: 1 LOB: 0 BB: 0 P: 8	R: 0 E: 0 K: 1 S: 10	H: 0 LOB: 2 BB: 2 P: 21	R: 0 E: 0 K: 0 S: 5	H: 0 LOB: 1 BB: 2 P: 13	R: 1 E: 0 K: 2 S: 9	H: 1 LOB: 2 BB: 0 P: 24	R: 0 E: 0 K: 2 S: 8	H: 0 LOB: 0 BB: 0 P: 11	R: 0 E: 0 K: 0 S: 7	H: 0 LOB: 1 BB: 1 P: 15	R: 0 E: 0 K: 3 S: 9	H: 0 LOB: 0 BB: 0 P: 10	R: 1 E: 0 K: 0 S: 4	H: 1 LOB: 2 BB: 2 P: 12	1B: 3 2B: 0 3B: 0 HR: 1	SF: 0 SAC: 1 DP: 1 HBP: 1	WP: 0 PB: 0 SB: 2 CS: 1	PA: 38		
PITCHER	IP WLS BF H R ER SO BB IBB HBP BLK WP HR S P ERA WHIP	8.1 W 35 3 2 2 6 9 0 1 0 0 1 65 129 2.16 1.440	0.2 S 3 1 0 0 0 0 0 0 0 0 0 3 3 0.00 1.500																					

AB	27
R	2
H	4
RBI	2
BB	9
SO	6
LOB	17



Batter	1	2	3	4	5	6	7	8	9	AB	R	H	RBI	BB	SO	LOB	BOTTOM							
Bake McBride, L OBP: 0.322, SLG: 0.411	1-2 F7		2-2 E5 F9 S		4-2 BB 1B 6-3 BB		0-3 K			3	1	0	0	1	1	0	San Francisco Giants @ Philadelphia Phillies Veterans Stadium, Philadelphia, PA Mon Jul 09 1979, 7:05 PM EDT Att: 38,353 - Unknown							
Larry Bowa, S OBP: 0.339, SLG: 0.342	3-1 L5-4 2B		2-3 K		1-0 6-3 BB 1-2 1B		2-1 F7			4	0	2	0	0	1	1								
Pete Rose, S OBP: 0.402, SLG: 0.421	4-0 BB		0-2 F9		4-2 1-3 2-3 BB		1-2 HR 1B			2	1	1	0	2	0	1								
Mike Schmidt, R OBP: 0.392, SLG: 0.608	2-0 L5-4		4-0 FC6-4 IBB		0-0 6-3		3-1 HR			3	1	1	3	1	0	4								
Garry Maddox, R OBP: 0.300, SLG: 0.450			0-1 F6		1-3 K		0-3 K			4	0	0	0	0	2	4								
Jose Cardenal, R OBP: 0.319, SLG: 0.256 Mike Anderson, R OBP: 0.343, SLG: 0.241			4-2 FC5-4 BB		2-1 4-3		1-1 F9		0-0 F9	2	0	0	0	1	0	0								
Manny Trillo, R OBP: 0.320, SLG: 0.344	0-2 FC5-4 2B		0-2 K		2-3 K		0-0 F8		0-1 F8	4	1	0	0	0	1	1								
Bob Boone, R OBP: 0.376, SLG: 0.478	0-1 2B		0-1 F4		1-1 F4		4-2 BB		0-1 F8	3	0	1	1	1	0	0								
Dickie Noles, R Warren Brusstar, R	2-0 6-3		2-0 6-3		1-2 5-3		0-3 K			3	0	0	0	0	1	2								
										0	0	0	0	0	0	0								
Inning Stats	R: 0 E: 0 K: 0 S: 6	H: 1 LOB: 1 BB: 1 P: 16	R: 1 E: 0 K: 0 S: 11	H: 1 LOB: 1 BB: 1 P: 17	R: 0 E: 1 K: 1 S: 13	H: 0 LOB: 2 BB: 1 P: 21	R: 0 E: 0 K: 1 S: 8	H: 0 LOB: 0 BB: 0 P: 13	R: 1 E: 0 K: 1 S: 13	H: 1 LOB: 2 BB: 2 P: 24	R: 0 E: 0 K: 1 S: 11	H: 0 LOB: 1 BB: 1 P: 16	R: 2 E: 0 K: 2 S: 15	H: 2 LOB: 0 BB: 0 P: 21	R: 0 E: 0 K: 0 S: 5	H: 0 LOB: 0 BB: 0 P: 5	1B: 2 2B: 3 3B: 0 HR: 1	SF: 0 SAC: 0 DP: 1 HBP: 0	WP: 0 PB: 0 SB: 2 CS: 0	PA: 35				
PITCHER	IP WLS BF H R ER SO BB IBB HBP BLK WP HR S P ERA WHIP	8.0 L 35 5 4 4 6 5 1 0 0 0 1 82 133 4.50 1.250																						



Batter	1	2	3	4	5	6	7	8	9	AB	R	H	RBI	BB	SO	LOB	TOP										
Gene Richards, L (1, 8) OBP: 0.355, SLG: 0.361	F8		G3		3B		5-3			4	1	1	1	0	0	0	San Diego Padres @ Philadelphia Phillies Veterans Stadium, Philadelphia, PA Tue Jul 10 1979, 7:05 PM EDT Att: 30,234 - Unknown										
Ozzie Smith, S (1, 6) OBP: 0.252, SLG: 0.235	6-3			4-3	2B		4-3			4	1	1	1	0	0												
Paul Dade, R (1, 5) OBP: 0.330, SLG: 0.368	L9			HBP	2B			F9		1	0	0	0	0	0												
Fernando Gonzalez, R (5, PH) OBP: 0.268, SLG: 0.392				CS	2B					2	0	1	1	0	0												
Dave Winfield, R (1, 9) OBP: 0.397, SLG: 0.595		L3		1B	5-3			6-3		3	0	1	0	1	0												
Jerry Turner, L (1, 7) OBP: 0.321, SLG: 0.391	L3						F6			4	0	0	0	0	0	2											
Dan Briggs, L (8, 3) OBP: 0.301, SLG: 0.403				F9				4-3		0	0	0	0	0	0												
Gene Tenace, R (1, 2) OBP: 0.389, SLG: 0.404		HR			2B		6-3			3	2	1	1	1	0	0											
Jay Johnstone, L (1, 3) OBP: 0.323, SLG: 0.345	K				3B			K		4	1	2	1	0	2	0											
Bill Almon, R (1, 4) OBP: 0.281, SLG: 0.234			5-3		K		K		L5	4	0	0	0	0	2	2											
Randy Jones, R (1, 1) OBP: 0.178, SLG: 0.200			F8							3	0	0	0	0	1	1											
Rollie Fingers, R (9, 1) OBP: 0.100, SLG: 0.100					F9			K		0	0	0	0	0	0	0											
Inning Stats	R: 0 E: 0 K: 0 S: 3	H: 0 LOB: 0 BB: 0 P: 3	R: 1 E: 0 K: 1 S: 5	H: 1 LOB: 0 BB: 1 P: 9	R: 0 E: 0 K: 0 S: 3	H: 0 LOB: 0 BB: 0 P: 3	R: 0 E: 0 K: 0 S: 3	H: 1 LOB: 1 BB: 0 P: 4	R: 4 E: 0 K: 1 S: 9	H: 4 LOB: 1 BB: 1 P: 13	R: 0 E: 0 K: 1 S: 6	H: 1 LOB: 0 BB: 0 P: 6	R: 0 E: 0 K: 1 S: 5	H: 0 LOB: 0 BB: 0 P: 5	R: 0 E: 0 K: 0 S: 3	H: 0 LOB: 0 BB: 0 P: 3	R: 0 E: 0 K: 1 S: 5	H: 0 LOB: 0 BB: 0 P: 5	1B: 2 2B: 3 3B: 2 HR: 1	SF: 0 SAC: 0 DP: 1 HBP: 1	WP: 0 PB: 0 SB: 0 CS: 1	PA: 35					
PITCHER	IP	WLS	BF	H	R	ER	SO	BB	IBB	HBP	BLK	WP	HR	S	P	ERA	WHIP										
Nino Espinosa, R (1, 1) ERA: 3.49	4.2		20	5	5	5	2	2	0	1	0	0	1	21	30	9.64	1.500										
Warren Brusstar, R (5, 1) ERA: 7.11	0.1		2	1	0	0	0	0	0	0	0	0	0	2	2	0.00	3.000										
Rawly Eastwick, R (6, 1) ERA: 6.09	2.0		7	1	0	0	2	0	0	0	0	0	0	11	11	0.00	0.500										
Doug Bird, R (8, 1) ERA: 5.4	2.0	W	6	0	0	0	1	0	0	0	0	0	0	8	8	0.00	0.000										


Batter	1	2	3	4	5	6	7	8	9	AB	R	H	RBI	BB	SO	LOB	BOTTOM										
Bake McBride, L (1, 9) OBP: 0.320, SLG: 0.411	4-3		G3		2B		K		FC6-4	5	1	1	0	0	1	3	San Diego Padres @ Philadelphia Phillies Veterans Stadium, Philadelphia, PA Tue Jul 10 1979, 7:05 PM EDT Att: 30,234 - Unknown										
Larry Bowa, S (1, 6) OBP: 0.338, SLG: 0.348			F7		5-3			F8		4	0	1	0	0	0	2											
Del Unser, L (9, PH) OBP: 0.344, SLG: 0.494	3B								HR	1	1	1	3	0	0	0											
Pete Rose, S (1, 3) OBP: 0.398, SLG: 0.416	4-3		6-3				1-3		L9	4	0	0	0	0	0	1											
Mike Schmidt, R (1, 5) OBP: 0.393, SLG: 0.616				6-3					L7	3	1	1	1	1	0	0											
Garry Maddox, R (1, 8) OBP: 0.296, SLG: 0.444	F8			F9			F8		1-3	4	0	0	0	0	0	2											
Jose Cardenal, R (1, 7) OBP: 0.314, SLG: 0.256			F9		L8		6-3		2B	4	1	1	0	0	0	0											
Manny Trillo, R (1, 4) OBP: 0.318, SLG: 0.347			F9		L9		1-3		1B	4	1	1	0	0	0	0											
Bob Boone, R (1, 2) OBP: 0.386, SLG: 0.485					2B		4-3		FC6-4	3	1	3	2	1	0	0											
Nino Espinosa, R (1, 1) OBP: 0.233, SLG: 0.200										1	0	0	0	0	0	1											
Warren Brusstar, R (5, 1) ERA: 7.11										0	0	0	0	0	0	0											
Greg Luzinski, R (5, PH) OBP: 0.336, SLG: 0.417										1	0	0	0	0	0	1											
Rawly Eastwick, R (6, 1) ERA: 6.09										0	0	0	0	0	0	0											
Mike Anderson, R (7, PH) OBP: 0.303, SLG: 0.233										1	0	0	0	0	0	1											
Doug Bird, R (8, 1) ERA: 5.4										1	0	1	0	0	0	0											
Tim McCarver, L (9, PH) OBP: 0.268, SLG: 0.368										1	0	1	0	0	0	0											
Bud Harrison, S (9, PH) OBP: 0.377, SLG: 0.308										0	0	0	0	0	0	0											
Inning Stats	R: 0 E: 0 K: 0 S: 4	H: 1 LOB: 2 BB: 1 P: 8	R: 0 E: 0 K: 0 S: 3	H: 0 LOB: 1 BB: 1 P: 7	R: 0 E: 0 K: 0 S: 3	H: 0 LOB: 0 BB: 0 P: 3	R: 0 E: 0 K: 0 S: 3	H: 0 LOB: 0 BB: 0 P: 3	R: 1 E: 0 K: 0 S: 4	H: 1 LOB: 0 BB: 0 P: 4	R: 0 E: 0 K: 1 S: 6	H: 1 LOB: 1 BB: 0 P: 6	R: 0 E: 0 K: 0 S: 3	H: 0 LOB: 0 BB: 0 P: 3	R: 0 E: 0 K: 0 S: 7	H: 5 LOB: 1 BB: 0 P: 7	1B: 5 2B: 2 3B: 1 HR: 2	SF: 0 SAC: 0 DP: 0 HBP: 0	WP: 0 PB: 0 SB: 0 CS: 0	PA: 38							
PITCHER	IP	WLS	BF	H	R	ER	SO	BB	IBB	HBP	BLK	WP	HR	S	P	ERA	WHIP										
Randy Jones, L (1, 1) ERA: 3.88	8.1		34	7	3	3	1	1	0	0	0	0	1	34	42	3.24	0.960										
Rollie Fingers, R (9, 1) ERA: 3.67	0.1	L	4	3	3	3	0	0	0	0	0	0	1	4	4	81.00	9.000										


Batter	1	2	3	4	5	6	7	8	9	AB	R	H	RBI	BB	SO	LOB	TOP										
Gene Richards, L OBP: 0.350, SLG: 0.355	5-3	L5-3	E3			4-3		5-3		5	0	0	0	0	0	3	San Diego Padres @ Philadelphia Phillies Veterans Stadium, Philadelphia, PA Wed Jul 11 1979, 7:05 PM EDT Att: 35,248 - Unknown										
Ozzie Smith, S OBP: 0.254, SLG: 0.235	HR	BB	4-3			6-3		F6		4	1	1	0	1	0	3											
Jerry Turner, L OBP: 0.322, SLG: 0.405	HR									5	1	2	2	0	0	2											
Dan Briggs, L OBP: 0.301, SLG: 0.403	HR	F7						L9		0	0	0	0	0	0	0											
Dave Winfield, R OBP: 0.397, SLG: 0.599	HR									4	2	1	1	1	1	1											
Gene Tenace, R OBP: 0.395, SLG: 0.430	HR									4	2	3	2	1	0	0											
Jay Johnstone, L OBP: 0.318, SLG: 0.347	F4									5	1	1	0	0	0	2											
Kurt Bevacqua, R OBP: 0.336, SLG: 0.270	1B									5	0	2	1	0	0	2											
Fernando Gonzalez, R OBP: 0.264, SLG: 0.385	4-3									4	0	0	0	0	0	3											
John D'Acquisto, R OBP: 0.158, SLG: 0.167										2	0	0	0	1	2	1											
Mark Lee, R OBP: 0.333, SLG: 0.333										1	0	1	0	0	0	0											
Inning Stats	R: 4 E: 0 K: 0 S: 8	H: 5 LOB: 1 BB: 0 P: 8	R: 0 E: 0 K: 0 S: 2	H: 0 LOB: 1 BB: 2 P: 10	R: 3 E: 2 K: 1 S: 9	H: 2 LOB: 2 BB: 1 P: 13	R: 0 E: 0 K: 1 S: 5	H: 0 LOB: 1 BB: 1 P: 9	R: 0 E: 0 K: 0 S: 4	H: 1 LOB: 1 BB: 0 P: 4	R: 0 E: 0 K: 0 S: 4	H: 1 LOB: 1 BB: 0 P: 4	R: 0 E: 0 K: 0 S: 4	H: 1 LOB: 1 BB: 0 P: 4	R: 0 E: 0 K: 0 S: 4	H: 1 LOB: 1 BB: 0 P: 4	1B: 5 2B: 3 3B: 1 HR: 3	SF: 0 SAC: 0 DP: 1 HBP: 0	WP: 0 PA: 43 PB: 0 CS: 1								
PITCHER	IP	WLS	BF	H	R	ER	SO	BB	IBB	HBP	BLK	WP	HR	S	P	ERA	WHIP	PITCHER									
Randy Lerch, L ERA: 3.9	0.2	L	7	5	4	4	0	0	0	0	0	0	3	7	7	54.00	7.500										
Kevin Saucier, L ERA: 2.95	1.1		8	1	3	2	0	3	0	0	0	0	0	5	17	13.50	3.000										
Ron Reed, R ERA: 4.45	2.0		9	1	0	0	2	1	0	0	0	0	0	12	16	0.00	1.000										
Rawly Eastwick, R ERA: 5.75	2.0		7	1	0	0	1	0	0	0	0	0	0	9	9	0.00	0.500										
Warren Brusstar, R ERA: 4.82	3.0		12	3	0	0	0	0	0	0	0	0	0	12	12	0.00	1.000										
Batter	1	2	3	4	5	6	7	8	9	AB	R	H	RBI	BB	SO	LOB	BOTTOM										
Bake McBride, L OBP: 0.315, SLG: 0.405	K		F7	F7			K		FC3-6	5	0	0	0	0	2	2	San Diego Padres @ Philadelphia Phillies Veterans Stadium, Philadelphia, PA Wed Jul 11 1979, 7:05 PM EDT Att: 35,248 - Unknown										
Larry Bowa, S OBP: 0.338, SLG: 0.349	4-3		BB	1B		4-3	FC5-4	1B	FC6-4	5	1	2	0	0	0	1											
Greg Gross, L OBP: 0.383, SLG: 0.473	1B		G3	1B			F7			3	1	2	0	2	0	1											
Mike Schmidt, R OBP: 0.391, SLG: 0.609	K		WP	G3		F5	FC5-4		F2	5	0	1	1	0	1	5											
Del Unser, L OBP: 0.340, SLG: 0.483			F7	G3		3-1				4	0	1	0	0	0	3											
Gary Maddox, R OBP: 0.296, SLG: 0.451	HR		K	K		6-3		F8		4	1	1	1	0	1	2											
Manny Trillo, R OBP: 0.317, SLG: 0.341	BB			K		F9		F9		3	0	0	0	1	1	1											
Bob Boone, R OBP: 0.387, SLG: 0.487	F9			BB				5-3		3	0	1	0	1	0	2											
Randy Lerch, L OBP: 0.140, SLG: 0.220										0	0	0	0	0	0	0											
Kevin Saucier, L OBP: 0.333, SLG: 0.333										1	0	0	0	0	0	1											
Ron Reed, R OBP: 0.333, SLG: 0.400										0	0	0	0	0	0	0											
Tim McCarver, L OBP: 0.333, SLG: 0.400										1	0	0	0	0	0	1											
Rawly Eastwick, R OBP: 0.333, SLG: 0.400										0	0	0	0	0	0	0											
Jose Cardenal, R OBP: 0.308, SLG: 0.320										1	0	0	0	0	0	1											
Warren Brusstar, R OBP: 0.330, SLG: 0.416										0	0	0	0	0	0	0											
Inning Stats	R: 0 E: 0 K: 2 S: 8	H: 1 LOB: 1 BB: 0 P: 8	R: 1 E: 0 K: 1 S: 6	H: 1 LOB: 1 BB: 1 P: 10	R: 2 E: 0 K: 1 S: 7	H: 2 LOB: 1 BB: 1 P: 11	R: 0 E: 0 K: 2 S: 7	H: 0 LOB: 1 BB: 1 P: 11	R: 0 E: 0 K: 0 S: 4	H: 1 LOB: 1 BB: 0 P: 4	R: 0 E: 0 K: 0 S: 4	H: 1 LOB: 1 BB: 0 P: 4	R: 0 E: 0 K: 0 S: 4	H: 1 LOB: 1 BB: 0 P: 4	R: 0 E: 0 K: 0 S: 3	H: 0 LOB: 2 BB: 2 P: 11	1B: 5 2B: 2 3B: 0 HR: 1	SF: 0 SAC: 0 DP: 0 HBP: 0	WP: 1 PA: 40 PB: 0 CS: 0								
PITCHER	IP	WLS	BF	H	R	ER	SO	BB	IBB	HBP	BLK	WP	HR	S	P	ERA	WHIP	PITCHER									
John D'Acquisto, R ERA: 4.81	6.1	W	29	7	3	3	7	3	0	0	0	0	1	40	52	4.26	1.579										
Mark Lee, R ERA: 4.70	2.2		11	1	0	0	0	2	0	0	0	0	0	9	17	0.00	1.125										



Batter	1	2	3	4	5	6	7	8	9	AB	R	H	RBI	BB	SO	LOB	TOP					
Gene Richards, L (1.8) OBP: 0.348, SLG: 0.353	F5		F8				K		4-3	5	0	1	0	0	1	1	San Diego Padres @ Philadelphia Phillies Veterans Stadium, Philadelphia, PA Thu Jul 12 1979, 7:05 PM EDT Att: 33,501 - Unknown					
Ozzie Smith, S (1.6) OBP: 0.257, SLG: 0.235	F8		6-3						K	4	0	1	0	1	1	0						
Jerry Turner, L (1.7) OBP: 0.318, SLG: 0.399	6-3									4	0	0	0	0	2	4						
Dave Winfield, R (1.9) OBP: 0.398, SLG: 0.596		P3								2	1	0	0	2	0	0						
Gene Tenace, R (1.3) OBP: 0.397, SLG: 0.433		4-3								3	2	1	1	1	0	1						
Kurt Bevacqua, R (1.5) OBP: 0.348, SLG: 0.279										3	0	2	1	1	1	1						
Fernando Gonzalez, R (1.4) OBP: 0.287, SLG: 0.389										3	0	1	1	1	0	2						
Fred Kendall, R (1.2) OBP: 0.283, SLG: 0.259										4	0	0	0	0	0	4						
Rollie Fingers, R (8.1) OBP: 0.100, SLG: 0.100										0	0	0	0	0	0	0						
Bob Shirley, R (1.1) OBP: 0.111, SLG: 0.115										2	0	0	0	0	1	0						
Jim Wilhelm, R (7, PH) OBP: 0.333, SLG: 0.333										1	0	1	0	0	0	0						
Bob Ojchinko, L (7.1) OBP: 0.190, SLG: 0.105										0	0	0	0	0	0	0						
Jay Johnstone, L (8.3) OBP: 0.315, SLG: 0.344										1	0	0	0	0	0	0						
Inning Stats	R: 0 E: 0 K: 0 S: 3	H: 0 LOB: 0 BB: 0 P: 3	R: 0 E: 0 K: 0 S: 4	H: 1 LOB: 2 BB: 1 P: 8	R: 0 E: 0 K: 1 S: 5	H: 0 LOB: 0 BB: 0 P: 5	R: 2 E: 0 K: 2 S: 9	H: 2 LOB: 1 BB: 1 P: 13	R: 0 E: 0 K: 1 S: 6	H: 2 LOB: 2 BB: 0 P: 6	R: 0 E: 0 K: 0 S: 2	H: 0 LOB: 1 BB: 2 P: 10	R: 0 E: 0 K: 1 S: 6	H: 1 LOB: 2 BB: 1 P: 10	R: 1 E: 0 K: 0 S: 4	H: 1 LOB: 1 BB: 1 P: 8	R: 0 E: 0 K: 1 S: 5	H: 0 LOB: 0 BB: 0 P: 5	1B: 5 2B: 3 3B: 0 HR: 0	SF: 0 SAC: 0 DP: 2 HBP: 0	WP: 0 PB: 0 SB: 0 CS: 1	PA: 38
PITCHER	IP WLS BF H R ER SO BB IBB HBP BLK WP HR S P ERA WHIP	IP WLS BF H R ER SO BB IBB HBP BLK WP HR S P ERA WHIP	IP WLS BF H R ER SO BB IBB HBP BLK WP HR S P ERA WHIP	IP WLS BF H R ER SO BB IBB HBP BLK WP HR S P ERA WHIP	IP WLS BF H R ER SO BB IBB HBP BLK WP HR S P ERA WHIP	IP WLS BF H R ER SO BB IBB HBP BLK WP HR S P ERA WHIP	IP WLS BF H R ER SO BB IBB HBP BLK WP HR S P ERA WHIP	IP WLS BF H R ER SO BB IBB HBP BLK WP HR S P ERA WHIP	IP WLS BF H R ER SO BB IBB HBP BLK WP HR S P ERA WHIP	IP WLS BF H R ER SO BB IBB HBP BLK WP HR S P ERA WHIP	IP WLS BF H R ER SO BB IBB HBP BLK WP HR S P ERA WHIP	IP WLS BF H R ER SO BB IBB HBP BLK WP HR S P ERA WHIP	IP WLS BF H R ER SO BB IBB HBP BLK WP HR S P ERA WHIP	IP WLS BF H R ER SO BB IBB HBP BLK WP HR S P ERA WHIP	IP WLS BF H R ER SO BB IBB HBP BLK WP HR S P ERA WHIP	IP WLS BF H R ER SO BB IBB HBP BLK WP HR S P ERA WHIP						
Steve Carlton, L (1.1) ERA: 3.5	8.0	W	35	7	3	3	5	6	0	0	0	2	0	0	39	63	3.38	1.625				
Tug McGraw, L (9.1) ERA: 3.83	1.0	S	3	0	0	0	1	0	0	0	0	0	0	0	5	5	0.00	0.000				

Batter	1	2	3	4	5	6	7	8	9	AB	R	H	RBI	BB	SO	LOB	BOTTOM					
Bake McBride, L (1.9) OBP: 0.317, SLG: 0.406	3-1									4	0	2	1	0	0	0	San Diego Padres @ Philadelphia Phillies Veterans Stadium, Philadelphia, PA Thu Jul 12 1979, 7:05 PM EDT Att: 33,501 - Unknown					
Larry Bowa, S (1.6) OBP: 0.341, SLG: 0.349										3	0	1	0	1	1	2						
Pete Rose, S (1.3) OBP: 0.398, SLG: 0.412										3	0	0	0	1	1	2						
Mike Schmidt, R (1.5) OBP: 0.395, SLG: 0.611										2	1	1	0	2	0	2						
Bob Boone, R (1.2) OBP: 0.389, SLG: 0.492										4	1	2	1	0	0	4						
Gary Maddox, R (1.8) OBP: 0.298, SLG: 0.451										4	0	2	0	0	0	1						
Manny Trillo, R (1.4) OBP: 0.321, SLG: 0.362										4	2	2	2	0	0	1						
Mike Anderson, R (1.7) OBP: 0.359, SLG: 0.281										2	0	1	0	1	0	0						
Greg Gross, L (8, PH) OBP: 0.347, SLG: 0.500										1	0	1	0	0	0	0						
Steve Carlton, L (1.1) OBP: 0.262, SLG: 0.259										3	0	0	0	0	0	3						
Del Unser, L (8, PH) OBP: 0.347, SLG: 0.483										0	0	0	0	1	0	0						
Tug McGraw, R (9.1) OBP: 0.167, SLG: 0.167										0	0	0	0	0	0	0						
Inning Stats	R: 0 E: 0 K: 1 S: 6	H: 1 LOB: 2 BB: 1 P: 10	R: 0 E: 0 K: 0 S: 4	H: 1 LOB: 0 BB: 0 P: 4	R: 0 E: 0 K: 0 S: 2	H: 1 LOB: 1 BB: 2 P: 10	R: 2 E: 0 K: 0 S: 5	H: 2 LOB: 0 BB: 0 P: 5	R: 0 E: 0 K: 0 S: 3	H: 0 LOB: 0 BB: 0 P: 3	R: 1 E: 0 K: 0 S: 5	H: 4 LOB: 2 BB: 1 P: 9	R: 0 E: 0 K: 0 S: 4	H: 1 LOB: 2 BB: 1 P: 8	R: 1 E: 0 K: 1 S: 7	H: 2 LOB: 2 BB: 1 P: 11	R: 0 E: 0 K: 0 S: 4	H: 0 LOB: 0 BB: 0 P: 5	1B: 7 2B: 4 3B: 0 HR: 1	SF: 1 SAC: 1 DP: 1 HBP: 0	WP: 0 PB: 0 SB: 0 CS: 1	PA: 38
PITCHER	IP WLS BF H R ER SO BB IBB HBP BLK WP HR S P ERA WHIP	IP WLS BF H R ER SO BB IBB HBP BLK WP HR S P ERA WHIP	IP WLS BF H R ER SO BB IBB HBP BLK WP HR S P ERA WHIP	IP WLS BF H R ER SO BB IBB HBP BLK WP HR S P ERA WHIP	IP WLS BF H R ER SO BB IBB HBP BLK WP HR S P ERA WHIP	IP WLS BF H R ER SO BB IBB HBP BLK WP HR S P ERA WHIP	IP WLS BF H R ER SO BB IBB HBP BLK WP HR S P ERA WHIP	IP WLS BF H R ER SO BB IBB HBP BLK WP HR S P ERA WHIP	IP WLS BF H R ER SO BB IBB HBP BLK WP HR S P ERA WHIP	IP WLS BF H R ER SO BB IBB HBP BLK WP HR S P ERA WHIP	IP WLS BF H R ER SO BB IBB HBP BLK WP HR S P ERA WHIP	IP WLS BF H R ER SO BB IBB HBP BLK WP HR S P ERA WHIP	IP WLS BF H R ER SO BB IBB HBP BLK WP HR S P ERA WHIP	IP WLS BF H R ER SO BB IBB HBP BLK WP HR S P ERA WHIP	IP WLS BF H R ER SO BB IBB HBP BLK WP HR S P ERA WHIP	IP WLS BF H R ER SO BB IBB HBP BLK WP HR S P ERA WHIP						
Bob Shirley, L (1.1) ERA: 2.88	6.0		9	3	3	1	3	4	0	0	0	0	0	0	25	41	4.50	2.167				
Bob Ojchinko, L (7.1) ERA: 4.71	1.0		5	1	0	0	0	0	1	0	0	0	0	4	8	0.00	1.000					
Rollie Fingers, R (8.1) ERA: 3.75	1.0	L	6	2	1	1	1	0	1	0	0	0	0	7	11	9.00	2.000					

Batter	1	2	3	4	5	6	7	8	9	AB	R	H	RBI	BB	SO	LOB	TOP										
Davey Lopes, R OBP: 0.356, SLG: 0.493 (1, 4)	1-3 BB	FC6-4 BB		4-0 BB			G5-4-3 1B		0-0 2B	3	0	2	1	2	0	0	Los Angeles Dodgers @ Philadelphia Phillies Veterans Stadium, Philadelphia, PA Fri Jul 13 1979, 7:05 PM EDT Att: 46,542 - Unknown AB 32 R 2 H 10 RBI 2 BB 6 SO 1 LOB 14 										
Bill Russell, R OBP: 0.284, SLG: 0.359 (1, 6)	F9	FC6-4		5-3			G5-4-3 1-2f		0-0 SF9	4	0	0	1	0	0	5											
Reggie Smith, S OBP: 0.363, SLG: 0.480 (1, 9)	FC5 2B			F9			F5		0-0 F8	5	0	1	0	0	0	2											
Steve Garvey, R OBP: 0.346, SLG: 0.474 (1, 3)					F8				0-0 F6	3	0	1	0	1	0	0											
Ron Cey, R OBP: 0.389, SLG: 0.500 (1, 5)	FC5 2-3f			F8					4-0 G4-6-3 BB	2	0	0	0	2	0	3											
Von Joshua, L OBP: 0.337, SLG: 0.478 (1, 7)									0-0 G4-6-3	3	0	1	0	1	0	2											
Derrel Thomas, S OBP: 0.335, SLG: 0.349 (1, 8)									0-0 F9	4	0	2	0	0	0	0											
Steve Yeager, R OBP: 0.283, SLG: 0.378 (9, PH)									0-0 F9	3	0	0	0	0	1	2											
Manny Mota, R OBP: 0.349, SLG: 0.286 (9, FR)		K							0-0 1B	1	0	1	0	0	0	0											
Ted Martinez, R OBP: 0.347, SLG: 0.383 (9, FR)									0-0 2B	0	1	0	0	0	0	0											
Rick Sutcliffe, L OBP: 0.261, SLG: 0.370 (9, PH)									0-0 1B	3	0	1	0	0	0	0											
Gary Thomasson, L OBP: 0.345, SLG: 0.379 (9, PH)									1-3 2-3 1B	1	1	1	0	0	0	0											
Inning Stats	R: 0 E: 0 K: 0 S: 4	H: 1 LOB: 2 BB: 1 P: 8	R: 0 E: 0 K: 1 S: 7	H: 3 LOB: 3 BB: 1 P: 11	R: 0 E: 0 K: 0 S: 4	H: 2 LOB: 2 BB: 1 P: 8	R: 0 E: 0 K: 0 S: 3	H: 0 LOB: 1 BB: 1 P: 7	R: 0 E: 0 K: 0 S: 3	H: 0 LOB: 1 BB: 1 P: 7	R: 0 E: 0 K: 0 S: 3	H: 0 LOB: 0 BB: 0 P: 3	R: 0 E: 0 K: 0 S: 3	H: 1 LOB: 0 BB: 0 P: 3	R: 0 E: 0 K: 0 S: 2	H: 0 LOB: 0 BB: 1 P: 6	R: 2 E: 0 K: 0 S: 6	H: 3 LOB: 2 BB: 0 P: 6	1B: 7 2B: 3 3B: 0 HR: 0	SF: 1 SAC: 0 DP: 2 HBP: 0	WP: 0 PB: 0 SB: 0 CS: 0	PA: 39					
PITCHER	IP	WLS	BF	H	R	ER	SO	BB	IBB	HBP	BLK	WP	HR	S	P	ERA	WHIP										
Dickie Noles, R ERA: 2.21 (1, 1)	7.0	W	30	7	0	0	1	5	0	0	0	0	0	27	47	0.00	1.714										
Warren Brusstar, R ERA: 5.73 (8, 1)	1.2		8	3	2	2	0	1	0	0	0	0	0	7	11	10.80	2.400										
Tug McGraw, L ERA: 3.81 (9, 1)	0.1	S	1	0	0	0	0	0	0	0	0	0	0	1	1	0.00	0.000										

Batter	1	2	3	4	5	6	7	8	9	AB	R	H	RBI	BB	SO	LOB	BOTTOM										
Bake McBride, L OBP: 0.313, SLG: 0.401 (1, 9)	G3		K		K					4	0	0	0	0	2	2	Los Angeles Dodgers @ Philadelphia Phillies Veterans Stadium, Philadelphia, PA Fri Jul 13 1979, 7:05 PM EDT Att: 46,542 - Unknown AB 28 R 3 H 6 RBI 3 BB 4 SO 3 LOB 12 										
Larry Bowa, S OBP: 0.340, SLG: 0.347 (1, 6)	F7				G6-4-3					4	1	1	0	0	0	1											
Pete Rose, S OBP: 0.394, SLG: 0.407 (1, 3)	F8									4	0	0	0	0	0	1											
Mike Schmidt, R OBP: 0.398, SLG: 0.615 (1, 5)		L7								3	2	2	0	1	0	0											
Bob Boone, R OBP: 0.394, SLG: 0.498 (1, 2)		5-3								3	0	2	2	1	0	0											
Gary Maddox, R OBP: 0.295, SLG: 0.447 (1, 8)		5-3								3	0	0	1	0	0	3											
Greg Gross, L OBP: 0.391, SLG: 0.483 (1, 7)										2	0	0	0	1	0	1											
Manny Trillo, R OBP: 0.321, SLG: 0.362 (1, 4)										3	0	1	0	0	0	3											
Dickie Noles, R (1, 1)										1	0	0	0	1	1	1											
Tim McCarver, L OBP: 0.376, SLG: 0.357 (7, PH)										1	0	0	0	0	0	0											
Warren Brusstar, R (8, 1)										0	0	0	0	0	0	0											
Tug McGraw, R OBP: 0.167, SLG: 0.167 (9, 1)										0	0	0	0	0	0	0											
Inning Stats	R: 0 E: 0 K: 0 S: 3	H: 0 LOB: 0 BB: 0 P: 3	R: 0 E: 0 K: 0 S: 3	H: 0 LOB: 0 BB: 0 P: 3	R: 0 E: 0 K: 2 S: 8	H: 1 LOB: 1 BB: 0 P: 8	R: 1 E: 0 K: 0 S: 6	H: 3 LOB: 3 BB: 1 P: 10	R: 0 E: 0 K: 1 S: 4	H: 0 LOB: 0 BB: 1 P: 8	R: 1 E: 0 K: 0 S: 4	H: 1 LOB: 1 BB: 1 P: 8	R: 0 E: 0 K: 0 S: 3	H: 0 LOB: 0 BB: 0 P: 3	R: 1 E: 0 K: 0 S: 4	H: 1 LOB: 1 BB: 1 P: 8	1B: 4 2B: 2 3B: 0 HR: 0	SF: 1 SAC: 0 DP: 1 HBP: 0	WP: 2 PB: 0 SB: 2 CS: 0	PA: 33							
PITCHER	IP	WLS	BF	H	R	ER	SO	BB	IBB	HBP	BLK	WP	HR	S	P	ERA	WHIP										
Rick Sutcliffe, R ERA: 3.76 (1, 1)	8.0	L	33	6	3	3	3	4	0	0	0	2	0	35	51	3.38	1.250										

Batter	1	2	3	4	5	6	7	8	9	AB	R	H	RBI	BB	SO	LOB	TOP										
Davey Lopes, R OBP: 0.356, SLG: 0.506 (1, 4)										5	2	2	2	0	0	2	Los Angeles Dodgers @ Philadelphia Phillies Veterans Stadium, Philadelphia, PA Sat Jul 14 1979, 3:33 AM EDT Att: 40,602 - Unknown										
Bill Russell, R OBP: 0.288, SLG: 0.364 (1, 6)										5	1	3	1	0	0	2											
Reggie Smith, S OBP: 0.360, SLG: 0.471 (1, 9)										4	0	0	0	1	0	2											
Steve Garvey, R OBP: 0.349, SLG: 0.478 (1, 3)										5	2	3	0	0	0	2											
Ron Cey, R OBP: 0.386, SLG: 0.498 (1, 5)										5	0	1	1	0	0	4											
Gary Thomasson, L OBP: 0.346, SLG: 0.381 (1, 7)										4	1	1	0	1	0	3											
Joe Ferguson, R OBP: 0.358, SLG: 0.416 (1, 2)										4	0	2	1	1	0	1											
Derrel Thomas, S OBP: 0.345, SLG: 0.361 (1, 8)										5	1	4	1	0	0	0											
Don Sutton, R OBP: 0.180, SLG: 0.163 (5, PH)										1	0	0	0	0	1	3											
Inning Stats	R: 0 E: 0 K: 0 S: 5	H: 2 LOB: 2 BB: 0 P: 5	R: 1 E: 1 K: 1 S: 8	H: 3 LOB: 2 BB: 0 P: 8	R: 0 E: 0 K: 0 S: 3	H: 1 LOB: 0 BB: 0 P: 3	R: 0 E: 0 K: 0 S: 3	H: 0 LOB: 0 BB: 0 P: 3	R: 0 E: 0 K: 0 S: 4	H: 1 LOB: 1 BB: 0 P: 4	R: 0 E: 0 K: 0 S: 3	H: 0 LOB: 1 BB: 1 P: 7	R: 2 E: 0 K: 0 S: 5	H: 2 LOB: 0 BB: 0 P: 5	R: 1 E: 0 K: 0 S: 6	H: 3 LOB: 2 BB: 0 P: 6		R: 3 E: 0 K: 0 S: 7	H: 4 LOB: 3 BB: 2 P: 15	1B: 10 2B: 4 3B: 1 HR: 1	SF: 0 SAC: 0 DP: 1 HBP: 0	WP: 1 PB: 0 SB: 1 CS: 0	PA: 45				
PITCHER	IP	WLS	BF	H	R	ER	SO	BB	IBB	HBP	BLK	WP	HR	S	P	ERA	WHIP										
Nino Espinosa, R ERA: 3.48 (1, 1)	8.0	W	36	12	4	3	1	1	0	0	0	1	1	37	41	3.38	1.625										
Ron Reed, R ERA: 4.57 (9, 1)	0.2		7	3	3	3	0	2	0	0	0	0	0	5	13	40.50	7.500										
Tug McGraw, L ERA: 3.78 (9, 1)	0.1	S	2	1	0	0	0	0	0	0	0	0	0	2	2	0.00	3.000										

AB 42
R 7
H 16
RBI 6
BB 3
SO 1
LOB 25



Batter	1	2	3	4	5	6	7	8	9	AB	R	H	RBI	BB	SO	LOB	BOTTOM										
Bake McBride, L OBP: 0.314, SLG: 0.410 (1, 9)										5	2	3	0	1	2	Los Angeles Dodgers @ Philadelphia Phillies Veterans Stadium, Philadelphia, PA Sat Jul 14 1979, 3:33 AM EDT Att: 40,602 - Unknown											
Larry Bowa, S OBP: 0.340, SLG: 0.347 (1, 6)										3	1	1	0	0	0		0										
Pete Rose, S OBP: 0.365, SLG: 0.405 (1, 3)										2	2	0	1	2	0		1										
Del Unser, L OBP: 0.347, SLG: 0.483 (8, 3)										0	0	0	0	0	0		0										
Mike Schmidt, R OBP: 0.399, SLG: 0.627 (1, 5)										4	1	2	3	0	1		1										
Bob Boone, R OBP: 0.392, SLG: 0.492 (1, 2)										3	1	0	0	1	0		2										
Gary Maddox, R OBP: 0.297, SLG: 0.454 (1, 8)										4	2	2	1	0	0		1										
Greg Gross, L OBP: 0.382, SLG: 0.459 (1, 7)										3	0	0	0	1	0		2										
Manny Trillo, R OBP: 0.320, SLG: 0.356 (1, 4)										3	1	0	0	1	0		2										
Nino Espinosa, R OBP: 0.217, SLG: 0.186 (8, PH)										3	0	0	1	0	1		2										
Inning Stats	R: 1 E: 1 K: 0 S: 4	H: 1 LOB: 0 BB: 0 P: 4	R: 4 E: 0 K: 0 S: 5	H: 2 LOB: 0 BB: 2 P: 13	R: 2 E: 1 K: 0 S: 5	H: 1 LOB: 1 BB: 1 P: 9	R: 0 E: 0 K: 2 S: 7	H: 0 LOB: 0 BB: 0 P: 7	R: 2 E: 0 K: 1 S: 6	H: 1 LOB: 0 BB: 1 P: 10	R: 0 E: 0 K: 0 S: 3	H: 0 LOB: 0 BB: 0 P: 3	R: 1 E: 0 K: 0 S: 5	H: 2 LOB: 1 BB: 0 P: 5	R: 0 E: 0 K: 0 S: 2	H: 0 LOB: 1 BB: 2 P: 10	1B: 2 2B: 4 3B: 0 HR: 2	SF: 0 SAC: 1 DP: 1 HBP: 0	WP: 1 PB: 1 SB: 0 CS: 0	PA: 37							
PITCHER	IP	WLS	BF	H	R	ER	SO	BB	IBB	HBP	BLK	WP	HR	S	P	ERA	WHIP										
Don Sutton, R ERA: 4.44 (5, 1)	4.0	L	20	4	7	6	2	2	1	0	0	1	0	9	13	4.50	1.000										
Charlie Hough, R ERA: 4.66 (7, 1)	2.0		8	1	2	1	1	1	0	0	0	0	0	5	5	9.00	2.000										
Dave Patterson, R ERA: 6.52 (8, 1)	1.0		5	2	1	1	0	0	0	0	0	0	0	2	10	0.00	2.000										
Lerrin LaGrow, R ERA: 5.36 (8, 1)	1.0		4	0	0	0	0	2	0	0	0	0	0	2	10	0.00	2.000										


AB 30
R 10
H 7
RBI 9
BB 6
SO 3
LOB 13



Batter	1	2	3	4	5	6	7	8	9	AB	R	H	RBI	BB	SO	LOB	TOP								
Davey Lopes, R OBP: 0.354, SLG: 0.501 Ted Martinez, R OBP: 0.340, SLG: 0.375	P5		L5			F6		F6		3	0	0	0	0	0	1									
Bill Russell, R OBP: 0.290, SLG: 0.364	6-3			1B		G1-4-3 BB		5-3		3	0	1	0	1	0	0									
Reggie Smith, S OBP: 0.358, SLG: 0.467	K			P4		G1-4-3 1-2		HR		4	1	1	0	0	1	2									
Steve Garvey, R OBP: 0.351, SLG: 0.487		6-3		G6-4-3 1B		F3		HR		4	1	2	2	0	0	0									
Ron Cey, R OBP: 0.384, SLG: 0.494	5-3			G6-4-3 1-2		1B		K		4	0	1	0	0	1	2									
Joe Ferguson, R OBP: 0.360, SLG: 0.412	F9				G6-4-3 BB	F6		BB		2	0	0	0	2	0	1									
Derrel Thomas, S OBP: 0.344, SLG: 0.355		6-3		G6-4-3 1-2		K		BB		3	0	0	0	1	1	2									
Steve Yeager, R OBP: 0.287, SLG: 0.405				HR		F9		FC6-4		4	1	2	1	0	0	2									
Bob Welch, R OBP: 0.188, SLG: 0.133 Jerry Reuss, L OBP: 0.168, SLG: 0.071 Manny Mota, R OBP: 0.320, SLG: 0.261 Ken Brett, L OBP: 0.333, SLG: 0.333	5-3			1-3		6-3				1	0	0	0	0	0	1									
Inning Stats	R: 0 E: 0 K: 1 S: 5	H: 0 LOB: 0 BB: 0 P: 5	R: 0 E: 0 K: 0 S: 3	H: 0 LOB: 0 BB: 0 P: 3	R: 0 E: 0 K: 0 S: 4	H: 1 LOB: 1 BB: 0 P: 4	R: 0 E: 0 K: 0 S: 4	H: 2 LOB: 1 BB: 0 P: 4	R: 1 E: 0 K: 0 S: 3	H: 1 LOB: 0 BB: 1 P: 7	R: 0 E: 0 K: 0 S: 2	H: 0 LOB: 0 BB: 1 P: 6	R: 0 E: 0 K: 1 S: 6	H: 1 LOB: 1 BB: 0 P: 6	R: 0 E: 0 K: 0 S: 3	H: 0 LOB: 0 BB: 0 P: 3	R: 2 E: 0 K: 1 S: 7	H: 2 LOB: 2 BB: 2 P: 15	1B: 4 2B: 1 3B: 0 HR: 2	SF: 0 SAC: 0 DP: 3 HBP: 0	WP: 0 PB: 0 SB: 0 CS: 0	PA: 35			
PITCHER	IP	WLS	BF	H	R	ER	SO	BB	IBB	HBP	BLK	WP	HR	S	P	ERA	WHIP								
Randy Lerch, L ERA: 3.78 Rawly Eastwick, R ERA: 5.77	6.0	W	21	4	1	1	1	2	0	0	0	0	1	21	29	1.50	1.000								
	3.0	S	14	3	2	2	2	2	0	0	0	0	1	16	24	6.00	1.667								

Los Angeles Dodgers @ Philadelphia Phillies
Veterans Stadium, Philadelphia, PA
Sun Jul 15 1979, 3:33 AM EDT
Att: 47,315 - Unknown


AB 31
R 3
H 7
RBI 3
BB 4
SO 3
LOB 11



Batter	1	2	3	4	5	6	7	8	9	AB	R	H	RBI	BB	SO	LOB	BOTTOM								
Bake McBride, L OBP: 0.316, SLG: 0.408	CS 1B		BB		3-1		6-3			4	1	1	0	1	0	1									
Larry Bowa, S OBP: 0.337, SLG: 0.342	K		BB		F8		4-3			4	1	0	0	1	1	2									
Pete Rose, S OBP: 0.398, SLG: 0.414	2B		1B 2B BB		1-3		4-3			4	1	2	1	1	0	0									
Mike Schmidt, R OBP: 0.397, SLG: 0.620 Bud Harrelson, S OBP: 0.377, SLG: 0.308	5-3		K		F9		F9			5	0	1	0	0	1	5									
Bob Boone, R OBP: 0.403, SLG: 0.500		FC4 1B	2B 1B		2B BB		FC6-4 1B			4	2	4	2	1	0	0									
Del Unser, L OBP: 0.350, SLG: 0.500	K		1B 2B		1B 2B		F7			5	2	2	3	0	1	4									
Greg Gross, L OBP: 0.389, SLG: 0.453	FC4		1B SH BB		1B IBB		F7			3	1	1	1	1	0	2									
Manny Trillo, R OBP: 0.323, SLG: 0.355	F3		SH 1B		1-2 IBB		FC6-4			3	1	1	1	1	0	2									
Randy Lerch, L OBP: 0.156, SLG: 0.233 Rawly Eastwick, R			BB 1B		4-3		K			2	1	1	0	0	0	2									
Inning Stats	R: 0 E: 0 K: 1 S: 6	H: 2 LOB: 1 BB: 0 P: 6	R: 0 E: 0 K: 1 S: 6	H: 1 LOB: 0 BB: 0 P: 6	R: 0 E: 1 K: 1 S: 10	H: 4 LOB: 4 BB: 4 P: 26	R: 2 E: 0 K: 0 S: 5	H: 2 LOB: 2 BB: 2 P: 13	R: 0 E: 0 K: 0 S: 4	H: 1 LOB: 1 BB: 0 P: 4	R: 0 E: 0 K: 1 S: 5	H: 0 LOB: 0 BB: 0 P: 5	R: 0 E: 0 K: 0 S: 4	H: 2 LOB: 2 BB: 0 P: 4	1B: 9 2B: 4 3B: 1 HR: 0	SF: 0 SAC: 1 DP: 2 HBP: 0	WP: 0 PB: 0 SB: 0 CS: 1	PA: 42							
PITCHER	IP	WLS	BF	H	R	ER	SO	BB	IBB	HBP	BLK	WP	HR	S	P	ERA	WHIP								
Bob Welch, R ERA: 3.99 Jerry Reuss, L ERA: 5.92 Ken Brett, L ERA: 4.6	2.1	L	14	5	5	3	0	3	0	0	0	0	0	10	22	16.20	3.600								
	4.0		15	4	0	0	1	0	0	0	0	0	0	17	17	0.00	1.000								

Los Angeles Dodgers @ Philadelphia Phillies
Veterans Stadium, Philadelphia, PA
Sun Jul 15 1979, 3:33 AM EDT
Att: 47,315 - Unknown

AB 35
R 10
H 13
RBI 8
BB 6
SO 4
LOB 18



Batter	1	2	3	4	5	6	7	8	9	AB	R	H	RBI	BB	SO	LOB	TOP					
Bake McBride, L (1,9) OBP: 0.317, SLG: 0.415	0-1 F9		0-0 1B			0-0 3B		0-0 F9		4	0	2	0	0	0	1	Philadelphia Phillies @ San Francisco Giants Candlestick Park, San Francisco, CA Thu Jul 19 1979, 10:05 PM EDT Att: 20,732 - Unknown					
Larry Bowa, S (1,6) OBP: 0.334, SLG: 0.339	2-2 P6		1-2 F9			1-0 L6		1-2 6-3		3	0	0	0	0	0	3						
Greg Luzinski, R (8,PH) OBP: 0.355, SLG: 0.416										1	0	0	0	0	0	1						
Tug McGraw, R (8,1) OBP: 0.167, SLG: 0.167										0	0	0	0	0	0	0						
Pete Rose, S (1,3) OBP: 0.394, SLG: 0.410	2-1 4-3		0-2 F9			2-3 K			0-0 6-3	4	0	0	0	0	1	3						
Mike Schmidt, R (1,5) OBP: 0.398, SLG: 0.618		1-0 6-3		3-1 1B		3-2 L6			0-1 1B	4	0	2	0	0	0	1						
Bob Boone, R (1,2) OBP: 0.397, SLG: 0.492		1-1 6-3		0-1 L5			0-0 L7		1-1 L8	4	0	0	0	0	0	2						
Gary Maddox, R (1,8) OBP: 0.297, SLG: 0.452		1-2 1B		1-2 9-3			0-0 L9		0-0 F9	4	0	1	0	0	0	2						
Manny Trillo, R (1,4) OBP: 0.318, SLG: 0.349		1-1 1-3			0-3 K		1-3 K			3	0	0	0	0	2	1						
Mike Anderson, R (1,7) OBP: 0.381, SLG: 0.314			2-1 1B		1-0 L7			2-0 1B		3	0	2	0	0	0	0						
Dickie Noles, R (1,1) Jose Cardenal, R (8,PH) Bud Harrelson, S (8,6)			1-3 K		0-3 K			2-1 F8		2	0	0	0	0	2	1						
Inning Stats	R: 0 E: 0 K: 0 S: 9	H: 0 LOB: 0 BB: 0 P: 13	R: 0 E: 0 K: 0 S: 8	H: 1 LOB: 1 BB: 0 P: 12	R: 0 E: 0 K: 1 S: 12	H: 2 LOB: 2 BB: 0 P: 16	R: 0 E: 0 K: 0 S: 7	H: 1 LOB: 0 BB: 0 P: 11	R: 0 E: 0 K: 2 S: 10	H: 0 LOB: 0 BB: 0 P: 11	R: 0 E: 0 K: 1 S: 8	H: 1 LOB: 1 BB: 0 P: 14	R: 0 E: 0 K: 1 S: 5	H: 0 LOB: 0 BB: 0 P: 6	R: 0 E: 0 K: 0 S: 7	H: 1 LOB: 1 BB: 0 P: 12	R: 0 E: 0 K: 0 S: 6	H: 1 LOB: 1 BB: 0 P: 7	1B: 6 2B: 1 3B: 1 HR: 0	SF: 0 SAC: 0 DP: 1 HBP: 0	WP: 0 PB: 0 SB: 0 CS: 0	PA: 33
PITCHER John Curtis, L (1,1) ERA: 3.36	IP: 9.0 WLS: W BF: 33 H: 7 R: 0 ER: 0 SO: 5 BB: 0 IBB: 0 HBP: 0 BLK: 0 WP: 0 HR: 0 S: 72 P: 102 ERA: 0.00 WHIP: 0.778															PITCHER John Curtis, L (1,1) ERA: 3.36	IP: 9.0 WLS: W BF: 33 H: 7 R: 0 ER: 0 SO: 5 BB: 0 IBB: 0 HBP: 0 BLK: 0 WP: 0 HR: 0 S: 72 P: 102 ERA: 0.00 WHIP: 0.778					

Batter	1	2	3	4	5	6	7	8	9	AB	R	H	RBI	BB	SO	LOB	BOTTOM			
Bill North, S (1,8) OBP: 0.392, SLG: 0.355	1-2 F7		0-0 1-3		1-0 6-3			0-0 5-3		4	0	0	0	0	0	1	Philadelphia Phillies @ San Francisco Giants Candlestick Park, San Francisco, CA Thu Jul 19 1979, 10:05 PM EDT Att: 20,732 - Unknown			
Joe Strain, R (1,4) OBP: 0.356, SLG: 0.406	1-1 1B			0-0 F8	5-3 2B	1-1 P6		0-1 F8		4	1	2	0	0	0	0				
Jack Clark, R (1,9) OBP: 0.346, SLG: 0.479	0-3 K			2-2 5-3	1-2 1B	0-1 6-3		1-1 6-3		4	0	0	0	0	1	2				
Willie McCovey, L (1,3) OBP: 0.338, SLG: 0.493	1-1 6-3			0-1 F8		0-0 2B				3	0	1	0	0	0	2				
Darrell Evans, L (1,5) OBP: 0.352, SLG: 0.388		0-1 G3		0-1 2B		4-0 IBB				2	0	1	1	1	0	0				
Terry Whitfield, L (1,7) OBP: 0.358, SLG: 0.407		0-0 F7		3-H K		1-1 F8				3	0	0	0	0	1	3				
Johnnie LeMaster, R (1,6) OBP: 0.316, SLG: 0.350		1-3 K			2-1 4-3	0-3 K				3	0	1	0	0	2	0				
Dennis Littlejohn, R (1,2) OBP: 0.316, SLG: 0.333			1-0 F3		0-0 SH3-4	2-3 K				2	0	0	0	0	1	0				
John Curtis, L (1,1) OBP: 0.150, SLG: 0.158			2-1 G3		0-2 4-3	0-3 K				3	0	0	0	0	1	1				
Inning Stats	R: 0 E: 0 K: 1 S: 10	H: 1 LOB: 1 BB: 0 P: 13	R: 0 E: 0 K: 1 S: 6	H: 0 LOB: 0 BB: 0 P: 7	R: 0 E: 0 K: 0 S: 4	H: 0 LOB: 0 BB: 0 P: 7	R: 1 E: 0 K: 1 S: 11	H: 2 LOB: 1 BB: 0 P: 14	R: 0 E: 0 K: 0 S: 7	H: 1 LOB: 1 BB: 0 P: 10	R: 0 E: 0 K: 0 S: 7	H: 1 LOB: 2 BB: 1 P: 13	R: 0 E: 0 K: 3 S: 10	H: 0 LOB: 0 BB: 0 P: 12	R: 0 E: 0 K: 0 S: 5	H: 0 LOB: 0 BB: 0 P: 6	1B: 3 2B: 2 3B: 0 HR: 0	SF: 0 SAC: 1 DP: 0 HBP: 0	WP: 0 PB: 0 SB: 0 CS: 0	PA: 30
PITCHER Dickie Noles, R (1,1) ERA: 1.98	IP: 7.0 WLS: L BF: 27 H: 5 R: 1 ER: 1 SO: 6 BB: 0 IBB: 0 HBP: 0 BLK: 0 WP: 0 HR: 0 S: 55 P: 76 ERA: 1.29 WHIP: 0.714															PITCHER Tug McGraw, L (8,1) ERA: 3.71	IP: 1.0 WLS: L BF: 3 H: 0 R: 0 ER: 0 SO: 0 BB: 0 IBB: 0 HBP: 0 BLK: 0 WP: 0 HR: 0 S: 5 P: 6 ERA: 0.00 WHIP: 0.000			

AB 33
R 0
H 7
RBI 0
BB 0
SO 5
LOB 16



AB 28
R 1
H 5
RBI 1
BB 1
SO 6
LOB 9



Batter	1	2	3	4	5	6	7	8	9	AB	R	H	RBI	BB	SO	LOB	TOP								
Bake McBride, L OBP: 0.319, SLG: 0.415 (1, 9)	1-2 4-3		0-0 FC5-4 1B	0-1 3-1			0-0 2B WP 1B	0-3 K		5	1	2	0	0	1	3									
Larry Bowa, S OBP: 0.332, SLG: 0.340 (1, 6)	2-3 K		1-0 FC5-4 CS		1-1 F7		0-0 WP 2B	0-0 L5		5	1	1	1	0	1	3									
Pete Rose, S OBP: 0.396, SLG: 0.411 (1, 3)	0-0 BB 1B		4-2 CS BB		0-0 8-4 1B		1-3 F5 2-H 3-H		0-0 L6	4	0	2	0	1	0	0									
Mike Schmidt, R OBP: 0.401, SLG: 0.625 (1, 5)	4-0 FC5-4 BB		2-2 CS	0-1 HR	1-0 8-4		0-0 WP E6		4-0 S BB	3	1	1	1	2	0	1									
Bob Boone, R OBP: 0.401, SLG: 0.504 (1, 2)	1-0 FC5-4			0-0 HR		2-0 FC6-4 1B	1-3 K		4-0 BB	4	1	2	1	1	1	3									
Gary Maddox, R OBP: 0.295, SLG: 0.448 (1, 8)		0-0 4-3		0-0 1B SF8		0-1 FC6-4 CS	0-0 F3		0-3 K	5	1	1	0	0	1	4									
Greg Gross, L OBP: 0.416, SLG: 0.463 (1, 7)		0-2 1B		1-2 SF8 1B		4-1 BB		4-0 FC6-4 BB	0-0 1-3	3	0	2	0	2	0	2									
Manny Trillo, R OBP: 0.312, SLG: 0.344 (1, 4)		0-0 F4		0-2 SF8		1-1 F9		0-0 FC6-4 1B		3	0	0	1	0	0	3									
Randy Lerch, L OBP: 0.149, SLG: 0.222 (1, 1)		2-2 3-1		1-2 6-3			0-0 1B 2B 1B		0-0 1B	2	0	0	0	0	0	2									
Tim McCarver, L OBP: 0.391, SLG: 0.366 (7, PH)										1	1	1	0	0	0	0									
Ron Reed, R OBP: 0.429, SLG: 0.500 (7, 1)										1	0	1	0	0	0	0									
Inning Stats	R: 0 E: 0 K: 1 S: 11	H: 1 LOB: 2 BB: 1 P: 19	R: 0 E: 0 K: 0 S: 8	H: 1 LOB: 1 BB: 0 P: 10	R: 0 E: 0 K: 0 S: 7	H: 1 LOB: 0 BB: 1 P: 14	R: 3 E: 0 K: 0 S: 15	H: 4 LOB: 1 BB: 0 P: 17	R: 0 E: 0 K: 0 S: 4	H: 1 LOB: 0 BB: 0 P: 6	R: 0 E: 0 K: 0 S: 6	H: 1 LOB: 1 BB: 0 P: 13	R: 3 E: 1 K: 1 S: 9	H: 3 LOB: 1 BB: 0 P: 11	R: 0 E: 0 K: 1 S: 6	H: 1 LOB: 2 BB: 1 P: 10	R: 0 E: 0 K: 1 S: 5	H: 0 LOB: 2 BB: 2 P: 13	1B: 10 2B: 2 3B: 0 HR: 2	SF: 1 SAC: 0 DP: 1 HBP: 0	WP: 4 PB: 0 SB: 2 CS: 3	PA: 44			
PITCHER	IP	WLS	BF	H	R	ER	SO	BB	IBB	HBP	BLK	WP	HR	S	P	ERA	WHIP								
John Montefusco, R ERA: 4.55 (1, 1)	6.0		26	9	3	3	1	3	0	0	0	0	2	51	79	4.50	2.000								
Tom Griffin, R ERA: 3.82 (7, 1)	0.0	L	3	3	3	3	0	0	0	0	0	0	0	3	3	∞	∞								
Greg Minton, R ERA: 1.57 (7, 1)	1.0		4	0	0	0	1	0	0	0	0	2	0	6	8	0.00	0.000								
Gary Lavelle, L ERA: 2.34 (8, 1)	2.0		10	1	0	0	2	3	0	0	0	0	0	11	23	0.00	2.000								

Philadelphia Phillies @ San Francisco Giants
Candlestick Park, San Francisco, CA
Fri Jul 20 1979, 10:05 PM EDT
Att: 21,110 - Unknown

AB	36
R	6
H	13
RBI	4
BB	6
SO	4
LOB	21



Batter	1	2	3	4	5	6	7	8	9	AB	R	H	RBI	BB	SO	LOB	BOTTOM								
Bill North, S OBP: 0.393, SLG: 0.362 (1, 8)	1-1 5-3			1-2 3B		4-2 SH1-4 E BB		0-3 K		3	1	1	0	1	1	0									
Joe Strain, R OBP: 0.342, SLG: 0.389 (1, 4)	1-2 F7			0-0 F5		0-0 SH1-4		0-0 5-3		3	0	0	0	0	0	1									
Jack Clark, R OBP: 0.345, SLG: 0.477 (1, 9)	3-2 F9			1-2 P3		0-2 E5 SF		0-0 FC5-4 1B		4	1	1	1	0	0	2									
Mike Ivie, R OBP: 0.327, SLG: 0.541 (1, 3)		3-2 L5		0-0 4-3		2-3 3-H E5		0-0 FC5-4		4	0	0	0	0	0	3									
Darrell Evans, L OBP: 0.353, SLG: 0.396 (1, 5)		2-3 K			1-1 HR	4-0 SF IBB		0-3 K		3	1	1	1	1	2	0									
Larry Hemdon, R OBP: 0.337, SLG: 0.471 (1, 7)		2-1 L8			0-0 4-3	1-1 SF		0-0 P4		3	0	0	1	0	0	0									
Johnnie LeMaster, R OBP: 0.309, SLG: 0.341 (1, 6)			0-3 K		1-0 5-3		0-3 K		0-0 F8	4	0	0	0	0	2	0									
Dennis Littlejohn, R OBP: 0.273, SLG: 0.286 (1, 2)			0-1 L5		2-3 K		0-3 K			3	0	0	0	0	2	0									
John Montefusco, R OBP: 0.106, SLG: 0.150 (5, PH)										1	0	0	0	0	0	0									
Rob Andrews, R OBP: 0.311, SLG: 0.299 (7, 1)										1	1	0	0	0	0	0									
Tom Griffin, L OBP: 0.106, SLG: 0.100 (7, 1)										0	0	0	0	0	0	0									
Greg Minton, S OBP: 0.106, SLG: 0.100 (7, 1)										0	0	0	0	0	0	0									
Terry Whitfield, L OBP: 0.072, SLG: 0.405 (7, PH)										1	0	0	0	0	0	0									
Gary Lavelle, S OBP: 0.500, SLG: 0.500 (8, 1)										0	0	0	0	0	0	0									
Inning Stats	R: 0 E: 0 K: 0 S: 8	H: 0 LOB: 0 BB: 0 P: 13	R: 0 E: 0 K: 1 S: 9	H: 0 LOB: 0 BB: 0 P: 16	R: 0 E: 0 K: 1 S: 7	H: 0 LOB: 0 BB: 0 P: 7	R: 0 E: 0 K: 0 S: 8	H: 1 LOB: 1 BB: 0 P: 10	R: 1 E: 0 K: 1 S: 7	H: 1 LOB: 0 BB: 0 P: 11	R: 3 E: 2 K: 0 S: 11	H: 1 LOB: 1 BB: 2 P: 22	R: 0 E: 0 K: 2 S: 7	H: 0 LOB: 0 BB: 0 P: 7	R: 0 E: 0 K: 1 S: 6	H: 1 LOB: 1 BB: 0 P: 6	R: 0 E: 0 K: 1 S: 5	H: 0 LOB: 0 BB: 0 P: 5	1B: 2 2B: 0 3B: 1 HR: 1	SF: 1 SAC: 1 DP: 0 HBP: 0	WP: 0 PB: 0 SB: 0 CS: 0	PA: 34			
PITCHER	IP	WLS	BF	H	R	ER	SO	BB	IBB	HBP	BLK	WP	HR	S	P	ERA	WHIP								
Randy Lerch, L ERA: 3.74 (1, 1)	6.0	W	24	3	4	2	3	3	1	0	0	0	0	18	18	3.00	0.667								
Ron Reed, R ERA: 4.62 (7, 1)	3.0	S	10	1	0	0	4	0	0	0	0	0	0	18	18	0.00	0.333								

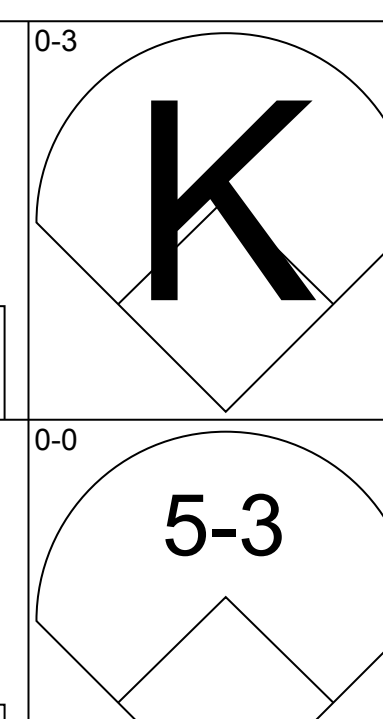
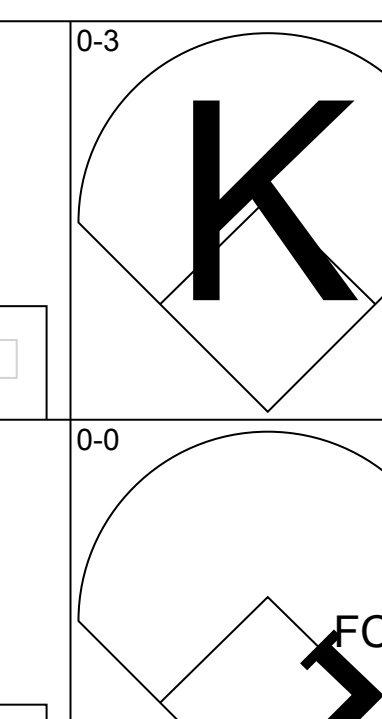
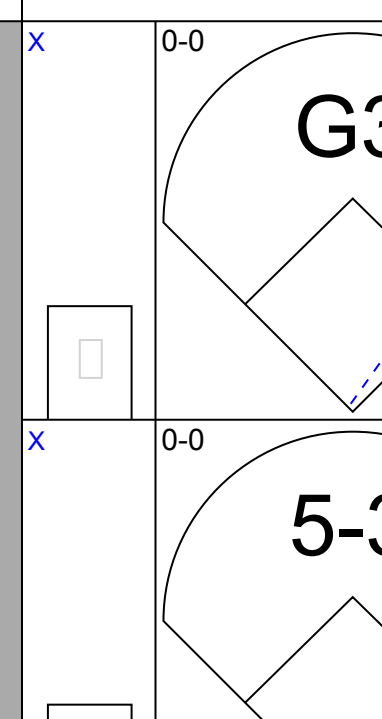
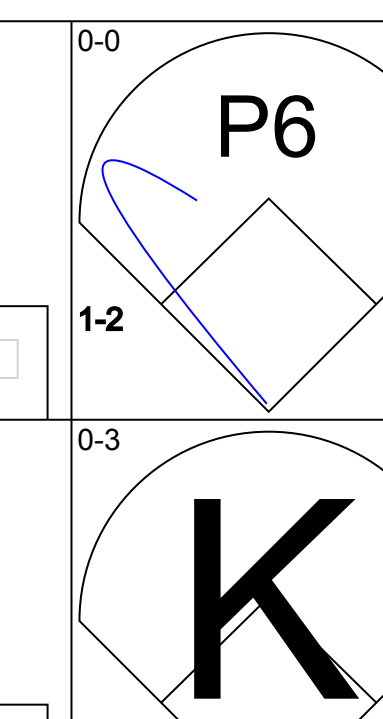
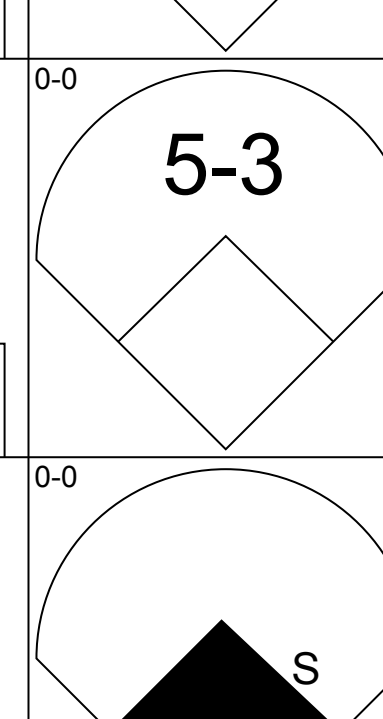
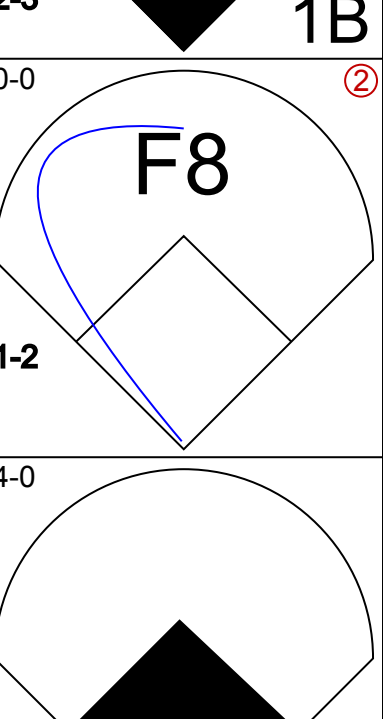
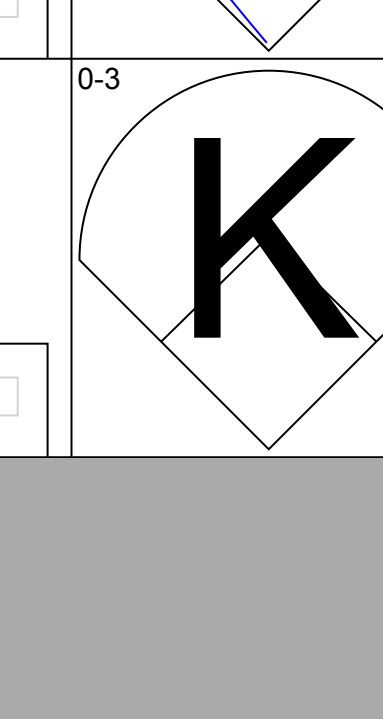
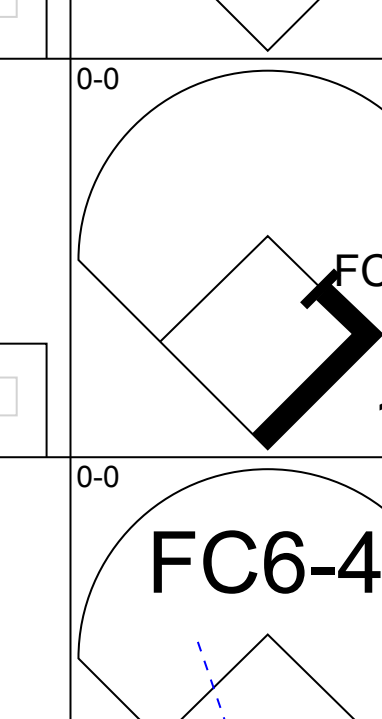
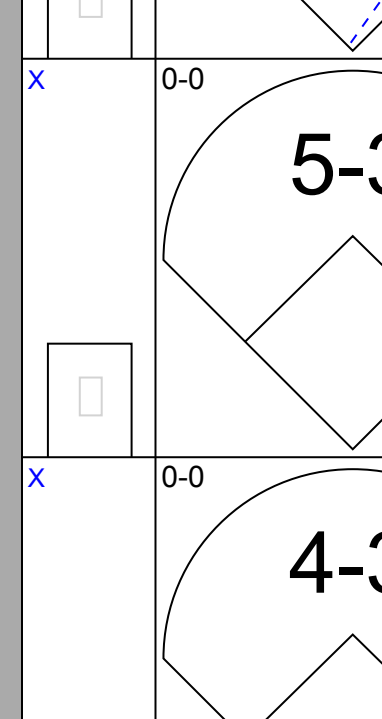
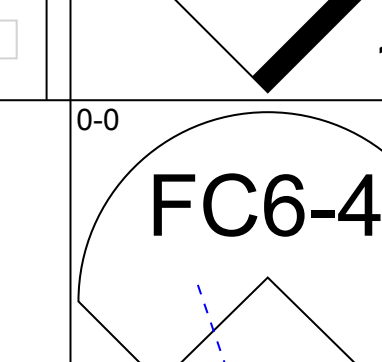
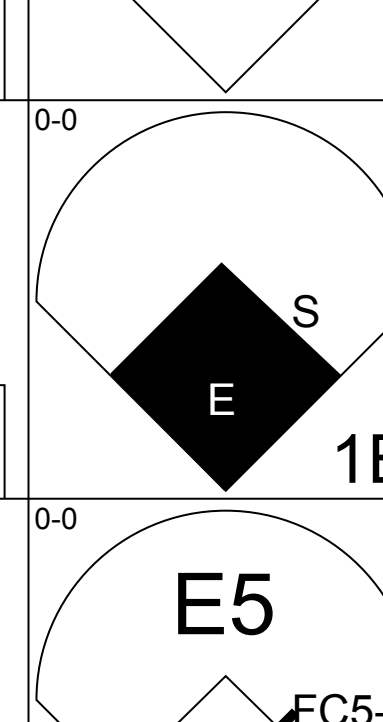
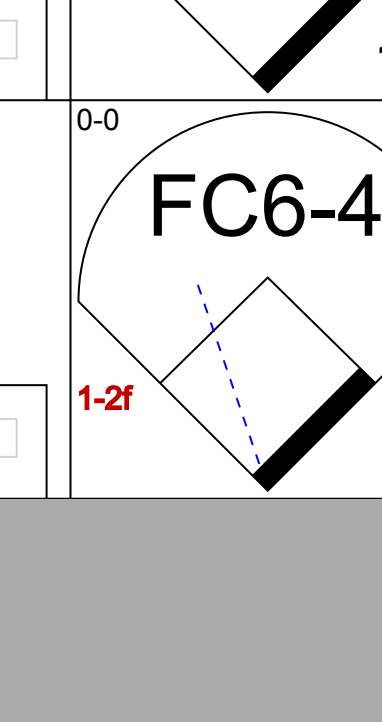
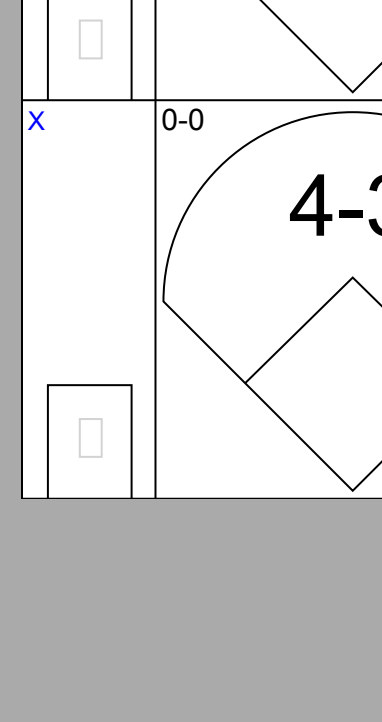
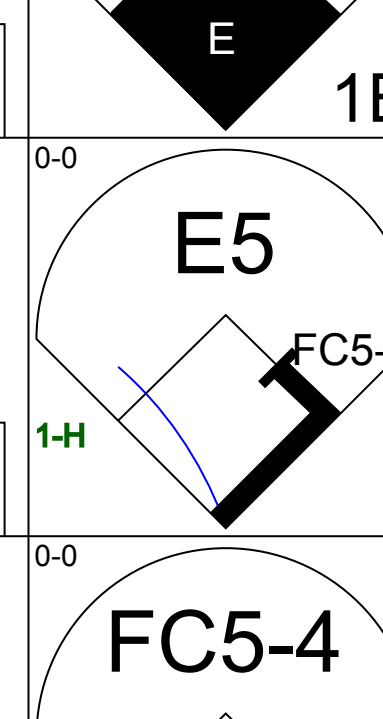

Philadelphia Phillies @ San Francisco Giants
Candlestick Park, San Francisco, CA
Fri Jul 20 1979, 10:05 PM EDT
Att: 21,110 - Unknown

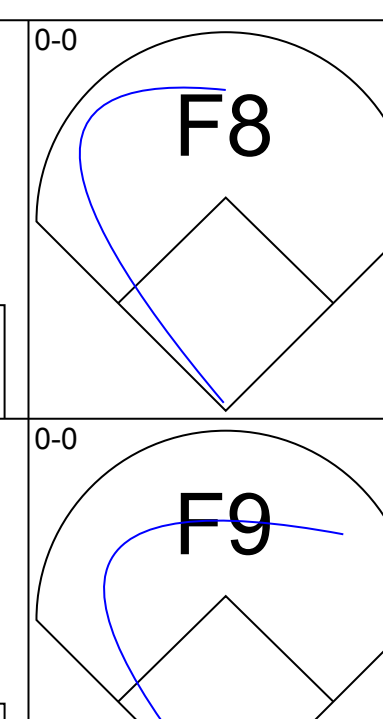
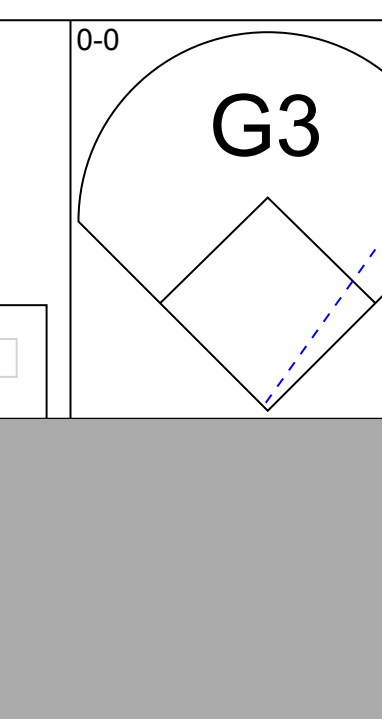
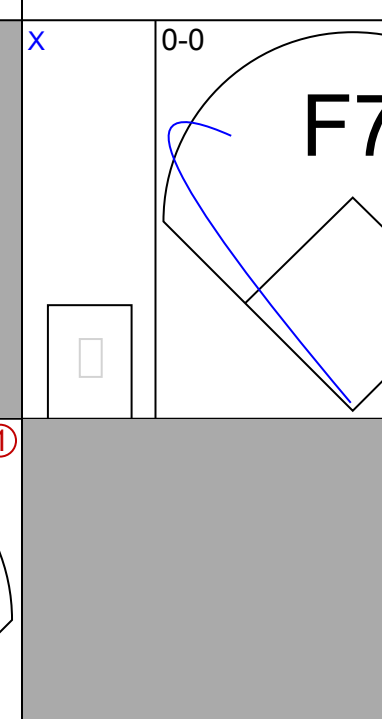
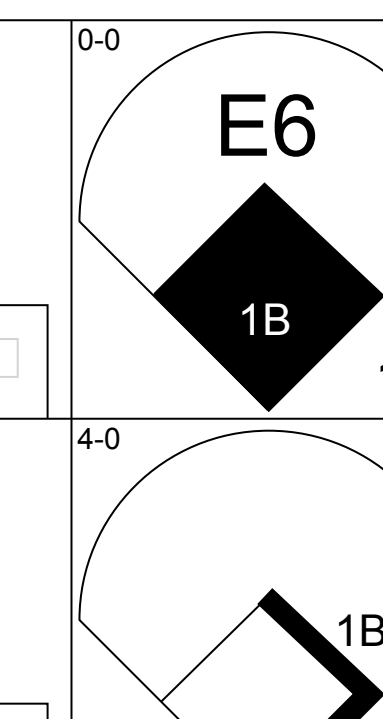
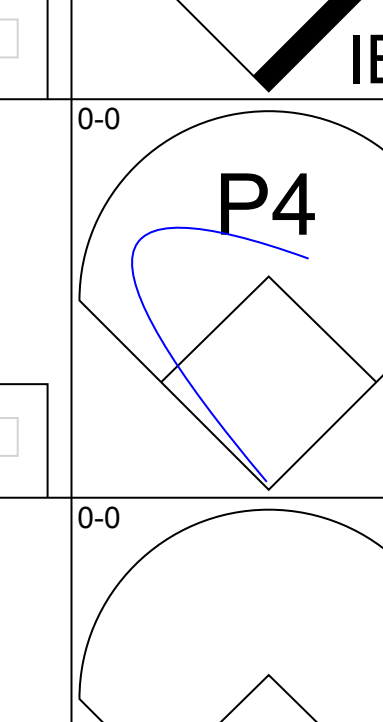
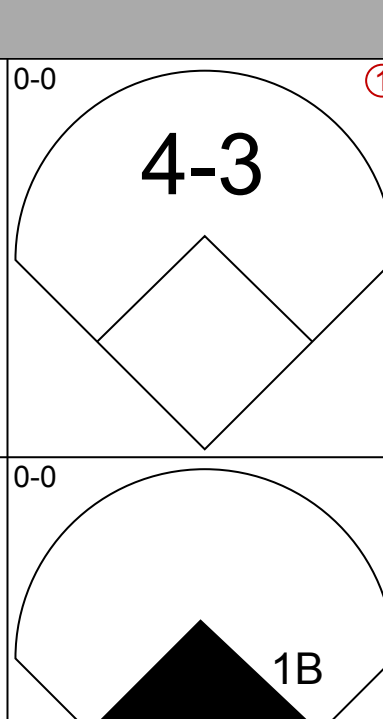
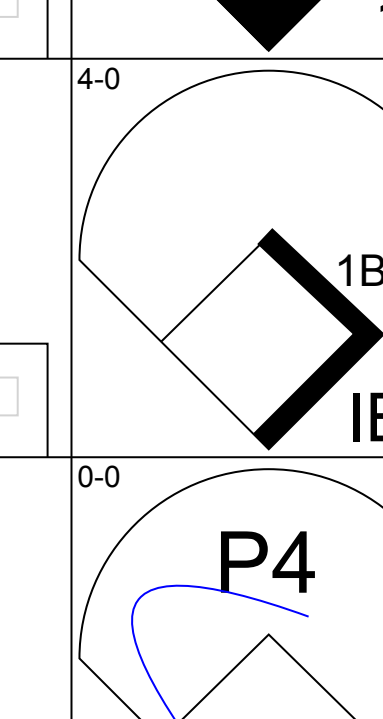
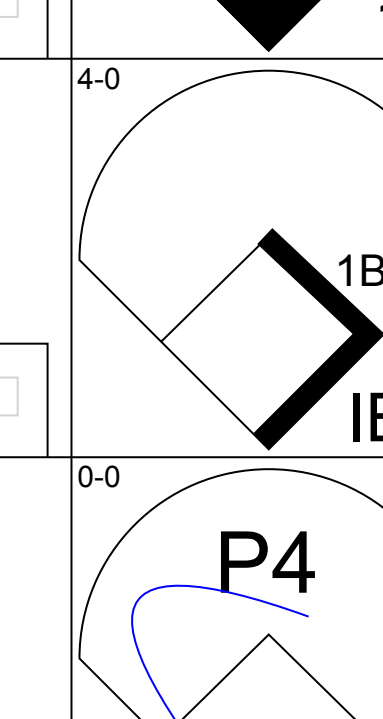
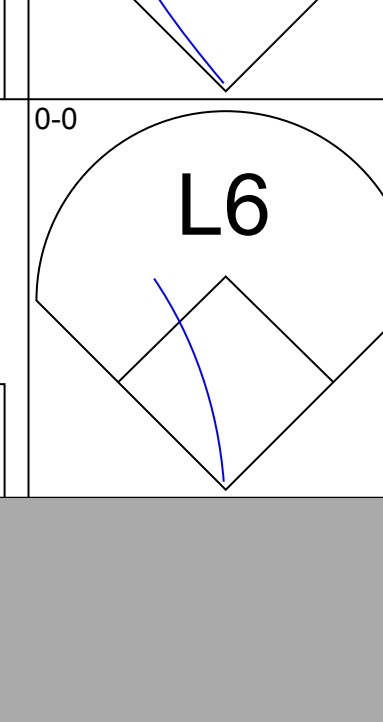
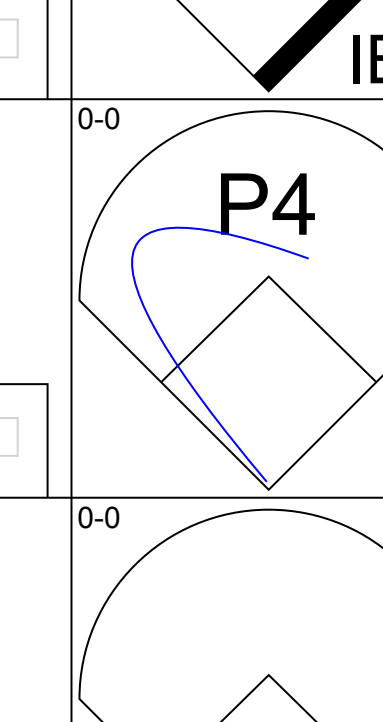
AB	30
R	4
H	4
RBI	3
BB	2
SO	7
LOB	6



Batter	1	2	3	4	5	6	7	8	9	AB	R	H	RBI	BB	SO	LOB	TOP					
Bake McBride, L (1,9) OBP: 0.318, SLG: 0.413										4	1	1	0	0	2	0	Philadelphia Phillies @ San Francisco Giants Candlestick Park, San Francisco, CA Sat Jul 21 1979, 6:33 AM EDT Att: 25,386 - Unknown					
Larry Bowa, S (1,6) OBP: 0.331, SLG: 0.339										4	0	1	0	0	0	1						
Pete Rose, S (1,3) OBP: 0.397, SLG: 0.415										4	0	2	0	0	0	2						
Mike Schmidt, R (1,5) OBP: 0.401, SLG: 0.623										4	0	2	0	0	1	2						
Bob Boone, R (1,2) OBP: 0.399, SLG: 0.504										4	0	1	1	0	0	1						
Gary Maddox, R (1,8) OBP: 0.292, SLG: 0.442										4	0	0	0	0	0	2						
Manny Trillo, R (1,4) OBP: 0.311, SLG: 0.342										4	0	1	0	0	2	0						
Mike Anderson, R (1,7) OBP: 0.378, SLG: 0.297										2	0	0	0	1	0	1						
Steve Carlton, L (1,1) OBP: 0.258, SLG: 0.254										1	0	0	0	0	0	0						
Greg Luzinski, R (5, PH) OBP: 0.354, SLG: 0.414										1	0	0	0	0	1	1						
Rawly Eastwick, R (5, 1) OBP: 0.296, SLG: 0.239										0	0	0	0	0	0	0						
Jose Cardenal, R (7, PH) OBP: 0.296, SLG: 0.239										1	0	0	0	0	0	1						
Warren Brusstar, R (7, 1)										0	0	0	0	0	0	0						
Inning Stats	R: 0 E: 0 K: 2 S: 8	H: 1 LOB: 1 BB: 0 P: 8	R: 0 E: 0 K: 1 S: 5	H: 0 LOB: 0 BB: 0 P: 5	R: 0 E: 0 K: 0 S: 3	H: 0 LOB: 0 BB: 0 P: 3	R: 0 E: 0 K: 0 S: 4	H: 2 LOB: 1 BB: 0 P: 4	R: 0 E: 0 K: 1 S: 6	H: 1 LOB: 1 BB: 0 P: 6	R: 1 E: 0 K: 0 S: 6	H: 3 LOB: 2 BB: 0 P: 6	R: 0 E: 0 K: 0 S: 2	H: 0 LOB: 0 BB: 1 P: 6	R: 0 E: 0 K: 1 S: 6	H: 1 LOB: 1 BB: 0 P: 6	R: 0 E: 0 K: 1 S: 5	H: 0 LOB: 0 BB: 0 P: 5	1B: 6 2B: 2 3B: 0 HR: 0	SF: 0 SAC: 0 DP: 2 HBP: 0	WP: 0 PB: 0 SB: 0 CS: 0	PA: 34
PITCHER Bob Knepper, L (1,1) ERA: 4.27	IP: 9.0 WLS: W BF: 34 H: 8 R: 1 ER: 1 SO: 6 BB: 1 IBB: 0 HBP: 0 BLK: 0 WP: 0 HR: 0 S: 45 P: 49 ERA: 1.00 WHIP: 1.000															PITCHER						

Batter	1	2	3	4	5	6	7	8	9	AB	R	H	RBI	BB	SO	LOB	BOTTOM			
Bill North, S (1,8) OBP: 0.393, SLG: 0.362										3	0	1	0	0	1	1	Philadelphia Phillies @ San Francisco Giants Candlestick Park, San Francisco, CA Sat Jul 21 1979, 6:33 AM EDT Att: 25,386 - Unknown			
Terry Whitfield, L (7, PH) OBP: 0.359, SLG: 0.411										1	0	1	0	0	0	0				
Joe Strain, R (1,4) OBP: 0.350, SLG: 0.387										3	1	1	1	1	0	2				
Jack Clark, R (1,9) OBP: 0.344, SLG: 0.482										4	1	1	2	0	0	1				
Mike Ivie, R (1,3) OBP: 0.330, SLG: 0.555										4	1	2	1	0	0	2				
Darrell Evans, L (1,5) OBP: 0.352, SLG: 0.393										3	0	0	0	1	0	0				
Larry Hemdon, R (1,7) OBP: 0.332, SLG: 0.462										3	0	0	0	0	1	1				
Johnnie LetMaster, R (1,6) OBP: 0.304, SLG: 0.335										3	0	0	0	0	0	1				
Marc Hill, R (1,2) OBP: 0.297, SLG: 0.264										1	1	0	0	2	0	0				
Bob Knepper, L (1,1) OBP: 0.176, SLG: 0.294										2	0	0	0	0	1	1				
Inning Stats	R: 0 E: 0 K: 0 S: 3	H: 1 LOB: 0 BB: 1 P: 3	R: 0 E: 0 K: 0 S: 3	H: 1 LOB: 1 BB: 1 P: 7	R: 4 E: 0 K: 1 S: 8	H: 3 LOB: 0 BB: 1 P: 12	R: 0 E: 0 K: 1 S: 5	H: 0 LOB: 1 BB: 1 P: 9	R: 0 E: 0 K: 0 S: 3	H: 0 LOB: 1 BB: 1 P: 7	R: 0 E: 0 K: 1 S: 5	H: 0 LOB: 0 BB: 0 P: 5	R: 0 E: 0 K: 0 S: 4	H: 1 LOB: 1 BB: 0 P: 4	R: 0 E: 1 K: 0 S: 3	H: 0 LOB: 0 BB: 0 P: 3	1B: 3 2B: 1 3B: 0 HR: 2	SF: 0 SAC: 1 DP: 1 HBP: 0	WP: 0 PB: 0 SB: 0 CS: 2	PA: 32
PITCHER Steve Carlton, L (1,1) ERA: 3.64	IP: 4.0 WLS: L BF: 18 H: 5 R: 4 ER: 4 SO: 2 BB: 3 IBB: 0 HBP: 0 BLK: 1 WP: 0 HR: 2 S: 19 P: 31 ERA: 9.00 WHIP: 2.000															PITCHER				
Rawly Eastwick, R (5, 1) ERA: 5.49	2.0 7 0 0 0 1 1 0 0 0 0 0 8 12 0.00 0.500																			
Warren Brusstar, R (7, 1) ERA: 4.85	2.0 7 1 0 0 0 0 0 0 0 0 0 7 7 0.00 0.500																			

Batter	1	2	3	4	5	6	7	8	9	AB	R	H	RBI	BB	SO	LOB	TOP								
Bake McBride, L OBP: 0.317, SLG: 0.408 (1, 9)										5	1	1	0	0	2	1	Philadelphia Phillies @ San Diego Padres San Diego Stadium, San Diego, CA Mon Jul 23 1979, 10:05 PM EDT Att: 16,785 - Unknown livebaseballscorecards.com								
Larry Bowa, S OBP: 0.331, SLG: 0.339 (1, 6)										4	0	1	0	0	0	2									
Del Unser, L OBP: 0.346, SLG: 0.495 (9, PH)										1	0	0	0	0	1	1									
Bud Harrelson, S OBP: 0.377, SLG: 0.308 (9, 6)										0	0	0	0	0	0	0									
Pete Rose, S OBP: 0.398, SLG: 0.412 (1, 3)										3	2	1	0	1	0	1									
Mike Schmidt, R OBP: 0.407, SLG: 0.651 (1, 5)										3	1	2	4	1	0	0									
Bob Boone, R OBP: 0.390, SLG: 0.491 (1, 2)										4	0	0	0	0	0	3									
Gary Maddox, R OBP: 0.296, SLG: 0.443 (1, 8)										4	0	1	0	0	1	1									
Mike Anderson, R OBP: 0.367, SLG: 0.293 (1, 7)										4	0	1	0	0	1	2									
Ron Reed, R OBP: 0.429, SLG: 0.500 (8, 1)										0	0	0	0	0	0	0									
Manny Trillo, R OBP: 0.313, SLG: 0.345 (1, 4)										3	1	1	0	1	1	0									
Dickie Noles, R (1, 1)										2	0	0	0	0	1	1									
Warren Brusstar, R (6, 1)										0	0	0	0	0	0	0									
Tug McGraw, L OBP: 0.167, SLG: 0.167 (8, 7)										0	0	0	0	0	0	0									
Greg Gross, L OBP: 0.427, SLG: 0.465 (8, 7)										1	0	1	0	0	0	0									
Inning Stats	R: 1 E: 1 K: 1 S: 7	H: 1 LOB: 1 BB: 0 P: 7	R: 0 E: 0 K: 0 S: 3	H: 0 LOB: 0 BB: 0 P: 3	R: 0 E: 0 K: 2 S: 8	H: 1 LOB: 1 BB: 0 P: 8	R: 1 E: 0 K: 0 S: 4	H: 2 LOB: 0 BB: 0 P: 4	R: 3 E: 0 K: 0 S: 5	H: 2 LOB: 1 BB: 2 P: 13	R: 0 E: 0 K: 1 S: 6	H: 2 LOB: 0 BB: 0 P: 6	R: 0 E: 0 K: 0 S: 3	H: 0 LOB: 0 BB: 0 P: 3	R: 0 E: 0 K: 1 S: 5	H: 0 LOB: 1 BB: 1 P: 9	R: 0 E: 0 K: 2 S: 8	H: 1 LOB: 1 BB: 0 P: 8	1B: 6 2B: 1 3B: 1 HR: 1	SF: 0 SAC: 1 DP: 0 HBP: 0	WP: 1 PB: 0 SB: 2 CS: 2	PA: 39			
PITCHER	IP	WLS	BF	H	R	ER	SO	BB	IBB	HBP	BLK	WP	HR	S	P	ERA	WHIP								
Randy Jones, L ERA: 3.67 (1, 1)	5.0		23	6	5	4	3	2	0	0	0	0	1	27	35	7.20	1.600								
Bob Ovwchinko, L ERA: 4.43 (6, 1)	2.0		7	2	0	0	1	0	0	0	0	0	0	9	9	0.00	1.000								
Rollie Fingers, R ERA: 3.63 (8, 1)	2.0	W	8	1	0	0	3	1	0	0	0	1	0	13	17	0.00	1.000								

Batter	1	2	3	4	5	6	7	8	9	AB	R	H	RBI	BB	SO	LOB	BOTTOM								
Gene Richards, L OBP: 0.341, SLG: 0.355 (1, 8)										5	1	1	0	0	0	0	Philadelphia Phillies @ San Diego Padres San Diego Stadium, San Diego, CA Mon Jul 23 1979, 10:05 PM EDT Att: 16,785 - Unknown livebaseballscorecards.com								
Ozzie Smith, S OBP: 0.251, SLG: 0.234 (1, 6)										4	2	2	0	1	0	0									
Dan Briggs, L OBP: 0.264, SLG: 0.410 (1, 3)										3	2	2	1	0	0	0									
Gene Tenace, R OBP: 0.394, SLG: 0.423 (9, 3)										2	0	0	0	0	0	3									
Dave Winfield, R OBP: 0.409, SLG: 0.625 (1, 9)										5	1	4	3	0	0	1									
Jay Johnstone, L OBP: 0.327, SLG: 0.349 (1, 7)										3	0	1	0	0	0	1									
Kurt Bevacqua, R OBP: 0.346, SLG: 0.280 (1, 5)										3	0	1	2	1	0	2									
Fernando Gonzalez, R OBP: 0.264, SLG: 0.376 (1, 4)										2	0	0	0	0	0	2									
Jerry Turner, L OBP: 0.308, SLG: 0.394 (6, PH)										1	0	0	0	0	0	2									
Bill Almon, R OBP: 0.286, SLG: 0.240 (7, 4)										1	0	1	0	0	0	0									
Fred Kendall, R OBP: 0.271, SLG: 0.254 (1, 2)										4	0	0	0	0	1	2									
Randy Jones, R OBP: 0.192, SLG: 0.231 (1, 1)										1	0	0	0	0	0	0									
Bobby Tolan, L (5, PH)										1	0	0	0	0	0	0									
Bob Ovwchinko, L OBP: 0.182, SLG: 0.100 (6, 1)										0	0	0	0	0	0	0									
Jim Wilhelm, R OBP: 0.222, SLG: 0.222 (7, PH)										1	0	0	0	0	0	0									
Rollie Fingers, R OBP: 0.091, SLG: 0.091 (8, 1)										1	0	0	0	0	1	0									
Inning Stats	R: 0 E: 0 K: 0 S: 3	H: 0 LOB: 0 BB: 0 P: 3	R: 0 E: 0 K: 0 S: 4	H: 1 LOB: 1 BB: 0 P: 4	R: 0 E: 0 K: 0 S: 3	H: 0 LOB: 0 BB: 0 P: 3	R: 2 E: 0 K: 0 S: 6	H: 3 LOB: 1 BB: 0 P: 6	R: 0 E: 0 K: 0 S: 3	H: 0 LOB: 0 BB: 0 P: 3	R: 1 E: 0 K: 0 S: 6	H: 3 LOB: 2 BB: 0 P: 6	R: 0 E: 0 K: 0 S: 3	H: 0 LOB: 0 BB: 0 P: 3	R: 2 E: 0 K: 1 S: 8	H: 3 LOB: 1 BB: 1 P: 12	R: 1 E: 1 K: 1 S: 6	H: 2 LOB: 2 BB: 1 P: 10	1B: 11 2B: 0 3B: 0 HR: 1	SF: 0 SAC: 1 DP: 0 HBP: 0	WP: 0 PB: 0 SB: 1 CS: 0	PA: 40			
PITCHER	IP	WLS	BF	H	R	ER	SO	BB	IBB	HBP	BLK	WP	HR	S	P	ERA	WHIP								
Dickie Noles, R ERA: 2.45 (1, 1)	5.2		24	7	3	3	0	0	0	0	0	0	0	24	24	4.76	1.235								
Warren Brusstar, R ERA: 5.02 (6, 1)	1.1		5	1	1	1	0	0	0	0	0	0	0	5	5	6.75	0.750								
Tug McGraw, L ERA: 3.74 (8, 1)	0.2		4	1	1	1	0	1	0	0	0	0	1	3	7	13.50	3.000								
Ron Reed, R ERA: 4.7 (8, 1)	1.0	L	7	3	1	1	2	0	0	0	0	0	0	10	14	9.00	3.000								

Batter	1	2	3	4	5	6	7	8	9	AB	R	H	RBI	BB	SO	LOB	TOP
Bake McBride, L OBP: 0.316, SLG: 0.405 (1, 9)										5	0	1	0	0	0	3	Philadelphia Phillies @ Los Angeles Dodgers Dodger Stadium, Los Angeles, CA Tue Jul 24 1979, 7:05 PM PDT Att: 39,336 - Unknown
Larry Bowa, S OBP: 0.330, SLG: 0.334 (1, 6)										4	1	0	0	1	1		
Pete Rose, S OBP: 0.398, SLG: 0.415 (1, 3)										5	0	2	0	0	3		
Mike Schmidt, R OBP: 0.411, SLG: 0.651 Bud Harrelson, S OBP: 0.371, SLG: 0.302 (7, PR) (7, 5)										3	1	2	0	1	0	1	
Greg Luzinski, R OBP: 0.354, SLG: 0.423 (1, 7)										4	1	1	3	1	0	5	
Gary Maddox, R OBP: 0.298, SLG: 0.443 (1, 8)										4	0	2	0	0	2		
Manny Trillo, R OBP: 0.308, SLG: 0.338 (1, 4)										4	0	0	0	0	3	3	
Dave Rader, L OBP: 0.270, SLG: 0.324 (1, 2)										2	0	0	0	2	0	2	
Randy Lerch, L OBP: 0.146, SLG: 0.217 Doug Bird, R OBP: 0.346, SLG: 0.346 Mike Anderson, R OBP: 0.345, SLG: 0.296 Rawly Eastwick, R OBP: 0.353, SLG: 0.388 (4, PH) (4, 1) (4, 1) Del Unser, L OBP: 0.342, SLG: 0.490 Warren Brusstar, R OBP: 0.290, SLG: 0.250 (6, PH) (6, 1) Kevin Saucier, L OBP: 0.290, SLG: 0.250 (6, 1)									1	0	0	0	0	0	0	0	
Inning Stats	R: 3 E: 0 K: 0 S: 5	H: 2 LOB: 0 BB: 1 P: 9	R: 0 E: 0 K: 1 S: 5	H: 0 LOB: 0 BB: 0 P: 5	R: 0 E: 0 K: 1 S: 6	H: 1 LOB: 2 BB: 1 P: 10	R: 0 E: 1 K: 0 S: 4	H: 1 LOB: 2 BB: 1 P: 8	R: 0 E: 0 K: 0 S: 5	H: 2 LOB: 1 BB: 0 P: 5	R: 0 E: 0 K: 1 S: 5	H: 0 LOB: 1 BB: 1 P: 9	R: 0 E: 1 K: 1 S: 6	H: 0 LOB: 1 BB: 0 P: 6	1B: 6 2B: 1 3B: 0 HR: 1	SF: 0 SAC: 0 DP: 0 HBP: 0	
PITCHER	IP WLS BF H R ER SO BB IBB HBP BLK WP HR S P ERA WHIP																
Burt Hooton, R ERA: 3.06 Joe Beckwith, R ERA: 6.0	(1, 1) 8.0 W 37 8 3 3 5 5 0 0 0 0 0 1 42 62 3.38 1.625																

Batter	1	2	3	4	5	6	7	8	9	AB	R	H	RBI	BB	SO	LOB	BOTTOM			
Davey Lopes, R OBP: 0.359, SLG: 0.509 Manny Mota, R OBP: 0.345, SLG: 0.296 Ted Martinez, R OBP: 0.353, SLG: 0.388 (1, 4) (6, PH) (7, 4)										3	0	1	1	0	0	1	Philadelphia Phillies @ Los Angeles Dodgers Dodger Stadium, Los Angeles, CA Tue Jul 24 1979, 7:05 PM PDT Att: 39,336 - Unknown			
Bill Russell, R OBP: 0.287, SLG: 0.362 (1, 6)										6	2	1	0	0	4					
Steve Garvey, R OBP: 0.357, SLG: 0.493 (1, 3)										5	2	3	0	0	1					
Ron Cey, R OBP: 0.384, SLG: 0.490 Von Joshua, L OBP: 0.323, SLG: 0.458 (1, 5) (8, 8)										4	3	3	3	1	0	1				
Dusty Baker Jr., R OBP: 0.328, SLG: 0.446 (1, 7)										5	3	3	4	0	1	2				
Joe Ferguson, R OBP: 0.370, SLG: 0.421 (1, 9)										5	3	4	2	0	0					
Derrel Thomas, S OBP: 0.344, SLG: 0.343 (1, 8) (8, 5)										5	1	2	0	0	5					
Steve Yeager, R OBP: 0.297, SLG: 0.410 (1, 2)										4	1	3	2	0	0					
Burt Hooton, R OBP: 0.196, SLG: 0.236 Johnny Oates, L OBP: 0.133, SLG: 0.071 Joe Beckwith, L ERA: 3.7 (1, 1) (8, PH) (9, 1)										3	0	1	1	0	0	2				
Inning Stats	R: 0 E: 0 K: 0 S: 3	H: 1 LOB: 0 BB: 0 P: 3	R: 3 E: 0 K: 0 S: 7	H: 4 LOB: 1 BB: 0 P: 7	R: 5 E: 0 K: 0 S: 10	H: 6 LOB: 2 BB: 0 P: 10	R: 0 E: 0 K: 1 S: 7	H: 2 LOB: 2 BB: 0 P: 7	R: 0 E: 0 K: 0 S: 3	H: 0 LOB: 0 BB: 0 P: 3	R: 5 E: 1 K: 0 S: 8	H: 5 LOB: 1 BB: 1 P: 12	R: 0 E: 0 K: 0 S: 4	H: 1 LOB: 1 BB: 0 P: 4	R: 2 E: 0 K: 0 S: 6	H: 3 LOB: 1 BB: 0 P: 6		1B: 20 2B: 0 3B: 0 HR: 2	SF: 2 SAC: 1 DP: 2 HBP: 0	WP: 0 PA: 47 PB: 0 SB: 1 CS: 0
PITCHER	IP WLS BF H R ER SO BB IBB HBP BLK WP HR S P ERA WHIP																			
Randy Lerch, L ERA: 4.25 Doug Bird, R ERA: 5.24 Rawly Eastwick, R ERA: 5.23 Warren Brusstar, R ERA: 6.91 Kevin Saucier, L ERA: 3.7	(1, 1) 2.0 L 15 10 0 0 0 0 0 0 0 0 0 0 5 5 0.00 1.000	(3, 1) 1.0 5 1 0 0 0 0 0 0 0 0 0 0 5 5 0.00 1.000	(4, 1) 2.0 8 2 0 0 1 0 0 0 0 0 0 0 10 10 0.00 1.000	(6, 1) 0.0 4 2 4 3 0 1 0 0 0 0 0 1 3 7 ∞ ∞	(6, 1) 3.0 15 7 3 3 0 0 0 0 0 0 0 0 15 15 9.00 2.333															



Batter	1	2	3	4	5	6	7	8	9	AB	R	H	RBI	BB	SO	LOB	TOP			
Bake McBride, L OBP: 0.315, SLG: 0.404 Bud Harrelson, S OBP: 0.381, SLG: 0.302	0-0 FC6-4 1B	0-0 G3	0-0 P6	0-0 6-3				4-0 2B BB	4 0 1 0 0 0 2 0 1 0 0 1 0 0											
Larry Bowa, S OBP: 0.328, SLG: 0.330	0-0 FC6-4 1B HR	0-0 F7			0-0 4-3			0-0 6-3	4 2 0 1 1 0 1 1 2 2 3 2B BB											
Pete Rose, S OBP: 0.400, SLG: 0.420	0-0 HR 1B		0-0 G3		0-0 F8			0-0 1B	5 1 3 3 0 0 0 1-H 2-H 3-H 2B											
Mike Schmidt, R OBP: 0.409, SLG: 0.655 Kevin Saucier, L OBP: 0.250, SLG: 0.250 Tim McCarver, L OBP: 0.386, SLG: 0.361	0-0 HR		0-0 5-3		0-0 F2			0-3 K	4 1 1 3 0 1 1 0 0 0 0 0 0 0 1 0 0 0 0 0 1											
Greg Luzinski, R OBP: 0.353, SLG: 0.424	0-0 4-3 2B		0-0 F3		0-0 F8			0-0 P4	4 1 1 0 0 0 1											
Gary Maddox, R OBP: 0.295, SLG: 0.439 Ron Reed, R OBP: 0.429, SLG: 0.500 Del Unser, L OBP: 0.349, SLG: 0.490	0-0 4-3 2-3		0-0 6-3		0-0 P3			4-0 BB BB BB	3 0 0 0 0 0 1 0 0 0 0 0 0 0 0 1 0 0 1 0 0											
Manny Trillo, R OBP: 0.307, SLG: 0.341	0-0 3-H 2B		0-0 4-3		0-0 6-3			0-0 F9	4 0 1 1 0 0 1											
Dave Rader, L OBP: 0.268, SLG: 0.297	0-0 F9		0-0 1B BB		0-0 F9			0-0 P5	3 0 0 0 1 0 2											
Dick Ruthven, R OBP: 0.205, SLG: 0.159 Rawly Eastwick, R OBP: 0.269, SLG: 0.255 Jose Cardenal, R OBP: 0.429, SLG: 0.458 Doug Bird, R OBP: 0.429, SLG: 0.458		0-3 K	0-0 1-2 1B		0-0 F7			4-0 BB BB BB	1 0 0 0 0 0 1 0 0 0 0 0 0 0 0 0 0 1 0 1 0 0 0 0 0 0 0 0 0 0 0 0 1 1 0 0 1 0 0 0											
Inning Stats	R: 4 E: 0 K: 0 S: 8	H: 5 LOB: 1 BB: 0 P: 8	R: 0 E: 0 K: 1 S: 5	H: 0 LOB: 0 BB: 0 P: 5	R: 0 E: 0 K: 0 S: 3	H: 0 LOB: 0 BB: 0 P: 3	R: 0 E: 0 K: 0 S: 4	H: 1 LOB: 2 BB: 1 P: 8	R: 0 E: 0 K: 0 S: 3	H: 0 LOB: 0 BB: 0 P: 3	R: 0 E: 0 K: 0 S: 3	H: 0 LOB: 0 BB: 0 P: 3	R: 0 E: 0 K: 1 S: 6	H: 1 LOB: 1 BB: 0 P: 6	R: 4 E: 0 K: 0 S: 4	H: 1 LOB: 1 BB: 4 P: 20	1B: 4 2B: 3 3B: 0 HR: 1	SF: 0 SAC: 0 DP: 0 HBP: 0	WP: 0 PB: 0 SB: 0 CS: 0	PA: 40
PITCHER	IP WLS BF H R ER SO BB IBB HBP BLK WP HR S P ERA WHIP																			
Rick Sutcliffe, R ERA: 3.94 Dave Patterson, R ERA: 6.17	(1, 1) 8.2 W 39 8 8 8 2 5 0 0 0 0 1 38 58 8.31 1.500																			

Philadelphia Phillies @ Los Angeles Dodgers
Dodger Stadium, Los Angeles, CA
Wed Jul 25 1979, 3:33 AM PDT
Att: 34,370 - Unknown

AB 35
R 8
H 8
RBI 8
BB 5
SO 2
LOB 10



Batter	1	2	3	4	5	6	7	8	9	AB	R	H	RBI	BB	SO	LOB	BOTTOM				
Davey Lopes, R OBP: 0.360, SLG: 0.507	0-0 F8		0-0 1B BB			0-0 2B 1B			4 2 1 0 1 0 2												
Bill Russell, R OBP: 0.288, SLG: 0.363	0-0 F7		4-0 BB 1B BB	0-0 L6		0-0 2B 2B			4 2 1 1 1 1 0												
Steve Garvey, R OBP: 0.360, SLG: 0.494	0-0 HR 1B		0-0 1B 1B	0-3 K		0-0 5-3		0-0 1B HR 1B	5 3 3 1 0 1 1												
Ron Cey, R OBP: 0.391, SLG: 0.503 Von Joshua, L OBP: 0.320, SLG: 0.454	0-0 HR		4-0 BB 1B BB	0-0 2B 1B		4-0 2B 1B IBB		0-3 K	2 3 2 2 2 0 0 1 1 0 0 0 1 1												
Dusty Baker Jr., R OBP: 0.334, SLG: 0.457	0-0 P6		0-0 1B 1B	0-0 2B		0-0 1B 2B		0-0 HR 1B	5 3 4 4 0 0 0												
Joe Ferguson, R OBP: 0.374, SLG: 0.436		0-0 F9	4-0 1B BB	0-0 F5		0-0 1B		0-0 HR	4 2 2 5 1 0 1												
Derrel Thomas, S OBP: 0.341, SLG: 0.336		0-0 F9	0-0 F7		0-0 F9	0-0 P6		1-0 HR	4 0 0 0 0 0 4												
Steve Yeager, R OBP: 0.295, SLG: 0.404		0-0 6-3	0-0 1B 1B	0-0 F3	0-0 F9			0-0 G6-4-3 HBP	5 0 1 2 0 0 2												
Rick Sutcliffe, L OBP: 0.245, SLG: 0.340 Dave Patterson, R			0-0 F8		0-0 P5			0-0 6-3	4 0 1 1 0 0 0 0 0 0 0 0 0 0												
Inning Stats	R: 2 E: 0 K: 0 S: 5	H: 2 LOB: 0 BB: 0 P: 5	R: 0 E: 0 K: 0 S: 3	H: 0 LOB: 0 BB: 0 P: 3	R: 6 E: 0 K: 0 S: 7	H: 4 LOB: 4 BB: 4 P: 23	R: 1 E: 0 K: 1 S: 7	H: 2 LOB: 1 BB: 0 P: 7	R: 0 E: 0 K: 0 S: 3	H: 0 LOB: 0 BB: 0 P: 3	R: 4 E: 0 K: 0 S: 7	H: 4 LOB: 1 BB: 1 P: 11	R: 0 E: 0 K: 1 S: 5	H: 0 LOB: 0 BB: 0 P: 5	R: 3 E: 0 K: 1 S: 7	H: 3 LOB: 0 BB: 0 P: 8	1B: 10 2B: 3 3B: 0 HR: 2	SF: 0 SAC: 0 DP: 1 HBP: 1	WP: 0 PB: 0 SB: 1 CS: 0	PA: 44	
PITCHER	IP WLS BF H R ER SO BB IBB HBP BLK WP HR S P ERA WHIP																				
Dick Ruthven, R ERA: 4.46 Rawly Eastwick, R ERA: 5.36 Doug Bird, R ERA: 5.89 Ron Reed, R ERA: 4.71 Kevin Saucier, L ERA: 4.62	(1, 1) 2.1 L 14 4 7 7 0 3 0 0 0 0 0 4 8 13.50 4.500	(3, 1) 0.2 5 2 1 1 0 1 0 0 0 0 0 4 8 13.50 4.500	(4, 1) 2.1 12 4 4 4 1 0 1 0 0 0 0 13 17 15.43 1.714	(6, 1) 1.2 7 2 1 1 1 0 0 0 0 0 0 9 9 5.40 1.200	(8, 1) 1.0 6 3 3 3 1 0 0 1 0 0 1 7 8 27.00 3.000																

Philadelphia Phillies @ Los Angeles Dodgers
Dodger Stadium, Los Angeles, CA
Wed Jul 25 1979, 3:33 AM PDT
Att: 34,370 - Unknown

AB 38
R 16
H 15
RBI 16
BB 5
SO 3
LOB 11



Batter	1	2	3	4	5	6	7	8	9	AB	R	H	RBI	BB	SO	LOB	TOP										
Garry Templeton, S OBP: 0.343, SLG: 0.467 (1, 6)	0-0 3-1	0-0 L6		0-0 5-3		0-0 2B			0-0 5-3	5	0	1	0	0	0	1	St. Louis Cardinals @ Philadelphia Phillies Veterans Stadium, Philadelphia, PA Fri Jul 27 1979, 7:05 PM EDT Att: 40,792 - Unknown AB 36 R 5 H 9 RBI 5 BB 2 SO 2 LOB 11										
Lou Brock, L OBP: 0.349, SLG: 0.428 (1, 7)	0-0 G3 1B	0-0 F8		0-0 E 1B		0-0 6-3			0-0 F7	5	1	2	0	0	2												
Keith Hernandez, L OBP: 0.398, SLG: 0.497 (1, 3)	0-0 G3		4-0 2B 1B	0-0 E8 1B			0-0 3-1			3	1	1	0	1	0												
Ted Simmons, S OBP: 0.417, SLG: 0.630 (1, 2)	0-0 1B		0-0 1B 2B	0-0 4-3			0-0 4-3			4	1	2	1	0	2												
George Hendrick, R OBP: 0.375, SLG: 0.458 (1, 9)	0-0 P6		0-0 FC6-4 1B		0-3 K		0-3 K			4	0	1	2	0	2												
Tony Scott, S OBP: 0.311, SLG: 0.380 (1, 8)		0-0 BB 1B	0-0 FC6-4 1B		0-0 5-3			0-0 G3		4	1	1	0	0	1												
Ken Reitz, R OBP: 0.313, SLG: 0.397 (1, 5)		4-0 1B 6-3 BB	0-0 F8		0-0 6-3			0-0 5-3		3	1	0	0	1	0												
Ken Oberkfell, L OBP: 0.382, SLG: 0.431 (1, 4)		0-0 6-3 1B	0-0 1-3		0-0 4-3			0-0 4-3		4	0	1	1	0	0												
Bob Forsch, R OBP: 0.234, SLG: 0.275 (1, 1)	0-0 6-3			0-0 4-3			0-0 F7		0-0 6-3	4	0	0	1	0	0												
Inning Stats	R: 1 E: 0 K: 0 S: 5	H: 2 LOB: 1 BB: 0 P: 5	R: 2 E: 0 K: 0 S: 5	H: 2 LOB: 1 BB: 1 P: 9	R: 2 E: 0 K: 0 S: 5	H: 2 LOB: 2 BB: 0 P: 5	R: 0 E: 0 K: 1 S: 4	H: 1 LOB: 0 BB: 0 P: 4	R: 0 E: 0 K: 0 S: 3	H: 0 LOB: 0 BB: 0 P: 3	R: 0 E: 0 K: 0 S: 3	H: 0 LOB: 0 BB: 0 P: 3	R: 0 E: 0 K: 0 S: 3	H: 0 LOB: 0 BB: 0 P: 3	1B: 6 2B: 3 3B: 0 HR: 0	SF: 0 SAC: 0 DP: 0 HBP: 0	WP: 0 PB: 0 SB: 0 CS: 0	PA: 38									
PITCHER	IP	WLS	BF	H	R	ER	SO	BB	IBB	HBP	BLK	WP	HR	S	P	ERA	WHIP										
Nino Espinosa, R ERA: 3.7 (1, 1)	2.0	L	14	6	5	5	0	2	0	0	0	0	0	12	20	22.50	4.000										
Kevin Saucier, L ERA: 3.99 (3, 1)	4.0		15	3	0	0	1	0	0	0	0	0	0	17	17	0.00	0.750										
Rawly Eastwick, R ERA: 5.01 (7, 1)	3.0		9	0	0	0	1	0	0	0	0	0	0	11	11	0.00	0.000										

Batter	1	2	3	4	5	6	7	8	9	AB	R	H	RBI	BB	SO	LOB	BOTTOM										
Bake McBride, L OBP: 0.312, SLG: 0.399 (1, 9)	0-0 G3		0-0 6-3			0-0 L3			0-0 FC4-6	4	0	0	0	0	0	1	St. Louis Cardinals @ Philadelphia Phillies Veterans Stadium, Philadelphia, PA Fri Jul 27 1979, 7:05 PM EDT Att: 40,792 - Unknown AB 29 R 0 H 3 RBI 0 BB 1 SO 3 LOB 7										
Larry Bowa, S OBP: 0.324, SLG: 0.326 (1, 6)	0-0 F7		0-0 G3			0-0 5-3			0-0 F7	4	0	0	0	0	0												
Pete Rose, S OBP: 0.399, SLG: 0.416 (1, 3)	0-0 P6		4-0 G5-4-3 BB			0-0 F7			0-0 5-3	3	0	0	0	1	0												
Mike Schmidt, R OBP: 0.406, SLG: 0.649 (1, 5)		0-0 5-3		0-0 G5-4-3		0-3 K				3	0	0	0	0	1												
Greg Luzinski, R OBP: 0.353, SLG: 0.423 (1, 7)		0-0 1B		0-0 L7		0-0 F9				3	0	1	0	0	0												
Garry Maddox, R OBP: 0.293, SLG: 0.436 (1, 8)		0-0 F3			0-0 3-1			0-3 K		3	0	0	0	0	1												
Tim McCarver, L OBP: 0.385, SLG: 0.360 (1, 2)		0-0 FC6-4 1B			0-0 4-3			0-0 F7		3	0	1	0	0	0												
Manny Trillo, R OBP: 0.303, SLG: 0.336 (1, 4)		0-0 FC6-4			0-0 6-3			0-3 K		3	0	0	0	0	2												
Nino Espinosa, R OBP: 0.240, SLG: 0.196 (1, 1)			0-0 G3			0-0 F7			0-0 FC4-6 1B	0	0	0	0	0	0												
Kevin Saucier, L OBP: 0.200, SLG: 0.200 (3, 1)										1	0	0	0	0	0												
Greg Gross, L OBP: 0.424, SLG: 0.452 (6, PH)										1	0	0	0	0	0												
Rawly Eastwick, R (7, 1)										0	0	0	0	0	0												
Del Unser, L OBP: 0.355, SLG: 0.495 (9, PH)										1	0	1	0	0	0												
Inning Stats	R: 0 E: 0 K: 0 S: 3	H: 0 LOB: 0 BB: 0 P: 3	R: 0 E: 0 K: 0 S: 5	H: 2 LOB: 2 BB: 0 P: 5	R: 0 E: 0 K: 0 S: 3	H: 0 LOB: 0 BB: 0 P: 3	R: 0 E: 0 K: 0 S: 2	H: 0 LOB: 0 BB: 1 P: 6	R: 0 E: 0 K: 0 S: 3	H: 0 LOB: 0 BB: 0 P: 3	R: 0 E: 0 K: 1 S: 5	H: 0 LOB: 0 BB: 0 P: 5	R: 0 E: 0 K: 2 S: 7	H: 0 LOB: 0 BB: 0 P: 7	R: 0 E: 0 K: 0 S: 4	H: 1 LOB: 1 BB: 0 P: 4	1B: 3 2B: 0 3B: 0 HR: 0	SF: 0 SAC: 0 DP: 1 HBP: 0	WP: 0 PB: 0 SB: 0 CS: 0	PA: 30							
PITCHER	IP	WLS	BF	H	R	ER	SO	BB	IBB	HBP	BLK	WP	HR	S	P	ERA	WHIP										
Bob Forsch, R ERA: 4.72 (1, 1)	9.0	W	30	3	0	0	3	1	0	0	0	0	0	35	39	0.00	0.444										

Batter	1	2	3	4	5	6	7	8	9	AB	R	H	RBI	BB	SO	LOB	TOP			
Garry Templeton, S OBP: 0.345, SLG: 0.471 (1, 6)	0-0 BB SF8 1B		0-0 6-3		0-0 SF8 1B 2B		0-0 F8		0-0 6-3	5	2	2	0	0	0	0	St. Louis Cardinals @ Philadelphia Phillies Veterans Stadium, Philadelphia, PA Sun Jul 29 1979, 3:33 AM EDT Att: 38,069 - Unknown AB 32 R 6 H 10 RBI 4 BB 2 SO 0 LOB 9			
Jerry Mumphrey, S OBP: 0.333, SLG: 0.389 (1, 7) (8, 8)	0-0 F8 BB 1B		0-0 1-3		0-0 SF8		0-0 4-3			3	0	1	1	0	0	0				
Keith Hernandez, L OBP: 0.406, SLG: 0.504 (1, 3) BB	4-0 S 1B		0-0 E		0-0 FC4-6 HBP 2B 1B		0-0			3	2	3	1	1	0	0				
Ted Simmons, S OBP: 0.422, SLG: 0.623 (1, 2)	0-0 SF8		0-0 E3		0-0 FC4-6 HBP 1B		0-0 F9			2	0	1	1	0	0	1				
George Hendrick, R OBP: 0.367, SLG: 0.447 (1, 9)	0-0 F8		0-0 P4		0-0 FC4-6 2B E				0-0 P6	4	1	0	0	0	0	5				
Tony Scott, S OBP: 0.315, SLG: 0.385 (1, 8)		0-0 G6-4-3 S 1B		0-0 6-3		0-0 E7			0-0 5-3	4	0	2	1	0	0	0				
Lou Brock, L OBP: 0.354, SLG: 0.443 (8, 7)					0-0 E7 2-1 2B					0	0	0	0	0	0	0				
Ken Reitz, R OBP: 0.311, SLG: 0.395 (1, 5) BB	4-0 G6-4-3 BB				0-0 F8		0-0 2-1		0-0 F8	3	0	0	0	1	0	0				
Mike Tyson, R OBP: 0.260, SLG: 0.349 (1, 4)	0-0 G6-4-3				0-0 F8				0-0 F9	4	0	0	0	0	0	2				
Pete Vuckovich, R OBP: 0.151, SLG: 0.154 (1, 1)	0-0 4-3				0-0 2B SF8 1B				0-0 F9	4	1	1	0	0	0	1				
Inning Stats	R: 1 E: 0 K: 0 S: 4	H: 2 LOB: 1 BB: 1 P: 8	R: 0 E: 0 K: 0 S: 3	H: 1 LOB: 1 BB: 1 P: 7	R: 1 E: 1 K: 0 S: 5	H: 2 LOB: 1 BB: 0 P: 5	R: 0 E: 0 K: 0 S: 3	H: 0 LOB: 2 BB: 0 P: 3	R: 4 E: 1 K: 0 S: 6	H: 4 LOB: 1 BB: 0 P: 7	R: 0 E: 0 K: 0 S: 3	H: 0 LOB: 0 BB: 0 P: 3	R: 0 E: 0 K: 0 S: 4	H: 1 LOB: 1 BB: 0 P: 4	R: 0 E: 0 K: 0 S: 3	H: 0 LOB: 0 BB: 0 P: 3	1B: 7 2B: 3 3B: 0 HR: 0	SF: 2 SAC: 0 DP: 1 HBP: 1	WP: 0 PB: 0 SB: 2 CS: 0	PA: 37
PITCHER	IP WLS BF H R ER SO BB IBB HBP BLK WP HR S P ERA WHIP																			
Randy Lerch, L ERA: 4.39	4.1 L 22 8 6 4 0 2 0 0 1 0 0 0 0 2 2 8.31 2.308																			
Rawly Eastwick, R ERA: 4.94	0.2 3 1 0 0 0 0 0 0 0 0 0 0 0 2 2 0.00 1.500																			
Doug Bird, R ERA: 5.59	2.0 7 1 0 0 0 0 0 0 0 0 0 0 0 7 7 0.00 0.500																			
Tug McGraw, L ERA: 3.55	2.0 6 0 0 0 0 0 0 0 0 0 0 0 0 6 6 0.00 0.000																			

Batter	1	2	3	4	5	6	7	8	9	AB	R	H	RBI	BB	SO	LOB	BOTTOM					
Bake McBride, L OBP: 0.310, SLG: 0.396 (1, 9)	0-0 4-3		0-0 F7		0-3 K		0-0 4-3		0-3 K	5	0	0	0	0	2	2	St. Louis Cardinals @ Philadelphia Phillies Veterans Stadium, Philadelphia, PA Sun Jul 29 1979, 3:33 AM EDT Att: 38,069 - Unknown AB 35 R 5 H 9 RBI 5 BB 2 SO 6 LOB 11					
Larry Bowa, S OBP: 0.323, SLG: 0.324 (1, 6)	0-0 G3				0-0 BB 1B		0-0 F9		0-0 F8	4	1	1	0	0	0	1						
Pete Rose, S OBP: 0.405, SLG: 0.430 (1, 3) BB	0-0				4-0 1B 1B		0-0 HR		0-0 4-3	3	1	2	0	1	0	0						
Mike Schmidt, R OBP: 0.403, SLG: 0.649 (1, 5)	0-0 F7				0-0 1B 1B		0-0 HR		0-3 K	4	1	2	3	0	1	1						
Greg Luzinski, R OBP: 0.356, SLG: 0.448 (1, 7)			0-3 K		0-3 K		0-3 K		0-0 HR	4	1	1	1	0	3	2						
Garry Maddox, R OBP: 0.289, SLG: 0.430 (1, 8)	0-0				0-0 F3		0-0 F5		0-0 F7	4	0	1	0	0	0	2						
Tim McCarver, L OBP: 0.365, SLG: 0.338 (1, 2)	0-0 L4				0-0 F9				0-0 4-3	4	0	0	0	0	0	3						
Manny Trillo, R OBP: 0.305, SLG: 0.335 (1, 4)			0-0 P4		0-0 5-3				0-0 4-3	3	1	0	0	1	0	0						
Randy Lerch, L ERA: 4.14, SLG: 0.270	0-0				0-0 F8				0-0	1	0	0	0	0	0	0						
Rawly Eastwick, R	0-0								0-0	0	0	0	0	0	0	0						
Greg Gross, L ERA: 4.45	0-0								0-0	0	0	0	0	0	0	0						
Doug Bird, R	0-0								0-0	0	0	0	0	0	0	0						
Del Unser, L OBP: 0.360, SLG: 0.500	0-0								0-0	0	0	0	0	0	0	0						
Tug McGraw, R OBP: 0.107, SLG: 0.167	0-0								0-0	0	0	0	0	0	0	0						
Jose Cardenal, R OBP: 0.321, SLG: 0.271	0-0								0-0	1	0	1	0	0	0	0						
Inning Stats	R: 0 E: 0 K: 0 S: 4	H: 1 LOB: 0 BB: 0 P: 4	R: 0 E: 0 K: 1 S: 5	H: 1 LOB: 0 BB: 0 P: 5	R: 0 E: 0 K: 0 S: 3	H: 0 LOB: 0 BB: 0 P: 3	R: 1 E: 0 K: 1 S: 7	H: 2 LOB: 2 BB: 1 P: 11	R: 0 E: 0 K: 1 S: 5	H: 0 LOB: 0 BB: 0 P: 5	R: 2 E: 0 K: 1 S: 7	H: 2 LOB: 0 BB: 0 P: 7	R: 1 E: 0 K: 0 S: 4	H: 1 LOB: 1 BB: 1 P: 8	R: 0 E: 0 K: 1 S: 6	H: 1 LOB: 1 BB: 0 P: 6	R: 0 E: 0 K: 1 S: 6	H: 1 LOB: 1 BB: 0 P: 6	1B: 5 2B: 2 3B: 0 HR: 2	SF: 0 SAC: 0 DP: 0 HBP: 0	WP: 0 PB: 0 SB: 0 CS: 1	PA: 37
PITCHER	IP WLS BF H R ER SO BB IBB HBP BLK WP HR S P ERA WHIP																					
Pete Vuckovich, R ERA: 3.7	9.0 W 37 9 5 5 6 2 0 0 0 0 0 2 47 55 5.00 1.222																					

Batter	1	2	3	4	5	6	7	8	9	10	AB	R	H	RBI	BB	SO	LOB	TOP	
Ivan De Jesus, R (1.6) OBP: 0.356, SLG: 0.375			FC6-4 			K 		 1B 3B		K 	5	1	2	2	0	2	1		
Scott Thompson, L (1.9) OBP: 0.385, SLG: 0.450	F7 			5-3 		F7 		6-3 			3	0	0	0	0	0	1		
Mike Vail, R (8. PH) OBP: 0.379, SLG: 0.538											1	0	0	0	0	0	1		
Mick Kelleher, R (8.4) OBP: 0.300, SLG: 0.309											0	0	0	0	0	0	0		
Bill Buckner, L (1.3) OBP: 0.308, SLG: 0.429	4-3 			G3 		4-3 		4-3 		S 1B 	4	0	1	1	0	0	1		
Miguel Ditone, S (8. PR) OBP: 0.240, SLG: 0.277											0	0	0	0	0	0	0		
Bruce Sutter, R (8.1) OBP: 0.286, SLG: 0.167											0	0	0	0	0	0	0		
Jerry Martin, R (1.8) OBP: 0.344, SLG: 0.479		F8 				6-3 		6-3 		K 1-2 	4	0	1	0	0	1	1		
Dave Kingman, R (1.7) OBP: 0.374, SLG: 0.677											3	0	0	0	1	1	1		
Steve Ontiveros, S (1.5) OBP: 0.365, SLG: 0.376											3	1	0	0	1	0	1		
Barry Foote, R (1.2) OBP: 0.298, SLG: 0.395											4	0	0	0	0	0	1		
Ted Sizemore, R (1.4) OBP: 0.323, SLG: 0.325											2	0	0	0	0	0	0		
Larry Blittner, L (8. PH) OBP: 0.324, SLG: 0.361											1	1	0	0	1	0	0		
Rick Reuschel, R (1.1) OBP: 0.196, SLG: 0.146											2	0	1	0	0	1	0		
Ken Henderson, S (8. PH) OBP: 0.443, SLG: 0.417											2	1	1	1	0	0	0		
Inning Stats	R: 0 E: 0 K: 0 S: 3	H: 1 LOB: 0 BB: 0 P: 3	R: 0 E: 0 K: 0 S: 2	H: 0 LOB: 0 BB: 1 P: 6	R: 0 E: 0 K: 0 S: 4	H: 1 LOB: 1 BB: 0 P: 4	R: 0 E: 0 K: 2 S: 7	H: 0 LOB: 0 BB: 0 P: 7	R: 0 E: 0 K: 0 S: 3	H: 0 LOB: 0 BB: 0 P: 3	R: 4 E: 0 K: 1 S: 8	H: 3 LOB: 2 BB: 2 P: 16	R: 0 E: 0 K: 1 S: 5	H: 0 LOB: 0 BB: 0 P: 5	R: 0 E: 0 K: 1 S: 5	H: 0 LOB: 0 BB: 0 P: 5	1B: 4 2B: 1 3B: 1 HR: 0	SF: 0 SAC: 0 DP: 1 HBP: 0	WP: 0 PA: 37
PITCHER	IP WLS BF H R ER SO ERA WHIP	IP WLS BF H R ER SO ERA WHIP	IP WLS BF H R ER SO ERA WHIP	IP WLS BF H R ER SO ERA WHIP	IP WLS BF H R ER SO ERA WHIP	IP WLS BF H R ER SO ERA WHIP	IP WLS BF H R ER SO ERA WHIP	IP WLS BF H R ER SO ERA WHIP	IP WLS BF H R ER SO ERA WHIP	IP WLS BF H R ER SO ERA WHIP	IP WLS BF H R ER SO ERA WHIP	IP WLS BF H R ER SO ERA WHIP	IP WLS BF H R ER SO ERA WHIP	IP WLS BF H R ER SO ERA WHIP	IP WLS BF H R ER SO ERA WHIP	IP WLS BF H R ER SO ERA WHIP	IP WLS BF H R ER SO ERA WHIP	IP WLS BF H R ER SO ERA WHIP	
Dick Ruthven, R (1.1) ERA: 4.32	7.1	26	3	2	2	2	3	0	0	0	0	0	0	0	0	0	0	2.46	0.818
Tug McGraw, L (8.1) ERA: 3.86	0.0	2	2	1	1	0	0	0	0	0	0	2	2	∞	∞				
Rawly Eastwick, R (8.1) ERA: 4.78	1.2	6	1	1	1	2	0	0	0	0	10	10	5.40	0.600					
Ron Reed, R (10.1) ERA: 4.64	1.0	3	0	0	0	1	0	0	0	0	5	5	0.00	0.000					

Chicago Cubs @ Philadelphia Phillies
Veterans Stadium, Philadelphia, PA
Mon Jul 30 1979, 7:05 PM EDT
Att: 37,151 - Unknown

AB 34
R 4
H 6
RBI 4
BB 3
SO 5
LOB 8

Batter	1	2	3	4	5	6	7	8	9	10	AB	R	H	RBI	BB	SO	LOB	BOTTOM			
Bake McBride, L (1.9) OBP: 0.311, SLG: 0.396	 S 1B	F7 									5	1	2	0	0	0	1				
Pete Rose, S (1.3) OBP: 0.403, SLG: 0.425	F8 										4	0	0	0	1	0	2				
Mike Schmidt, R (1.5) OBP: 0.406, SLG: 0.646											3	2	1	0	2	0	1				
Greg Luzinski, R (1.7) OBP: 0.355, SLG: 0.443											3	0	0	0	0	1	3				
Mike Anderson, R (8.7) OBP: 0.353, SLG: 0.279	4-3 										1	0	0	0	0	1	1				
Bob Boone, R (1.2) OBP: 0.392, SLG: 0.498											3	1	1	2	2	0	1				
Garry Maddox, R (1.8) OBP: 0.291, SLG: 0.431	5-3 										4	1	1	0	1	0	1				
Manny Trillo, R (1.4) OBP: 0.308, SLG: 0.338											4	0	2	1	0	0	1				
Larry Bowa, S (1.6) OBP: 0.321, SLG: 0.322											2	0	0	1	0	0	2				
Tim McCarver, L (8. PH) OBP: 0.361, SLG: 0.333	4-3 										1	0	0	0	0	0	1				
Bud Harrelson, S (9.6) OBP: 0.381, SLG: 0.302											0	0	0	0	0	0	0				
Dick Ruthven, R (1.1) OBP: 0.214, SLG: 0.154											3	0	1	0	0	1	0				
Tug McGraw, R (8.1) OBP: 0.167, SLG: 0.167											0	0	0	0	0	0	0				
Rawly Eastwick, R (8.1) OBP: 0.429, SLG: 0.500											1	0	0	0	0	0	0				
Greg Gross, L (9. PH) OBP: 0.429, SLG: 0.500											0	0	0	0	0	0	0				
Ron Reed, R (10.1) OBP: 0.429, SLG: 0.500											0	0	0	0	0	0	0				
Inning Stats	R: 3 E: 1 K: 0 S: 5	H: 2 LOB: 0 BB: 1 P: 9	R: 0 E: 0 K: 0 S: 4	H: 1 LOB: 1 BB: 0 P: 4	R: 0 E: 0 K: 0 S: 3	H: 0 LOB: 1 BB: 0 P: 4	R: 1 E: 0 K: 0 S: 4	H: 1 LOB: 0 BB: 0 P: 4	R: 0 E: 0 K: 0 S: 3	H: 1 LOB: 2 BB: 1 P: 8	R: 0 E: 0 K: 2 S: 7	H: 0 LOB: 2 BB: 2 P: 15	R: 0 E: 1 K: 0 S: 4	H: 0 LOB: 1 BB: 0 P: 4	R: 0 E: 0 K: 0 S: 3	H: 0 LOB: 0 BB: 0 P: 3	R: 1 E: 0 K: 1 S: 5	H: 2 LOB: 3 BB: 2 P: 13	1B: 6 2B: 1 3B: 0 HR: 1	SF: 0 SAC: 2 DP: 1 HBP: 1	WP: 2 PA: 43
PITCHER	IP WLS BF H R ER SO ERA WHIP	IP WLS BF H R ER SO ERA WHIP	IP WLS BF H R ER SO ERA WHIP	IP WLS BF H R ER SO ERA WHIP	IP WLS BF H R ER SO ERA WHIP	IP WLS BF H R ER SO ERA WHIP	IP WLS BF H R ER SO ERA WHIP	IP WLS BF H R ER SO ERA WHIP	IP WLS BF H R ER SO ERA WHIP	IP WLS BF H R ER SO ERA WHIP	IP WLS BF H R ER SO ERA WHIP	IP WLS BF H R ER SO ERA WHIP	IP WLS BF H R ER SO ERA WHIP	IP WLS BF H R ER SO ERA WHIP	IP WLS BF H R ER SO ERA WHIP	IP WLS BF H R ER SO ERA WHIP	IP WLS BF H R ER SO ERA WHIP	IP WLS BF H R ER SO ERA WHIP			
Rick Reuschel, R (1.1) ERA: 3.97	7.0	31	6	4	4	2	4	0	0	0	2	0	1	0	0	0	0	5.14	1.429		
Bruce Sutter, R (8.1) ERA: 1.35	2.1	12	2	1	1	1	0	2	0	0	2	0	12	20	3.86	0.857					


Chicago Cubs @ Philadelphia Phillies
Veterans Stadium, Philadelphia, PA
Mon Jul 30 1979, 7:05 PM EDT
Att: 37,151 - Unknown

AB 34
R 5
H 8
RBI 4
BB 6
SO 3
LOB 14


Batter	1	2	3	4	5	6	7	8	9	AB	R	H	RBI	BB	SO	LOB	TOP					
Ivan De Jesus, R OBP: 0.357, SLG: 0.379	0-3 K			0-0 FC1-5 WP 1B		0-0 1-H 2B		0-0 FC4-6 1-2		4	0	2	1	0	1	1	Chicago Cubs @ Philadelphia Phillies Veterans Stadium, Philadelphia, PA Tue Jul 31 1979, 7:05 PM EDT Att: 37,412 - Unknown					
Scott Thompson, L OBP: 0.376, SLG: 0.440	0-0 F5		0-0 FC1-5-6 1B 1-3		0-0 F7			0-0 F8	0-0 F8	4	0	0	0	0	2							
Bill Buckner, L OBP: 0.307, SLG: 0.428	0-0 3-1		0-0 1B 1-3		0-0 F8			0-0 L6		4	0	1	0	0	1							
Dave Kingman, R OBP: 0.369, SLG: 0.669		0-0 F7		0-0 F3			0-0 5-3		0-0 K	4	0	0	0	0	1							
Jerry Martin, R OBP: 0.344, SLG: 0.478		0-3 K		0-0 G1-6-3 1B		0-0 K				3	0	1	0	0	2							
Steve Ontiveros, S OBP: 0.362, SLG: 0.373		0-0 F9		0-0 G1-6-3 1-2		0-0 F9				3	0	0	0	0	1							
Barry Foote, R OBP: 0.295, SLG: 0.391			0-3 K		0-3 K			0-0 F9		3	0	0	0	0	2							
Ted Sizemore, R OBP: 0.323, SLG: 0.323			4-0 CS BB		0-0 F8			0-0 5-3		2	0	0	0	1	0							
Mike Krukow, R OBP: 0.357, SLG: 0.474			0-3 K		0-0 2B 1B			0-0 FC4-6 1B		1	0	0	0	0	1							
Steve Dillard, R OBP: 0.391, SLG: 0.368			0-0 K							1	1	1	0	0	0							
Dennis Lamp, R OBP: 0.235, SLG: 0.219										0	0	0	0	0	0							
Larry Bittner, L OBP: 0.330, SLG: 0.367										1	0	1	0	0	0							
Dick Tidrow, R OBP: 0.250, SLG: 0.250										0	0	0	0	0	0							
Inning Stats	R: 0 E: 0 K: 1 S: 5	H: 0 LOB: 0 BB: 0 P: 5	R: 0 E: 0 K: 1 S: 5	H: 0 LOB: 0 BB: 0 P: 5	R: 0 E: 0 K: 2 S: 6	H: 0 LOB: 0 BB: 1 P: 10	R: 0 E: 0 K: 0 S: 4	H: 2 LOB: 1 BB: 0 P: 4	R: 0 E: 0 K: 1 S: 5	H: 1 LOB: 0 BB: 0 P: 5	R: 1 E: 0 K: 0 S: 5	H: 2 LOB: 1 BB: 0 P: 5	R: 0 E: 0 K: 1 S: 5	H: 0 LOB: 0 BB: 0 P: 5	R: 0 E: 0 K: 0 S: 4	H: 1 LOB: 1 BB: 0 P: 4	R: 0 E: 0 K: 1 S: 5	H: 0 LOB: 0 BB: 0 P: 5	1B: 5 2B: 1 3B: 0 HR: 0	SF: 0 SAC: 0 DP: 1 HBP: 0	WP: 1 PB: 0 SB: 0 CS: 1	PA: 31
PITCHER Nino Espinosa, R ERA: 3.53	IP: 9.0 WLS: W BF: 31 H: 6 R: 1 ER: 1 SO: 7 BB: 1 IBB: 0 HBP: 0 BLK: 0 WP: 1 HR: 0 S: 44 P: 48 ERA: 1.00 WHIP: 0.778															PITCHER						

Batter	1	2	3	4	5	6	7	8	9	AB	R	H	RBI	BB	SO	LOB	BOTTOM													
Bake McBride, L OBP: 0.313, SLG: 0.405	0-0 IHR		0-3 K		0-0 E S 1B		0-0 4-3			4	2	2	1	0	1	0	Chicago Cubs @ Philadelphia Phillies Veterans Stadium, Philadelphia, PA Tue Jul 31 1979, 7:05 PM EDT Att: 37,412 - Unknown													
Pete Rose, S OBP: 0.408, SLG: 0.436	0-0 BB		0-0 CS 1B		0-0 1-H 3-H 2B		0-0 HBP			4	1	4	1	0	0	0														
Mike Schmidt, R OBP: 0.406, SLG: 0.642	4-0 BB		0-3 K		0-3 1-2 K		4-0 HBP			2	0	0	0	2	2	2														
Greg Luzinski, R OBP: 0.354, SLG: 0.444	0-0 F8				0-0 5-3		0-0 F8			4	0	1	1	0	0	4														
Mike Anderson, R OBP: 0.353, SLG: 0.279					0-0 2-H 2B		0-0 F8			0	0	0	0	0	0	0														
Bob Boone, R OBP: 0.394, SLG: 0.495	4-0 BB		0-0 L3 BB		0-0 6-3		0-0 6-3		1-0 HBP	2	0	0	0	1	0	1														
Garry Maddox, R OBP: 0.294, SLG: 0.433	0-0 L3				0-0 1B		0-0 F7			3	0	2	0	0	0	3														
Greg Gross, L OBP: 0.416, SLG: 0.442							0-0 FC3-6 1B			1	0	0	0	0	0	3														
Manny Trillo, R OBP: 0.307, SLG: 0.336			0-0 G4-3 1B		0-3 K		0-0 F8		0-0 4-3	4	0	1	0	0	1	2														
Larry Bowa, S OBP: 0.320, SLG: 0.320			0-0 G4-3		4-0 1B SH2 E BB		0-0 FC3-6		0-0 P6	3	1	0	0	1	0	2														
Nino Espinosa, R OBP: 0.226, SLG: 0.184			0-3 K		0-0 SH2		0-0 6-3		0-0 1-3	3	0	0	0	0	1	1														
Inning Stats	R: 1 E: 0 K: 0 S: 4	H: 2 LOB: 2 BB: 2 P: 12	R: 0 E: 0 K: 1 S: 5	H: 1 LOB: 0 BB: 0 P: 5	R: 0 E: 0 K: 2 S: 7	H: 1 LOB: 0 BB: 0 P: 7	R: 0 E: 0 K: 1 S: 6	H: 1 LOB: 1 BB: 0 P: 6	R: 3 E: 0 K: 1 S: 8	H: 3 LOB: 1 BB: 1 P: 12	R: 0 E: 0 K: 0 S: 4	H: 1 LOB: 1 BB: 0 P: 4	R: 0 E: 0 K: 0 S: 4	H: 1 LOB: 3 BB: 1 P: 9	R: 0 E: 0 K: 0 S: 3	H: 0 LOB: 0 BB: 0 P: 3	1B: 6 2B: 4 3B: 0 HR: 1	SF: 0 SAC: 1 DP: 2 HBP: 1	WP: 0 PB: 0 SB: 2 CS: 1	PA: 36										
PITCHER Mike Krukow, R ERA: 3.56	IP: 5.0 WLS: L BF: 23 H: 8 R: 4 ER: 4 SO: 5 BB: 3 IBB: 0 HBP: 0 BLK: 0 WP: 0 HR: 0 S: 30 P: 42 ERA: 7.20 WHIP: 2.200															PITCHER														
Dennis Lamp, R ERA: 4.53	2.0	10	2	0	0	0	0	1	1	0	0	0	8	13	0.00	1.000														
Dick Tidrow, R ERA: 3.65	1.0	3	0	0	0	0	0	0	0	0	0	0	3	3	0.00	0.000														

AB 30
 R 1
 H 6
 RBI 1
 BB 1
 SO 7
 LOB 7



AB 30
 R 4
 H 10
 RBI 3
 BB 4
 SO 5
 LOB 18



Batter	1	2	3	4	5	6	7	8	9	AB	R	H	RBI	BB	SO	LOB	TOP					
Bake McBride, L OBP: 0.316, SLG: 0.413	0-0 1B 2B	0-0 L9		0-0 1B SF8 2B	0-0 1B		0-0 F8		0-3 K	5	2	3	0	0	0	2	Philadelphia Phillies @ New York Mets Shea Stadium, Flushing, NY Wed Aug 01 1979, 3:33 AM EDT Att: 12,295 - Unknown					
Del Unser, L OBP: 0.351, SLG: 0.495										4	2	4	0	1	0	0						
Pete Rose, S OBP: 0.415, SLG: 0.442										0	0	0	0	0	0	0						
Mike Anderson, R OBP: 0.353, SLG: 0.279	0-0 2B 1B	4-0 F6-4-3 BB		0-0 SF8 BB 1B	1-2 1B		0-0 1B			3	2	1	3	1	0	4						
Mike Schmidt, R OBP: 0.406, SLG: 0.642	0-0 F9 2B	0-0 F6-4-3		4-0 SF8 1B BB	0-0 L8		0-0 SF8			3	1	1	2	1	0	2						
Greg Luzinski, R OBP: 0.355, SLG: 0.453	0-0 F9			0-0 HR			4-0 FC3-6 BB		0-0 F9	4	0	0	0	1	0	2						
Tim McCarver, L OBP: 0.353, SLG: 0.318	0-0 F4-3			0-0 F9	1B IBB		0-0 FC3-6 1B		0-0 F4-3	4	1	4	3	1	0	0						
Gary Maddox, R OBP: 0.353, SLG: 0.441	0-0 1B 2B			0-0 1B	1-3 2H 3H 1B		0-0 1B		4-0 G6-3 BB	5	0	1	1	0	0	5						
Manny Trillo, R OBP: 0.305, SLG: 0.333	0-0 1B			0-0 F3	0-0 F4		0-0 F9		0-0 G6-3	5	0	1	1	0	0	5						
Larry Bowa, S OBP: 0.319, SLG: 0.318	0-0 F7			0-0 1B			0-0 F4-3		0-0 3-1	5	0	1	0	0	0	3						
Dickie Noles, R OBP: 0.250, SLG: 0.143				0-0 6-3			0-0 K		0-3 K	3	1	1	0	1	1	2						
Rawly Eastwick, R OBP: 0.351, SLG: 0.413				BB BB			0-0 1B SF8 1B		0-3 K	1	0	0	0	0	1	0						
Inning Stats	R: 4 E: 0 K: 0 S: 8	H: 5 LOB: 1 BB: 0 P: 8	R: 0 E: 0 K: 0 S: 2	H: 0 LOB: 1 BB: 2 P: 10	R: 1 E: 0 K: 0 S: 6	H: 3 LOB: 2 BB: 0 P: 6	R: 3 E: 0 K: 0 S: 5	H: 3 LOB: 1 BB: 2 P: 13	R: 0 E: 0 K: 1 S: 7	H: 2 LOB: 2 BB: 1 P: 7	R: 0 E: 0 K: 0 S: 4	H: 1 LOB: 2 BB: 1 P: 8	R: 1 E: 0 K: 0 S: 5	H: 2 LOB: 1 BB: 0 P: 5	R: 0 E: 0 K: 0 S: 2	H: 0 LOB: 0 BB: 1 P: 6	R: 0 E: 0 K: 2 S: 7	H: 0 LOB: 0 BB: 0 P: 7	1B: 11 2B: 4 3B: 0 HR: 1	SF: 2 SAC: 0 DP: 2 HBP: 0	WP: 0 PB: 1 SB: 0 CS: 0	PA: 46
PITCHER	IP WLS BF H R ER SO BB IBB HBP BLK WP HR S P ERA WHIP	IP WLS BF H R ER SO BB IBB HBP BLK WP HR S P ERA WHIP															IP WLS BF H R ER SO BB IBB HBP BLK WP HR S P ERA WHIP					
Dock Ellis, R ERA: 6.15	3.0 L 20 10 7 7 0 2 0 0 0 0 1 18 26 21.00 4.000																					
Dwight Bernard, R ERA: 5.63	4.0 20 6 2 2 1 2 1 0 0 0 0 0 19 31 4.50 2.000																					
Neil Allen, R ERA: 4.4	2.0 6 0 0 0 0 2 1 0 0 0 0 0 9 13 0.00 0.500																					

AB	38
R	9
H	16
RBI	9
BB	6
SO	3
LOB	20



Batter	1	2	3	4	5	6	7	8	9	AB	R	H	RBI	BB	SO	LOB	BOTTOM					
Joel Youngblood, R OBP: 0.361, SLG: 0.477	0-0 3-1		4-0 1B BB	0-0 6-3		0-0 F8		0-0 SF9		3	0	0	1	1	0	3	Philadelphia Phillies @ New York Mets Shea Stadium, Flushing, NY Wed Aug 01 1979, 3:33 AM EDT Att: 12,295 - Unknown					
Frank Taveras, R OBP: 0.285, SLG: 0.332	0-0 6-3			0-0 L8		0-0 FC3-6 G3 2B		0-0 F7		5	1	1	0	0	0	2						
Lee Mazzilli, S OBP: 0.406, SLG: 0.470	0-3 K			0-0 1B		4-0 FC3-6 BB		0-0 3-1		4	0	1	0	1	1	0						
Richie Hebner, L OBP: 0.351, SLG: 0.377				0-0 F7		0-0 FC3-6 G3		0-0 F7		4	1	1	0	0	0	4						
Neil Allen, R OBP: 0.351, SLG: 0.377				0-0 1B SF7 1B		1-2 2-3				0	0	0	0	0	0	0						
Dan Norman, R OBP: 0.333, SLG: 0.462				0-0 F7		1-2 2-3		0-0 F7		1	0	0	0	0	0	0						
Willie Montanez, L OBP: 0.278, SLG: 0.310				0-0 4-3 1B		0-0 G3		4-0 1B BB		4	2	2	1	1	0	1						
Ed Kranepool, L OBP: 0.306, SLG: 0.288				0-0 SF7		0-0 1B 1B		0-0 1B BB		3	1	2	1	0	0	1						
John Stearns, R OBP: 0.323, SLG: 0.378				0-0 4-3		0-0 F9		0-0 2B SF9 1B		4	1	1	1	0	0	3						
Doug Flynn, R OBP: 0.261, SLG: 0.315				0-3 K		0-0 SH1-4 1B		0-0 F9		4	0	2	2	0	1	1						
Dock Ellis, S OBP: 0.200, SLG: 0.143				0-0 6-3		0-0 SH1-4		0-0 1-3		1	0	0	0	0	0	0						
Dwight Bernard, R ERA: 3.52	7.0 W 35 10 6 6 2 4 0 0 0 0 0 35 51 7.71 2.000																					
Sergio Ferrer, S OBP: 0.319, SLG: 0.256	2.0 S 6 0 0 0 0 0 0 0 0 0 0 6 6 0.00 0.000																					
Ron Hodges, L OBP: 0.319, SLG: 0.256				0-0 6-3		0-0 SH1-4		0-0 1-3		1	0	0	0	0	0	2						
Inning Stats	R: 0 E: 0 K: 1 S: 5	H: 0 LOB: 0 BB: 0 P: 5	R: 1 E: 0 K: 1 S: 7	H: 2 LOB: 1 BB: 0 P: 7	R: 0 E: 0 K: 0 S: 4	H: 1 LOB: 2 BB: 1 P: 8	R: 1 E: 0 K: 0 S: 6	H: 3 LOB: 2 BB: 0 P: 6	R: 1 E: 0 K: 0 S: 4	H: 1 LOB: 1 BB: 1 P: 8	R: 0 E: 0 K: 0 S: 3	H: 0 LOB: 1 BB: 1 P: 7	R: 0 E: 0 K: 0 S: 3	H: 0 LOB: 0 BB: 0 P: 3	R: 3 E: 0 K: 0 S: 6	H: 3 LOB: 1 BB: 1 P: 10	R: 0 E: 0 K: 0 S: 3	H: 0 LOB: 0 BB: 0 P: 3	1B: 8 2B: 2 3B: 0 HR: 0	SF: 2 SAC: 1 DP: 0 HBP: 0	WP: 0 PB: 0 SB: 0 CS: 0	PA: 41
PITCHER	IP WLS BF H R ER SO BB IBB HBP BLK WP HR S P ERA WHIP	IP WLS BF H R ER SO BB IBB HBP BLK WP HR S P ERA WHIP															IP WLS BF H R ER SO BB IBB HBP BLK WP HR S P ERA WHIP					
Dickie Noles, R ERA: 3.52	7.0 W 35 10 6 6 2 4 0 0 0 0 0 35 51 7.71 2.000																					
Rawly Eastwick, R ERA: 4.59	2.0 S 6 0 0 0 0 0 0 0 0 0 0 6 6 0.00 0.000																					



Batter	1	2	3	4	5	6	7	8	9	AB	R	H	RBI	BB	SO	LOB	TOP								
Bake McBride, L OBP: 0.320, SLG: 0.416										4	2	2	0	1	0	1	Philadelphia Phillies @ New York Mets Shea Stadium, Flushing, NY Thu Aug 02 1979, 7:05 PM EDT Unknown								
Pete Rose, S OBP: 0.415, SLG: 0.635										5	1	2	0	0	1	3									
Del Unser, L OBP: 0.351, SLG: 0.495										0	0	0	0	0	0	0									
Mike Schmidt, R OBP: 0.635, SLG: 0.835										4	0	0	0	1	1	3									
Bud Harrelson, S OBP: 0.381, SLG: 0.302										0	0	0	0	0	0	0									
Greg Luzinski, R OBP: 0.356, SLG: 0.463										4	2	2	3	0	0	2									
Mike Anderson, R OBP: 0.365, SLG: 0.295										1	0	1	0	0	0	0									
Bob Boone, R OBP: 0.397, SLG: 0.496										5	1	3	1	0	0	2									
Gary Maddox, R OBP: 0.302, SLG: 0.442										4	1	1	2	0	1	3									
Manny Trillo, R OBP: 0.304, SLG: 0.332										4	0	1	1	0	0	0									
Larry Bowa, S OBP: 0.320, SLG: 0.316										2	0	0	0	2	1	0									
Randy Lerch, L OBP: 0.140, SLG: 0.208										1	0	0	0	0	1	2									
Ron Reed, R OBP: 0.333, SLG: 0.375										2	0	0	0	0	1	0									
Tug McGraw, R OBP: 0.167, SLG: 0.167										0	0	0	0	0	0	0									
Inning Stats	R: 4 E: 0 K: 1 S: 10	H: 5 LOB: 2 BB: 1 P: 14	R: 0 E: 0 K: 2 S: 6	H: 0 LOB: 0 BB: 1 P: 10	R: 0 E: 0 K: 1 S: 5	H: 0 LOB: 0 BB: 0 P: 5	R: 0 E: 0 K: 1 S: 5	H: 0 LOB: 0 BB: 0 P: 5	R: 2 E: 0 K: 0 S: 6	H: 3 LOB: 1 BB: 0 P: 6	R: 0 E: 0 K: 0 S: 3	H: 0 LOB: 1 BB: 1 P: 7	R: 1 E: 0 K: 0 S: 4	H: 2 LOB: 1 BB: 1 P: 8	R: 0 E: 0 K: 1 S: 5	H: 0 LOB: 0 BB: 0 P: 5	R: 0 E: 0 K: 0 S: 5	H: 2 LOB: 2 BB: 0 P: 5	1B: 9 2B: 2 3B: 0 HR: 1	SF: 0 SAC: 1 DP: 1 HBP: 0	WP: 0 PB: 1 SB: 1 CS: 1	PA: 41			
PITCHER	IP	WLS	BF	H	R	ER	SO	BB	IBB	HBP	BLK	WP	HR	S	P	ERA	WHIP								
Andy Hassler, L ERA: 4.76	(1, 1)	6.0	L	28	8	6	5	2	1	0	0	0	1	35	47	9.00	1.667								
Ed Glynn, L ERA: 2.51	(7, 1)	3.0		13	4	1	1	1	0	0	0	0	0	14	18	3.00	1.667								

Batter	1	2	3	4	5	6	7	8	9	AB	R	H	RBI	BB	SO	LOB	BOTTOM								
Joel Youngblood, R OBP: 0.364, SLG: 0.489										5	2	3	2	0	0	0	Philadelphia Phillies @ New York Mets Shea Stadium, Flushing, NY Thu Aug 02 1979, 7:05 PM EDT Unknown								
Frank Taveras, R OBP: 0.290, SLG: 0.333										5	1	2	0	0	2										
Lee Mazzilli, S OBP: 0.407, SLG: 0.473										4	0	2	1	0	1										
Richie Hebner, L OBP: 0.352, SLG: 0.377										3	0	1	0	1	1										
John Stearns, R OBP: 0.322, SLG: 0.376										2	0	0	1	1	0										
Willie Montanez, L OBP: 0.278, SLG: 0.312										2	0	0	1	1	0										
Dan Norman, R OBP: 0.283, SLG: 0.353										4	0	1	0	0	3										
Doug Flynn, R OBP: 0.259, SLG: 0.312										4	0	1	0	0	3										
Ed Glynn, R ERA: 4.27										4	0	1	0	0	3										
Alex Trevino, R OBP: 0.432, SLG: 0.458										4	0	0	0	0	1										
Doug Flynn, R OBP: 0.259, SLG: 0.312										3	0	0	0	0	1										
Ed Glynn, R ERA: 4.27										0	0	0	0	0	0										
Alex Trevino, R OBP: 0.432, SLG: 0.458										1	1	1	0	0	0										
Andy Hassler, L ERA: 4.44										1	1	1	0	0	0										
Sergio Ferrer, S ERA: 4.27										2	0	0	0	0	2										
Gil Flores, R OBP: 0.222, SLG: 0.190										1	0	0	0	0	0										
Inning Stats	R: 1 E: 0 K: 1 S: 7	H: 2 LOB: 1 BB: 0 P: 7	R: 0 E: 0 K: 1 S: 6	H: 1 LOB: 0 BB: 0 P: 6	R: 1 E: 0 K: 0 S: 6	H: 3 LOB: 2 BB: 0 P: 6	R: 0 E: 0 K: 1 S: 5	H: 0 LOB: 0 BB: 0 P: 5	R: 0 E: 0 K: 0 S: 4	H: 1 LOB: 2 BB: 1 P: 8	R: 0 E: 0 K: 0 S: 3	H: 0 LOB: 0 BB: 0 P: 3	R: 0 E: 0 K: 0 S: 3	H: 1 LOB: 0 BB: 0 P: 3	R: 0 E: 0 K: 0 S: 3	H: 0 LOB: 1 BB: 1 P: 7	R: 2 E: 0 K: 1 S: 7	H: 2 LOB: 0 BB: 0 P: 7	1B: 6 2B: 3 3B: 0 HR: 1	SF: 1 SAC: 0 DP: 1 HBP: 0	WP: 0 PB: 0 SB: 0 CS: 0	PA: 38			
PITCHER	IP	WLS	BF	H	R	ER	SO	BB	IBB	HBP	BLK	WP	HR	S	P	ERA	WHIP								
Randy Lerch, L ERA: 4.44	(1, 1)	2.1		13	6	2	2	2	0	0	0	0	0	20	28	0.00	0.706								
Ron Reed, R ERA: 4.27	(3, 1)	5.2	W	20	2	0	0	1	2	0	0	0	0	20	28	0.00	0.706								
Tug McGraw, L ERA: 4.1	(9, 1)	1.0		5	2	2	2	1	0	0	0	0	1	7	7	18.00	2.000								

Batter	1	2	3	4	5	6	7	8	9	AB	R	H	RBI	BB	SO	LOB	TOP					
Bake McBride, L OBP: 0.319, SLG: 0.413 Doug Bird, R (8, 1)	F7		F8			CS BB		K		3	0	0	0	1	1	1	Philadelphia Phillies @ New York Mets Shea Stadium, Flushing, NY Thu Aug 02 1979, 7:05 PM EDT Att: 15,319 - Unknown					
Pete Rose, S OBP: 0.413, SLG: 0.438	6-3			L7		F4-3		FC6-4 BB		3	0	0	0	1	0	1						
Mike Schmidt, R OBP: 0.403, SLG: 0.639	F2			HR		F7		FC6-4		4	1	1	1	0	0	2						
Greg Luzinski, R OBP: 0.358, SLG: 0.465		1B BB		K					F7	3	0	1	0	1	1	0						
Bob Boone, R OBP: 0.398, SLG: 0.495		F5-4-3 1B		CS BB		5-3			F7	3	0	1	0	1	0	1						
Gary Maddox, R OBP: 0.302, SLG: 0.440		F4		CS	F9		F9			4	0	1	0	0	0	3						
Manny Trillo, R OBP: 0.301, SLG: 0.328 Del Unser, L OBP: 0.348, SLG: 0.490	F5-4-3				F8		F8		1B	3	0	0	0	0	0	3						
Larry Bowa, S OBP: 0.323, SLG: 0.320			P5					BB BB		2	0	1	0	1	0	0						
Kevin Saucier, L OBP: 0.143, SLG: 0.143 Rawly Eastwick, R (7, 1)			K					K		2	0	0	0	0	2	1						
Tug McGraw, R OBP: 0.167, SLG: 0.167 Mike Anderson, R OBP: 0.358, SLG: 0.289					K					0	0	0	0	0	0	0						
Inning Stats	R: 0 E: 0 K: 0 S: 3	H: 0 LOB: 0 BB: 0 P: 3	R: 0 E: 0 K: 0 S: 3	H: 1 LOB: 1 BB: 1 P: 7	R: 0 E: 0 K: 1 S: 5	H: 0 LOB: 0 BB: 0 P: 5	R: 1 E: 0 K: 1 S: 5	H: 1 LOB: 0 BB: 1 P: 9	R: 0 E: 0 K: 1 S: 6	H: 1 LOB: 1 BB: 0 P: 6	R: 0 E: 0 K: 0 S: 2	H: 0 LOB: 0 BB: 1 P: 6	R: 0 E: 0 K: 0 S: 4	H: 1 LOB: 1 BB: 0 P: 4	R: 0 E: 0 K: 2 S: 7	H: 0 LOB: 2 BB: 2 P: 15	R: 0 E: 0 K: 1 S: 6	H: 1 LOB: 1 BB: 0 P: 6	1B: 2 2B: 2 3B: 0 HR: 1	SF: 0 SAC: 0 DP: 1 HBP: 0	WP: 0 SB: 0 CS: 2	PA: 35
PITCHER	IP	WLS	BF	H	R	ER	SO	BB	IBB	HBP	BLK	WP	HR	S	P	ERA	WHIP					
Pete Falcone, L ERA: 4.7 Neil Allen, R ERA: 4.3	7.2	W	29	4	1	1	5	5	0	0	0	0	1	34	54	1.17	1.174					
8.1	1.1	S	5	1	0	0	1	0	0	0	0	0	0	7	7	0.00	0.750					

AB	29
R	1
H	5
RBI	1
BB	5
SO	6
LOB	14



Batter	1	2	3	4	5	6	7	8	9	AB	R	H	RBI	BB	SO	LOB	BOTTOM				
Gil Flores, R OBP: 0.245, SLG: 0.182	FC4-6 BB		5-3 BB		L6		F9			2	0	0	0	2	0	1	Philadelphia Phillies @ New York Mets Shea Stadium, Flushing, NY Thu Aug 02 1979, 7:05 PM EDT Att: 15,319 - Unknown				
Frank Taveras, R OBP: 0.292, SLG: 0.335	FC4-6 4-3		5-3		S 1B BB		2B			3	1	1	1	1	0	2					
Lee Mazzilli, S OBP: 0.408, SLG: 0.472	4-3		5-3		1B		2B			3	0	1	1	1	0	2					
Willie Montanez, L OBP: 0.275, SLG: 0.308	6-3		4-3		4-3		4-3			4	0	0	0	0	0	5					
Joel Youngblood, R OBP: 0.360, SLG: 0.484		L4		L8		4-3		G3		4	0	0	0	0	0	0					
Richie Hebner, L OBP: 0.351, SLG: 0.376 Dan Norman, R OBP: 0.238, SLG: 0.316 Sergio Ferrer, S (8, 5)		2-3		4-3		P3		K		1	0	0	0	0	0	0					
Alex Trevino, R OBP: 0.434, SLG: 0.453		1B 1B		BB		F9		F9		3	0	1	0	1	0	0					
Doug Flynn, R OBP: 0.263, SLG: 0.315		1B		F6-3			SH3 2B 1B			3	1	2	0	0	0	1					
Pete Falcone, L OBP: 0.294, SLG: 0.250 Neil Allen, R (8, 1)		K			K		SH3			2	0	0	0	0	2	2					
Inning Stats	R: 0 E: 0 K: 0 S: 3	H: 0 LOB: 1 BB: 1 P: 7	R: 0 E: 0 K: 1 S: 7	H: 2 LOB: 2 BB: 0 P: 7	R: 0 E: 0 K: 0 S: 3	H: 0 LOB: 1 BB: 1 P: 7	R: 0 E: 0 K: 0 S: 3	H: 0 LOB: 1 BB: 1 P: 7	R: 1 E: 0 K: 1 S: 6	H: 1 LOB: 1 BB: 1 P: 10	R: 0 E: 0 K: 0 S: 3	H: 0 LOB: 0 BB: 0 P: 3	R: 1 E: 0 K: 0 S: 5	H: 2 LOB: 2 BB: 1 P: 9	R: 0 E: 0 K: 1 S: 5	H: 0 LOB: 0 BB: 0 P: 5		1B: 4 2B: 1 3B: 0 HR: 0	SF: 0 SAC: 1 DP: 0 HBP: 0	WP: 0 SB: 1 CS: 0	PA: 34
PITCHER	IP	WLS	BF	H	R	ER	SO	BB	IBB	HBP	BLK	WP	HR	S	P	ERA	WHIP				
Kevin Saucier, L ERA: 3.79 Rawly Eastwick, R ERA: 4.56 Tug McGraw, L ERA: 4.07 Doug Bird, R ERA: 5.45	6.1	L	27	4	2	2	2	4	0	0	0	0	0	27	43	2.84	1.263				
7.1	0.1	3	1	0	0	0	0	1	0	0	0	0	0	2	6	0.00	6.000				
7.1	0.1	1	0	0	0	0	0	0	0	0	0	0	0	1	1	0.00	0.000				
8.1	1.0	3	0	0	0	0	1	0	0	0	0	0	0	5	5	0.00	0.000				

AB	28
R	2
H	5
RBI	2
BB	5
SO	3
LOB	13



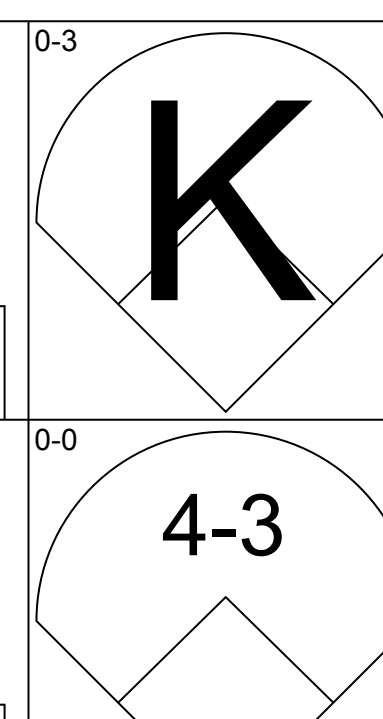
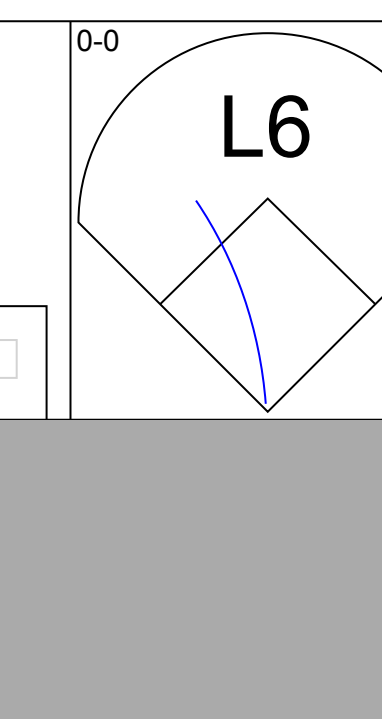
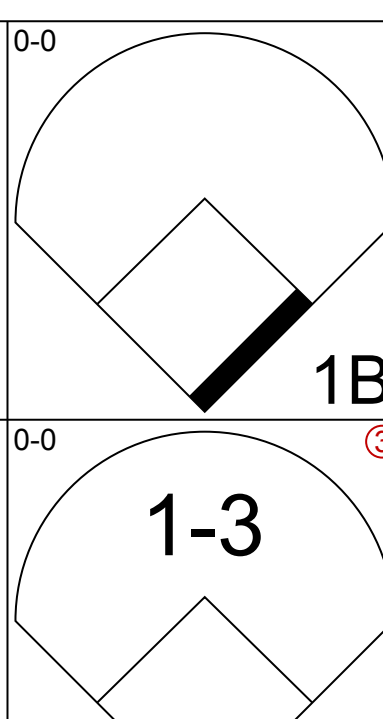
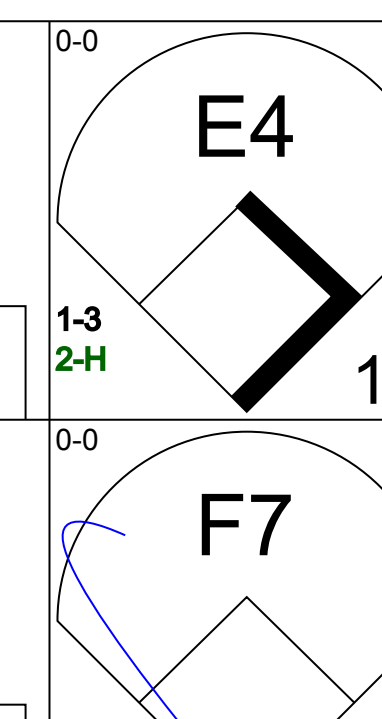
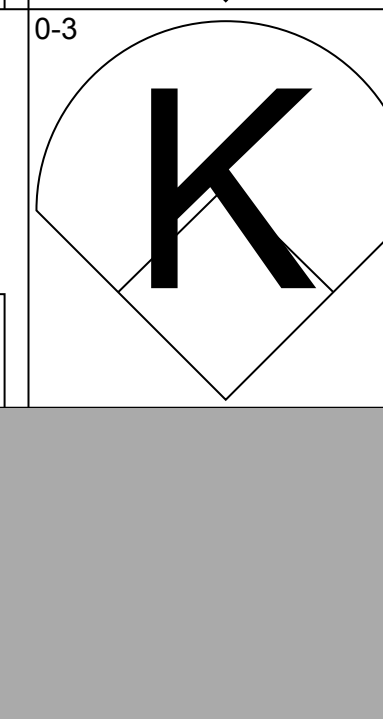
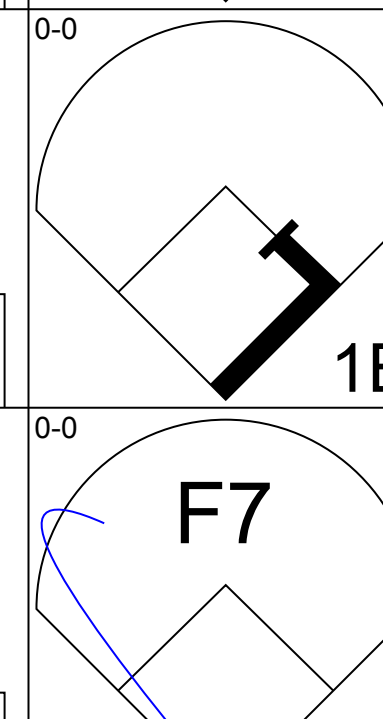




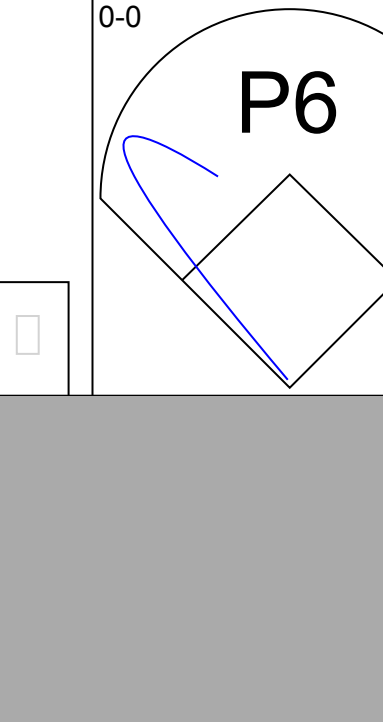
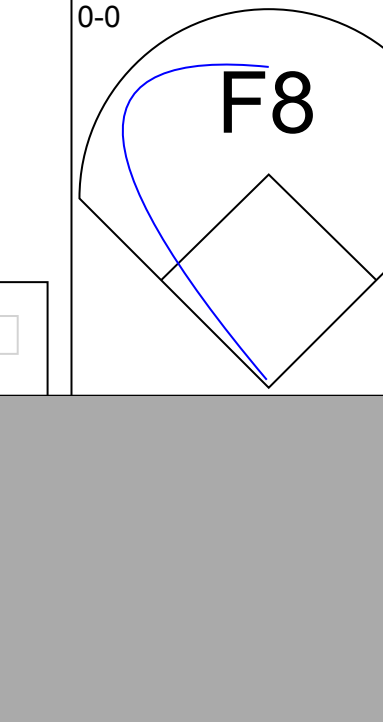
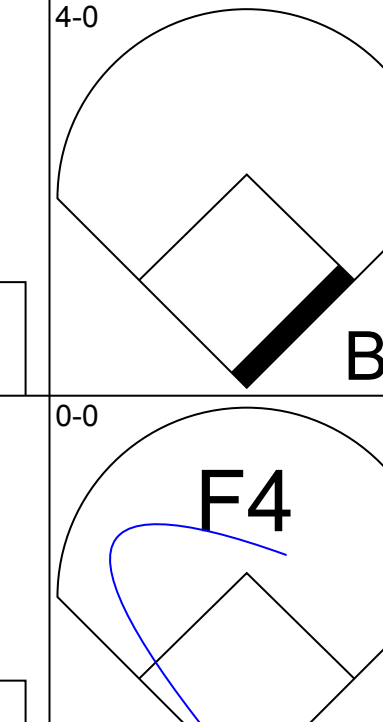

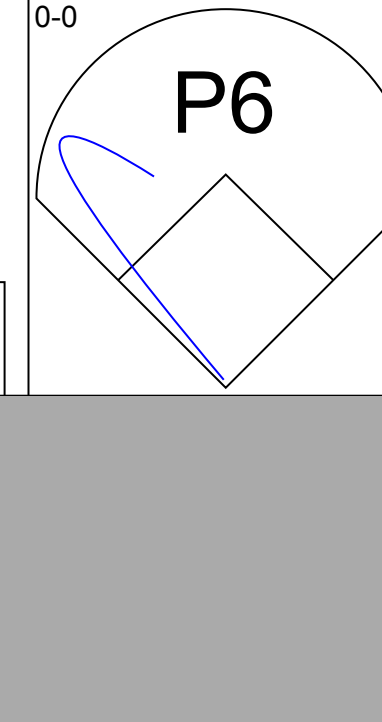
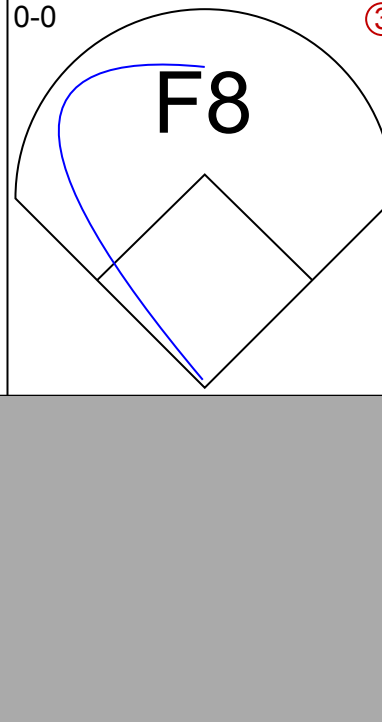
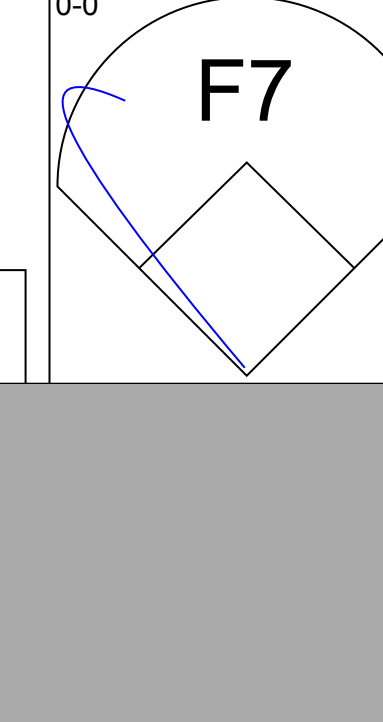
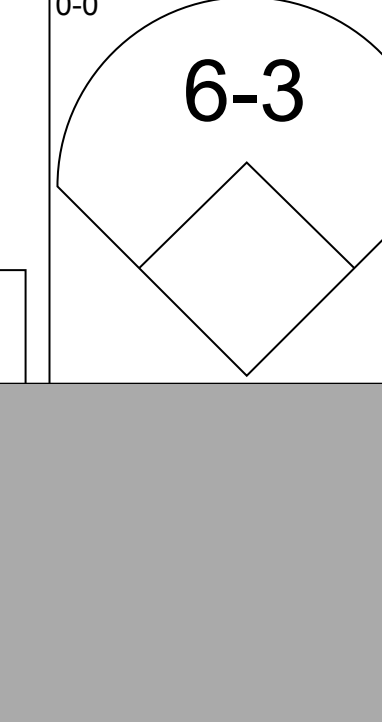


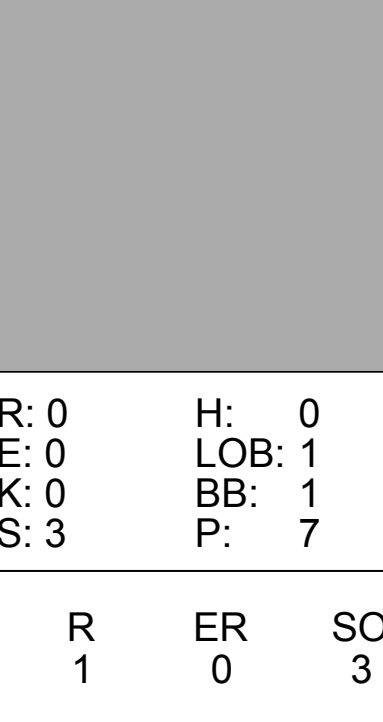

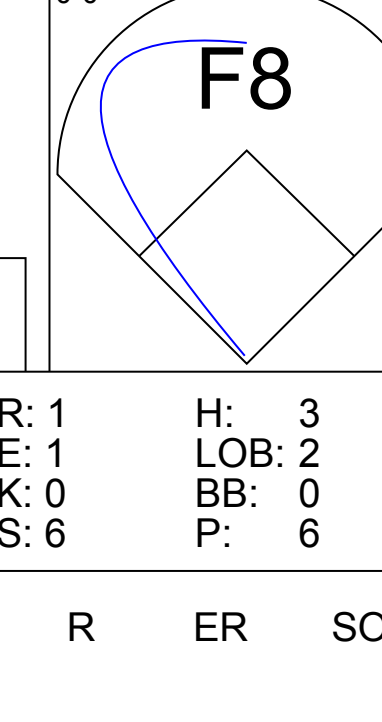
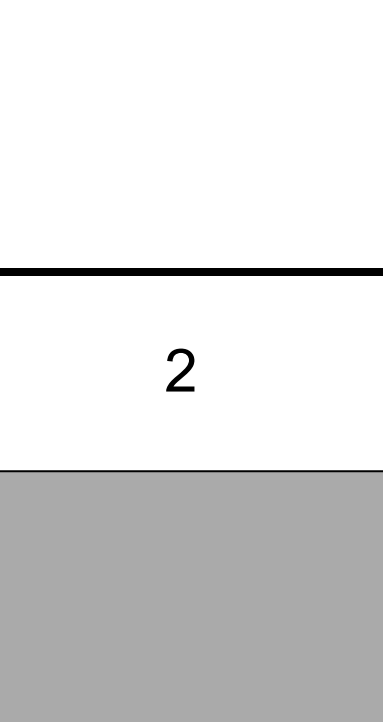
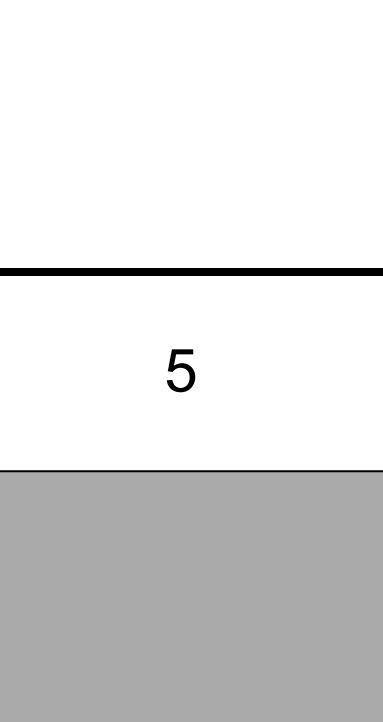
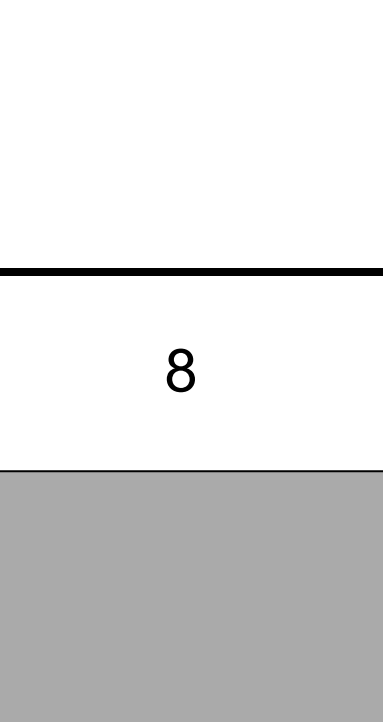

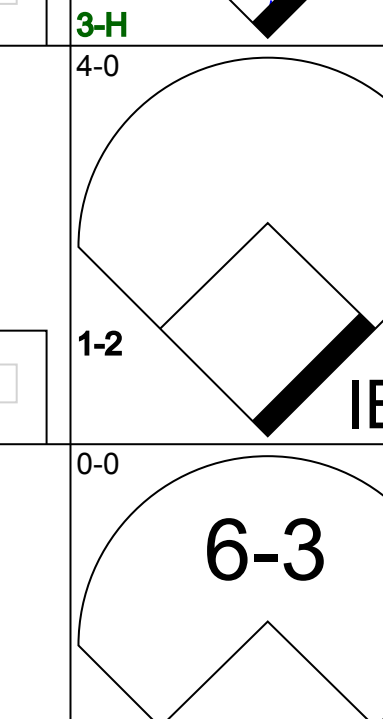




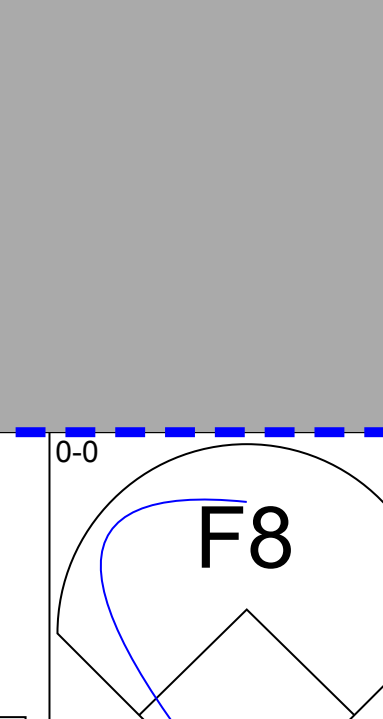
Batter	1	2	3	4	5	6	7	8	9	AB	R	H	RBI	BB	SO	LOB	TOP																			
Bake McBride, L OBP: 0.316, SLG: 0.409 (1, 9)										4	0	0	0	0	1	4	Philadelphia Phillies @ Pittsburgh Pirates Three Rivers Stadium, Pittsburgh, PA Fri Aug 03 1979, 7:05 PM EDT Unknown																			
Pete Rose, S OBP: 0.412, SLG: 0.436 (1, 3)										4	0	1	0	0	1	0																				
Mike Schmidt, R OBP: 0.401, SLG: 0.643 (1, 5)										4	1	1	1	0	0	1																				
Greg Luzinski, R OBP: 0.354, SLG: 0.459 (1, 7)										4	0	0	0	0	1	0																				
Bob Boone, R OBP: 0.393, SLG: 0.488 (1, 2)										4	0	0	0	0	3	0																				
Gary Maddox, R OBP: 0.304, SLG: 0.441 (1, 8)										4	1	2	0	0	0	0																				
Manny Trillo, R OBP: 0.300, SLG: 0.326 (1, 4)										4	1	1	1	0	0	1																				
Larry Bowa, S OBP: 0.326, SLG: 0.323 (1, 6)										3	0	2	1	0	0	0																				
Dick Ruthven, R OBP: 0.233, SLG: 0.154 (7, PH)										0	0	0	0	0	0	0																				
Del Unser, L OBP: 0.345, SLG: 0.485 (7, PH)										1	0	0	0	0	0	0																				
Tug McGraw, R OBP: 0.167, SLG: 0.167 (7, 1)										0	0	0	0	0	0	0																				
Inning Stats	R: 1 E: 0 K: 2 S: 8	H: 1 LOB: 0 BB: 0 P: 8	R: 1 E: 0 K: 2 S: 9	H: 2 LOB: 2 BB: 0 P: 10	R: 0 E: 0 K: 0 S: 3	H: 0 LOB: 0 BB: 0 P: 3	R: 1 E: 0 K: 0 S: 6	H: 3 LOB: 2 BB: 0 P: 6	R: 0 E: 0 K: 1 S: 5	H: 0 LOB: 0 BB: 0 P: 5	R: 0 E: 0 K: 0 S: 3	H: 0 LOB: 0 BB: 0 P: 3	R: 0 E: 0 K: 1 S: 5	H: 0 LOB: 0 BB: 0 P: 5	R: 0 E: 0 K: 1 S: 5	H: 0 LOB: 0 BB: 0 P: 5	1B: 6 2B: 0 3B: 0 HR: 1	SF: 0 SAC: 1 DP: 1 HBP: 1	WP: 0 PA: 34 CS: 0																	
PITCHER	IP	WLS	BF	H	R	ER	SO	BB	IBB	HBP	BLK	WP	HR	S	P	ERA	WHIP	PITCHER		IP	WLS	BF	H	R	ER	SO	BB	IBB	HBP	BLK	WP	HR	S	P	ERA	WHIP
Bruce Kison, R ERA: 3.69 (1, 1)	6.0		25	7	3	3	5	0	0	1	0	0	1	34	35	4.50	1.167																			
Enrique Romo, R ERA: 2.64 (7, 1)	3.0	W	9	0	0	0	1	0	0	0	0	0	0	11	11	0.00	0.000																			

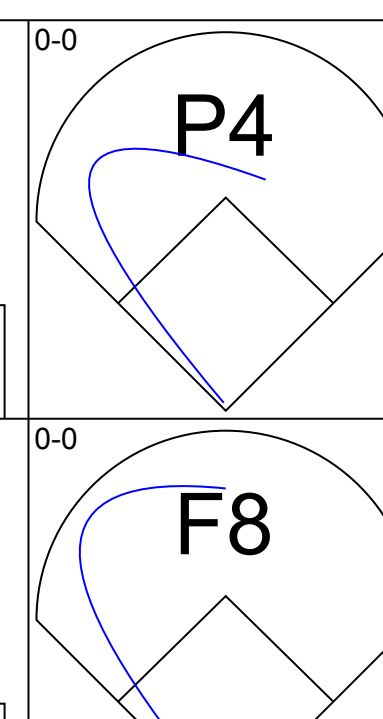
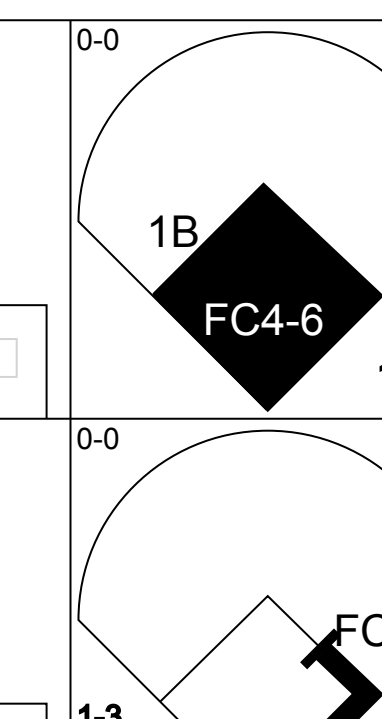
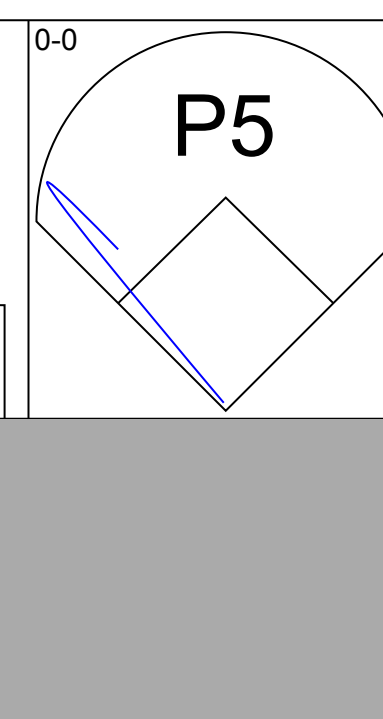
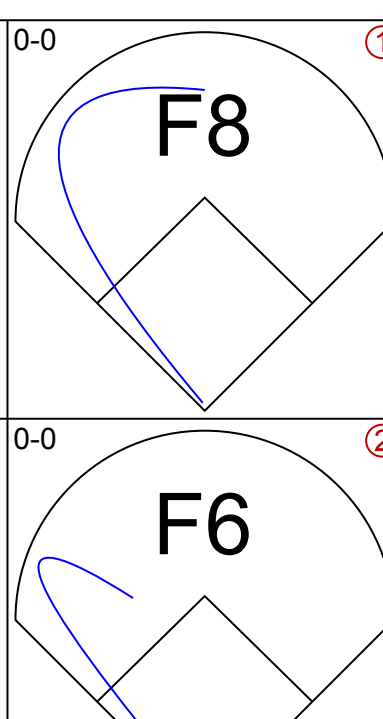
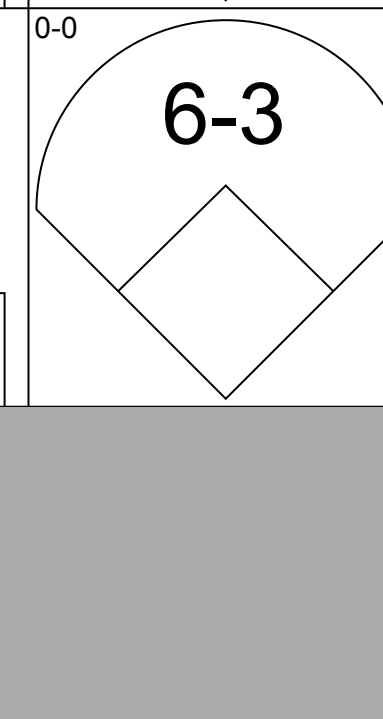
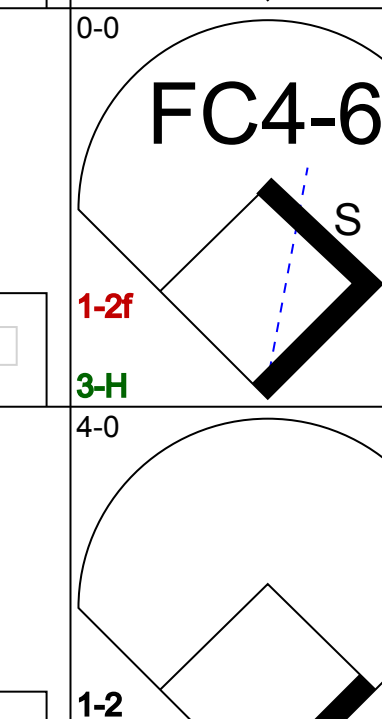
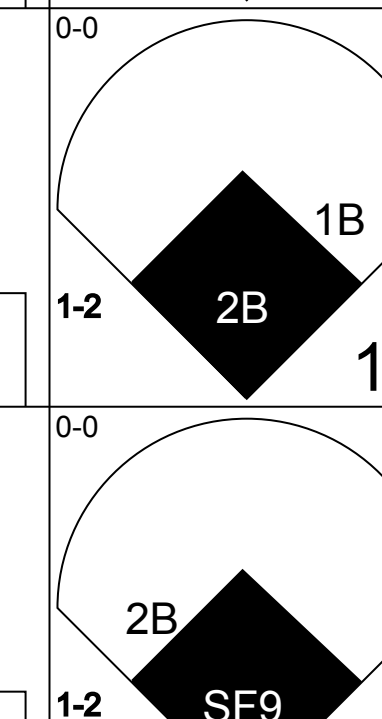
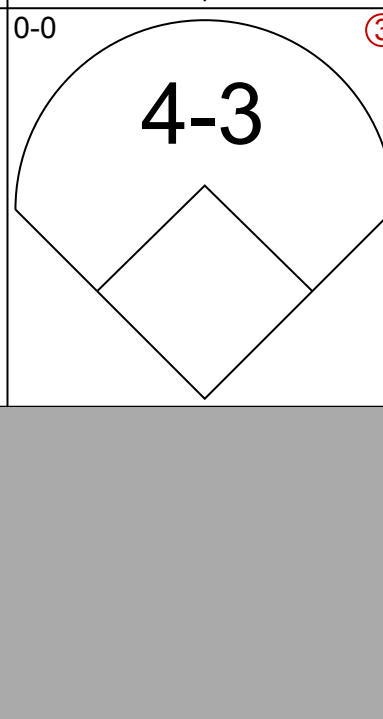

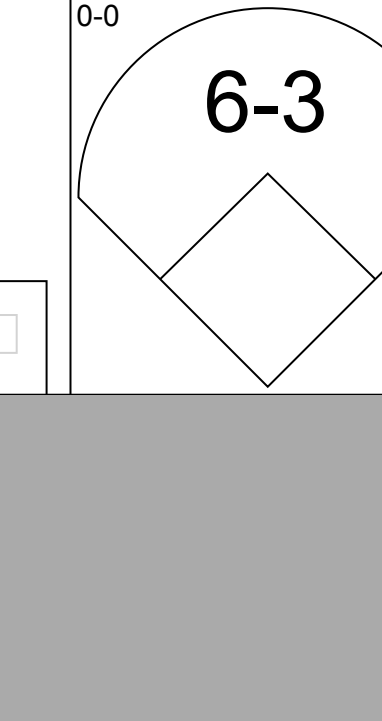
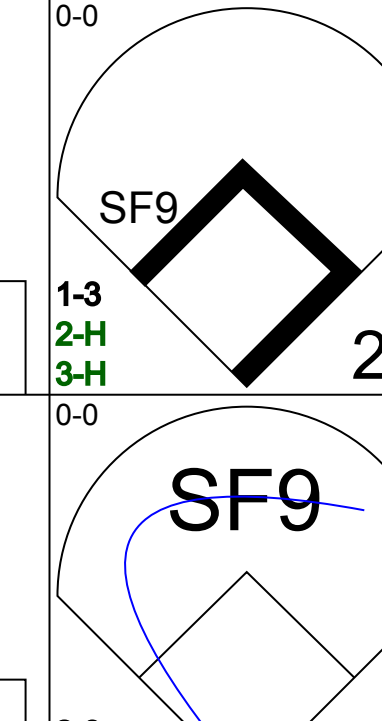

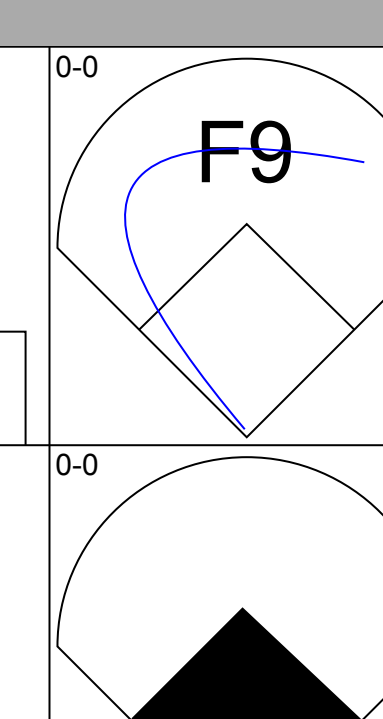
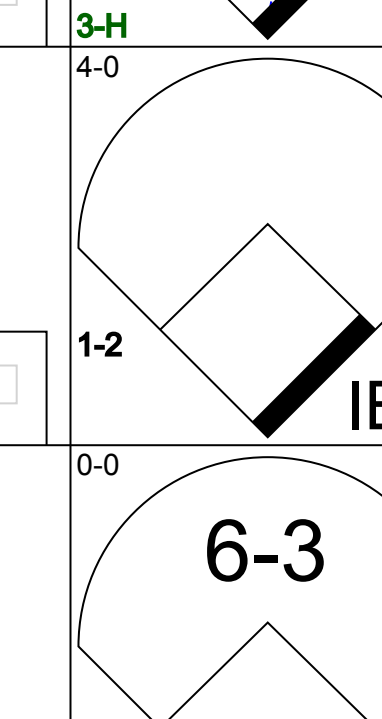
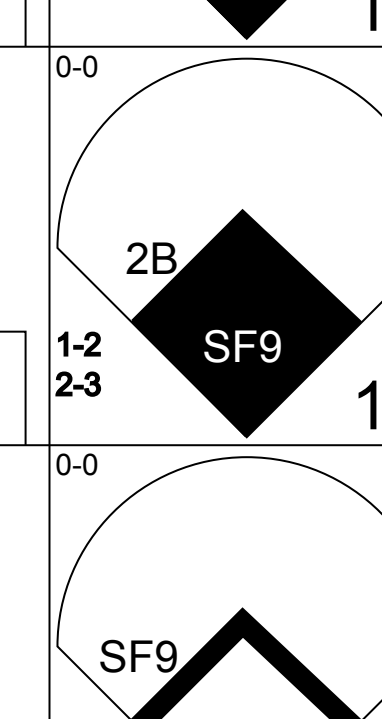
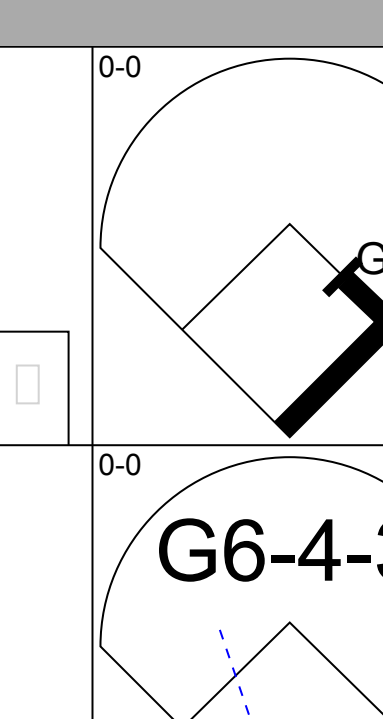
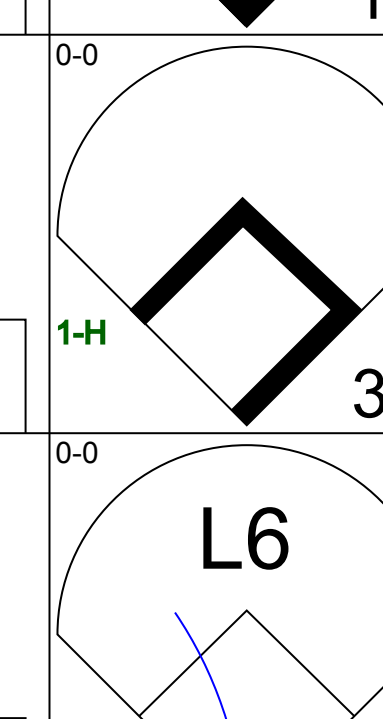

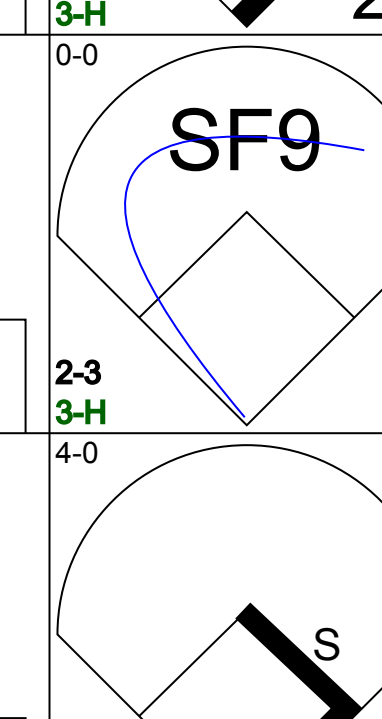
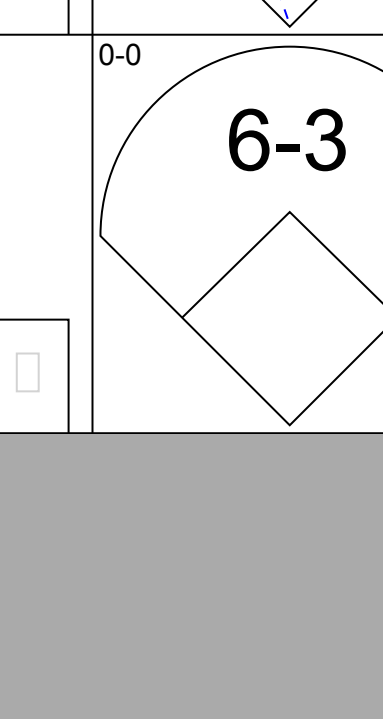
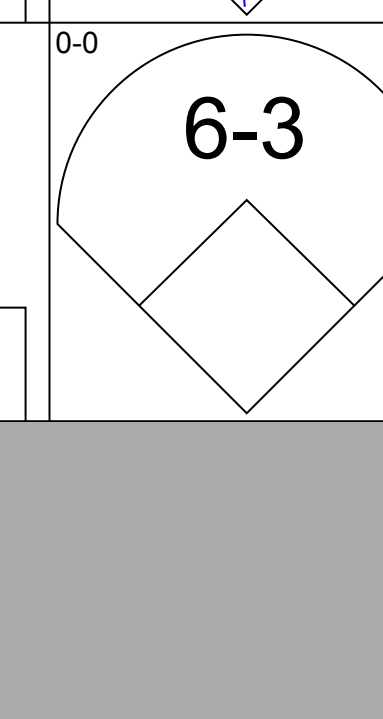
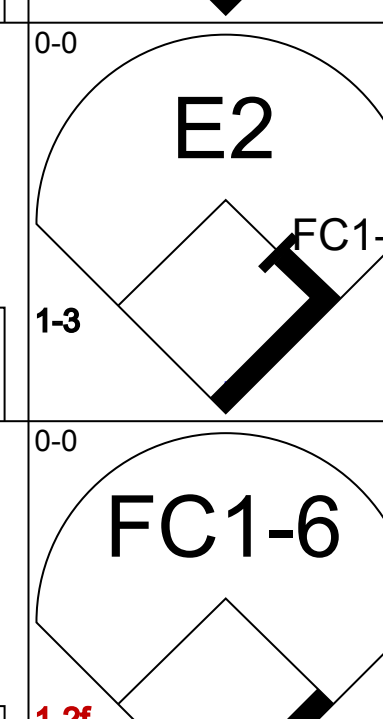
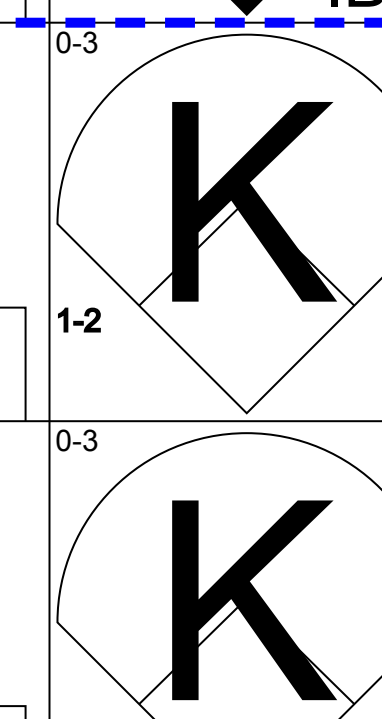

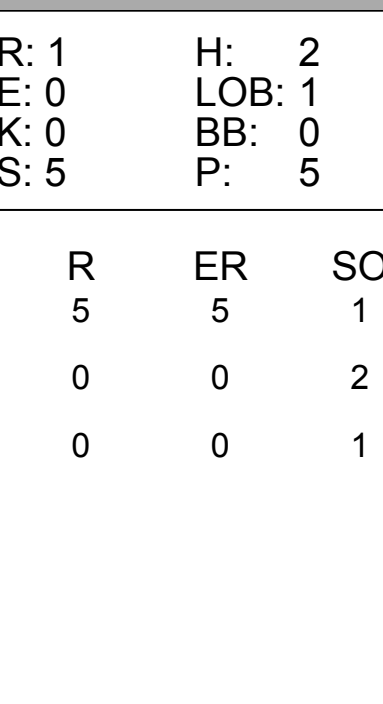
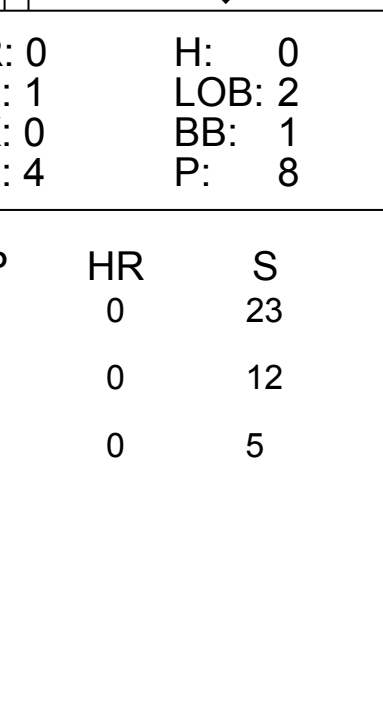
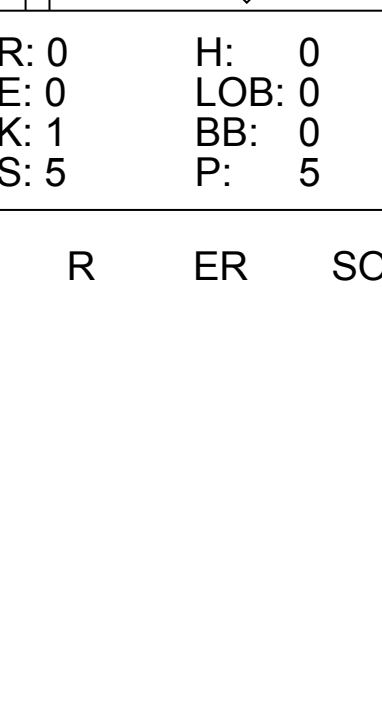
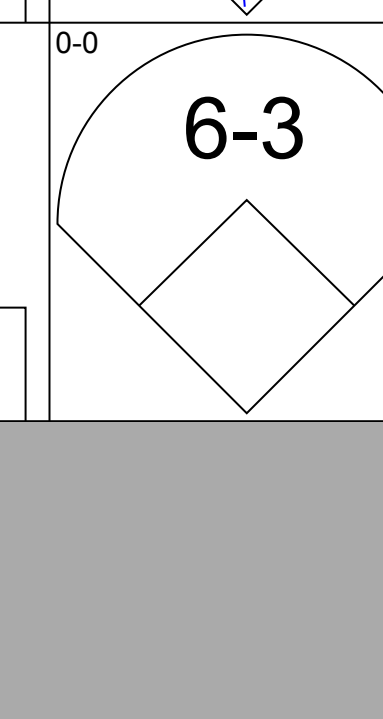
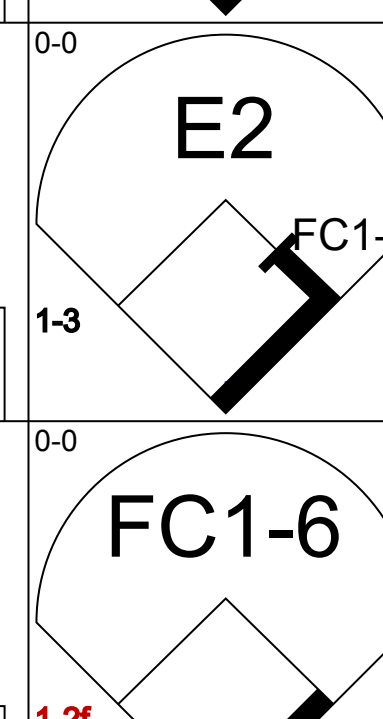
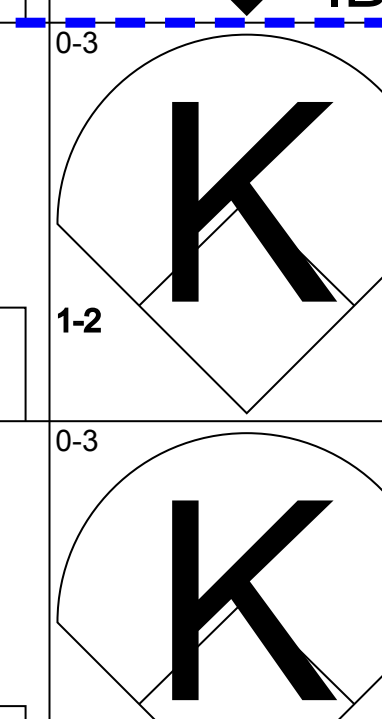
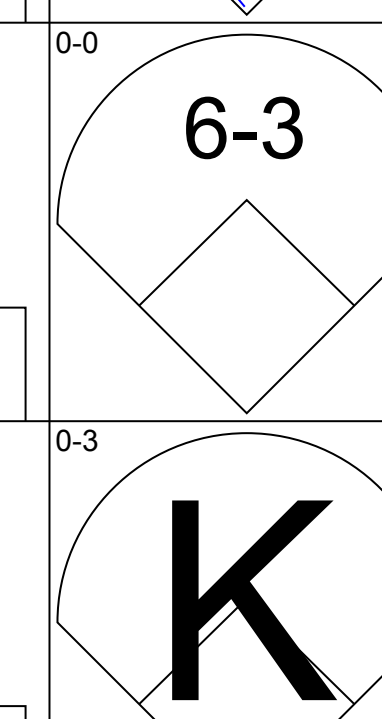
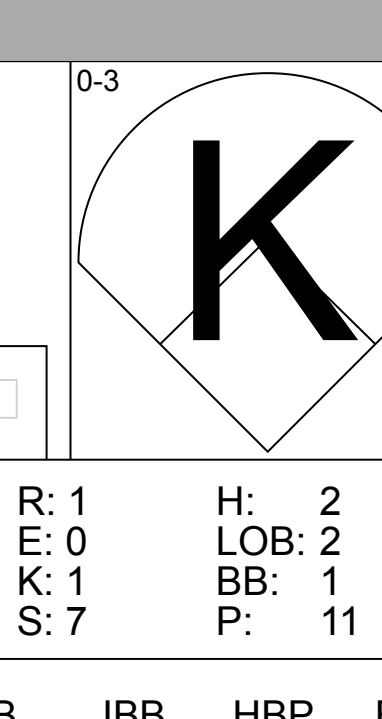
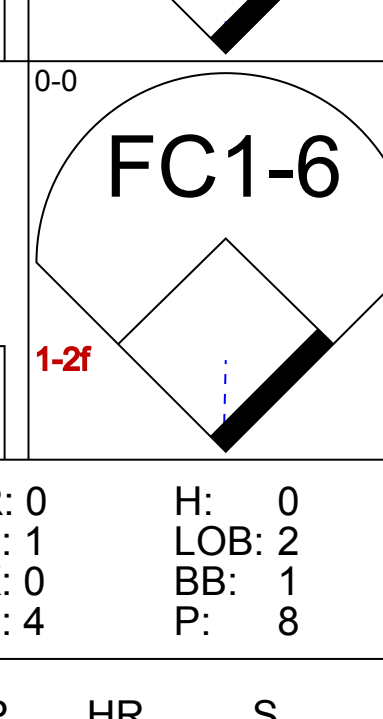
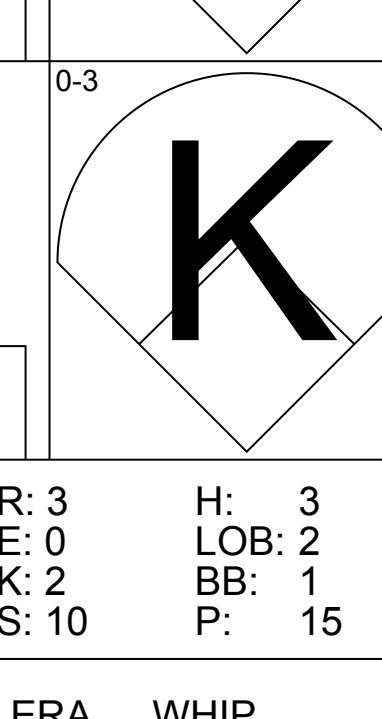
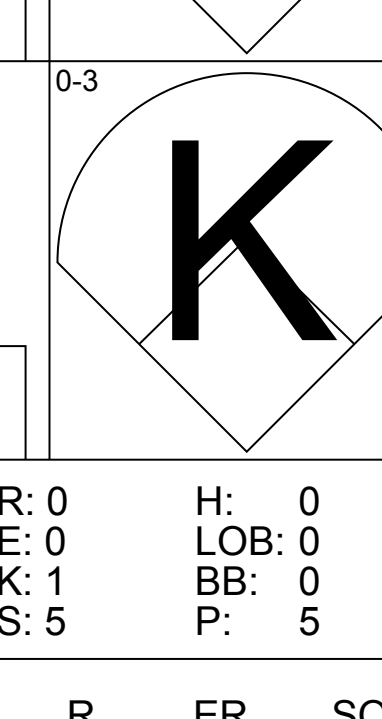
AB	32
R	3
H	7
RBI	3
BB	0
SO	6
LOB	6

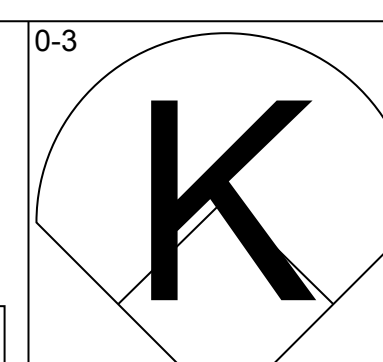
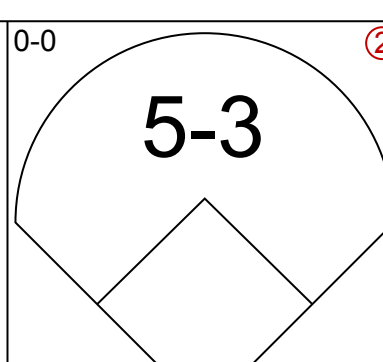
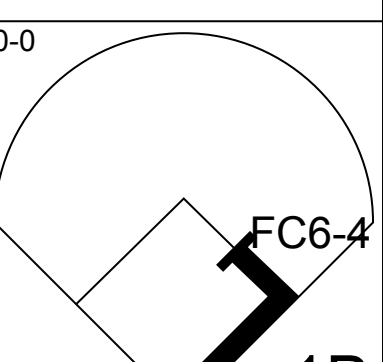
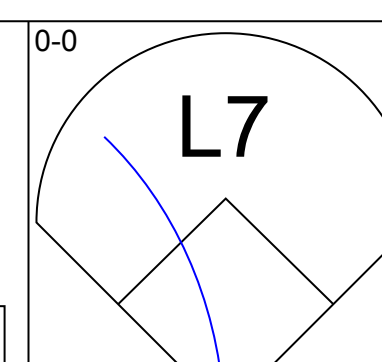
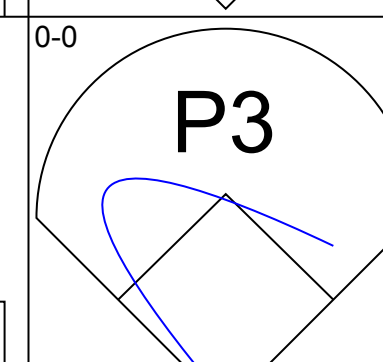
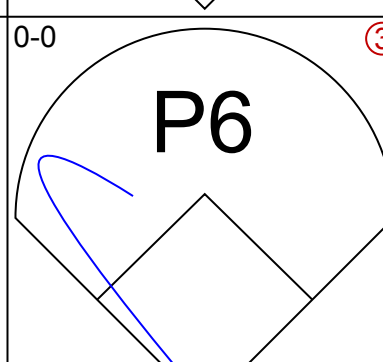
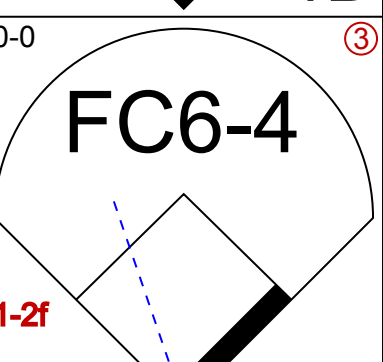
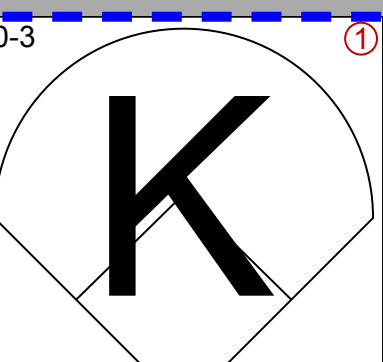
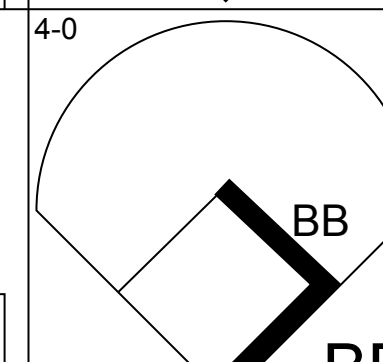
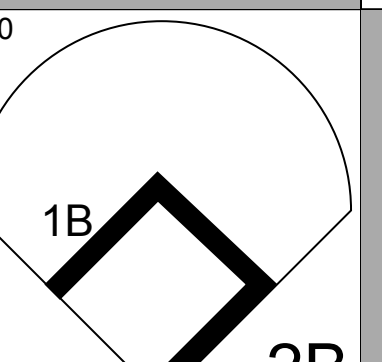
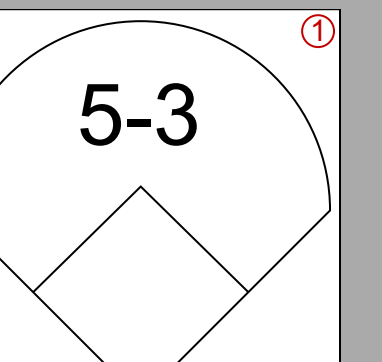
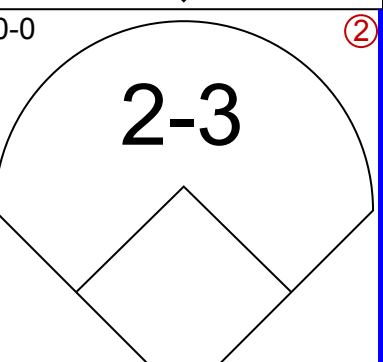
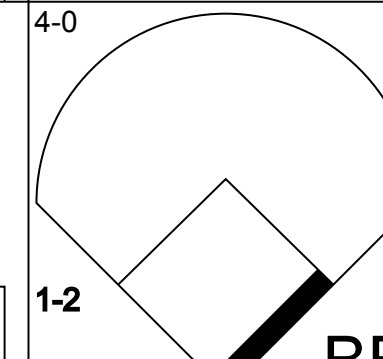
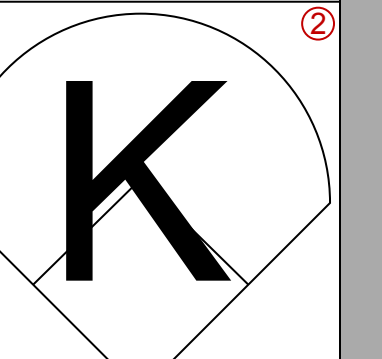
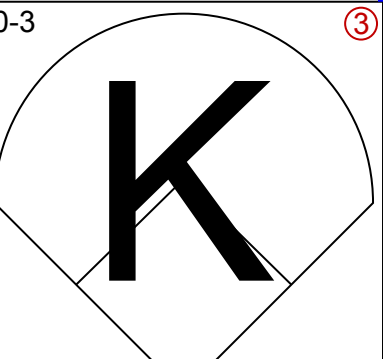
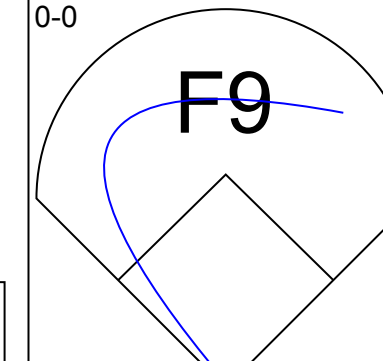
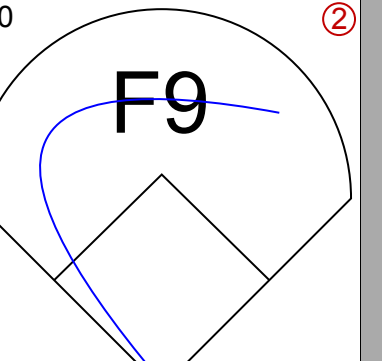
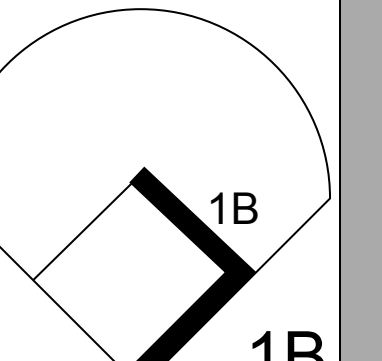


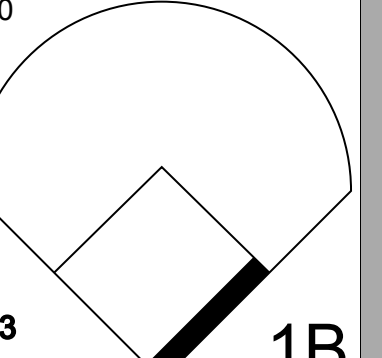
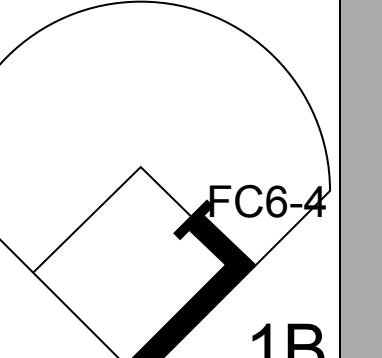

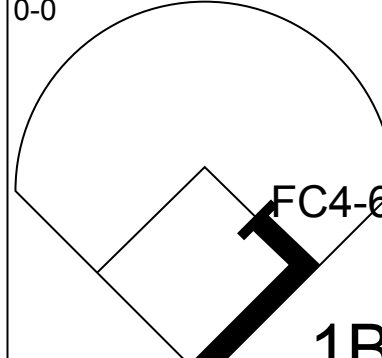
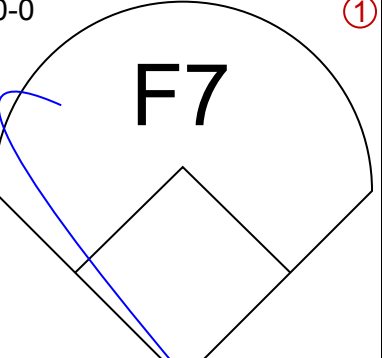
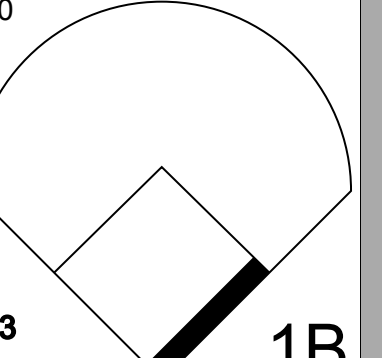
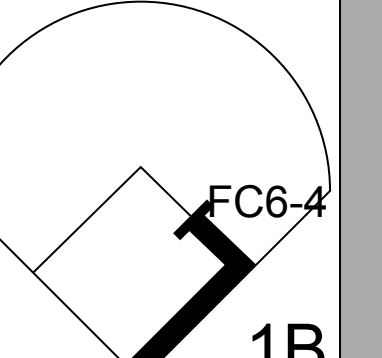
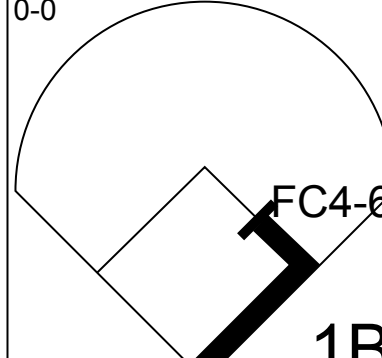
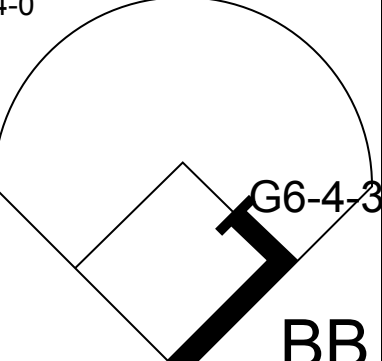
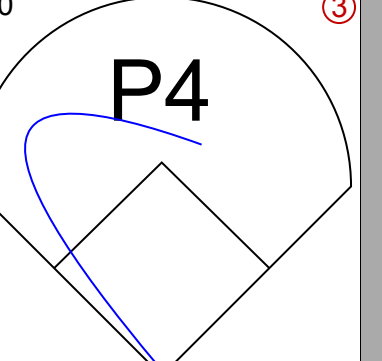
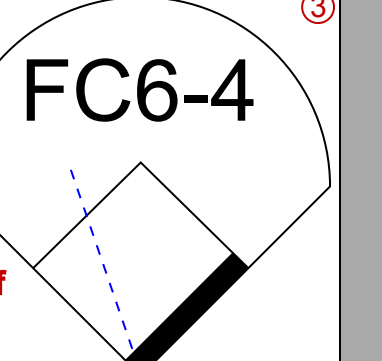
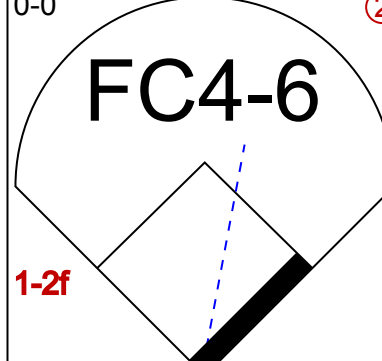
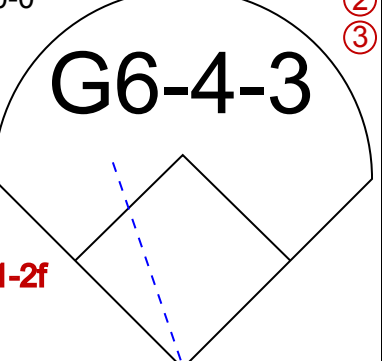
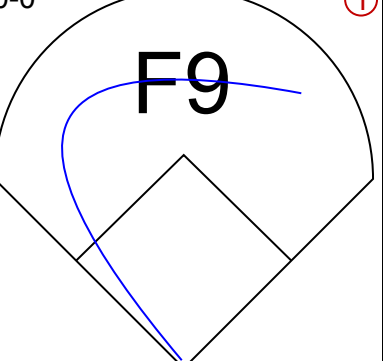
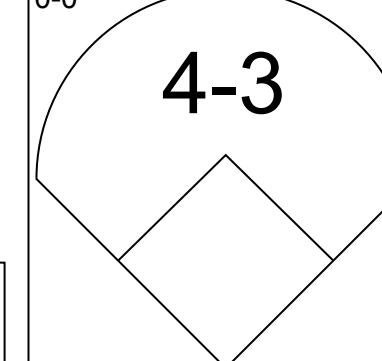
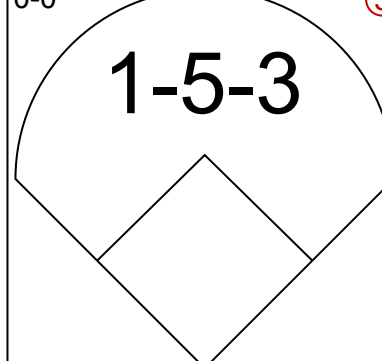
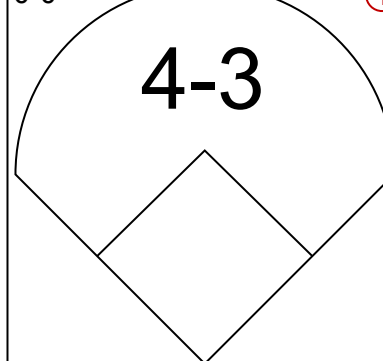
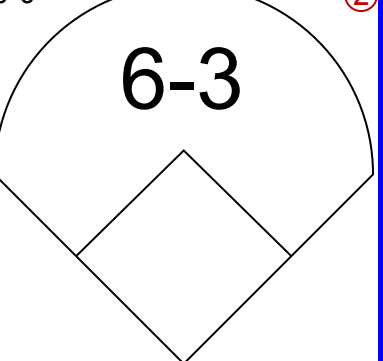
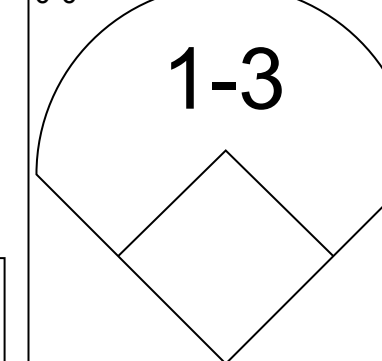


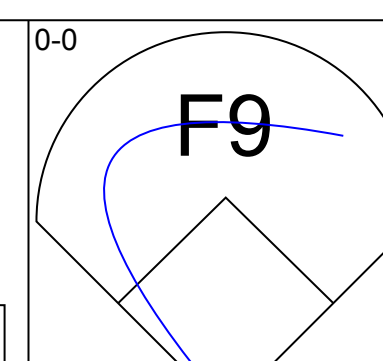
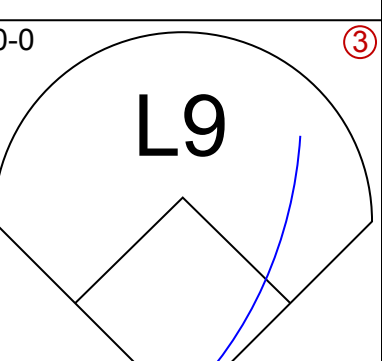
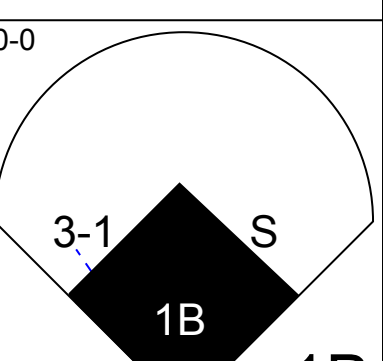
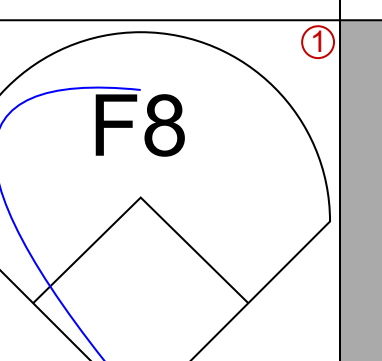
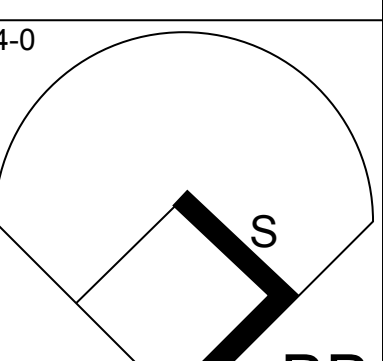
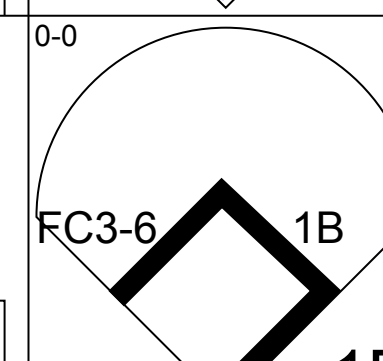
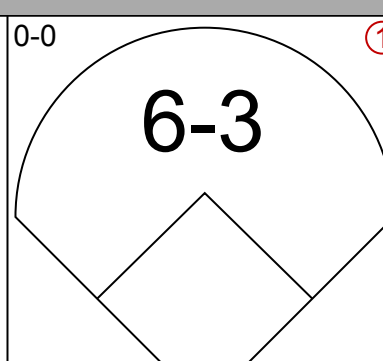
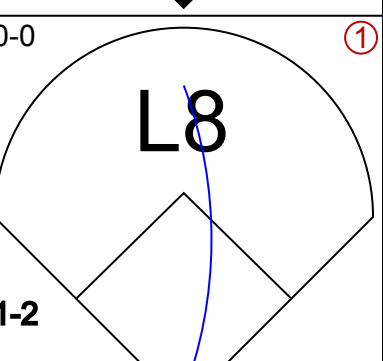
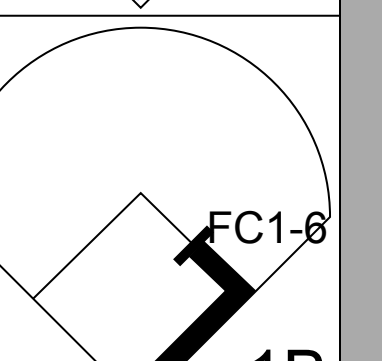
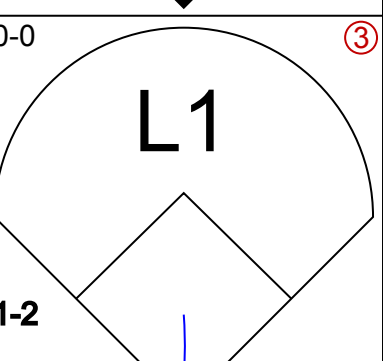
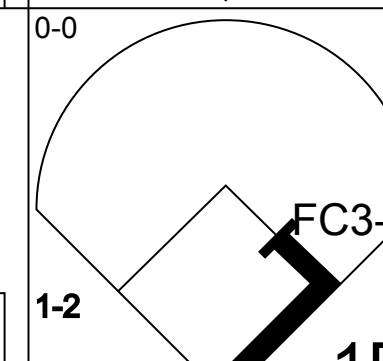
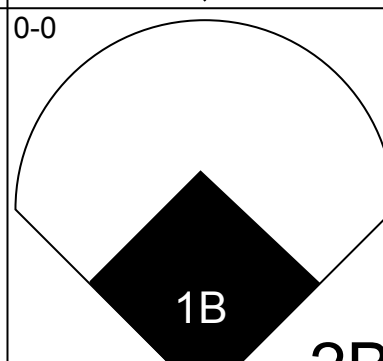
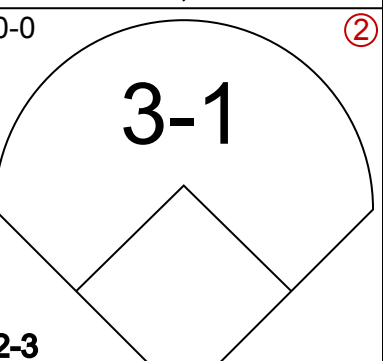
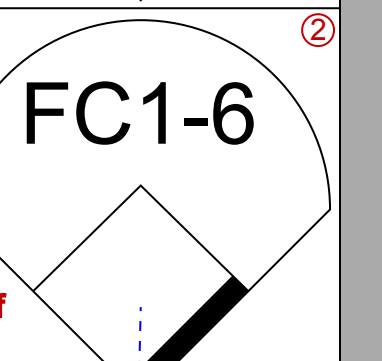

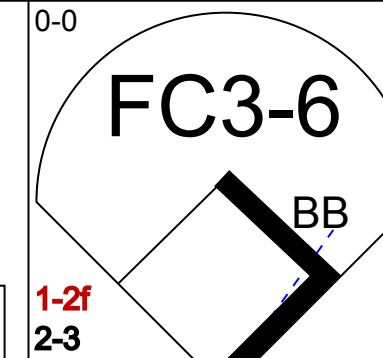
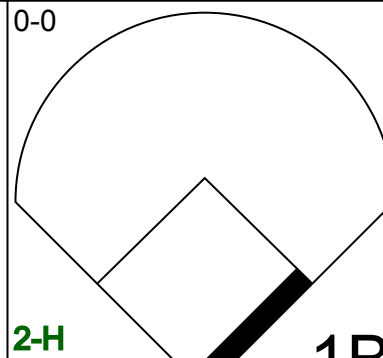
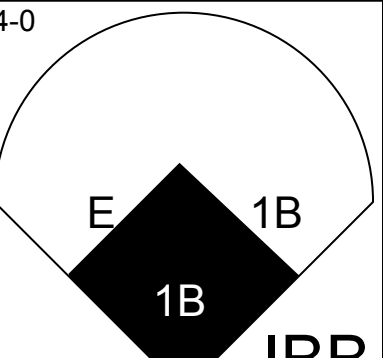
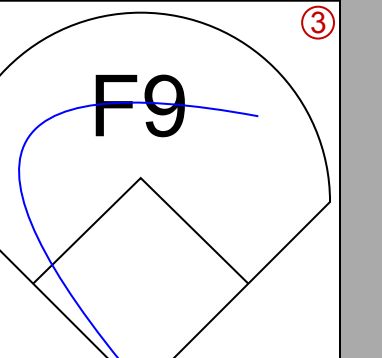
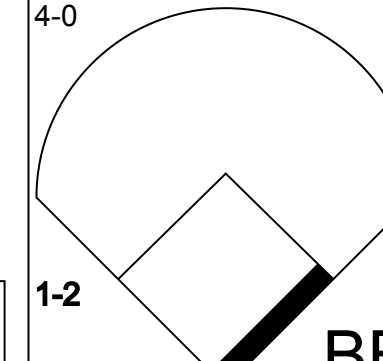
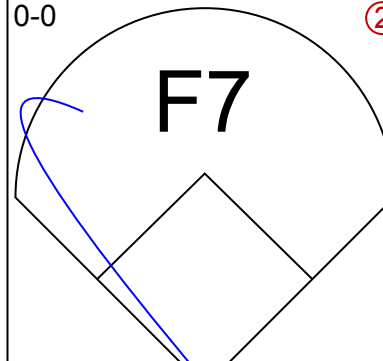
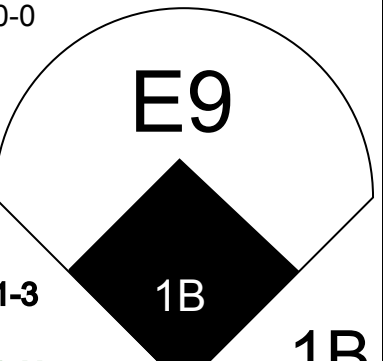
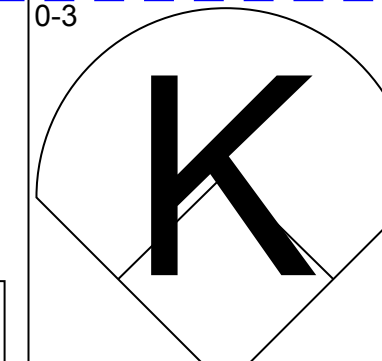

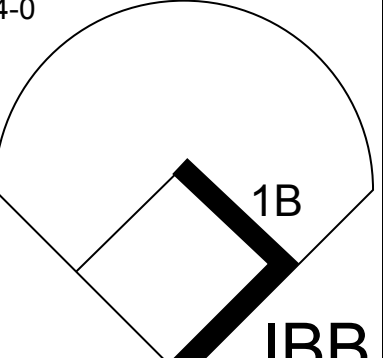

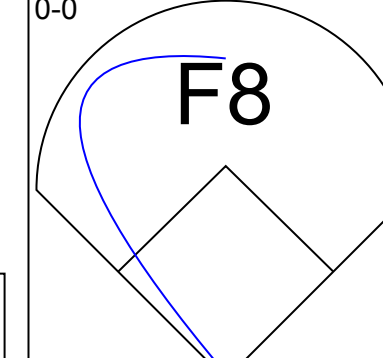
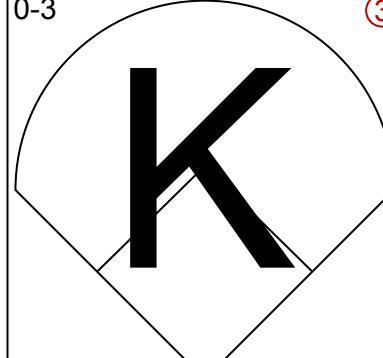
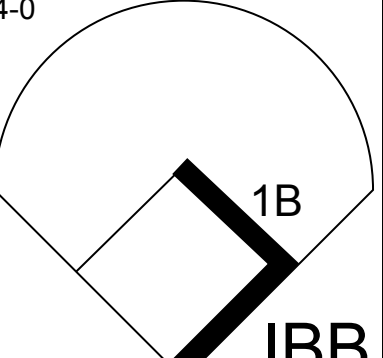
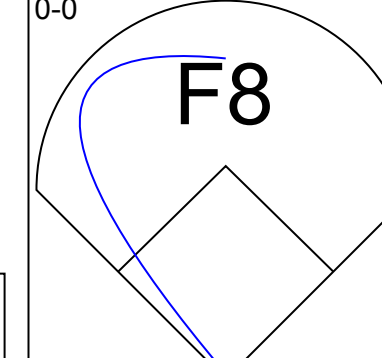


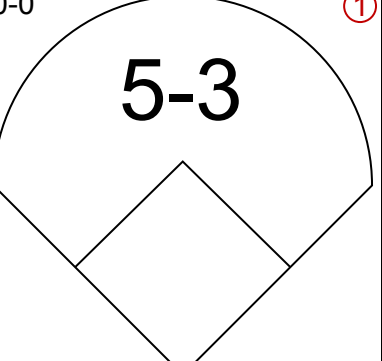
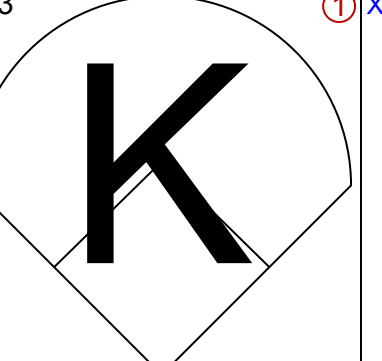
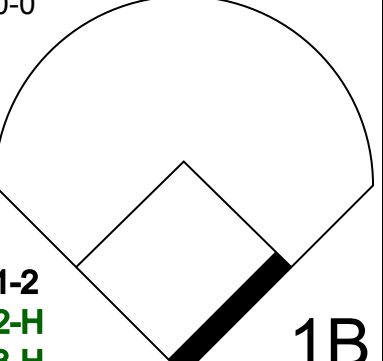
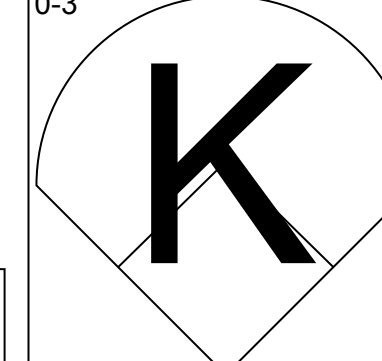

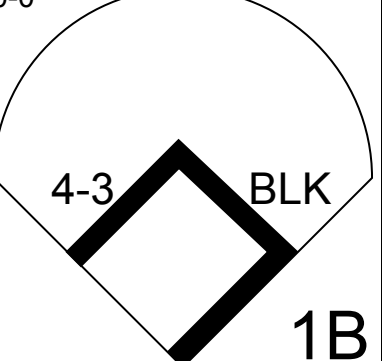
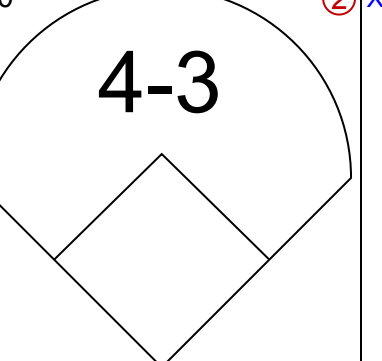
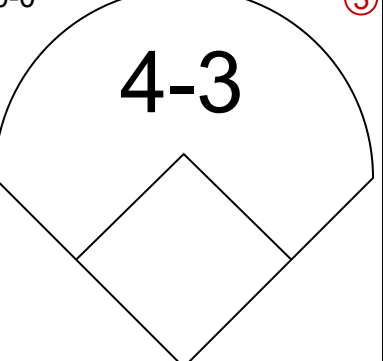
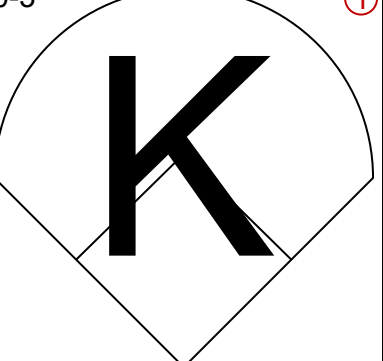

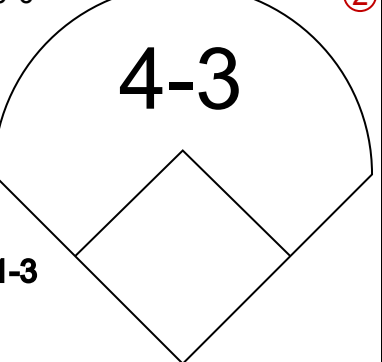

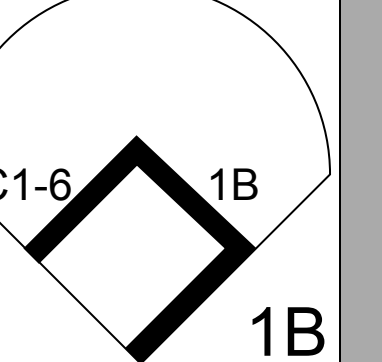
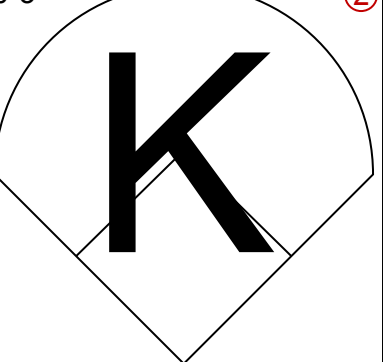

Batter	1	2	3	4	5	6	7	8	9	AB	R	H	RBI	BB	SO	LOB	BOTTOM																			
Omar Moreno, L OBP: 0.349, SLG: 0.418 (1, 8)										5	3	3	0	0	0	2	Philadelphia Phillies @ Pittsburgh Pirates Three Rivers Stadium, Pittsburgh, PA Fri Aug 03 1979, 7:05 PM EDT Unknown																			
Tim Foli, R OBP: 0.314, SLG: 0.340 (1, 6)										4	1	2	0	0	0	2																				
Dave Parker, L OBP: 0.368, SLG: 0.513 (1, 9)										4	1	3	4	0	1	1																				
Willie Stargell, L OBP: 0.364, SLG: 0.626 (1, 3)										4	1	1	2	0	0	4																				
John Milner, L OBP: 0.373, SLG: 0.510 (1, 7)										3	0	0	0	1	0	0																				
Bill Robinson, R OBP: 0.309, SLG: 0.554 (8, 7)										0	0	0	0	0	0	0																				
Bill Madlock, R OBP: 0.328, SLG: 0.403 (1, 5)										3	0	1	0	0	0	0																				
Rennie Stennett, R OBP: 0.294, SLG: 0.299 (8, 4)										0	0	0	0	0	0	0																				
Ed Ott, L OBP: 0.295, SLG: 0.375 (1, 2)										3	0	0	0	1	0	1																				
Phil Garner, R OBP: 0.367, SLG: 0.476 (1, 4) (8, 5)										3	0	0	0	1	0	2																				
Bruce Kison, R OBP: 0.161, SLG: 0.167 (1, 1)										2	0	1	0	0	1	0																				
Mike Easler, L OBP: 0.425, SLG: 0.563 (6, PH)										1	0	0	0	0	0	2																				
Enrique Romo, R OBP: 0.125, SLG: 0.125 (7, 1)										0	0	0	0	0	0	0																				
Inning Stats	R: 2 E: 0 K: 1 S: 7	H: 2 LOB: 0 BB: 0 P: 7	R: 0 E: 0 K: 0 S: 3	H: 0 LOB: 0 BB: 0 P: 3	R: 1 E: 0 K: 1 S: 7	H: 2 LOB: 1 BB: 0 P: 7	R: 0 E: 0 K: 0 S: 3	H: 1 LOB: 0 BB: 0 P: 3	R: 0 E: 0 K: 0 S: 6	H: 3 LOB: 3 BB: 0 P: 6	R: 0 E: 0 K: 0 S: 3	H: 0 LOB: 2 BB: 2 P: 11	R: 3 E: 0 K: 0 S: 6	H: 3 LOB: 0 BB: 0 P: 6	R: 0 E: 0 K: 0 S: 3	H: 0 LOB: 1 BB: 1 P: 7	1B: 8 2B: 0 3B: 1 HR: 2	SF: 0 SAC: 2 DP: 0 HBP: 0	WP: 0 PA: 37 CS: 1																	
PITCHER	IP	WLS	BF	H	R	ER	SO	BB	IBB	HBP	BLK	WP	HR	S	P	ERA	WHIP	PITCHER		IP	WLS	BF	H	R	ER	SO	BB	IBB	HBP	BLK	WP	HR	S	P	ERA	WHIP
Dick Ruthven, R ERA: 4.33 (1, 1)	6.0		27	8	3	3	2	1	1	0	0	0	1	29	37	4.50	1.500																			
Tug McGraw, L ERA: 4.35 (7, 1)	2.0	L	10	3	3	3	0	1	0	0	0	0	1	9	13	13.50	2.000																			



Batter	1	2	3	4	5	6	7	8	9	AB	R	H	RBI	BB	SO	LOB	TOP		
Bake McBride, L OBP: 0.318, SLG: 0.410 (1, 9)										4	0	2	0	0	1	0	Philadelphia Phillies @ Pittsburgh Pirates Three Rivers Stadium, Pittsburgh, PA Fri Aug 03 1979, 7:05 PM EDT Att: 45,309 - Unknown		
Pete Rose, S OBP: 0.406, SLG: 0.432 (1, 3) (8, 4)										4	0	0	0	0	0	3			
Mike Schmidt, R OBP: 0.400, SLG: 0.639 (1, 5)											4	0	1	0	0	1			
Greg Luzinski, R OBP: 0.350, SLG: 0.453 (1, 7)											4	0	0	0	0	0			
Bob Boone, R OBP: 0.393, SLG: 0.485 Dave Rader, L OBP: 0.250, SLG: 0.275 (1, 2) (7, 2)											2	0	0	0	1	0			
Garry Maddox, R OBP: 0.301, SLG: 0.437 Doug Bird, R (1, 8) (8, 1)										3	0	0	0	0	0	1			
Manny Trillo, R OBP: 0.298, SLG: 0.324 Rawly Eastwick, R (1, 4) (5, 1)										2	0	0	0	0	0	1			
Greg Gross, L OBP: 0.422, SLG: 0.449 (8, PH) (8, 8)										1	1	1	0	0	0	0			
Larry Bowa, S OBP: 0.326, SLG: 0.323 (1, 6)										3	0	1	0	0	0	0			
Larry Christenson, R OBP: 0.500, SLG: 0.850 Bud Harrelson, S OBP: 0.375, SLG: 0.296 Del Unser, L OBP: 0.342, SLG: 0.481 (1, 1) (5, 4) (8, PH) (8, 3)										1	0	0	0	0	1	0			
Inning Stats	R: 0 E: 0 K: 2 S: 7	H: 0 LOB: 0 BB: 0 P: 7	R: 0 E: 0 K: 0 S: 3	H: 0 LOB: 1 BB: 1 P: 7	R: 0 E: 0 K: 1 S: 5	H: 0 LOB: 0 BB: 0 P: 5	R: 0 E: 0 K: 0 S: 3	H: 1 LOB: 0 BB: 0 P: 3	R: 0 E: 0 K: 0 S: 3	H: 0 LOB: 0 BB: 0 P: 3	R: 0 E: 0 K: 0 S: 3	H: 0 LOB: 0 BB: 0 P: 3	R: 1 E: 1 K: 0 S: 6	H: 3 LOB: 2 BB: 0 P: 6	R: 0 E: 0 K: 0 S: 3	H: 0 LOB: 0 BB: 0 P: 3	1B: 5 2B: 0 3B: 0 HR: 0	SF: 0 SAC: 0 DP: 0 HBP: 0	WP: 0 PA: 32 PB: 0 SB: 0 CS: 0
PITCHER Jim Bibby, R ERA: 2.69 (1, 1)	IP: 9.0 WLS: W BF: 32 H: 5 R: 1 ER: 0 SO: 3 BB: 1 IBB: 0 HBP: 0 BLK: 0 WP: 0 HR: 0 S: 37 P: 41 ERA: 0.00 WHIP: 0.667															PITCHER Jim Bibby, R ERA: 2.69 (1, 1)	IP: 9.0 WLS: W BF: 32 H: 5 R: 1 ER: 0 SO: 3 BB: 1 IBB: 0 HBP: 0 BLK: 0 WP: 0 HR: 0 S: 37 P: 41 ERA: 0.00 WHIP: 0.667		

Batter	1	2	3	4	5	6	7	8	9	AB	R	H	RBI	BB	SO	LOB	BOTTOM		
Omar Moreno, L OBP: 0.349, SLG: 0.416 (1, 8)										4	1	1	0	0	0	2	Philadelphia Phillies @ Pittsburgh Pirates Three Rivers Stadium, Pittsburgh, PA Fri Aug 03 1979, 7:05 PM EDT Att: 45,309 - Unknown		
Tim Foli, R OBP: 0.316, SLG: 0.340 (1, 6)										3	1	1	0	0	0	0			
Dave Parker, L OBP: 0.367, SLG: 0.511 (1, 9)										4	1	1	1	0	0	1			
John Milner, L OBP: 0.379, SLG: 0.513 (1, 3) (6, 7)										3	1	2	0	1	0	0			
Bill Robinson, R OBP: 0.312, SLG: 0.559 Willie Stargell, L OBP: 0.362, SLG: 0.624 (1, 7) (6, 3)										3	1	2	2	0	0	2			
Bill Madlock, R OBP: 0.330, SLG: 0.410 Rennie Stennett, R OBP: 0.294, SLG: 0.299 (1, 5) (8, 4)										2	0	1	2	1	0	0			
Phil Garner, R OBP: 0.366, SLG: 0.471 (1, 4) (8, 5)										3	0	0	0	1	0	2			
Steve Nicosia, R OBP: 0.305, SLG: 0.390 (1, 2)										4	0	0	0	0	1	4			
Jim Bibby, R OBP: 0.125, SLG: 0.217 (1, 1)										4	0	0	0	0	3	4			
Inning Stats	R: 0 E: 0 K: 0 S: 3	H: 0 LOB: 0 BB: 0 P: 3	R: 1 E: 0 K: 0 S: 5	H: 2 LOB: 1 BB: 0 P: 5	R: 1 E: 0 K: 1 S: 7	H: 2 LOB: 2 BB: 1 P: 11	R: 0 E: 0 K: 0 S: 4	H: 0 LOB: 0 BB: 1 P: 8	R: 3 E: 0 K: 2 S: 10	H: 3 LOB: 2 BB: 1 P: 15	R: 0 E: 0 K: 0 S: 3	H: 0 LOB: 0 BB: 0 P: 3	R: 0 E: 0 K: 0 S: 3	H: 1 LOB: 0 BB: 0 P: 3	R: 0 E: 0 K: 1 S: 5	H: 0 LOB: 0 BB: 0 P: 5		1B: 6 2B: 1 3B: 1 HR: 0	SF: 1 SAC: 0 DP: 1 HBP: 1
PITCHER Larry Christenson, R ERA: 5.02 Rawly Eastwick, R ERA: 4.33 Doug Bird, R ERA: 5.31 (1, 1) (5, 1) (8, 1)	IP: 4.1 WLS: L BF: 25 H: 7 R: 5 ER: 5 SO: 1 BB: 1 IBB: 1 HBP: 0 BLK: 0 WP: 0 HR: 0 S: 23 P: 36 ERA: 10.38 WHIP: 1.846															PITCHER Larry Christenson, R ERA: 5.02 Rawly Eastwick, R ERA: 4.33 Doug Bird, R ERA: 5.31 (1, 1) (5, 1) (8, 1)	IP: 4.1 WLS: L BF: 25 H: 7 R: 5 ER: 5 SO: 1 BB: 1 IBB: 1 HBP: 0 BLK: 0 WP: 0 HR: 0 S: 23 P: 36 ERA: 10.38 WHIP: 1.846		

Batter	1	2	3	4	5	6	7	8	9	AB	R	H	RBI	BB	SO	LOB	TOP					
Pete Rose, S OBP: 0.407, SLG: 0.430 (1, 3)										4	0	1	0	0	1	0	Philadelphia Phillies @ Pittsburgh Pirates Three Rivers Stadium, Pittsburgh, PA Sat Aug 04 1979, 3:33 AM EDT Att: 34,754 - Unknown					
Larry Bowa, S OBP: 0.323, SLG: 0.319 (1, 6)										4	0	0	0	0	1	1						
Mike Schmidt, R OBP: 0.401, SLG: 0.639 (1, 5)										3	0	1	0	1	0	0						
Bud Harrelson, S OBP: 0.375, SLG: 0.296 (8, 5)										0	0	0	0	0	0	0						
Greg Luzinski, R OBP: 0.349, SLG: 0.449 (1, 7)										3	0	0	0	1	3	1						
Bob Boone, R OBP: 0.391, SLG: 0.481 (1, 2)										4	0	1	0	0	0	3						
Gary Maddox, R OBP: 0.306, SLG: 0.441 (1, 8)										4	0	3	0	0	0	0						
Mike Anderson, R OBP: 0.357, SLG: 0.277 (1, 9)										2	0	0	0	1	0	4						
Tim McCarver, L OBP: 0.350, SLG: 0.314 (9, PH)										1	0	0	0	0	0	1						
Manny Trillo, R OBP: 0.293, SLG: 0.319 (1, 4)										4	0	0	0	0	0	2						
Nino Espinosa, R OBP: 0.218, SLG: 0.176 (1, 1)										2	0	0	0	0	0	0						
Randy Lerch, L OBP: 0.140, SLG: 0.208 (5, 1)										0	0	0	0	0	0	0						
Greg Gross, L OBP: 0.418, SLG: 0.443 (7, PH)										1	0	0	0	0	0	0						
Doug Bird, R OBP: 0.418, SLG: 0.443 (7, 1)										0	0	0	0	0	0	0						
Inning Stats	R: 0 E: 0 K: 1 S: 5	H: 0 LOB: 2 BB: 2 P: 13	R: 0 E: 0 K: 0 S: 2	H: 0 LOB: 0 BB: 1 P: 6	R: 0 E: 0 K: 0 S: 3	H: 0 LOB: 0 BB: 0 P: 3	R: 0 E: 0 K: 1 S: 7	H: 2 LOB: 2 BB: 0 P: 7	R: 0 E: 0 K: 0 S: 4	H: 1 LOB: 1 BB: 0 P: 4	R: 0 E: 0 K: 1 S: 7	H: 2 LOB: 2 BB: 0 P: 7	R: 0 E: 0 K: 0 S: 3	H: 0 LOB: 0 BB: 0 P: 3	R: 0 E: 0 K: 2 S: 7	H: 0 LOB: 0 BB: 0 P: 7	R: 0 E: 0 K: 0 S: 4	H: 1 LOB: 1 BB: 0 P: 4	1B: 5 2B: 1 3B: 0 HR: 0	SF: 0 SAC: 0 DP: 1 HBP: 0	WP: 0 PB: 0 CS: 0	PA: 35
PITCHER	IP	WLS	BF	H	R	ER	SO	BB	IBB	HBP	BLK	WP	HR	S	P	ERA	WHIP					
John Candelaria, L ERA: 3.47 (1, 1)	7.0	W	28	5	0	0	3	3	0	0	0	0	0	31	43	0.00	1.143					
Kent Tekulve, R ERA: 3.04 (8, 1)	2.0		7	1	0	0	2	0	0	0	0	0	0	11	11	0.00	0.500					

Batter	1	2	3	4	5	6	7	8	9	AB	R	H	RBI	BB	SO	LOB	BOTTOM				
Omar Moreno, L OBP: 0.349, SLG: 0.415 (1, 8)										4	1	1	0	1	0	2	Philadelphia Phillies @ Pittsburgh Pirates Three Rivers Stadium, Pittsburgh, PA Sat Aug 04 1979, 3:33 AM EDT Att: 34,754 - Unknown				
Tim Foli, R OBP: 0.317, SLG: 0.341 (1, 6)										5	0	2	0	0	0	2					
Dave Parker, L OBP: 0.368, SLG: 0.513 (1, 9)										4	1	2	0	0	0	3					
Willie Stargell, L OBP: 0.364, SLG: 0.621 (1, 3)										3	1	1	1	1	0	4					
John Milner, L OBP: 0.381, SLG: 0.510 (1, 7)										3	1	1	1	1	1	1					
Rennie Stennett, R OBP: 0.294, SLG: 0.299 (8, 4)										0	0	0	0	0	0	0					
Bill Madlock, R OBP: 0.329, SLG: 0.406 (1, 5)										3	0	0	0	1	1	4					
Kent Tekulve, R OBP: 0.375, SLG: 0.286 (8, 1)										0	0	0	0	0	0	0					
Ed Ott, L OBP: 0.295, SLG: 0.373 (1, 2)										4	0	1	2	0	2	0					
Phil Garner, R OBP: 0.365, SLG: 0.469 (1, 4)										4	0	1	0	0	1	2					
John Candelaria, L OBP: 0.154, SLG: 0.216 (1, 1)										3	0	1	0	0	1	1					
Bill Robinson, R OBP: 0.311, SLG: 0.557 (8, 7)										1	0	0	0	0	1	0					
Inning Stats	R: 0 E: 0 K: 0 S: 5	H: 2 LOB: 3 BB: 1 P: 9	R: 0 E: 0 K: 0 S: 4	H: 1 LOB: 1 BB: 0 P: 4	R: 1 E: 0 K: 1 S: 7	H: 2 LOB: 1 BB: 0 P: 7	R: 0 E: 0 K: 2 S: 7	H: 0 LOB: 0 BB: 0 P: 7	R: 3 E: 1 K: 0 S: 6	H: 3 LOB: 2 BB: 2 P: 14	R: 0 E: 0 K: 0 S: 5	H: 2 LOB: 0 BB: 0 P: 5	R: 0 E: 0 K: 2 S: 7	H: 0 LOB: 0 BB: 0 P: 7	R: 0 E: 0 K: 2 S: 7	H: 0 LOB: 1 BB: 1 P: 11	1B: 9 2B: 1 3B: 0 HR: 0	SF: 0 SAC: 0 DP: 0 HBP: 0	WP: 0 PB: 0 CS: 0	PA: 38	
PITCHER	IP	WLS	BF	H	R	ER	SO	BB	IBB	HBP	BLK	WP	HR	S	P	ERA	WHIP				
Nino Espinosa, R ERA: 3.67 (1, 1)	4.2	L	25	8	4	4	3	1	2	0	0	0	0	6	6	0.00	1.500				
Randy Lerch, L ERA: 4.4 (5, 1)	1.1		6	2	0	0	0	0	0	0	0	0	0	6	6	0.00	1.500				
Doug Bird, R ERA: 5.06 (7, 1)	2.0		7	0	0	0	4	1	0	0	0	0	0	14	18	0.00	0.500				

Batter	1	2	3	4	5	6	7	8	9	AB	R	H	RBI	BB	SO	LOB	TOP					
Bake McBride, L OBP: 0.319, SLG: 0.408 (1, 9)	4-3	F8				FC4-6			FC4	4	1	1	0	1	0	3	Philadelphia Phillies @ Pittsburgh Pirates Three Rivers Stadium, Pittsburgh, PA Sun Aug 05 1979, 3:33 AM EDT Unknown					
Larry Bowa, S OBP: 0.321, SLG: 0.316 (1, 6)	4-3		K			G3-6-3			FC4	4	1	0	0	1	1	2						
Pete Rose, S OBP: 0.405, SLG: 0.428 (1, 5)	F7		L5					F8	F7	5	1	1	1	0	0	1						
Greg Luzinski, R OBP: 0.351, SLG: 0.457 (7, 7)										3	2	1	4	1	1	0						
Mike Anderson, R OBP: 0.337, SLG: 0.277 (9, PH)										0	0	0	0	0	0	0						
Greg Gross, L OBP: 0.413, SLG: 0.438 (9, 7)										1	0	0	0	0	0	1						
Del Unser, L OBP: 0.347, SLG: 0.509 (1, 3)										4	1	2	1	0	1	1						
Gary Maddox, R OBP: 0.308, SLG: 0.440 (1, 8)										3	1	1	0	1	0	1						
Tim McCarver, L OBP: 0.346, SLG: 0.311 (1, 2)										4	0	1	0	0	0	1						
Manny Trillo, R OBP: 0.289, SLG: 0.313 (1, 4)										4	0	0	0	0	1	3						
Steve Carlton, L OBP: 0.277, SLG: 0.279 (1, 1)										2	1	2	1	0	0	0						
Kevin Saucier, L OBP: 0.125, SLG: 0.125 (9, 1)										1	0	0	0	0	1	0						
Rawly Eastwick, R OBP: 0.167, SLG: 0.167 (9, 1)										0	0	0	0	0	0	0						
Tug McGraw, R OBP: 0.167, SLG: 0.167 (9, 1)										0	0	0	0	0	0	0						
Inning Stats	R: 0 E: 0 K: 0 S: 3	H: 0 LOB: 0 BB: 0 P: 3	R: 2 E: 1 K: 0 S: 6	H: 2 LOB: 2 BB: 1 P: 10	R: 0 E: 0 K: 2 S: 7	H: 0 LOB: 0 BB: 0 P: 7	R: 0 E: 0 K: 2 S: 7	H: 0 LOB: 1 BB: 1 P: 11	R: 6 E: 0 K: 0 S: 7	H: 4 LOB: 0 BB: 2 P: 15	R: 0 E: 0 K: 0 S: 3	H: 1 LOB: 1 BB: 0 P: 3	R: 0 E: 0 K: 0 S: 4	H: 1 LOB: 1 BB: 0 P: 4	R: 0 E: 0 K: 1 S: 5	H: 0 LOB: 0 BB: 0 P: 5	R: 0 E: 0 K: 0 S: 4	H: 1 LOB: 1 BB: 0 P: 4	1B: 7 2B: 0 3B: 0 HR: 2	SF: 1 SAC: 0 DP: 1 HBP: 0	WP: 0 PB: 0 SB: 1 CS: 0	PA: 40
PITCHER	IP WLS BF H R ER SO BB IBB HBP BLK WP HR S P ERA WHIP																					
Bert Blyleven, R ERA: 3.71 (1, 1)	4.0	22	5	7	5	4	4	0	0	0	0	0	0	0	1	26	42	11.25	2.250			
Joe Coleman, R ERA: 2.19 (5, 1)	2.0	7	2	1	1	0	0	0	0	0	0	0	0	0	1	7	7	4.50	1.000			
Enrique Romo, R ERA: 2.58 (7, 1)	2.0	7	1	0	0	1	0	0	0	0	0	0	0	0	9	9	0.00	0.500				
Kent Tekulve, R ERA: 3.0 (9, 1)	1.0	W	4	1	0	0	0	0	0	0	0	0	0	0	4	4	0.00	1.000				

Batter	1	2	3	4	5	6	7	8	9	AB	R	H	RBI	BB	SO	LOB	BOTTOM					
Omar Moreno, L OBP: 0.348, SLG: 0.412 (1, 8)	F7		E2	K		K			K	5	1	1	2	0	3	4	Philadelphia Phillies @ Pittsburgh Pirates Three Rivers Stadium, Pittsburgh, PA Sun Aug 05 1979, 3:33 AM EDT Unknown					
Tim Foli, R OBP: 0.323, SLG: 0.348 (1, 6)			L4							4	1	3	1	1	0	1						
Dave Parker, L OBP: 0.364, SLG: 0.507 (1, 9)										5	0	0	0	0	3	5						
Bill Robinson, R OBP: 0.312, SLG: 0.554 (1, 3)										5	1	2	2	0	0	4						
Lee Lacy, R OBP: 0.355, SLG: 0.484 (1, 7)										4	2	2	2	1	1	1						
Bill Madlock, R OBP: 0.330, SLG: 0.403 (1, 5)										3	1	0	0	2	0	1						
Phil Garner, R OBP: 0.362, SLG: 0.463 (1, 4)										4	1	0	0	1	1	1						
Steve Nicosia, R OBP: 0.326, SLG: 0.451 (9, PH)										4	3	4	1	0	0	0						
John Milner, L OBP: 0.384, SLG: 0.528 (9, PH)										1	1	1	4	0	0	0						
Bert Blyleven, R OBP: 0.136, SLG: 0.154 (1, 1)										1	1	0	0	0	1	2						
Joe Coleman, R OBP: 0.000, SLG: 2.000 (9, PH)										0	0	0	0	0	0	0						
Manny Sanguillen, R OBP: 0.306, SLG: 0.345 (9, PH)										1	0	0	0	0	0	0						
Enrique Romo, R OBP: 0.182, SLG: 0.182 (7, 1)										0	0	0	0	0	0	0						
Willie Stargel, L OBP: 0.167, SLG: 0.167 (9, 1)										0	0	0	0	0	0	1						
Kent Tekulve, R OBP: 0.376, SLG: 0.296 (9, 1)										0	0	0	0	0	0	0						
Inning Stats	R: 0 E: 0 K: 1 S: 6	H: 1 LOB: 1 BB: 0 P: 6	R: 0 E: 0 K: 2 S: 7	H: 0 LOB: 0 BB: 0 P: 7	R: 3 E: 3 K: 1 S: 9	H: 3 LOB: 1 BB: 0 P: 9	R: 0 E: 0 K: 2 S: 8	H: 1 LOB: 2 BB: 1 P: 12	R: 3 E: 0 K: 1 S: 8	H: 3 LOB: 0 BB: 0 P: 8	R: 1 E: 1 K: 2 S: 9	H: 1 LOB: 2 BB: 1 P: 13	R: 0 E: 0 K: 0 S: 2	H: 0 LOB: 0 BB: 1 P: 6	R: 1 E: 0 K: 1 S: 6	H: 2 LOB: 1 BB: 0 P: 6	R: 4 E: 0 K: 0 S: 4	H: 2 LOB: 0 BB: 2 P: 12	1B: 7 2B: 3 3B: 0 HR: 3	SF: 0 SAC: 1 DP: 2 HBP: 0	WP: 2 PB: 0 SB: 2 CS: 0	PA: 44
PITCHER	IP WLS BF H R ER SO BB IBB HBP BLK WP HR S P ERA WHIP																					
Steve Carlton, L ERA: 3.87 (1, 1)	5.0	27	9	7	6	8	1	0	0	0	0	0	0	0	14	22	2.70	1.200				
Kevin Saucier, L ERA: 3.69 (9, 1)	0.1	L	4	1	0	0	0	1	1	0	0	0	0	2	10	0.00	6.000					
Rawly Eastwick, R ERA: 4.8 (9, 1)	0.0		1	1	4	4	0	0	0	0	0	1	1	1	1	∞	∞					



Batter	1	2	3	4	5	6	7	8	9	AB	R	H	RBI	BB	SO	LOB	TOP																	
Bake McBride, L OBP: 0.320, SLG: 0.409 (1, 9)										4	1	2	0	0	0	0	Philadelphia Phillies @ Pittsburgh Pirates Three Rivers Stadium, Pittsburgh, PA Sun Aug 05 1979, 3:38 AM EDT Att: 46,006 - Unknown																	
Larry Bowa, S OBP: 0.320, SLG: 0.315 (1, 6)										4	0	1	0	0	1	1																		
Pete Rose, S OBP: 0.404, SLG: 0.426 (1, 5)										4	0	1	1	0	0	1																		
Greg Luzinski, R OBP: 0.352, SLG: 0.456 (1, 7)										3	1	1	0	1	2	1																		
Del Unser, L OBP: 0.344, SLG: 0.500 (1, 3)										4	0	1	0	0	0	4																		
Gary Maddox, R OBP: 0.307, SLG: 0.436 (1, 8)										3	0	0	0	0	0	4																		
Bob Boone, R OBP: 0.390, SLG: 0.478 (1, 2)										4	0	1	0	0	0	0																		
Manny Trillo, R OBP: 0.293, SLG: 0.319 (1, 4)										2	0	2	1	0	0	0																		
Dickie Noles, R OBP: 0.222, SLG: 0.125 (1, 1)										2	0	0	0	0	1	3																		
Randy Lerch, L OBP: 0.140, SLG: 0.208 (4, 1)										0	0	0	0	0	0	0																		
Tim McCarver, L OBP: 0.343, SLG: 0.308 (7, PH)										1	0	0	0	0	0	1																		
Ron Reed, R OBP: 0.333, SLG: 0.375 (7, 1)										0	0	0	0	0	0	0																		
Inning Stats	R: 1 E: 0 K: 0 S: 5	H: 3 LOB: 2 BB: 1 P: 9	R: 0 E: 0 K: 0 S: 5	H: 1 LOB: 0 BB: 0 P: 5	R: 0 E: 0 K: 0 S: 3	H: 0 LOB: 0 BB: 0 P: 3	R: 1 E: 0 K: 0 S: 5	H: 2 LOB: 2 BB: 0 P: 6	R: 0 E: 0 K: 1 S: 5	H: 0 LOB: 0 BB: 0 P: 5	R: 0 E: 0 K: 0 S: 3	H: 1 LOB: 0 BB: 0 P: 3	R: 0 E: 0 K: 1 S: 6	H: 1 LOB: 1 BB: 0 P: 6	R: 0 E: 0 K: 0 S: 3	H: 1 LOB: 0 BB: 0 P: 3	1B: 9 2B: 1 3B: 0 HR: 0	SF: 1 SAC: 0 DP: 3 HBP: 1	WP: 0 PA: 35															
PITCHER	IP WLS BF H R ER SO BB IBB HBP BLK WP HR S P ERA WHIP																																	
Don Robinson, R ERA: 4.0 (1, 1)	4.1	W	19	6	2	2	1	1	0	1	0	0	0	0	19	24	4.15	1.615																
Enrique Romo, R ERA: 2.47 (5, 1)	3.2	L	12	2	0	0	3	0	0	0	1	0	0	0	18	18	0.00	0.545																
Kent Tekulve, R ERA: 2.96 (9, 1)	1.0	S	3	1	0	0	0	0	0	0	0	0	0	0	3	3	0.00	1.000																

Batter	1	2	3	4	5	6	7	8	9	AB	R	H	RBI	BB	SO	LOB	BOTTOM																	
Omar Moreno, L OBP: 0.347, SLG: 0.413 (1, 8)										4	1	1	2	0	0	0	Philadelphia Phillies @ Pittsburgh Pirates Three Rivers Stadium, Pittsburgh, PA Sun Aug 05 1979, 3:38 AM EDT Att: 46,006 - Unknown																	
Phil Garner, R OBP: 0.361, SLG: 0.461 (1, 6)										4	0	1	2	0	0	0																		
Dave Parker, L OBP: 0.363, SLG: 0.505 (1, 9)										4	1	1	0	0	0	1																		
Willie Stargell, L OBP: 0.368, SLG: 0.616 (1, 3)										1	0	0	0	3	0	0																		
John Milner, L OBP: 0.386, SLG: 0.525 (1, 7)										3	0	1	0	1	0	3																		
Bill Madlock, R OBP: 0.332, SLG: 0.402 (1, 5)										3	1	1	1	1	0	1																		
Tim Foli, R OBP: 0.323, SLG: 0.348 (9, 6)										0	0	0	0	0	0	0																		
Ed Ott, L OBP: 0.294, SLG: 0.369 (1, 2)										3	1	0	0	1	1	4																		
Rennie Stennett, R OBP: 0.291, SLG: 0.295 (1, 4)										4	0	0	0	0	0	3																		
Don Robinson, R OBP: 0.211, SLG: 0.189 (1, 1)										1	1	0	0	1	0	0																		
Enrique Romo, R OBP: 0.111, SLG: 0.111 (5, 1)										1	0	0	0	0	0	0																		
Mike Easler, L OBP: 0.415, SLG: 0.545 (6, PH)										1	0	0	0	0	1	0																		
Kent Tekulve, R OBP: 0.375, SLG: 0.286 (9, 1)										0	0	0	0	0	0	0																		
Inning Stats	R: 1 E: 0 K: 1 S: 6	H: 1 LOB: 3 BB: 3 P: 18	R: 0 E: 0 K: 0 S: 3	H: 0 LOB: 0 BB: 0 P: 3	R: 0 E: 0 K: 0 S: 3	H: 0 LOB: 1 BB: 1 P: 7	R: 4 E: 1 K: 0 S: 6	H: 2 LOB: 2 BB: 3 P: 18	R: 0 E: 0 K: 0 S: 3	H: 1 LOB: 0 BB: 0 P: 3	R: 0 E: 0 K: 0 S: 4	H: 1 LOB: 1 BB: 0 P: 4	R: 0 E: 0 K: 1 S: 5	H: 0 LOB: 0 BB: 0 P: 5	R: 0 E: 0 K: 0 S: 3	H: 0 LOB: 0 BB: 0 P: 5	1B: 4 2B: 1 3B: 0 HR: 0	SF: 0 SAC: 0 DP: 0 HBP: 0	WP: 0 PA: 36															
PITCHER	IP WLS BF H R ER SO BB IBB HBP BLK WP HR S P ERA WHIP																																	
Dickie Noles, R ERA: 4.01 (1, 1)	3.1	L	20	3	5	4	1	6	0	0	0	0	0	0	16	40	10.80	2.700																
Randy Lerch, L ERA: 4.31 (4, 1)	2.2		9	1	0	0	0	1	0	0	0	0	0	8	12	0.00	0.750																	
Ron Reed, R ERA: 4.15 (7, 1)	2.0		7	1	0	0	1	0	0	0	0	0	0	9	9	0.00	0.500																	



Batter	1	2	3	4	5	6	7	8	9	AB	R	H	RBI	BB	SO	LOB	TOP			
Warren Cromartie, L OBP: 0.318, SLG: 0.425 (1, 7)										4	1	2	0	0	1	0	Montreal Expos @ Philadelphia Phillies Veterans Stadium, Philadelphia, PA Tue Aug 07 1979, 7:05 PM EDT Att: 38,237 - Unknown livebaseballscores.com			
Rodney Scott, S OBP: 0.325, SLG: 0.303 (1, 4)										4	1	1	0	0	0	2				
Andre Dawson, R OBP: 0.303, SLG: 0.471 (1, 8)										4	0	1	0	0	1	2				
Tony Perez, R OBP: 0.330, SLG: 0.436 (1, 3)										2	0	1	2	1	1	0				
Gary Carter, R OBP: 0.341, SLG: 0.483 (1, 2)										4	0	0	0	0	2	3				
Ellis Valentine, R OBP: 0.317, SLG: 0.486 (1, 9)										4	0	1	0	0	1	2				
Larry Parrish, R OBP: 0.359, SLG: 0.506 (1, 5)										3	0	0	0	0	3	2				
Chris Speier, R OBP: 0.304, SLG: 0.305 (1, 6)									3	0	0	0	0	0	1					
Dan Schatzeder, L OBP: 0.270, SLG: 0.313 Scott Sanderson, R OBP: 0.164, SLG: 0.237 Tom Hutton, L OBP: 0.394, SLG: 0.421 Stan Bahnsen, R (8, 1)									1	0	0	0	0	0	0	0				
Inning Stats	R: 1 E: 0 K: 1 S: 7	H: 2 LOB: 1 BB: 0 P: 7	R: 0 E: 0 K: 1 S: 5	H: 0 LOB: 0 BB: 0 P: 5	R: 0 E: 0 K: 1 S: 5	H: 0 LOB: 0 BB: 0 P: 5	R: 0 E: 0 K: 1 S: 5	H: 1 LOB: 0 BB: 0 P: 5	R: 0 E: 0 K: 2 S: 8	H: 1 LOB: 1 BB: 0 P: 8	R: 0 E: 0 K: 2 S: 7	H: 0 LOB: 1 BB: 1 P: 11	R: 0 E: 0 K: 0 S: 3	H: 0 LOB: 0 BB: 0 P: 3	R: 1 E: 0 K: 1 S: 7	H: 2 LOB: 1 BB: 0 P: 7	1B: 3 2B: 2 3B: 1 HR: 0	SF: 1 SAC: 0 DP: 1 HBP: 0	WP: 0 PB: 0 SB: 0 CS: 0	PA: 33
PITCHER Larry Christenson, R ERA: 4.68 (1, 1)	IP: 9.0 WLS: W BF: 33 H: 6 R: 2 ER: 2 SO: 10 BB: 1 IBB: 0 HBP: 0 BLK: 0 WP: 0 HR: 0 S: 52 P: 56 ERA: 2.00 WHIP: 0.778																			

Batter	1	2	3	4	5	6	7	8	9	AB	R	H	RBI	BB	SO	LOB	BOTTOM			
Pete Rose, S OBP: 0.406, SLG: 0.427 (1, 3)										4	1	2	0	1	0	0	Montreal Expos @ Philadelphia Phillies Veterans Stadium, Philadelphia, PA Tue Aug 07 1979, 7:05 PM EDT Att: 38,237 - Unknown livebaseballscores.com			
Manny Trillo, R OBP: 0.299, SLG: 0.340 (1, 4)										5	2	3	1	0	1	5				
Mike Schmidt, R OBP: 0.400, SLG: 0.634 (1, 5)										3	0	0	0	1	1	4				
Greg Luzinski, R OBP: 0.349, SLG: 0.452 Greg Gross, L OBP: 0.409, SLG: 0.438 (7, PH) (8, 7)										3	0	0	0	0	1	4				
Bob Boone, R OBP: 0.391, SLG: 0.482 (1, 2)										4	0	2	1	0	0	0				
Garry Maddox, R OBP: 0.307, SLG: 0.442 (1, 8)										4	1	1	1	0	0	3				
Mike Anderson, R OBP: 0.333, SLG: 0.255 (1, 9)										4	0	0	0	0	1	2				
Larry Bowa, S OBP: 0.322, SLG: 0.314 (1, 6)										2	0	0	0	2	0	2				
Larry Christenson, R OBP: 0.458, SLG: 0.773 (1, 1)										2	0	0	0	0	0	2				
Inning Stats	R: 1 E: 0 K: 1 S: 6	H: 1 LOB: 0 BB: 0 P: 6	R: 0 E: 0 K: 0 S: 5	H: 1 LOB: 2 BB: 0 P: 5	R: 0 E: 0 K: 1 S: 6	H: 1 LOB: 1 BB: 0 P: 6	R: 0 E: 0 K: 0 S: 3	H: 0 LOB: 0 BB: 0 P: 3	R: 0 E: 0 K: 1 S: 7	H: 1 LOB: 3 BB: 1 P: 11	R: 1 E: 0 K: 1 S: 6	H: 1 LOB: 0 BB: 0 P: 6	R: 2 E: 0 K: 0 S: 6	H: 3 LOB: 2 BB: 1 P: 10	R: 0 E: 0 K: 0 S: 3	H: 0 LOB: 2 BB: 2 P: 11	1B: 4 2B: 2 3B: 0 HR: 2	SF: 1 SAC: 2 DP: 0 HBP: 0	WP: 0 PB: 0 SB: 0 CS: 0	PA: 38
PITCHER Dan Schatzeder, L ERA: 3.23 Scott Sanderson, R ERA: 3.69 Stan Bahnsen, R ERA: 3.43 (1, 1) (5, 1) (8, 1)	IP: 4.0 WLS: L BF: 14 H: 4 R: 3 ER: 3 SO: 2 BB: 0 IBB: 1 HBP: 0 BLK: 0 WP: 0 HR: 1 S: 17 P: 21 ERA: 9.00 WHIP: 1.333																			

Batter	1	2	3	4	5	6	7	8	9	AB	R	H	RBI	BB	SO	LOB	TOP																
Warren Cromartie, L OBP: 0.315, SLG: 0.422 (1,7)										4	0	0	0	0	0	1	Montreal Expos @ Philadelphia Phillies Veterans Stadium, Philadelphia, PA Wed Aug 08 1979, 7:05 PM EDT Att: 36,476 - Unknown livebaseballscorecards.com																
Rodney Scott, S OBP: 0.324, SLG: 0.307 (1,4)										4	0	1	0	0	1	1																	
Andre Dawson, R OBP: 0.302, SLG: 0.469 (1,8)										4	0	1	0	0	0	1																	
Tony Perez, R OBP: 0.332, SLG: 0.446 (1,3)										4	1	2	1	0	0	0																	
Gary Carter, R OBP: 0.338, SLG: 0.478 (1,2)										4	0	0	0	0	1	1																	
Ellis Valentine, R OBP: 0.318, SLG: 0.493 (1,9)										3	1	1	1	0	0	0																	
Larry Parrish, R OBP: 0.359, SLG: 0.513 (1,5)										3	1	1	1	0	0	0																	
Chris Speier, R OBP: 0.301, SLG: 0.302 (1,6)										3	0	0	0	0	0	0																	
Steve Rogers, R OBP: 0.197, SLG: 0.190 (1,1)										2	0	0	0	0	1	0																	
Tom Hutton, L OBP: 0.403, SLG: 0.421 (8, PH)										0	0	0	0	1	0	0																	
Elias Sosa, R OBP: 0.273, SLG: 0.300 (8, 1)										0	0	0	0	0	0	0																	
Inning Stats	R: 0 E: 0 K: 0 S: 3	H: 1 LOB: 0 BB: 0 P: 3	R: 2 E: 0 K: 0 S: 5	H: 2 LOB: 0 BB: 0 P: 5	R: 0 E: 0 K: 1 S: 5	H: 0 LOB: 0 BB: 0 P: 5	R: 0 E: 0 K: 0 S: 3	H: 1 LOB: 0 BB: 0 P: 3	R: 0 E: 0 K: 0 S: 3	H: 0 LOB: 0 BB: 0 P: 3	R: 1 E: 0 K: 1 S: 6	H: 1 LOB: 0 BB: 0 P: 6	R: 0 E: 0 K: 1 S: 5	H: 0 LOB: 1 BB: 1 P: 9	R: 0 E: 0 K: 0 S: 3	H: 0 LOB: 0 BB: 0 P: 3	1B: 2 2B: 1 3B: 1 HR: 3	SF: 0 SAC: 0 DP: 1 HBP: 0	WP: 0 PB: 0 CS: 1	PA: 33													
PITCHER	IP WLS BF H R ER SO BB IBB HBP BLK WP HR S P ERA WHIP																																
Dick Ruthven, R ERA: 4.27 (1,1)	6.0	21	5	2	2	1	0	0	0	0	0	2	23	23	3.00	0.833																	
Ron Reed, R ERA: 4.11 (7,1)	3.0	W	11	1	1	1	2	1	0	0	0	0	1	14	18	3.00	0.667																

Batter	1	2	3	4	5	6	7	8	9	AB	R	H	RBI	BB	SO	LOB	BOTTOM															
Pete Rose, S OBP: 0.404, SLG: 0.423 (1,3)										4	0	0	0	1	0	1	Montreal Expos @ Philadelphia Phillies Veterans Stadium, Philadelphia, PA Wed Aug 08 1979, 7:05 PM EDT Att: 36,476 - Unknown livebaseballscorecards.com															
Greg Gross, L OBP: 0.398, SLG: 0.424 (1,9) (8,7)										5	0	1	0	0	0	2																
Mike Schmidt, R OBP: 0.404, SLG: 0.641 (1,5)										2	2	1	1	3	0	0																
Greg Luzinski, R OBP: 0.351, SLG: 0.453 (1,7)										4	0	2	0	0	0	1																
Mike Anderson, R OBP: 0.339, SLG: 0.255 (8,9)										0	0	0	0	0	0	0																
Bake McBride, L OBP: 0.320, SLG: 0.408 (9, PH)										1	0	0	0	0	0	2																
Bob Boone, R OBP: 0.389, SLG: 0.479 (1,2)										4	0	1	1	0	0	1																
Garry Maddox, R OBP: 0.306, SLG: 0.440 (1,8)										4	0	1	0	0	1	2																
Manny Trillo, R OBP: 0.298, SLG: 0.350 (1,4)										4	1	1	1	0	0	2																
Larry Bowa, S OBP: 0.326, SLG: 0.315 (1,6)										2	1	1	0	2	0	0																
Dick Ruthven, R OBP: 0.222, SLG: 0.146 (1,1)										2	0	0	0	0	0	1																
Tim McCarver, L OBP: 0.339, SLG: 0.304 (6, PH)										1	0	0	0	0	0	3																
Ron Reed, R OBP: 0.333, SLG: 0.375 (7,1)										0	0	0	0	0	0	0																
Del Unser, L OBP: 0.341, SLG: 0.496 (9, PH)										1	0	0	0	0	0	1																
Inning Stats	R: 1 E: 0 K: 0 S: 5	H: 3 LOB: 2 BB: 1 P: 9	R: 0 E: 0 K: 0 S: 3	H: 0 LOB: 1 BB: 1 P: 7	R: 1 E: 0 K: 0 S: 4	H: 1 LOB: 0 BB: 0 P: 4	R: 1 E: 0 K: 1 S: 6	H: 1 LOB: 0 BB: 0 P: 6	R: 0 E: 0 K: 0 S: 3	H: 0 LOB: 0 BB: 0 P: 3	R: 0 E: 0 K: 0 S: 3	H: 0 LOB: 1 BB: 1 P: 7	R: 0 E: 0 K: 0 S: 3	H: 0 LOB: 0 BB: 0 P: 3	R: 1 E: 1 K: 0 S: 4	H: 1 LOB: 3 BB: 2 P: 12	1B: 6 2B: 0 3B: 0 HR: 2	SF: 0 SAC: 0 DP: 0 HBP: 0	WP: 1 PB: 0 CS: 0	PA: 40												
PITCHER	IP WLS BF H R ER SO BB IBB HBP BLK WP HR S P ERA WHIP																															
Steve Rogers, R ERA: 2.7 (1,1)	7.0	31	7	3	3	1	3	3	0	0	0	2	29	45	3.86	1.429																
Elias Sosa, R ERA: 1.85 (8,1)	1.2	L	9	1	1	0	0	1	1	0	0	0	7	15	0.00	1.200																

Batter	1	2	3	4	5	6	7	8	9	10	11	12	AB	R	H	RBI	BB	SO	LOB	TOP				
Omar Moreno, L (1.8) OBP: 0.336, SLG: 0.399	F8		F8		G3			K		G5-4-3			5	0	0	0	0	1	4					
Tim Foli, R (1.6) OBP: 0.321, SLG: 0.345	6-3		F7				F9	FC5-4 HR			3-1		5	1	0	0	0	0	2					
Dave Parker, L (1.9) OBP: 0.364, SLG: 0.513	G3				FC6-4 BB			K			K		4	1	1	2	1	2	0					
Bill Robinson, R (1.7) OBP: 0.312, SLG: 0.547					FC6-4 FC5-4								4	0	1	0	1	2	1					
Bill Madlock, R (1.5) OBP: 0.326, SLG: 0.407	4-3				L6		F9						5	0	0	0	0	0	3					
Phil Garner, R (1.4) OBP: 0.357, SLG: 0.474					FC5-4								5	1	1	1	0	2	1					
Manny Sanguillen, R (1.3) OBP: 0.255, SLG: 0.327					L4								5	0	1	0	0	0	0					
Steve Nicosia, R (1.2) OBP: 0.321, SLG: 0.437					F9								4	0	0	0	1	0	1					
Bert Blyleven, R (1.1) Randy Stammers, R (8, PH) Enrique Romo, R (8, PH) Mike Espino, R (10, PH) Kent Tekulve, R (10, PH) Willie Stargell, L (12, PH) Grant Jackson, S (12, L)													1	0	1	0	0	0	0					
Inning Stats	R: 0 E: 0 K: 0 S: 3	H: 0 LOB: 0 BB: 3 P: 3	R: 1 E: 0 K: 1 S: 6	H: 1 LOB: 0 BB: 0 P: 6	R: 0 E: 0 K: 0 S: 4	H: 1 LOB: 1 BB: 0 P: 4	R: 0 E: 0 K: 0 S: 3	H: 0 LOB: 0 BB: 1 P: 7	R: 0 E: 0 K: 0 S: 6	H: 1 LOB: 1 BB: 0 P: 6	R: 0 E: 0 K: 1 S: 5	H: 0 LOB: 0 BB: 0 P: 5	R: 2 E: 0 K: 2 S: 9	H: 2 LOB: 0 BB: 0 P: 9	R: 0 E: 0 K: 1 S: 5	H: 0 LOB: 0 BB: 0 P: 5	R: 0 E: 0 K: 0 S: 3	H: 1 LOB: 1 BB: 1 P: 9	R: 0 E: 0 K: 0 S: 4	H: 1 LOB: 1 BB: 0 P: 4	1B: 5 2B: 0 3B: 0 HR: 2	SF: 0 SAC: 1 DP: 1 HBP: 0	WP: 0 PB: 0 SB: 0 CS: 0	PA: 45
PITCHER	IP WLS BF H R ER SO BB IBB HBP BLK WP HR S P ERA WHIP	Steve Carlton, L (1.1) ERA: 3.82	Kevin Saucier, L (10, 1) ERA: 3.51	Rawly Eastwick, R (12, 1) ERA: 4.89	PITCHER	IP WLS BF H R ER SO BB IBB HBP BLK WP HR S P ERA WHIP	Steve Carlton, L (1.1) ERA: 3.82	Kevin Saucier, L (10, 1) ERA: 3.51	Rawly Eastwick, R (12, 1) ERA: 4.89															

Pittsburgh Pirates @ Philadelphia Phillies
Veterans Stadium, Philadelphia, PA
Fri Aug 10 1979, 7:05 PM EDT
Unknown

AB 41
R 3
H 7
RBI 3
BB 3
SO 7
LOB 13



Batter	1	2	3	4	5	6	7	8	9	10	11	12	AB	R	H	RBI	BB	SO	LOB	BOTTOM						
Bake McBride, L (1.9) OBP: 0.320, SLG: 0.407	F5		L7		6-3								6	0	2	0	0	0	0							
Tim McCarver, L (1.2) OBP: 0.342, SLG: 0.309			F7										5	1	2	0	0	0	1							
Bob Boone, R (12, 2) OBP: 0.387, SLG: 0.475	4-3 1B									G4-6-3 1B			1	1	0	0	0	0	1							
Pete Rose, S (1.5) OBP: 0.402, SLG: 0.423	4-3 1-2				FC6-4 1B								6	1	2	1	0	0	2							
Greg Luzinski, R (1.7) OBP: 0.350, SLG: 0.443	6-3				FC6-4								4	0	0	0	2	1	2							
Del Unser, L (1.3) OBP: 0.354, SLG: 0.500													3	1	2	1	1	1	0							
Bud Harrelson, S (8, PR) OBP: 0.403, SLG: 0.309													1	0	1	1	1	0	0							
Gary Maddox, R (1.8) OBP: 0.300, SLG: 0.432													4	0	0	0	0	2	3							
Manny Trillo, R (1.4) OBP: 0.302, SLG: 0.352													4	0	1	0	0	1	2							
Larry Bowa, S (1.6) OBP: 0.329, SLG: 0.316													4	0	1	1	1	0	2							
Steve Carlton, L (1.1) OBP: 0.265, SLG: 0.266													3	0	0	0	0	0	5							
Greg Gross, L (9, PH) OBP: 0.394, SLG: 0.419													1	0	0	0	0	0	0							
Kevin Saucier, L (10, 1) OBP: 0.125, SLG: 0.125													0	0	0	0	0	0	0							
Mike Schmidt, R (11, PH) OBP: 0.403, SLG: 0.640													1	0	0	0	0	0	0							
Rawly Eastwick, R (12, 1)													0	0	0	0	0	0	0							
Inning Stats	R: 0 E: 0 K: 0 S: 4	H: 1 LOB: 1 BB: 0 P: 3	R: 1 E: 0 K: 0 S: 4	H: 2 LOB: 1 BB: 1 P: 8	R: 0 E: 0 K: 0 S: 5	H: 1 LOB: 1 BB: 0 P: 4	R: 0 E: 0 K: 0 S: 3	H: 0 LOB: 0 BB: 0 P: 6	R: 0 E: 0 K: 0 S: 6	H: 3 LOB: 3 BB: 1 P: 14	R: 2 E: 0 K: 0 S: 6	H: 0 LOB: 0 BB: 0 P: 5	R: 0 E: 0 K: 1 S: 6	H: 1 LOB: 2 BB: 0 P: 7	R: 0 E: 0 K: 0 S: 3	H: 1 LOB: 0 BB: 0 P: 3	R: 0 E: 0 K: 2 S: 7	H: 0 LOB: 1 BB: 1 P: 11	R: 0 E: 0 K: 1 S: 5	H: 0 LOB: 0 BB: 0 P: 5	R: 1 E: 0 K: 0 S: 4	H: 2 LOB: 2 BB: 1 P: 8	1B: 9 2B: 1 3B: 1 HR: 0	SF: 0 SAC: 1 DP: 1 HBP: 1	WP: 1 PB: 0 SB: 0 CS: 1	PA: 50
PITCHER	IP WLS BF H R ER SO BB IBB HBP BLK WP HR S P ERA WHIP	Bert Blyleven, R (1.1) ERA: 3.72	Enrique Romo, R (8, 1) ERA: 2.4	Kent Tekulve, R (10, 1) ERA: 2.93	Grant Jackson, L (12, 1) ERA: 3.7	PITCHER	IP WLS BF H R ER SO BB IBB HBP BLK WP HR S P ERA WHIP	Bert Blyleven, R (1.1) ERA: 3.72	Enrique Romo, R (8, 1) ERA: 2.4	Kent Tekulve, R (10, 1) ERA: 2.93	Grant Jackson, L (12, 1) ERA: 3.7															

Pittsburgh Pirates @ Philadelphia Phillies
Veterans Stadium, Philadelphia, PA
Fri Aug 10 1979, 7:05 PM EDT
Unknown

AB 43
R 4
H 11
RBI 4
BB 5
SO 5
LOB 18



Batter	1	2	3	4	5	6	7	8	9	AB	R	H	RBI	BB	SO	LOB	TOP								
Omar Moreno, L (1, 8) OBP: 0.337, SLG: 0.404	SH5-3 BLK 1B		G3			FC3-6 CS	F9		1B	6	2	3	1	0	0	2	Pittsburgh Pirates @ Philadelphia Phillies Veterans Stadium, Philadelphia, PA Sat Aug 11 1979, 3:33 AM EDT Att: 51,118 - Unknown								
Tim Foli, R (1, 6) OBP: 0.324, SLG: 0.351	SH5-3 1-3		2B		1B	1-3		F7	1B	5	1	3	0	0	0	1									
Dave Parker, L (1, 9) OBP: 0.368, SLG: 0.520	G4-6-3 BB		6-3		1B			4-3	K	4	2	1	1	2	1	3									
Willie Stargell, L (1, 3) OBP: 0.357, SLG: 0.582	G4-6-3 1-2			K	1B		G3	2B HR	1B	6	2	3	2	0	1	2									
John Milner, L (1, 7) OBP: 0.399, SLG: 0.560		G5-4-3 1B		F9	2B		F9	1-3 HR	K2-3	5	2	3	1	0	0	0									
Bill Robinson, R (8, 7) OBP: 0.310, SLG: 0.548					1B					1	0	0	0	0	1	2									
Bill Madlock, R (1, 5) OBP: 0.331, SLG: 0.415	G5-4-3 1-2				1B					4	1	3	1	1	0	1									
Rennie Stennett, R (8, PR) OBP: 0.291, SLG: 0.295					2B					0	1	0	0	0	0	0									
Ed Ott, L (1, 2) OBP: 0.300, SLG: 0.381				F7						5	2	4	5	0	0	1									
Phil Garner, R (1, 4) OBP: 0.358, SLG: 0.473	FC6 1-2				F6					5	1	1	2	0	1	4									
Jim Rooker, R (1, 1) OBP: 0.107, SLG: 0.107			F9							1	0	0	0	0	0	0									
Joe Coleman, R (3, 1) OBP: 0.290, SLG: 0.590										1	0	0	0	0	1	0									
Manny Sanguinetti, 1B (6, PH) OBP: 0.248, SLG: 0.340										1	0	1	0	0	0	0									
Enrique Romo, R (8, 1) OBP: 0.299, SLG: 0.411										0	0	0	0	0	0	0									
Mike Eastler, R (7, PH) OBP: 0.452, SLG: 0.558										1	0	1	1	0	0	0									
Kent Tekulve, R (7, 1) OBP: 0.300, SLG: 0.222										1	0	0	0	0	1	0									
Inning Stats	R: 0 E: 0 K: 0 S: 3	H: 1 LOB: 1 BB: 1 P: 7	R: 0 E: 0 K: 0 S: 4	H: 2 LOB: 1 BB: 0 P: 4	R: 0 E: 0 K: 0 S: 4	H: 1 LOB: 1 BB: 0 P: 4	R: 0 E: 0 K: 1 S: 6	H: 1 LOB: 1 BB: 0 P: 6	R: 5 E: 0 K: 2 S: 13	H: 6 LOB: 2 BB: 1 P: 17	R: 0 E: 0 K: 0 S: 3	H: 1 LOB: 0 BB: 0 P: 3	R: 4 E: 0 K: 0 S: 8	H: 5 LOB: 1 BB: 0 P: 8	R: 4 E: 0 K: 0 S: 6	H: 3 LOB: 1 BB: 1 P: 10	R: 1 E: 0 K: 3 S: 12	H: 3 LOB: 2 BB: 0 P: 12	1B: 16 2B: 4 3B: 0 HR: 3	SF: 0 SAC: 1 DP: 2 HBP: 0	WP: 0 PB: 0 SB: 0 CS: 1	PA: 50			
PITCHER	IP	WLS	BF	H	R	ER	SO	BB	IBB	HBP	BLK	WP	HR	S	P	ERA	WHIP								
Dickie Noles, R (1, 1) ERA: 4.33	4.2		22	8	4	4	2	2	0	0	1	0	1	24	32	7.71	2.143								
Kevin Saucier, L (5, 1) ERA: 3.59	0.0	3	3	1	1	0	0	0	0	0	0	0	0	3	3	∞	∞								
Rawly Eastwick, R (5, 1) ERA: 5.15	2.0	L	10	5	4	4	1	0	0	0	0	0	1	12	12	18.00	2.500								
Tug McGraw, L (7, 1) ERA: 5.0	1.1		9	4	4	4	0	0	1	0	0	0	1	8	12	27.00	3.000								
Ron Reed, R (9, 1) ERA: 4.08	1.0		6	3	1	1	3	0	0	0	0	0	0	12	12	9.00	3.000								

AB	46
R	14
H	23
RBI	14
BB	3
SO	6
LOB	16



Batter	1	2	3	4	5	6	7	8	9	AB	R	H	RBI	BB	SO	LOB	BOTTOM								
Pete Rose, S (1, 3) OBP: 0.402, SLG: 0.428	4-3		E9 1B		L8		5-3		BB	5	1	2	2	1	0	2	Pittsburgh Pirates @ Philadelphia Phillies Veterans Stadium, Philadelphia, PA Sat Aug 11 1979, 3:33 AM EDT Att: 51,118 - Unknown								
Manny Trillo, R (1, 4) OBP: 0.299, SLG: 0.350	6-3	3H 3B	3H 2B		F9			6-3	K	6	0	1	1	0	1	3									
Mike Schmidt, R (1, 5) OBP: 0.401, SLG: 0.632	1B BB		HR BB			5-3		1-5-3	F8	4	1	0	0	2	1	3									
Greg Luzinski, R (1, 7) OBP: 0.353, SLG: 0.454					F8					4	1	2	2	0	0	0									
Tug McGraw, R (7, 1) OBP: 0.167, SLG: 0.167						F3		6-3		0	0	0	0	0	0	0									
Tim McCarver, L (8, PH) OBP: 0.345, SLG: 0.313										0	0	0	0	0	0	0									
Ron Reed, R (9, 1) OBP: 0.333, SLG: 0.375	1-3 1B		1H HR							0	0	0	0	0	0	0									
Bob Boone, R (1, 2) OBP: 0.384, SLG: 0.467										4	0	1	0	0	0	2									
Dave Rader, L (9, 2) OBP: 0.267, SLG: 0.293	F8		6-3			F3				1	1	1	0	0	0	0									
Gary Maddox, R (1, 8) OBP: 0.303, SLG: 0.437		2B SF7	E8 1B		K		F9 FC4-2		2B	5	3	3	0	0	1	1									
Mike Anderson, R (1, 9) OBP: 0.358, SLG: 0.351										2	2	0	1	0	0	0									
Bake McBride, L (7, PH) OBP: 0.319, SLG: 0.412		SF7 3B	1B WP				F9		G3	2	1	1	2	0	0	1									
Larry Bowa, S (1, 6) OBP: 0.330, SLG: 0.315		SF7 2-3 3H	WP E		4-3				G3	3	1	1	2	1	0	3									
Dickie Noles, R (1, 1) OBP: 0.200, SLG: 0.111										2	0	0	0	0	2	2									
Kevin Saucier, L (5, 1) OBP: 0.125, SLG: 0.125										0	0	0	0	0	0	0									
Rawly Eastwick, R (5, 1) ERA: 5.31										1	0	0	0	0	1	0									
Greg Gross, L (7, 7) OBP: 0.410, SLG: 0.422										2	0	1	1	0	0	2									
Inning Stats	R: 0 E: 0 K: 0 S: 4	H: 1 LOB: 2 BB: 1 P: 8	R: 2 E: 0 K: 1 S: 8	H: 3 LOB: 1 BB: 0 P: 8	R: 6 E: 2 K: 2 S: 12	H: 4 LOB: 1 BB: 2 P: 20	R: 0 E: 0 K: 1 S: 7	H: 2 LOB: 2 BB: 0 P: 7	R: 0 E: 0 K: 0 S: 5	H: 0 LOB: 0 BB: 0 P: 5	R: 0 E: 0 K: 0 S: 3	H: 0 LOB: 0 BB: 0 P: 3	R: 0 E: 0 K: 0 S: 4	H: 1 LOB: 2 BB: 1 P: 8	R: 0 E: 0 K: 0 S: 3	H: 0 LOB: 0 BB: 0 P: 3	R: 3 E: 0 K: 1 S: 9	H: 4 LOB: 2 BB: 1 P: 13	1B: 8 2B: 5 3B: 1 HR: 1	SF: 1 SAC: 0 DP: 0 HBP: 0	WP: 1 PB: 0 SB: 1 CS: 0	PA: 48			
PITCHER	IP	WLS	BF	H	R	ER	SO	BB	IBB	HBP	BLK	WP	HR	S	P	ERA	WHIP								
Jim Rooker, L (1, 1) ERA: 4.8	2.1		17	6	7	6	1	3	0	0	0	1	0	16	28	9.00	3.857								
Joe Coleman, R (3, 1) ERA: 5.31	2.2		12	4	1	0	4	0	0	0	0	1	0	20	20	0.00	1.500								
Enrique Romo, R (6, 1) ERA: 2.36	1.0	W	3	0	0	0	0	0	0	0	0	0	0	3	3	0.00	0.000								
Kent Tekulve, R (7, 1) ERA: 3.08	3.0	S	16	5	3	3	1	2	0	0	0	0	0	16	24	9.00	2.333								


AB	42
R	11
H	15
RBI	10
BB	5
SO	6
LOB	19



Batter	1	2	3	4	5	6	7	8	9	AB	R	H	RBI	BB	SO	LOB	TOP								
Omar Moreno, L OBP: 0.335, SLG: 0.408 (1, 8)	0-0 HR	0-3 K		0-0 F8		0-0 4-3		0-3 K		5	1	1	1	0	2	2									
Tim Foli, R OBP: 0.325, SLG: 0.351 (1, 6)	0-0 6-3		0-0 BB HR 1B	0-0 S 1B			0-0 F9		0-0 5-3	5	1	2	0	0	0	0									
Dave Parker, L OBP: 0.370, SLG: 0.517 (1, 9)	4-0 1B SF9 BB		4-0 HR BB	0-3 K			0-0 6-3		4-0 2B 3B BB	2	3	0	0	3	1	1									
Willie Stargell, L OBP: 0.361, SLG: 0.586 (1, 3)	0-0 1B 1B		0-0 F7		0-0 F8		0-0 1B		0-0 3B 2B	5	1	3	0	0	0	2									
John Milner, L OBP: 0.397, SLG: 0.570 Bill Robinson, R OBP: 0.312, SLG: 0.548 (1, 7) (7, 7)	0-0 SF9		0-0 1-H 2-H HR		0-0 F8		0-0 4-3		4-0 3B IBB	3	1	1	4	0	0	1									
Bill Madlock, R OBP: 0.332, SLG: 0.419 (1, 5)	0-0 1-2 1B		0-0 6-3		0-0 F4			0-0 F9	0-0 3B	5	0	2	3	0	0	0									
Ed Ott, L OBP: 0.302, SLG: 0.382 (1, 2)	0-0 L9		0-0 1B		0-0 3-1			0-0 6-3 2B 1B	0-0 4-3	5	1	2	0	0	0	3									
Phil Garner, R OBP: 0.356, SLG: 0.473 (1, 4)		0-0 5-3		0-0 F4			0-0 2B		4-0 6-3 IBB	4	0	1	0	1	0	2									
Jim Bibby, R OBP: 0.133, SLG: 0.241 Kent Tekulve, R OBP: 0.273, SLG: 0.200 (1, 1) (8, 1)		0-0 3-1		0-3 K		0-0 L1		0-0 2B	0-0 L3	4	0	1	1	0	1	1									
Inning Stats	R: 2 E: 0 K: 0 S: 6	H: 3 LOB: 2 BB: 1 P: 10	R: 0 E: 0 K: 1 S: 5	H: 0 LOB: 0 BB: 0 P: 5	R: 3 E: 0 K: 0 S: 6	H: 3 LOB: 1 BB: 1 P: 10	R: 0 E: 0 K: 2 S: 8	H: 1 LOB: 1 BB: 0 P: 8	R: 0 E: 0 K: 0 S: 3	H: 0 LOB: 0 BB: 0 P: 3	R: 0 E: 0 K: 0 S: 4	H: 1 LOB: 1 BB: 0 P: 4	R: 0 E: 0 K: 0 S: 4	H: 1 LOB: 1 BB: 0 P: 4	R: 1 E: 0 K: 1 S: 7	H: 2 LOB: 1 BB: 0 P: 7	R: 3 E: 0 K: 0 S: 5	H: 2 LOB: 2 BB: 3 P: 17	1B: 7 2B: 3 3B: 1 HR: 2	SF: 1 SAC: 0 DP: 0 HBP: 0	WP: 0 PB: 0 SB: 1 CS: 0	PA: 45			
PITCHER	IP	WLS	BF	H	R	ER	SO	BB	IBB	HBP	BLK	WP	HR	S	P	ERA	WHIP								
Larry Christenson, R ERA: 4.83 Tug McGraw, L ERA: 4.85 Doug Bird, R ERA: 5.4	(1, 1) (6, 1) (8, 1)	5.0 2.0 2.0	L 8 13	24 2 4	7 0 4	5 0 4	3 0 1	2 0 1	0 0 2	0 0 0	0 0 0	0 0 0	2 0 0	28 8 12	36 8 24	9.00 0.00 18.00	1.800 1.000 2.500								

Pittsburgh Pirates @ Philadelphia Phillies
Veterans Stadium, Philadelphia, PA
Mon Aug 13 1979, 7:05 PM EDT
Att: 43,111 - Unknown


AB 39
R 9
H 13
RBI 9
BB 5
SO 4
LOB 14



Batter	1	2	3	4	5	6	7	8	9	AB	R	H	RBI	BB	SO	LOB	BOTTOM								
Bake McBride, L OBP: 0.321, SLG: 0.416 (1, 9)	4-0 6-3 1B BB		0-0 L7		0-0 G3			0-0 3B		3	1	1	0	1	0	0									
Larry Bowa, S OBP: 0.327, SLG: 0.312 (1, 6)	0-0 6-3 1-2		0-0 G3			0-0 F3		0-0 F7		4	0	0	0	0	0	2									
Pete Rose, S OBP: 0.406, SLG: 0.430 (1, 3)	0-0 S 2-H 1B		0-0 1B			4-0 BB BB		4-0 BB		2	0	2	1	2	0	0									
Mike Schmidt, R OBP: 0.398, SLG: 0.625 (1, 5)	0-3 K 1-2		0-0 F9			0-3 K		0-0 F9		4	0	0	0	0	2	5									
Greg Luzinski, R OBP: 0.354, SLG: 0.452 (1, 7)	0-3 K			1-0 G5-4-3 HBP		4-0 1-2 BB		0-0 F2		2	0	0	0	1	1	3									
Gary Maddox, R OBP: 0.301, SLG: 0.433 (1, 8)		0-0 F8		0-0 F6		0-0 FC1-4-6 1-2		0-0 4-3		4	0	0	0	0	3										
Bob Boone, R OBP: 0.382, SLG: 0.465 (1, 2)		0-0 1B		0-0 G5-4-3 1-2			0-0 F7		0-0 F4	4	0	1	0	0	0	1									
Manny Trillo, R OBP: 0.295, SLG: 0.345 (1, 4)		0-0 F8			0-0 F9		0-0 F9		0-0 6-3	4	0	0	0	0	0	1									
Larry Christenson, R OBP: 0.440, SLG: 0.739 Tim McCarver, L OBP: 0.342, SLG: 0.310 Tug McGraw, R OBP: 0.187, SLG: 0.167 Greg Gross, L OBP: 0.406, SLG: 0.418 Doug Bird, R (1, 1) (5, PH) (6, 1) (7, PH) (8, 1)		0-3 K		0-0 F7			0-0 4-3			1	0	0	0	0	1	1									
Inning Stats	R: 1 E: 0 K: 2 S: 8	H: 1 LOB: 1 BB: 1 P: 12	R: 0 E: 0 K: 1 S: 6	H: 1 LOB: 0 BB: 0 P: 6	R: 0 E: 0 K: 0 S: 4	H: 1 LOB: 1 BB: 0 P: 4	R: 0 E: 0 K: 0 S: 2	H: 0 LOB: 0 BB: 0 P: 3	R: 0 E: 0 K: 0 S: 3	H: 0 LOB: 0 BB: 0 P: 3	R: 0 E: 0 K: 1 S: 5	H: 0 LOB: 2 BB: 2 P: 13	R: 0 E: 0 K: 0 S: 3	H: 0 LOB: 0 BB: 0 P: 3	R: 0 E: 0 K: 0 S: 4	H: 1 LOB: 2 BB: 1 P: 8	R: 0 E: 0 K: 0 S: 3	H: 0 LOB: 0 BB: 0 P: 3	1B: 3 2B: 0 3B: 1 HR: 0	SF: 0 SAC: 0 DP: 1 HBP: 1	WP: 0 PB: 0 SB: 1 CS: 0	PA: 35			
PITCHER	IP	WLS	BF	H	R	ER	SO	BB	IBB	HBP	BLK	WP	HR	S	P	ERA	WHIP								
Jim Bibby, R ERA: 2.45 Kent Tekulve, R ERA: 3.02	(1, 1) (8, 1)	7.1 1.2	W 5	30 0	4 0	1 0	4 0	4 0	1 0	0 0	0 0	0 0	0 5	33 5	50 5	1.23 0.00	1.091 0.000								

Pittsburgh Pirates @ Philadelphia Phillies
Veterans Stadium, Philadelphia, PA
Mon Aug 13 1979, 7:05 PM EDT
Att: 43,111 - Unknown

AB 30
R 1
H 4
RBI 1
BB 4
SO 4
LOB 16



Batter	1	2	3	4	5	6	7	8	9	10	AB	R	H	RBI	BB	SO	LOB	TOP									
Bake McBride, L OBP: 0.318, SLG: 0.412 (1, 9)	0-0 4-3			0-0 4-3		0-0 4-3		0-0 G3			4	0	0	0	0	0	0	Philadelphia Phillies @ Cincinnati Reds Riverfront Stadium, Cincinnati, OH Tue Aug 14 1979, 7:05 PM EDT Att: 38,442 - Unknown livebaseballscorecards.com									
Pete Rose, S OBP: 0.405, SLG: 0.431 (1, 3)	0-0 F8			0-0 F9 1B 2B		0-0 L7		0-0 6-3			4	1	1	0	0	0	0										
Mike Schmidt, R OBP: 0.398, SLG: 0.624 Bud Harrelson, S OBP: 0.412, SLG: 0.309 (9, PR) (9, 5)	0-0 5-3			0-0 F9		0-3 K		0-0 2B			4	0	1	0	0	1	1										
Greg Luzinski, R OBP: 0.357, SLG: 0.453 Mike Anderson, R OBP: 0.358, SLG: 0.351 (7, PR) (7, 7)	0-3 K			0-0 1B		0-0 G4-6-3 1B		0-0 6-3			3	0	2	1	0	1	0										
Greg Gross, L OBP: 0.402, SLG: 0.413 (9, PH) (9, 7)	0-0 F8			0-0 F8		0-0 G4-6-3 1-2		0-0 1B 5-3 1B			4	0	1	0	0	0	2										
Tim McCarver, L OBP: 0.339, SLG: 0.308 Dave Rader, L OBP: 0.267, SLG: 0.293 (1, 2) (10, 2)	0-0 F8			0-0 F8		0-0 6-3		0-0 F7			4	0	0	0	0	0	1										
Garry Maddox, R OBP: 0.298, SLG: 0.429 (1, 8)	0-0 F8			0-0 6-3		0-0 4-3		0-0 1B			4	0	2	0	0	0	0										
Larry Bowa, S OBP: 0.329, SLG: 0.314 (1, 6)	0-0 F2			0-0 4-3		0-0 G3		0-0 G2			4	0	0	0	0	0	0										
Manny Trillo, R OBP: 0.291, SLG: 0.340 (1, 4)	0-0 4-3			0-0 G3		0-0 4-3		0-0 6-3			4	0	0	0	0	0	3										
Steve Carlton, L OBP: 0.250, SLG: 0.250 (1, 1)	0-0 L4			0-0 4-3		0-0 6-3		0-0 6-3			3	0	0	0	0	0	1										
Inning Stats	R: 0 E: 0 K: 0 S: 3	H: 0 LOB: 0 BB: 0 P: 3	R: 0 E: 0 K: 1 S: 5	H: 0 LOB: 0 BB: 0 P: 5	R: 0 E: 0 K: 0 S: 3	H: 0 LOB: 0 BB: 0 P: 3	R: 1 E: 0 K: 0 S: 5	H: 2 LOB: 1 BB: 0 P: 5	R: 0 E: 0 K: 0 S: 3	H: 0 LOB: 0 BB: 0 P: 3	R: 0 E: 0 K: 1 S: 5	H: 1 LOB: 1 BB: 0 P: 5	R: 0 E: 0 K: 0 S: 4	H: 1 LOB: 1 BB: 0 P: 4	R: 0 E: 0 K: 0 S: 4	H: 1 LOB: 1 BB: 0 P: 4	R: 0 E: 0 K: 0 S: 4	H: 2 LOB: 1 BB: 0 P: 4	1B: 5 2B: 2 3B: 0 HR: 0	SF: 0 SAC: 0 DP: 2 HBP: 0	WP: 0 PA: 35 PB: 0 SB: 0 CS: 0						
PITCHER	IP 8.0	WLS L	BF 27	H 4	R 1	ER 1	SO 2	BB 0	IBB 0	HBP 0	BLK 0	WP 0	HR 0	S 31	P 31	ERA 1.12	WHIP 0.500										
Bill Bonham, R ERA: 3.82 Tom Hume, R ERA: 2.96 (1, 1) (9, 1)																											

Batter	1	2	3	4	5	6	7	8	9	10	AB	R	H	RBI	BB	SO	LOB	BOTTOM									
Dave Collins, S OBP: 0.360, SLG: 0.417 (1, 3)	1-0 CS HBP			0-0 S 1B		0-0 1-3		0-3 K 1-2			3	0	1	0	0	1	1	Philadelphia Phillies @ Cincinnati Reds Riverfront Stadium, Cincinnati, OH Tue Aug 14 1979, 7:05 PM EDT Att: 38,442 - Unknown livebaseballscorecards.com									
Junior Kennedy, R OBP: 0.353, SLG: 0.326 (1, 4)	0-3 K 1-2		0-3 K 1-2		0-0 F9		0-0 F9		0-3 K		4	0	0	0	0	3	2										
Dave Concepcion, R OBP: 0.355, SLG: 0.434 (1, 6)	0-3 K		0-0 F9		0-0 6-3		4-0 BB 1B BB		0-0 L5		3	1	0	0	1	1	0										
George Foster, R OBP: 0.410, SLG: 0.602 Cesar Geronimo, L OBP: 0.319, SLG: 0.352 (1, 7) (9, PR) (10, 8)	0-0 E5 G5-4-3 BB		0-0 6-3		0-0 F9		0-3 K		4-0 BB BB		3	0	0	0	1	1	1										
Johnny Bench, R OBP: 0.366, SLG: 0.410 (1, 2)	4-0 BB BB BB		0-0 G5-4-3 BB		0-0 F9		4-0 1B BB		0-0 L7		2	0	0	0	2	0	1										
Ray Knight, R OBP: 0.368, SLG: 0.457 (1, 5)	0-0 G5-4-3 1-2 2-3		0-3 K		0-3 K		0-3 K		0-0 SH3-4 2B 1B		4	1	1	0	0	2	4										
Hector Cruz, R OBP: 0.305, SLG: 0.361 (1, 9)	0-0 4-3		0-0 F8		0-0 F8		0-0 1B		0-0 SH3-4 1-2		3	0	1	1	0	0	1										
Paul Blair, R OBP: 0.216, SLG: 0.262 (1, 8) (10, 7)	0-3 K		0-0 F7		0-3 K		0-3 K		4-0 2B BB		3	0	0	0	1	2	0										
Bill Bonham, R OBP: 0.156, SLG: 0.200 Rick Auerbach, R OBP: 0.308, SLG: 0.313 Tom Hume, R OBP: 0.190, SLG: 0.195 Vic Cornell, R OBP: 0.315, SLG: 0.353 (1, 1) (8, PH) (9, 1) (10, PH)	0-3 K		0-3 K		0-3 K		0-3 K		0-0 CS BB		2	0	0	0	0	2	0										
Inning Stats	R: 0 E: 0 K: 2 S: 6	H: 0 LOB: 0 BB: 0 P: 7	R: 0 E: 1 K: 0 S: 3	H: 0 LOB: 1 BB: 1 P: 7	R: 0 E: 0 K: 3 S: 10	H: 1 LOB: 1 BB: 0 P: 10	R: 0 E: 0 K: 0 S: 3	H: 0 LOB: 0 BB: 0 P: 3	R: 0 E: 0 K: 1 S: 5	H: 0 LOB: 0 BB: 0 P: 5	R: 1 E: 0 K: 2 S: 7	H: 1 LOB: 2 BB: 2 P: 15	R: 0 E: 0 K: 2 S: 6	H: 0 LOB: 0 BB: 1 P: 10	R: 0 E: 0 K: 1 S: 5	H: 0 LOB: 1 BB: 1 P: 9	R: 1 E: 0 K: 0 S: 3		H: 2 LOB: 2 BB: 1 P: 7	1B: 3 2B: 1 3B: 0 HR: 0	SF: 0 SAC: 1 DP: 1 HBP: 1	WP: 0 PA: 36 PB: 0 SB: 1 CS: 2					
PITCHER	IP 9.1	WLS L	BF 36	H 4	R 2	ER 2	SO 12	BB 6	IBB 0	HBP 1	BLK 0	WP 0	HR 0	S 53	P 78	ERA 1.93	WHIP 1.071										
Steve Carlton, L ERA: 3.72 (1, 1)																											

Batter	1	2	3	4	5	6	7	8	9	AB	R	H	RBI	BB	SO	LOB	TOP										
Pete Rose, S OBP: 0.491, SLG: 0.426 (1, 3)	0-0 6-3	0-0 L6		0-0 F9		0-0 4-3			0-3 K	5	0	0	0	0	1	3											
Manny Trillo, R OBP: 0.293, SLG: 0.339 (1, 4)	0-0 1B		0-3 K	4-0 FC6-4 BB			0-0 F8		0-3 K	4	0	1	0	1	2	0											
Mike Schmidt, R OBP: 0.396, SLG: 0.619 (1, 5)	0-0 FC5-6-4		4-0 1B BB	0-0 FC6-4			4-0 BB		0-3 K	3	0	0	0	2	1	4											
Greg Luzinski, R OBP: 0.358, SLG: 0.454 (1, 7)	0-3 K		0-0 FC5-4 1B		0-0 1-3 1B			0-3 K		4	1	2	0	0	2	2											
Bob Boone, R OBP: 0.381, SLG: 0.462 (1, 2)		0-0 3B 1B	0-0 L6		0-0 1-3		0-0 4-3			4	1	1	0	0	0	4											
Gary Maddox, R OBP: 0.298, SLG: 0.427 (1, 8)	0-0 P4		0-0 FC5-4		0-0 1B			0-0 F3		4	0	1	1	0	0	3											
Larry Bowa, S OBP: 0.330, SLG: 0.323 (1, 6)	0-0 1B 3B		0-0 P4		0-0 6-3			0-0 2B		4	1	2	1	0	0	0											
Mike Anderson, R OBP: 0.352, SLG: 0.333 (1, 9)	0-3 K		4-0 BB 1B BB		0-0 G3		0-3 K		3	0	0	0	1	2	2												
Nino Espinosa, R OBP: 0.230, SLG: 0.193 (1, 1)	0-0 1B		0-0 BB 1B		0-0 P5		0-3 K		4	0	2	1	0	1	1												
Inning Stats	R: 0 E: 0 K: 1 S: 6	H: 1 LOB: 1 BB: 0 P: 6	R: 2 E: 0 K: 1 S: 8	H: 3 LOB: 1 BB: 0 P: 8	R: 0 E: 0 K: 1 S: 6	H: 1 LOB: 2 BB: 1 P: 10	R: 0 E: 0 K: 0 S: 4	H: 1 LOB: 3 BB: 2 P: 12	R: 1 E: 0 K: 0 S: 4	H: 2 LOB: 0 BB: 0 P: 4	R: 0 E: 0 K: 0 S: 3	H: 0 LOB: 0 BB: 0 P: 3	R: 0 E: 0 K: 1 S: 5	H: 0 LOB: 1 BB: 1 P: 9	R: 0 E: 0 K: 2 S: 8	H: 1 LOB: 1 BB: 0 P: 8	R: 0 E: 0 K: 3 S: 9	H: 0 LOB: 0 BB: 0 P: 9	1B: 7 2B: 1 3B: 1 HR: 0	SF: 0 SAC: 0 DP: 0 HBP: 0	WP: 0 PB: 0 SB: 0 CS: 0	PA: 39					
PITCHER	IP	WLS	BF	H	R	ER	SO	BB	IBB	HBP	BLK	WP	HR	S	P	ERA	WHIP										
Fred Norman, L ERA: 3.3 (1, 1)	3.2	L	20	6	2	2	3	3	0	0	0	0	0	23	35	4.91	2.455										
Frank Pastore, R ERA: 8.04 (4, 1)	4.1		16	3	1	1	3	1	0	0	0	0	0	21	25	2.08	0.923										
Doug Bair, R ERA: 3.76 (9, 1)	1.0		3	0	0	0	3	0	0	0	0	0	0	9	9	0.00	0.000										

Philadelphia Phillies @ Cincinnati Reds
Riverfront Stadium, Cincinnati, OH
Wed Aug 15 1979, 7:05 PM EDT
Att: 36,678 - Unknown

AB 35
R 3
H 9
RBI 3
BB 4
SO 9
LOB 19



Batter	1	2	3	4	5	6	7	8	9	AB	R	H	RBI	BB	SO	LOB	BOTTOM										
Dave Collins, S OBP: 0.358, SLG: 0.414 (1, 9)	0-0 4-3		0-0 L7		0-0 4-3			0-0 G4-6-3 1B		4	0	1	1	0	0	0											
Junior Kennedy, R OBP: 0.352, SLG: 0.321 (1, 4)	4-0 BB		0-0 4-3			0-0 6-3		0-0 G4-6-3 1B		3	0	0	0	1	0	1											
Dave Concepcion, R OBP: 0.354, SLG: 0.435 (1, 6)	0-0 1-3		0-0 2B			0-0 1-3		0-0 5-3		4	0	1	0	0	0	1											
George Foster, R OBP: 0.405, SLG: 0.594 (1, 7)	0-0 4-3		0-3 K			0-0 F9		0-3 K		4	0	0	0	0	2	2											
Johnny Bench, R OBP: 0.367, SLG: 0.410 (1, 2)		4-0 FC6-4 BB		0-3 K			0-0 CS 1B		0-0 F8	3	0	1	0	1	1	0											
Ray Knight, R OBP: 0.386, SLG: 0.454 (1, 5)		0-0 FC6-4 2B		0-0 4-3			0-0 F9			3	1	0	0	0	0	2											
Harry Spillman, L OBP: 0.386, SLG: 0.368 (1, 3)		0-0 2B		0-0 F8			0-0 F8			3	0	1	1	0	0	0											
Cesar Geronimo, L OBP: 0.320, SLG: 0.355 (1, 8)		0-0 F7			0-0 3-1			0-0 F8 1B 2B		3	1	1	0	0	0	1											
Fred Norman, S OBP: 0.245, SLG: 0.167 (1, 1)		0-0 4-3			0-3 K			0-0 F8		1	0	0	0	0	0	1											
Frank Pastore, R (4, 1)										1	0	0	0	0	1	0											
Dan Driessen, L OBP: 0.328, SLG: 0.406 (8, PH)										1	0	0	0	0	0	1											
Doug Bair, R (9, 1)										0	0	0	0	0	0	0											
Inning Stats	R: 0 E: 0 K: 0 S: 3	H: 0 LOB: 1 BB: 1 P: 7	R: 1 E: 0 K: 0 S: 4	H: 1 LOB: 1 BB: 1 P: 8	R: 0 E: 0 K: 1 S: 6	H: 1 LOB: 0 BB: 0 P: 6	R: 0 E: 0 K: 1 S: 5	H: 0 LOB: 0 BB: 0 P: 5	R: 0 E: 0 K: 0 S: 3	H: 0 LOB: 0 BB: 0 P: 3	R: 0 E: 0 K: 0 S: 3	H: 1 LOB: 0 BB: 0 P: 3	R: 0 E: 0 K: 0 S: 4	H: 2 LOB: 0 BB: 0 P: 4	R: 0 E: 0 K: 1 S: 5	H: 0 LOB: 0 BB: 0 P: 5	1B: 2 2B: 3 3B: 0 HR: 0	SF: 0 SAC: 0 DP: 1 HBP: 0	WP: 0 PB: 0 SB: 1 CS: 1	PA: 32							
PITCHER	IP	WLS	BF	H	R	ER	SO	BB	IBB	HBP	BLK	WP	HR	S	P	ERA	WHIP										
Nino Espinosa, R ERA: 3.6 (1, 1)	9.0	W	32	5	2	2	4	2	0	0	0	0	0	38	46	2.00	0.778										

Philadelphia Phillies @ Cincinnati Reds
Riverfront Stadium, Cincinnati, OH
Wed Aug 15 1979, 7:05 PM EDT
Att: 36,678 - Unknown

AB 30
R 2
H 5
RBI 2
BB 2
SO 4
LOB 9



Batter	1	2	3	4	5	6	7	8	9	AB R H RBI BB SO LOB	TOP										
Bake McBride, L OBP: 0.319, SLG: 0.411	4-0 BB 3B BB	0-0 FC1-5 CI 1B		0-0 L9		0-3 K		0-0 CS	0-0 L8	4 1 1 1 1 1 1	Philadelphia Phillies @ Houston Astros Astrodome, Houston, TX Fri Aug 17 1979, 8:05 PM EDT Att: 33,782 - Unknown										
Pete Rose, S OBP: 0.400, SLG: 0.424	4-0 BB 3B BB	0-1 CI FC1-5		0-0 L5		0-3 K		0-0 4-3	3 1 0 0 1 1 0												
Mike Schmidt, R OBP: 0.396, SLG: 0.621	0-0 SF8 3B	0-0 FC1-5 FC4-6		0-0 P5		0-3 K		4-0 BB	4 1 1 2 1 1 2												
Greg Luzinski, R OBP: 0.356, SLG: 0.450	0-0 SF8	0-0 FC4-6			0-3 K			0-0 BB	3 0 0 1 0 1 3												
Mike Anderson, R OBP: 0.352, SLG: 0.333	0-0 SF8							0-0 P6	0 0 0 0 0 0 0												
Bob Boone, R OBP: 0.379, SLG: 0.462	0-3 K			0-0 4-3 2B		0-0 L8			4 0 1 0 0 2 1												
Gary Maddox, R OBP: 0.299, SLG: 0.430	0-0 1B			0-0 L6		0-0 5-3		0-0 1B FC5-2 2B	4 0 2 0 0 0 1												
Larry Bowa, S OBP: 0.332, SLG: 0.325	0-3 K			0-0 4-3		0-0 4-3 5-3 1B		0-0 FC5-2 FC4-6 1B	4 1 2 0 0 1 2												
Manny Trillo, R OBP: 0.296, SLG: 0.342		0-0 SH2-3 1B 2B		0-0 2-3		0-0 5-3		0-0 FC5-2 FC4-6	3 1 1 0 1 0 3												
Randy Lerch, L OBP: 0.130, SLG: 0.192		0-0 SH2-3		0-0 4-3		0-0 4-3		0-0 FC4-6 CS	3 0 0 1 0 0 4												
Inning Stats	R: 3 E: 0 K: 2 S: 9	H: 2 LOB: 1 BB: 2 P: 17	R: 1 E: 1 K: 0 S: 6	H: 2 LOB: 2 BB: 0 P: 6	R: 0 E: 0 K: 0 S: 4	H: 1 LOB: 2 BB: 1 P: 8	R: 0 E: 0 K: 0 S: 3	H: 0 LOB: 0 BB: 0 P: 3	R: 0 E: 0 K: 1 S: 5	H: 0 LOB: 0 BB: 0 P: 5	R: 0 E: 0 K: 1 S: 6	H: 1 LOB: 1 BB: 0 P: 6	R: 0 E: 0 K: 3 S: 9	H: 0 LOB: 1 BB: 0 P: 10	R: 1 E: 0 K: 0 S: 4	H: 2 LOB: 2 BB: 0 P: 4	R: 0 E: 0 K: 0 S: 3	H: 0 LOB: 1 BB: 1 P: 7	1B: 4 2B: 3 3B: 1 HR: 0	SF: 1 SAC: 1 DP: 0 HBP: 1	WP: 0 PA: 41 PB: 0 SB: 1 CS: 1
PITCHER	IP WLS BF H R ER SO BB IBB HBP BLK WP HR S P ERA WHIP											PITCHER	IP WLS BF H R ER SO BB IBB HBP BLK WP HR S P ERA WHIP								
Frank LaCorte, R ERA: 6.65	1.1 L 10 4 4 4 2 2 0 0 0 0 0 0 12 20 27.00 4.500																				
Rick Williams, R ERA: 3.13	3.2 14 1 0 0 1 1 0 0 0 0 0 0 15 19 0.00 0.545																				
George Throop, R ERA: 3.91	3.0 12 3 1 1 4 0 0 1 0 0 0 0 19 20 3.00 1.000																				
Pete Ladd, R ERA:	1.0 4 0 0 0 0 1 0 0 0 0 0 0 3 7 0.00 1.000																				

Batter	1	2	3	4	5	6	7	8	9	AB R H RBI BB SO LOB	BOTTOM								
Cesar Cedeno, R OBP: 0.372, SLG: 0.387	0-0 PB 6-3 2B		0-0 FC6-4 FC6-4		0-0 5-3			0-0 F7		4 1 1 0 0 0 2	Philadelphia Phillies @ Houston Astros Astrodome, Houston, TX Fri Aug 17 1979, 8:05 PM EDT Att: 33,782 - Unknown								
Julio Gonzalez, R OBP: 0.280, SLG: 0.286	0-0 L8		0-0 FC6-4			0-0 F8		0-0 1B	4 0 1 0 0 0 2										
Terry Puhl, L OBP: 0.352, SLG: 0.388	0-0 6-3			0-0 F9		0-0 1B		0-0 F2	4 0 1 1 0 0 1										
Jeffrey Leonard, R OBP: 0.367, SLG: 0.372	0-0 6-3			0-0 F9		0-0 F8		0-0 FC6-4 1B	4 0 1 0 0 0 1										
Enos Cabell, R OBP: 0.294, SLG: 0.355		0-3 K		0-0 HR		0-0 F8		0-0 FC6-4	4 1 1 1 0 1 2										
Jose Cruz, L OBP: 0.376, SLG: 0.425		0-0 4-3		0-0 3-1		0-0 1-3		0-0 F8	4 0 0 0 0 0 1										
Art Howe, R OBP: 0.320, SLG: 0.368		0-0 4-3			0-0 F8		0-0 F8	0-0 F9	4 0 0 0 0 0 1										
Bruce Bochy, R OBP: 0.273, SLG: 0.291			0-0 FC6-4 1B		0-0 FC6-4 1B		0-3 K		3 0 2 0 0 1 0										
Frank LaCorte, R ERA: 6.65			0-3 K		0-0 FC6-4			0-0 6-3	0 0 0 0 0 0 0										
Rick Williams, R ERA: 3.13									1 0 0 0 0 0 1										
Jesus Alou, R OBP: 0.334, SLG: 0.290									1 0 0 0 0 0 1										
George Throop, R ERA: 3.91									0 0 0 0 0 0 0										
Jimmy Sexton, R OBP: 0.291, SLG: 0.185									1 0 0 0 0 0 0										
Pete Ladd, R ERA:									0 0 0 0 0 0 0										
Inning Stats	R: 1 E: 0 K: 0 S: 4	H: 1 LOB: 0 BB: 0 P: 4	R: 0 E: 0 K: 1 S: 5	H: 0 LOB: 0 BB: 0 P: 5	R: 0 E: 0 K: 1 S: 6	H: 1 LOB: 1 BB: 0 P: 6	R: 1 E: 0 K: 0 S: 4	H: 1 LOB: 0 BB: 0 P: 4	R: 0 E: 0 K: 0 S: 4	H: 1 LOB: 1 BB: 0 P: 4	R: 0 E: 0 K: 0 S: 4	H: 1 LOB: 1 BB: 0 P: 4	R: 0 E: 0 K: 0 S: 4	H: 1 LOB: 1 BB: 0 P: 4	R: 0 E: 0 K: 0 S: 4	H: 1 LOB: 1 BB: 0 P: 4	1B: 5 2B: 1 3B: 0 HR: 1	SF: 0 SAC: 0 DP: 0 HBP: 0	WP: 0 PA: 34 PB: 1 SB: 0 CS: 0
PITCHER	IP WLS BF H R ER SO BB IBB HBP BLK WP HR S P ERA WHIP											PITCHER	IP WLS BF H R ER SO BB IBB HBP BLK WP HR S P ERA WHIP						
Randy Lerch, L ERA: 4.2	9.0 W 34 7 2 1 3 0 0 0 0 0 0 1 40 40 1.00 0.778																		

Batter	1	2	3	4	5	6	7	8	9	AB	R	H	RBI	BB	SO	LOB	TOP			
Bake McBride, L (1, 9) OBP: 0.318, SLG: 0.409	G3			BB E 1B		K		F7		4	0	1	0	0	1	1	Philadelphia Phillies @ Houston Astros Astrodome, Houston, TX Sat Aug 18 1979, 8:05 PM EDT Att: 37,735 - Unknown			
Greg Gross, L (1, 7) OBP: 0.405, SLG: 0.438	6-3			F7						4	0	2	1	0	0	1				
Pete Rose, S (1, 3) OBP: 0.401, SLG: 0.422	L6			BB BB		F8		FC6-4 IBB		2	0	0	0	2	0	1				
Mike Schmidt, R (1, 5) OBP: 0.393, SLG: 0.615		P3		F7		K		FC6-4		4	0	0	0	0	1	5				
Bob Boone, R (1, 2) OBP: 0.378, SLG: 0.458		F7		BB BB						3	0	0	0	1	0	0				
Gary Maddox, R (1, 8) OBP: 0.297, SLG: 0.426				BB BB						4	0	0	0	0	1	3				
Larry Bowa, S (1, 6) OBP: 0.329, SLG: 0.322			6-3			6-3				4	0	0	0	0	0	0				
Manny Trillo, R (1, 4) OBP: 0.296, SLG: 0.342			6-3					K		3	0	1	0	0	1	0				
Larry Christenson, R (1, 1) OBP: 0.407, SLG: 0.680										2	0	0	0	0	2	1				
Del Unser, L (8, PH) OBP: 0.356, SLG: 0.487										0	1	0	0	1	0	0				
Tug McGraw, R (8, 1) OBP: 0.197, SLG: 0.167										0	0	0	0	0	0	0				
Ron Reed, R (9, 1) OBP: 0.333, SLG: 0.375								3B BB		0	0	0	0	0	0	0				
Inning Stats	R: 0 E: 0 K: 0 S: 3	H: 0 LOB: 0 BB: 0 P: 3	R: 0 E: 0 K: 1 S: 5	H: 0 LOB: 0 BB: 0 P: 5	R: 0 E: 0 K: 1 S: 5	H: 1 LOB: 3 BB: 2 P: 12	R: 0 E: 1 K: 0 S: 4	H: 1 LOB: 0 BB: 0 P: 5	R: 0 E: 0 K: 2 S: 8	H: 1 LOB: 1 BB: 0 P: 8	R: 0 E: 0 K: 0 S: 3	H: 0 LOB: 0 BB: 0 P: 3	R: 1 E: 0 K: 1 S: 6	H: 1 LOB: 2 BB: 2 P: 14	R: 0 E: 0 K: 0 S: 3	H: 0 LOB: 0 BB: 0 P: 3	1B: 3 2B: 0 3B: 1 HR: 0	SF: 0 SAC: 0 DP: 0 HBP: 0	WP: 0 PB: 0 SB: 0 CS: 1	PA: 34
PITCHER J.R. Richard, R (1, 1) ERA: 3.33	IP: 9.0 WLS: L BF: 34 H: 4 R: 1 ER: 1 SO: 6 BB: 3 IBB: 1 HBP: 0 BLK: 0 WP: 0 HR: 0 S: 42 P: 58 ERA: 1.00 WHIP: 0.778																			

Batter	1	2	3	4	5	6	7	8	9	AB	R	H	RBI	BB	SO	LOB	BOTTOM			
Cesar Cedeno, R (1, 3) OBP: 0.373, SLG: 0.388	BB S 1B		CS 1B		5-3			K		4	0	2	0	0	1	0	Philadelphia Phillies @ Houston Astros Astrodome, Houston, TX Sat Aug 18 1979, 8:05 PM EDT Att: 37,735 - Unknown			
Craig Reynolds, L (1, 6) OBP: 0.289, SLG: 0.337	F8		FC5-4 1B			F9		4-3		4	0	1	0	0	0	1				
Terry Puhl, L (1, 8) OBP: 0.353, SLG: 0.388	BB BB		FC5-4 PO			CS 1B		P6		3	0	1	0	1	0	1				
Jose Cruz, L (1, 7) OBP: 0.381, SLG: 0.426	G4-6-3 BB		PO		G5-4-3 1B		K			3	0	2	0	1	1	1				
Enos Cabell, R (1, 5) OBP: 0.295, SLG: 0.356	G4-6-3				G5-4-3 1B					4	0	2	0	0	0	3				
Jeffrey Leonard, R (1, 9) OBP: 0.383, SLG: 0.367		L4		G5-4-3		F9		G1-6-3 1B		4	0	0	0	0	0	4				
Alan Ashby, S (1, 2) OBP: 0.288, SLG: 0.281										2	0	0	0	1	1	1				
Denny Walling, L (9, PH) OBP: 0.372, SLG: 0.472		K		4-3		2B BB		L8		1	0	0	0	0	0	1				
Rafael Landestoy, S (1, 4) OBP: 0.305, SLG: 0.264										3	0	2	0	0	0	0				
J.R. Richard, R (1, 1) OBP: 0.141, SLG: 0.203										3	0	0	0	0	1	3				
Inning Stats	R: 0 E: 0 K: 0 S: 3	H: 1 LOB: 2 BB: 2 P: 11	R: 0 E: 0 K: 2 S: 8	H: 1 LOB: 1 BB: 0 P: 8	R: 0 E: 0 K: 0 S: 3	H: 2 LOB: 0 BB: 0 P: 3	R: 0 E: 0 K: 0 S: 4	H: 2 LOB: 1 BB: 0 P: 4	R: 0 E: 0 K: 1 S: 5	H: 1 LOB: 0 BB: 0 P: 5	R: 0 E: 0 K: 0 S: 4	H: 1 LOB: 2 BB: 1 P: 8	R: 0 E: 0 K: 1 S: 5	H: 0 LOB: 0 BB: 0 P: 5	R: 0 E: 0 K: 0 S: 4	H: 2 LOB: 1 BB: 0 P: 4	1B: 9 2B: 1 3B: 0 HR: 0	SF: 0 SAC: 0 DP: 3 HBP: 0	WP: 0 PB: 0 SB: 1 CS: 2	PA: 35
PITCHER Larry Christenson, R (1, 1) ERA: 4.53	IP: 7.0 WLS: W BF: 27 H: 8 R: 0 ER: 0 SO: 3 BB: 3 IBB: 0 HBP: 0 BLK: 0 WP: 0 HR: 0 S: 30 P: 42 ERA: 0.00 WHIP: 1.571																			
Tug McGraw, L (8, 1) ERA: 4.77	IP: 1.0 WLS: S BF: 5 H: 2 R: 0 ER: 0 SO: 1 BB: 0 IBB: 0 HBP: 0 BLK: 0 WP: 0 HR: 0 S: 7 P: 7 ERA: 0.00 WHIP: 2.000																			
Ron Reed, R (9, 1) ERA: 4.00	IP: 1.0 WLS: S BF: 2 H: 0 R: 0 ER: 0 SO: 0 BB: 0 IBB: 0 HBP: 0 BLK: 0 WP: 0 HR: 0 S: 2 P: 2 ERA: 0.00 WHIP: 0.000																			

Batter	1	2	3	4	5	6	7	8	9	AB	R	H	RBI	BB	SO	LOB	TOP				
Bake McBride, L (1, 9) OBP: 0.319, SLG: 0.409	0-0 3-1		0-0 F9		0-3 K		0-0 CS 1B		0-0 FC5 S 1B	5	0	2	0	0	1	0					
Pete Rose, S (1, 3) OBP: 0.403, SLG: 0.423	0-0 E S 1B		0-0 6-3		0-0 4-3		0-0 CS 1-2		0-0 G6-4-3 1B 1-2	4	0	2	0	1	0	0					
Mike Schmidt, R (1, 5) OBP: 0.391, SLG: 0.610	0-0 F3 1-3		0-0 L6				0-0 1B 1B		0-0 F3 2-3f	5	0	1	0	0	0	5					
Greg Luzinski, R (1, 7) OBP: 0.355, SLG: 0.448	0-0 F3						0-0 F8		0-0 G6-4-3 1-2	4	1	1	0	0	0	3					
Mike Anderson, R (9, 7) OBP: 0.352, SLG: 0.333										0	0	0	0	0	0	0					
Bob Boone, R (1, 2) OBP: 0.379, SLG: 0.459										4	0	2	0	0	0	1					
Bud Harrelson, S (9, PR) OBP: 0.412, SLG: 0.309										0	1	0	0	0	0	0					
Dave Rader, L (9, 2) OBP: 0.267, SLG: 0.293										0	0	0	0	0	0	0					
Gary Maddox, R (1, 8) OBP: 0.299, SLG: 0.431										4	1	2	1	0	0	3					
Larry Bowa, S (1, 6) OBP: 0.328, SLG: 0.322										3	0	1	2	0	0	3					
Manny Trillo, R (1, 4) OBP: 0.295, SLG: 0.339										3	0	0	0	1	0	2					
Steve Carlton, L (1, 1) OBP: 0.237, SLG: 0.236										4	0	0	0	0	1	4					
Inning Stats	R: 0 E: 0 K: 0 S: 4	H: 1 LOB: 1 BB: 0 P: 4	R: 0 E: 1 K: 0 S: 4	H: 0 LOB: 2 BB: 1 P: 8	R: 0 E: 0 K: 0 S: 3	H: 0 LOB: 0 BB: 0 P: 3	R: 1 E: 0 K: 0 S: 5	H: 2 LOB: 1 BB: 0 P: 5	R: 0 E: 0 K: 0 S: 7	H: 0 LOB: 0 BB: 0 P: 7	R: 0 E: 0 K: 0 S: 3	H: 1 LOB: 0 BB: 0 P: 3	R: 0 E: 0 K: 0 S: 3	H: 1 LOB: 0 BB: 0 P: 3	R: 2 E: 0 K: 0 S: 7	H: 4 LOB: 3 BB: 1 P: 11	1B: 10 2B: 0 3B: 1 HR: 0	SF: 1 SAC: 0 DP: 1 HBP: 0	WP: 0 PB: 0 SB: 3 CS: 1	PA: 40	
PITCHER	IP	WLS	BF	H	R	ER	SO	BB	IBB	HBP	BLK	WP	HR	S	P	ERA	WHIP				
Joaquin Andujar, R (1, 1) ERA: 2.84	8.1	L	35	10	3	3	2	1	0	0	0	0	0	38	42	3.24	1.320				
Joe Sambito, L (9, 1) ERA: 1.96	0.2		4	1	0	0	0	1	0	0	0	0	0	3	7	0.00	3.000				

Philadelphia Phillies @ Houston Astros
Astrodome, Houston, TX
Sun Aug 19 1979, 8:05 PM EDT
Att: 30,631 - Unknown

AB	36
R	3
H	11
RBI	3
BB	2
SO	2
LOB	21



Batter	1	2	3	4	5	6	7	8	9	AB	R	H	RBI	BB	SO	LOB	BOTTOM				
Rafael Landestoy, S (1, 4) OBP: 0.298, SLG: 0.257	0-0 F2		0-0 G3						0-0 6-3	4	0	0	0	0	0	0					
Craig Reynolds, L (1, 6) OBP: 0.288, SLG: 0.336	4-0 BB		0-3 K						4-0 CS BB	2	1	0	0	1	1	0					
Art Howe, R (9, PH) OBP: 0.322, SLG: 0.368										0	0	0	0	1	0	0					
Jimmy Sexton, R (9, PR) OBP: 0.241, SLG: 0.185										0	0	0	0	0	0	0					
Terry Puhl, L (1, 8) OBP: 0.354, SLG: 0.392	0-0 1-H SF7 3B		4-0 PO BB						0-3 K 1-2	3	1	1	1	1	1	1					
Cesar Cedeno, R (1, 3) OBP: 0.369, SLG: 0.385	0-0 3-H SF7		0-0 PO 1-2						0-0 5-3	3	0	0	1	0	0	1					
Enos Cabell, R (1, 5) OBP: 0.294, SLG: 0.354	0-3 K		0-0 5-3						0-0 5-3	3	0	0	0	0	1	0					
Jeffrey Leonard, R (1, 9) OBP: 0.363, SLG: 0.364									4-0 BB	2	0	0	0	1	0	0					
Jose Cruz, L (1, 7) OBP: 0.381, SLG: 0.424									4-0 G5-4-3 BB	2	0	0	0	1	1	1					
Bruce Bochy, R (1, 2) OBP: 0.274, SLG: 0.292									0-0 G5-4-3 1-2	3	0	1	0	0	0	1					
Joaquin Andujar, S (1, 1) OBP: 0.093, SLG: 0.118									0-3 K2-3	3	0	0	0	0	2	1					
Joe Sambito, L (9, 1) OBP: 0.444, SLG: 0.333										0	0	0	0	0	0	0					
Inning Stats	R: 2 E: 0 K: 1 S: 6	H: 1 LOB: 0 BB: 1 P: 10	R: 0 E: 0 K: 1 S: 6	H: 1 LOB: 0 BB: 0 P: 6	R: 0 E: 0 K: 1 S: 4	H: 0 LOB: 0 BB: 1 P: 8	R: 0 E: 0 K: 0 S: 3	H: 0 LOB: 0 BB: 0 P: 3	R: 0 E: 0 K: 0 S: 3	H: 0 LOB: 0 BB: 0 P: 7	R: 0 E: 0 K: 1 S: 5	H: 0 LOB: 0 BB: 0 P: 5	R: 0 E: 0 K: 1 S: 4	H: 0 LOB: 1 BB: 1 P: 8	1B: 1 2B: 1 3B: 1 HR: 0	SF: 1 SAC: 0 DP: 2 HBP: 0	WP: 0 PB: 0 SB: 0 CS: 1	PA: 32			
PITCHER	IP	WLS	BF	H	R	ER	SO	BB	IBB	HBP	BLK	WP	HR	S	P	ERA	WHIP				
Steve Carlton, L (1, 1) ERA: 3.64	9.0	W	31	2	2	2	6	5	0	0	0	0	0	38	58	2.00	0.778				

Philadelphia Phillies @ Houston Astros
Astrodome, Houston, TX
Sun Aug 19 1979, 8:05 PM EDT
Att: 30,631 - Unknown

AB	25
R	2
H	2
RBI	2
BB	5
SO	6
LOB	5



Batter	1	2	3	4	5	6	7	8	9	AB	R	H	RBI	BB	SO	LOB	TOP								
Jerry Royster, R OBP: 0.335, SLG: 0.333 (1,4)	F7		6-3		F9			E 1B	SF7	4	1	1	1	0	0	1	Atlanta Braves @ Philadelphia Phillies Veterans Stadium, Philadelphia, PA Mon Aug 20 1979, 7:05 PM EDT Att: 35,156 - Unknown								
Gary Matthews, R OBP: 0.397, SLG: 0.524 (1,9)	6-3		4-3		FC4-6 1B			6-3	3-H 1B	4	0	1	0	1	0	1									
Jeff Burroughs, R OBP: 0.344, SLG: 0.350 Barry Bonnell, R OBP: 0.307, SLG: 0.427 (1,7) (9,7)	BB			K	FC4-6 1-2			F9	1-2 2-3 BB	4	0	1	2	1	1	3									
Bob Horner, R OBP: 0.356, SLG: 0.569 (1,5)	K			K				6-3	1-2 2-H 3-H BB	0	0	0	0	0	0	0									
Dale Murphy, R OBP: 0.357, SLG: 0.488 (1,3)		SH3 SF8 1B		E5 E 1B				6-3		5	0	1	1	0	3	3									
Rowland Office, L OBP: 0.329, SLG: 0.343 (1,8)		SH3		E9 FC6 1B				6-3	SH 1B SF7 1B	4	1	1	0	0	0	1									
Pepe Frias, R OBP: 0.310, SLG: 0.349 (1,6)		SF8		FC6 1-2			L4		BB SH 1B	3	1	1	1	0	0	2									
Bruce Benedict, R OBP: 0.318, SLG: 0.268 (1,2)		P4			FC2-6 1B		F7		SH BB 1B	3	1	1	0	0	0	0									
Phil Niekro, R OBP: 0.208, SLG: 0.237 Mike Lum, L OBP: 0.297, SLG: 0.327 (9,PH) Gene Garber, R OBP: 0.500, SLG: 0.333 (9,1)			6-3		FC2-6 1B		5-3		F7	3	0	0	0	0	0	1									
Inning Stats	R: 0 E: 0 K: 1 S: 5	H: 0 LOB: 1 BB: 1 P: 9	R: 1 E: 0 K: 0 S: 4	H: 1 LOB: 0 BB: 0 P: 4	R: 0 E: 0 K: 0 S: 3	H: 0 LOB: 0 BB: 0 P: 3	R: 0 E: 0 K: 2 S: 9	H: 1 LOB: 2 BB: 0 P: 9	R: 0 E: 0 K: 0 S: 5	H: 2 LOB: 2 BB: 0 P: 5	R: 0 E: 0 K: 0 S: 3	H: 0 LOB: 0 BB: 0 P: 3	R: 0 E: 0 K: 0 S: 3	H: 0 LOB: 0 BB: 0 P: 3	R: 1 E: 1 K: 0 S: 5	H: 2 LOB: 1 BB: 1 P: 5		R: 3 E: 0 K: 1 S: 9	H: 3 LOB: 2 BB: 1 P: 13	1B: 9 2B: 0 3B: 0 HR: 0	SF: 2 SAC: 2 DP: 0 HBP: 0	WP: 0 PB: 0 SB: 1 CS: 0	PA: 40		
PITCHER	IP	WLS	BF	H	R	ER	SO	BB	IBB	HBP	BLK	WP	HR	S	P	ERA	WHIP								
Nino Espinosa, R ERA: 3.49 (1,1)	8.0		32	6	2	1	3	1	0	0	0	0	0	37	41	1.12	0.875								
Ron Reed, R ERA: 4.33 (9,1)	0.2	L	7	3	3	3	0	1	0	0	0	0	0	6	10	40.50	6.000								
Rawly Eastwick, R ERA: 5.12 (9,1)	0.1		1	0	0	0	1	0	0	0	0	0	0	3	3	0.00	0.000								

AB 34
R 5
H 9
RBI 5
BB 2
SO 4
LOB 15



Batter	1	2	3	4	5	6	7	8	9	AB	R	H	RBI	BB	SO	LOB	BOTTOM								
Bake McBride, L OBP: 0.317, SLG: 0.406 (1,9)	F9		F8			L1		E6 1B		4	0	0	0	0	0	0	Atlanta Braves @ Philadelphia Phillies Veterans Stadium, Philadelphia, PA Mon Aug 20 1979, 7:05 PM EDT Att: 35,156 - Unknown								
Greg Gross, L OBP: 0.409, SLG: 0.434 (1,7)	4-3 BB				F7	3-1		S 1B		3	0	1	0	1	0	0									
Pete Rose, S OBP: 0.401, SLG: 0.420 (1,3)	4-3				F7			FC6-4 BB		3	0	0	0	1	0	1									
Mike Schmidt, R OBP: 0.392, SLG: 0.611 (1,5)	F8				2B			FC6-4 1B	FC3-6 1B	4	0	2	0	0	0	3									
Bob Boone, R OBP: 0.378, SLG: 0.455 (1,2)		K			BB			FC3-6 2B	F5	3	1	0	0	1	1	1									
Gary Maddox, R OBP: 0.298, SLG: 0.432 (1,8)		5-3			K			SH1-3 2B	F8	4	1	1	1	0	1	2									
Larry Bowa, S OBP: 0.328, SLG: 0.322 (1,6)		6-3			4-3			SH1-3	1B	3	0	1	1	0	0	0									
Manny Trillo, R OBP: 0.292, SLG: 0.334 (1,4)					F7			6-3	5-3	4	0	0	0	0	1	1									
Nino Espinosa, R OBP: 0.222, SLG: 0.186 Greg Luzinski, R OBP: 0.354, SLG: 0.447 (8,PH) Ron Reed, R OBP: 0.333, SLG: 0.375 Rawly Eastwick, R ERA: 4.29 (9,1)					B1-3			P3		2	0	0	0	0	0	0									
Inning Stats	R: 0 E: 0 K: 0 S: 3	H: 0 LOB: 1 BB: 1 P: 7	R: 0 E: 0 K: 1 S: 5	H: 0 LOB: 0 BB: 0 P: 5	R: 0 E: 0 K: 0 S: 3	H: 0 LOB: 0 BB: 0 P: 3	R: 0 E: 0 K: 1 S: 6	H: 1 LOB: 2 BB: 1 P: 10	R: 0 E: 0 K: 1 S: 5	H: 0 LOB: 0 BB: 0 P: 5	R: 0 E: 0 K: 0 S: 3	H: 0 LOB: 0 BB: 0 P: 3	R: 2 E: 0 K: 0 S: 5	H: 2 LOB: 0 BB: 0 P: 5	R: 0 E: 1 K: 0 S: 4	H: 1 LOB: 2 BB: 1 P: 8		R: 0 E: 0 K: 0 S: 4	H: 1 LOB: 1 BB: 0 P: 4	1B: 3 2B: 2 3B: 0 HR: 0	SF: 0 SAC: 1 DP: 0 HBP: 0	WP: 0 PB: 0 SB: 1 CS: 0	PA: 35		
PITCHER	IP	WLS	BF	H	R	ER	SO	BB	IBB	HBP	BLK	WP	HR	S	P	ERA	WHIP								
Phil Niekro, R ERA: 3.7 (1,1)	8.0		31	4	2	2	3	3	0	0	0	0	0	34	46	2.25	0.875								
Gene Garber, R ERA: 4.29 (9,1)	1.0	S	4	1	0	0	0	0	0	0	0	0	0	4	4	0.00	1.000								

AB 31
R 2
H 5
RBI 2
BB 3
SO 3
LOB 8



Batter	1	2	3	4	5	6	7	8	9	AB	R	H	RBI	BB	SO	LOB	TOP			
Jerry Royster, R OBP: 0.333, SLG: 0.332										5	0	1	0	0	0	0	Atlanta Braves @ Philadelphia Phillies Veterans Stadium, Philadelphia, PA Tue Aug 21 1979, 7:05 PM EDT Att: 30,234 - Unknown			
Gary Matthews, R OBP: 0.365, SLG: 0.531										5	2	3	1	0	0					
Jeff Burroughs, R OBP: 0.347, SLG: 0.348										2	1	0	0	3	1	3				
Rowland Office, L OBP: 0.329, SLG: 0.343										0	0	0	0	0	0	0				
Bob Horner, R OBP: 0.355, SLG: 0.566										4	1	1	1	0	1	3				
Dale Murphy, R OBP: 0.356, SLG: 0.485										4	1	1	0	0	2	2				
Barry Bonnell, R OBP: 0.305, SLG: 0.429										3	0	1	2	1	1	0				
Pepe Frias, R OBP: 0.310, SLG: 0.348										4	0	1	1	0	0	1				
Bruce Benedict, R OBP: 0.316, SLG: 0.268										4	0	1	0	0	1	2				
Rick Matula, R OBP: 0.073, SLG: 0.050										2	0	0	0	0	2	0				
Larry Bradford, R										0	0	0	0	0	0	0				
Mike Lum, L OBP: 0.296, SLG: 0.325										1	0	0	0	0	0	0				
Joey McLaughlin, R OBP: 0.286, SLG: 0.429										1	0	0	0	0	1	1				
Gene Garber, R OBP: 0.500, SLG: 0.333										0	0	0	0	0	0	0				
Inning Stats	R: 3 E: 0 K: 0 S: 7	H: 4 LOB: 1 BB: 0 P: 7	R: 0 E: 0 K: 1 S: 5	H: 0 LOB: 0 BB: 0 P: 5	R: 0 E: 0 K: 1 S: 5	H: 0 LOB: 1 BB: 1 P: 9	R: 0 E: 0 K: 0 S: 3	H: 0 LOB: 0 BB: 0 P: 3	R: 0 E: 0 K: 1 S: 5	H: 0 LOB: 0 BB: 0 P: 5	R: 0 E: 0 K: 1 S: 6	H: 1 LOB: 2 BB: 1 P: 10	R: 0 E: 0 K: 1 S: 5	H: 0 LOB: 0 BB: 0 P: 5	R: 0 E: 0 K: 2 S: 9	H: 3 LOB: 2 BB: 0 P: 9	1B: 7 2B: 1 3B: 0 HR: 1	SF: 0 SAC: 0 DP: 0 HBP: 0	WP: 0 PB: 0 SB: 2 CS: 0	PA: 39
PITCHER	IP WLS BF H R ER SO BB IBB HBP BLK WP HR S P ERA WHIP	5.2 L 25 5 4 4 4 3 0 0 0 0 0 30 42 6.35 1.412	6.1 L 14 4 1 1 5 1 0 0 0 0 1 23 27 2.70 1.500																	

Batter	1	2	3	4	5	6	7	8	9	AB	R	H	RBI	BB	SO	LOB	BOTTOM				
Bake McBride, L OBP: 0.317, SLG: 0.411										4	1	1	1	1	1	2	Atlanta Braves @ Philadelphia Phillies Veterans Stadium, Philadelphia, PA Tue Aug 21 1979, 7:05 PM EDT Att: 30,234 - Unknown				
Larry Bowa, S OBP: 0.325, SLG: 0.318										5	0	0	0	0	3						
Pete Rose, S OBP: 0.401, SLG: 0.418										4	0	1	0	1	0	0					
Mike Schmidt, R OBP: 0.392, SLG: 0.608										4	1	1	0	1	2	3					
Greg Luzinski, R OBP: 0.358, SLG: 0.451										3	1	2	0	1	1	1					
Bud Harrelson, S OBP: 0.412, SLG: 0.309										0	0	0	0	0	0	0					
Gary Maddox, R OBP: 0.296, SLG: 0.428										4	0	0	0	0	6						
Dave Rader, L OBP: 0.265, SLG: 0.333										4	1	1	2	0	2						
Manny Trillo, R OBP: 0.292, SLG: 0.334										3	0	1	1	0	0	0					
Greg Gross, L OBP: 0.405, SLG: 0.430										1	0	0	0	0	2						
Randy Lerch, L OBP: 0.143, SLG: 0.204										2	0	1	0	0	0	0					
Rawly Eastwick, R										1	0	0	0	0	1						
Del Unser, L OBP: 0.361, SLG: 0.487										0	0	0	0	1	0	0					
Inning Stats	R: 1 E: 0 K: 1 S: 8	H: 3 LOB: 2 BB: 0 P: 8	R: 0 E: 0 K: 0 S: 4	H: 1 LOB: 2 BB: 1 P: 8	R: 0 E: 0 K: 1 S: 5	H: 0 LOB: 1 BB: 1 P: 9	R: 0 E: 0 K: 0 S: 3	H: 0 LOB: 0 BB: 0 P: 3	R: 0 E: 0 K: 1 S: 9	H: 4 LOB: 1 BB: 0 P: 9	R: 0 E: 0 K: 0 S: 3	H: 0 LOB: 0 BB: 0 P: 3	R: 0 E: 0 K: 0 S: 3	H: 0 LOB: 2 BB: 1 P: 7	R: 0 E: 0 K: 1 S: 5	H: 0 LOB: 2 BB: 2 P: 13	1B: 5 2B: 1 3B: 1 HR: 1	SF: 0 SAC: 0 DP: 0 HBP: 0	WP: 1 PB: 0 SB: 1 CS: 0	PA: 40	
PITCHER	IP WLS BF H R ER SO BB IBB HBP BLK WP HR S P ERA WHIP	5.2 W 1 0 0 0 0 2 0 0 0 0 0 1 1 0.00 0.000	2.0 8 0 0 0 0 2 0 0 0 0 0 0 6 14 0.00 1.000	1.0 S 4 0 0 0 1 1 0 0 0 0 0 5 9 0.00 1.000																	



AB	35
R	5
H	9
RBI	5
BB	4
SO	9
LOB	12

AB	35
R	4
H	8
RBI	4
BB	5
SO	5
LOB	20

Batter	1	2	3	4	5	6	7	8	9	AB	R	H	RBI	BB	SO	LOB	TOP			
Julio Gonzalez, R OBP: 0.272, SLG: 0.278 (1,4)	F9		K		F8		F8			4	0	0	0	0	1	2	Houston Astros @ Philadelphia Phillies Veterans Stadium, Philadelphia, PA Fri Aug 24 1979, 7:05 PM EDT Att: 32,124 - Unknown			
Craig Reynolds, L OBP: 0.294, SLG: 0.343 (1,6)	4-3		K2-3		1B 3B		K			4	1	1	1	0	2	1				
Terry Puhl, L OBP: 0.356, SLG: 0.392 (1,8)	1B			F5	FC4-6		K			4	0	2	1	0	1	0				
Cesar Cedeno, R OBP: 0.359, SLG: 0.371 (1,3)	K			3B 1B	FC4-6		F8			4	1	1	0	0	1	2				
Enos Cabell, R OBP: 0.294, SLG: 0.357 (1,5)		G5-4-3		1B 3B	F7		F9			4	0	2	1	0	0	1				
Jeffrey Leonard, R OBP: 0.365, SLG: 0.369 (1,9)	G5-4-3			BB		6-3		F9		3	0	0	0	1	0	1				
Jose Cruz, L OBP: 0.380, SLG: 0.426 (1,7)	4-3			K		G3		K		4	0	0	0	0	2	2				
Bruce Bochy, R OBP: 0.269, SLG: 0.286 (1,2)			K	F8		K		L5		3	0	0	0	0	2	2				
Jesus Alou, R OBP: 0.306, SLG: 0.281 (9, PH)										1	0	0	0	0	0	0				
Joaquin Andujar, S OBP: 0.109, SLG: 0.154 (5, PH)					F8 WP		5-3			1	0	1	0	0	0	0				
Jimmy Sexton, R OBP: 0.297, SLG: 0.185 (5, 1)					3B BB					0	1	0	0	1	0	0				
Pete Ladd, R OBP: 0.298, SLG: 0.259 (7, PH)										0	0	0	0	0	0	0				
Rafael Landestoy, S OBP: 0.189, SLG: 0.133 (7, 1)			2B							1	0	0	0	0	0	0				
Randy Niemann, L OBP: 0.189, SLG: 0.133 (7, 1)										0	0	0	0	0	0	0				
Inning Stats	R: 0 E: 0 K: 1 S: 6	H: 1 LOB: 1 BB: 0 P: 6	R: 0 E: 0 K: 0 S: 3	H: 1 LOB: 0 BB: 0 P: 3	R: 0 E: 0 K: 3 S: 10	H: 1 LOB: 1 BB: 0 P: 10	R: 1 E: 0 K: 1 S: 7	H: 2 LOB: 2 BB: 1 P: 11	R: 2 E: 0 K: 0 S: 5	H: 0 LOB: 0 BB: 0 P: 5	R: 0 E: 0 K: 1 S: 5	H: 0 LOB: 0 BB: 0 P: 5	R: 0 E: 0 K: 1 S: 5	H: 0 LOB: 0 BB: 0 P: 5	R: 0 E: 0 K: 1 S: 5	H: 0 LOB: 0 BB: 0 P: 5	1B: 4 2B: 1 3B: 2 HR: 0	SF: 0 SAC: 0 DP: 1 HBP: 0	WP: 1 PB: 0 SB: 0 CS: 0	PA: 35
PITCHER Steve Carlton, L ERA: 3.61 (1,1)	IP: 9.0 WLS: W BF: 35 H: 7 R: 3 ER: 3 SO: 9 BB: 2 IBB: 0 HBP: 0 BLK: 0 WP: 1 HR: 0 S: 51 P: 59 ERA: 3.00 WHIP: 1.000																			

AB	33
R	3
H	7
RBI	3
BB	2
SO	9
LOB	11



Batter	1	2	3	4	5	6	7	8	9	AB	R	H	RBI	BB	SO	LOB	BOTTOM				
Bake McBride, L OBP: 0.314, SLG: 0.407 (1,9)	SH1-3 E	F8		SF7			F9			3	1	1	1	0	0	1	Houston Astros @ Philadelphia Phillies Veterans Stadium, Philadelphia, PA Fri Aug 24 1979, 7:05 PM EDT Att: 32,124 - Unknown				
Larry Bowa, S OBP: 0.320, SLG: 0.313 (1,6)	SH1-3	L4		1-6-3			5-3			3	0	0	0	0	0	2					
Pete Rose, S OBP: 0.398, SLG: 0.413 (1,3)	SF7		4-3		3-1		4-3			3	0	0	1	0	0	0					
Mike Schmidt, R OBP: 0.396, SLG: 0.605 (1,5)	E BB		5-3		F5		F7			3	1	0	0	1	0	0					
Greg Luzinski, R OBP: 0.357, SLG: 0.449 (1,7)	E9		F8		F7		K			3	0	1	1	0	0	0					
Mike Anderson, R OBP: 0.347, SLG: 0.328 (8,7)	1-H 2B						K			1	0	0	0	0	1	0					
Garry Maddox, R OBP: 0.295, SLG: 0.424 (1,8)	F7			F6		E3	6-3			4	0	0	0	0	0	1					
Tim McCarver, L OBP: 0.347, SLG: 0.311 (1,2)		S 1B		1B 2B BB		F5				2	2	1	0	1	0	1					
Manny Trillo, R OBP: 0.292, SLG: 0.343 (1,4)	F9			2B SF7 1B		L1				3	1	1	0	0	0	2					
Steve Carlton, L OBP: 0.253, SLG: 0.267 (1,1)	2-H 1B			1-3 2B		K				3	0	2	2	0	1	1					
Inning Stats	R: 2 E: 2 K: 0 S: 5	H: 2 LOB: 1 BB: 1 P: 9	R: 1 E: 0 K: 0 S: 5	H: 2 LOB: 1 BB: 0 P: 5	R: 0 E: 0 K: 0 S: 3	H: 0 LOB: 0 BB: 0 P: 3	R: 2 E: 0 K: 0 S: 3	H: 2 LOB: 1 BB: 1 P: 9	R: 0 E: 0 K: 0 S: 3	H: 0 LOB: 0 BB: 0 P: 3	R: 0 E: 0 K: 1 S: 6	H: 0 LOB: 0 BB: 0 P: 6	R: 0 E: 0 K: 0 S: 3	H: 0 LOB: 0 BB: 0 P: 3	R: 0 E: 0 K: 1 S: 5	H: 0 LOB: 0 BB: 0 P: 5		1B: 4 2B: 2 3B: 0 HR: 0	SF: 2 SAC: 1 DP: 0 HBP: 0	WP: 0 PB: 0 SB: 1 CS: 0	PA: 33
PITCHER Joaquin Andujar, R ERA: 2.93 (1,1)	IP: 4.0 WLS: L BF: 20 H: 5 R: 5 ER: 3 SO: 0 BB: 2 IBB: 0 HBP: 0 BLK: 0 WP: 0 HR: 0 S: 9 P: 26 ERA: 6.75 WHIP: 2.000																				
Pete Ladd, R ERA (5, 1)	2.0	7	0	0	0	1	0	0	0	0	0	9	9	0.00	0.000						
Randy Niemann, L ERA: 3.72 (7, 1)	2.0	6	0	0	0	1	0	0	0	0	0	8	8	0.00	0.000						

AB	28
R	5
H	6
RBI	5
BB	2
SO	2
LOB	8



Batter	1	2	3	4	5	6	7	8	9	AB	R	H	RBI	BB	SO	LOB	TOP								
Cesar Cedeno, R OBP: 0.355, SLG: 0.367 (1,3)	L4		4-3		3-1		FC6-4			4	0	0	0	0	0	2	Houston Astros @ Philadelphia Phillies Veterans Stadium, Philadelphia, PA Sat Aug 25 1979, 7:05 PM EDT Att: 43,109 - Unknown								
Craig Reynolds, L OBP: 0.294, SLG: 0.347 (1,6)	F8			4-3		1B	FC6-4			4	1	1	0	0	0	1									
Terry Puhl, L OBP: 0.355, SLG: 0.391 (1,8)	P6			F7		FC5-2	1B		5-3	4	0	1	1	0	0	0									
Jose Cruz, L OBP: 0.379, SLG: 0.431 (1,7)		6-3		HR		6-3			K	4	1	1	1	0	1	1									
Enos Cabell, R OBP: 0.293, SLG: 0.356 (1,5)		6-3		CS	1B	FC5-2	1B		K	4	0	1	0	0	1	1									
Jeffrey Leonard, R OBP: 0.397, SLG: 0.371 (1,9)				CS	F9				F9	4	0	2	0	0	0	0									
Alan Ashby, S OBP: 0.284, SLG: 0.280 (1,2)				1B					F9	4	1	1	0	0	1	3									
Rafael Landestoy, S OBP: 0.291, SLG: 0.253 (1,4)			4-3		F5				F9	4	0	0	0	0	0	1									
Joe Niekro, R OBP: 0.141, SLG: 0.147 (1,1)			2-3							2	0	1	1	0	0	0									
Joe Sambito, L OBP: 0.500, SLG: 0.333 (6,1)					2B		FC6-4		BB	0	0	0	0	0	1	0									
Inning Stats	R: 0 E: 0 K: 0 S: 3	H: 0 LOB: 0 BB: 0 P: 3	R: 0 E: 0 K: 0 S: 4	H: 1 LOB: 1 BB: 0 P: 4	R: 0 E: 0 K: 0 S: 3	H: 0 LOB: 0 BB: 0 P: 3	R: 1 E: 0 K: 0 S: 4	H: 2 LOB: 0 BB: 0 P: 4	R: 1 E: 0 K: 0 S: 5	H: 2 LOB: 1 BB: 0 P: 5	R: 1 E: 1 K: 1 S: 8	H: 3 LOB: 2 BB: 0 P: 8	R: 0 E: 0 K: 0 S: 3	H: 0 LOB: 1 BB: 1 P: 7	R: 0 E: 0 K: 2 S: 7	H: 0 LOB: 0 BB: 0 P: 7	R: 0 E: 0 K: 0 S: 3	H: 0 LOB: 0 BB: 0 P: 3	1B: 4 2B: 2 3B: 1 HR: 1	SF: 0 SAC: 0 DP: 0 HBP: 0	WP: 0 PB: 0 SB: 0 CS: 1	PA: 36			
PITCHER	IP	WLS	BF	H	R	ER	SO	BB	IBB	HBP	BLK	WP	HR	S	P	ERA	WHIP								
Nino Espinosa, R ERA: 3.54 (1,1)	5.0	L	21	7	3	3	0	0	0	0	0	0	1	21	21	5.40	1.400								
Kevin Saucier, L ERA: 3.33 (6,1)	2.0		8	1	0	0	1	1	0	0	0	0	0	9	13	0.00	1.000								
Tug McGraw, L ERA: 4.63 (8,1)	2.0		6	0	0	0	2	0	0	0	0	0	0	10	10	0.00	0.000								

Batter	1	2	3	4	5	6	7	8	9	AB	R	H	RBI	BB	SO	LOB	BOTTOM								
Bake McBride, L OBP: 0.312, SLG: 0.403 (1,9)	K	4-3			P3		K			4	0	0	0	0	2	1	Houston Astros @ Philadelphia Phillies Veterans Stadium, Philadelphia, PA Sat Aug 25 1979, 7:05 PM EDT Att: 43,109 - Unknown								
Larry Bowa, S OBP: 0.319, SLG: 0.312 (1,6)	1B	F7			4-3				6-3	4	0	1	0	0	0	1									
Pete Rose, S OBP: 0.396, SLG: 0.412 (1,3)	1B			F8		4-3			6-3	4	0	1	0	0	0	0									
Mike Schmidt, R OBP: 0.397, SLG: 0.602 (1,5)	F9			BB					F3	2	0	0	0	2	0	2									
Greg Luzinski, R OBP: 0.356, SLG: 0.446 (1,7)	BB			K					K	3	0	0	0	1	3	2									
Gary Maddox, R OBP: 0.292, SLG: 0.421 (1,8)	F7			F7					K	4	0	0	0	0	2	5									
Bob Boone, R OBP: 0.377, SLG: 0.451 (1,2)		WP	2B	BB	F8				K	3	1	0	0	1	1	1									
Manny Trillo, R OBP: 0.289, SLG: 0.340 (1,4)		K			K				F3	3	0	0	0	0	2	1									
Nino Espinosa, R OBP: 0.231, SLG: 0.213 (1,1)					P6				F9	2	0	1	1	0	0	0									
Kevin Saucier, L OBP: 0.125, SLG: 0.125 (6,1)										0	0	0	0	0	0	0									
Mike Anderson, R OBP: 0.342, SLG: 0.323 (7,PH)		4-3								1	0	0	0	0	0	0									
Tug McGraw, R OBP: 0.167, SLG: 0.167 (8,1)		2B								0	0	0	0	0	0	0									
Inning Stats	R: 0 E: 0 K: 1 S: 7	H: 2 LOB: 3 BB: 1 P: 11	R: 1 E: 0 K: 1 S: 6	H: 1 LOB: 1 BB: 1 P: 10	R: 0 E: 0 K: 1 S: 5	H: 0 LOB: 0 BB: 0 P: 9	R: 0 E: 0 K: 1 S: 5	H: 0 LOB: 0 BB: 0 P: 5	R: 0 E: 0 K: 3 S: 9	H: 0 LOB: 1 BB: 1 P: 13	R: 0 E: 0 K: 1 S: 5	H: 0 LOB: 0 BB: 0 P: 5	R: 0 E: 0 K: 0 S: 3	H: 0 LOB: 0 BB: 0 P: 3	R: 0 E: 0 K: 2 S: 7	H: 0 LOB: 0 BB: 0 P: 7	R: 0 E: 0 K: 0 S: 3	H: 0 LOB: 0 BB: 0 P: 3	1B: 2 2B: 1 3B: 0 HR: 0	SF: 0 SAC: 0 DP: 0 HBP: 0	WP: 1 PB: 0 SB: 1 CS: 0	PA: 34			
PITCHER	IP	WLS	BF	H	R	ER	SO	BB	IBB	HBP	BLK	WP	HR	S	P	ERA	WHIP								
Joe Niekro, R ERA: 2.98 (1,1)	5.2	W	24	3	1	1	6	4	0	0	0	0	0	32	48	1.59	1.235								
Joe Sambito, L ERA: 1.49 (6,1)	3.1	S	10	0	0	0	4	0	0	0	0	0	0	18	18	0.00	0.000								

AB	34
R	3
H	8
RBI	3
BB	1
SO	3
LOB	9



AB	30
R	1
H	3
RBI	1
BB	4
SO	10
LOB	13



Batter	1	2	3	4	5	6	7	8	9	AB	R	H	RBI	BB	SO	LOB	TOP
Cesar Cedeno, R OBP: 0.363, SLG: 0.385 (1, 3)	0-0 WP SH5-4 1B		0-0 BB SH5-4 1B		0-0 2B			0-0 1B 3B	0-0 1-2 1B	5	1	5	0	0	0	0	Houston Astros @ Philadelphia Phillies Veterans Stadium, Philadelphia, PA Sun Aug 26 1979, 7:05 PM EDT Att: 32,559 - Unknown AB 32 R 4 H 11 RBI 3 BB 2 SO 4 LOB 14
Craig Reynolds, L OBP: 0.296, SLG: 0.349 (1, 6)	0-0 SH5-4 1-2		0-0 SH5-4 1-2		0-3 K			0-0 SH 1B	0-0 G4-6-3 1B	3	1	2	1	0	1	1	
Terry Puhl, L OBP: 0.356, SLG: 0.389 (1, 8)	4-0 2-3 BB		4-0 2-3 BB		0-0 5-3			0-0 SH FC4-2 1B	0-0 G4-6-3 1-2	2	0	0	0	2	0	3	
Jeffrey Leonard, R OBP: 0.362, SLG: 0.366 (1, 9)	0-0 F4		0-0 6-3 1-2		0-0 6-3			0-0 L6		4	0	0	0	0	0	4	
Enos Cabell, R OBP: 0.291, SLG: 0.353 (1, 5)	0-0 4-3				0-0 5-3			0-0 FC4-2 S		4	0	0	0	0	0	3	
Jose Cruz, L OBP: 0.376, SLG: 0.431 (1, 7)		0-0 SH1-4 SF8 2B			0-0 F8			0-0 K	0-0 4-3 1-2	4	1	1	0	0	1	1	
Alan Ashby, S OBP: 0.285, SLG: 0.283 (1, 2)		0-0 SH1-4 2-3			0-0 5-3			0-0 6-3	0-0 4-3 1B 2B	3	1	1	0	0	0	0	
Rafael Landestoy, S OBP: 0.290, SLG: 0.255 (1, 4)		0-0 SF8 3-H			0-0 4-3			0-0 1B	0-0 4-3 2-3	3	0	1	1	0	0	1	
Rick Williams, R OBP: 0.310, SLG: 0.269 (1, 1)					0-3 K			0-0 F9	0-0 1B 1B	2	0	0	0	0	2	0	
Jesus Alou, R OBP: 0.297, SLG: 0.273 (7, PH)					0-0 K				0-0 1B 1B	1	0	0	0	0	0	1	
Pete Ladd, R OBP: 0.545, SLG: 0.429 (8, 1)									3-H	1	0	1	1	0	0	0	
Inning Stats	R: 0 E: 0 K: 0 S: 4	H: 1 R: 1 ER: 0 LOB: 2 BB: 1 P: 8	R: 1 E: 0 K: 1 S: 6	H: 1 R: 1 ER: 0 LOB: 0 BB: 0 P: 6	R: 0 E: 0 K: 0 S: 3	H: 0 R: 0 ER: 0 LOB: 0 BB: 0 P: 3	R: 0 E: 0 K: 2 S: 8	H: 1 R: 0 ER: 0 LOB: 1 BB: 0 P: 8	R: 0 E: 0 K: 0 S: 6	H: 1 R: 0 ER: 0 LOB: 1 BB: 0 P: 6	R: 2 E: 1 K: 0 S: 6	H: 2 R: 0 ER: 0 LOB: 1 BB: 0 P: 6	R: 1 E: 0 K: 0 S: 6	H: 4 R: 0 ER: 0 LOB: 2 BB: 0 P: 6	1B: 7 2B: 3 3B: 1 HR: 0	SF: 1 SAC: 4 DP: 1 HBP: 0	WP: 1 PA: 39 PB: 0 SB: 2 CS: 0
PITCHER	IP WLS BF H R ER SO BB IBB HBP BLK WP HR S P ERA WHIP																
Randy Lerch, L ERA: 4.15 (1, 1)	7.0	27	5	1	1	4	2	0	0	0	0	1	0	33	41	1.29	1.000
Kevin Saucier, L ERA: 3.52 (8, 1)	0.0	L	3	2	2	1	0	0	0	0	0	0	0	3	3	∞	∞
Rawly Eastwick, R ERA: 4.95 (8, 1)	1.1	7	3	1	1	0	0	0	0	0	0	0	0	7	7	6.75	2.250
Tug McGraw, L ERA: 4.99 (9, 1)	0.2	2	1	0	0	0	0	0	0	0	0	0	0	2	2	0.00	1.500

Batter	1	2	3	4	5	6	7	8	9	AB	R	H	RBI	BB	SO	LOB	BOTTOM		
Greg Gross, L OBP: 0.384, SLG: 0.404 (1, 7) (9, 9)	0-0 5-3		0-0 F7		0-0 3-1			0-0 F7	0-0 F7	5	0	0	0	0	0	2	Houston Astros @ Philadelphia Phillies Veterans Stadium, Philadelphia, PA Sun Aug 26 1979, 7:05 PM EDT Att: 32,559 - Unknown AB 33 R 1 H 6 RBI 1 BB 3 SO 5 LOB 17		
Larry Bowa, S OBP: 0.319, SLG: 0.310 (1, 6)	0-0 F3		0-3 K		0-0 G3			4-0 WP 4-3 BB		3	0	0	0	1	1	0			
Pete Rose, S OBP: 0.395, SLG: 0.411 (1, 3)	0-0 BB 1B		0-0 F8		0-0 6-3			0-0 4-3 1-2		4	0	1	0	0	0	1			
Mike Schmidt, R OBP: 0.397, SLG: 0.603 (1, 5)	4-0 1-2 BB				0-0 1-3 1B 2B			0-3 F8 2-3	0-0 K	3	1	1	0	1	1	1			
Bake McBride, L OBP: 0.310, SLG: 0.401 (1, 9)	0-0 F8				0-0 1-3			4-0 F4	4-0 BB	3	0	0	0	0	0	3			
Greg Luzinski, R OBP: 0.357, SLG: 0.446 (8, PH)					2-3					0	0	0	0	1	0	0			
Bud Harrelson, S OBP: 0.412, SLG: 0.309 (9, 7)					0-0 BB					0	0	0	0	0	0	0			
Bob Boone, R OBP: 0.375, SLG: 0.449 (1, 2)		0-0 4-3			0-0 E 1B B3-2-3 1B			0-0 6-3	0-0 P4	4	0	1	1	0	0	2			
Garry Maddox, R OBP: 0.294, SLG: 0.421 (1, 8)		0-0 F9			0-0 E 1B					4	0	2	0	0	1	0			
Manny Trillo, R OBP: 0.290, SLG: 0.340 (1, 4)		0-0 1B			0-0 E3			0-0 SH1-4 1B	0-0 E9	3	0	1	0	0	0	2			
Randy Lerch, L OBP: 0.138, SLG: 0.196 (7, PH)					0-0 B3-2-3					2	0	0	0	0	0	4			
Del Unser, L OBP: 0.305, SLG: 0.479 (8, 1)					3-H					1	0	0	0	0	0	1			
Kevin Saucier, L OBP: 0.295, SLG: 0.273 (8, 1)										0	0	0	0	0	0	0			
Rawly Eastwick, R OBP: 0.167, SLG: 0.167 (9, 1)										0	0	0	0	0	0	0			
Tug McGraw, R OBP: 0.338, SLG: 0.317 (9, PH)										1	0	0	0	0	0	1			
Inning Stats	R: 0 E: 0 K: 0 S: 4	H: 1 R: 0 ER: 0 LOB: 1 BB: 1 P: 8	R: 0 E: 0 K: 0 S: 5	H: 1 R: 0 ER: 0 LOB: 0 BB: 0 P: 4	R: 0 E: 0 K: 1 S: 5	H: 0 R: 0 ER: 0 LOB: 0 BB: 0 P: 5	R: 1 E: 1 K: 0 S: 6	H: 3 R: 0 ER: 1 LOB: 2 BB: 0 P: 6	R: 0 E: 0 K: 0 S: 3	H: 0 R: 0 ER: 0 LOB: 0 BB: 0 P: 3	R: 0 E: 0 K: 1 S: 6	H: 1 R: 0 ER: 0 LOB: 1 BB: 0 P: 6	R: 0 E: 0 K: 1 S: 5	H: 0 R: 0 ER: 0 LOB: 1 BB: 2 P: 13	R: 0 E: 1 K: 2 S: 8	H: 0 R: 0 ER: 0 LOB: 1 BB: 0 P: 8	1B: 5 2B: 1 3B: 0 HR: 0	SF: 0 SAC: 1 DP: 1 HBP: 0	WP: 1 PA: 37 PB: 0 SB: 0 CS: 0
PITCHER	IP WLS BF H R ER SO BB IBB HBP BLK WP HR S P ERA WHIP																		
Rick Williams, R ERA: 3.03 (1, 1)	6.0	24	5	1	1	1	1	0	0	0	0	0	0	25	29	1.50	1.000		
Pete Ladd, R ERA (7, 1)	1.2	W	7	1	0	0	2	1	0	0	0	1	0	10	14	0.00	1.200		
Joe Sambito, L ERA: 1.46 (8, 1)	1.1	S	6	0	0	0	2	1	0	0	0	0	0	9	13	0.00	0.750		

Batter	1	2	3	4	5	6	7	8	9	AB	R	H	RBI	BB	SO	LOB	TOP					
Dave Collins, S (1,9) OBP: 0.368, SLG: 0.418 (9,7)	0-0 3-1 4-3 1B		0-0 F8			0-0 L3		0-0 L5		4	0	1	0	0	0	0	Cincinnati Reds @ Philadelphia Phillies Veterans Stadium, Philadelphia, PA Mon Aug 27 1979, 7:05 PM EDT Att: 28,421 - Unknown					
Joe Morgan, L (1,4) OBP: 0.393, SLG: 0.368 (9, PR)	0-0 4-3 1-2		4-0 PO BB			4-0 BLK BB			0-0 F7	2	0	0	0	2	0	1						
Dave Concepcion, R (1,6) OBP: 0.355, SLG: 0.432 (9, PR)	0-0 3-1 2-3		0-0 PO	0-0 5-3		0-0 F8			0-0 WP E 1B	4	1	1	0	0	0	2						
George Foster, R (1,7) OBP: 0.400, SLG: 0.582 Paul Blair, R (9, PR) OBP: 0.215, SLG: 0.246 (9, 8)	4-0 FC5-4 BB			0-3 K			4-0 1B G4-6-3 BB		4-0 E BB	1	1	0	0	3	1	0						
Johnny Bench, R (1,2) OBP: 0.367, SLG: 0.439 (9, PR)	0-0 FC5-4 1-2			0-3 K			0-0 G4-6-3 1B		0-0 F8	4	0	1	0	0	1	4						
Dan Driessen, L (1,3) OBP: 0.327, SLG: 0.403 (9, PR)		0-0 3-1			0-0 F8		0-0 G4-6-3 1-2 3-H		0-0 E4 1-H 2-H 3B	4	1	1	2	0	0	1						
Ray Knight, R (1,5) OBP: 0.357, SLG: 0.437 (9, PR)		0-0 F8			0-0 5-3		0-0 6-3		0-0 4-3	4	0	0	0	0	0	1						
Hector Cruz, R (1,8) OBP: 0.331, SLG: 0.394 (9, 9)		0-3 K			0-0 F8			0-3 K		3	0	0	0	0	2	0						
Michael LaCoss, R (1,1) OBP: 0.176, SLG: 0.154 Harry Spilman, L (8, PH) OBP: 0.388, SLG: 0.341 Tom Hume, R (8, 1) OBP: 0.186, SLG: 0.190 (8, 1)			0-0 K			0-3 K		0-0 P6		2	0	1	0	0	1	0						
Inning Stats	R: 0 E: 0 K: 0 S: 4	H: 1 LOB: 2 BB: 1 P: 8	R: 0 E: 0 K: 1 S: 5	H: 0 LOB: 0 BB: 0 P: 5	R: 0 E: 0 K: 0 S: 2	H: 1 LOB: 0 BB: 1 P: 6	R: 0 E: 0 K: 2 S: 7	H: 0 LOB: 0 BB: 0 P: 7	R: 0 E: 0 K: 0 S: 3	H: 0 LOB: 0 BB: 0 P: 3	R: 1 E: 0 K: 0 S: 3	H: 1 LOB: 0 BB: 1 P: 7	R: 0 E: 0 K: 1 S: 5	H: 0 LOB: 0 BB: 0 P: 5	R: 3 E: 1 K: 0 S: 5	H: 2 LOB: 1 BB: 1 P: 9	1B: 3 2B: 1 3B: 1 HR: 0	SF: 0 SAC: 0 DP: 1 HBP: 0	WP: 1 PB: 0 SB: 0 CS: 0	PA: 35		
PITCHER	IP WLS BF H R ER SO BB IBB HBP BLK WP HR S P ERA WHIP	8.1 L 31 4 3 3 5 5 0 0 0 1 1 0 36 56 3.24 1.080	0.2 W 6 0 0 0 0 0 0 0 0 0 0 0 3 3 0.00 1.500																			

AB	29
R	4
H	5
RBI	2
BB	5
SO	5
LOB	9



Batter	1	2	3	4	5	6	7	8	9	AB	R	H	RBI	BB	SO	LOB	BOTTOM				
Bake McBride, L (1,9) OBP: 0.308, SLG: 0.398 (9, PR)	0-0 4-3		0-0 F7			0-0 L7		0-0 4-3		4	0	0	0	0	0	0	Cincinnati Reds @ Philadelphia Phillies Veterans Stadium, Philadelphia, PA Mon Aug 27 1979, 7:05 PM EDT Att: 28,421 - Unknown				
Pete Rose, S (1,3) OBP: 0.398, SLG: 0.413 (9, PR)	0-0 2B			4-0 BB 1B BB		4-0 BB BB		0-0 4-3		2	1	1	0	2	0	0					
Mike Schmidt, R (1,5) OBP: 0.398, SLG: 0.600 (9, PR)	0-0 F8			4-0 1B G4-6-3 BB		4-0 BB BB			0-0 F3	2	1	0	0	2	0	1					
Greg Luzinski, R (1,7) OBP: 0.357, SLG: 0.445 Mike Anderson, R (9,7) OBP: 0.338, SLG: 0.317 Greg Gross, L (9, PH) OBP: 0.381, SLG: 0.400 (9, PH)	0-0 5-3			0-0 G4-6-3 1B		0-3 K			0-0 F7	3	0	1	1	0	1	3					
Bob Boone, R (1,2) OBP: 0.372, SLG: 0.444 (9, PR)		0-0 4-3		0-0 G4-6-3 1-2 3-H		0-0 L6			0-0 1-3	4	0	0	0	0	0	3					
Garry Maddox, R (1,8) OBP: 0.292, SLG: 0.419 (9, PR)		0-0 6-3		0-0 6-3			0-0 5-3			3	0	0	0	0	0	0					
Larry Bowa, S (1,6) OBP: 0.317, SLG: 0.308 (9, PR)		0-0 G3			0-0 6-3		0-0 4-3			3	0	0	0	0	0	0					
Manny Trillo, R (1,4) OBP: 0.290, SLG: 0.337 (9, PR)			4-0 CS BB		0-3 K		0-0 6-3			2	0	0	0	1	1	0					
Larry Christenson, R (1,1) OBP: 0.355, SLG: 0.596 Ron Reed, R (9,1) OBP: 0.333, SLG: 0.375 (9, 1)			0-0 B2		0-0 6-3			0-3 K		3	0	0	0	0	1	1					
Inning Stats	R: 0 E: 0 K: 0 S: 4	H: 1 LOB: 0 BB: 0 P: 4	R: 0 E: 0 K: 0 S: 3	H: 0 LOB: 0 BB: 0 P: 3	R: 0 E: 0 K: 0 S: 2	H: 0 LOB: 1 BB: 1 P: 6	R: 2 E: 0 K: 0 S: 3	H: 1 LOB: 2 BB: 2 P: 11	R: 0 E: 0 K: 1 S: 5	H: 0 LOB: 0 BB: 0 P: 5	R: 0 E: 0 K: 0 S: 3	H: 0 LOB: 0 BB: 0 P: 3	R: 0 E: 0 K: 1 S: 5	H: 0 LOB: 0 BB: 0 P: 5	R: 0 E: 0 K: 0 S: 3	H: 0 LOB: 0 BB: 0 P: 3	1B: 1 2B: 1 3B: 0 HR: 0	SF: 0 SAC: 0 DP: 1 HBP: 0	WP: 0 PB: 0 SB: 0 CS: 1	PA: 32	
PITCHER	IP WLS BF H R ER SO BB IBB HBP BLK WP HR S P ERA WHIP	7.0 W 26 2 2 2 2 5 0 0 0 0 0 0 25 45 2.57 1.000	2.0 W 6 0 0 0 1 0 0 0 0 0 0 0 8 8 0.00 0.000																		

AB	27
R	2
H	2
RBI	1
BB	5
SO	3
LOB	8




Batter	1	2	3	4	5	6	7	8	9	AB	R	H	RBI	BB	SO	LOB	TOP					
Dave Collins, S OBP: 0.365, SLG: 0.414 (1, 9)	F8		G3			K		3-1		5	0	1	0	0	1	4	Cincinnati Reds @ Philadelphia Phillies Veterans Stadium, Philadelphia, PA Tue Aug 28 1979, 7:05 PM EDT Att: 31,113 - Unknown					
Joe Morgan, L OBP: 0.396, SLG: 0.383 (1, 4)	4-3			HR	FC5-2-5		SH5-4		1B	5	1	3	1	0	0	2						
Dave Concepcion, R OBP: 0.354, SLG: 0.431 (1, 6)	K			5-3	F9		SH5-4			4	0	1	0	0	1	2						
George Foster, R OBP: 0.397, SLG: 0.575 Paul Blair, R OBP: 0.215, SLG: 0.246 (1, 7) (9, 8)	F8			K		2B HR		K		4	1	0	0	1	3	3						
Johnny Bench, R OBP: 0.366, SLG: 0.439 (1, 2)	K			E1		HR		P3		5	1	1	0	0	1	3						
Dan Driessen, L OBP: 0.326, SLG: 0.408 (1, 3)	K			F8		HR		K		5	1	1	3	0	2	3						
Ray Knight, R OBP: 0.358, SLG: 0.444 (1, 5)						HR		F3		4	1	2	1	0	1	0						
Hector Cruz, R OBP: 0.335, SLG: 0.389 (1, 8) (9, 9)								E5		2	0	0	0	2	0	0						
Frank Pastore, R OBP: 0.154, SLG: 0.154 Tom Hume, R OBP: 0.186, SLG: 0.190 (1, 1) (8, 1)										3	0	2	0	0	1	1						
										0	0	0	0	0	0	0						
Inning Stats	R: 0 E: 0 K: 1 S: 5	H: 0 LOB: 0 BB: 0 P: 5	R: 0 E: 0 K: 2 S: 7	H: 0 LOB: 0 BB: 0 P: 7	R: 0 E: 0 K: 1 S: 5	H: 1 LOB: 1 BB: 1 P: 9	R: 1 E: 1 K: 1 S: 7	H: 1 LOB: 1 BB: 0 P: 7	R: 1 E: 0 K: 0 S: 5	H: 2 LOB: 2 BB: 1 P: 9	R: 3 E: 0 K: 2 S: 10	H: 3 LOB: 1 BB: 1 P: 14	R: 0 E: 0 K: 1 S: 6	H: 1 LOB: 1 BB: 0 P: 6	R: 0 E: 1 K: 0 S: 5	H: 1 LOB: 2 BB: 0 P: 5	R: 0 E: 0 K: 2 S: 9	H: 2 LOB: 2 BB: 0 P: 9	1B: 6 2B: 2 3B: 0 HR: 3	SF: 0 SAC: 2 DP: 0 HBP: 0	WP: 0 PB: 0 SB: 1 CS: 1	PA: 42
PITCHER	IP	WLS	BF	H	R	ER	SO	BB	IBB	HBP	BLK	WP	HR	S	P	ERA	WHIP					
Steve Carlton, L ERA: 3.72 Rawly Eastwick, R ERA: 4.73	(1, 1) (7, 1)	6.0 L	28 28	7 7	5 5	5 5	7 7	3 3	0 0	0 0	0 0	0 0	3 3	39 20	51 20	7.50 0.00	1.667 1.333					

AB	37
R	5
H	11
RBI	5
BB	3
SO	10
LOB	18



Batter	1	2	3	4	5	6	7	8	9	AB	R	H	RBI	BB	SO	LOB	BOTTOM				
Pete Rose, S OBP: 0.399, SLG: 0.414 (1, 3)	L6							L6		4	1	2	0	0	0	1	Cincinnati Reds @ Philadelphia Phillies Veterans Stadium, Philadelphia, PA Tue Aug 28 1979, 7:05 PM EDT Att: 31,113 - Unknown				
Larry Bowa, S OBP: 0.316, SLG: 0.307 (1, 6)	F9			4-3		E4				4	0	1	0	0	0	1					
Mike Schmidt, R OBP: 0.395, SLG: 0.596 (1, 5)	F8			5-3		SF8		F9		3	0	0	1	0	0	2					
Greg Luzinski, R OBP: 0.355, SLG: 0.441 Rawly Eastwick, R ERA: 4.73 (1, 7) (7, 1)	F9			F3		K		F7		3	0	0	0	0	1	1					
Del Unser, L OBP: 0.353, SLG: 0.475 (9, PH)										0	0	0	0	0	0	0					
Tim McCarver, L OBP: 0.341, SLG: 0.306 Dave Rader, L OBP: 0.291, SLG: 0.327 (1, 2) (7, 2)	F8					F7		6-3		2	0	0	0	0	0	0					
Garry Maddox, R OBP: 0.294, SLG: 0.424 (1, 8)						1B		K		3	1	1	1	1	1	1					
Greg Gross, L OBP: 0.377, SLG: 0.395 (1, 9) (7, 7)						1B		4-3		4	0	1	0	0	0	1					
Manny Trillo, R OBP: 0.288, SLG: 0.334 (1, 4)								6-3		3	0	0	0	0	0	2					
Steve Carlton, L OBP: 0.250, SLG: 0.263 Bake McBride, L OBP: 0.309, SLG: 0.398 (1, 1) (6, PH) (7, 9)	4-3					K				1	0	0	0	0	0	0					
										2	0	1	0	0	1	0					
Inning Stats	R: 0 E: 0 K: 0 S: 3	H: 0 LOB: 0 BB: 0 P: 3	R: 1 E: 0 K: 0 S: 4	H: 1 LOB: 0 BB: 0 P: 4	R: 0 E: 0 K: 0 S: 3	H: 1 LOB: 1 BB: 0 P: 3	R: 0 E: 0 K: 0 S: 3	H: 0 LOB: 0 BB: 0 P: 3	R: 0 E: 1 K: 2 S: 9	H: 1 LOB: 1 BB: 0 P: 9	R: 0 E: 0 K: 1 S: 5	H: 0 LOB: 0 BB: 0 P: 5	R: 0 E: 0 K: 0 S: 5	H: 2 LOB: 2 BB: 0 P: 5	R: 0 E: 0 K: 0 S: 4	H: 1 LOB: 1 BB: 0 P: 4	1B: 6 2B: 0 3B: 0 HR: 1	SF: 1 SAC: 0 DP: 1 HBP: 0	WP: 0 PB: 0 SB: 0 CS: 0	PA: 34	
PITCHER	IP	WLS	BF	H	R	ER	SO	BB	IBB	HBP	BLK	WP	HR	S	P	ERA	WHIP				
Frank Pastore, R ERA: 5.4 Tom Hume, R ERA: 2.73	(1, 1) (8, 1)	7.2 S	29 5	6 1	2 0	1 0	3 0	1 0	0 0	0 0	0 0	0 0	5 5	34 5	38 5	1.17 0.00	0.913 0.750				

AB	32
R	2
H	7
RBI	2
BB	1
SO	3
LOB	9



Batter	1	2	3	4	5	6	7	8	9	AB	R	H	RBI	BB	SO	LOB	TOP											
Dave Collins, S OBP: 0.366, SLG: 0.414 Paul Blair, R OBP: 0.215, SLG: 0.246	0-0 2B 1B	0-0 6-3			0-0 2B 1B	0-0 F9			0-0 1-3	5	2	2	0	0	0	2	Cincinnati Reds @ Philadelphia Phillies Veterans Stadium, Philadelphia, PA Wed Aug 29 1979, 7:05 PM EDT Att: 30,133 - Unknown											
Joe Morgan, L OBP: 0.398, SLG: 0.390	0-0 1B G6-4-3 2B		0-0 4-3		0-0 1B 2B	0-3 K		4-0 BB BB	4	2	2	0	1	1	1													
Dave Concepcion, R OBP: 0.353, SLG: 0.429	0-0 G6-4-3 2-3 3-H 1B		0-0 4-3		0-3 K		0-0 2-3	0-0 F9	5	0	1	1	0	1	3													
George Foster, R OBP: 0.398, SLG: 0.573	0-0 G6-4-3 1-2 BB		0-3 K		0-0 HR 1B		0-0 6-3		3	1	1	2	1	1	0													
Johnny Bench, R OBP: 0.367, SLG: 0.446	0-0 G6-4-3			4-0 BB BB	0-0 HR		0-0 P6		3	1	1	2	1	0	2													
Dan Driessen, L OBP: 0.325, SLG: 0.405	0-0 F8			4-0 BB BB	0-0 F8			0-3 K	3	0	0	0	1	1	1													
Ray Knight, R OBP: 0.359, SLG: 0.445				0-3 K		0-0 1B SF7 1B		0-0 G1-6-3 1B	4	1	2	0	0	1	2													
Hector Cruz, R OBP: 0.339, SLG: 0.388		4-0 SH3-4 BB		0-0 G6-4-3		0-0 1B		0-0 G1-6-3	3	0	1	0	1	0	3													
Bill Bonham, R OBP: 0.140, SLG: 0.180 Sam Mejias, R OBP: 0.286, SLG: 0.167 Mario Soto, R OBP: 0.333, SLG: 0.333 Rick Auerbach, R OBP: 0.312, SLG: 0.321 Doug Bair, R OBP: 0.312, SLG: 0.321		0-0 SH3-4		0-0 F8		0-0 SF7		0-0 F8	0	0	0	0	0	0	0													
Inning Stats	R: 2 E: 0 K: 0 S: 5	H: 3 LOB: 1 BB: 1 P: 9	R: 0 E: 0 K: 0 S: 3	H: 0 LOB: 1 BB: 1 P: 7	R: 0 E: 0 K: 1 S: 5	H: 0 LOB: 0 BB: 2 P: 5	R: 0 E: 0 K: 1 S: 4	H: 0 LOB: 1 BB: 2 P: 12	R: 4 E: 0 K: 1 S: 9	H: 4 LOB: 0 BB: 0 P: 9	R: 1 E: 0 K: 1 S: 7	H: 2 LOB: 1 BB: 0 P: 7	R: 0 E: 0 K: 0 S: 3	H: 0 LOB: 0 BB: 0 P: 3	R: 0 E: 0 K: 1 S: 5	H: 1 LOB: 0 BB: 1 P: 5		R: 0 E: 0 K: 0 S: 3	H: 0 LOB: 1 BB: 1 P: 7	1B: 7 2B: 2 3B: 0 HR: 1	SF: 1 SAC: 1 DP: 3 HBP: 0	WP: 0 PB: 0 SB: 1 CS: 0	PA: 39					
PITCHER	IP	WLS	BF	H	R	ER	SO	BB	IBB	HBP	BLK	WP	HR	S	P	ERA	WHIP											
Nino Espinosa, R ERA: 3.74	(1, 1)	4.2	L	23	7	6	6	3	4	0	0	0	0	1	25	41	11.57	2.357										
Kevin Saucier, L ERA: 3.51	(5, 1)	1.1	L	6	2	1	1	1	0	0	0	0	0	0	8	8	6.75	1.500										
Ron Reed, R ERA: 4.1	(7, 1)	3.0		10	1	0	0	1	1	0	0	0	0	0	11	15	0.00	0.667										

AB	32
R	7
H	10
RBI	6
BB	5
SO	5
LOB	14



Batter	1	2	3	4	5	6	7	8	9	AB	R	H	RBI	BB	SO	LOB	BOTTOM										
Pete Rose, S OBP: 0.399, SLG: 0.414	0-0 FC4-6 1B		0-0 L6	0-0 E7 1B			0-0 1-3		0-0 F8	5	0	2	2	0	0	0	Cincinnati Reds @ Philadelphia Phillies Veterans Stadium, Philadelphia, PA Wed Aug 29 1979, 7:05 PM EDT Att: 30,133 - Unknown										
Larry Bowa, S OBP: 0.318, SLG: 0.308 Tim McCarver, L OBP: 0.339, SLG: 0.303	0-0 FC4-6 HR		4-0 S BB	0-0 F7		0-0 2B 1B		0-0 4-3	3	1	1	0	1	0	1												
Mike Schmidt, R OBP: 0.398, SLG: 0.605	0-0 1-H HR		0-0 F8		4-0 CS BB		0-0 1-3 2B		3	1	2	2	1	0	1												
Greg Luzinski, R OBP: 0.351, SLG: 0.437	0-0 1-3		0-0 P4		0-0 F7		0-3 K		4	0	0	0	0	1	4												
Bob Boone, R OBP: 0.373, SLG: 0.443	4-0 BB			0-0 1B 1B		0-0 F3		0-0 L8	3	1	1	0	1	0	3												
Garry Maddox, R OBP: 0.293, SLG: 0.423	0-0 F7			0-0 FC6-5 1B		0-0 F8		0-0 F7	4	0	1	0	0	0	1												
Bake McBride, L OBP: 0.310, SLG: 0.399			0-0 6-3		0-0 SH FC6-5 1B		0-0 K		4	1	2	1	0	1	0												
Manny Trillo, R OBP: 0.285, SLG: 0.330			0-0 1-3		0-0 FC6-5 SH 1B		0-0 F4		4	1	0	0	0	1	3												
Nino Espinosa, R OBP: 0.227, SLG: 0.210 Kevin Saucier, L OBP: 0.125, SLG: 0.125 Del Unser, L OBP: 0.350, SLG: 0.472 Ron Reed, R OBP: 0.333, SLG: 0.375 Greg Gross, L OBP: 0.374, SLG: 0.391			0-0 6-3		0-0 SH 1B		0-3 K		0-0 4-3	1	1	0	0	0	0												
Inning Stats	R: 2 E: 0 K: 0 S: 5	H: 2 LOB: 1 BB: 1 P: 9	R: 0 E: 0 K: 0 S: 3	H: 0 LOB: 0 BB: 0 P: 3	R: 0 E: 0 K: 0 S: 3	H: 0 LOB: 1 BB: 1 P: 7	R: 4 E: 2 K: 0 S: 7	H: 4 LOB: 0 BB: 0 P: 7	R: 0 E: 0 K: 1 S: 6	H: 1 LOB: 1 BB: 0 P: 6	R: 0 E: 0 K: 1 S: 7	H: 2 LOB: 2 BB: 0 P: 7	R: 0 E: 0 K: 2 S: 7	H: 0 LOB: 0 BB: 0 P: 7	R: 0 E: 0 K: 0 S: 3	H: 0 LOB: 0 BB: 0 P: 3		1B: 7 2B: 1 3B: 0 HR: 1	SF: 0 SAC: 1 DP: 0 HBP: 0	WP: 0 PB: 0 SB: 1 CS: 1	PA: 38						
PITCHER	IP	WLS	BF	H	R	ER	SO	BB	IBB	HBP	BLK	WP	HR	S	P	ERA	WHIP										
Bill Bonham, R ERA: 3.87	(1, 1)	4.0	W	3	0	0	0	0	1	0	0	0	0	2	6	0.00	1.000										
Mario Soto, R ERA: 5.73	(5, 1)	1.0	W	3	0	0	0	0	0	0	0	0	0	2	6	0.00	1.000										
Doug Bair, R ERA: 3.74	(6, 1)	4.0	S	15	3	0	0	4	0	0	0	0	0	23	23	0.00	0.750										

AB	34
R	6
H	9
RBI	5
BB	3
SO	4
LOB	14



Batter	1	2	3	4	5	6	7	8	9	AB	R	H	RBI	BB	SO	LOB	TOP			
Bake McBride, L OBP: 0.311, SLG: 0.400 (1, 9)										4	1	2	0	0	0	1	Philadelphia Phillies @ Atlanta Braves Atlanta-Fulton County Stadium, Atlanta, GA Fri Aug 31 1979, 7:05 PM EDT Att. 6,009 - Unknown - 88 F			
Manny Trillo, R OBP: 0.287, SLG: 0.333 (1, 4)										3	1	2	1	0	0	0				
Pete Rose, S OBP: 0.399, SLG: 0.414 (1, 3)										4	2	2	0	0	0	2				
Mike Schmidt, R OBP: 0.399, SLG: 0.611 (1, 5)										4	2	2	3	0	1	1				
Greg Luzinski, R OBP: 0.356, SLG: 0.439 (1, 7)										2	0	2	1	1	0	0				
Bob Boone, R OBP: 0.373, SLG: 0.442 (1, 2)										3	0	1	1	0	0	2				
Garry Maddox, R OBP: 0.292, SLG: 0.420 (1, 8)										3	0	0	0	0	1	3				
Larry Bowa, S OBP: 0.318, SLG: 0.310 (1, 6)										3	0	1	0	0	0	2				
Doug Bird, R OBP: 0.286, SLG: 0.167 (1, 1)										3	0	1	0	0	1	4				
Inning Stats	R: 1 E: 0 K: 0 S: 4	H: 1 LOB: 0 BB: 0 P: 4	R: 0 E: 0 K: 1 S: 6	H: 1 LOB: 2 BB: 1 P: 10	R: 2 E: 1 K: 0 S: 6	H: 3 LOB: 1 BB: 0 P: 6	R: 0 E: 0 K: 0 S: 4	H: 1 LOB: 1 BB: 0 P: 4	R: 3 E: 0 K: 1 S: 10	H: 5 LOB: 2 BB: 0 P: 10	R: 0 E: 0 K: 1 S: 6	H: 2 LOB: 1 BB: 0 P: 6						1B: 11 2B: 1 3B: 0 HR: 1	SF: 1 SAC: 0 DP: 1 HBP: 0	WP: 0 PB: 0 CS: 1
PITCHER	IP WLS BF H R ER SO BB IBB HBP BLK WP HR S P ERA WHIP																			
Tony Brizzolara, R ERA: 5.45 (1, 1)	4.0 L 22 9 6 5 1 1 0 0 0 0 0 1 23 27 11.25 2.500																			
Adrian Devine, R ERA: 3.1 (5, 1)	1.0 5 2 0 0 1 0 0 0 0 0 0 0 7 7 0.00 2.000																			
Bo McLaughlin, R ERA: 5.06 (6, 1)	1.0 4 2 0 0 1 0 0 0 0 0 0 0 6 6 0.00 2.000																			

AB	29
R	6
H	13
RBI	6
BB	1
SO	3
LOB	15



Batter	1	2	3	4	5	6	7	8	9	AB	R	H	RBI	BB	SO	LOB	BOTTOM			
Jerry Royster, R OBP: 0.332, SLG: 0.341 (1, 4)										3	1	3	0	0	0	0	Philadelphia Phillies @ Atlanta Braves Atlanta-Fulton County Stadium, Atlanta, GA Fri Aug 31 1979, 7:05 PM EDT Att. 6,009 - Unknown - 88 F			
Gary Matthews, R OBP: 0.371, SLG: 0.530 (1, 9)										2	0	0	0	1	0	2				
Dale Murphy, R OBP: 0.369, SLG: 0.507 (1, 3)										3	1	1	2	0	0	2				
Bob Horner, R OBP: 0.351, SLG: 0.556 (1, 5)										2	0	0	0	0	0	1				
Jeff Burroughs, R OBP: 0.348, SLG: 0.348 (1, 7)										2	0	1	0	0	0	0				
Rowland Office, L OBP: 0.324, SLG: 0.346 (1, 8)										2	0	0	0	0	0	1				
Joe Nolan, L OBP: 0.329, SLG: 0.353 (1, 2)										2	0	0	0	0	0	1				
Pepe Frias, R OBP: 0.305, SLG: 0.344 (1, 6)										2	0	0	0	0	0	1				
Tony Brizzolara, R OBP: 0.081, SLG: 0.029 (1, 1)										1	0	0	0	0	1	0				
Adrian Devine, R OBP: 0.295, SLG: 0.324 (5, PH)										0	0	0	0	0	0	0				
Bo McLaughlin, R OBP: 0.295, SLG: 0.324 (6, 1)										0	0	0	0	0	0	0				
Inning Stats	R: 0 E: 0 K: 0 S: 3	H: 1 LOB: 1 BB: 1 P: 7	R: 0 E: 0 K: 0 S: 4	H: 1 LOB: 0 BB: 0 P: 4	R: 2 E: 0 K: 1 S: 7	H: 2 LOB: 0 BB: 0 P: 7	R: 0 E: 0 K: 0 S: 3	H: 0 LOB: 0 BB: 0 P: 3	R: 0 E: 0 K: 0 S: 4	H: 1 LOB: 1 BB: 0 P: 4	R: 0 E: 0 K: 0 S: 1	H: 0 LOB: 0 BB: 0 P: 1					1B: 3 2B: 0 3B: 1 HR: 1	SF: 0 SAC: 0 DP: 1 HBP: 0	WP: 0 PB: 0 CS: 0	PA: 21
PITCHER	IP WLS BF H R ER SO BB IBB HBP BLK WP HR S P ERA WHIP																			
Doug Bird, R ERA: 5.0 (1, 1)	5.1 W 21 5 2 2 1 1 0 0 0 0 0 1 22 26 3.38 1.125																			

AB	20
R	2
H	5
RBI	2
BB	1
SO	1
LOB	8



Batter	1	2	3	4	5	6	7	8	9	AB	R	H	RBI	BB	SO	LOB	TOP								
Bake McBride, L OBP: 0.314, SLG: 0.400 (1, 9)										4	2	1	1	0	0	0	Philadelphia Phillies @ Atlanta Braves Atlanta-Fulton County Stadium, Atlanta, GA Sat Sep 01 1979, 7:05 PM EDT Att: 16,990 - Unknown - 80 F								
Manny Trillo, R OBP: 0.288, SLG: 0.343 (1, 4)										5	1	2	2	0	0	4									
Pete Rose, S OBP: 0.399, SLG: 0.414 (1, 3)										5	0	2	1	0	0	0									
Mike Schmidt, R OBP: 0.397, SLG: 0.613 (1, 5)										5	1	1	1	0	2	3									
Greg Luzinski, R OBP: 0.357, SLG: 0.448 Mike Anderson, R OBP: 0.347, SLG: 0.344 (1, 7) (7, 7)										4	1	2	1	0	1	2									
Bob Boone, R OBP: 0.373, SLG: 0.440 (1, 2)										4	0	1	0	1	1	3									
Garry Maddox, R OBP: 0.291, SLG: 0.419 (1, 8)										4	0	1	0	0	3	1									
Larry Bowa, S OBP: 0.319, SLG: 0.315 (1, 6)										3	1	1	0	1	0	2									
Larry Christenson, R OBP: 0.333, SLG: 0.548 Ron Reed, R OBP: 0.350, SLG: 0.333 (1, 1) (7, 1)										2	0	0	0	0	0	2									
Inning Stats	R: 1 E: 0 K: 0 S: 6	H: 3 LOB: 2 BB: 0 P: 6	R: 1 E: 1 K: 1 S: 6	H: 1 LOB: 1 BB: 1 P: 10	R: 0 E: 0 K: 1 S: 5	H: 2 LOB: 0 BB: 0 P: 5	R: 0 E: 0 K: 0 S: 5	H: 2 LOB: 3 BB: 1 P: 9	R: 1 E: 0 K: 1 S: 6	H: 1 LOB: 1 BB: 1 P: 10	R: 0 E: 0 K: 0 S: 3	H: 0 LOB: 0 BB: 0 P: 3	R: 1 E: 0 K: 1 S: 6	H: 1 LOB: 1 BB: 0 P: 6	R: 0 E: 0 K: 1 S: 6	H: 1 LOB: 1 BB: 0 P: 6		R: 2 E: 1 K: 2 S: 10	H: 2 LOB: 1 BB: 0 P: 10	1B: 8 2B: 1 3B: 1 HR: 3	SF: 0 SAC: 1 DP: 0 HBP: 0	WP: 0 PB: 1 SB: 0 CS: 2	PA: 43		
PITCHER Phil Niekro, R ERA: 3.63 (1, 1)	IP: 9.0 WLS: L BF: 42	H: 13 R: 6 ER: 5 SO: 7	BB: 3 IBB: 0 HBP: 0 BLK: 0	WP: 0 HR: 3 S: 53 P: 65	ERA: 5.00 WHIP: 1.778																				

AB	38
R	6
H	13
RBI	6
BB	3
SO	7
LOB	18



Batter	1	2	3	4	5	6	7	8	9	AB	R	H	RBI	BB	SO	LOB	BOTTOM								
Jerry Royster, R OBP: 0.331, SLG: 0.339 (1, 4)										5	1	1	0	0	0	2	Philadelphia Phillies @ Atlanta Braves Atlanta-Fulton County Stadium, Atlanta, GA Sat Sep 01 1979, 7:05 PM EDT Att: 16,990 - Unknown - 80 F								
Eddie Miller, S OBP: 0.600, SLG: 0.600 (1, 8)										5	0	3	0	0	1	0									
Gary Matthews, R OBP: 0.371, SLG: 0.527 (1, 9)										3	0	0	1	2	0	2									
Bob Horner, R OBP: 0.351, SLG: 0.554 (1, 5)										5	1	2	0	0	0	2									
Dale Murphy, R OBP: 0.370, SLG: 0.517 (1, 3)										4	1	2	2	0	0	2									
Barry Bonnell, R OBP: 0.307, SLG: 0.433 (1, 7)										3	1	1	1	1	0	0									
Pepe Frias, R OBP: 0.303, SLG: 0.341 (1, 6)										4	0	0	0	0	0	2									
Bruce Benedict, R OBP: 0.332, SLG: 0.285 (1, 2)										3	0	1	0	1	0	3									
Phil Niekro, R OBP: 0.219, SLG: 0.248 Mike Lum, L OBP: 0.293, SLG: 0.322 (1, 1) (9, PH)										3	0	1	0	0	0	4									
Inning Stats	R: 0 E: 0 K: 0 S: 3	H: 0 LOB: 0 BB: 0 P: 3	R: 0 E: 1 K: 0 S: 5	H: 1 LOB: 3 BB: 1 P: 9	R: 0 E: 0 K: 0 S: 3	H: 1 LOB: 1 BB: 1 P: 3	R: 2 E: 0 K: 0 S: 5	H: 2 LOB: 1 BB: 1 P: 9	R: 0 E: 0 K: 0 S: 3	H: 1 LOB: 1 BB: 1 P: 7	R: 1 E: 0 K: 0 S: 6	H: 3 LOB: 2 BB: 0 P: 6	R: 0 E: 0 K: 1 S: 5	H: 1 LOB: 1 BB: 1 P: 9	R: 0 E: 0 K: 0 S: 3	H: 0 LOB: 0 BB: 0 P: 3		R: 1 E: 0 K: 0 S: 5	H: 2 LOB: 1 BB: 0 P: 5	1B: 9 2B: 0 3B: 0 HR: 2	SF: 0 SAC: 0 DP: 1 HBP: 0	WP: 0 PB: 0 SB: 0 CS: 1	PA: 40		
PITCHER Larry Christenson, R ERA: 4.5 Ron Reed, R ERA: 4.08 (1, 1) (7, 1)	IP: 6.1 WLS: W BF: 31	H: 3 R: 3 ER: 3 SO: 1	BB: 4 IBB: 0 HBP: 0 BLK: 0	WP: 0 HR: 2 S: 29 P: 45	ERA: 4.26 WHIP: 2.053																				



Batter	1	2	3	4	5	6	7	8	9	10	AB	R	H	RBI	BB	SO	LOB	TOP
Bake McBride, L OBP: 0.315, SLG: 0.400 (1, 9)											5	1	2	0	0	0	3	Philadelphia Phillies @ Atlanta Braves Atlanta-Fulton County Stadium, Atlanta, GA Sun Sep 02 1979, 3:33 AM EDT Att: 10,040 - Unknown AB 36 R 2 H 8 RBI 2 BB 5 SO 3 LOB 18 WP: 0 PA: 42 PB: 0 SB: 2 CS: 1
Manny Trillo, R OBP: 0.288, SLG: 0.340 (1, 4)										3	0	0	0	1	0	1		
Pete Rose, S OBP: 0.396, SLG: 0.410 (1, 3)										5	0	0	0	0	0	3		
Mike Schmidt, R OBP: 0.395, SLG: 0.608 (1, 5)										4	0	0	0	1	1	2		
Greg Luzinski, R OBP: 0.360, SLG: 0.451 Mike Anderson, R OBP: 0.347, SLG: 0.344 (10, PR) (10, 7)										4	1	2	1	1	1	0		
Bob Boone, R OBP: 0.368, SLG: 0.434 (1, 2)										5	0	0	0	0	0	5		
Garry Maddox, R OBP: 0.293, SLG: 0.420 (1, 8)										4	0	2	0	0	1	1		
Larry Bowa, S OBP: 0.323, SLG: 0.315 (1, 6)										2	0	1	0	2	0	0		
Nino Espinosa, R OBP: 0.232, SLG: 0.215 Tug McGraw, R OBP: 0.167, SLG: 0.167 (8, 1) Greg Gross, L OBP: 0.371, SLG: 0.388 (9, PH) Ron Reed, R OBP: 0.300, SLG: 0.333 (9, 1)										3	0	1	1	0	0	1		
Inning Stats	R: 0 E: 0 K: 1 S: 6	H: 1 LOB: 1 BB: 0 P: 6	R: 1 E: 0 K: 0 S: 6	H: 3 LOB: 2 BB: 0 P: 6	R: 0 E: 0 K: 1 S: 5	H: 0 LOB: 0 BB: 0 P: 5	R: 0 E: 0 K: 0 S: 3	H: 0 LOB: 0 BB: 0 P: 3	R: 0 E: 0 K: 0 S: 3	H: 1 LOB: 1 BB: 1 P: 7	R: 0 E: 0 K: 1 S: 6	H: 2 LOB: 2 BB: 1 P: 10	R: 1 E: 0 K: 0 S: 5	H: 2 LOB: 1 BB: 1 P: 9	1B: 7 2B: 1 3B: 0 HR: 0	SF: 0 SAC: 1 DP: 0 HBP: 0		
PITCHER	IP 8.0	WLS 31	H 5	R 1	ER 1	SO 2	BB 3	IBB 0	HBP 0	BLK 0	WP 0	HR 0	S 32	P 44	ERA 1.12	WHIP 1.000		
Eddie Solomon, R ERA: 3.98 Joey McLaughlin, R ERA: 2.2	IP 2.0	WLS L	BF 11	H 3	R 1	ER 1	SO 1	BB 1	IBB 1	HBP 0	BLK 0	WP 0	HR 0	S 11	P 19	ERA 4.50	WHIP 2.000	
PITCHER	IP 7.0	WLS 26	H 3	R 1	ER 1	SO 1	BB 1	IBB 0	HBP 0	BLK 0	WP 0	HR 0	S 27	P 31	ERA 1.29	WHIP 0.571		
Nino Espinosa, R ERA: 3.65 Tug McGraw, L ERA: 4.52 Ron Reed, R ERA: 3.99	IP 1.0	WLS 3	BF 0	H 0	R 0	ER 0	SO 2	BB 0	IBB 0	HBP 0	BLK 0	WP 0	HR 0	S 7	P 7	ERA 0.00	WHIP 0.000	
Inning Stats	R: 0 E: 0 K: 0 S: 3	H: 0 LOB: 0 BB: 0 P: 3	R: 1 E: 0 K: 0 S: 4	H: 1 LOB: 1 BB: 1 P: 8	R: 0 E: 0 K: 0 S: 4	H: 1 LOB: 1 BB: 0 P: 4	R: 0 E: 1 K: 0 S: 5	H: 1 LOB: 2 BB: 0 P: 5	R: 0 E: 0 K: 1 S: 5	H: 0 LOB: 0 BB: 0 P: 5	R: 0 E: 0 K: 2 S: 3	H: 2 LOB: 1 BB: 0 P: 6	R: 0 E: 0 K: 1 S: 5	H: 0 LOB: 0 BB: 0 P: 5	1B: 4 2B: 0 3B: 1 HR: 0	SF: 0 SAC: 0 DP: 1 HBP: 0		
PITCHER	IP 7.0	WLS 3	H 3	R 1	ER 1	SO 1	BB 1	IBB 0	HBP 0	BLK 0	WP 0	HR 0	S 27	P 31	ERA 1.29	WHIP 0.571		
Nino Espinosa, R ERA: 3.65 Tug McGraw, L ERA: 4.52 Ron Reed, R ERA: 3.99	IP 2.0	WLS W	BF 7	H 2	R 0	ER 0	SO 2	BB 0	IBB 0	HBP 0	BLK 0	WP 0	HR 0	S 11	P 11	ERA 0.00	WHIP 1.000	
PITCHER	IP 7.0	WLS 3	H 3	R 1	ER 1	SO 1	BB 1	IBB 0	HBP 0	BLK 0	WP 0	HR 0	S 27	P 31	ERA 1.29	WHIP 0.571		
Nino Espinosa, R ERA: 3.65 Tug McGraw, L ERA: 4.52 Ron Reed, R ERA: 3.99	IP 1.0	WLS 3	BF 0	H 0	R 0	ER 0	SO 2	BB 0	IBB 0	HBP 0	BLK 0	WP 0	HR 0	S 7	P 7	ERA 0.00	WHIP 0.000	
Inning Stats	R: 0 E: 0 K: 0 S: 3	H: 0 LOB: 0 BB: 0 P: 3	R: 1 E: 0 K: 0 S: 4	H: 1 LOB: 1 BB: 1 P: 8	R: 0 E: 0 K: 0 S: 4	H: 1 LOB: 1 BB: 0 P: 4	R: 0 E: 1 K: 0 S: 5	H: 1 LOB: 2 BB: 0 P: 5	R: 0 E: 0 K: 1 S: 5	H: 0 LOB: 0 BB: 0 P: 5	R: 0 E: 0 K: 2 S: 3	H: 2 LOB: 1 BB: 0 P: 6	R: 0 E: 0 K: 1 S: 5	H: 0 LOB: 0 BB: 0 P: 5	1B: 4 2B: 0 3B: 1 HR: 0	SF: 0 SAC: 0 DP: 1 HBP: 0		
PITCHER	IP 7.0	WLS 3	H 3	R 1	ER 1	SO 1	BB 1	IBB 0	HBP 0	BLK 0	WP 0	HR 0	S 27	P 31	ERA 1.29	WHIP 0.571		
Nino Espinosa, R ERA: 3.65 Tug McGraw, L ERA: 4.52 Ron Reed, R ERA: 3.99	IP 2.0	WLS W	BF 7	H 2	R 0	ER 0	SO 2	BB 0	IBB 0	HBP 0	BLK 0	WP 0	HR 0	S 11	P 11	ERA 0.00	WHIP 1.000	
PITCHER	IP 7.0	WLS 3	H 3	R 1	ER 1	SO 1	BB 1	IBB 0	HBP 0	BLK 0	WP 0	HR 0	S 27	P 31	ERA 1.29	WHIP 0.571		
Nino Espinosa, R ERA: 3.65 Tug McGraw, L ERA: 4.52 Ron Reed, R ERA: 3.99	IP 1.0	WLS 3	BF 0	H 0	R 0	ER 0	SO 2	BB 0	IBB 0	HBP 0	BLK 0	WP 0	HR 0	S 7	P 7	ERA 0.00	WHIP 0.000	
Inning Stats	R: 0 E: 0 K: 0 S: 3	H: 0 LOB: 0 BB: 0 P: 3	R: 1 E: 0 K: 0 S: 4	H: 1 LOB: 1 BB: 1 P: 8	R: 0 E: 0 K: 0 S: 4	H: 1 LOB: 1 BB: 0 P: 4	R: 0 E: 1 K: 0 S: 5	H: 1 LOB: 2 BB: 0 P: 5	R: 0 E: 0 K: 1 S: 5	H: 0 LOB: 0 BB: 0 P: 5	R: 0 E: 0 K: 2 S: 3	H: 2 LOB: 1 BB: 0 P: 6	R: 0 E: 0 K: 1 S: 5	H: 0 LOB: 0 BB: 0 P: 5	1B: 4 2B: 0 3B: 1 HR: 0	SF: 0 SAC: 0 DP: 1 HBP: 0		
PITCHER	IP 7.0	WLS 3	H 3	R 1	ER 1	SO 1	BB 1	IBB 0	HBP 0	BLK 0	WP 0	HR 0	S 27	P 31	ERA 1.29	WHIP 0.571		
Nino Espinosa, R ERA: 3.65 Tug McGraw, L ERA: 4.52 Ron Reed, R ERA: 3.99	IP 2.0	WLS W	BF 7	H 2	R 0	ER 0	SO 2	BB 0	IBB 0	HBP 0	BLK 0	WP 0	HR 0	S 11	P 11	ERA 0.00	WHIP 1.000	
PITCHER	IP 7.0	WLS 3	H 3	R 1	ER 1	SO 1	BB 1	IBB 0	HBP 0	BLK 0	WP 0	HR 0	S 27	P 31	ERA 1.29	WHIP 0.571		
Nino Espinosa, R ERA: 3.65 Tug McGraw, L ERA: 4.52 Ron Reed, R ERA: 3.99	IP 1.0	WLS 3	BF 0	H 0	R 0	ER 0	SO 2	BB 0	IBB 0	HBP 0	BLK 0	WP 0	HR 0	S 7	P 7	ERA 0.00	WHIP 0.000	
Inning Stats	R: 0 E: 0 K: 0 S: 3	H: 0 LOB: 0 BB: 0 P: 3	R: 1 E: 0 K: 0 S: 4	H: 1 LOB: 1 BB: 1 P: 8	R: 0 E: 0 K: 0 S: 4	H: 1 LOB: 1 BB: 0 P: 4	R: 0 E: 1 K: 0 S: 5	H: 1 LOB: 2 BB: 0 P: 5	R: 0 E: 0 K: 1 S: 5	H: 0 LOB: 0 BB: 0 P: 5	R: 0 E: 0 K: 2 S: 3	H: 2 LOB: 1 BB: 0 P: 6	R: 0 E: 0 K: 1 S: 5	H: 0 LOB: 0 BB: 0 P: 5	1B: 4 2B: 0 3B: 1 HR: 0	SF: 0 SAC: 0 DP: 1 HBP: 0		
PITCHER	IP 7.0	WLS 3	H 3	R 1	ER 1	SO 1	BB 1	IBB 0	HBP 0	BLK 0	WP 0	HR 0	S 27	P 31	ERA 1.29	WHIP 0.571		
Nino Espinosa, R ERA: 3.65 Tug McGraw, L ERA: 4.52 Ron Reed, R ERA: 3.99	IP 2.0	WLS W	BF 7	H 2	R 0	ER 0	SO 2	BB 0	IBB 0	HBP 0	BLK 0	WP 0	HR 0	S 11	P 11	ERA 0.00	WHIP 1.000	
PITCHER	IP 7.0	WLS 3	H 3	R 1	ER 1	SO 1	BB 1	IBB 0	HBP 0	BLK 0	WP 0	HR 0	S 27	P 31	ERA 1.29	WHIP 0.571		
Nino Espinosa, R ERA: 3.65 Tug McGraw, L ERA: 4.52 Ron Reed, R ERA: 3.99	IP 1.0	WLS 3	BF 0	H 0	R 0	ER 0	SO 2	BB 0	IBB 0	HBP 0	BLK 0	WP 0	HR 0	S 7	P 7	ERA 0.00	WHIP 0.000	
Inning Stats	R: 0 E: 0 K: 0 S: 3	H: 0 LOB: 0 BB: 0 P: 3	R: 1 E: 0 K: 0 S: 4	H: 1 LOB: 1 BB: 1 P: 8	R: 0 E: 0 K: 0 S: 4	H: 1 LOB: 1 BB: 0 P: 4	R: 0 E: 1 K: 0 S: 5	H: 1 LOB: 2 BB: 0 P: 5	R: 0 E: 0 K: 1 S: 5	H: 0 LOB: 0 BB: 0 P: 5	R: 0 E: 0 K: 2 S: 3	H: 2 LOB: 1 BB: 0 P: 6	R: 0 E: 0 K: 1 S: 5	H: 0 LOB: 0 BB: 0 P: 5	1B: 4 2B: 0 3B: 1 HR: 0	SF: 0 SAC: 0 DP: 1 HBP: 0		
PITCHER	IP 7.0	WLS 3	H 3	R 1	ER 1	SO 1	BB 1	IBB 0	HBP 0	BLK 0	WP 0	HR 0	S 27	P 31	ERA 1.29	WHIP 0.571		
Nino Espinosa, R ERA: 3.65 Tug McGraw, L ERA: 4.52 Ron Reed, R ERA: 3.99	IP 2.0	WLS W	BF 7	H 2	R 0	ER 0	SO 2	BB 0	IBB 0	HBP 0	BLK 0	WP 0	HR 0	S 11	P 11	ERA 0.00	WHIP 1.000	
PITCHER	IP 7.0	WLS 3	H 3	R 1	ER 1	SO 1	BB 1	IBB 0	HBP 0	BLK 0	WP 0	HR 0	S 27	P 31	ERA 1.29	WHIP 0.571		
Nino Espinosa, R ERA: 3.65 Tug McGraw, L ERA: 4.52 Ron Reed, R ERA: 3.99	IP 1.0	WLS 3	BF 0	H 0	R 0	ER 0	SO 2	BB 0	IBB 0	HBP 0	BLK 0	WP 0	HR 0	S 7	P 7	ERA 0.00	WHIP 0.000	
Inning Stats	R: 0 E: 0 K: 0 S: 3	H: 0 LOB: 0 BB: 0 P: 3	R: 1 E: 0 K: 0 S: 4	H: 1 LOB: 1 BB: 1 P: 8	R: 0 E: 0 K: 0 S: 4	H: 1 LOB: 1 BB: 0 P: 4	R: 0 E: 1 K: 0 S: 5	H: 1 LOB: 2 BB: 0 P: 5	R: 0 E: 0 K: 1 S: 5	H: 0 LOB: 0 BB: 0 P: 5	R: 0 E: 0 K: 2 S: 3	H: 2 LOB: 1 BB: 0 P: 6	R: 0 E: 0 K: 1 S: 5	H: 0 LOB: 0 BB: 0 P: 5	1B: 4 2B: 0 3B: 1 HR: 0	SF: 0 SAC: 0 DP: 1 HBP: 0		
PITCHER	IP 7.0	WLS 3	H 3	R 1	ER 1	SO 1	BB 1	IBB 0	HBP 0	BLK 0	WP 0	HR 0	S 27	P 31	ERA 1.29	WHIP 0.571		
Nino Espinosa, R ERA: 3.65 Tug McGraw, L ERA: 4.52 Ron Reed, R ERA: 3.99	IP 2.0	WLS W	BF 7	H 2	R 0	ER 0	SO 2	BB 0	IBB 0	HBP 0	BLK 0	WP 0	HR 0	S 11	P 11	ERA 0.00	WHIP 1.000	
PITCHER	IP 7.0	WLS 3	H 3	R 1	ER 1	SO 1	BB 1	IBB 0	HBP 0	BLK 0	WP 0	HR 0	S 27	P 31	ERA 1.29	WHIP 0.571		
Nino Espinosa, R ERA: 3.65 Tug McGraw, L ERA: 4.52 Ron Reed, R ERA: 3.99	IP 1.0	WLS 3	BF 0	H 0	R 0	ER 0	SO 2	BB 0	IBB 0	HBP 0	BLK 0	WP 0	HR 0	S 7	P 7	ERA 0.00	WHIP 0.000	
Inning Stats	R: 0 E: 0 K: 0 S: 3	H: 0 LOB: 0 BB: 0 P: 3	R: 1 E: 0 K: 0 S: 4	H: 1 LOB: 1 BB: 1 P: 8	R: 0 E: 0 K: 0 S: 4	H: 1 LOB: 1 BB: 0 P: 4	R: 0 E: 1 K: 0 S: 5	H: 1 LOB: 2 BB: 0 P: 5	R: 0 E: 0 K: 1 S: 5	H: 0 LOB: 0 BB: 0 P: 5	R: 0 E: 0 K: 2 S: 3	H: 2 LOB: 1 BB: 0 P: 6	R: 0 E: 0 K: 1 S: 5	H: 0 LOB: 0 BB: 0 P: 5	1B: 4 2B: 0 3B: 1 HR: 0	SF: 0 SAC: 0 DP: 1 HBP: 0		
PITCHER	IP 7.0	WLS 3	H 3	R 1	ER 1	SO 1	BB 1	IBB 0	HBP 0	BLK 0	WP 0							

Batter	1	2	3	4	5	6	7	8	9	AB	R	H	RBI	BB	SO	LOB	TOP								
Bake McBride, L OBP: 0.316, SLG: 0.401 (1, 9)										4	1	2	0	0	2	0	Philadelphia Phillies @ Pittsburgh Pirates Three Rivers Stadium, Pittsburgh, PA Mon Sep 03 1979, 3:33 AM EDT Unknown								
Manny Trillo, R OBP: 0.288, SLG: 0.340 (1, 4)										3	0	1	1	0	0	0									
Pete Rose, S OBP: 0.397, SLG: 0.410 (1, 3)										3	0	1	0	1	1	2									
Mike Schmidt, R OBP: 0.394, SLG: 0.604 (1, 5)										3	0	0	0	0	1	3									
Greg Luzinski, R OBP: 0.359, SLG: 0.449 Tug McGraw, R OBP: 0.167, SLG: 0.167 (8, 1)										4	0	1	0	0	1	2									
Tim McCarver, L OBP: 0.331, SLG: 0.295 Bob Boone, R OBP: 0.368, SLG: 0.432 (8, 2)										0	0	0	0	0	0	0									
Garry Maddox, R OBP: 0.295, SLG: 0.420 (1, 8)										3	0	0	0	0	0	2									
Larry Bowa, S OBP: 0.322, SLG: 0.315 (1, 6)										1	0	0	0	0	0	0									
Steve Carlton, L OBP: 0.241, SLG: 0.253 Mike Anderson, R OBP: 0.347, SLG: 0.344 (8, 7)										3	1	0	0	0	0	2									
Inning Stats	R: 0 E: 0 K: 2 S: 8	H: 1 LOB: 1 BB: 0 P: 8	R: 0 E: 0 K: 0 S: 4	H: 1 LOB: 1 BB: 0 P: 4	R: 0 E: 0 K: 1 S: 5	H: 0 LOB: 0 BB: 0 P: 5	R: 0 E: 0 K: 1 S: 6	H: 1 LOB: 0 BB: 0 P: 6	R: 1 E: 0 K: 0 S: 6	H: 3 LOB: 2 BB: 0 P: 6	R: 0 E: 0 K: 0 S: 2	H: 0 LOB: 0 BB: 0 P: 3	R: 0 E: 0 K: 0 S: 3	H: 1 LOB: 1 BB: 0 P: 3	R: 1 E: 0 K: 0 S: 6	H: 1 LOB: 1 BB: 1 P: 10		R: 0 E: 0 K: 0 S: 3	H: 0 LOB: 0 BB: 0 P: 3	1B: 8 2B: 0 3B: 0 HR: 0	SF: 0 SAC: 1 DP: 2 HBP: 1	WP: 0 PB: 0 SB: 0 CS: 0	PA: 35		
PITCHER	IP	WLS	BF	H	R	ER	SO	BB	IBB	HBP	BLK	WP	HR	S	P	ERA	WHIP								
Bert Blyleven, R ERA: 3.48 Enrique Romo, R ERA: 2.99	(1, 1)	6.0	L	24	6	1	1	4	0	0	1	0	0	31	32	1.50	1.000								
(7, 1)	3.0		11	2	1	1	1	1	0	0	1	0	0	12	16	3.00	1.000								

Batter	1	2	3	4	5	6	7	8	9	AB	R	H	RBI	BB	SO	LOB	BOTTOM								
Omar Moreno, L OBP: 0.339, SLG: 0.400 (1, 8)										3	0	0	0	1	1	0	Philadelphia Phillies @ Pittsburgh Pirates Three Rivers Stadium, Pittsburgh, PA Mon Sep 03 1979, 3:33 AM EDT Unknown								
Phil Garner, R OBP: 0.352, SLG: 0.446 (1, 4)										3	0	0	0	0	1	0									
Dave Parker, L OBP: 0.364, SLG: 0.520 (1, 9)										3	0	0	0	0	3	0									
Bill Robinson, R OBP: 0.301, SLG: 0.515 (1, 7)										3	0	0	0	0	0	0									
Willie Stargell, L OBP: 0.385, SLG: 0.587 (1, 3)										2	0	0	0	1	2	0									
Bill Madlock, R OBP: 0.341, SLG: 0.423 (1, 5)										3	0	0	0	0	0	1									
Dale Berra, R OBP: 0.283, SLG: 0.295 (1, 6)										3	0	0	0	0	0	1									
Steve Nicosia, R OBP: 0.364, SLG: 0.462 Matt Alexander, S OBP: 0.539, SLG: 0.692 Ed Ott, L OBP: 0.307, SLG: 0.389 (6, PR) (7, 2)										2	0	1	0	0	0	0									
Bert Blyleven, R OBP: 0.145, SLG: 0.161 Lee Lacy, R OBP: 0.341, SLG: 0.443 Enrique Romo, R OBP: 0.182, SLG: 0.182 Tim Foli, R OBP: 0.321, SLG: 0.336 (8, PH)										1	0	0	0	0	1	0									
Inning Stats	R: 0 E: 0 K: 1 S: 5	H: 0 LOB: 0 BB: 0 P: 5	R: 0 E: 0 K: 0 S: 3	H: 0 LOB: 1 BB: 1 P: 7	R: 0 E: 0 K: 2 S: 7	H: 0 LOB: 0 BB: 0 P: 7	R: 0 E: 0 K: 1 S: 5	H: 0 LOB: 0 BB: 0 P: 5	R: 0 E: 0 K: 1 S: 4	H: 1 LOB: 1 BB: 1 P: 8	R: 0 E: 0 K: 2 S: 7	H: 0 LOB: 0 BB: 0 P: 7	R: 0 E: 0 K: 1 S: 5	H: 0 LOB: 0 BB: 0 P: 5	R: 0 E: 0 K: 0 S: 3	H: 0 LOB: 0 BB: 0 P: 3		1B: 0 2B: 1 3B: 0 HR: 0	SF: 0 SAC: 0 DP: 0 HBP: 0	WP: 0 PB: 0 SB: 0 CS: 1	PA: 29				
PITCHER	IP	WLS	BF	H	R	ER	SO	BB	IBB	HBP	BLK	WP	HR	S	P	ERA	WHIP								
Steve Carlton, L ERA: 3.6 Tug McGraw, L ERA: 4.4	(1, 1)	7.0		22	1	0	0	1	2	0	0	0	0	36	44	0.00	0.429								
(8, 1)	2.0	S	6	0	0	0	1	0	0	0	0	0	0	8	8	0.00	0.000								


Batter	1	2	3	4	5	6	7	8	9	AB	R	H	RBI	BB	SO	LOB	TOP					
Pete Rose, S OBP: 0.397, SLG: 0.415 (1, 3)	0-0 6-3		0-0 HR		0-0 6-3		0-0 1B		0-0 L7	5	1	2	2	0	0	1	Philadelphia Phillies @ Pittsburgh Pirates Three Rivers Stadium, Pittsburgh, PA Mon Sep 03 1979, 3:38 AM EDT Att: 43,444 - Unknown					
Manny Trillo, R OBP: 0.289, SLG: 0.340 (1, 4)	0-0		0-0 4-3		0-0 F9		0-0 F6		0-0 F7	3	0	1	0	0	0	0						
Del Unser, L OBP: 0.348, SLG: 0.468 (7, PH)	F8 BB									1	0	0	0	0	0	2						
Bud Harrelson, S OBP: 0.412, SLG: 0.309 (7, 4)	F8 BB									0	0	0	0	0	0	1						
Tim McCarver, L OBP: 0.328, SLG: 0.292 (9, PH)	1B									1	0	0	0	0	0	1						
Mike Schmidt, R OBP: 0.393, SLG: 0.600 (1, 5)	4-0 1-2 BB		0-3 K		0-0 F8		0-0 1-3			3	0	0	0	1	1	0						
Greg Luzinski, R OBP: 0.356, SLG: 0.444 (1, 7)	0-0 F8		0-0 5-3		0-3 K		0-0 L7			4	0	0	0	0	1	2						
Bob Boone, R OBP: 0.366, SLG: 0.430 (1, 2)	0-3 K			0-3 K		0-0 F9		0-0 1B		4	0	1	0	0	2	2						
Gary Maddox, R OBP: 0.294, SLG: 0.419 (1, 8)		0-0 G5-4-3 1B		0-0 P6		0-0 F7		0-0 L8		4	0	1	0	0	0	1						
Mike Anderson, R OBP: 0.359, SLG: 0.348 (1, 9)		0-0 G5-4-3		4-0 BB		0-0 1B		0-0 3-1		2	1	1	0	1	0	1						
Greg Gross, L OBP: 0.368, SLG: 0.385 (9, PH)	1-2									1	0	0	0	0	0	0						
Larry Bowa, S OBP: 0.325, SLG: 0.322 (1, 6)	4-0 BB			0-0 F8		0-0 1B		0-0 1B		3	1	2	0	1	0	1						
Randy Lerch, L OBP: 0.133, SLG: 0.190 (5, 1)										2	0	0	0	0	0	1						
Rawly Eastwick, R OBP: 0.295, SLG: 0.187 (5, 1)										0	0	0	0	0	0	0						
Pete Mackanin, R OBP: 0.301, SLG: 0.333 (7, PH)										1	0	0	0	0	0	2						
Doug Bird, R OBP: 0.320, SLG: 0.333 (7, 1)										0	0	0	0	0	0	0						
Ron Reed, R OBP: 0.320, SLG: 0.333 (8, 1)										0	0	0	0	0	0	0						
Bake McBride, L OBP: 0.318, SLG: 0.402 (9, PH)									3H 1B	1	0	1	1	0	0	0						
Inning Stats	R: 0 E: 0 K: 1 S: 6	H: 1 LOB: 2 BB: 1 P: 10	R: 0 E: 0 K: 0 S: 3	H: 1 LOB: 1 BB: 1 P: 7	R: 1 E: 0 K: 1 S: 6	H: 1 LOB: 0 BB: 0 P: 6	R: 0 E: 0 K: 1 S: 5	H: 0 LOB: 1 BB: 0 P: 9	R: 0 E: 0 K: 0 S: 3	H: 0 LOB: 0 BB: 0 P: 3	R: 0 E: 0 K: 1 S: 5	H: 0 LOB: 0 BB: 0 P: 5	R: 1 E: 0 K: 0 S: 6	H: 3 LOB: 2 BB: 0 P: 6	R: 0 E: 0 K: 0 S: 4	H: 1 LOB: 1 BB: 0 P: 4	R: 1 E: 0 K: 0 S: 5	H: 2 LOB: 1 BB: 0 P: 5	1B: 7 2B: 0 3B: 1 HR: 1	SF: 0 SAC: 0 DP: 1 HBP: 0	WP: 0 PB: 0 SB: 0 CS: 0	PA: 38
PITCHER	IP	WLS	BF	H	R	ER	SO	BB	IBB	HBP	BLK	WP	HR	S	P	ERA	WHIP					
Jim Rooker, L ERA: 4.65 (1, 1)	6.2	W	28	6	2	2	4	3	0	0	0	0	1	33	45	2.70	1.350					
Kent Tekulve, R ERA: 2.65 (7, 1)	2.1	S	10	3	1	1	0	0	0	0	0	0	0	10	10	3.86	1.286					


AB	35
R	3
H	9
RBI	3
BB	3
SO	4
LOB	14



Batter	1	2	3	4	5	6	7	8	9	AB	R	H	RBI	BB	SO	LOB	BOTTOM				
Omar Moreno, L OBP: 0.340, SLG: 0.401 (1, 8)	0-3 K		4-0 G6-4-3 BB		0-0 1B		0-0 FC1-2			3	1	1	1	1	1	1	Philadelphia Phillies @ Pittsburgh Pirates Three Rivers Stadium, Pittsburgh, PA Mon Sep 03 1979, 3:38 AM EDT Att: 43,444 - Unknown				
Phil Garner, R OBP: 0.351, SLG: 0.445 (1, 4)	0-3 K		0-0 G6-4-3		0-0 E		0-0 L8			4	0	1	2	0	1	3					
Lee Lacy, R OBP: 0.344, SLG: 0.438 (1, 7)	4-0 CS			0-3 K		0-0 5-3		4-0 BB		2	1	0	0	2	1	1					
Bill Robinson, R OBP: 0.306, SLG: 0.516 (1, 9)	0-0 CS		0-0 SH5-4 1B		0-0 F9		4-0 BB		0-0 FC6-4	3	1	2	0	1	0	1					
Bill Madlock, R OBP: 0.340, SLG: 0.421 (1, 5)		0-0 SH5-4 1B		0-0 G4-6-3		0-0 L9		0-0 FC6-4		4	1	1	0	0	0	2					
Manny Sanguillen, R OBP: 0.246, SLG: 0.318 (1, 3)		0-0 SH5-4			0-0 F3		0-0 K		4-0 BB	1	0	0	0	0	0	0					
Willie Stargell, L OBP: 0.365, SLG: 0.586 (6, 3)		1-2 2-3						1-2 BB		1	0	0	0	1	1	0					
Dale Berra, R OBP: 0.270, SLG: 0.330 (1, 6)		0-0 4-3						1-2 2H		4	1	2	3	0	0	1					
Steve Nicosia, R OBP: 0.367, SLG: 0.469 (1, 2)		3H 5-3						0-3 K		4	1	2	0	0	1	3					
Jim Rooker, R OBP: 0.138, SLG: 0.107 (1, 1)			4-0 SH		0-0 SH		0-0 SH1-4		0-3 K	0	1	0	0	1	0	0					
Kent Tekulve, R OBP: 0.231, SLG: 0.167 (7, 1)			0-0 SH		0-0 SH		0-0 SH1-4		0-0 K	1	0	0	0	0	1	2					
Inning Stats	R: 0 E: 0 K: 2 S: 6	H: 0 LOB: 0 BB: 1 P: 10	R: 1 E: 0 K: 0 S: 5	H: 2 LOB: 1 BB: 0 P: 5	R: 0 E: 0 K: 0 S: 1	H: 0 LOB: 0 BB: 2 P: 9	R: 0 E: 0 K: 1 S: 5	H: 1 LOB: 0 BB: 0 P: 5	R: 4 E: 0 K: 0 S: 8	H: 4 LOB: 1 BB: 0 P: 8	R: 0 E: 0 K: 1 S: 5	H: 0 LOB: 0 BB: 0 P: 5	R: 0 E: 0 K: 0 S: 4	H: 1 LOB: 1 BB: 0 P: 4	R: 2 E: 0 K: 2 S: 8	H: 1 LOB: 2 BB: 3 P: 20	1B: 6 2B: 2 3B: 0 HR: 1	SF: 0 SAC: 0 DP: 2 HBP: 0	WP: 0 PB: 0 SB: 3 CS: 1	PA: 37	
PITCHER	IP	WLS	BF	H	R	ER	SO	BB	IBB	HBP	BLK	WP	HR	S	P	ERA	WHIP				
Randy Lerch, L ERA: 4.31 (1, 1)	4.1	L	20	7	5	5	3	3	0	0	0	0	0	7	7	0.00	2.308				
Rawly Eastwick, R ERA: 4.61 (5, 1)	1.2		5	0	0	0	1	0	0	0	0	0	0	7	7	0.00	0.000				
Doug Bird, R ERA: 5.2 (7, 1)	1.1		8	1	2	2	0	3	0	0	0	0	0	5	17	13.50	3.000				
Ron Reed, R ERA: 3.96 (8, 1)	0.2		3	1	0	0	2	0	0	0	0	0	0	7	7	0.00	1.500				



Batter	1	2	3	4	5	6	7	8	9	AB	R	H	RBI	BB	SO	LOB	TOP										
Frank Taveras, R OBP: 0.297, SLG: 0.343	6-3		F9			1-3			1B G5-4-3 1B	4	1	1	0	0	0	1	New York Mets @ Philadelphia Phillies Veterans Stadium, Philadelphia, PA Thu Sep 06 1979, 7:05 PM EDT Att: 21,091 - Unknown 										
Elliott Maddox, R OBP: 0.352, SLG: 0.331	6-3			F9			BB BB	G5-4-3 1B 1-2	3	0	1	0	1	0	0												
Lee Mazzilli, S OBP: 0.402, SLG: 0.457	F7			CS 1B			BB	G5-4-3 1B 1-2 2-3	3	0	2	0	1	0	0												
Joel Youngblood, R OBP: 0.344, SLG: 0.458		K		F9				G5-4-3 1B 1-2 2-3 3-H	4	0	0	0	0	2	5												
John Stearns, R OBP: 0.311, SLG: 0.360	6-3				P3			F9	4	0	0	0	0	0	3												
Dan Norman, R OBP: 0.239, SLG: 0.250	6-3				K				2	0	0	0	0	1	0												
Richie Hebner, L OBP: 0.349, SLG: 0.359							L7		1	0	0	0	0	0	2												
Alex Trevino, R OBP: 0.353, SLG: 0.352			6-3		K			5-3	3	0	0	0	0	1	0												
Doug Flynn, R OBP: 0.274, SLG: 0.336						F6-3		F6-3	2	0	0	0	1	0	0												
Pete Falcone, L OBP: 0.217, SLG: 0.182									1	0	0	0	0	1	1												
Ron Hodges, L OBP: 0.296, SLG: 0.197						F2		P4	1	0	0	0	0	0	0												
Jeff Reardon, R OBP: 0.289									0	0	0	0	0	0	0												
Ed Kranepool, L OBP: 0.297, SLG: 0.289									0	0	0	0	0	0	0												
Andy Hassler, L OBP: 0.289									0	0	0	0	0	0	0												
Inning Stats	R: 0 E: 0 K: 0 S: 3	H: 0 LOB: 0 BB: 0 P: 3	R: 0 E: 0 K: 1 S: 5	H: 0 LOB: 0 BB: 0 P: 5	R: 0 E: 0 K: 1 S: 5	H: 0 LOB: 1 BB: 1 P: 9	R: 0 E: 0 K: 0 S: 3	H: 1 LOB: 0 BB: 0 P: 3	R: 0 E: 0 K: 2 S: 7	H: 0 LOB: 0 BB: 0 P: 7	R: 0 E: 0 K: 0 S: 5	H: 0 LOB: 2 BB: 2 P: 13	R: 0 E: 0 K: 0 S: 3	H: 0 LOB: 0 BB: 0 P: 3	R: 1 E: 0 K: 0 S: 5	H: 3 LOB: 1 BB: 0 P: 5	1B: 4 2B: 0 3B: 0 HR: 0	SF: 0 SAC: 0 DP: 1 HBP: 0	WP: 0 PB: 0 SB: 0 CS: 1	PA: 32							
PITCHER	IP	WLS	BF	H	R	ER	SO	BB	IBB	HBP	BLK	WP	HR	S	P	ERA	WHIP										
Randy Lerch, L ERA: 4.16	6.0	W	21	1	0	0	4	3	0	0	0	0	0	26	38	0.00	0.667										
Ron Reed, R ERA: 3.91	2.0		9	3	1	1	1	0	0	0	0	0	0	11	11	4.50	1.500										
Rawly Eastwick, R ERA: 4.54	1.0	S	2	0	0	0	0	0	0	0	0	0	0	2	2	0.00	0.000										

Batter	1	2	3	4	5	6	7	8	9	AB	R	H	RBI	BB	SO	LOB	BOTTOM										
Pete Rose, S OBP: 0.398, SLG: 0.415	E S 1B		FC BLK		E5			L9		4	1	2	0	0	0	1	New York Mets @ Philadelphia Phillies Veterans Stadium, Philadelphia, PA Thu Sep 06 1979, 7:05 PM EDT Att: 21,091 - Unknown 										
Manny Trillo, R OBP: 0.291, SLG: 0.346	K		K		F7			F5-4-3 1B	4	0	1	0	0	2	4												
Garry Maddox, R OBP: 0.297, SLG: 0.429	S 1B		SF7					F5-4-3 1B 1-2	3	0	1	2	0	1	1												
Greg Luzinski, R OBP: 0.350, SLG: 0.437	K		F3						3	0	0	0	0	1	2												
Del Unser, L OBP: 0.346, SLG: 0.468	K								0	0	0	0	0	0	0												
Bob Boone, R OBP: 0.363, SLG: 0.424	6-3				F3			FC6-4 BB	2	0	0	0	1	0	1												
Mike Anderson, R OBP: 0.346, SLG: 0.333		5-3			K			FC6-4 1-2	3	0	0	0	0	1	1												
John Vukovich, R		K			F7				3	0	0	0	0	2	0												
Larry Bowa, S OBP: 0.323, SLG: 0.317		F4			6-3			F4-6-3 BB	2	0	0	0	1	0	0												
Randy Lerch, L OBP: 0.145, SLG: 0.186									1	1	0	0	1	0	0												
Ron Reed, R OBP: 0.300, SLG: 0.333									0	0	0	0	0	0	0												
Greg Gross, L OBP: 0.370, SLG: 0.387									1	0	0	0	0	0	1												
Rawly Eastwick, R ERA: 4.53									0	0	0	0	0	0	0												
Inning Stats	R: 1 E: 0 K: 2 S: 9	H: 2 LOB: 1 BB: 0 P: 9	R: 0 E: 0 K: 1 S: 5	H: 0 LOB: 0 BB: 0 P: 5	R: 1 E: 0 K: 1 S: 6	H: 0 LOB: 1 BB: 1 P: 10	R: 0 E: 0 K: 1 S: 5	H: 0 LOB: 0 BB: 0 P: 5	R: 0 E: 0 K: 0 S: 4	H: 1 LOB: 1 BB: 1 P: 4	R: 0 E: 0 K: 1 S: 5	H: 0 LOB: 1 BB: 1 P: 9	R: 0 E: 0 K: 1 S: 4	H: 0 LOB: 0 BB: 1 P: 8	R: 0 E: 0 K: 0 S: 3	H: 1 LOB: 0 BB: 0 P: 3	1B: 4 2B: 0 3B: 0 HR: 0	SF: 1 SAC: 0 DP: 2 HBP: 0	WP: 0 PB: 0 SB: 0 CS: 0	PA: 30							
PITCHER	IP	WLS	BF	H	R	ER	SO	BB	IBB	HBP	BLK	WP	HR	S	P	ERA	WHIP										
Pete Falcone, L ERA: 4.15	5.0	L	20	3	2	2	5	1	0	0	1	0	0	29	33	3.60	0.800										
Jeff Reardon, R ERA: 4.79	2.0		7	0	0	0	2	2	0	0	0	0	0	9	17	0.00	1.000										
Andy Hassler, L ERA: 4.53	1.0		3	1	0	0	0	0	0	0	0	0	0	3	3	0.00	1.000										

Batter	1	2	3	4	5	6	7	8	9	AB	R	H	RBI	BB	SO	LOB	TOP					
Bake McBride, L OBP: 0.319, SLG: 0.400 (1,9)	0-0 6-3		0-0 SH2 FC6-4 1B		0-0 G6-3-5 1B	0-0 F9		4-0 IBB		4	1	2	0	1	0	0	Philadelphia Phillies @ Chicago Cubs Wrigley Field, Chicago, IL Fri Sep 07 1979, 3:33 AM CDT Att: 10,359 - Unknown					
Manny Trillo, R OBP: 0.290, SLG: 0.345 (1,4)	0-0 FC6-4 1B		0-0 SH2 1-3		0-0 G6-3-5 1-2	0-0 P4		0-0 F9		4	0	1	0	0	0	3						
Pete Rose, S OBP: 0.398, SLG: 0.414 (1,3)	0-0 FC6-4 1-2		4-0 FC6-4 BB		0-0 E5 1B		0-0 L7		0-0 FC5-4 1B	4	1	1	0	1	0	1						
Mike Schmidt, R OBP: 0.392, SLG: 0.593 (1,5)	0-0 CS 1-2	0-0 P5	0-0 FC6-4 1-2		4-0 1B 1B BB		0-0 1B		0-0 F8	4	1	1	1	1	0	2						
Greg Luzinski, R OBP: 0.349, SLG: 0.434 (1,7)		0-0 5-3	0-0 F9		0-0 1B 1B BB		0-0 F9		0-0 FC5-4 CS	5	0	1	1	0	0	3						
Bud Harrelson, S OBP: 0.412, SLG: 0.309 (9, PR)										0	0	0	0	0	0	0						
Mike Anderson, R OBP: 0.346, SLG: 0.333 (9,7)										0	0	0	0	0	0	0						
Bob Boone, R OBP: 0.364, SLG: 0.424 (1,2)		0-0 E 1B 1B			0-0 L8		0-0 1B 1B		0-0 CS	4	0	2	1	0	0	1						
Garry Maddox, R OBP: 0.301, SLG: 0.430 (1,8)		0-0 E 1B			0-0 FC2 1B		4-0 1-2 2-3 IBB		0-0 L7	3	0	2	0	1	0	0						
Larry Bowa, S OBP: 0.321, SLG: 0.315 (1,6)		0-0 E6 1-2 2-3			0-0 FC2 1-2		0-0 4-3		0-0 G3	4	0	0	0	0	0	6						
Dickie Noles, R OBP: 0.174, SLG: 0.095 (1,1)		0-3 K			0-0 5-3		0-0 6-3		0-0 2B	3	0	0	0	0	1	4						
Tim McCarver, L OBP: 0.333, SLG: 0.307 (8, PH)										1	0	1	0	0	0	0						
Lonnie Smith, R OBP: 0.167, SLG: 0.167 (8,1)										0	0	0	0	0	0	0						
Tug McGraw, R OBP: 0.167, SLG: 0.167 (8,1)										0	0	0	0	0	0	0						
Inning Stats	R: 0 E: 0 K: 0 S: 3	H: 1 LOB: 0 BB: 0 P: 3	R: 0 E: 1 K: 1 S: 8	H: 2 LOB: 3 BB: 0 P: 8	R: 1 E: 0 K: 0 S: 4	H: 1 LOB: 1 BB: 1 P: 8	R: 0 E: 0 K: 0 S: 4	H: 1 LOB: 1 BB: 0 P: 4	R: 2 E: 1 K: 0 S: 6	H: 3 LOB: 3 BB: 2 P: 14	R: 0 E: 0 K: 0 S: 3	H: 0 LOB: 0 BB: 0 P: 3	R: 0 E: 0 K: 0 S: 4	H: 1 LOB: 1 BB: 0 P: 4	R: 0 E: 0 K: 0 S: 4	H: 1 LOB: 2 BB: 1 P: 8	R: 0 E: 0 K: 0 S: 3	H: 1 LOB: 1 BB: 0 P: 3	1B: 10 2B: 1 3B: 0 HR: 0	SF: 0 SAC: 1 DP: 1 HBP: 0	WP: 0 PB: 0 SB: 1 CS: 2	PA: 43
PITCHER Dennis Lamp, R ERA: 3.7 (1,1)	IP: 9.0 WLS: W BF: 41 H: 11 R: 3 ER: 1 SO: 1 BB: 2 IBB: 2 HBP: 0 BLK: 0 WP: 0 HR: 0 S: 39 P: 55 ERA: 1.00 WHIP: 1.444															PITCHER						

Batter	1	2	3	4	5	6	7	8	9	AB	R	H	RBI	BB	SO	LOB	BOTTOM					
Ivan De Jesus, R OBP: 0.338, SLG: 0.365 (1,6)	0-0 4-3		0-0 F7		0-0 SH1-3		0-0 5-3			3	0	0	0	0	0	1	Philadelphia Phillies @ Chicago Cubs Wrigley Field, Chicago, IL Fri Sep 07 1979, 3:33 AM CDT Att: 10,359 - Unknown					
Scot Thompson, L OBP: 0.354, SLG: 0.423 (1,9)	0-0		0-0 G3		0-0 4-3			0-0 F9		4	0	1	0	0	0	2						
Mike Vail, R OBP: 0.380, SLG: 0.520 (9,9)										0	0	0	0	0	0	0						
Larry Bittner, L OBP: 0.364, SLG: 0.442 (1,3)	0-0 F7				0-0 F8 2B 1B		0-0 3-H 1B		0-3 K	4	1	2	1	0	1	1						
Dave Kingman, R OBP: 0.348, SLG: 0.630 (1,7)	0-3 K				0-3 K		0-0 F9		0-0 F2	4	0	0	0	0	2	3						
Steve Ontiveros, S OBP: 0.373, SLG: 0.380 (1,5)		0-0 F7			0-0 2B 1B		0-0 L7		0-0 F9	4	1	1	0	0	0	0						
Jerry Martin, R OBP: 0.329, SLG: 0.460 (1,8)		0-0 F9			0-0 F8		0-0 F9		0-0 2B	4	0	1	0	0	0	2						
Miguel Dilone, S OBP: 0.246, SLG: 0.270 (9, PR)					2-3				0-0 2B 1B	0	1	0	0	0	0	0						
Barry Foote, R OBP: 0.313, SLG: 0.426 (1,2)		0-3 K			0-0 1-H 3-H 2B		0-0 F2		0-0 1-H 2B	4	0	2	3	0	1	0						
Steve Dillard, R OBP: 0.365, SLG: 0.454 (1,4)					0-0 SH3-4 1B		0-3 K			3	0	1	0	0	1	1						
Dennis Lamp, R OBP: 0.220, SLG: 0.208 (1,1)					0-0 SH3-4 1-2		0-0 4-3 SH1-3 1B 1B		0-0 F8	2	1	1	0	0	0	0						
Inning Stats	R: 0 E: 0 K: 1 S: 6	H: 1 LOB: 0 BB: 0 P: 6	R: 0 E: 0 K: 1 S: 5	H: 0 LOB: 0 BB: 0 P: 5	R: 0 E: 0 K: 0 S: 4	H: 1 LOB: 1 BB: 0 P: 4	R: 2 E: 0 K: 1 S: 8	H: 3 LOB: 1 BB: 0 P: 8	R: 1 E: 0 K: 0 S: 5	H: 2 LOB: 1 BB: 0 P: 5	R: 0 E: 0 K: 0 S: 3	H: 0 LOB: 0 BB: 0 P: 3	R: 0 E: 0 K: 1 S: 5	H: 0 LOB: 0 BB: 0 P: 5	R: 0 E: 0 K: 1 S: 5	H: 0 LOB: 0 BB: 0 P: 5	R: 1 E: 0 K: 0 S: 3	H: 2 LOB: 2 BB: 0 P: 3	1B: 7 2B: 2 3B: 0 HR: 0	SF: 0 SAC: 2 DP: 0 HBP: 0	WP: 0 PB: 0 SB: 0 CS: 0	PA: 34
PITCHER Dickie Noles, R ERA: 4.28 (1,1)	IP: 7.0 WLS: L BF: 28 H: 7 R: 3 ER: 3 SO: 3 BB: 0 IBB: 0 HBP: 0 BLK: 0 WP: 0 HR: 0 S: 36 P: 36 ERA: 3.86 WHIP: 1.000															PITCHER						
Tug McGraw, L ERA: 4.64 (8,1)	IP: 1.1 WLS: L BF: 6 H: 2 R: 1 ER: 1 SO: 1 BB: 0 IBB: 0 HBP: 0 BLK: 0 WP: 0 HR: 0 S: 8 P: 8 ERA: 6.75 WHIP: 1.500															PITCHER						

AB	36
R	3
H	11
RBI	3
BB	4
SO	1
LOB	20



Batter	1	2	3	4	5	6	7	8	9	AB	R	H	RBI	BB	SO	LOB	TOP			
Lonnie Smith, R (1, 9) John Poff, L (6, PH) Rawly Eastwick, R (6, 1)	K		F9		K	K	F9		F9	3	0	0	0	0	2	1	Philadelphia Phillies @ Chicago Cubs Wrigley Field, Chicago, IL Sat Sep 08 1979, 3:33 AM CDT Att: 20,767 - Overcast - 56 F			
Manny Trillo, R (1, 4) OBP: 0.294, SLG: 0.352	L9		G4-6-3		BB	2B		6-3		5	2	3	1	0	0	0				
Pete Rose, S (1, 3) OBP: 0.398, SLG: 0.414			G4-6-3		L7	P6		6-3		5	1	2	0	0	0	5				
Mike Schmidt, R (1, 5) OBP: 0.394, SLG: 0.594	F8				1B	BB	SF7	6-3		3	2	1	1	2	0	2				
Greg Luzinski, R (1, 7) OBP: 0.349, SLG: 0.433 Mike Anderson, R (8, PR) OBP: 0.346, SLG: 0.333		1-3			K	BB	SF7			3	0	1	2	1	1	1				
Bob Boone, R (1, 2) OBP: 0.369, SLG: 0.428					BB	E8		6-3		4	0	3	2	1	0	1				
Garry Maddox, R (1, 8) OBP: 0.302, SLG: 0.428	L6-3				K	K				3	0	0	0	2	2	5				
Larry Bowa, S (1, 6) OBP: 0.321, SLG: 0.321			1B		SF8		4-3	FC4		4	2	2	1	0	0	1				
Steve Carlton, L (1, 1) Doug Bird, R (3, 1) Del Unser, L (4, PH) Jack Kucek, R (4, 1) Greg Gross, L (6, PH)			1B		K	BB		G3		1	0	1	1	0	0	0				
Greg Gross, L (6, 9)			2H		K	1B				2	1	1	1	1	0	1				
Inning Stats	R: 0 E: 0 K: 1 S: 6	H: 1 LOB: 1 BB: 0 P: 6	R: 0 E: 0 K: 0 S: 3	H: 1 LOB: 0 BB: 0 P: 3	R: 1 E: 0 K: 0 S: 5	H: 3 LOB: 1 BB: 0 P: 5	R: 1 E: 0 K: 2 S: 8	H: 1 LOB: 2 BB: 2 P: 16	R: 2 E: 1 K: 1 S: 9	H: 2 LOB: 2 BB: 2 P: 17	R: 0 E: 0 K: 0 S: 2	H: 0 LOB: 0 BB: 1 P: 6	R: 1 E: 0 K: 0 S: 5	H: 2 LOB: 1 BB: 0 P: 5	R: 0 E: 0 K: 0 S: 3	H: 0 LOB: 1 BB: 1 P: 7	1B: 10 2B: 5 3B: 0 HR: 0	SF: 2 SAC: 0 DP: 2 HBP: 0	WP: 0 PB: 0 SB: 0 CS: 2	PA: 46
PITCHER	IP WLS BF H R ER SO BB IBB HBP BLK WP HR S P ERA WHIP																			
Willie Hernandez, L (1, 1) ERA: 5.01	3.0	13	5	2	2	1	1	0	0	0	0	0	0	14	18	6.00	2.000			
Bill Caudill, R (4, 1) ERA: 5.56	1.2	10	2	2	2	3	3	0	0	0	0	0	0	13	25	10.80	3.000			
Dick Tidrow, R (5, 1) ERA: 3.78	0.2	8	5	4	4	1	1	0	0	0	0	0	0	9	13	54.00	9.000			
Bruce Sutter, R (6, 1) ERA: 1.83	3.2	L 15	2	1	1	1	3	0	0	0	0	0	0	14	26	2.46	1.364			

Batter	1	2	3	4	5	6	7	8	9	AB	R	H	RBI	BB	SO	LOB	BOTTOM	
Ivan De Jesus, R (1, 6) OBP: 0.338, SLG: 0.367	6-3		1B			FC3-6			E5	5	1	2	0	0	0	2	Philadelphia Phillies @ Chicago Cubs Wrigley Field, Chicago, IL Sat Sep 08 1979, 3:33 AM CDT Att: 20,767 - Overcast - 56 F	
Larry Blittner, L (1, 3) OBP: 0.355, SLG: 0.430	K		F8			4-3		G4-6-3		5	0	0	0	0	1	5		
Mike Vail, R (1, 9) OBP: 0.376, SLG: 0.513	L8		HR		6-3			5-3		4	1	1	0	0	0	0		
Dave Kingman, R (1, 7) OBP: 0.351, SLG: 0.640		HR			6-3					4	2	3	3	0	0	0		
Steve Ontiveros, S (1, 5) OBP: 0.370, SLG: 0.376	K		F9		4-3			G4-6-3		4	0	0	0	0	1	2		
Barry Foote, R (1, 2) OBP: 0.315, SLG: 0.434		HR			P3			5-3		4	2	2	2	0	0	0		
Jerry Martin, R (1, 8) OBP: 0.330, SLG: 0.466		1B			F8			K		4	1	2	2	0	1	0		
Steve Dillard, R (1, 4) OBP: 0.364, SLG: 0.451 Scott Thompson, L (8, PH) OBP: 0.352, SLG: 0.421 Mick Kelleher, R (9, 4) OBP: 0.304, SLG: 0.299		P3			5-3			L6		3	1	1	0	0	0	1		
Willie Hernandez, L (1, 1) Bill Caudill, R (4, 1) Dick Tidrow, R (5, 1) Bruce Sutter, R (6, 1) Bill Buckner, R (6, PH) Miguel Dilone, S (6, PR)		K			1B			FC3-6		2	0	1	1	0	1	1		
Inning Stats	R: 0 E: 0 K: 1 S: 5	H: 0 LOB: 0 BB: 0 P: 5	R: 2 E: 0 K: 2 S: 10	H: 3 LOB: 1 BB: 0 P: 10	R: 6 E: 0 K: 0 S: 11	H: 8 LOB: 2 BB: 0 P: 11	R: 0 E: 0 K: 0 S: 3	H: 0 LOB: 0 BB: 0 P: 3	R: 0 E: 0 K: 0 S: 3	H: 1 LOB: 0 BB: 0 P: 3	R: 0 E: 0 K: 1 S: 5	H: 0 LOB: 0 BB: 0 P: 5	R: 0 E: 1 K: 0 S: 3	H: 1 LOB: 1 BB: 0 P: 3	1B: 8 2B: 3 3B: 0 HR: 3	SF: 0 SAC: 0 DP: 2 HBP: 0		WP: 0 PB: 0 SB: 0 CS: 2
PITCHER	IP WLS BF H R ER SO BB IBB HBP BLK WP HR S P ERA WHIP																	
Steve Carlton, L (1, 1) ERA: 3.85	2.2	16	8	7	7	3	0	0	0	0	0	0	0	4	4	27.00	9.000	
Doug Bird, R (3, 1) ERA: 5.34	0.1	4	3	1	1	0	0	0	0	0	0	0	0	6	6	0.00	0.000	
Jack Kucek, R (4, 1) ERA:	2.0	6	0	0	0	0	0	0	0	0	0	0	0	6	6	0.00	0.000	
Rawly Eastwick, R (6, 1) ERA: 4.3	4.0	W 12	3	0	0	1	0	0	0	0	0	0	0	14	14	0.00	0.750	

Batter	1	2	3	4	5	6	7	8	9	AB	R	H	RBI	BB	SO	LOB	TOP			
Bake McBride, L OBP: 0.320, SLG: 0.407 (1, 9)			 1B							4	1	2	2	0	0	0	Philadelphia Phillies @ Chicago Cubs Wrigley Field, Chicago, IL Sun Sep 09 1979, 3:33 AM CDT Att: 20,922 - Sunny - 68 F			
Manny Trillo, R OBP: 0.291, SLG: 0.348 (1, 4)			 1B 1-2							4	0	0	0	0	1	1				
Pete Rose, S OBP: 0.399, SLG: 0.415 (1, 3)			 1B 1-3							4	0	2	0	0	0	0				
Mike Schmidt, R OBP: 0.394, SLG: 0.592 John Vukovich, R (4, 5)			 BB 1-2							1	0	0	0	1	0	0				
Greg Luzinski, R OBP: 0.349, SLG: 0.431 (1, 7)		 1B	 1-2							4	0	1	0	0	1	4				
Bob Boone, R OBP: 0.367, SLG: 0.425 Keith Moreland, R OBP: 1.000, SLG: 1.000 (1, 2) (7, 2)								 1B		3	0	0	0	0	2	2				
Greg Gross, L OBP: 0.394, SLG: 0.403 (1, 8)		 1B 1-2	 1B		 BB		 1B			3	0	3	0	1	0	0				
Larry Bowa, S OBP: 0.319, SLG: 0.318 Bud Harrelson, S OBP: 0.405, SLG: 0.304 (1, 6) (7, 6)		 1-2	 1-2		 HR		 1-2 2-3			3	1	0	0	0	0	4				
Kevin Saucier, L OBP: 0.111, SLG: 0.111 (4, 1)										1	0	0	0	0	1	0				
Tim McCarver, L OBP: 0.305, SLG: 0.354 (5, PH)										0	0	0	0	0	0	0				
Doug Bird, R OBP: 0.197, SLG: 0.197 (7, PH)										0	0	0	0	0	0	0				
Tug McGraw, R OBP: 0.167, SLG: 0.167 (7, PH)										0	0	0	0	0	0	0				
Del Unser, L OBP: 0.343, SLG: 0.460 (9, PH)										1	0	0	0	0	0	1				
Inning Stats	R: 0 E: 0 K: 0 S: 3	H: 0 LOB: 0 BB: 0 P: 3	R: 0 E: 0 K: 1 S: 7	H: 2 LOB: 2 BB: 0 P: 7	R: 0 E: 0 K: 1 S: 7	H: 2 LOB: 3 BB: 1 P: 11	R: 0 E: 0 K: 0 S: 3	H: 1 LOB: 0 BB: 0 P: 3	R: 0 E: 0 K: 2 S: 8	H: 1 LOB: 1 BB: 0 P: 8	R: 2 E: 0 K: 1 S: 6	H: 1 LOB: 0 BB: 1 P: 10	R: 0 E: 0 K: 0 S: 3	H: 0 LOB: 1 BB: 0 P: 3	R: 0 E: 0 K: 0 S: 4	H: 2 LOB: 1 BB: 0 P: 4	1B: 8 2B: 0 3B: 0 HR: 1	SF: 0 SAC: 0 DP: 2 HBP: 0	WP: 0 PB: 0 SB: 0 CS: 0	PA: 36
PITCHER Rick Reuschel, R ERA: 3.34 (1, 1)	IP: 9.0 WLS: W BF: 36 H: 9 R: 2 ER: 2 SO: 5 BB: 2 IBB: 0 HBP: 0 BLK: 0 WP: 0 HR: 1 S: 44 P: 52 ERA: 2.00 WHIP: 1.222															PITCHER				

AB	34
R	2
H	9
RBI	2
BB	2
SO	5
LOB	16



Batter	1	2	3	4	5	6	7	8	9	AB	R	H	RBI	BB	SO	LOB	BOTTOM	
Ivan De Jesus, R OBP: 0.339, SLG: 0.369 (1, 6)			 2B				 1B	 E 1B		5	3	2	1	0	0	0	Philadelphia Phillies @ Chicago Cubs Wrigley Field, Chicago, IL Sun Sep 09 1979, 3:33 AM CDT Att: 20,922 - Sunny - 68 F	
Larry Bittner, L OBP: 0.364, SLG: 0.438 (1, 3)			 1B 2-H	 1B 2-H			 1B 2-H			6	2	4	3	0	1	2		
Mike Vail, R OBP: 0.381, SLG: 0.543 (1, 9)			 1B 1-H	 2B 1-3	 2B		 1B 1-2			6	3	3	2	0	0	3		
Dave Kingman, R OBP: 0.347, SLG: 0.632 (1, 7)										6	0	0	0	0	3	6		
Steve Ontiveros, S OBP: 0.374, SLG: 0.382 (1, 5)			 1B	 IBB			 1B			4	2	3	0	1	1	0		
Barry Foote, R OBP: 0.320, SLG: 0.447 (8, FR)			 1B	 1B 1-H 2-H 3-H			 1B 1-2			5	1	4	4	0	1	1		
Tim Blackwell, S OBP: 0.331, SLG: 0.214 (9, 2)			 1-2	 1B			 1B 1-2			0	1	0	0	0	0	0		
Jerry Martin, R OBP: 0.335, SLG: 0.469 (1, 8)		 1B 1-2	 BB 1-2 2-3				 1B 1-2 2-H			4	1	3	1	1	0	1		
Steve Dillard, R OBP: 0.365, SLG: 0.450 (1, 4)		 1-2	 1-2				 1B 1-3 2-H			5	1	2	1	0	0	6		
Rick Reuschel, R OBP: 0.231, SLG: 0.197 (1, 1)				 SH2-4 1B						5	1	1	0	0	2	5		
Inning Stats	R: 0 E: 0 K: 0 S: 4	H: 1 LOB: 1 BB: 0 P: 4	R: 0 E: 0 K: 1 S: 6	H: 2 LOB: 0 BB: 0 P: 6	R: 3 E: 0 K: 1 S: 10	H: 5 LOB: 3 BB: 1 P: 14	R: 5 E: 0 K: 1 S: 11	H: 6 LOB: 2 BB: 1 P: 15	R: 1 E: 0 K: 1 S: 6	H: 1 LOB: 1 BB: 0 P: 6	R: 1 E: 1 K: 1 S: 7	H: 1 LOB: 1 BB: 0 P: 7	R: 5 E: 2 K: 2 S: 13	H: 5 LOB: 2 BB: 0 P: 13	1B: 16 2B: 4 3B: 0 HR: 2	SF: 0 SAC: 1 DP: 1 HBP: 0	WP: 4 PB: 0 SB: 0 CS: 0	PA: 49
PITCHER Kevin Saucier, L ERA: 4.26 (1, 1)	IP: 3.1 WLS: L BF: 20 H: 10 R: 5 ER: 5 SO: 2 BB: 1 IBB: 0 HBP: 0 BLK: 0 WP: 0 HR: 1 S: 23 P: 27 ERA: 13.50 WHIP: 3.300															PITCHER		
Jack Kucek, R ERA: 8.1 (4, 1)	0.2 7 4 3 3 1 0 1 0 0 0 1 8 12 40.50 6.000																	
Doug Bird, R ERA: 5.31 (5, 1)	2.0 8 2 1 1 2 0 0 0 0 1 0 12 12 4.50 1.000																	
Tug McGraw, L ERA: 4.88 (7, 1)	2.0 14 6 6 3 3 0 0 0 0 1 0 20 20 13.50 3.000																	

AB	46
R	15
H	22
RBI	12
BB	2
SO	8
LOB	24



Batter	1	2	3	4	5	6	7	8	9	AB	R	H	RBI	BB	SO	LOB	TOP											
Pete Rose, S OBP: 0.402, SLG: 0.417 (1, 3)										4	1	3	1	1	0	0	Philadelphia Phillies @ New York Mets Shea Stadium, Flushing, NY Tue Sep 11 1979, 7:05 PM EDT Att: 4,713 - Unknown											
Manny Trillo, R OBP: 0.293, SLG: 0.349 (1, 4)										5	0	2	0	0	1	2												
Mike Schmidt, R OBP: 0.394, SLG: 0.591 Mike Anderson, R OBP: 0.346, SLG: 0.333 (9, PR) (9, 9)										3	1	1	2	1	0	1												
Greg Luzinski, R OBP: 0.349, SLG: 0.437 John Vukovich, R (9, 5)										4	1	1	2	1	1	4												
Bob Boone, R OBP: 0.365, SLG: 0.421 (1, 2)										3	0	0	0	1	0	0												
Gary Maddox, R OBP: 0.299, SLG: 0.424 (1, 8)										4	0	0	0	0	1	3												
Lonnie Smith, R Rawly Eastwick, R (7, 1)										4	0	0	0	0	1	3												
Larry Bowa, S OBP: 0.319, SLG: 0.322 (1, 6)										4	1	1	0	0	1	0												
Nino Espinosa, R OBP: 0.230, SLG: 0.214 Greg Gross, L OBP: 0.399, SLG: 0.408 (7, 9) (9, 7)										3	1	1	0	0	0	1												
Inning Stats	R: 1 E: 0 K: 2 S: 9	H: 2 LOB: 3 BB: 2 P: 17	R: 0 E: 0 K: 1 S: 5	H: 0 LOB: 1 BB: 1 P: 9	R: 2 E: 0 K: 0 S: 5	H: 2 LOB: 0 BB: 0 P: 5	R: 1 E: 0 K: 0 S: 5	H: 2 LOB: 1 BB: 0 P: 5	R: 0 E: 0 K: 0 S: 3	H: 0 LOB: 0 BB: 0 P: 3	R: 1 E: 0 K: 0 S: 6	H: 3 LOB: 3 BB: 1 P: 10	R: 0 E: 0 K: 0 S: 3	H: 0 LOB: 0 BB: 0 P: 3	R: 0 E: 0 K: 1 S: 5	H: 1 LOB: 0 BB: 0 P: 5		R: 0 E: 1 K: 1 S: 5	H: 0 LOB: 1 BB: 0 P: 5	1B: 8 2B: 0 3B: 1 HR: 1	SF: 1 SAC: 0 DP: 0 HBP: 0	WP: 0 PB: 0 SB: 0 CS: 1	PA: 40					
PITCHER	IP	WLS	BF	H	R	ER	SO	BB	IBB	HBP	BLK	WP	HR	S	P	ERA	WHIP											
Pete Falcone, L ERA: 4.28 (1, 1)	5.2	L	29	9	5	5	3	3	0	0	0	0	0	1	32	44	7.94	2.118										
Dwight Bernard, R ERA: 4.82 (6, 1)	0.1		2	0	0	0	0	1	0	0	0	0	0	0	1	5	0.00	3.000										
Mike Scott, R ERA: 4.29 (7, 1)	1.0		3	0	0	0	0	0	0	0	0	0	0	0	3	3	0.00	0.000										
Tom Hausman, R ERA: 2.45 (8, 1)	2.0		6	1	0	0	2	0	0	0	0	0	0	0	10	10	0.00	0.500										

Batter	1	2	3	4	5	6	7	8	9	AB	R	H	RBI	BB	SO	LOB	BOTTOM										
Frank Taveras, R OBP: 0.297, SLG: 0.346 (1, 6)										3	1	1	0	1	0	2	Philadelphia Phillies @ New York Mets Shea Stadium, Flushing, NY Tue Sep 11 1979, 7:05 PM EDT Att: 4,713 - Unknown										
Elliott Maddox, R OBP: 0.324, SLG: 0.302 (1, 9)										4	0	1	0	0	0	1											
Lee Mazzilli, S OBP: 0.408, SLG: 0.463 (1, 8)										4	0	1	1	0	0	0											
Richie Hebner, L OBP: 0.342, SLG: 0.353 (1, 5)										4	0	1	0	0	1	0											
Joel Youngblood, R OBP: 0.348, SLG: 0.458 (1, 7)										4	1	1	0	0	0	2											
John Stearns, R OBP: 0.316, SLG: 0.367 (1, 3)										4	0	1	1	0	1	0											
Alex Trevino, R OBP: 0.345, SLG: 0.348 (1, 2)										4	0	1	0	0	0	1											
Doug Flynn, R OBP: 0.267, SLG: 0.327 (1, 4)										4	0	1	0	0	1	2											
Pete Falcone, L OBP: 0.213, SLG: 0.178 (6, 1)										1	0	0	0	0	1	0											
Bruce Boisclair, L OBP: 0.275, SLG: 0.275 (6, PR) (7, 1)										0	0	0	0	0	0	0											
Ed Kranenoc, L OBP: 0.306, SLG: 0.318 (7, PR) Sergio Ferrer, S OBP: 0.143, SLG: 0.143 (8, 1)										0	0	0	0	0	0	0											
Inning Stats	R: 0 E: 0 K: 0 S: 2	H: 0 LOB: 0 BB: 1 P: 6	R: 1 E: 0 K: 1 S: 7	H: 2 LOB: 1 BB: 0 P: 7	R: 0 E: 0 K: 1 S: 5	H: 0 LOB: 0 BB: 0 P: 5	R: 0 E: 0 K: 0 S: 3	H: 0 LOB: 0 BB: 0 P: 3	R: 0 E: 0 K: 0 S: 5	H: 0 LOB: 0 BB: 0 P: 5	R: 1 E: 0 K: 0 S: 6	H: 4 LOB: 2 BB: 0 P: 6	R: 0 E: 0 K: 0 S: 5	H: 2 LOB: 2 BB: 0 P: 5	R: 0 E: 0 K: 1 S: 5	H: 0 LOB: 0 BB: 0 P: 5	R: 0 E: 0 K: 0 S: 4	H: 1 LOB: 1 BB: 0 P: 4	1B: 8 2B: 1 3B: 0 HR: 0	SF: 0 SAC: 0 DP: 0 HBP: 0	WP: 0 PB: 0 SB: 0 CS: 1	PA: 35					
PITCHER	IP	WLS	BF	H	R	ER	SO	BB	IBB	HBP	BLK	WP	HR	S	P	ERA	WHIP										
Nino Espinosa, R ERA: 3.63 (1, 1)	6.2	W	27	8	2	2	3	1	0	0	0	0	0	10	10	0.00	1.350										
Rawly Eastwick, R ERA: 4.16 (7, 1)	2.1	S	8	1	0	0	1	0	0	0	0	0	0	10	10	0.00	0.429										



AB 35
R 5
H 10
RBI 5
BB 4
SO 5
LOB 14

AB 34
R 2
H 9
RBI 2
BB 1
SO 4
LOB 8

Batter	1	2	3	4	5	6	7	8	9	AB	R	H	RBI	BB	SO	LOB	TOP										
Pete Rose, S OBP: 0.405, SLG: 0.420 (1, 3)										3	1	2	1	2	0	0	Philadelphia Phillies @ New York Mets Shea Stadium, Flushing, NY Wed Sep 12 1979, 7:05 PM EDT Att: 4,158 - Unknown										
Manny Trillo, R OBP: 0.289, SLG: 0.344 (1, 4)										5	0	0	0	0	0	7											
Bake McBride, L Del Unser, L OBP: 0.343, SLG: 0.460 (1, 9) (8, 9)										4	0	1	0	0	1	2											
Mike Schmidt, R John Vukovich, R OBP: 0.393, SLG: 0.589 (8, 5)										3	0	1	1	0	0	0											
Greg Luzinski, R OBP: 0.346, SLG: 0.433 (1, 7)										4	0	0	0	0	2	2											
Bob Boone, R OBP: 0.367, SLG: 0.422 (1, 2)										4	1	2	0	0	0	0											
Garry Maddox, R OBP: 0.297, SLG: 0.421 (1, 8)										4	0	0	0	0	0	2											
Larry Bowa, S OBP: 0.320, SLG: 0.322 (1, 6)										3	1	1	0	1	1	0											
Randy Lerch, L OBP: 0.167, SLG: 0.226 (1, 1)										3	1	1	2	1	0	3											
Inning Stats	R: 1 E: 0 K: 0 S: 4	H: 1 LOB: 1 BB: 1 P: 8	R: 3 E: 1 K: 0 S: 7	H: 4 LOB: 1 BB: 0 P: 7	R: 0 E: 0 K: 1 S: 5	H: 0 LOB: 0 BB: 0 P: 5	R: 0 E: 0 K: 1 S: 6	H: 1 LOB: 2 BB: 1 P: 10	R: 0 E: 0 K: 0 S: 3	H: 0 LOB: 0 BB: 0 P: 3	R: 0 E: 0 K: 0 S: 3	H: 0 LOB: 0 BB: 0 P: 3	R: 0 E: 0 K: 0 S: 3	H: 0 LOB: 0 BB: 0 P: 3	R: 0 E: 1 K: 0 S: 4	H: 1 LOB: 3 BB: 2 P: 12	1B: 6 2B: 1 3B: 1 HR: 0	SF: 1 SAC: 0 DP: 2 HBP: 0	WP: 0 PB: 0 SB: 0 CS: 1	PA: 38							
PITCHER	IP	WLS	BF	H	R	ER	SO	BB	IBB	HBP	BLK	WP	HR	S	P	ERA	WHIP										
Craig Swan, R ERA: 3.25 (1, 1)	5.0	L	23	7	4	4	4	2	0	0	0	0	0	29	37	7.20	1.800										
Roy Lee Jackson, R ERA: (6, 1)	2.0		6	0	0	0	0	0	0	0	0	0	0	6	6	0.00	0.000										
Jeff Reardon, R ERA: 2.61 (8, 1)	2.0		9	1	0	0	0	1	1	0	0	0	0	7	15	0.00	1.000										

Batter	1	2	3	4	5	6	7	8	9	AB	R	H	RBI	BB	SO	LOB	BOTTOM										
Frank Taveras, R OBP: 0.299, SLG: 0.346 (1, 6)										3	0	1	0	1	0	0	Philadelphia Phillies @ New York Mets Shea Stadium, Flushing, NY Wed Sep 12 1979, 7:05 PM EDT Att: 4,158 - Unknown										
Elliott Maddox, R OBP: 0.317, SLG: 0.294 (1, 5)										4	0	0	0	0	0	2											
Lee Mazzilli, S OBP: 0.408, SLG: 0.464 (1, 8)										4	0	2	0	0	1	1											
John Stearns, R OBP: 0.316, SLG: 0.366 (1, 3)										4	0	1	0	0	0	1											
Joel Youngblood, R OBP: 0.346, SLG: 0.454 (1, 7)										4	0	0	0	0	3	2											
Dan Norman, R OBP: 0.288, SLG: 0.297 (1, 9)										3	0	2	0	1	1	0											
Alex Trevino, R OBP: 0.343, SLG: 0.346 (1, 2)										4	0	1	0	0	1	1											
Doug Flynn, R OBP: 0.266, SLG: 0.325 (1, 4)									3	0	0	0	0	0	3												
Craig Swan, R OBP: 0.192, SLG: 0.153 Kelvin Chapman, R OBP: 0.218, SLG: 0.204 Roy Lee Jackson, R (5, PH) (6, 1)									1	0	0	0	0	0	1												
Bruce Boisclair, L OBP: 0.208, SLG: 0.269 Jeff Reardon, R (7, PH) (8, 1)									1	0	0	0	0	1	0												
Inning Stats	R: 0 E: 0 K: 1 S: 6	H: 2 LOB: 2 BB: 1 P: 10	R: 0 E: 0 K: 0 S: 4	H: 1 LOB: 1 BB: 0 P: 4	R: 0 E: 0 K: 1 S: 5	H: 0 LOB: 0 BB: 0 P: 5	R: 0 E: 0 K: 1 S: 6	H: 1 LOB: 2 BB: 1 P: 10	R: 0 E: 0 K: 0 S: 3	H: 1 LOB: 1 BB: 0 P: 3	R: 0 E: 0 K: 1 S: 5	H: 0 LOB: 0 BB: 0 P: 5	R: 0 E: 0 K: 0 S: 4	H: 1 LOB: 1 BB: 0 P: 4	R: 0 E: 3 K: 3 S: 9	H: 0 LOB: 0 BB: 0 P: 9	1B: 6 2B: 1 3B: 0 HR: 0	SF: 0 SAC: 0 DP: 0 HBP: 0	WP: 1 PB: 0 SB: 0 CS: 0	PA: 34							
PITCHER	IP	WLS	BF	H	R	ER	SO	BB	IBB	HBP	BLK	WP	HR	S	P	ERA	WHIP										
Randy Lerch, L ERA: 3.96 (1, 1)	9.0	W	34	7	0	0	8	2	0	0	0	1	0	48	56	0.00	1.000										

Batter	1	2	3	4	5	6	7	8	9	AB	R	H	RBI	BB	SO	LOB	TOP			
Pete Rose, S OBP: 0.408, SLG: 0.425 (1, 3)										5	1	4	0	0	0	0	Philadelphia Phillies @ New York Mets Shea Stadium, Flushing, NY Thu Sep 13 1979, 7:05 PM EDT Att: 3,890 - Unknown			
Manny Trillo, R OBP: 0.285, SLG: 0.339 (1, 4)										5	0	0	0	0	1	6				
Bake McBride, L OBP: 0.319, SLG: 0.403 (1, 9)										3	0	0	1	0	1	1				
Mike Schmidt, R OBP: 0.394, SLG: 0.590 (1, 5)										3	1	1	0	1	1	1				
Greg Luzinski, R OBP: 0.347, SLG: 0.436 (1, 7)										4	0	2	0	0	0	2				
Mike Anderson, R OBP: 0.346, SLG: 0.333 (8, 7)										0	0	0	0	0	0	0				
Greg Gross, L OBP: 0.408, SLG: 0.409 (1, 8)										2	0	1	0	2	0	1				
Tim McCarver, L OBP: 0.321, SLG: 0.294 (1, 2)										4	0	0	0	0	2	5				
Tug McGraw, R OBP: 0.167, SLG: 0.167 (9, 1)										0	0	0	0	0	0	0				
Larry Bowa, S OBP: 0.320, SLG: 0.320 (1, 6)										3	0	0	0	1	1	4				
Steve Carlton, L OBP: 0.250, SLG: 0.253 (1, 1)										3	0	0	0	1	2	2				
Bob Boone, R OBP: 0.367, SLG: 0.422 (9, 2)										0	0	0	0	0	0	0				
Inning Stats	R: 0 E: 0 K: 1 S: 5	H: 1 LOB: 0 BB: 0 P: 5	R: 0 E: 0 K: 1 S: 5	H: 1 LOB: 0 BB: 0 P: 5	R: 0 E: 0 K: 2 S: 7	H: 0 LOB: 0 BB: 0 P: 7	R: 1 E: 0 K: 0 S: 4	H: 1 LOB: 1 BB: 1 P: 8	R: 0 E: 0 K: 0 S: 4	H: 1 LOB: 3 BB: 1 P: 9	R: 0 E: 0 K: 2 S: 8	H: 1 LOB: 1 BB: 0 P: 8	R: 1 E: 0 K: 2 S: 8	H: 1 LOB: 2 BB: 2 P: 16	R: 0 E: 0 K: 0 S: 3	H: 0 LOB: 0 BB: 0 P: 3	1B: 5 2B: 3 3B: 0 HR: 0	SF: 1 SAC: 0 DP: 1 HBP: 1	WP: 1 PB: 0 SB: 0 CS: 1	PA: 39
PITCHER	IP WLS BF H R ER SO BB IBB HBP BLK WP HR S P ERA WHIP																			
Juan Berenguer, R ERA: 3.97 (1, 1)	5.1 L 23 6 1 1 4 2 0 1 0 0 0 0 28 37 1.69 1.500																			
Ed Glynn, L ERA: 3.27 (6, 1)	0.2 3 0 0 0 0 0 1 0 0 0 0 0 2 6 0.00 0.000																			
Neil Allen, R ERA: 3.92 (7, 1)	2.0 10 2 1 1 4 0 2 0 0 1 0 16 24 4.50 1.000																			
Andy Hassler, L ERA: 4.5 (9, 1)	1.0 3 0 0 0 0 0 0 0 0 0 0 0 3 3 0.00 0.000																			

Batter	1	2	3	4	5	6	7	8	9	AB	R	H	RBI	BB	SO	LOB	BOTTOM					
Frank Taveras, R OBP: 0.298, SLG: 0.345 (1, 6)										4	0	1	0	0	2	0	Philadelphia Phillies @ New York Mets Shea Stadium, Flushing, NY Thu Sep 13 1979, 7:05 PM EDT Att: 3,890 - Unknown					
Elliott Maddox, R OBP: 0.315, SLG: 0.289 (1, 5)										3	0	0	0	1	1							
Lee Mazzilli, S OBP: 0.409, SLG: 0.465 (1, 8)										3	1	1	0	1	1							
John Stearns, R OBP: 0.317, SLG: 0.365 (1, 3)										3	0	1	0	1	1	0						
Joel Youngblood, R OBP: 0.347, SLG: 0.454 (1, 7)										4	0	2	0	0	1	3						
Dan Norman, R OBP: 0.279, SLG: 0.321 (1, 9)										4	0	2	1	0	0	1						
Alex Trevino, R OBP: 0.341, SLG: 0.344 (1, 2)										4	0	1	0	0	1	3						
Doug Flynn, R OBP: 0.264, SLG: 0.323 (1, 4)										4	0	0	0	0	5							
Juan Berenguer, R OBP: 0.297, SLG: 0.500 (6, 1)										1	0	0	0	0	1	0						
Kelvin Chapman, R OBP: 0.245, SLG: 0.290 (6, 10)										0	0	0	0	0	0	0						
Neil Allen, R OBP: 0.347, SLG: 0.225 (7, 1)										1	0	0	0	0	0	0						
Gil Flores, R OBP: 0.347, SLG: 0.225 (8, 10)										0	0	0	0	0	0	0						
Andy Hassler, L ERA: 4.5 (9, 1)										0	0	0	0	0	0	0						
Inning Stats	R: 0 E: 0 K: 3 S: 9	H: 0 LOB: 0 BB: 0 P: 9	R: 0 E: 0 K: 0 S: 4	H: 1 LOB: 1 BB: 0 P: 4	R: 0 E: 0 K: 1 S: 5	H: 0 LOB: 0 BB: 0 P: 5	R: 0 E: 0 K: 1 S: 4	H: 1 LOB: 2 BB: 1 P: 12	R: 0 E: 0 K: 0 S: 5	H: 0 LOB: 0 BB: 0 P: 5	R: 0 E: 1 K: 0 S: 4	H: 1 LOB: 1 BB: 0 P: 4	R: 0 E: 0 K: 1 S: 7	H: 2 LOB: 2 BB: 0 P: 7	R: 0 E: 0 K: 1 S: 5	H: 0 LOB: 0 BB: 0 P: 5	R: 1 E: 0 K: 0 S: 5	H: 3 LOB: 2 BB: 1 P: 9	1B: 6 2B: 3 3B: 0 HR: 0	SF: 0 SAC: 0 DP: 1 HBP: 0	WP: 0 PB: 0 SB: 0 CS: 2	PA: 35
PITCHER	IP WLS BF H R ER SO BB IBB HBP BLK WP HR S P ERA WHIP																					
Steve Carlton, L ERA: 3.75 (1, 1)	8.1 W 34 8 1 1 8 3 0 0 0 0 0 0 47 59 1.08 1.320																					
Tug McGraw, L ERA: 4.83 (9, 1)	0.2 S 1 0 0 0 0 0 0 0 0 0 0 0 1 1 0.00 0.000																					

Batter	1	2	3	4	5	6	7	8	9	10	AB	R	H	RBI	BB	SO	LOB	TOP				
Ivan De Jesus, R OBP: 0.341, SLG: 0.374 (1, 6)	5-3		CS 1B			5-3			E9 1B		4	0	2	0	0	0	1	Chicago Cubs @ Philadelphia Phillies Veterans Stadium, Philadelphia, PA Fri Sep 14 1979, 7:05 PM EDT Att: 20,838 - Unknown				
Scott Thompson, L OBP: 0.346, SLG: 0.412 (1, 9)	K		CS	F8		F6			F8		4	0	0	0	0	1	2					
Dave Kingman, R OBP: 0.347, SLG: 0.633 (1, 7)	F9			K			F2		3-1		4	0	0	0	0	1	1					
Larry Blittner, L OBP: 0.365, SLG: 0.434 (1, 3)		F8		3-1			K			HR 1B	4	1	1	0	0	1	0					
Steve Ontveros, S OBP: 0.369, SLG: 0.377 (1, 5)		F5			K		G3			K	4	0	0	0	0	2	1					
Barry Foote, R OBP: 0.320, SLG: 0.443 (1, 2)							F8		F7		4	0	1	0	0	0	1					
Jerry Martin, R OBP: 0.332, SLG: 0.465 (1, 8)		1B					F8		6-3		4	1	1	2	0	1	1					
Mick Kelleher, R OBP: 0.282, SLG: 0.296 (1, 4)				F7					4-3		4	0	1	0	0	0	0					
Mike Krukow, R OBP: 0.327, SLG: 0.412 Bill Caudill, R OBP: 0.312, SLG: 0.363 Ken Henderson, S OBP: 0.300, SLG: 0.200 Dick Tidrow, R OBP: 0.322, SLG: 0.527 Mike Wall, R OBP: 0.333, SLG: 0.373 (1, 11)				F4			K		P4		1	0	0	0	0	0	0					
Inning Stats	R: 0 E: 0 K: 1 S: 5	H: 0 LOB: 0 BB: 0 P: 5	R: 0 E: 0 K: 1 S: 6	H: 1 LOB: 1 BB: 0 P: 6	R: 0 E: 0 K: 0 S: 3	H: 1 LOB: 0 BB: 0 P: 3	R: 0 E: 0 K: 1 S: 5	H: 0 LOB: 0 BB: 0 P: 5	R: 0 E: 0 K: 1 S: 6	H: 1 LOB: 1 BB: 0 P: 6	R: 0 E: 0 K: 1 S: 5	H: 0 LOB: 0 BB: 0 P: 5	R: 0 E: 0 K: 0 S: 3	H: 0 LOB: 0 BB: 0 P: 3	R: 0 E: 1 K: 0 S: 4	H: 1 LOB: 1 BB: 0 P: 4	R: 2 E: 0 K: 1 S: 7		H: 2 LOB: 0 BB: 0 P: 7	1B: 4 2B: 0 3B: 1 HR: 1	SF: 0 SAC: 0 DP: 0 HBP: 0	WP: 0 PB: 0 SB: 1 CS: 1
PITCHER	IP	WLS	BF	H	R	ER	SO	BB	IBB	HBP	BLK	WP	HR	S	P	ERA	WHIP					
Dickie Noles, R ERA: 3.73 Ron Reed, R ERA: 4.06 (1, 1)	9.0	L	30	4	0	0	6	0	0	0	0	0	0	42	42	0.00	0.444					
(10, 1)	1.0	L	5	2	2	2	1	0	0	0	0	0	1	7	7	18.00	2.000					

Chicago Cubs @ Philadelphia Phillies
 Veterans Stadium, Philadelphia, PA
 Fri Sep 14 1979, 7:05 PM EDT
 Att: 20,838 - Unknown

AB 35
 R 2
 H 6
 RBI 2
 BB 0
 SO 7
 LOB 8





Batter	1	2	3	4	5	6	7	8	9	10	AB	R	H	RBI	BB	SO	LOB	BOTTOM				
Pete Rose, S OBP: 0.410, SLG: 0.427 (1, 3)	FC5-4 SH5-3 1B		6-3 1B		FC4-6 1B		G3			K	5	0	3	0	0	1	0	Chicago Cubs @ Philadelphia Phillies Veterans Stadium, Philadelphia, PA Fri Sep 14 1979, 7:05 PM EDT Att: 20,838 - Unknown				
Manny Trillo, R OBP: 0.285, SLG: 0.339 (1, 4)	SH5-3 1-2		6-3 1-2		FC4-6 1B		4-3			F2	4	0	1	0	0	0	1					
Bake McBride, L OBP: 0.316, SLG: 0.400 (1, 9)	FC5-4 BB		F7		FC4-6 BB				P5		4	0	0	0	1	1	3					
Mike Schmidt, R OBP: 0.393, SLG: 0.586 (1, 5)	FC5-4 1-2 2-3		F8		G4-6-3 BB				6-3		3	0	0	0	1	0	3					
Greg Gross, L OBP: 0.417, SLG: 0.415 (1, 7)					G4-6-3						3	0	2	0	1	0	3					
Garry Maddox, R OBP: 0.297, SLG: 0.420 (1, 8)	F9			E5 1B		G6-4-3 1B			K		4	0	1	0	0	1	5					
Keith Moreland, R OBP: 0.250, SLG: 0.250 Del Unser, L OBP: 0.340, SLG: 0.457 Dave Rader, L OBP: 0.291, SLG: 0.327 (1, 2)		F8		F4		G6-4-3			F9		3	0	0	0	0	0	3					
Larry Bowa, S OBP: 0.317, SLG: 0.318 (1, 6)		4-3		FC6-4		L4			4-3		4	0	0	0	0	0	2					
Dickie Noles, R OBP: 0.154, SLG: 0.083 John Poff, L OBP: 0.300, SLG: 0.333 (1, 1)										K	3	0	0	0	0	2	2					
Ron Reed, R OBP: 0.300, SLG: 0.333 (10, 1)				K					F9		1	0	0	0	0	1	0					
Inning Stats	R: 0 E: 0 K: 0 S: 4	H: 1 LOB: 3 BB: 2 P: 12	R: 0 E: 0 K: 1 S: 5	H: 0 LOB: 0 BB: 0 P: 5	R: 0 E: 0 K: 0 S: 4	H: 1 LOB: 1 BB: 0 P: 4	R: 0 E: 1 K: 1 S: 7	H: 2 LOB: 2 BB: 0 P: 7	R: 0 E: 0 K: 0 S: 4	H: 1 LOB: 2 BB: 1 P: 8	R: 0 E: 0 K: 0 S: 3	H: 0 LOB: 0 BB: 0 P: 3	R: 0 E: 0 K: 1 S: 6	H: 1 LOB: 1 BB: 0 P: 6	R: 0 E: 0 K: 2 S: 7	H: 0 LOB: 0 BB: 0 P: 5	R: 0 E: 0 K: 2 S: 7	H: 0 LOB: 0 BB: 0 P: 7	1B: 7 2B: 0 3B: 0 HR: 0	SF: 0 SAC: 1 DP: 2 HBP: 0	WP: 0 PB: 0 SB: 0 CS: 0	PA: 39
PITCHER	IP	WLS	BF	H	R	ER	SO	BB	IBB	HBP	BLK	WP	HR	S	P	ERA	WHIP					
Mike Krukow, R ERA: 4.21 Bill Caudill, R ERA: 5.5 Dick Tidrow, R ERA: 3.63 Bruce Sutter, R ERA: 2.05 (1, 1)	4.1	0.2	22	5	0	0	2	3	0	0	0	0	0	23	35	0.00	1.846					
(5, 1)	0.2	1	0	0	0	0	0	0	0	0	0	0	0	1	1	0.00	0.000					
(6, 1)	3.0	10	2	0	0	1	0	0	0	0	0	0	0	12	12	0.00	0.667					
(9, 1)	2.0	W	6	0	0	0	3	0	0	0	0	0	0	12	12	0.00	0.000					

Chicago Cubs @ Philadelphia Phillies
 Veterans Stadium, Philadelphia, PA
 Fri Sep 14 1979, 7:05 PM EDT
 Att: 20,838 - Unknown

AB 35
 R 0
 H 7
 RBI 0
 BB 3
 SO 6
 LOB 22



Batter	1	2	3	4	5	6	7	8	9	AB	R	H	RBI	BB	SO	LOB	TOP					
Ivan De Jesus, R OBP: 0.342, SLG: 0.379	L5		3B			1B	6-3			4	0	2	0	0	0	2	Chicago Cubs @ Philadelphia Phillies Veterans Stadium, Philadelphia, PA Sat Sep 15 1979, 7:05 PM EDT Att: 33,042 - Unknown livebaseballscores.com 					
Scot Thompson, L OBP: 0.342, SLG: 0.406	F7		F9			F7		6-3		4	0	0	0	0	0	2						
Dave Kingman, R OBP: 0.348, SLG: 0.630	FC6-4 BB			G1-6-3 BB		F6		5-3		2	0	0	0	2	0	1						
Larry Bittner, L OBP: 0.359, SLG: 0.426	FC6-4 1-2t			G1-6-3 1-2t		F8		G3		4	0	0	0	0	0	3						
Steve Ontiveros, S OBP: 0.368, SLG: 0.376		F8		F8			5-3		FC6-4 1B	4	0	1	0	0	0	0						
Barry Foote, R OBP: 0.323, SLG: 0.443		F9			SH4-3 1B 9-2 BB			FC1-4 1B	FC6-4 FC4 1-2t	2	0	1	0	1	0	0						
Kurt Seibert, S (7, 4)										1	0	0	0	0	0	1						
Jerry Martin, R OBP: 0.331, SLG: 0.463		K			SH4-3 1B 1-2		FC1-4 1B 1-2t		K	4	1	1	0	0	2	2						
Mick Kelleher, R OBP: 0.279, SLG: 0.293			L6							1	0	0	0	0	0	0						
Mike Vail, R OBP: 0.375, SLG: 0.527					SH4-3				FC4 1-2t	0	0	0	0	1	0	0						
Bruce Kimm, R (7, 2)					1-2 2-3		1B BB			1	0	0	0	0	0	1						
Lynn McClothen, L Donnie Moore, L Bill Buckner, L George Riley, L Ken Henderson, S Dave Geisel, L			K		9-2					0	0	0	0	0	0	0						
					3-H		1-2 2-H		1B	1	0	0	0	0	0	0						
Inning Stats	R: 0 E: 0 K: 0 S: 3	H: 0 LOB: 1 BB: 1 P: 7	R: 0 E: 0 K: 1 S: 5	H: 0 LOB: 0 BB: 0 P: 5	R: 0 E: 0 K: 1 S: 6	H: 1 LOB: 1 BB: 0 P: 6	R: 0 E: 0 K: 0 S: 2	H: 0 LOB: 0 BB: 1 P: 6	R: 0 E: 0 K: 0 S: 3	H: 1 LOB: 1 BB: 1 P: 7	R: 0 E: 0 K: 0 S: 4	H: 1 LOB: 1 BB: 0 P: 4	R: 1 E: 0 K: 0 S: 5	H: 2 LOB: 2 BB: 1 P: 9	R: 0 E: 0 K: 0 S: 3	H: 0 LOB: 0 BB: 0 P: 3	R: 0 E: 0 K: 1 S: 6	H: 1 LOB: 1 BB: 0 P: 6	1B: 5 2B: 1 3B: 1 HR: 0	SF: 0 SAC: 1 DP: 2 HBP: 0	WP: 0 PB: 0 SB: 0 CS: 0	PA: 35
PITCHER	IP WLS BF H R ER SO BB IBB HBP BLK WP HR S P ERA WHIP																					
Dan Larson, R ERA: 1.29	(1, 1) 7.0 W 28 5 1 1 2 4 0 0 0 0 0 0 28 44 1.29 1.286																					
Rawly Eastwick, R ERA: 4.06	(8, 1) 2.0 7 1 0 0 1 0 0 0 0 0 0 0 9 9 0.00 0.500																					

Batter	1	2	3	4	5	6	7	8	9	AB	R	H	RBI	BB	SO	LOB	BOTTOM			
Pete Rose, S OBP: 0.412, SLG: 0.433	FC5-4 BB			K		3B				4	0	3	0	1	1	0	Chicago Cubs @ Philadelphia Phillies Veterans Stadium, Philadelphia, PA Sat Sep 15 1979, 7:05 PM EDT Att: 33,042 - Unknown livebaseballscores.com 			
Del Unser, L OBP: 0.340, SLG: 0.457						FC4-2-5 3B			1B	0	0	0	0	0	0	0				
Manny Trillo, R OBP: 0.284, SLG: 0.337	FC5-4 1B			5-3		FC4-2-5 3B			F9	5	1	1	1	0	0	3				
Bake McBride, L OBP: 0.318, SLG: 0.400				4-3		1-3				3	1	1	0	0	0	2				
Lonnie Smith, R (6, PH)										1	0	0	0	0	0	1				
Mike Schmidt, R OBP: 0.394, SLG: 0.585			5-3							4	1	2	1	0	0	0				
John Vukovich, R					F8				FC6-4 1B	0	0	0	0	0	0	0				
Greg Gross, L OBP: 0.413, SLG: 0.410	E7 3B				4-3				FC6-4 FC5-4	4	1	1	1	0	0	1				
Gary Maddox, R OBP: 0.298, SLG: 0.421	1-3 2-H									3	2	1	0	1	0	1				
Rawly Eastwick, R			4-3						F8	0	0	0	0	0	0	0				
Keith Moreland, R OBP: 0.500, SLG: 0.875									FC5-4	4	1	3	4	0	0	1				
Larry Bowa, S OBP: 0.318, SLG: 0.318										3	1	1	1	0	0	2				
Bud Harrelson, S OBP: 0.400, SLG: 0.298					G5-4-3				P3	1	0	0	0	0	0	0				
Dan Larson, R										3	0	0	0	0	2	1				
John Poff, L (8, 7)			K							1	0	0	0	0	1	0				
Inning Stats	R: 7 E: 1 K: 1 S: 12	H: 7 LOB: 2 BB: 2 P: 20	R: 0 E: 0 K: 0 S: 3	H: 0 LOB: 0 BB: 0 P: 3	R: 0 E: 0 K: 1 S: 5	H: 1 LOB: 0 BB: 0 P: 5	R: 0 E: 0 K: 1 S: 5	H: 0 LOB: 0 BB: 0 P: 5	R: 1 E: 0 K: 0 S: 5	H: 2 LOB: 1 BB: 0 P: 5	R: 0 E: 0 K: 0 S: 4	H: 1 LOB: 1 BB: 0 P: 4	R: 0 E: 0 K: 0 S: 4	H: 1 LOB: 1 BB: 0 P: 4	R: 0 E: 0 K: 1 S: 6	H: 1 LOB: 1 BB: 0 P: 6	1B: 9 2B: 2 3B: 2 HR: 0	SF: 0 SAC: 0 DP: 1 HBP: 0	WP: 0 PB: 0 SB: 0 CS: 0	PA: 38
PITCHER	IP WLS BF H R ER SO BB IBB HBP BLK WP HR S P ERA WHIP																			
Lynn McClothen, R ERA: 4.36	(1, 1) 0.1 L 13 3 0 0 3 0 0 0 0 0 0 0 19 19 0.00 0.818																			
Donnie Moore, R ERA: 4.97	(1, 1) 3.2 13 3 0 0 3 0 0 0 0 0 0 0 19 19 0.00 0.818																			
George Riley, L ERA: 4.5	(5, 1) 2.0 9 3 1 1 0 0 0 0 0 0 0 9 9 4.50 1.500																			
Dave Geisel, L ERA:	(7, 1) 2.0 8 2 0 0 1 0 0 0 0 0 0 0 10 10 0.00 1.000																			

Batter	1	2	3	4	5	6	7	8	9	AB	R	H	RBI	BB	SO	LOB	TOP								
Pete Rose, S (1, 3) OBP: 0.416, SLG: 0.436 Lonnie Smith, R (9, PR) John Poff, L (9, 3)	0-0 SH1 SF9 2B		4-0 1B BB		0-0 3-1			0-0 1B 1B	0-0 1B 1B	4	2	3	0	1	0	2	Philadelphia Phillies @ St. Louis Cardinals Busch Stadium, St. Louis, MO Mon Sep 17 1979, 7:05 PM CDT Att: 6,479 - Cloudy								
Manny Trillo, R (1, 4) OBP: 0.286, SLG: 0.338	0-0 SH1 2-3		0-0 1-3 1B		0-0 F9			0-0 L7	0-0 1B E 1B	4	1	2	0	0	0	3									
Bake McBride, L (1, 9) OBP: 0.320, SLG: 0.401	0-0 SF9		0-0 6-3			0-0 6-3		0-0 1B E 1B	0-0 E 1B 1B	4	2	2	2	0	0	1									
Mike Schmidt, R (1, 5) OBP: 0.390, SLG: 0.577	0-3 K			0-0 F3		0-3 K		0-0 E9 1B	0-0 E5 1B	5	0	1	1	0	2	1									
Greg Gross, L (1, 7) OBP: 0.421, SLG: 0.411		0-0 6-3 1B 1B		0-0 4-3		0-0 CS 1B		0-0 FC1-5-2-5	0-0 1B IBB	4	0	2	0	1	0	1									
Gary Maddox, R (1, 8) OBP: 0.306, SLG: 0.431		0-0 6-3 1-2		0-0 CS 1B		0-0 CS 1-2	4-0 PB SH1-4 SF7 BB	0-0 IBB	0-0 1B 1-2 2-3 3-H	3	1	2	1	2	0	1									
Tim McCarver, L (1, 2) OBP: 0.312, SLG: 0.285		0-0 F8		0-0 CS 1-2	0-0 F8		0-0 SH1-4 1-2	0-0 P4	0-0 F9	4	0	0	0	0	0	6									
Larry Bowa, S (1, 6) OBP: 0.319, SLG: 0.320		0-0 2H 1B		0-0 3-1 CI BB	0-0 CI 3-1		0-0 SF7 2H		0-0 F8	2	0	1	1	1	0	0									
Steve Carlton, L (1, 1) OBP: 0.244, SLG: 0.247 Greg Luzinski, R (9, PH) OBP: 0.347, SLG: 0.435 Tug McGraw, R (9, 1) OBP: 0.167, SLG: 0.167			0-0 6-3		0-1 CI 1-2		0-0 L7		0-0 P3	2	0	0	0	0	0	0									
Inning Stats	R: 1 E: 0 K: 1 S: 6	H: 1 LOB: 0 BB: 0 P: 6	R: 0 E: 0 K: 0 S: 4	H: 2 LOB: 2 BB: 0 P: 4	R: 0 E: 0 K: 0 S: 3	H: 1 LOB: 1 BB: 1 P: 7	R: 0 E: 0 K: 0 S: 3	H: 1 LOB: 0 BB: 0 P: 3	R: 0 E: 1 K: 0 S: 4	H: 0 LOB: 2 BB: 1 P: 8	R: 0 E: 0 K: 1 S: 5	H: 1 LOB: 0 BB: 0 P: 5	R: 1 E: 0 K: 0 S: 3	H: 0 LOB: 0 BB: 1 P: 7	R: 2 E: 1 K: 0 S: 6	H: 3 LOB: 2 BB: 1 P: 10		R: 3 E: 1 K: 0 S: 8	H: 4 LOB: 3 BB: 1 P: 12	1B: 12 2B: 1 3B: 0 HR: 0	SF: 2 SAC: 2 DP: 0 HBP: 0	WP: 0 PB: 1 SB: 0 CS: 2	PA: 45		
PITCHER	IP	WLS	BF	H	R	ER	SO	BB	IBB	HBP	BLK	WP	HR	S	P	ERA	WHIP								
Bob Forsch, R (1, 1) ERA: 3.89 Will McEnaney, L (7, 1) ERA: 2.9 Darold Knowles, L (9, 1) ERA: 4.05 Mark Littell, R (9, 1) ERA: 2.36	6.0		23	6	1	1	2	2	0	0	0	0	0	25	33	1.50	1.333								

Batter	1	2	3	4	5	6	7	8	9	AB	R	H	RBI	BB	SO	LOB	BOTTOM								
Gary Templeton, S (1, 6) OBP: 0.333, SLG: 0.458	0-0 E 2B		0-3 K			0-0 L8		0-0 4-3		4	1	1	1	0	1	0	Philadelphia Phillies @ St. Louis Cardinals Busch Stadium, St. Louis, MO Mon Sep 17 1979, 7:05 PM CDT Att: 6,479 - Cloudy								
Jerry Mumphrey, S (1, 7) OBP: 0.346, SLG: 0.378	0-0 5-3		0-0 CS 1B			0-0 F9		0-0 BB HR 1B		4	1	2	0	0	0	1									
Keith Hernandez, L (1, 3) OBP: 0.416, SLG: 0.508	0-3 K2-3		0-3 K 1-2			4-0 BB		4-0 HR BB		2	1	0	0	2	2	2									
Ted Simmons, S (1, 2) OBP: 0.371, SLG: 0.510	0-0 E5 2H 1B			0-0 F5		0-0 F7		0-0 HR		4	1	1	3	0	0	1									
George Hendrick, R (1, 9) OBP: 0.349, SLG: 0.433	0-0 1-2 1B			0-0 5-3			0-0 F9	0-3 K		4	0	1	0	0	1	0									
Tony Scott, S (1, 8) OBP: 0.298, SLG: 0.366	0-3 K			0-0 6-3			0-0 L9		0-0 6-3	4	0	0	0	0	1	2									
Ken Reitz, R (1, 5) OBP: 0.303, SLG: 0.379 Tom Herr, S (9, PR) OBP: 0.375, SLG: 0.167			0-0 6-3		0-0 P4		0-0 F9			4	0	1	0	0	0	0									
Ken Oberkfell, L (1, 4) OBP: 0.396, SLG: 0.402		0-3 K		0-0 F7				0-0 K 4-3 3B	0-3 K	4	1	1	0	0	2	1									
Bob Forsch, R (1, 1) OBP: 0.176, SLG: 0.209 Will McEnaney, L (7, 1) OBP: 0.306, SLG: 0.431 Jim Lentine, R (9, PH) OBP: 0.306, SLG: 0.431 Darold Knowles, L (9, 1) OBP: 0.167, SLG: 0.167 Mark Littell, L (9, 1) OBP: 0.333, SLG: 0.500		0-3 K		0-0 L9				0-3 K	0-0 5-3	2	0	0	0	0	1	0									
Inning Stats	R: 1 E: 1 K: 2 S: 10	H: 2 LOB: 2 BB: 0 P: 10	R: 0 E: 0 K: 2 S: 7	H: 0 LOB: 0 BB: 0 P: 7	R: 0 E: 0 K: 0 S: 3	H: 0 LOB: 0 BB: 0 P: 3	R: 0 E: 0 K: 0 S: 3	H: 0 LOB: 1 BB: 1 P: 7	R: 0 E: 0 K: 0 S: 3	H: 0 LOB: 0 BB: 0 P: 3	R: 0 E: 0 K: 2 S: 10	H: 3 LOB: 0 BB: 1 P: 14	R: 0 E: 0 K: 1 S: 6	H: 1 LOB: 1 BB: 0 P: 6	1B: 4 2B: 1 3B: 1 HR: 1	SF: 0 SAC: 0 DP: 0 HBP: 0		WP: 0 PB: 0 SB: 0 CS: 1	PA: 36						
PITCHER	IP	WLS	BF	H	R	ER	SO	BB	IBB	HBP	BLK	WP	HR	S	P	ERA	WHIP								
Steve Carlton, L (1, 1) ERA: 3.77 Tug McGraw, L (9, 1) ERA: 4.77	8.0		32	5	4	4	8	2	0	0	0	0	0	46	54	4.50	1.000								



Batter	1	2	3	4	5	6	7	8	9	AB	R	H	RBI	BB	SO	LOB	TOP										
Omar Moreno, L OBP: 0.339, SLG: 0.397 (1, 8)										6	0	1	2	0	0	1	Pittsburgh Pirates @ Philadelphia Phillies Veterans Stadium, Philadelphia, PA Wed Sep 19 1979, 7:05 PM EDT Unknown										
Tim Foli, R OBP: 0.319, SLG: 0.337 (1, 6)										6	1	1	1	0	0	2											
Dave Parker, L OBP: 0.366, SLG: 0.513 (1, 9)										2	1	2	0	3	0	0											
Willie Stargell, L OBP: 0.364, SLG: 0.579 (9, PH)										5	0	1	1	0	2	4											
Matt Alexander, S OBP: 0.536, SLG: 0.692 (9, 7)										0	1	0	0	0	0	0											
John Milner, L OBP: 0.395, SLG: 0.507 (9, 3)										3	1	1	0	2	1	2											
Bill Madlock, R OBP: 0.345, SLG: 0.423 (1, 5)										5	2	3	1	0	0	2											
Ed Ott, L OBP: 0.316, SLG: 0.391 (1, 2)										4	2	1	0	1	0	4											
Phil Garner, R OBP: 0.348, SLG: 0.434 (1, 4)										3	0	2	1	2	0	2											
Bert Blyleven, R OBP: 0.136, SLG: 0.152 (6, PH)										2	0	0	0	0	1	5											
Inning Stats	R: 0 E: 0 K: 1 S: 5	H: 0 LOB: 1 BB: 1 P: 9	R: 0 E: 1 K: 0 S: 3	H: 0 LOB: 2 BB: 2 P: 11	R: 0 E: 0 K: 0 S: 4	H: 1 LOB: 1 BB: 0 P: 4	R: 0 E: 0 K: 1 S: 5	H: 0 LOB: 2 BB: 2 P: 13	R: 1 E: 0 K: 1 S: 6	H: 1 LOB: 1 BB: 1 P: 10	R: 0 E: 0 K: 0 S: 4	H: 2 LOB: 1 BB: 0 P: 4	R: 0 E: 0 K: 1 S: 5	H: 0 LOB: 1 BB: 1 P: 9	R: 3 E: 1 K: 0 S: 7	H: 4 LOB: 1 BB: 0 P: 7	R: 5 E: 0 K: 0 S: 8	H: 5 LOB: 2 BB: 1 P: 12	1B: 7 2B: 5 3B: 1 HR: 1	SF: 0 SAC: 0 DP: 2 HBP: 0	WP: 0 PB: 0 SB: 4 CS: 0	PA: 47					
PITCHER	IP	WLS	BF	H	R	ER	SO	BB	IBB	HBP	BLK	WP	HR	S	P	ERA	WHIP										
Nino Espinosa, R ERA: 3.56 (1, 1)	6.2		30	4	1	0	3	6	1	0	0	0	1	29	57	1.35	1.500										
Kevin Saucier, L ERA: 4.0 (7, 1)	0.1		1	0	0	0	1	0	0	0	0	0	0	3	3	0.00	0.000										
Tug McGraw, L ERA: 5.02 (8, 1)	1.1		10	6	6	5	0	0	0	0	0	0	0	10	10	33.75	4.500										
Rawly Eastwick, R ERA: 4.37 (9, 1)	0.2	L	6	3	2	2	0	0	1	0	0	0	0	5	9	27.00	4.500										
Batter	1	2	3	4	5	6	7	8	9	AB	R	H	RBI	BB	SO	LOB	BOTTOM										
Pete Rose, S OBP: 0.422, SLG: 0.439 (1, 3)										3	3	2	0	2	0	2	Pittsburgh Pirates @ Philadelphia Phillies Veterans Stadium, Philadelphia, PA Wed Sep 19 1979, 7:05 PM EDT Unknown										
Manny Trillo, R OBP: 0.289, SLG: 0.345 (1, 4)										4	0	3	0	0	0	2											
Bake McBride, L OBP: 0.323, SLG: 0.401 (1, 9)										3	1	0	1	1	0	2											
Mike Schmidt, R OBP: 0.388, SLG: 0.577 (1, 5)										3	1	1	5	1	2	2											
Greg Luzinski, R OBP: 0.345, SLG: 0.431 (1, 7)										4	0	0	0	0	0	3											
Tug McGraw, R OBP: 0.167, SLG: 0.167 (8, 1)										0	0	0	0	0	0	0											
Rawly Eastwick, R OBP: 0.306, SLG: 0.430 (9, PH)										0	0	0	0	0	0	0											
Gary Maddox, R OBP: 0.306, SLG: 0.430 (9, PH)										1	0	0	0	0	0	1											
Greg Gross, L OBP: 0.420, SLG: 0.414 (9, PH)										4	0	2	0	0	0	0											
Dave Rader, L OBP: 0.283, SLG: 0.315 (9, PH)										4	0	1	0	0	1	2											
Larry Bowa, S OBP: 0.317, SLG: 0.317 (1, 6)										4	0	1	0	0	1	3											
Nino Espinosa, R OBP: 0.237, SLG: 0.222 (7, 1)										2	0	1	0	0	1	1											
Kevin Saucier, L OBP: 0.111, SLG: 0.111 (7, PH)										0	0	0	0	0	0	0											
Del Unser, L OBP: 0.352, SLG: 0.462 (8, 7)										2	1	2	0	0	0	0											
Inning Stats	R: 1 E: 0 K: 0 S: 5	H: 2 LOB: 1 BB: 0 P: 5	R: 0 E: 0 K: 2 S: 8	H: 1 LOB: 0 BB: 0 P: 8	R: 1 E: 0 K: 1 S: 7	H: 2 LOB: 1 BB: 0 P: 7	R: 0 E: 0 K: 1 S: 7	H: 2 LOB: 2 BB: 0 P: 7	R: 0 E: 0 K: 0 S: 3	H: 1 LOB: 0 BB: 0 P: 3	R: 4 E: 0 K: 0 S: 5	H: 2 LOB: 0 BB: 2 P: 13	R: 0 E: 0 K: 0 S: 4	H: 2 LOB: 2 BB: 1 P: 8	R: 0 E: 0 K: 0 S: 3	H: 0 LOB: 2 BB: 2 P: 11	1B: 11 2B: 1 3B: 0 HR: 1	SF: 1 SAC: 2 DP: 1 HBP: 0	WP: 2 PB: 0 SB: 0 CS: 1	PA: 43							
PITCHER	IP	WLS	BF	H	R	ER	SO	BB	IBB	HBP	BLK	WP	HR	S	P	ERA	WHIP										
Bert Blyleven, R ERA: 3.51 (1, 1)	5.0		23	8	2	2	5	8	2	0	0	0	1	8	16	18.00	2.000										
Enrique Romo, R ERA: 2.93 (6, 1)	2.0		10	3	4	4	0	1	1	0	0	0	1	8	16	18.00	2.000										
Dave Roberts, L ERA: 2.82 (8, 1)	0.1		3	2	0	0	0	0	0	0	0	0	0	3	3	0.00	6.000										
Kent Tekulve, R ERA: 2.62 (8, 1)	0.2	W	2	0	0	0	0	0	1	0	0	1	0	1	5	0.00	0.000										
Grant Jackson, L ERA: 3.11 (9, 1)	1.0	S	5	0	0	0	0	2	0	0	0	0	0	3	11	0.00	2.000										

Batter	1	2	3	4	5	6	7	8	9	AB	R	H	RBI	BB	SO	LOB	TOP			
Omar Moreno, L (1, 8) OBP: 0.338, SLG: 0.395	0-3 K	0-3 K		0-0 6-3 1B		0-0 F7			0-0 L6	5	0	1	1	0	2	0				
Tim Foli, R (1, 6) OBP: 0.320, SLG: 0.337	0-0	0-0		0-0 6-3					0-0 4-3	3	1	1	0	1	0	1				
Matt Alexander, S (7, PR) OBP: 0.538, SLG: 0.692										0	0	0	0	0	0	0				
Dale Berra, R (7, 6) OBP: 0.269, SLG: 0.322	2B									1	0	0	0	0	0	0				
Dave Parker, L (1, 9) OBP: 0.367, SLG: 0.515	0-0 1B			0-0 4-3					0-0 4-3	4	2	2	1	0	0	1				
Willie Stargell, L (1, 3) OBP: 0.368, SLG: 0.578	4-0 1B			1-0					0-0 5-3	1	1	0	0	2	0	2				
John Milner, L (1, 7) OBP: 0.386, SLG: 0.505	0-0			4-0					0-0	3	0	1	1	1	0	4				
Bill Madlock, R (1, 5) OBP: 0.344, SLG: 0.421	0-0			0-0					0-0	4	0	1	2	0	0	3				
Ed Ott, L (1, 2) OBP: 0.313, SLG: 0.388	0-3			0-0					0-0	3	0	0	0	0	1	6				
Steve Nicosia, R (8, PH) OBP: 0.360, SLG: 0.446	K			1-3					0-0 6-3	1	0	0	0	0	0	0				
Kent Tekulve, R (8, 1) OBP: 0.231, SLG: 0.167	K								0-0 6-3	0	0	0	0	0	0	0				
Phil Garner, R (1, 4) OBP: 0.348, SLG: 0.433	0-0 F9								0-0 4-3	4	1	1	0	0	0	2				
Jim Bibby, R (1, 1) OBP: 0.179, SLG: 0.342				0-0					0-0 F7	2	0	0	0	0	1	0				
Enrique Romo, R (8, 1) OBP: 0.182, SLG: 0.182				0-0					0-0	0	0	0	0	0	0	0				
Grant Jackson, S (8, 1) OBP: 0.243, SLG: 0.338				0-0					0-0	1	0	0	0	0	0	0				
Inning Stats	R: 3 E: 1 K: 2 S: 11	H: 3 LOB: 2 BB: 1 P: 15	R: 0 E: 0 K: 1 S: 5	H: 0 LOB: 0 BB: 0 P: 5	R: 0 E: 0 K: 0 S: 3	H: 0 LOB: 2 BB: 1 P: 8	R: 1 E: 0 K: 0 S: 4	H: 2 LOB: 0 BB: 0 P: 4	R: 1 E: 0 K: 0 S: 4	H: 2 LOB: 1 BB: 1 P: 8	R: 0 E: 0 K: 1 S: 5	H: 0 LOB: 0 BB: 0 P: 5	R: 0 E: 0 K: 0 S: 3	H: 0 LOB: 0 BB: 0 P: 3	R: 0 E: 0 K: 0 S: 3	H: 0 LOB: 0 BB: 0 P: 3	1B: 6 2B: 1 3B: 0 HR: 0	SF: 0 SAC: 1 DP: 1 HBP: 1	WP: 0 PB: 1 SB: 2 CS: 0	PA: 38
PITCHER	IP	WLS	BF	H	R	ER	SO	BB	IBB	HBP	BLK	WP	HR	S	P	ERA	WHIP			
Dan Larson, R (1, 1) ERA: 4.5	5.0		25	7	5	5	3	3	0	1	0	0	0	27	40	9.00	2.000			
Jack Kucek, R (8, 1) ERA: 6.23	1.0	W	3	0	0	0	1	0	0	0	0	0	0	5	5	0.00	0.000			
Kevin Saucier, L (7, 1) ERA: 3.79	3.0	S	10	0	0	0	0	1	0	0	0	0	0	9	13	0.00	0.333			

Pittsburgh Pirates @ Philadelphia Phillies
Veterans Stadium, Philadelphia, PA
Wed Sep 19 1979, 7:05 PM EDT
Att: 30,566 - Unknown


AB 32
R 5
H 7
RBI 5
BB 4
SO 4
LOB 19

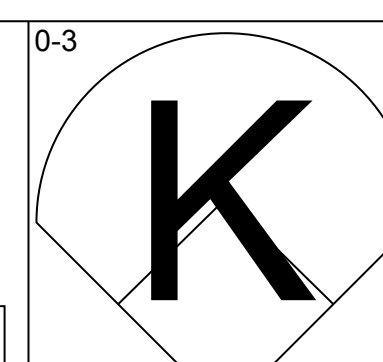
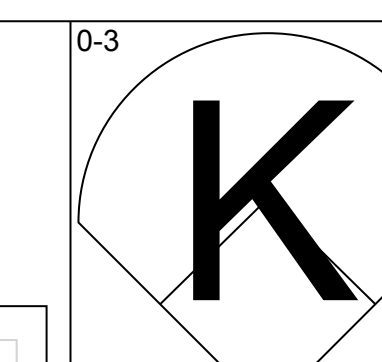
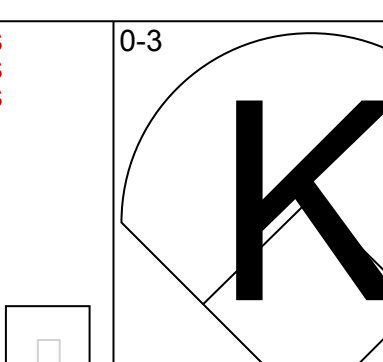
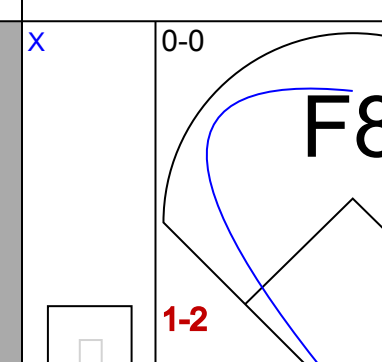
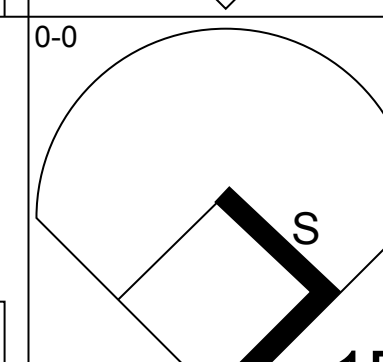
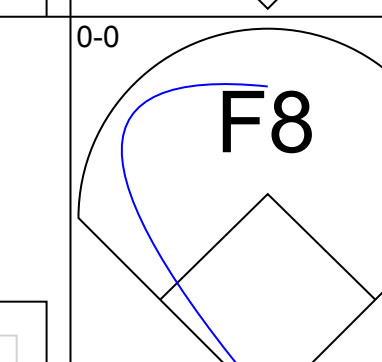
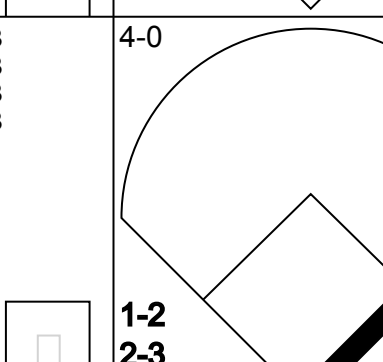
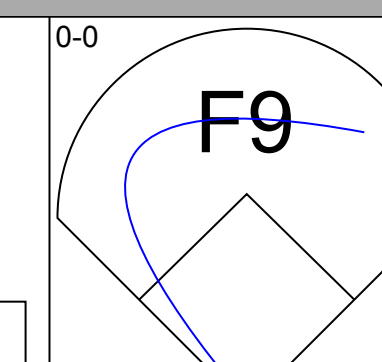
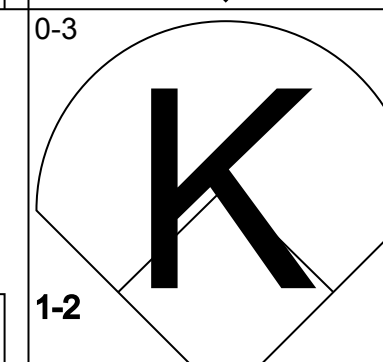
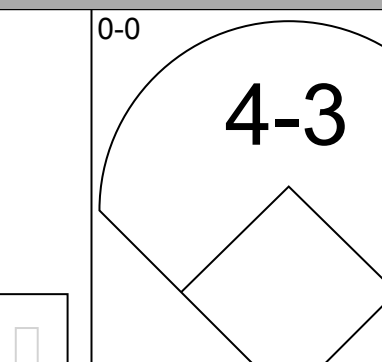
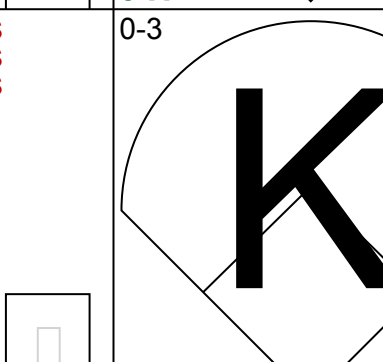
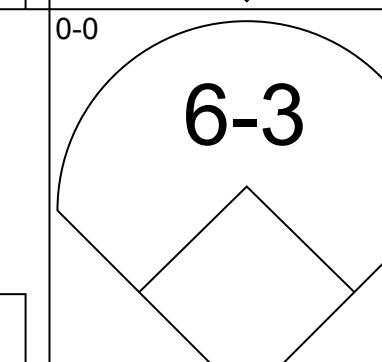
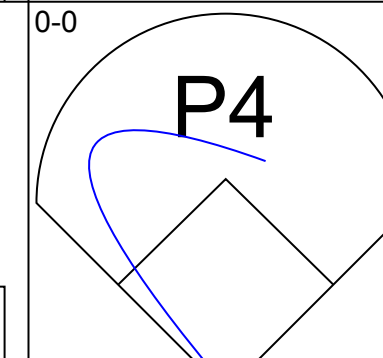
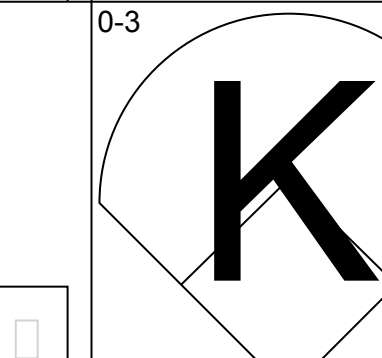
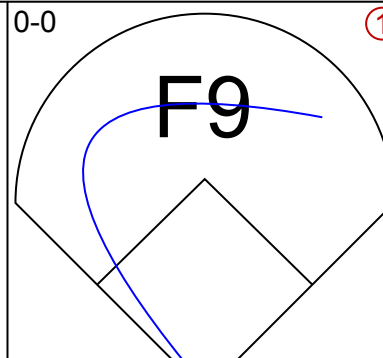
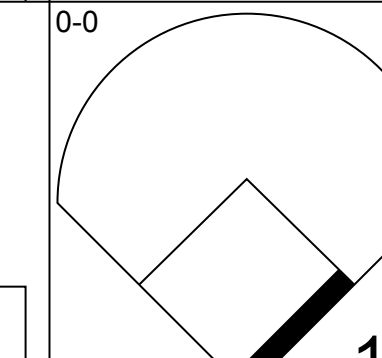
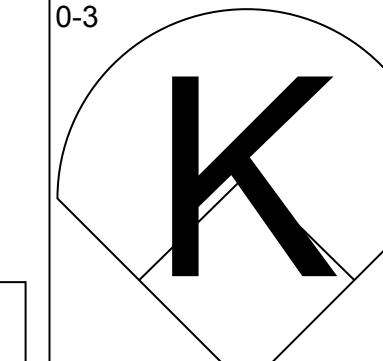
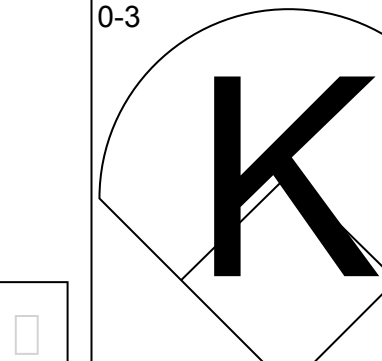
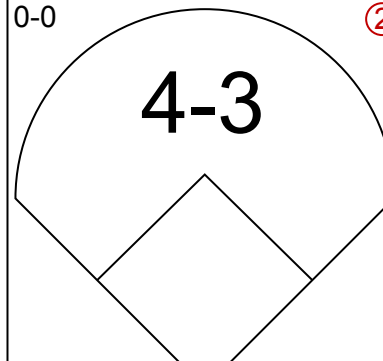
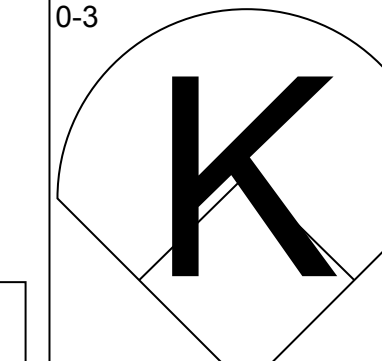
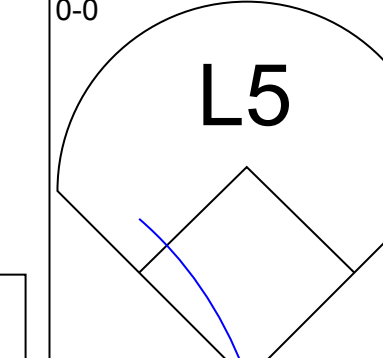
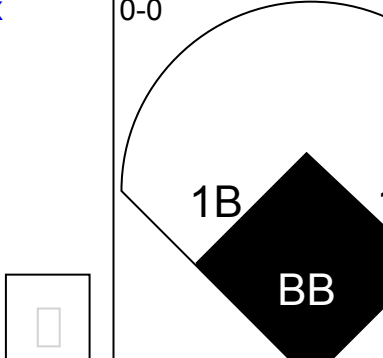
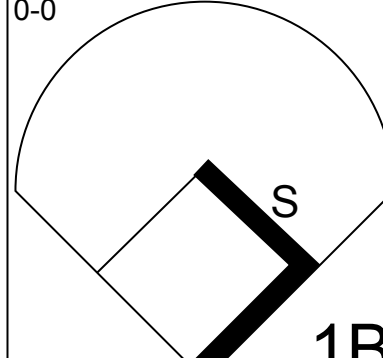
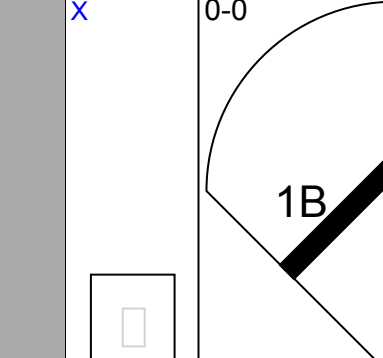
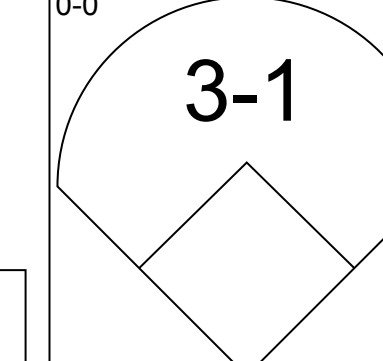
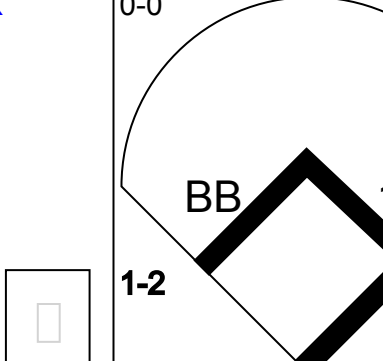
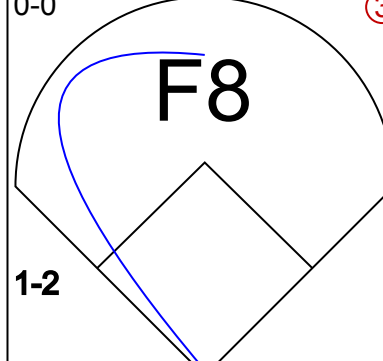
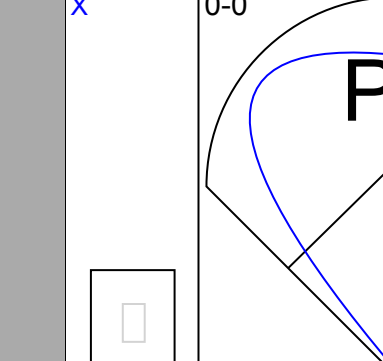
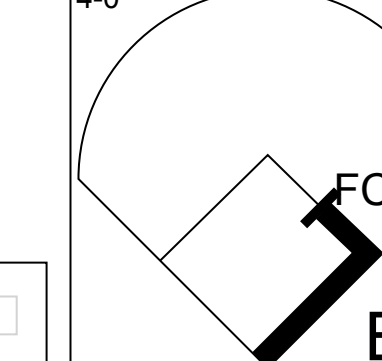
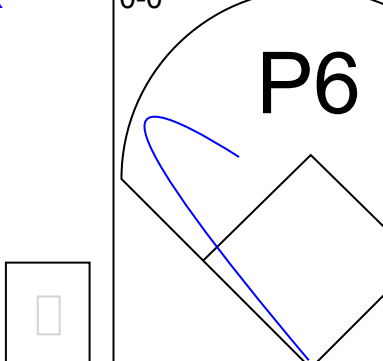
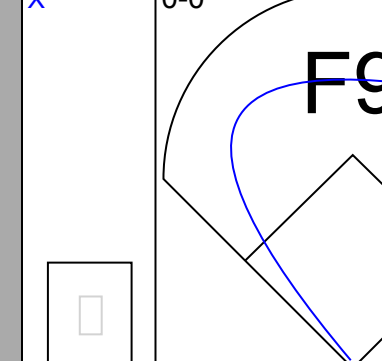
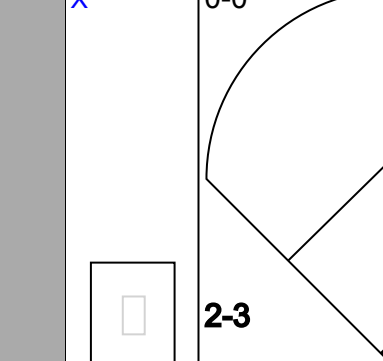
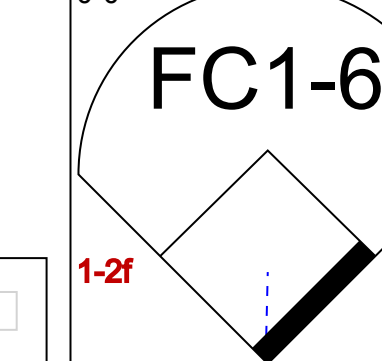
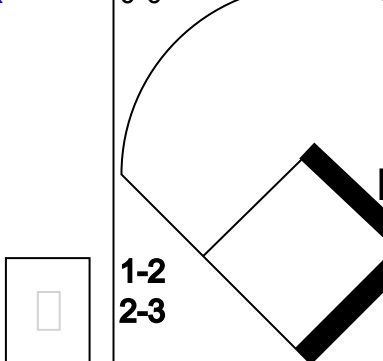
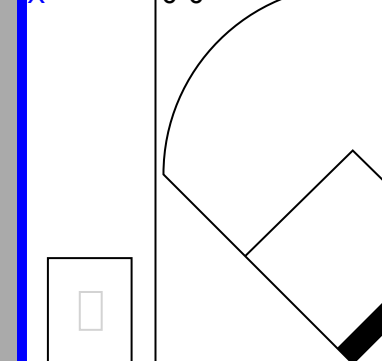
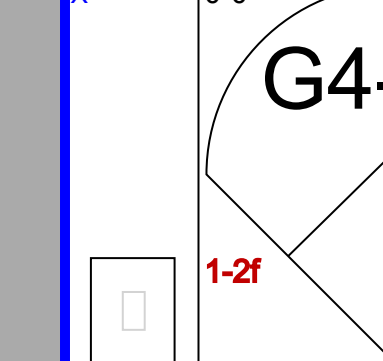


Batter	1	2	3	4	5	6	7	8	9	AB	R	H	RBI	BB	SO	LOB	BOTTOM			
Pete Rose, S (1, 3) OBP: 0.421, SLG: 0.437	0-0 1-3			0-0 1B	0-0 4-3	0-0 F8		4-0		4	1	1	0	1	0	2				
Manny Trillo, R (1, 4) OBP: 0.286, SLG: 0.341	0-0 F8			0-0 F9	0-3 K			0-0 IBB		5	0	0	0	0	1	4				
Bake McBride, L (1, 9) OBP: 0.326, SLG: 0.403	0-3 K			0-0 1B		4-0 2B		0-0 1B		3	1	2	0	1	1	0				
Mike Schmidt, R (1, 5) OBP: 0.387, SLG: 0.574		0-0 F7		0-0 1B		0-3 K		0-0 F8		4	0	1	0	0	1	2				
Greg Luzinski, R (1, 7) OBP: 0.344, SLG: 0.433		0-0 F7		0-0 SF8		0-0 1B		0-0 6-3		3	1	1	1	0	0	1				
Greg Gross, L (1, 8) OBP: 0.422, SLG: 0.416		0-0 F7		0-0 P5		0-0 1B		0-0 FC6-4		4	1	2	1	0	0	2				
Keith Moreland, R (1, 2) OBP: 0.476, SLG: 0.750			0-0 F9		0-0 4-3	0-0 FC6-4		0-0 FC6-4		4	1	3	1	0	0	0				
Larry Bowa, S (1, 6) OBP: 0.316, SLG: 0.315			0-3 K		0-0 4-3	0-0 FC6-4		0-0 FC6-4		3	0	0	0	1	1	3				
Dan Larson, R (1, 1) ERA: 3.16	5.1		23	6	5	5	4	1	0	0	0	0	0	0	0	0				
Enrique Romo, R (8, 1) ERA: 3.0	0.0	L	3	2	0	0	0	1	0	0	0	0	0	2	6					
Grant Jackson, L (8, 1) ERA: 3.01	2.1		11	3	1	1	1	0	1	0	0	0	0	12	16	3.86	1.286			
Kent Tekulve, R (8, 1) ERA: 2.61	0.1		1	0	0	0	0	0	0	0	0	0	0	1	1	0.00	0.000			
Inning Stats	R: 0 E: 0 K: 1 S: 5	H: 0 LOB: 0 BB: 0 P: 5	R: 0 E: 0 K: 0 S: 3	H: 0 LOB: 0 BB: 0 P: 3	R: 0 E: 0 K: 1 S: 5	H: 0 LOB: 0 BB: 0 P: 5	R: 1 E: 0 K: 0 S: 6	H: 3 LOB: 2 BB: 0 P: 6	R: 2 E: 0 K: 1 S: 7	H: 2 LOB: 0 BB: 0 P: 7	R: 3 E: 0 K: 1 S: 8	H: 3 LOB: 2 BB: 2 P: 16	R: 0 E: 0 K: 0 S: 4	H: 1 LOB: 1 BB: 0 P: 4	R: 0 E: 0 K: 1 S: 7	H: 2 LOB: 3 BB: 1 P: 11	1B: 8 2B: 2 3B: 0 HR: 1	SF: 1 SAC: 0 DP: 0 HBP: 0	WP: 0 PB: 0 SB: 1 CS: 0	PA: 38
PITCHER	IP	WLS	BF	H	R	ER	SO	BB	IBB	HBP	BLK	WP	HR	S	P	ERA	WHIP			
Enrique Romo, R (8, 1) ERA: 3.0	0.0	L	3	2	0	0	0	1	0	0	0	0	0	2	6					

Pittsburgh Pirates @ Philadelphia Phillies
Veterans Stadium, Philadelphia, PA
Wed Sep 19 1979, 7:05 PM EDT
Att: 30,566 - Unknown

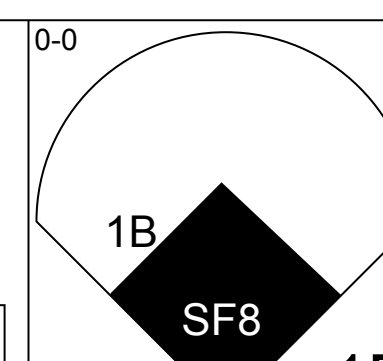
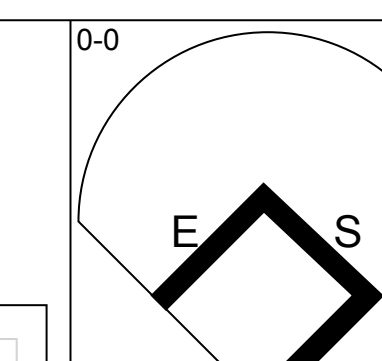
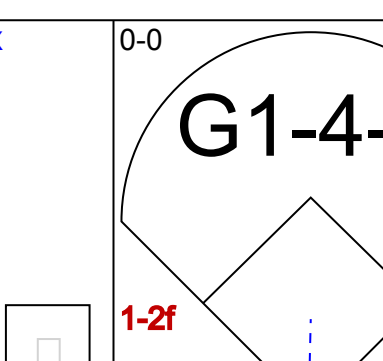
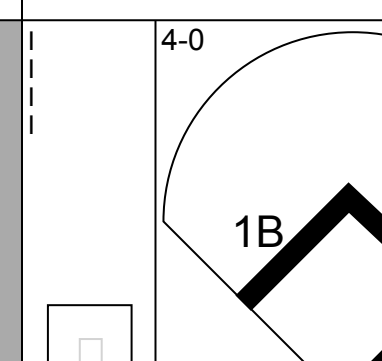
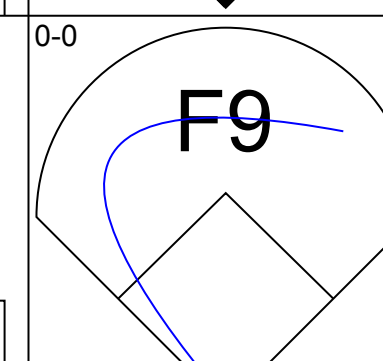
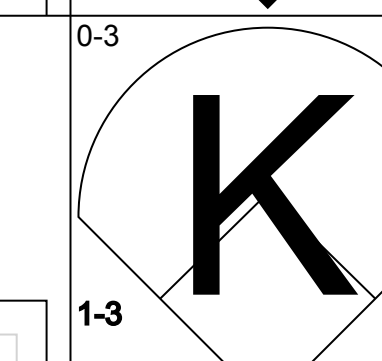
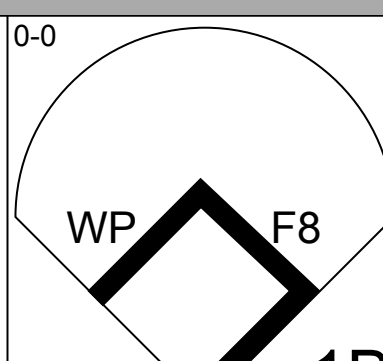

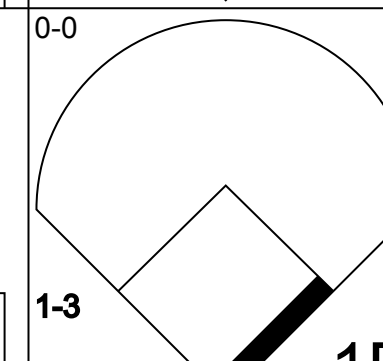
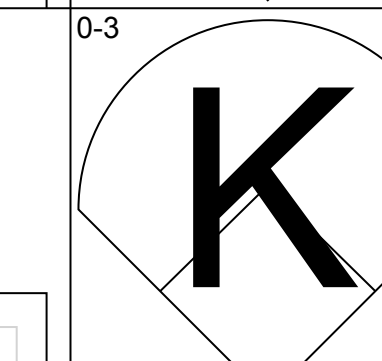
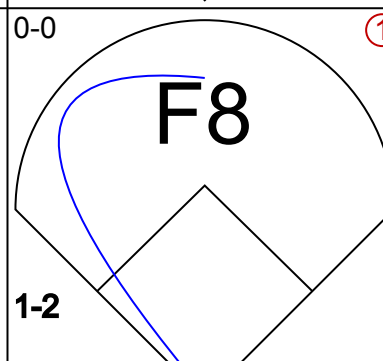

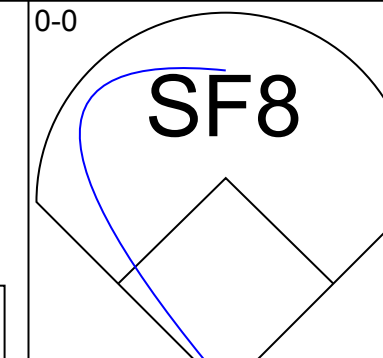
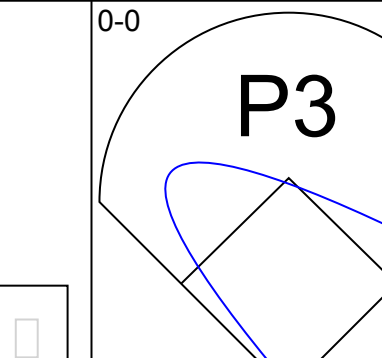
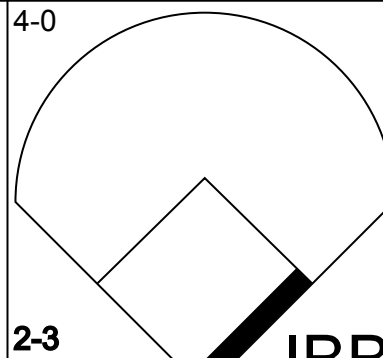

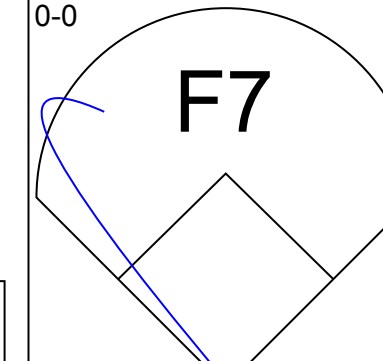
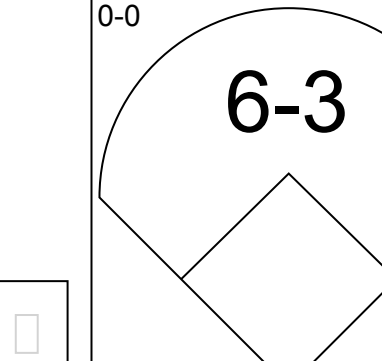
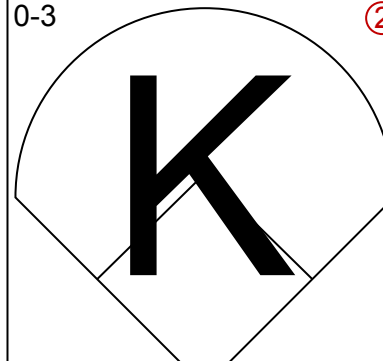
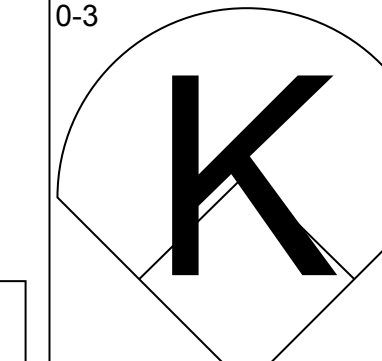
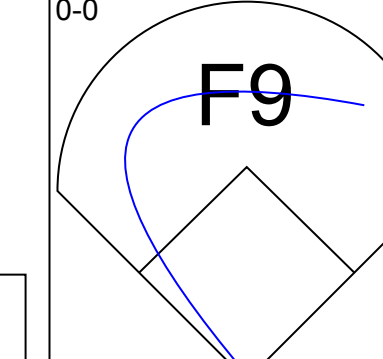
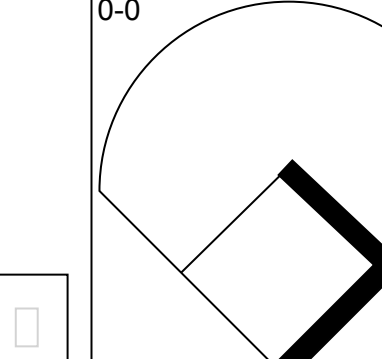
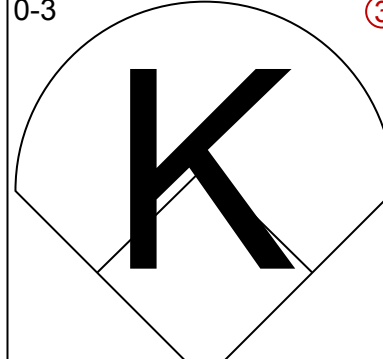
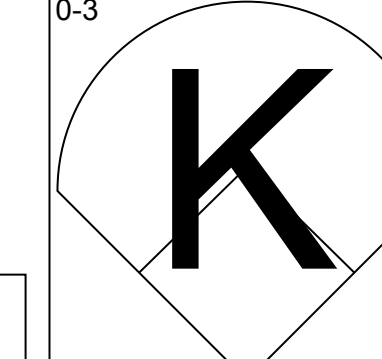
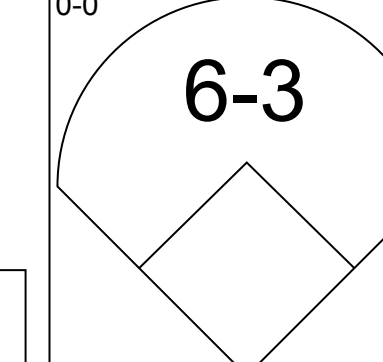
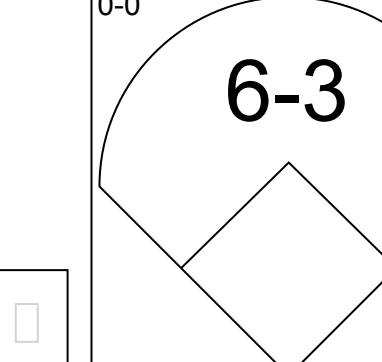
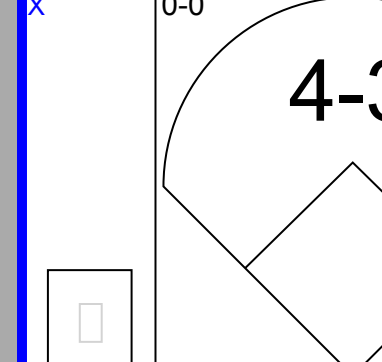
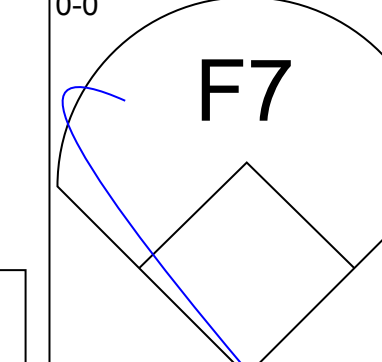
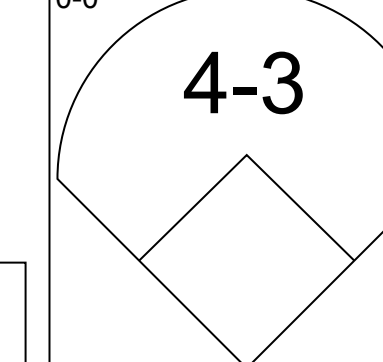
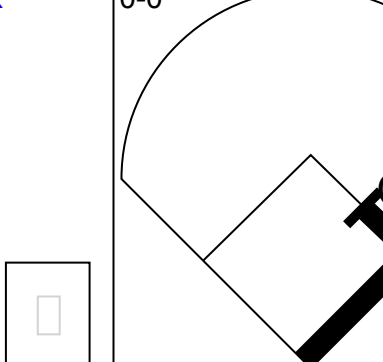
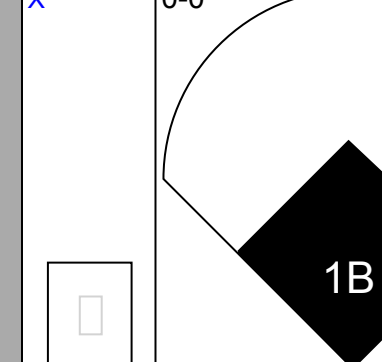
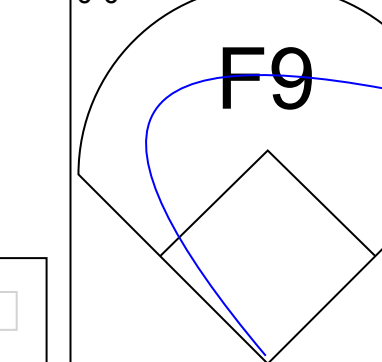
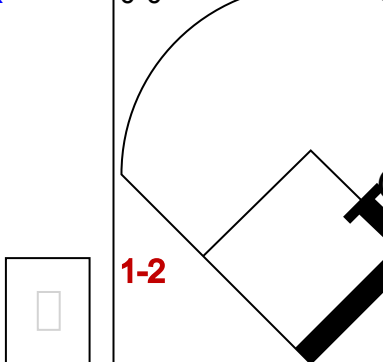
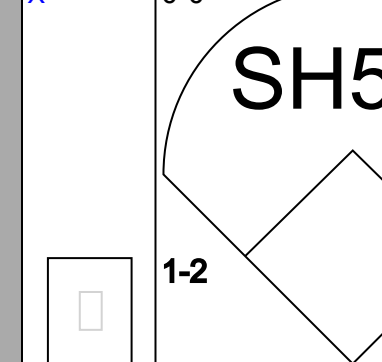
AB 34
R 6
H 11
RBI 6
BB 3
SO 5
LOB 18




Batter	1	2	3	4	5	6	7	8	9	AB	R	H	RBI	BB	SO	LOB	TOP					
Omar Moreno, L OBP: 0.336, SLG: 0.393 (1, 8)										4	0	0	0	0	3	5	Pittsburgh Pirates @ Philadelphia Phillies Veterans Stadium, Philadelphia, PA Thu Sep 20 1979, 7:05 PM EDT Att: 16,299 - Unknown					
Tim Foli, R OBP: 0.321, SLG: 0.337 (1, 6)										3	0	1	1	1	0	1						
Dave Parker, L OBP: 0.365, SLG: 0.511 (1, 9)										4	0	0	0	0	2	4						
Lee Lacy, R OBP: 0.330, SLG: 0.417 (1, 7)										4	0	1	0	0	1	1						
Willie Stargell, L OBP: 0.364, SLG: 0.571 (1, 3)										4	0	0	0	0	3	1						
Bill Madlock, R OBP: 0.347, SLG: 0.426 (1, 5)											4	1	3	0	0	0						
Phil Garner, R OBP: 0.347, SLG: 0.431 (1, 4)											4	0	1	0	0	2						
Steve Nicosia, R OBP: 0.363, SLG: 0.444 Alberto Lois, R (9, PR)											3	0	1	0	1	0		2				
Jim Rooker, R OBP: 0.161, SLG: 0.133 Rennie Stennett, R OBP: 0.239, SLG: 0.293 Matt Alexander, S OBP: 0.338, SLG: 0.692 Kent Tekulve, R OBP: 0.231, SLG: 0.167 Manny Sanguillen, R OBP: 0.240, SLG: 0.353											2	0	1	0	0	0		1				
Inning Stats	R: 0 E: 0 K: 2 S: 8	H: 1 LOB: 1 BB: 0 P: 8	R: 0 E: 0 K: 1 S: 5	H: 0 LOB: 0 BB: 0 P: 5	R: 0 E: 1 K: 1 S: 5	H: 0 LOB: 1 BB: 1 P: 9	R: 0 E: 0 K: 2 S: 7	H: 0 LOB: 0 BB: 0 P: 7	R: 1 E: 0 K: 2 S: 10	H: 3 LOB: 3 BB: 1 P: 14	R: 0 E: 0 K: 0 S: 4	H: 1 LOB: 1 BB: 0 P: 4	R: 0 E: 0 K: 1 S: 3	H: 1 LOB: 1 BB: 0 P: 3	R: 0 E: 0 K: 1 S: 6	H: 1 LOB: 1 BB: 0 P: 6		R: 0 E: 0 K: 0 S: 4	H: 2 LOB: 2 BB: 0 P: 4	1B: 8 2B: 1 3B: 0 HR: 0	SF: 0 SAC: 0 DP: 1 HBP: 0	WP: 0 PB: 0 SB: 2 CS: 0
PITCHER Randy Lerch, L ERA: 3.82 (1, 1)	IP: 9.0 WLS: W BF: 36 H: 9 R: 1 ER: 1 SO: 9 BB: 2 IBB: 0 HBP: 0 BLK: 0 WP: 0 HR: 0 S: 52 P: 60 ERA: 1.00 WHIP: 1.222																					

AB	34
R	1
H	9
RBI	1
BB	2
SO	9
LOB	19



Batter	1	2	3	4	5	6	7	8	9	AB	R	H	RBI	BB	SO	LOB	BOTTOM	
Pete Rose, S OBP: 0.423, SLG: 0.439 (1, 3)										3	1	2	0	1	0	1	Pittsburgh Pirates @ Philadelphia Phillies Veterans Stadium, Philadelphia, PA Thu Sep 20 1979, 7:05 PM EDT Att: 16,299 - Unknown	
Manny Trillo, R OBP: 0.288, SLG: 0.342 (1, 4)										4	0	2	1	0	1	2		
Mike Schmidt, R OBP: 0.388, SLG: 0.573 (1, 5)										3	0	1	0	1	1	2		
Greg Luzinski, R OBP: 0.344, SLG: 0.431 (1, 7)										2	0	0	1	1	0	3		
Keith Moreland, R OBP: 0.400, SLG: 0.625 (1, 2)										4	0	0	0	0	2	3		
Lonnie Smith, R OBP: 0.111, SLG: 0.118 (1, 8)										4	0	1	0	0	2	2		
Mike Anderson, R OBP: 0.337, SLG: 0.324 Bake McBride, L OBP: 0.325, SLG: 0.401 (7, PH) (8, 9)										2	0	0	0	0	0	1		
Larry Bowa, S OBP: 0.318, SLG: 0.317 (1, 6)										3	1	2	0	0	0	0		
Randy Lerch, L OBP: 0.171, SLG: 0.227 (1, 1)										2	0	1	0	0	0	0		
Inning Stats	R: 1 E: 0 K: 0 S: 5	H: 2 LOB: 1 BB: 0 P: 5	R: 0 E: 0 K: 0 S: 3	H: 0 LOB: 0 BB: 0 P: 3	R: 0 E: 0 K: 2 S: 8	H: 1 LOB: 1 BB: 0 P: 8	R: 0 E: 0 K: 0 S: 4	H: 1 LOB: 1 BB: 0 P: 4	R: 0 E: 0 K: 2 S: 8	H: 1 LOB: 2 BB: 1 P: 12	R: 1 E: 0 K: 0 S: 5	H: 2 LOB: 2 BB: 2 P: 13	R: 0 E: 0 K: 2 S: 7	H: 0 LOB: 0 BB: 0 P: 7	1B: 8 2B: 1 3B: 0 HR: 0	SF: 1 SAC: 1 DP: 1 HBP: 0		WP: 1 PB: 0 SB: 1 CS: 1
PITCHER Jim Rooker, L ERA: 4.47 Kent Tekulve, R ERA: 2.64 (7, 1)	IP: 6.0 WLS: L BF: 10 H: 2 R: 1 ER: 1 SO: 4 BB: 0 IBB: 0 HBP: 0 BLK: 0 WP: 0 HR: 0 S: 31 P: 35 ERA: 1.50 WHIP: 1.167																	



Batter	1	2	3	4	5	6	7	8	9	AB	R	H	RBI	BB	SO	LOB	TOP					
Warren Cromartie, L OBP: 0.314, SLG: 0.396 (1, 7)										5	0	1	0	0	2	1	Montreal Expos @ Philadelphia Phillies Veterans Stadium, Philadelphia, PA Sat Sep 22 1979, 7:05 PM EDT Att: 35,186 - Unknown					
Dave Cash, R OBP: 0.363, SLG: 0.436 (1, 4)										4	0	0	0	1	0	1						
Andre Dawson, R OBP: 0.308, SLG: 0.466 Jerry White, S OBP: 0.386, SLG: 0.436 (1, 8) (7, 8)										2	1	1	1	0	0	0						
Rusty Staub, L OBP: 0.330, SLG: 0.404 Tim Raines, S (8, PR) Tom Hutton, L OBP: 0.348, SLG: 0.354 (8, 3)										3	0	0	0	1	0	0						
Ellis Valentine, R OBP: 0.306, SLG: 0.466 (1, 9)										4	1	1	0	0	0	2						
Larry Parrish, R OBP: 0.381, SLG: 0.561 (1, 5)										4	3	3	4	0	1	1						
Rodney Scott, S OBP: 0.317, SLG: 0.289 (1, 6)										4	0	3	2	0	1	0						
Duffy Dyer, R OBP: 0.301, SLG: 0.364 (1, 2)										4	1	1	1	0	0	3						
David Palmer, R OBP: 0.069, SLG: 0.036 Elias Sosa, R OBP: 0.214, SLG: 0.231 Stan Bahnsen, R OBP: 0.071, SLG: 0.286 (1, 1) (7, 1) (8, 1)										2	0	0	0	0	0	1						
Inning Stats	R: 1 E: 0 K: 0 S: 4	H: 2 LOB: 0 BB: 0 P: 4	R: 1 E: 0 K: 1 S: 7	H: 2 LOB: 1 BB: 0 P: 7	R: 0 E: 0 K: 0 S: 2	H: 0 LOB: 0 BB: 0 P: 3	R: 1 E: 0 K: 1 S: 6	H: 1 LOB: 0 BB: 0 P: 6	R: 1 E: 0 K: 0 S: 4	H: 1 LOB: 0 BB: 0 P: 4	R: 0 E: 0 K: 0 S: 3	H: 0 LOB: 0 BB: 0 P: 3	R: 1 E: 0 K: 1 S: 7	H: 2 LOB: 1 BB: 0 P: 7	R: 3 E: 0 K: 0 S: 4	H: 2 LOB: 1 BB: 3 P: 16		R: 0 E: 0 K: 2 S: 7	H: 0 LOB: 0 BB: 0 P: 7	1B: 4 2B: 2 3B: 0 HR: 4	SF: 0 SAC: 1 DP: 1 HBP: 1	WP: 1 PB: 0 SB: 0 CS: 1
PITCHER	IP WLS BF H R ER SO BB IBB HBP BLK WP HR S P ERA WHIP																					
Dickie Noles, R ERA: 4.0 Jack Kucek, R ERA: 7.2 Doug Bird, R ERA: 5.28 Tug McGraw, L ERA: 5.29 Rawly Eastwick, R ERA: 4.65 (1, 1) (7, 1) (8, 1) (9, 1)	6.0 L 23 6 4 4 2 0 0 0 0 0 1 3 26 27 6.00 1.000																					

Batter	1	2	3	4	5	6	7	8	9	AB	R	H	RBI	BB	SO	LOB	BOTTOM			
Pete Rose, S OBP: 0.422, SLG: 0.435 (1, 3)										4	0	1	0	1	0	0	Montreal Expos @ Philadelphia Phillies Veterans Stadium, Philadelphia, PA Sat Sep 22 1979, 7:05 PM EDT Att: 35,186 - Unknown			
Manny Trillo, R OBP: 0.295, SLG: 0.352 John Vukovich, R OBP: 0.167, SLG: 0.167 (1, 4) (9, 5)										4	0	2	0	0	0	3				
Bake McBride, L OBP: 0.324, SLG: 0.399 (1, 9)										5	0	1	0	0	0	3				
Mike Schmidt, R OBP: 0.390, SLG: 0.576 Bud Harrelson, S OBP: 0.405, SLG: 0.298 (1, 5) (9, 6)										4	1	1	0	0	3	3				
Del Unser, L OBP: 0.362, SLG: 0.500 (1, 7)										5	0	2	1	0	1	3				
Greg Gross, L OBP: 0.423, SLG: 0.410 (1, 8)										3	1	1	0	1	0	1				
Keith Moreland, R OBP: 0.414, SLG: 0.593 (1, 2)										3	0	1	0	1	0	2				
Larry Bowa, S OBP: 0.318, SLG: 0.316 Rawly Eastwick, R (8, 1) (9, 1)										4	0	0	0	0	2	5				
Dickie Noles, R OBP: 0.172, SLG: 0.148 John Foff, L OBP: 0.167, SLG: 0.167 Jack Kucek, R OBP: 0.167, SLG: 0.167 Doug Bird, R OBP: 0.167, SLG: 0.167 Tim McCarver, L OBP: 0.167, SLG: 0.167 Tug McGraw, R OBP: 0.167, SLG: 0.167 Pete Mackanin, R (1, 1) (6, PR) (7, 1) (7, PR) (8, 1) (9, 4)										1	0	0	0	0	0	0				
Inning Stats	R: 0 E: 0 K: 1 S: 6	H: 1 LOB: 1 BB: 0 P: 6	R: 0 E: 0 K: 0 S: 3	H: 0 LOB: 0 BB: 0 P: 3	R: 0 E: 0 K: 1 S: 5	H: 0 LOB: 0 BB: 0 P: 5	R: 0 E: 0 K: 1 S: 5	H: 0 LOB: 0 BB: 0 P: 5	R: 0 E: 0 K: 0 S: 7	H: 2 LOB: 2 BB: 0 P: 7	R: 1 E: 0 K: 0 S: 6	H: 3 LOB: 3 BB: 1 P: 10	R: 1 E: 0 K: 0 S: 5	H: 2 LOB: 2 BB: 1 P: 9	R: 0 E: 0 K: 2 S: 9	H: 2 LOB: 3 BB: 1 P: 13		1B: 8 2B: 4 3B: 0 HR: 0	SF: 0 SAC: 0 DP: 1 HBP: 0	WP: 0 PB: 0 SB: 0 CS: 0
PITCHER	IP WLS BF H R ER SO BB IBB HBP BLK WP HR S P ERA WHIP																			
David Palmer, R ERA: 2.72 Elias Sosa, R ERA: 1.91 Stan Bahnsen, R ERA: 3.07 (1, 1) (7, 1) (8, 1)	6.2 W 27 7 1 1 5 1 0 0 0 0 0 0 4 12 13.50 6.000																			

Batter	1	2	3	4	5	6	7	8	9	AB	R	H	RBI	BB	SO	LOB	TOP								
Jerry White, S OBP: 0.392, SLG: 0.434 (1, 7)	F8	HBP		F7		S		CS		3	0	1	1	1	0	1	Montreal Expos @ Philadelphia Phillies Veterans Stadium, Philadelphia, PA Sun Sep 23 1979, 3:33 AM EDT Att: 26,507 - Unknown								
Dave Cash, R OBP: 0.359, SLG: 0.429 (1, 4)	5-3	P4			F8	K		1B		5	0	1	0	0	1	2									
Andre Dawson, R OBP: 0.310, SLG: 0.477 (1, 8)	HR		F8		F3		HR	1B		5	2	3	2	0	0	0									
Tony Perez, R OBP: 0.324, SLG: 0.436 Tom Hutton, L OBP: 0.346, SLG: 0.354 (8, 3)	E5	1B	K				5-3	4-3		5	0	2	0	0	1	2									
Gary Carter, R OBP: 0.336, SLG: 0.479 (1, 2)	1B		K		F7		4-3		FC4-6	4	0	1	0	1	1	1									
Ellis Valentine, R OBP: 0.311, SLG: 0.472 (1, 9)		F4		F9	S	2B		1B	FC4-6	4	2	3	0	0	0	0									
Larry Parrish, R OBP: 0.361, SLG: 0.559 (1, 5)	HR	1B	K		F9	2B		2B	1B	4	1	1	0	1	2	4									
Chris Speier, R OBP: 0.317, SLG: 0.325 (1, 6)	HR		F9			SH3	1-3		FC4-6	5	2	2	3	0	0	5									
Bill Lee, L OBP: 0.225, SLG: 0.254 (1, 1)	4-3				SH3			K	G3	4	0	1	1	0	1	2									
Inning Stats	R: 1 E: 1 K: 0 S: 5	H: 3 LOB: 2 BB: 0 P: 5	R: 2 E: 0 K: 0 S: 5	H: 2 LOB: 1 BB: 0 P: 6	R: 0 E: 0 K: 2 S: 7	H: 0 LOB: 0 BB: 0 P: 7	R: 1 E: 0 K: 1 S: 6	H: 1 LOB: 1 BB: 0 P: 7	R: 0 E: 0 K: 0 S: 4	H: 1 LOB: 1 BB: 0 P: 4	R: 2 E: 0 K: 1 S: 8	H: 3 LOB: 1 BB: 0 P: 8	R: 1 E: 0 K: 0 S: 5	H: 2 LOB: 2 BB: 1 P: 9	R: 0 E: 0 K: 1 S: 6	H: 2 LOB: 2 BB: 1 P: 10	R: 0 E: 0 K: 1 S: 6	H: 1 LOB: 2 BB: 1 P: 10	1B: 8 2B: 4 3B: 0 HR: 3	SF: 0 SAC: 1 DP: 0 HBP: 2	WP: 0 PB: 0 SB: 3 CS: 1	PA: 45			
PITCHER	IP	WLS	BF	H	R	ER	SO	BB	IBB	HBP	BLK	WP	HR	S	P	ERA	WHIP								
Nino Espinosa, R ERA: 3.65 (1, 1)	2.0	L	11	5	3	3	0	0	0	1	0	0	2	10	11	13.50	2.500								
Doug Bird, R ERA: 5.16 (3, 1)	3.0		12	2	1	1	3	0	0	1	0	0	0	17	18	3.00	0.667								
Rawly Eastwick, R ERA: 4.81 (6, 1)	1.0		6	3	2	2	1	0	0	0	0	0	0	8	8	18.00	3.000								
Kevin Saucier, L ERA: 3.75 (7, 1)	3.0		16	5	1	1	2	2	1	0	0	0	1	17	29	3.00	2.333								

AB	39
R	7
H	15
RBI	7
BB	3
SO	6
LOB	17




Batter	1	2	3	4	5	6	7	8	9	AB	R	H	RBI	BB	SO	LOB	BOTTOM								
Pete Rose, S OBP: 0.421, SLG: 0.433 (1, 3)	6-3		F8			3B		6-3	4-3	5	1	1	0	0	0	0	Montreal Expos @ Philadelphia Phillies Veterans Stadium, Philadelphia, PA Sun Sep 23 1979, 3:33 AM EDT Att: 26,507 - Unknown								
Manny Trillo, R OBP: 0.296, SLG: 0.357 (1, 4)	1B		F9		1B		F9	1-3		5	1	2	1	0	0	0									
Mike Schmidt, R OBP: 0.388, SLG: 0.572 (1, 5)	6-3		6-3		K		L6			4	0	0	0	0	1	2									
Keith Moreland, R OBP: 0.424, SLG: 0.581 (1, 2)	F9				BB	FC6-4	F9			4	0	2	1	0	0	1									
Lonnie Smith, R OBP: 0.130, SLG: 0.136 (1, 8)		L5		F9	FC6-4		F9			4	0	0	0	0	0	2									
Greg Gross, L OBP: 0.419, SLG: 0.403 (1, 7)	F6			FC4		F3		F8		3	0	0	0	1	0	0									
Mike Anderson, R OBP: 0.356, SLG: 0.338 (1, 9)	1B			F1		HR		1B		3	1	2	0	1	0	2									
Larry Bowa, S OBP: 0.318, SLG: 0.315 (1, 6)	1B		FC4		FC4		F3	F9		4	0	1	0	0	0	4									
Nino Espinosa, R BP: 0.237, SLG: 0.222 (2, PH) Pete Mackanin, R OBP: 0.286, SLG: 0.167 (3, PH) Tim Lincecum, R OBP: 0.315, SLG: 0.287 Rawly Eastwick, R (6, PH) Bake McBride, L OBP: 0.205, SLG: 0.405 (7, PH) Kevin Saucier, L OBP: 0.100, SLG: 0.100 (8, PH) Gary Maddox, R OBP: 0.307, SLG: 0.430 (9, PH)		K			K		HR	F8		0	0	0	0	0	0	0									
Inning Stats	R: 0 E: 0 K: 0 S: 4	H: 1 LOB: 1 BB: 0 P: 4	R: 0 E: 0 K: 1 S: 7	H: 2 LOB: 2 BB: 0 P: 7	R: 0 E: 0 K: 0 S: 3	H: 0 LOB: 0 BB: 0 P: 3	R: 0 E: 0 K: 0 S: 4	H: 1 LOB: 2 BB: 1 P: 8	R: 2 E: 0 K: 2 S: 10	H: 3 LOB: 1 BB: 0 P: 10	R: 2 E: 0 K: 0 S: 4	H: 1 LOB: 1 BB: 1 P: 8	R: 0 E: 0 K: 0 S: 3	H: 0 LOB: 0 BB: 0 P: 3	R: 0 E: 0 K: 0 S: 4	H: 1 LOB: 1 BB: 0 P: 4	R: 0 E: 0 K: 0 S: 3	H: 0 LOB: 0 BB: 0 P: 3	1B: 7 2B: 0 3B: 1 HR: 1	SF: 0 SAC: 0 DP: 0 HBP: 0	WP: 0 PB: 0 SB: 0 CS: 0	PA: 38			
PITCHER	IP	WLS	BF	H	R	ER	SO	BB	IBB	HBP	BLK	WP	HR	S	P	ERA	WHIP								
Bill Lee, L ERA: 3.11 (1, 1)	9.0	W	38	9	4	4	3	2	0	0	0	0	1	42	50	4.00	1.222								

AB	36
R	4
H	9
RBI	4
BB	2
SO	3
LOB	13



Batter	1	2	3	4	5	6	7	8	9	AB	R	H	RBI	BB	SO	LOB	TOP										
Garry Templeton, S OBP: 0.330, SLG: 0.451 (1, 6)										5	1	2	0	0	0	1	St. Louis Cardinals @ Philadelphia Phillies Veterans Stadium, Philadelphia, PA Mon Sep 24, 1979, 7:05 PM EDT Att: 17,694 - Cloudy										
Jerry Mumphrey, S OBP: 0.341, SLG: 0.361 (1, 7)										3	1	0	0	2	0	1											
Keith Hernandez, L OBP: 0.415, SLG: 0.511 (1, 3)										4	1	0	0	1	3	3											
Ted Simmons, S OBP: 0.370, SLG: 0.511 (1, 2)										5	1	2	2	0	0	1											
George Hendrick, R OBP: 0.354, SLG: 0.442 (1, 9)										5	2	2	3	0	0	2											
Tony Scott, S OBP: 0.299, SLG: 0.360 (1, 8)										4	1	0	0	1	0	3											
Ken Reitz, R OBP: 0.305, SLG: 0.384 (1, 5)										4	0	2	1	0	0	1											
Ken Oberkfell, L OBP: 0.403, SLG: 0.401 (1, 4)										3	0	1	1	1	1	1											
Pete Vuckovich, R OBP: 0.199, SLG: 0.152 (1, 1)										2	0	0	0	1	0	3											
Roy Thomas, R OBP: 0.059, SLG: 0.116 (8, 1)										1	0	0	0	0	0	0											
Darold Knowles, L (9, 1)										0	0	0	0	0	0	0											
Inning Stats	R: 1 E: 0 K: 0 S: 5	H: 2 LOB: 2 BB: 1 P: 9	R: 0 E: 0 K: 0 S: 3	H: 0 LOB: 1 BB: 1 P: 7	R: 0 E: 0 K: 1 S: 5	H: 0 LOB: 0 BB: 0 P: 5	R: 0 E: 0 K: 0 S: 4	H: 1 LOB: 2 BB: 1 P: 8	R: 0 E: 0 K: 1 S: 6	H: 1 LOB: 1 BB: 0 P: 6	R: 0 E: 0 K: 1 S: 5	H: 0 LOB: 0 BB: 1 P: 5	R: 1 E: 0 K: 1 S: 6	H: 1 LOB: 1 BB: 1 P: 10	R: 4 E: 1 K: 0 S: 5	H: 2 LOB: 0 BB: 2 P: 13	1B: 5 2B: 3 3B: 0 HR: 1	SF: 0 SAC: 0 DP: 0 HBP: 0	WP: 0 PB: 0 SB: 0 CS: 0	PA: 42							
PITCHER	IP	WLS	BF	H	R	ER	SO	BB	IBB	HBP	BLK	WP	HR	S	P	ERA	WHIP										
Randy Lerch, L ERA: 3.8 (1, 1)	8.0	L	35	7	3	3	4	4	0	0	0	0	0	39	55	3.38	1.375										
Ron Reed, R ERA: 4.22 (9, 1)	1.0		7	2	4	4	0	2	0	0	0	0	1	5	13	36.00	4.000										

AB 36
R 7
H 9
RBI 7
BB 6
SO 4
LOB 16



Batter	1	2	3	4	5	6	7	8	9	AB	R	H	RBI	BB	SO	LOB	BOTTOM										
Pete Rose, S OBP: 0.419, SLG: 0.431 (1, 3)										5	0	1	0	0	0	2	St. Louis Cardinals @ Philadelphia Phillies Veterans Stadium, Philadelphia, PA Mon Sep 24, 1979, 7:05 PM EDT Att: 17,694 - Cloudy										
Larry Bowa, S OBP: 0.320, SLG: 0.319 (1, 6)										4	2	2	0	1	0	0											
Bake McBride, L OBP: 0.327, SLG: 0.411 (1, 9)										5	0	3	1	0	1	1											
Mike Schmidt, R OBP: 0.390, SLG: 0.571 (1, 5)										3	0	1	1	2	0	1											
Greg Gross, L OBP: 0.419, SLG: 0.395 (1, 8)										3	0	0	0	2	0	4											
Del Unser, L OBP: 0.359, SLG: 0.489 (1, 7)										3	0	0	0	1	0	5											
Garry Maddox, R OBP: 0.306, SLG: 0.429 (9, PH)										1	0	0	0	0	0	2											
Keith Moreland, R OBP: 0.395, SLG: 0.528 (1, 2)										5	0	1	0	0	1	5											
Bud Harrelson, S OBP: 0.405, SLG: 0.317 (1, 4)										3	0	1	0	0	1	0											
Tim McCarver, L OBP: 0.322, SLG: 0.287 (8, PH)										0	0	0	0	1	0	0											
John Vukovich, R OBP: 0.167, SLG: 0.167 (9, 4)										0	0	0	0	0	0	0											
Randy Lerch, L OBP: 0.178, SLG: 0.246 (1, 1)										3	0	1	0	0	1	2											
John Poff, L (8, PH)										1	0	0	0	0	0	1											
Ron Reed, R OBP: 0.364, SLG: 0.400 (9, 1)										0	0	0	0	0	0	0											
Inning Stats	R: 1 E: 0 K: 0 S: 5	H: 2 LOB: 3 BB: 2 P: 13	R: 0 E: 0 K: 0 S: 3	H: 1 LOB: 0 BB: 0 P: 3	R: 0 E: 0 K: 1 S: 7	H: 2 LOB: 2 BB: 0 P: 7	R: 0 E: 0 K: 0 S: 4	H: 1 LOB: 3 BB: 2 P: 12	R: 0 E: 0 K: 1 S: 6	H: 1 LOB: 1 BB: 0 P: 6	R: 0 E: 0 K: 1 S: 6	H: 1 LOB: 2 BB: 1 P: 10	R: 0 E: 0 K: 0 S: 3	H: 0 LOB: 1 BB: 1 P: 7	R: 1 E: 0 K: 1 S: 7	H: 2 LOB: 2 BB: 1 P: 11	1B: 6 2B: 3 3B: 1 HR: 0	SF: 0 SAC: 0 DP: 0 HBP: 0	WP: 1 PB: 0 SB: 1 CS: 1	PA: 44							
PITCHER	IP	WLS	BF	H	R	ER	SO	BB	IBB	HBP	BLK	WP	HR	S	P	ERA	WHIP										
Pete Vuckovich, R ERA: 3.61 (1, 1)	7.0	W	33	8	1	1	3	4	0	0	0	0	0	34	54	1.29	1.714										
Roy Thomas, R ERA: 3.07 (8, 1)	1.0		7	2	1	1	0	2	0	0	0	0	0	5	13	9.00	4.000										
Darold Knowles, L ERA: 3.97 (9, 1)	1.0		3	0	0	0	1	0	0	0	0	0	0	5	5	0.00	0.000										

AB 36
R 2
H 10
RBI 2
BB 7
SO 4
LOB 23



Batter	1	2	3	4	5	6	7	8	9	AB	R	H	RBI	BB	SO	LOB	TOP																			
Garry Templeton, S OBP: 0.329, SLG: 0.456 Mike Phillips, L OBP: 0.330, SLG: 0.326	B1-3		6-3		FC6-4			4-3		3	0	0	0	0	0	1	St. Louis Cardinals @ Philadelphia Phillies Veterans Stadium, Philadelphia, PA Wed Sep 26 1979, 7:05 PM EDT Att: 18,458 - Cloudy - 70 F																			
Jerry Mumphrey, S OBP: 0.336, SLG: 0.364	G3			1B		5-3		4-3	6-3	5	1	1	0	0	0	2																				
Keith Hernandez, L OBP: 0.414, SLG: 0.511 Jim Lentine, R OBP: 0.273, SLG: 0.364	BLK			1-3		K		5-3		2	0	1	0	0	0	1																				
George Hendrick, R OBP: 0.354, SLG: 0.443 Daneborg, L OBP: 0.341, SLG: 0.381	6-3					F8			K	2	0	1	1	0	0	1																				
Ken Reitz, R OBP: 0.303, SLG: 0.383 Bob Sykes, S OBP: 0.162, SLG: 0.053 Roger Freed, R OBP: 0.344, SLG: 0.481		L6		K			5-3		FC4-6	3	0	0	0	0	1	1																				
Tony Scott, S OBP: 0.298, SLG: 0.358 Keith Smith, R	B1-3			F7			P4		FC4-6	2	0	0	0	0	0	1																				
Steve Swisher, R OBP: 0.211, SLG: 0.203	F9								BB	2	1	0	0	2	0	0																				
Ken Oberkfell, L OBP: 0.400, SLG: 0.397			L6				K		HR	4	1	2	1	0	1	1																				
Silvio Martinez, R OBP: 0.143, SLG: 0.148 Dan O'Brien, R			K				FC6-4		HR	1	0	0	0	0	1	0																				
Mike Tyson, R OBP: 0.272, SLG: 0.366					FC6-4				HR	2	1	2	3	0	0	0																				
Inning Stats	R: 0 E: 0 K: 0 S: 4	H: 1 LOB: 1 BB: 0 P: 4	R: 0 E: 0 K: 0 S: 3	H: 0 LOB: 0 BB: 0 P: 3	R: 0 E: 0 K: 1 S: 5	H: 0 LOB: 0 BB: 0 P: 5	R: 1 E: 0 K: 1 S: 7	H: 2 LOB: 1 BB: 0 P: 7	R: 0 E: 0 K: 0 S: 4	H: 1 LOB: 1 BB: 0 P: 4	R: 0 E: 0 K: 1 S: 5	H: 0 LOB: 1 BB: 1 P: 9	R: 0 E: 0 K: 0 S: 4	H: 1 LOB: 1 BB: 0 P: 4	R: 4 E: 0 K: 1 S: 8	H: 3 LOB: 1 BB: 2 P: 16	1B: 6 2B: 0 3B: 1 HR: 1	SF: 0 SAC: 0 DP: 0 HBP: 0	WP: 0 PA: 38 PB: 0 SB: 0 CS: 0																	
PITCHER	IP	WLS	BF	H	R	ER	SO	BB	IBB	HBP	BLK	WP	HR	S	P	ERA	WHIP	PITCHER		IP	WLS	BF	H	R	ER	SO	BB	IBB	HBP	BLK	WP	HR	S	P	ERA	WHIP
Steve Carlton, L ERA: 3.76	(1, 1)	7.0	W	26	4	1	1	4	1	0	0	1	0	33	37	1.29	0.714																			
Kevin Saucier, L ERA: 4.21	(8, 1)	2.0		12	4	4	4	1	2	0	0	0	0	1	12	20	18.00	3.000																		

AB	35
R	5
H	8
RBI	5
BB	3
SO	5
LOB	12



Batter	1	2	3	4	5	6	7	8	9	AB	R	H	RBI	BB	SO	LOB	BOTTOM																			
Pete Rose, S OBP: 0.417, SLG: 0.427 Del Unser, L OBP: 0.357, SLG: 0.486	6-3		E6	G3		F7		L5		5	0	0	0	0	0	2	St. Louis Cardinals @ Philadelphia Phillies Veterans Stadium, Philadelphia, PA Wed Sep 26 1979, 7:05 PM EDT Att: 18,458 - Cloudy - 70 F																			
Larry Bowa, S OBP: 0.318, SLG: 0.318 Pete Mackanin, R OBP: 0.200, SLG: 0.444	F9		2B	G3		F8		HR		4	1	1	1	0	0	1																				
Greg Gross, L OBP: 0.423, SLG: 0.400	4-3		2B	HR	2B		2B	BB		3	1	1	1	2	0	0																				
Mike Schmidt, R OBP: 0.392, SLG: 0.567 John Vukovich, R OBP: 0.250, SLG: 0.375		G3	HR	BB		2B	BB	4-3		0	2	0	0	3	0	0																				
Tim McCarver, L OBP: 0.331, SLG: 0.316		P6	HR		2B	BB	2B	4-3		2	0	1	1	0	0	1																				
John Poff, L OBP: 0.188, SLG: 0.200		G3	E	2B		F7		F8		4	2	2	3	1	0	2																				
Lonnie Smith, R OBP: 0.185, SLG: 0.231		L1	E8	1B	1B		P4			4	1	2	2	0	0	1																				
Bud Harrelson, S OBP: 0.395, SLG: 0.333			6-3			SF9-5		F7		3	0	1	2	0	0	0																				
Steve Carlton, L OBP: 0.253, SLG: 0.256 Mike Anderson, R OBP: 0.352, SLG: 0.333 Kevin Saucier, L OBP: 0.100, SLG: 0.100								6-3		3	2	2	0	0	0	1																				
Inning Stats	R: 0 E: 0 K: 0 S: 3	H: 0 LOB: 0 BB: 0 P: 3	R: 0 E: 0 K: 0 S: 3	H: 0 LOB: 1 BB: 1 P: 7	R: 7 E: 2 K: 0 S: 10	H: 7 LOB: 1 BB: 1 P: 14	R: 0 E: 0 K: 0 S: 3	H: 0 LOB: 0 BB: 0 P: 3	R: 2 E: 0 K: 0 S: 4	H: 2 LOB: 3 BB: 2 P: 8	R: 1 E: 0 K: 0 S: 5	H: 2 LOB: 0 BB: 1 P: 13	R: 0 E: 0 K: 0 S: 3	H: 0 LOB: 0 BB: 0 P: 3	R: 1 E: 0 K: 0 S: 4	H: 1 LOB: 1 BB: 1 P: 8		1B: 5 2B: 6 3B: 0 HR: 2	SF: 1 SAC: 0 DP: 1 HBP: 0	WP: 0 PA: 41 PB: 0 SB: 0 CS: 0																
PITCHER	IP	WLS	BF	H	R	ER	SO	BB	IBB	HBP	BLK	WP	HR	S	P	ERA	WHIP	PITCHER		IP	WLS	BF	H	R	ER	SO	BB	IBB	HBP	BLK	WP	HR	S	P	ERA	WHIP
Silvio Martinez, R ERA: 3.27	(1, 1)	2.2	L	16	6	7	0	0	0	0	0	0	0	14	22	0.00	3.000																			
Dan O'Brien, R ERA: 9.0	(3, 1)	3.1		17	5	3	3	0	3	0	0	0	0	14	26	8.10	2.400																			
Bob Sykes, L ERA: 5.55	(7, 1)	2.0		8	1	1	1	0	1	0	0	0	0	7	11	4.50	1.000																			

AB	34
R	11
H	12
RBI	11
BB	6
SO	0
LOB	14



Batter	1	2	3	4	5	6	7	8	9	10	11	AB	R	H	RBI	BB	SO	LOB	TOP			
Pete Rose, S OBP: 0.418, SLG: 0.429 (1, 3)	5-3		5-3			HR		SH1-4		2H		5	1	3	0	0	0	1				
Larry Bowa, S OBP: 0.317, SLG: 0.316 (1, 6)	G3		G3			K		SH1-4		G1		4	0	0	0	0	1	3				
Bake McBride, L OBP: 0.329, SLG: 0.412 (1, 9)	1B					G6-4-3		G6-4-3				4	0	2	0	1	0	1				
Mike Schmidt, R OBP: 0.390, SLG: 0.570 (1, 5)	F9					G6-4-3		G6-4-3				5	1	1	2	0	0	4				
Greg Gross, L OBP: 0.418, SLG: 0.394 (1, 8)												5	1	1	0	0	0	0				
John Poff, L OBP: 0.150, SLG: 0.158 (1, 7)																						
Greg Luzinski, R OBP: 0.344, SLG: 0.431 (11, PH)	F7											4	0	0	0	0	1	1				
Mike Anderson, R OBP: 0.352, SLG: 0.333 (11, PR)												0	0	0	0	1	0	0				
Keith Moreland, R OBP: 0.404, SLG: 0.523 (1, 2)	1-3											4	0	1	1	1	0	0				
Bud Harrelson, S OBP: 0.395, SLG: 0.366 (1, 4)												5	0	2	0	0	0	3				
Dickie Noles, R OBP: 0.338, SLG: 0.133 (10, PH)												3	0	0	0	0	1	2				
Garry Maddox, R OBP: 0.304, SLG: 0.425 (10, PH)												1	0	0	0	0	1	1				
Kevin Saucier, L OBP: 0.100, SLG: 0.100 (10, 1)												0	0	0	0	0	0	0				
Ron Reed, R OBP: 0.364, SLG: 0.400 (10, 1)												0	0	0	0	0	0	0				
Inning Stats	R: 0 E: 0 K: 0 S: 4	H: 1 LOB: 1 BB: 0 P: 4	R: 0 E: 0 K: 0 S: 3	H: 0 LOB: 0 BB: 0 P: 3	R: 0 E: 0 K: 1 S: 6	H: 1 LOB: 1 BB: 0 P: 6	R: 0 E: 0 K: 1 S: 6	H: 2 LOB: 1 BB: 0 P: 6	R: 0 E: 0 K: 0 S: 3	H: 0 LOB: 0 BB: 0 P: 3	R: 2 E: 0 K: 1 S: 7	H: 2 LOB: 0 BB: 0 P: 7	R: 0 E: 0 K: 0 S: 3	H: 0 LOB: 0 BB: 0 P: 3	R: 0 E: 0 K: 1 S: 6	H: 2 LOB: 1 BB: 1 P: 6	R: 1 E: 1 K: 0 S: 5	H: 1 LOB: 2 BB: 1 P: 9	1B: 7 2B: 2 3B: 0 HR: 1	SF: 0 SAC: 1 DP: 2 HBP: 0	WP: 0 PB: 0 SB: 0 CS: 0	PA: 44
PITCHER	IP 10.0	WLS L	BF 6	H 1	R 1	ER 0	SO 0	BB 0	IBB 1	HBP 0	BLK 0	WP 0	HR 0	S 5	P 9	ERA 0.00	WHIP 1.000					
David Palmer, R ERA: 2.64																						
Woodie Fryman, L ERA: 2.79																						

Philadelphia Phillies @ Montreal Expos
Olympic Stadium, Montreal, QB
Fri Sep 28 1979, 7:05 PM EDT
Att: 40,303 - Unknown

AB 40
R 3
H 10
RBI 3
BB 3
SO 4
LOB 16



Batter	1	2	3	4	5	6	7	8	9	10	11	AB	R	H	RBI	BB	SO	LOB	BOTTOM			
Warren Cromartie, L OBP: 0.313, SLG: 0.395 (1, 7)	K		L7									4	0	1	1	1	1	0				
Rodney Scott, S OBP: 0.318, SLG: 0.292 (1, 4)	F7											4	0	0	0	1	0	1				
Andre Dawson, R OBP: 0.308, SLG: 0.471 (1, 8)	4-3											5	1	1	0	0	1	2				
Tony Perez, R OBP: 0.325, SLG: 0.432 (1, 3)												4	0	1	0	1	1	3				
Gary Carter, R OBP: 0.338, SLG: 0.485 (1, 2)												0	0	0	0	0	0	0				
John Tamargo, S OBP: 0.298, SLG: 0.405 (1, 2)	F4											5	0	2	1	0	0	1				
Ellis Valentine, R OBP: 0.306, SLG: 0.459 (1, 9)	FC1-4											5	0	0	0	0	2	4				
Larry Parrish, R OBP: 0.359, SLG: 0.556 (1, 5)	F9											4	1	1	0	1	0	1				
Chris Speier, R OBP: 0.313, SLG: 0.328 (1, 6)												4	0	0	0	0	0	4				
David Palmer, R ERA: 3.8												3	0	0	0	0	0	1				
Dave Cash, R OBP: 0.357, SLG: 0.422 (10, PH)												1	0	0	0	0	0	0				
Woodie Fryman, R ERA: 4.15												0	0	0	0	0	0	0				
Inning Stats	R: 0 E: 0 K: 1 S: 5	H: 0 LOB: 0 BB: 0 P: 5	R: 0 E: 0 K: 0 S: 4	H: 1 LOB: 1 BB: 0 P: 4	R: 0 E: 0 K: 0 S: 3	H: 0 LOB: 0 BB: 0 P: 3	R: 1 E: 0 K: 1 S: 7	H: 2 LOB: 1 BB: 0 P: 7	R: 1 E: 0 K: 0 S: 5	H: 2 LOB: 1 BB: 0 P: 5	R: 0 E: 0 K: 2 S: 8	H: 0 LOB: 3 BB: 2 P: 16	R: 0 E: 0 K: 0 S: 3	H: 0 LOB: 0 BB: 0 P: 3	R: 0 E: 0 K: 1 S: 5	H: 0 LOB: 2 BB: 2 P: 13	R: 0 E: 0 K: 0 S: 3	H: 0 LOB: 0 BB: 0 P: 3	1B: 3 2B: 3 3B: 0 HR: 0	SF: 0 SAC: 0 DP: 0 HBP: 0	WP: 0 PB: 0 SB: 1 CS: 0	PA: 43
PITCHER	IP 9.0	WLS 0.1	BF 3	H 0	R 0	ER 0	SO 4	BB 2	IBB 1	HBP 0	BLK 0	WP 0	HR 0	S 1	P 9	ERA 0.00	WHIP 6.000					
Dickie Noles, R ERA: 3.8																						
Kevin Saucier, L ERA: 4.19																						
Ron Reed, R ERA: 4.15																						

Philadelphia Phillies @ Montreal Expos
Olympic Stadium, Montreal, QB
Fri Sep 28 1979, 7:05 PM EDT
Att: 40,303 - Unknown

AB 39
R 2
H 6
RBI 2
BB 4
SO 5
LOB 17



Batter	1	2	3	4	5	6	7	8	9	AB	R	H	RBI	BB	SO	LOB	TOP																	
Pete Rose, S OBP: 0.419, SLG: 0.430 (1, 3)										5	0	3	0	0	0	2	Philadelphia Phillies @ Montreal Expos Olympic Stadium, Montreal, QB Sat Sep 29 1979, 3:33 AM EDT Att: 50,332 - Unknown livebaseballscorecards.com																	
Larry Bowa, S OBP: 0.317, SLG: 0.315 (1, 6)										4	0	1	0	0	0	3																		
Tim McCarver, L OBP: 0.335, SLG: 0.321 (9, PH)										1	0	1	1	0	0	0																		
Rawly Eastwick, R OBP: 0.167, SLG: 0.167 (9, 1)										0	0	0	0	0	0	0																		
Tug McGraw, R OBP: 0.167, SLG: 0.167 (9, 1)										0	0	0	0	0	0	0																		
Mike Schmidt, R OBP: 0.389, SLG: 0.568 (1, 5)										5	1	1	0	0	0	4																		
Greg Luzinski, R OBP: 0.342, SLG: 0.428 (1, 7)										4	0	0	0	0	0	3																		
Lonnie Smith, R OBP: 0.194, SLG: 0.233 (1, 8)										4	0	1	1	0	0	2																		
Keith Moreland, R OBP: 0.412, SLG: 0.521 (1, 2)										4	0	2	0	0	0	1																		
John Vukovich, R OBP: 0.273, SLG: 0.364 (1, 4)										3	0	1	0	0	0	1																		
Bake McBride, L OBP: 0.329, SLG: 0.411 (9, PH)										1	0	0	0	0	0	0																		
Mike Anderson, R OBP: 0.341, SLG: 0.321 (1, 9)										3	0	0	0	0	0	3																		
Del Unser, L OBP: 0.354, SLG: 0.482 (9, PH)										1	0	0	0	0	1	0																		
Manny Trillo, R OBP: 0.296, SLG: 0.357 (9, 4)										0	0	0	0	0	0	0																		
Randy Lerch, L OBP: 0.184, SLG: 0.250 (1, 1)										3	0	1	0	0	1	2																		
Greg Gross, L OBP: 0.421, SLG: 0.394 (9, PH)										0	1	0	0	1	0	0																		
Bud Harrelson, S OBP: 0.395, SLG: 0.366 (9, 6)										0	0	0	0	0	0	0																		
Inning Stats	R: 0 E: 0 K: 0 S: 5	H: 2 LOB: 2 BB: 0 P: 5	R: 0 E: 0 K: 0 S: 6	H: 3 LOB: 3 BB: 0 P: 6	R: 0 E: 0 K: 0 S: 3	H: 0 LOB: 0 BB: 0 P: 3	R: 0 E: 0 K: 1 S: 7	H: 2 LOB: 2 BB: 0 P: 7	R: 0 E: 0 K: 0 S: 3	H: 0 LOB: 0 BB: 0 P: 3	R: 0 E: 0 K: 0 S: 3	H: 0 LOB: 0 BB: 0 P: 3	R: 0 E: 0 K: 0 S: 3	R: 1 E: 0 K: 0 S: 5	H: 2 LOB: 1 BB: 0 P: 5	R: 1 E: 0 K: 1 S: 7	H: 2 LOB: 2 BB: 1 P: 11	1B: 10 2B: 1 3B: 0 HR: 0	SF: 0 SAC: 0 DP: 0 HBP: 0	WP: 0 PB: 0 SB: 2 CS: 0	PA: 39													
PITCHER	IP WLS BF H R ER SO BB IBB HBP BLK WP HR S P ERA WHIP																																	
Bill Lee, L ERA: 3.04 (1, 1)	7.2		32	9	1	1	1	0	0	0	0	0	0	0	34	34	1.17	1.174																
Elias Sosa, R ERA: 1.99 (8, 1)	1.1	W	7	2	1	1	1	1	0	0	0	0	0	0	8	12	6.75	2.250																

Batter	1	2	3	4	5	6	7	8	9	AB	R	H	RBI	BB	SO	LOB	BOTTOM																
Warren Cromartie, L OBP: 0.314, SLG: 0.398 (1, 7)										4	1	2	0	0	0	1	Philadelphia Phillies @ Montreal Expos Olympic Stadium, Montreal, QB Sat Sep 29 1979, 3:33 AM EDT Att: 50,332 - Unknown livebaseballscorecards.com																
Rodney Scott, S OBP: 0.320, SLG: 0.294 (1, 4)										4	0	2	0	0	0	2																	
Andre Dawson, R OBP: 0.308, SLG: 0.469 (1, 8)										4	1	1	1	0	0	2																	
Tony Perez, R OBP: 0.323, SLG: 0.428 (1, 3)										4	0	0	0	0	1	3																	
John Tamargo, S OBP: 0.295, SLG: 0.397 (1, 2)										4	0	1	1	0	0	0																	
Ellis Valentine, R OBP: 0.305, SLG: 0.458 (1, 9)										4	0	1	0	0	0	1																	
Tim Raines, S (9, FR)										0	1	0	0	0	0	0																	
Larry Parrish, R OBP: 0.359, SLG: 0.555 (1, 5)										3	0	1	0	0	0	0																	
Chris Speier, R OBP: 0.317, SLG: 0.331 (1, 6)										3	0	2	0	1	0	0																	
Tony Benazard, S OBP: 0.500, SLG: 0.425 (9, PR)										0	0	0	0	0	0	0																	
Bill Lee, L OBP: 0.216, SLG: 0.243 (1, 1)										3	0	0	0	0	2	3																	
Elias Sosa, R OBP: 0.214, SLG: 0.231 (8, 1)										0	0	0	0	0	0	0																	
Rusty Staub, L OBP: 0.340, SLG: 0.404 (9, PH)										0	0	0	0	0	0	0																	
Dave Cash, R OBP: 0.360, SLG: 0.425 (9, PH)										1	0	1	1	0	0	0																	
Inning Stats	R: 2 E: 0 K: 0 S: 6	H: 3 LOB: 1 BB: 0 P: 6	R: 0 E: 0 K: 1 S: 6	H: 1 LOB: 1 BB: 0 P: 6	R: 0 E: 0 K: 0 S: 3	H: 1 LOB: 0 BB: 0 P: 3	R: 0 E: 0 K: 0 S: 5	H: 2 LOB: 2 BB: 0 P: 5	R: 0 E: 0 K: 0 S: 4	H: 1 LOB: 1 BB: 0 P: 4	R: 0 E: 0 K: 0 S: 3	H: 0 LOB: 0 BB: 0 P: 3	R: 0 E: 0 K: 1 S: 6	R: 0 E: 0 K: 1 S: 5	H: 0 LOB: 0 BB: 0 P: 5	R: 1 E: 0 K: 0 S: 3		H: 2 LOB: 2 BB: 1 P: 7	1B: 9 2B: 2 3B: 0 HR: 0	SF: 0 SAC: 1 DP: 0 HBP: 0	WP: 1 PB: 1 SB: 2 CS: 1	PA: 36											
PITCHER	IP WLS BF H R ER SO BB IBB HBP BLK WP HR S P ERA WHIP																																
Randy Lerch, L ERA: 3.74 (1, 1)	8.0		32	9	2	2	3	0	0	0	1	1	0	38	38	2.25	1.125																
Rawly Eastwick, R ERA: 4.5 (9, 1)	0.1	L	3	1	1	1	0	1	0	0	0	0	0	2	6	27.00	6.000																
Tug McGraw, L ERA: 5.16 (9, 1)	0.0		1	1	0	0	0	0	0	0	0	0	0	1	1	∞	∞																

Batter	1	2	3	4	5	6	7	8	9	AB	R	H	RBI	BB	SO	LOB	TOP										
Pete Rose, S OBP: 0.418, SLG: 0.430 (1, 3)	L5		2B		K		E6 1B		6-3	5	0	1	0	0	1	0											
Larry Bowa, S OBP: 0.316, SLG: 0.314 (1, 6)	L9		L5			WP 2B S BB	F5			3	1	0	0	1	0	3											
Bake McBride, L OBP: 0.328, SLG: 0.411 (1, 9)	F2		SF7			K				3	0	1	1	0	1	1											
Mike Schmidt, R OBP: 0.386, SLG: 0.564 (1, 5)		6-3	P5			P4			4-3	4	0	0	0	0	0	4											
Greg Luzinski, R OBP: 0.343, SLG: 0.427 (1, 7)					4-3					3	0	1	0	1	1	0											
Mike Anderson, R OBP: 0.341, SLG: 0.321 (8, 7)		4-3 1B				2B BB			K	0	0	0	0	0	0	0											
Greg Gross, L OBP: 0.422, SLG: 0.402 (1, 8)					F7				4-3	4	0	2	1	0	0	0											
Tim McCarver, L OBP: 0.333, SLG: 0.314 (1, 2)										3	0	0	0	1	0	2											
John Vukovich, R OBP: 0.200, SLG: 0.267 (1, 4)										4	0	0	0	0	1	5											
Steve Carlton, L OBP: 0.253, SLG: 0.255 (1, 1)										4	1	1	0	0	1	0											
Inning Stats	R: 0 E: 0 K: 0 S: 3	H: 0 LOB: 0 BB: 0 P: 3	R: 0 E: 0 K: 1 S: 7	H: 2 LOB: 2 BB: 0 P: 7	R: 1 E: 0 K: 0 S: 5	H: 2 LOB: 1 BB: 0 P: 5	R: 0 E: 0 K: 0 S: 3	H: 0 LOB: 0 BB: 0 P: 3	R: 0 E: 0 K: 2 S: 7	H: 0 LOB: 0 BB: 0 P: 7	R: 1 E: 0 K: 1 S: 6	H: 1 LOB: 3 BB: 3 P: 18	R: 0 E: 1 K: 0 S: 5	H: 1 LOB: 2 BB: 0 P: 5	R: 0 E: 0 K: 1 S: 5	H: 0 LOB: 0 BB: 0 P: 5	R: 0 E: 0 K: 0 S: 3	H: 0 LOB: 0 BB: 0 P: 3	1B: 4 2B: 2 3B: 0 HR: 0	SF: 1 SAC: 0 DP: 0 HBP: 0	WP: 1 PA: 37 PB: 0 SB: 1 CS: 0						
PITCHER	IP	WLS	BF	H	R	ER	SO	BB	IBB	HBP	BLK	WP	HR	S	P	ERA	WHIP										
Steve Rogers, R ERA: 3.0 (1, 1)	8.0	L	34	6	2	2	5	2	1	0	0	1	0	41	53	2.25	1.000										
Elias Sosa, R ERA: 1.96 (9, 1)	1.0		3	0	0	0	0	0	0	0	0	0	0	3	3	0.00	0.000										

Philadelphia Phillies @ Montreal Expos
Olympic Stadium, Montreal, QB
Sun Sep 30 1979, 3:33 AM EDT
Att: 50,824 - Unknown

AB 33
R 2
H 6
RBI 2
BB 3
SO 5
LOB 15



Batter	1	2	3	4	5	6	7	8	9	AB	R	H	RBI	BB	SO	LOB	BOTTOM										
Warren Cromartie, L OBP: 0.313, SLG: 0.396 (1, 7)	1-3		4-3		K			4-3		4	0	0	0	0	1	2											
Rodney Scott, S OBP: 0.319, SLG: 0.294 (1, 4)	E6 S 1B		5-3		5-3			K		4	0	1	0	0	1	2											
Andre Dawson, R OBP: 0.309, SLG: 0.468 (1, 8)	K		F8							2	0	0	0	1	1	2											
Tony Perez, R OBP: 0.322, SLG: 0.425 (1, 3)					5-3			5-3		3	0	0	0	1	1	2											
John Tamargo, S OBP: 0.293, SLG: 0.383 (1, 2)	K							K		3	0	0	0	1	3	3											
Ellis Valentine, R OBP: 0.303, SLG: 0.454 (1, 9)			K		K			F8		4	0	0	0	0	2	2											
Larry Parrish, R OBP: 0.357, SLG: 0.551 (1, 5)			K		K			K		3	0	0	0	0	3	1											
Chris Speier, R OBP: 0.317, SLG: 0.331 (1, 6)			P4					5-3		3	0	1	0	0	0	0											
Steve Rogers, R OBP: 0.207, SLG: 0.182 (1, 1)										1	0	1	0	0	0	0											
Dave Cash, R OBP: 0.358, SLG: 0.422 (8, PH)										1	0	0	0	0	0	0											
Elias Sosa, R OBP: 0.214, SLG: 0.231 (9, 1)										0	0	0	0	0	0	0											
Inning Stats	R: 0 E: 1 K: 2 S: 8	H: 1 LOB: 2 BB: 1 P: 12	R: 0 E: 0 K: 2 S: 7	H: 0 LOB: 0 BB: 0 P: 7	R: 0 E: 0 K: 0 S: 4	H: 1 LOB: 1 BB: 0 P: 4	R: 0 E: 0 K: 2 S: 7	H: 0 LOB: 1 BB: 1 P: 11	R: 0 E: 0 K: 1 S: 6	H: 1 LOB: 1 BB: 0 P: 6	R: 0 E: 0 K: 1 S: 4	H: 0 LOB: 0 BB: 0 P: 5	R: 0 E: 0 K: 1 S: 5	H: 0 LOB: 0 BB: 0 P: 5	R: 0 E: 0 K: 2 S: 7	H: 0 LOB: 1 BB: 1 P: 11	R: 0 E: 0 K: 1 S: 5	H: 0 LOB: 0 BB: 0 P: 5	R: 0 E: 0 K: 2 S: 7	H: 0 LOB: 1 BB: 1 P: 11	1B: 3 2B: 0 3B: 0 HR: 0	SF: 0 SAC: 1 DP: 0 HBP: 1	WP: 0 PA: 33 PB: 0 SB: 2 CS: 1				
PITCHER	IP	WLS	BF	H	R	ER	SO	BB	IBB	HBP	BLK	WP	HR	S	P	ERA	WHIP										
Steve Carlton, L ERA: 3.62 (1, 1)	9.0	W	33	3	0	0	12	3	0	1	1	0	0	53	66	0.00	0.667										

Philadelphia Phillies @ Montreal Expos
Olympic Stadium, Montreal, QB
Sun Sep 30 1979, 3:33 AM EDT
Att: 50,824 - Unknown

AB 28
R 0
H 3
RBI 0
BB 3
SO 12
LOB 14

