

Philadelphia Phillies - 1981

Batter	1	2	3	4	5	6	7	8	9	AB R H RBI BB SO LOB	TOP		
Pete Rose, S OBP: 0.600, SLG: 0.600 (1, 3) X	0-0 CS 1B		0-0 F7			0-0 G6-3 1B		0-0 4-3 1B	0-0 FC5-2-5	5 0 3 0 0 0 3			
Manny Trillo, R OBP: 0.200, SLG: 0.200 (1, 4) X Tug McGraw, R (9, 1)	0-0 F9 1-2			0-3 K		0-0 G6-3 1-2f		0-0 4-3 1B	0-0 F7 3-H	5 0 1 1 0 1 4 0 0 0 0 0 0 0			
Bake McBride, L (1, 9) S Sparky Lyle, L (8, 1) S Ron Reed, R (9, 1) Ramon Aviles, R (9, 4)	0-3 K			0-3 K		0-0 F8		0-0 4-3		4 0 0 0 0 2 2 0			
Mike Schmidt, R (1, 5)		0-0 5-3		4-0 S BB		0-0 F8		4-0 FC6-4 IBB		2 0 0 0 2 0 0			
Gary Matthews, R (1, 7)		0-0 5-3		0-0 L3 1-2		4-0 S BB		0-0 FC6-4 1-2f		3 0 0 0 1 0 4			
Garry Maddox, R (1, 8) OBP: 0.250, SLG: 0.250		0-0 6-3			0-0 FC1-6 1B		0-0 P4 1-2		0-0 E6 SH5-4 1B	4 1 1 0 0 0 1			
Larry Bowa, S (1, 6)			0-0 F8		0-0 FC1-6 1-2f S		0-0 L6		0-0 SH5-4	3 0 0 0 0 0 2			
Bob Boone, R (1, 2) Greg Gross, L (8, PH) (8, 9)			0-0 4-3		0-3 K 1-2			0-0 4-3	4-0 1B FC5-2-5 IBB	2 0 0 0 0 1 1 1 0 0 0 1 0 0			
Steve Carlton, L (1, 1) Del Unser, L (8, PH) OBP: 1.000, SLG: 1.000 Lonnie Smith, R (8, PR) Keith Moreland, R (8, 2) OBP: 1.000, SLG: 1.000			0-0 E9		0-0 3-1			0-0 1B 1B	0-0 FC5-2-5 1B 1-3 2-H	2 0 0 0 0 0 1 1 0 1 0 0 0 0 0 1 0 0 0 0 0 1 0 1 1 0 0 0			
Inning Stats	R: 0 H: 1 E: 0 LOB: 0 K: 1 BB: 0 S: 5 P: 5	R: 0 H: 0 E: 0 LOB: 0 K: 0 BB: 0 S: 3 P: 3	R: 0 H: 0 E: 1 LOB: 1 K: 0 BB: 0 S: 4 P: 4	R: 0 H: 0 E: 0 LOB: 1 K: 2 BB: 1 S: 7 P: 11	R: 0 H: 1 E: 0 LOB: 1 K: 1 BB: 0 S: 6 P: 6	R: 0 H: 1 E: 0 LOB: 0 K: 0 BB: 0 S: 3 P: 3	R: 0 H: 0 E: 0 LOB: 1 K: 0 BB: 1 S: 3 P: 7	R: 1 H: 3 E: 0 LOB: 3 K: 0 BB: 1 S: 6 P: 10	R: 1 H: 1 E: 1 LOB: 2 K: 0 BB: 1 S: 5 P: 9	1B: 7 SF: 0 2B: 0 SAC: 1 3B: 0 DP: 1 HR: 0 HBP: 0	WP: 0 PA: 38 PB: 0 SB: 3 CS: 1		
PITCHER	IP WLS BF H R ER SO BB IBB HBP BLK WP HR S P ERA WHIP											PITCHER	IP WLS BF H R ER SO BB IBB HBP BLK WP HR S P ERA WHIP
Tom Seaver, R (1, 1) ERA: 1.13	8.0 32 6 1 1 4 2 1 0 0 0 0 37 49 1.12 1.000												
Tom Hume, R (9, 1) ERA:	1.0 W 6 1 1 0 0 0 1 0 0 0 0 5 9 0.00 1.000												

Philadelphia Phillies @ Cincinnati Reds
Riverfront Stadium, Cincinnati, OH
Wed Apr 08 1981, 3:33 AM EST
Att: 51,716 - Unknown

AB	33
R	2
H	7
RBI	2
BB	4
SO	4
LOB	18



Batter	1	2	3	4	5	6	7	8	9	AB R H RBI BB SO LOB
Dave Collins, S OBP: 0.600, SLG: 0.800 (1, 9)	0-0 CS 1B		0-0 4-3 2B 1B	0-3 K		0-0 5-3			0-0 1B 2B	5 2 3 0 0 1 1
Ken Griffey, L OBP: 0.400, SLG: 0.400 (1, 8)	0-0 WP BB 1-2 1B		0-0 4-3 1-2		0-0 6-3		0-3 K		0-0 E S BB 2-H 1B	5 1 2 1 0 1 1
Dave Concepcion, R OBP: 0.600, SLG: 1.000 (1, 6)	0-0 F8		0-0 WP 2-H 2B		0-0 F8 2B		0-0 L5-4 1B 1B		0-3 K 1-3	5 0 3 1 0 1 2
George Foster, R OBP: 0.600, SLG: 0.333 (1, 7)	4-0 WP 1-2 BB		0-0 P4 2-3		0-0 F8 2-3		0-0 1-2 1B		4-0 BB IBB IBB	3 0 1 0 2 0 2
Johnny Bench, R (1, 2)	0-3 K 1-2 2-3		4-0 BB		4-0 BB BB		0-0 L5-4 2-3		4-0 BB 1-2 IBB	2 0 0 0 3 1 4
Dan Driessen, L (1, 3)		0-3 K	0-3 K		4-0 FC6-4 1-2 BB			0-0 SH5-4 2B	4-0 1-2 2-3 3-H BB	3 0 1 1 2 2 2
Ray Knight, R (1, 5)		0-0 FC6-4 1B		0-0 WP 2B	0-0 FC6-4 1-2f			0-0 SH5-4 2-3		3 0 2 0 0 0 3
Ron Oester, S (1, 4)		0-0 FC6-4 FC5-4 1-2f		0-3 K 2-3		0-0 F9		0-0 5-3		4 0 0 0 0 1 3
Tom Seaver, R (1, 1)		0-0 FC5-4 1-2f		0-3 K		0-3 K		0-3 K		3 0 0 0 0 2 2
Mike Vail, R (8, PH)										1 0 0 0 0 1 1
Tom Hume, R (9, 1)										0 0 0 0 0 0 0

Inning Stats	R: 0 E: 0 K: 1 S: 6	H: 2 LOB: 2 BB: 1 P: 10	R: 0 E: 0 K: 1 S: 6	H: 1 LOB: 1 BB: 0 P: 6	R: 1 E: 0 K: 1 S: 7	H: 2 LOB: 2 BB: 1 P: 11	R: 0 E: 0 K: 3 S: 10	H: 1 LOB: 1 BB: 0 P: 10	R: 0 E: 0 K: 0 S: 4	H: 1 LOB: 3 BB: 2 P: 12	R: 0 E: 0 K: 1 S: 5	H: 0 LOB: 0 BB: 0 P: 5	R: 0 E: 0 K: 1 S: 6	H: 2 LOB: 1 BB: 0 P: 6	R: 0 E: 0 K: 1 S: 6	H: 1 LOB: 1 BB: 0 P: 6	R: 2 E: 0 K: 1 S: 5	H: 2 LOB: 3 BB: 3 P: 17	1B: 7 2B: 6 3B: 0 HR: 0	SF: 0 SAC: 1 DP: 1 HBP: 0
--------------	------------------------------	----------------------------------	------------------------------	---------------------------------	------------------------------	----------------------------------	-------------------------------	----------------------------------	------------------------------	----------------------------------	------------------------------	---------------------------------	------------------------------	---------------------------------	------------------------------	---------------------------------	------------------------------	----------------------------------	----------------------------------	------------------------------------

BOTTOM

Philadelphia Phillies @ Cincinnati Reds
Riverfront Stadium, Cincinnati, OH

Wed Apr 08 1981, 3:33 AM EST
Att. 51,716 - Unknown

AB	34
R	3
H	12
RBI	3
BB	7
SO	10
LOB	21



PITCHER	IP	WLS	BF	H	R	ER	SO	BB	IBB	HBP	BLK	WP	HR	S	P	ERA	WHIP
Steve Carlton, L ERA: 1.29 (1, 1)	7.0		32	9	1	1	8	4	0	0	0	3	0	44	60	1.29	1.857
Sparky Lyle, L ERA: 18.0 (8, 1)	1.0	L	6	3	2	2	1	0	0	0	0	0	0	8	8	18.00	3.000
Ron Reed, R ERA: (9, 1)	0.1		3	0	0	0	1	0	2	0	0	0	0	3	11	0.00	0.000
Tug McGraw, L ERA: (9, 1)	0.0		1	0	0	0	0	1	0	0	0	0	0	0	4	∞	∞

Batter	1	2	3	4	5	6	7	8	9	AB R H RBI BB SO LOB	TOP											
Pete Rose, S (1, 3) OBP: 0.556, SLG: 0.667	0-0 F8 HR 2B	0-0 4-3			0-0 4-3			0-0 E 1B		4 2 2 0 0 0 1	Philadelphia Phillies @ St. Louis Cardinals Busch Stadium, St. Louis, MO Sat Apr 11 1981, 3:33 AM CST Att: 38,473 - Unknown livebaseballscorecards.com											
Manny Trillo, R (1, 4) OBP: 0.333, SLG: 0.250	4-0 HR BB		0-0 5-3		0-0 5-3			0-0 E 1B		3 1 1 0 1 0 0												
Bake McBride, L (1, 9) OBP: 0.250, SLG: 0.250 Greg Gross, L (8, 9)	0-0 F8 2-3		0-0 4-3			0-0 G3-6-3 1B		0-0 E1 L6-2-3 1-3 2-H 1B		4 0 2 0 0 0 2 0 0 0 0 0 0 0												
Mike Schmidt, R (1, 5) OBP: 0.500, SLG: 0.800	0-0 1-H 3-H HR		0-0 1-3			0-0 G3-6-3 1-2f		4-0 6-2-3-4 IBB		3 1 1 3 1 0 1												
Gary Matthews, R (1, 7)	0-0 L4			0-0 4-3		0-0 5-3		0-0 L6-2-3-4 1-1 2-3		4 0 0 0 0 0 3												
Garry Maddox, R (1, 8) OBP: 0.125, SLG: 0.125	0-0 6-3			0-0 G3			0-0 6-3		0-0 4-3	4 0 0 0 0 0 0												
Larry Bowa, S (1, 6) OBP: 0.286, SLG: 0.286		0-0 F7		0-0 1B			0-0 3-1		0-0 CS 1B	4 0 2 0 0 0 0												
Bob Boone, R (1, 2) OBP: 0.167, SLG: 0.667		0-0 E5 FC1-6		0-0 6-3			0-0 HR		0-0 4-3 1-2	4 1 1 1 0 0 2												
Dick Ruthven, R (1, 1)		0-0 FC1-6		0-0 K			0-0 P3			3 0 0 0 0 1 1												
Inning Stats	R: 3 E: 0 K: 0 S: 5	H: 2 LOB: 0 BB: 1 P: 9	R: 0 E: 1 K: 0 S: 4	H: 0 LOB: 1 BB: 0 P: 4	R: 0 E: 0 K: 0 S: 3	H: 0 LOB: 0 BB: 0 P: 3	R: 0 E: 1 K: 0 S: 4	H: 1 LOB: 1 BB: 0 P: 4	R: 0 E: 0 K: 1 S: 5	H: 0 LOB: 0 BB: 0 P: 5	R: 0 E: 0 K: 0 S: 3	H: 1 LOB: 0 BB: 0 P: 3	R: 1 E: 0 K: 0 S: 4	H: 1 LOB: 0 BB: 0 P: 4	R: 1 E: 1 K: 0 S: 4	H: 3 LOB: 1 BB: 1 P: 8	R: 0 E: 0 K: 0 S: 3	H: 1 LOB: 0 BB: 0 P: 3	1B: 6 2B: 1 3B: 1 HR: 2	SF: 0 SAC: 0 DP: 1 HBP: 0	WP: 0 PB: 0 SB: 0 CS: 1	PA: 35
PITCHER	IP WLS BF H R ER SO BB IBB HBP BLK WP HR S P ERA WHIP												PITCHER	IP WLS BF H R ER SO BB IBB HBP BLK WP HR S P ERA WHIP								
Bob Forsch, R (1, 1) ERA: 6.43	7.0 L 29 7 5 5 1 1 0 0 0 0 0 2 30 34 6.43 1.143																					
Jim Kaat, L (8, 1) ERA:	0.0 1 1 0 0 0 0 0 0 0 0 0 0 1 1 ∞ ∞																					
Jim Otten, R (8, 1) ERA:	1.0 2 0 0 0 0 0 0 1 0 0 0 0 1 5 0.00 0.000																					
Bob Shirley, L (9, 1) ERA:	1.0 3 1 0 0 0 0 0 0 0 0 0 0 0 3 0.00 1.000																					

Batter	1	2	3	4	5	6	7	8	9	AB	R	H	RBI	BB	SO	LOB
Garry Templeton, S (1, 6) OBP: 0.250, SLG: 0.500	0-0 F7			0-0 E 2B		0-3 K		0-0 4-3		4	1	1	0	0	1	1
Ken Oberkfell, L (1, 5) OBP: 0.250, SLG: 0.250	0-0 4-3			0-0 E3 2B		0-0 4-3			0-0 G4-6-3 1B	4	1	1	0	0	0	0
Keith Hernandez, L (1, 3) OBP: 0.250, SLG: 0.500	0-0 4-3			0-0 G4-6-3 1-H 2B		0-0 4-3			0-0 G4-6-3 1-2f	4	0	1	1	0	0	1
George Hendrick, R (1, 9) OBP: 0.500, SLG: 0.333		0-0 5-3		1-0 G4-6-3 HBP			0-0 P3		0-0 1B	3	0	1	0	0	0	0
Darrell Porter, L (1, 2)		0-0 4-3		0-0 G4-6-3 1-2f 2-3			0-0 3-1		0-0 6-3	4	0	0	0	0	0	3
Sixto Lezcano, R (1, 7)		0-0 F8		0-3 K			0-3 K			3	0	0	0	0	2	1
Tony Scott, S (1, 8)			0-0 G3		0-3 K			0-0 4-3		3	0	0	0	0	1	0
Tom Herr, S (1, 4)			0-0 F8		0-0 L6			0-0 F7		3	0	0	0	0	0	0
Bob Forsch, R (1, 1)			0-3 K		0-0 F8			0-0 2B		2	0	0	0	0	1	0
Jim Kaat, L (8, 1)										0	0	0	0	0	0	0
Jim Otten, R (8, 1)										0	0	0	0	0	0	0
Steve Braun, L (8, PH) OBP: 1.000, SLG: 2.000										1	0	1	0	0	0	0
Bob Shirley, R (9, 1)										0	0	0	0	0	0	0

Inning Stats	R: 0	H: 0	E: 0	K: 0	S: 3	LOB: 0	BB: 0	P: 3	R: 0	H: 0	E: 0	K: 1	S: 5	LOB: 0	BB: 0	P: 5	R: 2	H: 2	E: 1	K: 1	S: 7	LOB: 1	BB: 0	P: 8	R: 0	H: 0	E: 0	K: 1	S: 5	LOB: 0	BB: 0	P: 5	R: 0	H: 0	E: 0	K: 1	S: 5	LOB: 0	BB: 0	P: 5	R: 0	H: 0	E: 0	K: 1	S: 5	LOB: 0	BB: 0	P: 5	R: 0	H: 1	E: 0	K: 0	S: 4	LOB: 1	BB: 0	P: 4	R: 0	H: 2	E: 0	K: 0	S: 4	LOB: 1	BB: 0	P: 4	1B: 2	2B: 3	3B: 0	HR: 0	SF: 0	SAC: 0	DP: 2	HBP: 1	WP: 0	PB: 0	SB: 0	CS: 0	PA: 32
PITCHER Dick Ruthven, R (1, 1) ERA: 1.0	IP	WLS	BF	H	R	ER	SO	BB	IBB	HBP	BLK	WP	HR	S	P	ERA	WHIP	IP	WLS	BF	H	R	ER	SO	BB	IBB	HBP	BLK	WP	HR	S	P	ERA	WHIP	IP	WLS	BF	H	R	ER	SO	BB	IBB	HBP	BLK	WP	HR	S	P	ERA	WHIP																										

BOTTOM

Philadelphia Phillies @ St. Louis Cardinals
 Busch Stadium, St. Louis, MO
 Sat Apr 11 1981, 3:33 AM CST
 Att. 38,473 - Unknown

livebaseballscores.com

AB	31
R	2
H	5
RBI	1
BB	0
SO	5
LOB	6



Batter	1	2	3	4	5	6	7	8	9
Garry Templeton, S (1, 6) OBP: 0.444, SLG: 1.000	0-0 WP 3B		0-0 L8		0-0 E 3B		0-0 SH5-4 1B	0-0 5-3	
Ken Oberkfell, L (1, 5) OBP: 0.143, SLG: 0.143	0-0 G3		0-0 F8		0-0 E3 1B		0-0 SH5-4 1-2		
Keith Hernandez, L (1, 3) OBP: 0.375, SLG: 0.500	0-3 K			0-0 F7	0-0 FC4 1B		0-0 1B 2-H		
George Hendrick, R (1, 9) OBP: 0.375, SLG: 0.286	0-3 K			0-0 1-3	0-0 FC4 1-2f		0-0 FC6-4 1B		
Darrell Porter, L (1, 2) OBP: 0.250, SLG: 0.375		0-0 FC5-4 1B		0-0 4-3		0-0 2B	0-3 K		
Sixto Lezcano, R (1, 7) OBP: 0.286, SLG: 0.429		0-0 FC5-4 1-2f 2B			0-0 F9 BLK SF7 1B	0-0 2B 2-H	0-0 FC6-4 1-2f		
Tony Scott, S (1, 8) OBP: 0.286, SLG: 0.857		0-0 1-H 2B			0-0 F9 1-3	0-3 K		0-0 HR	
Tom Herr, S (1, 4)		0-0 4-3			0-0 SF7	0-0 4-3		0-0 L4	
Lary Sorensen, R (1, 1) Bruce Sutter, R (7, 1)			0-3 K		0-0 3B 1B	0-0 L9		0-0 1-3	

Inning Stats	R: 1	H: 1	E: 0	K: 2	S: 8	LOB: 0	BB: 0	P: 8
	R: 0	H: 2	E: 0	K: 0	S: 4	LOB: 1	BB: 0	P: 4
	R: 0	H: 0	E: 0	K: 1	S: 5	LOB: 0	BB: 0	P: 5
	R: 0	H: 0	E: 0	K: 0	S: 3	LOB: 0	BB: 0	P: 3
	R: 3	H: 4	E: 1	K: 0	S: 8	LOB: 2	BB: 0	P: 8
	R: 1	H: 2	E: 0	K: 1	S: 7	LOB: 1	BB: 0	P: 7
	R: 1	H: 3	E: 0	K: 1	S: 8	LOB: 2	BB: 0	P: 8
	R: 1	H: 1	E: 0	K: 0	S: 4	LOB: 0	BB: 0	P: 4

PITCHER	IP	WLS	BF	H	R	ER	SO	BB	IBB	HBP	BLK	WP	HR	S	P	ERA	WHIP
Larry Christenson, R (1, 1) ERA: 7.2	5.0	L	24	9	5	4	3	0	0	0	1	1	0	30	30	7.20	1.800
Sparky Lyle, L (6, 1) ERA: 9.0	2.0		9	3	1	1	2	0	0	0	0	0	0	13	13	4.50	1.500
Mike Proby, R (8, 1) ERA: 9.0	1.0		4	1	1	1	0	0	0	0	0	0	1	4	4	9.00	1.000


BOTTOM

Philadelphia Phillies @ St. Louis Cardinals
 Busch Stadium, St. Louis, MO
 Sun Apr 12 1981, 3:33 AM CST
 Att. 21,462 - Unknown

AB	R	H	RBI	BB	SO	LOB
5	3	3	1	0	0	0
3	0	0	0	0	0	0
4	0	2	1	0	1	0
4	0	1	0	0	1	2
4	1	2	0	0	1	2
4	1	2	1	0	0	3
4	1	2	1	0	1	2
3	0	0	1	0	0	2
3	1	1	0	0	1	1
1	0	0	0	0	0	0

AB	35
R	7
H	13
RBI	5
BB	0
SO	5
LOB	12

WP: 1 PA: 37
 PB: 0
 SB: 0
 CS: 0



1B	2B	3B	HR	SF	SAC	DP	HBP
7	3	2	1	1	0	0	0

Batter	1	2	3	4	5	6	7	8	9	AB R H RBI BB SO LOB	TOP									
Omar Moreno, L (1, 8) OBP: 0.250, SLG: 0.333	0-3 K		0-3 K		0-0 1B 2-H		0-0 1-3 2B			4 0 2 1 0 2 1	Pittsburgh Pirates @ Philadelphia Phillies Veterans Stadium, Philadelphia, PA Mon Apr 13 1981, 6:05 PM EST Att: 60,404 - Unknown									
Tim Foli, R (1, 6) OBP: 0.250, SLG: 0.250	0-0 WP S 1B		0-0 P4		0-0 1-2 1B		0-3 K			4 0 2 0 0 1 3										
Dave Parker, L (1, 9) OBP: 0.250, SLG: 0.500	0-3 K 1-2			0-0 F7	0-0 1-3			0-3 K2-3		4 0 0 0 0 2 3										
Bill Robinson, R (1, 3) OBP: 0.200, SLG: 0.200	0-0 F5 2-3			0-0 5-3 1B		0-0 P3		0-0 L5		4 0 1 0 0 0 1										
Bill Madlock, R (1, 5) OBP: 0.300, SLG: 0.400 Vance Law, R (7, 4)		0-0 P2		0-0 5-3 1-2		0-0 9-5 WP 1B		0-0 F9		3 0 1 0 0 0 1 1 0 0 0 0 0 0										
Lee Lacy, R (1, 7) OBP: 0.200, SLG: 0.200		0-0 F8		0-0 5-3		0-0 9-5 1-3f			0-0 G6-4-3 1B	4 0 1 0 0 0 2										
Dale Berra, R (1, 4) OBP: 0.222, SLG: 0.333 (7, 5)		0-0 F8			0-3 K		0-0 6-3		0-0 L5	4 0 0 0 0 1 1										
Steve Nicosia, R (1, 2) OBP: 0.300, SLG: 0.222			0-0 SH1-4 1B		0-0 SH1-4 1B		0-0 F8		0-0 G6-4-3 1-2f	4 1 2 0 0 0 1										
John Candelaria, L (1, 1) Kurt Bevacqua, R (7, PH) Eddie Solomon, R (7, 1)			0-0 F5		0-0 SH1-4 1-2		4-0 2B BB			1 0 0 0 0 0 1 0 0 0 0 1 0 0 0 0 0 0 0 0 0										
Inning Stats	R: 0 E: 0 K: 2 S: 8	H: 1 LOB: 1 BB: 0 P: 8	R: 0 E: 0 K: 0 S: 3	H: 0 LOB: 0 BB: 0 P: 3	R: 0 E: 0 K: 1 S: 6	H: 1 LOB: 1 BB: 0 P: 6	R: 0 E: 0 K: 0 S: 4	H: 1 LOB: 1 BB: 0 P: 4	R: 1 E: 0 K: 1 S: 8	H: 3 LOB: 2 BB: 0 P: 8		R: 0 E: 0 K: 0 S: 3	H: 1 LOB: 0 BB: 0 P: 3	R: 0 E: 0 K: 1 S: 5	H: 0 LOB: 0 BB: 0 P: 5	R: 0 E: 0 K: 0 S: 3	H: 1 LOB: 0 BB: 0 P: 3	1B: 8 2B: 2 3B: 0 HR: 0	SF: 0 SAC: 1 DP: 2 HBP: 0	WP: 2 PB: 0 SB: 1 CS: 0
PITCHER Steve Carlton, L (1, 1) ERA: 1.13	IP: 9.0 WLS: W BF: 35 H: 9 R: 1 ER: 1 SO: 6 BB: 1 IBB: 0 HBP: 0 BLK: 0 WP: 2 HR: 0 S: 46 P: 50 ERA: 1.00 WHIP: 1.111											PITCHER IP: WLS: BF: H: R: ER: SO: BB: IBB: HBP: BLK: WP: HR: S: P: ERA: WHIP:								

livebaseballscorecards.com

AB	33
R	1
H	9
RBI	1
BB	1
SO	6
LOB	14



Batter	1	2	3	4	5	6	7	8	9	AB	R	H	RBI	BB	SO	LOB
Lonnie Smith, R (1, 9) OBP: 0.250, SLG: 0.250 Greg Gross, L (7, 9)	0-0 5-3	0-0 FC4-6 1B		0-0 FC6-4 1B		0-0 BB 1B		0-0 F8		4	0	1	0	0	0	2
Pete Rose, S (1, 3) OBP: 0.444, SLG: 0.556	0-3 K	0-0 1B		0-0 G1-4-3 1B		0-3 K		0-0 2B		5	0	3	0	0	2	3
Mike Schmidt, R (1, 5) OBP: 0.471, SLG: 0.583	0-0 E7 2B	0-0 F8		0-0 G1-4-3 1B		4-0 BB BB		0-0 5-3		4	0	1	1	1	0	5
Gary Matthews, R (1, 7) OBP: 0.250, SLG: 0.200	0-0 P4		0-0 FC5-4 1B		0-0 1-3		0-0 F7			4	0	1	0	0	0	4
Manny Trillo, R (1, 4) OBP: 0.294, SLG: 0.267		4-0 2B 1B BB	0-0 FC5-4 SF7		0-0 F9		0-0 3-1			3	2	0	0	1	0	1
Garry Maddox, R (1, 8) OBP: 0.188, SLG: 0.188		0-0 F8	0-0 E9 1B		0-0 5-3		0-0 S 1B			4	0	2	0	0	0	1
Larry Bowa, S (1, 6) OBP: 0.214, SLG: 0.308		0-0 1B FC 2B	0-0 SF7		0-0 F9		0-0 P6			3	1	1	1	0	0	1
Bob Boone, R (1, 2) OBP: 0.231, SLG: 0.462		0-0 FC E 1B	0-0 F7		0-0 1B BB 1B		0-0 1-3			4	2	2	1	0	0	2
Steve Carlton, L (1, 1) OBP: 0.333, SLG: 0.333		0-0 FC FC4-6 1B		0-0 FC6-4 1B		0-0 BB 1B 1B		0-0 F9		4	0	2	1	0	0	1


Inning Stats	R: 0	H: 1	E: 1	K: 1	S: 6	LOB: 1	BB: 0	P: 6	R: 3	H: 3	E: 1	K: 0	S: 7	LOB: 2	BB: 1	P: 11	R: 1	H: 2	E: 1	K: 0	S: 5	LOB: 1	BB: 0	P: 5	R: 0	H: 2	E: 0	K: 0	S: 4	LOB: 1	BB: 0	P: 4	R: 0	H: 3	E: 0	K: 1	S: 8	LOB: 3	BB: 1	P: 12	R: 0	H: 1	E: 0	K: 0	S: 4	LOB: 1	BB: 0	P: 4	R: 0	H: 1	E: 0	K: 0	S: 4	LOB: 1	BB: 0	P: 4
PITCHER	IP	WLS	BF	H	R	ER	SO	BB	IBB	HBP	BLK	WP	HR	S	P	ERA	WHIP																																							
John Candelaria, L (1, 1) ERA: 6.0	6.0	L	31	11	5	4	2	2	0	0	0	0	0	33	41	6.00	2.167																																							
Eddie Solomon, R (7, 1) ERA:	2.0		8	2	0	0	0	0	0	0	0	0	0	8	8	0.00	1.000																																							

BOTTOM

Pittsburgh Pirates @ Philadelphia Phillies
Veterans Stadium, Philadelphia, PA


Mon Apr 13 1981, 6:05 PM EST
Att. 60,404 - Unknown

AB 36
R 5
H 13
RBI 4
BB 2
SO 2
LOB 20



WP: 0 PA: 39
PB: 0 SB: 1 CS: 0
1B: 10 SF: 1
2B: 3 SAC: 0
3B: 0 DP: 1
HR: 0 HBP: 0

WP	PA	ERA	WHIP
0	39		

Batter	1	2	3	4	5	6	7	8	9	10	11	AB R H RBI BB SO LOB	TOP				
Omar Moreno, L (1, 8) OBP: 0.333, SLG: 0.353	0-0 6-3		0-0 1B	0-0 F9		4-0 FC6-4 BB		0-0 1B		0-0 L6		5 1 2 0 1 0 4					
Tim Foli, R (1, 6) Vance Law, R (2, 4) OBP: 0.231, SLG: 0.231	0-0 6-3		0-0 1-3		0-0 F9	0-0 FC6-4		0-0 4-3			0-0 F4	1 0 0 0 0 0 0 5 0 0 1 0 0 5					
Dave Parker, L (1, 9) OBP: 0.278, SLG: 0.444	0-0 F7		0-0 FC6-4 1B		0-0 S 1B	0-0 G3			0-0 4-3		0-0 4-3	6 0 2 1 0 0 2					
Jason Thompson, L (1, 3) OBP: 0.308, SLG: 0.455		4-0 FC6-4 FC5-4 1B BB	0-0 FC6-4		0-0 F6		0-0 F6		0-0 F3		0-0 2B 1B	5 1 1 0 1 0 2					
Mike Easler, L (1, 7) OBP: 0.429, SLG: 0.417		0-0 FC6-4 1B	0-0 F7		4-0 1B	0-0 F7		0-0 K		0-3 K	0-0 1-3 2B	5 0 2 0 1 1 1					
Bill Madlock, R (1, 5) OBP: 0.375, SLG: 0.467		0-0 FC6-4 FC5-4 1-2f 2-3		0-0 1B 2B	0-0 F9		0-0 F8			0-0 1B SH1 1B	4-0 IBB	5 0 2 0 1 0 4					
Dale Berra, R (1, 4) OBP: 0.286, SLG: 0.308		0-0 FC5-4 2B 1-2f 3-H		0-0 2-3 1B		0-0 F4		4-0 FC6-4 BB		0-0 SH1	0-3 K	4 0 1 1 1 1 4	AB 45 R 3 H 12 RBI 3 BB 5 SO 4 LOB 32				
Steve Nicosia, R (1, 2) OBP: 0.333, SLG: 0.357		0-0 1-3 2B		0-0 F6		0-0 E3 BB FC6-4 HBP		0-0 FC6-4 FC2-6 1-2f		0-0 2-3 1B		5 1 2 0 0 0 3					
Jim Bibby, R (1, 1) Kent Tekulve, R (9, 1) Grant Jackson, S (9, 1) Bill Robinson, R (10, PH) Enrique Romo, R (10, 1) OBP: 0.333, SLG: 0.200		0-3 K		0-3 K		1-0 FC6-4 BB HBP		0-0 FC2-6 1B 1-2f		0-0 F4		3 0 0 0 0 2 5 0 0 0 0 0 0 0 0 0 0 0 0 0 0 1 0 0 0 0 0 2 0 0 0 0 0 0 0					
Inning Stats	R: 0 H: 0 E: 0 LOB: 0 K: 0 BB: 0 S: 3 P: 3	R: 1 H: 2 E: 0 LOB: 2 K: 1 BB: 1 S: 7 P: 11	R: 1 H: 2 E: 0 LOB: 1 K: 0 BB: 0 S: 5 P: 5	R: 0 H: 2 E: 0 LOB: 2 K: 1 BB: 0 S: 7 P: 7	R: 0 H: 1 E: 0 LOB: 2 K: 0 BB: 1 S: 4 P: 8	R: 1 H: 0 E: 1 LOB: 2 K: 0 BB: 1 S: 4 P: 9	R: 0 H: 0 E: 0 LOB: 0 K: 0 BB: 0 S: 3 P: 3	R: 0 H: 1 E: 0 LOB: 2 K: 0 BB: 1 S: 4 P: 8	R: 0 H: 0 E: 0 LOB: 0 K: 1 BB: 0 S: 5 P: 5	R: 0 H: 2 E: 0 LOB: 2 K: 0 BB: 0 S: 5 P: 5	R: 0 H: 2 E: 0 LOB: 3 K: 1 BB: 1 S: 7 P: 11	1B: 9 SF: 0 2B: 3 SAC: 1 3B: 0 DP: 0 HR: 0 HBP: 1	WP: 0 PA: 52 PB: 0 SB: 2 CS: 0				
PITCHER	IP WLS BF H R ER SO BB IBB HBP BLK WP HR S P ERA WHIP																
Marty Bystrom, R (1, 1) ERA: 2.25	8.0	38	8	3	2	2	4	0	1	0	0	0	0	37	54	2.25	1.500
Sparky Lyle, L (9, 1) ERA: 5.4	2.0	8	2	0	0	1	0	0	0	0	0	0	0	10	10	0.00	1.000
Tug McGraw, L (11, 1) ERA:	1.0	W 6	2	0	0	1	0	1	0	0	0	0	0	7	11	0.00	2.000

Pittsburgh Pirates @ Philadelphia Phillies
Veterans Stadium, Philadelphia, PA
Wed Apr 15 1981, 6:05 PM EST
Att. 27,450 - Unknown

livebaseballscorecards.com

Batter	1	2	3	4	5	6	7	8	9	10	11	AB R H RBI BB SO LOB	BOTTOM													
Pete Rose, S OBP: 0.478, SLG: 0.591 (1, 3)												4 0 2 0 1 0 3	Pittsburgh Pirates @ Philadelphia Phillies Veterans Stadium, Philadelphia, PA Wed Apr 15 1981, 6:05 PM EST Att. 27,450 - Unknown													
Manny Trillo, R OBP: 0.333, SLG: 0.316 (1, 4)												4 1 2 0 0 0 2														
Lonnie Smith, R OBP: 0.250, SLG: 0.250 (8, PR)												0 0 0 0 0 0 0														
Ramon Aviles, R (9, 4)												1 0 0 0 0 0 0														
Bake McBride, L OBP: 0.313, SLG: 0.438 (1, 9)												4 0 2 1 0 0 2														
Sparky Lyle, L (9, 1)												0 0 0 0 0 0 0														
Luis Aguayo, R (10, PH)												1 0 0 0 0 0 0														
Tug McGraw, R (11, 1)												0 0 0 0 0 0 0														
Mike Schmidt, R OBP: 0.409, SLG: 0.471 (1, 5)												5 1 1 0 0 1 2														
Gary Matthews, R OBP: 0.286, SLG: 0.368 (1, 7)												4 1 1 1 1 0 1														
Garry Maddox, R OBP: 0.150, SLG: 0.150 (1, 8)												4 0 0 0 0 1 3														
Larry Bowa, S OBP: 0.222, SLG: 0.294 (1, 6)												4 1 1 0 0 1 2														
Bob Boone, R OBP: 0.200, SLG: 0.400 (1, 2)												2 0 0 0 0 0 1														
Greg Gross, L (8, PH)												1 0 0 0 0 0 0														
Keith Moreland, R OBP: 1.000, SLG: 1.000 (9, 2)												1 0 1 2 0 0 0														
Marty Bystrom, R (1, 1)												2 0 0 0 0 2 1														
Del Unser, L OBP: 0.500, SLG: 0.500 (8, PH)												1 0 0 0 0 1 0														
Dick Davis, R (9, PH)												0 0 0 0 1 0 0														
Inning Stats	R: 0 E: 0 K: 0 S: 3	H: 1 LOB: 0 BB: 0 P: 3	R: 0 E: 0 K: 0 S: 3	H: 0 LOB: 0 BB: 0 P: 3	R: 0 E: 0 K: 1 S: 6	H: 1 LOB: 1 BB: 0 P: 6	R: 1 E: 1 K: 1 S: 7	H: 2 LOB: 1 BB: 0 P: 7	R: 0 E: 0 K: 2 S: 7	H: 0 LOB: 0 BB: 0 P: 7	R: 0 E: 0 K: 0 S: 3	H: 1 LOB: 1 BB: 1 P: 7	R: 0 E: 0 K: 0 S: 3	H: 0 LOB: 0 BB: 0 P: 3	R: 0 E: 0 K: 1 S: 7	H: 2 LOB: 2 BB: 0 P: 7	R: 2 E: 0 K: 1 S: 7	H: 2 LOB: 2 BB: 2 P: 15	R: 0 E: 0 K: 0 S: 3	H: 0 LOB: 0 BB: 0 P: 3	R: 1 E: 0 K: 0 S: 1	H: 1 LOB: 0 BB: 0 P: 1	1B: 6 2B: 3 3B: 0 HR: 1	SF: 0 SAC: 0 DP: 2 HBP: 0	WP: 0 PB: 0 SB: 2 CS: 0	PA: 41
PITCHER	IP	WLS	BF	H	R	ER	SO	BB	IBB	HBP	BLK	WP	HR	S	P	ERA	WHIP									
Jim Bibby, R ERA: 3.6 (1, 1)	8.0		32	8	3	3	5	2	0	0	0	0	0	40	48	3.38	1.250									
Kent Tekulve, R ERA: 5.4 (9, 1)	0.2		3	1	0	0	1	0	0	0	0	0	0	5	5	0.00	1.500									
Grant Jackson, L ERA: (9, 1)	0.1		2	0	0	0	0	1	0	0	0	0	0	1	5	0.00	3.000									
Enrique Romo, R ERA: 4.5 (10, 1)	1.0	L	4	1	1	1	0	0	0	0	0	0	1	4	4	9.00	1.000									

livebaseballscorecards.com

AB	38
R	4
H	10
RBI	4
BB	3
SO	6
LOB	17



Batter	1	2	3	4	5	6	7	8	9	AB R H RBI BB SO LOB	TOP											
Omar Moreno, L (1, 8) OBP: 0.348, SLG: 0.300	0-0 E4 1B	4-0 BB			0-0 F7		4-0 1B L6-5 BB		0-0 F7	3 1 0 0 2 0 0	Pittsburgh Pirates @ Philadelphia Phillies Veterans Stadium, Philadelphia, PA Thu Apr 16 1981, 6:05 PM EST Att. 26,780 - Unknown											
Vance Law, R (1, 4) Willie Stargell, L (7, PH) Tim Foli, R (7, PR) OBP: 0.500, SLG: 0.500 OBP: 0.231, SLG: 0.231	0-0 F8	0-0 6-3			0-0 G3		0-0 1B		0-0 1B	3 0 0 0 0 0 2 1 0 1 1 0 0 0 0 0 0 0 0 0 0												
Dave Parker, L (1, 9) OBP: 0.227, SLG: 0.364	0-0 L5				0-3 K		0-0 L6-5		0-0 3-H	4 0 0 0 0 1 3												
Jason Thompson, L (1, 3) OBP: 0.294, SLG: 0.400	0-0 1B 1B				0-0 L3		0-0 F8		0-0 F6	4 1 1 1 0 0 0												
Mike Easler, L (1, 7) OBP: 0.444, SLG: 0.438	0-0 1B 1B				0-0 4-1		0-0 1B		0-3 K	4 0 2 0 0 1 0												
Bill Madlock, R (1, 5) OBP: 0.450, SLG: 0.526	0-0 FC6-4 1B				0-0 4-3 1B		0-0 F2		0-0 1B	4 0 3 1 0 0 1												
Dale Berra, R (1, 6) OBP: 0.222, SLG: 0.235	0-0 FC6-4				0-0 F7		0-0 5-3		0-0 F8	4 0 0 0 0 0 5												
Steve Nicosia, R (1, 2) Lee Lacy, R (7, PH) Tony Peña, R (7, 2)		0-0 6-3			0-0 4-3		0-0 1B 1B		0-3 K	2 0 0 0 0 0 1 1 1 1 0 0 0 0 1 0 0 0 0 1 0												
Don Robinson, R (1, 1) John Milner, L (7, PH) Eddie Solomon, R (7, 1) Bill Robinson, R (9, PH)		0-0 5-3			0-3 K		0-0 F7		0-0 5-3	2 0 0 0 0 1 1 1 0 0 0 0 0 1 0 0 0 0 0 0 0 1 0 0 0 0 0 0												
Inning Stats	R: 2 E: 1 K: 0 S: 7	H: 3 LOB: 2 BB: 0 P: 7	R: 0 E: 0 K: 0 S: 3	H: 0 LOB: 1 BB: 1 P: 7	R: 0 E: 0 K: 0 S: 3	H: 0 LOB: 0 BB: 0 P: 3	R: 0 E: 0 K: 1 S: 6	H: 1 LOB: 1 BB: 0 P: 6	R: 0 E: 0 K: 1 S: 5	H: 0 LOB: 0 BB: 0 P: 5		R: 0 E: 0 K: 0 S: 4	H: 1 LOB: 1 BB: 0 P: 4	R: 1 E: 0 K: 0 S: 4	H: 2 LOB: 1 BB: 1 P: 8	R: 0 E: 0 K: 1 S: 6	H: 1 LOB: 1 BB: 0 P: 6	R: 0 E: 0 K: 1 S: 5	H: 0 LOB: 0 BB: 0 P: 5	1B: 8 2B: 1 3B: 0 HR: 0	SF: 0 SAC: 0 DP: 1 HBP: 0	WP: 0 PB: 0 SB: 4 CS: 0
PITCHER	IP WLS BF H R ER SO BB IBB HBP BLK WP HR S P ERA WHIP	IP WLS BF H R ER SO BB IBB HBP BLK WP HR S P ERA WHIP											IP WLS BF H R ER SO BB IBB HBP BLK WP HR S P ERA WHIP									
Dick Ruthven, R (1, 1) ERA: 1.06	8.0 W 34 8 3 1 3 2 0 0 0 0 0 0 38 46 1.12 1.250	1.0 S 3 0 0 0 1 0 0 0 0 0 0 0 5 5 0.00 0.000																				

livebaseballscorecards.com

AB	35
R	3
H	8
RBI	3
BB	2
SO	4
LOB	14



Batter	1	2	3	4	5	6	7	8	9
Pete Rose, S (1, 3) OBP: 0.519, SLG: 0.692	0-0 5-3		0-0 1B 2B		0-0 4-3 2B		0-0 1-3 L6-3 1B		
Luis Aguayo, R (1, 4) OBP: 0.200, SLG: 0.200	0-0 F8		0-0 2-H WP 1B		0-0 5-3		0-0 1-2 L6-3		
Bake McBride, L (1, 9) Tug McGraw, R (9, 1)	0-0 4-3		0-3 1-2 K		0-0 2-3 4-3			0-0 4-3	
Mike Schmidt, R (1, 5) OBP: 0.385, SLG: 0.571		0-0 HR	0-3 K		0-0 5-3			0-0 6-3	
Gary Matthews, R (1, 7) OBP: 0.320, SLG: 0.478		0-0 F6		0-0 1B E 1B		0-0 F4		0-0 WP 3B	
Garry Maddox, R (1, 8) OBP: 0.250, SLG: 0.250		0-0 CS 1B		0-0 1-2 E K 1B		0-0 F8		0-0 3-H 1B	
Larry Bowa, S (1, 6) OBP: 0.227, SLG: 0.286	0-0 4-3		0-0 1-2 2B 1B		0-0 E2 1B		0-0 3-1	0-0 4-3	
Bob Boone, R (1, 2) OBP: 0.222, SLG: 0.389			0-0 SH3-4 2B 1B		0-0 F3		0-0 F9		
Dick Ruthven, R (1, 1) Greg Gross, L (9, 9)			0-0 SH3-4	0-3 K			0-0 E5 1B PB		

Inning Stats	R: 0	H: 0	E: 0	K: 0	S: 3	R: 1	H: 2	E: 0	K: 0	S: 4	R: 2	H: 3	E: 0	K: 2	S: 10	R: 1	H: 3	E: 1	K: 1	S: 7	R: 0	H: 1	E: 0	K: 0	S: 4	R: 0	H: 0	E: 1	K: 0	S: 3	R: 0	H: 1	E: 1	K: 0	S: 4	R: 1	H: 2	E: 0	K: 0	S: 5
	0	0	0	0	3	1	2	0	0	4	2	3	0	2	10	1	3	1	1	7	0	1	0	0	4	0	0	1	0	3	0	1	0	4	1	2	0	0	5	


PITCHER	IP	WLS	BF	H	R	ER	SO	BB	IBB	HBP	BLK	WP	HR	S	P	ERA	WHIP
Don Robinson, R (1, 1) ERA: 4.5	6.0	L	25	9	4	3	3	0	0	0	0	1	1	31	31	4.50	1.500
Eddie Solomon, R (7, 1) ERA: 2.25	2.0		9	3	1	1	0	0	0	0	0	1	0	9	9	4.50	1.500

BOTTOM

Pittsburgh Pirates @ Philadelphia Phillies
Veterans Stadium, Philadelphia, PA

Thu Apr 16 1981, 6:05 PM EST
Att. 26,780 - Unknown

AB	33
R	5
H	12
RBI	3
BB	0
SO	3
LOB	13



PITCHER	IP	WLS	BF	H	R	ER	SO	BB	IBB	HBP	BLK	WP	HR	S	P	ERA	WHIP
Don Robinson, R (1, 1) ERA: 4.5	6.0	L	25	9	4	3	3	0	0	0	0	1	1	31	31	4.50	1.500
Eddie Solomon, R (7, 1) ERA: 2.25	2.0		9	3	1	1	0	0	0	0	0	1	0	9	9	4.50	1.500

Batter	1	2	3	4	5	6	7	8	9	AB R H RBI BB SO LOB	TOP
Ivan De Jesus, R (1, 6) OBP: 0.250, SLG: 0.182	4-0 BB 1-3			x 0-0 F9		x 4-0 FC1-6-5 BB		x 0-0 FC3-6 1B		2 0 1 0 2 0 0	
Joe Strain, R (1, 4) OBP: 0.364, SLG: 0.222	x 0-0 1-3		x 0-0 6-3		x 0-0 FC1-6-5		x 0-0 FC3-6		4 0 0 0 0 0 4		
Bill Buckner, L (1, 3) OBP: 0.250, SLG: 0.261	x 0-0 F7		x 0-0 2B		x 0-0 4-3		x 0-0 G6-4-3		4 0 1 0 0 0 3		
Steve Henderson, R (1, 7) OBP: 0.458, SLG: 0.421		x 0-0 6-3		x 0-0 E5		x 0-3 K		x 0-0 F9		4 0 0 0 0 1 1	
Leon Durham, L (1, 9) OBP: 0.250, SLG: 0.143		x 0-0 CS 1B		x 0-0 6-3		x 0-0 1B HBP SF7-5 1B		x 0-0 G3		4 1 2 0 0 0 2	
Ken Reitz, R (1, 5) OBP: 0.417, SLG: 0.500		x 0-3 K		x 0-3 K		x 1-0 SF7-5 1B 1-2 HBP		x 0-0 BB 1B		3 1 1 0 0 2 1	
Scot Thompson, L (1, 8) OBP: 0.286, SLG: 0.167			x 0-0 F5		x 0-0 5-3		x 0-0 1B 1-2 2-3		3 0 1 0 1 0 0		
Barry Foote, R (1, 2) Doug Capilla, L (7, 1) Jerry Morales, R (9, PH) OBP: 0.667, SLG: 0.667			x 0-3 K		x 0-0 F8		x 0-0 SF7-5		2 0 0 0 0 1 0		
Ken Kravec, L (1, 1) Bill Caudill, R (4, 1) Lee Smith, R (5, 1) Tim Blackwell, S (5, 2) Jim Tracy, L (7, PH)			x 0-3 K		x 0-0 F7		x 0-0 FC3-6 1B		1 0 0 0 0 1 0		
Inning Stats	R: 0 H: 0 E: 0 LOB: 0 K: 0 BB: 1 S: 2 P: 6	R: 0 H: 1 E: 0 LOB: 0 K: 1 BB: 0 S: 5 P: 5	R: 0 H: 0 E: 0 LOB: 0 K: 2 BB: 0 S: 7 P: 7	R: 0 H: 1 E: 1 LOB: 2 K: 0 BB: 0 S: 5 P: 5	R: 0 H: 0 E: 0 LOB: 0 K: 1 BB: 0 S: 5 P: 5	R: 0 H: 0 E: 0 LOB: 1 K: 1 BB: 1 S: 3 P: 7	R: 1 H: 2 E: 0 LOB: 1 K: 1 BB: 0 S: 6 P: 7	R: 0 H: 2 E: 0 LOB: 1 K: 0 BB: 0 S: 4 P: 4	R: 1 H: 2 E: 0 LOB: 2 K: 0 BB: 1 S: 5 P: 9	1B: 7 SF: 1 2B: 2 SAC: 0 3B: 0 DP: 2 HR: 0 HBP: 1	WP: 0 PA: 36 PB: 0 SB: 1 CS: 1
PITCHER	IP WLS BF H R ER SO BB IBB HBP BLK WP HR S P ERA WHIP										
Larry Christenson, R (1, 1) ERA: 3.75	7.0 W 26 4 1 1 5 2 0 1 0 0 0 33 42 1.29 0.857										
Mike Proly, R (8, 1) ERA: 6.0	2.0 10 4 1 1 0 1 0 0 0 0 0 9 13 4.50 2.500										

Chicago Cubs @ Philadelphia Phillies
Veterans Stadium, Philadelphia, PA
Fri Apr 17 1981, 6:05 PM EST
Att. 21,948 - Unknown - 58 F

livebaseballscorecards.com

AB	31
R	2
H	8
RBI	2
BB	3
SO	5
LOB	13



Batter	1	2	3	4	5	6	7	8	9	AB	R	H	RBI	BB	SO	LOB
Pete Rose, S OBP: 0.500, SLG: 0.633 Mike Proly, R (8, 1)	0-0 4-3 5-3 1B		0-0 1-3	4-0 1-2 2-3 3-H 1B BB	0-3 K		0-0 L4-6 2-3			4	0	1	1	1	1	3
Manny Trillo, R OBP: 0.346, SLG: 0.304 (1, 4)	0-0 5-3 1-2		0-0 F7	0-0 1-2 2-3 3-H 1B FC4-6	0-0 5-3			4-0 FC3-6 BB		4	0	1	1	1	0	2
Bake McBride, L OBP: 0.240, SLG: 0.360 (1, 9)	0-0 4-3 2-3		0-0 BB 2B	0-3 K		0-0 6-3		0-0 FC3-6 G4-6-3 1-2f		5	0	1	0	0	1	5
Keith Moreland, R OBP: 0.429, SLG: 0.400 (1, 5) (8, 3)	0-0 5-3		4-0 BB BB	0-0 SF8 3-H		0-0 4-3		0-0 G4-6-3 1-2f		3	0	0	1	1	0	2
Gary Matthews, R OBP: 0.379, SLG: 0.577 (1, 7)		0-0 E G5-4-3 2B	4-0 FC4-6 1-2 2-3 BB	0-0 FC4-6 1-2f		0-0 WP 2B				3	1	2	0	1	0	2
Garry Maddox, R OBP: 0.250, SLG: 0.250 Del Unser, L OBP: 0.500, SLG: 0.500 (1, 8) (7, 8)		0-0 E3 G5-4-3 2-3	0-0 FC4-6 1-2f		0-0 1B 2B 1B	0-3 K				4	1	1	0	0	1	5
Larry Bowa, S OBP: 0.269, SLG: 0.360 John Vukovich, R (8, 5)		0-0 G5-4-3 1-2f 3-H		0-0 1B BB 2B	0-0 2B PB 1B		0-0 F6			4	2	2	0	0	0	1
Bob Boone, R OBP: 0.364, SLG: 0.474 (1, 2)		4-0 BB		4-0 BB 1B BB	0-0 PB 2B		4-0 L4-6 1B BB			1	1	1	1	3	0	0
Larry Christenson, R OBP: 0.200, SLG: 0.200 Luis Aguayo, R OBP: 0.333, SLG: 0.333 (7, PH) (8, 6)		0-3 K		0-0 1B BB SF8 1B	0-3 K		0-0 1-2 1B			3	1	1	0	0	2	2
										1	0	1	0	0	0	0

Inning Stats	R: 0	H: 1	E: 0	LOB: 1	K: 0	P: 4	R: 1	H: 1	E: 1	LOB: 1	K: 1	P: 10	R: 0	H: 1	E: 0	LOB: 3	K: 0	P: 12	R: 3	H: 3	E: 0	LOB: 2	K: 1	P: 16	R: 2	H: 3	E: 0	LOB: 1	K: 2	P: 10	R: 0	H: 1	E: 0	LOB: 1	K: 1	P: 6	R: 0	H: 1	E: 0	LOB: 1	K: 0	P: 7	R: 0	H: 0	E: 0	LOB: 0	K: 0	P: 6
	S: 4	BB: 0	S: 6	BB: 1	S: 4	P: 12	S: 6	BB: 1	S: 4	P: 12	S: 8	P: 16	S: 10	P: 10	S: 6	P: 6	S: 3	P: 7	S: 2	P: 6	S: 2	P: 6	S: 2	P: 6	S: 2	P: 6	S: 2	P: 6	S: 2	P: 6	S: 2	P: 6	S: 2	P: 6	S: 2	P: 6	S: 2	P: 6	S: 2	P: 6	S: 2	P: 6	S: 2	P: 6	S: 2	P: 6	S: 2	P: 6

PITCHER	IP	WLS	BF	H	R	ER	SO	BB	IBB	HBP	BLK	WP	HR	S	P	ERA	WHIP
Ken Kravec, L ERA: 3.38 (1, 1)	3.0	L	19	5	4	3	1	5	0	0	0	0	0	16	36	9.00	3.333
Bill Caudill, R ERA: 2.57 (4, 1)	1.0		7	4	2	1	1	0	0	0	0	0	0	9	9	9.00	4.000
Lee Smith, R ERA: 1.23 (5, 1)	2.0		7	1	0	0	3	0	0	0	0	1	0	13	13	0.00	0.500
Doug Capilla, L ERA: 12.0 (7, 1)	2.0		7	1	0	0	0	2	0	0	0	0	0	5	13	0.00	1.500


BOTTOM

Chicago Cubs @ Philadelphia Phillies
Veterans Stadium, Philadelphia, PA

Fri Apr 17 1981, 6:05 PM EST
Att: 21,948 - Unknown - 58 F

AB	32
R	6
H	11
RBI	4
BB	7
SO	5
LOB	22

livebaseballscorecards.com



1B: 6	SF: 1	WP: 1	PA: 40
2B: 6	SAC: 0	PB: 1	
3B: 0	DP: 3	SB: 0	
HR: 0	HBP: 0	CS: 0	

Batter	1	2	3	4	5	6	7	8	9	10	AB R H RBI BB SO LOB	TOP													
Ivan De Jesus, R OBP: 0.310, SLG: 0.200 (1, 6) X	0-0 6-3 ①		4-0 BB ③		0-0 G3-6-3 1B ②		4-0 BB ③			0-3 K ①	3 0 1 0 2 1 0	<p>Chicago Cubs @ Philadelphia Phillies</p> <p>Veterans Stadium, Philadelphia, PA</p> <p>Sat Apr 18 1981, 6:05 PM EST</p> <p>Att. 27,780 - Unknown - 69 F</p>													
Bill Buckner, L OBP: 0.207, SLG: 0.214 (1, 3) X	0-0 F4 ②		0-3 K ③		0-0 G3-6-3 1-2f ②		0-0 4-3 ③			0-0 F8 ②	5 0 0 0 0 1 5														
Jerry Morales, R OBP: 0.625, SLG: 0.571 (1, 8) X	0-0 F8 ③			0-0 BB 2B 1B		0-0 6-3 ①		0-0 1B		4-0 BB	4 1 2 0 1 0 0														
Steve Henderson, R OBP: 0.483, SLG: 0.435 (1, 7)		0-0 F8 WP FC5-2 1B		4-0 2B 1-2 SF8 BB		0-0 CS 1B		0-3 K ①		0-3 K ③	4 1 2 0 1 2 2														
Hector Cruz, R OBP: 0.250, SLG: 0.500 (1, 9)		0-0 F8 1-3		0-0 SF8 1-3 2-H SF7 2B		0-0 F7 1-2		0-0 F7			4 1 1 1 0 0 3														
Ken Reitz, R OBP: 0.393, SLG: 0.478 (1, 5)		0-0 FC5-2 3-H		0-0 SF8 2-3 3-H		0-0 WP 1B 1B		0-3 K ③			3 0 1 1 0 1 2														
Barry Foote, R (1, 2)		0-3 K ③		0-0 SF7 3-H		0-0 F9 ①			0-0 F8 ①		3 0 0 1 0 1 2														
Mike Tyson, R OBP: 0.571, SLG: 0.400 Randy Martz, L (4, 1) Joe Strain, R OBP: 0.391, SLG: 0.263 Dick Tidrow, R (7, 1) Leon Durham, L OBP: 0.240, SLG: 0.136 Lee Smith, R (9, 1)			0-0 4-3 ①		0-3 K ③		0-0 WP 1B 1B		0-0 F7 ②		2 0 0 0 0 1 0 0 0 0 0 0 0 0 1 0 1 0 0 0 0 0 0 0 0 0 0 0 1 0 0 0 0 0 0 0 0 0 0 0 0 0														
Mike Krukow, R (1, 1) Steve Dillard, R (4, 4)			0-0 5-3 ②		0-3 K ①		0-3 K ②		0-0 4-3 ③		1 0 0 0 0 0 0 3 0 0 0 0 2 2														
Inning Stats	R: 0 E: 0 K: 0 S: 3	H: 0 LOB: 0 BB: 0 P: 3	R: 0 E: 0 K: 1 S: 6	H: 1 LOB: 1 BB: 0 P: 6	R: 0 E: 0 K: 1 S: 5	H: 0 LOB: 1 BB: 1 P: 9	R: 3 E: 0 K: 1 S: 7	H: 2 LOB: 0 BB: 1 P: 11	R: 0 E: 0 K: 1 S: 5	H: 1 LOB: 0 BB: 0 P: 5	R: 0 E: 0 K: 0 S: 3		H: 1 LOB: 0 BB: 0 P: 3	R: 0 E: 0 K: 1 S: 7	H: 1 LOB: 1 BB: 1 P: 11	R: 0 E: 0 K: 2 S: 8	H: 1 LOB: 1 BB: 0 P: 8	R: 0 E: 0 K: 0 S: 3	H: 0 LOB: 0 BB: 0 P: 3	R: 0 E: 0 K: 2 S: 7	H: 0 LOB: 1 BB: 1 P: 11	1B: 7 2B: 1 3B: 0 HR: 0	SF: 2 SAC: 0 DP: 1 HBP: 0	WP: 2 PB: 0 SB: 0 CS: 1	PA: 40
PITCHER Steve Carlton, L ERA: 1.73 (1, 1)	IP 10.0	WLS W	BF 40	H 8	R 3	ER 3	SO 9	BB 4	IBB 0	HBP 0	BLK 0	WP 2	HR 0	S 54	P 70	ERA 2.70	WHIP 1.200								

livebaseballscorecards.com

AB	34
R	3
H	8
RBI	3
BB	4
SO	9
LOB	16



BOTTOM

Chicago Cubs @ Philadelphia Phillies
Veterans Stadium, Philadelphia, PA

Sat Apr 18 1981, 6:05 PM EST
Att. 27,780 - Unknown - 69 F

livebaseballscorecards.com

AB	37
R	4
H	11
RBI	3
BB	8
SO	4
LOB	22



AB	R	H	RBI	BB	SO	LOB
4	1	0	0	2	0	1

5	2	3	1	1	0	3
---	---	---	---	---	---	---

4	0	2	1	1	0	0
---	---	---	---	---	---	---

4	0	1	1	0	2	5
---	---	---	---	---	---	---

3	0	0	0	2	1	2
---	---	---	---	---	---	---

4	0	0	0	1	0	4
---	---	---	---	---	---	---

5	1	3	0	0	0	2
---	---	---	---	---	---	---

3	0	2	0	1	1	0
---	---	---	---	---	---	---

4	0	0	0	0	0	5
---	---	---	---	---	---	---

1	0	0	0	0	0	0
---	---	---	---	---	---	---

1B	8	SF	1
2B	2	SAC	1
3B	0	DP	1
HR	1	HBP	0

WP	2	PA	47
PB	0		
SB	2		
CS	1		

Batter	1	2	3	4	5	6	7	8	9	10
Pete Rose, S OBP: 0.474, SLG: 0.559 (1, 3)	0-0 6-3 BB	4-0 BB		0-0 4-3 1-3		0-0 E7 1B 2B	4-0 IBB			0-0 6-3
Manny Trillo, R OBP: 0.406, SLG: 0.464 (1, 4)	0-0 2B SF8 1B	0-0 F7		4-0 WP BB		0-0 2B FC4-2 1B	0-0 F8			0-0 HR
Bake McBride, L OBP: 0.300, SLG: 0.448 (1, 9)	0-0 SF8 1-3 2B		0-0 F7	4-0 1-2 BB		0-0 FC4-2 1-3 3-H 2B		0-0 F7		
Keith Moreland, R OBP: 0.333, SLG: 0.333 (1, 5)	0-0 SF8 2-3 3-H 2B		0-0 CS 1B	0-0 F7		0-3 K		0-3 K		
Gary Matthews, R OBP: 0.382, SLG: 0.517 (1, 7)	4-0 BB		4-0 WP S 1-2 BB		0-3 K	0-0 FC4-2		0-0 F9		
Garry Maddox, R OBP: 0.242, SLG: 0.219 (1, 8)	0-0 F7		4-0 1-3 BB		0-0 1-3	0-0 F8			0-0 5-3	
Larry Bowa, S OBP: 0.323, SLG: 0.400 (1, 6)		0-0 1B G6-4-3 1B		0-0 1-3		0-0 BB 1B		0-0 G3 SH3-4 1B		0-0 F5
Bob Boone, R OBP: 0.423, SLG: 0.500 (1, 2)		0-0 G6-4-3 1B		0-0 4-3 S 1B		4-0 1-2 BB		0-0 SH3-4		0-3 K
Steve Carlton, L OBP: 0.200, SLG: 0.200 (1, 1)		0-0 G6-4-3		0-0 F7		0-0 4-3		0-0 G3		0-0 F7
Del Unser, L OBP: 0.333, SLG: 0.333 (10, PH)		1-2 3-H								

Inning Stats	R: 1	H: 2	E: 0	K: 0	S: 5	R: 1	H: 2	E: 0	K: 0	S: 4	R: 0	H: 1	E: 0	K: 0	S: 3	R: 0	H: 1	E: 0	K: 1	S: 6	R: 1	H: 2	E: 1	K: 1	S: 8	R: 0	H: 1	E: 0	K: 0	S: 4	R: 0	H: 0	E: 0	K: 1	S: 5	R: 0	H: 0	E: 0	K: 1	S: 5	R: 1	H: 1	E: 0	K: 0	S: 3	1B: 8	SF: 1	2B: 2	3B: 0	HR: 1	
	2	2		1	9	2	1		1	8	2	1		2	11	2	1		1	10	2	2		0	8	2	0		0	5	2	0		0	5	2	0		0	5	2	0		0	3	2	1		1	0	22

PITCHER	IP	WLS	BF	H	R	ER	SO	BB	IBB	HBP	BLK	WP	HR	S	P	ERA	WHIP
Mike Krukow, R ERA: 4.91 (1, 1)	3.2		21	6	2	2	0	6	0	0	0	2	0	15	39	4.91	3.273
Randy Martz, R ERA: (4, 1)	2.1		12	3	1	0	2	1	0	0	0	0	0	15	19	0.00	1.714
Dick Tidrow, R ERA: (7, 1)	2.0		8	1	0	0	1	0	1	0	0	0	0	9	13	0.00	0.500
Lee Smith, R ERA: 2.0 (9, 1)	1.2	L	6	1	1	1	1	0	0	0	0	0	1	8	8	5.40	0.600

Batter	1	2	3	4	5	6	7	8	9	AB R H RBI BB SO LOB	TOP									
Ivan De Jesus, R (1, 6) OBP: 0.273, SLG: 0.172	0-0 B1-3	0-3 K		0-3 K			0-0 6-3			4 0 0 0 0 2 2	Chicago Cubs @ Philadelphia Phillies Veterans Stadium, Philadelphia, PA Sun Apr 19 1981, 3:33 AM EST Att. 30,204 - Unknown - 77 F									
Mike Tyson, R (1, 4) OBP: 0.455, SLG: 0.667	0-0 HR	0-0 F5		0-0 6-3			0-0 F8			4 1 1 1 0 0 2										
Bill Buckner, L (1, 3) OBP: 0.212, SLG: 0.313	0-0 6-3		0-0 HR			0-0 F7		0-0 F9		4 1 1 1 0 0 0										
Steve Henderson, R (1, 7) OBP: 0.455, SLG: 0.407	0-0 1B 1B		0-0 1-3		0-3 K		0-0 6-3			4 0 1 0 0 1 0										
Leon Durham, L (1, 9) OBP: 0.276, SLG: 0.269	0-0 1-2 1B		0-0 SF7 3B		0-0 F9		0-0 4-3			4 1 2 0 0 0 0										
Jerry Morales, R (1, 8) OBP: 0.500, SLG: 0.455	0-0 5-3		0-0 E4			0-0 F7		0-0 G4-3 1B		4 0 1 0 0 0 3										
Ken Reitz, R (1, 5) OBP: 0.375, SLG: 0.440		1-0 FC2-5 BB HBP	0-0 SF7		0-0 5-3		0-0 G4-3			2 0 0 1 0 0 1										
Barry Foote, R (1, 2)		4-0 FC2-5 BB	0-3 K		0-0 5-3		0-0 F9			3 0 0 0 1 1 1										
Rick Reuschel, R (1, 1) Dick Tidrow, R (8, 1)		0-0 FC2-5		0-0 F4		0-0 4-3				3 0 0 0 0 0 2 0 0 0 0 0 0 0										
Inning Stats	R: 1 E: 0 K: 0 S: 6	H: 3 LOB: 2 BB: 0 P: 6	R: 0 E: 0 K: 1 S: 5	H: 0 LOB: 2 BB: 1 P: 10	R: 2 E: 1 K: 1 S: 8	H: 2 LOB: 1 BB: 0 P: 8	R: 0 E: 0 K: 1 S: 5	H: 0 LOB: 0 BB: 0 P: 5	R: 0 E: 0 K: 0 S: 3	H: 0 LOB: 0 BB: 0 P: 3	R: 0 E: 0 K: 0 S: 3	H: 0 LOB: 0 BB: 0 P: 3	R: 0 E: 0 K: 0 S: 3	H: 1 LOB: 0 BB: 0 P: 3	R: 0 E: 0 K: 0 S: 3	H: 0 LOB: 0 BB: 0 P: 3	1B: 3 2B: 0 3B: 1 HR: 2	SF: 1 SAC: 0 DP: 1 HBP: 1	WP: 0 PB: 0 SB: 0 CS: 0	PA: 35
PITCHER Nino Espinosa, R (1, 1) ERA: 2.0	IP: 9.0 WLS: W BF: 35 H: 6 R: 3 ER: 2 SO: 4 BB: 1 IBB: 0 HBP: 1 BLK: 0 WP: 0 HR: 2 S: 41 P: 46 ERA: 2.00 WHIP: 0.778											PITCHER	IP: WLS: BF: H: R: ER: SO: BB: IBB: HBP: BLK: WP: HR: S: P: ERA: WHIP:							

AB	32
R	3
H	6
RBI	3
BB	1
SO	4
LOB	11



Batter	1	2	3	4	5	6	7	8	9	AB R H RBI BB SO LOB	TOP									
Pete Rose, S (1, 3) OBP: 0.478, SLG: 0.548	0-0 1B 2B 1B	0-0 2B 1B		0-0 F8			0-1 CI CS		0-0 BB FC4-6 2-3 1B	4 2 3 0 0 0 0										
Manny Trillo, R (1, 4) OBP: 0.390, SLG: 0.459	0-0 2B 1B 1-2	0-0 F9			0-0 F8		0-0 P4 1-2		0-0 2-3	5 1 1 0 0 0 3										
Bake McBride, L (1, 9) OBP: 0.410, SLG: 0.571	0-0 1B 1-3 2-H	0-0 2B			0-0 3B 1B		4-0 BB		4-0 FC4-6 BB 1B BB	3 3 3 1 2 0 0										
Mike Schmidt, R (1, 5) OBP: 0.387, SLG: 0.600	0-3 K	0-0 F8			0-0 SF8 1-H		0-3 K		4-0 FC4-6 BB 1-2 2-3	4 1 1 1 1 2 5										
Gary Matthews, R (1, 7) OBP: 0.436, SLG: 0.545	0-0 1B 2-3 3-H		0-0 CS 1B		0-0 SF8 3-H		0-0 SF8 3B		0-0 FC4-6 1B 1-2f 2-3 3-H	1 0 1 1 0 0 0 3 1 2 2 0 0 2										
Greg Gross, L (1, 7) OBP: 0.444, SLG: 0.667																				
Garry Maddox, R (1, 8) OBP: 0.262, SLG: 0.250	0-0 1B 1-3 3-H		0-0 F8 1-2		0-0 F8		0-0 SF8 3-H		0-0 1B 1-2 3-H	4 0 2 3 0 0 1										
Larry Bowa, S (1, 6) OBP: 0.275, SLG: 0.333	0-0 F2		0-0 L9		0-0 F8		0-0 F8		0-0 4-3	5 0 0 0 0 0 4										
Bob Boone, R (1, 2) OBP: 0.353, SLG: 0.400	0-0 L7			0-0 6-3		0-0 5-3		0-0 1B		4 0 1 0 0 0 2										
Lonnie Smith, R (8, PR) OBP: 0.250, SLG: 0.250										0 0 0 0 0 0 0										
Tug McGraw, R (8, 1)										0 0 0 0 0 0 0										
Marty Bystrom, R (1, 1)		0-0 4-3		0-0 6-3		0-3 K		0-0 5-3		0 0 0 0 0 0 0										
Ramon Aviles, R (2, PH)										1 0 0 0 0 0 0										
Ron Reed, R (2, 1)										2 0 0 0 0 1 0										
Mike Proly, R (7, 1)										0 0 0 0 0 0 0										
Keith Moreland, R (8, PH)										1 0 0 0 0 0 1										
Keith Moreland, R (8, PH)																				
Inning Stats	R: 3 E: 0 K: 1 S: 10	H: 5 LOB: 2 BB: 0 P: 10	R: 0 E: 0 K: 0 S: 5	H: 2 LOB: 2 BB: 0 P: 5	R: 0 E: 0 K: 0 S: 3	H: 1 LOB: 0 BB: 0 P: 3	R: 0 E: 0 K: 0 S: 3	H: 0 LOB: 0 BB: 0 P: 3	R: 2 E: 0 K: 1 S: 5	H: 2 LOB: 0 BB: 0 P: 5	R: 0 E: 1 K: 1 S: 5	H: 0 LOB: 1 BB: 1 P: 9	R: 1 E: 0 K: 0 S: 5	H: 2 LOB: 1 BB: 0 P: 5	R: 2 E: 0 K: 0 S: 5	H: 2 LOB: 2 BB: 2 P: 13	1B: 10 2B: 2 3B: 2 HR: 0	SF: 2 SAC: 0 DP: 0 HBP: 0	WP: 0 PB: 0 SB: 0 CS: 2	PA: 43
PITCHER	IP WLS BF H R ER SO BB IBB HBP BLK WP HR S P ERA WHIP																			
Steve Rogers, R (1, 1) ERA: 6.3	8.0 W 36 12 6 6 3 1 0 0 0 0 0 0 41 45 6.75 1.625																			
Stan Bahnsen, R (9, 1) ERA: 4.05	0.1 3 1 2 2 0 1 0 0 0 0 0 0 2 6 54.00 6.000																			
Elias Sosa, R (9, 1) ERA:	0.1 3 1 0 0 0 1 0 0 0 0 0 0 2 6 0.00 6.000																			
Woodie Fryman, L (9, 1) ERA:	0.1 S 1 0 0 0 0 0 0 0 0 0 0 0 1 1 0.00 0.000																			

Philadelphia Phillies @ Montreal Expos
Olympic Stadium, Montreal, QB
Mon Apr 20 1981, 3:33 AM EST
Att. 24,817 - Unknown

AB	37
R	8
H	14
RBI	8
BB	3
SO	3
LOB	18



Batter	1	2	3	4	5	6	7	8	9
Tim Raines, S OBP: 0.486, SLG: 0.452 (1, 7)	0-3 K	0-0 4-3			0-0 1-3		0-0 WP SH3-4 1B	0-0 S 1B	
Rodney Scott, S OBP: 0.156, SLG: 0.069 (1, 4)	0-0 4-3	0-0 F8			0-0 4-3		0-0 SH3-4 1-2	0-0 6-3 1-2	
Andre Dawson, R OBP: 0.500, SLG: 0.800 (1, 8)	0-0 E 1B				0-0 HR		0-3 K 2-3		
Ellis Valentine, R OBP: 0.176, SLG: 0.200 (1, 9)	4-0 1B 1-2				0-0 HR		0-3 K		
Gary Carter, R OBP: 0.433, SLG: 0.481 (1, 2)	0-0 1B 1-2 2-H				0-3 K		0-0 E5 6-3	0-0 5-3	
Larry Parrish, R OBP: 0.300, SLG: 0.310 (1, 5)	0-0 1B 1-2 2-H				0-0 4-3		0-0 6-3 2-3	4-0 2B HR BB	
Warren Cromartie, L OBP: 0.281, SLG: 0.300 (1, 3)	0-0 1B 1-H 2-H				0-0 F7		0-0 P4	0-0 F8	
Chris Speier, R OBP: 0.226, SLG: 0.214 (1, 6)	0-0 F4				0-0 F5		4-0 IBB	0-0 HR 2B	
Steve Rogers, R OBP: 0.143, SLG: 0.143 (1, 1)		0-3 K			0-3 K		0-3 K	0-0 HR	
Jerry White, S OBP: 0.667, SLG: 1.667 (8, PH)									
Stan Bahnsen, R (9, 1)									
Elias Sosa, R OBP: 1.000, SLG: 1.000 (9, 1)									
Woodie Fryman, R (9, 1)									

AB	R	H	RBI	BB	SO	LOB
5	0	2	0	0	1	0
4	0	0	0	0	0	1
4	2	2	1	0	1	1
3	2	1	1	1	1	1
4	1	1	1	0	1	0
3	2	1	1	1	0	1
4	0	1	2	0	0	2
3	1	1	0	1	0	1
3	0	0	0	0	3	2
1	1	1	3	0	0	0
0	0	0	0	0	0	0
0	0	0	0	0	0	0
0	0	0	0	0	0	0

AB	R	H	RBI	BB	SO	LOB
34	9	10	9	3	7	9

1B	2B	3B	HR	SF	SAC	DP	HBP
6	1	0	3	0	1	0	0

Inning	1	2	3	4	5	6	7	8	9
R	4	0	1	0	1	0	0	3	0
E	1	0	0	0	0	1	1	0	0
K	1	1	1	1	1	1	2	0	0
S	9	5	6	5	5	6	8	6	10
H	4	0	1	0	1	0	0	3	0
LOB	1	0	0	0	2	1	10	1	0
BB	1	0	0	0	0	0	0	1	0
P	13	5	6	5	4	10	8	10	10

PITCHER	IP	WLS	BF	H	R	ER	SO	BB	IBB	HBP	BLK	WP	HR	S	P	ERA	WHIP
Marty Bystrom, R ERA: 6.0 (1, 1)	1.0		8	4	4	4	1	1	0	0	0	0	0	9	13	36.00	5.000
Ron Reed, R ERA: 3.38 (2, 1)	5.0		19	2	2	2	4	0	1	0	0	0	2	26	30	3.60	0.400
Mike Proly, R ERA: 4.5 (7, 1)	1.0		4	1	0	0	2	0	0	0	0	1	0	8	8	0.00	1.000
Tug McGraw, L ERA: 9.0 (8, 1)	1.0	L	7	3	3	3	0	1	0	0	0	0	1	6	10	27.00	4.000

Philadelphia Phillies @ Montreal Expos
Olympic Stadium, Montreal, QB
Mon Apr 20 1981, 3:33 AM EST
Att. 24,817 - Unknown

livebaseballscorecards.com



Batter	1	2	3	4	5	6	7	8	9	AB R H RBI BB SO LOB	TOP										
Lonnie Smith, R OBP: 0.222, SLG: 0.222 (1, 7) X	0-0 F8		0-0 6-3	0-0 FC6-4			0-0 6-3 S G3 1B		0-3 K	5 1 1 0 0 1 3											
Pete Rose, S OBP: 0.471, SLG: 0.532 (1, 3) X	0-0 E6 2B		0-0 L8-3 1B		0-0 FC1-6 BB 1B		0-0 6-3 1-3		0-0 L8	5 0 2 0 0 0 2											
Bake McBride, L OBP: 0.372, SLG: 0.513 (1, 9) X	0-0 F8		0-0 L8-3 1-2		0-0 F9		0-0 G3			4 0 0 1 0 0 3											
Mike Schmidt, R OBP: 0.400, SLG: 0.607 (1, 5) X	0-0 1-3 2B			0-0 E6 1B SH1-3 1B	4-0 FC1-6 BB		0-0 P5			3 1 1 0 1 0 0											
Manny Trillo, R OBP: 0.364, SLG: 0.425 (1, 4) X	0-0 5-3			0-0 SH1-3 1-2	0-0 FC1-6 FC6-4			0-0 F7		3 0 0 0 0 0 4											
Garry Maddox, R OBP: 0.261, SLG: 0.250 (1, 8) X		0-0 L8		0-0 1B 2-3 1B	0-0 FC6-4 1-2f			0-0 F3		4 1 1 0 0 0 2											
Larry Bowa, S OBP: 0.295, SLG: 0.349 (1, 6)			0-0 1-4-3			0-0 4-3		0-0 CS 1B		4 0 2 1 0 0 0											
Luis Aguayo, R OBP: 0.333, SLG: 0.333 (8, 6)				0-0 1-2 3-H 0-3						0 0 0 0 0 0 0											
Bob Boone, R OBP: 0.342, SLG: 0.412 (1, 2) X		0-0 2B		0-0 K		0-0 F8		0-0 CS 1-2	0-3 K	4 0 1 0 0 2 2											
Dick Ruthven, R OBP: 0.125, SLG: 0.125 (1, 1)			0-0 6-3		0-0 FC6-4 1-2 2-H 1B		0-0 F9		0-0 2B	3 0 1 1 0 0 1											
Sparky Lyle, L (6, 1)										0 0 0 0 0 0 0											
Greg Gross, L OBP: 0.500, SLG: 0.857 (9, PH)										1 0 1 0 0 0 0											
Inning Stats	R: 0 E: 1 K: 0 S: 5	H: 1 LOB: 2 BB: 0 P: 5	R: 0 E: 0 K: 0 S: 4	H: 1 LOB: 1 BB: 0 P: 4	R: 0 E: 0 K: 0 S: 3	H: 1 LOB: 0 BB: 0 P: 3	R: 2 E: 1 K: 1 S: 9	H: 3 LOB: 2 BB: 0 P: 9	R: 0 E: 0 K: 0 S: 4	H: 0 LOB: 0 BB: 0 P: 3	R: 1 E: 0 K: 0 S: 4	H: 1 LOB: 0 BB: 0 P: 4	R: 0 E: 0 K: 0 S: 3	H: 1 LOB: 0 BB: 0 P: 3	R: 0 E: 0 K: 2 S: 8	H: 1 LOB: 1 BB: 0 P: 8	1B: 7 2B: 4 3B: 0 HR: 0	SF: 0 SAC: 1 DP: 1 HBP: 0	WP: 0 PB: 0 SB: 1 CS: 1	PA: 39	
PITCHER Scott Sanderson, R OBP: 0.6 (1, 1) ERA: 0.6	IP 9.0	WLS W	BF 38	H 10	R 3	ER 1	SO 3	BB 1	IBB 0	HBP 0	BLK 0	WP 0	HR 0	S 43	P 47	ERA 1.00	WHIP 1.222				
PITCHER	IP	WLS	BF	H	R	ER	SO	BB	IBB	HBP	BLK	WP	HR	S	P	ERA	WHIP				

Philadelphia Phillies @ Montreal Expos
Olympic Stadium, Montreal, QB
Tue Apr 21 1981, 3:33 AM EST
Att: 10,887 - Unknown

livebaseballscorecards.com

AB	36
R	3
H	10
RBI	3
BB	1
SO	3
LOB	17



Batter	1	2	3	4	5	6	7	8	9	10	11	AB R H RBI BB SO LOB	TOP
Lonnie Smith, R (1, 7) <small>OBP: 0.214, SLG: 0.154</small> Tug McGraw, R (10, 1)												4 0 0 0 0 0 1 0 0 0 0 0 0 0	
Pete Rose, S (1, 3) <small>OBP: 0.482, SLG: 0.529</small>												4 0 2 0 1 1 1	
Greg Gross, L (1, 9) <small>OBP: 0.400, SLG: 0.583</small>												5 1 1 0 0 1 5	
Mike Schmidt, R (1, 5) <small>OBP: 0.400, SLG: 0.656</small>												4 1 1 2 1 2 1	
Manny Trillo, R (1, 4) <small>OBP: 0.375, SLG: 0.432</small>												4 0 2 0 0 0 0	
Garry Maddox, R (1, 8) <small>OBP: 0.255, SLG: 0.245</small>												5 1 1 0 0 1 3	
Larry Bowa, S (1, 6) <small>OBP: 0.292, SLG: 0.340</small>												4 0 1 1 0 0 1	
Bob Boone, R (1, 2) <small>OBP: 0.333, SLG: 0.395</small>												4 0 1 0 0 0 1	
Larry Christenson, R (1, 1) <small>OBP: 0.167, SLG: 0.167</small> Del Unser, L (8, PH) <small>OBP: 0.500, SLG: 0.500</small> Mike Proly, R (8, 1) Dick Davis, R (10, PH) (10, 7)												1 0 0 0 0 1 0 1 0 1 0 0 0 0 0 0 0 0 0 0 0 1 0 0 0 0 0 0	
Inning Stats	R: 0 H: 0 E: 0 LOB: 1 K: 2 BB: 1 S: 7 P: 11	R: 0 H: 0 E: 0 LOB: 0 K: 0 BB: 0 S: 3 P: 3	R: 0 H: 0 E: 0 LOB: 0 K: 1 BB: 0 S: 5 P: 5	R: 0 H: 1 E: 0 LOB: 0 K: 1 BB: 0 S: 5 P: 5	R: 0 H: 1 E: 0 LOB: 0 K: 0 BB: 0 S: 3 P: 3	R: 0 H: 2 E: 0 LOB: 2 K: 0 BB: 0 S: 4 P: 5	R: 0 H: 0 E: 0 LOB: 1 K: 1 BB: 1 S: 5 P: 9	R: 0 H: 1 E: 0 LOB: 1 K: 1 BB: 0 S: 6 P: 6	R: 3 H: 4 E: 1 LOB: 0 K: 0 BB: 0 S: 6 P: 6	R: 0 H: 0 E: 0 LOB: 0 K: 0 BB: 0 S: 3 P: 3	R: 0 H: 1 E: 0 LOB: 1 K: 0 BB: 0 S: 4 P: 4	1B: 9 SF: 0 2B: 1 SAC: 2 3B: 0 DP: 4 HR: 1 HBP: 1	WP: 0 PA: 42 PB: 0 SB: 0 CS: 0
PITCHER	IP WLS BF H R ER SO BB IBB HBP BLK WP HR S P ERA WHIP Bill Gullickson, R (1, 1) <small>ERA: 2.2</small> Woodie Fryman, L (9, 1) <small>ERA:</small> Elias Sosa, R (11, 1) <small>ERA:</small>												

Philadelphia Phillies @ Montreal Expos
 Olympic Stadium, Montreal, QB
 Wed Apr 22 1981, 3:33 AM EST
 Att. 14,176 - Unknown

AB	37
R	3
H	10
RBI	3
BB	2
SO	6
LOB	13



BOTTOM

Philadelphia Phillies @ Montreal Expos
Olympic Stadium, Montreal, QB
Wed Apr 22 1981, 3:33 AM EST
Att. 14,176 - Unknown

livebaseballscores.com

AB	35
R	4
H	7
RBI	4
BB	6
SO	7
LOB	10



WP	1	PA	43
PB	0		
SB	1		
CS	0		

AB R H RBI BB SO LOB

4	1	1	0	0	0	1
3	0	1	0	0	0	1
2	0	0	0	0	1	1
4	0	0	0	1	1	1
4	1	1	2	0	1	0
5	2	2	1	0	2	1
3	0	1	0	2	0	0
1	0	0	0	1	0	0
2	0	1	1	1	0	1
4	0	0	0	0	1	3
3	0	0	0	0	1	1
0	0	0	0	0	0	0
0	0	0	0	1	0	0
0	0	0	0	0	0	0

11

F7
K
WP 1B
1B
1B
1B
1B
F7

10

G5-4-3
F3
F7
K
WP 1B
1B
1B
1B
F7

9

G5-4-3
G5-4-3
G5-4-3
G5-4-3
G5-4-3
G5-4-3
G5-4-3
G5-4-3
G5-4-3
G5-4-3

8

SF9 HBP
K
IBB
SF9
F8
G5-4-3
G5-4-3
G5-4-3
G5-4-3
G5-4-3
G5-4-3

7

G3
K
IBB
SF9
F8
G5-4-3
G5-4-3
G5-4-3
G5-4-3
G5-4-3
G5-4-3

6

G3
K
IBB
SF9
F8
G5-4-3
G5-4-3
G5-4-3
G5-4-3
G5-4-3
G5-4-3

5

G3
K
IBB
SF9
F8
G5-4-3
G5-4-3
G5-4-3
G5-4-3
G5-4-3
G5-4-3

4

G3
K
IBB
SF9
F8
G5-4-3
G5-4-3
G5-4-3
G5-4-3
G5-4-3
G5-4-3

3

G3
K
IBB
SF9
F8
G5-4-3
G5-4-3
G5-4-3
G5-4-3
G5-4-3
G5-4-3

2

G3
K
IBB
SF9
F8
G5-4-3
G5-4-3
G5-4-3
G5-4-3
G5-4-3
G5-4-3

1

G3
K
IBB
SF9
F8
G5-4-3
G5-4-3
G5-4-3
G5-4-3
G5-4-3
G5-4-3

Batter

Tim Raines, S (1, 7)
Rodney Scott, S (1, 4) Jerry Manuel, S (8, 4)
Andre Dawson, R (1, 8)
Ellis Valentine, R (1, 9)
Gary Carter, R (1, 2)
Larry Parrish, R (1, 5)
Warren Cromartie, L (1, 3) Willie Montanez, L (6, 3)
Chris Speier, R (1, 6)
Bill Gullickson, R (1, 1) Woodie Fryman, R (9, 1) Tim Wallach, R (10, PH) Elias Sosa, R (11, 1)

Inning Stats

R: 0	H: 0
E: 0	LOB: 0
K: 1	BB: 0
S: 5	P: 5

Inning Stats

R: 0	H: 1
E: 1	LOB: 2
K: 1	BB: 1
S: 6	P: 10

Inning Stats

R: 0	H: 1
E: 0	LOB: 1
K: 0	BB: 0
S: 4	P: 4

Inning Stats

R: 0	H: 0
E: 0	LOB: 0
K: 1	BB: 0
S: 5	P: 5

Inning Stats

R: 0	H: 0
E: 0	LOB: 0
K: 1	BB: 0
S: 5	P: 5

Inning Stats

R: 0	H: 0
E: 0	LOB: 0
K: 1	BB: 0
S: 5	P: 5

Inning Stats

R: 0	H: 1
E: 0	LOB: 0
K: 0	BB: 0
S: 3	P: 3

Inning Stats

R: 2	H: 2
E: 0	LOB: 1
K: 0	BB: 1
S: 5	P: 9

Inning Stats

R: 1	H: 0
E: 0	LOB: 1
K: 1	BB: 1
S: 5	P: 10

Inning Stats

R: 0	H: 0
E: 0	LOB: 0
K: 1	BB: 1
S: 4	P: 8

Inning Stats

R: 0	H: 0
E: 0	LOB: 0
K: 0	BB: 1
S: 2	P: 6

Inning Stats

R: 1	H: 2
E: 0	LOB: 2
K: 1	BB: 1
S: 6	P: 10

Inning Stats

1B: 5	SF: 1
2B: 0	SAC: 0
3B: 0	DP: 2
HR: 2	HBP: 1

PITCHER	IP	WLS	BF	H	R	ER	SO	BB	IBB	HBP	BLK	WP	HR	S	P	ERA	WHIP
Larry Christenson, R (1, 1)	7.0		27	5	2	2	4	2	0	0	0	0	2	33	41	2.57	1.000
Mike Proby, R (8, 1)	2.0		8	0	1	0	2	1	1	1	0	0	0	9	18	0.00	0.500
Tug McGraw, L (10, 1)	1.2	L	8	2	1	1	1	1	1	0	0	1	0	8	16	5.40	1.800

PITCHER	IP	WLS	BF	H	R	ER	SO	BB	IBB	HBP	BLK	WP	HR	S	P	ERA	WHIP
Larry Christenson, R (1, 1)	7.0		27	5	2	2	4	2	0	0	0	0	2	33	41	2.57	1.000
Mike Proby, R (8, 1)	2.0		8	0	1	0	2	1	1	1	0	0	0	9	18	0.00	0.500
Tug McGraw, L (10, 1)	1.2	L	8	2	1	1	1	1	1	0	0	1	0	8	16	5.40	1.800

Batter	1	2	3	4	5	6	7	8	9	AB	R	H	RBI	BB	SO	LOB	TOP
Lonnie Smith, R (1, 7) OBP: 0.158, SLG: 0.111 Ron Reed, R (8, 1)	0-0 F8		0-0 4-3		0-0 L3		0-3 K	0-0 FC3-6-2		5	0	0	0	0	1	3	
Pete Rose, S (1, 3) OBP: 0.475, SLG: 0.536	0-0 F7		0-0 6-3		0-0 1B 2B		0-0 BB 1B		0-0 L6	5	1	2	0	0	0	0	
Bake McBride, L (1, 9) OBP: 0.391, SLG: 0.524 Greg Gross, L (5, 9) OBP: 0.412, SLG: 0.538	0-3 K2-3			0-0 BB 1B	0-0 HR 1B		4-0 BB BB BB BB	1-2 BB	0-0 6-3	3	1	2	2	0	1	0	
Mike Schmidt, R (1, 5) OBP: 0.444, SLG: 0.750		0-0 BB 1B		4-0 BB 1B	0-0 HR		0-0 F8		0-0 1B	4	2	3	2	1	0	2	
Manny Trillo, R (1, 4) OBP: 0.377, SLG: 0.404		4-0 FC4-6 1B 1-2 BB		0-0 F8	1-0 FC4-6 HBP		0-0 6-3		0-0 F7	3	0	0	0	1	0	5	
Garry Maddox, R (1, 8) OBP: 0.273, SLG: 0.283		0-0 FC4-6 1B 1-2 2-H		0-0 P4	0-0 FC4-6 1-2f			0-0 BB SF8 2B		4	1	2	1	0	0	3	
Larry Bowa, S (1, 6) OBP: 0.288, SLG: 0.320		0-0 FC4-6 G6-4-3 1-2f 2-3		0-0 1-3		0-0 P6		4-0 FC3-6-2 BB IBB		3	0	0	0	1	0	4	
Bob Boone, R (1, 2) OBP: 0.326, SLG: 0.366		0-0 G6-4-3 1-2f		0-0 6-3	0-0 5-3			4-0 FC3-6-2 BB		3	0	0	0	1	0	2	
Steve Carlton, L (1, 1) OBP: 0.231, SLG: 0.167 Del Unser, L (8, PH) OBP: 0.400, SLG: 0.500 (8, 7)			0-0 F9		4-0 2B 1B BB		0-0 F8	0-0 SF8		2	1	0	0	1	0	0	
Inning Stats	R: 0 E: 0 K: 1 S: 5 H: 0 LOB: 0 BB: 0 P: 5	R: 1 E: 0 K: 0 S: 4 H: 2 LOB: 1 BB: 1 P: 8	R: 0 E: 0 K: 0 S: 3 H: 0 LOB: 0 BB: 0 P: 3	R: 0 E: 0 K: 0 S: 4 H: 1 LOB: 2 BB: 1 P: 8	R: 4 E: 0 K: 0 S: 6 H: 3 LOB: 1 BB: 1 P: 11	R: 0 E: 0 K: 0 S: 3 H: 0 LOB: 0 BB: 0 P: 3	R: 0 E: 0 K: 1 S: 6 H: 1 LOB: 2 BB: 1 P: 10	R: 1 E: 0 K: 0 S: 3 H: 1 LOB: 1 BB: 2 P: 11	R: 0 E: 0 K: 0 S: 4 H: 1 LOB: 1 BB: 0 P: 4	1B: 6 2B: 2 3B: 0 HR: 1 SF: 1 SAC: 0 DP: 2 HBP: 1	WP: 0 PB: 0 SB: 0 CS: 0	PA: 41					
PITCHER	IP WLS BF H R ER SO BB IBB HBP BLK WP HR S P ERA WHIP	IP WLS BF H R ER SO BB IBB HBP BLK WP HR S P ERA WHIP	IP WLS BF H R ER SO BB IBB HBP BLK WP HR S P ERA WHIP	IP WLS BF H R ER SO BB IBB HBP BLK WP HR S P ERA WHIP	IP WLS BF H R ER SO BB IBB HBP BLK WP HR S P ERA WHIP	IP WLS BF H R ER SO BB IBB HBP BLK WP HR S P ERA WHIP	IP WLS BF H R ER SO BB IBB HBP BLK WP HR S P ERA WHIP	IP WLS BF H R ER SO BB IBB HBP BLK WP HR S P ERA WHIP	IP WLS BF H R ER SO BB IBB HBP BLK WP HR S P ERA WHIP								
Rick Reuschel, R (1, 1) ERA: 5.4	5.0 L 24 6 5 5 1 3 0 1 0 0 1 22 35 9.00 1.800																
Randy Martz, R (6, 1) ERA: 1.42	1.0 3 0 0 0 0 0 0 0 0 0 0 0 3 3 0.00 0.000																
Lee Smith, R (7, 1) ERA: 1.93	2.0 10 2 1 1 1 2 1 0 0 0 0 0 9 21 4.50 2.000																
Dick Tidrow, R (9, 1) ERA: 4.0	1.0 4 1 0 0 0 0 0 0 0 0 0 0 4 4 0.00 1.000																

Philadelphia Phillies @ Chicago Cubs
Wrigley Field, Chicago, IL
Fri Apr 24 1981, 3:33 AM CST
Att. 6,274 - Unknown

livebaseballscorecards.com

AB	33
R	6
H	9
RBI	6
BB	6
SO	2
LOB	19



Batter	1	2	3	4	5	6	7	8	9	AB R H RBI BB SO LOB
Ivan De Jesus, R OBP: 0.224, SLG: 0.156 (1, 6)	0-0 5-3		0-0 F8		0-3 K	0-0 FC6-4 1-2 1B			0-0 4-3	5 0 1 0 0 1 1
Mike Tyson, R OBP: 0.308, SLG: 0.417 (1, 4)	0-0 4-3 1B		0-3 K		0-0 1-3 HR 1B	0-0 FC6-4 1-2f			0-3 K	5 2 2 0 0 2 2
Bill Buckner, L OBP: 0.224, SLG: 0.375 (1, 3)	0-0 4-3		0-0 1B		0-0 1-H 3-H HR			0-0 L9		4 1 2 3 0 0 1
Steve Henderson, R OBP: 0.449, SLG: 0.452 (1, 7)	0-0 1B		0-0 1B		0-0 FC4 1B			0-0 6-3		4 0 3 1 0 0 0
Jerry Morales, R OBP: 0.391, SLG: 0.364 (1, 8)	0-0 FC6-4 1-2 1B		0-0 F7		0-0 F8			0-0 5-3		4 0 1 0 0 0 3
Hector Cruz, R OBP: 0.222, SLG: 0.333 (1, 9)	0-0 FC6-4 1-2f			0-0 CS 1B	0-0 FC4 1-2f			0-0 1-3		4 0 1 0 0 0 3
Ken Reitz, R OBP: 0.289, SLG: 0.316 (1, 5)		0-3 K		0-0 4-3		0-0 5-3		0-0 F8		4 0 0 0 0 1 1
Barry Foote, R (1, 2)		0-3 K		0-0 F8		0-0 4-3		0-0 5-3		3 0 0 0 0 1 0
Jim Tracy, L OBP: 0.182, SLG: 0.111 (8, PH)		0-3 K								1 0 0 0 0 0 0
Dick Tidrow, R (9, 1)		0-3 K								0 0 0 0 0 0 0
Rick Reuschel, R (1, 1)		0-3 K			0-0 1B HR 1B	0-0 1B			0-0 4-3	1 0 0 0 0 0 1 0 1 1 1 0 0 0 0 0 0 0 0 0 0 0 0 0 1 0 1 0 1 0 0 0 0 0 0 0


Inning Stats	R: 1	H: 3	E: 0	K: 0	S: 6	LOB: 2	BB: 0	P: 6	R: 0	H: 0	E: 0	K: 3	S: 9	LOB: 0	BB: 0	P: 9	R: 0	H: 2	E: 0	K: 1	S: 7	LOB: 2	BB: 0	P: 7	R: 0	H: 1	E: 0	K: 0	S: 3	LOB: 0	BB: 0	P: 3	R: 3	H: 4	E: 0	K: 1	S: 9	LOB: 1	BB: 0	P: 9	R: 0	H: 2	E: 0	K: 0	S: 5	LOB: 2	BB: 0	P: 5	R: 0	H: 0	E: 0	K: 0	S: 3	LOB: 0	BB: 0	P: 3	R: 0	H: 0	E: 0	K: 0	S: 3	LOB: 0	BB: 0	P: 3	R: 0	H: 0	E: 0	K: 1	S: 5	LOB: 0	BB: 0	P: 5
--------------	------	------	------	------	------	--------	-------	------	------	------	------	------	------	--------	-------	------	------	------	------	------	------	--------	-------	------	------	------	------	------	------	--------	-------	------	------	------	------	------	------	--------	-------	------	------	------	------	------	------	--------	-------	------	------	------	------	------	------	--------	-------	------	------	------	------	------	------	--------	-------	------	------	------	------	------	------	--------	-------	------

PITCHER	IP	WLS	BF	H	R	ER	SO	BB	IBB	HBP	BLK	WP	HR	S	P	ERA	WHIP
Steve Carlton, L ERA: 2.45 (1, 1)	7.0	W	32	12	4	4	5	0	0	0	0	0	1	42	42	5.14	1.714
Ron Reed, R ERA: 2.45 (8, 1)	2.0	S	6	0	0	0	1	0	0	0	0	0	0	8	8	0.00	0.000

BOTTOM

Philadelphia Phillies @ Chicago Cubs
Wrigley Field, Chicago, IL
Fri Apr 24 1981, 3:33 AM CST
Att. 6,274 - Unknown

AB	38
R	4
H	12
RBI	4
BB	0
SO	6
LOB	11



WP	HR	S	P	ERA	WHIP
0	0	0	0	0	0

Batter	1	2	3	4	5	6	7	8	9	AB	R	H	RBI	BB	SO	LOB
Ivan De Jesus, R OBP: 0.226, SLG: 0.146 (1, 6)	4-0 S 1B BB		0-0 F9		0-0 F9		0-0 F8			3	1	0	0	1	0	1
Scott Fletcher, R OBP: 0.250, SLG: 0.250 (1, 4)	0-0 L4 1-2		0-0 6-3		0-0 4-3			0-0 G4-6-3 1B		4	0	1	0	0	0	1
Bill Buckner, L OBP: 0.226, SLG: 0.365 (1, 3)	0-0 F7			0-0 3B 1B	0-0 P6			0-0 F8		4	1	1	0	0	0	2
Steve Henderson, R OBP: 0.453, SLG: 0.500 (1, 7)	0-0 1B 2-H			0-0 3B 3B		0-3 K		0-0 G4-6-3 1-2f		4	1	2	2	0	1	1
Leon Durham, L OBP: 0.237, SLG: 0.286 (1, 9)	0-3 K			0-0 3B 3B		0-3 K			0-0 1-4-3	4	1	1	1	0	2	1
Jerry Morales, R OBP: 0.407, SLG: 0.462 (1, 8)		0-0 G5-4-3 1B		0-0 SF7 3B		0-0 F5			0-0 6-3	4	1	2	1	0	0	0
Ken Reitz, R OBP: 0.286, SLG: 0.317 (1, 5)		0-0 F7		0-0 SF7			0-0 G3		0-0 1B	3	0	1	1	0	0	1
Barry Foote, R (1, 2)		0-0 G5-4-3 1-2f		0-0 F7			0-0 F8		0-3 K	4	0	0	0	0	1	2
Lynn McGlothen, L OBP: 0.167, SLG: 0.333 (1, 1)			0-0 F8		0-0 1-6-3			4-0 BB		2	0	0	0	0	0	0
Lee Smith, R (6, 1)										0	0	0	0	0	0	0
Hector Cruz, R OBP: 0.300, SLG: 0.333 (7, PH)										0	0	0	0	1	0	0
Dick Tidrow, R (8, 1)										0	0	0	0	0	0	0
Rawly Eastwick, R (8, 1)										0	0	0	0	0	0	0


Inning Stats	R: 1	H: 1	E: 0	K: 1	S: 6	R: 0	H: 1	E: 0	K: 0	S: 3	R: 0	H: 0	E: 0	K: 0	S: 3	R: 4	H: 4	E: 0	K: 0	S: 7	R: 0	H: 0	E: 0	K: 2	S: 7	R: 0	H: 0	E: 0	K: 0	S: 3	R: 0	H: 1	E: 0	K: 0	S: 3	R: 0	H: 1	E: 0	K: 1	S: 6	1B: 5	SF: 1	2B: 0	SAC: 0	3B: 3	DP: 2	HR: 0	HBP: 0	WP: 0	PA: 35
--------------	------	------	------	------	------	------	------	------	------	------	------	------	------	------	------	------	------	------	------	------	------	------	------	------	------	------	------	------	------	------	------	------	------	------	------	------	------	------	------	------	-------	-------	-------	--------	-------	-------	-------	--------	-------	--------

PITCHER	IP	WLS	BF	H	R	ER	SO	BB	IBB	HBP	BLK	WP	HR	S	P	ERA	WHIP
Nino Espinosa, R ERA: 4.85 (1, 1)	4.0		18	6	5	5	1	1	0	0	0	0	0	19	23	11.25	1.750
Mike Proly, R ERA: 2.25 (5, 1)	2.0		6	0	0	0	2	0	0	0	0	0	0	10	10	0.00	0.000
Sparky Lyle, L ERA: 5.06 (7, 1)	3.0	W	11	2	0	0	1	1	0	0	0	0	0	12	16	0.00	1.000

BOTTOM

Philadelphia Phillies @ Chicago Cubs
 Wrigley Field, Chicago, IL
 Sat Apr 25 1981, 3:33 AM CST
 Att: 10,990 - Unknown - 45 F

AB	32
R	5
H	8
RBI	5
BB	2
SO	4
LOB	9



WP	PA	ERA	WHIP
0	35		

Batter	1	2	3	4	5	6	7	8	9	AB	R	H	RBI	BB	SO	LOB	TOP
Pete Rose, S (1, 3) OBP: 0.437, SLG: 0.477 Tug McGraw, R (8, 1)	0-0 BB 1B	0-0 P6		0-0 5-3		0-0 F9		0-0 FC1-5 WP 1-3		5	0	1	0	0	0	2	
Manny Trillo, R (1, 4) OBP: 0.355, SLG: 0.375 Luis Aguayo, R (7, 4)	0-3 K		0-0 6-3	0-0 F7		0-3 K		4-0 FC6-4 BB 1-2		4	0	0	0	0	2	1	
Bake McBride, L (1, 9) OBP: 0.396, SLG: 0.521 Lonnie Smith, R (6, 9) OBP: 0.182, SLG: 0.143	4-0 1-2 BB		0-0 HR 2B	0-0 G3		0-0 FC4-6 S 1B		0-0 FC6-4 1-2f		2	1	1	0	1	0	0	
Mike Schmidt, R (1, 5) OBP: 0.444, SLG: 0.750 John Vukovich, R (9, 5)	0-0 F3		0-0 HR 2-H	0-0 G5-3 S 1B		4-0 FC4-6 1-2 IBB		0-0 4-3		4	1	2	2	1	0	2	
Gary Matthews, R (1, 7) OBP: 0.438, SLG: 0.487 Greg Gross, L (9, 7)	0-3 K		4-0 BB 1B BB	4-0 G5-3 BB		0-0 FC4-6 1B 1-2f 2-3		0-0 5-3		3	1	0	0	2	1	4	
Garry Maddox, R (1, 8) OBP: 0.317, SLG: 0.317 Del Unser, L (8, 3) OBP: 0.500, SLG: 0.800		0-0 1B 6-3 1B	4-0 1B 4-3 BB	0-0 G5-3 1-2 2-3f		0-0 1-2 3-H 1B		0-0 2B		3	2	2	1	1	0	2	
Larry Bowa, S (1, 6) OBP: 0.311, SLG: 0.339		0-0 FC6-5 1-3 1B	0-0 1-3 2-H 1B	0-0 F9		0-0 L5		0-0 F8		5	0	2	1	0	0	4	
Bob Boone, R (1, 2) OBP: 0.315, SLG: 0.347		0-0 6-3	0-0 4-3	0-0 F7		0-0 5-3				4	0	0	2	0	0	2	
Marty Bystrom, R (1, 1) Dick Davis, R (8, PH) (8, 9)		0-0 FC6-5 2-3	0-0 1-3	0-0 6-3		0-0 FC1-5 S BB				3	0	0	0	0	0	2	
Inning Stats	R: 0 E: 0 K: 2 S: 8 H: 1 LOB: 2 BB: 1 P: 12	R: 1 E: 0 K: 0 S: 5 H: 2 LOB: 1 BB: 0 P: 5	R: 4 E: 0 K: 0 S: 6 H: 3 LOB: 1 BB: 2 P: 14	R: 0 E: 0 K: 0 S: 3 H: 0 LOB: 0 BB: 0 P: 3	R: 0 E: 0 K: 0 S: 3 H: 1 LOB: 1 BB: 1 P: 7	R: 0 E: 0 K: 0 S: 3 H: 0 LOB: 0 BB: 0 P: 3	R: 1 E: 0 K: 1 S: 7 H: 2 LOB: 2 BB: 1 P: 11	R: 0 E: 0 K: 0 S: 3 H: 0 LOB: 2 BB: 2 P: 11	R: 0 E: 0 K: 0 S: 4 H: 1 LOB: 1 BB: 0 P: 4	1B: 7 2B: 2 3B: 0 HR: 1 SF: 0 SAC: 0 DP: 1 HBP: 0	WP: 1 PA: 43 PB: 0 SB: 3 CS: 0						
PITCHER	IP WLS BF H R ER SO BB IBB HBP BLK WP HR S P ERA WHIP	IP WLS BF H R ER SO BB IBB HBP BLK WP HR S P ERA WHIP	IP WLS BF H R ER SO BB IBB HBP BLK WP HR S P ERA WHIP	IP WLS BF H R ER SO BB IBB HBP BLK WP HR S P ERA WHIP	IP WLS BF H R ER SO BB IBB HBP BLK WP HR S P ERA WHIP	IP WLS BF H R ER SO BB IBB HBP BLK WP HR S P ERA WHIP	IP WLS BF H R ER SO BB IBB HBP BLK WP HR S P ERA WHIP	IP WLS BF H R ER SO BB IBB HBP BLK WP HR S P ERA WHIP	IP WLS BF H R ER SO BB IBB HBP BLK WP HR S P ERA WHIP								
Bill Caudill, R (1, 1) ERA: 5.56	2.1 L 16 6 5 5 2 3 0 0 0 0 1 17 29 19.29 3.857																
Randy Martz, R (3, 1) ERA: 1.0	2.2 9 1 0 0 0 1 0 0 0 0 0 8 12 0.00 0.750																
Ken Kravec, L (6, 1) ERA: 7.71	1.1 6 1 1 1 1 0 1 0 0 0 0 7 11 6.75 0.750																
Rawly Eastwick, R (7, 1) ERA: 2.16	0.2 3 1 0 0 0 0 0 0 0 0 0 3 3 0.00 1.500																
Doug Capilla, L (8, 1) ERA: 5.4	2.0 9 1 0 0 0 2 0 0 0 1 0 7 15 0.00 1.500																

Philadelphia Phillies @ Chicago Cubs
Wrigley Field, Chicago, IL
Sun Apr 26 1981, 3:33 AM CDT
Att. 10,093 - Unknown - 51 F

AB	36
R	6
H	10
RBI	6
BB	7
SO	3
LOB	21



Batter	1	2	3	4	5	6	7	8	9	AB R H RBI BB SO LOB	TOP									
Tim Raines, S OBP: 0.477, SLG: 0.463 (1, 7) X	0-0 SF9 2B		0-0 F7			0-0 G3		0-0 4-3		4 1 1 0 0 0 0										
Jerry Manuel, S OBP: 0.316, SLG: 0.600 (1, 4) X	0-0 SF9 2H			0-0 5-3		0-0 5-3		0-0 F9		3 0 0 1 0 0 0										
Andre Dawson, R OBP: 0.400, SLG: 0.604 (1, 8) X	0-0 F4			0-0 6-3		0-3 K		0-0 F9		4 0 0 0 0 1 0										
Ellis Valentine, R OBP: 0.200, SLG: 0.347 (1, 9) X	0-0 F3			0-0 F8			0-0 4-3		0-0 P4	4 0 0 0 0 0 0										
Gary Carter, R OBP: 0.396, SLG: 0.617 (1, 2) X		0-0 5-3			0-0 P2		0-0 F9		0-0 F8	4 0 0 0 0 0 0										
Larry Parrish, R OBP: 0.321, SLG: 0.327 (1, 5) X		0-0 F1			0-0 P3		0-0 BB 1B		0-0 6-3	4 0 1 0 0 0 0										
Warren Cromartie, L OBP: 0.388, SLG: 0.477 (1, 3) X		0-0 F8			0-0 3B		0-0 BB 1B			3 0 2 0 0 0 0										
Chris Speier, R OBP: 0.264, SLG: 0.255 (1, 6) X			0-0 4-3		4-0 IBB		4-0 BB 1B			1 0 0 0 2 0 0										
Bill Gullickson, R OBP: 0.250, SLG: 0.375 (1, 1) X			0-0 1-3		0-0 6-3		0-0 F8			2 0 0 0 0 0 2										
Tom Hutton, L OBP: 0.500, SLG: 0.500 (7, PH)										1 0 0 0 0 0 3										
Elias Sosa, R OBP: 1.000, SLG: 1.000 (7, 1)										0 0 0 0 0 0 0										
Inning Stats	R: 1 E: 0 K: 0 S: 4	H: 1 LOB: 0 BB: 0 P: 4	R: 0 E: 0 K: 0 S: 3	H: 0 LOB: 0 BB: 0 P: 3	R: 0 E: 0 K: 0 S: 3	H: 0 LOB: 0 BB: 0 P: 3	R: 0 E: 0 K: 0 S: 4	H: 1 LOB: 2 BB: 1 P: 8	R: 0 E: 0 K: 1 S: 5	H: 0 LOB: 0 BB: 0 P: 5	R: 0 E: 0 K: 0 S: 5	H: 2 LOB: 3 BB: 1 P: 9	R: 0 E: 0 K: 0 S: 3	H: 0 LOB: 0 BB: 0 P: 3	R: 0 E: 0 K: 0 S: 3	H: 0 LOB: 0 BB: 0 P: 3	1B: 2 2B: 1 3B: 1 HR: 0	SF: 1 SAC: 0 DP: 0 HBP: 0	WP: 0 PB: 0 SB: 1 CS: 0	PA: 33
PITCHER Dick Ruthven, R ERA: 2.87 (1, 1)	IP: 9.0 WLS: W BF: 33 H: 4 R: 1 ER: 1 SO: 1 BB: 1 IBB: 1 HBP: 0 BLK: 0 WP: 0 HR: 0 S: 33 P: 41 ERA: 1.00 WHIP: 0.556																			

Montreal Expos @ Philadelphia Phillies
 Veterans Stadium, Philadelphia, PA
 Mon Apr 27 1981, 7:05 PM EDT
 Att: 27,347 - Unknown

livebaseballscorecards.com

AB 30
R 1
H 4
RBI 1
BB 2
SO 1
LOB 5



Batter	1	2	3	4	5	6	7	8	9	AB R H RBI BB SO LOB	TOP		
Tim Raines, S (1, 7) <small>OBP: 0.486, SLG: 0.466</small>	0-0 6-3 			0-0 P4 	4-0 		0-0 		0-0 4-3 	4 1 2 0 1 0 0			
Jerry Manuel, S (1, 4) <small>OBP: 0.250, SLG: 0.450</small>	0-3 K 		0-0 L6 	0-3 K 		0-0 G6-4-3 		0-0 4-3 	5 0 0 0 0 2 4				
Andre Dawson, R (1, 8) <small>OBP: 0.397, SLG: 0.643</small> Stan Bahnsen, R (6, 1) <small>OBP: 0.333, SLG: 0.333</small> Elias Sosa, R (8, 1) <small>OBP: 1.000, SLG: 1.000</small>	0-0 6-3 		0-0 	4-0 		0-0 E6 	0-0 	0-0 	3 2 1 1 0 0 0 1 0 1 0 0 0 0 1 0 1 1 0 0 0				
Ellis Valentine, R (1, 9) <small>OBP: 0.217, SLG: 0.340</small>		0-0 6-3 	4-0 	0-0 F8 	0-0 F8 	0-0 F8 		0-0 F7 	4 1 1 1 1 0 2				
Gary Carter, R (1, 2) <small>OBP: 0.397, SLG: 0.615</small>		0-0 F8 	0-0 FC6-4 	0-0 FC6-4 	0-0 1B 		0-0 E 	0-0 FC5-4 	5 1 2 0 0 0 2				
Larry Parrish, R (1, 5) <small>OBP: 0.316, SLG: 0.340</small>		0-0 F7 		0-0 3B 	0-0 F2 		0-0 E4 		4 1 1 0 0 0 2				
Warren Cromartie, L (1, 3) <small>OBP: 0.358, SLG: 0.438</small>			0-0 F8 	0-0 F8 	0-0 F8 		0-0 F8 		4 0 0 0 0 0 4				
Chris Speier, R (1, 6) <small>OBP: 0.298, SLG: 0.353</small>			0-0 L5 	0-0 	0-0 	0-0 	0-0 	0-0 	4 0 3 2 0 0 0				
Charlie Lea, R (1, 1) Willie Montanez, L (5, PH) <small>OBP: 0.250, SLG: 0.182</small> Stephen Ratzer, R (5, 1) Rowland Office, L (6, PH) <small>OBP: 0.143, SLG: 0.143</small>		0-3 K 	0-0 4-3 	0-0 G3 		0-0 F7 		1 0 0 0 0 1 0 1 0 0 0 0 0 1 0 0 0 0 0 0 0 2 0 0 0 0 0 3					
Inning Stats	R: 0 H: 0 E: 0 LOB: 0 K: 1 BB: 0 S: 5 P: 5	R: 0 H: 0 E: 0 LOB: 0 K: 0 BB: 0 S: 3 P: 3	R: 0 H: 0 E: 0 LOB: 0 K: 1 BB: 0 S: 5 P: 5	R: 1 H: 1 E: 0 LOB: 1 K: 0 BB: 1 S: 4 P: 8	R: 1 H: 2 E: 0 LOB: 2 K: 1 BB: 1 S: 7 P: 11	R: 2 H: 3 E: 2 LOB: 2 K: 0 BB: 0 S: 7 P: 7	R: 0 H: 2 E: 0 LOB: 1 K: 0 BB: 0 S: 4 P: 4	R: 1 H: 2 E: 1 LOB: 1 K: 0 BB: 0 S: 5 P: 5	R: 1 H: 2 E: 0 LOB: 1 K: 0 BB: 0 S: 5 P: 5	1B: 7 SF: 0 2B: 3 SAC: 0 3B: 1 DP: 1 HR: 1 HBP: 0	WP: 0 PA: 41 PB: 0 SB: 2 CS: 0		
PITCHER	IP WLS BF H R ER SO BB IBB HBP BLK WP HR S P ERA WHIP											PITCHER	IP WLS BF H R ER SO BB IBB HBP BLK WP HR S P ERA WHIP
Larry Christenson, R (1, 1) <small>ERA: 3.28</small>	5.2 L 26 6 4 2 3 2 0 0 0 0 0 1 30 38 3.18 1.412												
Mike Proly, R <small>ERA: 2.61</small>	(6, 1) 2.1 10 4 1 1 0 0 0 0 0 0 0 0 10 10 3.86 1.714												
Ron Reed, R <small>ERA: 3.24</small>	(9, 1) 1.0 5 2 1 1 0 0 0 0 0 0 0 0 5 5 9.00 2.000												

Montreal Expos @ Philadelphia Phillies
 Veterans Stadium, Philadelphia, PA
 Tue Apr 28 1981, 7:05 PM EDT
 Att. 26,192 - Unknown

livebaseballscorecards.com

AB	39
R	6
H	12
RBI	5
BB	2
SO	3
LOB	18



Batter	1	2	3	4	5	6	7	8	9	AB	R	H	RBI	BB	SO	LOB
Pete Rose, S (1, 3) OBP: 0.430, SLG: 0.493	0-0 6-3			0-0 2B 1B	0-0 4-3			0-0 4-3		4	1	1	0	0	0	0
Luis Aguayo, R (1, 4) OBP: 0.300, SLG: 0.222 Del Unser, L (8, PH) OBP: 0.571, SLG: 0.800 Ron Reed, R (9, 1)	0-0 6-3			0-0 5-3		0-0 F7		4-0 BB		3	0	0	0	0	0	1
Mike Schmidt, R (1, 5) OBP: 0.435, SLG: 0.725	0-0 5-3			0-0 1B 1B		0-0 F8		0-0 F8		4	1	1	1	0	0	1
Gary Matthews, R (1, 7) OBP: 0.429, SLG: 0.468		0-3 K		0-0 1B 1B		0-0 E8 1B		0-0 F8		4	1	2	0	0	1	0
Keith Moreland, R (1, 9) OBP: 0.286, SLG: 0.294		0-0 F4		4-0 1B BB		0-3 K		0-0 F8		3	0	0	0	1	1	1
Garry Maddox, R (1, 8) OBP: 0.324, SLG: 0.324		0-0 6-3		0-0 L4 1B		0-0 1-3		0-0 F7		4	0	1	2	0	0	0
Larry Bowa, S (1, 6) OBP: 0.324, SLG: 0.338			0-0 G5-4-3 1B	0-0 L4		0-0 1-3				3	0	1	0	0	0	2
Bob Boone, R (1, 2) OBP: 0.283, SLG: 0.309			0-0 G5-4-3		0-0 4-3		0-3 K			3	0	0	0	0	1	1
Larry Christenson, R (1, 1) OBP: 0.125, SLG: 0.125 Mike Proly, R (6, 1) Greg Gross, L (8, PH) OBP: 0.368, SLG: 0.467 Ramon Aviles, R (9, 4)			0-0 5-3		0-3 K			0-0 4-3		2	0	0	0	0	1	0

Inning Stats	R: 0	H: 0	E: 0	LOB: 0	K: 0	S: 3	R: 0	H: 0	E: 0	LOB: 0	K: 1	S: 5	R: 0	H: 1	E: 0	LOB: 1	K: 0	S: 6	R: 0	H: 0	E: 0	LOB: 0	K: 1	S: 5	R: 0	H: 1	E: 1	LOB: 1	K: 1	S: 6	R: 0	H: 0	E: 0	LOB: 0	K: 1	S: 5	R: 0	H: 0	E: 0	LOB: 1	K: 0	S: 3	R: 0	H: 0	E: 0	LOB: 0	K: 0	S: 3	1B: 5	SF: 0	2B: 2	SAC: 0	3B: 0	DP: 2	HR: 0	HBP: 0	WP: 0	PA: 33
--------------	------	------	------	--------	------	------	------	------	------	--------	------	------	------	------	------	--------	------	------	------	------	------	--------	------	------	------	------	------	--------	------	------	------	------	------	--------	------	------	------	------	------	--------	------	------	------	------	------	--------	------	------	-------	-------	-------	--------	-------	-------	-------	--------	-------	--------

PITCHER	IP	WLS	BF	H	R	ER	SO	BB	IBB	HBP	BLK	WP	HR	S	P	ERA	WHIP
Charlie Lea, R (1, 1) ERA: 10.57	4.0		16	5	3	3	1	1	0	0	0	0	0	17	21	6.75	1.500
Stephen Ratzler, R (5, 1) ERA: 2.08	1.0	W	3	0	0	0	1	0	0	0	0	0	0	5	5	0.00	0.000
Stan Bahnsen, R (6, 1) ERA: 5.11	2.2		10	1	0	0	2	1	0	0	0	0	0	13	17	0.00	0.750
Elias Sosa, R (8, 1) ERA:	1.1	S	4	0	0	0	0	0	0	0	0	0	0	4	4	0.00	0.000

BOTTOM

Montreal Expos @ Philadelphia Phillies
Veterans Stadium, Philadelphia, PA
Tue Apr 28 1981, 7:05 PM EDT
Att. 26,192 - Unknown

AB	31
R	3
H	6
RBI	3
BB	2
SO	4
LOB	6



WP	PA	ERA	WHIP
0	33		

Batter	1	2	3	4	5	6	7	8	9	AB R H RBI BB SO LOB	TOP											
Tim Raines, S (1, 7) OBP: 0.467, SLG: 0.435	0-3 K		0-3 K		4-0 BLK BB		0-0 F8		0-0 F9	4 0 0 0 1 2 2	Montreal Expos @ Philadelphia Phillies Veterans Stadium, Philadelphia, PA Wed Apr 29 1981, 7:05 PM EDT Att: 30,142 - Unknown livebaseballscorecards.com											
Jerry Manuel, S (1, 4) OBP: 0.276, SLG: 0.458	0-3 K		4-0 BB		0-0 F8			0-0 1B 2B	0-0 F8	4 1 1 0 1 1 2												
Tim Wallach, R (1, 3) OBP: 0.333, SLG: 0.500 (6, 9)	0-3 K		0-0 F8			0-0 1B 2B		0-3 K		4 1 1 0 0 2 3												
Ellis Valentine, R (1, 9) OBP: 0.254, SLG: 0.393 Rodney Scott, S (6, PR) OBP: 0.225, SLG: 0.114 Willie Montanez, L (6, 3) OBP: 0.231, SLG: 0.167		0-0 F8 BLK 1B		0-0 2B		0-0 1B		0-3 K		3 0 3 0 0 0 0 0 0 0 0 0 0 0 1 0 0 0 0 1 1												
Gary Carter, R (1, 2) OBP: 0.403, SLG: 0.618		0-0 F8		0-0 F8		0-0 1B 2B		4-0 1B BB		3 0 1 1 1 0 2												
Larry Parrish, R (1, 5) OBP: 0.311, SLG: 0.333		0-3 K		0-0 5-3		0-0 F4		0-0 1B		4 0 1 1 0 1 4												
Jerry White, S (1, 8) OBP: 0.250, SLG: 0.625		0-0 F8		0-0 F3		0-0 6-3		0-0 F7		4 0 0 0 0 0 6												
Chris Speier, R (1, 6) OBP: 0.295, SLG: 0.345			0-0 SH2-4 1B		0-3 K		0-0 F7		0-0 F9	4 0 1 0 0 1 0												
Steve Rogers, R (1, 1) OBP: 0.250, SLG: 0.100 Stephen Ratzer, R (7, 1) Bobby Ramos, R (9, PH) OBP: 0.556, SLG: 1.000			0-0 SH2-4		0-0 1-3		0-3 K		0-0 1B	2 0 0 0 0 1 0 0 0 0 0 0 0 0 1 0 1 0 0 0 0												
Inning Stats	R: 0 E: 0 K: 3 S: 9	H: 0 LOB: 0 BB: 0 P: 9	R: 0 E: 0 K: 1 S: 6	H: 1 LOB: 1 BB: 0 P: 6	R: 0 E: 0 K: 1 S: 6	H: 1 LOB: 2 BB: 1 P: 10	R: 0 E: 0 K: 0 S: 4	H: 1 LOB: 1 BB: 0 P: 4	R: 0 E: 0 K: 1 S: 5	H: 0 LOB: 1 BB: 1 P: 9		R: 1 E: 0 K: 0 S: 5	H: 3 LOB: 2 BB: 0 P: 5	R: 0 E: 0 K: 1 S: 5	H: 0 LOB: 0 BB: 0 P: 5	R: 1 E: 0 K: 2 S: 9	H: 2 LOB: 2 BB: 1 P: 13	R: 0 E: 0 K: 0 S: 4	H: 1 LOB: 1 BB: 0 P: 4	1B: 6 2B: 3 3B: 0 HR: 0	SF: 0 SAC: 1 DP: 0 HBP: 0	WP: 0 PB: 0 SB: 0 CS: 0
PITCHER Steve Carlton, L (1, 1) ERA: 2.36	IP: 9.0 WLS: W BF: 38 H: 9 R: 2 ER: 2 SO: 9 BB: 3 IBB: 0 HBP: 0 BLK: 2 WP: 0 HR: 0 S: 53 P: 65 ERA: 2.00 WHIP: 1.333											PITCHER	IP: 9.0 WLS: W BF: 38 H: 9 R: 2 ER: 2 SO: 9 BB: 3 IBB: 0 HBP: 0 BLK: 2 WP: 0 HR: 0 S: 53 P: 65 ERA: 2.00 WHIP: 1.333									

Montreal Expos @ Philadelphia Phillies
 Veterans Stadium, Philadelphia, PA
 Wed Apr 29 1981, 7:05 PM EDT
 Att: 30,142 - Unknown

AB	34
R	2
H	9
RBI	2
BB	3
SO	9
LOB	20



Batter	1	2	3	4	5	6	7	8	9
Pete Rose, S (1, 3) OBP: 0.434, SLG: 0.487	0-0 F8		0-0 4-3		0-0 1-2 1B		4-0 2B IBB		
Luis Aguayo, R (1, 4) OBP: 0.231, SLG: 0.167 Del Unser, L (7, PH) OBP: 0.625, SLG: 1.000	0-3 K		0-0 6-3		0-0 F3		0-0 2B		
Mike Schmidt, R (1, 5) OBP: 0.409, SLG: 0.673	0-0 F8			0-3 K		0-0 6-3	0-0 F9		
Gary Matthews, R (1, 7) OBP: 0.450, SLG: 0.500		0-0 4-3 SF9 2B		0-0 5-3		0-0 G6-4-3 1B	4-0 BB		
Keith Moreland, R (1, 9) OBP: 0.240, SLG: 0.238 Ramon Aviles, R (8, 4)		0-0 4-3		0-0 4-3		0-0 G6-4-3	0-0 F6		
Garry Maddox, R (1, 8) OBP: 0.320, SLG: 0.324		0-0 SF9			0-0 SH5-3 1B		0-0 F7	0-0 5-3	
Larry Bowa, S (1, 6) OBP: 0.324, SLG: 0.338		0-0 6-3			0-0 SH5-3		0-0 1B 2B	0-0 6-3	
Bob Boone, R (1, 2) OBP: 0.281, SLG: 0.305			0-0 E5 4-3 SH5-3		0-0 L7		0-0 2B 1B	0-0 L6	
Steve Carlton, L (1, 1) OBP: 0.333, SLG: 0.357			0-0 SH5-3		0-0 1B		0-0 2B		

Inning Stats	R: 0	H: 0	E: 0	K: 1	S: 5	R: 1	H: 1	E: 0	K: 0	S: 4	R: 0	H: 0	E: 0	K: 1	S: 5	R: 1	H: 3	E: 0	K: 0	S: 6	R: 0	H: 1	E: 0	K: 0	S: 3	R: 4	H: 4	E: 0	K: 0	S: 7	R: 0	H: 0	E: 0	K: 0	S: 3
	0	0	0	1	5	1	1	0	0	4	0	0	0	1	5	1	3	0	0	6	0	1	0	0	3	4	4	0	0	15	0	0	0	3	

PITCHER	IP	WLS	BF	H	R	ER	SO	BB	IBB	HBP	BLK	WP	HR	S	P	ERA	WHIP
Steve Rogers, R (1, 1) ERA: 5.77	6.1	L	29	9	6	6	2	0	1	0	0	0	0	32	36	8.53	1.421
Stephen Ratzler, R (7, 1) ERA: 1.5	1.2		6	0	0	0	0	1	0	0	0	0	0	5	9	0.00	0.600

BOTTOM

Montreal Expos @ Philadelphia Phillies
Veterans Stadium, Philadelphia, PA

Wed Apr 29 1981, 7:05 PM EDT
Att. 30,142 - Unknown

AB	30
R	6
H	9
RBI	6
BB	2
SO	2
LOB	10

WP: 0 PA: 35
PB: 0
SB: 0
CS: 0



1B	2B	3B	HR	SF	SAC	DP	HBP
6	3	0	0	1	2	1	0

1B	2B	3B	HR	SF	SAC	DP	HBP
3	0	0	0	0	0	0	0

1B	2B	3B	HR	SF	SAC	DP	HBP
6	3	0	0	1	2	1	0

Batter	1	2	3	4	5	6	7	8	9	AB R H RBI BB SO LOB	TOP											
Bill North, S OBP: 0.384, SLG: 0.305 (1, 8) X	0-0 4-3		0-0 F9		0-0 4-3		4-0 BB 1-2 2-3 1B BB		0-3 K	4 1 0 0 1 1 0	<p>San Francisco Giants @ Philadelphia Phillies</p> <p>Veterans Stadium, Philadelphia, PA</p> <p>Sat May 02 1981, 7:05 PM EDT</p> <p>Unknown</p>											
Enos Cabell, R OBP: 0.310, SLG: 0.350 (1, 3) X	0-0 F8		0-0 F8		0-0 1B		0-0 SF7		0-0 L1	4 0 1 1 0 0 0												
Joe Morgan, L OBP: 0.304, SLG: 0.318 (1, 4) X	0-0 F7		0-0 F4		0-0 F4		4-0 BB 1-2 2-3 1B BB		4-0 BB	3 0 0 0 2 0 1												
Darrell Evans, L OBP: 0.318, SLG: 0.368 (1, 5)		4-0 HR BB		0-0 HR		0-0 F7		0-0 1B 1-2 2-H 3-H 1B	0-3 K	4 2 2 3 1 1 2												
Jack Clark, R OBP: 0.301, SLG: 0.324 (1, 9)		0-0 1-H HR		0-0 6-3		0-0 5-3		0-0 F6		4 1 1 2 0 0 2												
Larry Herndon, R OBP: 0.350, SLG: 0.423 (1, 7)		0-0 3-1		0-0 F3		0-0 L6-3 1B		0-0 1-2 2-H 1B		4 0 2 0 0 0 0												
Greg Minton, S (7, 1)										0 0 0 0 0 0 0												
Milt May, L OBP: 0.371, SLG: 0.355 (1, 2)		0-3 K		4-0 E BB		0-0 L6-3 1-2		0-0 F7		3 0 0 0 1 1 1												
Johnnie LeMaster, R OBP: 0.294, SLG: 0.258 (1, 6)		0-0 FC6-4 1B		0-0 E4 FC6-4 1-2		0-0 BB SF7 1B		0-0 4-3		4 1 2 0 0 0 1												
Doyle Alexander, R (1, 1)		0-0 FC6-4 1-2f		0-0 FC6-4 1-2f		0-0 BB BB 1B		0-0 4-3		2 0 0 0 0 0 3												
Chili Davis, S OBP: 0.200, SLG: 0.143 (7, PH) (7, 7)										2 1 1 0 0 0 0												
Inning Stats	R: 0 E: 0 K: 0 S: 3	H: 0 LOB: 0 BB: 0 P: 3	R: 2 E: 0 K: 1 S: 7	H: 2 LOB: 1 BB: 1 P: 11	R: 0 E: 0 K: 0 S: 3	H: 0 LOB: 0 BB: 0 P: 3	R: 1 E: 1 K: 0 S: 5	H: 1 LOB: 2 BB: 1 P: 9	R: 0 E: 0 K: 0 S: 4	H: 1 LOB: 1 BB: 0 P: 4	R: 0 E: 0 K: 0 S: 3	H: 1 LOB: 0 BB: 0 P: 3	R: 3 E: 0 K: 0 S: 6	H: 4 LOB: 2 BB: 2 P: 14	R: 0 E: 0 K: 0 S: 3	H: 0 LOB: 0 BB: 0 P: 3	R: 0 E: 0 K: 2 S: 7	H: 0 LOB: 1 BB: 1 P: 11	1B: 7 2B: 1 3B: 0 HR: 2	SF: 1 SAC: 0 DP: 1 HBP: 0	WP: 0 PB: 0 SB: 0 CS: 0	PA: 40
PITCHER	IP WLS BF H R ER SO BB IBB HBP BLK WP HR S P ERA WHIP																				IP WLS BF H R ER SO BB IBB HBP BLK WP HR S P ERA WHIP	
Nino Espinosa, R ERA: 5.68 (1, 1)	6.0 L 27 7 5 5 1 2 0 0 0 0 2 27 35 7.50 1.500																					
Sparky Lyle, L ERA: 5.4 (7, 1)	1.0 6 2 1 1 0 2 0 0 0 0 0 4 12 9.00 4.000																					
Mike Proly, R ERA: 2.19 (8, 1)	2.0 7 0 0 0 0 2 1 0 0 0 0 0 10 14 0.00 0.500																					

livebaseballscorecards.com

AB	34
R	6
H	9
RBI	6
BB	5
SO	3
LOB	10



Batter	1	2	3	4	5	6	7	8	9	AB	R	H	RBI	BB	SO	LOB
Greg Cross, L (1, 9) OBP: 0.333, SLG: 0.368	0-0 F7		4-0 4-3 S BB		0-0 F7			0-0 4-3	0-0 4-3	4	0	0	0	1	0	1
Pete Rose, S (1, 3) OBP: 0.425, SLG: 0.488	0-0 G3		0-0 4-3		0-0 F7			0-0 2B		4	1	1	0	0	0	2
Mike Schmidt, R (1, 5) OBP: 0.400, SLG: 0.638	0-0 6-3		0-0 F9			0-3 K		4-0 2B		3	1	0	0	1	1	1
Gary Matthews, R (1, 7) OBP: 0.453, SLG: 0.519		0-0 1B	0-0 5-3			0-0 4-3		0-0 2B		4	0	2	2	0	0	1
Manny Trillo, R (1, 4) OBP: 0.371, SLG: 0.371		0-0 1B		0-0 L5		0-0 FC6-4 1B		4-0 BB		3	0	2	0	1	0	0
Garry Maddox, R (1, 8) OBP: 0.304, SLG: 0.307		0-0 F2	0-0 5-3		0-0 FC6-4			0-0 F3		4	0	0	0	0	0	5
Larry Bowa, S (1, 6) OBP: 0.307, SLG: 0.319		0-0 F4	0-0 F7			0-0 4-3		0-0 F8		4	0	0	0	0	0	4
Bob Boone, R (1, 2) OBP: 0.279, SLG: 0.290		4-0 IBB	0-0 F5		0-0 5-3			0-0 5-3		3	0	0	0	1	0	0
Nino Espinosa, R (1, 1) OBP: 0.200, SLG: 0.200		0-3 K	0-0 1B		0-0 1B		0-0 1-3		0-0 6-3	2	0	1	0	0	1	3
Sparky Lyle, L (7, 1)										0	0	0	0	0	0	0
Lonnie Smith, R (7, PH) OBP: 0.185, SLG: 0.120										1	0	0	0	0	0	0
Mike Prolly, R (8, 1)										0	0	0	0	0	0	0
Del Unser, L (9, PH) OBP: 0.556, SLG: 0.857										1	0	0	0	0	0	0

BOTTOM

San Francisco Giants @ Philadelphia Phillies
Veterans Stadium, Philadelphia, PA
Sat May 02 1981, 7:05 PM EDT
Unknown

livebaseballscores.com

AB	33
R	2
H	6
RBI	2
BB	4
SO	2
LOB	17



Inning Stats	R	H	E	K	S	H	LOB	BB	P	R	H	E	K	S	H	LOB	BB	P	1B	2B	3B	HR	SF	SAC	DP	HBP	WP	PA	ERA	WHIP
Doyle Alexander, R (1, 1) ERA: 1.07	6	0	0	0	24	4	0	0	2	1	1	0	0	0	0	0	0	0	0	0	0	0	0	0	0	0	0	0	0.00	0.833
Greg Minton, R (7, 1) ERA: 3.6	3	0	0	0	13	2	2	0	0	2	0	0	0	0	0	0	0	0	0	0	0	0	0	0	0	0	0	6.00	1.333	

Batter	1	2	3	4	5	6	7	8	9	AB R H RBI BB SO LOB	TOP											
Dave Bergman, L (1, 3) OBP: 0.269, SLG: 0.304	0-0 F8			0-3 K		0-0 F6			0-3 K	4 0 0 0 0 2 1	San Francisco Giants @ Philadelphia Phillies Veterans Stadium, Philadelphia, PA Sat May 02 1981, 7:05 PM EDT Att. 27,376 - Unknown livebaseballscorecards.com											
Jim Wohlford, R (1, 7) OBP: 0.267, SLG: 0.467	0-0 1-3			0-0 3-1		0-0 1-3			0-0 F7	4 0 0 0 0 0 1												
Jack Clark, R (1, 9) OBP: 0.299, SLG: 0.320	0-0 F9			0-0 5-3					0-0 5-3	4 0 1 0 0 0 0												
Darrell Evans, L (1, 5) OBP: 0.319, SLG: 0.405		0-0 F9			0-0 HR				0-3 K	3 1 1 1 0 1 1												
Jerry Martin, R (1, 8) OBP: 0.265, SLG: 0.242		0-0 1-3			0-3 K				0-3 K	3 0 0 0 0 2 1												
Rennie Stennett, R (1, 4) OBP: 0.231, SLG: 0.320		0-0 1-6-3			0-3 K				0-0 F8	3 0 0 0 0 1 1												
Johnnie LeMaster, R (1, 6) OBP: 0.286, SLG: 0.250			0-0 F8		0-0 6-3				0-0 F9	2 0 0 0 0 0 0												
Bill North, S (8, PH) OBP: 0.378, SLG: 0.300									0-0 3-1	1 0 0 0 0 0 0												
Billy Smith, S (8, 6) OBP: 0.267, SLG: 0.154									0-0 3-1	0 0 0 0 0 0 0												
Mike Sadek, R (1, 2) OBP: 0.235, SLG: 0.200			0-3 K			0-0 SH1-4 2B			0-0 3-1	2 0 1 0 0 1 0												
Milt May, L (8, PH) OBP: 0.366, SLG: 0.349									0-0 3-1	1 0 0 0 0 0 0												
Ed Whitson, R (1, 1) OBP: 0.143, SLG: 0.143			0-3 K			0-0 SH1-4 2-3			0-3 K	1 0 0 0 0 1 0												
Larry Herndon, R (8, PH) OBP: 0.346, SLG: 0.418										1 0 0 0 0 1 0												
Fred Breining, R (8, 1)										0 0 0 0 0 0 0												
Inning Stats	R: 0 E: 0 K: 0 S: 3	H: 0 LOB: 0 BB: 0 P: 3	R: 0 E: 0 K: 0 S: 3	H: 0 LOB: 0 BB: 0 P: 3	R: 0 E: 0 K: 2 S: 7	H: 0 LOB: 0 BB: 0 P: 7	R: 0 E: 0 K: 1 S: 5	H: 0 LOB: 0 BB: 0 P: 5	R: 1 E: 0 K: 2 S: 8	H: 1 LOB: 0 BB: 0 P: 8	R: 0 E: 0 K: 0 S: 4	H: 1 LOB: 1 BB: 0 P: 4	R: 0 E: 0 K: 2 S: 8	H: 1 LOB: 1 BB: 0 P: 8	R: 0 E: 0 K: 1 S: 5	H: 0 LOB: 0 BB: 0 P: 5	R: 0 E: 0 K: 1 S: 5	H: 0 LOB: 0 BB: 0 P: 5	1B: 1 2B: 1 3B: 0 HR: 1	SF: 0 SAC: 1 DP: 0 HBP: 0	WP: 0 PB: 0 SB: 0 CS: 0	PA: 30
PITCHER Marty Bystrom, R (1, 1) ERA: 3.24	IP: 9.0 WLS: W BF: 30 H: 3 R: 1 ER: 1 SO: 9 BB: 0 IBB: 0 HBP: 0 BLK: 0 WP: 0 HR: 1 S: 48 P: 48 ERA: 1.00 WHIP: 0.333											PITCHER	IP: 9.0 WLS: W BF: 30 H: 3 R: 1 ER: 1 SO: 9 BB: 0 IBB: 0 HBP: 0 BLK: 0 WP: 0 HR: 1 S: 48 P: 48 ERA: 1.00 WHIP: 0.333									



Batter	1	2	3	4	5	6	7	8	9
Greg Cross, L (1, 9) OBP: 0.321, SLG: 0.348	0-0 G4-6-3 1B			0-0 F8		0-0 5-3		0-0 L6	
Pete Rose, S (1, 3) OBP: 0.411, SLG: 0.470	0-0 G4-6-3 1-2f			0-0 6-3		0-0 6-3			
Mike Schmidt, R (1, 5) OBP: 0.411, SLG: 0.683	0-0 6-3			0-0 HR		4-0 FC4-6 BB			
Gary Matthews, R (1, 7) OBP: 0.433, SLG: 0.491		0-0 6-3		0-0 F9		0-0 F8			
Manny Trillo, R (1, 4) OBP: 0.356, SLG: 0.354		0-0 F9		0-0 F9		0-0 FC4-6 BLK 1-2f			
Garry Maddox, R (1, 8) OBP: 0.293, SLG: 0.295		0-3 K		0-0 F4		0-3 K 1-2			
Larry Bowa, S (1, 6) OBP: 0.295, SLG: 0.307			0-0 F8		0-0 3-1		0-0 4-3		
Keith Moreland, R (1, 2) OBP: 0.286, SLG: 0.542		0-3 K		0-0 HR		0-0 HR			
Marty Bystrom, R (1, 1) OBP: 0.286, SLG: 0.542		0-3 K		0-3 K		0-3 K		0-0 F9	

Inning Stats		R: 0	H: 1	E: 0	LOB: 0	K: 0	BB: 0	S: 3	P: 3									
Ed Whitson, R (1, 1) ERA: 3.68		7.0	WLS: L	24	H: 3	R: 2	ER: 2	SO: 5	BB: 1	IBB: 0	HBP: 0	BLK: 1	WP: 0	HR: 2	S: 33	P: 37	ERA: 2.57	WHIP: 0.571
Fred Breining, R (8, 1) ERA: 2.7		1.0	WLS: L	4	H: 1	R: 1	ER: 1	SO: 0	BB: 0	IBB: 0	HBP: 0	BLK: 0	WP: 0	HR: 1	S: 4	P: 4	ERA: 9.00	WHIP: 1.000

BOTTOM

San Francisco Giants @ Philadelphia Phillies
Veterans Stadium, Philadelphia, PA
Sat May 02 1981, 7:05 PM EDT
Att. 27,376 - Unknown

AB	27
R	3
H	4
RBI	3
BB	1
SO	5
LOB	4

WP: 0 PA: 28
PB: 0
SB: 0
CS: 0



livebaseballscorecards.com

Batter	1	2	3	4	5	6	7	8	9	AB	R	H	RBI	BB	SO	LOB
Greg Cross, L (1, 9) OBP: 0.364, SLG: 0.464	0-0 F7		0-0 HR	0-0 1B		0-0 F7		0-0 2B		5	1	3	1	0	0	1
Pete Rose, S (1, 3) OBP: 0.400, SLG: 0.455	0-0 4-3		0-0 F7	0-0 1-6-3		0-0 FC4-6		0-0 1B		5	0	1	0	0	0	3
Mike Schmidt, R (1, 5) OBP: 0.423, SLG: 0.766	0-3 K		0-0 HR	0-0 5-3				1-0 FC6-4		4	2	2	3	0	1	1
Gary Matthews, R (1, 7) OBP: 0.444, SLG: 0.508		0-0 FC1-6	4-0 1B		0-0 1B		0-0 4-3	0-0 FC6-4		4	2	2	0	1	0	2
Manny Trillo, R (1, 4) OBP: 0.377, SLG: 0.368		4-0 FC1-6	0-0 FC6-2		0-0 CS		0-0 F7			3	0	2	0	1	0	0
Garry Maddox, R (1, 8) OBP: 0.302, SLG: 0.300		0-0 FC1-6	0-0 FC6-2		0-0 SF8		4-0 BB			2	1	1	1	1	0	2
Larry Bowa, S (1, 6) OBP: 0.280, SLG: 0.291		0-0 1-3	0-0 FC6-2		0-0 F9		0-3 K			4	0	0	1	0	1	5
Bob Boone, R (1, 2) OBP: 0.306, SLG: 0.308		0-0 1B	0-3 K			4-0 FC1-6		0-0 SH5-4		3	1	2	1	1	1	3
Dick Ruthven, R (1, 1) OBP: 0.071, SLG: 0.071		0-0 F9		0-3 K		0-0 FC1-6		0-0 SH5-4		3	0	0	0	0	1	2
Tug McGraw, R (8, 1)										0	0	0	0	0	0	0

Inning Stats	R: 0	H: 0	E: 0	K: 1	S: 5	R: 2	H: 2	E: 0	K: 0	S: 5	R: 2	H: 4	E: 0	K: 1	S: 9	R: 1	H: 2	E: 0	K: 0	S: 4	R: 0	H: 0	E: 0	K: 0	S: 3	R: 1	H: 1	E: 0	K: 1	S: 6	R: 1	H: 3	E: 0	K: 0	S: 5
	LOB: 0	BB: 5				LOB: 1	BB: 1				LOB: 3	BB: 1				LOB: 0	BB: 0				LOB: 1	BB: 1				LOB: 1	BB: 1				LOB: 2	BB: 0			

PITCHER	IP	WLS	BF	H	R	ER	SO	BB	IBB	HBP	BLK	WP	HR	S	P	ERA	WHIP
Tom Griffin, R (1, 1) ERA: 5.67	2.1		13	4	4	4	1	2	0	0	0	0	1	13	21	15.43	2.571
Al Holland, L (3, 1) ERA: 7.36	3.2		16	5	1	1	2	1	0	0	0	0	0	19	23	2.46	1.636
Gary Lavelle, L (7, 1) ERA: 3.21	1.2	L	10	4	2	2	1	1	0	1	0	0	1	10	15	10.80	3.000
Fred Breining, R (8, 1) ERA: 2.63	0.1		1	0	0	0	0	0	0	0	0	0	0	1	1	0.00	0.000

BOTTOM


San Francisco Giants @ Philadelphia Phillies
Veterans Stadium, Philadelphia, PA

Sun May 03 1981, 3:33 AM EDT
Att. 41,283 - Unknown

AB	33
R	7
H	13
RBI	7
BB	4
SO	4
LOB	19

livebaseballscores.com

WP: 0	PA: 40
PB: 0	
SB: 1	
CS: 1	



Batter	1	2	3	4	5	6	7	8	9	AB R H RBI BB SO LOB	TOP
Johnnie LeMaster, R <small>(1, 6) OBP: 0.282, SLG: 0.254</small>	0-0 F2	0-0 F7			0-0 F9		0-0 6-3			4 0 0 0 0 0 1	San Francisco Giants @ Philadelphia Phillies Veterans Stadium, Philadelphia, PA Mon May 04 1981, 7:05 PM EDT Att: 25,492 - Unknown
Enos Cabell, R <small>(1, 3) OBP: 0.304, SLG: 0.364</small>	0-0 5-3		0-0 S 1B 2B		0-0 F3		0-0 F8		4 1 1 0 0 0 0		
Jack Clark, R <small>(1, 9) OBP: 0.305, SLG: 0.329</small>	0-3 K2-3		0-3 K 2-3		4-0 BB		0-0 6-3		3 0 0 0 1 2 1		
Darrell Evans, L <small>(1, 5) OBP: 0.316, SLG: 0.395</small>		0-0 BB SH1-3 1B	0-0 G3		0-0 4-3		0-0 F3		4 1 1 0 0 0 2		
Larry Herndon, R <small>(1, 7) OBP: 0.348, SLG: 0.414</small>		0-0 SH1-3 BB 1-2 1B	0-0 E S 1B		0-3 K		0-3 K		4 1 2 1 0 2 0		
Jerry Martin, R <small>(1, 8) OBP: 0.308, SLG: 0.250</small>		4-0 SH1-3 1-2 2-3 BB	0-3 K 1-3		0-0 CS 1B		0-0 F3		3 1 1 0 1 1 1		
Joe Morgan, L <small>(1, 4) OBP: 0.299, SLG: 0.301</small>		0-3 K		0-0 1-3		0-3 K		0-0 1B	4 0 1 0 0 2 4		
Mike Sadek, R <small>(1, 2) OBP: 0.211, SLG: 0.176</small> Jim Wohlford, R <small>(9, PH) OBP: 0.235, SLG: 0.412</small>	0-0 SH1-3		0-0 1-3		0-0 CS 1-2	0-0 5-3	0-0 F9		2 0 0 1 0 0 0 1 0 0 0 0 0 1		
Allen Ripley, R <small>(1, 1) OBP: 0.167, SLG: 0.167</small> Al Holland, R <small>(6, 1)</small> Rennie Stennett, R <small>(7, PH) OBP: 0.214, SLG: 0.296</small> Greg Minton, S <small>(7, 1)</small>	0-0 2-H 3-H 1B		0-0 F7		0-3 K				2 0 1 2 0 0 0 0 0 0 0 0 0 0 1 0 0 0 0 1 0 0 0 0 0 0 0 0		
Inning Stats	R: 0 H: 0 E: 0 LOB: 0 K: 1 BB: 0 S: 5 P: 5	R: 3 H: 3 E: 0 LOB: 1 K: 1 BB: 1 S: 8 P: 12	R: 1 H: 2 E: 0 LOB: 1 K: 2 BB: 0 S: 9 P: 9	R: 0 H: 0 E: 0 LOB: 0 K: 0 BB: 0 S: 3 P: 3	R: 0 H: 0 E: 0 LOB: 1 K: 0 BB: 1 S: 3 P: 7	R: 0 H: 1 E: 0 LOB: 0 K: 2 BB: 0 S: 7 P: 7	R: 0 H: 0 E: 0 LOB: 0 K: 1 BB: 0 S: 5 P: 5	R: 0 H: 0 E: 0 LOB: 0 K: 0 BB: 0 S: 3 P: 3	R: 0 H: 1 E: 0 LOB: 1 K: 1 BB: 0 S: 6 P: 6	1B: 6 SF: 0 2B: 1 SAC: 1 3B: 0 DP: 0 HR: 0 HBP: 0	
PITCHER Steve Carlton, L <small>(1, 1) ERA: 2.65</small>	IP: 9.0 WLS: W BF: 35 H: 7 R: 4 ER: 4 SO: 8 BB: 2 IBB: 0 HBP: 0 BLK: 0 WP: 0 HR: 0 S: 49 P: 57 ERA: 4.00 WHIP: 1.000										

livebaseballscorecards.com

AB	32
R	4
H	7
RBI	4
BB	2
SO	8
LOB	10



Batter	1	2	3	4	5	6	7	8	9	AB	R	H	RBI	BB	SO	LOB
Greg Gross, L OBP: 0.378, SLG: 0.516 (1, 9)	0-0 CS 1B		0-0 SF8		0-0 1B 2B	0-0 3-1				3	1	2	1	0	0	1
Pete Rose, S OBP: 0.414, SLG: 0.467 (1, 3)	0-0 1-2 1B		0-0 4-3		0-0 2-H FC1-4 1B		0-0 FC5-4 1B			4	0	3	1	0	0	0
Mike Schmidt, R OBP: 0.402, SLG: 0.721 (1, 5)	0-0 5-3		0-0 6-3		0-3 K		0-0 FC5-4 S BLK 5-3			4	1	0	0	0	1	2
Gary Matthews, R OBP: 0.434, SLG: 0.492 (1, 7)		0-0 S 1B		0-0 F3	0-0 FC1-4 1-2f		0-0 5-3			4	0	1	1	0	0	1
Manny Trillo, R OBP: 0.358, SLG: 0.347 (1, 4)		0-0 F8		0-0 F9		0-3 K	0-3 K			4	0	0	0	0	2	1
Garry Maddox, R OBP: 0.322, SLG: 0.325 (1, 8)		4-0 FC3-6 1-2 BB		0-0 1B 2B		0-0 1B 1B		0-0 5-3		3	2	2	0	1	0	0
Larry Bowa, S OBP: 0.302, SLG: 0.313 (1, 6)		0-0 FC3-6 1-2f		0-0 S 1B	2-H	0-0 E 1B 6-3 1B		0-0 S 1B		4	1	3	1	0	0	2
Bob Boone, R OBP: 0.303, SLG: 0.304 (1, 2)		0-0 F7		0-0 F7	1-2	0-0 E7 6-3 1B		0-0 5-3		4	0	1	1	0	0	4
Steve Carlton, L OBP: 0.316, SLG: 0.444 (1, 1)			0-0 SF8 3B		0-0 G3	0-0 6-3		0-0 6-3		4	1	1	1	0	0	2

Inning Stats	R: 0	H: 2	E: 0	LOB: 0	K: 0	BB: 0	S: 3	P: 3	R: 0	H: 1	E: 0	LOB: 2	K: 0	BB: 1	S: 4	P: 8	R: 1	H: 1	E: 0	LOB: 0	K: 0	BB: 0	S: 4	P: 4	R: 1	H: 2	E: 0	LOB: 1	K: 0	BB: 0	S: 5	P: 5	R: 1	H: 2	E: 0	LOB: 1	K: 1	BB: 0	S: 7	P: 7	R: 2	H: 3	E: 1	LOB: 1	K: 1	BB: 0	S: 8	P: 8	R: 1	H: 1	E: 0	LOB: 0	K: 1	BB: 0	S: 6	P: 6	R: 0	H: 1	E: 0	LOB: 1	K: 0	BB: 0	S: 4	P: 4
--------------	------	------	------	--------	------	-------	------	------	------	------	------	--------	------	-------	------	------	------	------	------	--------	------	-------	------	------	------	------	------	--------	------	-------	------	------	------	------	------	--------	------	-------	------	------	------	------	------	--------	------	-------	------	------	------	------	------	--------	------	-------	------	------	------	------	------	--------	------	-------	------	------

PITCHER	IP	WLS	BF	H	R	ER	SO	BB	IBB	HBP	BLK	WP	HR	S	P	ERA	WHIP
Allen Ripley, R ERA: 3.18 (1, 1)	5.1	L	26	11	5	4	2	1	0	0	0	0	0	29	33	6.75	2.250
Al Holland, L ERA: 6.94 (6, 1)	0.2		2	0	0	0	0	0	0	0	0	0	0	2	2	0.00	0.000
Greg Minton, R ERA: 3.68 (7, 1)	2.0		8	2	1	1	1	0	0	0	1	0	0	10	10	4.50	1.000

BOTTOM

San Francisco Giants @ Philadelphia Phillies
Veterans Stadium, Philadelphia, PA
Mon May 04 1981, 7:05 PM EDT
Att. 25,492 - Unknown

livebaseballscorecards.com

AB	34
R	6
H	13
RBI	6
BB	1
SO	3
LOB	13



WP: 0	PA: 36
PB: 0	SB: 4
CS: 1	

Batter	1	2	3	4	5	6	7	8	9	AB R H RBI BB SO LOB	TOP																										
Davey Lopes, R (1, 4) OBP: 0.253, SLG: 0.174	0-3 K	0-3 K			0-0 F9			0-0 1B	0-0 SH1-4	4 1 1 0 0 2 1	Los Angeles Dodgers @ Philadelphia Phillies Veterans Stadium, Philadelphia, PA Tue May 05 1981, 7:05 PM EDT Att: 27,241 - Unknown																										
Ken Landreaux, L (1, 8) OBP: 0.365, SLG: 0.510	0-0 2B		0-0 SF8		0-3 K			0-0 1B	0-3 K	5 3 3 1 0 2 1																											
Dusty Baker Jr., R (1, 7) OBP: 0.366, SLG: 0.462	0-0 WP		0-0 SF8			0-0 P3		0-0 2B	0-0 5-3	4 1 2 2 0 0 1																											
Steve Garvey, R (1, 3) OBP: 0.255, SLG: 0.410	0-0 6-3		0-0 6-3			0-0 1B		0-3 K		4 0 1 0 0 1 2																											
Ron Cey, R (1, 5) OBP: 0.376, SLG: 0.424	4-0 2-3		0-3 K			0-0 L6		0-0 HR		3 1 1 1 1 1 1																											
Pedro Guerrero, R (1, 9) OBP: 0.329, SLG: 0.455	0-3 K			0-0 6-3		0-3 K		0-0 HR		4 1 1 2 0 2 3																											
Mike Scioscia, L (1, 2) OBP: 0.400, SLG: 0.390		0-0 F8		0-0 F8			0-0 F8	0-0 L4		4 0 0 0 0 0 0																											
Bill Russell, R (1, 6) OBP: 0.241, SLG: 0.235		0-0 S		0-0 5-3			0-0 F8	0-0 4-3		4 0 1 0 0 0 0																											
Bob Welch, R (1, 1) OBP: 0.200, SLG: 0.200		0-3 K			0-0 1-3		0-0 3-1		0-0 SH1-4	2 0 0 0 0 0 1 1																											
Dave Goltz, R (6, 1)										0 0 0 0 0 0 0 0																											
Jay Johnstone, L (7, PH) OBP: 0.197, SLG: 0.118										1 0 0 0 0 0 0 0																											
Terry Forster, L (7, 1)										0 0 0 0 0 0 0 0																											
Dave Stewart, R (7, 1)										0 0 0 0 0 0 0 0																											
Bobby Castillo, R (8, 1)										1 0 1 0 0 0 0 0																											
Steve Howe, L (9, 1)										0 0 0 0 0 0 0 0																											
Inning Stats	R: 1 E: 0 K: 2 S: 9	H: 2 LOB: 2 BB: 1 P: 13	R: 0 E: 0 K: 2 S: 8	H: 1 LOB: 1 BB: 0 P: 8	R: 1 E: 0 K: 1 S: 6	H: 1 LOB: 0 BB: 0 P: 6	R: 0 E: 0 K: 0 S: 3	H: 0 LOB: 0 BB: 0 P: 3	R: 0 E: 0 K: 1 S: 5	H: 0 LOB: 0 BB: 0 P: 5	R: 0 E: 0 K: 1 S: 6	H: 1 LOB: 1 BB: 0 P: 6	R: 0 E: 0 K: 0 S: 3	H: 0 LOB: 0 BB: 0 P: 3	R: 5 E: 0 K: 1 S: 10	H: 5 LOB: 0 BB: 0 P: 10	R: 0 E: 0 K: 1 S: 6	H: 1 LOB: 1 BB: 0 P: 6	1B: 6 2B: 3 3B: 1 HR: 1	SF: 1 SAC: 1 DP: 0 HBP: 0	WP: 1 PB: 1 SB: 2 CS: 0	PA: 39															
PITCHER	IP WLS BF H R ER SO BB IBB HBP BLK WP HR S P ERA WHIP																																				
Larry Christenson, R (1, 1) ERA: 3.69	7.0		29	7	4	4	7	1	0	0	0	1	0	42	46	5.14	1.143																				
Ron Reed, R (8, 1) ERA: 5.79	1.0		6	3	3	3	1	0	0	0	0	0	1	8	8	27.00	3.000																				
Sparky Lyle, L (9, 1) ERA: 4.97	1.0	W	4	1	0	0	1	0	0	0	0	0	0	6	6	0.00	1.000																				

livebaseballscorecards.com

AB	36
R	7
H	11
RBI	6
BB	1
SO	9
LOB	10



BOTTOM

Los Angeles Dodgers @ Philadelphia Phillies
Veterans Stadium, Philadelphia, PA

Tue May 05 1981, 7:05 PM EDT
Att. 27,241 - Unknown

livebaseballscorecards.com

AB	33
R	8
H	9
RBI	8
BB	6
SO	3
LOB	11



WP	0	PA	41
PB	0		
SB	0		
CS	0		

AB R H RBI BB SO LOB

5	3	2	0	0	0	2
3	2	1	1	1	0	1
3	1	1	2	2	1	0
4	0	1	3	1	0	2
4	1	2	2	0	0	1
4	0	1	0	0	1	1
4	0	0	0	0	0	3
4	0	1	0	0	0	0
2	1	0	0	1	1	1
0	0	0	0	0	0	0
0	0	0	0	0	0	0
0	0	0	0	1	0	0
0	0	0	0	0	0	0

Batter	1	2	3	4	5	6	7	8	9
Greg Cross, L (1, 9) OBP: 0.381, SLG: 0.500	0-0 6-3		0-0 1B			0-0 BB HBP 1-2 2B 1B	0-0 FC1-6 1-2f 2B		0-0 FC4-6 1-2f 2B
Pete Rose, S (1, 3) OBP: 0.423, SLG: 0.474	0-0 4-3		0-0 1-3			1-0 BB 1-2 2-3 HBP	0-0 1-H 2B		4-0 2B SF8 BB
Mike Schmidt, R (1, 5) OBP: 0.414, SLG: 0.718	0-3 K			0-0 F8		4-0 BB 1-2 2-3 3-H 2B BB	4-0 IBB		0-0 1-3 2-H 2B
Gary Matthews, R (1, 7) OBP: 0.432, SLG: 0.493		0-0 F8		0-0 5-3		0-0 4-3 1-H 2-H 3-H 2B	0-0 F9		4-0 IBB
Manny Trillo, R (1, 4) OBP: 0.360, SLG: 0.408		0-0 1B 2B		0-0 F7		0-0 4-3 2-3 2B		0-0 HR	0-0 SF8 3-H
Garry Maddox, R (1, 8) OBP: 0.319, SLG: 0.322		0-0 G6-4-3 1B		0-0 F9		0-0 F4		0-3 K	
Larry Bowa, S (1, 6) OBP: 0.289, SLG: 0.299		0-0 G6-4-3 1-2f		0-0 F5		0-0 F5		0-0 F3	
Keith Moreland, R (1, 2) OBP: 0.281, SLG: 0.500			0-0 F3		0-0 F9		0-0 FC1-6 1B	0-0 F5	
Larry Christenson, R (1, 1) OBP: 0.182, SLG: 0.100			0-3 K			4-0 HBP 1B BB	0-0 FC1-6		4-0 FC4-6 BB
Ron Reed, R (8, 1)									
Sparky Lyle, L (9, 1)									
Del Unser, L (9, PH) OBP: 0.600, SLG: 0.857									
Lonnie Smith, R (9, PR) OBP: 0.185, SLG: 0.120									

Inning Stats	R: 0	H: 0	E: 0	K: 5	S: 5	H: 2	LOB: 1	BB: 0	P: 5	R: 0	H: 1	E: 0	K: 1	S: 6	H: 1	LOB: 1	BB: 0	P: 6	R: 0	H: 0	E: 0	K: 0	S: 3	R: 0	H: 0	E: 0	K: 0	S: 3	R: 4	H: 2	E: 0	K: 0	S: 5	H: 2	LOB: 1	BB: 2	P: 14	R: 1	H: 2	E: 0	K: 0	S: 5	H: 1	LOB: 2	BB: 1	P: 9	R: 1	H: 1	E: 0	K: 1	S: 6	H: 1	LOB: 0	BB: 0	P: 6	R: 2	H: 1	E: 0	K: 0	S: 3	H: 1	LOB: 2	BB: 3	P: 15	1B: 4	SF: 1	2B: 4	SAC: 0	3B: 0	DP: 1	HR: 1	HBP: 1	WP: 0	PA: 41
--------------	------	------	------	------	------	------	--------	-------	------	------	------	------	------	------	------	--------	-------	------	------	------	------	------	------	------	------	------	------	------	------	------	------	------	------	------	--------	-------	-------	------	------	------	------	------	------	--------	-------	------	------	------	------	------	------	------	--------	-------	------	------	------	------	------	------	------	--------	-------	-------	-------	-------	-------	--------	-------	-------	-------	--------	-------	--------

PITCHER	IP	WLS	BF	H	R	ER	SO	BB	IBB	HBP	BLK	WP	HR	S	P	ERA	WHIP
Bob Welch, R (1, 1) ERA: 4.4	5.0		21	4	4	4	2	2	0	1	0	0	0	22	31	7.20	1.200
Dave Goltz, R (6, 1) ERA: 3.75	1.0		4	1	0	0	0	0	0	0	0	0	0	4	4	0.00	1.000
Terry Forster, L (7, 1) ERA: 3.38	0.2		4	2	1	1	0	0	0	0	0	0	0	4	4	13.50	3.000
Dave Stewart, R (7, 1) ERA:	0.1		2	0	0	0	0	0	1	0	0	0	0	1	5	0.00	0.000
Bobby Castillo, R (8, 1) ERA: 5.14	1.1	L	8	2	3	3	1	2	0	0	0	0	1	8	16	20.25	3.000

PITCHER	IP	WLS	BF	H	R	ER	SO	BB	IBB	HBP	BLK	WP	HR	S	P	ERA	WHIP
Steve Howe, L (9, 1) ERA:	0.1		2	0	0	0	0	0	0	0	0	0	0	1	5	0.00	0.000

Batter	1	2	3	4	5	6	7	8	9	AB R H RBI BB SO LOB	TOP											
Davey Lopes, R (1, 4) OBP: 0.252, SLG: 0.178	0-3 K		0-0 F3		0-3 K			0-0 CS 1B		4 0 1 0 0 2 0	Los Angeles Dodgers @ Philadelphia Phillies Veterans Stadium, Philadelphia, PA Wed May 06 1981, 7:05 PM EDT Att: 25,850 - Unknown livebaseballscorecards.com											
Ken Landreaux, L (1, 8) OBP: 0.370, SLG: 0.505	0-0 F8		0-0 S 1B			0-0 5-3		4-0 G6-4-3 BB		3 0 1 0 1 0 0												
Dusty Baker Jr., R (1, 7) OBP: 0.352, SLG: 0.443	0-0 5-3		0-0 F8			0-0 F9		0-0 G6-4-3		4 0 0 0 0 0 2												
Steve Garvey, R (1, 3) OBP: 0.273, SLG: 0.423		0-0 BB 1B		0-0 L1		0-0 1B		0-0 FC1-6 1B		4 1 3 0 0 0 0												
Ron Cey, R (1, 5) OBP: 0.381, SLG: 0.455		4-0 BB BB BB 1B 1-2 BB		0-0 HR		0-0 4-3		0-0 FC1-6 FC4-6		3 1 1 1 1 0 2												
Pedro Guerrero, R (1, 9) OBP: 0.351, SLG: 0.464		0-0 G5-4-3 1B 1-2 2-H		4-0 CS BB		0-0 G4-6-3 1B		0-0 FC4-6		3 0 2 1 1 0 1												
Mike Scioscia, L (1, 2) OBP: 0.378, SLG: 0.365		0-0 F5		0-0 F9		0-0 G4-6-3		0-0 F7		4 0 0 0 0 0 5												
Bill Russell, R (1, 6) OBP: 0.244, SLG: 0.238		0-0 G5-4-3		0-0 G3		0-0 1B				3 0 1 0 0 0 2												
Burt Hooton, R (1, 1) OBP: 0.214, SLG: 0.231			0-3 K		0-0 F4		0-0 G3			3 0 0 0 0 1 1												
Inning Stats	R: 0 E: 0 K: 1 S: 5	H: 0 LOB: 0 BB: 0 P: 5	R: 1 E: 0 K: 0 S: 4	H: 2 LOB: 1 BB: 1 P: 8	R: 0 E: 0 K: 1 S: 6	H: 1 LOB: 1 BB: 0 P: 6	R: 1 E: 0 K: 0 S: 3	H: 1 LOB: 0 BB: 1 P: 7	R: 0 E: 0 K: 1 S: 5	H: 0 LOB: 0 BB: 0 P: 5	R: 0 E: 0 K: 0 S: 4	H: 1 LOB: 1 BB: 0 P: 4	R: 0 E: 0 K: 0 S: 4	H: 2 LOB: 1 BB: 0 P: 4	R: 0 E: 0 K: 0 S: 2	H: 1 LOB: 0 BB: 1 P: 6	R: 0 E: 0 K: 0 S: 4	H: 1 LOB: 1 BB: 0 P: 4	1B: 8 2B: 0 3B: 0 HR: 1	SF: 0 SAC: 0 DP: 3 HBP: 0	WP: 0 PB: 0 SB: 1 CS: 2	PA: 34
PITCHER	IP WLS BF H R ER SO BB IBB HBP BLK WP HR S P ERA WHIP																					
Nino Espinosa, R (1, 1) ERA: 4.67	8.0 L 30 8 2 2 3 3 0 0 0 0 0 1 33 45 2.25 1.375																					
Mike Proly, R (9, 1) ERA: 2.03	1.0 4 1 0 0 0 0 0 0 0 0 0 0 4 4 0.00 1.000																					



Batter	1	2	3	4	5	6	7	8	9	AB R H RBI BB SO LOB	TOP																										
Davey Lopes, R OBP: 0.250, SLG: 0.179 (1, 4) X	0-0 F8		0-0 FC1-4 1B 1-2f		0-0 E 1B			0-0 F4	0-0 F3	5 0 1 0 0 0 3																											
Ken Landreaux, L OBP: 0.393, SLG: 0.525 (1, 8) B B B B	4-0 S 2B BB		0-0 1-3 1B		4-0 FC5-4 BB 1-2			0-0 1B 2B		2 2 2 0 2 0 0																											
Dusty Baker Jr., R OBP: 0.358, SLG: 0.450 (1, 7) X	0-0 L4-6 1-H 2B		0-0 4-3		0-0 FC5-4 1-2f			4-0 1B BB		3 0 1 1 1 0 4																											
Steve Garvey, R OBP: 0.281, SLG: 0.426 (1, 3) X	0-0 L4-6 2-3			0-0 F2		0-0 CS 1B		0-0 G6-4-3 1-2 2-H 1B		4 0 2 1 0 0 1																											
Ron Cey, R OBP: 0.367, SLG: 0.435 (1, 5) X		0-0 6-3		0-0 4-3		0-0 F9		0-0 G6-4-3 1-2f		4 0 0 0 0 0 3																											
Pedro Guerrero, R OBP: 0.346, SLG: 0.452 (1, 9) X		0-0 5-3		0-0 1B		0-0 5-3 1-2			0-0 F9	4 0 1 0 0 0 1																											
Mike Scioscia, L OBP: 0.364, SLG: 0.348 Joe Ferguson, R OBP: 0.143, SLG: 0.143 Steve Yeager, R OBP: 0.300, SLG: 0.389 (1, 2) (9, PH) (9, 2) X		0-0 3-1		0-0 G3			0-0 F4		0-0 F8	3 0 0 0 0 0 1 1 0 0 0 0 0 0 0 0 0 0 0 0 0	AB 34 R 2 H 10 RBI 2 BB 3 SO 1 LOB 13																										
Bill Russell, R OBP: 0.244, SLG: 0.239 (1, 6) X			0-0 5-3		0-0 F9		0-0 5-3		0-0 1B 1B	4 0 1 0 0 0 0																											
Jerry Reuss, L OBP: 0.250, SLG: 0.250 (1, 1) X			0-0 FC1-4 1B		0-3 K		0-0 G3		0-0 1B	4 0 2 0 0 1 0																											
Inning Stats	R: 1 E: 0 K: 0 S: 3	H: 1 LOB: 0 BB: 1 P: 7	R: 0 E: 0 K: 0 S: 3	H: 0 LOB: 0 BB: 0 P: 3	R: 0 E: 0 K: 0 S: 5	H: 2 LOB: 2 BB: 0 P: 5	R: 0 E: 0 K: 0 S: 4	H: 1 LOB: 1 BB: 0 P: 4	R: 0 E: 1 K: 1 S: 6	H: 1 LOB: 2 BB: 1 P: 10	R: 0 E: 0 K: 0 S: 3	H: 1 LOB: 0 BB: 0 P: 3	R: 0 E: 0 K: 0 S: 3	H: 0 LOB: 0 BB: 0 P: 3	R: 1 E: 0 K: 0 S: 4	H: 2 LOB: 1 BB: 1 P: 8	R: 0 E: 0 K: 0 S: 5	H: 2 LOB: 2 BB: 0 P: 5	1B: 8 2B: 3 3B: 0 HR: 0	SF: 0 SAC: 0 DP: 2 HBP: 0	WP: 0 PB: 0 SB: 1 CS: 1	PA: 37															
PITCHER	IP	WLS	BF	H	R	ER	SO	BB	IBB	HBP	BLK	WP	HR	S	P	ERA	WHIP	PITCHER	IP	WLS	BF	H	R	ER	SO	BB	IBB	HBP	BLK	WP	HR	S	P	ERA	WHIP		
Marty Bystrom, R ERA: 3.06 (1, 1)	7.1	L	29	7	2	2	1	2	0	0	0	0	0	29	37	2.46	1.227																				
Mike Proly, R ERA: 1.93 (8, 1)	0.2		3	1	0	0	0	1	0	0	0	0	0	2	6	0.00	3.000																				
Tug McGraw, L ERA: 3.72 (9, 1)	1.0		5	2	0	0	0	0	0	0	0	0	0	5	5	0.00	2.000																				

Los Angeles Dodgers @ Philadelphia Phillies
Veterans Stadium, Philadelphia, PA
Thu May 07 1981, 7:05 PM EDT
Att: 29,259 - Unknown

livebaseballscorecards.com



Batter	1	2	3	4	5	6	7	8	9	AB R H RBI BB SO LOB	TOP											
Ozzie Smith, S OBP: 0.296, SLG: 0.223 (1, 6) X	0-0 1B S E 1B	0-0 4-3		0-3 K			0-0 1-6-3	0-0 4-3		5 1 1 0 0 1 2												
Ruppert Jones, L OBP: 0.289, SLG: 0.304 (1, 8) S S S	0-3 K 1-2	0-0 L4		0-0 1-H HR			4-0 BB SF8 BB		0-3 K	4 2 1 2 1 2 1												
Gene Richards, L OBP: 0.294, SLG: 0.270 (1, 7) X	0-0 E 1B 2-3	0-3 K		0-3 K			4-0 BB 1-2 BB		0-0 1-3	4 0 1 0 1 2 0												
Terry Kennedy, L OBP: 0.353, SLG: 0.365 (1, 2) X	0-0 1B 2B 1B 1-H 3-H		0-0 F7		0-0 6-3		4-0 1-2 2-3 BB		0-0 1B	4 1 2 0 1 0 0												
Broderick Perkins, L OBP: 0.400, SLG: 0.596 (1, 3) X	0-0 2B 1B 1B 1-3		0-0 F2		0-0 1-3		0-0 SF8		0-0 3-1	4 1 1 1 0 0 1												
Joe Lefebvre, L OBP: 0.272, SLG: 0.352 Dave Edwards, R OBP: 0.156, SLG: 0.200 (1, 9) X (7, PH) (7, 9)	0-0 1B 2B 1-3 3-H		4-0 FC5-4 BB		0-0 4-3		0-0 3-H 4-3			2 1 1 1 1 0 0 1 0 0 0 0 0 2												
Luis Salazar, R OBP: 0.297, SLG: 0.358 (1, 5) X	0-0 1B 1B 2-H 3-H		0-0 FC5-4		0-0 F9			0-0 PB SH3 1B		4 0 2 2 0 0 1												
Juan Bonilla, R OBP: 0.266, SLG: 0.279 (1, 4) X	0-0 1B 1-2		0-0 FC3-6 1B		0-0 5-3			0-0 SH3		3 0 2 0 0 0 0												
John Curtis, L OBP: 0.100, SLG: 0.100 John Urrea, R OBP: 0.250, SLG: 0.250 Barry Evans, R OBP: 0.375, SLG: 0.300 Gary Lucas, L John Littlefield, R (1, 1) S S S (5, 1) (8, PH) (8, 1) (8, 1)	0-3 K		0-0 FC3-6 1-2f HR		0-3 K		0-3 K	0-3 K		2 1 0 0 0 1 3 1 0 0 0 0 1 0 1 0 0 0 0 1 1 0 0 0 0 0 0 0 0 0 0 0 0 0 0												
Inning Stats	R: 4 E: 1 K: 2 S: 13	H: 7 LOB: 2 BB: 0 P: 13	R: 0 E: 0 K: 1 S: 5	H: 0 LOB: 0 BB: 0 P: 5	R: 0 E: 0 K: 0 S: 3	H: 0 LOB: 1 BB: 1 P: 7	R: 2 E: 0 K: 2 S: 9	H: 2 LOB: 0 BB: 0 P: 9	R: 0 E: 0 K: 0 S: 3	H: 0 LOB: 0 BB: 0 P: 3	R: 0 E: 0 K: 1 S: 5	H: 0 LOB: 0 BB: 0 P: 5	R: 1 E: 0 K: 0 S: 3	H: 0 LOB: 2 BB: 3 P: 15	R: 0 E: 0 K: 1 S: 6	H: 1 LOB: 1 BB: 0 P: 6	R: 0 E: 0 K: 1 S: 6	H: 1 LOB: 1 BB: 0 P: 6	1B: 9 2B: 1 3B: 0 HR: 1	SF: 1 SAC: 1 DP: 0 HBP: 0	WP: 0 PB: 1 SB: 1 CS: 0	PA: 41
PITCHER	IP WLS BF H R ER SO BB IBB HBP BLK WP HR S P ERA WHIP																					
Dick Ruthven, R ERA: 4.43 Sparky Lyle, L ERA: 4.4 Tug McGraw, L ERA: 3.38	(1, 1) 6.1 (7, 1) 1.2 (9, 1) 1.0	WLS 31 W 6 4	BF 9 1 4	H 7 1 1	R 7 0 0	ER 7 0 0	SO 6 1 1	BB 4 0 0	IBB 0 0 0	HBP 0 0 0	BLK 0 0 0	WP 0 0 0	HR 1 0 0	S 39 8 6	P 55 8 6	ERA 9.95 0.00 0.00	WHIP 2.053 0.600 1.000					


San Diego Padres @ Philadelphia Phillies
Veterans Stadium, Philadelphia, PA
Fri May 08 1981, 7:05 PM EDT
Att: 30,830 - Unknown

AB	35
R	7
H	11
RBI	6
BB	4
SO	8
LOB	11



Batter	1	2	3	4	5	6	7	8	9
Pete Rose, S OBP: 0.419, SLG: 0.467 (1, 3)	0-0 FC6-4 1B		0-0 6-3		0-0 E6 HR	0-0 6-3		0-0 3B BB	
Manny Trillo, R OBP: 0.357, SLG: 0.419 (1, 4)	0-0 FC6-4 FC1-4 1-2f		0-0 1B S E 1B		4-0 HR BB	0-0 6-3		0-0 HR 3B	
Mike Schmidt, R OBP: 0.410, SLG: 0.750 (1, 5)	0-0 FC1-4 1-2f		0-0 E S 1B 1B		0-0 HR		0-0 4-3 1B	0-0 HR	
Gary Matthews, R OBP: 0.426, SLG: 0.512 (1, 7)	0-3 K		0-0 1B 1B		0-0 FC6-4-5 6-3 1B		0-0 F9	0-0 1B FC1-2 2B	
Dick Davis, R OBP: 0.667, SLG: 0.857 (1, 9)		0-0 1B 3B	0-0 FC5-4 1B		0-0 6-3		0-0 4-3	4-0 FC1-2 1B IBB	
Greg Gross, L OBP: 0.354, SLG: 0.439 (7, PH) (8, 9)			1-2 FC5-4		0-0 FC6-4-5 S		0-0 F8	0-0 FC1-2 1B	
Garry Maddox, R OBP: 0.305, SLG: 0.306 (1, 8)		0-0 1B	0-0 FC5-4		0-0 FC6-4-5 S		0-0 F8	0-0 FC1-2 1B	
Ramon Aviles, R (8, PR)									
Del Unser, L OBP: 0.545, SLG: 0.750 (9, 8)		0-0 G6-4-3 1B 3-H	0-0 FC5-4		0-0 FC6-4-5 S		0-0 F8	0-0 FC1-2 1B	
Larry Bowa, S OBP: 0.277, SLG: 0.278 (1, 6)		0-0 G6-4-3 1B 1-2f		0-0 L6	4-0 BB BB	4-0 BB BB		4-0 E6 BB BB 3B	
Tug McGraw, R (9, 1)					1-2 BB	1-2 BB		FC1-2	
Bob Boone, R OBP: 0.267, SLG: 0.266 (1, 2)		0-0 P4		0-0 F8	0-0 6-3	0-0 6-3		K	
								6-3	
Dick Ruthven, R OBP: 0.059, SLG: 0.059 (1, 1)			0-0 6-3	0-0 4-3		0-3 K		0-0 E4 BB 3B	
Sparky Lyle, L (7, 1)									
Keith Moreland, R OBP: 0.273, SLG: 0.483 (8, PH)									
Luis Aguayo, R OBP: 0.231, SLG: 0.167 (8, PR) (9, 6)									

AB	R	H	RBI	BB	SO	LOB
4	2	1	0	1	0	0
4	3	2	3	1	0	1
5	3	4	5	0	0	1
5	0	3	1	0	1	2
3	1	2	0	0	0	1
1	0	0	0	1	0	1
5	0	2	1	0	0	4
0	0	0	0	0	0	0
0	0	0	0	0	0	0
4	1	0	0	1	0	4
0	0	0	0	0	0	0
5	0	0	0	0	1	6
3	0	0	0	0	1	0
0	0	0	0	0	0	0
1	0	0	0	0	0	1
0	1	0	0	0	0	0

BOTTOM	
San Diego Padres @ Philadelphia Phillies	
Veterans Stadium, Philadelphia, PA	
Fri May 08 1981, 7:05 PM EDT	
Att. 30,830 - Unknown	
	livebaseballscorecards.com
AB	40
R	11
H	14
RBI	10
BB	4
SO	3
LOB	21
	
WP: 0	PA: 44
PB: 0	
SB: 3	
CS: 0	

Inning Stats		R: 0	H: 1	R: 1	H: 2	R: 2	H: 4	R: 0	H: 0	R: 3	H: 2	R: 0	H: 0	R: 0	H: 1	R: 5	H: 4
		E: 0	LOB: 1	E: 0	LOB: 0	E: 0	LOB: 2	E: 0	LOB: 0	E: 1	LOB: 2	E: 0	LOB: 0	E: 0	LOB: 1	E: 2	LOB: 3
		K: 1	BB: 0	K: 0	BB: 0	K: 0	BB: 0	K: 0	BB: 0	K: 0	BB: 2	K: 1	BB: 0	K: 0	BB: 0	K: 1	BB: 2
		S: 6	P: 6	S: 4	P: 4	S: 7	P: 7	S: 3	P: 3	S: 6	P: 14	S: 5	P: 5	S: 4	P: 4	S: 11	P: 19

PITCHER		IP	WLS	BF	H	R	ER	SO	BB	IBB	HBP	BLK	WP	HR	S	P	ERA	WHIP
John Curtis, L ERA: 6.49 (1, 1)		4.0		21	8	6	5	1	1	0	0	0	0	1	22	26	11.25	2.250
John Urrea, R ERA: (5, 1)		3.0		12	2	0	0	1	1	0	0	0	0	0	13	17	0.00	1.000
Gary Lucas, L ERA: 2.96 (8, 1)		0.1	L	5	1	5	1	1	1	0	0	0	0	0	6	10	27.00	6.000
John Littlefield, R ERA: 4.91 (8, 1)		0.2		6	3	0	0	0	0	1	0	0	0	1	5	9	0.00	4.500

Batter	1	2	3	4	5	6	7	8	9	AB R H RBI BB SO LOB	TOP											
Ozzie Smith, S OBP: 0.304, SLG: 0.238 (1, 6)	0-0 6-3		0-0 S 2B 1B	0-0 2-H 1B		0-0 FC4-6		0-0 S 1B		5 1 3 2 0 0 2	San Diego Padres @ Philadelphia Phillies Veterans Stadium, Philadelphia, PA Sun May 10 1981, 3:33 AM EDT Att: 40,447 - Unknown livebaseballscorecards.com											
Ruppert Jones, L OBP: 0.278, SLG: 0.290 (1, 8)	0-3 K		0-3 K		0-0 3-1	0-0 CS	0-0 3-1	0-3 K	5 0 0 0 0 3 3													
Gene Richards, L OBP: 0.309, SLG: 0.294 (1, 7)	0-0 F8		0-0 1B 2B		4-0 BB		0-0 4-3 HR 2B	0-0 4-3	4 2 2 1 1 0 2													
Terry Kennedy, L OBP: 0.355, SLG: 0.376 (1, 2)		0-0 1B SF7 2B	0-0 2B 1B		0-0 F7		0-0 4-3	0-0 4-3	5 1 2 1 0 0 2													
Broderick Perkins, L OBP: 0.422, SLG: 0.633 (1, 3)		0-0 BB 1B	0-0 1-3 2B		0-0 L9		4-0 HR BB	0-0 BB 1B	4 1 3 0 1 0 1													
Joe Lefebvre, L OBP: 0.295, SLG: 0.395 (1, 9)		4-0 1-2 BB	0-0 P1			0-0 3-1	0-0 HR	4-0 S BB	3 1 1 3 2 0 2													
Barry Evans, R OBP: 0.394, SLG: 0.333 (1, 5)		0-0 SF7		0-0 FC5-4 S 1B		0-0 1B FC4-6 1B	4-0 CS BB	0-0 4-3	3 1 2 1 1 0 1													
Juan Bonilla, R OBP: 0.301, SLG: 0.357 (1, 4)		0-0 G6-4-3		0-0 FC5-4 SH3-4 1B		0-0 FC4-6 CS 1B	0-0 CS	0-0 FC3-6 1B	4 1 2 0 0 0 3													
Steve Mura, R OBP: 0.067, SLG: 0.067 (1, 1)			0-3 K	0-0 SH3-4		4-0 FC4-6 IBB		0-0 FC3-6 1B	1 0 0 0 0 1 0													
Jerry Turner, L OBP: 0.412, SLG: 0.500 (6, PH)									0 0 0 0 1 0 0													
Gary Lucas, L (6, 1)									1 0 0 0 0 0 1													
Inning Stats	R: 0 E: 0 K: 1 S: 5	H: 0 LOB: 0 BB: 0 P: 5	R: 1 E: 0 K: 0 S: 4	H: 2 LOB: 1 BB: 1 P: 8	R: 2 E: 0 K: 2 S: 11	H: 4 LOB: 2 BB: 0 P: 11	R: 1 E: 0 K: 0 S: 4	H: 2 LOB: 1 BB: 0 P: 4	R: 0 E: 0 K: 0 S: 3	H: 0 LOB: 1 BB: 1 P: 7	R: 1 E: 0 K: 0 S: 4	H: 2 LOB: 1 BB: 1 P: 8	R: 3 E: 0 K: 0 S: 4	H: 2 LOB: 0 BB: 2 P: 12	R: 0 E: 0 K: 1 S: 7	H: 2 LOB: 2 BB: 0 P: 7	R: 0 E: 0 K: 0 S: 3	H: 1 LOB: 1 BB: 1 P: 7	1B: 10 2B: 4 3B: 0 HR: 1	SF: 1 SAC: 1 DP: 1 HBP: 0	WP: 0 PB: 0 SB: 4 CS: 2	PA: 45
PITCHER	IP WLS BF H R ER SO BB IBB HBP BLK WP HR S P ERA WHIP																				PITCHER	IP WLS BF H R ER SO BB IBB HBP BLK WP HR S P ERA WHIP
Larry Christenson, R ERA: 4.93 (1, 1)	6.2 L 33 12 8 8 3 3 1 0 0 0 1 35 51 10.80 2.250																					
Mike Proly, R ERA: 1.88 (7, 1)	0.1 1 0 0 0 0 0 1 0 0 0 0 0 0 4 0.00 3.000																					
Ron Reed, R ERA: 5.23 (8, 1)	1.0 5 2 0 0 1 0 0 0 0 0 0 0 7 7 0.00 2.000																					
Sparky Lyle, L ERA: 4.11 (9, 1)	1.0 4 1 0 0 0 0 1 0 0 0 0 0 3 7 0.00 2.000																					



Batter	1	2	3	4	5	6	7	8	9	AB R H RBI BB SO LOB
Pete Rose, S OBP: 0.421, SLG: 0.483 (1, 3)	0-0 6-3		0-0 1B 3B	0-0 4-3		0-0 6-3			0-0 G6-4-3 1B	5 1 2 0 0 0 0
Bake McBride, L OBP: 0.397, SLG: 0.509 (1, 9)	0-0 F7		0-0 E 1B 1B		0-0 1-3		0-3 K		0-0 G6-4-3 1B	5 1 2 1 0 1 0
Mike Schmidt, R OBP: 0.400, SLG: 0.707 (1, 5)	0-0 5-3		0-3 3-H K 1B		0-0 6-3		0-3 K		0-0 G6-4-3 1-2f 2-3	5 0 0 0 0 2 3
Gary Matthews, R OBP: 0.431, SLG: 0.544 (1, 7)		0-0 E 1B 1B	0-0 5-3		0-0 1B 1B		0-0 F8		0-0 6-3	5 2 2 0 0 0 2
Keith Moreland, R OBP: 0.297, SLG: 0.485 (1, 2)		0-3 K 1B 1B	0-0 1B 1B		0-0 1B 1B			0-0 F6		4 0 2 1 0 1 1
Greg Gross, L OBP: 0.373, SLG: 0.455 (1, 8)		0-0 E6 1B	0-0 1B		0-0 FC5-4 1B			0-0 FC5 2B		3 0 2 1 0 0 1
Lonnie Smith, R OBP: 0.226, SLG: 0.241 (8, PH) (9, 8)		1-2 1B	1-2 1B		1-2 2-H 1B			1-0 HBP		1 0 1 0 0 0 0
Manny Trillo, R OBP: 0.362, SLG: 0.407 (1, 4)		0-0 1-2 2-H 1B	0-3 K		0-0 FC5-4 1-2f					3 0 1 1 0 1 4
Luis Aguayo, R OBP: 0.176, SLG: 0.125 (1, 6)		0-0 F8		0-0 F4		0-3 K		0-3 K		4 0 0 0 0 2 4
Larry Christenson, R OBP: 0.143, SLG: 0.077 (1, 1)		0-3 K		0-3 K		0-0 4-3		0-0 FC5 2-3f		3 0 0 0 0 2 2
Mike Proly, R (7, 1)										0 0 0 0 0 0 0
Ron Reed, R (8, 1)										0 0 0 0 0 0 0
Dick Davis, R OBP: 0.467, SLG: 0.500 (8, PH)										1 0 0 0 0 0 2
Sparky Lyle, L (9, 1)										0 0 0 0 0 0 0

Inning Stats	R: 0	H: 0	E: 0	K: 0	S: 3	LOB: 0	BB: 0	P: 3	R: 1	H: 2	E: 1	K: 2	S: 10	LOB: 2	BB: 0	P: 10	R: 2	H: 4	E: 1	K: 2	S: 11	LOB: 2	BB: 0	P: 11	R: 0	H: 0	E: 0	K: 1	S: 5	LOB: 0	BB: 0	P: 5	R: 1	H: 3	E: 0	K: 0	S: 6	LOB: 2	BB: 0	P: 6	R: 0	H: 0	E: 0	K: 1	S: 5	LOB: 0	BB: 0	P: 5	R: 0	H: 0	E: 0	K: 2	S: 7	LOB: 0	BB: 0	P: 7	R: 0	H: 1	E: 0	K: 1	S: 6	LOB: 2	BB: 0	P: 7	R: 0	H: 2	E: 0	K: 0	S: 4	LOB: 1	BB: 0	P: 4	1B: 10	SF: 0	2B: 1	SAC: 0	3B: 1	DP: 1	HR: 0	HBP: 1	WP: 0	PA: 40
Steve Mura, R ERA: 3.66 (1, 1)	IP	WLS	BF	H	R	ER	SO	BB	IBB	HBP	BLK	WP	HR	S	P	ERA	WHIP																																																																	
Gary Lucas, L ERA: 2.54 (6, 1)	5.0	W	25	9	4	3	5	0	0	0	0	0	0	35	35	5.40	1.800																																																																	


BOTTOM

San Diego Padres @ Philadelphia Phillies
Veterans Stadium, Philadelphia, PA

Sun May 10 1981, 3:33 AM EDT
Att. 40,447 - Unknown

livebaseballscorecards.com

AB	39
R	4
H	12
RBI	4
BB	0
SO	9
LOB	19



Batter	1	2	3	4	5	6	7	8	9	AB R H RBI BB SO LOB	TOP											
Pete Rose, S (1, 3) OBP: 0.420, SLG: 0.471	0-0 F7		4-0 G4-6-3 BB		0-0 F7		4-0 BB BB BB		0-0 F8	3 0 0 0 2 0 2												
Bake McBride, L (1, 9) OBP: 0.381, SLG: 0.483	0-0 FC5-4 1B		0-0 G4-6-3 1-2f		0-0 F5		0-0 F8		0-0 5-3	5 0 1 0 0 0 4												
Mike Schmidt, R (1, 5) OBP: 0.386, SLG: 0.677	0-0 FC5-4 1-2f		0-0 F9		0-0 F2			0-0 5-3		4 0 0 0 0 0 1												
Gary Matthews, R (1, 7) OBP: 0.415, SLG: 0.521	0-0 1-3			0-0 5-3		0-0 6-3		0-0 5-3		4 0 0 0 0 0 1												
Manny Trillo, R (1, 4) OBP: 0.376, SLG: 0.421		0-0 P5		0-0 1B 1B 1B		0-0 WP 1B		0-0 1B		4 0 3 0 0 0 0												
Garry Maddox, R (1, 8) OBP: 0.319, SLG: 0.362		0-0 6-3		0-0 1B 1B		0-0 F5 1-2		0-0 L8		4 0 1 0 0 0 2												
Larry Bowa, S (1, 6) OBP: 0.294, SLG: 0.305		0-0 1B S 1B		0-0 1-2 2-3 1B		0-0 F7				4 0 3 0 0 0 1												
Bob Boone, R (1, 2) OBP: 0.277, SLG: 0.267		0-0 1-3 1B		0-0 F2			0-0 F7		0-0 P4	4 0 1 0 0 0 4												
Nino Espinosa, R (1, 1) OBP: 0.111, SLG: 0.111		0-0 6-3		0-3 K			0-3 K		4-0 BB BB BB	2 0 0 0 0 1 5												
Greg Gross, L (7, PH) OBP: 0.365, SLG: 0.444										1 0 0 0 0 1 0												
Mike Proly, R (7, 1)										0 0 0 0 0 0 0												
Sparky Lyle, L (7, 1)										0 0 0 0 0 0 0												
Del Unser, L (9, PH) OBP: 0.615, SLG: 0.778									1-2 BB	0 0 0 0 1 0 0												
Inning Stats	R: 0 E: 0 K: 0 S: 4	H: 1 LOB: 1 BB: 0 P: 4	R: 0 E: 0 K: 0 S: 5	H: 2 LOB: 2 BB: 0 P: 5	R: 0 E: 0 K: 0 S: 2	H: 0 LOB: 0 BB: 1 P: 6	R: 0 E: 0 K: 1 S: 8	H: 3 LOB: 3 BB: 0 P: 8	R: 0 E: 0 K: 0 S: 3	H: 0 LOB: 0 BB: 0 P: 3	R: 0 E: 0 K: 0 S: 4	H: 1 LOB: 1 BB: 0 P: 4	R: 0 E: 0 K: 1 S: 5	H: 0 LOB: 1 BB: 1 P: 9	R: 0 E: 0 K: 0 S: 4	H: 1 LOB: 1 BB: 0 P: 4	R: 0 E: 0 K: 0 S: 4	H: 1 LOB: 2 BB: 1 P: 8	1B: 9 2B: 0 3B: 0 HR: 0	SF: 0 SAC: 0 DP: 1 HBP: 0	WP: 1 PB: 0 SB: 1 CS: 0	PA: 38
PITCHER	IP WLS BF H R ER SO BB IBB HBP BLK WP HR S P ERA WHIP																					
Doyle Alexander, R (1, 1) ERA: 1.32	7.0 W 29 7 0 0 2 2 0 0 0 0 1 0 31 39 0.00 1.286																					
Greg Minton, R (8, 1) ERA: 3.49	2.0 9 2 0 0 0 1 0 0 0 0 0 0 8 12 0.00 1.500																					

Philadelphia Phillies @ San Francisco Giants
 Candlestick Park, San Francisco, CA
 Tue May 12 1981, 10:05 PM EDT
 Att: 10,307 - Unknown

livebaseballscorecards.com

AB	35
R	0
H	9
RBI	0
BB	3
SO	2
LOB	20



Batter	1	2	3	4	5	6	7	8	9	AB	R	H	RBI	BB	SO	LOB
Bill North, S OBP: 0.381, SLG: 0.358 (1, 8)	0-0 S 2B 1B	0-0 S 1B			0-0 S 1B		0-0 S 1B FC1-6 1B			4	2	3	0	0	0	1
Enos Cabell, R OBP: 0.291, SLG: 0.374 (1, 3)	0-0 1B 2B 1-H	0-0 5-3 1-2			0-0 1-3 1-2		0-0 1B 1B			4	1	2	1	0	0	2
Jack Clark, R OBP: 0.304, SLG: 0.351 (1, 9)	0-0 2B SF8 2-3		0-0 1B 1B		0-0 F5		0-0 1B 1B 1-2 2-H			4	1	3	1	0	0	1
Darrell Evans, L OBP: 0.318, SLG: 0.388 (1, 5)	0-0 F9		0-0 P6		0-0 F7		0-0 F9			4	0	0	0	0	0	5
Larry Herndon, R OBP: 0.381, SLG: 0.482 (1, 7)	0-0 1-3 3-H 2B		0-0 CS 1B 1-3		0-0 F8			0-0 3-1		4	0	2	1	0	0	0
Joe Morgan, L OBP: 0.291, SLG: 0.287 (1, 4)	0-0 SF8 3-H		0-0 CS 1-2	0-0 F8		4-0 BB		0-0 3-1		2	0	0	1	1	0	0
Milt May, L OBP: 0.343, SLG: 0.333 (1, 2)	0-0 4-3		0-0 F7		0-0 F8			0-0 4-3		4	0	0	0	0	0	2
Johnnie LeMaster, R OBP: 0.298, SLG: 0.279 (1, 6)		0-3 K		0-0 6-3			0-0 1-3			3	0	0	0	0	1	0
Doyle Alexander, R OBP: 0.176, SLG: 0.133 (1, 1)		0-0 5-3			0-0 F9			0-0 FC1-6 1B		2	0	0	0	0	0	0
Rennie Stennett, R OBP: 0.233, SLG: 0.286 (7, PH)										1	0	1	0	0	0	0
Greg Minton, S (8, 1)										0	0	0	0	0	0	0

Inning Stats	R: 3	H: 4	E: 0	LOB: 1	K: 0	BB: 0	S: 7	R: 0	H: 1	E: 0	LOB: 1	K: 1	BB: 0	S: 6	R: 0	H: 2	E: 0	LOB: 0	K: 0	BB: 0	S: 3	R: 0	H: 0	E: 0	LOB: 0	K: 0	BB: 0	S: 3	R: 0	H: 1	E: 0	LOB: 1	K: 0	BB: 0	S: 4	R: 0	H: 0	E: 0	LOB: 1	K: 0	BB: 1	S: 3	R: 1	H: 3	E: 0	LOB: 2	K: 0	BB: 0	S: 6	R: 0	H: 0	E: 0	LOB: 0	K: 0	BB: 0	S: 3
--------------	------	------	------	--------	------	-------	------	------	------	------	--------	------	-------	------	------	------	------	--------	------	-------	------	------	------	------	--------	------	-------	------	------	------	------	--------	------	-------	------	------	------	------	--------	------	-------	------	------	------	------	--------	------	-------	------	------	------	------	--------	------	-------	------

PITCHER	IP	WLS	BF	H	R	ER	SO	BB	IBB	HBP	BLK	WP	HR	S	P	ERA	WHIP
Nino Espinosa, R ERA: 4.64 (1, 1)	6.0	L	25	8	3	3	1	1	0	0	0	0	0	26	30	4.50	1.500
Mike Proly, R ERA: 2.4 (7, 1)	0.2		5	3	1	1	0	0	0	0	0	0	0	5	5	13.50	4.500
Sparky Lyle, L ERA: 3.78 (7, 1)	1.1		4	0	0	0	0	0	0	0	0	0	0	4	4	0.00	0.000

BOTTOM

Philadelphia Phillies @ San Francisco Giants
Candlestick Park, San Francisco, CA

Tue May 12 1981, 10:05 PM EDT
Att. 10,307 - Unknown

AB	32
R	4
H	11
RBI	4
BB	1
SO	1
LOB	11

WP: 0 PA: 35
PB: 0
SB: 3
CS: 1



PITCHER	IP	WLS	BF	H	R	ER	SO	BB	IBB	HBP	BLK	WP	HR	S	P	ERA	WHIP
---------	----	-----	----	---	---	----	----	----	-----	-----	-----	----	----	---	---	-----	------

Batter	1	2	3	4	5	6	7	8	9	AB R H RBI BB SO LOB	TOP											
Pete Rose, S (1, 3) OBP: 0.419, SLG: 0.463	0-0 1-3		0-0 F7	4-0 1-2 BB			0-0 G6-4-3 1B		0-0 1-3	4 0 1 0 1 0 1	Philadelphia Phillies @ San Francisco Giants Candlestick Park, San Francisco, CA Wed May 13 1981, 6:33 AM EDT Att. 6,946 - Unknown											
Bake McBride, L (1, 9) OBP: 0.368, SLG: 0.460	0-0 4-3		0-0 1-2 BB 1B	0-0 4-3			0-0 P4		0-0 1-3	5 0 1 0 0 0 3												
Mike Schmidt, R (1, 5) OBP: 0.387, SLG: 0.663	0-0 1B		0-0 2-3 F8		0-3 K		0-0 1-2f G6-4-3		0-0 1B	5 0 2 0 0 1 3												
Gary Matthews, R (1, 7) OBP: 0.414, SLG: 0.505	0-0 1-2 6-3		4-0 1-2 BB		1-0 1B HBP			0-0 E5 1B	0-0 6-3	3 1 0 0 1 0 2												
Manny Trillo, R (1, 4) OBP: 0.381, SLG: 0.424		0-0 1B	0-0 F7		0-0 1-2 G5-4-3 1B			0-0 F7		4 0 2 0 0 0 4												
Garry Maddox, R (1, 8) OBP: 0.325, SLG: 0.367		0-0 1-2 G6-4-3 1B		0-0 F7		0-0 1-2f G5-4-3		0-0 BB 1-2 1B		4 0 2 0 0 0 2												
Larry Bowa, S (1, 6) OBP: 0.301, SLG: 0.312		0-0 F8		0-0 S 1B			0-0 1-3		0-0 BB 1-2 2-H 1B	4 1 2 1 0 0 2												
Keith Moreland, R (1, 2) OBP: 0.275, SLG: 0.444		0-0 G6-4-3		0-0 F8			0-0 2-3		4-0 BB 1-2 2-3 BB	3 0 0 0 0 0 3												
Del Unser, L (8, PH) OBP: 0.643, SLG: 0.778				0-0 1-2 F8						0 0 0 0 1 0 0												
Bob Boone, R (8, 2) OBP: 0.277, SLG: 0.267				0-0 2-H BB						0 0 0 0 0 0 0												
Marty Bystrom, R (1, 1) OBP: 0.182, SLG: 0.182				0-0 F8 1B			0-0 F7		0-0 G6-4-3	1 0 1 0 0 0 0												
Dick Davis, R (4, PH) OBP: 0.509, SLG: 0.538										1 0 1 1 0 0 0												
Ron Reed, R (4, 1) OBP: 0.333, SLG: 0.200										0 0 0 0 0 0 0												
Ramon Aviles, R (8, PH) OBP: 0.333, SLG: 0.200										1 0 0 0 0 0 0												
Sparky Lyle, L (8, 1) OBP: 0.358, SLG: 0.435										0 0 0 0 0 0 0												
Greg Gross, L (8, PH) OBP: 0.358, SLG: 0.435										1 0 0 0 0 0 3												
Tug McGraw, R (8, 1)										0 0 0 0 0 0 0												
Inning Stats	R: 0 E: 0 K: 0 S: 4	H: 1 LOB: 1 BB: 0 P: 4	R: 0 E: 0 K: 0 S: 4	H: 2 LOB: 1 BB: 1 P: 4	R: 0 E: 0 K: 0 S: 5	H: 2 LOB: 3 BB: 1 P: 9	R: 1 E: 0 K: 0 S: 5	H: 2 LOB: 2 BB: 1 P: 9	R: 0 E: 0 K: 1 S: 5	H: 1 LOB: 1 BB: 0 P: 6	R: 0 E: 0 K: 0 S: 3	H: 0 LOB: 0 BB: 0 P: 3	R: 0 E: 0 K: 0 S: 3	H: 1 LOB: 0 BB: 0 P: 3	R: 1 E: 1 K: 0 S: 5	H: 2 LOB: 2 BB: 1 P: 9	R: 0 E: 0 K: 0 S: 4	H: 1 LOB: 1 BB: 0 P: 4	1B: 12 2B: 0 3B: 0 HR: 0	SF: 0 SAC: 0 DP: 4 HBP: 1	WP: 0 PB: 0 SB: 2 CS: 0	PA: 40
PITCHER	IP WLS BF H R ER SO BB IBB HBP BLK WP HR S P ERA WHIP																					
Allen Ripley, R (1, 1) ERA: 2.66	7.1 W 34 11 2 1 1 2 0 1 0 0 0 0 33 42 1.23 1.773																					
Greg Minton, R (8, 1) ERA: 3.3	1.2 S 6 1 0 0 0 1 0 0 0 0 0 0 5 9 0.00 1.200																					

livebaseballscorecards.com

AB	36
R	2
H	12
RBI	2
BB	3
SO	1
LOB	23



Batter	1	2	3	4	5	6	7	8	9	AB	R	H	RBI	BB	SO	LOB
Bill North, S OBP: 0.366, SLG: 0.341 (1, 8)	0-0 4-3		0-0 1-3		0-0 4-3			0-0 L4		4	0	0	0	0	0	0
Enos Cabell, R OBP: 0.298, SLG: 0.378 (1, 3)	0-0 F9		0-0 1B HR 1B		0-0 G5-4-3 1B			0-0 5-3		4	1	2	0	0	0	0
Jack Clark, R OBP: 0.302, SLG: 0.348 (1, 9)	0-3 K		0-0 1-3 HR 1B		0-0 G5-4-3 1-2f			0-0 5-3		4	1	1	0	0	1	1
Darrell Evans, L OBP: 0.319, SLG: 0.412 (1, 5)		0-0 P6	0-0 1-H 3-H HR		0-0 F8			0-0 5-3		3	1	1	3	0	0	0
Larry Herndon, R OBP: 0.388, SLG: 0.487 (1, 7)		0-0 2B 2B 1B	0-0 1B		0-0 5-3			0-0 4-3		3	1	2	0	0	0	0
Joe Morgan, L OBP: 0.292, SLG: 0.300 (1, 4)		0-0 1-3 2B 2B	0-0 4-3		0-0 4-3			0-0 F7		3	1	1	0	0	0	1
Milt May, L OBP: 0.343, SLG: 0.344 (1, 2)		0-0 CS 2-H 3-H 2B		0-0 4-3			0-0 F7		3	0	1	2	0	0	0	0
Johnnie LeMaster, R OBP: 0.299, SLG: 0.273 (1, 6)		0-0 5-3		0-0 P4			0-0 BB BB BB BB CS BB		2	0	0	0	0	1	0	1
Allen Ripley, R OBP: 0.118, SLG: 0.118 (1, 1)			0-0 P4		0-3 K			0-0 1-3		3	0	0	0	0	1	1
Greg Minton, S (8, 1)								0-0 1-2		0	0	0	0	0	0	0

Inning Stats	R: 0	H: 0	E: 0	K: 1	S: 5	L: 0	LOB: 0	BB: 0	P: 5	R: 2	H: 3	E: 0	K: 0	S: 5	R: 3	H: 4	E: 0	K: 0	S: 7	R: 0	H: 0	E: 0	K: 1	S: 5	R: 0	H: 1	E: 0	K: 0	S: 3	R: 0	H: 0	E: 0	K: 0	S: 3	R: 0	H: 0	E: 0	K: 0	S: 2	R: 0	H: 0	E: 0	K: 0	S: 3	R: 0	H: 0	E: 0	K: 0	S: 3
--------------	------	------	------	------	------	------	--------	-------	------	------	------	------	------	------	------	------	------	------	------	------	------	------	------	------	------	------	------	------	------	------	------	------	------	------	------	------	------	------	------	------	------	------	------	------	------	------	------	------	------

PITCHER	IP	WLS	BF	H	R	ER	SO	BB	IBB	HBP	BLK	WP	HR	S	P	ERA	WHIP
Marty Bystrom, R ERA: 4.08 (1, 1)	3.0	L	15	7	5	5	1	0	0	0	0	0	1	17	17	15.00	2.333
Ron Reed, R ERA: 4.38 (4, 1)	2.0		6	1	0	0	1	0	0	0	0	0	0	8	8	0.00	0.500
Sparky Lyle, L ERA: 3.38 (6, 1)	2.0		6	0	0	0	0	1	0	0	0	0	0	5	9	0.00	0.500
Tug McGraw, L ERA: 3.09 (8, 1)	1.0		3	0	0	0	0	0	0	0	0	0	0	3	3	0.00	0.000

BOTTOM

Philadelphia Phillies @ San Francisco Giants
Candlestick Park, San Francisco, CA

Wed May 13 1981, 6:33 AM EDT
Att. 6,946 - Unknown

AB	29
R	5
H	8
RBI	5
BB	1
SO	2
LOB	4

livebaseballscorecards.com



WP: 0	PA: 30
PB: 0	SB: 0
CS: 2	

Batter	1	2	3	4	5	6	7	8	9	AB R H RBI BB SO LOB
--------	---	---	---	---	---	---	---	---	---	----------------------

Lonnie Smith, R (1, 9) <small>OBP: 0.250, SLG: 0.242</small>	4-0 	0-0 		0-3 			0-0 	0-0 		4 0 1 0 1 1 4
Pete Rose, S (1, 3) <small>OBP: 0.411, SLG: 0.449</small>	0-0 		0-0 		0-0 		0-0 		4-0 	4 1 0 0 1 0 2
Mike Schmidt, R (1, 5) <small>OBP: 0.395, SLG: 0.657</small>	4-0 		0-0 		0-0 			0-0 	0-0 	4 1 2 0 1 0 0
Gary Matthews, R (1, 7) <small>OBP: 0.414, SLG: 0.500</small>	0-3 		0-0 		0-0 			0-0 	0-0 	5 0 2 1 0 1 3
Manny Trillo, R (1, 4) <small>OBP: 0.390, SLG: 0.422</small>	4-0 		0-0 		4-0 			0-0 	0-0 	3 1 1 0 2 0 3
Garry Maddox, R (1, 8) <small>OBP: 0.331, SLG: 0.360</small>	0-0 		4-0 		0-0 			0-3 	4-0 	2 0 0 0 2 1 5
Larry Bowa, S (1, 6) <small>OBP: 0.297, SLG: 0.301</small>		4-0 	0-0 		0-0 			0-0 	0-3 	4 0 0 0 1 1 7
Keith Moreland, R (1, 2) <small>OBP: 0.267, SLG: 0.400</small>		0-0 		0-0 		0-0 		4-0 	0-0 	4 0 0 0 1 0 5
Dick Ruthven, R (1, 1) <small>OBP: 0.143, SLG: 0.150</small> Tug McGraw, R (9, 1) <small>OBP: 0.277, SLG: 0.267</small> Bob Boone, R (9, 2)		0-0 		0-0 			0-0 	4-0 		3 0 1 0 1 0 0 0 0 0 0 0 0 0 0 0 0 0 0 0 0

TOP

Philadelphia Phillies @ San Francisco Giants
 Candlestick Park, San Francisco, CA
 Thu May 14 1981, 6:33 AM EDT
 Att. 6,561 - Unknown

livebaseballscorecards.com

AB	33
R	3
H	7
RBI	1
BB	10
SO	4
LOB	29



Inning Stats	R: 0	H: 0	E: 0	K: 1	S: 5	P: 17	R: 0	H: 1	E: 0	K: 0	S: 3	P: 7	R: 0	H: 1	E: 1	K: 0	S: 5	P: 9	R: 0	H: 0	E: 0	K: 1	S: 5	P: 5	R: 0	H: 0	E: 0	K: 0	S: 3	P: 3	R: 0	H: 0	E: 0	K: 0	S: 3	P: 7	R: 0	H: 1	E: 0	K: 0	S: 3	P: 3	R: 2	H: 2	E: 1	K: 1	S: 8	P: 16	R: 1	H: 2	E: 0	K: 1	S: 7	P: 15	1B: 6	SF: 0	2B: 1	SAC: 1	3B: 0	DP: 2	HR: 0	HBP: 0	WP: 0	PA: 44
--------------	------	------	------	------	------	-------	------	------	------	------	------	------	------	------	------	------	------	------	------	------	------	------	------	------	------	------	------	------	------	------	------	------	------	------	------	------	------	------	------	------	------	------	------	------	------	------	------	-------	------	------	------	------	------	-------	-------	-------	-------	--------	-------	-------	-------	--------	-------	--------

PITCHER	IP	WLS	BF	H	R	ER	SO	BB	IBB	HBP	BLK	WP	HR	S	P	ERA	WHIP
Vida Blue, L (1, 1) <small>ERA: 2.0</small>	8.0	L	37	5	2	0	3	7	1	0	0	0	0	35	67	0.00	1.500
Greg Minton, R (9, 1) <small>ERA: 3.48</small>	1.0		7	2	1	1	1	1	1	0	0	0	0	7	15	9.00	3.000

Batter	1	2	3	4	5	6	7	8	9	AB	R	H	RBI	BB	SO	LOB
Bill North, S OBP: 0.362, SLG: 0.348 (1, 8)	0-0 G3		0-0 6-3			0-0 FC1-6 2B		0-0 1-3		4	0	1	0	0	0	1
Enos Cabell, R OBP: 0.289, SLG: 0.366 (1, 3)	0-0 5-3		0-3 K			0-0 FC1-6 CS 2-3		0-0 1-3		4	0	0	0	0	1	2
Jack Clark, R OBP: 0.301, SLG: 0.339 (1, 9)	0-0 6-3			0-0 1-3		0-0 F2 1-2			4-0 FC3-6 BB	3	0	0	0	1	0	1
Darrell Evans, L OBP: 0.317, SLG: 0.407 (1, 5)		0-0 4-3		0-0 F7			0-0 SH2-4 1B		0-0 FC3-6	4	1	1	0	0	0	1
Larry Herndon, R OBP: 0.387, SLG: 0.479 (1, 7)		0-0 P4		4-0 BB			0-0 SH2-4		0-0 FC3-6	2	0	0	0	1	0	1
Joe Morgan, L OBP: 0.300, SLG: 0.301 (1, 4)		0-0 1B		0-0 4-3			4-0 G5-3 1B IBB		0-0 L9	3	0	1	0	1	0	2
Milt May, L OBP: 0.352, SLG: 0.347 (1, 2)		0-0 4-3			4-0 G5-4-3 BB		0-0 1-2 2-H 1B			2	0	1	1	1	0	1
Johnnie LeMaster, R OBP: 0.300, SLG: 0.275 (1, 6)			0-0 SH3-4 1B		0-0 G5-4-3		0-0 G5-3			3	0	1	0	0	0	3
Vida Blue, S OBP: 0.313, SLG: 0.286 (1, 1)			0-0 SH3-4		0-0 G3			0-3 K		1	0	0	0	0	0	0
Dave Bergman, L OBP: 0.281, SLG: 0.286 (8, PH)			1-2							1	0	0	0	0	1	0
Greg Minton, S (9, 1)										0	0	0	0	0	0	0

BOTTOM

Philadelphia Phillies @ San Francisco Giants
Candlestick Park, San Francisco, CA
Thu May 14 1981, 6:33 AM EDT
Att. 6,561 - Unknown

AB	27
R	1
H	5
RBI	1
BB	4
SO	2
LOB	12



Inning Stats	R: 0	H: 0	E: 0	K: 0	S: 3	R: 0	H: 1	E: 0	K: 0	S: 4	R: 0	H: 1	E: 0	K: 1	S: 6	R: 0	H: 0	E: 0	K: 0	S: 3	R: 0	H: 0	E: 0	K: 0	S: 2	R: 0	H: 1	E: 0	K: 0	S: 3	R: 1	H: 2	E: 0	K: 0	S: 4	R: 0	H: 0	E: 0	K: 1	S: 5	R: 0	H: 0	E: 0	K: 0	S: 3	1B: 4	SF: 0	2B: 1	SAC: 2	3B: 0	DP: 2	HR: 0	HBP: 0	WP: 0	PA: 33			
PITCHER	IP	WLS	BF	H	R	ER	SO	BB	IBB	HBP	BLK	WP	HR	S	P	ERA	WHIP													PITCHER	IP	WLS	BF	H	R	ER	SO	BB	IBB	HBP	BLK	WP	HR	S	P	ERA	WHIP											
Dick Ruthven, R ERA: 3.93 (1, 1)	8.0	W	30	5	1	1	2	3	1	0	0	0	0	30	46	1.12	1.000													Dick Ruthven, R ERA: 3.93 (1, 1)	8.0	W	30	5	1	1	2	3	1	0	0	0	30	46	1.12	1.000												
Tug McGraw, L ERA: 2.84 (9, 1)	1.0	S	3	0	0	0	0	0	0	0	0	0	0	3	3	0.00	0.000													Tug McGraw, L ERA: 2.84 (9, 1)	1.0	S	3	0	0	0	0	0	0	0	3	3	0.00	0.000														

Batter	1	2	3	4	5	6	7	8	9	AB R H RBI BB SO LOB	TOP		
Pete Rose, S OBP: 0.397, SLG: 0.432 (1, 3) X	0-0 ① 1-3		0-0 ① F8		0-0 ② 4-3		0-0 ① G3		0-0 ① 6-3	5 0 0 0 0 0 0	Philadelphia Phillies @ San Diego Padres Jack Murphy Stadium, San Diego, CA Fri May 15 1981, 6:33 AM EDT Att: 15,939 - Unknown livebaseballscorecards.com		
Manny Trillo, R OBP: 0.390, SLG: 0.421 (1, 4) X	0-0 ② 6-3		0-0 ② 6-3		0-0 E 1B		0-0 ② F9		0-0 1B	5 1 2 0 0 0 0			
Bake McBride, L OBP: 0.397, SLG: 0.485 (1, 9) X	0-0 PB 1B		0-0 FC6-4 1B		0-0 E 1B		0-0 1B		0-0 ② P4	5 1 4 0 0 0 1			
Mike Schmidt, R OBP: 0.388, SLG: 0.636 (1, 5) S S S	0-3 ③ K 1-2		0-0 ③ FC6-4 1-2f		0-0 E S 1B		0-0 ③ P4		0-0 ③ 4-3	5 0 1 2 0 1 4			
Gary Matthews, R OBP: 0.408, SLG: 0.491 (1, 7) X		0-0 FC5 1B		0-0 ① S S S F5		0-3 ③ K 1-3		0-0 ① L9		4 0 1 0 0 1 1			
Garry Maddox, R OBP: 0.336, SLG: 0.374 (1, 8) X		0-0 ① F8		0-0 2B		0-0 ① 6-3		0-0 3-1 1B		4 0 2 0 0 0 1			
Larry Bowa, S OBP: 0.303, SLG: 0.302 (1, 6) X		0-0 1-2 1B		0-0 ② L7		4-0 BB		0-0 ② 3-1		3 0 1 0 1 0 2			
Bob Boone, R OBP: 0.276, SLG: 0.258 (1, 2) X		0-0 ② F2		0-0 ③ 5-3		0-0 ② F9		4-0 IBB		3 0 0 0 1 0 4			
Steve Carlton, L OBP: 0.259, SLG: 0.423 (1, 1) X		0-0 ③ FC5 2-3f		0-3 ① K		0-0 ③ 4-3		0-3 ③ K		4 0 0 0 0 2 5			
Inning Stats	R: 0 H: 1 E: 0 LOB: 1 K: 1 BB: 0 S: 6 P: 6	R: 0 H: 2 E: 0 LOB: 2 K: 0 BB: 0 S: 5 P: 5	R: 0 H: 1 E: 0 LOB: 1 K: 0 BB: 0 S: 4 P: 4	R: 0 H: 1 E: 0 LOB: 1 K: 0 BB: 0 S: 4 P: 4	R: 2 H: 3 E: 1 LOB: 1 K: 2 BB: 0 S: 10 P: 10	R: 0 H: 0 E: 0 LOB: 1 K: 0 BB: 1 S: 3 P: 7	R: 0 H: 1 E: 0 LOB: 1 K: 0 BB: 0 S: 4 P: 4	R: 0 H: 1 E: 0 LOB: 2 K: 1 BB: 1 S: 6 P: 10	R: 0 H: 1 E: 0 LOB: 1 K: 0 BB: 0 S: 4 P: 4	1B: 10 SF: 0 2B: 1 SAC: 0 3B: 0 DP: 0 HR: 0 HBP: 0	WP: 0 PA: 40 PB: 1 SB: 1 CS: 0		
PITCHER	IP WLS BF H R ER SO BB IBB HBP BLK WP HR S P ERA WHIP											PITCHER	IP WLS BF H R ER SO BB IBB HBP BLK WP HR S P ERA WHIP
Steve Mura, R ERA: 3.29 (1, 1)	8.0 L 36 10 2 1 4 1 1 0 0 0 0 0 42 50 1.12 1.375												
Gary Lucas, L ERA: 2.53 (9, 1)	1.0 4 1 0 0 0 0 0 0 0 0 0 0 4 4 0.00 1.000												

Philadelphia Phillies @ San Diego Padres
 Jack Murphy Stadium, San Diego, CA
 Fri May 15 1981, 6:33 AM EDT
 Att: 15,939 - Unknown

AB	38
R	2
H	11
RBI	2
BB	2
SO	4
LOB	18



Batter	1	2	3	4	5	6	7	8	9	AB R H RBI BB SO LOB
Ozzie Smith, S OBP: 0.301, SLG: 0.250 (1, 6)	0-0 FC1-5 2B		0-3 K			0-0 5-3		0-3 K		4 0 1 0 0 2 0
Juan Bonilla, R OBP: 0.352, SLG: 0.383 (1, 4)	4-0 FC1-5 BB		0-3 K			4-0 CS BB			0-0 F9	2 0 0 0 2 1 0
Gene Richards, L OBP: 0.346, SLG: 0.353 (1, 7)	0-0 FC1-5 G5-4-3 1-2 2-3f			0-0 L5-3 1B		0-0 CS 1-2	0-3 K		4-0 2B BB	3 0 1 0 1 1 2
Barry Evans, R OBP: 0.359, SLG: 0.333 (1, 5)	0-0 G5-4-3 1-2f			0-0 L5-3 1-2			0-0 1-3		0-0 2B 1-H	4 0 1 0 0 0 3
Broderick Perkins, L OBP: 0.438, SLG: 0.667 (1, 3)		4-0 BB		0-3 K			0-0 3B 1B		0-0 6-3	3 1 1 0 1 1 1
Luis Salazar, R OBP: 0.273, SLG: 0.341 (1, 8)		0-0 L5			0-0 4-3		0-0 3B 1-H			3 0 1 1 0 0 1
Steve Swisher, R OBP: 0.263, SLG: 0.222 (1, 2)		0-0 F8			0-0 P4		0-3 K			3 0 0 0 0 1 2
Dave Edwards, R OBP: 0.154, SLG: 0.189 (1, 9)		0-0 F8			0-0 F3			0-0 6-3		3 0 0 0 0 0 1
Steve Mura, R OBP: 0.059, SLG: 0.059 (1, 1)			0-3 K			0-3 K		0-3 K		2 0 0 0 0 2 0
Craig Stimac, R OBP: 0.125, SLG: 0.125 (8, PH)										1 0 0 0 0 1 0
Gary Lucas, L OBP: 0.167, SLG: 0.167 (9, 1)										0 0 0 0 0 0 0

Inning Stats	R: 0 E: 0 K: 0 S: 3	H: 1 LOB: 1 BB: 1 P: 7	R: 0 E: 0 K: 0 S: 3	H: 0 LOB: 1 BB: 1 P: 7	R: 0 E: 0 K: 3 S: 9	H: 0 LOB: 0 BB: 0 P: 9	R: 0 E: 0 K: 1 S: 5	H: 1 LOB: 0 BB: 0 P: 5	R: 0 E: 0 K: 0 S: 3	H: 0 LOB: 0 BB: 0 P: 3	R: 0 E: 0 K: 1 S: 4	H: 0 LOB: 0 BB: 1 P: 8	R: 1 E: 0 K: 2 S: 9	H: 2 LOB: 1 BB: 0 P: 9	R: 0 E: 0 K: 2 S: 7	H: 0 LOB: 0 BB: 0 P: 7	R: 0 E: 0 K: 0 S: 3	H: 1 LOB: 1 BB: 1 P: 7	1B: 2 2B: 3 3B: 1 HR: 0	SF: 0 SAC: 0 DP: 2 HBP: 0	WP: 0 PB: 0 SB: 0 CS: 1	PA: 33
PITCHER Steve Carlton, L ERA: 2.87 (1, 1)	IP: 9.0 WLS: W BF: 32 H: 5 R: 1 ER: 1 SO: 9 BB: 4 IBB: 0 HBP: 0 BLK: 0 WP: 0 HR: 0 S: 46 P: 62 ERA: 1.00 WHIP: 1.000																					


BOTTOM

Philadelphia Phillies @ San Diego Padres
Jack Murphy Stadium, San Diego, CA

Fri May 15 1981, 6:33 AM EDT
Att. 15,939 - Unknown

livebaseballscorecards.com

AB	28
R	1
H	5
RBI	1
BB	4
SO	9
LOB	10



Batter	1	2	3	4	5	6	7	8	9	AB R H RBI BB SO LOB	TOP																									
Pete Rose, S (1, 3) OBP: 0.387, SLG: 0.419	0-0 F9		0-0 F9		0-0 6-3		0-0 G1-2-3			4 0 0 0 0 0 4																										
Manny Trillo, R (1, 4) OBP: 0.386, SLG: 0.414	0-0 F8		0-0 F9			0-0 F8		0-0 FC4-6 SH1-3 1B		4 0 1 0 0 0 0																										
Bake McBride, L (1, 9) OBP: 0.408, SLG: 0.493	0-0 BLK 1B			0-3 K		0-0 S 1B		0-0 SH1-3 1-2		3 0 2 0 0 1 0																										
Mike Schmidt, R (1, 5) OBP: 0.383, SLG: 0.619	0-0 6-3 1-2			0-0 6-3		0-0 F3 1-2		4-0 FC4-6 IBB		3 0 0 0 1 0 2																										
Gary Matthews, R (1, 7) OBP: 0.395, SLG: 0.473		0-0 4-3		0-0 F8		0-0 5-3		0-0 FC4-6 FC6-4 1-2f 2-3		4 0 0 0 0 0 3 0 0 0 0 0 0 0																										
Tug McGraw, R (8, 1)										0 0 0 0 0 0 0																										
Garry Maddox, R (1, 8) OBP: 0.349, SLG: 0.387		0-0 WP 1B			0-0 6-3 2B		0-0 BB G1-2-3 1B	0-0 FC6-4 1-2f		4 1 3 0 0 0 2																										
Larry Bowa, S (1, 6) OBP: 0.302, SLG: 0.300		0-0 F3 1-2			0-0 6-3		0-0 L7		0-0 FC1-6 1B	4 0 1 0 0 0 3																										
Bob Boone, R (1, 2) OBP: 0.284, SLG: 0.272		0-0 F9			0-0 2B		4-0 BB 1-2 BB		0-0 FC1-6 G4-6-3 1-2f	3 0 1 1 1 0 2																										
Larry Christenson, R (1, 1) OBP: 0.125, SLG: 0.067			0-0 P6		0-0 5-3		4-0 BB 1-2 2-3 BB		0-0 G4-6-3 1-2f	2 0 0 0 0 0 1 0 0 0 0 1 0 0 0 0 0 0 0 0 0 1 0 0 0 0 0 1																										
Dick Davis, R (7, PH) OBP: 0.529, SLG: 0.538																																				
Sparky Lyle, L (7, 1)																																				
Greg Gross, L (8, 7) OBP: 0.352, SLG: 0.426																																				
Inning Stats	R: 0 E: 0 K: 0 S: 4	H: 1 LOB: 1 BB: 0 P: 4	R: 0 E: 0 K: 0 S: 4	H: 1 LOB: 1 BB: 0 P: 4	R: 0 E: 0 K: 0 S: 3	H: 0 LOB: 0 BB: 0 P: 3	R: 0 E: 0 K: 1 S: 5	H: 0 LOB: 0 BB: 0 P: 5	R: 1 E: 0 K: 0 S: 5	H: 2 LOB: 1 BB: 0 P: 5	R: 0 E: 0 K: 0 S: 4	H: 1 LOB: 1 BB: 0 P: 4	R: 0 E: 0 K: 0 S: 3	H: 1 LOB: 2 BB: 2 P: 11	R: 0 E: 0 K: 0 S: 4	H: 1 LOB: 2 BB: 1 P: 8	R: 0 E: 0 K: 0 S: 3	H: 1 LOB: 0 BB: 0 P: 3	1B: 7 2B: 1 3B: 0 HR: 0	SF: 0 SAC: 1 DP: 2 HBP: 0	WP: 1 PB: 0 SB: 1 CS: 0	PA: 36														
PITCHER	IP WLS BF H R ER SO BB IBB HBP BLK WP HR S P ERA WHIP																																			
Tim Lollar, L (1, 1) ERA: 8.39	7.1		31	7	1	1	1	2	1	0	1	1	0	30	42	1.23	1.227																			
John Littlefield, R (8, 1) ERA: 5.57	1.2	W	5	1	0	0	0	0	0	0	0	0	0	5	5	0.00	0.600																			

Philadelphia Phillies @ San Diego Padres
 Jack Murphy Stadium, San Diego, CA
 Sat May 16 1981, 10:05 PM EDT
 Att. 40,656 - Unknown

livebaseballscorecards.com

AB	32
R	1
H	8
RBI	1
BB	3
SO	1
LOB	18



Batter	1	2	3	4	5	6	7	8	9	AB R H RBI BB SO LOB
Ozzie Smith, S (1, 6) OBP: 0.304, SLG: 0.255	0-0 6-3		0-0 1B		0-0 FC6-4		0-0 5-3		0-0 1B	5 1 2 0 0 0 1
Ruppert Jones, L (1, 8) OBP: 0.285, SLG: 0.298	0-0 1B		0-3 K			0-0 1B	0-0 3-1		0-0 1B	5 1 3 0 0 0 1 2
Gene Richards, L (1, 7) OBP: 0.354, SLG: 0.358	0-3 K		0-3 K			0-0 1B		0-0 1B	4-0 BB	4 0 2 0 0 1 2 3
Terry Kennedy, L (1, 2) OBP: 0.344, SLG: 0.362	0-3 K			0-0 P6		0-0 F9		0-0 SH3-4	0-0 1B	4 0 1 1 0 1 3
Broderick Perkins, L (1, 3) OBP: 0.440, SLG: 0.654		0-0 1B		0-3 K		0-0 F8		4-0 FC6-4		3 0 1 0 0 1 1 2
Joe Lefebvre, L (1, 9) OBP: 0.327, SLG: 0.433		0-0 G6-4-3		0-0 F8		0-0 BB		0-0 F9		4 0 1 1 0 0 3
Luis Salazar, R (1, 5) OBP: 0.269, SLG: 0.336		0-0 6-3			0-3 K	4-0 FC4		0-0 FC6-4		2 0 0 0 0 0 1 0
Jerry Turner, L (6, PH) OBP: 0.444, SLG: 0.500						1-2 BB		1-2 1B		0 0 0 0 0 1 0 0
Barry Evans, R (7, 5) OBP: 0.350, SLG: 0.324						2-3 BB		1-2 1B		1 0 0 0 0 0 0 2
Juan Bonilla, R (1, 4) OBP: 0.359, SLG: 0.381			0-0 L8		4-0 FC6-4	0-0 FC4		0-0 CS		3 0 1 0 1 0 3
Tim Lollar, L (1, 1) OBP: 0.333, SLG: 0.833			0-0 1B		0-3 K		0-3 K		0-0 F8	3 0 1 0 0 0 2 1
John Littlefield, R (8, 1)									1-2	0 0 0 0 0 0 0 0
Tim Flannery, L (9, PH)										1 0 0 0 0 0 0 1

Inning Stats	R: 0 E: 0 K: 2 S: 8	H: 1 LOB: 1 BB: 0 P: 8	R: 0 E: 0 K: 0 S: 3	H: 1 LOB: 0 BB: 0 P: 3	R: 0 E: 0 K: 2 S: 9	H: 2 LOB: 2 BB: 0 P: 9	R: 0 E: 0 K: 1 S: 5	H: 0 LOB: 0 BB: 0 P: 5	R: 0 E: 0 K: 2 S: 7	H: 0 LOB: 1 BB: 1 P: 11	R: 1 E: 0 K: 0 S: 6	H: 3 LOB: 3 BB: 1 P: 10	R: 0 E: 0 K: 1 S: 5	H: 0 LOB: 0 BB: 0 P: 5	R: 0 E: 0 K: 0 S: 4	H: 1 LOB: 2 BB: 1 P: 8	R: 1 E: 0 K: 0 S: 5	H: 4 LOB: 3 BB: 1 P: 9	1B: 12 2B: 0 3B: 0 HR: 0	SF: 0 SAC: 1 DP: 1 HBP: 0
--------------	------------------------------	---------------------------------	------------------------------	---------------------------------	------------------------------	---------------------------------	------------------------------	---------------------------------	------------------------------	----------------------------------	------------------------------	----------------------------------	------------------------------	---------------------------------	------------------------------	---------------------------------	------------------------------	---------------------------------	-----------------------------------	------------------------------------

PITCHER	IP	WLS	BF	H	R	ER	SO	BB	IBB	HBP	BLK	WP	HR	S	P	ERA	WHIP
Larry Christenson, R (1, 1) ERA: 4.47	6.0		26	7	1	1	7	2	0	0	0	0	0	38	46	1.50	1.500
Sparky Lyle, L (7, 1) ERA: 3.15	1.1		6	1	0	0	1	0	1	0	0	0	0	7	11	0.00	0.750
Tug McGraw, L (8, 1) ERA: 3.21	1.1	L	8	4	1	1	0	1	0	0	0	0	0	7	11	6.75	3.750

BOTTOM

Philadelphia Phillies @ San Diego Padres
Jack Murphy Stadium, San Diego, CA

Sat May 16 1981, 10:05 PM EDT
 Att. 40,656 - Unknown

AB	35
R	2
H	12
RBI	2
BB	4
SO	8
LOB	21



Batter	1	2	3	4	5	6	7	8	9	AB R H RBI BB SO LOB	TOP											
Lonnie Smith, R (1, 9) <small>OBP: 0.244, SLG: 0.289</small> Greg Gross, L (9, 9) <small>OBP: 0.352, SLG: 0.426</small>	0-0 2B 3B	0-0 F9		0-3 K			0-0 5-3		0-0 6-3	5 1 1 0 0 1 1 0 0 0 0 0 0 0												
Pete Rose, S (1, 3) <small>OBP: 0.387, SLG: 0.421</small>	0-0 2B	0-0 4-3		0-0 F9			0-0 5-3		4-0 BB	4 1 1 1 1 0 1												
Mike Schmidt, R (1, 5) <small>OBP: 0.391, SLG: 0.641</small>	0-3 K	0-0 PO	0-0 PB 1B			0-0 HR	4-0 IBB		0-3 K	4 2 2 1 1 2 2												
Del Unser, L (1, 8) <small>OBP: 0.611, SLG: 0.750</small>	0-0 F9 2B		4-0 1B 2B			0-3 K	0-0 F7			3 1 1 1 1 1 1												
Gary Matthews, R (1, 7) <small>OBP: 0.398, SLG: 0.464</small>	4-0 BB		0-0 P4			0-3 K		4-0 S BB		2 0 0 0 2 1 2												
Manny Trillo, R (1, 4) <small>OBP: 0.382, SLG: 0.409</small>	0-0 F9 2B		0-0 2B 1B			0-0 F9		0-0 F7		4 0 1 1 0 0 3												
Larry Bowa, S (1, 6) <small>OBP: 0.300, SLG: 0.306</small>	0-0 4-3		0-0 2B			0-0 P6		0-0 L7		4 0 1 1 0 0 3												
Bob Boone, R (1, 2) <small>OBP: 0.283, SLG: 0.281</small>		0-0 E 1B 2B	0-3 K			0-0 F7		0-0 5-3		4 1 1 0 0 1 2												
Nino Espinosa, R (1, 1) <small>OBP: 0.154, SLG: 0.154</small>		0-0 PO 4-3 1B		0-0 F8		0-3 K		0-0 4-3		4 0 1 1 0 1 0												
Inning Stats	R: 2 E: 0 K: 1 S: 8	H: 3 LOB: 2 BB: 1 P: 12	R: 1 E: 1 K: 0 S: 4	H: 2 LOB: 0 BB: 0 P: 4	R: 2 E: 0 K: 1 S: 7	H: 3 LOB: 1 BB: 1 P: 11	R: 0 E: 0 K: 1 S: 5	H: 0 LOB: 0 BB: 0 P: 5	R: 1 E: 0 K: 2 S: 8	H: 1 LOB: 0 BB: 0 P: 8	R: 0 E: 0 K: 1 S: 5	H: 0 LOB: 0 BB: 0 P: 5	R: 0 E: 0 K: 0 S: 3	H: 0 LOB: 1 BB: 1 P: 7	R: 0 E: 0 K: 0 S: 3	H: 0 LOB: 1 BB: 1 P: 7	R: 0 E: 0 K: 1 S: 5	H: 0 LOB: 1 BB: 1 P: 9	1B: 3 2B: 4 3B: 1 HR: 1	SF: 0 SAC: 0 DP: 0 HBP: 0	WP: 0 PB: 1 SB: 1 CS: 0	PA: 40
PITCHER	IP WLS BF H R ER SO BB IBB HBP BLK WP HR S P ERA WHIP																					
Juan Eichelberger, R (1, 1) <small>ERA: 3.35</small>	2.1 L 15 7 5 5 1 2 0 0 0 0 0 0 15 23 19.29 3.857																					
Danny Boone, L (3, 1) <small>ERA: 2.41</small>	4.2 16 2 1 1 5 0 1 0 0 0 0 1 25 29 1.93 0.429																					
John Urrea, R (8, 1) <small>ERA: 0.41</small>	2.0 8 0 0 0 1 2 0 0 0 0 0 0 8 16 0.00 1.000																					

Philadelphia Phillies @ San Diego Padres
 Jack Murphy Stadium, San Diego, CA
 Sun May 17 1981, 6:33 AM EDT
 Att. 18,330 - Unknown

AB	34
R	6
H	9
RBI	6
BB	5
SO	7
LOB	15



Batter	1	2	3	4	5	6	7	8	9	AB R H RBI BB SO LOB
Ozzie Smith, S OBP: 0.302, SLG: 0.255 (1, 6)	F7		SF7 1B	G3-6-3 1-2f			G6-4-3 1-2f			4 1 1 0 0 0 2
Ruppert Jones, L OBP: 0.284, SLG: 0.297 (1, 8)	K		G3 1B 1-3		4-3			4-3		4 0 1 0 0 1 0
Gene Richards, L OBP: 0.346, SLG: 0.350 (1, 7)	E5 2B		SF7		4-3			F8		3 1 0 1 0 0 0
Terry Kennedy, L OBP: 0.349, SLG: 0.375 (1, 2)	1-H 2B		G3 1B 1-2		K			L4		4 0 2 1 0 1 0
Broderick Perkins, L OBP: 0.420, SLG: 0.622 (1, 3)	4-3		G3	1-2 2-3		F3		4-3		4 0 0 0 0 0 3
Joe Lefebvre, L OBP: 0.324, SLG: 0.419 (1, 9)		0-3 K	FC6-4 IBB			L7		4-3		3 0 0 0 1 1 0
Luis Salazar, R OBP: 0.261, SLG: 0.326 (1, 5)		0-0 5-3	FC6-4 1-2f			5-3		5-3		4 0 0 0 0 0 3
Juan Bonilla, R OBP: 0.368, SLG: 0.425 (1, 4)		0-0 HR				L4		G6-4-3 1B		3 1 2 1 0 0 0
Juan Eichelberger, R OBP: 0.176, SLG: 0.176 (1, 1)		0-0 5-3				G3-6-3 1B		F7		1 0 0 0 0 0 0
Danny Boone, L OBP: 1.000, SLG: 1.000 (3, 1)										1 0 1 0 0 0 0
Randy Bass, L OBP: 0.286, SLG: 0.323 (7, PH)										1 0 0 0 0 0 1
John Urrea, R OBP: 0.250, SLG: 0.250 (8, 1)										0 0 0 0 0 0 0

Inning Stats	R: 1	H: 1	E: 1	K: 1	S: 7	LOB: 1	BB: 0	P: 7	R: 1	H: 1	E: 0	K: 1	S: 6	LOB: 0	BB: 0	P: 6	R: 1	H: 3	E: 0	K: 0	S: 6	LOB: 3	BB: 1	P: 10	R: 0	H: 1	E: 0	K: 0	S: 3	LOB: 0	BB: 0	P: 3	R: 0	H: 0	E: 0	K: 1	S: 5	LOB: 0	BB: 0	P: 5	R: 0	H: 0	E: 0	K: 0	S: 3	LOB: 0	BB: 0	P: 3	R: 0	H: 1	E: 0	K: 0	S: 3	LOB: 0	BB: 0	P: 3	R: 0	H: 0	E: 0	K: 0	S: 3	LOB: 0	BB: 0	P: 3	R: 0	H: 0	E: 0	K: 0	S: 3	LOB: 0	BB: 0	P: 3	1B: 5	SF: 1	2B: 1	SAC: 0	3B: 0	DP: 2	HR: 1	HBP: 0	WP: 0	PA: 34	PB: 0	SB: 0	CS: 0
PITCHER Nino Espinosa, R ERA: 4.07 (1, 1)	IP	WLS	BF	H	R	ER	SO	BB	IBB	HBP	BLK	WP	HR	S	P	ERA	WHIP	IP	WLS	BF	H	R	ER	SO	BB	IBB	HBP	BLK	WP	HR	S	P	ERA	WHIP																																																			


BOTTOM

Philadelphia Phillies @ San Diego Padres
Jack Murphy Stadium, San Diego, CA

Sun May 17 1981, 6:33 AM EDT
 Att. 18,330 - Unknown

livebaseballscorecards.com

AB	32
R	3
H	7
RBI	3
BB	1
SO	3
LOB	9



Batter	1	2	3	4	5	6	7	8	9	AB R H RBI BB SO LOB	TOP											
Lonnie Smith, R (1, 9) ^x <small>OBP: 0.222, SLG: 0.262</small> Ron Reed, R (8, 1)	0-0 ¹ 5-3		0-3 ³ K		0-0 ³ 5-3		0-0 ¹ 4-3		4 0 0 0 0 1 0 0 0 0 0 0 0 0													
Pete Rose, S (1, 3) ^x <small>OBP: 0.384, SLG: 0.413</small>	0-0 ² L8			4-0 BB 1B BB		0-0 ¹ 6-3		0-0 ² 6-3	3 1 0 0 1 0 0													
Mike Schmidt, R (1, 5) ^x <small>OBP: 0.394, SLG: 0.658</small>	0-0 HR			4-0 BB BB BB 1B 1-2 BB		0-0 ² 5-3		0-3 ³ K	3 2 1 1 1 1 0													
Keith Moreland, R (1, 2) ^x <small>OBP: 0.265, SLG: 0.386</small>	0-0 ³ 5-3			0-0 1B 1-2 SF8 1B		0-0 ³ F9		0-0 ¹ F5	4 1 1 1 0 0 0													
Gary Matthews, R (1, 7) <small>OBP: 0.394, SLG: 0.457</small>		0-3 ¹ K		0-0 CS 1B 1-3 2-H		0-0 E5 FC6-4		0-3 ² K	4 0 1 1 0 2 0													
Garry Maddox, R (1, 8) <small>OBP: 0.338, SLG: 0.377</small>		0-0 ² P4		0-0 SF8 1-2 3-H		0-0 ¹ FC6-4 E		0-3 ³ K	3 0 0 1 0 1 1													
Manny Trillo, R (1, 4) <small>OBP: 0.373, SLG: 0.398</small>		0-0 ³ P1		0-3 ³ K		0-0 E1 1-2			3 0 0 0 0 1 1													
Larry Bowa, S (1, 6) <small>OBP: 0.293, SLG: 0.299</small>			0-0 ¹ 5-3		0-0 ¹ 5-3		0-0 ² F7		3 0 0 0 0 0 2													
Marty Bystrom, R (1, 1) <small>OBP: 0.143, SLG: 0.143</small> Greg Gross, L (8, 9) <small>OBP: 0.352, SLG: 0.426</small>			0-3 ² K		0-3 ² K		0-3 ³ K		3 0 0 0 0 3 2 0 0 0 0 0 0 0													
Inning Stats	R: 1 E: 0 K: 0 S: 4	H: 1 LOB: 0 BB: 0 P: 4	R: 0 E: 0 K: 1 S: 5	H: 0 LOB: 0 BB: 0 P: 5	R: 0 E: 0 K: 2 S: 7	H: 0 LOB: 0 BB: 0 P: 7	R: 3 E: 0 K: 1 S: 6	H: 2 LOB: 0 BB: 2 P: 14	R: 0 E: 0 K: 1 S: 5	H: 0 LOB: 0 BB: 0 P: 5	R: 0 E: 0 K: 0 S: 3	H: 0 LOB: 0 BB: 0 P: 3	R: 0 E: 2 K: 1 S: 7	H: 0 LOB: 2 BB: 0 P: 7	R: 0 E: 0 K: 1 S: 5	H: 0 LOB: 0 BB: 0 P: 5	R: 0 E: 0 K: 2 S: 7	H: 0 LOB: 0 BB: 0 P: 7	1B: 2 2B: 0 3B: 0 HR: 1	SF: 1 SAC: 0 DP: 0 HBP: 0	WP: 0 PB: 0 SB: 0 CS: 1	PA: 33
PITCHER	IP WLS BF H R ER SO BB IBB HBP BLK WP HR S P ERA WHIP																					
Fernando Valenzuela, L (1, 1) <small>ERA: 0.91</small> Dave Stewart, R (8, 1) <small>ERA:</small>	7.0 L 27 3 4 4 6 2 0 0 0 0 0 1 37 45 5.14 0.714																					
	2.0 6 0 0 0 3 0 0 0 0 0 0 0 12 12 0.00 0.000																					

Philadelphia Phillies @ Los Angeles Dodgers
 Dodger Stadium, Los Angeles, CA
 Mon May 18 1981, 7:05 PM PDT
 Att: 52,439 - Unknown

livebaseballscorecards.com

AB	30
R	4
H	3
RBI	4
BB	2
SO	9
LOB	6



Batter	1	2	3	4	5	6	7	8	9	AB R H RBI BB SO LOB	TOP	
Lonnie Smith, R (1, 9) <small>OBP: 0.265, SLG: 0.273</small> Greg Gross, L (9, PH) <small>OBP: 0.345, SLG: 0.417</small>	0-0 1B		4-0 1B 2B BB	0-0 5-3			H 1-0 BB HBP	0-0 6-3	2 2 1 0 1 0 0 1 0 0 0 0 0 0			
Pete Rose, S (1, 3) <small>OBP: 0.387, SLG: 0.415</small>	0-0 P4 1B		0-0 1-3 2B 1B		0-0 4-3		0-0 P6		4 1 2 1 0 0 2			
Mike Schmidt, R (1, 5) <small>OBP: 0.390, SLG: 0.642</small>	0-0 P4 2-3		0-0 F7		0-0 6-3		4-0 1-2 2-3 BB		3 0 0 0 1 0 3			
Keith Moreland, R (1, 2) <small>OBP: 0.245, SLG: 0.354</small>	0-3 K		0-0 G3 1-2		0-0 F8		0-0 F9		4 0 0 0 0 1 6			
Gary Matthews, R (1, 7) <small>OBP: 0.397, SLG: 0.449</small>	4-0 BB		4-0 2B BB		0-0 5-3		0-0 L4		2 0 0 0 2 0 0			
Garry Maddox, R (1, 8) <small>OBP: 0.336, SLG: 0.381</small>	0-3 K		0-0 1-3 2-H 3-H 2B		0-3 K		0-0 6-3		4 0 1 2 0 2 2			
Manny Trillo, R (1, 4) <small>OBP: 0.362, SLG: 0.385</small>		0-0 F9	0-0 F7		0-3 K		0-0 6-3		4 0 0 0 0 1 2			
Larry Bowa, S (1, 6) <small>OBP: 0.294, SLG: 0.300</small> Ramon Aviles, R (7, 6) <small>OBP: 0.286, SLG: 0.167</small>		0-0 4-3		0-0 6-3		0-0 BB SH1-3-4 1B		0-0 P6	3 0 1 0 0 0 0 1 0 0 0 0 0 0			
Dick Ruthven, R (1, 1) <small>OBP: 0.125, SLG: 0.130</small>		0-0 6-3		0-0 5-3		0-0 SH1-3-4 1-2		0-0 6-3	3 0 0 0 0 0 0			
Inning Stats	R: 1 H: 2 E: 0 LOB: 2 K: 2 BB: 1 S: 9 P: 13	R: 0 H: 0 E: 0 LOB: 0 K: 0 BB: 0 S: 3 P: 3	R: 2 H: 2 E: 0 LOB: 2 K: 0 BB: 2 S: 5 P: 13	R: 0 H: 0 E: 0 LOB: 0 K: 0 BB: 0 S: 3 P: 3	R: 0 H: 0 E: 0 LOB: 0 K: 0 BB: 0 S: 3 P: 3	R: 0 H: 0 E: 0 LOB: 0 K: 2 BB: 0 S: 7 P: 7	R: 0 H: 1 E: 0 LOB: 3 K: 0 BB: 1 S: 4 P: 9	R: 0 H: 0 E: 0 LOB: 0 K: 0 BB: 0 S: 3 P: 3	R: 0 H: 0 E: 0 LOB: 0 K: 0 BB: 0 S: 3 P: 3	1B: 4 SF: 0 2B: 1 SAC: 1 3B: 0 DP: 0 HR: 0 HBP: 1	WP: 0 PA: 37 PB: 0 SB: 1 CS: 0	
PITCHER Bob Welch, R (1, 1) <small>ERA: 4.2</small> Dave Goltz, R (8, 1) <small>ERA: 3.2</small>	IP WLS BF H R ER SO BB IBB HBP BLK WP HR S P ERA WHIP 7.0 L 31 5 3 3 4 4 0 1 0 0 0 0 34 51 3.86 1.286											PITCHER IP WLS BF H R ER SO BB IBB HBP BLK WP HR S P ERA WHIP 2.0 6 0 0 0 0 0 0 0 0 0 0 0 6 6 0.00 0.000

Philadelphia Phillies @ Los Angeles Dodgers
 Dodger Stadium, Los Angeles, CA
 Tue May 19 1981, 7:05 PM PDT
 Att: 43,812 - Unknown

livebaseballscorecards.com

AB	31
R	3
H	5
RBI	3
BB	4
SO	4
LOB	15



Batter	1	2	3	4	5	6	7	8	9	AB R H RBI BB SO LOB
Derrel Thomas, S (1, 4) Joe Ferguson, R (9, PH) OBP: 0.195, SLG: 0.225 OBP: 0.125, SLG: 0.125	0-0 4-3	0-0 4-3			0-0 1B		0-0 FC4-6		0-3 K	4 0 1 0 0 0 4 1 0 0 0 0 1 0
Ken Landreaux, L (1, 8) OBP: 0.348, SLG: 0.451	0-0 G3		0-0 F8		0-0 F7		0-0 F7			4 0 0 0 0 0 2
Dusty Baker Jr., R (1, 7) OBP: 0.355, SLG: 0.433	0-0 L6		0-0 HR		0-0 P4			4-0 WP BB		3 1 1 1 1 0 1
Steve Garvey, R (1, 3) OBP: 0.302, SLG: 0.401		0-0 L9	0-0 1B		0-3 K			0-0 P4		4 0 1 0 0 1 2
Ron Cey, R (1, 5) OBP: 0.376, SLG: 0.529		0-3 K	0-3 K			0-0 6-3		4-0 BB		3 0 0 0 1 2 1
Pedro Guerrero, R (1, 9) OBP: 0.333, SLG: 0.509		0-0 BB 1B	0-0 F9		0-0 F8		0-0 F8			4 1 1 0 0 0 3
Mike Scioscia, L (1, 2) Reggie Smith, S (8, PH) Steve Yeager, R (9, 2) OBP: 0.356, SLG: 0.318 OBP: 0.400, SLG: 0.375 OBP: 0.306, SLG: 0.455		4-0 BB 1B		0-0 3-1		0-0 4-3		0-0 4-3		2 0 0 0 1 0 0 1 0 0 0 0 0 2 0 0 0 0 0 0 0
Bill Russell, R (1, 6) OBP: 0.218, SLG: 0.231		0-0 1B		0-0 G3			0-0 5-3		0-0 6-3	4 0 1 1 0 0 0
Bob Welch, R (1, 1) Rick Monday, L (7, PH) Dave Goltz, R (8, 1) Jay Johnstone, L (9, PH) OBP: 0.222, SLG: 0.176 OBP: 0.310, SLG: 0.423		0-0 1B		0-0 6-3			0-0 FC4-6 1B		0-0 F8	2 0 1 0 0 0 0 1 0 1 0 0 0 0 0 0 0 0 0 0 0 1 0 0 0 0 0 0

Inning Stats	R: 0	H: 0	E: 0	K: 0	S: 3	R: 1	H: 3	E: 1	K: 1	S: 8	R: 0	H: 0	E: 0	K: 0	S: 3	R: 0	H: 1	E: 0	K: 1	S: 6	R: 0	H: 0	E: 0	K: 0	S: 3	R: 0	H: 0	E: 0	K: 0	S: 3	R: 0	H: 0	E: 0	K: 1	S: 5	R: 0	H: 0	E: 0	K: 1	S: 5	1B: 6	2B: 0	3B: 0	HR: 1	SF: 0	SAC: 0	DP: 0	HBP: 0	WP: 1	PA: 37
--------------	------	------	------	------	------	------	------	------	------	------	------	------	------	------	------	------	------	------	------	------	------	------	------	------	------	------	------	------	------	------	------	------	------	------	------	------	------	------	------	------	-------	-------	-------	-------	-------	--------	-------	--------	-------	--------

PITCHER	IP	WLS	BF	H	R	ER	SO	BB	IBB	HBP	BLK	WP	HR	S	P	ERA	WHIP	PITCHER	IP	WLS	BF	H	R	ER	SO	BB	IBB	HBP	BLK	WP	HR	S	P	ERA	WHIP													
Dick Ruthven, R (1, 1) ERA: 3.65	9.0	W	37	7	2	2	4	3	0	0	0	1	1	42	54	2.00	1.111																															

BOTTOM

Philadelphia Phillies @ Los Angeles Dodgers
 Dodger Stadium, Los Angeles, CA
 Tue May 19 1981, 7:05 PM PDT
 Att. 43,812 - Unknown

livebaseballscorecards.com

AB	34
R	2
H	7
RBI	2
BB	3
SO	4
LOB	15



Batter	1	2	3	4	5	6	7	8	9	10	AB R H RBI BB SO LOB	TOP												
Lonnie Smith, R OBP: 0.278, SLG: 0.271 (1, 9) X	0-0 6-3	0-0 5-3			0-0 L3 S 1B		0-0 6-3			0-0 F7 SH5-4 BB	4 0 1 0 1 0 3	Philadelphia Phillies @ Los Angeles Dodgers Dodger Stadium, Los Angeles, CA Wed May 20 1981, 7:05 PM PDT Att. 50,917 - Unknown livebaseballscorecards.com												
Pete Rose, S OBP: 0.377, SLG: 0.404 (1, 3) X	0-0 F8		0-0 6-3		0-0 L3 1-3		0-0 4-3			0-0 SH5-4 1-2	4 0 0 0 0 0 2													
Mike Schmidt, R OBP: 0.397, SLG: 0.661 (1, 5) X	0-0 1B		0-0 HR		0-0 5-3			0-3 K		0-0 F7 IBB	4 1 2 1 1 1 0													
Gary Matthews, R OBP: 0.383, SLG: 0.431 (1, 7) S	0-3 K		0-0 6-3			0-0 6-3		0-3 K		0-0 F7 1-2 2-3	5 0 0 0 0 2 3													
Manny Trillo, R OBP: 0.364, SLG: 0.386 (1, 4) X		0-0 F9 1B 1B	0-3 K			0-0 6-3		0-0 1B		0-0 F8	5 1 2 0 0 1 2													
Garry Maddox, R OBP: 0.333, SLG: 0.377 (1, 8) X		0-0 1B 1-2 1B		0-0 F8		0-3 K		0-0 F8			4 0 1 0 0 1 1													
Larry Bowa, S OBP: 0.286, SLG: 0.291 (1, 6) X		0-0 F9 2-3		0-0 P5		0-0 F8			0-0 6-3		4 0 0 0 0 0 3													
Bob Boone, R OBP: 0.300, SLG: 0.293 (1, 2) X		0-0 1B 1-2 3-H		4-0 WP BB			0-0 SH1-4 1B		0-0 F8		3 0 2 1 1 0 0													
Steve Carlton, L OBP: 0.241, SLG: 0.393 (1, 1) (9, PH) Dick Davis, R OBP: 0.500, SLG: 0.500 Tug McGraw, R (9, 1)		0-3 K		0-3 K			0-0 SH1-4 1-2		0-0 F9		2 0 0 0 0 2 3 1 0 0 0 0 0 0 0 0 0 0 0 0 0													
Inning Stats	R: 0 E: 0 K: 1 S: 6	H: 1 LOB: 1 BB: 0 P: 6	R: 1 E: 0 K: 1 S: 8	H: 3 LOB: 2 BB: 0 P: 8	R: 1 E: 0 K: 1 S: 6	H: 1 LOB: 0 BB: 0 P: 6	R: 0 E: 0 K: 1 S: 5	H: 0 LOB: 1 BB: 1 P: 9	R: 0 E: 0 K: 0 S: 3	H: 1 LOB: 0 BB: 0 P: 3	R: 0 E: 0 K: 1 S: 6		H: 0 LOB: 1 BB: 0 P: 6	R: 0 E: 0 K: 0 S: 4	H: 1 LOB: 1 BB: 0 P: 4	R: 0 E: 0 K: 2 S: 8	H: 1 LOB: 1 BB: 0 P: 8	R: 0 E: 0 K: 0 S: 3	H: 0 LOB: 0 BB: 0 P: 3	R: 0 E: 0 K: 0 S: 3	H: 0 LOB: 2 BB: 2 P: 11	1B: 7 2B: 1 3B: 0 HR: 1	SF: 0 SAC: 2 DP: 1 HBP: 0	WP: 2 PB: 0 SB: 1 CS: 0
PITCHER Burt Hooton, R ERA: 2.12 Steve Howe, L ERA: 0.45	IP 7.0 3.0	WLS 29 12	BF 29 12	H 7 1	R 2 0	ER 2 0	SO 5 2	BB 1 1	IBB 0 1	HBP 0 0	BLK 0 0	WP 2 0	HR 1 0	S 38 14	P 42 22	ERA 2.57 0.00	WHIP 1.143 0.667							



Batter	1	2	3	4	5	6	7	8	9	10	AB	R	H	RBI	BB	SO	LOB
Ken Landreaux, L (1, 8) OBP: 0.340, SLG: 0.438	0-0 3-1 K		0-3 K		0-3 K			0-3 K			4	0	0	0	0	3	2
Bill Russell, R (1, 6) OBP: 0.211, SLG: 0.223	0-0 4-3 K		0-0 L7			0-0 6-3		0-3 K			4	0	0	0	0	1	0
Dusty Baker Jr., R (1, 7) OBP: 0.352, SLG: 0.428	0-3 K			0-0 6-3		0-0 1B		0-0 F8			4	0	1	0	0	1	0
Steve Garvey, R (1, 3) OBP: 0.295, SLG: 0.391		0-0 E5 HR		0-0 P4		0-0 L9		0-0 F9			4	1	0	0	0	0	1
Ron Cey, R (1, 5) OBP: 0.366, SLG: 0.514		0-0 F9		0-0 5-3		0-0 F8		0-0 F8			4	0	0	0	0	0	2
Pedro Guerrero, R (1, 9) OBP: 0.354, SLG: 0.567		0-0 HR			0-0 SH5-4 2B		0-0 6-3 2B		0-0 BB 1B		4	1	4	2	0	0	0
Steve Yeager, R (1, 2) OBP: 0.325, SLG: 0.429		0-0 F3			4-0 SH5-4 BB		0-0 F2		4-0 1-2 BB		2	0	0	0	2	0	1
Derrel Thomas, S (1, 4) OBP: 0.186, SLG: 0.214 Reggie Smith, S (9, PH) OBP: 0.364, SLG: 0.333 Pepe Frias, R (10, 4)		0-0 5-3			0-0 SH5-4 1-2 2-3		0-0 6-3 2-3		0-0 F9		2	0	0	0	0	0	1
Burt Hooton, R (1, 1) OBP: 0.238, SLG: 0.250 Joe Ferguson, R (7, PH) OBP: 0.111, SLG: 0.111 Steve Howe, L (8, 1) Rick Monday, L (10, PH) OBP: 0.333, SLG: 0.556			0-3 K		0-3 K		0-3 K			0-0 HR	2	0	0	0	0	2	2

Inning Stats	R: 0	H: 0	E: 0	K: 1	S: 5	R: 2	H: 1	E: 1	K: 0	S: 5	R: 0	H: 0	E: 0	K: 2	S: 7	R: 0	H: 1	E: 0	K: 2	S: 8	R: 0	H: 1	E: 0	K: 0	S: 4	R: 0	H: 1	E: 0	K: 1	S: 6	R: 0	H: 0	E: 0	K: 2	S: 7	R: 0	H: 1	E: 0	K: 0	S: 4	R: 1	H: 1	E: 0	K: 0	S: 1	1B: 2	2B: 2	3B: 0	HR: 2	SF: 0	SAC: 1	DP: 0	HBP: 0	WP: 0	PA: 36
--------------	------	------	------	------	------	------	------	------	------	------	------	------	------	------	------	------	------	------	------	------	------	------	------	------	------	------	------	------	------	------	------	------	------	------	------	------	------	------	------	------	------	------	------	------	------	-------	-------	-------	-------	-------	--------	-------	--------	-------	--------


PITCHER	IP	WLS	BF	H	R	ER	SO	BB	IBB	HBP	BLK	WP	HR	S	P	ERA	WHIP
Steve Carlton, L (1, 1) ERA: 2.69	8.0		30	4	2	1	8	1	0	0	0	0	1	45	49	1.12	0.625
Tug McGraw, L (9, 1) ERA: 3.6	1.0	L	6	2	1	1	0	1	0	0	0	0	1	5	9	9.00	3.000

BOTTOM

Philadelphia Phillies @ Los Angeles Dodgers
 Dodger Stadium, Los Angeles, CA
 Wed May 20 1981, 7:05 PM PDT
 Att: 50,917 - Unknown

livebaseballscorecards.com

AB	33
R	3
H	6
RBI	3
BB	2
SO	8
LOB	12



Batter	1	2	3	4	5	6	7	8	9	AB R H RBI BB SO LOB	TOP																									
Lonnie Smith, R (1, 9) OBP: 0.293, SLG: 0.288	0-0 FC1-6-5 S 1B		0-0 1B			0-0 L3 1-2		0-0 P4		4 0 2 0 0 0 2																										
Pete Rose, S (1, 3) OBP: 0.368, SLG: 0.394	0-0 P6 1-2		0-0 L1			0-0 F8		0-0 6-3		4 0 0 0 0 0 2																										
Mike Schmidt, R (1, 5) OBP: 0.394, SLG: 0.649	0-0 FC1-6-5 2-3			0-0 CS 1B			0-3 K	0-0 P4	0-0 P4	4 0 1 0 0 1 1																										
Del Unser, L (1, 7) OBP: 0.545, SLG: 0.600	0-0 F9			0-0 F8 1-2			0-0 P4	4-0 BB	4-0 BB	3 0 0 0 1 0 2																										
Manny Trillo, R (1, 4) OBP: 0.361, SLG: 0.405		0-0 6-3		0-0 F7			0-0 HR	0-0 F8	0-0 F8	4 1 1 1 0 0 1																										
Garry Maddox, R (1, 8) OBP: 0.326, SLG: 0.368		0-0 F7			0-0 F8		0-0 6-3			3 0 0 0 0 0 0																										
Larry Bowa, S (1, 6) OBP: 0.280, SLG: 0.285		0-0 F9			0-0 L8			0-0 F8		3 0 0 0 0 0 0																										
Bob Boone, R (1, 2) OBP: 0.301, SLG: 0.294			0-0 L7		0-0 6-3			0-0 1B		3 0 1 0 0 0 0																										
Larry Christenson, R (1, 1) OBP: 0.167, SLG: 0.118			0-0 6-3			0-0 L3 1B		0-0 F7		2 0 1 0 0 0 0																										
Ron Reed, R (7, 1)										0 0 0 0 0 0 0																										
Greg Gross, L (8, PH) OBP: 0.339, SLG: 0.408										1 0 0 0 0 0 1																										
Sparky Lyle, L (8, 1)										0 0 0 0 0 0 0																										
Inning Stats	R: 0 E: 0 K: 0 S: 4	H: 1 LOB: 1 BB: 0 P: 4	R: 0 E: 0 K: 0 S: 3	H: 0 LOB: 0 BB: 0 P: 3	R: 0 E: 0 K: 0 S: 4	H: 1 LOB: 1 BB: 0 P: 4	R: 0 E: 0 K: 0 S: 3	H: 1 LOB: 0 BB: 0 P: 3	R: 0 E: 0 K: 0 S: 3	H: 1 LOB: 0 BB: 0 P: 3	R: 1 E: 0 K: 1 S: 6	H: 1 LOB: 0 BB: 0 P: 6	R: 0 E: 0 K: 0 S: 4	H: 1 LOB: 1 BB: 0 P: 4	R: 0 E: 0 K: 0 S: 3	H: 0 LOB: 1 BB: 1 P: 7	1B: 5 2B: 1 3B: 0 HR: 1	SF: 0 SAC: 0 DP: 1 HBP: 0	WP: 0 PB: 0 SB: 1 CS: 1	PA: 32																
PITCHER Pascual Perez, R (1, 1) ERA: 1.06	IP: 9.0 WLS: W BF: 32 H: 6 R: 1 ER: 1 SO: 1 BB: 1 IBB: 0 HBP: 0 BLK: 0 WP: 0 HR: 1 S: 33 P: 37 ERA: 1.06 WHIP: 0.778																																			
PITCHER	IP	WLS	BF	H	R	ER	SO	BB	IBB	HBP	BLK	WP	HR	S	P	ERA	WHIP																			

Philadelphia Phillies @ Pittsburgh Pirates
 Three Rivers Stadium, Pittsburgh, PA
 Fri May 22 1981, 7:05 PM EDT
 Att: 20,695 - Unknown

livebaseballscorecards.com

AB	31
R	1
H	6
RBI	1
BB	1
SO	1
LOB	9



Batter	1	2	3	4	5	6	7	8	9	AB R H RBI BB SO LOB	TOP
Lonnie Smith, R (1, 9) OBP: 0.288, SLG: 0.283 Sparky Lyle, L (7, 1)	0-0 L8		0-0 L4		0-0 F8		0-0 F8			4 0 0 0 0 0 4 0 0 0 0 0 0 0	Philadelphia Phillies @ Pittsburgh Pirates Three Rivers Stadium, Pittsburgh, PA Sun May 24 1981, 3:33 AM EDT Att: 21,771 - Unknown
Pete Rose, S (1, 3) OBP: 0.367, SLG: 0.396	0-0 G3		0-0 2B			0-0 1-3		0-0 G6-4-3 1B		4 0 2 1 0 0 0	
Mike Schmidt, R (1, 5) OBP: 0.402, SLG: 0.662	0-3 K		0-3 K			0-0 L1-3 1B		0-3 K		4 0 1 0 0 3 2	
Gary Matthews, R (1, 7) OBP: 0.373, SLG: 0.417		0-0 F7		0-0 S 1B		0-0 L1-3 1B		0-0 G6-4-3		4 0 1 0 0 0 2	
Manny Trillo, R (1, 4) OBP: 0.359, SLG: 0.414		0-0 1-3		0-0 F2 1-2			0-0 F9		0-0 P4	4 0 0 0 0 0 1	
Garry Maddox, R (1, 8) OBP: 0.333, SLG: 0.371		1-0 HBP		0-0 P2			0-0 F9		0-0 1B	3 0 1 0 0 0 1	
Larry Bowa, S (1, 6) OBP: 0.283, SLG: 0.288		0-3 K		0-0 1-3			0-0 2B 1B		0-0 F7	4 0 1 0 0 1 3	
Bob Boone, R (1, 2) OBP: 0.298, SLG: 0.300			0-0 SH2-4 2B 1B		0-0 P4		0-0 1-3 2B		0-0 5-3	4 1 2 0 0 0 1	
Marty Bystrom, R (1, 1) OBP: 0.133, SLG: 0.133 Mike Proly, R (6, 1) Del Unser, L (7, PH) (7, 9) OBP: 0.565, SLG: 0.600			0-0 SH2-4		0-3 K		4-0 IBB			1 0 0 0 0 1 0 0 0 0 0 0 0 0 0 0 0 0 1 0 0	
Inning Stats	R: 0 H: 0 E: 0 K: 1 S: 5 LOB: 0 BB: 0 P: 5	R: 0 H: 0 E: 0 K: 1 S: 5 LOB: 1 BB: 0 P: 6	R: 1 H: 2 E: 0 K: 1 S: 7 LOB: 1 BB: 0 P: 7	R: 0 H: 1 E: 0 K: 0 S: 4 LOB: 1 BB: 0 P: 4	R: 0 H: 0 E: 0 K: 1 S: 5 LOB: 0 BB: 0 P: 5	R: 0 H: 1 E: 0 K: 0 S: 3 LOB: 0 BB: 0 P: 3	R: 0 H: 2 E: 0 K: 0 S: 5 LOB: 3 BB: 1 P: 9	R: 0 H: 1 E: 0 K: 1 S: 5 LOB: 0 BB: 0 P: 5	R: 0 H: 1 E: 0 K: 0 S: 4 LOB: 1 BB: 0 P: 4	1B: 6 SF: 0 2B: 3 SAC: 1 3B: 0 DP: 2 HR: 0 HBP: 1	
PITCHER	IP WLS BF H R ER SO BB IBB HBP BLK WP HR S P ERA WHIP										
Jim Bibby, R (1, 1) ERA: 2.5 Victor Cruz, R (8, 1) ERA: 0.82	7.0 W 29 7 1 1 4 0 1 1 0 0 0 0 35 40 1.29 1.000										

livebaseballscorecards.com

AB	32
R	1
H	8
RBI	1
BB	1
SO	5
LOB	14



Batter	1	2	3	4	5	6	7	8	9
Lee Lacy, R OBP: 0.329, SLG: 0.412 (1, 7)	0-0 6-3		0-0 6-3		0-0 1B S 1B		0-0	4-0 1B 2B IBB	
Omar Moreno, L OBP: 0.266, SLG: 0.287 (1, 8)	0-0 S 1B		0-0 P4		0-0 S 1B		0-3 K	0-0 1-3 2-H 3-H 2B 1B	
Bill Madlock, R OBP: 0.373, SLG: 0.432 (1, 5)	0-3 K			0-0 F9	0-0 L7		4-0 IBB	0-0 1-H 3-H 2B	
Jason Thompson, L OBP: 0.290, SLG: 0.318 (1, 3)	0-0 F9			0-0 L8		0-0 L4	0-3 K	0-0 P3	
Mike Easler, L OBP: 0.371, SLG: 0.584 (1, 9)		0-0 L8		0-0 CS 1B		4-0 IBB 1B BB		0-3 K	
Phil Garner, R OBP: 0.408, SLG: 0.471 (1, 4)		0-0 5-3		0-0 CS	4-0 S HR BB	0-0 IBB 1B		0-0 1B 3B	
Dale Berra, R OBP: 0.371, SLG: 0.387 (1, 6)		0-0 1B			0-0 P5	4-0 G6-4-3 IBB		0-0 SH S 1B 1B	
Steve Nicosia, R OBP: 0.272, SLG: 0.274 (1, 2)		0-0 L8			0-0 F8	0-0 G6-4-3		4-0 SH 1B IBB	
Jim Bibby, R OBP: 0.300, SLG: 0.500 (1, 1)			0-0 6-3		0-0 HR		0-0 6-3	0-0 SH	
Victor Cruz, R (8, 1)								1-2 2-3	

Inning Stats	R: 0	H: 1	E: 0	K: 1	S: 6	LOB: 1	BB: 0	P: 6
	R: 0	H: 1	E: 0	K: 0	S: 4	LOB: 1	BB: 0	P: 4
	R: 0	H: 0	E: 0	K: 0	S: 3	LOB: 0	BB: 0	P: 3
	R: 0	H: 1	E: 0	K: 0	S: 3	LOB: 0	BB: 0	P: 3
	R: 2	H: 3	E: 0	K: 0	S: 6	LOB: 2	BB: 1	P: 10
	R: 0	H: 1	E: 0	K: 0	S: 3	LOB: 2	BB: 2	P: 11
	R: 0	H: 1	E: 0	K: 2	S: 8	LOB: 2	BB: 1	P: 12
	R: 5	H: 4	E: 0	K: 1	S: 9	LOB: 1	BB: 2	P: 17

PITCHER	IP	WLS	BF	H	R	ER	SO	BB	IBB	HBP	BLK	WP	HR	S	P	ERA	WHIP
Marty Bystrom, R ERA: 3.4 (1, 1)	5.1	L	25	7	2	2	1	2	1	0	0	0	1	24	36	3.38	1.688
Mike Proly, R ERA: 2.7 (6, 1)	0.2		1	0	0	0	0	0	0	0	0	0	0	1	1	0.00	0.000
Sparky Lyle, L ERA: 4.63 (7, 1)	2.0		14	5	5	5	3	0	3	0	0	0	0	17	29	22.50	2.500

BOTTOM

Philadelphia Phillies @ Pittsburgh Pirates
Three Rivers Stadium, Pittsburgh, PA
Sun May 24 1981, 3:33 AM EDT
Att. 21,771 - Unknown

AB	R	H	RBI	BB	SO	LOB
4	1	2	0	1	0	0
5	1	3	2	0	1	1
4	0	1	2	1	1	3
5	0	0	0	0	1	4
3	0	1	0	1	1	0
3	2	2	0	1	0	0
3	1	2	1	1	0	1
3	1	0	0	1	0	5
3	1	1	2	0	0	0
0	0	0	0	0	0	0

AB	33
R	7
H	12
RBI	7
BB	6
SO	4
LOB	14



1B	2B	3B	HR	SF	SAC	DP	HBP	WP	PA
8	2	1	1	0	1	1	0	0	41

WP	PA	ERA	WHIP
0	41		

Philadelphia Phillies @ New York Mets
 Shea Stadium, Flushing, NY
 Tue May 26 1981, 7:05 PM EDT
 Att. 13,973 - Unknown

AB	43
R	7
H	14
RBI	6
BB	7
SO	7
LOB	32

WP	1	PA	50
PB	0		
SB	1		
CS	0		



AB R H RBI BB SO LOB

TOP

Batter	1	2	3	4	5	6	7	8	9
Lonnie Smith, R (1, 9) OBP: 0.312, SLG: 0.294 Tug McGraw, R (9, 1)	0-0 5-3 BB	4-0 BB		0-0 E6 S		0-0 5-3		0-0 1B 2B	0-0 WP E 1B
Pete Rose, S (1, 3) OBP: 0.372, SLG: 0.398	0-0 BB 1B	0-0 5-3		4-0 1-2 BB		0-0 E3 2B 1B		0-0 1B 1B	0-0 E3 WP 1B
Mike Schmidt, R (1, 5) OBP: 0.399, SLG: 0.653	4-0 1B 1-2 BB		0-0 E6	0-0 F9		0-0 2B		0-3 K	0-3 K
Gary Matthews, R (1, 7) OBP: 0.394, SLG: 0.424	0-0 1B 1-3 2-H		0-0 F9		4-0 6-3 BB	4-0 BB		0-0 1B 1-3 3-H	4-0 1B 1-2 2-3 IBB
Manny Trillo, R (1, 4) OBP: 0.349, SLG: 0.400	0-0 1B 2-H 3-H		0-3 K		0-0 F9	0-3 K		0-3 K	0-0 F9
Garry Maddox, R (1, 8) OBP: 0.331, SLG: 0.363	0-0 F9		0-3 K		0-0 6-3		0-0 F4-6-4 1B	0-0 F9	
Larry Bowa, S (1, 6) OBP: 0.281, SLG: 0.288	0-0 F4-3		0-0 E 2B	0-0 6-3	0-0 1-3		0-0 F4-6-4 1-2 1B	0-0 G3	
Bob Boone, R (1, 2) OBP: 0.308, SLG: 0.305 Luis Aguayo, R (9, PR) OBP: 0.150, SLG: 0.105 Keith Moreland, R (9, 2) OBP: 0.245, SLG: 0.354		0-0 L7		0-0 6-3	0-0 1-3		0-0 1B	0-0 1B	0-0 1B 1B
Steve Carlton, L (1, 1) OBP: 0.219, SLG: 0.355 Del Unser, L (7, PH) OBP: 0.500, SLG: 0.500 Ron Reed, R (7, 1) Greg Gross, L (9, PH) OBP: 0.350, SLG: 0.404		0-0 F4-3		0-3 K		0-0 F4-3	0-0 F9	0-0 1B E 1B	0-0 1B 1B

5	1	2	1	1	0	1
0	0	0	0	0	0	0
5	2	3	0	1	0	2
5	1	1	1	1	2	7
3	1	2	2	3	0	1
6	0	1	2	0	3	9
5	0	1	0	0	1	5
4	0	1	0	1	0	2
5	0	2	0	0	0	3
0	1	0	0	0	0	0
0	0	0	0	0	0	0
3	0	0	0	0	1	1
1	0	0	0	0	0	1
0	0	0	0	0	0	0
1	1	1	0	0	0	0

Inning Stats	R: 3	H: 3	E: 0	LOB: 1	K: 0	BB: 1	S: 6	P: 10
	R: 0	H: 0	E: 0	LOB: 1	K: 0	BB: 1	S: 3	P: 7
	R: 0	H: 0	E: 1	LOB: 1	K: 2	BB: 0	S: 8	P: 8
	R: 0	H: 1	E: 1	LOB: 3	K: 1	BB: 1	S: 7	P: 11
	R: 0	H: 0	E: 0	LOB: 2	K: 0	BB: 2	S: 3	P: 11
	R: 1	H: 2	E: 1	LOB: 2	K: 1	BB: 1	S: 7	P: 11
	R: 0	H: 2	E: 0	LOB: 1	K: 0	BB: 0	S: 4	P: 4
	R: 1	H: 3	E: 0	LOB: 2	K: 2	BB: 0	S: 10	P: 10
	R: 2	H: 3	E: 1	LOB: 3	K: 1	BB: 1	S: 9	P: 13
	1B: 11	SF: 0	2B: 4	SAC: 0	3B: 0	DP: 1	HR: 0	HBP: 0

PITCHER	IP	WLS	BF	H	R	ER	SO	BB	IBB	HBP	BLK	WP	HR	S	P	ERA	WHIP
Randy Jones, L (1, 1) ERA: 4.86	5.2		30	6	4	3	3	5	0	0	0	0	0	31	51	4.76	1.941
Dyar Miller, R (6, 1) ERA: 1.82	0.1		2	0	0	0	1	1	0	0	0	0	0	3	7	0.00	3.000
Neil Allen, R (7, 1) ERA: 2.77	3.0	L	18	8	3	3	3	0	1	0	0	1	0	23	27	9.00	2.667

Batter	1	2	3	4	5	6	7	8	9	AB	R	H	RBI	BB	SO	LOB
Mookie Wilson, S OBP: 0.283, SLG: 0.291 (1, 8)	0-0 BB HR 1B	0-0 1B 1B		0-3 K			0-3 K			4	1	2	0	0	2	0
Frank Taveras, R OBP: 0.258, SLG: 0.295 (1, 6)	4-0 HR BB	0-0 P4		0-0 5-3			0-0 F9			3	1	0	0	1	0	1
Joel Youngblood, R OBP: 0.412, SLG: 0.573 (1, 9)	0-0 HR 1-H 2-H	0-0 1B 1B			0-3 K		0-0 6-3			4	1	2	3	0	1	0
Dave Kingman, R OBP: 0.355, SLG: 0.433 (1, 3)	0-3 K2-3	0-0 1B			0-0 HR			0-0 F9		4	1	2	1	0	1	0
Lee Mazzilli, S OBP: 0.302, SLG: 0.349 (1, 7)	4-0 SH5-3 1B BB			0-0 F8		0-0 6-3		0-0 1-3		3	1	0	0	1	0	0
John Stearns, R OBP: 0.341, SLG: 0.345 (1, 2)	0-0 SH5-3			0-0 E6 F7 1B		0-0 4-3		0-0 4-3		3	0	1	0	0	0	0
Hubie Brooks, R OBP: 0.364, SLG: 0.400 (1, 5)	0-0 FC6-4 1B			0-0 F7			0-0 5-3		0-3 K	4	0	1	1	0	1	1
Doug Flynn, R OBP: 0.326, SLG: 0.425 (1, 4)	0-0 FC6-4			0-0 F8			0-0 F9		0-0 F5-3	4	0	0	0	0	0	2
Randy Jones, R OBP: 0.182, SLG: 0.182 (1, 1)		0-0 F2		0-3 K			0-0 F9		0-0 5-3	2	0	0	0	0	1	0
Dyar Miller, R OBP: 0.500, SLG: 0.500 (6, 1)										0	0	0	0	0	0	0
Wally Backman, S OBP: 0.324, SLG: 0.294 (6, PH)										1	0	0	0	0	0	0
Neil Allen, R OBP: 1.000, SLG: 3.000 (7, 1)										0	0	0	0	0	0	0
Alex Trevino, R OBP: 0.340, SLG: 0.292 (9, PH)										1	0	0	0	0	0	0

Inning Stats	R: 4	H: 3	E: 0	K: 1	S: 8	P: 16	R: 0	H: 3	E: 0	K: 0	S: 5	R: 0	H: 1	E: 1	K: 0	S: 4	R: 0	H: 0	E: 0	K: 2	S: 7	R: 1	H: 1	E: 0	K: 1	S: 6	R: 0	H: 0	E: 0	K: 0	S: 3	R: 0	H: 0	E: 0	K: 1	S: 5	R: 0	H: 0	E: 0	K: 0	S: 3	R: 0	H: 0	E: 0	K: 1	S: 5	R: 0	H: 0	E: 0	K: 1	S: 5	1B: 6	SF: 0	2B: 0	3B: 0	HR: 2	WP: 0	PB: 0	SB: 0	CS: 0	PA: 36
--------------	------	------	------	------	------	-------	------	------	------	------	------	------	------	------	------	------	------	------	------	------	------	------	------	------	------	------	------	------	------	------	------	------	------	------	------	------	------	------	------	------	------	------	------	------	------	------	------	------	------	------	------	-------	-------	-------	-------	-------	-------	-------	-------	-------	--------


PITCHER	IP	WLS	BF	H	R	ER	SO	BB	IBB	HBP	BLK	WP	HR	S	P	ERA	WHIP
Steve Carlton, L ERA: 3.04 (1, 1)	6.0		27	8	5	5	4	2	0	0	0	0	2	33	41	7.50	1.667
Ron Reed, R ERA: 2.57 (7, 1)	2.0	W	6	0	0	0	1	0	0	0	0	0	0	8	8	0.00	0.000
Tug McGraw, L ERA: 4.5 (9, 1)	1.0	S	3	0	0	0	1	0	0	0	0	0	0	5	5	0.00	0.000

BOTTOM

Philadelphia Phillies @ New York Mets
Shea Stadium, Flushing, NY
 Tue May 26 1981, 7:05 PM EDT
 Att. 13,973 - Unknown

livebaseballscorecards.com

AB	33
R	5
H	8
RBI	5
BB	2
SO	6
LOB	4



Batter	1	2	3	4	5	6	7	8	9	AB R H RBI BB SO LOB	TOP											
Lonnie Smith, R (1, 9) OBP: 0.309, SLG: 0.306	0-0 F8		0-0 1B 2B		0-0 F8			0-3 K		4 1 1 0 0 1 0												
Pete Rose, S (1, 3) OBP: 0.370, SLG: 0.394	0-0 L8		0-0 2-H 1B			0-0 L8		0-0 F4-3		4 0 1 1 0 0 0												
Mike Schmidt, R (1, 5) OBP: 0.390, SLG: 0.636	0-0 5-3		0-3 K			0-3 K			0-0 E3 5-3 1B	4 0 0 0 0 2 1												
Del Unser, L (1, 8) OBP: 0.438, SLG: 0.417		0-0 F4-3		0-0 1-3		0-0 F4-3			0-0 F7	4 0 0 0 0 0 1												
Gary Matthews, R (1, 7) OBP: 0.396, SLG: 0.434		0-3 K		0-0 2B			0-0 F9		0-0 5-3 1B 1-2	4 0 2 0 0 1 0												
Keith Moreland, R (1, 2) OBP: 0.263, SLG: 0.385		0-0 2B		0-0 G3			0-0 1B		0-0 5-3 1-2 2-3	4 0 2 0 0 0 3												
Larry Bowa, S (1, 6) OBP: 0.274, SLG: 0.280		0-0 F8		0-0 1-3			0-0 F9		0-0 L3	4 0 0 0 0 0 5												
Ramon Aviles, R (1, 4) OBP: 0.182, SLG: 0.100			0-0 1-3		0-3 K		0-3 K			3 0 0 0 0 2 1												
Larry Christenson, R (1, 1) OBP: 0.150, SLG: 0.105			0-0 5-3		0-3 K			0-0 L8		2 0 0 0 0 1 0												
Greg Gross, L (8, PH) OBP: 0.344, SLG: 0.396										1 0 0 0 0 0 0												
Mike Proly, R (8, 1)										0 0 0 0 0 0 0												
Inning Stats	R: 0 E: 0 K: 0 S: 3	H: 0 LOB: 0 BB: 0 P: 3	R: 0 E: 0 K: 1 S: 6	H: 1 LOB: 1 BB: 0 P: 6	R: 1 E: 0 K: 1 S: 7	H: 2 LOB: 1 BB: 0 P: 7	R: 0 E: 0 K: 0 S: 4	H: 1 LOB: 1 BB: 0 P: 4	R: 0 E: 0 K: 2 S: 7	H: 0 LOB: 0 BB: 0 P: 7	R: 0 E: 0 K: 1 S: 5	H: 0 LOB: 0 BB: 0 P: 5	R: 0 E: 0 K: 1 S: 6	H: 1 LOB: 1 BB: 0 P: 6	R: 0 E: 0 K: 1 S: 5	H: 0 LOB: 0 BB: 0 P: 5	R: 0 E: 1 K: 0 S: 5	H: 1 LOB: 2 BB: 0 P: 5	1B: 3 2B: 3 3B: 0 HR: 0	SF: 0 SAC: 0 DP: 0 HBP: 0	WP: 0 PB: 0 SB: 0 CS: 0	PA: 34
PITCHER Pat Zachry, R (1, 1) ERA: 3.88	IP: 9.0 WLS: W BF: 34 H: 6 R: 1 ER: 1 SO: 7 BB: 0 IBB: 0 HBP: 0 BLK: 0 WP: 0 HR: 0 S: 48 P: 48 ERA: 1.00 WHIP: 0.667																				PITCHER ERA: 3.88	IP: 9.0 WLS: W BF: 34 H: 6 R: 1 ER: 1 SO: 7 BB: 0 IBB: 0 HBP: 0 BLK: 0 WP: 0 HR: 0 S: 48 P: 48 ERA: 1.00 WHIP: 0.667

Philadelphia Phillies @ New York Mets
 Shea Stadium, Flushing, NY
 Wed May 27 1981, 7:05 PM EDT
 Att: 10,930 - Unknown

livebaseballscorecards.com

AB	34
R	1
H	6
RBI	1
BB	0
SO	7
LOB	11



Batter	1	2	3	4	5	6	7	8	9
Mookie Wilson, S (1, 8) OBP: 0.281, SLG: 0.289	0-0 G3 S 1B		0-3 K		0-0 F8			0-0 4-3	
Bob Bailor, R (1, 6) OBP: 0.300, SLG: 0.257	0-0 G3 1-3		0-0 5-3			0-0 E 1B		0-0 6-3	
Joel Youngblood, R (1, 9) OBP: 0.407, SLG: 0.562	0-0 CS 1B 3-H			0-0 F8		0-0 L5 1-3		0-3 K	
Dave Kingman, R (1, 3) OBP: 0.354, SLG: 0.454 Mike Jorgensen, L (9, 3) OBP: 0.268, SLG: 0.489	0-3 K 1-2			0-0 HR		0-0 F2			
Lee Mazzilli, S (1, 7) OBP: 0.303, SLG: 0.344		0-0 F8		0-0 4-3		4-0 S BB			
John Stearns, R (1, 2) OBP: 0.330, SLG: 0.333		0-3 K		0-0 L9		0-0 5-3 1-2			
Hubie Brooks, R (1, 5) OBP: 0.363, SLG: 0.406		0-0 5-3			0-0 F5-3 SF9 2B		0-0 4-3		
Doug Flynn, R (1, 4) OBP: 0.319, SLG: 0.416			0-0 F6-3		0-0 F5-3 2-3		0-0 F8		
Pat Zachry, R (1, 1) OBP: 0.316, SLG: 0.294			0-0 1B		0-0 SF9 3-H		0-0 6-3		

Inning Stats	R: 1	H: 2	E: 0	LOB: 0	K: 1	BB: 0	S: 6	P: 6
	R: 0	H: 0	E: 0	LOB: 0	K: 1	BB: 0	S: 5	P: 5
	R: 0	H: 1	E: 0	LOB: 1	K: 1	BB: 0	S: 6	P: 6
	R: 1	H: 1	E: 0	LOB: 0	K: 0	BB: 0	S: 4	P: 4
	R: 1	H: 1	E: 0	LOB: 0	K: 0	BB: 0	S: 4	P: 4
	R: 0	H: 1	E: 1	LOB: 2	K: 0	BB: 1	S: 3	P: 8
	R: 0	H: 0	E: 0	LOB: 0	K: 0	BB: 0	S: 3	P: 3
	R: 0	H: 0	E: 0	LOB: 0	K: 1	BB: 0	S: 5	P: 5


PITCHER	IP	WLS	BF	H	R	ER	SO	BB	IBB	HBP	BLK	WP	HR	S	P	ERA	WHIP
Larry Christenson, R (1, 1) ERA: 4.37	7.0	L	27	6	3	3	3	1	0	0	0	0	1	32	36	3.86	1.000
Mike Proly, R (8, 1) ERA: 3.2	1.0		3	0	0	0	1	0	0	0	0	0	0	5	5	0.00	0.000

BOTTOM

Philadelphia Phillies @ New York Mets
Shea Stadium, Flushing, NY
Wed May 27 1981, 7:05 PM EDT
Att. 10,930 - Unknown

AB	R	H	RBI	BB	SO	LOB
4	1	1	0	0	1	1
4	0	1	0	0	0	2
4	0	1	1	0	1	1
3	1	1	1	0	1	2
0	0	0	0	0	0	0
2	0	0	0	1	0	0
3	0	0	0	0	1	2
3	1	1	0	0	0	0
3	0	0	0	0	0	1
2	0	1	1	0	0	0

AB	28
R	3
H	6
RBI	3
BB	1
SO	4
LOB	9



WP	PA
0	30

Batter	1	2	3	4	5	6	7	8	9	AB R H RBI BB SO LOB	TOP									
Tom Herr, S (1, 4) OBP: 0.352, SLG: 0.409	0-0 F6	0-0 E8 1B		0-0 G6-4-3		0-0 G3		0-0 SF7		4 1 1 2 0 0 2										
Garry Templeton, S (1, 6) OBP: 0.301, SLG: 0.397	0-0 HR 1B	0-0 3B 1B		0-0 6-3		4-0 E 1B BB		0-0 P6		4 3 2 1 1 0 1										
Keith Hernandez, L (1, 3) OBP: 0.425, SLG: 0.517	4-0 HR BB	0-0 3B			0-0 F8		0-0 4-3		0-0 3B 2B	4 2 2 1 1 0 1										
George Hendrick, R (1, 9) OBP: 0.381, SLG: 0.510	0-0 HR	0-0 4-3			0-0 E8 FC4-2 1B		0-0 L4-6 1B 1B		0-0 2-3	5 1 3 4 0 0 2										
Dane Iorg, L (1, 7) OBP: 0.278, SLG: 0.340	0-0 F9		0-0 HR		0-0 FC4-2		0-0 1B		0-0 F7	4 1 2 1 0 0 1										
Tony Scott, S (7, PR) OBP: 0.271, SLG: 0.335										1 0 0 0 0 0 1										
Ken Oberkfell, L (1, 5) OBP: 0.361, SLG: 0.348	0-0 4-3		0-0 6-3		0-0 4-3		0-0 L4-6		4-0 3B IBB	4 1 0 0 1 0 3										
Tito Landrum, R (1, 8) OBP: 0.235, SLG: 0.353		0-0 6-3	0-0 4-3			0-0 S 1B		0-0 1B S 1B	0-0 3B	5 1 3 2 0 0 0										
Glenn Brummer, R (1, 2) OBP: 0.400, SLG: 0.250		0-0 SH3 E 1B	0-0 5-3			0-0 F8		0-0 1-3	4-0 BB	4 1 1 0 1 0 2										
Bob Forsch, R (1, 1) OBP: 0.188, SLG: 0.133		0-0 SH3		0-0 G6-4-3 BB		0-0 6-3		0-0 1B	0-0 F8	1 0 0 0 1 0 1										
Mark Littell, L (6, 1) OBP: 0.500, SLG: 0.500										2 0 1 0 0 0 2										
Inning Stats	R: 3 E: 0 K: 0 S: 5	H: 2 LOB: 0 BB: 1 P: 9	R: 3 E: 1 K: 0 S: 7	H: 4 LOB: 1 BB: 0 P: 7	R: 1 E: 0 K: 0 S: 4	H: 1 LOB: 0 BB: 0 P: 4	R: 0 E: 0 K: 0 S: 2	H: 0 LOB: 0 BB: 1 P: 6	R: 0 E: 1 K: 0 S: 4	H: 1 LOB: 1 BB: 0 P: 4	R: 1 E: 1 K: 0 S: 4	H: 2 LOB: 1 BB: 1 P: 8	R: 1 E: 0 K: 0 S: 5	H: 2 LOB: 1 BB: 0 P: 5	R: 2 E: 0 K: 0 S: 5	H: 2 LOB: 2 BB: 2 P: 13	1B: 10 2B: 2 3B: 2 HR: 2	SF: 1 SAC: 1 DP: 2 HBP: 0	WP: 0 PB: 0 SB: 3 CS: 0	PA: 45
PITCHER	IP WLS BF H R ER SO BB IBB HBP BLK WP HR S P ERA WHIP																			
Nino Espinosa, R (1, 1) ERA: 5.26	2.0 L 14 7 7 7 0 1 0 0 0 0 0 2 13 17 31.50 4.000																			
Sparky Lyle, L (3, 1) ERA: 4.1	3.0 10 1 0 0 0 1 0 0 0 0 0 0 9 13 0.00 0.667																			
Mike Proly, R (6, 1) ERA: 3.32	2.0 9 3 1 1 0 1 0 0 0 0 0 0 8 12 4.50 2.000																			
Ron Reed, R (8, 1) ERA: 3.52	2.0 12 4 3 3 0 1 1 0 0 0 0 0 10 18 13.50 2.500																			

St. Louis Cardinals @ Philadelphia Phillies
Veterans Stadium, Philadelphia, PA
Fri May 29 1981, 7:05 PM EDT
Att: 32,358 - Unknown

livebaseballscorecards.com

AB	38
R	11
H	15
RBI	11
BB	5
SO	0
LOB	16



Batter	1	2	3	4	5	6	7	8	9	AB R H RBI BB SO LOB	TOP	
Tom Herr, S (1, 4) OBP: 0.352, SLG: 0.407 Mike Ramsey, S (6, 4) OBP: 0.435, SLG: 0.455	0-3 K		0-0 1B		0-0 G4-3			0-0 F9		3 0 1 0 0 1 1 1 0 0 0 0 0 0		
Garry Templeton, S (1, 6) OBP: 0.302, SLG: 0.396 Julio Gonzalez, R (7, 6) OBP: 0.500, SLG: 0.500	0-3 K		0-0 1B			0-0 F7		0-0 6-3		3 0 1 0 0 1 0 1 0 0 0 0 0 0		
Keith Hernandez, L (1, 3) OBP: 0.418, SLG: 0.507 Gene Tenace, R (7, 3) OBP: 0.384, SLG: 0.375	0-0 6-3		0-0 4-3			0-0 G3			0-3 K	3 0 0 0 0 0 2 1 0 0 0 0 1 0		
George Hendrick, R (1, 9) OBP: 0.374, SLG: 0.500 Jim Otten, R (6, 1) Steve Braun, L (9, PH) OBP: 0.364, SLG: 0.333		0-0 5-3		0-3 K		0-0 4-3			0-0 E 1B SF8 1B	3 0 0 0 0 1 0 0 0 0 0 0 0 0 1 1 1 0 0 0 0		
Dane Iorg, L (1, 7) OBP: 0.276, SLG: 0.333		0-0 5-3		0-0 L5			0-0 G3		0-0 E 1B 1B 1B	4 1 1 0 0 0 0		
Ken Oberkfell, L (1, 5) OBP: 0.370, SLG: 0.359		0-0 1B		0-0 FC5 S 1B			0-0 1B		0-0 E5 1B	4 0 3 0 0 0 2		
Tito Landrum, R (1, 8) OBP: 0.190, SLG: 0.300		0-0 6-3		0-0 FC5			0-3 K		0-0 SF8	3 0 0 1 0 1 3		
Glenn Brummer, R (1, 2) OBP: 0.375, SLG: 0.286 Orlando Sanchez, L (9, PH) OBP: 0.381, SLG: 0.400			0-0 F9		0-0 G4-3 1B		0-0 4-3		0-0 E 1B 1B 1B	3 0 1 0 0 0 1 1 0 1 1 0 0 0		
Lary Sorensen, R (1, 1) OBP: 0.083, SLG: 0.125 Bob Sykes, S (4, 1) Tony Scott, S (6, 8) OBP: 0.267, SLG: 0.331			0-3 K		0-3 K			0-0 F8	0-0 F8	1 0 0 0 0 1 0 1 0 0 0 0 1 1 2 0 0 0 0 0 2		
Inning Stats	R: 0 H: 0 E: 0 LOB: 0 K: 2 BB: 0 S: 7 P: 7	R: 0 H: 1 E: 0 LOB: 1 K: 0 BB: 0 S: 4 P: 4	R: 0 H: 2 E: 0 LOB: 2 K: 1 BB: 0 S: 7 P: 7	R: 0 H: 1 E: 0 LOB: 1 K: 1 BB: 0 S: 6 P: 6	R: 0 H: 1 E: 0 LOB: 0 K: 1 BB: 0 S: 5 P: 5	R: 0 H: 0 E: 0 LOB: 0 K: 0 BB: 0 S: 3 P: 3	R: 0 H: 1 E: 0 LOB: 1 K: 1 BB: 0 S: 6 P: 6	R: 0 H: 0 E: 0 LOB: 0 K: 0 BB: 0 S: 3 P: 3	R: 2 H: 3 E: 1 LOB: 2 K: 1 BB: 0 S: 9 P: 9	1B: 9 SF: 1 2B: 0 SAC: 0 3B: 0 DP: 1 HR: 0 HBP: 0	WP: 0 PA: 36 PB: 0 SB: 1 CS: 0	
PITCHER Dick Ruthven, R (1, 1) ERA: 4.09	IP WLS BF H R ER SO BB IBB HBP BLK WP HR S P ERA WHIP	9.0 W 36 9 2 0 7 0 0 0 0 0 0 0 50 50 0.00 1.000										

St. Louis Cardinals @ Philadelphia Phillies
Veterans Stadium, Philadelphia, PA
Sat May 30 1981, 7:05 PM EDT
Att: 35,034 - Unknown

livebaseballscorecards.com

AB	35
R	2
H	9
RBI	2
BB	0
SO	7
LOB	12



Batter	1	2	3	4	5	6	7	8	9
Pete Rose, S (1, 3) Greg Gross, L (8, 7) OBP: 0.375, SLG: 0.396 OBP: 0.344, SLG: 0.382	0-0 CS 1B		0-0 1B 1B	0-0 L4-6 2-3		4-0 FC4 BB		0-0 F8	
Manny Trillo, R (1, 4) OBP: 0.343, SLG: 0.386	0-3 K 1-2		0-0 1B 1B	0-0 F8		0-0 FC4 2B		0-0 6-3	
Gary Matthews, R (1, 7) Del Unser, L (8, 8) OBP: 0.413, SLG: 0.467 OBP: 0.424, SLG: 0.400	0-0 1B 1B		0-0 1B 1B		0-0 HR 2B	4-0 2B BB		0-3 K	
Mike Schmidt, R (1, 5) John Vukovich, R (7, 5)	0-0 1B		0-3 K		0-0 5-3	0-0 2B			
Dick Davis, R (1, 9) OBP: 0.520, SLG: 0.714	0-3 K		0-0 1B		0-0 HR	0-0 2B			
Garry Maddox, R (1, 8) Keith Moreland, R (8, 3) OBP: 0.315, SLG: 0.344 OBP: 0.263, SLG: 0.385		0-0 5-3	0-3 K		0-0 L5	0-3 K			
Larry Bowa, S (1, 6) Ramon Aviles, R (7, 6) OBP: 0.269, SLG: 0.274 OBP: 0.167, SLG: 0.091		0-0 4-3		0-0 2B 1B	0-0 F9		0-0 4-3		
Bob Boone, R (1, 2) OBP: 0.319, SLG: 0.339		0-3 K		0-0 2B 2B		4-0 FC4 SH1 2B BB	0-0 P4		
Dick Ruthven, R (1, 1) OBP: 0.148, SLG: 0.192			0-3 K	0-0 L4-6 2B		0-0 SH1	0-0 4-3		

Inning Stats	R: 0 E: 0 K: 2 S: 9	H: 3 LOB: 2 BB: 0 P: 9	R: 0 E: 0 K: 1 S: 5	H: 0 LOB: 0 BB: 0 P: 5	R: 2 E: 0 K: 3 S: 13	H: 4 LOB: 2 BB: 0 P: 13	R: 2 E: 0 K: 0 S: 5	H: 3 LOB: 0 BB: 0 P: 5	R: 2 E: 0 K: 0 S: 5	H: 2 LOB: 0 BB: 0 P: 5	R: 4 E: 0 K: 1 S: 7	H: 2 LOB: 1 BB: 3 P: 19	R: 0 E: 0 K: 0 S: 3	H: 0 LOB: 0 BB: 0 P: 3	R: 0 E: 0 K: 1 S: 5	H: 0 LOB: 0 BB: 0 P: 5
1B: 8 2B: 6 3B: 0 HR: 1	SF: 0 SAC: 1 DP: 1 HBP: 0	WP: 0 PA: 39 PB: 0 SB: 0 CS: 1														

PITCHER	IP	WLS	BF	H	R	ER	SO	BB	IBB	HBP	BLK	WP	HR	S	P	ERA	WHIP
Lary Sorensen, R (1, 1) ERA: 3.8	3.0	L	18	10	4	4	6	0	0	0	0	0	0	30	30	12.00	3.333
Bob Sykes, L (4, 1) ERA: 14.54	2.2		13	3	6	6	0	3	0	0	0	0	1	10	22	20.25	2.250
Jim Otten, R (6, 1) ERA: 4.13	2.1		8	1	0	0	2	0	0	0	0	0	0	12	12	0.00	0.429

BOTTOM

St. Louis Cardinals @ Philadelphia Phillies
Veterans Stadium, Philadelphia, PA

Sat May 30 1981, 7:05 PM EDT
Att. 35,034 - Unknown

AB 35
R 10
H 14
RBI 10
BB 3
SO 8
LOB 12



Batter	1	2	3	4	5	6	7	8	9	AB R H RBI BB SO LOB	TOP													
Tom Herr, S (1, 4) OBP: 0.355, SLG: 0.406	0-0 G3		0-0 1B			4-0 BB		0-0 4-3		3 0 1 1 1 0 0														
Garry Templeton, S (1, 6) OBP: 0.295, SLG: 0.387	0-0 5-3		0-0 4-3			0-3 K		0-3 K		4 0 0 0 0 2 2														
Keith Hernandez, L (1, 3) OBP: 0.414, SLG: 0.500	0-0 5-3			0-0 F8		0-0 4-3		0-0 1B		4 0 1 0 0 0 1														
George Hendrick, R (1, 9) OBP: 0.377, SLG: 0.500		0-0 F7		0-0 1B		0-3 K		0-0 1B		4 0 2 0 0 1 1														
Sixto Lezcano, R (1, 7) OBP: 0.395, SLG: 0.383		0-3 K		4-0 BB		0-0 G6-4-3		0-3 K		3 0 1 0 1 2 2														
Tito Landrum, R (1, 8) OBP: 0.160, SLG: 0.250		0-0 F9		0-0 F9		0-0 F8		0-0 F9		4 0 0 0 0 0 4														
Mike Ramsey, S (1, 5) OBP: 0.423, SLG: 0.417			4-0 SH3-4 1B BB		0-0 6-3		0-0 G6-4-3			2 1 0 0 1 0 1														
Gene Tenace, R (1, 2) OBP: 0.368, SLG: 0.356		0-0 F7		0-0 P6		0-0 F7		0-0 F7		3 0 0 0 0 0 1														
Silvio Martinez, R (1, 1) OBP: 0.263, SLG: 0.278			0-0 SH3-4		0-3 K		0-0 G3			1 0 0 0 0 1 0														
Julio Gonzalez, R (8, PH) OBP: 0.333, SLG: 0.333										1 0 0 0 0 0 0														
Jim Kaat, L (8, 1) OBP: 0.500, SLG: 0.750										0 0 0 0 0 0 0														
Inning Stats	R: 0 E: 0 K: 0 S: 3	H: 0 LOB: 0 BB: 0 P: 3	R: 0 E: 0 K: 1 S: 5	H: 0 LOB: 0 BB: 0 P: 5	R: 1 E: 0 K: 0 S: 4	H: 1 LOB: 1 BB: 1 P: 8	R: 0 E: 0 K: 0 S: 3	H: 1 LOB: 1 BB: 1 P: 7	R: 0 E: 0 K: 1 S: 5	H: 0 LOB: 0 BB: 0 P: 5	R: 0 E: 0 K: 2 S: 7	H: 0 LOB: 1 BB: 1 P: 11	R: 0 E: 0 K: 0 S: 3	H: 1 LOB: 0 BB: 0 P: 3	R: 0 E: 0 K: 0 S: 3	H: 0 LOB: 0 BB: 0 P: 3	R: 0 E: 0 K: 2 S: 9	H: 2 LOB: 2 BB: 0 P: 9	1B: 5 2B: 0 3B: 0 HR: 0	SF: 0 SAC: 1 DP: 1 HBP: 0	WP: 0 PB: 0 SB: 0 CS: 1	PA: 33		
PITCHER Steve Carlton, L (1, 1) ERA: 2.84	IP: 9.0 WLS: W BF: 33 H: 5 R: 1 ER: 1 SO: 6 BB: 3 IBB: 0 HBP: 0 BLK: 0 WP: 0 HR: 0 S: 42 P: 54 ERA: 1.00 WHIP: 0.889																							

St. Louis Cardinals @ Philadelphia Phillies
Veterans Stadium, Philadelphia, PA
Sun May 31 1981, 3:33 AM EDT
Att: 54,103 - Unknown

livebaseballscorecards.com

AB	29
R	1
H	5
RBI	1
BB	3
SO	6
LOB	12



Batter	1	2	3	4	5	6	7	8	9	AB R H RBI BB SO LOB	TOP													
Mookie Wilson, S (1, 8) OBP: 0.322, SLG: 0.346	0-0 E5 SH3 SF7 1B		0-3 K		0-0 S 1B		0-0 2-3	0-0 FC5 2-3f		5 1 2 0 0 1 3														
Frank Taveras, R (1, 6) OBP: 0.258, SLG: 0.293	0-0 SH3 2-3		0-0 CS 1B		0-0 F7 1-2		0-0 6-3		0-0 F8	4 0 1 0 0 0 1														
Lee Mazzilli, S (1, 7) OBP: 0.318, SLG: 0.336 (8, 3)	0-0 SF7 3-H		0-0 CS 1-2	0-3 K BBB	4-0 FC5-4 BB		0-0 4-3		0-0 5-3	3 0 0 1 1 1 0														
Dave Kingman, R (1, 3) OBP: 0.360, SLG: 0.514 Bob Bailor, R (8, 9) OBP: 0.315, SLG: 0.271 Rusty Staub, L (9, PH) OBP: 0.378, SLG: 0.413	0-0 F9			0-0 E6 2B 5-3	0-0 FC5-4 1-2f			0-0 HR	0-0 F2	4 2 1 1 0 0 2 0 0 0 0 0 0 0 1 0 0 0 0 0 0														
Mike Cubbage, L (1, 5) OBP: 0.320, SLG: 0.300 Hubie Brooks, R (8, PH) OBP: 0.354, SLG: 0.389 (8, 5)		0-0 3-1		0-0 2B 1-3		0-0 2B 1B		0-0 SH3-4 1B		3 1 2 0 0 0 0 1 0 1 0 0 0 0														
John Stearns, R (1, 2) OBP: 0.340, SLG: 0.364		0-0 6-3		0-0 5-3		0-0 F6-3 2B 1-H		0-0 FC5 SH3-4 1B 1-2		4 0 2 2 0 0 1														
Mike Jorgensen, L (1, 9) OBP: 0.313, SLG: 0.448 (8, 7)		4-0 BB		4-0 FC4 BB		0-0 F6		0-0 SH3-4 1-2 2-3		1 0 0 0 2 0 1														
Doug Flynn, R (1, 4) OBP: 0.297, SLG: 0.380		0-3 K		0-0 FC4 1-2f		0-0 F6-3 2-3		0-0 F5		4 0 0 0 0 1 6														
Pat Zachry, R (1, 1) OBP: 0.273, SLG: 0.250 Joel Youngblood, R (8, PH) OBP: 0.409, SLG: 0.557 Wally Backman, S (8, PR) OBP: 0.342, SLG: 0.343 Neil Allen, R (8, 1) OBP: 1.000, SLG: 3.000			0-3 K		0-0 4-3	0-0 F8		4-0 IBB		3 0 0 0 0 1 1 0 0 0 0 1 0 0 0 0 0 0 0 0 0 0 0 0 0 0 0 0														
Inning Stats	R: 1 E: 1 K: 0 S: 4	H: 1 LOB: 0 BB: 0 P: 4	R: 0 E: 0 K: 1 S: 5	H: 0 LOB: 1 BB: 1 P: 9	R: 0 E: 0 K: 2 S: 7	H: 1 LOB: 0 BB: 0 P: 7	R: 1 E: 1 K: 1 S: 7	H: 1 LOB: 2 BB: 1 P: 11	R: 0 E: 0 K: 0 S: 4	H: 1 LOB: 2 BB: 1 P: 8	R: 1 E: 0 K: 0 S: 5	H: 2 LOB: 1 BB: 0 P: 5	R: 0 E: 0 K: 0 S: 3	H: 0 LOB: 0 BB: 0 P: 3	R: 1 E: 0 K: 0 S: 6	H: 3 LOB: 3 BB: 1 P: 10	R: 0 E: 0 K: 0 S: 3	H: 0 LOB: 0 BB: 0 P: 3	1B: 6 2B: 2 3B: 0 HR: 1	SF: 1 SAC: 2 DP: 0 HBP: 0	WP: 0 PB: 0 SB: 1 CS: 1	PA: 41		
PITCHER	IP WLS BF H R ER SO BB IBB HBP BLK WP HR S P ERA WHIP																							
Larry Christenson, R (1, 1) ERA: 4.1	6.0		27	6	3	1	4	3	0	0	0	0	0	32	44	1.50	1.500							
Sparky Lyle, L (7, 1) ERA: 4.13	2.0	W	10	3	1	1	0	0	1	0	0	0	1	9	13	4.50	1.500							
Tug McGraw, L (9, 1) ERA: 4.26	1.0	S	3	0	0	0	0	0	0	0	0	0	0	3	3	0.00	0.000							

New York Mets @ Philadelphia Phillies
 Veterans Stadium, Philadelphia, PA
 Mon Jun 01 1981, 7:05 PM EDT
 Att. 27,631 - Unknown

livebaseballscorecards.com

AB	33
R	4
H	9
RBI	4
BB	4
SO	4
LOB	15



Batter	1	2	3	4	5	6	7	8	9
Pete Rose, S OBP: 0.383, SLG: 0.405 (1, 3)	4-0 SH5-3 E BB	0-0 G1-6-3 1-2f			0-0 F8		0-0 SH3-4 2B 1B	0-0 1B 2B	
Manny Trillo, R OBP: 0.352, SLG: 0.398 (1, 4) Ramon Aviles, R OBP: 0.214, SLG: 0.154 (2, 4) George Vukovich, L OBP: 0.500, SLG: 0.500 (8, PH) Tug McGraw, R (9, 1)	0-0 SH5-3 1-2		0-3 K		0-0 1B 1B		0-0 SH3-4 1-2	0-0 1B 2B	
Gary Matthews, R OBP: 0.411, SLG: 0.468 (1, 7)	0-0 E8 SF7 1B 2-H		0-0 F8		0-0 1B 1B		0-0 F8		
Mike Schmidt, R OBP: 0.383, SLG: 0.618 (1, 5)	0-0 SF7 3-H		0-0 1B		0-3 K		0-0 2B 2-H		
Dick Davis, R OBP: 0.455, SLG: 0.586 (1, 9)	0-0 F8		0-0 5-3			0-0 F9	0-0 F8		
Garry Maddox, R OBP: 0.324, SLG: 0.366 (1, 8)		4-0 1B 1B BB		0-0 F4-3 1B		0-0 5-3		0-0 HR	
Larry Bowa, S OBP: 0.285, SLG: 0.287 (1, 6)		0-0 1B 1B 1-2		0-0 F9		0-0 1B 1B		0-3 K	
Bob Boone, R OBP: 0.315, SLG: 0.333 (1, 2)		0-0 F7		0-0 F4-3 1-2		0-0 1B		0-0 5-3	
Larry Christenson, R OBP: 0.182, SLG: 0.143 (1, 1) Del Unser, L OBP: 0.412, SLG: 0.385 (6, PH) Sparky Lyle, L OBP: 0.500, SLG: 0.500 (7, 1) Greg Gross, L OBP: 0.354, SLG: 0.393 (8, PH) Luis Aguayo, R OBP: 0.150, SLG: 0.105 (9, 4)		0-0 G1-6-3 1B 1-2 2-3		0-0 F8		0-3 K		0-0 2B 1B 1B	

AB	R	H	RBI	BB	SO	LOB
4	2	2	0	1	0	3
0	0	0	0	0	0	0
2	0	1	0	0	1	0
1	0	1	1	0	0	0
0	0	0	0	0	0	0
4	1	2	1	0	0	1
3	0	2	2	0	1	1
4	0	0	0	0	0	2
3	1	2	1	1	0	0
4	0	2	0	0	1	1
4	0	1	0	0	0	3
2	0	1	0	0	0	1
1	0	0	0	0	1	2
0	0	0	0	0	0	0
1	1	1	0	0	0	0
0	0	0	0	0	0	0

Inning Stats	R: 2	H: 1	E: 1	K: 0	S: 4	LOB: 0	BB: 1	P: 8
	R: 0	H: 2	E: 0	K: 0	S: 4	LOB: 2	BB: 1	P: 8
	R: 0	H: 1	E: 0	K: 1	S: 6	LOB: 1	BB: 0	P: 6
	R: 0	H: 1	E: 0	K: 0	S: 4	LOB: 1	BB: 0	P: 4
	R: 0	H: 2	E: 0	K: 1	S: 6	LOB: 1	BB: 0	P: 6
	R: 0	H: 2	E: 0	K: 1	S: 7	LOB: 2	BB: 0	P: 7
	R: 1	H: 2	E: 0	K: 0	S: 5	LOB: 1	BB: 0	P: 5
	R: 2	H: 4	E: 0	K: 1	S: 8	LOB: 2	BB: 0	P: 8

AB	R	H	RBI	BB	SO	LOB
33	5	15	5	2	4	14

WP	HR	S	P	ERA	WHIP
0	1	8	8	18.00	4.000

New York Mets @ Philadelphia Phillies
Veterans Stadium, Philadelphia, PA

Mon Jun 01 1981, 7:05 PM EDT
Att. 27,631 - Unknown

livebaseballscorecards.com



Batter	1	2	3	4	5	6	7	8	9	AB	R	H	RBI	BB	SO	LOB
Pete Rose, S OBP: 0.388, SLG: 0.431 (1, 3)	0-0 FC6-4 1B	0-0 F4-3		0-0 2B 3B	0-0 4-3		0-0 1-H 3B			5	1	3	3	0	0	1
Luis Aguayo, R OBP: 0.160, SLG: 0.167 (1, 4)	0-0 FC6-4 1B 1-2f		0-0 F7	0-0 WP 2B	0-0 F2		0-3 K			5	1	1	1	0	1	3
Gary Matthews, R OBP: 0.422, SLG: 0.481 (1, 7)	4-0 1B 1-2 BB		0-0 1B 3B	4-0 BB 2-3 BB		0-0 F8		4-0 S BB		2	2	1	0	3	0	0
Mike Schmidt, R OBP: 0.384, SLG: 0.609 (1, 5)	0-0 1B 1-2 2-3 SF7 1B		4-0 1B BB	0-0 F3		0-3 K		0-3 K 1-2		4	1	1	0	1	2	3
Dick Davis, R OBP: 0.500, SLG: 0.594 (1, 9)	0-0 E SF7 1B 1-3 2-H 3-H		0-0 BB 1B 1-3 3-H	4-0 BB 1-2 BB		4-0 CS BB		0-3 K 2		3	0	2	3	2	1	1
Garry Maddox, R OBP: 0.326, SLG: 0.366 (1, 8)	0-0 SF7 1-2 3-H		4-0 BB 1-2	0-0 F8		0-0 CS 1-2		0-3 K 3		3	1	1	1	1	1	4
Larry Bowa, S OBP: 0.286, SLG: 0.287 (1, 6)	0-0 E6 CS 2-3		0-0 G3		0-0 1B 4-3 1B		0-0 SH5-3 PB SF8 1B			3	1	1	0	0	0	3
Bob Boone, R OBP: 0.320, SLG: 0.341 (1, 2)	0-0 F 1-2		0-0 6-3	0-0 SH3-4 3B 1B	0-0 4-3 1B		0-0 SF8 3-H			4	1	2	1	0	0	2
Nino Espinosa, R OBP: 0.200, SLG: 0.200 (5, 1)			0-3 K	0-0 SH3-4 1-2	0-0 F2		4-0 BB 3B			1	0	0	0	0	1	0
Mike Proby, R OBP: 0.348, SLG: 0.386 (5, PH)										0	0	0	0	0	0	0
Greg Gross, L OBP: 0.500, SLG: 0.500 (6, 1)										1	0	0	0	0	0	2
Sparky Lyle, L OBP: 0.167, SLG: 0.500 (7, PH)										0	0	0	0	0	0	0
George Vukovich, L OBP: 0.167, SLG: 0.500 (8, 1)										0	1	0	0	1	0	0
Ron Reed, R										0	0	0	0	0	0	0

Inning Stats	R: 3	H: 3	E: 1	LOB: 1	K: 0	BB: 1	S: 6	R: 0	H: 0	E: 0	LOB: 0	K: 1	BB: 0	S: 5	R: 1	H: 2	E: 0	LOB: 2	K: 0	BB: 2	S: 4	R: 2	H: 3	E: 0	LOB: 3	K: 0	BB: 2	S: 6	R: 1	H: 2	E: 0	LOB: 1	K: 0	BB: 0	S: 5	R: 0	H: 0	E: 0	LOB: 0	K: 1	BB: 1	S: 4	R: 2	H: 2	E: 0	LOB: 1	K: 1	BB: 1	S: 7	R: 0	H: 0	E: 0	LOB: 1	K: 3	BB: 1	S: 9	R: 0	H: 0	E: 0	LOB: 1	K: 3	BB: 1	S: 9
1B: 8	SF: 2	2B: 1	SAC: 2	3B: 3	DP: 0	HR: 0	HBP: 0	WP: 1	PA: 44	PB: 1	SB: 1	CS: 2																																																			

PITCHER	IP	WLS	BF	H	R	ER	SO	BB	IBB	HBP	BLK	WP	HR	S	P	ERA	WHIP
Mike Scott, R ERA: 4.65 (1, 1)	3.1		20	7	6	6	1	3	0	0	0	0	0	18	30	16.20	3.000
Ed Lynch, R ERA: 3.95 (4, 1)	0.2	L	7	3	1	1	0	2	0	0	0	1	0	5	13	13.50	7.500
Craig Swan, R ERA: 3.68 (5, 1)	2.0		6	0	0	0	1	1	0	0	0	0	0	7	11	0.00	0.500
Dyar Miller, R ERA: 3.14 (7, 1)	1.0		6	2	2	2	1	1	0	0	0	0	0	7	11	18.00	3.000
Neil Allen, R ERA: 3.21 (8, 1)	1.0		4	0	0	0	3	1	0	0	0	0	0	9	13	0.00	1.000

BOTTOM

New York Mets @ Philadelphia Phillies
Veterans Stadium, Philadelphia, PA

Tue Jun 02 1981, 7:05 PM EDT
Att. 25,375 - Unknown

livebaseballscorecards.com

AB	31
R	9
H	12
RBI	9
BB	8
SO	6
LOB	19



Batter	1	2	3	4	5	6	7	8	9	AB	R	H	RBI	BB	SO	LOB
Pete Rose, S (1, 3) OBP: 0.390, SLG: 0.432	0-0 5-3		0-0 FC6-4 1B			0-0 1-3		0-0 FC5-4 1B		4	0	2	2	0	0	0
Luis Aguayo, R (1, 4) OBP: 0.143, SLG: 0.148 Keith Moreland, R (8, PH) OBP: 0.259, SLG: 0.377 Tug McGraw, R (9, 1)	0-0 E5		0-0 FC6-4 1-2f			0-0 F8		0-0 F6		3	0	0	0	0	0	1
Gary Matthews, R (1, 7) OBP: 0.413, SLG: 0.469	0-3 K			0-3 K			0-0 F8	0-0 FC5-4 1-2f		4	0	0	0	0	2	3
Mike Schmidt, R (1, 5) OBP: 0.381, SLG: 0.601	0-3 K			0-0 F8			0-0 F9		0-0 1B	4	0	1	0	0	1	1
Dick Davis, R (1, 9) OBP: 0.476, SLG: 0.556		0-3 K		0-0 CS 1B			0-0 5-3		0-0 F7	4	0	1	0	0	1	1
Garry Maddox, R (1, 8) OBP: 0.324, SLG: 0.359		0-0 5-3		0-0 CS 1-2	0-0 F4-3			4-0 1B BB 1B BB	0-0 F9	3	1	0	0	1	0	1
Larry Bowa, S (1, 6) OBP: 0.285, SLG: 0.282		0-0 F4-3			0-0 F4-3			4-0 1B BB 1B BB	0-0 F7	3	1	0	0	1	0	1
Bob Boone, R (1, 2) OBP: 0.314, SLG: 0.333			0-0 F7		0-0 F4-3			0-0 F7		3	0	0	0	0	0	2
Dick Ruthven, R (1, 1) OBP: 0.138, SLG: 0.179 Lonnie Smith, R (8, PH) OBP: 0.314, SLG: 0.312 Ramon Aviles, R (9, 4) OBP: 0.214, SLG: 0.154			0-0 F8			0-3 K		0-0 1B 1-2 2-3 1B		2	0	0	0	0	1	0

Inning Stats	R: 0	H: 0	E: 1	LOB: 1	K: 2	BB: 0	S: 8	P: 8	R: 0	H: 0	E: 0	LOB: 0	K: 1	BB: 0	S: 5	P: 5	R: 0	H: 1	E: 0	LOB: 0	K: 1	BB: 0	S: 5	P: 5	R: 0	H: 0	E: 0	LOB: 0	K: 0	BB: 0	S: 3	P: 3	R: 0	H: 0	E: 0	LOB: 0	K: 1	BB: 0	S: 5	P: 5	R: 0	H: 0	E: 0	LOB: 0	K: 0	BB: 0	S: 3	P: 3	R: 2	H: 2	E: 0	LOB: 2	K: 0	BB: 2	S: 5	P: 13	R: 0	H: 1	E: 0	LOB: 1	K: 0	BB: 0	S: 4	P: 4	1B: 5	SF: 0	2B: 0	SAC: 0	3B: 0	DP: 0	HR: 0	HBP: 0	WP: 0	PA: 35
--------------	------	------	------	--------	------	-------	------	------	------	------	------	--------	------	-------	------	------	------	------	------	--------	------	-------	------	------	------	------	------	--------	------	-------	------	------	------	------	------	--------	------	-------	------	------	------	------	------	--------	------	-------	------	------	------	------	------	--------	------	-------	------	-------	------	------	------	--------	------	-------	------	------	-------	-------	-------	--------	-------	-------	-------	--------	-------	--------

PITCHER	IP	WLS	BF	H	R	ER	SO	BB	IBB	HBP	BLK	WP	HR	S	P	ERA	WHIP
Greg Harris, R (1, 1) ERA: 4.09	7.0	W	25	2	2	2	5	2	0	0	0	0	0	33	41	2.57	0.571
Pete Falcone, L (8, 1) ERA: 2.6	0.2		4	2	0	0	0	0	0	0	0	0	0	4	4	0.00	3.000
Neil Allen, R (8, 1) ERA: 3.07	1.1	S	5	1	0	0	0	0	0	0	0	0	0	5	5	0.00	0.750

BOTTOM

New York Mets @ Philadelphia Phillies
Veterans Stadium, Philadelphia, PA
 Wed Jun 03 1981, 7:05 PM EDT
 Att. 27,588 - Unknown

livebaseballscorecards.com

AB	32
R	2
H	5
RBI	2
BB	2
SO	5
LOB	12



Batter	1	2	3	4	5	6	7	8	9	AB R H RBI BB SO LOB	TOP											
Pete Rose, S (1, 3) OBP: 0.392, SLG: 0.431	0-0 G4-6-3 1B		0-0 P5			4-0 1B BB		0-0 4-3		3 0 1 0 1 0 0												
Luis Aguayo, R (1, 4) OBP: 0.188, SLG: 0.167	0-0 G4-6-3 1B			0-0 4-3		0-0 F2		4-0 BB		3 0 1 0 1 0 1												
Gary Matthews, R (1, 7) OBP: 0.409, SLG: 0.464	0-0 G4-6-3 1-2f 2-3			0-0 1-3		0-0 1B		0-0 F9		4 0 1 0 0 0 3												
Mike Schmidt, R (1, 5) OBP: 0.379, SLG: 0.593	0-0 F8			0-0 1B		0-0 5-3		0-0 F7		4 0 1 0 0 0 3												
Dick Davis, R (1, 9) OBP: 0.457, SLG: 0.525		0-3 K		0-0 F3			0-0 1B FC4-6		0-0 6-3	4 1 1 0 0 1 1												
Garry Maddox, R (1, 8) Lonnie Smith, R (7, PR) OBP: 0.322, SLG: 0.321		0-0 6-3			0-0 G5-3 1B		0-0 1B FC4-6		0-0 FC6-4 BB	3 0 2 0 0 0 0 1 0 1 0 0 0 0												
Larry Bowa, S (1, 6) OBP: 0.289, SLG: 0.283		0-0 G3			0-0 G5-3 1B		0-0 FC4-6		4-0 FC6-4 BB	3 0 1 1 1 0 1												
Bob Boone, R (1, 2) OBP: 0.306, SLG: 0.324			0-0 4-3		0-0 G5-3		0-0 F7		0-0 FC6-4	4 0 0 0 0 0 5												
Steve Carlton, L (1, 1) Del Unser, L (7, PH) Sparky Lyle, L (7, 1) Mike Proly, R (8, 1) Keith Moreland, R (9, PH) OBP: 0.254, SLG: 0.370			0-0 F8		0-3 K		0-0 F8		0-0 F5	2 0 0 0 0 1 1 1 0 0 0 0 0 1 0 0 0 0 0 0 0 0 0 0 0 0 0 0 1 0 0 0 0 0 2												
Inning Stats	R: 0 E: 0 K: 0 S: 4	H: 2 LOB: 1 BB: 0 P: 4	R: 0 E: 0 K: 1 S: 5	H: 0 LOB: 0 BB: 0 P: 5	R: 0 E: 0 K: 0 S: 3	H: 0 LOB: 0 BB: 0 P: 3	R: 0 E: 0 K: 0 S: 4	H: 1 LOB: 1 BB: 0 P: 4	R: 0 E: 0 K: 1 S: 6	H: 2 LOB: 1 BB: 0 P: 6	R: 0 E: 0 K: 0 S: 3	H: 1 LOB: 1 BB: 1 P: 7	R: 1 E: 0 K: 0 S: 5	H: 2 LOB: 1 BB: 0 P: 5	R: 0 E: 0 K: 0 S: 3	H: 0 LOB: 1 BB: 1 P: 7	R: 0 E: 0 K: 0 S: 4	H: 1 LOB: 2 BB: 1 P: 8	1B: 9 2B: 0 3B: 0 HR: 0	SF: 0 SAC: 0 DP: 2 HBP: 0	WP: 0 PB: 0 SB: 0 CS: 0	PA: 36
PITCHER	IP WLS BF H R ER SO BB IBB HBP BLK WP HR S P ERA WHIP																					
Rick Mahler, R (1, 1) ERA: 2.11	6.0 W 24 8 1 1 2 1 0 0 0 0 0 0 27 31 1.50 1.500																					
Rick Camp, R (7, 1) ERA: 1.4	3.0 S 12 1 0 0 0 2 0 0 0 0 0 0 10 18 0.00 1.000																					

Philadelphia Phillies @ Atlanta Braves
Atlanta-Fulton County Stadium, Atlanta, GA

Fri Jun 05 1981, 7:05 PM EDT
Att: 17,059 - Unknown

livebaseballscorecards.com

AB 33
R 1
H 9
RBI 1
BB 3
SO 2
LOB 18



Batter	1	2	3	4	5	6	7	8	9
Jerry Royster, R OBP: 0.227, SLG: 0.286 (1, 5)	0-0 F8		0-0 6-3			0-0 K 1-2 1B		0-3 K	
Terry Harper, R OBP: 0.361, SLG: 0.377 (1, 9)	4-0 E BB			0-3 K		4-0 E 1-2 BB		0-0 HR 1B	
Rufino Linares, R OBP: 0.262, SLG: 0.380 (1, 7)	0-0 E5 8-4 1-H			0-0 F9		0-0 E4 1-2 2-H		0-0 HR	
Dale Murphy, R OBP: 0.306, SLG: 0.384 (1, 8)	0-0 8-4 2-3f			0-0 F9		0-0 4-3		0-0 S BB 1B	
Chris Chambliss, L OBP: 0.343, SLG: 0.368 (1, 3)		0-0 L9			0-0 F7		0-0 4-3	4-0 S BB	
Glenn Hubbard, R OBP: 0.314, SLG: 0.361 (1, 4)		0-0 F9			0-0 F9		0-0 6-3	4-0 G6-4-3 1-2 2-3 BB	
Bruce Benedict, R OBP: 0.368, SLG: 0.393 (1, 2)		0-0 F8			0-0 P4		0-0 BB 1B	0-0 G6-4-3 1-2f	
Rafael Ramirez, R OBP: 0.304, SLG: 0.312 (1, 6)			0-0 6-3			0-3 K 1-2 BB			
Rick Mahler, R OBP: 0.250, SLG: 0.250 (1, 1) Rick Camp, R (7, 1)			0-0 1-3			0-0 CS 1B	0-3 K		

AB	R	H	RBI	BB	SO	LOB
4	1	1	0	0	1	0
2	2	1	0	2	1	0
4	1	1	2	0	0	1
4	0	1	0	0	0	3
3	0	0	0	1	0	0
3	0	0	0	1	0	0
4	0	1	0	0	0	3
2	0	0	0	1	1	0
2	0	1	0	0	0	0
1	0	0	0	0	1	2

BOTTOM

Philadelphia Phillies @ Atlanta Braves
Atlanta-Fulton County Stadium, Atlanta, GA

Fri Jun 05 1981, 7:05 PM EDT
Att. 17,059 - Unknown


livebaseballscorecards.com

AB	29
R	4
H	6
RBI	2
BB	5
SO	4
LOB	9



1B: 5	SF: 0	WP: 0	PA: 34
2B: 1	SAC: 0	PB: 0	
3B: 0	DP: 2	SB: 3	
HR: 1	HBP: 0	CS: 1	

Inning Stats																	
R: 1		H: 0		R: 0		H: 0		R: 0		H: 0		R: 0		H: 0			
E: 1		LOB: 0		E: 0		LOB: 0		E: 0		LOB: 0		E: 0		LOB: 0			
K: 0		BB: 1		K: 0		BB: 0		K: 1		BB: 0		K: 0		BB: 0			
S: 3		P: 7		S: 3		P: 3		S: 5		P: 5		S: 3		P: 3			
PITCHER																	
Steve Carlton, L (1, 1)	6.0	WLS	BF	H	R	ER	SO	BB	IBB	HBP	BLK	WP	HR	S	P	ERA	WHIP
Sparky Lyle, L (7, 1)	1.1	L	10	4	2	2	2	2	0	0	0	0	1	12	20	13.50	4.500
Mike Proly, R (8, 1)	0.2		2	0	0	0	0	1	0	0	0	0	0	1	5	0.00	1.500

Batter	1	2	3	4	5	6	7	8	9	AB R H RBI BB SO LOB	TOP			
Pete Rose, S (1, 3) OBP: 0.389, SLG: 0.427 Mike Proly, R (7, 1)	0-0 4-3 1B	0-0 G3 1-2			0-3 K		0-0 5-3		0-0 1-3	4 0 1 0 0 1 2 1 0 0 0 0 0 1				
Luis Aguayo, R (1, 4) OBP: 0.194, SLG: 0.152	0-0 4-3 1-2		0-0 L5		4-0 BB		0-3 K			3 0 0 0 1 1 1				
Gary Matthews, R (1, 7) OBP: 0.401, SLG: 0.453	0-3 K		0-0 3-1		0-0 F8			0-0 4-3		4 0 0 0 0 1 2				
Mike Schmidt, R (1, 5) OBP: 0.376, SLG: 0.586	0-0 F3		0-0 6-3		0-0 F3			0-0 FC5-4 1B		4 0 1 0 0 0 1				
Dick Davis, R (1, 9) OBP: 0.460, SLG: 0.523		0-0 1B 1B SF8 1B		0-0 4-3 1B 1B		0-3 K		0-0 F9		4 1 2 0 0 1 1				
Garry Maddox, R (1, 8) OBP: 0.328, SLG: 0.362		0-0 SF8 1B 1-2 1B		0-0 F9		0-0 F8		0-0 FC5-4 1-2f		4 0 1 0 0 0 2				
Larry Bowa, S (1, 6) OBP: 0.294, SLG: 0.288		0-0 1-2 2-3 S 1B		0-0 4-3 1-2			0-0 L8		0-0 3-1 S 1B	4 0 2 0 0 0 1	AB 34 R 3 H 9 RBI 3 BB 2 SO 5 LOB 16			
Bob Boone, R (1, 2) OBP: 0.311, SLG: 0.324		0-0 P6		0-0 2-H 1B			4-0 HR BB		0-0 F8 1-2	3 1 1 0 1 0 4				
Larry Christenson, R (1, 1) OBP: 0.167, SLG: 0.136 George Vukovich, L (7, PH) OBP: 0.750, SLG: 1.667 Del Unser, L (7, 3) OBP: 0.389, SLG: 0.357		0-0 SF8 2-3 3-H			0-3 K		0-0 1-H HR		0-0 3-1 2-3	1 0 0 1 0 1 0 1 1 1 2 0 0 0 1 0 0 0 0 0 1				
Inning Stats	R: 0 E: 0 K: 1 S: 6 H: 1 LOB: 1 BB: 0 P: 6	R: 1 E: 0 K: 0 S: 6 H: 3 LOB: 2 BB: 0 P: 6	R: 0 E: 0 K: 0 S: 3 H: 0 LOB: 0 BB: 0 P: 3	R: 0 E: 0 K: 0 S: 4 H: 2 LOB: 2 BB: 0 P: 4	R: 0 E: 0 K: 2 S: 7 H: 0 LOB: 1 BB: 1 P: 11	R: 0 E: 0 K: 1 S: 5 H: 0 LOB: 0 BB: 0 P: 5	R: 2 E: 0 K: 1 S: 6 H: 1 LOB: 0 BB: 1 P: 10	R: 0 E: 0 K: 0 S: 4 H: 1 LOB: 1 BB: 0 P: 4	R: 0 E: 0 K: 0 S: 4 H: 1 LOB: 1 BB: 0 P: 4	1B: 8 2B: 0 3B: 0 HR: 1 SF: 1 SAC: 0 DP: 0 HBP: 0	WP: 0 PB: 0 SB: 2 CS: 0 PA: 37			
PITCHER	IP WLS BF H R ER SO BB IBB HBP BLK WP HR S P ERA WHIP												PITCHER	IP WLS BF H R ER SO BB IBB HBP BLK WP HR S P ERA WHIP
Tommy Boggs, R (1, 1) ERA: 4.83	5.0 L 21 6 1 1 3 1 0 0 0 0 0 0 26 30 1.80 1.400													
John Montefusco, R (6, 1) ERA: 4.1	3.0 12 2 2 2 2 1 0 0 0 0 0 1 15 19 6.00 1.000													
Rick Matula, R (9, 1) ERA: 4.5	1.0 4 1 0 0 0 0 0 0 0 0 0 0 4 4 0.00 1.000													

Philadelphia Phillies @ Atlanta Braves
Atlanta-Fulton County Stadium, Atlanta, GA

Sat Jun 06 1981, 3:33 AM EDT
Att. 15,291 - Unknown

livebaseballscorecards.com

Batter	1	2	3	4	5	6	7	8	9	AB	R	H	RBI	BB	SO	LOB
Jerry Royster, R OBP: 0.250, SLG: 0.304 (1, 5)	0-0 BLK 1B		0-0 F8		0-0 P4			0-0 FC4-8 1B		4	0	2	0	0	0	2
Brian Asselstine, L OBP: 0.250, SLG: 0.385 (1, 9)	0-0 L8 1-2		0-0 4-3			0-0 F7		0-0 FC4-6 FC6-4 1-2f		4	0	0	0	0	0	2
Rufino Linares, R OBP: 0.252, SLG: 0.365 (1, 7)	0-0 F9			0-0 L5		0-0 F9		0-0 FC6-4 1-2f		4	0	0	0	0	0	2
Chris Chambliss, L OBP: 0.346, SLG: 0.368 (1, 3)	4-0 BB			0-0 F8		0-0 F8			0-0 FC6-4 1B	3	0	1	0	1	0	0
Dale Murphy, R OBP: 0.300, SLG: 0.376 (1, 8)	0-3 K			0-0 6-3			0-0 5-3		0-0 F2	4	0	0	0	0	1	3
Glenn Hubbard, R OBP: 0.313, SLG: 0.358 (1, 4)		0-0 F9			0-0 F8		0-0 FC1-4 1B		0-0 F8	4	0	1	0	0	0	1
Bruce Benedict, R OBP: 0.365, SLG: 0.396 (1, 2)		0-0 5-3			0-0 2B		0-0 FC1-4 FC5-4 1-2f		0-0 FC6-4 1-2f	4	0	1	0	0	0	2
Rafael Ramirez, R OBP: 0.299, SLG: 0.306 (1, 6)		0-3 K			0-0 5-3		0-0 FC5-4 1-2f			3	0	0	0	0	1	2
Tommy Boggs, R OBP: 0.250, SLG: 0.292 (1, 1)			0-0 L7		4-0 BB			0-0 4-3		1	0	0	0	0	0	0
Biff Pocoroba, S OBP: 0.265, SLG: 0.207 (5, PH)										0	0	0	0	1	0	0
John Montefusco, R OBP: 0.083, SLG: 0.167 (6, 1)										0	0	0	0	0	0	0
Bob Porter, L OBP: 0.333, SLG: 0.300 (8, PH)										1	0	0	0	0	0	0
Rick Matula, R (9, 1)										0	0	0	0	0	0	0

Inning Stats	R: 0	H: 1	E: 0	K: 1	S: 6	LOB: 2	BB: 1	P: 10	R: 0	H: 0	E: 0	K: 1	S: 5	LOB: 0	BB: 0	P: 5	R: 0	H: 0	E: 0	K: 0	S: 3	LOB: 0	BB: 0	P: 3	R: 0	H: 1	E: 0	K: 0	S: 4	LOB: 2	BB: 1	P: 8	R: 0	H: 0	E: 0	K: 0	S: 3	LOB: 0	BB: 0	P: 3	R: 0	H: 1	E: 0	K: 0	S: 4	LOB: 1	BB: 0	P: 4	R: 0	H: 1	E: 0	K: 0	S: 4	LOB: 1	BB: 0	P: 4	R: 0	H: 1	E: 0	K: 0	S: 4	LOB: 1	BB: 0	P: 4
PITCHER	IP	WLS	BF	H	R	ER	SO	BB	IBB	HBP	BLK	WP	HR	S	P	ERA	WHIP																																															
Larry Christenson, R ERA: 3.75 (1, 1)	6.0	W	22	2	0	0	2	2	0	0	1	0	0	24	32	0.00	0.667																																															
Mike Proly, R ERA: 2.77 (7, 1)	3.0	S	12	3	0	0	0	0	0	0	0	0	0	12	12	0.00	1.000																																															

BOTTOM

Philadelphia Phillies @ Atlanta Braves
Atlanta-Fulton County Stadium, Atlanta, GA

Sat Jun 06 1981, 3:33 AM EDT
Att. 15,291 - Unknown

livebaseballscorecards.com

AB	32
R	0
H	5
RBI	0
BB	2
SO	2
LOB	14

Braves

WP: 0	PA: 34
PB: 0	
SB: 0	
CS: 0	

Batter	1	2	3	4	5	6	7	8	9	AB R H RBI BB SO LOB	TOP																
Pete Rose, S (1, 3) OBP: 0.385, SLG: 0.424	0-0 F7		0-0 6-3		0-0 SH 1B	0-0 SF8		0-0 F8		4 1 1 2 0 0 0																	
Lonnie Smith, R (1, 8) OBP: 0.330, SLG: 0.329	0-0 G3			0-0 6-3	0-0 SH L9-4 1B	0-0		0-0 CS 1B		4 0 2 1 0 0 0																	
Gary Matthews, R (1, 7) OBP: 0.406, SLG: 0.460	0-0 1B			0-0 E 1B	0-0 SF9	0-0 F9		0-0 CS	0-0 F3 SH2-3 1B	4 1 3 1 0 0 2																	
Mike Schmidt, R (1, 5) John Vukovich, R (7, 5)	0-0 L3			0-0 E FC5-2-5 1B	0-0		4-0 1B FC4-6 BB	0-0 SH2-3	0-0	3 1 2 1 1 0 1 0 0 0 0 0 0 0																	
Dick Davis, R (1, 9) Sparky Lyle, L (5, 1) Ron Reed, R (7, 1) Ramon Aviles, R (7, 4)		0-0 G4-6-3 1B		0-0 E5 FC5-2-5 1-3 2-H	0-0 L9-4		0-3 K	0-0 F3	0-0	3 0 1 0 0 0 3 1 0 0 0 0 1 1 0 0 0 0 0 0 0 1 0 0 0 0 0 1																	
Keith Moreland, R (1, 2) OBP: 0.250, SLG: 0.356		0-0 G4-6-3		0-0 FC5-2-5		0-0 5-3	0-0 FC4-6 1B	0-0 P3	0-0	5 0 1 0 0 0 4																	
Larry Bowa, S (1, 6) OBP: 0.283, SLG: 0.287		0-0 P6		0-0 6-3		0-0 1B SF8 1B	0-0 FC4-6			4 1 1 1 0 0 3																	
Luis Aguayo, R (1, 4) OBP: 0.225, SLG: 0.189			0-0 F8		0-0 1B 1B	0-0 SF8 BB 1B	0-3 K			4 2 2 0 0 1 1																	
Nino Espinosa, R (1, 1) Greg Gross, L (5, PH) (5, 9)			0-3 K		0-0 SH SF9 1B	4-0 1B BB		0-0 L1		1 0 0 0 0 1 0 2 1 1 0 1 0 0																	
Inning Stats	R: 0 E: 0 K: 0 S: 4	H: 1 LOB: 1 BB: 0 P: 4	R: 0 E: 0 K: 0 S: 3	H: 1 LOB: 0 BB: 0 P: 3	R: 0 E: 0 K: 1 S: 5	H: 0 LOB: 0 BB: 0 P: 5	R: 1 E: 1 K: 0 S: 6	H: 2 LOB: 2 BB: 0 P: 6	R: 3 E: 1 K: 0 S: 7	H: 4 LOB: 1 BB: 0 P: 7	R: 2 E: 0 K: 0 S: 6	H: 3 LOB: 2 BB: 1 P: 10	R: 1 E: 0 K: 2 S: 8	H: 1 LOB: 1 BB: 1 P: 12	R: 0 E: 0 K: 0 S: 3	H: 1 LOB: 0 BB: 0 P: 3	R: 0 E: 0 K: 0 S: 4	H: 1 LOB: 1 BB: 0 P: 4	R: 0 E: 0 K: 0 S: 4	H: 1 LOB: 1 BB: 0 P: 4	1B: 14 2B: 1 3B: 0 HR: 0	SF: 2 SAC: 2 DP: 2 HBP: 0	WP: 0 PB: 0 SB: 2 CS: 1	PA: 43			
PITCHER	IP	WLS	BF	H	R	ER	SO	BB	IBB	HBP	BLK	WP	HR	S	P	ERA	WHIP										
Gaylord Perry, R (1, 1) ERA: 3.48	5.2	L	29	11	6	5	1	1	0	0	0	0	0	30	34	7.94	2.118										
Preston Hanna, R (6, 1) ERA: 4.94	1.1		6	1	1	1	2	1	0	0	0	0	0	9	13	6.75	1.500										
Al Hrabosky, L (8, 1) ERA: 0.75	2.0		7	2	0	0	0	0	0	0	0	0	0	7	7	0.00	1.000										

Philadelphia Phillies @ Atlanta Braves
Atlanta-Fulton County Stadium, Atlanta, GA

Sun Jun 07 1981, 3:33 AM EDT
Att. 23,482 - Unknown

AB	36
R	7
H	14
RBI	6
BB	2
SO	3
LOB	16



Batter	1	2	3	4	5	6	7	8	9	AB	R	H	RBI	BB	SO	LOB
Jerry Royster, R OBP: 0.245, SLG: 0.314 (1, 5) (9, 4)	0-0 4-3		0-3 K	0-0 4-3			0-0 E9 G4-6-3 2B		0-0 1-3	5	1	1	0	0	1	2
Brian Asselstine, L OBP: 0.286, SLG: 0.439 Terry Harper, R OBP: 0.373, SLG: 0.381 (1, 9) (5, PH) (6, 9)	0-0 1B 2B		0-0 G6-4-3 1B		0-3 K		4-0 G4-6-3 BB		0-0 1B	2	0	2	0	0	0	0
Rufino Linares, R OBP: 0.261, SLG: 0.370 Al Hrabosky, R Bob Porter, L OBP: 0.308, SLG: 0.273 (1, 7) (8, 1) (9, PH)	0-0 S 1B		0-0 G6-4-3 1-2f		0-0 G3-6 1B		0-0 G4-6-3 1-2f 3-H		0-0 F9	4	1	2	0	0	0	2
Chris Chambliss, L OBP: 0.348, SLG: 0.371 (1, 3)	0-0 FC5-4 1B			0-0 F8	0-0 G3-6 1-2f		0-0 FC6-4 1B			4	0	2	1	0	0	1
Dale Murphy, R OBP: 0.294, SLG: 0.369 (1, 8)	0-0 FC5-4 1-2f			0-0 F3		0-0 6-3	0-0 FC6-4 1-2f			4	0	0	0	0	0	2
Glenn Hubbard, R OBP: 0.314, SLG: 0.356 Luis Gomez, R OBP: 0.500, SLG: 0.375 Biff Pocoroba, S OBP: 0.262, SLG: 0.204 (1, 4) (5, 4) (8, PH) (9, 5)		0-0 F8		4-0 S 1B BB		0-0 FC5-6 1B		0-0 F9		1	1	0	0	1	0	0
Bruce Benedict, R OBP: 0.363, SLG: 0.392 (1, 2)		0-0 6-3		0-0 1B IBB		0-0 FC5-6 1-2f		0-0 6-3		4	1	1	1	0	0	1
Rafael Ramirez, R OBP: 0.303, SLG: 0.306 (1, 6)		0-0 1B		4-0 1B 1-2 IBB		0-0 L7		0-0 F7		3	0	1	0	1	0	1
Gaylord Perry, R OBP: 0.286, SLG: 0.296 Preston Hanna, R OBP: 0.400, SLG: 0.250 Eddie Miller, S OBP: 0.302, SLG: 0.258 (1, 1) (6, 1) (7, PH) (8, 7)		0-0 1-3		0-0 1-3 2-H 1B			0-0 E 1B		0-0 5-3	2	0	1	1	0	0	1

Inning Stats	R: 1	H: 3	E: 0	K: 0	S: 5	H: 3	LOB: 1	BB: 0	P: 5	R: 0	H: 1	E: 0	K: 0	S: 4	R: 0	H: 1	E: 0	K: 1	S: 5	R: 2	H: 2	E: 0	K: 0	S: 5	R: 0	H: 1	E: 0	K: 1	S: 5	R: 0	H: 1	E: 0	K: 0	S: 4	R: 2	H: 3	E: 1	K: 0	S: 5	R: 0	H: 0	E: 0	K: 0	S: 3	R: 0	H: 1	E: 0	K: 0	S: 4	R: 0	H: 1	E: 0	K: 0	S: 4	1B: 11	SF: 0	2B: 2	3B: 0	HR: 0	WP: 0	PA: 39
--------------	------	------	------	------	------	------	--------	-------	------	------	------	------	------	------	------	------	------	------	------	------	------	------	------	------	------	------	------	------	------	------	------	------	------	------	------	------	------	------	------	------	------	------	------	------	------	------	------	------	------	------	------	------	------	------	--------	-------	-------	-------	-------	-------	--------

PITCHER	IP	WLS	BF	H	R	ER	SO	BB	IBB	HBP	BLK	WP	HR	S	P	ERA	WHIP
Nino Espinosa, R ERA: 5.9 (1, 1)	4.0		19	7	3	3	1	1	1	0	0	0	0	19	27	6.75	2.000
Sparky Lyle, L ERA: 4.54 (5, 1)	2.0	W	9	4	2	2	1	0	0	0	0	0	0	11	11	9.00	2.000
Ron Reed, R ERA: 3.21 (7, 1)	3.0	S	11	2	0	0	0	1	0	0	0	0	0	10	14	0.00	1.000

BOTTOM

Philadelphia Phillies @ Atlanta Braves
Atlanta-Fulton County Stadium, Atlanta, GA

Sun Jun 07 1981, 3:33 AM EDT
Att. 23,482 - Unknown

livebaseballscores.com

AB	36
R	5
H	13
RBI	3
BB	3
SO	2
LOB	11



Batter	1	2	3	4	5	6	7	8	9	AB R H RBI BB SO LOB	TOP											
Tony Scott, S OBP: 0.257, SLG: 0.311 (1, 8) X	0-0 6-3		0-0 S 1B		4-0 1B 1B BB	0-3 K		0-0 FC6-2		4 1 1 0 1 1 3												
Craig Reynolds, L OBP: 0.274, SLG: 0.419 (1, 6) X	0-0 3-1 1B		0-0 F8		0-3 K	0-0 F9		0-0 F8		5 0 1 0 0 1 5												
Terry Puhl, L OBP: 0.336, SLG: 0.367 (1, 9) X	0-0 3-1 1B		0-3 K		0-0 S 1B 1B		0-0 6-3		0-0 G3	5 1 2 0 0 1 1												
Jose Cruz, L OBP: 0.321, SLG: 0.464 (1, 7) X	0-0 3-1			0-0 HR	0-3 K		0-0 3-1		0-0 F8	5 1 1 1 0 1 4												
Cesar Cedeno, R OBP: 0.354, SLG: 0.394 (1, 3) X	0-0 6-3			0-0 5-3	0-0 1B 1B		0-0 E S 1B		0-0 5-3	5 0 2 2 0 0 2												
Art Howe, R OBP: 0.420, SLG: 0.486 (1, 5) X		0-0 1-3-1		0-0 E6 F8 1B	0-0 1-2 1B		0-0 4-3			4 0 1 0 0 0 1												
Joe Pittman, R OBP: 0.393, SLG: 0.400 (1, 4) X		0-0 5-3		0-0 1-2 1B	0-0 F8			0-0 F8 1B FC6-2 1B		4 0 2 0 0 0 2												
Luis Pujols, R OBP: 0.328, SLG: 0.358 (1, 2) X		0-0 5-3		0-0 F8		0-0 SH5-4 1B		0-0 FC6-2 1B		4 0 2 0 0 0 2												
Don Sutton, R (1, 1)			0-0 F4		0-0 4-3		0-0 SH5-4		0-0 F8	2 0 0 0 0 0 2												
Dave Smith, R (7, 1)										0 0 0 0 0 0 0												
Denny Walling, L (8, PH)										1 0 0 0 0 0 2												
Frank LaCorte, R (8, 1)										0 0 0 0 0 0 0												
Inning Stats	R: 0 E: 0 K: 0 S: 5	H: 2 LOB: 2 BB: 0 P: 5	R: 0 E: 0 K: 0 S: 3	H: 0 LOB: 0 BB: 0 P: 3	R: 0 E: 0 K: 1 S: 6	H: 1 LOB: 1 BB: 0 P: 6	R: 1 E: 1 K: 0 S: 6	H: 2 LOB: 2 BB: 0 P: 6	R: 2 E: 0 K: 2 S: 10	H: 3 LOB: 2 BB: 1 P: 14	R: 0 E: 0 K: 1 S: 6	H: 1 LOB: 1 BB: 0 P: 6	R: 0 E: 0 K: 0 S: 4	H: 1 LOB: 1 BB: 0 P: 4	R: 0 E: 0 K: 0 S: 5	H: 2 LOB: 2 BB: 0 P: 5	R: 0 E: 0 K: 0 S: 3	H: 0 LOB: 0 BB: 0 P: 3	1B: 11 2B: 0 3B: 0 HR: 1	SF: 0 SAC: 1 DP: 0 HBP: 0	WP: 0 PB: 0 SB: 3 CS: 0	PA: 41
PITCHER	IP WLS BF H R ER SO BB IBB HBP BLK WP HR S P ERA WHIP												PITCHER	IP WLS BF H R ER SO BB IBB HBP BLK WP HR S P ERA WHIP								
Dick Ruthven, R (1, 1) ERA: 4.05	6.0 W 29 9 3 3 4 1 0 0 0 0 1 36 40 4.50 1.667																					
Sparky Lyle, L (7, 1) ERA: 4.41	1.0 4 1 0 0 0 0 0 0 0 0 0 0 4 4 0.00 1.000																					
Mike Proly, R (8, 1) ERA: 2.73	0.1 3 2 0 0 0 0 0 0 0 0 0 0 3 3 0.00 6.000																					
Tug McGraw, L (8, 1) ERA: 4.15	1.2 S 5 0 0 0 0 0 0 0 0 0 0 5 5 0.00 0.000																					

Houston Astros @ Philadelphia Phillies
Veterans Stadium, Philadelphia, PA
Mon Jun 08 1981, 7:05 PM EDT
Att: 31,664 - Unknown

livebaseballscorecards.com

AB	39
R	3
H	12
RBI	3
BB	1
SO	4
LOB	24



Batter	1	2	3	4	5	6	7	8	9
Pete Rose, S (1, 3) OBP: 0.387, SLG: 0.423	0-0 4-3		0-0 SH5-4 1B	4-0 IBB			0-0 4-3		
Luis Aguayo, R (1, 4) OBP: 0.233, SLG: 0.200	0-0 F8		0-0 SH5-4	0-3 K			0-0 WP 4-3 1B		
Mike Prolly, R (8, 1) Tug McGraw, R (8, 1)			1-2						
Gary Matthews, R (1, 7) OBP: 0.398, SLG: 0.449	0-0 P3		0-3 K		0-0 P3		0-0 4-3		
							1-2		
Mike Schmidt, R (1, 5) OBP: 0.376, SLG: 0.574		0-0 6-3	0-0 5-3		0-0 5-3		0-0 F9		
							2-3		
Dick Davis, R (1, 9) OBP: 0.456, SLG: 0.510		0-0 2B E 1B		0-0 1B E 1B		0-0 5-3		0-0 4-3	
Garry Maddox, R (1, 8) OBP: 0.327, SLG: 0.365		0-0 1-3 E 2B		0-0 1-2 E4 1B SF9		0-0 6-3		0-3 K	
Larry Bowa, S (1, 6) OBP: 0.302, SLG: 0.297		0-0 E8 1B		0-0 1-3 2-H 3-H SH3-4 1B		0-0 1B		0-0 F7	
Bob Boone, R (1, 2) OBP: 0.305, SLG: 0.320		0-0 6-3		0-0 3-H SF9		0-0 F3			
Dick Ruthven, R (1, 1) OBP: 0.133, SLG: 0.172		0-0 4-3		0-0 SH3-4		0-3 K			
Greg Gross, L (6, PH) OBP: 0.357, SLG: 0.383				1-2					
Sparky Lyle, L (7, 1) OBP: 0.333, SLG: 0.333									
Ramon Aviles, R (8, 4) OBP: 0.200, SLG: 0.143									

AB	R	H	RBI	BB	SO	LOB
3	0	1	0	1	0	0
3	0	1	0	0	1	2
0	0	0	0	0	0	0
0	0	0	0	0	0	0
4	0	0	0	0	1	2
4	0	0	0	0	0	2
4	2	2	0	0	0	0
4	2	1	0	0	1	1
4	0	3	3	0	0	0
2	0	0	1	0	0	2
1	0	0	0	0	0	1
1	0	0	0	0	1	1
0	0	0	0	0	0	0
0	0	0	0	0	0	0

AB	R	H	RBI	BB	SO	LOB
30	4	8	4	1	4	11


Inning Stats		R: 0	H: 0	E: 0	K: 0	S: 3	R: 2	H: 3	E: 1	K: 0	S: 6	R: 0	H: 1	E: 0	K: 1	S: 6	R: 2	H: 2	E: 1	K: 1	S: 8	R: 0	H: 0	E: 0	K: 0	S: 3	R: 0	H: 1	E: 0	K: 1	S: 6	R: 0	H: 1	E: 0	K: 0	S: 4	R: 0	H: 0	E: 0	K: 1	S: 5				
IP		6.0	WLS	L	27	H	7	R	4	ER	3	SO	3	BB	0	IBB	1	HBP	0	BLK	0	WP	0	HR	0	S	32	P	36	ERA	4.50	WHIP	1.167												
PITCHER		Don Sutton, R (1, 1) ERA: 3.42																																											
PITCHER		Dave Smith, R (7, 1) ERA: 4.54																																											
PITCHER		Frank LaCorte, R (8, 1) ERA: 1.54																																											

BOTTOM

Houston Astros @ Philadelphia Phillies
Veterans Stadium, Philadelphia, PA

Mon Jun 08 1981, 7:05 PM EDT
Att. 31,664 - Unknown

livebaseballscorecards.com



WP: 1 PA: 34
PB: 0
SB: 0
CS: 0

Batter	1	2	3	4	5	6	7	8	9	AB R H RBI BB SO LOB	TOP											
Tony Scott, S OBP: 0.262, SLG: 0.321 (1, 8) X	0-0 4-3		0-0 6-3		0-0 1B		0-0 2B			4 0 2 0 0 0 0												
Craig Reynolds, L OBP: 0.279, SLG: 0.426 (1, 6) X	0-0 1B		0-0 F8 1B 2B		0-0 5-3		0-3 K			4 1 2 0 0 1 2												
Terry Puhl, L OBP: 0.339, SLG: 0.374 (1, 9) S S S	0-3 K 1-2		0-0 F8 2-3		0-0 1B SF8 1B		0-0 1B 2B			4 2 2 0 0 1 2												
Jose Cruz, L OBP: 0.324, SLG: 0.465 (1, 7) X	0-0 F5		0-0 3-H 1B		0-0 1-3 1B		0-0 F3			4 0 2 1 0 0 2												
Cesar Cedeno, R OBP: 0.352, SLG: 0.393 (1, 3) X		0-0 5-3		0-0 4-3		0-0 SF8		0-0 G6-4-3 1B		3 0 1 2 0 0 0												
Art Howe, R OBP: 0.417, SLG: 0.479 (1, 5) B B B B		4-0 1B BB		0-0 5-3		0-3 K		0-0 G6-4-3 1-2f		3 0 0 0 1 1 2												
Joe Pittman, R OBP: 0.383, SLG: 0.389 (1, 4) X		0-0 1-2 1B 1B		0-0 5-3		0-0 1-3		0-0 F6		4 0 1 0 0 0 1												
Luis Pujols, R OBP: 0.323, SLG: 0.351 (1, 2) X		0-0 1-2 1B		0-0 1-3		0-0 5-3		0-0 6-3		4 0 1 0 0 0 0												
Joe Niekro, R OBP: 0.235, SLG: 0.188 (1, 1) Dickie Thon, R OBP: 0.271, SLG: 0.176 (5, PH) Billy Smith, R (5, 1) Harry Spilman, L OBP: 0.250, SLG: 0.200 (7, PH) Bobby Sprowl, L OBP: 0.187, SLG: 0.167 (7, 1) Denny Walling, L OBP: 0.352, SLG: 0.337 (9, PH)		0-0 5-3		0-0 F8		0-0 F5		0-0 5-3		1 0 0 0 0 0 0 2 1 0 0 0 0 0 0 0 0 0 0 0 0 0 0 0 1 0 0 0 0 0 0 0 0 0 0 0 0 0 0 0 1 0 0 0 0 0 0 0												
Inning Stats	R: 0 E: 0 K: 1 S: 6	H: 1 LOB: 1 BB: 0 P: 6	R: 0 E: 0 K: 0 S: 4	H: 2 LOB: 2 BB: 1 P: 8	R: 1 E: 0 K: 0 S: 4	H: 2 LOB: 1 BB: 0 P: 4	R: 0 E: 0 K: 0 S: 3	H: 0 LOB: 0 BB: 0 P: 3	R: 0 E: 0 K: 1 S: 4	H: 1 LOB: 1 BB: 0 P: 4	R: 1 E: 0 K: 1 S: 7	H: 2 LOB: 1 BB: 0 P: 7	R: 0 E: 0 K: 1 S: 6	H: 1 LOB: 1 BB: 0 P: 6	R: 1 E: 0 K: 0 S: 4	H: 2 LOB: 0 BB: 0 P: 4	R: 0 E: 0 K: 0 S: 3	H: 0 LOB: 0 BB: 0 P: 3	1B: 8 2B: 3 3B: 0 HR: 0	SF: 1 SAC: 0 DP: 1 HBP: 0	WP: 0 PB: 0 SB: 1 CS: 0	PA: 36
PITCHER	IP WLS BF H R ER SO BB IBB HBP BLK WP HR S P ERA WHIP																					
Marty Bystrom, R ERA: 3.35 (1, 1)	6.0 W 25 8 2 2 2 1 0 0 0 0 0 0 28 32 3.00 1.500																					
Ron Reed, R ERA: 3.19 (7, 1)	3.0 S 11 3 1 1 1 0 0 0 0 0 0 0 13 13 3.00 1.000																					

Houston Astros @ Philadelphia Phillies
Veterans Stadium, Philadelphia, PA
Tue Jun 09 1981, 7:05 PM EDT
Att: 33,978 - Unknown

livebaseballscorecards.com

AB	34
R	3
H	11
RBI	3
BB	1
SO	3
LOB	11



Batter	1	2	3	4	5	6	7	8	9	AB R H RBI BB SO LOB	TOP											
Tony Scott, S OBP: 0.260, SLG: 0.323 (1, 8) X	0-0 L8		0-3 K			0-0 F8	0-0 2B		0-3 K	5 0 1 2 0 2 1												
Joe Pittman, R OBP: 0.359, SLG: 0.362 (1, 4) S S S	0-3 K		0-0 6-3			0-3 K	0-0 6-3			4 0 0 0 0 2 2												
Cesar Cedeno, R OBP: 0.355, SLG: 0.401 (1, 3) X	0-0 F8				0-0 F8	0-0 WP 1B		0-0 SF9 2B		4 1 2 0 0 0 0												
Jose Cruz, L OBP: 0.323, SLG: 0.474 (1, 7) X		0-0 1-3			0-0 HR			0-0 6-3		4 1 1 1 0 1 2												
Art Howe, R OBP: 0.419, SLG: 0.476 (1, 5) B B B B		4-0 1B BB			0-0 F8			0-0 SF9		1 1 0 1 2 0 0												
Gary Woods, R OBP: 0.270, SLG: 0.246 (1, 9) X		0-0 1B			0-0 6-3			0-0 K		4 1 2 0 0 1 0												
Kiko Garcia, R OBP: 0.282, SLG: 0.260 (1, 6) X		0-0 1-3			0-3 K			0-0 F9		3 0 0 0 0 1 4												
Denny Walling, L OBP: 0.349, SLG: 0.333 (9, PH) 1-2 2-3		0-0 1-3			0-3 K			0-0 F5		1 0 0 0 0 0 0	AB 33											
Luis Pujols, R OBP: 0.323, SLG: 0.339 (1, 2) S S S		0-3 K			0-0 F5			0-0 1B		2 0 0 0 1 1 2	R 4											
Harry Spilman, L OBP: 0.276, SLG: 0.231 (9, PH) 0-0					0-0 F9			0-0 K		1 0 1 0 0 0 0	H 7											
Dickie Thon, R OBP: 0.271, SLG: 0.176 (9, PR) 0-0					0-3 K			0-0 F6		0 0 0 0 0 0 0	RBI 4											
Nolan Ryan, R OBP: 0.185, SLG: 0.120 (1, 1) S S S					0-3 K					3 0 0 0 0 2 3	BB 3											
Frank LaCorte, R OBP: 0.500, SLG: 0.500 (8, 1) 0-0										0 0 0 0 0 0 0	SO 10											
Terry Puhl, L OBP: 0.338, SLG: 0.373 (9, PH) 0-0										1 0 0 0 0 0 1	LOB 15											
Inning Stats	R: 0 E: 0 K: 1 S: 5	H: 0 LOB: 0 BB: 0 P: 5	R: 0 E: 0 K: 1 S: 6	H: 1 LOB: 2 BB: 1 P: 10	R: 0 E: 0 K: 2 S: 7	H: 0 LOB: 0 BB: 0 P: 7	R: 1 E: 0 K: 0 S: 4	H: 1 LOB: 0 BB: 0 P: 4	R: 0 E: 0 K: 1 S: 5	H: 0 LOB: 0 BB: 0 P: 5	R: 0 E: 0 K: 2 S: 8	H: 1 LOB: 1 BB: 0 P: 8	R: 2 E: 0 K: 1 S: 7	H: 2 LOB: 2 BB: 2 P: 15	R: 1 E: 0 K: 1 S: 6	H: 1 LOB: 0 BB: 0 P: 6	R: 0 E: 0 K: 1 S: 6	H: 1 LOB: 1 BB: 0 P: 6	1B: 3 2B: 3 3B: 0 HR: 1	SF: 1 SAC: 0 DP: 0 HBP: 0	WP: 1 PB: 0 SB: 0 CS: 0	PA: 37
PITCHER	IP WLS BF H R ER SO BB IBB HBP BLK WP HR S P ERA WHIP																					
Steve Carlton, L ERA: 2.8 (1, 1)	8.0 W 33 6 4 4 9 2 1 0 0 1 1 48 60 4.50 1.000																					
Mike Proly, R ERA: 2.7 (9, 1)	0.1 2 1 0 0 0 0 0 0 0 0 0 2 2 0.00 3.000																					
Tug McGraw, L ERA: 4.03 (9, 1)	0.2 S 2 0 0 0 1 0 0 0 0 0 0 4 4 0.00 0.000																					

Houston Astros @ Philadelphia Phillies
Veterans Stadium, Philadelphia, PA
Wed Jun 10 1981, 7:05 PM EDT
Att: 57,386 - Unknown

livebaseballscorecards.com



Batter	1	2	3	4	5	6	7	8	9
Pete Rose, S OBP: 0.389, SLG: 0.421 (1, 3)	0-0 BB 1B		0-3 K		0-3 K			0-3 K	
Luis Aguayo, R OBP: 0.216, SLG: 0.188 (1, 4) George Vukovich, L OBP: 0.667, SLG: 1.200 (8, PH) Mike Prolly, R (9, 1) Tug McGraw, R (9, 1)	0-3 K		0-3 K			0-0 F7		0-0 2B 1B	
Gary Matthews, R OBP: 0.395, SLG: 0.446 (1, 7)	0-0 F7			0-0 F3		0-0 F7		0-0 WP 1B 2B	
Mike Schmidt, R OBP: 0.381, SLG: 0.582 (1, 5)	4-0 1-2 BB			0-0 6-3		0-0 6-3		4-0 2-3 HR BB	
Dick Davis, R OBP: 0.446, SLG: 0.483 (1, 9) Ramon Aviles, R OBP: 0.188, SLG: 0.133 (8, PR) (9, 4)	0-0 4-3			4-0 E BB		0-0 4-3		0-0 1-2 HR 1B	
Garry Maddox, R OBP: 0.325, SLG: 0.378 (1, 8)		0-0 E6 G6-3		0-0 E5 FC6-4		0-0 F8		0-0 1-H 2-H HR	
Larry Bowa, S OBP: 0.301, SLG: 0.293 (1, 6)		0-0 F8		0-0 FC6-4 1-2f		4-0 BB		0-0 3-1	
Bob Boone, R OBP: 0.300, SLG: 0.333 (1, 2)		0-0 G6-3 1-2f			0-0 F7		0-3 K		
Steve Carlton, L OBP: 0.179, SLG: 0.289 (1, 1) Greg Gross, L OBP: 0.361, SLG: 0.387 (8, PH) (9, 9)			0-3 K		0-3 K			0-0 F7	

AB	R	H	RBI	BB	SO	LOB
4	0	1	0	0	3	0
3	0	0	0	0	2	1
1	1	1	0	0	0	0
0	0	0	0	0	0	0
0	0	0	0	0	0	0
4	1	1	1	0	0	1
2	1	0	0	2	0	0
3	0	1	1	1	0	2
0	1	0	0	0	0	0
4	1	1	3	0	0	1
3	0	0	0	1	0	4
3	0	0	0	0	1	2
2	0	0	0	0	2	0
1	0	0	0	0	0	0

AB	R	H	RBI	BB	SO	LOB
30	5	5	5	4	8	11

Inning Stats	R: 0	H: 1	E: 0	K: 1	S: 6	LOB: 2	BB: 1	P: 10
Inning Stats	R: 0	H: 0	E: 0	K: 3	S: 9	LOB: 0	BB: 0	P: 9
	R: 0	H: 0	E: 0	K: 0	S: 4	LOB: 2	BB: 1	P: 8
	R: 0	H: 0	E: 0	K: 2	S: 7	LOB: 0	BB: 0	P: 7
	R: 0	H: 0	E: 0	K: 0	S: 3	LOB: 0	BB: 0	P: 3
	R: 0	H: 0	E: 0	K: 1	S: 5	LOB: 1	BB: 1	P: 9
	R: 5	H: 4	E: 0	K: 1	S: 9	LOB: 1	BB: 1	P: 13

BOTTOM

Houston Astros @ Philadelphia Phillies
Veterans Stadium, Philadelphia, PA

Wed Jun 10 1981, 7:05 PM EDT
Att. 57,386 - Unknown

WP: 1 PA: 34
PB: 0
SB: 0
CS: 0



PITCHER	IP	WLS	BF	H	R	ER	SO	BB	IBB	HBP	BLK	WP	HR	S	P	ERA	WHIP
Nolan Ryan, R ERA: 1.37 (1, 1)	7.2		29	2	1	1	8	3	0	0	0	0	0	42	54	1.17	0.652
Frank LaCorte, R ERA: 3.04 (8, 1)	0.1	L	5	3	4	4	0	1	0	0	0	1	1	4	8	108.00	12.000

Batter	1	2	3	4	5	6	7	8	9	AB R H RBI BB SO LOB	TOP											
Garry Templeton, S (1, 6) OBP: 0.306, SLG: 0.397	0-0 CS 1B		0-3 K		0-0 4-3		0-0 CS 1B		0-0 SH1-4	4 0 2 1 0 1 0	St. Louis Cardinals @ Philadelphia Phillies Veterans Stadium, Philadelphia, PA Mon Aug 10 1981, 7:05 PM EDT Att: 60,561 - Unknown											
Tom Herr, S (1, 4) OBP: 0.344, SLG: 0.381	0-0 CS 1B		0-0 4-3		0-0 6-3		0-3 K		0-0 4-3	5 0 1 0 0 1 2												
Keith Hernandez, L (1, 3) OBP: 0.376, SLG: 0.454	0-0 HR			0-0 1B 2B 1B		0-0 L8	0-0 P6		0-0 4-3	5 2 2 1 0 0 2												
George Hendrick, R (1, 8) OBP: 0.352, SLG: 0.503	0-3 K			0-0 F8		0-0 HR		0-0 4-3		4 1 1 1 0 1 1												
Dane Iorg, L (1, 7) OBP: 0.337, SLG: 0.439		0-0 1B		0-0 2B 1B		0-0 FC6-4 BB 1B		0-3 K		3 1 3 0 0 0 0												
Mark Littell, L (6, 1) OBP: 0.333, SLG: 0.333				1-2 2B 1B		4-0 BB 1B		0-0 K		1 0 0 0 0 1 0												
Bruce Sutter, R (8, 1)										0 0 0 0 0 0 0												
Ken Oberkfell, L (1, 5) OBP: 0.361, SLG: 0.361		0-0 S 1B		0-0 1B		1-2 FC6-4 BB		0-0 4-3		3 0 2 2 1 0 0												
Sixto Lezcano, R (1, 9) OBP: 0.391, SLG: 0.402		0-0 P6		0-0 P3		0-0 FC6-4 FC5-4			0-0 HR	4 1 1 1 0 0 4												
Gene Tenace, R (1, 2) OBP: 0.367, SLG: 0.372		0-0 F8		0-3 K		0-0 FC5-4			0-0 HR	4 1 1 1 0 1 4												
Glenn Brummer, R (9, 2) OBP: 0.300, SLG: 0.333										0 0 0 0 0 0 0												
Bob Forsch, R (1, 1) OBP: 0.217, SLG: 0.182			0-3 K		0-0 5-3		0-0 1B 2B		0-0 4-3 SH1-4 1B	2 0 0 0 0 1 0												
Tito Landrum, R (6, 7) OBP: 0.273, SLG: 0.381										2 1 2 0 0 0 0												
Inning Stats	R: 1 E: 0 K: 1 S: 6	H: 3 LOB: 0 BB: 0 P: 6	R: 0 E: 0 K: 0 S: 4	H: 2 LOB: 1 BB: 0 P: 4	R: 0 E: 0 K: 2 S: 7	H: 0 LOB: 0 BB: 0 P: 7	R: 2 E: 0 K: 1 S: 8	H: 3 LOB: 1 BB: 0 P: 8	R: 0 E: 0 K: 0 S: 3	H: 0 LOB: 0 BB: 0 P: 3	R: 1 E: 0 K: 0 S: 5	H: 2 LOB: 2 BB: 1 P: 9	R: 1 E: 0 K: 1 S: 6	H: 2 LOB: 0 BB: 0 P: 6	R: 0 E: 0 K: 1 S: 5	H: 0 LOB: 0 BB: 0 P: 5	R: 2 E: 0 K: 0 S: 6	H: 3 LOB: 1 BB: 0 P: 6	1B: 9 2B: 2 3B: 0 HR: 4	SF: 0 SAC: 1 DP: 0 HBP: 0	WP: 0 PB: 0 SB: 1 CS: 3	PA: 39
PITCHER	IP WLS BF H R ER SO BB IBB HBP BLK WP HR S P ERA WHIP																				PITCHER	IP WLS BF H R ER SO BB IBB HBP BLK WP HR S P ERA WHIP
Larry Christenson, R (1, 1) ERA: 3.86	5.0 L 20 8 3 3 4 0 0 0 0 0 1 28 28 5.40 1.600																					
Sparky Lyle, L (6, 1) ERA: 4.66	2.0 10 4 2 2 1 1 1 0 0 0 0 1 11 15 9.00 2.500																					
Mike Proly, R (8, 1) ERA: 3.14	2.0 9 3 2 2 1 0 0 0 0 0 0 2 11 11 9.00 1.500																					

livebaseballscorecards.com

AB	37
R	7
H	15
RBI	7
BB	1
SO	6
LOB	13



BOTTOM

St. Louis Cardinals @ Philadelphia Phillies
Veterans Stadium, Philadelphia, PA

Tue Aug 11 1981, 7:05 PM EDT
Att: 24,549 - Unknown

livebaseballscorecards.com

AB	41
R	6
H	12
RBI	5
BB	3
SO	2
LOB	17



WP:	0	PA:	45
PB:	0		
SB:	4		
CS:	0		

AB R H RBI BB SO LOB

4 0 1 0 0 0 4

5 1 0 0 0 0 2

3 0 1 0 0 0 2

4 1 1 0 1 1 4

5 1 0 0 0 1 4

5 1 2 0 0 0 1

4 0 2 2 0 0 0

1 0 0 0 0 0 0

1 0 0 0 1 0 0

2 0 2 2 0 0 0

1B: 9 SF: 0
2B: 2 SAC: 0
3B: 0 DP: 1
HR: 1 HBP: 0

Batter	1	2	3	4	5	6	7	8	9	10
Pete Rose, S OBP: 0.383, SLG: 0.413 (1, 3)	0-0 FC3-6 1B		0-0 5-3		0-1 CI E S	0-0 1-3		0-0 F7		
Manny Trillo, R OBP: 0.340, SLG: 0.382 (1, 4)	0-0 FC3-6 1-2f E		0-0 5-3		0-0 E5 G6-3		0-0 L4		0-0 F8	
Bake McBride, L OBP: 0.390, SLG: 0.468 (1, 9)	0-0 E1		0-0		0-0 G6-3		0-0 1-3		0-0 4-3	
Dickie Noles, R (6, 1)	FC3-6 1B		1B		1-2f					
Tug McGraw, R (8, 1)	1-H		1B							
Dick Davis, R OBP: 0.448, SLG: 0.500 (9, PH)										
Ron Reed, R OBP: 0.333, SLG: 0.333 (10, 1)										
Mike Schmidt, R OBP: 0.387, SLG: 0.601 (1, 5)	0-0 FC3-6 1-2 1B		0-0 1-2 1B			0-0 HR		0-0 6-3		0-0 F8
Gary Matthews, R OBP: 0.388, SLG: 0.433 (1, 7)	0-0 FC3-6 1-2f 2-3		0-0 F8			4-0 4-3 1B BB		0-3 K		0-0 FC3-6 1B
Garry Maddox, R OBP: 0.313, SLG: 0.363 (1, 8)	0-0 FC6-4			0-0 6-3		0-3 K		0-0 F9		0-0 FC3-6 1B
Larry Bowa, S OBP: 0.304, SLG: 0.306 (1, 6)		0-0 6-3		0-0 4-3		0-0 4-3		0-0 2B		0-0 1B IBB
Bob Boone, R OBP: 0.305, SLG: 0.340 (1, 2)			0-0 6-3		0-0 5-3		0-0 S	0-0 2B		4-0 1B
Lonnie Smith, R OBP: 0.344, SLG: 0.337 (8, PR)							3-H 1B	2-H 2B		1-2 IBB
Nino Espinosa, R OBP: 0.176, SLG: 0.176 (1, 1)					0-0 6-3		4-0 BB	0-0 1B		0-0 1B
Greg Gross, L OBP: 0.360, SLG: 0.375 (5, PH)								2-H		1-2 2-3 3-H
Keith Moreland, R OBP: 0.279, SLG: 0.397 (8, PH)										

Inning Stats	R: 1	H: 2	E: 1	LOB: 2	K: 0	S: 6	P: 6	R: 0	H: 0	E: 0	LOB: 0	K: 0	S: 3	P: 3	R: 0	H: 2	E: 0	LOB: 2	K: 0	S: 5	P: 5	R: 0	H: 0	E: 0	LOB: 0	K: 0	S: 3	P: 3	R: 0	H: 0	E: 2	LOB: 1	K: 0	S: 4	P: 4	R: 2	H: 2	E: 0	LOB: 2	K: 1	S: 7	P: 15	R: 0	H: 0	E: 0	LOB: 0	K: 0	S: 3	P: 3	R: 2	H: 3	E: 0	LOB: 2	K: 1	S: 8	P: 8	R: 0	H: 0	E: 0	LOB: 0	K: 0	S: 3	P: 3	R: 1	H: 3	E: 0	LOB: 3	K: 0	S: 4	P: 8	1B: 9	SF: 0	2B: 2	SAC: 0	3B: 0	DP: 1	HR: 1	HBP: 0	WP: 0	PA: 45
--------------	------	------	------	--------	------	------	------	------	------	------	--------	------	------	------	------	------	------	--------	------	------	------	------	------	------	--------	------	------	------	------	------	------	--------	------	------	------	------	------	------	--------	------	------	-------	------	------	------	--------	------	------	------	------	------	------	--------	------	------	------	------	------	------	--------	------	------	------	------	------	------	--------	------	------	------	-------	-------	-------	--------	-------	-------	-------	--------	-------	--------

PITCHER	IP	WLS	BF	H	R	ER	SO	BB	IBB	HBP	BLK	WP	HR	S	P	ERA	WHIP
Lary Sorensen, R ERA: 3.36 (1, 1)	5.0		21	4	1	1	0	0	0	0	0	0	0	21	21	1.80	0.800
Joaquin Andujar, R ERA: 5.81 (6, 1)	2.2		14	4	4	4	2	2	0	0	0	0	1	16	24	13.50	2.250
Jim Kaat, L ERA: 1.95 (8, 1)	1.2	L	9	3	1	1	0	0	1	0	0	0	0	8	12	5.40	1.800
Bruce Sutter, R ERA: 2.95 (10, 1)	0.0		1	1	0	0	0	0	0	0	0	0	0	1	1	∞	∞

BOTTOM

St. Louis Cardinals @ Philadelphia Phillies
Veterans Stadium, Philadelphia, PA
Wed Aug 12 1981, 7:05 PM EDT
Att. 23,566 - Unknown

livebaseballscorecards.com

AB	31
R	3
H	7
RBI	3
BB	10
SO	1
LOB	23



WP:	1	PA:	41
PB:	0	SB:	0
CS:	1		

AB R H RBI BB SO LOB

5 0 3 1 0 0 3

4 0 0 0 1 0 4

4 0 0 0 1 0 3

3 0 1 0 1 1 2

0 0 0 0 1 0 0

5 0 1 0 0 0 5

3 1 0 0 1 0 3

3 1 1 0 1 0 0

3 0 0 0 1 0 3

1 1 1 2 1 0 0

0 0 0 0 0 0 0

0 0 0 0 1 0 0

0 0 0 0 0 0 0

1B: 5	SF: 0
2B: 2	SAC: 0
3B: 1	DP: 2
HR: 0	HBP: 0

Batter	1	2	3	4	5	6	7	8	9
Pete Rose, S OBP: 0.388, SLG: 0.426 (1, 3)	0-0 BB 1B	0-0 2-H 9-3-2 3B		0-0 1-2 BB 1B		0-0 F9		0-0 F8	
Manny Trillo, R OBP: 0.337, SLG: 0.374 (1, 4)	0-0 F3	0-0 9-3-2 3-H		4-0 1-2 2-3 BB		0-0 4-3		0-0 6-3	
Bake McBride, L OBP: 0.379, SLG: 0.444 (1, 9)	4-0 FC6 1-2 BB		0-0 F8	0-0 P5		0-0 F2		0-0 4-3	
Mike Schmidt, R OBP: 0.389, SLG: 0.597 Luis Aguayo, R OBP: 0.226, SLG: 0.184 (1, 5) (8, 5)	0-3 K		4-0 FC6-4 BB		0-0 6-3		0-0 FC1-6 1B		4-0 BB
Gary Matthews, R OBP: 0.384, SLG: 0.427 (1, 7)	0-0 FC6 1-2f		0-0 FC6-4 1-2f		0-0 G6-4-3 1B		0-0 FC1-6 1-2f		0-0 F9
Garry Maddox, R OBP: 0.312, SLG: 0.357 (1, 8)		4-0 G3 BB 2B BB	0-0 F8		0-0 G6-4-3 1-2f		0-0 F9		
Larry Bowa, S OBP: 0.308, SLG: 0.306 (1, 6)		4-0 G3 1-2 2B BB		0-0 FC5-4 1B		0-0 4-3		0-0 6-3	
Bob Boone, R OBP: 0.304, SLG: 0.333 (1, 2)		0-0 G3		0-0 FC5-4 CS		4-0 WP BB		0-0 6-3	
Dick Ruthven, R OBP: 0.188, SLG: 0.233 Sparky Lyle, L OBP: 0.333, SLG: 0.333 Dick Davis, R OBP: 0.456, SLG: 0.500 Mike Prolly, R OBP: 0.366, SLG: 0.375 Greg Gross, L OBP: 0.366, SLG: 0.375 Dickie Noles, R (1, 1) (6, 1) (6, PH) (7, 1) (8, PH) (9, 1)		0-0 2-H 3-H 3B 2B		4-0 BB 1B 1-2 BB		4-0 1-2 BB		4-0 BB	

Inning Stats	R: 0	H: 1	E: 0	K: 1	S: 6	R: 3	H: 2	E: 0	K: 0	S: 4	R: 0	H: 0	E: 0	K: 0	S: 3	R: 0	H: 2	E: 0	K: 0	S: 4	R: 0	H: 1	E: 0	K: 0	S: 3	R: 0	H: 0	E: 0	K: 0	S: 3	R: 0	H: 0	E: 0	K: 0	S: 3	R: 0	H: 1	E: 0	K: 0	S: 4	R: 0	H: 0	E: 0	K: 0	S: 3	R: 0	H: 0	E: 0	K: 0	S: 3	R: 0	H: 0	E: 0	K: 0	S: 3
--------------	------	------	------	------	------	------	------	------	------	------	------	------	------	------	------	------	------	------	------	------	------	------	------	------	------	------	------	------	------	------	------	------	------	------	------	------	------	------	------	------	------	------	------	------	------	------	------	------	------	------	------	------	------	------	------

PITCHER	IP	WLS	BF	H	R	ER	SO	BB	IBB	HBP	BLK	WP	HR	S	P	ERA	WHIP
Silvio Martinez, R ERA: 4.1 (1, 1)	3.0		15	3	3	3	1	4	0	0	0	0	0	13	29	9.00	2.333
Bob Sykes, L ERA: 7.41 (4, 1)	3.1	W	16	4	0	0	0	4	0	0	0	1	0	12	28	0.00	2.400
Mark Littell, R ERA: 3.45 (7, 1)	2.2	S	10	0	0	0	0	2	0	0	0	0	0	8	16	0.00	0.750

PITCHER	IP	WLS	BF	H	R	ER	SO	BB	IBB	HBP	BLK	WP	HR	S	P	ERA	WHIP
---------	----	-----	----	---	---	----	----	----	-----	-----	-----	----	----	---	---	-----	------

Batter	1	2	3	4	5	6	7	8	9	AB R H RBI BB SO LOB	TOP											
Garry Templeton, S (1, 6) OBP: 0.297, SLG: 0.391	0-0 5-3	0-0 1B 1B		0-3 K			0-0 F8		0-3 K	5 0 1 2 0 2 2												
Tom Herr, S (1, 4) OBP: 0.339, SLG: 0.387	0-0 F3	0-0 1B 1B			0-0 F8		0-0 FC6-4 1B		0-0 L5	5 0 1 1 0 0 1												
Keith Hernandez, L (1, 3) Dane Iorg, L (7, 3) OBP: 0.387, SLG: 0.473 OBP: 0.359, SLG: 0.456	0-3 K	0-0 4-3			0-0 F7		0-0 1B		0-0 F8	4 0 1 0 0 1 2 1 0 0 0 0 0 0												
George Hendrick, R (1, 8) OBP: 0.356, SLG: 0.527		4-0 BB 1B 1B		0-0 F8		0-0 1B		0-0 6-3		3 1 1 0 1 0 0												
Sixto Lezcano, R (1, 9) OBP: 0.394, SLG: 0.399		0-0 1B BB 1B		0-0 6-3		0-0 5-3		0-3 K		4 1 1 0 0 1 1												
Gene Tenace, R (1, 2) OBP: 0.371, SLG: 0.361		4-0 1B 1B BB		0-3 K		0-3 K		0-0 1B E 1B		3 2 1 0 1 2 0												
Tito Landrum, R (1, 7) OBP: 0.280, SLG: 0.375		0-0 L8		0-0 F8		0-0 5-3		0-0 1B E 1B		4 0 1 0 0 0 3												
Mike Ramsey, S (1, 5) Ken Oberkfell, L (8, PH) OBP: 0.417, SLG: 0.412 OBP: 0.347, SLG: 0.358		0-0 1B 1B 1B		0-0 SH1-4 1B		0-0 5-3		0-0 E7 1-3 2-H		3 1 2 1 0 0 0 1 0 0 0 0 0 1												
John Martin, S (1, 1) Steve Braun, L (8, PH) Bruce Sutter, R (8, 1) OBP: 0.267, SLG: 0.357 OBP: 0.375, SLG: 0.250		0-3 K		0-0 SH1-4		0-0 SH1-4		4-0 FC6-4 BB	0-0 P5	1 0 0 0 1 1 3 1 0 0 0 0 0 2 0 0 0 0 0 0 0												
Inning Stats	R: 0 E: 0 K: 1 S: 5	H: 0 LOB: 0 BB: 0 P: 5	R: 4 E: 0 K: 1 S: 9	H: 4 LOB: 2 BB: 2 P: 17	R: 0 E: 0 K: 1 S: 5	H: 0 LOB: 0 BB: 0 P: 5	R: 0 E: 0 K: 1 S: 6	H: 1 LOB: 1 BB: 0 P: 6	R: 0 E: 0 K: 0 S: 4	H: 1 LOB: 1 BB: 0 P: 4	R: 0 E: 0 K: 1 S: 5	H: 0 LOB: 0 BB: 0 P: 5	R: 0 E: 0 K: 0 S: 3	H: 1 LOB: 2 BB: 1 P: 7	R: 1 E: 1 K: 1 S: 8	H: 2 LOB: 2 BB: 0 P: 8	R: 0 E: 0 K: 1 S: 5	H: 0 LOB: 0 BB: 0 P: 5	1B: 9 2B: 0 3B: 0 HR: 0	SF: 0 SAC: 1 DP: 0 HBP: 0	WP: 0 PB: 0 SB: 0 CS: 0	PA: 39
PITCHER	IP WLS BF H R ER SO BB IBB HBP BLK WP HR S P ERA WHIP																					
Steve Carlton, L (1, 1) ERA: 2.95	7.0 L 30 7 4 4 5 3 0 0 0 0 0 0 37 49 5.14 1.429																					
Ron Reed, R (8, 1) ERA: 2.91	2.0 9 2 1 0 2 0 0 0 0 0 0 0 13 13 0.00 1.000																					

St. Louis Cardinals @ Philadelphia Phillies
Veterans Stadium, Philadelphia, PA

Thu Aug 13 1981, 7:05 PM EDT
Att: 26,783 - Unknown

livebaseballscorecards.com

AB	35
R	5
H	9
RBI	4
BB	3
SO	7
LOB	15



Batter	1	2	3	4	5	6	7	8	9	AB	R	H	RBI	BB	SO	LOB
Pete Rose, S OBP: 0.382, SLG: 0.418 (1, 3)	0-0 F8		0-0 6-3			0-0 P4		0-0 F8		4	0	0	0	0	0	0
Lonnie Smith, R OBP: 0.330, SLG: 0.322 (1, 9)	0-0 F6			0-0 6-3		0-0 5-3			0-3 K	4	0	0	0	0	1	0
Mike Schmidt, R OBP: 0.391, SLG: 0.614 (1, 5)	0-0 2B			0-0 HR		0-0 L7			0-0 F9	4	1	2	1	0	0	0
Gary Matthews, R OBP: 0.378, SLG: 0.419 (1, 7)	0-0 5-3			0-3 K			0-0 6-3		0-0 5-3	4	0	0	0	0	1	1
Manny Trillo, R OBP: 0.332, SLG: 0.367 (1, 4)		0-3 K		0-0 P6			0-0 4-3			3	0	0	0	0	1	0
Garry Maddox, R OBP: 0.317, SLG: 0.377 (1, 8)		0-0 F8			0-0 HR		0-0 1B			3	1	2	1	0	0	0
Larry Bowa, S OBP: 0.304, SLG: 0.302 (1, 6)		0-0 F8				0-0 F9				3	0	0	0	0	0	1
Ron Reed, R OBP: 0.333, SLG: 0.333 (8, 1)		0-0 F8				0-0 P6				0	0	0	0	0	0	0
Bob Boone, R OBP: 0.299, SLG: 0.327 (1, 2)			0-0 F7			0-0 P4		0-0 F7		3	0	0	0	0	0	0
Steve Carlton, L OBP: 0.171, SLG: 0.275 (1, 1)			0-3 K			0-0 6-3		0-0 P6		2	0	0	0	0	1	0
Luis Aguayo, R OBP: 0.226, SLG: 0.184 (8, 6)										0	0	0	0	0	0	0
Greg Gross, L OBP: 0.364, SLG: 0.369 (8, PH)										1	0	0	0	0	0	0
Ramon Aviles, R OBP: 0.188, SLG: 0.133 (9, 6)										0	0	0	0	0	0	0

Inning Stats	R: 0	H: 1	E: 0	LOB: 1	K: 0	BB: 0	S: 4	R: 0	H: 0	E: 0	LOB: 0	K: 1	BB: 0	S: 5	R: 0	H: 0	E: 0	LOB: 0	K: 1	BB: 0	S: 5	R: 1	H: 1	E: 0	LOB: 0	K: 1	BB: 0	S: 6	R: 1	H: 1	E: 0	LOB: 0	K: 0	BB: 0	S: 4	R: 0	H: 0	E: 0	LOB: 0	K: 0	BB: 0	S: 3	R: 0	H: 1	E: 0	LOB: 1	K: 0	BB: 0	S: 4	R: 0	H: 0	E: 0	LOB: 0	K: 0	BB: 0	S: 3	R: 0	H: 0	E: 0	LOB: 0	K: 1	BB: 0	S: 5	R: 0	H: 0	E: 0	LOB: 0	K: 1	BB: 0	S: 5	1B: 1	SF: 0	2B: 1	SAC: 0	3B: 0	DP: 0	HR: 2	HBP: 0	WP: 0	PA: 31
--------------	------	------	------	--------	------	-------	------	------	------	------	--------	------	-------	------	------	------	------	--------	------	-------	------	------	------	------	--------	------	-------	------	------	------	------	--------	------	-------	------	------	------	------	--------	------	-------	------	------	------	------	--------	------	-------	------	------	------	------	--------	------	-------	------	------	------	------	--------	------	-------	------	------	------	------	--------	------	-------	------	-------	-------	-------	--------	-------	-------	-------	--------	-------	--------

PITCHER	IP	WLS	BF	H	R	ER	SO	BB	IBB	HBP	BLK	WP	HR	S	P	ERA	WHIP
John Martin, L ERA: 2.03 (1, 1)	7.0	W	25	4	2	2	3	0	0	0	0	0	0	31	31	2.57	0.571
Bruce Sutter, R ERA: 2.82 (8, 1)	2.0	S	6	0	0	0	1	0	0	0	0	0	0	8	8	0.00	0.000

BOTTOM

St. Louis Cardinals @ Philadelphia Phillies
Veterans Stadium, Philadelphia, PA
 Thu Aug 13 1981, 7:05 PM EDT
 Att. 26,783 - Unknown

livebaseballscorecards.com

AB	31
R	2
H	4
RBI	2
BB	0
SO	4
LOB	2



Batter	1	2	3	4	5	6	7	8	9	AB R H RBI BB SO LOB	TOP		
Pete Rose, S (1, 3) OBP: 0.382, SLG: 0.420 Del Unser, L (9, 3) OBP: 0.368, SLG: 0.333	0-0 1B 1B		0-0 HR 1B	0-0 F7		0-0 SF8			0-0 F4-3	4 2 2 1 0 0 2 0 0 0 0 0 0 0			
Bake McBride, L (1, 9) OBP: 0.363, SLG: 0.424 Mike Proly, R (7, 1)	0-0 F8		0-0 F7		0-0 F5	0-0 F2			0-3 K	4 0 0 0 0 0 2 1 0 0 0 0 1 0			
Mike Schmidt, R (1, 5) OBP: 0.395, SLG: 0.624 John Vukovich, R (9, PR) (9, 5)	0-0 F3		0-0 HR 1-H		4-0 HR BB				4-0 BB	3 2 1 2 2 0 1 0 0 0 0 0 0 0			
Gary Matthews, R (1, 7) OBP: 0.382, SLG: 0.425	0-0 1B 1-3		0-3 K		4-0 HR BB				0-0 F9	4 2 2 0 1 1 1			
Keith Moreland, R (1, 2) OBP: 0.292, SLG: 0.448	0-0 1B 2-H 3-H		0-0 F8		0-0 HR 1-H 2-H				0-0 5-3	4 1 2 5 0 0 1			
Garry Maddox, R (1, 8) OBP: 0.311, SLG: 0.369	0-3 K				0-0 F8	0-0 F8			0-0 5-3	4 0 0 0 0 1 2			
Manny Trillo, R (1, 4) OBP: 0.330, SLG: 0.361		0-0 P5		4-0 SH1-4 1B BB		0-0 F4-3			0-0 F4-3	3 0 0 0 1 0 0			
Larry Bowa, S (1, 6) OBP: 0.311, SLG: 0.315		0-0 F7		0-0 SH1-4 1B		0-0 SH5-4 SF8 2B			0-0 F6-4-3 1B	4 1 3 0 0 0 0			
Larry Christenson, R (1, 1) OBP: 0.154, SLG: 0.125 Dick Davis, R (7, 9) OBP: 0.449, SLG: 0.492		0-3 K		0-0 SH1-4		0-0 SH5-4			0-0 F6-4-3 1-2	1 0 0 0 0 1 0 1 0 0 0 0 0 1			
Inning Stats	R: 2 H: 3 E: 0 LOB: 1 K: 1 BB: 0 S: 8 P: 8	R: 0 H: 0 E: 0 LOB: 0 K: 1 BB: 0 S: 5 P: 5	R: 2 H: 2 E: 0 LOB: 0 K: 1 BB: 0 S: 7 P: 7	R: 0 H: 1 E: 0 LOB: 2 K: 0 BB: 1 S: 4 P: 8	R: 3 H: 1 E: 0 LOB: 0 K: 0 BB: 2 S: 4 P: 12	R: 1 H: 1 E: 0 LOB: 0 K: 0 BB: 0 S: 4 P: 4	R: 0 H: 1 E: 0 LOB: 1 K: 0 BB: 0 S: 4 P: 4	R: 0 H: 1 E: 0 LOB: 0 K: 1 BB: 1 S: 5 P: 9	R: 0 H: 0 E: 0 LOB: 1 K: 1 BB: 1 S: 5 P: 9	1B: 6 SF: 1 2B: 2 SAC: 2 3B: 0 DP: 1 HR: 2 HBP: 0	WP: 0 PA: 40 PB: 0 SB: 0 CS: 0		
PITCHER	IP WLS BF H R ER SO BB IBB HBP BLK WP HR S P ERA WHIP											PITCHER	IP WLS BF H R ER SO BB IBB HBP BLK WP HR S P ERA WHIP
Mike Scott, R (1, 1) ERA: 4.5	5.0 L 25 7 7 7 3 3 0 0 0 0 0 2 28 40 12.60 2.000												
Pete Falcone, L (6, 1) ERA: 2.86	2.0 8 2 1 1 0 0 0 0 0 0 0 0 8 8 4.50 1.000												
Ray Searage, L (8, 1) ERA: 4.5	2.0 7 1 0 0 1 1 0 0 0 0 0 0 8 12 0.00 1.000												

Philadelphia Phillies @ New York Mets
Shea Stadium, Flushing, NY
Fri Aug 14 1981, 7:05 PM EDT
Att. 34,136 - Unknown

livebaseballscorecards.com

AB 33
R 8
H 10
RBI 8
BB 4
SO 4
LOB 10



BOTTOM

Philadelphia Phillies @ New York Mets
Shea Stadium, Flushing, NY

AB	32
R	4
H	6
RBI	4
BB	2
SO	10
LOB	11



WP:	0	PA:	34
PB:	0	SB:	1
CS:	1		

ERA	WHIP
-----	------

Fri Aug 14 1981, 7:05 PM EDT
Att. 34,136 - Unknown

AB	R	H	RBI	BB	SO	LOB
4	1	2	1	0	1	0
4	0	0	0	0	3	2
2	0	1	1	0	0	0
1	0	0	0	1	0	0
4	1	1	1	0	1	2
3	0	0	0	1	1	1
4	1	1	0	0	2	2
4	1	1	1	0	0	2
3	0	0	0	0	1	1
1	0	0	0	0	1	0
1	0	0	0	0	0	1
0	0	0	0	0	0	0
1	0	0	0	0	0	0
0	0	0	0	0	0	0

Batter	1	2	3	4	5	6	7	8	9
Mookie Wilson, S OBP: 0.360, SLG: 0.400 (1, 8)	0-0 S 1B		0-3 K		0-0 1B			0-0 F8	
Frank Taveras, R OBP: 0.277, SLG: 0.302 (1, 6)	0-3 K 1-2			0-3 K	0-0 F2			0-3 K	
Joel Youngblood, R OBP: 0.398, SLG: 0.531 Lee Mazzilli, S OBP: 0.325, SLG: 0.324 (1, 7) (6, 7)	0-0 CS 1B			0-0 5-3		4-0 BB		0-0 G1	
Dave Kingman, R OBP: 0.351, SLG: 0.516 (1, 3)	0-3 K 1-2			0-0 HR				0-0 F8	
Ellis Valentine, R OBP: 0.248, SLG: 0.321 (1, 9)		0-0 1-3		0-0 F8				0-3 K	
Hubie Brooks, R OBP: 0.340, SLG: 0.398 (1, 5)		0-3 K			0-0 2B 1B			0-3 K	
John Stearns, R OBP: 0.320, SLG: 0.319 (1, 2)		0-0 6-3			0-0 3-1 1B 2B			0-0 6-3	
Doug Flynn, R OBP: 0.264, SLG: 0.323 (1, 4)			0-0 F6-3		0-3 K			0-0 F6-3	
Mike Scott, R OBP: 0.143, SLG: 0.042 Mike Cabbage, L OBP: 0.279, SLG: 0.243 Pete Falcone, L (5, PH) (6, 1) Ron Hodges, L OBP: 0.429, SLG: 0.526 Ray Searge, L OBP: 1.000, SLG: 1.000 (7, PH) (8, 1)			0-3 K		0-0 3-1			0-0 4-3	

Inning	R	H	E	K	S	P	BB	IBB	HBP	BLK	WP	HR	S	P	ERA	WHIP
1	1	2	0	2	8											
2	0	0	0	1	5											
3	0	0	0	2	7											
4	1	1	0	1	6											
5	2	3	0	2	8											
6	0	0	0	2	11											
7	0	0	0	0	3											
8	0	0	0	1	5											
9	0	0	1	0	7											

PITCHER	IP	WLS	BF	H	R	ER	SO	BB	IBB	HBP	BLK	WP	HR	S	P	ERA	WHIP
Larry Christenson, R ERA: 4.02 (1, 1)	6.0	W	24	6	4	4	9	1	0	0	0	0	1	41	45	6.00	1.167
Mike Proly, R ERA: 3.21 (7, 1)	3.0	S	10	0	0	0	1	1	0	0	0	0	0	11	15	0.00	0.333

Batter	1	2	3	4	5	6	7	8	9	AB R H RBI BB SO LOB	TOP		
Pete Rose, S (1, 3) OBP: 0.377, SLG: 0.413	0-0 F8 BB 1B		0-0 3-1		0-0 1B		0-0 F4-6-3 1-2		0-0 F8	5 0 2 0 0 0 2			
Manny Trillo, R (1, 4) OBP: 0.343, SLG: 0.373 Del Unser, L (9, PH) OBP: 0.350, SLG: 0.313	4-0 F4 1-2 BB		0-0 F4		0-0 FC4-6 BB 1-3 1B		0-0 F4-3		0-0 FC6-4 1-2f	3 0 1 0 1 0 0 1 0 0 0 0 0 1			
Gary Matthews, R (1, 7) OBP: 0.381, SLG: 0.420	0-0 F8 2-3		0-0 5-3		4-0 FC4-6 1-2 BB			0-0 1-3 2B 1B		3 1 1 0 1 0 2			
Mike Schmidt, R (1, 5) OBP: 0.387, SLG: 0.620	0-0 F4 1-2			0-0 HR	0-0 FC4-6 1-2f 2-3			0-0 1-3 1-2		4 1 1 1 0 0 5			
Bake McBride, L (1, 9) OBP: 0.343, SLG: 0.409	0-0 L8			0-0 E1 2B	0-0 F7			0-0 2B 2-H		4 0 1 1 0 0 4			
Garry Maddox, R (1, 8) OBP: 0.306, SLG: 0.362		0-3 K		0-3 K		0-0 8-6 1B		0-3 K		4 0 1 0 0 3 2			
Larry Bowa, S (1, 6) OBP: 0.311, SLG: 0.318		0-0 F8		0-0 1-3 2B		0-3 K		0-0 F9		4 0 1 0 0 1 2			
Bob Boone, R (1, 2) OBP: 0.303, SLG: 0.327 Luis Aguayo, R (9, PR) OBP: 0.226, SLG: 0.184		4-0 FC6-4 BB		0-0 F4		0-0 8-6 1-2f			0-0 FC6-4 1B	3 0 1 0 1 0 3 0 0 0 0 0 0 0			
Dick Ruthven, R (1, 1) OBP: 0.176, SLG: 0.219 Dickie Noles, R (5, 1) Greg Gross, L (7, PH) OBP: 0.363, SLG: 0.358 Sparky Lyle, L (7, 1) OBP: 0.333, SLG: 0.333 Dick Davis, R (9, PH) OBP: 0.443, SLG: 0.484		0-0 FC6-4		0-3 K		4-0 F4-6-3 BB			0-0 F9	2 0 0 0 0 1 3 0 0 0 0 0 0 0 0 0 0 0 1 0 0 0 0 0 0 0 0 0 1 0 0 0 0 0 1			
Inning Stats	R: 0 H: 1 E: 0 LOB: 2 K: 0 BB: 1 S: 4 P: 8	R: 0 H: 0 E: 0 LOB: 1 K: 1 BB: 1 S: 5 P: 9	R: 0 H: 0 E: 0 LOB: 0 K: 2 BB: 0 S: 3 P: 3	R: 1 H: 2 E: 1 LOB: 2 K: 2 BB: 0 S: 10 P: 10	R: 0 H: 2 E: 0 LOB: 2 K: 0 BB: 1 S: 4 P: 8	R: 0 H: 1 E: 0 LOB: 0 K: 1 BB: 0 S: 5 P: 5	R: 0 H: 0 E: 0 LOB: 0 K: 0 BB: 1 S: 2 P: 6	R: 1 H: 2 E: 0 LOB: 1 K: 1 BB: 0 S: 7 P: 7	R: 0 H: 1 E: 0 LOB: 1 K: 0 BB: 0 S: 4 P: 4	1B: 6 SF: 0 2B: 3 SAC: 0 3B: 0 DP: 2 HR: 1 HBP: 0	WP: 0 PA: 38 PB: 0 SB: 0 CS: 0		
PITCHER	IP WLS BF H R ER SO BB IBB HBP BLK WP HR S P ERA WHIP											PITCHER	IP WLS BF H R ER SO BB IBB HBP BLK WP HR S P ERA WHIP
Pat Zachry, R (1, 1) ERA: 3.96	6.0 W 26 6 1 1 4 3 0 0 0 0 0 1 31 43 1.50 1.500												
Dan Boitano, R (7, 1) ERA: 4.5	2.0 9 3 1 1 1 1 0 0 0 0 0 0 10 14 4.50 2.000												
Neil Allen, R (9, 1) ERA: 2.93	1.0 S 3 0 0 0 0 0 0 0 0 0 0 0 3 3 0.00 0.000												

Philadelphia Phillies @ New York Mets
Shea Stadium, Flushing, NY
Sun Aug 16 1981, 3:33 AM EDT
Att: 21,635 - Unknown

livebaseballscorecards.com

AB	34
R	2
H	9
RBI	2
BB	4
SO	5
LOB	25



Batter	1	2	3	4	5	6	7	8	9
Mookie Wilson, S OBP: 0.361, SLG: 0.395 (1, 8)	0-0 6-3		0-3 K	0-0 4-3		0-3 K			
Frank Taveras, R OBP: 0.276, SLG: 0.296 (1, 6)	0-0 P4		0-0 FC3-6 1-2 1B		0-0 4-3		0-0 1-3		
Hubie Brooks, R OBP: 0.341, SLG: 0.417 (1, 5)	0-3 K		0-0 FC3-6 1-2f 2-3 1B 2B		0-0 HR		0-0 1B		
Dave Kingman, R OBP: 0.360, SLG: 0.515 (1, 3)		4-0 1B BB	0-0 1-2 2B 1B		4-0 FC5-4 BB		0-0 F8		
Mike Jorgensen, L OBP: 0.306, SLG: 0.427 (8, 3)									
Ellis Valentine, R OBP: 0.256, SLG: 0.342 (1, 9)		0-0 F9	0-0 1-1H 2-H 1B 2B		0-0 FC5-4 1-2f		0-0 F9		
Lee Mazzilli, S OBP: 0.332, SLG: 0.337 (1, 7)		0-0 1-2 1B	0-0 2-H 1B		0-0 F8		0-0 F7		
John Stearns, R OBP: 0.323, SLG: 0.324 (1, 2)		0-0 F7	0-0 1-2 F7			0-0 S 1B		0-0 6-3	
Doug Flynn, R OBP: 0.255, SLG: 0.312 (1, 4)		0-0 F8		0-0 F5-3		0-0 F8		0-0 F1-3	
Pat Zachry, R OBP: 0.241, SLG: 0.222 (1, 1)			0-0 FC3-6 1B 1B		0-3 K	0-0 F8			
Mike Cabbage, L OBP: 0.273, SLG: 0.237 (6, PH)									
Dan Boitano, R (7, 1)									
Neil Allen, R OBP: 0.500, SLG: 1.500 (9, 1)									

AB	R	H	RBI	BB	SO	LOB
4	0	0	0	0	2	2
4	0	1	0	0	0	0
4	2	2	1	0	1	2
2	1	1	1	2	0	1
0	0	0	0	0	0	0
4	1	1	2	0	0	3
4	0	2	1	0	0	1
4	0	1	0	0	0	3
4	0	0	0	0	0	3
2	1	1	0	0	1	0
1	0	0	0	0	0	1
0	0	0	0	0	0	0
0	0	0	0	0	0	0


BOTTOM

Philadelphia Phillies @ New York Mets
Shea Stadium, Flushing, NY

Sun Aug 16 1981, 3:33 AM EDT
Att. 21,635 - Unknown

livebaseballscorecards.com

AB	33
R	5
H	9
RBI	5
BB	2
SO	4
LOB	16



Inning Stats		R: 0	H: 0	E: 0	K: 1	S: 5	R: 0	H: 1	E: 0	K: 0	S: 4	R: 0	H: 1	E: 0	K: 1	S: 10	R: 0	H: 0	E: 0	K: 1	S: 5	R: 1	H: 1	E: 0	K: 0	S: 4	R: 0	H: 1	E: 0	K: 1	S: 6	R: 0	H: 1	E: 0	K: 0	S: 4	R: 0	H: 0	E: 0	K: 0	S: 3								
PITCHER	IP	WLS	BF	H	R	ER	SO	BB	IBB	HBP	BLK	WP	HR	S	P	ERA	WHIP	PITCHER	IP	WLS	BF	H	R	ER	SO	BB	IBB	HBP	BLK	WP	HR	S	P	ERA	WHIP														
Dick Ruthven, R ERA: 4.5 (1, 1)	4.1	L	22	7	5	5	3	2	0	0	0	0	1	26	34	10.38	2.077	Dickie Noles, R ERA: 15.43 (5, 1)	1.2		6	1	0	0	1	0	0	0	0	0	8	8	0.00	0.600	Sparky Lyle, L ERA: 4.31 (7, 1)	2.0		7	1	0	0	0	0	0	0	7	7	0.00	0.500

WP: 0	PA: 35
PB: 0	
SB: 2	
CS: 0	

Batter	1	2	3	4	5	6	7	8	9	AB R H RBI BB SO LOB	TOP									
Pete Rose, S (1, 3) OBP: 0.377, SLG: 0.410	0-0 1B		0-0 4-3			0-3 K		4-0 WP 1B BB	0-0 F7	4 0 1 0 1 1 3										
Manny Trillo, R (1, 4) OBP: 0.341, SLG: 0.370	0-0 F8				0-3 K	0-0 4-3		0-0 WP 1B		4 0 1 0 0 1 2										
Gary Matthews, R (1, 7) OBP: 0.379, SLG: 0.414	0-0 F8				0-0 F9			4-0 1-2 2-3 BB		3 0 0 0 1 0 1										
Ron Reed, R (8, 1) OBP: 0.333, SLG: 0.333										0 0 0 0 0 0 0										
Mike Schmidt, R (1, 5) OBP: 0.385, SLG: 0.612	0-3 K				0-0 F7		H 1-0 1B HBP	0-0 1-3		3 0 0 0 0 1 4										
Bake McBride, L (1, 9) OBP: 0.340, SLG: 0.402		0-0 F5			0-3 K		0-0 F8		0-0 FC6-4 1B	4 0 1 0 0 1 1										
Garry Maddox, R (1, 8) OBP: 0.305, SLG: 0.360		0-0 L9			0-0 L9		0-0 1-3 1B		0-0 FC6-4 BB 1B	4 1 1 0 0 0 1										
Larry Bowa, S (1, 6) OBP: 0.310, SLG: 0.314		0-0 P6			0-0 L6		0-0 F7		4-0 1-2 BB 1B	3 0 0 0 1 0 2										
Bob Boone, R (1, 2) OBP: 0.298, SLG: 0.322			0-0 F7			0-0 F3		0-0 5-3	0-0 F9	3 0 0 0 0 0 0										
Del Unser, L (9, PH) OBP: 0.341, SLG: 0.303										1 0 0 0 0 0 2										
Steve Carlton, L (1, 1) OBP: 0.186, SLG: 0.268			0-3 K			4-0 BB		0-0 F8	0-0 1-2 2-H 1B	1 0 0 0 1 1 0										
Greg Gross, L (8, PH) OBP: 0.366, SLG: 0.362										2 0 1 1 0 0 0										
Lonnie Smith, R (9, PR) OBP: 0.330, SLG: 0.322										0 0 0 0 0 0 0										
Inning Stats	R: 0 E: 0 K: 1 S: 6	H: 1 LOB: 1 BB: 0 P: 6	R: 0 E: 0 K: 0 S: 3	H: 0 LOB: 0 BB: 0 P: 3	R: 0 E: 0 K: 1 S: 5	H: 0 LOB: 0 BB: 0 P: 5	R: 0 E: 0 K: 1 S: 5	H: 0 LOB: 0 BB: 0 P: 5	R: 0 E: 0 K: 0 S: 4	H: 1 LOB: 2 BB: 0 P: 5	R: 0 E: 0 K: 0 S: 4	H: 1 LOB: 3 BB: 2 P: 12	R: 1 E: 0 K: 0 S: 5	H: 2 LOB: 2 BB: 1 P: 9	1B: 5 2B: 0 3B: 0 HR: 0	SF: 0 SAC: 0 DP: 0 HBP: 1	WP: 1 PB: 0 SB: 0 CS: 0	PA: 37		
PITCHER	IP WLS BF H R ER SO BB IBB HBP BLK WP HR S P ERA WHIP																			
Tom Seaver, R (1, 1) ERA: 2.46	8.1 W 34 4 1 1 5 4 0 1 0 1 0 39 56 1.08 0.960																			
Tom Hume, R (9, 1) ERA: 3.15	0.2 S 3 1 0 0 0 0 0 0 0 0 0 0 3 3 0.00 1.500																			

Philadelphia Phillies @ Cincinnati Reds
Riverfront Stadium, Cincinnati, OH
Tue Aug 18 1981, 7:05 PM EDT
Att: 25,363 - Unknown

AB	32
R	1
H	5
RBI	1
BB	4
SO	5
LOB	16



BOTTOM

Philadelphia Phillies @ Cincinnati Reds
Riverfront Stadium, Cincinnati, OH

Tue Aug 18 1981, 7:05 PM EDT
Att. 25,363 - Unknown

livebaseballscorecards.com

AB	28
R	3
H	8
RBI	3
BB	4
SO	5
LOB	15



WP:	0	PA:	35
PB:	0	SB:	0
CS:	0		

AB	R	H	RBI	BB	SO	LOB
4	0	0	0	0	1	1
4	0	1	0	0	0	1
4	1	2	0	0	1	1
2	2	2	0	2	0	0
1	0	0	0	2	0	1
4	0	2	1	0	1	4
2	0	0	2	0	1	4
4	0	0	0	0	0	3
3	0	1	0	0	1	0
0	0	0	0	0	0	0

1B:	8	SF:	2
2B:	0	SAC:	1
3B:	0	DP:	1
HR:	0	HBP:	0

WP	HR	S	P	ERA	WHIP
0	0	5	5	9.00	2.000

Batter	1	2	3	4	5	6	7	8	9
Dave Collins, S OBP: 0.363, SLG: 0.407 (1, 9)	0-0 5-3 ①		0-0 P4 ②		0-3 K ③		0-0 4-3 ②		
Ron Oester, S OBP: 0.349, SLG: 0.414 (1, 4)	0-0 P4 ②		0-0 FC6-4 ③			0-0 L8 ①	0-0 FC5-4 1B		
Dave Concepcion, R OBP: 0.359, SLG: 0.446 (1, 6)	0-3 K ③			0-0 SH3-4 BB 1B		0-0 BB 1B 1B	0-0 FC5-4 ③		
George Foster, R OBP: 0.388, SLG: 0.583 (1, 7)		4-0 FC5-4 BLK BB		4-0 SH3-4 BB		0-0 1B BB SF8 1B		0-0 1B 6-3 SF8 1B	
Dan Driessen, L OBP: 0.337, SLG: 0.367 (1, 3)		4-0 FC5-4 BB		0-0 SH3-4 ①		4-0 1B BB		0-0 6-3 ①	
Ray Knight, R OBP: 0.336, SLG: 0.377 (1, 5)		0-0 FC5-4 G5-4-3 1-2f 2-3		0-3 K ②		0-0 1B		0-0 2-3 1B	
Sam Mejias, R OBP: 0.348, SLG: 0.381 (1, 8)		0-0 G5-4-3 ② ③		0-3 K ③		0-0 SF8 ②		0-0 SF8 ②	
Mike O'Berry, R OBP: 0.274, SLG: 0.303 (1, 2)			0-0 6-3 ①		0-0 5-3 ①	0-0 4-3 ③		0-0 F7 ③	
Tom Seaver, R OBP: 0.256, SLG: 0.273 Tom Hume, R (9, 1)			0-0 FC6-4 1B		0-0 F8 ②		0-3 K ①		

Inning	R	H	E	K	S	P	WLS	BF	H	R	ER	SO	BB	IBB	HBP	BLK	WP	HR	S	P	ERA	WHIP
1	0	0	0	1	0	0			6	2	2	5	4	0	0	1	0	0	36	52	2.57	1.429
2	0	0	0	0	0	0			2	1	1	0	0	0	0	0	0	0	5	5	9.00	2.000

PITCHER	IP	WLS	BF	H	R	ER	SO	BB	IBB	HBP	BLK	WP	HR	S	P	ERA	WHIP
Steve Carlton, L ERA: 2.93 (1, 1)	7.0	L	30	6	2	2	5	4	0	0	1	0	0	36	52	2.57	1.429
Ron Reed, R ERA: 3.06 (8, 1)	1.0		5	2	1	1	0	0	0	0	0	0	0	5	5	9.00	2.000

Batter	1	2	3	4	5	6	7	8	9	AB R H RBI BB SO LOB	TOP														
Pete Rose, S (1, 3) OBP: 0.378, SLG: 0.408	4-0 1B 1B BB	0-0 1B		0-3 K			0-3 K		0-0 1-3	4 1 1 0 1 2 1															
Manny Trillo, R (1, 4) OBP: 0.347, SLG: 0.381	0-0 F9	0-0 CS 1B			0-0 2B		0-0 FC4-6 1B		0-0 L6	5 0 3 0 0 0 1															
Gary Matthews, R (1, 7) OBP: 0.381, SLG: 0.413	0-0 1B PB 1B	0-3 K			4-0 S BB		0-0 FC4-6 1-2f			3 1 1 0 1 1 4															
Mike Schmidt, R (1, 5) OBP: 0.383, SLG: 0.605	0-0 PB 1B 1B		0-0 F9		0-3 K		0-3 K			4 1 1 1 0 2 3															
Bake McBride, L (1, 9) OBP: 0.327, SLG: 0.386	0-0 P6		0-0 G3		0-0 G3			0-0 F7		4 0 0 0 0 0 3															
Garry Maddox, R (1, 8) OBP: 0.312, SLG: 0.367	0-0 1B		0-0 1B			0-0 L6		0-0 S 1B		4 0 3 1 0 0 0															
Keith Moreland, R (1, 2) OBP: 0.266, SLG: 0.405	0-0 6-3		0-3 K			0-0 6-3		0-0 F7 1-2		4 0 0 0 0 1 3															
Larry Bowa, S (1, 6) OBP: 0.305, SLG: 0.309		0-0 5-3		0-0 4-3		0-0 P6		0-0 F8		4 0 0 0 0 0 1															
Larry Christenson, R (1, 1) OBP: 0.143, SLG: 0.115		0-0 6-3		0-3 K			0-0 1B S 1B		0-0 1-3	2 0 0 0 0 1 0															
Greg Gross, L (7, PH) OBP: 0.373, SLG: 0.371										1 0 1 0 0 0 0															
Sparky Lyle, L (7, 1) OBP: 0.333, SLG: 0.333										0 0 0 0 0 0 0															
Tug McGraw, R (8, 1)										0 0 0 0 0 0 0															
Del Unser, L (9, PH) OBP: 0.333, SLG: 0.294										1 0 0 0 0 0 0															
Inning Stats	R: 3 E: 0 K: 0 S: 6	H: 3 LOB: 1 BB: 1 P: 10	R: 0 E: 0 K: 1 S: 7	H: 2 LOB: 2 BB: 0 P: 7	R: 0 E: 0 K: 1 S: 6	H: 1 LOB: 1 BB: 0 P: 6	R: 0 E: 0 K: 2 S: 7	H: 0 LOB: 0 BB: 0 P: 7	R: 0 E: 0 K: 1 S: 5	H: 1 LOB: 1 BB: 1 P: 9	R: 0 E: 0 K: 0 S: 3	H: 0 LOB: 0 BB: 0 P: 3	R: 0 E: 0 K: 2 S: 9	H: 2 LOB: 2 BB: 0 P: 9	R: 0 E: 0 K: 0 S: 4	H: 1 LOB: 1 BB: 0 P: 4	R: 0 E: 0 K: 0 S: 3	H: 0 LOB: 0 BB: 0 P: 3	1B: 9 2B: 1 3B: 0 HR: 0	SF: 0 SAC: 0 DP: 0 HBP: 0	WP: 0 PB: 1 SB: 3 CS: 1	PA: 38			
PITCHER	IP	WLS	BF	H	R	ER	SO	BB	IBB	HBP	BLK	WP	HR	S	P	ERA	WHIP								
Bruce Berenyi, R (1, 1) ERA: 4.03	6.1		29	9	3	2	6	2	0	0	0	0	0	39	47	2.84	1.737								
Paul Moskau, R (7, 1) ERA: 3.83	0.2		2	0	0	0	1	0	0	0	0	0	0	4	4	0.00	0.000								
Tom Hume, R (8, 1) ERA: 3.0	2.0	W	7	1	0	0	0	0	0	0	0	0	0	7	7	0.00	0.500								

Philadelphia Phillies @ Cincinnati Reds
Riverfront Stadium, Cincinnati, OH
Wed Aug 19 1981, 7:05 PM EDT
Att: 23,133 - Unknown

AB	36
R	3
H	10
RBI	2
BB	2
SO	7
LOB	16



Batter	1	2	3	4	5	6	7	8	9	AB R H RBI BB SO LOB	TOP																
Tony Scott, S (1, 8) OBP: 0.278, SLG: 0.332	0-3 K	0-0 F7			0-0 4-3		0-0 SH2-4		0-0 5-3	4 0 0 0 0 1 3																	
Craig Reynolds, L (1, 6) Denny Walling, L (9, PH) OBP: 0.279, SLG: 0.412 OBP: 0.351, SLG: 0.383	0-0 F4	0-0 F8			0-0 BB BB 1B		0-0 1B 2B		0-3 K	4 0 2 1 0 0 2 1 0 0 0 0 1 1																	
Terry Puhl, L (1, 9) OBP: 0.343, SLG: 0.386	0-0 3-1		0-3 K		4-0 BB 1-2 BB		0-0 2-H 1B			3 0 1 0 1 1 0																	
Jose Cruz, L (1, 7) Vern Ruhle, R (7, 1) OBP: 0.330, SLG: 0.477 OBP: 0.571, SLG: 0.333		4-0 BB BB 1B	0-3 K		4-0 1-2 2-3 BB		0-0 F9			2 1 0 0 2 1 1 0 0 0 0 0 0 0																	
Cesar Cedeno, R (1, 3) OBP: 0.338, SLG: 0.379		4-0 BB BB 1B	0-0 6-3		0-0 F9			0-0 F7		3 1 0 0 1 0 3																	
Art Howe, R (1, 5) OBP: 0.378, SLG: 0.420		4-0 1B 1-2 2-3 BB		0-0 G4-6-3 1B		0-0 5-3		0-3 K		3 1 1 0 1 1 0																	
Alan Ashby, S (1, 2) OBP: 0.326, SLG: 0.292		0-0 1B 1-2 2-H 3-H 1B		0-0 G4-6-3 1-2f		0-0 4-3		0-3 K		4 0 1 2 0 1 1																	
Joe Pittman, R (1, 4) OBP: 0.346, SLG: 0.357		0-0 1B 1-3 2-H 1B		0-0 6-3		0-0 F8			0-0 F9	4 0 1 1 0 0 0																	
Don Sutton, R (1, 1) Gary Woods, R (7, PH) OBP: 0.222, SLG: 0.125 OBP: 0.288, SLG: 0.261		0-0 1B 1-2 3-H 1B		0-3 K			4-0 SH2-4 2B BB		0-0 WP 1B	2 0 1 0 0 1 0 1 1 1 0 1 0 0																	
Inning Stats	R: 0 E: 0 K: 1 S: 5	H: 0 LOB: 0 BB: 0 P: 5	R: 3 E: 0 K: 0 S: 5	H: 3 LOB: 2 BB: 3 P: 17	R: 0 E: 0 K: 2 S: 7	H: 0 LOB: 0 BB: 0 P: 7	R: 0 E: 0 K: 0 S: 3	H: 1 LOB: 0 BB: 0 P: 3	R: 0 E: 0 K: 1 S: 6	H: 1 LOB: 3 BB: 2 P: 14	R: 0 E: 0 K: 0 S: 3	H: 0 LOB: 0 BB: 0 P: 3	R: 1 E: 0 K: 0 S: 4	H: 2 LOB: 1 BB: 1 P: 8	R: 0 E: 0 K: 2 S: 7	H: 0 LOB: 0 BB: 0 P: 7	R: 0 E: 0 K: 1 S: 6	H: 1 LOB: 1 BB: 0 P: 6	1B: 7 2B: 1 3B: 0 HR: 0	SF: 0 SAC: 1 DP: 1 HBP: 0	WP: 1 PB: 0 SB: 0 CS: 0	PA: 38					
PITCHER	IP WLS BF H R ER SO BB IBB HBP BLK WP HR S P ERA WHIP																										
Nino Espinosa, R (1, 1) ERA: 5.78	2.0		11	3	3	3	1	3	0	0	0	0	0	10	22	13.50	3.000										
Dickie Noles, R (3, 1) ERA: 8.31	4.0		15	2	0	0	3	2	0	0	0	0	0	19	27	0.00	1.000										
Sparky Lyle, L (7, 1) ERA: 4.93	1.0	W	5	2	1	1	0	1	0	0	0	0	0	4	8	9.00	3.000										
Ron Reed, R (8, 1) ERA: 2.97	1.0		3	0	0	0	2	0	0	0	0	0	0	7	7	0.00	0.000										
Tug McGraw, L (9, 1) ERA: 3.33	1.0	S	4	1	0	0	1	0	0	0	0	1	0	6	6	0.00	1.000										

Houston Astros @ Philadelphia Phillies
Veterans Stadium, Philadelphia, PA
Fri Aug 21 1981, 7:05 PM EDT
Att: 31,693 - Unknown

livebaseballscorecards.com

AB	31
R	4
H	8
RBI	4
BB	6
SO	7
LOB	11



Batter	1	2	3	4	5	6	7	8	9							
Pete Rose, S OBP: 0.381, SLG: 0.411 (1, 3)	0-0 BLK 1B	0-0 FC6-4 1-2f		0-0 1B 1B		0-0 1-2 1B		0-0 6-3								
Bake McBride, L OBP: 0.339, SLG: 0.390 (1, 9)	0-0 F9		4-0 E S 1B BB	0-0 1-3 1B 1B		0-3 K		0-0 G1-2-3 1B								
Gary Matthews, R OBP: 0.381, SLG: 0.410 (1, 7)	0-3 K 1-2		4-0 1-3 1B E BB	0-0 1-2 1B 3-H		0-0 G3		0-0 E6 1-3								
Mike Schmidt, R OBP: 0.387, SLG: 0.602 (1, 5)	4-0 BB		0-0 1-2 1B FC6-4	0-3 K 3-H		0-3 K		4-0 IBB								
Keith Moreland, R OBP: 0.265, SLG: 0.390 (1, 2)	0-0 F4		0-0 F8		0-0 5-3		4-0 6-3 1B BB	0-0 G1-2-3								
Luis Aguayo, R OBP: 0.226, SLG: 0.184 (7, PR)																
Ron Reed, R OBP: 0.333, SLG: 0.333 (8, 1)																
Del Unser, L OBP: 0.326, SLG: 0.286 (8, PH)																
Tug McGraw, R (9, 1)																
Garry Maddox, R OBP: 0.315, SLG: 0.367 (1, 8)		0-0 1B S 1B	0-0 FC6-4 1-2f 2-H		0-0 F8		4-0 1-2 1B 6-3 BB									
Manny Trillo, R OBP: 0.341, SLG: 0.374 (1, 4)		0-3 K	0-0 6-3		0-0 F8		0-0 6-3 1-2 2-3									
Larry Bowa, S OBP: 0.308, SLG: 0.312 (1, 6)		0-0 FC6-4 1-3 1B		0-0 F6		0-0 6-3	0-0 2-H 3-H 1B									
Nino Espinosa, R OBP: 0.158, SLG: 0.158 (1, 1)		0-0 L6		0-3 K		4-0 1B BB	0-0 6-3									
Greg Gross, L OBP: 0.366, SLG: 0.366 (2, PH)																
Dickie Niles, R (3, 1)																
Ramon Aviles, R OBP: 0.235, SLG: 0.133 (6, PH)																
Sparky Lyle, L OBP: 0.333, SLG: 0.333 (7, 1)																
Bob Boone, R OBP: 0.297, SLG: 0.320 (7, PH)																
Inning Stats	R: 0 E: 0 K: 1 S: 6	H: 1 LOB: 2 BB: 1 P: 10	R: 0 E: 0 K: 1 S: 7	H: 2 LOB: 2 BB: 0 P: 7	R: 2 E: 1 K: 0 S: 4	H: 1 LOB: 1 BB: 2 P: 12	R: 1 E: 0 K: 2 S: 10	H: 3 LOB: 2 BB: 0 P: 10	R: 0 E: 0 K: 0 S: 3	H: 0 LOB: 0 BB: 0 P: 3	R: 0 E: 0 K: 1 S: 6	H: 1 LOB: 2 BB: 1 P: 10	R: 2 E: 0 K: 1 S: 6	H: 1 LOB: 1 BB: 2 P: 14	R: 0 E: 1 K: 0 S: 4	H: 1 LOB: 2 BB: 1 P: 8

AB	R	H	RBI	BB	SO	LOB
5	1	3	0	0	0	2
4	1	2	0	1	1	3
4	1	1	1	1	1	4
3	0	1	1	2	2	2
3	0	0	0	1	0	4
0	1	0	0	0	0	0
0	0	0	0	0	0	0
1	0	0	0	0	0	3
0	0	0	0	0	0	0
3	1	1	0	1	0	1
4	0	0	0	0	1	4
4	0	2	2	0	0	0
0	0	0	0	0	0	0
1	0	0	0	0	0	2
1	0	0	0	0	1	0
0	0	0	0	1	0	0
0	0	0	0	0	0	0
1	0	0	0	0	0	1

AB	R	H	RBI	BB	SO	LOB
34	5	10	4	7	6	26

WP	HR	S	P	ERA	WHIP
0	0	0	41	3.00	2.000

PITCHER	IP	WLS	BF	H	R	ER	SO	BB	IBB	HBP	BLK	WP	HR	S	P	ERA	WHIP
Don Sutton, R ERA: 3.19 (1, 1)	6.0		30	8	3	2	5	4	0	0	1	0	0	36	52	3.00	2.000
Vern Ruhle, R ERA: 3.99 (7, 1)	2.0	L	11	2	2	2	1	2	1	0	0	0	0	10	22	9.00	2.000

Houston Astros @ Philadelphia Phillies
Veterans Stadium, Philadelphia, PA
Fri Aug 21 1981, 7:05 PM EDT
Att. 31,693 - Unknown

livebaseballscorecards.com



Batter	1	2	3	4	5	6	7	8	9	AB R H RBI BB SO LOB	TOP											
Tony Scott, S (1, 8) OBP: 0.281, SLG: 0.343	0-0 F8		0-0 3B		0-0 L4		0-0 2-H 1B			4 0 2 1 0 0 1												
Craig Reynolds, L (1, 6) OBP: 0.274, SLG: 0.404	0-3 K		0-3 K			0-0 4-3	0-0 G3			4 0 0 0 0 2 2												
Frank LaCorte, R (7, 1) OBP: 0.500, SLG: 0.500										0 0 0 0 0 0 0												
Terry Puhl, L (1, 9) OBP: 0.341, SLG: 0.382	4-0 BB			0-0 F8		0-0 F5		0-3 K		3 0 0 0 1 1 0												
Jose Cruz, L (1, 7) OBP: 0.325, SLG: 0.469	0-0 4-3			0-0 F3		0-0 F8		0-0 3-1		4 0 0 0 0 0 1												
Cesar Cedeno, R (1, 3) OBP: 0.340, SLG: 0.386		0-0 F9		0-0 6-3			0-0 2B	0-0 1B		4 1 2 0 0 0 0												
Art Howe, R (1, 5) OBP: 0.378, SLG: 0.419		0-0 F5			0-0 1B		0-0 F4	0-0 F8		3 1 1 0 0 0 1												
Dave Roberts, R (7, 5) OBP: 0.233, SLG: 0.341					SF9					1 0 0 0 0 0 1												
Alan Ashby, S (1, 2) OBP: 0.332, SLG: 0.294		0-0 F8			0-0 1B		4-0 2B		0-0 5-3	2 1 1 0 1 0 0												
Luis Pujols, R (9, PH) OBP: 0.321, SLG: 0.329					FC3-6		BB			1 0 0 0 0 0 0												
Joe Pittman, R (1, 4) OBP: 0.333, SLG: 0.347			0-0 6-3		0-0 SF9		0-0 F9		0-0 6-3	3 0 0 1 0 0 2												
Joe Niekro, R (1, 1) OBP: 0.211, SLG: 0.167			0-0 6-3		0-0 FC3-6		0-0 1B		0-0 F5	1 0 0 0 0 0 0												
Harry Spilman, L (5, PH) OBP: 0.324, SLG: 0.267					1-2f		1-H 2-H			1 0 0 0 0 0 1												
Billy Smith, R (5, 1)										0 0 0 0 0 0 0												
Denny Walling, L (7, PH) OBP: 0.356, SLG: 0.398										1 1 1 2 0 0 0												
Dickie Thon, R (7, 6) OBP: 0.296, SLG: 0.258										1 0 0 0 0 0 0												
Inning Stats	R: 0 E: 0 K: 1 S: 5	H: 0 LOB: 1 BB: 1 P: 9	R: 0 E: 0 K: 0 S: 3	H: 0 LOB: 0 BB: 0 P: 3	R: 0 E: 0 K: 1 S: 6	H: 1 LOB: 1 BB: 0 P: 6	R: 0 E: 0 K: 0 S: 3	H: 0 LOB: 0 BB: 0 P: 3	R: 1 E: 0 K: 0 S: 5	H: 2 LOB: 1 BB: 0 P: 5	R: 0 E: 0 K: 0 S: 3	H: 0 LOB: 0 BB: 0 P: 3	R: 3 E: 0 K: 0 S: 6	H: 3 LOB: 1 BB: 1 P: 10	R: 0 E: 0 K: 1 S: 6	H: 1 LOB: 1 BB: 0 P: 6	R: 0 E: 0 K: 0 S: 3	H: 0 LOB: 0 BB: 0 P: 3	1B: 4 2B: 2 3B: 1 HR: 0	SF: 1 SAC: 0 DP: 0 HBP: 0	WP: 0 PB: 0 SB: 0 CS: 0	PA: 36
PITCHER	IP WLS BF H R ER SO BB IBB HBP BLK WP HR S P ERA WHIP																					
Dick Ruthven, R (1, 1) ERA: 4.56	6.2 W 28 6 4 4 2 2 0 0 0 0 0 0 30 38 5.40 1.200																					
Sparky Lyle, L (7, 1) ERA: 4.67	2.1 8 1 0 0 1 0 0 0 0 0 0 0 10 10 0.00 0.429																					

Houston Astros @ Philadelphia Phillies
Veterans Stadium, Philadelphia, PA
Sat Aug 22 1981, 3:33 AM EDT
Att: 35,199 - Unknown

livebaseballscorecards.com

AB	33
R	4
H	7
RBI	4
BB	2
SO	3
LOB	9



Batter	1	2	3	4	5	6	7	8	9	AB R H RBI BB SO LOB	TOP									
Tony Scott, S (1, 8) OBP: 0.277, SLG: 0.337	0-0 F8		0-3 K			0-3 K		0-0 6-3		4 0 0 0 0 2 2										
Kiko Garcia, R (1, 6) OBP: 0.289, SLG: 0.250	0-3 K			0-0 6-3		4-0 FC6-4 BB		0-0 6-3		3 0 0 0 1 1 0										
Cesar Cedeno, R (1, 3) OBP: 0.339, SLG: 0.381	0-0 F7			0-3 K		0-0 FC6-4 1-2f		4-0 BB		3 0 0 0 1 1 1										
Jose Cruz, L (1, 7) OBP: 0.324, SLG: 0.466		0-3 K		0-0 FC6-4 1B		0-0 F9		0-0 F9		4 0 1 0 0 1 1										
Art Howe, R (1, 5) OBP: 0.376, SLG: 0.416		0-0 1-3		0-0 FC6-4 1-2f		0-0 CS 1B		0-0 F8		4 0 1 0 0 0 2										
Gary Woods, R (1, 9) OBP: 0.277, SLG: 0.250		0-0 F2			0-0 F8		0-0 F8 1-2			3 0 0 0 0 0 1										
Luis Pujols, R (1, 2) OBP: 0.321, SLG: 0.319			4-0 SH2-4 BB		0-3 K		0-0 5-3			2 0 0 0 1 1 0										
Dickie Thon, R (1, 4) OBP: 0.301, SLG: 0.281			0-0 SH2-4 1-2		0-0 F7		0-0 2B			2 0 1 0 0 0 0										
Bob Knepper, L (1, 1) OBP: 0.152, SLG: 0.156			0-3 K			0-0 6-3		0-0 F7		1 0 0 0 0 1 1										
Joe Pittman, R (6, PH) OBP: 0.330, SLG: 0.343										1 0 0 0 0 0 0										
Billy Smith, R (6, 1)										0 0 0 0 0 0 0										
Dave Roberts, R (8, PH) OBP: 0.227, SLG: 0.333										1 0 0 0 0 0 1										
Joe Sambito, L (8, 1)										0 0 0 0 0 0 0										
Inning Stats	R: 0 E: 0 K: 1 S: 5	H: 0 LOB: 0 BB: 0 P: 5	R: 0 E: 0 K: 1 S: 5	H: 0 LOB: 0 BB: 0 P: 5	R: 0 E: 0 K: 2 S: 7	H: 0 LOB: 1 BB: 1 P: 11	R: 0 E: 0 K: 1 S: 6	H: 1 LOB: 1 BB: 0 P: 6	R: 0 E: 0 K: 1 S: 5	H: 0 LOB: 0 BB: 0 P: 5	R: 0 E: 0 K: 0 S: 3	H: 1 LOB: 0 BB: 0 P: 3	R: 0 E: 0 K: 0 S: 4	H: 1 LOB: 1 BB: 0 P: 4	R: 0 E: 0 K: 0 S: 3	H: 0 LOB: 1 BB: 1 P: 7	1B: 2 2B: 1 3B: 0 HR: 0	SF: 0 SAC: 1 DP: 0 HBP: 0	WP: 0 PB: 0 SB: 0 CS: 1	PA: 32
PITCHER	IP WLS BF H R ER SO BB IBB HBP BLK WP HR S P ERA WHIP																			
Steve Carlton, L (1, 1) ERA: 2.76	7.0 W 24 2 0 0 7 2 0 0 0 0 0 0 0 36 44 0.00 0.571																			
Tug McGraw, L (8, 1) ERA: 3.1	2.0 8 1 0 0 0 1 0 0 0 0 0 0 7 11 0.00 1.000																			

Houston Astros @ Philadelphia Phillies
Veterans Stadium, Philadelphia, PA
Sun Aug 23 1981, 7:05 PM EDT
Att: 30,630 - Unknown

livebaseballscores.com

AB	28
R	0
H	3
RBI	0
BB	3
SO	7
LOB	9



Batter	1	2	3	4	5	6	7	8	9
Lonnie Smith, R (1, 9) Tug McGraw, R (8, 1)	0-0 4-3		H 1-0 FC5-2 1-2 HR HBP	X 0-0 1B 2B			X 0-0 5-3		
Pete Rose, S (1, 3) Greg Gross, L (8, 9)	0-0 F8		X 0-0 FC5-2 1-2 HR 1B	X 0-0 2-H 1B			X 0-0 1-3		
Gary Matthews, R (1, 7)	0-0 6-3		X 0-0 FC5-2 1-2 HR 2-3 3-H	X 0-3 K			X 0-0 5-3		
Mike Schmidt, R (1, 5) Luis Aguayo, R (8, 5)		X 0-0 F9 2B 2B	X 0-0 1-H 2-H 3-H HR		X 0-0 6-3		X 0-0 BB BB BB	X 4-0 BB	
Keith Moreland, R (1, 2)		X 0-0 F9 2-3	X 0-0 E7 1B 1B		X 0-0 F8		X 0-0 F8	X 0-0 F8	
Garry Maddox, R (1, 8)		X 0-0 S 2B 3-H	X 0-0 G5-4-3 2-3 1B		X 0-0 F9		X 0-0 F8	X 0-0 F8	
Manny Trillo, R (1, 4)		X 0-0 L5 2-3	X 0-0 G5-4-3 1-2f		X 0-0 F9		X 0-0 F9	X 0-0 F9	
Larry Bowa, S (1, 6)		X 0-0 4-3		X 0-0 F9		X 0-0 3-1			
Steve Carlton, L (1, 1) John Vukovich, R (8, 3)			X 0-0 1B FC5-2 HBP 1B	X 0-0 F9		X 0-0 F9			

AB	R	H	RBI	BB	SO	LOB
3	2	1	0	0	0	0
0	0	0	0	0	0	0
4	1	2	1	0	0	0
0	0	0	0	0	0	0
4	1	0	0	0	1	4
3	2	2	4	0	0	0
0	0	0	0	1	0	0
4	0	1	0	0	0	2
4	0	2	1	0	0	1
4	0	0	0	0	0	4
3	0	0	0	0	0	1
3	0	1	0	0	0	0
0	0	0	0	0	0	0
1B: 5	SF: 0					
2B: 3	SAC: 0					
3B: 0	DP: 1					
HR: 1	HBP: 1					

BOTTOM

Houston Astros @ Philadelphia Phillies
Veterans Stadium, Philadelphia, PA
 Sun Aug 23 1981, 7:05 PM EDT
 Att. 30,630 - Unknown

livebaseballscorecards.com

AB	32
R	6
H	9
RBI	6
BB	1
SO	1
LOB	12



Inning Stats		R: 0	H: 0	E: 0	K: 0	S: 3	L: 0	WLS: 0	BF: 24	H: 9	R: 6	ER: 6	SO: 1	BB: 0	IBB: 0	HBP: 0	BLK: 0	WP: 0	HR: 1	S: 25	P: 26	ERA: 10.80	WHIP: 1.800	
PITCHER	IP	WLS	BF	H	R	ER	SO	BB	IBB	HBP	BLK	WP	HR	S	P	ERA	WHIP							
Bob Knepper, L (1, 1) ERA: 1.99	5.0	L	24	9	6	6	1	0	0	0	0	0	0	0	6	6	0.00	1.800						
Billy Smith, R (6, 1) ERA: 5.19	2.0		6	0	0	0	0	0	0	0	0	0	0	6	6	0.00	1.000							
Joe Sambito, L (8, 1) ERA: 1.4	1.0		4	0	0	0	0	1	0	0	0	0	0	3	7	0.00	1.000							

Batter	1	2	3	4	5	6	7	8	9	AB	R	H	RBI	BB	SO	LOB
Pete Rose, S OBP: 0.379, SLG: 0.402 (1, 3)	0-0 6-3 ①		0-0 4-3 ②			0-0 F8 ①			0-0 5-3 ①	4	0	0	0	0	0	0
Bake McBride, L OBP: 0.331, SLG: 0.376 Dick Davis, R OBP: 0.452, SLG: 0.484 (1, 9) (7, 9)	0-0 F7 ②		0-0 L6 ③			0-0 F8 ②			0-0 BB E BB 1B	3	0	0	0	0	0	0
Gary Matthews, R OBP: 0.376, SLG: 0.401 Lonnie Smith, R OBP: 0.343, SLG: 0.333 (1, 7) (7, 7)	0-0 1B 1B				0-0 F8 ①	0-0 6-3 ③			4-0 BB E BB 1-2	3	0	1	0	0	0	0
Mike Schmidt, R OBP: 0.396, SLG: 0.637 Ramon Aviles, R OBP: 0.211, SLG: 0.118 (1, 5) (8, 5) (9, 4)	0-0 1-2 1B			0-0 4-3 ②		0-0 G6-4-3 1B			0-0 F7 ②	3	0	2	0	0	0	0
Keith Moreland, R OBP: 0.287, SLG: 0.441 (1, 2) (9, 5)	0-0 6-3 ③			0-0 F7 ③		0-0 1-2f G6-4-3 ① ②			4-0 E BB 1-2 2-3	3	0	0	0	1	0	3
Garry Maddox, R OBP: 0.311, SLG: 0.367 Luis Aguayo, R OBP: 0.232, SLG: 0.176 (1, 8) (6, 6)		0-0 6-3 ①			0-0 FC7-4 1B	0-3 K ③			0-0 E6 1-3 2-H 3-H	2	0	1	0	0	0	0
Manny Trillo, R OBP: 0.343, SLG: 0.411 Sparky Lyle, L OBP: 0.333, SLG: 0.333 Del Unser, L OBP: 0.326, SLG: 0.270 (1, 4) (9, 1) (9, PH)		0-0 F7 ②			0-0 1-3 1-2f	0-0 K ③			4-0 BB 1-3 2-H 3-H	3	0	0	0	0	0	1
Larry Bowa, S OBP: 0.298, SLG: 0.302 Mike Proly, R OBP: 0.294, SLG: 0.316 (1, 6) (6, 1) (8, PH) (9, 2)		0-0 F9 ③			0-0 1-3 1-2	0-0 K ③			0-0 P6 ③	2	0	0	0	0	0	1
Mark Davis, L Dickie Noles, R Greg Gross, L OBP: 0.356, SLG: 0.351 (1, 1) (2, 1) (5, PH) (6, 8)			0-0 L7 ①		0-0 P6 ③				0-0 4-3 ③	0	0	0	0	0	0	0

Inning Stats	R: 0	H: 2	E: 0	LOB: 2	K: 0	BB: 0	S: 5	P: 5	R: 0	H: 0	E: 0	LOB: 0	K: 0	BB: 0	S: 3	P: 3	R: 0	H: 0	E: 0	LOB: 0	K: 0	BB: 0	S: 3	P: 3	R: 0	H: 1	E: 0	LOB: 1	K: 0	BB: 0	S: 4	P: 4	R: 0	H: 0	E: 0	LOB: 0	K: 0	BB: 0	S: 3	P: 3	R: 0	H: 1	E: 0	LOB: 0	K: 1	BB: 0	S: 5	P: 5	R: 0	H: 0	E: 0	LOB: 0	K: 0	BB: 0	S: 3	P: 3	R: 2	H: 1	E: 1	LOB: 3	K: 0	BB: 3	S: 5	P: 17	1B: 5	SF: 0	2B: 0	SAC: 0	3B: 0	DP: 1	HR: 0	HBP: 0
--------------	------	------	------	--------	------	-------	------	------	------	------	------	--------	------	-------	------	------	------	------	------	--------	------	-------	------	------	------	------	------	--------	------	-------	------	------	------	------	------	--------	------	-------	------	------	------	------	------	--------	------	-------	------	------	------	------	------	--------	------	-------	------	------	------	------	------	--------	------	-------	------	-------	-------	-------	-------	--------	-------	-------	-------	--------


PITCHER	IP	WLS	BF	H	R	ER	SO	BB	IBB	HBP	BLK	WP	HR	S	P	ERA	WHIP
Phil Niekro, R ERA: 3.22 (1, 1)	7.0		24	4	0	0	1	0	0	0	0	0	0	26	26	0.00	0.571
Preston Hanna, R ERA: 6.37 (8, 1)	1.0		3	0	0	0	0	0	0	0	0	0	0	3	3	0.00	0.000
Larry Bradford, L ERA: 4.01 (9, 1)	1.0		8	1	2	0	0	3	0	0	0	0	0	5	17	0.00	4.000

BOTTOM

Atlanta Braves @ Philadelphia Phillies
Veterans Stadium, Philadelphia, PA

Tue Aug 25 1981, 7:05 PM EDT
Att. 33,383 - Unknown

AB	32
R	2
H	5
RBI	0
BB	3
SO	1
LOB	12



PITCHER	IP	WLS	BF	H	R	ER	SO	BB	IBB	HBP	BLK	WP	HR	S	P	ERA	WHIP
WP: 0	PA: 35	PB: 0	SB: 0	CS: 0													

Batter	1	2	3	4	5	6	7	8	9	10	AB R H RBI BB SO LOB	TOP												
Brett Butler, L (1, 7) OBP: 0.290, SLG: 0.393	0-0 1B 3B		0-3 K		0-0 4-3	0-0 6-3		0-3 K		0-0 1B	6 1 2 1 0 2 3													
Claudell Washington, L (1, 9) OBP: 0.346, SLG: 0.435	0-0 E S SF8 1B		0-0 6-3		4-0 FC5 S BB		0-0 G5-4-3 1B		0-0 2B	0-3 K	5 1 3 1 1 1 1													
Bob Horner, R (1, 5) OBP: 0.343, SLG: 0.425	0-0 SF8 1-H		0-3 K		0-0 FC5 2B		0-0 G5-4-3 1-2f		0-0 F8		4 0 0 1 0 1 2													
Chris Chambliss, L (1, 3) OBP: 0.368, SLG: 0.442	0-3 K			0-0 FC1-4 2B	0-0 1-3 2B		0-0 BB 1B		4-0 1B BB		4 0 3 0 1 1 0													
Dale Murphy, R (1, 8) OBP: 0.323, SLG: 0.380	0-0 6-3			0-0 F4	0-0 6-3		4-0 1-2 BB		0-0 1-H 1B		4 0 1 0 1 0 3													
Glenn Hubbard, R (1, 4) OBP: 0.325, SLG: 0.354		0-0 SH1-3 2B		0-0 FC1-4 1B		0-0 5-3	0-0 G3			0-0 SH3-4 1B	5 1 2 0 0 0 3													
Bruce Benedict, R (1, 2) OBP: 0.341, SLG: 0.371		0-0 SH1-3 2-3		0-0 1-2 1B		4-0 SH1-4 1B BB		0-0 F7		0-0 SH3-4 1-2	2 0 1 0 1 0 0													
Rafael Ramirez, R (1, 6) OBP: 0.290, SLG: 0.284		0-3 K		0-3 K		0-0 SH1-4 1B		0-0 S 1B		0-0 E8 1B 1B	5 1 3 1 0 2 3													
Gaylord Perry, R (1, 1) OBP: 0.278, SLG: 0.371 Brian Asselstine, L (8, PH) OBP: 0.309, SLG: 0.413 Rick Camp, R (8, 1)		0-0 5-3			0-0 HR		0-0 SH1-4 1-2 2-3		0-0 F8 1-2		2 1 1 1 0 0 1 1 0 0 0 0 0 1 1 0 0 0 0 0 1													
Inning Stats	R: 2 E: 0 K: 1 S: 7	H: 2 LOB: 0 BB: 0 P: 7	R: 0 E: 0 K: 1 S: 6	H: 1 LOB: 1 BB: 0 P: 6	R: 0 E: 0 K: 2 S: 7	H: 0 LOB: 0 BB: 0 P: 7	R: 0 E: 0 K: 1 S: 7	H: 2 LOB: 2 BB: 0 P: 7	R: 1 E: 0 K: 0 S: 5	H: 2 LOB: 2 BB: 1 P: 9	R: 0 E: 0 K: 0 S: 4	H: 1 LOB: 2 BB: 1 P: 8	R: 0 E: 0 K: 0 S: 4	H: 2 LOB: 2 BB: 1 P: 8	R: 0 E: 0 K: 1 S: 6	H: 1 LOB: 1 BB: 0 P: 6	R: 0 E: 0 K: 0 S: 3	H: 2 LOB: 2 BB: 1 P: 7	R: 2 E: 1 K: 1 S: 8	H: 3 LOB: 1 BB: 0 P: 8	1B: 10 2B: 4 3B: 1 HR: 1	SF: 1 SAC: 3 DP: 1 HBP: 0	WP: 0 PB: 0 SB: 3 CS: 0	PA: 47
PITCHER Dick Ruthven, R (1, 1) ERA: 4.43 Ron Reed, R (8, 1) ERA: 2.93	IP 7.0	WLS L	BF 33	H 10	R 3	ER 2	SO 5	BB 3	IBB 0	HBP 0	BLK 0	WP 0	HR 1	S 40	P 52	ERA 2.57	WHIP 1.857							

Atlanta Braves @ Philadelphia Phillies
Veterans Stadium, Philadelphia, PA
Wed Aug 26 1981, 7:05 PM EDT
Att: 28,283 - Unknown

livebaseballscorecards.com

AB 39
R 5
H 16
RBI 5
BB 4
SO 7
LOB 18



BOTTOM

Atlanta Braves @ Philadelphia Phillies
Veterans Stadium, Philadelphia, PA

Wed Aug 26 1981, 7:05 PM EDT
Att: 28,283 - Unknown

livebaseballscorecards.com

AB	36
R	3
H	9
RBI	3
BB	1
SO	7
LOB	13



WP:	0	PA:	39
PB:	0		
SB:	1		
CS:	1		

AB R H RBI BB SO LOB

4 1 1 0 1 0 0
4 0 1 0 0 1 1
0 0 0 0 0 0 0
1 0 0 0 0 0 0

5 0 1 0 0 0 3

4 1 3 1 0 1 0

4 1 1 0 0 1 3

3 0 0 1 0 1 2

4 0 1 1 0 0 0

4 0 1 0 0 2 3

1 0 0 0 0 1 0
2 0 0 0 0 0 1

1B: 7 SF: 1
2B: 2 SAC: 1
3B: 0 DP: 1
HR: 0 HBP: 0

Batter	1	2	3	4	5	6	7	8	9	10
Pete Rose, S OBP: 0.379, SLG: 0.400 (1, 3) X	0-0 2B 1B	4-0 FC5 1B BB			0-0 4-3		0-0 4-3			0-0 6-3
Bake McBride, L OBP: 0.328, SLG: 0.372 (1, 9) Ron Reed, R OBP: 0.333, SLG: 0.333 (8, 1) Del Unser, L OBP: 0.319, SLG: 0.263 (10, PH)	0-3 K	0-0 1-2 2-3 1B			0-0 F8		0-0 5-3			0-0 3-1
Gary Matthews, R OBP: 0.373, SLG: 0.401 (1, 7) X	0-0 1B 1-3 2B	0-0 FC5 2-3f			0-0 F9			0-0 6-3		0-0 6-3
Mike Schmidt, R OBP: 0.401, SLG: 0.639 (1, 5) X	0-0 2-3 3-H 1B		0-0 G5-4-3 1B			0-0 2B SF9 1B		0-3 K		
Keith Moreland, R OBP: 0.286, SLG: 0.443 (1, 2) S	0-3 K		0-0 G5-4-3 1-2f			0-0 SF9 1-3 E 2B		0-0 F7		
Garry Maddox, R OBP: 0.307, SLG: 0.363 (1, 8) X	0-0 F7		0-0 F9			0-0 SF9 2-3 3-H			0-3 K	
Manny Trillo, R OBP: 0.342, SLG: 0.408 (1, 4) X		0-0 E5 1B SH1-4		0-0 5-3		0-0 E6 CS		0-0 S 1B		
Larry Bowa, S OBP: 0.298, SLG: 0.301 (1, 6) S	0-3 K		0-0 1B		0-0 F9 1-2			0-3 K		
Dick Ruthven, R OBP: 0.184, SLG: 0.222 (1, 1) Greg Gross, L OBP: 0.348, SLG: 0.342 (7, PH) (8, 9)		0-0 SH1-4 1-2		0-3 K			0-0 6-3		0-0 5-3	

Inning Stats	R: 1	H: 3	E: 0	LOB: 2	K: 2	S: 10	P: 10	R: 0	H: 1	E: 1	LOB: 3	K: 1	BB: 1	S: 7	P: 11	R: 0	H: 1	E: 0	LOB: 0	K: 0	BB: 0	S: 3	P: 3	R: 0	H: 1	E: 0	LOB: 0	K: 1	BB: 0	S: 5	P: 5	R: 2	H: 2	E: 1	LOB: 0	K: 0	BB: 0	S: 5	P: 5	R: 0	H: 0	E: 0	LOB: 0	K: 0	BB: 0	S: 3	P: 3	R: 0	H: 0	E: 0	LOB: 0	K: 1	BB: 0	S: 5	P: 5	R: 0	H: 1	E: 0	LOB: 1	K: 2	BB: 0	S: 8	P: 8	R: 0	H: 0	E: 0	LOB: 0	K: 0	BB: 0	S: 3	P: 3	R: 0	H: 0	E: 0	LOB: 0	K: 0	BB: 0	S: 3	P: 3	R: 0	H: 0	E: 0	LOB: 0	K: 0	BB: 0	S: 3	P: 3	R: 0	H: 0	E: 0	LOB: 0	K: 0	BB: 0	S: 3	P: 3
--------------	------	------	------	--------	------	-------	-------	------	------	------	--------	------	-------	------	-------	------	------	------	--------	------	-------	------	------	------	------	------	--------	------	-------	------	------	------	------	------	--------	------	-------	------	------	------	------	------	--------	------	-------	------	------	------	------	------	--------	------	-------	------	------	------	------	------	--------	------	-------	------	------	------	------	------	--------	------	-------	------	------	------	------	------	--------	------	-------	------	------	------	------	------	--------	------	-------	------	------	------	------	------	--------	------	-------	------	------

PITCHER	IP	WLS	BF	H	R	ER	SO	BB	IBB	HBP	BLK	WP	HR	S	P	ERA	WHIP
Gaylord Perry, R ERA: 3.31 (1, 1)	7.0		29	8	3	3	4	1	0	0	0	0	0	36	40	3.86	1.286
Rick Camp, R ERA: 1.4 (8, 1)	3.0	W	10	1	0	0	3	0	0	0	0	0	0	16	16	0.00	0.333

BOTTOM

Philadelphia Phillies @ Houston Astros
Astrodome, Houston, TX

Fri Aug 28 1981, 8:05 PM EDT
Att: 29,482 - Unknown

livebaseballscorecards.com

AB	37
R	3
H	9
RBI	3
BB	4
SO	9
LOB	20



AB R H RBI BB SO LOB

4	2	1	0	1	2	0
4	0	2	1	1	0	0
4	0	0	0	1	1	2
5	0	0	0	0	0	5
4	0	2	0	0	0	0
1	1	1	1	0	0	0
1	0	0	0	1	0	0
2	0	2	1	0	0	0
2	0	1	0	0	1	0
2	0	0	0	0	0	3
3	0	0	0	0	2	4
0	0	0	0	0	0	0
1	0	0	0	0	0	2
0	0	0	0	0	0	0
2	0	0	0	0	2	2
2	0	0	0	0	1	2
1B: 5	SF: 0	2B: 3	SAC: 0	3B: 1	DP: 0	HR: 0
1B: 5	SF: 0	2B: 3	SAC: 0	3B: 1	DP: 0	HR: 0

Batter	1	2	3	4	5	6	7	8	9	10
Tony Scott, S OBP: 0.283, SLG: 0.342 (1, 8)	0-3 K		0-3 K			0-0 5-3		4-0 3B BB		0-0 E5 1B 2B
Kiko Garcia, R OBP: 0.304, SLG: 0.298 (1, 6) (10, 5)	0-0 2B			0-0 5-3		0-0 6-3		0-0 3B 1-H		4-0 1B IBB IBB
Gary Woods, R OBP: 0.264, SLG: 0.228 (1, 9)	0-3 K			0-0 5-3		0-0 6-3		0-0 G3		4-0 1B 1-2 IBB
Jose Cruz, L OBP: 0.321, SLG: 0.457 (1, 7)	0-0 1-3			0-0 G3			0-0 F7	0-0 F8		0-0 F7
Art Howe, R OBP: 0.375, SLG: 0.423 (1, 5)		0-0 F9			0-0 5-3		0-0 2-3 1B 1B		0-0 1B 2B	0-0 1B 1-2 2-3 3-H
Craig Reynolds, L OBP: 0.275, SLG: 0.397 (9, PR) (10, 6)							0-0 2-3 1B 1B		0-0 1B 2B	
Dave Roberts, R OBP: 0.239, SLG: 0.326 (1, 3)		0-0 P6					0-0 1-2 1B		0-0 FC3-5-6 2-H 1B	
Harry Spilman, L OBP: 0.342, SLG: 0.294 (7, PH) (8, 3)							0-0 2-3		0-0 FC3-5-6 FC5-4	
Luis Pujols, R OBP: 0.310, SLG: 0.308 (1, 2)		0-3 K					0-0 1-2 1B		0-0 FC3-5-6 FC5-4	
Alan Ashby, S OBP: 0.342, SLG: 0.297 (7, PH) (8, 2)							0-0 F9		0-0 FC5-4 1-2f	
Joe Pittman, R OBP: 0.323, SLG: 0.342 (1, 4)			0-3 K						0-0 FC5-4 1-2f	
Frank LaCorte, R OBP: 0.500, SLG: 0.500 (8, 1)									0-0 FC5-4 1-2f	
Cesar Cedeno, R OBP: 0.335, SLG: 0.368 (9, PH)									0-0 FC5-4 1-2f	
Dave Smith, R OBP: 0.200, SLG: 0.200 (10, 1)									0-0 FC5-4 1-2f	
Bob Knepper, L OBP: 0.143, SLG: 0.147 (1, 1)			0-3 K						0-3 K	
Dickie Thon, R OBP: 0.293, SLG: 0.273 (8, 4)									0-3 K	

Inning Stats	R: 0	H: 1	E: 0	K: 2	S: 8	R: 0	H: 0	E: 0	K: 1	S: 5	R: 0	H: 0	E: 0	K: 3	S: 9	R: 0	H: 0	E: 0	K: 0	S: 3	R: 0	H: 0	E: 0	K: 2	S: 8	R: 0	H: 2	E: 0	K: 0	S: 5	R: 1	H: 1	E: 0	K: 0	S: 4	R: 1	H: 2	E: 0	K: 1	S: 7	R: 1	H: 2	E: 1	K: 0	S: 3	1B: 5	2B: 3	3B: 1	HR: 0	SF: 0	SAC: 0	DP: 0	HBP: 0	WP: 0	PA: 41
--------------	------	------	------	------	------	------	------	------	------	------	------	------	------	------	------	------	------	------	------	------	------	------	------	------	------	------	------	------	------	------	------	------	------	------	------	------	------	------	------	------	------	------	------	------	------	-------	-------	-------	-------	-------	--------	-------	--------	-------	--------

PITCHER	IP	WLS	BF	H	R	ER	SO	BB	IBB	HBP	BLK	WP	HR	S	P	ERA	WHIP
Steve Carlton, L ERA: 2.64 (1, 1)	6.0		21	2	0	0	8	1	0	0	0	0	0	36	40	0.00	0.500
Ron Reed, R ERA: 2.9 (7, 1)	0.1		3	2	0	0	0	0	0	0	0	0	0	3	3	0.00	6.000
Tug McGraw, L ERA: 3.03 (7, 1)	2.2		12	3	2	2	1	1	0	0	0	0	0	13	17	6.75	1.500
Sparky Lyle, L ERA: 4.7 (10, 1)	0.1	L	5	2	1	0	0	0	2	0	0	0	0	3	11	0.00	6.000

Batter	1	2	3	4	5	6	7	8	9	AB R H RBI BB SO LOB	TOP
Pete Rose, S (1, 3) OBP: 0.381, SLG: 0.401	0-3 K		0-0 4-3		0-0 FC6 1B		0-0 FC6-4 1B		0-0 G6-4-3 1-2f	5 0 2 0 0 1 1	
Bake McBride, L (1, 9) OBP: 0.333, SLG: 0.384	0-0 5-3 1B		0-0 2B		0-0 FC6 1-2f BB		0-0 FC6-4 1-2f S			4 1 2 0 0 0 2	
Gary Matthews, R (1, 7) OBP: 0.366, SLG: 0.390	0-0 5-3 1-2		0-0 F2		4-0 BB 1-2 BB		0-0 L7 1-2			3 0 0 0 1 0 3	
Mike Schmidt, R (1, 5) OBP: 0.401, SLG: 0.631	0-0 L8		0-0 2B		0-0 L9			0-0 F9		4 0 1 1 0 0 3	
Manny Trillo, R (1, 4) OBP: 0.339, SLG: 0.403		0-0 1B 1B	0-0 P3			0-0 5-3		0-0 E5 FC4		4 0 1 0 0 0 1	
Garry Maddox, R (1, 8) OBP: 0.297, SLG: 0.351		0-0 F8		0-0 F9		0-0 F7		0-0 FC4 1-2f		4 0 0 0 0 0 2	
Larry Bowa, S (1, 6) OBP: 0.294, SLG: 0.294		0-0 P6		0-0 4-3		4-0 BB		0-0 F8		3 0 0 0 1 0 2	
Bob Boone, R (1, 2) OBP: 0.298, SLG: 0.320		0-0 1B		0-0 6-3		0-0 5-3			0-0 G6-4-3 1B	4 0 2 0 0 0 1	
Mark Davis, L (1, 1) Mike Proly, R (4, 1) Greg Gross, L (7, PH) Sparky Lyle, L (7, 1) Del Unser, L (9, PH)	0-3 K		0-0 6-3		0-0 6-3		0-0 F8		0-0 F9	1 0 0 0 0 1 2 1 0 0 0 0 0 0 1 0 0 0 0 0 0 0 0 0 0 0 0 0 1 0 0 0 0 0 1	
Inning Stats	R: 0 E: 0 K: 1 S: 6 H: 1 LOB: 1 BB: 0 P: 6	R: 0 E: 0 K: 1 S: 7 H: 2 LOB: 2 BB: 0 P: 7	R: 1 E: 0 K: 0 S: 5 H: 2 LOB: 1 BB: 0 P: 5	R: 0 E: 0 K: 0 S: 3 H: 0 LOB: 0 BB: 0 P: 3	R: 0 E: 0 K: 0 S: 4 H: 1 LOB: 2 BB: 1 P: 8	R: 0 E: 0 K: 0 S: 3 H: 0 LOB: 1 BB: 1 P: 7	R: 0 E: 0 K: 0 S: 4 H: 1 LOB: 1 BB: 0 P: 4	R: 0 E: 2 K: 0 S: 4 H: 0 LOB: 1 BB: 0 P: 4	R: 0 E: 0 K: 0 S: 3 H: 1 LOB: 0 BB: 0 P: 3	1B: 6 2B: 2 3B: 0 HR: 0 SF: 0 SAC: 0 DP: 1 HBP: 0	WP: 0 PB: 0 SB: 1 CS: 0 PA: 37
PITCHER Vern Ruhle, R (1, 1) ERA: 3.57 Dave Smith, R (7, 1) ERA: 3.44	IP: 6.1 WLS: W BF: 28 H: 7 R: 1 ER: 1 SO: 2 BB: 2 IBB: 0 HBP: 0 BLK: 0 WP: 0 HR: 0 S: 30 P: 38 ERA: 1.42 WHIP: 1.421	IP: 2.2 WLS: 9 BF: 1 H: 0 R: 0 ER: 0 SO: 0 BB: 0 IBB: 0 HBP: 0 BLK: 0 WP: 0 HR: 0 S: 9 P: 9 ERA: 0.00 WHIP: 0.375	PITCHER IP WLS BF H R ER SO BB IBB HBP BLK WP HR S P ERA WHIP		PITCHER IP WLS BF H R ER SO BB IBB HBP BLK WP HR S P ERA WHIP						

Philadelphia Phillies @ Houston Astros
Astrodome, Houston, TX
Sat Aug 29 1981, 8:05 PM EDT
Unknown

livebaseballscorecards.com

AB	35
R	1
H	8
RBI	1
BB	2
SO	2
LOB	18



Batter	1	2	3	4	5	6	7	8	9
Tony Scott, S OBP: 0.283, SLG: 0.345 (1, 8)	0-0 F3		0-3 K	0-0 1B 2B		0-0 3-1			
Kiko Garcia, R OBP: 0.323, SLG: 0.318 (1, 6) (5, 5)	0-0 CS 1B		0-0 2-H 1B	0-0 2-H 3-H 1B		0-0 FC5-4 1B	0-0 6-3		
Cesar Cedeno, R OBP: 0.330, SLG: 0.362 (1, 3)	0-0 6-3 1-2		0-0 P3	0-0 FC5-4 1-2f		0-0 4-3			
Jose Cruz, L OBP: 0.320, SLG: 0.454 (1, 7)		0-0 F8		0-0 2B 1B	0-0 L6	0-3 K			
Art Howe, R OBP: 0.379, SLG: 0.435 (1, 5) Craig Reynolds, L OBP: 0.273, SLG: 0.394 (5, 6)		0-0 1B 2B		0-0 1B SF9 2B	0-0 G3		0-0 3-1		
Gary Woods, R OBP: 0.284, SLG: 0.253 (1, 9)		0-0 2-H 1B		0-0 2B BB 1B	0-0 5-3		0-0 G6-4-3 1B		
Luis Pujols, R OBP: 0.297, SLG: 0.296 (1, 2)		0-0 6-3		0-0 SF9 3-H		0-0 5-3	0-0 G6-4-3 1-2f		
Dickie Thon, R OBP: 0.308, SLG: 0.290 (1, 4)			0-0 SH3-4 1B	0-3 K		0-0 BLK 1B			
Vern Ruhle, R OBP: 0.588, SLG: 0.364 (1, 1) Dave Smith, R OBP: 0.200, SLG: 0.200 (7, 1)			0-0 SH3-4 1-2	4-0 2B 1B BB		0-3 K 1-2			

AB	R	H	RBI	BB	SO	LOB
4	1	1	1	0	1	2
4	0	3	3	0	0	0
4	0	0	0	0	0	3
4	1	1	0	0	1	0
2	1	2	0	0	0	0
2	0	0	0	0	0	0
4	1	3	1	0	0	0
3	0	0	1	0	0	2
3	1	2	0	0	1	1
1	1	0	0	1	1	1
0	0	0	0	0	0	0

WP	PA
0	34

Inning Stats	R	H	E	K	S	H	LOB	BB	P
1	0	1	0	0	3	2	1	0	3
2	0	2	0	0	4	1	0	0	4
3	1	2	0	1	7	1	0	0	7
4	5	5	0	1	14	1	0	1	14
5	0	0	0	0	3	0	0	0	3
6	0	1	0	1	6	1	0	0	6
7	0	0	0	1	5	0	0	0	5
8	0	1	0	0	3	0	0	0	3
9	0	0	0	0	0	0	0	0	0

PITCHER	IP	WLS	BF	H	R	ER	SO	BB	IBB	HBP	BLK	WP	HR	S	P	ERA	WHIP
Mark Davis, L ERA: 25.07 (1, 1)	3.2	L	19	9	6	6	2	1	0	0	0	0	0	22	26	14.73	2.727
Mike Proly, R ERA: 3.23 (4, 1)	2.1		9	2	0	0	1	0	0	0	1	0	0	11	11	0.00	0.857
Sparky Lyle, L ERA: 4.5 (7, 1)	2.0		6	1	0	0	1	0	0	0	0	0	0	8	8	0.00	0.500

PITCHER	IP	WLS	BF	H	R	ER	SO	BB	IBB	HBP	BLK	WP	HR	S	P	ERA	WHIP

Philadelphia Phillies @ Houston Astros
Astrodome, Houston, TX
Sat Aug 29 1981, 8:05 PM EDT
Unknown

livebaseballscorecards.com

AB	31
R	6
H	12
RBI	6
BB	1
SO	4
LOB	9



Batter	1	2	3	4	5	6	7	8	9	AB R H RBI BB SO LOB	TOP
Lonnie Smith, R (1, 7) OBP: 0.327, SLG: 0.316	0-0 L5		0-0 5-3			0-0 FC4-6 1B		0-0 P4		4 0 1 0 0 0 2	Philadelphia Phillies @ Houston Astros Astrodome, Houston, TX Sat Aug 29 1981, 8:05 PM EDT Att: 33,327 - Unknown
Pete Rose, S (1, 3) OBP: 0.376, SLG: 0.396	0-0 4-3		0-0 L6			0-0 FC4-6 E 1-2f		0-0 F7		4 0 0 0 0 0 3	
Greg Gross, L (1, 9) OBP: 0.330, SLG: 0.321	0-0 4-3			0-0 5-3		0-0 E4 1-3		0-0 4-3		4 0 0 0 0 0 1	
Mike Schmidt, R (1, 5) OBP: 0.402, SLG: 0.628		0-0 6-3		0-0 F9		4-0 IBB		0-0 E S 4-3 1B		3 1 1 0 1 0 0	
Keith Moreland, R (1, 2) OBP: 0.283, SLG: 0.429		0-0 5-3		0-0 F6		0-0 G5		0-0 F3 1-3		4 0 0 0 0 0 4	
Garry Maddox, R (1, 8) OBP: 0.297, SLG: 0.349		0-0 6-3			0-0 1B		0-0 L3	0-0 4-3		4 0 1 1 0 0 0	
Manny Trillo, R (1, 4) OBP: 0.337, SLG: 0.400			0-0 5-3 1B 1B		0-0 F7		0-0 F8	0-3 3-H K		4 0 1 0 0 1 0	
Luis Aguayo, R (1, 6) OBP: 0.250, SLG: 0.200			0-0 5-3 1B		0-0 6-3		0-0 1B			3 0 2 0 0 0 0	
Dickie Noles, R (1, 1) Del Unser, L (7, PH) Ron Reed, R (7, 1) OBP: 0.300, SLG: 0.244 OBP: 0.333, SLG: 0.333			0-3 K			0-0 P6	0-0 F7			2 0 0 0 0 1 2 1 0 0 0 0 0 1 0 0 0 0 0 0 0	
Inning Stats	R: 0 H: 0 E: 0 LOB: 0 K: 0 BB: 0 S: 3 P: 3	R: 0 H: 0 E: 0 LOB: 0 K: 0 BB: 0 S: 3 P: 3	R: 0 H: 2 E: 0 LOB: 2 K: 1 BB: 0 S: 7 P: 7	R: 0 H: 0 E: 0 LOB: 0 K: 0 BB: 0 S: 3 P: 3	R: 0 H: 1 E: 0 LOB: 0 K: 0 BB: 0 S: 3 P: 3	R: 0 H: 1 E: 1 LOB: 3 K: 0 BB: 1 S: 5 P: 9	R: 0 H: 1 E: 0 LOB: 1 K: 0 BB: 0 S: 4 P: 4	R: 0 H: 0 E: 0 LOB: 0 K: 0 BB: 0 S: 3 P: 3	R: 1 H: 1 E: 0 LOB: 0 K: 1 BB: 0 S: 6 P: 6	1B: 6 SF: 0 2B: 0 SAC: 0 3B: 0 DP: 0 HR: 0 HBP: 0	WP: 0 PA: 34 PB: 0 SB: 1 CS: 0
PITCHER	IP WLS BF H R ER SO BB IBB HBP BLK WP HR S P ERA WHIP										
Billy Smith, R (1, 1) ERA: 2.87	7.0 W 27 5 0 0 1 0 1 0 0 0 0 0 28 32 0.00 0.714										
Frank LaCorte, R (8, 1) ERA: 3.51	2.0 S 7 1 1 0 1 0 0 0 0 0 0 0 9 9 0.00 0.500										

AB	33
R	1
H	6
RBI	1
BB	1
SO	2
LOB	13



Batter	1	2	3	4	5	6	7	8	9	10	AB	R	H	RBI	BB	SO	LOB	TOP								
Lonnie Smith, R OBP: 0.336, SLG: 0.314 (1, 8) (9, 7)	0-0 F7	0-3 K			0-0 CS S 1B		4-0 1B BB		4-0 2B BB	0-0 F7	4	1	1	0	2	1	2									
Pete Rose, S OBP: 0.386, SLG: 0.405 (1, 3) B B B	4-0 1B BB	0-0 1B			4-0 1-2 BB		0-0 1-3 1B		0-0 FC2-5 1-H 2B		3	0	3	1	2	0	0									
Del Unser, L OBP: 0.296, SLG: 0.244 Larry Bowa, S OBP: 0.293, SLG: 0.293 Garry Maddox, R OBP: 0.297, SLG: 0.349 (1, 7) (9, PH) (9, 8)	0-0 1-3 1B			0-0 F7	0-0 F7		0-0 6-3		0-0 FC2-5 1B		4	0	1	0	0	0	4									
Mike Schmidt, R OBP: 0.402, SLG: 0.634 (1, 5)	0-0 F9			4-0 BB	0-0 F7				0-0 F7		4	1	1	1	1	0	4									
Keith Moreland, R OBP: 0.280, SLG: 0.418 (1, 2)	0-0 2-3			0-0 F9			0-0 P6		0-0 P3	0-0 FC6-4 1B	5	0	1	0	0	0	3									
Dick Davis, R OBP: 0.449, SLG: 0.493 (1, 9)		0-0 4-3 WP 2B 1B		0-3 K			0-3 K		0-0 E 2B	0-0 FC6-4 1-2f	5	1	2	0	0	2	3									
Manny Trillo, R OBP: 0.335, SLG: 0.393 (1, 4)		0-0 4-3			4-0 FC6-4 BB		0-0 F9		0-0 E5 FC6-4	0-0 P4	4	0	0	0	1	0	2									
Luis Aguayo, R OBP: 0.262, SLG: 0.233 (1, 6)		0-0 1B 2B			0-0 FC6-4 B1-6-4		0-0 K		0-0 F9	0-0 SH1-4 1B	5	1	2	1	0	1	3									
Nino Espinosa, R OBP: 0.200, SLG: 0.200 Mike Proly, R OBP: 0.331, SLG: 0.381 Bake McBride, L OBP: 0.331, SLG: 0.381 Warren Brusstar, R OBP: 0.365, SLG: 0.388 Gary Matthews, R OBP: 0.333, SLG: 0.333 (1, 1) (3, 1) (7, PH) (7, 1) (8, PH) (8, 1)		0-0 3-H 1B 2B			0-0 B1-6-4		0-0 F7		0-0 FC6-4	0-0 SH1-4	1	0	1	1	0	0	0									
Inning Stats	R: 0 E: 0 K: 0 S: 4	H: 1 LOB: 2 BB: 1 P: 8	R: 2 E: 0 K: 1 S: 8	H: 4 LOB: 2 BB: 0 P: 8	R: 0 E: 0 K: 1 S: 5	H: 0 LOB: 1 BB: 1 P: 9	R: 0 E: 0 K: 0 S: 2	H: 0 LOB: 0 BB: 1 P: 6	R: 0 E: 0 K: 0 S: 3	H: 1 LOB: 0 BB: 1 P: 7	R: 0 E: 0 K: 1 S: 5	H: 0 LOB: 0 BB: 0 P: 5	R: 0 E: 0 K: 1 S: 6	H: 1 LOB: 2 BB: 1 P: 10	R: 1 E: 1 K: 0 S: 6	H: 2 LOB: 2 BB: 0 P: 6	R: 1 E: 0 K: 0 S: 5	H: 2 LOB: 2 BB: 1 P: 9	R: 0 E: 0 K: 0 S: 4	H: 1 LOB: 1 BB: 0 P: 4	1B: 8 2B: 3 3B: 0 HR: 1	SF: 0 SAC: 1 DP: 1 HBP: 0	WP: 1 PB: 0 SB: 1 CS: 1	PA: 46		
PITCHER	IP WLS BF H R ER SO BB IBB HBP BLK WP HR S P ERA WHIP																									
Nolan Ryan, R ERA: 1.37 Joe Sambito, L ERA: 1.94 Dave Smith, R ERA: 3.36 (1, 1) (8, 1) (9, 1)	7.0 1.2 1.1	31 10 5	8 3 1	3 1 0	3 1 0	4 0 0	5 1 0	0 0 0	0 0 0	0 0 0	1 0 0	1 0 0	34 9 5	54 13 5	3.86 5.40 0.00	1.857 2.400 0.750										

Philadelphia Phillies @ Houston Astros
Astrodome, Houston, TX
Sun Aug 30 1981, 8:05 PM EDT
Att. 23,102 - Unknown

livebaseballscorecards.com

AB	39
R	4
H	12
RBI	4
BB	6
SO	4
LOB	25



BOTTOM

Philadelphia Phillies @ Houston Astros
Astrodome, Houston, TX
Sun Aug 30 1981, 8:05 PM EDT
Att: 23,102 - Unknown

livebaseballscorecards.com

AB 34
R 5
H 11
RBI 5
BB 4
SO 1
LOB 12



WP: 0 PA: 40
PB: 0
SB: 2
CS: 0

AB R H RBI BB SO LOB

5 1 1 1 0 0 3

4 2 1 0 1 0 1

3 1 2 0 1 0 0

5 0 2 2 0 0 2

3 0 1 0 1 0 1

3 1 1 1 0 0 1

0 0 0 0 0 0 0

3 0 1 1 0 0 2

1 0 0 0 0 0 0

4 0 2 0 0 1 0

3 0 0 0 0 0 2

0 0 0 0 0 0 0

0 0 0 0 1 0 0

1B: 9 SF: 1
2B: 2 SAC: 1
3B: 0 DP: 2
HR: 1 HBP: 0

Batter	1	2	3	4	5	6	7	8	9	10
Tony Scott, S OBP: 0.281, SLG: 0.352 (1, 8)	0-0 HR	0-0 F7		0-0 6-3			0-0 6-3		0-0 5-3	
Craig Reynolds, L OBP: 0.271, SLG: 0.386 (1, 6)	0-0 3-1		4-0 1B 1B BB		0-0 4-3		0-0 4-3		0-0 SH1-4 1B	
Denny Walling, L OBP: 0.373, SLG: 0.403 (1, 9)	0-0 FC4-6 1B		0-0 BB 1B SF7 1B		0-0 6-3		0-0 6-3	4-0 G6-4-3 BB	0-0 SH1-4	
Jose Cruz, L OBP: 0.322, SLG: 0.452 (1, 7)	0-0 FC4-6 1-2f		0-0 FC8-4 BB 1B		0-0 1-3		0-0 G6-4-3 1-2f	0-0 G6-4-3 BB	0-0 1-2	0-0 1B 2-H
Cesar Cedeno, R OBP: 0.333, SLG: 0.363 (1, 3)	0-0 5-3		4-0 FC8-4 BB		0-0 F8		0-0 F8	0-0 1B	0-0 1B	
Art Howe, R OBP: 0.377, SLG: 0.434 (1, 5)		0-0 2B 1B	0-0 SF7		0-0 P4		0-0 P4	0-0 4-3	0-0 4-3	
Dave Smith, R OBP: 0.200, SLG: 0.200 (9, 1)			3-H		0-0 3-1		0-0 3-1	0-0 3-1	0-0 1-3	
Alan Ashby, S OBP: 0.341, SLG: 0.320 (1, 2)		0-0 1-H	0-0 FC8-4		0-0 3-1		0-0 3-1	0-0 1-3	0-0 1-3	
Luis Pujols, R OBP: 0.293, SLG: 0.293 (9, PH) (10, 2)		0-0 2B	0-0 1-2 2-3		0-0 F7		0-0 F7	0-3 K	0-3 K	
Joe Pittman, R OBP: 0.328, SLG: 0.347 (1, 4)		0-0 S 1B		0-0 F7		0-0 F7	0-0 S 1B	0-0 S 1B	0-0 K	
Nolan Ryan, R OBP: 0.243, SLG: 0.152 (1, 1)		0-0 F9		0-0 4-3		0-0 4-3	0-0 P3	0-0 P3	4-0 BB	
Joe Sambito, L OBP: 0.330, SLG: 0.319 (8, 1) (9, 5)		1-2					1-2	1-2	BB	

Inning Stats	R: 1	H: 2	E: 0	K: 0	S: 5	R: 1	H: 3	E: 0	K: 0	S: 5	R: 2	H: 2	E: 0	K: 0	S: 4	R: 0	H: 0	E: 0	K: 0	S: 3	R: 0	H: 0	E: 0	K: 0	S: 3	R: 0	H: 1	E: 0	K: 0	S: 4	R: 0	H: 1	E: 0	K: 0	S: 3	R: 0	H: 0	E: 0	K: 1	S: 5	R: 1	H: 2	E: 0	K: 0	S: 3	1B: 9	SF: 1	2B: 2	SAC: 1	3B: 0	DP: 2	HR: 1	HBP: 0	WP: 0	PA: 40
--------------	------	------	------	------	------	------	------	------	------	------	------	------	------	------	------	------	------	------	------	------	------	------	------	------	------	------	------	------	------	------	------	------	------	------	------	------	------	------	------	------	------	------	------	------	------	-------	-------	-------	--------	-------	-------	-------	--------	-------	--------

PITCHER	IP	WLS	BF	H	R	ER	SO	BB	IBB	HBP	BLK	WP	HR	S	P	ERA	WHIP
Nino Espinosa, R ERA: 6.11 (1, 1)	2.0		14	7	4	4	0	2	0	0	0	0	1	12	20	18.00	4.500
Mike Proly, R ERA: 2.93 (3, 1)	4.0		11	0	0	0	0	0	0	0	0	0	0	11	11	0.00	0.000
Warren Brusstar, R ERA: (7, 1)	1.0		4	1	0	0	0	0	0	0	0	0	0	4	4	0.00	1.000
Sparky Lyle, L ERA: 4.47 (8, 1)	2.1	L	11	3	1	1	1	2	0	0	0	0	0	11	19	3.86	2.143

Philadelphia Phillies @ Atlanta Braves
 Atlanta-Fulton County Stadium, Atlanta, GA

Mon Aug 31 1981, 7:05 PM EDT
 Att. 8,207 - Unknown

AB	41
R	11
H	17
RBI	11
BB	4
SO	6
LOB	16



Batter	1	2	3	4	5	6	7	8	9	AB	R	H	RBI	BB	SO	LOB
Lonnie Smith, R OBP: 0.331, SLG: 0.336 (1, 8)	F3		HR		F8	E6 1B SF7	FC6-4 1-2f		SH4-3 2-3	5	2	1	1	0	0	1
Pete Rose, S OBP: 0.388, SLG: 0.412 (1, 3)	L6		4-3		1B HR	1B BB		FC6-4 1B 2B	SF8 3-H	5	3	3	1	0	0	0
Bake McBride, L OBP: 0.324, SLG: 0.374 (1, 9)	4-3		K		1B HR	SF7		K	6-3	5	1	1	1	0	2	1
Mike Schmidt, R OBP: 0.408, SLG: 0.645 (1, 5)		F3 BB 1B	K		1B HR	1B BB		FC6-4 IBB		3	2	2	3	2	1	0
Keith Moreland, R OBP: 0.293, SLG: 0.447 (1, 2)		1B BB		L7	HR	1B		FC6-4 IBB 1B		4	1	2	2	1	0	2
Gary Matthews, R OBP: 0.365, SLG: 0.388 (1, 7)		K		1B 1B	L9	L4		IBB 1B		5	0	2	1	0	1	4
Manny Trillo, R OBP: 0.332, SLG: 0.387 (1, 4)		F3 2-3		F5	5-3		L9	IBB 1B		4	0	0	0	1	0	3
Luis Aguayo, R OBP: 0.290, SLG: 0.313 (1, 6)				1B			F9		4-3	4	1	3	2	0	0	0
Greg Gross, L OBP: 0.326, SLG: 0.317 (8, PH)				1B						1	0	0	0	0	0	3
Larry Bowa, S OBP: 0.293, SLG: 0.293 (8, 6)				1B						0	0	0	0	0	0	0
Dick Ruthven, R OBP: 0.195, SLG: 0.231 (1, 1)				1B						3	0	1	0	0	2	2
Ron Reed, R OBP: 0.600, SLG: 0.800 (6, 1)				1B					SH4-3 SF8 2B	2	1	2	0	0	0	0

Batter	1	2	3	4	5	6	7	8	9
Lonnie Smith, R OBP: 0.331, SLG: 0.336 (1, 8)	F3		HR		F8	E6 1B SF7	FC6-4 1-2f		SH4-3 2-3
Pete Rose, S OBP: 0.388, SLG: 0.412 (1, 3)	L6		4-3		1B HR	1B BB		FC6-4 1B 2B	SF8 3-H
Bake McBride, L OBP: 0.324, SLG: 0.374 (1, 9)	4-3		K		1B HR	SF7		K	6-3
Mike Schmidt, R OBP: 0.408, SLG: 0.645 (1, 5)		F3 BB 1B	K		1B HR	1B BB		FC6-4 IBB	
Keith Moreland, R OBP: 0.293, SLG: 0.447 (1, 2)		1B BB		L7	HR	1B		FC6-4 IBB 1B	
Gary Matthews, R OBP: 0.365, SLG: 0.388 (1, 7)		K		1B 1B	L9	L4		IBB 1B	
Manny Trillo, R OBP: 0.332, SLG: 0.387 (1, 4)		F3 2-3		F5	5-3		L9	IBB 1B	
Luis Aguayo, R OBP: 0.290, SLG: 0.313 (1, 6)				1B			F9		4-3
Greg Gross, L OBP: 0.326, SLG: 0.317 (8, PH)				1B					
Larry Bowa, S OBP: 0.293, SLG: 0.293 (8, 6)				1B					
Dick Ruthven, R OBP: 0.195, SLG: 0.231 (1, 1)				1B					
Ron Reed, R OBP: 0.600, SLG: 0.800 (6, 1)				1B					SH4-3 SF8 2B

Inning Stats	R: 0	H: 0	E: 0	K: 0	S: 3	P: 3	R: 1	H: 2	E: 0	K: 2	S: 9	P: 13	R: 1	H: 1	E: 0	K: 2	S: 8	P: 8	R: 0	H: 3	E: 0	K: 0	S: 5	P: 5	R: 4	H: 4	E: 0	K: 0	S: 7	P: 7	R: 3	H: 3	E: 1	K: 1	S: 9	P: 13	R: 0	H: 1	E: 0	K: 0	S: 4	P: 4	R: 1	H: 2	E: 0	K: 1	S: 7	P: 15	R: 1	H: 1	E: 0	K: 0	S: 4	P: 4	R: 1	H: 1	E: 0	K: 0	S: 4	P: 4	1B: 11	SF: 2	2B: 2	SAC: 1	3B: 0	DP: 0	HR: 4	HBP: 0	WP: 0	PA: 48
--------------	------	------	------	------	------	------	------	------	------	------	------	-------	------	------	------	------	------	------	------	------	------	------	------	------	------	------	------	------	------	------	------	------	------	------	------	-------	------	------	------	------	------	------	------	------	------	------	------	-------	------	------	------	------	------	------	------	------	------	------	------	------	--------	-------	-------	--------	-------	-------	-------	--------	-------	--------

PITCHER	IP	WLS	BF	H	R	ER	SO	BB	IBB	HBP	BLK	WP	HR	S	P	ERA	WHIP
Gaylord Perry, R ERA: 3.66 (1, 1)	4.1	L	23	10	6	6	4	1	0	0	0	0	3	30	34	12.46	2.538
John Montefusco, R ERA: 3.73 (5, 1)	1.1		9	3	3	1	1	1	0	0	0	0	1	10	14	6.75	3.000
Steve Bedrosian, R ERA: 7.04 (6, 1)	0.1		1	0	0	0	0	0	0	0	0	0	0	1	1	0.00	0.000
Larry McWilliams, L ERA: 6.75 (7, 1)	1.1		6	2	1	1	1	0	0	0	0	0	0	8	8	6.75	1.500
Gene Garber, R ERA: 3.34 (8, 1)	0.2		5	1	0	0	0	0	2	0	0	0	0	3	11	0.00	1.500

PITCHER	IP	WLS	BF	H	R	ER	SO	BB	IBB	HBP	BLK	WP	HR	S	P	ERA	WHIP
Al Hrabosky, L ERA: 1.37 (9, 1)	1.0		4	1	1	1	0	0	0	0	0	0	0	4	4	9.00	1.000

Batter	1	2	3	4	5	6	7	8	9	AB	R	H	RBI	BB	SO	LOB
Brett Butler, L OBP: 0.327, SLG: 0.395 (1, 7)	0-0 5-3	0-0 S 1B			0-0 4-3	0-0 1B 1B		0-0 4-3		5	0	2	0	0	0	0
Claudell Washington, L OBP: 0.353, SLG: 0.430 (1, 9)	1-0 BB S HR HBP	0-0 4-3			0-0 1-3	0-0 1-2 2-H 1B			0-0 F9	4	1	1	1	0	0	1
Bob Homer, R OBP: 0.329, SLG: 0.406 (1, 5)	0-0 F7		0-0 F2		0-0 L8	0-3 K			0-0 F7	5	0	0	0	0	1	3
Chris Chambliss, L OBP: 0.359, SLG: 0.425 (1, 3)	4-0 BB HR BB		0-3 K		0-0 K	0-0 BB 1B		0-0 F7	0-0 F8	4	1	1	0	1	1	0
Dale Murphy, R OBP: 0.326, SLG: 0.373 (1, 8)	4-0 1-2 2-3 HR BB		0-0 FC6-4 1B		4-0 1-2 2B BB	0-0 4-3				2	2	1	0	2	0	0
Glenn Hubbard, R OBP: 0.326, SLG: 0.368 (1, 4)	0-0 1-H 2-H 3-H HR		0-0 FC6-4		4-0 1-2 2B 1B BB	0-0 1B				3	2	2	4	1	0	1
Bruce Benedict, R OBP: 0.343, SLG: 0.377 (1, 2)	0-0 F3		0-0 F2		0-0 F7	0-0 4-3				4	0	0	0	0	0	3
Rafael Ramirez, R OBP: 0.280, SLG: 0.278 (1, 6)		0-0 F9		0-0 5-3		0-0 1B 2B		0-0 F7		4	1	1	1	0	0	0
Gaylord Perry, R OBP: 0.283, SLG: 0.351 (1, 1)		0-3 K		0-0 6-3		0-0 1B 1B		0-0 6-3		2	0	0	0	0	1	0
John Montelusco, R OBP: 0.067, SLG: 0.133 (5, 1)										0	0	0	0	0	0	0
Steve Bedrosian, R OBP: 0.067, SLG: 0.133 (6, 1)										0	0	0	0	0	0	0
Rufino Linares, R OBP: 0.283, SLG: 0.379 (6, PH)										1	1	1	2	0	0	0
Larry McWilliams, L OBP: 0.067, SLG: 0.133 (7, 1)										0	0	0	0	0	0	0
Gene Garber, R OBP: 0.067, SLG: 0.133 (8, 1)										0	0	0	0	0	0	0
Jerry Royster, R OBP: 0.206, SLG: 0.233 (8, PH)										1	0	0	0	0	0	0
Al Hrabosky, R OBP: 0.067, SLG: 0.133 (9, 1)										0	0	0	0	0	0	0

Inning Stats	R: 4	H: 1	E: 0	K: 0	S: 4	H: 1	LOB: 0	BB: 2	P: 13	R: 0	H: 1	E: 0	K: 1	S: 6	R: 0	H: 1	E: 0	K: 1	S: 6	R: 0	H: 0	E: 0	K: 0	S: 3	R: 0	H: 0	E: 0	K: 0	S: 3	R: 4	H: 5	E: 0	K: 1	S: 9	R: 0	H: 1	E: 0	K: 0	S: 4	R: 0	H: 0	E: 0	K: 0	S: 3	R: 0	H: 0	E: 0	K: 0	S: 3	1B: 7	SF: 0	2B: 1	SAC: 0	3B: 0	DP: 0	HR: 1	HBP: 1	WP: 0	PA: 40
--------------	------	------	------	------	------	------	--------	-------	-------	------	------	------	------	------	------	------	------	------	------	------	------	------	------	------	------	------	------	------	------	------	------	------	------	------	------	------	------	------	------	------	------	------	------	------	------	------	------	------	------	-------	-------	-------	--------	-------	-------	-------	--------	-------	--------

PITCHER	IP	WLS	BF	H	R	ER	SO	BB	IBB	HBP	BLK	WP	HR	S	P	ERA	WHIP
Dick Ruthven, R ERA: 4.84 (1, 1)	5.2	W	27	6	8	8	2	4	0	1	0	0	1	26	43	12.71	1.765
Ron Reed, R ERA: 2.76 (6, 1)	3.1	S	13	3	0	0	1	0	0	0	0	0	0	15	15	0.00	0.900


BOTTOM

Philadelphia Phillies @ Atlanta Braves
Atlanta-Fulton County Stadium, Atlanta, GA

Mon Aug 31 1981, 7:05 PM EDT
Att. 8,207 - Unknown

livebaseballscorecards.com

AB	35
R	8
H	9
RBI	8
BB	4
SO	3
LOB	8



Batter	1	2	3	4	5	6	7	8	9	AB R H RBI BB SO LOB	TOP											
Pete Rose, S (1, 3) OBP: 0.389, SLG: 0.416	0-0 4-3		0-0 1B		0-0 2B			0-0 E6		4 1 2 0 0 0 0	Philadelphia Phillies @ Atlanta Braves Atlanta-Fulton County Stadium, Atlanta, GA Tue Sep 01 1981, 7:05 PM EDT Att. 3,374 - Unknown											
Bake McBride, L (1, 9) OBP: 0.315, SLG: 0.363	0-0 L4		0-0 3-1		0-0 P5			0-3 K		4 0 0 0 0 1 4												
Gary Matthews, R (1, 7) OBP: 0.367, SLG: 0.402	0-0 1-3		0-0					0-0 F8		4 1 2 3 0 0 1												
Greg Gross, L (8, 7) OBP: 0.326, SLG: 0.317			2-H 3-H 1B					HR		0 0 0 0 0 0 0												
Mike Schmidt, R (1, 5) OBP: 0.406, SLG: 0.638		4-0 6-3 S BB	0-0 F9		0-0 6-3			0-0 P5		3 0 0 0 1 1 2												
Manny Trillo, R (1, 4) OBP: 0.327, SLG: 0.380		0-0 6-3		0-0 4-3				0-0 P3		4 0 0 0 0 0 1												
Garry Maddox, R (1, 8) OBP: 0.292, SLG: 0.344		0-0 F8		0-0 F5				0-0 F7		4 0 0 0 0 0 1												
Luis Aguayo, R (1, 6) OBP: 0.274, SLG: 0.294		0-3 K		0-0 5-3				0-0 F3		4 0 0 0 0 1 1												
Bob Boone, R (1, 2) OBP: 0.294, SLG: 0.315			0-0 F9		0-0 F7			0-0 P4		3 0 0 0 0 0 0												
Steve Carlton, L (1, 1) OBP: 0.196, SLG: 0.265			0-0 3-1 1B		0-3 K			0-3 K		3 1 1 0 0 2 0												
Inning Stats	R: 0 E: 0 K: 0 S: 3	H: 0 LOB: 0 BB: 0 P: 3	R: 0 E: 0 K: 1 S: 5	H: 0 LOB: 1 BB: 1 P: 9	R: 2 E: 0 K: 0 S: 6	H: 3 LOB: 1 BB: 0 P: 6	R: 0 E: 0 K: 0 S: 3	H: 0 LOB: 0 BB: 0 P: 3	R: 0 E: 0 K: 1 S: 6	H: 1 LOB: 1 BB: 0 P: 6	R: 1 E: 0 K: 0 S: 4	H: 1 LOB: 0 BB: 0 P: 4	R: 0 E: 0 K: 1 S: 5	H: 0 LOB: 0 BB: 0 P: 5	R: 0 E: 1 K: 2 S: 8	H: 0 LOB: 1 BB: 0 P: 8	R: 0 E: 0 K: 0 S: 3	H: 0 LOB: 0 BB: 0 P: 3	1B: 3 2B: 1 3B: 0 HR: 1	SF: 0 SAC: 0 DP: 0 HBP: 0	WP: 0 PB: 0 SB: 1 CS: 0	PA: 34
PITCHER	IP WLS BF H R ER SO BB IBB HBP BLK WP HR S P ERA WHIP																					
Rick Mahler, R (1, 1) ERA: 3.05	6.0 L 24 5 3 3 2 1 0 0 0 0 0 1 27 31 4.50 1.000																					
Steve Bedrosian, R (7, 1) ERA: 5.06	3.0 10 0 0 0 3 0 0 0 0 0 0 0 16 16 0.00 0.000																					

livebaseballscorecards.com

AB	33
R	3
H	5
RBI	3
BB	1
SO	5
LOB	10



Batter	1	2	3	4	5	6	7	8	9	AB	R	H	RBI	BB	SO	LOB
Rufino Linares, R (1, 7) OBP: 0.293, SLG: 0.384	4-0 SH2-3 BB		0-0 G5-4-3 1B			0-0 G4-6-3 1B			0-0 F8	3	0	2	0	1	0	0
Claudell Washington, L (1, 9) OBP: 0.349, SLG: 0.425	0-0 SH2-3 1-2		0-0 G5-4-3 1-2f			0-0 G4-6-3 1-2f			0-0 F7	3	0	0	0	0	0	2
Bob Homer, R (1, 5) OBP: 0.324, SLG: 0.400	0-0 5-3									3	0	0	0	0	0	1
Chris Chambliss, L (1, 3) OBP: 0.356, SLG: 0.420	0-3 K									3	0	0	0	0	1	1
Dale Murphy, R (1, 8) OBP: 0.323, SLG: 0.369										3	0	0	0	0	1	0
Glenn Hubbard, R (1, 4) OBP: 0.326, SLG: 0.367										3	0	1	0	0	1	0
Bruce Benedict, R (1, 2) OBP: 0.339, SLG: 0.372										3	0	0	0	0	0	1
Rafael Ramirez, R (1, 6) OBP: 0.277, SLG: 0.275										3	0	0	0	0	1	1
Rick Mahler, R (1, 1) OBP: 0.071, SLG: 0.071										1	0	0	0	0	0	0
Jerry Royster, R (6, PH) OBP: 0.205, SLG: 0.230										1	0	0	0	0	0	0
Steve Bedrosian, R (7, 1)										0	0	0	0	0	0	0
Eddie Miller, S (9, PH) OBP: 0.284, SLG: 0.272										1	0	0	0	0	0	0

Inning Stats	R: 0	H: 0	E: 0	K: 1	S: 5	R: 0	H: 1	E: 0	K: 1	S: 6	R: 0	H: 1	E: 0	K: 0	S: 3	R: 0	H: 0	E: 0	K: 1	S: 5	R: 0	H: 0	E: 0	K: 0	S: 3	R: 0	H: 1	E: 0	K: 0	S: 3	R: 0	H: 0	E: 0	K: 1	S: 5	R: 0	H: 0	E: 0	K: 1	S: 5	R: 0	H: 0	E: 0	K: 0	S: 3	R: 0	H: 0	E: 0	K: 1	S: 5	R: 0	H: 0	E: 0	K: 0	S: 3	R: 0	H: 0	E: 0	K: 0	S: 3	R: 0	H: 0	E: 0	K: 0	S: 3
Steve Carlton, L (1, 1) ERA: 2.47	IP	WLS	BF	H	R	ER	SO	BB	IBB	HBP	BLK	WP	HR	S	P	ERA	WHIP																																																
																		IP	WLS	BF	H	R	ER	SO	BB	IBB	HBP	BLK	WP	HR	S	P	ERA	WHIP																															

BOTTOM

Philadelphia Phillies @ Atlanta Braves
Atlanta-Fulton County Stadium, Atlanta, GA

Tue Sep 01 1981, 7:05 PM EDT
Att. 3,374 - Unknown

livebaseballscorecards.com

AB	27
R	0
H	3
RBI	0
BB	1
SO	4
LOB	6

Braves

WP: 0	PA: 29
PB: 0	
SB: 0	
CS: 0	

Batter	1	2	3	4	5	6	7	8	9	AB	R	H	RBI	BB	SO	LOB
Brett Butler, L (1, 7) Rufino Linares, R (7, PH) Rick Camp, R (8, 1) Al Hrabosky, R (9, 1) Gene Garber, R (9, 1) Jerry Royster, R (9, PH) OBP: 0.297, SLG: 0.391 OBP: 0.292, SLG: 0.382	0-0 1-3 ①		0-0 F7 BLK 1B		0-0 E4		0-0 FC6-4 ② 1-2f 2-3		0-0 SF9 ② 3-H	3	1	1	0	0	0	0
Claudell Washington, L (1, 9) OBP: 0.344, SLG: 0.418	0-0 F9		0-0 F7 1-3		0-0 F7 1-2		0-0 F7			4	0	0	0	0	0	4
Bob Homer, R (1, 5) OBP: 0.323, SLG: 0.397	0-0 E6 FC4		0-0 3-H 1B		0-0 P3			0-0 F7 ①		4	0	1	1	0	0	1
Chris Chambliss, L (1, 3) OBP: 0.351, SLG: 0.415	0-0 FC4 1-2f		0-0 F4 ③			0-0 G3 ①		0-3 K ②		4	0	0	0	0	1	2
Dale Murphy, R (1, 8) OBP: 0.322, SLG: 0.368		0-0 6-3 BLK 1B		0-0 5-3 ①		0-3 K ②		0-0 5-3 ③		4	0	1	0	0	1	0
Glenn Hubbard, R (1, 4) OBP: 0.329, SLG: 0.375		0-3 K 1-2		4-0 BB ②		0-0 5-3 ③			0-0 1B 3B	3	1	1	0	1	1	1
Bruce Benedict, R (1, 2) OBP: 0.335, SLG: 0.367		0-0 6-3 ②		0-0 F8 ②			0-0 F7 ①		0-0 F8 ①	4	0	0	0	0	0	3
Rafael Ramirez, R (1, 6) Eddie Miller, S (7, PR) OBP: 0.278, SLG: 0.273 OBP: 0.289, SLG: 0.278		0-0 6-3 ③		0-0 6-3 ③			4-0 FC6-4 S BB		0-0 S SF9 1B	2	0	0	0	1	0	2
Tommy Boggs, R (1, 1) Biff Pocoroba, S (7, PH) Larry Whisenton, L (7, PR) Luis Gomez, R (8, 6) OBP: 0.167, SLG: 0.194 OBP: 0.265, SLG: 0.210			0-0 4-3 ①		0-0 1-3 ①		4-0 BB BB FC6-4 BB		4-0 3-H BB 1-3 BB	2	0	0	0	0	0	0

Inning Stats	R: 0	H: 0	E: 1	K: 0	S: 4	H: 0	LOB: 1	BB: 0	P: 4	R: 0	H: 1	E: 0	K: 1	S: 6	H: 2	LOB: 1	BB: 0	P: 6	R: 1	H: 2	E: 0	K: 0	S: 5	H: 0	LOB: 1	BB: 0	P: 5	R: 0	H: 0	E: 0	K: 0	S: 3	R: 0	H: 0	E: 1	K: 0	S: 4	R: 0	H: 0	E: 0	K: 1	S: 5	H: 0	LOB: 0	BB: 0	P: 5	R: 0	H: 0	E: 0	K: 0	S: 3	R: 0	H: 0	E: 0	K: 1	S: 5	R: 0	H: 2	E: 0	K: 0	S: 4	1B: 4	2B: 0	3B: 1	HR: 0	SF: 1	SAC: 0	DP: 0	HBP: 0	WP: 0	PA: 37
--------------	------	------	------	------	------	------	--------	-------	------	------	------	------	------	------	------	--------	-------	------	------	------	------	------	------	------	--------	-------	------	------	------	------	------	------	------	------	------	------	------	------	------	------	------	------	------	--------	-------	------	------	------	------	------	------	------	------	------	------	------	------	------	------	------	------	-------	-------	-------	-------	-------	--------	-------	--------	-------	--------

PITCHER	IP	WLS	BF	H	R	ER	SO	BB	IBB	HBP	BLK	WP	HR	S	P	ERA	WHIP
Dickie Noles, R (1, 1) ERA: 4.68	6.1		27	3	1	1	2	3	0	0	2	0	0	28	40	1.42	0.947
Sparky Lyle, L (7, 1) ERA: 4.41	0.2		2	0	0	0	0	0	0	0	0	0	0	2	2	0.00	0.000
Warren Brusstar, R (8, 1) ERA: 7.71	1.1	L	7	2	2	2	1	1	0	0	0	0	0	8	12	13.50	2.250
Tug McGraw, L (9, 1) ERA: 3.0	0.1		1	0	0	0	0	0	0	0	0	0	0	1	1	0.00	0.000


BOTTOM

Philadelphia Phillies @ Atlanta Braves
Atlanta-Fulton County Stadium, Atlanta, GA

Wed Sep 02 1981, 7:05 PM EDT
Att. 6,232 - Unknown

livebaseballscores.com

AB	32
R	3
H	5
RBI	3
BB	4
SO	3
LOB	15



Batter	1	2	3	4	5	6	7	8	9	AB R H RBI BB SO LOB	TOP													
Dave Collins, S (1, 9) <small>OBP: 0.350, SLG: 0.396</small> Sam Mejias, R (8, 9) <small>OBP: 0.327, SLG: 0.356</small>	0-0 1B SF9 1B	0-0 F9		4-0 1B S BB		0-0 G3		0-0 SH5-4 1-2	0-0 FC4-6 1-2f	3 1 1 0 1 0 1 1 0 0 0 0 0 1														
Ken Griffey, L (1, 8) <small>OBP: 0.371, SLG: 0.431</small>	0-0 1B SF9 1B		0-0 S 1B 1B	4-0 1B S BB		0-0 4-3		4-0 1B HR IBB	0-0 F7	4 3 2 0 2 0 1														
Dave Concepcion, R (1, 6) <small>OBP: 0.358, SLG: 0.434</small>	0-0 SF9 1-2 3-H		4-0 F9 1B SF8 BB	0-0 1-2 2-3 1B		0-0 3-1		0-0 HR 1B		3 2 2 1 1 0 0														
George Foster, R (1, 7) <small>OBP: 0.362, SLG: 0.535</small>	0-3 K		0-0 1-2 2-H 1B	0-3 K			0-0 F4	0-0 HR 1-H 2-H 3-H		5 1 2 5 0 2 4														
Johnny Bench, R (1, 3) <small>OBP: 0.419, SLG: 0.510</small> Eddie Milner, L (8, PH) Tom Hume, R (8, 1)	0-0 1B 2-H		0-0 F9		4-0 5-3 WP BB		0-0 HR	0-3 K		3 1 2 2 1 0 2 1 0 0 0 0 1 0 0 0 0 0 0 0 0														
Ray Knight, R (1, 5) <small>OBP: 0.333, SLG: 0.361</small>	0-0 F7		0-0 SF8	0-0 1-3		0-0 5-3	0-0 1B	0-3 K		4 0 1 1 0 1 2														
Joe Nolan, L (1, 2) <small>OBP: 0.363, SLG: 0.401</small>		0-0 L6	0-0 F6		0-0 G3		0-0 F9	0-0 L3		5 0 0 0 0 0 4														
Ron Oester, S (1, 4) <small>OBP: 0.327, SLG: 0.371</small>		0-3 K		0-0 6-3	4-0 IBB		0-0 F7		0-0 FC4-6 1B	4 0 1 0 1 1 1														
Bruce Berenyi, R (1, 1) <small>OBP: 0.200, SLG: 0.273</small> Paul Moskau, R (6, 1) Dan Driessen, L (8, PH) <small>OBP: 0.338, SLG: 0.364</small> (8, 3)		0-0 1B		0-3 K	0-3 K			0-0 1B SH5-4 HR 1B	0-0 F7	3 0 1 0 0 2 2 0 0 0 0 0 0 0 2 1 1 0 0 0 1														
Inning Stats	R: 2 E: 0 K: 1 S: 8	H: 3 LOB: 1 BB: 0 P: 8	R: 0 E: 0 K: 1 S: 6	H: 1 LOB: 1 BB: 0 P: 6	R: 2 E: 0 K: 0 S: 5	H: 2 LOB: 1 BB: 1 P: 9	R: 0 E: 0 K: 2 S: 8	H: 1 LOB: 3 BB: 2 P: 16	R: 0 E: 0 K: 1 S: 5	H: 0 LOB: 2 BB: 2 P: 13	R: 0 E: 0 K: 0 S: 3	H: 0 LOB: 0 BB: 0 P: 3	R: 1 E: 0 K: 0 S: 5	H: 2 LOB: 1 BB: 0 P: 5	R: 4 E: 0 K: 2 S: 11	H: 3 LOB: 1 BB: 1 P: 15	R: 0 E: 0 K: 0 S: 4	H: 1 LOB: 1 BB: 0 P: 4	1B: 11 2B: 0 3B: 0 HR: 2	SF: 2 SAC: 1 DP: 0 HBP: 0	WP: 2 PB: 0 SB: 2 CS: 0	PA: 47		
PITCHER	IP WLS BF H R ER SO BB IBB HBP BLK WP HR S P ERA WHIP																							
Mark Davis, L (1, 1) <small>ERA: 17.65</small> Dan Larson, R (5, 1) <small>ERA:</small> Mike Proly, R (6, 1) <small>ERA: 3.0</small> Ron Reed, R (8, 1) <small>ERA: 3.47</small> Sparky Lyle, L (9, 1) <small>ERA: 4.33</small>	4.0 L 22 7 4 4 4 3 0 0 0 0 0 0 27 39 9.00 2.500	1.0 5 0 0 0 1 1 1 0 0 1 0 5 13 0.00 1.000	2.0 8 2 1 1 0 0 0 0 0 0 1 8 8 4.50 1.000	1.0 8 3 4 4 2 0 1 0 0 1 1 11 15 36.00 3.000	1.0 4 1 0 0 0 0 0 0 0 0 0 4 4 0.00 1.000																			

Cincinnati Reds @ Philadelphia Phillies
 Veterans Stadium, Philadelphia, PA
 Thu Sep 03 1981, 7:05 PM EDT
 Att: 26,540 - Unknown

AB	38
R	9
H	13
RBI	9
BB	6
SO	7
LOB	19



livebaseballscorecards.com

Batter	1	2	3	4	5	6	7	8	9	AB	R	H	RBI	BB	SO	LOB	
Pete Rose, S OBP: 0.398, SLG: 0.421 (1, 3)	4-0 2B BB	4-0 1-2 BB		0-0 4-3 2-3		0-0 BB 1B		0-0 1B 1B		3	1	2	0	2	0	1	
Larry Bowa, S OBP: 0.297, SLG: 0.299 (1, 6)	0-0 1-H 2B	0-0 4-3		4-0 S BB		0-0 F8		0-0 F8		4	0	1	1	1	0	5	
Bake McBride, L OBP: 0.309, SLG: 0.364 (1, 9)	0-3 K		0-3 K	0-0 SF7 1-2 3-H		0-0 F9		0-0 F9		3	0	0	1	0	2	2	
Dick Davis, R OBP: 0.443, SLG: 0.486 (7, 9)										1	0	0	0	0	0	1	
Mike Schmidt, R OBP: 0.414, SLG: 0.647 (1, 5)	0-3 K		0-0 HR	4-0 BB		4-0 1-2 BB		0-0 1-2 1B		3	1	2	1	2	1	1	
Gary Matthews, R OBP: 0.358, SLG: 0.388 (1, 7)	0-3 K		0-0 6-3	0-0 G3		4-0 1-2 2-3 BB		0-0 5-3		4	0	0	0	1	1	5	
Garry Maddox, R OBP: 0.297, SLG: 0.345 (1, 8)		4-0 3-1 4-3 BB	0-0 1B 1B		0-0 S 1B	0-3 K		0-3 K		4	0	2	0	1	2	3	
Manny Trillo, R OBP: 0.324, SLG: 0.375 (1, 4)		0-0 4-3 1-2	0-0 1-2 1B		0-0 L9		0-0 F3		0-0 5-3 1B	5	0	2	0	0	0	2	
Bob Boone, R OBP: 0.286, SLG: 0.302 (1, 2)		0-0 3-1 2-3	0-0 F9		0-0 F9		0-0 L5		0-0 5-3 1-2	5	0	0	0	0	0	5	
Mark Davis, L Len Matuszek, L Dan Larson, R Cazze Virgil, R Mike Proby, R Greg Gross, L Ron Reed, R Sparky Lyle, L George Valdivia, L		4-0 WP BB		0-0 4-3 SF7 2B		0-3 K		0-0 F8		0-0 F9	0	0	0	0	1	0	0

Inning Stats	R: 1	H: 1	E: 0	K: 3	S: 10	H: 1	LOB: 1	BB: 1	P: 14	R: 0	H: 0	E: 0	K: 0	S: 3	H: 0	LOB: 3	BB: 3	P: 15	R: 1	H: 3	E: 0	K: 1	S: 8	H: 3	LOB: 2	BB: 0	P: 8	R: 1	H: 1	E: 0	K: 0	S: 4	H: 1	LOB: 2	BB: 2	P: 12	R: 0	H: 1	E: 0	K: 1	S: 6	H: 1	LOB: 3	BB: 2	P: 14	R: 0	H: 0	E: 0	K: 0	S: 3	H: 2	LOB: 2	BB: 0	P: 5	R: 0	H: 1	E: 0	K: 1	S: 6	H: 1	LOB: 1	BB: 0	P: 6	R: 0	H: 0	E: 0	K: 0	S: 5	H: 2	LOB: 2	BB: 0	P: 5	R: 0	H: 1	E: 0	K: 1	S: 6	H: 1	LOB: 1	BB: 0	P: 6	1B: 7	2B: 2	3B: 0	HR: 1	SF: 1	SAC: 0	DP: 0	HBP: 0	WP: 1	PB: 0	SB: 2	CS: 0	PA: 45
PITCHER	IP	WLS	BF	H	R	ER	SO	BB	IBB	HBP	BLK	WP	HR	S	P	ERA	WHIP																																																																													
Bruce Berenyi, R ERA: 3.58 (1, 1)	5.0	W	27	6	3	3	5	6	0	0	0	1	1	31	55	5.40	2.400																																																																													
Paul Moskau, R ERA: 3.99 (6, 1)	2.0		9	1	0	0	1	2	0	0	0	0	0	9	17	0.00	1.500																																																																													
Tom Hume, R ERA: 3.26 (8, 1)	2.0		9	3	0	0	1	0	0	0	0	0	0	11	11	0.00	1.500																																																																													


BOTTOM

Cincinnati Reds @ Philadelphia Phillies
Veterans Stadium, Philadelphia, PA

Thu Sep 03 1981, 7:05 PM EDT
Att. 26,540 - Unknown

livebaseballscorecards.com

AB	36
R	3
H	10
RBI	3
BB	8
SO	7
LOB	27



Batter	1	2	3	4	5	6	7	8	9	AB R H RBI BB SO LOB	TOP
Dave Collins, S (1, 9) <small>OBP: 0.352, SLG: 0.397</small> Sam Mejias, R (7, 9) <small>OBP: 0.327, SLG: 0.356</small> Ken Griffey, L (9, PH) <small>OBP: 0.369, SLG: 0.432</small>	1-0 		0-0 			0-0 E6 	0-0 		0-3 K 	3 1 1 0 0 0 0 0 0 0 0 0 0 0 1 0 0 0 0 1 0	Cincinnati Reds @ Philadelphia Phillies Veterans Stadium, Philadelphia, PA Sat Sep 05 1981, 7:05 PM EDT Att: 41,845 - Unknown
Paul Householder, S (1, 8) <small>OBP: 0.375, SLG: 0.750</small>	0-0 5-3 		0-0 5-3 			0-0 	0-0 	0-0 F7 	5 1 2 2 0 0 1		
Dave Concepcion, R (1, 6) <small>OBP: 0.358, SLG: 0.429</small>	0-0 			0-0 F9 		0-0 6-3 	0-3 K 		4 0 1 0 0 1 2		
George Foster, R (1, 7) <small>OBP: 0.362, SLG: 0.539</small>	0-0 FC5-4 			0-3 K2-3 		4-0 		0-0 	3 2 1 1 1 1 1		
Johnny Bench, R (1, 3) <small>OBP: 0.430, SLG: 0.514</small> German Barranca, L (8, PR) <small>OBP: 0.500, SLG: 0.500</small> Dan Driessen, L (8, 3) <small>OBP: 0.336, SLG: 0.362</small>		4-0 		0-0 F3 		0-0 	1-2 	0-0 	3 0 2 0 1 0 0 0 0 0 0 0 0 0 0 0 0 0 0 0 0		
Ray Knight, R (1, 5) <small>OBP: 0.331, SLG: 0.358</small>		0-0 G6-4-3 		0-0 F8 		0-0 	1-2 	0-0 4-3 	4 0 1 1 0 0 2		
Joe Nolan, L (1, 2) <small>OBP: 0.378, SLG: 0.407</small> Mike O'Berry, R (8, 2) <small>OBP: 0.253, SLG: 0.266</small>		4-0 		0-0 		0-3 K 		4-0 	2 0 1 0 2 1 2 0 0 0 0 0 0 0		
Ron Oester, S (1, 4) <small>OBP: 0.321, SLG: 0.365</small> Tom Hume, R (8, 1)		0-0 E8 		0-0 G4-6-3 		0-3 K 	0-3 K 	0-0 G4-6-3 	4 0 1 0 0 1 3 0 0 0 0 0 0 0		
Mario Soto, R (1, 1) <small>OBP: 0.091, SLG: 0.070</small> Junior Kennedy, R (8, 4) <small>OBP: 0.229, SLG: 0.219</small> Larry Bittner, L (9, PH) <small>OBP: 0.313, SLG: 0.326</small>			0-3 K 		0-3 K 	0-3 6-3 		0-0 6-3 	3 0 0 0 0 2 0 0 0 0 0 0 0 0 1 0 0 0 0 0 0		
Inning Stats	R: 0 H: 1 E: 0 LOB: 1 K: 0 BB: 0 S: 3 P: 4	R: 0 H: 1 E: 1 LOB: 1 K: 0 BB: 2 S: 2 P: 10	R: 0 H: 0 E: 0 LOB: 0 K: 1 BB: 0 S: 5 P: 5	R: 0 H: 0 E: 0 LOB: 0 K: 1 BB: 0 S: 5 P: 5	R: 0 H: 1 E: 0 LOB: 0 K: 0 BB: 0 S: 3 P: 3	R: 3 H: 3 E: 1 LOB: 2 K: 2 BB: 1 S: 11 P: 15	R: 0 H: 2 E: 0 LOB: 2 K: 2 BB: 0 S: 9 P: 9	R: 1 H: 2 E: 0 LOB: 2 K: 0 BB: 1 S: 4 P: 8	R: 0 H: 0 E: 0 LOB: 0 K: 1 BB: 0 S: 5 P: 5	1B: 8 SF: 0 2B: 0 SAC: 0 3B: 0 DP: 3 HR: 2 HBP: 1	
PITCHER Steve Carlton, L (1, 1) <small>ERA: 2.42</small> Ron Reed, R (8, 1) <small>ERA: 3.51</small>	IP WLS BF H R ER SO BB IBB HBP BLK WP HR S P ERA WHIP 7.0 30 8 3 1 6 3 0 1 0 0 1 38 51 1.29 1.571										

livebaseballscorecards.com

AB	33
R	4
H	10
RBI	4
BB	4
SO	7
LOB	11



Batter	1	2	3	4	5	6	7	8	9
Lonnie Smith, R OBP: 0.344, SLG: 0.374 (1, 8)	0-0 F3		0-3 K		0-0 FC5 1B		4-0 FC5 BB	4-0 BB	
Pete Rose, S OBP: 0.392, SLG: 0.413 (1, 3)	4-0 1-3 BB		0-3 K		0-0 F6		0-0 F9	0-0 1B	
Gary Matthews, R OBP: 0.358, SLG: 0.382 (1, 7)	0-0 1-3		0-0		0-0 FC5		0-0 FC5		
Ryne Sandberg, R (7, PR)	1-2		BB 1B		2-H		2-H		
Ron Reed, R OBP: 0.600, SLG: 0.800 (8, 1)	1-2		1B		1-2 K		1-2 IBB		
Mike Schmidt, R OBP: 0.417, SLG: 0.643 (1, 5)	0-3 K		1-2 BB		0-3 K		4-0 1-2 IBB		
Keith Moreland, R OBP: 0.298, SLG: 0.438 (1, 2)		0-0 FC4-6 1B	0-3 K		0-0 F4		0-0 F9		
George Yuvovich, L OBP: 0.467, SLG: 0.643 (1, 9)		0-0 FC4-6 1B BLK		0-0 1B		0-0 1B S		0-0 F9	
Larry Bowa, S OBP: 0.310, SLG: 0.310 (1, 6)		0-0 BLK 1-3 6-3 1B		0-0 F5		0-0 G4-6-3 1B		0-0 F7	
Luis Aguayo, R OBP: 0.293, SLG: 0.307 (1, 4)		0-0 6-3		0-0 F9		0-0 F4		4-0 1B BB	
Greg Gross, L OBP: 0.330, SLG: 0.313 (8, 7)		2-H 3-H		0-0 1-3		0-0 G4-6-3 1-2f		0-0 1B BB	
Steve Carlton, L OBP: 0.185, SLG: 0.250 (1, 1)		0-3 K		0-0 1-3					
Manny Trillo, R OBP: 0.326, SLG: 0.377 (8, 4)									

Inning Stats	R: 0	H: 0	E: 0	K: 1	S: 5	R: 2	H: 2	E: 0	K: 1	S: 7	R: 0	H: 1	E: 0	K: 3	S: 10	R: 1	H: 1	E: 1	K: 1	S: 7	R: 0	H: 2	E: 0	K: 0	S: 4	R: 0	H: 0	E: 0	K: 0	S: 3	R: 2	H: 2	E: 0	K: 0	S: 4
	LOB: 1	BB: 1	P: 9	LOB: 0	BB: 0	P: 7	LOB: 2	BB: 1	P: 14	LOB: 1	BB: 0	P: 4	LOB: 1	BB: 0	P: 7	LOB: 1	BB: 0	P: 7	LOB: 1	BB: 0	P: 4	LOB: 2	BB: 2	P: 11	LOB: 1	BB: 2	P: 12	SF: 0	SAC: 0	DP: 1	HBP: 0	1B: 9	2B: 0	3B: 0	HR: 0

PITCHER	IP	WLS	BF	H	R	ER	SO	BB	IBB	HBP	BLK	WP	HR	S	P	ERA	WHIP
Mario Soto, R ERA: 3.6 (1, 1)	7.2	L	36	8	5	4	6	4	1	0	1	0	0	43	63	4.70	1.565
Tom Hume, R ERA: 3.24 (8, 1)	0.1		2	1	0	0	0	1	0	0	0	0	0	1	5	0.00	6.000

BOTTOM

Cincinnati Reds @ Philadelphia Phillies
Veterans Stadium, Philadelphia, PA
 Sat Sep 05 1981, 7:05 PM EDT
 Att. 41,845 - Unknown

livebaseballscorecards.com

AB	32
R	5
H	9
RBI	4
BB	6
SO	6
LOB	19



WP : 0	PA : 38
PB : 0	SB : 6
CS : 0	

Batter	1	2	3	4	5	6	7	8	9	AB R H RBI BB SO LOB	TOP		
Dave Collins, S (1, 9) OBP: 0.351, SLG: 0.393 Tom Hume, R (8, 1) Joe Price, R (9, 1)	4-0 BB G6-4-3			0-3 K		0-0 6-3		0-0 L4		3 0 0 0 1 1 0 0 0 0 0 0 0 0 0 0 0 0 0 0 0			
Paul Householder, S (1, 8) OBP: 0.333, SLG: 0.545	0-0 G6-4-3 1-2f			0-3 K			4-0 FC6-4 1B 1B BB	0-0 F8		3 1 0 0 1 1 1			
Dave Concepcion, R (1, 6) OBP: 0.362, SLG: 0.437	0-0 L3			0-0 1B 2B			0-0 FC6-4 1-2 1B	0-0 4-3 2B 1B		4 1 3 0 0 0 0			
George Foster, R (1, 7) OBP: 0.361, SLG: 0.535				0-0 1B			0-0 FC6-4 1-2f 2-3 1B E	0-0 4-3 1-2		4 1 1 0 0 1 3			
Dan Driessen, L (1, 3) OBP: 0.343, SLG: 0.366				0-0 6-3		0-0 CS 1B	0-0 E9 1-H SF9 1B	1-0 2B HBP		3 2 2 1 0 0 0			
Ray Knight, R (1, 5) OBP: 0.333, SLG: 0.363				0-0 F9		4-0 FC3-6 1-2 BB	0-0 SF9 3-H	0-0 2B 1-H 2-H		2 0 1 3 1 0 0			
Ron Oester, S (1, 4) OBP: 0.318, SLG: 0.361				0-0 F8		0-0 FC3-6 1-2f CS	0-0 5-3			3 0 0 0 0 0 1			
Mike O'Berry, R (1, 2) OBP: 0.244, SLG: 0.256				0-0 6-3		0-0 CS 1-2	0-0 K	0-0 1-3		3 0 0 0 0 1 0			
Frank Pastore, R (1, 1) OBP: 0.118, SLG: 0.147 Johnny Bench, R (8, PH) OBP: 0.426, SLG: 0.509 Sam Mejias, R (8, 9) OBP: 0.327, SLG: 0.356				0-3 K		0-0 F4		0-0 6-3		2 0 0 0 0 1 0 1 0 0 0 0 0 0 0 0 0 0 0 0 0			
Inning Stats	R: 0 H: 0 E: 0 LOB: 0 K: 0 BB: 1 S: 2 P: 6	R: 0 H: 0 E: 0 LOB: 0 K: 1 BB: 0 S: 5 P: 5	R: 0 H: 0 E: 0 LOB: 0 K: 1 BB: 0 S: 5 P: 5	R: 0 H: 2 E: 0 LOB: 2 K: 2 BB: 0 S: 8 P: 8	R: 0 H: 1 E: 0 LOB: 0 K: 0 BB: 1 S: 2 P: 6	R: 0 H: 0 E: 0 LOB: 0 K: 1 BB: 0 S: 5 P: 5	R: 3 H: 2 E: 1 LOB: 0 K: 0 BB: 1 S: 5 P: 9	R: 0 H: 0 E: 0 LOB: 0 K: 0 BB: 0 S: 3 P: 3	R: 2 H: 2 E: 0 LOB: 1 K: 0 BB: 0 S: 4 P: 5	1B: 5 SF: 1 2B: 2 SAC: 0 3B: 0 DP: 1 HR: 0 HBP: 1	WP: 0 PA: 34 PB: 0 SB: 0 CS: 2		
PITCHER	IP WLS BF H R ER SO BB IBB HBP BLK WP HR S P ERA WHIP											PITCHER	IP WLS BF H R ER SO BB IBB HBP BLK WP HR S P ERA WHIP
Dickie Noles, R (1, 1) ERA: 4.22 Sparky Lyle, L (8, 1) ERA: 4.42	7.0 0 25 5 3 2 5 3 0 0 0 0 0 0 32 44 2.57 1.143												

Cincinnati Reds @ Philadelphia Phillies
Veterans Stadium, Philadelphia, PA
Sun Sep 06 1981, 3:33 AM EDT
Att: 30,366 - Unknown

livebaseballscorecards.com

AB 28
R 5
H 7
RBI 4
BB 3
SO 5
LOB 5



Batter	1	2	3	4	5	6	7	8	9	AB R H RBI BB SO LOB
Lonnie Smith, R OBP: 0.338, SLG: 0.367 (1, 9) X	0-0 F9 ①		0-3 K ②		0-0 F7 ③		0-0 4-3 ③		0-0 FC5-4 1B	5 0 1 0 0 1 3
Pete Rose, S OBP: 0.395, SLG: 0.417 (1, 3) B B B	4-0 BB		0-0 1-3 ③			0-0 2B 2B		0-0 FC1-5 HBP 1B	0-0 FC5-4 1-2f	4 1 2 0 1 0 2
Gary Matthews, R OBP: 0.359, SLG: 0.385 (1, 7) X	0-0 F8 ②			0-0 F9 ①		0-0 1B 2B		1-0 FC4-6 FC1-5 HBP		3 1 1 1 0 0 1
Mike Schmidt, R OBP: 0.415, SLG: 0.641 (1, 5) X	0-0 L5 ③			0-0 WP SF8 2B		0-3 K ①		0-0 FC1-5 FC4-6		4 1 1 0 0 1 4
Keith Moreland, R OBP: 0.296, SLG: 0.435 (1, 2) X		0-0 F9 ①		0-0 SF8 ②		0-0 G3-6 1B		0-0 FC4-6		3 0 1 2 0 0 2
Garry Maddox, R OBP: 0.293, SLG: 0.340 (1, 8) S S S		0-3 K ②		0-0 6-3 ③		0-0 G3-6 ③ ② ①		0-3 K ③		4 0 0 0 0 2 3
Larry Bowa, S OBP: 0.313, SLG: 0.310 (1, 6) X		0-0 L5 ③			4-0 BB BB B		0-0 1-3 ①		0-0 1B S 1B	3 1 1 0 1 0 0
Manny Trillo, R OBP: 0.329, SLG: 0.379 (1, 4) X			0-0 SH2-4 1B		0-0 F8 ①		0-3 K ②		0-0 1B 1-H 1B	4 0 2 1 0 1 1
Dickie Noles, R OBP: 0.111, SLG: 0.111 (1, 1) X			0-0 SH2-4 ①		0-3 K ②		0-0 1B		0-0 4-3 ②	1 0 0 0 0 1 1
Len Matuszek, L OBP: 1.000, SLG: 1.500 (7, PH)										1 0 1 0 0 0 0
Sparky Lyle, L OBP: 0.333, SLG: 0.333 (8, 1)										0 0 0 0 0 0 0
George Vukovich, L OBP: 0.438, SLG: 0.600 (9, PH)			1-2							1 0 0 0 0 0 0

Inning Stats	R: 0 E: 0 K: 3	H: 0 LOB: 1 BB: 1 P: 7	R: 0 E: 0 K: 1 S: 5	H: 0 LOB: 0 BB: 0 P: 5	R: 0 E: 0 K: 1 S: 6	H: 1 LOB: 1 BB: 0 P: 6	R: 1 E: 0 K: 0 S: 4	H: 1 LOB: 0 BB: 0 P: 4	R: 0 E: 0 K: 1 S: 5	H: 0 LOB: 1 BB: 1 P: 9	R: 2 E: 0 K: 1 S: 7	H: 3 LOB: 0 BB: 0 P: 7	R: 0 E: 0 K: 1 S: 6	H: 1 LOB: 1 BB: 0 P: 6	R: 0 E: 0 K: 1 S: 6	H: 1 LOB: 2 BB: 0 P: 7	R: 1 E: 0 K: 0 S: 5	H: 3 LOB: 1 BB: 0 P: 5	1B: 7 2B: 3 3B: 0 HR: 0	SF: 1 SAC: 1 DP: 1 HBP: 1	WP: 1 PB: 0 SB: 1 CS: 0	PA: 38
--------------	----------------------	---------------------------------	------------------------------	---------------------------------	------------------------------	---------------------------------	------------------------------	---------------------------------	------------------------------	---------------------------------	------------------------------	---------------------------------	------------------------------	---------------------------------	------------------------------	---------------------------------	------------------------------	---------------------------------	----------------------------------	------------------------------------	----------------------------------	--------

PITCHER	IP	WLS	BF	H	R	ER	SO	BB	IBB	HBP	BLK	WP	HR	S	P	ERA	WHIP
Frank Pastore, R ERA: 3.72 (1, 1)	7.0		28	6	3	3	5	2	0	0	0	1	0	36	44	3.86	1.143
Tom Hume, R ERA: 3.31 (8, 1)	1.2	W	9	4	1	1	1	0	0	1	0	0	0	10	11	5.40	2.400
Joe Price, L ERA: 3.09 (9, 1)	0.1	S	1	0	0	0	0	0	0	0	0	0	0	1	1	0.00	0.000

BOTTOM

Cincinnati Reds @ Philadelphia Phillies
Veterans Stadium, Philadelphia, PA
 Sun Sep 06 1981, 3:33 AM EDT
 Att. 30,366 - Unknown

livebaseballscorecards.com

AB	33
R	4
H	10
RBI	4
BB	2
SO	6
LOB	17



Batter	1	2	3	4	5	6	7	8	9	AB R H RBI BB SO LOB	TOP																
Tim Raines, S OBP: 0.387, SLG: 0.427 (1, 7) X	0-0 F7 ①		0-0 F9 ③		0-0 6-3 ②		0-0 1-3 2-H S 1B			4 0 1 1 0 0 0	Montreal Expos @ Philadelphia Phillies Veterans Stadium, Philadelphia, PA Mon Sep 07 1981, 3:33 AM EDT Att: 31,401 - Unknown livebaseballscorecards.com																
Rodney Scott, S OBP: 0.322, SLG: 0.261 (1, 4) X	0-0 F8 ②			4-0 S BLK E BB	0-0 G3 ③		0-0 6-3 ③ 1-2			3 1 0 0 1 0 2																	
Andre Dawson, R OBP: 0.387, SLG: 0.620 (1, 8) X	0-0 S 1B			4-0 4-3 S 1-2 FC6-4 BB		0-0 F4 ①		0-0 F7 ①		3 1 1 0 1 0 0																	
Gary Carter, R OBP: 0.302, SLG: 0.423 (1, 2) S S S	0-3 K ③ 1-2			0-0 4-3 ① 1-3 2-H		0-3 K ② S S S		0-0 5-3 ②		4 0 0 0 0 2 2																	
Warren Cromartie, L OBP: 0.333, SLG: 0.379 (1, 9) X		0-0 F8 ①		4-0 FC6-4 BB		0-0 6-3 ③		4-0 BB		2 0 0 0 2 0 0																	
Tim Wallach, R OBP: 0.292, SLG: 0.333 Dan Briggs, L (7, 3)		0-0 6-3 ②		0-0 FC6-4 ② 1-2f HR		0-0 1B 1B		0-0 F8 ③		3 1 1 1 0 0 1 1 0 0 0 0 0 1																	
Larry Parrish, R OBP: 0.274, SLG: 0.345 (1, 5) S S S		0-3 K ③		0-0 1-H HR		0-0 1-3 1B 1B		0-0 6-3 ①		4 2 2 2 0 1 0																	
Chris Speier, R OBP: 0.312, SLG: 0.297 (1, 6) X			0-0 F7 ①	0-0 5-3 ③		0-0 6-3 ②		0-0 6-3 ②		4 0 0 0 0 0 1																	
Stan Bahnsen, R OBP: 0.111, SLG: 0.111 Elias Sosa, R OBP: 1.000, SLG: 1.000 Woodie Fryman, R OBP: 0.500, SLG: 0.500 John Milner, L OBP: 0.308, SLG: 0.397 Jeff Reardon, R (7, 1)			0-3 K ②		0-3 K ①		4-0 1B BB		0-0 F4 ③	2 0 0 0 0 2 0 0 0 0 0 0 0 0 0 0 0 0 0 0 0 0 0 0 0 1 0 0 1 0 0 0 0 0 0																	
Inning Stats	R: 0 E: 0 K: 1 S: 6	H: 1 LOB: 1 BB: 0 P: 6	R: 0 E: 0 K: 1 S: 5	H: 0 LOB: 0 BB: 0 P: 5	R: 0 E: 0 K: 1 S: 5	H: 0 LOB: 0 BB: 0 P: 5	R: 4 E: 0 K: 0 S: 4	H: 1 LOB: 0 BB: 3 P: 16	R: 0 E: 0 K: 1 S: 5	H: 0 LOB: 0 BB: 0 P: 5		R: 0 E: 0 K: 1 S: 5	H: 0 LOB: 0 BB: 0 P: 5	R: 1 E: 0 K: 0 S: 5	H: 3 LOB: 2 BB: 1 P: 9	R: 0 E: 0 K: 0 S: 3	H: 0 LOB: 1 BB: 1 P: 7	R: 0 E: 0 K: 0 S: 3	H: 0 LOB: 0 BB: 0 P: 3	1B: 4 2B: 0 3B: 0 HR: 1	SF: 0 SAC: 0 DP: 0 HBP: 0	WP: 0 PB: 0 SB: 4 CS: 0	PA: 36				
PITCHER	IP WLS BF H R ER SO BB IBB HBP BLK WP HR S P ERA WHIP																										
Mark Davis, L ERA: 12.89 (1, 1)	6.0		23	2	4	4	5	3	0	0	1	0	1	30	42	6.00	0.833										
Mike Proly, R ERA: 3.06 (7, 1)	2.0	L	10	3	1	1	0	2	0	0	0	0	0	8	16	4.50	2.500										
Sparky Lyle, L ERA: 4.34 (9, 1)	1.0		3	0	0	0	0	0	0	0	0	0	0	3	3	0.00	0.000										

Montreal Expos @ Philadelphia Phillies
 Veterans Stadium, Philadelphia, PA
 Mon Sep 07 1981, 3:33 AM EDT
 Att: 31,401 - Unknown
livebaseballscorecards.com

AB	31
R	5
H	5
RBI	4
BB	5
SO	5
LOB	7



Batter	1	2	3	4	5	6	7	8	9	AB	R	H	RBI	BB	SO	LOB
Pete Rose, S (1, 3) OBP: 0.392, SLG: 0.412	0-0 4-3		0-3 K	0-0 4-3		4-0 IBB		0-0 G3		4	0	0	0	1	1	2
Bake McBride, L (1, 9) OBP: 0.312, SLG: 0.365 Lonnie Smith, R (9, PR) OBP: 0.338, SLG: 0.367	0-0 4-3		0-0 FC6-4 1B		0-0 F5	0-3 K		0-0 SH3 1B		5	0	2	0	0	1	3
Gary Matthews, R (1, 7) OBP: 0.355, SLG: 0.379	0-0 6-3		0-0 FC6-4 BB E 1-2f		0-3 K	0-0 F9		0-0 SH3 1-2		4	0	0	0	0	1	4
Mike Schmidt, R (1, 5) OBP: 0.415, SLG: 0.635		0-0 S 2B 1B	4-0 BB BB 1-2		0-0 F9		0-3 K		0-0 5-3	4	1	1	0	1	1	2
Keith Moreland, R (1, 2) OBP: 0.304, SLG: 0.437 Ryne Sandberg, R (6, PR)		0-0 F3	4-0 BB BB 1-2		0-0 F9	0-0 SH 1B 1B	0-0 F3		0-0 G3	2	0	1	0	1	0	1
Bob Boone, R (7, 2) OBP: 0.284, SLG: 0.300 Del Unser, L (9, PH) OBP: 0.304, SLG: 0.255		0-0 F3	0-0 FC6-4 BB 1-2 2-3		0-0 SH 1B 1B	0-0 F3		0-0 G3	0	1	0	0	0	0	0	0
Garry Maddox, R (1, 8) OBP: 0.296, SLG: 0.339		4-0 2B BB 1-2	0-0 FC6-4 1-2f		0-0 SH 1B 1B	0-0 F9		0-0 F9	3	2	1	0	1	0	3	
Larry Bowa, S (1, 6) OBP: 0.313, SLG: 0.310		0-0 F5	4-0 BB BB 1-2		0-0 FC6-4 1-2f	0-0 SH S 1B		0-0 SH3-4 1B	3	0	1	0	0	0	2	
Manny Trillo, R (1, 4) OBP: 0.336, SLG: 0.388		0-0 F5	4-0 BB BB BB 1-2 2-3		0-0 F6	0-0 SH S 1B		0-0 SH3-4 1B	2	0	2	4	1	0	0	
Mark Davis, L (1, 1) OBP: 0.200, SLG: 0.111 Ramon Aviles, R (6, PH) Mike Proly, R (7, 1) Len Matuszek, L (8, PH) Sparky Lyle, L (9, 1) OBP: 0.750, SLG: 1.000 OBP: 0.333, SLG: 0.333		0-0 G3	4-0 BB BB BB 1-2 2-3		0-0 SH3-4 BB 1-2	0-0 P1 1-2 2-3		0-0 F3	1	0	0	0	0	0	1	

Inning Stats	R: 0	H: 0	E: 0	K: 0	S: 3	H: 0	LOB: 0	BB: 0	P: 3	R: 2	H: 2	E: 0	K: 0	S: 5	R: 0	H: 1	E: 1	K: 0	S: 6	R: 0	H: 0	E: 0	K: 0	S: 3	R: 0	H: 0	E: 0	K: 1	S: 5	R: 0	H: 3	E: 2	K: 1	S: 9	R: 0	H: 0	E: 0	K: 1	S: 5	R: 0	H: 1	E: 0	K: 0	S: 4	R: 0	H: 1	E: 0	K: 0	S: 4	1B: 7	2B: 1	3B: 0	HR: 0	SF: 0	SAC: 4	DP: 0	HBP: 0	WP: 0	PA: 41
--------------	------	------	------	------	------	------	--------	-------	------	------	------	------	------	------	------	------	------	------	------	------	------	------	------	------	------	------	------	------	------	------	------	------	------	------	------	------	------	------	------	------	------	------	------	------	------	------	------	------	------	-------	-------	-------	-------	-------	--------	-------	--------	-------	--------

PITCHER	IP	WLS	BF	H	R	ER	SO	BB	IBB	HBP	BLK	WP	HR	S	P	ERA	WHIP
Stan Bahnsen, R (1, 1) ERA: 5.44	5.0		22	3	2	2	2	4	0	0	0	0	0	22	38	3.60	1.400
Elias Sosa, R (6, 1) ERA: 5.08	0.0		4	3	2	2	0	0	0	0	0	0	0	4	4	∞	∞
Woodie Fryman, L (6, 1) ERA: 1.69	1.0	W	4	0	0	0	1	0	1	0	0	0	0	5	9	0.00	0.000
Jeff Reardon, R (7, 1) ERA: 2.4	3.0	S	11	2	0	0	1	0	0	0	0	0	0	13	13	0.00	0.667

BOTTOM

Montreal Expos @ Philadelphia Phillies
Veterans Stadium, Philadelphia, PA
Mon Sep 07 1981, 3:33 AM EDT
Att. 31,401 - Unknown

livebaseballscorecards.com

AB	32
R	4
H	8
RBI	4
BB	5
SO	4
LOB	23



Batter	1	2	3	4	5	6	7	8	9	AB R H RBI BB SO LOB	TOP																				
Tim Raines, S (1, 7) OBP: 0.383, SLG: 0.421	0-3 K		0-0 F8		0-0 F8			0-0 G6-3		4 0 0 0 0 1 1																					
Rodney Scott, S (1, 4) OBP: 0.323, SLG: 0.259 Jerry White, S (8, PH) OBP: 0.315, SLG: 0.380 Grant Jackson, S (8, 1)	0-0 F8		4-0 BB BB			0-0 1-3		4-0 FC5-4 BB		2 0 0 0 1 0 0 0 0 0 0 1 0 0 0 0 0 0 0 0 0																					
Andre Dawson, R (1, 8) OBP: 0.386, SLG: 0.614	0-0 F3		4-0 BB 1-2			0-0 F8		0-0 FC5-4		3 0 0 0 1 0 1																					
Gary Carter, R (1, 2) OBP: 0.304, SLG: 0.446		0-0 HR	0-0 F8			0-0 6-3			0-0 HR	4 2 2 2 0 0 2																					
Warren Cromartie, L (1, 9) OBP: 0.336, SLG: 0.376		4-0 1B SF8 BB		0-0 4-3			0-0 3-1		4-0 HR BB	2 2 0 0 2 0 0																					
Dan Briggs, L (1, 3) OBP: 0.200, SLG: 0.200		0-0 CS 1B		0-3 K			0-0 4-3		0-3 K	4 0 1 0 0 2 1																					
Larry Parrish, R (1, 5) OBP: 0.274, SLG: 0.345		0-0 SF8		0-0 4-3			0-0 1B		0-0 F8	3 0 1 1 0 0 1																					
Chris Speier, R (1, 6) OBP: 0.310, SLG: 0.295 John Milner, L (7, PH) OBP: 0.305, SLG: 0.393 Jerry Manuel, S (7, 6) OBP: 0.313, SLG: 0.577		0-0 5-3			0-0 6-3		0-0 3-1		0-0 HR	2 0 0 0 0 0 1 1 0 0 0 0 0 1 1 1 1 2 0 0 0																					
Scott Sanderson, R (1, 1) OBP: 0.353, SLG: 0.200 Bryn Smith, R (4, 1) Wallace Johnson, S (5, PH) Elias Sosa, R (5, 1) OBP: 1.000, SLG: 1.000 Tom Gorman, L (5, 1) Rowland Office, L (8, PH) OBP: 0.200, SLG: 0.111 Mike Phillips, L (8, 4) OBP: 0.239, SLG: 0.254			0-3 K		0-0 F8			4-0 G6-3 BB	0-3 K	1 0 0 0 0 0 1 0 0 0 0 0 0 0 0 0 1 0 1 0 0 0 1 0 0 0 0 1 0 0																					
Inning Stats	R: 0 E: 0 K: 1 S: 5	H: 0 LOB: 0 BB: 0 P: 5	R: 2 E: 0 K: 0 S: 4	H: 2 LOB: 0 BB: 1 P: 8	R: 0 E: 0 K: 1 S: 5	H: 0 LOB: 2 BB: 2 P: 13	R: 0 E: 0 K: 1 S: 5	H: 0 LOB: 0 BB: 0 P: 5	R: 0 E: 0 K: 0 S: 3	H: 0 LOB: 0 BB: 0 P: 3	R: 0 E: 0 K: 0 S: 3	H: 1 LOB: 1 BB: 0 P: 4	R: 0 E: 0 K: 0 S: 2	H: 0 LOB: 1 BB: 2 P: 10	R: 3 E: 0 K: 2 S: 9	H: 2 LOB: 0 BB: 1 P: 13	1B: 2 2B: 0 3B: 0 HR: 3	SF: 1 SAC: 0 DP: 1 HBP: 0	WP: 0 PB: 0 SB: 0 CS: 1	PA: 36											
PITCHER Dan Larson, R (1, 1) ERA: 4.5	IP 9.0	WLS W	BF 36	H 5	R 5	ER 5	SO 5	BB 6	IBB 0	HBP 0	BLK 0	WP 0	HR 3	S 40	P 64	ERA 5.00	WHIP 1.222														
											PITCHER	IP	WLS	BF	H	R	ER	SO	BB	IBB	HBP	BLK	WP	HR	S	P	ERA	WHIP			

Montreal Expos @ Philadelphia Phillies
 Veterans Stadium, Philadelphia, PA
 Tue Sep 08 1981, 7:05 PM EDT
 Att: 11,812 - Unknown

livebaseballscorecards.com

AB	29
R	5
H	5
RBI	5
BB	6
SO	5
LOB	8



Batter	1	2	3	4	5	6	7	8	9
Pete Rose, S (1, 3) OBP: 0.395, SLG: 0.413 Greg Gross, L (9, 7) OBP: 0.330, SLG: 0.313	0-0 BB 1B	0-0 1B 1B	0-0 F7		4-0 BB			0-0 6-3	
Bake McBride, L (1, 9) OBP: 0.315, SLG: 0.386 Del Unser, L (9, 3) OBP: 0.304, SLG: 0.255	0-3 K	0-0 1B 1B		0-0 HR	0-0 F6			0-0 F7	
Gary Matthews, R (1, 7) OBP: 0.353, SLG: 0.387 George Vukovich, L (9, 9) OBP: 0.438, SLG: 0.600	0-0 F9	0-0 F8		0-0 F9		0-0 F9		0-0 HR	
Mike Schmidt, R (1, 5) OBP: 0.421, SLG: 0.633 Ramon Aviles, R (9, 5) OBP: 0.200, SLG: 0.111	4-0 BB 1B 1B	4-0 1B 1B		4-0 G4-3 BB	0-3 K			4-0 BB HR BB	
Keith Moreland, R (1, 2) OBP: 0.308, SLG: 0.431	0-0 BB 1B	0-0 F6		0-0 G4-3	0-0 F7			4-0 1B HR BB	
Garry Maddox, R (1, 8) OBP: 0.301, SLG: 0.353 Bob Dernier, R (9, 8) OBP: 0.293, SLG: 0.307	4-0 1B 1B BB	0-0 1B			0-0 F8		0-0 F7	0-0 HR	
Larry Bowa, S (1, 6) OBP: 0.318, SLG: 0.315 Luis Aguayo, R (9, 6) OBP: 0.293, SLG: 0.307	0-0 1B		0-0 F8		0-0 2B 1B		0-0 1-3	0-0 1B	
Manny Trillo, R (1, 4) OBP: 0.344, SLG: 0.405	4-0 1B 1B		0-0 SH3-4 1B		0-0 2B		0-0 3B	0-3 K	
Dan Larson, R (1, 1)	0-0 1-3		0-0 SH3-4		0-0 1-3		0-0 F8		

Inning Stats	R: 3	H: 3	E: 0	LOB: 3	K: 1	S: 8	P: 20	R: 2	H: 3	E: 0	LOB: 2	K: 0	S: 5	P: 9	R: 0	H: 1	E: 0	LOB: 1	K: 0	S: 4	P: 4	R: 1	H: 1	E: 0	LOB: 0	K: 0	S: 3	P: 7	R: 0	H: 2	E: 0	LOB: 3	K: 0	S: 5	P: 9	R: 0	H: 0	E: 0	LOB: 0	K: 1	S: 5	P: 5	R: 0	H: 1	E: 0	LOB: 1	K: 0	S: 4	P: 4	R: 4	H: 3	E: 0	LOB: 1	K: 1	S: 8	P: 16
--------------	------	------	------	--------	------	------	-------	------	------	------	--------	------	------	------	------	------	------	--------	------	------	------	------	------	------	--------	------	------	------	------	------	------	--------	------	------	------	------	------	------	--------	------	------	------	------	------	------	--------	------	------	------	------	------	------	--------	------	------	-------

PITCHER	IP	WLS	BF	H	R	ER	SO	BB	IBB	HBP	BLK	WP	HR	S	P	ERA	WHIP
Scott Sanderson, R (1, 1) ERA: 2.78	3.1	L	22	8	6	6	1	3	2	0	0	0	1	19	39	16.20	3.300
Bryn Smith, R (4, 1) ERA:	0.2		1	0	0	0	0	0	0	0	0	0	0	1	1	0.00	0.000
Elias Sosa, R (5, 1) ERA: 4.97	0.2		5	2	0	0	0	1	0	0	0	0	0	4	8	0.00	4.500
Tom Gorman, L (5, 1) ERA: 2.84	2.1		8	1	0	0	1	0	0	0	0	0	0	10	10	0.00	0.429
Grant Jackson, L (8, 1) ERA: 3.47	1.0		8	3	4	4	1	2	0	0	0	0	2	8	16	36.00	5.000

BOTTOM

AB	R	H	RBI	BB	SO	LOB
4	2	2	0	1	0	1
0	0	0	0	0	0	0
5	2	2	1	0	1	4
0	0	0	0	0	0	0
5	1	1	1	0	0	3
0	0	0	0	0	0	0
1	2	0	0	4	1	0
0	0	0	0	0	0	0
4	2	1	1	1	0	4
4	1	2	5	1	0	0
0	0	0	0	0	0	0
5	0	3	2	0	0	0
0	0	0	0	0	0	0
4	0	3	0	1	1	1
3	0	0	0	0	0	6

AB 35
R 10
H 14
RBI 10
BB 8
SO 3
LOB 19



WP: 0 **PA: 44**
PB: 0
SB: 0
CS: 0

WP	HR	S	P	ERA	WHIP
0	0	0	0	0	0

Montreal Expos @ Philadelphia Phillies
Veterans Stadium, Philadelphia, PA
Tue Sep 08 1981, 7:05 PM EDT
Att. 11,812 - Unknown

livebaseballscorecards.com

BOTTOM

Philadelphia Phillies @ Pittsburgh Pirates
Three Rivers Stadium, Pittsburgh, PA

Fri Sep 11 1981, 7:05 PM EDT
Att. 12,799 - Unknown

livebaseballscorecards.com

AB	33
R	0
H	7
RBI	0
BB	2
SO	5
LOB	14



WP:	0	PA:	35
PB:	0	SB:	1
CS:	0		

AB	R	H	RBI	BB	SO	LOB
2	0	0	0	0	1	1
0	0	0	0	0	0	0
1	0	0	0	0	0	0
0	0	0	0	0	0	0
0	0	0	0	0	0	0
1	0	0	0	0	0	0
0	0	0	0	0	0	0

4	0	2	0	0	0	0
---	---	---	---	---	---	---

4	0	3	0	0	0	2
0	0	0	0	0	0	0

3	0	0	0	1	1	5
---	---	---	---	---	---	---

4	0	0	0	0	1	2
---	---	---	---	---	---	---

3	0	1	0	1	0	0
---	---	---	---	---	---	---

4	0	0	0	0	2	2
---	---	---	---	---	---	---

4	0	0	0	0	0	2
---	---	---	---	---	---	---

0	0	0	0	0	0	0
0	0	0	0	0	0	0
3	0	1	0	0	0	0

1B:	7	SF:	0
2B:	0	SAC:	0
3B:	0	DP:	1
HR:	0	HBP:	0

Batter	1	2	3	4	5	6	7	8	9																										
Omar Moreno, L OBP: 0.325, SLG: 0.361 Bob Long, R Vance Law, R Victor Cruz, R Mark Lee, R Doe Boyland, L Johnny Ray, S	0-0 G3		0-3 K		0-0 F8			0-0 6-3																											
Tim Foli, R OBP: 0.275, SLG: 0.292	0-0 L9		0-0 FC5-4 1B			0-0 L8		0-0 1B 1B																											
Bill Madlock, R OBP: 0.416, SLG: 0.496 Kent Tekulve, R	0-0 BB 1B		0-0 F8			0-0 G6-4-3 1B		0-0 1-2 1B																											
Bill Robinson, R OBP: 0.259, SLG: 0.340	4-0 1-2 BB		0-0 FC5-4			0-0 G6-4-3		0-3 K																											
Dale Berra, R OBP: 0.310, SLG: 0.320	0-3 K			0-0 F8			0-0 L5	0-0 G3																											
Lee Lacy, R OBP: 0.303, SLG: 0.353		0-0 L4		0-0 3-1			4-0 BB	0-0 S 1B																											
Gary Alexander, R OBP: 0.271, SLG: 0.432		0-3 K		0-0 5-3			0-0 L9	0-3 K																											
Steve Nicosia, R OBP: 0.289, SLG: 0.319			0-0 F8			0-0 F7		0-0 3-1																											
Rick Rhoden, R OBP: 0.200, SLG: 0.205 Ernie Camacho, R Matt Alexander, S			0-0 F8 1B 1B			0-0 F7		0-0 F8																											
Inning Stats	R: 0 E: 0 K: 1 S: 6	H: 1 LOB: 2 BB: 1 P: 10	R: 0 E: 0 K: 1 S: 5	H: 0 LOB: 0 BB: 0 P: 5	R: 0 E: 0 K: 1 S: 7	H: 2 LOB: 2 BB: 0 P: 7	R: 0 E: 0 K: 0 S: 3	H: 0 LOB: 0 BB: 0 P: 3	R: 0 E: 0 K: 0 S: 3	H: 1 LOB: 1 BB: 1 P: 7	R: 0 E: 0 K: 1 S: 7	H: 2 LOB: 2 BB: 0 P: 7	R: 0 E: 0 K: 1 S: 6	H: 1 LOB: 1 BB: 0 P: 6	1B: 7 2B: 0 3B: 0 HR: 0	SF: 0 SAC: 0 DP: 1 HBP: 0	WP: 0 PB: 0 SB: 1 CS: 0	PA: 35																	
PITCHER	IP	WLS	BF	H	R	ER	SO	BB	IBB	HBP	BLK	WP	HR	S	P	ERA	WHIP	PITCHER	IP	WLS	BF	H	R	ER	SO	BB	IBB	HBP	BLK	WP	HR	S	P	ERA	WHIP
Steve Carlton, L ERA: 2.31	(1, 1)	7.0	26	4	0	0	3	2	0	0	0	0	0	30	38	0.00	0.857	Jerry Reed, R ERA:	(8, 1)	2.0	9	3	0	0	2	0	0	0	0	0	13	13	0.00	1.500	

Batter	1	2	3	4	5	6	7	8	9	AB R H RBI BB SO LOB	TOP		
Pete Rose, S (1, 3) OBP: 0.393, SLG: 0.406	0-0 F7		0-0 G4-6-3 BB 1-2 1B		0-0 F8		4-0 1B BB 1-2 BB		0-0 F8	4 0 1 0 1 0 1			
Bake McBride, L (1, 9) OBP: 0.303, SLG: 0.370 Lonnie Smith, R (9, PH) OBP: 0.343, SLG: 0.372	0-0 2B		4-0 G4-6-3 1-2 2-3 BB		0-0 F9		0-3 K		0-0 6-3 S 1B	3 0 1 0 1 1 3 1 0 1 0 0 0 0			
Gary Matthews, R (1, 7) OBP: 0.367, SLG: 0.407	0-3 K		0-0 G4-6-3 1-2f 2-3 3-H		4-0 FC5-4 BB		4-0 1B 1-2 2-3 BB		0-0 6-3 1-3	3 0 0 0 2 1 4			
Mike Schmidt, R (1, 5) OBP: 0.424, SLG: 0.633	0-0 5-3		0-0 L8		0-0 FC5-4 1-2f		0-0 1B 1-2 2-3 3-H		0-3 K	5 0 1 1 0 1 5			
Keith Moreland, R (1, 2) OBP: 0.312, SLG: 0.429		0-0 F8		0-0 P4		0-0 F9		0-3 K		4 0 0 0 0 1 3			
Garry Maddox, R (1, 8) OBP: 0.305, SLG: 0.357		0-0 L8		0-0 P6		0-0 5-3		0-0 5-3		4 0 0 0 0 0 0			
Larry Bowa, S (1, 6) OBP: 0.325, SLG: 0.323		0-0 1B		4-0 BB		0-0 P6		0-0 L7		3 0 1 0 1 0 0			
Manny Trillo, R (1, 4) OBP: 0.346, SLG: 0.409		0-0 6-3		0-0 F9		0-0 BB BB 1B		4-0 FC5-4 BB		3 1 1 0 1 0 2			
Dickie Niles, R Warren Brusstar, R Greg Gross, L Sparky Lyle, L Len Maltzman, L Dick Crippin, R Mike Pribyl, R Bob Boone, R Ron Reed, R			0-0 BB BB G4-6-3 1B		0-0 2B		0-3 K	0-0 FC5-4 1-2f		1 1 1 0 0 0 0 0 0 0 0 0 0 0 1 0 0 1 0 0 0 0 0 0 0 0 0 0 0 0 0 0 0 0 0 1 0 0 0 0 1 0 0 0 0 0 0 0 0 1 0 0 0 0 0 1 0 0 0 0 0 0 0			
Inning Stats	R: 0 H: 1 E: 0 LOB: 1 K: 1 BB: 0 S: 6 P: 6	R: 0 H: 1 E: 0 LOB: 1 K: 0 BB: 0 S: 4 P: 4	R: 1 H: 2 E: 0 LOB: 1 K: 0 BB: 1 S: 4 P: 8	R: 0 H: 0 E: 0 LOB: 1 K: 0 BB: 1 S: 3 P: 7	R: 0 H: 1 E: 0 LOB: 2 K: 0 BB: 1 S: 4 P: 8	R: 0 H: 0 E: 0 LOB: 0 K: 0 BB: 0 S: 3 P: 3	R: 1 H: 2 E: 0 LOB: 3 K: 3 BB: 2 S: 11 P: 19	R: 0 H: 0 E: 0 LOB: 1 K: 0 BB: 1 S: 3 P: 7	R: 0 H: 1 E: 0 LOB: 1 K: 1 BB: 0 S: 6 P: 6	1B: 6 SF: 0 2B: 2 SAC: 0 3B: 0 DP: 1 HR: 0 HBP: 0	WP: 0 PA: 40 PB: 0 SB: 1 CS: 0		
PITCHER	IP WLS BF H R ER SO BB IBB HBP BLK WP HR S P ERA WHIP											PITCHER	IP WLS BF H R ER SO BB IBB HBP BLK WP HR S P ERA WHIP
Eddie Solomon, R (1, 1) ERA: 2.78	6.0 W 26 6 2 2 1 3 0 0 0 0 0 0 25 37 3.00 1.500												
Rod Scurry, L (7, 1) ERA: 3.8	3.0 S 14 2 0 0 4 3 0 0 0 0 0 0 19 31 0.00 1.667												

Philadelphia Phillies @ Pittsburgh Pirates
 Three Rivers Stadium, Pittsburgh, PA
 Sat Sep 12 1981, 7:05 PM EDT
 Att: 11,370 - Unknown

livebaseballscorecards.com

AB	34
R	2
H	8
RBI	1
BB	6
SO	5
LOB	20



BOTTOM

Philadelphia Phillies @ Pittsburgh Pirates
Three Rivers Stadium, Pittsburgh, PA

Sat Sep 12 1981, 7:05 PM EDT
Att. 11,370 - Unknown

livebaseballscorecards.com

AB	32
R	6
H	10
RBI	6
BB	5
SO	4
LOB	17



WP:	0	PA:	40
PB:	0	SB:	3
CS:	0		

AB R H RBI BB SO LOB

4	1	2	2	1	0	0
4	1	1	0	0	0	3
4	0	1	1	1	0	1
3	0	2	2	2	1	1
3	0	0	0	1	0	5
4	1	1	0	0	1	3
3	1	1	0	0	0	1
4	2	2	1	0	0	1
2	0	0	0	0	1	2
1	0	0	0	0	1	0

1B:	5	SF:	0
2B:	5	SAC:	2
3B:	0	DP:	0
HR:	0	HBP:	1

WP:	0	PA:	40
PB:	0	SB:	3
CS:	0		

Batter	1	2	3	4	5	6	7	8	9
Omar Moreno, L (1, 8) OBP: 0.329, SLG: 0.362	0-0 SH2-4 S 6-3 1B		0-0 4-3 1B	4-0 BB BB BB	0-0 FC4 1B			0-0 6-3 1B	
Tim Foli, R (1, 6) OBP: 0.275, SLG: 0.291	0-0 SH2-4 1-3		0-0 2B 1B	0-0 F2	0-0 FC4 1-2f			0-0 5-3	
Bill Madlock, R (1, 5) OBP: 0.416, SLG: 0.496	0-0 6-3 3-H		0-0 L5 1-2	4-0 BB BB		0-0 F7		0-0 2B	
Jason Thompson, L (1, 3) OBP: 0.384, SLG: 0.447	0-0 2B		0-0 2B 2-H	4-0 BB 1-2 2-3		4-0 FC5-4 BB		0-3 K	
Mike Easler, L (1, 7) OBP: 0.333, SLG: 0.433	0-0 F7		4-0 IBB	0-0 3-1		0-0 FC5-4 FC6-4 1-2f			
Tony Peña, R (1, 2) OBP: 0.315, SLG: 0.376		0-0 5-3	0-3 K		0-0 SH3-4 1B 1B	0-0 FC6-4 1-2f			
Lee Lacy, R (1, 9) OBP: 0.307, SLG: 0.358		0-0 2B		H 1-0 2B HBP	0-0 P6		0-0 F9		
Johnny Ray, S (1, 4) OBP: 0.333, SLG: 0.441		0-0 F9		0-0 BB 1-H 2B	0-0 SH3-4 1B		0-0 G3		
Eddie Solomon, R (1, 1) OBP: 0.114, SLG: 0.114		0-0 L8		0-3 K	0-0 SH3-4		0-3 K		
Rod Scurry, L (7, 1) OBP: 0.263, SLG: 0.176				1-2 2-3					

Inning Stats	R: 1	H: 2	E: 0	K: 5	S: 5	R: 0	H: 1	E: 0	K: 4	S: 4	R: 1	H: 2	E: 0	K: 1	S: 7	R: 2	H: 1	E: 0	K: 1	S: 6	R: 2	H: 3	E: 0	K: 6	S: 6	R: 0	H: 0	E: 0	K: 3	S: 3	R: 0	H: 1	E: 0	K: 1	S: 6	R: 0	H: 1	E: 0	K: 1	S: 6
--------------	------	------	------	------	------	------	------	------	------	------	------	------	------	------	------	------	------	------	------	------	------	------	------	------	------	------	------	------	------	------	------	------	------	------	------	------	------	------	------	------

PITCHER	IP	WLS	BF	H	R	ER	SO	BB	IBB	HBP	BLK	WP	HR	S	P	ERA	WHIP
Dickie Notes, R (1, 1) ERA: 4.79	3.2	L	21	6	4	4	2	2	1	0	0	0	0	21	34	9.82	2.182
Warren Brusstar, R (4, 1) ERA: 4.15	0.1		2	0	0	0	0	1	0	0	0	0	0	1	5	0.00	3.000
Sparky Lyle, L (5, 1) ERA: 4.42	2.0		10	3	2	2	0	1	0	0	0	0	0	9	13	9.00	2.000
Mike Proly, R (7, 1) ERA: 3.08	1.0		3	0	0	0	1	0	0	0	0	0	0	5	5	0.00	0.000
Ron Reed, R (8, 1) ERA: 3.42	1.0		4	1	0	0	1	0	0	0	0	0	0	6	6	0.00	1.000

Batter	1	2	3	4	5	6	7	8	9	AB R H RBI BB SO LOB	TOP									
Pete Rose, S (1, 3) OBP: 0.394, SLG: 0.407	0-0 K 1B 1B			0-0 6-3		0-3 K	0-0 PO	0-0 1B		4 0 2 0 0 1 0										
Bake McBride, L (1, 9) OBP: 0.307, SLG: 0.373	0-0 1-2 1B			0-0 6-3		0-0 2B 1B		0-0 F9 1B		4 1 2 0 0 0 1										
Gary Matthews, R (1, 7) OBP: 0.366, SLG: 0.408	0-3 K 1-2 2-3			0-0 4-3		0-0 1B 2B		0-0 F7 1B		4 1 1 1 0 1 3										
Mike Schmidt, R (1, 5) OBP: 0.427, SLG: 0.632		0-0 CS 1B			4-0 1B BB	4-0 FC5 1B IBB		0-3 K		2 0 1 0 2 1 1										
Keith Moreland, R (1, 2) OBP: 0.316, SLG: 0.431		0-3 K 1-2			0-0 F4	0-0 1-2 2-H 1B		0-0 4-3 S 1B		4 0 2 1 0 1 2 0 0 0 0 0 0 0										
Bob Demier, R (9, PR) OBP: 1.000, SLG: 1.000																				
Garry Maddox, R (1, 8) OBP: 0.302, SLG: 0.352		0-0 P4			0-0 F4	0-0 FC5 2-3f		0-0 4-3 1-3		4 0 0 0 0 0 4										
Larry Bowa, S (1, 6) OBP: 0.325, SLG: 0.323					0-0 F7			0-0 F7		3 0 1 0 0 0 0 1 0 0 0 0 1 2										
Del Unser, L (9, PH) OBP: 0.310, SLG: 0.250																				
Manny Trillo, R (1, 4) OBP: 0.341, SLG: 0.403					0-0 F7			0-0 F9		4 0 0 0 0 1 4										
Mark Davis, L (1, 1) OBP: 0.600, SLG: 0.800					0-0 6-3			0-0 F7		2 0 0 0 1 0 0 0 0 0 0 0 0 0										
Ron Reed, R (8, 1)								4-0 PO BB												
Inning Stats	R: 0 E: 1 K: 1 S: 5	H: 2 LOB: 2 BB: 0 P: 5	R: 0 E: 0 K: 1 S: 5	H: 1 LOB: 0 BB: 0 P: 5	R: 0 E: 0 K: 0 S: 3	H: 0 LOB: 0 BB: 0 P: 3	R: 0 E: 0 K: 0 S: 4	H: 1 LOB: 2 BB: 1 P: 8	R: 2 E: 0 K: 1 S: 8	H: 3 LOB: 2 BB: 1 P: 12	R: 0 E: 0 K: 0 S: 2	H: 0 LOB: 0 BB: 1 P: 6	R: 0 E: 0 K: 1 S: 6	H: 1 LOB: 1 BB: 0 P: 6	R: 0 E: 0 K: 2 S: 8	H: 1 LOB: 2 BB: 0 P: 8	1B: 8 2B: 1 3B: 0 HR: 0	SF: 0 SAC: 0 DP: 0 HBP: 0	WP: 0 PB: 0 SB: 1 CS: 1	PA: 36
PITCHER	IP WLS BF H R ER SO BB IBB HBP BLK WP HR S P ERA WHIP																			
Odell Jones, R (1, 1) ERA: 2.08	8.0 W 31 8 2 2 4 2 1 0 0 0 0 0 36 48 2.25 1.250																			
Kent Tekulve, R (9, 1) ERA: 2.61	1.0 S 4 1 0 0 2 0 0 0 0 0 0 0 8 8 0.00 1.000																			

Philadelphia Phillies @ Pittsburgh Pirates
 Three Rivers Stadium, Pittsburgh, PA
 Sun Sep 13 1981, 3:33 AM EDT
 Att: 16,493 - Unknown

livebaseballscorecards.com

AB	32
R	2
H	9
RBI	2
BB	3
SO	6
LOB	17



Batter	1	2	3	4	5	6	7	8	9
Omar Moreno, L (1, 8) OBP: 0.328, SLG: 0.361	0-0 4-3		0-3 K		0-0 2-H 1B			0-0 E6 1B	
Tim Foli, R (1, 6) OBP: 0.276, SLG: 0.289 Willie Stargell, L (8, PH) OBP: 0.345, SLG: 0.370 Matt Alexander, S (8, PR) OBP: 0.200, SLG: 0.200 Kent Tekulve, R (9, 1)	4-0 CS S BB		0-0 6-3			0-0 F9		0-0 S 1B	
Bill Madlock, R (1, 5) OBP: 0.421, SLG: 0.494	4-0 1B 1-2 BB		0-0 P4			4-0 CS BB		4-0 1B 1-2 IBB	
Bill Robinson, R (1, 3) OBP: 0.263, SLG: 0.339 Jason Thompson, L (8, PH) OBP: 0.386, SLG: 0.450	0-0 1-2 2-3 1B		0-0 5-3			0-0 P4 1-2		0-0 G6-4-3 1B	
Mike Easler, L (1, 7) OBP: 0.329, SLG: 0.427	0-0 L7		0-3 K			0-0 P6		0-0 G6-4-3 1-2f	
Tony Peña, R (1, 2) OBP: 0.309, SLG: 0.370		0-0 6-3		0-0 4-3		0-0 6-3			
Lee Lacy, R (1, 9) OBP: 0.312, SLG: 0.363		0-0 CS 1B			0-0 5-3	0-0 1B			
Johnny Ray, S (1, 4) OBP: 0.359, SLG: 0.486		0-0 1-2 2B			0-0 SH3-4 1B	0-0 F8			
Odell Jones, R (1, 1) Willie Montanez, L (8, PH) OBP: 0.242, SLG: 0.264 Dale Berra, R (9, 6) OBP: 0.310, SLG: 0.320		0-0 F9			0-0 SH3-4 1-2			0-0 L9	

Inning Stats	R: 0 E: 0 K: 0 S: 3	H: 1 LOB: 2 BB: 2 P: 11	R: 0 E: 0 K: 0 S: 4	H: 2 LOB: 1 BB: 0 P: 4	R: 0 E: 0 K: 1 S: 5	H: 0 LOB: 0 BB: 0 P: 5	R: 0 E: 0 K: 1 S: 5	H: 0 LOB: 0 BB: 0 P: 5	R: 1 E: 0 K: 0 S: 4	H: 2 LOB: 1 BB: 0 P: 4	R: 0 E: 0 K: 0 S: 2	H: 0 LOB: 0 BB: 1 P: 6	R: 0 E: 0 K: 0 S: 4	H: 1 LOB: 1 BB: 0 P: 4	R: 2 E: 1 K: 0 S: 5	H: 2 LOB: 2 BB: 1 P: 9
--------------	------------------------------	----------------------------------	------------------------------	---------------------------------	------------------------------	---------------------------------	------------------------------	---------------------------------	------------------------------	---------------------------------	------------------------------	---------------------------------	------------------------------	---------------------------------	------------------------------	---------------------------------

PITCHER	IP	WLS	BF	H	R	ER	SO	BB	IBB	HBP	BLK	WP	HR	S	P	ERA	WHIP
Mark Davis, L (1, 1) ERA: 9.14	7.0		26	6	1	1	2	3	0	0	0	0	0	27	39	1.29	1.286
Ron Reed, R (8, 1) ERA: 3.53	1.0	L	6	2	2	1	0	0	1	0	0	0	0	5	9	9.00	2.000

AB	R	H	RBI	BB	SO	LOB
4	1	1	1	0	1	0
2	0	0	0	1	0	0
1	0	1	0	0	0	0
0	1	0	0	0	0	0
0	0	0	0	0	0	0
1	0	0	0	3	0	0
3	0	1	0	0	0	1
1	0	1	2	0	0	0
4	0	0	0	0	1	4
3	0	0	0	0	0	0
3	0	2	0	0	0	0
3	1	2	0	0	0	1
1	0	0	0	0	0	1
1	0	0	0	0	0	0
0	0	0	0	0	0	0

WP	PA
0	32

AB	R	H	RBI	BB	SO	LOB
27	3	8	3	4	2	7



Philadelphia Phillies @ Pittsburgh Pirates
 Three Rivers Stadium, Pittsburgh, PA
 Sun Sep 13 1981, 3:33 AM EDT
 Att. 16,493 - Unknown

livebaseballscores.com

Batter	1	2	3	4	5	6	7	8	9	AB R H RBI BB SO LOB	TOP									
Pete Rose, S (1, 3) OBP: 0.393, SLG: 0.406	0-0 1-3		0-0 2B SF9 1B	0-0 5-3			0-3 K			4 1 1 0 0 1 1										
Bake McBride, L (1, 9) OBP: 0.306, SLG: 0.376	0-0 F4-3		0-0 1-3 2B		0-0 5-3		0-0 F4-3			4 0 1 0 0 0 0 0 0 0 0 0 0 0										
Greg Gross, L (7, 9) OBP: 0.330, SLG: 0.326																				
Gary Matthews, R (1, 7) OBP: 0.365, SLG: 0.405	4-0 BB		0-0 SF9		0-0 6-3			0-0 5-3		2 0 0 1 1 0 0										
Mike Schmidt, R (1, 5) OBP: 0.425, SLG: 0.637	0-0 F8		0-3 3-H K		0-0 HR			0-3 K		4 1 1 1 0 2 2										
Bob Boone, R (1, 2) OBP: 0.274, SLG: 0.288		0-0 6-3	0-3 K		0-0 L5			0-0 5-3		4 0 0 0 0 1 1										
Garry Maddox, R (1, 8) OBP: 0.298, SLG: 0.347		0-0 6-3		0-0 F9		0-0 6-3		0-0 P6		4 0 0 0 0 0 0										
Larry Bowa, S (1, 6) OBP: 0.327, SLG: 0.329		0-0 1B 1B		0-0 1B 2B		0-0 1-3		0-3 K		4 1 2 0 0 1 0										
Manny Trillo, R (1, 4) OBP: 0.340, SLG: 0.401		0-0 FC6-4 1B		0-0 F4		0-0 F9		0-0 G3		4 0 1 0 0 0 1										
Dick Ruthven, R (1, 1) OBP: 0.188, SLG: 0.217		0-0 FC6-4		0-0 1B		0-0 5-3				3 0 1 1 0 0 2										
Inning Stats	R: 0 E: 0 K: 0 S: 3	H: 0 LOB: 1 BB: 1 P: 7	R: 0 E: 0 K: 2 S: 5	H: 2 LOB: 2 BB: 0 P: 5	R: 1 E: 0 K: 2 S: 9	H: 2 LOB: 1 BB: 0 P: 9	R: 1 E: 0 K: 0 S: 5	H: 1 LOB: 0 BB: 0 P: 4	R: 0 E: 0 K: 0 S: 3	H: 0 LOB: 0 BB: 0 P: 3	R: 0 E: 0 K: 1 S: 5	H: 0 LOB: 0 BB: 0 P: 5	R: 0 E: 0 K: 1 S: 5	H: 0 LOB: 0 BB: 0 P: 5	R: 0 E: 0 K: 1 S: 5	H: 0 LOB: 0 BB: 0 P: 5	1B: 4 2B: 2 3B: 0 HR: 1	SF: 1 SAC: 0 DP: 0 HBP: 0	WP: 0 PB: 0 SB: 0 CS: 0	PA: 35
PITCHER	IP WLS BF H R ER SO BB IBB HBP BLK WP HR S P ERA WHIP																			
Pat Zachry, R (1, 1) ERA: 3.79	5.0 L 23 7 3 3 2 1 0 0 0 0 0 1 26 30 5.40 1.600																			
Terry Leach, R (6, 1) ERA: 1.61	3.0 9 0 0 0 2 0 0 0 0 0 0 0 13 13 0.00 0.000																			
Dan Boitano, R (9, 1) ERA: 5.27	1.0 3 0 0 0 1 0 0 0 0 0 0 0 5 5 0.00 0.000																			

Philadelphia Phillies @ New York Mets
Shea Stadium, Flushing, NY
Wed Sep 16 1981, 7:05 PM EDT
Unknown

livebaseballscorecards.com

AB	33
R	3
H	7
RBI	3
BB	1
SO	5
LOB	7



Batter	1	2	3	4	5	6	7	8	9	AB R H RBI BB SO LOB	TOP																
Pete Rose, S (1, 3) OBP: 0.388, SLG: 0.400	0-0 4-3		0-0 5-3	0-0 3-1			0-3 K		0-3 K	5 0 0 0 0 2 1																	
Bake McBride, L (1, 9) OBP: 0.309, SLG: 0.382	0-0 G5-4-3 1B		0-0 HR 2B	0-0 4-3			0-0 3-1		0-0 F4-3	5 1 2 0 0 0 2																	
Gary Matthews, R (1, 7) OBP: 0.369, SLG: 0.418	0-0 G5-4-3 1-2f		0-0 HR			4-0 1B BB	0-0 1B		0-0 1B	3 1 2 2 1 0 1																	
Mike Schmidt, R (1, 5) OBP: 0.424, SLG: 0.631		4-0 F8 1B BB	0-0 P6			0-0 F7	0-0 F8		0-0 F8	3 1 0 0 1 0 2																	
Keith Moreland, R (1, 2) OBP: 0.321, SLG: 0.439		0-0 1B 1-2 1B	0-0 1B 2B			0-0 F8		0-0 1-3		4 1 2 0 0 0 1																	
Garry Maddox, R (1, 8) OBP: 0.300, SLG: 0.349		0-0 F8 2-3	0-0 BB 1B			0-0 1-3 1B		0-0 F7		4 0 2 1 0 0 2																	
Larry Bowa, S (1, 6) OBP: 0.329, SLG: 0.329		0-0 FC6-4 1-3 3-H 1B	4-0 1-2 BB			0-0 F7		0-0 G3		3 0 1 1 1 0 0																	
Manny Trillo, R (1, 4) OBP: 0.337, SLG: 0.396		0-3 K	0-0 F8			0-3 K		0-0 F7		3 0 0 0 0 2 4																	
Greg Gross, L (9, PH) OBP: 0.327, SLG: 0.322		0-3 K				0-3 K		0-0 F7		1 0 0 0 0 0 0																	
Steve Carlton, L (1, 1) OBP: 0.164, SLG: 0.220		0-0 FC6-4 1-2f				0-3 K		0-0 5-3		3 0 0 0 0 1 2																	
George Vukovich, L (9, PH) OBP: 0.471, SLG: 0.625										1 0 1 0 0 0 0																	
Bob Dernier, R (9, PR) OBP: 1.000, SLG: 1.000										0 0 0 0 0 0 0																	
Inning Stats	R: 0 E: 0 K: 0 S: 3	H: 1 LOB: 0 BB: 0 P: 3	R: 1 E: 0 K: 1 S: 7	H: 2 LOB: 2 BB: 1 P: 11	R: 3 E: 0 K: 0 S: 7	H: 4 LOB: 2 BB: 1 P: 11	R: 0 E: 0 K: 1 S: 5	H: 0 LOB: 0 BB: 0 P: 5	R: 0 E: 0 K: 0 S: 3	H: 1 LOB: 2 BB: 1 P: 7	R: 0 E: 0 K: 1 S: 5	H: 0 LOB: 0 BB: 0 P: 5	R: 0 E: 0 K: 1 S: 6	H: 1 LOB: 1 BB: 0 P: 6	R: 0 E: 0 K: 0 S: 3	H: 0 LOB: 0 BB: 0 P: 3	R: 0 E: 0 K: 1 S: 6	H: 1 LOB: 2 BB: 0 P: 6	1B: 7 2B: 2 3B: 0 HR: 1	SF: 0 SAC: 0 DP: 1 HBP: 0	WP: 0 PB: 0 SB: 1 CS: 0	PA: 38					
PITCHER	IP	WLS	BF	H	R	ER	SO	BB	IBB	HBP	BLK	WP	HR	S	P	ERA	WHIP										
Greg Harris, R (1, 1) ERA: 4.82	2.2		15	7	4	4	1	1	0	0	0	0	1	16	20	13.50	3.000										
Charlie Puleo, R (3, 1) ERA:	2.1		9	1	0	0	1	2	0	0	0	0	0	9	17	0.00	1.286										
Jesse Orosco, L (6, 1) ERA:	2.0		7	1	0	0	2	0	0	0	0	0	0	11	11	0.00	0.500										
Mike Marshall, R (8, 1) ERA: 3.32	1.0	W	3	0	0	0	0	0	0	0	0	0	0	3	3	0.00	0.000										
Neil Allen, R (9, 1) ERA: 2.88	1.0	S	4	1	0	0	1	0	0	0	0	0	0	6	6	0.00	1.000										

Philadelphia Phillies @ New York Mets
Shea Stadium, Flushing, NY
Wed Sep 16 1981, 7:05 PM EDT
Att. 4,353 - Unknown

livebaseballscorecards.com

AB	35
R	4
H	10
RBI	4
BB	3
SO	5
LOB	15



Batter	1	2	3	4	5	6	7	8	9	AB	R	H	RBI	BB	SO	LOB
Mookie Wilson, S OBP: 0.336, SLG: 0.383 (1, 8)	0-0 2B 1B	0-3 K			0-0 BB 5-3 1B		0-3 K			4	1	2	0	0	2	0
Bob Bailor, R OBP: 0.342, SLG: 0.314 (1, 4) (9, 7)	0-0 1-H 2B 2B		0-0 5-3		0-0 5-3		0-0 FC6-4 1B			4	1	2	1	0	0	2
Hubie Brooks, R OBP: 0.338, SLG: 0.392 (1, 5)	0-0 2-H 2B		0-3 K		4-0 BB BB		0-0 FC6-4 1-2f			3	0	1	1	1	1	1
Dave Kingman, R OBP: 0.314, SLG: 0.432 Mike Jorgensen, L OBP: 0.280, SLG: 0.384 (1, 3) (9, 3)	0-3 K		0-3 K		4-0 1-2 2-3 3-H BB			4-0 HR BB		2	1	0	1	2	2	1
Lee Mazzilli, S OBP: 0.328, SLG: 0.368 Mike Howard, S OBP: 0.250, SLG: 0.375 (1, 7) (5, 9)	0-3 K			0-3 K	0-0 F9			0-3 K		2	0	0	0	0	2	1
John Stearns, R OBP: 0.335, SLG: 0.344 (1, 2)	4-0 BB			0-0 L9-6 2B		0-3 K		0-0 1-H HR		3	1	2	2	1	1	0
Alex Trevino, R OBP: 0.329, SLG: 0.266 Neil Allen, R OBP: 0.200, SLG: 0.600 (1, 9) (5, 7) (9, 1)	0-3 K			0-0 L9-6 2-3		0-0 4-3		0-3 K		4	0	0	0	0	2	3
Ron Gardenhire, R OBP: 0.200, SLG: 0.200 (1, 6)		0-0 5-3			0-0 5-3 1B BB 1B		0-3 K		0-0 5-3	4	1	1	0	0	1	0
Greg Harris, S OBP: 0.118, SLG: 0.178 Charlie Fuleo, R Brian Giles, R Jesse Orosco, R Frank Taveras, R Mike Marshall, R Doug Flynn, R OBP: 0.262, SLG: 0.285 OBP: 0.235, SLG: 0.277 (1, 1) (3, 1) (5, PH) (6, 1) (7, PH) (8, 1) (9, 4)		0-3 K			0-3 K		0-3 K			1	0	0	0	0	1	0


Inning Stats	R: 2	H: 3	E: 0	LOB: 2	K: 3	S: 12	P: 16	R: 0	H: 0	E: 0	LOB: 0	K: 2	S: 7	P: 7	R: 0	H: 0	E: 0	LOB: 0	K: 2	S: 7	P: 7	R: 0	H: 1	E: 0	LOB: 0	K: 1	S: 5	P: 5	R: 1	H: 2	E: 0	LOB: 3	K: 1	S: 7	P: 15	R: 0	H: 0	E: 0	LOB: 0	K: 2	S: 7	P: 7	R: 0	H: 1	E: 0	LOB: 1	K: 2	S: 8	P: 8	R: 2	H: 1	E: 0	LOB: 0	K: 2	S: 8	P: 12
--------------	------	------	------	--------	------	-------	-------	------	------	------	--------	------	------	------	------	------	------	--------	------	------	------	------	------	------	--------	------	------	------	------	------	------	--------	------	------	-------	------	------	------	--------	------	------	------	------	------	------	--------	------	------	------	------	------	------	--------	------	------	-------

PITCHER	IP	WLS	BF	H	R	ER	SO	BB	IBB	HBP	BLK	WP	HR	S	P	ERA	WHIP
Steve Carlton, L ERA: 2.47 (1, 1)	8.0	L	35	8	5	5	15	4	0	0	0	0	1	61	77	5.62	1.500

BOTTOM

Philadelphia Phillies @ New York Mets
Shea Stadium, Flushing, NY
 Wed Sep 16 1981, 7:05 PM EDT
 Att. 4,353 - Unknown

AB	31
R	5
H	8
RBI	5
BB	4
SO	15
LOB	13



1B:	4	SF:	0	WP:	0	PA:	35
2B:	4	SAC:	0	PB:	0		
3B:	0	DP:	1	SB:	0		
HR:	1	HBP:	0	CS:	0		

Batter	1	2	3	4	5	6	7	8	9	AB	R	H	RBI	BB	SO	LOB	TOP										
Pete Rose, S (1, 3) OBP: 0.386, SLG: 0.398 Del Unser, L (7, 3) OBP: 0.310, SLG: 0.250	0-0 F7	0-0 F7			0-0 1B		0-0 F9			4	0	1	0	0	0	2											
Bake McBride, L (1, 9) OBP: 0.313, SLG: 0.385 Greg Gross, L (7, 9) OBP: 0.327, SLG: 0.322	0-0 F9 1B		0-0 4-3		0-0 G4-6-3 1B		0-0 F9			4	0	2	0	0	0	0											
Gary Matthews, R (1, 7) OBP: 0.365, SLG: 0.412	0-0 F9 1-2		0-0 F8		0-0 P6		0-0 F9			4	0	0	0	0	0	3											
Mike Schmidt, R (1, 5) OBP: 0.424, SLG: 0.628		0-0 E BB 2B 1B	4-0 S BB		0-0 G4-6-3 1-2f		0-0 F8			3	1	1	0	1	0	2											
Keith Moreland, R (1, 2) OBP: 0.319, SLG: 0.430		4-0 E 2B BB	0-0 L6		0-0 5-3		0-0 G3			3	1	0	0	1	0	1											
Garry Maddox, R (1, 8) OBP: 0.297, SLG: 0.344		0-0 E5 2B		0-0 E5 6-3 SF9		0-0 6-3		0-3 K		4	1	0	0	0	1	2											
Larry Bowa, S (1, 6) OBP: 0.331, SLG: 0.334		0-0 1-3 2-H 3-H 2B		0-0 6-3		0-0 6-3		0-0 F7		4	0	2	2	0	0	1											
Manny Trillo, R (1, 4) OBP: 0.335, SLG: 0.394		0-0 1-3		0-0 SF9		4-0 1-2 IBB		0-0 F8		2	0	0	1	1	0	2											
Dickie Noles, R (1, 1) OBP: 0.154, SLG: 0.154 Jerry Reed, R (8, 1) Sparky Lyle, L (8, 1) OBP: 0.250, SLG: 0.250 Ron Reed, R (9, 1) OBP: 0.600, SLG: 0.800		0-3 K		0-0 6-3		0-0 6-3		0-0 4-3		3	0	0	0	0	1	4											
Inning Stats	R: 0 E: 0 K: 0 S: 3	H: 1 LOB: 0 BB: 0 P: 3	R: 2 E: 1 K: 1 S: 8	H: 2 LOB: 2 BB: 1 P: 12	R: 0 E: 0 K: 0 S: 3	H: 0 LOB: 1 BB: 1 P: 7	R: 1 E: 1 K: 0 S: 4	H: 0 LOB: 0 BB: 0 P: 4	R: 0 E: 0 K: 0 S: 4	H: 2 LOB: 1 BB: 0 P: 4	R: 0 E: 0 K: 0 S: 3	H: 0 LOB: 0 BB: 0 P: 3	R: 0 E: 0 K: 1 S: 5	H: 0 LOB: 0 BB: 0 P: 5	R: 0 E: 0 K: 0 S: 3	H: 0 LOB: 0 BB: 0 P: 3	1B: 5 2B: 1 3B: 0 HR: 0	SF: 1 SAC: 0 DP: 1 HBP: 0	WP: 0 PB: 0 SB: 1 CS: 0	PA: 36							
PITCHER	IP	WLS	BF	H	R	ER	SO	BB	IBB	HBP	BLK	WP	HR	S	P	ERA	WHIP										
Mike Scott, R (1, 1) ERA: 3.91	6.0	L	27	6	3	1	1	2	1	0	0	0	0	26	38	1.50	1.333										
Ray Seavage, L (7, 1) ERA: 3.58	2.0		6	0	0	0	1	0	0	0	0	0	0	8	8	0.00	0.000										
Mike Marshall, R (9, 1) ERA: 3.15	1.0		3	0	0	0	0	0	0	0	0	0	0	3	3	0.00	0.000										

Philadelphia Phillies @ New York Mets
Shea Stadium, Flushing, NY
Thu Sep 17 1981, 7:05 PM EDT
Att. 5,501 - Unknown

livebaseballscorecards.com

AB	32
R	3
H	6
RBI	3
BB	3
SO	2
LOB	17



BOTTOM

Philadelphia Phillies @ New York Mets
Shea Stadium, Flushing, NY
Thu Sep 17 1981, 7:05 PM EDT
Att. 5,501 - Unknown

livebaseballscorecards.com

AB	29
R	2
H	4
RBI	2
BB	2
SO	8
LOB	8



WP:	0	PA:	32
PB:	0	SB:	0
CS:	0		

AB	R	H	RBI	BB	SO	LOB
4	0	0	0	0	1	1
2	0	0	0	0	0	0
0	0	0	0	0	0	0
1	0	0	0	0	1	1
0	0	0	0	0	0	0
4	0	1	0	0	1	1
4	0	1	0	0	0	1
4	0	1	0	0	2	1
2	1	0	0	1	1	1
2	1	0	0	1	0	0
2	0	0	0	0	1	0
1	0	0	0	0	0	2
0	0	0	0	0	0	0
1	0	1	2	0	0	0
0	0	0	0	0	0	0

R	H	ER	SO	BB	IBB	HBP	BLK	WP	HR	S	P	ERA	WHIP
0	0	0	6	0	0	1	0	0	0	34	35	0.00	0.429
0	2	2	0	0	0	0	0	0	0	1	9	54.00	6.000
0	1	0	1	0	0	0	0	0	0	7	7	0.00	0.750
0	0	0	1	0	0	0	0	0	0	3	3	0.00	0.000

R	H	ER	SO	BB	IBB	HBP	BLK	WP	HR	S	P	ERA	WHIP
2	1	1	14	2	0	0	0	0	0	4	4	0.00	0.429
0	0	0	0	0	0	0	0	0	0	0	0	0.00	0.000
1	0	0	0	0	0	0	0	0	0	0	0	0.00	0.000
0	0	0	0	0	0	0	0	0	0	0	0	0.00	0.000
0	0	0	0	0	0	0	0	0	0	0	0	0.00	0.000
0	0	0	0	0	0	0	0	0	0	0	0	0.00	0.000
0	0	0	0	0	0	0	0	0	0	0	0	0.00	0.000
0	0	0	0	0	0	0	0	0	0	0	0	0.00	0.000
0	0	0	0	0	0	0	0	0	0	0	0	0.00	0.000

R	H	ER	SO	BB	IBB	HBP	BLK	WP	HR	S	P	ERA	WHIP
0	1	1	4	0	0	0	0	0	0	3	3	0.00	0.429
0	0	0	0	0	0	0	0	0	0	0	0	0.00	0.000
0	0	0	0	0	0	0	0	0	0	0	0	0.00	0.000
0	0	0	0	0	0	0	0	0	0	0	0	0.00	0.000
0	0	0	0	0	0	0	0	0	0	0	0	0.00	0.000
0	0	0	0	0	0	0	0	0	0	0	0	0.00	0.000
0	0	0	0	0	0	0	0	0	0	0	0	0.00	0.000
0	0	0	0	0	0	0	0	0	0	0	0	0.00	0.000
0	0	0	0	0	0	0	0	0	0	0	0	0.00	0.000

R	H	ER	SO	BB	IBB	HBP	BLK	WP	HR	S	P	ERA	WHIP
0	0	0	3	0	0	0	0	0	0	3	3	0.00	0.429
0	0	0	0	0	0	0	0	0	0	0	0	0.00	0.000
0	0	0	0	0	0	0	0	0	0	0	0	0.00	0.000
0	0	0	0	0	0	0	0	0	0	0	0	0.00	0.000
0	0	0	0	0	0	0	0	0	0	0	0	0.00	0.000
0	0	0	0	0	0	0	0	0	0	0	0	0.00	0.000
0	0	0	0	0	0	0	0	0	0	0	0	0.00	0.000
0	0	0	0	0	0	0	0	0	0	0	0	0.00	0.000
0	0	0	0	0	0	0	0	0	0	0	0	0.00	0.000

R	H	ER	SO	BB	IBB	HBP	BLK	WP	HR	S	P	ERA	WHIP
0	1	1	4	0	0	0	0	0	0	3	3	0.00	0.429
0	0	0	0	0	0	0	0	0	0	0	0	0.00	0.000
0	0	0	0	0	0	0	0	0	0	0	0	0.00	0.000
0	0	0	0	0	0	0	0	0	0	0	0	0.00	0.000
0	0	0	0	0	0	0	0	0	0	0	0	0.00	0.000
0	0	0	0	0	0	0	0	0	0	0	0	0.00	0.000
0	0	0	0	0	0	0	0	0	0	0	0	0.00	0.000
0	0	0	0	0	0	0	0	0	0	0	0	0.00	0.000
0	0	0	0	0	0	0	0	0	0	0	0	0.00	0.000

R	H	ER	SO	BB	IBB	HBP	BLK	WP	HR	S	P	ERA	WHIP
0	0	0	6	0	0	1	0	0	0	34	35	0.00	0.429
0	0	0	0	0	0	0	0	0	0	1	9	54.00	6.000
0	0	0	1	0	0	0	0	0	0	7	7	0.00	0.750
0	0	0	3	0	0	0	0	0	0	3	3	0.00	0.000

R	H	ER	SO	BB	IBB	HBP	BLK	WP	HR	S	P	ERA	WHIP
0	0	0	6	0	0	1	0	0	0	34	35	0.00	0.429
0	0	0	0	0	0	0	0	0	0	1	9	54.00	6.000
0	0	0	1	0	0	0	0	0	0	7	7	0.00	0.750
0	0	0	3	0	0	0	0	0	0	3	3	0.00	0.000

R	H	ER	SO	BB	IBB	HBP	BLK	WP	HR	S	P	ERA	WHIP
0	0	0	6	0	0	1	0	0	0	34	35	0.00	0.429
0	0	0	0	0	0	0	0	0	0	1	9	54.00	6.000
0	0	0	1	0	0	0	0	0	0	7	7	0.00	0.750
0	0	0	3	0	0	0	0	0	0	3	3	0.00	0.000

R	H	ER	SO	BB	IBB	HBP	BLK	WP	HR	S	P	ERA	WHIP
0	0	0	6	0	0	1	0	0	0	34	35	0.00	0.429
0	0	0	0	0	0	0	0	0	0	1	9	54.00	6.000
0	0	0	1	0	0	0	0	0	0	7	7	0.00	0.750
0	0	0	3	0	0	0	0	0	0	3	3	0.00	0.000

R	H	ER	SO	BB	IBB	HBP	BLK	WP	HR	S	P	ERA	WHIP
0	0	0	6	0	0	1	0	0	0	34	35	0.00	0.429
0	0	0	0	0	0	0	0	0	0	1	9	54.00	6.000
0	0	0	1	0	0	0	0	0	0	7	7	0.00	0.750
0	0	0	3	0	0	0	0	0	0	3	3	0.00	0.000

Batter	1	2	3	4	5	6	7	8	9	AB	R	H	RBI	BB	SO	LOB
Mookie Wilson, S OBP: 0.331, SLG: 0.377	0-3 K			0-0 4-3		0-0 5-3		0-0 L7		4	0	0	0	0	1	1
Bob Bailor, R OBP: 0.341, SLG: 0.306	0-0 6-3			0-0 F8			1-0 5-3 1B HBP	0-3 K		2	0	0	0	0	0	0
Doug Flynn, R OBP: 0.235, SLG: 0.277										0	0	0	0	0	0	0
Lee Mazzilli, S OBP: 0.327, SLG: 0.367										1	0	0	0	0	1	1
Brian Giles, R										0	0	0	0	0	0	0
Hubie Brooks, R OBP: 0.337, SLG: 0.390	0-3 K			0-0 1B			0-0 5-3	0-0 6-3		4	0	1	0	0	1	1
Rusty Staub, L OBP: 0.375, SLG: 0.385		0-0 6-3		0-0 F9			0-0 2-H 1B	0-0 F7		4	0	1	0	0	0	1
Dave Kingman, R OBP: 0.313, SLG: 0.429		0-3 K			0-0 G6-3 1B		0-0 F8	0-3 K		4	0	1	0	0	2	1
John Stearns, R OBP: 0.335, SLG: 0.341			0-3 K		0-0 G6-3			4-0 G3 BB 1B BB		2	1	0	0	1	1	1
Mike Howard, S OBP: 0.273, SLG: 0.300			0-0 4-3		0-0 5-3			4-0 1B BB		2	1	0	0	1	0	0
Ron Gardenhire, R OBP: 0.176, SLG: 0.176			0-3 K			0-0 L4		0-0 G3		2	0	0	0	0	1	0
Mike Cubbage, L OBP: 0.318, SLG: 0.345								1-2 2-3		1	0	0	0	0	0	2
Mike Marshall, R										0	0	0	0	0	0	0
Mike Scott, R OBP: 0.146, SLG: 0.081			0-3 K			0-0 F7		0-0 1B		1	0	0	0	0	1	0
Ron Hodges, L OBP: 0.350, SLG: 0.361										1	0	0	0	0	0	0
Ray Seaver, L OBP: 1.000, SLG: 1.000										0	0	0	0	0	0	0
Mike Jorgensen, L OBP: 0.289, SLG: 0.384										0	0	0	0	0	0	0
Ellis Valentine, R OBP: 0.243, SLG: 0.361										1	0	1	2	0	0	0
Frank Taveras, R OBP: 0.262, SLG: 0.285										0	0	0	0	0	0	0

Inning	Stats
1	R: 0 H: 0 ER: 0 SO: 6 BB: 0 IBB: 0 HBP: 1 BLK: 0 WP: 0 HR: 0 S: 34 P: 35 ERA: 0.00 WHIP: 0.429
2	R: 0 H: 0 ER: 0 SO: 0 BB: 0 IBB: 0 HBP: 0 BLK: 0 WP: 0 HR: 0 S: 1 P: 9 ERA: 54.00 WHIP: 6.000
3	R: 0 H: 0 ER: 0 SO: 1 BB: 0 IBB: 0 HBP: 0 BLK: 0 WP: 0 HR: 0 S: 7 P: 7 ERA: 0.00 WHIP: 0.750
4	R: 0 H: 0 ER: 0 SO: 3 BB: 0 IBB: 0 HBP: 0 BLK: 0 WP: 0 HR: 0 S: 3 P: 3 ERA: 0.00 WHIP: 0.000

Pitcher	IP	WLS	BF	H	R	ER	SO	BB	IBB	HBP	BLK	WP	HR	S	P	ERA	WHIP
Dickie Notes, R ERA: 4.01	7.0	W	23	3	0	0	6	0	0	1	0	0	0	34	35	0.00	0.429
Jerry Reed, R ERA: 7.71																	

Batter	1	2	3	4	5	6	7	8	9	AB R H RBI BB SO LOB	TOP							
Omar Moreno, L (1, 8) OBP: 0.332, SLG: 0.370	4-0 BB FC4-6 BB		0-3 K		0-3 K		0-0 S 1B		4-0 E IBB	3 2 1 0 2 2 0	Pittsburgh Pirates @ Philadelphia Phillies Veterans Stadium, Philadelphia, PA Fri Sep 18 1981, 7:05 PM EDT Att. 24,537 - Unknown							
Tim Foli, R (1, 6) OBP: 0.277, SLG: 0.287	4-0 FC4-6 1-2 BB BB		0-0 6-3			0-0 HR 1B	0-0 P1		0-0 E7 1-H 2-H	4 1 1 0 1 0 1								
Bill Madlock, R (1, 5) OBP: 0.419, SLG: 0.500 Johnny Ray, S (9, 4) OBP: 0.372, SLG: 0.475	0-3 K		0-0 F7			0-0 1-H HR		0-3 K		4 1 1 2 0 2 2 0 0 0 0 0 0 0								
Bill Robinson, R (1, 3) OBP: 0.283, SLG: 0.362 Jason Thompson, L (8, PH) OBP: 0.381, SLG: 0.438	4-0 FC4-6 1-2 2-3 BB			0-3 K		0-0 4-3 SF8 2B		0-0 4-3		2 1 1 0 1 1 0 1 0 0 0 0 0 0								
Dave Parker, L (1, 9) OBP: 0.277, SLG: 0.449	0-0 FC4-6 FC6-4 1-2f 2-3 3-H			0-3 K		0-0 4-3		0-0 4-3		4 0 0 1 0 1 3								
Tony Peña, R (1, 2) OBP: 0.317, SLG: 0.378	0-0 FC6-4 1-2f			0-0 1B		0-0 SF8 3-H		0-0 SH1-4 2B 1B		3 1 2 1 0 0 2								
Lee Lacy, R (1, 7) OBP: 0.307, SLG: 0.358		0-0 P6		0-3 K		0-0 F7		0-0 SH1-4 1-2		3 0 0 0 0 1 1								
Dale Berra, R (1, 4) OBP: 0.314, SLG: 0.321 Willie Stargell, L (9, PH) OBP: 0.339, SLG: 0.364 Vance Law, R (9, 5) OBP: 0.192, SLG: 0.204		4-0 G6-4-3 BB			0-0 G3		0-0 5-3		0-3 K	2 0 0 0 1 0 0 1 0 0 0 0 1 1 0 0 0 0 0 0 0								
Rick Rhoden, R (1, 1) OBP: 0.190, SLG: 0.195 Willie Montañez, L (7, PH) OBP: 0.240, SLG: 0.261 Kent Tekulve, R (7, 1) OBP: 0.260, SLG: 0.176 Rod Scurry, L (9, PH) OBP: 0.227, SLG: 0.426 Enrique Romo, R (9, 1) Victor Cruz, R (9, 1) Mark Lee, R (9, 1) OBP: 1.000, SLG: 1.000		0-0 G6-4-3 1-2f			0-0 6-3		0-0 4-3		0-0 E 2B	2 0 0 0 0 0 1 1 0 1 1 1 1 0 0 0 0 0 0 0 0 0 0 0 0 0 0 0 0 0								
Inning Stats	R: 1 H: 0 E: 0 LOB: 2 K: 1 BB: 3 S: 5 P: 17	R: 0 H: 0 E: 0 LOB: 0 K: 0 BB: 1 S: 2 P: 6	R: 0 H: 0 E: 0 LOB: 0 K: 1 BB: 0 S: 5 P: 5	R: 0 H: 1 E: 0 LOB: 1 K: 3 BB: 0 S: 10 P: 10	R: 0 H: 0 E: 0 LOB: 0 K: 1 BB: 0 S: 5 P: 5	R: 3 H: 3 E: 0 LOB: 0 K: 0 BB: 0 S: 6 P: 6	R: 0 H: 1 E: 0 LOB: 1 K: 0 BB: 0 S: 4 P: 4	R: 0 H: 0 E: 0 LOB: 0 K: 1 BB: 0 S: 5 P: 5	R: 3 H: 2 E: 1 LOB: 1 K: 1 BB: 1 S: 7 P: 11	1B: 4 SF: 1 2B: 2 SAC: 1 3B: 0 DP: 1 HR: 1 HBP: 0		WP: 0 PA: 38 PB: 0 SB: 1 CS: 0						
PITCHER	IP WLS BF H R ER SO BB IBB HBP BLK WP HR S P ERA WHIP																	
Mark Davis, L (1, 1) ERA: 8.46	6.0		25	4	4	4	6	4	0	0	0	0	0	1	33	49	6.00	1.333
Warren Brusstar, R (7, 1) ERA: 2.84	2.0		7	1	0	0	1	0	0	0	0	0	0	9	9	9	0.00	0.500
Ron Reed, R (9, 1) ERA: 3.61	1.0	L	6	2	3	1	1	0	1	0	0	0	0	7	11	9.00	2.000	

livebaseballscorecards.com

AB	31
R	7
H	7
RBI	5
BB	5
SO	8
LOB	11



Batter	1	2	3	4	5	6	7	8	9	AB	R	H	RBI	BB	SO	LOB
Pete Rose, S OBP: 0.386, SLG: 0.399 (1, 3)	0-0 1-3 2B	4-0 1B BB			0-0 L7	0-0 G5-4-3		0-3 K		4	1	1	0	1	1	4
Bake McBride, L OBP: 0.315, SLG: 0.396 (1, 9)	0-0 1-3 2-3	0-0 1-3 3-H 1B			0-0 4-3		0-0 4-3		0-0 WP 3B	5	1	2	1	0	0	1
Gary Matthews, R OBP: 0.368, SLG: 0.420 (1, 7)	0-0 2B		0-0 3-1		0-0 2B		0-3 K		4-0 WP 1B BB	4	2	2	1	1	1	0
Mike Schmidt, R OBP: 0.424, SLG: 0.623 (1, 5)	0-0 F9		0-0 L6		4-0 IBB		0-0 1B		0-3 K 1-2 3-H	4	0	1	0	1	1	2
Keith Moreland, R OBP: 0.322, SLG: 0.436 (1, 2)	0-0 2B		0-0 1B		0-0 F9		0-0 F7		0-0 F5	5	0	2	1	0	0	4
Garry Maddox, R OBP: 0.293, SLG: 0.340 (1, 8)	0-3 K		0-3 K		0-0 P4			0-3 K	4-0 1B BB	4	0	0	0	0	3	2
Del Unser, L OBP: 0.322, SLG: 0.250 (9, PH)										0	0	0	0	1	0	0
Bob Dernier, R OBP: 1.000, SLG: 1.000 (9, PR)										0	0	0	0	0	0	0
Larry Bowa, S OBP: 0.335, SLG: 0.345 (1, 6)		0-0 1B 3B		0-0 L6		0-0 1B 1B		0-0 F2	0-0 1-3 2-H 1B	5	2	3	1	0	0	0
Manny Trillo, R OBP: 0.336, SLG: 0.394 (1, 4)		0-0 6-3		0-0 6-3		0-0 1B 1B		0-0 1B 1B	0-0 6-3	5	0	2	0	0	0	3
Mark Davis, L OBP: 0.800, SLG: 1.000 (6, PH)		0-3 K		0-0 6-3		0-0 G5-4-3 1B		0-0 1B		2	0	0	0	0	1	1
Len Matuszek, L OBP: 0.500, SLG: 0.647 (8, PH)										1	0	1	1	0	0	0
Warren Brusstar, R OBP: 0.600, SLG: 0.800 (9, 1)										0	0	0	0	0	0	0
George Vukovich, L OBP: 0.500, SLG: 0.647 (8, PH)										1	0	1	0	0	0	0
Ron Reed, R OBP: 0.600, SLG: 0.800 (9, 1)										0	0	0	0	0	0	0

BOTTOM																	
Pittsburgh Pirates @ Philadelphia Phillies Veterans Stadium, Philadelphia, PA																	
Fri Sep 18 1981, 7:05 PM EDT Att. 24,537 - Unknown																	
livebaseballscorecards.com																	
AB	40																
R	6																
H	15																
RBI	5																
BB	4																
SO	7																
LOB	17																
WP	1	PA	44														
PB	0	SB	0	CS	0												

Inning Stats																	
R: 2	H: 3	R: 1	H: 2	R: 0	H: 1	R: 0	H: 0	R: 0	H: 1	R: 1	H: 3	R: 0	H: 1	R: 0	H: 2	R: 2	H: 2
E: 0	LOB: 1	E: 0	LOB: 2	E: 0	LOB: 1	E: 0	LOB: 0	E: 0	LOB: 2	E: 0	LOB: 1	E: 0	LOB: 1	E: 0	LOB: 2	E: 0	LOB: 2
K: 1	BB: 0	K: 1	BB: 1	K: 0	BB: 0	K: 0	BB: 0	K: 0	BB: 1	K: 1	BB: 0	K: 1	BB: 0	K: 2	BB: 0	K: 1	BB: 2
S: 8	P: 8	S: 6	P: 10	S: 6	P: 6	S: 3	P: 3	S: 4	P: 8	S: 5	P: 5	S: 6	P: 6	S: 9	P: 9	S: 7	P: 15
1B: 9	SF: 0	2B: 4	SAC: 0	3B: 2	DP: 1	HR: 0	HBP: 0										

PITCHER																	
Rick Rhoden, R ERA: 4.24 (1, 1)	IP	WLS	BF	H	R	ER	SO	BB	IBB	HBP	BLK	WP	HR	S	P	ERA	WHIP
Kent Tekulve, R ERA: 2.52 (7, 1)	6.0		28	10	4	4	3	1	1	0	0	0	0	32	40	6.00	1.833
Rod Scurry, L ERA: 3.78 (8, 1)	1.2		8	3	0	0	2	0	0	0	0	0	0	12	12	0.00	1.800
Enrique Romo, R ERA: 4.34 (9, 1)	0.1	W	1	0	0	0	1	0	0	0	0	0	0	3	3	0.00	0.000
Victor Cruz, R ERA: 2.61 (9, 1)	0.0		2	1	2	2	0	1	0	0	0	0	0	1	5	∞	∞
Mark Lee, R ERA: 0.87 (9, 1)	0.2		4	1	0	0	1	1	0	0	0	1	0	5	9	0.00	3.000



Batter	1	2	3	4	5	6	7	8	9	AB R H RBI BB SO LOB	TOP		
Omar Moreno, L (1, 8) OBP: 0.333, SLG: 0.370	0-0 5-3 HR 1B		0-0 P6		0-3 K		0-0 P5		0-0 1B	5 1 2 0 0 1 2			
Tim Foli, R (1, 6) OBP: 0.275, SLG: 0.285	0-0 5-3 1-2		0-0 F8		0-0 F9		0-0 1B		0-0 F7	5 0 1 0 0 0 3			
Dave Parker, L (1, 9) OBP: 0.276, SLG: 0.445	0-0 F9		0-0 L7				0-0 1B		0-0 E6	4 0 1 0 0 0 3			
Jason Thompson, L (1, 3) OBP: 0.378, SLG: 0.450	0-0 HR				0-0 F7		0-0 F7		0-3 K	4 1 1 2 0 1 4			
Mike Easler, L (1, 7) OBP: 0.326, SLG: 0.424	0-0 P5				0-0 1B		0-3 K		0-0 F8	4 0 1 0 0 1 1			
Tony Peña, R (1, 2) OBP: 0.321, SLG: 0.380			0-0 4-3 WP 1B		0-0 F2		0-0 1B		0-0 F5	4 0 2 0 0 0 1			
Dale Berra, R (1, 5) OBP: 0.308, SLG: 0.314			0-0 F5		0-0 F7		0-0 F8		0-0 5-3	4 0 0 0 0 0 4			
Johnny Ray, S (1, 4) OBP: 0.362, SLG: 0.455			0-0 4-3 1-3		0-0 1B		0-3 K		0-0 F7	4 0 1 0 0 1 1			
Odell Jones, R (1, 1) Don Robinson, R (4, 1) Willie Montanez, L (7, PH) Enrique Romo, R (7, 1) Mark Lee, R (8, 1) Doc Boyland, L (8, PH)			0-3 K		0-0 F8		0-0 F8		0-3 K	1 0 0 0 0 1 1 1 0 0 0 0 0 1 0 0 0 0 1 0 0 0 0 0 0 0 0 0 0 0 0 0 0 0 0 1 0 0 0 0 1 0			
Inning Stats	R: 2 H: 2 E: 0 LOB: 0 K: 0 BB: 0 S: 5 P: 5	R: 0 H: 1 E: 0 LOB: 1 K: 1 BB: 0 S: 6 P: 6	R: 0 H: 0 E: 0 LOB: 0 K: 0 BB: 0 S: 3 P: 3	R: 0 H: 1 E: 0 LOB: 1 K: 0 BB: 0 S: 4 P: 4	R: 0 H: 1 E: 0 LOB: 1 K: 1 BB: 0 S: 6 P: 6	R: 0 H: 2 E: 0 LOB: 2 K: 1 BB: 0 S: 7 P: 7	R: 0 H: 1 E: 1 LOB: 3 K: 2 BB: 1 S: 9 P: 13	R: 0 H: 0 E: 0 LOB: 0 K: 0 BB: 0 S: 3 P: 3	R: 0 H: 1 E: 0 LOB: 1 K: 1 BB: 0 S: 6 P: 6	1B: 8 SF: 0 2B: 0 SAC: 0 3B: 0 DP: 0 HR: 1 HBP: 0	WP: 1 PA: 38 PB: 0 SB: 0 CS: 0		
PITCHER	IP WLS BF H R ER SO BB IBB HBP BLK WP HR S P ERA WHIP											PITCHER	IP WLS BF H R ER SO BB IBB HBP BLK WP HR S P ERA WHIP
Dan Larson, R (1, 1) ERA: 3.94	6.0 W 25 7 2 2 3 0 0 0 0 1 1 31 31 3.00 1.167												
Larry Christenson, R (7, 1) ERA: 3.78	3.0 S 13 2 0 0 3 1 0 0 0 0 0 0 18 22 0.00 1.000												

Pittsburgh Pirates @ Philadelphia Phillies
Veterans Stadium, Philadelphia, PA
Sat Sep 19 1981, 3:33 AM EDT
Att: 30,446 - Unknown

livebaseballscorecards.com

AB	37
R	2
H	9
RBI	2
BB	1
SO	6
LOB	21



Batter	1	2	3	4	5	6	7	8	9	AB	R	H	RBI	BB	SO	LOB
Lonnie Smith, R OBP: 0.352, SLG: 0.397 (1, 8) (9, 7)	0-0 P5		0-0 1-3	0-0 HR 2B		0-0 6-3 2B		0-0 1B S 1B		5	2	3	1	0	0	0
Pete Rose, S OBP: 0.389, SLG: 0.401 Del Unser, L OBP: 0.322, SLG: 0.250 (1, 3) (9, 3)	4-0 BB 1B BB		0-0 1B 1B	0-0 5-3		0-0 6-3 2-3		0-0 1B 1B		4	2	2	0	1	0	3
Gary Matthews, R OBP: 0.371, SLG: 0.432 Bob Demier, R OBP: 1.000, SLG: 1.000 (1, 7) (9, 8)	0-0 BB 1-2 1B		0-0 1B 1B	0-0 HR		0-0 F2		0-3 K		5	1	3	3	0	1	3
Mike Schmidt, R OBP: 0.424, SLG: 0.618 Ryne Sandberg, R (1, 5) (9, 6)	0-0 F8		0-0 F8	0-0 F8 HR		4-0 IBB		4-0 BB 1B IBB		3	0	0	0	2	0	4
Keith Moreland, R OBP: 0.326, SLG: 0.434 Larry Christenson, R OBP: 0.129, SLG: 0.103 (1, 2) (7, 1)	4-0 1-2 2-3 BB		0-0 FC6-4 1B	0-0 3-1		0-0 P4-9		0-3 K		3	0	1	1	1	0	2
Dick Davis, R OBP: 0.437, SLG: 0.506 (1, 9)	0-0 P6		0-0 FC6-4		0-0 5-3		0-0 2B	0-0 BB 1-2 2-3 1B		5	0	2	2	0	0	5
Larry Bowa, S OBP: 0.336, SLG: 0.350 Luis Aguayo, R OBP: 0.293, SLG: 0.307 (1, 6) (9, 4)		0-0 P5		0-0 1B 3B	0-0 E9		0-0 F8	4-0 1-2 2-3 BB		4	1	1	0	1	0	1
Manny Trillo, R OBP: 0.335, SLG: 0.392 Ramon Aviles, R OBP: 0.182, SLG: 0.100 (1, 4) (8, 4) (9, 5)		0-0 6-3		0-0 1B 2B 1B	0-3 K		0-0 5-3	0-0 F7		4	1	1	1	0	1	2
Dan Larson, R OBP: 0.167, SLG: 0.167 Bob Boone, R OBP: 0.273, SLG: 0.286 (1, 1) (7, 2)		0-0 6-3		0-0 2B HR 1B	0-0 1-3		0-0 5-3			1	0	0	0	0	0	1

Inning Stats	R: 0	H: 1	E: 0	LOB: 3	K: 0	BB: 2	S: 4	R: 0	H: 0	E: 0	LOB: 0	K: 0	BB: 0	S: 3	R: 1	H: 3	E: 0	LOB: 2	K: 0	BB: 0	S: 6	R: 5	H: 5	E: 0	LOB: 0	K: 0	BB: 0	S: 8	R: 0	H: 0	E: 1	LOB: 1	K: 1	BB: 0	S: 6	R: 0	H: 1	E: 0	LOB: 2	K: 0	BB: 1	S: 4	R: 0	H: 1	E: 0	LOB: 1	K: 0	BB: 0	S: 4	R: 2	H: 3	E: 0	LOB: 3	K: 2	BB: 2	S: 10	P: 18
--------------	------	------	------	--------	------	-------	------	------	------	------	--------	------	-------	------	------	------	------	--------	------	-------	------	------	------	------	--------	------	-------	------	------	------	------	--------	------	-------	------	------	------	------	--------	------	-------	------	------	------	------	--------	------	-------	------	------	------	------	--------	------	-------	-------	-------

PITCHER	IP	WLS	BF	H	R	ER	SO	BB	IBB	HBP	BLK	WP	HR	S	P	ERA	WHIP
Odell Jones, R ERA: 2.79 (1, 1)	3.0	L	18	7	4	4	0	2	0	0	0	0	0	16	24	12.00	3.000
Don Robinson, R ERA: 6.67 (4, 1)	3.0		14	3	2	2	1	0	1	0	0	0	1	15	19	6.00	1.000
Enrique Romo, R ERA: 4.62 (7, 1)	1.2		11	4	2	2	2	1	1	0	0	0	0	13	21	10.80	3.000
Mark Lee, R ERA: 0.84 (8, 1)	0.1		1	0	0	0	0	0	0	0	0	0	0	1	1	0.00	0.000

BOTTOM

Pittsburgh Pirates @ Philadelphia Phillies
Veterans Stadium, Philadelphia, PA

Sat Sep 19 1981, 3:33 AM EDT
Att. 30,446 - Unknown

AB 39
R 8
H 14
RBI 8
BB 5
SO 3
LOB 28



WP	HR	S	P	ERA	WHIP
0	0	0	0	0	0

Batter	1	2	3	4	5	6	7	8	9	AB R H RBI BB SO LOB	TOP																	
Omar Moreno, L (1, 8) OBP: 0.334, SLG: 0.376	0-0 S 2B 1B	0-0 4-3			0-0 2B 3B		0-0 P5		0-0 F8	5 2 2 0 0 0 1																		
Tim Foli, R (1, 6) OBP: 0.278, SLG: 0.286	4-0 2B BB		0-0 1B		0-0 6-3		0-0 F3			3 1 1 0 1 0 1																		
Dave Parker, L (1, 9) OBP: 0.285, SLG: 0.461	0-0 3-1 1-H 2-H 2B		0-3 K		0-0 G3 2B		0-0 CS 1B			4 0 3 3 0 1 1																		
Jason Thompson, L (1, 3) OBP: 0.378, SLG: 0.445 Bill Robinson, R (8, PH) OBP: 0.279, SLG: 0.356 (8, 3)	0-0 3-1 2-3		0-0 F7		0-0 G3 IBB		0-0 CS	0-0 6-3		2 0 0 0 1 0 2 1 0 0 0 0 0 0																		
Mike Easler, L (1, 7) OBP: 0.323, SLG: 0.419 Lee Lacy, R (8, PH) OBP: 0.306, SLG: 0.356 (8, 7)	0-0 F7		0-0 4-3		0-0 G3			0-0 6-3		3 0 0 0 0 0 4 1 0 0 0 0 0 0																		
Tony Peña, R (1, 2) OBP: 0.320, SLG: 0.383	0-0 3-1			0-0 F8 2B	0-0 F9			0-0 6-3		4 0 1 0 0 0 3																		
Dale Berra, R (1, 5) OBP: 0.302, SLG: 0.307		0-0 P4		0-0 6-3		0-0 6-3		0-0 5-3		4 0 0 0 0 0 1																		
Johnny Ray, S (1, 4) OBP: 0.353, SLG: 0.458		0-0 F9		0-0 F8		0-0 4-3		0-0 WP SF8 2B		4 1 1 0 0 0 1																		
Eddie Solomon, R (1, 1) OBP: 0.132, SLG: 0.132 Kent Tekulve, R (7, 1) Willie Stargell, L (9, PH) OBP: 0.333, SLG: 0.364		0-0 1B		0-3 K		0-0 1-3		0-0 SF8		3 0 1 0 0 1 1 0 0 0 0 0 0 0 0 0 0 1 0 0 0																		
Inning Stats	R: 2 H: 2 E: 0 LOB: 1 K: 0 BB: 1 S: 5 P: 9	R: 0 H: 1 E: 0 LOB: 1 K: 0 BB: 0 S: 4 P: 4	R: 0 H: 1 E: 0 LOB: 1 K: 1 BB: 0 S: 6 P: 6	R: 0 H: 1 E: 0 LOB: 1 K: 1 BB: 0 S: 6 P: 6	R: 1 H: 2 E: 0 LOB: 2 K: 0 BB: 1 S: 5 P: 9	R: 0 H: 0 E: 0 LOB: 0 K: 0 BB: 0 S: 3 P: 3	R: 0 H: 1 E: 0 LOB: 0 K: 0 BB: 0 S: 3 P: 3	R: 0 H: 0 E: 0 LOB: 0 K: 0 BB: 0 S: 3 P: 3	R: 1 H: 1 E: 0 LOB: 0 K: 0 BB: 0 S: 4 P: 4	1B: 4 SF: 1 2B: 4 SAC: 0 3B: 1 DP: 0 HR: 0 HBP: 0	WP: 1 PA: 38 PB: 0 SB: 1 CS: 1																	
PITCHER	IP WLS BF H R ER SO BB IBB HBP BLK WP HR S P ERA WHIP											PITCHER	IP WLS BF H R ER SO BB IBB HBP BLK WP HR S P ERA WHIP															
Mike Proly, R (1, 1) ERA: 3.23	6.0	27	7	3	3	2	1	1	0	0	0	0	0	29	37	4.50	1.333											
Sparky Lyle, L (7, 1) ERA: 4.26	3.0	W	10	2	1	1	0	0	0	0	0	1	0	10	10	3.00	0.667											

Pittsburgh Pirates @ Philadelphia Phillies
Veterans Stadium, Philadelphia, PA
Sun Sep 20 1981, 3:33 AM EDT
Att: 31,489 - Unknown

livebaseballscorecards.com

AB 34
R 4
H 9
RBI 4
BB 2
SO 2
LOB 15



Batter	1	2	3	4	5	6	7	8	9
Lonnie Smith, R (1, 8) <small>OBP: 0.363, SLG: 0.431</small> Garry Maddox, R (8, 8) <small>OBP: 0.293, SLG: 0.340</small>	0-0 CS 1B		0-0 2B		0-0 F3		0-0 2-H 1B 3B		
Pete Rose, S (1, 3) <small>OBP: 0.390, SLG: 0.402</small>	0-0 4-3 1-2		0-0 G4-6-3 1B		0-0 F7		0-0 B2-6-3 1B		
Gary Matthews, R (1, 7) <small>OBP: 0.370, SLG: 0.430</small>	0-0 F4		0-0 G4-6-3 1-2f		0-0 FC5-4 1B		0-0 B2-6-3 1-2f		
Mike Schmidt, R (1, 5) <small>OBP: 0.422, SLG: 0.622</small>		0-3 K		0-0 4-3	0-0 FC5-4 1-2f		0-0 HR		
Keith Moreland, R (1, 2) <small>OBP: 0.324, SLG: 0.426</small>		0-0 L8		4-0 1B BB SF8 BB		0-0 F9	0-0 4-3		
Bake McBride, L (1, 9) <small>OBP: 0.320, SLG: 0.397</small> Sparky Lyle, L (7, 1) <small>OBP: 0.400, SLG: 0.250</small>		0-0 1B BLK 1B		4-0 1B 1-2 BB		0-0 4-3		4-0 G6-3 BB	
Larry Bowa, S (1, 6) <small>OBP: 0.338, SLG: 0.350</small>		4-0 1B 1-2 BB		0-0 1B 1-2 2-3		0-0 F5		0-0 G6-3 1-2f	
Manny Trillo, R (1, 4) <small>OBP: 0.337, SLG: 0.395</small>		0-0 FC6-4 1B 1-2 2-3		0-0 SF8 3-H		0-0 E9 2B 1B	0-0 5-3		
Mike Proly, R (1, 1) Greg Gross, L (7, 9) <small>OBP: 0.333, SLG: 0.341</small>		0-0 FC6-4 1-2f		0-0 F8		0-0 3-H 3B 2B			


AB	R	H	RBI	BB	SO	LOB
4	1	3	1	0	0	0
0	0	0	0	0	0	0
4	0	2	1	0	0	1
4	0	1	0	0	0	2
4	1	1	1	0	1	1
3	1	0	0	1	0	0
2	0	1	0	1	0	0
0	0	0	0	1	0	0
3	0	1	0	1	0	1
3	1	2	1	0	0	0
2	0	0	0	0	0	5
1	1	1	1	0	0	0

BOTTOM

Pittsburgh Pirates @ Philadelphia Phillies
Veterans Stadium, Philadelphia, PA

Sun Sep 20 1981, 3:33 AM EDT
Att. 31,489 - Unknown

AB	30
R	5
H	12
RBI	5
BB	4
SO	1
LOB	10



Inning Stats		R	H	E	K	S	P	R		H	E	K	S	P	ERA	WHIP
R: 0 H: 1 E: 0 K: 0 S: 3		0	1	0	0	3		R: 0 H: 1 E: 0 K: 0 S: 4		0	1	0	0	4	6.00	2.167
H: 1 LOB: 0 BB: 0 P: 3		0	2	0	1	11		H: 1 LOB: 2 BB: 2 P: 12		0	1	0	0	10	4.50	1.500
K: 1 BB: 1 P: 3		0	2	0	1	11		K: 0 BB: 0 P: 3		0	1	0	0	7		
S: 7		0	2	0	1	11		S: 4		0	1	0	0	7		

PITCHER		IP	WLS	BF	H	R	ER	SO	BB	IBB	HBP	BLK	WP	HR	S	P	ERA	WHIP
Eddie Solomon, R (1, 1) <small>ERA: 2.95</small>		6.0	L	28	10	4	4	1	3	0	0	1	0	0	27	39	6.00	2.167
Kent Tekulve, R (7, 1) <small>ERA: 2.6</small>		2.0		7	2	1	1	0	1	0	0	0	0	1	6	10	4.50	1.500

WP	PA	ERA	WHIP
0	35		
0			
0			
1			

Batter	1	2	3	4	5	6	7	8	9	10	11	12	13	14	15	16	17	AB	R	H	RBI	BB	SO	LOB	TOP			
Lonnie Smith, R OBP: 0.375, SLG: 0.429 (1, 6)	5-3		6-3			CS 1B		BB			SH2-4		S HBP		CS	CS BB		3	0	1	0	2	0	0				
Pete Rose, S OBP: 0.386, SLG: 0.395 (1, 3)	6-3			L4		L8		F7			F2		4-3			BB BB		6	0	0	0	1	0	6				
Gary Matthews, R OBP: 0.368, SLG: 0.426 (1, 7)	K			S BB			6-3		5-3		F8					1B 2B		6	0	1	0	1	1	3				
Mike Schmidt, R OBP: 0.425, SLG: 0.619 (1, 5)		1B BB		F8		FC6-4 1B		F8			F8		G3 1B			K		5	0	2	0	2	1	2				
Keith Moreland, R OBP: 0.317, SLG: 0.414 (1, 2)		G4-6-3 1B		F7		FC6-4 1-2		L5			L5		P4			5-3		7	0	1	0	0	0	6				
Bake McBride, L OBP: 0.312, SLG: 0.387 (1, 9)			F3		F5		6-3		4-3		4-3		G3					5	0	0	0	0	0	4				
Dick Davis, R OBP: 0.438, SLG: 0.506 (14, PH)														2-H 1B				2	0	1	0	0	0	0				
Larry Bowa, S OBP: 0.334, SLG: 0.346 (1, 6)		G4-6-3 1-2		L6		L6		F8		F8		F8					CS 1B	7	0	1	0	0	1	3				
Manny Trillo, R OBP: 0.336, SLG: 0.390 (1, 4)			P4		F2		6-3 BB		F2		F2		K		P6			6	0	1	0	1	1	1				
Steve Carlton, L Gray Green, R Ryan Sandberg, R Ron Reed, R George Vukovich, L Warren Spivey, R Stanley Lipsitz, R Dwight Gooden, R Bob Ojeda, R Larry Christensen, R Len Matson, L Jerry Rizzo, R			4-3		F8		6-3		6-3		E8 SH2-4		F8		CS BB			3	0	0	0	0	0	1				
Inning Stats	R: 0 E: 0 K: 1 S: 5	H: 0 LOB: 0 BB: 0 P: 5	R: 0 E: 0 K: 0 S: 3	H: 1 LOB: 1 BB: 1 P: 7	R: 0 E: 0 K: 0 S: 3	H: 0 LOB: 0 BB: 0 P: 3	R: 0 E: 0 K: 0 S: 3	H: 0 LOB: 0 BB: 1 P: 7	R: 0 E: 0 K: 0 S: 3	H: 0 LOB: 0 BB: 0 P: 3	R: 0 E: 0 K: 0 S: 3	H: 0 LOB: 0 BB: 0 P: 3	R: 0 E: 0 K: 0 S: 3	H: 0 LOB: 0 BB: 0 P: 3	R: 0 E: 0 K: 1 S: 6	H: 2 LOB: 2 BB: 0 P: 6	R: 0 E: 0 K: 0 S: 2	H: 1 LOB: 1 BB: 1 P: 6	R: 0 E: 0 K: 0 S: 2	H: 0 LOB: 2 BB: 3 P: 14	R: 0 E: 0 K: 1 S: 6	H: 1 LOB: 1 BB: 0 P: 6	R: 0 E: 0 K: 0 S: 6	H: 1 LOB: 1 BB: 0 P: 6	1B: 7 2B: 1 3B: 0 HR: 0	SF: 0 SAC: 1 DP: 1 HBP: 1	WP: 0 PB: 0 SB: 2 CS: 4	PA: 64
PITCHER	IP WLS BF H R ER SO BB IBB HBP BLK WP HR S P ERA WHIP																								IP WLS BF H R ER SO BB IBB HBP BLK WP HR S P ERA WHIP			
Ray Burris, R ERA: 3.16 (1, 1)	10.0	35	3	0	0	1	4	0	0	0	0	0	0	0	0	0	0	0	0	0	0	0	0	0	0	0.00	0.700	
Jeff Reardon, R ERA: 2.4 (11, 1)	3.0	12	1	0	0	1	0	0	1	0	0	0	0	0	0	0	0	0	0	0	0	0	0	0	0	0.00	0.333	
Woodie Fryman, L ERA: 2.11 (14, 1)	1.0	4	2	0	0	1	0	0	0	0	0	0	0	0	0	0	0	0	0	0	0	0	0	0	0	0.00	2.000	
Stan Bahnsen, R ERA: 5.06 (15, 1)	2.2	10	1	0	0	1	4	0	0	0	0	0	0	0	0	0	0	0	0	0	0	0	0	0	0	0.00	1.875	
Bryn Smith, R ERA: 3.6 (17, 1)	0.1	W	2	1	0	0	0	0	0	0	0	0	0	0	0	0	0	0	0	0	0	0	0	0	0	0.00	3.000	

Philadelphia Phillies @ Montreal Expos
Olympic Stadium, Montreal, QB
Mon Sep 21 1981, 7:05 PM EDT
Att. 24,161 - Unknown

AB	53
R	0
H	8
RBI	0
BB	8
SO	4
LOB	27



Batter	1	2	3	4	5	6	7	8	9	AB R H RBI BB SO LOB	TOP	
Lonnie Smith, R (1, 8) <small>OBP: 0.369, SLG: 0.428</small>	0-0 5-3		0-0 L4		0-0 PO 2B		0-0 5-3		0-0 F8	5 0 1 0 0 0 3	Philadelphia Phillies @ Montreal Expos Olympic Stadium, Montreal, QB Tue Sep 22 1981, 7:05 PM EDT Att: 21,797 - Unknown	
Pete Rose, S (1, 3) <small>OBP: 0.385, SLG: 0.392</small>	4-0 BB 1B BB		0-0 L6		0-0 PO 2-3	0-0 G3		0-0 F8	3 1 0 0 1 0 0			
Gary Matthews, R (1, 7) <small>OBP: 0.370, SLG: 0.426</small>	4-0 FC5 1-2 1B BB		0-0 6-3			4-0 BB		0-3 K	2 0 0 0 2 1 0			
Mike Schmidt, R (1, 5) <small>OBP: 0.423, SLG: 0.613</small>	0-3 K			0-0 F2		0-0 F7		4-0 BB	3 0 0 0 1 1 3			
Bake McBride, L (1, 9) <small>OBP: 0.311, SLG: 0.384</small>	0-0 1-2 2-H 1B			0-0 3-1		0-3 K		0-0 4-3	4 0 1 1 0 1 2			
Bob Boone, R (1, 2) <small>OBP: 0.274, SLG: 0.287</small> Greg Gross, L (9, PH) <small>OBP: 0.337, SLG: 0.337</small>	0-0 FC5 2-3f			0-0 1B			0-0 6-3	4-0 G3 BB	3 0 1 0 0 0 2 0 0 0 0 1 0 0			
Larry Bowa, S (1, 6) <small>OBP: 0.333, SLG: 0.343</small>		0-0 L4		0-3 K		4-0 1B E BB		0-0 G3 1-2	3 1 0 0 1 1 2			
Manny Trillo, R (1, 4) <small>OBP: 0.338, SLG: 0.392</small>		0-0 L9			0-0 1-3		0-0 E8 1-H 1B	0-0 1B	4 0 2 0 0 0 0			
Dick Ruthven, R (1, 1) <small>OBP: 0.176, SLG: 0.204</small> Warren Brusstar, R (8, 1) Len Matuszek, L (9, PH) <small>OBP: 0.571, SLG: 0.667</small>		0-3 K		0-0 6-3		0-3 K		0-0 F9	3 0 0 0 0 2 1 0 0 0 0 0 0 0 1 0 0 0 0 0 2			
Inning Stats	R: 1 H: 1 E: 0 LOB: 2 K: 1 BB: 2 S: 6 P: 14	R: 0 H: 0 E: 0 LOB: 0 K: 1 BB: 0 S: 5 P: 5	R: 0 H: 0 E: 0 LOB: 0 K: 0 BB: 0 S: 3 P: 3	R: 0 H: 1 E: 0 LOB: 1 K: 1 BB: 0 S: 6 P: 6	R: 0 H: 1 E: 0 LOB: 0 K: 0 BB: 0 S: 3 P: 3	R: 0 H: 0 E: 0 LOB: 1 K: 1 BB: 1 S: 5 P: 9	R: 1 H: 1 E: 1 LOB: 1 K: 1 BB: 1 S: 6 P: 10	R: 0 H: 0 E: 0 LOB: 1 K: 1 BB: 1 S: 5 P: 9	R: 0 H: 1 E: 0 LOB: 2 K: 0 BB: 1 S: 4 P: 8	1B: 4 SF: 0 2B: 1 SAC: 0 3B: 0 DP: 0 HR: 0 HBP: 0	WP: 0 PA: 38 PB: 0 SB: 0 CS: 0	
PITCHER Steve Rogers, R (1, 1) <small>ERA: 3.65</small>	IP WLS BF H R ER SO BB IBB HBP BLK WP HR S P ERA WHIP 9.0 W 37 5 2 1 6 6 0 0 0 0 0 0 43 67 1.00 1.222											PITCHER IP WLS BF H R ER SO BB IBB HBP BLK WP HR S P ERA WHIP

livebaseballscorecards.com

AB	31
R	2
H	5
RBI	1
BB	6
SO	6
LOB	15



Batter	1	2	3	4	5	6	7	8	9
Warren Cromartie, L (1, 3) OBP: 0.360, SLG: 0.390	4-0 WP 1B BB		0-0 3-1		0-0 1B		0-0 4-3 2B	4-0 IBB	
Rodney Scott, S (1, 4) OBP: 0.317, SLG: 0.248	0-0 WP 1-2 1B		0-0 6-3		0-0 L7		0-0 4-3 2-3	0-3 K	
Andre Dawson, R (1, 8) OBP: 0.376, SLG: 0.576	0-3 K 1-2 2-3			0-0 F8		0-0 4-3	0-0 F8	0-3 K	
Gary Carter, R (1, 2) OBP: 0.300, SLG: 0.425	4-0 G5-4-3 BB			0-3 K		0-0 F5		0-0 E 2B	
Larry Parrish, R (1, 5) OBP: 0.277, SLG: 0.352	0-0 G5-4-3 1-2f			0-3 K		0-0 E5 2B		0-0 E9 2B 2B	
Tim Wallach, R (1, 9) OBP: 0.301, SLG: 0.348		0-0 6-3			0-0 1B 1B	0-0 2B		0-0 2B 2B	
Terry Francona, L (1, 7) OBP: 0.300, SLG: 0.304		0-0 3-1			0-0 F7	0-0 P5		4-0 2B IBB	
Chris Speier, R (1, 6) OBP: 0.317, SLG: 0.303		0-0 5-3			0-0 1B 1-2 1B		4-0 2B S BB	0-0 2B	
Tim Raines, S (7, PR) OBP: 0.391, SLG: 0.438								1-3 2-H	
Mike Phillips, L (8, 6) OBP: 0.250, SLG: 0.266									
Steve Rogers, R (1, 1) OBP: 0.176, SLG: 0.143			0-3 K		0-3 K		0-3 K	0-3 K	


AB	R	H	RBI	BB	SO	LOB
3	0	2	2	2	0	0
5	0	1	0	0	1	7
5	0	0	0	0	2	7
3	1	1	0	1	1	0
4	2	1	1	0	1	3
4	2	3	2	0	0	0
3	0	0	0	1	0	2
2	0	1	0	1	0	0
0	1	0	0	0	0	0
1	0	1	1	0	0	0
4	0	0	0	0	4	5

AB	R	H	RBI	BB	SO	LOB
34	6	10	6	5	9	24

Inning Stats	R: 0	H: 1	E: 0	K: 1	S: 5	LOB: 2	BB: 2	P: 13
R: 0 H: 0 E: 0 K: 0 S: 3	R: 0 H: 0 E: 0 K: 1 S: 5	R: 0 H: 0 E: 0 K: 2 S: 7	R: 1 H: 3 E: 0 K: 1 S: 8	R: 1 H: 1 E: 1 K: 0 S: 5	R: 1 H: 1 E: 0 K: 1 S: 6	R: 3 H: 4 E: 1 K: 3 S: 13	1B: 4 2B: 6 3B: 0 HR: 0	SF: 0 SAC: 0 DP: 1 HBP: 0
PITCHER Dick Ruthven, R (1, 1) ERA: 4.89	IP: 7.0 WLS: L BF: 32 H: 8 R: 5 ER: 4 SO: 6	IP: 1.0 WLS: L BF: 7 H: 2 R: 1 ER: 1 SO: 3	IP: 1.0 WLS: L BF: 7 H: 2 R: 1 ER: 1 SO: 3	IP: 1.0 WLS: L BF: 7 H: 2 R: 1 ER: 1 SO: 3	IP: 1.0 WLS: L BF: 7 H: 2 R: 1 ER: 1 SO: 3	IP: 1.0 WLS: L BF: 7 H: 2 R: 1 ER: 1 SO: 3	IP: 1.0 WLS: L BF: 7 H: 2 R: 1 ER: 1 SO: 3	IP: 1.0 WLS: L BF: 7 H: 2 R: 1 ER: 1 SO: 3

Philadelphia Phillies @ Montreal Expos
Olympic Stadium, Montreal, QB
Tue Sep 22 1981, 7:05 PM EDT
Att. 21,797 - Unknown

livebaseballscorecards.com



BOTTOM

Philadelphia Phillies @ St. Louis Cardinals
 Busch Stadium, St. Louis, MO
 Wed Sep 23 1981, 7:05 PM CDT
 Att. 16,845 - Unknown

livebaseballscorecards.com

AB	36
R	4
H	9
RBI	3
BB	2
SO	5
LOB	12



WP: 0	PA: 38
PB: 0	
SB: 1	
CS: 0	

AB R H RBI BB SO LOB

5 0 0 2 0 0 3

5 0 2 1 0 1 2

3 0 1 0 1 1 1

4 0 1 0 0 0 2

4 0 0 0 0 3 2

4 1 1 0 0 0 0

4 1 1 0 0 0 0

4 1 2 0 0 0 1

1B: 5 SF: 0
 2B: 4 SAC: 0
 3B: 0 DP: 0
 HR: 0 HBP: 0

Batter	1	2	3	4	5	6	7	8	9
Tom Herr, S (1, 4) OBP: 0.329, SLG: 0.344	0-0 F9		0-0 4-3			0-0 4-3		0-0 6-3	0-0 FC5-4
Garry Templeton, S (1, 6) OBP: 0.314, SLG: 0.401	0-0 2B			0-0 G3		0-0 F8 2B		0-0 6-3	0-3 K
Keith Hernandez, L (1, 3) OBP: 0.400, SLG: 0.455	4-0 BB			0-3 K		0-0 F8		0-0 1B	
George Hendrick, R (1, 8) OBP: 0.358, SLG: 0.482	0-0 F9			0-0 6-3		0-0 6-3		0-0 FC3-6 1B	
Darrell Porter, L (1, 2) OBP: 0.350, SLG: 0.386		0-3 K			0-3 K			0-0 FC3-6	
Dane Iorg, L (1, 9) OBP: 0.340, SLG: 0.415		0-0 F8			0-0 P6		0-0 E 1B		0-0 4-3
Ken Oberkfell, L (1, 5) OBP: 0.342, SLG: 0.360		0-0 F8			0-0 6-3		0-0 E7 1B		0-0 2B FC5-4 1B
Gene Roof, S (1, 7) OBP: 0.436, SLG: 0.409			0-0 F7			0-0 2B 4-3 1B		0-0 G3	0-0 FC5-4 2B
John Martin, S Orlando Sanchez, L Luis Delaon, R Steve Braun, L Jim Oliver, R Gene Tenace, R Silvio Martinez, R Doug Bair, R Tito Landrum, R			0-0 4-3			0-0 2B 2B		0-0 F8	4-0 FC5-4 BB

Inning Stats	R: 0	H: 1	E: 0	LOB: 1	K: 0	S: 3	P: 7	R: 0	H: 0	E: 0	LOB: 0	K: 1	S: 5	P: 5	R: 0	H: 0	E: 0	LOB: 0	K: 0	S: 3	P: 3	R: 0	H: 0	E: 0	LOB: 0	K: 1	S: 5	P: 5	R: 2	H: 3	E: 0	LOB: 1	K: 0	S: 6	P: 6	R: 1	H: 1	E: 1	LOB: 1	K: 1	S: 7	P: 7	R: 0	H: 2	E: 0	LOB: 2	K: 0	S: 5	P: 5	R: 1	H: 2	E: 0	LOB: 2	K: 1	S: 7	P: 11	1B: 5	SF: 0	2B: 4	SAC: 0	3B: 0	DP: 0	HR: 0	HBP: 0	WP: 0	PA: 38
--------------	------	------	------	--------	------	------	------	------	------	------	--------	------	------	------	------	------	------	--------	------	------	------	------	------	------	--------	------	------	------	------	------	------	--------	------	------	------	------	------	------	--------	------	------	------	------	------	------	--------	------	------	------	------	------	------	--------	------	------	-------	-------	-------	-------	--------	-------	-------	-------	--------	-------	--------

PITCHER	IP	WLS	BF	H	R	ER	SO	BB	IBB	HBP	BLK	WP	HR	S	P	ERA	WHIP
Dickie Noles, R (1, 1) ERA: 3.88	6.0	W	22	4	2	2	3	1	0	0	0	0	0	27	31	3.00	0.833
Sparky Lyle, L (7, 1) ERA: 4.1	3.0	S	16	5	2	1	2	1	0	0	0	0	0	19	23	3.00	2.000

Batter	1	2	3	4	5	6	7	8	9	AB R H RBI BB SO LOB	TOP											
Lonnie Smith, R (1, 8) <small>OBP: 0.369, SLG: 0.430</small> Garry Maddox, R (7, 8) <small>OBP: 0.292, SLG: 0.338</small>	0-0 F8		0-3 K		0-0 1B 2B		0-0 1B HR		0-0 S FC3-2 E 2-3 1B	4 2 2 0 0 1 0 1 1 1 0 0 0 0												
Pete Rose, S (1, 3) <small>OBP: 0.390, SLG: 0.393</small> Del Unser, L (7, 3) <small>OBP: 0.317, SLG: 0.235</small>	0-0 E4 2B		0-0 4-3		0-3 K		0-0 1-3 HR		0-0 FC3-2 1B E 1-2 1B	4 1 1 0 0 1 2 1 1 0 0 0 0 2												
Gary Matthews, R (1, 7) <small>OBP: 0.385, SLG: 0.454</small>	0-0 F8			4-0 WP HR BB	0-0 1B		0-0 1-H 3-H HR		0-0 1B 1B	4 2 3 5 1 0 1												
Mike Schmidt, R (1, 5) <small>OBP: 0.428, SLG: 0.625</small> Ramon Aviles, R (7, PR) <small>OBP: 0.280, SLG: 0.261</small>	0-0 1-3 2B			0-0 1-H HR	0-0 5-3		0-0 BB		0-0 G5-4-3 1B	3 1 2 2 1 0 1 1 0 1 1 0 0 0												
Keith Moreland, R (1, 2) <small>OBP: 0.314, SLG: 0.408</small>	0-0 4-3			0-0 5-3		0-0 CS 1B	0-0 F9		0-0 G5-4-3 1-2f	5 0 1 0 0 0 5												
Dick Davis, R (1, 9) <small>OBP: 0.408, SLG: 0.500</small>		0-0 5-3		0-3 K		0-0 F8 1-2		0-0 L6		4 0 0 0 0 1 1												
Larry Bowa, S (1, 6) <small>OBP: 0.331, SLG: 0.341</small>		0-3 K		0-0 4-3		0-0 F8		0-0 G3		4 0 0 0 0 1 0												
Manny Trillo, R (1, 4) <small>OBP: 0.345, SLG: 0.403</small> Ron Reed, R (8, 1) <small>OBP: 0.600, SLG: 0.800</small>		0-0 F9			0-0 5-3		0-0 6-3	0-0 5-3		4 0 0 0 0 0 0 0 0 0 0 0 0 0												
Dan Larson, R (1, 1) <small>OBP: 0.222, SLG: 0.125</small> Luis Aguayo, R (8, 4) <small>OBP: 0.298, SLG: 0.325</small>			0-0 5-3		4-0 2B 1B BB		0-0 4-3		0-0 1B FC3-2 2B	2 1 0 0 1 0 0 1 0 1 0 0 0 0												
Inning Stats	R: 0 E: 1 K: 0 S: 5	H: 1 LOB: 2 BB: 0 P: 5	R: 0 E: 0 K: 1 S: 5	H: 0 LOB: 0 BB: 0 P: 5	R: 0 E: 0 K: 1 S: 5	H: 0 LOB: 0 BB: 0 P: 5	R: 2 E: 0 K: 1 S: 6	H: 1 LOB: 0 BB: 1 P: 10	R: 2 E: 0 K: 1 S: 7	H: 2 LOB: 1 BB: 1 P: 11	R: 0 E: 0 K: 0 S: 3	H: 1 LOB: 0 BB: 0 P: 3	R: 3 E: 0 K: 0 S: 6	H: 3 LOB: 1 BB: 1 P: 10	R: 0 E: 0 K: 0 S: 3	H: 0 LOB: 0 BB: 0 P: 3	R: 2 E: 0 K: 0 S: 6	H: 4 LOB: 1 BB: 0 P: 6	1B: 7 2B: 3 3B: 0 HR: 2	SF: 0 SAC: 0 DP: 1 HBP: 0	WP: 1 PB: 0 SB: 1 CS: 1	PA: 41
PITCHER	IP WLS BF H R ER SO BB IBB HBP BLK WP HR S P ERA WHIP																					
Ken Kravec, L (1, 1) <small>ERA: 4.76</small> Lee Smith, R (5, 1) <small>ERA: 3.7</small> Bill Caudill, R (7, 1) <small>ERA: 5.93</small> Rawly Eastwick, R (7, 1) <small>ERA: 2.17</small> Doug Capilla, L (8, 1) <small>ERA: 3.22</small>	4.2 L 21 4 4 4 4 2 0 0 0 1 1 27 35 7.71 1.286																					
Lee Smith, R (5, 1) <small>ERA: 3.7</small> Bill Caudill, R (7, 1) <small>ERA: 5.93</small> Rawly Eastwick, R (7, 1) <small>ERA: 2.17</small> Doug Capilla, L (8, 1) <small>ERA: 3.22</small>	1.1 4 1 0 0 0 0 0 0 0 0 0 4 4 0.00 0.750																					
Bill Caudill, R (7, 1) <small>ERA: 5.93</small> Rawly Eastwick, R (7, 1) <small>ERA: 2.17</small> Doug Capilla, L (8, 1) <small>ERA: 3.22</small>	0.2 5 3 3 3 0 0 0 0 0 0 0 1 5 5 40.50 4.500																					
Rawly Eastwick, R (7, 1) <small>ERA: 2.17</small> Doug Capilla, L (8, 1) <small>ERA: 3.22</small>	1.0 4 0 0 0 0 0 1 0 0 0 0 0 3 7 0.00 1.000																					
Doug Capilla, L (8, 1) <small>ERA: 3.22</small>	1.1 7 4 2 1 0 0 0 0 0 0 0 0 7 7 6.75 3.000																					

Philadelphia Phillies @ Chicago Cubs
Wrigley Field, Chicago, IL
Fri Sep 25 1981, 3:33 AM CDT
Att: 4,482 - Unknown - 68 F

livebaseballscorecards.com

AB	38
R	9
H	12
RBI	8
BB	3
SO	4
LOB	12



Batter	1	2	3	4	5	6	7	8	9	AB R H RBI BB SO LOB	TOP
Lonnie Smith, R (1, 8) <small>OBP: 0.366, SLG: 0.425</small> Garry Maddox, R (8, 8) <small>OBP: 0.292, SLG: 0.338</small>	0-0 E6 F9 1B SF8		0-0 CS 1B		0-0 6-3		0-0 5-3			4 1 1 0 0 0 1 0 0 0 0 0 0 0	Philadelphia Phillies @ Chicago Cubs Wrigley Field, Chicago, IL Sun Sep 27 1981, 3:33 AM CDT Unknown - 64 F
Pete Rose, S (1, 3) <small>OBP: 0.391, SLG: 0.394</small> Del Unser, L (8, 3) <small>OBP: 0.317, SLG: 0.235</small>	0-0 1-2 1B		0-0 F8 1-2		0-0 F7		0-0 1B			4 0 2 0 0 0 2 0 0 0 0 0 0 0	
Gary Matthews, R (1, 7) <small>OBP: 0.384, SLG: 0.450</small>	0-0 F9 2-3			4-0 1B S HR BB	0-0 F8		0-0 F9			3 1 0 0 1 0 4	
Mike Schmidt, R (1, 5) <small>OBP: 0.426, SLG: 0.622</small> Greg Gross, L (8, 9) <small>OBP: 0.330, SLG: 0.330</small>	0-0 SF8 3-H		0-0 HR 1B		0-0 F3		0-3 K			3 1 1 1 0 1 1 0 0 0 0 0 0 0	
Bake McBride, L (1, 9) <small>OBP: 0.318, SLG: 0.413</small> Ramon Aviles, R (8, 5) <small>OBP: 0.280, SLG: 0.261</small>	0-0 F7		0-0 1-H 3-H HR		0-0 E7 1B 2B		0-0 4-3			4 2 2 3 0 0 2 0 0 0 0 0 0 0	
Keith Moreland, R (1, 2)		0-0 F9	0-0 F8		0-0 7-3 1B		0-0 F9			4 0 1 1 0 0 0	
Larry Bowa, S (1, 6) <small>OBP: 0.328, SLG: 0.337</small>		0-0 F9	0-0 E6 G6-4-3		0-0 7-3 1-2f		0-3 K			4 0 0 0 0 1 1	
Manny Trillo, R (1, 4) <small>OBP: 0.341, SLG: 0.398</small>		0-0 F8	0-0 G6-4-3 1-2f		0-0 F9		0-0 4-3			4 0 0 0 0 0 1	
Steve Carlton, L (1, 1) <small>OBP: 0.164, SLG: 0.231</small>			0-0 L7		0-0 2B		0-0 4-3			3 0 1 0 0 0 0	
Inning Stats	R: 1 H: 1 E: 1 LOB: 1 K: 0 BB: 0 S: 5 P: 5	R: 0 H: 0 E: 0 LOB: 0 K: 0 BB: 0 S: 3 P: 3	R: 0 H: 1 E: 0 LOB: 0 K: 0 BB: 0 S: 3 P: 3	R: 3 H: 2 E: 1 LOB: 0 K: 0 BB: 1 S: 5 P: 9	R: 0 H: 1 E: 0 LOB: 1 K: 0 BB: 0 S: 4 P: 4	R: 1 H: 2 E: 1 LOB: 0 K: 0 BB: 0 S: 4 P: 4	R: 0 H: 0 E: 0 LOB: 0 K: 0 BB: 0 S: 3 P: 3	R: 0 H: 1 E: 0 LOB: 1 K: 1 BB: 0 S: 6 P: 6	R: 0 H: 0 E: 0 LOB: 0 K: 1 BB: 0 S: 5 P: 5	1B: 5 SF: 1 2B: 3 SAC: 0 3B: 0 DP: 2 HR: 1 HBP: 0	WP: 0 PA: 35 PB: 0 SB: 1 CS: 1
PITCHER Doug Bird, R (1, 1) <small>ERA: 3.36</small> Rawly Eastwick, R (6, 1) <small>ERA: 2.23</small> Lee Smith, R (9, 1) <small>ERA: 3.64</small>	IP WLS BF H R ER SO BB IBB HBP BLK WP HR S P ERA WHIP 5.0 L 21 5 4 3 0 1 0 0 0 0 0 1 20 24 5.40 1.200										

livebaseballscorecards.com

AB	33
R	5
H	8
RBI	5
BB	1
SO	2
LOB	12



Batter	1	2	3	4	5	6	7	8	9	AB	R	H	RBI	BB	SO	LOB
--------	---	---	---	---	---	---	---	---	---	----	---	---	-----	----	----	-----

Bobby Bonds, R <small>OBP: 0.322, SLG: 0.397</small> <small>(1, 8)</small>	0-0 5-3 		0-3 K 		0-3 K 			0-3 K 		4	0	0	0	0	3	1	
Ivan De Jesus, R <small>OBP: 0.268, SLG: 0.221</small> <small>(1, 6)</small>	0-0 5-3 			4-0 2B 		0-3 K 		0-0 FC6-4 		3	0	0	0	1	1	1	
Bill Buckner, L <small>OBP: 0.347, SLG: 0.473</small> <small>(1, 3)</small>	0-0 			0-0 		0-0 4-3 			0-0 	4	1	3	1	0	0	0	
Leon Durham, L <small>OBP: 0.352, SLG: 0.475</small> <small>(1, 9)</small>	0-0 G3 			4-0 G4-6-3 		0-3 K 			0-3 K 	3	0	0	0	1	2	1	
Steve Henderson, R <small>OBP: 0.359, SLG: 0.361</small> <small>(1, 7)</small>		0-0 L5 		0-3 K 			0-0 G3 		0-0 	4	0	1	0	0	1	3	
Jody Davis, R <small>OBP: 0.341, SLG: 0.374</small> <small>(1, 2)</small>		0-3 K 		0-0 G4-6-3 			0-0 6-3 		0-3 K 	4	0	0	0	0	2	4	
Tye Waller, R <small>OBP: 0.263, SLG: 0.556</small> <small>(1, 5)</small>		0-0 P4 				0-0 		0-3 K 		0-0 G3 	4	1	1	1	0	1	1
Mike Tyson, R <small>OBP: 0.258, SLG: 0.284</small> Jerry Morales, R <small>OBP: 0.341, SLG: 0.338</small> Pat Tabler, R <small>OBP: 0.274, SLG: 0.214</small>			0-0 F9 		0-0 1-3 			0-0 5-3 		2	0	0	0	0	0	0	
Doug Bird, R <small>OBP: 0.167, SLG: 0.118</small> Steve Dillard, R <small>OBP: 0.262, SLG: 0.345</small> Rawly Eastwick, R <small>OBP: 0.274, SLG: 0.214</small> Hector Cruz, R <small>OBP: 0.339, SLG: 0.477</small> Lee Smith, R		0-0 5-3 			0-3 K 			0-0 FC6-4 		1	0	0	0	0	0	0	
										1	0	0	0	0	1	0	
										0	0	0	0	0	0	0	
										1	0	1	0	0	0	0	
										0	0	0	0	0	0	0	

Inning Stats	R: 0 E: 0 K: 0 S: 4	H: 1 LOB: 1 BB: 0 P: 4	R: 0 E: 0 K: 1 S: 5	H: 0 LOB: 0 BB: 0 P: 5	R: 0 E: 0 K: 1 S: 5	H: 0 LOB: 0 BB: 0 P: 5	R: 0 E: 0 K: 1 S: 5	H: 1 LOB: 2 BB: 2 P: 13	R: 1 E: 0 K: 2 S: 8	H: 1 LOB: 0 BB: 0 P: 8	R: 0 E: 0 K: 2 S: 7	H: 0 LOB: 0 BB: 0 P: 7	R: 0 E: 0 K: 1 S: 5	H: 0 LOB: 0 BB: 0 P: 5	R: 0 E: 0 K: 1 S: 6	H: 1 LOB: 1 BB: 0 P: 6	R: 1 E: 0 K: 2 S: 9	H: 2 LOB: 1 BB: 0 P: 9	1B: 3 2B: 1 3B: 0 HR: 2	SF: 0 SAC: 0 DP: 1 HBP: 0
--------------	------------------------------	---------------------------------	------------------------------	---------------------------------	------------------------------	---------------------------------	------------------------------	----------------------------------	------------------------------	---------------------------------	------------------------------	---------------------------------	------------------------------	---------------------------------	------------------------------	---------------------------------	------------------------------	---------------------------------	----------------------------------	------------------------------------

PITCHER	Steve Carlton, L <small>ERA: 2.31</small> <small>(1, 1)</small>	IP: 9.0	WLS: 0	BF: 34	H: 6	R: 2	ER: 2	SO: 11	BB: 2	IBB: 0	HBP: 0	BLK: 0	WP: 0	HR: 2	S: 54	P: 62	ERA: 2.00	WHIP: 0.889
---------	---	---------	--------	--------	------	------	-------	--------	-------	--------	--------	--------	-------	-------	-------	-------	-----------	-------------

BOTTOM

Philadelphia Phillies @ Chicago Cubs
 Wrigley Field, Chicago, IL
 Sun Sep 27 1981, 3:33 AM CDT
 Unknown - 64 F

AB	32
R	2
H	6
RBI	2
BB	2
SO	11
LOB	11



WP: 0	PA: 34
PB: 0	
SB: 0	
CS: 0	

Batter	1	2	3	4	5	6	7	8	9	AB R H RBI BB SO LOB	TOP												
Lonnie Smith, R (1, 8) <small>OBP: 0.368, SLG: 0.426</small> Greg Gross, L (5, PH) <small>OBP: 0.324, SLG: 0.323</small>	0-0 4-3		0-0 CS 1B		0-0 FC4-6 1-2f			0-0 1-3		2 0 1 0 0 0 0 2 0 0 0 0 0 1													
Pete Rose, S (1, 3) <small>OBP: 0.391, SLG: 0.395</small> George Vukovich, L (5, 7) <small>OBP: 0.409, SLG: 0.524</small>	0-0 4-3		0-0 G6-4-3 1-2 1B			0-0 P1		0-0 F2		2 0 1 0 0 0 0 2 0 0 0 0 0 0													
Gary Matthews, R (1, 7) <small>OBP: 0.385, SLG: 0.451</small> Del Unser, L (5, 3) <small>OBP: 0.308, SLG: 0.226</small>	0-0 BB 1B		0-0 G6-4-3 1-2f			0-0 2-3		0-0 E3 1B		2 0 1 0 0 0 1 2 0 0 0 0 0 0													
Mike Schmidt, R (1, 5) <small>OBP: 0.425, SLG: 0.618</small> Ryne Sandberg, R (6, 6) <small>OBP: 0.250, SLG: 0.250</small>	4-0 FC6-4 1-2 BB			0-0 F8		0-3 K		0-0 1-3 1B		2 0 0 0 1 1 0 1 0 1 0 0 0 0													
Bake McBride, L (1, 9) <small>OBP: 0.315, SLG: 0.409</small> Bob Dernier, R (5, 8) <small>OBP: 0.667, SLG: 0.667</small>	0-0 FC6-4 1-2f			0-0 F8			0-0 1B 1B	0-0 F8		2 0 0 0 0 0 2 2 0 1 0 0 0 2													
Bob Boone, R (1, 2) <small>OBP: 0.280, SLG: 0.307</small> Don McCormack, R (7, 2) <small>OBP: 1.000, SLG: 1.000</small>		0-0 1B		0-0 F7			0-0 F7	0-0 FC6-4 1B		3 0 1 0 0 0 1 1 0 1 0 0 0 0													
Larry Bowa, S (1, 6) <small>OBP: 0.326, SLG: 0.335</small> Ramon Aviles, R (5, 4) <small>OBP: 0.296, SLG: 0.280</small>		0-0 L6			0-0 F9		0-0 1-3 1B	0-0 L6		2 0 0 0 0 0 1 2 0 1 0 0 0 1													
Manny Trillo, R (1, 4) <small>OBP: 0.342, SLG: 0.399</small> Luis Aguayo, R (5, 6) <small>OBP: 0.291, SLG: 0.316</small>		0-3 K			0-0 FC4-6 1B		0-3 K	0-0 FC6-4 FC5-4 1-2f		2 0 1 0 0 1 1 2 0 0 0 0 1 3													
<small>Dick Ruthven, R Mike Proby, R Warren Brusstar, R Ozzie Virgil, R Jerry Reed, R Len Messersmith, L Sparky Lyle, R Tug McGraw, R Dick Davis, R</small>		0-3 K			0-3 K		0-3 K	0-0 FC5-4 1-2f		1 0 0 0 0 0 1 1 0 0 0 0 0 0 0 0 1 0 0 0 0 0 1 1 0 0 0 0 0 0 0 0 1 0 0 0 0 0 1 2 0 0 0 0 0 0 0 0 1 0 0 0 0 0 0 0 1 0 0 0 0 0 0 1													
Inning Stats	R: 0 E: 0 K: 0 S: 4	H: 1 LOB: 2 BB: 1 P: 8	R: 0 E: 0 K: 2 S: 8	H: 1 LOB: 1 BB: 0 P: 8	R: 0 E: 0 K: 0 S: 3	H: 2 LOB: 0 BB: 0 P: 3	R: 0 E: 0 K: 0 S: 3	H: 0 LOB: 0 BB: 0 P: 3	R: 0 E: 0 K: 1 S: 6	H: 1 LOB: 1 BB: 0 P: 6	R: 0 E: 0 K: 1 S: 5	H: 0 LOB: 0 BB: 0 P: 5	R: 0 E: 0 K: 2 S: 9	H: 2 LOB: 2 BB: 0 P: 9	R: 0 E: 1 K: 0 S: 5	H: 1 LOB: 2 BB: 0 P: 5	R: 0 E: 0 K: 0 S: 4	H: 1 LOB: 1 BB: 0 P: 4	1B: 9 2B: 0 3B: 0 HR: 0	SF: 0 SAC: 0 DP: 1 HBP: 0	WP: 0 PB: 0 SB: 0 CS: 1	PA: 36	
PITCHER Mike Krukow, R (1, 1) <small>ERA: 3.75</small>	IP: 9.0 WLS: W BF: 36 H: 9 R: 0 ER: 0 SO: 6 BB: 1 IBB: 0 HBP: 0 BLK: 0 WP: 0 HR: 0 S: 47 P: 51 ERA: 0.00 WHIP: 1.111																						

Philadelphia Phillies @ Chicago Cubs
Wrigley Field, Chicago, IL
Sun Sep 27 1981, 3:38 AM CDT
Att. 18,783 - Unknown - 64 F

livebaseballscorecards.com

AB 35
R 0
H 9
RBI 0
BB 1
SO 6
LOB 18



Batter	1	2	3	4	5	6	7	8	9	AB	R	H	RBI	BB	SO	LOB
Jerry Morales, R OBP: 0.342, SLG: 0.346 (1, 8)	0-0 1B	0-0 F9		0-0 SF8	0-0 2B	0-3 K				4	1	2	1	0	1	1
Ivan De Jesus, R OBP: 0.267, SLG: 0.220 (1, 6)	0-0 F8		0-0 P7	0-0 2B	0-0 3-1			0-0 F9		5	1	1	0	0	0	2
Scott Fletcher, R OBP: 0.216, SLG: 0.200 (8, 6)				1-2 2B	2-3					0	0	0	0	0	0	0
Bill Buckner, L OBP: 0.350, SLG: 0.492 (1, 3)	0-3 K		0-0 HR	0-0 1B	0-0 3B	0-0 2B		0-0 HR		5	3	3	4	0	1	2
Scot Thompson, L OBP: 0.207, SLG: 0.207 (8, 3)				1-H 2-H						0	0	0	0	0	0	0
Leon Durham, L OBP: 0.353, SLG: 0.475 (1, 9)	0-0 P5		0-0 F7	4-0 1B	0-0 3B	0-0 IBB	3-H 2B	0-0 4-3		4	1	1	1	1	0	1
Steve Henderson, R OBP: 0.370, SLG: 0.379 (1, 7)		0-0 1B	0-0 E	1-2 2-3	0-0 3B	0-0 1B	4-0 BB	0-0 E4		4	3	4	0	1	0	0
Tye Waller, R OBP: 0.279, SLG: 0.585 (1, 5)		0-0 F3	0-0 E4	0-0 1B	0-0 1B	0-0 3B	0-3 K	0-0 6-3		5	1	2	4	0	1	4
Tim Blackwell, S OBP: 0.333, SLG: 0.338 (1, 2)		0-0 1B	0-0 P6	0-0 FC6-4	0-0 1B	4-0 BB		0-0 F7		4	1	2	1	1	0	1
Pat Tabler, R OBP: 0.280, SLG: 0.270 (1, 4)		0-0 HR		1-H 3-H			0-0 FC9-4-6	0-0 6-3		5	2	2	3	0	0	2
Mike Krukow, R OBP: 0.167, SLG: 0.188 (1, 1)		0-0 L5		0-0 1B	0-0 1B	0-3 K		0-0 F9		5	1	1	0	0	1	2

Inning Stats	R: 0	H: 1	E: 0	K: 1	S: 6	R: 3	H: 3	E: 0	K: 0	S: 6	R: 2	H: 3	E: 1	K: 0	S: 6	R: 7	H: 7	E: 0	K: 0	S: 10	R: 1	H: 2	E: 0	K: 1	S: 7	R: 0	H: 0	E: 0	K: 2	S: 7	R: 1	H: 2	E: 1	K: 0	S: 5	R: 0	H: 0	E: 0	K: 0	S: 3
	LOB: 1	BB: 0	P: 6			LOB: 0	BB: 0	P: 6			LOB: 1	BB: 0	P: 6			LOB: 1	BB: 1	P: 14			LOB: 1	BB: 1	P: 11			LOB: 1	BB: 1	P: 11			LOB: 1	BB: 0	P: 5			LOB: 0	BB: 0	P: 3		


PITCHER	IP	WLS	BF	H	R	ER	SO	BB	IBB	HBP	BLK	WP	HR	S	P	ERA	WHIP
Dick Ruthven, R ERA: 5.23 (1, 1)	3.0	L	18	9	7	7	1	0	0	0	0	0	0	20	20	21.00	3.000
Mike Proly, R ERA: 4.02 (4, 1)	0.1		7	5	5	5	0	0	1	0	0	0	0	6	10	135.00	15.000
Warren Brusstar, R ERA: 4.82 (4, 1)	0.2		2	0	0	0	0	0	0	0	0	0	0	2	2	0.00	0.000
Jerry Reed, R ERA: 7.71 (5, 1)	2.0		10	2	1	1	3	2	0	0	0	0	0	14	22	4.50	2.000
Sparky Lyle, L ERA: 4.17 (7, 1)	1.0		5	2	1	1	0	0	0	0	0	0	1	5	5	9.00	2.000

BOTTOM

Philadelphia Phillies @ Chicago Cubs
Wrigley Field, Chicago, IL
Sun Sep 27 1981, 3:38 AM CDT
Att: 18,783 - Unknown - 64 F

livebaseballscorecards.com

AB	41
R	14
H	18
RBI	14
BB	3
SO	4
LOB	15



WP: 0	PA: 45
PB: 0	
SB: 0	
CS: 0	

Batter	1	2	3	4	5	6	7	8	9	AB R H RBI BB SO LOB	TOP																
Mookie Wilson, S (1, 8) OBP: 0.330, SLG: 0.389	0-0 1B 3B		0-0 6-3	0-0 F8		0-0 F9			0-3 K	5 1 1 0 0 1 3																	
John Stearns, R (1, 2) OBP: 0.332, SLG: 0.337	0-0 CS 5-3 1B		0-0 4-3		4-0 1B SF8 BB	0-0 F7			0-0 FC4-6 1B	4 1 2 1 1 0 0																	
Ellis Valentine, R (1, 9) OBP: 0.241, SLG: 0.376	0-0 5-3 1-2		0-0 6-3		0-0 1B 1B				0-0 FC4-6 2B 1-2f	5 1 1 0 0 1 2																	
Dave Kingman, R (1, 3) OBP: 0.322, SLG: 0.457	4-0 BB			0-3 K	0-0 SF8				0-0 2B	3 0 1 1 1 2 0																	
Lee Mazzilli, S (1, 7) OBP: 0.323, SLG: 0.354	0-3 K 2-3			0-0 FC4-6 1B	0-0 F8				0-0 F8	5 0 1 0 0 2 5																	
Mike Cubbage, L (1, 5) OBP: 0.291, SLG: 0.289		0-3 K		0-0 FC4-6 1B 1-2f	0-0 1B 1B				0-3 K	4 1 1 0 0 2 1																	
Doug Flynn, R (1, 4) OBP: 0.250, SLG: 0.300		0-0 F6-3		0-0 F6 BB 1B 1-2	0-0 1B				0-0 F9	4 0 1 1 0 0 1																	
Ron Gardenhire, R (1, 6) OBP: 0.341, SLG: 0.316		0-0 S 1B		0-0 BB 1B 1-2 2-H	0-3 K				0-0 2B	4 0 3 1 0 1 2																	
Ed Lynch, R Terry Letcher, R Mike Jorgensen, L Dan Bortano, R Ray Seavigne, L Green Glass, R Randy Jones, R Mike Marshall, R Rusty Staub, L Greg Harris, S		0-3 K 1-2		4-0 BB BB BB 1-2 2-3 BB		0-0 P4			0-0 F8	1 0 0 0 0 0 1 1 0 0 0 0 0 0 0 0 0 0 0 0 0 0 1 0 1 0 0 0 0 0 0 0 1 0 0 0 0 0 0 0 0 0 0 0 0 0 0 0																	
Inning Stats	R: 1 E: 0 K: 1 S: 6	H: 2 LOB: 2 BB: 1 P: 10	R: 0 E: 0 K: 2 S: 8	H: 1 LOB: 1 BB: 0 P: 8	R: 0 E: 0 K: 0 S: 3	H: 0 LOB: 0 BB: 0 P: 3	R: 1 E: 1 K: 1 S: 8	H: 2 LOB: 3 BB: 1 P: 12	R: 2 E: 0 K: 1 S: 8	H: 3 LOB: 2 BB: 1 P: 12	R: 0 E: 0 K: 0 S: 3	H: 0 LOB: 0 BB: 0 P: 3	R: 0 E: 0 K: 3 S: 9	H: 0 LOB: 0 BB: 0 P: 9	R: 0 E: 0 K: 1 S: 6	H: 1 LOB: 1 BB: 0 P: 6	R: 0 E: 0 K: 1 S: 7	H: 2 LOB: 2 BB: 0 P: 7	1B: 8 2B: 3 3B: 1 HR: 0	SF: 1 SAC: 0 DP: 1 HBP: 0	WP: 0 PB: 0 SB: 1 CS: 1	PA: 41					
PITCHER	IP WLS BF H R ER SO BB IBB HBP BLK WP HR S P ERA WHIP																										
Dickie Noles, R (1, 1) ERA: 4.05	4.2		25	8	4	3	4	3	0	0	0	0	0	30	42	5.79	2.357										
Warren Brusstar, R (5, 1) ERA: 4.66	0.1		1	0	0	0	1	0	0	0	0	0	0	3	3	0.00	0.000										
Larry Christenson, R (6, 1) ERA: 3.56	4.0	W	15	3	0	0	5	0	0	0	0	0	0	25	25	0.00	0.750										

New York Mets @ Philadelphia Phillies
Veterans Stadium, Philadelphia, PA
 Mon Sep 28 1981, 7:05 PM EDT
 Att: 20,403 - Unknown

livebaseballscorecards.com

AB	37
R	4
H	11
RBI	4
BB	3
SO	10
LOB	16



Batter	1	2	3	4	5	6	7	8	9	AB R H RBI BB SO LOB	TOP	
Mookie Wilson, S OBP: 0.328, SLG: 0.386 (1, 8) X	0-0 F8		0-0 CS 1B		0-3 K	0-0 FC6-4			0-0 F8	5 0 1 0 0 1 2		
Lee Mazzilli, S OBP: 0.324, SLG: 0.361 (1, 7) X	0-0 L5		0-0 WP 2B		0-0 6-3	0-0 6-3			0-0 2B	5 1 2 0 0 0 2		
Mike Howard, S OBP: 0.240, SLG: 0.190 (9, PR) (9, 7)										0 0 0 0 0 0 0		
Hubie Brooks, R OBP: 0.347, SLG: 0.410 (1, 5) X	0-0 F9		0-0 4-3		0-0 5-3				0-0 F9	5 0 0 0 0 0 2		
Dave Kingman, R OBP: 0.327, SLG: 0.468 (1, 3)									0-0 L3	3 2 2 1 1 0 0		
Mike Jorgensen, L OBP: 0.274, SLG: 0.358 (7, 3)										1 0 0 0 0 0 1		
Ellis Valentine, R OBP: 0.237, SLG: 0.370 (1, 9) X	0-0 F8		0-0 P5		0-0 P4	0-0 K				4 0 0 0 0 1 2		
John Stearns, R OBP: 0.334, SLG: 0.340 (1, 2) X	0-0 L7				0-0 E7				0-0 P4	4 2 2 1 0 0 1		
Doug Flynn, R OBP: 0.250, SLG: 0.297 (1, 4) X	0-0 F4				0-0 F1-3	0-0 BB 1B			0-0 F8	3 1 0 0 1 0 2		
Ron Gardenhire, R OBP: 0.356, SLG: 0.317 (1, 6) X	0-0 F9				0-0 6-3	0-0 FC6-4 1B			0-0 1B	3 0 1 1 1 0 2		
Pete Falcone, L OBP: 0.158, SLG: 0.316 (1, 1) X			0-0 HR		0-0 5-3	0-0 FC6-4 1B			0-3 K	4 1 2 3 0 1 1		
Inning Stats	R: 0 H: 0 E: 0 LOB: 0 K: 0 BB: 0 S: 3 P: 3	R: 0 H: 0 E: 1 LOB: 2 K: 0 BB: 1 S: 4 P: 8	R: 3 H: 4 E: 0 LOB: 0 K: 0 BB: 0 S: 6 P: 6	R: 1 H: 1 E: 0 LOB: 0 K: 0 BB: 0 S: 4 P: 4	R: 0 H: 0 E: 0 LOB: 0 K: 1 BB: 0 S: 5 P: 5	R: 3 H: 3 E: 1 LOB: 2 K: 0 BB: 2 S: 6 P: 14	R: 0 H: 0 E: 0 LOB: 0 K: 1 BB: 0 S: 5 P: 5	R: 0 H: 1 E: 0 LOB: 1 K: 1 BB: 0 S: 6 P: 6	R: 0 H: 1 E: 0 LOB: 1 K: 0 BB: 0 S: 4 P: 4	1B: 6 SF: 0 2B: 2 SAC: 0 3B: 0 DP: 0 HR: 2 HBP: 0	WP: 1 PA: 40 PB: 0 SB: 2 CS: 1	
PITCHER	IP WLS BF H R ER SO BB IBB HBP BLK WP HR S P ERA WHIP											
Mark Davis, L ERA: 8.1 (1, 1)	5.1 L 24 7 6 6 1 1 0 0 0 0 1 2 25 29 10.12 1.500											
Warren Brusstar, R ERA: 5.23 (6, 1)	0.2 5 1 1 1 0 1 1 0 0 0 0 0 3 11 13.50 3.000											
Sparky Lyle, L ERA: 4.11 (7, 1)	1.0 3 0 0 0 1 0 0 0 0 0 0 0 5 5 0.00 0.000											
Ron Reed, R ERA: 3.3 (8, 1)	1.0 4 1 0 0 1 0 0 0 0 0 0 0 6 6 0.00 1.000											
Tug McGraw, L ERA: 2.85 (9, 1)	1.0 4 1 0 0 0 0 0 0 0 0 0 0 4 4 0.00 1.000											

New York Mets @ Philadelphia Phillies
Veterans Stadium, Philadelphia, PA

Tue Sep 29 1981, 7:05 PM EDT
Att: 20,110 - Unknown

livebaseballscorecards.com

AB	37
R	7
H	10
RBI	6
BB	3
SO	3
LOB	15



Batter	1	2	3	4	5	6	7	8	9	AB R H RBI BB SO LOB
Lonnie Smith, R OBP: 0.374, SLG: 0.442 (1, 8)	0-0 L7 ①		0-0 FC6-4 1B ②			0-0 6-3 ③			0-0 F4 ①	4 0 1 0 0 0 0
Pete Rose, S OBP: 0.395, SLG: 0.396 (1, 3)	0-0 6-3 ②		0-0 FC6-4 1-2f ③			0-0 6-3 ③			0-0 FC5-4 1B ②	4 0 1 0 0 0 1
Gary Matthews, R OBP: 0.385, SLG: 0.449 (1, 7)	0-3 K ③			0-0 F6-4-3 1B ①			0-0 F8 ①		0-0 F8 ②	4 0 1 0 0 1 1
Mike Schmidt, R OBP: 0.430, SLG: 0.617 (1, 5)		0-0 CS 1B ①		0-0 F6-4-3 1-2 ②		4-0 BB ②		0-0 FC5-4 1-2f ③	0-0 FC5-4 ③	2 0 1 0 1 0 1
Ryne Sandberg, R OBP: 0.250, SLG: 0.250 (7, PR)										0 0 0 0 0 0 0
Ron Reed, R OBP: 0.600, SLG: 0.800 (8, 1)										0 0 0 0 0 0 0
Tug McGraw, R OBP: 0.600, SLG: 0.800 (9, 1)										0 0 0 0 0 0 0
Ozzie Virgil, R OBP: 0.600, SLG: 0.800 (9, PH)										1 0 0 0 0 0 1
Keith Moreland, R OBP: 0.322, SLG: 0.404 (1, 2)		4-0 BB 1-2 ①		0-0 F9 ③			0-0 F9 ②			2 0 0 0 1 0 1
Dick Davis, R OBP: 0.394, SLG: 0.489 (1, 9)					0-0 G3 ①		0-0 F7 ③			3 0 0 0 0 0 2
Larry Bowa, S OBP: 0.325, SLG: 0.334 (1, 6)		0-0 F8 ③				0-0 F7 ②		0-0 F9 ①		3 0 0 0 0 0 1
Manny Trillo, R OBP: 0.338, SLG: 0.392 (1, 4)			0-0 5-3 ①			0-0 1-3 ③		0-0 F8 ②		3 0 0 0 0 0 0
Mark Davis, L OBP: 0.231, SLG: 0.091 (1, 1)							0-0 F4 ①		0-0 F2 ③	1 0 0 0 0 0 0
Warren Brusstar, R OBP: 0.291, SLG: 0.337 (6, 1)			0-0 F4 ②							0 0 0 0 0 0 0
Garry Maddox, R OBP: 0.291, SLG: 0.337 (6, PH)										1 0 0 0 0 0 0
Sparky Lyle, L OBP: 0.500, SLG: 0.400 (7, 1)										0 0 0 0 0 0 0
Bob Boone, R OBP: 0.282, SLG: 0.306 (8, 2)										1 0 0 0 0 0 0

Inning Stats	R: 0	H: 0	E: 0	K: 1	S: 5	R: 0	H: 1	E: 0	K: 0	S: 3	R: 0	H: 1	E: 0	K: 0	S: 4	R: 0	H: 1	E: 0	K: 0	S: 3	R: 0	H: 0	E: 0	K: 0	S: 3	R: 0	H: 0	E: 0	K: 0	S: 3	R: 0	H: 0	E: 0	K: 0	S: 3	R: 0	H: 1	E: 0	K: 0	S: 4	R: 0	H: 1	E: 0	K: 0	S: 4		
	LOB: 0	BB: 0	P: 5	LOB: 1	BB: 1	LOB: 1	BB: 0	LOB: 0	BB: 0	P: 4	LOB: 0	BB: 0	LOB: 0	BB: 0	P: 3	LOB: 0	BB: 0	LOB: 0	BB: 0	P: 3	LOB: 1	BB: 1	LOB: 0	BB: 0	LOB: 0	BB: 0	P: 3	LOB: 1	BB: 1	LOB: 0	BB: 0	LOB: 0	BB: 0	P: 3	LOB: 0	BB: 0	LOB: 1	BB: 0	LOB: 1	BB: 0	LOB: 1	BB: 0	LOB: 1	BB: 0	LOB: 1	BB: 0	LOB: 1

PITCHER	IP	WLS	BF	H	R	ER	SO	BB	IBB	HBP	BLK	WP	HR	S	P	ERA	WHIP	PITCHER	IP	WLS	BF	H	R	ER	SO	BB	IBB	HBP	BLK	WP	HR	S	P	ERA	WHIP													
Pete Falcone, L ERA: 2.71 (1, 1)	9.0	W	31	4	0	0	1	2	0	0	0	0	0	31	39	0.00	0.667																															


BOTTOM

New York Mets @ Philadelphia Phillies
Veterans Stadium, Philadelphia, PA

Tue Sep 29 1981, 7:05 PM EDT
Att. 20,110 - Unknown

livebaseballscorecards.com

AB	29
R	0
H	4
RBI	0
BB	2
SO	1
LOB	8



WP: 0	PA: 31
PB: 0	
SB: 0	
CS: 1	

Batter	1	2	3	4	5	6	7	8	9
Lonnie Smith, R (1, 8) <small>OBP: 0.380, SLG: 0.449</small> Ron Reed, R (8, 1) <small>OBP: 0.500, SLG: 0.667</small>	0-0 F8		4-0 HR BB	0-0 G4-3 1B		0-0 F8	0-0 2B	0-0 FC6-4	
Pete Rose, S (1, 3) <small>OBP: 0.393, SLG: 0.396</small>	0-0 1B 2B		0-0 F7	0-0 G4-3		0-0 F9	0-0 3-1		
Gary Matthews, R (1, 7) <small>OBP: 0.393, SLG: 0.452</small>	0-0 BB 1B		4-0 HR BB	4-0 BB		4-0 BB BB		0-0 E6 1B	
Mike Schmidt, R (1, 5) <small>OBP: 0.433, SLG: 0.627</small> Bob Boone, R (4, PH) <small>OBP: 0.286, SLG: 0.307</small>	4-0 1-2 BB		0-0 HR	0-0 6-3		4-0 1-2 BB		0-0 4-3 5-3 BB 1B	
Bake McBride, L (1, 9) <small>OBP: 0.313, SLG: 0.397</small>	0-0 G4-6-3		0-0 4-3		4-0 1B S BB	4-0 1-2 2-3 BB		0-0 5-3	
Keith Moreland, R (1, 2) <small>OBP: 0.314, SLG: 0.394</small> Ramon Aviles, R (9, 5) <small>OBP: 0.286, SLG: 0.269</small>		0-0 5-3	0-0 P6		0-0 F7	0-0 4-3		0-0 4-3	
Larry Bowa, S (1, 6) <small>OBP: 0.332, SLG: 0.340</small>		0-0 2B		0-0 1B 1B	0-0 P6		4-0 4-3 SH1-4 2B BB	4-0 BB S BB	
Manny Trillo, R (1, 4) <small>OBP: 0.342, SLG: 0.394</small>		0-3 K		0-0 1B BB G4-3 1B	0-0 P6		0-0 SH1-4	4-0 BB BB	
Dan Larson, R (1, 1) <small>OBP: 0.273, SLG: 0.111</small> Len Matuszek, L (5, PH) <small>OBP: 0.500, SLG: 0.571</small> Ozzie Virgil, R (5, PH) <small>OBP: 0.500, SLG: 0.400</small> Sparky Lyle, L (6, 1) <small>OBP: 0.500, SLG: 0.400</small> Greg Gross, L (7, PH) <small>OBP: 0.324, SLG: 0.316</small> Garry Maddox, R (8, 8) <small>OBP: 0.293, SLG: 0.337</small>		0-0 5-3		4-0 G4-3 1B BB	0-0 P6		0-0 4-3	4-0 FC6-4 BB	

AB	R	H	RBI	BB	SO	LOB
4	1	2	2	1	0	0
1	0	0	0	0	0	3
5	0	1	0	0	0	4
2	2	2	0	3	0	0
1	1	1	3	1	0	0
2	1	1	1	1	0	2
3	0	0	0	2	0	4
5	0	0	0	0	0	5
0	0	0	0	0	0	0
3	2	2	0	2	0	1
3	1	2	0	1	1	1
1	0	0	0	1	0	1
0	0	0	0	0	0	0
0	0	0	0	0	0	1
0	0	0	1	1	0	0

BOTTOM

St. Louis Cardinals @ Philadelphia Phillies
Veterans Stadium, Philadelphia, PA
 Wed Sep 30 1981, 7:05 PM EDT
 Att: 21,382 - Unknown - 62 F

AB	32
R	8
H	11
RBI	7
BB	13
SO	1
LOB	24



1B: 7	SF: 0
2B: 3	SAC: 1
3B: 0	DP: 2
HR: 1	HBP: 0

WP: 0	PA: 46
PB: 0	
SB: 3	
CS: 0	

Inning Stats	R	H	E	K	S	H	LOB	BB	P	R	H	ER	SO	BB	IBB	HBP	BLK	WP	HR	S	P	ERA	WHIP
	0	2	0	4	8	1	2	1	6	0	1	0	6	3	0	0	0	0	0	1	28	15.00	3.000
	0	1	0	1	6	1	1	0	5	0	0	0	1	3	0	0	0	0	0	16	18	0.00	3.000
	0	0	0	0	0	0	0	0	0	0	0	0	0	0	0	0	0	0	1	1	14	0.00	0.000
	0	0	0	0	0	0	0	0	0	0	0	0	0	0	0	0	0	0	0	2	14	0.00	4.500
	0	0	0	0	0	0	0	0	0	0	0	0	0	0	0	0	0	0	0	2	6	13.50	1.500

PITCHER	IP	WLS	BF	H	R	ER	SO	BB	IBB	HBP	BLK	WP	HR	S	P	ERA	WHIP
Bob Forsch, R (1, 1) <small>ERA: 3.18</small>	3.0		17	6	5	5	1	3	0	0	0	0	0	6	18	0.00	3.000
Mark Littell, R (4, 1) <small>ERA: 4.5</small>	1.2		9	2	0	0	0	3	0	0	0	0	0	6	18	0.00	3.000
Bob Sykes, L (5, 1) <small>ERA: 4.71</small>	0.1		1	0	0	0	0	0	0	0	0	0	0	1	1	0.00	0.000
Jim Kaat, L (6, 1) <small>ERA: 2.77</small>	0.2		5	0	0	0	0	3	0	0	0	0	0	2	14	0.00	4.500
Luis DeLeon, R (6, 1) <small>ERA: 2.45</small>	0.2	L	3	0	1	1	0	1	0	0	0	0	0	2	6	13.50	1.500
Bruce Sutter, R (7, 1) <small>ERA: 2.53</small>	0.2		3	1	0	0	0	0	0	0	0	0	0	3	3	0.00	1.500
Jim Otten, R (8, 1) <small>ERA: 5.3</small>	1.0		8	2	2	2	0	3	0	0	0	0	0	5	17	18.00	5.000

BOTTOM

St. Louis Cardinals @ Philadelphia Phillies
Veterans Stadium, Philadelphia, PA

Thu Oct 01 1981, 7:05 PM EDT
 Att. 20,482 - Cloudy - 68 F

livebaseballscorecards.com

AB	35
R	2
H	4
RBI	1
BB	1
SO	0
LOB	8



AB	R	H	RBI	BB	SO	LOB
3	0	1	0	0	0	0
2	1	1	0	0	0	0

3	1	1	0	0	0	1
---	---	---	---	---	---	---

3	0	1	1	1	0	0
---	---	---	---	---	---	---

3	0	0	0	0	0	3
0	0	0	0	0	0	0
1	0	0	0	0	0	2
0	0	0	0	0	0	0

4	0	0	0	0	0	2
---	---	---	---	---	---	---

4	0	0	0	0	0	0
---	---	---	---	---	---	---

4	0	0	0	0	0	0
---	---	---	---	---	---	---

3	0	0	0	0	0	0
0	0	0	0	0	0	0
1	0	0	0	0	0	0

1	0	0	0	0	0	0
3	0	0	0	0	0	0

1B:	4	SF:	0
2B:	0	SAC:	0
3B:	0	DP:	0
HR:	0	HBP:	1

WP:	0	PA:	37
PB:	0		
SB:	0		
CS:	0		

Batter	1	2	3	4	5	6	7	8	9	10
Lonnie Smith, R (1, 8) OBP: 0.379, SLG: 0.447 Garry Maddox, R (7, 8) OBP: 0.294, SLG: 0.338	0-0 1-3 1B		0-0 5-3			0-0 5-3		0-0 HBP 1B 1B		0-0 F7
Pete Rose, S (1, 3) OBP: 0.394, SLG: 0.396	0-0 1-3 1-2		0-0 4-3			0-0 E 1B		1-0 1B HBP		
Gary Matthews, R (1, 7) OBP: 0.394, SLG: 0.451	4-0 BB			0-0 5-3		0-0 E4 1-H		0-0 1B 1-2 2-H		
Bake McBride, L (1, 9) OBP: 0.309, SLG: 0.392 Warren Brusstar, R (7, 1) Del Unser, L (8, PH) OBP: 0.299, SLG: 0.218 Larry Christenson, R (9, 1) OBP: 0.125, SLG: 0.100	0-0 P5			0-0 F7		0-0 4-3		0-0 L6		
Keith Moreland, R (1, 5) OBP: 0.308, SLG: 0.385	0-0 P3			0-0 6-3			0-0 6-3		0-0 5-3	
Manny Trillo, R (1, 4) OBP: 0.339, SLG: 0.389		0-0 P4			0-0 L1		0-0 L1		0-0 4-3	
Larry Bowa, S (1, 6) OBP: 0.328, SLG: 0.336		0-0 6-3			0-0 4-3		0-0 1-3		0-0 1-3	
Bob Boone, R (1, 2) OBP: 0.283, SLG: 0.303 Don McCormack, R (9, 2) OBP: 1.000, SLG: 1.000 Len Matuszek, L (10, PH) OBP: 0.444, SLG: 0.500		0-0 G3			0-0 5-3			0-0 L7		0-0 P4
Mike Proly, R (1, 1) Greg Gross, L (6, PH) OBP: 0.316, SLG: 0.306			0-0 G3			0-0 5-3		0-0 6-3		0-0 6-3

Inning Stats	R: 0	H: 1	E: 0	K: 0	S: 4	R: 0	H: 0	E: 0	K: 0	S: 3	R: 0	H: 0	E: 0	K: 0	S: 3	R: 0	H: 0	E: 0	K: 0	S: 3	R: 1	H: 1	E: 1	K: 0	S: 5	R: 0	H: 0	E: 0	K: 0	S: 3	R: 1	H: 2	E: 0	K: 0	S: 5	R: 0	H: 0	E: 0	K: 0	S: 3	R: 0	H: 0	E: 0	K: 0	S: 3	R: 0	H: 0	E: 0	K: 0	S: 3
--------------	------	------	------	------	------	------	------	------	------	------	------	------	------	------	------	------	------	------	------	------	------	------	------	------	------	------	------	------	------	------	------	------	------	------	------	------	------	------	------	------	------	------	------	------	------	------	------	------	------	------

PITCHER	IP	WLS	BF	H	R	ER	SO	BB	IBB	HBP	BLK	WP	HR	S	P	ERA	WHIP
Lary Sorensen, R (1, 1) ERA: 3.27	7.2		29	3	2	1	0	1	0	1	0	0	0	27	32	1.17	0.522
Bruce Sutter, R (8, 1) ERA: 2.52	0.1		2	1	0	0	0	0	0	0	0	0	0	2	2	0.00	3.000
Doug Bair, R (9, 1) ERA: 5.1	2.0	W	6	0	0	0	0	0	0	0	0	0	0	6	6	0.00	0.000

Batter	1	2	3	4	5	6	7	8	9	AB R H RBI BB SO LOB	TOP																										
Jerry Morales, R (1, 8) OBP: 0.340, SLG: 0.338	0-3 K	0-0 BB 1B		0-0 F7		0-0 E5 2B	0-0 E6 6-3		0-0 P2	6 1 1 1 0 1 1																											
Ivan De Jesus, R (1, 6) OBP: 0.278, SLG: 0.230	0-0 E 1B	4-0 BB 1B		0-0 FC5-4 1B		4-0 2B BB	0-0 6-3		0-0 F8	4 1 2 0 2 0 1																											
Bill Buckner, L (1, 3) OBP: 0.351, SLG: 0.487	0-0 FC3 1-2	0-0 4-3		0-0 P7		0-0 S BLK 2B	0-0 L9		0-3 K	6 1 1 3 0 1 6																											
Steve Henderson, R (1, 7) OBP: 0.374, SLG: 0.388	0-3 K		0-0 2B FC4-2 1B	0-0 FC5-4 1-2f		4-0 BLK BB	4-0 FC6-4 IBB			3 0 1 0 2 1 3 0 0 0 0 0 0 0																											
Leon Durham, L (1, 9) OBP: 0.344, SLG: 0.460	0-0 3-1		0-0 FC4-2 E 2B		0-3 K	0-3 K	0-0 FC6-4			5 1 1 0 0 2 6																											
Jody Davis, R (1, 2) OBP: 0.338, SLG: 0.372		0-0 1B 2B	0-0 P6		0-0 E5	4-0 1-2 3-H IBB		0-0 L6-4 BB 1B		4 1 2 0 1 0 2																											
Tye Waller, R (1, 5) OBP: 0.299, SLG: 0.468		0-0 1B 5-3 1B	0-0 FC4-2 E		0-3 K	0-0 F9		4-0 1-2 BB		4 0 1 0 1 1 5																											
Mike Tyson, R (1, 4) OBP: 0.248, SLG: 0.272		0-0 5-3	0-0 E5		0-3 K	0-3 K		0-0 B4		3 0 0 0 0 1 4 0 0 0 0 0 0 0 1 0 0 0 0 1 2 0 0 0 0 0 0 0 1 0 0 0 0 0 2																											
Mike Griffin, R (5, 1) OBP: 0.154, SLG: 0.154																																					
Hector Cruz, R (6, PH) OBP: 0.336, SLG: 0.472																																					
Randy Martz, L (6, 1) OBP: 0.290, SLG: 0.214		1-2	1-2																																		
Dick Tidrow, R (7, 1) OBP: 0.290, SLG: 0.214			3-H																																		
Dave Geisel, L (1, 1) OBP: 0.250, SLG: 0.289		0-3 K	0-3 K			0-0 BB 2B	0-0 E 2B		0-0 L6-4	2 0 0 0 0 2 4 3 2 2 0 0 0 2																											
Scott Fletcher, R (5, 4) OBP: 0.250, SLG: 0.289																																					
Inning Stats	R: 0 E: 1 K: 2 S: 9	H: 1 LOB: 2 BB: 0 P: 9	R: 1 E: 0 K: 1 S: 8	H: 3 LOB: 3 BB: 1 P: 12	R: 1 E: 1 K: 1 S: 8	H: 2 LOB: 2 BB: 0 P: 8	R: 0 E: 0 K: 0 S: 4	H: 1 LOB: 1 BB: 0 P: 4	R: 0 E: 1 K: 3 S: 10	H: 0 LOB: 1 BB: 0 P: 10	R: 4 E: 1 K: 2 S: 10	H: 2 LOB: 2 BB: 3 P: 22	R: 1 E: 1 K: 0 S: 5	H: 1 LOB: 2 BB: 1 P: 9	R: 0 E: 0 K: 0 S: 3	H: 1 LOB: 1 BB: 1 P: 7	R: 0 E: 0 K: 1 S: 5	H: 0 LOB: 0 BB: 0 P: 5	1B: 6 2B: 6 3B: 0 HR: 0	SF: 0 SAC: 0 DP: 1 HBP: 0	WP: 0 PB: 0 SB: 1 CS: 0	PA: 48															
PITCHER	IP WLS BF H R ER SO BB IBB HBP BLK WP HR S P ERA WHIP																																				
Steve Carlton, L (1, 1) ERA: 2.42	7.0		41	10	7	4	9	3	2	0	1	0	0	54	74	5.14	1.857																				
Warren Brusstar, R (8, 1) ERA: 4.38	0.0		2	1	0	0	0	1	0	0	0	0	0	1	5	∞	∞																				
Tug McGraw, L (8, 1) ERA: 2.79	1.0		2	0	0	0	0	0	0	0	0	0	0	2	2	0.00	0.000																				
Ron Reed, R (9, 1) ERA: 3.13	1.0	W	3	0	0	0	1	0	0	0	0	0	0	5	5	0.00	0.000																				

Chicago Cubs @ Philadelphia Phillies
Veterans Stadium, Philadelphia, PA
Fri Oct 02 1981, 7:05 PM EDT
Att. 20,453 - Cloudy - 47 F

AB	42
R	7
H	11
RBI	4
BB	6
SO	10
LOB	38



WP: 0	PA: 48
PB: 0	
SB: 1	
CS: 0	

livebaseballscorecards.com

BOTTOM

Chicago Cubs @ Philadelphia Phillies
Veterans Stadium, Philadelphia, PA

livebaseballscorecards.com

AB 38
R 9
H 15
RBI 8
BB 3
SO 0
LOB 17



WP: 0 PA: 43
PB: 0
SB: 3
CS: 0

Fri Oct 02 1981, 7:05 PM EDT
Att: 20,453 - Cloudy - 47 F

AB R H RBI BB SO LOB

4 2 3 0 1 0 0

4 2 1 1 1 0 1

3 2 2 1 1 0 2

4 0 1 1 0 0 3
0 0 0 0 0 0 0
0 0 0 0 0 0 0

5 2 3 0 0 0 2

5 0 2 1 0 0 2

4 0 2 1 0 0 2
1 1 1 3 0 0 0

4 0 0 0 0 0 3

2 0 0 0 0 0 2
1 0 0 0 0 0 0
0 0 0 0 0 0 0
0 0 0 0 0 0 0
1 0 0 0 0 0 0
0 0 0 0 0 0 0

1B: 13 SF: 1
2B: 2 SAC: 1
3B: 0 DP: 1
HR: 1 HBP: 0

Batter	1	2	3	4	5	6	7	8	9
Lonnie Smith, R (1, 9) OBP: 0.390, SLG: 0.460	0-0 4-3 E 1B		0-0 E 1B		4-0 S BB		0-0 1B 2B	0-0 S 1B	
Pete Rose, S (1, 3) OBP: 0.394, SLG: 0.394	0-0 L9		0-0 E6 SF8		4-0 4-3 BB		0-0 1B 1B	0-0 F7	
Gary Matthews, R (1, 7) OBP: 0.396, SLG: 0.453	4-0 S BB		0-0 SF8		0-0 4-3		0-0 FC4-6 1B 1B		0-0 1B SH3 1B
Keith Moreland, R (1, 5) OBP: 0.307, SLG: 0.383	0-0 3-1		0-0 F8		0-0 6-3		0-0 FC4-6 1B		0-0 SH3
Ryne Sandberg, R (7, PR) OBP: 0.250, SLG: 0.250	1-2						1-2 2-H		1-2
Ramon Aviles, R (8, 5) OBP: 0.286, SLG: 0.269									
Garry Maddox, R (1, 8) OBP: 0.299, SLG: 0.342		0-0 1B 1B	0-0 1B				0-0 P4		0-0 FC4-6 1B
Manny Trillo, R (1, 4) OBP: 0.340, SLG: 0.390		0-0 L6 1B		0-0 P5			0-0 P4		0-0 P4
Larry Bowa, S (1, 6) OBP: 0.330, SLG: 0.338		0-0 1B		0-0 5-3			0-0 FC6-4 1B		0-0 P6
Mike Schmidt, R (9, PH) OBP: 0.434, SLG: 0.636		1-2 3-H 1B		0-0 P4			0-0 FC6-4 1B		0-0 1B HR
Bob Boone, R (1, 2) OBP: 0.278, SLG: 0.298		0-0 P4		0-0 P8			0-0 FC6-4		0-0 6-3
Steve Carlton, L (1, 1) OBP: 0.150, SLG: 0.224		0-0 L6		0-0 L7			0-0 F7		0-0 F8
Greg Gross, L (7, PH) OBP: 0.313, SLG: 0.303									
Warren Brusstar, R (8, 1) OBP: 0.307, SLG: 0.390									
Tug McGraw, R (8, 1) OBP: 0.500, SLG: 0.667		2-3							
Bake McBride, L (9, 1) OBP: 0.500, SLG: 0.667									
Ron Reed, R (9, 1) OBP: 0.500, SLG: 0.667									

Inning Stats	R: 0	H: 0	E: 0	K: 0	S: 3	H: 0	LOB: 1	BB: 1	P: 7	R: 1	H: 3	E: 0	K: 0	S: 5	R: 2	H: 2	E: 1	K: 0	S: 5	R: 0	H: 0	E: 0	K: 0	S: 3	R: 0	H: 0	E: 0	K: 0	S: 3	R: 0	H: 1	E: 0	K: 0	S: 4	R: 3	H: 5	E: 0	K: 0	S: 8	R: 0	H: 1	E: 0	K: 0	S: 4	R: 0	H: 1	E: 0	K: 0	S: 4	R: 3	H: 3	E: 0	K: 0	S: 5	1B: 13	SF: 1	2B: 2	SAC: 1	3B: 0	DP: 1	HR: 1	HBP: 0	WP: 0	PA: 43	PB: 0	SB: 3	CS: 0
--------------	------	------	------	------	------	------	--------	-------	------	------	------	------	------	------	------	------	------	------	------	------	------	------	------	------	------	------	------	------	------	------	------	------	------	------	------	------	------	------	------	------	------	------	------	------	------	------	------	------	------	------	------	------	------	------	--------	-------	-------	--------	-------	-------	-------	--------	-------	--------	-------	-------	-------

PITCHER	IP	WLS	BF	H	R	ER	SO	BB	IBB	HBP	BLK	WP	HR	S	P	ERA	WHIP
Dave Geisel, L (1, 1) ERA: 0.56	4.1		20	5	3	1	0	3	0	0	0	0	0	17	29	2.08	1.846
Mike Griffin, R (5, 1) ERA: 4.34	0.2		2	0	0	0	0	0	0	0	0	0	0	2	2	0.00	0.000
Randy Martz, R (6, 1) ERA: 3.78	1.1		9	5	3	3	0	0	0	0	0	0	0	9	9	20.25	3.750
Dick Tidrow, R (7, 1) ERA: 5.2	2.1	L	12	5	3	3	0	0	0	0	0	0	1	12	12	11.57	2.143

Batter	1	2	3	4	5	6	7	8	9	AB R H RBI BB SO LOB	TOP																	
Bobby Bonds, R OBP: 0.319, SLG: 0.385 (1, 9) X	0-0 WP E 1B	0-0 F8			H 1-0 1B SH1-4 1B HBP	0-0 F7	0-0		0-3 K	5 1 2 1 0 1 5																		
Ivan De Jesus, R OBP: 0.276, SLG: 0.228 (1, 6) X	0-0 L4		0-3 K		0-0 SH1-4	0-0 4-3	0-0 L9			4 0 0 0 0 1 3																		
Bill Buckner, L OBP: 0.352, SLG: 0.484 (1, 3) X	0-0 L8		0-0 L8		4-0 1B 1B BB IBB	0-0		0-0 F9		4 1 1 1 1 0 1																		
Scot Thompson, L OBP: 0.208, SLG: 0.209 (8, 3)					0-0 1B 1B BB IBB	0-0 3-H 1B				0 0 0 0 0 0 0																		
Jerry Morales, R OBP: 0.345, SLG: 0.340 (1, 8) X	0-0 P2		4-0 1B S BB		0-0 1B BB	0-0 F8		0-0 G5-4-3 1B		4 0 2 1 1 0 2																		
Steve Henderson, R OBP: 0.381, SLG: 0.403 (1, 7) X		0-0 1B E 1B	0-0 1B 1-H		0-0 1B BB		0-0 1B 3B	0-0 G5-4-3 1-2f		5 2 4 1 0 0 1																		
Jody Davis, R OBP: 0.340, SLG: 0.369 (1, 2) X		0-0 E4 E 1B		0-0 4-3	0-0 1B BB		0-3 K		0-0 SH5-3 E 1B	4 0 1 1 1 1 2																		
Tye Waller, R OBP: 0.306, SLG: 0.463 (1, 5) X		0-0 1B E		0-0 F7	0-0 F8		0-0 2B SF8 1B		0-3 K	5 1 2 2 0 1 4																		
Scott Fletcher, R OBP: 0.244, SLG: 0.302 (1, 4) X		0-0 P3		0-0 F9	0-0 L3		0-0 1B 2B		0-0 E5 SH5-3	5 1 1 0 0 0 6																		
Jay Howell, R OBP: 0.268, SLG: 0.345 (6, PH)		0-0 F8			4-0 1B SH1-4 HBP BB	4-0 1B BLK BB	0-0 SF8		0-0 SH5-3	1 1 0 0 1 0 2																		
Steve Dillard, R OBP: 0.154, SLG: 0.154 (6, 1)										0 1 0 0 1 0 0																		
Mike Griffin, R OBP: 0.250, SLG: 0.143 (6, 1)										0 0 0 0 0 0 0																		
Bill Caudill, R OBP: 0.333, SLG: 0.472 (7, PH)										0 0 0 0 1 0 0																		
Hector Cruz, R OBP: 0.290, SLG: 0.214 (7, 1)										0 0 0 0 0 0 0																		
Randy Martinez, L										0 0 0 0 0 0 0																		
Inning Stats	R: 0 E: 1 K: 0 S: 4	H: 1 LOB: 1 BB: 0 P: 4	R: 1 E: 2 K: 0 S: 6	H: 2 LOB: 2 BB: 0 P: 6	R: 0 E: 0 K: 1 S: 5	H: 1 LOB: 2 BB: 1 P: 9	R: 0 E: 0 K: 0 S: 3	H: 0 LOB: 0 BB: 0 P: 3	R: 3 E: 0 K: 0 S: 5	H: 2 LOB: 3 BB: 3 P: 18	R: 1 E: 0 K: 0 S: 4	H: 1 LOB: 1 BB: 1 P: 8	R: 3 E: 0 K: 1 S: 9	H: 4 LOB: 1 BB: 0 P: 9	R: 0 E: 0 K: 0 S: 3	H: 1 LOB: 0 BB: 0 P: 3	R: 0 E: 1 K: 2 S: 9	H: 1 LOB: 2 BB: 0 P: 9	1B: 11 2B: 1 3B: 1 HR: 0	SF: 1 SAC: 2 DP: 1 HBP: 1	WP: 1 PB: 0 SB: 1 CS: 0	PA: 46						
PITCHER	IP WLS BF H R ER SO BB IBB HBP BLK WP HR S P ERA WHIP												PITCHER	IP WLS BF H R ER SO BB IBB HBP BLK WP HR S P ERA WHIP														
Dickie Noles, R ERA: 4.17 (1, 1)	5.0		26	6	4	3	1	3	1	1	0	1	0	23	40	5.40	1.800											
Sparky Lyle, L ERA: 4.5 (6, 1)	2.0	L	12	5	4	4	1	1	0	0	1	0	0	13	17	18.00	3.000											
Larry Christenson, R ERA: 3.54 (8, 1)	1.0		3	1	0	0	0	0	0	0	0	0	0	3	3	0.00	1.000											
Tug McGraw, L ERA: 2.72 (9, 1)	1.0		5	1	0	0	2	0	0	0	0	0	0	9	9	0.00	1.000											

Chicago Cubs @ Philadelphia Phillies
Veterans Stadium, Philadelphia, PA
 Sat Oct 03 1981, 7:05 PM EDT
 Att. 35,169 - Sunny - 49 F

livebaseballscorecards.com

AB	37
R	8
H	13
RBI	8
BB	5
SO	4
LOB	26



Batter	1	2	3	4	5	6	7	8	9	AB R H RBI BB SO LOB	TOP	
Bobby Bonds, R (1, 9) OBP: 0.323, SLG: 0.380	4-0 BB CS		4-0 BB		0-0 X	5-3 3		0-0 X	0-0 3		2 0 0 0 2 0 2	
Ivan De Jesus, R (1, 6) OBP: 0.276, SLG: 0.233	0-0 F9		0-0 F9			0-0 X	0-0 FC1-2-5 3B		0-0 X	0-0 1	4 0 1 0 0 0 2	
Bill Buckner, L (1, 3) OBP: 0.349, SLG: 0.480	0-0 F8 1-2		0-0 P5			0-0 X	0-0 6-3		0-0 X	0-0 2	4 0 0 0 0 0 3	
Jerry Morales, R (1, 8) OBP: 0.343, SLG: 0.339		0-0 2B 1B		0-0 X	0-0 4-3		0-0 X	0-0 FC1-2-5 3-H		0-0 X	0-0 3	4 1 1 0 0 0 1
Steve Henderson, R (1, 7) OBP: 0.362, SLG: 0.411		0-0 4-3 1-H 2B		0-0 X	0-0 5-3 2B		0-0 X	0-0 2-3		0-0 X	0-0 1	4 0 2 1 0 0 1
Jody Davis, R (1, 2) OBP: 0.333, SLG: 0.361		0-0 4-3 2-3		0-0 X	0-0 5-3 2-3		0-0 X	0-0 F8		0-0 X	0-0 2	4 0 0 0 0 0 2
Tye Waller, R (1, 5) OBP: 0.303, SLG: 0.451		0-3 K		0-0 X	0-0 5-3		0-0 X	0-0 1B 1B		0-0 X	0-0 3	4 0 1 0 0 1 2
Scott Fletcher, R (1, 4) OBP: 0.250, SLG: 0.304		0-0 5-3		0-0 X	0-0 6-3		0-0 X	0-0 1-2 1B		0-0 X	0-0 2	3 0 1 0 0 0 1
Lee Smith, R (1, 1)			0-0 X	0-0 P3		0-3 X	0-3 K		0-0 X	0-0 F8		2 0 0 0 0 1 0
Hector Cruz, R (7, PH) OBP: 0.331, SLG: 0.468												1 0 0 0 0 0 2
Dick Tidrow, R (7, 1)												0 0 0 0 0 0 0
Inning Stats	R: 0 E: 0 K: 0 S: 2 H: 0 LOB: 0 BB: 1 P: 6	R: 1 E: 0 K: 1 S: 7 H: 2 LOB: 1 BB: 0 P: 7	R: 0 E: 0 K: 0 S: 3 H: 0 LOB: 1 BB: 1 P: 7	R: 0 E: 0 K: 0 S: 4 H: 1 LOB: 1 BB: 0 P: 4	R: 0 E: 0 K: 1 S: 5 H: 0 LOB: 0 BB: 0 P: 5	R: 0 E: 0 K: 0 S: 4 H: 1 LOB: 1 BB: 0 P: 4	R: 0 E: 0 K: 0 S: 5 H: 2 LOB: 2 BB: 0 P: 5	R: 0 E: 0 K: 0 S: 3 H: 0 LOB: 0 BB: 0 P: 3	R: 0 E: 0 K: 0 S: 3 H: 0 LOB: 0 BB: 0 P: 3	R: 0 E: 0 K: 0 S: 3 H: 0 LOB: 0 BB: 0 P: 3	1B: 3 2B: 2 3B: 1 HR: 0 SF: 0 SAC: 0 DP: 0 HBP: 0	WP: 0 PA: 34 PB: 0 SB: 0 CS: 1
PITCHER	IP WLS BF H R ER SO BB IBB HBP BLK WP HR S P ERA WHIP	IP WLS BF H R ER SO BB IBB HBP BLK WP HR S P ERA WHIP	IP WLS BF H R ER SO BB IBB HBP BLK WP HR S P ERA WHIP	IP WLS BF H R ER SO BB IBB HBP BLK WP HR S P ERA WHIP	IP WLS BF H R ER SO BB IBB HBP BLK WP HR S P ERA WHIP	IP WLS BF H R ER SO BB IBB HBP BLK WP HR S P ERA WHIP	IP WLS BF H R ER SO BB IBB HBP BLK WP HR S P ERA WHIP	IP WLS BF H R ER SO BB IBB HBP BLK WP HR S P ERA WHIP	IP WLS BF H R ER SO BB IBB HBP BLK WP HR S P ERA WHIP	IP WLS BF H R ER SO BB IBB HBP BLK WP HR S P ERA WHIP	IP WLS BF H R ER SO BB IBB HBP BLK WP HR S P ERA WHIP	
Mark Davis, L (1, 1) ERA: 7.74	3.0											
Dick Ruthven, R (4, 1) ERA: 5.15	2.0	W										
Mike Proly, R (6, 1) ERA: 3.86	1.0											
Sparky Lyle, L (7, 1) ERA: 4.44	1.0											
Ron Reed, R (8, 1) ERA: 3.08	1.0											
Tug McGraw, L (9, 1) ERA: 2.66	1.0											

Chicago Cubs @ Philadelphia Phillies
Veterans Stadium, Philadelphia, PA

Sun Oct 04 1981, 3:33 AM EDT
Att. 21,912 - Sunny - 28 F

livebaseballscorecards.com

AB	32
R	1
H	6
RBI	1
BB	2
SO	2
LOB	16



Batter	1	2	3	4	5	6	7	8	9	AB	R	H	RBI	BB	SO	LOB
Lonnie Smith, R OBP: 0.402, SLG: 0.472 George Vukovich, L OBP: 0.407, SLG: 0.500	4-0 CS BB		0-0 4-3 WP 2B		0-0 L8			0-0 6-3 SH3-4 1B		1	1	1	0	1	0	0
Pete Rose, S OBP: 0.391, SLG: 0.390 Dick Ruthven, R OBP: 0.173, SLG: 0.200 Ramon Aviles, R OBP: 0.290, SLG: 0.250	0-3 K 1-2		0-0 4-3		4-0 BB			0-0 SH3-4 1-2		2	0	0	1	0	1	2
Greg Gross, L OBP: 0.319, SLG: 0.304	0-0 1B		0-3 K 2-3 3-H		0-0 F8			4-0 6-3 IBB		3	0	1	0	1	1	2
Bake McBride, L OBP: 0.303, SLG: 0.385 Sparky Lyle, L OBP: 0.500, SLG: 0.400 Luis Aguayo, R OBP: 0.283, SLG: 0.298	0-3 K		0-0 P4 3-H		0-0 F7			0-0 6-3 1-2 2-3		3	0	0	0	0	1	1
Len Matuszek, L OBP: 0.429, SLG: 0.364		4-0 CS E BB		0-0 6-3		0-0 4-3		4-0 IBB		2	0	0	0	2	0	0
Larry Bowa, S OBP: 0.331, SLG: 0.339 Mike Proly, R Dick Davis, R OBP: 0.387, SLG: 0.479		0-0 E4 CS 1-2		0-0 1B		0-3 K		0-0 5-3		2	0	1	0	0	0	1
Manny Trillo, R OBP: 0.338, SLG: 0.395 Ron Reed, R OBP: 0.500, SLG: 0.667 Tug McGraw, R		0-3 K 1-2 2-3		0-0 F7			0-0 E5 G6-4-3			3	0	0	0	0	1	3
Don McCormack, R OBP: 0.250, SLG: 0.250		0-0 6-3		0-3 K			0-0 G6-4-3 1-2f			3	0	0	0	0	1	3
Mark Davis, L OBP: 0.231, SLG: 0.091 Del Unser, L OBP: 0.301, SLG: 0.203			4-0 2B 4-3 BB		0-3 K		0-0 F7			0	0	0	0	0	0	0
										2	1	0	0	1	1	0


Inning Stats	R: 0	H: 1	E: 0	K: 2	S: 7	LOB: 1	BB: 1	P: 11	R: 0	H: 0	E: 1	K: 1	S: 5	LOB: 1	BB: 1	P: 9	R: 2	H: 1	E: 0	K: 1	S: 6	LOB: 0	BB: 1	P: 10	R: 0	H: 1	E: 0	K: 1	S: 6	LOB: 1	BB: 0	P: 6	R: 0	H: 0	E: 0	K: 1	S: 5	LOB: 0	BB: 0	P: 5	R: 0	H: 0	E: 1	K: 0	S: 3	LOB: 0	BB: 0	P: 3	R: 0	H: 1	E: 0	K: 0	S: 4	LOB: 3	BB: 2	P: 12
PITCHER	IP	WLS	BF	H	R	ER	SO	BB	IBB	HBP	BLK	WP	HR	S	P	ERA	WHIP																																							
Lee Smith, R ERA: 3.51	(1, 1)	6.0	L	24	3	2	7	4	0	0	0	1	0	34	50	3.00	1.167																																							
Dick Tidrow, R ERA: 5.06	(7, 1)	2.0		9	1	0	0	0	2	0	0	0	0	7	15	0.00	0.500																																							

BOTTOM

Chicago Cubs @ Philadelphia Phillies
Veterans Stadium, Philadelphia, PA

Sun Oct 04 1981, 3:33 AM EDT
Att. 21,912 - Sunny - 28 F

AB	26
R	2
H	4
RBI	1
BB	6
SO	7
LOB	17



1B: 3	SF: 0	WP: 1	PA: 33
2B: 2	SAC: 1	PB: 0	
3B: 0	DP: 2	SB: 0	
HR: 0	HBP: 0	CS: 3	

Batter	1	2	3	4	5	6	7	8	9	AB R H RBI BB SO LOB	TOP		
Lonnie Smith, R (1, 8) OBP: 0.500, SLG: 0.500	0-0 G4-6-3 1B		0-3 K		0-0 6-3			0-0 CS 1B		4 0 2 0 0 1 0			
Pete Rose, S (1, 3) OBP: 0.500, SLG: 0.750	0-0 G4-6-3 1-2f		0-0 4-3 2B		0-0 G6-4-3 1B			0-0 1-2 L6		4 0 2 0 0 0 2			
Gary Matthews, R (1, 7) OBP: 0.250, SLG: 0.750	0-0 3B		0-0 4-3 2-3		0-0 G6-4-3 1-2f			0-0 F8		4 0 1 0 0 0 2			
Mike Schmidt, R (1, 5) BBB	4-0 BB		0-0 5-3			0-3 K			0-0 6-3	3 0 0 0 1 1 1			
Bake McBride, L (1, 9) SSS	0-3 K			0-0 4-3		0-0 F7			0-0 G3	4 0 0 0 0 1 2			
Keith Moreland, R (1, 2) OBP: 0.750, SLG: 1.500 Luis Aguayo, R (9, PR)						0-0 L4			0-0 1B 1B	4 1 3 1 0 0 0 0 0 0 0 0 0 0			
Larry Bowa, S (1, 6) George Vukovich, L (9, PH) OBP: 1.000, SLG: 1.000									0-0 1-2 1B	3 0 0 0 0 0 1 1 0 1 0 0 0 0	AB 33 R 1 H 10 RBI 1 BB 2 SO 3 LOB 10		
Manny Trillo, R (1, 4)									0-0 1-2 L7	3 0 0 0 1 0 2			
Steve Carlton, L (1, 1) OBP: 0.500, SLG: 0.500 Greg Gross, L (7, PH) Ron Reed, R (7, 1)									0-0 F5	2 0 1 0 0 0 0 1 0 0 0 0 0 0 0 0 0 0 0 0 0			
									0-0 1-2 2-3 1B				
Inning Stats	R: 0 H: 2 E: 0 LOB: 2 K: 1 BB: 1 S: 6 P: 10	R: 1 H: 1 E: 0 LOB: 0 K: 0 BB: 0 S: 4 P: 4	R: 0 H: 1 E: 0 LOB: 1 K: 1 BB: 0 S: 6 P: 6	R: 0 H: 2 E: 0 LOB: 2 K: 0 BB: 1 S: 4 P: 8	R: 0 H: 1 E: 0 LOB: 0 K: 0 BB: 0 S: 3 P: 3	R: 0 H: 0 E: 0 LOB: 0 K: 1 BB: 0 S: 5 P: 5	R: 0 H: 0 E: 0 LOB: 0 K: 0 BB: 0 S: 3 P: 3	R: 0 H: 1 E: 0 LOB: 0 K: 0 BB: 0 S: 3 P: 3	R: 0 H: 2 E: 0 LOB: 2 K: 0 BB: 0 S: 5 P: 5	1B: 7 SF: 0 2B: 1 SAC: 0 3B: 1 DP: 2 HR: 1 HBP: 0	WP: 0 PA: 35 PB: 0 SB: 0 CS: 1		
PITCHER	IP WLS BF H R ER SO BB IBB HBP BLK WP HR S P ERA WHIP											PITCHER	IP WLS BF H R ER SO BB IBB HBP BLK WP HR S P ERA WHIP
Steve Rogers, R (1, 1) ERA: 1.04	8.2 W 34 10 1 1 3 1 1 0 0 0 1 38 46 1.04 1.269												
Jeff Reardon, R (9, 1) ERA:	0.1 S 1 0 0 0 0 0 0 0 0 0 0 0 1 1 0.00 0.000												

Philadelphia Phillies @ Montreal Expos
Olympic Stadium, Montreal, QB
Wed Oct 07 1981, 3:33 AM EDT
Att: 34,237 - Unknown

livebaseballscorecards.com



Batter	1	2	3	4	5	6	7	8	9
Warren Cromartie, L OBP: 0.400, SLG: 0.600 (1, 3)	0-0 FC1-6 1B	0-3 K		0-0 FC5-4-6 2B		0-0 G3		0-3 K	
Jerry White, S OBP: 0.250, SLG: 0.250 (1, 7) (8, 9)	0-0 FC1-6 2B		0-0 WP 1B	0-0 FC5-4-6 CS		0-0 F8			
Andre Dawson, R OBP: 0.500, SLG: 1.000 (1, 8)	0-3 K		0-3 K	0-0 CS	0-0 3B		0-0 E 1B		
Gary Carter, R OBP: 0.500, SLG: 0.667 (1, 2)	0-0 2B		4-0 WP IBB		0-0 5-3		0-0 F9 1-3		
Larry Parrish, R (1, 5)	0-3 K		4-0 1-2 2-3 BB		0-0 F2		0-3 K		
Tim Wallach, R OBP: 0.667, SLG: 1.000 Terry Francona, L (7, PH) (8, 7)		0-0 2B	0-0 P6		4-0 IBB		4-0 IBB		
Jerry Manuel, S (1, 4)		0-0 L6	0-3 K		0-0 1-3		0-3 K		
Chris Speier, R OBP: 1.000, SLG: 2.000 (1, 6)		0-0 2B		4-0 SH3-4 2B BB		4-0 G3 SH3-4 BB		4-0 FC3-6 BB	
Steve Rogers, R Jeff Reardon, R (9, 1)		0-3 K		0-0 SH3-4		0-0 SH3-4		0-0 FC3-6 CS WP	

AB	R	H	RBI	BB	SO	LOB
5	0	2	1	0	2	3
4	1	1	0	0	0	3
4	0	2	0	0	2	2
3	0	1	1	1	0	2
3	0	0	0	1	2	3
2	1	1	0	1	0	3
0	0	0	0	1	0	0
4	0	0	0	0	2	8
1	1	1	1	3	0	0
2	0	0	0	0	1	2
0	0	0	0	0	0	0

AB	R	H	RBI	BB	SO	LOB
28	3	8	3	7	9	26

Inning Stats	R	H	E	K	S	P	IP	WLS	BF	H	R	ER	SO	BB	IBB	HBP	BLK	WP	HR	S	P	ERA	WHIP
Steve Carlton, L ERA: 4.5	1	2	0	2	9	29	6.0	L	29	7	3	3	6	3	2	0	0	1	0	36	56	4.50	1.667
Ron Reed, R ERA:	0	0	0	0	0	0	2.0		8	1	0	0	3	1	1	0	0	1	0	12	20	0.00	1.000

Philadelphia Phillies @ Montreal Expos
Olympic Stadium, Montreal, QB

Wed Oct 07 1981, 3:33 AM EDT
Att. 34,237 - Unknown

livebaseballscorecards.com

AB 28
R 3
H 8
RBI 3
BB 7
SO 9
LOB 26



WP	PA
2	38

Batter	1	2	3	4	5	6	7	8	9	AB R H RBI BB SO LOB	TOP
Lonnie Smith, R (1, 8) OBP: 0.500, SLG: 0.625	0-3 K		0-0 F8			0-0 FC4-6 1B		0-0 1B 2B		4 1 2 0 0 1 0	Philadelphia Phillies @ Montreal Expos Olympic Stadium, Montreal, QB Thu Oct 08 1981, 7:05 PM EDT Att: 45,896 - Unknown livebaseballscorecards.com
Pete Rose, S (1, 3) OBP: 0.375, SLG: 0.500	0-0 6-3		0-0 4-3			0-0 F7		0-0 2B 1B		4 0 1 1 0 0 1	
Bake McBride, L (1, 9) OBP: 0.250, SLG: 0.375	0-0 FC6-4 1B				0-0 L5	0-0 FC4-6 1-2f		0-0 1-3 2B		4 0 2 0 0 0 1	
Mike Schmidt, R (1, 5)	0-0 FC6-4 1-2f				0-0 F8	0-0 5-3		4-0 IBB		3 0 0 0 1 0 2	
Gary Matthews, R (1, 7) OBP: 0.250, SLG: 0.500 Tug McGraw, R (8, 1)		0-0 F9			0-0 1B		0-3 K	0-0 F3		4 0 1 0 0 1 3 0 0 0 0 0 0 0	
Keith Moreland, R (1, 2) OBP: 0.500, SLG: 0.857		4-0 BB			0-0 F5		0-0 5-3	0-3 K		3 0 0 0 1 1 1	
Larry Bowa, S (1, 6)		0-0 F9			0-0 P6		0-0 6-3	0-0 F5		4 0 0 0 0 0 1	
Manny Trillo, R (1, 4)		0-0 F9			0-0 1-4			0-0 F8	0-0 4-3	4 0 0 0 0 0 1	
Dick Ruthven, R (1, 1) Greg Gross, L (5, PH) Warren Brusstar, R (5, 1) Sparky Lyle, L (7, 1) George Vukovich, L (8, PH) OBP: 0.500, SLG: 0.500			0-0 1-3		0-0 4-3		0-3 K			1 0 0 0 0 0 0 1 0 1 0 0 0 0 1 0	
Inning Stats	R: 0 H: 1 E: 0 LOB: 1 K: 1 BB: 0 S: 6 P: 6	R: 0 H: 0 E: 0 LOB: 1 K: 0 BB: 1 S: 3 P: 7	R: 0 H: 0 E: 0 LOB: 0 K: 0 BB: 0 S: 3 P: 3	R: 0 H: 1 E: 0 LOB: 1 K: 0 BB: 0 S: 4 P: 4	R: 0 H: 0 E: 0 LOB: 0 K: 0 BB: 0 S: 3 P: 3	R: 0 H: 1 E: 0 LOB: 1 K: 0 BB: 0 S: 4 P: 4	R: 0 H: 0 E: 0 LOB: 0 K: 1 BB: 0 S: 5 P: 5	R: 1 H: 3 E: 0 LOB: 3 K: 1 BB: 1 S: 8 P: 12	R: 0 H: 0 E: 0 LOB: 0 K: 1 BB: 0 S: 5 P: 5	1B: 4 SF: 0 2B: 2 SAC: 0 3B: 0 DP: 0 HR: 0 HBP: 0	
PITCHER Bill Gullickson, R (1, 1) ERA: 1.17 Jeff Reardon, R (8, 1) ERA:	IP WLS BF H R ER SO BB IBB HBP BLK WP HR S P ERA WHIP	7.2 W 30 6 1 1 3 1 0 0 0 0 0 0 35 39 1.17 0.913	1.1 S 5 0 0 0 1 0 1 0 0 0 0 0 6 10 0.00 0.000	PITCHER IP WLS BF H R ER SO BB IBB HBP BLK WP HR S P ERA WHIP							



Batter	1	2	3	4	5	6	7	8	9	AB	R	H	RBI	BB	SO	LOB
Warren Cromartie, L (1, 3) OBP: 0.444, SLG: 0.667	0-0 1-3 		0-0 4-3 HR 		0-3 K 		0-0 CS 1B 			4	1	2	0	0	1	0
Jerry White, S (1, 9) OBP: 0.250, SLG: 0.143	0-0 P4 		0-0 4-3 		0-0 E6 1B 		4-0 1-2 BB 			3	0	0	0	1	0	1
Andre Dawson, R (1, 8) OBP: 0.375, SLG: 0.625	0-0 4-3 		0-0 F5 		0-0 1-H 1B 		0-0 4-3 			4	0	1	0	0	0	2
Gary Carter, R (1, 2) OBP: 0.375, SLG: 0.857		0-0 6-3 	0-0 3-H HR 		0-0 6-3 		0-0 5-3 			4	1	1	2	0	0	0
Larry Parrish, R (1, 5)		0-0 E5 1B BB 	0-0 6-3 		0-0 F2 		0-0 F3 			4	1	0	0	0	0	0
Terry Francona, L (1, 7) OBP: 0.800, SLG: 0.667		4-0 1-2 1B BB 		0-0 3-1 		0-0 S 1B 		0-0 CS 1B 		3	0	2	0	1	0	0
Chris Speier, R (1, 6) OBP: 0.857, SLG: 1.000		0-0 1-3 2-H 1B 		0-0 5-3 		4-0 1-2 1B 		0-0 CS 		2	0	1	1	1	0	0
Jerry Manuel, S (1, 4)		0-0 P4 		0-0 5-3 		0-0 5-3 				3	0	0	0	0	0	4
Bill Gullickson, R (1, 1)		0-0 P6 			0-3 K 		0-0 6-3 			3	0	0	0	0	1	2
Jeff Reardon, R (8, 1)										0	0	0	0	0	0	0

Inning Stats	R: 0	H: 0	E: 0	K: 0	S: 3	R: 1	H: 1	E: 1	K: 0	S: 5	R: 2	H: 2	E: 0	K: 0	S: 5	R: 0	H: 0	E: 0	K: 0	S: 3	R: 0	H: 1	E: 1	K: 2	S: 8	R: 0	H: 1	E: 0	K: 0	S: 4	R: 0	H: 1	E: 0	K: 0	S: 3	R: 0	H: 1	E: 0	K: 0	S: 3	1B: 5	SF: 0	2B: 1	SAC: 0	3B: 0	DP: 0	HR: 1	HBP: 0	WP: 0	PA: 34
--------------	------	------	------	------	------	------	------	------	------	------	------	------	------	------	------	------	------	------	------	------	------	------	------	------	------	------	------	------	------	------	------	------	------	------	------	------	------	------	------	------	-------	-------	-------	--------	-------	-------	-------	--------	-------	--------

PITCHER	IP	WLS	BF	H	R	ER	SO	BB	IBB	HBP	BLK	WP	HR	S	P	ERA	WHIP
Dick Ruthven, R (1, 1) ERA: 4.5	4.0	L	17	3	3	2	0	1	0	0	0	0	1	16	20	4.50	1.000
Warren Brusstar, R (5, 1) ERA:	2.0		9	2	0	0	2	0	1	0	0	0	0	12	16	0.00	1.000
Sparky Lyle, L (7, 1) ERA:	1.0		4	1	0	0	0	1	0	0	0	0	0	3	7	0.00	2.000
Tug McGraw, L (8, 1) ERA:	1.0		3	1	0	0	0	0	0	0	0	0	0	3	3	0.00	1.000


BOTTOM

Philadelphia Phillies @ Montreal Expos
Olympic Stadium, Montreal, QB

Thu Oct 08 1981, 7:05 PM EDT
Att. 45,896 - Unknown

livebaseballscorecards.com

AB	30
R	3
H	7
RBI	3
BB	3
SO	2
LOB	9



Batter	1	2	3	4	5	6	7	8	9	AB R H RBI BB SO LOB	TOP											
Warren Cromartie, L (1, 3) OBP: 0.385, SLG: 0.538	0-3 K		0-0 1B			0-0 4-3	0-0 F7			4 0 1 0 0 1 2												
Jerry White, S (1, 9) OBP: 0.250, SLG: 0.273	0-3 K		0-0 F8			0-0 F8		0-0 1B SF8 2B		4 1 1 0 0 1 1												
Andre Dawson, R (1, 8) OBP: 0.417, SLG: 0.545	0-0 6-3		0-3 K			4-0 1B BB		0-0 FC3-6 1B		3 0 1 0 1 1 1												
Gary Carter, R (1, 2) OBP: 0.417, SLG: 0.900		0-0 1B 2B		0-0 F8		0-0 1-2 1B		0-0 SF8		3 1 2 1 0 0 0												
Larry Parrish, R (1, 5)		0-0 F9		0-0 F7		0-0 F2		0-0 F8		4 0 0 0 0 0 4												
Terry Francona, L (1, 7) OBP: 0.556, SLG: 0.429		0-0 5-3		0-3 K			0-0 FC5-4 1B	0-0 FC3-6		4 0 1 0 0 1 2												
Chris Speier, R (1, 6) OBP: 0.727, SLG: 0.714		0-0 2-H 1B		0-3 K			0-0 FC5-4 1B		0-0 F9	4 0 2 1 0 1 0												
Jerry Manuel, S (1, 4) Wallace Johnson, S (9, PH)		0-3 K		0-0 F9		0-0 FC5-4 BB			0-0 F5	3 0 0 0 0 1 3 1 0 0 0 0 0 0												
Ray Burris, R (1, 1) Bill Lee, L (6, 1) Tim Wallach, R (7, PH) Elias Sosa, R (7, 1) John Milner, L (9, PH)			0-3 K		0-3 K		4-0 1-2 BB		0-0 F8	2 0 0 0 0 2 0 0 0 0 0 0 0 0 0 0 0 0 1 0 0 0 0 0 0 0 0 0 1 0 0 0 0 0 0												
Inning Stats	R: 0 E: 0 K: 2 S: 7	H: 0 LOB: 0 BB: 0 P: 7	R: 1 E: 0 K: 1 S: 7	H: 2 LOB: 1 BB: 0 P: 7	R: 0 E: 0 K: 2 S: 8	H: 1 LOB: 1 BB: 0 P: 8	R: 0 E: 0 K: 1 S: 5	H: 0 LOB: 0 BB: 0 P: 5	R: 0 E: 0 K: 1 S: 7	H: 0 LOB: 0 BB: 0 P: 7	R: 0 E: 0 K: 0 S: 4	H: 1 LOB: 2 BB: 1 P: 8	R: 0 E: 0 K: 0 S: 4	H: 2 LOB: 2 BB: 1 P: 8	R: 1 E: 0 K: 0 S: 5	H: 2 LOB: 1 BB: 0 P: 5	R: 0 E: 0 K: 0 S: 3	H: 0 LOB: 0 BB: 0 P: 3	1B: 6 2B: 2 3B: 0 HR: 0	SF: 1 SAC: 0 DP: 1 HBP: 0	WP: 0 PB: 0 SB: 0 CS: 0	PA: 36
PITCHER	IP WLS BF H R ER SO BB IBB HBP BLK WP HR S P ERA WHIP																					
Larry Christenson, R (1, 1) ERA: 1.5	6.0 W 23 4 1 1 8 1 0 0 0 0 0 0 38 42 1.50 0.833																					
Sparky Lyle, L (7, 1) ERA:	1.0 5 2 0 0 0 1 0 0 0 0 0 0 4 8 0.00 3.000																					
Ron Reed, R (8, 1) ERA: 2.25	2.0 8 2 1 1 0 0 0 0 0 0 0 0 8 8 4.50 1.000																					

Montreal Expos @ Philadelphia Phillies
Veterans Stadium, Philadelphia, PA
Fri Oct 09 1981, 3:33 AM EDT
Att: 36,835 - Unknown

AB	33
R	2
H	8
RBI	2
BB	2
SO	8
LOB	13



Batter	1	2	3	4	5	6	7	8	9	AB R H RBI BB SO LOB	TOP											
Warren Cromartie, L OBP: 0.227, SLG: 0.318 (1, 3)	0-3 K		0-3 K		0-0 G3		0-3 K			4 0 0 0 0 3 3												
Jerry White, S OBP: 0.238, SLG: 0.222 (1, 7) (8, 9)	0-3 K			0-0 CS 1B	0-0 FC5			0-0 F7		4 0 1 0 0 1 2												
Andre Dawson, R OBP: 0.333, SLG: 0.400 (1, 8)	0-3 K			0-3 K		0-0 2B 1B		0-0 L6		4 1 1 0 0 2 1												
Gary Carter, R OBP: 0.429, SLG: 0.895 (1, 2)		0-0 CS 1B		0-0 F8		0-0 F9		0-0 P4		4 0 1 0 0 0 1												
Larry Parrish, R OBP: 0.190, SLG: 0.200 (1, 5)		0-0 F9			0-0 FC4-6 1B	0-0 1B		0-0 6-3		4 1 2 1 0 0 1												
Tim Wallach, R OBP: 0.625, SLG: 0.500 Terry Francona, L OBP: 0.429, SLG: 0.333 (1, 9) (8, 7)		0-0 6-3			4-0 FC4-6 BB	4-0 BB		0-0 1B		1 0 0 0 2 0 0 1 0 1 0 0 0 0												
Chris Speier, R OBP: 0.526, SLG: 0.533 (1, 6)			0-0 F9		0-0 FC4-6 BB 1B	0-0 F9		0-0 F8		4 1 0 0 0 0 4												
Jerry Manuel, S OBP: 0.188, SLG: 0.071 (1, 4)			0-3 K		4-0 G3 1B BB		0-0 F9		0-3 K	3 0 0 0 1 2 1												
Steve Rogers, R OBP: 0.400, SLG: 0.400 (1, 1)				0-0 1B	0-0 FC5 G3 1B		0-0 5-3			3 0 2 2 0 0 0												
Inning Stats	R: 0 E: 0 K: 3 S: 9	H: 0 LOB: 0 BB: 0 P: 9	R: 0 E: 0 K: 3 S: 3	H: 1 LOB: 0 BB: 0 P: 3	R: 0 E: 0 K: 2 S: 8	H: 1 LOB: 1 BB: 0 P: 8	R: 0 E: 0 K: 1 S: 5	H: 1 LOB: 0 BB: 0 P: 5	R: 0 E: 0 K: 1 S: 5	H: 2 LOB: 2 BB: 2 P: 13	R: 1 E: 0 K: 0 S: 4	H: 2 LOB: 1 BB: 1 P: 8	R: 0 E: 0 K: 1 S: 5	H: 0 LOB: 0 BB: 0 P: 5	R: 0 E: 0 K: 0 S: 3	H: 0 LOB: 0 BB: 0 P: 3	R: 0 E: 0 K: 1 S: 6	H: 1 LOB: 1 BB: 0 P: 6	1B: 7 2B: 1 3B: 0 HR: 0	SF: 0 SAC: 0 DP: 0 HBP: 0	WP: 0 PB: 0 SB: 0 CS: 2	PA: 35
PITCHER Steve Carlton, L ERA: 3.86 Ron Reed, R ERA: 3.0	IP 8.0	WLS L	BF 31	H 7	R 3	ER 3	SO 7	BB 3	IBB 0	HBP 0	BLK 0	WP 0	HR 0	S 42	P 54	ERA 3.38	WHIP 1.250					
	IP 1.0	WLS L	BF 4	H 1	R 0	ER 0	SO 1	BB 0	IBB 0	HBP 0	BLK 0	WP 0	HR 0	S 6	P 6	ERA 0.00	WHIP 1.000					

Montreal Expos @ Philadelphia Phillies
Veterans Stadium, Philadelphia, PA
Sun Oct 11 1981, 3:33 AM EDT
Att: 47,384 - Unknown

AB	32
R	3
H	8
RBI	3
BB	3
SO	8
LOB	13



